

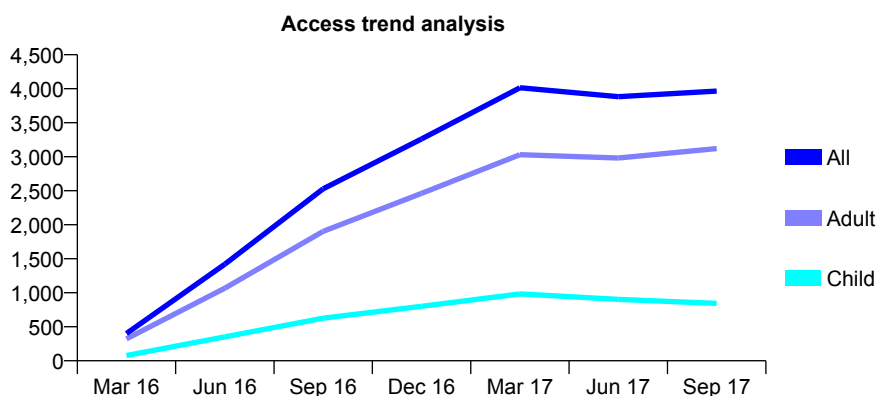
## Q57 - Vital Signs At a Glance Contract Report for 100021/0000 - September 2017

Name or company name	Mr S Shah, Mr P Vaid & Mr S Radia
Contract type name	PDS Plus Contract
Purpose of contract	General
Contract start date	01/03/2016
Contract end date	31/03/2018

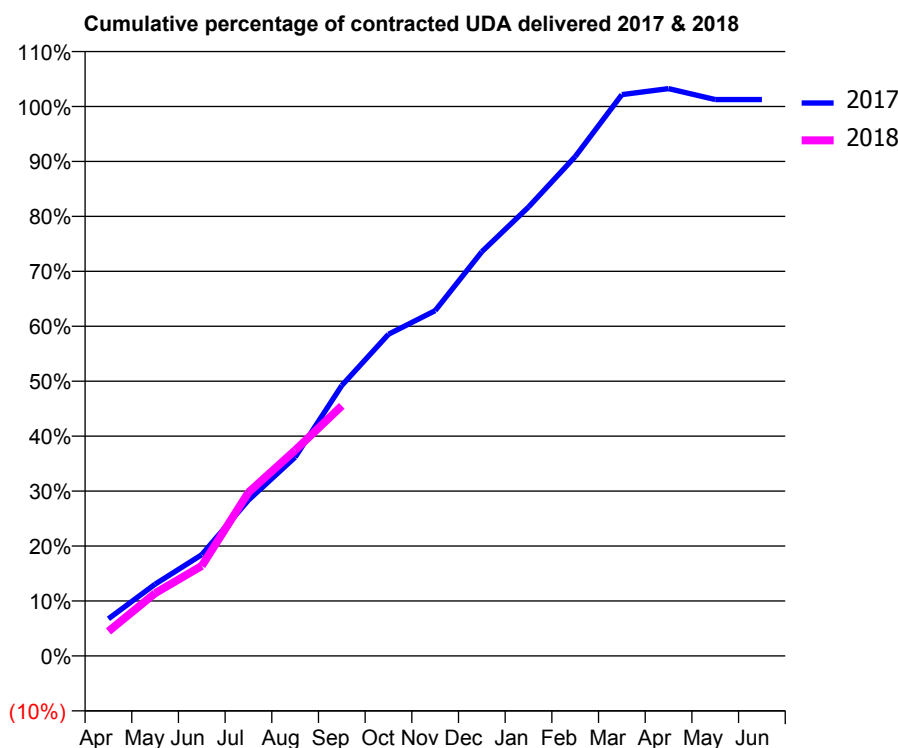
17/18 Contracted general activity (UDA)	15,000
Carry forward general activity (UDA)	-190
17/18 Contracted orthodontic activity (UOA)	0
Carry forward orthodontic activity (UOA)	0
Baseline contract value	£406,568.46

### ACCESS\*

Patients seen in 24 months	Total	Change since previous quarter
Quarter ending September 2016	2,529	
Quarter ending December 2016	3,262	↑
Quarter ending March 2017	4,015	↑
Quarter ending June 2017	3,884	↓
Quarter ending September 2017	3,965	↑
<b>Variance since September 2016</b>	<b>56.8%</b>	<b>↑</b>



### ACTIVITY



Month	Adjusted Scheduled Activity (UDA)	
	2017	2018
April	1,014	673
May	1,959	1,711
June	2,763	2,459
July	4,255	4,465
August	5,426	5,614
September	7,385	6,826
October	8,780	
November	9,424	
December	11,033	
January	12,252	
February	13,629	
March	15,322	
April	15,485	
May	15,187	
June	15,190	

### QUALITY

	Quantity	Base Number	Contract	AT	Region	England
% of FP17s for the same patient ID Re-attending within 3 months - Children	13	563	2.3%	10.0%	11.6%	11.9%
% of FP17s for the same patient ID Re-attending within 3 months - Adults	127	1,782	7.1%	14.3%	15.2%	15.9%
% of FP17s for the same patient ID Re-attending between 3 & 9 months - Children	138	563	24.5%	55.8%	59.1%	58.1%
% of FP17s for the same patient ID Re-attending between 3 & 9 months - Adults	344	1,782	19.3%	49.0%	51.7%	50.6%
% of FP17s for Band 1 Urgent Courses	358	2,326	15.4%	8.5%	8.0%	9.1%
% of FP17s Relating to Free Repair or Replacements	11	2,326	0.5%	0.7%	0.8%	0.8%
% of FP17s Relating to Continuations	12	2,326	0.5%	0.9%	1.0%	1.1%
% of Patients satisfied with the dentistry they have received	8	8	N/A	91.9%	91.5%	91.4%
% of Patients satisfied with the time they had to wait for an appointment	7	8	N/A	89.1%	88.2%	87.7%

\* This is based on patients treated on this contract for their most recent course of treatment. Figures in italics indicate the base number of FP17s or Patient Questionnaire responses are less than 100. N/A is shown where the base number of responses is less than 10 during the period. % is calculated as Quantity/Base number\*100

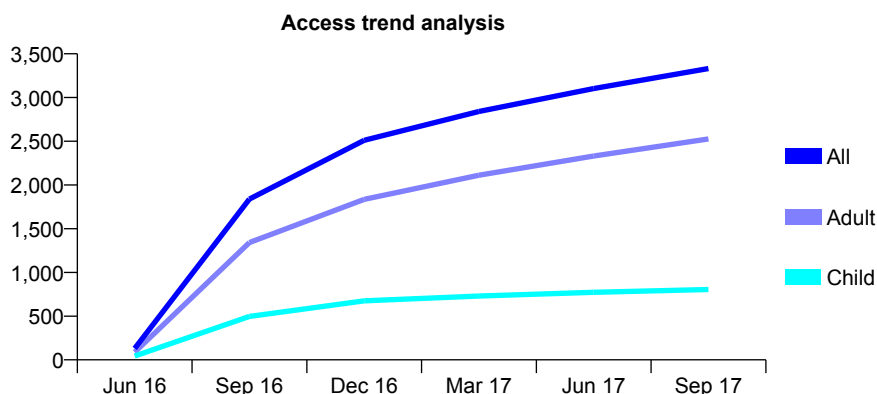
## Q57 - Vital Signs At a Glance Contract Report for 100052/0000 - September 2017

Name or company name	Chigwell Dental Practice
Contract type name	GDS Contract
Purpose of contract	General
Contract start date	01/04/2016
Contract end date	

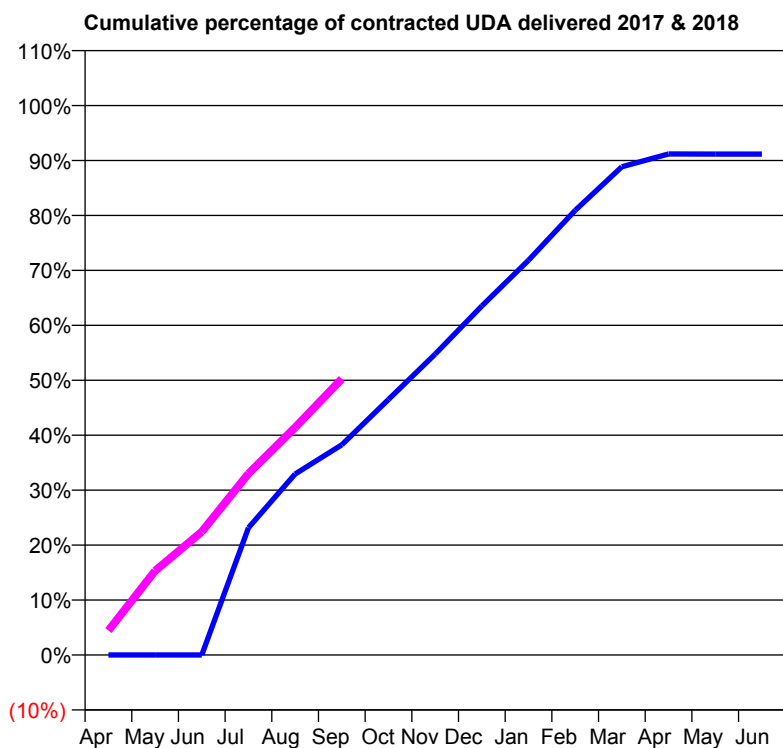
17/18 Contracted general activity (UDA)	9,244
Carry forward general activity (UDA)	-21
17/18 Contracted orthodontic activity (UOA)	0
Carry forward orthodontic activity (UOA)	0
Baseline contract value	£295,107.13

### ACCESS\*

Patients seen in 24 months	Total	Change since previous quarter
Quarter ending September 2016	1,838	
Quarter ending December 2016	2,511	↑
Quarter ending March 2017	2,840	↑
Quarter ending June 2017	3,103	↑
Quarter ending September 2017	3,332	↑
<b>Variance since September 2016</b>	<b>81.3%</b>	<b>↑</b>



### ACTIVITY



Month	Adjusted Scheduled Activity (UDA)	
	2017	2018
April	0	411
May	0	1,417
June	0	2,073
July	2,109	3,053
August	2,999	3,827
September	3,482	4,646
October	4,234	
November	4,986	
December	5,783	
January	6,540	
February	7,368	
March	8,089	
April	8,302	
May	8,299	
June	8,299	

### QUALITY

	Quantity	Base Number	Contract	AT	Region	England
% of FP17s for the same patient ID Re-attending within 3 months - Children	30	620	4.8%	10.0%	11.6%	11.9%
% of FP17s for the same patient ID Re-attending within 3 months - Adults	156	1,678	9.3%	14.3%	15.2%	15.9%
% of FP17s for the same patient ID Re-attending between 3 & 9 months - Children	349	620	56.3%	55.8%	59.1%	58.1%
% of FP17s for the same patient ID Re-attending between 3 & 9 months - Adults	785	1,678	46.8%	49.0%	51.7%	50.6%
% of FP17s for Band 1 Urgent Courses	92	2,180	4.2%	8.5%	8.0%	9.1%
% of FP17s Relating to Free Repair or Replacements	13	2,180	0.6%	0.7%	0.8%	0.8%
% of FP17s Relating to Continuations	2	2,180	0.1%	0.9%	1.0%	1.1%
% of Patients satisfied with the dentistry they have received	8	8	N/A	91.9%	91.5%	91.4%
% of Patients satisfied with the time they had to wait for an appointment	8	8	N/A	89.1%	88.2%	87.7%

\* This is based on patients treated on this contract for their most recent course of treatment. Figures in italics indicate the base number of FP17s or Patient Questionnaire responses are less than 100. N/A is shown where the base number of responses is less than 10 during the period. % is calculated as Quantity/Base number\*100

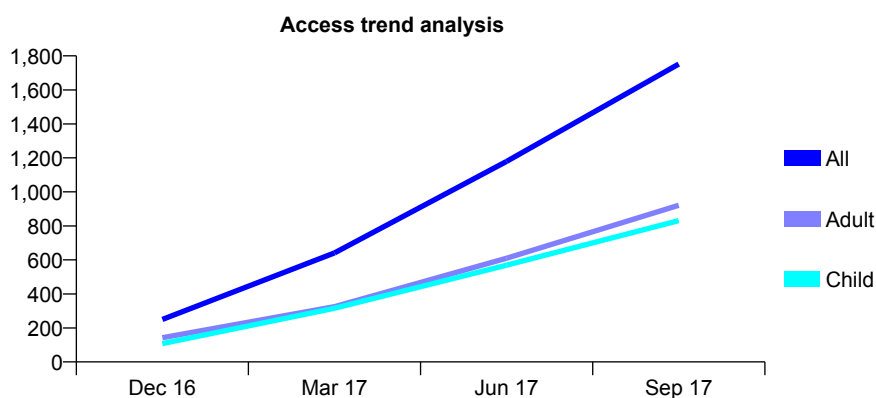
## Q57 - Vital Signs At a Glance Contract Report for 100212/0000 - September 2017

Name or company name	Community Dental Services - CDS CIC Ess
Contract type name	PDS Contract
Purpose of contract	General
Contract start date	01/10/2016
Contract end date	30/09/2019

17/18 Contracted general activity (UDA)	9,775
Carry forward general activity (UDA)	0
17/18 Contracted orthodontic activity (UOA)	0
Carry forward orthodontic activity (UOA)	0
Baseline contract value	£1,497,126.62

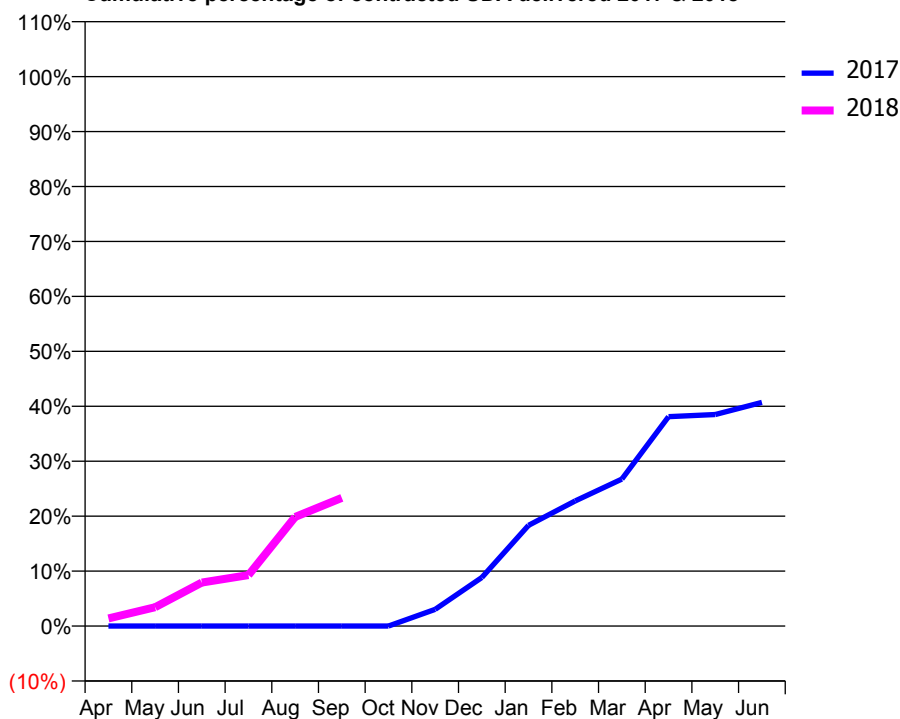
### ACCESS\*

Patients seen in 24 months	Total	Change since previous quarter
Quarter ending September 2016	0	
Quarter ending December 2016	250	↑
Quarter ending March 2017	641	↑
Quarter ending June 2017	1,179	↑
Quarter ending September 2017	1,752	↑
<b>Variance since September 2016</b>	N/A	



### ACTIVITY

Cumulative percentage of contracted UDA delivered 2017 & 2018



Adjusted Scheduled Activity (UDA)

Month	2017	2018
April	0	137
May	0	337
June	0	776
July	0	908
August	0	1,942
September	0	2,281
October	0	
November	149	
December	432	
January	896	
February	1,113	
March	1,308	
April	1,862	
May	1,882	
June	1,990	

### QUALITY

	Quantity	Base Number	Contract	AT	Region	England
% of FP17s for the same patient ID Re-attending within 3 months - Children	45	941	4.8%	10.0%	11.6%	11.9%
% of FP17s for the same patient ID Re-attending within 3 months - Adults	66	843	7.8%	14.3%	15.2%	15.9%
% of FP17s for the same patient ID Re-attending between 3 & 9 months - Children	81	941	8.6%	55.8%	59.1%	58.1%
% of FP17s for the same patient ID Re-attending between 3 & 9 months - Adults	108	843	12.8%	49.0%	51.7%	50.6%
% of FP17s for Band 1 Urgent Courses	43	1,358	3.2%	8.5%	8.0%	9.1%
% of FP17s Relating to Free Repair or Replacements	0	1,358	0.0%	0.7%	0.8%	0.8%
% of FP17s Relating to Continuations	11	1,358	0.8%	0.9%	1.0%	1.1%
% of Patients satisfied with the dentistry they have received	2	3	N/A	91.9%	91.5%	91.4%
% of Patients satisfied with the time they had to wait for an appointment	1	3	N/A	89.1%	88.2%	87.7%

\* This is based on patients treated on this contract for their most recent course of treatment. Figures in italics indicate the base number of FP17s or Patient Questionnaire responses are less than 100. N/A is shown where the base number of responses is less than 10 during the period. % is calculated as Quantity/Base number\*100

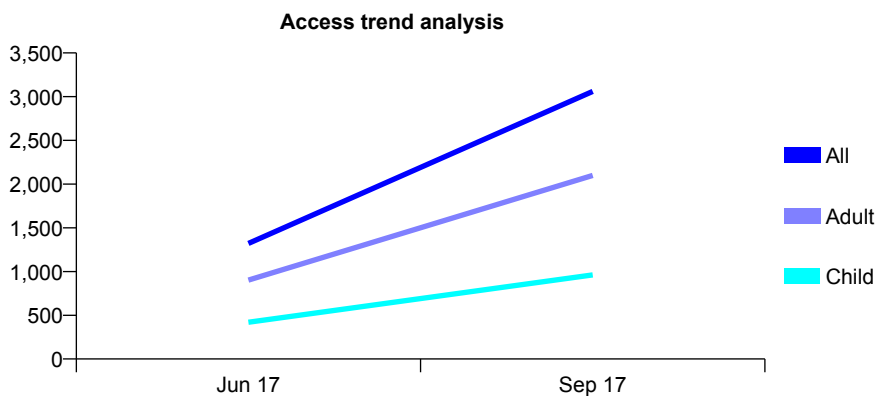
## Q57 - Vital Signs At a Glance Contract Report for 100348/0000 - September 2017

Name or company name	E Harunani, M Kanani & M N Harunani
Contract type name	GDS Contract
Purpose of contract	General
Contract start date	01/04/2017
Contract end date	

17/18 Contracted general activity (UDA)	15,247
Carry forward general activity (UDA)	0
17/18 Contracted orthodontic activity (UOA)	0
Carry forward orthodontic activity (UOA)	0
Baseline contract value	£330,453.82

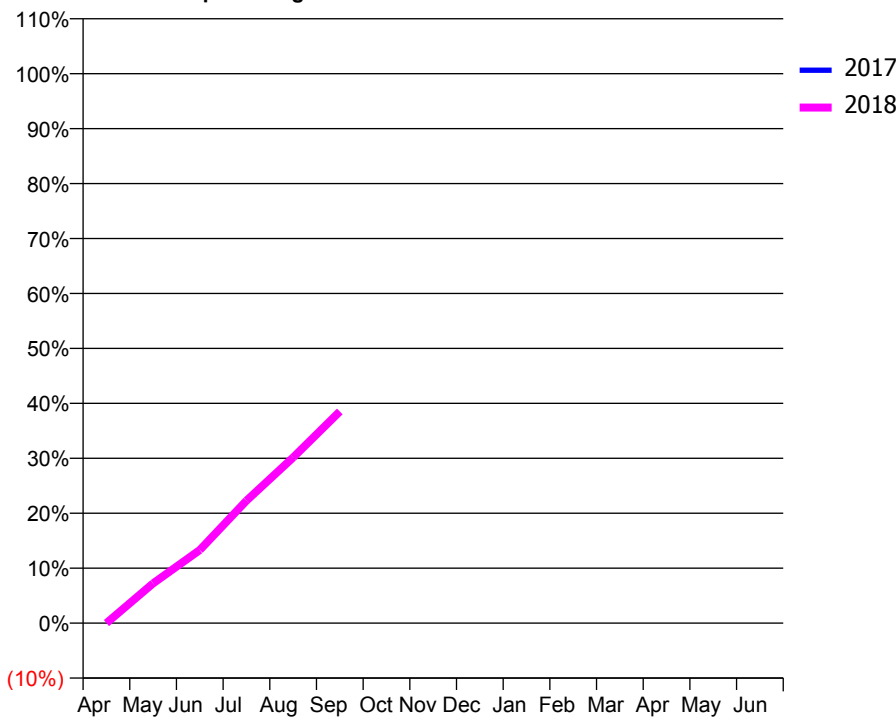
### ACCESS\*

Patients seen in 24 months	Total	Change since previous quarter
Quarter ending September 2016	0	
Quarter ending December 2016	0	
Quarter ending March 2017	0	
Quarter ending June 2017	1,322	↑
Quarter ending September 2017	3,060	↑
<b>Variance since September 2016</b>	N/A	



### ACTIVITY

Cumulative percentage of contracted UDA delivered 2017 & 2018



Month	Adjusted Scheduled Activity (UDA)	
	2017	2018
April	0	0
May	0	1,105
June	0	2,028
July	0	3,399
August	0	4,597
September	0	5,872
October	0	
November	0	
December	0	
January	0	
February	0	
March	0	
April	0	
May	0	
June	0	

### QUALITY

	Quantity	Base Number	Contract	AT	Region	England
% of FP17s for the same patient ID Re-attending within 3 months - Children	23	983	2.3%	10.0%	11.6%	11.9%
% of FP17s for the same patient ID Re-attending within 3 months - Adults	175	2,269	7.7%	14.3%	15.2%	15.9%
% of FP17s for the same patient ID Re-attending between 3 & 9 months - Children	16	983	1.6%	55.8%	59.1%	58.1%
% of FP17s for the same patient ID Re-attending between 3 & 9 months - Adults	44	2,269	1.9%	49.0%	51.7%	50.6%
% of FP17s for Band 1 Urgent Courses	272	3,252	8.4%	8.5%	8.0%	9.1%
% of FP17s Relating to Free Repair or Replacements	1	3,252	0.0%	0.7%	0.8%	0.8%
% of FP17s Relating to Continuations	23	3,252	0.7%	0.9%	1.0%	1.1%
% of Patients satisfied with the dentistry they have received	5	6	N/A	91.9%	91.5%	91.4%
% of Patients satisfied with the time they had to wait for an appointment	5	6	N/A	89.1%	88.2%	87.7%

\* This is based on patients treated on this contract for their most recent course of treatment. Figures in italics indicate the base number of FP17s or Patient Questionnaire responses are less than 100. N/A is shown where the base number of responses is less than 10 during the period. % is calculated as Quantity/Base number\*100

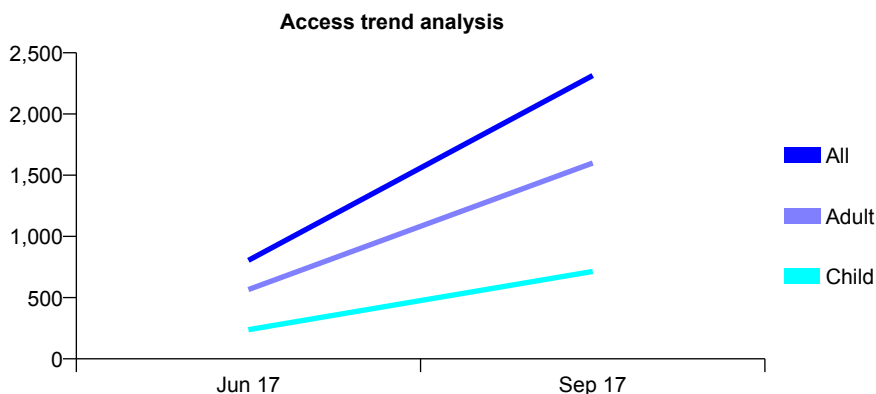
## Q57 - Vital Signs At a Glance Contract Report for 100349/0000 - September 2017

Name or company name	E Harunani, M Kanani & M N Harunani
Contract type name	GDS Contract
Purpose of contract	General
Contract start date	01/04/2017
Contract end date	

17/18 Contracted general activity (UDA)	15,247
Carry forward general activity (UDA)	0
17/18 Contracted orthodontic activity (UOA)	0
Carry forward orthodontic activity (UOA)	0
Baseline contract value	£330,453.82

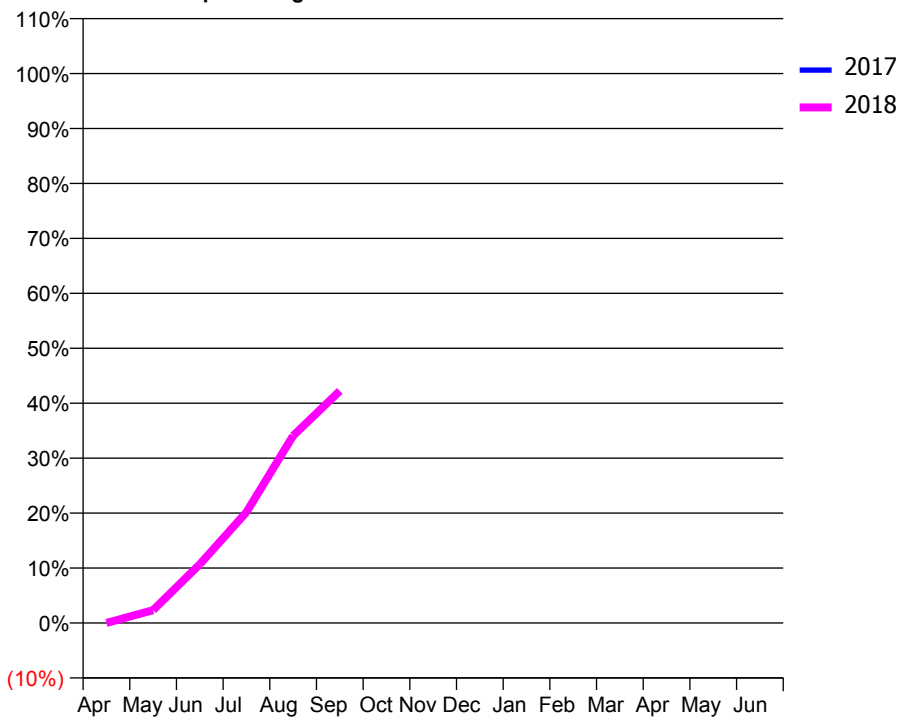
### ACCESS\*

Patients seen in 24 months	Total	Change since previous quarter
Quarter ending September 2016	0	
Quarter ending December 2016	0	
Quarter ending March 2017	0	
Quarter ending June 2017	804	↑
Quarter ending September 2017	2,314	↑
<b>Variance since September 2016</b>	N/A	



### ACTIVITY

Cumulative percentage of contracted UDA delivered 2017 & 2018



Month	Adjusted Scheduled Activity (UDA)	
	2017	2018
April	0	0
May	0	355
June	0	1,630
July	0	3,075
August	0	5,197
September	0	6,440
October	0	
November	0	
December	0	
January	0	
February	0	
March	0	
April	0	
May	0	
June	0	

### QUALITY

	Quantity	Base Number	Contract	AT	Region	England
% of FP17s for the same patient ID Re-attending within 3 months - Children	38	754	5.0%	10.0%	11.6%	11.9%
% of FP17s for the same patient ID Re-attending within 3 months - Adults	155	1,801	8.6%	14.3%	15.2%	15.9%
% of FP17s for the same patient ID Re-attending between 3 & 9 months - Children	12	754	1.6%	55.8%	59.1%	58.1%
% of FP17s for the same patient ID Re-attending between 3 & 9 months - Adults	23	1,801	1.3%	49.0%	51.7%	50.6%
% of FP17s for Band 1 Urgent Courses	368	2,555	14.4%	8.5%	8.0%	9.1%
% of FP17s Relating to Free Repair or Replacements	3	2,555	0.1%	0.7%	0.8%	0.8%
% of FP17s Relating to Continuations	45	2,555	1.8%	0.9%	1.0%	1.1%
% of Patients satisfied with the dentistry they have received	2	2	N/A	91.9%	91.5%	91.4%
% of Patients satisfied with the time they had to wait for an appointment	2	2	N/A	89.1%	88.2%	87.7%

\* This is based on patients treated on this contract for their most recent course of treatment. Figures in italics indicate the base number of FP17s or Patient Questionnaire responses are less than 100. N/A is shown where the base number of responses is less than 10 during the period. % is calculated as Quantity/Base number\*100

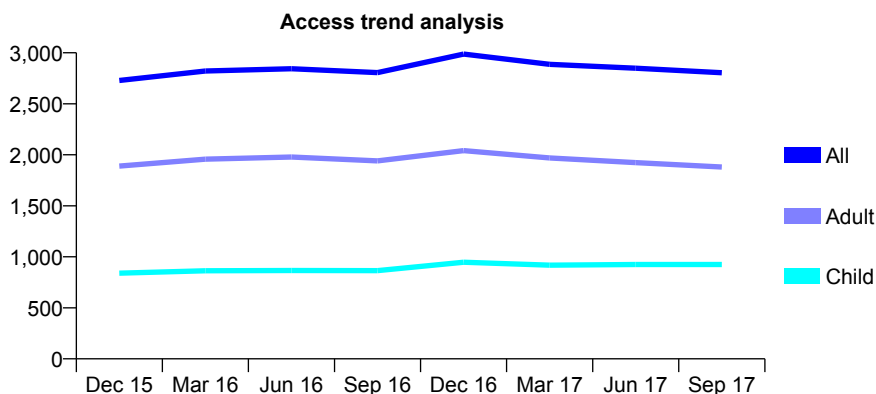
## Q57 - Vital Signs At a Glance Contract Report for 101281/0151 - September 2017

Name or company name	OASIS DENTAL CARE LTD
Contract type name	GDS Contract
Purpose of contract	General
Contract start date	02/04/2006
Contract end date	

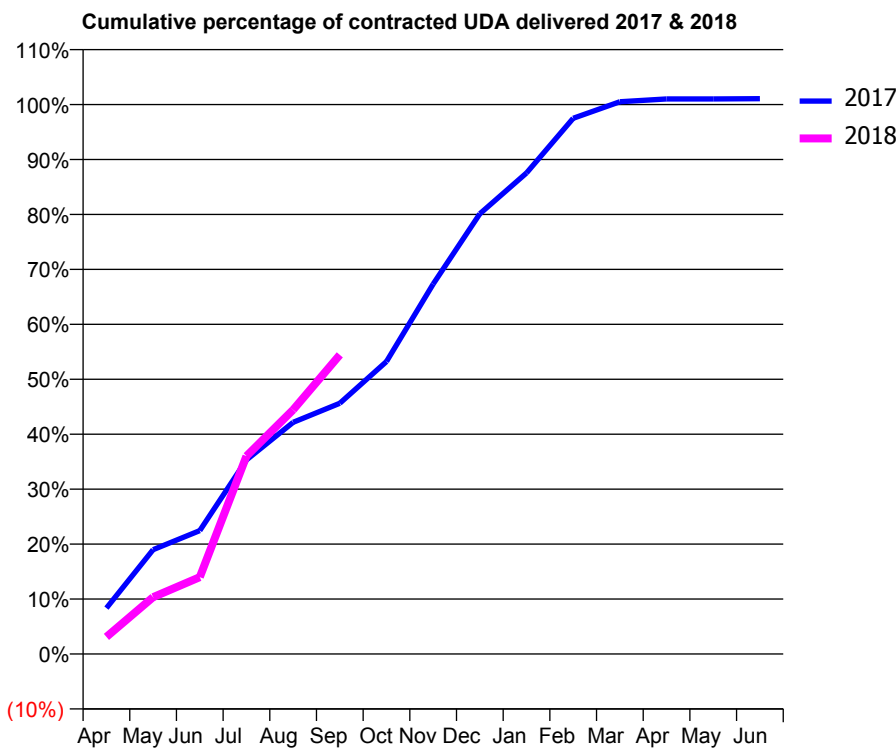
17/18 Contracted general activity (UDA)	6,594
Carry forward general activity (UDA)	0
17/18 Contracted orthodontic activity (UOA)	0
Carry forward orthodontic activity (UOA)	0
Baseline contract value	£141,037.67

### ACCESS\*

Patients seen in 24 months	Total	Change since previous quarter
Quarter ending September 2016	2,806	
Quarter ending December 2016	2,988	↑
Quarter ending March 2017	2,887	↓
Quarter ending June 2017	2,849	↓
Quarter ending September 2017	2,805	↓
<b>Variance since September 2016</b>	<b>(0.0%)</b>	→



### ACTIVITY



Month	Adjusted Scheduled Activity (UDA)	
	2017	2018
April	551	205
May	1,251	682
June	1,481	923
July	2,330	2,375
August	2,780	2,931
September	3,009	3,590
October	3,511	
November	4,440	
December	5,283	
January	5,773	
February	6,429	
March	6,627	
April	6,660	
May	6,661	
June	6,664	

### QUALITY

	Quantity	Base Number	Contract	AT	Region	England
% of FP17s for the same patient ID Re-attending within 3 months - Children	47	704	6.7%	10.0%	11.6%	11.9%
% of FP17s for the same patient ID Re-attending within 3 months - Adults	176	1,321	13.3%	14.3%	15.2%	15.9%
% of FP17s for the same patient ID Re-attending between 3 & 9 months - Children	307	704	43.6%	55.8%	59.1%	58.1%
% of FP17s for the same patient ID Re-attending between 3 & 9 months - Adults	742	1,321	56.2%	49.0%	51.7%	50.6%
% of FP17s for Band 1 Urgent Courses	148	1,994	7.4%	8.5%	8.0%	9.1%
% of FP17s Relating to Free Repair or Replacements	17	1,994	0.9%	0.7%	0.8%	0.8%
% of FP17s Relating to Continuations	27	1,994	1.4%	0.9%	1.0%	1.1%
% of Patients satisfied with the dentistry they have received	1	1	N/A	91.9%	91.5%	91.4%
% of Patients satisfied with the time they had to wait for an appointment	1	1	N/A	89.1%	88.2%	87.7%

\* This is based on patients treated on this contract for their most recent course of treatment. Figures in italics indicate the base number of FP17s or Patient Questionnaire responses are less than 100. N/A is shown where the base number of responses is less than 10 during the period. % is calculated as Quantity/Base number\*100

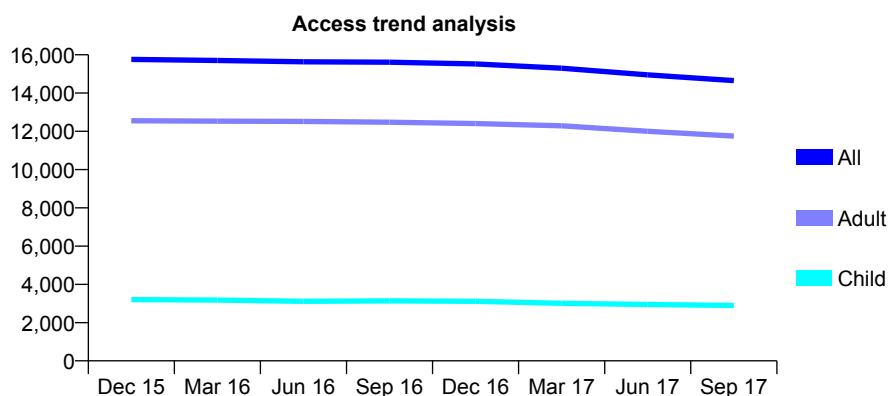
## Q57 - Vital Signs At a Glance Contract Report for 101370/0036 - September 2017

Name or company name	Petrie Tucker and Partners Ltd
Contract type name	GDS Contract
Purpose of contract	General
Contract start date	01/04/2006
Contract end date	

17/18 Contracted general activity (UDA)	56,815
Carry forward general activity (UDA)	0
17/18 Contracted orthodontic activity (UOA)	0
Carry forward orthodontic activity (UOA)	0
Baseline contract value	£1,374,424.81

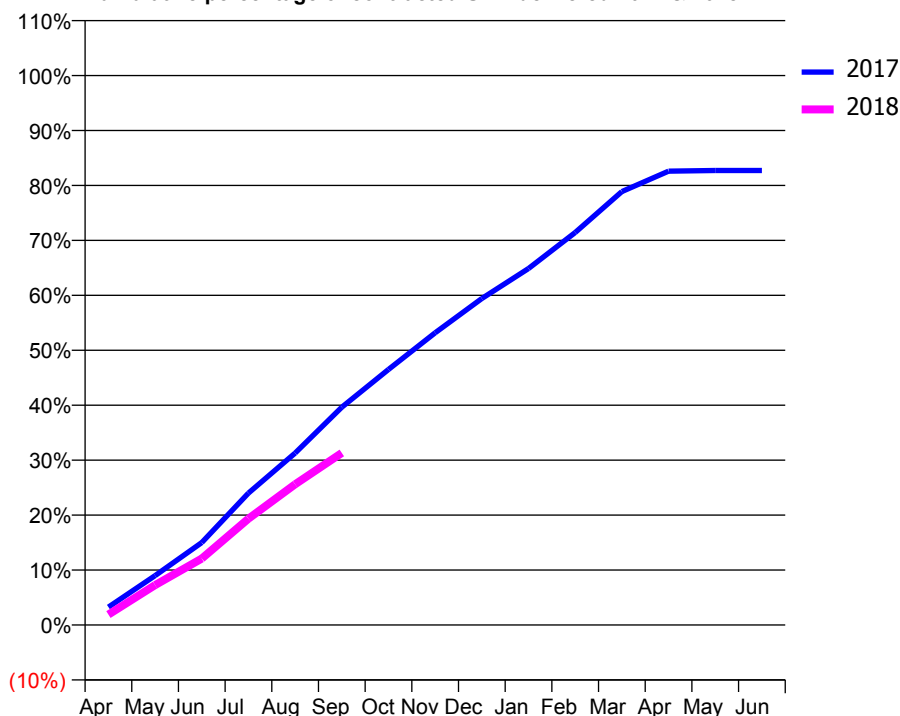
### ACCESS\*

Patients seen in 24 months	Total	Change since previous quarter
Quarter ending September 2016	15,611	
Quarter ending December 2016	15,521	→
Quarter ending March 2017	15,296	↓
Quarter ending June 2017	14,950	↓
Quarter ending September 2017	14,648	↓
<b>Variance since September 2016</b>	<b>(6.2%)</b>	<b>↓</b>



### ACTIVITY

Cumulative percentage of contracted UDA delivered 2017 & 2018



Adjusted Scheduled Activity (UDA)

Month	2017	2018
April	1,857	1,077
May	5,105	4,130
June	8,523	6,873
July	13,642	10,990
August	17,776	14,551
September	22,518	17,788
October	26,429	
November	30,215	
December	33,761	
January	36,857	
February	40,584	
March	44,818	
April	46,918	
May	46,987	
June	46,995	

### QUALITY

	Quantity	Base Number	Contract	AT	Region	England
% of FP17s for the same patient ID Re-attending within 3 months - Children	86	1,698	5.1%	10.0%	11.6%	11.9%
% of FP17s for the same patient ID Re-attending within 3 months - Adults	814	6,003	13.6%	14.3%	15.2%	15.9%
% of FP17s for the same patient ID Re-attending between 3 & 9 months - Children	803	1,698	47.3%	55.8%	59.1%	58.1%
% of FP17s for the same patient ID Re-attending between 3 & 9 months - Adults	2,324	6,003	38.7%	49.0%	51.7%	50.6%
% of FP17s for Band 1 Urgent Courses	747	7,017	10.6%	8.5%	8.0%	9.1%
% of FP17s Relating to Free Repair or Replacements	49	7,017	0.7%	0.7%	0.8%	0.8%
% of FP17s Relating to Continuations	118	7,017	1.7%	0.9%	1.0%	1.1%
% of Patients satisfied with the dentistry they have received	19	21	90.5%	91.9%	91.5%	91.4%
% of Patients satisfied with the time they had to wait for an appointment	16	21	76.2%	89.1%	88.2%	87.7%

\* This is based on patients treated on this contract for their most recent course of treatment. Figures in italics indicate the base number of FP17s or Patient Questionnaire responses are less than 100. N/A is shown where the base number of responses is less than 10 during the period. % is calculated as Quantity/Base number\*100

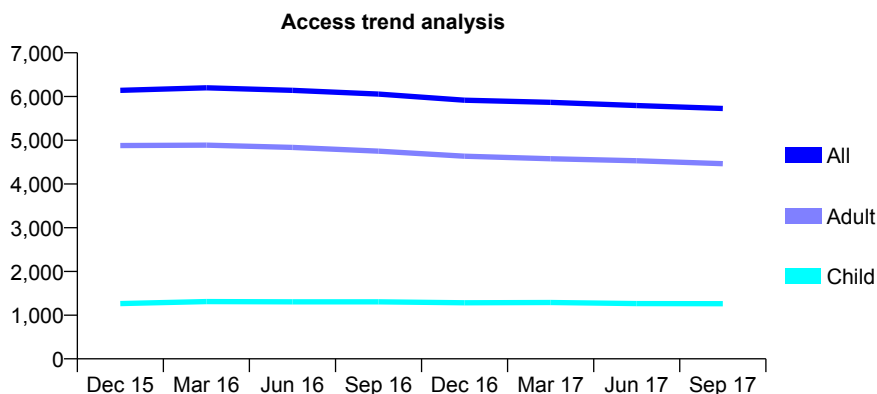
## Q57 - Vital Signs At a Glance Contract Report for 101370/0098 - September 2017

Name or company name	Du Toit and BurgerPartnership Ltd (Harwic
Contract type name	GDS Contract
Purpose of contract	General and Orthodontic
Contract start date	01/04/2007
Contract end date	

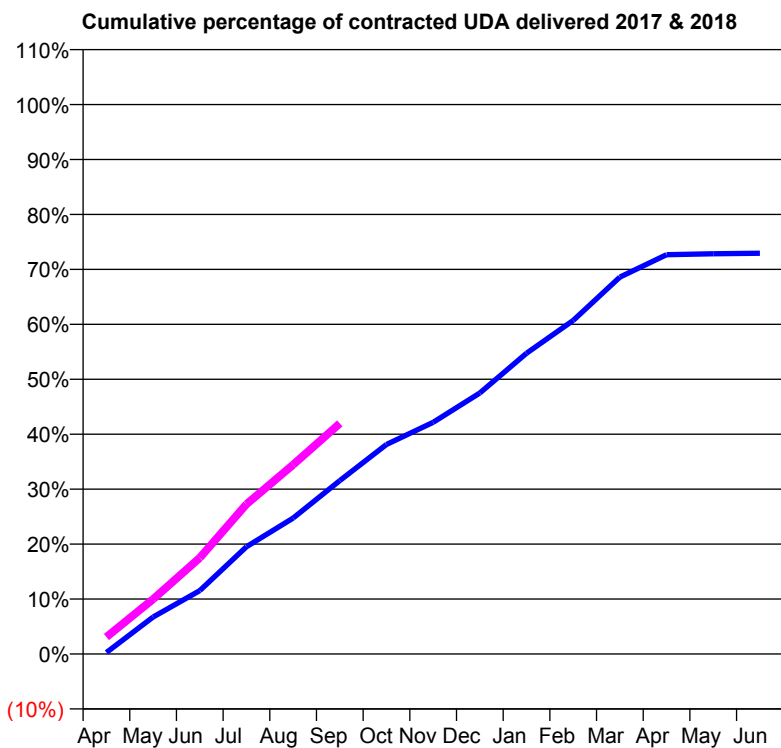
17/18 Contracted general activity (UDA)	19,884
Carry forward general activity (UDA)	0
17/18 Contracted orthodontic activity (UOA)	1,265
Carry forward orthodontic activity (UOA)	0
Baseline contract value	£666,310.67

### ACCESS\*

Patients seen in 24 months	Total	Change since previous quarter
Quarter ending September 2016	6,055	
Quarter ending December 2016	5,917	↓
Quarter ending March 2017	5,866	→
Quarter ending June 2017	5,794	↓
Quarter ending September 2017	5,727	↓
<b>Variance since September 2016</b>	<b>(5.4%)</b>	<b>↓</b>



### ACTIVITY



Month	Adjusted Scheduled Activity (UDA)	
	2017	2018
April	55	615
May	1,340	1,984
June	2,297	3,481
July	3,881	5,422
August	4,917	6,852
September	6,274	8,348
October	7,585	
November	8,383	
December	9,446	
January	10,885	
February	12,068	
March	13,639	
April	14,449	
May	14,482	
June	14,502	

### QUALITY

	Quantity	Base Number	Contract	AT	Region	England
% of FP17s for the same patient ID Re-attending within 3 months - Children	51	790	6.5%	10.0%	11.6%	11.9%
% of FP17s for the same patient ID Re-attending within 3 months - Adults	327	2,622	12.5%	14.3%	15.2%	15.9%
% of FP17s for the same patient ID Re-attending between 3 & 9 months - Children	404	790	51.1%	55.8%	59.1%	58.1%
% of FP17s for the same patient ID Re-attending between 3 & 9 months - Adults	1,049	2,622	40.0%	49.0%	51.7%	50.6%
% of FP17s for Band 1 Urgent Courses	234	3,127	7.5%	8.5%	8.0%	9.1%
% of FP17s Relating to Free Repair or Replacements	15	3,127	0.5%	0.7%	0.8%	0.8%
% of FP17s Relating to Continuations	50	3,127	1.6%	0.9%	1.0%	1.1%
% of Patients satisfied with the dentistry they have received	18	21	85.7%	91.9%	91.5%	91.4%
% of Patients satisfied with the time they had to wait for an appointment	21	21	100.0%	89.1%	88.2%	87.7%

\* This is based on patients treated on this contract for their most recent course of treatment. Figures in italics indicate the base number of FP17s or Patient Questionnaire responses are less than 100. N/A is shown where the base number of responses is less than 10 during the period. % is calculated as Quantity/Base number\*100



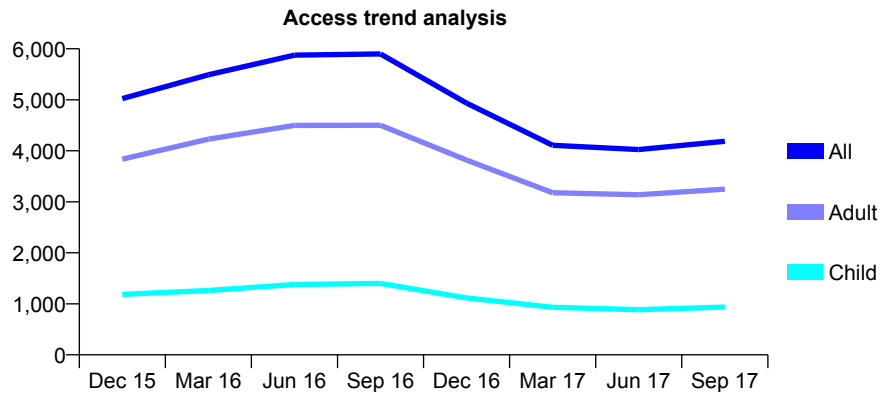
## Q57 - Vital Signs At a Glance Contract Report for 104361/0001 - September 2017

Name or company name	Chelmsford Partnership
Contract type name	GDS Contract
Purpose of contract	General
Contract start date	01/02/2013
Contract end date	

17/18 Contracted general activity (UDA)	15,400
Carry forward general activity (UDA)	0
17/18 Contracted orthodontic activity (UOA)	0
Carry forward orthodontic activity (UOA)	0
Baseline contract value	£427,582.89

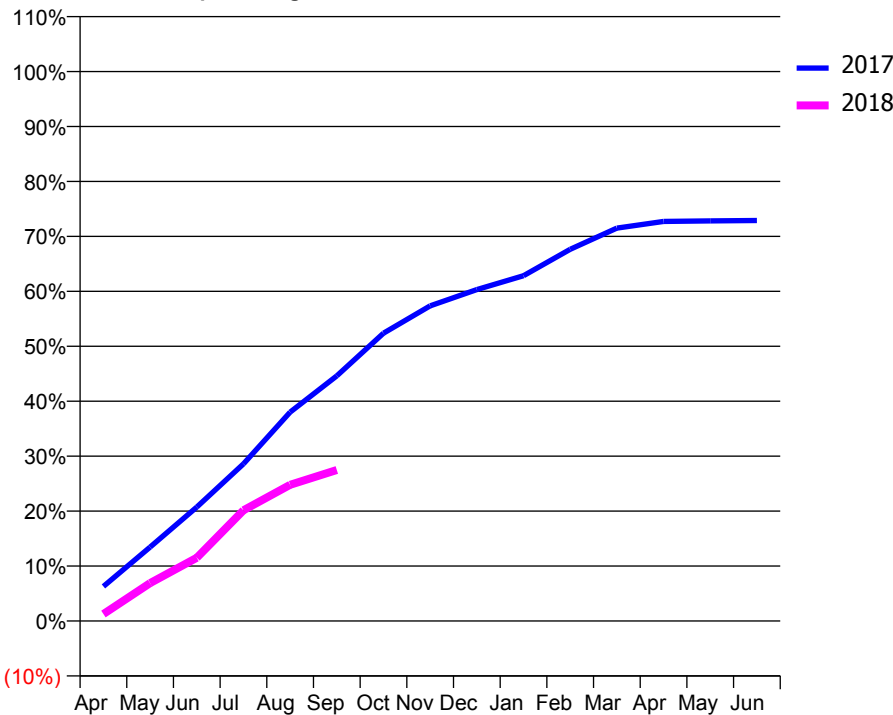
### ACCESS\*

Patients seen in 24 months	Total	Change since previous quarter
Quarter ending September 2016	5,900	
Quarter ending December 2016	4,934	↓
Quarter ending March 2017	4,109	↓
Quarter ending June 2017	4,024	↓
Quarter ending September 2017	4,186	↑
<b>Variance since September 2016</b>	<b>(29.1%)</b>	<b>↓</b>



### ACTIVITY

Cumulative percentage of contracted UDA delivered 2017 & 2018



Month	Adjusted Scheduled Activity (UDA)	
	2017	2018
April	970	197
May	2,071	1,065
June	3,192	1,773
July	4,405	3,103
August	5,854	3,816
September	6,872	4,233
October	8,068	
November	8,832	
December	9,289	
January	9,676	
February	10,416	
March	11,010	
April	11,198	
May	11,211	
June	11,223	

### QUALITY

	Quantity	Base Number	Contract	AT	Region	England
% of FP17s for the same patient ID Re-attending within 3 months - Children	25	606	4.1%	10.0%	11.6%	11.9%
% of FP17s for the same patient ID Re-attending within 3 months - Adults	99	1,792	5.5%	14.3%	15.2%	15.9%
% of FP17s for the same patient ID Re-attending between 3 & 9 months - Children	193	606	31.8%	55.8%	59.1%	58.1%
% of FP17s for the same patient ID Re-attending between 3 & 9 months - Adults	497	1,792	27.7%	49.0%	51.7%	50.6%
% of FP17s for Band 1 Urgent Courses	323	2,284	14.1%	8.5%	8.0%	9.1%
% of FP17s Relating to Free Repair or Replacements	16	2,284	0.7%	0.7%	0.8%	0.8%
% of FP17s Relating to Continuations	6	2,284	0.3%	0.9%	1.0%	1.1%
% of Patients satisfied with the dentistry they have received	7	7	N/A	91.9%	91.5%	91.4%
% of Patients satisfied with the time they had to wait for an appointment	6	7	N/A	89.1%	88.2%	87.7%

\* This is based on patients treated on this contract for their most recent course of treatment. Figures in italics indicate the base number of FP17s or Patient Questionnaire responses are less than 100. N/A is shown where the base number of responses is less than 10 during the period. % is calculated as Quantity/Base number\*100

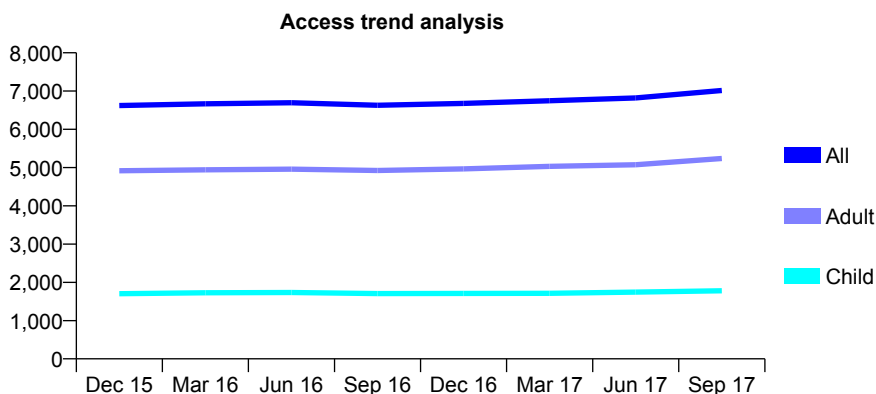
## Q57 - Vital Signs At a Glance Contract Report for 104558/0001 - September 2017

Name or company name	Broadway Dental Clinic
Contract type name	GDS Contract
Purpose of contract	General
Contract start date	01/07/2011
Contract end date	

17/18 Contracted general activity (UDA)	17,402
Carry forward general activity (UDA)	-348
17/18 Contracted orthodontic activity (UOA)	0
Carry forward orthodontic activity (UOA)	0
Baseline contract value	£498,936.86

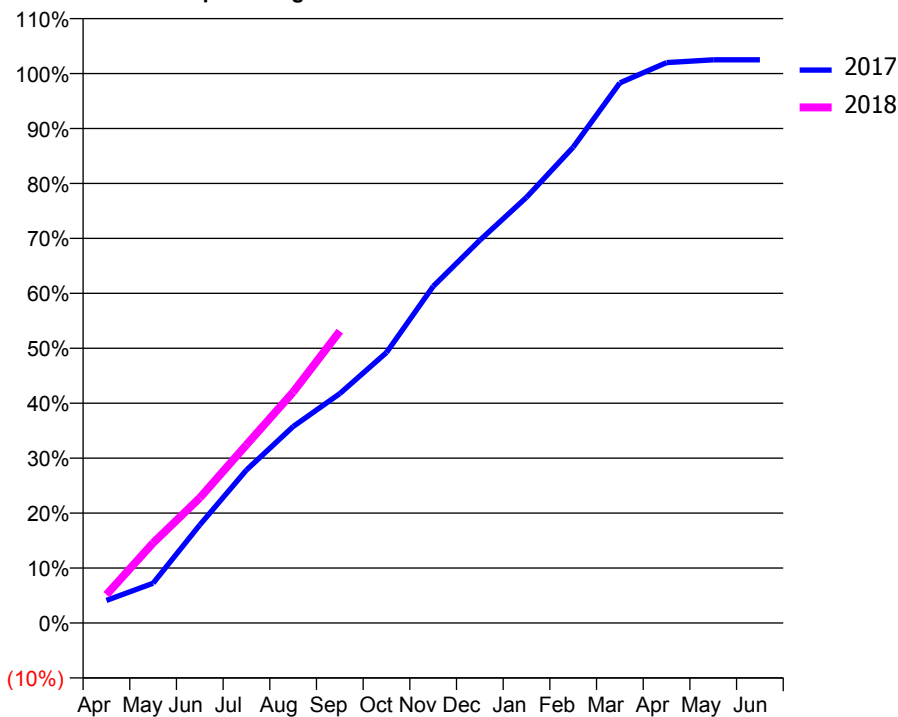
### ACCESS\*

Patients seen in 24 months	Total	Change since previous quarter
Quarter ending September 2016	6,630	
Quarter ending December 2016	6,676	→
Quarter ending March 2017	6,746	→
Quarter ending June 2017	6,819	→
Quarter ending September 2017	7,015	↑
<b>Variance since September 2016</b>	<b>5.8%</b>	<b>↑</b>



### ACTIVITY

Cumulative percentage of contracted UDA delivered 2017 & 2018



Month	Adjusted Scheduled Activity (UDA)	
	2017	2018
April	715	899
May	1,260	2,534
June	3,107	3,962
July	4,846	5,642
August	6,222	7,311
September	7,264	9,242
October	8,568	
November	10,661	
December	12,121	
January	13,481	
February	15,072	
March	17,104	
April	17,746	
May	17,838	
June	17,838	

### QUALITY

	Quantity	Base Number	Contract	AT	Region	England
% of FP17s for the same patient ID Re-attending within 3 months - Children	75	1,246	6.0%	10.0%	11.6%	11.9%
% of FP17s for the same patient ID Re-attending within 3 months - Adults	327	3,345	9.8%	14.3%	15.2%	15.9%
% of FP17s for the same patient ID Re-attending between 3 & 9 months - Children	619	1,246	49.7%	55.8%	59.1%	58.1%
% of FP17s for the same patient ID Re-attending between 3 & 9 months - Adults	1,461	3,345	43.7%	49.0%	51.7%	50.6%
% of FP17s for Band 1 Urgent Courses	186	4,088	4.5%	8.5%	8.0%	9.1%
% of FP17s Relating to Free Repair or Replacements	62	4,088	1.5%	0.7%	0.8%	0.8%
% of FP17s Relating to Continuations	17	4,088	0.4%	0.9%	1.0%	1.1%
% of Patients satisfied with the dentistry they have received	14	14	100.0%	91.9%	91.5%	91.4%
% of Patients satisfied with the time they had to wait for an appointment	14	14	100.0%	89.1%	88.2%	87.7%

\* This is based on patients treated on this contract for their most recent course of treatment. Figures in italics indicate the base number of FP17s or Patient Questionnaire responses are less than 100. N/A is shown where the base number of responses is less than 10 during the period. % is calculated as Quantity/Base number\*100

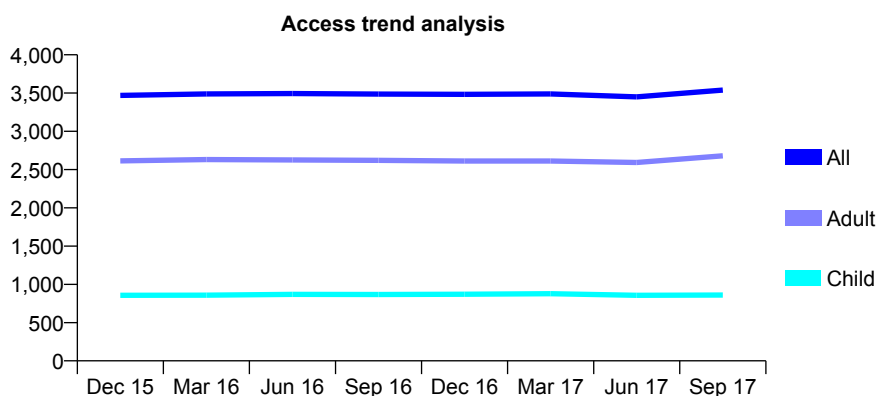
## Q57 - Vital Signs At a Glance Contract Report for 104590/0001 - September 2017

Name or company name	Mr H Du Preez & Miss C Fernando
Contract type name	GDS Contract
Purpose of contract	General
Contract start date	01/04/2011
Contract end date	

17/18 Contracted general activity (UDA)	12,031
Carry forward general activity (UDA)	53
17/18 Contracted orthodontic activity (UOA)	0
Carry forward orthodontic activity (UOA)	0
Baseline contract value	£370,929.87

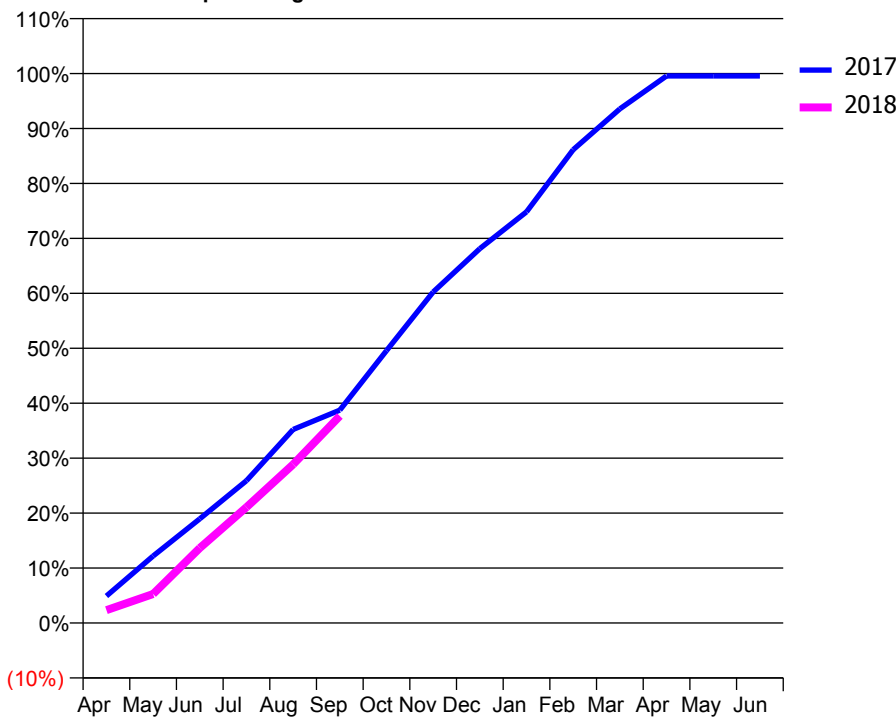
### ACCESS\*

Patients seen in 24 months	Total	Change since previous quarter
Quarter ending September 2016	3,487	
Quarter ending December 2016	3,483	→
Quarter ending March 2017	3,488	→
Quarter ending June 2017	3,450	↓
Quarter ending September 2017	3,539	↑
<b>Variance since September 2016</b>	<b>1.5%</b>	<b>→</b>



### ACTIVITY

**Cumulative percentage of contracted UDA delivered 2017 & 2018**



**Adjusted Scheduled Activity (UDA)**

Month	2017	2018
April	591	281
May	1,468	636
June	2,282	1,643
July	3,115	2,536
August	4,238	3,472
September	4,661	4,531
October	5,962	
November	7,247	
December	8,198	
January	9,003	
February	10,362	
March	11,256	
April	11,978	
May	11,978	
June	11,978	

### QUALITY

	Quantity	Base Number	Contract	AT	Region	England
% of FP17s for the same patient ID Re-attending within 3 months - Children	63	696	9.1%	10.0%	11.6%	11.9%
% of FP17s for the same patient ID Re-attending within 3 months - Adults	245	1,855	13.2%	14.3%	15.2%	15.9%
% of FP17s for the same patient ID Re-attending between 3 & 9 months - Children	419	696	60.2%	55.8%	59.1%	58.1%
% of FP17s for the same patient ID Re-attending between 3 & 9 months - Adults	930	1,855	50.1%	49.0%	51.7%	50.6%
% of FP17s for Band 1 Urgent Courses	182	2,234	8.1%	8.5%	8.0%	9.1%
% of FP17s Relating to Free Repair or Replacements	16	2,234	0.7%	0.7%	0.8%	0.8%
% of FP17s Relating to Continuations	12	2,234	0.5%	0.9%	1.0%	1.1%
% of Patients satisfied with the dentistry they have received	26	26	100.0%	91.9%	91.5%	91.4%
% of Patients satisfied with the time they had to wait for an appointment	26	26	100.0%	89.1%	88.2%	87.7%

\* This is based on patients treated on this contract for their most recent course of treatment. Figures in italics indicate the base number of FP17s or Patient Questionnaire responses are less than 100. N/A is shown where the base number of responses is less than 10 during the period. % is calculated as Quantity/Base number\*100

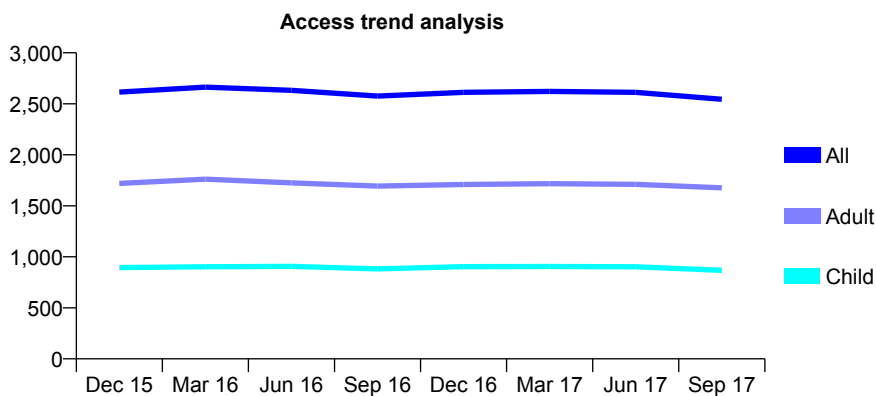
## Q57 - Vital Signs At a Glance Contract Report for 105570/0001 - September 2017

Name or company name	Ramsay and Sud
Contract type name	GDS Contract
Purpose of contract	General
Contract start date	01/04/2006
Contract end date	

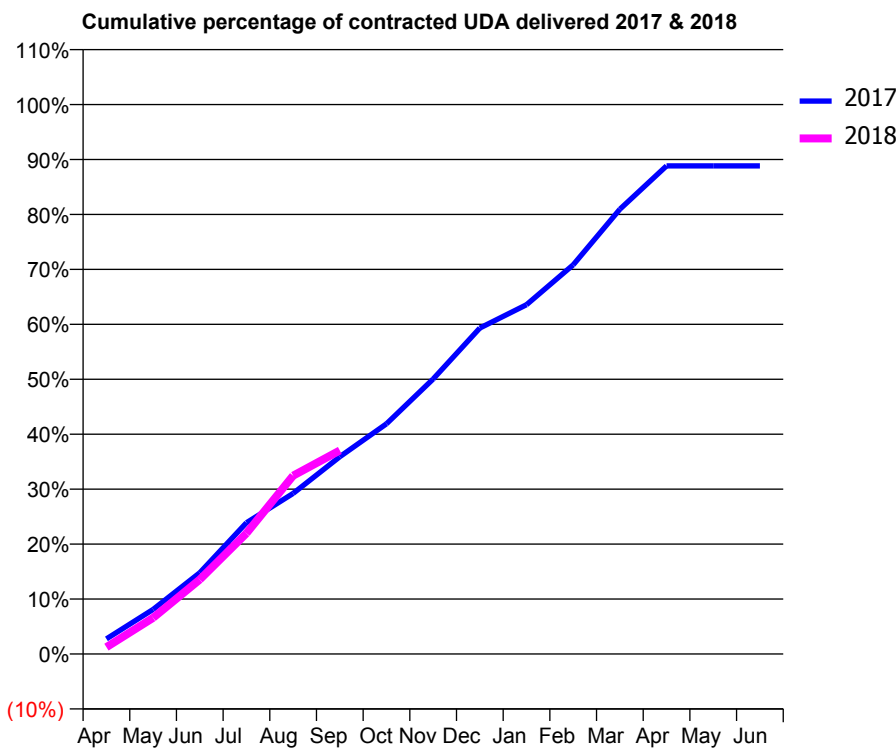
17/18 Contracted general activity (UDA)	8,500
Carry forward general activity (UDA)	0
17/18 Contracted orthodontic activity (UOA)	0
Carry forward orthodontic activity (UOA)	0
Baseline contract value	£213,120.29

### ACCESS\*

Patients seen in 24 months	Total	Change since previous quarter
Quarter ending September 2016	2,576	
Quarter ending December 2016	2,613	→
Quarter ending March 2017	2,622	→
Quarter ending June 2017	2,612	→
Quarter ending September 2017	2,544	↓
<b>Variance since September 2016</b>	<b>(1.2%)</b>	<b>↓</b>



### ACTIVITY



Month	Adjusted Scheduled Activity (UDA)	
	2017	2018
April	235	106
May	691	560
June	1,258	1,152
July	2,031	1,868
August	2,485	2,760
September	3,052	3,150
October	3,562	
November	4,255	
December	5,041	
January	5,404	
February	6,021	
March	6,880	
April	7,551	
May	7,551	
June	7,551	

### QUALITY

	Quantity	Base Number	Contract	AT	Region	England
% of FP17s for the same patient ID Re-attending within 3 months - Children	33	507	6.5%	10.0%	11.6%	11.9%
% of FP17s for the same patient ID Re-attending within 3 months - Adults	161	925	17.4%	14.3%	15.2%	15.9%
% of FP17s for the same patient ID Re-attending between 3 & 9 months - Children	230	507	45.4%	55.8%	59.1%	58.1%
% of FP17s for the same patient ID Re-attending between 3 & 9 months - Adults	332	925	35.9%	49.0%	51.7%	50.6%
% of FP17s for Band 1 Urgent Courses	43	1,285	3.3%	8.5%	8.0%	9.1%
% of FP17s Relating to Free Repair or Replacements	3	1,285	0.2%	0.7%	0.8%	0.8%
% of FP17s Relating to Continuations	64	1,285	5.0%	0.9%	1.0%	1.1%
% of Patients satisfied with the dentistry they have received	5	5	N/A	91.9%	91.5%	91.4%
% of Patients satisfied with the time they had to wait for an appointment	3	5	N/A	89.1%	88.2%	87.7%

\* This is based on patients treated on this contract for their most recent course of treatment. Figures in italics indicate the base number of FP17s or Patient Questionnaire responses are less than 100. N/A is shown where the base number of responses is less than 10 during the period. % is calculated as Quantity/Base number\*100

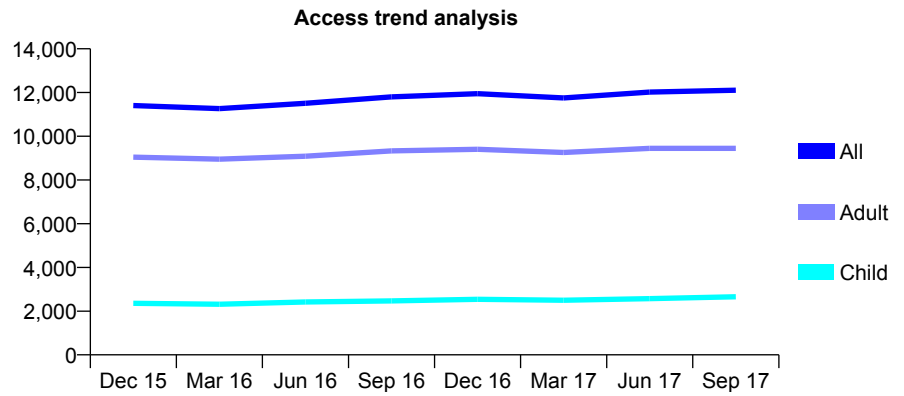
## Q57 - Vital Signs At a Glance Contract Report for 107204/0001 - September 2017

Name or company name	A F Clough & T N Clough
Contract type name	GDS Contract
Purpose of contract	General
Contract start date	01/03/2008
Contract end date	

17/18 Contracted general activity (UDA)	29,583
Carry forward general activity (UDA)	-569
17/18 Contracted orthodontic activity (UOA)	0
Carry forward orthodontic activity (UOA)	0
Baseline contract value	£845,300.79

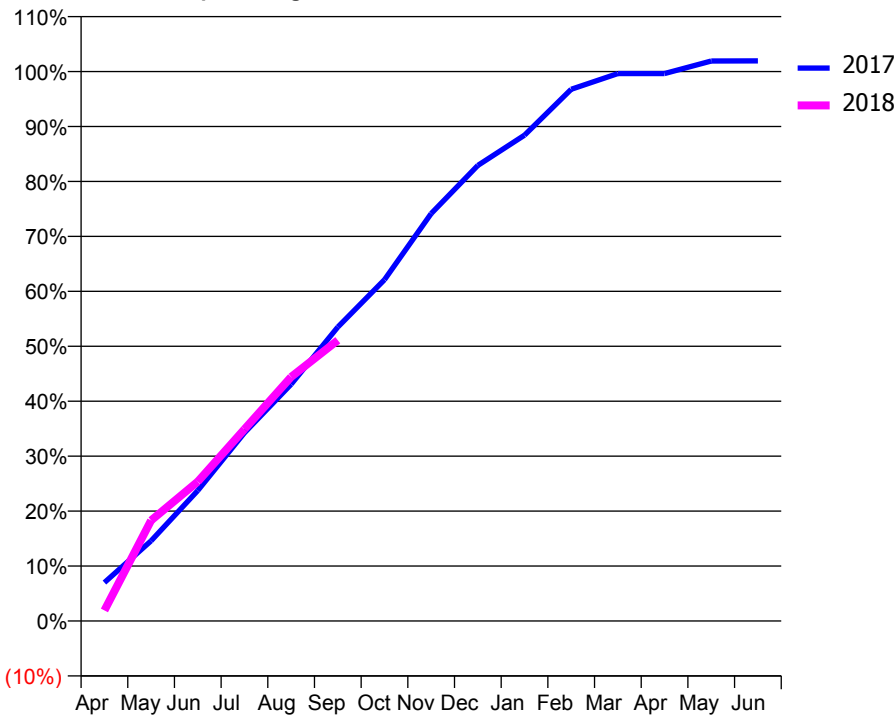
### ACCESS\*

Patients seen in 24 months	Total	Change since previous quarter
Quarter ending September 2016	11,800	
Quarter ending December 2016	11,947	→
Quarter ending March 2017	11,751	↓
Quarter ending June 2017	12,019	↑
Quarter ending September 2017	12,103	→
<b>Variance since September 2016</b>	<b>2.6%</b>	<b>↑</b>



### ACTIVITY

Cumulative percentage of contracted UDA delivered 2017 & 2018



Month	Adjusted Scheduled Activity (UDA)	
	2017	2018
April	2,074	569
May	4,315	5,419
June	7,028	7,508
July	10,134	10,327
August	12,748	13,143
September	15,829	15,118
October	18,375	
November	21,935	
December	24,528	
January	26,154	
February	28,627	
March	29,471	
April	29,471	
May	30,150	
June	30,152	

### QUALITY

	Quantity	Base Number	Contract	AT	Region	England
% of FP17s for the same patient ID Re-attending within 3 months - Children	135	2,253	6.0%	10.0%	11.6%	11.9%
% of FP17s for the same patient ID Re-attending within 3 months - Adults	845	6,400	13.2%	14.3%	15.2%	15.9%
% of FP17s for the same patient ID Re-attending between 3 & 9 months - Children	1,361	2,253	60.4%	55.8%	59.1%	58.1%
% of FP17s for the same patient ID Re-attending between 3 & 9 months - Adults	3,072	6,400	48.0%	49.0%	51.7%	50.6%
% of FP17s for Band 1 Urgent Courses	921	8,359	11.0%	8.5%	8.0%	9.1%
% of FP17s Relating to Free Repair or Replacements	145	8,359	1.7%	0.7%	0.8%	0.8%
% of FP17s Relating to Continuations	50	8,359	0.6%	0.9%	1.0%	1.1%
% of Patients satisfied with the dentistry they have received	32	36	88.9%	91.9%	91.5%	91.4%
% of Patients satisfied with the time they had to wait for an appointment	32	36	88.9%	89.1%	88.2%	87.7%

\* This is based on patients treated on this contract for their most recent course of treatment. Figures in italics indicate the base number of FP17s or Patient Questionnaire responses are less than 100. N/A is shown where the base number of responses is less than 10 during the period. % is calculated as Quantity/Base number\*100

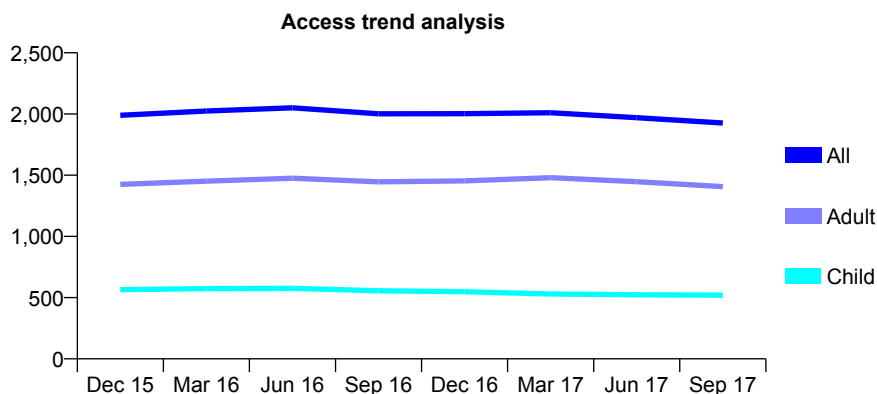
## Q57 - Vital Signs At a Glance Contract Report for 108790/0001 - September 2017

Name or company name	Alexander Dental Practice
Contract type name	GDS Contract
Purpose of contract	General
Contract start date	01/09/2010
Contract end date	

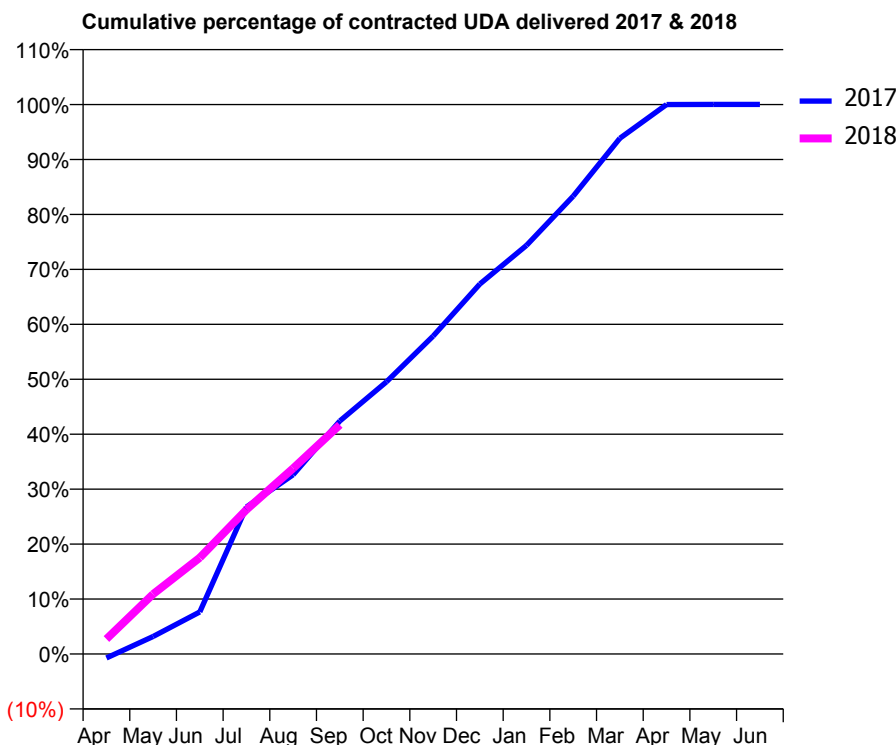
17/18 Contracted general activity (UDA)	5,000
Carry forward general activity (UDA)	-1
17/18 Contracted orthodontic activity (UOA)	0
Carry forward orthodontic activity (UOA)	0
Baseline contract value	£142,307.59

### ACCESS\*

Patients seen in 24 months	Total	Change since previous quarter
Quarter ending September 2016	2,002	
Quarter ending December 2016	2,003	→
Quarter ending March 2017	2,010	→
Quarter ending June 2017	1,970	↓
Quarter ending September 2017	1,927	↓
<b>Variance since September 2016</b>	<b>(3.7%)</b>	<b>↓</b>



### ACTIVITY



Month	Adjusted Scheduled Activity (UDA)	
	2017	2018
April	-37	137
May	159	546
June	382	876
July	1,338	1,314
August	1,632	1,690
September	2,121	2,085
October	2,478	
November	2,893	
December	3,367	
January	3,719	
February	4,166	
March	4,693	
April	5,000	
May	5,001	
June	5,001	

### QUALITY

	Quantity	Base Number	Contract	AT	Region	England
% of FP17s for the same patient ID Re-attending within 3 months - Children	30	305	9.8%	10.0%	11.6%	11.9%
% of FP17s for the same patient ID Re-attending within 3 months - Adults	115	771	14.9%	14.3%	15.2%	15.9%
% of FP17s for the same patient ID Re-attending between 3 & 9 months - Children	131	305	43.0%	55.8%	59.1%	58.1%
% of FP17s for the same patient ID Re-attending between 3 & 9 months - Adults	304	771	39.4%	49.0%	51.7%	50.6%
% of FP17s for Band 1 Urgent Courses	215	969	22.2%	8.5%	8.0%	9.1%
% of FP17s Relating to Free Repair or Replacements	0	969	0.0%	0.7%	0.8%	0.8%
% of FP17s Relating to Continuations	3	969	0.3%	0.9%	1.0%	1.1%
% of Patients satisfied with the dentistry they have received	6	6	N/A	91.9%	91.5%	91.4%
% of Patients satisfied with the time they had to wait for an appointment	6	6	N/A	89.1%	88.2%	87.7%

\* This is based on patients treated on this contract for their most recent course of treatment. Figures in italics indicate the base number of FP17s or Patient Questionnaire responses are less than 100. N/A is shown where the base number of responses is less than 10 during the period. % is calculated as Quantity/Base number\*100

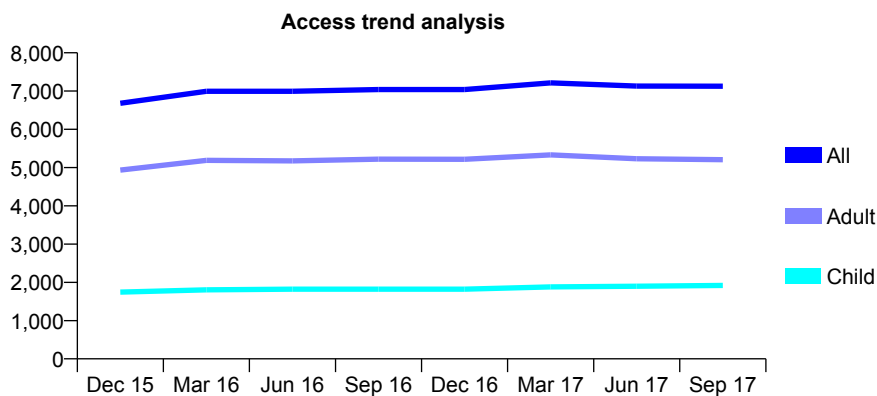
## Q57 - Vital Signs At a Glance Contract Report for 109231/0001 - September 2017

Name or company name	E. Harunani & M. Kanani
Contract type name	GDS Contract
Purpose of contract	General
Contract start date	01/07/2010
Contract end date	

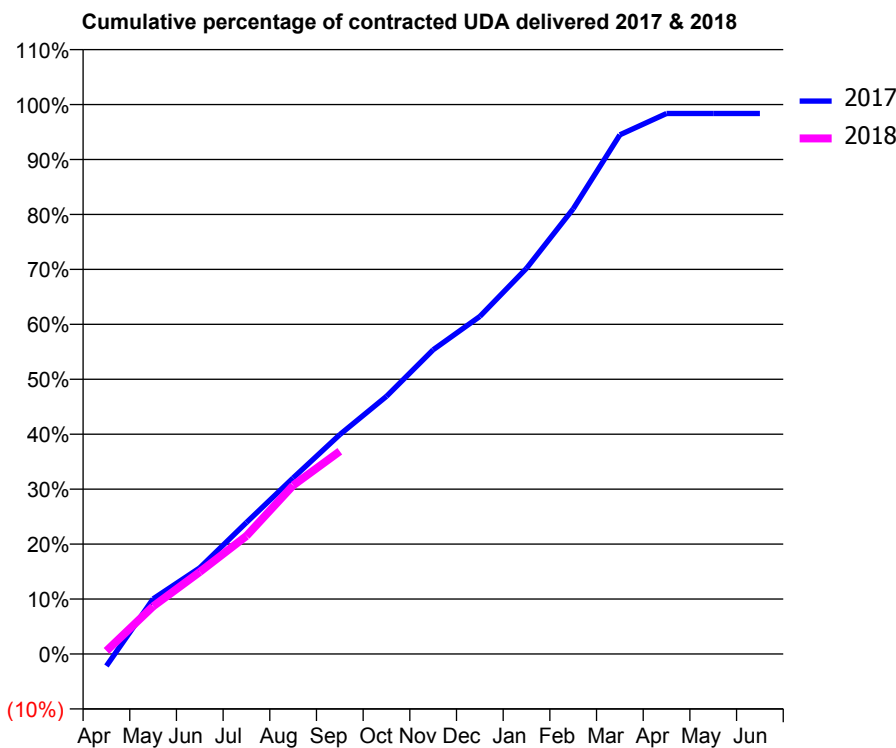
17/18 Contracted general activity (UDA)	20,850
Carry forward general activity (UDA)	341
17/18 Contracted orthodontic activity (UOA)	0
Carry forward orthodontic activity (UOA)	0
Baseline contract value	£520,175.99

### ACCESS\*

Patients seen in 24 months	Total	Change since previous quarter
Quarter ending September 2016	7,040	
Quarter ending December 2016	7,039	→
Quarter ending March 2017	7,213	↑
Quarter ending June 2017	7,131	↓
Quarter ending September 2017	7,126	→
<b>Variance since September 2016</b>	<b>1.2%</b>	<b>→</b>



### ACTIVITY



Month	Adjusted Scheduled Activity (UDA)	
	2017	2018
April	-456	119
May	2,094	1,811
June	3,271	3,115
July	4,993	4,482
August	6,683	6,399
September	8,328	7,693
October	9,780	
November	11,544	
December	12,808	
January	14,637	
February	16,894	
March	19,698	
April	20,509	
May	20,509	
June	20,509	

### QUALITY

	Quantity	Base Number	Contract	AT	Region	England
% of FP17s for the same patient ID Re-attending within 3 months - Children	75	1,299	5.8%	10.0%	11.6%	11.9%
% of FP17s for the same patient ID Re-attending within 3 months - Adults	425	3,001	14.2%	14.3%	15.2%	15.9%
% of FP17s for the same patient ID Re-attending between 3 & 9 months - Children	777	1,299	59.8%	55.8%	59.1%	58.1%
% of FP17s for the same patient ID Re-attending between 3 & 9 months - Adults	1,503	3,001	50.1%	49.0%	51.7%	50.6%
% of FP17s for Band 1 Urgent Courses	465	3,965	11.7%	8.5%	8.0%	9.1%
% of FP17s Relating to Free Repair or Replacements	4	3,965	0.1%	0.7%	0.8%	0.8%
% of FP17s Relating to Continuations	58	3,965	1.5%	0.9%	1.0%	1.1%
% of Patients satisfied with the dentistry they have received	4	6	N/A	91.9%	91.5%	91.4%
% of Patients satisfied with the time they had to wait for an appointment	6	6	N/A	89.1%	88.2%	87.7%

\* This is based on patients treated on this contract for their most recent course of treatment. Figures in italics indicate the base number of FP17s or Patient Questionnaire responses are less than 100. N/A is shown where the base number of responses is less than 10 during the period. % is calculated as Quantity/Base number\*100

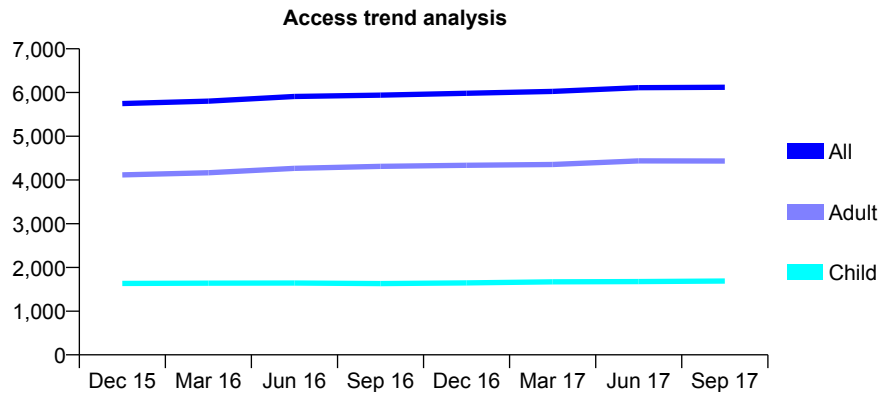
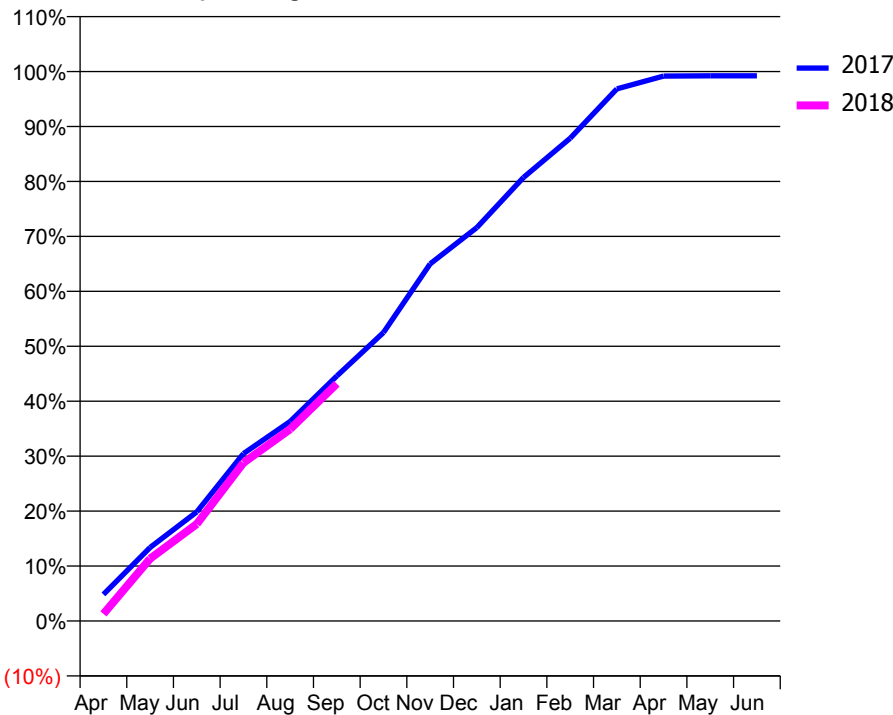
**Q57 - Vital Signs At a Glance Contract Report for 109894/0001 - September 2017**

Name or company name	Mr T C Patel, Mrs K Patel, Mr A Patel and M
Contract type name	GDS Contract
Purpose of contract	General
Contract start date	01/05/2011
Contract end date	

17/18 Contracted general activity (UDA)	12,494
Carry forward general activity (UDA)	97
17/18 Contracted orthodontic activity (UOA)	0
Carry forward orthodontic activity (UOA)	0
Baseline contract value	£297,104.42

**ACCESS\***

Patients seen in 24 months	Total	Change since previous quarter
Quarter ending September 2016	5,939	
Quarter ending December 2016	5,982	→
Quarter ending March 2017	6,024	→
Quarter ending June 2017	6,112	→
Quarter ending September 2017	6,119	→
<b>Variance since September 2016</b>	<b>3.0%</b>	<b>↑</b>


**ACTIVITY**
**Cumulative percentage of contracted UDA delivered 2017 & 2018**


Month	Adjusted Scheduled Activity (UDA)	
	2017	2018
April	606	163
May	1,671	1,419
June	2,480	2,204
July	3,808	3,598
August	4,537	4,361
September	5,571	5,395
October	6,561	
November	8,121	
December	8,947	
January	10,085	
February	10,976	
March	12,098	
April	12,391	
May	12,395	
June	12,397	

**QUALITY**

	Quantity	Base Number	Contract	AT	Region	England
% of FP17s for the same patient ID Re-attending within 3 months - Children	72	1,236	5.8%	10.0%	11.6%	11.9%
% of FP17s for the same patient ID Re-attending within 3 months - Adults	327	2,744	11.9%	14.3%	15.2%	15.9%
% of FP17s for the same patient ID Re-attending between 3 & 9 months - Children	734	1,236	59.4%	55.8%	59.1%	58.1%
% of FP17s for the same patient ID Re-attending between 3 & 9 months - Adults	1,346	2,744	49.1%	49.0%	51.7%	50.6%
% of FP17s for Band 1 Urgent Courses	180	3,206	5.6%	8.5%	8.0%	9.1%
% of FP17s Relating to Free Repair or Replacements	16	3,206	0.5%	0.7%	0.8%	0.8%
% of FP17s Relating to Continuations	2	3,206	0.1%	0.9%	1.0%	1.1%
% of Patients satisfied with the dentistry they have received	21	22	95.5%	91.9%	91.5%	91.4%
% of Patients satisfied with the time they had to wait for an appointment	18	22	81.8%	89.1%	88.2%	87.7%

\* This is based on patients treated on this contract for their most recent course of treatment. Figures in italics indicate the base number of FP17s or Patient Questionnaire responses are less than 100. N/A is shown where the base number of responses is less than 10 during the period. % is calculated as Quantity/Base number\*100



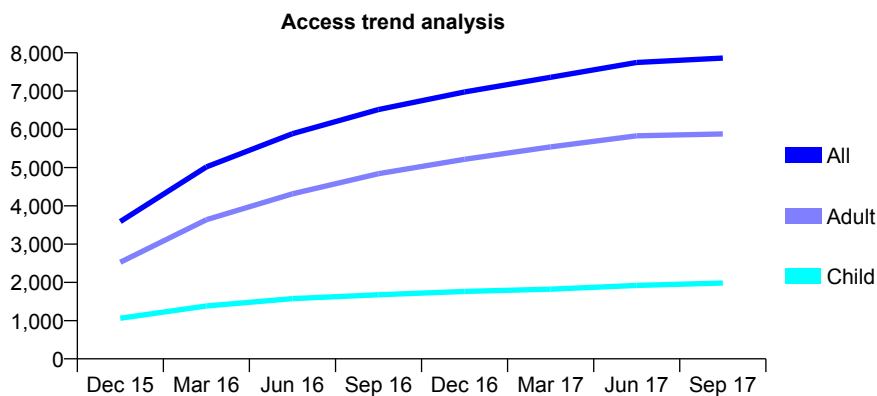
## Q57 - Vital Signs At a Glance Contract Report for 110299/0002 - September 2017

Name or company name	Baddow Dental Practice
Contract type name	GDS Contract
Purpose of contract	General
Contract start date	01/07/2015
Contract end date	

17/18 Contracted general activity (UDA)	20,223
Carry forward general activity (UDA)	164
17/18 Contracted orthodontic activity (UOA)	0
Carry forward orthodontic activity (UOA)	0
Baseline contract value	£615,433.30

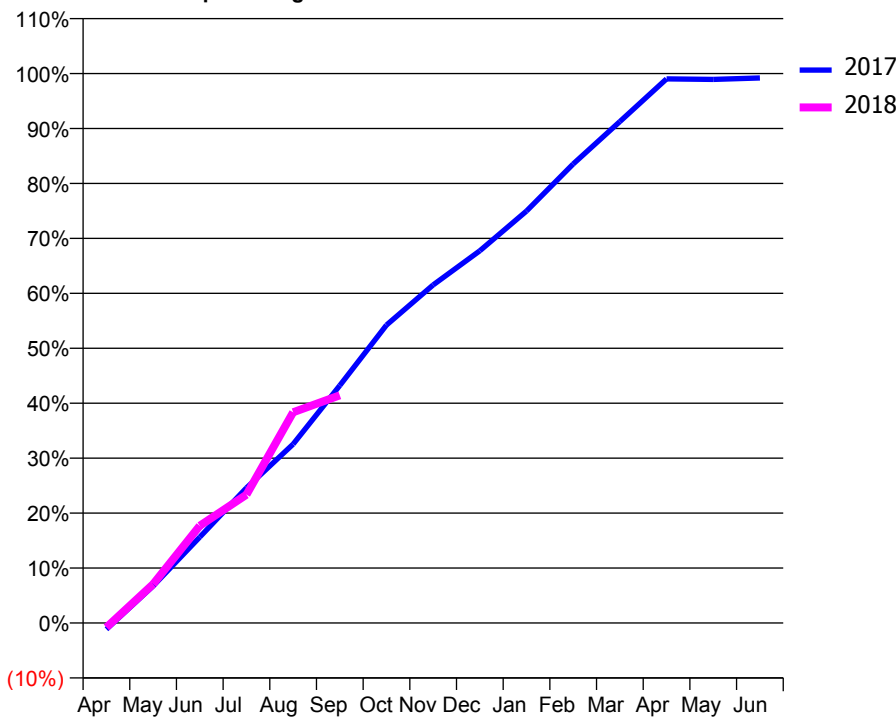
### ACCESS\*

Patients seen in 24 months	Total	Change since previous quarter
Quarter ending September 2016	6,516	
Quarter ending December 2016	6,977	↑
Quarter ending March 2017	7,360	↑
Quarter ending June 2017	7,748	↑
Quarter ending September 2017	7,862	→
<b>Variance since September 2016</b>	<b>20.7%</b>	<b>↑</b>



### ACTIVITY

Cumulative percentage of contracted UDA delivered 2017 & 2018



Adjusted Scheduled Activity (UDA)

Month	2017	2018
April	-233	-164
May	1,364	1,431
June	3,161	3,582
July	4,974	4,723
August	6,585	7,758
September	8,741	8,381
October	10,966	
November	12,443	
December	13,700	
January	15,163	
February	16,893	
March	18,457	
April	20,027	
May	20,005	
June	20,059	

### QUALITY

	Quantity	Base Number	Contract	AT	Region	England
% of FP17s for the same patient ID Re-attending within 3 months - Children	59	1,439	4.1%	10.0%	11.6%	11.9%
% of FP17s for the same patient ID Re-attending within 3 months - Adults	391	3,802	10.3%	14.3%	15.2%	15.9%
% of FP17s for the same patient ID Re-attending between 3 & 9 months - Children	706	1,439	49.1%	55.8%	59.1%	58.1%
% of FP17s for the same patient ID Re-attending between 3 & 9 months - Adults	1,814	3,802	47.7%	49.0%	51.7%	50.6%
% of FP17s for Band 1 Urgent Courses	286	4,468	6.4%	8.5%	8.0%	9.1%
% of FP17s Relating to Free Repair or Replacements	33	4,468	0.7%	0.7%	0.8%	0.8%
% of FP17s Relating to Continuations	18	4,468	0.4%	0.9%	1.0%	1.1%
% of Patients satisfied with the dentistry they have received	10	11	90.9%	91.9%	91.5%	91.4%
% of Patients satisfied with the time they had to wait for an appointment	9	11	81.8%	89.1%	88.2%	87.7%

\* This is based on patients treated on this contract for their most recent course of treatment. Figures in italics indicate the base number of FP17s or Patient Questionnaire responses are less than 100. N/A is shown where the base number of responses is less than 10 during the period. % is calculated as Quantity/Base number\*100

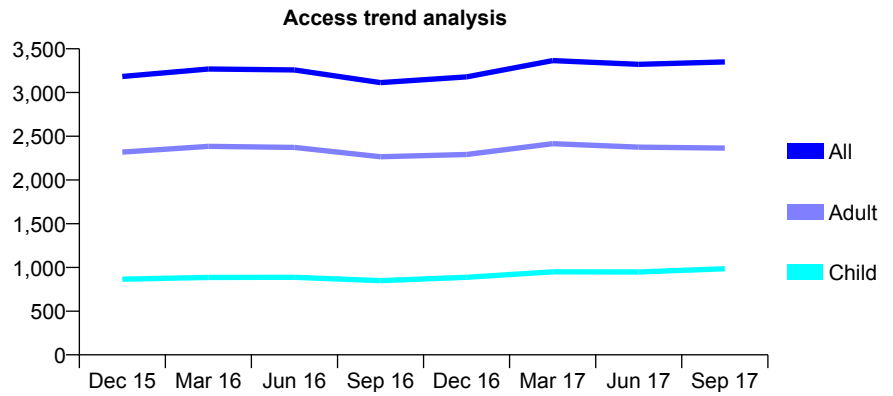
## Q57 - Vital Signs At a Glance Contract Report for 110329/0001 - September 2017

Name or company name	Mr Yap & Mr Dhamu
Contract type name	GDS Contract
Purpose of contract	General
Contract start date	01/04/2014
Contract end date	

17/18 Contracted general activity (UDA)	9,860
Carry forward general activity (UDA)	-162
17/18 Contracted orthodontic activity (UOA)	0
Carry forward orthodontic activity (UOA)	0
Baseline contract value	£316,032.83

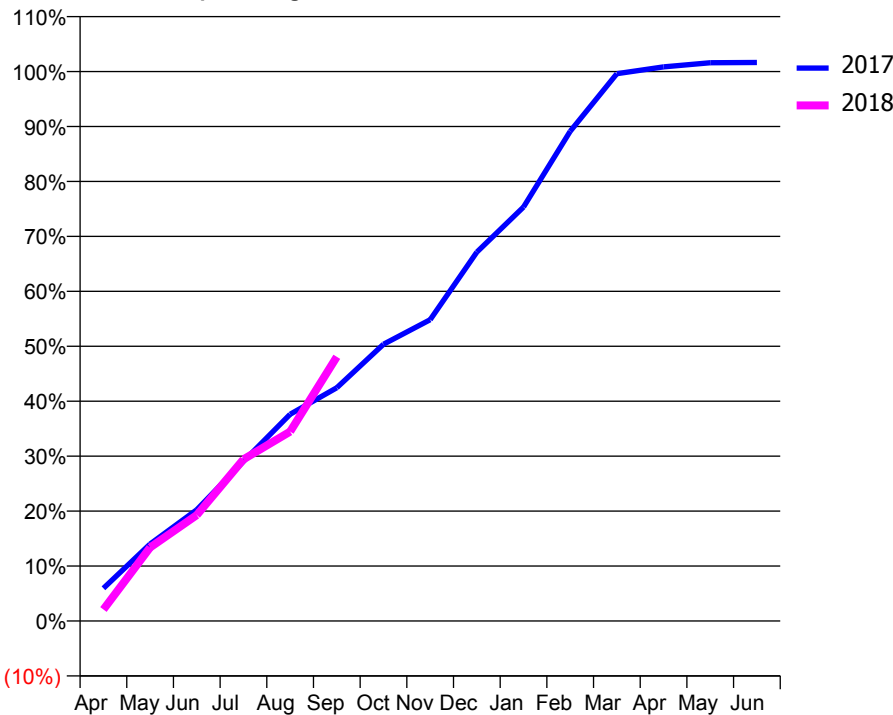
### ACCESS\*

Patients seen in 24 months	Total	Change since previous quarter
Quarter ending September 2016	3,114	
Quarter ending December 2016	3,179	↑
Quarter ending March 2017	3,365	↑
Quarter ending June 2017	3,323	↓
Quarter ending September 2017	3,350	→
<b>Variance since September 2016</b>	<b>7.6%</b>	<b>↑</b>



### ACTIVITY

Cumulative percentage of contracted UDA delivered 2017 & 2018



Month	Adjusted Scheduled Activity (UDA)	
	2017	2018
April	586	208
May	1,381	1,319
June	1,996	1,901
July	2,866	2,901
August	3,709	3,399
September	4,185	4,741
October	4,967	
November	5,406	
December	6,619	
January	7,429	
February	8,788	
March	9,821	
April	9,942	
May	10,018	
June	10,022	

### QUALITY

	Quantity	Base Number	Contract	AT	Region	England
% of FP17s for the same patient ID Re-attending within 3 months - Children	23	522	4.4%	10.0%	11.6%	11.9%
% of FP17s for the same patient ID Re-attending within 3 months - Adults	117	1,231	9.5%	14.3%	15.2%	15.9%
% of FP17s for the same patient ID Re-attending between 3 & 9 months - Children	132	522	25.3%	55.8%	59.1%	58.1%
% of FP17s for the same patient ID Re-attending between 3 & 9 months - Adults	382	1,231	31.0%	49.0%	51.7%	50.6%
% of FP17s for Band 1 Urgent Courses	73	1,667	4.4%	8.5%	8.0%	9.1%
% of FP17s Relating to Free Repair or Replacements	0	1,667	0.0%	0.7%	0.8%	0.8%
% of FP17s Relating to Continuations	0	1,667	0.0%	0.9%	1.0%	1.1%
% of Patients satisfied with the dentistry they have received	7	8	N/A	91.9%	91.5%	91.4%
% of Patients satisfied with the time they had to wait for an appointment	8	8	N/A	89.1%	88.2%	87.7%

\* This is based on patients treated on this contract for their most recent course of treatment. Figures in italics indicate the base number of FP17s or Patient Questionnaire responses are less than 100. N/A is shown where the base number of responses is less than 10 during the period. % is calculated as Quantity/Base number\*100

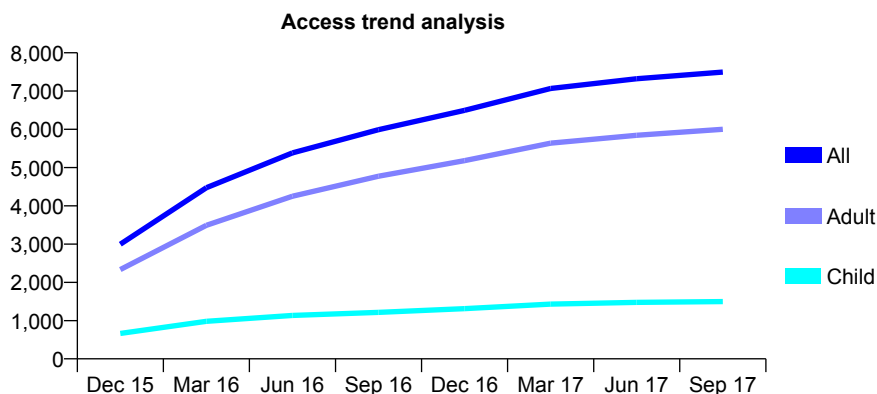
## Q57 - Vital Signs At a Glance Contract Report for 111074/0001 - September 2017

Name or company name	Cygnets Dental Practice
Contract type name	GDS Contract
Purpose of contract	General
Contract start date	01/04/2015
Contract end date	

17/18 Contracted general activity (UDA)	21,884
Carry forward general activity (UDA)	337
17/18 Contracted orthodontic activity (UOA)	0
Carry forward orthodontic activity (UOA)	0
Baseline contract value	£532,154.96

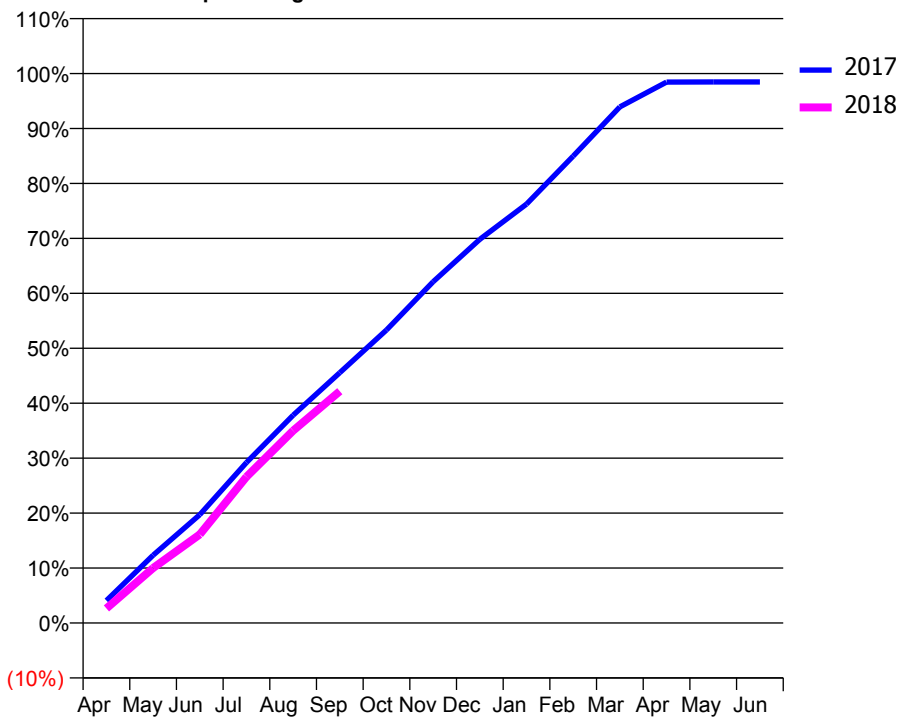
### ACCESS\*

Patients seen in 24 months	Total	Change since previous quarter
Quarter ending September 2016	5,991	
Quarter ending December 2016	6,497	↑
Quarter ending March 2017	7,069	↑
Quarter ending June 2017	7,322	↑
Quarter ending September 2017	7,498	↑
<b>Variance since September 2016</b>	<b>25.2%</b>	<b>↑</b>



### ACTIVITY

Cumulative percentage of contracted UDA delivered 2017 & 2018



Adjusted Scheduled Activity (UDA)

Month	2017	2018
April	894	583
May	2,702	2,191
June	4,317	3,530
July	6,389	5,824
August	8,276	7,659
September	9,970	9,231
October	11,672	
November	13,593	
December	15,283	
January	16,681	
February	18,598	
March	20,557	
April	21,540	
May	21,549	
June	21,547	

### QUALITY

	Quantity	Base Number	Contract	AT	Region	England
% of FP17s for the same patient ID Re-attending within 3 months - Children	91	1,144	8.0%	10.0%	11.6%	11.9%
% of FP17s for the same patient ID Re-attending within 3 months - Adults	464	3,979	11.7%	14.3%	15.2%	15.9%
% of FP17s for the same patient ID Re-attending between 3 & 9 months - Children	689	1,144	60.2%	55.8%	59.1%	58.1%
% of FP17s for the same patient ID Re-attending between 3 & 9 months - Adults	2,256	3,979	56.7%	49.0%	51.7%	50.6%
% of FP17s for Band 1 Urgent Courses	408	4,689	8.7%	8.5%	8.0%	9.1%
% of FP17s Relating to Free Repair or Replacements	38	4,689	0.8%	0.7%	0.8%	0.8%
% of FP17s Relating to Continuations	48	4,689	1.0%	0.9%	1.0%	1.1%
% of Patients satisfied with the dentistry they have received	17	18	94.4%	91.9%	91.5%	91.4%
% of Patients satisfied with the time they had to wait for an appointment	15	18	83.3%	89.1%	88.2%	87.7%

\* This is based on patients treated on this contract for their most recent course of treatment. Figures in italics indicate the base number of FP17s or Patient Questionnaire responses are less than 100. N/A is shown where the base number of responses is less than 10 during the period. % is calculated as Quantity/Base number\*100

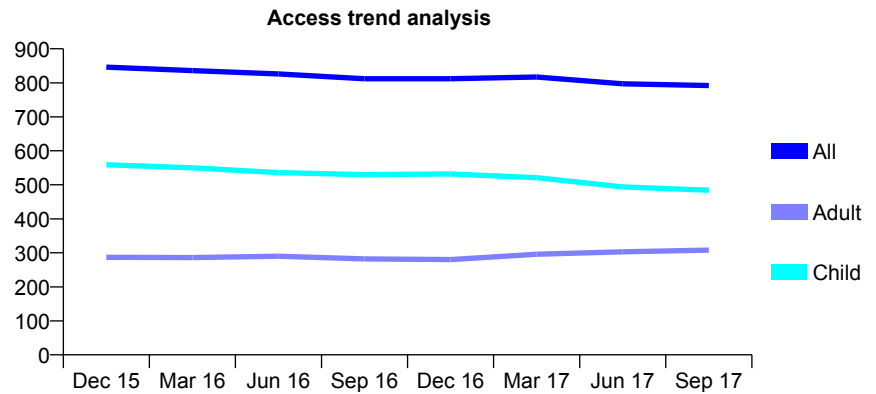
## Q57 - Vital Signs At a Glance Contract Report for 112232/0001 - September 2017

Name or company name	M Duncan & K Singh
Contract type name	GDS Contract
Purpose of contract	General
Contract start date	01/04/2009
Contract end date	

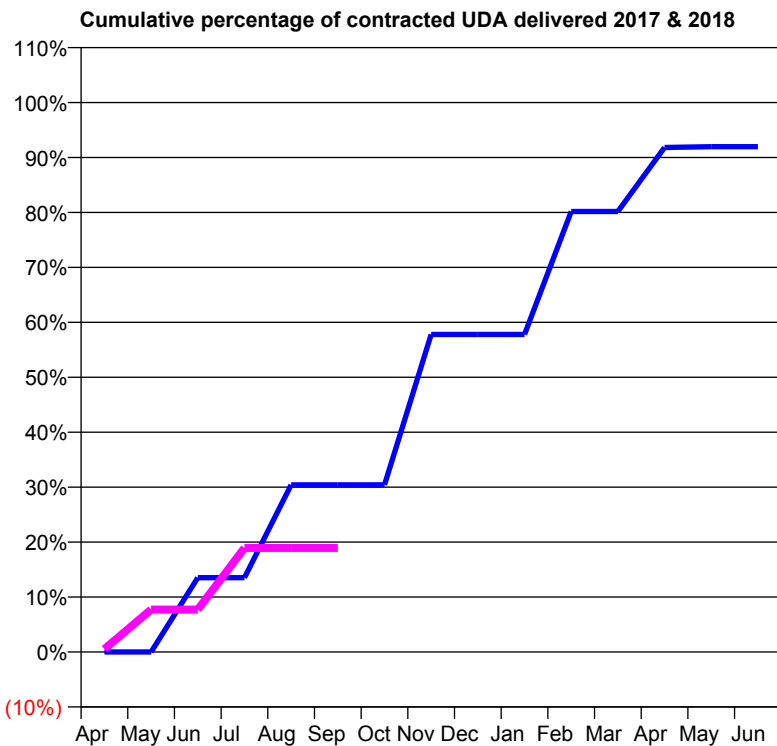
17/18 Contracted general activity (UDA)	2,000
Carry forward general activity (UDA)	0
17/18 Contracted orthodontic activity (UOA)	0
Carry forward orthodontic activity (UOA)	0
Baseline contract value	£48,028.29

### ACCESS\*

Patients seen in 24 months	Total	Change since previous quarter
Quarter ending September 2016	812	
Quarter ending December 2016	812	→
Quarter ending March 2017	817	→
Quarter ending June 2017	797	↓
Quarter ending September 2017	792	→
<b>Variance since September 2016</b>	<b>(2.5%)</b>	<b>↓</b>



### ACTIVITY



Adjusted Scheduled Activity (UDA)		
Month	2017	2018
April	0	11
May	0	155
June	270	155
July	270	379
August	609	379
September	609	379
October	609	
November	1,156	
December	1,156	
January	1,156	
February	1,603	
March	1,603	
April	1,836	
May	1,839	
June	1,839	

### QUALITY

	Quantity	Base Number	Contract	AT	Region	England
% of FP17s for the same patient ID Re-attending within 3 months - Children	21	325	6.5%	10.0%	11.6%	11.9%
% of FP17s for the same patient ID Re-attending within 3 months - Adults	9	96	9.4%	14.3%	15.2%	15.9%
% of FP17s for the same patient ID Re-attending between 3 & 9 months - Children	248	325	76.3%	55.8%	59.1%	58.1%
% of FP17s for the same patient ID Re-attending between 3 & 9 months - Adults	37	96	38.5%	49.0%	51.7%	50.6%
% of FP17s for Band 1 Urgent Courses	25	288	8.7%	8.5%	8.0%	9.1%
% of FP17s Relating to Free Repair or Replacements	0	288	0.0%	0.7%	0.8%	0.8%
% of FP17s Relating to Continuations	2	288	0.7%	0.9%	1.0%	1.1%
% of Patients satisfied with the dentistry they have received	3	3	N/A	91.9%	91.5%	91.4%
% of Patients satisfied with the time they had to wait for an appointment	3	3	N/A	89.1%	88.2%	87.7%

\* This is based on patients treated on this contract for their most recent course of treatment. Figures in italics indicate the base number of FP17s or Patient Questionnaire responses are less than 100. N/A is shown where the base number of responses is less than 10 during the period. % is calculated as Quantity/Base number\*100

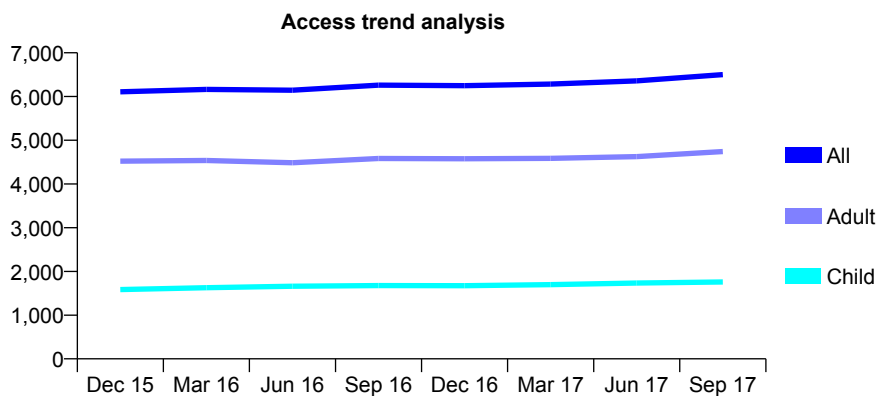
## Q57 - Vital Signs At a Glance Contract Report for 114944/0001 - September 2017

Name or company name	Hockley Dental Care
Contract type name	GDS Contract
Purpose of contract	General
Contract start date	01/10/2010
Contract end date	

17/18 Contracted general activity (UDA)	18,150
Carry forward general activity (UDA)	0
17/18 Contracted orthodontic activity (UOA)	0
Carry forward orthodontic activity (UOA)	0
Baseline contract value	£441,392.16

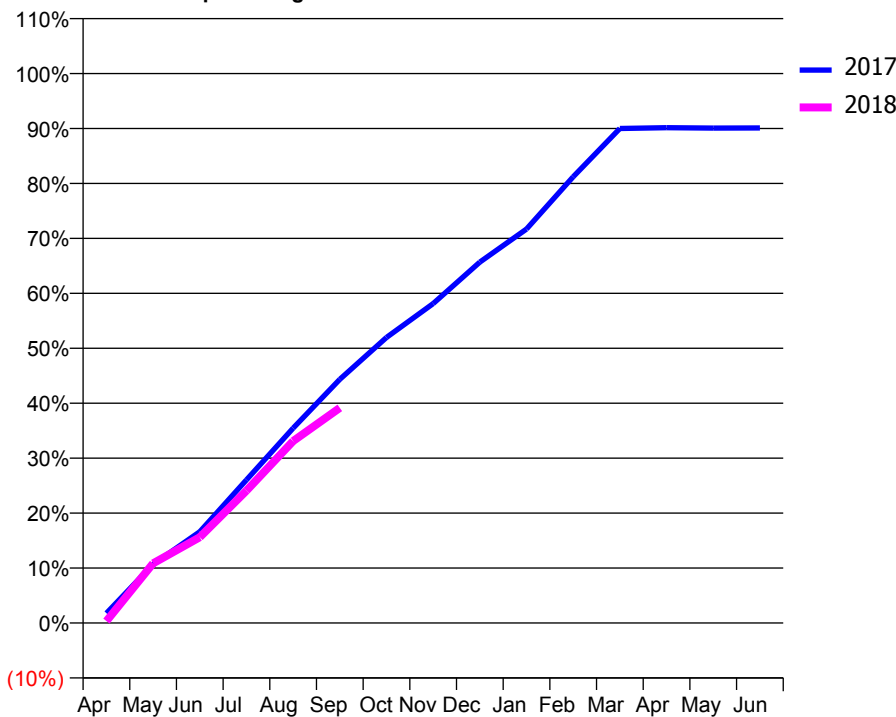
### ACCESS\*

Patients seen in 24 months	Total	Change since previous quarter
Quarter ending September 2016	6,260	
Quarter ending December 2016	6,249	→
Quarter ending March 2017	6,285	→
Quarter ending June 2017	6,359	→
Quarter ending September 2017	6,500	↑
<b>Variance since September 2016</b>	<b>3.8%</b>	<b>↑</b>



### ACTIVITY

Cumulative percentage of contracted UDA delivered 2017 & 2018



Adjusted Scheduled Activity (UDA)

Month	2017	2018
April	287	66
May	1,709	1,971
June	2,659	2,835
July	4,168	4,370
August	5,676	6,009
September	7,095	7,106
October	8,316	
November	9,299	
December	10,510	
January	11,472	
February	12,995	
March	14,400	
April	14,423	
May	14,411	
June	14,414	

### QUALITY

	Quantity	Base Number	Contract	AT	Region	England
% of FP17s for the same patient ID Re-attending within 3 months - Children	54	1,163	4.6%	10.0%	11.6%	11.9%
% of FP17s for the same patient ID Re-attending within 3 months - Adults	266	2,725	9.8%	14.3%	15.2%	15.9%
% of FP17s for the same patient ID Re-attending between 3 & 9 months - Children	603	1,163	51.8%	55.8%	59.1%	58.1%
% of FP17s for the same patient ID Re-attending between 3 & 9 months - Adults	1,302	2,725	47.8%	49.0%	51.7%	50.6%
% of FP17s for Band 1 Urgent Courses	458	3,866	11.8%	8.5%	8.0%	9.1%
% of FP17s Relating to Free Repair or Replacements	8	3,866	0.2%	0.7%	0.8%	0.8%
% of FP17s Relating to Continuations	4	3,866	0.1%	0.9%	1.0%	1.1%
% of Patients satisfied with the dentistry they have received	8	11	72.7%	91.9%	91.5%	91.4%
% of Patients satisfied with the time they had to wait for an appointment	10	11	90.9%	89.1%	88.2%	87.7%

\* This is based on patients treated on this contract for their most recent course of treatment. Figures in italics indicate the base number of FP17s or Patient Questionnaire responses are less than 100. N/A is shown where the base number of responses is less than 10 during the period. % is calculated as Quantity/Base number\*100

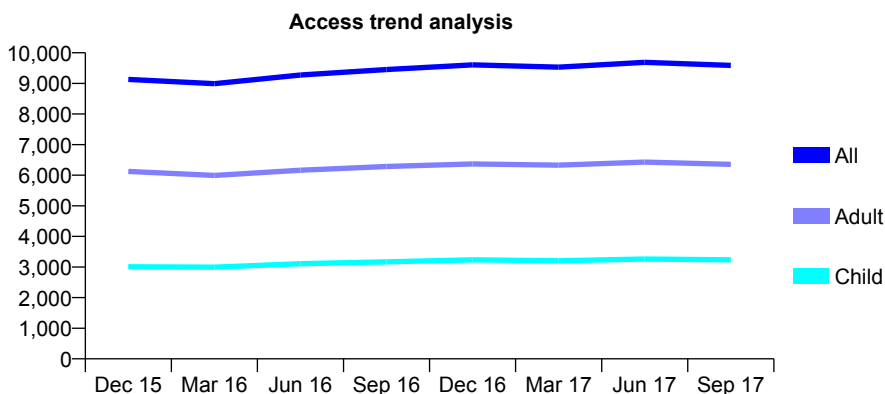
## Q57 - Vital Signs At a Glance Contract Report for 116432/0001 - September 2017

Name or company name	Ghabai and Hemmati
Contract type name	GDS Contract
Purpose of contract	General
Contract start date	01/04/2006
Contract end date	

17/18 Contracted general activity (UDA)	26,845
Carry forward general activity (UDA)	-67
17/18 Contracted orthodontic activity (UOA)	0
Carry forward orthodontic activity (UOA)	0
Baseline contract value	£877,019.01

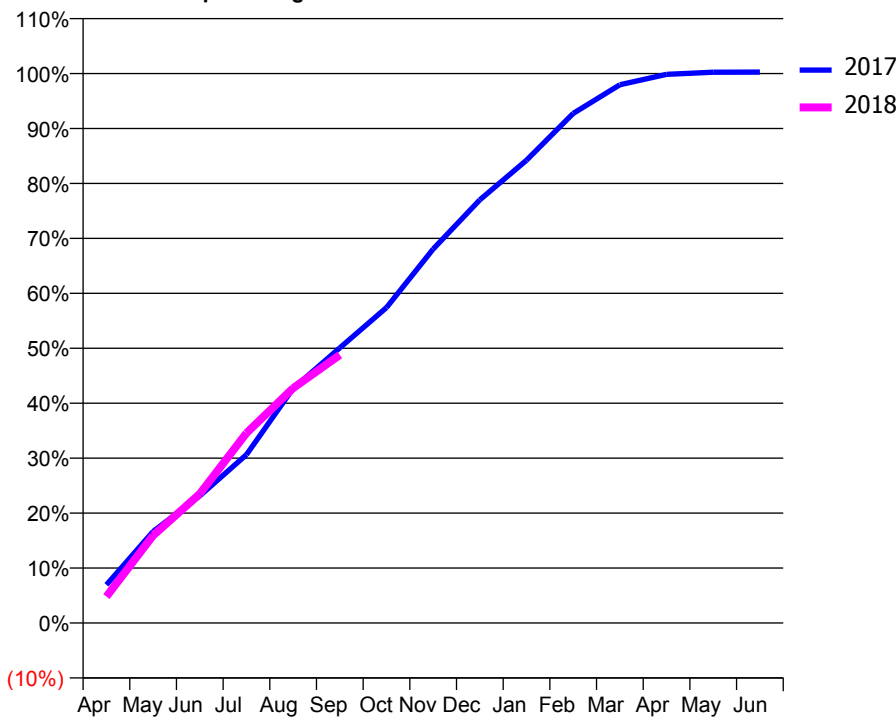
### ACCESS\*

Patients seen in 24 months	Total	Change since previous quarter
Quarter ending September 2016	9,455	
Quarter ending December 2016	9,606	→
Quarter ending March 2017	9,531	→
Quarter ending June 2017	9,690	→
Quarter ending September 2017	9,590	↓
<b>Variance since September 2016</b>	<b>1.4%</b>	<b>→</b>



### ACTIVITY

Cumulative percentage of contracted UDA delivered 2017 & 2018



Month	Adjusted Scheduled Activity (UDA)	
	2017	2018
April	1,864	1,290
May	4,473	4,274
June	6,209	6,308
July	8,225	9,278
August	11,462	11,475
September	13,446	13,099
October	15,412	
November	18,267	
December	20,676	
January	22,611	
February	24,897	
March	26,296	
April	26,801	
May	26,909	
June	26,912	

### QUALITY

	Quantity	Base Number	Contract	AT	Region	England
% of FP17s for the same patient ID Re-attending within 3 months - Children	109	1,892	5.8%	10.0%	11.6%	11.9%
% of FP17s for the same patient ID Re-attending within 3 months - Adults	327	3,038	10.8%	14.3%	15.2%	15.9%
% of FP17s for the same patient ID Re-attending between 3 & 9 months - Children	903	1,892	47.7%	55.8%	59.1%	58.1%
% of FP17s for the same patient ID Re-attending between 3 & 9 months - Adults	1,034	3,038	34.0%	49.0%	51.7%	50.6%
% of FP17s for Band 1 Urgent Courses	232	4,600	5.0%	8.5%	8.0%	9.1%
% of FP17s Relating to Free Repair or Replacements	7	4,600	0.2%	0.7%	0.8%	0.8%
% of FP17s Relating to Continuations	20	4,600	0.4%	0.9%	1.0%	1.1%
% of Patients satisfied with the dentistry they have received	24	25	96.0%	91.9%	91.5%	91.4%
% of Patients satisfied with the time they had to wait for an appointment	23	25	92.0%	89.1%	88.2%	87.7%

\* This is based on patients treated on this contract for their most recent course of treatment. Figures in italics indicate the base number of FP17s or Patient Questionnaire responses are less than 100. N/A is shown where the base number of responses is less than 10 during the period. % is calculated as Quantity/Base number\*100

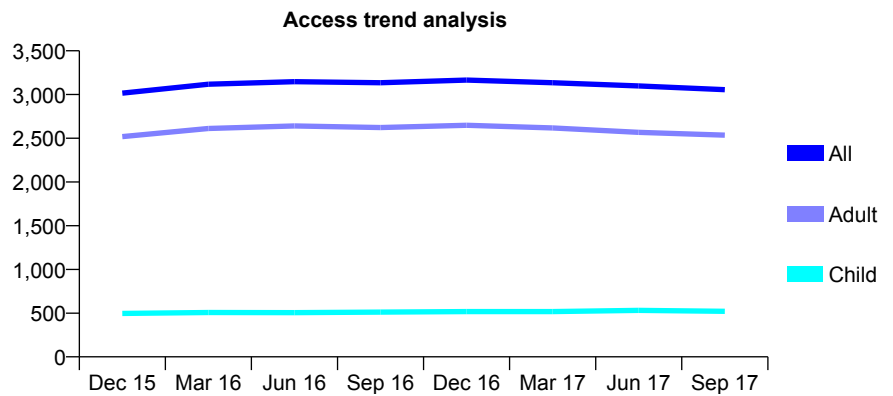
## Q57 - Vital Signs At a Glance Contract Report for 116610/0001 - September 2017

Name or company name	M Duncan & KS Singh
Contract type name	GDS Contract
Purpose of contract	General
Contract start date	01/04/2014
Contract end date	

17/18 Contracted general activity (UDA)	9,168
Carry forward general activity (UDA)	256
17/18 Contracted orthodontic activity (UOA)	0
Carry forward orthodontic activity (UOA)	0
Baseline contract value	£250,583.88

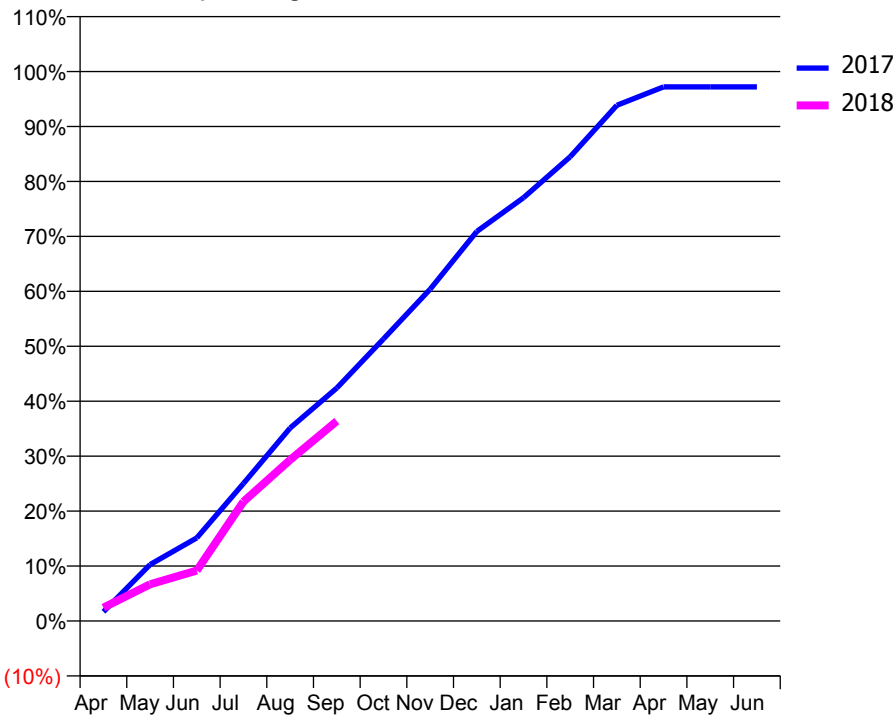
### ACCESS\*

Patients seen in 24 months	Total	Change since previous quarter
Quarter ending September 2016	3,135	
Quarter ending December 2016	3,165	→
Quarter ending March 2017	3,135	→
Quarter ending June 2017	3,098	↓
Quarter ending September 2017	3,056	↓
<b>Variance since September 2016</b>	<b>(2.5%)</b>	<b>↓</b>



### ACTIVITY

Cumulative percentage of contracted UDA delivered 2017 & 2018



Month	Adjusted Scheduled Activity (UDA)	
	2017	2018
April	155	223
May	943	614
June	1,387	842
July	2,295	1,993
August	3,221	2,689
September	3,888	3,335
October	4,707	
November	5,537	
December	6,499	
January	7,063	
February	7,746	
March	8,605	
April	8,912	
May	8,912	
June	8,912	

### QUALITY

	Quantity	Base Number	Contract	AT	Region	England
% of FP17s for the same patient ID Re-attending within 3 months - Children	18	295	6.1%	10.0%	11.6%	11.9%
% of FP17s for the same patient ID Re-attending within 3 months - Adults	217	1,439	15.1%	14.3%	15.2%	15.9%
% of FP17s for the same patient ID Re-attending between 3 & 9 months - Children	67	295	22.7%	55.8%	59.1%	58.1%
% of FP17s for the same patient ID Re-attending between 3 & 9 months - Adults	479	1,439	33.3%	49.0%	51.7%	50.6%
% of FP17s for Band 1 Urgent Courses	91	1,600	5.7%	8.5%	8.0%	9.1%
% of FP17s Relating to Free Repair or Replacements	35	1,600	2.2%	0.7%	0.8%	0.8%
% of FP17s Relating to Continuations	65	1,600	4.1%	0.9%	1.0%	1.1%
% of Patients satisfied with the dentistry they have received	5	6	N/A	91.9%	91.5%	91.4%
% of Patients satisfied with the time they had to wait for an appointment	5	6	N/A	89.1%	88.2%	87.7%

\* This is based on patients treated on this contract for their most recent course of treatment. Figures in italics indicate the base number of FP17s or Patient Questionnaire responses are less than 100. N/A is shown where the base number of responses is less than 10 during the period. % is calculated as Quantity/Base number\*100

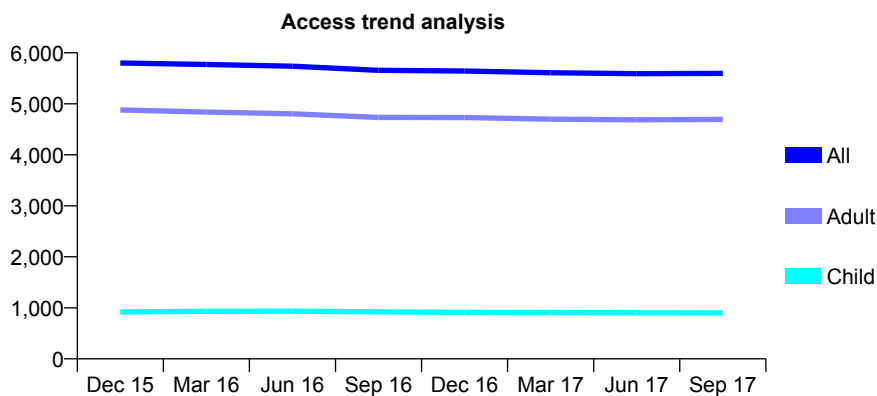
## Q57 - Vital Signs At a Glance Contract Report for 117676/0001 - September 2017

Name or company name	The Loughton Dental Practice
Contract type name	GDS Contract
Purpose of contract	General
Contract start date	31/03/2013
Contract end date	

17/18 Contracted general activity (UDA)	16,827
Carry forward general activity (UDA)	0
17/18 Contracted orthodontic activity (UOA)	0
Carry forward orthodontic activity (UOA)	0
Baseline contract value	£421,525.91

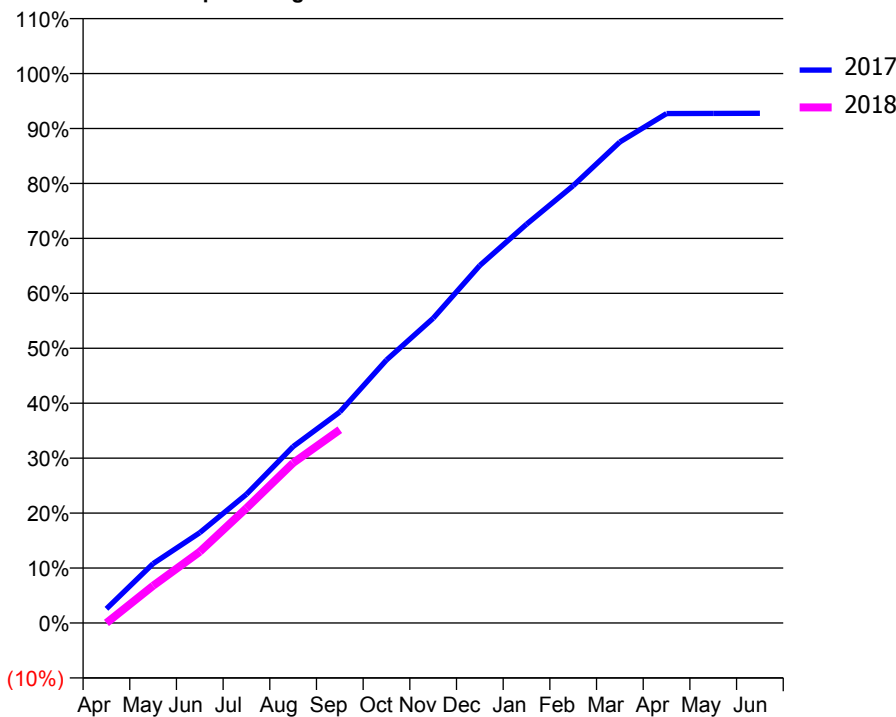
### ACCESS\*

Patients seen in 24 months	Total	Change since previous quarter
Quarter ending September 2016	5,656	
Quarter ending December 2016	5,642	→
Quarter ending March 2017	5,608	→
Quarter ending June 2017	5,590	→
Quarter ending September 2017	5,595	→
<b>Variance since September 2016</b>	<b>(1.1%)</b>	<b>↓</b>



### ACTIVITY

Cumulative percentage of contracted UDA delivered 2017 & 2018



Adjusted Scheduled Activity (UDA)

Month	2017	2018
April	435	0
May	1,818	1,142
June	2,765	2,182
July	3,943	3,520
August	5,406	4,901
September	6,461	5,919
October	8,053	
November	9,333	
December	10,949	
January	12,211	
February	13,390	
March	14,731	
April	15,599	
May	15,606	
June	15,607	

### QUALITY

	Quantity	Base Number	Contract	AT	Region	England
% of FP17s for the same patient ID Re-attending within 3 months - Children	26	654	4.0%	10.0%	11.6%	11.9%
% of FP17s for the same patient ID Re-attending within 3 months - Adults	343	3,274	10.5%	14.3%	15.2%	15.9%
% of FP17s for the same patient ID Re-attending between 3 & 9 months - Children	434	654	66.4%	55.8%	59.1%	58.1%
% of FP17s for the same patient ID Re-attending between 3 & 9 months - Adults	2,067	3,274	63.1%	49.0%	51.7%	50.6%
% of FP17s for Band 1 Urgent Courses	150	3,429	4.4%	8.5%	8.0%	9.1%
% of FP17s Relating to Free Repair or Replacements	14	3,429	0.4%	0.7%	0.8%	0.8%
% of FP17s Relating to Continuations	28	3,429	0.8%	0.9%	1.0%	1.1%
% of Patients satisfied with the dentistry they have received	18	20	90.0%	91.9%	91.5%	91.4%
% of Patients satisfied with the time they had to wait for an appointment	16	20	80.0%	89.1%	88.2%	87.7%

\* This is based on patients treated on this contract for their most recent course of treatment. Figures in italics indicate the base number of FP17s or Patient Questionnaire responses are less than 100. N/A is shown where the base number of responses is less than 10 during the period. % is calculated as Quantity/Base number\*100



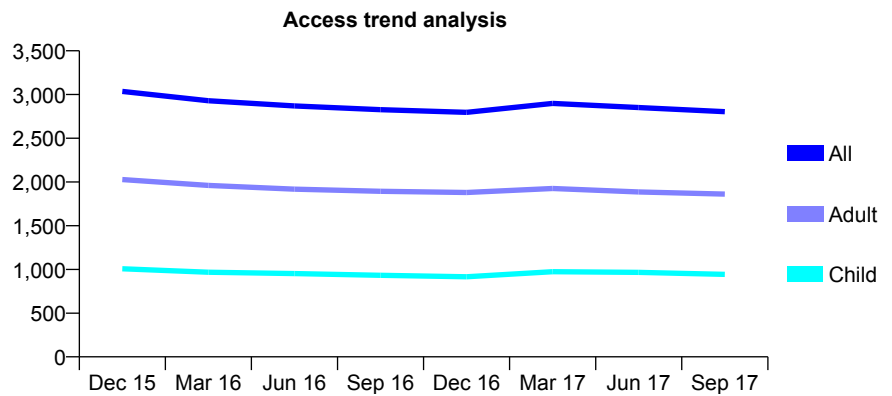
## Q57 - Vital Signs At a Glance Contract Report for 118028/0001 - September 2017

Name or company name	Zen Clinic Limited
Contract type name	GDS Contract
Purpose of contract	General
Contract start date	08/06/2010
Contract end date	

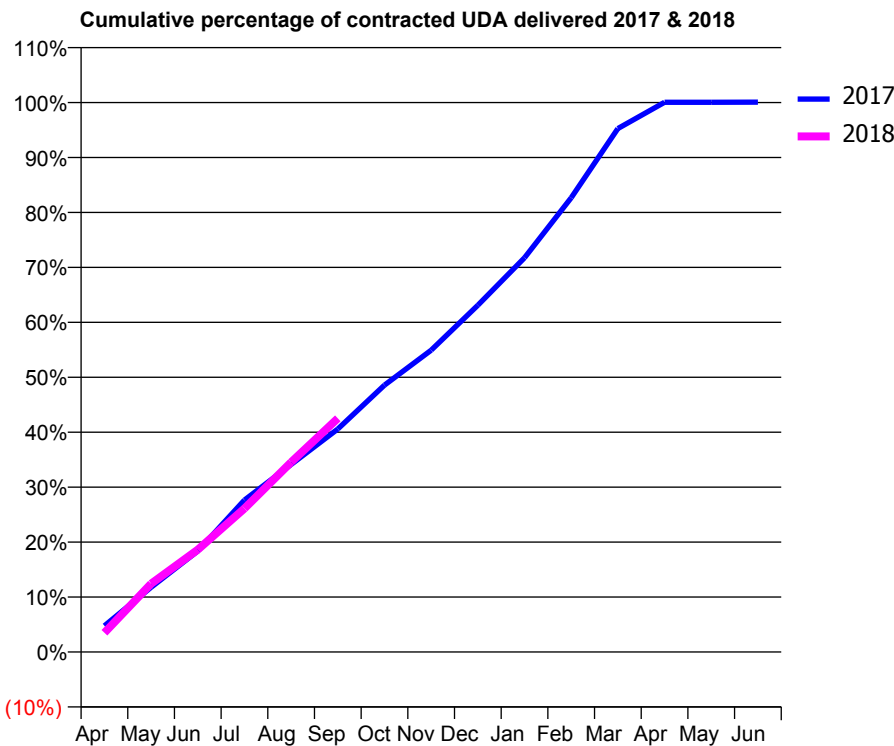
17/18 Contracted general activity (UDA)	8,248
Carry forward general activity (UDA)	-6
17/18 Contracted orthodontic activity (UOA)	0
Carry forward orthodontic activity (UOA)	0
Baseline contract value	£229,214.71

### ACCESS\*

Patients seen in 24 months	Total	Change since previous quarter
Quarter ending September 2016	2,827	
Quarter ending December 2016	2,796	↓
Quarter ending March 2017	2,898	↑
Quarter ending June 2017	2,851	↓
Quarter ending September 2017	2,804	↓
<b>Variance since September 2016</b>	<b>(0.8%)</b>	→



### ACTIVITY



Month	Adjusted Scheduled Activity (UDA)	
	2017	2018
April	394	288
May	972	1,025
June	1,517	1,536
July	2,282	2,154
August	2,814	2,849
September	3,347	3,508
October	4,006	
November	4,531	
December	5,204	
January	5,918	
February	6,819	
March	7,856	
April	8,251	
May	8,251	
June	8,254	

### QUALITY

	Quantity	Base Number	Contract	AT	Region	England
% of FP17s for the same patient ID Re-attending within 3 months - Children	37	749	4.9%	10.0%	11.6%	11.9%
% of FP17s for the same patient ID Re-attending within 3 months - Adults	129	1,397	9.2%	14.3%	15.2%	15.9%
% of FP17s for the same patient ID Re-attending between 3 & 9 months - Children	541	749	72.2%	55.8%	59.1%	58.1%
% of FP17s for the same patient ID Re-attending between 3 & 9 months - Adults	903	1,397	64.6%	49.0%	51.7%	50.6%
% of FP17s for Band 1 Urgent Courses	74	1,957	3.8%	8.5%	8.0%	9.1%
% of FP17s Relating to Free Repair or Replacements	8	1,957	0.4%	0.7%	0.8%	0.8%
% of FP17s Relating to Continuations	7	1,957	0.4%	0.9%	1.0%	1.1%
% of Patients satisfied with the dentistry they have received	4	5	N/A	91.9%	91.5%	91.4%
% of Patients satisfied with the time they had to wait for an appointment	5	5	N/A	89.1%	88.2%	87.7%

\* This is based on patients treated on this contract for their most recent course of treatment. Figures in italics indicate the base number of FP17s or Patient Questionnaire responses are less than 100. N/A is shown where the base number of responses is less than 10 during the period. % is calculated as Quantity/Base number\*100

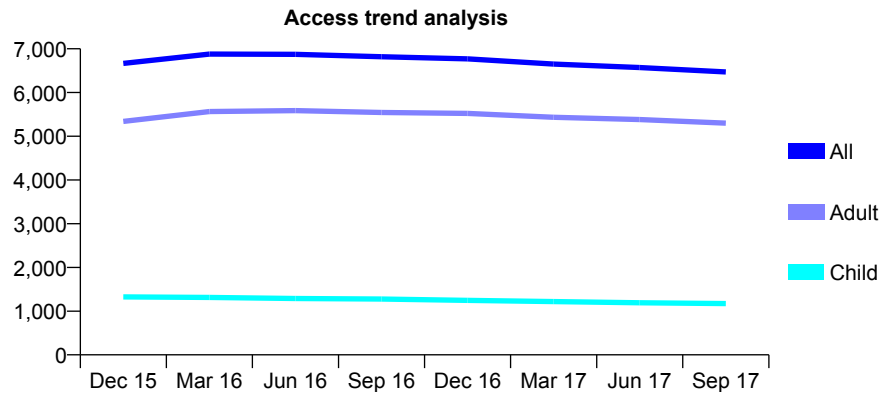
## Q57 - Vital Signs At a Glance Contract Report for 119261/0001 - September 2017

Name or company name	Tiptree Dental Surgery
Contract type name	GDS Contract
Purpose of contract	General and Orthodontic
Contract start date	01/05/2014
Contract end date	

17/18 Contracted general activity (UDA)	17,496
Carry forward general activity (UDA)	279
17/18 Contracted orthodontic activity (UOA)	592
Carry forward orthodontic activity (UOA)	0
Baseline contract value	£808,813.12

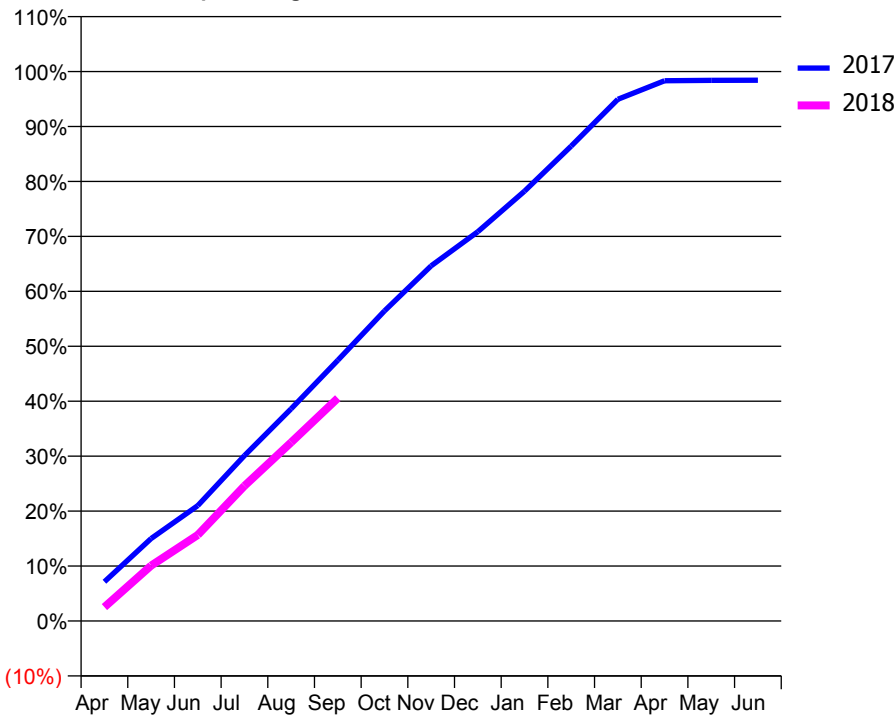
### ACCESS\*

Patients seen in 24 months	Total	Change since previous quarter
Quarter ending September 2016	6,819	
Quarter ending December 2016	6,769	→
Quarter ending March 2017	6,651	↓
Quarter ending June 2017	6,572	↓
Quarter ending September 2017	6,472	↓
<b>Variance since September 2016</b>	<b>(5.1%)</b>	<b>↓</b>



### ACTIVITY

Cumulative percentage of contracted UDA delivered 2017 & 2018



Adjusted Scheduled Activity (UDA)		
Month	2017	2018
April	1,251	444
May	2,624	1,765
June	3,676	2,740
July	5,266	4,302
August	6,758	5,688
September	8,304	7,097
October	9,872	
November	11,308	
December	12,395	
January	13,688	
February	15,120	
March	16,612	
April	17,203	
May	17,214	
June	17,217	

### QUALITY

	Quantity	Base Number	Contract	AT	Region	England
% of FP17s for the same patient ID Re-attending within 3 months - Children	81	824	9.8%	10.0%	11.6%	11.9%
% of FP17s for the same patient ID Re-attending within 3 months - Adults	431	2,775	15.5%	14.3%	15.2%	15.9%
% of FP17s for the same patient ID Re-attending between 3 & 9 months - Children	485	824	58.9%	55.8%	59.1%	58.1%
% of FP17s for the same patient ID Re-attending between 3 & 9 months - Adults	779	2,775	28.1%	49.0%	51.7%	50.6%
% of FP17s for Band 1 Urgent Courses	366	3,366	10.9%	8.5%	8.0%	9.1%
% of FP17s Relating to Free Repair or Replacements	64	3,366	1.9%	0.7%	0.8%	0.8%
% of FP17s Relating to Continuations	26	3,366	0.8%	0.9%	1.0%	1.1%
% of Patients satisfied with the dentistry they have received	18	19	94.7%	91.9%	91.5%	91.4%
% of Patients satisfied with the time they had to wait for an appointment	13	19	68.4%	89.1%	88.2%	87.7%

\* This is based on patients treated on this contract for their most recent course of treatment. Figures in italics indicate the base number of FP17s or Patient Questionnaire responses are less than 100. N/A is shown where the base number of responses is less than 10 during the period. % is calculated as Quantity/Base number\*100

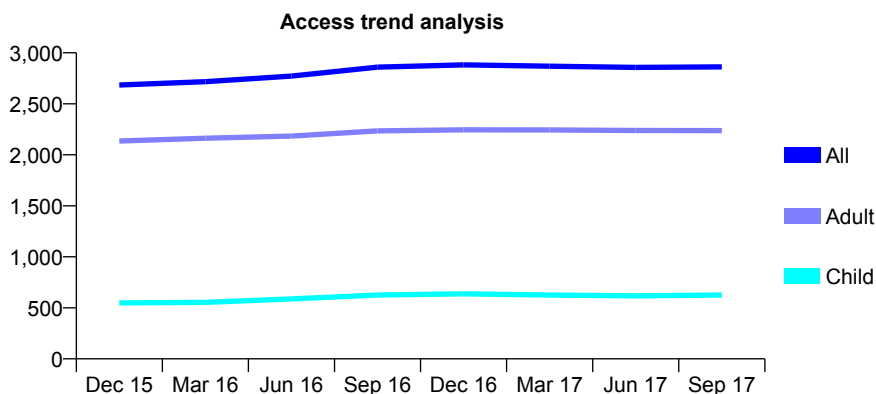
## Q57 - Vital Signs At a Glance Contract Report for 119458/0001 - September 2017

Name or company name	Kafian and McNally
Contract type name	GDS Contract
Purpose of contract	General
Contract start date	01/04/2006
Contract end date	

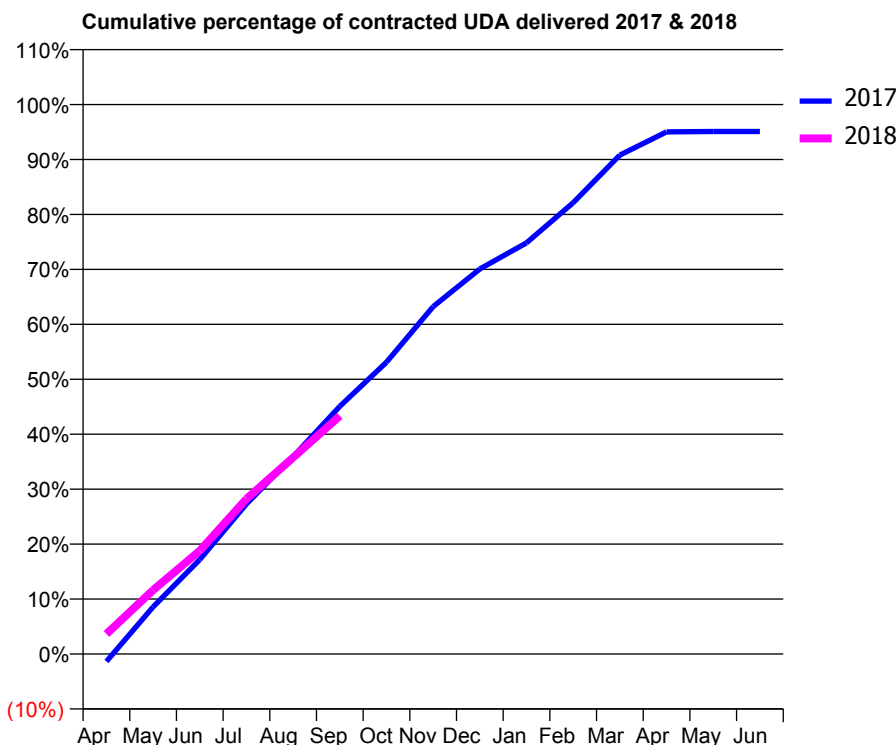
17/18 Contracted general activity (UDA)	9,524
Carry forward general activity (UDA)	0
17/18 Contracted orthodontic activity (UOA)	0
Carry forward orthodontic activity (UOA)	0
Baseline contract value	£246,457.11

### ACCESS\*

Patients seen in 24 months	Total	Change since previous quarter
Quarter ending September 2016	2,860	
Quarter ending December 2016	2,882	→
Quarter ending March 2017	2,869	→
Quarter ending June 2017	2,857	→
Quarter ending September 2017	2,862	→
<b>Variance since September 2016</b>	<b>0.1%</b>	<b>→</b>



### ACTIVITY



Month	Adjusted Scheduled Activity (UDA)	
	2017	2018
April	-131	347
May	818	1,109
June	1,638	1,790
July	2,601	2,689
August	3,422	3,406
September	4,292	4,127
October	5,058	
November	6,021	
December	6,673	
January	7,126	
February	7,821	
March	8,648	
April	9,049	
May	9,057	
June	9,057	

### QUALITY

	Quantity	Base Number	Contract	AT	Region	England
% of FP17s for the same patient ID Re-attending within 3 months - Children	17	411	4.1%	10.0%	11.6%	11.9%
% of FP17s for the same patient ID Re-attending within 3 months - Adults	188	1,469	12.8%	14.3%	15.2%	15.9%
% of FP17s for the same patient ID Re-attending between 3 & 9 months - Children	206	411	50.1%	55.8%	59.1%	58.1%
% of FP17s for the same patient ID Re-attending between 3 & 9 months - Adults	734	1,469	50.0%	49.0%	51.7%	50.6%
% of FP17s for Band 1 Urgent Courses	163	1,736	9.4%	8.5%	8.0%	9.1%
% of FP17s Relating to Free Repair or Replacements	22	1,736	1.3%	0.7%	0.8%	0.8%
% of FP17s Relating to Continuations	20	1,736	1.2%	0.9%	1.0%	1.1%
% of Patients satisfied with the dentistry they have received	5	5	N/A	91.9%	91.5%	91.4%
% of Patients satisfied with the time they had to wait for an appointment	4	5	N/A	89.1%	88.2%	87.7%

\* This is based on patients treated on this contract for their most recent course of treatment. Figures in italics indicate the base number of FP17s or Patient Questionnaire responses are less than 100. N/A is shown where the base number of responses is less than 10 during the period. % is calculated as Quantity/Base number\*100

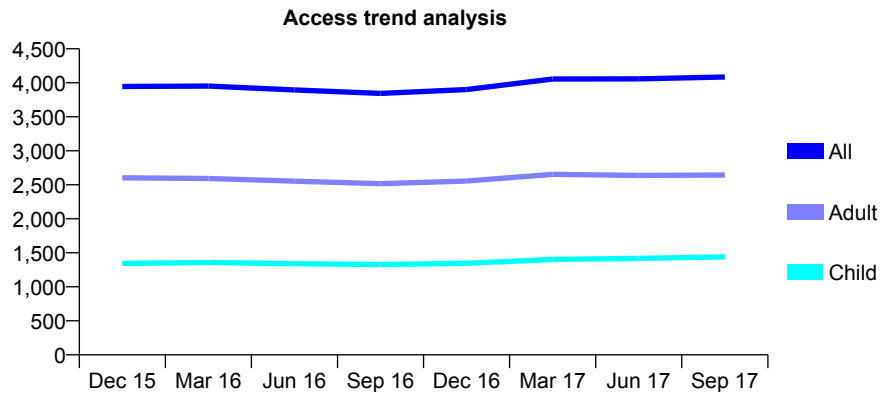
## Q57 - Vital Signs At a Glance Contract Report for 121029/0001 - September 2017

Name or company name	Charybdis & Scylla Ltd
Contract type name	GDS Contract
Purpose of contract	General
Contract start date	17/04/2007
Contract end date	

17/18 Contracted general activity (UDA)	9,584
Carry forward general activity (UDA)	59
17/18 Contracted orthodontic activity (UOA)	0
Carry forward orthodontic activity (UOA)	0
Baseline contract value	£292,189.30

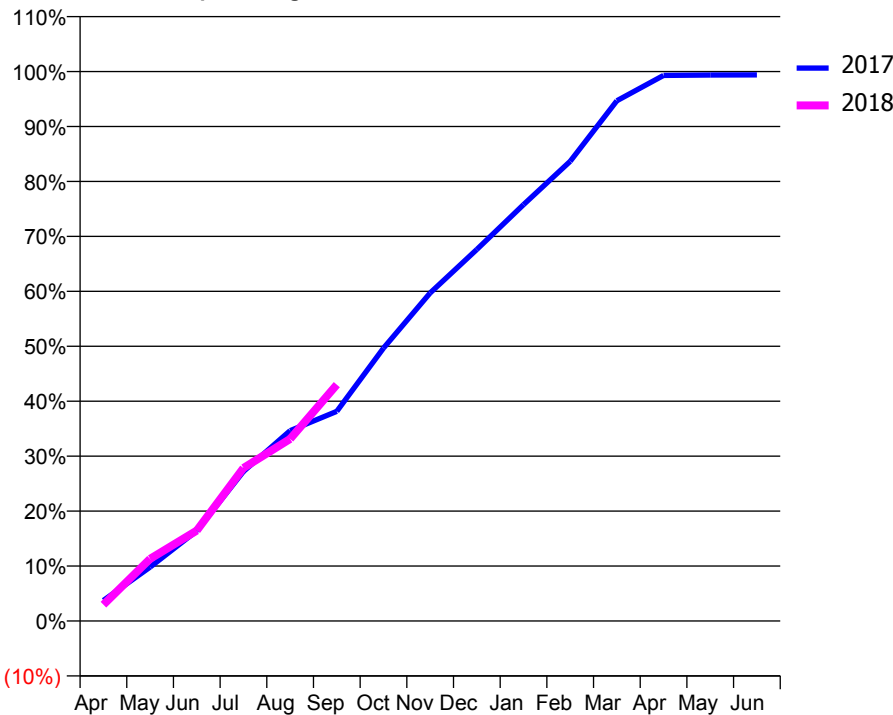
### ACCESS\*

Patients seen in 24 months	Total	Change since previous quarter
Quarter ending September 2016	3,844	
Quarter ending December 2016	3,901	→
Quarter ending March 2017	4,056	↑
Quarter ending June 2017	4,057	→
Quarter ending September 2017	4,086	→
<b>Variance since September 2016</b>	<b>6.3%</b>	<b>↑</b>



### ACTIVITY

Cumulative percentage of contracted UDA delivered 2017 & 2018



Month	Adjusted Scheduled Activity (UDA)	
	2017	2018
April	359	284
May	940	1,085
June	1,574	1,578
July	2,608	2,668
August	3,320	3,177
September	3,657	4,122
October	4,759	
November	5,724	
December	6,480	
January	7,262	
February	8,018	
March	9,074	
April	9,516	
May	9,522	
June	9,525	

### QUALITY

	Quantity	Base Number	Contract	AT	Region	England
% of FP17s for the same patient ID Re-attending within 3 months - Children	27	811	3.3%	10.0%	11.6%	11.9%
% of FP17s for the same patient ID Re-attending within 3 months - Adults	168	1,413	11.9%	14.3%	15.2%	15.9%
% of FP17s for the same patient ID Re-attending between 3 & 9 months - Children	311	811	38.3%	55.8%	59.1%	58.1%
% of FP17s for the same patient ID Re-attending between 3 & 9 months - Adults	572	1,413	40.5%	49.0%	51.7%	50.6%
% of FP17s for Band 1 Urgent Courses	211	2,007	10.5%	8.5%	8.0%	9.1%
% of FP17s Relating to Free Repair or Replacements	10	2,007	0.5%	0.7%	0.8%	0.8%
% of FP17s Relating to Continuations	8	2,007	0.4%	0.9%	1.0%	1.1%
% of Patients satisfied with the dentistry they have received	5	5	N/A	91.9%	91.5%	91.4%
% of Patients satisfied with the time they had to wait for an appointment	5	5	N/A	89.1%	88.2%	87.7%

\* This is based on patients treated on this contract for their most recent course of treatment. Figures in italics indicate the base number of FP17s or Patient Questionnaire responses are less than 100. N/A is shown where the base number of responses is less than 10 during the period. % is calculated as Quantity/Base number\*100

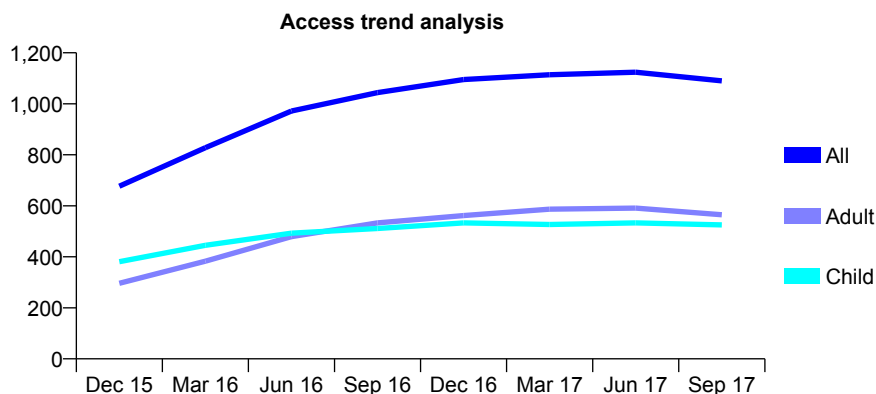
## Q57 - Vital Signs At a Glance Contract Report for 121614/0001 - September 2017

Name or company name	Billericay Dental Studio
Contract type name	GDS Contract
Purpose of contract	General
Contract start date	01/06/2015
Contract end date	

17/18 Contracted general activity (UDA)	2,876
Carry forward general activity (UDA)	-58
17/18 Contracted orthodontic activity (UOA)	0
Carry forward orthodontic activity (UOA)	0
Baseline contract value	£70,339.42

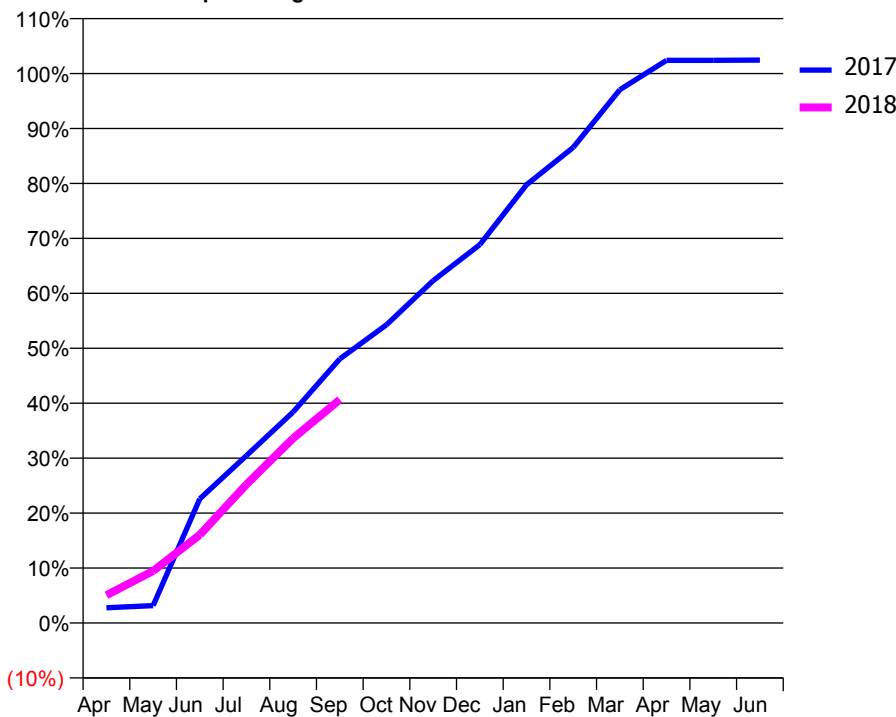
### ACCESS\*

Patients seen in 24 months	Total	Change since previous quarter
Quarter ending September 2016	1,044	
Quarter ending December 2016	1,095	↑
Quarter ending March 2017	1,114	→
Quarter ending June 2017	1,124	→
Quarter ending September 2017	1,090	↓
<b>Variance since September 2016</b>	<b>4.4%</b>	<b>↑</b>



### ACTIVITY

Cumulative percentage of contracted UDA delivered 2017 & 2018



Adjusted Scheduled Activity (UDA)

Month	2017	2018
April	80	146
May	91	272
June	650	462
July	876	725
August	1,105	967
September	1,382	1,169
October	1,561	
November	1,792	
December	1,981	
January	2,294	
February	2,489	
March	2,791	
April	2,945	
May	2,945	
June	2,946	

### QUALITY

	Quantity	Base Number	Contract	AT	Region	England
% of FP17s for the same patient ID Re-attending within 3 months - Children	18	369	4.9%	10.0%	11.6%	11.9%
% of FP17s for the same patient ID Re-attending within 3 months - Adults	34	326	10.4%	14.3%	15.2%	15.9%
% of FP17s for the same patient ID Re-attending between 3 & 9 months - Children	213	369	57.7%	55.8%	59.1%	58.1%
% of FP17s for the same patient ID Re-attending between 3 & 9 months - Adults	182	326	55.8%	49.0%	51.7%	50.6%
% of FP17s for Band 1 Urgent Courses	41	638	6.4%	8.5%	8.0%	9.1%
% of FP17s Relating to Free Repair or Replacements	2	638	0.3%	0.7%	0.8%	0.8%
% of FP17s Relating to Continuations	2	638	0.3%	0.9%	1.0%	1.1%
% of Patients satisfied with the dentistry they have received	4	4	N/A	91.9%	91.5%	91.4%
% of Patients satisfied with the time they had to wait for an appointment	3	4	N/A	89.1%	88.2%	87.7%

\* This is based on patients treated on this contract for their most recent course of treatment. Figures in italics indicate the base number of FP17s or Patient Questionnaire responses are less than 100. N/A is shown where the base number of responses is less than 10 during the period. % is calculated as Quantity/Base number\*100

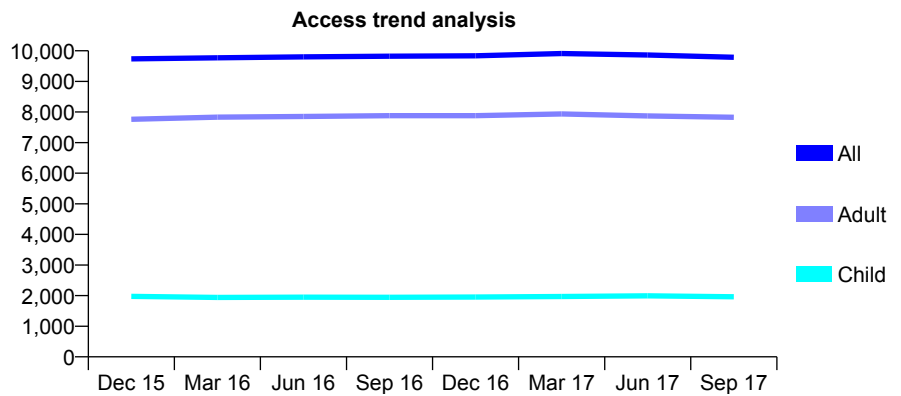
## Q57 - Vital Signs At a Glance Contract Report for 124958/0001 - September 2017

Name or company name	Westcliff Dental Practice Ltd
Contract type name	GDS Contract
Purpose of contract	General
Contract start date	01/02/2013
Contract end date	

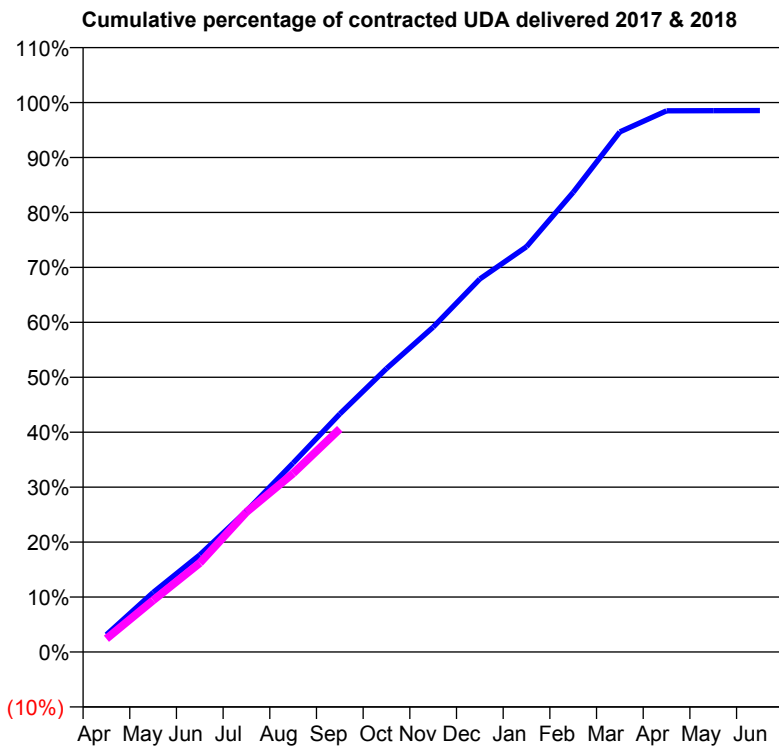
17/18 Contracted general activity (UDA)	30,788
Carry forward general activity (UDA)	454
17/18 Contracted orthodontic activity (UOA)	0
Carry forward orthodontic activity (UOA)	0
Baseline contract value	£698,110.95

### ACCESS\*

Patients seen in 24 months	Total	Change since previous quarter
Quarter ending September 2016	9,824	
Quarter ending December 2016	9,836	→
Quarter ending March 2017	9,909	→
Quarter ending June 2017	9,864	→
Quarter ending September 2017	9,787	→
<b>Variance since September 2016</b>	<b>(0.4%)</b>	→



### ACTIVITY



Month	Adjusted Scheduled Activity (UDA)	
	2017	2018
April	964	742
May	3,339	2,893
June	5,443	4,989
July	7,901	7,839
August	10,587	10,005
September	13,340	12,504
October	15,881	
November	18,207	
December	20,898	
January	22,706	
February	25,757	
March	29,142	
April	30,323	
May	30,332	
June	30,334	

### QUALITY

	Quantity	Base Number	Contract	AT	Region	England
% of FP17s for the same patient ID Re-attending within 3 months - Children	123	1,330	9.2%	10.0%	11.6%	11.9%
% of FP17s for the same patient ID Re-attending within 3 months - Adults	784	5,054	15.5%	14.3%	15.2%	15.9%
% of FP17s for the same patient ID Re-attending between 3 & 9 months - Children	709	1,330	53.3%	55.8%	59.1%	58.1%
% of FP17s for the same patient ID Re-attending between 3 & 9 months - Adults	2,586	5,054	51.2%	49.0%	51.7%	50.6%
% of FP17s for Band 1 Urgent Courses	496	5,883	8.4%	8.5%	8.0%	9.1%
% of FP17s Relating to Free Repair or Replacements	63	5,883	1.1%	0.7%	0.8%	0.8%
% of FP17s Relating to Continuations	71	5,883	1.2%	0.9%	1.0%	1.1%
% of Patients satisfied with the dentistry they have received	14	15	93.3%	91.9%	91.5%	91.4%
% of Patients satisfied with the time they had to wait for an appointment	15	15	100.0%	89.1%	88.2%	87.7%

\* This is based on patients treated on this contract for their most recent course of treatment. Figures in italics indicate the base number of FP17s or Patient Questionnaire responses are less than 100. N/A is shown where the base number of responses is less than 10 during the period. % is calculated as Quantity/Base number\*100

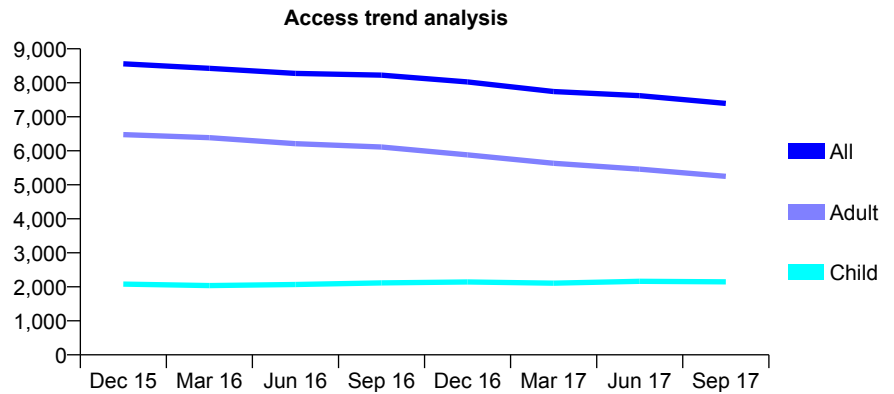
## Q57 - Vital Signs At a Glance Contract Report for 125911/0001 - September 2017

Name or company name	Prettygate Dental Practice Limited
Contract type name	GDS Contract
Purpose of contract	General
Contract start date	01/07/2013
Contract end date	

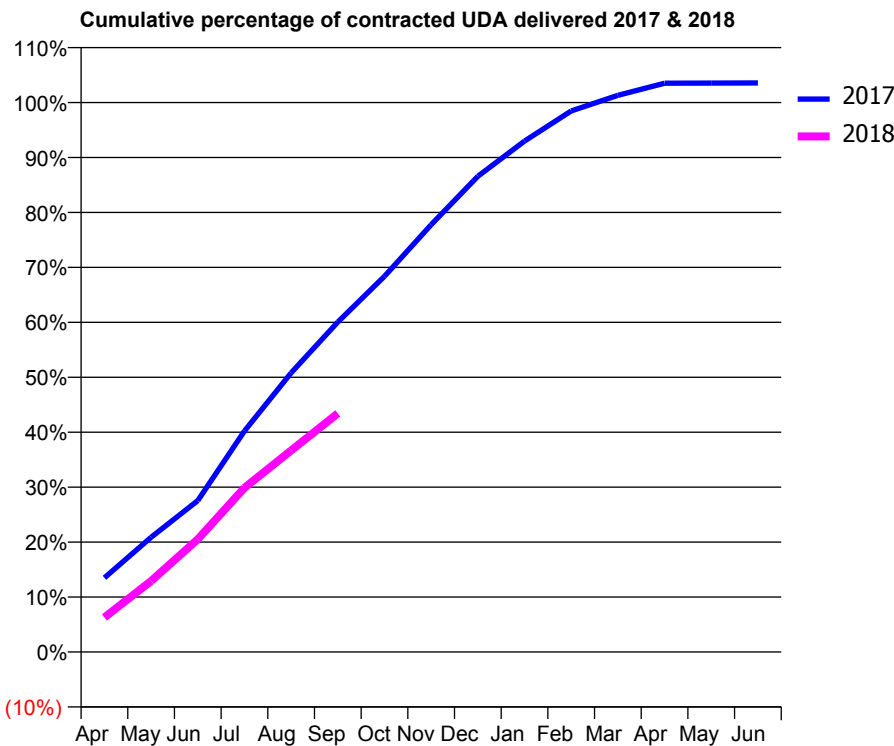
17/18 Contracted general activity (UDA)	20,299
Carry forward general activity (UDA)	-406
17/18 Contracted orthodontic activity (UOA)	0
Carry forward orthodontic activity (UOA)	0
Baseline contract value	£491,522.63

### ACCESS\*

Patients seen in 24 months	Total	Change since previous quarter
Quarter ending September 2016	8,227	
Quarter ending December 2016	8,027	↓
Quarter ending March 2017	7,744	↓
Quarter ending June 2017	7,623	↓
Quarter ending September 2017	7,395	↓
<b>Variance since September 2016</b>	<b>(10.1%)</b>	<b>↓</b>



### ACTIVITY



Month	Adjusted Scheduled Activity (UDA)	
	2017	2018
April	2,742	1,280
May	4,239	2,625
June	5,594	4,167
July	8,167	6,066
August	10,310	7,444
September	12,191	8,814
October	13,878	
November	15,783	
December	17,574	
January	18,874	
February	19,985	
March	20,565	
April	21,014	
May	21,018	
June	21,020	

### QUALITY

	Quantity	Base Number	Contract	AT	Region	England
% of FP17s for the same patient ID Re-attending within 3 months - Children	191	1,745	10.9%	10.0%	11.6%	11.9%
% of FP17s for the same patient ID Re-attending within 3 months - Adults	442	3,216	13.7%	14.3%	15.2%	15.9%
% of FP17s for the same patient ID Re-attending between 3 & 9 months - Children	858	1,745	49.2%	55.8%	59.1%	58.1%
% of FP17s for the same patient ID Re-attending between 3 & 9 months - Adults	1,334	3,216	41.5%	49.0%	51.7%	50.6%
% of FP17s for Band 1 Urgent Courses	391	4,790	8.2%	8.5%	8.0%	9.1%
% of FP17s Relating to Free Repair or Replacements	30	4,790	0.6%	0.7%	0.8%	0.8%
% of FP17s Relating to Continuations	36	4,790	0.8%	0.9%	1.0%	1.1%
% of Patients satisfied with the dentistry they have received	16	17	94.1%	91.9%	91.5%	91.4%
% of Patients satisfied with the time they had to wait for an appointment	14	17	82.4%	89.1%	88.2%	87.7%

\* This is based on patients treated on this contract for their most recent course of treatment. Figures in italics indicate the base number of FP17s or Patient Questionnaire responses are less than 100. N/A is shown where the base number of responses is less than 10 during the period. % is calculated as Quantity/Base number\*100

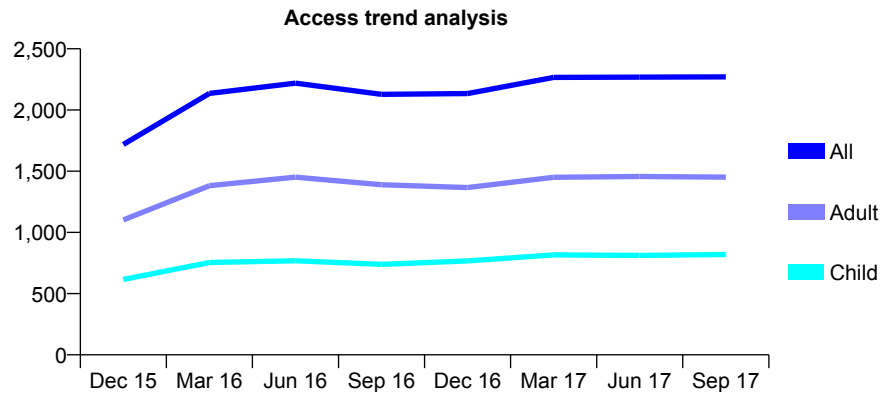
## Q57 - Vital Signs At a Glance Contract Report for 125911/0002 - September 2017

Name or company name	Prettygate Dental Practice Limited
Contract type name	GDS Contract
Purpose of contract	General
Contract start date	01/04/2013
Contract end date	

17/18 Contracted general activity (UDA)	4,867
Carry forward general activity (UDA)	-50
17/18 Contracted orthodontic activity (UOA)	0
Carry forward orthodontic activity (UOA)	0
Baseline contract value	£115,531.98

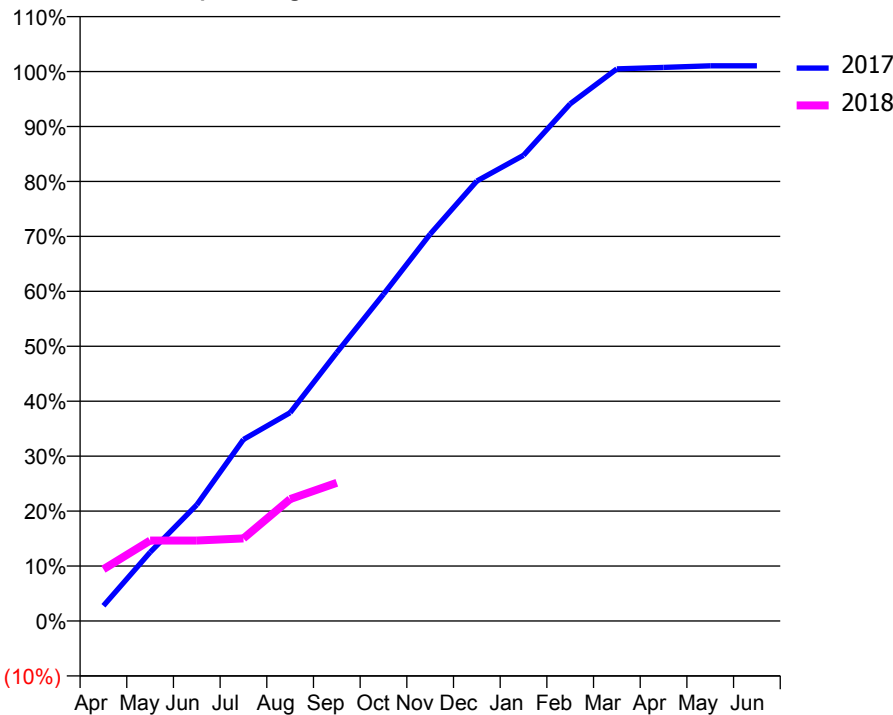
### ACCESS\*

Patients seen in 24 months	Total	Change since previous quarter
Quarter ending September 2016	2,128	
Quarter ending December 2016	2,134	→
Quarter ending March 2017	2,266	↑
Quarter ending June 2017	2,269	→
Quarter ending September 2017	2,271	→
<b>Variance since September 2016</b>	<b>6.7%</b>	<b>↑</b>



### ACTIVITY

Cumulative percentage of contracted UDA delivered 2017 & 2018



Month	Adjusted Scheduled Activity (UDA)	
	2017	2018
April	136	459
May	609	713
June	1,029	713
July	1,608	732
August	1,846	1,080
September	2,379	1,224
October	2,894	
November	3,427	
December	3,897	
January	4,125	
February	4,581	
March	4,890	
April	4,903	
May	4,917	
June	4,917	

### QUALITY

	Quantity	Base Number	Contract	AT	Region	England
% of FP17s for the same patient ID Re-attending within 3 months - Children	19	296	6.4%	10.0%	11.6%	11.9%
% of FP17s for the same patient ID Re-attending within 3 months - Adults	47	409	11.5%	14.3%	15.2%	15.9%
% of FP17s for the same patient ID Re-attending between 3 & 9 months - Children	90	296	30.4%	55.8%	59.1%	58.1%
% of FP17s for the same patient ID Re-attending between 3 & 9 months - Adults	152	409	37.2%	49.0%	51.7%	50.6%
% of FP17s for Band 1 Urgent Courses	56	687	8.2%	8.5%	8.0%	9.1%
% of FP17s Relating to Free Repair or Replacements	6	687	0.9%	0.7%	0.8%	0.8%
% of FP17s Relating to Continuations	6	687	0.9%	0.9%	1.0%	1.1%
% of Patients satisfied with the dentistry they have received	1	1	N/A	91.9%	91.5%	91.4%
% of Patients satisfied with the time they had to wait for an appointment	1	1	N/A	89.1%	88.2%	87.7%

\* This is based on patients treated on this contract for their most recent course of treatment. Figures in italics indicate the base number of FP17s or Patient Questionnaire responses are less than 100. N/A is shown where the base number of responses is less than 10 during the period. % is calculated as Quantity/Base number\*100



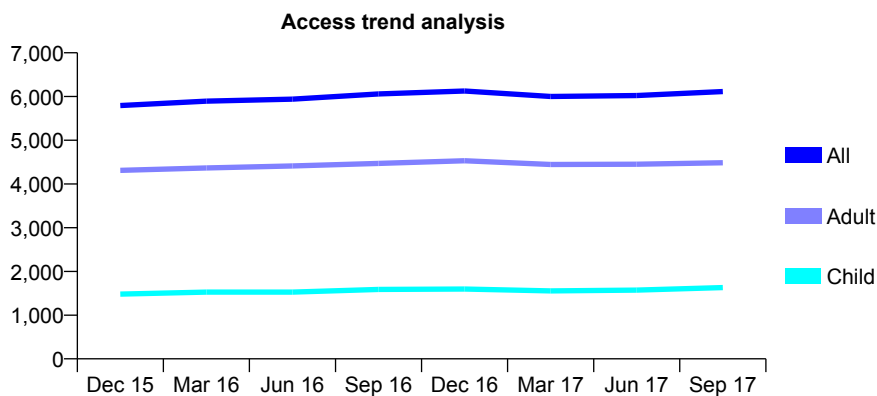
## Q57 - Vital Signs At a Glance Contract Report for 127396/0001 - September 2017

Name or company name	Smile Dental Clinic
Contract type name	GDS Contract
Purpose of contract	General
Contract start date	01/08/2013
Contract end date	

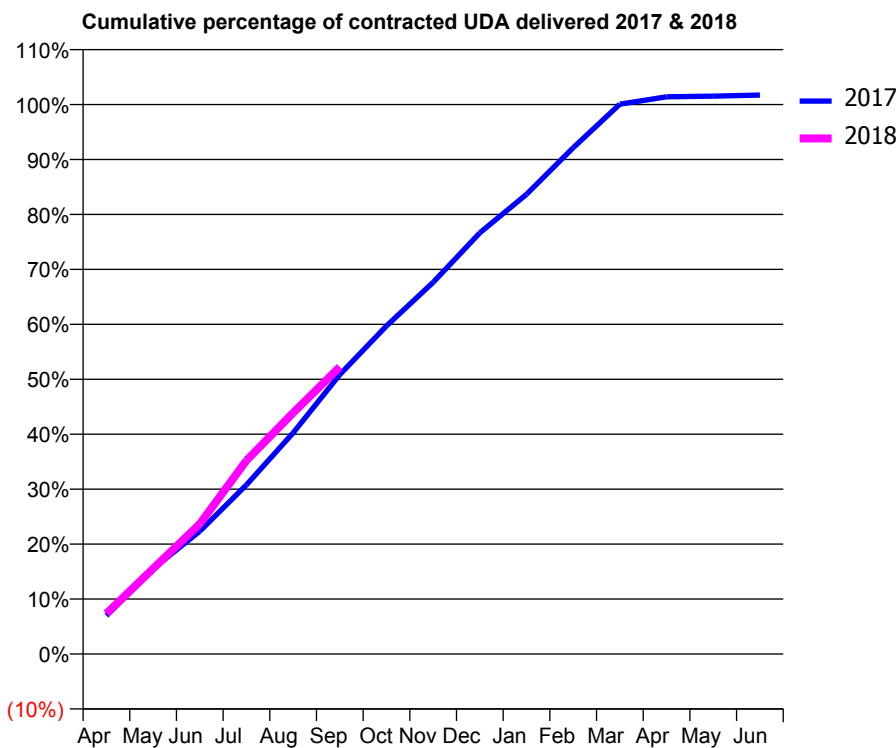
17/18 Contracted general activity (UDA)	16,000
Carry forward general activity (UDA)	-273
17/18 Contracted orthodontic activity (UOA)	0
Carry forward orthodontic activity (UOA)	0
Baseline contract value	£434,416.06

### ACCESS\*

Patients seen in 24 months	Total	Change since previous quarter
Quarter ending September 2016	6,059	
Quarter ending December 2016	6,126	→
Quarter ending March 2017	6,000	↓
Quarter ending June 2017	6,023	→
Quarter ending September 2017	6,115	→
<b>Variance since September 2016</b>	<b>0.9%</b>	<b>→</b>



### ACTIVITY



Month	Adjusted Scheduled Activity (UDA)	
	2017	2018
April	1,115	1,180
May	2,488	2,485
June	3,572	3,789
July	4,927	5,638
August	6,438	7,021
September	8,136	8,360
October	9,554	
November	10,821	
December	12,262	
January	13,386	
February	14,742	
March	16,009	
April	16,225	
May	16,242	
June	16,273	

### QUALITY

	Quantity	Base Number	Contract	AT	Region	England
% of FP17s for the same patient ID Re-attending within 3 months - Children	22	798	2.8%	10.0%	11.6%	11.9%
% of FP17s for the same patient ID Re-attending within 3 months - Adults	138	2,058	6.7%	14.3%	15.2%	15.9%
% of FP17s for the same patient ID Re-attending between 3 & 9 months - Children	260	798	32.6%	55.8%	59.1%	58.1%
% of FP17s for the same patient ID Re-attending between 3 & 9 months - Adults	646	2,058	31.4%	49.0%	51.7%	50.6%
% of FP17s for Band 1 Urgent Courses	111	2,520	4.4%	8.5%	8.0%	9.1%
% of FP17s Relating to Free Repair or Replacements	12	2,520	0.5%	0.7%	0.8%	0.8%
% of FP17s Relating to Continuations	6	2,520	0.2%	0.9%	1.0%	1.1%
% of Patients satisfied with the dentistry they have received	7	10	70.0%	91.9%	91.5%	91.4%
% of Patients satisfied with the time they had to wait for an appointment	9	10	90.0%	89.1%	88.2%	87.7%

\* This is based on patients treated on this contract for their most recent course of treatment. Figures in italics indicate the base number of FP17s or Patient Questionnaire responses are less than 100. N/A is shown where the base number of responses is less than 10 during the period. % is calculated as Quantity/Base number\*100

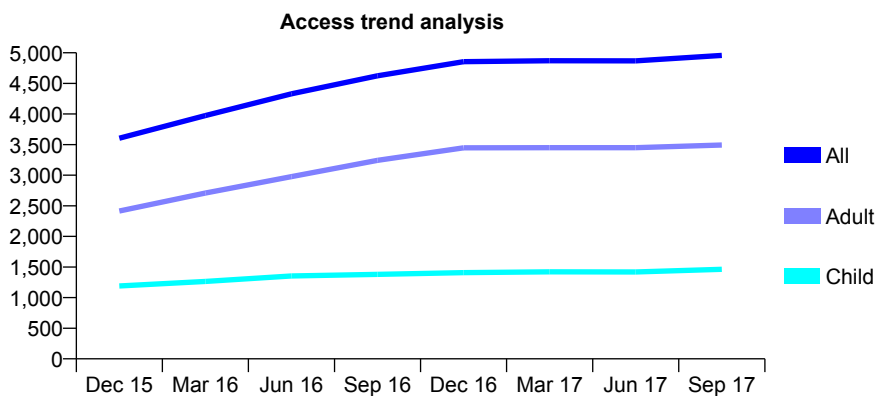
## Q57 - Vital Signs At a Glance Contract Report for 128937/0001 - September 2017

Name or company name	Mr. N.R Chappell and Mr A.W Smith
Contract type name	GDS Contract
Purpose of contract	General
Contract start date	01/01/2015
Contract end date	

17/18 Contracted general activity (UDA)	14,033
Carry forward general activity (UDA)	3
17/18 Contracted orthodontic activity (UOA)	0
Carry forward orthodontic activity (UOA)	0
Baseline contract value	£342,627.11

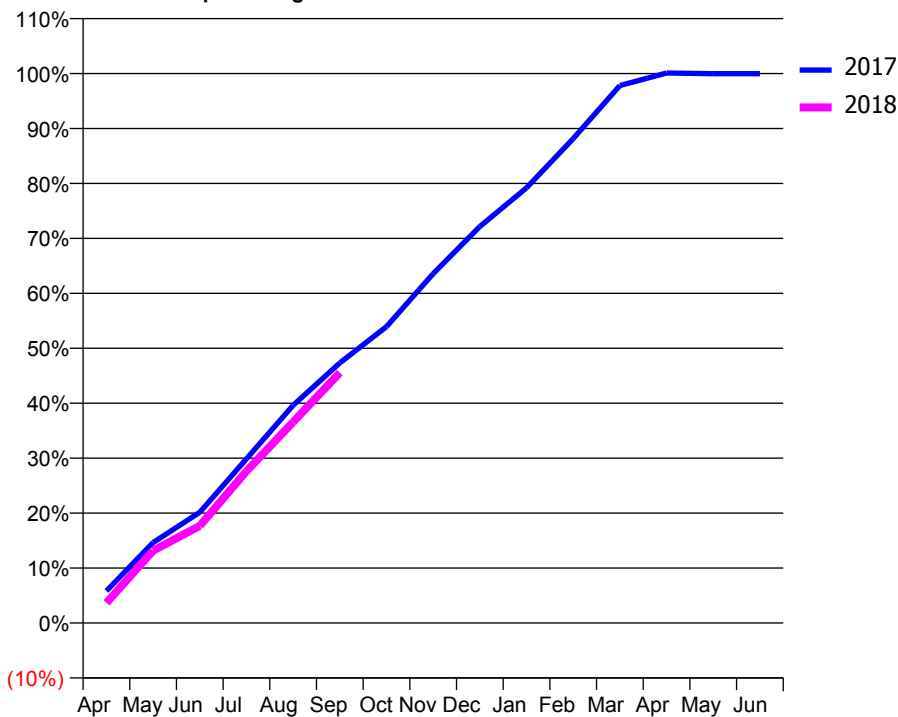
### ACCESS\*

Patients seen in 24 months	Total	Change since previous quarter
Quarter ending September 2016	4,624	
Quarter ending December 2016	4,856	↑
Quarter ending March 2017	4,871	→
Quarter ending June 2017	4,869	→
Quarter ending September 2017	4,957	→
<b>Variance since September 2016</b>	<b>7.2%</b>	<b>↑</b>



### ACTIVITY

Cumulative percentage of contracted UDA delivered 2017 & 2018



Adjusted Scheduled Activity (UDA)

Month	2017	2018
April	818	515
May	2,055	1,846
June	2,829	2,480
July	4,193	3,877
August	5,559	5,132
September	6,642	6,394
October	7,569	
November	8,920	
December	10,126	
January	11,113	
February	12,368	
March	13,726	
April	14,047	
May	14,030	
June	14,030	

### QUALITY

	Quantity	Base Number	Contract	AT	Region	England
% of FP17s for the same patient ID Re-attending within 3 months - Children	47	994	4.7%	10.0%	11.6%	11.9%
% of FP17s for the same patient ID Re-attending within 3 months - Adults	211	2,036	10.4%	14.3%	15.2%	15.9%
% of FP17s for the same patient ID Re-attending between 3 & 9 months - Children	595	994	59.9%	55.8%	59.1%	58.1%
% of FP17s for the same patient ID Re-attending between 3 & 9 months - Adults	1,045	2,036	51.3%	49.0%	51.7%	50.6%
% of FP17s for Band 1 Urgent Courses	100	2,900	3.4%	8.5%	8.0%	9.1%
% of FP17s Relating to Free Repair or Replacements	11	2,900	0.4%	0.7%	0.8%	0.8%
% of FP17s Relating to Continuations	4	2,900	0.1%	0.9%	1.0%	1.1%
% of Patients satisfied with the dentistry they have received	10	11	90.9%	91.9%	91.5%	91.4%
% of Patients satisfied with the time they had to wait for an appointment	11	11	100.0%	89.1%	88.2%	87.7%

\* This is based on patients treated on this contract for their most recent course of treatment. Figures in italics indicate the base number of FP17s or Patient Questionnaire responses are less than 100. N/A is shown where the base number of responses is less than 10 during the period. % is calculated as Quantity/Base number\*100

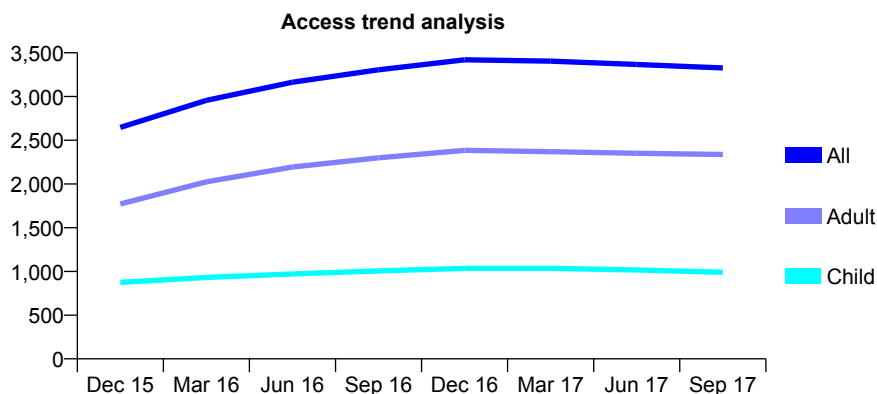
## Q57 - Vital Signs At a Glance Contract Report for 129291/0001 - September 2017

Name or company name	The Essex Dental Clinic
Contract type name	GDS Contract
Purpose of contract	General
Contract start date	01/12/2014
Contract end date	

17/18 Contracted general activity (UDA)	8,750
Carry forward general activity (UDA)	23
17/18 Contracted orthodontic activity (UOA)	0
Carry forward orthodontic activity (UOA)	0
Baseline contract value	£192,106.21

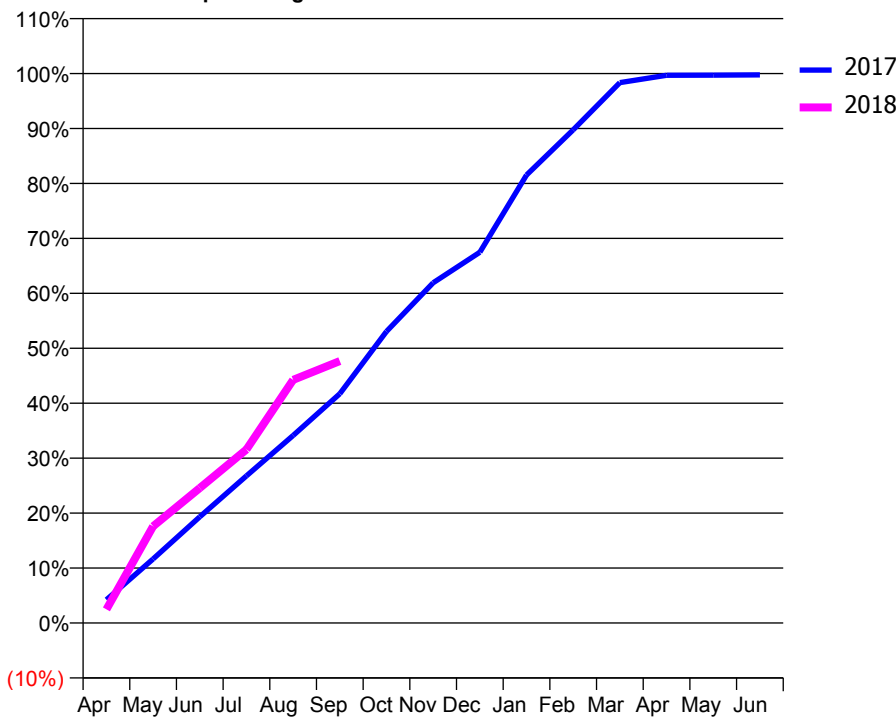
### ACCESS\*

Patients seen in 24 months	Total	Change since previous quarter
Quarter ending September 2016	3,305	
Quarter ending December 2016	3,420	↑
Quarter ending March 2017	3,404	→
Quarter ending June 2017	3,367	↓
Quarter ending September 2017	3,327	↓
<b>Variance since September 2016</b>	<b>0.7%</b>	<b>→</b>



### ACTIVITY

Cumulative percentage of contracted UDA delivered 2017 & 2018



Month	Adjusted Scheduled Activity (UDA)	
	2017	2018
April	371	217
May	1,020	1,540
June	1,692	2,151
July	2,343	2,765
August	2,987	3,872
September	3,652	4,170
October	4,643	
November	5,418	
December	5,904	
January	7,133	
February	7,852	
March	8,605	
April	8,721	
May	8,723	
June	8,727	

### QUALITY

	Quantity	Base Number	Contract	AT	Region	England
% of FP17s for the same patient ID Re-attending within 3 months - Children	38	784	4.8%	10.0%	11.6%	11.9%
% of FP17s for the same patient ID Re-attending within 3 months - Adults	123	1,284	9.6%	14.3%	15.2%	15.9%
% of FP17s for the same patient ID Re-attending between 3 & 9 months - Children	538	784	68.6%	55.8%	59.1%	58.1%
% of FP17s for the same patient ID Re-attending between 3 & 9 months - Adults	722	1,284	56.2%	49.0%	51.7%	50.6%
% of FP17s for Band 1 Urgent Courses	62	2,022	3.1%	8.5%	8.0%	9.1%
% of FP17s Relating to Free Repair or Replacements	3	2,022	0.1%	0.7%	0.8%	0.8%
% of FP17s Relating to Continuations	2	2,022	0.1%	0.9%	1.0%	1.1%
% of Patients satisfied with the dentistry they have received	10	11	90.9%	91.9%	91.5%	91.4%
% of Patients satisfied with the time they had to wait for an appointment	11	11	100.0%	89.1%	88.2%	87.7%

\* This is based on patients treated on this contract for their most recent course of treatment. Figures in italics indicate the base number of FP17s or Patient Questionnaire responses are less than 100. N/A is shown where the base number of responses is less than 10 during the period. % is calculated as Quantity/Base number\*100

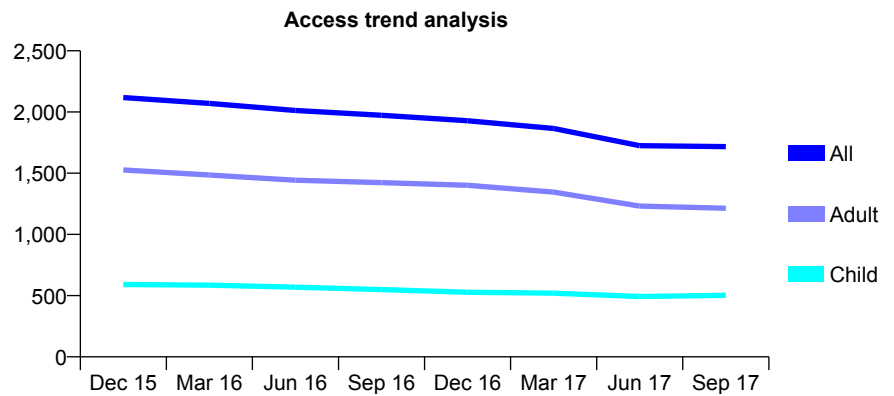
## Q57 - Vital Signs At a Glance Contract Report for 130397/0001 - September 2017

Name or company name	Mr I Arbee & Miss Banoo Peer
Contract type name	GDS Contract
Purpose of contract	General
Contract start date	01/05/2010
Contract end date	

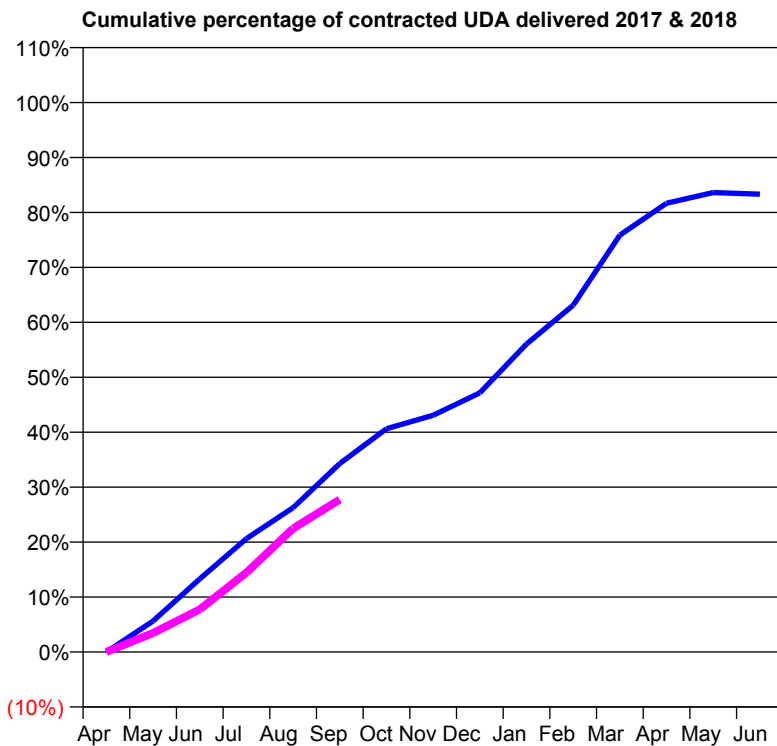
17/18 Contracted general activity (UDA)	7,856
Carry forward general activity (UDA)	0
17/18 Contracted orthodontic activity (UOA)	0
Carry forward orthodontic activity (UOA)	0
Baseline contract value	£209,047.64

### ACCESS\*

Patients seen in 24 months	Total	Change since previous quarter
Quarter ending September 2016	1,973	
Quarter ending December 2016	1,929	↓
Quarter ending March 2017	1,866	↓
Quarter ending June 2017	1,725	↓
Quarter ending September 2017	1,717	→
<b>Variance since September 2016</b>	<b>(13.0%)</b>	<b>↓</b>



### ACTIVITY



Month	Adjusted Scheduled Activity (UDA)	
	2017	2018
April	-0	0
May	443	273
June	1,047	610
July	1,621	1,134
August	2,064	1,766
September	2,694	2,181
October	3,192	
November	3,385	
December	3,705	
January	4,403	
February	4,958	
March	5,960	
April	6,416	
May	6,568	
June	6,546	

### QUALITY

	Quantity	Base Number	Contract	AT	Region	England
% of FP17s for the same patient ID Re-attending within 3 months - Children	11	360	3.1%	10.0%	11.6%	11.9%
% of FP17s for the same patient ID Re-attending within 3 months - Adults	33	693	4.8%	14.3%	15.2%	15.9%
% of FP17s for the same patient ID Re-attending between 3 & 9 months - Children	233	360	64.7%	55.8%	59.1%	58.1%
% of FP17s for the same patient ID Re-attending between 3 & 9 months - Adults	422	693	60.9%	49.0%	51.7%	50.6%
% of FP17s for Band 1 Urgent Courses	30	931	3.2%	8.5%	8.0%	9.1%
% of FP17s Relating to Free Repair or Replacements	0	931	0.0%	0.7%	0.8%	0.8%
% of FP17s Relating to Continuations	1	931	0.1%	0.9%	1.0%	1.1%
% of Patients satisfied with the dentistry they have received	7	7	N/A	91.9%	91.5%	91.4%
% of Patients satisfied with the time they had to wait for an appointment	7	7	N/A	89.1%	88.2%	87.7%

\* This is based on patients treated on this contract for their most recent course of treatment. Figures in italics indicate the base number of FP17s or Patient Questionnaire responses are less than 100. N/A is shown where the base number of responses is less than 10 during the period. % is calculated as Quantity/Base number\*100

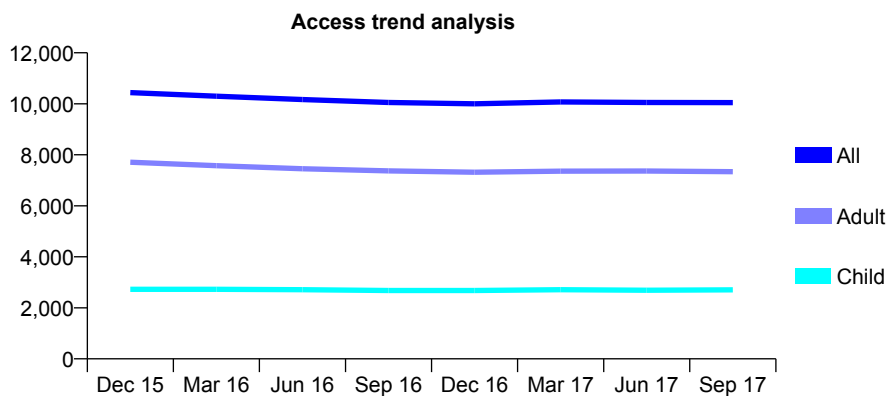
## Q57 - Vital Signs At a Glance Contract Report for 131083/0001 - September 2017

Name or company name	Highwoods & St Johns Limited
Contract type name	GDS Contract
Purpose of contract	General
Contract start date	12/11/2007
Contract end date	

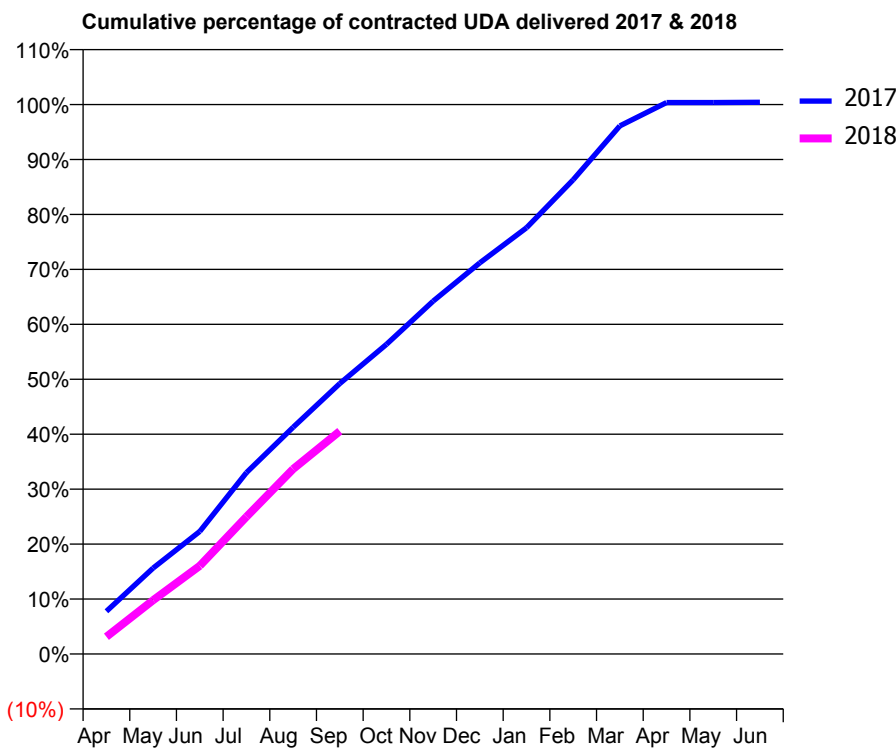
17/18 Contracted general activity (UDA)	29,084
Carry forward general activity (UDA)	-117
17/18 Contracted orthodontic activity (UOA)	0
Carry forward orthodontic activity (UOA)	0
Baseline contract value	£929,582.12

### ACCESS\*

Patients seen in 24 months	Total	Change since previous quarter
Quarter ending September 2016	10,050	
Quarter ending December 2016	9,999	→
Quarter ending March 2017	10,073	→
Quarter ending June 2017	10,053	→
Quarter ending September 2017	10,046	→
<b>Variance since September 2016</b>	<b>(0.0%)</b>	→



### ACTIVITY



Month	Adjusted Scheduled Activity (UDA)	
	2017	2018
April	2,264	915
May	4,549	2,848
June	6,489	4,669
July	9,603	7,266
August	12,004	9,789
September	14,315	11,794
October	16,391	
November	18,679	
December	20,707	
January	22,560	
February	25,098	
March	27,951	
April	29,187	
May	29,191	
June	29,201	

### QUALITY

	Quantity	Base Number	Contract	AT	Region	England
% of FP17s for the same patient ID Re-attending within 3 months - Children	142	2,037	7.0%	10.0%	11.6%	11.9%
% of FP17s for the same patient ID Re-attending within 3 months - Adults	692	4,844	14.3%	14.3%	15.2%	15.9%
% of FP17s for the same patient ID Re-attending between 3 & 9 months - Children	1,173	2,037	57.6%	55.8%	59.1%	58.1%
% of FP17s for the same patient ID Re-attending between 3 & 9 months - Adults	2,349	4,844	48.5%	49.0%	51.7%	50.6%
% of FP17s for Band 1 Urgent Courses	707	6,261	11.3%	8.5%	8.0%	9.1%
% of FP17s Relating to Free Repair or Replacements	27	6,261	0.4%	0.7%	0.8%	0.8%
% of FP17s Relating to Continuations	11	6,261	0.2%	0.9%	1.0%	1.1%
% of Patients satisfied with the dentistry they have received	22	24	91.7%	91.9%	91.5%	91.4%
% of Patients satisfied with the time they had to wait for an appointment	20	24	83.3%	89.1%	88.2%	87.7%

\* This is based on patients treated on this contract for their most recent course of treatment. Figures in italics indicate the base number of FP17s or Patient Questionnaire responses are less than 100. N/A is shown where the base number of responses is less than 10 during the period. % is calculated as Quantity/Base number\*100

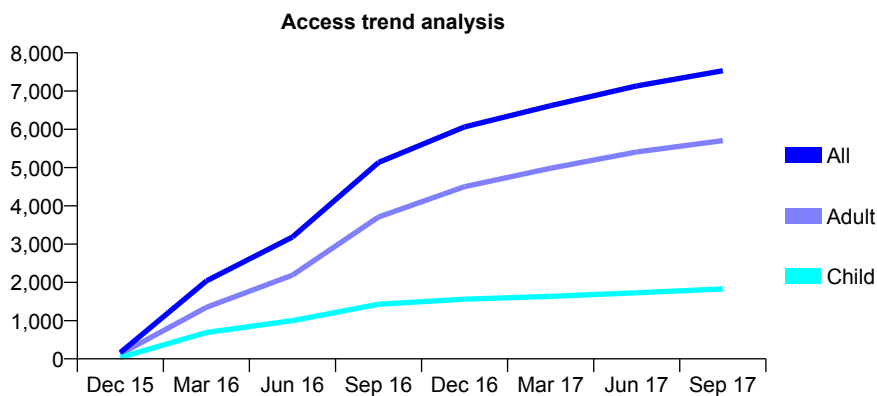
## Q57 - Vital Signs At a Glance Contract Report for 131903/0001 - September 2017

Name or company name	Penhaligon Witham Partnership
Contract type name	GDS Contract
Purpose of contract	General
Contract start date	01/12/2015
Contract end date	

17/18 Contracted general activity (UDA)	19,500
Carry forward general activity (UDA)	-189
17/18 Contracted orthodontic activity (UOA)	0
Carry forward orthodontic activity (UOA)	0
Baseline contract value	£571,220.51

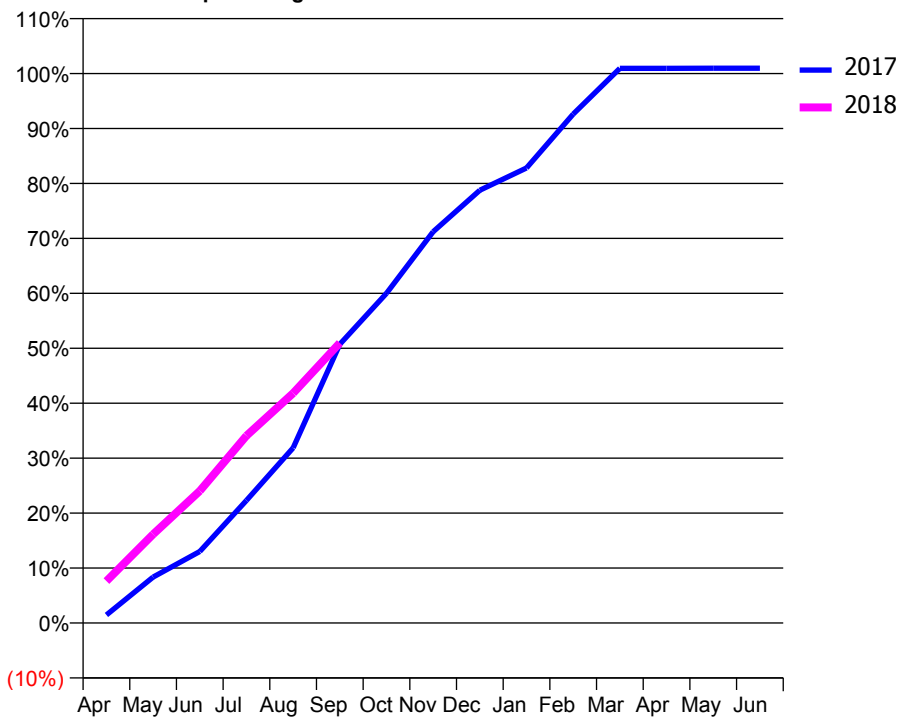
### ACCESS\*

Patients seen in 24 months	Total	Change since previous quarter
Quarter ending September 2016	5,134	
Quarter ending December 2016	6,063	↑
Quarter ending March 2017	6,617	↑
Quarter ending June 2017	7,134	↑
Quarter ending September 2017	7,531	↑
<b>Variance since September 2016</b>	<b>46.7%</b>	<b>↑</b>



### ACTIVITY

Cumulative percentage of contracted UDA delivered 2017 & 2018



Month	Adjusted Scheduled Activity (UDA)	
	2017	2018
April	285	1,486
May	1,629	3,151
June	2,537	4,685
July	4,352	6,647
August	6,217	8,154
September	9,893	9,939
October	11,699	
November	13,888	
December	15,359	
January	16,146	
February	18,062	
March	19,681	
April	19,682	
May	19,685	
June	19,689	

### QUALITY

	Quantity	Base Number	Contract	AT	Region	England
% of FP17s for the same patient ID Re-attending within 3 months - Children	47	993	4.7%	10.0%	11.6%	11.9%
% of FP17s for the same patient ID Re-attending within 3 months - Adults	257	3,182	8.1%	14.3%	15.2%	15.9%
% of FP17s for the same patient ID Re-attending between 3 & 9 months - Children	209	993	21.0%	55.8%	59.1%	58.1%
% of FP17s for the same patient ID Re-attending between 3 & 9 months - Adults	867	3,182	27.2%	49.0%	51.7%	50.6%
% of FP17s for Band 1 Urgent Courses	267	4,171	6.4%	8.5%	8.0%	9.1%
% of FP17s Relating to Free Repair or Replacements	15	4,171	0.4%	0.7%	0.8%	0.8%
% of FP17s Relating to Continuations	6	4,171	0.1%	0.9%	1.0%	1.1%
% of Patients satisfied with the dentistry they have received	20	21	95.2%	91.9%	91.5%	91.4%
% of Patients satisfied with the time they had to wait for an appointment	21	21	100.0%	89.1%	88.2%	87.7%

\* This is based on patients treated on this contract for their most recent course of treatment. Figures in italics indicate the base number of FP17s or Patient Questionnaire responses are less than 100. N/A is shown where the base number of responses is less than 10 during the period. % is calculated as Quantity/Base number\*100

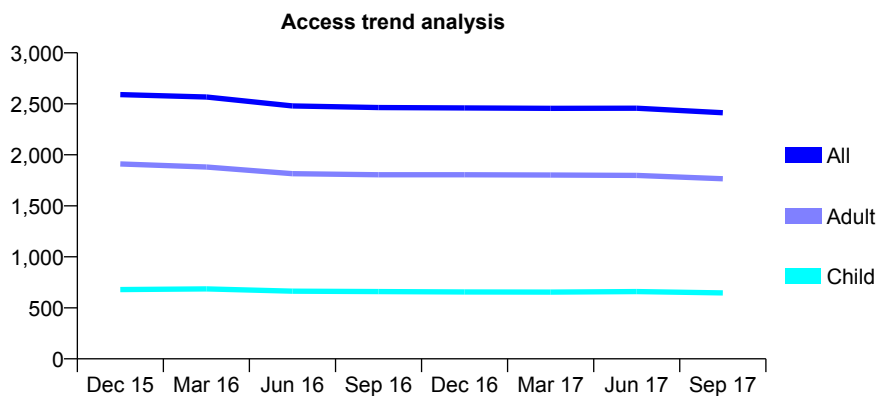
## Q57 - Vital Signs At a Glance Contract Report for 133590/0001 - September 2017

Name or company name	Laindon Health Centre Dental Practice
Contract type name	GDS Contract
Purpose of contract	General
Contract start date	01/07/2006
Contract end date	

17/18 Contracted general activity (UDA)	7,926
Carry forward general activity (UDA)	-21
17/18 Contracted orthodontic activity (UOA)	0
Carry forward orthodontic activity (UOA)	0
Baseline contract value	£216,394.12

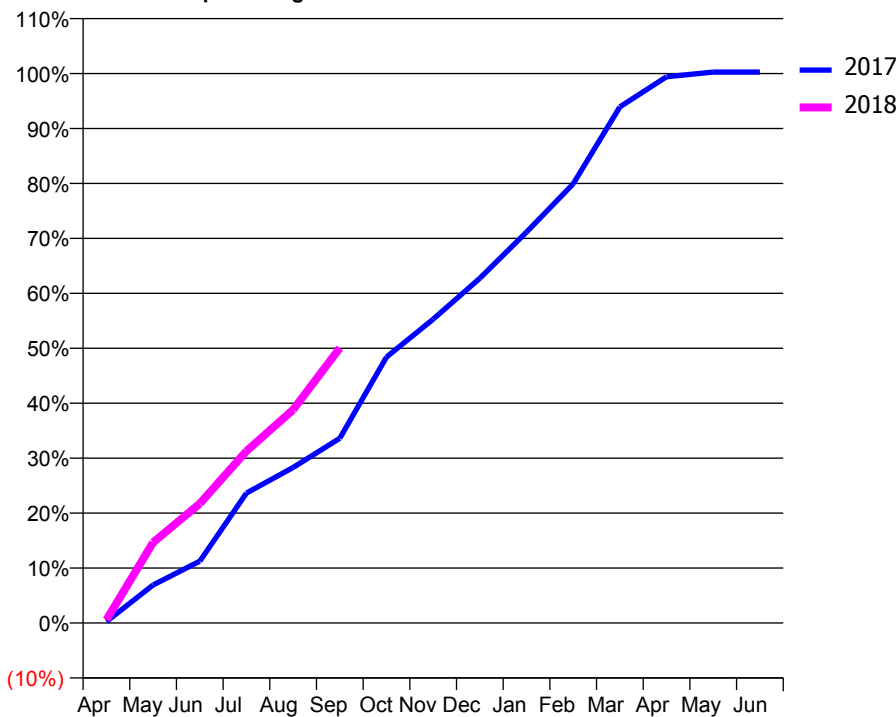
### ACCESS\*

Patients seen in 24 months	Total	Change since previous quarter
Quarter ending September 2016	2,464	
Quarter ending December 2016	2,460	→
Quarter ending March 2017	2,456	→
Quarter ending June 2017	2,457	→
Quarter ending September 2017	2,413	↓
<b>Variance since September 2016</b>	<b>(2.1%)</b>	<b>↓</b>



### ACTIVITY

Cumulative percentage of contracted UDA delivered 2017 & 2018



Month	Adjusted Scheduled Activity (UDA)	
	2017	2018
April	20	45
May	550	1,164
June	892	1,722
July	1,874	2,481
August	2,244	3,076
September	2,664	3,966
October	3,837	
November	4,382	
December	4,973	
January	5,639	
February	6,336	
March	7,444	
April	7,879	
May	7,947	
June	7,947	

### QUALITY

	Quantity	Base Number	Contract	AT	Region	England
% of FP17s for the same patient ID Re-attending within 3 months - Children	44	442	10.0%	10.0%	11.6%	11.9%
% of FP17s for the same patient ID Re-attending within 3 months - Adults	221	1,275	17.3%	14.3%	15.2%	15.9%
% of FP17s for the same patient ID Re-attending between 3 & 9 months - Children	229	442	51.8%	55.8%	59.1%	58.1%
% of FP17s for the same patient ID Re-attending between 3 & 9 months - Adults	742	1,275	58.2%	49.0%	51.7%	50.6%
% of FP17s for Band 1 Urgent Courses	126	1,533	8.2%	8.5%	8.0%	9.1%
% of FP17s Relating to Free Repair or Replacements	33	1,533	2.2%	0.7%	0.8%	0.8%
% of FP17s Relating to Continuations	23	1,533	1.5%	0.9%	1.0%	1.1%
% of Patients satisfied with the dentistry they have received	1	1	N/A	91.9%	91.5%	91.4%
% of Patients satisfied with the time they had to wait for an appointment	1	1	N/A	89.1%	88.2%	87.7%

\* This is based on patients treated on this contract for their most recent course of treatment. Figures in italics indicate the base number of FP17s or Patient Questionnaire responses are less than 100. N/A is shown where the base number of responses is less than 10 during the period. % is calculated as Quantity/Base number\*100

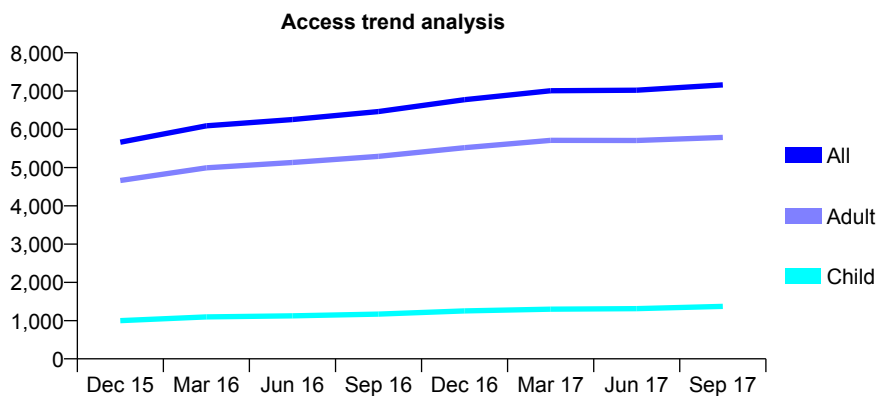
## Q57 - Vital Signs At a Glance Contract Report for 133671/0001 - September 2017

Name or company name	One Step By Step Limited
Contract type name	GDS Contract
Purpose of contract	General
Contract start date	27/09/2010
Contract end date	

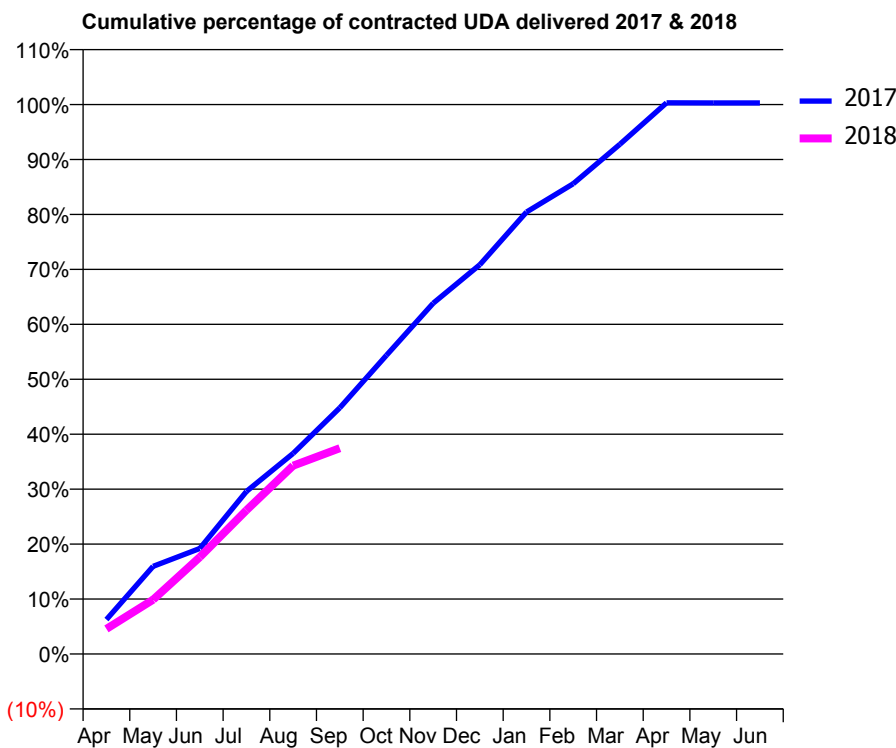
17/18 Contracted general activity (UDA)	15,202
Carry forward general activity (UDA)	-42
17/18 Contracted orthodontic activity (UOA)	0
Carry forward orthodontic activity (UOA)	0
Baseline contract value	£384,440.68

### ACCESS\*

Patients seen in 24 months	Total	Change since previous quarter
Quarter ending September 2016	6,464	
Quarter ending December 2016	6,773	↑
Quarter ending March 2017	7,010	↑
Quarter ending June 2017	7,021	→
Quarter ending September 2017	7,160	→
<b>Variance since September 2016</b>	<b>10.8%</b>	<b>↑</b>



### ACTIVITY



Month	Adjusted Scheduled Activity (UDA)	
	2017	2018
April	954	696
May	2,427	1,504
June	2,919	2,678
July	4,500	3,979
August	5,551	5,210
September	6,811	5,695
October	8,266	
November	9,704	
December	10,770	
January	12,227	
February	13,009	
March	14,101	
April	15,247	
May	15,244	
June	15,244	

### QUALITY

	Quantity	Base Number	Contract	AT	Region	England
% of FP17s for the same patient ID Re-attending within 3 months - Children	49	914	5.4%	10.0%	11.6%	11.9%
% of FP17s for the same patient ID Re-attending within 3 months - Adults	371	3,548	10.5%	14.3%	15.2%	15.9%
% of FP17s for the same patient ID Re-attending between 3 & 9 months - Children	441	914	48.2%	55.8%	59.1%	58.1%
% of FP17s for the same patient ID Re-attending between 3 & 9 months - Adults	1,965	3,548	55.4%	49.0%	51.7%	50.6%
% of FP17s for Band 1 Urgent Courses	236	3,364	7.0%	8.5%	8.0%	9.1%
% of FP17s Relating to Free Repair or Replacements	8	3,364	0.2%	0.7%	0.8%	0.8%
% of FP17s Relating to Continuations	2	3,364	0.1%	0.9%	1.0%	1.1%
% of Patients satisfied with the dentistry they have received	34	36	94.4%	91.9%	91.5%	91.4%
% of Patients satisfied with the time they had to wait for an appointment	32	36	88.9%	89.1%	88.2%	87.7%

\* This is based on patients treated on this contract for their most recent course of treatment. Figures in italics indicate the base number of FP17s or Patient Questionnaire responses are less than 100. N/A is shown where the base number of responses is less than 10 during the period. % is calculated as Quantity/Base number\*100



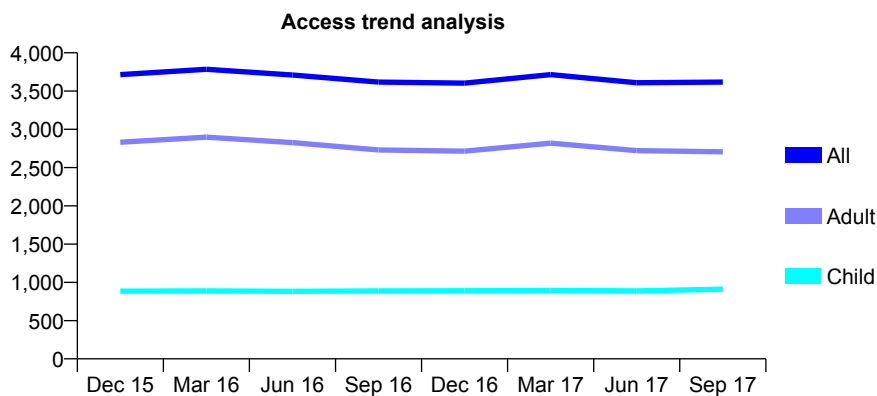
## Q57 - Vital Signs At a Glance Contract Report for 134295/0008 - September 2017

Name or company name	The Benfleet Dental Centre
Contract type name	GDS Contract
Purpose of contract	General
Contract start date	01/06/2012
Contract end date	

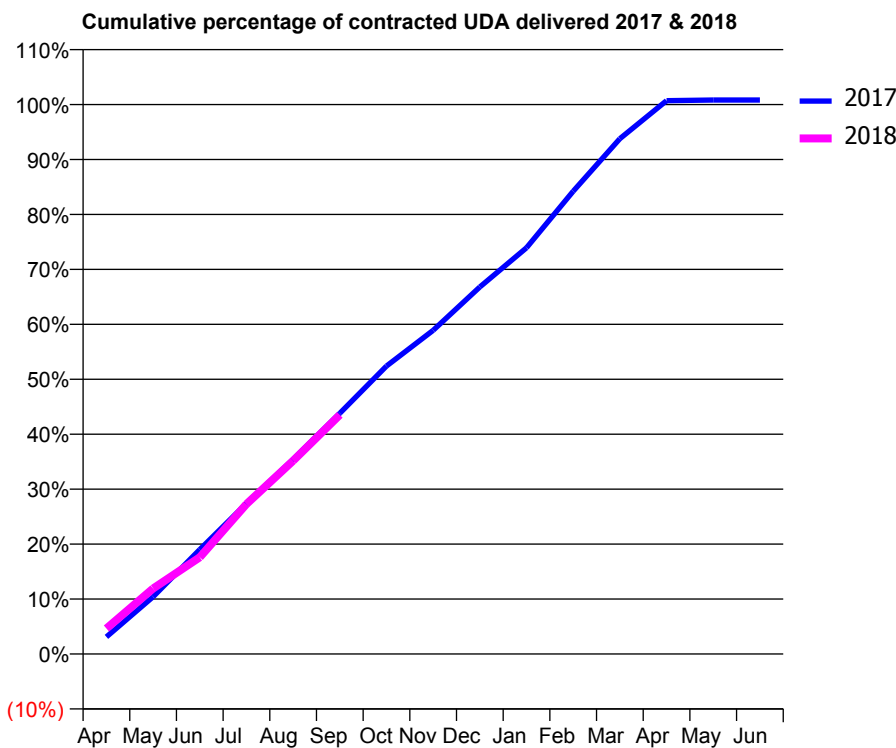
17/18 Contracted general activity (UDA)	9,152
Carry forward general activity (UDA)	-76
17/18 Contracted orthodontic activity (UOA)	0
Carry forward orthodontic activity (UOA)	0
Baseline contract value	£241,271.19

### ACCESS\*

Patients seen in 24 months	Total	Change since previous quarter
Quarter ending September 2016	3,618	
Quarter ending December 2016	3,604	→
Quarter ending March 2017	3,715	↑
Quarter ending June 2017	3,609	↓
Quarter ending September 2017	3,617	→
<b>Variance since September 2016</b>	<b>(0.0%)</b>	<b>→</b>



### ACTIVITY



Month	Adjusted Scheduled Activity (UDA)	
	2017	2018
April	286	426
May	954	1,093
June	1,740	1,612
July	2,509	2,497
August	3,241	3,219
September	4,009	3,984
October	4,795	
November	5,391	
December	6,113	
January	6,767	
February	7,708	
March	8,584	
April	9,216	
May	9,227	
June	9,228	

### QUALITY

	Quantity	Base Number	Contract	AT	Region	England
% of FP17s for the same patient ID Re-attending within 3 months - Children	30	598	5.0%	10.0%	11.6%	11.9%
% of FP17s for the same patient ID Re-attending within 3 months - Adults	155	1,503	10.3%	14.3%	15.2%	15.9%
% of FP17s for the same patient ID Re-attending between 3 & 9 months - Children	287	598	48.0%	55.8%	59.1%	58.1%
% of FP17s for the same patient ID Re-attending between 3 & 9 months - Adults	718	1,503	47.8%	49.0%	51.7%	50.6%
% of FP17s for Band 1 Urgent Courses	139	1,859	7.5%	8.5%	8.0%	9.1%
% of FP17s Relating to Free Repair or Replacements	1	1,859	0.1%	0.7%	0.8%	0.8%
% of FP17s Relating to Continuations	2	1,859	0.1%	0.9%	1.0%	1.1%
% of Patients satisfied with the dentistry they have received	4	4	N/A	91.9%	91.5%	91.4%
% of Patients satisfied with the time they had to wait for an appointment	4	4	N/A	89.1%	88.2%	87.7%

\* This is based on patients treated on this contract for their most recent course of treatment. Figures in italics indicate the base number of FP17s or Patient Questionnaire responses are less than 100. N/A is shown where the base number of responses is less than 10 during the period. % is calculated as Quantity/Base number\*100

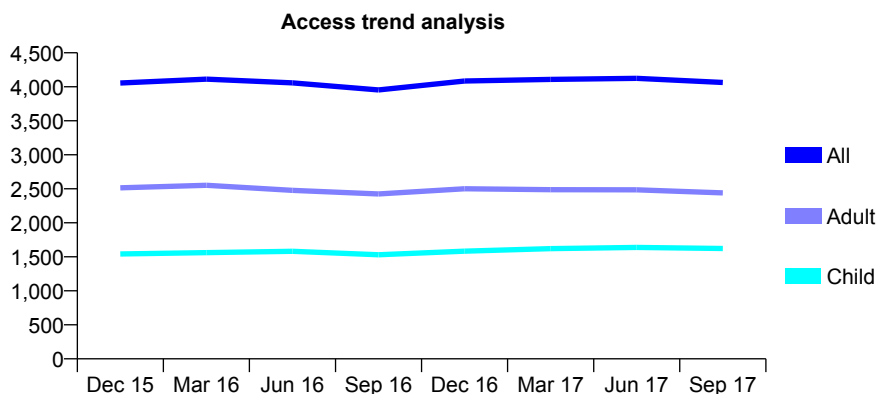
## Q57 - Vital Signs At a Glance Contract Report for 134392/0001 - September 2017

Name or company name	Mr E. Harunani, Mr N. Harunani & Mr M. Ka
Contract type name	GDS Contract
Purpose of contract	General
Contract start date	02/10/2012
Contract end date	

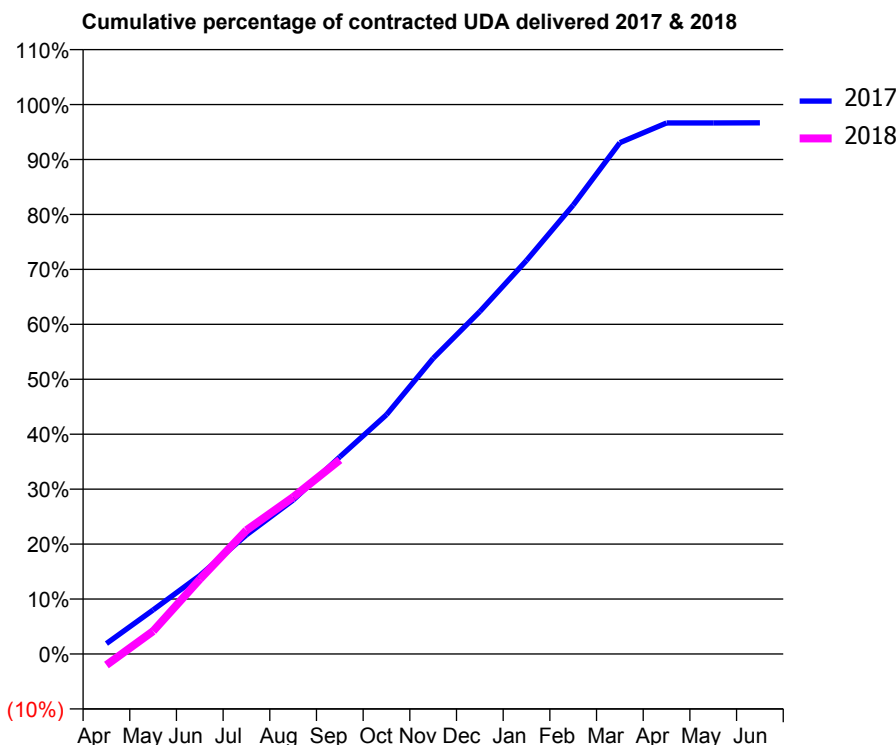
17/18 Contracted general activity (UDA)	13,250
Carry forward general activity (UDA)	441
17/18 Contracted orthodontic activity (UOA)	0
Carry forward orthodontic activity (UOA)	0
Baseline contract value	£327,494.55

### ACCESS\*

Patients seen in 24 months	Total	Change since previous quarter
Quarter ending September 2016	3,954	
Quarter ending December 2016	4,085	↑
Quarter ending March 2017	4,108	→
Quarter ending June 2017	4,125	→
Quarter ending September 2017	4,064	↓
<b>Variance since September 2016</b>	<b>2.8%</b>	<b>↑</b>



### ACTIVITY



Month	Adjusted Scheduled Activity (UDA)	
	2017	2018
April	253	-270
May	1,062	550
June	1,894	1,804
July	2,874	2,984
August	3,713	3,782
September	4,754	4,680
October	5,769	
November	7,129	
December	8,259	
January	9,489	
February	10,824	
March	12,328	
April	12,804	
May	12,806	
June	12,809	

### QUALITY

	Quantity	Base Number	Contract	AT	Region	England
% of FP17s for the same patient ID Re-attending within 3 months - Children	67	895	7.5%	10.0%	11.6%	11.9%
% of FP17s for the same patient ID Re-attending within 3 months - Adults	167	1,093	15.3%	14.3%	15.2%	15.9%
% of FP17s for the same patient ID Re-attending between 3 & 9 months - Children	371	895	41.5%	55.8%	59.1%	58.1%
% of FP17s for the same patient ID Re-attending between 3 & 9 months - Adults	404	1,093	37.0%	49.0%	51.7%	50.6%
% of FP17s for Band 1 Urgent Courses	296	1,838	16.1%	8.5%	8.0%	9.1%
% of FP17s Relating to Free Repair or Replacements	7	1,838	0.4%	0.7%	0.8%	0.8%
% of FP17s Relating to Continuations	17	1,838	0.9%	0.9%	1.0%	1.1%
% of Patients satisfied with the dentistry they have received	10	10	100.0%	91.9%	91.5%	91.4%
% of Patients satisfied with the time they had to wait for an appointment	10	10	100.0%	89.1%	88.2%	87.7%

\* This is based on patients treated on this contract for their most recent course of treatment. Figures in italics indicate the base number of FP17s or Patient Questionnaire responses are less than 100. N/A is shown where the base number of responses is less than 10 during the period. % is calculated as Quantity/Base number\*100

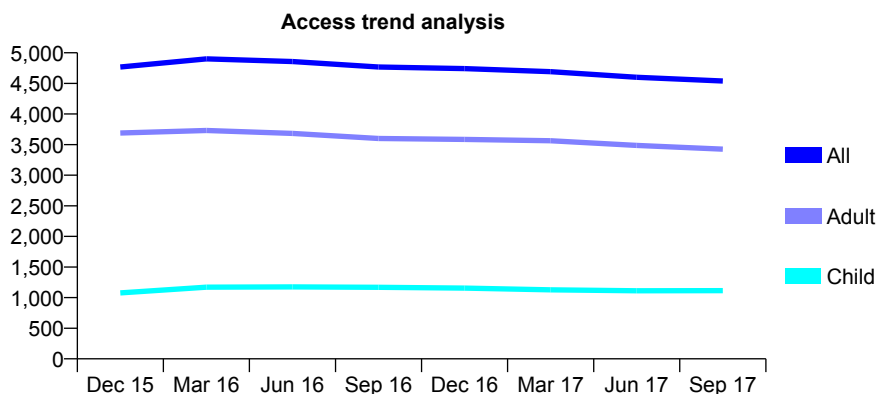
## Q57 - Vital Signs At a Glance Contract Report for 136387/0004 - September 2017

Name or company name	Dr Allen
Contract type name	GDS Contract
Purpose of contract	General
Contract start date	01/10/2013
Contract end date	

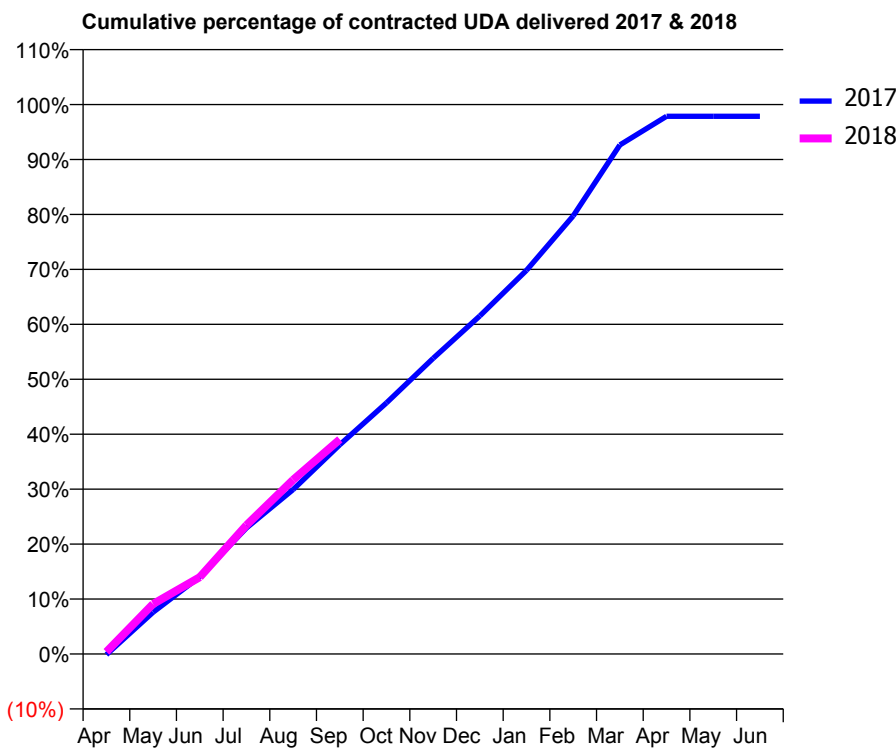
17/18 Contracted general activity (UDA)	23,406
Carry forward general activity (UDA)	501
17/18 Contracted orthodontic activity (UOA)	0
Carry forward orthodontic activity (UOA)	0
Baseline contract value	£632,275.02

### ACCESS\*

Patients seen in 24 months	Total	Change since previous quarter
Quarter ending September 2016	4,768	
Quarter ending December 2016	4,741	→
Quarter ending March 2017	4,691	↓
Quarter ending June 2017	4,600	↓
Quarter ending September 2017	4,540	↓
<b>Variance since September 2016</b>	<b>(4.8%)</b>	<b>↓</b>



### ACTIVITY



Month	Adjusted Scheduled Activity (UDA)	
	2017	2018
April	-30	95
May	1,782	2,134
June	3,293	3,274
July	5,372	5,491
August	7,009	7,418
September	8,914	9,141
October	10,697	
November	12,597	
December	14,404	
January	16,343	
February	18,663	
March	21,680	
April	22,902	
May	22,905	
June	22,905	

### QUALITY

	Quantity	Base Number	Contract	AT	Region	England
% of FP17s for the same patient ID Re-attending within 3 months - Children	51	720	7.1%	10.0%	11.6%	11.9%
% of FP17s for the same patient ID Re-attending within 3 months - Adults	296	1,935	15.3%	14.3%	15.2%	15.9%
% of FP17s for the same patient ID Re-attending between 3 & 9 months - Children	383	720	53.2%	55.8%	59.1%	58.1%
% of FP17s for the same patient ID Re-attending between 3 & 9 months - Adults	912	1,935	47.1%	49.0%	51.7%	50.6%
% of FP17s for Band 1 Urgent Courses	158	2,367	6.7%	8.5%	8.0%	9.1%
% of FP17s Relating to Free Repair or Replacements	2	2,367	0.1%	0.7%	0.8%	0.8%
% of FP17s Relating to Continuations	22	2,367	0.9%	0.9%	1.0%	1.1%
% of Patients satisfied with the dentistry they have received	17	20	85.0%	91.9%	91.5%	91.4%
% of Patients satisfied with the time they had to wait for an appointment	18	20	90.0%	89.1%	88.2%	87.7%

\* This is based on patients treated on this contract for their most recent course of treatment. Figures in italics indicate the base number of FP17s or Patient Questionnaire responses are less than 100. N/A is shown where the base number of responses is less than 10 during the period. % is calculated as Quantity/Base number\*100

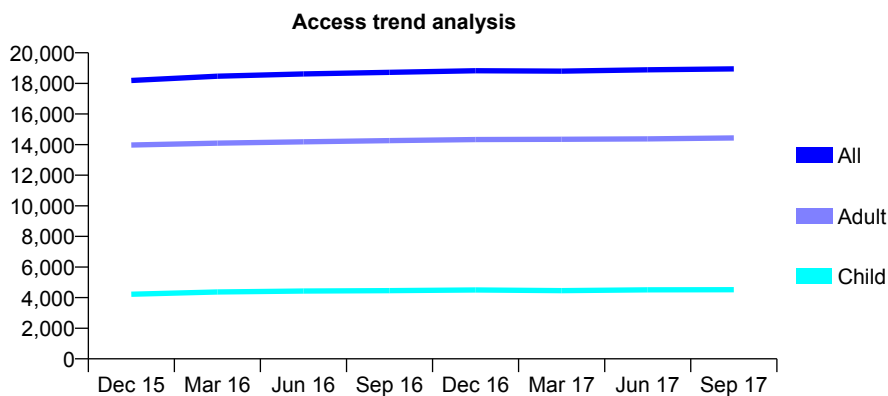
## Q57 - Vital Signs At a Glance Contract Report for 136751/0001 - September 2017

Name or company name	Crowstone Dental Centre Limited
Contract type name	GDS Contract
Purpose of contract	General
Contract start date	01/08/2007
Contract end date	

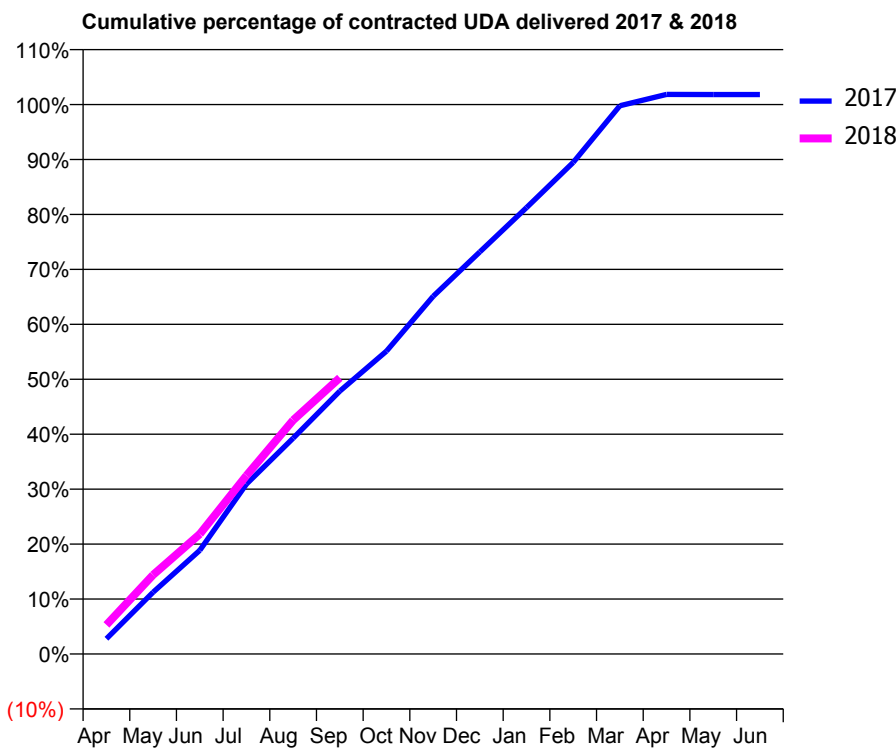
17/18 Contracted general activity (UDA)	57,626
Carry forward general activity (UDA)	-1,040
17/18 Contracted orthodontic activity (UOA)	0
Carry forward orthodontic activity (UOA)	0
Baseline contract value	£1,720,308.33

### ACCESS\*

Patients seen in 24 months	Total	Change since previous quarter
Quarter ending September 2016	18,722	
Quarter ending December 2016	18,832	→
Quarter ending March 2017	18,805	→
Quarter ending June 2017	18,888	→
Quarter ending September 2017	18,953	→
<b>Variance since September 2016</b>	<b>1.2%</b>	<b>→</b>



### ACTIVITY



Month	Adjusted Scheduled Activity (UDA)	
	2017	2018
April	1,601	3,061
May	6,480	8,303
June	10,879	12,576
July	17,821	18,716
August	22,633	24,527
September	27,563	28,971
October	31,762	
November	37,514	
December	42,167	
January	46,809	
February	51,551	
March	57,499	
April	58,680	
May	58,668	
June	58,666	

### QUALITY

	Quantity	Base Number	Contract	AT	Region	England
% of FP17s for the same patient ID Re-attending within 3 months - Children	132	3,102	4.3%	10.0%	11.6%	11.9%
% of FP17s for the same patient ID Re-attending within 3 months - Adults	977	8,855	11.0%	14.3%	15.2%	15.9%
% of FP17s for the same patient ID Re-attending between 3 & 9 months - Children	1,694	3,102	54.6%	55.8%	59.1%	58.1%
% of FP17s for the same patient ID Re-attending between 3 & 9 months - Adults	4,446	8,855	50.2%	49.0%	51.7%	50.6%
% of FP17s for Band 1 Urgent Courses	770	11,496	6.7%	8.5%	8.0%	9.1%
% of FP17s Relating to Free Repair or Replacements	76	11,496	0.7%	0.7%	0.8%	0.8%
% of FP17s Relating to Continuations	34	11,496	0.3%	0.9%	1.0%	1.1%
% of Patients satisfied with the dentistry they have received	38	40	95.0%	91.9%	91.5%	91.4%
% of Patients satisfied with the time they had to wait for an appointment	35	40	87.5%	89.1%	88.2%	87.7%

\* This is based on patients treated on this contract for their most recent course of treatment. Figures in italics indicate the base number of FP17s or Patient Questionnaire responses are less than 100. N/A is shown where the base number of responses is less than 10 during the period. % is calculated as Quantity/Base number\*100

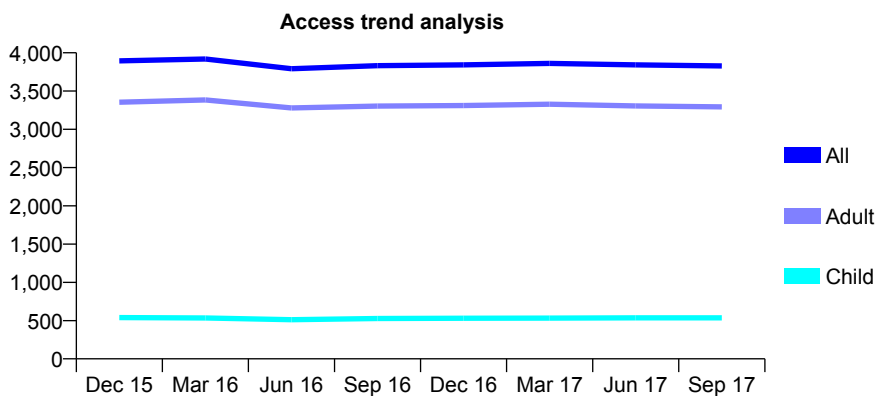
## Q57 - Vital Signs At a Glance Contract Report for 137472/0001 - September 2017

Name or company name	Toothcare Limited
Contract type name	GDS Contract
Purpose of contract	General
Contract start date	01/08/2007
Contract end date	

17/18 Contracted general activity (UDA)	12,561
Carry forward general activity (UDA)	-68
17/18 Contracted orthodontic activity (UOA)	0
Carry forward orthodontic activity (UOA)	0
Baseline contract value	£286,290.48

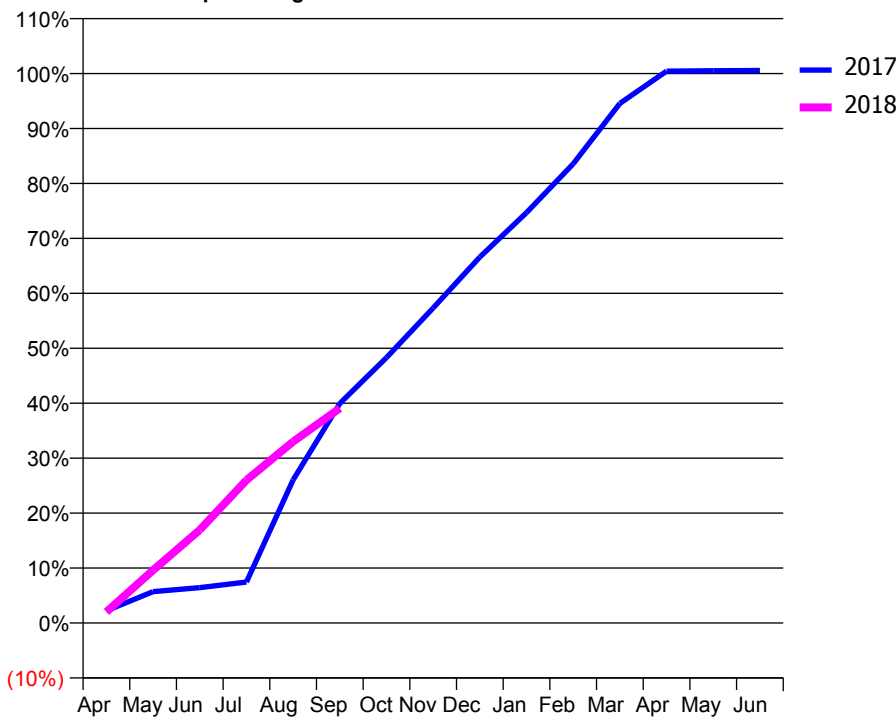
### ACCESS\*

Patients seen in 24 months	Total	Change since previous quarter
Quarter ending September 2016	3,831	
Quarter ending December 2016	3,842	→
Quarter ending March 2017	3,861	→
Quarter ending June 2017	3,842	→
Quarter ending September 2017	3,829	→
<b>Variance since September 2016</b>	<b>(0.1%)</b>	→



### ACTIVITY

Cumulative percentage of contracted UDA delivered 2017 & 2018



Adjusted Scheduled Activity (UDA)

Month	2017	2018
April	283	254
May	718	1,209
June	810	2,130
July	936	3,266
August	3,272	4,147
September	5,020	4,910
October	6,067	
November	7,200	
December	8,366	
January	9,381	
February	10,495	
March	11,878	
April	12,615	
May	12,625	
June	12,629	

### QUALITY

	Quantity	Base Number	Contract	AT	Region	England
% of FP17s for the same patient ID Re-attending within 3 months - Children	24	384	6.3%	10.0%	11.6%	11.9%
% of FP17s for the same patient ID Re-attending within 3 months - Adults	328	2,338	14.0%	14.3%	15.2%	15.9%
% of FP17s for the same patient ID Re-attending between 3 & 9 months - Children	263	384	68.5%	55.8%	59.1%	58.1%
% of FP17s for the same patient ID Re-attending between 3 & 9 months - Adults	1,563	2,338	66.9%	49.0%	51.7%	50.6%
% of FP17s for Band 1 Urgent Courses	179	2,402	7.5%	8.5%	8.0%	9.1%
% of FP17s Relating to Free Repair or Replacements	44	2,402	1.8%	0.7%	0.8%	0.8%
% of FP17s Relating to Continuations	47	2,402	2.0%	0.9%	1.0%	1.1%
% of Patients satisfied with the dentistry they have received	17	18	94.4%	91.9%	91.5%	91.4%
% of Patients satisfied with the time they had to wait for an appointment	17	18	94.4%	89.1%	88.2%	87.7%

\* This is based on patients treated on this contract for their most recent course of treatment. Figures in italics indicate the base number of FP17s or Patient Questionnaire responses are less than 100. N/A is shown where the base number of responses is less than 10 during the period. % is calculated as Quantity/Base number\*100

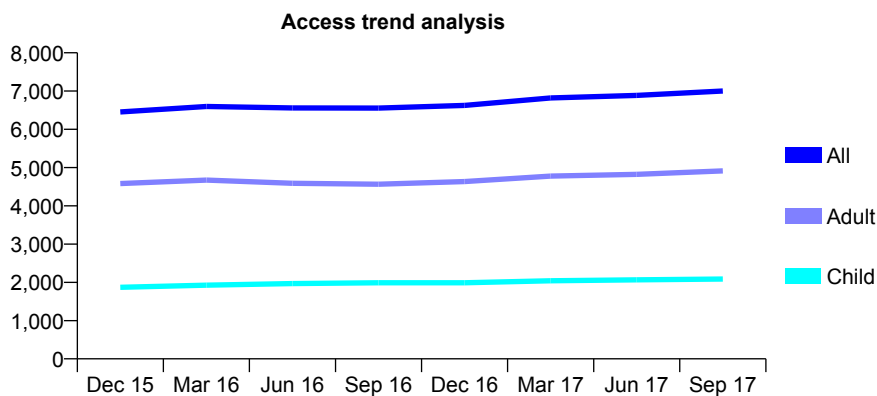
## Q57 - Vital Signs At a Glance Contract Report for 138789/0001 - September 2017

Name or company name	Mr S B Radia & Mr P Vaid
Contract type name	GDS Contract
Purpose of contract	General
Contract start date	01/10/2008
Contract end date	

17/18 Contracted general activity (UDA)	25,465
Carry forward general activity (UDA)	1,012
17/18 Contracted orthodontic activity (UOA)	0
Carry forward orthodontic activity (UOA)	0
Baseline contract value	£754,873.09

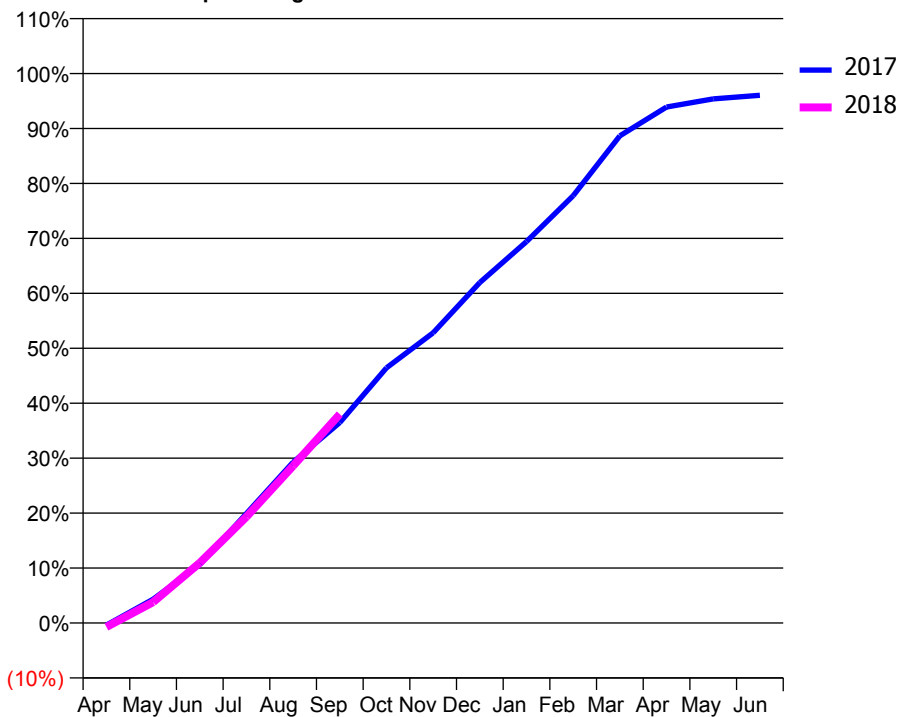
### ACCESS\*

Patients seen in 24 months	Total	Change since previous quarter
Quarter ending September 2016	6,556	
Quarter ending December 2016	6,624	→
Quarter ending March 2017	6,819	↑
Quarter ending June 2017	6,888	→
Quarter ending September 2017	7,002	→
<b>Variance since September 2016</b>	<b>6.8%</b>	<b>↑</b>



### ACTIVITY

Cumulative percentage of contracted UDA delivered 2017 & 2018



Adjusted Scheduled Activity (UDA)

Month	2017	2018
April	-100	-191
May	1,105	970
June	2,713	2,792
July	5,077	4,921
August	7,455	7,282
September	9,289	9,683
October	11,823	
November	13,450	
December	15,779	
January	17,675	
February	19,802	
March	22,578	
April	23,912	
May	24,291	
June	24,453	

### QUALITY

	Quantity	Base Number	Contract	AT	Region	England
% of FP17s for the same patient ID Re-attending within 3 months - Children	172	1,493	11.5%	10.0%	11.6%	11.9%
% of FP17s for the same patient ID Re-attending within 3 months - Adults	427	3,108	13.7%	14.3%	15.2%	15.9%
% of FP17s for the same patient ID Re-attending between 3 & 9 months - Children	773	1,493	51.8%	55.8%	59.1%	58.1%
% of FP17s for the same patient ID Re-attending between 3 & 9 months - Adults	1,468	3,108	47.2%	49.0%	51.7%	50.6%
% of FP17s for Band 1 Urgent Courses	283	4,056	7.0%	8.5%	8.0%	9.1%
% of FP17s Relating to Free Repair or Replacements	35	4,056	0.9%	0.7%	0.8%	0.8%
% of FP17s Relating to Continuations	15	4,056	0.4%	0.9%	1.0%	1.1%
% of Patients satisfied with the dentistry they have received	7	9	N/A	91.9%	91.5%	91.4%
% of Patients satisfied with the time they had to wait for an appointment	7	9	N/A	89.1%	88.2%	87.7%

\* This is based on patients treated on this contract for their most recent course of treatment. Figures in italics indicate the base number of FP17s or Patient Questionnaire responses are less than 100. N/A is shown where the base number of responses is less than 10 during the period. % is calculated as Quantity/Base number\*100

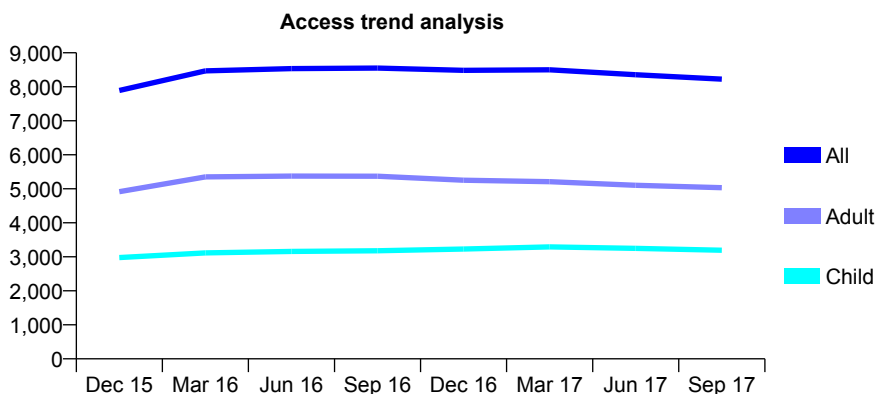
## Q57 - Vital Signs At a Glance Contract Report for 139602/0001 - September 2017

Name or company name	Mr P D S N Datta
Contract type name	GDS Contract
Purpose of contract	General
Contract start date	01/04/2014
Contract end date	

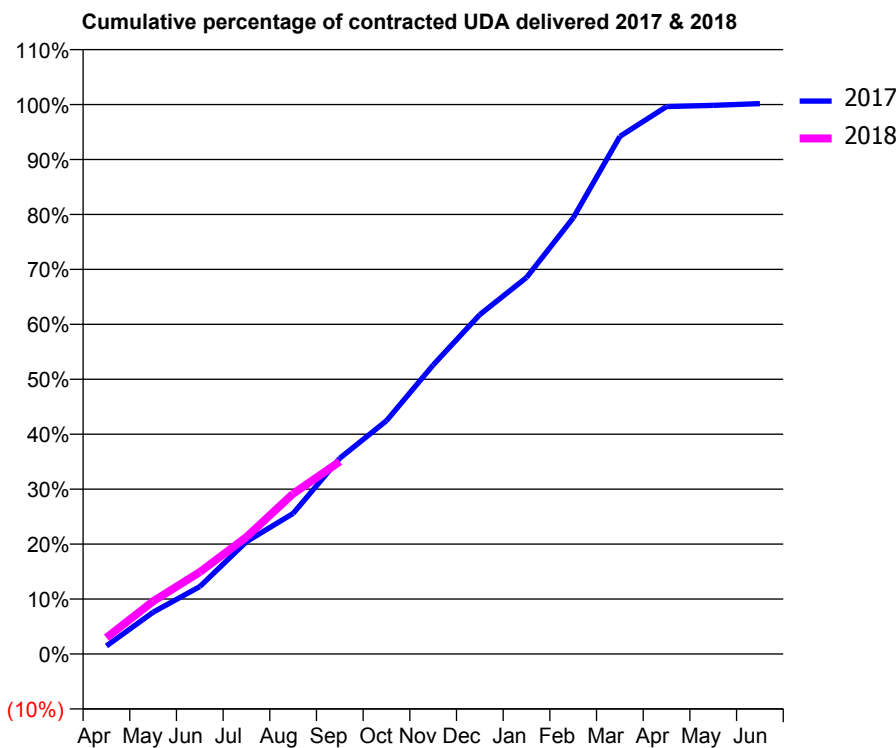
17/18 Contracted general activity (UDA)	19,930
Carry forward general activity (UDA)	-31
17/18 Contracted orthodontic activity (UOA)	0
Carry forward orthodontic activity (UOA)	0
Baseline contract value	£473,232.89

### ACCESS\*

Patients seen in 24 months	Total	Change since previous quarter
Quarter ending September 2016	8,552	
Quarter ending December 2016	8,483	→
Quarter ending March 2017	8,501	→
Quarter ending June 2017	8,353	↓
Quarter ending September 2017	8,227	↓
<b>Variance since September 2016</b>	<b>(3.8%)</b>	<b>↓</b>



### ACTIVITY



Month	Adjusted Scheduled Activity (UDA)	
	2017	2018
April	293	593
May	1,514	1,910
June	2,445	2,974
July	4,077	4,245
August	5,098	5,816
September	7,102	6,979
October	8,463	
November	10,481	
December	12,313	
January	13,656	
February	15,819	
March	18,773	
April	19,857	
May	19,899	
June	19,961	

### QUALITY

	Quantity	Base Number	Contract	AT	Region	England
% of FP17s for the same patient ID Re-attending within 3 months - Children	113	1,630	6.9%	10.0%	11.6%	11.9%
% of FP17s for the same patient ID Re-attending within 3 months - Adults	393	2,366	16.6%	14.3%	15.2%	15.9%
% of FP17s for the same patient ID Re-attending between 3 & 9 months - Children	563	1,630	34.5%	55.8%	59.1%	58.1%
% of FP17s for the same patient ID Re-attending between 3 & 9 months - Adults	785	2,366	33.2%	49.0%	51.7%	50.6%
% of FP17s for Band 1 Urgent Courses	274	2,994	9.2%	8.5%	8.0%	9.1%
% of FP17s Relating to Free Repair or Replacements	16	2,994	0.5%	0.7%	0.8%	0.8%
% of FP17s Relating to Continuations	32	2,994	1.1%	0.9%	1.0%	1.1%
% of Patients satisfied with the dentistry they have received	11	12	91.7%	91.9%	91.5%	91.4%
% of Patients satisfied with the time they had to wait for an appointment	11	12	91.7%	89.1%	88.2%	87.7%

\* This is based on patients treated on this contract for their most recent course of treatment. Figures in italics indicate the base number of FP17s or Patient Questionnaire responses are less than 100. N/A is shown where the base number of responses is less than 10 during the period. % is calculated as Quantity/Base number\*100

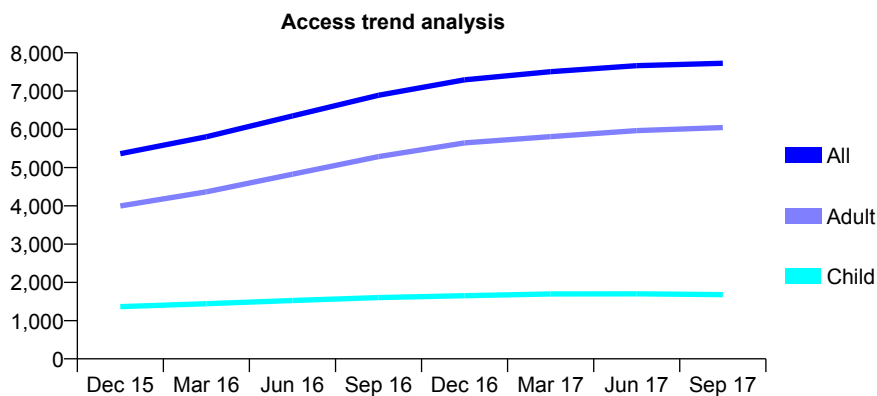
## Q57 - Vital Signs At a Glance Contract Report for 139742/0001 - September 2017

Name or company name	Apex Dental Care Ltd
Contract type name	Pilot Contract
Purpose of contract	General
Contract start date	01/01/2015
Contract end date	

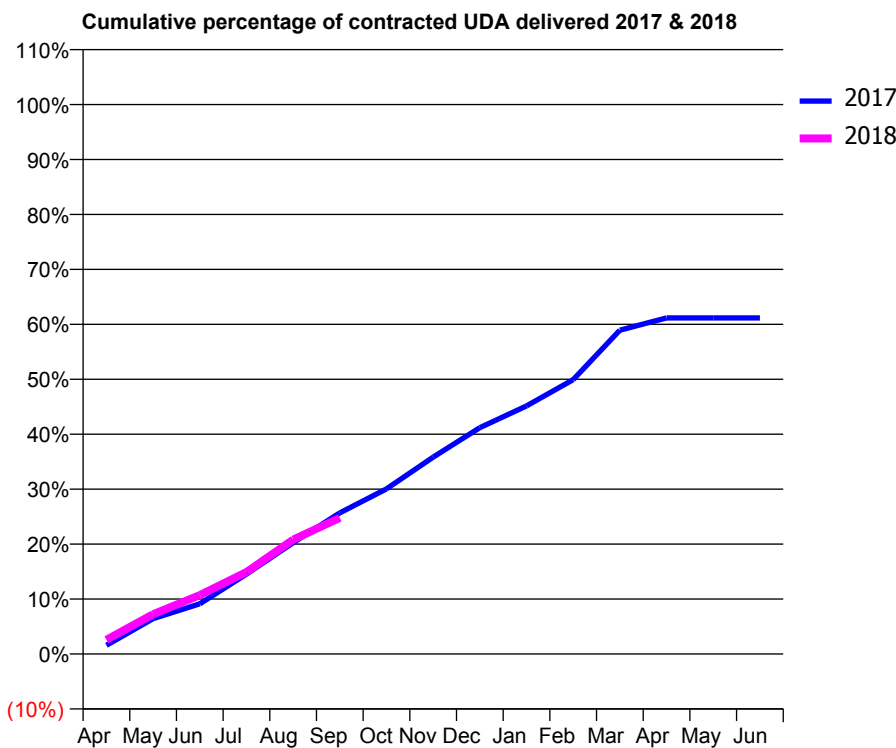
17/18 Contracted general activity (UDA)	26,597
Carry forward general activity (UDA)	0
17/18 Contracted orthodontic activity (UOA)	0
Carry forward orthodontic activity (UOA)	0
Baseline contract value	£735,641.49

### ACCESS\*

Patients seen in 24 months	Total	Change since previous quarter
Quarter ending September 2016	6,889	
Quarter ending December 2016	7,293	↑
Quarter ending March 2017	7,506	↑
Quarter ending June 2017	7,665	↑
Quarter ending September 2017	7,725	→
<b>Variance since September 2016</b>	<b>12.1%</b>	<b>↑</b>



### ACTIVITY



Month	Adjusted Scheduled Activity (UDA)	
	2017	2018
April	420	686
May	1,712	1,929
June	2,433	2,847
July	3,871	3,963
August	5,389	5,537
September	6,829	6,593
October	7,995	
November	9,529	
December	10,957	
January	12,010	
February	13,277	
March	15,674	
April	16,268	
May	16,268	
June	16,268	

### QUALITY

	Quantity	Base Number	Contract	AT	Region	England
% of FP17s for the same patient ID Re-attending within 3 months - Children	56	952	5.9%	10.0%	11.6%	11.9%
% of FP17s for the same patient ID Re-attending within 3 months - Adults	498	3,206	15.5%	14.3%	15.2%	15.9%
% of FP17s for the same patient ID Re-attending between 3 & 9 months - Children	437	952	45.9%	55.8%	59.1%	58.1%
% of FP17s for the same patient ID Re-attending between 3 & 9 months - Adults	1,141	3,206	35.6%	49.0%	51.7%	50.6%
% of FP17s for Band 1 Urgent Courses	491	3,816	12.9%	8.5%	8.0%	9.1%
% of FP17s Relating to Free Repair or Replacements	7	3,816	0.2%	0.7%	0.8%	0.8%
% of FP17s Relating to Continuations	61	3,816	1.6%	0.9%	1.0%	1.1%
% of Patients satisfied with the dentistry they have received	11	14	78.6%	91.9%	91.5%	91.4%
% of Patients satisfied with the time they had to wait for an appointment	12	14	85.7%	89.1%	88.2%	87.7%

\* This is based on patients treated on this contract for their most recent course of treatment. Figures in italics indicate the base number of FP17s or Patient Questionnaire responses are less than 100. N/A is shown where the base number of responses is less than 10 during the period. % is calculated as Quantity/Base number\*100



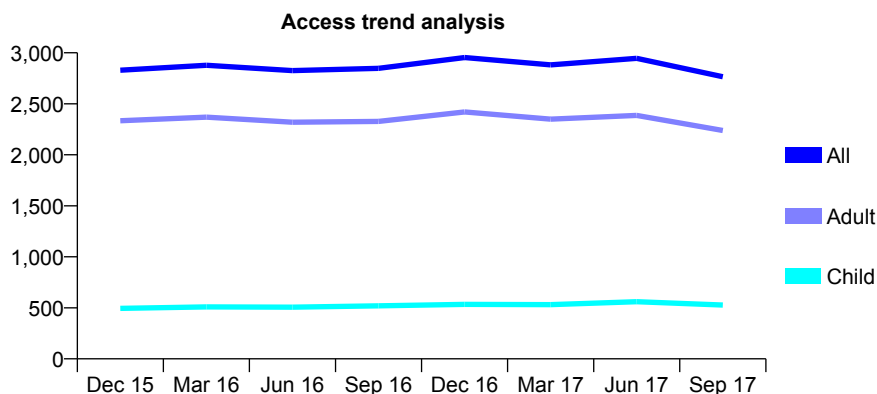
## Q57 - Vital Signs At a Glance Contract Report for 140171/0001 - September 2017

Name or company name	The Toothplace Dental Surgery Limited
Contract type name	GDS Contract
Purpose of contract	General
Contract start date	01/12/2010
Contract end date	

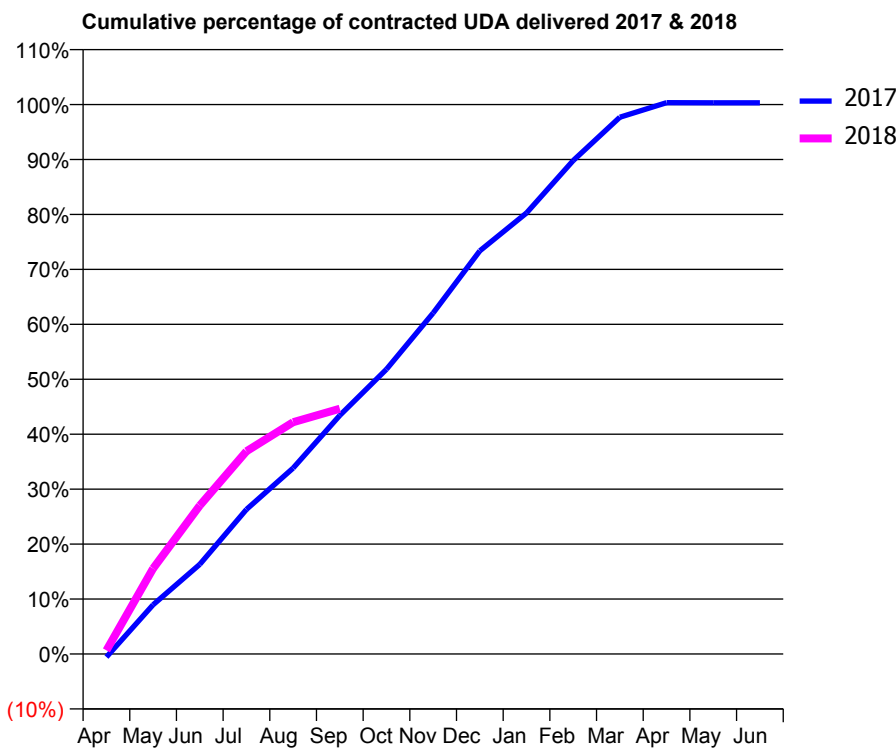
17/18 Contracted general activity (UDA)	12,114
Carry forward general activity (UDA)	-36
17/18 Contracted orthodontic activity (UOA)	0
Carry forward orthodontic activity (UOA)	0
Baseline contract value	£381,094.31

### ACCESS\*

Patients seen in 24 months	Total	Change since previous quarter
Quarter ending September 2016	2,848	
Quarter ending December 2016	2,954	↑
Quarter ending March 2017	2,882	↓
Quarter ending June 2017	2,946	↑
Quarter ending September 2017	2,765	↓
<b>Variance since September 2016</b>	<b>(2.9%)</b>	<b>↓</b>



### ACTIVITY



Month	Adjusted Scheduled Activity (UDA)	
	2017	2018
April	-69	80
May	1,087	1,887
June	1,978	3,274
July	3,189	4,470
August	4,100	5,112
September	5,260	5,409
October	6,278	
November	7,518	
December	8,887	
January	9,724	
February	10,879	
March	11,835	
April	12,153	
May	12,152	
June	12,150	

### QUALITY

	Quantity	Base Number	Contract	AT	Region	England
% of FP17s for the same patient ID Re-attending within 3 months - Children	35	363	9.6%	10.0%	11.6%	11.9%
% of FP17s for the same patient ID Re-attending within 3 months - Adults	261	1,632	16.0%	14.3%	15.2%	15.9%
% of FP17s for the same patient ID Re-attending between 3 & 9 months - Children	217	363	59.8%	55.8%	59.1%	58.1%
% of FP17s for the same patient ID Re-attending between 3 & 9 months - Adults	927	1,632	56.8%	49.0%	51.7%	50.6%
% of FP17s for Band 1 Urgent Courses	60	1,777	3.4%	8.5%	8.0%	9.1%
% of FP17s Relating to Free Repair or Replacements	10	1,777	0.6%	0.7%	0.8%	0.8%
% of FP17s Relating to Continuations	8	1,777	0.5%	0.9%	1.0%	1.1%
% of Patients satisfied with the dentistry they have received	13	16	81.3%	91.9%	91.5%	91.4%
% of Patients satisfied with the time they had to wait for an appointment	15	16	93.8%	89.1%	88.2%	87.7%

\* This is based on patients treated on this contract for their most recent course of treatment. Figures in italics indicate the base number of FP17s or Patient Questionnaire responses are less than 100. N/A is shown where the base number of responses is less than 10 during the period. % is calculated as Quantity/Base number\*100

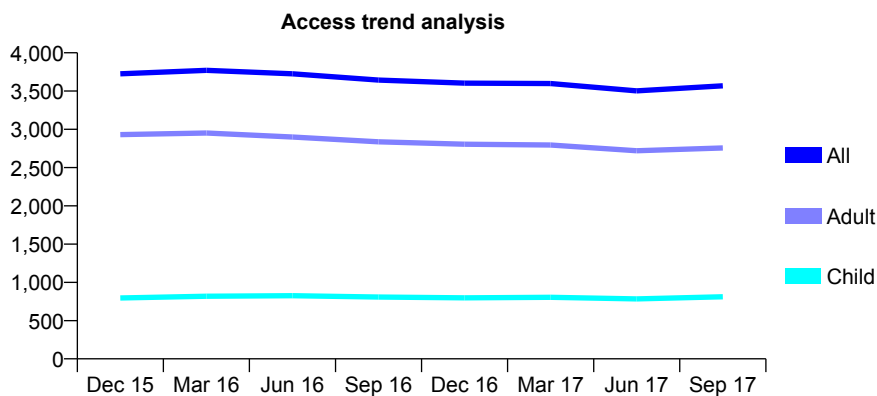
## Q57 - Vital Signs At a Glance Contract Report for 142751/0001 - September 2017

Name or company name	Market Square Dental Practice
Contract type name	GDS Contract
Purpose of contract	General
Contract start date	01/09/2010
Contract end date	

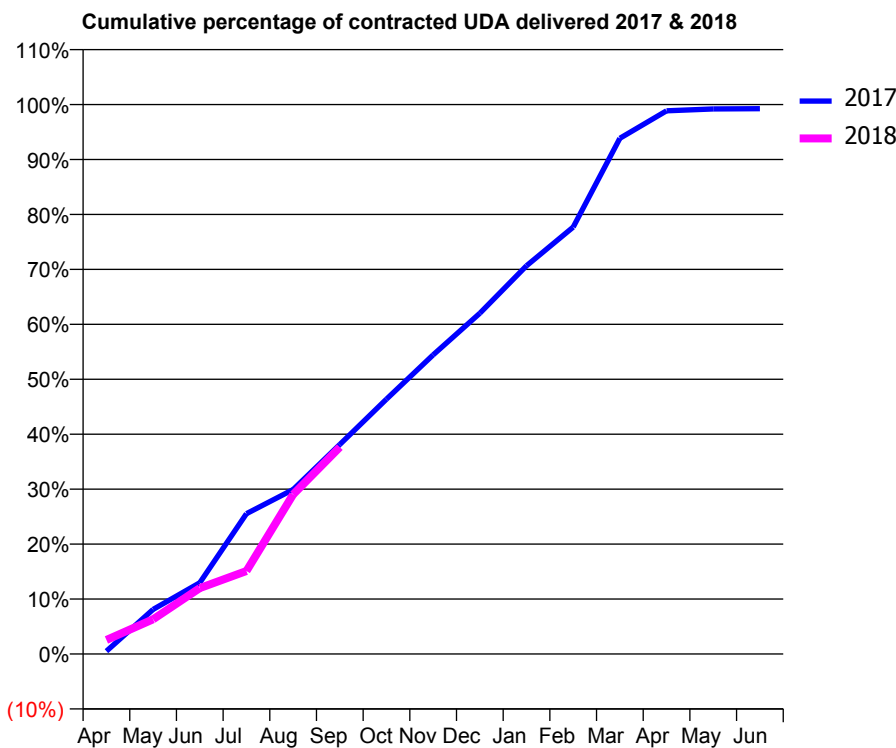
17/18 Contracted general activity (UDA)	10,968
Carry forward general activity (UDA)	82
17/18 Contracted orthodontic activity (UOA)	0
Carry forward orthodontic activity (UOA)	0
Baseline contract value	£295,342.02

### ACCESS\*

Patients seen in 24 months	Total	Change since previous quarter
Quarter ending September 2016	3,643	
Quarter ending December 2016	3,604	↓
Quarter ending March 2017	3,598	→
Quarter ending June 2017	3,503	↓
Quarter ending September 2017	3,568	→
<b>Variance since September 2016</b>	<b>(2.1%)</b>	<b>↓</b>



### ACTIVITY



Month	Adjusted Scheduled Activity (UDA)	
	2017	2018
April	56	281
May	890	694
June	1,423	1,317
July	2,801	1,657
August	3,282	3,186
September	4,184	4,130
October	5,088	
November	5,972	
December	6,800	
January	7,749	
February	8,520	
March	10,294	
April	10,843	
May	10,880	
June	10,886	

### QUALITY

	Quantity	Base Number	Contract	AT	Region	England
% of FP17s for the same patient ID Re-attending within 3 months - Children	22	500	4.4%	10.0%	11.6%	11.9%
% of FP17s for the same patient ID Re-attending within 3 months - Adults	148	1,429	10.4%	14.3%	15.2%	15.9%
% of FP17s for the same patient ID Re-attending between 3 & 9 months - Children	229	500	45.8%	55.8%	59.1%	58.1%
% of FP17s for the same patient ID Re-attending between 3 & 9 months - Adults	629	1,429	44.0%	49.0%	51.7%	50.6%
% of FP17s for Band 1 Urgent Courses	58	1,753	3.3%	8.5%	8.0%	9.1%
% of FP17s Relating to Free Repair or Replacements	11	1,753	0.6%	0.7%	0.8%	0.8%
% of FP17s Relating to Continuations	25	1,753	1.4%	0.9%	1.0%	1.1%
% of Patients satisfied with the dentistry they have received	10	10	100.0%	91.9%	91.5%	91.4%
% of Patients satisfied with the time they had to wait for an appointment	10	10	100.0%	89.1%	88.2%	87.7%

\* This is based on patients treated on this contract for their most recent course of treatment. Figures in italics indicate the base number of FP17s or Patient Questionnaire responses are less than 100. N/A is shown where the base number of responses is less than 10 during the period. % is calculated as Quantity/Base number\*100

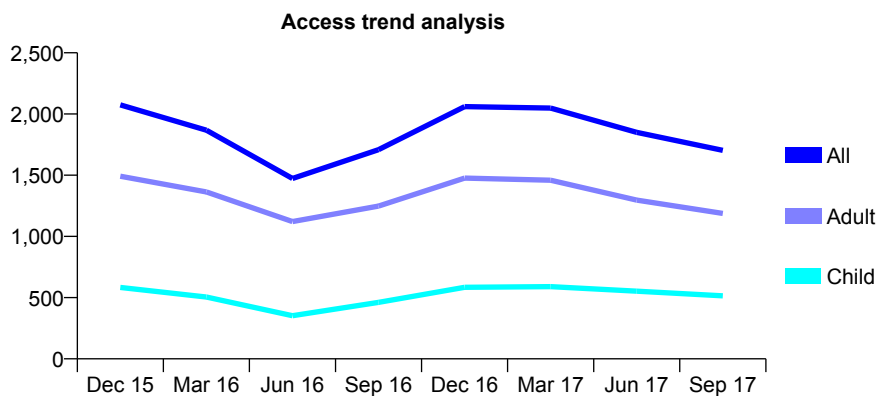
## Q57 - Vital Signs At a Glance Contract Report for 143936/0001 - September 2017

Name or company name	Kangi Surgery Ltd
Contract type name	GDS Contract
Purpose of contract	General
Contract start date	01/04/2011
Contract end date	

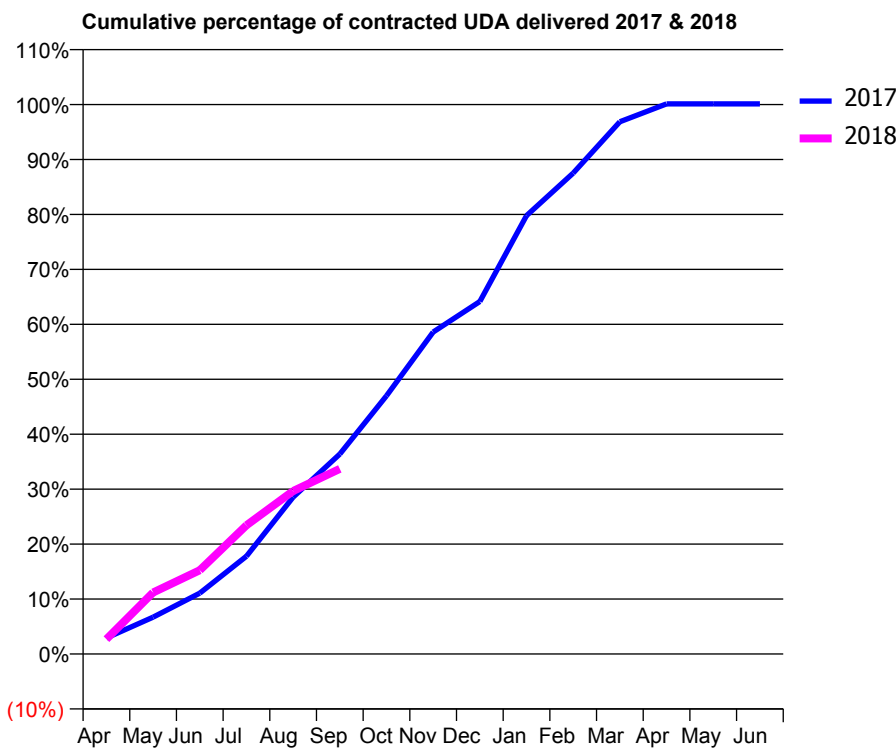
17/18 Contracted general activity (UDA)	4,813
Carry forward general activity (UDA)	-5
17/18 Contracted orthodontic activity (UOA)	0
Carry forward orthodontic activity (UOA)	0
Baseline contract value	£116,580.25

### ACCESS\*

Patients seen in 24 months	Total	Change since previous quarter
Quarter ending September 2016	1,709	
Quarter ending December 2016	2,061	↑
Quarter ending March 2017	2,049	→
Quarter ending June 2017	1,850	↓
Quarter ending September 2017	1,703	↓
<b>Variance since September 2016</b>	<b>(0.4%)</b>	→



### ACTIVITY



Month	Adjusted Scheduled Activity (UDA)	
	2017	2018
April	141	130
May	323	540
June	533	735
July	856	1,127
August	1,374	1,428
September	1,751	1,621
October	2,262	
November	2,820	
December	3,088	
January	3,839	
February	4,212	
March	4,662	
April	4,818	
May	4,818	
June	4,818	

### QUALITY

	Quantity	Base Number	Contract	AT	Region	England
% of FP17s for the same patient ID Re-attending within 3 months - Children	6	338	1.8%	10.0%	11.6%	11.9%
% of FP17s for the same patient ID Re-attending within 3 months - Adults	18	597	3.0%	14.3%	15.2%	15.9%
% of FP17s for the same patient ID Re-attending between 3 & 9 months - Children	78	338	23.1%	55.8%	59.1%	58.1%
% of FP17s for the same patient ID Re-attending between 3 & 9 months - Adults	152	597	25.5%	49.0%	51.7%	50.6%
% of FP17s for Band 1 Urgent Courses	32	844	3.8%	8.5%	8.0%	9.1%
% of FP17s Relating to Free Repair or Replacements	3	844	0.4%	0.7%	0.8%	0.8%
% of FP17s Relating to Continuations	0	844	0.0%	0.9%	1.0%	1.1%
% of Patients satisfied with the dentistry they have received	15	18	83.3%	91.9%	91.5%	91.4%
% of Patients satisfied with the time they had to wait for an appointment	16	18	88.9%	89.1%	88.2%	87.7%

\* This is based on patients treated on this contract for their most recent course of treatment. Figures in italics indicate the base number of FP17s or Patient Questionnaire responses are less than 100. N/A is shown where the base number of responses is less than 10 during the period. % is calculated as Quantity/Base number\*100

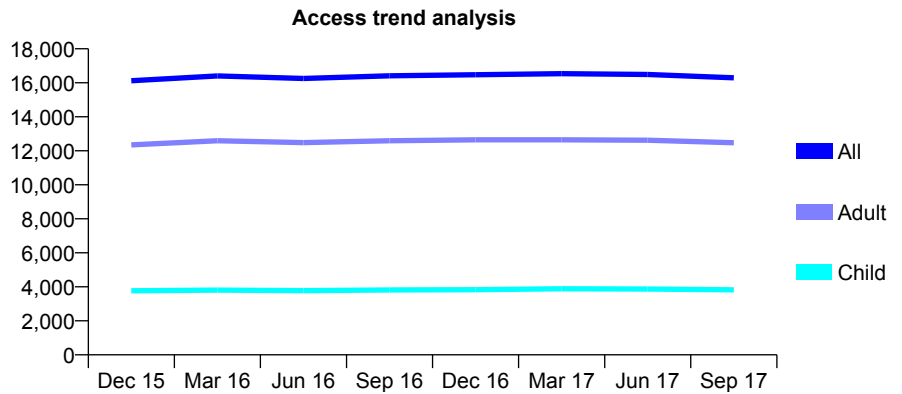
## Q57 - Vital Signs At a Glance Contract Report for 145394/0001 - September 2017

Name or company name	Ongar Road Dental Practice
Contract type name	GDS Contract
Purpose of contract	General
Contract start date	01/04/2006
Contract end date	

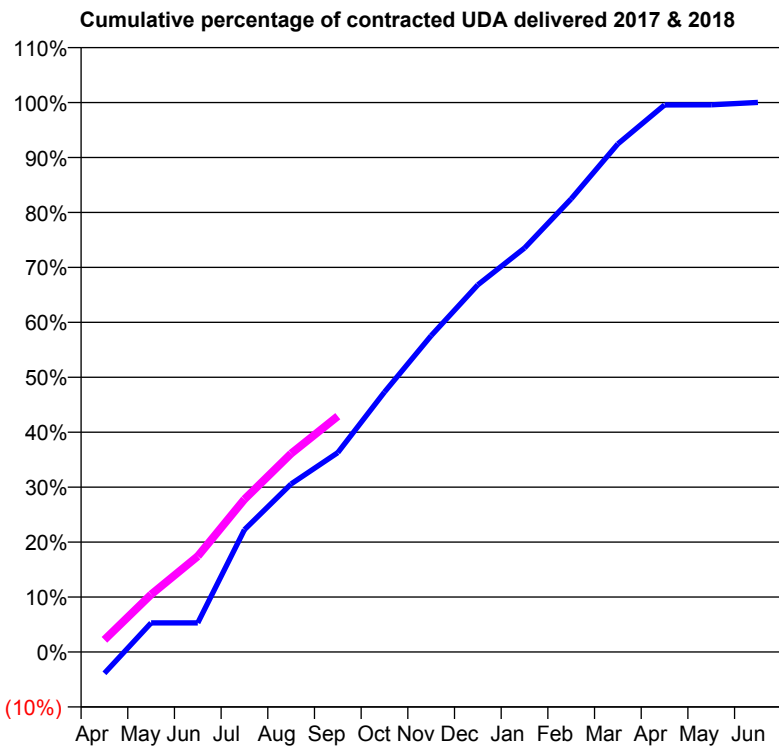
17/18 Contracted general activity (UDA)	43,259
Carry forward general activity (UDA)	-2
17/18 Contracted orthodontic activity (UOA)	0
Carry forward orthodontic activity (UOA)	0
Baseline contract value	£1,077,979.54

### ACCESS\*

Patients seen in 24 months	Total	Change since previous quarter
Quarter ending September 2016	16,408	
Quarter ending December 2016	16,475	→
Quarter ending March 2017	16,535	→
Quarter ending June 2017	16,494	→
Quarter ending September 2017	16,295	↓
<b>Variance since September 2016</b>	<b>(0.7%)</b>	→



### ACTIVITY



Month	Adjusted Scheduled Activity (UDA)	
	2017	2018
April	-1,682	965
May	2,298	4,526
June	2,298	7,547
July	9,636	12,025
August	13,229	15,627
September	15,700	18,563
October	20,460	
November	24,900	
December	28,905	
January	31,800	
February	35,677	
March	39,999	
April	43,062	
May	43,073	
June	43,260	

### QUALITY

	Quantity	Base Number	Contract	AT	Region	England
% of FP17s for the same patient ID Re-attending within 3 months - Children	167	2,599	6.4%	10.0%	11.6%	11.9%
% of FP17s for the same patient ID Re-attending within 3 months - Adults	990	7,566	13.1%	14.3%	15.2%	15.9%
% of FP17s for the same patient ID Re-attending between 3 & 9 months - Children	1,469	2,599	56.5%	55.8%	59.1%	58.1%
% of FP17s for the same patient ID Re-attending between 3 & 9 months - Adults	3,840	7,566	50.8%	49.0%	51.7%	50.6%
% of FP17s for Band 1 Urgent Courses	730	8,848	8.3%	8.5%	8.0%	9.1%
% of FP17s Relating to Free Repair or Replacements	118	8,848	1.3%	0.7%	0.8%	0.8%
% of FP17s Relating to Continuations	86	8,848	1.0%	0.9%	1.0%	1.1%
% of Patients satisfied with the dentistry they have received	33	34	97.1%	91.9%	91.5%	91.4%
% of Patients satisfied with the time they had to wait for an appointment	30	34	88.2%	89.1%	88.2%	87.7%

\* This is based on patients treated on this contract for their most recent course of treatment. Figures in italics indicate the base number of FP17s or Patient Questionnaire responses are less than 100. N/A is shown where the base number of responses is less than 10 during the period. % is calculated as Quantity/Base number\*100

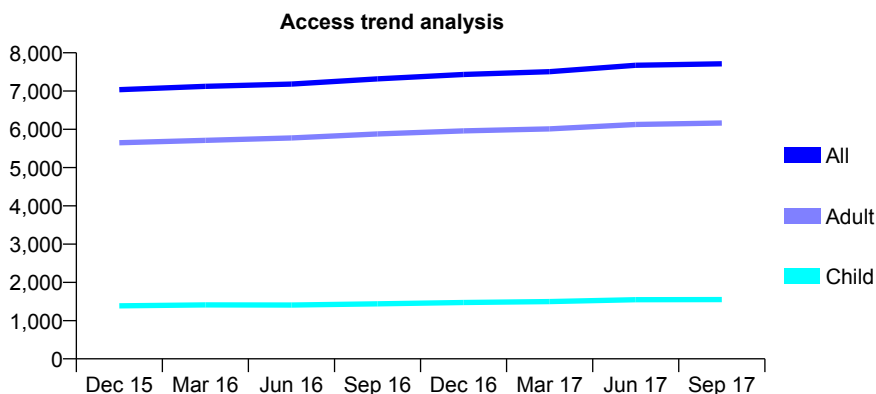
## Q57 - Vital Signs At a Glance Contract Report for 146994/0001 - September 2017

Name or company name	Ms N Ahmed
Contract type name	GDS Contract
Purpose of contract	General
Contract start date	01/04/2011
Contract end date	

17/18 Contracted general activity (UDA)	20,028
Carry forward general activity (UDA)	0
17/18 Contracted orthodontic activity (UOA)	0
Carry forward orthodontic activity (UOA)	0
Baseline contract value	£491,215.74

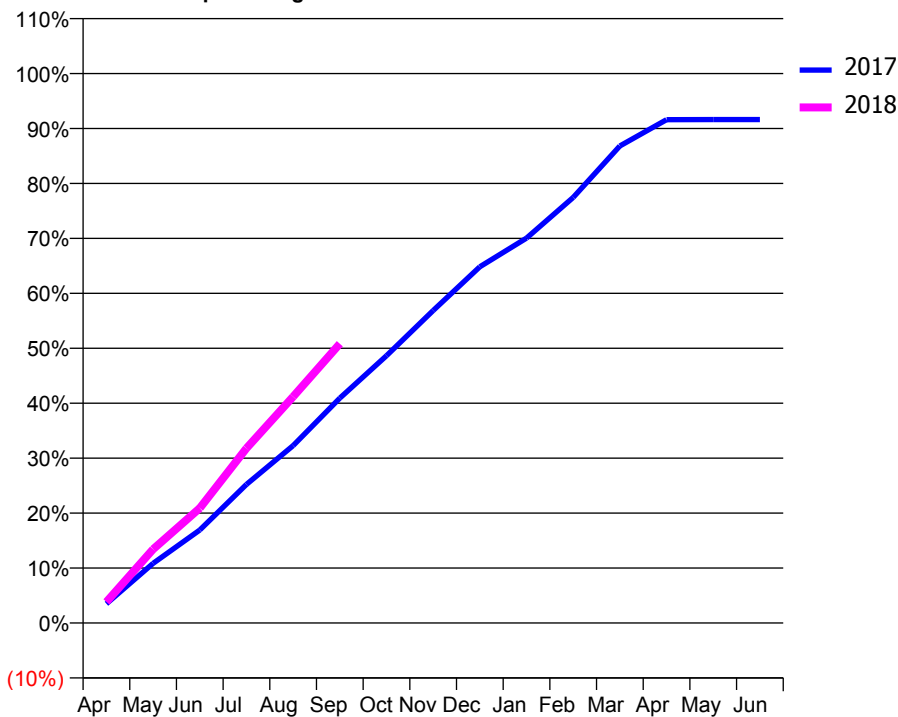
### ACCESS\*

Patients seen in 24 months	Total	Change since previous quarter
Quarter ending September 2016	7,317	
Quarter ending December 2016	7,432	→
Quarter ending March 2017	7,508	→
Quarter ending June 2017	7,673	↑
Quarter ending September 2017	7,714	→
<b>Variance since September 2016</b>	<b>5.4%</b>	<b>↑</b>



### ACTIVITY

Cumulative percentage of contracted UDA delivered 2017 & 2018



Adjusted Scheduled Activity (UDA)

Month	2017	2018
April	858	771
May	2,665	2,691
June	4,153	4,185
July	6,188	6,369
August	7,918	8,250
September	10,041	10,181
October	11,929	
November	13,948	
December	15,899	
January	17,179	
February	18,996	
March	21,293	
April	22,467	
May	22,470	
June	22,470	

### QUALITY

	Quantity	Base Number	Contract	AT	Region	England
% of FP17s for the same patient ID Re-attending within 3 months - Children	78	1,284	6.1%	10.0%	11.6%	11.9%
% of FP17s for the same patient ID Re-attending within 3 months - Adults	592	4,536	13.1%	14.3%	15.2%	15.9%
% of FP17s for the same patient ID Re-attending between 3 & 9 months - Children	854	1,284	66.5%	55.8%	59.1%	58.1%
% of FP17s for the same patient ID Re-attending between 3 & 9 months - Adults	2,788	4,536	61.5%	49.0%	51.7%	50.6%
% of FP17s for Band 1 Urgent Courses	323	5,277	6.1%	8.5%	8.0%	9.1%
% of FP17s Relating to Free Repair or Replacements	67	5,277	1.3%	0.7%	0.8%	0.8%
% of FP17s Relating to Continuations	69	5,277	1.3%	0.9%	1.0%	1.1%
% of Patients satisfied with the dentistry they have received	14	15	93.3%	91.9%	91.5%	91.4%
% of Patients satisfied with the time they had to wait for an appointment	14	15	93.3%	89.1%	88.2%	87.7%

\* This is based on patients treated on this contract for their most recent course of treatment. Figures in italics indicate the base number of FP17s or Patient Questionnaire responses are less than 100. N/A is shown where the base number of responses is less than 10 during the period. % is calculated as Quantity/Base number\*100

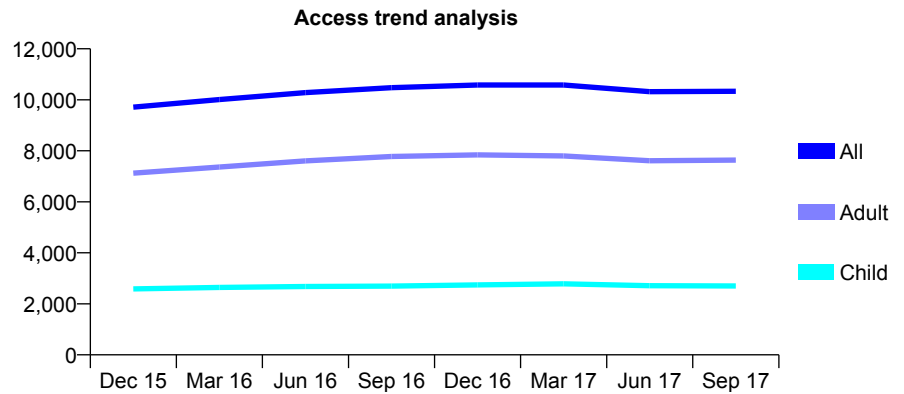
## Q57 - Vital Signs At a Glance Contract Report for 147923/0001 - September 2017

Name or company name	Southend Dental Care
Contract type name	PDS Plus Contract
Purpose of contract	General
Contract start date	01/12/2011
Contract end date	31/03/2018

17/18 Contracted general activity (UDA)	28,000
Carry forward general activity (UDA)	168
17/18 Contracted orthodontic activity (UOA)	0
Carry forward orthodontic activity (UOA)	0
Baseline contract value	£634,534.20

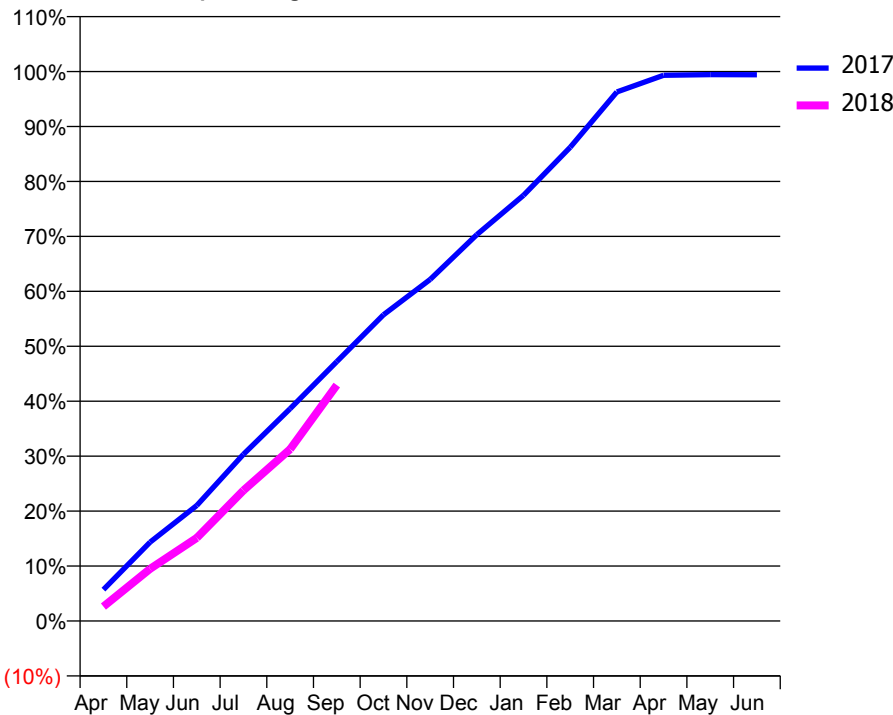
### ACCESS\*

Patients seen in 24 months	Total	Change since previous quarter
Quarter ending September 2016	10,478	
Quarter ending December 2016	10,581	→
Quarter ending March 2017	10,579	→
Quarter ending June 2017	10,318	↓
Quarter ending September 2017	10,335	→
<b>Variance since September 2016</b>	<b>(1.4%)</b>	<b>↓</b>



### ACTIVITY

Cumulative percentage of contracted UDA delivered 2017 & 2018



Month	Adjusted Scheduled Activity (UDA)	
	2017	2018
April	1,599	737
May	4,022	2,657
June	5,886	4,233
July	8,499	6,655
August	10,818	8,755
September	13,222	12,021
October	15,607	
November	17,401	
December	19,685	
January	21,690	
February	24,142	
March	26,959	
April	27,804	
May	27,843	
June	27,832	

### QUALITY

	Quantity	Base Number	Contract	AT	Region	England
% of FP17s for the same patient ID Re-attending within 3 months - Children	176	1,628	10.8%	10.0%	11.6%	11.9%
% of FP17s for the same patient ID Re-attending within 3 months - Adults	720	4,207	17.1%	14.3%	15.2%	15.9%
% of FP17s for the same patient ID Re-attending between 3 & 9 months - Children	830	1,628	51.0%	55.8%	59.1%	58.1%
% of FP17s for the same patient ID Re-attending between 3 & 9 months - Adults	1,833	4,207	43.6%	49.0%	51.7%	50.6%
% of FP17s for Band 1 Urgent Courses	645	5,442	11.9%	8.5%	8.0%	9.1%
% of FP17s Relating to Free Repair or Replacements	6	5,442	0.1%	0.7%	0.8%	0.8%
% of FP17s Relating to Continuations	9	5,442	0.2%	0.9%	1.0%	1.1%
% of Patients satisfied with the dentistry they have received	19	20	95.0%	91.9%	91.5%	91.4%
% of Patients satisfied with the time they had to wait for an appointment	18	20	90.0%	89.1%	88.2%	87.7%

\* This is based on patients treated on this contract for their most recent course of treatment. Figures in italics indicate the base number of FP17s or Patient Questionnaire responses are less than 100. N/A is shown where the base number of responses is less than 10 during the period. % is calculated as Quantity/Base number\*100

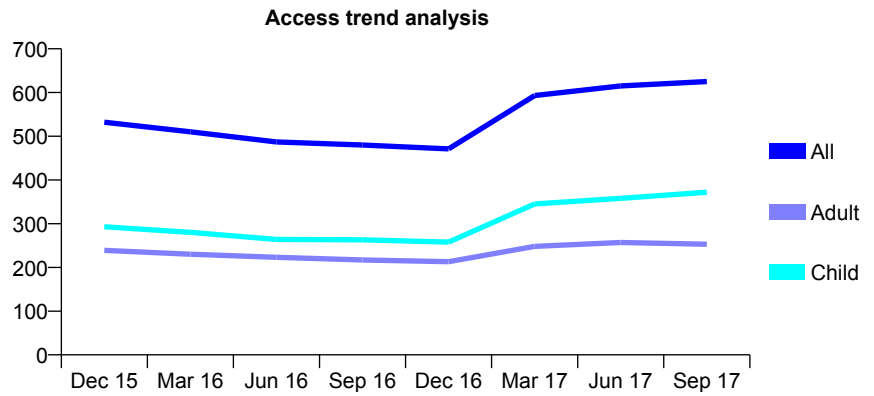
## Q57 - Vital Signs At a Glance Contract Report for 150843/0001 - September 2017

Name or company name	MJ Dooley (Dental Surgeon) Ltd
Contract type name	GDS Contract
Purpose of contract	General
Contract start date	01/11/2010
Contract end date	

17/18 Contracted general activity (UDA)	1,100
Carry forward general activity (UDA)	-3
17/18 Contracted orthodontic activity (UOA)	0
Carry forward orthodontic activity (UOA)	0
Baseline contract value	£24,419.72

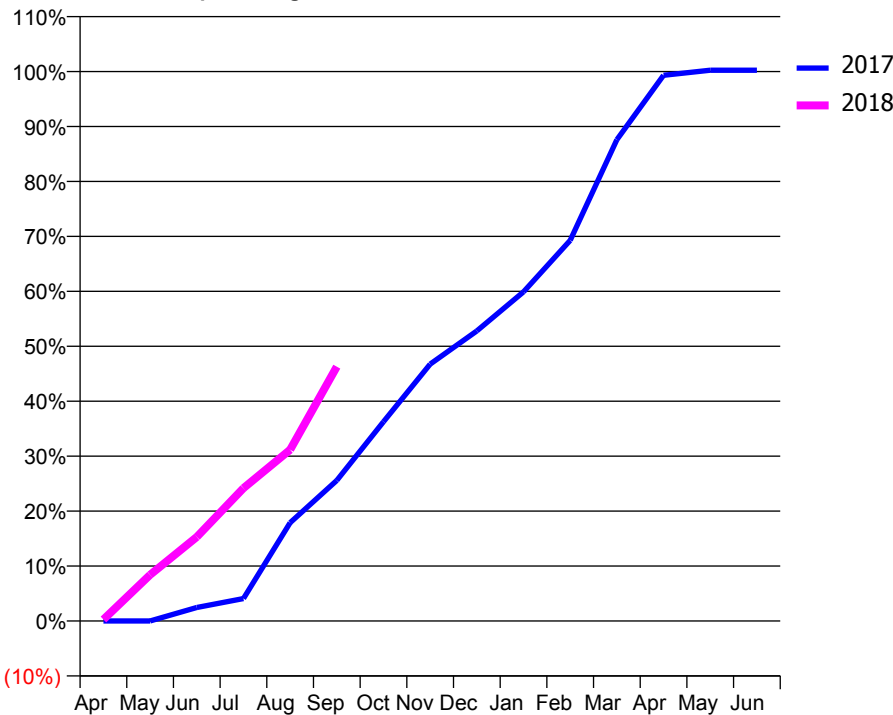
### ACCESS\*

Patients seen in 24 months	Total	Change since previous quarter
Quarter ending September 2016	480	
Quarter ending December 2016	471	↓
Quarter ending March 2017	593	↑
Quarter ending June 2017	615	↑
Quarter ending September 2017	625	→
<b>Variance since September 2016</b>	<b>30.2%</b>	<b>↑</b>



### ACTIVITY

Cumulative percentage of contracted UDA delivered 2017 & 2018



Month	Adjusted Scheduled Activity (UDA)	
	2017	2018
April	0	3
May	0	93
June	27	168
July	45	266
August	197	343
September	281	509
October	399	
November	514	
December	581	
January	659	
February	762	
March	964	
April	1,092	
May	1,103	
June	1,103	

### QUALITY

	Quantity	Base Number	Contract	AT	Region	England
% of FP17s for the same patient ID Re-attending within 3 months - Children	7	238	2.9%	10.0%	11.6%	11.9%
% of FP17s for the same patient ID Re-attending within 3 months - Adults	12	130	9.2%	14.3%	15.2%	15.9%
% of FP17s for the same patient ID Re-attending between 3 & 9 months - Children	103	238	43.3%	55.8%	59.1%	58.1%
% of FP17s for the same patient ID Re-attending between 3 & 9 months - Adults	51	130	39.2%	49.0%	51.7%	50.6%
% of FP17s for Band 1 Urgent Courses	22	282	7.8%	8.5%	8.0%	9.1%
% of FP17s Relating to Free Repair or Replacements	0	282	0.0%	0.7%	0.8%	0.8%
% of FP17s Relating to Continuations	0	282	0.0%	0.9%	1.0%	1.1%
% of Patients satisfied with the dentistry they have received	1	1	N/A	91.9%	91.5%	91.4%
% of Patients satisfied with the time they had to wait for an appointment	1	1	N/A	89.1%	88.2%	87.7%

\* This is based on patients treated on this contract for their most recent course of treatment. Figures in italics indicate the base number of FP17s or Patient Questionnaire responses are less than 100. N/A is shown where the base number of responses is less than 10 during the period. % is calculated as Quantity/Base number\*100

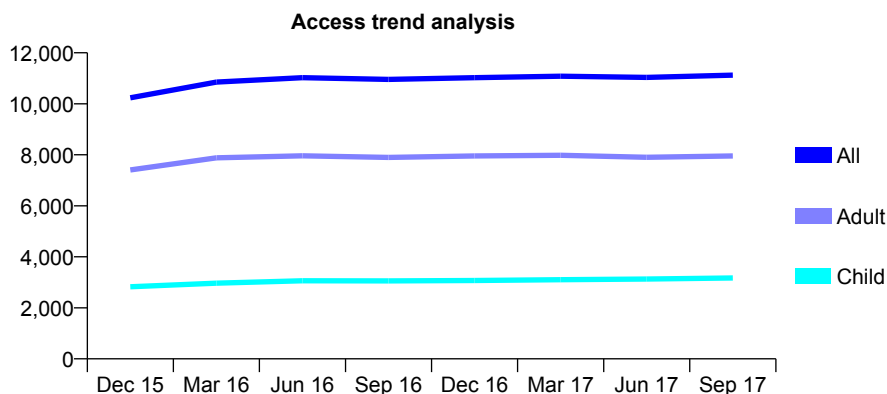
## Q57 - Vital Signs At a Glance Contract Report for 155152/0001 - September 2017

Name or company name	Amar Dave and Rahul Patel & Basildon Dei
Contract type name	GDS Contract
Purpose of contract	General
Contract start date	01/04/2014
Contract end date	

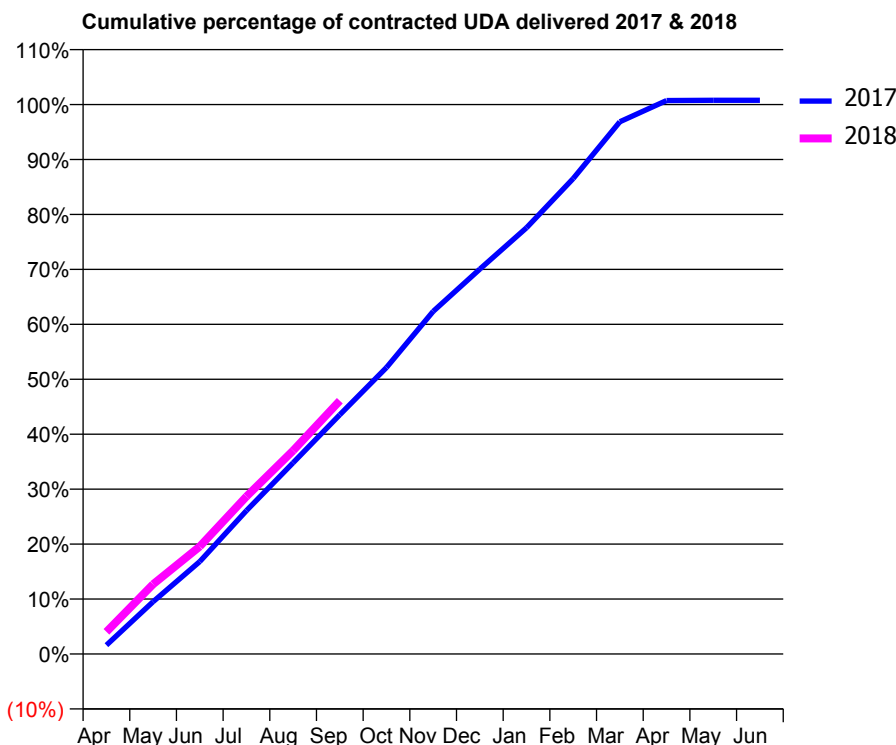
17/18 Contracted general activity (UDA)	31,000
Carry forward general activity (UDA)	-239
17/18 Contracted orthodontic activity (UOA)	0
Carry forward orthodontic activity (UOA)	0
Baseline contract value	£832,775.26

### ACCESS\*

Patients seen in 24 months	Total	Change since previous quarter
Quarter ending September 2016	10,955	
Quarter ending December 2016	11,023	→
Quarter ending March 2017	11,084	→
Quarter ending June 2017	11,037	→
Quarter ending September 2017	11,123	→
<b>Variance since September 2016</b>	<b>1.5%</b>	<b>→</b>



### ACTIVITY



Month	Adjusted Scheduled Activity (UDA)	
	2017	2018
April	501	1,253
May	2,952	3,940
June	5,219	6,067
July	8,089	8,886
August	10,789	11,480
September	13,502	14,286
October	16,162	
November	19,326	
December	21,711	
January	24,047	
February	26,823	
March	30,026	
April	31,222	
May	31,239	
June	31,239	

### QUALITY

	Quantity	Base Number	Contract	AT	Region	England
% of FP17s for the same patient ID Re-attending within 3 months - Children	146	2,327	6.3%	10.0%	11.6%	11.9%
% of FP17s for the same patient ID Re-attending within 3 months - Adults	521	4,899	10.6%	14.3%	15.2%	15.9%
% of FP17s for the same patient ID Re-attending between 3 & 9 months - Children	1,435	2,327	61.7%	55.8%	59.1%	58.1%
% of FP17s for the same patient ID Re-attending between 3 & 9 months - Adults	2,549	4,899	52.0%	49.0%	51.7%	50.6%
% of FP17s for Band 1 Urgent Courses	411	6,806	6.0%	8.5%	8.0%	9.1%
% of FP17s Relating to Free Repair or Replacements	33	6,806	0.5%	0.7%	0.8%	0.8%
% of FP17s Relating to Continuations	63	6,806	0.9%	0.9%	1.0%	1.1%
% of Patients satisfied with the dentistry they have received	25	27	92.6%	91.9%	91.5%	91.4%
% of Patients satisfied with the time they had to wait for an appointment	27	27	100.0%	89.1%	88.2%	87.7%

\* This is based on patients treated on this contract for their most recent course of treatment. Figures in italics indicate the base number of FP17s or Patient Questionnaire responses are less than 100. N/A is shown where the base number of responses is less than 10 during the period. % is calculated as Quantity/Base number\*100



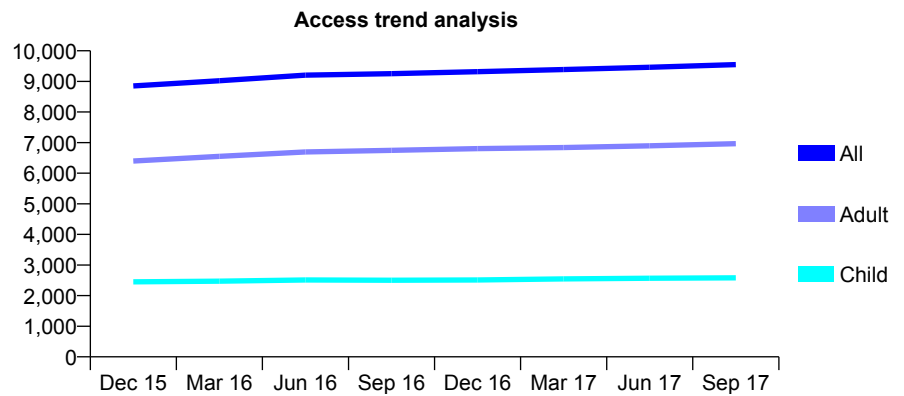
## Q57 - Vital Signs At a Glance Contract Report for 157155/0002 - September 2017

Name or company name	Inspire Dental Eastwood Ltd
Contract type name	GDS Contract
Purpose of contract	General
Contract start date	01/09/2007
Contract end date	

17/18 Contracted general activity (UDA)	32,838
Carry forward general activity (UDA)	-577
17/18 Contracted orthodontic activity (UOA)	0
Carry forward orthodontic activity (UOA)	0
Baseline contract value	£924,126.06

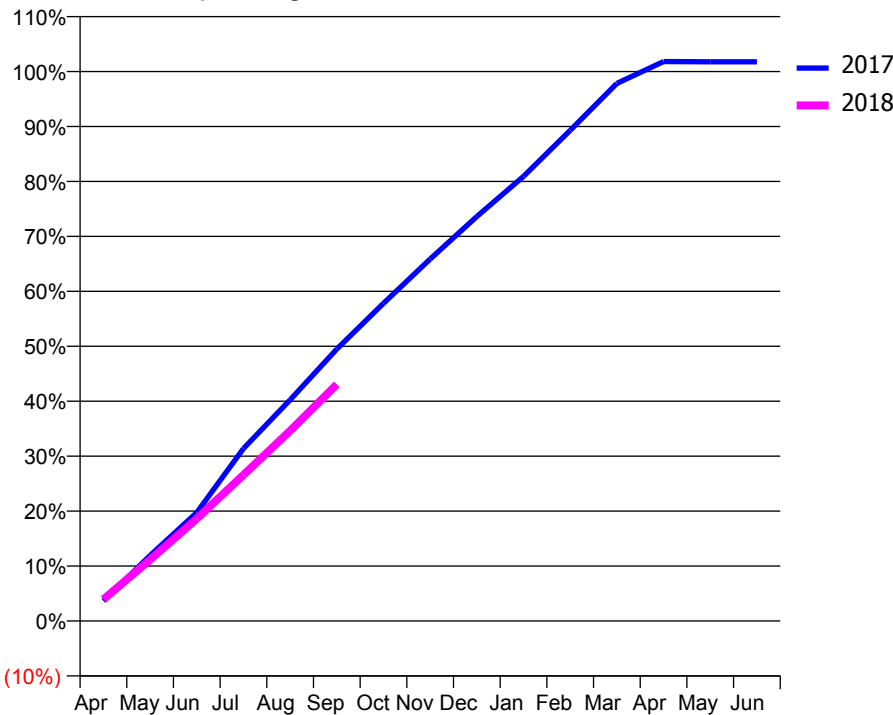
### ACCESS\*

Patients seen in 24 months	Total	Change since previous quarter
Quarter ending September 2016	9,251	
Quarter ending December 2016	9,317	→
Quarter ending March 2017	9,386	→
Quarter ending June 2017	9,463	→
Quarter ending September 2017	9,548	→
<b>Variance since September 2016</b>	<b>3.2%</b>	<b>↑</b>



### ACTIVITY

Cumulative percentage of contracted UDA delivered 2017 & 2018



Month	Adjusted Scheduled Activity (UDA)	
	2017	2018
April	1,196	1,298
May	3,913	3,660
June	6,479	6,115
July	10,308	8,729
August	13,215	11,368
September	16,255	14,138
October	18,982	
November	21,630	
December	24,177	
January	26,570	
February	29,321	
March	32,128	
April	33,436	
May	33,421	
June	33,415	

### QUALITY

	Quantity	Base Number	Contract	AT	Region	England
% of FP17s for the same patient ID Re-attending within 3 months - Children	91	1,792	5.1%	10.0%	11.6%	11.9%
% of FP17s for the same patient ID Re-attending within 3 months - Adults	393	4,312	9.1%	14.3%	15.2%	15.9%
% of FP17s for the same patient ID Re-attending between 3 & 9 months - Children	1,049	1,792	58.5%	55.8%	59.1%	58.1%
% of FP17s for the same patient ID Re-attending between 3 & 9 months - Adults	2,351	4,312	54.5%	49.0%	51.7%	50.6%
% of FP17s for Band 1 Urgent Courses	259	5,629	4.6%	8.5%	8.0%	9.1%
% of FP17s Relating to Free Repair or Replacements	25	5,629	0.4%	0.7%	0.8%	0.8%
% of FP17s Relating to Continuations	17	5,629	0.3%	0.9%	1.0%	1.1%
% of Patients satisfied with the dentistry they have received	9	10	90.0%	91.9%	91.5%	91.4%
% of Patients satisfied with the time they had to wait for an appointment	9	10	90.0%	89.1%	88.2%	87.7%

\* This is based on patients treated on this contract for their most recent course of treatment. Figures in italics indicate the base number of FP17s or Patient Questionnaire responses are less than 100. N/A is shown where the base number of responses is less than 10 during the period. % is calculated as Quantity/Base number\*100

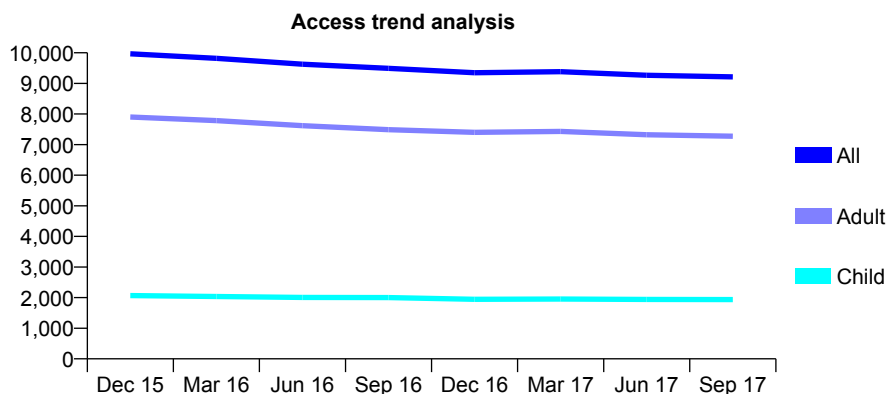
## Q57 - Vital Signs At a Glance Contract Report for 157376/0001 - September 2017

Name or company name	Mr R Patel and Associates
Contract type name	GDS Contract
Purpose of contract	General
Contract start date	01/09/2011
Contract end date	

17/18 Contracted general activity (UDA)	27,231
Carry forward general activity (UDA)	0
17/18 Contracted orthodontic activity (UOA)	0
Carry forward orthodontic activity (UOA)	0
Baseline contract value	£854,648.02

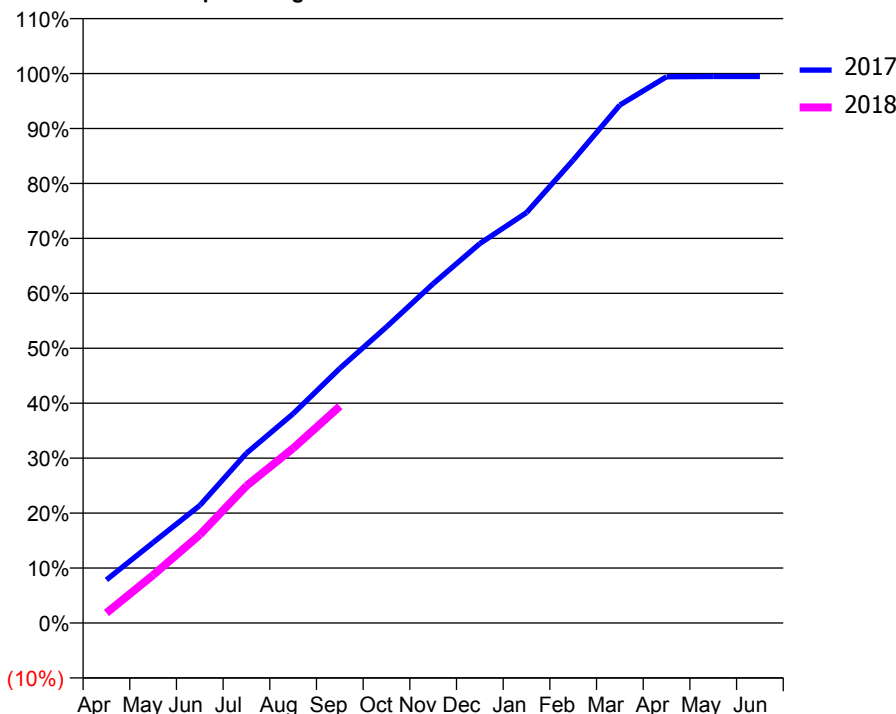
### ACCESS\*

Patients seen in 24 months	Total	Change since previous quarter
Quarter ending September 2016	9,491	
Quarter ending December 2016	9,349	↓
Quarter ending March 2017	9,385	→
Quarter ending June 2017	9,264	↓
Quarter ending September 2017	9,213	→
<b>Variance since September 2016</b>	<b>(2.9%)</b>	<b>↓</b>



### ACTIVITY

Cumulative percentage of contracted UDA delivered 2017 & 2018



Adjusted Scheduled Activity (UDA)

Month	2017	2018
April	2,140	500
May	3,986	2,377
June	5,826	4,369
July	8,416	6,796
August	10,374	8,663
September	12,620	10,743
October	14,671	
November	16,812	
December	18,802	
January	20,338	
February	22,940	
March	25,666	
April	27,072	
May	27,082	
June	27,082	

### QUALITY

	Quantity	Base Number	Contract	AT	Region	England
% of FP17s for the same patient ID Re-attending within 3 months - Children	86	1,540	5.6%	10.0%	11.6%	11.9%
% of FP17s for the same patient ID Re-attending within 3 months - Adults	722	5,664	12.7%	14.3%	15.2%	15.9%
% of FP17s for the same patient ID Re-attending between 3 & 9 months - Children	1,018	1,540	66.1%	55.8%	59.1%	58.1%
% of FP17s for the same patient ID Re-attending between 3 & 9 months - Adults	3,611	5,664	63.8%	49.0%	51.7%	50.6%
% of FP17s for Band 1 Urgent Courses	534	6,438	8.3%	8.5%	8.0%	9.1%
% of FP17s Relating to Free Repair or Replacements	28	6,438	0.4%	0.7%	0.8%	0.8%
% of FP17s Relating to Continuations	85	6,438	1.3%	0.9%	1.0%	1.1%
% of Patients satisfied with the dentistry they have received	16	19	84.2%	91.9%	91.5%	91.4%
% of Patients satisfied with the time they had to wait for an appointment	16	19	84.2%	89.1%	88.2%	87.7%

\* This is based on patients treated on this contract for their most recent course of treatment. Figures in italics indicate the base number of FP17s or Patient Questionnaire responses are less than 100. N/A is shown where the base number of responses is less than 10 during the period. % is calculated as Quantity/Base number\*100

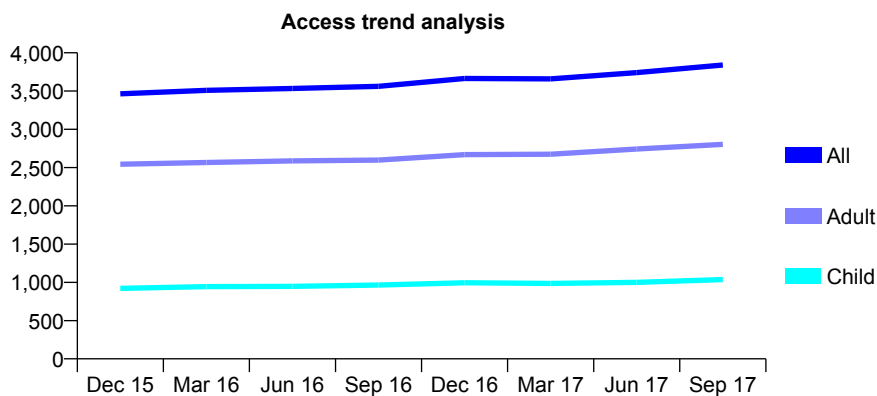
## Q57 - Vital Signs At a Glance Contract Report for 157910/0001 - September 2017

Name or company name	Datta and Najefi
Contract type name	GDS Contract
Purpose of contract	General
Contract start date	01/04/2006
Contract end date	

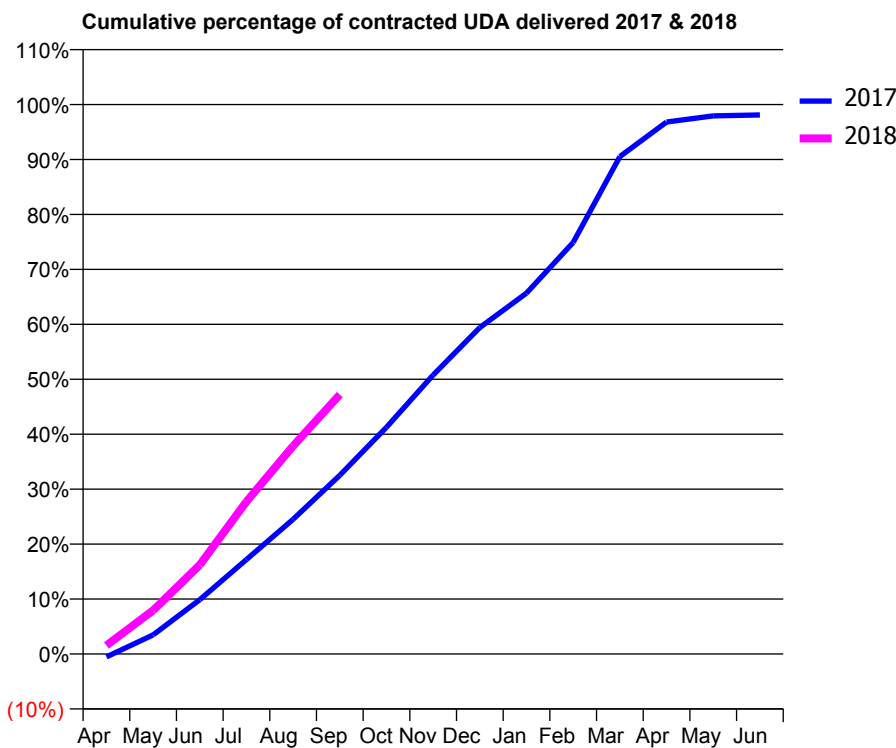
17/18 Contracted general activity (UDA)	9,642
Carry forward general activity (UDA)	183
17/18 Contracted orthodontic activity (UOA)	0
Carry forward orthodontic activity (UOA)	0
Baseline contract value	£240,057.34

### ACCESS\*

Patients seen in 24 months	Total	Change since previous quarter
Quarter ending September 2016	3,562	
Quarter ending December 2016	3,664	↑
Quarter ending March 2017	3,660	→
Quarter ending June 2017	3,741	↑
Quarter ending September 2017	3,840	↑
<b>Variance since September 2016</b>	<b>7.8%</b>	<b>↑</b>



### ACTIVITY



Month	Adjusted Scheduled Activity (UDA)	
	2017	2018
April	-54	151
May	336	767
June	953	1,564
July	1,659	2,675
August	2,365	3,650
September	3,138	4,553
October	3,978	
November	4,897	
December	5,729	
January	6,332	
February	7,222	
March	8,728	
April	9,335	
May	9,442	
June	9,459	

### QUALITY

	Quantity	Base Number	Contract	AT	Region	England
% of FP17s for the same patient ID Re-attending within 3 months - Children	48	618	7.8%	10.0%	11.6%	11.9%
% of FP17s for the same patient ID Re-attending within 3 months - Adults	263	1,688	15.6%	14.3%	15.2%	15.9%
% of FP17s for the same patient ID Re-attending between 3 & 9 months - Children	226	618	36.6%	55.8%	59.1%	58.1%
% of FP17s for the same patient ID Re-attending between 3 & 9 months - Adults	551	1,688	32.6%	49.0%	51.7%	50.6%
% of FP17s for Band 1 Urgent Courses	207	2,039	10.2%	8.5%	8.0%	9.1%
% of FP17s Relating to Free Repair or Replacements	38	2,039	1.9%	0.7%	0.8%	0.8%
% of FP17s Relating to Continuations	35	2,039	1.7%	0.9%	1.0%	1.1%
% of Patients satisfied with the dentistry they have received	7	7	N/A	91.9%	91.5%	91.4%
% of Patients satisfied with the time they had to wait for an appointment	7	7	N/A	89.1%	88.2%	87.7%

\* This is based on patients treated on this contract for their most recent course of treatment. Figures in italics indicate the base number of FP17s or Patient Questionnaire responses are less than 100. N/A is shown where the base number of responses is less than 10 during the period. % is calculated as Quantity/Base number\*100

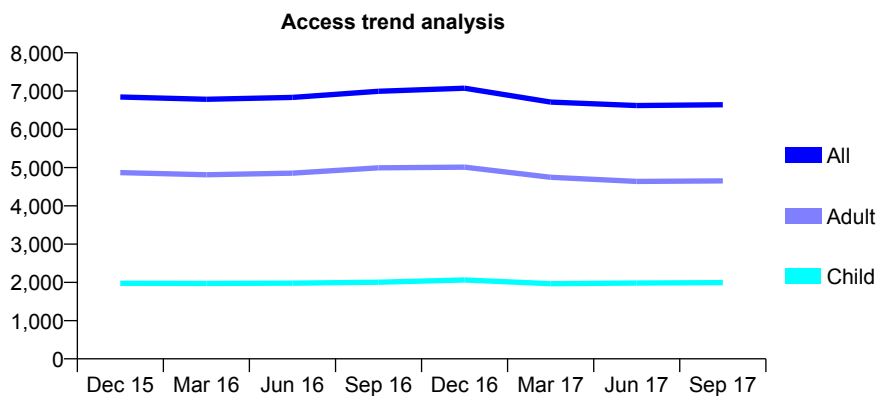
## Q57 - Vital Signs At a Glance Contract Report for 158283/0002 - September 2017

Name or company name	Inspire Dental Eastwood Ltd
Contract type name	GDS Contract
Purpose of contract	General
Contract start date	01/09/2007
Contract end date	

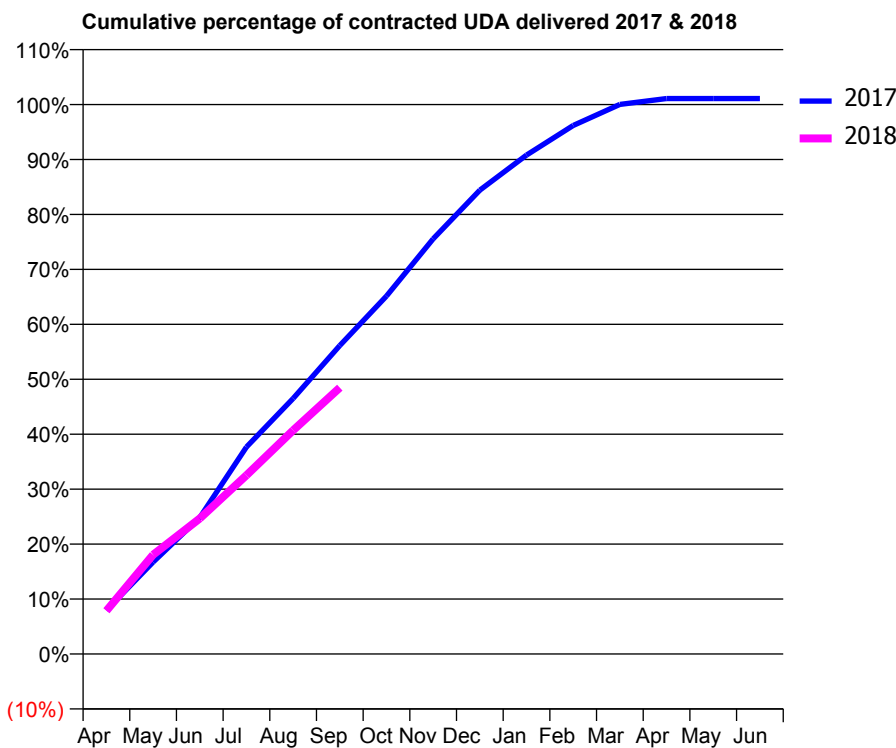
17/18 Contracted general activity (UDA)	21,000
Carry forward general activity (UDA)	-229
17/18 Contracted orthodontic activity (UOA)	0
Carry forward orthodontic activity (UOA)	0
Baseline contract value	£568,734.48

### ACCESS\*

Patients seen in 24 months	Total	Change since previous quarter
Quarter ending September 2016	6,994	
Quarter ending December 2016	7,073	→
Quarter ending March 2017	6,711	↓
Quarter ending June 2017	6,621	↓
Quarter ending September 2017	6,642	→
<b>Variance since September 2016</b>	<b>(5.0%)</b>	<b>↓</b>



### ACTIVITY



Month	Adjusted Scheduled Activity (UDA)	
	2017	2018
April	1,676	1,654
May	3,512	3,792
June	5,216	5,178
July	7,910	6,832
August	9,767	8,547
September	11,790	10,177
October	13,682	
November	15,868	
December	17,726	
January	19,067	
February	20,199	
March	21,003	
April	21,228	
May	21,228	
June	21,229	

### QUALITY

	Quantity	Base Number	Contract	AT	Region	England
% of FP17s for the same patient ID Re-attending within 3 months - Children	59	1,494	3.9%	10.0%	11.6%	11.9%
% of FP17s for the same patient ID Re-attending within 3 months - Adults	202	3,053	6.6%	14.3%	15.2%	15.9%
% of FP17s for the same patient ID Re-attending between 3 & 9 months - Children	926	1,494	62.0%	55.8%	59.1%	58.1%
% of FP17s for the same patient ID Re-attending between 3 & 9 months - Adults	1,667	3,053	54.6%	49.0%	51.7%	50.6%
% of FP17s for Band 1 Urgent Courses	234	4,433	5.3%	8.5%	8.0%	9.1%
% of FP17s Relating to Free Repair or Replacements	11	4,433	0.2%	0.7%	0.8%	0.8%
% of FP17s Relating to Continuations	7	4,433	0.2%	0.9%	1.0%	1.1%
% of Patients satisfied with the dentistry they have received	17	18	94.4%	91.9%	91.5%	91.4%
% of Patients satisfied with the time they had to wait for an appointment	17	18	94.4%	89.1%	88.2%	87.7%

\* This is based on patients treated on this contract for their most recent course of treatment. Figures in italics indicate the base number of FP17s or Patient Questionnaire responses are less than 100. N/A is shown where the base number of responses is less than 10 during the period. % is calculated as Quantity/Base number\*100

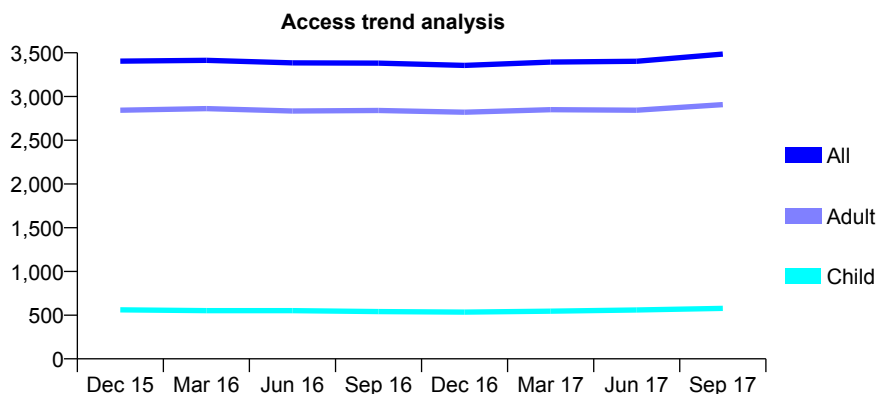
## Q57 - Vital Signs At a Glance Contract Report for 158321/0001 - September 2017

Name or company name	Carmelite Dental Practice
Contract type name	GDS Contract
Purpose of contract	General
Contract start date	01/04/2006
Contract end date	

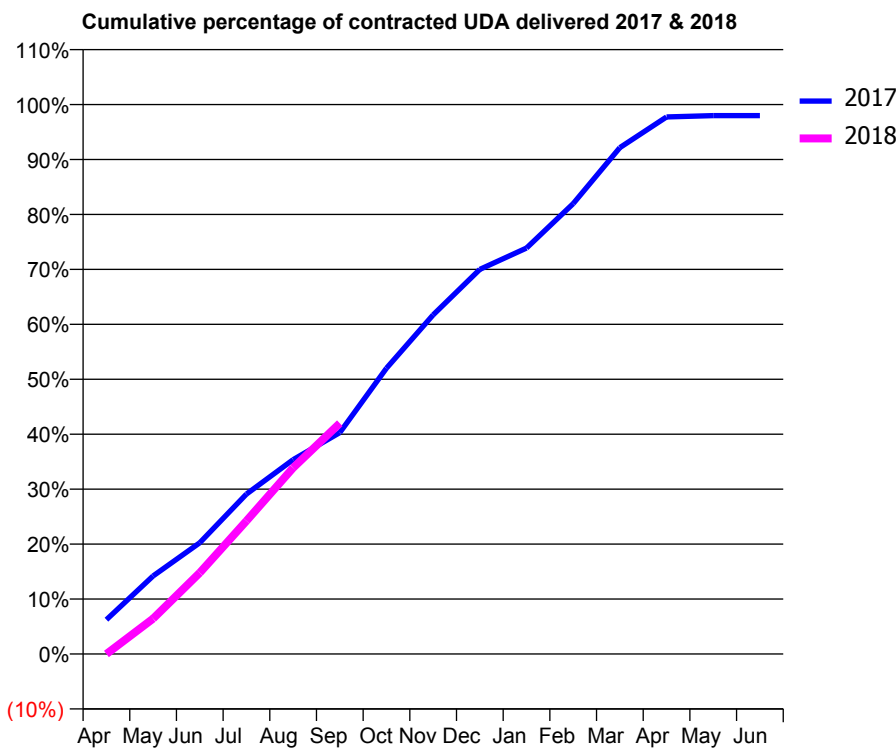
17/18 Contracted general activity (UDA)	10,298
Carry forward general activity (UDA)	208
17/18 Contracted orthodontic activity (UOA)	0
Carry forward orthodontic activity (UOA)	0
Baseline contract value	£252,759.56

### ACCESS\*

Patients seen in 24 months	Total	Change since previous quarter
Quarter ending September 2016	3,382	
Quarter ending December 2016	3,356	→
Quarter ending March 2017	3,394	→
Quarter ending June 2017	3,403	→
Quarter ending September 2017	3,485	↑
<b>Variance since September 2016</b>	<b>3.0%</b>	<b>↑</b>



### ACTIVITY



Month	Adjusted Scheduled Activity (UDA)	
	2017	2018
April	644	0
May	1,463	664
June	2,085	1,524
July	2,997	2,495
August	3,643	3,489
September	4,150	4,324
October	5,356	
November	6,355	
December	7,207	
January	7,608	
February	8,440	
March	9,489	
April	10,064	
May	10,089	
June	10,090	

### QUALITY

	Quantity	Base Number	Contract	AT	Region	England
% of FP17s for the same patient ID Re-attending within 3 months - Children	30	487	6.2%	10.0%	11.6%	11.9%
% of FP17s for the same patient ID Re-attending within 3 months - Adults	289	2,400	12.0%	14.3%	15.2%	15.9%
% of FP17s for the same patient ID Re-attending between 3 & 9 months - Children	292	487	60.0%	55.8%	59.1%	58.1%
% of FP17s for the same patient ID Re-attending between 3 & 9 months - Adults	1,540	2,400	64.2%	49.0%	51.7%	50.6%
% of FP17s for Band 1 Urgent Courses	175	2,645	6.6%	8.5%	8.0%	9.1%
% of FP17s Relating to Free Repair or Replacements	7	2,645	0.3%	0.7%	0.8%	0.8%
% of FP17s Relating to Continuations	19	2,645	0.7%	0.9%	1.0%	1.1%
% of Patients satisfied with the dentistry they have received	10	10	100.0%	91.9%	91.5%	91.4%
% of Patients satisfied with the time they had to wait for an appointment	10	10	100.0%	89.1%	88.2%	87.7%

\* This is based on patients treated on this contract for their most recent course of treatment. Figures in italics indicate the base number of FP17s or Patient Questionnaire responses are less than 100. N/A is shown where the base number of responses is less than 10 during the period. % is calculated as Quantity/Base number\*100

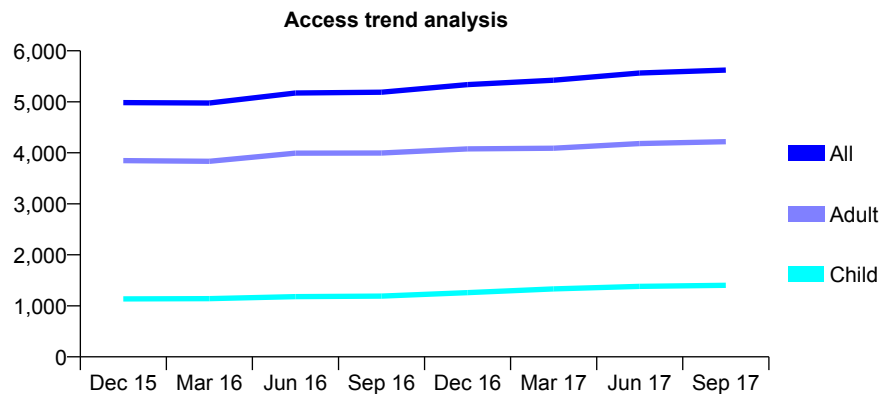
## Q57 - Vital Signs At a Glance Contract Report for 159190/0001 - September 2017

Name or company name	Pitsea Dental Care Limited
Contract type name	GDS Contract
Purpose of contract	General
Contract start date	01/12/2007
Contract end date	

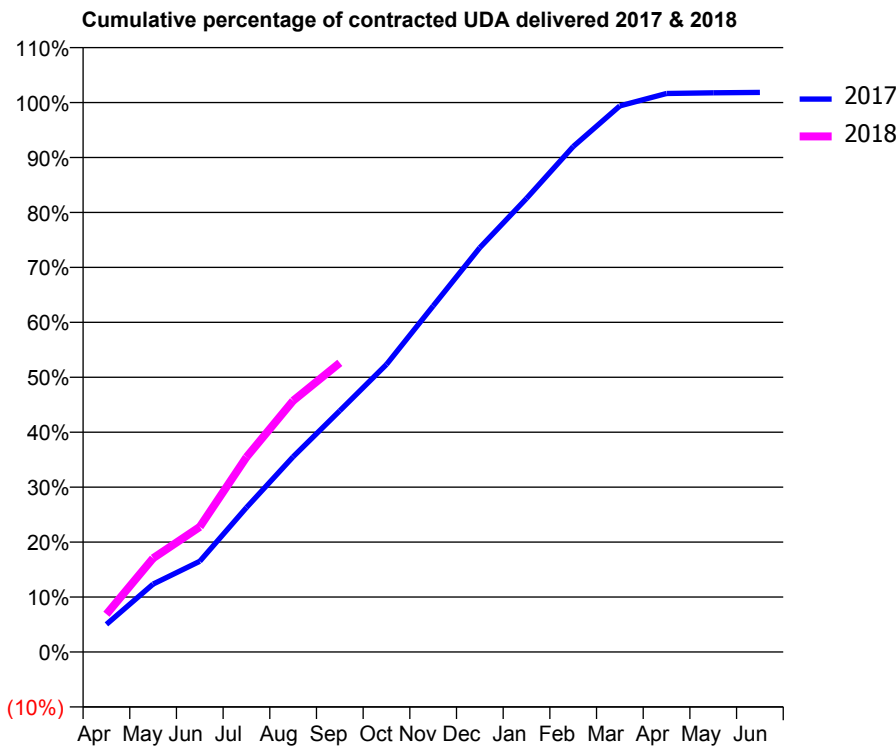
17/18 Contracted general activity (UDA)	15,974
Carry forward general activity (UDA)	-295
17/18 Contracted orthodontic activity (UOA)	0
Carry forward orthodontic activity (UOA)	0
Baseline contract value	£439,939.28

### ACCESS\*

Patients seen in 24 months	Total	Change since previous quarter
Quarter ending September 2016	5,187	
Quarter ending December 2016	5,337	↑
Quarter ending March 2017	5,423	→
Quarter ending June 2017	5,565	↑
Quarter ending September 2017	5,622	→
<b>Variance since September 2016</b>	<b>8.4%</b>	<b>↑</b>



### ACTIVITY



Month	Adjusted Scheduled Activity (UDA)	
	2017	2018
April	803	1,098
May	1,976	2,726
June	2,636	3,640
July	4,199	5,666
August	5,678	7,305
September	7,015	8,407
October	8,358	
November	10,063	
December	11,754	
January	13,185	
February	14,692	
March	15,876	
April	16,235	
May	16,254	
June	16,269	

### QUALITY

	Quantity	Base Number	Contract	AT	Region	England
% of FP17s for the same patient ID Re-attending within 3 months - Children	56	838	6.7%	10.0%	11.6%	11.9%
% of FP17s for the same patient ID Re-attending within 3 months - Adults	325	2,365	13.7%	14.3%	15.2%	15.9%
% of FP17s for the same patient ID Re-attending between 3 & 9 months - Children	284	838	33.9%	55.8%	59.1%	58.1%
% of FP17s for the same patient ID Re-attending between 3 & 9 months - Adults	841	2,365	35.6%	49.0%	51.7%	50.6%
% of FP17s for Band 1 Urgent Courses	342	3,027	11.3%	8.5%	8.0%	9.1%
% of FP17s Relating to Free Repair or Replacements	63	3,027	2.1%	0.7%	0.8%	0.8%
% of FP17s Relating to Continuations	11	3,027	0.4%	0.9%	1.0%	1.1%
% of Patients satisfied with the dentistry they have received	14	15	93.3%	91.9%	91.5%	91.4%
% of Patients satisfied with the time they had to wait for an appointment	13	15	86.7%	89.1%	88.2%	87.7%

\* This is based on patients treated on this contract for their most recent course of treatment. Figures in italics indicate the base number of FP17s or Patient Questionnaire responses are less than 100. N/A is shown where the base number of responses is less than 10 during the period. % is calculated as Quantity/Base number\*100

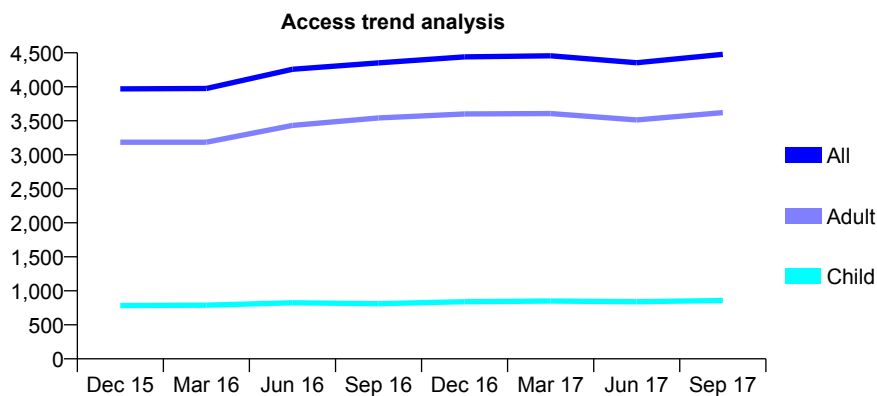
## Q57 - Vital Signs At a Glance Contract Report for 160024/0001 - September 2017

Name or company name	Burnham Dental Practice
Contract type name	GDS Contract
Purpose of contract	General
Contract start date	01/04/2015
Contract end date	

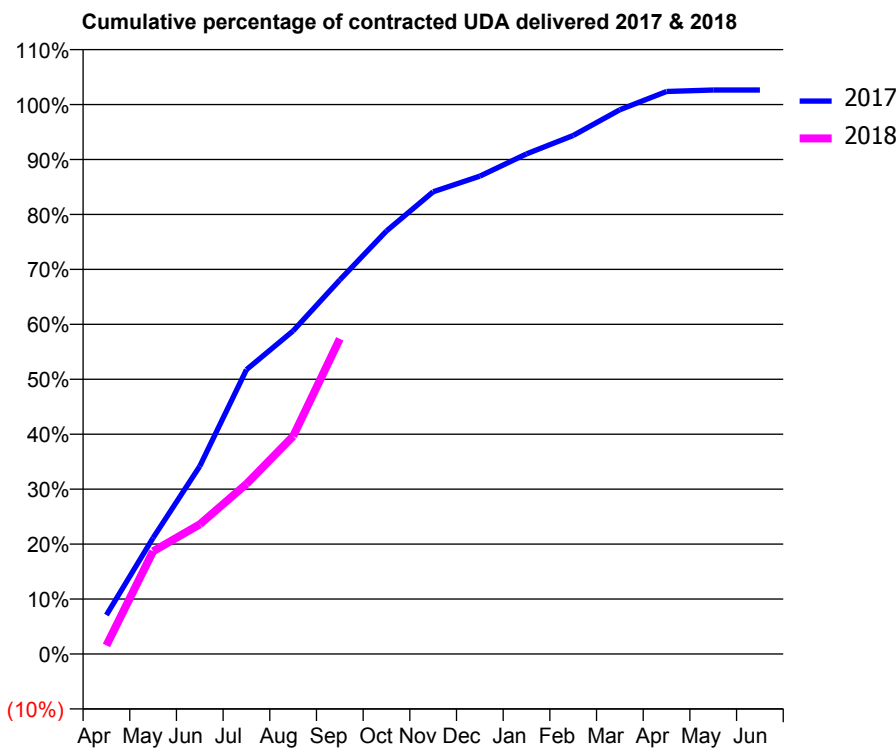
17/18 Contracted general activity (UDA)	14,031
Carry forward general activity (UDA)	-201
17/18 Contracted orthodontic activity (UOA)	0
Carry forward orthodontic activity (UOA)	0
Baseline contract value	£427,439.63

### ACCESS\*

Patients seen in 24 months	Total	Change since previous quarter
Quarter ending September 2016	4,352	
Quarter ending December 2016	4,441	↑
Quarter ending March 2017	4,456	→
Quarter ending June 2017	4,353	↓
Quarter ending September 2017	4,478	↑
<b>Variance since September 2016</b>	<b>2.9%</b>	<b>↑</b>



### ACTIVITY



Month	Adjusted Scheduled Activity (UDA)	
	2017	2018
April	999	220
May	2,974	2,624
June	4,808	3,312
July	7,280	4,342
August	8,275	5,561
September	9,581	8,048
October	10,833	
November	11,837	
December	12,238	
January	12,807	
February	13,278	
March	13,937	
April	14,403	
May	14,443	
June	14,443	

### QUALITY

	Quantity	Base Number	Contract	AT	Region	England
% of FP17s for the same patient ID Re-attending within 3 months - Children	47	804	5.8%	10.0%	11.6%	11.9%
% of FP17s for the same patient ID Re-attending within 3 months - Adults	216	3,068	7.0%	14.3%	15.2%	15.9%
% of FP17s for the same patient ID Re-attending between 3 & 9 months - Children	578	804	71.9%	55.8%	59.1%	58.1%
% of FP17s for the same patient ID Re-attending between 3 & 9 months - Adults	556	3,068	18.1%	49.0%	51.7%	50.6%
% of FP17s for Band 1 Urgent Courses	129	3,766	3.4%	8.5%	8.0%	9.1%
% of FP17s Relating to Free Repair or Replacements	5	3,766	0.1%	0.7%	0.8%	0.8%
% of FP17s Relating to Continuations	8	3,766	0.2%	0.9%	1.0%	1.1%
% of Patients satisfied with the dentistry they have received	4	4	N/A	91.9%	91.5%	91.4%
% of Patients satisfied with the time they had to wait for an appointment	4	4	N/A	89.1%	88.2%	87.7%

\* This is based on patients treated on this contract for their most recent course of treatment. Figures in italics indicate the base number of FP17s or Patient Questionnaire responses are less than 100. N/A is shown where the base number of responses is less than 10 during the period. % is calculated as Quantity/Base number\*100

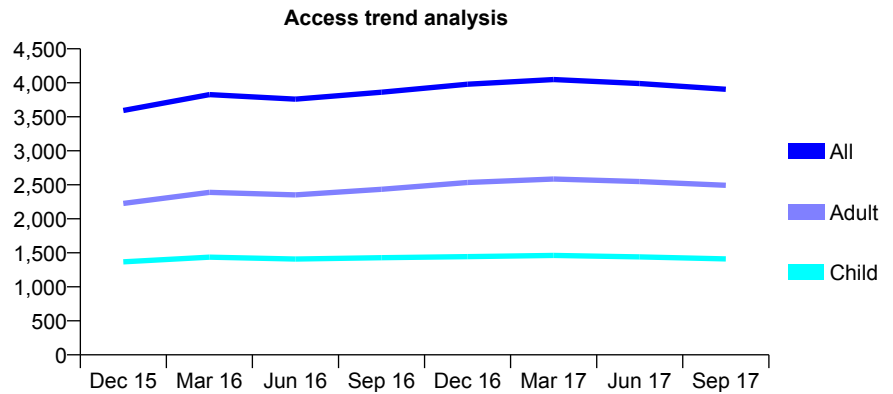
## Q57 - Vital Signs At a Glance Contract Report for 164852/0001 - September 2017

Name or company name	Street Farm Dental Practice
Contract type name	GDS Contract
Purpose of contract	General
Contract start date	01/04/2009
Contract end date	

17/18 Contracted general activity (UDA)	11,500
Carry forward general activity (UDA)	-12
17/18 Contracted orthodontic activity (UOA)	0
Carry forward orthodontic activity (UOA)	0
Baseline contract value	£280,241.82

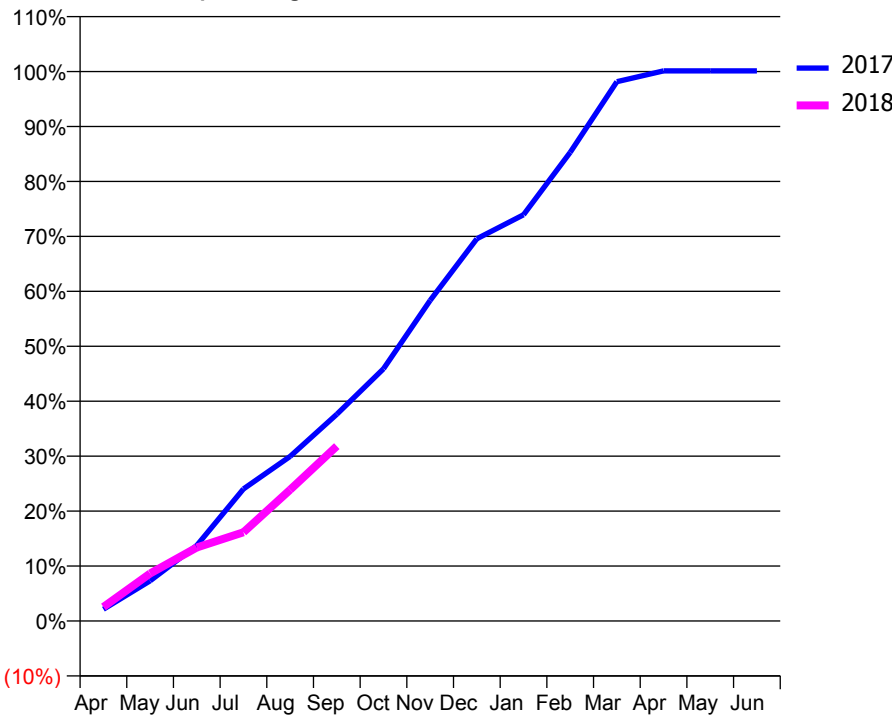
### ACCESS\*

Patients seen in 24 months	Total	Change since previous quarter
Quarter ending September 2016	3,862	
Quarter ending December 2016	3,979	↑
Quarter ending March 2017	4,048	→
Quarter ending June 2017	3,989	↓
Quarter ending September 2017	3,905	↓
<b>Variance since September 2016</b>	<b>1.1%</b>	<b>→</b>



### ACTIVITY

Cumulative percentage of contracted UDA delivered 2017 & 2018



Month	Adjusted Scheduled Activity (UDA)	
	2017	2018
April	246	296
May	841	994
June	1,580	1,540
July	2,763	1,856
August	3,444	2,748
September	4,326	3,660
October	5,278	
November	6,712	
December	7,999	
January	8,502	
February	9,808	
March	11,287	
April	11,513	
May	11,513	
June	11,512	

### QUALITY

	Quantity	Base Number	Contract	AT	Region	England
% of FP17s for the same patient ID Re-attending within 3 months - Children	56	811	6.9%	10.0%	11.6%	11.9%
% of FP17s for the same patient ID Re-attending within 3 months - Adults	251	1,347	18.6%	14.3%	15.2%	15.9%
% of FP17s for the same patient ID Re-attending between 3 & 9 months - Children	514	811	63.4%	55.8%	59.1%	58.1%
% of FP17s for the same patient ID Re-attending between 3 & 9 months - Adults	738	1,347	54.8%	49.0%	51.7%	50.6%
% of FP17s for Band 1 Urgent Courses	303	2,050	14.8%	8.5%	8.0%	9.1%
% of FP17s Relating to Free Repair or Replacements	2	2,050	0.1%	0.7%	0.8%	0.8%
% of FP17s Relating to Continuations	28	2,050	1.4%	0.9%	1.0%	1.1%
% of Patients satisfied with the dentistry they have received	8	10	80.0%	91.9%	91.5%	91.4%
% of Patients satisfied with the time they had to wait for an appointment	8	10	80.0%	89.1%	88.2%	87.7%

\* This is based on patients treated on this contract for their most recent course of treatment. Figures in italics indicate the base number of FP17s or Patient Questionnaire responses are less than 100. N/A is shown where the base number of responses is less than 10 during the period. % is calculated as Quantity/Base number\*100



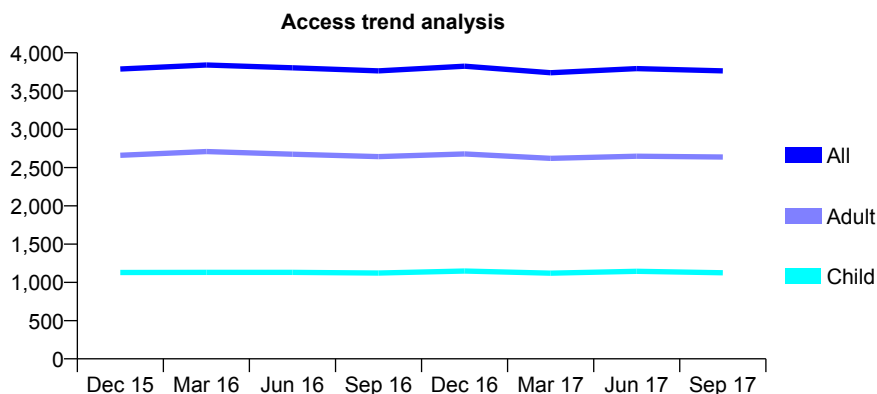
## Q57 - Vital Signs At a Glance Contract Report for 165751/0001 - September 2017

Name or company name	Straight Road Dental Practice
Contract type name	GDS Contract
Purpose of contract	General
Contract start date	01/04/2009
Contract end date	

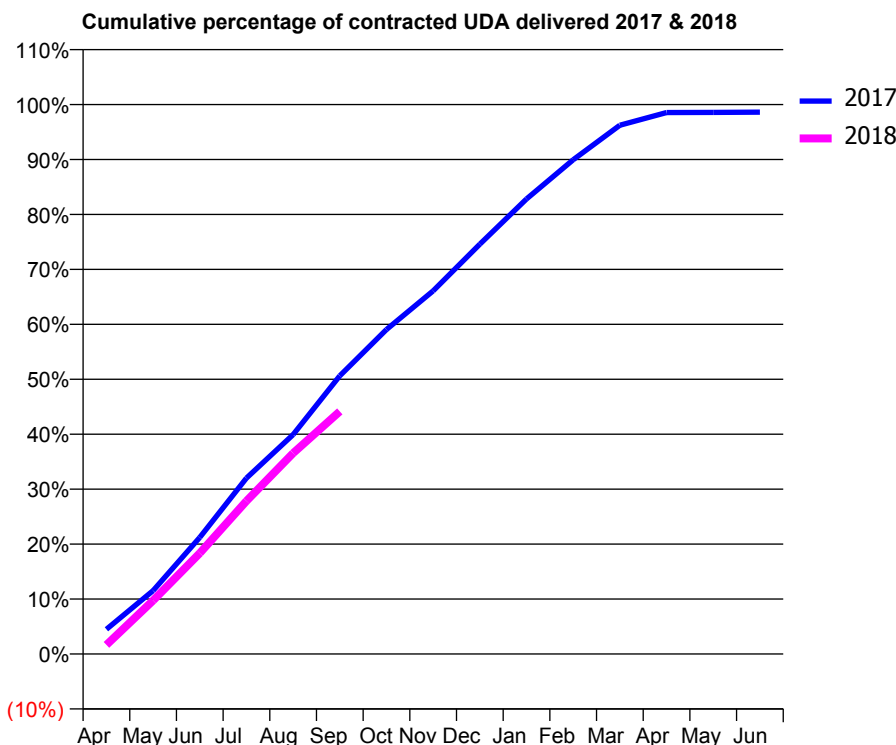
17/18 Contracted general activity (UDA)	10,000
Carry forward general activity (UDA)	139
17/18 Contracted orthodontic activity (UOA)	0
Carry forward orthodontic activity (UOA)	0
Baseline contract value	£263,485.80

### ACCESS\*

Patients seen in 24 months	Total	Change since previous quarter
Quarter ending September 2016	3,764	
Quarter ending December 2016	3,825	→
Quarter ending March 2017	3,739	↓
Quarter ending June 2017	3,793	→
Quarter ending September 2017	3,763	→
<b>Variance since September 2016</b>	<b>(0.0%)</b>	<b>→</b>



### ACTIVITY



Month	Adjusted Scheduled Activity (UDA)	
	2017	2018
April	450	167
May	1,154	975
June	2,122	1,835
July	3,201	2,784
August	3,992	3,657
September	5,063	4,416
October	5,906	
November	6,608	
December	7,459	
January	8,282	
February	8,994	
March	9,623	
April	9,854	
May	9,855	
June	9,861	

### QUALITY

	Quantity	Base Number	Contract	AT	Region	England
% of FP17s for the same patient ID Re-attending within 3 months - Children	51	960	5.3%	10.0%	11.6%	11.9%
% of FP17s for the same patient ID Re-attending within 3 months - Adults	168	1,530	11.0%	14.3%	15.2%	15.9%
% of FP17s for the same patient ID Re-attending between 3 & 9 months - Children	644	960	67.1%	55.8%	59.1%	58.1%
% of FP17s for the same patient ID Re-attending between 3 & 9 months - Adults	574	1,530	37.5%	49.0%	51.7%	50.6%
% of FP17s for Band 1 Urgent Courses	64	2,361	2.7%	8.5%	8.0%	9.1%
% of FP17s Relating to Free Repair or Replacements	16	2,361	0.7%	0.7%	0.8%	0.8%
% of FP17s Relating to Continuations	33	2,361	1.4%	0.9%	1.0%	1.1%
% of Patients satisfied with the dentistry they have received	6	7	N/A	91.9%	91.5%	91.4%
% of Patients satisfied with the time they had to wait for an appointment	6	7	N/A	89.1%	88.2%	87.7%

\* This is based on patients treated on this contract for their most recent course of treatment. Figures in italics indicate the base number of FP17s or Patient Questionnaire responses are less than 100. N/A is shown where the base number of responses is less than 10 during the period. % is calculated as Quantity/Base number\*100

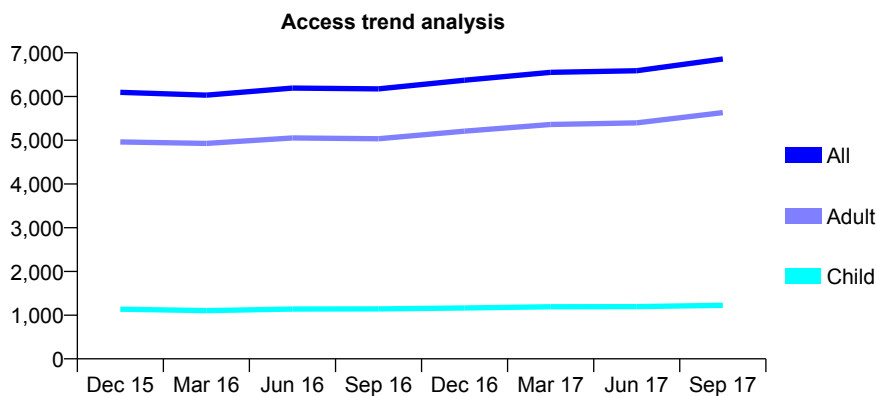
## Q57 - Vital Signs At a Glance Contract Report for 169056/0001 - September 2017

Name or company name	Mr. Mazdak Eyrumlu and Honar Shakir
Contract type name	GDS Contract
Purpose of contract	General
Contract start date	09/11/2012
Contract end date	

17/18 Contracted general activity (UDA)	25,845
Carry forward general activity (UDA)	0
17/18 Contracted orthodontic activity (UOA)	0
Carry forward orthodontic activity (UOA)	0
Baseline contract value	£596,455.76

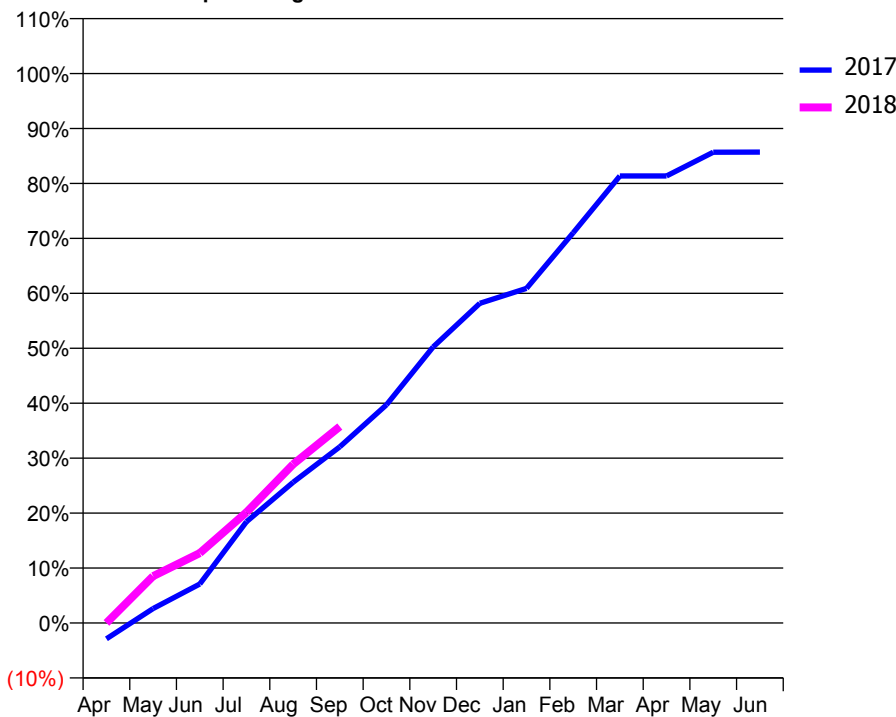
### ACCESS\*

Patients seen in 24 months	Total	Change since previous quarter
Quarter ending September 2016	6,176	
Quarter ending December 2016	6,374	↑
Quarter ending March 2017	6,553	↑
Quarter ending June 2017	6,591	→
Quarter ending September 2017	6,857	↑
<b>Variance since September 2016</b>	<b>11.0%</b>	<b>↑</b>



### ACTIVITY

Cumulative percentage of contracted UDA delivered 2017 & 2018



Month	Adjusted Scheduled Activity (UDA)	
	2017	2018
April	-749	0
May	681	2,207
June	1,837	3,288
July	4,761	5,212
August	6,619	7,465
September	8,286	9,240
October	10,264	
November	12,988	
December	15,034	
January	15,738	
February	18,352	
March	21,029	
April	21,029	
May	22,141	
June	22,149	

### QUALITY

	Quantity	Base Number	Contract	AT	Region	England
% of FP17s for the same patient ID Re-attending within 3 months - Children	55	742	7.4%	10.0%	11.6%	11.9%
% of FP17s for the same patient ID Re-attending within 3 months - Adults	466	3,350	13.9%	14.3%	15.2%	15.9%
% of FP17s for the same patient ID Re-attending between 3 & 9 months - Children	408	742	55.0%	55.8%	59.1%	58.1%
% of FP17s for the same patient ID Re-attending between 3 & 9 months - Adults	1,756	3,350	52.4%	49.0%	51.7%	50.6%
% of FP17s for Band 1 Urgent Courses	364	3,689	9.9%	8.5%	8.0%	9.1%
% of FP17s Relating to Free Repair or Replacements	31	3,689	0.8%	0.7%	0.8%	0.8%
% of FP17s Relating to Continuations	95	3,689	2.6%	0.9%	1.0%	1.1%
% of Patients satisfied with the dentistry they have received	20	22	90.9%	91.9%	91.5%	91.4%
% of Patients satisfied with the time they had to wait for an appointment	21	22	95.5%	89.1%	88.2%	87.7%

\* This is based on patients treated on this contract for their most recent course of treatment. Figures in italics indicate the base number of FP17s or Patient Questionnaire responses are less than 100. N/A is shown where the base number of responses is less than 10 during the period. % is calculated as Quantity/Base number\*100

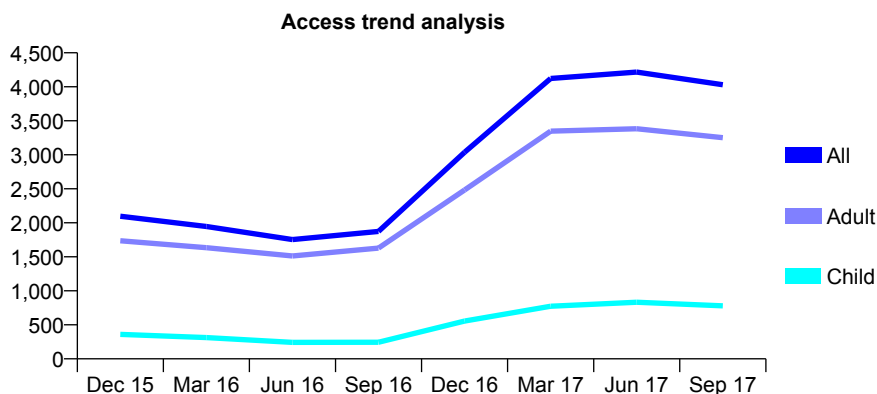
## Q57 - Vital Signs At a Glance Contract Report for 169986/0001 - September 2017

Name or company name	Redmayne Partnership
Contract type name	GDS Contract
Purpose of contract	General
Contract start date	01/04/2015
Contract end date	

17/18 Contracted general activity (UDA)	11,401
Carry forward general activity (UDA)	0
17/18 Contracted orthodontic activity (UOA)	0
Carry forward orthodontic activity (UOA)	0
Baseline contract value	£245,143.56

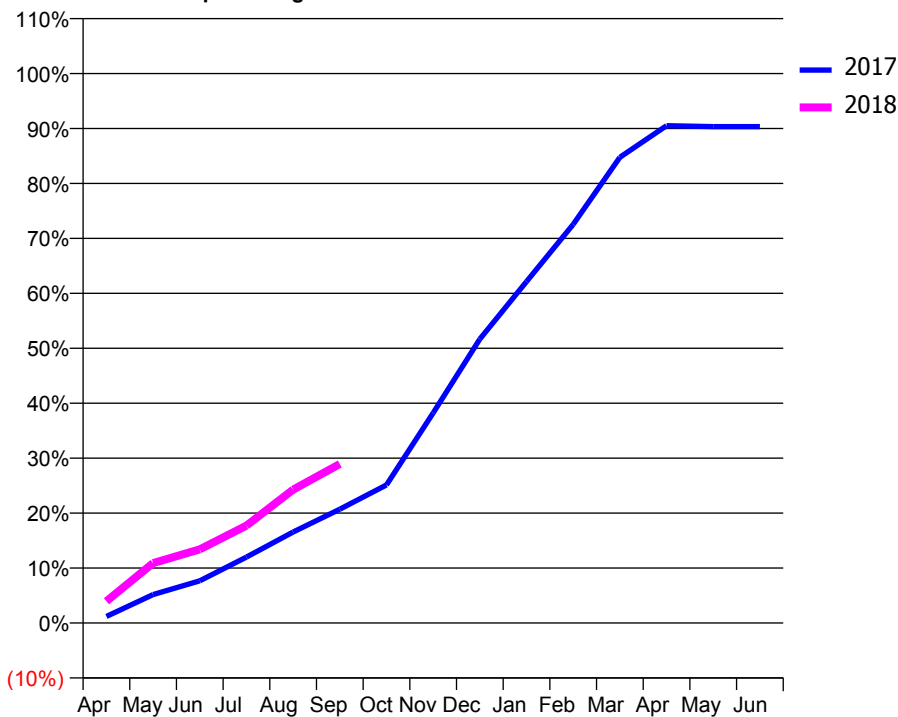
### ACCESS\*

Patients seen in 24 months	Total	Change since previous quarter
Quarter ending September 2016	1,873	
Quarter ending December 2016	3,038	↑
Quarter ending March 2017	4,122	↑
Quarter ending June 2017	4,216	↑
Quarter ending September 2017	4,030	↓
<b>Variance since September 2016</b>	<b>115.2%</b>	<b>↑</b>



### ACTIVITY

Cumulative percentage of contracted UDA delivered 2017 & 2018



Month	Adjusted Scheduled Activity (UDA)	
	2017	2018
April	138	452
May	591	1,243
June	876	1,529
July	1,369	2,021
August	1,889	2,768
September	2,362	3,298
October	2,866	
November	4,359	
December	5,892	
January	7,083	
February	8,271	
March	9,663	
April	10,317	
May	10,298	
June	10,298	

### QUALITY

	Quantity	Base Number	Contract	AT	Region	England
% of FP17s for the same patient ID Re-attending within 3 months - Children	13	486	2.7%	10.0%	11.6%	11.9%
% of FP17s for the same patient ID Re-attending within 3 months - Adults	138	1,781	7.7%	14.3%	15.2%	15.9%
% of FP17s for the same patient ID Re-attending between 3 & 9 months - Children	167	486	34.4%	55.8%	59.1%	58.1%
% of FP17s for the same patient ID Re-attending between 3 & 9 months - Adults	721	1,781	40.5%	49.0%	51.7%	50.6%
% of FP17s for Band 1 Urgent Courses	200	1,931	10.4%	8.5%	8.0%	9.1%
% of FP17s Relating to Free Repair or Replacements	18	1,931	0.9%	0.7%	0.8%	0.8%
% of FP17s Relating to Continuations	7	1,931	0.4%	0.9%	1.0%	1.1%
% of Patients satisfied with the dentistry they have received	7	7	N/A	91.9%	91.5%	91.4%
% of Patients satisfied with the time they had to wait for an appointment	7	7	N/A	89.1%	88.2%	87.7%

\* This is based on patients treated on this contract for their most recent course of treatment. Figures in italics indicate the base number of FP17s or Patient Questionnaire responses are less than 100. N/A is shown where the base number of responses is less than 10 during the period. % is calculated as Quantity/Base number\*100

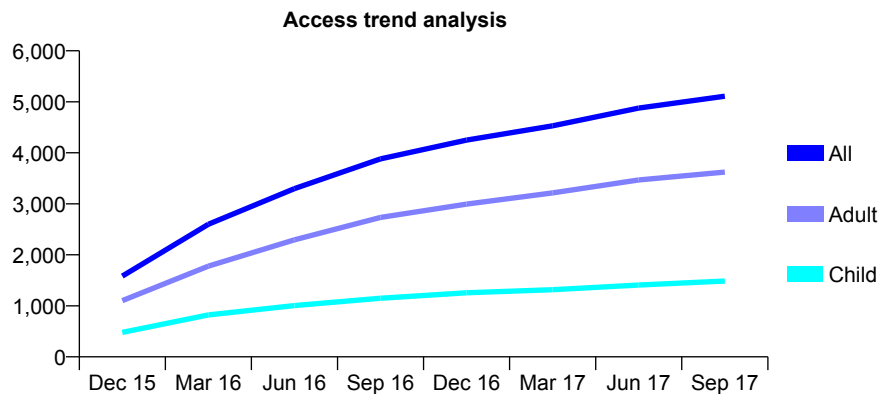
## Q57 - Vital Signs At a Glance Contract Report for 172960/0001 - September 2017

Name or company name	Billericay Dental Care
Contract type name	GDS Contract
Purpose of contract	General
Contract start date	01/09/2015
Contract end date	

17/18 Contracted general activity (UDA)	12,616
Carry forward general activity (UDA)	42
17/18 Contracted orthodontic activity (UOA)	0
Carry forward orthodontic activity (UOA)	0
Baseline contract value	£303,823.44

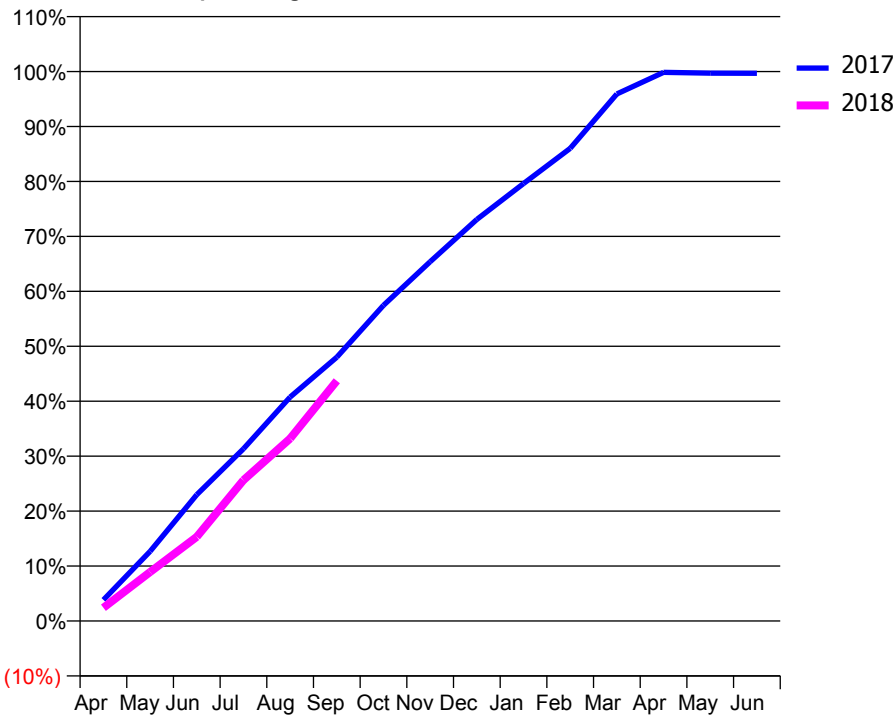
### ACCESS\*

Patients seen in 24 months	Total	Change since previous quarter
Quarter ending September 2016	3,881	
Quarter ending December 2016	4,250	↑
Quarter ending March 2017	4,530	↑
Quarter ending June 2017	4,876	↑
Quarter ending September 2017	5,109	↑
<b>Variance since September 2016</b>	<b>31.6%</b>	<b>↑</b>



### ACTIVITY

Cumulative percentage of contracted UDA delivered 2017 & 2018



Month	Adjusted Scheduled Activity (UDA)	
	2017	2018
April	485	304
May	1,600	1,126
June	2,901	1,932
July	3,953	3,236
August	5,141	4,191
September	6,057	5,517
October	7,248	
November	8,250	
December	9,221	
January	10,043	
February	10,852	
March	12,100	
April	12,596	
May	12,577	
June	12,574	

### QUALITY

	Quantity	Base Number	Contract	AT	Region	England
% of FP17s for the same patient ID Re-attending within 3 months - Children	67	1,078	6.2%	10.0%	11.6%	11.9%
% of FP17s for the same patient ID Re-attending within 3 months - Adults	216	2,180	9.9%	14.3%	15.2%	15.9%
% of FP17s for the same patient ID Re-attending between 3 & 9 months - Children	514	1,078	47.7%	55.8%	59.1%	58.1%
% of FP17s for the same patient ID Re-attending between 3 & 9 months - Adults	984	2,180	45.1%	49.0%	51.7%	50.6%
% of FP17s for Band 1 Urgent Courses	189	2,972	6.4%	8.5%	8.0%	9.1%
% of FP17s Relating to Free Repair or Replacements	16	2,972	0.5%	0.7%	0.8%	0.8%
% of FP17s Relating to Continuations	3	2,972	0.1%	0.9%	1.0%	1.1%
% of Patients satisfied with the dentistry they have received	8	9	N/A	91.9%	91.5%	91.4%
% of Patients satisfied with the time they had to wait for an appointment	7	9	N/A	89.1%	88.2%	87.7%

\* This is based on patients treated on this contract for their most recent course of treatment. Figures in italics indicate the base number of FP17s or Patient Questionnaire responses are less than 100. N/A is shown where the base number of responses is less than 10 during the period. % is calculated as Quantity/Base number\*100

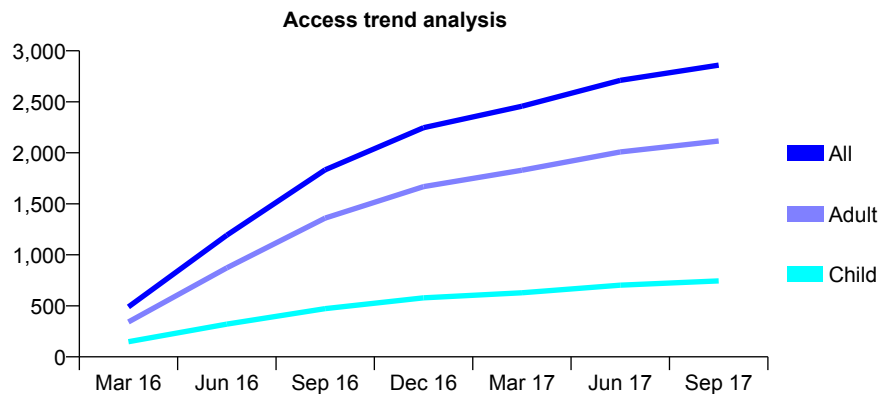
## Q57 - Vital Signs At a Glance Contract Report for 173215/0001 - September 2017

Name or company name	Thames Dental Surgery
Contract type name	GDS Contract
Purpose of contract	General
Contract start date	01/02/2016
Contract end date	

17/18 Contracted general activity (UDA)	9,258
Carry forward general activity (UDA)	-126
17/18 Contracted orthodontic activity (UOA)	0
Carry forward orthodontic activity (UOA)	0
Baseline contract value	£226,372.34

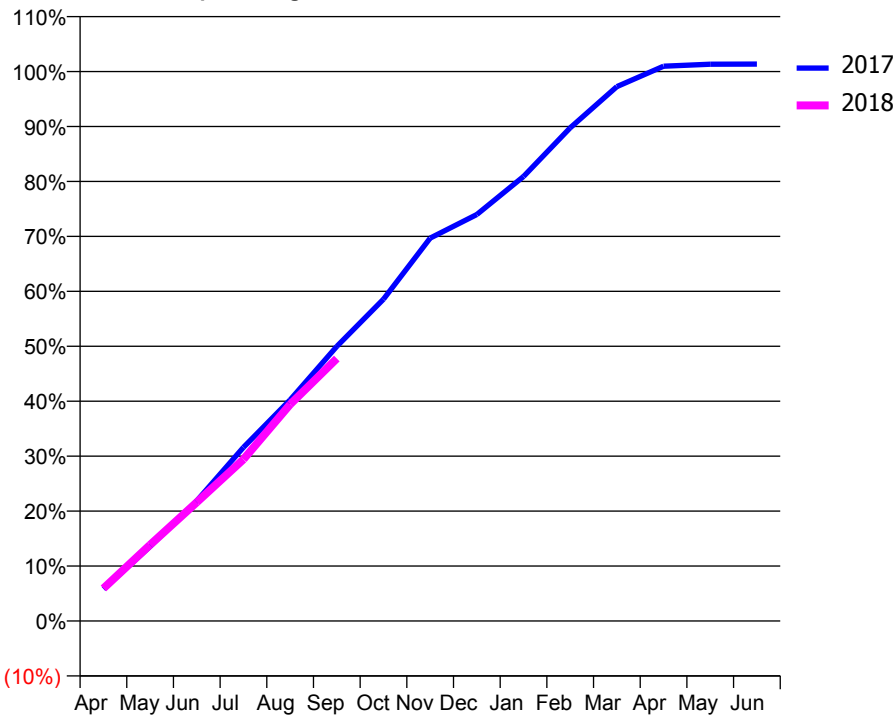
### ACCESS\*

Patients seen in 24 months	Total	Change since previous quarter
Quarter ending September 2016	1,833	
Quarter ending December 2016	2,247	↑
Quarter ending March 2017	2,457	↑
Quarter ending June 2017	2,710	↑
Quarter ending September 2017	2,860	↑
<b>Variance since September 2016</b>	<b>56.0%</b>	<b>↑</b>



### ACTIVITY

Cumulative percentage of contracted UDA delivered 2017 & 2018



Month	Adjusted Scheduled Activity (UDA)	
	2017	2018
April	541	550
May	1,257	1,285
June	2,025	2,001
July	2,925	2,725
August	3,726	3,649
September	4,627	4,423
October	5,423	
November	6,451	
December	6,848	
January	7,490	
February	8,308	
March	9,004	
April	9,347	
May	9,380	
June	9,384	

### QUALITY

	Quantity	Base Number	Contract	AT	Region	England
% of FP17s for the same patient ID Re-attending within 3 months - Children	24	518	4.6%	10.0%	11.6%	11.9%
% of FP17s for the same patient ID Re-attending within 3 months - Adults	175	1,461	12.0%	14.3%	15.2%	15.9%
% of FP17s for the same patient ID Re-attending between 3 & 9 months - Children	238	518	45.9%	55.8%	59.1%	58.1%
% of FP17s for the same patient ID Re-attending between 3 & 9 months - Adults	707	1,461	48.4%	49.0%	51.7%	50.6%
% of FP17s for Band 1 Urgent Courses	115	1,832	6.3%	8.5%	8.0%	9.1%
% of FP17s Relating to Free Repair or Replacements	20	1,832	1.1%	0.7%	0.8%	0.8%
% of FP17s Relating to Continuations	35	1,832	1.9%	0.9%	1.0%	1.1%
% of Patients satisfied with the dentistry they have received	32	34	94.1%	91.9%	91.5%	91.4%
% of Patients satisfied with the time they had to wait for an appointment	32	34	94.1%	89.1%	88.2%	87.7%

\* This is based on patients treated on this contract for their most recent course of treatment. Figures in italics indicate the base number of FP17s or Patient Questionnaire responses are less than 100. N/A is shown where the base number of responses is less than 10 during the period. % is calculated as Quantity/Base number\*100

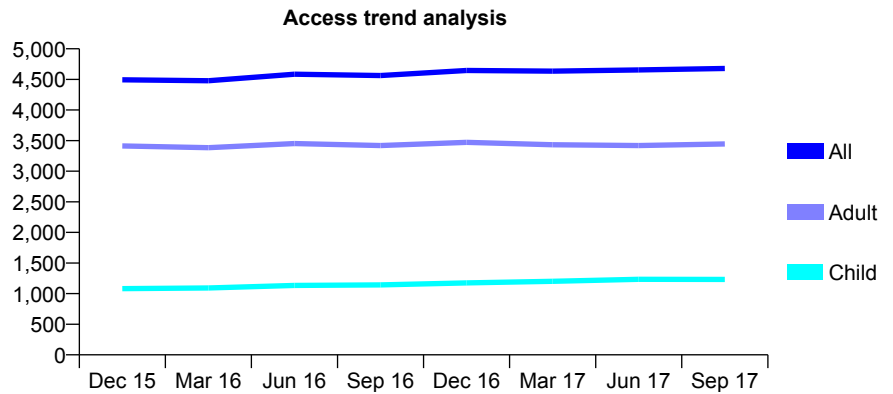
## Q57 - Vital Signs At a Glance Contract Report for 173894/0001 - September 2017

Name or company name	Mr R Patel and Associates
Contract type name	GDS Contract
Purpose of contract	General
Contract start date	01/09/2011
Contract end date	

17/18 Contracted general activity (UDA)	12,350
Carry forward general activity (UDA)	-233
17/18 Contracted orthodontic activity (UOA)	0
Carry forward orthodontic activity (UOA)	0
Baseline contract value	£381,302.23

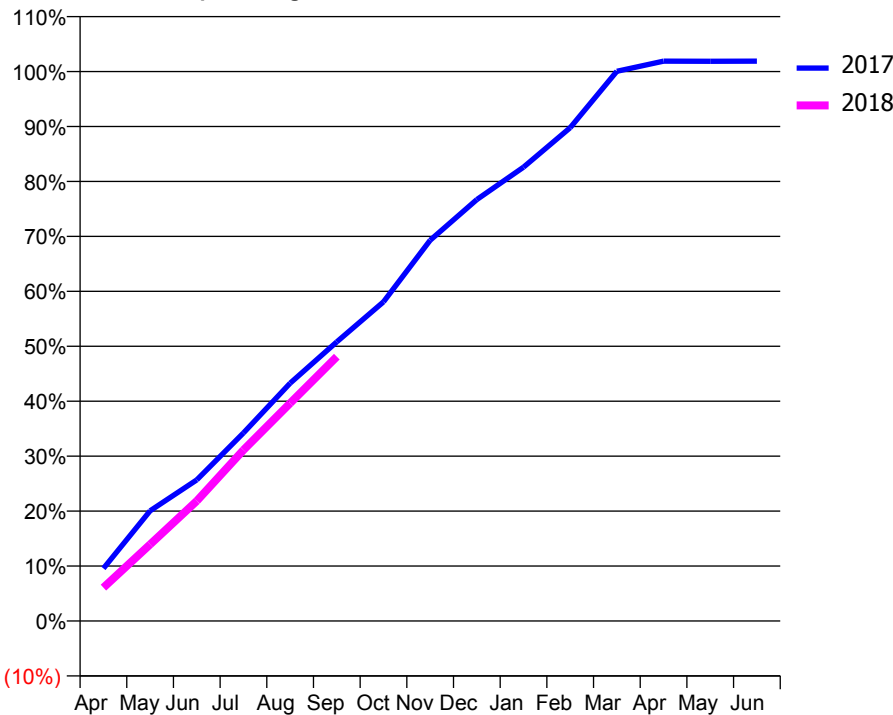
### ACCESS\*

Patients seen in 24 months	Total	Change since previous quarter
Quarter ending September 2016	4,563	
Quarter ending December 2016	4,646	→
Quarter ending March 2017	4,635	→
Quarter ending June 2017	4,655	→
Quarter ending September 2017	4,678	→
<b>Variance since September 2016</b>	<b>2.5%</b>	<b>↑</b>



### ACTIVITY

Cumulative percentage of contracted UDA delivered 2017 & 2018



Month	Adjusted Scheduled Activity (UDA)	
	2017	2018
April	1,183	751
May	2,478	1,723
June	3,172	2,700
July	4,227	3,845
August	5,346	4,897
September	6,275	5,943
October	7,173	
November	8,558	
December	9,473	
January	10,200	
February	11,087	
March	12,356	
April	12,584	
May	12,580	
June	12,583	

### QUALITY

	Quantity	Base Number	Contract	AT	Region	England
% of FP17s for the same patient ID Re-attending within 3 months - Children	65	921	7.1%	10.0%	11.6%	11.9%
% of FP17s for the same patient ID Re-attending within 3 months - Adults	310	2,443	12.7%	14.3%	15.2%	15.9%
% of FP17s for the same patient ID Re-attending between 3 & 9 months - Children	554	921	60.2%	55.8%	59.1%	58.1%
% of FP17s for the same patient ID Re-attending between 3 & 9 months - Adults	1,342	2,443	54.9%	49.0%	51.7%	50.6%
% of FP17s for Band 1 Urgent Courses	287	3,232	8.9%	8.5%	8.0%	9.1%
% of FP17s Relating to Free Repair or Replacements	15	3,232	0.5%	0.7%	0.8%	0.8%
% of FP17s Relating to Continuations	34	3,232	1.1%	0.9%	1.0%	1.1%
% of Patients satisfied with the dentistry they have received	8	9	N/A	91.9%	91.5%	91.4%
% of Patients satisfied with the time they had to wait for an appointment	9	9	N/A	89.1%	88.2%	87.7%

\* This is based on patients treated on this contract for their most recent course of treatment. Figures in italics indicate the base number of FP17s or Patient Questionnaire responses are less than 100. N/A is shown where the base number of responses is less than 10 during the period. % is calculated as Quantity/Base number\*100

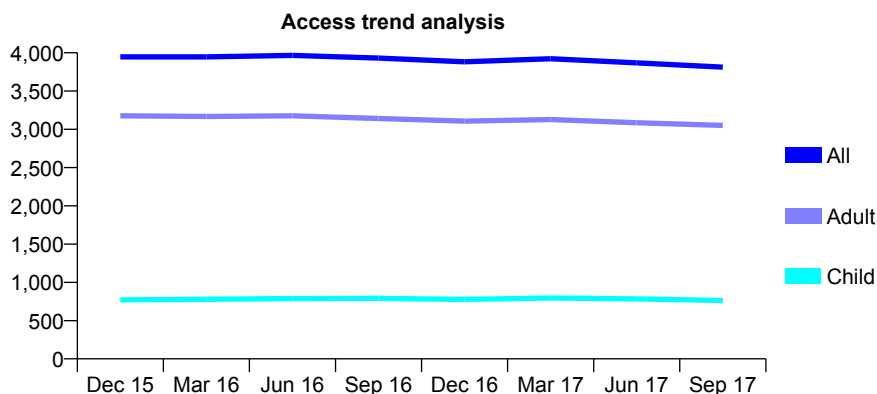
## Q57 - Vital Signs At a Glance Contract Report for 174483/0001 - September 2017

Name or company name	Mr R M Karimi & Mr S Abbasi
Contract type name	GDS Contract
Purpose of contract	General
Contract start date	01/10/2008
Contract end date	

17/18 Contracted general activity (UDA)	15,212
Carry forward general activity (UDA)	0
17/18 Contracted orthodontic activity (UOA)	0
Carry forward orthodontic activity (UOA)	0
Baseline contract value	£481,325.03

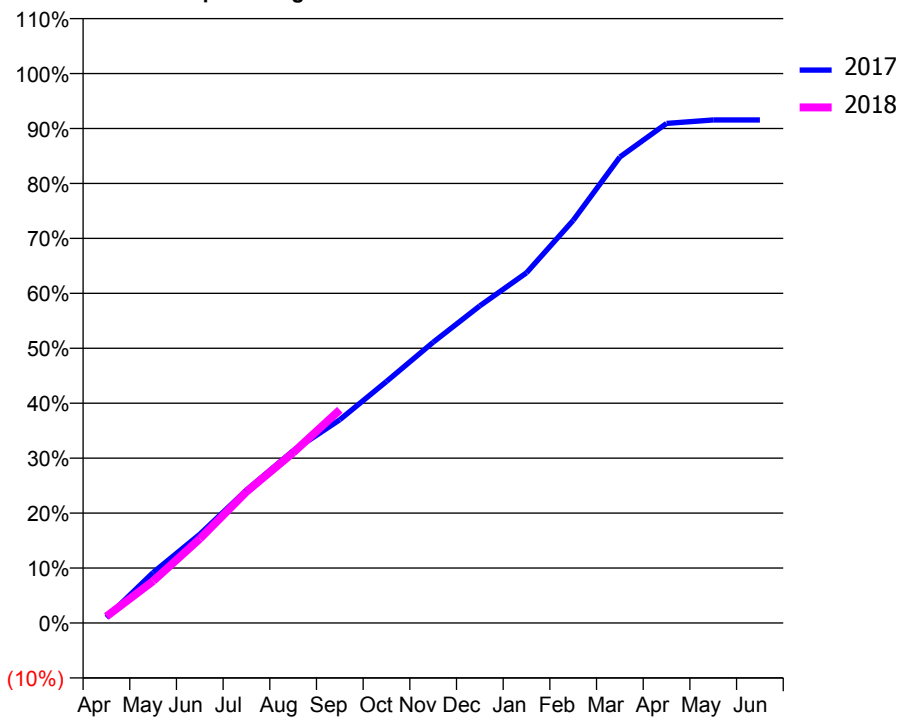
### ACCESS\*

Patients seen in 24 months	Total	Change since previous quarter
Quarter ending September 2016	3,932	
Quarter ending December 2016	3,882	↓
Quarter ending March 2017	3,923	→
Quarter ending June 2017	3,869	↓
Quarter ending September 2017	3,813	↓
<b>Variance since September 2016</b>	<b>(3.0%)</b>	<b>↓</b>



### ACTIVITY

Cumulative percentage of contracted UDA delivered 2017 & 2018



Month	Adjusted Scheduled Activity (UDA)	
	2017	2018
April	151	182
May	1,396	1,160
June	2,458	2,333
July	3,679	3,634
August	4,767	4,716
September	5,626	5,900
October	6,688	
November	7,773	
December	8,778	
January	9,696	
February	11,145	
March	12,902	
April	13,829	
May	13,926	
June	13,926	

### QUALITY

	Quantity	Base Number	Contract	AT	Region	England
% of FP17s for the same patient ID Re-attending within 3 months - Children	16	460	3.5%	10.0%	11.6%	11.9%
% of FP17s for the same patient ID Re-attending within 3 months - Adults	173	1,766	9.8%	14.3%	15.2%	15.9%
% of FP17s for the same patient ID Re-attending between 3 & 9 months - Children	233	460	50.7%	55.8%	59.1%	58.1%
% of FP17s for the same patient ID Re-attending between 3 & 9 months - Adults	955	1,766	54.1%	49.0%	51.7%	50.6%
% of FP17s for Band 1 Urgent Courses	144	2,041	7.1%	8.5%	8.0%	9.1%
% of FP17s Relating to Free Repair or Replacements	4	2,041	0.2%	0.7%	0.8%	0.8%
% of FP17s Relating to Continuations	19	2,041	0.9%	0.9%	1.0%	1.1%
% of Patients satisfied with the dentistry they have received	5	6	N/A	91.9%	91.5%	91.4%
% of Patients satisfied with the time they had to wait for an appointment	5	6	N/A	89.1%	88.2%	87.7%

\* This is based on patients treated on this contract for their most recent course of treatment. Figures in italics indicate the base number of FP17s or Patient Questionnaire responses are less than 100. N/A is shown where the base number of responses is less than 10 during the period. % is calculated as Quantity/Base number\*100

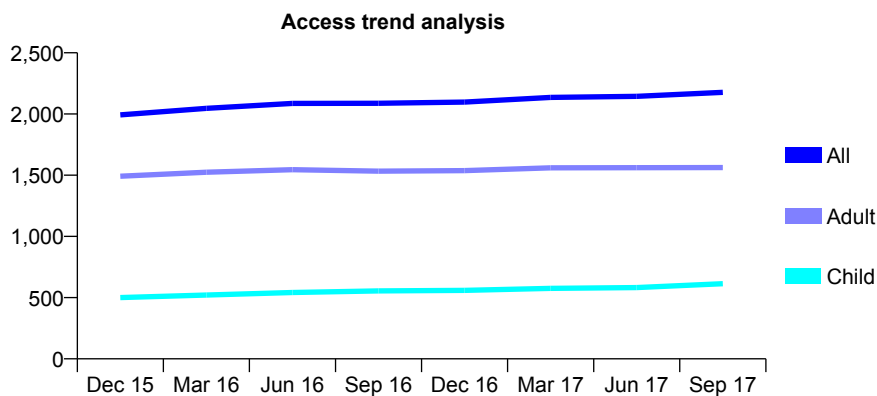
## Q57 - Vital Signs At a Glance Contract Report for 174734/0001 - September 2017

Name or company name	Mr Azm Ahmed & Mrs Samira Ahmed
Contract type name	GDS Contract
Purpose of contract	General
Contract start date	01/09/2013
Contract end date	

17/18 Contracted general activity (UDA)	6,000
Carry forward general activity (UDA)	-48
17/18 Contracted orthodontic activity (UOA)	0
Carry forward orthodontic activity (UOA)	0
Baseline contract value	£143,888.68

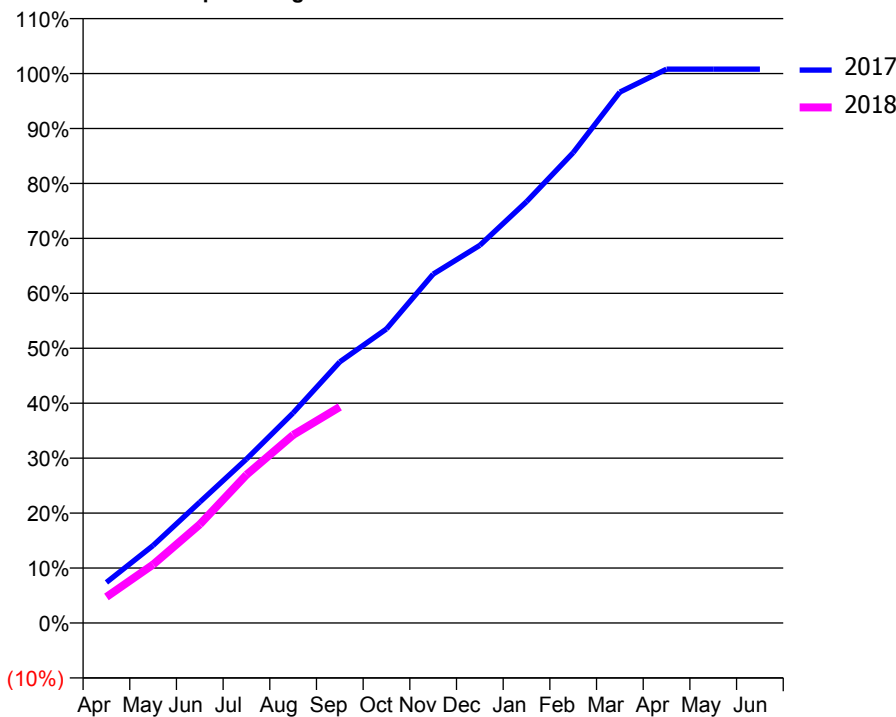
### ACCESS\*

Patients seen in 24 months	Total	Change since previous quarter
Quarter ending September 2016	2,088	
Quarter ending December 2016	2,097	→
Quarter ending March 2017	2,136	→
Quarter ending June 2017	2,144	→
Quarter ending September 2017	2,177	→
<b>Variance since September 2016</b>	<b>4.3%</b>	<b>↑</b>



### ACTIVITY

Cumulative percentage of contracted UDA delivered 2017 & 2018



Month	Adjusted Scheduled Activity (UDA)	
	2017	2018
April	443	285
May	846	638
June	1,320	1,076
July	1,790	1,618
August	2,294	2,054
September	2,852	2,360
October	3,211	
November	3,809	
December	4,124	
January	4,600	
February	5,136	
March	5,797	
April	6,048	
May	6,048	
June	6,048	

### QUALITY

	Quantity	Base Number	Contract	AT	Region	England
% of FP17s for the same patient ID Re-attending within 3 months - Children	35	494	7.1%	10.0%	11.6%	11.9%
% of FP17s for the same patient ID Re-attending within 3 months - Adults	155	954	16.2%	14.3%	15.2%	15.9%
% of FP17s for the same patient ID Re-attending between 3 & 9 months - Children	324	494	65.6%	55.8%	59.1%	58.1%
% of FP17s for the same patient ID Re-attending between 3 & 9 months - Adults	601	954	63.0%	49.0%	51.7%	50.6%
% of FP17s for Band 1 Urgent Courses	70	1,331	5.3%	8.5%	8.0%	9.1%
% of FP17s Relating to Free Repair or Replacements	0	1,331	0.0%	0.7%	0.8%	0.8%
% of FP17s Relating to Continuations	36	1,331	2.7%	0.9%	1.0%	1.1%
% of Patients satisfied with the dentistry they have received	6	6	N/A	91.9%	91.5%	91.4%
% of Patients satisfied with the time they had to wait for an appointment	6	6	N/A	89.1%	88.2%	87.7%

\* This is based on patients treated on this contract for their most recent course of treatment. Figures in italics indicate the base number of FP17s or Patient Questionnaire responses are less than 100. N/A is shown where the base number of responses is less than 10 during the period. % is calculated as Quantity/Base number\*100



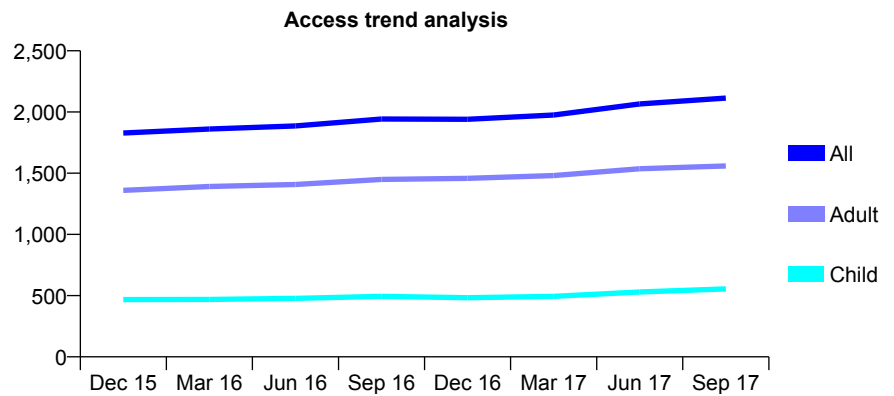
## Q57 - Vital Signs At a Glance Contract Report for 175765/0001 - September 2017

Name or company name	Church Hill Dental Practice
Contract type name	GDS Contract
Purpose of contract	General
Contract start date	01/09/2010
Contract end date	

17/18 Contracted general activity (UDA)	6,000
Carry forward general activity (UDA)	221
17/18 Contracted orthodontic activity (UOA)	0
Carry forward orthodontic activity (UOA)	0
Baseline contract value	£145,896.41

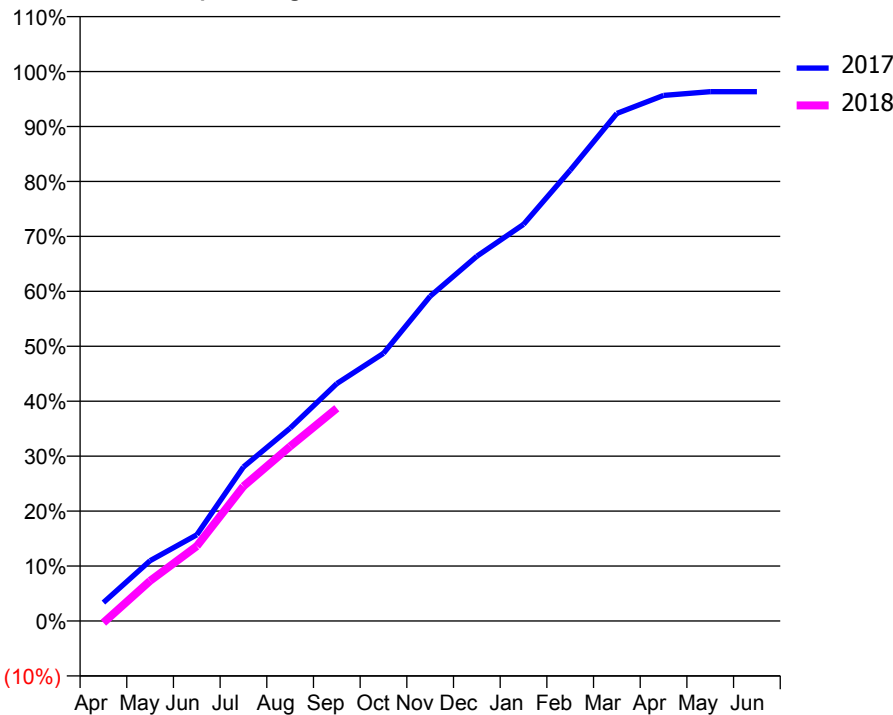
### ACCESS\*

Patients seen in 24 months	Total	Change since previous quarter
Quarter ending September 2016	1,943	
Quarter ending December 2016	1,941	→
Quarter ending March 2017	1,975	→
Quarter ending June 2017	2,066	↑
Quarter ending September 2017	2,114	↑
<b>Variance since September 2016</b>	<b>8.8%</b>	<b>↑</b>



### ACTIVITY

Cumulative percentage of contracted UDA delivered 2017 & 2018



Month	Adjusted Scheduled Activity (UDA)	
	2017	2018
April	202	-20
May	658	439
June	942	818
July	1,683	1,471
August	2,106	1,906
September	2,592	2,323
October	2,923	
November	3,547	
December	3,982	
January	4,330	
February	4,921	
March	5,542	
April	5,739	
May	5,779	
June	5,779	

### QUALITY

	Quantity	Base Number	Contract	AT	Region	England
% of FP17s for the same patient ID Re-attending within 3 months - Children	27	415	6.5%	10.0%	11.6%	11.9%
% of FP17s for the same patient ID Re-attending within 3 months - Adults	192	990	19.4%	14.3%	15.2%	15.9%
% of FP17s for the same patient ID Re-attending between 3 & 9 months - Children	203	415	48.9%	55.8%	59.1%	58.1%
% of FP17s for the same patient ID Re-attending between 3 & 9 months - Adults	408	990	41.2%	49.0%	51.7%	50.6%
% of FP17s for Band 1 Urgent Courses	113	1,298	8.7%	8.5%	8.0%	9.1%
% of FP17s Relating to Free Repair or Replacements	7	1,298	0.5%	0.7%	0.8%	0.8%
% of FP17s Relating to Continuations	19	1,298	1.5%	0.9%	1.0%	1.1%
% of Patients satisfied with the dentistry they have received	2	3	N/A	91.9%	91.5%	91.4%
% of Patients satisfied with the time they had to wait for an appointment	2	3	N/A	89.1%	88.2%	87.7%

\* This is based on patients treated on this contract for their most recent course of treatment. Figures in italics indicate the base number of FP17s or Patient Questionnaire responses are less than 100. N/A is shown where the base number of responses is less than 10 during the period. % is calculated as Quantity/Base number\*100

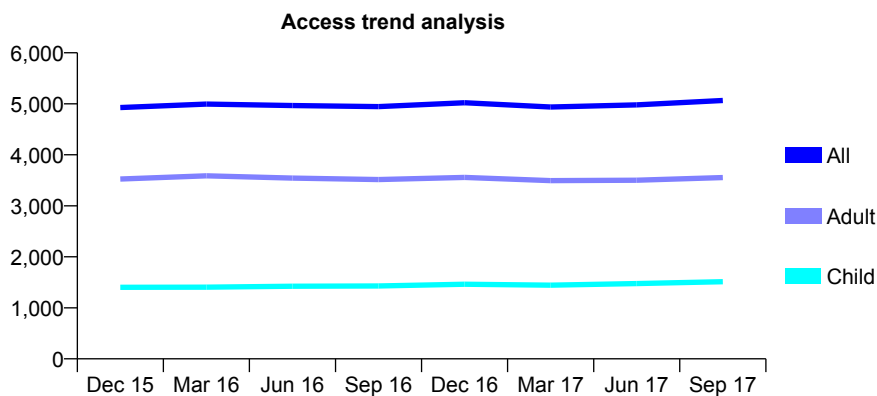
## Q57 - Vital Signs At a Glance Contract Report for 177733/0001 - September 2017

Name or company name	Manningtree Practice Limited
Contract type name	GDS Contract
Purpose of contract	General
Contract start date	01/12/2010
Contract end date	

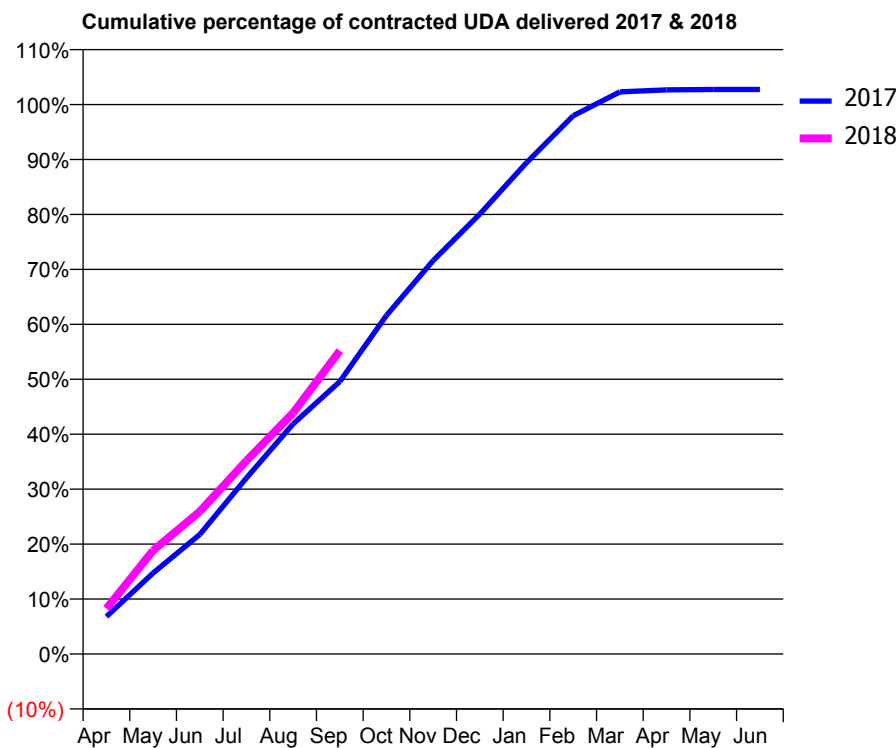
17/18 Contracted general activity (UDA)	10,076
Carry forward general activity (UDA)	-202
17/18 Contracted orthodontic activity (UOA)	0
Carry forward orthodontic activity (UOA)	0
Baseline contract value	£281,678.12

### ACCESS\*

Patients seen in 24 months	Total	Change since previous quarter
Quarter ending September 2016	4,945	
Quarter ending December 2016	5,020	→
Quarter ending March 2017	4,938	↓
Quarter ending June 2017	4,978	→
Quarter ending September 2017	5,065	→
<b>Variance since September 2016</b>	<b>2.4%</b>	<b>↑</b>



### ACTIVITY



Month	Adjusted Scheduled Activity (UDA)	
	2017	2018
April	686	832
May	1,486	1,900
June	2,191	2,612
July	3,228	3,544
August	4,220	4,421
September	4,996	5,561
October	6,210	
November	7,213	
December	8,067	
January	9,008	
February	9,869	
March	10,308	
April	10,343	
May	10,350	
June	10,352	

### QUALITY

	Quantity	Base Number	Contract	AT	Region	England
% of FP17s for the same patient ID Re-attending within 3 months - Children	54	1,065	5.1%	10.0%	11.6%	11.9%
% of FP17s for the same patient ID Re-attending within 3 months - Adults	333	2,212	15.1%	14.3%	15.2%	15.9%
% of FP17s for the same patient ID Re-attending between 3 & 9 months - Children	586	1,065	55.0%	55.8%	59.1%	58.1%
% of FP17s for the same patient ID Re-attending between 3 & 9 months - Adults	893	2,212	40.4%	49.0%	51.7%	50.6%
% of FP17s for Band 1 Urgent Courses	566	3,241	17.5%	8.5%	8.0%	9.1%
% of FP17s Relating to Free Repair or Replacements	2	3,241	0.1%	0.7%	0.8%	0.8%
% of FP17s Relating to Continuations	8	3,241	0.2%	0.9%	1.0%	1.1%
% of Patients satisfied with the dentistry they have received	11	11	100.0%	91.9%	91.5%	91.4%
% of Patients satisfied with the time they had to wait for an appointment	10	11	90.9%	89.1%	88.2%	87.7%

\* This is based on patients treated on this contract for their most recent course of treatment. Figures in italics indicate the base number of FP17s or Patient Questionnaire responses are less than 100. N/A is shown where the base number of responses is less than 10 during the period. % is calculated as Quantity/Base number\*100

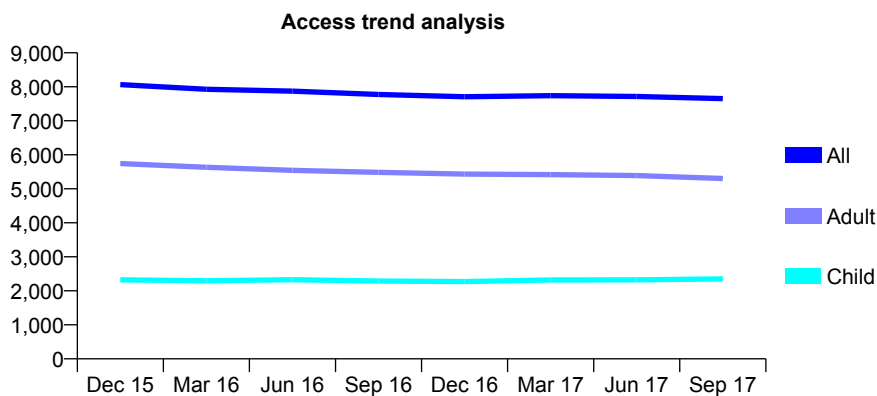
## Q57 - Vital Signs At a Glance Contract Report for 179078/0001 - September 2017

Name or company name	Lister House Dental Centre
Contract type name	GDS Contract
Purpose of contract	General
Contract start date	01/04/2013
Contract end date	

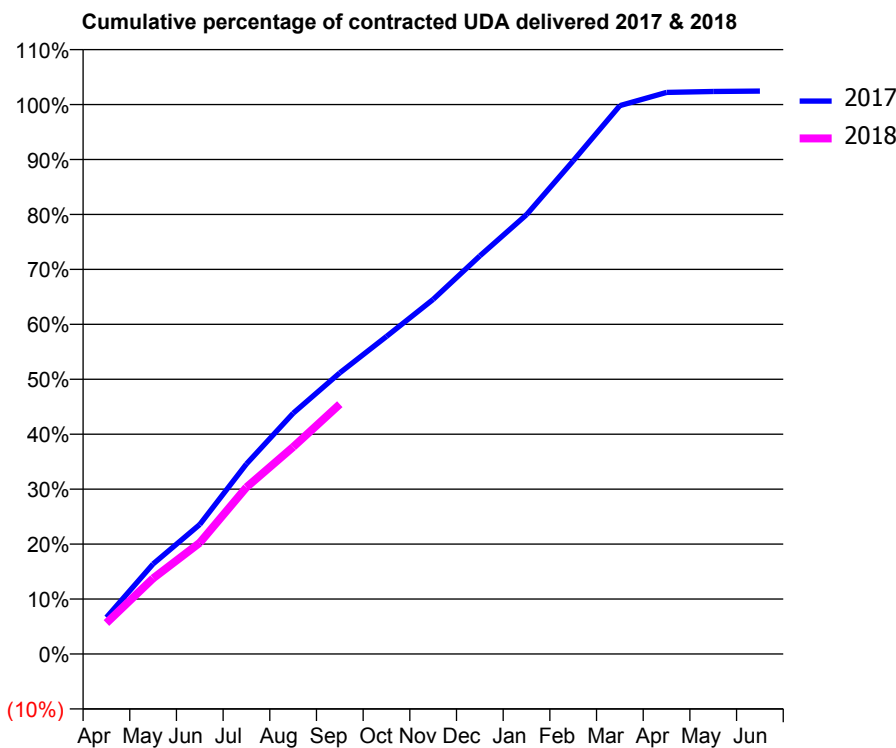
17/18 Contracted general activity (UDA)	19,852
Carry forward general activity (UDA)	-397
17/18 Contracted orthodontic activity (UOA)	0
Carry forward orthodontic activity (UOA)	0
Baseline contract value	£566,256.84

### ACCESS\*

Patients seen in 24 months	Total	Change since previous quarter
Quarter ending September 2016	7,774	
Quarter ending December 2016	7,708	→
Quarter ending March 2017	7,738	→
Quarter ending June 2017	7,714	→
Quarter ending September 2017	7,652	→
<b>Variance since September 2016</b>	<b>(1.6%)</b>	<b>↓</b>



### ACTIVITY



Month	Adjusted Scheduled Activity (UDA)	
	2017	2018
April	1,325	1,119
May	3,255	2,735
June	4,681	4,020
July	6,869	6,024
August	8,696	7,480
September	10,160	9,025
October	11,472	
November	12,811	
December	14,384	
January	15,869	
February	17,817	
March	19,813	
April	20,290	
May	20,323	
June	20,338	

### QUALITY

	Quantity	Base Number	Contract	AT	Region	England
% of FP17s for the same patient ID Re-attending within 3 months - Children	139	1,616	8.6%	10.0%	11.6%	11.9%
% of FP17s for the same patient ID Re-attending within 3 months - Adults	492	3,301	14.9%	14.3%	15.2%	15.9%
% of FP17s for the same patient ID Re-attending between 3 & 9 months - Children	850	1,616	52.6%	55.8%	59.1%	58.1%
% of FP17s for the same patient ID Re-attending between 3 & 9 months - Adults	1,567	3,301	47.5%	49.0%	51.7%	50.6%
% of FP17s for Band 1 Urgent Courses	414	4,174	9.9%	8.5%	8.0%	9.1%
% of FP17s Relating to Free Repair or Replacements	30	4,174	0.7%	0.7%	0.8%	0.8%
% of FP17s Relating to Continuations	27	4,174	0.6%	0.9%	1.0%	1.1%
% of Patients satisfied with the dentistry they have received	12	13	92.3%	91.9%	91.5%	91.4%
% of Patients satisfied with the time they had to wait for an appointment	11	13	84.6%	89.1%	88.2%	87.7%

\* This is based on patients treated on this contract for their most recent course of treatment. Figures in italics indicate the base number of FP17s or Patient Questionnaire responses are less than 100. N/A is shown where the base number of responses is less than 10 during the period. % is calculated as Quantity/Base number\*100

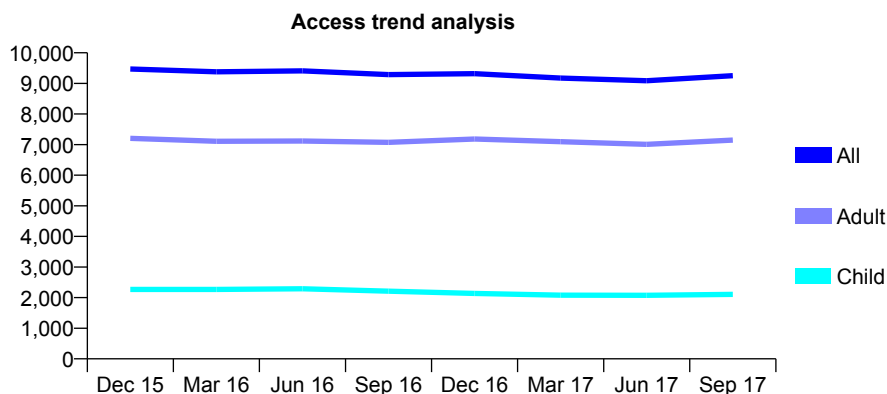
## Q57 - Vital Signs At a Glance Contract Report for 180394/0001 - September 2017

Name or company name	Great Knightleys Dental Clinic
Contract type name	GDS Contract
Purpose of contract	General
Contract start date	01/01/2014
Contract end date	

17/18 Contracted general activity (UDA)	36,655
Carry forward general activity (UDA)	-733
17/18 Contracted orthodontic activity (UOA)	0
Carry forward orthodontic activity (UOA)	0
Baseline contract value	£1,122,388.23

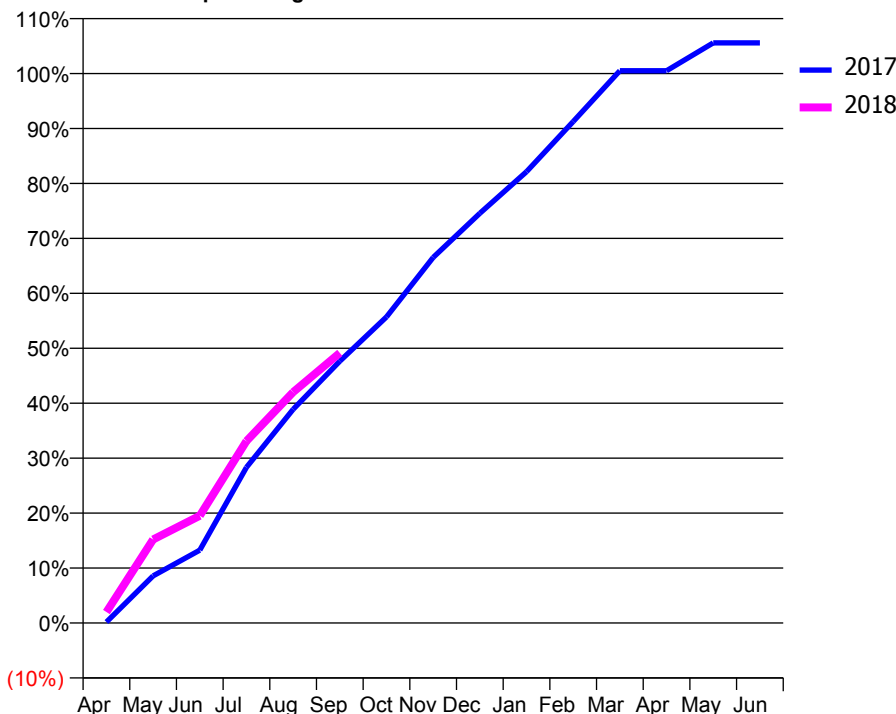
### ACCESS\*

Patients seen in 24 months	Total	Change since previous quarter
Quarter ending September 2016	9,286	
Quarter ending December 2016	9,318	→
Quarter ending March 2017	9,173	↓
Quarter ending June 2017	9,087	→
Quarter ending September 2017	9,253	→
<b>Variance since September 2016</b>	<b>(0.4%)</b>	<b>→</b>



### ACTIVITY

Cumulative percentage of contracted UDA delivered 2017 & 2018



Month	Adjusted Scheduled Activity (UDA)	
	2017	2018
April	71	733
May	3,141	5,569
June	4,858	7,153
July	10,389	12,137
August	14,256	15,403
September	17,466	18,015
October	20,419	
November	24,382	
December	27,329	
January	30,103	
February	33,454	
March	36,839	
April	36,839	
May	38,697	
June	38,697	

### QUALITY

	Quantity	Base Number	Contract	AT	Region	England
% of FP17s for the same patient ID Re-attending within 3 months - Children	109	1,243	8.8%	10.0%	11.6%	11.9%
% of FP17s for the same patient ID Re-attending within 3 months - Adults	876	3,896	22.5%	14.3%	15.2%	15.9%
% of FP17s for the same patient ID Re-attending between 3 & 9 months - Children	463	1,243	37.2%	55.8%	59.1%	58.1%
% of FP17s for the same patient ID Re-attending between 3 & 9 months - Adults	943	3,896	24.2%	49.0%	51.7%	50.6%
% of FP17s for Band 1 Urgent Courses	533	4,706	11.3%	8.5%	8.0%	9.1%
% of FP17s Relating to Free Repair or Replacements	85	4,706	1.8%	0.7%	0.8%	0.8%
% of FP17s Relating to Continuations	251	4,706	5.3%	0.9%	1.0%	1.1%
% of Patients satisfied with the dentistry they have received	12	12	100.0%	91.9%	91.5%	91.4%
% of Patients satisfied with the time they had to wait for an appointment	10	12	83.3%	89.1%	88.2%	87.7%

\* This is based on patients treated on this contract for their most recent course of treatment. Figures in italics indicate the base number of FP17s or Patient Questionnaire responses are less than 100. N/A is shown where the base number of responses is less than 10 during the period. % is calculated as Quantity/Base number\*100

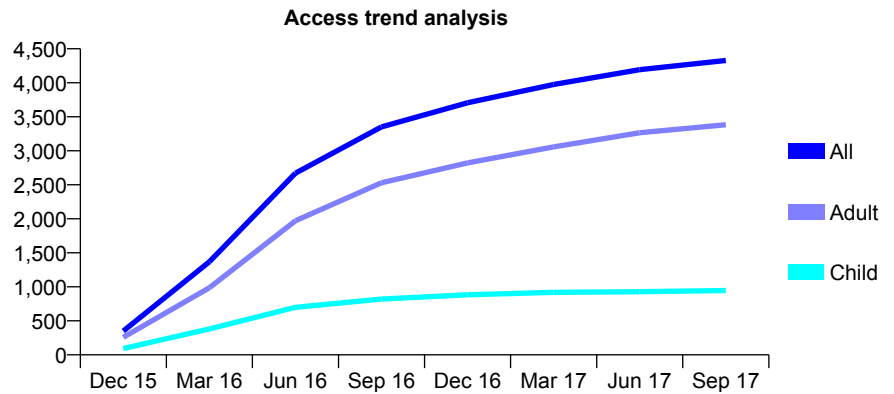
## Q57 - Vital Signs At a Glance Contract Report for 181099/0001 - September 2017

Name or company name	Lemar, Lemar & Finn
Contract type name	GDS Contract
Purpose of contract	General
Contract start date	01/12/2015
Contract end date	

17/18 Contracted general activity (UDA)	12,450
Carry forward general activity (UDA)	-174
17/18 Contracted orthodontic activity (UOA)	0
Carry forward orthodontic activity (UOA)	0
Baseline contract value	£287,555.83

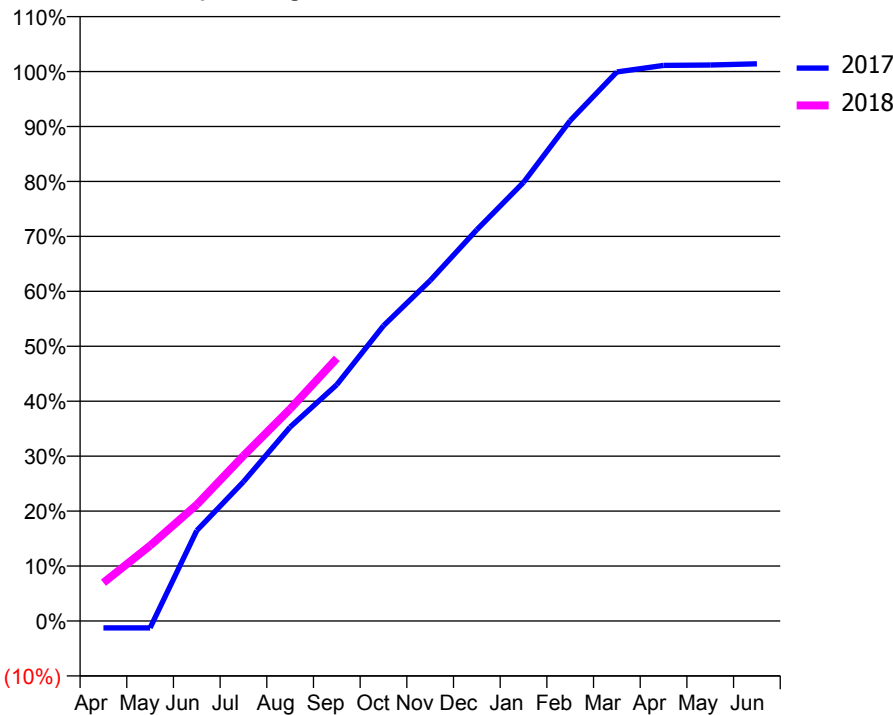
### ACCESS\*

Patients seen in 24 months	Total	Change since previous quarter
Quarter ending September 2016	3,352	
Quarter ending December 2016	3,706	↑
Quarter ending March 2017	3,976	↑
Quarter ending June 2017	4,194	↑
Quarter ending September 2017	4,329	↑
<b>Variance since September 2016</b>	<b>29.1%</b>	<b>↑</b>



### ACTIVITY

Cumulative percentage of contracted UDA delivered 2017 & 2018



Month	Adjusted Scheduled Activity (UDA)	
	2017	2018
April	-160	869
May	-160	1,710
June	2,049	2,636
July	3,155	3,745
August	4,393	4,805
September	5,356	5,951
October	6,692	
November	7,715	
December	8,865	
January	9,940	
February	11,337	
March	12,439	
April	12,587	
May	12,598	
June	12,624	

### QUALITY

	Quantity	Base Number	Contract	AT	Region	England
% of FP17s for the same patient ID Re-attending within 3 months - Children	37	655	5.6%	10.0%	11.6%	11.9%
% of FP17s for the same patient ID Re-attending within 3 months - Adults	255	2,167	11.8%	14.3%	15.2%	15.9%
% of FP17s for the same patient ID Re-attending between 3 & 9 months - Children	362	655	55.3%	55.8%	59.1%	58.1%
% of FP17s for the same patient ID Re-attending between 3 & 9 months - Adults	1,148	2,167	53.0%	49.0%	51.7%	50.6%
% of FP17s for Band 1 Urgent Courses	146	2,684	5.4%	8.5%	8.0%	9.1%
% of FP17s Relating to Free Repair or Replacements	10	2,684	0.4%	0.7%	0.8%	0.8%
% of FP17s Relating to Continuations	71	2,684	2.6%	0.9%	1.0%	1.1%
% of Patients satisfied with the dentistry they have received	17	18	94.4%	91.9%	91.5%	91.4%
% of Patients satisfied with the time they had to wait for an appointment	18	18	100.0%	89.1%	88.2%	87.7%

\* This is based on patients treated on this contract for their most recent course of treatment. Figures in italics indicate the base number of FP17s or Patient Questionnaire responses are less than 100. N/A is shown where the base number of responses is less than 10 during the period. % is calculated as Quantity/Base number\*100

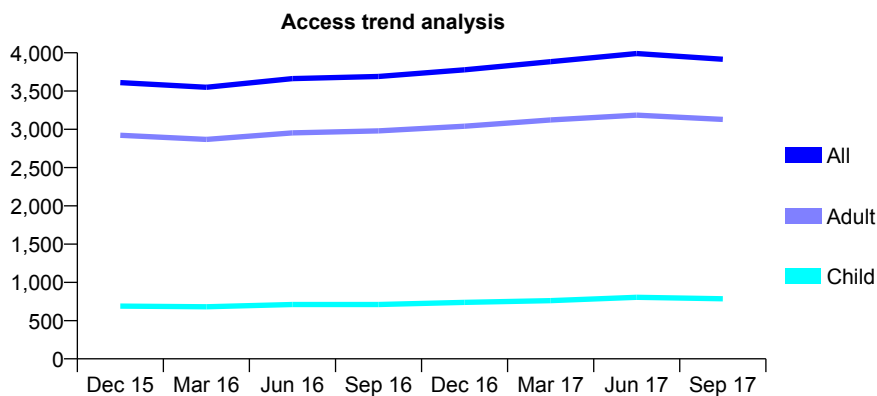
## Q57 - Vital Signs At a Glance Contract Report for 181226/0001 - September 2017

Name or company name	Valley Dental Practice
Contract type name	GDS Contract
Purpose of contract	General
Contract start date	01/07/2012
Contract end date	

17/18 Contracted general activity (UDA)	8,028
Carry forward general activity (UDA)	-35
17/18 Contracted orthodontic activity (UOA)	0
Carry forward orthodontic activity (UOA)	0
Baseline contract value	£181,423.67

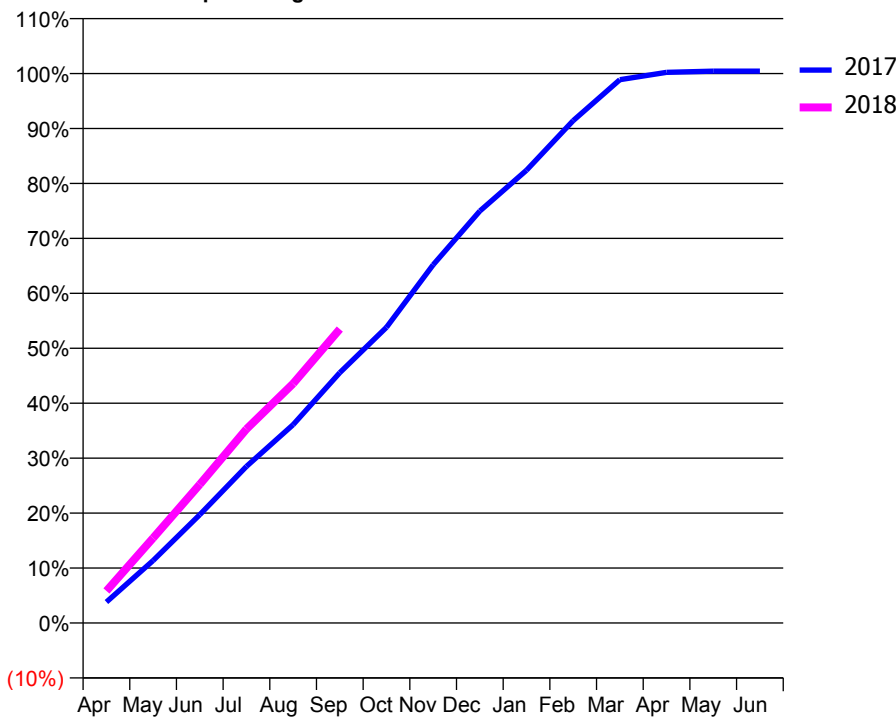
### ACCESS\*

Patients seen in 24 months	Total	Change since previous quarter
Quarter ending September 2016	3,690	
Quarter ending December 2016	3,778	↑
Quarter ending March 2017	3,884	↑
Quarter ending June 2017	3,991	↑
Quarter ending September 2017	3,916	↓
<b>Variance since September 2016</b>	<b>6.1%</b>	<b>↑</b>



### ACTIVITY

Cumulative percentage of contracted UDA delivered 2017 & 2018



Adjusted Scheduled Activity (UDA)

Month	2017	2018
April	307	468
May	913	1,242
June	1,583	2,025
July	2,288	2,834
August	2,898	3,498
September	3,657	4,295
October	4,320	
November	5,233	
December	6,019	
January	6,614	
February	7,339	
March	7,938	
April	8,045	
May	8,063	
June	8,063	

### QUALITY

	Quantity	Base Number	Contract	AT	Region	England
% of FP17s for the same patient ID Re-attending within 3 months - Children	35	586	6.0%	10.0%	11.6%	11.9%
% of FP17s for the same patient ID Re-attending within 3 months - Adults	169	1,931	8.8%	14.3%	15.2%	15.9%
% of FP17s for the same patient ID Re-attending between 3 & 9 months - Children	280	586	47.8%	55.8%	59.1%	58.1%
% of FP17s for the same patient ID Re-attending between 3 & 9 months - Adults	888	1,931	46.0%	49.0%	51.7%	50.6%
% of FP17s for Band 1 Urgent Courses	114	2,153	5.3%	8.5%	8.0%	9.1%
% of FP17s Relating to Free Repair or Replacements	21	2,153	1.0%	0.7%	0.8%	0.8%
% of FP17s Relating to Continuations	9	2,153	0.4%	0.9%	1.0%	1.1%
% of Patients satisfied with the dentistry they have received	25	26	96.2%	91.9%	91.5%	91.4%
% of Patients satisfied with the time they had to wait for an appointment	23	26	88.5%	89.1%	88.2%	87.7%

\* This is based on patients treated on this contract for their most recent course of treatment. Figures in italics indicate the base number of FP17s or Patient Questionnaire responses are less than 100. N/A is shown where the base number of responses is less than 10 during the period. % is calculated as Quantity/Base number\*100

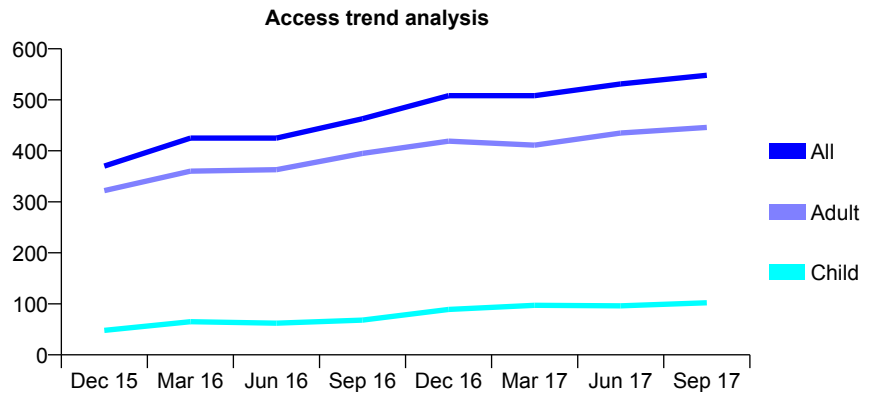
## Q57 - Vital Signs At a Glance Contract Report for 181226/0003 - September 2017

Name or company name	Valley Dental Practice
Contract type name	GDS Contract
Purpose of contract	General
Contract start date	01/07/2012
Contract end date	

17/18 Contracted general activity (UDA)	1,279
Carry forward general activity (UDA)	-5
17/18 Contracted orthodontic activity (UOA)	0
Carry forward orthodontic activity (UOA)	0
Baseline contract value	£29,008.83

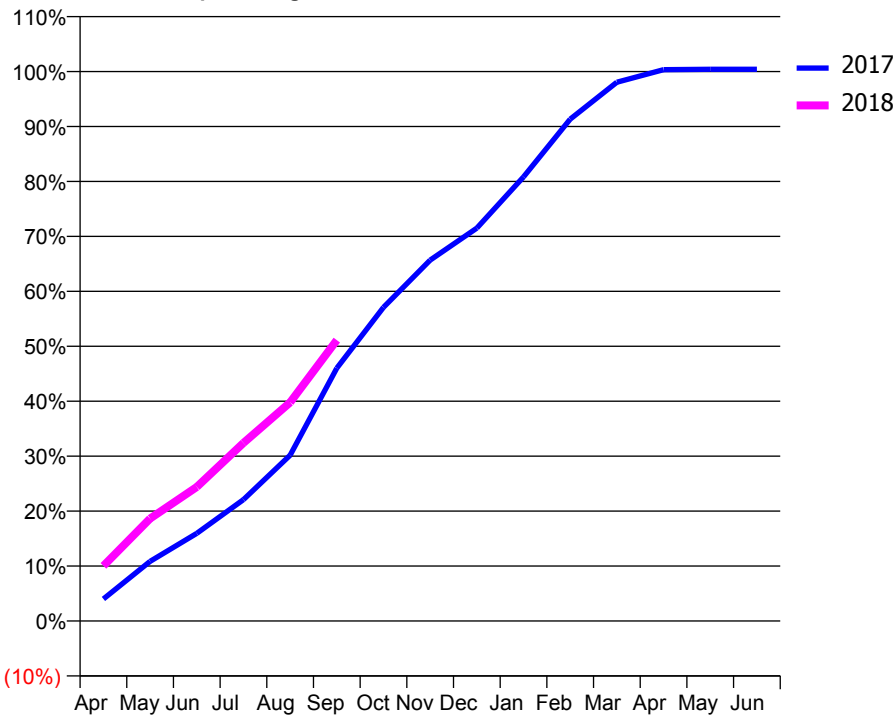
### ACCESS\*

Patients seen in 24 months	Total	Change since previous quarter
Quarter ending September 2016	463	
Quarter ending December 2016	508	↑
Quarter ending March 2017	508	→
Quarter ending June 2017	531	↑
Quarter ending September 2017	548	↑
<b>Variance since September 2016</b>	<b>18.4%</b>	<b>↑</b>



### ACTIVITY

Cumulative percentage of contracted UDA delivered 2017 & 2018



Month	Adjusted Scheduled Activity (UDA)	
	2017	2018
April	51	128
May	139	239
June	204	312
July	283	415
August	386	509
September	589	654
October	730	
November	840	
December	914	
January	1,034	
February	1,168	
March	1,254	
April	1,283	
May	1,284	
June	1,284	

### QUALITY

	Quantity	Base Number	Contract	AT	Region	England
% of FP17s for the same patient ID Re-attending within 3 months - Children	1	81	1.2%	10.0%	11.6%	11.9%
% of FP17s for the same patient ID Re-attending within 3 months - Adults	8	230	3.5%	14.3%	15.2%	15.9%
% of FP17s for the same patient ID Re-attending between 3 & 9 months - Children	25	81	30.9%	55.8%	59.1%	58.1%
% of FP17s for the same patient ID Re-attending between 3 & 9 months - Adults	57	230	24.8%	49.0%	51.7%	50.6%
% of FP17s for Band 1 Urgent Courses	14	300	4.7%	8.5%	8.0%	9.1%
% of FP17s Relating to Free Repair or Replacements	2	300	0.7%	0.7%	0.8%	0.8%
% of FP17s Relating to Continuations	1	300	0.3%	0.9%	1.0%	1.1%
% of Patients satisfied with the dentistry they have received	1	1	N/A	91.9%	91.5%	91.4%
% of Patients satisfied with the time they had to wait for an appointment	1	1	N/A	89.1%	88.2%	87.7%

\* This is based on patients treated on this contract for their most recent course of treatment. Figures in italics indicate the base number of FP17s or Patient Questionnaire responses are less than 100. N/A is shown where the base number of responses is less than 10 during the period. % is calculated as Quantity/Base number\*100

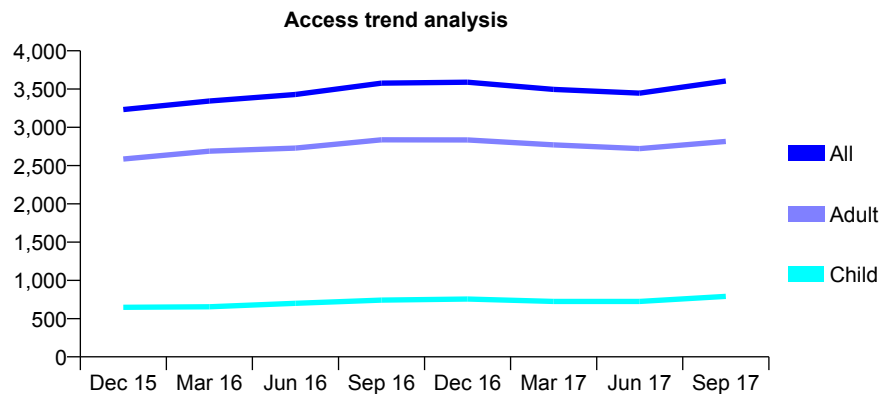
## Q57 - Vital Signs At a Glance Contract Report for 181226/0004 - September 2017

Name or company name	Valley Dental Practice
Contract type name	GDS Contract
Purpose of contract	General
Contract start date	01/07/2012
Contract end date	

17/18 Contracted general activity (UDA)	9,238
Carry forward general activity (UDA)	-46
17/18 Contracted orthodontic activity (UOA)	0
Carry forward orthodontic activity (UOA)	0
Baseline contract value	£197,734.14

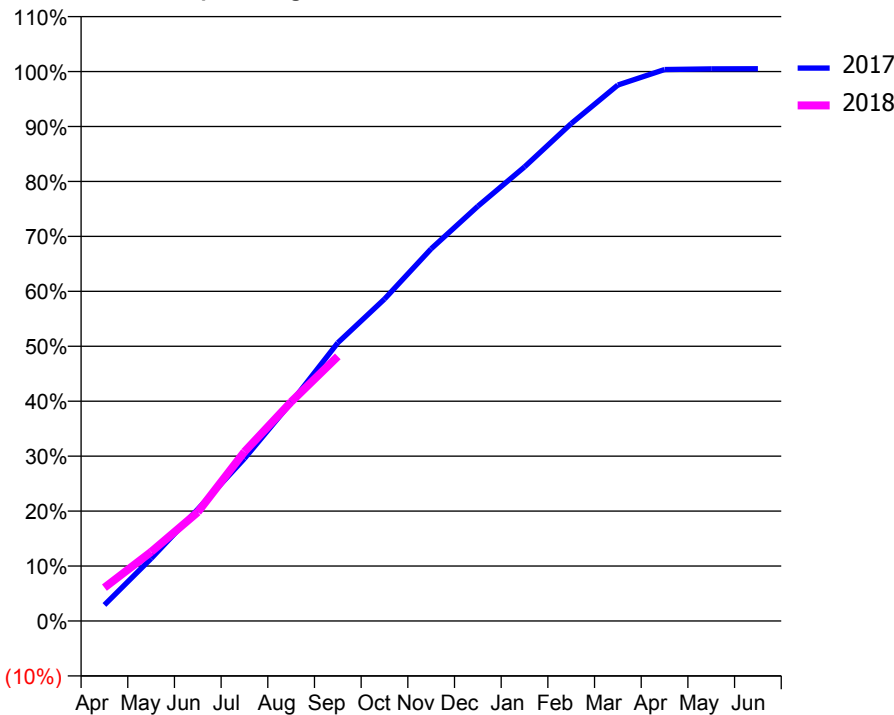
### ACCESS\*

Patients seen in 24 months	Total	Change since previous quarter
Quarter ending September 2016	3,578	
Quarter ending December 2016	3,589	→
Quarter ending March 2017	3,495	↓
Quarter ending June 2017	3,446	↓
Quarter ending September 2017	3,605	↑
<b>Variance since September 2016</b>	<b>0.8%</b>	<b>→</b>



### ACTIVITY

Cumulative percentage of contracted UDA delivered 2017 & 2018



Month	Adjusted Scheduled Activity (UDA)	
	2017	2018
April	270	561
May	1,050	1,163
June	1,880	1,829
July	2,731	2,846
August	3,674	3,685
September	4,677	4,448
October	5,413	
November	6,258	
December	6,974	
January	7,633	
February	8,362	
March	9,010	
April	9,270	
May	9,281	
June	9,284	

### QUALITY

	Quantity	Base Number	Contract	AT	Region	England
% of FP17s for the same patient ID Re-attending within 3 months - Children	19	598	3.2%	10.0%	11.6%	11.9%
% of FP17s for the same patient ID Re-attending within 3 months - Adults	78	1,736	4.5%	14.3%	15.2%	15.9%
% of FP17s for the same patient ID Re-attending between 3 & 9 months - Children	298	598	49.8%	55.8%	59.1%	58.1%
% of FP17s for the same patient ID Re-attending between 3 & 9 months - Adults	899	1,736	51.8%	49.0%	51.7%	50.6%
% of FP17s for Band 1 Urgent Courses	60	2,177	2.8%	8.5%	8.0%	9.1%
% of FP17s Relating to Free Repair or Replacements	14	2,177	0.6%	0.7%	0.8%	0.8%
% of FP17s Relating to Continuations	9	2,177	0.4%	0.9%	1.0%	1.1%
% of Patients satisfied with the dentistry they have received	12	12	100.0%	91.9%	91.5%	91.4%
% of Patients satisfied with the time they had to wait for an appointment	11	12	91.7%	89.1%	88.2%	87.7%

\* This is based on patients treated on this contract for their most recent course of treatment. Figures in italics indicate the base number of FP17s or Patient Questionnaire responses are less than 100. N/A is shown where the base number of responses is less than 10 during the period. % is calculated as Quantity/Base number\*100



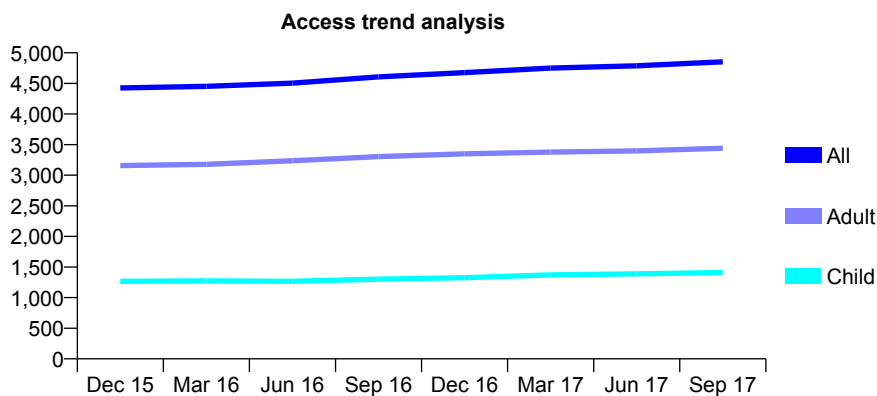
## Q57 - Vital Signs At a Glance Contract Report for 184160/0001 - September 2017

Name or company name	S K Pomfret & C Farrell
Contract type name	GDS Contract
Purpose of contract	General
Contract start date	01/02/2008
Contract end date	

17/18 Contracted general activity (UDA)	14,896
Carry forward general activity (UDA)	0
17/18 Contracted orthodontic activity (UOA)	0
Carry forward orthodontic activity (UOA)	0
Baseline contract value	£342,839.96

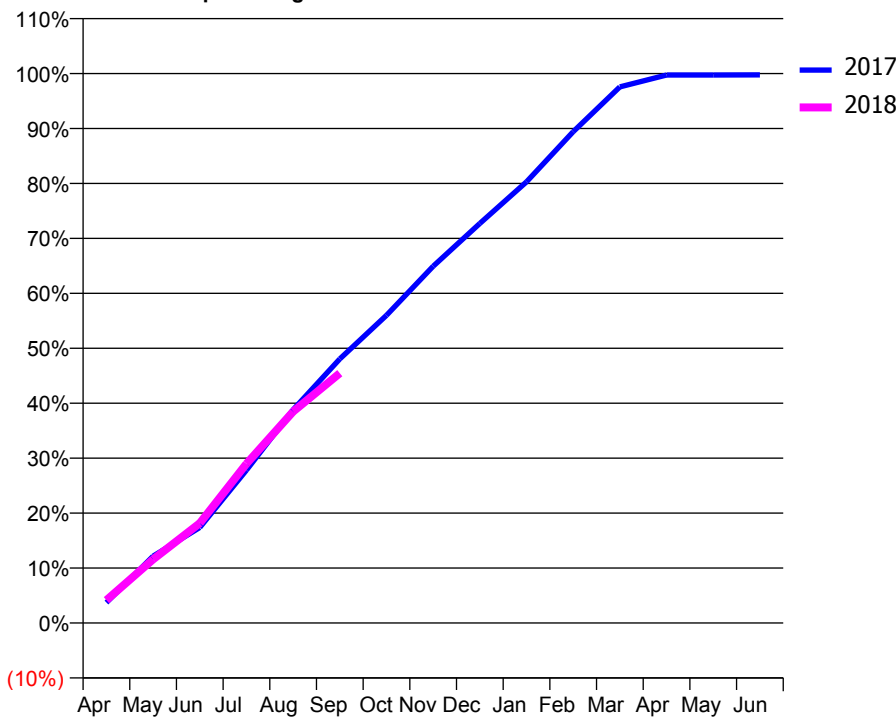
### ACCESS\*

Patients seen in 24 months	Total	Change since previous quarter
Quarter ending September 2016	4,606	
Quarter ending December 2016	4,676	→
Quarter ending March 2017	4,750	→
Quarter ending June 2017	4,787	→
Quarter ending September 2017	4,853	→
<b>Variance since September 2016</b>	<b>5.4%</b>	<b>↑</b>



### ACTIVITY

Cumulative percentage of contracted UDA delivered 2017 & 2018



Month	Adjusted Scheduled Activity (UDA)	
	2017	2018
April	555	618
May	1,813	1,727
June	2,589	2,707
July	4,143	4,317
August	5,782	5,731
September	7,160	6,773
October	8,339	
November	9,673	
December	10,833	
January	11,958	
February	13,318	
March	14,535	
April	14,856	
May	14,857	
June	14,859	

### QUALITY

	Quantity	Base Number	Contract	AT	Region	England
% of FP17s for the same patient ID Re-attending within 3 months - Children	60	1,154	5.2%	10.0%	11.6%	11.9%
% of FP17s for the same patient ID Re-attending within 3 months - Adults	307	2,477	12.4%	14.3%	15.2%	15.9%
% of FP17s for the same patient ID Re-attending between 3 & 9 months - Children	807	1,154	69.9%	55.8%	59.1%	58.1%
% of FP17s for the same patient ID Re-attending between 3 & 9 months - Adults	1,576	2,477	63.6%	49.0%	51.7%	50.6%
% of FP17s for Band 1 Urgent Courses	173	3,456	5.0%	8.5%	8.0%	9.1%
% of FP17s Relating to Free Repair or Replacements	34	3,456	1.0%	0.7%	0.8%	0.8%
% of FP17s Relating to Continuations	24	3,456	0.7%	0.9%	1.0%	1.1%
% of Patients satisfied with the dentistry they have received	9	11	81.8%	91.9%	91.5%	91.4%
% of Patients satisfied with the time they had to wait for an appointment	11	11	100.0%	89.1%	88.2%	87.7%

\* This is based on patients treated on this contract for their most recent course of treatment. Figures in italics indicate the base number of FP17s or Patient Questionnaire responses are less than 100. N/A is shown where the base number of responses is less than 10 during the period. % is calculated as Quantity/Base number\*100

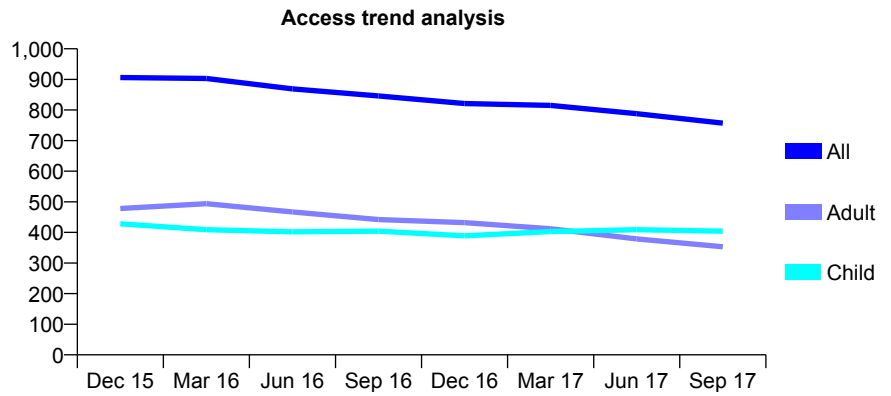
## Q57 - Vital Signs At a Glance Contract Report for 185264/0001 - September 2017

Name or company name	Whitehouse Dental Practice
Contract type name	GDS Contract
Purpose of contract	General
Contract start date	17/10/2012
Contract end date	

17/18 Contracted general activity (UDA)	2,138
Carry forward general activity (UDA)	0
17/18 Contracted orthodontic activity (UOA)	0
Carry forward orthodontic activity (UOA)	0
Baseline contract value	£50,670.92

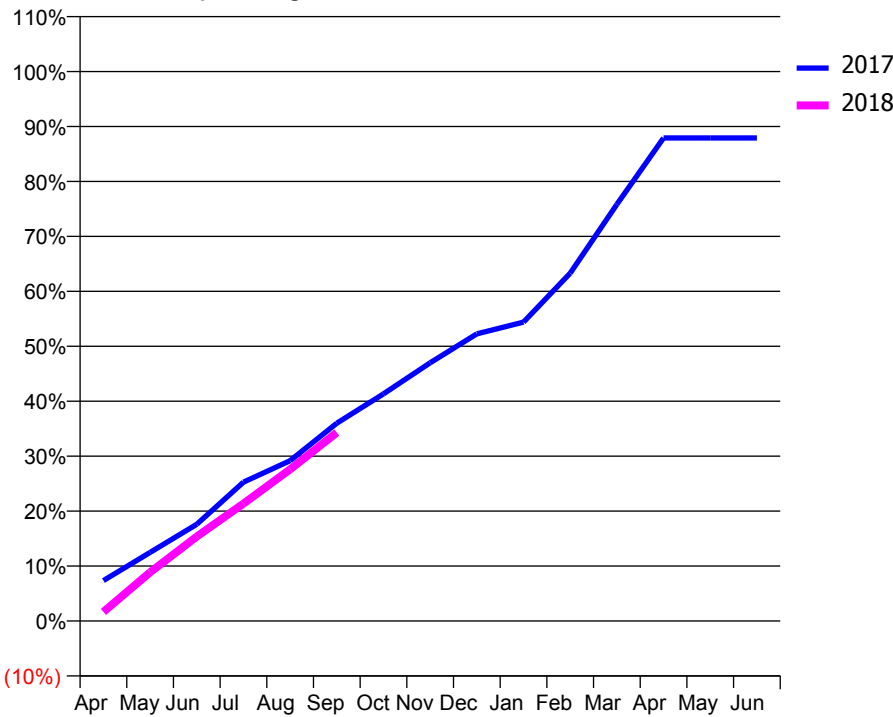
### ACCESS\*

Patients seen in 24 months	Total	Change since previous quarter
Quarter ending September 2016	846	
Quarter ending December 2016	821	↓
Quarter ending March 2017	815	→
Quarter ending June 2017	788	↓
Quarter ending September 2017	757	↓
<b>Variance since September 2016</b>	<b>(10.5%)</b>	<b>↓</b>



### ACTIVITY

Cumulative percentage of contracted UDA delivered 2017 & 2018



Adjusted Scheduled Activity (UDA)		
Month	2017	2018
April	158	36
May	267	189
June	377	329
July	540	457
August	624	590
September	770	733
October	884	
November	1,005	
December	1,117	
January	1,163	
February	1,354	
March	1,621	
April	1,880	
May	1,880	
June	1,880	

### QUALITY

	Quantity	Base Number	Contract	AT	Region	England
% of FP17s for the same patient ID Re-attending within 3 months - Children	18	257	7.0%	10.0%	11.6%	11.9%
% of FP17s for the same patient ID Re-attending within 3 months - Adults	19	185	10.3%	14.3%	15.2%	15.9%
% of FP17s for the same patient ID Re-attending between 3 & 9 months - Children	123	257	47.9%	55.8%	59.1%	58.1%
% of FP17s for the same patient ID Re-attending between 3 & 9 months - Adults	92	185	49.7%	49.0%	51.7%	50.6%
% of FP17s for Band 1 Urgent Courses	42	392	10.7%	8.5%	8.0%	9.1%
% of FP17s Relating to Free Repair or Replacements	1	392	0.3%	0.7%	0.8%	0.8%
% of FP17s Relating to Continuations	0	392	0.0%	0.9%	1.0%	1.1%
% of Patients satisfied with the dentistry they have received	2	2	N/A	91.9%	91.5%	91.4%
% of Patients satisfied with the time they had to wait for an appointment	2	2	N/A	89.1%	88.2%	87.7%

\* This is based on patients treated on this contract for their most recent course of treatment. Figures in italics indicate the base number of FP17s or Patient Questionnaire responses are less than 100. N/A is shown where the base number of responses is less than 10 during the period. % is calculated as Quantity/Base number\*100

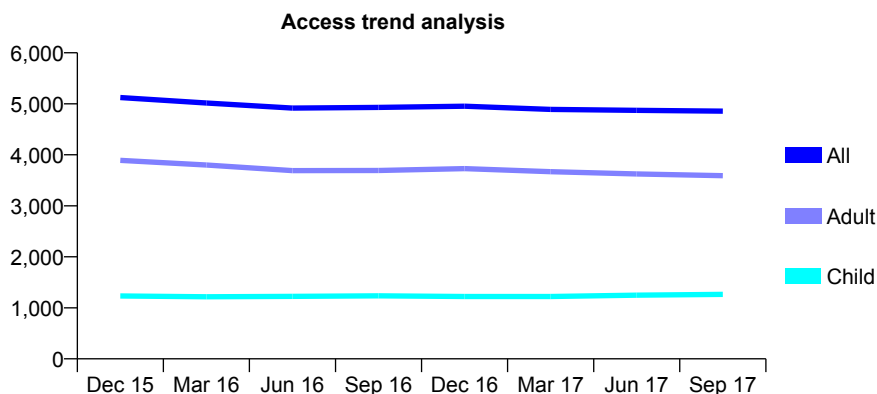
## Q57 - Vital Signs At a Glance Contract Report for 187437/0001 - September 2017

Name or company name	Mr H Dhamu and Mr G V Mathew
Contract type name	GDS Contract
Purpose of contract	General
Contract start date	01/12/2013
Contract end date	

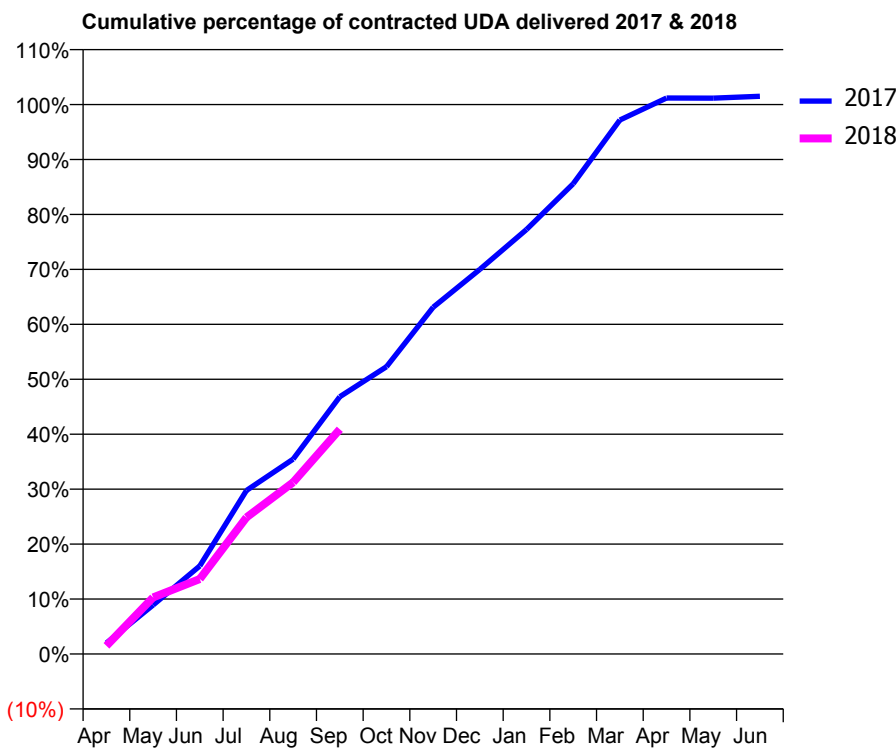
17/18 Contracted general activity (UDA)	12,000
Carry forward general activity (UDA)	-179
17/18 Contracted orthodontic activity (UOA)	0
Carry forward orthodontic activity (UOA)	0
Baseline contract value	£291,181.38

### ACCESS\*

Patients seen in 24 months	Total	Change since previous quarter
Quarter ending September 2016	4,930	
Quarter ending December 2016	4,952	→
Quarter ending March 2017	4,890	↓
Quarter ending June 2017	4,873	→
Quarter ending September 2017	4,856	→
<b>Variance since September 2016</b>	<b>(1.5%)</b>	<b>↓</b>



### ACTIVITY



Month	Adjusted Scheduled Activity (UDA)	
	2017	2018
April	240	179
May	1,069	1,237
June	1,924	1,637
July	3,570	2,982
August	4,256	3,750
September	5,619	4,908
October	6,275	
November	7,572	
December	8,400	
January	9,271	
February	10,269	
March	11,660	
April	12,141	
May	12,139	
June	12,179	

### QUALITY

	Quantity	Base Number	Contract	AT	Region	England
% of FP17s for the same patient ID Re-attending within 3 months - Children	41	701	5.8%	10.0%	11.6%	11.9%
% of FP17s for the same patient ID Re-attending within 3 months - Adults	288	1,832	15.7%	14.3%	15.2%	15.9%
% of FP17s for the same patient ID Re-attending between 3 & 9 months - Children	346	701	49.4%	55.8%	59.1%	58.1%
% of FP17s for the same patient ID Re-attending between 3 & 9 months - Adults	712	1,832	38.9%	49.0%	51.7%	50.6%
% of FP17s for Band 1 Urgent Courses	407	2,305	17.7%	8.5%	8.0%	9.1%
% of FP17s Relating to Free Repair or Replacements	8	2,305	0.3%	0.7%	0.8%	0.8%
% of FP17s Relating to Continuations	6	2,305	0.3%	0.9%	1.0%	1.1%
% of Patients satisfied with the dentistry they have received	3	3	N/A	91.9%	91.5%	91.4%
% of Patients satisfied with the time they had to wait for an appointment	3	3	N/A	89.1%	88.2%	87.7%

\* This is based on patients treated on this contract for their most recent course of treatment. Figures in italics indicate the base number of FP17s or Patient Questionnaire responses are less than 100. N/A is shown where the base number of responses is less than 10 during the period. % is calculated as Quantity/Base number\*100

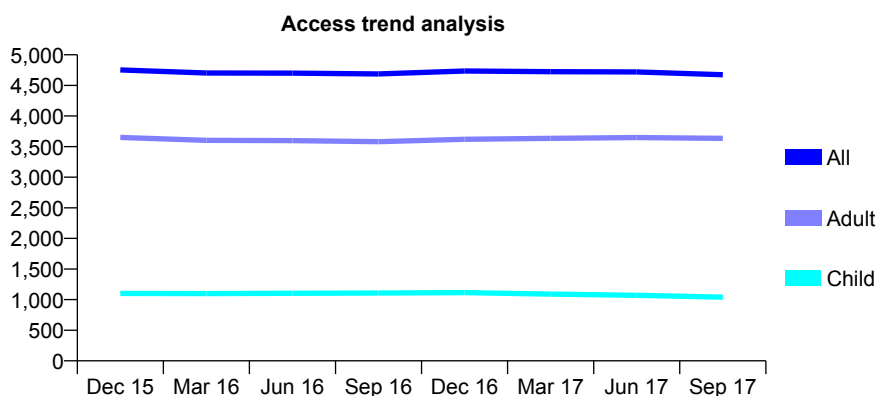
## Q57 - Vital Signs At a Glance Contract Report for 187984/0001 - September 2017

Name or company name	Serenity Dental Surgery Partnership
Contract type name	GDS Contract
Purpose of contract	General
Contract start date	01/04/2009
Contract end date	

17/18 Contracted general activity (UDA)	14,354
Carry forward general activity (UDA)	-161
17/18 Contracted orthodontic activity (UOA)	0
Carry forward orthodontic activity (UOA)	0
Baseline contract value	£424,823.67

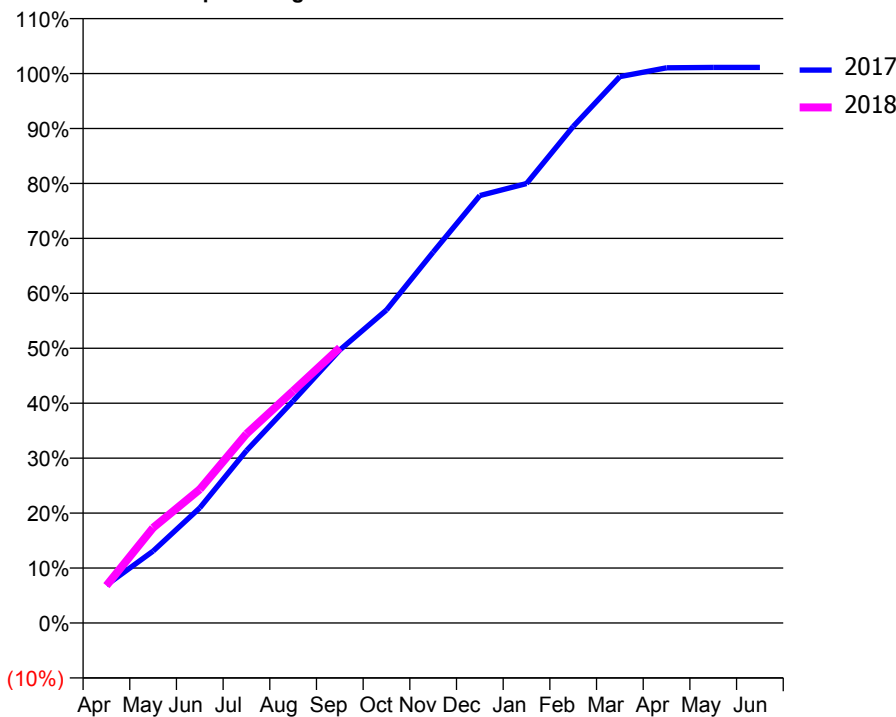
### ACCESS\*

Patients seen in 24 months	Total	Change since previous quarter
Quarter ending September 2016	4,688	
Quarter ending December 2016	4,735	→
Quarter ending March 2017	4,725	→
Quarter ending June 2017	4,720	→
Quarter ending September 2017	4,674	→
<b>Variance since September 2016</b>	<b>(0.3%)</b>	→



### ACTIVITY

Cumulative percentage of contracted UDA delivered 2017 & 2018



Adjusted Scheduled Activity (UDA)

Month	2017	2018
April	990	979
May	1,878	2,488
June	3,008	3,492
July	4,502	4,941
August	5,800	6,062
September	7,131	7,193
October	8,177	
November	9,687	
December	11,165	
January	11,478	
February	12,969	
March	14,272	
April	14,503	
May	14,515	
June	14,515	

### QUALITY

	Quantity	Base Number	Contract	AT	Region	England
% of FP17s for the same patient ID Re-attending within 3 months - Children	63	903	7.0%	10.0%	11.6%	11.9%
% of FP17s for the same patient ID Re-attending within 3 months - Adults	551	3,187	17.3%	14.3%	15.2%	15.9%
% of FP17s for the same patient ID Re-attending between 3 & 9 months - Children	631	903	69.9%	55.8%	59.1%	58.1%
% of FP17s for the same patient ID Re-attending between 3 & 9 months - Adults	1,950	3,187	61.2%	49.0%	51.7%	50.6%
% of FP17s for Band 1 Urgent Courses	223	3,970	5.6%	8.5%	8.0%	9.1%
% of FP17s Relating to Free Repair or Replacements	58	3,970	1.5%	0.7%	0.8%	0.8%
% of FP17s Relating to Continuations	56	3,970	1.4%	0.9%	1.0%	1.1%
% of Patients satisfied with the dentistry they have received	14	16	87.5%	91.9%	91.5%	91.4%
% of Patients satisfied with the time they had to wait for an appointment	15	16	93.8%	89.1%	88.2%	87.7%

\* This is based on patients treated on this contract for their most recent course of treatment. Figures in italics indicate the base number of FP17s or Patient Questionnaire responses are less than 100. N/A is shown where the base number of responses is less than 10 during the period. % is calculated as Quantity/Base number\*100

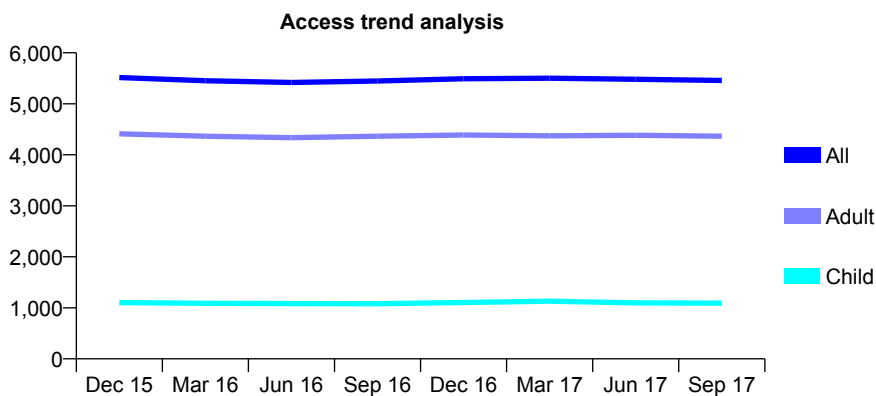
## Q57 - Vital Signs At a Glance Contract Report for 188018/0001 - September 2017

Name or company name	Messrs. Lee & Perera
Contract type name	GDS Contract
Purpose of contract	General
Contract start date	01/04/2008
Contract end date	

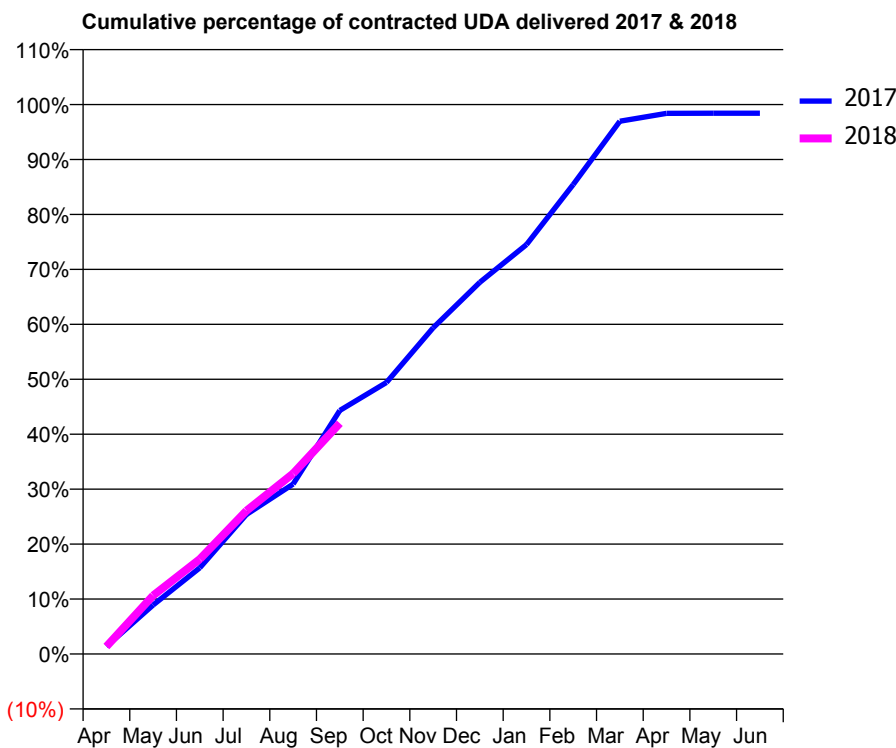
17/18 Contracted general activity (UDA)	15,000
Carry forward general activity (UDA)	240
17/18 Contracted orthodontic activity (UOA)	0
Carry forward orthodontic activity (UOA)	0
Baseline contract value	£452,737.53

### ACCESS\*

Patients seen in 24 months	Total	Change since previous quarter
Quarter ending September 2016	5,446	
Quarter ending December 2016	5,492	→
Quarter ending March 2017	5,502	→
Quarter ending June 2017	5,481	→
Quarter ending September 2017	5,457	→
<b>Variance since September 2016</b>	<b>0.2%</b>	<b>→</b>



### ACTIVITY



Month	Adjusted Scheduled Activity (UDA)	
	2017	2018
April	209	204
May	1,338	1,597
June	2,354	2,590
July	3,808	3,911
August	4,639	4,926
September	6,647	6,299
October	7,413	
November	8,905	
December	10,146	
January	11,176	
February	12,813	
March	14,543	
April	14,758	
May	14,760	
June	14,760	

### QUALITY

	Quantity	Base Number	Contract	AT	Region	England
% of FP17s for the same patient ID Re-attending within 3 months - Children	71	936	7.6%	10.0%	11.6%	11.9%
% of FP17s for the same patient ID Re-attending within 3 months - Adults	339	2,647	12.8%	14.3%	15.2%	15.9%
% of FP17s for the same patient ID Re-attending between 3 & 9 months - Children	633	936	67.6%	55.8%	59.1%	58.1%
% of FP17s for the same patient ID Re-attending between 3 & 9 months - Adults	1,271	2,647	48.0%	49.0%	51.7%	50.6%
% of FP17s for Band 1 Urgent Courses	318	3,469	9.2%	8.5%	8.0%	9.1%
% of FP17s Relating to Free Repair or Replacements	19	3,469	0.5%	0.7%	0.8%	0.8%
% of FP17s Relating to Continuations	46	3,469	1.3%	0.9%	1.0%	1.1%
% of Patients satisfied with the dentistry they have received	12	13	92.3%	91.9%	91.5%	91.4%
% of Patients satisfied with the time they had to wait for an appointment	10	13	76.9%	89.1%	88.2%	87.7%

\* This is based on patients treated on this contract for their most recent course of treatment. Figures in italics indicate the base number of FP17s or Patient Questionnaire responses are less than 100. N/A is shown where the base number of responses is less than 10 during the period. % is calculated as Quantity/Base number\*100

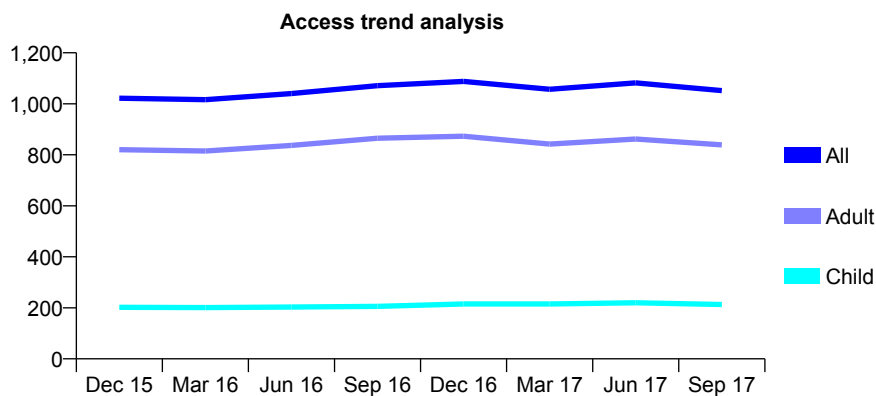
## Q57 - Vital Signs At a Glance Contract Report for 188190/0001 - September 2017

Name or company name	J & S Essex
Contract type name	GDS Contract
Purpose of contract	General
Contract start date	01/11/2008
Contract end date	

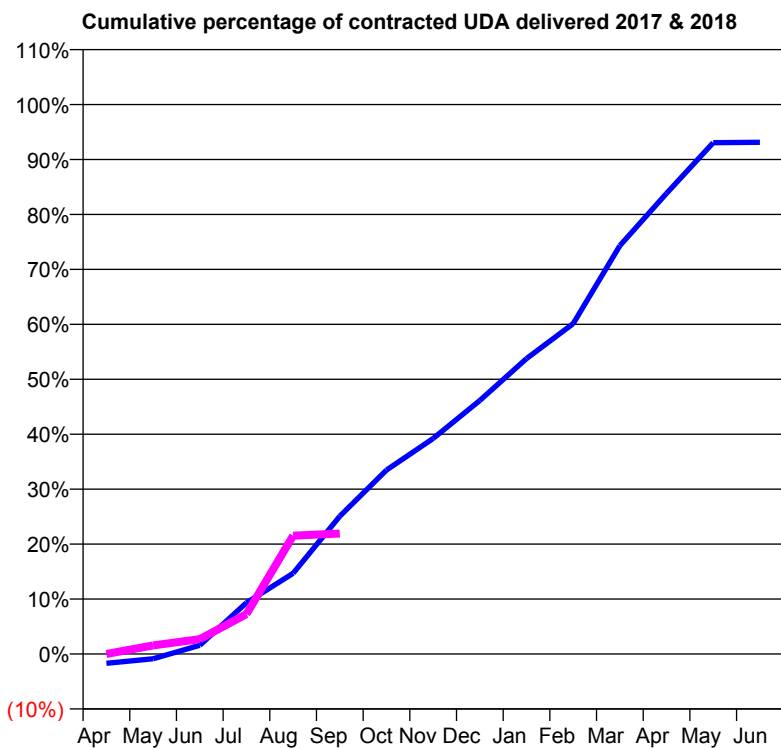
17/18 Contracted general activity (UDA)	4,000
Carry forward general activity (UDA)	0
17/18 Contracted orthodontic activity (UOA)	0
Carry forward orthodontic activity (UOA)	0
Baseline contract value	£94,947.24

### ACCESS\*

Patients seen in 24 months	Total	Change since previous quarter
Quarter ending September 2016	1,071	
Quarter ending December 2016	1,088	→
Quarter ending March 2017	1,057	↓
Quarter ending June 2017	1,082	↑
Quarter ending September 2017	1,052	↓
<b>Variance since September 2016</b>	<b>(1.8%)</b>	<b>↓</b>



### ACTIVITY



Month	Adjusted Scheduled Activity (UDA)	
	2017	2018
April	-68	0
May	-36	63
June	64	108
July	373	291
August	588	861
September	1,004	877
October	1,339	
November	1,569	
December	1,846	
January	2,151	
February	2,405	
March	2,972	
April	3,353	
May	3,722	
June	3,725	

### QUALITY

	Quantity	Base Number	Contract	AT	Region	England
% of FP17s for the same patient ID Re-attending within 3 months - Children	5	96	5.2%	10.0%	11.6%	11.9%
% of FP17s for the same patient ID Re-attending within 3 months - Adults	55	412	13.3%	14.3%	15.2%	15.9%
% of FP17s for the same patient ID Re-attending between 3 & 9 months - Children	34	96	35.4%	55.8%	59.1%	58.1%
% of FP17s for the same patient ID Re-attending between 3 & 9 months - Adults	199	412	48.3%	49.0%	51.7%	50.6%
% of FP17s for Band 1 Urgent Courses	20	326	6.1%	8.5%	8.0%	9.1%
% of FP17s Relating to Free Repair or Replacements	2	326	0.6%	0.7%	0.8%	0.8%
% of FP17s Relating to Continuations	0	326	0.0%	0.9%	1.0%	1.1%
% of Patients satisfied with the dentistry they have received	3	5	N/A	91.9%	91.5%	91.4%
% of Patients satisfied with the time they had to wait for an appointment	4	5	N/A	89.1%	88.2%	87.7%

\* This is based on patients treated on this contract for their most recent course of treatment. Figures in italics indicate the base number of FP17s or Patient Questionnaire responses are less than 100. N/A is shown where the base number of responses is less than 10 during the period. % is calculated as Quantity/Base number\*100

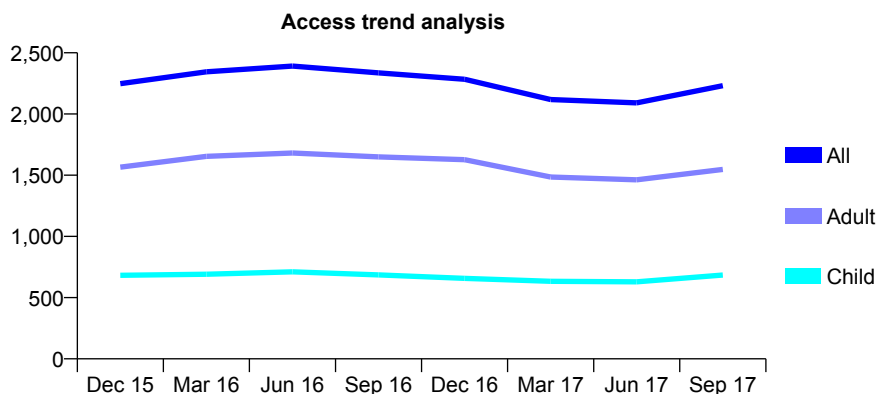
## Q57 - Vital Signs At a Glance Contract Report for 188654/0001 - September 2017

Name or company name	Julie Sutton & James Nelson
Contract type name	GDS Contract
Purpose of contract	General
Contract start date	01/05/2014
Contract end date	

17/18 Contracted general activity (UDA)	6,031
Carry forward general activity (UDA)	-34
17/18 Contracted orthodontic activity (UOA)	0
Carry forward orthodontic activity (UOA)	0
Baseline contract value	£151,956.63

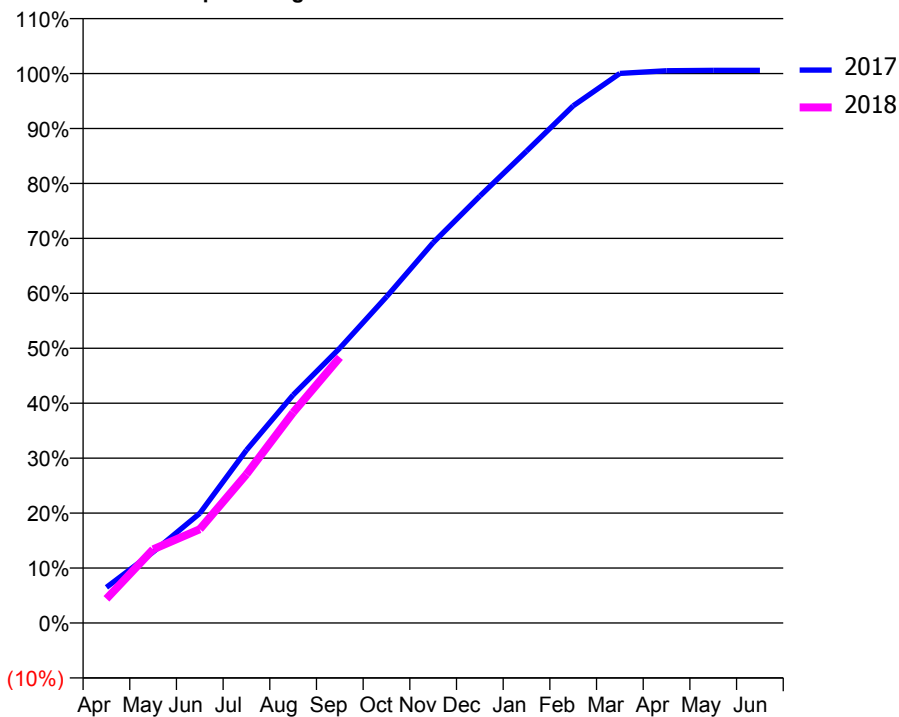
### ACCESS\*

Patients seen in 24 months	Total	Change since previous quarter
Quarter ending September 2016	2,336	
Quarter ending December 2016	2,284	↓
Quarter ending March 2017	2,118	↓
Quarter ending June 2017	2,091	↓
Quarter ending September 2017	2,232	↑
<b>Variance since September 2016</b>	<b>(4.5%)</b>	<b>↓</b>



### ACTIVITY

Cumulative percentage of contracted UDA delivered 2017 & 2018



Month	Adjusted Scheduled Activity (UDA)	
	2017	2018
April	391	266
May	780	808
June	1,204	1,030
July	1,897	1,633
August	2,503	2,311
September	3,017	2,916
October	3,581	
November	4,174	
December	4,685	
January	5,179	
February	5,677	
March	6,032	
April	6,061	
May	6,065	
June	6,065	

### QUALITY

	Quantity	Base Number	Contract	AT	Region	England
% of FP17s for the same patient ID Re-attending within 3 months - Children	42	502	8.4%	10.0%	11.6%	11.9%
% of FP17s for the same patient ID Re-attending within 3 months - Adults	105	963	10.9%	14.3%	15.2%	15.9%
% of FP17s for the same patient ID Re-attending between 3 & 9 months - Children	253	502	50.4%	55.8%	59.1%	58.1%
% of FP17s for the same patient ID Re-attending between 3 & 9 months - Adults	499	963	51.8%	49.0%	51.7%	50.6%
% of FP17s for Band 1 Urgent Courses	116	1,450	8.0%	8.5%	8.0%	9.1%
% of FP17s Relating to Free Repair or Replacements	5	1,450	0.3%	0.7%	0.8%	0.8%
% of FP17s Relating to Continuations	7	1,450	0.5%	0.9%	1.0%	1.1%
% of Patients satisfied with the dentistry they have received	7	7	N/A	91.9%	91.5%	91.4%
% of Patients satisfied with the time they had to wait for an appointment	6	7	N/A	89.1%	88.2%	87.7%

\* This is based on patients treated on this contract for their most recent course of treatment. Figures in italics indicate the base number of FP17s or Patient Questionnaire responses are less than 100. N/A is shown where the base number of responses is less than 10 during the period. % is calculated as Quantity/Base number\*100

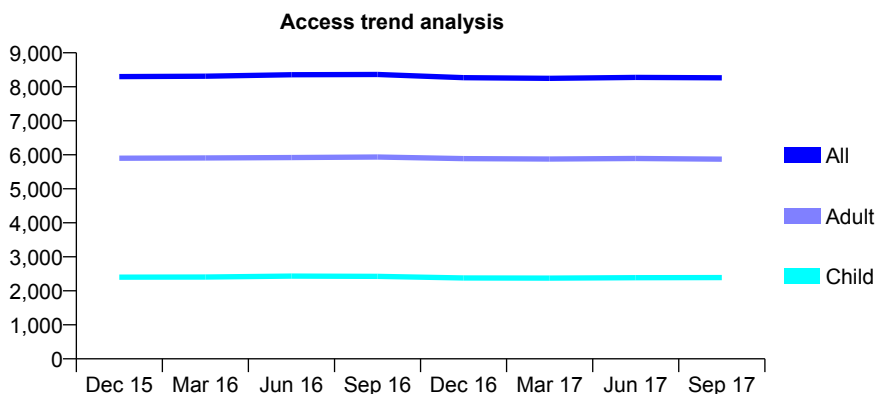
## Q57 - Vital Signs At a Glance Contract Report for 191051/0001 - September 2017

Name or company name	Chelmer Village Associates Ltd
Contract type name	GDS Contract
Purpose of contract	General
Contract start date	01/04/2008
Contract end date	

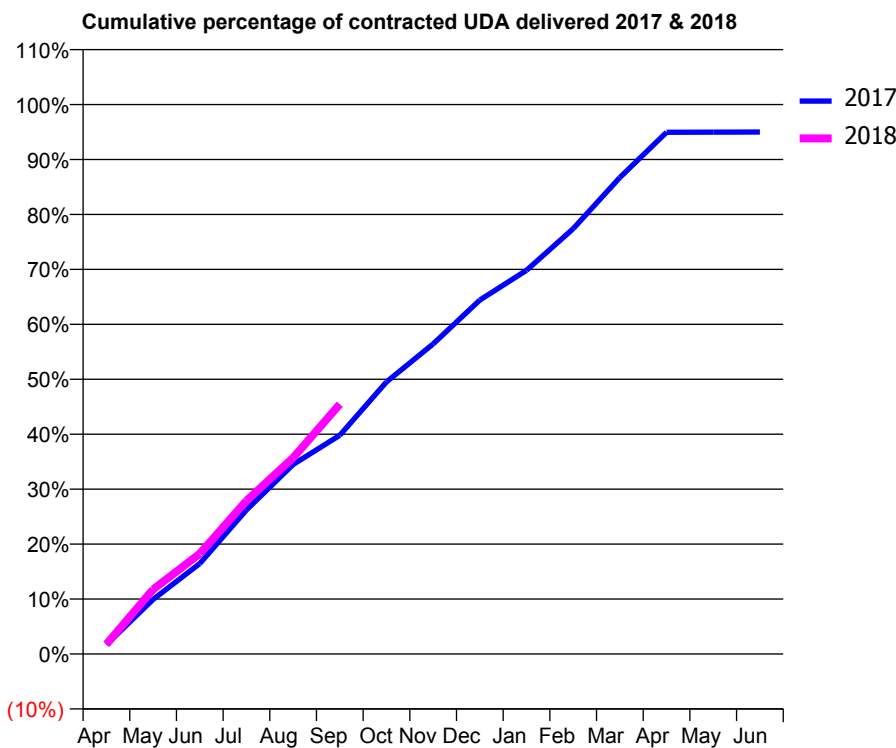
17/18 Contracted general activity (UDA)	20,550
Carry forward general activity (UDA)	0
17/18 Contracted orthodontic activity (UOA)	0
Carry forward orthodontic activity (UOA)	0
Baseline contract value	£541,368.81

### ACCESS\*

Patients seen in 24 months	Total	Change since previous quarter
Quarter ending September 2016	8,361	
Quarter ending December 2016	8,269	↓
Quarter ending March 2017	8,249	→
Quarter ending June 2017	8,277	→
Quarter ending September 2017	8,263	→
<b>Variance since September 2016</b>	<b>(1.2%)</b>	<b>↓</b>



### ACTIVITY



Month	Adjusted Scheduled Activity (UDA)	
	2017	2018
April	353	369
May	2,044	2,417
June	3,384	3,751
July	5,387	5,731
August	7,086	7,340
September	8,179	9,345
October	10,176	
November	11,599	
December	13,238	
January	14,351	
February	15,906	
March	17,818	
April	19,512	
May	19,517	
June	19,523	

### QUALITY

	Quantity	Base Number	Contract	AT	Region	England
% of FP17s for the same patient ID Re-attending within 3 months - Children	156	1,697	9.2%	10.0%	11.6%	11.9%
% of FP17s for the same patient ID Re-attending within 3 months - Adults	433	3,372	12.8%	14.3%	15.2%	15.9%
% of FP17s for the same patient ID Re-attending between 3 & 9 months - Children	654	1,697	38.5%	55.8%	59.1%	58.1%
% of FP17s for the same patient ID Re-attending between 3 & 9 months - Adults	1,076	3,372	31.9%	49.0%	51.7%	50.6%
% of FP17s for Band 1 Urgent Courses	409	4,420	9.3%	8.5%	8.0%	9.1%
% of FP17s Relating to Free Repair or Replacements	70	4,420	1.6%	0.7%	0.8%	0.8%
% of FP17s Relating to Continuations	24	4,420	0.5%	0.9%	1.0%	1.1%
% of Patients satisfied with the dentistry they have received	14	14	100.0%	91.9%	91.5%	91.4%
% of Patients satisfied with the time they had to wait for an appointment	14	14	100.0%	89.1%	88.2%	87.7%

\* This is based on patients treated on this contract for their most recent course of treatment. Figures in italics indicate the base number of FP17s or Patient Questionnaire responses are less than 100. N/A is shown where the base number of responses is less than 10 during the period. % is calculated as Quantity/Base number\*100



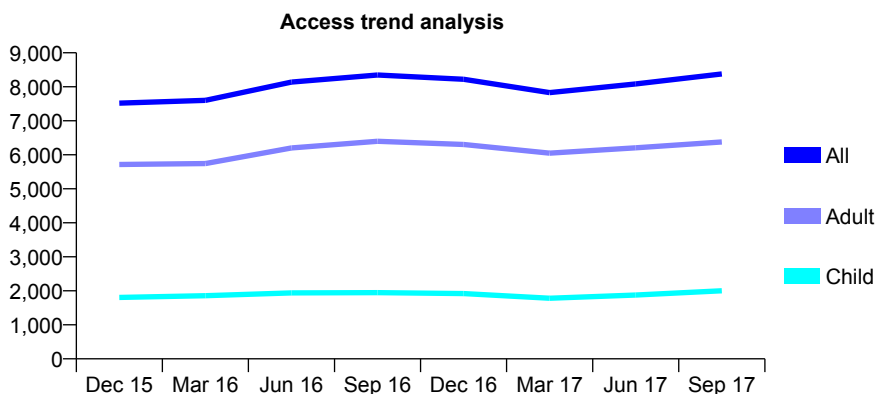
## Q57 - Vital Signs At a Glance Contract Report for 195413/0001 - September 2017

Name or company name	Clacton Dental Care
Contract type name	GDS Contract
Purpose of contract	General
Contract start date	01/04/2010
Contract end date	

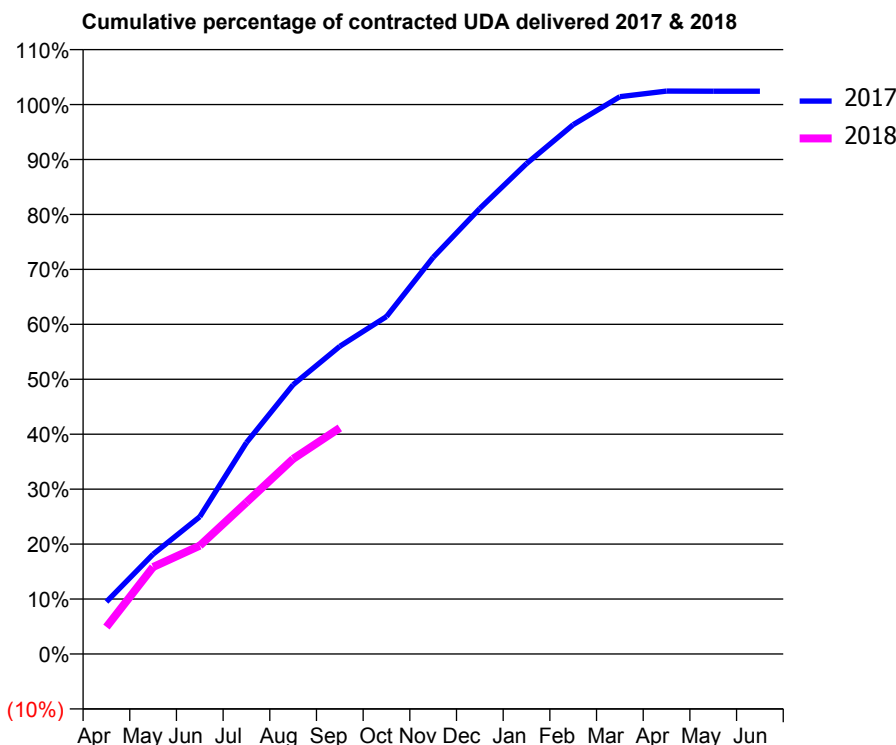
17/18 Contracted general activity (UDA)	25,126
Carry forward general activity (UDA)	0
17/18 Contracted orthodontic activity (UOA)	0
Carry forward orthodontic activity (UOA)	0
Baseline contract value	£687,600.31

### ACCESS\*

Patients seen in 24 months	Total	Change since previous quarter
Quarter ending September 2016	8,347	
Quarter ending December 2016	8,220	↓
Quarter ending March 2017	7,831	↓
Quarter ending June 2017	8,085	↑
Quarter ending September 2017	8,378	↑
<b>Variance since September 2016</b>	<b>0.4%</b>	→



### ACTIVITY



Month	Adjusted Scheduled Activity (UDA)	
	2017	2018
April	2,388	1,234
May	4,561	3,981
June	6,275	4,956
July	9,670	6,936
August	12,311	8,922
September	14,067	10,339
October	15,427	
November	18,135	
December	20,376	
January	22,420	
February	24,203	
March	25,484	
April	25,742	
May	25,734	
June	25,736	

### QUALITY

	Quantity	Base Number	Contract	AT	Region	England
% of FP17s for the same patient ID Re-attending within 3 months - Children	68	1,329	5.1%	10.0%	11.6%	11.9%
% of FP17s for the same patient ID Re-attending within 3 months - Adults	399	3,705	10.8%	14.3%	15.2%	15.9%
% of FP17s for the same patient ID Re-attending between 3 & 9 months - Children	379	1,329	28.5%	55.8%	59.1%	58.1%
% of FP17s for the same patient ID Re-attending between 3 & 9 months - Adults	870	3,705	23.5%	49.0%	51.7%	50.6%
% of FP17s for Band 1 Urgent Courses	847	4,934	17.2%	8.5%	8.0%	9.1%
% of FP17s Relating to Free Repair or Replacements	16	4,934	0.3%	0.7%	0.8%	0.8%
% of FP17s Relating to Continuations	14	4,934	0.3%	0.9%	1.0%	1.1%
% of Patients satisfied with the dentistry they have received	17	20	85.0%	91.9%	91.5%	91.4%
% of Patients satisfied with the time they had to wait for an appointment	15	20	75.0%	89.1%	88.2%	87.7%

\* This is based on patients treated on this contract for their most recent course of treatment. Figures in italics indicate the base number of FP17s or Patient Questionnaire responses are less than 100. N/A is shown where the base number of responses is less than 10 during the period. % is calculated as Quantity/Base number\*100

## Q57 - Vital Signs At a Glance Contract Report for 195413/0004 - September 2017

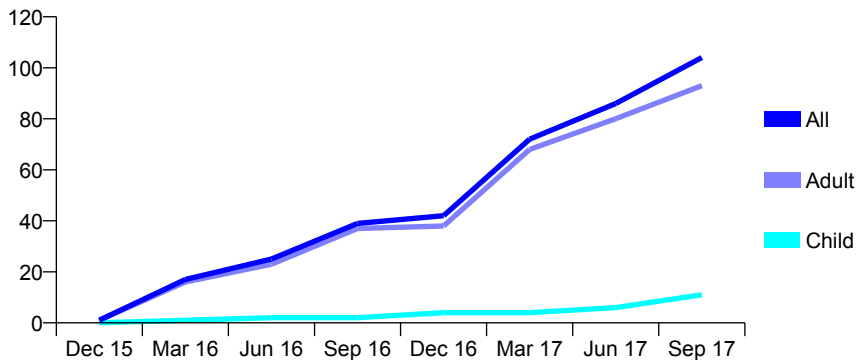
Name or company name	Clacton Dental Care
Contract type name	GDS Contract
Purpose of contract	General
Contract start date	01/04/2015
Contract end date	

17/18 Contracted general activity (UDA)	547
Carry forward general activity (UDA)	0
17/18 Contracted orthodontic activity (UOA)	0
Carry forward orthodontic activity (UOA)	0
Baseline contract value	£14,975.45

### ACCESS\*

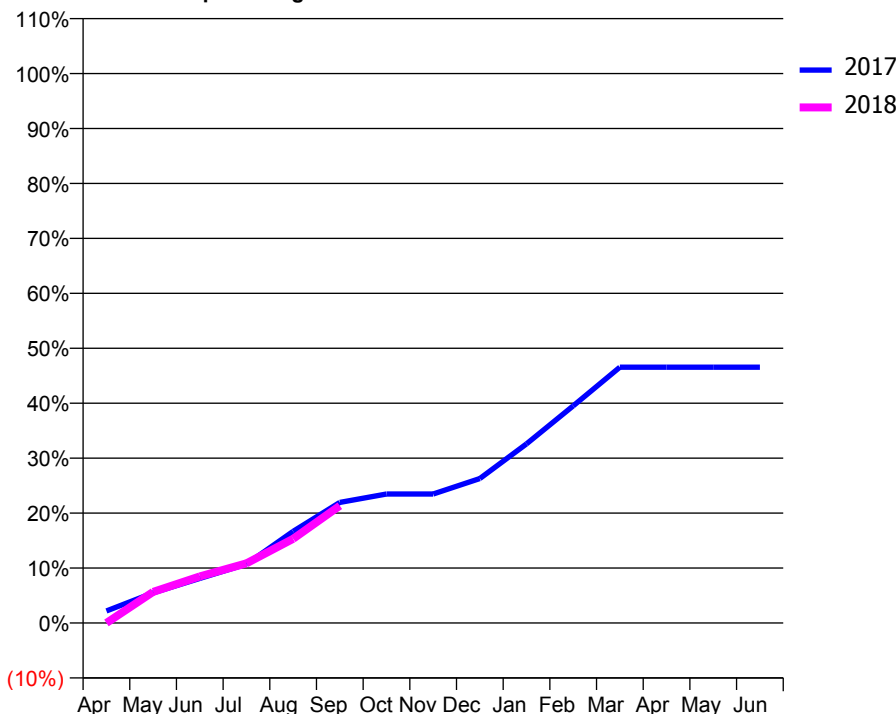
Patients seen in 24 months	Total	Change since previous quarter
Quarter ending September 2016	39	
Quarter ending December 2016	42	↑
Quarter ending March 2017	72	↑
Quarter ending June 2017	86	↑
Quarter ending September 2017	104	↑
<b>Variance since September 2016</b>	<b>166.7%</b>	<b>↑</b>

### Access trend analysis



### ACTIVITY

#### Cumulative percentage of contracted UDA delivered 2017 & 2018



Month	Adjusted Scheduled Activity (UDA)	
	2017	2018
April	12	0
May	30	31
June	44	46
July	59	59
August	91	84
September	120	117
October	128	
November	128	
December	144	
January	178	
February	216	
March	255	
April	255	
May	255	
June	255	

### QUALITY

	Quantity	Base Number	Contract	AT	Region	England
% of FP17s for the same patient ID Re-attending within 3 months - Children	1	12	8.3%	10.0%	11.6%	11.9%
% of FP17s for the same patient ID Re-attending within 3 months - Adults	0	83	0.0%	14.3%	15.2%	15.9%
% of FP17s for the same patient ID Re-attending between 3 & 9 months - Children	0	12	0.0%	55.8%	59.1%	58.1%
% of FP17s for the same patient ID Re-attending between 3 & 9 months - Adults	0	83	0.0%	49.0%	51.7%	50.6%
% of FP17s for Band 1 Urgent Courses	89	95	93.7%	8.5%	8.0%	9.1%
% of FP17s Relating to Free Repair or Replacements	0	95	0.0%	0.7%	0.8%	0.8%
% of FP17s Relating to Continuations	0	95	0.0%	0.9%	1.0%	1.1%
% of Patients satisfied with the dentistry they have received	0	0	N/A	91.9%	91.5%	91.4%
% of Patients satisfied with the time they had to wait for an appointment	0	0	N/A	89.1%	88.2%	87.7%

\* This is based on patients treated on this contract for their most recent course of treatment. Figures in italics indicate the base number of FP17s or Patient Questionnaire responses are less than 100. N/A is shown where the base number of responses is less than 10 during the period. % is calculated as Quantity/Base number\*100

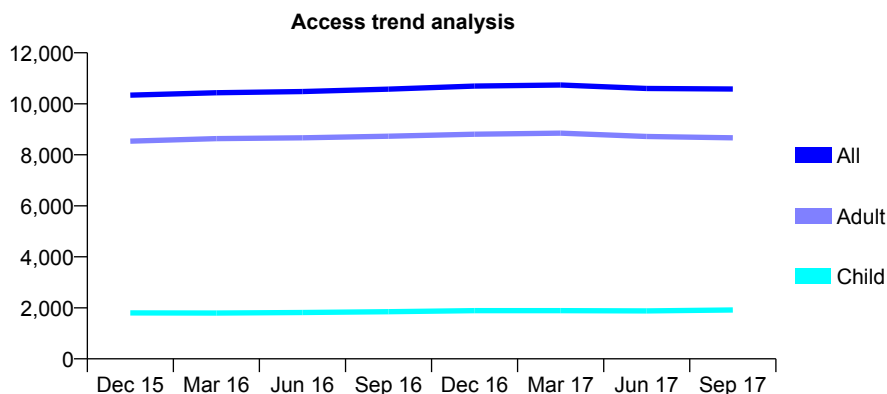
## Q57 - Vital Signs At a Glance Contract Report for 195456/0001 - September 2017

Name or company name	M C Dentistry Ltd
Contract type name	GDS Contract
Purpose of contract	General
Contract start date	01/04/2011
Contract end date	

17/18 Contracted general activity (UDA)	33,500
Carry forward general activity (UDA)	0
17/18 Contracted orthodontic activity (UOA)	0
Carry forward orthodontic activity (UOA)	0
Baseline contract value	£855,463.40

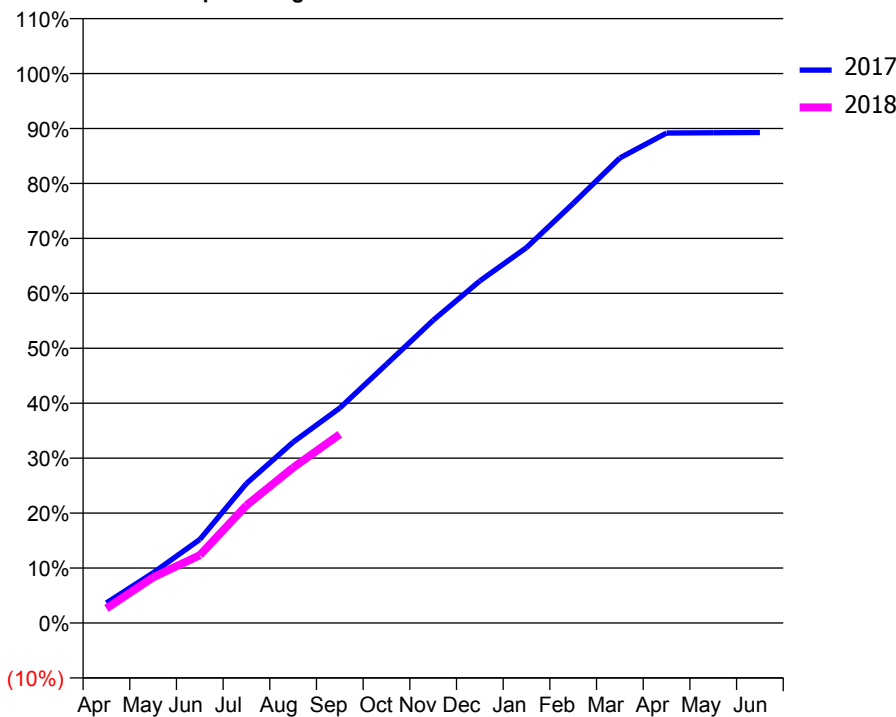
### ACCESS\*

Patients seen in 24 months	Total	Change since previous quarter
Quarter ending September 2016	10,577	
Quarter ending December 2016	10,697	→
Quarter ending March 2017	10,739	→
Quarter ending June 2017	10,601	↓
Quarter ending September 2017	10,583	→
<b>Variance since September 2016</b>	<b>0.1%</b>	<b>→</b>



### ACTIVITY

Cumulative percentage of contracted UDA delivered 2017 & 2018



Month	Adjusted Scheduled Activity (UDA)	
	2017	2018
April	1,224	890
May	3,063	2,787
June	5,092	4,133
July	8,508	7,173
August	11,028	9,472
September	13,108	11,510
October	15,773	
November	18,461	
December	20,857	
January	22,885	
February	25,583	
March	28,355	
April	29,871	
May	29,890	
June	29,906	

### QUALITY

	Quantity	Base Number	Contract	AT	Region	England
% of FP17s for the same patient ID Re-attending within 3 months - Children	68	1,364	5.0%	10.0%	11.6%	11.9%
% of FP17s for the same patient ID Re-attending within 3 months - Adults	599	5,412	11.1%	14.3%	15.2%	15.9%
% of FP17s for the same patient ID Re-attending between 3 & 9 months - Children	848	1,364	62.2%	55.8%	59.1%	58.1%
% of FP17s for the same patient ID Re-attending between 3 & 9 months - Adults	3,180	5,412	58.8%	49.0%	51.7%	50.6%
% of FP17s for Band 1 Urgent Courses	435	6,123	7.1%	8.5%	8.0%	9.1%
% of FP17s Relating to Free Repair or Replacements	28	6,123	0.5%	0.7%	0.8%	0.8%
% of FP17s Relating to Continuations	64	6,123	1.0%	0.9%	1.0%	1.1%
% of Patients satisfied with the dentistry they have received	34	36	94.4%	91.9%	91.5%	91.4%
% of Patients satisfied with the time they had to wait for an appointment	32	36	88.9%	89.1%	88.2%	87.7%

\* This is based on patients treated on this contract for their most recent course of treatment. Figures in italics indicate the base number of FP17s or Patient Questionnaire responses are less than 100. N/A is shown where the base number of responses is less than 10 during the period. % is calculated as Quantity/Base number\*100

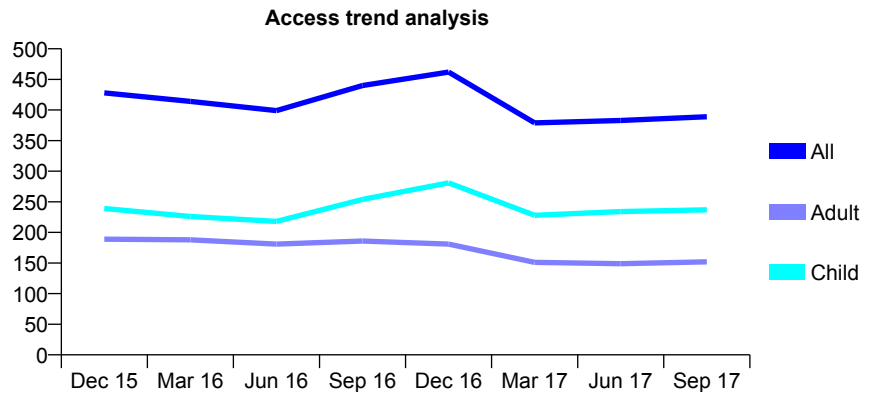
## Q57 - Vital Signs At a Glance Contract Report for 195731/0001 - September 2017

Name or company name	David Dundas (Dental Surgeon) Ltd
Contract type name	GDS Contract
Purpose of contract	General
Contract start date	01/11/2010
Contract end date	

17/18 Contracted general activity (UDA)	950
Carry forward general activity (UDA)	0
17/18 Contracted orthodontic activity (UOA)	0
Carry forward orthodontic activity (UOA)	0
Baseline contract value	£21,483.21

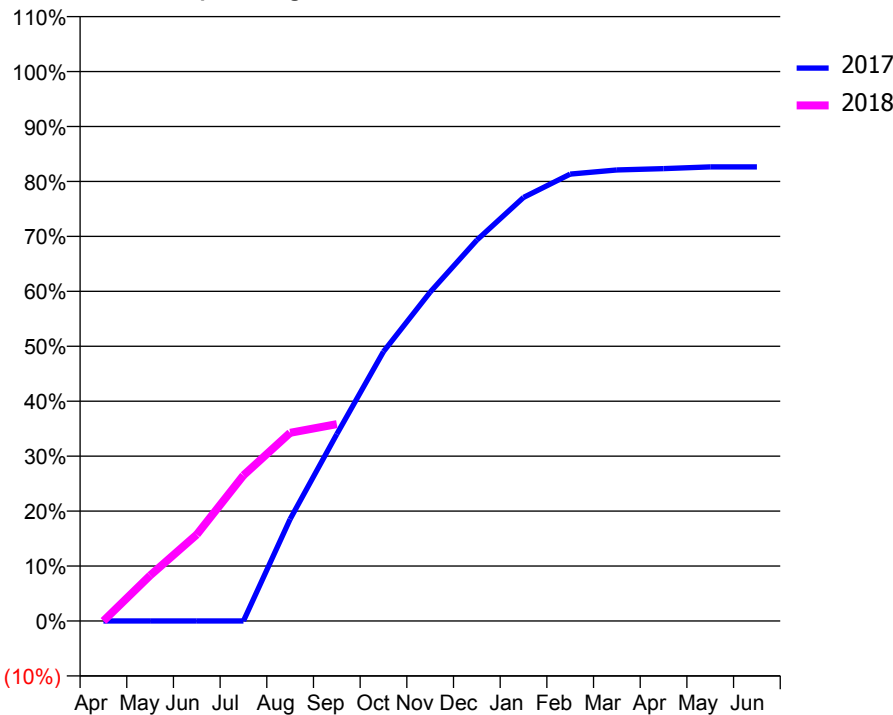
### ACCESS\*

Patients seen in 24 months	Total	Change since previous quarter
Quarter ending September 2016	440	
Quarter ending December 2016	462	↑
Quarter ending March 2017	379	↓
Quarter ending June 2017	383	→
Quarter ending September 2017	389	→
<b>Variance since September 2016</b>	<b>(11.6%)</b>	<b>↓</b>



### ACTIVITY

Cumulative percentage of contracted UDA delivered 2017 & 2018



Month	Adjusted Scheduled Activity (UDA)	
	2017	2018
April	0	0
May	0	79
June	0	150
July	0	252
August	176	325
September	323	340
October	466	
November	569	
December	659	
January	732	
February	773	
March	780	
April	782	
May	785	
June	785	

### QUALITY

	Quantity	Base Number	Contract	AT	Region	England
% of FP17s for the same patient ID Re-attending within 3 months - Children	3	146	2.1%	10.0%	11.6%	11.9%
% of FP17s for the same patient ID Re-attending within 3 months - Adults	6	85	7.1%	14.3%	15.2%	15.9%
% of FP17s for the same patient ID Re-attending between 3 & 9 months - Children	70	146	47.9%	55.8%	59.1%	58.1%
% of FP17s for the same patient ID Re-attending between 3 & 9 months - Adults	34	85	40.0%	49.0%	51.7%	50.6%
% of FP17s for Band 1 Urgent Courses	18	228	7.9%	8.5%	8.0%	9.1%
% of FP17s Relating to Free Repair or Replacements	0	228	0.0%	0.7%	0.8%	0.8%
% of FP17s Relating to Continuations	2	228	0.9%	0.9%	1.0%	1.1%
% of Patients satisfied with the dentistry they have received	1	1	N/A	91.9%	91.5%	91.4%
% of Patients satisfied with the time they had to wait for an appointment	1	1	N/A	89.1%	88.2%	87.7%

\* This is based on patients treated on this contract for their most recent course of treatment. Figures in italics indicate the base number of FP17s or Patient Questionnaire responses are less than 100. N/A is shown where the base number of responses is less than 10 during the period. % is calculated as Quantity/Base number\*100

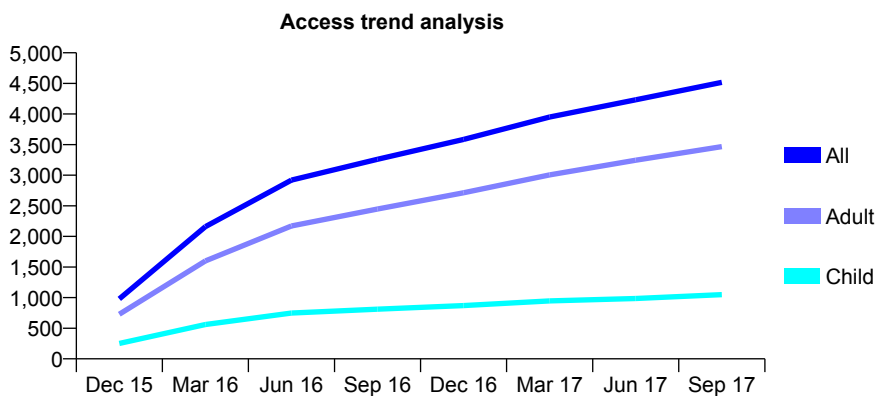
## Q57 - Vital Signs At a Glance Contract Report for 198331/0001 - September 2017

Name or company name	Clear Springs Dental Practice
Contract type name	GDS Contract
Purpose of contract	General
Contract start date	16/10/2015
Contract end date	

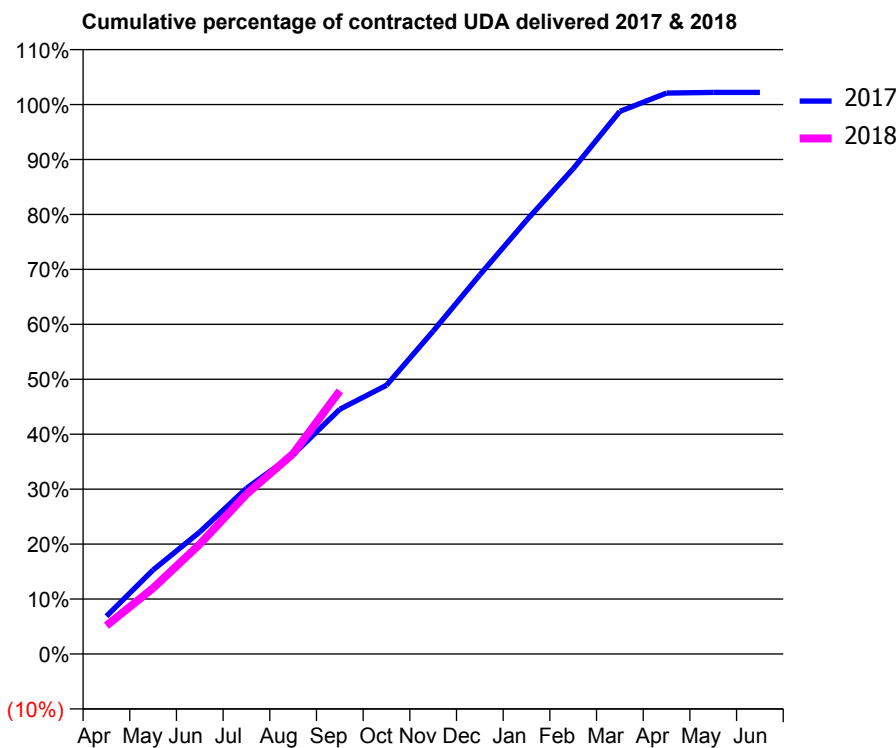
17/18 Contracted general activity (UDA)	12,445
Carry forward general activity (UDA)	-249
17/18 Contracted orthodontic activity (UOA)	0
Carry forward orthodontic activity (UOA)	0
Baseline contract value	£298,350.92

### ACCESS\*

Patients seen in 24 months	Total	Change since previous quarter
Quarter ending September 2016	3,260	
Quarter ending December 2016	3,584	↑
Quarter ending March 2017	3,952	↑
Quarter ending June 2017	4,231	↑
Quarter ending September 2017	4,517	↑
<b>Variance since September 2016</b>	<b>38.6%</b>	<b>↑</b>



### ACTIVITY



Month	Adjusted Scheduled Activity (UDA)	
	2017	2018
April	857	641
May	1,903	1,493
June	2,766	2,488
July	3,751	3,620
August	4,517	4,538
September	5,542	5,961
October	6,086	
November	7,313	
December	8,588	
January	9,822	
February	10,992	
March	12,291	
April	12,704	
May	12,718	
June	12,719	

### QUALITY

	Quantity	Base Number	Contract	AT	Region	England
% of FP17s for the same patient ID Re-attending within 3 months - Children	40	600	6.7%	10.0%	11.6%	11.9%
% of FP17s for the same patient ID Re-attending within 3 months - Adults	303	2,006	15.1%	14.3%	15.2%	15.9%
% of FP17s for the same patient ID Re-attending between 3 & 9 months - Children	276	600	46.0%	55.8%	59.1%	58.1%
% of FP17s for the same patient ID Re-attending between 3 & 9 months - Adults	893	2,006	44.5%	49.0%	51.7%	50.6%
% of FP17s for Band 1 Urgent Courses	256	2,410	10.6%	8.5%	8.0%	9.1%
% of FP17s Relating to Free Repair or Replacements	10	2,410	0.4%	0.7%	0.8%	0.8%
% of FP17s Relating to Continuations	31	2,410	1.3%	0.9%	1.0%	1.1%
% of Patients satisfied with the dentistry they have received	9	10	90.0%	91.9%	91.5%	91.4%
% of Patients satisfied with the time they had to wait for an appointment	7	10	70.0%	89.1%	88.2%	87.7%

\* This is based on patients treated on this contract for their most recent course of treatment. Figures in italics indicate the base number of FP17s or Patient Questionnaire responses are less than 100. N/A is shown where the base number of responses is less than 10 during the period. % is calculated as Quantity/Base number\*100

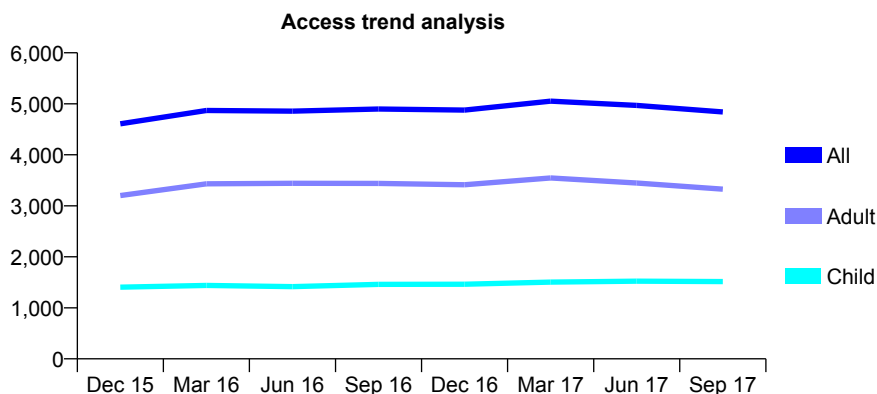
## Q57 - Vital Signs At a Glance Contract Report for 198803/0001 - September 2017

Name or company name	Cobbins Brook Dental Practice
Contract type name	GDS Contract
Purpose of contract	General
Contract start date	01/09/2010
Contract end date	

17/18 Contracted general activity (UDA)	13,689
Carry forward general activity (UDA)	221
17/18 Contracted orthodontic activity (UOA)	0
Carry forward orthodontic activity (UOA)	0
Baseline contract value	£366,103.95

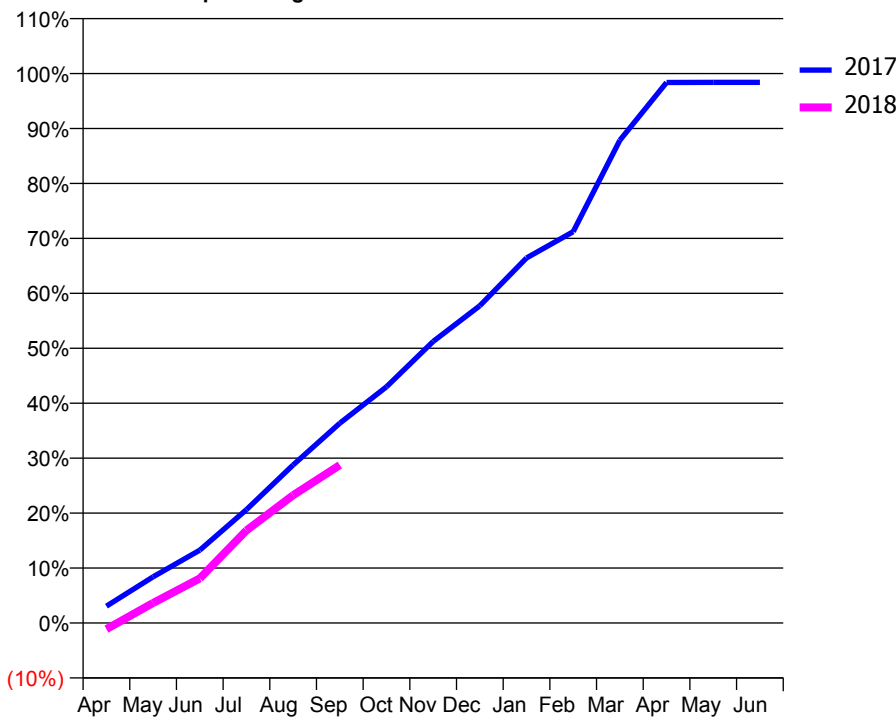
### ACCESS\*

Patients seen in 24 months	Total	Change since previous quarter
Quarter ending September 2016	4,897	
Quarter ending December 2016	4,876	→
Quarter ending March 2017	5,051	↑
Quarter ending June 2017	4,968	↓
Quarter ending September 2017	4,841	↓
<b>Variance since September 2016</b>	<b>(1.1%)</b>	<b>↓</b>



### ACTIVITY

Cumulative percentage of contracted UDA delivered 2017 & 2018



Month	Adjusted Scheduled Activity (UDA)	
	2017	2018
April	422	-156
May	1,151	500
June	1,816	1,110
July	2,826	2,306
August	3,939	3,184
September	4,978	3,935
October	5,885	
November	7,014	
December	7,903	
January	9,092	
February	9,749	
March	12,028	
April	13,466	
May	13,468	
June	13,468	

### QUALITY

	Quantity	Base Number	Contract	AT	Region	England
% of FP17s for the same patient ID Re-attending within 3 months - Children	91	934	9.7%	10.0%	11.6%	11.9%
% of FP17s for the same patient ID Re-attending within 3 months - Adults	215	1,606	13.4%	14.3%	15.2%	15.9%
% of FP17s for the same patient ID Re-attending between 3 & 9 months - Children	466	934	49.9%	55.8%	59.1%	58.1%
% of FP17s for the same patient ID Re-attending between 3 & 9 months - Adults	642	1,606	40.0%	49.0%	51.7%	50.6%
% of FP17s for Band 1 Urgent Courses	149	1,800	8.3%	8.5%	8.0%	9.1%
% of FP17s Relating to Free Repair or Replacements	9	1,800	0.5%	0.7%	0.8%	0.8%
% of FP17s Relating to Continuations	8	1,800	0.4%	0.9%	1.0%	1.1%
% of Patients satisfied with the dentistry they have received	6	8	N/A	91.9%	91.5%	91.4%
% of Patients satisfied with the time they had to wait for an appointment	6	8	N/A	89.1%	88.2%	87.7%

\* This is based on patients treated on this contract for their most recent course of treatment. Figures in italics indicate the base number of FP17s or Patient Questionnaire responses are less than 100. N/A is shown where the base number of responses is less than 10 during the period. % is calculated as Quantity/Base number\*100

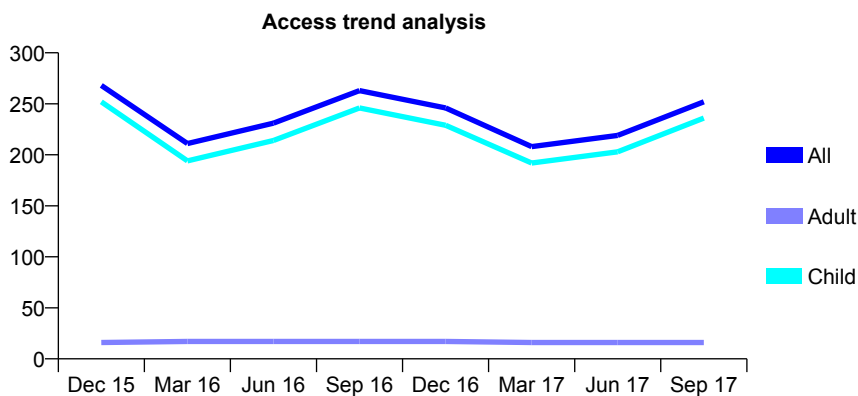
## Q57 - Vital Signs At a Glance Contract Report for 199036/0001 - September 2017

Name or company name	North Hill Surgery Ltd
Contract type name	GDS Contract
Purpose of contract	General
Contract start date	01/05/2010
Contract end date	

17/18 Contracted general activity (UDA)	359
Carry forward general activity (UDA)	-7
17/18 Contracted orthodontic activity (UOA)	0
Carry forward orthodontic activity (UOA)	0
Baseline contract value	£12,091.75

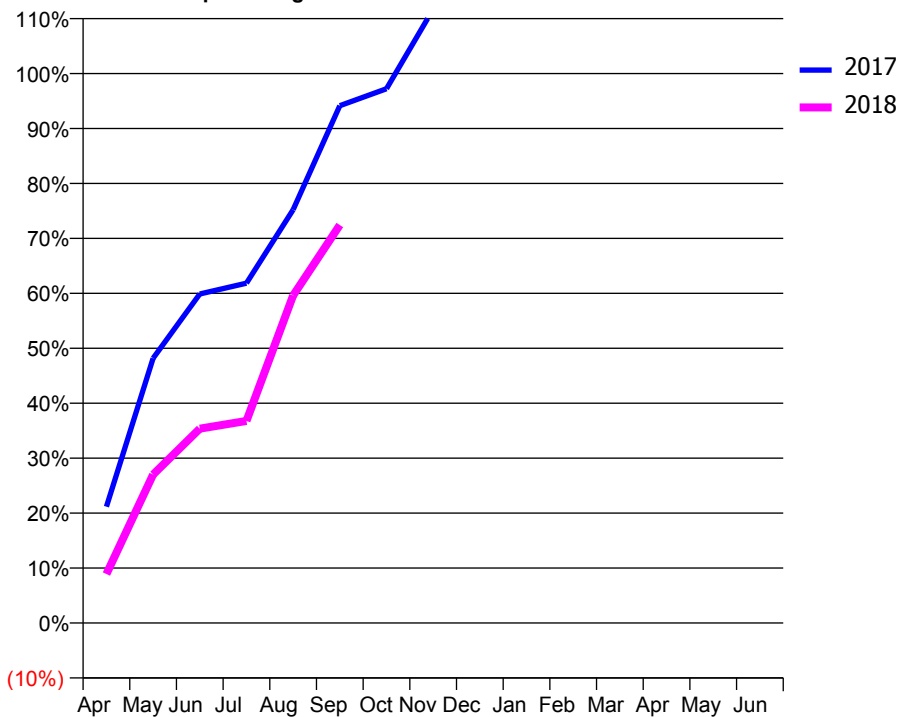
### ACCESS\*

Patients seen in 24 months	Total	Change since previous quarter
Quarter ending September 2016	263	
Quarter ending December 2016	246	↓
Quarter ending March 2017	208	↓
Quarter ending June 2017	219	↑
Quarter ending September 2017	252	↑
<b>Variance since September 2016</b>	<b>(4.2%)</b>	<b>↓</b>



### ACTIVITY

Cumulative percentage of contracted UDA delivered 2017 & 2018



Month	Adjusted Scheduled Activity (UDA)	
	2017	2018
April	76	32
May	173	97
June	215	127
July	222	132
August	270	214
September	338	260
October	349	
November	401	
December	415	
January	415	
February	435	
March	436	
April	436	
May	436	
June	436	

### QUALITY

	Quantity	Base Number	Contract	AT	Region	England
% of FP17s for the same patient ID Re-attending within 3 months - Children	1	175	0.6%	10.0%	11.6%	11.9%
% of FP17s for the same patient ID Re-attending within 3 months - Adults	0	1	0.0%	14.3%	15.2%	15.9%
% of FP17s for the same patient ID Re-attending between 3 & 9 months - Children	40	175	22.9%	55.8%	59.1%	58.1%
% of FP17s for the same patient ID Re-attending between 3 & 9 months - Adults	0	1	0.0%	49.0%	51.7%	50.6%
% of FP17s for Band 1 Urgent Courses	0	176	0.0%	8.5%	8.0%	9.1%
% of FP17s Relating to Free Repair or Replacements	0	176	0.0%	0.7%	0.8%	0.8%
% of FP17s Relating to Continuations	0	176	0.0%	0.9%	1.0%	1.1%
% of Patients satisfied with the dentistry they have received	0	0	N/A	91.9%	91.5%	91.4%
% of Patients satisfied with the time they had to wait for an appointment	0	0	N/A	89.1%	88.2%	87.7%

\* This is based on patients treated on this contract for their most recent course of treatment. Figures in italics indicate the base number of FP17s or Patient Questionnaire responses are less than 100. N/A is shown where the base number of responses is less than 10 during the period. % is calculated as Quantity/Base number\*100

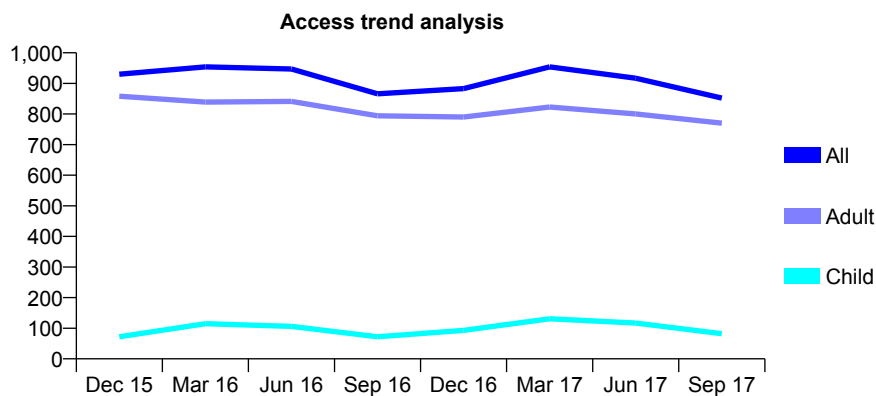
## Q57 - Vital Signs At a Glance Contract Report for 199036/0002 - September 2017

Name or company name	North Hill Surgery Ltd
Contract type name	GDS Contract
Purpose of contract	General
Contract start date	01/05/2010
Contract end date	

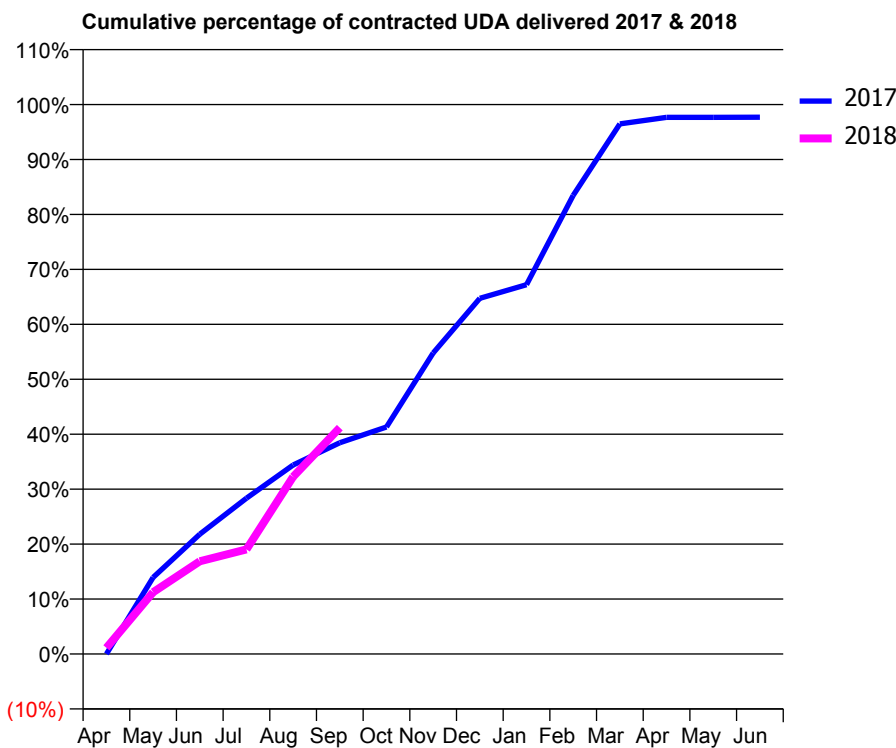
17/18 Contracted general activity (UDA)	2,500
Carry forward general activity (UDA)	0
17/18 Contracted orthodontic activity (UOA)	0
Carry forward orthodontic activity (UOA)	0
Baseline contract value	£58,433.98

### ACCESS\*

Patients seen in 24 months	Total	Change since previous quarter
Quarter ending September 2016	866	
Quarter ending December 2016	883	→
Quarter ending March 2017	954	↑
Quarter ending June 2017	917	↓
Quarter ending September 2017	852	↓
<b>Variance since September 2016</b>	<b>(1.6%)</b>	<b>↓</b>



### ACTIVITY



Month	Adjusted Scheduled Activity (UDA)	
	2017	2018
April	0	28
May	348	281
June	545	422
July	709	476
August	860	807
September	961	1,030
October	1,033	
November	1,370	
December	1,618	
January	1,680	
February	2,087	
March	2,412	
April	2,441	
May	2,441	
June	2,442	

### QUALITY

	Quantity	Base Number	Contract	AT	Region	England
% of FP17s for the same patient ID Re-attending within 3 months - Children	1	26	3.8%	10.0%	11.6%	11.9%
% of FP17s for the same patient ID Re-attending within 3 months - Adults	36	370	9.7%	14.3%	15.2%	15.9%
% of FP17s for the same patient ID Re-attending between 3 & 9 months - Children	1	26	3.8%	55.8%	59.1%	58.1%
% of FP17s for the same patient ID Re-attending between 3 & 9 months - Adults	112	370	30.3%	49.0%	51.7%	50.6%
% of FP17s for Band 1 Urgent Courses	29	374	7.8%	8.5%	8.0%	9.1%
% of FP17s Relating to Free Repair or Replacements	4	374	1.1%	0.7%	0.8%	0.8%
% of FP17s Relating to Continuations	4	374	1.1%	0.9%	1.0%	1.1%
% of Patients satisfied with the dentistry they have received	3	3	N/A	91.9%	91.5%	91.4%
% of Patients satisfied with the time they had to wait for an appointment	3	3	N/A	89.1%	88.2%	87.7%

\* This is based on patients treated on this contract for their most recent course of treatment. Figures in italics indicate the base number of FP17s or Patient Questionnaire responses are less than 100. N/A is shown where the base number of responses is less than 10 during the period. % is calculated as Quantity/Base number\*100



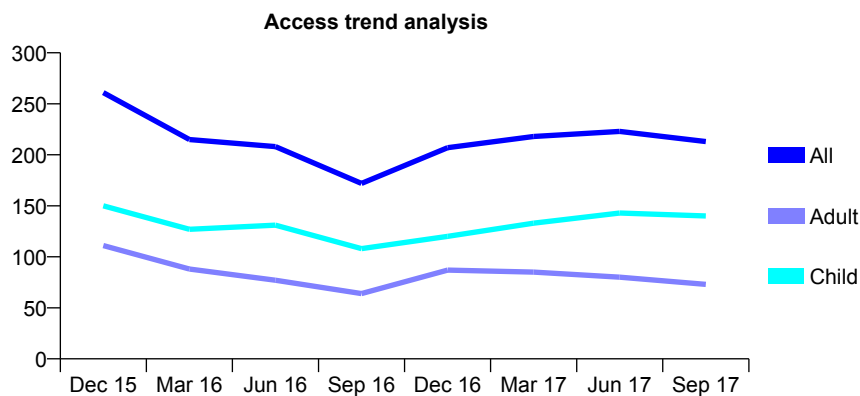
## Q57 - Vital Signs At a Glance Contract Report for 199036/0003 - September 2017

Name or company name	North Hill Surgery Ltd
Contract type name	GDS Contract
Purpose of contract	General
Contract start date	01/05/2010
Contract end date	

17/18 Contracted general activity (UDA)	438
Carry forward general activity (UDA)	-3
17/18 Contracted orthodontic activity (UOA)	0
Carry forward orthodontic activity (UOA)	0
Baseline contract value	£20,294.51

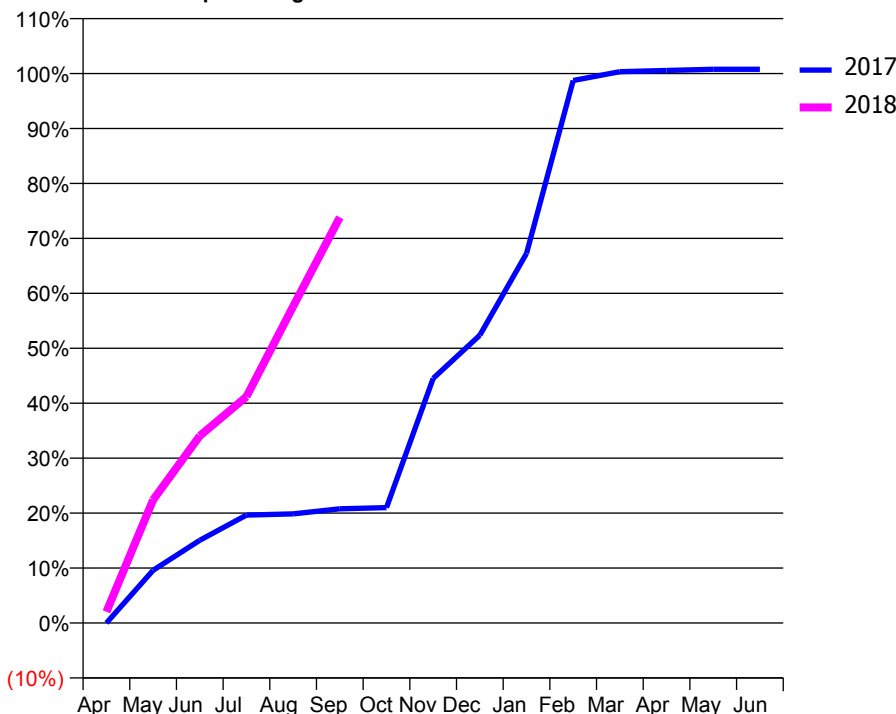
### ACCESS\*

Patients seen in 24 months	Total	Change since previous quarter
Quarter ending September 2016	172	
Quarter ending December 2016	207	↑
Quarter ending March 2017	218	↑
Quarter ending June 2017	223	↑
Quarter ending September 2017	213	↓
<b>Variance since September 2016</b>	<b>23.8%</b>	<b>↑</b>



### ACTIVITY

Cumulative percentage of contracted UDA delivered 2017 & 2018



Adjusted Scheduled Activity (UDA)

Month	2017	2018
April	0	9
May	42	98
June	66	149
July	86	180
August	87	252
September	91	323
October	92	
November	195	
December	229	
January	295	
February	432	
March	439	
April	440	
May	441	
June	441	

### QUALITY

	Quantity	Base Number	Contract	AT	Region	England
% of FP17s for the same patient ID Re-attending within 3 months - Children	3	116	2.6%	10.0%	11.6%	11.9%
% of FP17s for the same patient ID Re-attending within 3 months - Adults	3	40	7.5%	14.3%	15.2%	15.9%
% of FP17s for the same patient ID Re-attending between 3 & 9 months - Children	44	116	37.9%	55.8%	59.1%	58.1%
% of FP17s for the same patient ID Re-attending between 3 & 9 months - Adults	8	40	20.0%	49.0%	51.7%	50.6%
% of FP17s for Band 1 Urgent Courses	2	154	1.3%	8.5%	8.0%	9.1%
% of FP17s Relating to Free Repair or Replacements	0	154	0.0%	0.7%	0.8%	0.8%
% of FP17s Relating to Continuations	3	154	1.9%	0.9%	1.0%	1.1%
% of Patients satisfied with the dentistry they have received	1	1	N/A	91.9%	91.5%	91.4%
% of Patients satisfied with the time they had to wait for an appointment	1	1	N/A	89.1%	88.2%	87.7%

\* This is based on patients treated on this contract for their most recent course of treatment. Figures in italics indicate the base number of FP17s or Patient Questionnaire responses are less than 100. N/A is shown where the base number of responses is less than 10 during the period. % is calculated as Quantity/Base number\*100

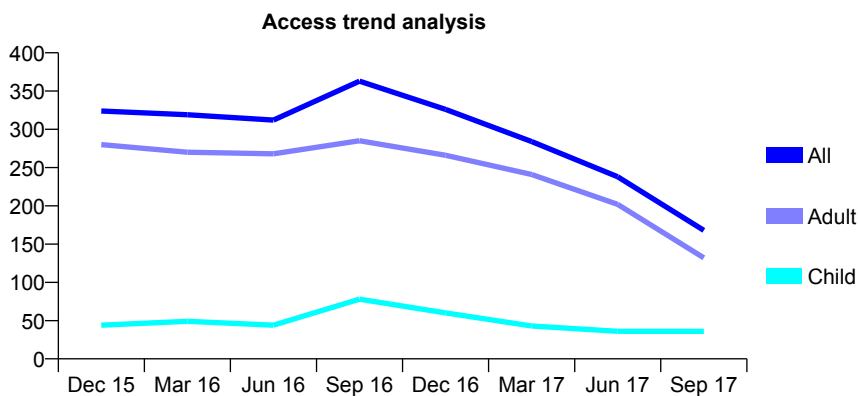
## Q57 - Vital Signs At a Glance Contract Report for 199036/0004 - September 2017

Name or company name	North Hill Surgery Ltd
Contract type name	GDS Contract
Purpose of contract	General
Contract start date	01/05/2010
Contract end date	

17/18 Contracted general activity (UDA)	500
Carry forward general activity (UDA)	-10
17/18 Contracted orthodontic activity (UOA)	0
Carry forward orthodontic activity (UOA)	0
Baseline contract value	£11,628.26

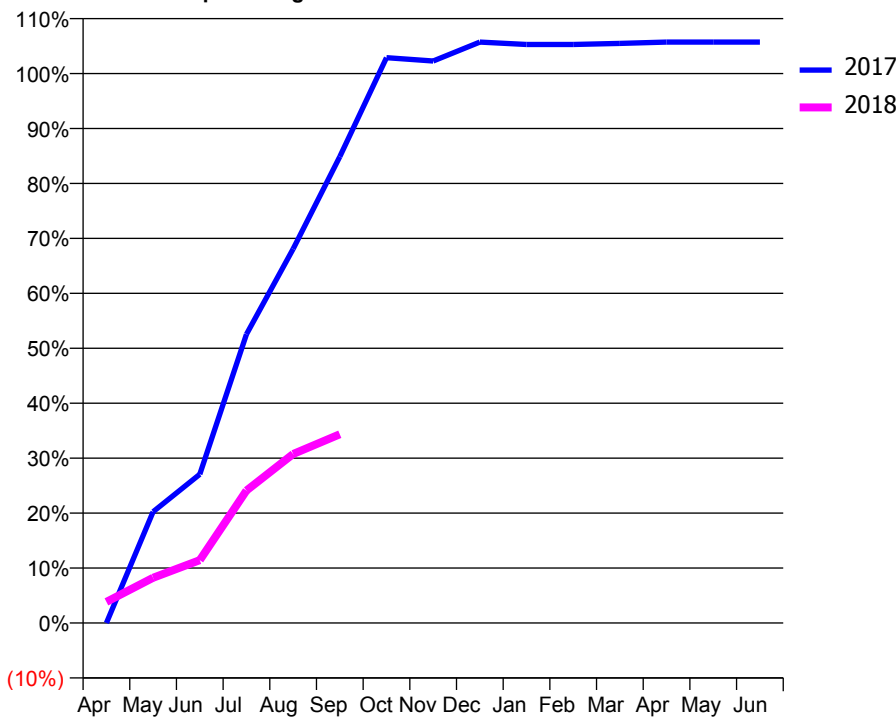
### ACCESS\*

Patients seen in 24 months	Total	Change since previous quarter
Quarter ending September 2016	363	
Quarter ending December 2016	326	↓
Quarter ending March 2017	284	↓
Quarter ending June 2017	238	↓
Quarter ending September 2017	168	↓
<b>Variance since September 2016</b>	<b>(53.7%)</b>	<b>↓</b>



### ACTIVITY

Cumulative percentage of contracted UDA delivered 2017 & 2018



Month	Adjusted Scheduled Activity (UDA)	
	2017	2018
April	0	19
May	101	41
June	135	57
July	263	121
August	340	154
September	424	172
October	514	
November	511	
December	529	
January	526	
February	526	
March	527	
April	529	
May	529	
June	529	

### QUALITY

	Quantity	Base Number	Contract	AT	Region	England
% of FP17s for the same patient ID Re-attending within 3 months - Children	0	15	0.0%	10.0%	11.6%	11.9%
% of FP17s for the same patient ID Re-attending within 3 months - Adults	3	47	6.4%	14.3%	15.2%	15.9%
% of FP17s for the same patient ID Re-attending between 3 & 9 months - Children	2	15	13.3%	55.8%	59.1%	58.1%
% of FP17s for the same patient ID Re-attending between 3 & 9 months - Adults	2	47	4.3%	49.0%	51.7%	50.6%
% of FP17s for Band 1 Urgent Courses	4	61	6.6%	8.5%	8.0%	9.1%
% of FP17s Relating to Free Repair or Replacements	0	61	0.0%	0.7%	0.8%	0.8%
% of FP17s Relating to Continuations	1	61	1.6%	0.9%	1.0%	1.1%
% of Patients satisfied with the dentistry they have received	0	0	N/A	91.9%	91.5%	91.4%
% of Patients satisfied with the time they had to wait for an appointment	0	0	N/A	89.1%	88.2%	87.7%

\* This is based on patients treated on this contract for their most recent course of treatment. Figures in italics indicate the base number of FP17s or Patient Questionnaire responses are less than 100. N/A is shown where the base number of responses is less than 10 during the period. % is calculated as Quantity/Base number\*100

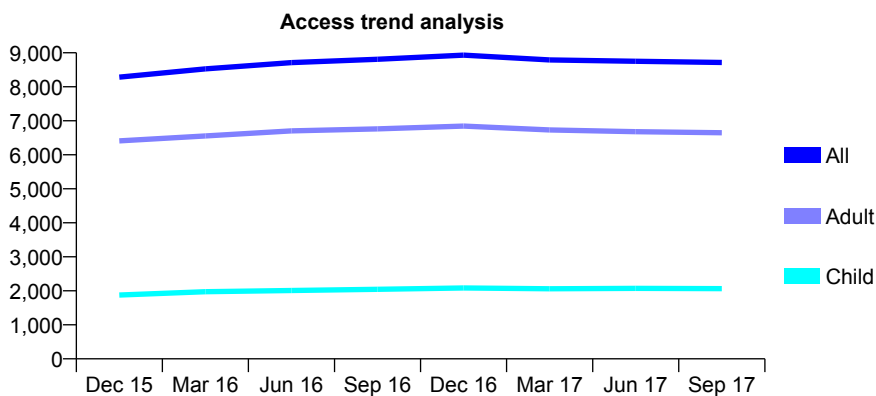
## Q57 - Vital Signs At a Glance Contract Report for 199559/0002 - September 2017

Name or company name	Parmar Dental
Contract type name	GDS Contract
Purpose of contract	General
Contract start date	23/08/2011
Contract end date	

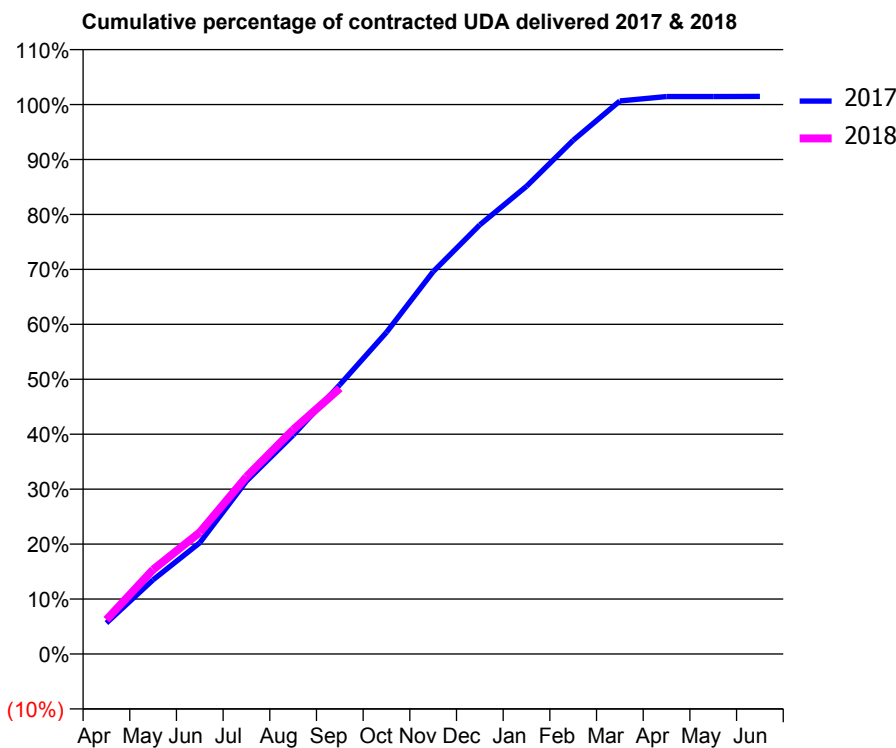
17/18 Contracted general activity (UDA)	24,128
Carry forward general activity (UDA)	-358
17/18 Contracted orthodontic activity (UOA)	0
Carry forward orthodontic activity (UOA)	0
Baseline contract value	£616,199.25

### ACCESS\*

Patients seen in 24 months	Total	Change since previous quarter
Quarter ending September 2016	8,810	
Quarter ending December 2016	8,931	→
Quarter ending March 2017	8,790	↓
Quarter ending June 2017	8,751	→
Quarter ending September 2017	8,714	→
<b>Variance since September 2016</b>	<b>(1.1%)</b>	<b>↓</b>



### ACTIVITY



Month	Adjusted Scheduled Activity (UDA)	
	2017	2018
April	1,361	1,507
May	3,261	3,710
June	4,887	5,342
July	7,592	7,784
August	9,614	9,854
September	11,823	11,664
October	14,124	
November	16,790	
December	18,844	
January	20,536	
February	22,557	
March	24,287	
April	24,478	
May	24,478	
June	24,486	

### QUALITY

	Quantity	Base Number	Contract	AT	Region	England
% of FP17s for the same patient ID Re-attending within 3 months - Children	106	1,589	6.7%	10.0%	11.6%	11.9%
% of FP17s for the same patient ID Re-attending within 3 months - Adults	652	4,658	14.0%	14.3%	15.2%	15.9%
% of FP17s for the same patient ID Re-attending between 3 & 9 months - Children	933	1,589	58.7%	55.8%	59.1%	58.1%
% of FP17s for the same patient ID Re-attending between 3 & 9 months - Adults	2,731	4,658	58.6%	49.0%	51.7%	50.6%
% of FP17s for Band 1 Urgent Courses	577	6,142	9.4%	8.5%	8.0%	9.1%
% of FP17s Relating to Free Repair or Replacements	73	6,142	1.2%	0.7%	0.8%	0.8%
% of FP17s Relating to Continuations	41	6,142	0.7%	0.9%	1.0%	1.1%
% of Patients satisfied with the dentistry they have received	13	16	81.3%	91.9%	91.5%	91.4%
% of Patients satisfied with the time they had to wait for an appointment	14	16	87.5%	89.1%	88.2%	87.7%

\* This is based on patients treated on this contract for their most recent course of treatment. Figures in italics indicate the base number of FP17s or Patient Questionnaire responses are less than 100. N/A is shown where the base number of responses is less than 10 during the period. % is calculated as Quantity/Base number\*100

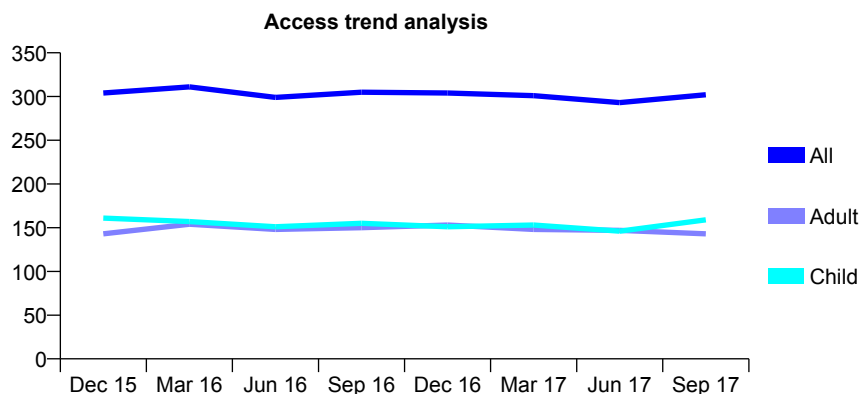
## Q57 - Vital Signs At a Glance Contract Report for 205230/0002 - September 2017

Name or company name	Oakmor Dental Centre
Contract type name	GDS Contract
Purpose of contract	General
Contract start date	05/05/2011
Contract end date	

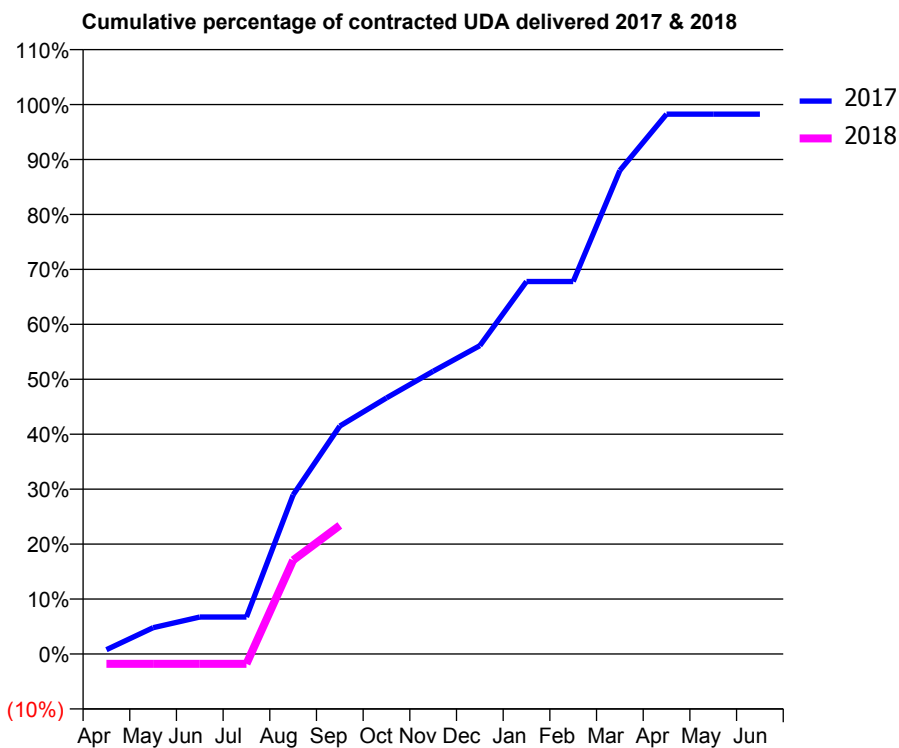
17/18 Contracted general activity (UDA)	888
Carry forward general activity (UDA)	16
17/18 Contracted orthodontic activity (UOA)	0
Carry forward orthodontic activity (UOA)	0
Baseline contract value	£19,852.65

### ACCESS\*

Patients seen in 24 months	Total	Change since previous quarter
Quarter ending September 2016	305	
Quarter ending December 2016	304	→
Quarter ending March 2017	301	→
Quarter ending June 2017	293	↓
Quarter ending September 2017	302	↑
<b>Variance since September 2016</b>	<b>(1.0%)</b>	<b>→</b>



### ACTIVITY



Adjusted Scheduled Activity (UDA)		
Month	2017	2018
April	7	-16
May	43	-16
June	60	-16
July	60	-16
August	257	152
September	368	208
October	414	
November	457	
December	498	
January	602	
February	602	
March	781	
April	872	
May	872	
June	872	

### QUALITY

	Quantity	Base Number	Contract	AT	Region	England
% of FP17s for the same patient ID Re-attending within 3 months - Children	15	146	10.3%	10.0%	11.6%	11.9%
% of FP17s for the same patient ID Re-attending within 3 months - Adults	8	76	10.5%	14.3%	15.2%	15.9%
% of FP17s for the same patient ID Re-attending between 3 & 9 months - Children	101	146	69.2%	55.8%	59.1%	58.1%
% of FP17s for the same patient ID Re-attending between 3 & 9 months - Adults	45	76	59.2%	49.0%	51.7%	50.6%
% of FP17s for Band 1 Urgent Courses	6	199	3.0%	8.5%	8.0%	9.1%
% of FP17s Relating to Free Repair or Replacements	2	199	1.0%	0.7%	0.8%	0.8%
% of FP17s Relating to Continuations	0	199	0.0%	0.9%	1.0%	1.1%
% of Patients satisfied with the dentistry they have received	1	1	N/A	91.9%	91.5%	91.4%
% of Patients satisfied with the time they had to wait for an appointment	1	1	N/A	89.1%	88.2%	87.7%

\* This is based on patients treated on this contract for their most recent course of treatment. Figures in italics indicate the base number of FP17s or Patient Questionnaire responses are less than 100. N/A is shown where the base number of responses is less than 10 during the period. % is calculated as Quantity/Base number\*100

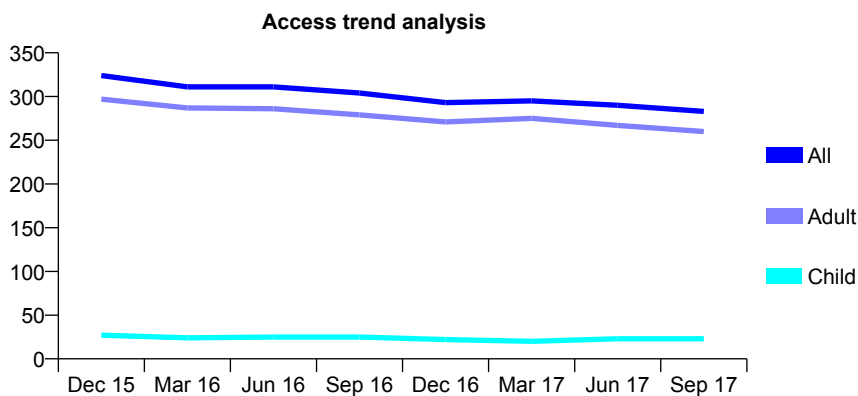
## Q57 - Vital Signs At a Glance Contract Report for 207837/0002 - September 2017

Name or company name	MR RK DESAI
Contract type name	GDS Contract
Purpose of contract	General
Contract start date	01/04/2006
Contract end date	

17/18 Contracted general activity (UDA)	800
Carry forward general activity (UDA)	9
17/18 Contracted orthodontic activity (UOA)	0
Carry forward orthodontic activity (UOA)	0
Baseline contract value	£24,773.42

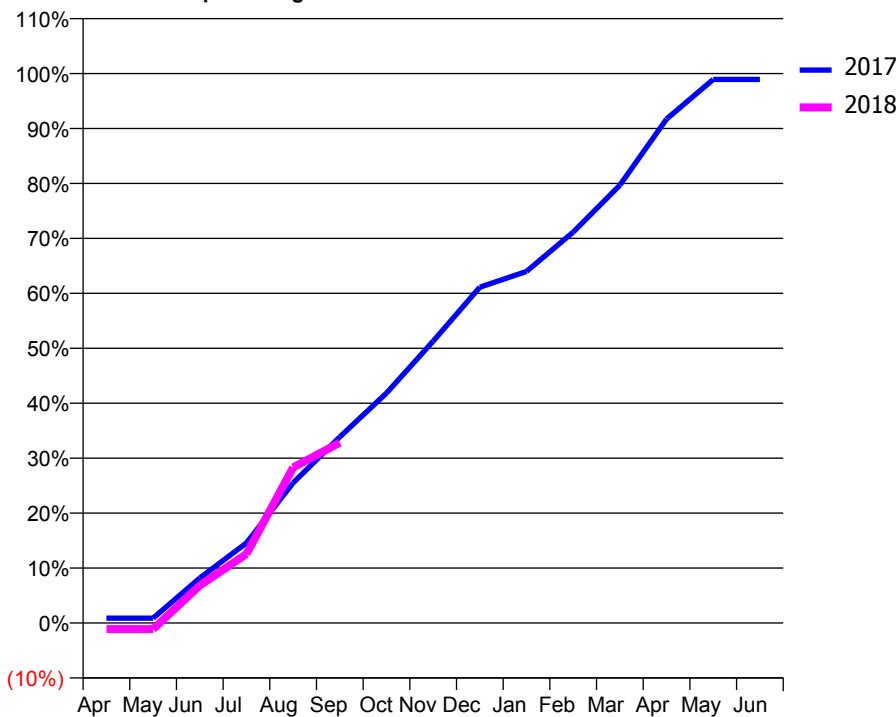
### ACCESS\*

Patients seen in 24 months	Total	Change since previous quarter
Quarter ending September 2016	304	
Quarter ending December 2016	293	↓
Quarter ending March 2017	295	→
Quarter ending June 2017	290	↓
Quarter ending September 2017	283	↓
<b>Variance since September 2016</b>	<b>(6.9%)</b>	<b>↓</b>



### ACTIVITY

Cumulative percentage of contracted UDA delivered 2017 & 2018



Adjusted Scheduled Activity (UDA)

Month	2017	2018
April	7	-9
May	7	-9
June	66	55
July	117	100
August	204	226
September	271	263
October	335	
November	410	
December	489	
January	512	
February	569	
March	637	
April	734	
May	791	
June	791	

### QUALITY

	Quantity	Base Number	Contract	AT	Region	England
% of FP17s for the same patient ID Re-attending within 3 months - Children	0	13	0.0%	10.0%	11.6%	11.9%
% of FP17s for the same patient ID Re-attending within 3 months - Adults	17	147	11.6%	14.3%	15.2%	15.9%
% of FP17s for the same patient ID Re-attending between 3 & 9 months - Children	3	13	23.1%	55.8%	59.1%	58.1%
% of FP17s for the same patient ID Re-attending between 3 & 9 months - Adults	49	147	33.3%	49.0%	51.7%	50.6%
% of FP17s for Band 1 Urgent Courses	28	109	25.7%	8.5%	8.0%	9.1%
% of FP17s Relating to Free Repair or Replacements	8	109	7.3%	0.7%	0.8%	0.8%
% of FP17s Relating to Continuations	1	109	0.9%	0.9%	1.0%	1.1%
% of Patients satisfied with the dentistry they have received	1	1	N/A	91.9%	91.5%	91.4%
% of Patients satisfied with the time they had to wait for an appointment	1	1	N/A	89.1%	88.2%	87.7%

\* This is based on patients treated on this contract for their most recent course of treatment. Figures in italics indicate the base number of FP17s or Patient Questionnaire responses are less than 100. N/A is shown where the base number of responses is less than 10 during the period. % is calculated as Quantity/Base number\*100

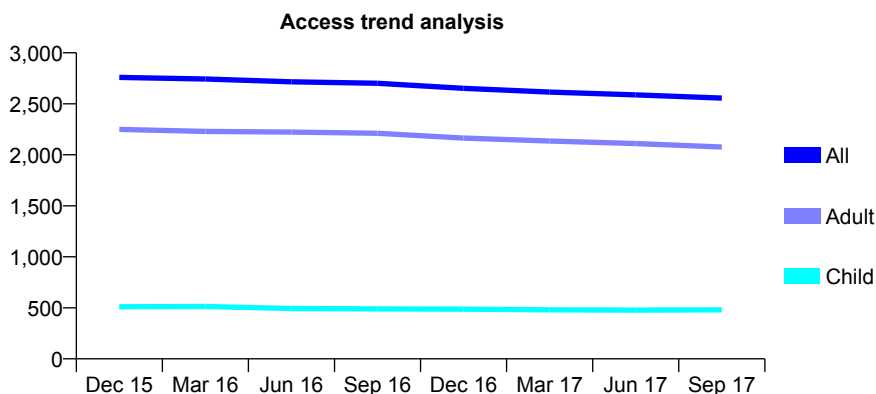
## Q57 - Vital Signs At a Glance Contract Report for 209708/0001 - September 2017

Name or company name	Dedham Dental Surgery
Contract type name	GDS Contract
Purpose of contract	General
Contract start date	01/04/2006
Contract end date	

17/18 Contracted general activity (UDA)	6,426
Carry forward general activity (UDA)	0
17/18 Contracted orthodontic activity (UOA)	0
Carry forward orthodontic activity (UOA)	0
Baseline contract value	£191,044.59

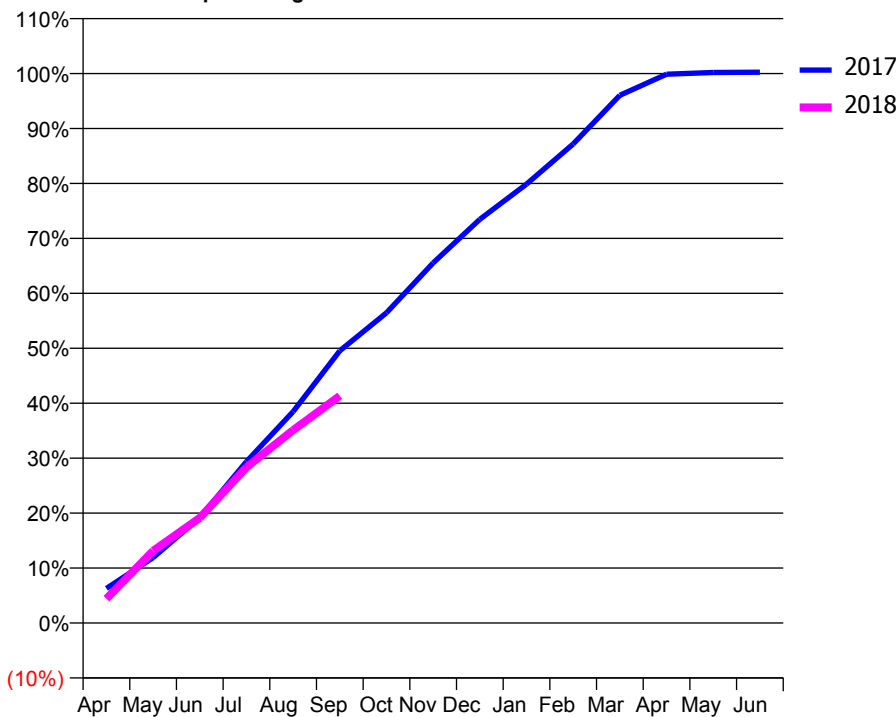
### ACCESS\*

Patients seen in 24 months	Total	Change since previous quarter
Quarter ending September 2016	2,701	
Quarter ending December 2016	2,651	↓
Quarter ending March 2017	2,615	↓
Quarter ending June 2017	2,588	↓
Quarter ending September 2017	2,556	↓
<b>Variance since September 2016</b>	<b>(5.4%)</b>	<b>↓</b>



### ACTIVITY

Cumulative percentage of contracted UDA delivered 2017 & 2018



Adjusted Scheduled Activity (UDA)

Month	2017	2018
April	404	285
May	764	845
June	1,233	1,229
July	1,888	1,822
August	2,472	2,255
September	3,183	2,656
October	3,628	
November	4,211	
December	4,720	
January	5,133	
February	5,602	
March	6,171	
April	6,418	
May	6,437	
June	6,440	

### QUALITY

	Quantity	Base Number	Contract	AT	Region	England
% of FP17s for the same patient ID Re-attending within 3 months - Children	6	329	1.8%	10.0%	11.6%	11.9%
% of FP17s for the same patient ID Re-attending within 3 months - Adults	198	1,318	15.0%	14.3%	15.2%	15.9%
% of FP17s for the same patient ID Re-attending between 3 & 9 months - Children	190	329	57.8%	55.8%	59.1%	58.1%
% of FP17s for the same patient ID Re-attending between 3 & 9 months - Adults	786	1,318	59.6%	49.0%	51.7%	50.6%
% of FP17s for Band 1 Urgent Courses	62	1,504	4.1%	8.5%	8.0%	9.1%
% of FP17s Relating to Free Repair or Replacements	12	1,504	0.8%	0.7%	0.8%	0.8%
% of FP17s Relating to Continuations	7	1,504	0.5%	0.9%	1.0%	1.1%
% of Patients satisfied with the dentistry they have received	8	10	80.0%	91.9%	91.5%	91.4%
% of Patients satisfied with the time they had to wait for an appointment	8	10	80.0%	89.1%	88.2%	87.7%

\* This is based on patients treated on this contract for their most recent course of treatment. Figures in italics indicate the base number of FP17s or Patient Questionnaire responses are less than 100. N/A is shown where the base number of responses is less than 10 during the period. % is calculated as Quantity/Base number\*100

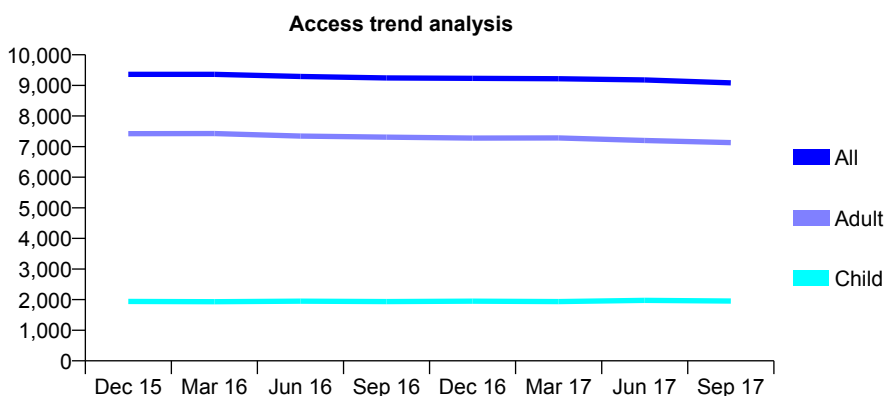
## Q57 - Vital Signs At a Glance Contract Report for 219045/0001 - September 2017

Name or company name	MR PJ POWER
Contract type name	GDS Contract
Purpose of contract	General
Contract start date	01/04/2006
Contract end date	

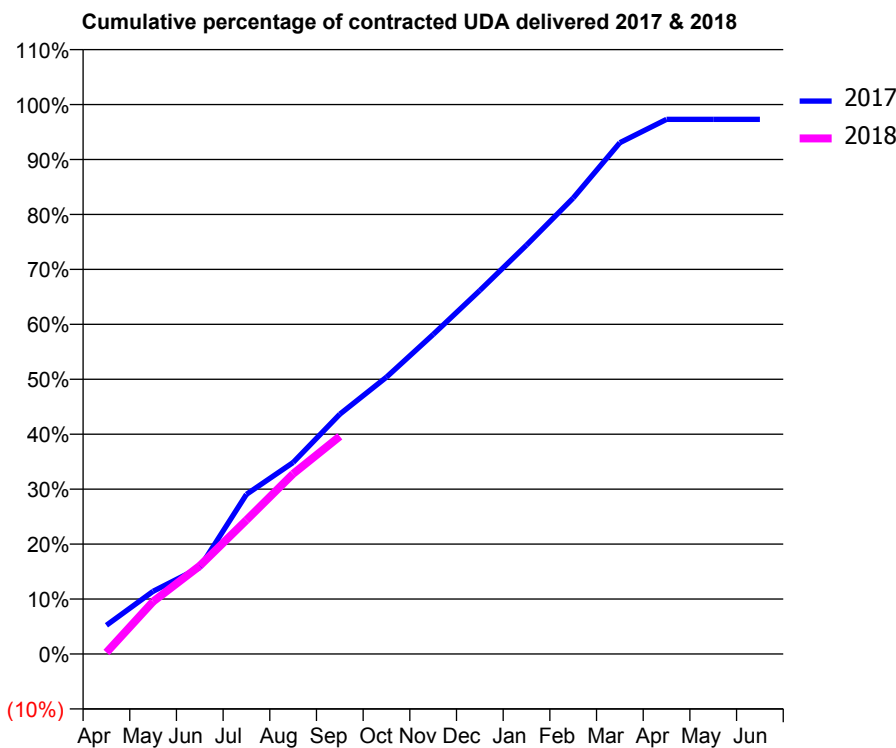
17/18 Contracted general activity (UDA)	26,541
Carry forward general activity (UDA)	716
17/18 Contracted orthodontic activity (UOA)	0
Carry forward orthodontic activity (UOA)	0
Baseline contract value	£744,699.80

### ACCESS\*

Patients seen in 24 months	Total	Change since previous quarter
Quarter ending September 2016	9,246	
Quarter ending December 2016	9,230	→
Quarter ending March 2017	9,219	→
Quarter ending June 2017	9,177	→
Quarter ending September 2017	9,084	↓
<b>Variance since September 2016</b>	<b>(1.8%)</b>	<b>↓</b>



### ACTIVITY



Adjusted Scheduled Activity (UDA)		
Month	2017	2018
April	1,388	72
May	3,033	2,535
June	4,178	4,260
July	7,715	6,471
August	9,255	8,704
September	11,585	10,517
October	13,373	
November	15,438	
December	17,560	
January	19,752	
February	22,022	
March	24,699	
April	25,825	
May	25,824	
June	25,825	

### QUALITY

	Quantity	Base Number	Contract	AT	Region	England
% of FP17s for the same patient ID Re-attending within 3 months - Children	69	1,341	5.1%	10.0%	11.6%	11.9%
% of FP17s for the same patient ID Re-attending within 3 months - Adults	615	4,592	13.4%	14.3%	15.2%	15.9%
% of FP17s for the same patient ID Re-attending between 3 & 9 months - Children	735	1,341	54.8%	55.8%	59.1%	58.1%
% of FP17s for the same patient ID Re-attending between 3 & 9 months - Adults	2,259	4,592	49.2%	49.0%	51.7%	50.6%
% of FP17s for Band 1 Urgent Courses	574	5,425	10.6%	8.5%	8.0%	9.1%
% of FP17s Relating to Free Repair or Replacements	41	5,425	0.8%	0.7%	0.8%	0.8%
% of FP17s Relating to Continuations	26	5,425	0.5%	0.9%	1.0%	1.1%
% of Patients satisfied with the dentistry they have received	15	16	93.8%	91.9%	91.5%	91.4%
% of Patients satisfied with the time they had to wait for an appointment	15	16	93.8%	89.1%	88.2%	87.7%

\* This is based on patients treated on this contract for their most recent course of treatment. Figures in italics indicate the base number of FP17s or Patient Questionnaire responses are less than 100. N/A is shown where the base number of responses is less than 10 during the period. % is calculated as Quantity/Base number\*100

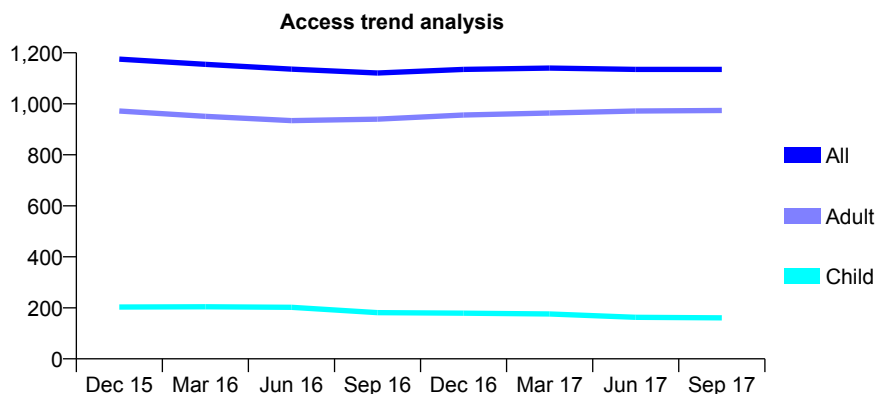
## Q57 - Vital Signs At a Glance Contract Report for 220051/0001 - September 2017

Name or company name	MRS SA RANKIN
Contract type name	GDS Contract
Purpose of contract	General
Contract start date	01/04/2006
Contract end date	

17/18 Contracted general activity (UDA)	3,735
Carry forward general activity (UDA)	145
17/18 Contracted orthodontic activity (UOA)	0
Carry forward orthodontic activity (UOA)	0
Baseline contract value	£82,230.63

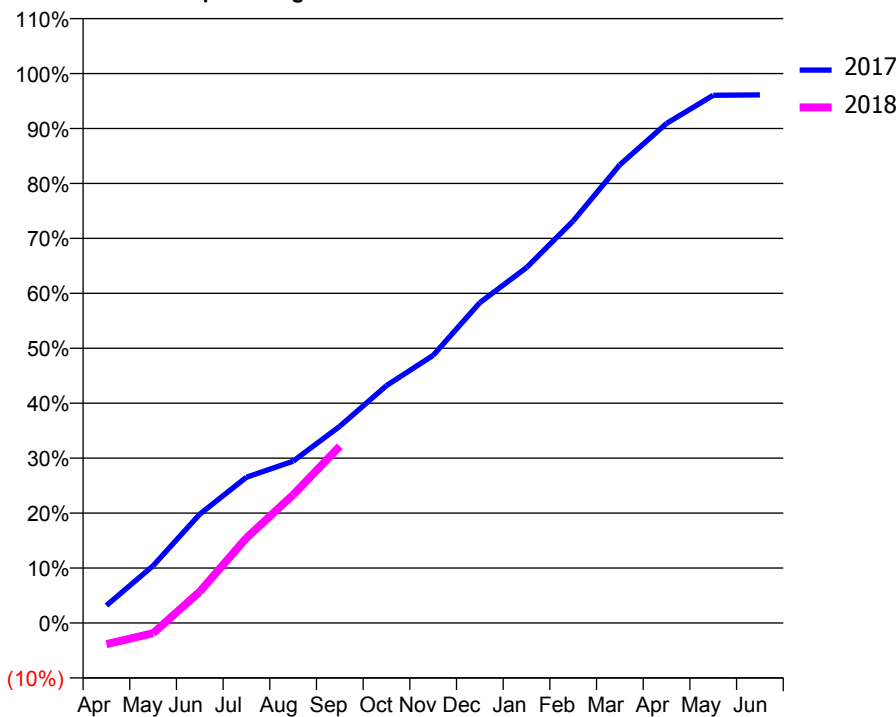
### ACCESS\*

Patients seen in 24 months	Total	Change since previous quarter
Quarter ending September 2016	1,121	
Quarter ending December 2016	1,135	→
Quarter ending March 2017	1,140	→
Quarter ending June 2017	1,135	→
Quarter ending September 2017	1,135	→
<b>Variance since September 2016</b>	<b>1.2%</b>	<b>→</b>



### ACTIVITY

Cumulative percentage of contracted UDA delivered 2017 & 2018



Adjusted Scheduled Activity (UDA)

Month	2017	2018
April	119	-145
May	389	-71
June	740	213
July	991	579
August	1,100	872
September	1,337	1,201
October	1,614	
November	1,820	
December	2,178	
January	2,416	
February	2,733	
March	3,114	
April	3,396	
May	3,587	
June	3,590	

### QUALITY

	Quantity	Base Number	Contract	AT	Region	England
% of FP17s for the same patient ID Re-attending within 3 months - Children	5	108	4.6%	10.0%	11.6%	11.9%
% of FP17s for the same patient ID Re-attending within 3 months - Adults	98	615	15.9%	14.3%	15.2%	15.9%
% of FP17s for the same patient ID Re-attending between 3 & 9 months - Children	57	108	52.8%	55.8%	59.1%	58.1%
% of FP17s for the same patient ID Re-attending between 3 & 9 months - Adults	262	615	42.6%	49.0%	51.7%	50.6%
% of FP17s for Band 1 Urgent Courses	71	563	12.6%	8.5%	8.0%	9.1%
% of FP17s Relating to Free Repair or Replacements	13	563	2.3%	0.7%	0.8%	0.8%
% of FP17s Relating to Continuations	13	563	2.3%	0.9%	1.0%	1.1%
% of Patients satisfied with the dentistry they have received	2	5	N/A	91.9%	91.5%	91.4%
% of Patients satisfied with the time they had to wait for an appointment	1	5	N/A	89.1%	88.2%	87.7%

\* This is based on patients treated on this contract for their most recent course of treatment. Figures in italics indicate the base number of FP17s or Patient Questionnaire responses are less than 100. N/A is shown where the base number of responses is less than 10 during the period. % is calculated as Quantity/Base number\*100



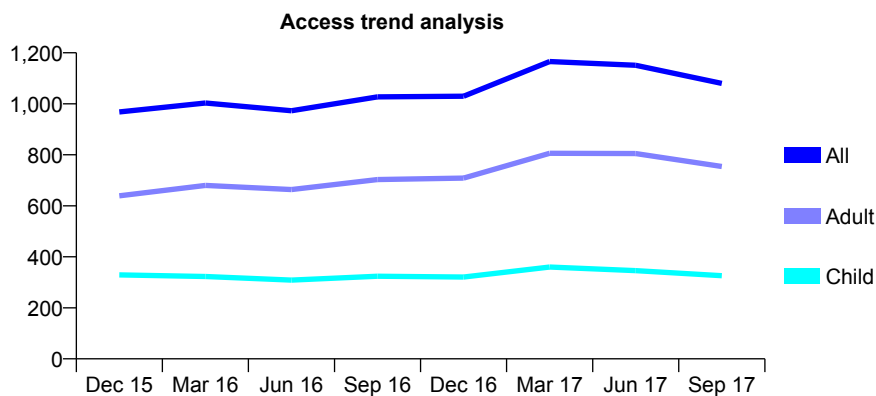
## Q57 - Vital Signs At a Glance Contract Report for 221694/0001 - September 2017

Name or company name	MR MP GOODCHILD
Contract type name	GDS Contract
Purpose of contract	General
Contract start date	01/04/2006
Contract end date	

17/18 Contracted general activity (UDA)	2,861
Carry forward general activity (UDA)	0
17/18 Contracted orthodontic activity (UOA)	0
Carry forward orthodontic activity (UOA)	0
Baseline contract value	£71,206.04

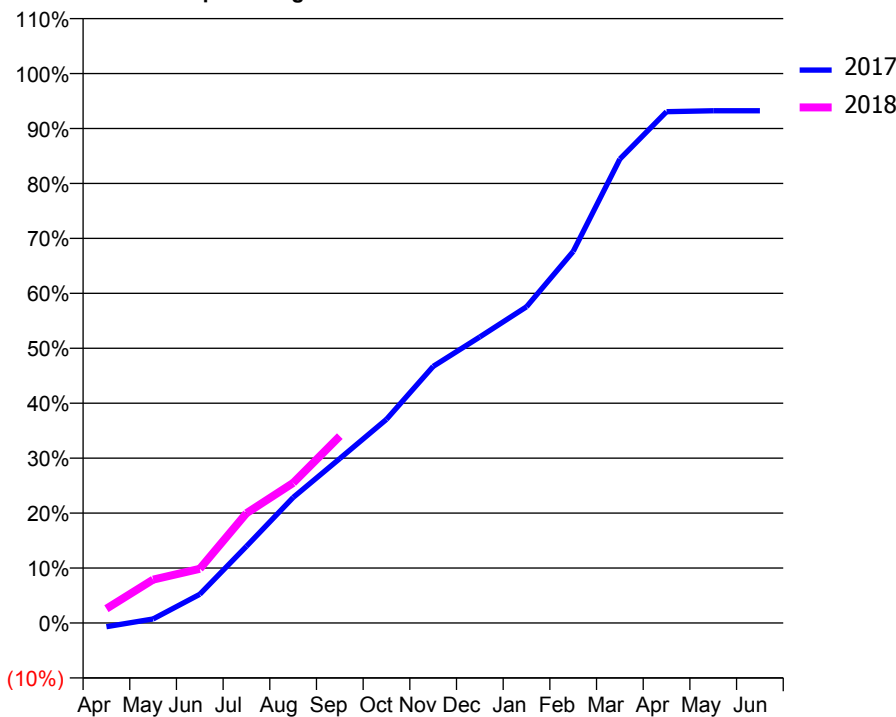
### ACCESS\*

Patients seen in 24 months	Total	Change since previous quarter
Quarter ending September 2016	1,027	
Quarter ending December 2016	1,030	→
Quarter ending March 2017	1,166	↑
Quarter ending June 2017	1,151	↓
Quarter ending September 2017	1,080	↓
<b>Variance since September 2016</b>	<b>5.2%</b>	<b>↑</b>



### ACTIVITY

Cumulative percentage of contracted UDA delivered 2017 & 2018



Adjusted Scheduled Activity (UDA)

Month	2017	2018
April	-20	75
May	21	226
June	150	282
July	400	572
August	653	730
September	856	973
October	1,061	
November	1,336	
December	1,490	
January	1,646	
February	1,934	
March	2,416	
April	2,662	
May	2,667	
June	2,667	

### QUALITY

	Quantity	Base Number	Contract	AT	Region	England
% of FP17s for the same patient ID Re-attending within 3 months - Children	13	245	5.3%	10.0%	11.6%	11.9%
% of FP17s for the same patient ID Re-attending within 3 months - Adults	53	376	14.1%	14.3%	15.2%	15.9%
% of FP17s for the same patient ID Re-attending between 3 & 9 months - Children	159	245	64.9%	55.8%	59.1%	58.1%
% of FP17s for the same patient ID Re-attending between 3 & 9 months - Adults	160	376	42.6%	49.0%	51.7%	50.6%
% of FP17s for Band 1 Urgent Courses	50	515	9.7%	8.5%	8.0%	9.1%
% of FP17s Relating to Free Repair or Replacements	1	515	0.2%	0.7%	0.8%	0.8%
% of FP17s Relating to Continuations	0	515	0.0%	0.9%	1.0%	1.1%
% of Patients satisfied with the dentistry they have received	2	2	N/A	91.9%	91.5%	91.4%
% of Patients satisfied with the time they had to wait for an appointment	2	2	N/A	89.1%	88.2%	87.7%

\* This is based on patients treated on this contract for their most recent course of treatment. Figures in italics indicate the base number of FP17s or Patient Questionnaire responses are less than 100. N/A is shown where the base number of responses is less than 10 during the period. % is calculated as Quantity/Base number\*100

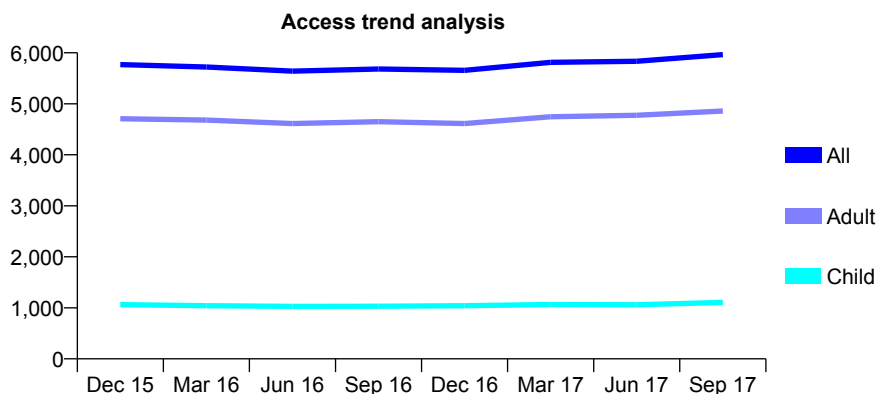
## Q57 - Vital Signs At a Glance Contract Report for 229598/0001 - September 2017

Name or company name	Heybridge Dental Practice Partnership
Contract type name	GDS Contract
Purpose of contract	General
Contract start date	01/04/2006
Contract end date	

17/18 Contracted general activity (UDA)	21,357
Carry forward general activity (UDA)	0
17/18 Contracted orthodontic activity (UOA)	0
Carry forward orthodontic activity (UOA)	0
Baseline contract value	£632,992.42

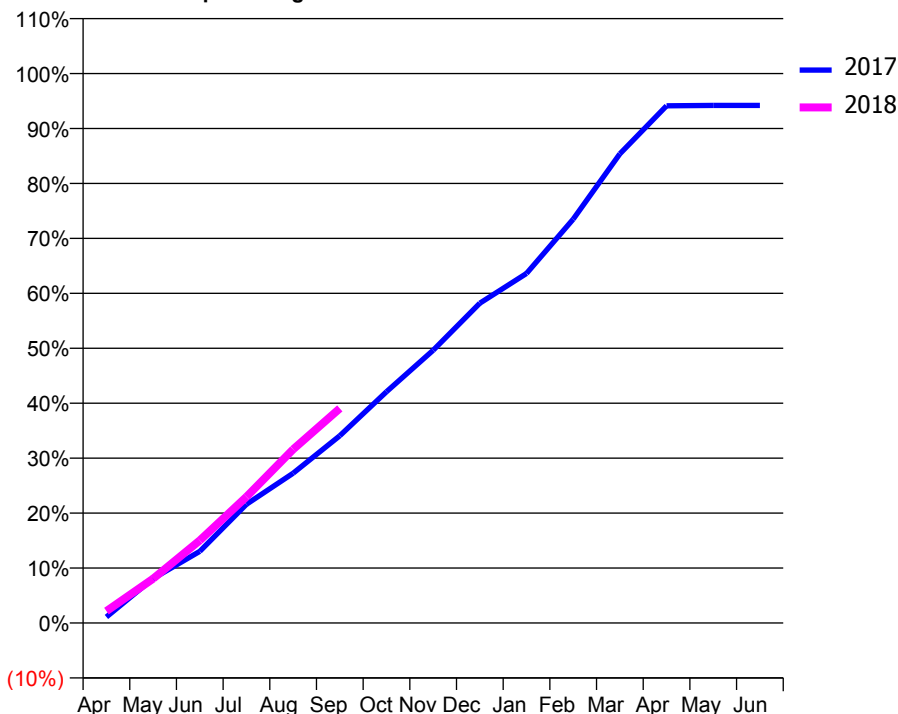
### ACCESS\*

Patients seen in 24 months	Total	Change since previous quarter
Quarter ending September 2016	5,682	
Quarter ending December 2016	5,655	→
Quarter ending March 2017	5,813	↑
Quarter ending June 2017	5,833	→
Quarter ending September 2017	5,965	↑
<b>Variance since September 2016</b>	<b>5.0%</b>	<b>↑</b>



### ACTIVITY

Cumulative percentage of contracted UDA delivered 2017 & 2018



Month	Adjusted Scheduled Activity (UDA)	
	2017	2018
April	236	462
May	1,729	1,722
June	2,787	3,209
July	4,616	4,906
August	5,820	6,750
September	7,280	8,339
October	8,991	
November	10,602	
December	12,433	
January	13,588	
February	15,695	
March	18,237	
April	20,103	
May	20,118	
June	20,119	

### QUALITY

	Quantity	Base Number	Contract	AT	Region	England
% of FP17s for the same patient ID Re-attending within 3 months - Children	118	920	12.8%	10.0%	11.6%	11.9%
% of FP17s for the same patient ID Re-attending within 3 months - Adults	741	3,919	18.9%	14.3%	15.2%	15.9%
% of FP17s for the same patient ID Re-attending between 3 & 9 months - Children	540	920	58.7%	55.8%	59.1%	58.1%
% of FP17s for the same patient ID Re-attending between 3 & 9 months - Adults	2,156	3,919	55.0%	49.0%	51.7%	50.6%
% of FP17s for Band 1 Urgent Courses	392	3,931	10.0%	8.5%	8.0%	9.1%
% of FP17s Relating to Free Repair or Replacements	58	3,931	1.5%	0.7%	0.8%	0.8%
% of FP17s Relating to Continuations	59	3,931	1.5%	0.9%	1.0%	1.1%
% of Patients satisfied with the dentistry they have received	16	17	94.1%	91.9%	91.5%	91.4%
% of Patients satisfied with the time they had to wait for an appointment	17	17	100.0%	89.1%	88.2%	87.7%

\* This is based on patients treated on this contract for their most recent course of treatment. Figures in italics indicate the base number of FP17s or Patient Questionnaire responses are less than 100. N/A is shown where the base number of responses is less than 10 during the period. % is calculated as Quantity/Base number\*100

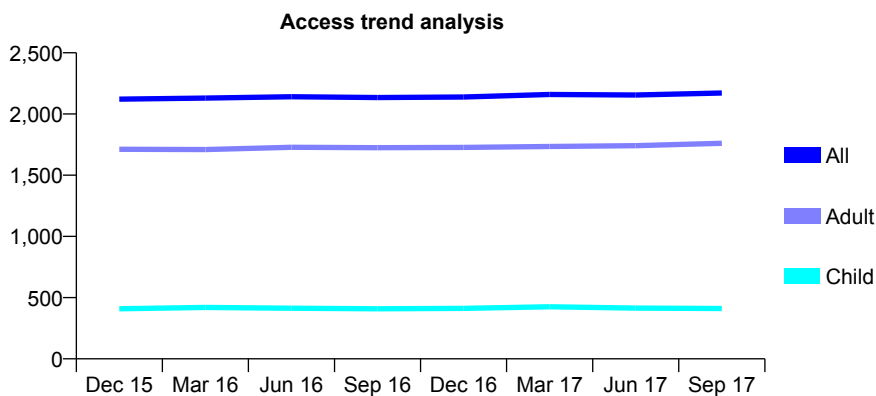
## Q57 - Vital Signs At a Glance Contract Report for 237914/0001 - September 2017

Name or company name	MISS S RASHID
Contract type name	GDS Contract
Purpose of contract	General
Contract start date	01/04/2006
Contract end date	

17/18 Contracted general activity (UDA)	6,521
Carry forward general activity (UDA)	0
17/18 Contracted orthodontic activity (UOA)	0
Carry forward orthodontic activity (UOA)	0
Baseline contract value	£151,360.28

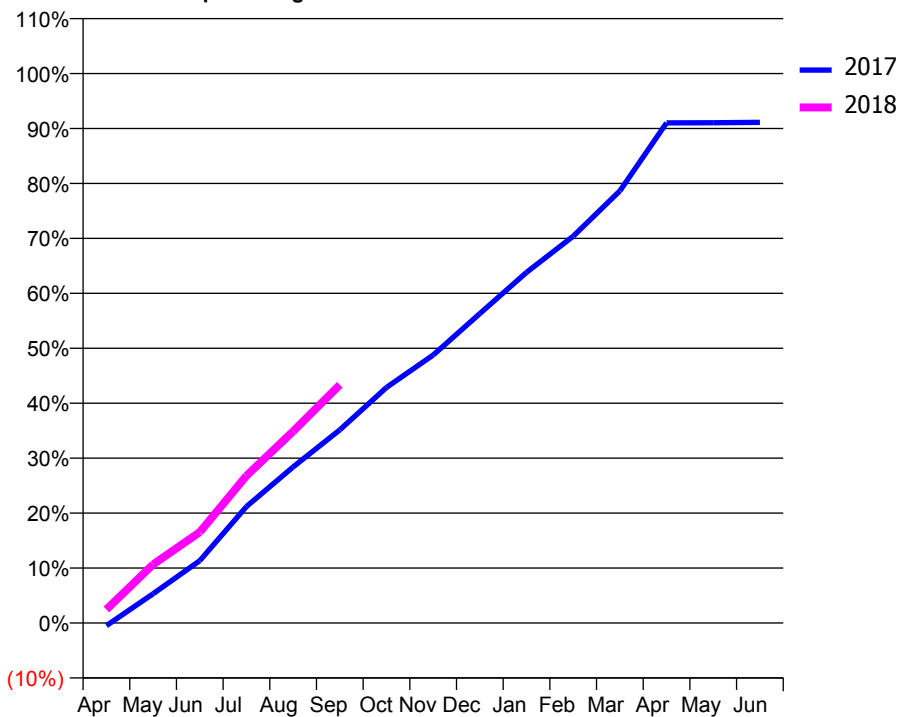
### ACCESS\*

Patients seen in 24 months	Total	Change since previous quarter
Quarter ending September 2016	2,134	
Quarter ending December 2016	2,139	→
Quarter ending March 2017	2,160	→
Quarter ending June 2017	2,155	→
Quarter ending September 2017	2,172	→
<b>Variance since September 2016</b>	<b>1.8%</b>	<b>→</b>



### ACTIVITY

Cumulative percentage of contracted UDA delivered 2017 & 2018



Adjusted Scheduled Activity (UDA)

Month	2017	2018
April	-33	161
May	347	695
June	740	1,079
July	1,382	1,747
August	1,852	2,274
September	2,292	2,827
October	2,796	
November	3,180	
December	3,672	
January	4,162	
February	4,591	
March	5,127	
April	5,935	
May	5,936	
June	5,941	

### QUALITY

	Quantity	Base Number	Contract	AT	Region	England
% of FP17s for the same patient ID Re-attending within 3 months - Children	14	374	3.7%	10.0%	11.6%	11.9%
% of FP17s for the same patient ID Re-attending within 3 months - Adults	192	1,644	11.7%	14.3%	15.2%	15.9%
% of FP17s for the same patient ID Re-attending between 3 & 9 months - Children	271	374	72.5%	55.8%	59.1%	58.1%
% of FP17s for the same patient ID Re-attending between 3 & 9 months - Adults	1,206	1,644	73.4%	49.0%	51.7%	50.6%
% of FP17s for Band 1 Urgent Courses	39	1,670	2.3%	8.5%	8.0%	9.1%
% of FP17s Relating to Free Repair or Replacements	12	1,670	0.7%	0.7%	0.8%	0.8%
% of FP17s Relating to Continuations	0	1,670	0.0%	0.9%	1.0%	1.1%
% of Patients satisfied with the dentistry they have received	7	7	N/A	91.9%	91.5%	91.4%
% of Patients satisfied with the time they had to wait for an appointment	7	7	N/A	89.1%	88.2%	87.7%

\* This is based on patients treated on this contract for their most recent course of treatment. Figures in italics indicate the base number of FP17s or Patient Questionnaire responses are less than 100. N/A is shown where the base number of responses is less than 10 during the period. % is calculated as Quantity/Base number\*100

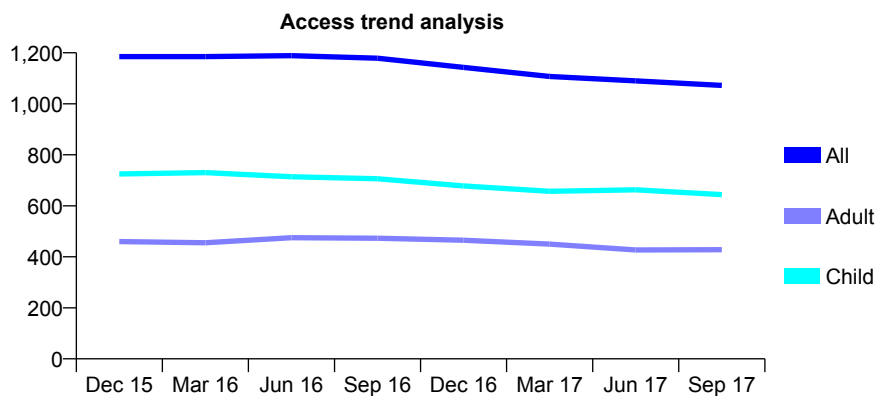
## Q57 - Vital Signs At a Glance Contract Report for 239402/0001 - September 2017

Name or company name	MISS CJ COPE
Contract type name	GDS Contract
Purpose of contract	General
Contract start date	01/04/2006
Contract end date	

17/18 Contracted general activity (UDA)	3,000
Carry forward general activity (UDA)	0
17/18 Contracted orthodontic activity (UOA)	0
Carry forward orthodontic activity (UOA)	0
Baseline contract value	£80,372.73

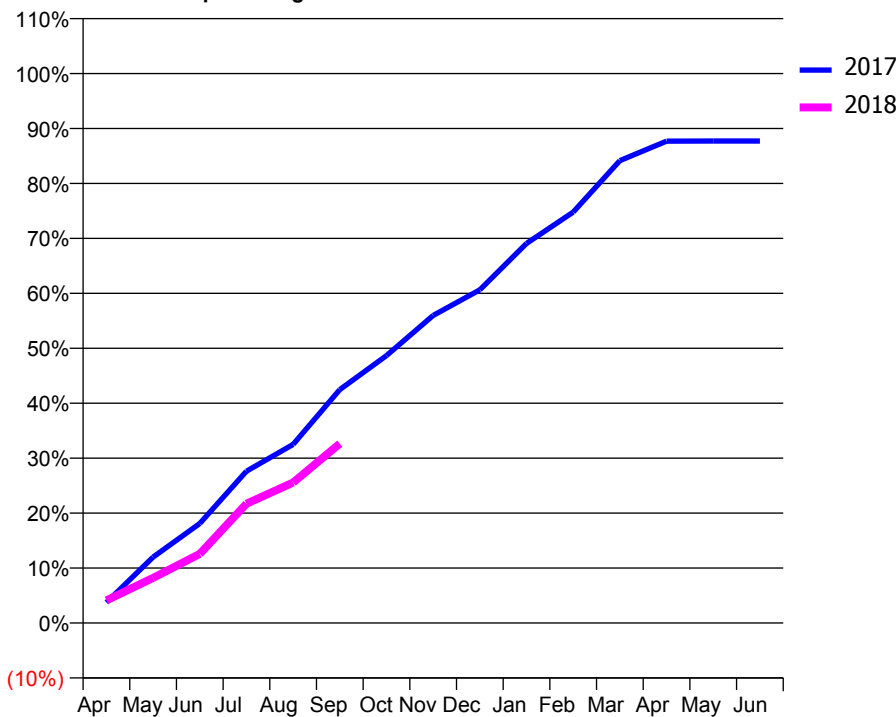
### ACCESS\*

Patients seen in 24 months	Total	Change since previous quarter
Quarter ending September 2016	1,179	
Quarter ending December 2016	1,143	↓
Quarter ending March 2017	1,107	↓
Quarter ending June 2017	1,090	↓
Quarter ending September 2017	1,072	↓
<b>Variance since September 2016</b>	<b>(9.1%)</b>	<b>↓</b>



### ACTIVITY

Cumulative percentage of contracted UDA delivered 2017 & 2018



Month	Adjusted Scheduled Activity (UDA)	
	2017	2018
April	112	123
May	360	247
June	544	377
July	829	651
August	975	767
September	1,274	980
October	1,460	
November	1,679	
December	1,819	
January	2,073	
February	2,244	
March	2,524	
April	2,631	
May	2,632	
June	2,632	

### QUALITY

	Quantity	Base Number	Contract	AT	Region	England
% of FP17s for the same patient ID Re-attending within 3 months - Children	38	522	7.3%	10.0%	11.6%	11.9%
% of FP17s for the same patient ID Re-attending within 3 months - Adults	29	233	12.4%	14.3%	15.2%	15.9%
% of FP17s for the same patient ID Re-attending between 3 & 9 months - Children	340	522	65.1%	55.8%	59.1%	58.1%
% of FP17s for the same patient ID Re-attending between 3 & 9 months - Adults	137	233	58.8%	49.0%	51.7%	50.6%
% of FP17s for Band 1 Urgent Courses	39	694	5.6%	8.5%	8.0%	9.1%
% of FP17s Relating to Free Repair or Replacements	0	694	0.0%	0.7%	0.8%	0.8%
% of FP17s Relating to Continuations	1	694	0.1%	0.9%	1.0%	1.1%
% of Patients satisfied with the dentistry they have received	1	1	N/A	91.9%	91.5%	91.4%
% of Patients satisfied with the time they had to wait for an appointment	1	1	N/A	89.1%	88.2%	87.7%

\* This is based on patients treated on this contract for their most recent course of treatment. Figures in italics indicate the base number of FP17s or Patient Questionnaire responses are less than 100. N/A is shown where the base number of responses is less than 10 during the period. % is calculated as Quantity/Base number\*100

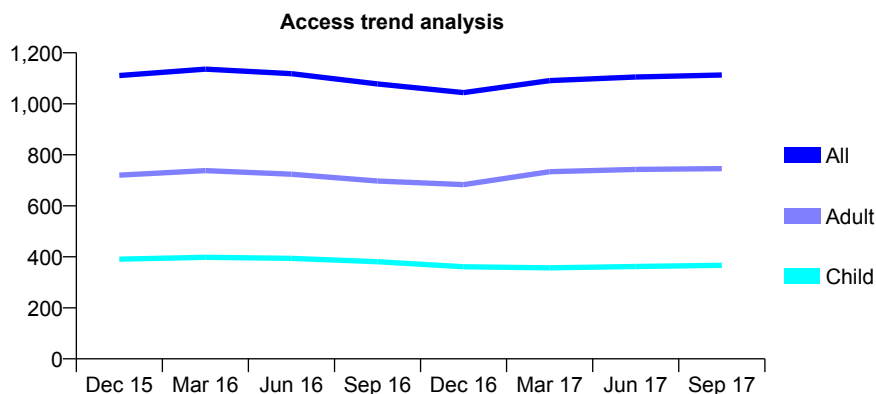
## Q57 - Vital Signs At a Glance Contract Report for 243566/0001 - September 2017

Name or company name	MISS M KHANNA
Contract type name	GDS Contract
Purpose of contract	General
Contract start date	01/04/2006
Contract end date	

17/18 Contracted general activity (UDA)	3,000
Carry forward general activity (UDA)	61
17/18 Contracted orthodontic activity (UOA)	0
Carry forward orthodontic activity (UOA)	0
Baseline contract value	£71,888.01

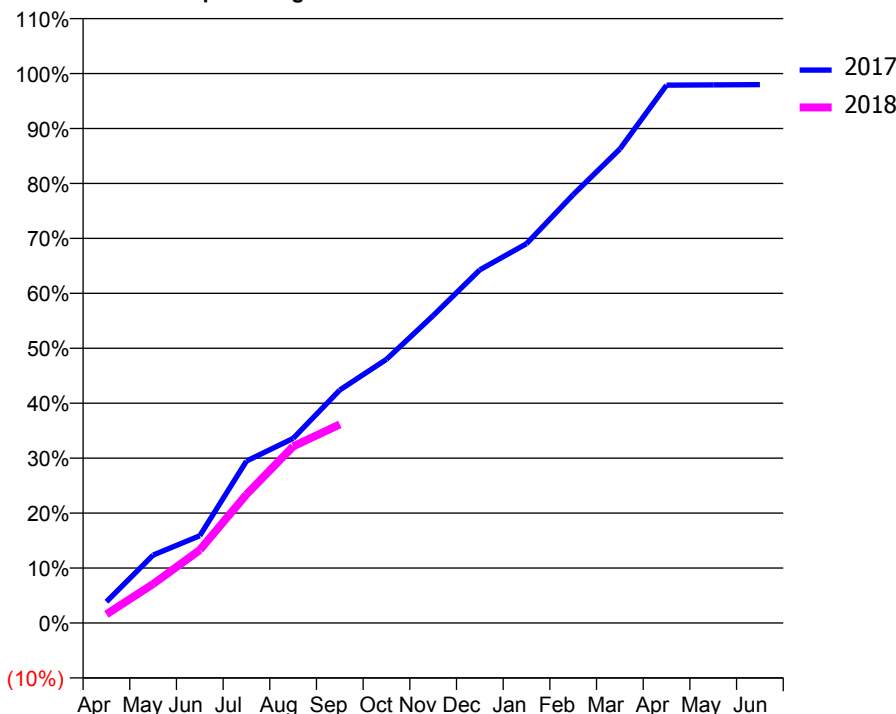
### ACCESS\*

Patients seen in 24 months	Total	Change since previous quarter
Quarter ending September 2016	1,078	
Quarter ending December 2016	1,044	↓
Quarter ending March 2017	1,091	↑
Quarter ending June 2017	1,105	→
Quarter ending September 2017	1,113	→
<b>Variance since September 2016</b>	<b>3.2%</b>	<b>↑</b>



### ACTIVITY

Cumulative percentage of contracted UDA delivered 2017 & 2018



Adjusted Scheduled Activity (UDA)

Month	2017	2018
April	116	48
May	371	213
June	476	399
July	884	702
August	1,008	964
September	1,272	1,085
October	1,440	
November	1,678	
December	1,928	
January	2,071	
February	2,338	
March	2,588	
April	2,936	
May	2,938	
June	2,939	

### QUALITY

	Quantity	Base Number	Contract	AT	Region	England
% of FP17s for the same patient ID Re-attending within 3 months - Children	17	269	6.3%	10.0%	11.6%	11.9%
% of FP17s for the same patient ID Re-attending within 3 months - Adults	57	508	11.2%	14.3%	15.2%	15.9%
% of FP17s for the same patient ID Re-attending between 3 & 9 months - Children	176	269	65.4%	55.8%	59.1%	58.1%
% of FP17s for the same patient ID Re-attending between 3 & 9 months - Adults	285	508	56.1%	49.0%	51.7%	50.6%
% of FP17s for Band 1 Urgent Courses	29	663	4.4%	8.5%	8.0%	9.1%
% of FP17s Relating to Free Repair or Replacements	0	663	0.0%	0.7%	0.8%	0.8%
% of FP17s Relating to Continuations	8	663	1.2%	0.9%	1.0%	1.1%
% of Patients satisfied with the dentistry they have received	2	2	N/A	91.9%	91.5%	91.4%
% of Patients satisfied with the time they had to wait for an appointment	2	2	N/A	89.1%	88.2%	87.7%

\* This is based on patients treated on this contract for their most recent course of treatment. Figures in italics indicate the base number of FP17s or Patient Questionnaire responses are less than 100. N/A is shown where the base number of responses is less than 10 during the period. % is calculated as Quantity/Base number\*100

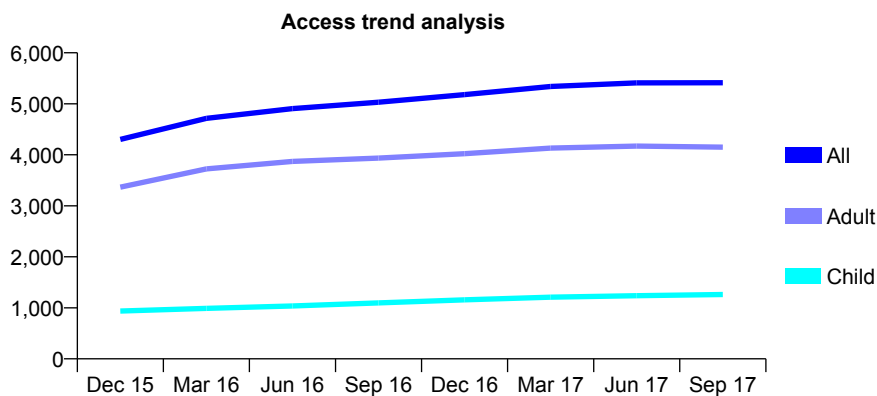
## Q57 - Vital Signs At a Glance Contract Report for 251089/0001 - September 2017

Name or company name	MR JC CUDDIGAN
Contract type name	GDS Contract
Purpose of contract	General
Contract start date	01/04/2006
Contract end date	

17/18 Contracted general activity (UDA)	11,799
Carry forward general activity (UDA)	0
17/18 Contracted orthodontic activity (UOA)	0
Carry forward orthodontic activity (UOA)	0
Baseline contract value	£292,655.55

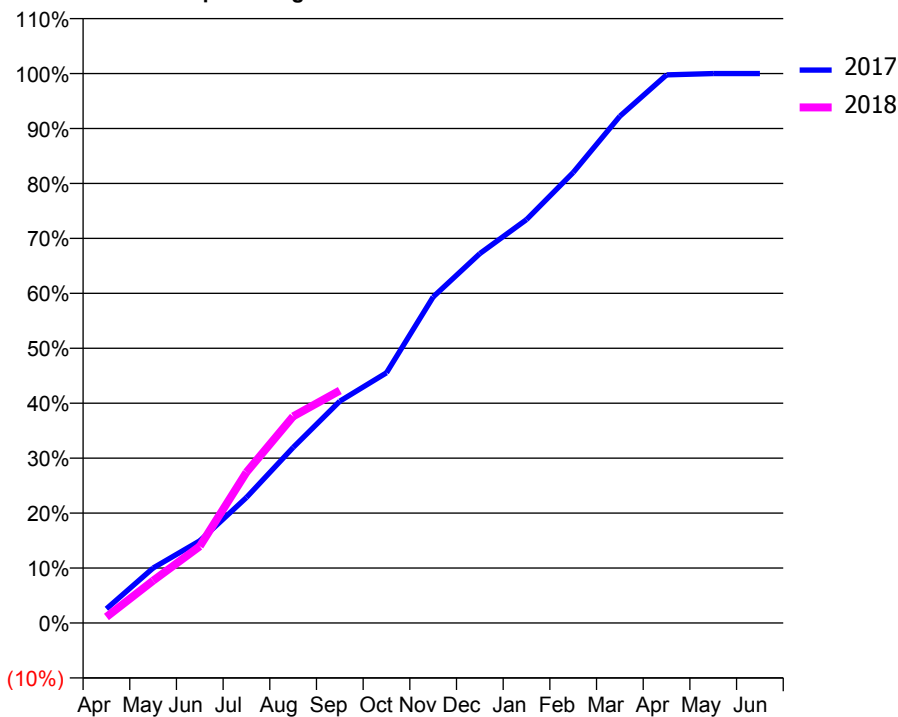
### ACCESS\*

Patients seen in 24 months	Total	Change since previous quarter
Quarter ending September 2016	5,031	
Quarter ending December 2016	5,181	↑
Quarter ending March 2017	5,339	↑
Quarter ending June 2017	5,410	→
Quarter ending September 2017	5,412	→
<b>Variance since September 2016</b>	<b>7.6%</b>	<b>↑</b>



### ACTIVITY

Cumulative percentage of contracted UDA delivered 2017 & 2018



Month	Adjusted Scheduled Activity (UDA)	
	2017	2018
April	304	131
May	1,182	910
June	1,766	1,646
July	2,697	3,238
August	3,770	4,438
September	4,763	4,992
October	5,372	
November	7,003	
December	7,933	
January	8,662	
February	9,672	
March	10,880	
April	11,768	
May	11,797	
June	11,799	

### QUALITY

	Quantity	Base Number	Contract	AT	Region	England
% of FP17s for the same patient ID Re-attending within 3 months - Children	41	796	5.2%	10.0%	11.6%	11.9%
% of FP17s for the same patient ID Re-attending within 3 months - Adults	307	2,497	12.3%	14.3%	15.2%	15.9%
% of FP17s for the same patient ID Re-attending between 3 & 9 months - Children	419	796	52.6%	55.8%	59.1%	58.1%
% of FP17s for the same patient ID Re-attending between 3 & 9 months - Adults	1,283	2,497	51.4%	49.0%	51.7%	50.6%
% of FP17s for Band 1 Urgent Courses	266	2,815	9.4%	8.5%	8.0%	9.1%
% of FP17s Relating to Free Repair or Replacements	26	2,815	0.9%	0.7%	0.8%	0.8%
% of FP17s Relating to Continuations	20	2,815	0.7%	0.9%	1.0%	1.1%
% of Patients satisfied with the dentistry they have received	19	20	95.0%	91.9%	91.5%	91.4%
% of Patients satisfied with the time they had to wait for an appointment	17	20	85.0%	89.1%	88.2%	87.7%

\* This is based on patients treated on this contract for their most recent course of treatment. Figures in italics indicate the base number of FP17s or Patient Questionnaire responses are less than 100. N/A is shown where the base number of responses is less than 10 during the period. % is calculated as Quantity/Base number\*100

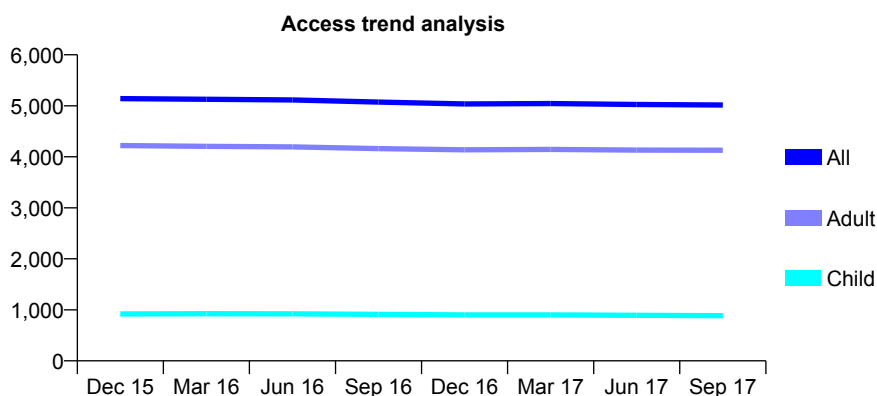
## Q57 - Vital Signs At a Glance Contract Report for 253197/0001 - September 2017

Name or company name	MR DG FIGAJI
Contract type name	GDS Contract
Purpose of contract	General
Contract start date	01/04/2006
Contract end date	

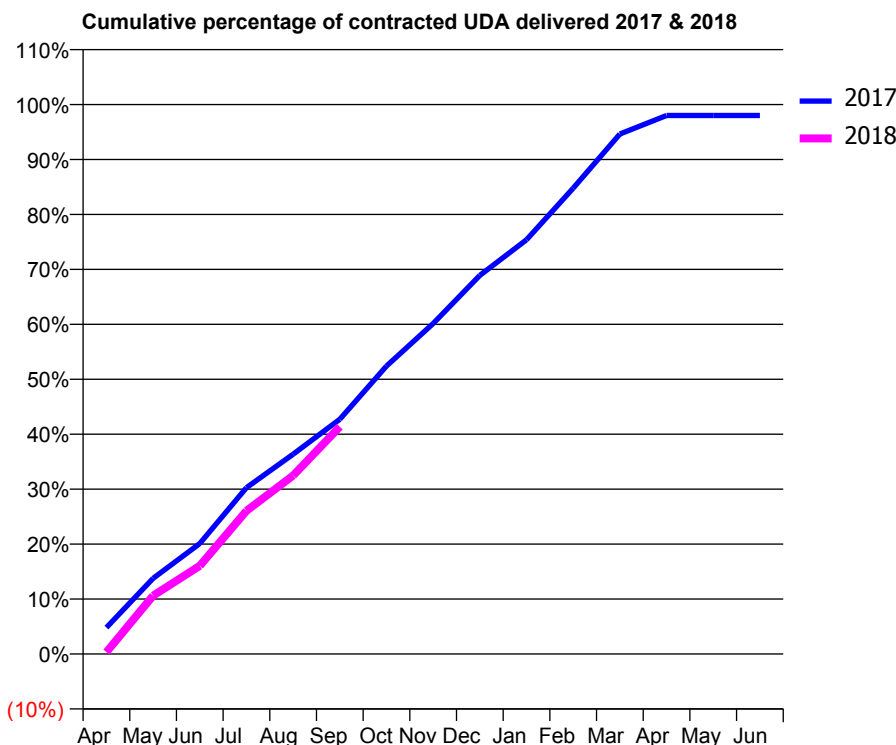
17/18 Contracted general activity (UDA)	17,600
Carry forward general activity (UDA)	350
17/18 Contracted orthodontic activity (UOA)	0
Carry forward orthodontic activity (UOA)	0
Baseline contract value	£535,240.69

### ACCESS\*

Patients seen in 24 months	Total	Change since previous quarter
Quarter ending September 2016	5,072	
Quarter ending December 2016	5,036	→
Quarter ending March 2017	5,045	→
Quarter ending June 2017	5,025	→
Quarter ending September 2017	5,015	→
<b>Variance since September 2016</b>	<b>(1.1%)</b>	<b>↓</b>



### ACTIVITY



Month	Adjusted Scheduled Activity (UDA)	
	2017	2018
April	846	63
May	2,424	1,867
June	3,540	2,824
July	5,329	4,586
August	6,400	5,715
September	7,518	7,280
October	9,222	
November	10,585	
December	12,126	
January	13,269	
February	14,921	
March	16,653	
April	17,246	
May	17,250	
June	17,250	

### QUALITY

	Quantity	Base Number	Contract	AT	Region	England
% of FP17s for the same patient ID Re-attending within 3 months - Children	40	679	5.9%	10.0%	11.6%	11.9%
% of FP17s for the same patient ID Re-attending within 3 months - Adults	468	3,014	15.5%	14.3%	15.2%	15.9%
% of FP17s for the same patient ID Re-attending between 3 & 9 months - Children	430	679	63.3%	55.8%	59.1%	58.1%
% of FP17s for the same patient ID Re-attending between 3 & 9 months - Adults	1,814	3,014	60.2%	49.0%	51.7%	50.6%
% of FP17s for Band 1 Urgent Courses	189	3,386	5.6%	8.5%	8.0%	9.1%
% of FP17s Relating to Free Repair or Replacements	23	3,386	0.7%	0.7%	0.8%	0.8%
% of FP17s Relating to Continuations	127	3,386	3.8%	0.9%	1.0%	1.1%
% of Patients satisfied with the dentistry they have received	10	11	90.9%	91.9%	91.5%	91.4%
% of Patients satisfied with the time they had to wait for an appointment	11	11	100.0%	89.1%	88.2%	87.7%

\* This is based on patients treated on this contract for their most recent course of treatment. Figures in italics indicate the base number of FP17s or Patient Questionnaire responses are less than 100. N/A is shown where the base number of responses is less than 10 during the period. % is calculated as Quantity/Base number\*100

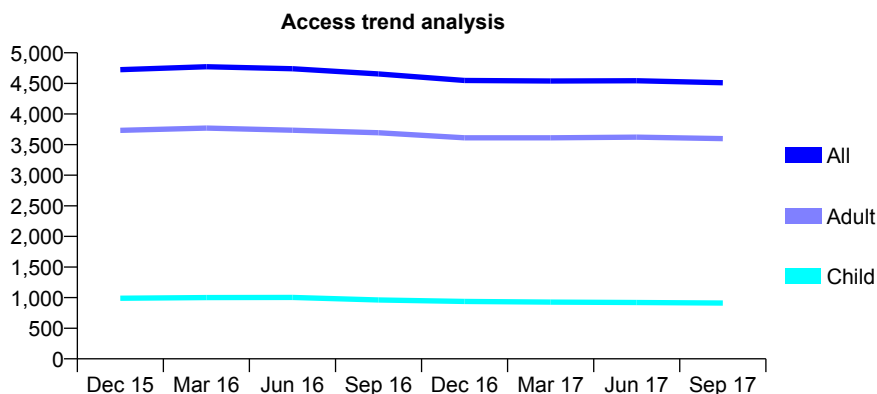
## Q57 - Vital Signs At a Glance Contract Report for 253197/0002 - September 2017

Name or company name	MR DG FIGAJI
Contract type name	GDS Contract
Purpose of contract	General
Contract start date	01/04/2007
Contract end date	

17/18 Contracted general activity (UDA)	13,400
Carry forward general activity (UDA)	473
17/18 Contracted orthodontic activity (UOA)	0
Carry forward orthodontic activity (UOA)	0
Baseline contract value	£347,615.80

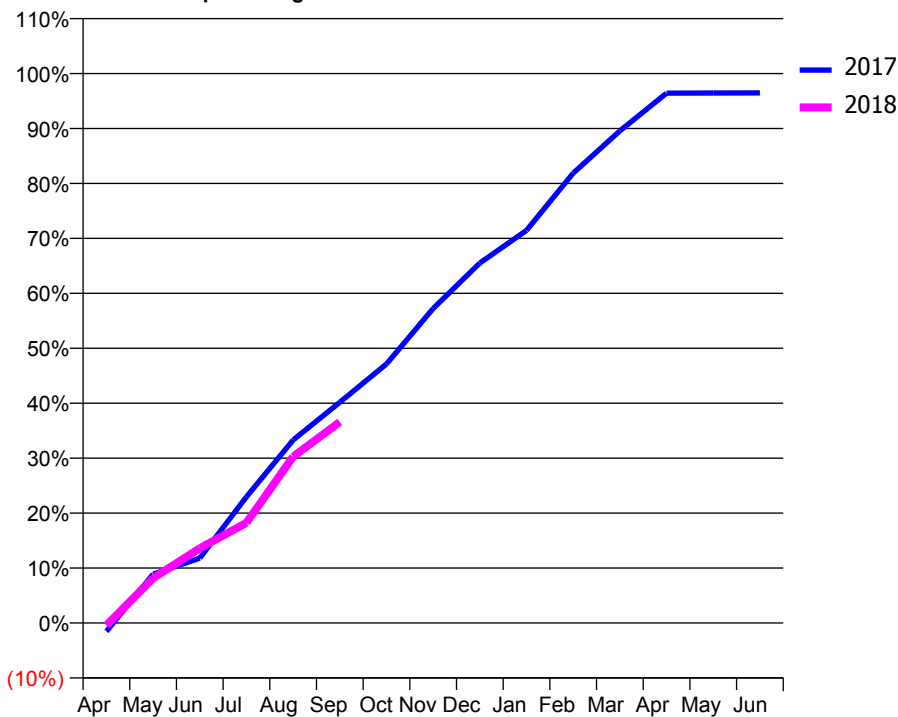
### ACCESS\*

Patients seen in 24 months	Total	Change since previous quarter
Quarter ending September 2016	4,654	
Quarter ending December 2016	4,549	↓
Quarter ending March 2017	4,539	→
Quarter ending June 2017	4,543	→
Quarter ending September 2017	4,510	→
<b>Variance since September 2016</b>	<b>(3.1%)</b>	<b>↓</b>



### ACTIVITY

Cumulative percentage of contracted UDA delivered 2017 & 2018



Adjusted Scheduled Activity (UDA)

Month	2017	2018
April	-206	-59
May	1,191	1,096
June	1,583	1,822
July	3,078	2,445
August	4,462	4,055
September	5,383	4,902
October	6,315	
November	7,668	
December	8,777	
January	9,576	
February	10,971	
March	12,000	
April	12,920	
May	12,924	
June	12,927	

### QUALITY

	Quantity	Base Number	Contract	AT	Region	England
% of FP17s for the same patient ID Re-attending within 3 months - Children	45	766	5.9%	10.0%	11.6%	11.9%
% of FP17s for the same patient ID Re-attending within 3 months - Adults	421	2,565	16.4%	14.3%	15.2%	15.9%
% of FP17s for the same patient ID Re-attending between 3 & 9 months - Children	552	766	72.1%	55.8%	59.1%	58.1%
% of FP17s for the same patient ID Re-attending between 3 & 9 months - Adults	1,124	2,565	43.8%	49.0%	51.7%	50.6%
% of FP17s for Band 1 Urgent Courses	116	2,911	4.0%	8.5%	8.0%	9.1%
% of FP17s Relating to Free Repair or Replacements	34	2,911	1.2%	0.7%	0.8%	0.8%
% of FP17s Relating to Continuations	126	2,911	4.3%	0.9%	1.0%	1.1%
% of Patients satisfied with the dentistry they have received	4	4	N/A	91.9%	91.5%	91.4%
% of Patients satisfied with the time they had to wait for an appointment	4	4	N/A	89.1%	88.2%	87.7%

\* This is based on patients treated on this contract for their most recent course of treatment. Figures in italics indicate the base number of FP17s or Patient Questionnaire responses are less than 100. N/A is shown where the base number of responses is less than 10 during the period. % is calculated as Quantity/Base number\*100



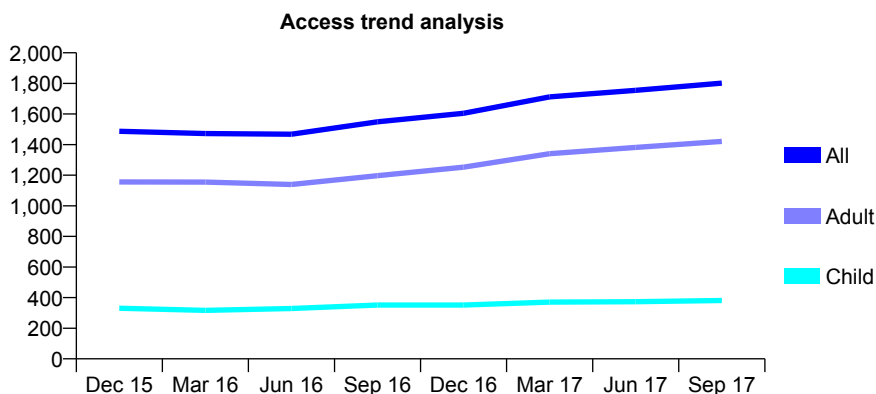
## Q57 - Vital Signs At a Glance Contract Report for 253855/0001 - September 2017

Name or company name	Optident Dental Clinic
Contract type name	GDS Contract
Purpose of contract	General
Contract start date	01/04/2006
Contract end date	

17/18 Contracted general activity (UDA)	7,573
Carry forward general activity (UDA)	0
17/18 Contracted orthodontic activity (UOA)	0
Carry forward orthodontic activity (UOA)	0
Baseline contract value	£216,642.45

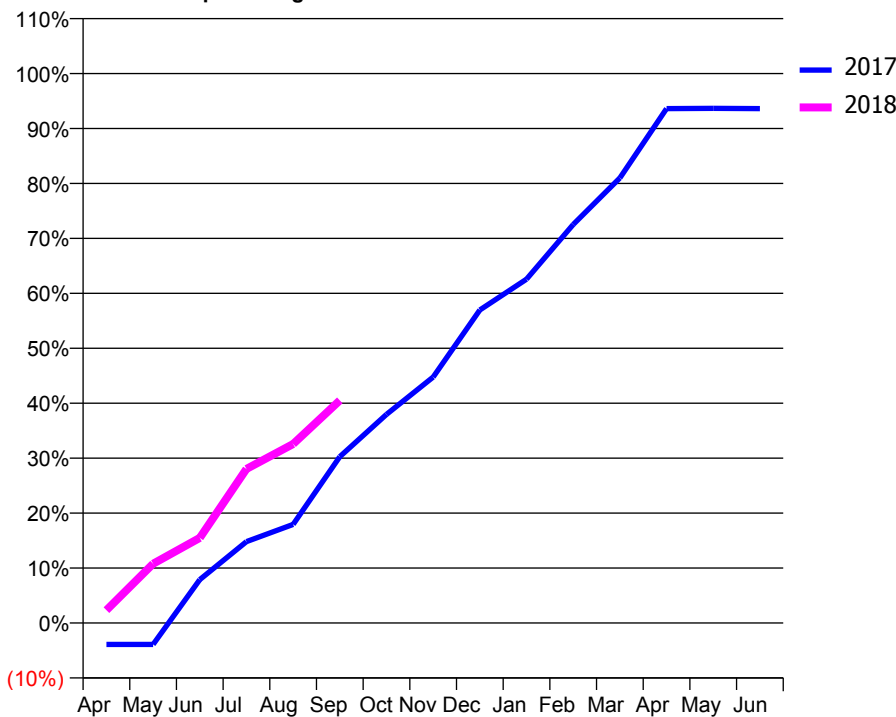
### ACCESS\*

Patients seen in 24 months	Total	Change since previous quarter
Quarter ending September 2016	1,549	
Quarter ending December 2016	1,605	↑
Quarter ending March 2017	1,712	↑
Quarter ending June 2017	1,755	↑
Quarter ending September 2017	1,802	↑
<b>Variance since September 2016</b>	<b>16.3%</b>	<b>↑</b>



### ACTIVITY

Cumulative percentage of contracted UDA delivered 2017 & 2018



Adjusted Scheduled Activity (UDA)

Month	2017	2018
April	-297	178
May	-297	817
June	599	1,174
July	1,122	2,124
August	1,358	2,468
September	2,293	3,069
October	2,875	
November	3,390	
December	4,315	
January	4,738	
February	5,493	
March	6,133	
April	7,089	
May	7,093	
June	7,089	

### QUALITY

	Quantity	Base Number	Contract	AT	Region	England
% of FP17s for the same patient ID Re-attending within 3 months - Children	46	276	16.7%	10.0%	11.6%	11.9%
% of FP17s for the same patient ID Re-attending within 3 months - Adults	257	1,078	23.8%	14.3%	15.2%	15.9%
% of FP17s for the same patient ID Re-attending between 3 & 9 months - Children	125	276	45.3%	55.8%	59.1%	58.1%
% of FP17s for the same patient ID Re-attending between 3 & 9 months - Adults	427	1,078	39.6%	49.0%	51.7%	50.6%
% of FP17s for Band 1 Urgent Courses	234	1,112	21.0%	8.5%	8.0%	9.1%
% of FP17s Relating to Free Repair or Replacements	2	1,112	0.2%	0.7%	0.8%	0.8%
% of FP17s Relating to Continuations	2	1,112	0.2%	0.9%	1.0%	1.1%
% of Patients satisfied with the dentistry they have received	0	0	N/A	91.9%	91.5%	91.4%
% of Patients satisfied with the time they had to wait for an appointment	0	0	N/A	89.1%	88.2%	87.7%

\* This is based on patients treated on this contract for their most recent course of treatment. Figures in italics indicate the base number of FP17s or Patient Questionnaire responses are less than 100. N/A is shown where the base number of responses is less than 10 during the period. % is calculated as Quantity/Base number\*100

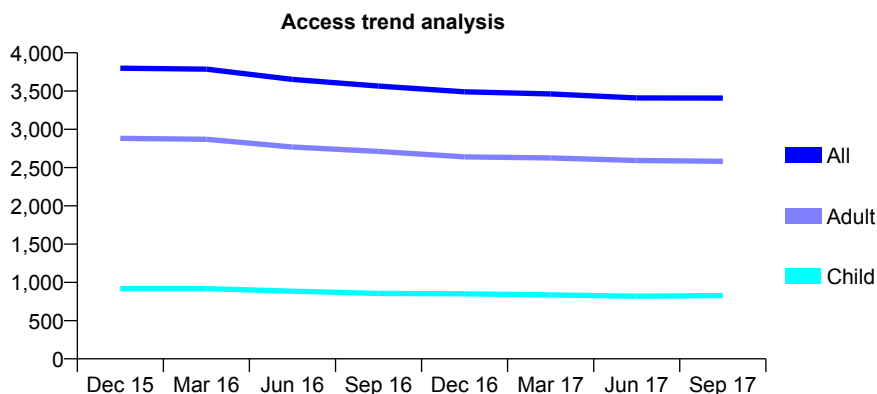
## Q57 - Vital Signs At a Glance Contract Report for 257613/0003 - September 2017

Name or company name	MR S NOZOHOOR
Contract type name	GDS Contract
Purpose of contract	General
Contract start date	01/04/2006
Contract end date	

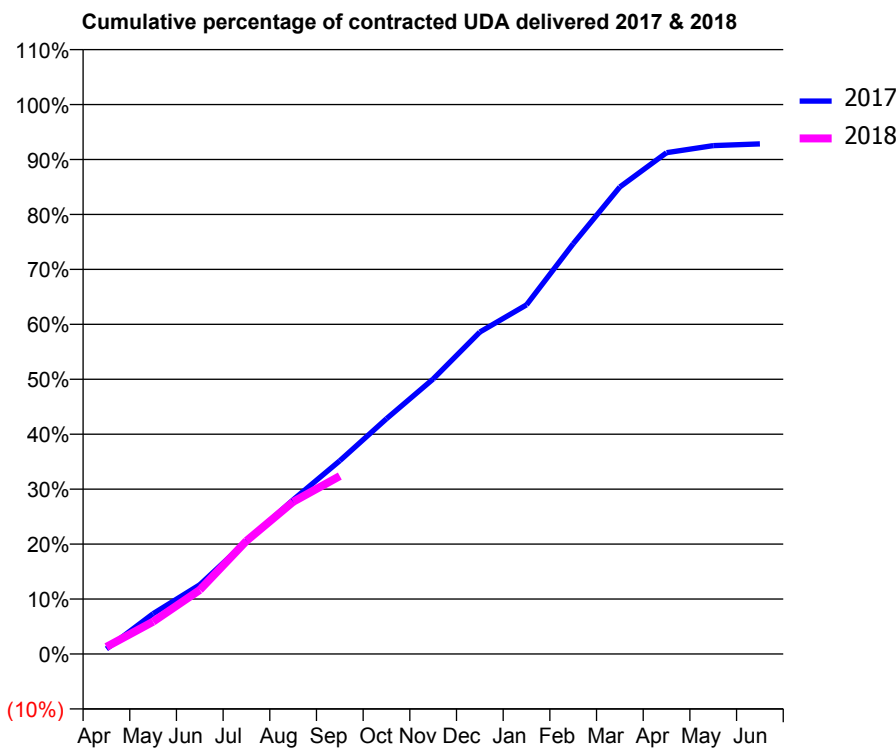
17/18 Contracted general activity (UDA)	12,949
Carry forward general activity (UDA)	0
17/18 Contracted orthodontic activity (UOA)	0
Carry forward orthodontic activity (UOA)	0
Baseline contract value	£322,843.28

### ACCESS\*

Patients seen in 24 months	Total	Change since previous quarter
Quarter ending September 2016	3,566	
Quarter ending December 2016	3,490	↓
Quarter ending March 2017	3,462	→
Quarter ending June 2017	3,410	↓
Quarter ending September 2017	3,409	→
<b>Variance since September 2016</b>	<b>(4.4%)</b>	<b>↓</b>



### ACTIVITY



Month	Adjusted Scheduled Activity (UDA)	
	2017	2018
April	120	170
May	951	761
June	1,632	1,509
July	2,657	2,666
August	3,633	3,585
September	4,553	4,193
October	5,544	
November	6,480	
December	7,587	
January	8,230	
February	9,666	
March	11,006	
April	11,813	
May	11,979	
June	12,021	

### QUALITY

	Quantity	Base Number	Contract	AT	Region	England
% of FP17s for the same patient ID Re-attending within 3 months - Children	21	382	5.5%	10.0%	11.6%	11.9%
% of FP17s for the same patient ID Re-attending within 3 months - Adults	244	1,691	14.4%	14.3%	15.2%	15.9%
% of FP17s for the same patient ID Re-attending between 3 & 9 months - Children	152	382	39.8%	55.8%	59.1%	58.1%
% of FP17s for the same patient ID Re-attending between 3 & 9 months - Adults	837	1,691	49.5%	49.0%	51.7%	50.6%
% of FP17s for Band 1 Urgent Courses	120	1,831	6.6%	8.5%	8.0%	9.1%
% of FP17s Relating to Free Repair or Replacements	32	1,831	1.7%	0.7%	0.8%	0.8%
% of FP17s Relating to Continuations	25	1,831	1.4%	0.9%	1.0%	1.1%
% of Patients satisfied with the dentistry they have received	8	8	N/A	91.9%	91.5%	91.4%
% of Patients satisfied with the time they had to wait for an appointment	8	8	N/A	89.1%	88.2%	87.7%

\* This is based on patients treated on this contract for their most recent course of treatment. Figures in italics indicate the base number of FP17s or Patient Questionnaire responses are less than 100. N/A is shown where the base number of responses is less than 10 during the period. % is calculated as Quantity/Base number\*100

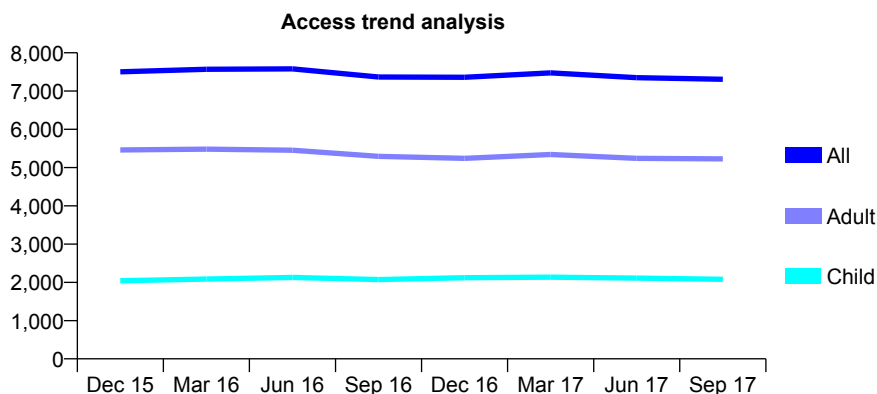
## Q57 - Vital Signs At a Glance Contract Report for 258261/0001 - September 2017

Name or company name	MR D REZAIIE DASTJERDI
Contract type name	GDS Contract
Purpose of contract	General
Contract start date	01/04/2006
Contract end date	

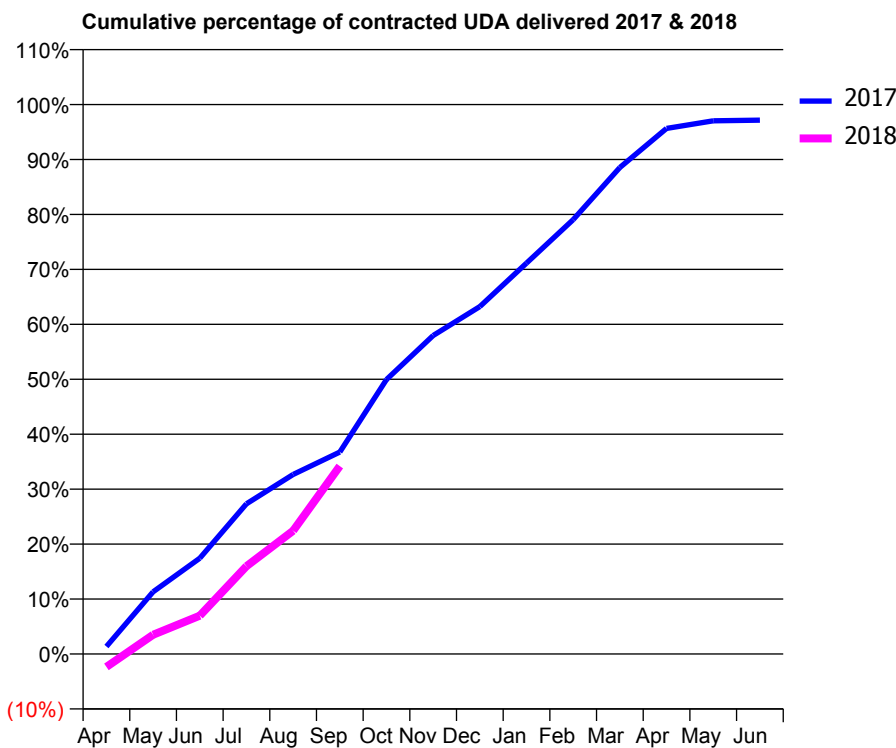
17/18 Contracted general activity (UDA)	21,897
Carry forward general activity (UDA)	621
17/18 Contracted orthodontic activity (UOA)	0
Carry forward orthodontic activity (UOA)	0
Baseline contract value	£600,121.07

### ACCESS\*

Patients seen in 24 months	Total	Change since previous quarter
Quarter ending September 2016	7,366	
Quarter ending December 2016	7,362	→
Quarter ending March 2017	7,477	→
Quarter ending June 2017	7,349	↓
Quarter ending September 2017	7,309	→
<b>Variance since September 2016</b>	<b>(0.8%)</b>	<b>→</b>



### ACTIVITY



Month	Adjusted Scheduled Activity (UDA)	
	2017	2018
April	302	-519
May	2,478	765
June	3,817	1,530
July	5,988	3,501
August	7,155	4,913
September	8,048	7,491
October	10,937	
November	12,692	
December	13,845	
January	15,577	
February	17,308	
March	19,388	
April	20,944	
May	21,247	
June	21,276	

### QUALITY

	Quantity	Base Number	Contract	AT	Region	England
% of FP17s for the same patient ID Re-attending within 3 months - Children	59	1,247	4.7%	10.0%	11.6%	11.9%
% of FP17s for the same patient ID Re-attending within 3 months - Adults	463	3,191	14.5%	14.3%	15.2%	15.9%
% of FP17s for the same patient ID Re-attending between 3 & 9 months - Children	603	1,247	48.4%	55.8%	59.1%	58.1%
% of FP17s for the same patient ID Re-attending between 3 & 9 months - Adults	1,578	3,191	49.5%	49.0%	51.7%	50.6%
% of FP17s for Band 1 Urgent Courses	289	3,752	7.7%	8.5%	8.0%	9.1%
% of FP17s Relating to Free Repair or Replacements	16	3,752	0.4%	0.7%	0.8%	0.8%
% of FP17s Relating to Continuations	21	3,752	0.6%	0.9%	1.0%	1.1%
% of Patients satisfied with the dentistry they have received	10	13	76.9%	91.9%	91.5%	91.4%
% of Patients satisfied with the time they had to wait for an appointment	11	13	84.6%	89.1%	88.2%	87.7%

\* This is based on patients treated on this contract for their most recent course of treatment. Figures in italics indicate the base number of FP17s or Patient Questionnaire responses are less than 100. N/A is shown where the base number of responses is less than 10 during the period. % is calculated as Quantity/Base number\*100

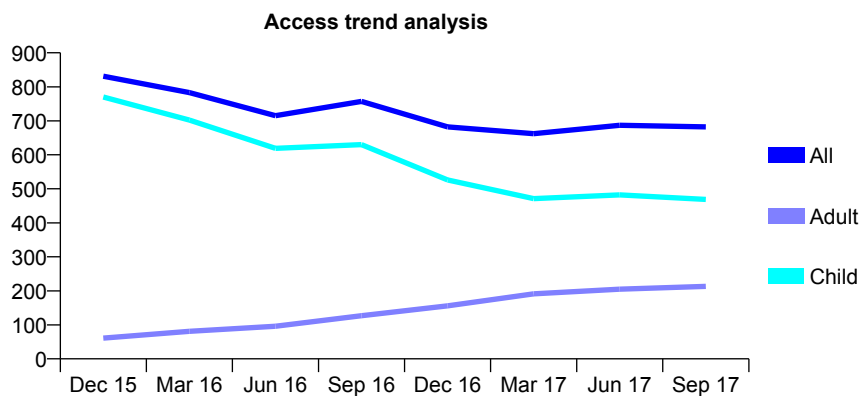
## Q57 - Vital Signs At a Glance Contract Report for 261076/0001 - September 2017

Name or company name	MR SA PITT
Contract type name	GDS Contract
Purpose of contract	General
Contract start date	26/07/2006
Contract end date	

17/18 Contracted general activity (UDA)	1,466
Carry forward general activity (UDA)	0
17/18 Contracted orthodontic activity (UOA)	0
Carry forward orthodontic activity (UOA)	0
Baseline contract value	£32,923.82

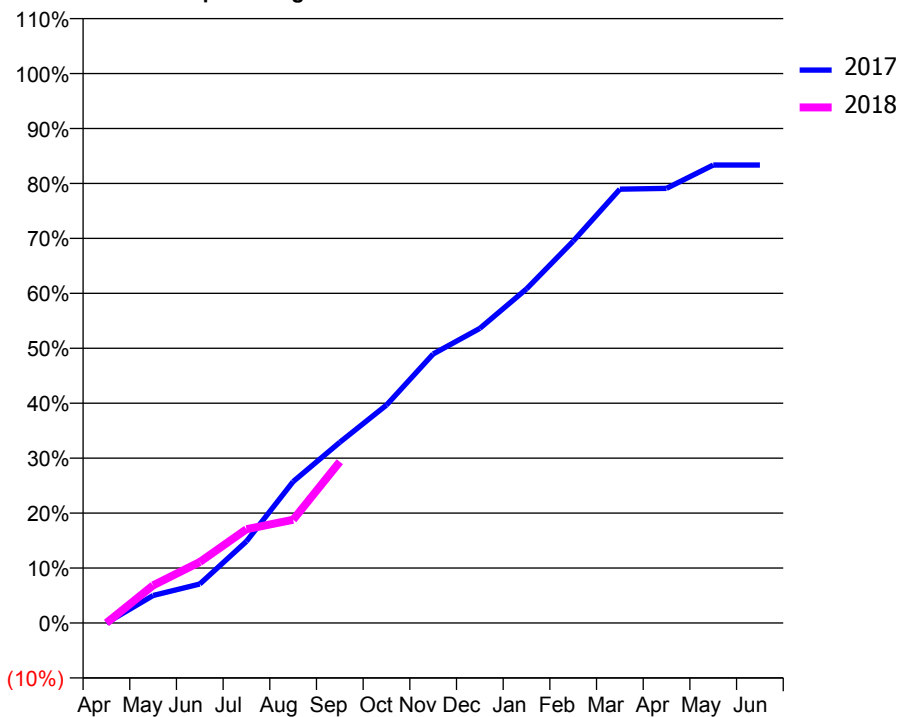
### ACCESS\*

Patients seen in 24 months	Total	Change since previous quarter
Quarter ending September 2016	757	
Quarter ending December 2016	682	↓
Quarter ending March 2017	662	↓
Quarter ending June 2017	687	↑
Quarter ending September 2017	682	→
<b>Variance since September 2016</b>	<b>(9.9%)</b>	<b>↓</b>



### ACTIVITY

Cumulative percentage of contracted UDA delivered 2017 & 2018



Month	Adjusted Scheduled Activity (UDA)	
	2017	2018
April	0	0
May	74	100
June	104	163
July	218	250
August	377	276
September	482	430
October	582	
November	718	
December	786	
January	891	
February	1,019	
March	1,158	
April	1,160	
May	1,222	
June	1,222	

### QUALITY

	Quantity	Base Number	Contract	AT	Region	England
% of FP17s for the same patient ID Re-attending within 3 months - Children	19	264	7.2%	10.0%	11.6%	11.9%
% of FP17s for the same patient ID Re-attending within 3 months - Adults	11	81	13.6%	14.3%	15.2%	15.9%
% of FP17s for the same patient ID Re-attending between 3 & 9 months - Children	125	264	47.3%	55.8%	59.1%	58.1%
% of FP17s for the same patient ID Re-attending between 3 & 9 months - Adults	25	81	30.9%	49.0%	51.7%	50.6%
% of FP17s for Band 1 Urgent Courses	11	299	3.7%	8.5%	8.0%	9.1%
% of FP17s Relating to Free Repair or Replacements	0	299	0.0%	0.7%	0.8%	0.8%
% of FP17s Relating to Continuations	8	299	2.7%	0.9%	1.0%	1.1%
% of Patients satisfied with the dentistry they have received	1	1	N/A	91.9%	91.5%	91.4%
% of Patients satisfied with the time they had to wait for an appointment	0	1	N/A	89.1%	88.2%	87.7%

\* This is based on patients treated on this contract for their most recent course of treatment. Figures in italics indicate the base number of FP17s or Patient Questionnaire responses are less than 100. N/A is shown where the base number of responses is less than 10 during the period. % is calculated as Quantity/Base number\*100

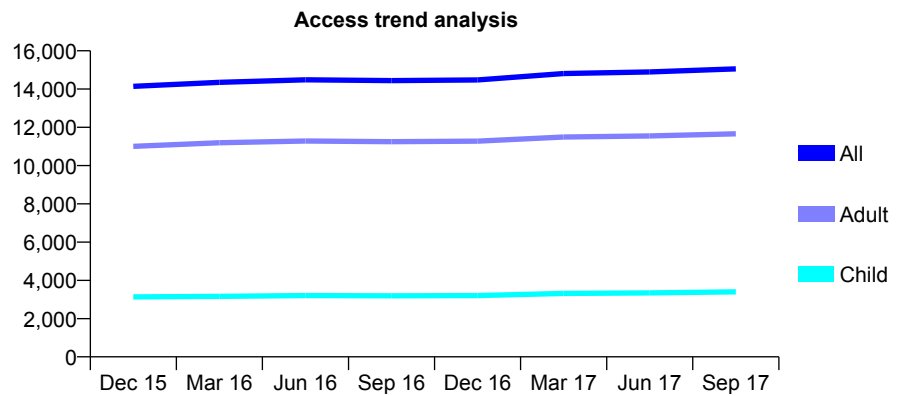
## Q57 - Vital Signs At a Glance Contract Report for 268089/0004 - September 2017

Name or company name	Homewood Dental Surgery
Contract type name	GDS Contract
Purpose of contract	General
Contract start date	07/01/2007
Contract end date	

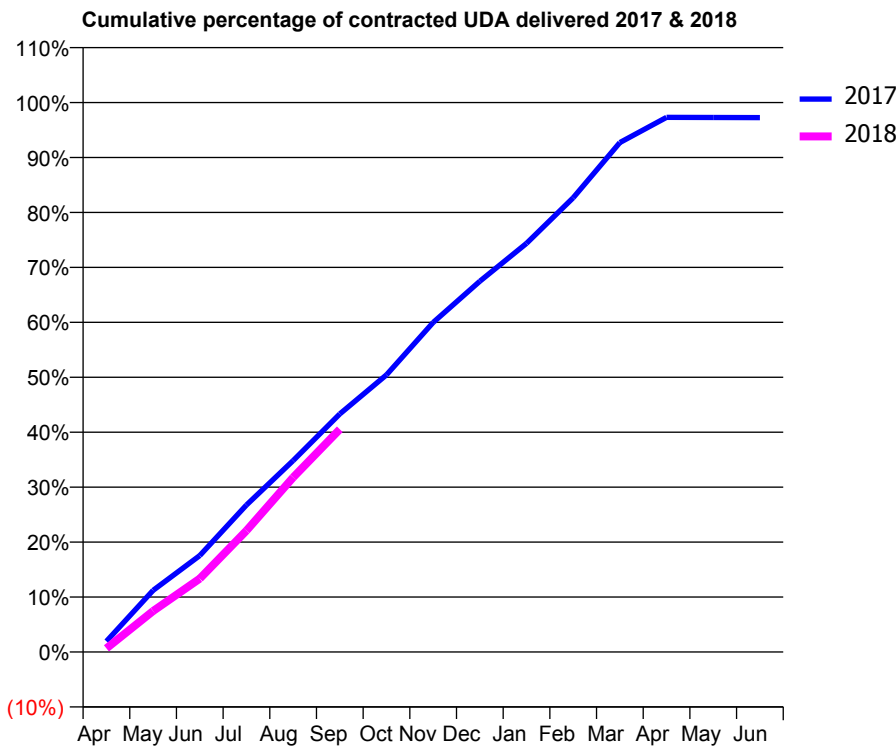
17/18 Contracted general activity (UDA)	28,411
Carry forward general activity (UDA)	778
17/18 Contracted orthodontic activity (UOA)	0
Carry forward orthodontic activity (UOA)	0
Baseline contract value	£701,547.17

### ACCESS\*

Patients seen in 24 months	Total	Change since previous quarter
Quarter ending September 2016	14,443	
Quarter ending December 2016	14,479	→
Quarter ending March 2017	14,813	↑
Quarter ending June 2017	14,892	→
Quarter ending September 2017	15,057	→
<b>Variance since September 2016</b>	<b>4.3%</b>	<b>↑</b>



### ACTIVITY



Month	Adjusted Scheduled Activity (UDA)	
	2017	2018
April	558	190
May	3,191	2,117
June	4,987	3,796
July	7,604	6,274
August	9,897	9,029
September	12,311	11,514
October	14,333	
November	17,038	
December	19,167	
January	21,130	
February	23,487	
March	26,338	
April	27,643	
May	27,638	
June	27,633	

### QUALITY

	Quantity	Base Number	Contract	AT	Region	England
% of FP17s for the same patient ID Re-attending within 3 months - Children	146	2,319	6.3%	10.0%	11.6%	11.9%
% of FP17s for the same patient ID Re-attending within 3 months - Adults	1,030	7,239	14.2%	14.3%	15.2%	15.9%
% of FP17s for the same patient ID Re-attending between 3 & 9 months - Children	1,224	2,319	52.8%	55.8%	59.1%	58.1%
% of FP17s for the same patient ID Re-attending between 3 & 9 months - Adults	2,389	7,239	33.0%	49.0%	51.7%	50.6%
% of FP17s for Band 1 Urgent Courses	708	7,136	9.9%	8.5%	8.0%	9.1%
% of FP17s Relating to Free Repair or Replacements	27	7,136	0.4%	0.7%	0.8%	0.8%
% of FP17s Relating to Continuations	18	7,136	0.3%	0.9%	1.0%	1.1%
% of Patients satisfied with the dentistry they have received	37	37	100.0%	91.9%	91.5%	91.4%
% of Patients satisfied with the time they had to wait for an appointment	34	37	91.9%	89.1%	88.2%	87.7%

\* This is based on patients treated on this contract for their most recent course of treatment. Figures in italics indicate the base number of FP17s or Patient Questionnaire responses are less than 100. N/A is shown where the base number of responses is less than 10 during the period. % is calculated as Quantity/Base number\*100

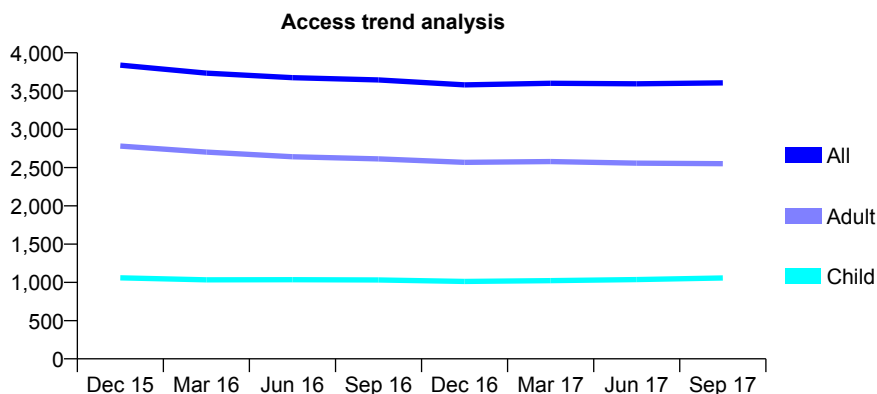
## Q57 - Vital Signs At a Glance Contract Report for 270180/0003 - September 2017

Name or company name	MR SS SIHRA
Contract type name	GDS Contract
Purpose of contract	General
Contract start date	01/01/2014
Contract end date	

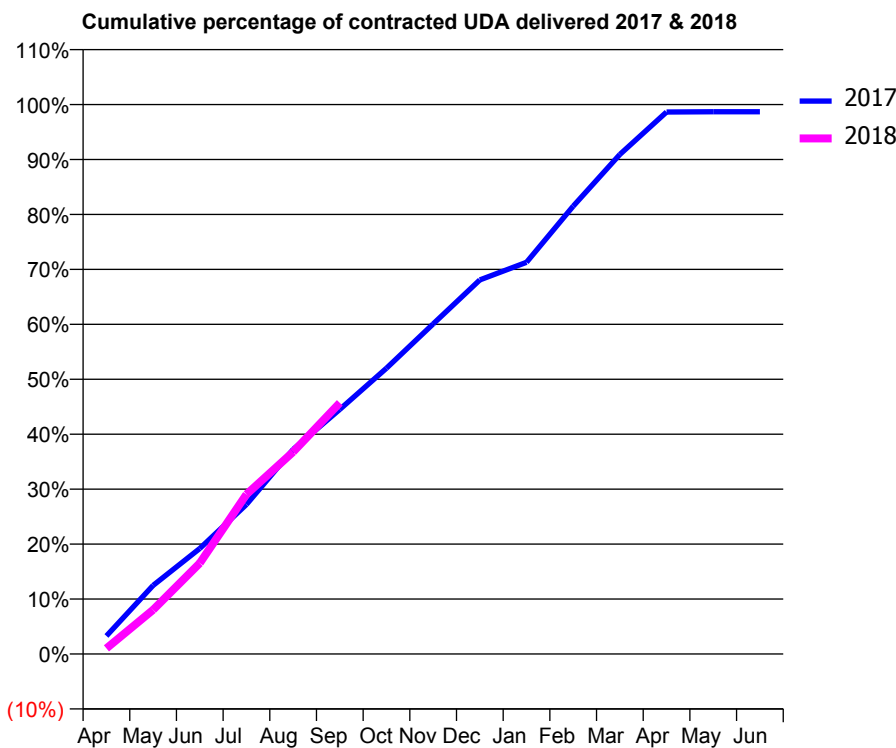
17/18 Contracted general activity (UDA)	11,730
Carry forward general activity (UDA)	155
17/18 Contracted orthodontic activity (UOA)	0
Carry forward orthodontic activity (UOA)	0
Baseline contract value	£327,489.71

### ACCESS\*

Patients seen in 24 months	Total	Change since previous quarter
Quarter ending September 2016	3,645	
Quarter ending December 2016	3,581	↓
Quarter ending March 2017	3,602	→
Quarter ending June 2017	3,595	→
Quarter ending September 2017	3,607	→
<b>Variance since September 2016</b>	<b>(1.0%)</b>	<b>↓</b>



### ACTIVITY



Month	Adjusted Scheduled Activity (UDA)	
	2017	2018
April	384	121
May	1,463	943
June	2,254	1,939
July	3,191	3,409
August	4,369	4,314
September	5,221	5,362
October	6,100	
November	7,045	
December	7,985	
January	8,360	
February	9,559	
March	10,665	
April	11,570	
May	11,575	
June	11,575	

### QUALITY

	Quantity	Base Number	Contract	AT	Region	England
% of FP17s for the same patient ID Re-attending within 3 months - Children	62	760	8.2%	10.0%	11.6%	11.9%
% of FP17s for the same patient ID Re-attending within 3 months - Adults	267	1,589	16.8%	14.3%	15.2%	15.9%
% of FP17s for the same patient ID Re-attending between 3 & 9 months - Children	348	760	45.8%	55.8%	59.1%	58.1%
% of FP17s for the same patient ID Re-attending between 3 & 9 months - Adults	609	1,589	38.3%	49.0%	51.7%	50.6%
% of FP17s for Band 1 Urgent Courses	209	2,047	10.2%	8.5%	8.0%	9.1%
% of FP17s Relating to Free Repair or Replacements	11	2,047	0.5%	0.7%	0.8%	0.8%
% of FP17s Relating to Continuations	72	2,047	3.5%	0.9%	1.0%	1.1%
% of Patients satisfied with the dentistry they have received	9	9	N/A	91.9%	91.5%	91.4%
% of Patients satisfied with the time they had to wait for an appointment	7	9	N/A	89.1%	88.2%	87.7%

\* This is based on patients treated on this contract for their most recent course of treatment. Figures in italics indicate the base number of FP17s or Patient Questionnaire responses are less than 100. N/A is shown where the base number of responses is less than 10 during the period. % is calculated as Quantity/Base number\*100

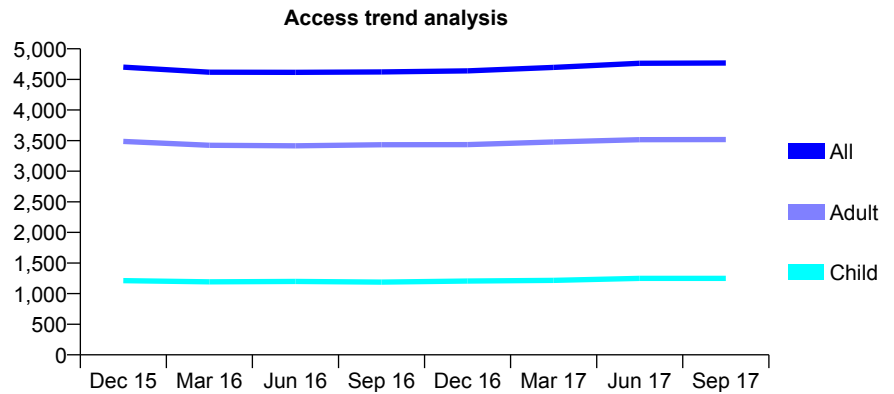
## Q57 - Vital Signs At a Glance Contract Report for 270938/0001 - September 2017

Name or company name	MR A ZACHARATOS
Contract type name	GDS Contract
Purpose of contract	General
Contract start date	01/04/2006
Contract end date	

17/18 Contracted general activity (UDA)	12,002
Carry forward general activity (UDA)	-48
17/18 Contracted orthodontic activity (UOA)	0
Carry forward orthodontic activity (UOA)	0
Baseline contract value	£369,376.01

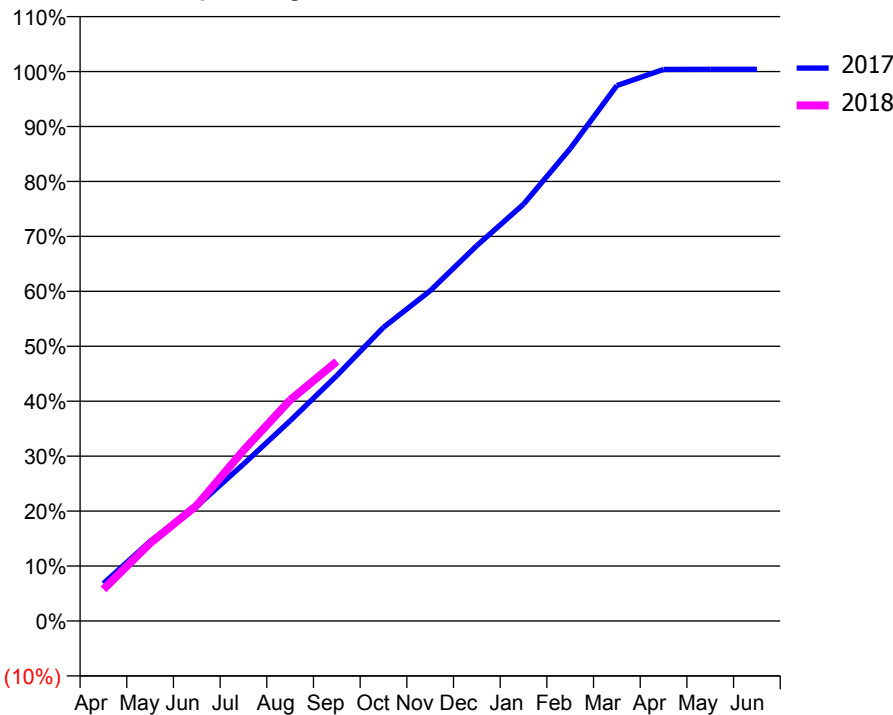
### ACCESS\*

Patients seen in 24 months	Total	Change since previous quarter
Quarter ending September 2016	4,622	
Quarter ending December 2016	4,640	→
Quarter ending March 2017	4,696	→
Quarter ending June 2017	4,764	→
Quarter ending September 2017	4,767	→
<b>Variance since September 2016</b>	<b>3.1%</b>	<b>↑</b>



### ACTIVITY

Cumulative percentage of contracted UDA delivered 2017 & 2018



Month	Adjusted Scheduled Activity (UDA)	
	2017	2018
April	821	692
May	1,739	1,699
June	2,510	2,527
July	3,427	3,726
August	4,373	4,826
September	5,362	5,669
October	6,416	
November	7,214	
December	8,200	
January	9,103	
February	10,318	
March	11,696	
April	12,048	
May	12,050	
June	12,050	

### QUALITY

	Quantity	Base Number	Contract	AT	Region	England
% of FP17s for the same patient ID Re-attending within 3 months - Children	43	850	5.1%	10.0%	11.6%	11.9%
% of FP17s for the same patient ID Re-attending within 3 months - Adults	302	2,184	13.8%	14.3%	15.2%	15.9%
% of FP17s for the same patient ID Re-attending between 3 & 9 months - Children	366	850	43.1%	55.8%	59.1%	58.1%
% of FP17s for the same patient ID Re-attending between 3 & 9 months - Adults	923	2,184	42.3%	49.0%	51.7%	50.6%
% of FP17s for Band 1 Urgent Courses	202	2,895	7.0%	8.5%	8.0%	9.1%
% of FP17s Relating to Free Repair or Replacements	16	2,895	0.6%	0.7%	0.8%	0.8%
% of FP17s Relating to Continuations	51	2,895	1.8%	0.9%	1.0%	1.1%
% of Patients satisfied with the dentistry they have received	7	8	N/A	91.9%	91.5%	91.4%
% of Patients satisfied with the time they had to wait for an appointment	8	8	N/A	89.1%	88.2%	87.7%

\* This is based on patients treated on this contract for their most recent course of treatment. Figures in italics indicate the base number of FP17s or Patient Questionnaire responses are less than 100. N/A is shown where the base number of responses is less than 10 during the period. % is calculated as Quantity/Base number\*100

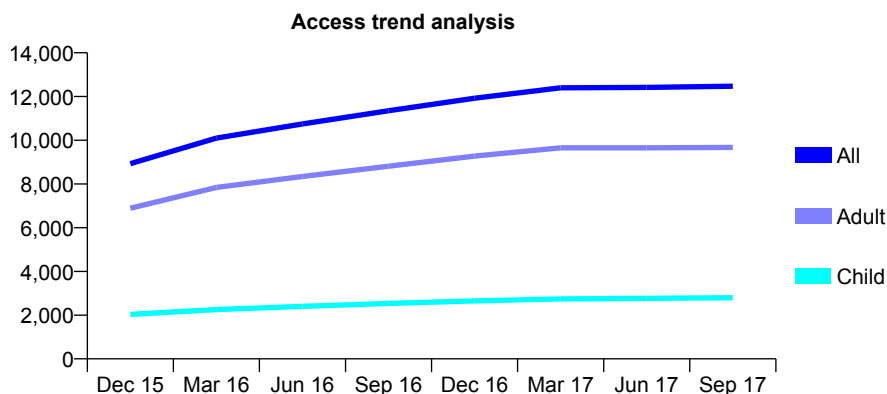
## Q57 - Vital Signs At a Glance Contract Report for 271187/0003 - September 2017

Name or company name	Harlow Dental Surgery
Contract type name	GDS Contract
Purpose of contract	General
Contract start date	01/04/2015
Contract end date	

17/18 Contracted general activity (UDA)	36,237
Carry forward general activity (UDA)	393
17/18 Contracted orthodontic activity (UOA)	0
Carry forward orthodontic activity (UOA)	0
Baseline contract value	£814,141.88

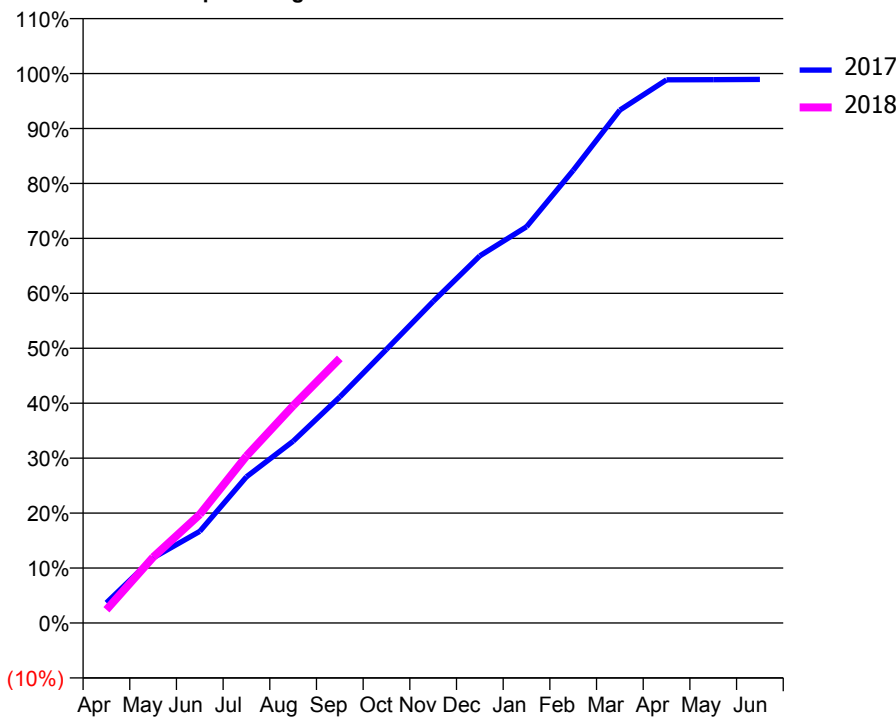
### ACCESS\*

Patients seen in 24 months	Total	Change since previous quarter
Quarter ending September 2016	11,348	
Quarter ending December 2016	11,923	↑
Quarter ending March 2017	12,399	↑
Quarter ending June 2017	12,419	→
Quarter ending September 2017	12,473	→
<b>Variance since September 2016</b>	<b>9.9%</b>	<b>↑</b>



### ACTIVITY

**Cumulative percentage of contracted UDA delivered 2017 & 2018**



Month	Adjusted Scheduled Activity (UDA)	
	2017	2018
April	1,333	873
May	4,295	4,340
June	6,048	7,166
July	9,644	11,012
August	11,987	14,332
September	14,912	17,452
October	18,053	
November	21,202	
December	24,211	
January	26,131	
February	29,846	
March	33,827	
April	35,821	
May	35,825	
June	35,844	

### QUALITY

	Quantity	Base Number	Contract	AT	Region	England
% of FP17s for the same patient ID Re-attending within 3 months - Children	216	2,098	10.3%	10.0%	11.6%	11.9%
% of FP17s for the same patient ID Re-attending within 3 months - Adults	1,142	6,725	17.0%	14.3%	15.2%	15.9%
% of FP17s for the same patient ID Re-attending between 3 & 9 months - Children	1,139	2,098	54.3%	55.8%	59.1%	58.1%
% of FP17s for the same patient ID Re-attending between 3 & 9 months - Adults	3,382	6,725	50.3%	49.0%	51.7%	50.6%
% of FP17s for Band 1 Urgent Courses	724	7,560	9.6%	8.5%	8.0%	9.1%
% of FP17s Relating to Free Repair or Replacements	90	7,560	1.2%	0.7%	0.8%	0.8%
% of FP17s Relating to Continuations	61	7,560	0.8%	0.9%	1.0%	1.1%
% of Patients satisfied with the dentistry they have received	22	24	91.7%	91.9%	91.5%	91.4%
% of Patients satisfied with the time they had to wait for an appointment	22	24	91.7%	89.1%	88.2%	87.7%

\* This is based on patients treated on this contract for their most recent course of treatment. Figures in italics indicate the base number of FP17s or Patient Questionnaire responses are less than 100. N/A is shown where the base number of responses is less than 10 during the period. % is calculated as Quantity/Base number\*100



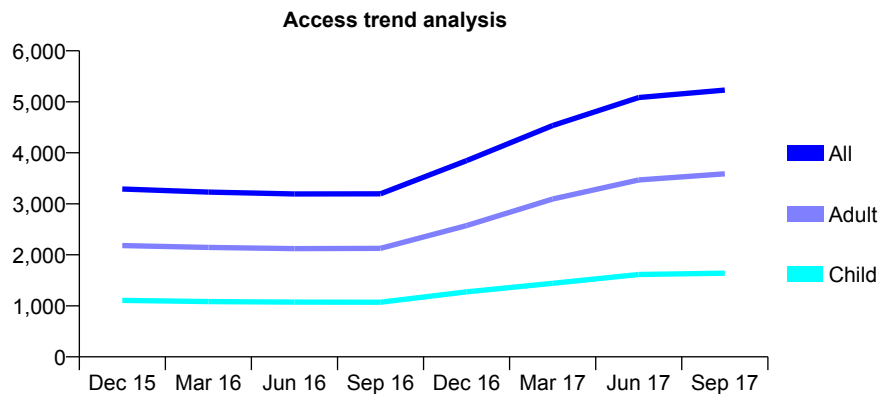
## Q57 - Vital Signs At a Glance Contract Report for 273090/0001 - September 2017

Name or company name	MR I ABDUL-GHANI
Contract type name	GDS Contract
Purpose of contract	General
Contract start date	01/12/2006
Contract end date	

17/18 Contracted general activity (UDA)	14,500
Carry forward general activity (UDA)	-219
17/18 Contracted orthodontic activity (UOA)	0
Carry forward orthodontic activity (UOA)	0
Baseline contract value	£353,836.47

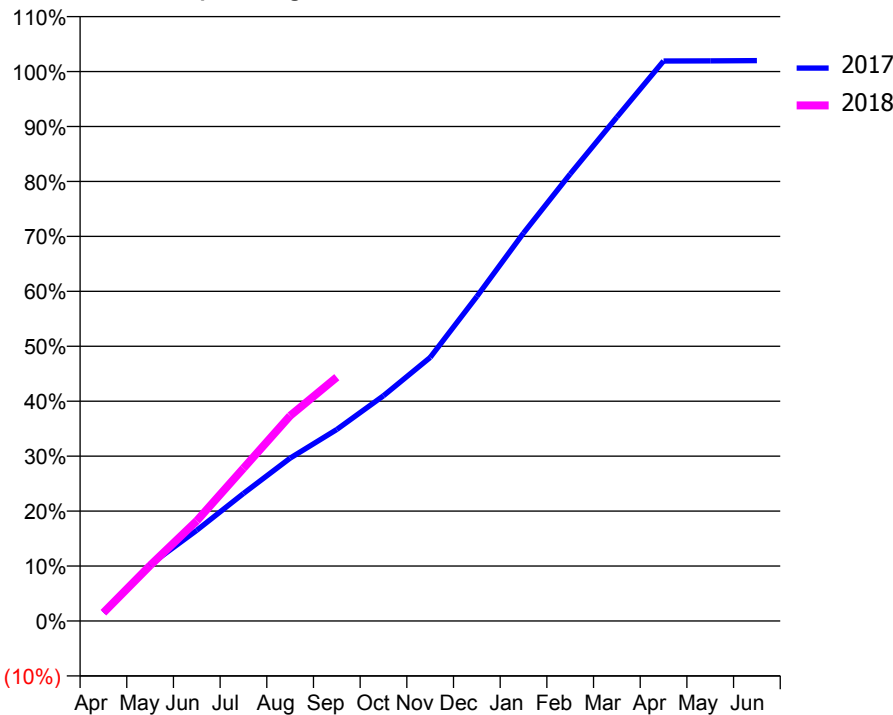
### ACCESS\*

Patients seen in 24 months	Total	Change since previous quarter
Quarter ending September 2016	3,196	
Quarter ending December 2016	3,848	↑
Quarter ending March 2017	4,535	↑
Quarter ending June 2017	5,083	↑
Quarter ending September 2017	5,229	↑
<b>Variance since September 2016</b>	<b>63.6%</b>	<b>↑</b>



### ACTIVITY

Cumulative percentage of contracted UDA delivered 2017 & 2018



Month	Adjusted Scheduled Activity (UDA)	
	2017	2018
April	169	219
May	1,127	1,465
June	1,816	2,645
July	2,552	4,032
August	3,261	5,418
September	3,833	6,435
October	4,509	
November	5,276	
December	6,497	
January	7,767	
February	8,948	
March	10,086	
April	11,211	
May	11,213	
June	11,219	

### QUALITY

	Quantity	Base Number	Contract	AT	Region	England
% of FP17s for the same patient ID Re-attending within 3 months - Children	103	1,378	7.5%	10.0%	11.6%	11.9%
% of FP17s for the same patient ID Re-attending within 3 months - Adults	325	2,812	11.6%	14.3%	15.2%	15.9%
% of FP17s for the same patient ID Re-attending between 3 & 9 months - Children	668	1,378	48.5%	55.8%	59.1%	58.1%
% of FP17s for the same patient ID Re-attending between 3 & 9 months - Adults	1,272	2,812	45.2%	49.0%	51.7%	50.6%
% of FP17s for Band 1 Urgent Courses	122	3,576	3.4%	8.5%	8.0%	9.1%
% of FP17s Relating to Free Repair or Replacements	7	3,576	0.2%	0.7%	0.8%	0.8%
% of FP17s Relating to Continuations	9	3,576	0.3%	0.9%	1.0%	1.1%
% of Patients satisfied with the dentistry they have received	4	5	N/A	91.9%	91.5%	91.4%
% of Patients satisfied with the time they had to wait for an appointment	4	5	N/A	89.1%	88.2%	87.7%

\* This is based on patients treated on this contract for their most recent course of treatment. Figures in italics indicate the base number of FP17s or Patient Questionnaire responses are less than 100. N/A is shown where the base number of responses is less than 10 during the period. % is calculated as Quantity/Base number\*100

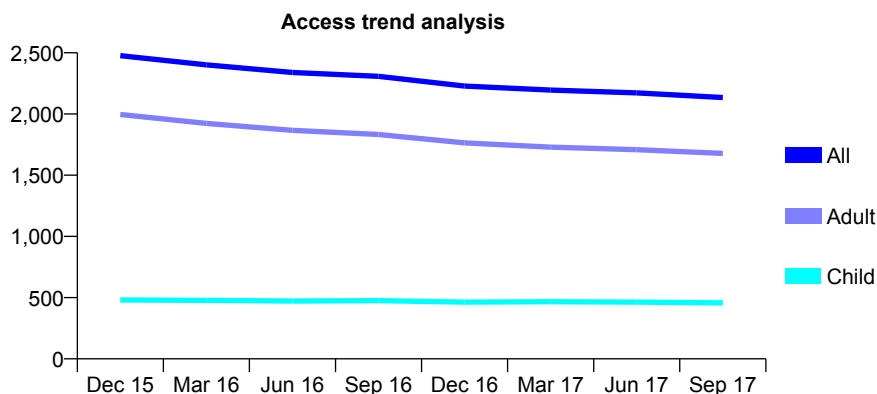
## Q57 - Vital Signs At a Glance Contract Report for 274968/0001 - September 2017

Name or company name	MISS S SALIMI CHOKAMI
Contract type name	GDS Contract
Purpose of contract	General
Contract start date	26/12/2010
Contract end date	

17/18 Contracted general activity (UDA)	8,488
Carry forward general activity (UDA)	0
17/18 Contracted orthodontic activity (UOA)	0
Carry forward orthodontic activity (UOA)	0
Baseline contract value	£179,472.55

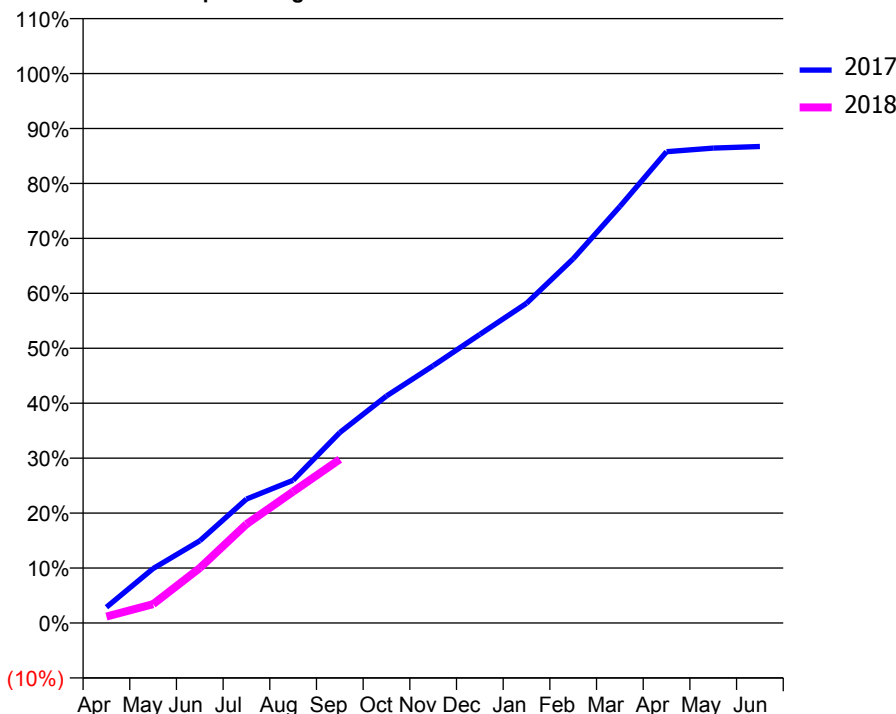
### ACCESS\*

Patients seen in 24 months	Total	Change since previous quarter
Quarter ending September 2016	2,308	
Quarter ending December 2016	2,228	↓
Quarter ending March 2017	2,196	↓
Quarter ending June 2017	2,173	↓
Quarter ending September 2017	2,135	↓
<b>Variance since September 2016</b>	<b>(7.5%)</b>	<b>↓</b>



### ACTIVITY

Cumulative percentage of contracted UDA delivered 2017 & 2018



Adjusted Scheduled Activity (UDA)

Month	2017	2018
April	243	100
May	841	291
June	1,269	849
July	1,915	1,527
August	2,206	2,031
September	2,942	2,529
October	3,508	
November	3,975	
December	4,458	
January	4,939	
February	5,626	
March	6,435	
April	7,280	
May	7,335	
June	7,360	

### QUALITY

	Quantity	Base Number	Contract	AT	Region	England
% of FP17s for the same patient ID Re-attending within 3 months - Children	15	306	4.9%	10.0%	11.6%	11.9%
% of FP17s for the same patient ID Re-attending within 3 months - Adults	145	1,032	14.1%	14.3%	15.2%	15.9%
% of FP17s for the same patient ID Re-attending between 3 & 9 months - Children	179	306	58.5%	55.8%	59.1%	58.1%
% of FP17s for the same patient ID Re-attending between 3 & 9 months - Adults	414	1,032	40.1%	49.0%	51.7%	50.6%
% of FP17s for Band 1 Urgent Courses	85	1,115	7.6%	8.5%	8.0%	9.1%
% of FP17s Relating to Free Repair or Replacements	22	1,115	2.0%	0.7%	0.8%	0.8%
% of FP17s Relating to Continuations	13	1,115	1.2%	0.9%	1.0%	1.1%
% of Patients satisfied with the dentistry they have received	2	3	N/A	91.9%	91.5%	91.4%
% of Patients satisfied with the time they had to wait for an appointment	1	3	N/A	89.1%	88.2%	87.7%

\* This is based on patients treated on this contract for their most recent course of treatment. Figures in italics indicate the base number of FP17s or Patient Questionnaire responses are less than 100. N/A is shown where the base number of responses is less than 10 during the period. % is calculated as Quantity/Base number\*100

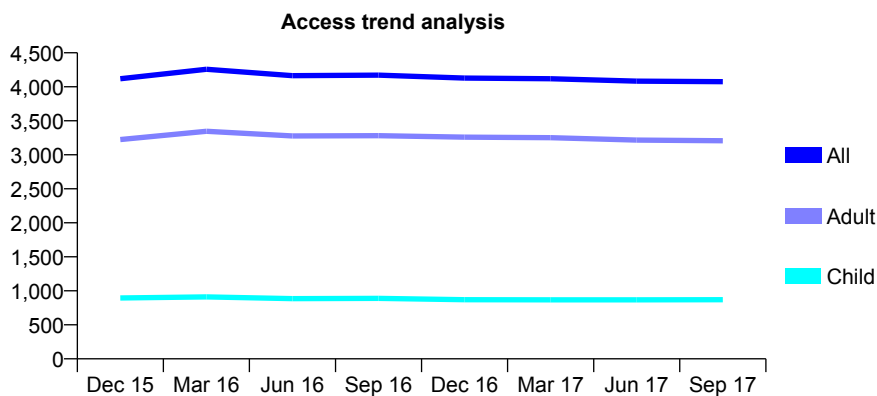
## Q57 - Vital Signs At a Glance Contract Report for 277371/0004 - September 2017

Name or company name	MRS K SIVAGURUNATHAN
Contract type name	GDS Contract
Purpose of contract	General
Contract start date	01/07/2013
Contract end date	

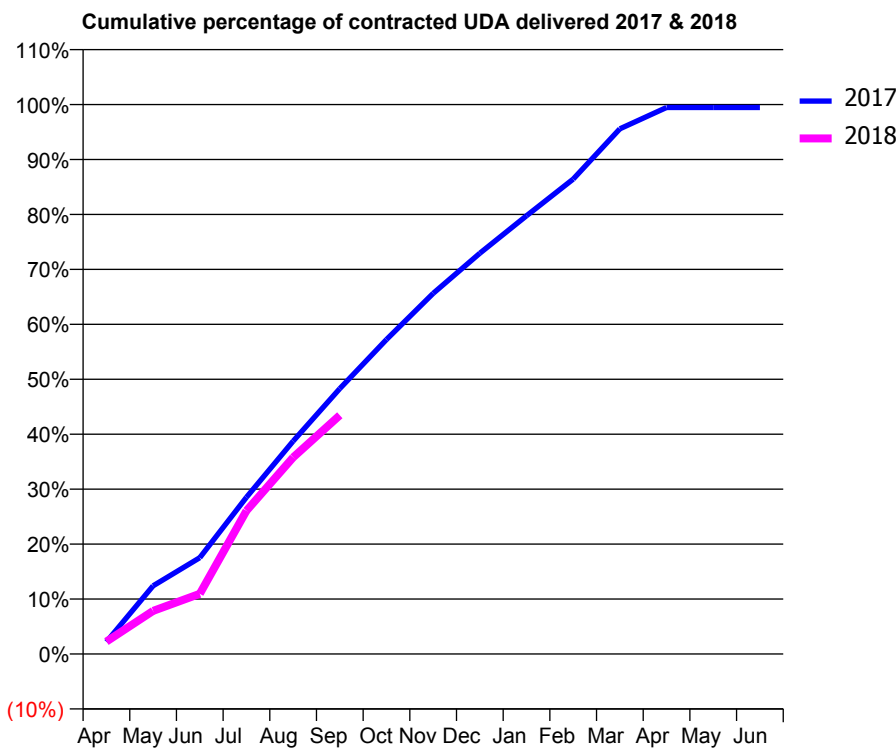
17/18 Contracted general activity (UDA)	8,081
Carry forward general activity (UDA)	44
17/18 Contracted orthodontic activity (UOA)	0
Carry forward orthodontic activity (UOA)	0
Baseline contract value	£252,476.84

### ACCESS\*

Patients seen in 24 months	Total	Change since previous quarter
Quarter ending September 2016	4,171	
Quarter ending December 2016	4,129	↓
Quarter ending March 2017	4,118	→
Quarter ending June 2017	4,084	→
Quarter ending September 2017	4,075	→
<b>Variance since September 2016</b>	<b>(2.3%)</b>	<b>↓</b>



### ACTIVITY



Month	Adjusted Scheduled Activity (UDA)	
	2017	2018
April	179	184
May	1,003	635
June	1,416	886
July	2,305	2,107
August	3,132	2,891
September	3,904	3,511
October	4,626	
November	5,303	
December	5,894	
January	6,444	
February	6,984	
March	7,724	
April	8,037	
May	8,037	
June	8,037	

### QUALITY

	Quantity	Base Number	Contract	AT	Region	England
% of FP17s for the same patient ID Re-attending within 3 months - Children	35	679	5.2%	10.0%	11.6%	11.9%
% of FP17s for the same patient ID Re-attending within 3 months - Adults	70	1,468	4.8%	14.3%	15.2%	15.9%
% of FP17s for the same patient ID Re-attending between 3 & 9 months - Children	427	679	62.9%	55.8%	59.1%	58.1%
% of FP17s for the same patient ID Re-attending between 3 & 9 months - Adults	368	1,468	25.1%	49.0%	51.7%	50.6%
% of FP17s for Band 1 Urgent Courses	72	1,986	3.6%	8.5%	8.0%	9.1%
% of FP17s Relating to Free Repair or Replacements	5	1,986	0.3%	0.7%	0.8%	0.8%
% of FP17s Relating to Continuations	20	1,986	1.0%	0.9%	1.0%	1.1%
% of Patients satisfied with the dentistry they have received	2	2	N/A	91.9%	91.5%	91.4%
% of Patients satisfied with the time they had to wait for an appointment	2	2	N/A	89.1%	88.2%	87.7%

\* This is based on patients treated on this contract for their most recent course of treatment. Figures in italics indicate the base number of FP17s or Patient Questionnaire responses are less than 100. N/A is shown where the base number of responses is less than 10 during the period. % is calculated as Quantity/Base number\*100

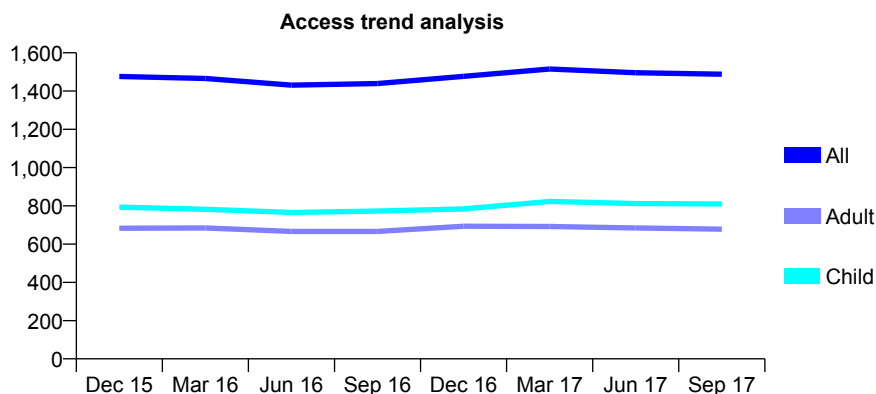
## Q57 - Vital Signs At a Glance Contract Report for 304042/0001 - September 2017

Name or company name	Miss N Jayasuriya
Contract type name	GDS Contract
Purpose of contract	General
Contract start date	01/04/2006
Contract end date	

17/18 Contracted general activity (UDA)	3,000
Carry forward general activity (UDA)	-38
17/18 Contracted orthodontic activity (UOA)	0
Carry forward orthodontic activity (UOA)	0
Baseline contract value	£74,888.96

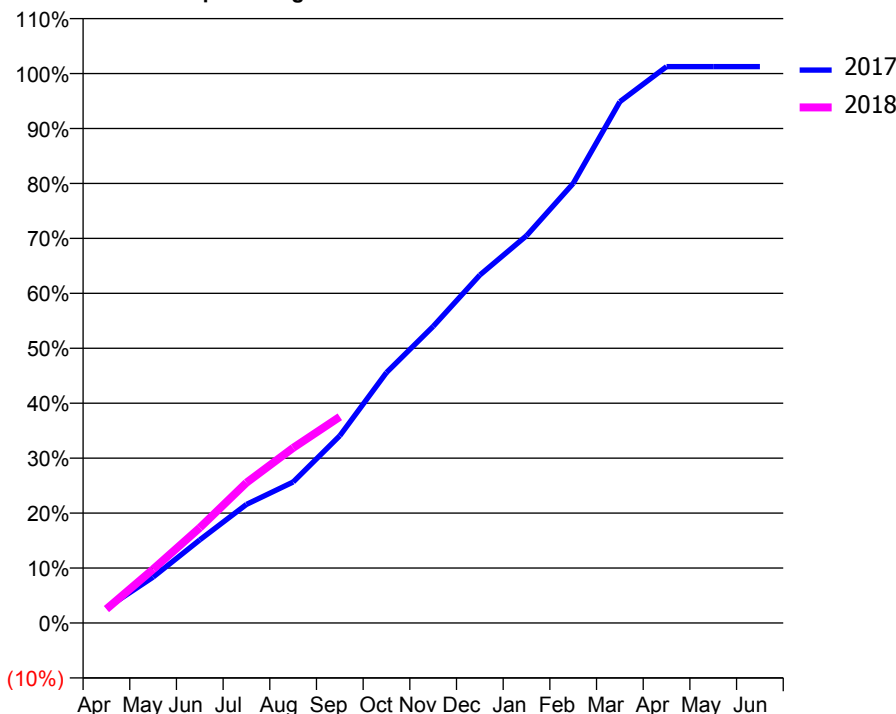
### ACCESS\*

Patients seen in 24 months	Total	Change since previous quarter
Quarter ending September 2016	1,439	
Quarter ending December 2016	1,477	↑
Quarter ending March 2017	1,515	↑
Quarter ending June 2017	1,496	↓
Quarter ending September 2017	1,488	→
<b>Variance since September 2016</b>	<b>3.4%</b>	<b>↑</b>



### ACTIVITY

Cumulative percentage of contracted UDA delivered 2017 & 2018



Month	Adjusted Scheduled Activity (UDA)	
	2017	2018
April	81	76
May	251	293
June	454	520
July	648	766
August	770	956
September	1,022	1,126
October	1,367	
November	1,619	
December	1,900	
January	2,115	
February	2,400	
March	2,846	
April	3,038	
May	3,038	
June	3,038	

### QUALITY

	Quantity	Base Number	Contract	AT	Region	England
% of FP17s for the same patient ID Re-attending within 3 months - Children	34	480	7.1%	10.0%	11.6%	11.9%
% of FP17s for the same patient ID Re-attending within 3 months - Adults	70	313	22.4%	14.3%	15.2%	15.9%
% of FP17s for the same patient ID Re-attending between 3 & 9 months - Children	272	480	56.7%	55.8%	59.1%	58.1%
% of FP17s for the same patient ID Re-attending between 3 & 9 months - Adults	95	313	30.4%	49.0%	51.7%	50.6%
% of FP17s for Band 1 Urgent Courses	70	686	10.2%	8.5%	8.0%	9.1%
% of FP17s Relating to Free Repair or Replacements	5	686	0.7%	0.7%	0.8%	0.8%
% of FP17s Relating to Continuations	4	686	0.6%	0.9%	1.0%	1.1%
% of Patients satisfied with the dentistry they have received	0	0	N/A	91.9%	91.5%	91.4%
% of Patients satisfied with the time they had to wait for an appointment	0	0	N/A	89.1%	88.2%	87.7%

\* This is based on patients treated on this contract for their most recent course of treatment. Figures in italics indicate the base number of FP17s or Patient Questionnaire responses are less than 100. N/A is shown where the base number of responses is less than 10 during the period. % is calculated as Quantity/Base number\*100

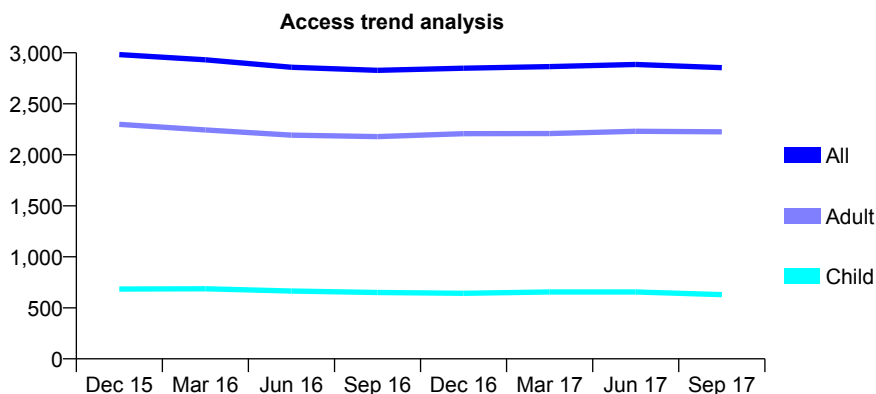
## Q57 - Vital Signs At a Glance Contract Report for 305537/0001 - September 2017

Name or company name	MR D RANSOM
Contract type name	GDS Contract
Purpose of contract	General
Contract start date	01/04/2006
Contract end date	

17/18 Contracted general activity (UDA)	7,583
Carry forward general activity (UDA)	0
17/18 Contracted orthodontic activity (UOA)	0
Carry forward orthodontic activity (UOA)	0
Baseline contract value	£168,019.12

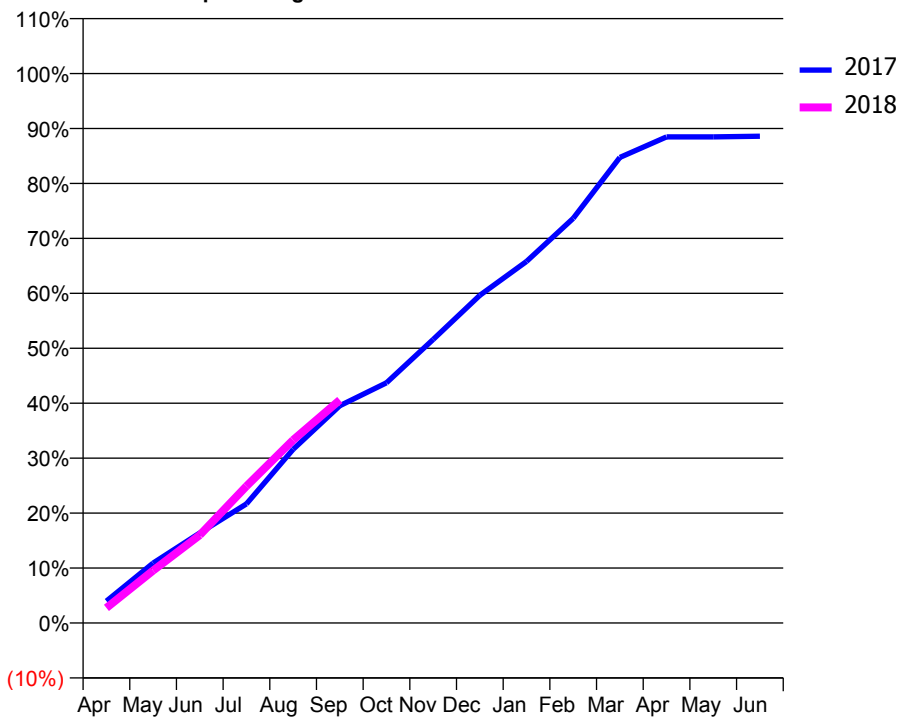
### ACCESS\*

Patients seen in 24 months	Total	Change since previous quarter
Quarter ending September 2016	2,828	
Quarter ending December 2016	2,849	→
Quarter ending March 2017	2,865	→
Quarter ending June 2017	2,886	→
Quarter ending September 2017	2,854	↓
<b>Variance since September 2016</b>	<b>0.9%</b>	<b>→</b>



### ACTIVITY

Cumulative percentage of contracted UDA delivered 2017 & 2018



Adjusted Scheduled Activity (UDA)

Month	2017	2018
April	303	209
May	827	724
June	1,242	1,214
July	1,645	1,889
August	2,396	2,525
September	2,998	3,077
October	3,316	
November	3,913	
December	4,522	
January	4,989	
February	5,585	
March	6,425	
April	6,708	
May	6,709	
June	6,717	

### QUALITY

	Quantity	Base Number	Contract	AT	Region	England
% of FP17s for the same patient ID Re-attending within 3 months - Children	60	594	10.1%	10.0%	11.6%	11.9%
% of FP17s for the same patient ID Re-attending within 3 months - Adults	264	1,557	17.0%	14.3%	15.2%	15.9%
% of FP17s for the same patient ID Re-attending between 3 & 9 months - Children	406	594	68.4%	55.8%	59.1%	58.1%
% of FP17s for the same patient ID Re-attending between 3 & 9 months - Adults	794	1,557	51.0%	49.0%	51.7%	50.6%
% of FP17s for Band 1 Urgent Courses	62	1,576	3.9%	8.5%	8.0%	9.1%
% of FP17s Relating to Free Repair or Replacements	1	1,576	0.1%	0.7%	0.8%	0.8%
% of FP17s Relating to Continuations	63	1,576	4.0%	0.9%	1.0%	1.1%
% of Patients satisfied with the dentistry they have received	12	12	100.0%	91.9%	91.5%	91.4%
% of Patients satisfied with the time they had to wait for an appointment	12	12	100.0%	89.1%	88.2%	87.7%

\* This is based on patients treated on this contract for their most recent course of treatment. Figures in italics indicate the base number of FP17s or Patient Questionnaire responses are less than 100. N/A is shown where the base number of responses is less than 10 during the period. % is calculated as Quantity/Base number\*100

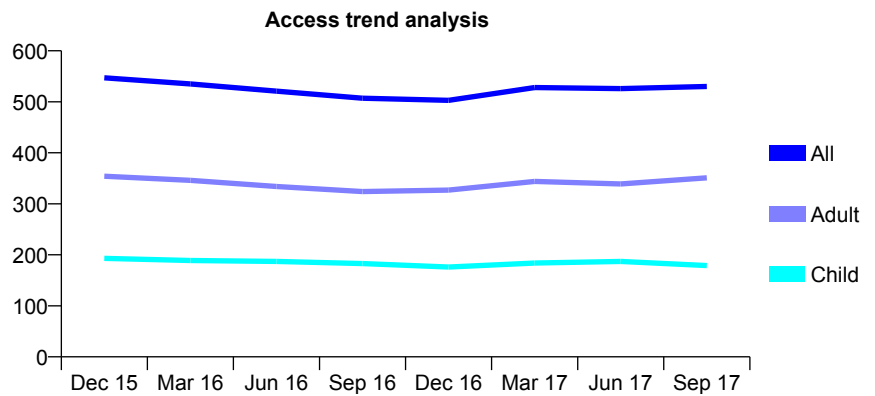
## Q57 - Vital Signs At a Glance Contract Report for 306207/0001 - September 2017

Name or company name	The Cosmetic Dental Studio
Contract type name	GDS Contract
Purpose of contract	General
Contract start date	01/04/2006
Contract end date	

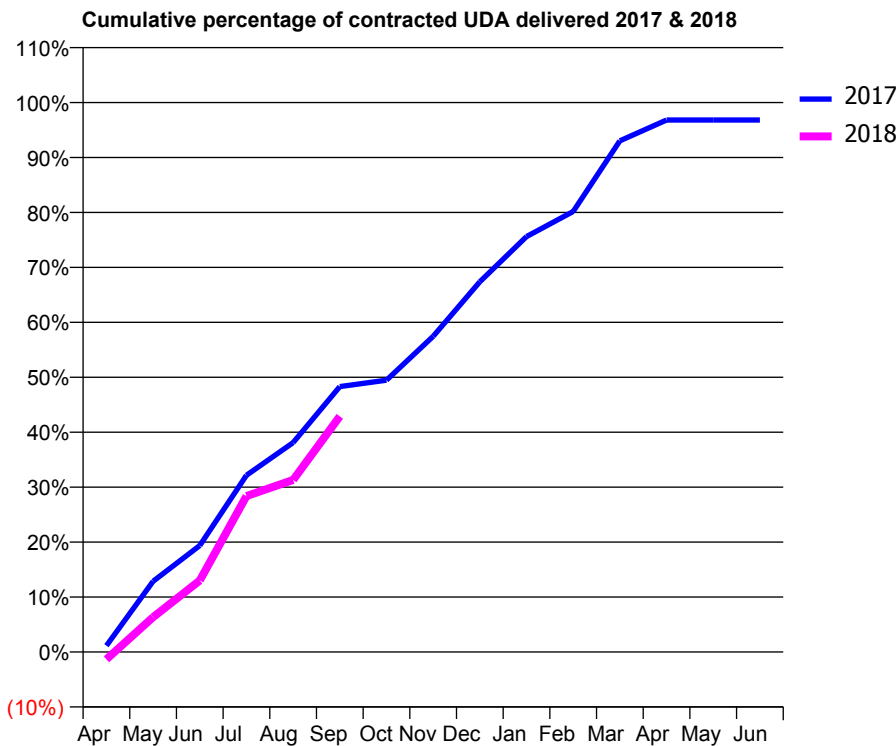
17/18 Contracted general activity (UDA)	1,400
Carry forward general activity (UDA)	45
17/18 Contracted orthodontic activity (UOA)	0
Carry forward orthodontic activity (UOA)	0
Baseline contract value	£43,089.25

### ACCESS\*

Patients seen in 24 months	Total	Change since previous quarter
Quarter ending September 2016	507	
Quarter ending December 2016	503	→
Quarter ending March 2017	528	↑
Quarter ending June 2017	526	→
Quarter ending September 2017	530	→
<b>Variance since September 2016</b>	<b>4.5%</b>	<b>↑</b>



### ACTIVITY



Month	Adjusted Scheduled Activity (UDA)	
	2017	2018
April	16	-19
May	180	89
June	271	182
July	450	397
August	533	438
September	676	601
October	692	
November	804	
December	943	
January	1,058	
February	1,122	
March	1,302	
April	1,355	
May	1,355	
June	1,355	

### QUALITY

	Quantity	Base Number	Contract	AT	Region	England
% of FP17s for the same patient ID Re-attending within 3 months - Children	4	141	2.8%	10.0%	11.6%	11.9%
% of FP17s for the same patient ID Re-attending within 3 months - Adults	22	273	8.1%	14.3%	15.2%	15.9%
% of FP17s for the same patient ID Re-attending between 3 & 9 months - Children	90	141	63.8%	55.8%	59.1%	58.1%
% of FP17s for the same patient ID Re-attending between 3 & 9 months - Adults	172	273	63.0%	49.0%	51.7%	50.6%
% of FP17s for Band 1 Urgent Courses	8	385	2.1%	8.5%	8.0%	9.1%
% of FP17s Relating to Free Repair or Replacements	0	385	0.0%	0.7%	0.8%	0.8%
% of FP17s Relating to Continuations	4	385	1.0%	0.9%	1.0%	1.1%
% of Patients satisfied with the dentistry they have received	3	3	N/A	91.9%	91.5%	91.4%
% of Patients satisfied with the time they had to wait for an appointment	3	3	N/A	89.1%	88.2%	87.7%

\* This is based on patients treated on this contract for their most recent course of treatment. Figures in italics indicate the base number of FP17s or Patient Questionnaire responses are less than 100. N/A is shown where the base number of responses is less than 10 during the period. % is calculated as Quantity/Base number\*100

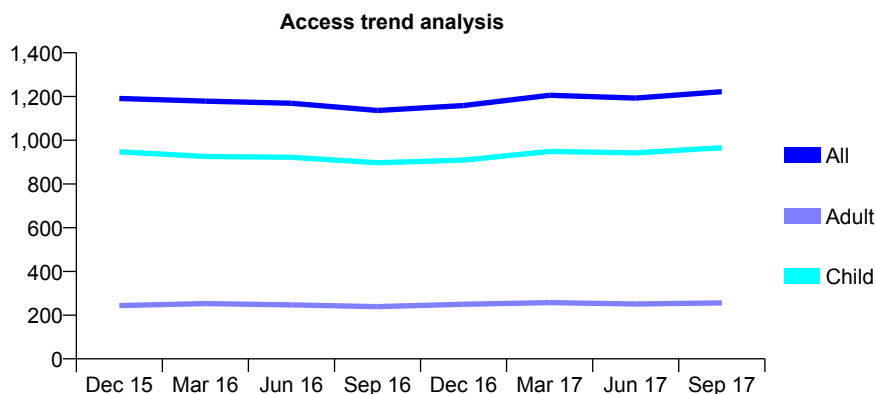
## Q57 - Vital Signs At a Glance Contract Report for 306207/0002 - September 2017

Name or company name	The Cosmetic Dental Studio
Contract type name	GDS Contract
Purpose of contract	General
Contract start date	01/04/2006
Contract end date	

17/18 Contracted general activity (UDA)	3,000
Carry forward general activity (UDA)	0
17/18 Contracted orthodontic activity (UOA)	0
Carry forward orthodontic activity (UOA)	0
Baseline contract value	£85,247.84

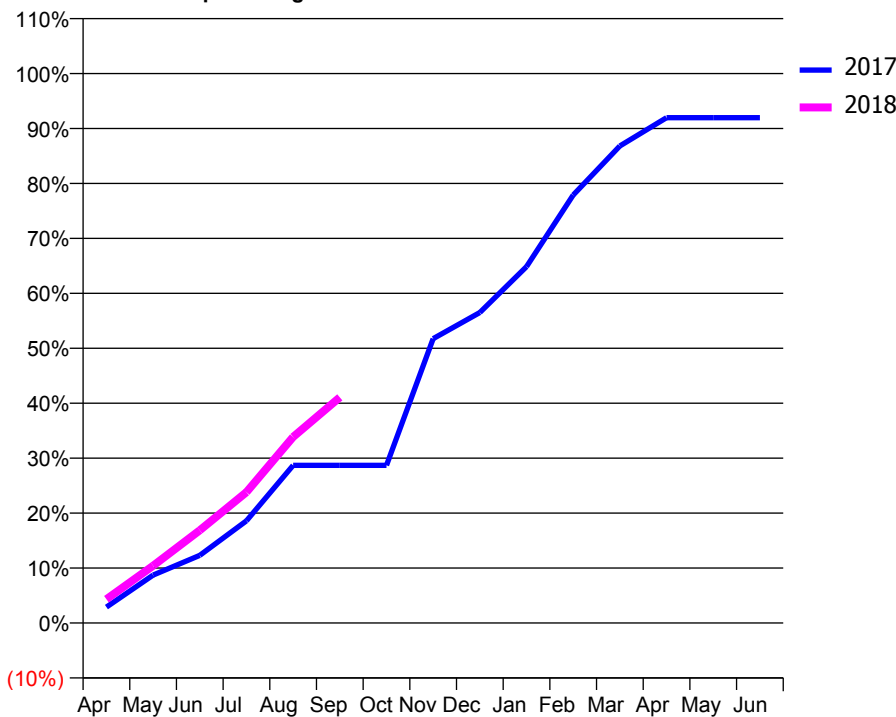
### ACCESS\*

Patients seen in 24 months	Total	Change since previous quarter
Quarter ending September 2016	1,136	
Quarter ending December 2016	1,159	↑
Quarter ending March 2017	1,206	↑
Quarter ending June 2017	1,193	↓
Quarter ending September 2017	1,222	↑
<b>Variance since September 2016</b>	<b>7.6%</b>	<b>↑</b>



### ACTIVITY

Cumulative percentage of contracted UDA delivered 2017 & 2018



Adjusted Scheduled Activity (UDA)		
Month	2017	2018
April	87	130
May	262	313
June	370	506
July	558	715
August	861	1,016
September	861	1,232
October	861	
November	1,552	
December	1,695	
January	1,945	
February	2,336	
March	2,604	
April	2,759	
May	2,759	
June	2,759	

### QUALITY

	Quantity	Base Number	Contract	AT	Region	England
% of FP17s for the same patient ID Re-attending within 3 months - Children	71	992	7.2%	10.0%	11.6%	11.9%
% of FP17s for the same patient ID Re-attending within 3 months - Adults	5	125	4.0%	14.3%	15.2%	15.9%
% of FP17s for the same patient ID Re-attending between 3 & 9 months - Children	692	992	69.8%	55.8%	59.1%	58.1%
% of FP17s for the same patient ID Re-attending between 3 & 9 months - Adults	91	125	72.8%	49.0%	51.7%	50.6%
% of FP17s for Band 1 Urgent Courses	49	1,015	4.8%	8.5%	8.0%	9.1%
% of FP17s Relating to Free Repair or Replacements	0	1,015	0.0%	0.7%	0.8%	0.8%
% of FP17s Relating to Continuations	8	1,015	0.8%	0.9%	1.0%	1.1%
% of Patients satisfied with the dentistry they have received	1	1	N/A	91.9%	91.5%	91.4%
% of Patients satisfied with the time they had to wait for an appointment	1	1	N/A	89.1%	88.2%	87.7%

\* This is based on patients treated on this contract for their most recent course of treatment. Figures in italics indicate the base number of FP17s or Patient Questionnaire responses are less than 100. N/A is shown where the base number of responses is less than 10 during the period. % is calculated as Quantity/Base number\*100

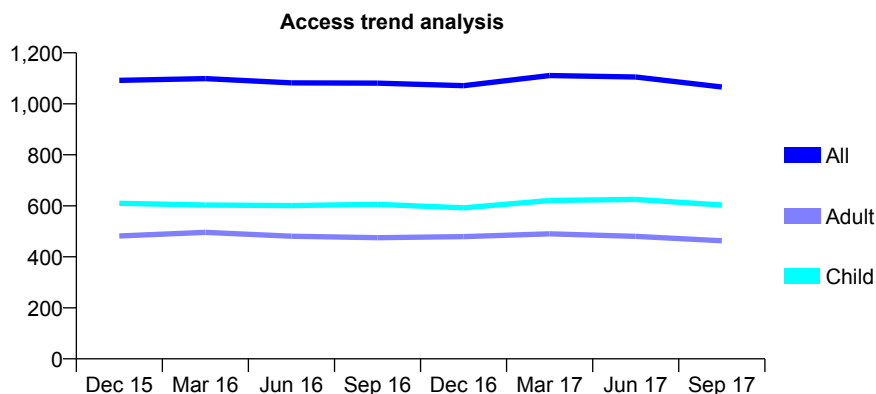
## Q57 - Vital Signs At a Glance Contract Report for 320536/0001 - September 2017

Name or company name	MR CY HUANG
Contract type name	GDS Contract
Purpose of contract	General
Contract start date	01/04/2006
Contract end date	

17/18 Contracted general activity (UDA)	2,889
Carry forward general activity (UDA)	37
17/18 Contracted orthodontic activity (UOA)	0
Carry forward orthodontic activity (UOA)	0
Baseline contract value	£73,955.52

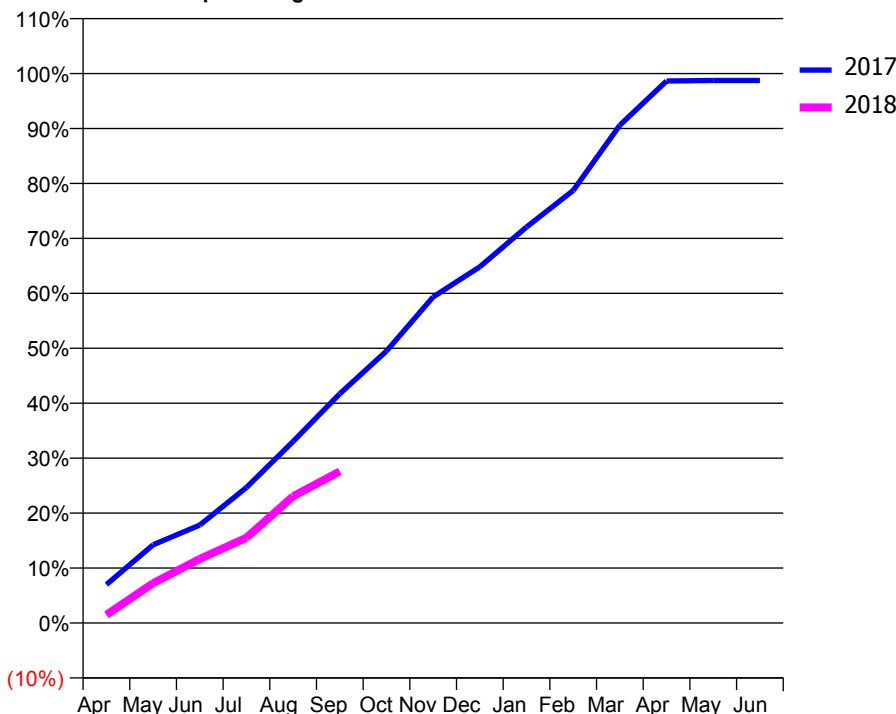
### ACCESS\*

Patients seen in 24 months	Total	Change since previous quarter
Quarter ending September 2016	1,081	
Quarter ending December 2016	1,071	→
Quarter ending March 2017	1,111	↑
Quarter ending June 2017	1,105	→
Quarter ending September 2017	1,066	↓
<b>Variance since September 2016</b>	<b>(1.4%)</b>	<b>↓</b>



### ACTIVITY

Cumulative percentage of contracted UDA delivered 2017 & 2018



Adjusted Scheduled Activity (UDA)		
Month	2017	2018
April	202	43
May	411	209
June	515	337
July	712	448
August	954	666
September	1,205	797
October	1,430	
November	1,715	
December	1,873	
January	2,082	
February	2,274	
March	2,617	
April	2,849	
May	2,852	
June	2,852	

### QUALITY

	Quantity	Base Number	Contract	AT	Region	England
% of FP17s for the same patient ID Re-attending within 3 months - Children	15	381	3.9%	10.0%	11.6%	11.9%
% of FP17s for the same patient ID Re-attending within 3 months - Adults	11	216	5.1%	14.3%	15.2%	15.9%
% of FP17s for the same patient ID Re-attending between 3 & 9 months - Children	199	381	52.2%	55.8%	59.1%	58.1%
% of FP17s for the same patient ID Re-attending between 3 & 9 months - Adults	118	216	54.6%	49.0%	51.7%	50.6%
% of FP17s for Band 1 Urgent Courses	8	485	1.6%	8.5%	8.0%	9.1%
% of FP17s Relating to Free Repair or Replacements	0	485	0.0%	0.7%	0.8%	0.8%
% of FP17s Relating to Continuations	0	485	0.0%	0.9%	1.0%	1.1%
% of Patients satisfied with the dentistry they have received	0	0	N/A	91.9%	91.5%	91.4%
% of Patients satisfied with the time they had to wait for an appointment	0	0	N/A	89.1%	88.2%	87.7%

\* This is based on patients treated on this contract for their most recent course of treatment. Figures in italics indicate the base number of FP17s or Patient Questionnaire responses are less than 100. N/A is shown where the base number of responses is less than 10 during the period. % is calculated as Quantity/Base number\*100



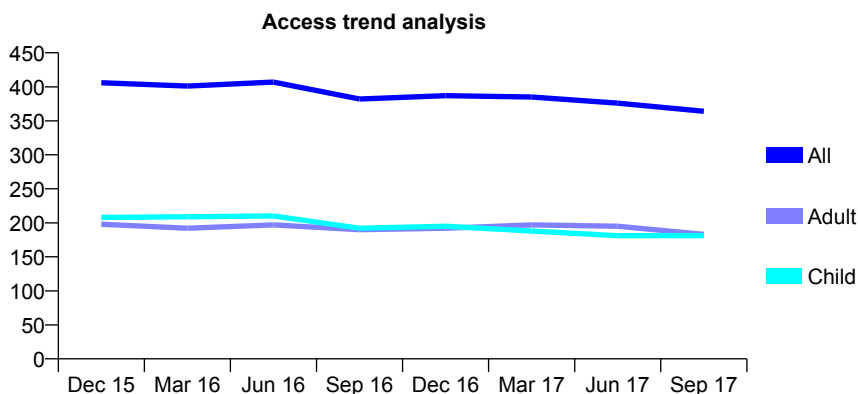
## Q57 - Vital Signs At a Glance Contract Report for 321095/0001 - September 2017

Name or company name	MR J STARK
Contract type name	GDS Contract
Purpose of contract	General
Contract start date	01/04/2006
Contract end date	

17/18 Contracted general activity (UDA)	850
Carry forward general activity (UDA)	34
17/18 Contracted orthodontic activity (UOA)	0
Carry forward orthodontic activity (UOA)	0
Baseline contract value	£18,275.26

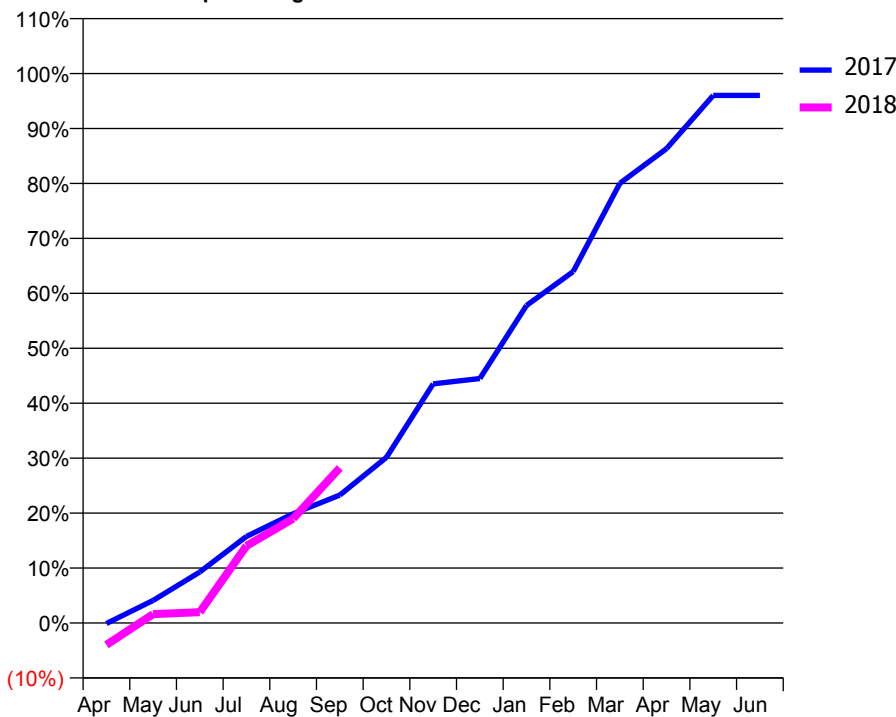
### ACCESS\*

Patients seen in 24 months	Total	Change since previous quarter
Quarter ending September 2016	382	
Quarter ending December 2016	387	→
Quarter ending March 2017	385	→
Quarter ending June 2017	376	↓
Quarter ending September 2017	364	↓
<b>Variance since September 2016</b>	<b>(4.7%)</b>	<b>↓</b>



### ACTIVITY

Cumulative percentage of contracted UDA delivered 2017 & 2018



Adjusted Scheduled Activity (UDA)		
Month	2017	2018
April	-1	-34
May	35	14
June	79	17
July	134	119
August	169	161
September	198	240
October	256	
November	370	
December	378	
January	491	
February	544	
March	680	
April	734	
May	816	
June	816	

### QUALITY

	Quantity	Base Number	Contract	AT	Region	England
% of FP17s for the same patient ID Re-attending within 3 months - Children	13	119	10.9%	10.0%	11.6%	11.9%
% of FP17s for the same patient ID Re-attending within 3 months - Adults	19	90	21.1%	14.3%	15.2%	15.9%
% of FP17s for the same patient ID Re-attending between 3 & 9 months - Children	73	119	61.3%	55.8%	59.1%	58.1%
% of FP17s for the same patient ID Re-attending between 3 & 9 months - Adults	35	90	38.9%	49.0%	51.7%	50.6%
% of FP17s for Band 1 Urgent Courses	30	172	17.4%	8.5%	8.0%	9.1%
% of FP17s Relating to Free Repair or Replacements	6	172	3.5%	0.7%	0.8%	0.8%
% of FP17s Relating to Continuations	0	172	0.0%	0.9%	1.0%	1.1%
% of Patients satisfied with the dentistry they have received	0	0	N/A	91.9%	91.5%	91.4%
% of Patients satisfied with the time they had to wait for an appointment	0	0	N/A	89.1%	88.2%	87.7%

\* This is based on patients treated on this contract for their most recent course of treatment. Figures in italics indicate the base number of FP17s or Patient Questionnaire responses are less than 100. N/A is shown where the base number of responses is less than 10 during the period. % is calculated as Quantity/Base number\*100

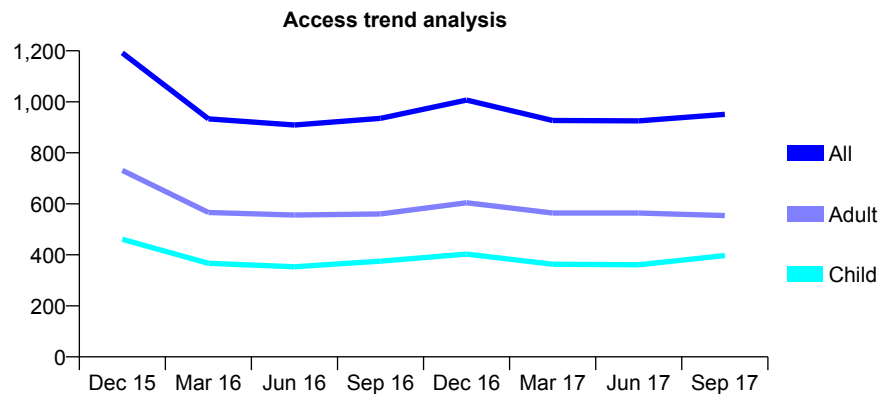
## Q57 - Vital Signs At a Glance Contract Report for 321109/0001 - September 2017

Name or company name	MR SI MCKENZIE
Contract type name	GDS Contract
Purpose of contract	General
Contract start date	01/04/2006
Contract end date	

17/18 Contracted general activity (UDA)	2,600
Carry forward general activity (UDA)	79
17/18 Contracted orthodontic activity (UOA)	0
Carry forward orthodontic activity (UOA)	0
Baseline contract value	£79,333.77

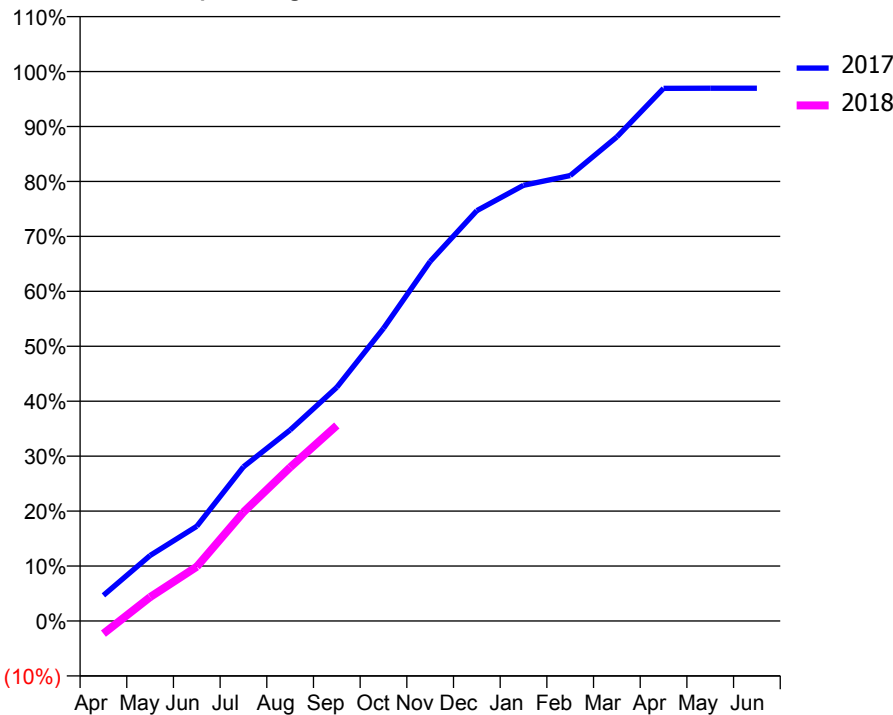
### ACCESS\*

Patients seen in 24 months	Total	Change since previous quarter
Quarter ending September 2016	935	
Quarter ending December 2016	1,007	↑
Quarter ending March 2017	927	↓
Quarter ending June 2017	925	→
Quarter ending September 2017	951	↑
<b>Variance since September 2016</b>	<b>1.7%</b>	<b>→</b>



### ACTIVITY

Cumulative percentage of contracted UDA delivered 2017 & 2018



Month	Adjusted Scheduled Activity (UDA)	
	2017	2018
April	121	-60
May	310	113
June	448	257
July	729	515
August	904	727
September	1,106	925
October	1,384	
November	1,701	
December	1,942	
January	2,062	
February	2,108	
March	2,291	
April	2,520	
May	2,521	
June	2,521	

### QUALITY

	Quantity	Base Number	Contract	AT	Region	England
% of FP17s for the same patient ID Re-attending within 3 months - Children	8	296	2.7%	10.0%	11.6%	11.9%
% of FP17s for the same patient ID Re-attending within 3 months - Adults	48	374	12.8%	14.3%	15.2%	15.9%
% of FP17s for the same patient ID Re-attending between 3 & 9 months - Children	136	296	45.9%	55.8%	59.1%	58.1%
% of FP17s for the same patient ID Re-attending between 3 & 9 months - Adults	145	374	38.8%	49.0%	51.7%	50.6%
% of FP17s for Band 1 Urgent Courses	51	585	8.7%	8.5%	8.0%	9.1%
% of FP17s Relating to Free Repair or Replacements	4	585	0.7%	0.7%	0.8%	0.8%
% of FP17s Relating to Continuations	8	585	1.4%	0.9%	1.0%	1.1%
% of Patients satisfied with the dentistry they have received	4	4	N/A	91.9%	91.5%	91.4%
% of Patients satisfied with the time they had to wait for an appointment	3	4	N/A	89.1%	88.2%	87.7%

\* This is based on patients treated on this contract for their most recent course of treatment. Figures in italics indicate the base number of FP17s or Patient Questionnaire responses are less than 100. N/A is shown where the base number of responses is less than 10 during the period. % is calculated as Quantity/Base number\*100

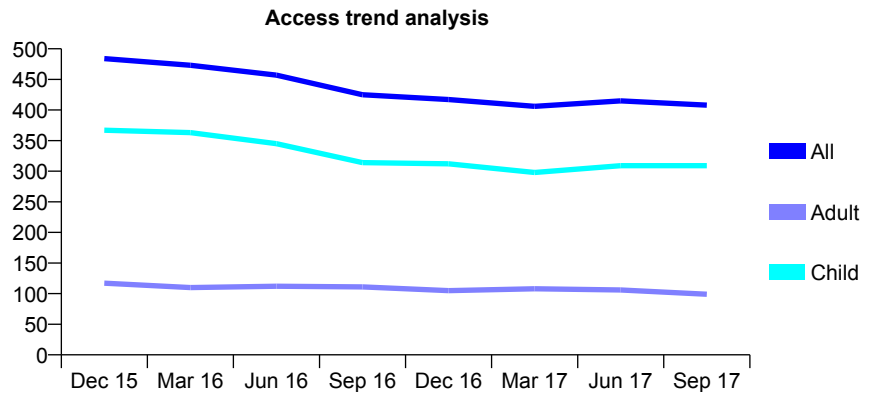
## Q57 - Vital Signs At a Glance Contract Report for 323152/0002 - September 2017

Name or company name	MR D DRISCOLL
Contract type name	GDS Contract
Purpose of contract	General
Contract start date	01/04/2009
Contract end date	

17/18 Contracted general activity (UDA)	900
Carry forward general activity (UDA)	0
17/18 Contracted orthodontic activity (UOA)	0
Carry forward orthodontic activity (UOA)	0
Baseline contract value	£22,011.24

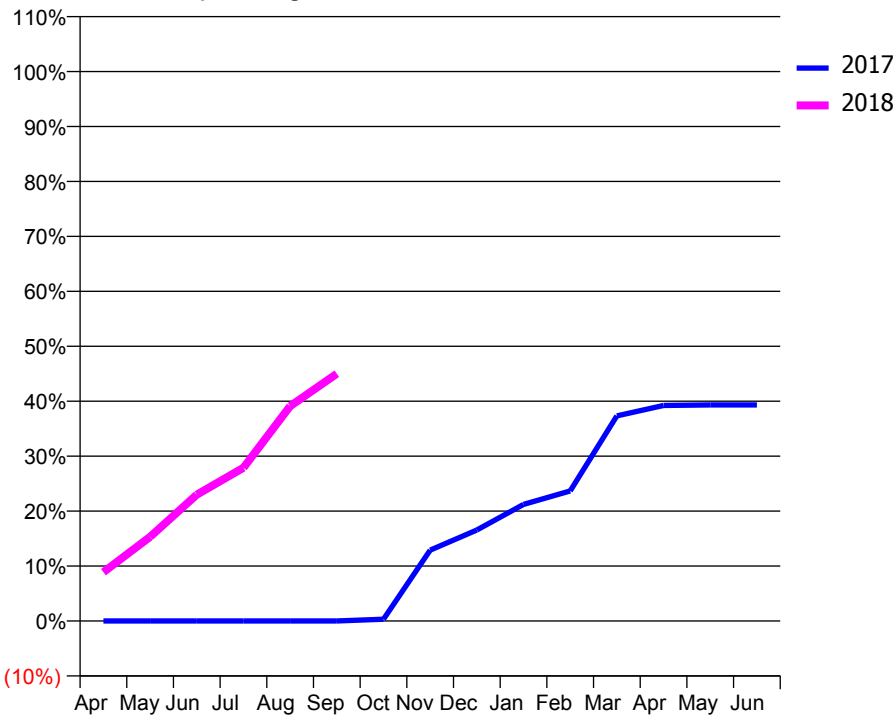
### ACCESS\*

Patients seen in 24 months	Total	Change since previous quarter
Quarter ending September 2016	425	
Quarter ending December 2016	417	↓
Quarter ending March 2017	406	↓
Quarter ending June 2017	415	↑
Quarter ending September 2017	408	↓
<b>Variance since September 2016</b>	<b>(4.0%)</b>	<b>↓</b>



### ACTIVITY

Cumulative percentage of contracted UDA delivered 2017 & 2018



Adjusted Scheduled Activity (UDA)		
Month	2017	2018
April	0	80
May	0	138
June	0	207
July	0	251
August	0	352
September	0	405
October	3	
November	116	
December	149	
January	191	
February	213	
March	336	
April	353	
May	354	
June	354	

### QUALITY

	Quantity	Base Number	Contract	AT	Region	England
% of FP17s for the same patient ID Re-attending within 3 months - Children	16	254	6.3%	10.0%	11.6%	11.9%
% of FP17s for the same patient ID Re-attending within 3 months - Adults	1	53	1.9%	14.3%	15.2%	15.9%
% of FP17s for the same patient ID Re-attending between 3 & 9 months - Children	121	254	47.6%	55.8%	59.1%	58.1%
% of FP17s for the same patient ID Re-attending between 3 & 9 months - Adults	24	53	45.3%	49.0%	51.7%	50.6%
% of FP17s for Band 1 Urgent Courses	0	293	0.0%	8.5%	8.0%	9.1%
% of FP17s Relating to Free Repair or Replacements	0	293	0.0%	0.7%	0.8%	0.8%
% of FP17s Relating to Continuations	0	293	0.0%	0.9%	1.0%	1.1%
% of Patients satisfied with the dentistry they have received	0	0	N/A	91.9%	91.5%	91.4%
% of Patients satisfied with the time they had to wait for an appointment	0	0	N/A	89.1%	88.2%	87.7%

\* This is based on patients treated on this contract for their most recent course of treatment. Figures in italics indicate the base number of FP17s or Patient Questionnaire responses are less than 100. N/A is shown where the base number of responses is less than 10 during the period. % is calculated as Quantity/Base number\*100

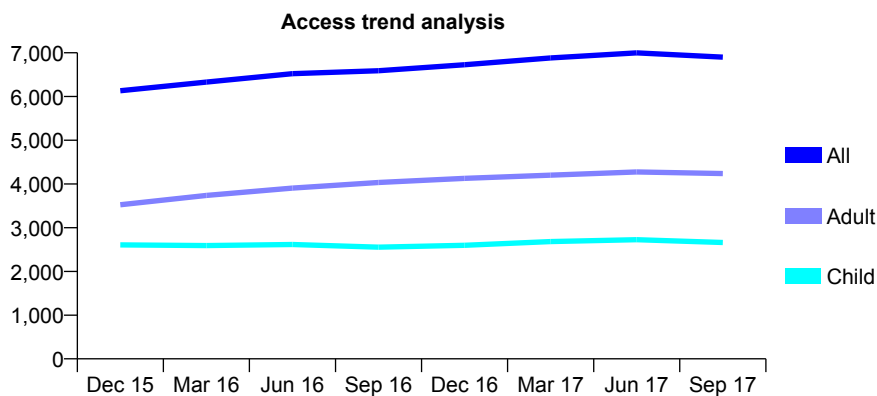
## Q57 - Vital Signs At a Glance Contract Report for 336084/0001 - September 2017

Name or company name	MR CA VAN DER MERWE
Contract type name	GDS Contract
Purpose of contract	General and Orthodontic
Contract start date	01/04/2006
Contract end date	

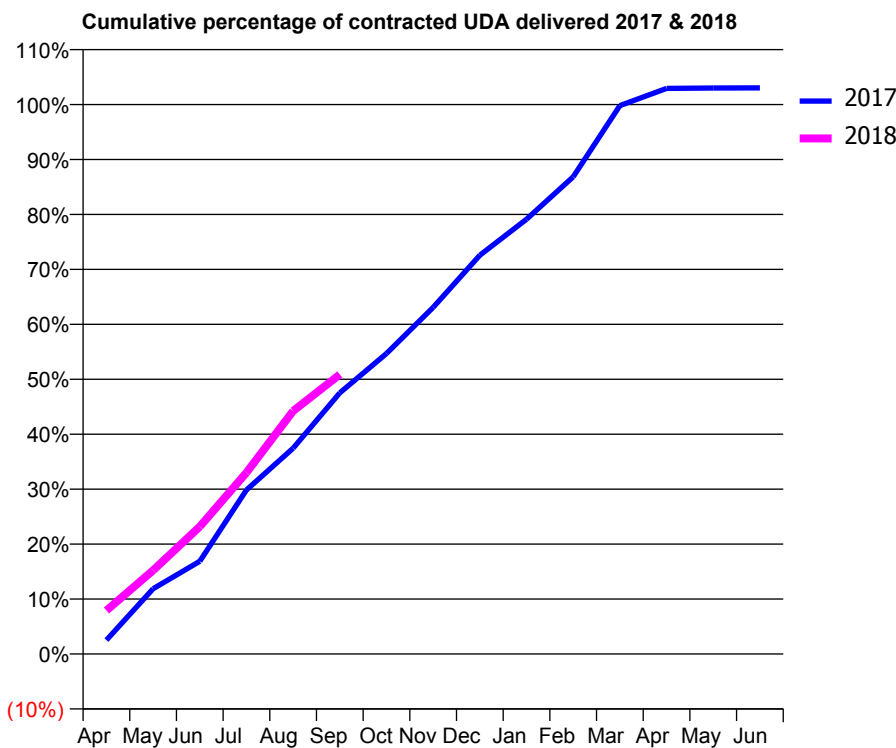
17/18 Contracted general activity (UDA)	17,359
Carry forward general activity (UDA)	-347
17/18 Contracted orthodontic activity (UOA)	1,531
Carry forward orthodontic activity (UOA)	0
Baseline contract value	£853,415.60

### ACCESS\*

Patients seen in 24 months	Total	Change since previous quarter
Quarter ending September 2016	6,589	
Quarter ending December 2016	6,726	↑
Quarter ending March 2017	6,884	↑
Quarter ending June 2017	6,999	→
Quarter ending September 2017	6,900	↓
<b>Variance since September 2016</b>	<b>4.7%</b>	<b>↑</b>



### ACTIVITY



Adjusted Scheduled Activity (UDA)		
Month	2017	2018
April	439	1,373
May	2,063	2,642
June	2,928	4,027
July	5,181	5,731
August	6,503	7,676
September	8,250	8,831
October	9,491	
November	10,950	
December	12,599	
January	13,735	
February	15,074	
March	17,325	
April	17,867	
May	17,879	
June	17,883	

### QUALITY

	Quantity	Base Number	Contract	AT	Region	England
% of FP17s for the same patient ID Re-attending within 3 months - Children	67	1,736	3.9%	10.0%	11.6%	11.9%
% of FP17s for the same patient ID Re-attending within 3 months - Adults	214	2,194	9.8%	14.3%	15.2%	15.9%
% of FP17s for the same patient ID Re-attending between 3 & 9 months - Children	472	1,736	27.2%	55.8%	59.1%	58.1%
% of FP17s for the same patient ID Re-attending between 3 & 9 months - Adults	654	2,194	29.8%	49.0%	51.7%	50.6%
% of FP17s for Band 1 Urgent Courses	165	3,690	4.5%	8.5%	8.0%	9.1%
% of FP17s Relating to Free Repair or Replacements	10	3,690	0.3%	0.7%	0.8%	0.8%
% of FP17s Relating to Continuations	23	3,690	0.6%	0.9%	1.0%	1.1%
% of Patients satisfied with the dentistry they have received	7	7	N/A	91.9%	91.5%	91.4%
% of Patients satisfied with the time they had to wait for an appointment	6	7	N/A	89.1%	88.2%	87.7%

\* This is based on patients treated on this contract for their most recent course of treatment. Figures in italics indicate the base number of FP17s or Patient Questionnaire responses are less than 100. N/A is shown where the base number of responses is less than 10 during the period. % is calculated as Quantity/Base number\*100

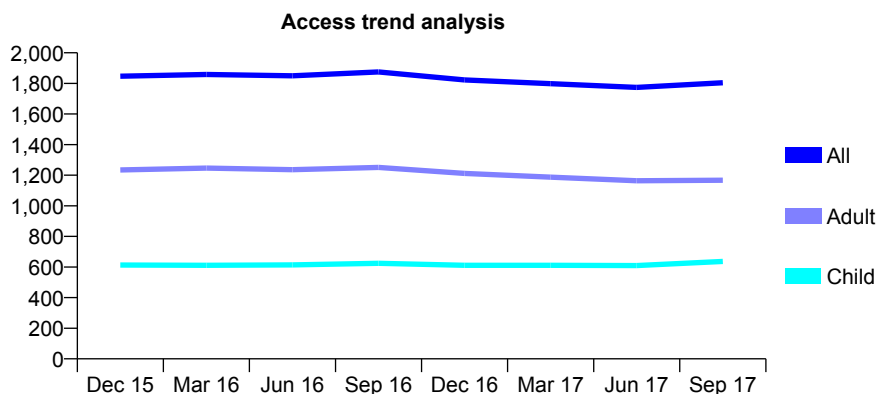
## Q57 - Vital Signs At a Glance Contract Report for 341126/0001 - September 2017

Name or company name	MRS OO ARAYOMI
Contract type name	GDS Contract
Purpose of contract	General
Contract start date	01/04/2006
Contract end date	

17/18 Contracted general activity (UDA)	4,752
Carry forward general activity (UDA)	0
17/18 Contracted orthodontic activity (UOA)	0
Carry forward orthodontic activity (UOA)	0
Baseline contract value	£127,425.21

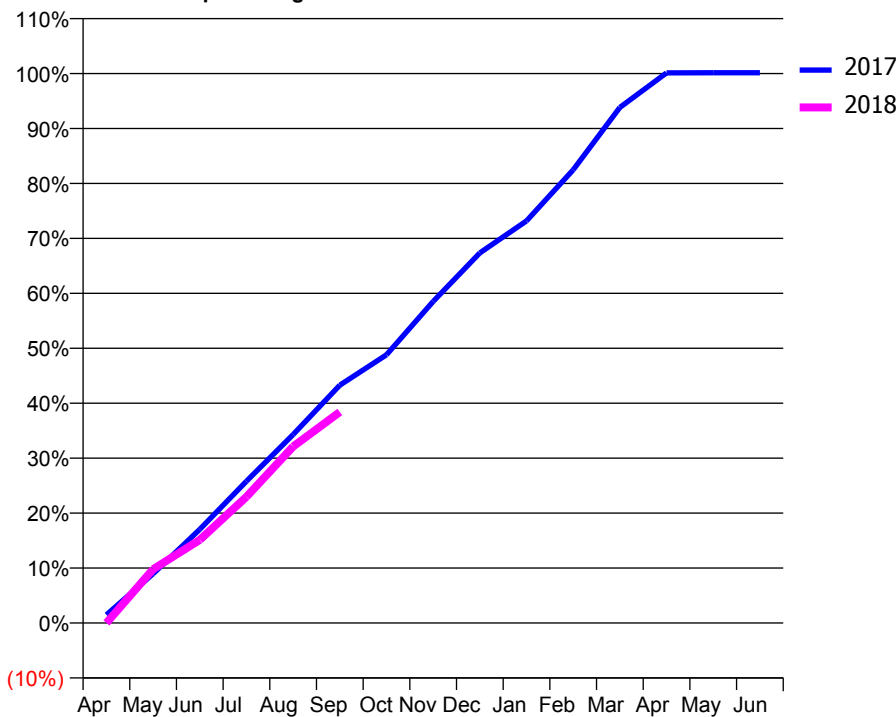
### ACCESS\*

Patients seen in 24 months	Total	Change since previous quarter
Quarter ending September 2016	1,875	
Quarter ending December 2016	1,823	↓
Quarter ending March 2017	1,798	↓
Quarter ending June 2017	1,774	↓
Quarter ending September 2017	1,804	→
<b>Variance since September 2016</b>	<b>(3.8%)</b>	<b>↓</b>



### ACTIVITY

Cumulative percentage of contracted UDA delivered 2017 & 2018



Adjusted Scheduled Activity (UDA)

Month	2017	2018
April	70	0
May	426	465
June	810	719
July	1,227	1,091
August	1,630	1,526
September	2,057	1,825
October	2,320	
November	2,781	
December	3,200	
January	3,477	
February	3,919	
March	4,458	
April	4,757	
May	4,758	
June	4,758	

### QUALITY

	Quantity	Base Number	Contract	AT	Region	England
% of FP17s for the same patient ID Re-attending within 3 months - Children	22	368	6.0%	10.0%	11.6%	11.9%
% of FP17s for the same patient ID Re-attending within 3 months - Adults	101	703	14.4%	14.3%	15.2%	15.9%
% of FP17s for the same patient ID Re-attending between 3 & 9 months - Children	170	368	46.2%	55.8%	59.1%	58.1%
% of FP17s for the same patient ID Re-attending between 3 & 9 months - Adults	319	703	45.4%	49.0%	51.7%	50.6%
% of FP17s for Band 1 Urgent Courses	165	967	17.1%	8.5%	8.0%	9.1%
% of FP17s Relating to Free Repair or Replacements	11	967	1.1%	0.7%	0.8%	0.8%
% of FP17s Relating to Continuations	12	967	1.2%	0.9%	1.0%	1.1%
% of Patients satisfied with the dentistry they have received	2	2	N/A	91.9%	91.5%	91.4%
% of Patients satisfied with the time they had to wait for an appointment	2	2	N/A	89.1%	88.2%	87.7%

\* This is based on patients treated on this contract for their most recent course of treatment. Figures in italics indicate the base number of FP17s or Patient Questionnaire responses are less than 100. N/A is shown where the base number of responses is less than 10 during the period. % is calculated as Quantity/Base number\*100

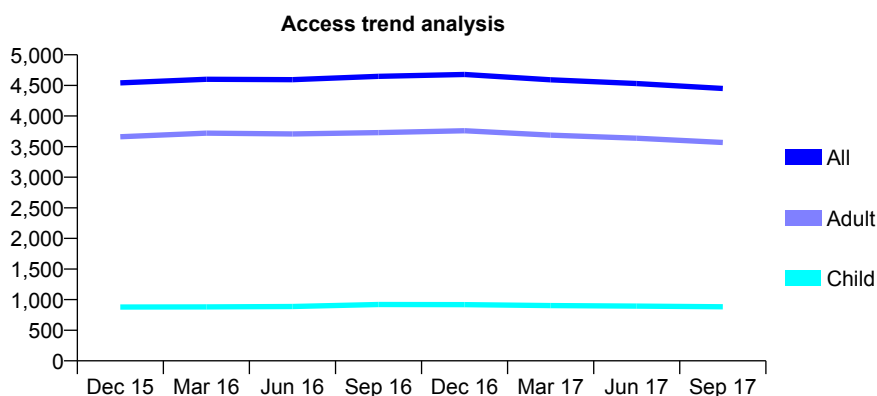
## Q57 - Vital Signs At a Glance Contract Report for 342521/0003 - September 2017

Name or company name	MR J AHMED
Contract type name	GDS Contract
Purpose of contract	General
Contract start date	01/04/2006
Contract end date	

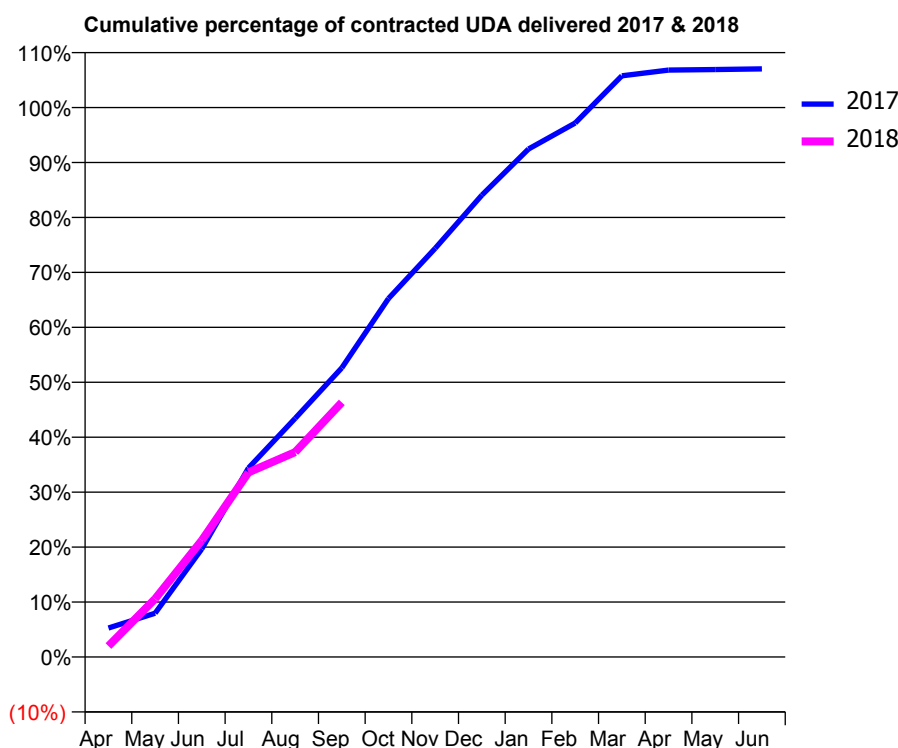
17/18 Contracted general activity (UDA)	13,000
Carry forward general activity (UDA)	-260
17/18 Contracted orthodontic activity (UOA)	0
Carry forward orthodontic activity (UOA)	0
Baseline contract value	£331,789.08

### ACCESS\*

Patients seen in 24 months	Total	Change since previous quarter
Quarter ending September 2016	4,649	
Quarter ending December 2016	4,678	→
Quarter ending March 2017	4,591	↓
Quarter ending June 2017	4,531	↓
Quarter ending September 2017	4,450	↓
<b>Variance since September 2016</b>	<b>(4.3%)</b>	<b>↓</b>



### ACTIVITY



Month	Adjusted Scheduled Activity (UDA)	
	2017	2018
April	688	260
May	1,037	1,376
June	2,557	2,758
July	4,471	4,368
August	5,645	4,847
September	6,840	6,025
October	8,483	
November	9,668	
December	10,927	
January	12,018	
February	12,632	
March	13,750	
April	13,885	
May	13,897	
June	13,913	

### QUALITY

	Quantity	Base Number	Contract	AT	Region	England
% of FP17s for the same patient ID Re-attending within 3 months - Children	32	598	5.4%	10.0%	11.6%	11.9%
% of FP17s for the same patient ID Re-attending within 3 months - Adults	329	2,422	13.6%	14.3%	15.2%	15.9%
% of FP17s for the same patient ID Re-attending between 3 & 9 months - Children	354	598	59.2%	55.8%	59.1%	58.1%
% of FP17s for the same patient ID Re-attending between 3 & 9 months - Adults	1,470	2,422	60.7%	49.0%	51.7%	50.6%
% of FP17s for Band 1 Urgent Courses	237	2,938	8.1%	8.5%	8.0%	9.1%
% of FP17s Relating to Free Repair or Replacements	52	2,938	1.8%	0.7%	0.8%	0.8%
% of FP17s Relating to Continuations	49	2,938	1.7%	0.9%	1.0%	1.1%
% of Patients satisfied with the dentistry they have received	10	12	83.3%	91.9%	91.5%	91.4%
% of Patients satisfied with the time they had to wait for an appointment	8	12	66.7%	89.1%	88.2%	87.7%

\* This is based on patients treated on this contract for their most recent course of treatment. Figures in italics indicate the base number of FP17s or Patient Questionnaire responses are less than 100. N/A is shown where the base number of responses is less than 10 during the period. % is calculated as Quantity/Base number\*100

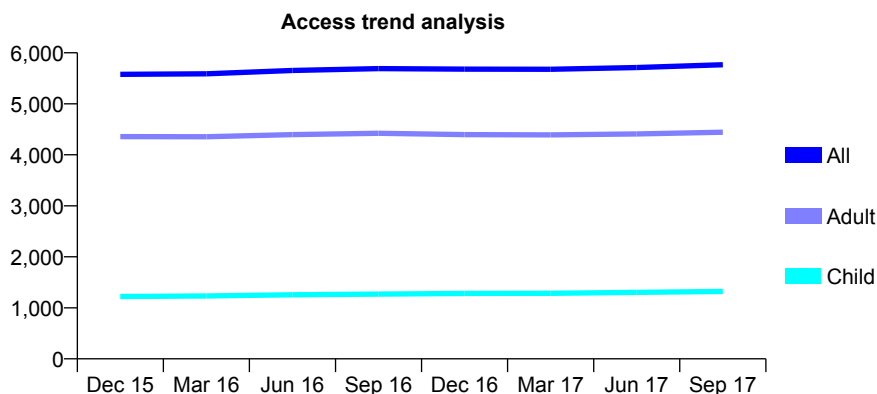
## Q57 - Vital Signs At a Glance Contract Report for 356131/0001 - September 2017

Name or company name	MS J HAFTBARADARAN MOHAMMADI
Contract type name	GDS Contract
Purpose of contract	General
Contract start date	01/04/2006
Contract end date	

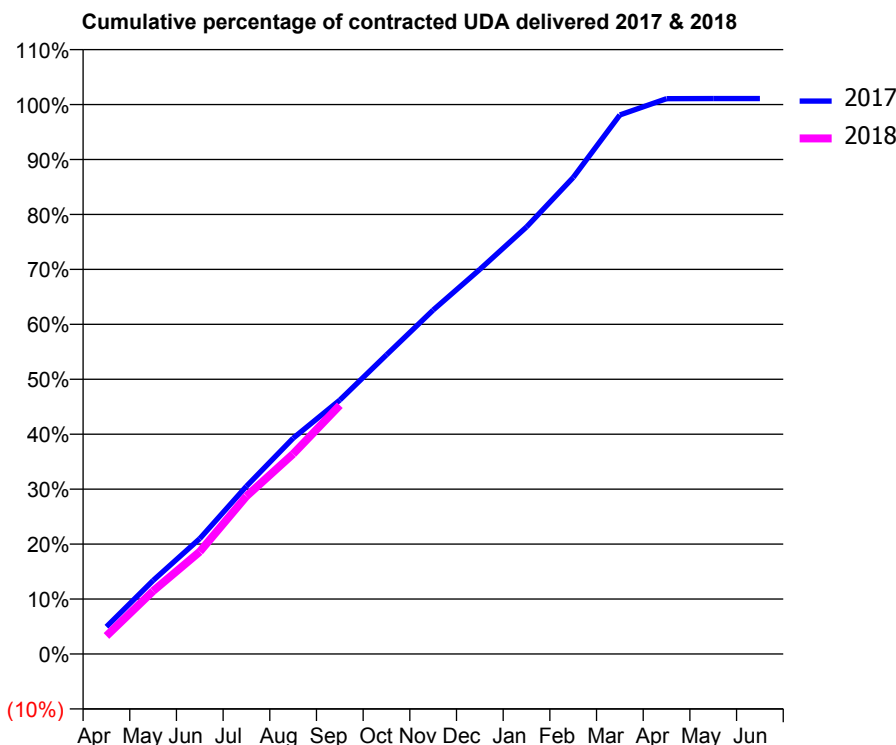
17/18 Contracted general activity (UDA)	20,000
Carry forward general activity (UDA)	-217
17/18 Contracted orthodontic activity (UOA)	0
Carry forward orthodontic activity (UOA)	0
Baseline contract value	£493,112.79

### ACCESS\*

Patients seen in 24 months	Total	Change since previous quarter
Quarter ending September 2016	5,689	
Quarter ending December 2016	5,679	→
Quarter ending March 2017	5,678	→
Quarter ending June 2017	5,711	→
Quarter ending September 2017	5,765	→
<b>Variance since September 2016</b>	<b>1.3%</b>	<b>→</b>



### ACTIVITY



Month	Adjusted Scheduled Activity (UDA)	
	2017	2018
April	993	658
May	2,679	2,293
June	4,201	3,724
July	6,107	5,744
August	7,853	7,283
September	9,241	9,053
October	10,888	
November	12,519	
December	13,997	
January	15,541	
February	17,343	
March	19,618	
April	20,214	
May	20,217	
June	20,217	

### QUALITY

	Quantity	Base Number	Contract	AT	Region	England
% of FP17s for the same patient ID Re-attending within 3 months - Children	67	952	7.0%	10.0%	11.6%	11.9%
% of FP17s for the same patient ID Re-attending within 3 months - Adults	1,001	3,843	26.0%	14.3%	15.2%	15.9%
% of FP17s for the same patient ID Re-attending between 3 & 9 months - Children	546	952	57.4%	55.8%	59.1%	58.1%
% of FP17s for the same patient ID Re-attending between 3 & 9 months - Adults	2,048	3,843	53.3%	49.0%	51.7%	50.6%
% of FP17s for Band 1 Urgent Courses	282	4,526	6.2%	8.5%	8.0%	9.1%
% of FP17s Relating to Free Repair or Replacements	105	4,526	2.3%	0.7%	0.8%	0.8%
% of FP17s Relating to Continuations	95	4,526	2.1%	0.9%	1.0%	1.1%
% of Patients satisfied with the dentistry they have received	18	18	100.0%	91.9%	91.5%	91.4%
% of Patients satisfied with the time they had to wait for an appointment	18	18	100.0%	89.1%	88.2%	87.7%

\* This is based on patients treated on this contract for their most recent course of treatment. Figures in italics indicate the base number of FP17s or Patient Questionnaire responses are less than 100. N/A is shown where the base number of responses is less than 10 during the period. % is calculated as Quantity/Base number\*100

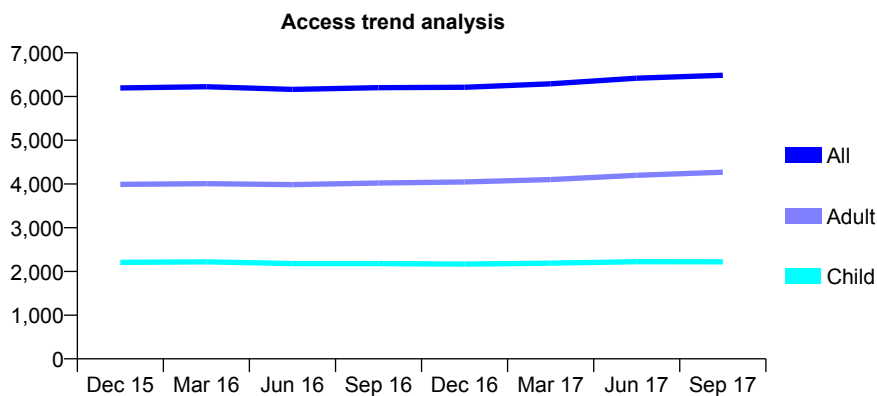
## Q57 - Vital Signs At a Glance Contract Report for 357723/0001 - September 2017

Name or company name	MR AG LADVA
Contract type name	GDS Contract
Purpose of contract	General
Contract start date	01/04/2006
Contract end date	

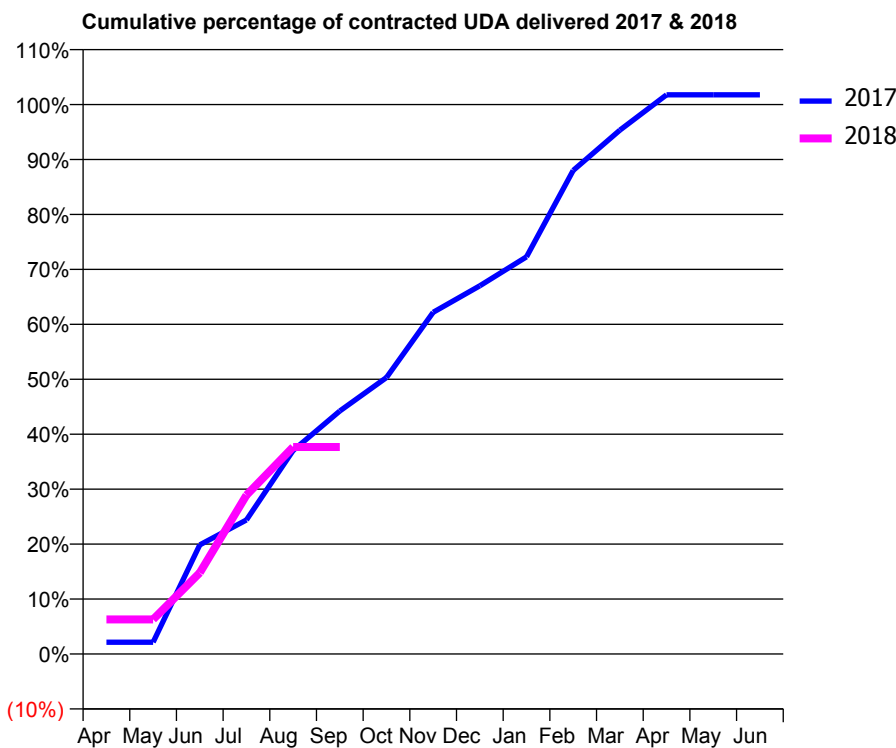
17/18 Contracted general activity (UDA)	13,311
Carry forward general activity (UDA)	-235
17/18 Contracted orthodontic activity (UOA)	0
Carry forward orthodontic activity (UOA)	0
Baseline contract value	£380,643.15

### ACCESS\*

Patients seen in 24 months	Total	Change since previous quarter
Quarter ending September 2016	6,202	
Quarter ending December 2016	6,213	→
Quarter ending March 2017	6,291	→
Quarter ending June 2017	6,419	↑
Quarter ending September 2017	6,487	→
<b>Variance since September 2016</b>	<b>4.6%</b>	<b>↑</b>



### ACTIVITY



Month	Adjusted Scheduled Activity (UDA)	
	2017	2018
April	287	839
May	287	839
June	2,644	1,969
July	3,247	3,848
August	4,932	5,015
September	5,889	5,015
October	6,696	
November	8,278	
December	8,919	
January	9,622	
February	11,714	
March	12,688	
April	13,546	
May	13,546	
June	13,546	

### QUALITY

	Quantity	Base Number	Contract	AT	Region	England
% of FP17s for the same patient ID Re-attending within 3 months - Children	67	1,381	4.9%	10.0%	11.6%	11.9%
% of FP17s for the same patient ID Re-attending within 3 months - Adults	213	2,184	9.8%	14.3%	15.2%	15.9%
% of FP17s for the same patient ID Re-attending between 3 & 9 months - Children	834	1,381	60.4%	55.8%	59.1%	58.1%
% of FP17s for the same patient ID Re-attending between 3 & 9 months - Adults	972	2,184	44.5%	49.0%	51.7%	50.6%
% of FP17s for Band 1 Urgent Courses	145	2,727	5.3%	8.5%	8.0%	9.1%
% of FP17s Relating to Free Repair or Replacements	5	2,727	0.2%	0.7%	0.8%	0.8%
% of FP17s Relating to Continuations	26	2,727	1.0%	0.9%	1.0%	1.1%
% of Patients satisfied with the dentistry they have received	10	12	83.3%	91.9%	91.5%	91.4%
% of Patients satisfied with the time they had to wait for an appointment	11	12	91.7%	89.1%	88.2%	87.7%

\* This is based on patients treated on this contract for their most recent course of treatment. Figures in italics indicate the base number of FP17s or Patient Questionnaire responses are less than 100. N/A is shown where the base number of responses is less than 10 during the period. % is calculated as Quantity/Base number\*100



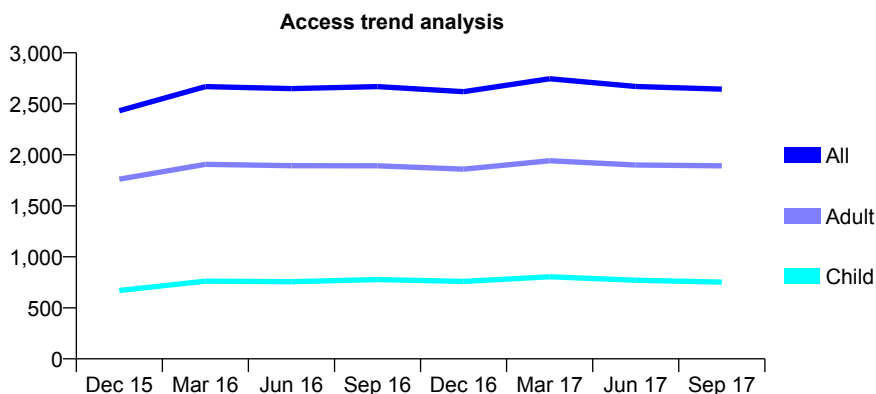
## Q57 - Vital Signs At a Glance Contract Report for 358525/0001 - September 2017

Name or company name	MRS OM AROWOJOLU
Contract type name	GDS Contract
Purpose of contract	General
Contract start date	01/04/2006
Contract end date	

17/18 Contracted general activity (UDA)	6,800
Carry forward general activity (UDA)	-130
17/18 Contracted orthodontic activity (UOA)	0
Carry forward orthodontic activity (UOA)	0
Baseline contract value	£193,687.55

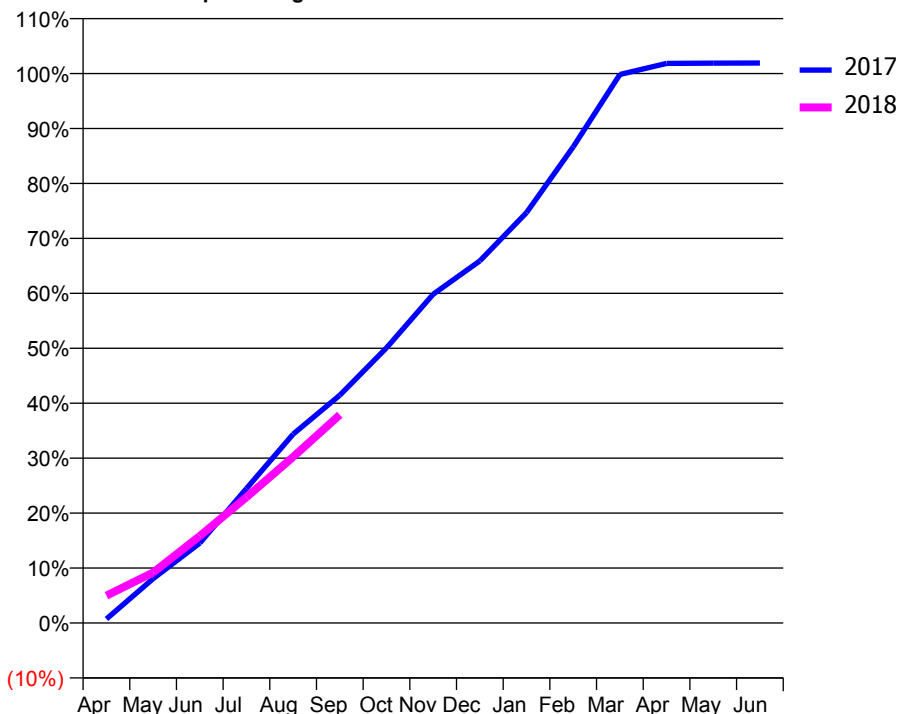
### ACCESS\*

Patients seen in 24 months	Total	Change since previous quarter
Quarter ending September 2016	2,669	
Quarter ending December 2016	2,619	↓
Quarter ending March 2017	2,746	↑
Quarter ending June 2017	2,670	↓
Quarter ending September 2017	2,644	→
<b>Variance since September 2016</b>	<b>(0.9%)</b>	<b>→</b>



### ACTIVITY

Cumulative percentage of contracted UDA delivered 2017 & 2018



Month	Adjusted Scheduled Activity (UDA)	
	2017	2018
April	50	339
May	548	624
June	989	1,076
July	1,664	1,558
August	2,338	2,056
September	2,820	2,577
October	3,406	
November	4,068	
December	4,482	
January	5,078	
February	5,892	
March	6,788	
April	6,925	
May	6,928	
June	6,930	

### QUALITY

	Quantity	Base Number	Contract	AT	Region	England
% of FP17s for the same patient ID Re-attending within 3 months - Children	10	379	2.6%	10.0%	11.6%	11.9%
% of FP17s for the same patient ID Re-attending within 3 months - Adults	98	904	10.8%	14.3%	15.2%	15.9%
% of FP17s for the same patient ID Re-attending between 3 & 9 months - Children	173	379	45.6%	55.8%	59.1%	58.1%
% of FP17s for the same patient ID Re-attending between 3 & 9 months - Adults	450	904	49.8%	49.0%	51.7%	50.6%
% of FP17s for Band 1 Urgent Courses	66	1,233	5.4%	8.5%	8.0%	9.1%
% of FP17s Relating to Free Repair or Replacements	16	1,233	1.3%	0.7%	0.8%	0.8%
% of FP17s Relating to Continuations	16	1,233	1.3%	0.9%	1.0%	1.1%
% of Patients satisfied with the dentistry they have received	6	6	N/A	91.9%	91.5%	91.4%
% of Patients satisfied with the time they had to wait for an appointment	6	6	N/A	89.1%	88.2%	87.7%

\* This is based on patients treated on this contract for their most recent course of treatment. Figures in italics indicate the base number of FP17s or Patient Questionnaire responses are less than 100. N/A is shown where the base number of responses is less than 10 during the period. % is calculated as Quantity/Base number\*100

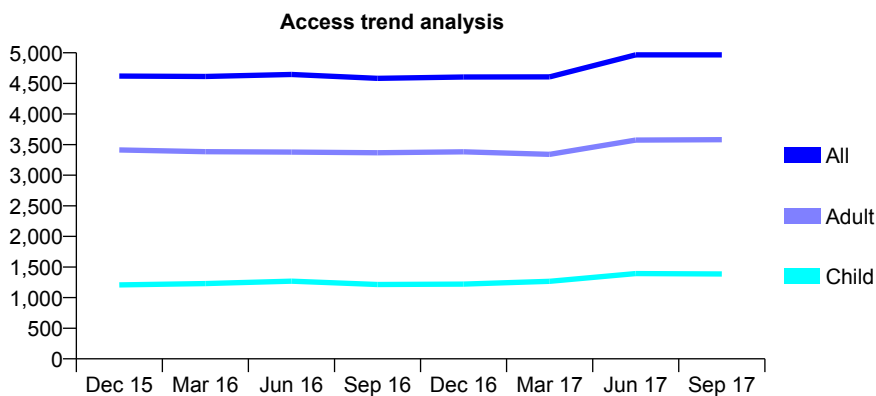
## Q57 - Vital Signs At a Glance Contract Report for 359270/0002 - September 2017

Name or company name	MR AF RAI
Contract type name	GDS Contract
Purpose of contract	General
Contract start date	01/02/2009
Contract end date	

17/18 Contracted general activity (UDA)	12,000
Carry forward general activity (UDA)	0
17/18 Contracted orthodontic activity (UOA)	0
Carry forward orthodontic activity (UOA)	0
Baseline contract value	£291,792.85

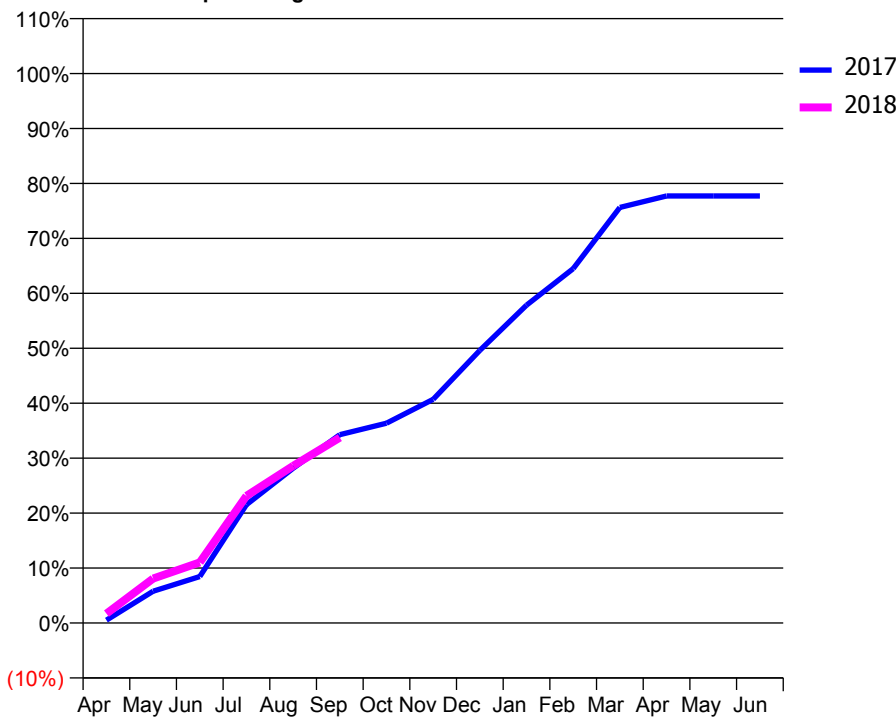
### ACCESS\*

Patients seen in 24 months	Total	Change since previous quarter
Quarter ending September 2016	4,583	
Quarter ending December 2016	4,604	→
Quarter ending March 2017	4,607	→
Quarter ending June 2017	4,966	↑
Quarter ending September 2017	4,966	→
<b>Variance since September 2016</b>	<b>8.4%</b>	<b>↑</b>



### ACTIVITY

Cumulative percentage of contracted UDA delivered 2017 & 2018



Month	Adjusted Scheduled Activity (UDA)	
	2017	2018
April	64	205
May	694	972
June	1,015	1,324
July	2,584	2,775
August	3,379	3,432
September	4,114	4,050
October	4,363	
November	4,884	
December	5,954	
January	6,940	
February	7,740	
March	9,074	
April	9,326	
May	9,326	
June	9,326	

### QUALITY

	Quantity	Base Number	Contract	AT	Region	England
% of FP17s for the same patient ID Re-attending within 3 months - Children	52	1,184	4.4%	10.0%	11.6%	11.9%
% of FP17s for the same patient ID Re-attending within 3 months - Adults	292	2,668	10.9%	14.3%	15.2%	15.9%
% of FP17s for the same patient ID Re-attending between 3 & 9 months - Children	521	1,184	44.0%	55.8%	59.1%	58.1%
% of FP17s for the same patient ID Re-attending between 3 & 9 months - Adults	1,102	2,668	41.3%	49.0%	51.7%	50.6%
% of FP17s for Band 1 Urgent Courses	215	2,278	9.4%	8.5%	8.0%	9.1%
% of FP17s Relating to Free Repair or Replacements	31	2,278	1.4%	0.7%	0.8%	0.8%
% of FP17s Relating to Continuations	21	2,278	0.9%	0.9%	1.0%	1.1%
% of Patients satisfied with the dentistry they have received	7	8	N/A	91.9%	91.5%	91.4%
% of Patients satisfied with the time they had to wait for an appointment	8	8	N/A	89.1%	88.2%	87.7%

\* This is based on patients treated on this contract for their most recent course of treatment. Figures in italics indicate the base number of FP17s or Patient Questionnaire responses are less than 100. N/A is shown where the base number of responses is less than 10 during the period. % is calculated as Quantity/Base number\*100

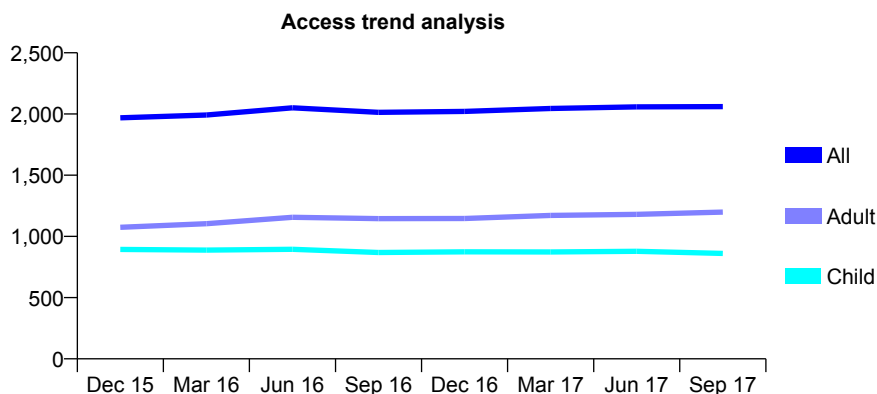
## Q57 - Vital Signs At a Glance Contract Report for 366277/0001 - September 2017

Name or company name	MR SV SHAH
Contract type name	GDS Contract
Purpose of contract	General
Contract start date	01/02/2014
Contract end date	

17/18 Contracted general activity (UDA)	4,000
Carry forward general activity (UDA)	-80
17/18 Contracted orthodontic activity (UOA)	0
Carry forward orthodontic activity (UOA)	0
Baseline contract value	£102,140.67

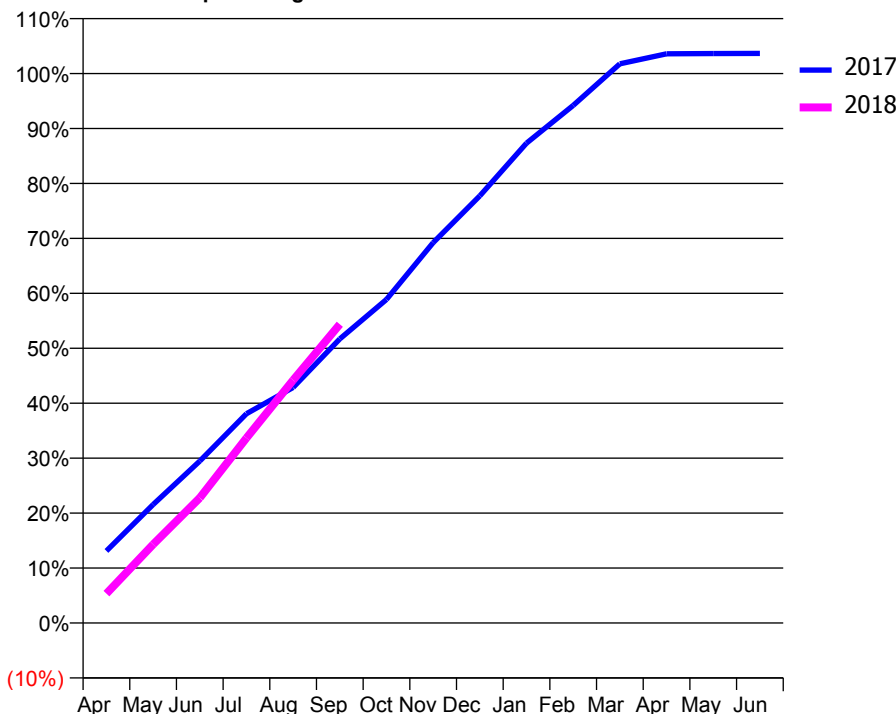
### ACCESS\*

Patients seen in 24 months	Total	Change since previous quarter
Quarter ending September 2016	2,014	
Quarter ending December 2016	2,021	→
Quarter ending March 2017	2,045	→
Quarter ending June 2017	2,058	→
Quarter ending September 2017	2,060	→
<b>Variance since September 2016</b>	<b>2.3%</b>	<b>↑</b>



### ACTIVITY

Cumulative percentage of contracted UDA delivered 2017 & 2018



Adjusted Scheduled Activity (UDA)

Month	2017	2018
April	525	214
May	863	572
June	1,179	911
July	1,524	1,347
August	1,715	1,768
September	2,068	2,175
October	2,355	
November	2,769	
December	3,109	
January	3,493	
February	3,768	
March	4,071	
April	4,144	
May	4,145	
June	4,146	

### QUALITY

	Quantity	Base Number	Contract	AT	Region	England
% of FP17s for the same patient ID Re-attending within 3 months - Children	34	683	5.0%	10.0%	11.6%	11.9%
% of FP17s for the same patient ID Re-attending within 3 months - Adults	50	735	6.8%	14.3%	15.2%	15.9%
% of FP17s for the same patient ID Re-attending between 3 & 9 months - Children	398	683	58.3%	55.8%	59.1%	58.1%
% of FP17s for the same patient ID Re-attending between 3 & 9 months - Adults	359	735	48.8%	49.0%	51.7%	50.6%
% of FP17s for Band 1 Urgent Courses	55	1,381	4.0%	8.5%	8.0%	9.1%
% of FP17s Relating to Free Repair or Replacements	6	1,381	0.4%	0.7%	0.8%	0.8%
% of FP17s Relating to Continuations	3	1,381	0.2%	0.9%	1.0%	1.1%
% of Patients satisfied with the dentistry they have received	5	5	N/A	91.9%	91.5%	91.4%
% of Patients satisfied with the time they had to wait for an appointment	4	5	N/A	89.1%	88.2%	87.7%

\* This is based on patients treated on this contract for their most recent course of treatment. Figures in italics indicate the base number of FP17s or Patient Questionnaire responses are less than 100. N/A is shown where the base number of responses is less than 10 during the period. % is calculated as Quantity/Base number\*100

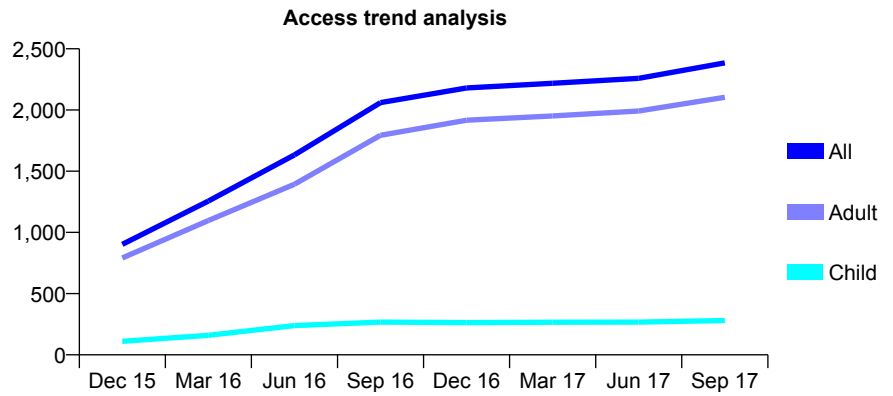
## Q57 - Vital Signs At a Glance Contract Report for 398632/0001 - September 2017

Name or company name	MR R PATEL
Contract type name	GDS Contract
Purpose of contract	General
Contract start date	01/10/2015
Contract end date	

17/18 Contracted general activity (UDA)	8,384
Carry forward general activity (UDA)	0
17/18 Contracted orthodontic activity (UOA)	0
Carry forward orthodontic activity (UOA)	0
Baseline contract value	£189,320.25

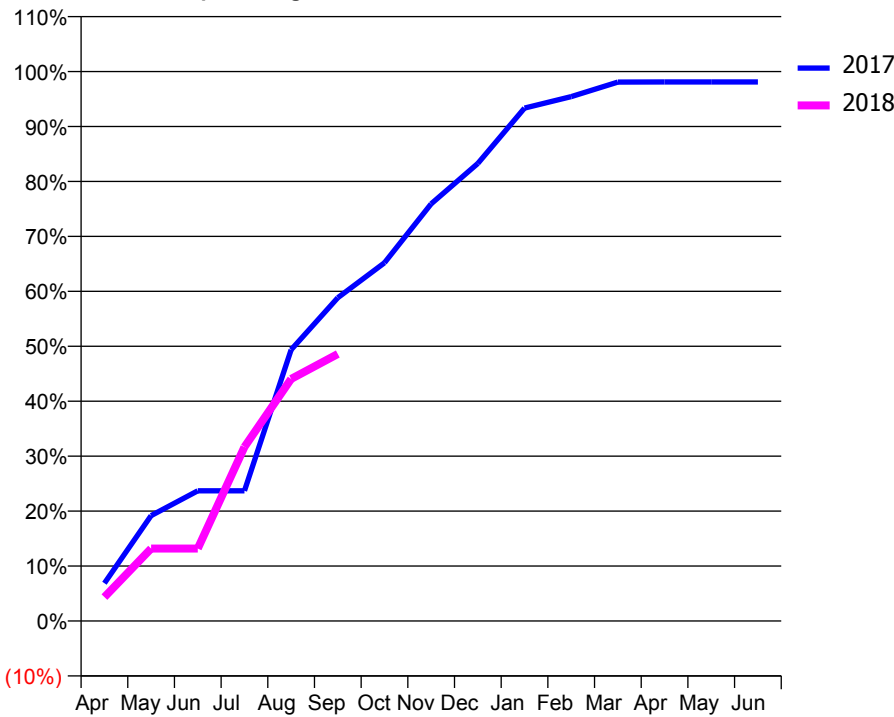
### ACCESS\*

Patients seen in 24 months	Total	Change since previous quarter
Quarter ending September 2016	2,061	
Quarter ending December 2016	2,180	↑
Quarter ending March 2017	2,218	→
Quarter ending June 2017	2,259	→
Quarter ending September 2017	2,385	↑
<b>Variance since September 2016</b>	<b>15.7%</b>	<b>↑</b>



### ACTIVITY

Cumulative percentage of contracted UDA delivered 2017 & 2018



Month	Adjusted Scheduled Activity (UDA)	
	2017	2018
April	576	366
May	1,609	1,107
June	1,987	1,107
July	1,987	2,656
August	4,139	3,694
September	4,933	4,075
October	5,465	
November	6,364	
December	6,981	
January	7,827	
February	8,002	
March	8,222	
April	8,225	
May	8,225	
June	8,225	

### QUALITY

	Quantity	Base Number	Contract	AT	Region	England
% of FP17s for the same patient ID Re-attending within 3 months - Children	23	270	8.5%	10.0%	11.6%	11.9%
% of FP17s for the same patient ID Re-attending within 3 months - Adults	252	1,749	14.4%	14.3%	15.2%	15.9%
% of FP17s for the same patient ID Re-attending between 3 & 9 months - Children	190	270	70.4%	55.8%	59.1%	58.1%
% of FP17s for the same patient ID Re-attending between 3 & 9 months - Adults	991	1,749	56.7%	49.0%	51.7%	50.6%
% of FP17s for Band 1 Urgent Courses	231	2,018	11.4%	8.5%	8.0%	9.1%
% of FP17s Relating to Free Repair or Replacements	36	2,018	1.8%	0.7%	0.8%	0.8%
% of FP17s Relating to Continuations	28	2,018	1.4%	0.9%	1.0%	1.1%
% of Patients satisfied with the dentistry they have received	19	19	100.0%	91.9%	91.5%	91.4%
% of Patients satisfied with the time they had to wait for an appointment	18	19	94.7%	89.1%	88.2%	87.7%

\* This is based on patients treated on this contract for their most recent course of treatment. Figures in italics indicate the base number of FP17s or Patient Questionnaire responses are less than 100. N/A is shown where the base number of responses is less than 10 during the period. % is calculated as Quantity/Base number\*100

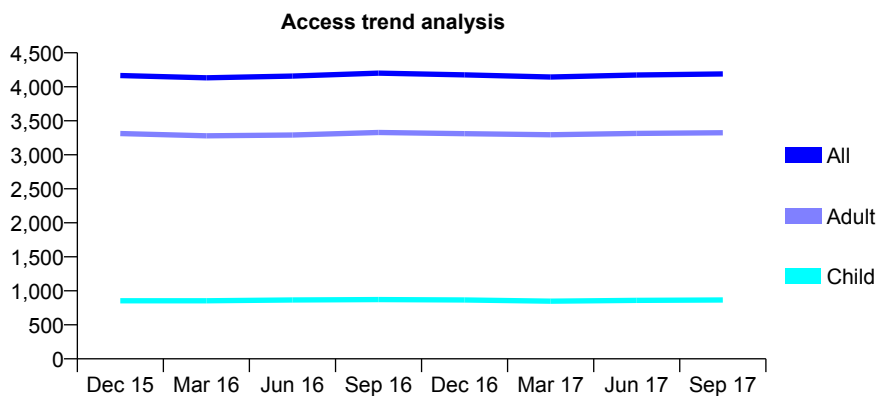
## Q57 - Vital Signs At a Glance Contract Report for 567140/0001 - September 2017

Name or company name	MR SA NAJEFI
Contract type name	GDS Contract
Purpose of contract	General
Contract start date	01/04/2006
Contract end date	

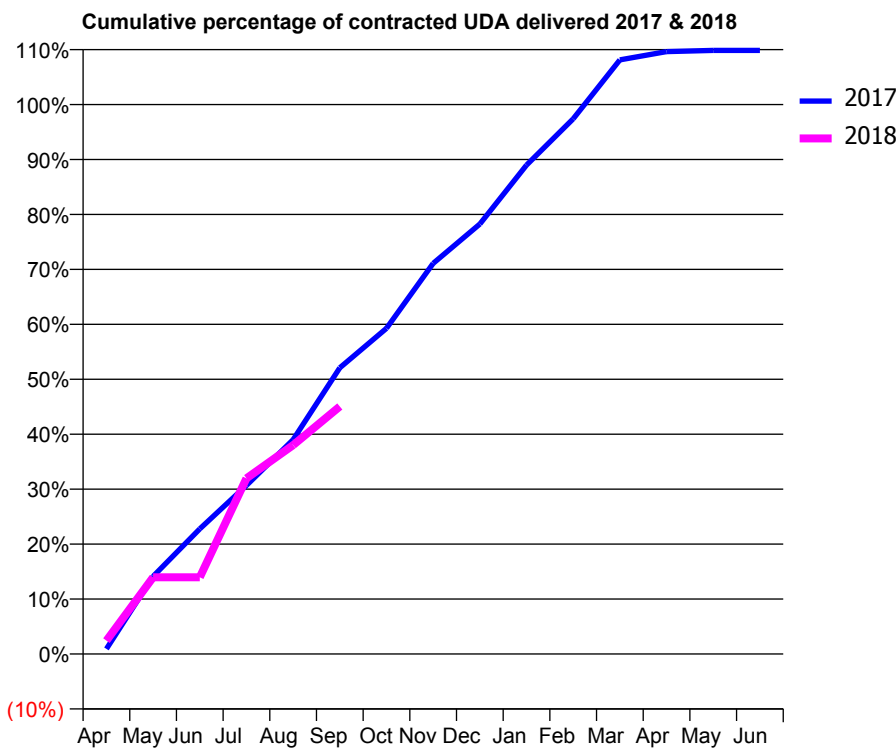
17/18 Contracted general activity (UDA)	10,836
Carry forward general activity (UDA)	-217
17/18 Contracted orthodontic activity (UOA)	0
Carry forward orthodontic activity (UOA)	0
Baseline contract value	£266,451.74

### ACCESS\*

Patients seen in 24 months	Total	Change since previous quarter
Quarter ending September 2016	4,200	
Quarter ending December 2016	4,176	→
Quarter ending March 2017	4,144	→
Quarter ending June 2017	4,173	→
Quarter ending September 2017	4,190	→
<b>Variance since September 2016</b>	<b>(0.2%)</b>	→



### ACTIVITY



Month	Adjusted Scheduled Activity (UDA)	
	2017	2018
April	102	264
May	1,532	1,512
June	2,468	1,512
July	3,324	3,464
August	4,227	4,119
September	5,645	4,881
October	6,421	
November	7,704	
December	8,480	
January	9,641	
February	10,555	
March	11,716	
April	11,880	
May	11,904	
June	11,904	

### QUALITY

	Quantity	Base Number	Contract	AT	Region	England
% of FP17s for the same patient ID Re-attending within 3 months - Children	55	623	8.8%	10.0%	11.6%	11.9%
% of FP17s for the same patient ID Re-attending within 3 months - Adults	377	2,414	15.6%	14.3%	15.2%	15.9%
% of FP17s for the same patient ID Re-attending between 3 & 9 months - Children	374	623	60.0%	55.8%	59.1%	58.1%
% of FP17s for the same patient ID Re-attending between 3 & 9 months - Adults	1,487	2,414	61.6%	49.0%	51.7%	50.6%
% of FP17s for Band 1 Urgent Courses	261	2,496	10.5%	8.5%	8.0%	9.1%
% of FP17s Relating to Free Repair or Replacements	19	2,496	0.8%	0.7%	0.8%	0.8%
% of FP17s Relating to Continuations	2	2,496	0.1%	0.9%	1.0%	1.1%
% of Patients satisfied with the dentistry they have received	7	8	N/A	91.9%	91.5%	91.4%
% of Patients satisfied with the time they had to wait for an appointment	6	8	N/A	89.1%	88.2%	87.7%

\* This is based on patients treated on this contract for their most recent course of treatment. Figures in italics indicate the base number of FP17s or Patient Questionnaire responses are less than 100. N/A is shown where the base number of responses is less than 10 during the period. % is calculated as Quantity/Base number\*100

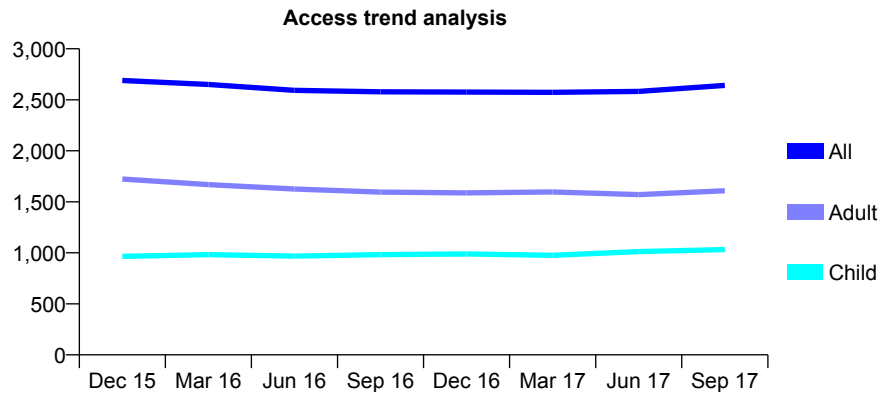
## Q57 - Vital Signs At a Glance Contract Report for 570184/0001 - September 2017

Name or company name	MRS BI HELLYAR
Contract type name	GDS Contract
Purpose of contract	General
Contract start date	01/04/2006
Contract end date	

17/18 Contracted general activity (UDA)	7,174
Carry forward general activity (UDA)	-60
17/18 Contracted orthodontic activity (UOA)	0
Carry forward orthodontic activity (UOA)	0
Baseline contract value	£184,583.36

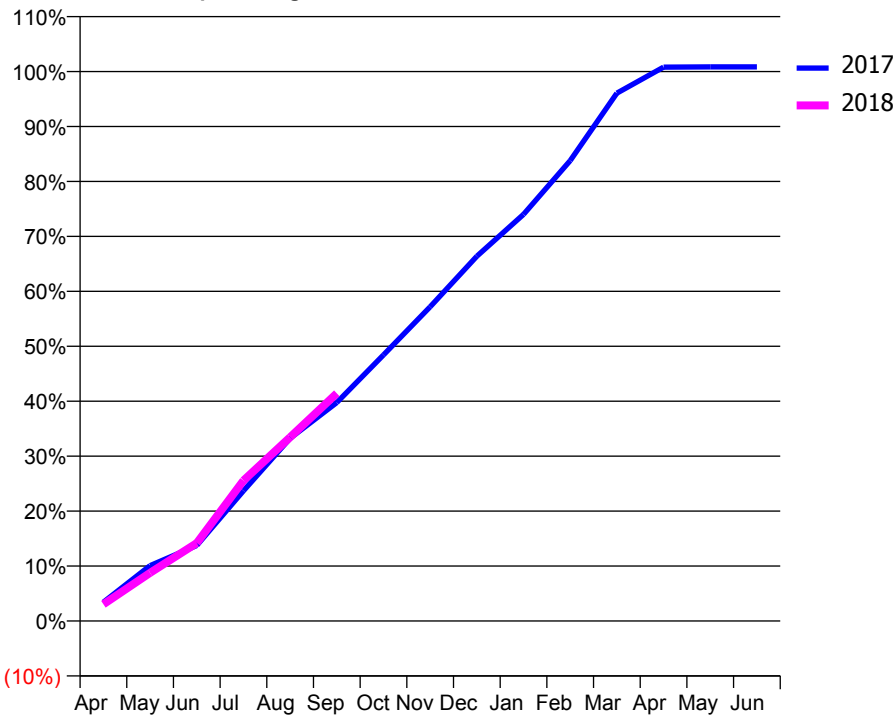
### ACCESS\*

Patients seen in 24 months	Total	Change since previous quarter
Quarter ending September 2016	2,578	
Quarter ending December 2016	2,576	→
Quarter ending March 2017	2,573	→
Quarter ending June 2017	2,582	→
Quarter ending September 2017	2,641	↑
<b>Variance since September 2016</b>	<b>2.4%</b>	<b>↑</b>



### ACTIVITY

Cumulative percentage of contracted UDA delivered 2017 & 2018



Month	Adjusted Scheduled Activity (UDA)	
	2017	2018
April	246	219
May	723	629
June	986	1,017
July	1,699	1,834
August	2,386	2,401
September	2,853	2,972
October	3,473	
November	4,103	
December	4,762	
January	5,309	
February	6,011	
March	6,891	
April	7,231	
May	7,234	
June	7,234	

### QUALITY

	Quantity	Base Number	Contract	AT	Region	England
% of FP17s for the same patient ID Re-attending within 3 months - Children	46	578	8.0%	10.0%	11.6%	11.9%
% of FP17s for the same patient ID Re-attending within 3 months - Adults	162	1,012	16.0%	14.3%	15.2%	15.9%
% of FP17s for the same patient ID Re-attending between 3 & 9 months - Children	188	578	32.5%	55.8%	59.1%	58.1%
% of FP17s for the same patient ID Re-attending between 3 & 9 months - Adults	425	1,012	42.0%	49.0%	51.7%	50.6%
% of FP17s for Band 1 Urgent Courses	271	1,488	18.2%	8.5%	8.0%	9.1%
% of FP17s Relating to Free Repair or Replacements	13	1,488	0.9%	0.7%	0.8%	0.8%
% of FP17s Relating to Continuations	25	1,488	1.7%	0.9%	1.0%	1.1%
% of Patients satisfied with the dentistry they have received	2	2	N/A	91.9%	91.5%	91.4%
% of Patients satisfied with the time they had to wait for an appointment	2	2	N/A	89.1%	88.2%	87.7%

\* This is based on patients treated on this contract for their most recent course of treatment. Figures in italics indicate the base number of FP17s or Patient Questionnaire responses are less than 100. N/A is shown where the base number of responses is less than 10 during the period. % is calculated as Quantity/Base number\*100

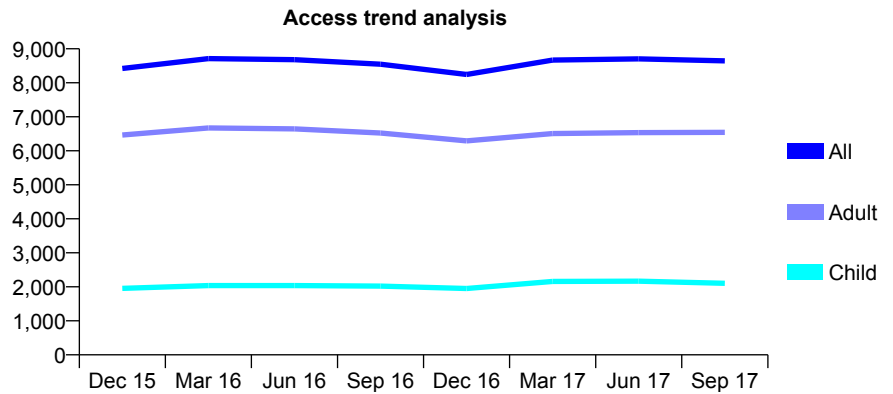
## Q57 - Vital Signs At a Glance Contract Report for 573310/0001 - September 2017

Name or company name	MR R PRASHAR
Contract type name	GDS Contract
Purpose of contract	General
Contract start date	01/04/2006
Contract end date	

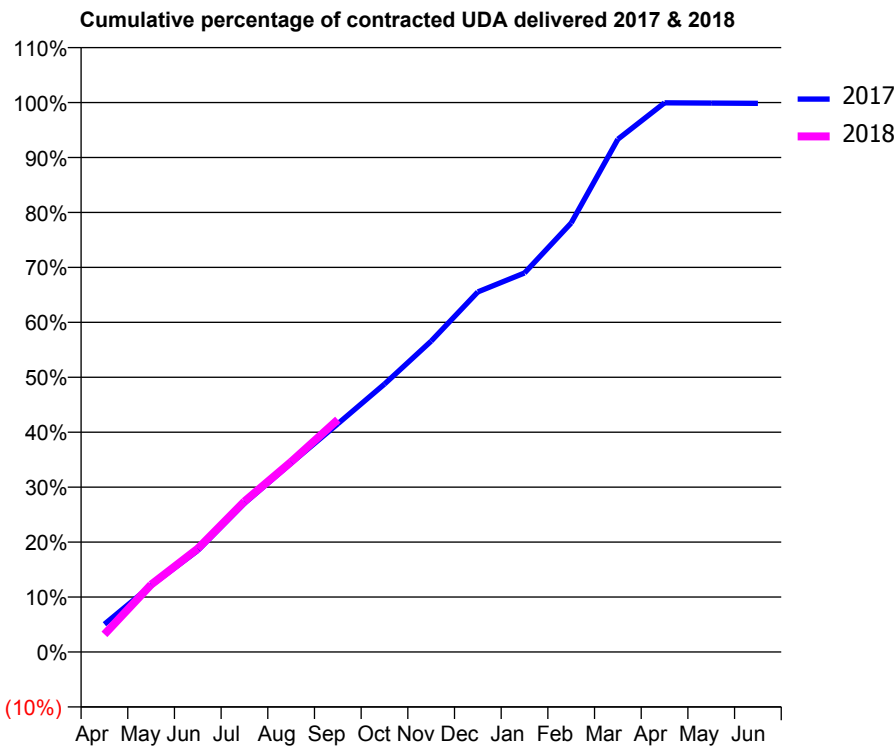
17/18 Contracted general activity (UDA)	22,381
Carry forward general activity (UDA)	34
17/18 Contracted orthodontic activity (UOA)	0
Carry forward orthodontic activity (UOA)	0
Baseline contract value	£596,671.76

### ACCESS\*

Patients seen in 24 months	Total	Change since previous quarter
Quarter ending September 2016	8,546	
Quarter ending December 2016	8,244	↓
Quarter ending March 2017	8,668	↑
Quarter ending June 2017	8,705	→
Quarter ending September 2017	8,644	→
<b>Variance since September 2016</b>	<b>1.1%</b>	<b>→</b>



### ACTIVITY



Month	Adjusted Scheduled Activity (UDA)	
	2017	2018
April	1,134	721
May	2,709	2,747
June	4,138	4,212
July	6,056	6,134
August	7,693	7,748
September	9,297	9,464
October	10,913	
November	12,661	
December	14,669	
January	15,440	
February	17,473	
March	20,887	
April	22,371	
May	22,358	
June	22,347	

### QUALITY

	Quantity	Base Number	Contract	AT	Region	England
% of FP17s for the same patient ID Re-attending within 3 months - Children	144	1,445	10.0%	10.0%	11.6%	11.9%
% of FP17s for the same patient ID Re-attending within 3 months - Adults	696	3,986	17.5%	14.3%	15.2%	15.9%
% of FP17s for the same patient ID Re-attending between 3 & 9 months - Children	771	1,445	53.4%	55.8%	59.1%	58.1%
% of FP17s for the same patient ID Re-attending between 3 & 9 months - Adults	1,657	3,986	41.6%	49.0%	51.7%	50.6%
% of FP17s for Band 1 Urgent Courses	965	4,939	19.5%	8.5%	8.0%	9.1%
% of FP17s Relating to Free Repair or Replacements	18	4,939	0.4%	0.7%	0.8%	0.8%
% of FP17s Relating to Continuations	16	4,939	0.3%	0.9%	1.0%	1.1%
% of Patients satisfied with the dentistry they have received	11	13	84.6%	91.9%	91.5%	91.4%
% of Patients satisfied with the time they had to wait for an appointment	11	13	84.6%	89.1%	88.2%	87.7%

\* This is based on patients treated on this contract for their most recent course of treatment. Figures in italics indicate the base number of FP17s or Patient Questionnaire responses are less than 100. N/A is shown where the base number of responses is less than 10 during the period. % is calculated as Quantity/Base number\*100

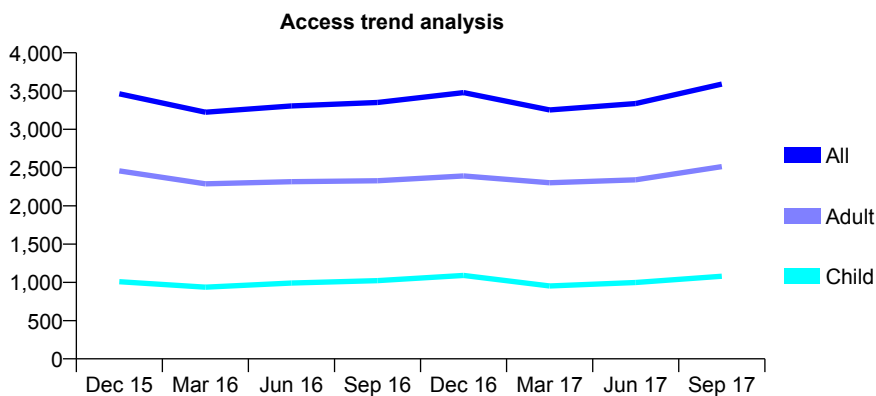
## Q57 - Vital Signs At a Glance Contract Report for 573310/0003 - September 2017

Name or company name	MR R PRASHAR
Contract type name	GDS Contract
Purpose of contract	General
Contract start date	01/07/2009
Contract end date	

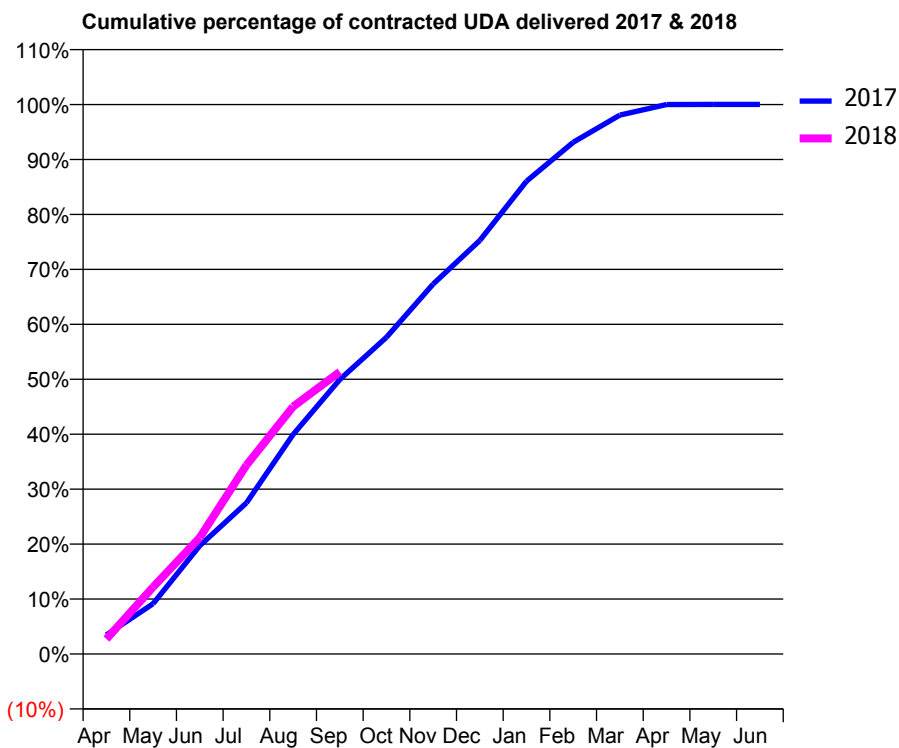
17/18 Contracted general activity (UDA)	7,000
Carry forward general activity (UDA)	-1
17/18 Contracted orthodontic activity (UOA)	0
Carry forward orthodontic activity (UOA)	0
Baseline contract value	£183,241.06

### ACCESS\*

Patients seen in 24 months	Total	Change since previous quarter
Quarter ending September 2016	3,350	
Quarter ending December 2016	3,480	↑
Quarter ending March 2017	3,253	↓
Quarter ending June 2017	3,337	↑
Quarter ending September 2017	3,591	↑
<b>Variance since September 2016</b>	<b>7.2%</b>	<b>↑</b>



### ACTIVITY



Month	Adjusted Scheduled Activity (UDA)	
	2017	2018
April	244	191
May	641	853
June	1,381	1,483
July	1,926	2,407
August	2,797	3,152
September	3,497	3,596
October	4,035	
November	4,712	
December	5,268	
January	6,022	
February	6,518	
March	6,865	
April	7,000	
May	7,001	
June	7,001	

### QUALITY

	Quantity	Base Number	Contract	AT	Region	England
% of FP17s for the same patient ID Re-attending within 3 months - Children	41	688	6.0%	10.0%	11.6%	11.9%
% of FP17s for the same patient ID Re-attending within 3 months - Adults	136	1,294	10.5%	14.3%	15.2%	15.9%
% of FP17s for the same patient ID Re-attending between 3 & 9 months - Children	278	688	40.4%	55.8%	59.1%	58.1%
% of FP17s for the same patient ID Re-attending between 3 & 9 months - Adults	414	1,294	32.0%	49.0%	51.7%	50.6%
% of FP17s for Band 1 Urgent Courses	283	1,930	14.7%	8.5%	8.0%	9.1%
% of FP17s Relating to Free Repair or Replacements	0	1,930	0.0%	0.7%	0.8%	0.8%
% of FP17s Relating to Continuations	4	1,930	0.2%	0.9%	1.0%	1.1%
% of Patients satisfied with the dentistry they have received	2	3	N/A	91.9%	91.5%	91.4%
% of Patients satisfied with the time they had to wait for an appointment	2	3	N/A	89.1%	88.2%	87.7%

\* This is based on patients treated on this contract for their most recent course of treatment. Figures in italics indicate the base number of FP17s or Patient Questionnaire responses are less than 100. N/A is shown where the base number of responses is less than 10 during the period. % is calculated as Quantity/Base number\*100



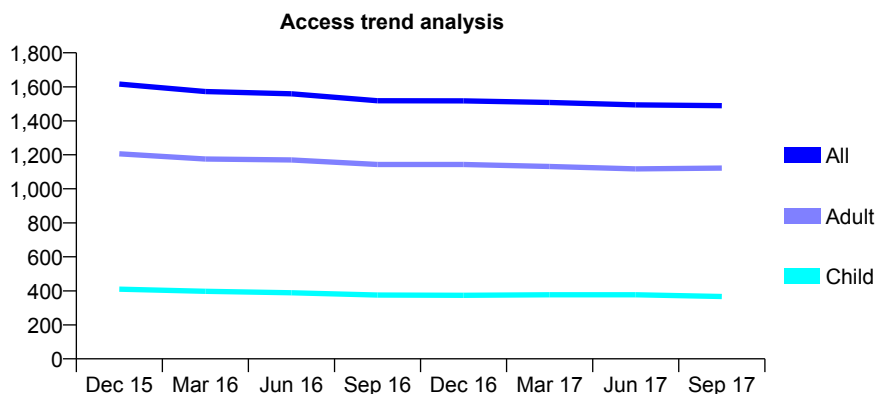
## Q57 - Vital Signs At a Glance Contract Report for 574732/0002 - September 2017

Name or company name	MR B LILADHAR
Contract type name	GDS Contract
Purpose of contract	General
Contract start date	01/04/2006
Contract end date	

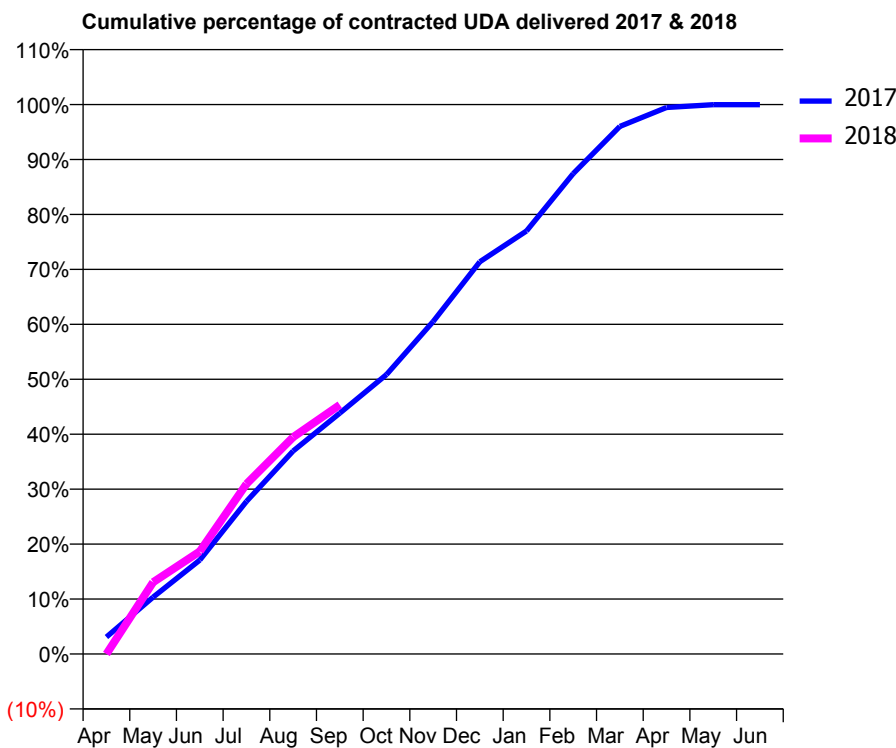
17/18 Contracted general activity (UDA)	4,500
Carry forward general activity (UDA)	1
17/18 Contracted orthodontic activity (UOA)	0
Carry forward orthodontic activity (UOA)	0
Baseline contract value	£125,635.45

### ACCESS\*

Patients seen in 24 months	Total	Change since previous quarter
Quarter ending September 2016	1,518	
Quarter ending December 2016	1,517	→
Quarter ending March 2017	1,508	→
Quarter ending June 2017	1,494	→
Quarter ending September 2017	1,489	→
<b>Variance since September 2016</b>	<b>(1.9%)</b>	<b>↓</b>



### ACTIVITY



Month	Adjusted Scheduled Activity (UDA)	
	2017	2018
April	139	-1
May	466	588
June	769	840
July	1,250	1,393
August	1,663	1,776
September	1,973	2,041
October	2,289	
November	2,723	
December	3,212	
January	3,464	
February	3,934	
March	4,321	
April	4,476	
May	4,499	
June	4,499	

### QUALITY

	Quantity	Base Number	Contract	AT	Region	England
% of FP17s for the same patient ID Re-attending within 3 months - Children	26	286	9.1%	10.0%	11.6%	11.9%
% of FP17s for the same patient ID Re-attending within 3 months - Adults	85	771	11.0%	14.3%	15.2%	15.9%
% of FP17s for the same patient ID Re-attending between 3 & 9 months - Children	196	286	68.5%	55.8%	59.1%	58.1%
% of FP17s for the same patient ID Re-attending between 3 & 9 months - Adults	470	771	61.0%	49.0%	51.7%	50.6%
% of FP17s for Band 1 Urgent Courses	43	986	4.4%	8.5%	8.0%	9.1%
% of FP17s Relating to Free Repair or Replacements	10	986	1.0%	0.7%	0.8%	0.8%
% of FP17s Relating to Continuations	5	986	0.5%	0.9%	1.0%	1.1%
% of Patients satisfied with the dentistry they have received	4	4	N/A	91.9%	91.5%	91.4%
% of Patients satisfied with the time they had to wait for an appointment	4	4	N/A	89.1%	88.2%	87.7%

\* This is based on patients treated on this contract for their most recent course of treatment. Figures in italics indicate the base number of FP17s or Patient Questionnaire responses are less than 100. N/A is shown where the base number of responses is less than 10 during the period. % is calculated as Quantity/Base number\*100

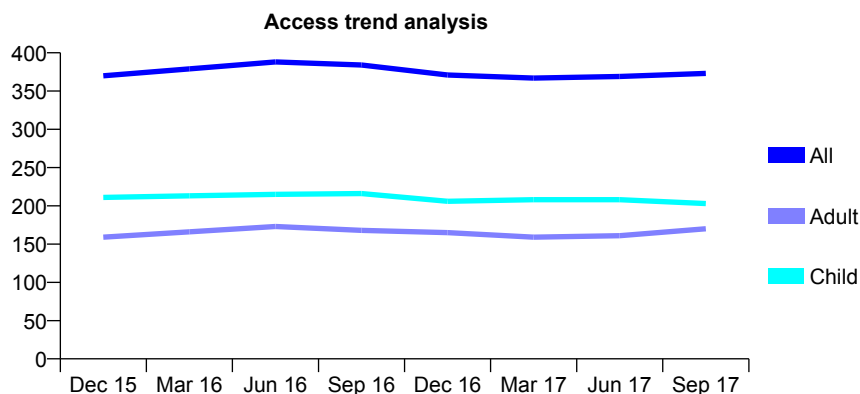
## Q57 - Vital Signs At a Glance Contract Report for 575305/0001 - September 2017

Name or company name	MR AA JALEEL
Contract type name	GDS Contract
Purpose of contract	General
Contract start date	01/04/2006
Contract end date	

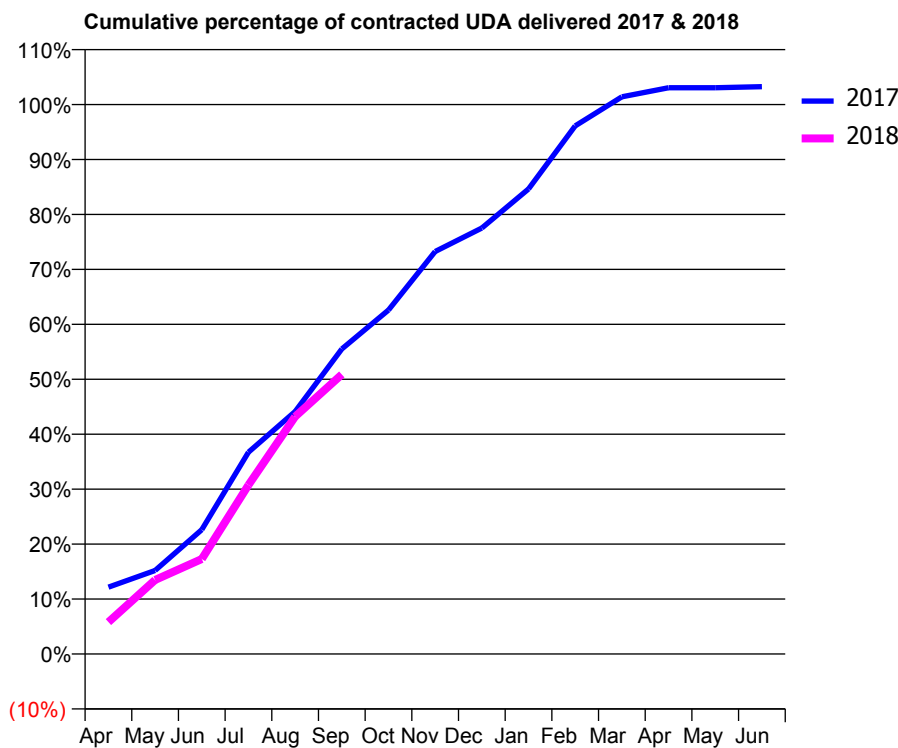
17/18 Contracted general activity (UDA)	500
Carry forward general activity (UDA)	-10
17/18 Contracted orthodontic activity (UOA)	0
Carry forward orthodontic activity (UOA)	0
Baseline contract value	£16,585.74

### ACCESS\*

Patients seen in 24 months	Total	Change since previous quarter
Quarter ending September 2016	384	
Quarter ending December 2016	371	↓
Quarter ending March 2017	367	↓
Quarter ending June 2017	369	→
Quarter ending September 2017	373	→
<b>Variance since September 2016</b>	<b>(2.9%)</b>	<b>↓</b>



### ACTIVITY



Month	Adjusted Scheduled Activity (UDA)	
	2017	2018
April	61	29
May	76	67
June	113	86
July	184	154
August	221	216
September	278	254
October	313	
November	366	
December	388	
January	423	
February	481	
March	507	
April	515	
May	515	
June	516	

### QUALITY

	Quantity	Base Number	Contract	AT	Region	England
% of FP17s for the same patient ID Re-attending within 3 months - Children	5	122	4.1%	10.0%	11.6%	11.9%
% of FP17s for the same patient ID Re-attending within 3 months - Adults	5	70	7.1%	14.3%	15.2%	15.9%
% of FP17s for the same patient ID Re-attending between 3 & 9 months - Children	32	122	26.2%	55.8%	59.1%	58.1%
% of FP17s for the same patient ID Re-attending between 3 & 9 months - Adults	21	70	30.0%	49.0%	51.7%	50.6%
% of FP17s for Band 1 Urgent Courses	7	184	3.8%	8.5%	8.0%	9.1%
% of FP17s Relating to Free Repair or Replacements	0	184	0.0%	0.7%	0.8%	0.8%
% of FP17s Relating to Continuations	0	184	0.0%	0.9%	1.0%	1.1%
% of Patients satisfied with the dentistry they have received	1	1	N/A	91.9%	91.5%	91.4%
% of Patients satisfied with the time they had to wait for an appointment	1	1	N/A	89.1%	88.2%	87.7%

\* This is based on patients treated on this contract for their most recent course of treatment. Figures in italics indicate the base number of FP17s or Patient Questionnaire responses are less than 100. N/A is shown where the base number of responses is less than 10 during the period. % is calculated as Quantity/Base number\*100

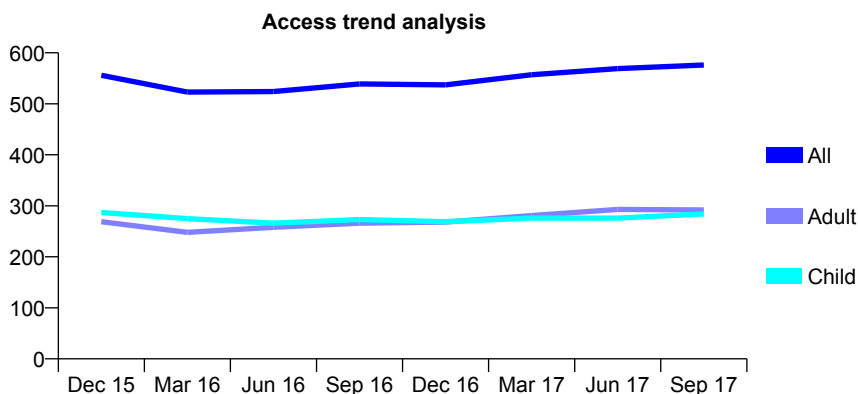
## Q57 - Vital Signs At a Glance Contract Report for 577987/0002 - September 2017

Name or company name	MR K SHETH
Contract type name	GDS Contract
Purpose of contract	General
Contract start date	01/05/2007
Contract end date	

17/18 Contracted general activity (UDA)	1,700
Carry forward general activity (UDA)	0
17/18 Contracted orthodontic activity (UOA)	0
Carry forward orthodontic activity (UOA)	0
Baseline contract value	£48,785.34

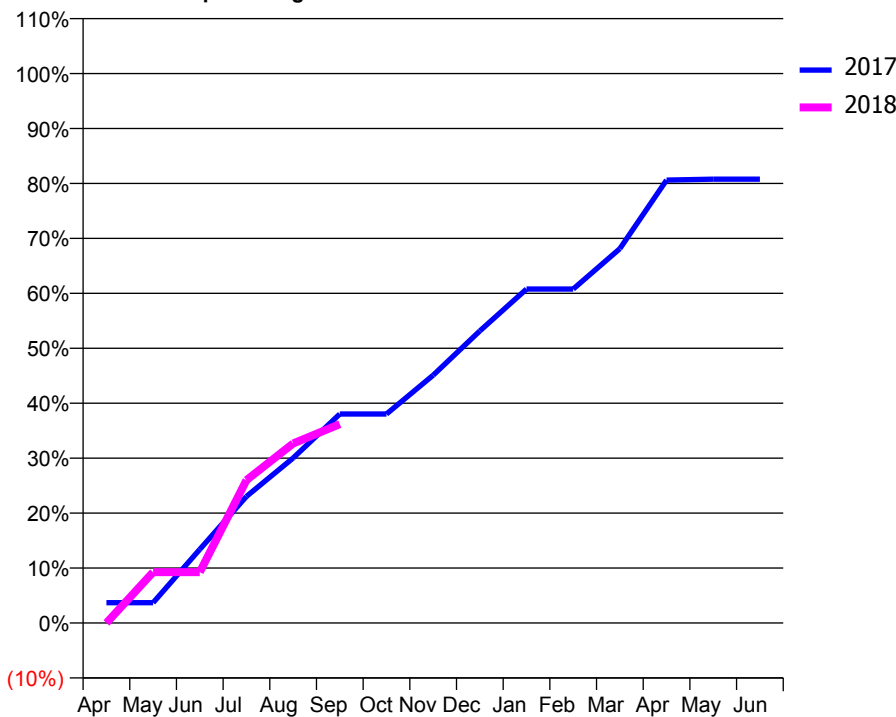
### ACCESS\*

Patients seen in 24 months	Total	Change since previous quarter
Quarter ending September 2016	539	
Quarter ending December 2016	537	→
Quarter ending March 2017	557	↑
Quarter ending June 2017	569	↑
Quarter ending September 2017	576	→
<b>Variance since September 2016</b>	<b>6.9%</b>	<b>↑</b>



### ACTIVITY

Cumulative percentage of contracted UDA delivered 2017 & 2018



Month	Adjusted Scheduled Activity (UDA)	
	2017	2018
April	63	0
May	63	157
June	228	157
July	392	442
August	510	555
September	647	615
October	647	
November	767	
December	904	
January	1,033	
February	1,033	
March	1,158	
April	1,370	
May	1,373	
June	1,373	

### QUALITY

	Quantity	Base Number	Contract	AT	Region	England
% of FP17s for the same patient ID Re-attending within 3 months - Children	20	236	8.5%	10.0%	11.6%	11.9%
% of FP17s for the same patient ID Re-attending within 3 months - Adults	38	203	18.7%	14.3%	15.2%	15.9%
% of FP17s for the same patient ID Re-attending between 3 & 9 months - Children	114	236	48.3%	55.8%	59.1%	58.1%
% of FP17s for the same patient ID Re-attending between 3 & 9 months - Adults	66	203	32.5%	49.0%	51.7%	50.6%
% of FP17s for Band 1 Urgent Courses	27	329	8.2%	8.5%	8.0%	9.1%
% of FP17s Relating to Free Repair or Replacements	2	329	0.6%	0.7%	0.8%	0.8%
% of FP17s Relating to Continuations	6	329	1.8%	0.9%	1.0%	1.1%
% of Patients satisfied with the dentistry they have received	0	1	N/A	91.9%	91.5%	91.4%
% of Patients satisfied with the time they had to wait for an appointment	1	1	N/A	89.1%	88.2%	87.7%

\* This is based on patients treated on this contract for their most recent course of treatment. Figures in italics indicate the base number of FP17s or Patient Questionnaire responses are less than 100. N/A is shown where the base number of responses is less than 10 during the period. % is calculated as Quantity/Base number\*100

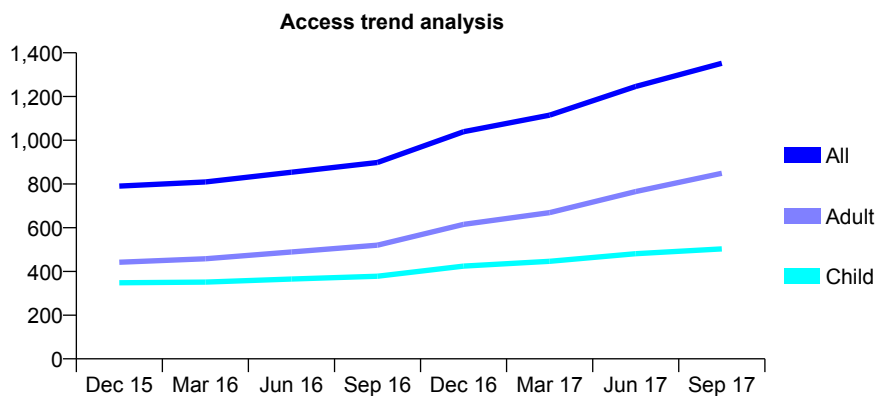
## Q57 - Vital Signs At a Glance Contract Report for 616001/0001 - September 2017

Name or company name	MRS P SHARMA
Contract type name	GDS Contract
Purpose of contract	General
Contract start date	01/11/2014
Contract end date	

17/18 Contracted general activity (UDA)	2,738
Carry forward general activity (UDA)	-55
17/18 Contracted orthodontic activity (UOA)	0
Carry forward orthodontic activity (UOA)	0
Baseline contract value	£66,709.81

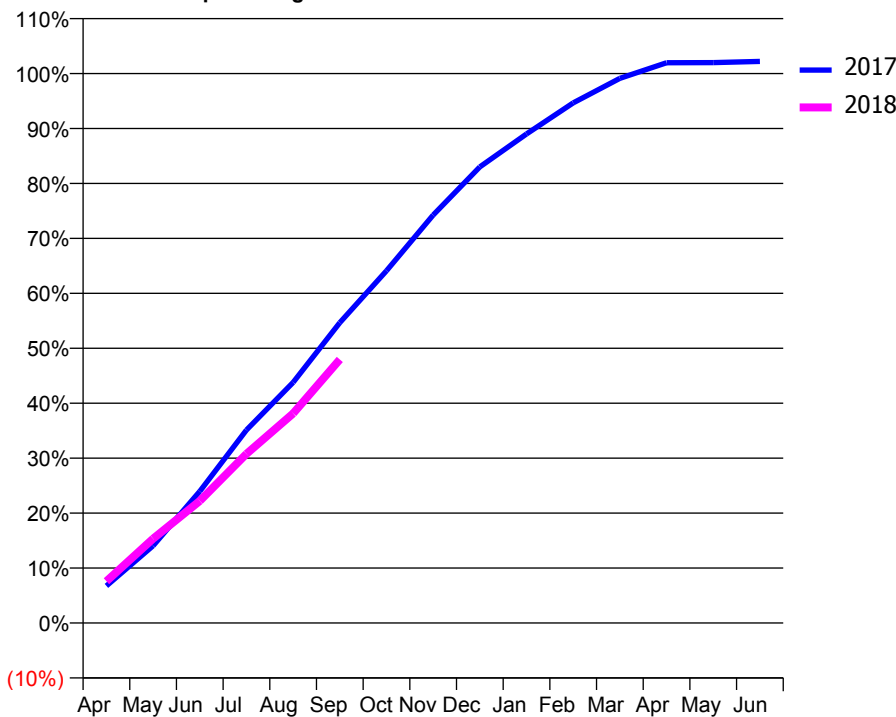
### ACCESS\*

Patients seen in 24 months	Total	Change since previous quarter
Quarter ending September 2016	898	
Quarter ending December 2016	1,039	↑
Quarter ending March 2017	1,115	↑
Quarter ending June 2017	1,246	↑
Quarter ending September 2017	1,352	↑
<b>Variance since September 2016</b>	<b>50.6%</b>	<b>↑</b>



### ACTIVITY

Cumulative percentage of contracted UDA delivered 2017 & 2018



Month	Adjusted Scheduled Activity (UDA)	
	2017	2018
April	185	208
May	385	420
June	656	608
July	962	843
August	1,199	1,044
September	1,497	1,313
October	1,755	
November	2,033	
December	2,273	
January	2,437	
February	2,592	
March	2,714	
April	2,792	
May	2,792	
June	2,798	

### QUALITY

	Quantity	Base Number	Contract	AT	Region	England
% of FP17s for the same patient ID Re-attending within 3 months - Children	20	401	5.0%	10.0%	11.6%	11.9%
% of FP17s for the same patient ID Re-attending within 3 months - Adults	53	630	8.4%	14.3%	15.2%	15.9%
% of FP17s for the same patient ID Re-attending between 3 & 9 months - Children	214	401	53.4%	55.8%	59.1%	58.1%
% of FP17s for the same patient ID Re-attending between 3 & 9 months - Adults	269	630	42.7%	49.0%	51.7%	50.6%
% of FP17s for Band 1 Urgent Courses	51	564	9.0%	8.5%	8.0%	9.1%
% of FP17s Relating to Free Repair or Replacements	0	564	0.0%	0.7%	0.8%	0.8%
% of FP17s Relating to Continuations	0	564	0.0%	0.9%	1.0%	1.1%
% of Patients satisfied with the dentistry they have received	2	2	N/A	91.9%	91.5%	91.4%
% of Patients satisfied with the time they had to wait for an appointment	2	2	N/A	89.1%	88.2%	87.7%

\* This is based on patients treated on this contract for their most recent course of treatment. Figures in italics indicate the base number of FP17s or Patient Questionnaire responses are less than 100. N/A is shown where the base number of responses is less than 10 during the period. % is calculated as Quantity/Base number\*100

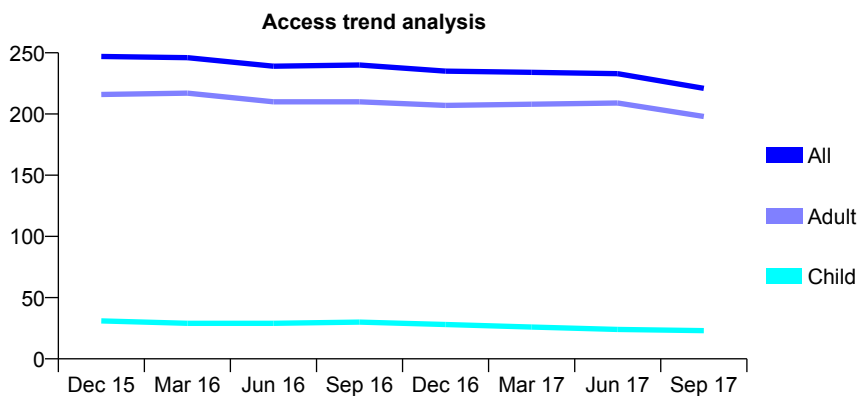
## Q57 - Vital Signs At a Glance Contract Report for 618683/0001 - September 2017

Name or company name	Papineni Dental Practice
Contract type name	GDS Contract
Purpose of contract	General
Contract start date	01/04/2006
Contract end date	

17/18 Contracted general activity (UDA)	850
Carry forward general activity (UDA)	0
17/18 Contracted orthodontic activity (UOA)	0
Carry forward orthodontic activity (UOA)	0
Baseline contract value	£18,323.71

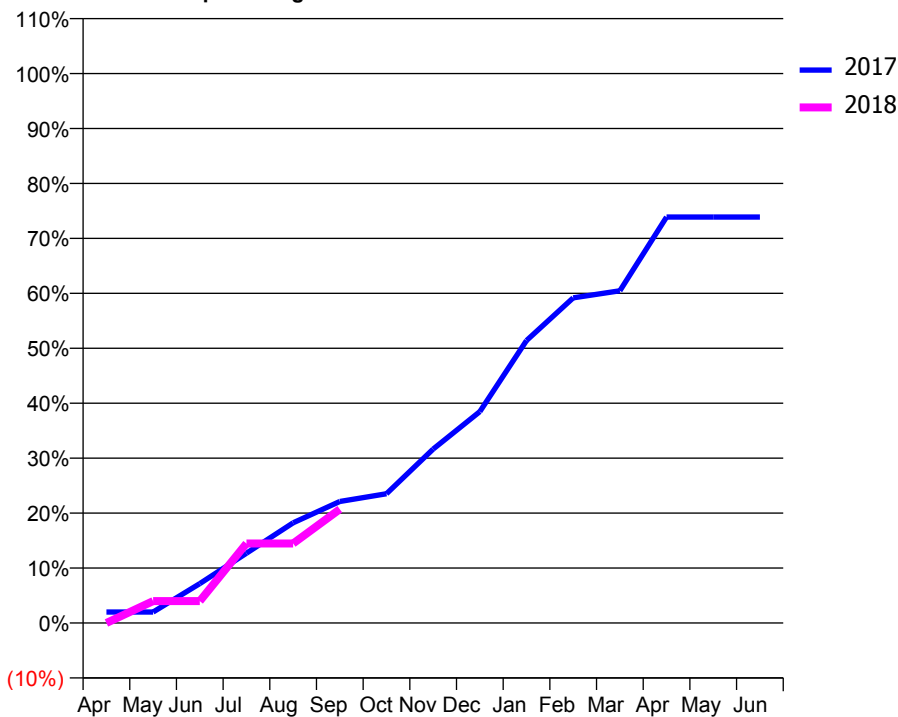
### ACCESS\*

Patients seen in 24 months	Total	Change since previous quarter
Quarter ending September 2016	240	
Quarter ending December 2016	235	↓
Quarter ending March 2017	234	→
Quarter ending June 2017	233	→
Quarter ending September 2017	221	↓
<b>Variance since September 2016</b>	<b>(7.9%)</b>	<b>↓</b>



### ACTIVITY

Cumulative percentage of contracted UDA delivered 2017 & 2018



Adjusted Scheduled Activity (UDA)

Month	2017	2018
April	17	0
May	17	34
June	61	34
July	108	123
August	155	123
September	188	176
October	200	
November	269	
December	327	
January	437	
February	503	
March	514	
April	628	
May	628	
June	628	

### QUALITY

	Quantity	Base Number	Contract	AT	Region	England
% of FP17s for the same patient ID Re-attending within 3 months - Children	0	17	0.0%	10.0%	11.6%	11.9%
% of FP17s for the same patient ID Re-attending within 3 months - Adults	1	154	0.6%	14.3%	15.2%	15.9%
% of FP17s for the same patient ID Re-attending between 3 & 9 months - Children	14	17	82.4%	55.8%	59.1%	58.1%
% of FP17s for the same patient ID Re-attending between 3 & 9 months - Adults	125	154	81.2%	49.0%	51.7%	50.6%
% of FP17s for Band 1 Urgent Courses	0	108	0.0%	8.5%	8.0%	9.1%
% of FP17s Relating to Free Repair or Replacements	0	108	0.0%	0.7%	0.8%	0.8%
% of FP17s Relating to Continuations	0	108	0.0%	0.9%	1.0%	1.1%
% of Patients satisfied with the dentistry they have received	1	1	N/A	91.9%	91.5%	91.4%
% of Patients satisfied with the time they had to wait for an appointment	1	1	N/A	89.1%	88.2%	87.7%

\* This is based on patients treated on this contract for their most recent course of treatment. Figures in italics indicate the base number of FP17s or Patient Questionnaire responses are less than 100. N/A is shown where the base number of responses is less than 10 during the period. % is calculated as Quantity/Base number\*100

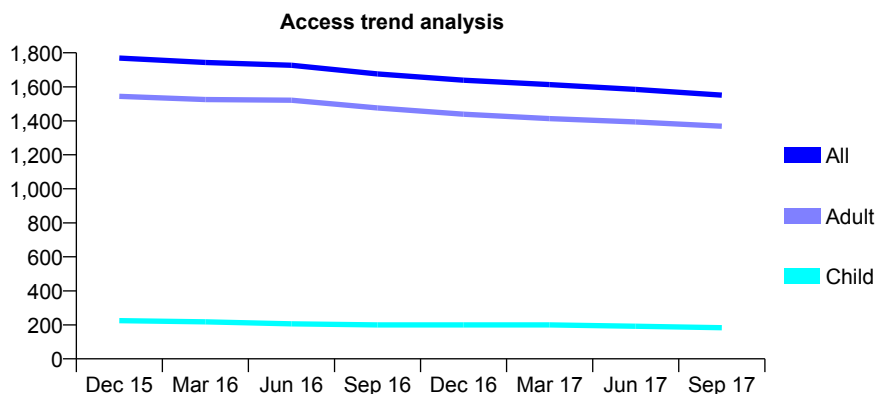
## Q57 - Vital Signs At a Glance Contract Report for 618683/0002 - September 2017

Name or company name	Papineni Dental Practice
Contract type name	GDS Contract
Purpose of contract	General
Contract start date	01/04/2006
Contract end date	

17/18 Contracted general activity (UDA)	5,493
Carry forward general activity (UDA)	0
17/18 Contracted orthodontic activity (UOA)	0
Carry forward orthodontic activity (UOA)	0
Baseline contract value	£110,134.12

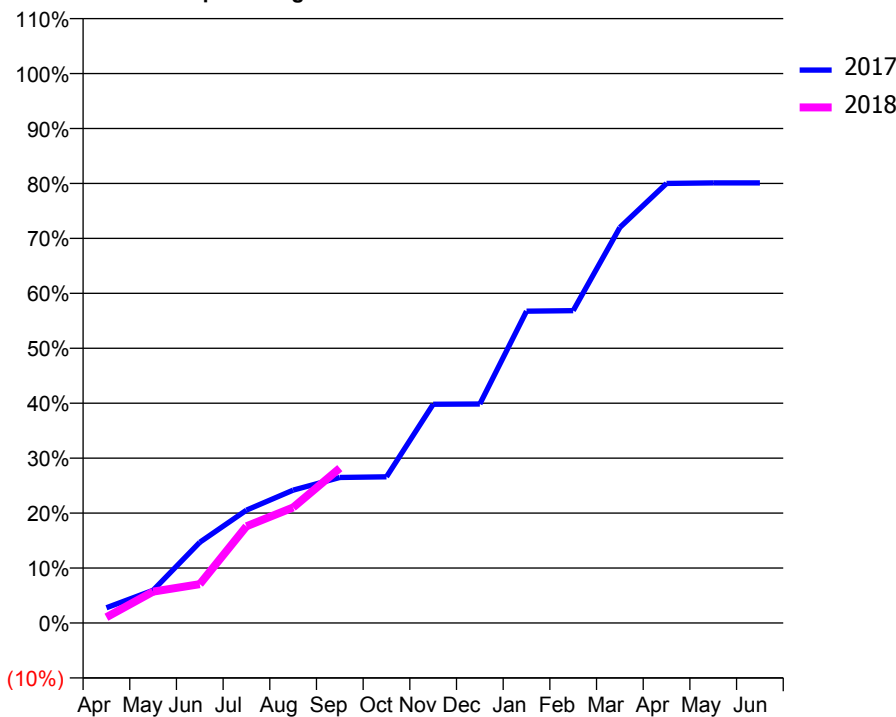
### ACCESS\*

Patients seen in 24 months	Total	Change since previous quarter
Quarter ending September 2016	1,676	
Quarter ending December 2016	1,639	↓
Quarter ending March 2017	1,613	↓
Quarter ending June 2017	1,585	↓
Quarter ending September 2017	1,551	↓
<b>Variance since September 2016</b>	<b>(7.5%)</b>	<b>↓</b>



### ACTIVITY

Cumulative percentage of contracted UDA delivered 2017 & 2018



Month	Adjusted Scheduled Activity (UDA)	
	2017	2018
April	152	58
May	327	314
June	807	388
July	1,129	967
August	1,328	1,155
September	1,455	1,548
October	1,461	
November	2,187	
December	2,189	
January	3,117	
February	3,123	
March	3,954	
April	4,394	
May	4,399	
June	4,399	

### QUALITY

	Quantity	Base Number	Contract	AT	Region	England
% of FP17s for the same patient ID Re-attending within 3 months - Children	5	144	3.5%	10.0%	11.6%	11.9%
% of FP17s for the same patient ID Re-attending within 3 months - Adults	48	1,108	4.3%	14.3%	15.2%	15.9%
% of FP17s for the same patient ID Re-attending between 3 & 9 months - Children	107	144	74.3%	55.8%	59.1%	58.1%
% of FP17s for the same patient ID Re-attending between 3 & 9 months - Adults	919	1,108	82.9%	49.0%	51.7%	50.6%
% of FP17s for Band 1 Urgent Courses	0	986	0.0%	8.5%	8.0%	9.1%
% of FP17s Relating to Free Repair or Replacements	0	986	0.0%	0.7%	0.8%	0.8%
% of FP17s Relating to Continuations	0	986	0.0%	0.9%	1.0%	1.1%
% of Patients satisfied with the dentistry they have received	4	5	N/A	91.9%	91.5%	91.4%
% of Patients satisfied with the time they had to wait for an appointment	3	5	N/A	89.1%	88.2%	87.7%

\* This is based on patients treated on this contract for their most recent course of treatment. Figures in italics indicate the base number of FP17s or Patient Questionnaire responses are less than 100. N/A is shown where the base number of responses is less than 10 during the period. % is calculated as Quantity/Base number\*100

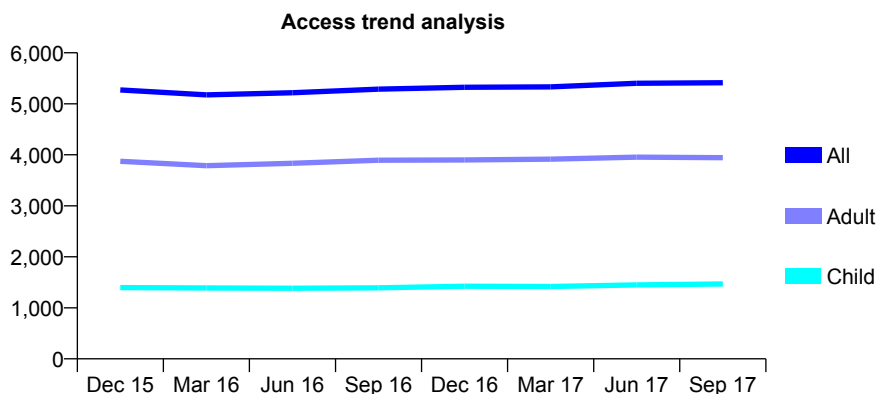
## Q57 - Vital Signs At a Glance Contract Report for 631531/0003 - September 2017

Name or company name	MR WA TWEDDELL
Contract type name	GDS Contract
Purpose of contract	General
Contract start date	01/04/2006
Contract end date	

17/18 Contracted general activity (UDA)	11,071
Carry forward general activity (UDA)	-221
17/18 Contracted orthodontic activity (UOA)	0
Carry forward orthodontic activity (UOA)	0
Baseline contract value	£249,941.85

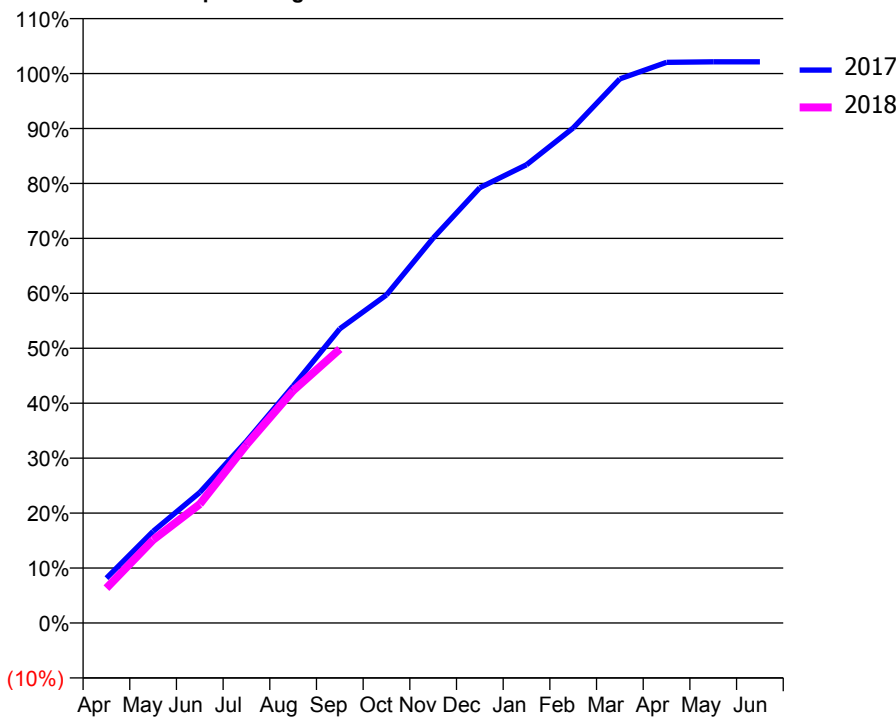
### ACCESS\*

Patients seen in 24 months	Total	Change since previous quarter
Quarter ending September 2016	5,287	
Quarter ending December 2016	5,324	→
Quarter ending March 2017	5,333	→
Quarter ending June 2017	5,403	→
Quarter ending September 2017	5,414	→
<b>Variance since September 2016</b>	<b>2.4%</b>	<b>↑</b>



### ACTIVITY

Cumulative percentage of contracted UDA delivered 2017 & 2018



Adjusted Scheduled Activity (UDA)

Month	2017	2018
April	905	703
May	1,846	1,674
June	2,631	2,394
July	3,664	3,591
August	4,774	4,681
September	5,928	5,520
October	6,610	
November	7,755	
December	8,770	
January	9,234	
February	9,973	
March	10,962	
April	11,296	
May	11,306	
June	11,306	

### QUALITY

	Quantity	Base Number	Contract	AT	Region	England
% of FP17s for the same patient ID Re-attending within 3 months - Children	58	1,196	4.8%	10.0%	11.6%	11.9%
% of FP17s for the same patient ID Re-attending within 3 months - Adults	259	2,623	9.9%	14.3%	15.2%	15.9%
% of FP17s for the same patient ID Re-attending between 3 & 9 months - Children	742	1,196	62.0%	55.8%	59.1%	58.1%
% of FP17s for the same patient ID Re-attending between 3 & 9 months - Adults	1,401	2,623	53.4%	49.0%	51.7%	50.6%
% of FP17s for Band 1 Urgent Courses	236	3,056	7.7%	8.5%	8.0%	9.1%
% of FP17s Relating to Free Repair or Replacements	5	3,056	0.2%	0.7%	0.8%	0.8%
% of FP17s Relating to Continuations	18	3,056	0.6%	0.9%	1.0%	1.1%
% of Patients satisfied with the dentistry they have received	9	10	90.0%	91.9%	91.5%	91.4%
% of Patients satisfied with the time they had to wait for an appointment	9	10	90.0%	89.1%	88.2%	87.7%

\* This is based on patients treated on this contract for their most recent course of treatment. Figures in italics indicate the base number of FP17s or Patient Questionnaire responses are less than 100. N/A is shown where the base number of responses is less than 10 during the period. % is calculated as Quantity/Base number\*100

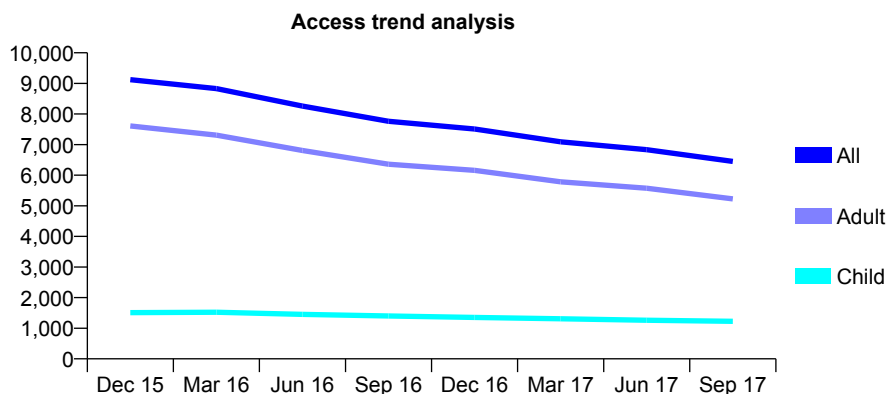
## Q57 - Vital Signs At a Glance Contract Report for 635812/0001 - September 2017

Name or company name	Ford Road Dental Surgery
Contract type name	GDS Contract
Purpose of contract	General
Contract start date	01/04/2006
Contract end date	

17/18 Contracted general activity (UDA)	24,500
Carry forward general activity (UDA)	0
17/18 Contracted orthodontic activity (UOA)	0
Carry forward orthodontic activity (UOA)	0
Baseline contract value	£576,799.25

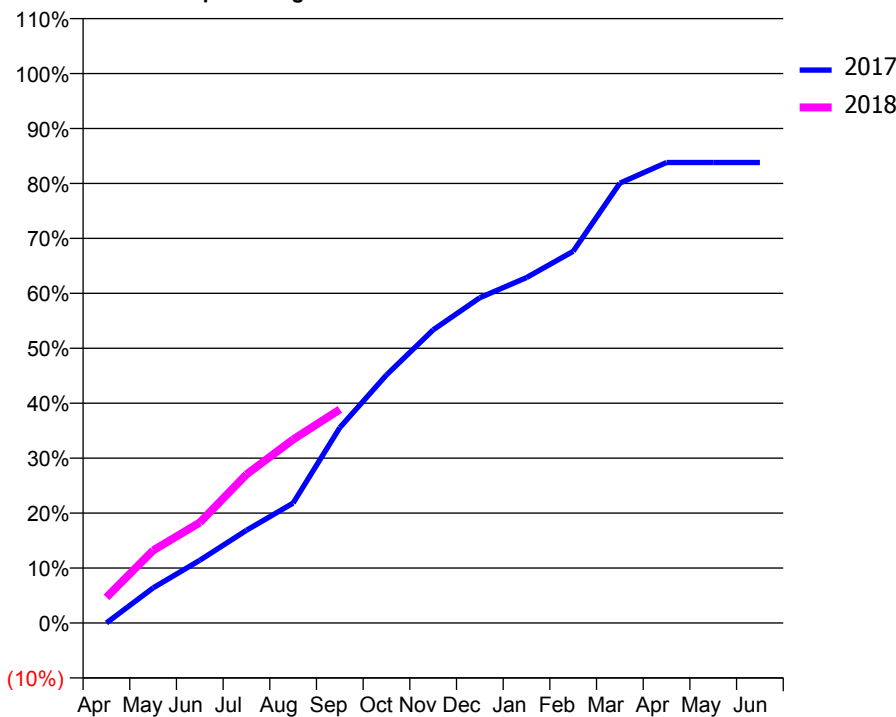
### ACCESS\*

Patients seen in 24 months	Total	Change since previous quarter
Quarter ending September 2016	7,764	
Quarter ending December 2016	7,510	↓
Quarter ending March 2017	7,092	↓
Quarter ending June 2017	6,836	↓
Quarter ending September 2017	6,452	↓
<b>Variance since September 2016</b>	<b>(16.9%)</b>	<b>↓</b>



### ACTIVITY

Cumulative percentage of contracted UDA delivered 2017 & 2018



Month	Adjusted Scheduled Activity (UDA)	
	2017	2018
April	-4	1,145
May	1,567	3,237
June	2,795	4,480
July	4,134	6,628
August	5,349	8,185
September	8,711	9,519
October	11,061	
November	13,070	
December	14,502	
January	15,404	
February	16,572	
March	19,608	
April	20,535	
May	20,535	
June	20,535	

### QUALITY

	Quantity	Base Number	Contract	AT	Region	England
% of FP17s for the same patient ID Re-attending within 3 months - Children	36	743	4.8%	10.0%	11.6%	11.9%
% of FP17s for the same patient ID Re-attending within 3 months - Adults	350	2,757	12.7%	14.3%	15.2%	15.9%
% of FP17s for the same patient ID Re-attending between 3 & 9 months - Children	429	743	57.7%	55.8%	59.1%	58.1%
% of FP17s for the same patient ID Re-attending between 3 & 9 months - Adults	1,425	2,757	51.7%	49.0%	51.7%	50.6%
% of FP17s for Band 1 Urgent Courses	215	3,231	6.7%	8.5%	8.0%	9.1%
% of FP17s Relating to Free Repair or Replacements	20	3,231	0.6%	0.7%	0.8%	0.8%
% of FP17s Relating to Continuations	37	3,231	1.1%	0.9%	1.0%	1.1%
% of Patients satisfied with the dentistry they have received	13	14	92.9%	91.9%	91.5%	91.4%
% of Patients satisfied with the time they had to wait for an appointment	10	14	71.4%	89.1%	88.2%	87.7%

\* This is based on patients treated on this contract for their most recent course of treatment. Figures in italics indicate the base number of FP17s or Patient Questionnaire responses are less than 100. N/A is shown where the base number of responses is less than 10 during the period. % is calculated as Quantity/Base number\*100



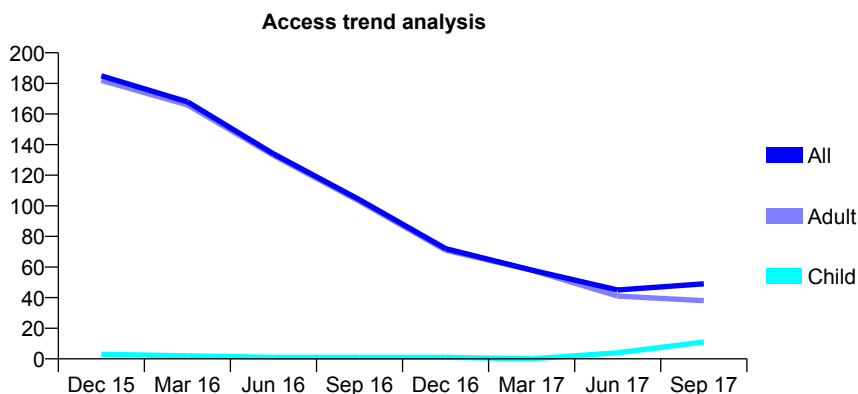
## Q57 - Vital Signs At a Glance Contract Report for 649694/0003 - September 2017

Name or company name	MR SB DENNY
Contract type name	GDS Contract
Purpose of contract	General
Contract start date	01/04/2008
Contract end date	

17/18 Contracted general activity (UDA)	1,020
Carry forward general activity (UDA)	0
17/18 Contracted orthodontic activity (UOA)	0
Carry forward orthodontic activity (UOA)	0
Baseline contract value	£28,732.16

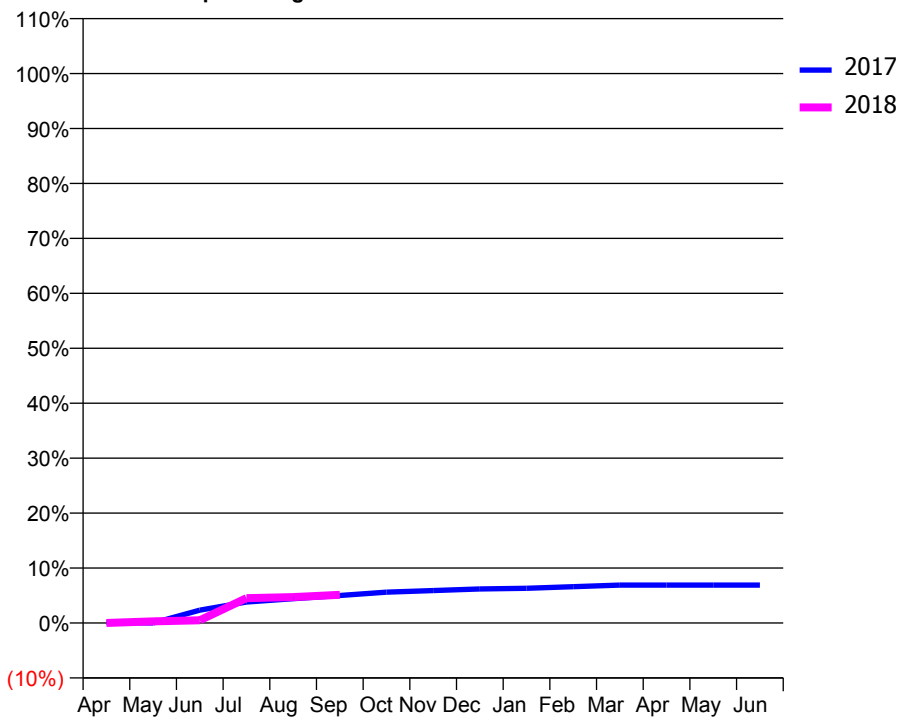
### ACCESS\*

Patients seen in 24 months	Total	Change since previous quarter
Quarter ending September 2016	104	
Quarter ending December 2016	72	↓
Quarter ending March 2017	58	↓
Quarter ending June 2017	45	↓
Quarter ending September 2017	49	↑
<b>Variance since September 2016</b>	<b>(52.9%)</b>	<b>↓</b>



### ACTIVITY

Cumulative percentage of contracted UDA delivered 2017 & 2018



Month	Adjusted Scheduled Activity (UDA)	
	2017	2018
April	1	0
May	0	3
June	24	5
July	39	46
August	45	48
September	51	52
October	57	
November	60	
December	63	
January	64	
February	67	
March	70	
April	70	
May	70	
June	70	

### QUALITY

	Quantity	Base Number	Contract	AT	Region	England
% of FP17s for the same patient ID Re-attending within 3 months - Children	0	14	0.0%	10.0%	11.6%	11.9%
% of FP17s for the same patient ID Re-attending within 3 months - Adults	0	21	0.0%	14.3%	15.2%	15.9%
% of FP17s for the same patient ID Re-attending between 3 & 9 months - Children	0	14	0.0%	55.8%	59.1%	58.1%
% of FP17s for the same patient ID Re-attending between 3 & 9 months - Adults	4	21	19.0%	49.0%	51.7%	50.6%
% of FP17s for Band 1 Urgent Courses	2	29	6.9%	8.5%	8.0%	9.1%
% of FP17s Relating to Free Repair or Replacements	0	29	0.0%	0.7%	0.8%	0.8%
% of FP17s Relating to Continuations	0	29	0.0%	0.9%	1.0%	1.1%
% of Patients satisfied with the dentistry they have received	0	0	N/A	91.9%	91.5%	91.4%
% of Patients satisfied with the time they had to wait for an appointment	0	0	N/A	89.1%	88.2%	87.7%

\* This is based on patients treated on this contract for their most recent course of treatment. Figures in italics indicate the base number of FP17s or Patient Questionnaire responses are less than 100. N/A is shown where the base number of responses is less than 10 during the period. % is calculated as Quantity/Base number\*100

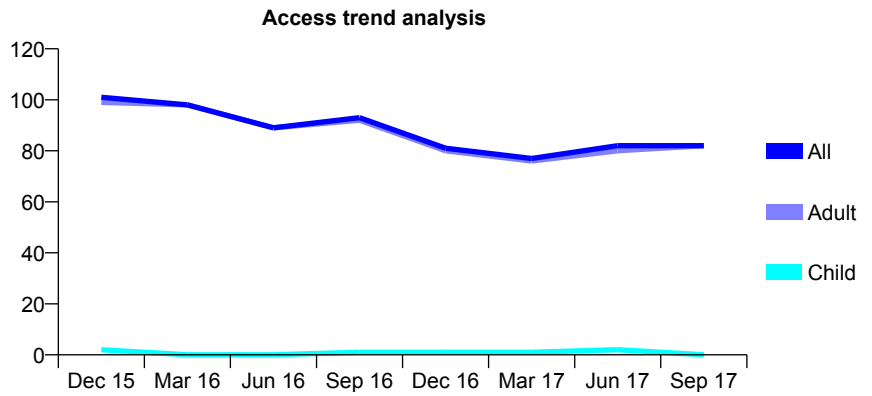
## Q57 - Vital Signs At a Glance Contract Report for 649694/0004 - September 2017

Name or company name	MR SB DENNY
Contract type name	GDS Contract
Purpose of contract	General
Contract start date	01/04/2008
Contract end date	

17/18 Contracted general activity (UDA)	720
Carry forward general activity (UDA)	0
17/18 Contracted orthodontic activity (UOA)	0
Carry forward orthodontic activity (UOA)	0
Baseline contract value	£20,281.51

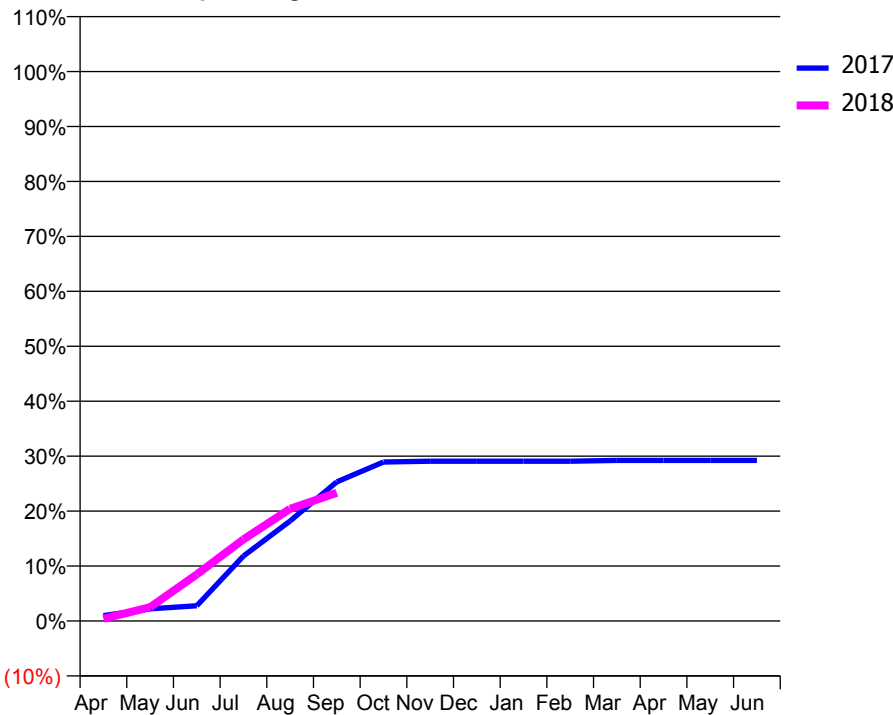
### ACCESS\*

Patients seen in 24 months	Total	Change since previous quarter
Quarter ending September 2016	93	
Quarter ending December 2016	81	↓
Quarter ending March 2017	77	↓
Quarter ending June 2017	82	↑
Quarter ending September 2017	82	→
<b>Variance since September 2016</b>	<b>(11.8%)</b>	<b>↓</b>



### ACTIVITY

Cumulative percentage of contracted UDA delivered 2017 & 2018



### QUALITY

	Quantity	Base Number	Contract	AT	Region	England
% of FP17s for the same patient ID Re-attending within 3 months - Children	0	2	0.0%	10.0%	11.6%	11.9%
% of FP17s for the same patient ID Re-attending within 3 months - Adults	0	43	0.0%	14.3%	15.2%	15.9%
% of FP17s for the same patient ID Re-attending between 3 & 9 months - Children	0	2	0.0%	55.8%	59.1%	58.1%
% of FP17s for the same patient ID Re-attending between 3 & 9 months - Adults	8	43	18.6%	49.0%	51.7%	50.6%
% of FP17s for Band 1 Urgent Courses	0	44	0.0%	8.5%	8.0%	9.1%
% of FP17s Relating to Free Repair or Replacements	0	44	0.0%	0.7%	0.8%	0.8%
% of FP17s Relating to Continuations	0	44	0.0%	0.9%	1.0%	1.1%
% of Patients satisfied with the dentistry they have received	0	0	N/A	91.9%	91.5%	91.4%
% of Patients satisfied with the time they had to wait for an appointment	0	0	N/A	89.1%	88.2%	87.7%

\* This is based on patients treated on this contract for their most recent course of treatment. Figures in italics indicate the base number of FP17s or Patient Questionnaire responses are less than 100. N/A is shown where the base number of responses is less than 10 during the period. % is calculated as Quantity/Base number\*100

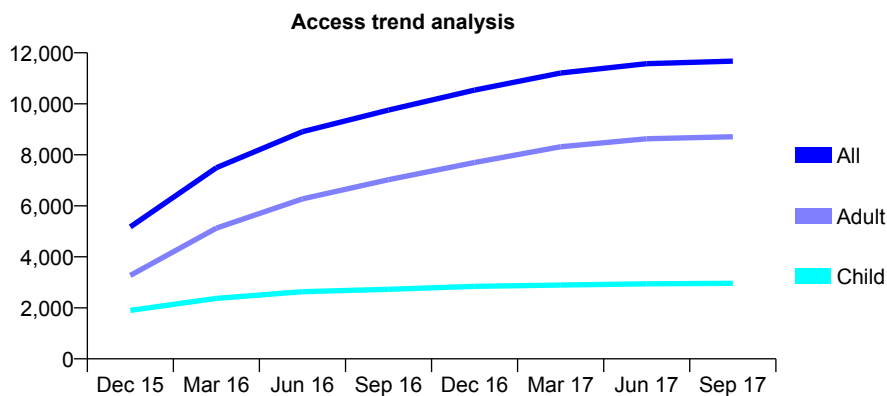
## Q57 - Vital Signs At a Glance Contract Report for 649694/0019 - September 2017

Name or company name	MR SB DENNY
Contract type name	GDS Contract
Purpose of contract	General
Contract start date	01/07/2015
Contract end date	

17/18 Contracted general activity (UDA)	27,371
Carry forward general activity (UDA)	-547
17/18 Contracted orthodontic activity (UOA)	0
Carry forward orthodontic activity (UOA)	0
Baseline contract value	£739,692.20

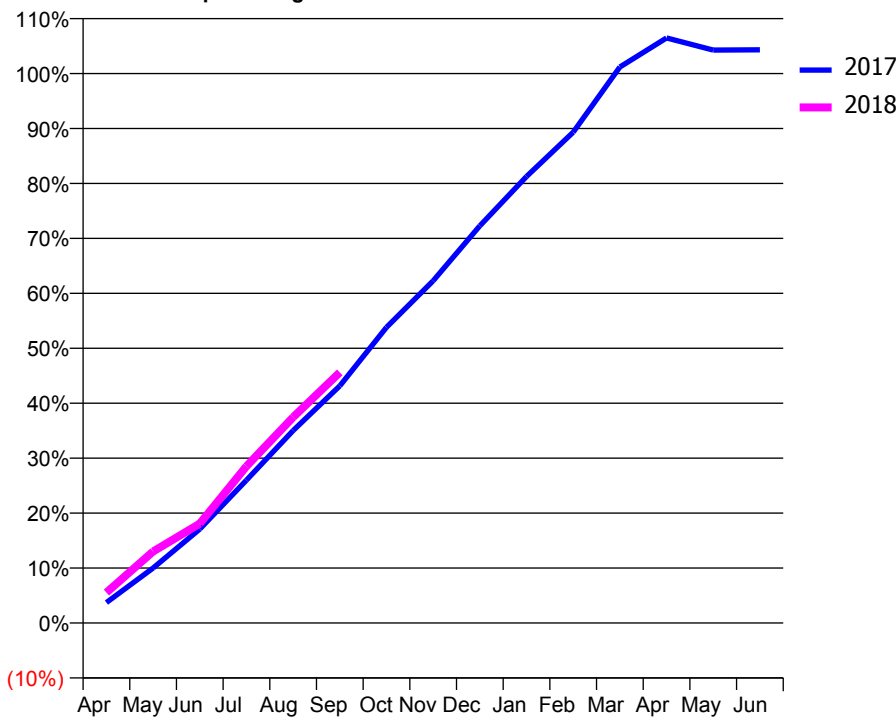
### ACCESS\*

Patients seen in 24 months	Total	Change since previous quarter
Quarter ending September 2016	9,755	
Quarter ending December 2016	10,540	↑
Quarter ending March 2017	11,206	↑
Quarter ending June 2017	11,575	↑
Quarter ending September 2017	11,671	→
<b>Variance since September 2016</b>	<b>19.6%</b>	<b>↑</b>



### ACTIVITY

Cumulative percentage of contracted UDA delivered 2017 & 2018



Adjusted Scheduled Activity (UDA)

Month	2017	2018
April	1,018	1,517
May	2,740	3,561
June	4,677	4,952
July	7,116	7,809
August	9,588	10,250
September	11,814	12,484
October	14,727	
November	17,044	
December	19,783	
January	22,242	
February	24,445	
March	27,696	
April	29,142	
May	28,541	
June	28,548	

### QUALITY

	Quantity	Base Number	Contract	AT	Region	England
% of FP17s for the same patient ID Re-attending within 3 months - Children	331	2,586	12.8%	10.0%	11.6%	11.9%
% of FP17s for the same patient ID Re-attending within 3 months - Adults	885	4,821	18.4%	14.3%	15.2%	15.9%
% of FP17s for the same patient ID Re-attending between 3 & 9 months - Children	1,378	2,586	53.3%	55.8%	59.1%	58.1%
% of FP17s for the same patient ID Re-attending between 3 & 9 months - Adults	2,093	4,821	43.4%	49.0%	51.7%	50.6%
% of FP17s for Band 1 Urgent Courses	793	5,982	13.3%	8.5%	8.0%	9.1%
% of FP17s Relating to Free Repair or Replacements	87	5,982	1.5%	0.7%	0.8%	0.8%
% of FP17s Relating to Continuations	7	5,982	0.1%	0.9%	1.0%	1.1%
% of Patients satisfied with the dentistry they have received	15	17	88.2%	91.9%	91.5%	91.4%
% of Patients satisfied with the time they had to wait for an appointment	12	17	70.6%	89.1%	88.2%	87.7%

\* This is based on patients treated on this contract for their most recent course of treatment. Figures in italics indicate the base number of FP17s or Patient Questionnaire responses are less than 100. N/A is shown where the base number of responses is less than 10 during the period. % is calculated as Quantity/Base number\*100

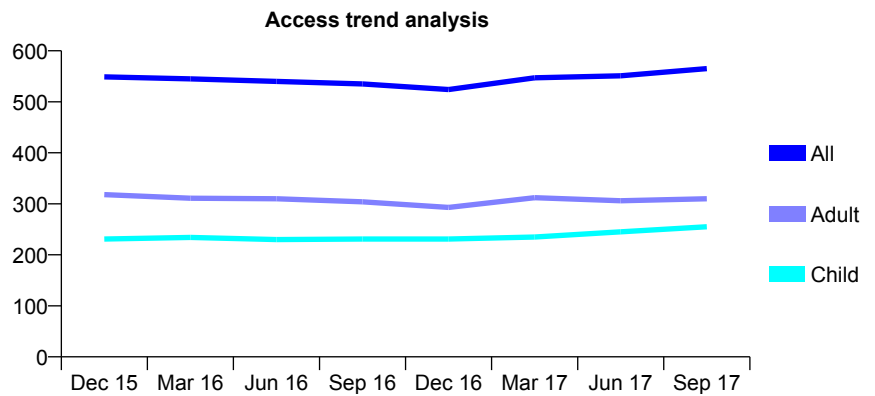
## Q57 - Vital Signs At a Glance Contract Report for 651591/0001 - September 2017

Name or company name	MR PJ CANNELL
Contract type name	GDS Contract
Purpose of contract	General
Contract start date	01/04/2006
Contract end date	

17/18 Contracted general activity (UDA)	1,200
Carry forward general activity (UDA)	39
17/18 Contracted orthodontic activity (UOA)	0
Carry forward orthodontic activity (UOA)	0
Baseline contract value	£27,623.76

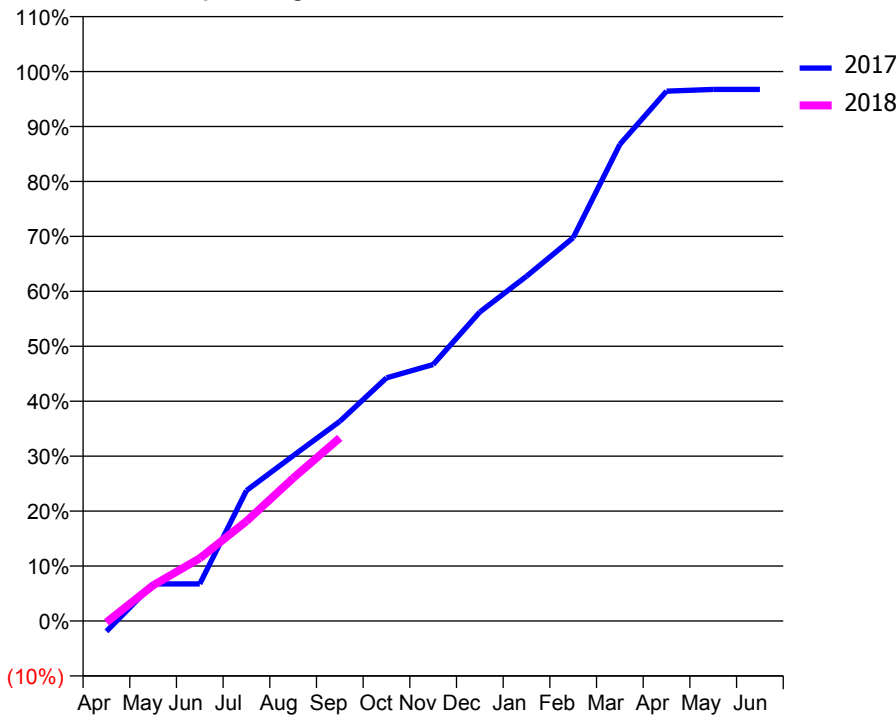
### ACCESS\*

Patients seen in 24 months	Total	Change since previous quarter
Quarter ending September 2016	535	
Quarter ending December 2016	524	↓
Quarter ending March 2017	547	↑
Quarter ending June 2017	551	→
Quarter ending September 2017	565	↑
<b>Variance since September 2016</b>	5.6%	↑



### ACTIVITY

Cumulative percentage of contracted UDA delivered 2017 & 2018



Month	Adjusted Scheduled Activity (UDA)	
	2017	2018
April	-23	-3
May	81	78
June	81	137
July	285	218
August	361	312
September	436	400
October	531	
November	560	
December	675	
January	753	
February	837	
March	1,041	
April	1,157	
May	1,161	
June	1,161	

### QUALITY

	Quantity	Base Number	Contract	AT	Region	England
% of FP17s for the same patient ID Re-attending within 3 months - Children	12	206	5.8%	10.0%	11.6%	11.9%
% of FP17s for the same patient ID Re-attending within 3 months - Adults	16	199	8.0%	14.3%	15.2%	15.9%
% of FP17s for the same patient ID Re-attending between 3 & 9 months - Children	131	206	63.6%	55.8%	59.1%	58.1%
% of FP17s for the same patient ID Re-attending between 3 & 9 months - Adults	113	199	56.8%	49.0%	51.7%	50.6%
% of FP17s for Band 1 Urgent Courses	1	349	0.3%	8.5%	8.0%	9.1%
% of FP17s Relating to Free Repair or Replacements	0	349	0.0%	0.7%	0.8%	0.8%
% of FP17s Relating to Continuations	10	349	2.9%	0.9%	1.0%	1.1%
% of Patients satisfied with the dentistry they have received	2	2	N/A	91.9%	91.5%	91.4%
% of Patients satisfied with the time they had to wait for an appointment	2	2	N/A	89.1%	88.2%	87.7%

\* This is based on patients treated on this contract for their most recent course of treatment. Figures in italics indicate the base number of FP17s or Patient Questionnaire responses are less than 100. N/A is shown where the base number of responses is less than 10 during the period. % is calculated as Quantity/Base number\*100

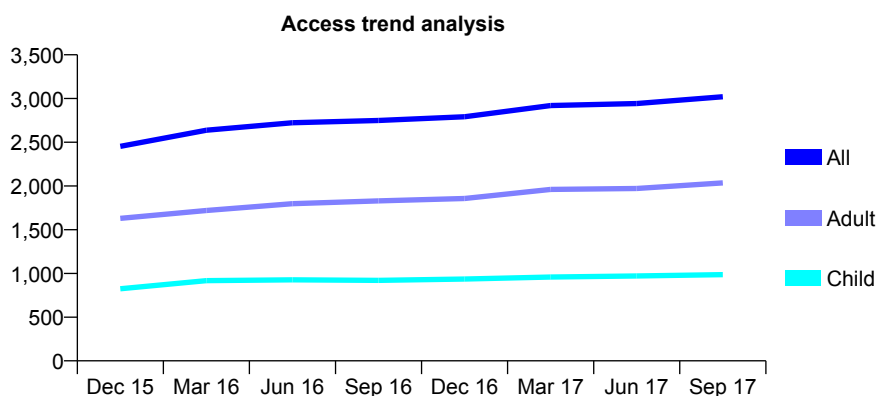
## Q57 - Vital Signs At a Glance Contract Report for 652598/0001 - September 2017

Name or company name	MISS CL JONES
Contract type name	GDS Contract
Purpose of contract	General
Contract start date	01/04/2006
Contract end date	

17/18 Contracted general activity (UDA)	8,100
Carry forward general activity (UDA)	94
17/18 Contracted orthodontic activity (UOA)	0
Carry forward orthodontic activity (UOA)	0
Baseline contract value	£205,725.66

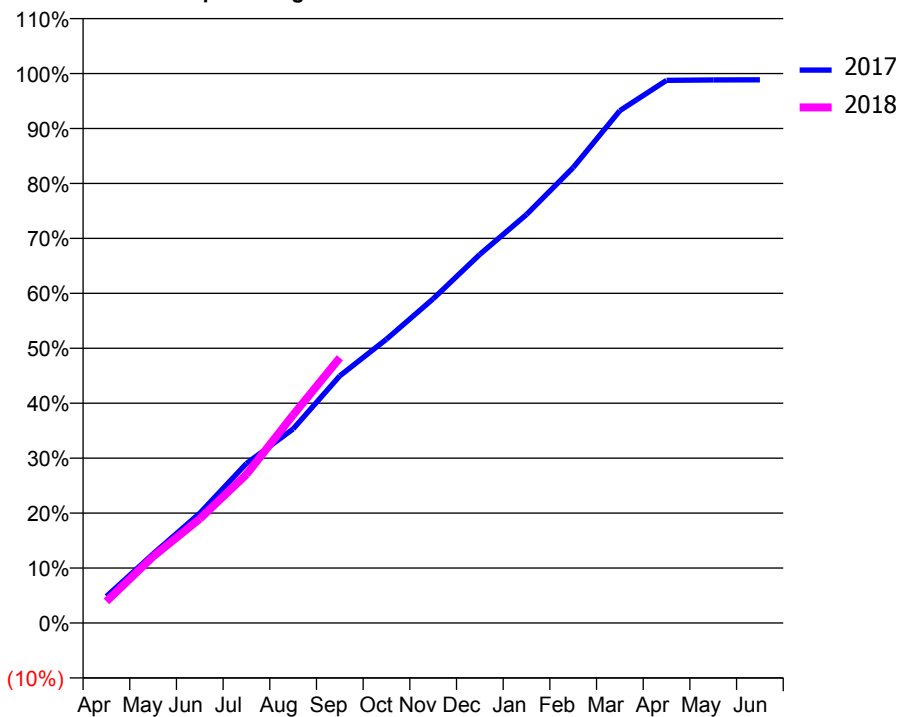
### ACCESS\*

Patients seen in 24 months	Total	Change since previous quarter
Quarter ending September 2016	2,749	
Quarter ending December 2016	2,792	→
Quarter ending March 2017	2,919	↑
Quarter ending June 2017	2,942	→
Quarter ending September 2017	3,021	↑
<b>Variance since September 2016</b>	<b>9.9%</b>	<b>↑</b>



### ACTIVITY

Cumulative percentage of contracted UDA delivered 2017 & 2018



Month	Adjusted Scheduled Activity (UDA)	
	2017	2018
April	391	319
May	1,019	980
June	1,619	1,537
July	2,353	2,190
August	2,860	3,068
September	3,643	3,910
October	4,183	
November	4,780	
December	5,434	
January	6,022	
February	6,713	
March	7,553	
April	7,999	
May	8,005	
June	8,006	

### QUALITY

	Quantity	Base Number	Contract	AT	Region	England
% of FP17s for the same patient ID Re-attending within 3 months - Children	76	853	8.9%	10.0%	11.6%	11.9%
% of FP17s for the same patient ID Re-attending within 3 months - Adults	183	1,535	11.9%	14.3%	15.2%	15.9%
% of FP17s for the same patient ID Re-attending between 3 & 9 months - Children	573	853	67.2%	55.8%	59.1%	58.1%
% of FP17s for the same patient ID Re-attending between 3 & 9 months - Adults	866	1,535	56.4%	49.0%	51.7%	50.6%
% of FP17s for Band 1 Urgent Courses	170	2,166	7.8%	8.5%	8.0%	9.1%
% of FP17s Relating to Free Repair or Replacements	8	2,166	0.4%	0.7%	0.8%	0.8%
% of FP17s Relating to Continuations	24	2,166	1.1%	0.9%	1.0%	1.1%
% of Patients satisfied with the dentistry they have received	5	5	N/A	91.9%	91.5%	91.4%
% of Patients satisfied with the time they had to wait for an appointment	5	5	N/A	89.1%	88.2%	87.7%

\* This is based on patients treated on this contract for their most recent course of treatment. Figures in italics indicate the base number of FP17s or Patient Questionnaire responses are less than 100. N/A is shown where the base number of responses is less than 10 during the period. % is calculated as Quantity/Base number\*100

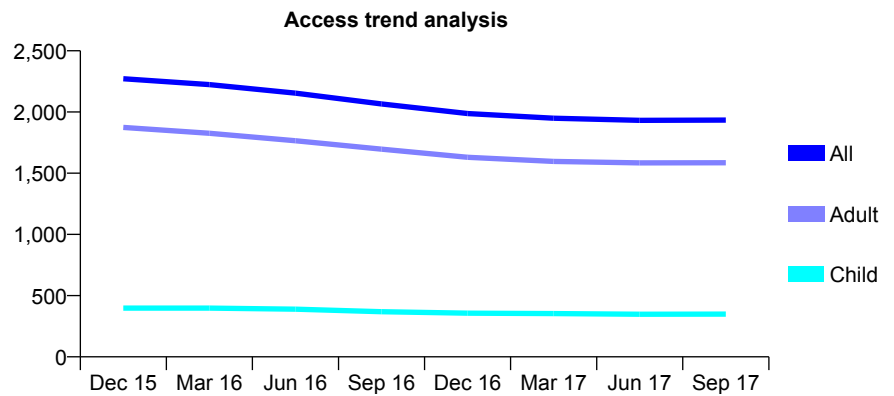
## Q57 - Vital Signs At a Glance Contract Report for 656224/0001 - September 2017

Name or company name	MRS PC GOULD
Contract type name	GDS Contract
Purpose of contract	General
Contract start date	01/04/2006
Contract end date	

17/18 Contracted general activity (UDA)	5,871
Carry forward general activity (UDA)	-117
17/18 Contracted orthodontic activity (UOA)	0
Carry forward orthodontic activity (UOA)	0
Baseline contract value	£164,738.32

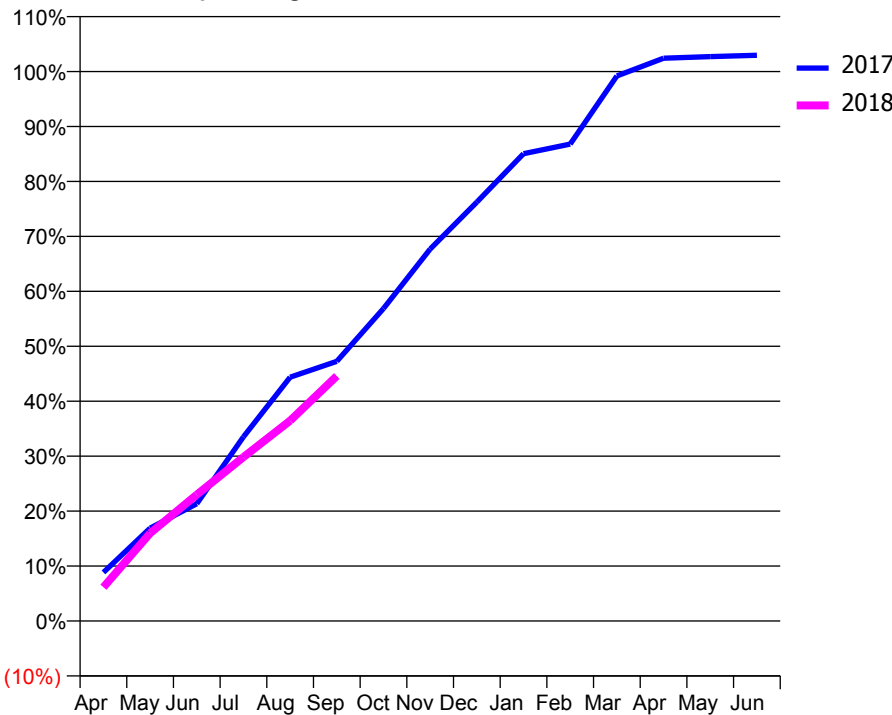
### ACCESS\*

Patients seen in 24 months	Total	Change since previous quarter
Quarter ending September 2016	2,066	
Quarter ending December 2016	1,987	↓
Quarter ending March 2017	1,949	↓
Quarter ending June 2017	1,932	→
Quarter ending September 2017	1,934	→
<b>Variance since September 2016</b>	<b>(6.4%)</b>	<b>↓</b>



### ACTIVITY

Cumulative percentage of contracted UDA delivered 2017 & 2018



Month	Adjusted Scheduled Activity (UDA)	
	2017	2018
April	520	362
May	993	939
June	1,253	1,349
July	1,968	1,751
August	2,606	2,141
September	2,774	2,619
October	3,339	
November	3,974	
December	4,476	
January	4,993	
February	5,095	
March	5,823	
April	6,013	
May	6,031	
June	6,045	

### QUALITY

	Quantity	Base Number	Contract	AT	Region	England
% of FP17s for the same patient ID Re-attending within 3 months - Children	25	281	8.9%	10.0%	11.6%	11.9%
% of FP17s for the same patient ID Re-attending within 3 months - Adults	145	1,171	12.4%	14.3%	15.2%	15.9%
% of FP17s for the same patient ID Re-attending between 3 & 9 months - Children	181	281	64.4%	55.8%	59.1%	58.1%
% of FP17s for the same patient ID Re-attending between 3 & 9 months - Adults	757	1,171	64.6%	49.0%	51.7%	50.6%
% of FP17s for Band 1 Urgent Courses	53	1,324	4.0%	8.5%	8.0%	9.1%
% of FP17s Relating to Free Repair or Replacements	4	1,324	0.3%	0.7%	0.8%	0.8%
% of FP17s Relating to Continuations	3	1,324	0.2%	0.9%	1.0%	1.1%
% of Patients satisfied with the dentistry they have received	8	8	N/A	91.9%	91.5%	91.4%
% of Patients satisfied with the time they had to wait for an appointment	7	8	N/A	89.1%	88.2%	87.7%

\* This is based on patients treated on this contract for their most recent course of treatment. Figures in italics indicate the base number of FP17s or Patient Questionnaire responses are less than 100. N/A is shown where the base number of responses is less than 10 during the period. % is calculated as Quantity/Base number\*100

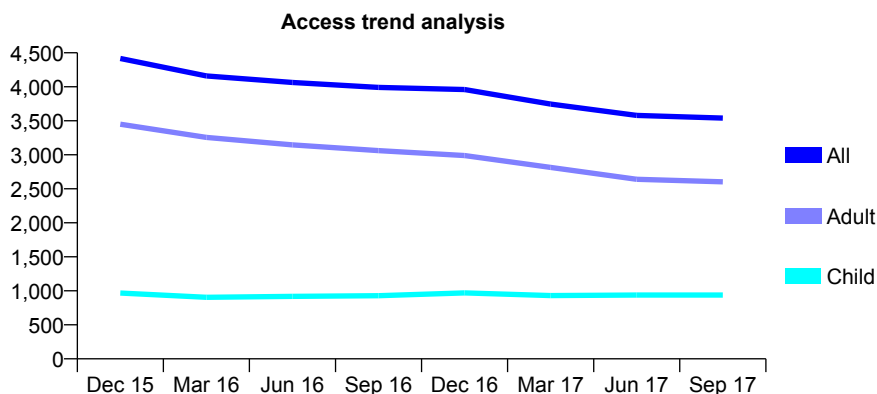
## Q57 - Vital Signs At a Glance Contract Report for 678120/0001 - September 2017

Name or company name	Mr R Carbiner, Sanjay Shah and Parish Va
Contract type name	GDS Contract
Purpose of contract	General
Contract start date	01/04/2006
Contract end date	

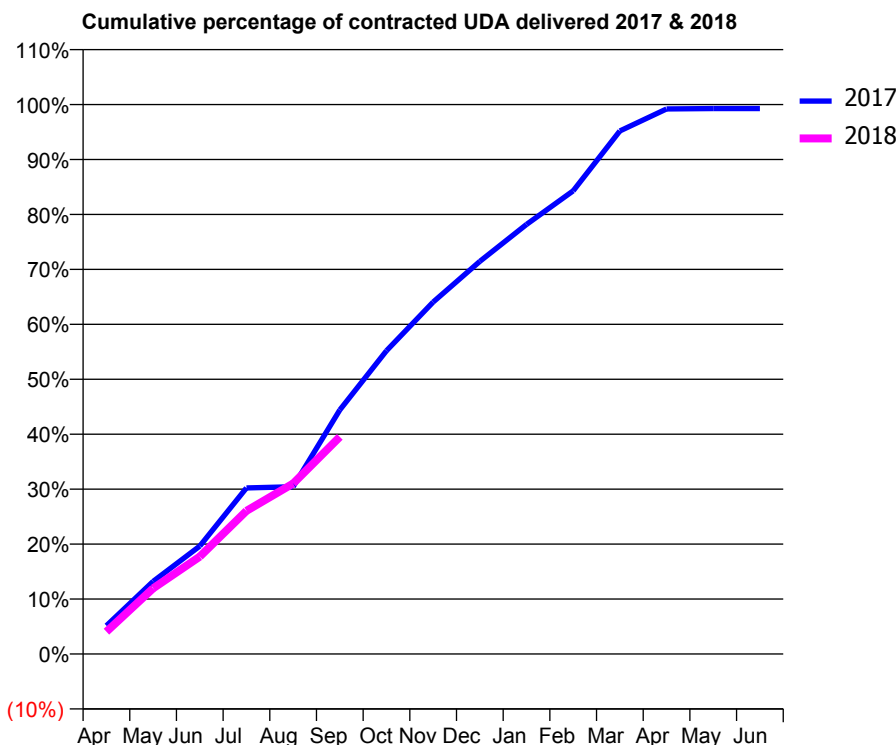
17/18 Contracted general activity (UDA)	13,838
Carry forward general activity (UDA)	0
17/18 Contracted orthodontic activity (UOA)	0
Carry forward orthodontic activity (UOA)	0
Baseline contract value	£411,718.18

### ACCESS\*

Patients seen in 24 months	Total	Change since previous quarter
Quarter ending September 2016	3,991	
Quarter ending December 2016	3,959	→
Quarter ending March 2017	3,746	↓
Quarter ending June 2017	3,579	↓
Quarter ending September 2017	3,540	↓
<b>Variance since September 2016</b>	<b>(11.3%)</b>	<b>↓</b>



### ACTIVITY



Month	Adjusted Scheduled Activity (UDA)	
	2017	2018
April	715	562
May	1,828	1,654
June	2,720	2,453
July	4,182	3,604
August	4,213	4,292
September	6,146	5,470
October	7,637	
November	8,865	
December	9,889	
January	10,818	
February	11,664	
March	13,171	
April	13,725	
May	13,736	
June	13,735	

### QUALITY

	Quantity	Base Number	Contract	AT	Region	England
% of FP17s for the same patient ID Re-attending within 3 months - Children	22	520	4.2%	10.0%	11.6%	11.9%
% of FP17s for the same patient ID Re-attending within 3 months - Adults	76	1,239	6.1%	14.3%	15.2%	15.9%
% of FP17s for the same patient ID Re-attending between 3 & 9 months - Children	236	520	45.4%	55.8%	59.1%	58.1%
% of FP17s for the same patient ID Re-attending between 3 & 9 months - Adults	533	1,239	43.0%	49.0%	51.7%	50.6%
% of FP17s for Band 1 Urgent Courses	21	1,633	1.3%	8.5%	8.0%	9.1%
% of FP17s Relating to Free Repair or Replacements	0	1,633	0.0%	0.7%	0.8%	0.8%
% of FP17s Relating to Continuations	0	1,633	0.0%	0.9%	1.0%	1.1%
% of Patients satisfied with the dentistry they have received	13	15	86.7%	91.9%	91.5%	91.4%
% of Patients satisfied with the time they had to wait for an appointment	13	15	86.7%	89.1%	88.2%	87.7%

\* This is based on patients treated on this contract for their most recent course of treatment. Figures in italics indicate the base number of FP17s or Patient Questionnaire responses are less than 100. N/A is shown where the base number of responses is less than 10 during the period. % is calculated as Quantity/Base number\*100

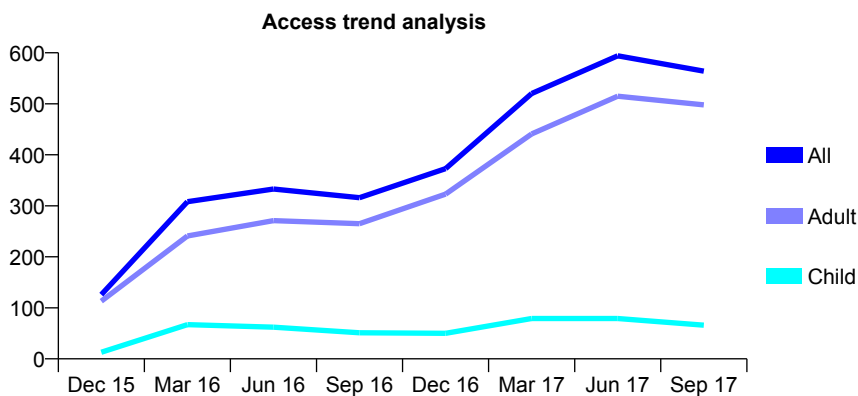
## Q57 - Vital Signs At a Glance Contract Report for 678120/0003 - September 2017

Name or company name	Mr R Carbiner, Sanjay Shah and Parish Va
Contract type name	GDS Contract
Purpose of contract	General
Contract start date	01/04/2015
Contract end date	

17/18 Contracted general activity (UDA)	1,287
Carry forward general activity (UDA)	0
17/18 Contracted orthodontic activity (UOA)	0
Carry forward orthodontic activity (UOA)	0
Baseline contract value	£38,291.78

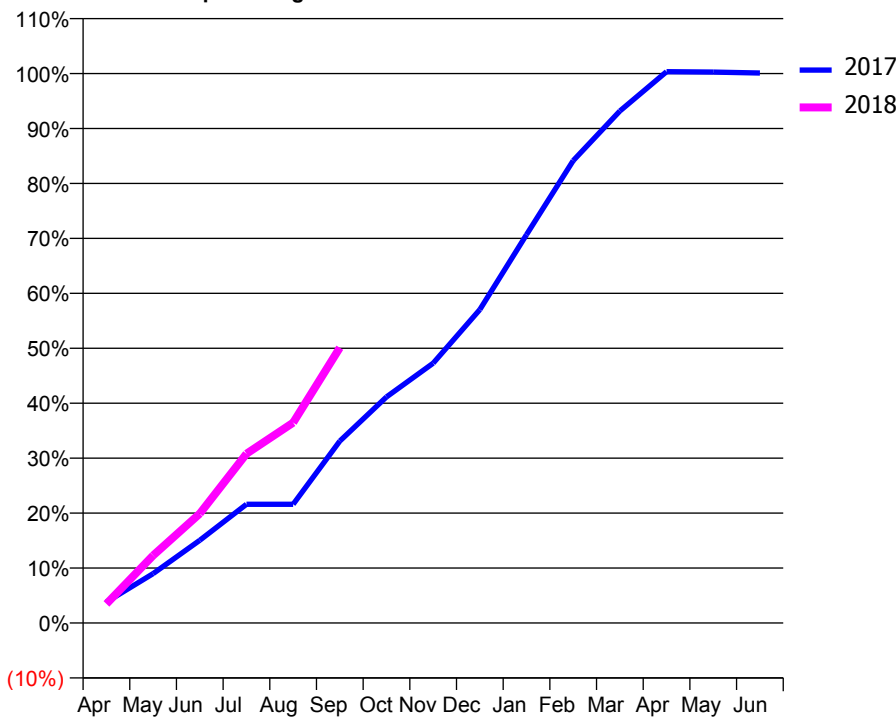
### ACCESS\*

Patients seen in 24 months	Total	Change since previous quarter
Quarter ending September 2016	316	
Quarter ending December 2016	373	↑
Quarter ending March 2017	520	↑
Quarter ending June 2017	594	↑
Quarter ending September 2017	564	↓
<b>Variance since September 2016</b>	<b>78.5%</b>	<b>↑</b>



### ACTIVITY

Cumulative percentage of contracted UDA delivered 2017 & 2018



Adjusted Scheduled Activity (UDA)

Month	2017	2018
April	49	45
May	116	158
June	194	256
July	278	396
August	278	469
September	426	645
October	529	
November	609	
December	734	
January	910	
February	1,083	
March	1,199	
April	1,291	
May	1,290	
June	1,288	

### QUALITY

	Quantity	Base Number	Contract	AT	Region	England
% of FP17s for the same patient ID Re-attending within 3 months - Children	3	64	4.7%	10.0%	11.6%	11.9%
% of FP17s for the same patient ID Re-attending within 3 months - Adults	14	451	3.1%	14.3%	15.2%	15.9%
% of FP17s for the same patient ID Re-attending between 3 & 9 months - Children	2	64	3.1%	55.8%	59.1%	58.1%
% of FP17s for the same patient ID Re-attending between 3 & 9 months - Adults	11	451	2.4%	49.0%	51.7%	50.6%
% of FP17s for Band 1 Urgent Courses	409	467	87.6%	8.5%	8.0%	9.1%
% of FP17s Relating to Free Repair or Replacements	0	467	0.0%	0.7%	0.8%	0.8%
% of FP17s Relating to Continuations	0	467	0.0%	0.9%	1.0%	1.1%
% of Patients satisfied with the dentistry they have received	1	1	N/A	91.9%	91.5%	91.4%
% of Patients satisfied with the time they had to wait for an appointment	1	1	N/A	89.1%	88.2%	87.7%

\* This is based on patients treated on this contract for their most recent course of treatment. Figures in italics indicate the base number of FP17s or Patient Questionnaire responses are less than 100. N/A is shown where the base number of responses is less than 10 during the period. % is calculated as Quantity/Base number\*100



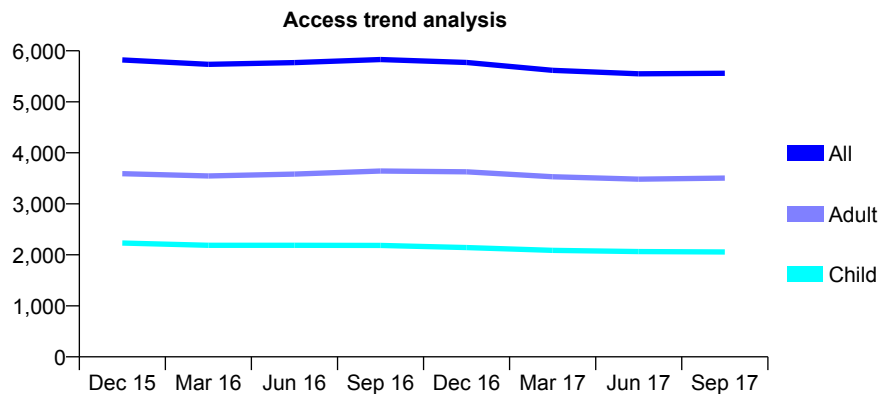
## Q57 - Vital Signs At a Glance Contract Report for 678422/0001 - September 2017

Name or company name	MR SK KEANE
Contract type name	GDS Contract
Purpose of contract	General
Contract start date	01/04/2006
Contract end date	

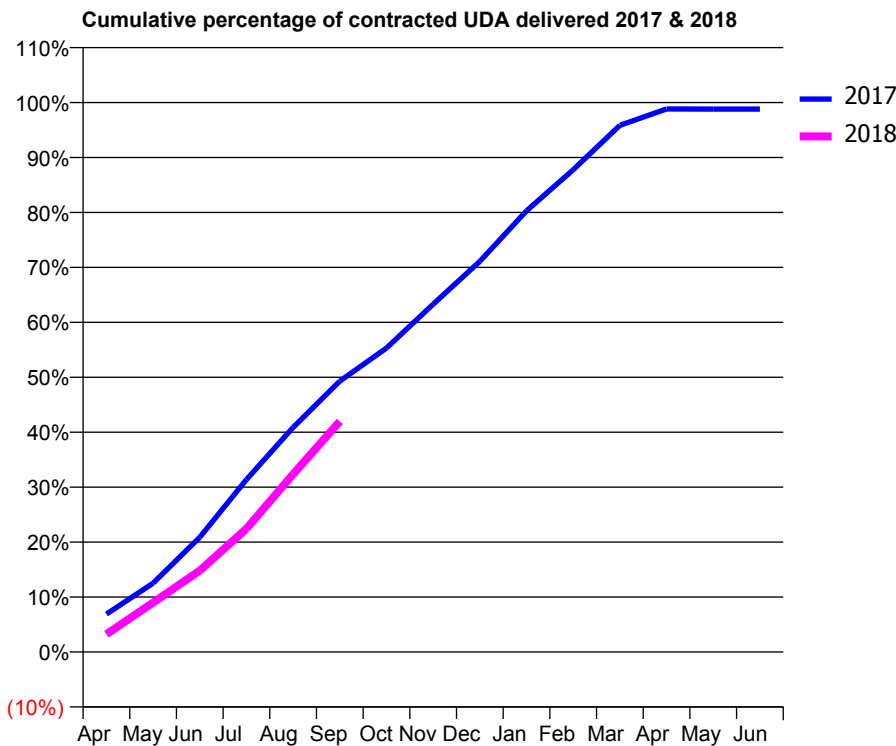
17/18 Contracted general activity (UDA)	14,000
Carry forward general activity (UDA)	168
17/18 Contracted orthodontic activity (UOA)	0
Carry forward orthodontic activity (UOA)	0
Baseline contract value	£477,363.02

### ACCESS\*

Patients seen in 24 months	Total	Change since previous quarter
Quarter ending September 2016	5,828	
Quarter ending December 2016	5,771	→
Quarter ending March 2017	5,618	↓
Quarter ending June 2017	5,548	↓
Quarter ending September 2017	5,560	→
<b>Variance since September 2016</b>	<b>(4.6%)</b>	<b>↓</b>



### ACTIVITY



Adjusted Scheduled Activity (UDA)		
Month	2017	2018
April	966	452
May	1,754	1,257
June	2,925	2,074
July	4,395	3,142
August	5,723	4,531
September	6,903	5,875
October	7,745	
November	8,861	
December	9,953	
January	11,240	
February	12,288	
March	13,417	
April	13,835	
May	13,831	
June	13,832	

### QUALITY

	Quantity	Base Number	Contract	AT	Region	England
% of FP17s for the same patient ID Re-attending within 3 months - Children	91	1,568	5.8%	10.0%	11.6%	11.9%
% of FP17s for the same patient ID Re-attending within 3 months - Adults	267	2,226	12.0%	14.3%	15.2%	15.9%
% of FP17s for the same patient ID Re-attending between 3 & 9 months - Children	915	1,568	58.4%	55.8%	59.1%	58.1%
% of FP17s for the same patient ID Re-attending between 3 & 9 months - Adults	1,116	2,226	50.1%	49.0%	51.7%	50.6%
% of FP17s for Band 1 Urgent Courses	272	3,545	7.7%	8.5%	8.0%	9.1%
% of FP17s Relating to Free Repair or Replacements	8	3,545	0.2%	0.7%	0.8%	0.8%
% of FP17s Relating to Continuations	14	3,545	0.4%	0.9%	1.0%	1.1%
% of Patients satisfied with the dentistry they have received	15	15	100.0%	91.9%	91.5%	91.4%
% of Patients satisfied with the time they had to wait for an appointment	15	15	100.0%	89.1%	88.2%	87.7%

\* This is based on patients treated on this contract for their most recent course of treatment. Figures in italics indicate the base number of FP17s or Patient Questionnaire responses are less than 100. N/A is shown where the base number of responses is less than 10 during the period. % is calculated as Quantity/Base number\*100

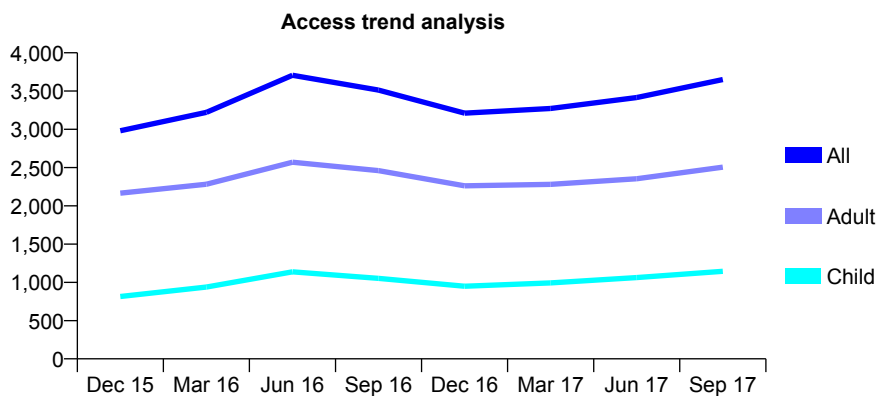
## Q57 - Vital Signs At a Glance Contract Report for 679445/0001 - September 2017

Name or company name	MR M KANGI
Contract type name	GDS Contract
Purpose of contract	General
Contract start date	01/04/2006
Contract end date	

17/18 Contracted general activity (UDA)	7,354
Carry forward general activity (UDA)	-50
17/18 Contracted orthodontic activity (UOA)	0
Carry forward orthodontic activity (UOA)	0
Baseline contract value	£224,508.82

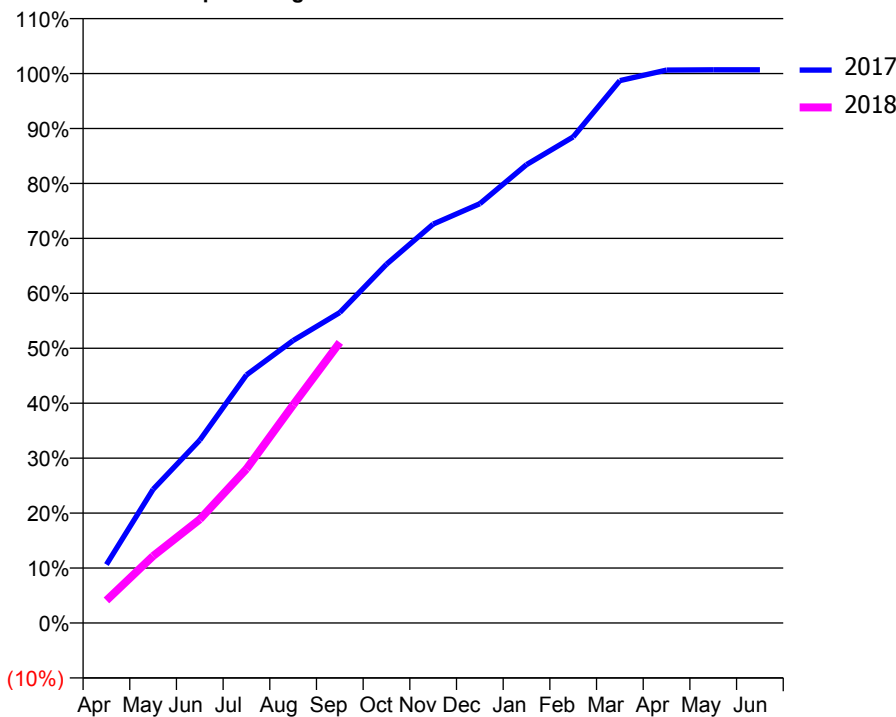
### ACCESS\*

Patients seen in 24 months	Total	Change since previous quarter
Quarter ending September 2016	3,512	
Quarter ending December 2016	3,211	↓
Quarter ending March 2017	3,272	→
Quarter ending June 2017	3,416	↑
Quarter ending September 2017	3,651	↑
<b>Variance since September 2016</b>	<b>4.0%</b>	<b>↑</b>



### ACTIVITY

Cumulative percentage of contracted UDA delivered 2017 & 2018



Month	Adjusted Scheduled Activity (UDA)	
	2017	2018
April	782	303
May	1,789	896
June	2,448	1,388
July	3,320	2,062
August	3,781	2,919
September	4,156	3,756
October	4,802	
November	5,339	
December	5,612	
January	6,134	
February	6,505	
March	7,259	
April	7,400	
May	7,404	
June	7,404	

### QUALITY

	Quantity	Base Number	Contract	AT	Region	England
% of FP17s for the same patient ID Re-attending within 3 months - Children	24	795	3.0%	10.0%	11.6%	11.9%
% of FP17s for the same patient ID Re-attending within 3 months - Adults	36	1,329	2.7%	14.3%	15.2%	15.9%
% of FP17s for the same patient ID Re-attending between 3 & 9 months - Children	248	795	31.2%	55.8%	59.1%	58.1%
% of FP17s for the same patient ID Re-attending between 3 & 9 months - Adults	302	1,329	22.7%	49.0%	51.7%	50.6%
% of FP17s for Band 1 Urgent Courses	125	2,034	6.1%	8.5%	8.0%	9.1%
% of FP17s Relating to Free Repair or Replacements	0	2,034	0.0%	0.7%	0.8%	0.8%
% of FP17s Relating to Continuations	6	2,034	0.3%	0.9%	1.0%	1.1%
% of Patients satisfied with the dentistry they have received	15	21	71.4%	91.9%	91.5%	91.4%
% of Patients satisfied with the time they had to wait for an appointment	14	21	66.7%	89.1%	88.2%	87.7%

\* This is based on patients treated on this contract for their most recent course of treatment. Figures in italics indicate the base number of FP17s or Patient Questionnaire responses are less than 100. N/A is shown where the base number of responses is less than 10 during the period. % is calculated as Quantity/Base number\*100

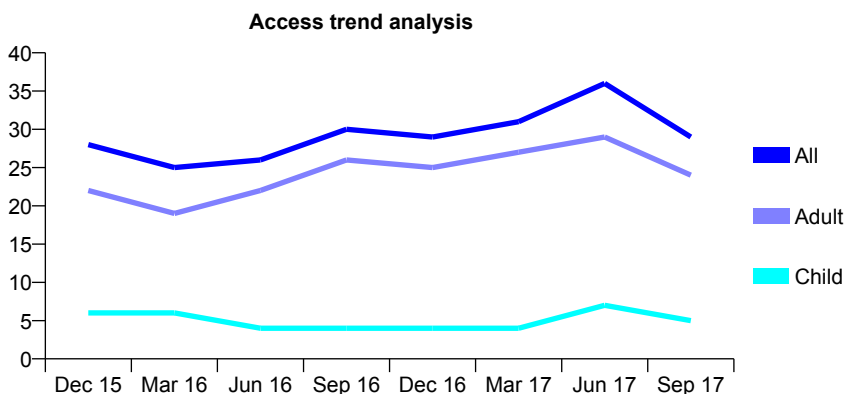
## Q57 - Vital Signs At a Glance Contract Report for 679445/0007 - September 2017

Name or company name	MR M KANGI
Contract type name	GDS Contract
Purpose of contract	General
Contract start date	01/04/2015
Contract end date	

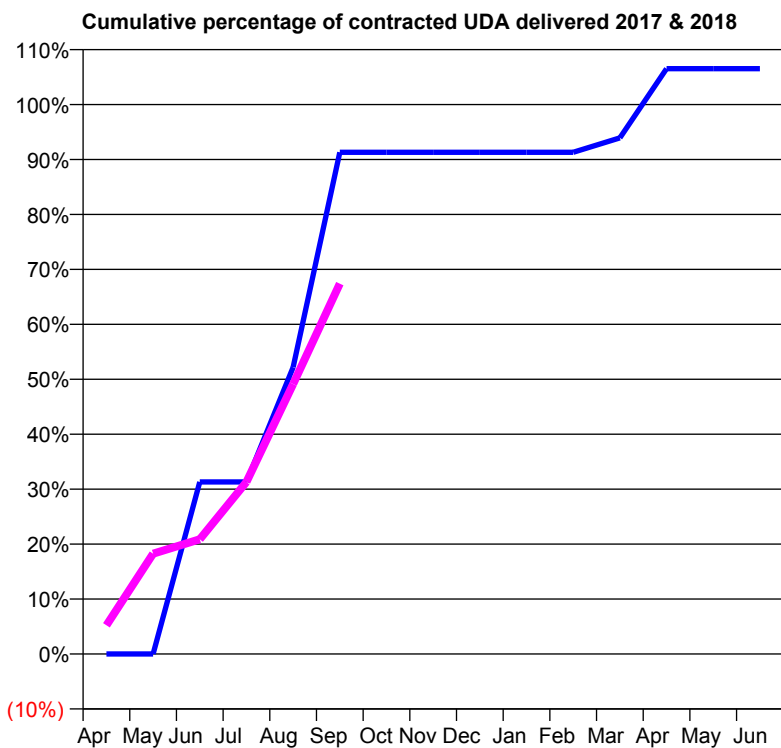
17/18 Contracted general activity (UDA)	46
Carry forward general activity (UDA)	0
17/18 Contracted orthodontic activity (UOA)	0
Carry forward orthodontic activity (UOA)	0
Baseline contract value	£1,410.93

### ACCESS\*

Patients seen in 24 months	Total	Change since previous quarter
Quarter ending September 2016	30	
Quarter ending December 2016	29	↓
Quarter ending March 2017	31	↑
Quarter ending June 2017	36	↑
Quarter ending September 2017	29	↓
<b>Variance since September 2016</b>	<b>(3.3%)</b>	<b>↓</b>



### ACTIVITY



Month	Adjusted Scheduled Activity (UDA)	
	2017	2018
April	0	2
May	0	8
June	14	10
July	14	14
August	24	23
September	42	31
October	42	
November	42	
December	42	
January	42	
February	42	
March	43	
April	49	
May	49	
June	49	

### QUALITY

	Quantity	Base Number	Contract	AT	Region	England
% of FP17s for the same patient ID Re-attending within 3 months - Children	0	5	0.0%	10.0%	11.6%	11.9%
% of FP17s for the same patient ID Re-attending within 3 months - Adults	0	26	0.0%	14.3%	15.2%	15.9%
% of FP17s for the same patient ID Re-attending between 3 & 9 months - Children	0	5	0.0%	55.8%	59.1%	58.1%
% of FP17s for the same patient ID Re-attending between 3 & 9 months - Adults	0	26	0.0%	49.0%	51.7%	50.6%
% of FP17s for Band 1 Urgent Courses	25	26	96.2%	8.5%	8.0%	9.1%
% of FP17s Relating to Free Repair or Replacements	0	26	0.0%	0.7%	0.8%	0.8%
% of FP17s Relating to Continuations	0	26	0.0%	0.9%	1.0%	1.1%
% of Patients satisfied with the dentistry they have received	0	0	N/A	91.9%	91.5%	91.4%
% of Patients satisfied with the time they had to wait for an appointment	0	0	N/A	89.1%	88.2%	87.7%

\* This is based on patients treated on this contract for their most recent course of treatment. Figures in italics indicate the base number of FP17s or Patient Questionnaire responses are less than 100. N/A is shown where the base number of responses is less than 10 during the period. % is calculated as Quantity/Base number\*100

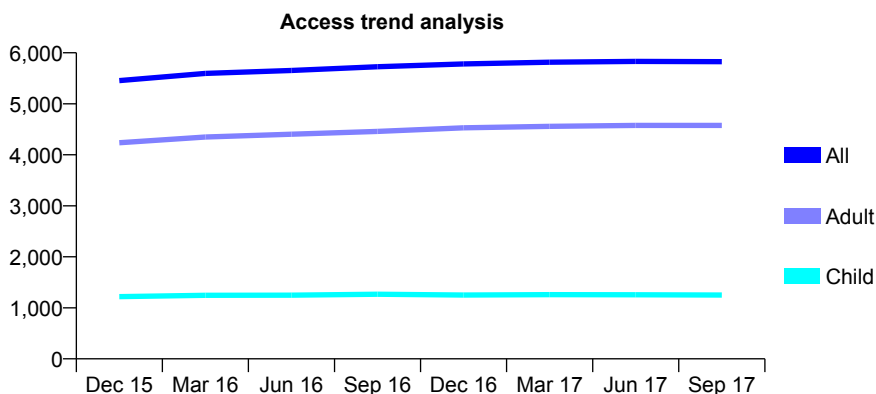
## Q57 - Vital Signs At a Glance Contract Report for 684007/0001 - September 2017

Name or company name	MR EL SCHNEL
Contract type name	GDS Contract
Purpose of contract	General
Contract start date	01/04/2006
Contract end date	

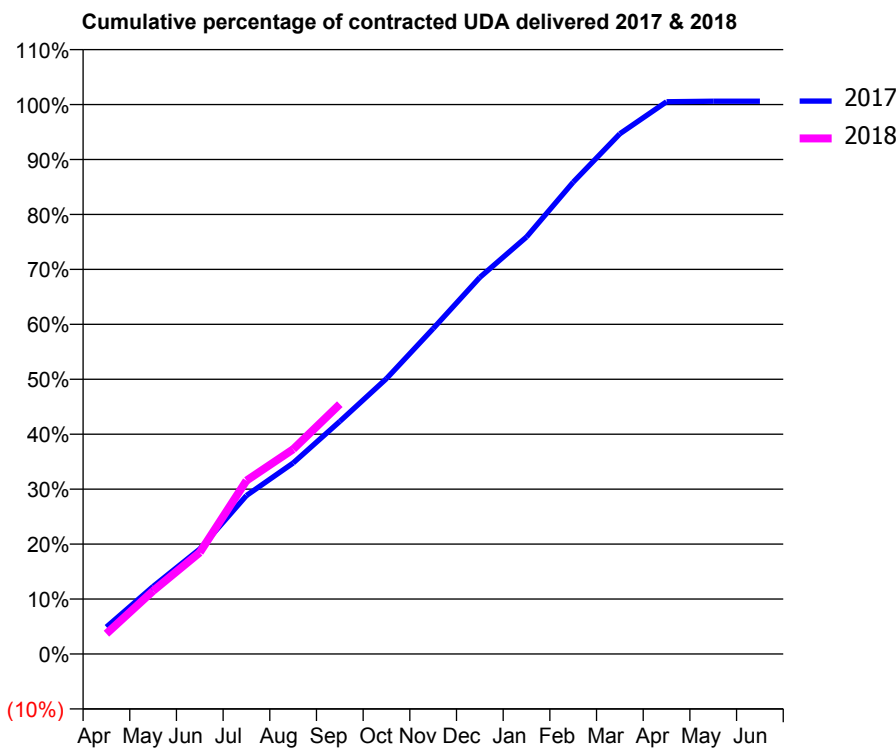
17/18 Contracted general activity (UDA)	16,250
Carry forward general activity (UDA)	-99
17/18 Contracted orthodontic activity (UOA)	0
Carry forward orthodontic activity (UOA)	0
Baseline contract value	£515,108.31

### ACCESS\*

Patients seen in 24 months	Total	Change since previous quarter
Quarter ending September 2016	5,727	
Quarter ending December 2016	5,781	→
Quarter ending March 2017	5,816	→
Quarter ending June 2017	5,832	→
Quarter ending September 2017	5,826	→
<b>Variance since September 2016</b>	<b>1.7%</b>	<b>→</b>



### ACTIVITY



Month	Adjusted Scheduled Activity (UDA)	
	2017	2018
April	797	603
May	1,996	1,867
June	3,107	3,004
July	4,686	5,126
August	5,650	6,054
September	6,879	7,388
October	8,146	
November	9,626	
December	11,138	
January	12,332	
February	13,952	
March	15,386	
April	16,330	
May	16,349	
June	16,349	

### QUALITY

	Quantity	Base Number	Contract	AT	Region	England
% of FP17s for the same patient ID Re-attending within 3 months - Children	65	873	7.4%	10.0%	11.6%	11.9%
% of FP17s for the same patient ID Re-attending within 3 months - Adults	439	2,849	15.4%	14.3%	15.2%	15.9%
% of FP17s for the same patient ID Re-attending between 3 & 9 months - Children	514	873	58.9%	55.8%	59.1%	58.1%
% of FP17s for the same patient ID Re-attending between 3 & 9 months - Adults	1,424	2,849	50.0%	49.0%	51.7%	50.6%
% of FP17s for Band 1 Urgent Courses	217	3,317	6.5%	8.5%	8.0%	9.1%
% of FP17s Relating to Free Repair or Replacements	35	3,317	1.1%	0.7%	0.8%	0.8%
% of FP17s Relating to Continuations	60	3,317	1.8%	0.9%	1.0%	1.1%
% of Patients satisfied with the dentistry they have received	19	19	100.0%	91.9%	91.5%	91.4%
% of Patients satisfied with the time they had to wait for an appointment	16	19	84.2%	89.1%	88.2%	87.7%

\* This is based on patients treated on this contract for their most recent course of treatment. Figures in italics indicate the base number of FP17s or Patient Questionnaire responses are less than 100. N/A is shown where the base number of responses is less than 10 during the period. % is calculated as Quantity/Base number\*100

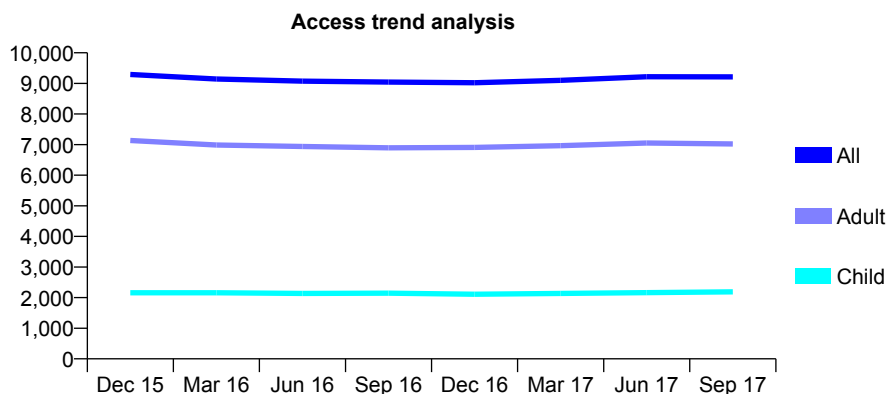
## Q57 - Vital Signs At a Glance Contract Report for 685364/0002 - September 2017

Name or company name	MRS G SENNIK
Contract type name	GDS Contract
Purpose of contract	General
Contract start date	01/04/2006
Contract end date	

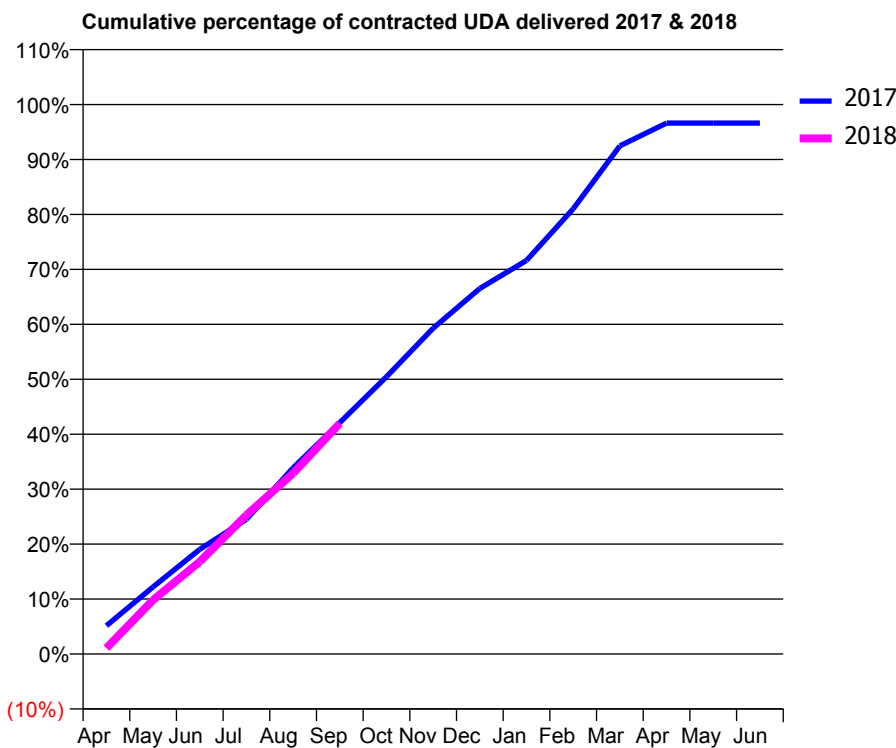
17/18 Contracted general activity (UDA)	29,000
Carry forward general activity (UDA)	983
17/18 Contracted orthodontic activity (UOA)	0
Carry forward orthodontic activity (UOA)	0
Baseline contract value	£878,158.16

### ACCESS\*

Patients seen in 24 months	Total	Change since previous quarter
Quarter ending September 2016	9,042	
Quarter ending December 2016	9,022	→
Quarter ending March 2017	9,102	→
Quarter ending June 2017	9,217	→
Quarter ending September 2017	9,212	→
<b>Variance since September 2016</b>	<b>1.9%</b>	<b>→</b>



### ACTIVITY



Month	Adjusted Scheduled Activity (UDA)	
	2017	2018
April	1,498	314
May	3,541	2,852
June	5,531	4,873
July	7,113	7,334
August	9,825	9,541
September	12,214	12,174
October	14,636	
November	17,192	
December	19,294	
January	20,772	
February	23,498	
March	26,819	
April	28,022	
May	28,017	
June	28,017	

### QUALITY

	Quantity	Base Number	Contract	AT	Region	England
% of FP17s for the same patient ID Re-attending within 3 months - Children	79	1,491	5.3%	10.0%	11.6%	11.9%
% of FP17s for the same patient ID Re-attending within 3 months - Adults	545	4,345	12.5%	14.3%	15.2%	15.9%
% of FP17s for the same patient ID Re-attending between 3 & 9 months - Children	745	1,491	50.0%	55.8%	59.1%	58.1%
% of FP17s for the same patient ID Re-attending between 3 & 9 months - Adults	1,959	4,345	45.1%	49.0%	51.7%	50.6%
% of FP17s for Band 1 Urgent Courses	493	5,429	9.1%	8.5%	8.0%	9.1%
% of FP17s Relating to Free Repair or Replacements	58	5,429	1.1%	0.7%	0.8%	0.8%
% of FP17s Relating to Continuations	27	5,429	0.5%	0.9%	1.0%	1.1%
% of Patients satisfied with the dentistry they have received	25	26	96.2%	91.9%	91.5%	91.4%
% of Patients satisfied with the time they had to wait for an appointment	25	26	96.2%	89.1%	88.2%	87.7%

\* This is based on patients treated on this contract for their most recent course of treatment. Figures in italics indicate the base number of FP17s or Patient Questionnaire responses are less than 100. N/A is shown where the base number of responses is less than 10 during the period. % is calculated as Quantity/Base number\*100

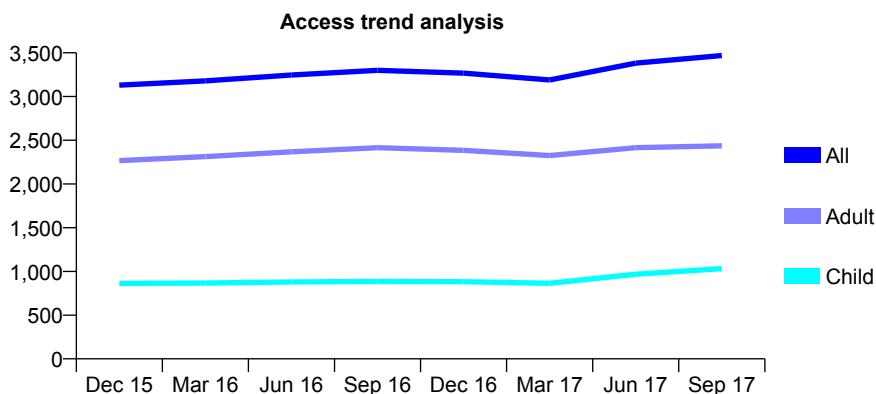
## Q57 - Vital Signs At a Glance Contract Report for 686212/0001 - September 2017

Name or company name	MISS IO AMRORE
Contract type name	GDS Contract
Purpose of contract	General
Contract start date	01/04/2006
Contract end date	

17/18 Contracted general activity (UDA)	8,814
Carry forward general activity (UDA)	0
17/18 Contracted orthodontic activity (UOA)	0
Carry forward orthodontic activity (UOA)	0
Baseline contract value	£221,754.53

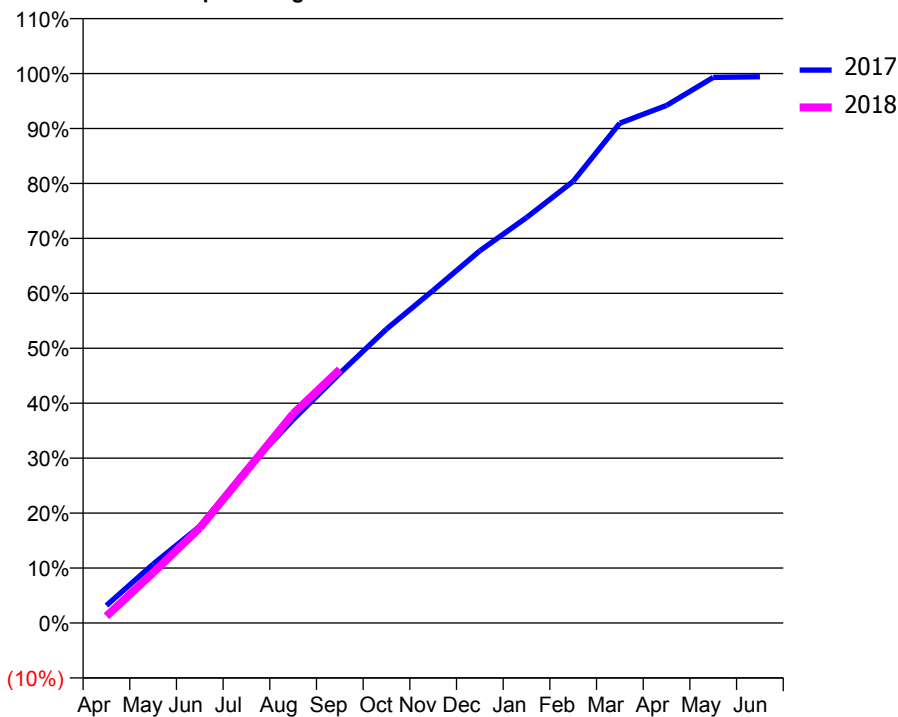
### ACCESS\*

Patients seen in 24 months	Total	Change since previous quarter
Quarter ending September 2016	3,300	
Quarter ending December 2016	3,268	→
Quarter ending March 2017	3,189	↓
Quarter ending June 2017	3,382	↑
Quarter ending September 2017	3,469	↑
<b>Variance since September 2016</b>	<b>5.1%</b>	<b>↑</b>



### ACTIVITY

Cumulative percentage of contracted UDA delivered 2017 & 2018



Adjusted Scheduled Activity (UDA)

Month	2017	2018
April	282	110
May	944	808
June	1,551	1,525
July	2,470	2,440
August	3,263	3,357
September	4,004	4,067
October	4,716	
November	5,336	
December	5,972	
January	6,503	
February	7,085	
March	8,018	
April	8,302	
May	8,751	
June	8,763	

### QUALITY

	Quantity	Base Number	Contract	AT	Region	England
% of FP17s for the same patient ID Re-attending within 3 months - Children	50	707	7.1%	10.0%	11.6%	11.9%
% of FP17s for the same patient ID Re-attending within 3 months - Adults	192	1,420	13.5%	14.3%	15.2%	15.9%
% of FP17s for the same patient ID Re-attending between 3 & 9 months - Children	218	707	30.8%	55.8%	59.1%	58.1%
% of FP17s for the same patient ID Re-attending between 3 & 9 months - Adults	469	1,420	33.0%	49.0%	51.7%	50.6%
% of FP17s for Band 1 Urgent Courses	180	1,818	9.9%	8.5%	8.0%	9.1%
% of FP17s Relating to Free Repair or Replacements	8	1,818	0.4%	0.7%	0.8%	0.8%
% of FP17s Relating to Continuations	14	1,818	0.8%	0.9%	1.0%	1.1%
% of Patients satisfied with the dentistry they have received	8	8	N/A	91.9%	91.5%	91.4%
% of Patients satisfied with the time they had to wait for an appointment	6	8	N/A	89.1%	88.2%	87.7%

\* This is based on patients treated on this contract for their most recent course of treatment. Figures in italics indicate the base number of FP17s or Patient Questionnaire responses are less than 100. N/A is shown where the base number of responses is less than 10 during the period. % is calculated as Quantity/Base number\*100

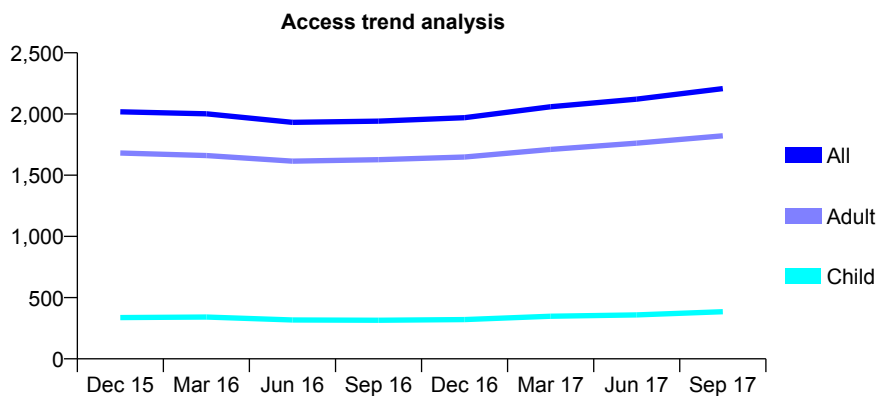
## Q57 - Vital Signs At a Glance Contract Report for 691968/0001 - September 2017

Name or company name	The Hollies Dental Practice
Contract type name	GDS Contract
Purpose of contract	General
Contract start date	01/05/2012
Contract end date	

17/18 Contracted general activity (UDA)	8,676
Carry forward general activity (UDA)	848
17/18 Contracted orthodontic activity (UOA)	0
Carry forward orthodontic activity (UOA)	0
Baseline contract value	£201,126.97

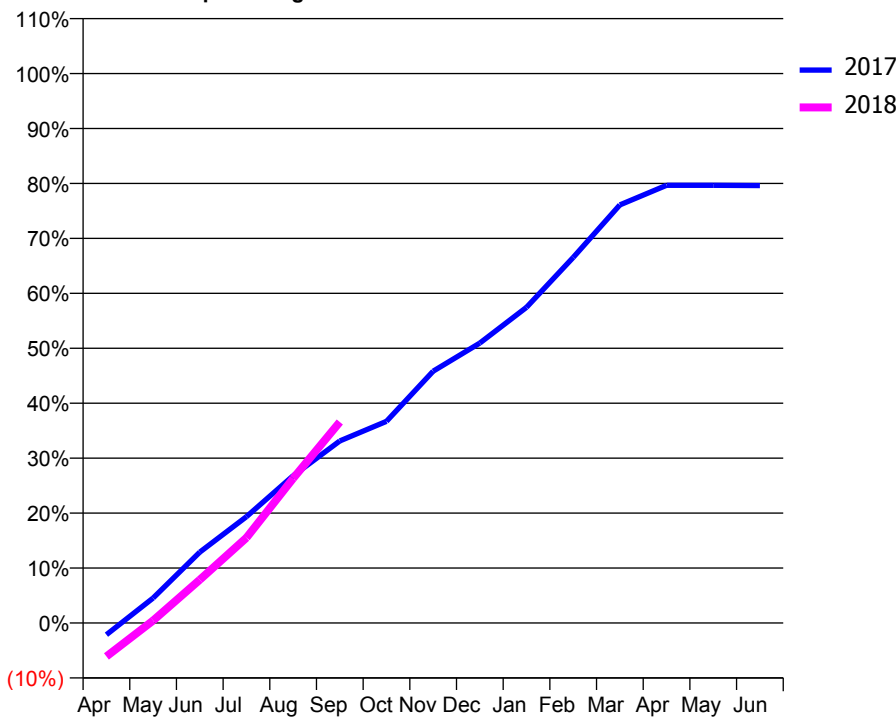
### ACCESS\*

Patients seen in 24 months	Total	Change since previous quarter
Quarter ending September 2016	1,942	
Quarter ending December 2016	1,970	→
Quarter ending March 2017	2,059	↑
Quarter ending June 2017	2,121	↑
Quarter ending September 2017	2,207	↑
<b>Variance since September 2016</b>	<b>13.6%</b>	<b>↑</b>



### ACTIVITY

Cumulative percentage of contracted UDA delivered 2017 & 2018



Month	Adjusted Scheduled Activity (UDA)	
	2017	2018
April	-187	-529
May	395	39
June	1,120	684
July	1,680	1,347
August	2,326	2,283
September	2,875	3,174
October	3,184	
November	3,976	
December	4,420	
January	4,984	
February	5,772	
March	6,602	
April	6,911	
May	6,911	
June	6,908	

### QUALITY

	Quantity	Base Number	Contract	AT	Region	England
% of FP17s for the same patient ID Re-attending within 3 months - Children	20	299	6.7%	10.0%	11.6%	11.9%
% of FP17s for the same patient ID Re-attending within 3 months - Adults	266	1,425	18.7%	14.3%	15.2%	15.9%
% of FP17s for the same patient ID Re-attending between 3 & 9 months - Children	140	299	46.8%	55.8%	59.1%	58.1%
% of FP17s for the same patient ID Re-attending between 3 & 9 months - Adults	721	1,425	50.6%	49.0%	51.7%	50.6%
% of FP17s for Band 1 Urgent Courses	143	1,611	8.9%	8.5%	8.0%	9.1%
% of FP17s Relating to Free Repair or Replacements	17	1,611	1.1%	0.7%	0.8%	0.8%
% of FP17s Relating to Continuations	7	1,611	0.4%	0.9%	1.0%	1.1%
% of Patients satisfied with the dentistry they have received	5	6	N/A	91.9%	91.5%	91.4%
% of Patients satisfied with the time they had to wait for an appointment	5	6	N/A	89.1%	88.2%	87.7%

\* This is based on patients treated on this contract for their most recent course of treatment. Figures in italics indicate the base number of FP17s or Patient Questionnaire responses are less than 100. N/A is shown where the base number of responses is less than 10 during the period. % is calculated as Quantity/Base number\*100

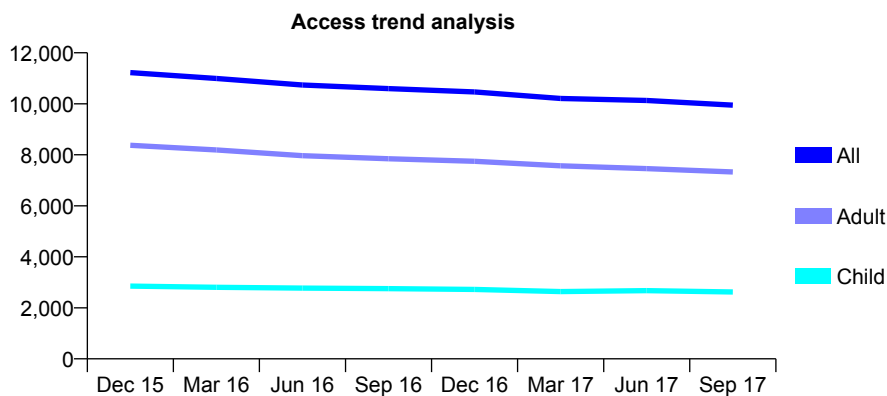
## Q57 - Vital Signs At a Glance Contract Report for 694444/0001 - September 2017

Name or company name	MR AA MOHSENI
Contract type name	GDS Contract
Purpose of contract	General
Contract start date	01/11/2007
Contract end date	

17/18 Contracted general activity (UDA)	29,350
Carry forward general activity (UDA)	-587
17/18 Contracted orthodontic activity (UOA)	0
Carry forward orthodontic activity (UOA)	0
Baseline contract value	£701,636.62

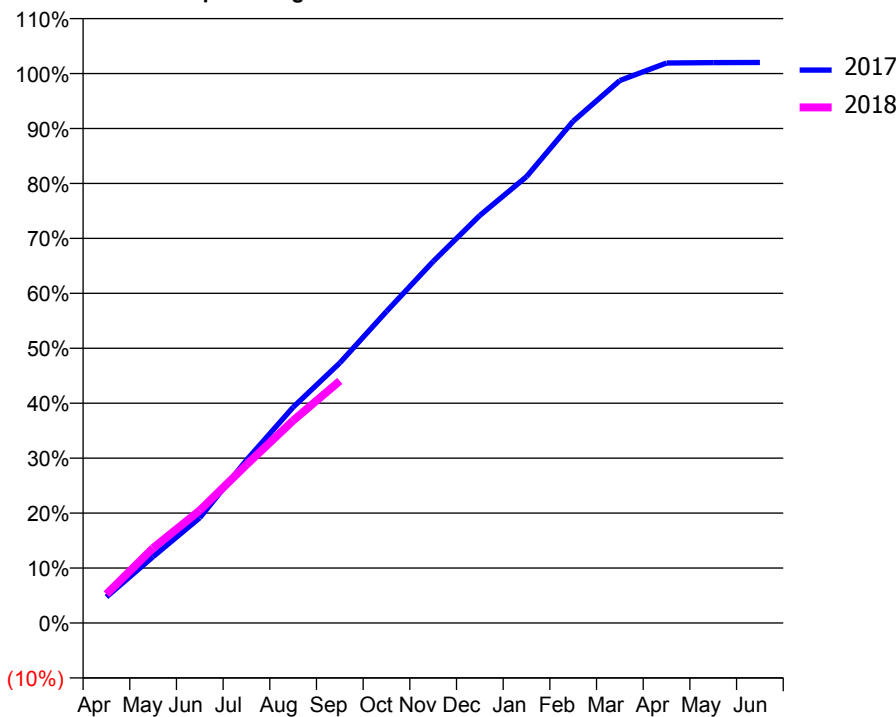
### ACCESS\*

Patients seen in 24 months	Total	Change since previous quarter
Quarter ending September 2016	10,595	
Quarter ending December 2016	10,467	↓
Quarter ending March 2017	10,209	↓
Quarter ending June 2017	10,132	→
Quarter ending September 2017	9,947	↓
<b>Variance since September 2016</b>	<b>(6.1%)</b>	<b>↓</b>



### ACTIVITY

Cumulative percentage of contracted UDA delivered 2017 & 2018



Month	Adjusted Scheduled Activity (UDA)	
	2017	2018
April	1,394	1,541
May	3,546	4,007
June	5,625	6,018
July	8,701	8,451
August	11,524	10,813
September	13,891	12,929
October	16,642	
November	19,312	
December	21,770	
January	23,839	
February	26,802	
March	28,976	
April	29,914	
May	29,931	
June	29,938	

### QUALITY

	Quantity	Base Number	Contract	AT	Region	England
% of FP17s for the same patient ID Re-attending within 3 months - Children	105	1,835	5.7%	10.0%	11.6%	11.9%
% of FP17s for the same patient ID Re-attending within 3 months - Adults	764	4,797	15.9%	14.3%	15.2%	15.9%
% of FP17s for the same patient ID Re-attending between 3 & 9 months - Children	1,191	1,835	64.9%	55.8%	59.1%	58.1%
% of FP17s for the same patient ID Re-attending between 3 & 9 months - Adults	2,519	4,797	52.5%	49.0%	51.7%	50.6%
% of FP17s for Band 1 Urgent Courses	544	6,134	8.9%	8.5%	8.0%	9.1%
% of FP17s Relating to Free Repair or Replacements	54	6,134	0.9%	0.7%	0.8%	0.8%
% of FP17s Relating to Continuations	109	6,134	1.8%	0.9%	1.0%	1.1%
% of Patients satisfied with the dentistry they have received	29	30	96.7%	91.9%	91.5%	91.4%
% of Patients satisfied with the time they had to wait for an appointment	27	30	90.0%	89.1%	88.2%	87.7%

\* This is based on patients treated on this contract for their most recent course of treatment. Figures in italics indicate the base number of FP17s or Patient Questionnaire responses are less than 100. N/A is shown where the base number of responses is less than 10 during the period. % is calculated as Quantity/Base number\*100



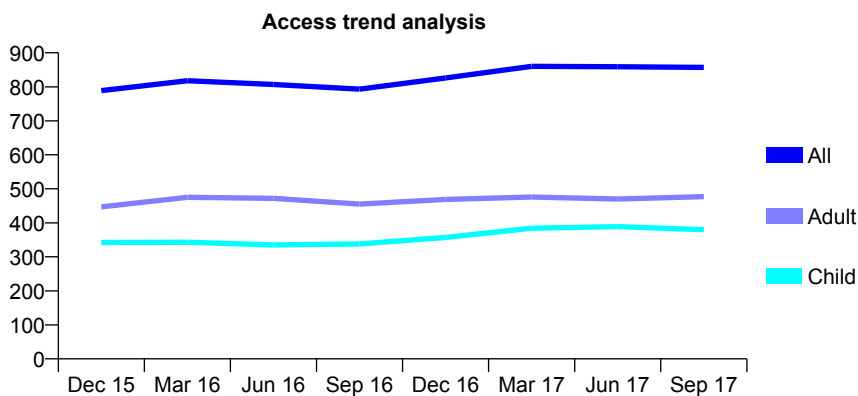
## Q57 - Vital Signs At a Glance Contract Report for 731358/0002 - September 2017

Name or company name	MR S VOHRA
Contract type name	GDS Contract
Purpose of contract	General
Contract start date	01/04/2009
Contract end date	

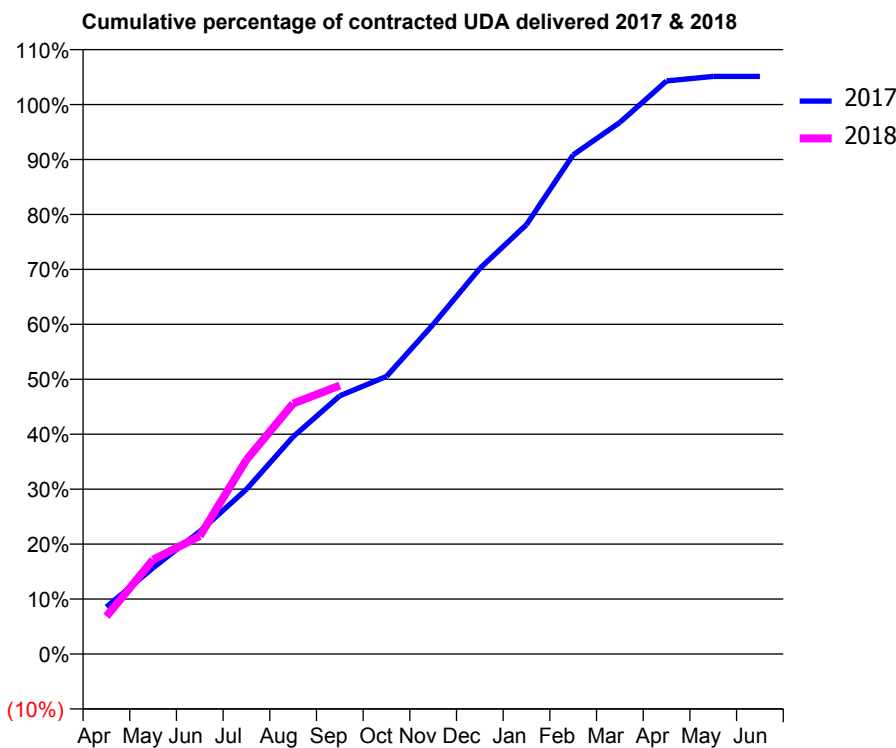
17/18 Contracted general activity (UDA)	1,800
Carry forward general activity (UDA)	-36
17/18 Contracted orthodontic activity (UOA)	0
Carry forward orthodontic activity (UOA)	0
Baseline contract value	£43,931.02

### ACCESS\*

Patients seen in 24 months	Total	Change since previous quarter
Quarter ending September 2016	793	
Quarter ending December 2016	826	↑
Quarter ending March 2017	860	↑
Quarter ending June 2017	859	→
Quarter ending September 2017	857	→
<b>Variance since September 2016</b>	<b>8.1%</b>	<b>↑</b>



### ACTIVITY



Month	Adjusted Scheduled Activity (UDA)	
	2017	2018
April	154	123
May	283	309
June	402	386
July	540	636
August	712	821
September	846	880
October	909	
November	1,079	
December	1,263	
January	1,407	
February	1,635	
March	1,741	
April	1,877	
May	1,892	
June	1,892	

### QUALITY

	Quantity	Base Number	Contract	AT	Region	England
% of FP17s for the same patient ID Re-attending within 3 months - Children	4	162	2.5%	10.0%	11.6%	11.9%
% of FP17s for the same patient ID Re-attending within 3 months - Adults	25	208	12.0%	14.3%	15.2%	15.9%
% of FP17s for the same patient ID Re-attending between 3 & 9 months - Children	39	162	24.1%	55.8%	59.1%	58.1%
% of FP17s for the same patient ID Re-attending between 3 & 9 months - Adults	41	208	19.7%	49.0%	51.7%	50.6%
% of FP17s for Band 1 Urgent Courses	13	314	4.1%	8.5%	8.0%	9.1%
% of FP17s Relating to Free Repair or Replacements	3	314	1.0%	0.7%	0.8%	0.8%
% of FP17s Relating to Continuations	7	314	2.2%	0.9%	1.0%	1.1%
% of Patients satisfied with the dentistry they have received	1	2	N/A	91.9%	91.5%	91.4%
% of Patients satisfied with the time they had to wait for an appointment	2	2	N/A	89.1%	88.2%	87.7%

\* This is based on patients treated on this contract for their most recent course of treatment. Figures in italics indicate the base number of FP17s or Patient Questionnaire responses are less than 100. N/A is shown where the base number of responses is less than 10 during the period. % is calculated as Quantity/Base number\*100

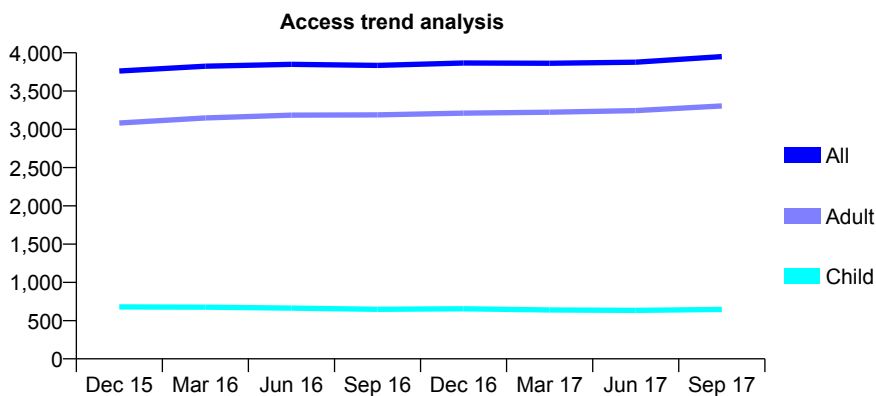
## Q57 - Vital Signs At a Glance Contract Report for 732265/0001 - September 2017

Name or company name	MR ND RANKIN
Contract type name	GDS Contract
Purpose of contract	General
Contract start date	01/04/2006
Contract end date	

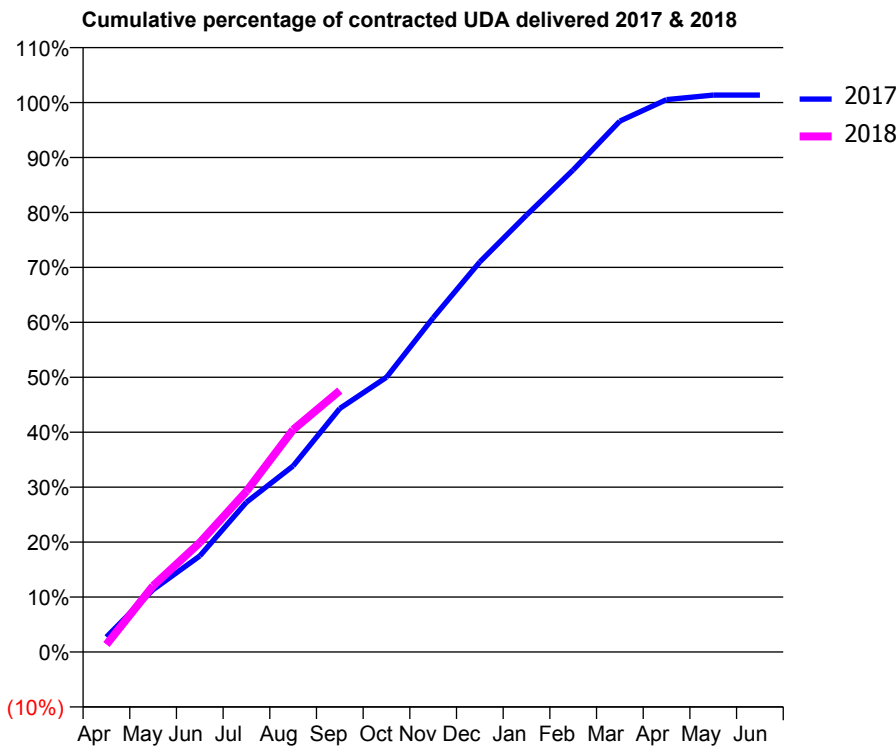
17/18 Contracted general activity (UDA)	9,401
Carry forward general activity (UDA)	-128
17/18 Contracted orthodontic activity (UOA)	0
Carry forward orthodontic activity (UOA)	0
Baseline contract value	£201,241.02

### ACCESS\*

Patients seen in 24 months	Total	Change since previous quarter
Quarter ending September 2016	3,836	
Quarter ending December 2016	3,867	→
Quarter ending March 2017	3,863	→
Quarter ending June 2017	3,877	→
Quarter ending September 2017	3,951	→
<b>Variance since September 2016</b>	<b>3.0%</b>	<b>↑</b>



### ACTIVITY



Month	Adjusted Scheduled Activity (UDA)	
	2017	2018
April	256	128
May	1,066	1,134
June	1,643	1,872
July	2,563	2,749
August	3,184	3,804
September	4,166	4,472
October	4,700	
November	5,717	
December	6,675	
January	7,475	
February	8,249	
March	9,083	
April	9,451	
May	9,529	
June	9,529	

### QUALITY

	Quantity	Base Number	Contract	AT	Region	England
% of FP17s for the same patient ID Re-attending within 3 months - Children	27	439	6.2%	10.0%	11.6%	11.9%
% of FP17s for the same patient ID Re-attending within 3 months - Adults	287	2,095	13.7%	14.3%	15.2%	15.9%
% of FP17s for the same patient ID Re-attending between 3 & 9 months - Children	202	439	46.0%	55.8%	59.1%	58.1%
% of FP17s for the same patient ID Re-attending between 3 & 9 months - Adults	842	2,095	40.2%	49.0%	51.7%	50.6%
% of FP17s for Band 1 Urgent Courses	140	2,287	6.1%	8.5%	8.0%	9.1%
% of FP17s Relating to Free Repair or Replacements	13	2,287	0.6%	0.7%	0.8%	0.8%
% of FP17s Relating to Continuations	29	2,287	1.3%	0.9%	1.0%	1.1%
% of Patients satisfied with the dentistry they have received	21	22	95.5%	91.9%	91.5%	91.4%
% of Patients satisfied with the time they had to wait for an appointment	22	22	100.0%	89.1%	88.2%	87.7%

\* This is based on patients treated on this contract for their most recent course of treatment. Figures in italics indicate the base number of FP17s or Patient Questionnaire responses are less than 100. N/A is shown where the base number of responses is less than 10 during the period. % is calculated as Quantity/Base number\*100

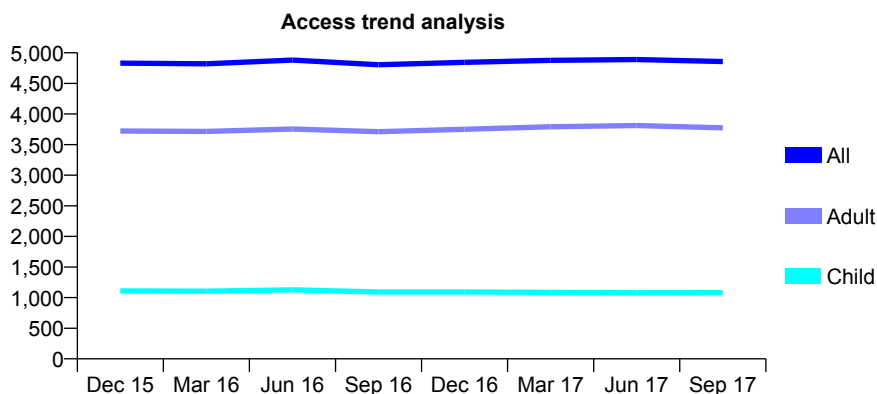
## Q57 - Vital Signs At a Glance Contract Report for 738131/0001 - September 2017

Name or company name	MR FM LUTTERODT
Contract type name	GDS Contract
Purpose of contract	General
Contract start date	01/04/2006
Contract end date	

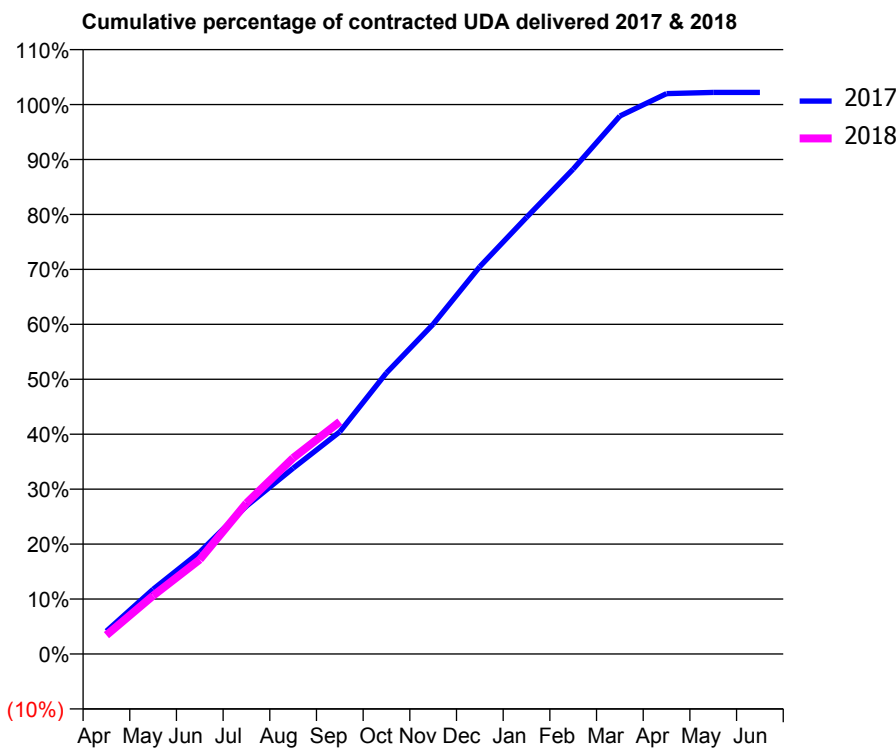
17/18 Contracted general activity (UDA)	13,688
Carry forward general activity (UDA)	-274
17/18 Contracted orthodontic activity (UOA)	0
Carry forward orthodontic activity (UOA)	0
Baseline contract value	£453,443.04

### ACCESS\*

Patients seen in 24 months	Total	Change since previous quarter
Quarter ending September 2016	4,804	
Quarter ending December 2016	4,844	→
Quarter ending March 2017	4,877	→
Quarter ending June 2017	4,891	→
Quarter ending September 2017	4,857	→
<b>Variance since September 2016</b>	<b>1.1%</b>	<b>→</b>



### ACTIVITY



Month	Adjusted Scheduled Activity (UDA)	
	2017	2018
April	570	469
May	1,613	1,453
June	2,538	2,354
July	3,684	3,757
August	4,628	4,886
September	5,535	5,788
October	7,004	
November	8,215	
December	9,650	
January	10,878	
February	12,079	
March	13,402	
April	13,961	
May	13,990	
June	13,990	

### QUALITY

	Quantity	Base Number	Contract	AT	Region	England
% of FP17s for the same patient ID Re-attending within 3 months - Children	24	579	4.1%	10.0%	11.6%	11.9%
% of FP17s for the same patient ID Re-attending within 3 months - Adults	302	2,240	13.5%	14.3%	15.2%	15.9%
% of FP17s for the same patient ID Re-attending between 3 & 9 months - Children	222	579	38.3%	55.8%	59.1%	58.1%
% of FP17s for the same patient ID Re-attending between 3 & 9 months - Adults	1,079	2,240	48.2%	49.0%	51.7%	50.6%
% of FP17s for Band 1 Urgent Courses	222	2,560	8.7%	8.5%	8.0%	9.1%
% of FP17s Relating to Free Repair or Replacements	33	2,560	1.3%	0.7%	0.8%	0.8%
% of FP17s Relating to Continuations	19	2,560	0.7%	0.9%	1.0%	1.1%
% of Patients satisfied with the dentistry they have received	7	7	N/A	91.9%	91.5%	91.4%
% of Patients satisfied with the time they had to wait for an appointment	7	7	N/A	89.1%	88.2%	87.7%

\* This is based on patients treated on this contract for their most recent course of treatment. Figures in italics indicate the base number of FP17s or Patient Questionnaire responses are less than 100. N/A is shown where the base number of responses is less than 10 during the period. % is calculated as Quantity/Base number\*100

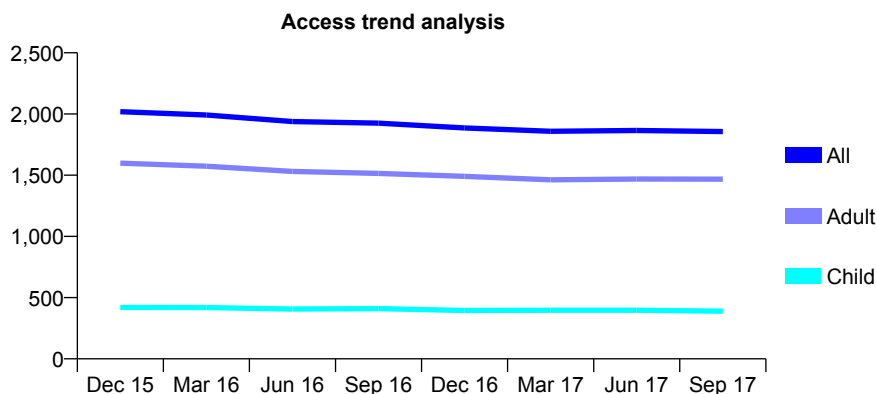
## Q57 - Vital Signs At a Glance Contract Report for 738476/0001 - September 2017

Name or company name	MR J VAPIWALA
Contract type name	GDS Contract
Purpose of contract	General
Contract start date	01/04/2006
Contract end date	

17/18 Contracted general activity (UDA)	6,898
Carry forward general activity (UDA)	-138
17/18 Contracted orthodontic activity (UOA)	0
Carry forward orthodontic activity (UOA)	0
Baseline contract value	£192,246.72

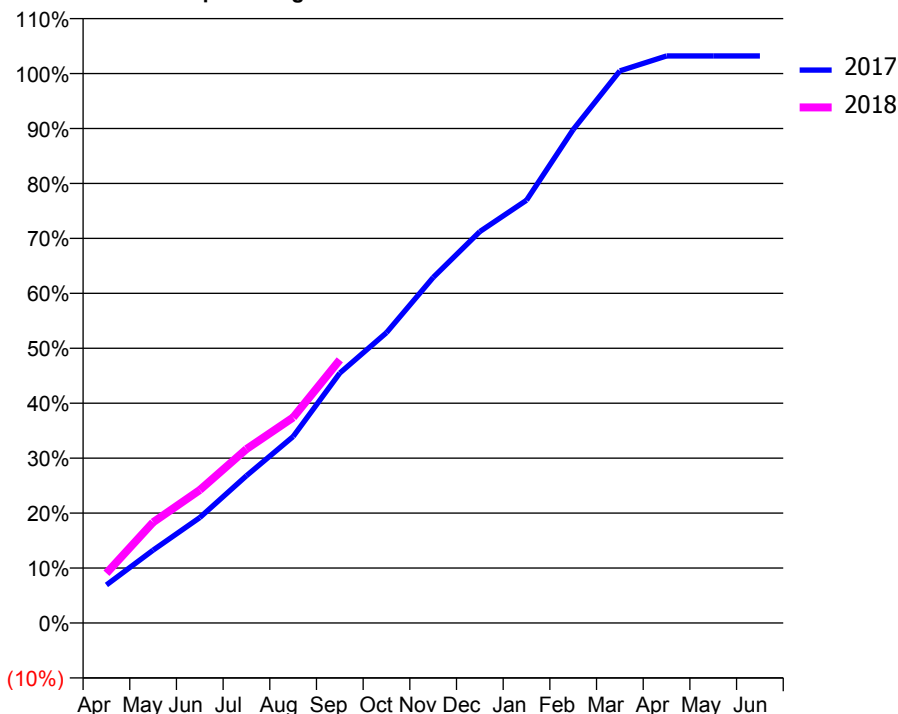
### ACCESS\*

Patients seen in 24 months	Total	Change since previous quarter
Quarter ending September 2016	1,925	
Quarter ending December 2016	1,886	↓
Quarter ending March 2017	1,859	↓
Quarter ending June 2017	1,866	→
Quarter ending September 2017	1,857	→
<b>Variance since September 2016</b>	<b>(3.5%)</b>	<b>↓</b>



### ACTIVITY

Cumulative percentage of contracted UDA delivered 2017 & 2018



Adjusted Scheduled Activity (UDA)

Month	2017	2018
April	478	625
May	915	1,264
June	1,323	1,669
July	1,849	2,183
August	2,340	2,580
September	3,138	3,303
October	3,645	
November	4,338	
December	4,913	
January	5,307	
February	6,194	
March	6,931	
April	7,119	
May	7,119	
June	7,119	

### QUALITY

	Quantity	Base Number	Contract	AT	Region	England
% of FP17s for the same patient ID Re-attending within 3 months - Children	24	279	8.6%	10.0%	11.6%	11.9%
% of FP17s for the same patient ID Re-attending within 3 months - Adults	223	1,151	19.4%	14.3%	15.2%	15.9%
% of FP17s for the same patient ID Re-attending between 3 & 9 months - Children	170	279	60.9%	55.8%	59.1%	58.1%
% of FP17s for the same patient ID Re-attending between 3 & 9 months - Adults	674	1,151	58.6%	49.0%	51.7%	50.6%
% of FP17s for Band 1 Urgent Courses	115	1,350	8.5%	8.5%	8.0%	9.1%
% of FP17s Relating to Free Repair or Replacements	32	1,350	2.4%	0.7%	0.8%	0.8%
% of FP17s Relating to Continuations	89	1,350	6.6%	0.9%	1.0%	1.1%
% of Patients satisfied with the dentistry they have received	8	8	N/A	91.9%	91.5%	91.4%
% of Patients satisfied with the time they had to wait for an appointment	7	8	N/A	89.1%	88.2%	87.7%

\* This is based on patients treated on this contract for their most recent course of treatment. Figures in italics indicate the base number of FP17s or Patient Questionnaire responses are less than 100. N/A is shown where the base number of responses is less than 10 during the period. % is calculated as Quantity/Base number\*100

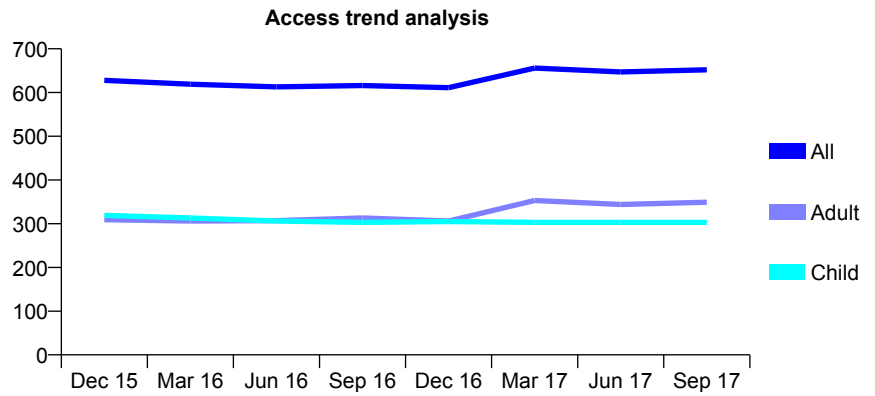
## Q57 - Vital Signs At a Glance Contract Report for 741981/0001 - September 2017

Name or company name	MRS K VINCENT
Contract type name	GDS Contract
Purpose of contract	General
Contract start date	01/05/2007
Contract end date	

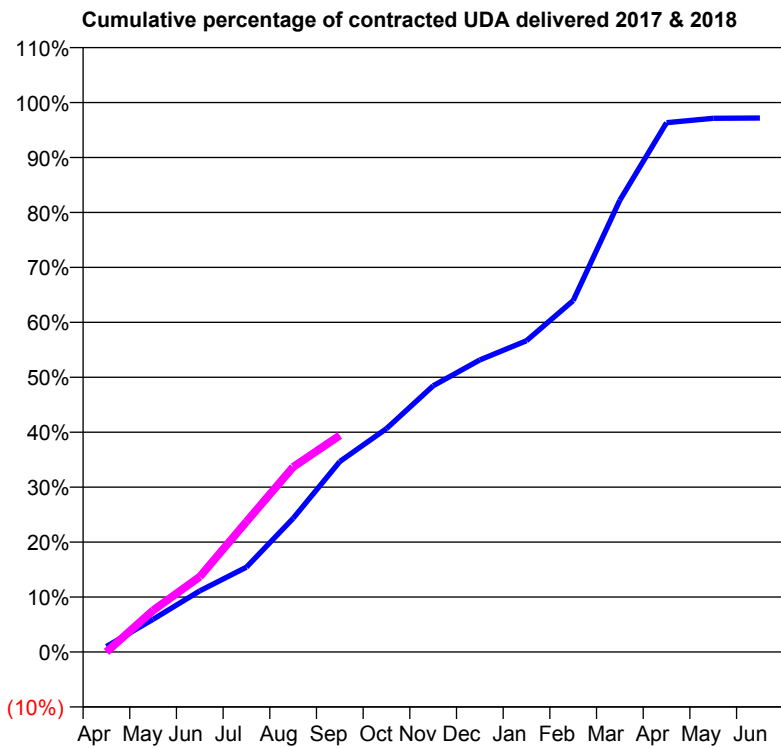
17/18 Contracted general activity (UDA)	1,912
Carry forward general activity (UDA)	0
17/18 Contracted orthodontic activity (UOA)	0
Carry forward orthodontic activity (UOA)	0
Baseline contract value	£54,868.59

### ACCESS\*

Patients seen in 24 months	Total	Change since previous quarter
Quarter ending September 2016	616	
Quarter ending December 2016	611	→
Quarter ending March 2017	656	↑
Quarter ending June 2017	647	↓
Quarter ending September 2017	652	→
<b>Variance since September 2016</b>	<b>5.8%</b>	<b>↑</b>



### ACTIVITY



Adjusted Scheduled Activity (UDA)		
Month	2017	2018
April	19	0
May	114	145
June	213	262
July	295	454
August	465	644
September	663	754
October	777	
November	926	
December	1,016	
January	1,083	
February	1,223	
March	1,572	
April	1,842	
May	1,857	
June	1,858	

### QUALITY

	Quantity	Base Number	Contract	AT	Region	England
% of FP17s for the same patient ID Re-attending within 3 months - Children	13	219	5.9%	10.0%	11.6%	11.9%
% of FP17s for the same patient ID Re-attending within 3 months - Adults	45	234	19.2%	14.3%	15.2%	15.9%
% of FP17s for the same patient ID Re-attending between 3 & 9 months - Children	100	219	45.7%	55.8%	59.1%	58.1%
% of FP17s for the same patient ID Re-attending between 3 & 9 months - Adults	95	234	40.6%	49.0%	51.7%	50.6%
% of FP17s for Band 1 Urgent Courses	44	385	11.4%	8.5%	8.0%	9.1%
% of FP17s Relating to Free Repair or Replacements	1	385	0.3%	0.7%	0.8%	0.8%
% of FP17s Relating to Continuations	2	385	0.5%	0.9%	1.0%	1.1%
% of Patients satisfied with the dentistry they have received	0	0	N/A	91.9%	91.5%	91.4%
% of Patients satisfied with the time they had to wait for an appointment	0	0	N/A	89.1%	88.2%	87.7%

\* This is based on patients treated on this contract for their most recent course of treatment. Figures in italics indicate the base number of FP17s or Patient Questionnaire responses are less than 100. N/A is shown where the base number of responses is less than 10 during the period. % is calculated as Quantity/Base number\*100

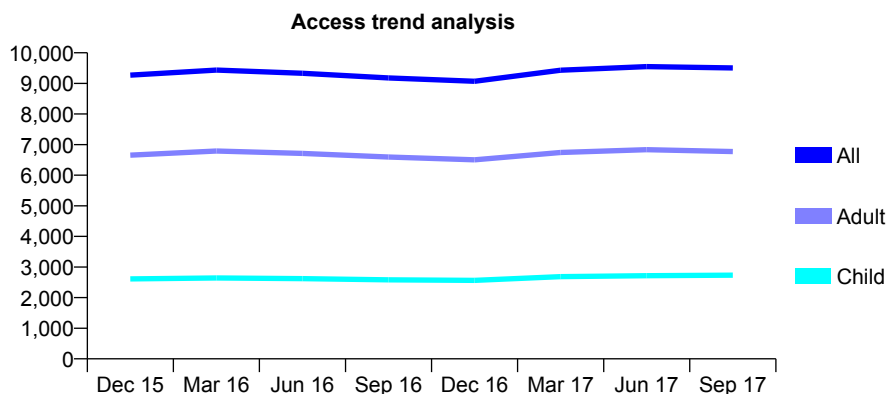
## Q57 - Vital Signs At a Glance Contract Report for 749052/0001 - September 2017

Name or company name	MR HW DIXON
Contract type name	Pilot Contract
Purpose of contract	General
Contract start date	01/04/2006
Contract end date	

17/18 Contracted general activity (UDA)	25,212
Carry forward general activity (UDA)	0
17/18 Contracted orthodontic activity (UOA)	0
Carry forward orthodontic activity (UOA)	0
Baseline contract value	£692,093.62

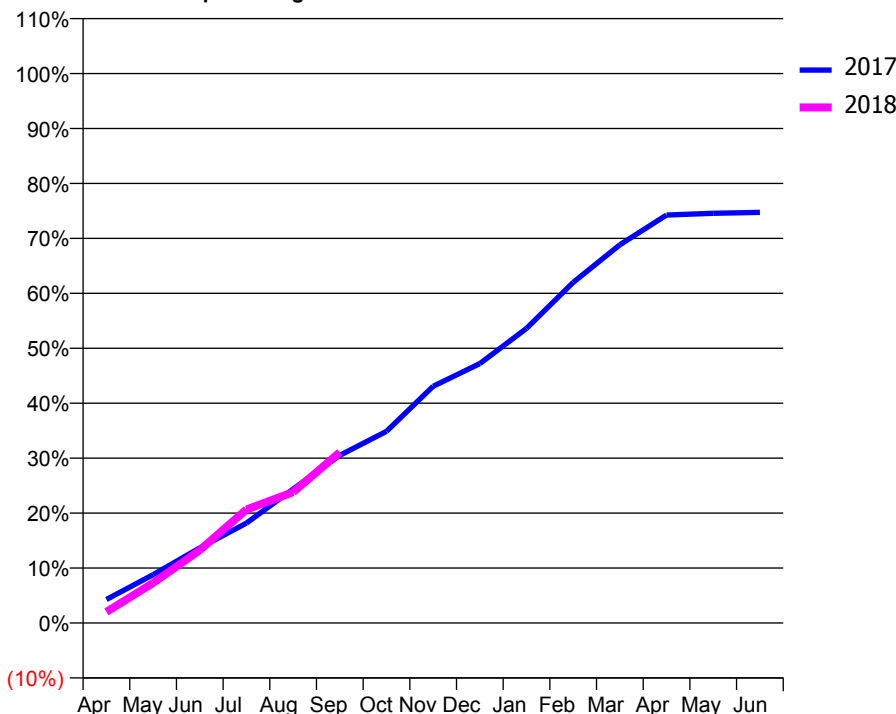
### ACCESS\*

Patients seen in 24 months	Total	Change since previous quarter
Quarter ending September 2016	9,178	
Quarter ending December 2016	9,069	↓
Quarter ending March 2017	9,432	↑
Quarter ending June 2017	9,550	→
Quarter ending September 2017	9,507	→
<b>Variance since September 2016</b>	<b>3.6%</b>	<b>↑</b>



### ACTIVITY

Cumulative percentage of contracted UDA delivered 2017 & 2018



Month	Adjusted Scheduled Activity (UDA)	
	2017	2018
April	1,078	513
May	2,215	1,838
June	3,446	3,342
July	4,586	5,207
August	6,147	6,003
September	7,693	7,832
October	8,797	
November	10,862	
December	11,900	
January	13,516	
February	15,631	
March	17,353	
April	18,720	
May	18,798	
June	18,843	

### QUALITY

	Quantity	Base Number	Contract	AT	Region	England
% of FP17s for the same patient ID Re-attending within 3 months - Children	112	1,663	6.7%	10.0%	11.6%	11.9%
% of FP17s for the same patient ID Re-attending within 3 months - Adults	587	3,946	14.9%	14.3%	15.2%	15.9%
% of FP17s for the same patient ID Re-attending between 3 & 9 months - Children	849	1,663	51.1%	55.8%	59.1%	58.1%
% of FP17s for the same patient ID Re-attending between 3 & 9 months - Adults	1,436	3,946	36.4%	49.0%	51.7%	50.6%
% of FP17s for Band 1 Urgent Courses	473	4,404	10.7%	8.5%	8.0%	9.1%
% of FP17s Relating to Free Repair or Replacements	30	4,404	0.7%	0.7%	0.8%	0.8%
% of FP17s Relating to Continuations	2	4,404	0.0%	0.9%	1.0%	1.1%
% of Patients satisfied with the dentistry they have received	15	18	83.3%	91.9%	91.5%	91.4%
% of Patients satisfied with the time they had to wait for an appointment	15	18	83.3%	89.1%	88.2%	87.7%

\* This is based on patients treated on this contract for their most recent course of treatment. Figures in italics indicate the base number of FP17s or Patient Questionnaire responses are less than 100. N/A is shown where the base number of responses is less than 10 during the period. % is calculated as Quantity/Base number\*100

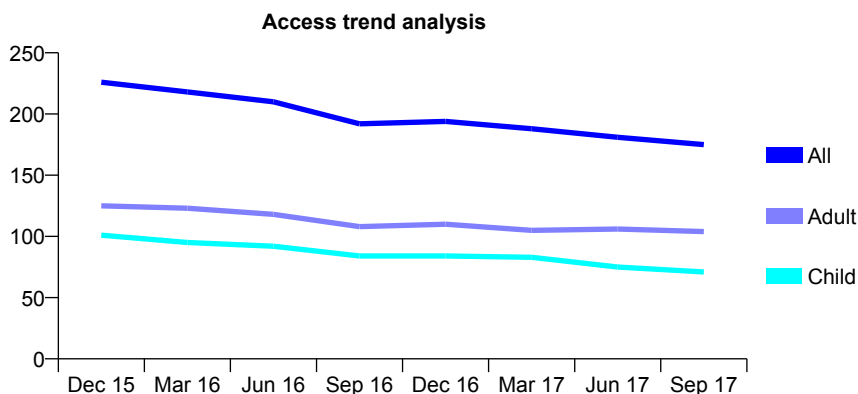
## Q57 - Vital Signs At a Glance Contract Report for 754684/0001 - September 2017

Name or company name	MRS SK RANA
Contract type name	GDS Contract
Purpose of contract	General
Contract start date	01/04/2006
Contract end date	

17/18 Contracted general activity (UDA)	700
Carry forward general activity (UDA)	-13
17/18 Contracted orthodontic activity (UOA)	0
Carry forward orthodontic activity (UOA)	0
Baseline contract value	£17,918.97

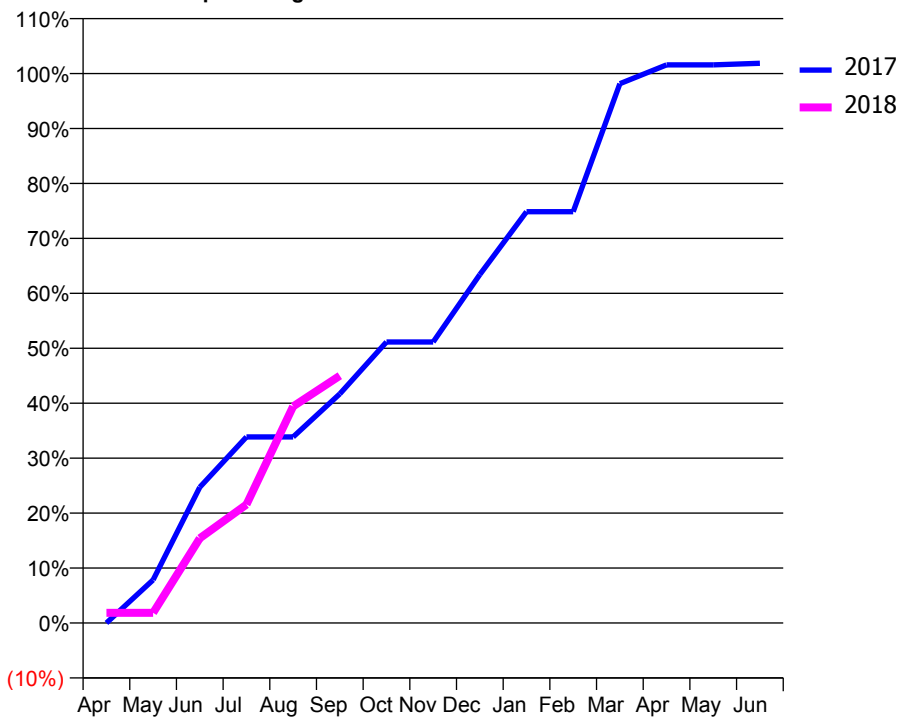
### ACCESS\*

Patients seen in 24 months	Total	Change since previous quarter
Quarter ending September 2016	192	
Quarter ending December 2016	194	→
Quarter ending March 2017	188	↓
Quarter ending June 2017	181	↓
Quarter ending September 2017	175	↓
<b>Variance since September 2016</b>	<b>(8.9%)</b>	<b>↓</b>



### ACTIVITY

Cumulative percentage of contracted UDA delivered 2017 & 2018



Adjusted Scheduled Activity (UDA)

Month	2017	2018
April	0	13
May	55	13
June	173	108
July	237	151
August	237	276
September	292	315
October	358	
November	358	
December	444	
January	524	
February	524	
March	687	
April	711	
May	711	
June	713	

### QUALITY

	Quantity	Base Number	Contract	AT	Region	England
% of FP17s for the same patient ID Re-attending within 3 months - Children	0	57	0.0%	10.0%	11.6%	11.9%
% of FP17s for the same patient ID Re-attending within 3 months - Adults	6	75	8.0%	14.3%	15.2%	15.9%
% of FP17s for the same patient ID Re-attending between 3 & 9 months - Children	38	57	66.7%	55.8%	59.1%	58.1%
% of FP17s for the same patient ID Re-attending between 3 & 9 months - Adults	57	75	76.0%	49.0%	51.7%	50.6%
% of FP17s for Band 1 Urgent Courses	0	128	0.0%	8.5%	8.0%	9.1%
% of FP17s Relating to Free Repair or Replacements	0	128	0.0%	0.7%	0.8%	0.8%
% of FP17s Relating to Continuations	0	128	0.0%	0.9%	1.0%	1.1%
% of Patients satisfied with the dentistry they have received	0	0	N/A	91.9%	91.5%	91.4%
% of Patients satisfied with the time they had to wait for an appointment	0	0	N/A	89.1%	88.2%	87.7%

\* This is based on patients treated on this contract for their most recent course of treatment. Figures in italics indicate the base number of FP17s or Patient Questionnaire responses are less than 100. N/A is shown where the base number of responses is less than 10 during the period. % is calculated as Quantity/Base number\*100

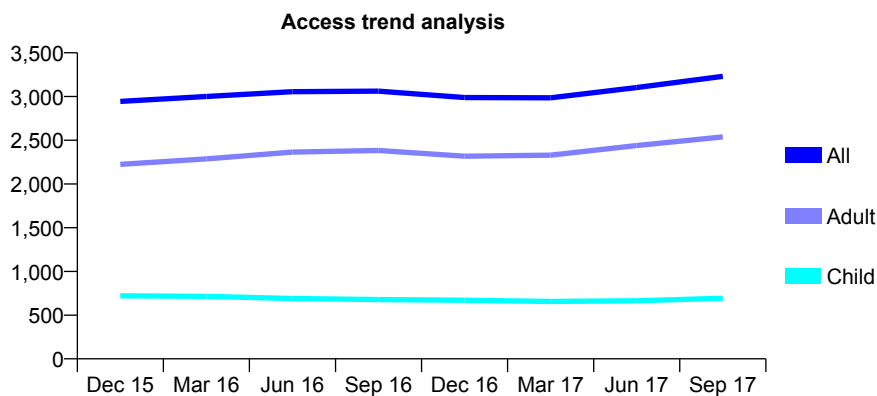
## Q57 - Vital Signs At a Glance Contract Report for 755761/0001 - September 2017

Name or company name	MR MD BAILY
Contract type name	GDS Contract
Purpose of contract	General
Contract start date	01/04/2006
Contract end date	

17/18 Contracted general activity (UDA)	8,538
Carry forward general activity (UDA)	-43
17/18 Contracted orthodontic activity (UOA)	0
Carry forward orthodontic activity (UOA)	0
Baseline contract value	£215,242.22

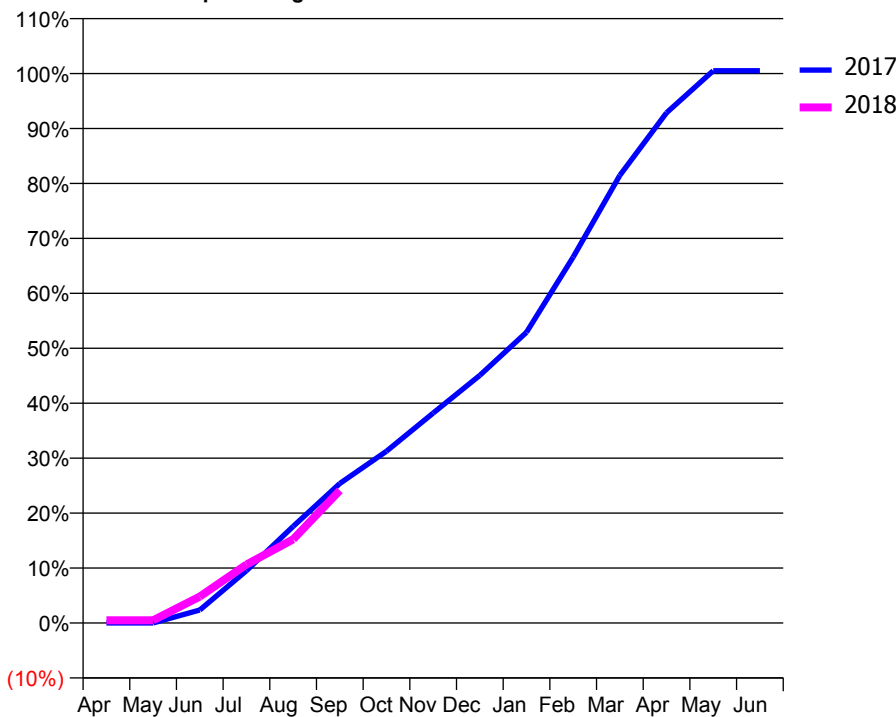
### ACCESS\*

Patients seen in 24 months	Total	Change since previous quarter
Quarter ending September 2016	3,061	
Quarter ending December 2016	2,989	↓
Quarter ending March 2017	2,986	→
Quarter ending June 2017	3,103	↑
Quarter ending September 2017	3,231	↑
<b>Variance since September 2016</b>	<b>5.6%</b>	<b>↑</b>



### ACTIVITY

Cumulative percentage of contracted UDA delivered 2017 & 2018



Month	2017	2018
April	0	43
May	0	43
June	203	412
July	813	909
August	1,501	1,300
September	2,168	2,060
October	2,669	
November	3,261	
December	3,848	
January	4,517	
February	5,687	
March	6,957	
April	7,928	
May	8,580	
June	8,581	

### QUALITY

	Quantity	Base Number	Contract	AT	Region	England
% of FP17s for the same patient ID Re-attending within 3 months - Children	14	369	3.8%	10.0%	11.6%	11.9%
% of FP17s for the same patient ID Re-attending within 3 months - Adults	180	1,199	15.0%	14.3%	15.2%	15.9%
% of FP17s for the same patient ID Re-attending between 3 & 9 months - Children	87	369	23.6%	55.8%	59.1%	58.1%
% of FP17s for the same patient ID Re-attending between 3 & 9 months - Adults	298	1,199	24.9%	49.0%	51.7%	50.6%
% of FP17s for Band 1 Urgent Courses	88	957	9.2%	8.5%	8.0%	9.1%
% of FP17s Relating to Free Repair or Replacements	23	957	2.4%	0.7%	0.8%	0.8%
% of FP17s Relating to Continuations	23	957	2.4%	0.9%	1.0%	1.1%
% of Patients satisfied with the dentistry they have received	8	9	N/A	91.9%	91.5%	91.4%
% of Patients satisfied with the time they had to wait for an appointment	8	9	N/A	89.1%	88.2%	87.7%

\* This is based on patients treated on this contract for their most recent course of treatment. Figures in italics indicate the base number of FP17s or Patient Questionnaire responses are less than 100. N/A is shown where the base number of responses is less than 10 during the period. % is calculated as Quantity/Base number\*100



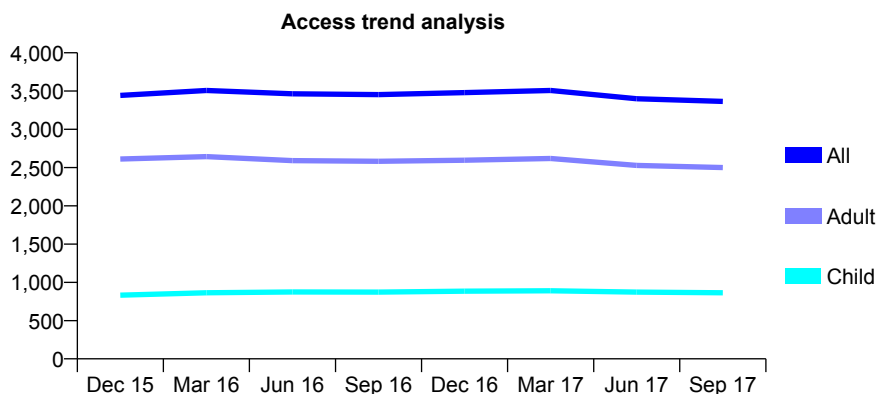
## Q57 - Vital Signs At a Glance Contract Report for 755931/0001 - September 2017

Name or company name	MISS R DHARIWAL
Contract type name	GDS Contract
Purpose of contract	General
Contract start date	01/04/2006
Contract end date	

17/18 Contracted general activity (UDA)	9,500
Carry forward general activity (UDA)	-30
17/18 Contracted orthodontic activity (UOA)	0
Carry forward orthodontic activity (UOA)	0
Baseline contract value	£253,929.82

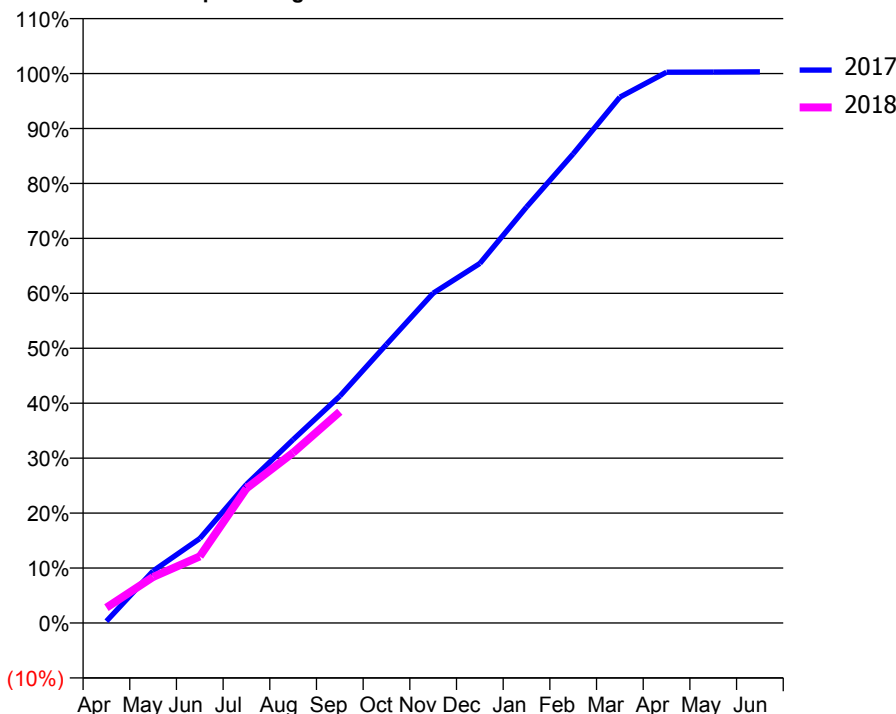
### ACCESS\*

Patients seen in 24 months	Total	Change since previous quarter
Quarter ending September 2016	3,454	
Quarter ending December 2016	3,480	→
Quarter ending March 2017	3,508	→
Quarter ending June 2017	3,400	↓
Quarter ending September 2017	3,364	↓
<b>Variance since September 2016</b>	<b>(2.6%)</b>	<b>↓</b>



### ACTIVITY

Cumulative percentage of contracted UDA delivered 2017 & 2018



Month	Adjusted Scheduled Activity (UDA)	
	2017	2018
April	32	266
May	901	797
June	1,460	1,151
July	2,397	2,327
August	3,170	2,945
September	3,922	3,653
October	4,817	
November	5,701	
December	6,216	
January	7,191	
February	8,112	
March	9,090	
April	9,523	
May	9,525	
June	9,530	

### QUALITY

	Quantity	Base Number	Contract	AT	Region	England
% of FP17s for the same patient ID Re-attending within 3 months - Children	49	584	8.4%	10.0%	11.6%	11.9%
% of FP17s for the same patient ID Re-attending within 3 months - Adults	224	1,419	15.8%	14.3%	15.2%	15.9%
% of FP17s for the same patient ID Re-attending between 3 & 9 months - Children	347	584	59.4%	55.8%	59.1%	58.1%
% of FP17s for the same patient ID Re-attending between 3 & 9 months - Adults	666	1,419	46.9%	49.0%	51.7%	50.6%
% of FP17s for Band 1 Urgent Courses	159	1,811	8.8%	8.5%	8.0%	9.1%
% of FP17s Relating to Free Repair or Replacements	14	1,811	0.8%	0.7%	0.8%	0.8%
% of FP17s Relating to Continuations	13	1,811	0.7%	0.9%	1.0%	1.1%
% of Patients satisfied with the dentistry they have received	20	20	100.0%	91.9%	91.5%	91.4%
% of Patients satisfied with the time they had to wait for an appointment	15	20	75.0%	89.1%	88.2%	87.7%

\* This is based on patients treated on this contract for their most recent course of treatment. Figures in italics indicate the base number of FP17s or Patient Questionnaire responses are less than 100. N/A is shown where the base number of responses is less than 10 during the period. % is calculated as Quantity/Base number\*100

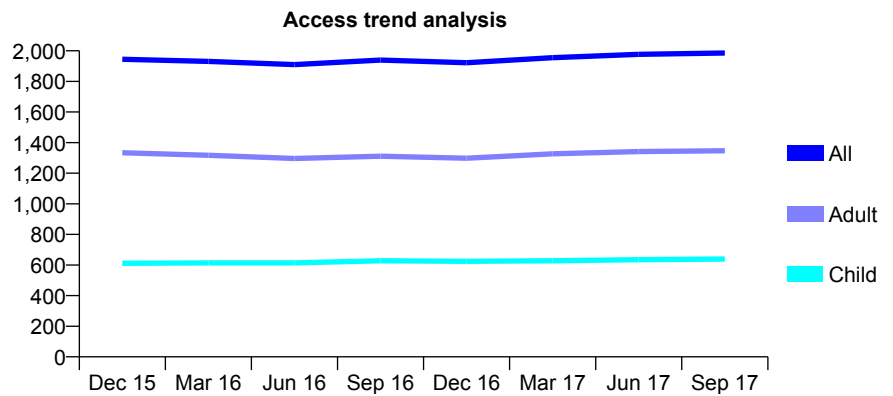
## Q57 - Vital Signs At a Glance Contract Report for 764922/0001 - September 2017

Name or company name	MR J GREGORY
Contract type name	GDS Contract
Purpose of contract	General
Contract start date	01/04/2006
Contract end date	

17/18 Contracted general activity (UDA)	6,000
Carry forward general activity (UDA)	-86
17/18 Contracted orthodontic activity (UOA)	0
Carry forward orthodontic activity (UOA)	0
Baseline contract value	£154,441.97

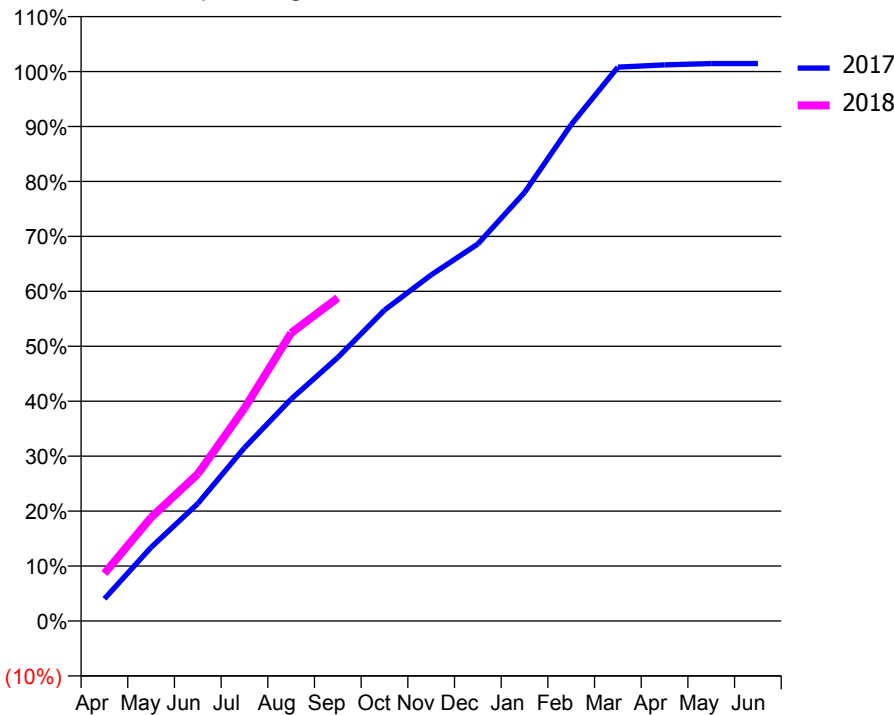
### ACCESS\*

Patients seen in 24 months	Total	Change since previous quarter
Quarter ending September 2016	1,939	
Quarter ending December 2016	1,922	→
Quarter ending March 2017	1,955	→
Quarter ending June 2017	1,977	→
Quarter ending September 2017	1,986	→
<b>Variance since September 2016</b>	<b>2.4%</b>	<b>↑</b>



### ACTIVITY

Cumulative percentage of contracted UDA delivered 2017 & 2018



Month	Adjusted Scheduled Activity (UDA)	
	2017	2018
April	243	518
May	804	1,131
June	1,282	1,605
July	1,892	2,323
August	2,424	3,145
September	2,878	3,528
October	3,395	
November	3,778	
December	4,116	
January	4,679	
February	5,420	
March	6,047	
April	6,072	
May	6,086	
June	6,086	

### QUALITY

	Quantity	Base Number	Contract	AT	Region	England
% of FP17s for the same patient ID Re-attending within 3 months - Children	37	556	6.7%	10.0%	11.6%	11.9%
% of FP17s for the same patient ID Re-attending within 3 months - Adults	137	1,069	12.8%	14.3%	15.2%	15.9%
% of FP17s for the same patient ID Re-attending between 3 & 9 months - Children	373	556	67.1%	55.8%	59.1%	58.1%
% of FP17s for the same patient ID Re-attending between 3 & 9 months - Adults	711	1,069	66.5%	49.0%	51.7%	50.6%
% of FP17s for Band 1 Urgent Courses	56	1,612	3.5%	8.5%	8.0%	9.1%
% of FP17s Relating to Free Repair or Replacements	7	1,612	0.4%	0.7%	0.8%	0.8%
% of FP17s Relating to Continuations	18	1,612	1.1%	0.9%	1.0%	1.1%
% of Patients satisfied with the dentistry they have received	6	6	N/A	91.9%	91.5%	91.4%
% of Patients satisfied with the time they had to wait for an appointment	5	6	N/A	89.1%	88.2%	87.7%

\* This is based on patients treated on this contract for their most recent course of treatment. Figures in italics indicate the base number of FP17s or Patient Questionnaire responses are less than 100. N/A is shown where the base number of responses is less than 10 during the period. % is calculated as Quantity/Base number\*100

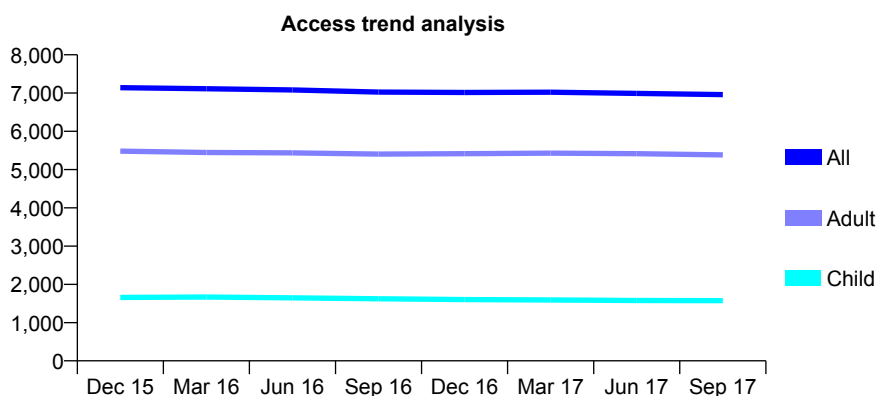
## Q57 - Vital Signs At a Glance Contract Report for 768251/0002 - September 2017

Name or company name	MR AM MANUELSSON
Contract type name	GDS Contract
Purpose of contract	General
Contract start date	01/04/2006
Contract end date	

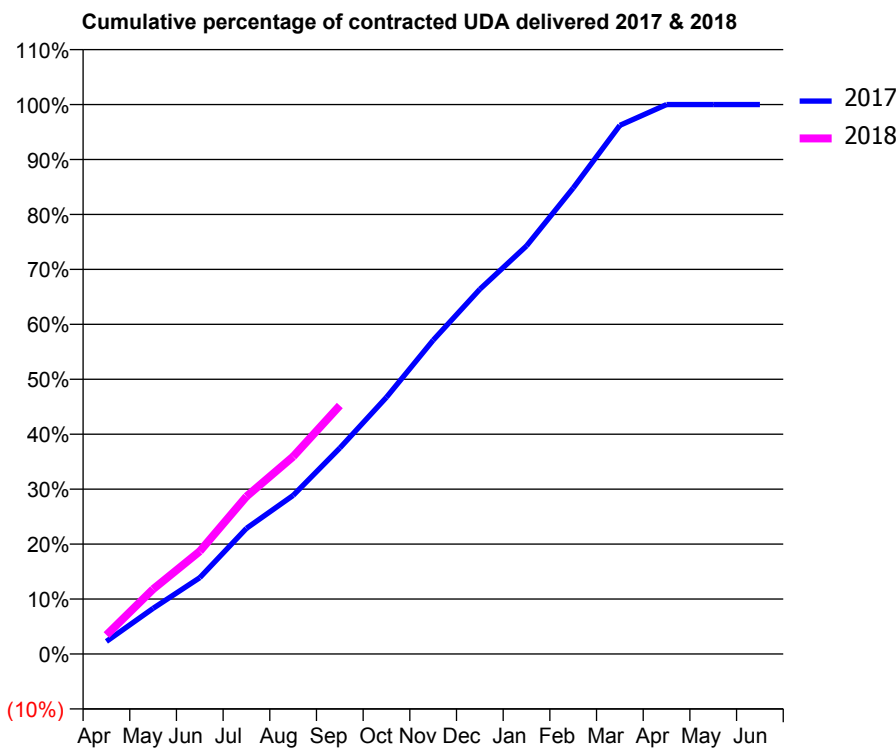
17/18 Contracted general activity (UDA)	21,500
Carry forward general activity (UDA)	0
17/18 Contracted orthodontic activity (UOA)	0
Carry forward orthodontic activity (UOA)	0
Baseline contract value	£610,433.14

### ACCESS\*

Patients seen in 24 months	Total	Change since previous quarter
Quarter ending September 2016	7,027	
Quarter ending December 2016	7,016	→
Quarter ending March 2017	7,022	→
Quarter ending June 2017	6,992	→
Quarter ending September 2017	6,958	→
<b>Variance since September 2016</b>	<b>(1.0%)</b>	→



### ACTIVITY



Month	Adjusted Scheduled Activity (UDA)	
	2017	2018
April	495	741
May	1,789	2,537
June	2,987	4,021
July	4,917	6,164
August	6,208	7,724
September	8,061	9,722
October	10,047	
November	12,279	
December	14,273	
January	15,966	
February	18,232	
March	20,686	
April	21,500	
May	21,497	
June	21,499	

### QUALITY

	Quantity	Base Number	Contract	AT	Region	England
% of FP17s for the same patient ID Re-attending within 3 months - Children	50	962	5.2%	10.0%	11.6%	11.9%
% of FP17s for the same patient ID Re-attending within 3 months - Adults	313	3,191	9.8%	14.3%	15.2%	15.9%
% of FP17s for the same patient ID Re-attending between 3 & 9 months - Children	478	962	49.7%	55.8%	59.1%	58.1%
% of FP17s for the same patient ID Re-attending between 3 & 9 months - Adults	1,475	3,191	46.2%	49.0%	51.7%	50.6%
% of FP17s for Band 1 Urgent Courses	203	3,841	5.3%	8.5%	8.0%	9.1%
% of FP17s Relating to Free Repair or Replacements	9	3,841	0.2%	0.7%	0.8%	0.8%
% of FP17s Relating to Continuations	74	3,841	1.9%	0.9%	1.0%	1.1%
% of Patients satisfied with the dentistry they have received	32	35	91.4%	91.9%	91.5%	91.4%
% of Patients satisfied with the time they had to wait for an appointment	35	35	100.0%	89.1%	88.2%	87.7%

\* This is based on patients treated on this contract for their most recent course of treatment. Figures in italics indicate the base number of FP17s or Patient Questionnaire responses are less than 100. N/A is shown where the base number of responses is less than 10 during the period. % is calculated as Quantity/Base number\*100

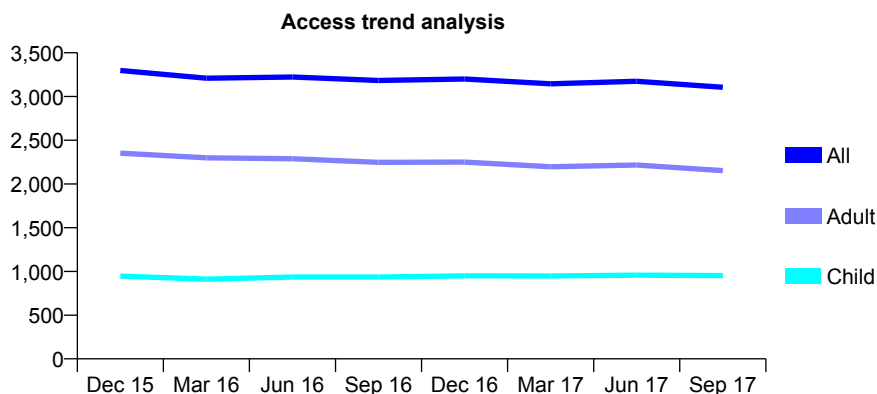
## Q57 - Vital Signs At a Glance Contract Report for 776068/0001 - September 2017

Name or company name	MR OO AWOLOLA
Contract type name	GDS Contract
Purpose of contract	General
Contract start date	14/09/2007
Contract end date	

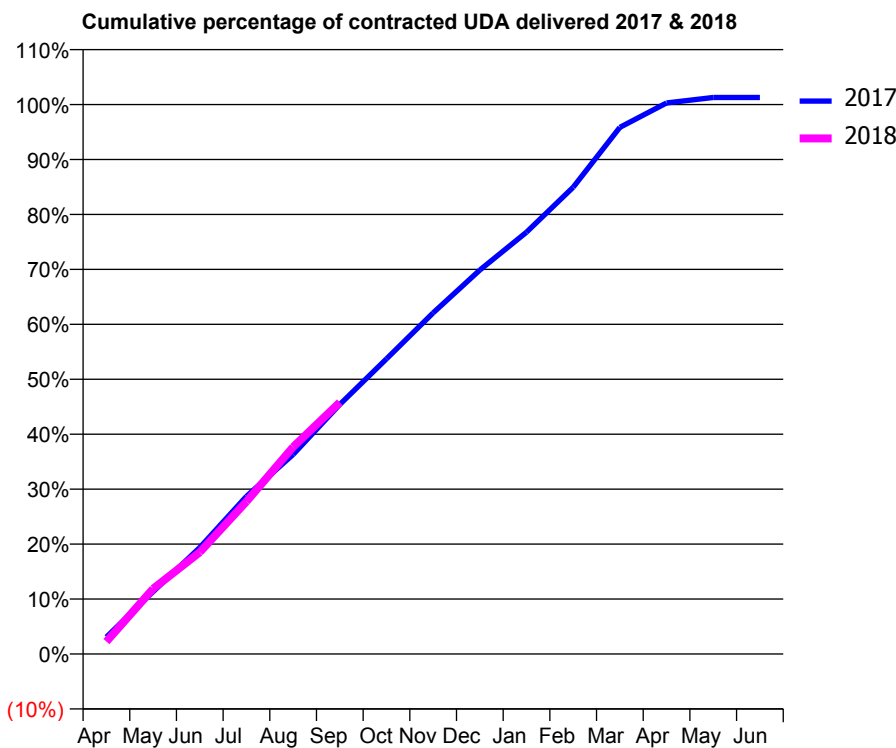
17/18 Contracted general activity (UDA)	8,551
Carry forward general activity (UDA)	-109
17/18 Contracted orthodontic activity (UOA)	0
Carry forward orthodontic activity (UOA)	0
Baseline contract value	£204,889.02

### ACCESS\*

Patients seen in 24 months	Total	Change since previous quarter
Quarter ending September 2016	3,183	
Quarter ending December 2016	3,200	→
Quarter ending March 2017	3,145	↓
Quarter ending June 2017	3,174	→
Quarter ending September 2017	3,106	↓
<b>Variance since September 2016</b>	<b>(2.4%)</b>	<b>↓</b>



### ACTIVITY



Month	Adjusted Scheduled Activity (UDA)	
	2017	2018
April	264	195
May	969	1,017
June	1,657	1,584
July	2,454	2,373
August	3,106	3,222
September	3,884	3,917
October	4,593	
November	5,310	
December	5,974	
January	6,564	
February	7,263	
March	8,195	
April	8,576	
May	8,660	
June	8,660	

### QUALITY

	Quantity	Base Number	Contract	AT	Region	England
% of FP17s for the same patient ID Re-attending within 3 months - Children	30	680	4.4%	10.0%	11.6%	11.9%
% of FP17s for the same patient ID Re-attending within 3 months - Adults	157	1,476	10.6%	14.3%	15.2%	15.9%
% of FP17s for the same patient ID Re-attending between 3 & 9 months - Children	399	680	58.7%	55.8%	59.1%	58.1%
% of FP17s for the same patient ID Re-attending between 3 & 9 months - Adults	835	1,476	56.6%	49.0%	51.7%	50.6%
% of FP17s for Band 1 Urgent Courses	94	1,924	4.9%	8.5%	8.0%	9.1%
% of FP17s Relating to Free Repair or Replacements	6	1,924	0.3%	0.7%	0.8%	0.8%
% of FP17s Relating to Continuations	9	1,924	0.5%	0.9%	1.0%	1.1%
% of Patients satisfied with the dentistry they have received	8	10	80.0%	91.9%	91.5%	91.4%
% of Patients satisfied with the time they had to wait for an appointment	8	10	80.0%	89.1%	88.2%	87.7%

\* This is based on patients treated on this contract for their most recent course of treatment. Figures in italics indicate the base number of FP17s or Patient Questionnaire responses are less than 100. N/A is shown where the base number of responses is less than 10 during the period. % is calculated as Quantity/Base number\*100

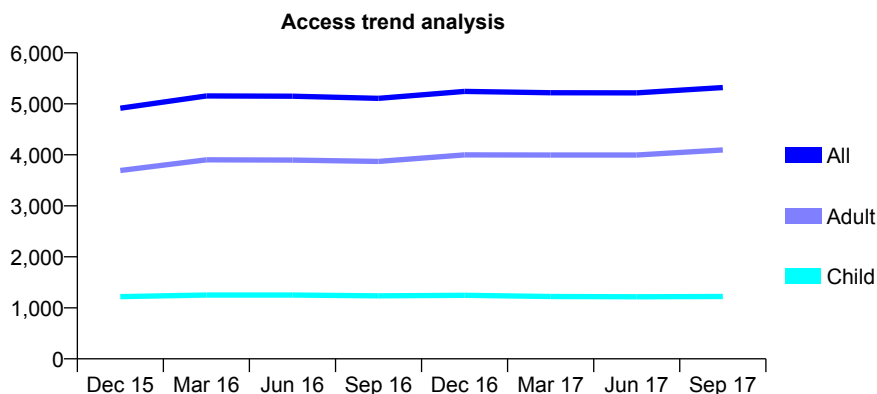
## Q57 - Vital Signs At a Glance Contract Report for 781975/0001 - September 2017

Name or company name	MR O AWOLESI
Contract type name	GDS Contract
Purpose of contract	General
Contract start date	01/04/2006
Contract end date	

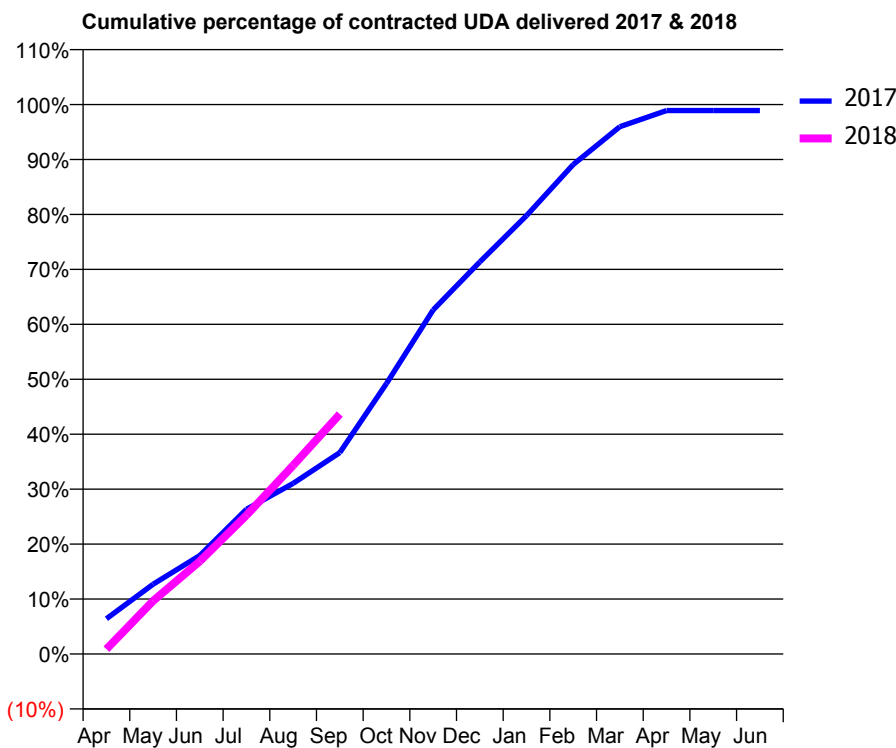
17/18 Contracted general activity (UDA)	11,500
Carry forward general activity (UDA)	126
17/18 Contracted orthodontic activity (UOA)	0
Carry forward orthodontic activity (UOA)	0
Baseline contract value	£349,872.23

### ACCESS\*

Patients seen in 24 months	Total	Change since previous quarter
Quarter ending September 2016	5,106	
Quarter ending December 2016	5,244	↑
Quarter ending March 2017	5,217	→
Quarter ending June 2017	5,215	→
Quarter ending September 2017	5,319	→
<b>Variance since September 2016</b>	<b>4.2%</b>	<b>↑</b>



### ACTIVITY



Month	Adjusted Scheduled Activity (UDA)	
	2017	2018
April	737	102
May	1,461	1,112
June	2,060	1,941
July	3,030	2,903
August	3,569	3,947
September	4,215	5,023
October	5,662	
November	7,202	
December	8,205	
January	9,174	
February	10,242	
March	11,035	
April	11,374	
May	11,374	
June	11,374	

### QUALITY

	Quantity	Base Number	Contract	AT	Region	England
% of FP17s for the same patient ID Re-attending within 3 months - Children	55	831	6.6%	10.0%	11.6%	11.9%
% of FP17s for the same patient ID Re-attending within 3 months - Adults	214	2,379	9.0%	14.3%	15.2%	15.9%
% of FP17s for the same patient ID Re-attending between 3 & 9 months - Children	467	831	56.2%	55.8%	59.1%	58.1%
% of FP17s for the same patient ID Re-attending between 3 & 9 months - Adults	1,186	2,379	49.9%	49.0%	51.7%	50.6%
% of FP17s for Band 1 Urgent Courses	161	2,418	6.7%	8.5%	8.0%	9.1%
% of FP17s Relating to Free Repair or Replacements	21	2,418	0.9%	0.7%	0.8%	0.8%
% of FP17s Relating to Continuations	12	2,418	0.5%	0.9%	1.0%	1.1%
% of Patients satisfied with the dentistry they have received	10	11	90.9%	91.9%	91.5%	91.4%
% of Patients satisfied with the time they had to wait for an appointment	11	11	100.0%	89.1%	88.2%	87.7%

\* This is based on patients treated on this contract for their most recent course of treatment. Figures in italics indicate the base number of FP17s or Patient Questionnaire responses are less than 100. N/A is shown where the base number of responses is less than 10 during the period. % is calculated as Quantity/Base number\*100

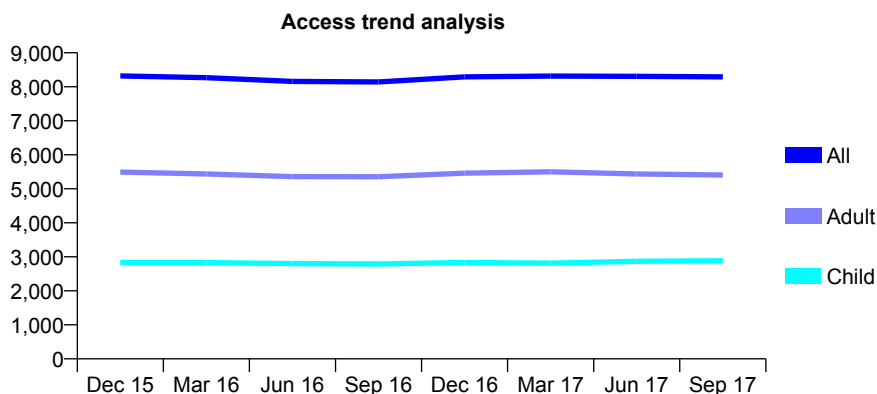
## Q57 - Vital Signs At a Glance Contract Report for 787396/0001 - September 2017

Name or company name	MRS SS PATEL
Contract type name	GDS Contract
Purpose of contract	General
Contract start date	01/07/2008
Contract end date	

17/18 Contracted general activity (UDA)	22,000
Carry forward general activity (UDA)	-51
17/18 Contracted orthodontic activity (UOA)	0
Carry forward orthodontic activity (UOA)	0
Baseline contract value	£518,318.32

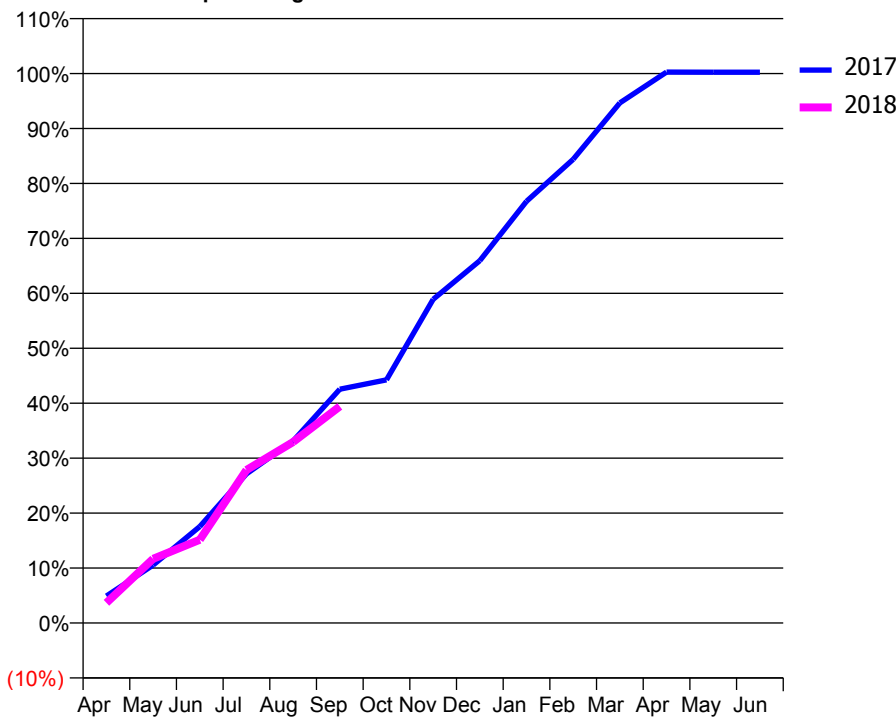
### ACCESS\*

Patients seen in 24 months	Total	Change since previous quarter
Quarter ending September 2016	8,145	
Quarter ending December 2016	8,292	→
Quarter ending March 2017	8,315	→
Quarter ending June 2017	8,308	→
Quarter ending September 2017	8,292	→
<b>Variance since September 2016</b>	<b>1.8%</b>	<b>→</b>



### ACTIVITY

Cumulative percentage of contracted UDA delivered 2017 & 2018



Month	Adjusted Scheduled Activity (UDA)	
	2017	2018
April	1,082	810
May	2,319	2,571
June	3,860	3,334
July	5,969	6,126
August	7,291	7,247
September	9,361	8,675
October	9,736	
November	12,961	
December	14,509	
January	16,884	
February	18,563	
March	20,826	
April	22,057	
May	22,054	
June	22,051	

### QUALITY

	Quantity	Base Number	Contract	AT	Region	England
% of FP17s for the same patient ID Re-attending within 3 months - Children	228	1,888	12.1%	10.0%	11.6%	11.9%
% of FP17s for the same patient ID Re-attending within 3 months - Adults	551	2,957	18.6%	14.3%	15.2%	15.9%
% of FP17s for the same patient ID Re-attending between 3 & 9 months - Children	894	1,888	47.4%	55.8%	59.1%	58.1%
% of FP17s for the same patient ID Re-attending between 3 & 9 months - Adults	1,260	2,957	42.6%	49.0%	51.7%	50.6%
% of FP17s for Band 1 Urgent Courses	589	4,367	13.5%	8.5%	8.0%	9.1%
% of FP17s Relating to Free Repair or Replacements	17	4,367	0.4%	0.7%	0.8%	0.8%
% of FP17s Relating to Continuations	18	4,367	0.4%	0.9%	1.0%	1.1%
% of Patients satisfied with the dentistry they have received	9	9	N/A	91.9%	91.5%	91.4%
% of Patients satisfied with the time they had to wait for an appointment	9	9	N/A	89.1%	88.2%	87.7%

\* This is based on patients treated on this contract for their most recent course of treatment. Figures in italics indicate the base number of FP17s or Patient Questionnaire responses are less than 100. N/A is shown where the base number of responses is less than 10 during the period. % is calculated as Quantity/Base number\*100

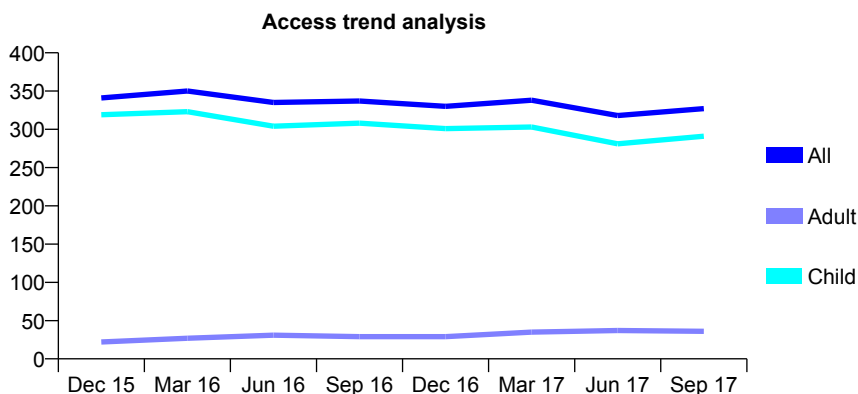
## Q57 - Vital Signs At a Glance Contract Report for 807729/0001 - September 2017

Name or company name	MR PL ISAACS
Contract type name	GDS Contract
Purpose of contract	General
Contract start date	01/04/2006
Contract end date	

17/18 Contracted general activity (UDA)	489
Carry forward general activity (UDA)	3
17/18 Contracted orthodontic activity (UOA)	0
Carry forward orthodontic activity (UOA)	0
Baseline contract value	£12,244.82

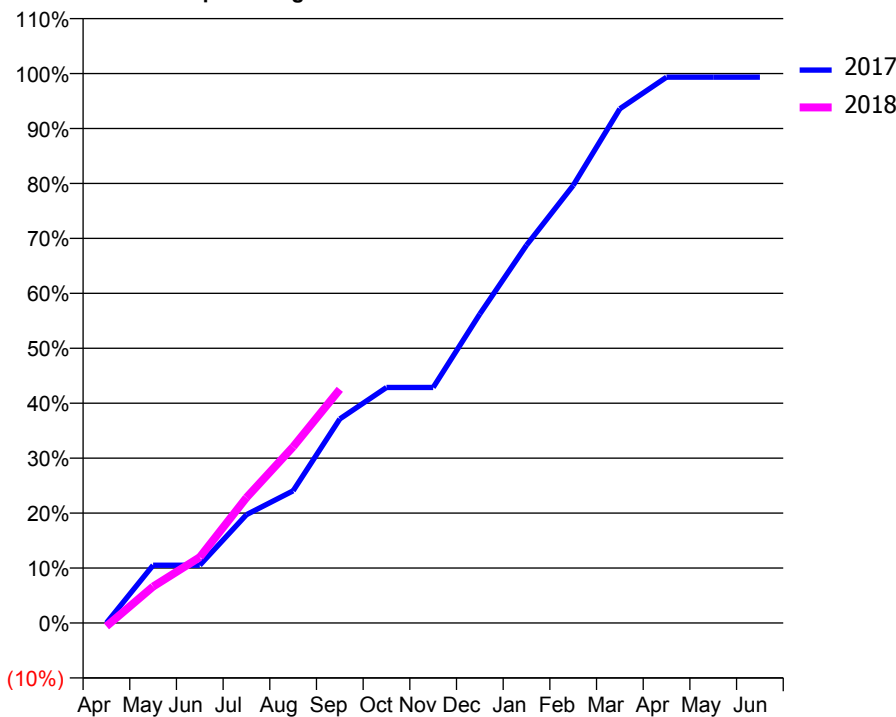
### ACCESS\*

Patients seen in 24 months	Total	Change since previous quarter
Quarter ending September 2016	337	
Quarter ending December 2016	330	↓
Quarter ending March 2017	338	↑
Quarter ending June 2017	318	↓
Quarter ending September 2017	327	↑
<b>Variance since September 2016</b>	<b>(3.0%)</b>	<b>↓</b>



### ACTIVITY

Cumulative percentage of contracted UDA delivered 2017 & 2018



Month	Adjusted Scheduled Activity (UDA)	
	2017	2018
April	0	-3
May	51	32
June	51	59
July	96	112
August	118	157
September	182	208
October	210	
November	210	
December	275	
January	336	
February	389	
March	458	
April	486	
May	486	
June	486	

### QUALITY

	Quantity	Base Number	Contract	AT	Region	England
% of FP17s for the same patient ID Re-attending within 3 months - Children	16	156	10.3%	10.0%	11.6%	11.9%
% of FP17s for the same patient ID Re-attending within 3 months - Adults	0	4	0.0%	14.3%	15.2%	15.9%
% of FP17s for the same patient ID Re-attending between 3 & 9 months - Children	44	156	28.2%	55.8%	59.1%	58.1%
% of FP17s for the same patient ID Re-attending between 3 & 9 months - Adults	2	4	50.0%	49.0%	51.7%	50.6%
% of FP17s for Band 1 Urgent Courses	5	142	3.5%	8.5%	8.0%	9.1%
% of FP17s Relating to Free Repair or Replacements	0	142	0.0%	0.7%	0.8%	0.8%
% of FP17s Relating to Continuations	0	142	0.0%	0.9%	1.0%	1.1%
% of Patients satisfied with the dentistry they have received	0	0	N/A	91.9%	91.5%	91.4%
% of Patients satisfied with the time they had to wait for an appointment	0	0	N/A	89.1%	88.2%	87.7%

\* This is based on patients treated on this contract for their most recent course of treatment. Figures in italics indicate the base number of FP17s or Patient Questionnaire responses are less than 100. N/A is shown where the base number of responses is less than 10 during the period. % is calculated as Quantity/Base number\*100

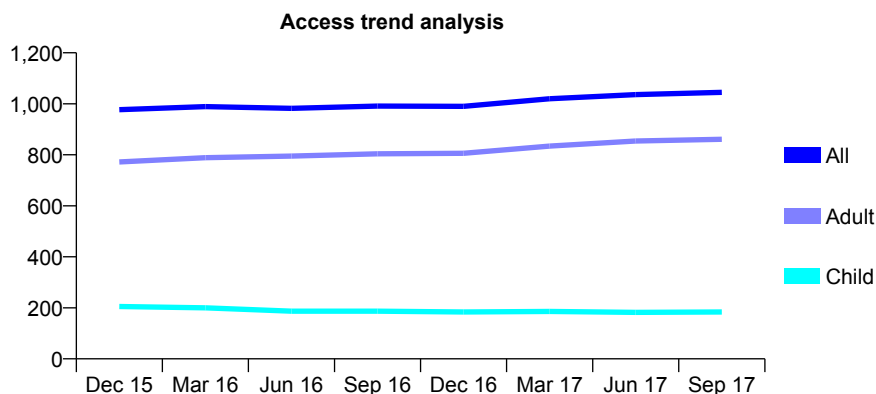
## Q57 - Vital Signs At a Glance Contract Report for 812587/0001 - September 2017

Name or company name	MR JB PEEK
Contract type name	GDS Contract
Purpose of contract	General
Contract start date	01/04/2006
Contract end date	

17/18 Contracted general activity (UDA)	5,014
Carry forward general activity (UDA)	-57
17/18 Contracted orthodontic activity (UOA)	0
Carry forward orthodontic activity (UOA)	0
Baseline contract value	£133,179.54

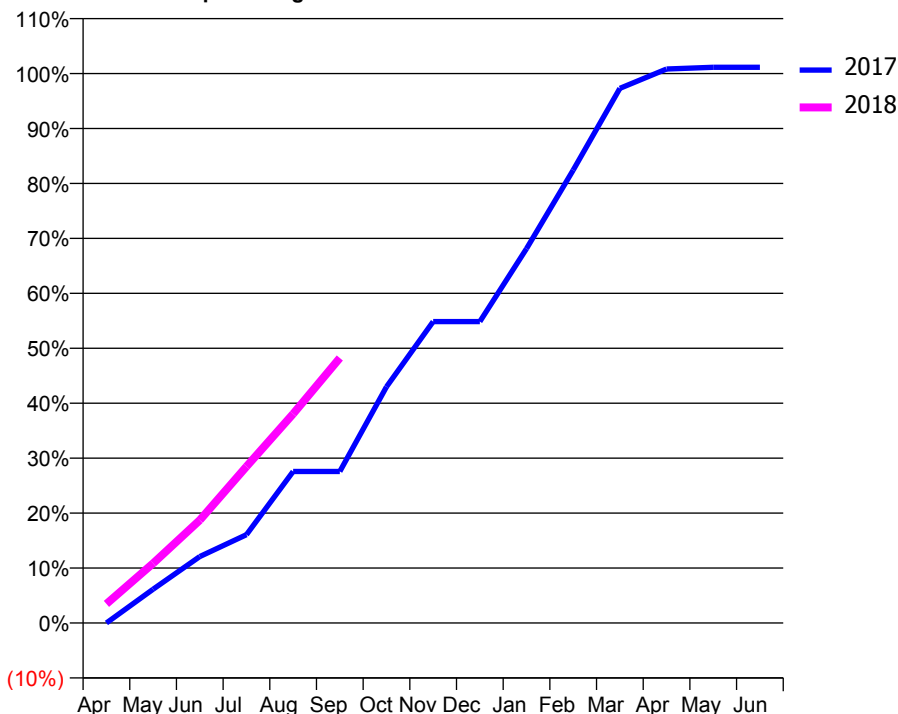
### ACCESS\*

Patients seen in 24 months	Total	Change since previous quarter
Quarter ending September 2016	991	
Quarter ending December 2016	990	→
Quarter ending March 2017	1,020	↑
Quarter ending June 2017	1,036	→
Quarter ending September 2017	1,045	→
<b>Variance since September 2016</b>	<b>5.4%</b>	<b>↑</b>



### ACTIVITY

Cumulative percentage of contracted UDA delivered 2017 & 2018



Month	Adjusted Scheduled Activity (UDA)	
	2017	2018
April	0	175
May	309	545
June	606	938
July	806	1,428
August	1,383	1,909
September	1,383	2,418
October	2,156	
November	2,750	
December	2,750	
January	3,416	
February	4,133	
March	4,878	
April	5,055	
May	5,071	
June	5,071	

### QUALITY

	Quantity	Base Number	Contract	AT	Region	England
% of FP17s for the same patient ID Re-attending within 3 months - Children	23	159	14.5%	10.0%	11.6%	11.9%
% of FP17s for the same patient ID Re-attending within 3 months - Adults	181	717	25.2%	14.3%	15.2%	15.9%
% of FP17s for the same patient ID Re-attending between 3 & 9 months - Children	90	159	56.6%	55.8%	59.1%	58.1%
% of FP17s for the same patient ID Re-attending between 3 & 9 months - Adults	361	717	50.3%	49.0%	51.7%	50.6%
% of FP17s for Band 1 Urgent Courses	127	833	15.2%	8.5%	8.0%	9.1%
% of FP17s Relating to Free Repair or Replacements	10	833	1.2%	0.7%	0.8%	0.8%
% of FP17s Relating to Continuations	16	833	1.9%	0.9%	1.0%	1.1%
% of Patients satisfied with the dentistry they have received	2	2	N/A	91.9%	91.5%	91.4%
% of Patients satisfied with the time they had to wait for an appointment	2	2	N/A	89.1%	88.2%	87.7%

\* This is based on patients treated on this contract for their most recent course of treatment. Figures in italics indicate the base number of FP17s or Patient Questionnaire responses are less than 100. N/A is shown where the base number of responses is less than 10 during the period. % is calculated as Quantity/Base number\*100



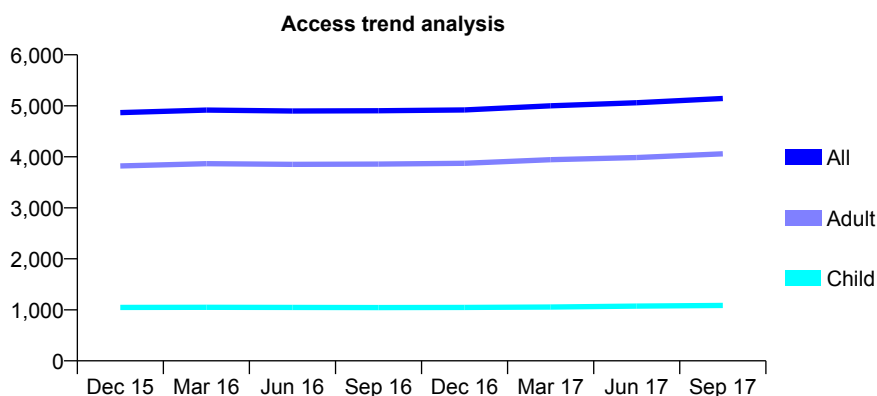
## Q57 - Vital Signs At a Glance Contract Report for 822752/0001 - September 2017

Name or company name	MR JJ PATEL
Contract type name	GDS Contract
Purpose of contract	General
Contract start date	01/04/2006
Contract end date	

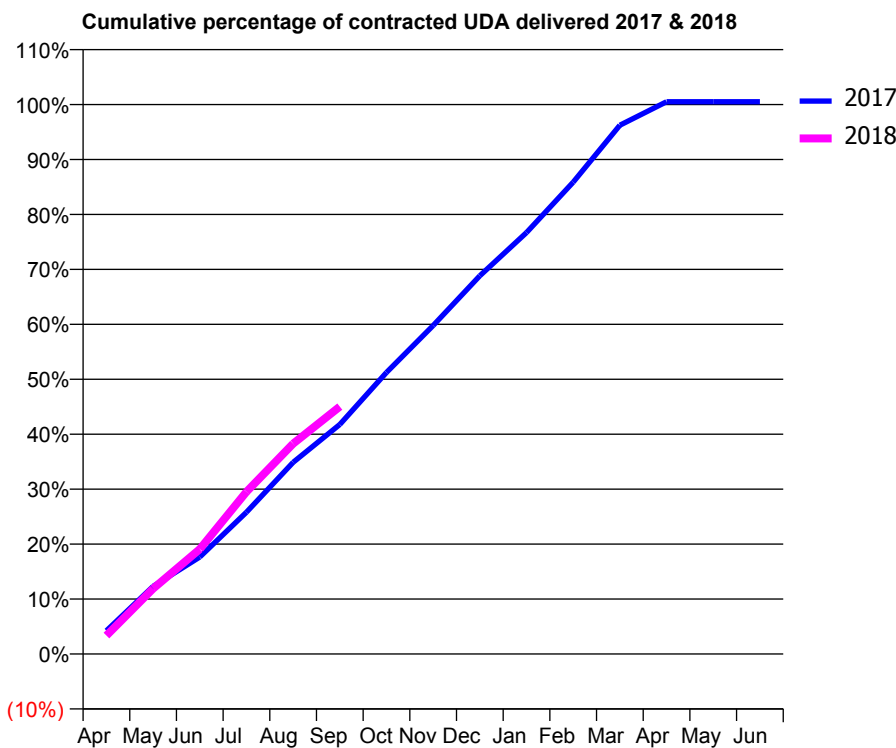
17/18 Contracted general activity (UDA)	17,113
Carry forward general activity (UDA)	-88
17/18 Contracted orthodontic activity (UOA)	0
Carry forward orthodontic activity (UOA)	0
Baseline contract value	£442,094.90

### ACCESS\*

Patients seen in 24 months	Total	Change since previous quarter
Quarter ending September 2016	4,903	
Quarter ending December 2016	4,919	→
Quarter ending March 2017	4,999	→
Quarter ending June 2017	5,060	→
Quarter ending September 2017	5,145	→
<b>Variance since September 2016</b>	<b>4.9%</b>	<b>↑</b>



### ACTIVITY



Month	Adjusted Scheduled Activity (UDA)	
	2017	2018
April	723	573
May	2,106	2,038
June	3,021	3,268
July	4,415	5,052
August	5,970	6,549
September	7,147	7,705
October	8,770	
November	10,231	
December	11,781	
January	13,126	
February	14,693	
March	16,469	
April	17,198	
May	17,200	
June	17,201	

### QUALITY

	Quantity	Base Number	Contract	AT	Region	England
% of FP17s for the same patient ID Re-attending within 3 months - Children	54	987	5.5%	10.0%	11.6%	11.9%
% of FP17s for the same patient ID Re-attending within 3 months - Adults	496	3,537	14.0%	14.3%	15.2%	15.9%
% of FP17s for the same patient ID Re-attending between 3 & 9 months - Children	707	987	71.6%	55.8%	59.1%	58.1%
% of FP17s for the same patient ID Re-attending between 3 & 9 months - Adults	2,294	3,537	64.9%	49.0%	51.7%	50.6%
% of FP17s for Band 1 Urgent Courses	253	4,185	6.0%	8.5%	8.0%	9.1%
% of FP17s Relating to Free Repair or Replacements	59	4,185	1.4%	0.7%	0.8%	0.8%
% of FP17s Relating to Continuations	44	4,185	1.1%	0.9%	1.0%	1.1%
% of Patients satisfied with the dentistry they have received	17	18	94.4%	91.9%	91.5%	91.4%
% of Patients satisfied with the time they had to wait for an appointment	15	18	83.3%	89.1%	88.2%	87.7%

\* This is based on patients treated on this contract for their most recent course of treatment. Figures in italics indicate the base number of FP17s or Patient Questionnaire responses are less than 100. N/A is shown where the base number of responses is less than 10 during the period. % is calculated as Quantity/Base number\*100

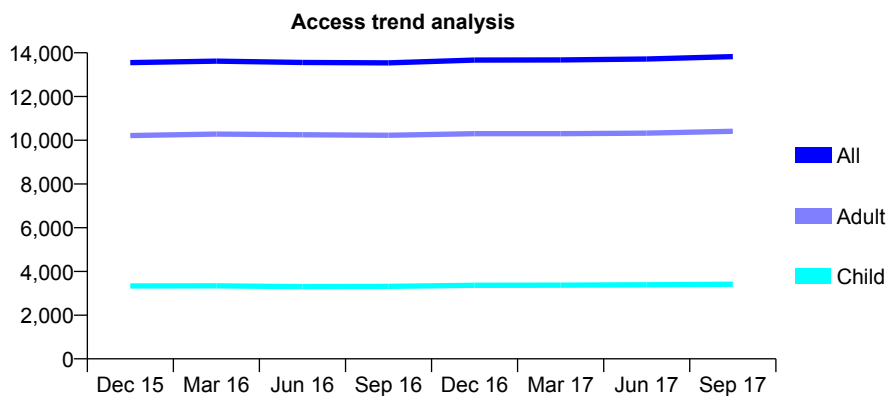
## Q57 - Vital Signs At a Glance Contract Report for 825948/0007 - September 2017

Name or company name	MR JK KOTECHA
Contract type name	GDS Contract
Purpose of contract	General
Contract start date	01/02/2010
Contract end date	

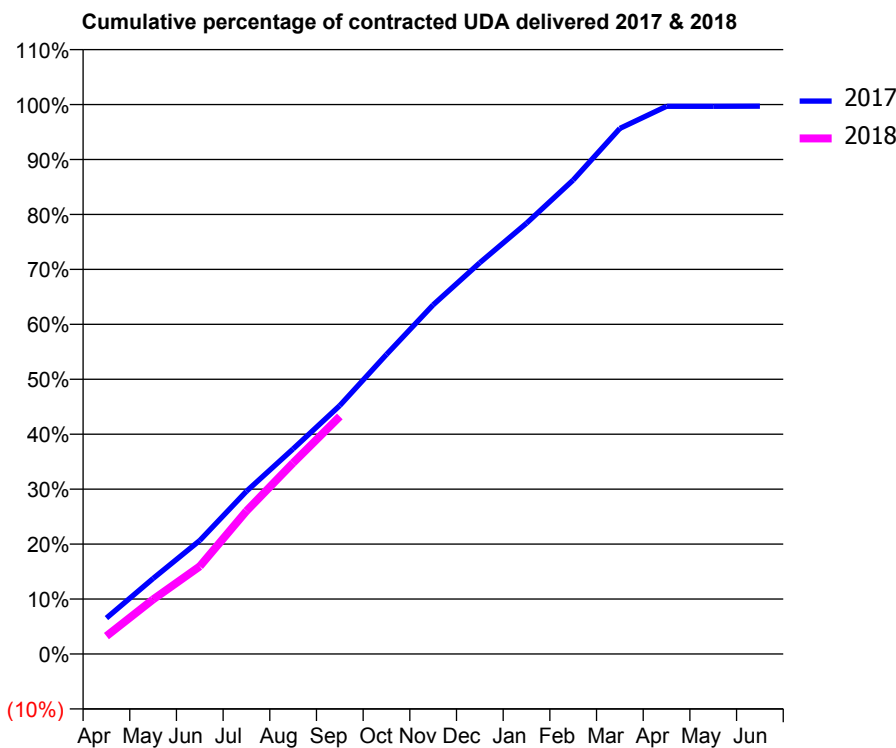
17/18 Contracted general activity (UDA)	41,204
Carry forward general activity (UDA)	127
17/18 Contracted orthodontic activity (UOA)	0
Carry forward orthodontic activity (UOA)	0
Baseline contract value	£1,128,365.15

### ACCESS\*

Patients seen in 24 months	Total	Change since previous quarter
Quarter ending September 2016	13,542	
Quarter ending December 2016	13,667	→
Quarter ending March 2017	13,673	→
Quarter ending June 2017	13,717	→
Quarter ending September 2017	13,824	→
<b>Variance since September 2016</b>	<b>2.1%</b>	<b>↑</b>



### ACTIVITY



Month	Adjusted Scheduled Activity (UDA)	
	2017	2018
April	2,698	1,348
May	5,663	4,093
June	8,512	6,570
July	12,205	10,722
August	15,379	14,334
September	18,632	17,809
October	22,462	
November	26,179	
December	29,340	
January	32,301	
February	35,540	
March	39,410	
April	41,075	
May	41,069	
June	41,077	

### QUALITY

	Quantity	Base Number	Contract	AT	Region	England
% of FP17s for the same patient ID Re-attending within 3 months - Children	136	2,597	5.2%	10.0%	11.6%	11.9%
% of FP17s for the same patient ID Re-attending within 3 months - Adults	518	6,546	7.9%	14.3%	15.2%	15.9%
% of FP17s for the same patient ID Re-attending between 3 & 9 months - Children	1,639	2,597	63.1%	55.8%	59.1%	58.1%
% of FP17s for the same patient ID Re-attending between 3 & 9 months - Adults	3,546	6,546	54.2%	49.0%	51.7%	50.6%
% of FP17s for Band 1 Urgent Courses	383	8,474	4.5%	8.5%	8.0%	9.1%
% of FP17s Relating to Free Repair or Replacements	59	8,474	0.7%	0.7%	0.8%	0.8%
% of FP17s Relating to Continuations	35	8,474	0.4%	0.9%	1.0%	1.1%
% of Patients satisfied with the dentistry they have received	20	22	90.9%	91.9%	91.5%	91.4%
% of Patients satisfied with the time they had to wait for an appointment	21	22	95.5%	89.1%	88.2%	87.7%

\* This is based on patients treated on this contract for their most recent course of treatment. Figures in italics indicate the base number of FP17s or Patient Questionnaire responses are less than 100. N/A is shown where the base number of responses is less than 10 during the period. % is calculated as Quantity/Base number\*100

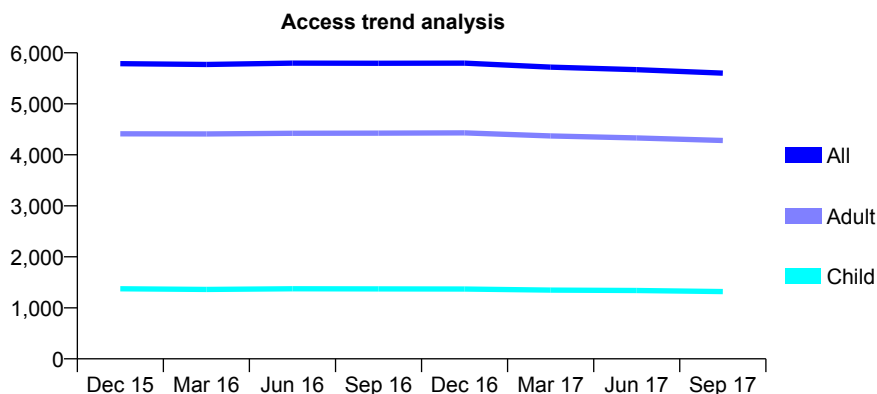
## Q57 - Vital Signs At a Glance Contract Report for 825948/0011 - September 2017

Name or company name	MR JK KOTECHA
Contract type name	GDS Contract
Purpose of contract	General
Contract start date	01/07/2013
Contract end date	

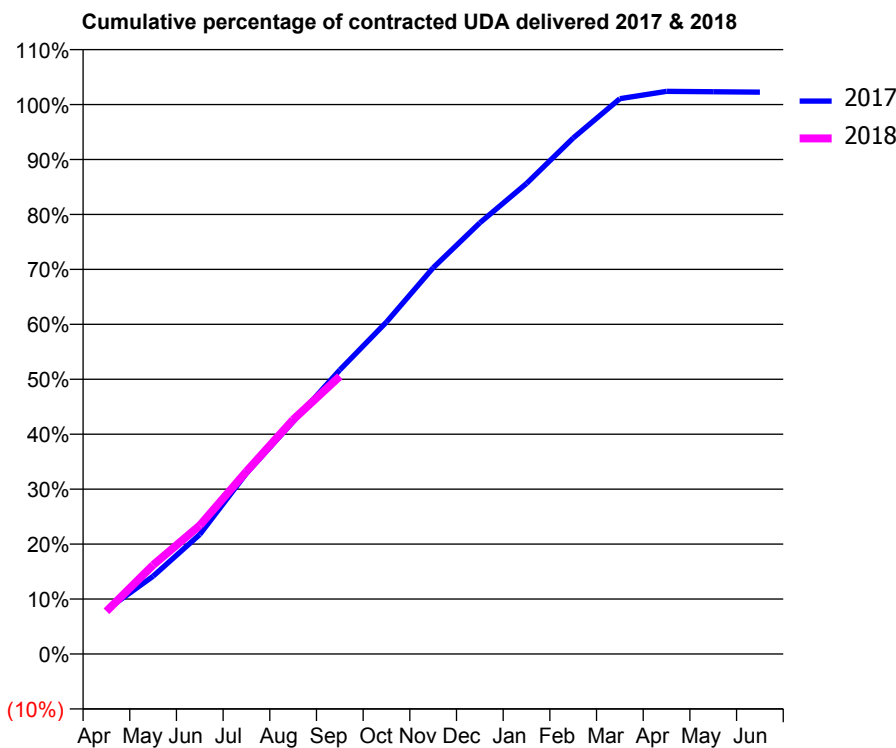
17/18 Contracted general activity (UDA)	14,882
Carry forward general activity (UDA)	-298
17/18 Contracted orthodontic activity (UOA)	0
Carry forward orthodontic activity (UOA)	0
Baseline contract value	£421,180.47

### ACCESS\*

Patients seen in 24 months	Total	Change since previous quarter
Quarter ending September 2016	5,796	
Quarter ending December 2016	5,798	→
Quarter ending March 2017	5,718	↓
Quarter ending June 2017	5,669	→
Quarter ending September 2017	5,601	↓
<b>Variance since September 2016</b>	<b>(3.4%)</b>	<b>↓</b>



### ACTIVITY



Month	Adjusted Scheduled Activity (UDA)	
	2017	2018
April	1,198	1,156
May	2,109	2,409
June	3,238	3,484
July	4,897	4,947
August	6,293	6,346
September	7,693	7,520
October	8,992	
November	10,461	
December	11,678	
January	12,743	
February	13,976	
March	15,041	
April	15,239	
May	15,229	
June	15,216	

### QUALITY

	Quantity	Base Number	Contract	AT	Region	England
% of FP17s for the same patient ID Re-attending within 3 months - Children	24	959	2.5%	10.0%	11.6%	11.9%
% of FP17s for the same patient ID Re-attending within 3 months - Adults	212	3,042	7.0%	14.3%	15.2%	15.9%
% of FP17s for the same patient ID Re-attending between 3 & 9 months - Children	585	959	61.0%	55.8%	59.1%	58.1%
% of FP17s for the same patient ID Re-attending between 3 & 9 months - Adults	2,071	3,042	68.1%	49.0%	51.7%	50.6%
% of FP17s for Band 1 Urgent Courses	128	3,910	3.3%	8.5%	8.0%	9.1%
% of FP17s Relating to Free Repair or Replacements	30	3,910	0.8%	0.7%	0.8%	0.8%
% of FP17s Relating to Continuations	16	3,910	0.4%	0.9%	1.0%	1.1%
% of Patients satisfied with the dentistry they have received	14	14	100.0%	91.9%	91.5%	91.4%
% of Patients satisfied with the time they had to wait for an appointment	12	14	85.7%	89.1%	88.2%	87.7%

\* This is based on patients treated on this contract for their most recent course of treatment. Figures in italics indicate the base number of FP17s or Patient Questionnaire responses are less than 100. N/A is shown where the base number of responses is less than 10 during the period. % is calculated as Quantity/Base number\*100

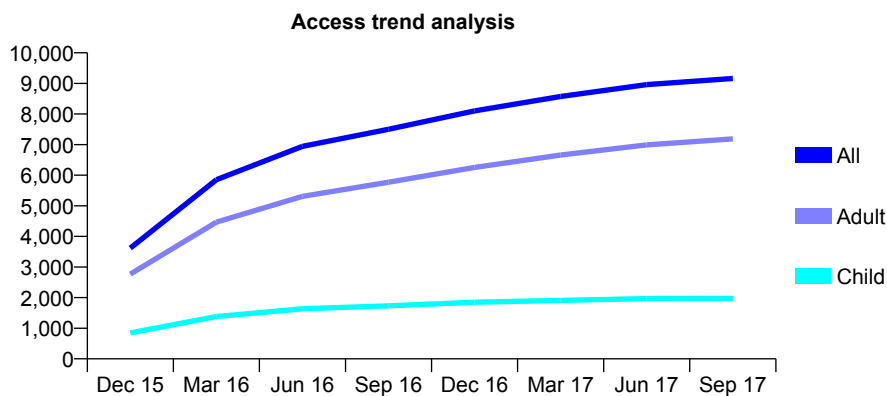
## Q57 - Vital Signs At a Glance Contract Report for 825948/0012 - September 2017

Name or company name	MR JK KOTECHEA
Contract type name	GDS Contract
Purpose of contract	General
Contract start date	01/08/2015
Contract end date	

17/18 Contracted general activity (UDA)	24,905
Carry forward general activity (UDA)	-498
17/18 Contracted orthodontic activity (UOA)	0
Carry forward orthodontic activity (UOA)	0
Baseline contract value	£824,114.34

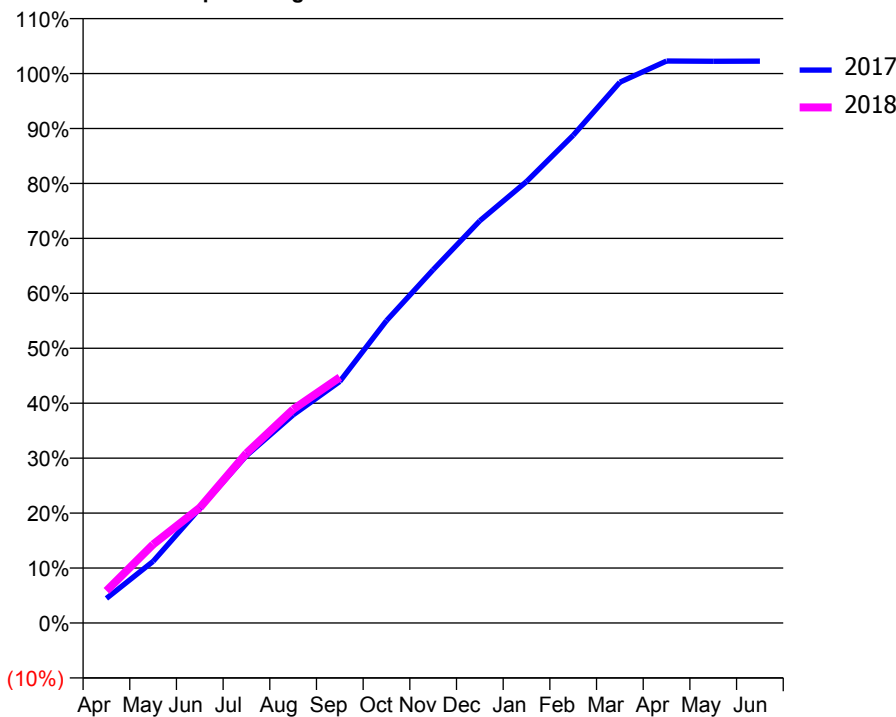
### ACCESS\*

Patients seen in 24 months	Total	Change since previous quarter
Quarter ending September 2016	7,503	
Quarter ending December 2016	8,102	↑
Quarter ending March 2017	8,572	↑
Quarter ending June 2017	8,962	↑
Quarter ending September 2017	9,160	↑
<b>Variance since September 2016</b>	<b>22.1%</b>	<b>↑</b>



### ACTIVITY

**Cumulative percentage of contracted UDA delivered 2017 & 2018**



Month	Adjusted Scheduled Activity (UDA)	
	2017	2018
April	1,114	1,461
May	2,795	3,563
June	5,194	5,227
July	7,586	7,698
August	9,430	9,687
September	10,950	11,134
October	13,707	
November	16,011	
December	18,230	
January	20,005	
February	22,105	
March	24,507	
April	25,469	
May	25,462	
June	25,463	

### QUALITY

	Quantity	Base Number	Contract	AT	Region	England
% of FP17s for the same patient ID Re-attending within 3 months - Children	79	1,490	5.3%	10.0%	11.6%	11.9%
% of FP17s for the same patient ID Re-attending within 3 months - Adults	354	4,640	7.6%	14.3%	15.2%	15.9%
% of FP17s for the same patient ID Re-attending between 3 & 9 months - Children	983	1,490	66.0%	55.8%	59.1%	58.1%
% of FP17s for the same patient ID Re-attending between 3 & 9 months - Adults	2,821	4,640	60.8%	49.0%	51.7%	50.6%
% of FP17s for Band 1 Urgent Courses	403	5,639	7.1%	8.5%	8.0%	9.1%
% of FP17s Relating to Free Repair or Replacements	41	5,639	0.7%	0.7%	0.8%	0.8%
% of FP17s Relating to Continuations	23	5,639	0.4%	0.9%	1.0%	1.1%
% of Patients satisfied with the dentistry they have received	30	34	88.2%	91.9%	91.5%	91.4%
% of Patients satisfied with the time they had to wait for an appointment	29	34	85.3%	89.1%	88.2%	87.7%

\* This is based on patients treated on this contract for their most recent course of treatment. Figures in italics indicate the base number of FP17s or Patient Questionnaire responses are less than 100. N/A is shown where the base number of responses is less than 10 during the period. % is calculated as Quantity/Base number\*100

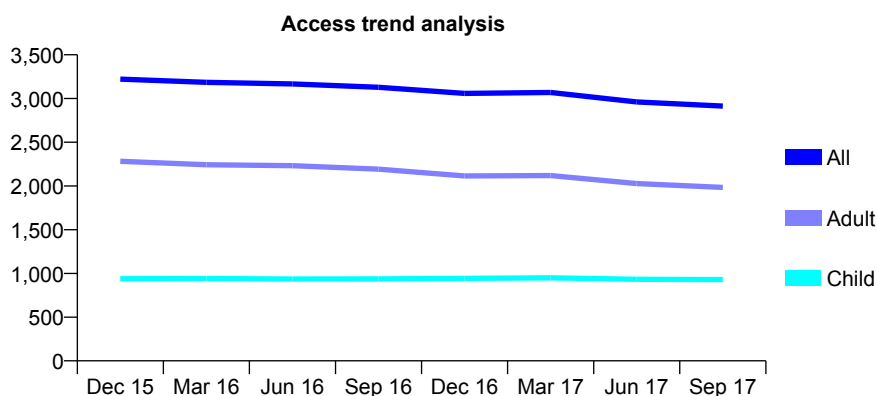
## Q57 - Vital Signs At a Glance Contract Report for 843482/0001 - September 2017

Name or company name	Country Park Dental Practice
Contract type name	Pilot Contract
Purpose of contract	General
Contract start date	01/04/2006
Contract end date	

17/18 Contracted general activity (UDA)	11,447
Carry forward general activity (UDA)	0
17/18 Contracted orthodontic activity (UOA)	0
Carry forward orthodontic activity (UOA)	0
Baseline contract value	£286,029.00

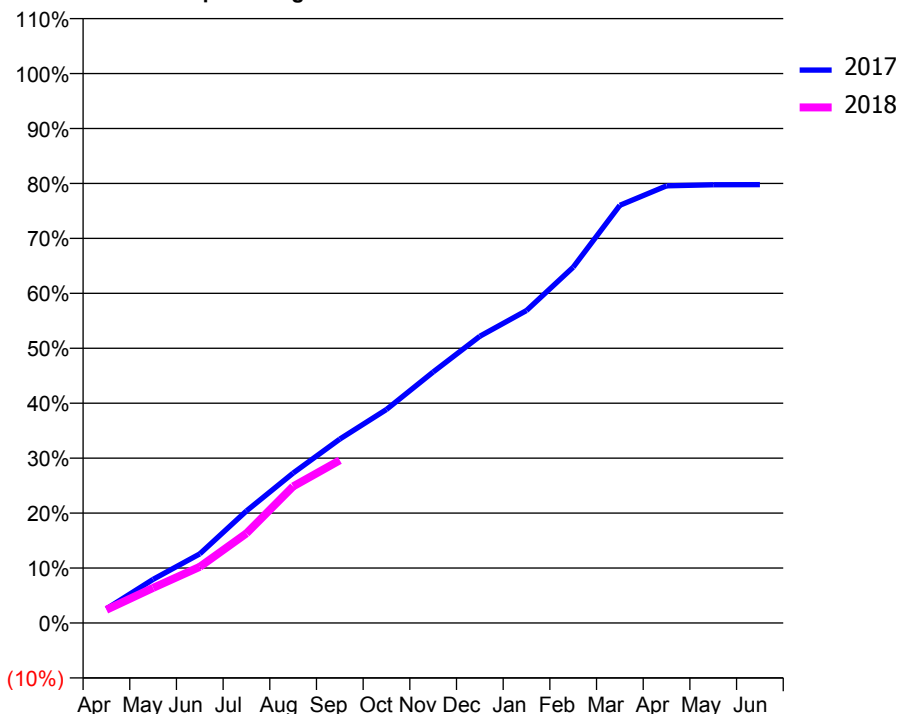
### ACCESS\*

Patients seen in 24 months	Total	Change since previous quarter
Quarter ending September 2016	3,129	
Quarter ending December 2016	3,058	↓
Quarter ending March 2017	3,069	→
Quarter ending June 2017	2,961	↓
Quarter ending September 2017	2,913	↓
<b>Variance since September 2016</b>	<b>(6.9%)</b>	<b>↓</b>



### ACTIVITY

Cumulative percentage of contracted UDA delivered 2017 & 2018



Adjusted Scheduled Activity (UDA)

Month	2017	2018
April	295	277
May	909	732
June	1,439	1,170
July	2,336	1,868
August	3,124	2,845
September	3,831	3,391
October	4,448	
November	5,228	
December	5,974	
January	6,510	
February	7,412	
March	8,702	
April	9,107	
May	9,129	
June	9,131	

### QUALITY

	Quantity	Base Number	Contract	AT	Region	England
% of FP17s for the same patient ID Re-attending within 3 months - Children	33	596	5.5%	10.0%	11.6%	11.9%
% of FP17s for the same patient ID Re-attending within 3 months - Adults	69	1,008	6.8%	14.3%	15.2%	15.9%
% of FP17s for the same patient ID Re-attending between 3 & 9 months - Children	371	596	62.2%	55.8%	59.1%	58.1%
% of FP17s for the same patient ID Re-attending between 3 & 9 months - Adults	580	1,008	57.5%	49.0%	51.7%	50.6%
% of FP17s for Band 1 Urgent Courses	43	1,459	2.9%	8.5%	8.0%	9.1%
% of FP17s Relating to Free Repair or Replacements	7	1,459	0.5%	0.7%	0.8%	0.8%
% of FP17s Relating to Continuations	4	1,459	0.3%	0.9%	1.0%	1.1%
% of Patients satisfied with the dentistry they have received	7	9	N/A	91.9%	91.5%	91.4%
% of Patients satisfied with the time they had to wait for an appointment	8	9	N/A	89.1%	88.2%	87.7%

\* This is based on patients treated on this contract for their most recent course of treatment. Figures in italics indicate the base number of FP17s or Patient Questionnaire responses are less than 100. N/A is shown where the base number of responses is less than 10 during the period. % is calculated as Quantity/Base number\*100

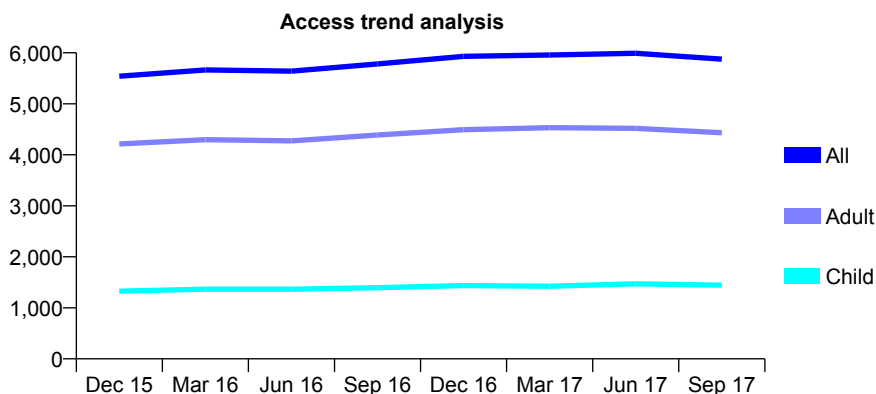
## Q57 - Vital Signs At a Glance Contract Report for 843865/0001 - September 2017

Name or company name	MR S MARZBANI
Contract type name	GDS Contract
Purpose of contract	General
Contract start date	01/04/2006
Contract end date	

17/18 Contracted general activity (UDA)	14,715
Carry forward general activity (UDA)	176
17/18 Contracted orthodontic activity (UOA)	0
Carry forward orthodontic activity (UOA)	0
Baseline contract value	£344,418.98

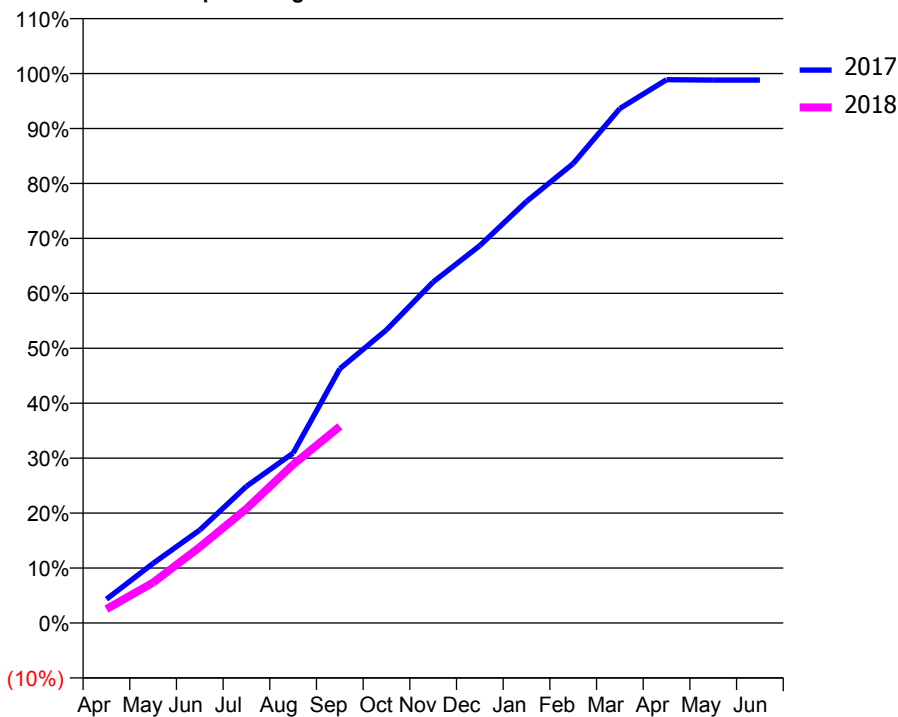
### ACCESS\*

Patients seen in 24 months	Total	Change since previous quarter
Quarter ending September 2016	5,782	
Quarter ending December 2016	5,931	↑
Quarter ending March 2017	5,957	→
Quarter ending June 2017	5,990	→
Quarter ending September 2017	5,876	↓
<b>Variance since September 2016</b>	<b>1.6%</b>	<b>→</b>



### ACTIVITY

Cumulative percentage of contracted UDA delivered 2017 & 2018



Adjusted Scheduled Activity (UDA)

Month	2017	2018
April	636	373
May	1,597	1,084
June	2,491	2,033
July	3,663	3,063
August	4,552	4,245
September	6,807	5,265
October	7,850	
November	9,131	
December	10,106	
January	11,290	
February	12,303	
March	13,779	
April	14,549	
May	14,539	
June	14,539	

### QUALITY

	Quantity	Base Number	Contract	AT	Region	England
% of FP17s for the same patient ID Re-attending within 3 months - Children	98	1,034	9.5%	10.0%	11.6%	11.9%
% of FP17s for the same patient ID Re-attending within 3 months - Adults	206	2,436	8.5%	14.3%	15.2%	15.9%
% of FP17s for the same patient ID Re-attending between 3 & 9 months - Children	550	1,034	53.2%	55.8%	59.1%	58.1%
% of FP17s for the same patient ID Re-attending between 3 & 9 months - Adults	1,257	2,436	51.6%	49.0%	51.7%	50.6%
% of FP17s for Band 1 Urgent Courses	50	3,127	1.6%	8.5%	8.0%	9.1%
% of FP17s Relating to Free Repair or Replacements	12	3,127	0.4%	0.7%	0.8%	0.8%
% of FP17s Relating to Continuations	12	3,127	0.4%	0.9%	1.0%	1.1%
% of Patients satisfied with the dentistry they have received	9	9	N/A	91.9%	91.5%	91.4%
% of Patients satisfied with the time they had to wait for an appointment	9	9	N/A	89.1%	88.2%	87.7%

\* This is based on patients treated on this contract for their most recent course of treatment. Figures in italics indicate the base number of FP17s or Patient Questionnaire responses are less than 100. N/A is shown where the base number of responses is less than 10 during the period. % is calculated as Quantity/Base number\*100

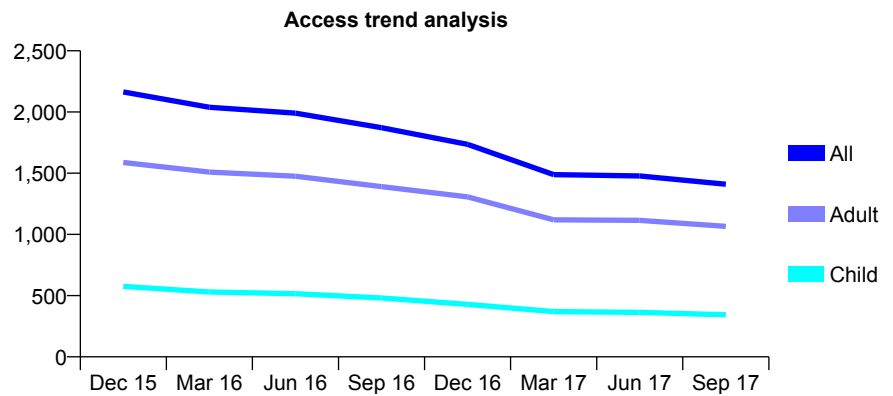
## Q57 - Vital Signs At a Glance Contract Report for 854689/0001 - September 2017

Name or company name	MR A RASHID
Contract type name	GDS Contract
Purpose of contract	General
Contract start date	01/04/2006
Contract end date	

17/18 Contracted general activity (UDA)	10,000
Carry forward general activity (UDA)	0
17/18 Contracted orthodontic activity (UOA)	0
Carry forward orthodontic activity (UOA)	0
Baseline contract value	£231,612.04

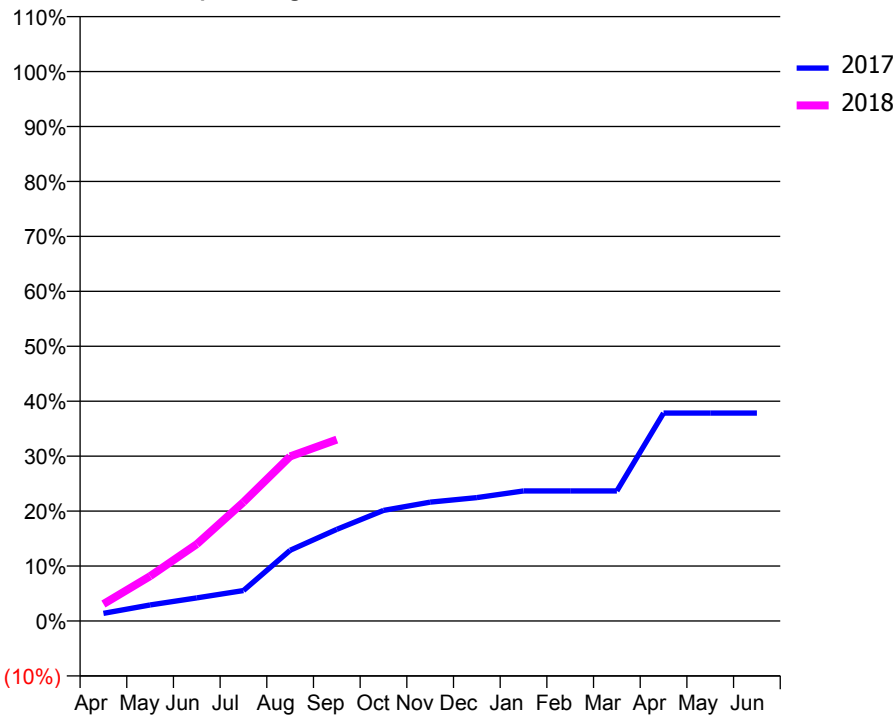
### ACCESS\*

Patients seen in 24 months	Total	Change since previous quarter
Quarter ending September 2016	1,872	
Quarter ending December 2016	1,736	↓
Quarter ending March 2017	1,489	↓
Quarter ending June 2017	1,478	→
Quarter ending September 2017	1,410	↓
<b>Variance since September 2016</b>	<b>(24.7%)</b>	<b>↓</b>



### ACTIVITY

Cumulative percentage of contracted UDA delivered 2017 & 2018



Month	Adjusted Scheduled Activity (UDA)	
	2017	2018
April	140	308
May	293	817
June	422	1,399
July	555	2,164
August	1,287	2,996
September	1,669	3,301
October	2,014	
November	2,162	
December	2,247	
January	2,367	
February	2,367	
March	2,367	
April	3,785	
May	3,785	
June	3,785	

### QUALITY

	Quantity	Base Number	Contract	AT	Region	England
% of FP17s for the same patient ID Re-attending within 3 months - Children	27	372	7.3%	10.0%	11.6%	11.9%
% of FP17s for the same patient ID Re-attending within 3 months - Adults	264	1,175	22.5%	14.3%	15.2%	15.9%
% of FP17s for the same patient ID Re-attending between 3 & 9 months - Children	175	372	47.0%	55.8%	59.1%	58.1%
% of FP17s for the same patient ID Re-attending between 3 & 9 months - Adults	466	1,175	39.7%	49.0%	51.7%	50.6%
% of FP17s for Band 1 Urgent Courses	180	991	18.2%	8.5%	8.0%	9.1%
% of FP17s Relating to Free Repair or Replacements	14	991	1.4%	0.7%	0.8%	0.8%
% of FP17s Relating to Continuations	9	991	0.9%	0.9%	1.0%	1.1%
% of Patients satisfied with the dentistry they have received	13	14	92.9%	91.9%	91.5%	91.4%
% of Patients satisfied with the time they had to wait for an appointment	10	14	71.4%	89.1%	88.2%	87.7%

\* This is based on patients treated on this contract for their most recent course of treatment. Figures in italics indicate the base number of FP17s or Patient Questionnaire responses are less than 100. N/A is shown where the base number of responses is less than 10 during the period. % is calculated as Quantity/Base number\*100

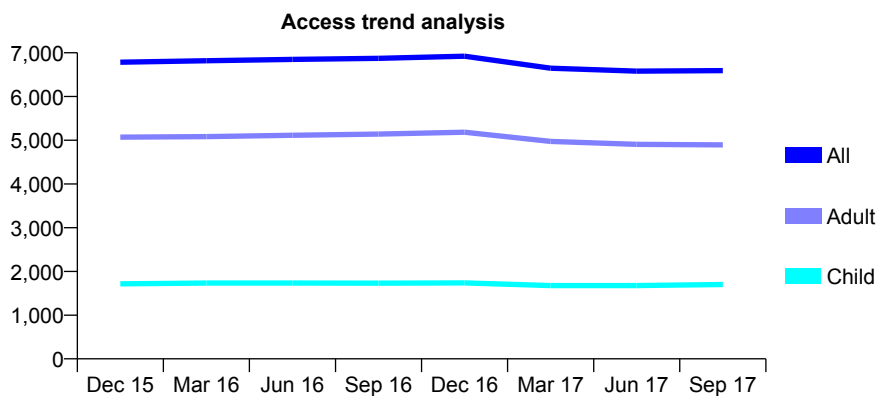
## Q57 - Vital Signs At a Glance Contract Report for 855626/0002 - September 2017

Name or company name	Langdon Hills Dental Care
Contract type name	GDS Contract
Purpose of contract	General
Contract start date	13/12/2011
Contract end date	

17/18 Contracted general activity (UDA)	15,588
Carry forward general activity (UDA)	-165
17/18 Contracted orthodontic activity (UOA)	0
Carry forward orthodontic activity (UOA)	0
Baseline contract value	£415,489.80

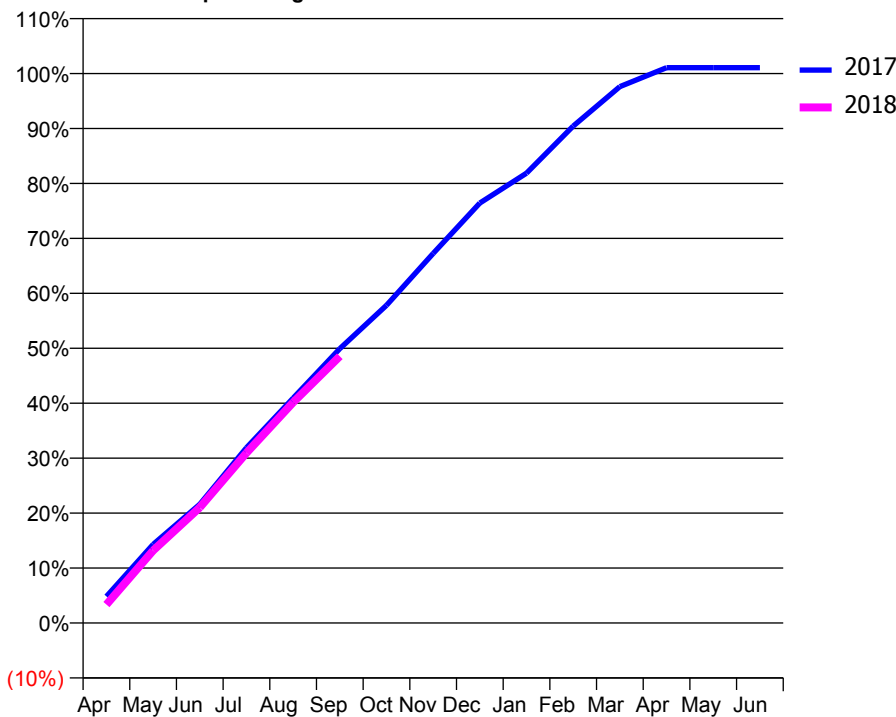
### ACCESS\*

Patients seen in 24 months	Total	Change since previous quarter
Quarter ending September 2016	6,872	
Quarter ending December 2016	6,922	→
Quarter ending March 2017	6,649	↓
Quarter ending June 2017	6,582	↓
Quarter ending September 2017	6,594	→
<b>Variance since September 2016</b>	<b>(4.0%)</b>	<b>↓</b>



### ACTIVITY

Cumulative percentage of contracted UDA delivered 2017 & 2018



Adjusted Scheduled Activity (UDA)

Month	2017	2018
April	754	524
May	2,232	2,057
June	3,369	3,277
July	4,973	4,825
August	6,378	6,258
September	7,782	7,569
October	9,014	
November	10,483	
December	11,914	
January	12,762	
February	14,098	
March	15,217	
April	15,755	
May	15,755	
June	15,753	

### QUALITY

	Quantity	Base Number	Contract	AT	Region	England
% of FP17s for the same patient ID Re-attending within 3 months - Children	79	1,031	7.7%	10.0%	11.6%	11.9%
% of FP17s for the same patient ID Re-attending within 3 months - Adults	542	2,927	18.5%	14.3%	15.2%	15.9%
% of FP17s for the same patient ID Re-attending between 3 & 9 months - Children	447	1,031	43.4%	55.8%	59.1%	58.1%
% of FP17s for the same patient ID Re-attending between 3 & 9 months - Adults	1,161	2,927	39.7%	49.0%	51.7%	50.6%
% of FP17s for Band 1 Urgent Courses	488	3,654	13.4%	8.5%	8.0%	9.1%
% of FP17s Relating to Free Repair or Replacements	41	3,654	1.1%	0.7%	0.8%	0.8%
% of FP17s Relating to Continuations	57	3,654	1.6%	0.9%	1.0%	1.1%
% of Patients satisfied with the dentistry they have received	8	8	N/A	91.9%	91.5%	91.4%
% of Patients satisfied with the time they had to wait for an appointment	8	8	N/A	89.1%	88.2%	87.7%

\* This is based on patients treated on this contract for their most recent course of treatment. Figures in italics indicate the base number of FP17s or Patient Questionnaire responses are less than 100. N/A is shown where the base number of responses is less than 10 during the period. % is calculated as Quantity/Base number\*100



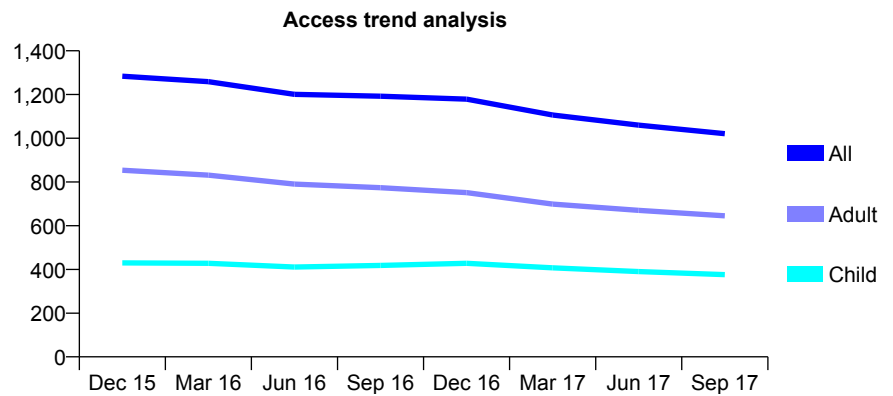
## Q57 - Vital Signs At a Glance Contract Report for 861065/0001 - September 2017

Name or company name	MRS DO GAWLEY
Contract type name	GDS Contract
Purpose of contract	General
Contract start date	01/04/2006
Contract end date	

17/18 Contracted general activity (UDA)	4,051
Carry forward general activity (UDA)	0
17/18 Contracted orthodontic activity (UOA)	0
Carry forward orthodontic activity (UOA)	0
Baseline contract value	£99,563.05

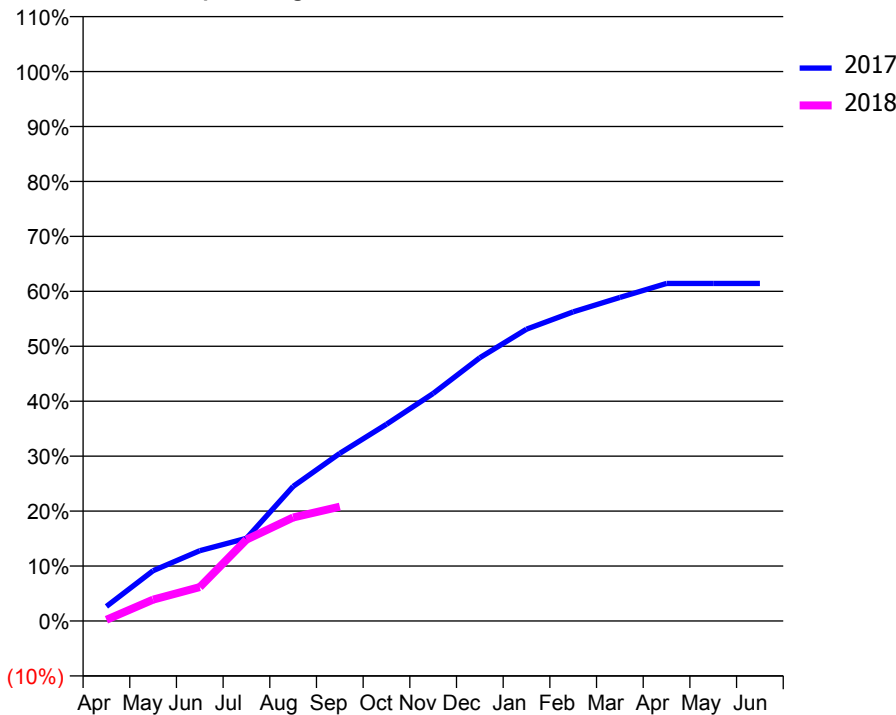
### ACCESS\*

Patients seen in 24 months	Total	Change since previous quarter
Quarter ending September 2016	1,192	
Quarter ending December 2016	1,179	↓
Quarter ending March 2017	1,106	↓
Quarter ending June 2017	1,060	↓
Quarter ending September 2017	1,021	↓
<b>Variance since September 2016</b>	<b>(14.3%)</b>	<b>↓</b>



### ACTIVITY

Cumulative percentage of contracted UDA delivered 2017 & 2018



Month	Adjusted Scheduled Activity (UDA)	
	2017	2018
April	107	9
May	371	158
June	518	250
July	610	600
August	992	764
September	1,236	843
October	1,451	
November	1,677	
December	1,941	
January	2,151	
February	2,279	
March	2,385	
April	2,489	
May	2,489	
June	2,489	

### QUALITY

	Quantity	Base Number	Contract	AT	Region	England
% of FP17s for the same patient ID Re-attending within 3 months - Children	17	225	7.6%	10.0%	11.6%	11.9%
% of FP17s for the same patient ID Re-attending within 3 months - Adults	52	361	14.4%	14.3%	15.2%	15.9%
% of FP17s for the same patient ID Re-attending between 3 & 9 months - Children	124	225	55.1%	55.8%	59.1%	58.1%
% of FP17s for the same patient ID Re-attending between 3 & 9 months - Adults	185	361	51.2%	49.0%	51.7%	50.6%
% of FP17s for Band 1 Urgent Courses	47	549	8.6%	8.5%	8.0%	9.1%
% of FP17s Relating to Free Repair or Replacements	0	549	0.0%	0.7%	0.8%	0.8%
% of FP17s Relating to Continuations	10	549	1.8%	0.9%	1.0%	1.1%
% of Patients satisfied with the dentistry they have received	1	1	N/A	91.9%	91.5%	91.4%
% of Patients satisfied with the time they had to wait for an appointment	1	1	N/A	89.1%	88.2%	87.7%

\* This is based on patients treated on this contract for their most recent course of treatment. Figures in italics indicate the base number of FP17s or Patient Questionnaire responses are less than 100. N/A is shown where the base number of responses is less than 10 during the period. % is calculated as Quantity/Base number\*100

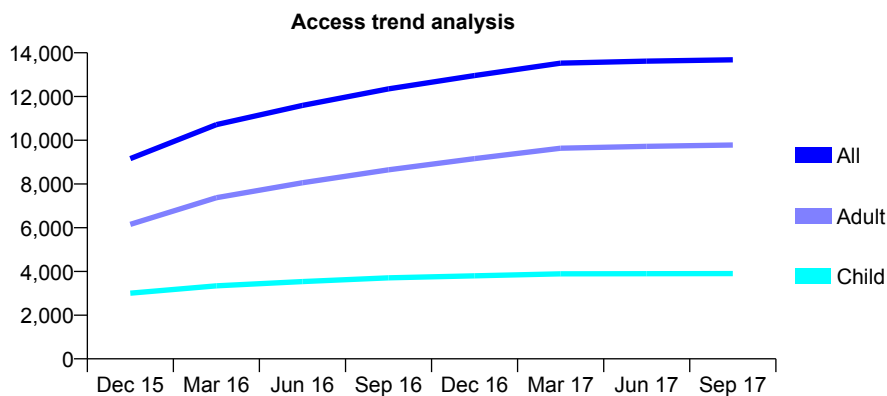
## Q57 - Vital Signs At a Glance Contract Report for 866113/0001 - September 2017

Name or company name	MS N KOTECHA
Contract type name	GDS Contract
Purpose of contract	General
Contract start date	01/05/2015
Contract end date	

17/18 Contracted general activity (UDA)	36,497
Carry forward general activity (UDA)	0
17/18 Contracted orthodontic activity (UOA)	0
Carry forward orthodontic activity (UOA)	0
Baseline contract value	£906,285.08

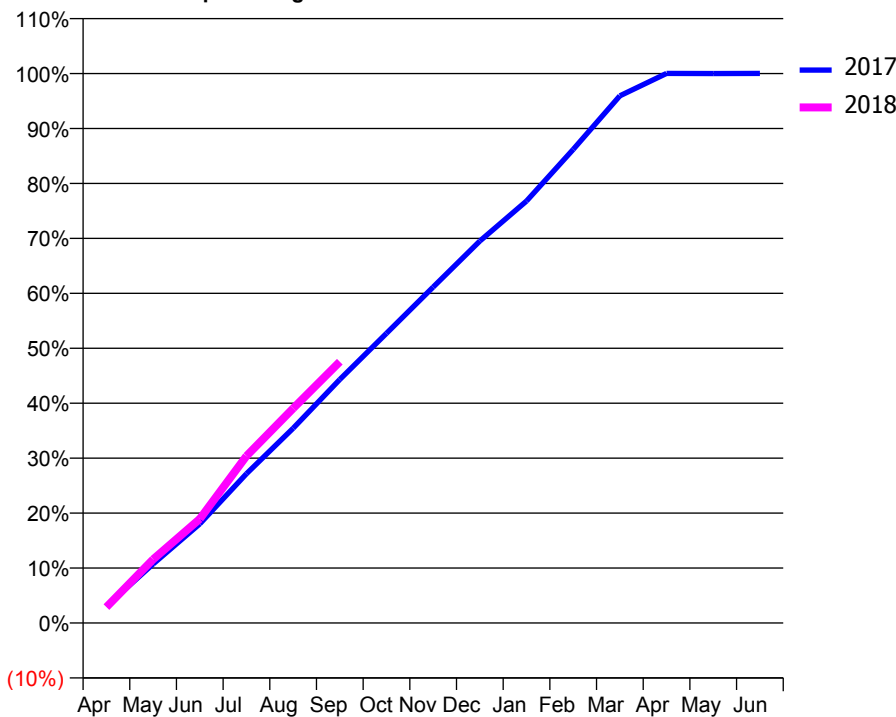
### ACCESS\*

Patients seen in 24 months	Total	Change since previous quarter
Quarter ending September 2016	12,348	
Quarter ending December 2016	12,957	↑
Quarter ending March 2017	13,525	↑
Quarter ending June 2017	13,616	→
Quarter ending September 2017	13,681	→
<b>Variance since September 2016</b>	<b>10.8%</b>	<b>↑</b>



### ACTIVITY

Cumulative percentage of contracted UDA delivered 2017 & 2018



Month	Adjusted Scheduled Activity (UDA)	
	2017	2018
April	1,122	1,055
May	3,923	4,232
June	6,586	6,914
July	9,913	11,095
August	12,932	14,254
September	16,174	17,355
October	19,237	
November	22,313	
December	25,366	
January	28,031	
February	31,458	
March	35,017	
April	36,499	
May	36,498	
June	36,499	

### QUALITY

	Quantity	Base Number	Contract	AT	Region	England
% of FP17s for the same patient ID Re-attending within 3 months - Children	171	2,906	5.9%	10.0%	11.6%	11.9%
% of FP17s for the same patient ID Re-attending within 3 months - Adults	731	6,356	11.5%	14.3%	15.2%	15.9%
% of FP17s for the same patient ID Re-attending between 3 & 9 months - Children	1,905	2,906	65.6%	55.8%	59.1%	58.1%
% of FP17s for the same patient ID Re-attending between 3 & 9 months - Adults	3,607	6,356	56.7%	49.0%	51.7%	50.6%
% of FP17s for Band 1 Urgent Courses	643	8,629	7.5%	8.5%	8.0%	9.1%
% of FP17s Relating to Free Repair or Replacements	92	8,629	1.1%	0.7%	0.8%	0.8%
% of FP17s Relating to Continuations	28	8,629	0.3%	0.9%	1.0%	1.1%
% of Patients satisfied with the dentistry they have received	32	35	91.4%	91.9%	91.5%	91.4%
% of Patients satisfied with the time they had to wait for an appointment	31	35	88.6%	89.1%	88.2%	87.7%

\* This is based on patients treated on this contract for their most recent course of treatment. Figures in italics indicate the base number of FP17s or Patient Questionnaire responses are less than 100. N/A is shown where the base number of responses is less than 10 during the period. % is calculated as Quantity/Base number\*100

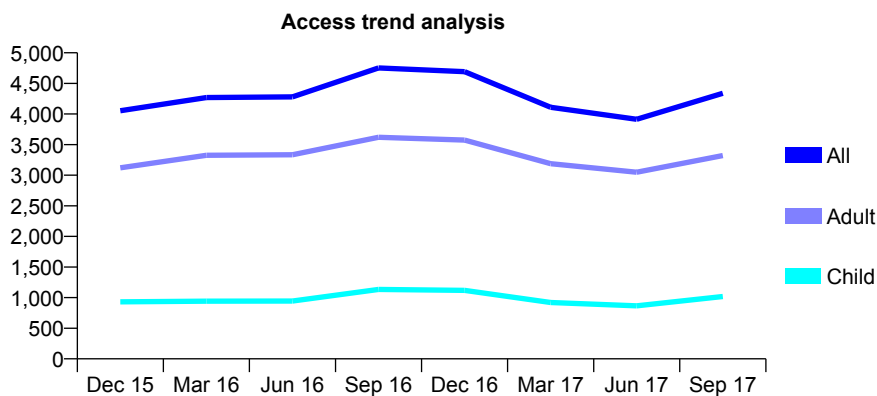
## Q57 - Vital Signs At a Glance Contract Report for 890944/0001 - September 2017

Name or company name	MR AF CLOUGH
Contract type name	GDS Contract
Purpose of contract	General
Contract start date	01/04/2006
Contract end date	

17/18 Contracted general activity (UDA)	11,980
Carry forward general activity (UDA)	347
17/18 Contracted orthodontic activity (UOA)	0
Carry forward orthodontic activity (UOA)	0
Baseline contract value	£338,682.67

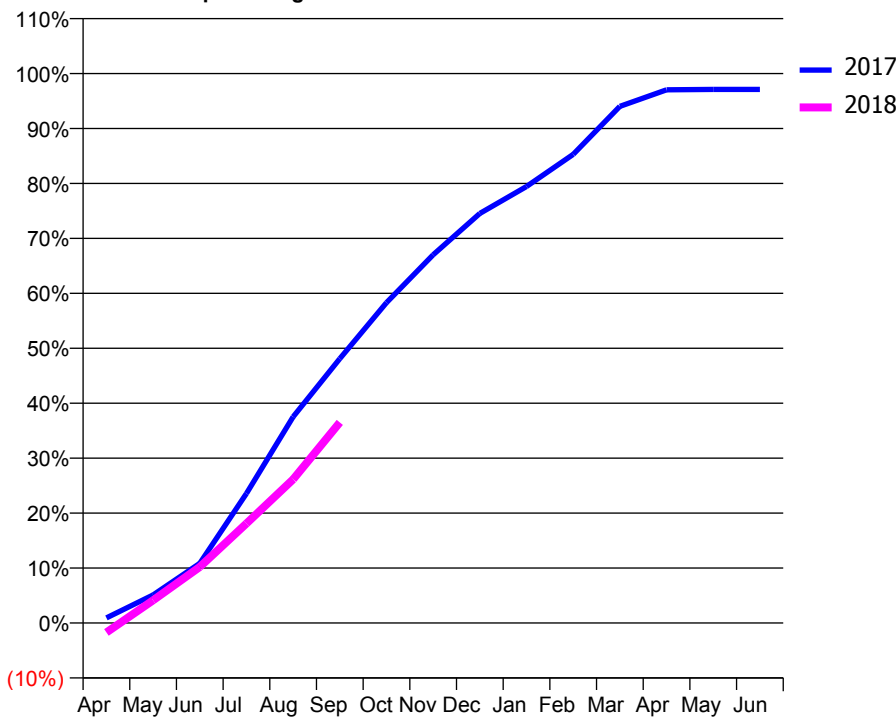
### ACCESS\*

Patients seen in 24 months	Total	Change since previous quarter
Quarter ending September 2016	4,753	
Quarter ending December 2016	4,692	↓
Quarter ending March 2017	4,110	↓
Quarter ending June 2017	3,914	↓
Quarter ending September 2017	4,339	↑
<b>Variance since September 2016</b>	<b>(8.7%)</b>	<b>↓</b>



### ACTIVITY

Cumulative percentage of contracted UDA delivered 2017 & 2018



Adjusted Scheduled Activity (UDA)

Month	2017	2018
April	111	-207
May	612	495
June	1,302	1,222
July	2,825	2,170
August	4,496	3,134
September	5,764	4,374
October	6,986	
November	8,028	
December	8,930	
January	9,517	
February	10,218	
March	11,263	
April	11,624	
May	11,633	
June	11,633	

### QUALITY

	Quantity	Base Number	Contract	AT	Region	England
% of FP17s for the same patient ID Re-attending within 3 months - Children	34	718	4.7%	10.0%	11.6%	11.9%
% of FP17s for the same patient ID Re-attending within 3 months - Adults	135	1,903	7.1%	14.3%	15.2%	15.9%
% of FP17s for the same patient ID Re-attending between 3 & 9 months - Children	256	718	35.7%	55.8%	59.1%	58.1%
% of FP17s for the same patient ID Re-attending between 3 & 9 months - Adults	537	1,903	28.2%	49.0%	51.7%	50.6%
% of FP17s for Band 1 Urgent Courses	348	2,494	14.0%	8.5%	8.0%	9.1%
% of FP17s Relating to Free Repair or Replacements	15	2,494	0.6%	0.7%	0.8%	0.8%
% of FP17s Relating to Continuations	11	2,494	0.4%	0.9%	1.0%	1.1%
% of Patients satisfied with the dentistry they have received	9	10	90.0%	91.9%	91.5%	91.4%
% of Patients satisfied with the time they had to wait for an appointment	8	10	80.0%	89.1%	88.2%	87.7%

\* This is based on patients treated on this contract for their most recent course of treatment. Figures in italics indicate the base number of FP17s or Patient Questionnaire responses are less than 100. N/A is shown where the base number of responses is less than 10 during the period. % is calculated as Quantity/Base number\*100

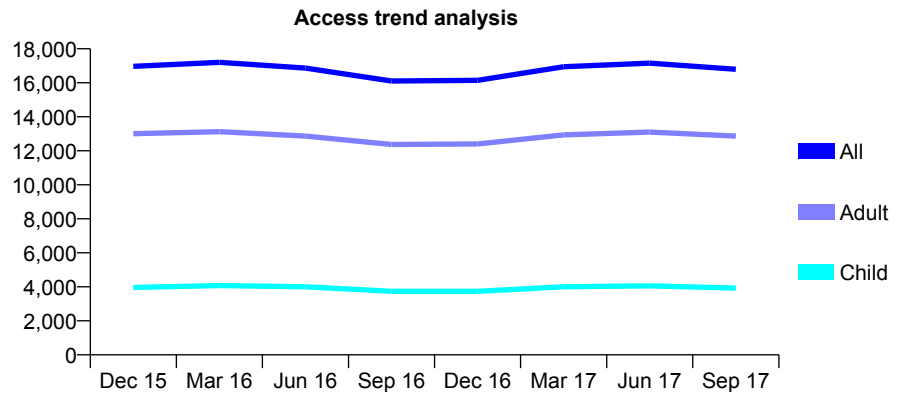
## Q57 - Vital Signs At a Glance Contract Report for 890944/0002 - September 2017

Name or company name	MR AF CLOUGH
Contract type name	GDS Contract
Purpose of contract	General
Contract start date	01/04/2006
Contract end date	

17/18 Contracted general activity (UDA)	45,858
Carry forward general activity (UDA)	1,512
17/18 Contracted orthodontic activity (UOA)	0
Carry forward orthodontic activity (UOA)	0
Baseline contract value	£1,423,557.16

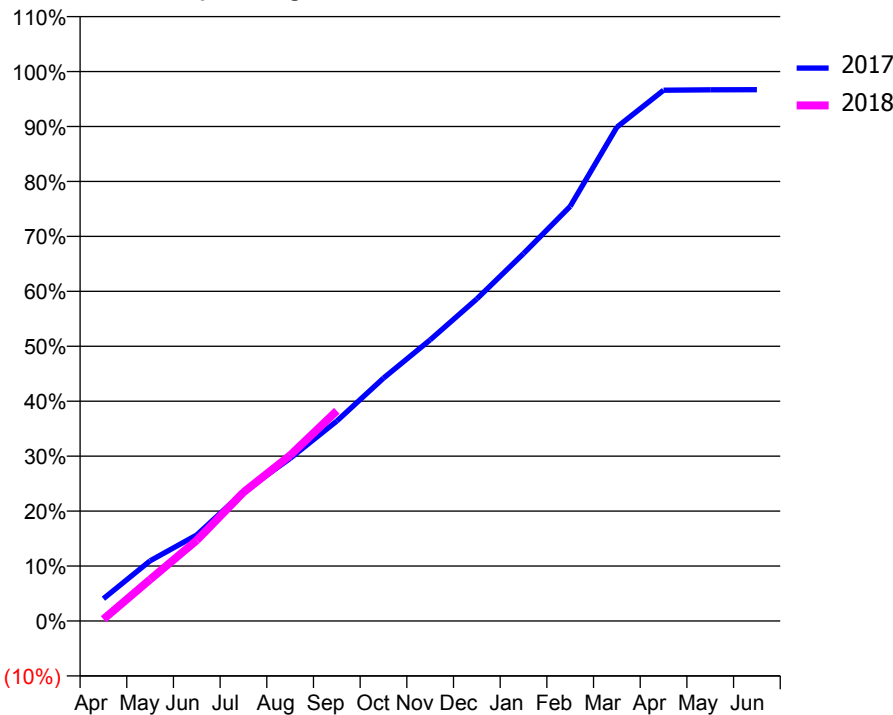
### ACCESS\*

Patients seen in 24 months	Total	Change since previous quarter
Quarter ending September 2016	16,106	
Quarter ending December 2016	16,146	→
Quarter ending March 2017	16,944	↑
Quarter ending June 2017	17,160	→
Quarter ending September 2017	16,795	↓
<b>Variance since September 2016</b>	<b>4.3%</b>	<b>↑</b>



### ACTIVITY

Cumulative percentage of contracted UDA delivered 2017 & 2018



Month	Adjusted Scheduled Activity (UDA)	
	2017	2018
April	1,868	152
May	5,024	3,466
June	7,186	6,735
July	10,775	10,747
August	13,568	13,829
September	16,688	17,542
October	20,275	
November	23,470	
December	26,882	
January	30,661	
February	34,601	
March	41,209	
April	44,292	
May	44,334	
June	44,346	

### QUALITY

	Quantity	Base Number	Contract	AT	Region	England
% of FP17s for the same patient ID Re-attending within 3 months - Children	174	2,610	6.7%	10.0%	11.6%	11.9%
% of FP17s for the same patient ID Re-attending within 3 months - Adults	1,370	7,558	18.1%	14.3%	15.2%	15.9%
% of FP17s for the same patient ID Re-attending between 3 & 9 months - Children	1,260	2,610	48.3%	55.8%	59.1%	58.1%
% of FP17s for the same patient ID Re-attending between 3 & 9 months - Adults	2,561	7,558	33.9%	49.0%	51.7%	50.6%
% of FP17s for Band 1 Urgent Courses	1,655	8,999	18.4%	8.5%	8.0%	9.1%
% of FP17s Relating to Free Repair or Replacements	116	8,999	1.3%	0.7%	0.8%	0.8%
% of FP17s Relating to Continuations	96	8,999	1.1%	0.9%	1.0%	1.1%
% of Patients satisfied with the dentistry they have received	31	37	83.8%	91.9%	91.5%	91.4%
% of Patients satisfied with the time they had to wait for an appointment	31	37	83.8%	89.1%	88.2%	87.7%

\* This is based on patients treated on this contract for their most recent course of treatment. Figures in italics indicate the base number of FP17s or Patient Questionnaire responses are less than 100. N/A is shown where the base number of responses is less than 10 during the period. % is calculated as Quantity/Base number\*100

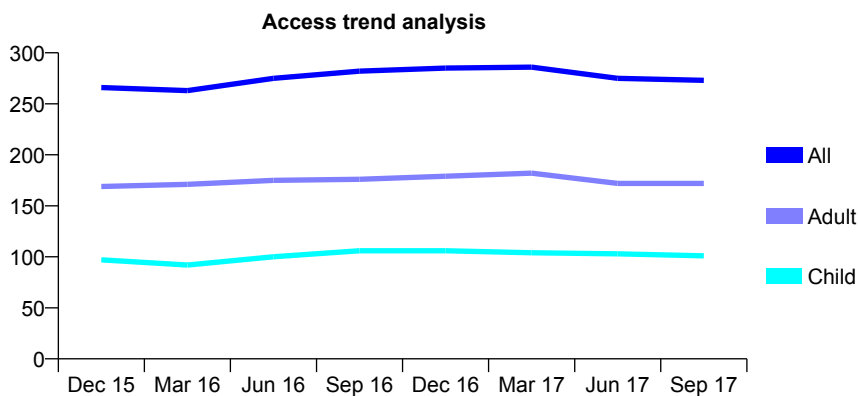
## Q57 - Vital Signs At a Glance Contract Report for 907456/0001 - September 2017

Name or company name	MR NV PANDYA
Contract type name	GDS Contract
Purpose of contract	General
Contract start date	01/04/2006
Contract end date	

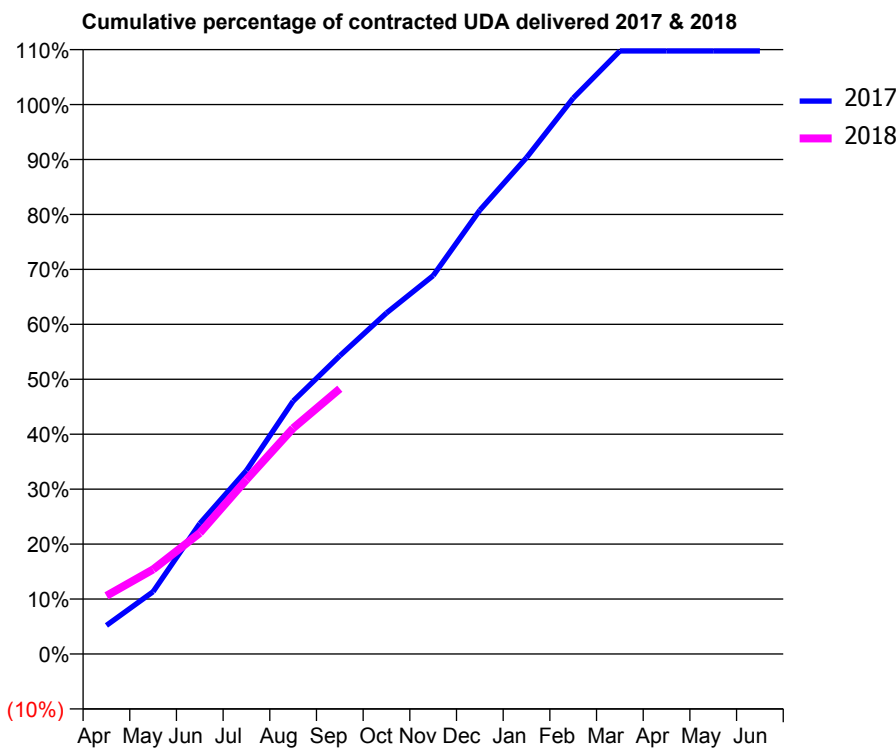
17/18 Contracted general activity (UDA)	621
Carry forward general activity (UDA)	-12
17/18 Contracted orthodontic activity (UOA)	0
Carry forward orthodontic activity (UOA)	0
Baseline contract value	£16,490.46

### ACCESS\*

Patients seen in 24 months	Total	Change since previous quarter
Quarter ending September 2016	282	
Quarter ending December 2016	285	→
Quarter ending March 2017	286	→
Quarter ending June 2017	275	↓
Quarter ending September 2017	273	→
<b>Variance since September 2016</b>	<b>(3.2%)</b>	<b>↓</b>



### ACTIVITY



Month	Adjusted Scheduled Activity (UDA)	
	2017	2018
April	32	66
May	70	96
June	147	137
July	207	197
August	286	255
September	337	300
October	385	
November	428	
December	502	
January	561	
February	628	
March	682	
April	682	
May	682	
June	682	

### QUALITY

	Quantity	Base Number	Contract	AT	Region	England
% of FP17s for the same patient ID Re-attending within 3 months - Children	4	70	5.7%	10.0%	11.6%	11.9%
% of FP17s for the same patient ID Re-attending within 3 months - Adults	21	120	17.5%	14.3%	15.2%	15.9%
% of FP17s for the same patient ID Re-attending between 3 & 9 months - Children	40	70	57.1%	55.8%	59.1%	58.1%
% of FP17s for the same patient ID Re-attending between 3 & 9 months - Adults	69	120	57.5%	49.0%	51.7%	50.6%
% of FP17s for Band 1 Urgent Courses	14	190	7.4%	8.5%	8.0%	9.1%
% of FP17s Relating to Free Repair or Replacements	2	190	1.1%	0.7%	0.8%	0.8%
% of FP17s Relating to Continuations	4	190	2.1%	0.9%	1.0%	1.1%
% of Patients satisfied with the dentistry they have received	0	0	N/A	91.9%	91.5%	91.4%
% of Patients satisfied with the time they had to wait for an appointment	0	0	N/A	89.1%	88.2%	87.7%

\* This is based on patients treated on this contract for their most recent course of treatment. Figures in italics indicate the base number of FP17s or Patient Questionnaire responses are less than 100. N/A is shown where the base number of responses is less than 10 during the period. % is calculated as Quantity/Base number\*100

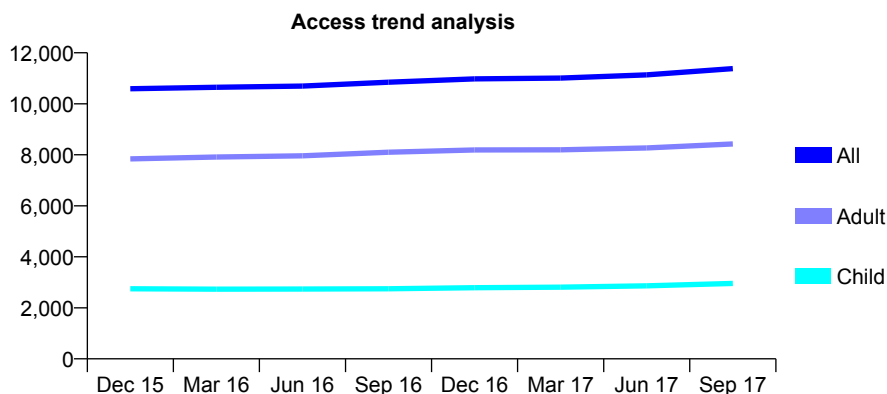
## Q57 - Vital Signs At a Glance Contract Report for 911739/0001 - September 2017

Name or company name	The Walden Dental Clinic
Contract type name	GDS Contract
Purpose of contract	General
Contract start date	01/04/2006
Contract end date	

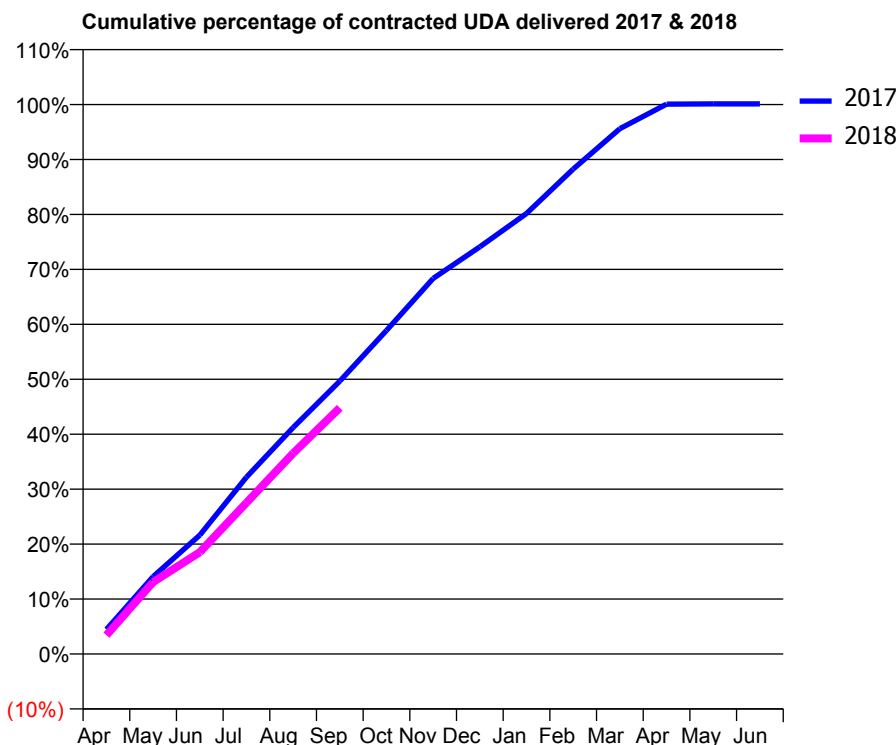
17/18 Contracted general activity (UDA)	28,622
Carry forward general activity (UDA)	-33
17/18 Contracted orthodontic activity (UOA)	0
Carry forward orthodontic activity (UOA)	0
Baseline contract value	£714,344.29

### ACCESS\*

Patients seen in 24 months	Total	Change since previous quarter
Quarter ending September 2016	10,848	
Quarter ending December 2016	10,977	→
Quarter ending March 2017	11,008	→
Quarter ending June 2017	11,133	→
Quarter ending September 2017	11,382	↑
<b>Variance since September 2016</b>	<b>4.9%</b>	<b>↑</b>



### ACTIVITY



Month	Adjusted Scheduled Activity (UDA)	
	2017	2018
April	1,283	980
May	4,030	3,744
June	6,190	5,303
July	9,212	7,880
August	11,799	10,459
September	14,214	12,823
October	16,851	
November	19,562	
December	21,208	
January	22,945	
February	25,255	
March	27,364	
April	28,643	
May	28,655	
June	28,655	

### QUALITY

	Quantity	Base Number	Contract	AT	Region	England
% of FP17s for the same patient ID Re-attending within 3 months - Children	158	2,269	7.0%	10.0%	11.6%	11.9%
% of FP17s for the same patient ID Re-attending within 3 months - Adults	753	4,987	15.1%	14.3%	15.2%	15.9%
% of FP17s for the same patient ID Re-attending between 3 & 9 months - Children	1,231	2,269	54.3%	55.8%	59.1%	58.1%
% of FP17s for the same patient ID Re-attending between 3 & 9 months - Adults	1,841	4,987	36.9%	49.0%	51.7%	50.6%
% of FP17s for Band 1 Urgent Courses	602	6,347	9.5%	8.5%	8.0%	9.1%
% of FP17s Relating to Free Repair or Replacements	28	6,347	0.4%	0.7%	0.8%	0.8%
% of FP17s Relating to Continuations	89	6,347	1.4%	0.9%	1.0%	1.1%
% of Patients satisfied with the dentistry they have received	30	31	96.8%	91.9%	91.5%	91.4%
% of Patients satisfied with the time they had to wait for an appointment	31	31	100.0%	89.1%	88.2%	87.7%

\* This is based on patients treated on this contract for their most recent course of treatment. Figures in italics indicate the base number of FP17s or Patient Questionnaire responses are less than 100. N/A is shown where the base number of responses is less than 10 during the period. % is calculated as Quantity/Base number\*100

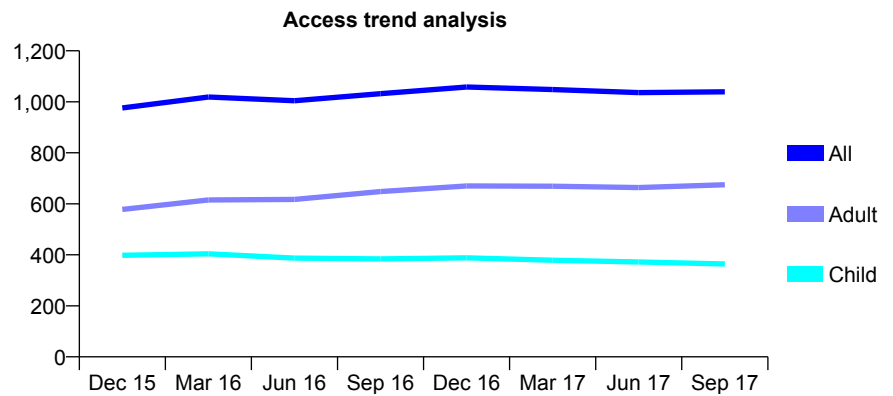
## Q57 - Vital Signs At a Glance Contract Report for 913111/0002 - September 2017

Name or company name	MR J SINGH
Contract type name	GDS Contract
Purpose of contract	General
Contract start date	01/04/2009
Contract end date	

17/18 Contracted general activity (UDA)	2,500
Carry forward general activity (UDA)	34
17/18 Contracted orthodontic activity (UOA)	0
Carry forward orthodontic activity (UOA)	0
Baseline contract value	£60,634.43

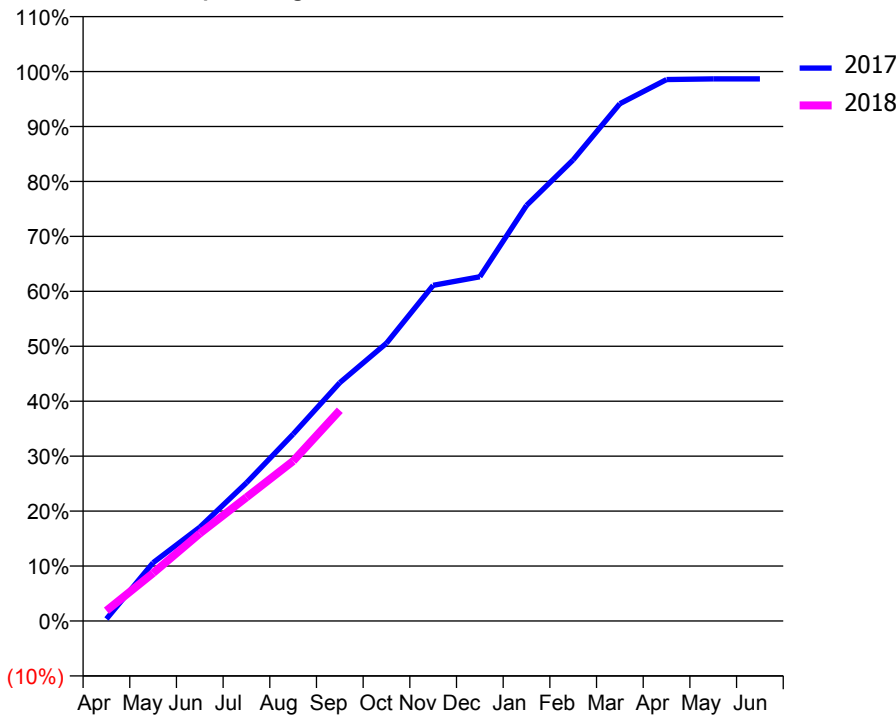
### ACCESS\*

Patients seen in 24 months	Total	Change since previous quarter
Quarter ending September 2016	1,032	
Quarter ending December 2016	1,058	↑
Quarter ending March 2017	1,048	→
Quarter ending June 2017	1,036	↓
Quarter ending September 2017	1,039	→
<b>Variance since September 2016</b>	<b>0.7%</b>	<b>→</b>



### ACTIVITY

Cumulative percentage of contracted UDA delivered 2017 & 2018



Month	Adjusted Scheduled Activity (UDA)	
	2017	2018
April	9	47
May	266	218
June	427	398
July	629	563
August	850	728
September	1,084	959
October	1,264	
November	1,527	
December	1,566	
January	1,891	
February	2,098	
March	2,354	
April	2,463	
May	2,466	
June	2,466	

### QUALITY

	Quantity	Base Number	Contract	AT	Region	England
% of FP17s for the same patient ID Re-attending within 3 months - Children	8	258	3.1%	10.0%	11.6%	11.9%
% of FP17s for the same patient ID Re-attending within 3 months - Adults	54	410	13.2%	14.3%	15.2%	15.9%
% of FP17s for the same patient ID Re-attending between 3 & 9 months - Children	152	258	58.9%	55.8%	59.1%	58.1%
% of FP17s for the same patient ID Re-attending between 3 & 9 months - Adults	225	410	54.9%	49.0%	51.7%	50.6%
% of FP17s for Band 1 Urgent Courses	14	606	2.3%	8.5%	8.0%	9.1%
% of FP17s Relating to Free Repair or Replacements	5	606	0.8%	0.7%	0.8%	0.8%
% of FP17s Relating to Continuations	9	606	1.5%	0.9%	1.0%	1.1%
% of Patients satisfied with the dentistry they have received	1	1	N/A	91.9%	91.5%	91.4%
% of Patients satisfied with the time they had to wait for an appointment	1	1	N/A	89.1%	88.2%	87.7%

\* This is based on patients treated on this contract for their most recent course of treatment. Figures in italics indicate the base number of FP17s or Patient Questionnaire responses are less than 100. N/A is shown where the base number of responses is less than 10 during the period. % is calculated as Quantity/Base number\*100

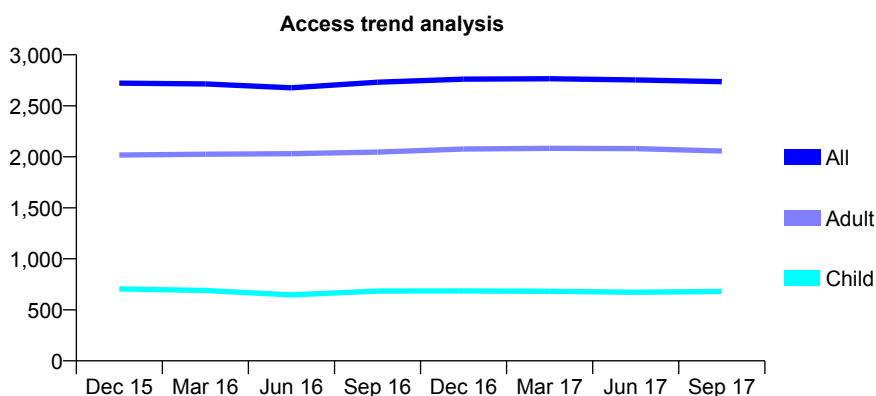
## Q57 - Vital Signs At a Glance Contract Report for 913324/0001 - September 2017

Name or company name	MR CR BENTLEY
Contract type name	GDS Contract
Purpose of contract	General
Contract start date	01/04/2006
Contract end date	

17/18 Contracted general activity (UDA)	6,366
Carry forward general activity (UDA)	71
17/18 Contracted orthodontic activity (UOA)	0
Carry forward orthodontic activity (UOA)	0
Baseline contract value	£160,807.02

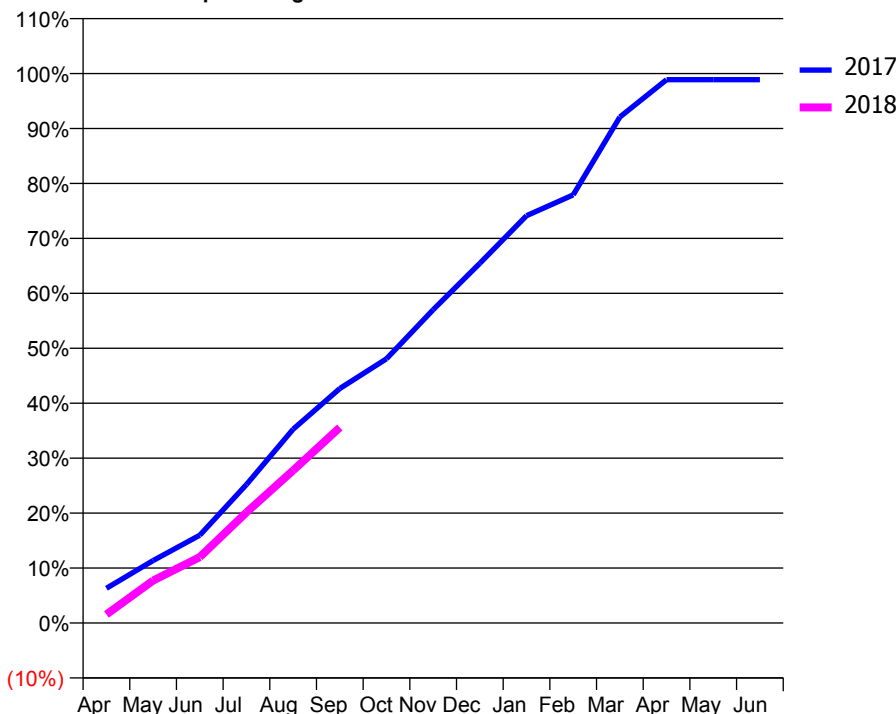
### ACCESS\*

Patients seen in 24 months	Total	Change since previous quarter
Quarter ending September 2016	2,731	
Quarter ending December 2016	2,761	→
Quarter ending March 2017	2,765	→
Quarter ending June 2017	2,754	→
Quarter ending September 2017	2,737	→
<b>Variance since September 2016</b>	<b>0.2%</b>	<b>→</b>



### ACTIVITY

Cumulative percentage of contracted UDA delivered 2017 & 2018



Adjusted Scheduled Activity (UDA)

Month	2017	2018
April	403	99
May	723	493
June	1,018	763
July	1,605	1,281
August	2,245	1,768
September	2,717	2,265
October	3,061	
November	3,630	
December	4,167	
January	4,719	
February	4,960	
March	5,862	
April	6,294	
May	6,294	
June	6,295	

### QUALITY

	Quantity	Base Number	Contract	AT	Region	England
% of FP17s for the same patient ID Re-attending within 3 months - Children	33	364	9.1%	10.0%	11.6%	11.9%
% of FP17s for the same patient ID Re-attending within 3 months - Adults	128	1,095	11.7%	14.3%	15.2%	15.9%
% of FP17s for the same patient ID Re-attending between 3 & 9 months - Children	48	364	13.2%	55.8%	59.1%	58.1%
% of FP17s for the same patient ID Re-attending between 3 & 9 months - Adults	314	1,095	28.7%	49.0%	51.7%	50.6%
% of FP17s for Band 1 Urgent Courses	84	1,235	6.8%	8.5%	8.0%	9.1%
% of FP17s Relating to Free Repair or Replacements	24	1,235	1.9%	0.7%	0.8%	0.8%
% of FP17s Relating to Continuations	13	1,235	1.1%	0.9%	1.0%	1.1%
% of Patients satisfied with the dentistry they have received	4	4	N/A	91.9%	91.5%	91.4%
% of Patients satisfied with the time they had to wait for an appointment	4	4	N/A	89.1%	88.2%	87.7%

\* This is based on patients treated on this contract for their most recent course of treatment. Figures in italics indicate the base number of FP17s or Patient Questionnaire responses are less than 100. N/A is shown where the base number of responses is less than 10 during the period. % is calculated as Quantity/Base number\*100



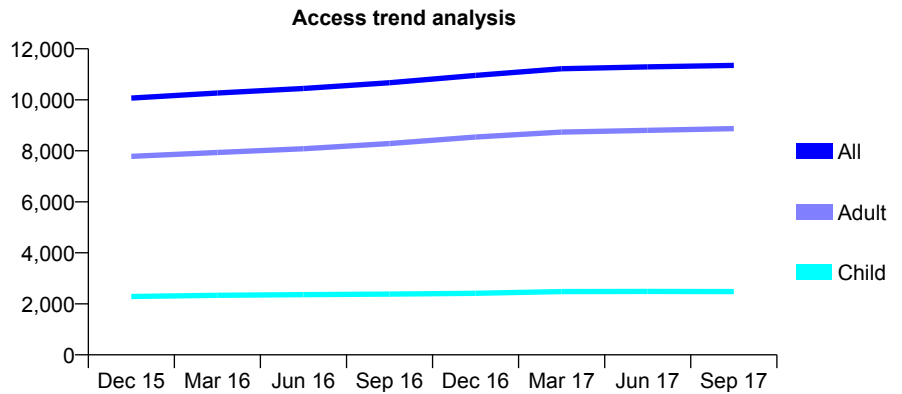
## Q57 - Vital Signs At a Glance Contract Report for 918628/0003 - September 2017

Name or company name	MR P VAID
Contract type name	GDS Contract
Purpose of contract	General
Contract start date	01/11/2007
Contract end date	

17/18 Contracted general activity (UDA)	38,130
Carry forward general activity (UDA)	805
17/18 Contracted orthodontic activity (UOA)	0
Carry forward orthodontic activity (UOA)	0
Baseline contract value	£915,281.82

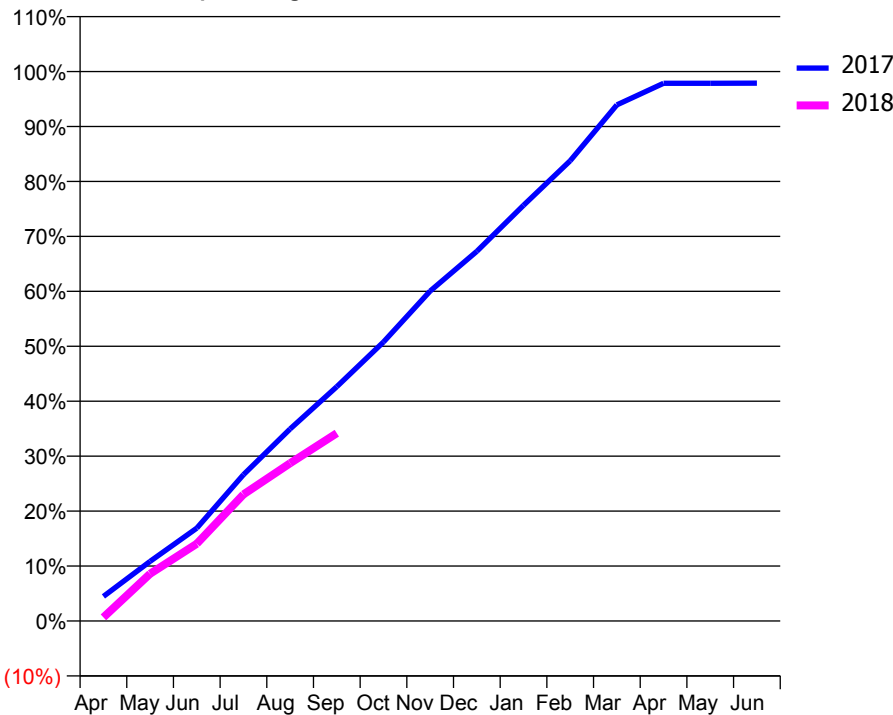
### ACCESS\*

Patients seen in 24 months	Total	Change since previous quarter
Quarter ending September 2016	10,667	
Quarter ending December 2016	10,956	↑
Quarter ending March 2017	11,216	↑
Quarter ending June 2017	11,289	→
Quarter ending September 2017	11,350	→
<b>Variance since September 2016</b>	<b>6.4%</b>	<b>↑</b>



### ACTIVITY

Cumulative percentage of contracted UDA delivered 2017 & 2018



Month	Adjusted Scheduled Activity (UDA)	
	2017	2018
April	1,703	252
May	4,140	3,280
June	6,447	5,365
July	10,154	8,787
August	13,331	10,951
September	16,260	13,031
October	19,360	
November	22,899	
December	25,650	
January	28,847	
February	31,936	
March	35,813	
April	37,309	
May	37,312	
June	37,325	

### QUALITY

	Quantity	Base Number	Contract	AT	Region	England
% of FP17s for the same patient ID Re-attending within 3 months - Children	139	1,893	7.3%	10.0%	11.6%	11.9%
% of FP17s for the same patient ID Re-attending within 3 months - Adults	806	6,107	13.2%	14.3%	15.2%	15.9%
% of FP17s for the same patient ID Re-attending between 3 & 9 months - Children	1,204	1,893	63.6%	55.8%	59.1%	58.1%
% of FP17s for the same patient ID Re-attending between 3 & 9 months - Adults	3,877	6,107	63.5%	49.0%	51.7%	50.6%
% of FP17s for Band 1 Urgent Courses	627	7,298	8.6%	8.5%	8.0%	9.1%
% of FP17s Relating to Free Repair or Replacements	35	7,298	0.5%	0.7%	0.8%	0.8%
% of FP17s Relating to Continuations	27	7,298	0.4%	0.9%	1.0%	1.1%
% of Patients satisfied with the dentistry they have received	30	32	93.8%	91.9%	91.5%	91.4%
% of Patients satisfied with the time they had to wait for an appointment	27	32	84.4%	89.1%	88.2%	87.7%

\* This is based on patients treated on this contract for their most recent course of treatment. Figures in italics indicate the base number of FP17s or Patient Questionnaire responses are less than 100. N/A is shown where the base number of responses is less than 10 during the period. % is calculated as Quantity/Base number\*100

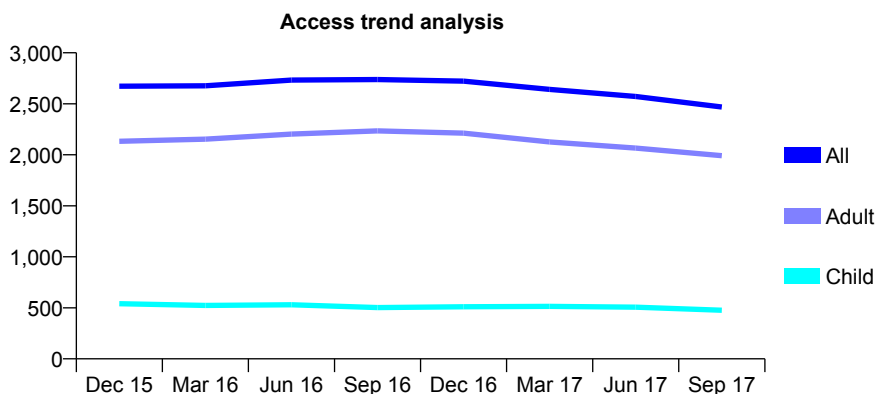
## Q57 - Vital Signs At a Glance Contract Report for 925721/0001 - September 2017

Name or company name	MR I GIBBONS
Contract type name	GDS Contract
Purpose of contract	General
Contract start date	01/04/2006
Contract end date	

17/18 Contracted general activity (UDA)	7,000
Carry forward general activity (UDA)	-140
17/18 Contracted orthodontic activity (UOA)	0
Carry forward orthodontic activity (UOA)	0
Baseline contract value	£176,469.38

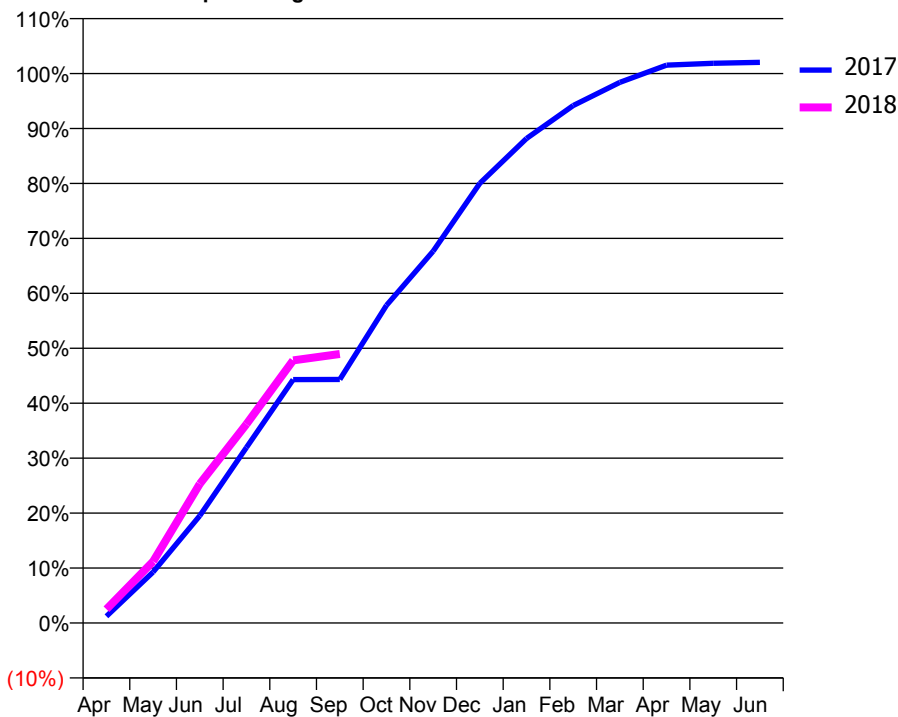
### ACCESS\*

Patients seen in 24 months	Total	Change since previous quarter
Quarter ending September 2016	2,738	
Quarter ending December 2016	2,722	→
Quarter ending March 2017	2,641	↓
Quarter ending June 2017	2,572	↓
Quarter ending September 2017	2,468	↓
<b>Variance since September 2016</b>	<b>(9.9%)</b>	<b>↓</b>



### ACTIVITY

Cumulative percentage of contracted UDA delivered 2017 & 2018



Adjusted Scheduled Activity (UDA)

Month	2017	2018
April	85	176
May	650	783
June	1,366	1,773
July	2,236	2,534
August	3,102	3,346
September	3,103	3,428
October	4,047	
November	4,737	
December	5,602	
January	6,172	
February	6,591	
March	6,887	
April	7,107	
May	7,130	
June	7,142	

### QUALITY

	Quantity	Base Number	Contract	AT	Region	England
% of FP17s for the same patient ID Re-attending within 3 months - Children	11	221	5.0%	10.0%	11.6%	11.9%
% of FP17s for the same patient ID Re-attending within 3 months - Adults	196	1,163	16.9%	14.3%	15.2%	15.9%
% of FP17s for the same patient ID Re-attending between 3 & 9 months - Children	54	221	24.4%	55.8%	59.1%	58.1%
% of FP17s for the same patient ID Re-attending between 3 & 9 months - Adults	306	1,163	26.3%	49.0%	51.7%	50.6%
% of FP17s for Band 1 Urgent Courses	220	1,273	17.3%	8.5%	8.0%	9.1%
% of FP17s Relating to Free Repair or Replacements	23	1,273	1.8%	0.7%	0.8%	0.8%
% of FP17s Relating to Continuations	16	1,273	1.3%	0.9%	1.0%	1.1%
% of Patients satisfied with the dentistry they have received	4	5	N/A	91.9%	91.5%	91.4%
% of Patients satisfied with the time they had to wait for an appointment	5	5	N/A	89.1%	88.2%	87.7%

\* This is based on patients treated on this contract for their most recent course of treatment. Figures in italics indicate the base number of FP17s or Patient Questionnaire responses are less than 100. N/A is shown where the base number of responses is less than 10 during the period. % is calculated as Quantity/Base number\*100

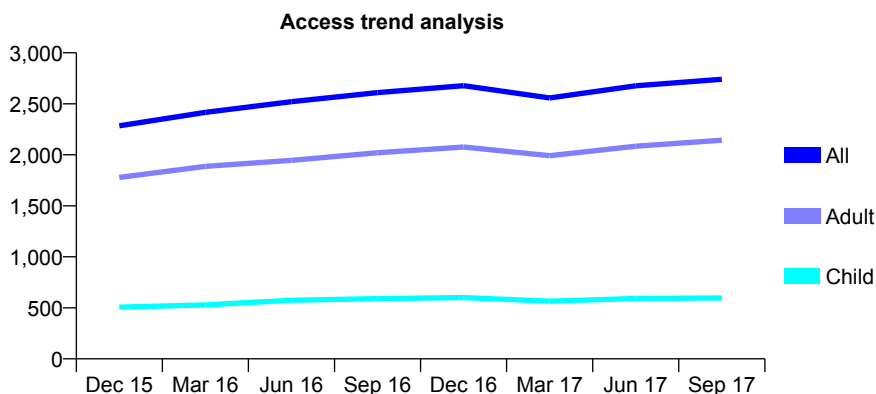
## Q57 - Vital Signs At a Glance Contract Report for 925993/0001 - September 2017

Name or company name	MR M VYAS
Contract type name	GDS Contract
Purpose of contract	General
Contract start date	01/04/2006
Contract end date	

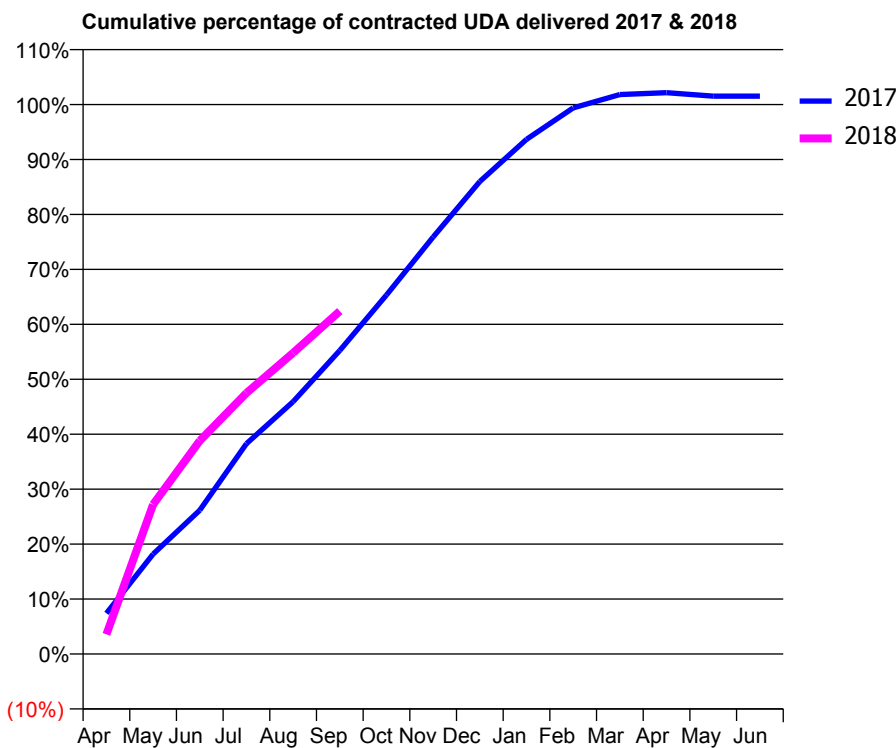
17/18 Contracted general activity (UDA)	6,637
Carry forward general activity (UDA)	-101
17/18 Contracted orthodontic activity (UOA)	0
Carry forward orthodontic activity (UOA)	0
Baseline contract value	£271,208.43

### ACCESS\*

Patients seen in 24 months	Total	Change since previous quarter
Quarter ending September 2016	2,610	
Quarter ending December 2016	2,678	↑
Quarter ending March 2017	2,557	↓
Quarter ending June 2017	2,676	↑
Quarter ending September 2017	2,740	↑
<b>Variance since September 2016</b>	<b>5.0%</b>	<b>↑</b>



### ACTIVITY



Month	Adjusted Scheduled Activity (UDA)	
	2017	2018
April	493	238
May	1,207	1,806
June	1,737	2,577
July	2,541	3,153
August	3,048	3,638
September	3,666	4,141
October	4,337	
November	5,037	
December	5,707	
January	6,216	
February	6,596	
March	6,757	
April	6,780	
May	6,738	
June	6,738	

### QUALITY

	Quantity	Base Number	Contract	AT	Region	England
% of FP17s for the same patient ID Re-attending within 3 months - Children	22	388	5.7%	10.0%	11.6%	11.9%
% of FP17s for the same patient ID Re-attending within 3 months - Adults	121	1,361	8.9%	14.3%	15.2%	15.9%
% of FP17s for the same patient ID Re-attending between 3 & 9 months - Children	146	388	37.6%	55.8%	59.1%	58.1%
% of FP17s for the same patient ID Re-attending between 3 & 9 months - Adults	511	1,361	37.5%	49.0%	51.7%	50.6%
% of FP17s for Band 1 Urgent Courses	27	1,753	1.5%	8.5%	8.0%	9.1%
% of FP17s Relating to Free Repair or Replacements	8	1,753	0.5%	0.7%	0.8%	0.8%
% of FP17s Relating to Continuations	8	1,753	0.5%	0.9%	1.0%	1.1%
% of Patients satisfied with the dentistry they have received	3	5	N/A	91.9%	91.5%	91.4%
% of Patients satisfied with the time they had to wait for an appointment	5	5	N/A	89.1%	88.2%	87.7%

\* This is based on patients treated on this contract for their most recent course of treatment. Figures in italics indicate the base number of FP17s or Patient Questionnaire responses are less than 100. N/A is shown where the base number of responses is less than 10 during the period. % is calculated as Quantity/Base number\*100

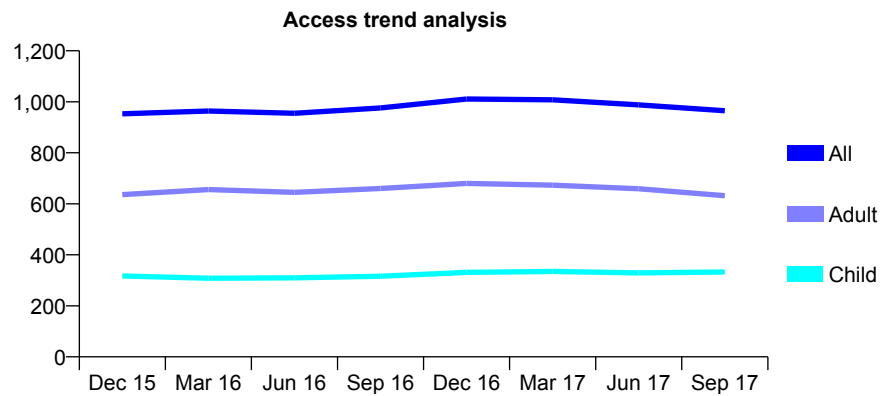
## Q57 - Vital Signs At a Glance Contract Report for 926175/0001 - September 2017

Name or company name	MR GC ECKSTEIN
Contract type name	GDS Contract
Purpose of contract	General
Contract start date	01/04/2006
Contract end date	

17/18 Contracted general activity (UDA)	2,086
Carry forward general activity (UDA)	-14
17/18 Contracted orthodontic activity (UOA)	0
Carry forward orthodontic activity (UOA)	0
Baseline contract value	£47,878.10

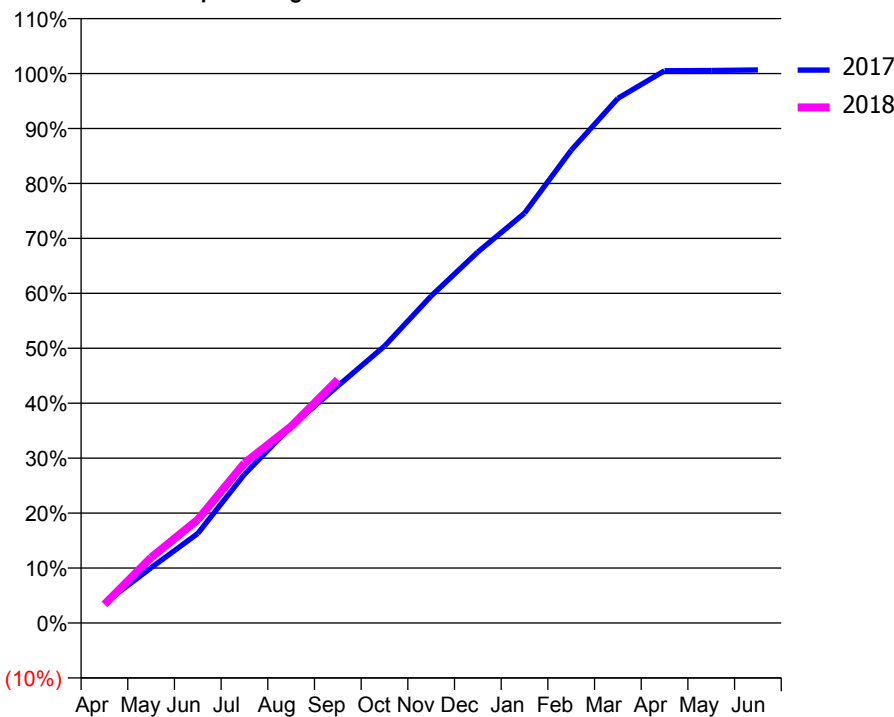
### ACCESS\*

Patients seen in 24 months	Total	Change since previous quarter
Quarter ending September 2016	976	
Quarter ending December 2016	1,011	↑
Quarter ending March 2017	1,008	→
Quarter ending June 2017	988	↓
Quarter ending September 2017	965	↓
<b>Variance since September 2016</b>	<b>(1.1%)</b>	<b>↓</b>



### ACTIVITY

Cumulative percentage of contracted UDA delivered 2017 & 2018



Month	Adjusted Scheduled Activity (UDA)	
	2017	2018
April	76	70
May	210	249
June	340	393
July	565	607
August	746	746
September	900	924
October	1,051	
November	1,242	
December	1,409	
January	1,556	
February	1,795	
March	1,992	
April	2,097	
May	2,098	
June	2,100	

### QUALITY

	Quantity	Base Number	Contract	AT	Region	England
% of FP17s for the same patient ID Re-attending within 3 months - Children	14	248	5.6%	10.0%	11.6%	11.9%
% of FP17s for the same patient ID Re-attending within 3 months - Adults	32	399	8.0%	14.3%	15.2%	15.9%
% of FP17s for the same patient ID Re-attending between 3 & 9 months - Children	176	248	71.0%	55.8%	59.1%	58.1%
% of FP17s for the same patient ID Re-attending between 3 & 9 months - Adults	171	399	42.9%	49.0%	51.7%	50.6%
% of FP17s for Band 1 Urgent Courses	41	587	7.0%	8.5%	8.0%	9.1%
% of FP17s Relating to Free Repair or Replacements	1	587	0.2%	0.7%	0.8%	0.8%
% of FP17s Relating to Continuations	0	587	0.0%	0.9%	1.0%	1.1%
% of Patients satisfied with the dentistry they have received	1	1	N/A	91.9%	91.5%	91.4%
% of Patients satisfied with the time they had to wait for an appointment	1	1	N/A	89.1%	88.2%	87.7%

\* This is based on patients treated on this contract for their most recent course of treatment. Figures in italics indicate the base number of FP17s or Patient Questionnaire responses are less than 100. N/A is shown where the base number of responses is less than 10 during the period. % is calculated as Quantity/Base number\*100

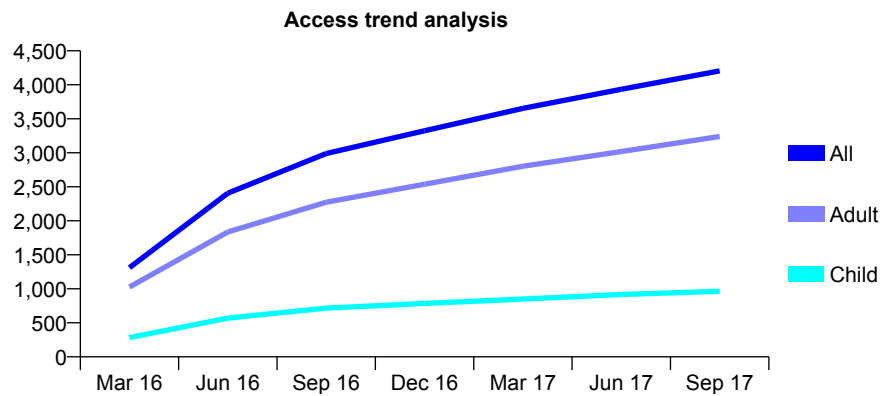
## Q57 - Vital Signs At a Glance Contract Report for 927481/0001 - September 2017

Name or company name	MR A SAID
Contract type name	GDS Contract
Purpose of contract	General
Contract start date	01/12/2015
Contract end date	

17/18 Contracted general activity (UDA)	14,958
Carry forward general activity (UDA)	-299
17/18 Contracted orthodontic activity (UOA)	0
Carry forward orthodontic activity (UOA)	0
Baseline contract value	£406,120.04

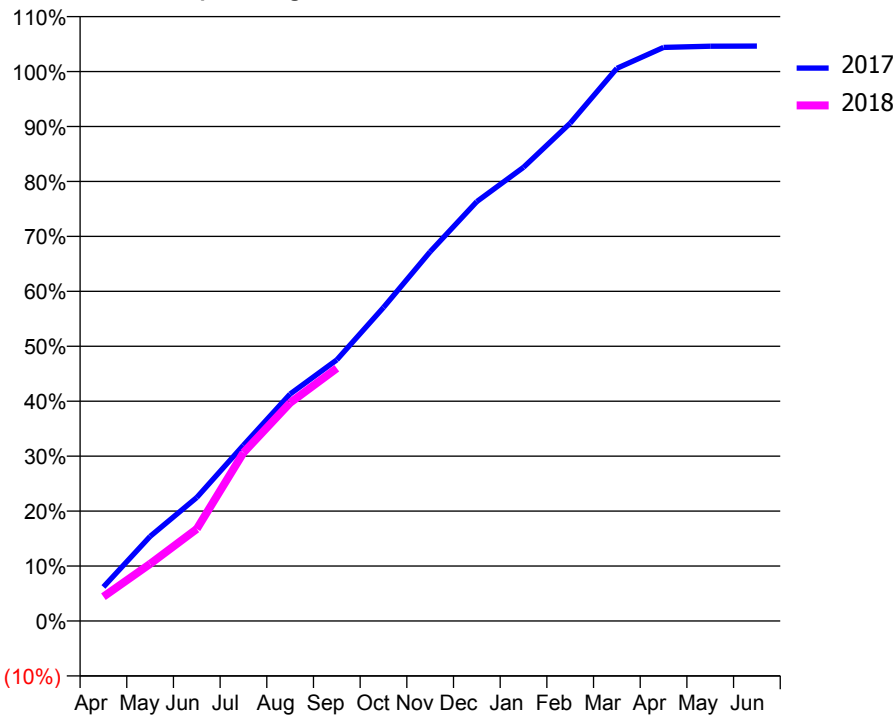
### ACCESS\*

Patients seen in 24 months	Total	Change since previous quarter
Quarter ending September 2016	2,989	
Quarter ending December 2016	3,324	↑
Quarter ending March 2017	3,653	↑
Quarter ending June 2017	3,935	↑
Quarter ending September 2017	4,205	↑
<b>Variance since September 2016</b>	<b>40.7%</b>	<b>↑</b>



### ACTIVITY

Cumulative percentage of contracted UDA delivered 2017 & 2018



Month	Adjusted Scheduled Activity (UDA)	
	2017	2018
April	928	662
May	2,304	1,554
June	3,362	2,506
July	4,785	4,582
August	6,181	5,941
September	7,110	6,879
October	8,535	
November	10,052	
December	11,416	
January	12,351	
February	13,551	
March	15,046	
April	15,614	
May	15,648	
June	15,652	

### QUALITY

	Quantity	Base Number	Contract	AT	Region	England
% of FP17s for the same patient ID Re-attending within 3 months - Children	35	628	5.6%	10.0%	11.6%	11.9%
% of FP17s for the same patient ID Re-attending within 3 months - Adults	366	2,051	17.8%	14.3%	15.2%	15.9%
% of FP17s for the same patient ID Re-attending between 3 & 9 months - Children	304	628	48.4%	55.8%	59.1%	58.1%
% of FP17s for the same patient ID Re-attending between 3 & 9 months - Adults	929	2,051	45.3%	49.0%	51.7%	50.6%
% of FP17s for Band 1 Urgent Courses	59	2,441	2.4%	8.5%	8.0%	9.1%
% of FP17s Relating to Free Repair or Replacements	2	2,441	0.1%	0.7%	0.8%	0.8%
% of FP17s Relating to Continuations	95	2,441	3.9%	0.9%	1.0%	1.1%
% of Patients satisfied with the dentistry they have received	11	12	91.7%	91.9%	91.5%	91.4%
% of Patients satisfied with the time they had to wait for an appointment	12	12	100.0%	89.1%	88.2%	87.7%

\* This is based on patients treated on this contract for their most recent course of treatment. Figures in italics indicate the base number of FP17s or Patient Questionnaire responses are less than 100. N/A is shown where the base number of responses is less than 10 during the period. % is calculated as Quantity/Base number\*100

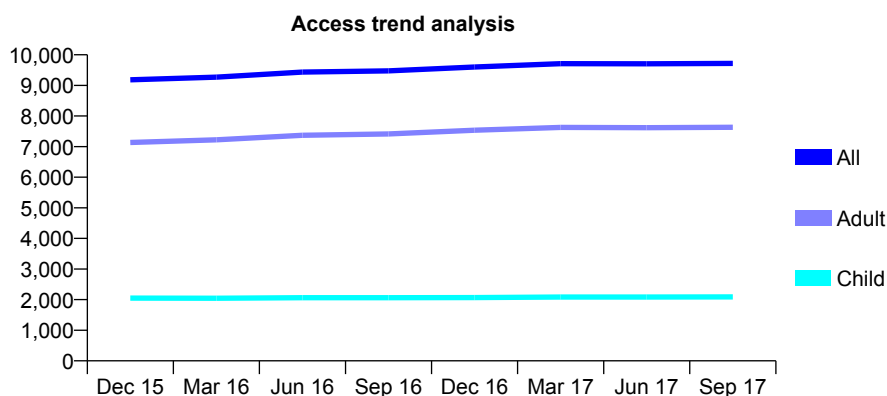
## Q57 - Vital Signs At a Glance Contract Report for 929131/0001 - September 2017

Name or company name	MR MJ PERKINS
Contract type name	GDS Contract
Purpose of contract	General
Contract start date	01/04/2006
Contract end date	

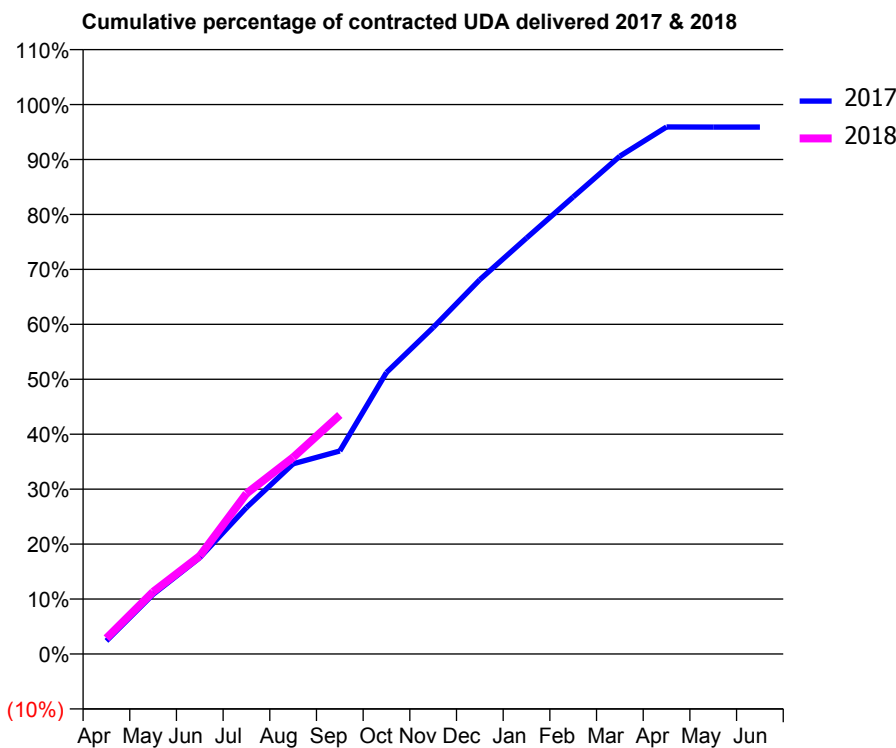
17/18 Contracted general activity (UDA)	24,000
Carry forward general activity (UDA)	0
17/18 Contracted orthodontic activity (UOA)	0
Carry forward orthodontic activity (UOA)	0
Baseline contract value	£538,043.75

### ACCESS\*

Patients seen in 24 months	Total	Change since previous quarter
Quarter ending September 2016	9,476	
Quarter ending December 2016	9,602	→
Quarter ending March 2017	9,709	→
Quarter ending June 2017	9,705	→
Quarter ending September 2017	9,718	→
<b>Variance since September 2016</b>	<b>2.6%</b>	<b>↑</b>



### ACTIVITY



Month	Adjusted Scheduled Activity (UDA)	
	2017	2018
April	571	690
May	2,605	2,717
June	4,206	4,281
July	6,398	7,008
August	8,309	8,586
September	8,870	10,441
October	12,299	
November	14,262	
December	16,348	
January	18,167	
February	19,962	
March	21,744	
April	23,018	
May	23,015	
June	23,015	

### QUALITY

	Quantity	Base Number	Contract	AT	Region	England
% of FP17s for the same patient ID Re-attending within 3 months - Children	92	1,637	5.6%	10.0%	11.6%	11.9%
% of FP17s for the same patient ID Re-attending within 3 months - Adults	625	4,894	12.8%	14.3%	15.2%	15.9%
% of FP17s for the same patient ID Re-attending between 3 & 9 months - Children	991	1,637	60.5%	55.8%	59.1%	58.1%
% of FP17s for the same patient ID Re-attending between 3 & 9 months - Adults	2,066	4,894	42.2%	49.0%	51.7%	50.6%
% of FP17s for Band 1 Urgent Courses	540	5,816	9.3%	8.5%	8.0%	9.1%
% of FP17s Relating to Free Repair or Replacements	46	5,816	0.8%	0.7%	0.8%	0.8%
% of FP17s Relating to Continuations	152	5,816	2.6%	0.9%	1.0%	1.1%
% of Patients satisfied with the dentistry they have received	18	18	100.0%	91.9%	91.5%	91.4%
% of Patients satisfied with the time they had to wait for an appointment	18	18	100.0%	89.1%	88.2%	87.7%

\* This is based on patients treated on this contract for their most recent course of treatment. Figures in italics indicate the base number of FP17s or Patient Questionnaire responses are less than 100. N/A is shown where the base number of responses is less than 10 during the period. % is calculated as Quantity/Base number\*100

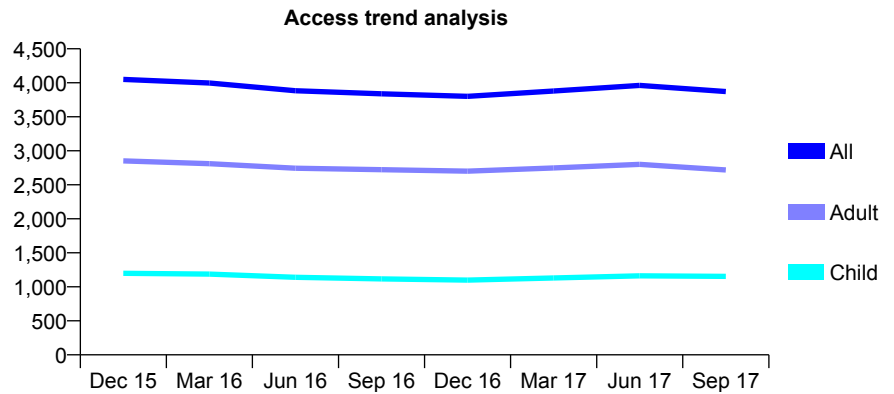
## Q57 - Vital Signs At a Glance Contract Report for 934771/0001 - September 2017

Name or company name	MISS NA PATEL
Contract type name	GDS Contract
Purpose of contract	General
Contract start date	07/05/2012
Contract end date	

17/18 Contracted general activity (UDA)	11,878
Carry forward general activity (UDA)	-3
17/18 Contracted orthodontic activity (UOA)	0
Carry forward orthodontic activity (UOA)	0
Baseline contract value	£333,291.52

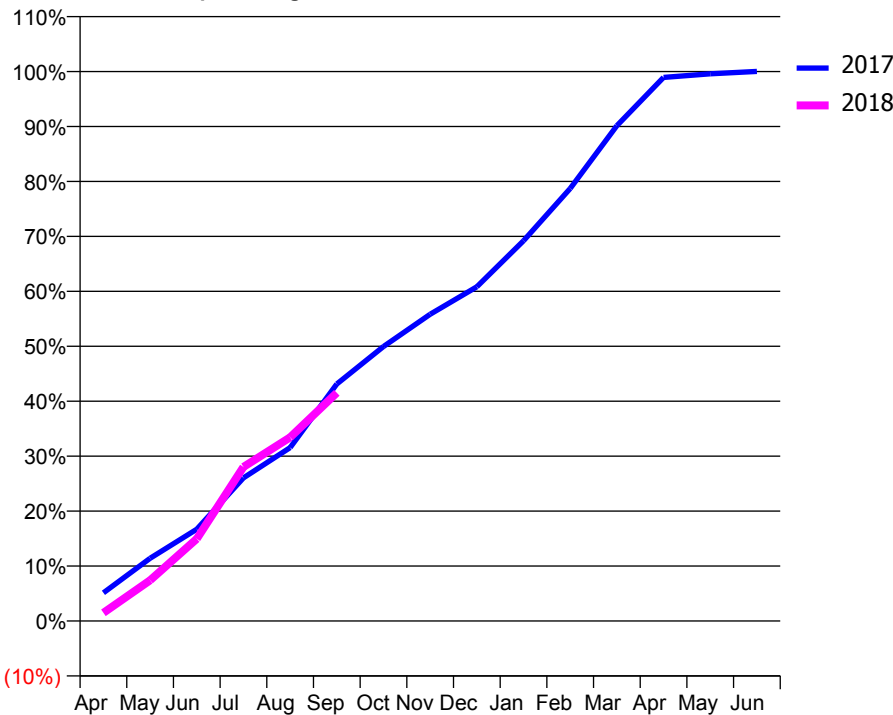
### ACCESS\*

Patients seen in 24 months	Total	Change since previous quarter
Quarter ending September 2016	3,839	
Quarter ending December 2016	3,800	↓
Quarter ending March 2017	3,879	↑
Quarter ending June 2017	3,962	↑
Quarter ending September 2017	3,871	↓
<b>Variance since September 2016</b>	<b>0.8%</b>	→



### ACTIVITY

Cumulative percentage of contracted UDA delivered 2017 & 2018



Month	Adjusted Scheduled Activity (UDA)	
	2017	2018
April	611	178
May	1,356	882
June	1,986	1,778
July	3,095	3,329
August	3,749	3,970
September	5,124	4,934
October	5,935	
November	6,632	
December	7,225	
January	8,218	
February	9,348	
March	10,707	
April	11,752	
May	11,828	
June	11,881	

### QUALITY

	Quantity	Base Number	Contract	AT	Region	England
% of FP17s for the same patient ID Re-attending within 3 months - Children	34	609	5.6%	10.0%	11.6%	11.9%
% of FP17s for the same patient ID Re-attending within 3 months - Adults	256	1,518	16.9%	14.3%	15.2%	15.9%
% of FP17s for the same patient ID Re-attending between 3 & 9 months - Children	193	609	31.7%	55.8%	59.1%	58.1%
% of FP17s for the same patient ID Re-attending between 3 & 9 months - Adults	494	1,518	32.5%	49.0%	51.7%	50.6%
% of FP17s for Band 1 Urgent Courses	79	1,815	4.4%	8.5%	8.0%	9.1%
% of FP17s Relating to Free Repair or Replacements	37	1,815	2.0%	0.7%	0.8%	0.8%
% of FP17s Relating to Continuations	12	1,815	0.7%	0.9%	1.0%	1.1%
% of Patients satisfied with the dentistry they have received	8	8	N/A	91.9%	91.5%	91.4%
% of Patients satisfied with the time they had to wait for an appointment	6	8	N/A	89.1%	88.2%	87.7%

\* This is based on patients treated on this contract for their most recent course of treatment. Figures in italics indicate the base number of FP17s or Patient Questionnaire responses are less than 100. N/A is shown where the base number of responses is less than 10 during the period. % is calculated as Quantity/Base number\*100

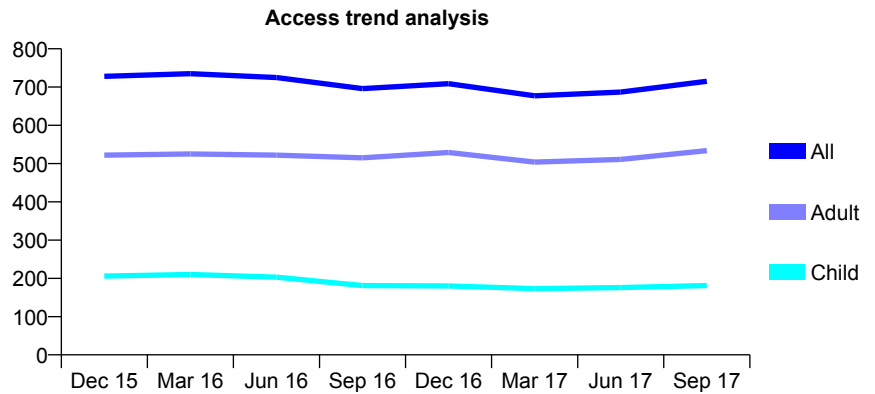
## Q57 - Vital Signs At a Glance Contract Report for 943991/0001 - September 2017

Name or company name	MISS M SHAH
Contract type name	GDS Contract
Purpose of contract	General
Contract start date	01/04/2006
Contract end date	

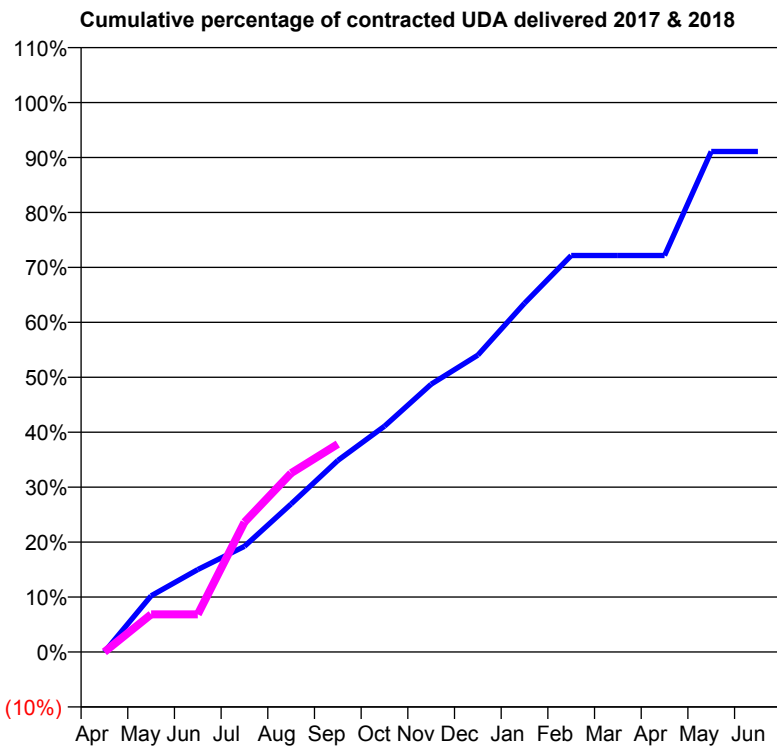
17/18 Contracted general activity (UDA)	2,333
Carry forward general activity (UDA)	0
17/18 Contracted orthodontic activity (UOA)	0
Carry forward orthodontic activity (UOA)	0
Baseline contract value	£55,667.39

### ACCESS\*

Patients seen in 24 months	Total	Change since previous quarter
Quarter ending September 2016	696	
Quarter ending December 2016	709	→
Quarter ending March 2017	677	↓
Quarter ending June 2017	687	→
Quarter ending September 2017	715	↑
<b>Variance since September 2016</b>	<b>2.7%</b>	<b>↑</b>



### ACTIVITY



Month	Adjusted Scheduled Activity (UDA)	
	2017	2018
April	0	0
May	239	160
June	350	160
July	449	551
August	629	759
September	813	883
October	959	
November	1,137	
December	1,260	
January	1,481	
February	1,683	
March	1,683	
April	1,683	
May	2,125	
June	2,125	

### QUALITY

	Quantity	Base Number	Contract	AT	Region	England
% of FP17s for the same patient ID Re-attending within 3 months - Children	4	186	2.2%	10.0%	11.6%	11.9%
% of FP17s for the same patient ID Re-attending within 3 months - Adults	59	422	14.0%	14.3%	15.2%	15.9%
% of FP17s for the same patient ID Re-attending between 3 & 9 months - Children	121	186	65.1%	55.8%	59.1%	58.1%
% of FP17s for the same patient ID Re-attending between 3 & 9 months - Adults	214	422	50.7%	49.0%	51.7%	50.6%
% of FP17s for Band 1 Urgent Courses	30	434	6.9%	8.5%	8.0%	9.1%
% of FP17s Relating to Free Repair or Replacements	9	434	2.1%	0.7%	0.8%	0.8%
% of FP17s Relating to Continuations	15	434	3.5%	0.9%	1.0%	1.1%
% of Patients satisfied with the dentistry they have received	0	0	N/A	91.9%	91.5%	91.4%
% of Patients satisfied with the time they had to wait for an appointment	0	0	N/A	89.1%	88.2%	87.7%

\* This is based on patients treated on this contract for their most recent course of treatment. Figures in italics indicate the base number of FP17s or Patient Questionnaire responses are less than 100. N/A is shown where the base number of responses is less than 10 during the period. % is calculated as Quantity/Base number\*100



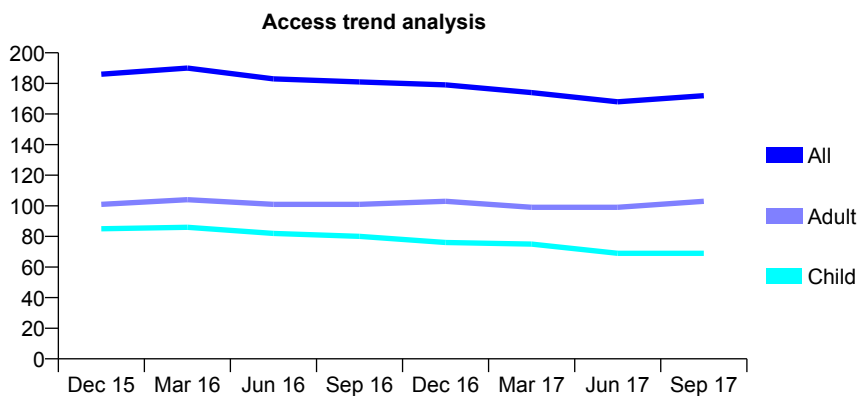
## Q57 - Vital Signs At a Glance Contract Report for 946206/0001 - September 2017

Name or company name	MR S GOVENDER
Contract type name	GDS Contract
Purpose of contract	General
Contract start date	01/05/2007
Contract end date	

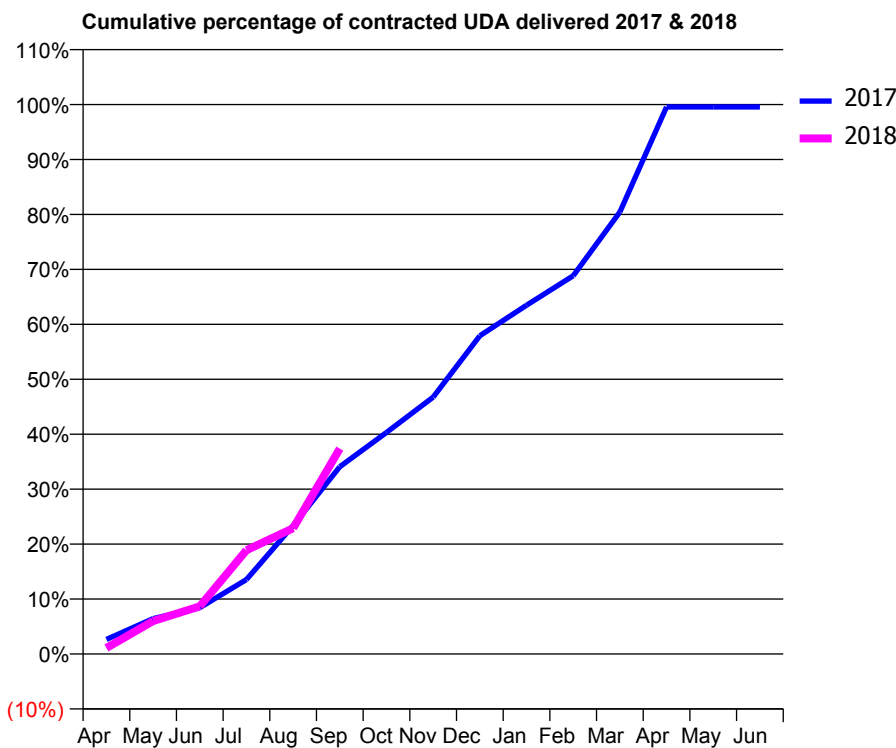
17/18 Contracted general activity (UDA)	450
Carry forward general activity (UDA)	2
17/18 Contracted orthodontic activity (UOA)	0
Carry forward orthodontic activity (UOA)	0
Baseline contract value	£12,042.57

### ACCESS\*

Patients seen in 24 months	Total	Change since previous quarter
Quarter ending September 2016	181	
Quarter ending December 2016	179	↓
Quarter ending March 2017	174	↓
Quarter ending June 2017	168	↓
Quarter ending September 2017	172	↑
<b>Variance since September 2016</b>	<b>(5.0%)</b>	<b>↓</b>



### ACTIVITY



Month	Adjusted Scheduled Activity (UDA)	
	2017	2018
April	12	5
May	29	27
June	38	39
July	61	85
August	105	103
September	153	168
October	181	
November	210	
December	261	
January	286	
February	310	
March	362	
April	448	
May	448	
June	448	

### QUALITY

	Quantity	Base Number	Contract	AT	Region	England
% of FP17s for the same patient ID Re-attending within 3 months - Children	0	47	0.0%	10.0%	11.6%	11.9%
% of FP17s for the same patient ID Re-attending within 3 months - Adults	5	67	7.5%	14.3%	15.2%	15.9%
% of FP17s for the same patient ID Re-attending between 3 & 9 months - Children	36	47	76.6%	55.8%	59.1%	58.1%
% of FP17s for the same patient ID Re-attending between 3 & 9 months - Adults	41	67	61.2%	49.0%	51.7%	50.6%
% of FP17s for Band 1 Urgent Courses	1	93	1.1%	8.5%	8.0%	9.1%
% of FP17s Relating to Free Repair or Replacements	0	93	0.0%	0.7%	0.8%	0.8%
% of FP17s Relating to Continuations	0	93	0.0%	0.9%	1.0%	1.1%
% of Patients satisfied with the dentistry they have received	0	0	N/A	91.9%	91.5%	91.4%
% of Patients satisfied with the time they had to wait for an appointment	0	0	N/A	89.1%	88.2%	87.7%

\* This is based on patients treated on this contract for their most recent course of treatment. Figures in italics indicate the base number of FP17s or Patient Questionnaire responses are less than 100. N/A is shown where the base number of responses is less than 10 during the period. % is calculated as Quantity/Base number\*100

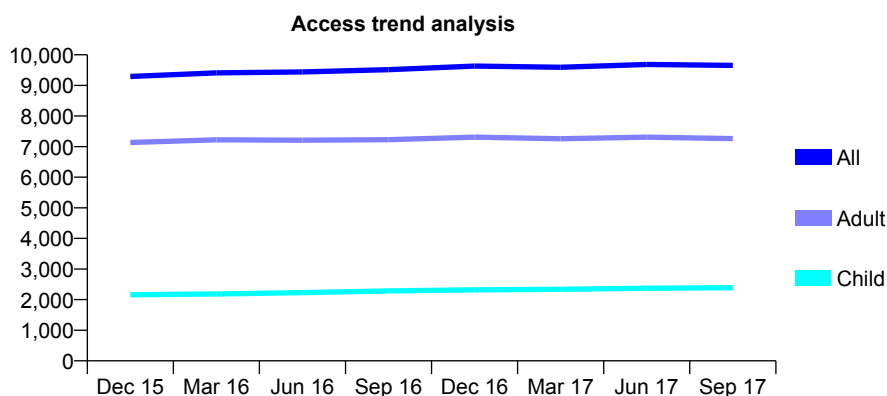
## Q57 - Vital Signs At a Glance Contract Report for 946613/0001 - September 2017

Name or company name	MR M GOLI
Contract type name	GDS Contract
Purpose of contract	General
Contract start date	01/04/2006
Contract end date	

17/18 Contracted general activity (UDA)	27,535
Carry forward general activity (UDA)	-89
17/18 Contracted orthodontic activity (UOA)	0
Carry forward orthodontic activity (UOA)	0
Baseline contract value	£744,008.02

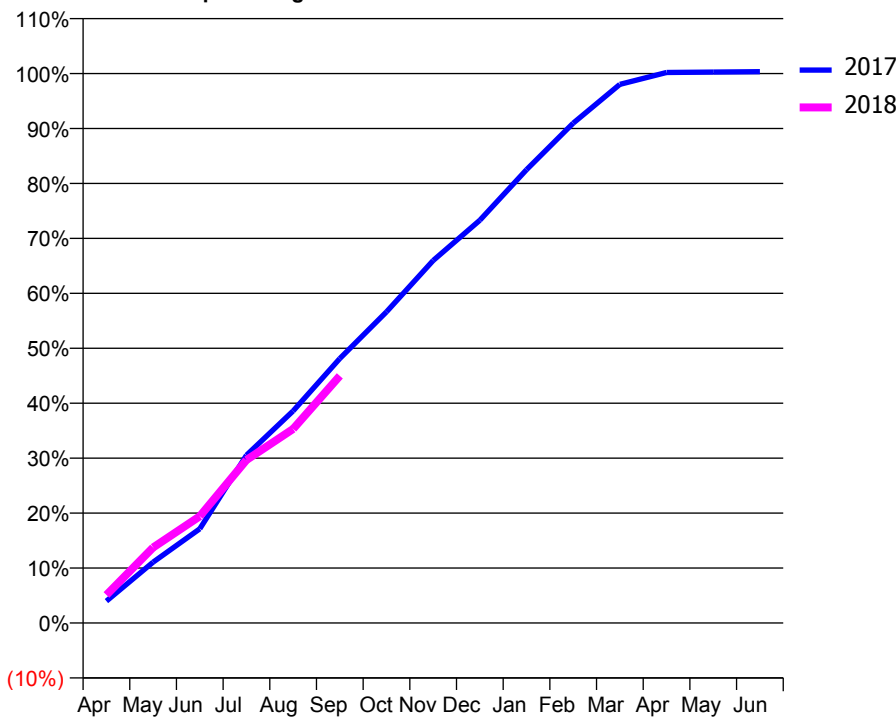
### ACCESS\*

Patients seen in 24 months	Total	Change since previous quarter
Quarter ending September 2016	9,513	
Quarter ending December 2016	9,631	→
Quarter ending March 2017	9,594	→
Quarter ending June 2017	9,682	→
Quarter ending September 2017	9,652	→
<b>Variance since September 2016</b>	<b>1.5%</b>	<b>→</b>



### ACTIVITY

Cumulative percentage of contracted UDA delivered 2017 & 2018



Month	Adjusted Scheduled Activity (UDA)	
	2017	2018
April	1,102	1,406
May	3,054	3,782
June	4,722	5,352
July	8,410	8,168
August	10,625	9,723
September	13,253	12,383
October	15,595	
November	18,165	
December	20,185	
January	22,715	
February	25,049	
March	26,994	
April	27,584	
May	27,604	
June	27,624	

### QUALITY

	Quantity	Base Number	Contract	AT	Region	England
% of FP17s for the same patient ID Re-attending within 3 months - Children	90	1,720	5.2%	10.0%	11.6%	11.9%
% of FP17s for the same patient ID Re-attending within 3 months - Adults	458	4,352	10.5%	14.3%	15.2%	15.9%
% of FP17s for the same patient ID Re-attending between 3 & 9 months - Children	1,007	1,720	58.5%	55.8%	59.1%	58.1%
% of FP17s for the same patient ID Re-attending between 3 & 9 months - Adults	2,229	4,352	51.2%	49.0%	51.7%	50.6%
% of FP17s for Band 1 Urgent Courses	455	5,812	7.8%	8.5%	8.0%	9.1%
% of FP17s Relating to Free Repair or Replacements	14	5,812	0.2%	0.7%	0.8%	0.8%
% of FP17s Relating to Continuations	21	5,812	0.4%	0.9%	1.0%	1.1%
% of Patients satisfied with the dentistry they have received	20	22	90.9%	91.9%	91.5%	91.4%
% of Patients satisfied with the time they had to wait for an appointment	20	22	90.9%	89.1%	88.2%	87.7%

\* This is based on patients treated on this contract for their most recent course of treatment. Figures in italics indicate the base number of FP17s or Patient Questionnaire responses are less than 100. N/A is shown where the base number of responses is less than 10 during the period. % is calculated as Quantity/Base number\*100

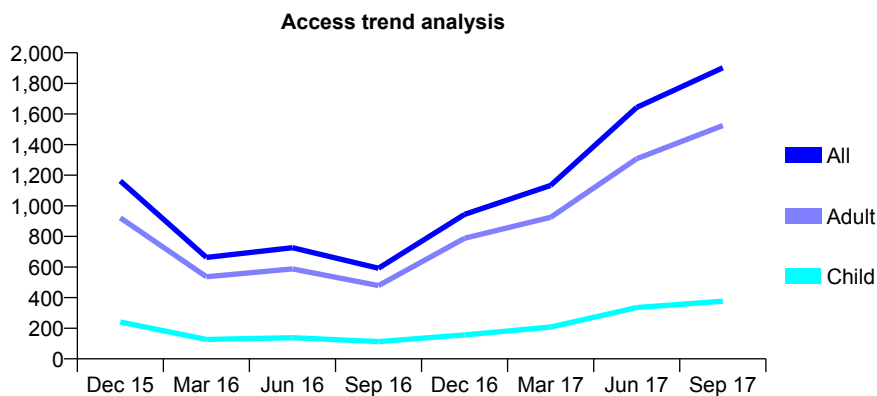
## Q57 - Vital Signs At a Glance Contract Report for 972932/0001 - September 2017

Name or company name	West Mersea Dental Practice
Contract type name	GDS Contract
Purpose of contract	General
Contract start date	01/08/2013
Contract end date	

17/18 Contracted general activity (UDA)	3,282
Carry forward general activity (UDA)	-66
17/18 Contracted orthodontic activity (UOA)	0
Carry forward orthodontic activity (UOA)	0
Baseline contract value	£81,172.03

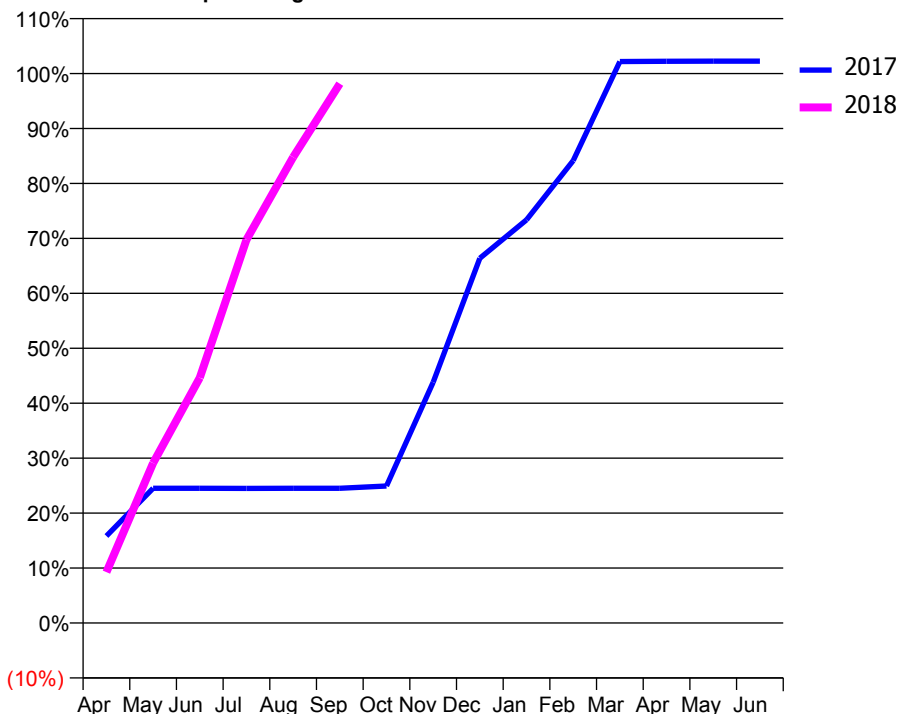
### ACCESS\*

Patients seen in 24 months	Total	Change since previous quarter
Quarter ending September 2016	592	
Quarter ending December 2016	944	↑
Quarter ending March 2017	1,133	↑
Quarter ending June 2017	1,643	↑
Quarter ending September 2017	1,902	↑
<b>Variance since September 2016</b>	<b>221.3%</b>	<b>↑</b>



### ACTIVITY

Cumulative percentage of contracted UDA delivered 2017 & 2018



Adjusted Scheduled Activity (UDA)

Month	2017	2018
April	520	304
May	805	956
June	805	1,465
July	804	2,289
August	805	2,782
September	805	3,221
October	818	
November	1,438	
December	2,178	
January	2,408	
February	2,762	
March	3,353	
April	3,355	
May	3,356	
June	3,356	

### QUALITY

	Quantity	Base Number	Contract	AT	Region	England
% of FP17s for the same patient ID Re-attending within 3 months - Children	7	328	2.1%	10.0%	11.6%	11.9%
% of FP17s for the same patient ID Re-attending within 3 months - Adults	138	1,381	10.0%	14.3%	15.2%	15.9%
% of FP17s for the same patient ID Re-attending between 3 & 9 months - Children	98	328	29.9%	55.8%	59.1%	58.1%
% of FP17s for the same patient ID Re-attending between 3 & 9 months - Adults	494	1,381	35.8%	49.0%	51.7%	50.6%
% of FP17s for Band 1 Urgent Courses	30	1,703	1.8%	8.5%	8.0%	9.1%
% of FP17s Relating to Free Repair or Replacements	3	1,703	0.2%	0.7%	0.8%	0.8%
% of FP17s Relating to Continuations	0	1,703	0.0%	0.9%	1.0%	1.1%
% of Patients satisfied with the dentistry they have received	4	4	N/A	91.9%	91.5%	91.4%
% of Patients satisfied with the time they had to wait for an appointment	2	4	N/A	89.1%	88.2%	87.7%

\* This is based on patients treated on this contract for their most recent course of treatment. Figures in italics indicate the base number of FP17s or Patient Questionnaire responses are less than 100. N/A is shown where the base number of responses is less than 10 during the period. % is calculated as Quantity/Base number\*100

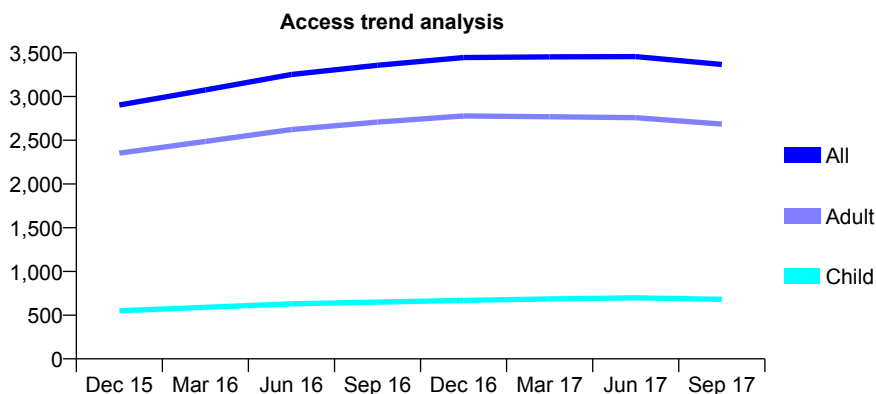
## Q57 - Vital Signs At a Glance Contract Report for 991163/0001 - September 2017

Name or company name	MR S DITTA
Contract type name	GDS Contract
Purpose of contract	General
Contract start date	01/12/2014
Contract end date	

17/18 Contracted general activity (UDA)	9,500
Carry forward general activity (UDA)	-2
17/18 Contracted orthodontic activity (UOA)	0
Carry forward orthodontic activity (UOA)	0
Baseline contract value	£229,797.24

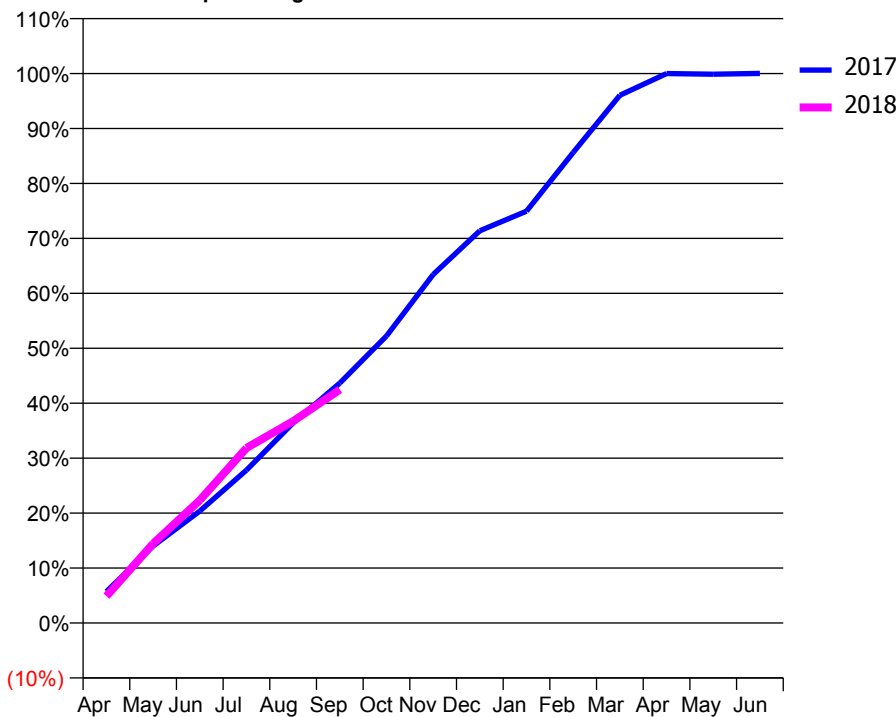
### ACCESS\*

Patients seen in 24 months	Total	Change since previous quarter
Quarter ending September 2016	3,357	
Quarter ending December 2016	3,446	↑
Quarter ending March 2017	3,453	→
Quarter ending June 2017	3,456	→
Quarter ending September 2017	3,366	↓
<b>Variance since September 2016</b>	<b>0.3%</b>	<b>→</b>



### ACTIVITY

Cumulative percentage of contracted UDA delivered 2017 & 2018



Month	Adjusted Scheduled Activity (UDA)	
	2017	2018
April	543	464
May	1,330	1,374
June	1,936	2,122
July	2,644	3,026
August	3,459	3,489
September	4,149	4,036
October	4,961	
November	6,025	
December	6,782	
January	7,121	
February	8,136	
March	9,123	
April	9,500	
May	9,487	
June	9,502	

### QUALITY

	Quantity	Base Number	Contract	AT	Region	England
% of FP17s for the same patient ID Re-attending within 3 months - Children	3	380	0.8%	10.0%	11.6%	11.9%
% of FP17s for the same patient ID Re-attending within 3 months - Adults	16	1,379	1.2%	14.3%	15.2%	15.9%
% of FP17s for the same patient ID Re-attending between 3 & 9 months - Children	162	380	42.6%	55.8%	59.1%	58.1%
% of FP17s for the same patient ID Re-attending between 3 & 9 months - Adults	729	1,379	52.9%	49.0%	51.7%	50.6%
% of FP17s for Band 1 Urgent Courses	63	1,635	3.9%	8.5%	8.0%	9.1%
% of FP17s Relating to Free Repair or Replacements	1	1,635	0.1%	0.7%	0.8%	0.8%
% of FP17s Relating to Continuations	0	1,635	0.0%	0.9%	1.0%	1.1%
% of Patients satisfied with the dentistry they have received	9	11	81.8%	91.9%	91.5%	91.4%
% of Patients satisfied with the time they had to wait for an appointment	7	11	63.6%	89.1%	88.2%	87.7%

\* This is based on patients treated on this contract for their most recent course of treatment. Figures in italics indicate the base number of FP17s or Patient Questionnaire responses are less than 100. N/A is shown where the base number of responses is less than 10 during the period. % is calculated as Quantity/Base number\*100

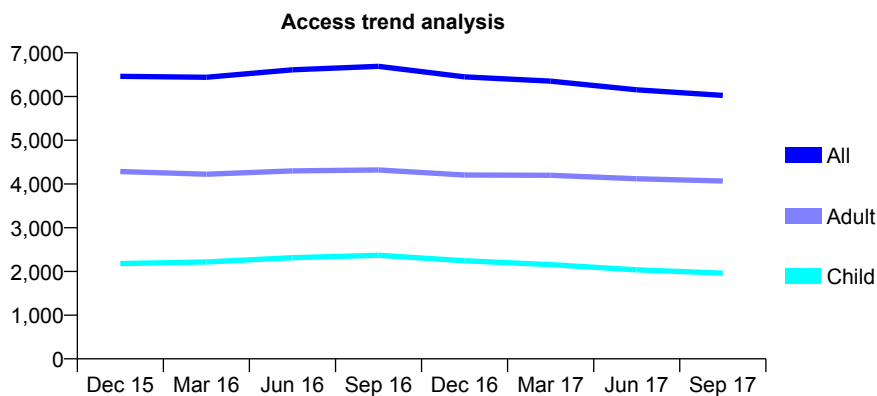
## Q57 - Vital Signs At a Glance Contract Report for 993662/0001 - September 2017

Name or company name	MRS JA JORDAN
Contract type name	GDS Contract
Purpose of contract	General
Contract start date	01/04/2006
Contract end date	

17/18 Contracted general activity (UDA)	13,700
Carry forward general activity (UDA)	124
17/18 Contracted orthodontic activity (UOA)	0
Carry forward orthodontic activity (UOA)	0
Baseline contract value	£404,097.58

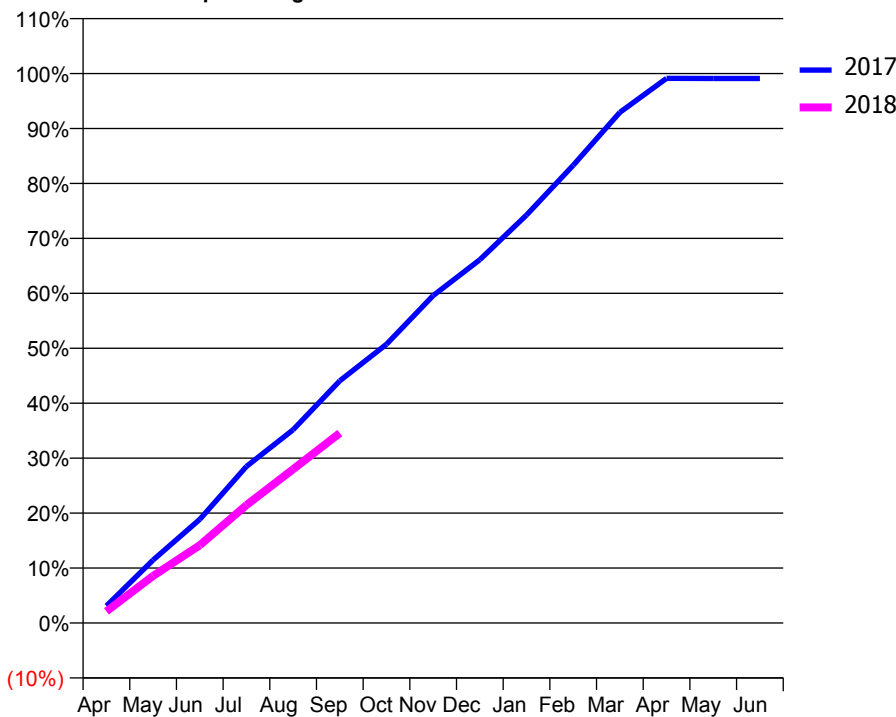
### ACCESS\*

Patients seen in 24 months	Total	Change since previous quarter
Quarter ending September 2016	6,690	
Quarter ending December 2016	6,449	↓
Quarter ending March 2017	6,353	↓
Quarter ending June 2017	6,155	↓
Quarter ending September 2017	6,027	↓
<b>Variance since September 2016</b>	<b>(9.9%)</b>	<b>↓</b>



### ACTIVITY

Cumulative percentage of contracted UDA delivered 2017 & 2018



Adjusted Scheduled Activity (UDA)

Month	2017	2018
April	427	289
May	1,571	1,174
June	2,586	1,940
July	3,906	2,941
August	4,817	3,835
September	6,041	4,736
October	6,950	
November	8,164	
December	9,057	
January	10,173	
February	11,411	
March	12,732	
April	13,580	
May	13,576	
June	13,576	

### QUALITY

	Quantity	Base Number	Contract	AT	Region	England
% of FP17s for the same patient ID Re-attending within 3 months - Children	48	1,235	3.9%	10.0%	11.6%	11.9%
% of FP17s for the same patient ID Re-attending within 3 months - Adults	193	2,126	9.1%	14.3%	15.2%	15.9%
% of FP17s for the same patient ID Re-attending between 3 & 9 months - Children	707	1,235	57.2%	55.8%	59.1%	58.1%
% of FP17s for the same patient ID Re-attending between 3 & 9 months - Adults	903	2,126	42.5%	49.0%	51.7%	50.6%
% of FP17s for Band 1 Urgent Courses	193	2,947	6.5%	8.5%	8.0%	9.1%
% of FP17s Relating to Free Repair or Replacements	7	2,947	0.2%	0.7%	0.8%	0.8%
% of FP17s Relating to Continuations	10	2,947	0.3%	0.9%	1.0%	1.1%
% of Patients satisfied with the dentistry they have received	6	6	N/A	91.9%	91.5%	91.4%
% of Patients satisfied with the time they had to wait for an appointment	6	6	N/A	89.1%	88.2%	87.7%

\* This is based on patients treated on this contract for their most recent course of treatment. Figures in italics indicate the base number of FP17s or Patient Questionnaire responses are less than 100. N/A is shown where the base number of responses is less than 10 during the period. % is calculated as Quantity/Base number\*100

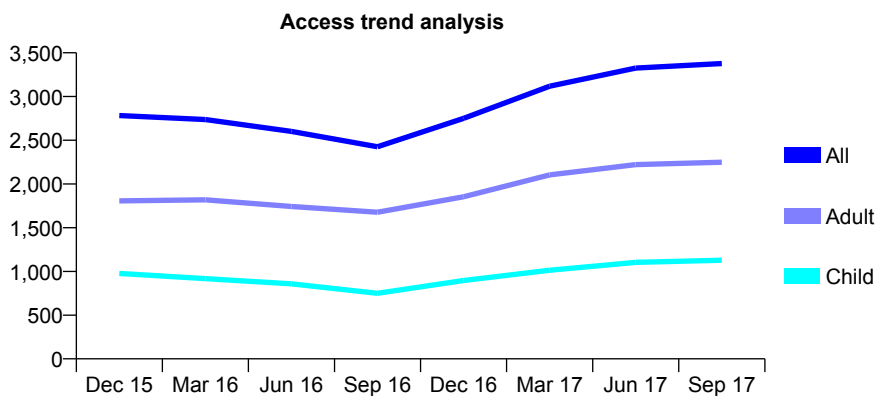
## Q57 - Vital Signs At a Glance Contract Report for 993662/0002 - September 2017

Name or company name	MRS JA JORDAN
Contract type name	GDS Contract
Purpose of contract	General
Contract start date	01/04/2006
Contract end date	

17/18 Contracted general activity (UDA)	6,000
Carry forward general activity (UDA)	40
17/18 Contracted orthodontic activity (UOA)	0
Carry forward orthodontic activity (UOA)	0
Baseline contract value	£150,243.03

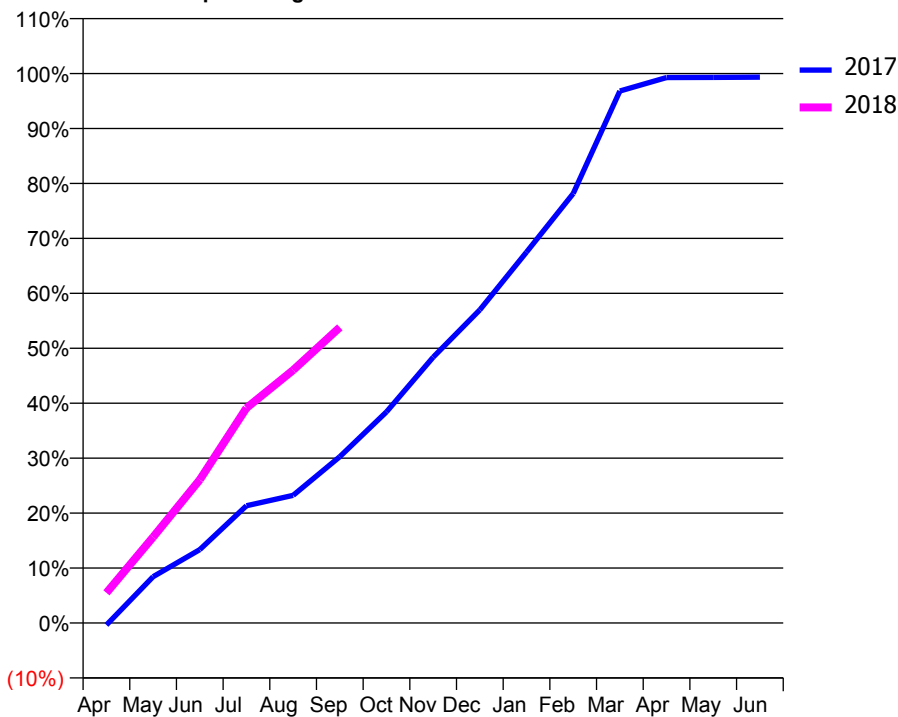
### ACCESS\*

Patients seen in 24 months	Total	Change since previous quarter
Quarter ending September 2016	2,426	
Quarter ending December 2016	2,750	↑
Quarter ending March 2017	3,118	↑
Quarter ending June 2017	3,326	↑
Quarter ending September 2017	3,377	→
<b>Variance since September 2016</b>	<b>39.2%</b>	<b>↑</b>



### ACTIVITY

Cumulative percentage of contracted UDA delivered 2017 & 2018



Month	Adjusted Scheduled Activity (UDA)	
	2017	2018
April	-22	330
May	506	939
June	802	1,564
July	1,281	2,348
August	1,395	2,762
September	1,817	3,228
October	2,305	
November	2,903	
December	3,420	
January	4,051	
February	4,689	
March	5,809	
April	5,955	
May	5,958	
June	5,960	

### QUALITY

	Quantity	Base Number	Contract	AT	Region	England
% of FP17s for the same patient ID Re-attending within 3 months - Children	30	746	4.0%	10.0%	11.6%	11.9%
% of FP17s for the same patient ID Re-attending within 3 months - Adults	163	1,188	13.7%	14.3%	15.2%	15.9%
% of FP17s for the same patient ID Re-attending between 3 & 9 months - Children	303	746	40.6%	55.8%	59.1%	58.1%
% of FP17s for the same patient ID Re-attending between 3 & 9 months - Adults	366	1,188	30.8%	49.0%	51.7%	50.6%
% of FP17s for Band 1 Urgent Courses	267	1,844	14.5%	8.5%	8.0%	9.1%
% of FP17s Relating to Free Repair or Replacements	9	1,844	0.5%	0.7%	0.8%	0.8%
% of FP17s Relating to Continuations	0	1,844	0.0%	0.9%	1.0%	1.1%
% of Patients satisfied with the dentistry they have received	1	1	N/A	91.9%	91.5%	91.4%
% of Patients satisfied with the time they had to wait for an appointment	1	1	N/A	89.1%	88.2%	87.7%

\* This is based on patients treated on this contract for their most recent course of treatment. Figures in italics indicate the base number of FP17s or Patient Questionnaire responses are less than 100. N/A is shown where the base number of responses is less than 10 during the period. % is calculated as Quantity/Base number\*100

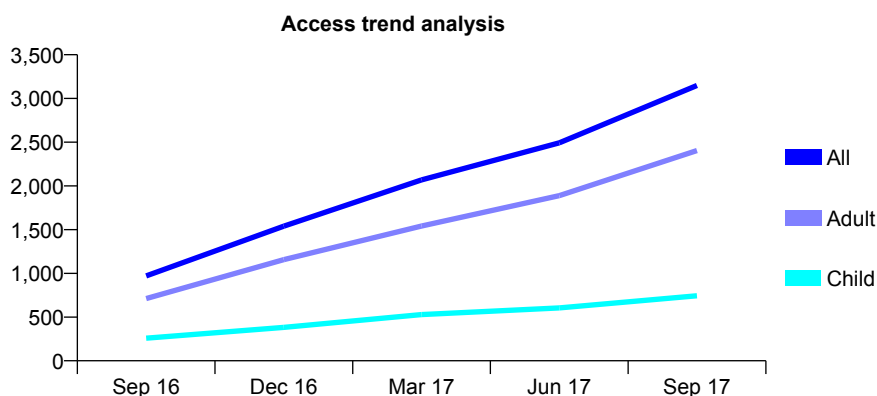
## Q58 - Vital Signs At a Glance Contract Report for 100039/0000 - September 2017

Name or company name	Damira Dental Studios Ltd
Contract type name	PDS Contract
Purpose of contract	General
Contract start date	01/04/2016
Contract end date	31/03/2021

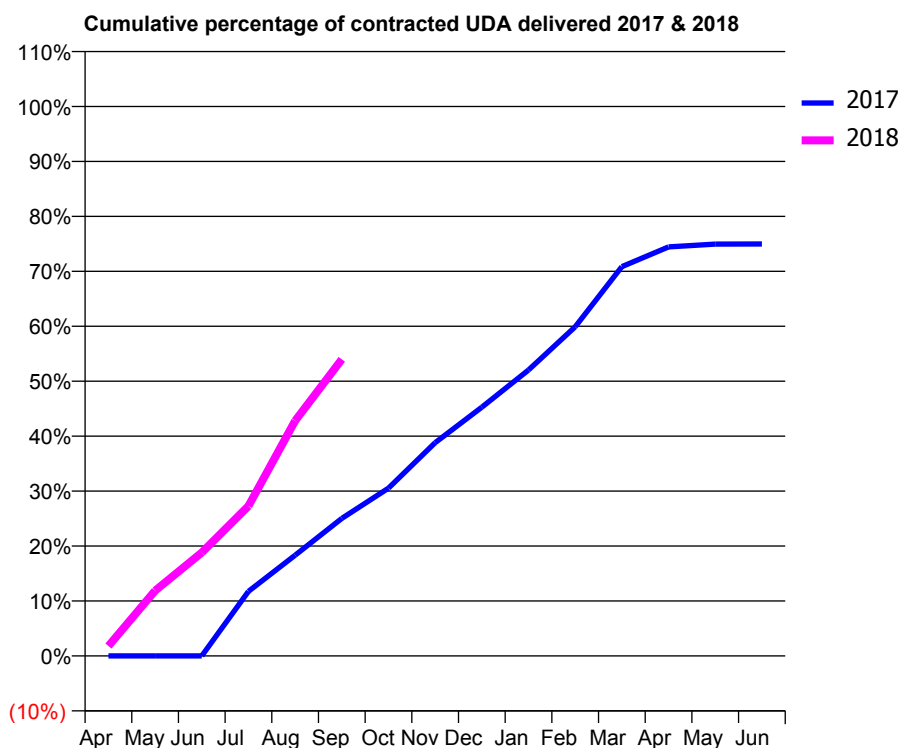
17/18 Contracted general activity (UDA)	10,255
Carry forward general activity (UDA)	0
17/18 Contracted orthodontic activity (UOA)	0
Carry forward orthodontic activity (UOA)	0
Baseline contract value	£260,587.21

### ACCESS\*

Patients seen in 24 months	Total	Change since previous quarter
Quarter ending September 2016	970	
Quarter ending December 2016	1,539	↑
Quarter ending March 2017	2,069	↑
Quarter ending June 2017	2,493	↑
Quarter ending September 2017	3,149	↑
<b>Variance since September 2016</b>	<b>224.6%</b>	<b>↑</b>



### ACTIVITY



Month	Adjusted Scheduled Activity (UDA)	
	2017	2018
April	0	186
May	0	1,219
June	0	1,931
July	1,205	2,799
August	1,879	4,390
September	2,566	5,537
October	3,133	
November	3,981	
December	4,641	
January	5,336	
February	6,143	
March	7,265	
April	7,635	
May	7,686	
June	7,689	

### QUALITY

	Quantity	Base Number	Contract	AT	Region	England
% of FP17s for the same patient ID Re-attending within 3 months - Children	56	624	9.0%	10.7%	11.6%	11.9%
% of FP17s for the same patient ID Re-attending within 3 months - Adults	347	2,022	17.2%	14.4%	15.2%	15.9%
% of FP17s for the same patient ID Re-attending between 3 & 9 months - Children	289	624	46.3%	56.9%	59.1%	58.1%
% of FP17s for the same patient ID Re-attending between 3 & 9 months - Adults	640	2,022	31.7%	48.5%	51.7%	50.6%
% of FP17s for Band 1 Urgent Courses	408	2,482	16.4%	8.6%	8.0%	9.1%
% of FP17s Relating to Free Repair or Replacements	6	2,482	0.2%	0.7%	0.8%	0.8%
% of FP17s Relating to Continuations	5	2,482	0.2%	0.9%	1.0%	1.1%
% of Patients satisfied with the dentistry they have received	5	5	N/A	91.0%	91.5%	91.4%
% of Patients satisfied with the time they had to wait for an appointment	5	5	N/A	86.9%	88.2%	87.7%

\* This is based on patients treated on this contract for their most recent course of treatment. Figures in italics indicate the base number of FP17s or Patient Questionnaire responses are less than 100. N/A is shown where the base number of responses is less than 10 during the period. % is calculated as Quantity/Base number\*100

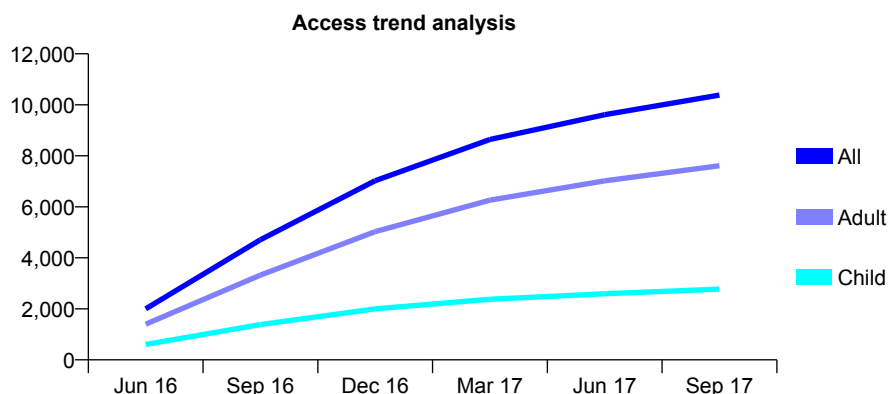
## Q58 - Vital Signs At a Glance Contract Report for 100041/0000 - September 2017

Name or company name	2:30 Ltd
Contract type name	GDS Contract
Purpose of contract	General and Orthodontic
Contract start date	01/04/2016
Contract end date	

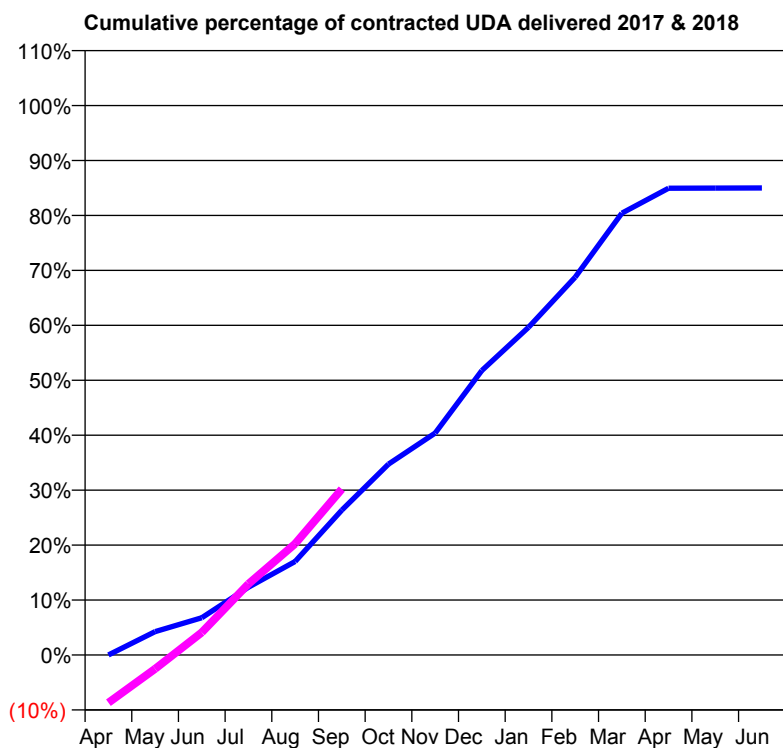
17/18 Contracted general activity (UDA)	31,550
Carry forward general activity (UDA)	4,045
17/18 Contracted orthodontic activity (UOA)	785
Carry forward orthodontic activity (UOA)	3
Baseline contract value	£943,035.11

### ACCESS\*

Patients seen in 24 months	Total	Change since previous quarter
Quarter ending September 2016	4,709	
Quarter ending December 2016	7,023	↑
Quarter ending March 2017	8,638	↑
Quarter ending June 2017	9,615	↑
Quarter ending September 2017	10,382	↑
<b>Variance since September 2016</b>	<b>120.5%</b>	<b>↑</b>



### ACTIVITY



Month	Adjusted Scheduled Activity (UDA)	
	2017	2018
April	0	-2,742
May	1,343	-797
June	2,142	1,300
July	3,889	4,083
August	5,375	6,389
September	8,320	9,526
October	10,963	
November	12,745	
December	16,337	
January	18,812	
February	21,696	
March	25,370	
April	26,803	
May	26,811	
June	26,816	

### QUALITY

	Quantity	Base Number	Contract	AT	Region	England
% of FP17s for the same patient ID Re-attending within 3 months - Children	215	2,115	10.2%	10.7%	11.6%	11.9%
% of FP17s for the same patient ID Re-attending within 3 months - Adults	808	5,545	14.6%	14.4%	15.2%	15.9%
% of FP17s for the same patient ID Re-attending between 3 & 9 months - Children	1,147	2,115	54.2%	56.9%	59.1%	58.1%
% of FP17s for the same patient ID Re-attending between 3 & 9 months - Adults	2,781	5,545	50.2%	48.5%	51.7%	50.6%
% of FP17s for Band 1 Urgent Courses	679	6,690	10.1%	8.6%	8.0%	9.1%
% of FP17s Relating to Free Repair or Replacements	107	6,690	1.6%	0.7%	0.8%	0.8%
% of FP17s Relating to Continuations	54	6,690	0.8%	0.9%	1.0%	1.1%
% of Patients satisfied with the dentistry they have received	5	7	N/A	91.0%	91.5%	91.4%
% of Patients satisfied with the time they had to wait for an appointment	7	7	N/A	86.9%	88.2%	87.7%

\* This is based on patients treated on this contract for their most recent course of treatment. Figures in italics indicate the base number of FP17s or Patient Questionnaire responses are less than 100. N/A is shown where the base number of responses is less than 10 during the period. % is calculated as Quantity/Base number\*100



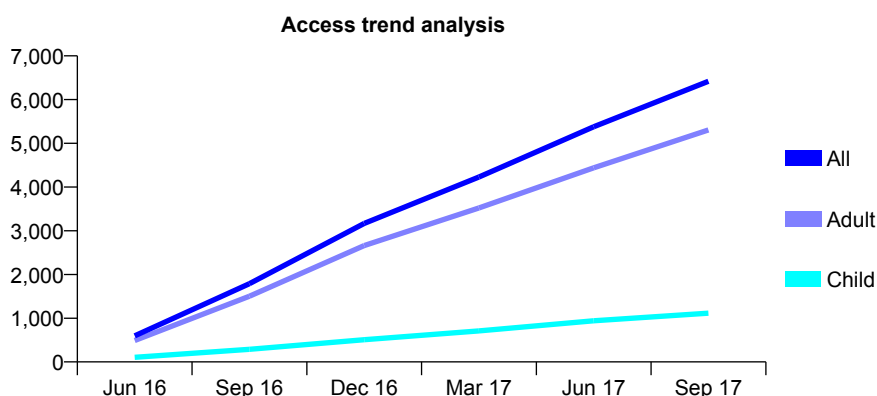
## Q58 - Vital Signs At a Glance Contract Report for 100079/0000 - September 2017

Name or company name	Rodericks Dental Limited
Contract type name	GDS Contract
Purpose of contract	General
Contract start date	01/04/2016
Contract end date	

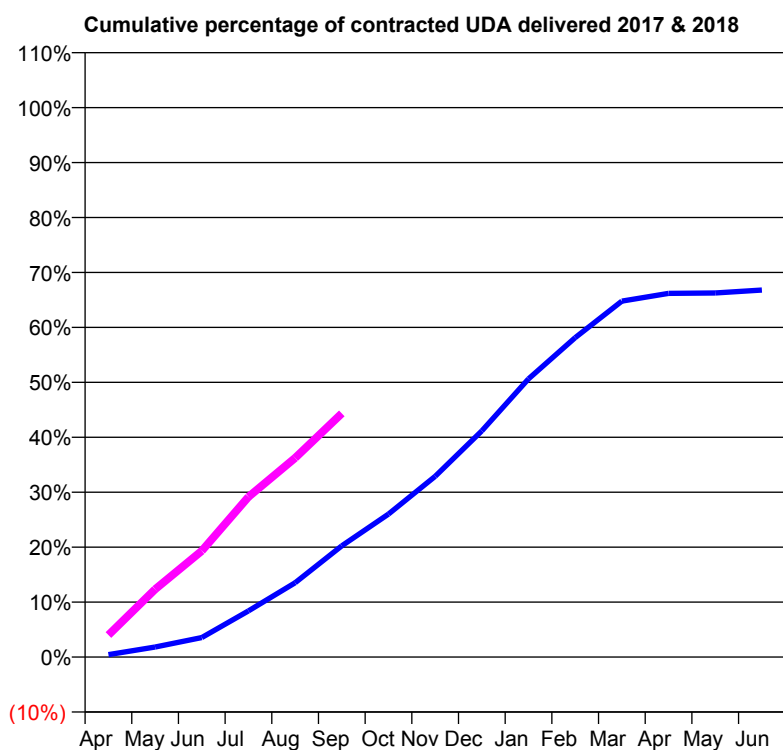
17/18 Contracted general activity (UDA)	25,000
Carry forward general activity (UDA)	0
17/18 Contracted orthodontic activity (UOA)	0
Carry forward orthodontic activity (UOA)	0
Baseline contract value	£638,270.27

### ACCESS\*

Patients seen in 24 months	Total	Change since previous quarter
Quarter ending September 2016	1,790	
Quarter ending December 2016	3,169	↑
Quarter ending March 2017	4,229	↑
Quarter ending June 2017	5,380	↑
Quarter ending September 2017	6,419	↑
<b>Variance since September 2016</b>	<b>258.6%</b>	<b>↑</b>



### ACTIVITY



Month	Adjusted Scheduled Activity (UDA)	
	2017	2018
April	102	1,006
May	421	3,087
June	816	4,833
July	1,933	7,289
August	3,105	9,064
September	4,649	11,084
October	5,975	
November	7,552	
December	9,451	
January	11,622	
February	13,349	
March	14,870	
April	15,198	
May	15,215	
June	15,336	

### QUALITY

	Quantity	Base Number	Contract	AT	Region	England
% of FP17s for the same patient ID Re-attending within 3 months - Children	151	1,036	14.6%	10.7%	11.6%	11.9%
% of FP17s for the same patient ID Re-attending within 3 months - Adults	932	4,258	21.9%	14.4%	15.2%	15.9%
% of FP17s for the same patient ID Re-attending between 3 & 9 months - Children	334	1,036	32.2%	56.9%	59.1%	58.1%
% of FP17s for the same patient ID Re-attending between 3 & 9 months - Adults	940	4,258	22.1%	48.5%	51.7%	50.6%
% of FP17s for Band 1 Urgent Courses	1,789	5,030	35.6%	8.6%	8.0%	9.1%
% of FP17s Relating to Free Repair or Replacements	35	5,030	0.7%	0.7%	0.8%	0.8%
% of FP17s Relating to Continuations	17	5,030	0.3%	0.9%	1.0%	1.1%
% of Patients satisfied with the dentistry they have received	4	5	N/A	91.0%	91.5%	91.4%
% of Patients satisfied with the time they had to wait for an appointment	5	5	N/A	86.9%	88.2%	87.7%

\* This is based on patients treated on this contract for their most recent course of treatment. Figures in italics indicate the base number of FP17s or Patient Questionnaire responses are less than 100. N/A is shown where the base number of responses is less than 10 during the period. % is calculated as Quantity/Base number\*100

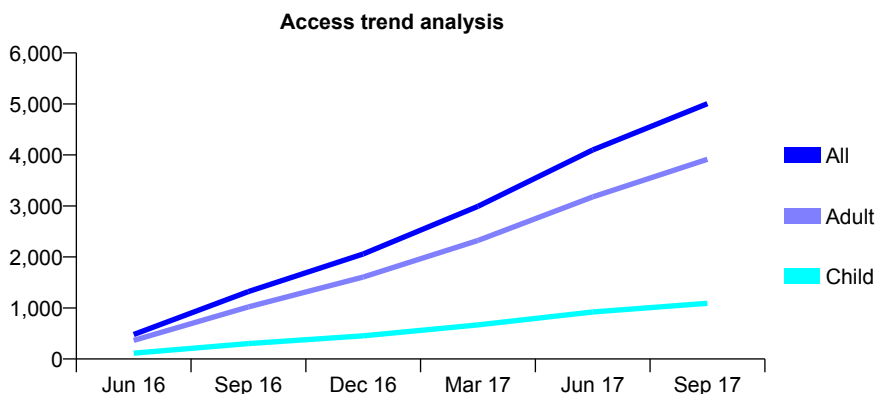
## Q58 - Vital Signs At a Glance Contract Report for 100081/0000 - September 2017

Name or company name	Rodericks Dental Limited
Contract type name	GDS Contract
Purpose of contract	General
Contract start date	01/04/2016
Contract end date	

17/18 Contracted general activity (UDA)	25,000
Carry forward general activity (UDA)	0
17/18 Contracted orthodontic activity (UOA)	0
Carry forward orthodontic activity (UOA)	0
Baseline contract value	£624,094.69

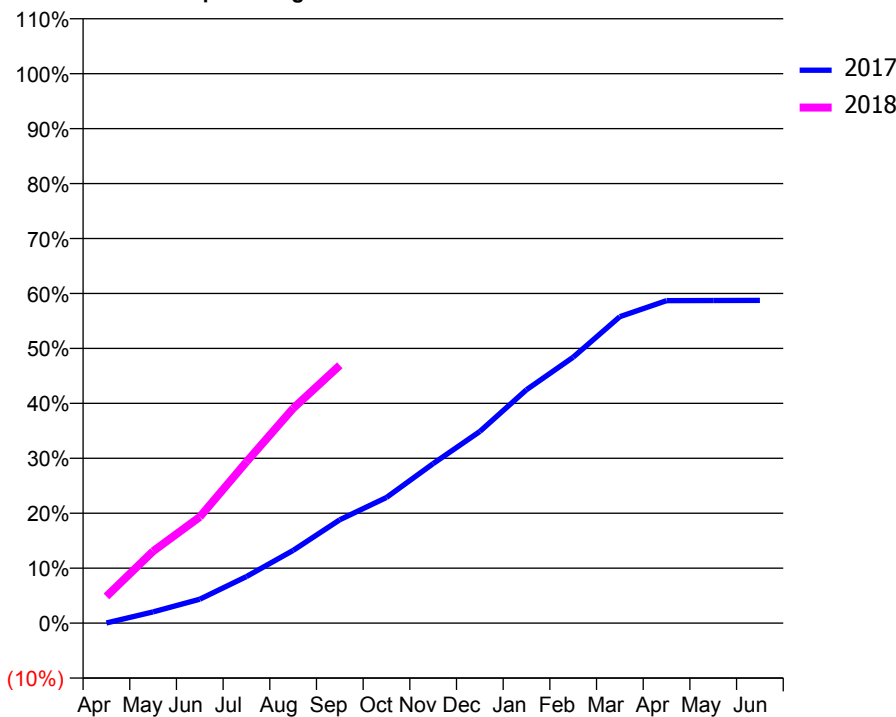
### ACCESS\*

Patients seen in 24 months	Total	Change since previous quarter
Quarter ending September 2016	1,321	
Quarter ending December 2016	2,059	↑
Quarter ending March 2017	2,991	↑
Quarter ending June 2017	4,099	↑
Quarter ending September 2017	5,006	↑
<b>Variance since September 2016</b>	<b>279.0%</b>	<b>↑</b>



### ACTIVITY

Cumulative percentage of contracted UDA delivered 2017 & 2018



Adjusted Scheduled Activity (UDA)

Month	2017	2018
April	11	1,217
May	492	3,275
June	1,052	4,832
July	2,042	7,337
August	3,189	9,770
September	4,535	11,728
October	5,508	
November	6,994	
December	8,401	
January	10,232	
February	11,660	
March	13,439	
April	14,141	
May	14,142	
June	14,148	

### QUALITY

	Quantity	Base Number	Contract	AT	Region	England
% of FP17s for the same patient ID Re-attending within 3 months - Children	149	1,071	13.9%	10.7%	11.6%	11.9%
% of FP17s for the same patient ID Re-attending within 3 months - Adults	655	3,268	20.0%	14.4%	15.2%	15.9%
% of FP17s for the same patient ID Re-attending between 3 & 9 months - Children	320	1,071	29.9%	56.9%	59.1%	58.1%
% of FP17s for the same patient ID Re-attending between 3 & 9 months - Adults	560	3,268	17.1%	48.5%	51.7%	50.6%
% of FP17s for Band 1 Urgent Courses	1,515	4,069	37.2%	8.6%	8.0%	9.1%
% of FP17s Relating to Free Repair or Replacements	4	4,069	0.1%	0.7%	0.8%	0.8%
% of FP17s Relating to Continuations	8	4,069	0.2%	0.9%	1.0%	1.1%
% of Patients satisfied with the dentistry they have received	6	9	N/A	91.0%	91.5%	91.4%
% of Patients satisfied with the time they had to wait for an appointment	5	9	N/A	86.9%	88.2%	87.7%

\* This is based on patients treated on this contract for their most recent course of treatment. Figures in italics indicate the base number of FP17s or Patient Questionnaire responses are less than 100. N/A is shown where the base number of responses is less than 10 during the period. % is calculated as Quantity/Base number\*100

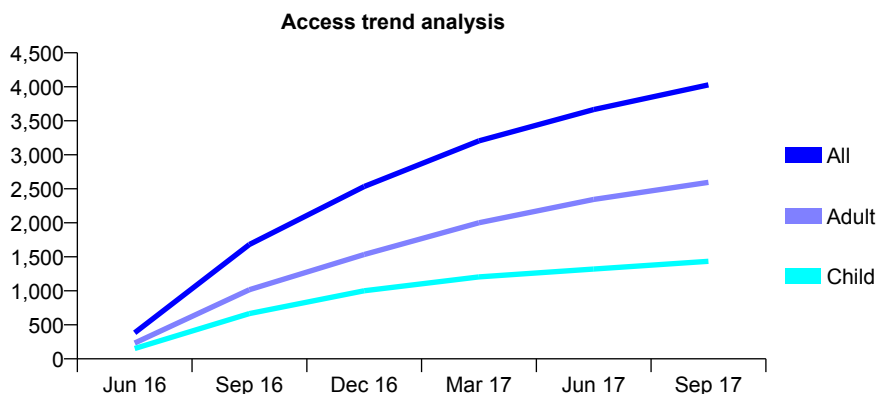
## Q58 - Vital Signs At a Glance Contract Report for 100082/0000 - September 2017

Name or company name	Rodericks Dental Limited
Contract type name	GDS Contract
Purpose of contract	General
Contract start date	01/04/2016
Contract end date	

17/18 Contracted general activity (UDA)	14,000
Carry forward general activity (UDA)	0
17/18 Contracted orthodontic activity (UOA)	0
Carry forward orthodontic activity (UOA)	0
Baseline contract value	£355,782.20

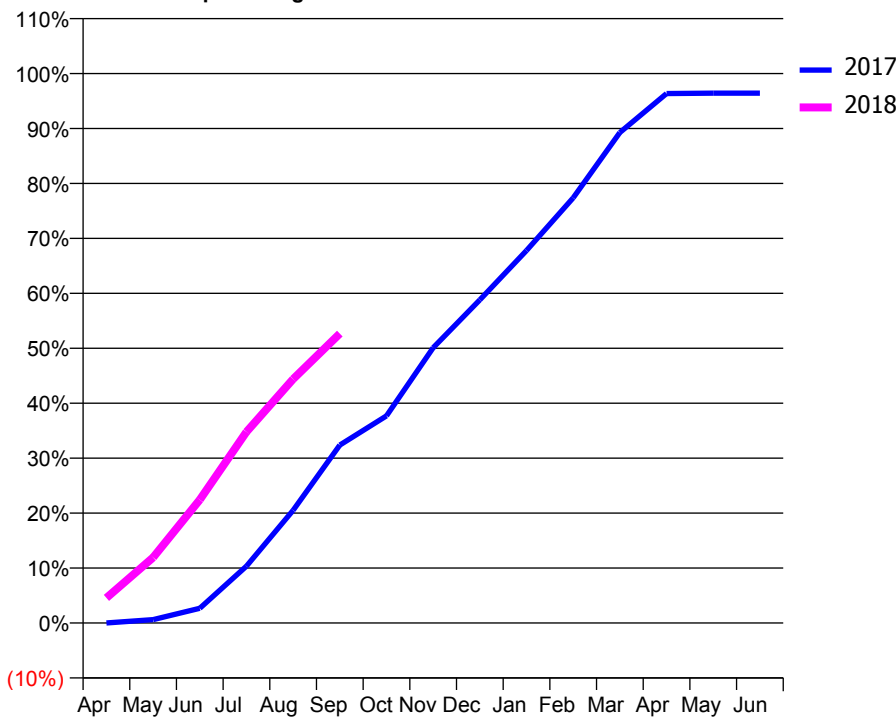
### ACCESS\*

Patients seen in 24 months	Total	Change since previous quarter
Quarter ending September 2016	1,681	
Quarter ending December 2016	2,534	↑
Quarter ending March 2017	3,204	↑
Quarter ending June 2017	3,665	↑
Quarter ending September 2017	4,029	↑
<b>Variance since September 2016</b>	<b>139.7%</b>	<b>↑</b>



### ACTIVITY

**Cumulative percentage of contracted UDA delivered 2017 & 2018**



**Adjusted Scheduled Activity (UDA)**

Month	2017	2018
April	0	639
May	82	1,669
June	350	3,140
July	1,349	4,870
August	2,675	6,215
September	4,222	7,375
October	4,916	
November	6,533	
December	7,670	
January	8,841	
February	10,090	
March	11,642	
April	12,564	
May	12,574	
June	12,575	

### QUALITY

	Quantity	Base Number	Contract	AT	Region	England
% of FP17s for the same patient ID Re-attending within 3 months - Children	110	1,218	9.0%	10.7%	11.6%	11.9%
% of FP17s for the same patient ID Re-attending within 3 months - Adults	258	1,937	13.3%	14.4%	15.2%	15.9%
% of FP17s for the same patient ID Re-attending between 3 & 9 months - Children	727	1,218	59.7%	56.9%	59.1%	58.1%
% of FP17s for the same patient ID Re-attending between 3 & 9 months - Adults	846	1,937	43.7%	48.5%	51.7%	50.6%
% of FP17s for Band 1 Urgent Courses	243	2,873	8.5%	8.6%	8.0%	9.1%
% of FP17s Relating to Free Repair or Replacements	7	2,873	0.2%	0.7%	0.8%	0.8%
% of FP17s Relating to Continuations	1	2,873	0.0%	0.9%	1.0%	1.1%
% of Patients satisfied with the dentistry they have received	5	7	N/A	91.0%	91.5%	91.4%
% of Patients satisfied with the time they had to wait for an appointment	7	7	N/A	86.9%	88.2%	87.7%

\* This is based on patients treated on this contract for their most recent course of treatment. Figures in italics indicate the base number of FP17s or Patient Questionnaire responses are less than 100. N/A is shown where the base number of responses is less than 10 during the period. % is calculated as Quantity/Base number\*100

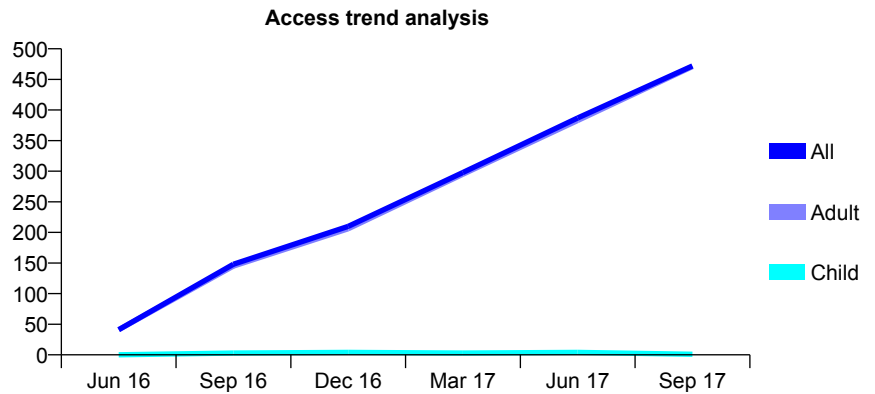
## Q58 - Vital Signs At a Glance Contract Report for 100084/0000 - September 2017

Name or company name	MR RF COLIN
Contract type name	Pilot Contract
Purpose of contract	General
Contract start date	01/04/2016
Contract end date	31/03/2018

17/18 Contracted general activity (UDA)	745
Carry forward general activity (UDA)	0
17/18 Contracted orthodontic activity (UOA)	0
Carry forward orthodontic activity (UOA)	0
Baseline contract value	£70,581.15

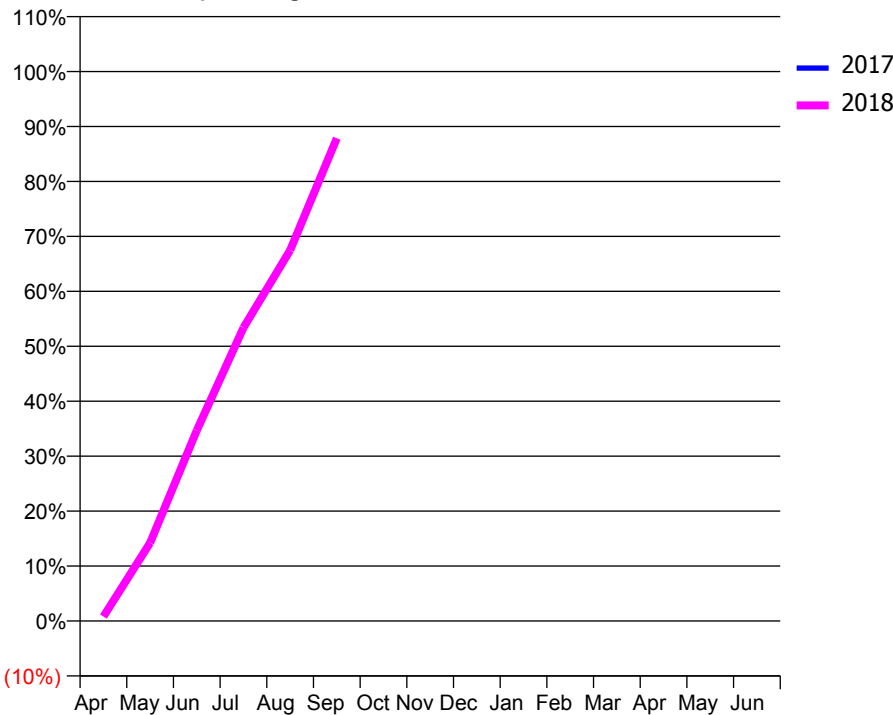
### ACCESS\*

Patients seen in 24 months	Total	Change since previous quarter
Quarter ending September 2016	148	
Quarter ending December 2016	210	↑
Quarter ending March 2017	298	↑
Quarter ending June 2017	387	↑
Quarter ending September 2017	472	↑
<b>Variance since September 2016</b>	<b>218.9%</b>	<b>↑</b>



### ACTIVITY

Cumulative percentage of contracted UDA delivered 2017 & 2018



Month	Adjusted Scheduled Activity (UDA)	
	2017	2018
April	0	6
May	52	106
June	195	258
July	430	398
August	578	503
September	652	655
October	705	
November	821	
December	984	
January	1,076	
February	1,206	
March	1,451	
April	1,488	
May	1,533	
June	1,534	

### QUALITY

	Quantity	Base Number	Contract	AT	Region	England
% of FP17s for the same patient ID Re-attending within 3 months - Children	0	0	N/A	10.7%	11.6%	11.9%
% of FP17s for the same patient ID Re-attending within 3 months - Adults	20	246	8.1%	14.4%	15.2%	15.9%
% of FP17s for the same patient ID Re-attending between 3 & 9 months - Children	0	0	N/A	56.9%	59.1%	58.1%
% of FP17s for the same patient ID Re-attending between 3 & 9 months - Adults	31	246	12.6%	48.5%	51.7%	50.6%
% of FP17s for Band 1 Urgent Courses	3	219	1.4%	8.6%	8.0%	9.1%
% of FP17s Relating to Free Repair or Replacements	1	219	0.5%	0.7%	0.8%	0.8%
% of FP17s Relating to Continuations	0	219	0.0%	0.9%	1.0%	1.1%
% of Patients satisfied with the dentistry they have received	1	1	N/A	91.0%	91.5%	91.4%
% of Patients satisfied with the time they had to wait for an appointment	1	1	N/A	86.9%	88.2%	87.7%

\* This is based on patients treated on this contract for their most recent course of treatment. Figures in italics indicate the base number of FP17s or Patient Questionnaire responses are less than 100. N/A is shown where the base number of responses is less than 10 during the period. % is calculated as Quantity/Base number\*100

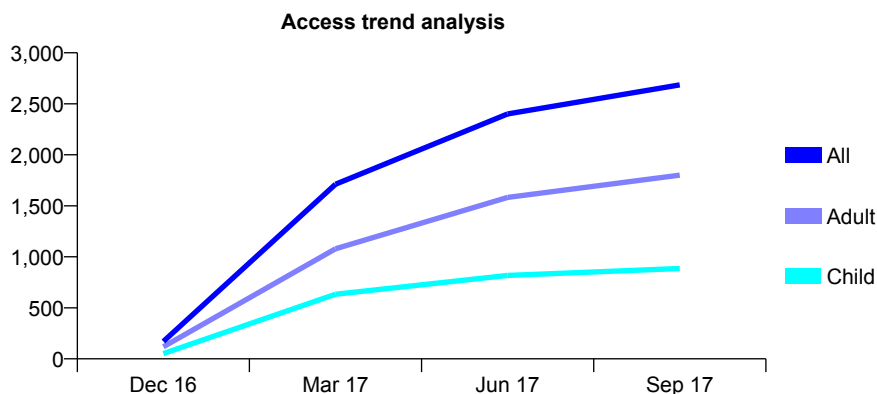
## Q58 - Vital Signs At a Glance Contract Report for 100232/0000 - September 2017

Name or company name	Mr R Naidoo and Mrs S Naidoo
Contract type name	GDS Contract
Purpose of contract	General
Contract start date	01/11/2016
Contract end date	

17/18 Contracted general activity (UDA)	7,404
Carry forward general activity (UDA)	0
17/18 Contracted orthodontic activity (UOA)	0
Carry forward orthodontic activity (UOA)	0
Baseline contract value	£190,892.78

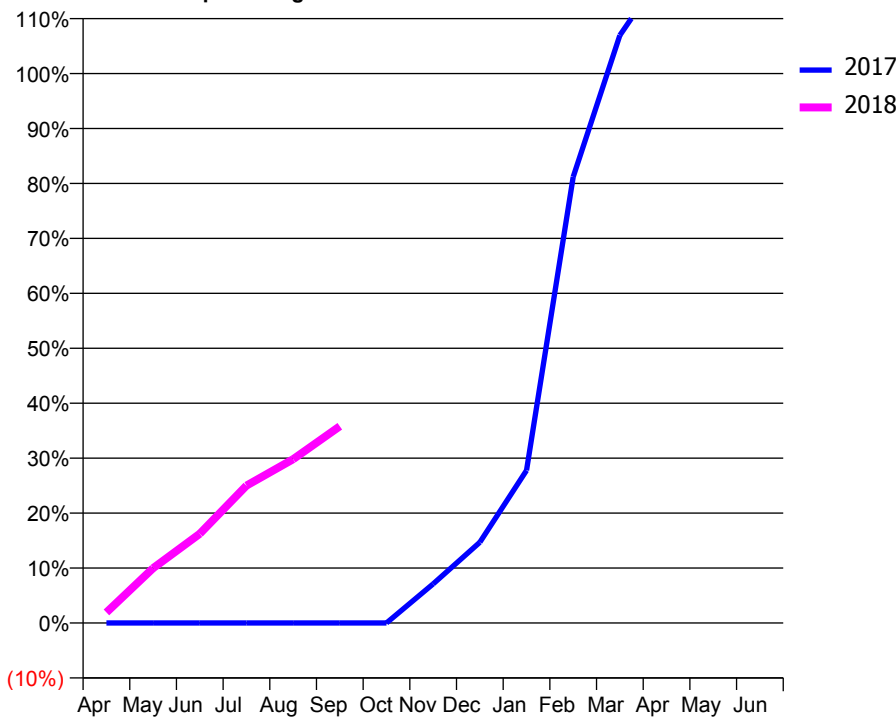
### ACCESS\*

Patients seen in 24 months	Total	Change since previous quarter
Quarter ending September 2016	0	
Quarter ending December 2016	170	↑
Quarter ending March 2017	1,712	↑
Quarter ending June 2017	2,401	↑
Quarter ending September 2017	2,686	↑
<b>Variance since September 2016</b>	N/A	



### ACTIVITY

Cumulative percentage of contracted UDA delivered 2017 & 2018



Month	Adjusted Scheduled Activity (UDA)	
	2017	2018
April	0	143
May	0	739
June	0	1,203
July	0	1,852
August	0	2,207
September	0	2,652
October	0	
November	220	
December	453	
January	857	
February	2,505	
March	3,300	
April	3,682	
May	3,796	
June	3,796	

### QUALITY

	Quantity	Base Number	Contract	AT	Region	England
% of FP17s for the same patient ID Re-attending within 3 months - Children	76	590	12.9%	10.7%	11.6%	11.9%
% of FP17s for the same patient ID Re-attending within 3 months - Adults	181	1,275	14.2%	14.4%	15.2%	15.9%
% of FP17s for the same patient ID Re-attending between 3 & 9 months - Children	174	590	29.5%	56.9%	59.1%	58.1%
% of FP17s for the same patient ID Re-attending between 3 & 9 months - Adults	241	1,275	18.9%	48.5%	51.7%	50.6%
% of FP17s for Band 1 Urgent Courses	69	1,278	5.4%	8.6%	8.0%	9.1%
% of FP17s Relating to Free Repair or Replacements	15	1,278	1.2%	0.7%	0.8%	0.8%
% of FP17s Relating to Continuations	0	1,278	0.0%	0.9%	1.0%	1.1%
% of Patients satisfied with the dentistry they have received	0	1	N/A	91.0%	91.5%	91.4%
% of Patients satisfied with the time they had to wait for an appointment	0	1	N/A	86.9%	88.2%	87.7%

\* This is based on patients treated on this contract for their most recent course of treatment. Figures in italics indicate the base number of FP17s or Patient Questionnaire responses are less than 100. N/A is shown where the base number of responses is less than 10 during the period. % is calculated as Quantity/Base number\*100

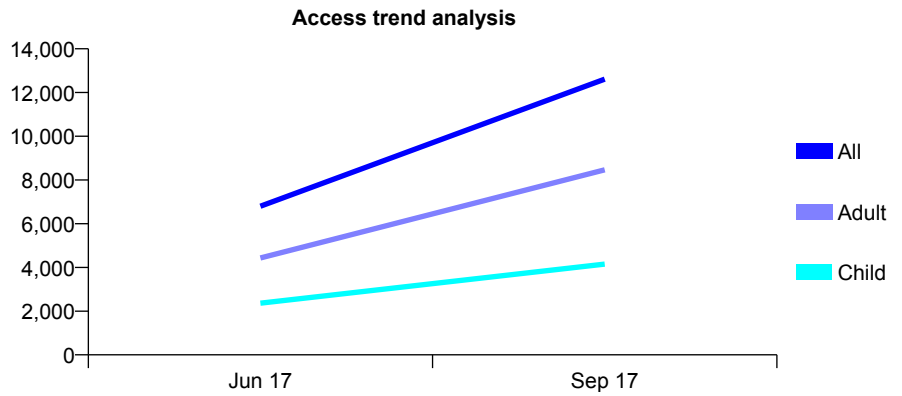
## Q58 - Vital Signs At a Glance Contract Report for 100345/0000 - September 2017

Name or company name	Oradi Ltd.
Contract type name	GDS Contract
Purpose of contract	General
Contract start date	01/04/2017
Contract end date	

17/18 Contracted general activity (UDA)	52,783
Carry forward general activity (UDA)	0
17/18 Contracted orthodontic activity (UOA)	0
Carry forward orthodontic activity (UOA)	0
Baseline contract value	£1,305,029.51

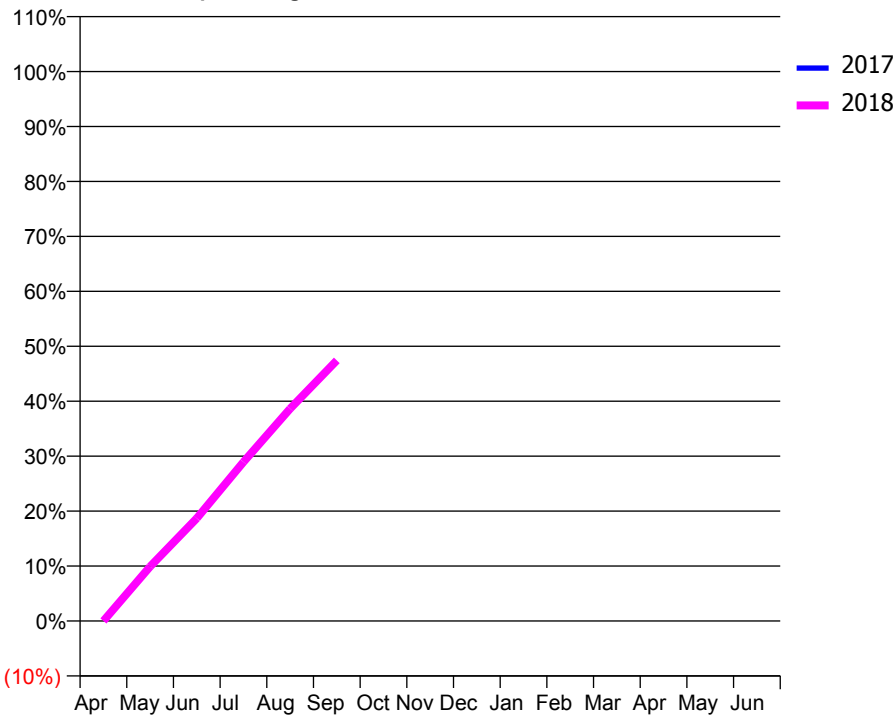
### ACCESS\*

Patients seen in 24 months	Total	Change since previous quarter
Quarter ending September 2016	0	
Quarter ending December 2016	0	
Quarter ending March 2017	0	
Quarter ending June 2017	6,797	↑
Quarter ending September 2017	12,615	↑
<b>Variance since September 2016</b>	N/A	



### ACTIVITY

Cumulative percentage of contracted UDA delivered 2017 & 2018



Month	Adjusted Scheduled Activity (UDA)	
	2017	2018
April	0	0
May	0	5,231
June	0	9,872
July	0	15,273
August	0	20,397
September	0	25,030
October	0	
November	0	
December	0	
January	0	
February	0	
March	0	
April	0	
May	0	
June	0	

### QUALITY

	Quantity	Base Number	Contract	AT	Region	England
% of FP17s for the same patient ID Re-attending within 3 months - Children	297	4,567	6.5%	10.7%	11.6%	11.9%
% of FP17s for the same patient ID Re-attending within 3 months - Adults	696	9,055	7.7%	14.4%	15.2%	15.9%
% of FP17s for the same patient ID Re-attending between 3 & 9 months - Children	143	4,567	3.1%	56.9%	59.1%	58.1%
% of FP17s for the same patient ID Re-attending between 3 & 9 months - Adults	174	9,055	1.9%	48.5%	51.7%	50.6%
% of FP17s for Band 1 Urgent Courses	736	13,622	5.4%	8.6%	8.0%	9.1%
% of FP17s Relating to Free Repair or Replacements	25	13,622	0.2%	0.7%	0.8%	0.8%
% of FP17s Relating to Continuations	80	13,622	0.6%	0.9%	1.0%	1.1%
% of Patients satisfied with the dentistry they have received	6	7	N/A	91.0%	91.5%	91.4%
% of Patients satisfied with the time they had to wait for an appointment	6	7	N/A	86.9%	88.2%	87.7%

\* This is based on patients treated on this contract for their most recent course of treatment. Figures in italics indicate the base number of FP17s or Patient Questionnaire responses are less than 100. N/A is shown where the base number of responses is less than 10 during the period. % is calculated as Quantity/Base number\*100

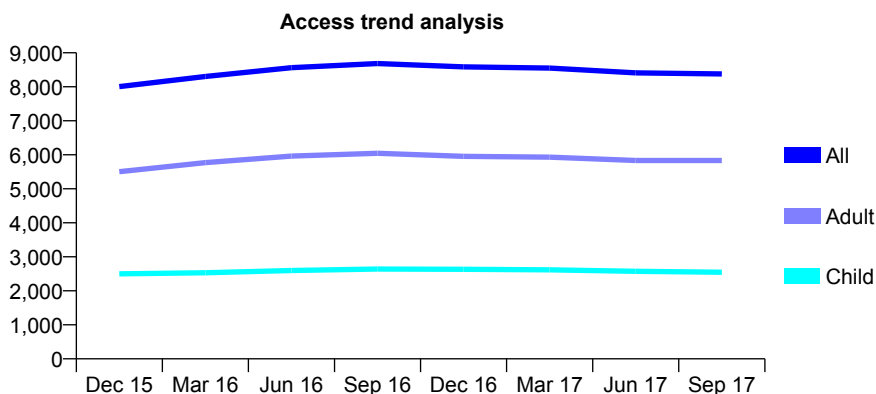
## Q58 - Vital Signs At a Glance Contract Report for 101281/0053 - September 2017

Name or company name	OASIS DENTAL CARE LTD
Contract type name	GDS Contract
Purpose of contract	General
Contract start date	01/04/2006
Contract end date	

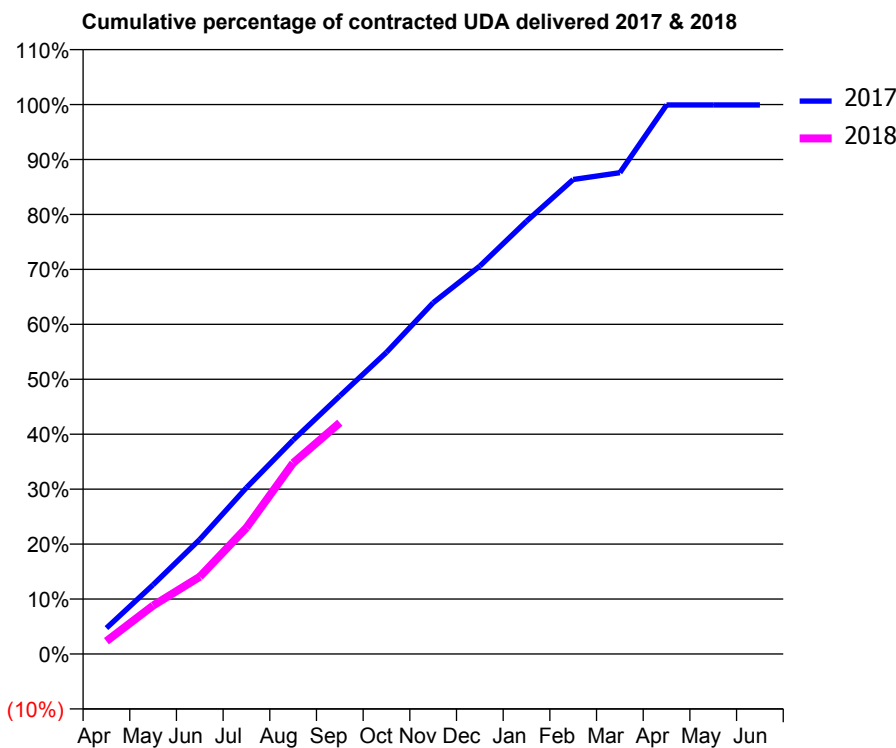
17/18 Contracted general activity (UDA)	22,735
Carry forward general activity (UDA)	0
17/18 Contracted orthodontic activity (UOA)	0
Carry forward orthodontic activity (UOA)	0
Baseline contract value	£577,419.33

### ACCESS\*

Patients seen in 24 months	Total	Change since previous quarter
Quarter ending September 2016	8,685	
Quarter ending December 2016	8,588	↓
Quarter ending March 2017	8,552	→
Quarter ending June 2017	8,408	↓
Quarter ending September 2017	8,378	→
<b>Variance since September 2016</b>	<b>(3.5%)</b>	<b>↓</b>



### ACTIVITY



Month	Adjusted Scheduled Activity (UDA)	
	2017	2018
April	1,072	534
May	2,866	2,004
June	4,742	3,199
July	6,885	5,229
August	8,852	7,901
September	10,680	9,570
October	12,483	
November	14,535	
December	16,055	
January	17,906	
February	19,634	
March	19,915	
April	22,716	
May	22,715	
June	22,715	

### QUALITY

	Quantity	Base Number	Contract	AT	Region	England
% of FP17s for the same patient ID Re-attending within 3 months - Children	178	2,370	7.5%	10.7%	11.6%	11.9%
% of FP17s for the same patient ID Re-attending within 3 months - Adults	816	4,758	17.2%	14.4%	15.2%	15.9%
% of FP17s for the same patient ID Re-attending between 3 & 9 months - Children	1,583	2,370	66.8%	56.9%	59.1%	58.1%
% of FP17s for the same patient ID Re-attending between 3 & 9 months - Adults	2,604	4,758	54.7%	48.5%	51.7%	50.6%
% of FP17s for Band 1 Urgent Courses	625	5,673	11.0%	8.6%	8.0%	9.1%
% of FP17s Relating to Free Repair or Replacements	28	5,673	0.5%	0.7%	0.8%	0.8%
% of FP17s Relating to Continuations	32	5,673	0.6%	0.9%	1.0%	1.1%
% of Patients satisfied with the dentistry they have received	20	20	100.0%	91.0%	91.5%	91.4%
% of Patients satisfied with the time they had to wait for an appointment	19	20	95.0%	86.9%	88.2%	87.7%

\* This is based on patients treated on this contract for their most recent course of treatment. Figures in italics indicate the base number of FP17s or Patient Questionnaire responses are less than 100. N/A is shown where the base number of responses is less than 10 during the period. % is calculated as Quantity/Base number\*100

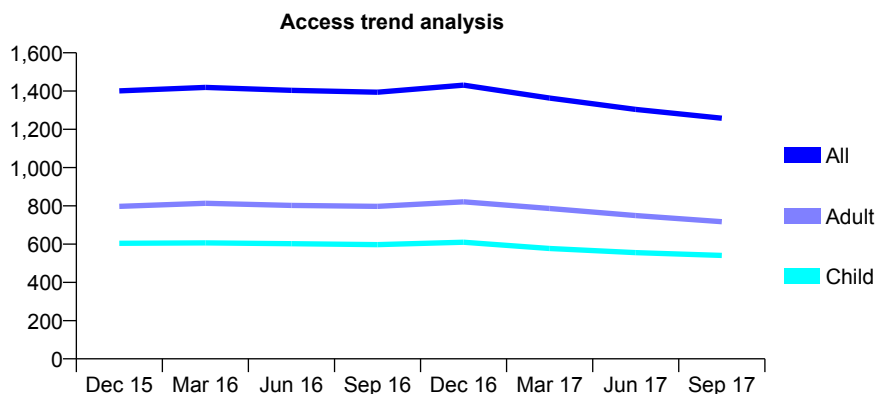
## Q58 - Vital Signs At a Glance Contract Report for 101281/0075 - September 2017

Name or company name	OASIS DENTAL CARE LTD
Contract type name	GDS Contract
Purpose of contract	General
Contract start date	01/04/2006
Contract end date	

17/18 Contracted general activity (UDA)	3,032
Carry forward general activity (UDA)	0
17/18 Contracted orthodontic activity (UOA)	0
Carry forward orthodontic activity (UOA)	0
Baseline contract value	£64,151.66

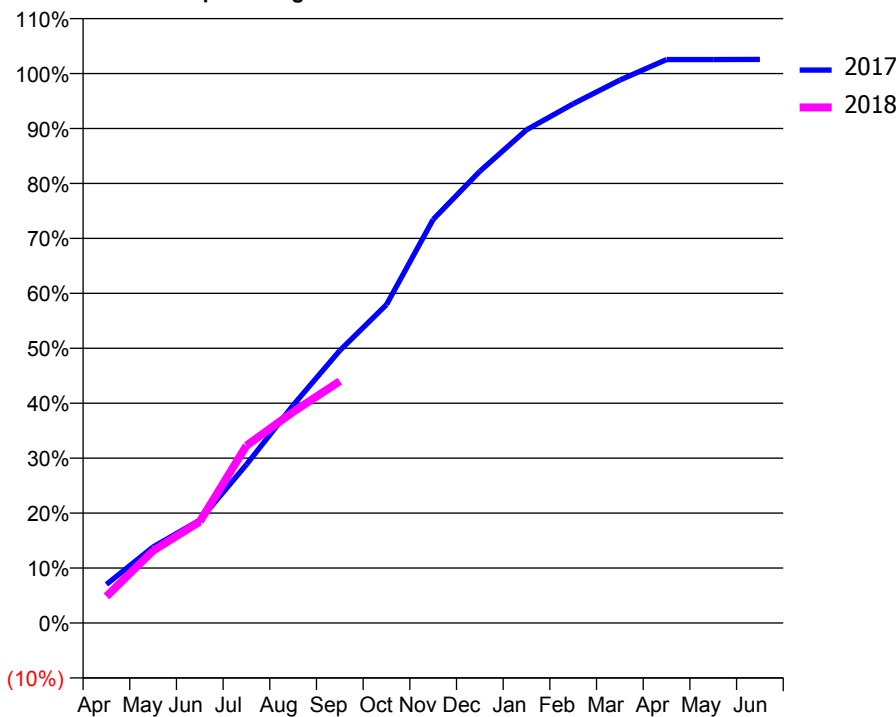
### ACCESS\*

Patients seen in 24 months	Total	Change since previous quarter
Quarter ending September 2016	1,394	
Quarter ending December 2016	1,431	↑
Quarter ending March 2017	1,363	↓
Quarter ending June 2017	1,304	↓
Quarter ending September 2017	1,258	↓
<b>Variance since September 2016</b>	<b>(9.8%)</b>	<b>↓</b>



### ACTIVITY

Cumulative percentage of contracted UDA delivered 2017 & 2018



Adjusted Scheduled Activity (UDA)

Month	2017	2018
April	213	147
May	420	399
June	568	560
July	874	979
August	1,202	1,165
September	1,503	1,334
October	1,757	
November	2,227	
December	2,493	
January	2,721	
February	2,865	
March	2,995	
April	3,109	
May	3,109	
June	3,110	

### QUALITY

	Quantity	Base Number	Contract	AT	Region	England
% of FP17s for the same patient ID Re-attending within 3 months - Children	17	380	4.5%	10.7%	11.6%	11.9%
% of FP17s for the same patient ID Re-attending within 3 months - Adults	64	478	13.4%	14.4%	15.2%	15.9%
% of FP17s for the same patient ID Re-attending between 3 & 9 months - Children	234	380	61.6%	56.9%	59.1%	58.1%
% of FP17s for the same patient ID Re-attending between 3 & 9 months - Adults	277	478	57.9%	48.5%	51.7%	50.6%
% of FP17s for Band 1 Urgent Courses	46	798	5.8%	8.6%	8.0%	9.1%
% of FP17s Relating to Free Repair or Replacements	0	798	0.0%	0.7%	0.8%	0.8%
% of FP17s Relating to Continuations	2	798	0.3%	0.9%	1.0%	1.1%
% of Patients satisfied with the dentistry they have received	2	2	N/A	91.0%	91.5%	91.4%
% of Patients satisfied with the time they had to wait for an appointment	2	2	N/A	86.9%	88.2%	87.7%

\* This is based on patients treated on this contract for their most recent course of treatment. Figures in italics indicate the base number of FP17s or Patient Questionnaire responses are less than 100. N/A is shown where the base number of responses is less than 10 during the period. % is calculated as Quantity/Base number\*100



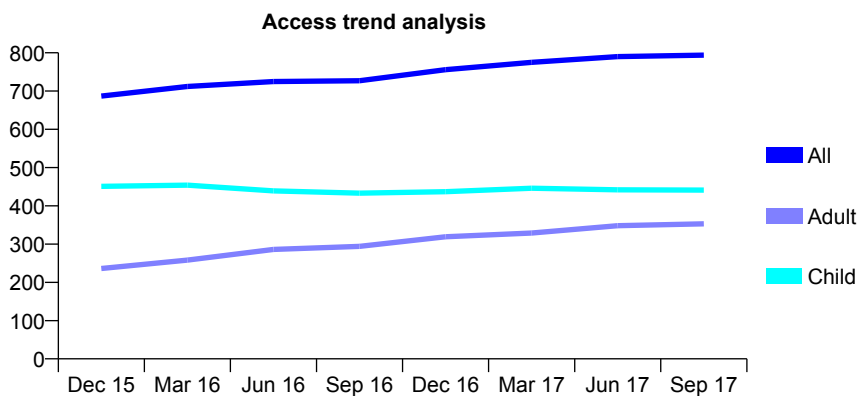
## Q58 - Vital Signs At a Glance Contract Report for 101281/0091 - September 2017

Name or company name	OASIS DENTAL CARE LTD
Contract type name	GDS Contract
Purpose of contract	General
Contract start date	01/04/2006
Contract end date	

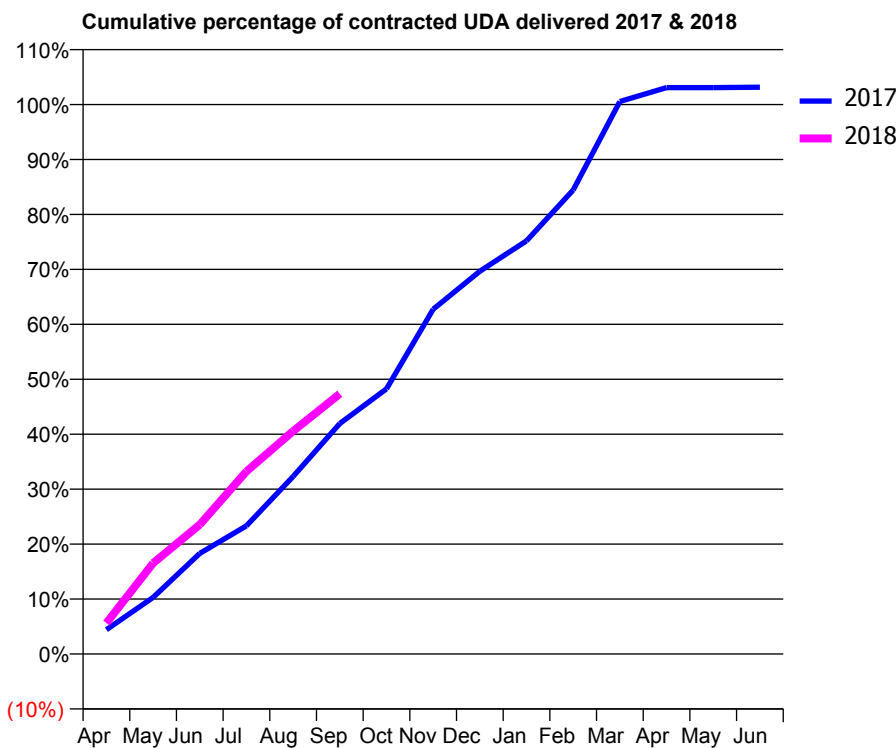
17/18 Contracted general activity (UDA)	1,300
Carry forward general activity (UDA)	0
17/18 Contracted orthodontic activity (UOA)	0
Carry forward orthodontic activity (UOA)	0
Baseline contract value	£34,322.36

### ACCESS\*

Patients seen in 24 months	Total	Change since previous quarter
Quarter ending September 2016	727	
Quarter ending December 2016	756	↑
Quarter ending March 2017	775	↑
Quarter ending June 2017	790	→
Quarter ending September 2017	794	→
<b>Variance since September 2016</b>	<b>9.2%</b>	<b>↑</b>



### ACTIVITY



Month	Adjusted Scheduled Activity (UDA)	
	2017	2018
April	58	73
May	134	215
June	238	306
July	303	432
August	420	527
September	545	616
October	627	
November	816	
December	905	
January	978	
February	1,098	
March	1,307	
April	1,340	
May	1,340	
June	1,341	

### QUALITY

	Quantity	Base Number	Contract	AT	Region	England
% of FP17s for the same patient ID Re-attending within 3 months - Children	13	304	4.3%	10.7%	11.6%	11.9%
% of FP17s for the same patient ID Re-attending within 3 months - Adults	9	165	5.5%	14.4%	15.2%	15.9%
% of FP17s for the same patient ID Re-attending between 3 & 9 months - Children	165	304	54.3%	56.9%	59.1%	58.1%
% of FP17s for the same patient ID Re-attending between 3 & 9 months - Adults	68	165	41.2%	48.5%	51.7%	50.6%
% of FP17s for Band 1 Urgent Courses	13	441	2.9%	8.6%	8.0%	9.1%
% of FP17s Relating to Free Repair or Replacements	0	441	0.0%	0.7%	0.8%	0.8%
% of FP17s Relating to Continuations	5	441	1.1%	0.9%	1.0%	1.1%
% of Patients satisfied with the dentistry they have received	2	2	N/A	91.0%	91.5%	91.4%
% of Patients satisfied with the time they had to wait for an appointment	2	2	N/A	86.9%	88.2%	87.7%

\* This is based on patients treated on this contract for their most recent course of treatment. Figures in italics indicate the base number of FP17s or Patient Questionnaire responses are less than 100. N/A is shown where the base number of responses is less than 10 during the period. % is calculated as Quantity/Base number\*100

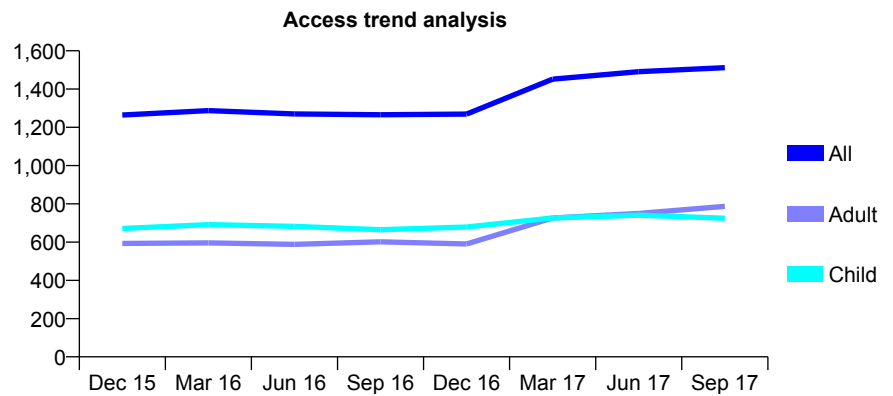
## Q58 - Vital Signs At a Glance Contract Report for 101281/0125 - September 2017

Name or company name	OASIS DENTAL CARE LTD
Contract type name	GDS Contract
Purpose of contract	General
Contract start date	01/04/2006
Contract end date	

17/18 Contracted general activity (UDA)	3,558
Carry forward general activity (UDA)	0
17/18 Contracted orthodontic activity (UOA)	0
Carry forward orthodontic activity (UOA)	0
Baseline contract value	£85,150.50

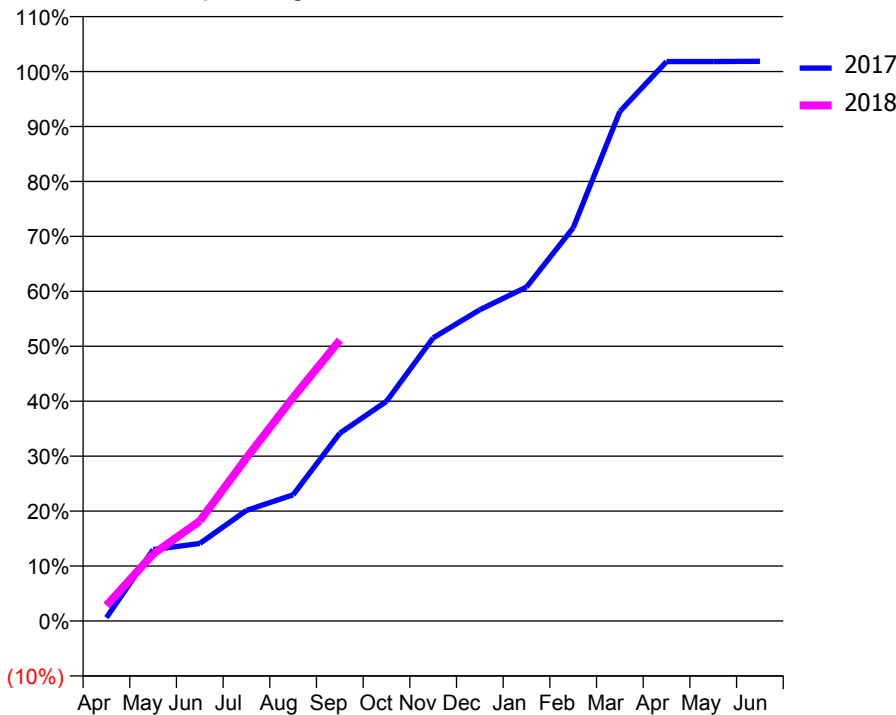
### ACCESS\*

Patients seen in 24 months	Total	Change since previous quarter
Quarter ending September 2016	1,266	
Quarter ending December 2016	1,269	→
Quarter ending March 2017	1,452	↑
Quarter ending June 2017	1,491	↑
Quarter ending September 2017	1,512	→
<b>Variance since September 2016</b>	<b>19.4%</b>	<b>↑</b>



### ACTIVITY

Cumulative percentage of contracted UDA delivered 2017 & 2018



Month	Adjusted Scheduled Activity (UDA)	
	2017	2018
April	22	101
May	462	434
June	502	648
July	716	1,056
August	817	1,448
September	1,216	1,819
October	1,422	
November	1,834	
December	2,016	
January	2,163	
February	2,546	
March	3,299	
April	3,623	
May	3,623	
June	3,624	

### QUALITY

	Quantity	Base Number	Contract	AT	Region	England
% of FP17s for the same patient ID Re-attending within 3 months - Children	44	615	7.2%	10.7%	11.6%	11.9%
% of FP17s for the same patient ID Re-attending within 3 months - Adults	56	550	10.2%	14.4%	15.2%	15.9%
% of FP17s for the same patient ID Re-attending between 3 & 9 months - Children	414	615	67.3%	56.9%	59.1%	58.1%
% of FP17s for the same patient ID Re-attending between 3 & 9 months - Adults	250	550	45.5%	48.5%	51.7%	50.6%
% of FP17s for Band 1 Urgent Courses	51	973	5.2%	8.6%	8.0%	9.1%
% of FP17s Relating to Free Repair or Replacements	2	973	0.2%	0.7%	0.8%	0.8%
% of FP17s Relating to Continuations	9	973	0.9%	0.9%	1.0%	1.1%
% of Patients satisfied with the dentistry they have received	1	1	N/A	91.0%	91.5%	91.4%
% of Patients satisfied with the time they had to wait for an appointment	1	1	N/A	86.9%	88.2%	87.7%

\* This is based on patients treated on this contract for their most recent course of treatment. Figures in italics indicate the base number of FP17s or Patient Questionnaire responses are less than 100. N/A is shown where the base number of responses is less than 10 during the period. % is calculated as Quantity/Base number\*100

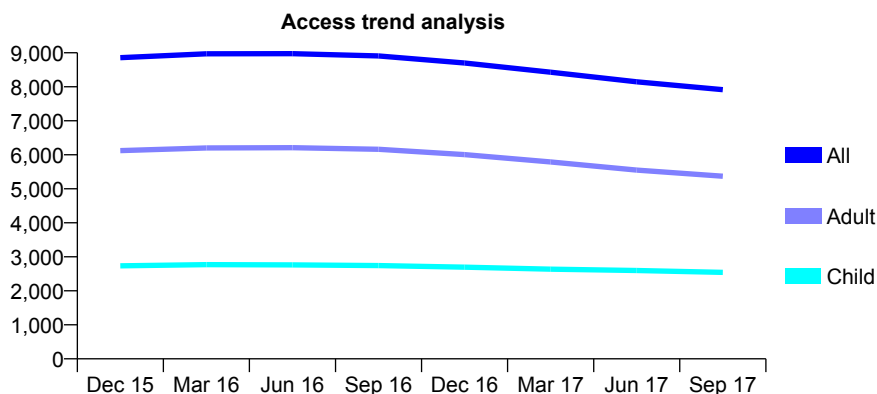
## Q58 - Vital Signs At a Glance Contract Report for 101281/0162 - September 2017

Name or company name	OASIS DENTAL CARE LTD
Contract type name	GDS Contract
Purpose of contract	General
Contract start date	23/10/2006
Contract end date	

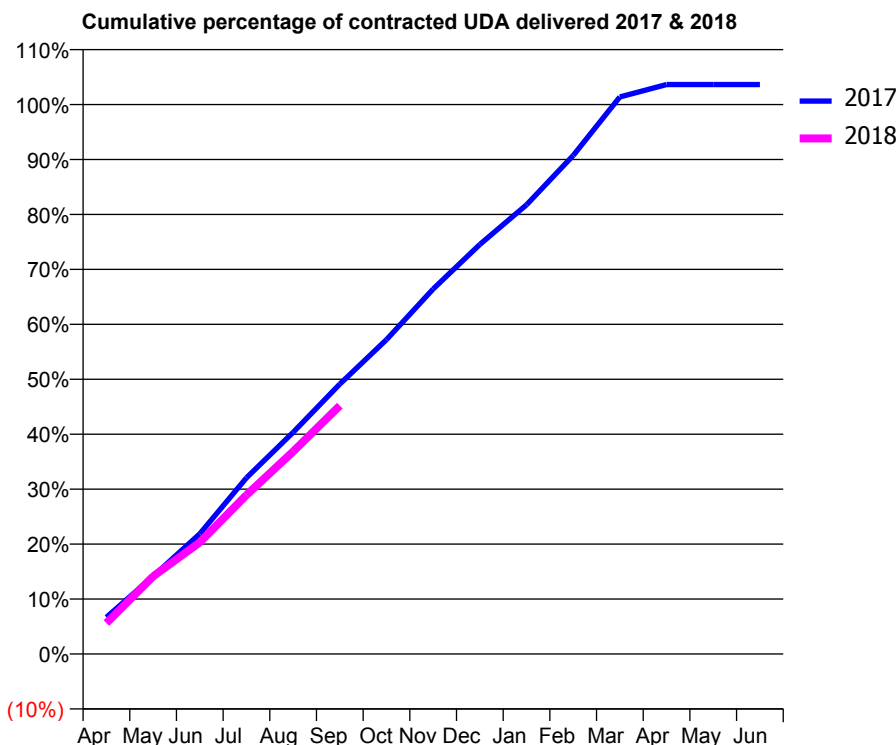
17/18 Contracted general activity (UDA)	26,700
Carry forward general activity (UDA)	0
17/18 Contracted orthodontic activity (UOA)	0
Carry forward orthodontic activity (UOA)	0
Baseline contract value	£677,584.82

### ACCESS\*

Patients seen in 24 months	Total	Change since previous quarter
Quarter ending September 2016	8,907	
Quarter ending December 2016	8,699	↓
Quarter ending March 2017	8,430	↓
Quarter ending June 2017	8,148	↓
Quarter ending September 2017	7,915	↓
<b>Variance since September 2016</b>	<b>(11.1%)</b>	<b>↓</b>



### ACTIVITY



Month	Adjusted Scheduled Activity (UDA)	
	2017	2018
April	1,785	1,505
May	3,778	3,773
June	5,839	5,425
July	8,565	7,727
August	10,773	9,842
September	13,119	12,069
October	15,274	
November	17,737	
December	19,901	
January	21,824	
February	24,221	
March	27,067	
April	27,671	
May	27,671	
June	27,671	

### QUALITY

	Quantity	Base Number	Contract	AT	Region	England
% of FP17s for the same patient ID Re-attending within 3 months - Children	199	1,936	10.3%	10.7%	11.6%	11.9%
% of FP17s for the same patient ID Re-attending within 3 months - Adults	865	3,783	22.9%	14.4%	15.2%	15.9%
% of FP17s for the same patient ID Re-attending between 3 & 9 months - Children	1,195	1,936	61.7%	56.9%	59.1%	58.1%
% of FP17s for the same patient ID Re-attending between 3 & 9 months - Adults	2,047	3,783	54.1%	48.5%	51.7%	50.6%
% of FP17s for Band 1 Urgent Courses	575	5,490	10.5%	8.6%	8.0%	9.1%
% of FP17s Relating to Free Repair or Replacements	164	5,490	3.0%	0.7%	0.8%	0.8%
% of FP17s Relating to Continuations	179	5,490	3.3%	0.9%	1.0%	1.1%
% of Patients satisfied with the dentistry they have received	4	5	N/A	91.0%	91.5%	91.4%
% of Patients satisfied with the time they had to wait for an appointment	3	5	N/A	86.9%	88.2%	87.7%

\* This is based on patients treated on this contract for their most recent course of treatment. Figures in italics indicate the base number of FP17s or Patient Questionnaire responses are less than 100. N/A is shown where the base number of responses is less than 10 during the period. % is calculated as Quantity/Base number\*100

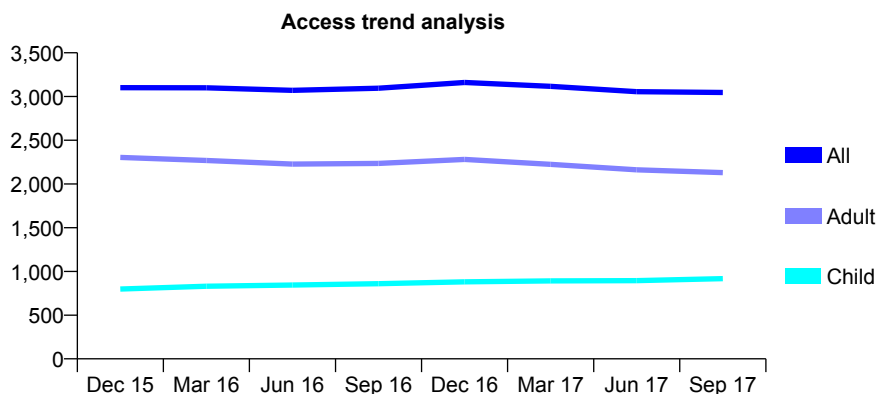
## Q58 - Vital Signs At a Glance Contract Report for 101281/0192 - September 2017

Name or company name	OASIS DENTAL CARE LTD
Contract type name	GDS Contract
Purpose of contract	General
Contract start date	01/11/2008
Contract end date	

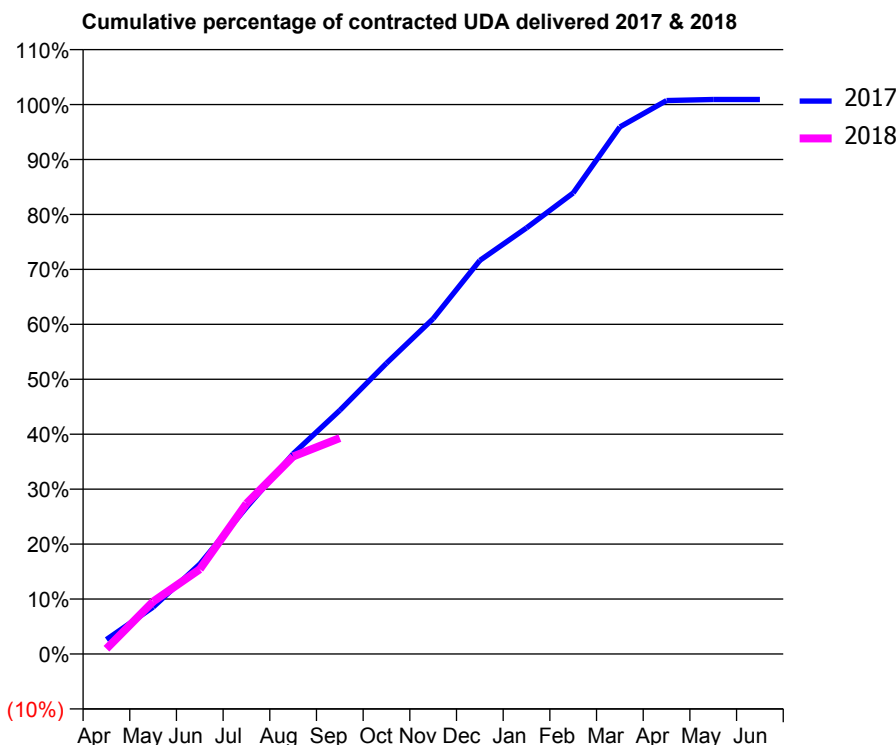
17/18 Contracted general activity (UDA)	9,273
Carry forward general activity (UDA)	0
17/18 Contracted orthodontic activity (UOA)	0
Carry forward orthodontic activity (UOA)	0
Baseline contract value	£244,824.07

### ACCESS\*

Patients seen in 24 months	Total	Change since previous quarter
Quarter ending September 2016	3,095	
Quarter ending December 2016	3,160	↑
Quarter ending March 2017	3,116	↓
Quarter ending June 2017	3,056	↓
Quarter ending September 2017	3,047	→
<b>Variance since September 2016</b>	<b>(1.6%)</b>	<b>↓</b>



### ACTIVITY



Month	Adjusted Scheduled Activity (UDA)	
	2017	2018
April	244	88
May	791	886
June	1,518	1,430
July	2,475	2,540
August	3,378	3,333
September	4,113	3,644
October	4,907	
November	5,659	
December	6,643	
January	7,190	
February	7,779	
March	8,893	
April	9,341	
May	9,359	
June	9,359	

### QUALITY

	Quantity	Base Number	Contract	AT	Region	England
% of FP17s for the same patient ID Re-attending within 3 months - Children	43	616	7.0%	10.7%	11.6%	11.9%
% of FP17s for the same patient ID Re-attending within 3 months - Adults	158	1,088	14.5%	14.4%	15.2%	15.9%
% of FP17s for the same patient ID Re-attending between 3 & 9 months - Children	351	616	57.0%	56.9%	59.1%	58.1%
% of FP17s for the same patient ID Re-attending between 3 & 9 months - Adults	460	1,088	42.3%	48.5%	51.7%	50.6%
% of FP17s for Band 1 Urgent Courses	140	1,539	9.1%	8.6%	8.0%	9.1%
% of FP17s Relating to Free Repair or Replacements	17	1,539	1.1%	0.7%	0.8%	0.8%
% of FP17s Relating to Continuations	2	1,539	0.1%	0.9%	1.0%	1.1%
% of Patients satisfied with the dentistry they have received	0	1	N/A	91.0%	91.5%	91.4%
% of Patients satisfied with the time they had to wait for an appointment	0	1	N/A	86.9%	88.2%	87.7%

\* This is based on patients treated on this contract for their most recent course of treatment. Figures in italics indicate the base number of FP17s or Patient Questionnaire responses are less than 100. N/A is shown where the base number of responses is less than 10 during the period. % is calculated as Quantity/Base number\*100

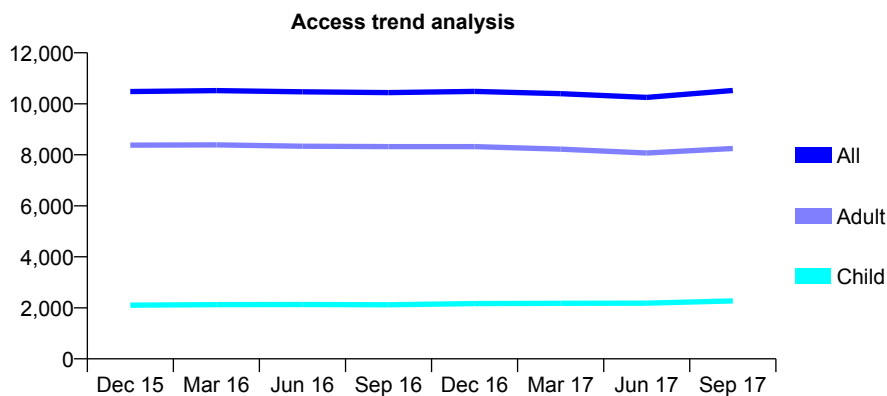
## Q58 - Vital Signs At a Glance Contract Report for 101281/0229 - September 2017

Name or company name	OASIS DENTAL CARE LTD
Contract type name	PDS Contract
Purpose of contract	General
Contract start date	13/12/2010
Contract end date	30/09/2020

17/18 Contracted general activity (UDA)	28,900
Carry forward general activity (UDA)	0
17/18 Contracted orthodontic activity (UOA)	0
Carry forward orthodontic activity (UOA)	0
Baseline contract value	£788,832.94

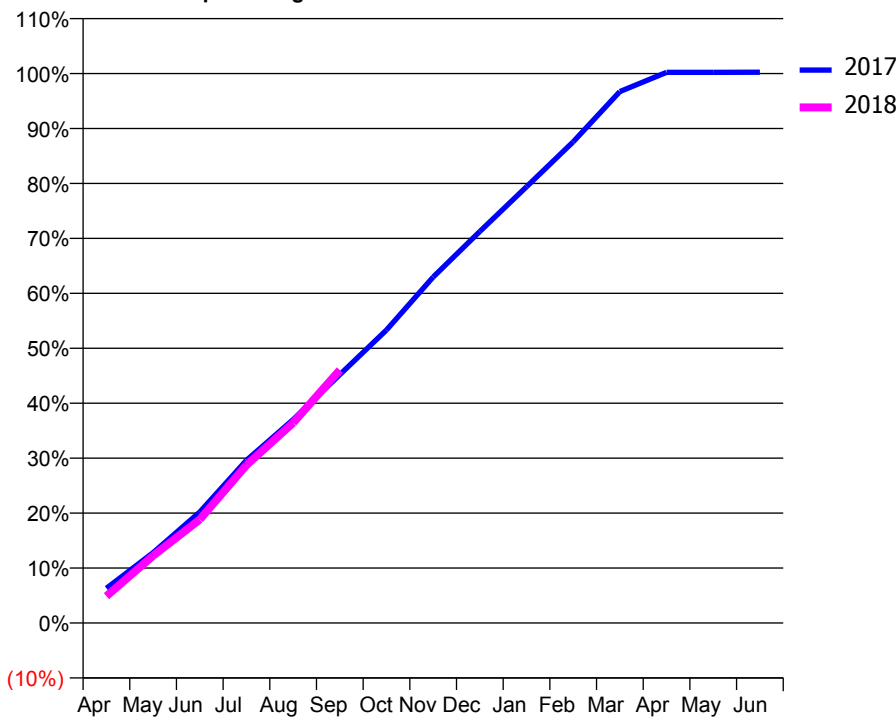
### ACCESS\*

Patients seen in 24 months	Total	Change since previous quarter
Quarter ending September 2016	10,440	
Quarter ending December 2016	10,488	→
Quarter ending March 2017	10,397	→
Quarter ending June 2017	10,253	↓
Quarter ending September 2017	10,522	↑
<b>Variance since September 2016</b>	<b>0.8%</b>	<b>→</b>



### ACTIVITY

**Cumulative percentage of contracted UDA delivered 2017 & 2018**



Month	Adjusted Scheduled Activity (UDA)	
	2017	2018
April	1,827	1,415
May	3,700	3,538
June	5,840	5,446
July	8,562	8,306
August	10,697	10,527
September	13,060	13,305
October	15,414	
November	18,194	
December	20,596	
January	22,941	
February	25,306	
March	27,954	
April	28,963	
May	28,964	
June	28,967	

### QUALITY

	Quantity	Base Number	Contract	AT	Region	England
% of FP17s for the same patient ID Re-attending within 3 months - Children	273	1,692	16.1%	10.7%	11.6%	11.9%
% of FP17s for the same patient ID Re-attending within 3 months - Adults	1,137	5,100	22.3%	14.4%	15.2%	15.9%
% of FP17s for the same patient ID Re-attending between 3 & 9 months - Children	754	1,692	44.6%	56.9%	59.1%	58.1%
% of FP17s for the same patient ID Re-attending between 3 & 9 months - Adults	1,748	5,100	34.3%	48.5%	51.7%	50.6%
% of FP17s for Band 1 Urgent Courses	2,099	6,323	33.2%	8.6%	8.0%	9.1%
% of FP17s Relating to Free Repair or Replacements	139	6,323	2.2%	0.7%	0.8%	0.8%
% of FP17s Relating to Continuations	90	6,323	1.4%	0.9%	1.0%	1.1%
% of Patients satisfied with the dentistry they have received	28	32	87.5%	91.0%	91.5%	91.4%
% of Patients satisfied with the time they had to wait for an appointment	26	32	81.3%	86.9%	88.2%	87.7%

\* This is based on patients treated on this contract for their most recent course of treatment. Figures in italics indicate the base number of FP17s or Patient Questionnaire responses are less than 100. N/A is shown where the base number of responses is less than 10 during the period. % is calculated as Quantity/Base number\*100

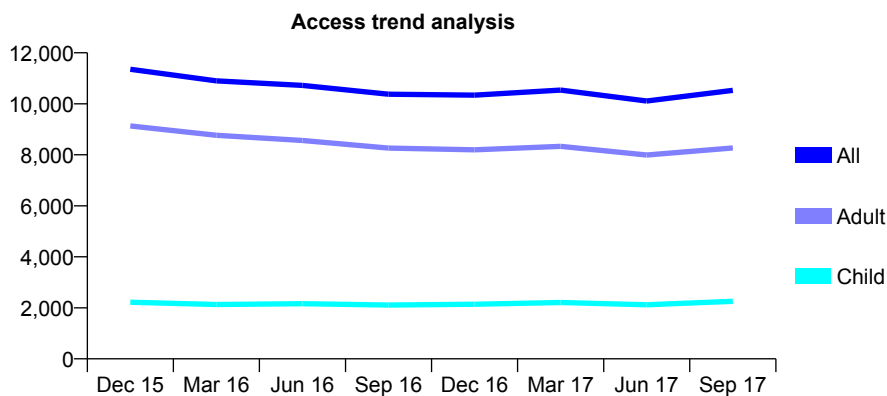
## Q58 - Vital Signs At a Glance Contract Report for 101281/0234 - September 2017

Name or company name	OASIS DENTAL CARE LTD
Contract type name	PDS Contract
Purpose of contract	General
Contract start date	30/03/2011
Contract end date	30/09/2020

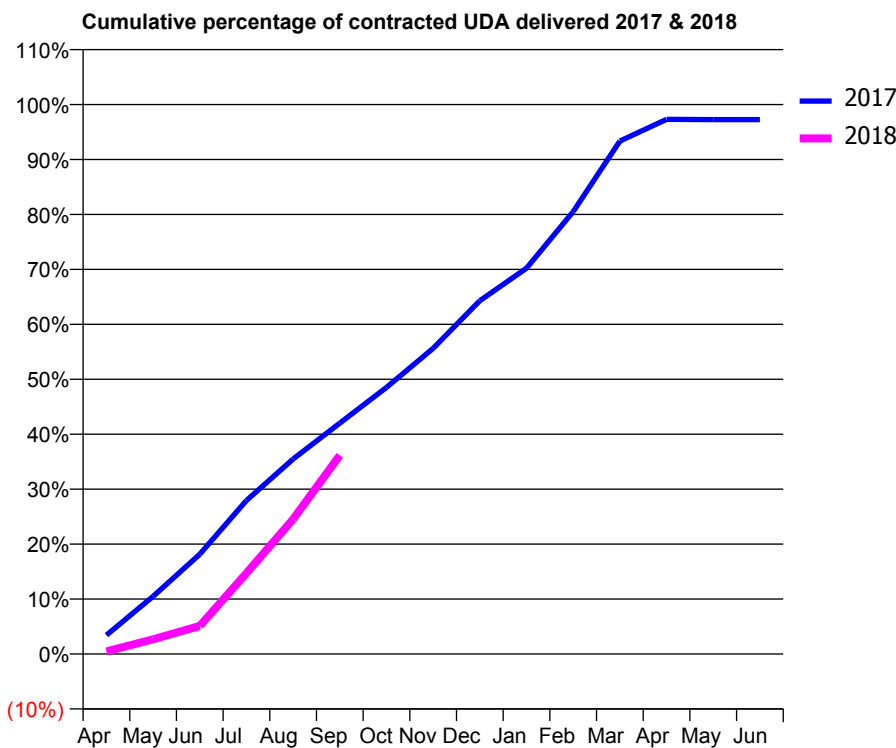
17/18 Contracted general activity (UDA)	26,363
Carry forward general activity (UDA)	0
17/18 Contracted orthodontic activity (UOA)	0
Carry forward orthodontic activity (UOA)	0
Baseline contract value	£719,552.01

### ACCESS\*

Patients seen in 24 months	Total	Change since previous quarter
Quarter ending September 2016	10,374	
Quarter ending December 2016	10,340	→
Quarter ending March 2017	10,541	→
Quarter ending June 2017	10,111	↓
Quarter ending September 2017	10,527	↑
<b>Variance since September 2016</b>	<b>1.5%</b>	<b>→</b>



### ACTIVITY



Month	Adjusted Scheduled Activity (UDA)	
	2017	2018
April	907	123
May	2,769	708
June	4,788	1,346
July	7,367	3,877
August	9,353	6,474
September	11,080	9,536
October	12,793	
November	14,665	
December	16,951	
January	18,510	
February	21,223	
March	24,605	
April	25,650	
May	25,637	
June	25,637	

### QUALITY

	Quantity	Base Number	Contract	AT	Region	England
% of FP17s for the same patient ID Re-attending within 3 months - Children	150	1,467	10.2%	10.7%	11.6%	11.9%
% of FP17s for the same patient ID Re-attending within 3 months - Adults	764	4,635	16.5%	14.4%	15.2%	15.9%
% of FP17s for the same patient ID Re-attending between 3 & 9 months - Children	604	1,467	41.2%	56.9%	59.1%	58.1%
% of FP17s for the same patient ID Re-attending between 3 & 9 months - Adults	1,171	4,635	25.3%	48.5%	51.7%	50.6%
% of FP17s for Band 1 Urgent Courses	2,493	5,580	44.7%	8.6%	8.0%	9.1%
% of FP17s Relating to Free Repair or Replacements	24	5,580	0.4%	0.7%	0.8%	0.8%
% of FP17s Relating to Continuations	69	5,580	1.2%	0.9%	1.0%	1.1%
% of Patients satisfied with the dentistry they have received	8	9	N/A	91.0%	91.5%	91.4%
% of Patients satisfied with the time they had to wait for an appointment	8	9	N/A	86.9%	88.2%	87.7%

\* This is based on patients treated on this contract for their most recent course of treatment. Figures in italics indicate the base number of FP17s or Patient Questionnaire responses are less than 100. N/A is shown where the base number of responses is less than 10 during the period. % is calculated as Quantity/Base number\*100

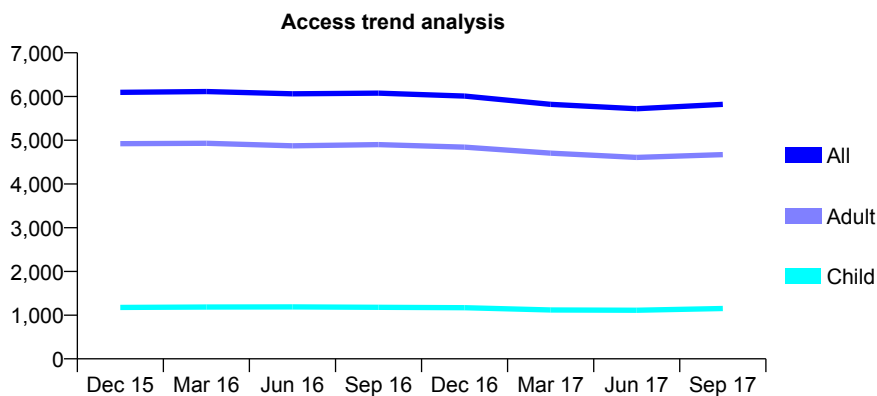
## Q58 - Vital Signs At a Glance Contract Report for 101281/0236 - September 2017

Name or company name	OASIS DENTAL CARE LTD
Contract type name	PDS Contract
Purpose of contract	General
Contract start date	16/05/2011
Contract end date	30/09/2020

17/18 Contracted general activity (UDA)	21,600
Carry forward general activity (UDA)	0
17/18 Contracted orthodontic activity (UOA)	0
Carry forward orthodontic activity (UOA)	0
Baseline contract value	£589,577.59

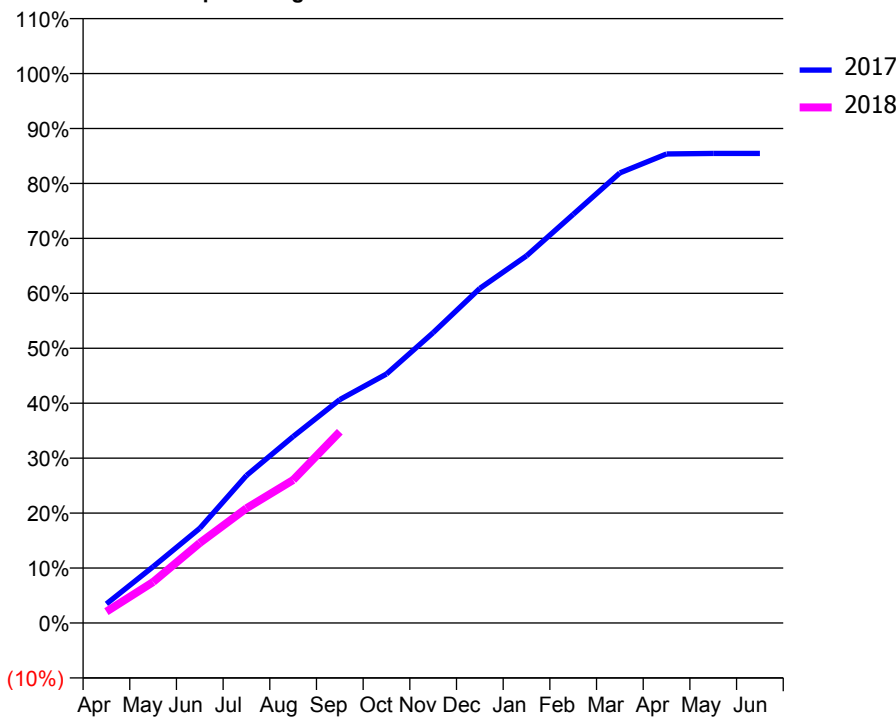
### ACCESS\*

Patients seen in 24 months	Total	Change since previous quarter
Quarter ending September 2016	6,078	
Quarter ending December 2016	6,011	↓
Quarter ending March 2017	5,822	↓
Quarter ending June 2017	5,720	↓
Quarter ending September 2017	5,821	→
<b>Variance since September 2016</b>	<b>(4.2%)</b>	<b>↓</b>



### ACTIVITY

**Cumulative percentage of contracted UDA delivered 2017 & 2018**



Month	Adjusted Scheduled Activity (UDA)	
	2017	2018
April	750	450
May	2,212	1,614
June	3,726	3,148
July	5,801	4,508
August	7,331	5,624
September	8,782	7,520
October	9,791	
November	11,415	
December	13,153	
January	14,432	
February	16,062	
March	17,693	
April	18,439	
May	18,460	
June	18,461	

### QUALITY

	Quantity	Base Number	Contract	AT	Region	England
% of FP17s for the same patient ID Re-attending within 3 months - Children	76	837	9.1%	10.7%	11.6%	11.9%
% of FP17s for the same patient ID Re-attending within 3 months - Adults	495	3,017	16.4%	14.4%	15.2%	15.9%
% of FP17s for the same patient ID Re-attending between 3 & 9 months - Children	417	837	49.8%	56.9%	59.1%	58.1%
% of FP17s for the same patient ID Re-attending between 3 & 9 months - Adults	1,443	3,017	47.8%	48.5%	51.7%	50.6%
% of FP17s for Band 1 Urgent Courses	680	3,509	19.4%	8.6%	8.0%	9.1%
% of FP17s Relating to Free Repair or Replacements	59	3,509	1.7%	0.7%	0.8%	0.8%
% of FP17s Relating to Continuations	51	3,509	1.5%	0.9%	1.0%	1.1%
% of Patients satisfied with the dentistry they have received	12	12	100.0%	91.0%	91.5%	91.4%
% of Patients satisfied with the time they had to wait for an appointment	11	12	91.7%	86.9%	88.2%	87.7%

\* This is based on patients treated on this contract for their most recent course of treatment. Figures in italics indicate the base number of FP17s or Patient Questionnaire responses are less than 100. N/A is shown where the base number of responses is less than 10 during the period. % is calculated as Quantity/Base number\*100

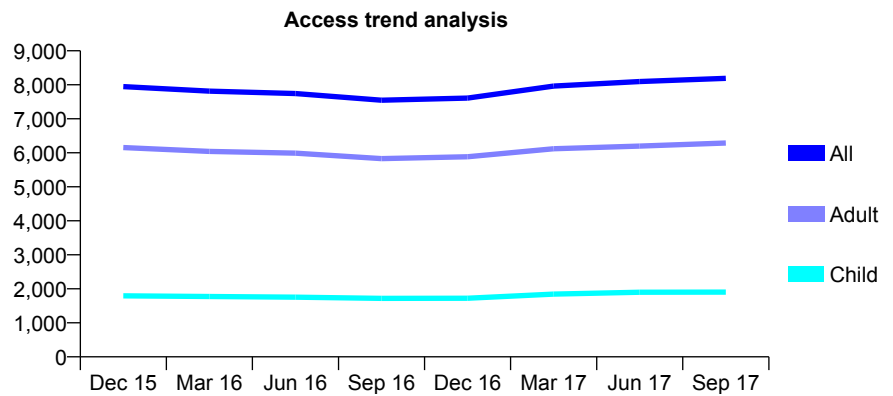
## Q58 - Vital Signs At a Glance Contract Report for 101281/0238 - September 2017

Name or company name	OASIS DENTAL CARE LTD
Contract type name	PDS Contract
Purpose of contract	General
Contract start date	24/11/2011
Contract end date	30/09/2020

17/18 Contracted general activity (UDA)	23,250
Carry forward general activity (UDA)	0
17/18 Contracted orthodontic activity (UOA)	0
Carry forward orthodontic activity (UOA)	0
Baseline contract value	£634,585.77

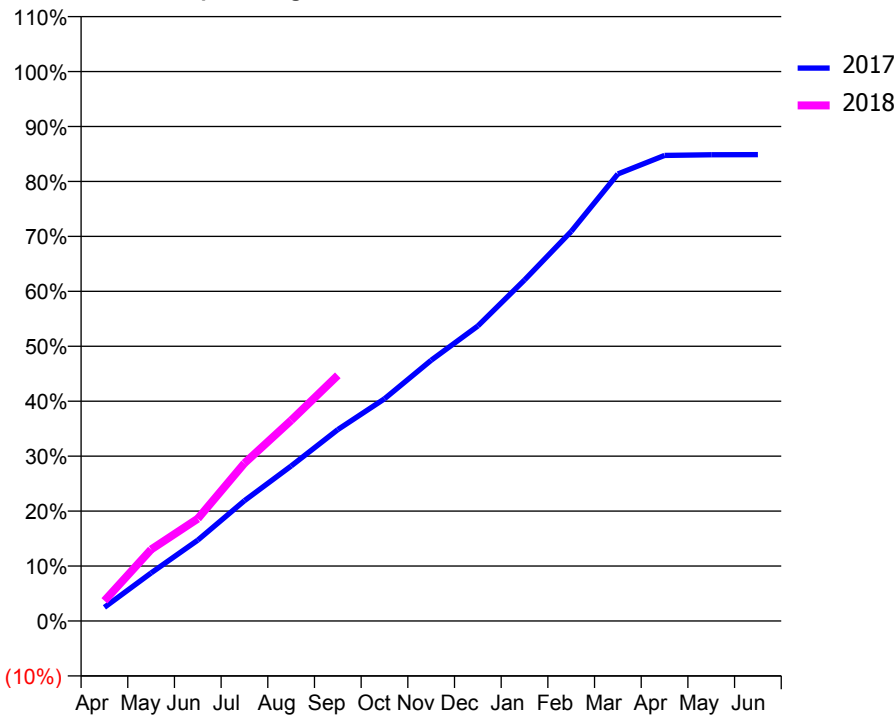
### ACCESS\*

Patients seen in 24 months	Total	Change since previous quarter
Quarter ending September 2016	7,547	
Quarter ending December 2016	7,610	→
Quarter ending March 2017	7,964	↑
Quarter ending June 2017	8,098	→
Quarter ending September 2017	8,192	→
<b>Variance since September 2016</b>	<b>8.5%</b>	<b>↑</b>



### ACTIVITY

Cumulative percentage of contracted UDA delivered 2017 & 2018



Month	Adjusted Scheduled Activity (UDA)	
	2017	2018
April	577	857
May	2,032	3,028
June	3,422	4,328
July	5,093	6,675
August	6,559	8,491
September	8,097	10,397
October	9,403	
November	11,036	
December	12,484	
January	14,429	
February	16,481	
March	18,914	
April	19,697	
May	19,730	
June	19,731	

### QUALITY

	Quantity	Base Number	Contract	AT	Region	England
% of FP17s for the same patient ID Re-attending within 3 months - Children	121	1,362	8.9%	10.7%	11.6%	11.9%
% of FP17s for the same patient ID Re-attending within 3 months - Adults	644	3,989	16.1%	14.4%	15.2%	15.9%
% of FP17s for the same patient ID Re-attending between 3 & 9 months - Children	638	1,362	46.8%	56.9%	59.1%	58.1%
% of FP17s for the same patient ID Re-attending between 3 & 9 months - Adults	1,613	3,989	40.4%	48.5%	51.7%	50.6%
% of FP17s for Band 1 Urgent Courses	1,173	4,930	23.8%	8.6%	8.0%	9.1%
% of FP17s Relating to Free Repair or Replacements	29	4,930	0.6%	0.7%	0.8%	0.8%
% of FP17s Relating to Continuations	31	4,930	0.6%	0.9%	1.0%	1.1%
% of Patients satisfied with the dentistry they have received	21	24	87.5%	91.0%	91.5%	91.4%
% of Patients satisfied with the time they had to wait for an appointment	20	24	83.3%	86.9%	88.2%	87.7%

\* This is based on patients treated on this contract for their most recent course of treatment. Figures in italics indicate the base number of FP17s or Patient Questionnaire responses are less than 100. N/A is shown where the base number of responses is less than 10 during the period. % is calculated as Quantity/Base number\*100



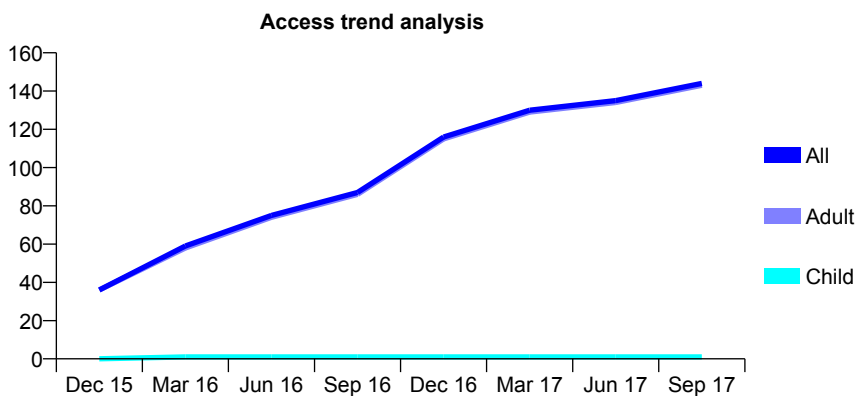
## Q58 - Vital Signs At a Glance Contract Report for 101281/0255 - September 2017

Name or company name	OASIS DENTAL CARE LTD
Contract type name	PDS Contract
Purpose of contract	General
Contract start date	01/01/2014
Contract end date	31/03/2018

17/18 Contracted general activity (UDA)	504
Carry forward general activity (UDA)	0
17/18 Contracted orthodontic activity (UOA)	0
Carry forward orthodontic activity (UOA)	0
Baseline contract value	£12,601.02

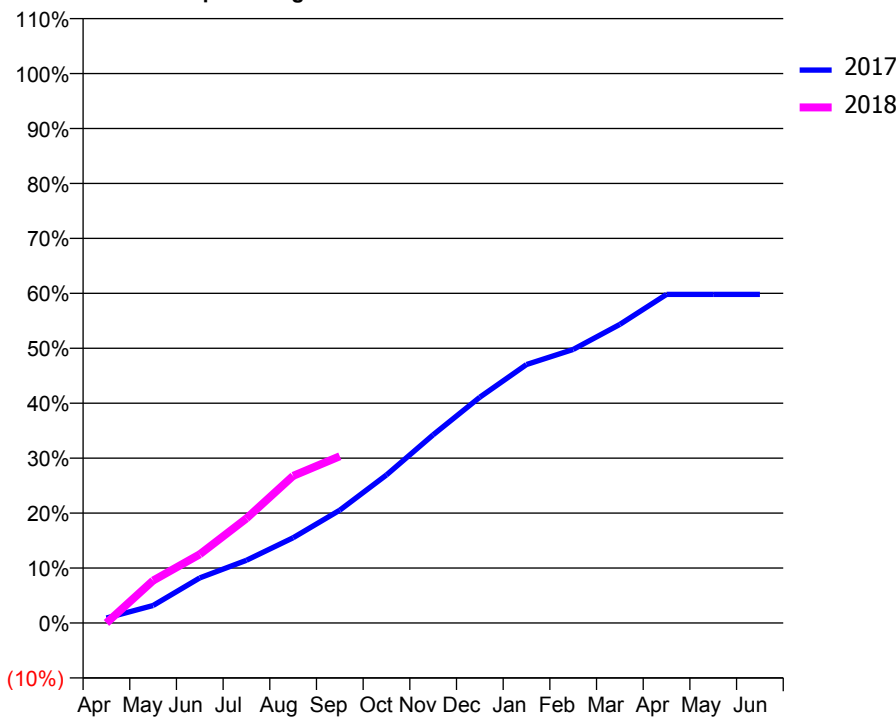
### ACCESS\*

Patients seen in 24 months	Total	Change since previous quarter
Quarter ending September 2016	87	
Quarter ending December 2016	116	↑
Quarter ending March 2017	130	↑
Quarter ending June 2017	135	↑
Quarter ending September 2017	144	↑
<b>Variance since September 2016</b>	<b>65.5%</b>	<b>↑</b>



### ACTIVITY

Cumulative percentage of contracted UDA delivered 2017 & 2018



Month	Adjusted Scheduled Activity (UDA)	
	2017	2018
April	6	0
May	21	39
June	54	63
July	75	96
August	102	135
September	135	153
October	177	
November	225	
December	270	
January	309	
February	327	
March	357	
April	393	
May	393	
June	393	

### QUALITY

	Quantity	Base Number	Contract	AT	Region	England
% of FP17s for the same patient ID Re-attending within 3 months - Children	0	0	N/A	10.7%	11.6%	11.9%
% of FP17s for the same patient ID Re-attending within 3 months - Adults	0	64	0.0%	14.4%	15.2%	15.9%
% of FP17s for the same patient ID Re-attending between 3 & 9 months - Children	0	0	N/A	56.9%	59.1%	58.1%
% of FP17s for the same patient ID Re-attending between 3 & 9 months - Adults	0	64	0.0%	48.5%	51.7%	50.6%
% of FP17s for Band 1 Urgent Courses	0	52	0.0%	8.6%	8.0%	9.1%
% of FP17s Relating to Free Repair or Replacements	0	52	0.0%	0.7%	0.8%	0.8%
% of FP17s Relating to Continuations	0	52	0.0%	0.9%	1.0%	1.1%
% of Patients satisfied with the dentistry they have received	0	0	N/A	91.0%	91.5%	91.4%
% of Patients satisfied with the time they had to wait for an appointment	0	0	N/A	86.9%	88.2%	87.7%

\* This is based on patients treated on this contract for their most recent course of treatment. Figures in italics indicate the base number of FP17s or Patient Questionnaire responses are less than 100. N/A is shown where the base number of responses is less than 10 during the period. % is calculated as Quantity/Base number\*100

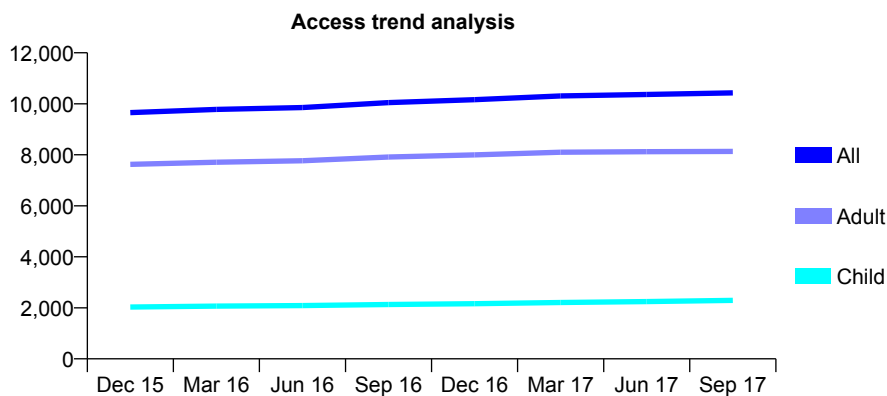
## Q58 - Vital Signs At a Glance Contract Report for 101338/0048 - September 2017

Name or company name	Whitecross Dental Care Limited
Contract type name	Pilot Contract
Purpose of contract	General
Contract start date	01/04/2007
Contract end date	

17/18 Contracted general activity (UDA)	41,400
Carry forward general activity (UDA)	0
17/18 Contracted orthodontic activity (UOA)	0
Carry forward orthodontic activity (UOA)	0
Baseline contract value	£1,148,069.06

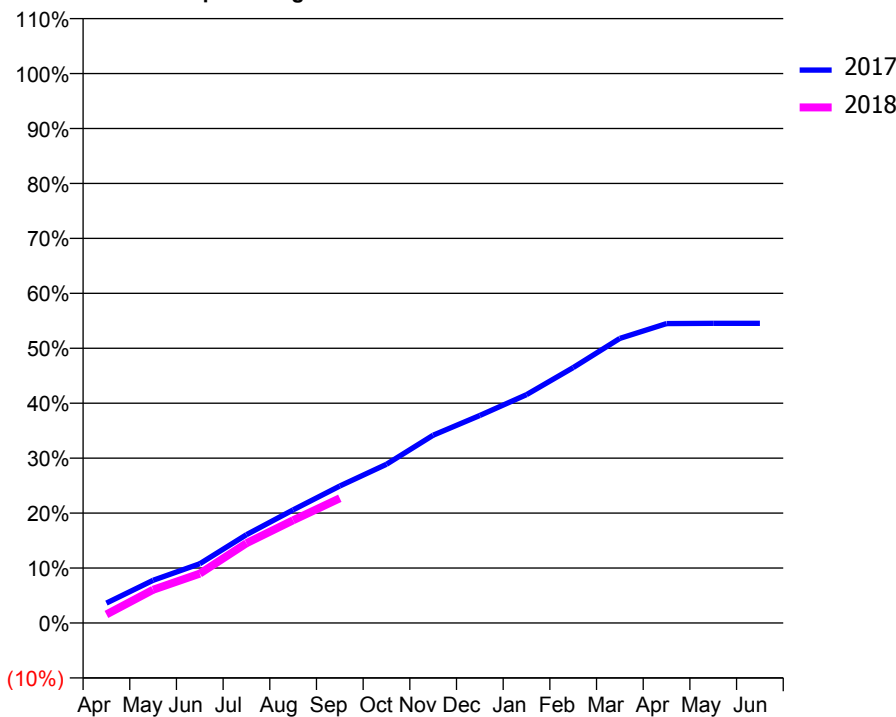
### ACCESS\*

Patients seen in 24 months	Total	Change since previous quarter
Quarter ending September 2016	10,047	
Quarter ending December 2016	10,162	→
Quarter ending March 2017	10,310	→
Quarter ending June 2017	10,368	→
Quarter ending September 2017	10,427	→
<b>Variance since September 2016</b>	<b>3.8%</b>	<b>↑</b>



### ACTIVITY

Cumulative percentage of contracted UDA delivered 2017 & 2018



Month	Adjusted Scheduled Activity (UDA)	
	2017	2018
April	1,498	650
May	3,222	2,502
June	4,465	3,718
July	6,656	6,013
August	8,527	7,739
September	10,328	9,400
October	11,962	
November	14,150	
December	15,633	
January	17,206	
February	19,249	
March	21,443	
April	22,563	
May	22,581	
June	22,583	

### QUALITY

	Quantity	Base Number	Contract	AT	Region	England
% of FP17s for the same patient ID Re-attending within 3 months - Children	22	1,050	2.1%	10.7%	11.6%	11.9%
% of FP17s for the same patient ID Re-attending within 3 months - Adults	216	3,842	5.6%	14.4%	15.2%	15.9%
% of FP17s for the same patient ID Re-attending between 3 & 9 months - Children	432	1,050	41.1%	56.9%	59.1%	58.1%
% of FP17s for the same patient ID Re-attending between 3 & 9 months - Adults	1,134	3,842	29.5%	48.5%	51.7%	50.6%
% of FP17s for Band 1 Urgent Courses	210	4,459	4.7%	8.6%	8.0%	9.1%
% of FP17s Relating to Free Repair or Replacements	14	4,459	0.3%	0.7%	0.8%	0.8%
% of FP17s Relating to Continuations	38	4,459	0.9%	0.9%	1.0%	1.1%
% of Patients satisfied with the dentistry they have received	9	9	N/A	91.0%	91.5%	91.4%
% of Patients satisfied with the time they had to wait for an appointment	8	9	N/A	86.9%	88.2%	87.7%

\* This is based on patients treated on this contract for their most recent course of treatment. Figures in italics indicate the base number of FP17s or Patient Questionnaire responses are less than 100. N/A is shown where the base number of responses is less than 10 during the period. % is calculated as Quantity/Base number\*100

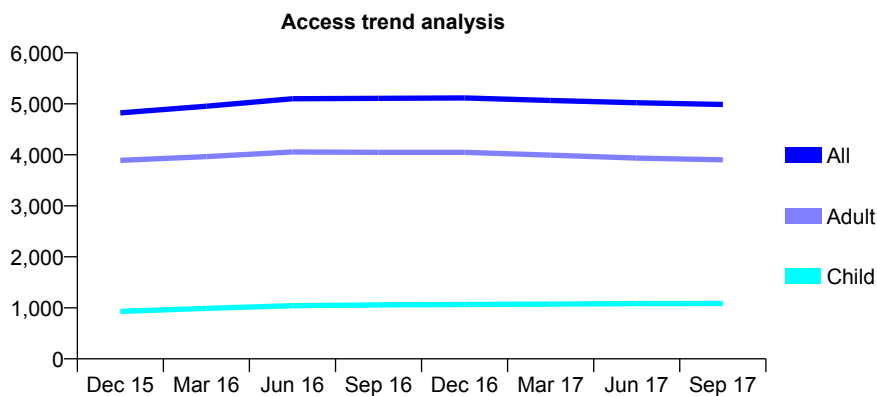
## Q58 - Vital Signs At a Glance Contract Report for 101338/0065 - September 2017

Name or company name	Whitecross Dental Care Limited
Contract type name	GDS Contract
Purpose of contract	General
Contract start date	01/06/2008
Contract end date	

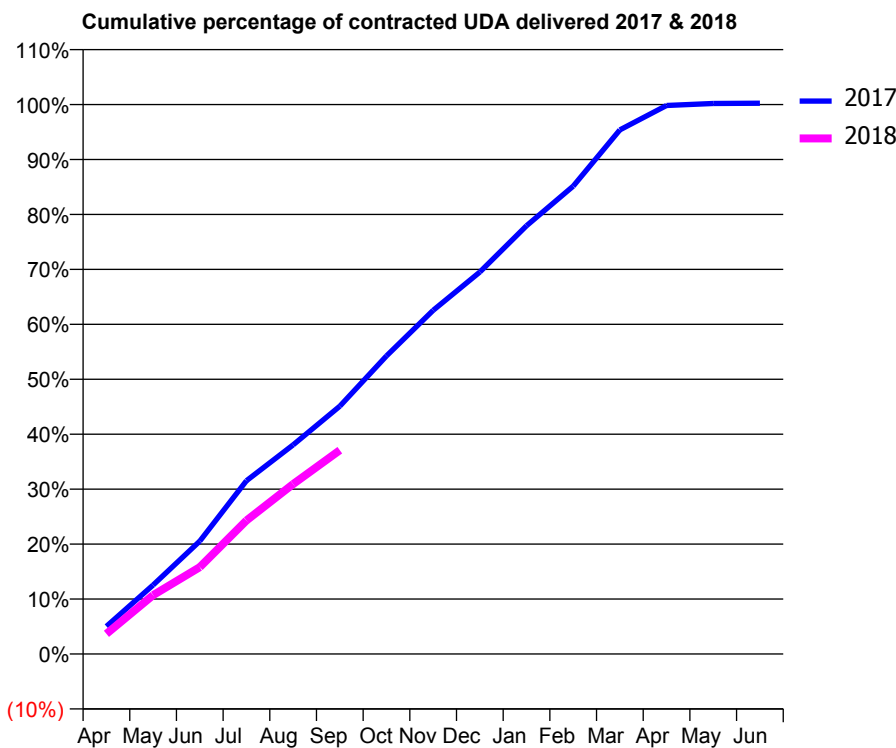
17/18 Contracted general activity (UDA)	13,500
Carry forward general activity (UDA)	0
17/18 Contracted orthodontic activity (UOA)	0
Carry forward orthodontic activity (UOA)	0
Baseline contract value	£320,339.09

### ACCESS\*

Patients seen in 24 months	Total	Change since previous quarter
Quarter ending September 2016	5,106	
Quarter ending December 2016	5,114	→
Quarter ending March 2017	5,066	→
Quarter ending June 2017	5,020	→
Quarter ending September 2017	4,987	→
<b>Variance since September 2016</b>	<b>(2.3%)</b>	<b>↓</b>



### ACTIVITY



Month	Adjusted Scheduled Activity (UDA)	
	2017	2018
April	679	497
May	1,695	1,446
June	2,774	2,135
July	4,256	3,282
August	5,137	4,177
September	6,087	5,008
October	7,325	
November	8,444	
December	9,384	
January	10,520	
February	11,494	
March	12,875	
April	13,477	
May	13,525	
June	13,532	

### QUALITY

	Quantity	Base Number	Contract	AT	Region	England
% of FP17s for the same patient ID Re-attending within 3 months - Children	58	707	8.2%	10.7%	11.6%	11.9%
% of FP17s for the same patient ID Re-attending within 3 months - Adults	216	1,962	11.0%	14.4%	15.2%	15.9%
% of FP17s for the same patient ID Re-attending between 3 & 9 months - Children	316	707	44.7%	56.9%	59.1%	58.1%
% of FP17s for the same patient ID Re-attending between 3 & 9 months - Adults	804	1,962	41.0%	48.5%	51.7%	50.6%
% of FP17s for Band 1 Urgent Courses	169	2,413	7.0%	8.6%	8.0%	9.1%
% of FP17s Relating to Free Repair or Replacements	1	2,413	0.0%	0.7%	0.8%	0.8%
% of FP17s Relating to Continuations	34	2,413	1.4%	0.9%	1.0%	1.1%
% of Patients satisfied with the dentistry they have received	4	4	N/A	91.0%	91.5%	91.4%
% of Patients satisfied with the time they had to wait for an appointment	3	4	N/A	86.9%	88.2%	87.7%

\* This is based on patients treated on this contract for their most recent course of treatment. Figures in italics indicate the base number of FP17s or Patient Questionnaire responses are less than 100. N/A is shown where the base number of responses is less than 10 during the period. % is calculated as Quantity/Base number\*100

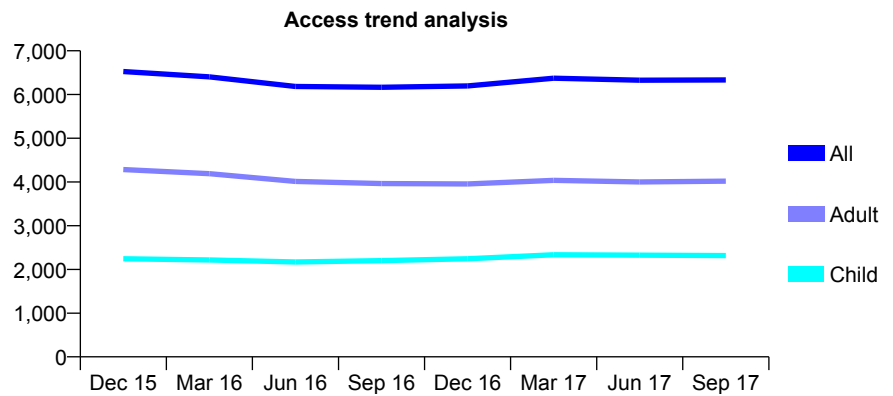
## Q58 - Vital Signs At a Glance Contract Report for 101362/0001 - September 2017

Name or company name	Rodericks Dental Limited
Contract type name	Pilot Contract
Purpose of contract	General
Contract start date	01/04/2006
Contract end date	

17/18 Contracted general activity (UDA)	18,000
Carry forward general activity (UDA)	0
17/18 Contracted orthodontic activity (UOA)	0
Carry forward orthodontic activity (UOA)	0
Baseline contract value	£610,183.47

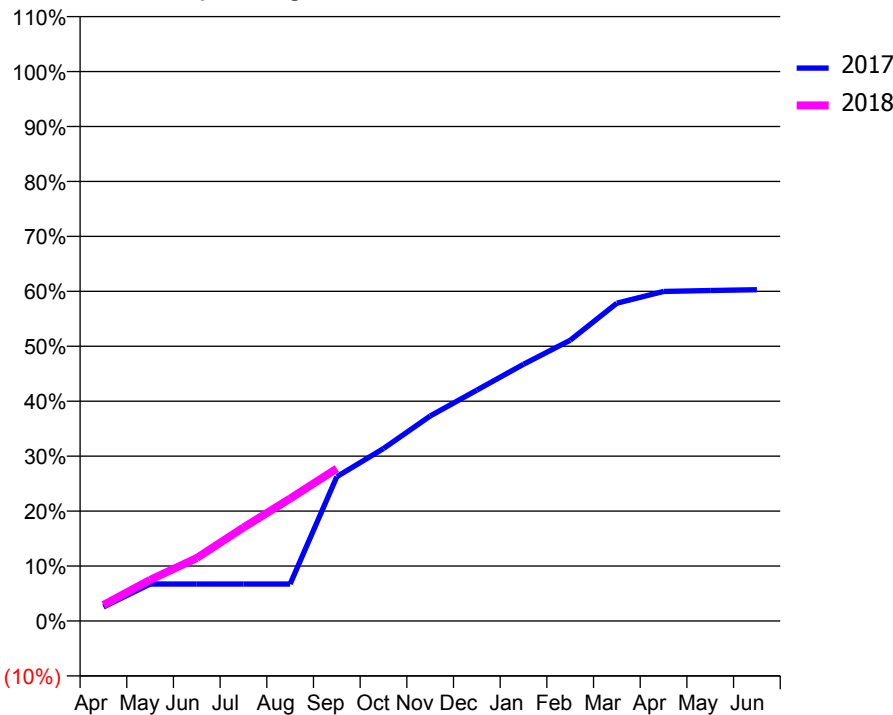
### ACCESS\*

Patients seen in 24 months	Total	Change since previous quarter
Quarter ending September 2016	6,165	
Quarter ending December 2016	6,197	→
Quarter ending March 2017	6,374	↑
Quarter ending June 2017	6,328	→
Quarter ending September 2017	6,335	→
<b>Variance since September 2016</b>	<b>2.8%</b>	<b>↑</b>



### ACTIVITY

Cumulative percentage of contracted UDA delivered 2017 & 2018



Month	Adjusted Scheduled Activity (UDA)	
	2017	2018
April	460	527
May	1,211	1,349
June	1,211	2,066
July	1,211	3,063
August	1,211	4,011
September	4,727	4,995
October	5,651	
November	6,716	
December	7,565	
January	8,411	
February	9,198	
March	10,410	
April	10,794	
May	10,827	
June	10,852	

### QUALITY

	Quantity	Base Number	Contract	AT	Region	England
% of FP17s for the same patient ID Re-attending within 3 months - Children	70	1,669	4.2%	10.7%	11.6%	11.9%
% of FP17s for the same patient ID Re-attending within 3 months - Adults	166	2,270	7.3%	14.4%	15.2%	15.9%
% of FP17s for the same patient ID Re-attending between 3 & 9 months - Children	1,087	1,669	65.1%	56.9%	59.1%	58.1%
% of FP17s for the same patient ID Re-attending between 3 & 9 months - Adults	1,094	2,270	48.2%	48.5%	51.7%	50.6%
% of FP17s for Band 1 Urgent Courses	174	3,403	5.1%	8.6%	8.0%	9.1%
% of FP17s Relating to Free Repair or Replacements	5	3,403	0.1%	0.7%	0.8%	0.8%
% of FP17s Relating to Continuations	0	3,403	0.0%	0.9%	1.0%	1.1%
% of Patients satisfied with the dentistry they have received	4	4	N/A	91.0%	91.5%	91.4%
% of Patients satisfied with the time they had to wait for an appointment	2	4	N/A	86.9%	88.2%	87.7%

\* This is based on patients treated on this contract for their most recent course of treatment. Figures in italics indicate the base number of FP17s or Patient Questionnaire responses are less than 100. N/A is shown where the base number of responses is less than 10 during the period. % is calculated as Quantity/Base number\*100

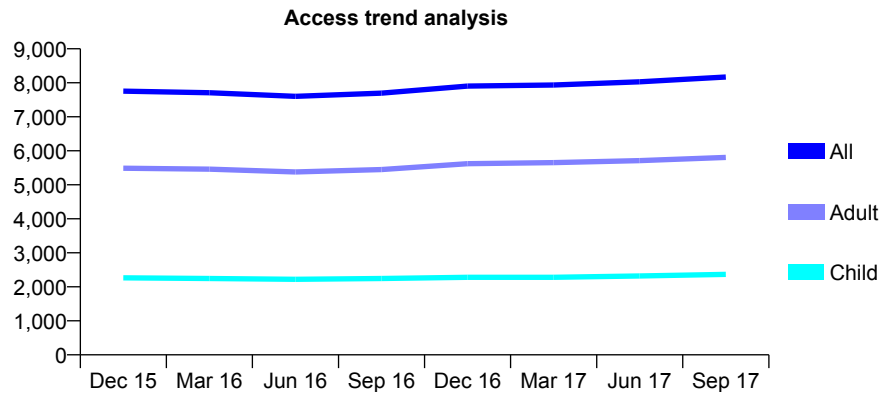
## Q58 - Vital Signs At a Glance Contract Report for 101362/0002 - September 2017

Name or company name	Rodericks Dental Limited
Contract type name	GDS Contract
Purpose of contract	General
Contract start date	02/10/2006
Contract end date	

17/18 Contracted general activity (UDA)	21,795
Carry forward general activity (UDA)	0
17/18 Contracted orthodontic activity (UOA)	0
Carry forward orthodontic activity (UOA)	0
Baseline contract value	£492,011.80

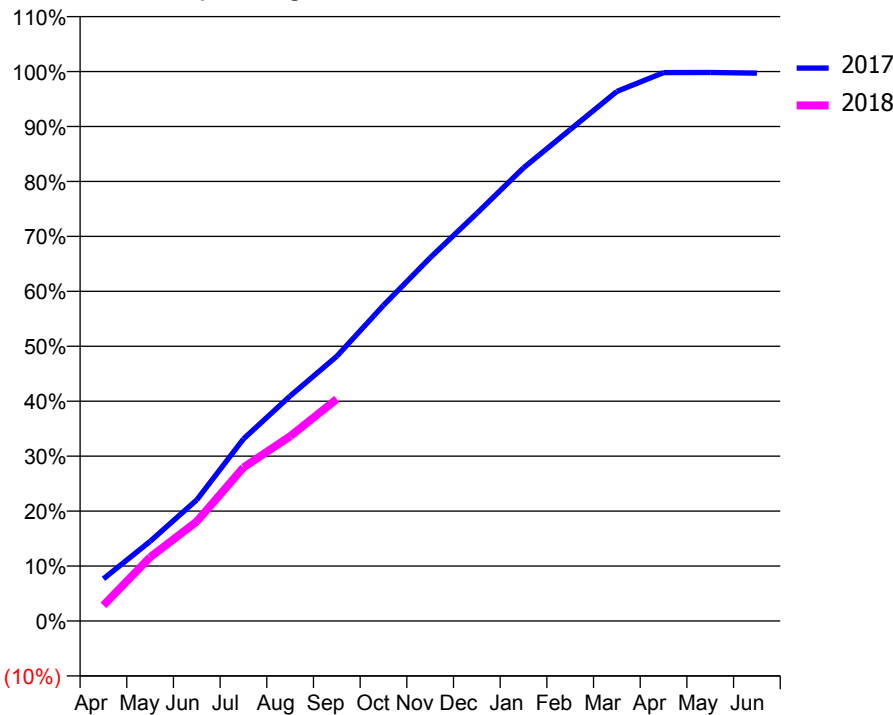
### ACCESS\*

Patients seen in 24 months	Total	Change since previous quarter
Quarter ending September 2016	7,695	
Quarter ending December 2016	7,905	↑
Quarter ending March 2017	7,934	→
Quarter ending June 2017	8,031	→
Quarter ending September 2017	8,172	→
<b>Variance since September 2016</b>	<b>6.2%</b>	<b>↑</b>



### ACTIVITY

Cumulative percentage of contracted UDA delivered 2017 & 2018



Month	Adjusted Scheduled Activity (UDA)	
	2017	2018
April	1,672	622
May	3,161	2,530
June	4,806	3,951
July	7,225	6,090
August	8,926	7,330
September	10,499	8,802
October	12,524	
November	14,409	
December	16,170	
January	17,973	
February	19,492	
March	21,004	
April	21,750	
May	21,755	
June	21,731	

### QUALITY

	Quantity	Base Number	Contract	AT	Region	England
% of FP17s for the same patient ID Re-attending within 3 months - Children	121	1,775	6.8%	10.7%	11.6%	11.9%
% of FP17s for the same patient ID Re-attending within 3 months - Adults	526	3,868	13.6%	14.4%	15.2%	15.9%
% of FP17s for the same patient ID Re-attending between 3 & 9 months - Children	1,085	1,775	61.1%	56.9%	59.1%	58.1%
% of FP17s for the same patient ID Re-attending between 3 & 9 months - Adults	2,114	3,868	54.7%	48.5%	51.7%	50.6%
% of FP17s for Band 1 Urgent Courses	415	5,222	7.9%	8.6%	8.0%	9.1%
% of FP17s Relating to Free Repair or Replacements	42	5,222	0.8%	0.7%	0.8%	0.8%
% of FP17s Relating to Continuations	13	5,222	0.2%	0.9%	1.0%	1.1%
% of Patients satisfied with the dentistry they have received	8	10	80.0%	91.0%	91.5%	91.4%
% of Patients satisfied with the time they had to wait for an appointment	7	10	70.0%	86.9%	88.2%	87.7%

\* This is based on patients treated on this contract for their most recent course of treatment. Figures in italics indicate the base number of FP17s or Patient Questionnaire responses are less than 100. N/A is shown where the base number of responses is less than 10 during the period. % is calculated as Quantity/Base number\*100

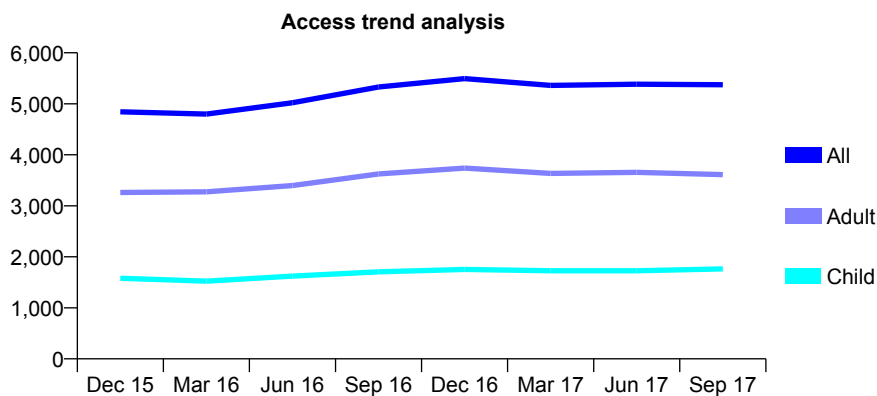
## Q58 - Vital Signs At a Glance Contract Report for 101362/0009 - September 2017

Name or company name	Rodericks Dental Limited
Contract type name	GDS Contract
Purpose of contract	General
Contract start date	01/06/2008
Contract end date	

17/18 Contracted general activity (UDA)	12,918
Carry forward general activity (UDA)	0
17/18 Contracted orthodontic activity (UOA)	0
Carry forward orthodontic activity (UOA)	0
Baseline contract value	£293,488.56

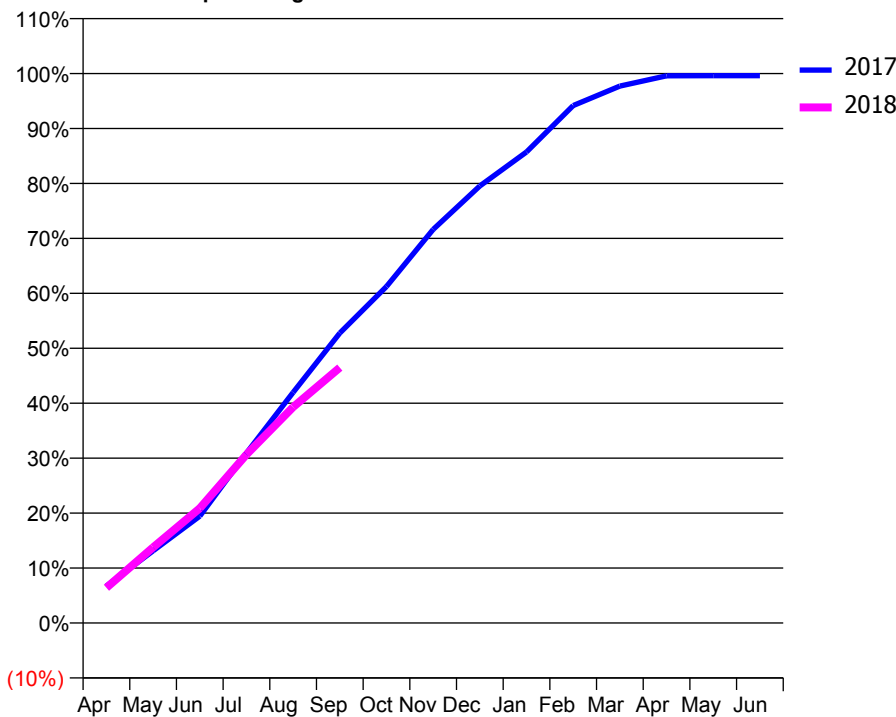
### ACCESS\*

Patients seen in 24 months	Total	Change since previous quarter
Quarter ending September 2016	5,330	
Quarter ending December 2016	5,493	↑
Quarter ending March 2017	5,362	↓
Quarter ending June 2017	5,384	→
Quarter ending September 2017	5,374	→
<b>Variance since September 2016</b>	<b>0.8%</b>	<b>→</b>



### ACTIVITY

Cumulative percentage of contracted UDA delivered 2017 & 2018



Adjusted Scheduled Activity (UDA)

Month	2017	2018
April	869	831
May	1,697	1,780
June	2,512	2,698
July	3,996	3,962
August	5,423	5,077
September	6,816	6,003
October	7,911	
November	9,252	
December	10,275	
January	11,075	
February	12,164	
March	12,623	
April	12,864	
May	12,865	
June	12,867	

### QUALITY

	Quantity	Base Number	Contract	AT	Region	England
% of FP17s for the same patient ID Re-attending within 3 months - Children	88	1,145	7.7%	10.7%	11.6%	11.9%
% of FP17s for the same patient ID Re-attending within 3 months - Adults	293	1,919	15.3%	14.4%	15.2%	15.9%
% of FP17s for the same patient ID Re-attending between 3 & 9 months - Children	538	1,145	47.0%	56.9%	59.1%	58.1%
% of FP17s for the same patient ID Re-attending between 3 & 9 months - Adults	674	1,919	35.1%	48.5%	51.7%	50.6%
% of FP17s for Band 1 Urgent Courses	307	2,973	10.3%	8.6%	8.0%	9.1%
% of FP17s Relating to Free Repair or Replacements	16	2,973	0.5%	0.7%	0.8%	0.8%
% of FP17s Relating to Continuations	5	2,973	0.2%	0.9%	1.0%	1.1%
% of Patients satisfied with the dentistry they have received	2	2	N/A	91.0%	91.5%	91.4%
% of Patients satisfied with the time they had to wait for an appointment	2	2	N/A	86.9%	88.2%	87.7%

\* This is based on patients treated on this contract for their most recent course of treatment. Figures in italics indicate the base number of FP17s or Patient Questionnaire responses are less than 100. N/A is shown where the base number of responses is less than 10 during the period. % is calculated as Quantity/Base number\*100

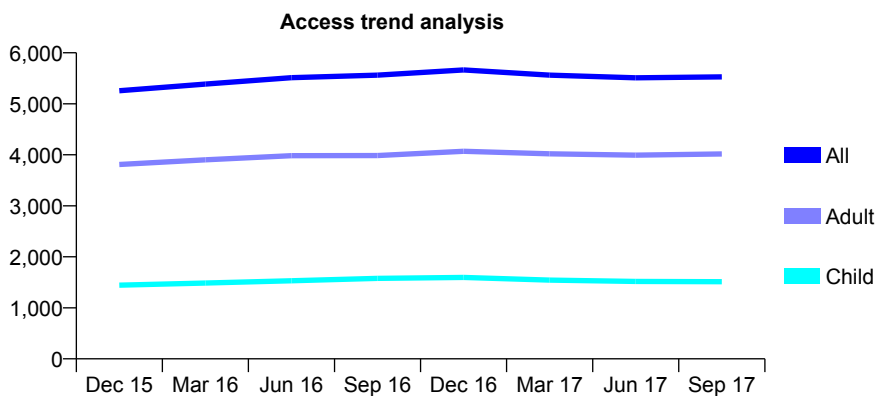
## Q58 - Vital Signs At a Glance Contract Report for 101362/0020 - September 2017

Name or company name	Rodericks Dental Limited
Contract type name	GDS Contract
Purpose of contract	General
Contract start date	20/08/2009
Contract end date	

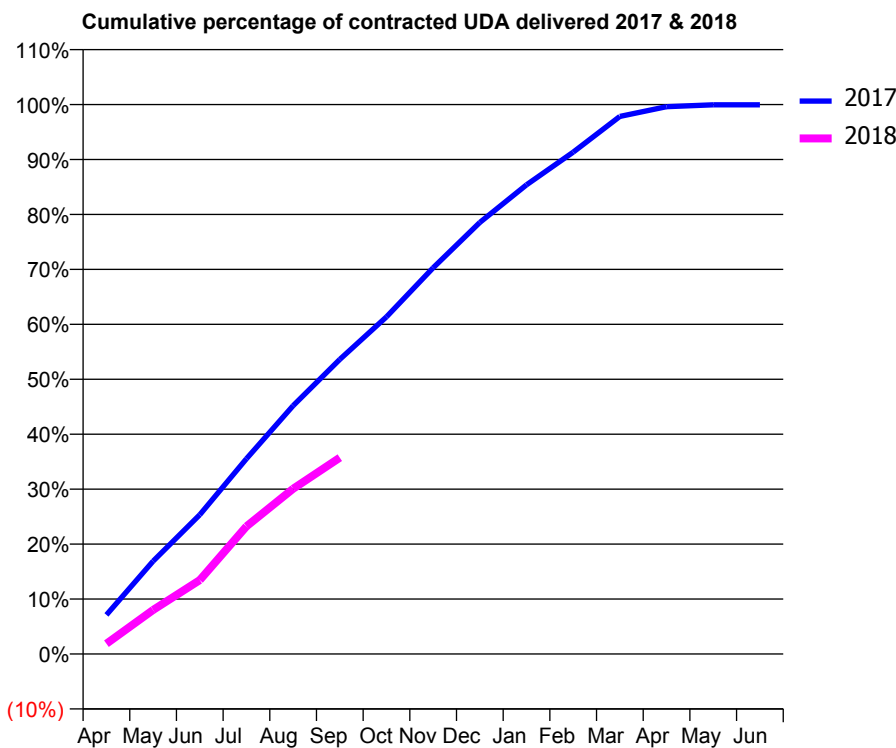
17/18 Contracted general activity (UDA)	14,000
Carry forward general activity (UDA)	0
17/18 Contracted orthodontic activity (UOA)	0
Carry forward orthodontic activity (UOA)	0
Baseline contract value	£364,464.84

### ACCESS\*

Patients seen in 24 months	Total	Change since previous quarter
Quarter ending September 2016	5,563	
Quarter ending December 2016	5,664	→
Quarter ending March 2017	5,563	↓
Quarter ending June 2017	5,511	→
Quarter ending September 2017	5,528	→
<b>Variance since September 2016</b>	<b>(0.6%)</b>	<b>→</b>



### ACTIVITY



Month	Adjusted Scheduled Activity (UDA)	
	2017	2018
April	996	263
May	2,365	1,123
June	3,550	1,883
July	4,976	3,253
August	6,328	4,211
September	7,506	5,002
October	8,589	
November	9,840	
December	10,997	
January	11,953	
February	12,787	
March	13,698	
April	13,945	
May	13,990	
June	13,993	

### QUALITY

	Quantity	Base Number	Contract	AT	Region	England
% of FP17s for the same patient ID Re-attending within 3 months - Children	67	1,110	6.0%	10.7%	11.6%	11.9%
% of FP17s for the same patient ID Re-attending within 3 months - Adults	238	2,337	10.2%	14.4%	15.2%	15.9%
% of FP17s for the same patient ID Re-attending between 3 & 9 months - Children	664	1,110	59.8%	56.9%	59.1%	58.1%
% of FP17s for the same patient ID Re-attending between 3 & 9 months - Adults	1,145	2,337	49.0%	48.5%	51.7%	50.6%
% of FP17s for Band 1 Urgent Courses	265	3,307	8.0%	8.6%	8.0%	9.1%
% of FP17s Relating to Free Repair or Replacements	17	3,307	0.5%	0.7%	0.8%	0.8%
% of FP17s Relating to Continuations	4	3,307	0.1%	0.9%	1.0%	1.1%
% of Patients satisfied with the dentistry they have received	7	7	N/A	91.0%	91.5%	91.4%
% of Patients satisfied with the time they had to wait for an appointment	6	7	N/A	86.9%	88.2%	87.7%

\* This is based on patients treated on this contract for their most recent course of treatment. Figures in italics indicate the base number of FP17s or Patient Questionnaire responses are less than 100. N/A is shown where the base number of responses is less than 10 during the period. % is calculated as Quantity/Base number\*100

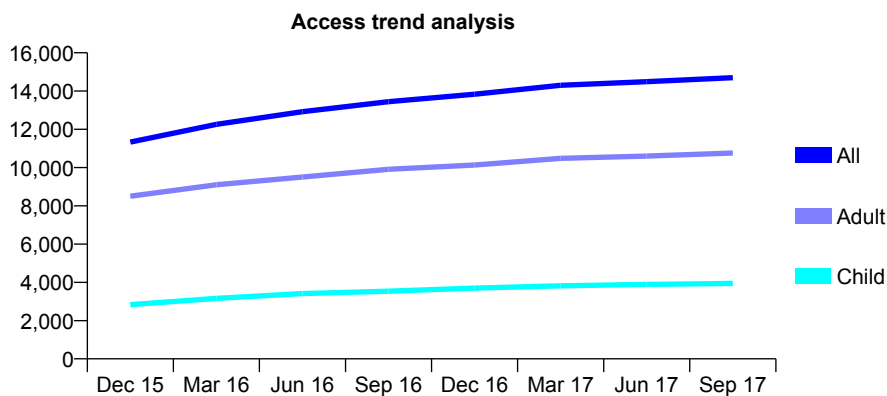
## Q58 - Vital Signs At a Glance Contract Report for 101362/0021 - September 2017

Name or company name	Rodericks Dental Limited
Contract type name	GDS Contract
Purpose of contract	General
Contract start date	01/10/2009
Contract end date	

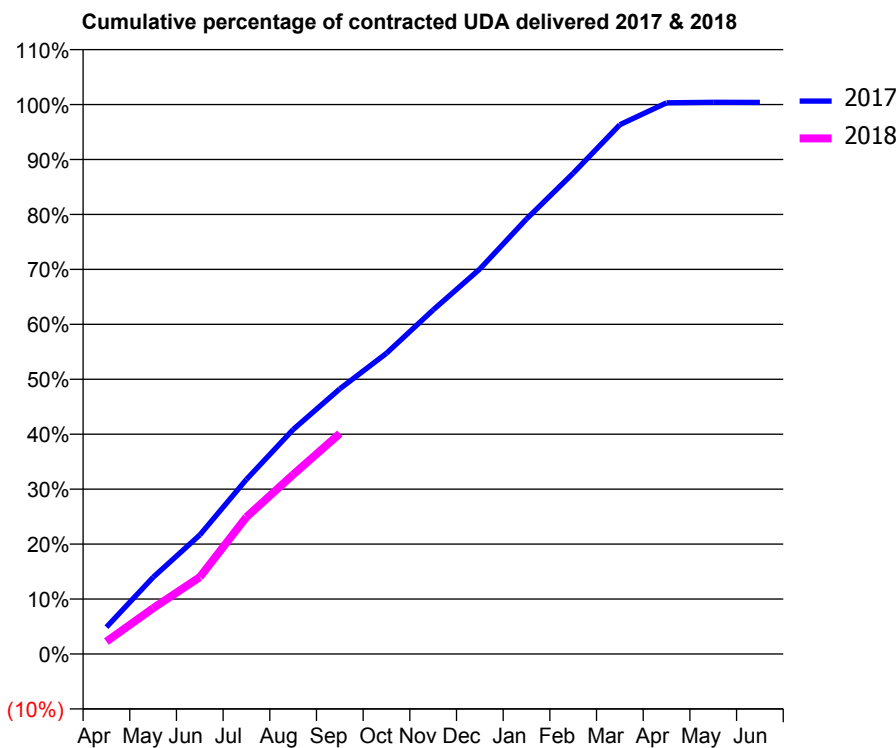
17/18 Contracted general activity (UDA)	40,147
Carry forward general activity (UDA)	0
17/18 Contracted orthodontic activity (UOA)	0
Carry forward orthodontic activity (UOA)	0
Baseline contract value	£1,182,655.47

### ACCESS\*

Patients seen in 24 months	Total	Change since previous quarter
Quarter ending September 2016	13,447	
Quarter ending December 2016	13,832	↑
Quarter ending March 2017	14,302	↑
Quarter ending June 2017	14,491	→
Quarter ending September 2017	14,703	→
<b>Variance since September 2016</b>	<b>9.3%</b>	<b>↑</b>



### ACTIVITY



Adjusted Scheduled Activity (UDA)		
Month	2017	2018
April	1,966	909
May	5,611	3,345
June	8,695	5,620
July	12,763	10,013
August	16,404	13,112
September	19,368	16,109
October	21,971	
November	25,139	
December	28,127	
January	31,789	
February	35,125	
March	38,674	
April	40,271	
May	40,309	
June	40,303	

### QUALITY

	Quantity	Base Number	Contract	AT	Region	England
% of FP17s for the same patient ID Re-attending within 3 months - Children	240	3,003	8.0%	10.7%	11.6%	11.9%
% of FP17s for the same patient ID Re-attending within 3 months - Adults	1,055	7,000	15.1%	14.4%	15.2%	15.9%
% of FP17s for the same patient ID Re-attending between 3 & 9 months - Children	1,879	3,003	62.6%	56.9%	59.1%	58.1%
% of FP17s for the same patient ID Re-attending between 3 & 9 months - Adults	3,377	7,000	48.2%	48.5%	51.7%	50.6%
% of FP17s for Band 1 Urgent Courses	2,036	9,314	21.9%	8.6%	8.0%	9.1%
% of FP17s Relating to Free Repair or Replacements	31	9,314	0.3%	0.7%	0.8%	0.8%
% of FP17s Relating to Continuations	5	9,314	0.1%	0.9%	1.0%	1.1%
% of Patients satisfied with the dentistry they have received	10	12	83.3%	91.0%	91.5%	91.4%
% of Patients satisfied with the time they had to wait for an appointment	9	12	75.0%	86.9%	88.2%	87.7%

\* This is based on patients treated on this contract for their most recent course of treatment. Figures in italics indicate the base number of FP17s or Patient Questionnaire responses are less than 100. N/A is shown where the base number of responses is less than 10 during the period. % is calculated as Quantity/Base number\*100



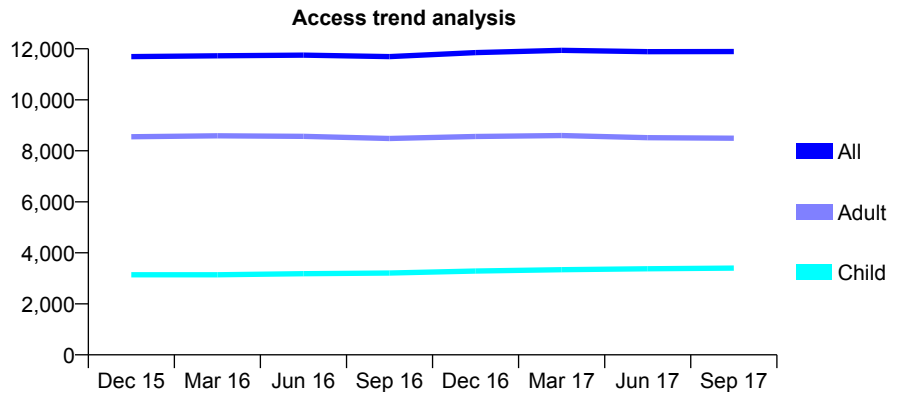
## Q58 - Vital Signs At a Glance Contract Report for 101370/0047 - September 2017

Name or company name	Petrie Tucker and Partners Ltd
Contract type name	GDS Contract
Purpose of contract	General
Contract start date	01/04/2006
Contract end date	

17/18 Contracted general activity (UDA)	29,673
Carry forward general activity (UDA)	0
17/18 Contracted orthodontic activity (UOA)	0
Carry forward orthodontic activity (UOA)	0
Baseline contract value	£812,654.55

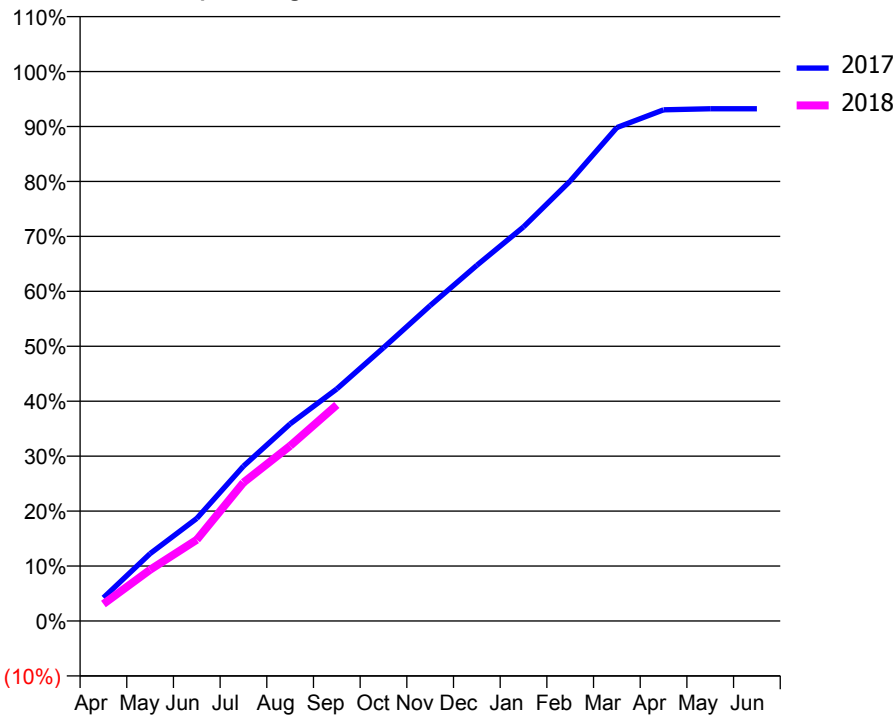
### ACCESS\*

Patients seen in 24 months	Total	Change since previous quarter
Quarter ending September 2016	11,692	
Quarter ending December 2016	11,849	→
Quarter ending March 2017	11,939	→
Quarter ending June 2017	11,890	→
Quarter ending September 2017	11,893	→
<b>Variance since September 2016</b>	<b>1.7%</b>	<b>→</b>



### ACTIVITY

Cumulative percentage of contracted UDA delivered 2017 & 2018



Month	Adjusted Scheduled Activity (UDA)	
	2017	2018
April	1,256	916
May	3,641	2,769
June	5,541	4,388
July	8,361	7,480
August	10,645	9,460
September	12,531	11,669
October	14,755	
November	17,031	
December	19,206	
January	21,280	
February	23,760	
March	26,648	
April	27,605	
May	27,660	
June	27,661	

### QUALITY

	Quantity	Base Number	Contract	AT	Region	England
% of FP17s for the same patient ID Re-attending within 3 months - Children	72	2,285	3.2%	10.7%	11.6%	11.9%
% of FP17s for the same patient ID Re-attending within 3 months - Adults	340	4,552	7.5%	14.4%	15.2%	15.9%
% of FP17s for the same patient ID Re-attending between 3 & 9 months - Children	1,082	2,285	47.4%	56.9%	59.1%	58.1%
% of FP17s for the same patient ID Re-attending between 3 & 9 months - Adults	1,966	4,552	43.2%	48.5%	51.7%	50.6%
% of FP17s for Band 1 Urgent Courses	225	6,401	3.5%	8.6%	8.0%	9.1%
% of FP17s Relating to Free Repair or Replacements	16	6,401	0.2%	0.7%	0.8%	0.8%
% of FP17s Relating to Continuations	72	6,401	1.1%	0.9%	1.0%	1.1%
% of Patients satisfied with the dentistry they have received	18	19	94.7%	91.0%	91.5%	91.4%
% of Patients satisfied with the time they had to wait for an appointment	16	19	84.2%	86.9%	88.2%	87.7%

\* This is based on patients treated on this contract for their most recent course of treatment. Figures in italics indicate the base number of FP17s or Patient Questionnaire responses are less than 100. N/A is shown where the base number of responses is less than 10 during the period. % is calculated as Quantity/Base number\*100

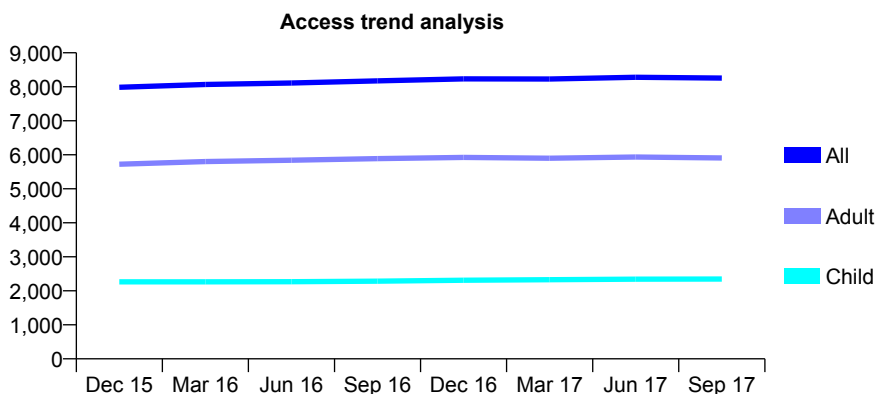
## Q58 - Vital Signs At a Glance Contract Report for 101370/0057 - September 2017

Name or company name	Petrie Tucker and Partners Ltd
Contract type name	GDS Contract
Purpose of contract	General
Contract start date	01/04/2006
Contract end date	

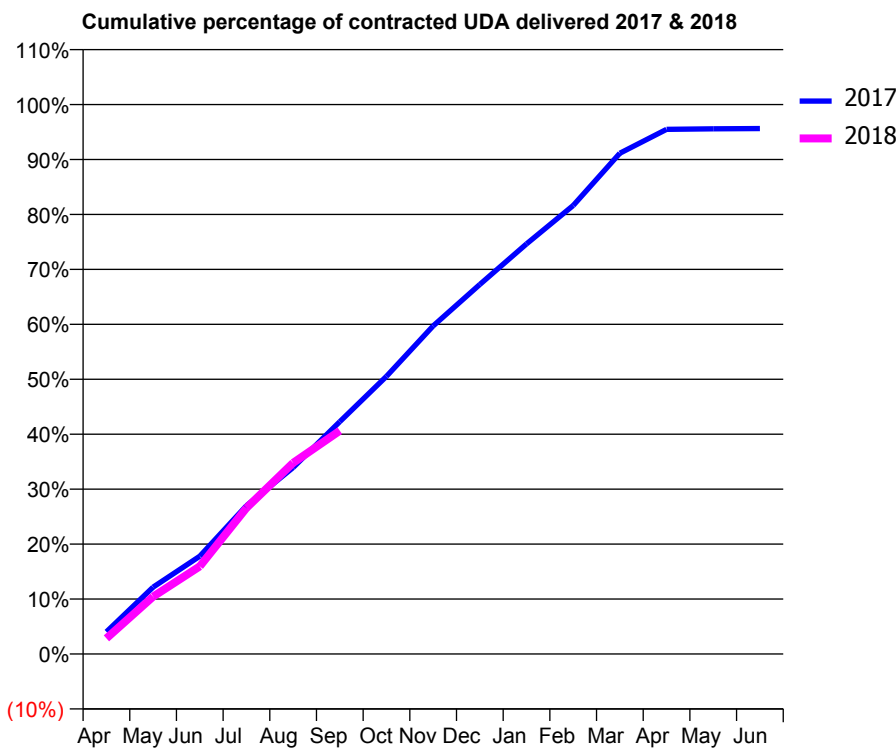
17/18 Contracted general activity (UDA)	24,667
Carry forward general activity (UDA)	0
17/18 Contracted orthodontic activity (UOA)	0
Carry forward orthodontic activity (UOA)	0
Baseline contract value	£617,665.81

### ACCESS\*

Patients seen in 24 months	Total	Change since previous quarter
Quarter ending September 2016	8,174	
Quarter ending December 2016	8,232	→
Quarter ending March 2017	8,228	→
Quarter ending June 2017	8,279	→
Quarter ending September 2017	8,256	→
<b>Variance since September 2016</b>	<b>1.0%</b>	<b>→</b>



### ACTIVITY



Month	Adjusted Scheduled Activity (UDA)	
	2017	2018
April	998	706
May	3,004	2,579
June	4,391	3,938
July	6,662	6,559
August	8,372	8,580
September	10,429	10,023
October	12,467	
November	14,726	
December	16,589	
January	18,408	
February	20,131	
March	22,480	
April	23,552	
May	23,573	
June	23,585	

### QUALITY

	Quantity	Base Number	Contract	AT	Region	England
% of FP17s for the same patient ID Re-attending within 3 months - Children	51	1,756	2.9%	10.7%	11.6%	11.9%
% of FP17s for the same patient ID Re-attending within 3 months - Adults	283	3,806	7.4%	14.4%	15.2%	15.9%
% of FP17s for the same patient ID Re-attending between 3 & 9 months - Children	957	1,756	54.5%	56.9%	59.1%	58.1%
% of FP17s for the same patient ID Re-attending between 3 & 9 months - Adults	1,840	3,806	48.3%	48.5%	51.7%	50.6%
% of FP17s for Band 1 Urgent Courses	183	5,085	3.6%	8.6%	8.0%	9.1%
% of FP17s Relating to Free Repair or Replacements	45	5,085	0.9%	0.7%	0.8%	0.8%
% of FP17s Relating to Continuations	65	5,085	1.3%	0.9%	1.0%	1.1%
% of Patients satisfied with the dentistry they have received	16	16	100.0%	91.0%	91.5%	91.4%
% of Patients satisfied with the time they had to wait for an appointment	15	16	93.8%	86.9%	88.2%	87.7%

\* This is based on patients treated on this contract for their most recent course of treatment. Figures in italics indicate the base number of FP17s or Patient Questionnaire responses are less than 100. N/A is shown where the base number of responses is less than 10 during the period. % is calculated as Quantity/Base number\*100

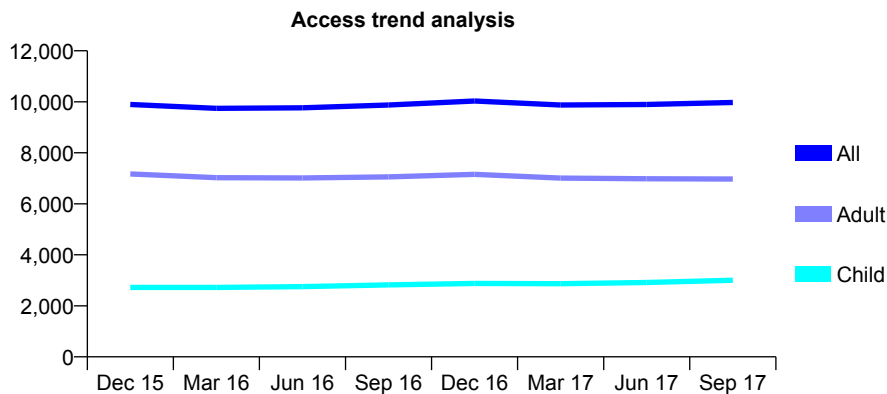
## Q58 - Vital Signs At a Glance Contract Report for 101370/0064 - September 2017

Name or company name	Petrie Tucker and Partners Ltd
Contract type name	GDS Contract
Purpose of contract	General
Contract start date	01/04/2006
Contract end date	

17/18 Contracted general activity (UDA)	31,719
Carry forward general activity (UDA)	0
17/18 Contracted orthodontic activity (UOA)	0
Carry forward orthodontic activity (UOA)	0
Baseline contract value	£841,828.36

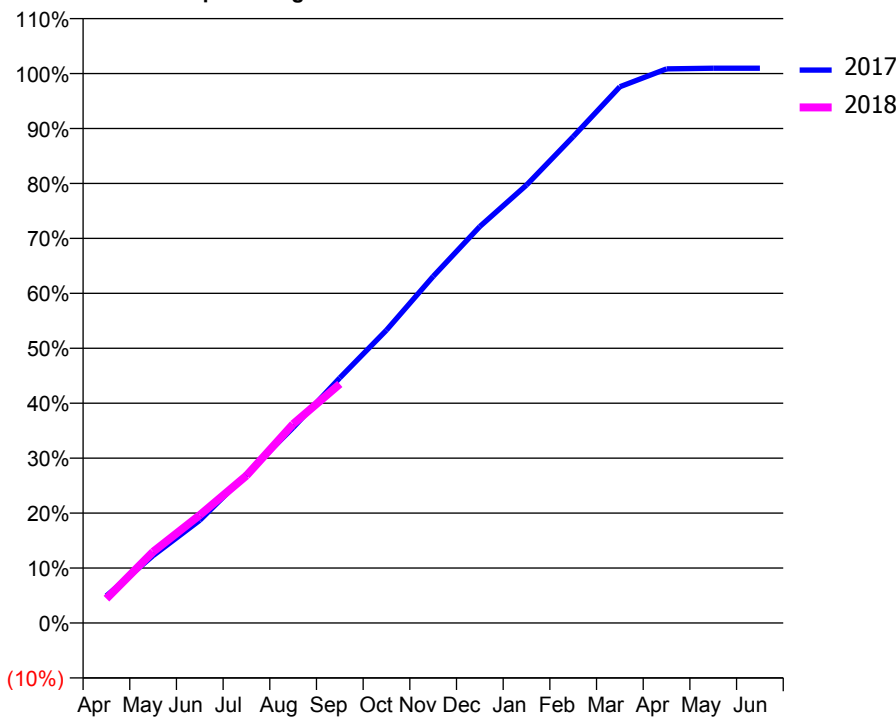
### ACCESS\*

Patients seen in 24 months	Total	Change since previous quarter
Quarter ending September 2016	9,874	
Quarter ending December 2016	10,031	→
Quarter ending March 2017	9,875	↓
Quarter ending June 2017	9,897	→
Quarter ending September 2017	9,974	→
<b>Variance since September 2016</b>	<b>1.0%</b>	<b>→</b>



### ACTIVITY

Cumulative percentage of contracted UDA delivered 2017 & 2018



Month	Adjusted Scheduled Activity (UDA)	
	2017	2018
April	1,566	1,402
May	3,888	4,118
June	5,934	6,233
July	8,589	8,506
August	11,281	11,486
September	14,150	13,800
October	16,911	
November	20,008	
December	22,889	
January	25,281	
February	28,079	
March	30,955	
April	31,986	
May	32,021	
June	32,022	

### QUALITY

	Quantity	Base Number	Contract	AT	Region	England
% of FP17s for the same patient ID Re-attending within 3 months - Children	164	2,258	7.3%	10.7%	11.6%	11.9%
% of FP17s for the same patient ID Re-attending within 3 months - Adults	467	3,813	12.2%	14.4%	15.2%	15.9%
% of FP17s for the same patient ID Re-attending between 3 & 9 months - Children	1,224	2,258	54.2%	56.9%	59.1%	58.1%
% of FP17s for the same patient ID Re-attending between 3 & 9 months - Adults	1,892	3,813	49.6%	48.5%	51.7%	50.6%
% of FP17s for Band 1 Urgent Courses	417	5,678	7.3%	8.6%	8.0%	9.1%
% of FP17s Relating to Free Repair or Replacements	27	5,678	0.5%	0.7%	0.8%	0.8%
% of FP17s Relating to Continuations	67	5,678	1.2%	0.9%	1.0%	1.1%
% of Patients satisfied with the dentistry they have received	12	13	92.3%	91.0%	91.5%	91.4%
% of Patients satisfied with the time they had to wait for an appointment	11	13	84.6%	86.9%	88.2%	87.7%

\* This is based on patients treated on this contract for their most recent course of treatment. Figures in italics indicate the base number of FP17s or Patient Questionnaire responses are less than 100. N/A is shown where the base number of responses is less than 10 during the period. % is calculated as Quantity/Base number\*100

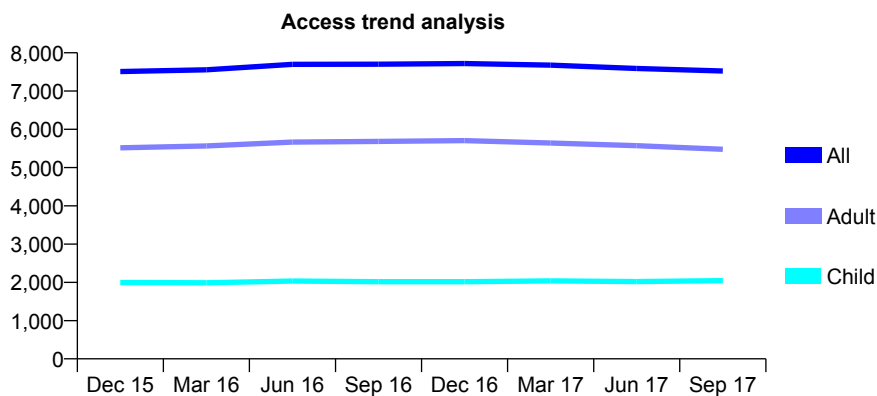
## Q58 - Vital Signs At a Glance Contract Report for 101370/0065 - September 2017

Name or company name	Petrie Tucker and Partners Ltd
Contract type name	GDS Contract
Purpose of contract	General
Contract start date	01/04/2006
Contract end date	

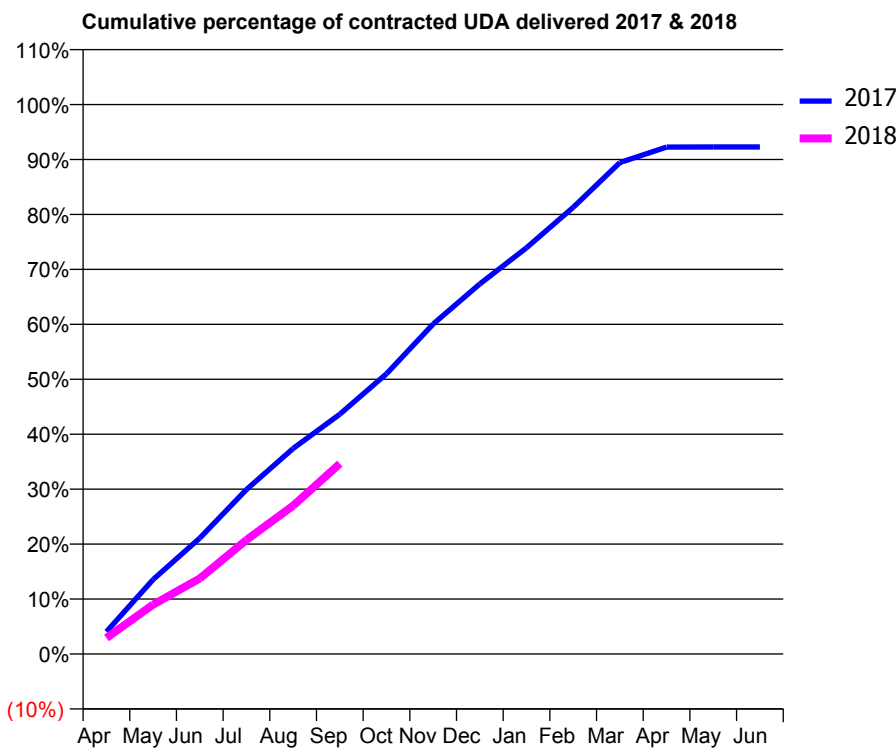
17/18 Contracted general activity (UDA)	21,251
Carry forward general activity (UDA)	0
17/18 Contracted orthodontic activity (UOA)	0
Carry forward orthodontic activity (UOA)	0
Baseline contract value	£511,730.57

### ACCESS\*

Patients seen in 24 months	Total	Change since previous quarter
Quarter ending September 2016	7,703	
Quarter ending December 2016	7,721	→
Quarter ending March 2017	7,679	→
Quarter ending June 2017	7,592	↓
Quarter ending September 2017	7,523	→
<b>Variance since September 2016</b>	<b>(2.3%)</b>	<b>↓</b>



### ACTIVITY



Month	Adjusted Scheduled Activity (UDA)	
	2017	2018
April	863	621
May	2,881	1,913
June	4,482	2,923
July	6,362	4,413
August	7,951	5,738
September	9,273	7,361
October	10,839	
November	12,762	
December	14,313	
January	15,709	
February	17,275	
March	19,004	
April	19,605	
May	19,610	
June	19,611	

### QUALITY

	Quantity	Base Number	Contract	AT	Region	England
% of FP17s for the same patient ID Re-attending within 3 months - Children	99	1,306	7.6%	10.7%	11.6%	11.9%
% of FP17s for the same patient ID Re-attending within 3 months - Adults	447	2,972	15.0%	14.4%	15.2%	15.9%
% of FP17s for the same patient ID Re-attending between 3 & 9 months - Children	627	1,306	48.0%	56.9%	59.1%	58.1%
% of FP17s for the same patient ID Re-attending between 3 & 9 months - Adults	1,250	2,972	42.1%	48.5%	51.7%	50.6%
% of FP17s for Band 1 Urgent Courses	487	3,994	12.2%	8.6%	8.0%	9.1%
% of FP17s Relating to Free Repair or Replacements	11	3,994	0.3%	0.7%	0.8%	0.8%
% of FP17s Relating to Continuations	58	3,994	1.5%	0.9%	1.0%	1.1%
% of Patients satisfied with the dentistry they have received	6	6	N/A	91.0%	91.5%	91.4%
% of Patients satisfied with the time they had to wait for an appointment	5	6	N/A	86.9%	88.2%	87.7%

\* This is based on patients treated on this contract for their most recent course of treatment. Figures in italics indicate the base number of FP17s or Patient Questionnaire responses are less than 100. N/A is shown where the base number of responses is less than 10 during the period. % is calculated as Quantity/Base number\*100

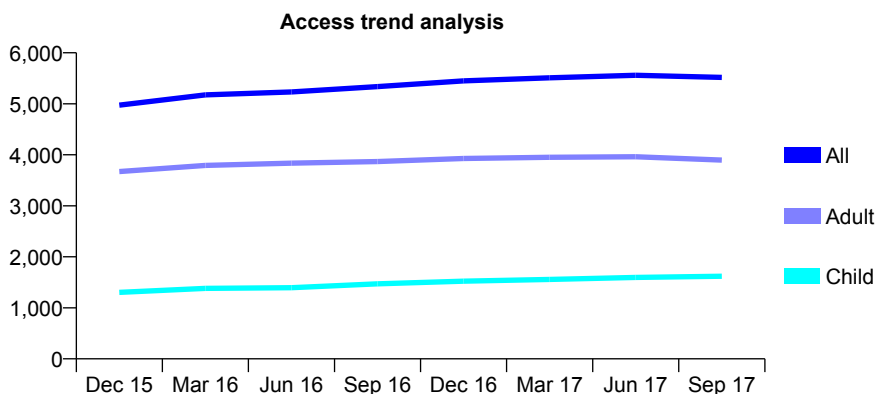
## Q58 - Vital Signs At a Glance Contract Report for 101435/0003 - September 2017

Name or company name	IDH Limited
Contract type name	GDS Contract
Purpose of contract	General and Orthodontic
Contract start date	01/04/2006
Contract end date	

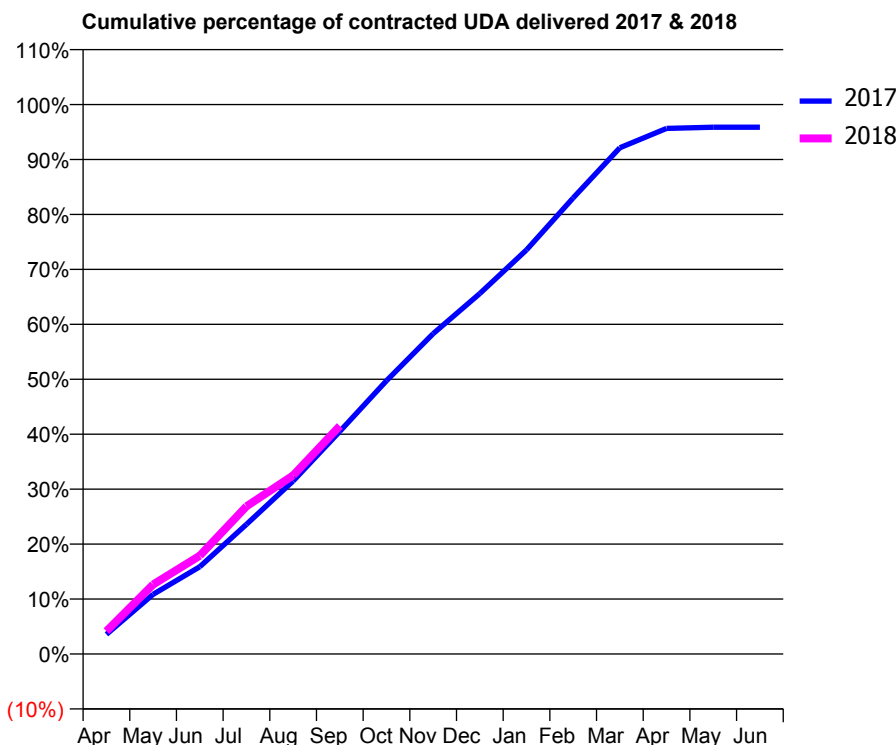
17/18 Contracted general activity (UDA)	15,825
Carry forward general activity (UDA)	0
17/18 Contracted orthodontic activity (UOA)	428
Carry forward orthodontic activity (UOA)	0
Baseline contract value	£419,279.42

### ACCESS\*

Patients seen in 24 months	Total	Change since previous quarter
Quarter ending September 2016	5,337	
Quarter ending December 2016	5,450	↑
Quarter ending March 2017	5,509	→
Quarter ending June 2017	5,560	→
Quarter ending September 2017	5,517	→
<b>Variance since September 2016</b>	<b>3.4%</b>	<b>↑</b>



### ACTIVITY



Month	Adjusted Scheduled Activity (UDA)	
	2017	2018
April	567	657
May	1,720	2,002
June	2,513	2,831
July	3,734	4,254
August	4,984	5,145
September	6,411	6,568
October	7,871	
November	9,224	
December	10,381	
January	11,638	
February	13,134	
March	14,581	
April	15,137	
May	15,171	
June	15,171	

### QUALITY

	Quantity	Base Number	Contract	AT	Region	England
% of FP17s for the same patient ID Re-attending within 3 months - Children	91	1,008	9.0%	10.7%	11.6%	11.9%
% of FP17s for the same patient ID Re-attending within 3 months - Adults	272	1,938	14.0%	14.4%	15.2%	15.9%
% of FP17s for the same patient ID Re-attending between 3 & 9 months - Children	464	1,008	46.0%	56.9%	59.1%	58.1%
% of FP17s for the same patient ID Re-attending between 3 & 9 months - Adults	687	1,938	35.4%	48.5%	51.7%	50.6%
% of FP17s for Band 1 Urgent Courses	287	2,694	10.7%	8.6%	8.0%	9.1%
% of FP17s Relating to Free Repair or Replacements	12	2,694	0.4%	0.7%	0.8%	0.8%
% of FP17s Relating to Continuations	35	2,694	1.3%	0.9%	1.0%	1.1%
% of Patients satisfied with the dentistry they have received	5	6	N/A	91.0%	91.5%	91.4%
% of Patients satisfied with the time they had to wait for an appointment	5	6	N/A	86.9%	88.2%	87.7%

\* This is based on patients treated on this contract for their most recent course of treatment. Figures in italics indicate the base number of FP17s or Patient Questionnaire responses are less than 100. N/A is shown where the base number of responses is less than 10 during the period. % is calculated as Quantity/Base number\*100

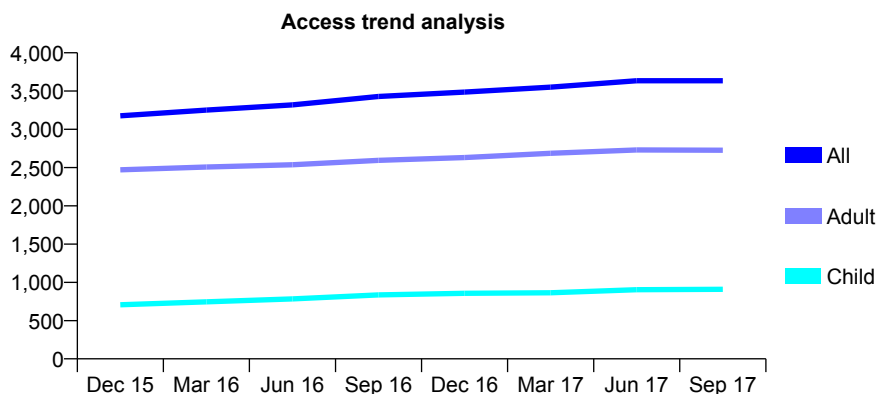
## Q58 - Vital Signs At a Glance Contract Report for 101435/0081 - September 2017

Name or company name	IDH Limited
Contract type name	GDS Contract
Purpose of contract	General
Contract start date	01/02/2008
Contract end date	

17/18 Contracted general activity (UDA)	11,105
Carry forward general activity (UDA)	0
17/18 Contracted orthodontic activity (UOA)	0
Carry forward orthodontic activity (UOA)	0
Baseline contract value	£288,100.68

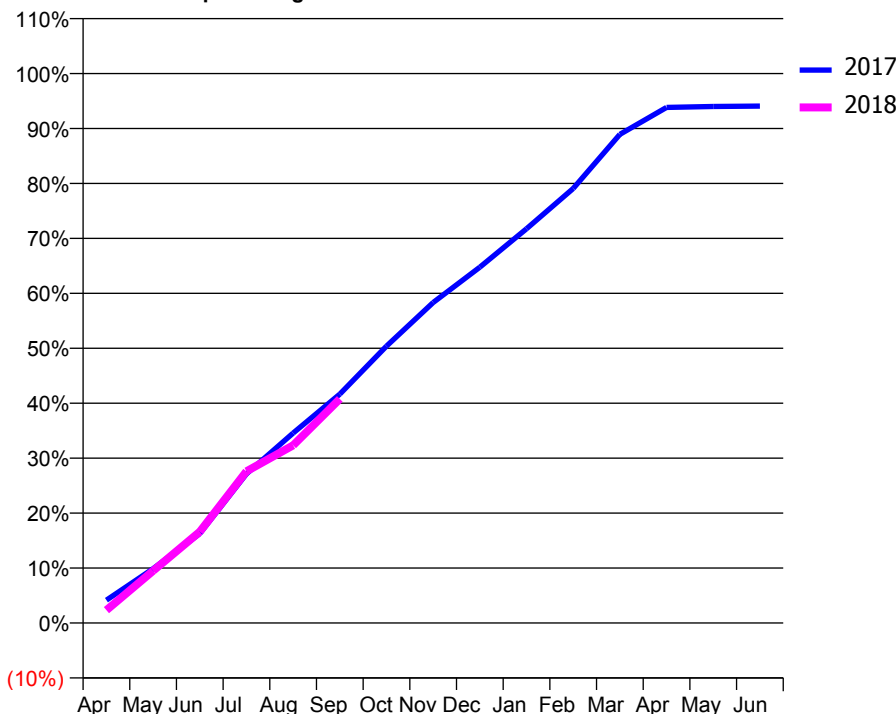
### ACCESS\*

Patients seen in 24 months	Total	Change since previous quarter
Quarter ending September 2016	3,430	
Quarter ending December 2016	3,487	→
Quarter ending March 2017	3,551	→
Quarter ending June 2017	3,634	↑
Quarter ending September 2017	3,635	→
<b>Variance since September 2016</b>	<b>6.0%</b>	<b>↑</b>



### ACTIVITY

Cumulative percentage of contracted UDA delivered 2017 & 2018



Month	Adjusted Scheduled Activity (UDA)	
	2017	2018
April	462	260
May	1,099	1,054
June	1,806	1,846
July	3,014	3,066
August	3,838	3,590
September	4,625	4,528
October	5,596	
November	6,476	
December	7,191	
January	7,968	
February	8,782	
March	9,874	
April	10,420	
May	10,438	
June	10,447	

### QUALITY

	Quantity	Base Number	Contract	AT	Region	England
% of FP17s for the same patient ID Re-attending within 3 months - Children	23	596	3.9%	10.7%	11.6%	11.9%
% of FP17s for the same patient ID Re-attending within 3 months - Adults	177	1,577	11.2%	14.4%	15.2%	15.9%
% of FP17s for the same patient ID Re-attending between 3 & 9 months - Children	273	596	45.8%	56.9%	59.1%	58.1%
% of FP17s for the same patient ID Re-attending between 3 & 9 months - Adults	611	1,577	38.7%	48.5%	51.7%	50.6%
% of FP17s for Band 1 Urgent Courses	158	1,960	8.1%	8.6%	8.0%	9.1%
% of FP17s Relating to Free Repair or Replacements	10	1,960	0.5%	0.7%	0.8%	0.8%
% of FP17s Relating to Continuations	17	1,960	0.9%	0.9%	1.0%	1.1%
% of Patients satisfied with the dentistry they have received	4	5	N/A	91.0%	91.5%	91.4%
% of Patients satisfied with the time they had to wait for an appointment	5	5	N/A	86.9%	88.2%	87.7%

\* This is based on patients treated on this contract for their most recent course of treatment. Figures in italics indicate the base number of FP17s or Patient Questionnaire responses are less than 100. N/A is shown where the base number of responses is less than 10 during the period. % is calculated as Quantity/Base number\*100

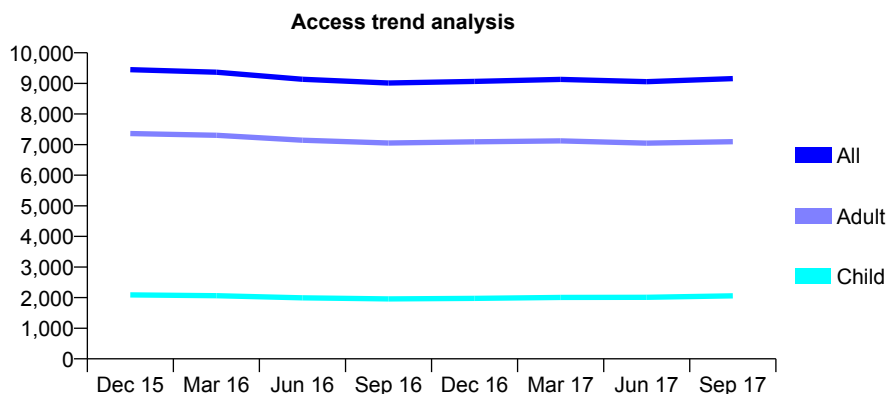
## Q58 - Vital Signs At a Glance Contract Report for 101435/0082 - September 2017

Name or company name	IDH Limited
Contract type name	GDS Contract
Purpose of contract	General
Contract start date	01/02/2008
Contract end date	

17/18 Contracted general activity (UDA)	25,924
Carry forward general activity (UDA)	0
17/18 Contracted orthodontic activity (UOA)	0
Carry forward orthodontic activity (UOA)	0
Baseline contract value	£605,519.35

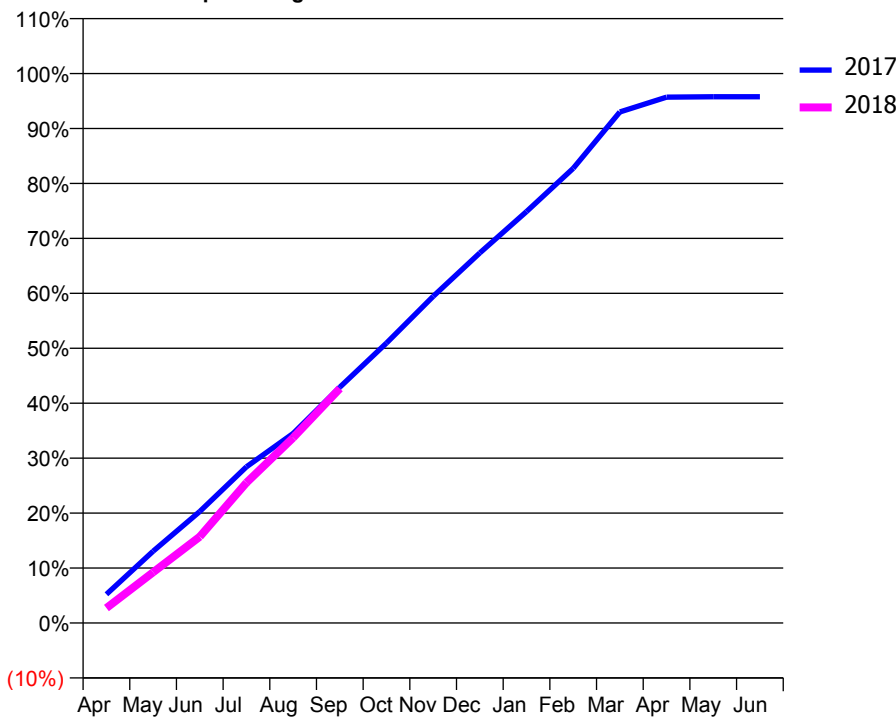
### ACCESS\*

Patients seen in 24 months	Total	Change since previous quarter
Quarter ending September 2016	9,011	
Quarter ending December 2016	9,067	→
Quarter ending March 2017	9,130	→
Quarter ending June 2017	9,058	→
Quarter ending September 2017	9,155	→
<b>Variance since September 2016</b>	<b>1.6%</b>	<b>→</b>



### ACTIVITY

Cumulative percentage of contracted UDA delivered 2017 & 2018



Month	Adjusted Scheduled Activity (UDA)	
	2017	2018
April	1,358	705
May	3,386	2,396
June	5,264	4,071
July	7,370	6,624
August	8,941	8,738
September	11,123	11,063
October	13,208	
November	15,408	
December	17,464	
January	19,413	
February	21,452	
March	24,107	
April	24,810	
May	24,826	
June	24,826	

### QUALITY

	Quantity	Base Number	Contract	AT	Region	England
% of FP17s for the same patient ID Re-attending within 3 months - Children	85	1,503	5.7%	10.7%	11.6%	11.9%
% of FP17s for the same patient ID Re-attending within 3 months - Adults	725	5,143	14.1%	14.4%	15.2%	15.9%
% of FP17s for the same patient ID Re-attending between 3 & 9 months - Children	912	1,503	60.7%	56.9%	59.1%	58.1%
% of FP17s for the same patient ID Re-attending between 3 & 9 months - Adults	2,889	5,143	56.2%	48.5%	51.7%	50.6%
% of FP17s for Band 1 Urgent Courses	429	6,255	6.9%	8.6%	8.0%	9.1%
% of FP17s Relating to Free Repair or Replacements	75	6,255	1.2%	0.7%	0.8%	0.8%
% of FP17s Relating to Continuations	106	6,255	1.7%	0.9%	1.0%	1.1%
% of Patients satisfied with the dentistry they have received	17	17	100.0%	91.0%	91.5%	91.4%
% of Patients satisfied with the time they had to wait for an appointment	13	17	76.5%	86.9%	88.2%	87.7%

\* This is based on patients treated on this contract for their most recent course of treatment. Figures in italics indicate the base number of FP17s or Patient Questionnaire responses are less than 100. N/A is shown where the base number of responses is less than 10 during the period. % is calculated as Quantity/Base number\*100

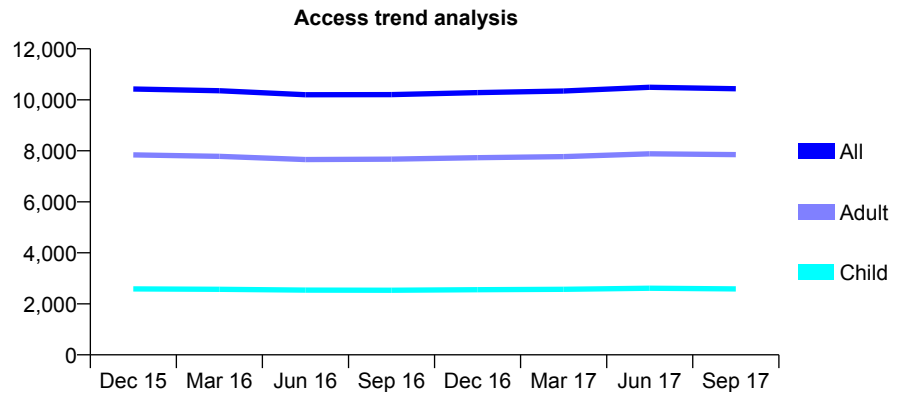
## Q58 - Vital Signs At a Glance Contract Report for 101435/0088 - September 2017

Name or company name	IDH Limited
Contract type name	GDS Contract
Purpose of contract	General
Contract start date	23/02/2008
Contract end date	

17/18 Contracted general activity (UDA)	29,108
Carry forward general activity (UDA)	0
17/18 Contracted orthodontic activity (UOA)	0
Carry forward orthodontic activity (UOA)	0
Baseline contract value	£817,267.57

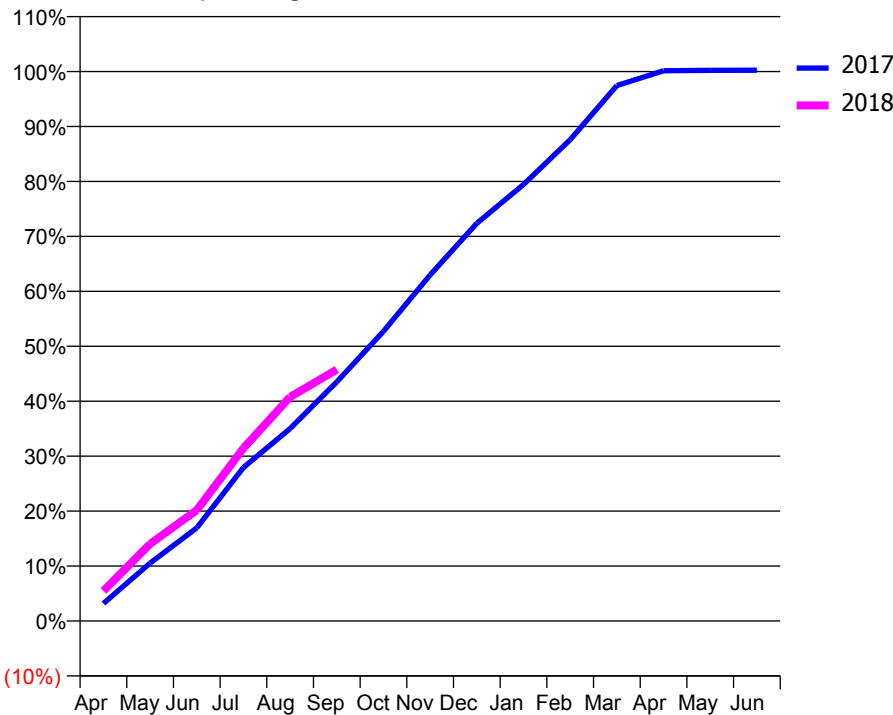
### ACCESS\*

Patients seen in 24 months	Total	Change since previous quarter
Quarter ending September 2016	10,206	
Quarter ending December 2016	10,281	→
Quarter ending March 2017	10,344	→
Quarter ending June 2017	10,491	→
Quarter ending September 2017	10,434	→
<b>Variance since September 2016</b>	<b>2.2%</b>	<b>↑</b>



### ACTIVITY

Cumulative percentage of contracted UDA delivered 2017 & 2018



Month	Adjusted Scheduled Activity (UDA)	
	2017	2018
April	930	1,591
May	3,068	4,083
June	4,935	5,874
July	8,137	9,159
August	10,193	11,872
September	12,666	13,317
October	15,348	
November	18,335	
December	21,069	
January	23,123	
February	25,493	
March	28,361	
April	29,148	
May	29,170	
June	29,173	

### QUALITY

	Quantity	Base Number	Contract	AT	Region	England
% of FP17s for the same patient ID Re-attending within 3 months - Children	108	1,986	5.4%	10.7%	11.6%	11.9%
% of FP17s for the same patient ID Re-attending within 3 months - Adults	718	5,345	13.4%	14.4%	15.2%	15.9%
% of FP17s for the same patient ID Re-attending between 3 & 9 months - Children	1,411	1,986	71.0%	56.9%	59.1%	58.1%
% of FP17s for the same patient ID Re-attending between 3 & 9 months - Adults	3,058	5,345	57.2%	48.5%	51.7%	50.6%
% of FP17s for Band 1 Urgent Courses	461	6,903	6.7%	8.6%	8.0%	9.1%
% of FP17s Relating to Free Repair or Replacements	53	6,903	0.8%	0.7%	0.8%	0.8%
% of FP17s Relating to Continuations	123	6,903	1.8%	0.9%	1.0%	1.1%
% of Patients satisfied with the dentistry they have received	20	20	100.0%	91.0%	91.5%	91.4%
% of Patients satisfied with the time they had to wait for an appointment	18	20	90.0%	86.9%	88.2%	87.7%

\* This is based on patients treated on this contract for their most recent course of treatment. Figures in italics indicate the base number of FP17s or Patient Questionnaire responses are less than 100. N/A is shown where the base number of responses is less than 10 during the period. % is calculated as Quantity/Base number\*100



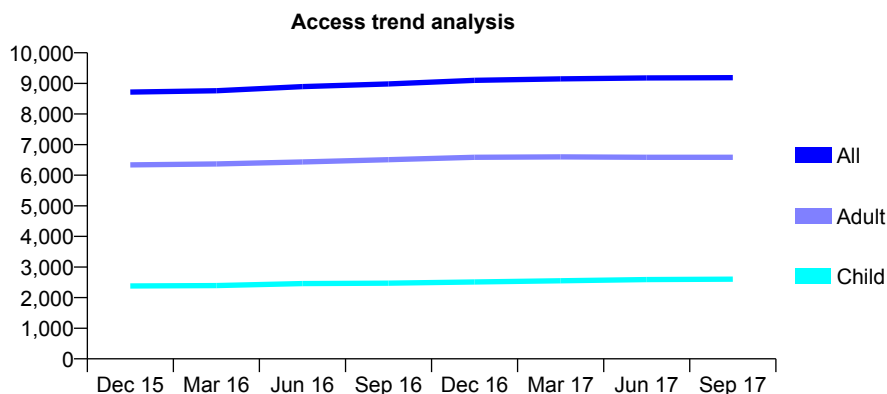
## Q58 - Vital Signs At a Glance Contract Report for 101435/0089 - September 2017

Name or company name	IDH Limited
Contract type name	GDS Contract
Purpose of contract	General
Contract start date	23/02/2008
Contract end date	

17/18 Contracted general activity (UDA)	21,831
Carry forward general activity (UDA)	0
17/18 Contracted orthodontic activity (UOA)	0
Carry forward orthodontic activity (UOA)	0
Baseline contract value	£612,949.76

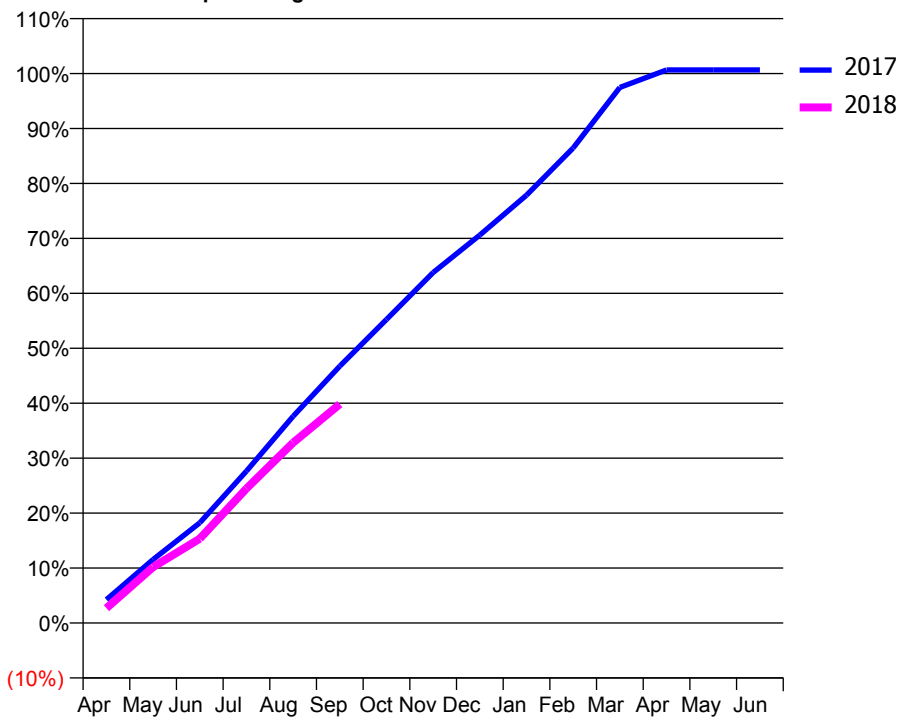
### ACCESS\*

Patients seen in 24 months	Total	Change since previous quarter
Quarter ending September 2016	8,981	
Quarter ending December 2016	9,099	→
Quarter ending March 2017	9,149	→
Quarter ending June 2017	9,178	→
Quarter ending September 2017	9,189	→
<b>Variance since September 2016</b>	<b>2.3%</b>	<b>↑</b>



### ACTIVITY

Cumulative percentage of contracted UDA delivered 2017 & 2018



Month	Adjusted Scheduled Activity (UDA)	
	2017	2018
April	931	588
May	2,526	2,220
June	3,984	3,351
July	6,037	5,345
August	8,214	7,164
September	10,207	8,697
October	12,058	
November	13,925	
December	15,415	
January	16,997	
February	18,871	
March	21,278	
April	21,974	
May	21,974	
June	21,974	

### QUALITY

	Quantity	Base Number	Contract	AT	Region	England
% of FP17s for the same patient ID Re-attending within 3 months - Children	66	1,817	3.6%	10.7%	11.6%	11.9%
% of FP17s for the same patient ID Re-attending within 3 months - Adults	256	3,462	7.4%	14.4%	15.2%	15.9%
% of FP17s for the same patient ID Re-attending between 3 & 9 months - Children	1,084	1,817	59.7%	56.9%	59.1%	58.1%
% of FP17s for the same patient ID Re-attending between 3 & 9 months - Adults	1,240	3,462	35.8%	48.5%	51.7%	50.6%
% of FP17s for Band 1 Urgent Courses	237	4,938	4.8%	8.6%	8.0%	9.1%
% of FP17s Relating to Free Repair or Replacements	7	4,938	0.1%	0.7%	0.8%	0.8%
% of FP17s Relating to Continuations	34	4,938	0.7%	0.9%	1.0%	1.1%
% of Patients satisfied with the dentistry they have received	10	10	100.0%	91.0%	91.5%	91.4%
% of Patients satisfied with the time they had to wait for an appointment	10	10	100.0%	86.9%	88.2%	87.7%

\* This is based on patients treated on this contract for their most recent course of treatment. Figures in italics indicate the base number of FP17s or Patient Questionnaire responses are less than 100. N/A is shown where the base number of responses is less than 10 during the period. % is calculated as Quantity/Base number\*100

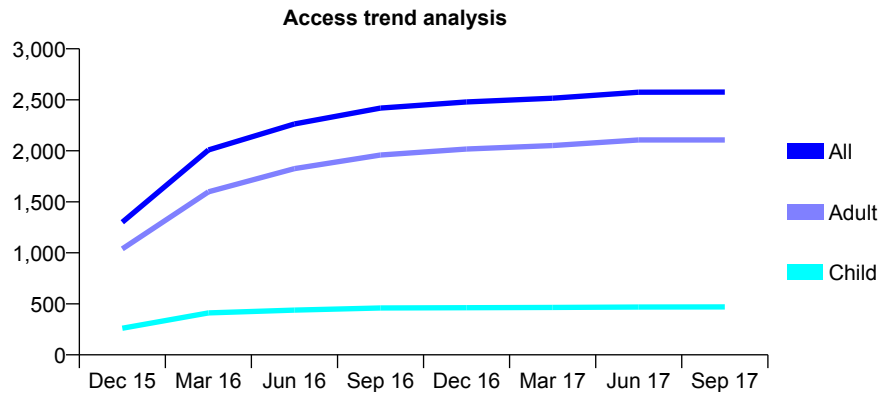
## Q58 - Vital Signs At a Glance Contract Report for 102024/0001 - September 2017

Name or company name	Teamcare Dental Practice
Contract type name	GDS Contract
Purpose of contract	General
Contract start date	18/08/2015
Contract end date	

17/18 Contracted general activity (UDA)	7,400
Carry forward general activity (UDA)	0
17/18 Contracted orthodontic activity (UOA)	0
Carry forward orthodontic activity (UOA)	0
Baseline contract value	£172,605.14

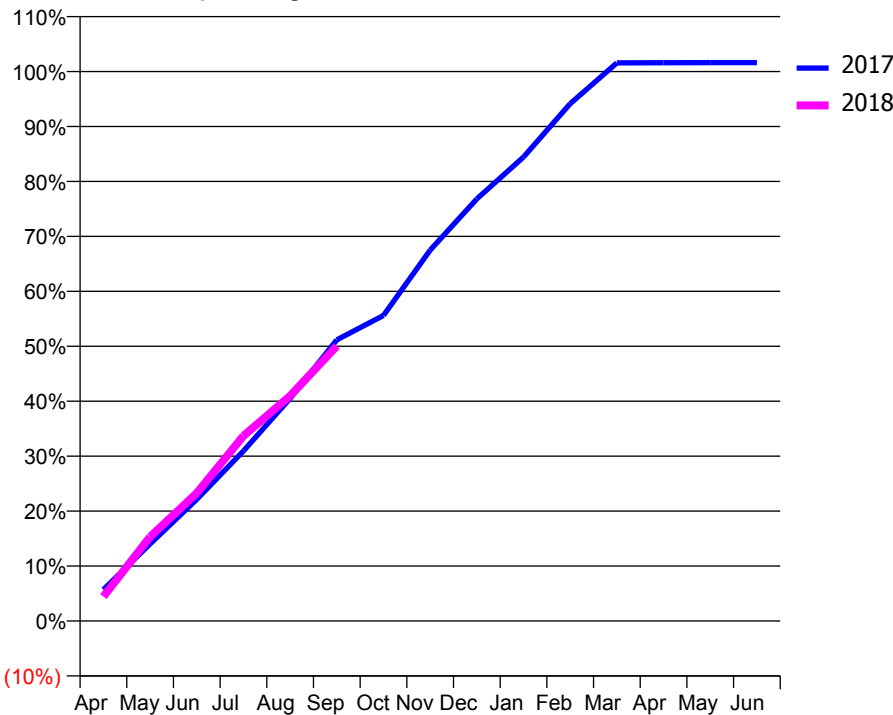
### ACCESS\*

Patients seen in 24 months	Total	Change since previous quarter
Quarter ending September 2016	2,419	
Quarter ending December 2016	2,479	↑
Quarter ending March 2017	2,516	→
Quarter ending June 2017	2,575	↑
Quarter ending September 2017	2,576	→
<b>Variance since September 2016</b>	<b>6.5%</b>	<b>↑</b>



### ACTIVITY

Cumulative percentage of contracted UDA delivered 2017 & 2018



Month	Adjusted Scheduled Activity (UDA)	
	2017	2018
April	422	329
May	1,038	1,134
June	1,638	1,723
July	2,290	2,493
August	2,997	3,033
September	3,786	3,704
October	4,116	
November	4,994	
December	5,685	
January	6,248	
February	6,967	
March	7,517	
April	7,518	
May	7,520	
June	7,520	

### QUALITY

	Quantity	Base Number	Contract	AT	Region	England
% of FP17s for the same patient ID Re-attending within 3 months - Children	17	403	4.2%	10.7%	11.6%	11.9%
% of FP17s for the same patient ID Re-attending within 3 months - Adults	259	1,739	14.9%	14.4%	15.2%	15.9%
% of FP17s for the same patient ID Re-attending between 3 & 9 months - Children	303	403	75.2%	56.9%	59.1%	58.1%
% of FP17s for the same patient ID Re-attending between 3 & 9 months - Adults	1,113	1,739	64.0%	48.5%	51.7%	50.6%
% of FP17s for Band 1 Urgent Courses	63	2,139	2.9%	8.6%	8.0%	9.1%
% of FP17s Relating to Free Repair or Replacements	5	2,139	0.2%	0.7%	0.8%	0.8%
% of FP17s Relating to Continuations	58	2,139	2.7%	0.9%	1.0%	1.1%
% of Patients satisfied with the dentistry they have received	4	4	N/A	91.0%	91.5%	91.4%
% of Patients satisfied with the time they had to wait for an appointment	4	4	N/A	86.9%	88.2%	87.7%

\* This is based on patients treated on this contract for their most recent course of treatment. Figures in italics indicate the base number of FP17s or Patient Questionnaire responses are less than 100. N/A is shown where the base number of responses is less than 10 during the period. % is calculated as Quantity/Base number\*100

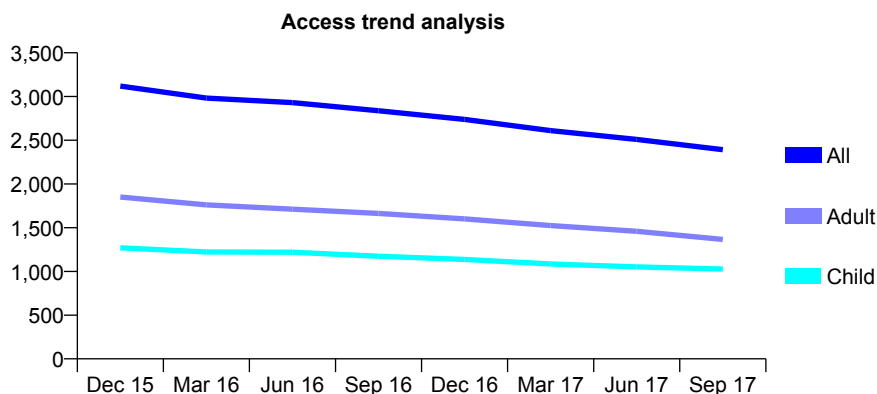
## Q58 - Vital Signs At a Glance Contract Report for 102857/0001 - September 2017

Name or company name	PANSHANGER DENTAL PRACTICE
Contract type name	GDS Contract
Purpose of contract	General
Contract start date	01/12/2012
Contract end date	

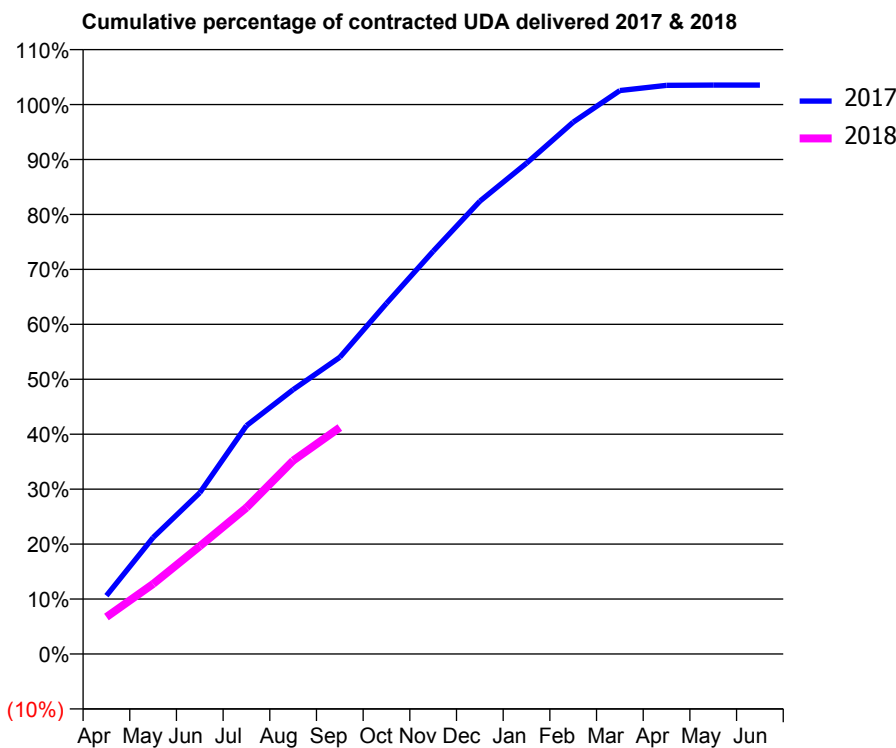
17/18 Contracted general activity (UDA)	7,192
Carry forward general activity (UDA)	0
17/18 Contracted orthodontic activity (UOA)	0
Carry forward orthodontic activity (UOA)	0
Baseline contract value	£171,426.57

### ACCESS\*

Patients seen in 24 months	Total	Change since previous quarter
Quarter ending September 2016	2,837	
Quarter ending December 2016	2,738	↓
Quarter ending March 2017	2,610	↓
Quarter ending June 2017	2,509	↓
Quarter ending September 2017	2,392	↓
<b>Variance since September 2016</b>	<b>(15.7%)</b>	<b>↓</b>



### ACTIVITY



Month	Adjusted Scheduled Activity (UDA)	
	2017	2018
April	763	484
May	1,525	918
June	2,111	1,411
July	2,989	1,915
August	3,461	2,531
September	3,884	2,965
October	4,589	
November	5,272	
December	5,927	
January	6,423	
February	6,961	
March	7,374	
April	7,443	
May	7,446	
June	7,446	

### QUALITY

	Quantity	Base Number	Contract	AT	Region	England
% of FP17s for the same patient ID Re-attending within 3 months - Children	42	782	5.4%	10.7%	11.6%	11.9%
% of FP17s for the same patient ID Re-attending within 3 months - Adults	86	874	9.8%	14.4%	15.2%	15.9%
% of FP17s for the same patient ID Re-attending between 3 & 9 months - Children	558	782	71.4%	56.9%	59.1%	58.1%
% of FP17s for the same patient ID Re-attending between 3 & 9 months - Adults	572	874	65.4%	48.5%	51.7%	50.6%
% of FP17s for Band 1 Urgent Courses	82	1,636	5.0%	8.6%	8.0%	9.1%
% of FP17s Relating to Free Repair or Replacements	3	1,636	0.2%	0.7%	0.8%	0.8%
% of FP17s Relating to Continuations	1	1,636	0.1%	0.9%	1.0%	1.1%
% of Patients satisfied with the dentistry they have received	3	3	N/A	91.0%	91.5%	91.4%
% of Patients satisfied with the time they had to wait for an appointment	3	3	N/A	86.9%	88.2%	87.7%

\* This is based on patients treated on this contract for their most recent course of treatment. Figures in italics indicate the base number of FP17s or Patient Questionnaire responses are less than 100. N/A is shown where the base number of responses is less than 10 during the period. % is calculated as Quantity/Base number\*100

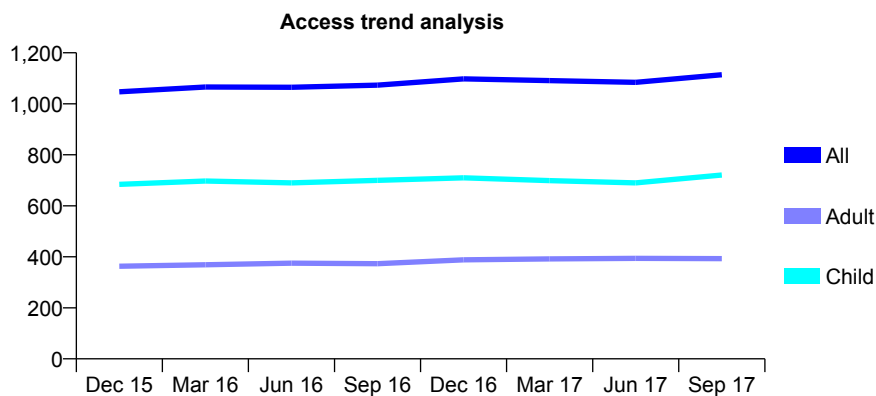
## Q58 - Vital Signs At a Glance Contract Report for 104191/0001 - September 2017

Name or company name	Village Dental Practice Ltd
Contract type name	GDS Contract
Purpose of contract	General
Contract start date	01/09/2009
Contract end date	

17/18 Contracted general activity (UDA)	2,700
Carry forward general activity (UDA)	0
17/18 Contracted orthodontic activity (UOA)	0
Carry forward orthodontic activity (UOA)	0
Baseline contract value	£67,795.85

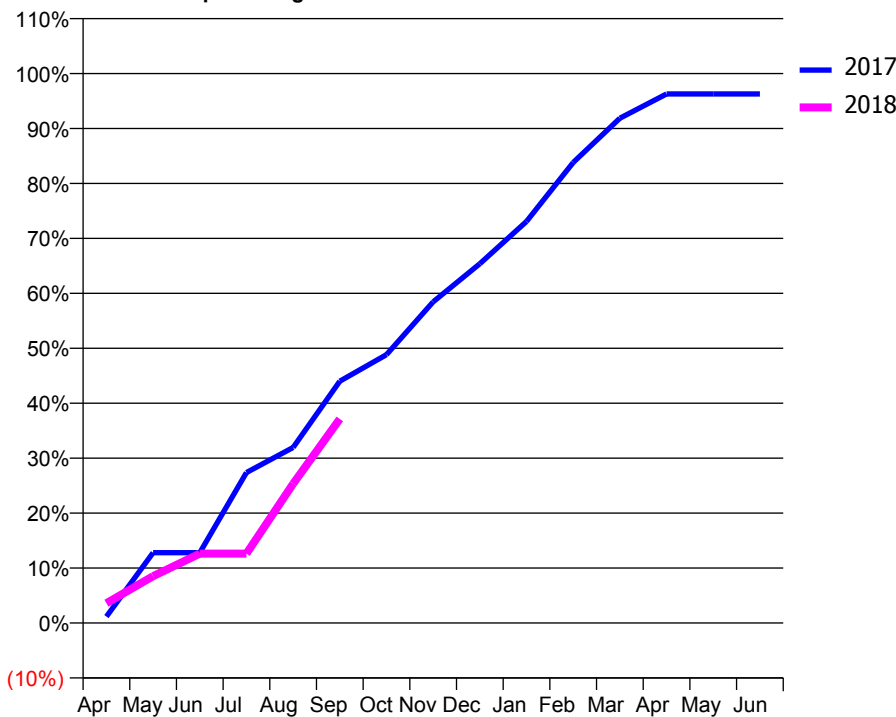
### ACCESS\*

Patients seen in 24 months	Total	Change since previous quarter
Quarter ending September 2016	1,073	
Quarter ending December 2016	1,098	↑
Quarter ending March 2017	1,091	→
Quarter ending June 2017	1,084	→
Quarter ending September 2017	1,114	↑
<b>Variance since September 2016</b>	<b>3.8%</b>	<b>↑</b>



### ACTIVITY

Cumulative percentage of contracted UDA delivered 2017 & 2018



Adjusted Scheduled Activity (UDA)

Month	2017	2018
April	32	97
May	346	230
June	346	341
July	740	341
August	863	685
September	1,188	1,003
October	1,318	
November	1,578	
December	1,765	
January	1,973	
February	2,263	
March	2,480	
April	2,600	
May	2,600	
June	2,600	

### QUALITY

	Quantity	Base Number	Contract	AT	Region	England
% of FP17s for the same patient ID Re-attending within 3 months - Children	42	514	8.2%	10.7%	11.6%	11.9%
% of FP17s for the same patient ID Re-attending within 3 months - Adults	8	170	4.7%	14.4%	15.2%	15.9%
% of FP17s for the same patient ID Re-attending between 3 & 9 months - Children	287	514	55.8%	56.9%	59.1%	58.1%
% of FP17s for the same patient ID Re-attending between 3 & 9 months - Adults	81	170	47.6%	48.5%	51.7%	50.6%
% of FP17s for Band 1 Urgent Courses	20	636	3.1%	8.6%	8.0%	9.1%
% of FP17s Relating to Free Repair or Replacements	0	636	0.0%	0.7%	0.8%	0.8%
% of FP17s Relating to Continuations	10	636	1.6%	0.9%	1.0%	1.1%
% of Patients satisfied with the dentistry they have received	1	1	N/A	91.0%	91.5%	91.4%
% of Patients satisfied with the time they had to wait for an appointment	1	1	N/A	86.9%	88.2%	87.7%

\* This is based on patients treated on this contract for their most recent course of treatment. Figures in italics indicate the base number of FP17s or Patient Questionnaire responses are less than 100. N/A is shown where the base number of responses is less than 10 during the period. % is calculated as Quantity/Base number\*100

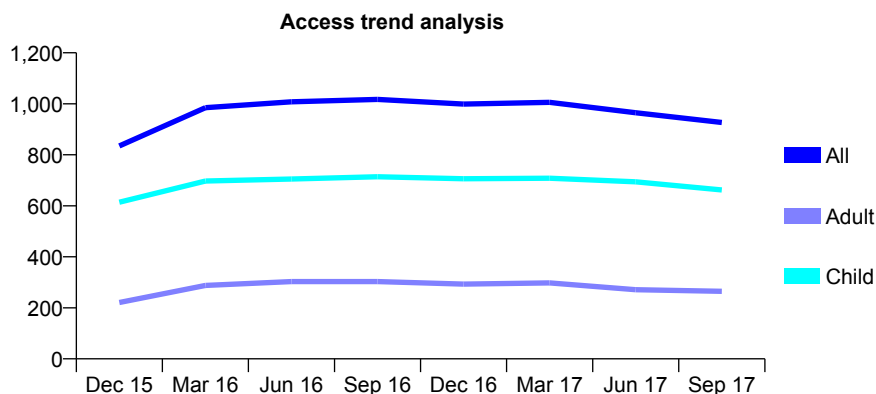
## Q58 - Vital Signs At a Glance Contract Report for 104884/0001 - September 2017

Name or company name	Abacus Dental Care
Contract type name	GDS Contract
Purpose of contract	General
Contract start date	01/12/2014
Contract end date	

17/18 Contracted general activity (UDA)	2,777
Carry forward general activity (UDA)	0
17/18 Contracted orthodontic activity (UOA)	0
Carry forward orthodontic activity (UOA)	0
Baseline contract value	£57,883.76

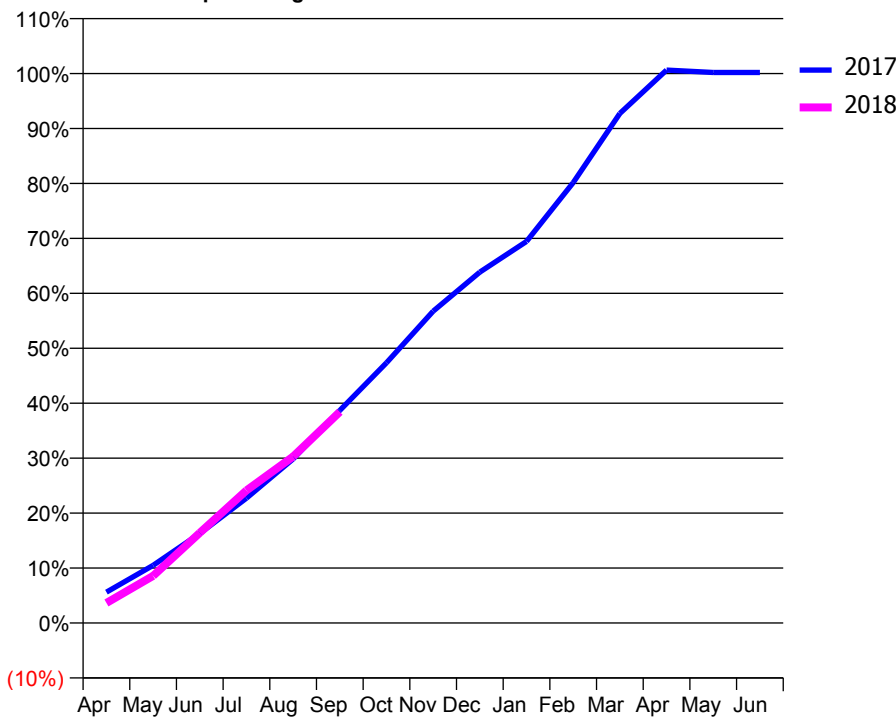
### ACCESS\*

Patients seen in 24 months	Total	Change since previous quarter
Quarter ending September 2016	1,017	
Quarter ending December 2016	999	↓
Quarter ending March 2017	1,006	→
Quarter ending June 2017	965	↓
Quarter ending September 2017	927	↓
<b>Variance since September 2016</b>	<b>(8.8%)</b>	<b>↓</b>



### ACTIVITY

Cumulative percentage of contracted UDA delivered 2017 & 2018



Month	Adjusted Scheduled Activity (UDA)	
	2017	2018
April	156	101
May	291	238
June	452	456
July	631	670
August	829	842
September	1,075	1,067
October	1,315	
November	1,576	
December	1,773	
January	1,928	
February	2,225	
March	2,575	
April	2,794	
May	2,782	
June	2,782	

### QUALITY

	Quantity	Base Number	Contract	AT	Region	England
% of FP17s for the same patient ID Re-attending within 3 months - Children	48	509	9.4%	10.7%	11.6%	11.9%
% of FP17s for the same patient ID Re-attending within 3 months - Adults	23	140	16.4%	14.4%	15.2%	15.9%
% of FP17s for the same patient ID Re-attending between 3 & 9 months - Children	316	509	62.1%	56.9%	59.1%	58.1%
% of FP17s for the same patient ID Re-attending between 3 & 9 months - Adults	81	140	57.9%	48.5%	51.7%	50.6%
% of FP17s for Band 1 Urgent Courses	31	589	5.3%	8.6%	8.0%	9.1%
% of FP17s Relating to Free Repair or Replacements	0	589	0.0%	0.7%	0.8%	0.8%
% of FP17s Relating to Continuations	4	589	0.7%	0.9%	1.0%	1.1%
% of Patients satisfied with the dentistry they have received	0	0	N/A	91.0%	91.5%	91.4%
% of Patients satisfied with the time they had to wait for an appointment	0	0	N/A	86.9%	88.2%	87.7%

\* This is based on patients treated on this contract for their most recent course of treatment. Figures in italics indicate the base number of FP17s or Patient Questionnaire responses are less than 100. N/A is shown where the base number of responses is less than 10 during the period. % is calculated as Quantity/Base number\*100

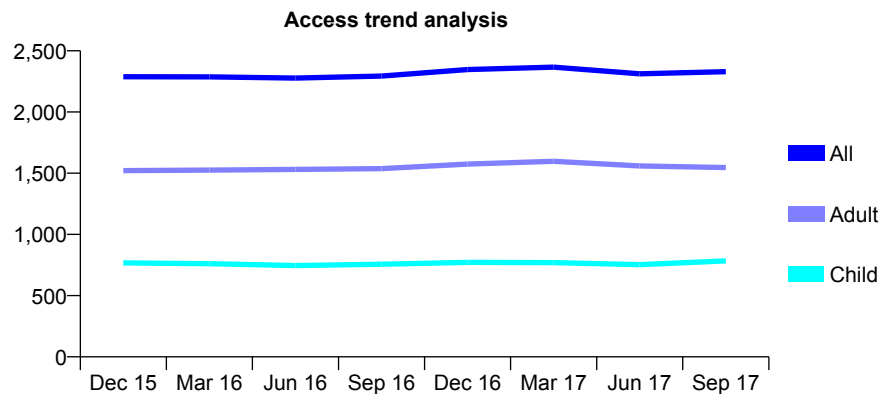
## Q58 - Vital Signs At a Glance Contract Report for 105228/0001 - September 2017

Name or company name	Bancroft Dental Limited
Contract type name	GDS Contract
Purpose of contract	General
Contract start date	01/04/2009
Contract end date	

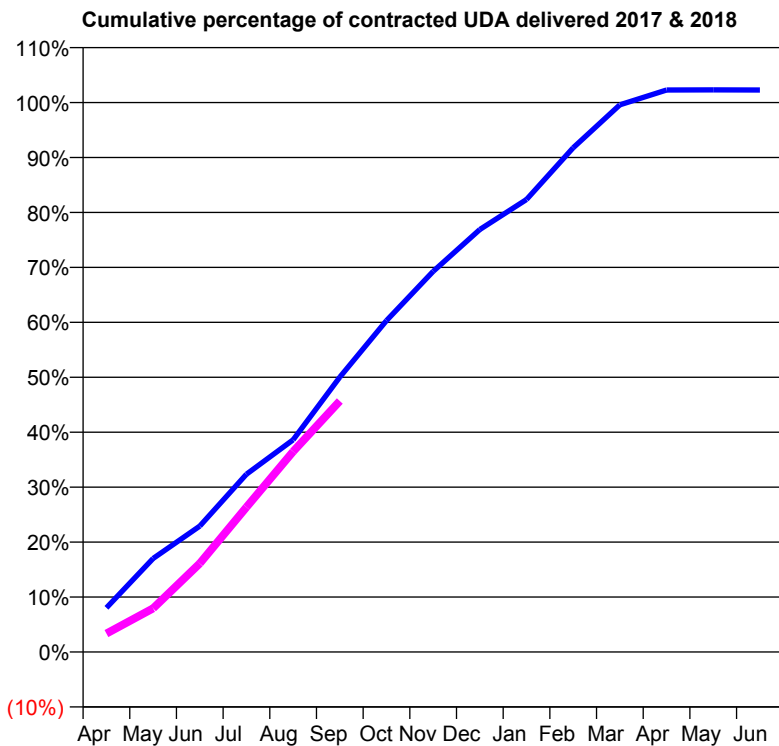
17/18 Contracted general activity (UDA)	6,300
Carry forward general activity (UDA)	0
17/18 Contracted orthodontic activity (UOA)	0
Carry forward orthodontic activity (UOA)	0
Baseline contract value	£177,227.97

### ACCESS\*

Patients seen in 24 months	Total	Change since previous quarter
Quarter ending September 2016	2,294	
Quarter ending December 2016	2,347	↑
Quarter ending March 2017	2,367	→
Quarter ending June 2017	2,312	↓
Quarter ending September 2017	2,330	→
<b>Variance since September 2016</b>	<b>1.6%</b>	<b>→</b>



### ACTIVITY



Month	Adjusted Scheduled Activity (UDA)	
	2017	2018
April	507	212
May	1,072	501
June	1,445	1,017
July	2,039	1,661
August	2,432	2,299
September	3,152	2,878
October	3,800	
November	4,363	
December	4,844	
January	5,188	
February	5,781	
March	6,273	
April	6,443	
May	6,444	
June	6,443	

### QUALITY

	Quantity	Base Number	Contract	AT	Region	England
% of FP17s for the same patient ID Re-attending within 3 months - Children	16	533	3.0%	10.7%	11.6%	11.9%
% of FP17s for the same patient ID Re-attending within 3 months - Adults	66	808	8.2%	14.4%	15.2%	15.9%
% of FP17s for the same patient ID Re-attending between 3 & 9 months - Children	279	533	52.3%	56.9%	59.1%	58.1%
% of FP17s for the same patient ID Re-attending between 3 & 9 months - Adults	344	808	42.6%	48.5%	51.7%	50.6%
% of FP17s for Band 1 Urgent Courses	74	1,275	5.8%	8.6%	8.0%	9.1%
% of FP17s Relating to Free Repair or Replacements	9	1,275	0.7%	0.7%	0.8%	0.8%
% of FP17s Relating to Continuations	0	1,275	0.0%	0.9%	1.0%	1.1%
% of Patients satisfied with the dentistry they have received	1	2	N/A	91.0%	91.5%	91.4%
% of Patients satisfied with the time they had to wait for an appointment	1	2	N/A	86.9%	88.2%	87.7%

\* This is based on patients treated on this contract for their most recent course of treatment. Figures in italics indicate the base number of FP17s or Patient Questionnaire responses are less than 100. N/A is shown where the base number of responses is less than 10 during the period. % is calculated as Quantity/Base number\*100

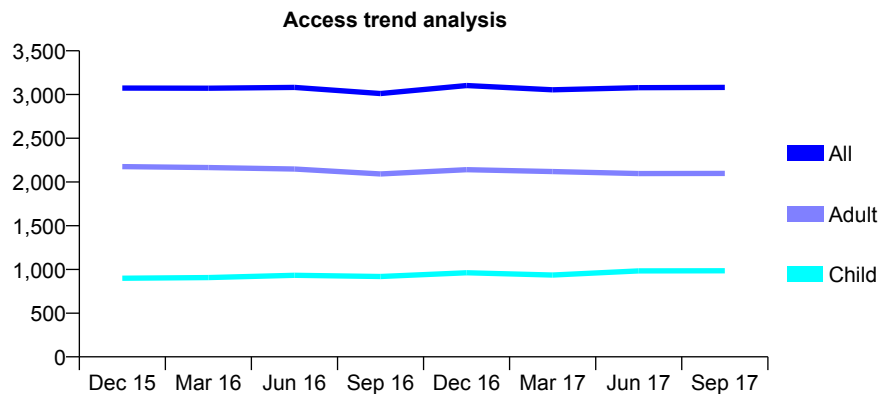
## Q58 - Vital Signs At a Glance Contract Report for 105597/0001 - September 2017

Name or company name	Karz Ltd
Contract type name	GDS Contract
Purpose of contract	General
Contract start date	01/04/2007
Contract end date	

17/18 Contracted general activity (UDA)	7,100
Carry forward general activity (UDA)	0
17/18 Contracted orthodontic activity (UOA)	0
Carry forward orthodontic activity (UOA)	0
Baseline contract value	£202,414.85

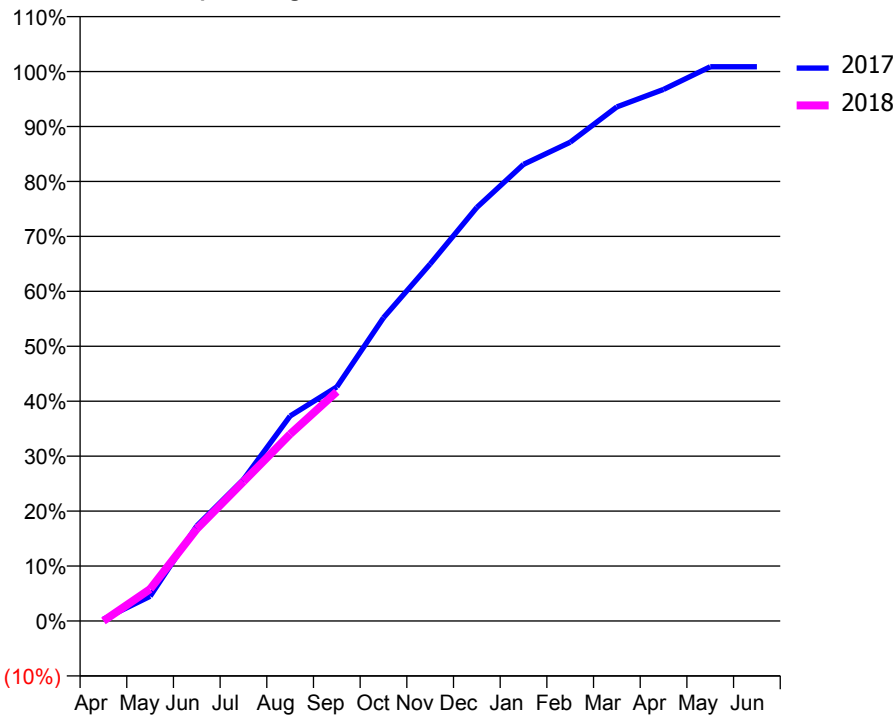
### ACCESS\*

Patients seen in 24 months	Total	Change since previous quarter
Quarter ending September 2016	3,011	
Quarter ending December 2016	3,103	↑
Quarter ending March 2017	3,054	↓
Quarter ending June 2017	3,079	→
Quarter ending September 2017	3,082	→
<b>Variance since September 2016</b>	<b>2.4%</b>	<b>↑</b>



### ACTIVITY

Cumulative percentage of contracted UDA delivered 2017 & 2018



Month	Adjusted Scheduled Activity (UDA)	
	2017	2018
April	23	0
May	319	412
June	1,230	1,190
July	1,829	1,802
August	2,650	2,415
September	3,025	2,963
October	3,918	
November	4,612	
December	5,344	
January	5,899	
February	6,185	
March	6,642	
April	6,869	
May	7,161	
June	7,162	

### QUALITY

	Quantity	Base Number	Contract	AT	Region	England
% of FP17s for the same patient ID Re-attending within 3 months - Children	70	813	8.6%	10.7%	11.6%	11.9%
% of FP17s for the same patient ID Re-attending within 3 months - Adults	258	1,304	19.8%	14.4%	15.2%	15.9%
% of FP17s for the same patient ID Re-attending between 3 & 9 months - Children	480	813	59.0%	56.9%	59.1%	58.1%
% of FP17s for the same patient ID Re-attending between 3 & 9 months - Adults	443	1,304	34.0%	48.5%	51.7%	50.6%
% of FP17s for Band 1 Urgent Courses	224	1,461	15.3%	8.6%	8.0%	9.1%
% of FP17s Relating to Free Repair or Replacements	4	1,461	0.3%	0.7%	0.8%	0.8%
% of FP17s Relating to Continuations	7	1,461	0.5%	0.9%	1.0%	1.1%
% of Patients satisfied with the dentistry they have received	4	5	N/A	91.0%	91.5%	91.4%
% of Patients satisfied with the time they had to wait for an appointment	5	5	N/A	86.9%	88.2%	87.7%

\* This is based on patients treated on this contract for their most recent course of treatment. Figures in italics indicate the base number of FP17s or Patient Questionnaire responses are less than 100. N/A is shown where the base number of responses is less than 10 during the period. % is calculated as Quantity/Base number\*100

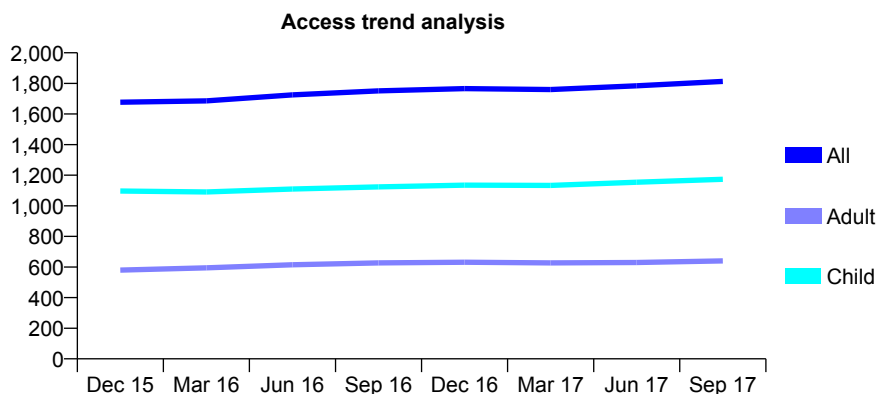
## Q58 - Vital Signs At a Glance Contract Report for 105600/0001 - September 2017

Name or company name	The Shefford Dental Practice Ltd
Contract type name	GDS Contract
Purpose of contract	General
Contract start date	01/02/2013
Contract end date	

17/18 Contracted general activity (UDA)	3,592
Carry forward general activity (UDA)	0
17/18 Contracted orthodontic activity (UOA)	0
Carry forward orthodontic activity (UOA)	0
Baseline contract value	£80,432.50

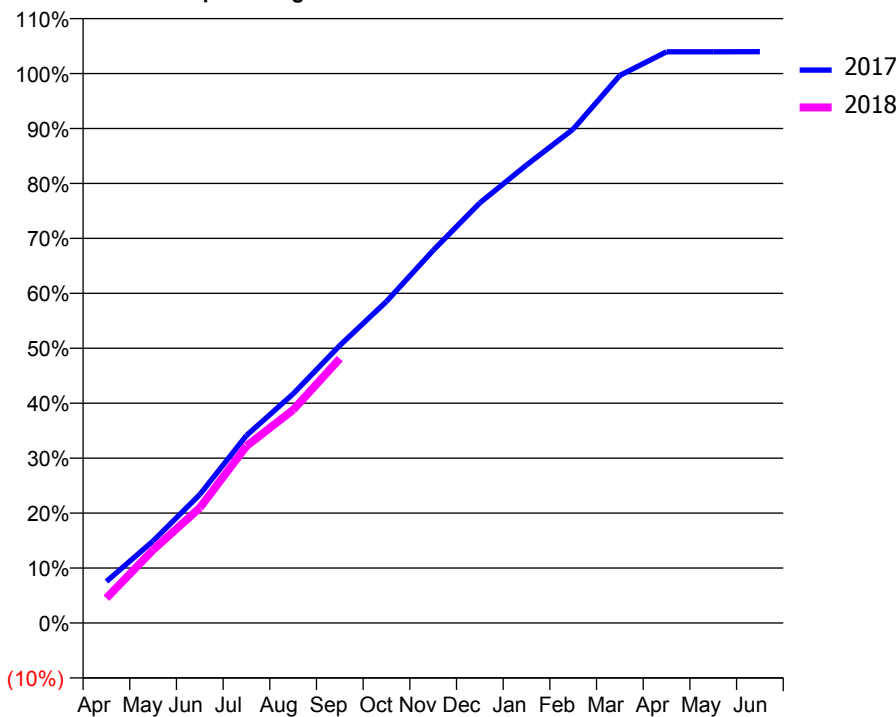
### ACCESS\*

Patients seen in 24 months	Total	Change since previous quarter
Quarter ending September 2016	1,751	
Quarter ending December 2016	1,766	→
Quarter ending March 2017	1,760	→
Quarter ending June 2017	1,784	→
Quarter ending September 2017	1,813	→
<b>Variance since September 2016</b>	<b>3.5%</b>	<b>↑</b>



### ACTIVITY

Cumulative percentage of contracted UDA delivered 2017 & 2018



Month	Adjusted Scheduled Activity (UDA)	
	2017	2018
April	272	163
May	536	478
June	840	753
July	1,226	1,157
August	1,498	1,394
September	1,814	1,728
October	2,102	
November	2,436	
December	2,747	
January	2,994	
February	3,228	
March	3,579	
April	3,734	
May	3,734	
June	3,735	

### QUALITY

	Quantity	Base Number	Contract	AT	Region	England
% of FP17s for the same patient ID Re-attending within 3 months - Children	79	1,016	7.8%	10.7%	11.6%	11.9%
% of FP17s for the same patient ID Re-attending within 3 months - Adults	40	372	10.8%	14.4%	15.2%	15.9%
% of FP17s for the same patient ID Re-attending between 3 & 9 months - Children	652	1,016	64.2%	56.9%	59.1%	58.1%
% of FP17s for the same patient ID Re-attending between 3 & 9 months - Adults	216	372	58.1%	48.5%	51.7%	50.6%
% of FP17s for Band 1 Urgent Courses	54	1,289	4.2%	8.6%	8.0%	9.1%
% of FP17s Relating to Free Repair or Replacements	0	1,289	0.0%	0.7%	0.8%	0.8%
% of FP17s Relating to Continuations	0	1,289	0.0%	0.9%	1.0%	1.1%
% of Patients satisfied with the dentistry they have received	2	2	N/A	91.0%	91.5%	91.4%
% of Patients satisfied with the time they had to wait for an appointment	2	2	N/A	86.9%	88.2%	87.7%

\* This is based on patients treated on this contract for their most recent course of treatment. Figures in italics indicate the base number of FP17s or Patient Questionnaire responses are less than 100. N/A is shown where the base number of responses is less than 10 during the period. % is calculated as Quantity/Base number\*100



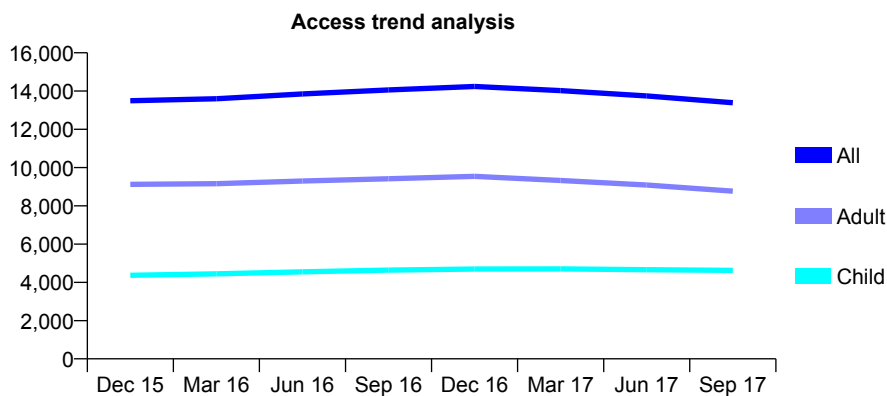
## Q58 - Vital Signs At a Glance Contract Report for 106194/0001 - September 2017

Name or company name	Weston Favell Dental Surgery
Contract type name	GDS Contract
Purpose of contract	General
Contract start date	01/04/2006
Contract end date	

17/18 Contracted general activity (UDA)	42,552
Carry forward general activity (UDA)	0
17/18 Contracted orthodontic activity (UOA)	0
Carry forward orthodontic activity (UOA)	0
Baseline contract value	£1,134,746.92

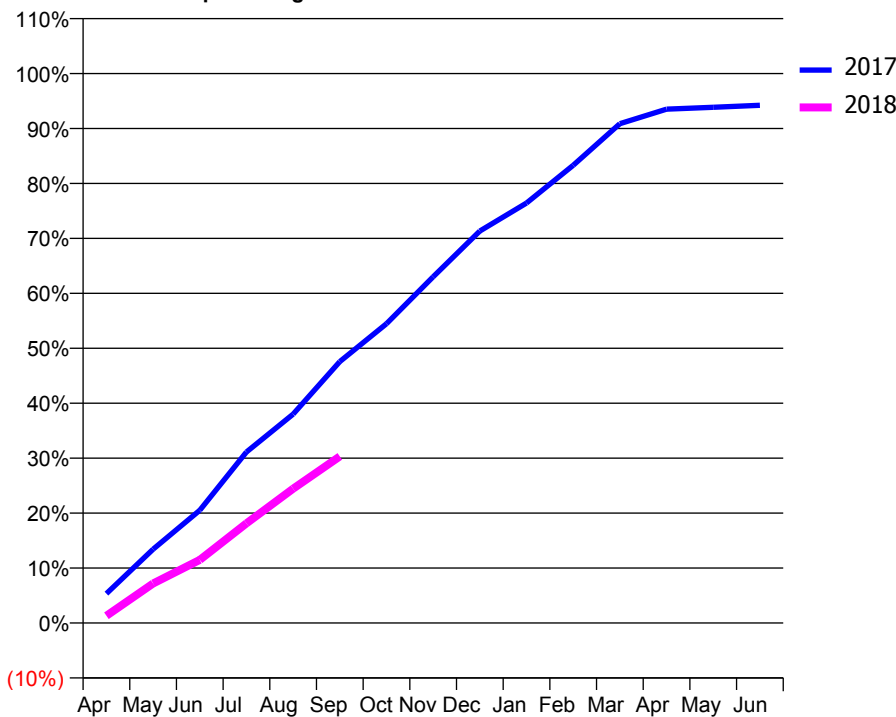
### ACCESS\*

Patients seen in 24 months	Total	Change since previous quarter
Quarter ending September 2016	14,056	
Quarter ending December 2016	14,237	→
Quarter ending March 2017	14,026	↓
Quarter ending June 2017	13,744	↓
Quarter ending September 2017	13,390	↓
<b>Variance since September 2016</b>	<b>(4.7%)</b>	<b>↓</b>



### ACTIVITY

Cumulative percentage of contracted UDA delivered 2017 & 2018



Adjusted Scheduled Activity (UDA)

Month	2017	2018
April	2,272	560
May	5,711	3,062
June	8,729	4,886
July	13,243	7,724
August	16,174	10,401
September	20,244	12,907
October	23,177	
November	26,808	
December	30,356	
January	32,517	
February	35,439	
March	38,670	
April	39,795	
May	39,934	
June	40,093	

### QUALITY

	Quantity	Base Number	Contract	AT	Region	England
% of FP17s for the same patient ID Re-attending within 3 months - Children	236	2,944	8.0%	10.7%	11.6%	11.9%
% of FP17s for the same patient ID Re-attending within 3 months - Adults	628	4,641	13.5%	14.4%	15.2%	15.9%
% of FP17s for the same patient ID Re-attending between 3 & 9 months - Children	1,600	2,944	54.3%	56.9%	59.1%	58.1%
% of FP17s for the same patient ID Re-attending between 3 & 9 months - Adults	2,455	4,641	52.9%	48.5%	51.7%	50.6%
% of FP17s for Band 1 Urgent Courses	562	6,430	8.7%	8.6%	8.0%	9.1%
% of FP17s Relating to Free Repair or Replacements	40	6,430	0.6%	0.7%	0.8%	0.8%
% of FP17s Relating to Continuations	24	6,430	0.4%	0.9%	1.0%	1.1%
% of Patients satisfied with the dentistry they have received	11	15	73.3%	91.0%	91.5%	91.4%
% of Patients satisfied with the time they had to wait for an appointment	9	15	60.0%	86.9%	88.2%	87.7%

\* This is based on patients treated on this contract for their most recent course of treatment. Figures in italics indicate the base number of FP17s or Patient Questionnaire responses are less than 100. N/A is shown where the base number of responses is less than 10 during the period. % is calculated as Quantity/Base number\*100

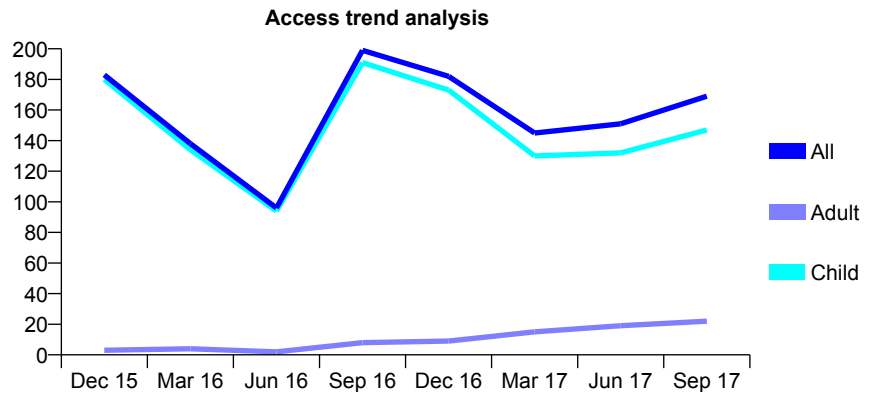
## Q58 - Vital Signs At a Glance Contract Report for 106194/0002 - September 2017

Name or company name	Weston Favell Dental Surgery
Contract type name	GDS Contract
Purpose of contract	General
Contract start date	01/04/2006
Contract end date	

17/18 Contracted general activity (UDA)	4,500
Carry forward general activity (UDA)	0
17/18 Contracted orthodontic activity (UOA)	0
Carry forward orthodontic activity (UOA)	0
Baseline contract value	£166,265.22

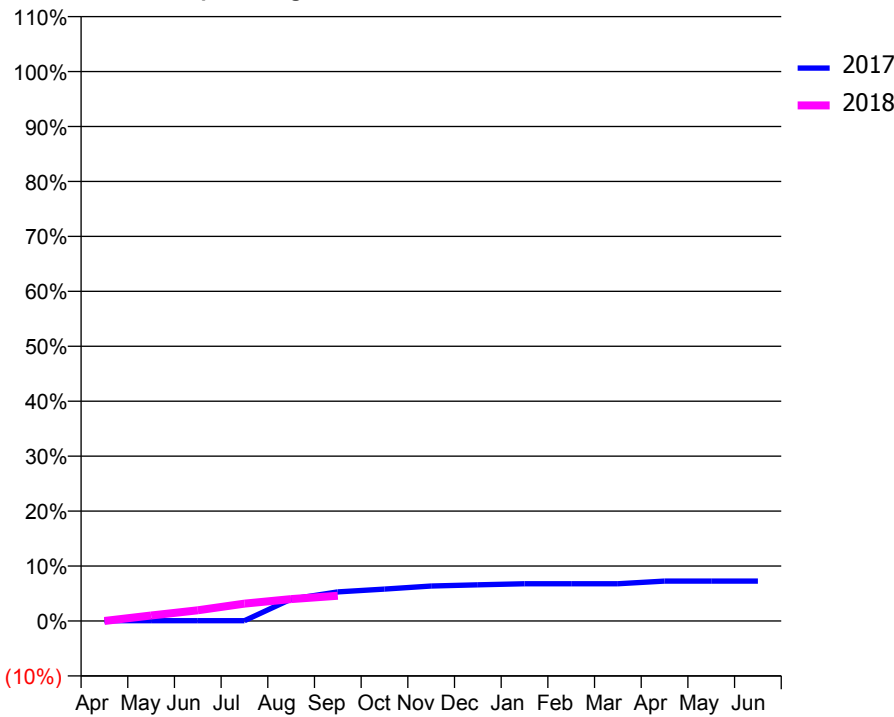
### ACCESS\*

Patients seen in 24 months	Total	Change since previous quarter
Quarter ending September 2016	199	
Quarter ending December 2016	182	↓
Quarter ending March 2017	145	↓
Quarter ending June 2017	151	↑
Quarter ending September 2017	169	↑
<b>Variance since September 2016</b>	<b>(15.1%)</b>	<b>↓</b>



### ACTIVITY

Cumulative percentage of contracted UDA delivered 2017 & 2018



Month	Adjusted Scheduled Activity (UDA)	
	2017	2018
April	3	0
May	3	45
June	3	88
July	3	142
August	180	179
September	239	207
October	261	
November	287	
December	297	
January	305	
February	305	
March	305	
April	327	
May	327	
June	327	

### QUALITY

	Quantity	Base Number	Contract	AT	Region	England
% of FP17s for the same patient ID Re-attending within 3 months - Children	2	110	1.8%	10.7%	11.6%	11.9%
% of FP17s for the same patient ID Re-attending within 3 months - Adults	0	1	0.0%	14.4%	15.2%	15.9%
% of FP17s for the same patient ID Re-attending between 3 & 9 months - Children	12	110	10.9%	56.9%	59.1%	58.1%
% of FP17s for the same patient ID Re-attending between 3 & 9 months - Adults	0	1	0.0%	48.5%	51.7%	50.6%
% of FP17s for Band 1 Urgent Courses	1	95	1.1%	8.6%	8.0%	9.1%
% of FP17s Relating to Free Repair or Replacements	0	95	0.0%	0.7%	0.8%	0.8%
% of FP17s Relating to Continuations	0	95	0.0%	0.9%	1.0%	1.1%
% of Patients satisfied with the dentistry they have received	0	0	N/A	91.0%	91.5%	91.4%
% of Patients satisfied with the time they had to wait for an appointment	0	0	N/A	86.9%	88.2%	87.7%

\* This is based on patients treated on this contract for their most recent course of treatment. Figures in italics indicate the base number of FP17s or Patient Questionnaire responses are less than 100. N/A is shown where the base number of responses is less than 10 during the period. % is calculated as Quantity/Base number\*100

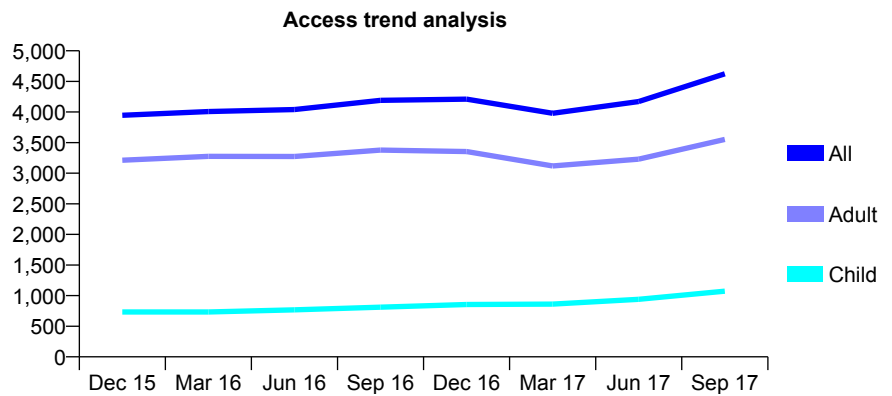
## Q58 - Vital Signs At a Glance Contract Report for 106259/0001 - September 2017

Name or company name	Mr S Mehra and Mr A Khetia
Contract type name	GDS Contract
Purpose of contract	General
Contract start date	28/05/2014
Contract end date	

17/18 Contracted general activity (UDA)	11,262
Carry forward general activity (UDA)	0
17/18 Contracted orthodontic activity (UOA)	0
Carry forward orthodontic activity (UOA)	0
Baseline contract value	£212,908.17

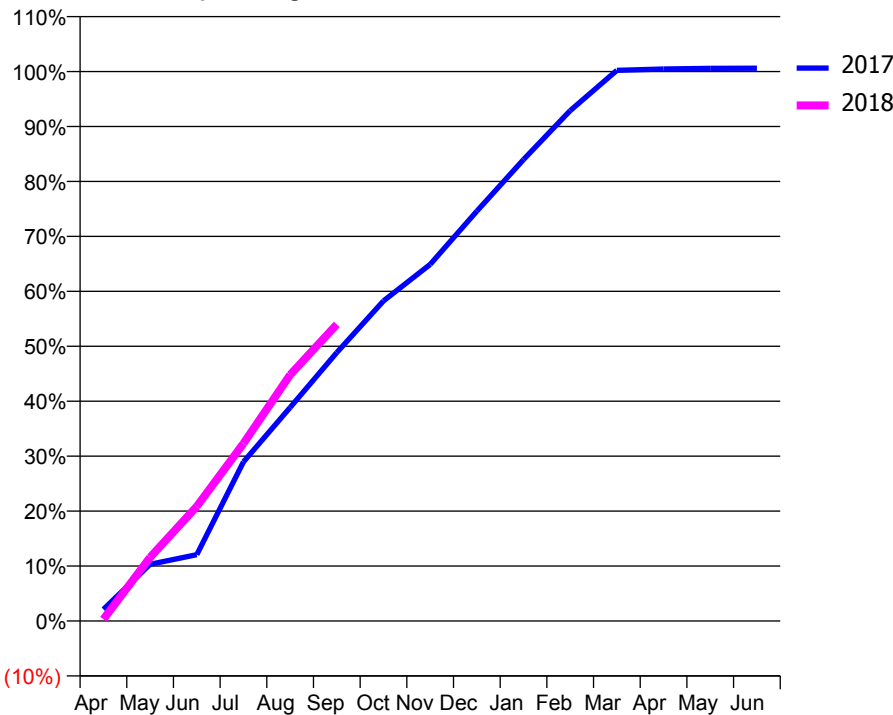
### ACCESS\*

Patients seen in 24 months	Total	Change since previous quarter
Quarter ending September 2016	4,190	
Quarter ending December 2016	4,211	→
Quarter ending March 2017	3,979	↓
Quarter ending June 2017	4,170	↑
Quarter ending September 2017	4,624	↑
<b>Variance since September 2016</b>	<b>10.4%</b>	<b>↑</b>



### ACTIVITY

Cumulative percentage of contracted UDA delivered 2017 & 2018



Month	Adjusted Scheduled Activity (UDA)	
	2017	2018
April	238	36
May	1,163	1,306
June	1,361	2,350
July	3,261	3,639
August	4,377	5,048
September	5,502	6,079
October	6,560	
November	7,310	
December	8,399	
January	9,458	
February	10,462	
March	11,286	
April	11,313	
May	11,328	
June	11,331	

### QUALITY

	Quantity	Base Number	Contract	AT	Region	England
% of FP17s for the same patient ID Re-attending within 3 months - Children	46	841	5.5%	10.7%	11.6%	11.9%
% of FP17s for the same patient ID Re-attending within 3 months - Adults	250	2,600	9.6%	14.4%	15.2%	15.9%
% of FP17s for the same patient ID Re-attending between 3 & 9 months - Children	371	841	44.1%	56.9%	59.1%	58.1%
% of FP17s for the same patient ID Re-attending between 3 & 9 months - Adults	1,091	2,600	42.0%	48.5%	51.7%	50.6%
% of FP17s for Band 1 Urgent Courses	268	3,420	7.8%	8.6%	8.0%	9.1%
% of FP17s Relating to Free Repair or Replacements	32	3,420	0.9%	0.7%	0.8%	0.8%
% of FP17s Relating to Continuations	9	3,420	0.3%	0.9%	1.0%	1.1%
% of Patients satisfied with the dentistry they have received	11	11	100.0%	91.0%	91.5%	91.4%
% of Patients satisfied with the time they had to wait for an appointment	9	11	81.8%	86.9%	88.2%	87.7%

\* This is based on patients treated on this contract for their most recent course of treatment. Figures in italics indicate the base number of FP17s or Patient Questionnaire responses are less than 100. N/A is shown where the base number of responses is less than 10 during the period. % is calculated as Quantity/Base number\*100

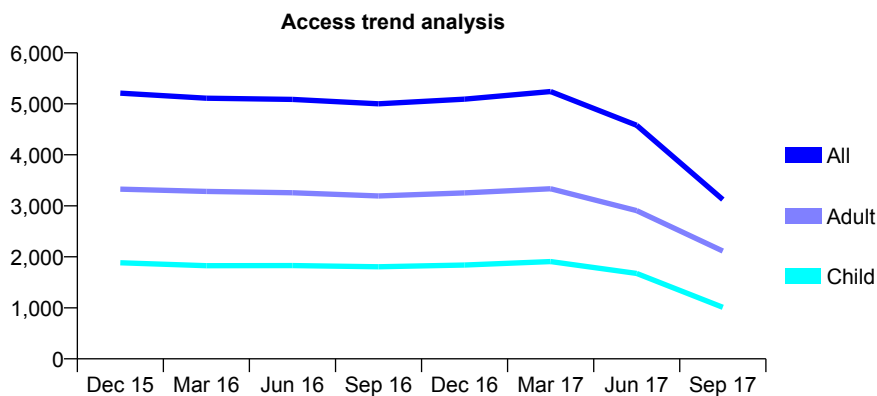
## Q58 - Vital Signs At a Glance Contract Report for 107573/0001 - September 2017

Name or company name	Mr S Bhandal
Contract type name	GDS Contract
Purpose of contract	General
Contract start date	11/02/2014
Contract end date	18/05/2017

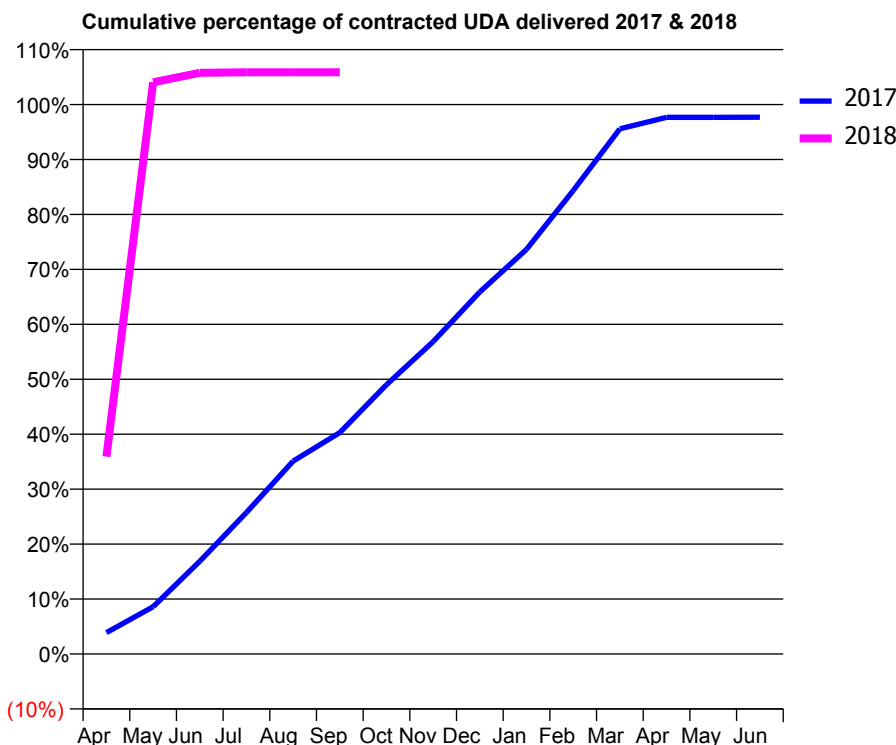
17/18 Contracted general activity (UDA)	1,702
Carry forward general activity (UDA)	0
17/18 Contracted orthodontic activity (UOA)	0
Carry forward orthodontic activity (UOA)	0
Baseline contract value	£49,483.81

### ACCESS\*

Patients seen in 24 months	Total	Change since previous quarter
Quarter ending September 2016	4,999	
Quarter ending December 2016	5,092	→
Quarter ending March 2017	5,240	↑
Quarter ending June 2017	4,580	↓
Quarter ending September 2017	3,124	↓
<b>Variance since September 2016</b>	<b>(37.5%)</b>	<b>↓</b>



### ACTIVITY



Month	Adjusted Scheduled Activity (UDA)	
	2017	2018
April	505	612
May	1,111	1,771
June	2,180	1,800
July	3,330	1,802
August	4,537	1,802
September	5,208	1,802
October	6,333	
November	7,348	
December	8,518	
January	9,516	
February	10,899	
March	12,353	
April	12,621	
May	12,622	
June	12,624	

### QUALITY

	Quantity	Base Number	Contract	AT	Region	England
% of FP17s for the same patient ID Re-attending within 3 months - Children	22	394	5.6%	10.7%	11.6%	11.9%
% of FP17s for the same patient ID Re-attending within 3 months - Adults	59	537	11.0%	14.4%	15.2%	15.9%
% of FP17s for the same patient ID Re-attending between 3 & 9 months - Children	135	394	34.3%	56.9%	59.1%	58.1%
% of FP17s for the same patient ID Re-attending between 3 & 9 months - Adults	183	537	34.1%	48.5%	51.7%	50.6%
% of FP17s for Band 1 Urgent Courses	60	849	7.1%	8.6%	8.0%	9.1%
% of FP17s Relating to Free Repair or Replacements	2	849	0.2%	0.7%	0.8%	0.8%
% of FP17s Relating to Continuations	3	849	0.4%	0.9%	1.0%	1.1%
% of Patients satisfied with the dentistry they have received	0	1	N/A	91.0%	91.5%	91.4%
% of Patients satisfied with the time they had to wait for an appointment	0	1	N/A	86.9%	88.2%	87.7%

\* This is based on patients treated on this contract for their most recent course of treatment. Figures in italics indicate the base number of FP17s or Patient Questionnaire responses are less than 100. N/A is shown where the base number of responses is less than 10 during the period. % is calculated as Quantity/Base number\*100

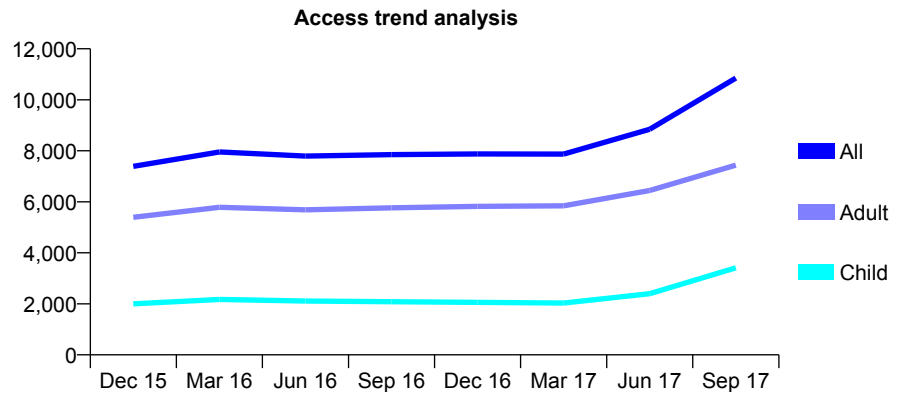
## Q58 - Vital Signs At a Glance Contract Report for 107573/0002 - September 2017

Name or company name	Mr S Bhandal
Contract type name	GDS Contract
Purpose of contract	General
Contract start date	11/02/2014
Contract end date	

17/18 Contracted general activity (UDA)	38,646
Carry forward general activity (UDA)	0
17/18 Contracted orthodontic activity (UOA)	0
Carry forward orthodontic activity (UOA)	0
Baseline contract value	£1,241,949.75

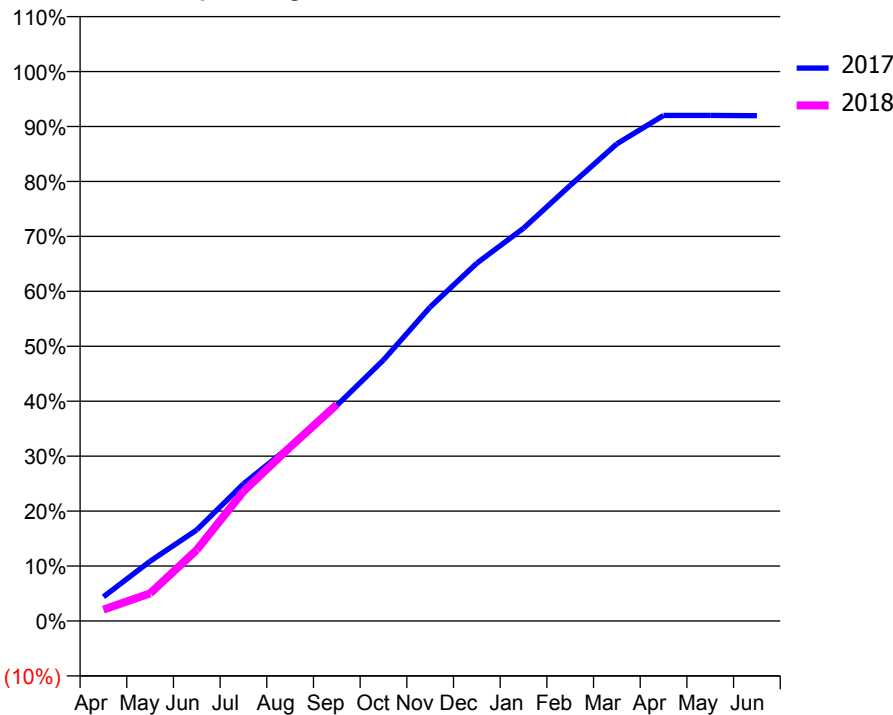
### ACCESS\*

Patients seen in 24 months	Total	Change since previous quarter
Quarter ending September 2016	7,849	
Quarter ending December 2016	7,879	→
Quarter ending March 2017	7,873	→
Quarter ending June 2017	8,843	↑
Quarter ending September 2017	10,852	↑
<b>Variance since September 2016</b>	<b>38.3%</b>	<b>↑</b>



### ACTIVITY

Cumulative percentage of contracted UDA delivered 2017 & 2018



Month	Adjusted Scheduled Activity (UDA)	
	2017	2018
April	944	801
May	2,333	1,949
June	3,554	5,005
July	5,353	9,124
August	6,820	12,233
September	8,412	15,222
October	10,186	
November	12,254	
December	13,964	
January	15,329	
February	16,998	
March	18,621	
April	19,731	
May	19,730	
June	19,719	

### QUALITY

	Quantity	Base Number	Contract	AT	Region	England
% of FP17s for the same patient ID Re-attending within 3 months - Children	135	2,691	5.0%	10.7%	11.6%	11.9%
% of FP17s for the same patient ID Re-attending within 3 months - Adults	406	4,776	8.5%	14.4%	15.2%	15.9%
% of FP17s for the same patient ID Re-attending between 3 & 9 months - Children	584	2,691	21.7%	56.9%	59.1%	58.1%
% of FP17s for the same patient ID Re-attending between 3 & 9 months - Adults	1,165	4,776	24.4%	48.5%	51.7%	50.6%
% of FP17s for Band 1 Urgent Courses	624	7,032	8.9%	8.6%	8.0%	9.1%
% of FP17s Relating to Free Repair or Replacements	51	7,032	0.7%	0.7%	0.8%	0.8%
% of FP17s Relating to Continuations	11	7,032	0.2%	0.9%	1.0%	1.1%
% of Patients satisfied with the dentistry they have received	5	6	N/A	91.0%	91.5%	91.4%
% of Patients satisfied with the time they had to wait for an appointment	2	6	N/A	86.9%	88.2%	87.7%

\* This is based on patients treated on this contract for their most recent course of treatment. Figures in italics indicate the base number of FP17s or Patient Questionnaire responses are less than 100. N/A is shown where the base number of responses is less than 10 during the period. % is calculated as Quantity/Base number\*100

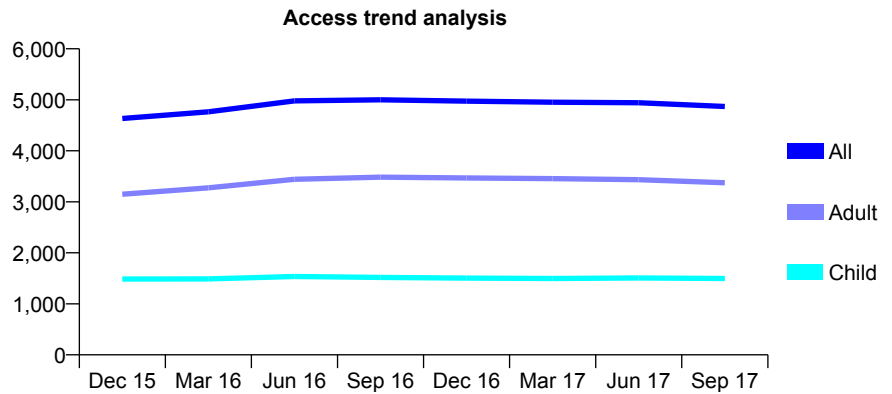
## Q58 - Vital Signs At a Glance Contract Report for 107581/0001 - September 2017

Name or company name	Mr R Naidoo and Mrs S Naidoo
Contract type name	GDS Contract
Purpose of contract	General
Contract start date	01/04/2006
Contract end date	

17/18 Contracted general activity (UDA)	7,404
Carry forward general activity (UDA)	0
17/18 Contracted orthodontic activity (UOA)	0
Carry forward orthodontic activity (UOA)	0
Baseline contract value	£190,892.78

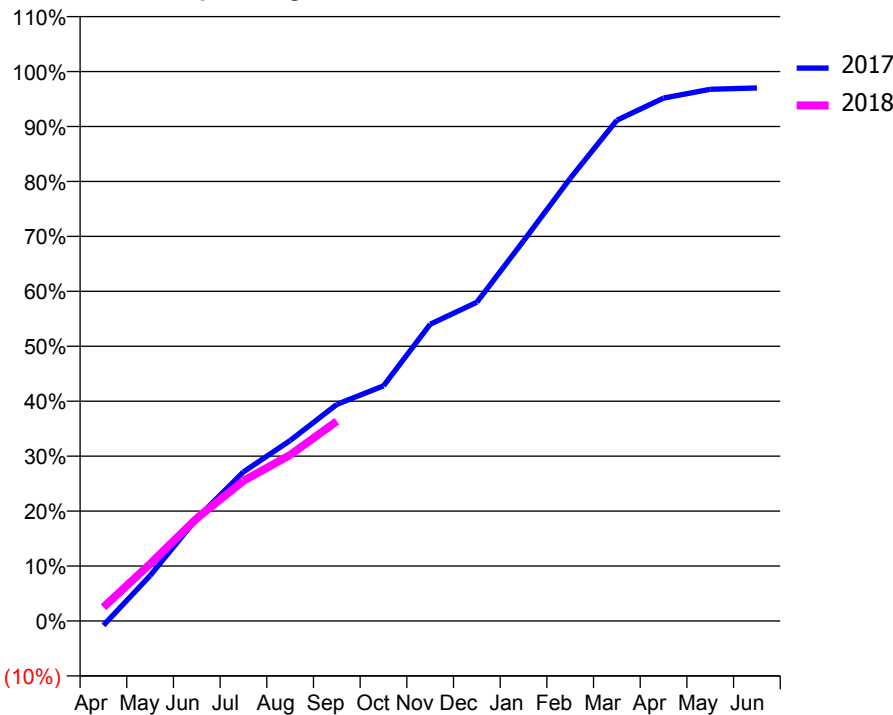
### ACCESS\*

Patients seen in 24 months	Total	Change since previous quarter
Quarter ending September 2016	5,001	
Quarter ending December 2016	4,973	→
Quarter ending March 2017	4,953	→
Quarter ending June 2017	4,942	→
Quarter ending September 2017	4,869	↓
<b>Variance since September 2016</b>	<b>(2.6%)</b>	<b>↓</b>



### ACTIVITY

Cumulative percentage of contracted UDA delivered 2017 & 2018



Month	Adjusted Scheduled Activity (UDA)	
	2017	2018
April	-60	186
May	612	769
June	1,383	1,385
July	2,010	1,889
August	2,432	2,237
September	2,919	2,693
October	3,169	
November	3,999	
December	4,295	
January	5,121	
February	5,963	
March	6,748	
April	7,046	
May	7,165	
June	7,182	

### QUALITY

	Quantity	Base Number	Contract	AT	Region	England
% of FP17s for the same patient ID Re-attending within 3 months - Children	62	727	8.5%	10.7%	11.6%	11.9%
% of FP17s for the same patient ID Re-attending within 3 months - Adults	163	1,444	11.3%	14.4%	15.2%	15.9%
% of FP17s for the same patient ID Re-attending between 3 & 9 months - Children	263	727	36.2%	56.9%	59.1%	58.1%
% of FP17s for the same patient ID Re-attending between 3 & 9 months - Adults	473	1,444	32.8%	48.5%	51.7%	50.6%
% of FP17s for Band 1 Urgent Courses	78	1,431	5.5%	8.6%	8.0%	9.1%
% of FP17s Relating to Free Repair or Replacements	9	1,431	0.6%	0.7%	0.8%	0.8%
% of FP17s Relating to Continuations	0	1,431	0.0%	0.9%	1.0%	1.1%
% of Patients satisfied with the dentistry they have received	4	4	N/A	91.0%	91.5%	91.4%
% of Patients satisfied with the time they had to wait for an appointment	4	4	N/A	86.9%	88.2%	87.7%

\* This is based on patients treated on this contract for their most recent course of treatment. Figures in italics indicate the base number of FP17s or Patient Questionnaire responses are less than 100. N/A is shown where the base number of responses is less than 10 during the period. % is calculated as Quantity/Base number\*100

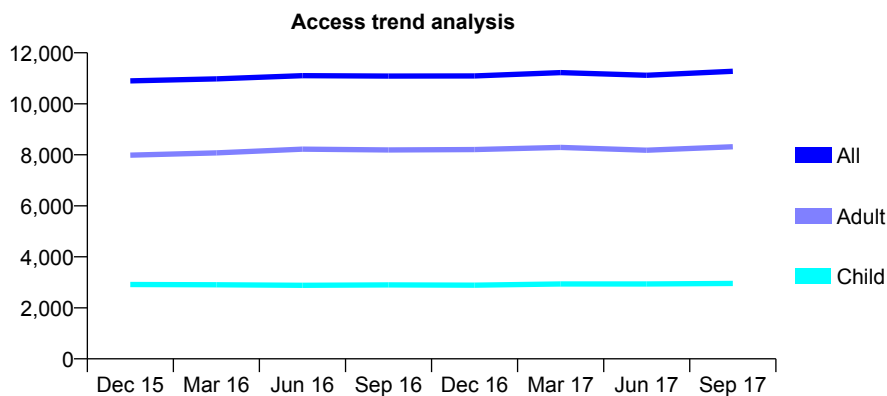
## Q58 - Vital Signs At a Glance Contract Report for 108561/0001 - September 2017

Name or company name	Stevenage Dental Practice
Contract type name	GDS Contract
Purpose of contract	General
Contract start date	01/04/2006
Contract end date	

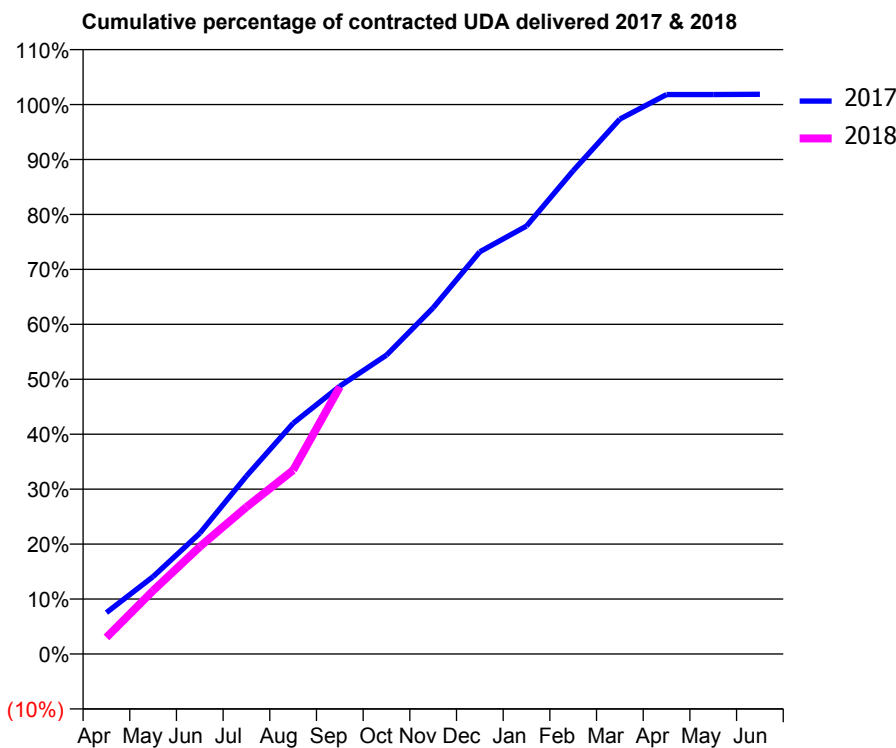
17/18 Contracted general activity (UDA)	28,940
Carry forward general activity (UDA)	0
17/18 Contracted orthodontic activity (UOA)	0
Carry forward orthodontic activity (UOA)	0
Baseline contract value	£793,515.69

### ACCESS\*

Patients seen in 24 months	Total	Change since previous quarter
Quarter ending September 2016	11,089	
Quarter ending December 2016	11,094	→
Quarter ending March 2017	11,222	→
Quarter ending June 2017	11,118	→
Quarter ending September 2017	11,274	→
<b>Variance since September 2016</b>	<b>1.7%</b>	<b>→</b>



### ACTIVITY



Month	Adjusted Scheduled Activity (UDA)	
	2017	2018
April	2,180	874
May	4,079	3,339
June	6,360	5,652
July	9,369	7,745
August	12,155	9,684
September	14,107	14,070
October	15,741	
November	18,237	
December	21,185	
January	22,542	
February	25,458	
March	28,175	
April	29,464	
May	29,461	
June	29,479	

### QUALITY

	Quantity	Base Number	Contract	AT	Region	England
% of FP17s for the same patient ID Re-attending within 3 months - Children	99	1,936	5.1%	10.7%	11.6%	11.9%
% of FP17s for the same patient ID Re-attending within 3 months - Adults	662	4,759	13.9%	14.4%	15.2%	15.9%
% of FP17s for the same patient ID Re-attending between 3 & 9 months - Children	968	1,936	50.0%	56.9%	59.1%	58.1%
% of FP17s for the same patient ID Re-attending between 3 & 9 months - Adults	1,779	4,759	37.4%	48.5%	51.7%	50.6%
% of FP17s for Band 1 Urgent Courses	682	6,111	11.2%	8.6%	8.0%	9.1%
% of FP17s Relating to Free Repair or Replacements	16	6,111	0.3%	0.7%	0.8%	0.8%
% of FP17s Relating to Continuations	51	6,111	0.8%	0.9%	1.0%	1.1%
% of Patients satisfied with the dentistry they have received	17	20	85.0%	91.0%	91.5%	91.4%
% of Patients satisfied with the time they had to wait for an appointment	15	20	75.0%	86.9%	88.2%	87.7%

\* This is based on patients treated on this contract for their most recent course of treatment. Figures in italics indicate the base number of FP17s or Patient Questionnaire responses are less than 100. N/A is shown where the base number of responses is less than 10 during the period. % is calculated as Quantity/Base number\*100

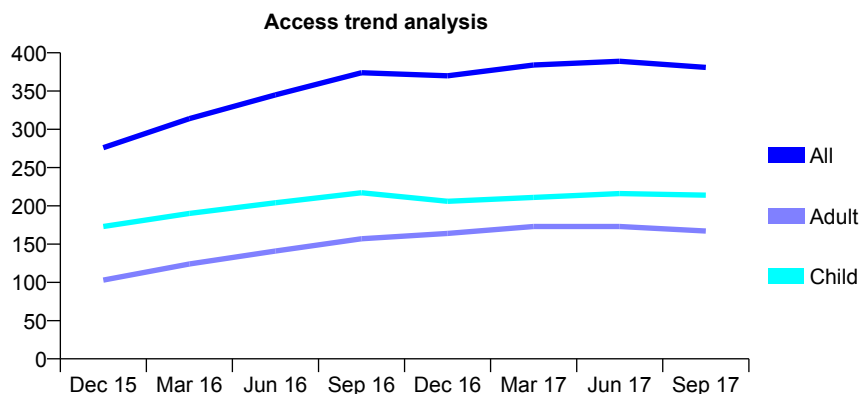
## Q58 - Vital Signs At a Glance Contract Report for 109908/0001 - September 2017

Name or company name	Tailored Dental Care
Contract type name	GDS Contract
Purpose of contract	General
Contract start date	01/05/2015
Contract end date	

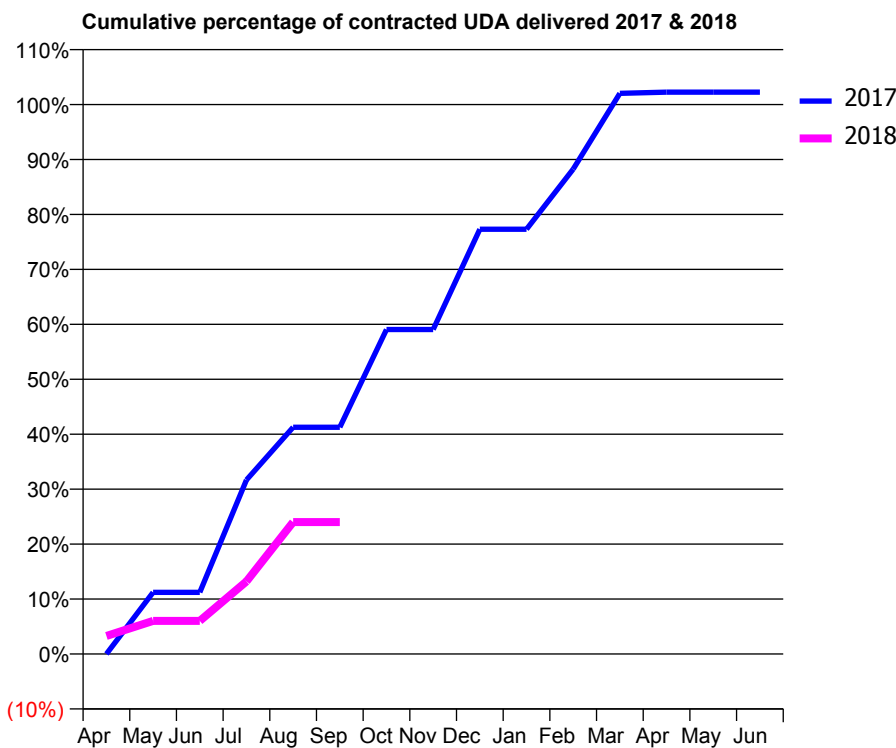
17/18 Contracted general activity (UDA)	1,524
Carry forward general activity (UDA)	0
17/18 Contracted orthodontic activity (UOA)	0
Carry forward orthodontic activity (UOA)	0
Baseline contract value	£36,432.87

### ACCESS\*

Patients seen in 24 months	Total	Change since previous quarter
Quarter ending September 2016	374	
Quarter ending December 2016	370	↓
Quarter ending March 2017	384	↑
Quarter ending June 2017	389	→
Quarter ending September 2017	381	↓
<b>Variance since September 2016</b>	<b>1.9%</b>	<b>→</b>



### ACTIVITY



Month	Adjusted Scheduled Activity (UDA)	
	2017	2018
April	0	50
May	112	92
June	112	92
July	317	201
August	413	366
September	413	366
October	591	
November	591	
December	773	
January	773	
February	882	
March	1,020	
April	1,022	
May	1,022	
June	1,022	

### QUALITY

	Quantity	Base Number	Contract	AT	Region	England
% of FP17s for the same patient ID Re-attending within 3 months - Children	11	142	7.7%	10.7%	11.6%	11.9%
% of FP17s for the same patient ID Re-attending within 3 months - Adults	8	76	10.5%	14.4%	15.2%	15.9%
% of FP17s for the same patient ID Re-attending between 3 & 9 months - Children	88	142	62.0%	56.9%	59.1%	58.1%
% of FP17s for the same patient ID Re-attending between 3 & 9 months - Adults	49	76	64.5%	48.5%	51.7%	50.6%
% of FP17s for Band 1 Urgent Courses	5	217	2.3%	8.6%	8.0%	9.1%
% of FP17s Relating to Free Repair or Replacements	0	217	0.0%	0.7%	0.8%	0.8%
% of FP17s Relating to Continuations	0	217	0.0%	0.9%	1.0%	1.1%
% of Patients satisfied with the dentistry they have received	0	0	N/A	91.0%	91.5%	91.4%
% of Patients satisfied with the time they had to wait for an appointment	0	0	N/A	86.9%	88.2%	87.7%

\* This is based on patients treated on this contract for their most recent course of treatment. Figures in italics indicate the base number of FP17s or Patient Questionnaire responses are less than 100. N/A is shown where the base number of responses is less than 10 during the period. % is calculated as Quantity/Base number\*100



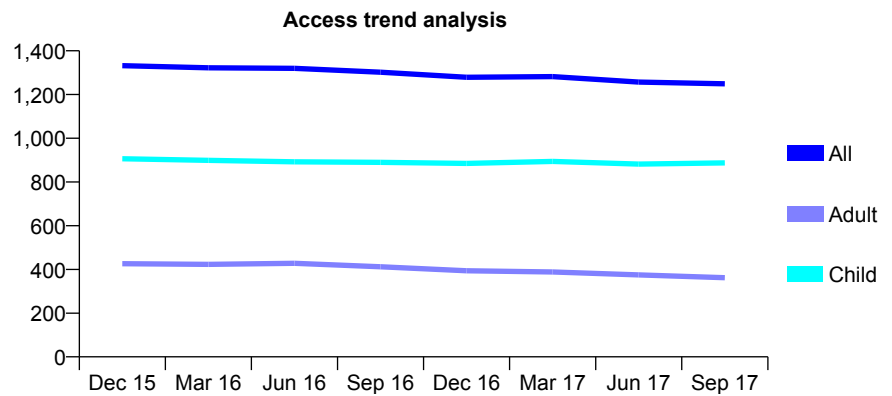
## Q58 - Vital Signs At a Glance Contract Report for 110280/0001 - September 2017

Name or company name	Purleys Dental Care
Contract type name	GDS Contract
Purpose of contract	General
Contract start date	01/04/2006
Contract end date	

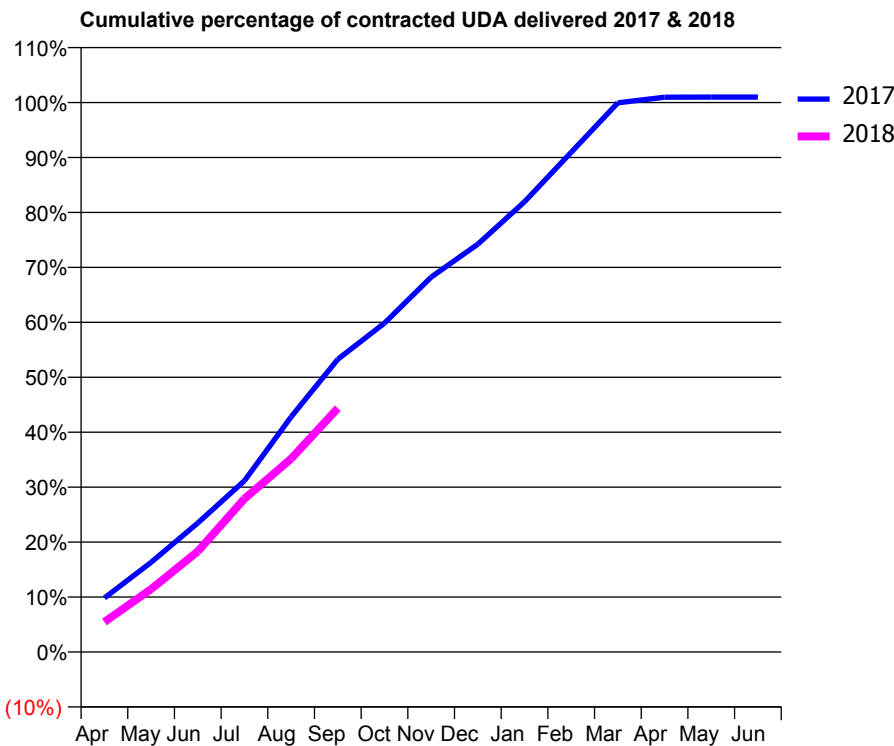
17/18 Contracted general activity (UDA)	5,890
Carry forward general activity (UDA)	0
17/18 Contracted orthodontic activity (UOA)	0
Carry forward orthodontic activity (UOA)	0
Baseline contract value	£169,958.25

### ACCESS\*

Patients seen in 24 months	Total	Change since previous quarter
Quarter ending September 2016	1,302	
Quarter ending December 2016	1,279	↓
Quarter ending March 2017	1,282	→
Quarter ending June 2017	1,257	↓
Quarter ending September 2017	1,249	→
<b>Variance since September 2016</b>	<b>(4.1%)</b>	<b>↓</b>



### ACTIVITY



Month	Adjusted Scheduled Activity (UDA)	
	2017	2018
April	580	322
May	961	674
June	1,383	1,079
July	1,836	1,643
August	2,521	2,072
September	3,139	2,613
October	3,525	
November	4,018	
December	4,372	
January	4,827	
February	5,357	
March	5,886	
April	5,947	
May	5,948	
June	5,948	

### QUALITY

	Quantity	Base Number	Contract	AT	Region	England
% of FP17s for the same patient ID Re-attending within 3 months - Children	114	914	12.5%	10.7%	11.6%	11.9%
% of FP17s for the same patient ID Re-attending within 3 months - Adults	42	215	19.5%	14.4%	15.2%	15.9%
% of FP17s for the same patient ID Re-attending between 3 & 9 months - Children	638	914	69.8%	56.9%	59.1%	58.1%
% of FP17s for the same patient ID Re-attending between 3 & 9 months - Adults	143	215	66.5%	48.5%	51.7%	50.6%
% of FP17s for Band 1 Urgent Courses	40	1,101	3.6%	8.6%	8.0%	9.1%
% of FP17s Relating to Free Repair or Replacements	0	1,101	0.0%	0.7%	0.8%	0.8%
% of FP17s Relating to Continuations	8	1,101	0.7%	0.9%	1.0%	1.1%
% of Patients satisfied with the dentistry they have received	3	3	N/A	91.0%	91.5%	91.4%
% of Patients satisfied with the time they had to wait for an appointment	3	3	N/A	86.9%	88.2%	87.7%

\* This is based on patients treated on this contract for their most recent course of treatment. Figures in italics indicate the base number of FP17s or Patient Questionnaire responses are less than 100. N/A is shown where the base number of responses is less than 10 during the period. % is calculated as Quantity/Base number\*100

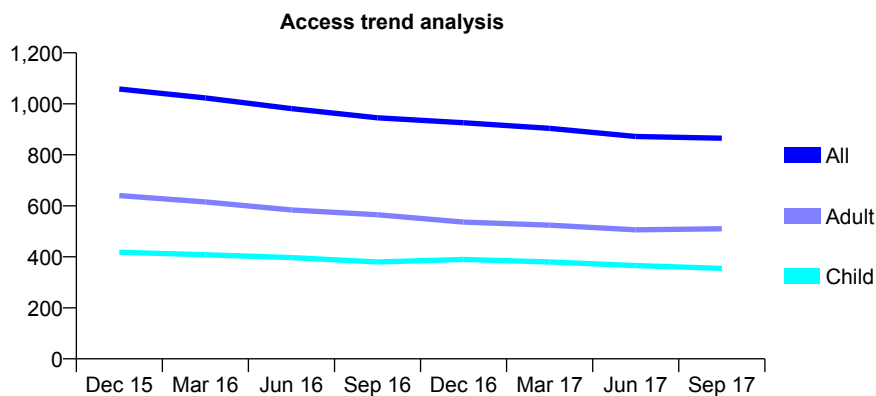
## Q58 - Vital Signs At a Glance Contract Report for 113492/0001 - September 2017

Name or company name	Bucklersbury Dental Surgery
Contract type name	GDS Contract
Purpose of contract	General
Contract start date	01/08/2011
Contract end date	

17/18 Contracted general activity (UDA)	3,832
Carry forward general activity (UDA)	0
17/18 Contracted orthodontic activity (UOA)	0
Carry forward orthodontic activity (UOA)	0
Baseline contract value	£95,983.85

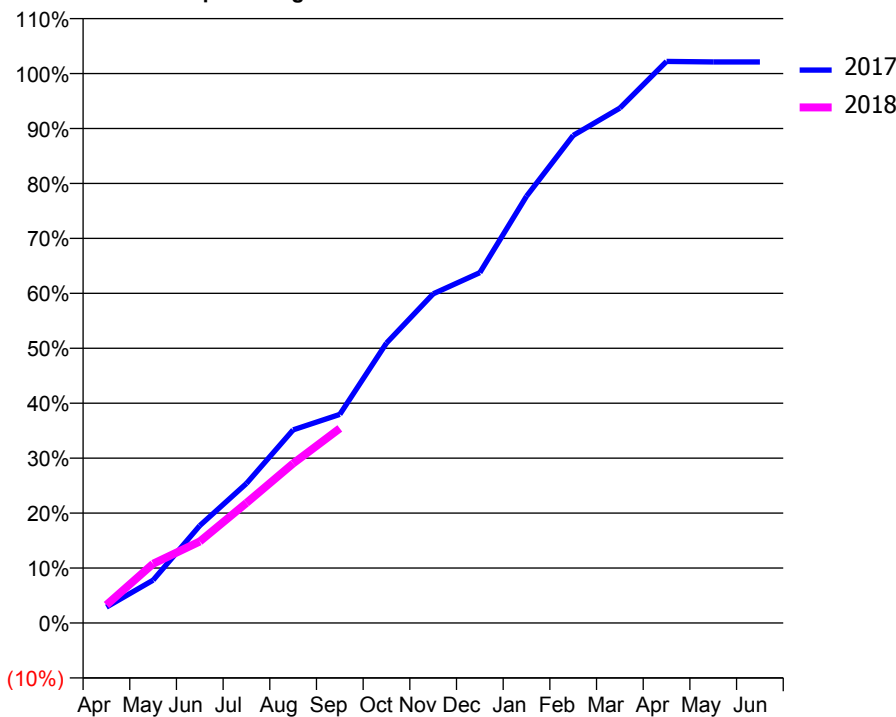
### ACCESS\*

Patients seen in 24 months	Total	Change since previous quarter
Quarter ending September 2016	945	
Quarter ending December 2016	926	↓
Quarter ending March 2017	904	↓
Quarter ending June 2017	872	↓
Quarter ending September 2017	865	→
<b>Variance since September 2016</b>	<b>(8.5%)</b>	<b>↓</b>



### ACTIVITY

Cumulative percentage of contracted UDA delivered 2017 & 2018



Adjusted Scheduled Activity (UDA)

Month	2017	2018
April	64	126
May	171	413
June	390	568
July	559	838
August	773	1,112
September	835	1,357
October	1,121	
November	1,318	
December	1,403	
January	1,708	
February	1,952	
March	2,062	
April	2,248	
May	2,246	
June	2,246	

### QUALITY

	Quantity	Base Number	Contract	AT	Region	England
% of FP17s for the same patient ID Re-attending within 3 months - Children	33	288	11.5%	10.7%	11.6%	11.9%
% of FP17s for the same patient ID Re-attending within 3 months - Adults	51	328	15.5%	14.4%	15.2%	15.9%
% of FP17s for the same patient ID Re-attending between 3 & 9 months - Children	162	288	56.3%	56.9%	59.1%	58.1%
% of FP17s for the same patient ID Re-attending between 3 & 9 months - Adults	115	328	35.1%	48.5%	51.7%	50.6%
% of FP17s for Band 1 Urgent Courses	40	538	7.4%	8.6%	8.0%	9.1%
% of FP17s Relating to Free Repair or Replacements	2	538	0.4%	0.7%	0.8%	0.8%
% of FP17s Relating to Continuations	0	538	0.0%	0.9%	1.0%	1.1%
% of Patients satisfied with the dentistry they have received	2	2	N/A	91.0%	91.5%	91.4%
% of Patients satisfied with the time they had to wait for an appointment	2	2	N/A	86.9%	88.2%	87.7%

\* This is based on patients treated on this contract for their most recent course of treatment. Figures in italics indicate the base number of FP17s or Patient Questionnaire responses are less than 100. N/A is shown where the base number of responses is less than 10 during the period. % is calculated as Quantity/Base number\*100

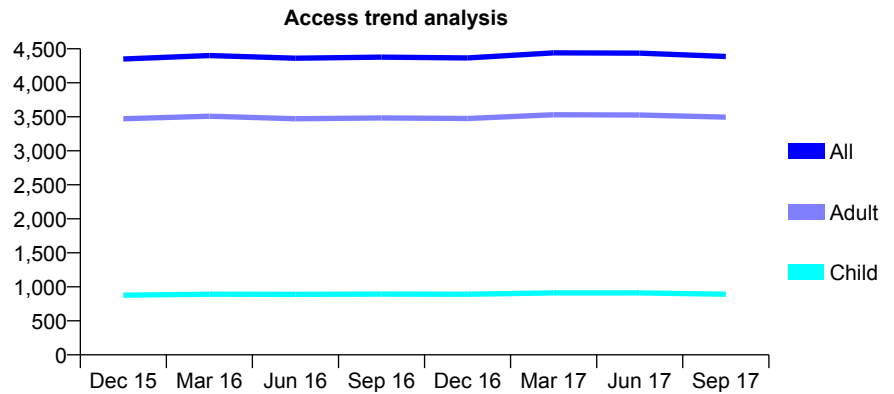
## Q58 - Vital Signs At a Glance Contract Report for 113506/0001 - September 2017

Name or company name	Leighton House Practice Limited
Contract type name	GDS Contract
Purpose of contract	General
Contract start date	01/04/2009
Contract end date	

17/18 Contracted general activity (UDA)	14,865
Carry forward general activity (UDA)	0
17/18 Contracted orthodontic activity (UOA)	0
Carry forward orthodontic activity (UOA)	0
Baseline contract value	£413,669.53

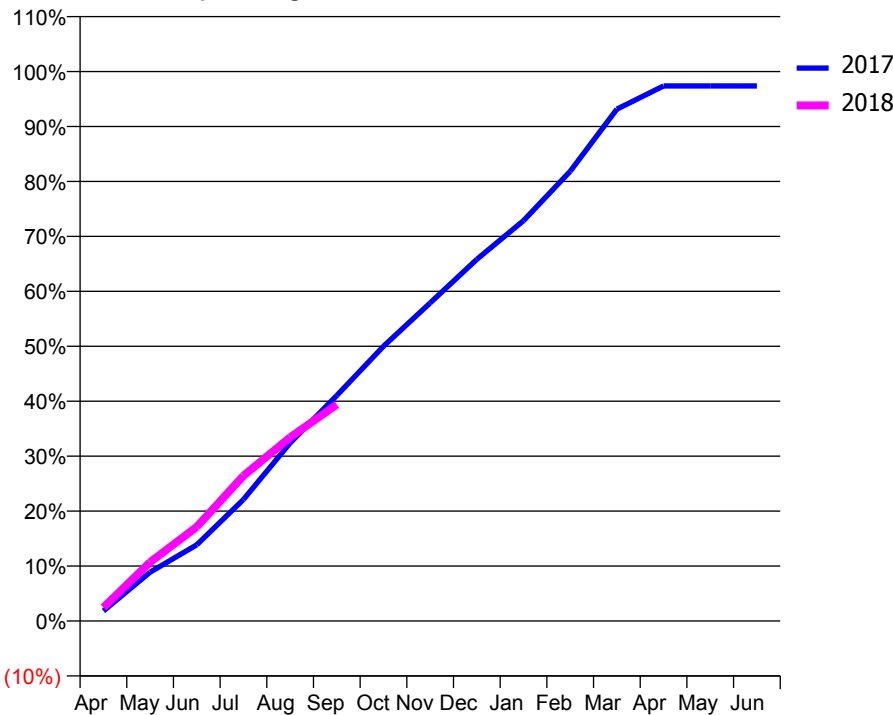
### ACCESS\*

Patients seen in 24 months	Total	Change since previous quarter
Quarter ending September 2016	4,377	
Quarter ending December 2016	4,366	→
Quarter ending March 2017	4,441	→
Quarter ending June 2017	4,437	→
Quarter ending September 2017	4,387	↓
<b>Variance since September 2016</b>	<b>0.2%</b>	<b>→</b>



### ACTIVITY

Cumulative percentage of contracted UDA delivered 2017 & 2018



Month	Adjusted Scheduled Activity (UDA)	
	2017	2018
April	274	366
May	1,321	1,592
June	2,063	2,548
July	3,286	3,930
August	4,819	4,967
September	6,101	5,857
October	7,431	
November	8,604	
December	9,784	
January	10,832	
February	12,167	
March	13,848	
April	14,474	
May	14,475	
June	14,475	

### QUALITY

	Quantity	Base Number	Contract	AT	Region	England
% of FP17s for the same patient ID Re-attending within 3 months - Children	101	691	14.6%	10.7%	11.6%	11.9%
% of FP17s for the same patient ID Re-attending within 3 months - Adults	380	2,146	17.7%	14.4%	15.2%	15.9%
% of FP17s for the same patient ID Re-attending between 3 & 9 months - Children	355	691	51.4%	56.9%	59.1%	58.1%
% of FP17s for the same patient ID Re-attending between 3 & 9 months - Adults	1,060	2,146	49.4%	48.5%	51.7%	50.6%
% of FP17s for Band 1 Urgent Courses	274	2,618	10.5%	8.6%	8.0%	9.1%
% of FP17s Relating to Free Repair or Replacements	22	2,618	0.8%	0.7%	0.8%	0.8%
% of FP17s Relating to Continuations	42	2,618	1.6%	0.9%	1.0%	1.1%
% of Patients satisfied with the dentistry they have received	7	7	N/A	91.0%	91.5%	91.4%
% of Patients satisfied with the time they had to wait for an appointment	6	7	N/A	86.9%	88.2%	87.7%

\* This is based on patients treated on this contract for their most recent course of treatment. Figures in italics indicate the base number of FP17s or Patient Questionnaire responses are less than 100. N/A is shown where the base number of responses is less than 10 during the period. % is calculated as Quantity/Base number\*100

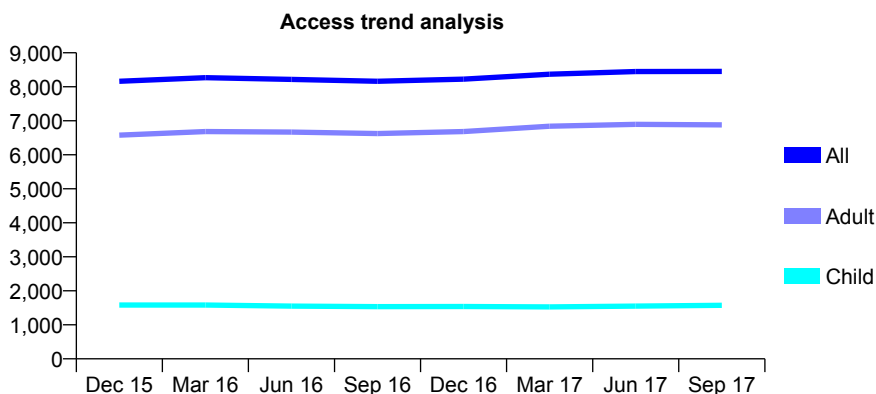
## Q58 - Vital Signs At a Glance Contract Report for 114170/0001 - September 2017

Name or company name	King Gaigher & Chastell
Contract type name	GDS Contract
Purpose of contract	General
Contract start date	01/04/2008
Contract end date	

17/18 Contracted general activity (UDA)	20,194
Carry forward general activity (UDA)	0
17/18 Contracted orthodontic activity (UOA)	0
Carry forward orthodontic activity (UOA)	0
Baseline contract value	£491,472.93

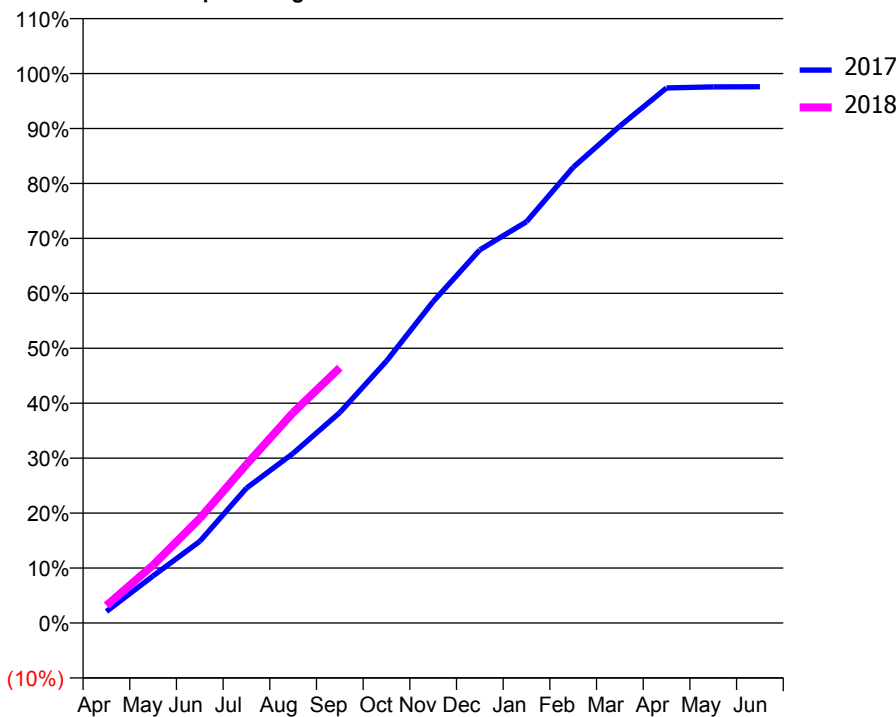
### ACCESS\*

Patients seen in 24 months	Total	Change since previous quarter
Quarter ending September 2016	8,162	
Quarter ending December 2016	8,224	→
Quarter ending March 2017	8,371	→
Quarter ending June 2017	8,448	→
Quarter ending September 2017	8,454	→
<b>Variance since September 2016</b>	<b>3.6%</b>	<b>↑</b>



### ACTIVITY

Cumulative percentage of contracted UDA delivered 2017 & 2018



Adjusted Scheduled Activity (UDA)

Month	2017	2018
April	425	644
May	1,734	2,131
June	3,001	3,846
July	4,956	5,828
August	6,235	7,737
September	7,736	9,382
October	9,628	
November	11,811	
December	13,715	
January	14,748	
February	16,748	
March	18,261	
April	19,663	
May	19,704	
June	19,708	

### QUALITY

	Quantity	Base Number	Contract	AT	Region	England
% of FP17s for the same patient ID Re-attending within 3 months - Children	40	994	4.0%	10.7%	11.6%	11.9%
% of FP17s for the same patient ID Re-attending within 3 months - Adults	597	3,871	15.4%	14.4%	15.2%	15.9%
% of FP17s for the same patient ID Re-attending between 3 & 9 months - Children	349	994	35.1%	56.9%	59.1%	58.1%
% of FP17s for the same patient ID Re-attending between 3 & 9 months - Adults	1,124	3,871	29.0%	48.5%	51.7%	50.6%
% of FP17s for Band 1 Urgent Courses	340	4,244	8.0%	8.6%	8.0%	9.1%
% of FP17s Relating to Free Repair or Replacements	21	4,244	0.5%	0.7%	0.8%	0.8%
% of FP17s Relating to Continuations	136	4,244	3.2%	0.9%	1.0%	1.1%
% of Patients satisfied with the dentistry they have received	21	22	95.5%	91.0%	91.5%	91.4%
% of Patients satisfied with the time they had to wait for an appointment	19	22	86.4%	86.9%	88.2%	87.7%

\* This is based on patients treated on this contract for their most recent course of treatment. Figures in italics indicate the base number of FP17s or Patient Questionnaire responses are less than 100. N/A is shown where the base number of responses is less than 10 during the period. % is calculated as Quantity/Base number\*100

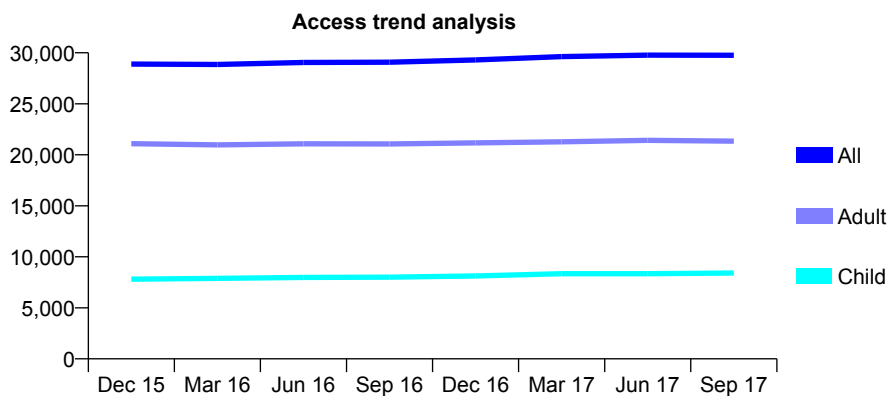
## Q58 - Vital Signs At a Glance Contract Report for 114189/0001 - September 2017

Name or company name	Distal Point Limited
Contract type name	GDS Contract
Purpose of contract	General
Contract start date	01/11/2007
Contract end date	

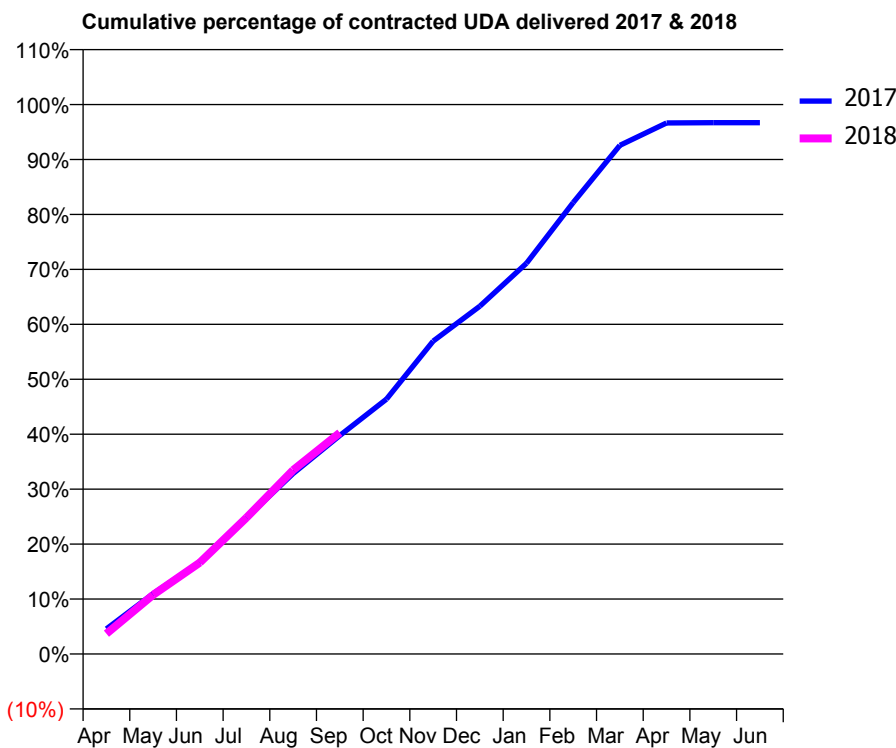
17/18 Contracted general activity (UDA)	73,034
Carry forward general activity (UDA)	0
17/18 Contracted orthodontic activity (UOA)	0
Carry forward orthodontic activity (UOA)	0
Baseline contract value	£1,906,916.62

### ACCESS\*

Patients seen in 24 months	Total	Change since previous quarter
Quarter ending September 2016	29,080	
Quarter ending December 2016	29,297	→
Quarter ending March 2017	29,621	→
Quarter ending June 2017	29,767	→
Quarter ending September 2017	29,752	→
<b>Variance since September 2016</b>	<b>2.3%</b>	<b>↑</b>



### ACTIVITY



Month	Adjusted Scheduled Activity (UDA)	
	2017	2018
April	3,338	2,699
May	8,016	7,858
June	12,176	12,156
July	18,096	18,116
August	23,997	24,443
September	29,036	29,409
October	33,872	
November	41,579	
December	46,226	
January	51,939	
February	60,001	
March	67,611	
April	70,574	
May	70,617	
June	70,624	

### QUALITY

	Quantity	Base Number	Contract	AT	Region	England
% of FP17s for the same patient ID Re-attending within 3 months - Children	329	6,049	5.4%	10.7%	11.6%	11.9%
% of FP17s for the same patient ID Re-attending within 3 months - Adults	1,079	11,248	9.6%	14.4%	15.2%	15.9%
% of FP17s for the same patient ID Re-attending between 3 & 9 months - Children	4,291	6,049	70.9%	56.9%	59.1%	58.1%
% of FP17s for the same patient ID Re-attending between 3 & 9 months - Adults	5,681	11,248	50.5%	48.5%	51.7%	50.6%
% of FP17s for Band 1 Urgent Courses	856	15,942	5.4%	8.6%	8.0%	9.1%
% of FP17s Relating to Free Repair or Replacements	59	15,942	0.4%	0.7%	0.8%	0.8%
% of FP17s Relating to Continuations	32	15,942	0.2%	0.9%	1.0%	1.1%
% of Patients satisfied with the dentistry they have received	36	38	94.7%	91.0%	91.5%	91.4%
% of Patients satisfied with the time they had to wait for an appointment	31	38	81.6%	86.9%	88.2%	87.7%

\* This is based on patients treated on this contract for their most recent course of treatment. Figures in italics indicate the base number of FP17s or Patient Questionnaire responses are less than 100. N/A is shown where the base number of responses is less than 10 during the period. % is calculated as Quantity/Base number\*100

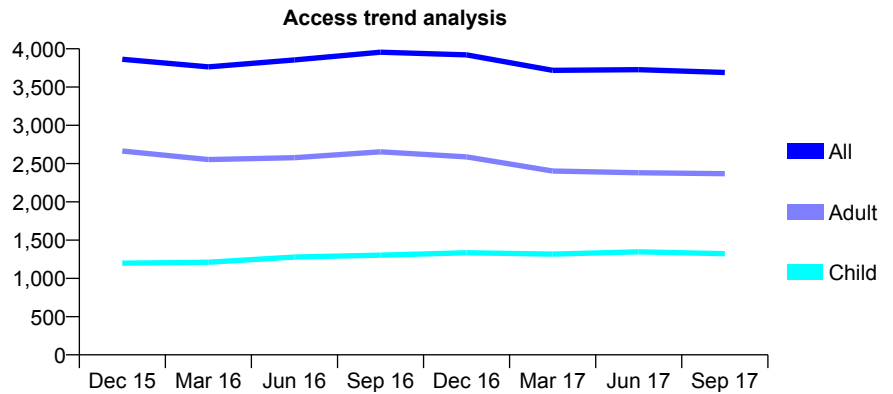
## Q58 - Vital Signs At a Glance Contract Report for 116076/0001 - September 2017

Name or company name	Ace Dental Care Limited
Contract type name	GDS Contract
Purpose of contract	General
Contract start date	01/04/2010
Contract end date	

17/18 Contracted general activity (UDA)	9,163
Carry forward general activity (UDA)	0
17/18 Contracted orthodontic activity (UOA)	0
Carry forward orthodontic activity (UOA)	0
Baseline contract value	£227,144.99

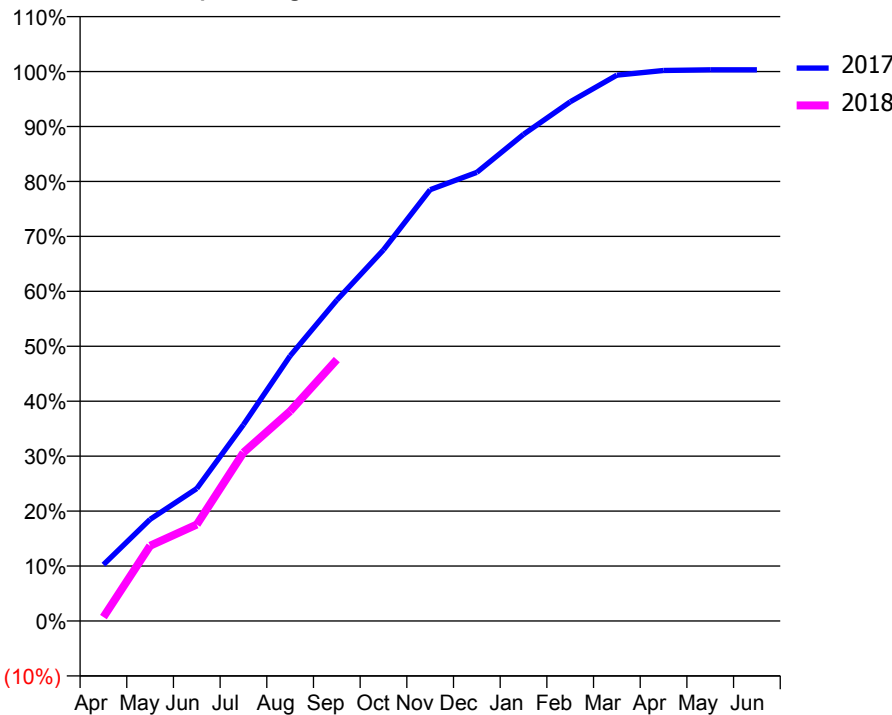
### ACCESS\*

Patients seen in 24 months	Total	Change since previous quarter
Quarter ending September 2016	3,956	
Quarter ending December 2016	3,921	→
Quarter ending March 2017	3,719	↓
Quarter ending June 2017	3,727	→
Quarter ending September 2017	3,690	→
<b>Variance since September 2016</b>	<b>(6.7%)</b>	<b>↓</b>



### ACTIVITY

Cumulative percentage of contracted UDA delivered 2017 & 2018



Month	Adjusted Scheduled Activity (UDA)	
	2017	2018
April	938	66
May	1,696	1,256
June	2,210	1,609
July	3,274	2,810
August	4,422	3,499
September	5,351	4,360
October	6,190	
November	7,192	
December	7,480	
January	8,114	
February	8,656	
March	9,102	
April	9,180	
May	9,190	
June	9,190	

### QUALITY

	Quantity	Base Number	Contract	AT	Region	England
% of FP17s for the same patient ID Re-attending within 3 months - Children	75	996	7.5%	10.7%	11.6%	11.9%
% of FP17s for the same patient ID Re-attending within 3 months - Adults	122	1,316	9.3%	14.4%	15.2%	15.9%
% of FP17s for the same patient ID Re-attending between 3 & 9 months - Children	568	996	57.0%	56.9%	59.1%	58.1%
% of FP17s for the same patient ID Re-attending between 3 & 9 months - Adults	397	1,316	30.2%	48.5%	51.7%	50.6%
% of FP17s for Band 1 Urgent Courses	244	2,259	10.8%	8.6%	8.0%	9.1%
% of FP17s Relating to Free Repair or Replacements	3	2,259	0.1%	0.7%	0.8%	0.8%
% of FP17s Relating to Continuations	4	2,259	0.2%	0.9%	1.0%	1.1%
% of Patients satisfied with the dentistry they have received	3	3	N/A	91.0%	91.5%	91.4%
% of Patients satisfied with the time they had to wait for an appointment	1	3	N/A	86.9%	88.2%	87.7%

\* This is based on patients treated on this contract for their most recent course of treatment. Figures in italics indicate the base number of FP17s or Patient Questionnaire responses are less than 100. N/A is shown where the base number of responses is less than 10 during the period. % is calculated as Quantity/Base number\*100

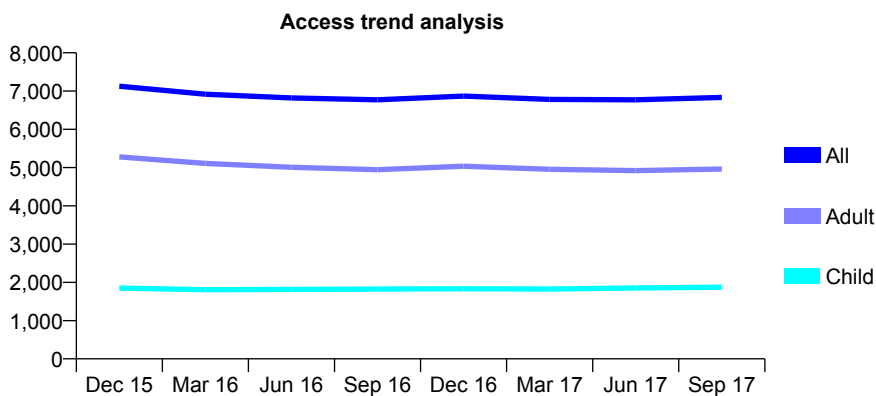
## Q58 - Vital Signs At a Glance Contract Report for 117803/0001 - September 2017

Name or company name	St Albans Dental Centre
Contract type name	GDS Contract
Purpose of contract	General
Contract start date	01/03/2013
Contract end date	

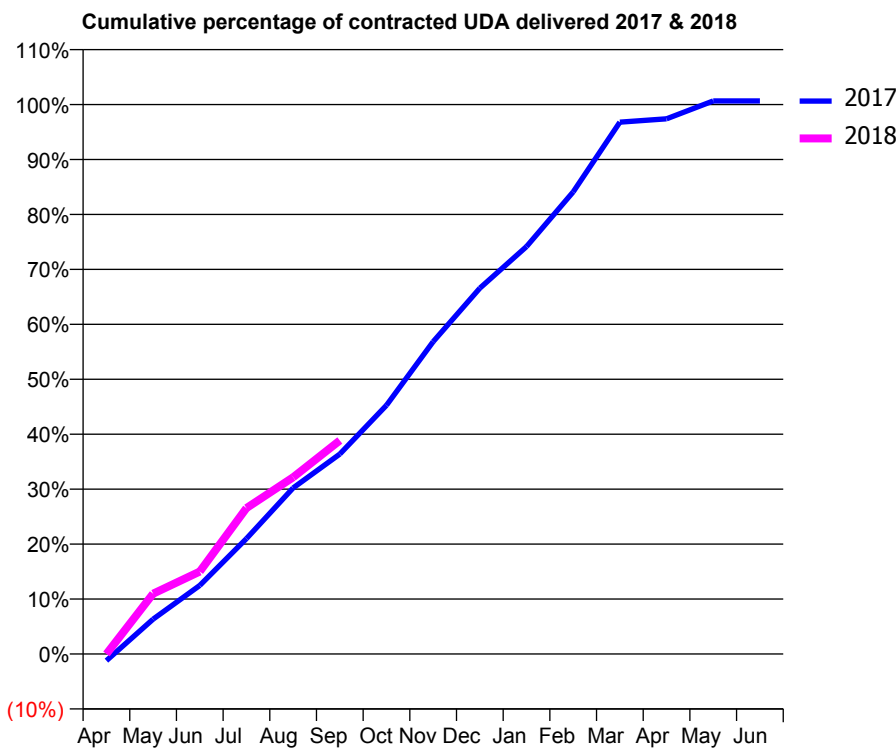
17/18 Contracted general activity (UDA)	22,592
Carry forward general activity (UDA)	0
17/18 Contracted orthodontic activity (UOA)	0
Carry forward orthodontic activity (UOA)	0
Baseline contract value	£606,331.57

### ACCESS\*

Patients seen in 24 months	Total	Change since previous quarter
Quarter ending September 2016	6,771	
Quarter ending December 2016	6,868	→
Quarter ending March 2017	6,782	↓
Quarter ending June 2017	6,771	→
Quarter ending September 2017	6,834	→
<b>Variance since September 2016</b>	<b>0.9%</b>	<b>→</b>



### ACTIVITY



Month	Adjusted Scheduled Activity (UDA)	
	2017	2018
April	-276	0
May	1,431	2,481
June	2,819	3,392
July	4,746	6,003
August	6,827	7,266
September	8,222	8,778
October	10,226	
November	12,841	
December	15,041	
January	16,751	
February	19,000	
March	21,866	
April	22,003	
May	22,738	
June	22,738	

### QUALITY

	Quantity	Base Number	Contract	AT	Region	England
% of FP17s for the same patient ID Re-attending within 3 months - Children	84	1,112	7.6%	10.7%	11.6%	11.9%
% of FP17s for the same patient ID Re-attending within 3 months - Adults	368	2,527	14.6%	14.4%	15.2%	15.9%
% of FP17s for the same patient ID Re-attending between 3 & 9 months - Children	451	1,112	40.6%	56.9%	59.1%	58.1%
% of FP17s for the same patient ID Re-attending between 3 & 9 months - Adults	903	2,527	35.7%	48.5%	51.7%	50.6%
% of FP17s for Band 1 Urgent Courses	382	3,367	11.3%	8.6%	8.0%	9.1%
% of FP17s Relating to Free Repair or Replacements	43	3,367	1.3%	0.7%	0.8%	0.8%
% of FP17s Relating to Continuations	72	3,367	2.1%	0.9%	1.0%	1.1%
% of Patients satisfied with the dentistry they have received	9	9	N/A	91.0%	91.5%	91.4%
% of Patients satisfied with the time they had to wait for an appointment	9	9	N/A	86.9%	88.2%	87.7%

\* This is based on patients treated on this contract for their most recent course of treatment. Figures in italics indicate the base number of FP17s or Patient Questionnaire responses are less than 100. N/A is shown where the base number of responses is less than 10 during the period. % is calculated as Quantity/Base number\*100

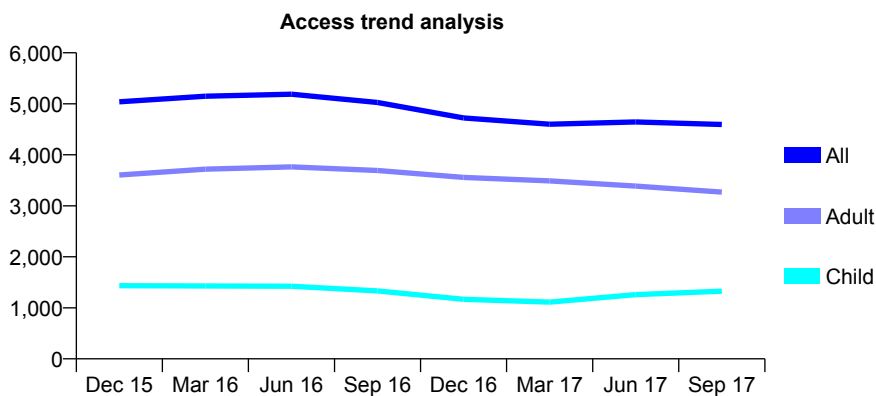
## Q58 - Vital Signs At a Glance Contract Report for 117846/0001 - September 2017

Name or company name	Woodview Dental Clinic
Contract type name	GDS Contract
Purpose of contract	General
Contract start date	01/04/2006
Contract end date	

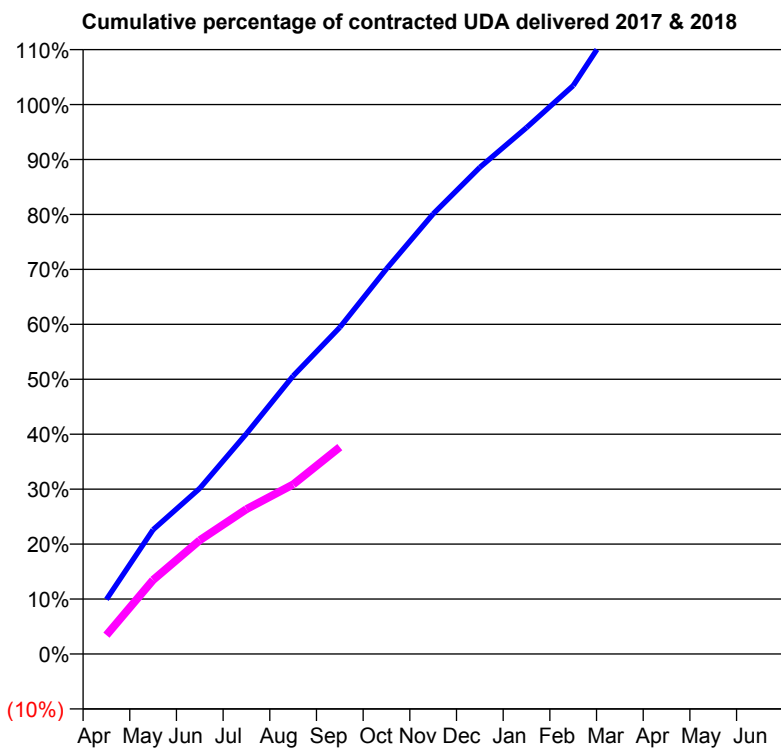
17/18 Contracted general activity (UDA)	9,943
Carry forward general activity (UDA)	0
17/18 Contracted orthodontic activity (UOA)	0
Carry forward orthodontic activity (UOA)	0
Baseline contract value	£265,152.96

### ACCESS\*

Patients seen in 24 months	Total	Change since previous quarter
Quarter ending September 2016	5,025	
Quarter ending December 2016	4,723	↓
Quarter ending March 2017	4,600	↓
Quarter ending June 2017	4,645	→
Quarter ending September 2017	4,596	↓
<b>Variance since September 2016</b>	<b>(8.5%)</b>	<b>↓</b>



### ACTIVITY



Adjusted Scheduled Activity (UDA)		
Month	2017	2018
April	989	340
May	2,249	1,340
June	2,997	2,059
July	3,987	2,622
August	5,032	3,068
September	5,909	3,744
October	6,971	
November	7,963	
December	8,805	
January	9,525	
February	10,285	
March	11,567	
April	11,900	
May	11,903	
June	11,933	

### QUALITY

	Quantity	Base Number	Contract	AT	Region	England
% of FP17s for the same patient ID Re-attending within 3 months - Children	62	878	7.1%	10.7%	11.6%	11.9%
% of FP17s for the same patient ID Re-attending within 3 months - Adults	175	1,239	14.1%	14.4%	15.2%	15.9%
% of FP17s for the same patient ID Re-attending between 3 & 9 months - Children	275	878	31.3%	56.9%	59.1%	58.1%
% of FP17s for the same patient ID Re-attending between 3 & 9 months - Adults	649	1,239	52.4%	48.5%	51.7%	50.6%
% of FP17s for Band 1 Urgent Courses	221	1,973	11.2%	8.6%	8.0%	9.1%
% of FP17s Relating to Free Repair or Replacements	39	1,973	2.0%	0.7%	0.8%	0.8%
% of FP17s Relating to Continuations	0	1,973	0.0%	0.9%	1.0%	1.1%
% of Patients satisfied with the dentistry they have received	3	4	N/A	91.0%	91.5%	91.4%
% of Patients satisfied with the time they had to wait for an appointment	3	4	N/A	86.9%	88.2%	87.7%

\* This is based on patients treated on this contract for their most recent course of treatment. Figures in italics indicate the base number of FP17s or Patient Questionnaire responses are less than 100. N/A is shown where the base number of responses is less than 10 during the period. % is calculated as Quantity/Base number\*100



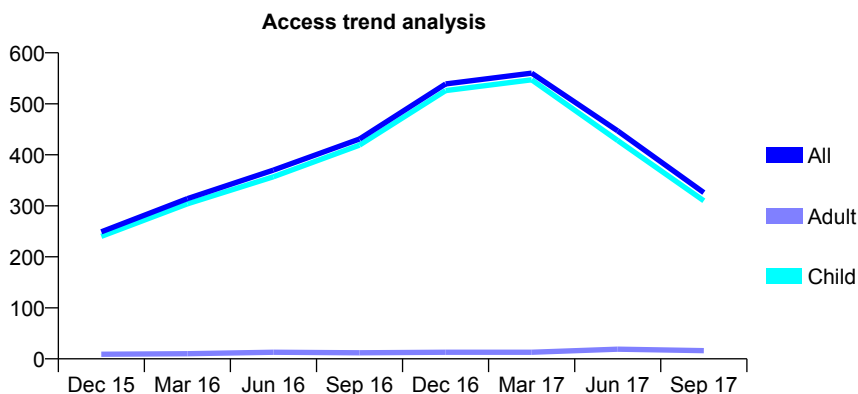
## Q58 - Vital Signs At a Glance Contract Report for 117846/0003 - September 2017

Name or company name	Woodview Dental Clinic
Contract type name	GDS Contract
Purpose of contract	General
Contract start date	01/04/2006
Contract end date	

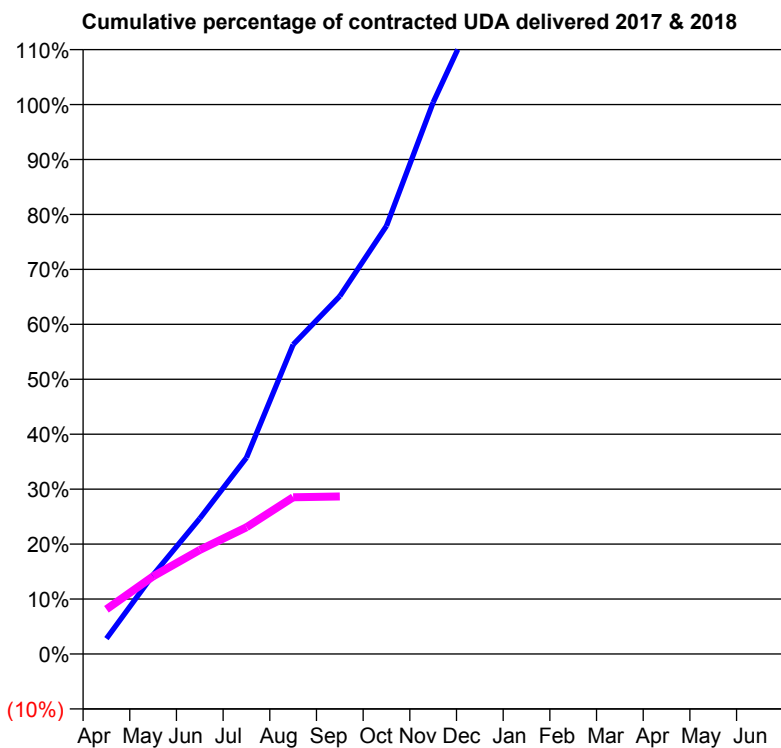
17/18 Contracted general activity (UDA)	750
Carry forward general activity (UDA)	0
17/18 Contracted orthodontic activity (UOA)	0
Carry forward orthodontic activity (UOA)	0
Baseline contract value	£27,710.92

### ACCESS\*

Patients seen in 24 months	Total	Change since previous quarter
Quarter ending September 2016	431	
Quarter ending December 2016	539	↑
Quarter ending March 2017	560	↑
Quarter ending June 2017	447	↓
Quarter ending September 2017	326	↓
<b>Variance since September 2016</b>	<b>(24.4%)</b>	<b>↓</b>



### ACTIVITY



Adjusted Scheduled Activity (UDA)		
Month	2017	2018
April	21	61
May	108	106
June	185	142
July	268	173
August	422	214
September	488	215
October	584	
November	753	
December	890	
January	957	
February	1,085	
March	1,190	
April	1,228	
May	1,228	
June	1,233	

### QUALITY

	Quantity	Base Number	Contract	AT	Region	England
% of FP17s for the same patient ID Re-attending within 3 months - Children	4	149	2.7%	10.7%	11.6%	11.9%
% of FP17s for the same patient ID Re-attending within 3 months - Adults	0	0	N/A	14.4%	15.2%	15.9%
% of FP17s for the same patient ID Re-attending between 3 & 9 months - Children	54	149	36.2%	56.9%	59.1%	58.1%
% of FP17s for the same patient ID Re-attending between 3 & 9 months - Adults	0	0	N/A	48.5%	51.7%	50.6%
% of FP17s for Band 1 Urgent Courses	0	116	0.0%	8.6%	8.0%	9.1%
% of FP17s Relating to Free Repair or Replacements	0	116	0.0%	0.7%	0.8%	0.8%
% of FP17s Relating to Continuations	0	116	0.0%	0.9%	1.0%	1.1%
% of Patients satisfied with the dentistry they have received	0	0	N/A	91.0%	91.5%	91.4%
% of Patients satisfied with the time they had to wait for an appointment	0	0	N/A	86.9%	88.2%	87.7%

\* This is based on patients treated on this contract for their most recent course of treatment. Figures in italics indicate the base number of FP17s or Patient Questionnaire responses are less than 100. N/A is shown where the base number of responses is less than 10 during the period. % is calculated as Quantity/Base number\*100

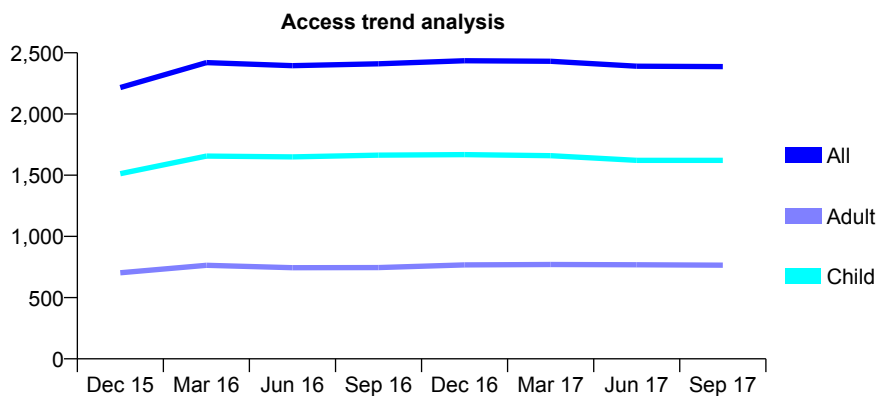
## Q58 - Vital Signs At a Glance Contract Report for 118354/0001 - September 2017

Name or company name	King's Road Dental Practice Ltd
Contract type name	GDS Contract
Purpose of contract	General
Contract start date	01/04/2010
Contract end date	

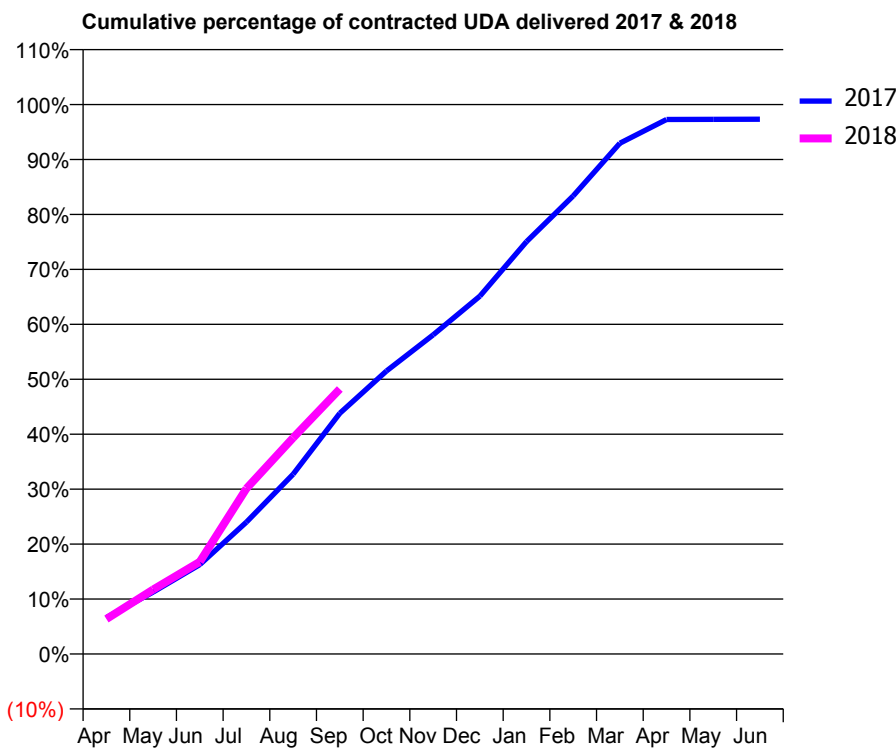
17/18 Contracted general activity (UDA)	4,360
Carry forward general activity (UDA)	0
17/18 Contracted orthodontic activity (UOA)	0
Carry forward orthodontic activity (UOA)	0
Baseline contract value	£101,196.23

### ACCESS\*

Patients seen in 24 months	Total	Change since previous quarter
Quarter ending September 2016	2,410	
Quarter ending December 2016	2,435	→
Quarter ending March 2017	2,431	→
Quarter ending June 2017	2,390	↓
Quarter ending September 2017	2,387	→
<b>Variance since September 2016</b>	<b>(1.0%)</b>	<b>→</b>



### ACTIVITY



Month	Adjusted Scheduled Activity (UDA)	
	2017	2018
April	289	278
May	492	512
June	709	731
July	1,047	1,314
August	1,427	1,716
September	1,910	2,102
October	2,245	
November	2,533	
December	2,839	
January	3,272	
February	3,635	
March	4,053	
April	4,241	
May	4,242	
June	4,243	

### QUALITY

	Quantity	Base Number	Contract	AT	Region	England
% of FP17s for the same patient ID Re-attending within 3 months - Children	66	1,236	5.3%	10.7%	11.6%	11.9%
% of FP17s for the same patient ID Re-attending within 3 months - Adults	48	421	11.4%	14.4%	15.2%	15.9%
% of FP17s for the same patient ID Re-attending between 3 & 9 months - Children	661	1,236	53.5%	56.9%	59.1%	58.1%
% of FP17s for the same patient ID Re-attending between 3 & 9 months - Adults	172	421	40.9%	48.5%	51.7%	50.6%
% of FP17s for Band 1 Urgent Courses	54	1,528	3.5%	8.6%	8.0%	9.1%
% of FP17s Relating to Free Repair or Replacements	0	1,528	0.0%	0.7%	0.8%	0.8%
% of FP17s Relating to Continuations	1	1,528	0.1%	0.9%	1.0%	1.1%
% of Patients satisfied with the dentistry they have received	1	1	N/A	91.0%	91.5%	91.4%
% of Patients satisfied with the time they had to wait for an appointment	1	1	N/A	86.9%	88.2%	87.7%

\* This is based on patients treated on this contract for their most recent course of treatment. Figures in italics indicate the base number of FP17s or Patient Questionnaire responses are less than 100. N/A is shown where the base number of responses is less than 10 during the period. % is calculated as Quantity/Base number\*100

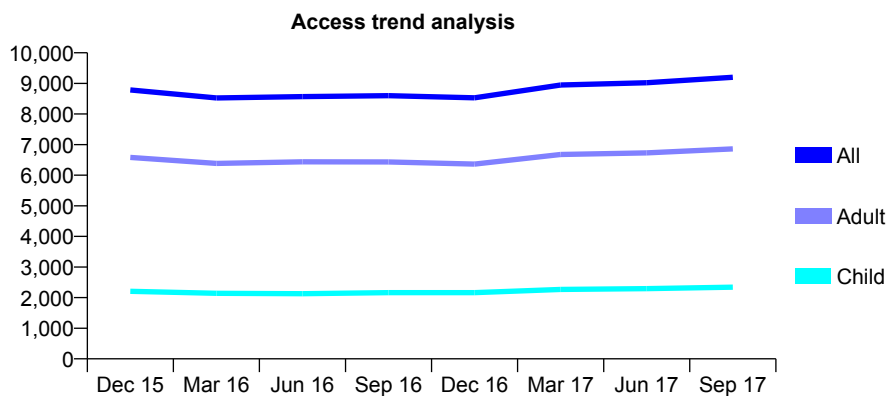
## Q58 - Vital Signs At a Glance Contract Report for 118702/0001 - September 2017

Name or company name	Hertford Dental Care
Contract type name	GDS Contract
Purpose of contract	General
Contract start date	01/04/2008
Contract end date	

17/18 Contracted general activity (UDA)	21,000
Carry forward general activity (UDA)	0
17/18 Contracted orthodontic activity (UOA)	0
Carry forward orthodontic activity (UOA)	0
Baseline contract value	£486,785.17

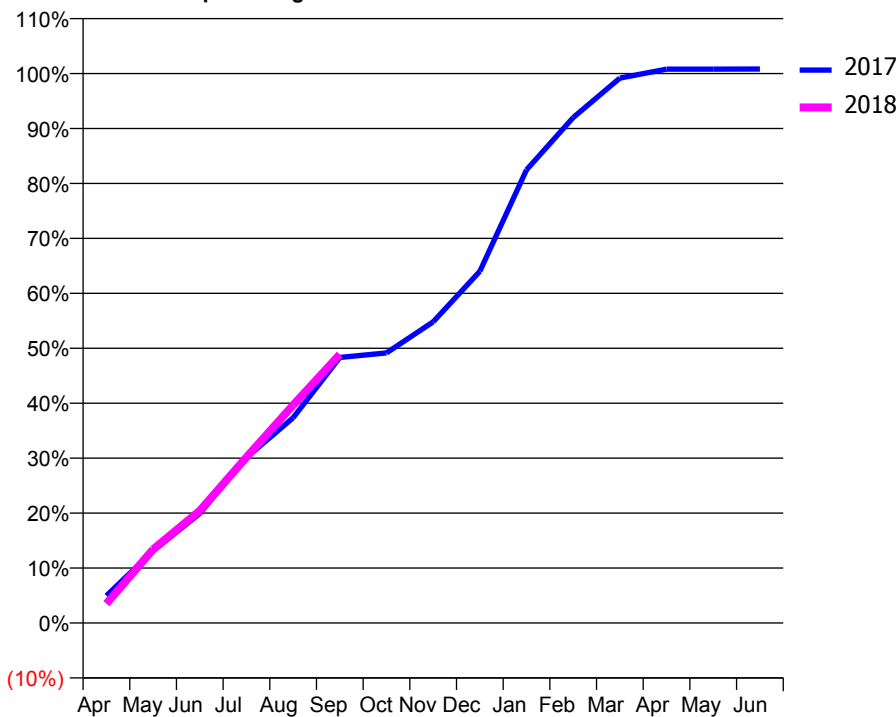
### ACCESS\*

Patients seen in 24 months	Total	Change since previous quarter
Quarter ending September 2016	8,598	
Quarter ending December 2016	8,531	→
Quarter ending March 2017	8,946	↑
Quarter ending June 2017	9,023	→
Quarter ending September 2017	9,201	→
<b>Variance since September 2016</b>	<b>7.0%</b>	<b>↑</b>



### ACTIVITY

Cumulative percentage of contracted UDA delivered 2017 & 2018



Month	Adjusted Scheduled Activity (UDA)	
	2017	2018
April	1,041	743
May	2,759	2,818
June	4,185	4,294
July	6,321	6,339
August	7,844	8,329
September	10,147	10,267
October	10,324	
November	11,509	
December	13,438	
January	17,318	
February	19,318	
March	20,827	
April	21,164	
May	21,167	
June	21,169	

### QUALITY

	Quantity	Base Number	Contract	AT	Region	England
% of FP17s for the same patient ID Re-attending within 3 months - Children	123	1,916	6.4%	10.7%	11.6%	11.9%
% of FP17s for the same patient ID Re-attending within 3 months - Adults	618	5,139	12.0%	14.4%	15.2%	15.9%
% of FP17s for the same patient ID Re-attending between 3 & 9 months - Children	1,286	1,916	67.1%	56.9%	59.1%	58.1%
% of FP17s for the same patient ID Re-attending between 3 & 9 months - Adults	2,956	5,139	57.5%	48.5%	51.7%	50.6%
% of FP17s for Band 1 Urgent Courses	617	6,858	9.0%	8.6%	8.0%	9.1%
% of FP17s Relating to Free Repair or Replacements	17	6,858	0.2%	0.7%	0.8%	0.8%
% of FP17s Relating to Continuations	11	6,858	0.2%	0.9%	1.0%	1.1%
% of Patients satisfied with the dentistry they have received	13	14	92.9%	91.0%	91.5%	91.4%
% of Patients satisfied with the time they had to wait for an appointment	13	14	92.9%	86.9%	88.2%	87.7%

\* This is based on patients treated on this contract for their most recent course of treatment. Figures in italics indicate the base number of FP17s or Patient Questionnaire responses are less than 100. N/A is shown where the base number of responses is less than 10 during the period. % is calculated as Quantity/Base number\*100

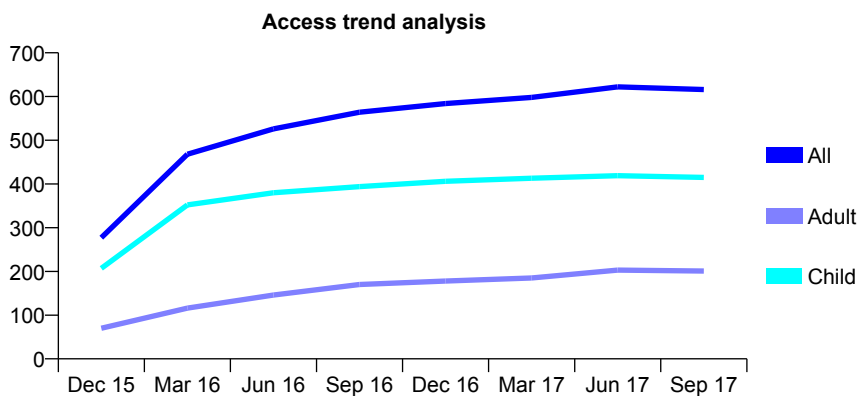
## Q58 - Vital Signs At a Glance Contract Report for 118893/0001 - September 2017

Name or company name	The Dental Surgery
Contract type name	GDS Contract
Purpose of contract	General
Contract start date	30/06/2015
Contract end date	

17/18 Contracted general activity (UDA)	1,800
Carry forward general activity (UDA)	0
17/18 Contracted orthodontic activity (UOA)	0
Carry forward orthodontic activity (UOA)	0
Baseline contract value	£43,259.50

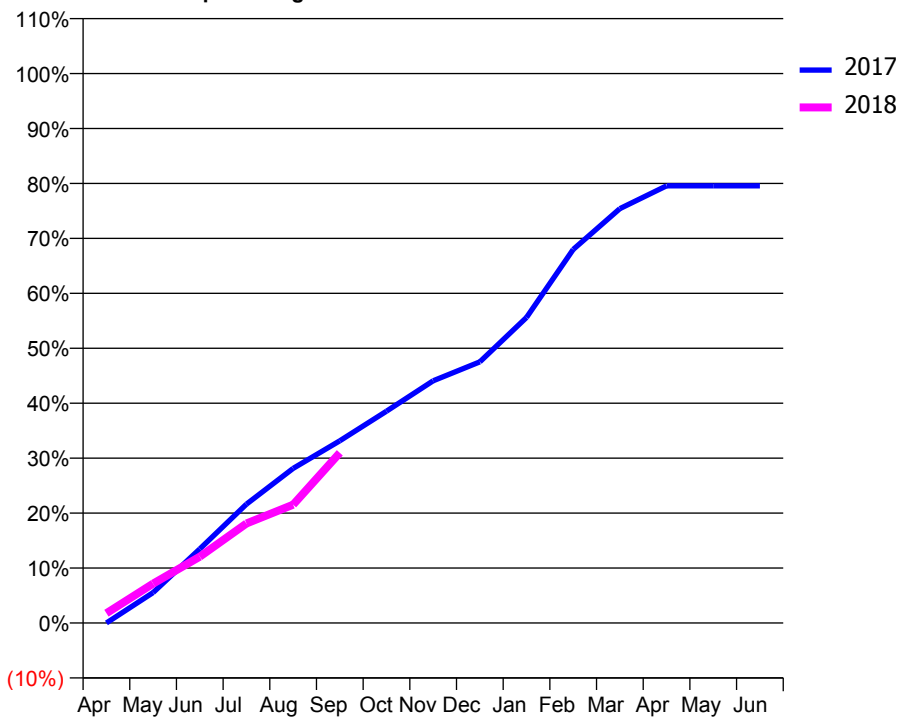
### ACCESS\*

Patients seen in 24 months	Total	Change since previous quarter
Quarter ending September 2016	564	
Quarter ending December 2016	584	↑
Quarter ending March 2017	598	↑
Quarter ending June 2017	622	↑
Quarter ending September 2017	616	→
<b>Variance since September 2016</b>	<b>9.2%</b>	<b>↑</b>



### ACTIVITY

Cumulative percentage of contracted UDA delivered 2017 & 2018



Month	Adjusted Scheduled Activity (UDA)	
	2017	2018
April	0	32
May	100	129
June	243	217
July	390	326
August	506	388
September	597	558
October	694	
November	794	
December	856	
January	1,001	
February	1,224	
March	1,357	
April	1,432	
May	1,432	
June	1,432	

### QUALITY

	Quantity	Base Number	Contract	AT	Region	England
% of FP17s for the same patient ID Re-attending within 3 months - Children	15	333	4.5%	10.7%	11.6%	11.9%
% of FP17s for the same patient ID Re-attending within 3 months - Adults	4	84	4.8%	14.4%	15.2%	15.9%
% of FP17s for the same patient ID Re-attending between 3 & 9 months - Children	211	333	63.4%	56.9%	59.1%	58.1%
% of FP17s for the same patient ID Re-attending between 3 & 9 months - Adults	42	84	50.0%	48.5%	51.7%	50.6%
% of FP17s for Band 1 Urgent Courses	8	385	2.1%	8.6%	8.0%	9.1%
% of FP17s Relating to Free Repair or Replacements	1	385	0.3%	0.7%	0.8%	0.8%
% of FP17s Relating to Continuations	1	385	0.3%	0.9%	1.0%	1.1%
% of Patients satisfied with the dentistry they have received	0	0	N/A	91.0%	91.5%	91.4%
% of Patients satisfied with the time they had to wait for an appointment	0	0	N/A	86.9%	88.2%	87.7%

\* This is based on patients treated on this contract for their most recent course of treatment. Figures in italics indicate the base number of FP17s or Patient Questionnaire responses are less than 100. N/A is shown where the base number of responses is less than 10 during the period. % is calculated as Quantity/Base number\*100

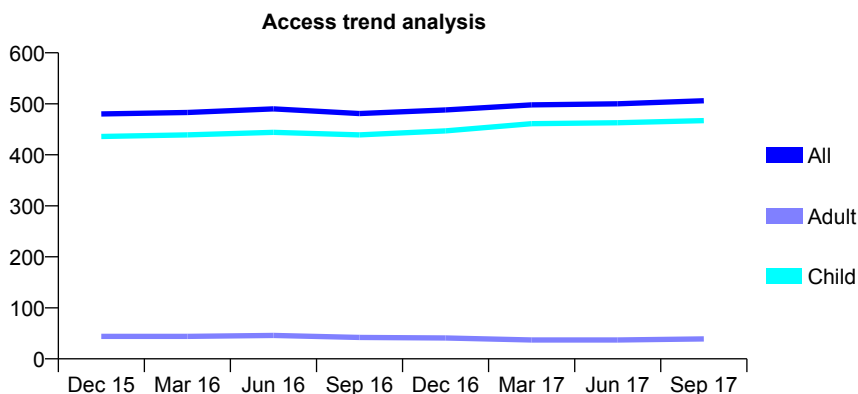
## Q58 - Vital Signs At a Glance Contract Report for 118982/0001 - September 2017

Name or company name	St Peter's Lodge Dental Practice
Contract type name	GDS Contract
Purpose of contract	General
Contract start date	01/08/2010
Contract end date	

17/18 Contracted general activity (UDA)	810
Carry forward general activity (UDA)	0
17/18 Contracted orthodontic activity (UOA)	0
Carry forward orthodontic activity (UOA)	0
Baseline contract value	£17,853.87

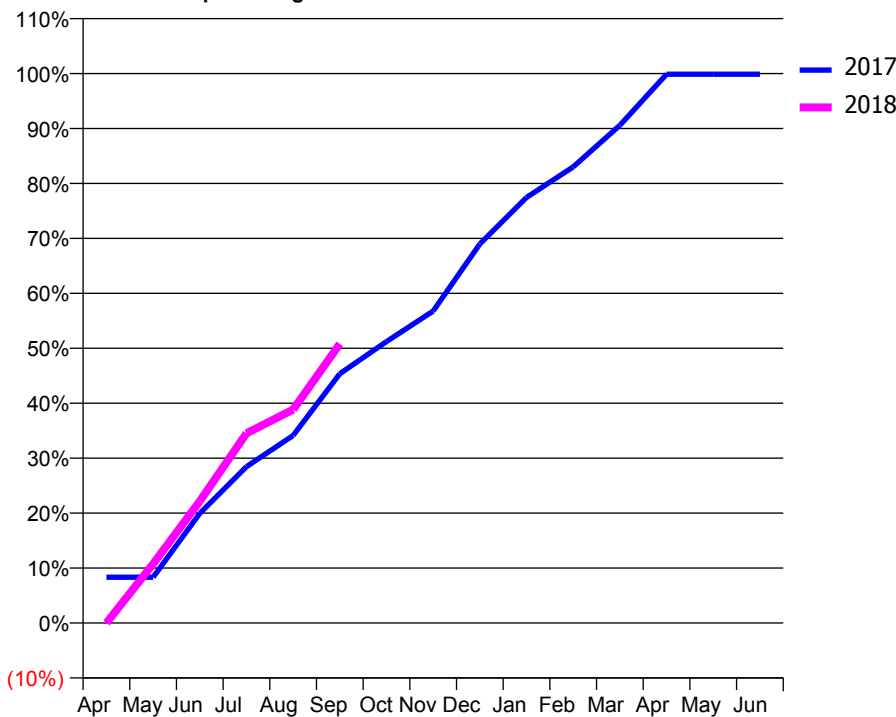
### ACCESS\*

Patients seen in 24 months	Total	Change since previous quarter
Quarter ending September 2016	481	
Quarter ending December 2016	488	→
Quarter ending March 2017	498	↑
Quarter ending June 2017	500	→
Quarter ending September 2017	506	→
<b>Variance since September 2016</b>	<b>5.2%</b>	<b>↑</b>



### ACTIVITY

Cumulative percentage of contracted UDA delivered 2017 & 2018



Month	Adjusted Scheduled Activity (UDA)	
	2017	2018
April	68	0
May	68	87
June	162	180
July	230	280
August	276	315
September	367	412
October	415	
November	460	
December	559	
January	627	
February	672	
March	734	
April	809	
May	809	
June	809	

### QUALITY

	Quantity	Base Number	Contract	AT	Region	England
% of FP17s for the same patient ID Re-attending within 3 months - Children	15	348	4.3%	10.7%	11.6%	11.9%
% of FP17s for the same patient ID Re-attending within 3 months - Adults	0	8	0.0%	14.4%	15.2%	15.9%
% of FP17s for the same patient ID Re-attending between 3 & 9 months - Children	202	348	58.0%	56.9%	59.1%	58.1%
% of FP17s for the same patient ID Re-attending between 3 & 9 months - Adults	3	8	37.5%	48.5%	51.7%	50.6%
% of FP17s for Band 1 Urgent Courses	3	311	1.0%	8.6%	8.0%	9.1%
% of FP17s Relating to Free Repair or Replacements	0	311	0.0%	0.7%	0.8%	0.8%
% of FP17s Relating to Continuations	0	311	0.0%	0.9%	1.0%	1.1%
% of Patients satisfied with the dentistry they have received	0	0	N/A	91.0%	91.5%	91.4%
% of Patients satisfied with the time they had to wait for an appointment	0	0	N/A	86.9%	88.2%	87.7%

\* This is based on patients treated on this contract for their most recent course of treatment. Figures in italics indicate the base number of FP17s or Patient Questionnaire responses are less than 100. N/A is shown where the base number of responses is less than 10 during the period. % is calculated as Quantity/Base number\*100

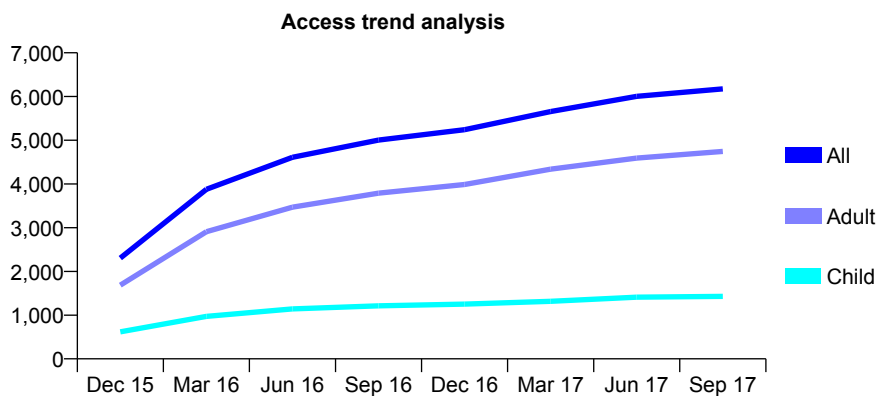
## Q58 - Vital Signs At a Glance Contract Report for 120480/0001 - September 2017

Name or company name	Park View Dental Care
Contract type name	GDS Contract
Purpose of contract	General
Contract start date	01/08/2015
Contract end date	

17/18 Contracted general activity (UDA)	19,576
Carry forward general activity (UDA)	0
17/18 Contracted orthodontic activity (UOA)	0
Carry forward orthodontic activity (UOA)	0
Baseline contract value	£505,945.86

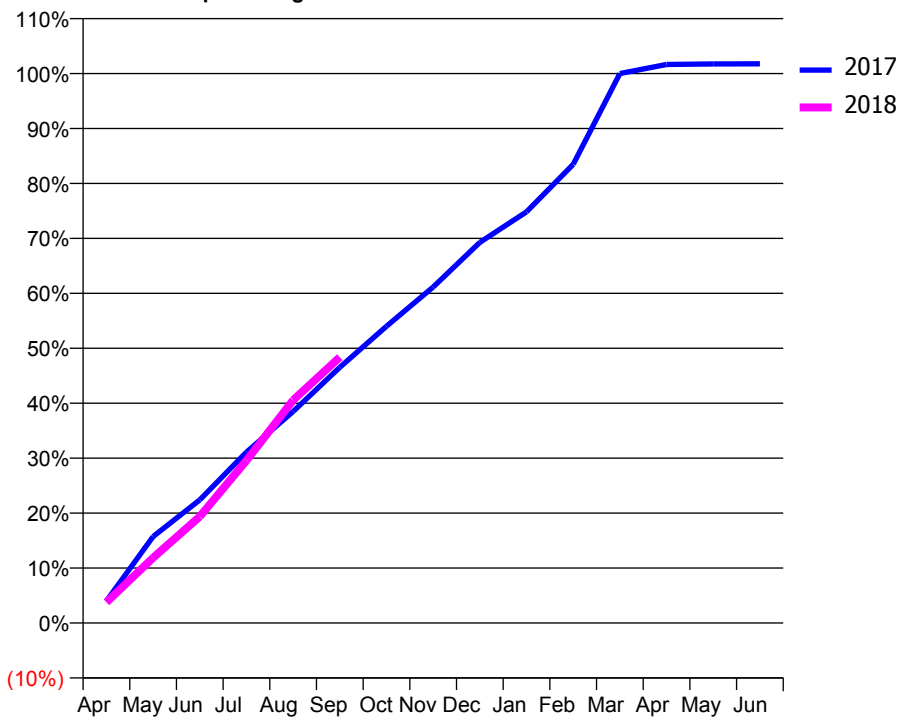
### ACCESS\*

Patients seen in 24 months	Total	Change since previous quarter
Quarter ending September 2016	5,003	
Quarter ending December 2016	5,242	↑
Quarter ending March 2017	5,656	↑
Quarter ending June 2017	6,003	↑
Quarter ending September 2017	6,174	↑
<b>Variance since September 2016</b>	<b>23.4%</b>	<b>↑</b>



### ACTIVITY

Cumulative percentage of contracted UDA delivered 2017 & 2018



Adjusted Scheduled Activity (UDA)

Month	2017	2018
April	785	740
May	3,082	2,327
June	4,389	3,794
July	6,088	5,791
August	7,535	7,942
September	9,111	9,471
October	10,571	
November	11,968	
December	13,562	
January	14,647	
February	16,337	
March	19,572	
April	19,895	
May	19,918	
June	19,922	

### QUALITY

	Quantity	Base Number	Contract	AT	Region	England
% of FP17s for the same patient ID Re-attending within 3 months - Children	55	936	5.9%	10.7%	11.6%	11.9%
% of FP17s for the same patient ID Re-attending within 3 months - Adults	495	3,066	16.1%	14.4%	15.2%	15.9%
% of FP17s for the same patient ID Re-attending between 3 & 9 months - Children	352	936	37.6%	56.9%	59.1%	58.1%
% of FP17s for the same patient ID Re-attending between 3 & 9 months - Adults	1,255	3,066	40.9%	48.5%	51.7%	50.6%
% of FP17s for Band 1 Urgent Courses	433	3,852	11.2%	8.6%	8.0%	9.1%
% of FP17s Relating to Free Repair or Replacements	30	3,852	0.8%	0.7%	0.8%	0.8%
% of FP17s Relating to Continuations	71	3,852	1.8%	0.9%	1.0%	1.1%
% of Patients satisfied with the dentistry they have received	6	6	N/A	91.0%	91.5%	91.4%
% of Patients satisfied with the time they had to wait for an appointment	6	6	N/A	86.9%	88.2%	87.7%

\* This is based on patients treated on this contract for their most recent course of treatment. Figures in italics indicate the base number of FP17s or Patient Questionnaire responses are less than 100. N/A is shown where the base number of responses is less than 10 during the period. % is calculated as Quantity/Base number\*100

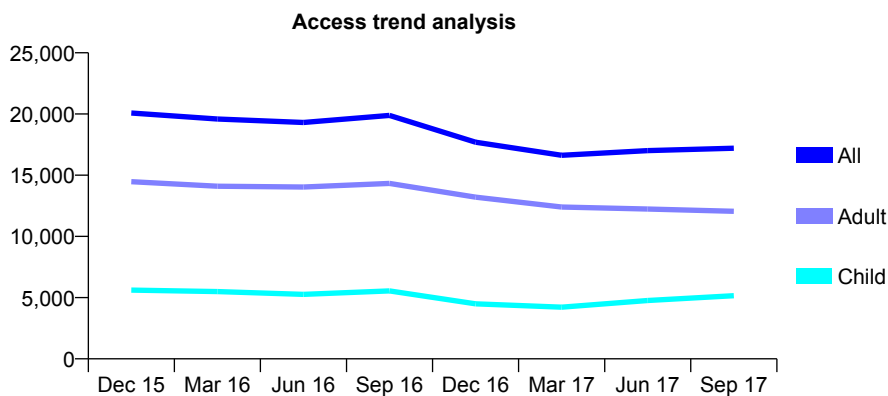
## Q58 - Vital Signs At a Glance Contract Report for 121096/0001 - September 2017

Name or company name	Luton Centre Limited
Contract type name	GDS Contract
Purpose of contract	General
Contract start date	01/12/2007
Contract end date	

17/18 Contracted general activity (UDA)	47,677
Carry forward general activity (UDA)	0
17/18 Contracted orthodontic activity (UOA)	0
Carry forward orthodontic activity (UOA)	0
Baseline contract value	£1,315,689.14

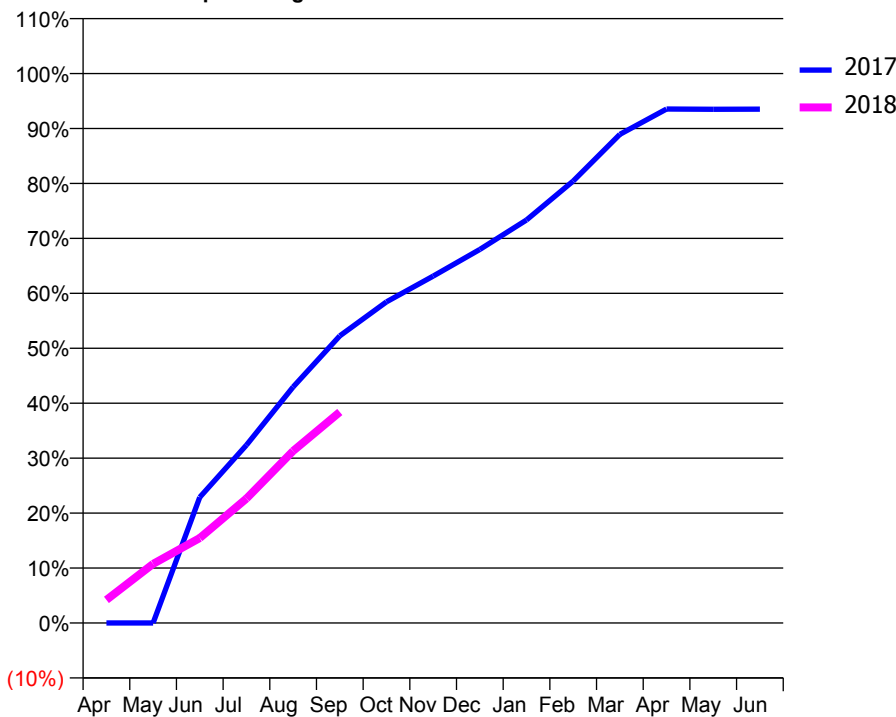
### ACCESS\*

Patients seen in 24 months	Total	Change since previous quarter
Quarter ending September 2016	19,884	
Quarter ending December 2016	17,696	↓
Quarter ending March 2017	16,624	↓
Quarter ending June 2017	17,009	↑
Quarter ending September 2017	17,209	→
<b>Variance since September 2016</b>	<b>(13.5%)</b>	<b>↓</b>



### ACTIVITY

Cumulative percentage of contracted UDA delivered 2017 & 2018



Month	Adjusted Scheduled Activity (UDA)	
	2017	2018
April	0	2,007
May	0	5,130
June	10,920	7,374
July	15,435	10,798
August	20,479	14,927
September	24,912	18,313
October	27,865	
November	30,095	
December	32,407	
January	34,967	
February	38,342	
March	42,397	
April	44,595	
May	44,577	
June	44,583	

### QUALITY

	Quantity	Base Number	Contract	AT	Region	England
% of FP17s for the same patient ID Re-attending within 3 months - Children	191	4,073	4.7%	10.7%	11.6%	11.9%
% of FP17s for the same patient ID Re-attending within 3 months - Adults	410	6,155	6.7%	14.4%	15.2%	15.9%
% of FP17s for the same patient ID Re-attending between 3 & 9 months - Children	1,567	4,073	38.5%	56.9%	59.1%	58.1%
% of FP17s for the same patient ID Re-attending between 3 & 9 months - Adults	2,107	6,155	34.2%	48.5%	51.7%	50.6%
% of FP17s for Band 1 Urgent Courses	299	9,180	3.3%	8.6%	8.0%	9.1%
% of FP17s Relating to Free Repair or Replacements	41	9,180	0.4%	0.7%	0.8%	0.8%
% of FP17s Relating to Continuations	42	9,180	0.5%	0.9%	1.0%	1.1%
% of Patients satisfied with the dentistry they have received	11	13	84.6%	91.0%	91.5%	91.4%
% of Patients satisfied with the time they had to wait for an appointment	10	13	76.9%	86.9%	88.2%	87.7%

\* This is based on patients treated on this contract for their most recent course of treatment. Figures in italics indicate the base number of FP17s or Patient Questionnaire responses are less than 100. N/A is shown where the base number of responses is less than 10 during the period. % is calculated as Quantity/Base number\*100

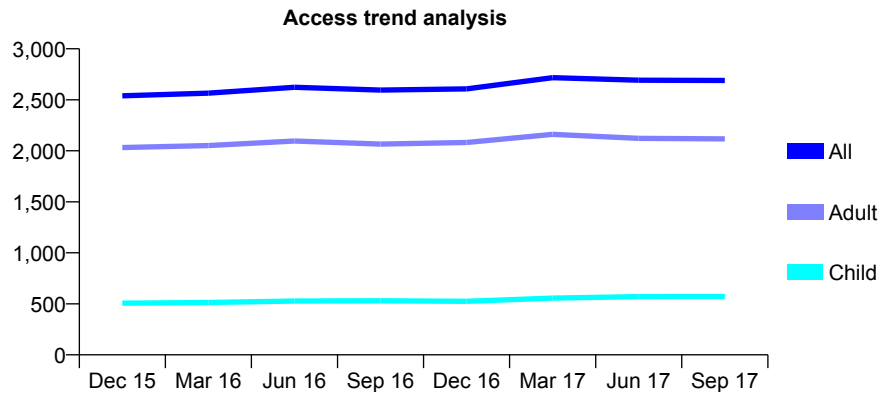
## Q58 - Vital Signs At a Glance Contract Report for 121339/0001 - September 2017

Name or company name	Mr and Mrs Desai
Contract type name	GDS Contract
Purpose of contract	General
Contract start date	01/02/2013
Contract end date	

17/18 Contracted general activity (UDA)	6,300
Carry forward general activity (UDA)	0
17/18 Contracted orthodontic activity (UOA)	0
Carry forward orthodontic activity (UOA)	0
Baseline contract value	£141,520.37

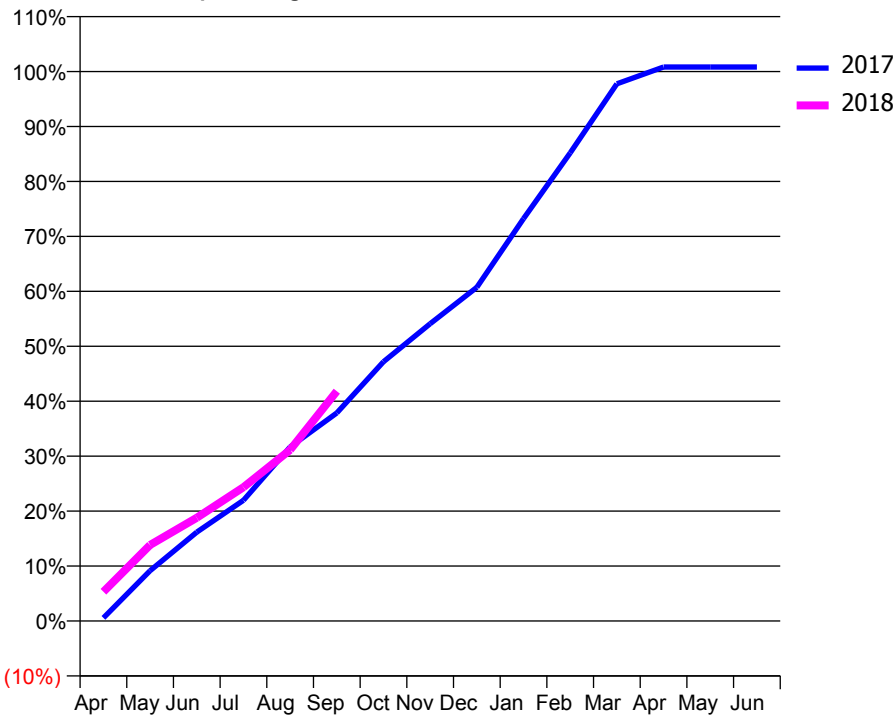
### ACCESS\*

Patients seen in 24 months	Total	Change since previous quarter
Quarter ending September 2016	2,596	
Quarter ending December 2016	2,607	→
Quarter ending March 2017	2,717	↑
Quarter ending June 2017	2,692	→
Quarter ending September 2017	2,689	→
<b>Variance since September 2016</b>	<b>3.6%</b>	<b>↑</b>



### ACTIVITY

Cumulative percentage of contracted UDA delivered 2017 & 2018



Month	Adjusted Scheduled Activity (UDA)	
	2017	2018
April	36	336
May	576	872
June	1,019	1,184
July	1,384	1,535
August	1,996	1,962
September	2,386	2,635
October	2,973	
November	3,408	
December	3,826	
January	4,613	
February	5,367	
March	6,159	
April	6,351	
May	6,351	
June	6,351	

### QUALITY

	Quantity	Base Number	Contract	AT	Region	England
% of FP17s for the same patient ID Re-attending within 3 months - Children	18	374	4.8%	10.7%	11.6%	11.9%
% of FP17s for the same patient ID Re-attending within 3 months - Adults	113	1,056	10.7%	14.4%	15.2%	15.9%
% of FP17s for the same patient ID Re-attending between 3 & 9 months - Children	181	374	48.4%	56.9%	59.1%	58.1%
% of FP17s for the same patient ID Re-attending between 3 & 9 months - Adults	510	1,056	48.3%	48.5%	51.7%	50.6%
% of FP17s for Band 1 Urgent Courses	22	1,340	1.6%	8.6%	8.0%	9.1%
% of FP17s Relating to Free Repair or Replacements	3	1,340	0.2%	0.7%	0.8%	0.8%
% of FP17s Relating to Continuations	16	1,340	1.2%	0.9%	1.0%	1.1%
% of Patients satisfied with the dentistry they have received	3	3	N/A	91.0%	91.5%	91.4%
% of Patients satisfied with the time they had to wait for an appointment	3	3	N/A	86.9%	88.2%	87.7%

\* This is based on patients treated on this contract for their most recent course of treatment. Figures in italics indicate the base number of FP17s or Patient Questionnaire responses are less than 100. N/A is shown where the base number of responses is less than 10 during the period. % is calculated as Quantity/Base number\*100



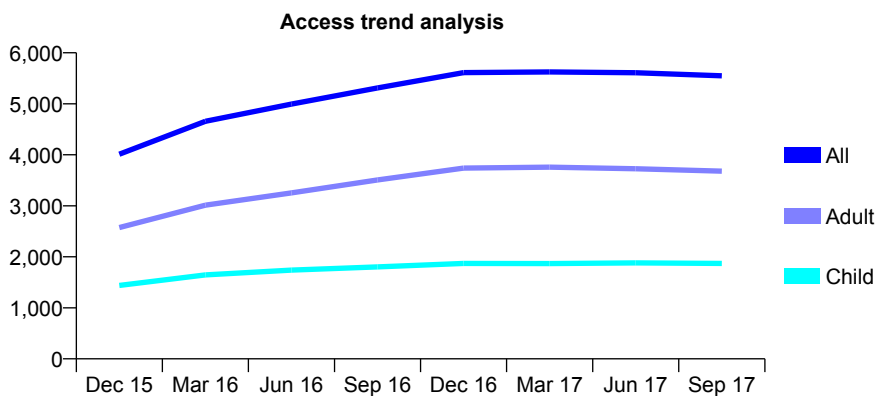
## Q58 - Vital Signs At a Glance Contract Report for 122114/0001 - September 2017

Name or company name	Hudson's Dental Care
Contract type name	GDS Contract
Purpose of contract	General
Contract start date	01/01/2015
Contract end date	

17/18 Contracted general activity (UDA)	12,720
Carry forward general activity (UDA)	0
17/18 Contracted orthodontic activity (UOA)	0
Carry forward orthodontic activity (UOA)	0
Baseline contract value	£270,792.04

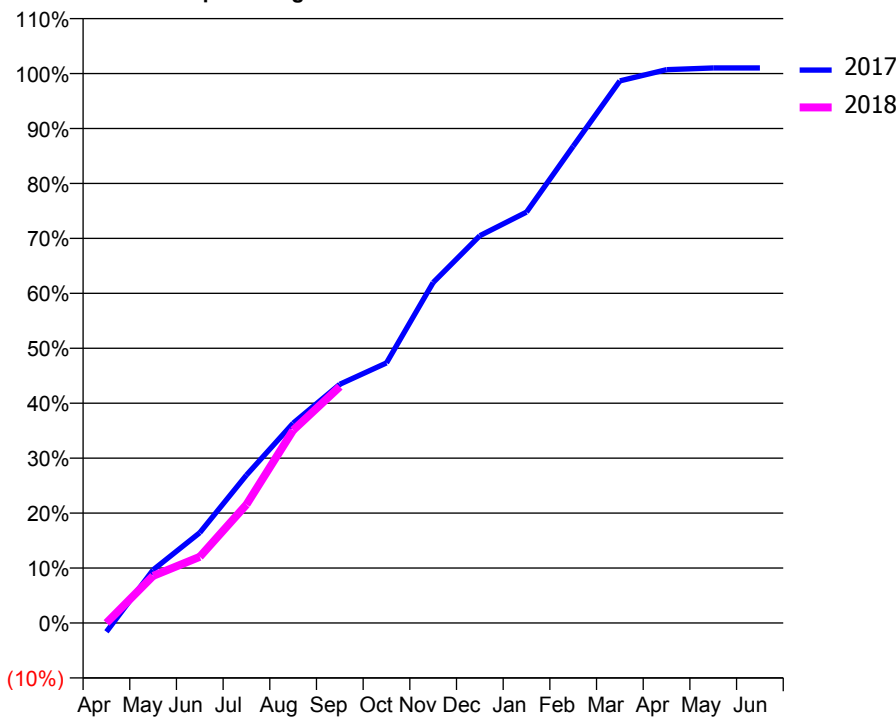
### ACCESS\*

Patients seen in 24 months	Total	Change since previous quarter
Quarter ending September 2016	5,310	
Quarter ending December 2016	5,612	↑
Quarter ending March 2017	5,624	→
Quarter ending June 2017	5,608	→
Quarter ending September 2017	5,550	↓
<b>Variance since September 2016</b>	<b>4.5%</b>	<b>↑</b>



### ACTIVITY

Cumulative percentage of contracted UDA delivered 2017 & 2018



Month	Adjusted Scheduled Activity (UDA)	
	2017	2018
April	-206	0
May	1,229	1,092
June	2,093	1,531
July	3,423	2,742
August	4,626	4,461
September	5,527	5,472
October	6,022	
November	7,882	
December	8,966	
January	9,513	
February	11,035	
March	12,550	
April	12,807	
May	12,847	
June	12,847	

### QUALITY

	Quantity	Base Number	Contract	AT	Region	England
% of FP17s for the same patient ID Re-attending within 3 months - Children	94	1,271	7.4%	10.7%	11.6%	11.9%
% of FP17s for the same patient ID Re-attending within 3 months - Adults	232	2,071	11.2%	14.4%	15.2%	15.9%
% of FP17s for the same patient ID Re-attending between 3 & 9 months - Children	691	1,271	54.4%	56.9%	59.1%	58.1%
% of FP17s for the same patient ID Re-attending between 3 & 9 months - Adults	1,059	2,071	51.1%	48.5%	51.7%	50.6%
% of FP17s for Band 1 Urgent Courses	193	3,168	6.1%	8.6%	8.0%	9.1%
% of FP17s Relating to Free Repair or Replacements	21	3,168	0.7%	0.7%	0.8%	0.8%
% of FP17s Relating to Continuations	71	3,168	2.2%	0.9%	1.0%	1.1%
% of Patients satisfied with the dentistry they have received	8	9	N/A	91.0%	91.5%	91.4%
% of Patients satisfied with the time they had to wait for an appointment	6	9	N/A	86.9%	88.2%	87.7%

\* This is based on patients treated on this contract for their most recent course of treatment. Figures in italics indicate the base number of FP17s or Patient Questionnaire responses are less than 100. N/A is shown where the base number of responses is less than 10 during the period. % is calculated as Quantity/Base number\*100

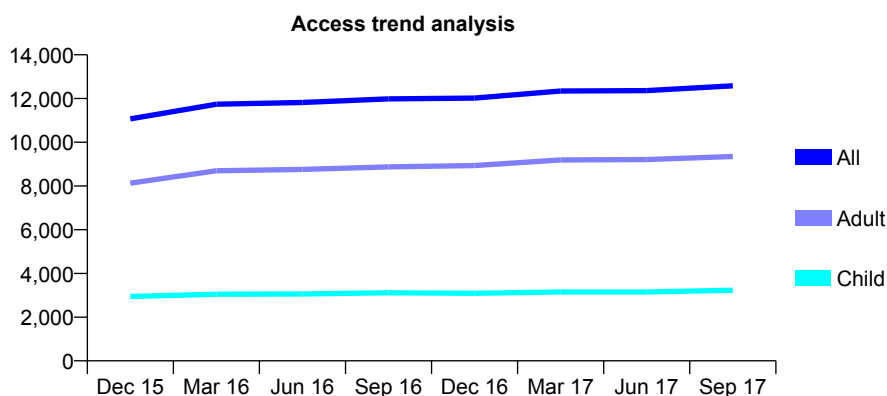
## Q58 - Vital Signs At a Glance Contract Report for 122378/0001 - September 2017

Name or company name	Mr A Pangotra & Dr P Taneja
Contract type name	GDS Contract
Purpose of contract	General
Contract start date	01/04/2014
Contract end date	

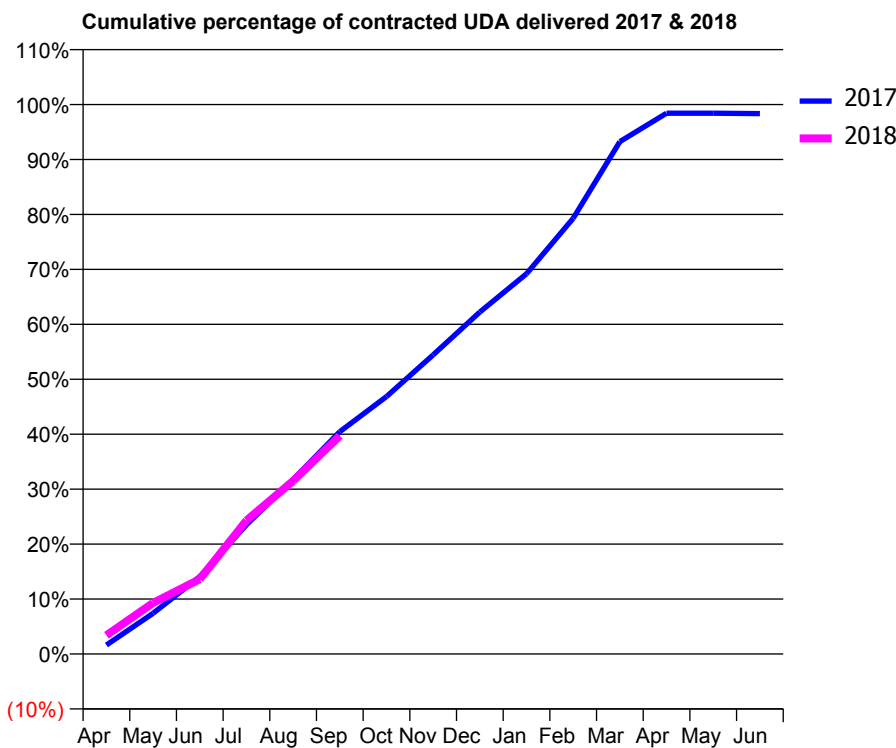
17/18 Contracted general activity (UDA)	41,404
Carry forward general activity (UDA)	0
17/18 Contracted orthodontic activity (UOA)	0
Carry forward orthodontic activity (UOA)	0
Baseline contract value	£1,128,866.74

### ACCESS\*

Patients seen in 24 months	Total	Change since previous quarter
Quarter ending September 2016	11,985	
Quarter ending December 2016	12,020	→
Quarter ending March 2017	12,342	↑
Quarter ending June 2017	12,360	→
Quarter ending September 2017	12,581	→
<b>Variance since September 2016</b>	<b>5.0%</b>	<b>↑</b>



### ACTIVITY



Month	Adjusted Scheduled Activity (UDA)	
	2017	2018
April	681	1,413
May	3,067	3,850
June	5,829	5,640
July	9,736	10,058
August	13,162	13,051
September	16,754	16,439
October	19,392	
November	22,537	
December	25,766	
January	28,648	
February	32,826	
March	38,609	
April	40,748	
May	40,748	
June	40,722	

### QUALITY

	Quantity	Base Number	Contract	AT	Region	England
% of FP17s for the same patient ID Re-attending within 3 months - Children	147	2,404	6.1%	10.7%	11.6%	11.9%
% of FP17s for the same patient ID Re-attending within 3 months - Adults	745	5,558	13.4%	14.4%	15.2%	15.9%
% of FP17s for the same patient ID Re-attending between 3 & 9 months - Children	1,546	2,404	64.3%	56.9%	59.1%	58.1%
% of FP17s for the same patient ID Re-attending between 3 & 9 months - Adults	2,740	5,558	49.3%	48.5%	51.7%	50.6%
% of FP17s for Band 1 Urgent Courses	816	7,214	11.3%	8.6%	8.0%	9.1%
% of FP17s Relating to Free Repair or Replacements	19	7,214	0.3%	0.7%	0.8%	0.8%
% of FP17s Relating to Continuations	111	7,214	1.5%	0.9%	1.0%	1.1%
% of Patients satisfied with the dentistry they have received	14	14	100.0%	91.0%	91.5%	91.4%
% of Patients satisfied with the time they had to wait for an appointment	14	14	100.0%	86.9%	88.2%	87.7%

\* This is based on patients treated on this contract for their most recent course of treatment. Figures in italics indicate the base number of FP17s or Patient Questionnaire responses are less than 100. N/A is shown where the base number of responses is less than 10 during the period. % is calculated as Quantity/Base number\*100

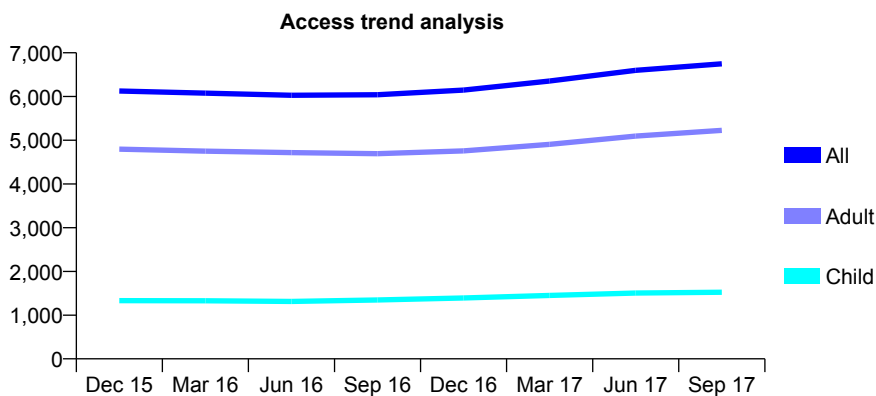
## Q58 - Vital Signs At a Glance Contract Report for 124311/0001 - September 2017

Name or company name	Victoria Promenade Dental Practice
Contract type name	GDS Contract
Purpose of contract	General
Contract start date	01/04/2006
Contract end date	

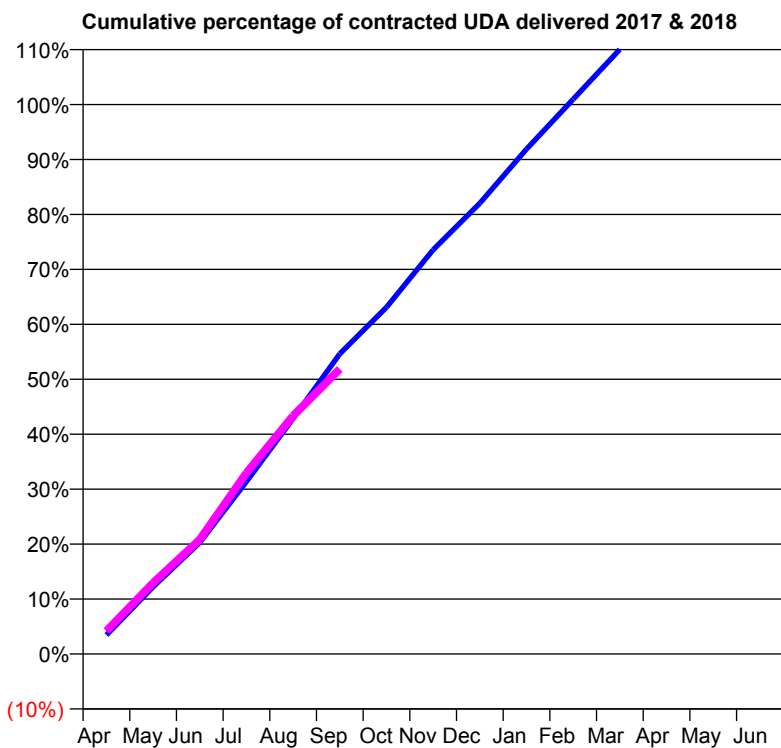
17/18 Contracted general activity (UDA)	18,742
Carry forward general activity (UDA)	0
17/18 Contracted orthodontic activity (UOA)	0
Carry forward orthodontic activity (UOA)	0
Baseline contract value	£499,798.53

### ACCESS\*

Patients seen in 24 months	Total	Change since previous quarter
Quarter ending September 2016	6,041	
Quarter ending December 2016	6,149	→
Quarter ending March 2017	6,355	↑
Quarter ending June 2017	6,599	↑
Quarter ending September 2017	6,749	↑
<b>Variance since September 2016</b>	<b>11.7%</b>	<b>↑</b>



### ACTIVITY



Month	Adjusted Scheduled Activity (UDA)	
	2017	2018
April	650	784
May	2,289	2,425
June	3,806	3,906
July	5,884	6,179
August	8,033	8,124
September	10,238	9,724
October	11,827	
November	13,789	
December	15,376	
January	17,224	
February	18,922	
March	20,625	
April	21,661	
May	21,700	
June	21,710	

### QUALITY

	Quantity	Base Number	Contract	AT	Region	England
% of FP17s for the same patient ID Re-attending within 3 months - Children	81	1,188	6.8%	10.7%	11.6%	11.9%
% of FP17s for the same patient ID Re-attending within 3 months - Adults	441	3,784	11.7%	14.4%	15.2%	15.9%
% of FP17s for the same patient ID Re-attending between 3 & 9 months - Children	689	1,188	58.0%	56.9%	59.1%	58.1%
% of FP17s for the same patient ID Re-attending between 3 & 9 months - Adults	2,076	3,784	54.9%	48.5%	51.7%	50.6%
% of FP17s for Band 1 Urgent Courses	292	4,131	7.1%	8.6%	8.0%	9.1%
% of FP17s Relating to Free Repair or Replacements	78	4,131	1.9%	0.7%	0.8%	0.8%
% of FP17s Relating to Continuations	16	4,131	0.4%	0.9%	1.0%	1.1%
% of Patients satisfied with the dentistry they have received	11	12	91.7%	91.0%	91.5%	91.4%
% of Patients satisfied with the time they had to wait for an appointment	11	12	91.7%	86.9%	88.2%	87.7%

\* This is based on patients treated on this contract for their most recent course of treatment. Figures in italics indicate the base number of FP17s or Patient Questionnaire responses are less than 100. N/A is shown where the base number of responses is less than 10 during the period. % is calculated as Quantity/Base number\*100

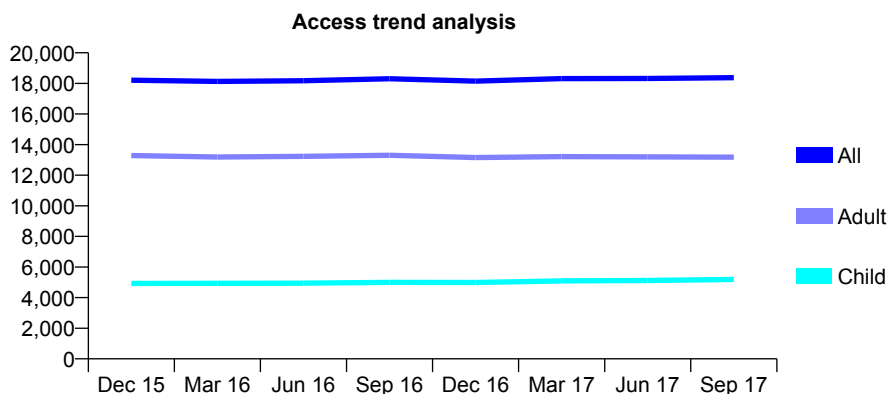
## Q58 - Vital Signs At a Glance Contract Report for 126047/0001 - September 2017

Name or company name	Conation Partners Ltd
Contract type name	GDS Contract
Purpose of contract	General
Contract start date	01/11/2007
Contract end date	

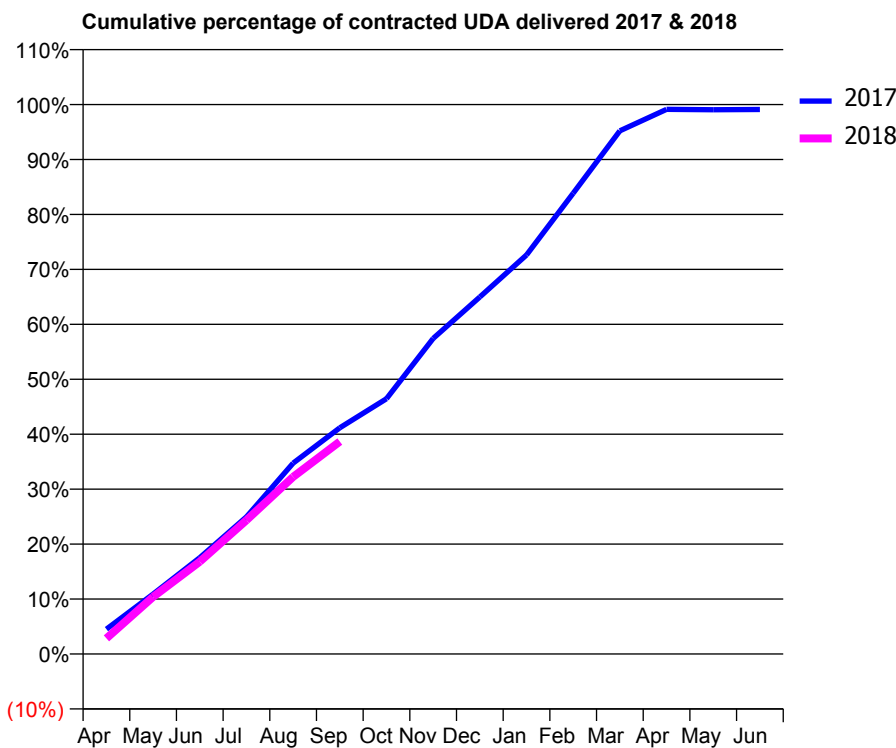
17/18 Contracted general activity (UDA)	47,407
Carry forward general activity (UDA)	0
17/18 Contracted orthodontic activity (UOA)	0
Carry forward orthodontic activity (UOA)	0
Baseline contract value	£1,442,880.00

### ACCESS\*

Patients seen in 24 months	Total	Change since previous quarter
Quarter ending September 2016	18,301	
Quarter ending December 2016	18,144	→
Quarter ending March 2017	18,310	→
Quarter ending June 2017	18,319	→
Quarter ending September 2017	18,375	→
<b>Variance since September 2016</b>	<b>0.4%</b>	<b>→</b>



### ACTIVITY



Month	Adjusted Scheduled Activity (UDA)	
	2017	2018
April	2,148	1,356
May	5,172	4,934
June	8,314	7,961
July	11,827	11,540
August	16,468	15,285
September	19,516	18,333
October	22,021	
November	27,224	
December	30,800	
January	34,425	
February	39,751	
March	45,139	
April	46,987	
May	46,953	
June	46,976	

### QUALITY

	Quantity	Base Number	Contract	AT	Region	England
% of FP17s for the same patient ID Re-attending within 3 months - Children	211	3,654	5.8%	10.7%	11.6%	11.9%
% of FP17s for the same patient ID Re-attending within 3 months - Adults	613	6,915	8.9%	14.4%	15.2%	15.9%
% of FP17s for the same patient ID Re-attending between 3 & 9 months - Children	2,415	3,654	66.1%	56.9%	59.1%	58.1%
% of FP17s for the same patient ID Re-attending between 3 & 9 months - Adults	3,610	6,915	52.2%	48.5%	51.7%	50.6%
% of FP17s for Band 1 Urgent Courses	677	9,900	6.8%	8.6%	8.0%	9.1%
% of FP17s Relating to Free Repair or Replacements	59	9,900	0.6%	0.7%	0.8%	0.8%
% of FP17s Relating to Continuations	21	9,900	0.2%	0.9%	1.0%	1.1%
% of Patients satisfied with the dentistry they have received	24	25	96.0%	91.0%	91.5%	91.4%
% of Patients satisfied with the time they had to wait for an appointment	23	25	92.0%	86.9%	88.2%	87.7%

\* This is based on patients treated on this contract for their most recent course of treatment. Figures in italics indicate the base number of FP17s or Patient Questionnaire responses are less than 100. N/A is shown where the base number of responses is less than 10 during the period. % is calculated as Quantity/Base number\*100

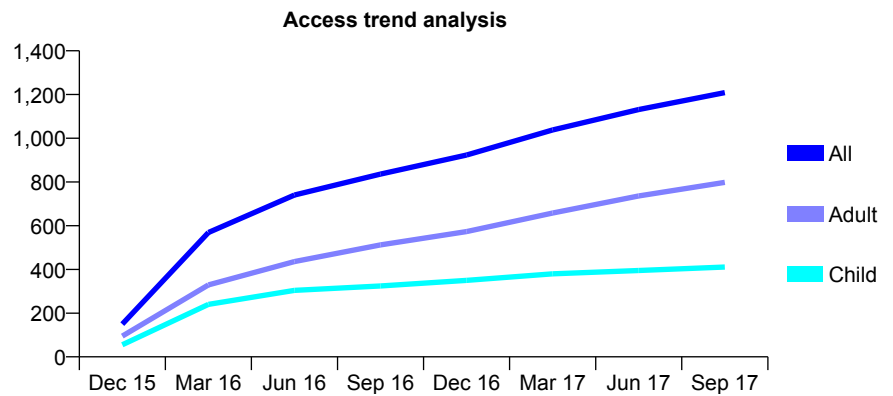
## Q58 - Vital Signs At a Glance Contract Report for 127140/0001 - September 2017

Name or company name	Saving Smiles Rushden
Contract type name	GDS Contract
Purpose of contract	General
Contract start date	01/11/2015
Contract end date	

17/18 Contracted general activity (UDA)	3,550
Carry forward general activity (UDA)	0
17/18 Contracted orthodontic activity (UOA)	0
Carry forward orthodontic activity (UOA)	0
Baseline contract value	£90,646.52

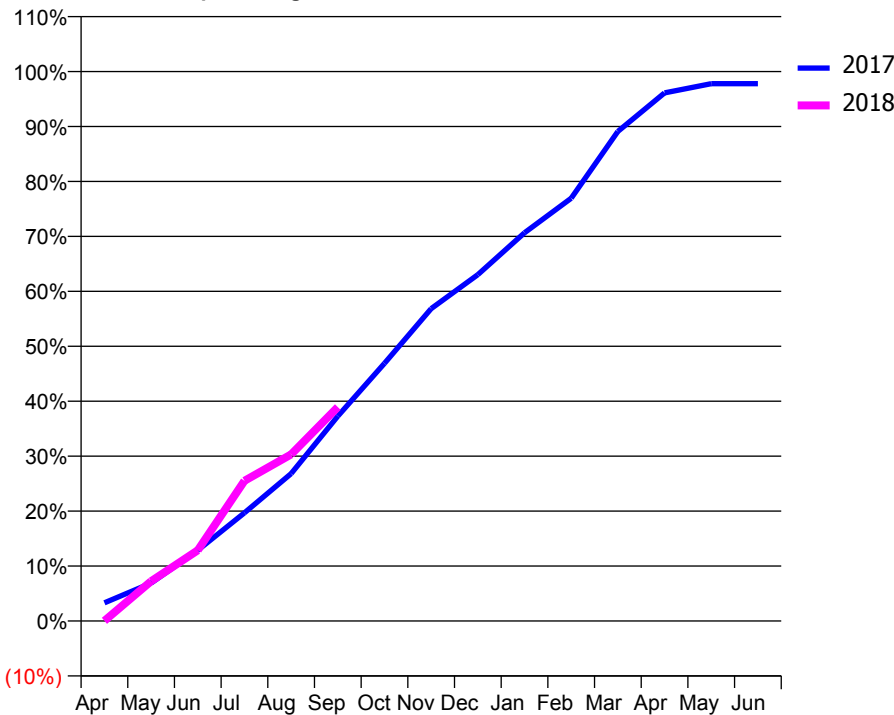
### ACCESS\*

Patients seen in 24 months	Total	Change since previous quarter
Quarter ending September 2016	836	
Quarter ending December 2016	923	↑
Quarter ending March 2017	1,038	↑
Quarter ending June 2017	1,131	↑
Quarter ending September 2017	1,209	↑
<b>Variance since September 2016</b>	<b>44.6%</b>	<b>↑</b>



### ACTIVITY

Cumulative percentage of contracted UDA delivered 2017 & 2018



Month	Adjusted Scheduled Activity (UDA)	
	2017	2018
April	118	1
May	245	257
June	457	457
July	699	906
August	952	1,076
September	1,324	1,382
October	1,665	
November	2,018	
December	2,238	
January	2,508	
February	2,732	
March	3,163	
April	3,412	
May	3,471	
June	3,471	

### QUALITY

	Quantity	Base Number	Contract	AT	Region	England
% of FP17s for the same patient ID Re-attending within 3 months - Children	25	325	7.7%	10.7%	11.6%	11.9%
% of FP17s for the same patient ID Re-attending within 3 months - Adults	84	568	14.8%	14.4%	15.2%	15.9%
% of FP17s for the same patient ID Re-attending between 3 & 9 months - Children	210	325	64.6%	56.9%	59.1%	58.1%
% of FP17s for the same patient ID Re-attending between 3 & 9 months - Adults	291	568	51.2%	48.5%	51.7%	50.6%
% of FP17s for Band 1 Urgent Courses	55	778	7.1%	8.6%	8.0%	9.1%
% of FP17s Relating to Free Repair or Replacements	2	778	0.3%	0.7%	0.8%	0.8%
% of FP17s Relating to Continuations	3	778	0.4%	0.9%	1.0%	1.1%
% of Patients satisfied with the dentistry they have received	2	2	N/A	91.0%	91.5%	91.4%
% of Patients satisfied with the time they had to wait for an appointment	2	2	N/A	86.9%	88.2%	87.7%

\* This is based on patients treated on this contract for their most recent course of treatment. Figures in italics indicate the base number of FP17s or Patient Questionnaire responses are less than 100. N/A is shown where the base number of responses is less than 10 during the period. % is calculated as Quantity/Base number\*100

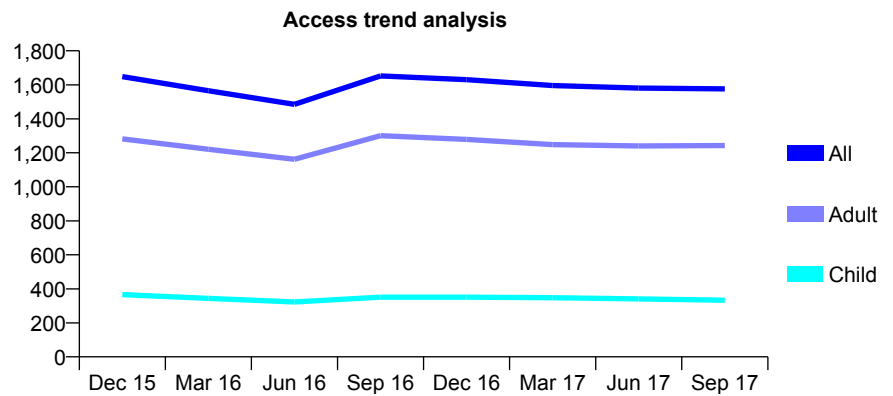
## Q58 - Vital Signs At a Glance Contract Report for 127914/0001 - September 2017

Name or company name	Mr L Khiroya & Mr R Khiroya
Contract type name	GDS Contract
Purpose of contract	General
Contract start date	01/01/2012
Contract end date	

17/18 Contracted general activity (UDA)	2,841
Carry forward general activity (UDA)	0
17/18 Contracted orthodontic activity (UOA)	0
Carry forward orthodontic activity (UOA)	0
Baseline contract value	£76,161.30

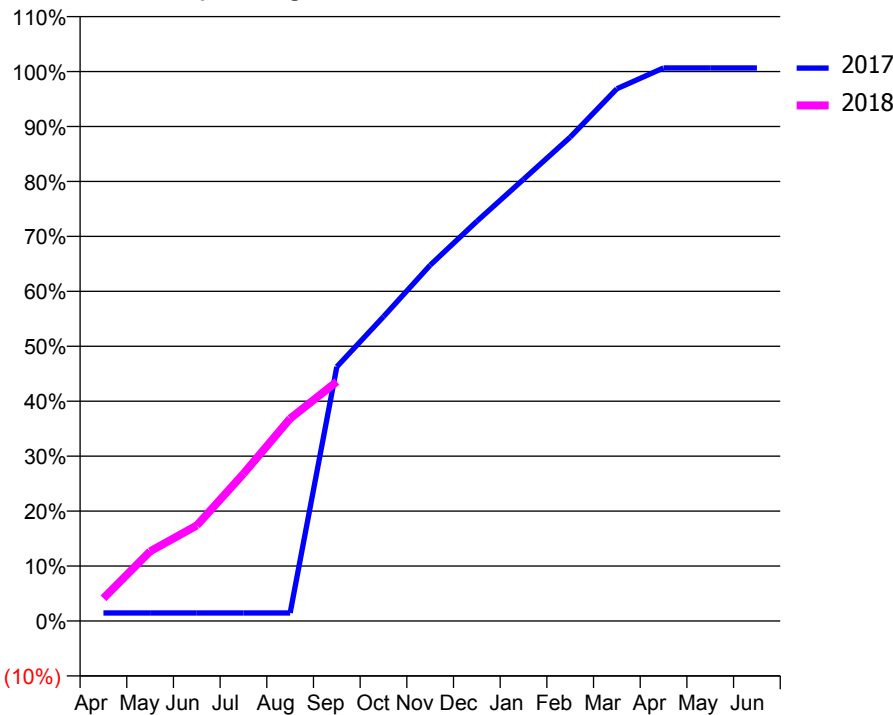
### ACCESS\*

Patients seen in 24 months	Total	Change since previous quarter
Quarter ending September 2016	1,652	
Quarter ending December 2016	1,630	↓
Quarter ending March 2017	1,596	↓
Quarter ending June 2017	1,581	→
Quarter ending September 2017	1,576	→
<b>Variance since September 2016</b>	<b>(4.6%)</b>	<b>↓</b>



### ACTIVITY

Cumulative percentage of contracted UDA delivered 2017 & 2018



Month	Adjusted Scheduled Activity (UDA)	
	2017	2018
April	42	118
May	42	360
June	42	494
July	42	762
August	42	1,047
September	1,314	1,238
October	1,574	
November	1,839	
December	2,066	
January	2,284	
February	2,502	
March	2,752	
April	2,859	
May	2,859	
June	2,859	

### QUALITY

	Quantity	Base Number	Contract	AT	Region	England
% of FP17s for the same patient ID Re-attending within 3 months - Children	6	175	3.4%	10.7%	11.6%	11.9%
% of FP17s for the same patient ID Re-attending within 3 months - Adults	28	540	5.2%	14.4%	15.2%	15.9%
% of FP17s for the same patient ID Re-attending between 3 & 9 months - Children	67	175	38.3%	56.9%	59.1%	58.1%
% of FP17s for the same patient ID Re-attending between 3 & 9 months - Adults	154	540	28.5%	48.5%	51.7%	50.6%
% of FP17s for Band 1 Urgent Courses	44	661	6.7%	8.6%	8.0%	9.1%
% of FP17s Relating to Free Repair or Replacements	0	661	0.0%	0.7%	0.8%	0.8%
% of FP17s Relating to Continuations	0	661	0.0%	0.9%	1.0%	1.1%
% of Patients satisfied with the dentistry they have received	6	6	N/A	91.0%	91.5%	91.4%
% of Patients satisfied with the time they had to wait for an appointment	6	6	N/A	86.9%	88.2%	87.7%

\* This is based on patients treated on this contract for their most recent course of treatment. Figures in italics indicate the base number of FP17s or Patient Questionnaire responses are less than 100. N/A is shown where the base number of responses is less than 10 during the period. % is calculated as Quantity/Base number\*100

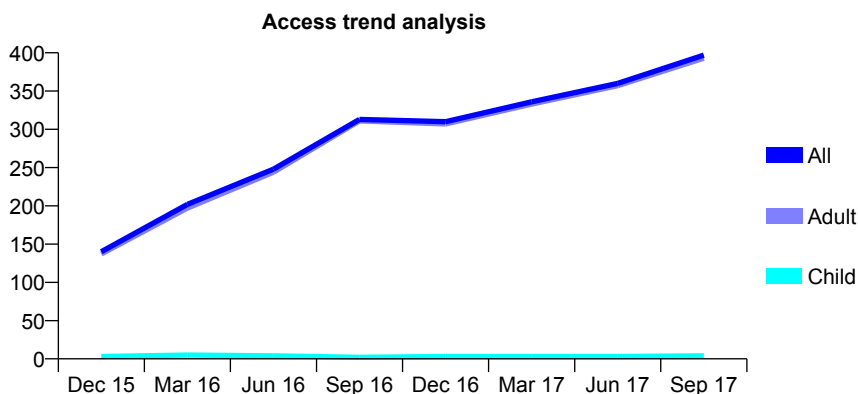
## Q58 - Vital Signs At a Glance Contract Report for 128775/0001 - September 2017

Name or company name	MOS Hertfordshire LTD
Contract type name	PDS Contract
Purpose of contract	General
Contract start date	01/11/2012
Contract end date	31/03/2018

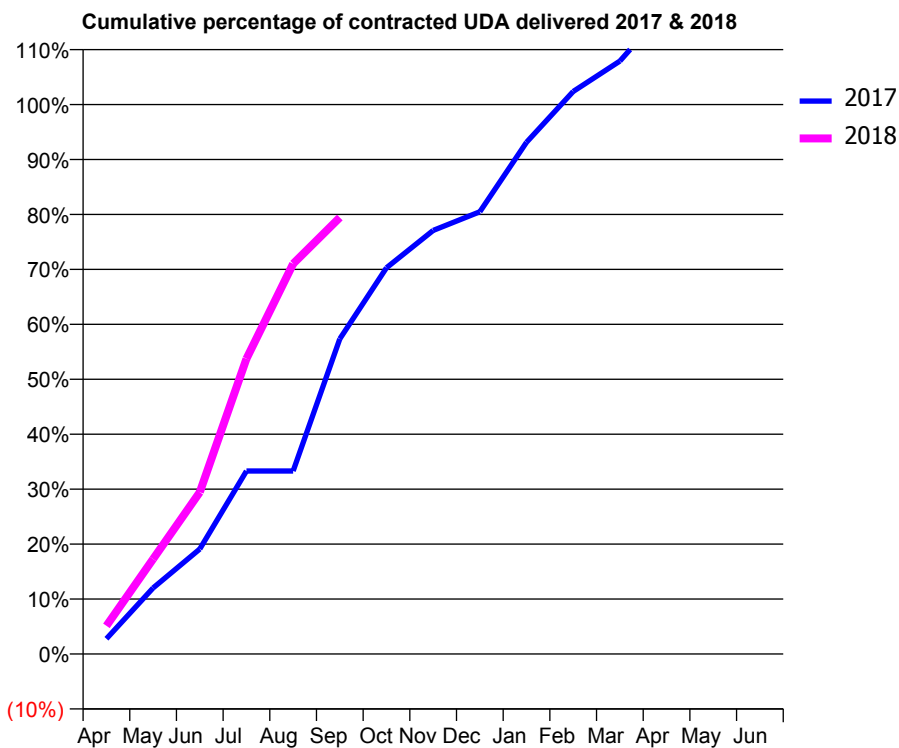
17/18 Contracted general activity (UDA)	642
Carry forward general activity (UDA)	0
17/18 Contracted orthodontic activity (UOA)	0
Carry forward orthodontic activity (UOA)	0
Baseline contract value	£42,801.02

### ACCESS\*

Patients seen in 24 months	Total	Change since previous quarter
Quarter ending September 2016	313	
Quarter ending December 2016	310	→
Quarter ending March 2017	336	↑
Quarter ending June 2017	360	↑
Quarter ending September 2017	397	↑
<b>Variance since September 2016</b>	<b>26.8%</b>	<b>↑</b>



### ACTIVITY



Month	Adjusted Scheduled Activity (UDA)	
	2017	2018
April	27	33
May	117	111
June	186	189
July	324	345
August	324	456
September	558	510
October	684	
November	750	
December	783	
January	906	
February	996	
March	1,050	
April	1,143	
May	1,146	
June	1,146	

### QUALITY

	Quantity	Base Number	Contract	AT	Region	England
% of FP17s for the same patient ID Re-attending within 3 months - Children	0	3	0.0%	10.7%	11.6%	11.9%
% of FP17s for the same patient ID Re-attending within 3 months - Adults	0	199	0.0%	14.4%	15.2%	15.9%
% of FP17s for the same patient ID Re-attending between 3 & 9 months - Children	0	3	0.0%	56.9%	59.1%	58.1%
% of FP17s for the same patient ID Re-attending between 3 & 9 months - Adults	1	199	0.5%	48.5%	51.7%	50.6%
% of FP17s for Band 1 Urgent Courses	0	170	0.0%	8.6%	8.0%	9.1%
% of FP17s Relating to Free Repair or Replacements	0	170	0.0%	0.7%	0.8%	0.8%
% of FP17s Relating to Continuations	0	170	0.0%	0.9%	1.0%	1.1%
% of Patients satisfied with the dentistry they have received	2	2	N/A	91.0%	91.5%	91.4%
% of Patients satisfied with the time they had to wait for an appointment	2	2	N/A	86.9%	88.2%	87.7%

\* This is based on patients treated on this contract for their most recent course of treatment. Figures in italics indicate the base number of FP17s or Patient Questionnaire responses are less than 100. N/A is shown where the base number of responses is less than 10 during the period. % is calculated as Quantity/Base number\*100

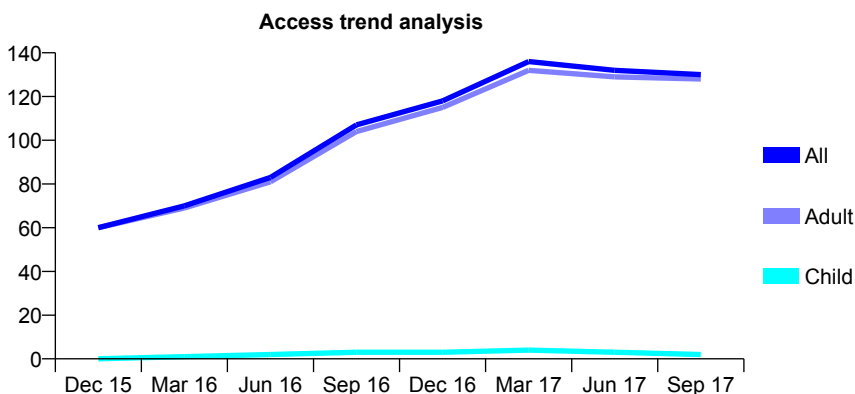
## Q58 - Vital Signs At a Glance Contract Report for 128775/0002 - September 2017

Name or company name	MOS Hertfordshire LTD
Contract type name	PDS Contract
Purpose of contract	General
Contract start date	01/11/2012
Contract end date	31/03/2018

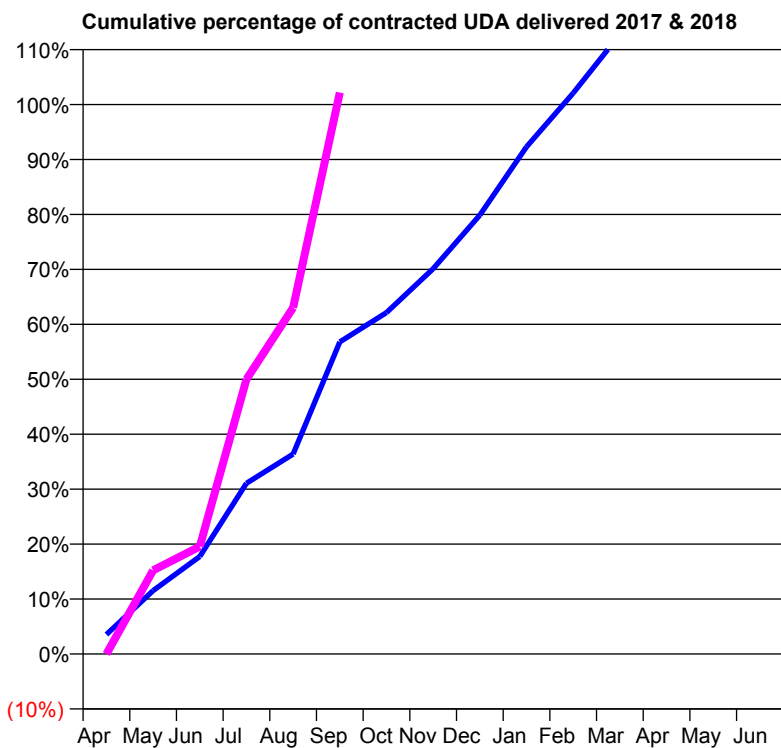
17/18 Contracted general activity (UDA)	138
Carry forward general activity (UDA)	0
17/18 Contracted orthodontic activity (UOA)	0
Carry forward orthodontic activity (UOA)	0
Baseline contract value	£9,201.02

### ACCESS\*

Patients seen in 24 months	Total	Change since previous quarter
Quarter ending September 2016	107	
Quarter ending December 2016	118	↑
Quarter ending March 2017	136	↑
Quarter ending June 2017	132	↓
Quarter ending September 2017	130	↓
<b>Variance since September 2016</b>	<b>21.5%</b>	<b>↑</b>



### ACTIVITY



Adjusted Scheduled Activity (UDA)		
Month	2017	2018
April	12	0
May	39	21
June	60	27
July	105	69
August	123	87
September	192	141
October	210	
November	237	
December	270	
January	312	
February	345	
March	381	
April	399	
May	399	
June	399	

### QUALITY

	Quantity	Base Number	Contract	AT	Region	England
% of FP17s for the same patient ID Re-attending within 3 months - Children	0	0	N/A	10.7%	11.6%	11.9%
% of FP17s for the same patient ID Re-attending within 3 months - Adults	0	53	0.0%	14.4%	15.2%	15.9%
% of FP17s for the same patient ID Re-attending between 3 & 9 months - Children	0	0	N/A	56.9%	59.1%	58.1%
% of FP17s for the same patient ID Re-attending between 3 & 9 months - Adults	0	53	0.0%	48.5%	51.7%	50.6%
% of FP17s for Band 1 Urgent Courses	0	47	0.0%	8.6%	8.0%	9.1%
% of FP17s Relating to Free Repair or Replacements	0	47	0.0%	0.7%	0.8%	0.8%
% of FP17s Relating to Continuations	0	47	0.0%	0.9%	1.0%	1.1%
% of Patients satisfied with the dentistry they have received	0	0	N/A	91.0%	91.5%	91.4%
% of Patients satisfied with the time they had to wait for an appointment	0	0	N/A	86.9%	88.2%	87.7%

\* This is based on patients treated on this contract for their most recent course of treatment. Figures in italics indicate the base number of FP17s or Patient Questionnaire responses are less than 100. N/A is shown where the base number of responses is less than 10 during the period. % is calculated as Quantity/Base number\*100



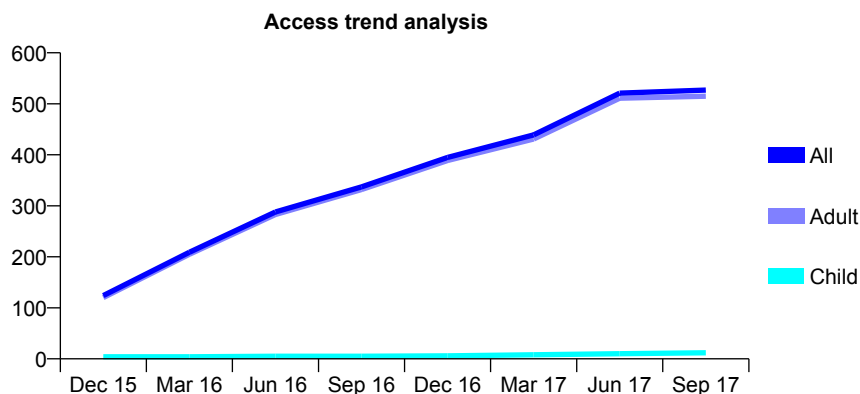
## Q58 - Vital Signs At a Glance Contract Report for 128775/0003 - September 2017

Name or company name	MOS Hertfordshire LTD
Contract type name	PDS Contract
Purpose of contract	General
Contract start date	01/11/2012
Contract end date	31/03/2018

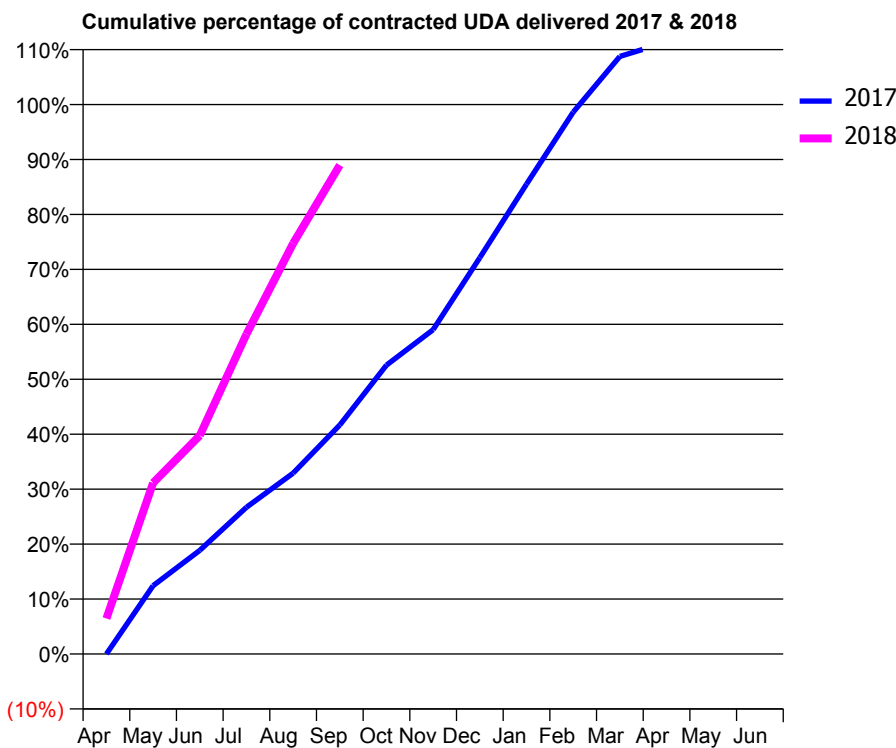
17/18 Contracted general activity (UDA)	835
Carry forward general activity (UDA)	0
17/18 Contracted orthodontic activity (UOA)	0
Carry forward orthodontic activity (UOA)	0
Baseline contract value	£55,667.69

### ACCESS\*

Patients seen in 24 months	Total	Change since previous quarter
Quarter ending September 2016	337	
Quarter ending December 2016	395	↑
Quarter ending March 2017	439	↑
Quarter ending June 2017	521	↑
Quarter ending September 2017	527	→
<b>Variance since September 2016</b>	<b>56.4%</b>	<b>↑</b>



### ACTIVITY



Month	Adjusted Scheduled Activity (UDA)	
	2017	2018
April	0	54
May	162	260
June	246	332
July	348	486
August	429	624
September	543	743
October	685	
November	769	
December	940	
January	1,114	
February	1,285	
March	1,417	
April	1,451	
May	1,457	
June	1,457	

### QUALITY

	Quantity	Base Number	Contract	AT	Region	England
% of FP17s for the same patient ID Re-attending within 3 months - Children	0	12	0.0%	10.7%	11.6%	11.9%
% of FP17s for the same patient ID Re-attending within 3 months - Adults	3	251	1.2%	14.4%	15.2%	15.9%
% of FP17s for the same patient ID Re-attending between 3 & 9 months - Children	0	12	0.0%	56.9%	59.1%	58.1%
% of FP17s for the same patient ID Re-attending between 3 & 9 months - Adults	3	251	1.2%	48.5%	51.7%	50.6%
% of FP17s for Band 1 Urgent Courses	0	249	0.0%	8.6%	8.0%	9.1%
% of FP17s Relating to Free Repair or Replacements	0	249	0.0%	0.7%	0.8%	0.8%
% of FP17s Relating to Continuations	0	249	0.0%	0.9%	1.0%	1.1%
% of Patients satisfied with the dentistry they have received	0	0	N/A	91.0%	91.5%	91.4%
% of Patients satisfied with the time they had to wait for an appointment	0	0	N/A	86.9%	88.2%	87.7%

\* This is based on patients treated on this contract for their most recent course of treatment. Figures in italics indicate the base number of FP17s or Patient Questionnaire responses are less than 100. N/A is shown where the base number of responses is less than 10 during the period. % is calculated as Quantity/Base number\*100

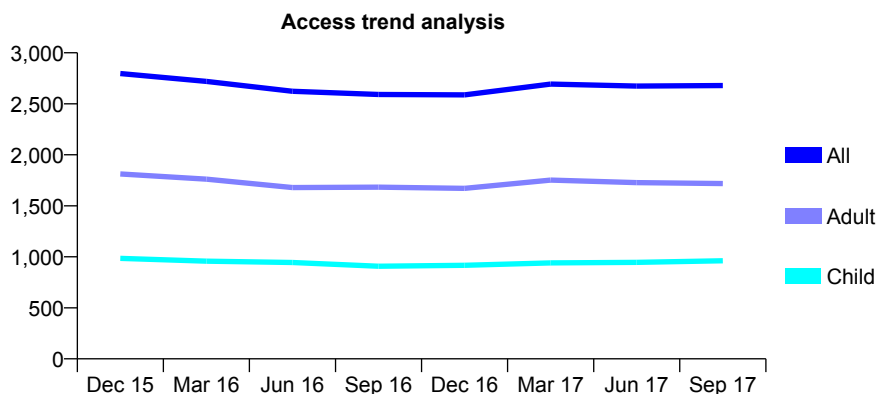
## Q58 - Vital Signs At a Glance Contract Report for 129151/0002 - September 2017

Name or company name	Bargain Dentist.Com Limited
Contract type name	GDS Contract
Purpose of contract	General
Contract start date	01/04/2009
Contract end date	

17/18 Contracted general activity (UDA)	7,808
Carry forward general activity (UDA)	0
17/18 Contracted orthodontic activity (UOA)	0
Carry forward orthodontic activity (UOA)	0
Baseline contract value	£232,763.42

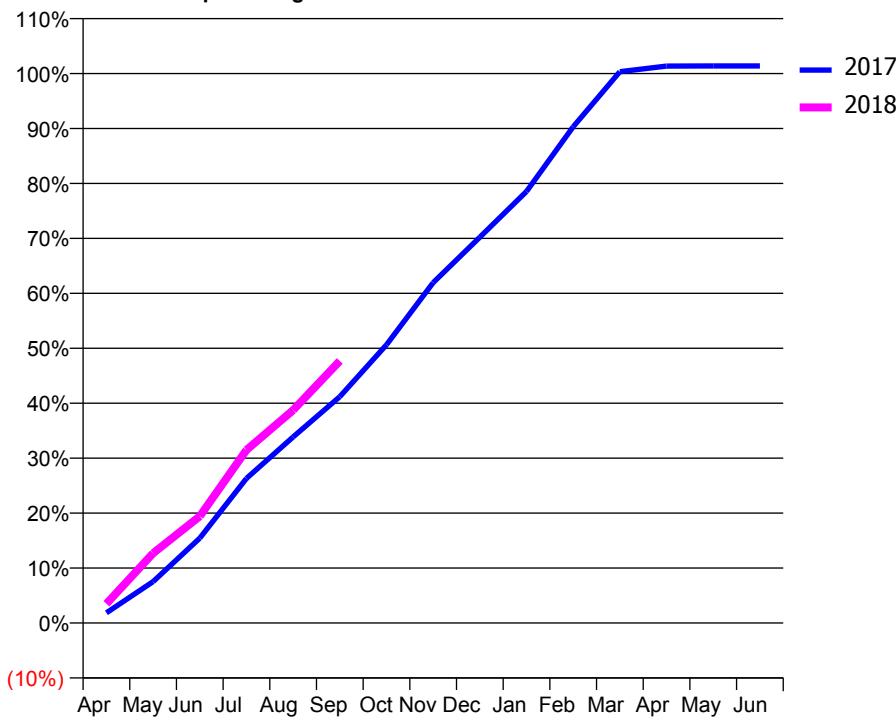
### ACCESS\*

Patients seen in 24 months	Total	Change since previous quarter
Quarter ending September 2016	2,591	
Quarter ending December 2016	2,588	→
Quarter ending March 2017	2,693	↑
Quarter ending June 2017	2,674	→
Quarter ending September 2017	2,679	→
<b>Variance since September 2016</b>	<b>3.4%</b>	<b>↑</b>



### ACTIVITY

Cumulative percentage of contracted UDA delivered 2017 & 2018



Month	Adjusted Scheduled Activity (UDA)	
	2017	2018
April	145	274
May	588	993
June	1,205	1,517
July	2,054	2,458
August	2,644	3,025
September	3,217	3,725
October	3,953	
November	4,836	
December	5,483	
January	6,133	
February	7,051	
March	7,835	
April	7,914	
May	7,916	
June	7,916	

### QUALITY

	Quantity	Base Number	Contract	AT	Region	England
% of FP17s for the same patient ID Re-attending within 3 months - Children	40	698	5.7%	10.7%	11.6%	11.9%
% of FP17s for the same patient ID Re-attending within 3 months - Adults	74	807	9.2%	14.4%	15.2%	15.9%
% of FP17s for the same patient ID Re-attending between 3 & 9 months - Children	386	698	55.3%	56.9%	59.1%	58.1%
% of FP17s for the same patient ID Re-attending between 3 & 9 months - Adults	283	807	35.1%	48.5%	51.7%	50.6%
% of FP17s for Band 1 Urgent Courses	83	1,489	5.6%	8.6%	8.0%	9.1%
% of FP17s Relating to Free Repair or Replacements	9	1,489	0.6%	0.7%	0.8%	0.8%
% of FP17s Relating to Continuations	20	1,489	1.3%	0.9%	1.0%	1.1%
% of Patients satisfied with the dentistry they have received	2	2	N/A	91.0%	91.5%	91.4%
% of Patients satisfied with the time they had to wait for an appointment	2	2	N/A	86.9%	88.2%	87.7%

\* This is based on patients treated on this contract for their most recent course of treatment. Figures in italics indicate the base number of FP17s or Patient Questionnaire responses are less than 100. N/A is shown where the base number of responses is less than 10 during the period. % is calculated as Quantity/Base number\*100

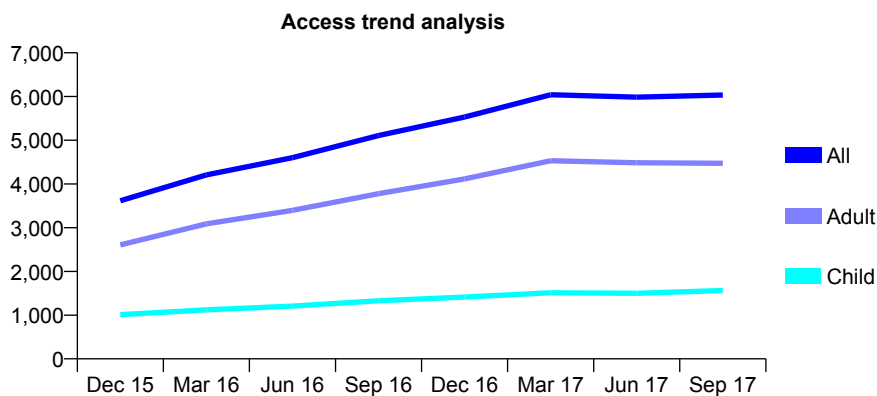
## Q58 - Vital Signs At a Glance Contract Report for 129755/0003 - September 2017

Name or company name	Experdental Limited
Contract type name	GDS Contract
Purpose of contract	General
Contract start date	01/04/2015
Contract end date	

17/18 Contracted general activity (UDA)	25,000
Carry forward general activity (UDA)	0
17/18 Contracted orthodontic activity (UOA)	0
Carry forward orthodontic activity (UOA)	0
Baseline contract value	£659,828.73

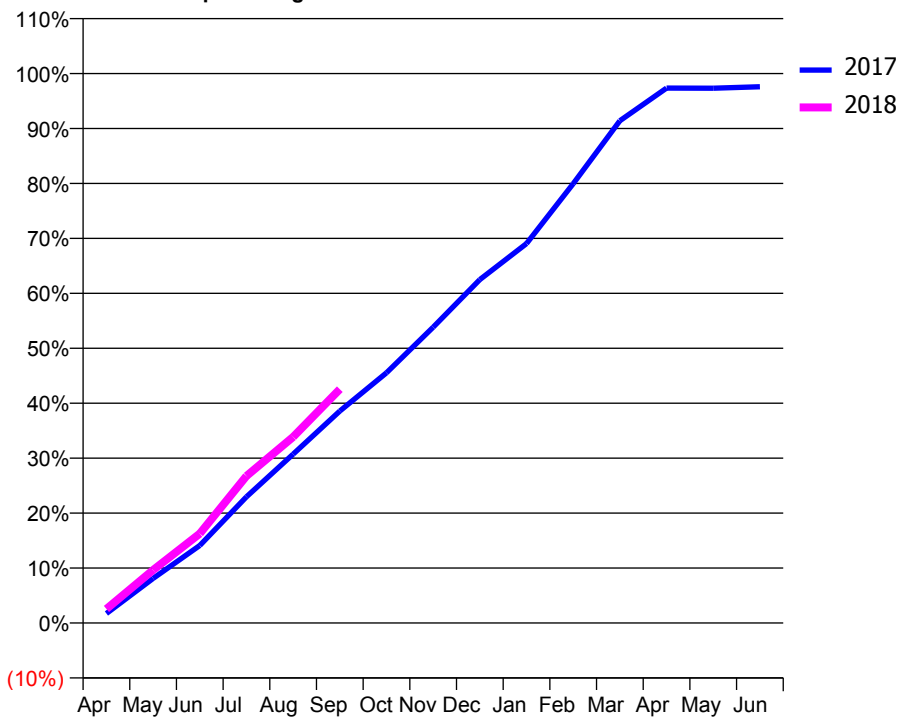
### ACCESS\*

Patients seen in 24 months	Total	Change since previous quarter
Quarter ending September 2016	5,106	
Quarter ending December 2016	5,530	↑
Quarter ending March 2017	6,041	↑
Quarter ending June 2017	5,986	→
Quarter ending September 2017	6,036	→
<b>Variance since September 2016</b>	<b>18.2%</b>	<b>↑</b>



### ACTIVITY

**Cumulative percentage of contracted UDA delivered 2017 & 2018**



Month	Adjusted Scheduled Activity (UDA)	
	2017	2018
April	433	642
May	2,029	2,411
June	3,525	4,066
July	5,740	6,691
August	7,682	8,463
September	9,646	10,641
October	11,381	
November	13,459	
December	15,627	
January	17,263	
February	19,984	
March	22,851	
April	24,338	
May	24,332	
June	24,395	

### QUALITY

	Quantity	Base Number	Contract	AT	Region	England
% of FP17s for the same patient ID Re-attending within 3 months - Children	30	984	3.0%	10.7%	11.6%	11.9%
% of FP17s for the same patient ID Re-attending within 3 months - Adults	124	2,351	5.3%	14.4%	15.2%	15.9%
% of FP17s for the same patient ID Re-attending between 3 & 9 months - Children	460	984	46.7%	56.9%	59.1%	58.1%
% of FP17s for the same patient ID Re-attending between 3 & 9 months - Adults	875	2,351	37.2%	48.5%	51.7%	50.6%
% of FP17s for Band 1 Urgent Courses	170	3,035	5.6%	8.6%	8.0%	9.1%
% of FP17s Relating to Free Repair or Replacements	20	3,035	0.7%	0.7%	0.8%	0.8%
% of FP17s Relating to Continuations	7	3,035	0.2%	0.9%	1.0%	1.1%
% of Patients satisfied with the dentistry they have received	9	11	81.8%	91.0%	91.5%	91.4%
% of Patients satisfied with the time they had to wait for an appointment	9	11	81.8%	86.9%	88.2%	87.7%

\* This is based on patients treated on this contract for their most recent course of treatment. Figures in italics indicate the base number of FP17s or Patient Questionnaire responses are less than 100. N/A is shown where the base number of responses is less than 10 during the period. % is calculated as Quantity/Base number\*100

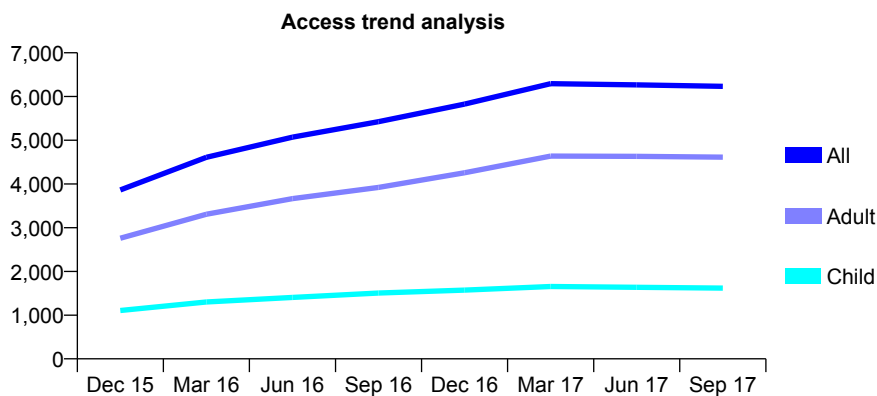
## Q58 - Vital Signs At a Glance Contract Report for 129755/0004 - September 2017

Name or company name	Experdental Limited
Contract type name	GDS Contract
Purpose of contract	General
Contract start date	01/04/2015
Contract end date	

17/18 Contracted general activity (UDA)	23,755
Carry forward general activity (UDA)	0
17/18 Contracted orthodontic activity (UOA)	0
Carry forward orthodontic activity (UOA)	0
Baseline contract value	£614,794.45

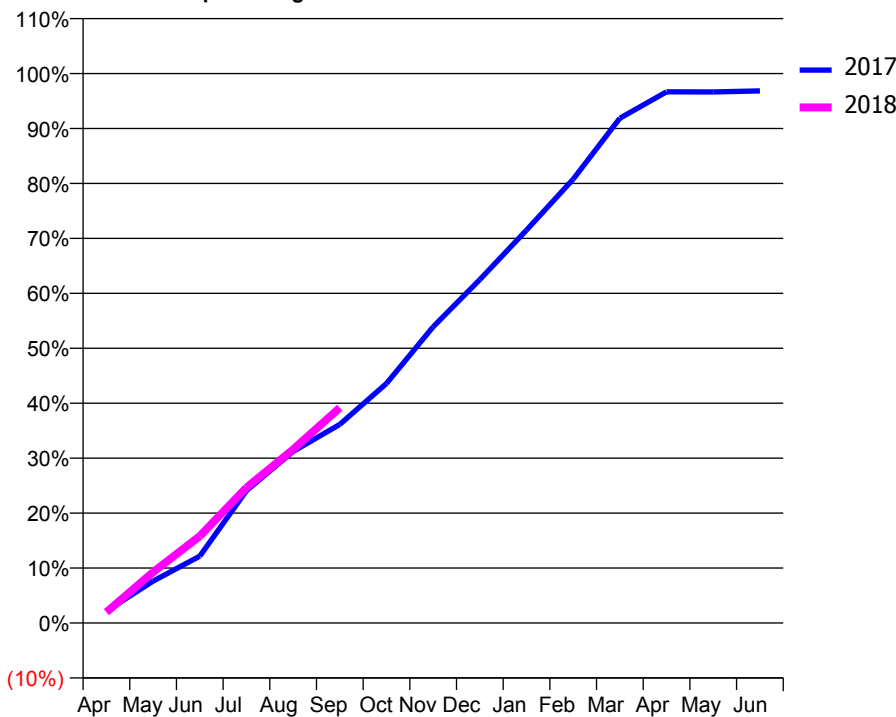
### ACCESS\*

Patients seen in 24 months	Total	Change since previous quarter
Quarter ending September 2016	5,425	
Quarter ending December 2016	5,827	↑
Quarter ending March 2017	6,293	↑
Quarter ending June 2017	6,266	→
Quarter ending September 2017	6,232	→
<b>Variance since September 2016</b>	<b>14.9%</b>	<b>↑</b>



### ACTIVITY

Cumulative percentage of contracted UDA delivered 2017 & 2018



Month	Adjusted Scheduled Activity (UDA)	
	2017	2018
April	519	470
May	1,811	2,202
June	2,892	3,758
July	5,720	5,853
August	7,415	7,500
September	8,587	9,308
October	10,355	
November	12,807	
December	14,846	
January	16,988	
February	19,188	
March	21,823	
April	22,963	
May	22,958	
June	23,005	

### QUALITY

	Quantity	Base Number	Contract	AT	Region	England
% of FP17s for the same patient ID Re-attending within 3 months - Children	44	1,040	4.2%	10.7%	11.6%	11.9%
% of FP17s for the same patient ID Re-attending within 3 months - Adults	162	2,424	6.7%	14.4%	15.2%	15.9%
% of FP17s for the same patient ID Re-attending between 3 & 9 months - Children	638	1,040	61.3%	56.9%	59.1%	58.1%
% of FP17s for the same patient ID Re-attending between 3 & 9 months - Adults	1,116	2,424	46.0%	48.5%	51.7%	50.6%
% of FP17s for Band 1 Urgent Courses	119	3,176	3.7%	8.6%	8.0%	9.1%
% of FP17s Relating to Free Repair or Replacements	12	3,176	0.4%	0.7%	0.8%	0.8%
% of FP17s Relating to Continuations	17	3,176	0.5%	0.9%	1.0%	1.1%
% of Patients satisfied with the dentistry they have received	10	12	83.3%	91.0%	91.5%	91.4%
% of Patients satisfied with the time they had to wait for an appointment	10	12	83.3%	86.9%	88.2%	87.7%

\* This is based on patients treated on this contract for their most recent course of treatment. Figures in italics indicate the base number of FP17s or Patient Questionnaire responses are less than 100. N/A is shown where the base number of responses is less than 10 during the period. % is calculated as Quantity/Base number\*100

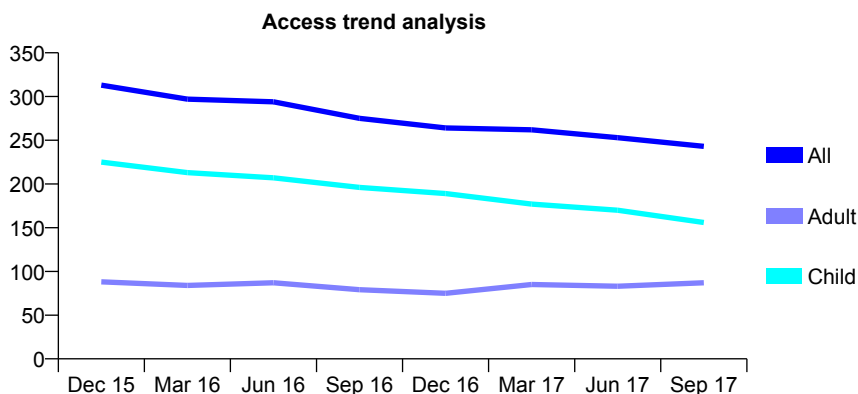
## Q58 - Vital Signs At a Glance Contract Report for 130338/0001 - September 2017

Name or company name	Berkhamsted Dental Practice
Contract type name	GDS Contract
Purpose of contract	General
Contract start date	01/11/2007
Contract end date	

17/18 Contracted general activity (UDA)	540
Carry forward general activity (UDA)	0
17/18 Contracted orthodontic activity (UOA)	0
Carry forward orthodontic activity (UOA)	0
Baseline contract value	£11,535.57

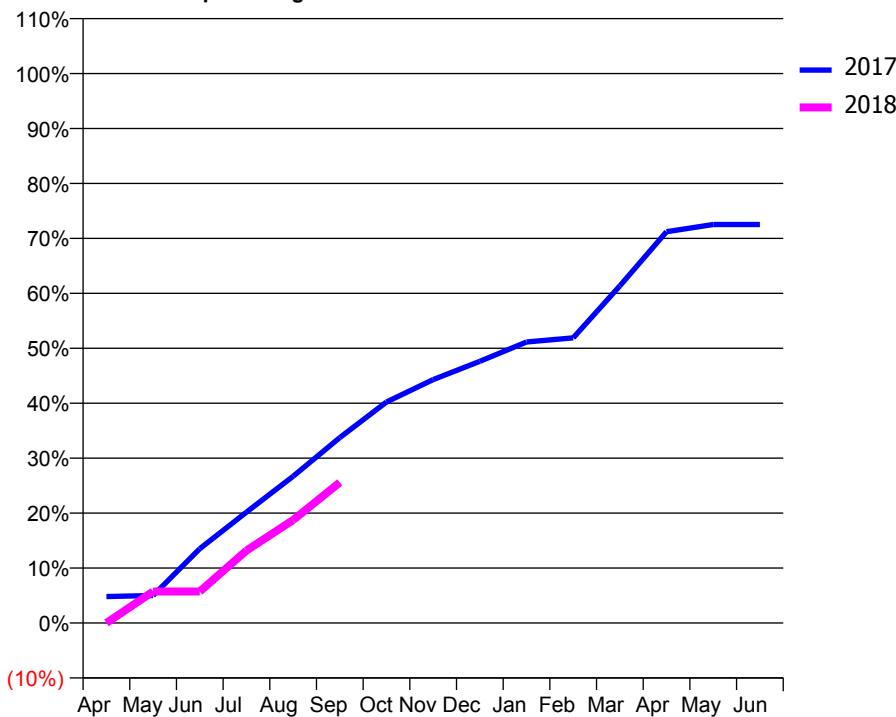
### ACCESS\*

Patients seen in 24 months	Total	Change since previous quarter
Quarter ending September 2016	275	
Quarter ending December 2016	264	↓
Quarter ending March 2017	262	→
Quarter ending June 2017	253	↓
Quarter ending September 2017	243	↓
<b>Variance since September 2016</b>	<b>(11.6%)</b>	<b>↓</b>



### ACTIVITY

Cumulative percentage of contracted UDA delivered 2017 & 2018



Month	Adjusted Scheduled Activity (UDA)	
	2017	2018
April	26	0
May	27	31
June	73	31
July	109	71
August	144	101
September	182	138
October	217	
November	239	
December	257	
January	276	
February	280	
March	331	
April	385	
May	392	
June	392	

### QUALITY

	Quantity	Base Number	Contract	AT	Region	England
% of FP17s for the same patient ID Re-attending within 3 months - Children	2	150	1.3%	10.7%	11.6%	11.9%
% of FP17s for the same patient ID Re-attending within 3 months - Adults	0	26	0.0%	14.4%	15.2%	15.9%
% of FP17s for the same patient ID Re-attending between 3 & 9 months - Children	111	150	74.0%	56.9%	59.1%	58.1%
% of FP17s for the same patient ID Re-attending between 3 & 9 months - Adults	20	26	76.9%	48.5%	51.7%	50.6%
% of FP17s for Band 1 Urgent Courses	1	126	0.8%	8.6%	8.0%	9.1%
% of FP17s Relating to Free Repair or Replacements	0	126	0.0%	0.7%	0.8%	0.8%
% of FP17s Relating to Continuations	0	126	0.0%	0.9%	1.0%	1.1%
% of Patients satisfied with the dentistry they have received	0	0	N/A	91.0%	91.5%	91.4%
% of Patients satisfied with the time they had to wait for an appointment	0	0	N/A	86.9%	88.2%	87.7%

\* This is based on patients treated on this contract for their most recent course of treatment. Figures in italics indicate the base number of FP17s or Patient Questionnaire responses are less than 100. N/A is shown where the base number of responses is less than 10 during the period. % is calculated as Quantity/Base number\*100

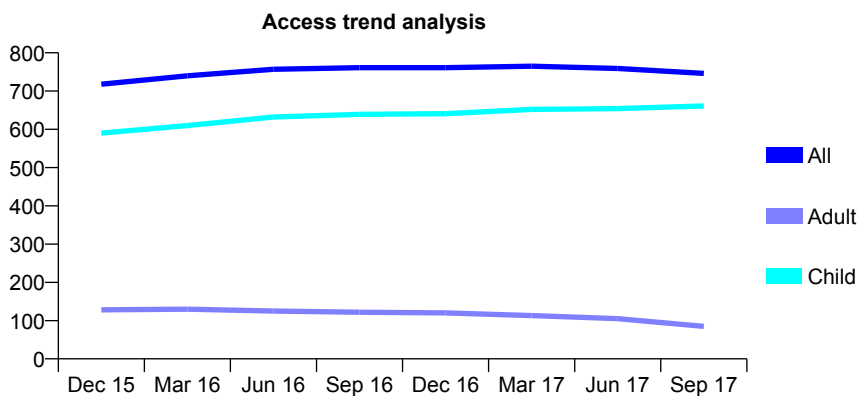
## Q58 - Vital Signs At a Glance Contract Report for 130605/0001 - September 2017

Name or company name	Admiral House Dental Practice
Contract type name	GDS Contract
Purpose of contract	General
Contract start date	01/07/2010
Contract end date	

17/18 Contracted general activity (UDA)	1,240
Carry forward general activity (UDA)	0
17/18 Contracted orthodontic activity (UOA)	0
Carry forward orthodontic activity (UOA)	0
Baseline contract value	£34,930.35

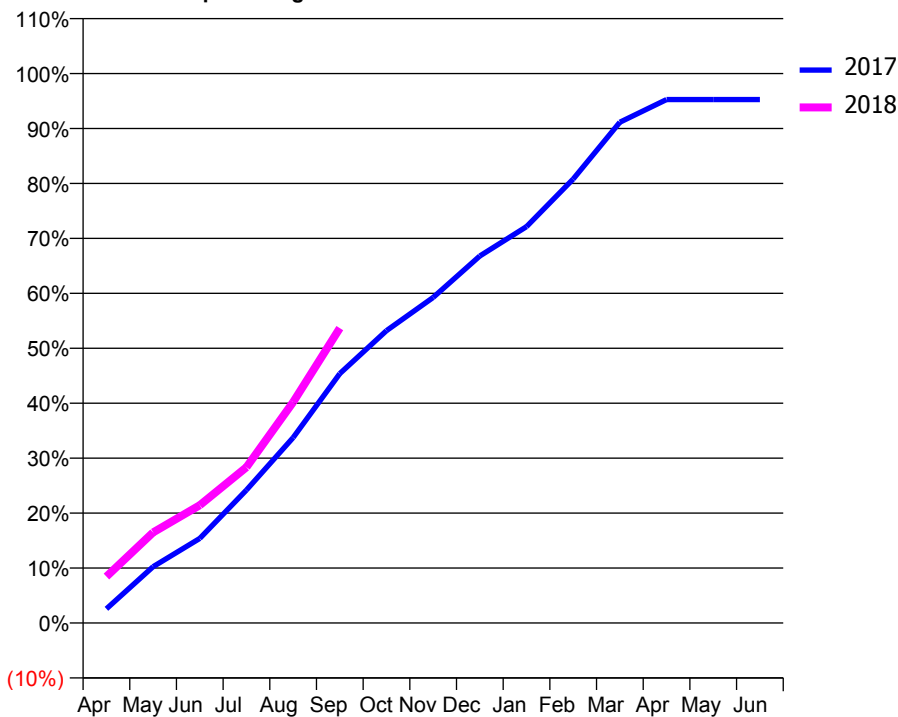
### ACCESS\*

Patients seen in 24 months	Total	Change since previous quarter
Quarter ending September 2016	761	
Quarter ending December 2016	761	→
Quarter ending March 2017	765	→
Quarter ending June 2017	759	→
Quarter ending September 2017	746	↓
<b>Variance since September 2016</b>	<b>(2.0%)</b>	<b>↓</b>



### ACTIVITY

Cumulative percentage of contracted UDA delivered 2017 & 2018



Adjusted Scheduled Activity (UDA)

Month	2017	2018
April	32	105
May	127	205
June	191	266
July	300	352
August	418	498
September	563	665
October	660	
November	735	
December	828	
January	895	
February	1,002	
March	1,130	
April	1,181	
May	1,181	
June	1,181	

### QUALITY

	Quantity	Base Number	Contract	AT	Region	England
% of FP17s for the same patient ID Re-attending within 3 months - Children	29	499	5.8%	10.7%	11.6%	11.9%
% of FP17s for the same patient ID Re-attending within 3 months - Adults	2	20	10.0%	14.4%	15.2%	15.9%
% of FP17s for the same patient ID Re-attending between 3 & 9 months - Children	282	499	56.5%	56.9%	59.1%	58.1%
% of FP17s for the same patient ID Re-attending between 3 & 9 months - Adults	9	20	45.0%	48.5%	51.7%	50.6%
% of FP17s for Band 1 Urgent Courses	17	484	3.5%	8.6%	8.0%	9.1%
% of FP17s Relating to Free Repair or Replacements	0	484	0.0%	0.7%	0.8%	0.8%
% of FP17s Relating to Continuations	0	484	0.0%	0.9%	1.0%	1.1%
% of Patients satisfied with the dentistry they have received	2	2	N/A	91.0%	91.5%	91.4%
% of Patients satisfied with the time they had to wait for an appointment	2	2	N/A	86.9%	88.2%	87.7%

\* This is based on patients treated on this contract for their most recent course of treatment. Figures in italics indicate the base number of FP17s or Patient Questionnaire responses are less than 100. N/A is shown where the base number of responses is less than 10 during the period. % is calculated as Quantity/Base number\*100

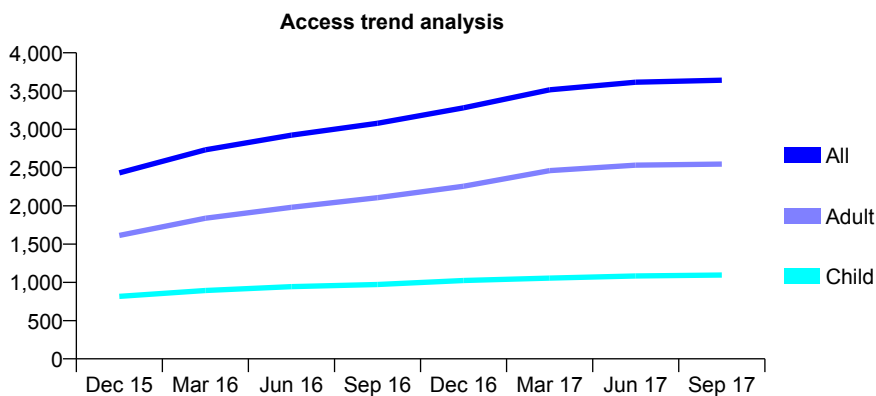
## Q58 - Vital Signs At a Glance Contract Report for 130737/0001 - September 2017

Name or company name	Chartwell Dental Practice Limited
Contract type name	GDS Contract
Purpose of contract	General
Contract start date	01/04/2015
Contract end date	

17/18 Contracted general activity (UDA)	11,100
Carry forward general activity (UDA)	0
17/18 Contracted orthodontic activity (UOA)	0
Carry forward orthodontic activity (UOA)	0
Baseline contract value	£303,085.25

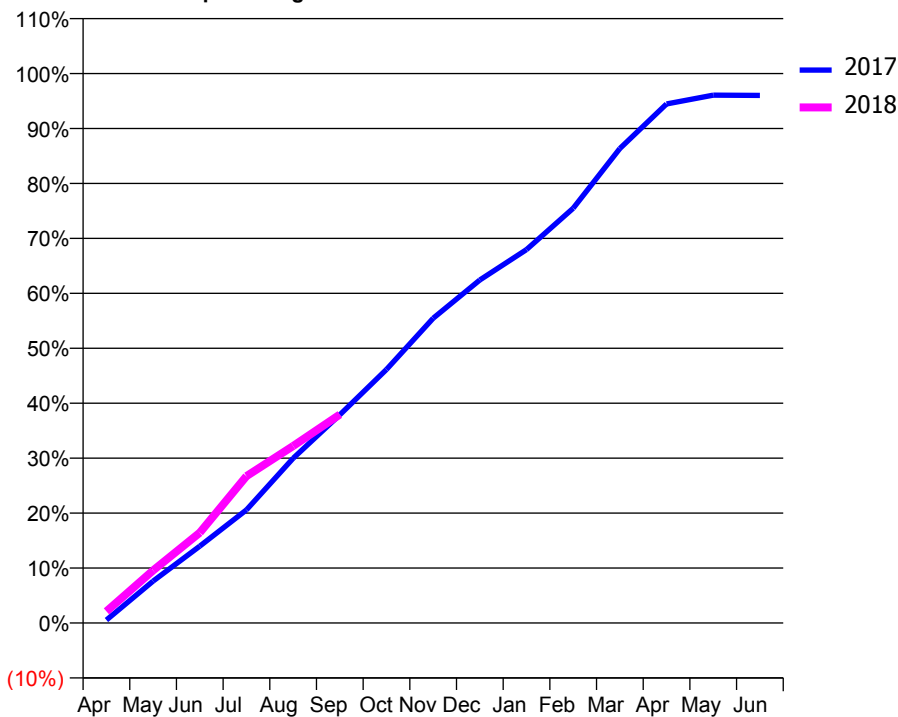
### ACCESS\*

Patients seen in 24 months	Total	Change since previous quarter
Quarter ending September 2016	3,078	
Quarter ending December 2016	3,281	↑
Quarter ending March 2017	3,517	↑
Quarter ending June 2017	3,615	↑
Quarter ending September 2017	3,642	→
<b>Variance since September 2016</b>	<b>18.3%</b>	<b>↑</b>



### ACTIVITY

Cumulative percentage of contracted UDA delivered 2017 & 2018



Month	Adjusted Scheduled Activity (UDA)	
	2017	2018
April	61	235
May	846	1,062
June	1,552	1,824
July	2,287	2,968
August	3,328	3,576
September	4,207	4,212
October	5,121	
November	6,157	
December	6,929	
January	7,544	
February	8,379	
March	9,586	
April	10,484	
May	10,663	
June	10,657	

### QUALITY

	Quantity	Base Number	Contract	AT	Region	England
% of FP17s for the same patient ID Re-attending within 3 months - Children	62	896	6.9%	10.7%	11.6%	11.9%
% of FP17s for the same patient ID Re-attending within 3 months - Adults	207	1,858	11.1%	14.4%	15.2%	15.9%
% of FP17s for the same patient ID Re-attending between 3 & 9 months - Children	515	896	57.5%	56.9%	59.1%	58.1%
% of FP17s for the same patient ID Re-attending between 3 & 9 months - Adults	1,083	1,858	58.3%	48.5%	51.7%	50.6%
% of FP17s for Band 1 Urgent Courses	117	2,360	5.0%	8.6%	8.0%	9.1%
% of FP17s Relating to Free Repair or Replacements	2	2,360	0.1%	0.7%	0.8%	0.8%
% of FP17s Relating to Continuations	47	2,360	2.0%	0.9%	1.0%	1.1%
% of Patients satisfied with the dentistry they have received	4	4	N/A	91.0%	91.5%	91.4%
% of Patients satisfied with the time they had to wait for an appointment	4	4	N/A	86.9%	88.2%	87.7%

\* This is based on patients treated on this contract for their most recent course of treatment. Figures in italics indicate the base number of FP17s or Patient Questionnaire responses are less than 100. N/A is shown where the base number of responses is less than 10 during the period. % is calculated as Quantity/Base number\*100

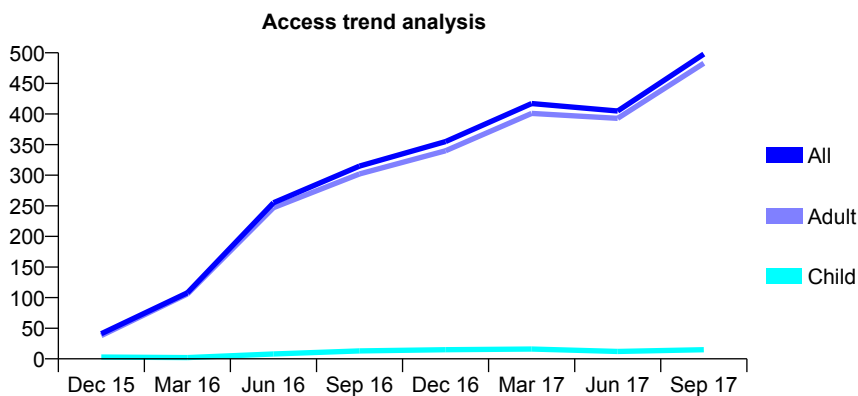
## Q58 - Vital Signs At a Glance Contract Report for 130737/0003 - September 2017

Name or company name	Chartwell Dental Practice Limited
Contract type name	PDS Contract
Purpose of contract	General
Contract start date	01/04/2015
Contract end date	31/03/2018

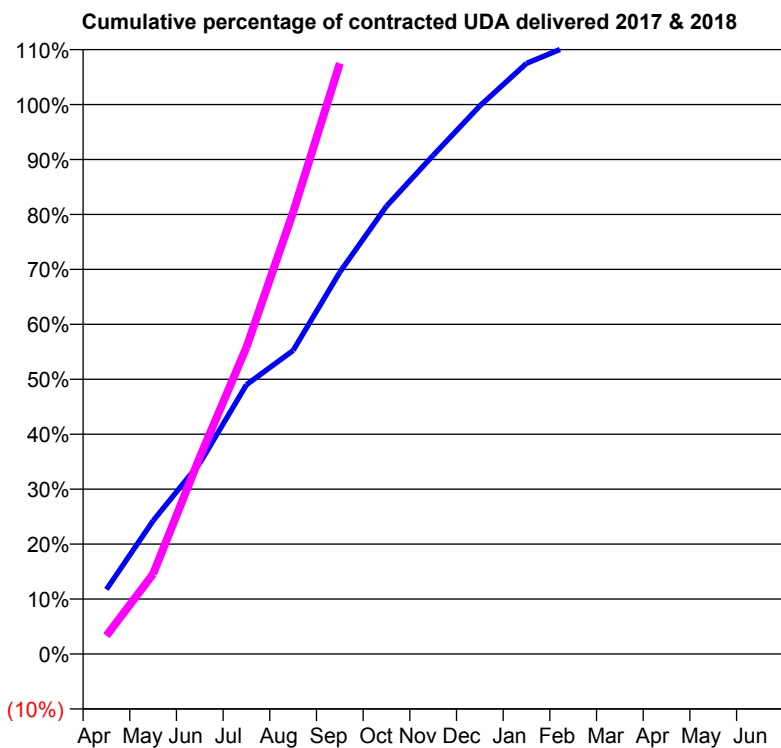
17/18 Contracted general activity (UDA)	720
Carry forward general activity (UDA)	0
17/18 Contracted orthodontic activity (UOA)	0
Carry forward orthodontic activity (UOA)	0
Baseline contract value	£48,001.01

### ACCESS\*

Patients seen in 24 months	Total	Change since previous quarter
Quarter ending September 2016	315	
Quarter ending December 2016	355	↑
Quarter ending March 2017	417	↑
Quarter ending June 2017	405	↓
Quarter ending September 2017	498	↑
<b>Variance since September 2016</b>	<b>58.1%</b>	<b>↑</b>



### ACTIVITY



Month	Adjusted Scheduled Activity (UDA)	
	2017	2018
April	141	24
May	291	105
June	417	258
July	588	402
August	663	579
September	834	774
October	978	
November	1,089	
December	1,197	
January	1,290	
February	1,332	
March	1,470	
April	1,569	
May	1,569	
June	1,569	

### QUALITY

	Quantity	Base Number	Contract	AT	Region	England
% of FP17s for the same patient ID Re-attending within 3 months - Children	0	12	0.0%	10.7%	11.6%	11.9%
% of FP17s for the same patient ID Re-attending within 3 months - Adults	2	279	0.7%	14.4%	15.2%	15.9%
% of FP17s for the same patient ID Re-attending between 3 & 9 months - Children	0	12	0.0%	56.9%	59.1%	58.1%
% of FP17s for the same patient ID Re-attending between 3 & 9 months - Adults	0	279	0.0%	48.5%	51.7%	50.6%
% of FP17s for Band 1 Urgent Courses	0	258	0.0%	8.6%	8.0%	9.1%
% of FP17s Relating to Free Repair or Replacements	0	258	0.0%	0.7%	0.8%	0.8%
% of FP17s Relating to Continuations	0	258	0.0%	0.9%	1.0%	1.1%
% of Patients satisfied with the dentistry they have received	0	0	N/A	91.0%	91.5%	91.4%
% of Patients satisfied with the time they had to wait for an appointment	0	0	N/A	86.9%	88.2%	87.7%

\* This is based on patients treated on this contract for their most recent course of treatment. Figures in italics indicate the base number of FP17s or Patient Questionnaire responses are less than 100. N/A is shown where the base number of responses is less than 10 during the period. % is calculated as Quantity/Base number\*100



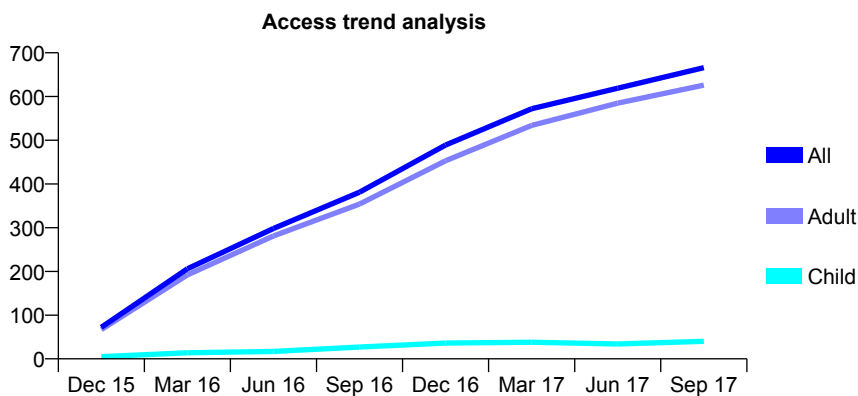
## Q58 - Vital Signs At a Glance Contract Report for 130737/0004 - September 2017

Name or company name	Chartwell Dental Practice Limited
Contract type name	PDS Contract
Purpose of contract	General
Contract start date	01/04/2015
Contract end date	31/03/2018

17/18 Contracted general activity (UDA)	735
Carry forward general activity (UDA)	0
17/18 Contracted orthodontic activity (UOA)	0
Carry forward orthodontic activity (UOA)	0
Baseline contract value	£91,876.01

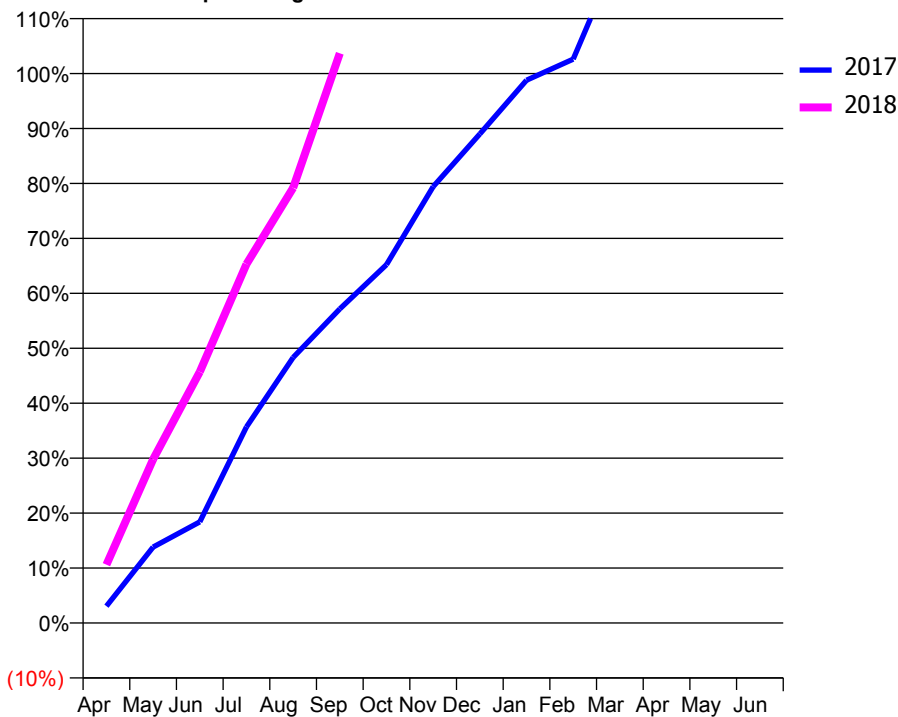
### ACCESS\*

Patients seen in 24 months	Total	Change since previous quarter
Quarter ending September 2016	381	
Quarter ending December 2016	489	↑
Quarter ending March 2017	572	↑
Quarter ending June 2017	619	↑
Quarter ending September 2017	666	↑
<b>Variance since September 2016</b>	<b>74.8%</b>	<b>↑</b>



### ACTIVITY

Cumulative percentage of contracted UDA delivered 2017 & 2018



Month	Adjusted Scheduled Activity (UDA)	
	2017	2018
April	48	78
May	216	219
June	288	336
July	558	480
August	756	582
September	894	762
October	1,020	
November	1,242	
December	1,392	
January	1,545	
February	1,605	
March	1,915	
April	1,981	
May	2,008	
June	2,008	

### QUALITY

	Quantity	Base Number	Contract	AT	Region	England
% of FP17s for the same patient ID Re-attending within 3 months - Children	1	18	5.6%	10.7%	11.6%	11.9%
% of FP17s for the same patient ID Re-attending within 3 months - Adults	1	267	0.4%	14.4%	15.2%	15.9%
% of FP17s for the same patient ID Re-attending between 3 & 9 months - Children	0	18	0.0%	56.9%	59.1%	58.1%
% of FP17s for the same patient ID Re-attending between 3 & 9 months - Adults	1	267	0.4%	48.5%	51.7%	50.6%
% of FP17s for Band 1 Urgent Courses	0	254	0.0%	8.6%	8.0%	9.1%
% of FP17s Relating to Free Repair or Replacements	0	254	0.0%	0.7%	0.8%	0.8%
% of FP17s Relating to Continuations	0	254	0.0%	0.9%	1.0%	1.1%
% of Patients satisfied with the dentistry they have received	0	0	N/A	91.0%	91.5%	91.4%
% of Patients satisfied with the time they had to wait for an appointment	0	0	N/A	86.9%	88.2%	87.7%

\* This is based on patients treated on this contract for their most recent course of treatment. Figures in italics indicate the base number of FP17s or Patient Questionnaire responses are less than 100. N/A is shown where the base number of responses is less than 10 during the period. % is calculated as Quantity/Base number\*100

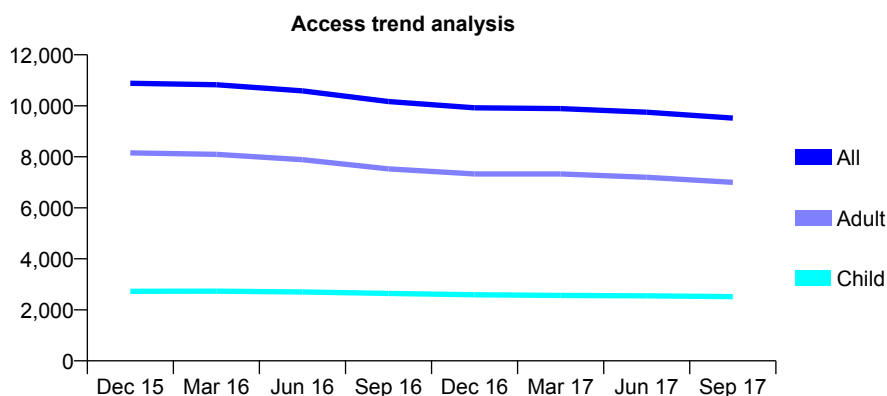
## Q58 - Vital Signs At a Glance Contract Report for 131881/0001 - September 2017

Name or company name	Basudev Enterprise Ltd
Contract type name	GDS Contract
Purpose of contract	General
Contract start date	01/02/2012
Contract end date	

17/18 Contracted general activity (UDA)	28,259
Carry forward general activity (UDA)	0
17/18 Contracted orthodontic activity (UOA)	0
Carry forward orthodontic activity (UOA)	0
Baseline contract value	£652,363.20

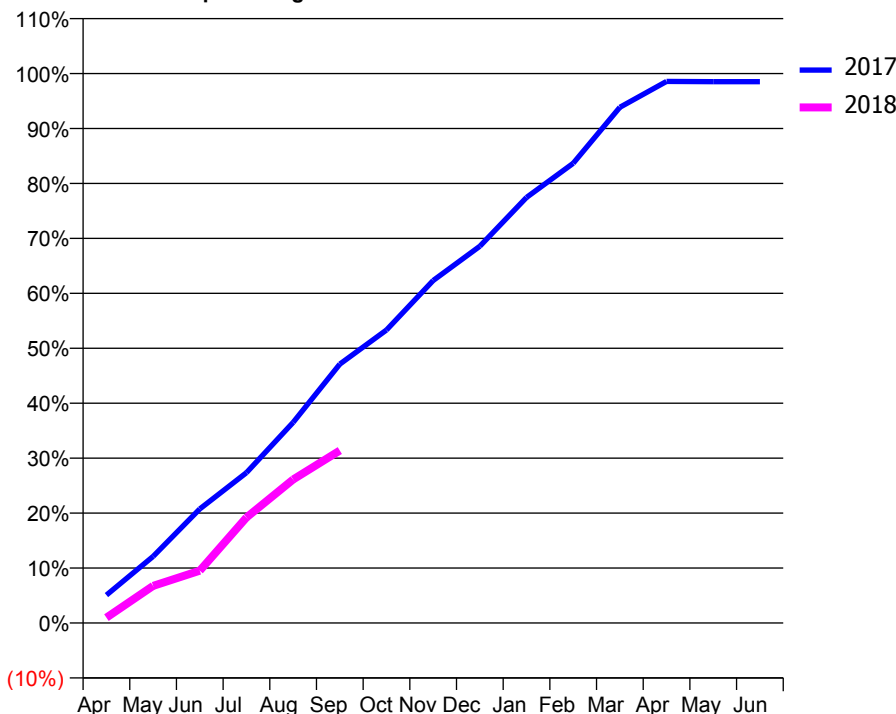
### ACCESS\*

Patients seen in 24 months	Total	Change since previous quarter
Quarter ending September 2016	10,169	
Quarter ending December 2016	9,919	↓
Quarter ending March 2017	9,892	→
Quarter ending June 2017	9,750	↓
Quarter ending September 2017	9,518	↓
<b>Variance since September 2016</b>	<b>(6.4%)</b>	<b>↓</b>



### ACTIVITY

Cumulative percentage of contracted UDA delivered 2017 & 2018



Adjusted Scheduled Activity (UDA)

Month	2017	2018
April	1,437	278
May	3,425	1,907
June	5,869	2,693
July	7,733	5,426
August	10,319	7,383
September	13,317	8,871
October	15,068	
November	17,616	
December	19,375	
January	21,887	
February	23,645	
March	26,523	
April	27,853	
May	27,837	
June	27,839	

### QUALITY

	Quantity	Base Number	Contract	AT	Region	England
% of FP17s for the same patient ID Re-attending within 3 months - Children	135	1,615	8.4%	10.7%	11.6%	11.9%
% of FP17s for the same patient ID Re-attending within 3 months - Adults	515	4,060	12.7%	14.4%	15.2%	15.9%
% of FP17s for the same patient ID Re-attending between 3 & 9 months - Children	980	1,615	60.7%	56.9%	59.1%	58.1%
% of FP17s for the same patient ID Re-attending between 3 & 9 months - Adults	2,337	4,060	57.6%	48.5%	51.7%	50.6%
% of FP17s for Band 1 Urgent Courses	450	5,067	8.9%	8.6%	8.0%	9.1%
% of FP17s Relating to Free Repair or Replacements	73	5,067	1.4%	0.7%	0.8%	0.8%
% of FP17s Relating to Continuations	11	5,067	0.2%	0.9%	1.0%	1.1%
% of Patients satisfied with the dentistry they have received	15	19	78.9%	91.0%	91.5%	91.4%
% of Patients satisfied with the time they had to wait for an appointment	17	19	89.5%	86.9%	88.2%	87.7%

\* This is based on patients treated on this contract for their most recent course of treatment. Figures in italics indicate the base number of FP17s or Patient Questionnaire responses are less than 100. N/A is shown where the base number of responses is less than 10 during the period. % is calculated as Quantity/Base number\*100

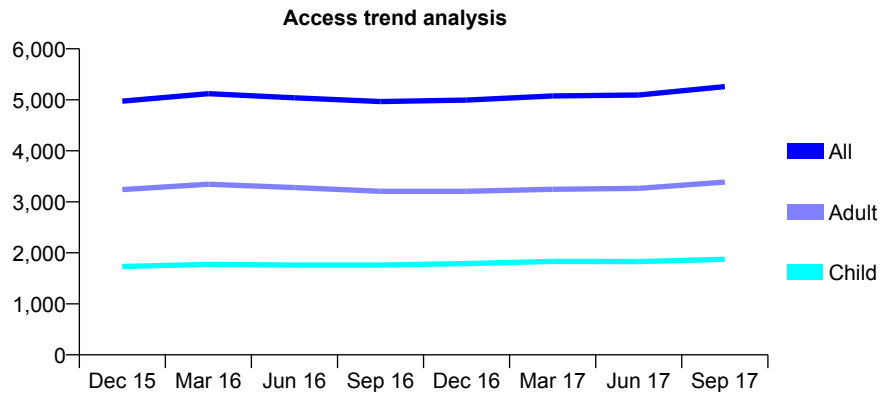
## Q58 - Vital Signs At a Glance Contract Report for 134139/0001 - September 2017

Name or company name	The Green Bushey Partnership
Contract type name	GDS Contract
Purpose of contract	General
Contract start date	01/11/2007
Contract end date	

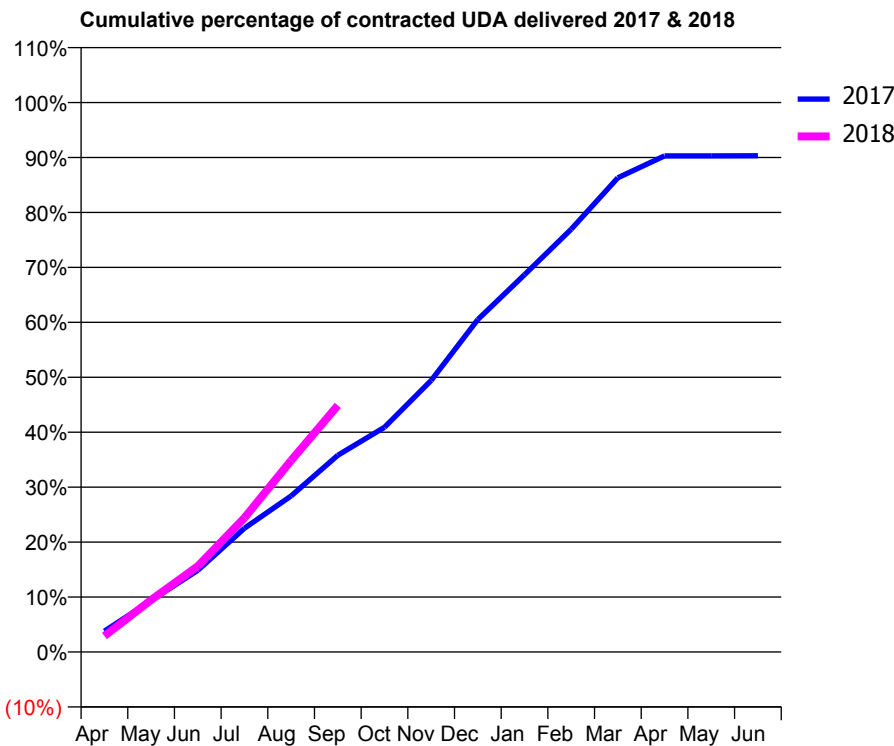
17/18 Contracted general activity (UDA)	12,423
Carry forward general activity (UDA)	0
17/18 Contracted orthodontic activity (UOA)	0
Carry forward orthodontic activity (UOA)	0
Baseline contract value	£389,433.40

### ACCESS\*

Patients seen in 24 months	Total	Change since previous quarter
Quarter ending September 2016	4,966	
Quarter ending December 2016	4,995	→
Quarter ending March 2017	5,077	→
Quarter ending June 2017	5,094	→
Quarter ending September 2017	5,259	↑
<b>Variance since September 2016</b>	<b>5.9%</b>	<b>↑</b>



### ACTIVITY



Month	Adjusted Scheduled Activity (UDA)	
	2017	2018
April	473	363
May	1,165	1,178
June	1,847	1,941
July	2,800	3,033
August	3,529	4,332
September	4,448	5,577
October	5,082	
November	6,139	
December	7,517	
January	8,530	
February	9,559	
March	10,721	
April	11,218	
May	11,218	
June	11,219	

### QUALITY

	Quantity	Base Number	Contract	AT	Region	England
% of FP17s for the same patient ID Re-attending within 3 months - Children	79	1,435	5.5%	10.7%	11.6%	11.9%
% of FP17s for the same patient ID Re-attending within 3 months - Adults	314	2,199	14.3%	14.4%	15.2%	15.9%
% of FP17s for the same patient ID Re-attending between 3 & 9 months - Children	740	1,435	51.6%	56.9%	59.1%	58.1%
% of FP17s for the same patient ID Re-attending between 3 & 9 months - Adults	937	2,199	42.6%	48.5%	51.7%	50.6%
% of FP17s for Band 1 Urgent Courses	436	3,359	13.0%	8.6%	8.0%	9.1%
% of FP17s Relating to Free Repair or Replacements	5	3,359	0.1%	0.7%	0.8%	0.8%
% of FP17s Relating to Continuations	36	3,359	1.1%	0.9%	1.0%	1.1%
% of Patients satisfied with the dentistry they have received	6	6	N/A	91.0%	91.5%	91.4%
% of Patients satisfied with the time they had to wait for an appointment	6	6	N/A	86.9%	88.2%	87.7%

\* This is based on patients treated on this contract for their most recent course of treatment. Figures in italics indicate the base number of FP17s or Patient Questionnaire responses are less than 100. N/A is shown where the base number of responses is less than 10 during the period. % is calculated as Quantity/Base number\*100

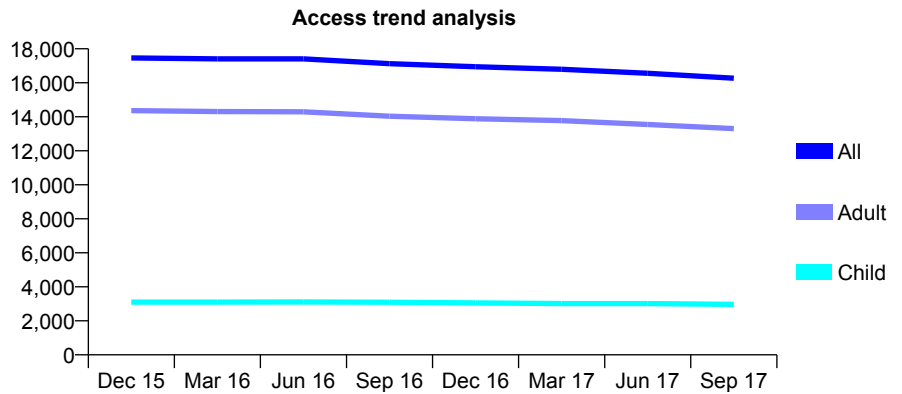
## Q58 - Vital Signs At a Glance Contract Report for 134368/0001 - September 2017

Name or company name	The Elms Dental Practice
Contract type name	GDS Contract
Purpose of contract	General
Contract start date	01/04/2006
Contract end date	

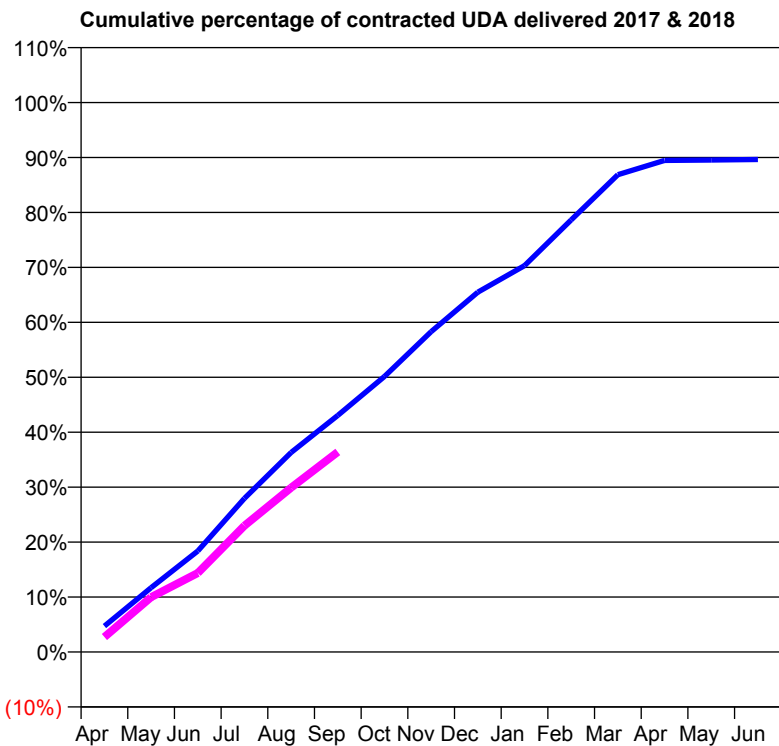
17/18 Contracted general activity (UDA)	53,046
Carry forward general activity (UDA)	0
17/18 Contracted orthodontic activity (UOA)	0
Carry forward orthodontic activity (UOA)	0
Baseline contract value	£1,414,593.59

### ACCESS\*

Patients seen in 24 months	Total	Change since previous quarter
Quarter ending September 2016	17,127	
Quarter ending December 2016	16,942	↓
Quarter ending March 2017	16,796	→
Quarter ending June 2017	16,561	↓
Quarter ending September 2017	16,272	↓
<b>Variance since September 2016</b>	<b>(5.0%)</b>	<b>↓</b>



### ACTIVITY



Month	Adjusted Scheduled Activity (UDA)	
	2017	2018
April	2,498	1,444
May	6,216	5,291
June	9,746	7,626
July	14,832	12,192
August	19,264	15,861
September	22,848	19,317
October	26,595	
November	30,930	
December	34,738	
January	37,299	
February	41,717	
March	46,080	
April	47,459	
May	47,498	
June	47,551	

### QUALITY

	Quantity	Base Number	Contract	AT	Region	England
% of FP17s for the same patient ID Re-attending within 3 months - Children	114	2,231	5.1%	10.7%	11.6%	11.9%
% of FP17s for the same patient ID Re-attending within 3 months - Adults	1,140	9,441	12.1%	14.4%	15.2%	15.9%
% of FP17s for the same patient ID Re-attending between 3 & 9 months - Children	1,506	2,231	67.5%	56.9%	59.1%	58.1%
% of FP17s for the same patient ID Re-attending between 3 & 9 months - Adults	5,866	9,441	62.1%	48.5%	51.7%	50.6%
% of FP17s for Band 1 Urgent Courses	621	10,287	6.0%	8.6%	8.0%	9.1%
% of FP17s Relating to Free Repair or Replacements	168	10,287	1.6%	0.7%	0.8%	0.8%
% of FP17s Relating to Continuations	20	10,287	0.2%	0.9%	1.0%	1.1%
% of Patients satisfied with the dentistry they have received	16	18	88.9%	91.0%	91.5%	91.4%
% of Patients satisfied with the time they had to wait for an appointment	18	18	100.0%	86.9%	88.2%	87.7%

\* This is based on patients treated on this contract for their most recent course of treatment. Figures in italics indicate the base number of FP17s or Patient Questionnaire responses are less than 100. N/A is shown where the base number of responses is less than 10 during the period. % is calculated as Quantity/Base number\*100

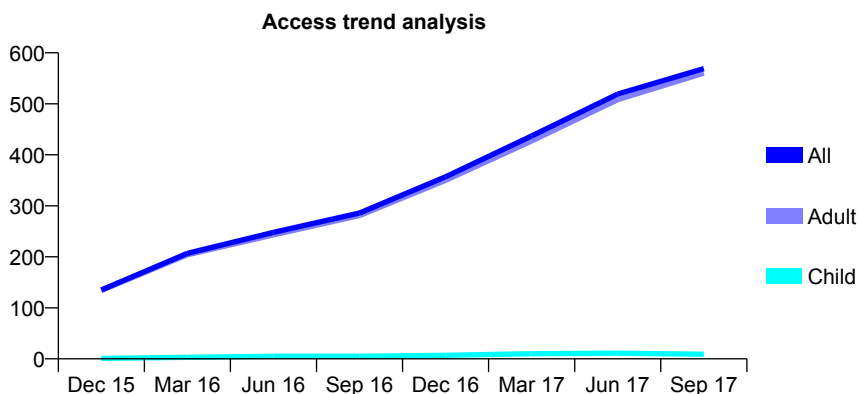
## Q58 - Vital Signs At a Glance Contract Report for 135143/0001 - September 2017

Name or company name	GOFFS OAK DENTAL CARE
Contract type name	PDS Contract
Purpose of contract	General
Contract start date	25/02/2013
Contract end date	31/03/2018

17/18 Contracted general activity (UDA)	1,608
Carry forward general activity (UDA)	0
17/18 Contracted orthodontic activity (UOA)	0
Carry forward orthodontic activity (UOA)	0
Baseline contract value	£59,667.69

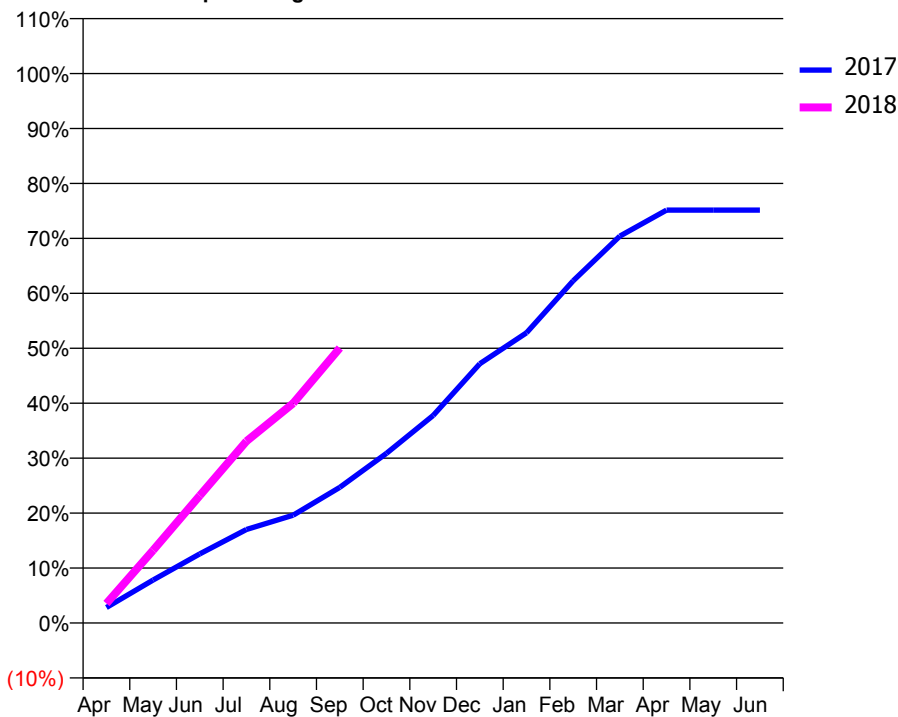
### ACCESS\*

Patients seen in 24 months	Total	Change since previous quarter
Quarter ending September 2016	286	
Quarter ending December 2016	357	↑
Quarter ending March 2017	437	↑
Quarter ending June 2017	519	↑
Quarter ending September 2017	569	↑
<b>Variance since September 2016</b>	<b>99.0%</b>	<b>↑</b>



### ACTIVITY

Cumulative percentage of contracted UDA delivered 2017 & 2018



Month	Adjusted Scheduled Activity (UDA)	
	2017	2018
April	50	57
May	139	213
June	223	373
July	302	532
August	348	643
September	438	805
October	548	
November	670	
December	837	
January	937	
February	1,105	
March	1,249	
April	1,333	
May	1,333	
June	1,333	

### QUALITY

	Quantity	Base Number	Contract	AT	Region	England
% of FP17s for the same patient ID Re-attending within 3 months - Children	0	7	0.0%	10.7%	11.6%	11.9%
% of FP17s for the same patient ID Re-attending within 3 months - Adults	1	290	0.3%	14.4%	15.2%	15.9%
% of FP17s for the same patient ID Re-attending between 3 & 9 months - Children	0	7	0.0%	56.9%	59.1%	58.1%
% of FP17s for the same patient ID Re-attending between 3 & 9 months - Adults	3	290	1.0%	48.5%	51.7%	50.6%
% of FP17s for Band 1 Urgent Courses	0	269	0.0%	8.6%	8.0%	9.1%
% of FP17s Relating to Free Repair or Replacements	0	269	0.0%	0.7%	0.8%	0.8%
% of FP17s Relating to Continuations	0	269	0.0%	0.9%	1.0%	1.1%
% of Patients satisfied with the dentistry they have received	1	1	N/A	91.0%	91.5%	91.4%
% of Patients satisfied with the time they had to wait for an appointment	0	1	N/A	86.9%	88.2%	87.7%

\* This is based on patients treated on this contract for their most recent course of treatment. Figures in italics indicate the base number of FP17s or Patient Questionnaire responses are less than 100. N/A is shown where the base number of responses is less than 10 during the period. % is calculated as Quantity/Base number\*100

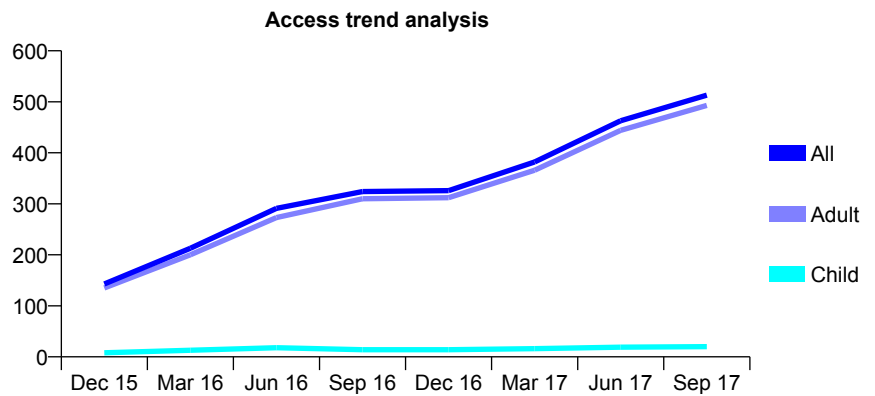
## Q58 - Vital Signs At a Glance Contract Report for 135143/0002 - September 2017

Name or company name	GOFFS OAK DENTAL CARE
Contract type name	PDS Contract
Purpose of contract	General
Contract start date	25/02/2013
Contract end date	31/03/2018

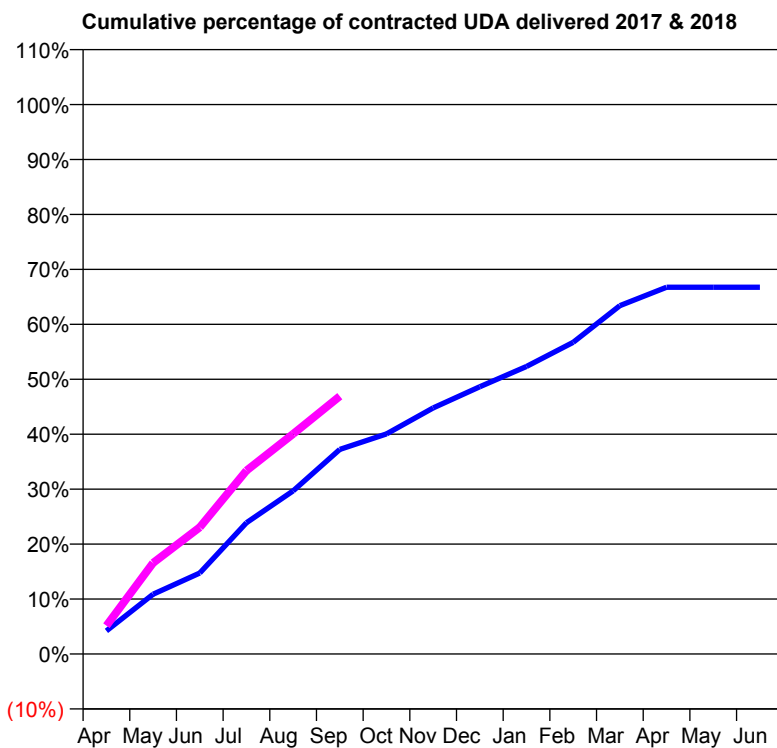
17/18 Contracted general activity (UDA)	1,573
Carry forward general activity (UDA)	0
17/18 Contracted orthodontic activity (UOA)	0
Carry forward orthodontic activity (UOA)	0
Baseline contract value	£95,251.02

### ACCESS\*

Patients seen in 24 months	Total	Change since previous quarter
Quarter ending September 2016	324	
Quarter ending December 2016	326	→
Quarter ending March 2017	382	↑
Quarter ending June 2017	463	↑
Quarter ending September 2017	513	↑
<b>Variance since September 2016</b>	<b>58.3%</b>	<b>↑</b>



### ACTIVITY



Month	Adjusted Scheduled Activity (UDA)	
	2017	2018
April	72	81
May	186	261
June	252	363
July	408	525
August	507	630
September	636	738
October	684	
November	765	
December	831	
January	894	
February	969	
March	1,083	
April	1,140	
May	1,140	
June	1,140	

### QUALITY

	Quantity	Base Number	Contract	AT	Region	England
% of FP17s for the same patient ID Re-attending within 3 months - Children	0	14	0.0%	10.7%	11.6%	11.9%
% of FP17s for the same patient ID Re-attending within 3 months - Adults	1	251	0.4%	14.4%	15.2%	15.9%
% of FP17s for the same patient ID Re-attending between 3 & 9 months - Children	0	14	0.0%	56.9%	59.1%	58.1%
% of FP17s for the same patient ID Re-attending between 3 & 9 months - Adults	0	251	0.0%	48.5%	51.7%	50.6%
% of FP17s for Band 1 Urgent Courses	0	246	0.0%	8.6%	8.0%	9.1%
% of FP17s Relating to Free Repair or Replacements	0	246	0.0%	0.7%	0.8%	0.8%
% of FP17s Relating to Continuations	0	246	0.0%	0.9%	1.0%	1.1%
% of Patients satisfied with the dentistry they have received	1	1	N/A	91.0%	91.5%	91.4%
% of Patients satisfied with the time they had to wait for an appointment	1	1	N/A	86.9%	88.2%	87.7%

\* This is based on patients treated on this contract for their most recent course of treatment. Figures in italics indicate the base number of FP17s or Patient Questionnaire responses are less than 100. N/A is shown where the base number of responses is less than 10 during the period. % is calculated as Quantity/Base number\*100

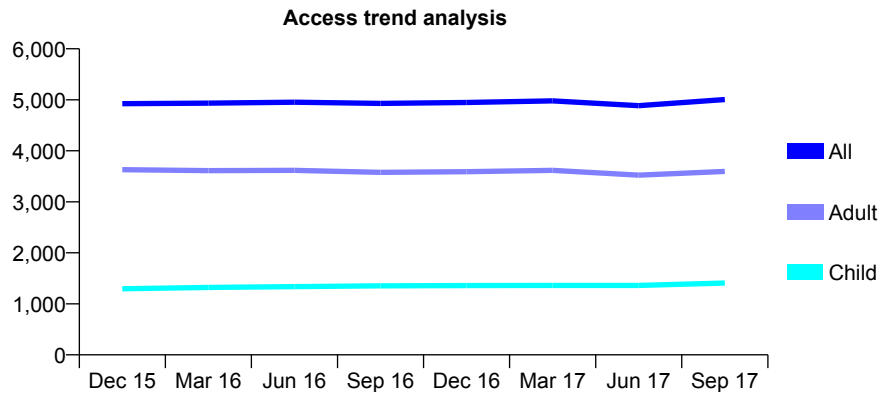
## Q58 - Vital Signs At a Glance Contract Report for 135380/0001 - September 2017

Name or company name	Borehamwood Dental Practice Ltd
Contract type name	GDS Contract
Purpose of contract	General
Contract start date	19/11/2007
Contract end date	

17/18 Contracted general activity (UDA)	13,845
Carry forward general activity (UDA)	0
17/18 Contracted orthodontic activity (UOA)	0
Carry forward orthodontic activity (UOA)	0
Baseline contract value	£414,433.11

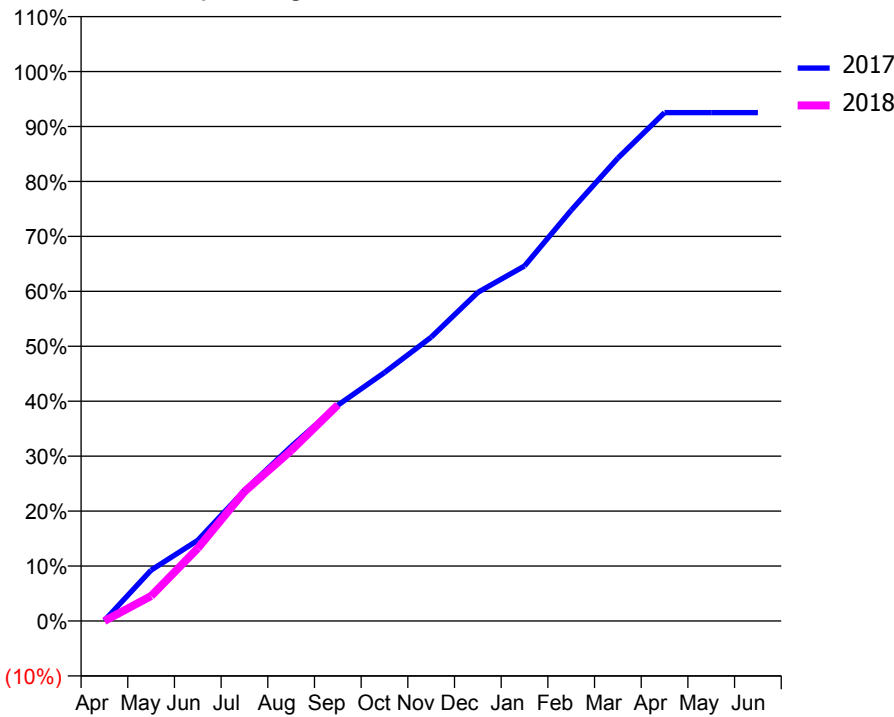
### ACCESS\*

Patients seen in 24 months	Total	Change since previous quarter
Quarter ending September 2016	4,930	
Quarter ending December 2016	4,947	→
Quarter ending March 2017	4,978	→
Quarter ending June 2017	4,884	↓
Quarter ending September 2017	5,005	↑
<b>Variance since September 2016</b>	<b>1.5%</b>	<b>→</b>



### ACTIVITY

Cumulative percentage of contracted UDA delivered 2017 & 2018



Month	Adjusted Scheduled Activity (UDA)	
	2017	2018
April	13	0
May	1,282	629
June	2,035	1,833
July	3,287	3,261
August	4,396	4,294
September	5,438	5,446
October	6,261	
November	7,152	
December	8,279	
January	8,945	
February	10,348	
March	11,662	
April	12,809	
May	12,809	
June	12,809	

### QUALITY

	Quantity	Base Number	Contract	AT	Region	England
% of FP17s for the same patient ID Re-attending within 3 months - Children	94	1,050	9.0%	10.7%	11.6%	11.9%
% of FP17s for the same patient ID Re-attending within 3 months - Adults	361	2,360	15.3%	14.4%	15.2%	15.9%
% of FP17s for the same patient ID Re-attending between 3 & 9 months - Children	558	1,050	53.1%	56.9%	59.1%	58.1%
% of FP17s for the same patient ID Re-attending between 3 & 9 months - Adults	1,140	2,360	48.3%	48.5%	51.7%	50.6%
% of FP17s for Band 1 Urgent Courses	264	2,961	8.9%	8.6%	8.0%	9.1%
% of FP17s Relating to Free Repair or Replacements	6	2,961	0.2%	0.7%	0.8%	0.8%
% of FP17s Relating to Continuations	76	2,961	2.6%	0.9%	1.0%	1.1%
% of Patients satisfied with the dentistry they have received	6	6	N/A	91.0%	91.5%	91.4%
% of Patients satisfied with the time they had to wait for an appointment	6	6	N/A	86.9%	88.2%	87.7%

\* This is based on patients treated on this contract for their most recent course of treatment. Figures in italics indicate the base number of FP17s or Patient Questionnaire responses are less than 100. N/A is shown where the base number of responses is less than 10 during the period. % is calculated as Quantity/Base number\*100

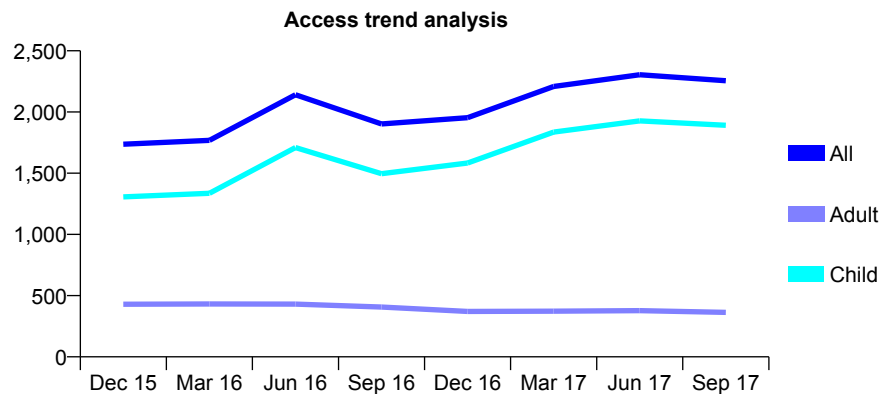
## Q58 - Vital Signs At a Glance Contract Report for 137677/0003 - September 2017

Name or company name	Leagrave Clinic Ltd
Contract type name	GDS Contract
Purpose of contract	General
Contract start date	01/04/2014
Contract end date	31/03/2018

17/18 Contracted general activity (UDA)	900
Carry forward general activity (UDA)	0
17/18 Contracted orthodontic activity (UOA)	0
Carry forward orthodontic activity (UOA)	0
Baseline contract value	£570,945.74

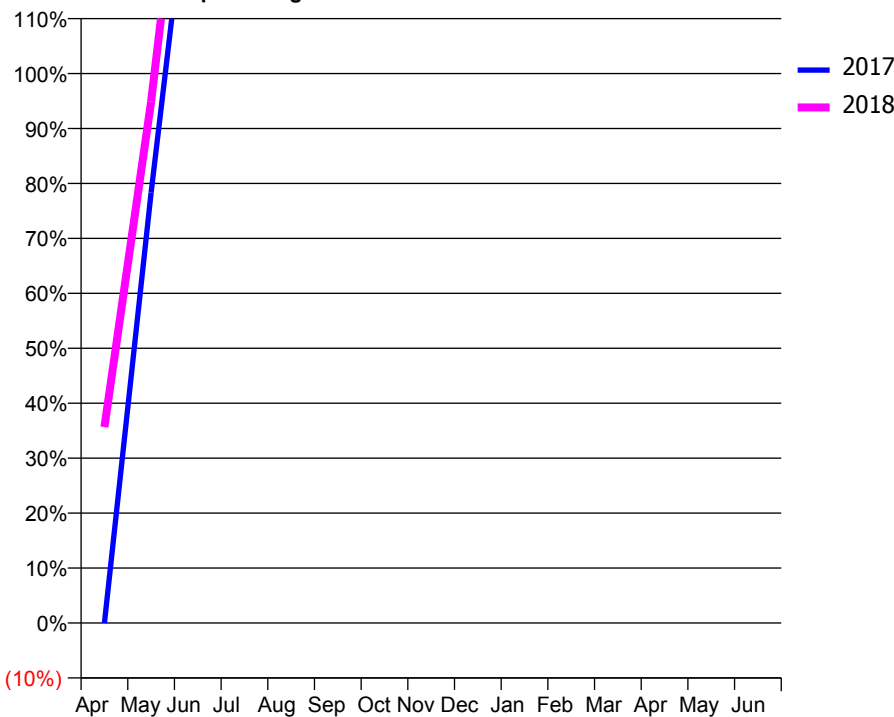
### ACCESS\*

Patients seen in 24 months	Total	Change since previous quarter
Quarter ending September 2016	1,903	
Quarter ending December 2016	1,954	↑
Quarter ending March 2017	2,209	↑
Quarter ending June 2017	2,305	↑
Quarter ending September 2017	2,255	↓
<b>Variance since September 2016</b>	<b>18.5%</b>	<b>↑</b>



### ACTIVITY

Cumulative percentage of contracted UDA delivered 2017 & 2018



Month	Adjusted Scheduled Activity (UDA)	
	2017	2018
April	0	321
May	705	854
June	1,349	1,497
July	2,311	2,264
August	2,753	2,823
September	3,222	3,528
October	3,717	
November	4,357	
December	5,029	
January	5,150	
February	5,736	
March	7,348	
April	7,914	
May	8,391	
June	8,393	

### QUALITY

	Quantity	Base Number	Contract	AT	Region	England
% of FP17s for the same patient ID Re-attending within 3 months - Children	231	1,597	14.5%	10.7%	11.6%	11.9%
% of FP17s for the same patient ID Re-attending within 3 months - Adults	13	187	7.0%	14.4%	15.2%	15.9%
% of FP17s for the same patient ID Re-attending between 3 & 9 months - Children	26	1,597	1.6%	56.9%	59.1%	58.1%
% of FP17s for the same patient ID Re-attending between 3 & 9 months - Adults	0	187	0.0%	48.5%	51.7%	50.6%
% of FP17s for Band 1 Urgent Courses	0	1,293	0.0%	8.6%	8.0%	9.1%
% of FP17s Relating to Free Repair or Replacements	0	1,293	0.0%	0.7%	0.8%	0.8%
% of FP17s Relating to Continuations	19	1,293	1.5%	0.9%	1.0%	1.1%
% of Patients satisfied with the dentistry they have received	2	2	N/A	91.0%	91.5%	91.4%
% of Patients satisfied with the time they had to wait for an appointment	1	2	N/A	86.9%	88.2%	87.7%

\* This is based on patients treated on this contract for their most recent course of treatment. Figures in italics indicate the base number of FP17s or Patient Questionnaire responses are less than 100. N/A is shown where the base number of responses is less than 10 during the period. % is calculated as Quantity/Base number\*100



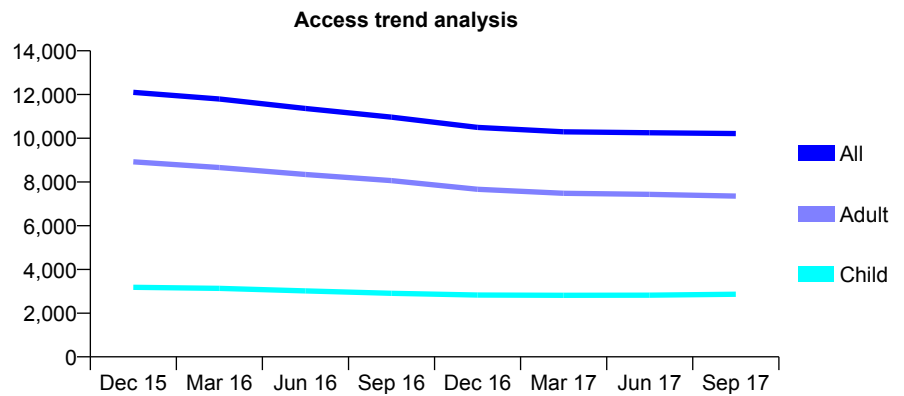
## Q58 - Vital Signs At a Glance Contract Report for 138703/0002 - September 2017

Name or company name	Palladium Services Limited
Contract type name	GDS Contract
Purpose of contract	General
Contract start date	05/08/2011
Contract end date	

17/18 Contracted general activity (UDA)	24,913
Carry forward general activity (UDA)	0
17/18 Contracted orthodontic activity (UOA)	0
Carry forward orthodontic activity (UOA)	0
Baseline contract value	£635,193.32

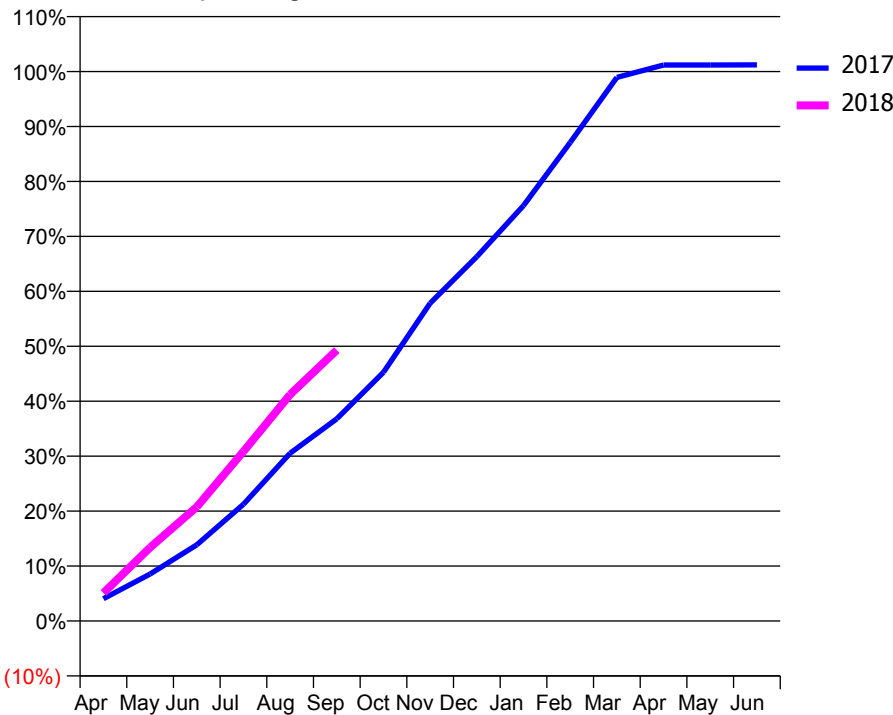
### ACCESS\*

Patients seen in 24 months	Total	Change since previous quarter
Quarter ending September 2016	10,968	
Quarter ending December 2016	10,495	↓
Quarter ending March 2017	10,294	↓
Quarter ending June 2017	10,254	→
Quarter ending September 2017	10,216	→
<b>Variance since September 2016</b>	<b>(6.9%)</b>	<b>↓</b>



### ACTIVITY

Cumulative percentage of contracted UDA delivered 2017 & 2018



Month	Adjusted Scheduled Activity (UDA)	
	2017	2018
April	1,012	1,271
May	2,134	3,333
June	3,457	5,174
July	5,292	7,689
August	7,609	10,269
September	9,170	12,280
October	11,279	
November	14,411	
December	16,519	
January	18,833	
February	21,695	
March	24,646	
April	25,205	
May	25,209	
June	25,211	

### QUALITY

	Quantity	Base Number	Contract	AT	Region	England
% of FP17s for the same patient ID Re-attending within 3 months - Children	172	2,276	7.6%	10.7%	11.6%	11.9%
% of FP17s for the same patient ID Re-attending within 3 months - Adults	410	4,589	8.9%	14.4%	15.2%	15.9%
% of FP17s for the same patient ID Re-attending between 3 & 9 months - Children	1,569	2,276	68.9%	56.9%	59.1%	58.1%
% of FP17s for the same patient ID Re-attending between 3 & 9 months - Adults	2,678	4,589	58.4%	48.5%	51.7%	50.6%
% of FP17s for Band 1 Urgent Courses	432	6,666	6.5%	8.6%	8.0%	9.1%
% of FP17s Relating to Free Repair or Replacements	33	6,666	0.5%	0.7%	0.8%	0.8%
% of FP17s Relating to Continuations	37	6,666	0.6%	0.9%	1.0%	1.1%
% of Patients satisfied with the dentistry they have received	14	17	82.4%	91.0%	91.5%	91.4%
% of Patients satisfied with the time they had to wait for an appointment	11	17	64.7%	86.9%	88.2%	87.7%

\* This is based on patients treated on this contract for their most recent course of treatment. Figures in italics indicate the base number of FP17s or Patient Questionnaire responses are less than 100. N/A is shown where the base number of responses is less than 10 during the period. % is calculated as Quantity/Base number\*100

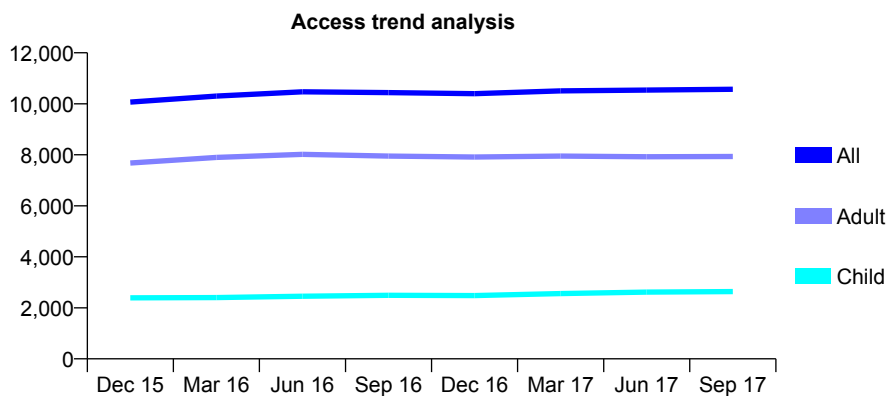
## Q58 - Vital Signs At a Glance Contract Report for 140732/0001 - September 2017

Name or company name	The Watford Dental Partnership Ltd
Contract type name	GDS Contract
Purpose of contract	General
Contract start date	01/10/2011
Contract end date	

17/18 Contracted general activity (UDA)	22,916
Carry forward general activity (UDA)	0
17/18 Contracted orthodontic activity (UOA)	0
Carry forward orthodontic activity (UOA)	0
Baseline contract value	£536,780.96

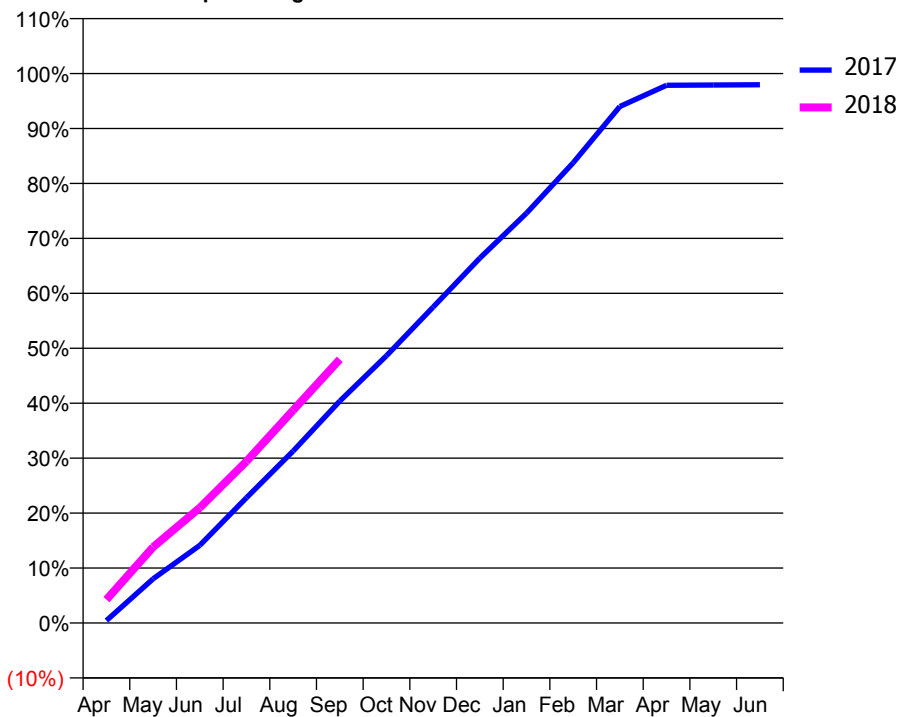
### ACCESS\*

Patients seen in 24 months	Total	Change since previous quarter
Quarter ending September 2016	10,438	
Quarter ending December 2016	10,395	→
Quarter ending March 2017	10,509	→
Quarter ending June 2017	10,541	→
Quarter ending September 2017	10,571	→
<b>Variance since September 2016</b>	<b>1.3%</b>	<b>→</b>



### ACTIVITY

Cumulative percentage of contracted UDA delivered 2017 & 2018



Month	Adjusted Scheduled Activity (UDA)	
	2017	2018
April	102	976
May	1,846	3,165
June	3,238	4,809
July	5,225	6,743
August	7,170	8,875
September	9,254	10,995
October	11,146	
November	13,178	
December	15,216	
January	17,094	
February	19,196	
March	21,541	
April	22,425	
May	22,438	
June	22,446	

### QUALITY

	Quantity	Base Number	Contract	AT	Region	England
% of FP17s for the same patient ID Re-attending within 3 months - Children	121	1,789	6.8%	10.7%	11.6%	11.9%
% of FP17s for the same patient ID Re-attending within 3 months - Adults	683	4,846	14.1%	14.4%	15.2%	15.9%
% of FP17s for the same patient ID Re-attending between 3 & 9 months - Children	998	1,789	55.8%	56.9%	59.1%	58.1%
% of FP17s for the same patient ID Re-attending between 3 & 9 months - Adults	2,131	4,846	44.0%	48.5%	51.7%	50.6%
% of FP17s for Band 1 Urgent Courses	613	5,662	10.8%	8.6%	8.0%	9.1%
% of FP17s Relating to Free Repair or Replacements	29	5,662	0.5%	0.7%	0.8%	0.8%
% of FP17s Relating to Continuations	30	5,662	0.5%	0.9%	1.0%	1.1%
% of Patients satisfied with the dentistry they have received	12	13	92.3%	91.0%	91.5%	91.4%
% of Patients satisfied with the time they had to wait for an appointment	10	13	76.9%	86.9%	88.2%	87.7%

\* This is based on patients treated on this contract for their most recent course of treatment. Figures in italics indicate the base number of FP17s or Patient Questionnaire responses are less than 100. N/A is shown where the base number of responses is less than 10 during the period. % is calculated as Quantity/Base number\*100

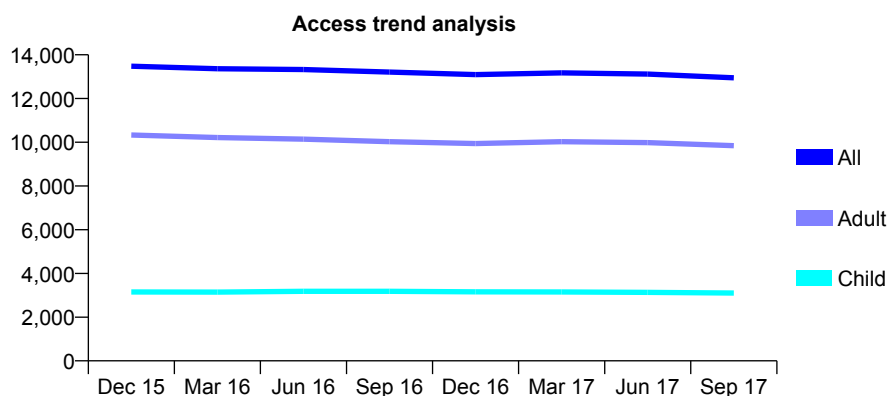
## Q58 - Vital Signs At a Glance Contract Report for 141607/0001 - September 2017

Name or company name	Ware Dental Care
Contract type name	GDS Contract
Purpose of contract	General
Contract start date	01/06/2007
Contract end date	

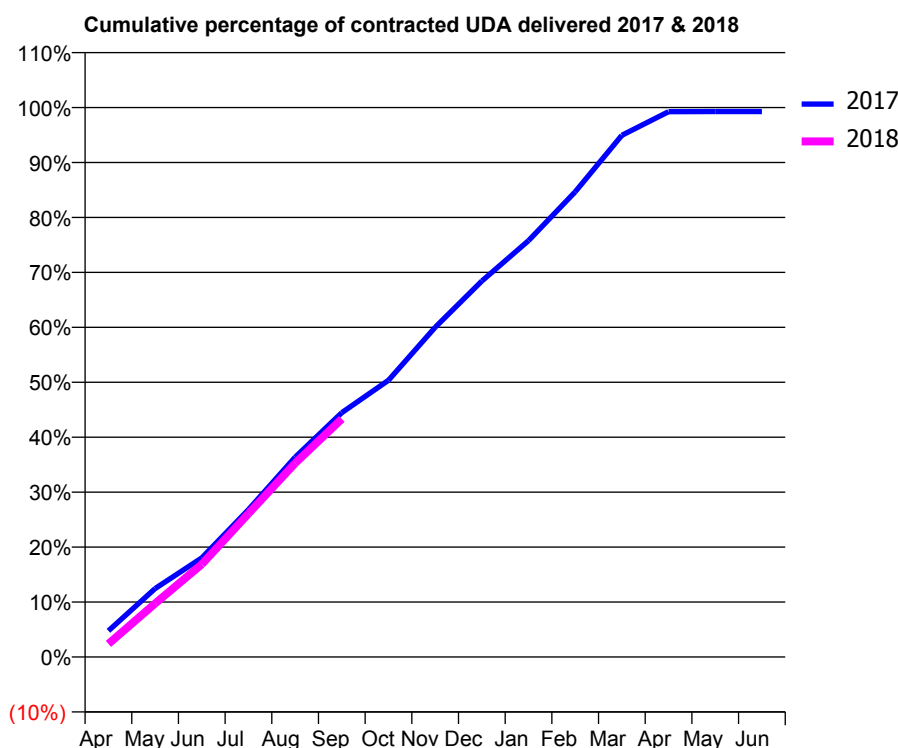
17/18 Contracted general activity (UDA)	35,500
Carry forward general activity (UDA)	0
17/18 Contracted orthodontic activity (UOA)	0
Carry forward orthodontic activity (UOA)	0
Baseline contract value	£921,474.97

### ACCESS\*

Patients seen in 24 months	Total	Change since previous quarter
Quarter ending September 2016	13,208	
Quarter ending December 2016	13,097	→
Quarter ending March 2017	13,175	→
Quarter ending June 2017	13,118	→
Quarter ending September 2017	12,946	↓
<b>Variance since September 2016</b>	<b>(2.0%)</b>	<b>↓</b>



### ACTIVITY



Month	2017	2018
April	1,696	853
May	4,424	3,461
June	6,404	5,988
July	9,527	9,267
August	12,910	12,525
September	15,788	15,384
October	17,878	
November	21,297	
December	24,289	
January	26,904	
February	30,054	
March	33,703	
April	35,234	
May	35,242	
June	35,238	

### QUALITY

	Quantity	Base Number	Contract	AT	Region	England
% of FP17s for the same patient ID Re-attending within 3 months - Children	135	2,586	5.2%	10.7%	11.6%	11.9%
% of FP17s for the same patient ID Re-attending within 3 months - Adults	865	7,492	11.5%	14.4%	15.2%	15.9%
% of FP17s for the same patient ID Re-attending between 3 & 9 months - Children	1,772	2,586	68.5%	56.9%	59.1%	58.1%
% of FP17s for the same patient ID Re-attending between 3 & 9 months - Adults	4,736	7,492	63.2%	48.5%	51.7%	50.6%
% of FP17s for Band 1 Urgent Courses	737	9,310	7.9%	8.6%	8.0%	9.1%
% of FP17s Relating to Free Repair or Replacements	29	9,310	0.3%	0.7%	0.8%	0.8%
% of FP17s Relating to Continuations	43	9,310	0.5%	0.9%	1.0%	1.1%
% of Patients satisfied with the dentistry they have received	24	27	88.9%	91.0%	91.5%	91.4%
% of Patients satisfied with the time they had to wait for an appointment	24	27	88.9%	86.9%	88.2%	87.7%

\* This is based on patients treated on this contract for their most recent course of treatment. Figures in italics indicate the base number of FP17s or Patient Questionnaire responses are less than 100. N/A is shown where the base number of responses is less than 10 during the period. % is calculated as Quantity/Base number\*100

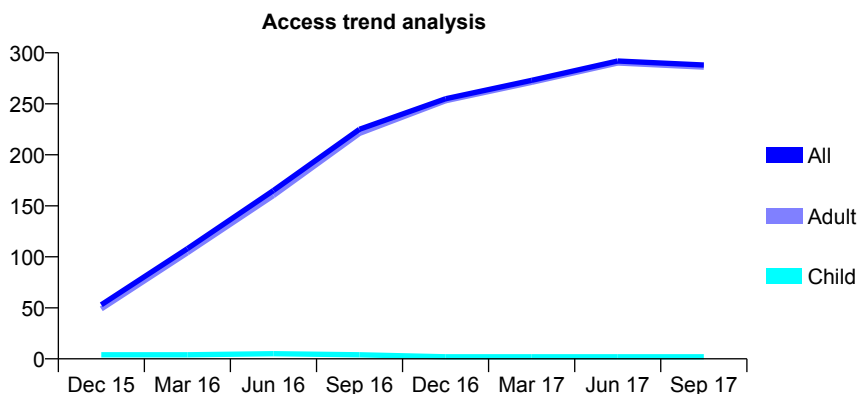
## Q58 - Vital Signs At a Glance Contract Report for 141607/0002 - September 2017

Name or company name	Ware Dental Care
Contract type name	PDS Contract
Purpose of contract	General
Contract start date	21/01/2013
Contract end date	31/03/2018

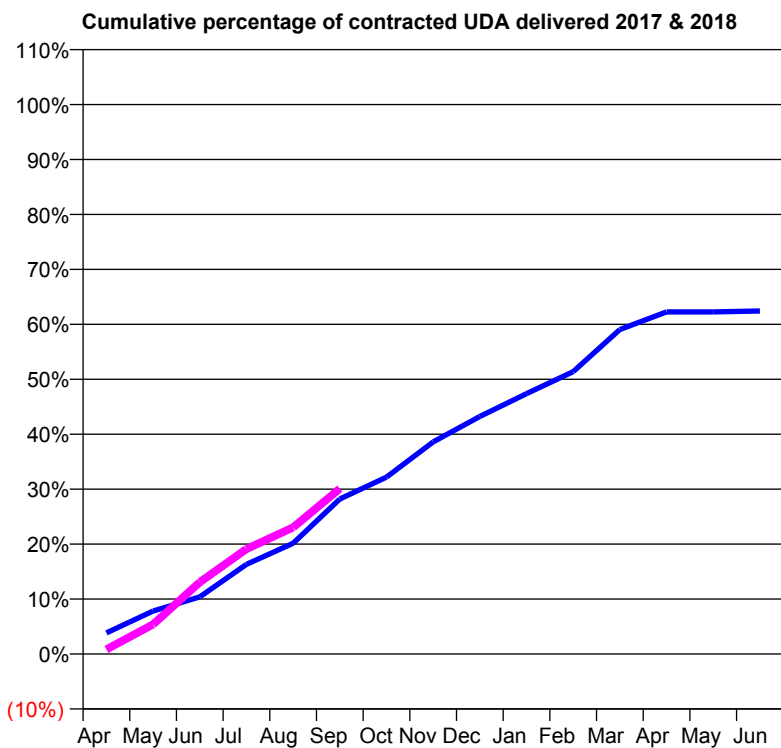
17/18 Contracted general activity (UDA)	1,445
Carry forward general activity (UDA)	0
17/18 Contracted orthodontic activity (UOA)	0
Carry forward orthodontic activity (UOA)	0
Baseline contract value	£31,201.02

### ACCESS\*

Patients seen in 24 months	Total	Change since previous quarter
Quarter ending September 2016	225	
Quarter ending December 2016	255	↑
Quarter ending March 2017	273	↑
Quarter ending June 2017	292	↑
Quarter ending September 2017	288	↓
<b>Variance since September 2016</b>	<b>28.0%</b>	<b>↑</b>



### ACTIVITY



Month	Adjusted Scheduled Activity (UDA)	
	2017	2018
April	72	12
May	147	78
June	195	189
July	306	276
August	378	333
September	529	435
October	604	
November	724	
December	811	
January	889	
February	964	
March	1,108	
April	1,168	
May	1,168	
June	1,171	

### QUALITY

	Quantity	Base Number	Contract	AT	Region	England
% of FP17s for the same patient ID Re-attending within 3 months - Children	1	2	50.0%	10.7%	11.6%	11.9%
% of FP17s for the same patient ID Re-attending within 3 months - Adults	5	164	3.0%	14.4%	15.2%	15.9%
% of FP17s for the same patient ID Re-attending between 3 & 9 months - Children	0	2	0.0%	56.9%	59.1%	58.1%
% of FP17s for the same patient ID Re-attending between 3 & 9 months - Adults	0	164	0.0%	48.5%	51.7%	50.6%
% of FP17s for Band 1 Urgent Courses	0	145	0.0%	8.6%	8.0%	9.1%
% of FP17s Relating to Free Repair or Replacements	0	145	0.0%	0.7%	0.8%	0.8%
% of FP17s Relating to Continuations	0	145	0.0%	0.9%	1.0%	1.1%
% of Patients satisfied with the dentistry they have received	0	0	N/A	91.0%	91.5%	91.4%
% of Patients satisfied with the time they had to wait for an appointment	0	0	N/A	86.9%	88.2%	87.7%

\* This is based on patients treated on this contract for their most recent course of treatment. Figures in italics indicate the base number of FP17s or Patient Questionnaire responses are less than 100. N/A is shown where the base number of responses is less than 10 during the period. % is calculated as Quantity/Base number\*100

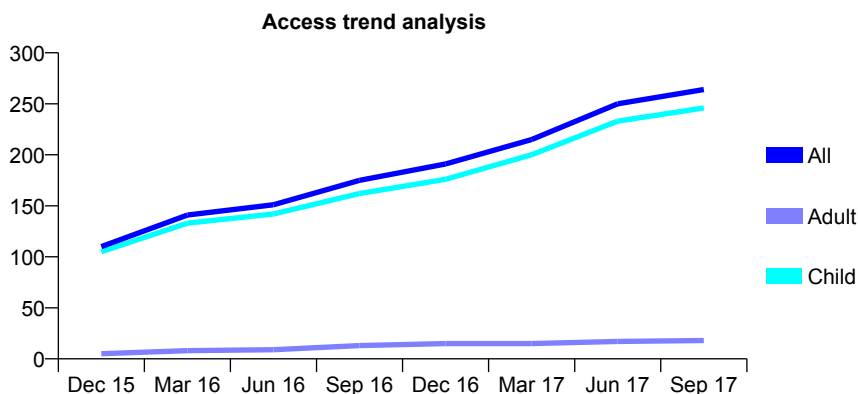
## Q58 - Vital Signs At a Glance Contract Report for 144185/0001 - September 2017

Name or company name	Boxmoor House Dental Practice
Contract type name	GDS Contract
Purpose of contract	General
Contract start date	13/07/2015
Contract end date	

17/18 Contracted general activity (UDA)	399
Carry forward general activity (UDA)	0
17/18 Contracted orthodontic activity (UOA)	0
Carry forward orthodontic activity (UOA)	0
Baseline contract value	£8,848.78

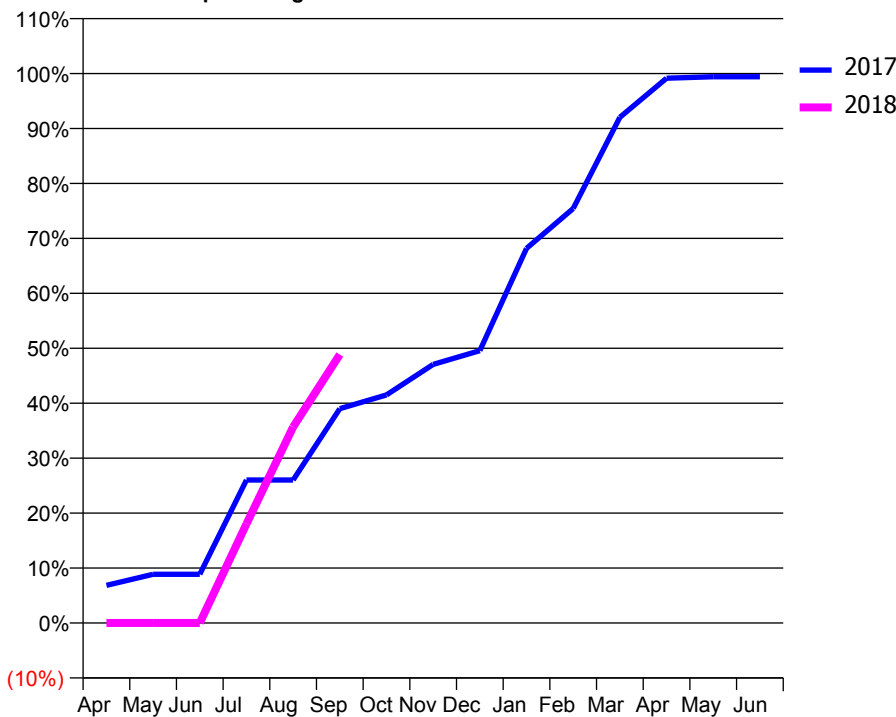
### ACCESS\*

Patients seen in 24 months	Total	Change since previous quarter
Quarter ending September 2016	175	
Quarter ending December 2016	191	↑
Quarter ending March 2017	215	↑
Quarter ending June 2017	250	↑
Quarter ending September 2017	264	↑
<b>Variance since September 2016</b>	<b>50.9%</b>	<b>↑</b>



### ACTIVITY

Cumulative percentage of contracted UDA delivered 2017 & 2018



Month	Adjusted Scheduled Activity (UDA)	
	2017	2018
April	27	0
May	35	0
June	35	0
July	104	72
August	104	142
September	156	195
October	166	
November	188	
December	198	
January	272	
February	301	
March	367	
April	396	
May	397	
June	397	

### QUALITY

	Quantity	Base Number	Contract	AT	Region	England
% of FP17s for the same patient ID Re-attending within 3 months - Children	14	173	8.1%	10.7%	11.6%	11.9%
% of FP17s for the same patient ID Re-attending within 3 months - Adults	0	0	N/A	14.4%	15.2%	15.9%
% of FP17s for the same patient ID Re-attending between 3 & 9 months - Children	72	173	41.6%	56.9%	59.1%	58.1%
% of FP17s for the same patient ID Re-attending between 3 & 9 months - Adults	0	0	N/A	48.5%	51.7%	50.6%
% of FP17s for Band 1 Urgent Courses	7	154	4.5%	8.6%	8.0%	9.1%
% of FP17s Relating to Free Repair or Replacements	0	154	0.0%	0.7%	0.8%	0.8%
% of FP17s Relating to Continuations	0	154	0.0%	0.9%	1.0%	1.1%
% of Patients satisfied with the dentistry they have received	0	0	N/A	91.0%	91.5%	91.4%
% of Patients satisfied with the time they had to wait for an appointment	0	0	N/A	86.9%	88.2%	87.7%

\* This is based on patients treated on this contract for their most recent course of treatment. Figures in italics indicate the base number of FP17s or Patient Questionnaire responses are less than 100. N/A is shown where the base number of responses is less than 10 during the period. % is calculated as Quantity/Base number\*100

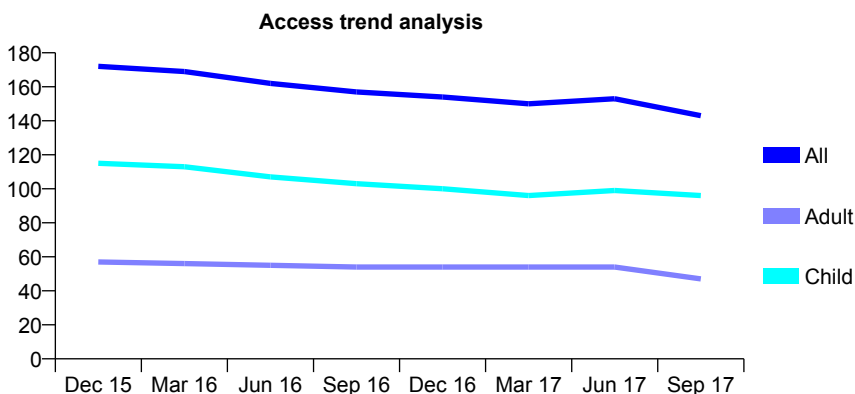
## Q58 - Vital Signs At a Glance Contract Report for 144401/0001 - September 2017

Name or company name	Berkeley Clinic
Contract type name	GDS Contract
Purpose of contract	General
Contract start date	01/04/2014
Contract end date	

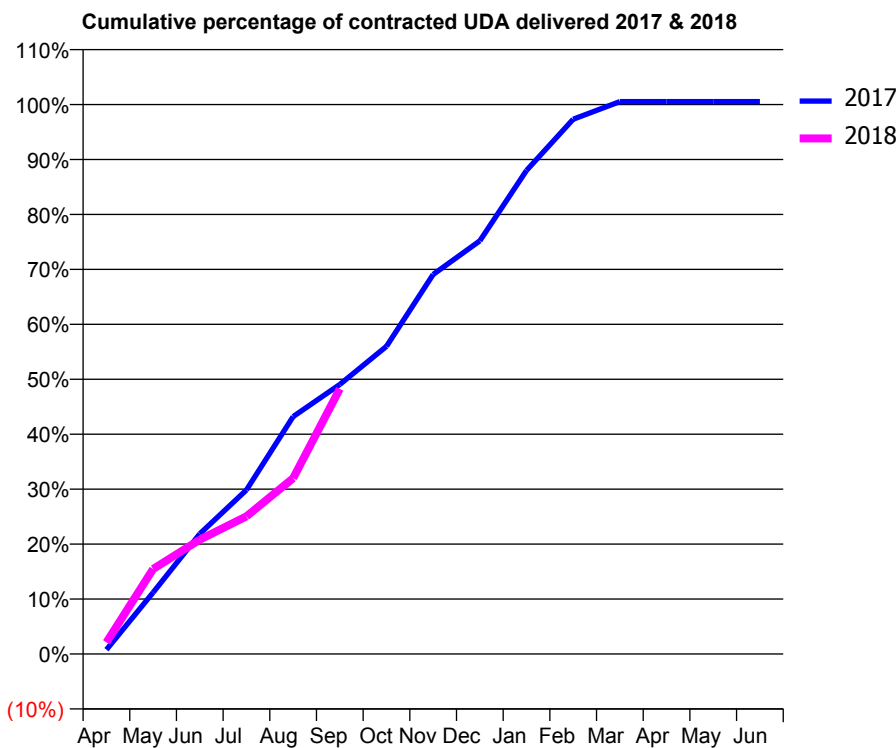
17/18 Contracted general activity (UDA)	375
Carry forward general activity (UDA)	0
17/18 Contracted orthodontic activity (UOA)	0
Carry forward orthodontic activity (UOA)	0
Baseline contract value	£9,414.64

### ACCESS\*

Patients seen in 24 months	Total	Change since previous quarter
Quarter ending September 2016	157	
Quarter ending December 2016	154	↓
Quarter ending March 2017	150	↓
Quarter ending June 2017	153	↑
Quarter ending September 2017	143	↓
<b>Variance since September 2016</b>	<b>(8.9%)</b>	<b>↓</b>



### ACTIVITY



Adjusted Scheduled Activity (UDA)		
Month	2017	2018
April	3	8
May	42	58
June	82	78
July	112	94
August	162	120
September	184	181
October	210	
November	259	
December	282	
January	330	
February	365	
March	377	
April	377	
May	377	
June	377	

### QUALITY

	Quantity	Base Number	Contract	AT	Region	England
% of FP17s for the same patient ID Re-attending within 3 months - Children	9	73	12.3%	10.7%	11.6%	11.9%
% of FP17s for the same patient ID Re-attending within 3 months - Adults	2	18	11.1%	14.4%	15.2%	15.9%
% of FP17s for the same patient ID Re-attending between 3 & 9 months - Children	33	73	45.2%	56.9%	59.1%	58.1%
% of FP17s for the same patient ID Re-attending between 3 & 9 months - Adults	13	18	72.2%	48.5%	51.7%	50.6%
% of FP17s for Band 1 Urgent Courses	0	91	0.0%	8.6%	8.0%	9.1%
% of FP17s Relating to Free Repair or Replacements	0	91	0.0%	0.7%	0.8%	0.8%
% of FP17s Relating to Continuations	3	91	3.3%	0.9%	1.0%	1.1%
% of Patients satisfied with the dentistry they have received	0	0	N/A	91.0%	91.5%	91.4%
% of Patients satisfied with the time they had to wait for an appointment	0	0	N/A	86.9%	88.2%	87.7%

\* This is based on patients treated on this contract for their most recent course of treatment. Figures in italics indicate the base number of FP17s or Patient Questionnaire responses are less than 100. N/A is shown where the base number of responses is less than 10 during the period. % is calculated as Quantity/Base number\*100

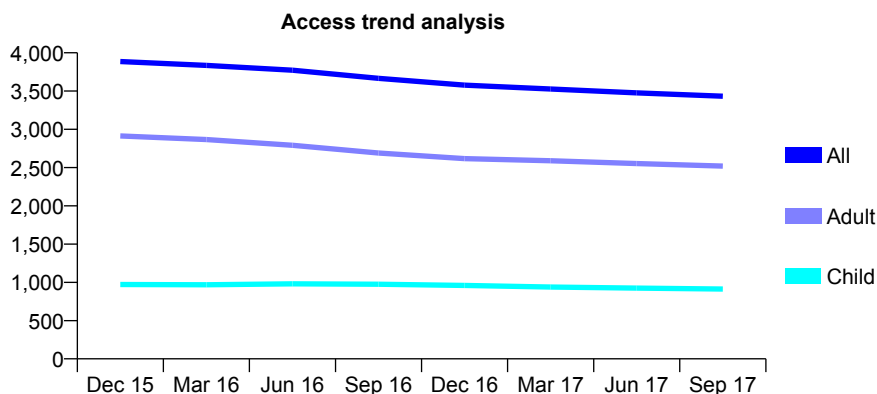
## Q58 - Vital Signs At a Glance Contract Report for 144789/0001 - September 2017

Name or company name	SAAB Professional Ltd
Contract type name	GDS Contract
Purpose of contract	General
Contract start date	01/01/2011
Contract end date	

17/18 Contracted general activity (UDA)	7,343
Carry forward general activity (UDA)	0
17/18 Contracted orthodontic activity (UOA)	0
Carry forward orthodontic activity (UOA)	0
Baseline contract value	£180,659.37

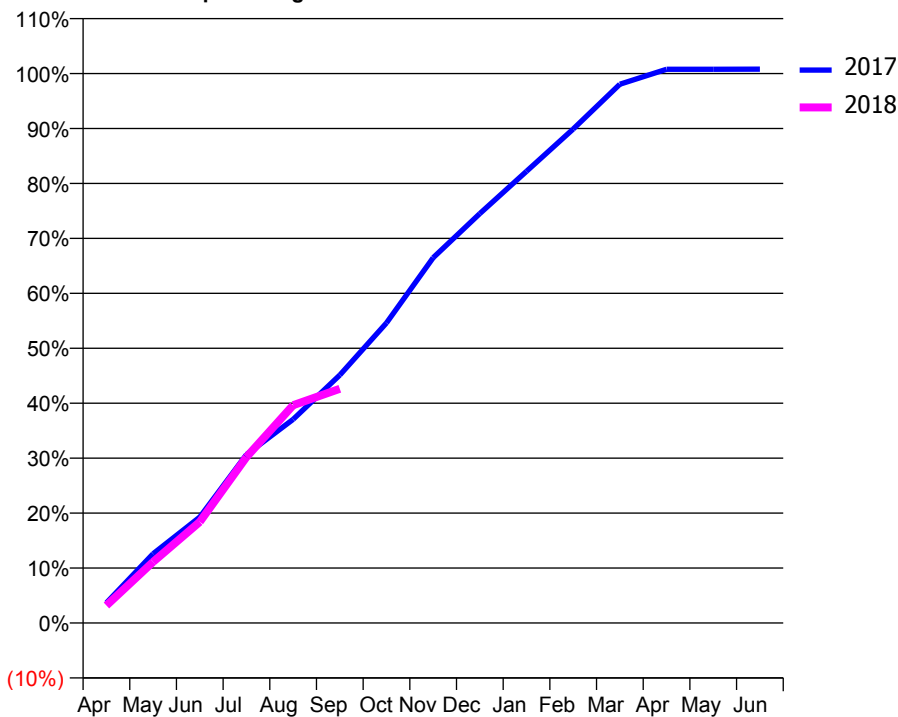
### ACCESS\*

Patients seen in 24 months	Total	Change since previous quarter
Quarter ending September 2016	3,666	
Quarter ending December 2016	3,577	↓
Quarter ending March 2017	3,527	↓
Quarter ending June 2017	3,476	↓
Quarter ending September 2017	3,433	↓
<b>Variance since September 2016</b>	<b>(6.4%)</b>	<b>↓</b>



### ACTIVITY

Cumulative percentage of contracted UDA delivered 2017 & 2018



Adjusted Scheduled Activity (UDA)

Month	2017	2018
April	270	235
May	926	817
June	1,415	1,351
July	2,252	2,217
August	2,722	2,910
September	3,313	3,131
October	4,010	
November	4,882	
December	5,471	
January	6,036	
February	6,602	
March	7,201	
April	7,399	
May	7,399	
June	7,401	

### QUALITY

	Quantity	Base Number	Contract	AT	Region	England
% of FP17s for the same patient ID Re-attending within 3 months - Children	22	606	3.6%	10.7%	11.6%	11.9%
% of FP17s for the same patient ID Re-attending within 3 months - Adults	53	1,396	3.8%	14.4%	15.2%	15.9%
% of FP17s for the same patient ID Re-attending between 3 & 9 months - Children	373	606	61.6%	56.9%	59.1%	58.1%
% of FP17s for the same patient ID Re-attending between 3 & 9 months - Adults	861	1,396	61.7%	48.5%	51.7%	50.6%
% of FP17s for Band 1 Urgent Courses	99	1,860	5.3%	8.6%	8.0%	9.1%
% of FP17s Relating to Free Repair or Replacements	1	1,860	0.1%	0.7%	0.8%	0.8%
% of FP17s Relating to Continuations	0	1,860	0.0%	0.9%	1.0%	1.1%
% of Patients satisfied with the dentistry they have received	2	2	N/A	91.0%	91.5%	91.4%
% of Patients satisfied with the time they had to wait for an appointment	2	2	N/A	86.9%	88.2%	87.7%

\* This is based on patients treated on this contract for their most recent course of treatment. Figures in italics indicate the base number of FP17s or Patient Questionnaire responses are less than 100. N/A is shown where the base number of responses is less than 10 during the period. % is calculated as Quantity/Base number\*100

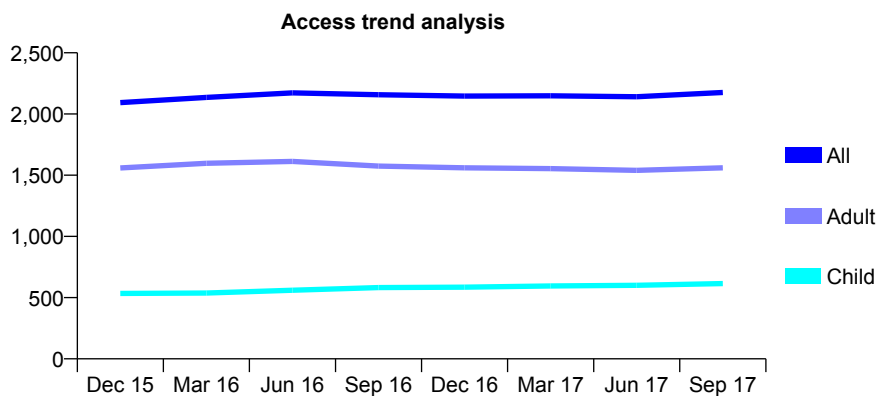
## Q58 - Vital Signs At a Glance Contract Report for 145246/0001 - September 2017

Name or company name	Mr M Eyrumlu and Mr A Eyrumlu
Contract type name	GDS Contract
Purpose of contract	General
Contract start date	07/05/2014
Contract end date	

17/18 Contracted general activity (UDA)	9,500
Carry forward general activity (UDA)	0
17/18 Contracted orthodontic activity (UOA)	0
Carry forward orthodontic activity (UOA)	0
Baseline contract value	£329,212.31

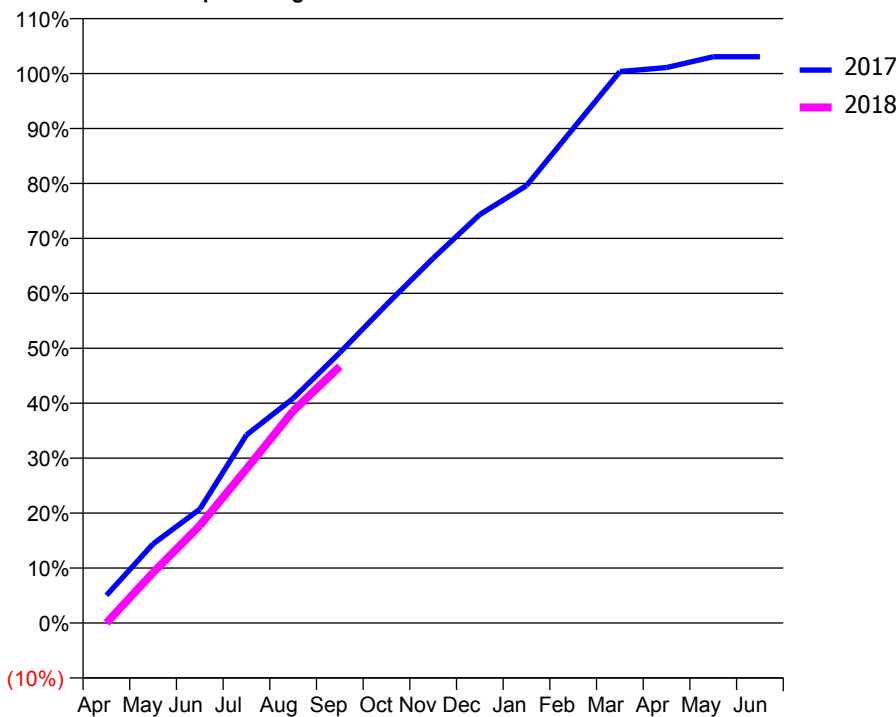
### ACCESS\*

Patients seen in 24 months	Total	Change since previous quarter
Quarter ending September 2016	2,157	
Quarter ending December 2016	2,147	→
Quarter ending March 2017	2,149	→
Quarter ending June 2017	2,141	→
Quarter ending September 2017	2,176	→
<b>Variance since September 2016</b>	<b>0.9%</b>	<b>→</b>



### ACTIVITY

Cumulative percentage of contracted UDA delivered 2017 & 2018



Month	Adjusted Scheduled Activity (UDA)	
	2017	2018
April	478	0
May	1,367	873
June	1,968	1,684
July	3,253	2,664
August	3,884	3,664
September	4,675	4,438
October	5,505	
November	6,306	
December	7,063	
January	7,562	
February	8,549	
March	9,534	
April	9,604	
May	9,790	
June	9,790	

### QUALITY

	Quantity	Base Number	Contract	AT	Region	England
% of FP17s for the same patient ID Re-attending within 3 months - Children	22	497	4.4%	10.7%	11.6%	11.9%
% of FP17s for the same patient ID Re-attending within 3 months - Adults	124	1,183	10.5%	14.4%	15.2%	15.9%
% of FP17s for the same patient ID Re-attending between 3 & 9 months - Children	307	497	61.8%	56.9%	59.1%	58.1%
% of FP17s for the same patient ID Re-attending between 3 & 9 months - Adults	754	1,183	63.7%	48.5%	51.7%	50.6%
% of FP17s for Band 1 Urgent Courses	74	1,578	4.7%	8.6%	8.0%	9.1%
% of FP17s Relating to Free Repair or Replacements	14	1,578	0.9%	0.7%	0.8%	0.8%
% of FP17s Relating to Continuations	21	1,578	1.3%	0.9%	1.0%	1.1%
% of Patients satisfied with the dentistry they have received	7	7	N/A	91.0%	91.5%	91.4%
% of Patients satisfied with the time they had to wait for an appointment	5	7	N/A	86.9%	88.2%	87.7%

\* This is based on patients treated on this contract for their most recent course of treatment. Figures in italics indicate the base number of FP17s or Patient Questionnaire responses are less than 100. N/A is shown where the base number of responses is less than 10 during the period. % is calculated as Quantity/Base number\*100



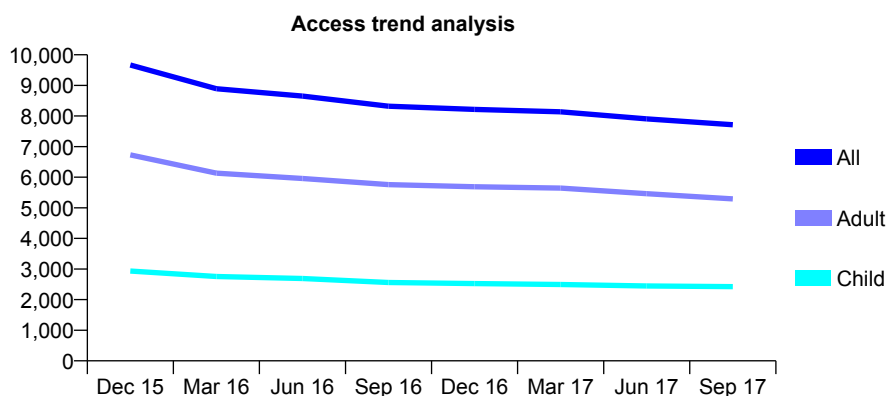
## Q58 - Vital Signs At a Glance Contract Report for 145742/0001 - September 2017

Name or company name	Southdown Dental Practice
Contract type name	GDS Contract
Purpose of contract	General
Contract start date	01/12/2011
Contract end date	

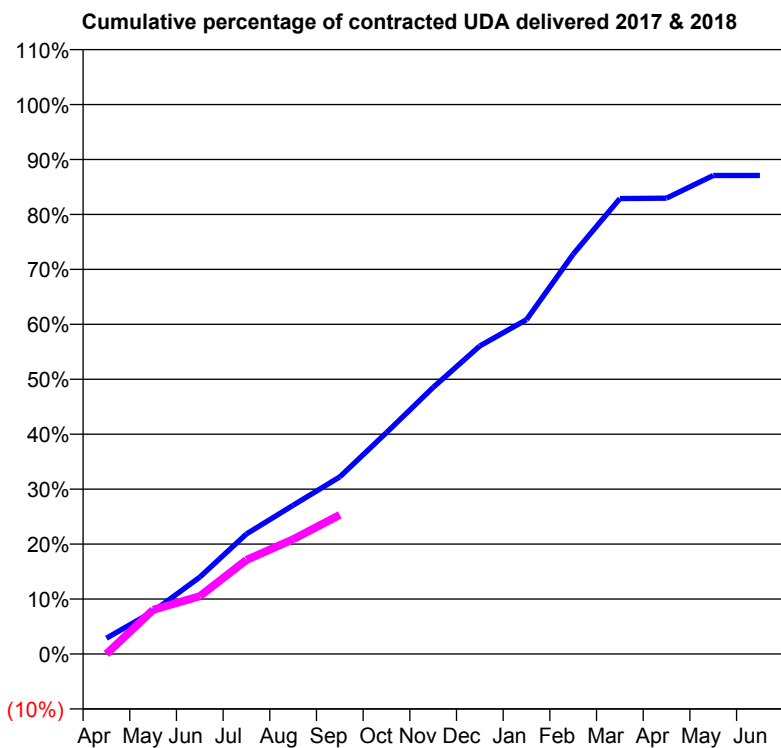
17/18 Contracted general activity (UDA)	37,862
Carry forward general activity (UDA)	0
17/18 Contracted orthodontic activity (UOA)	0
Carry forward orthodontic activity (UOA)	0
Baseline contract value	£1,034,794.54

### ACCESS\*

Patients seen in 24 months	Total	Change since previous quarter
Quarter ending September 2016	8,319	
Quarter ending December 2016	8,216	↓
Quarter ending March 2017	8,138	→
Quarter ending June 2017	7,907	↓
Quarter ending September 2017	7,714	↓
<b>Variance since September 2016</b>	<b>(7.3%)</b>	<b>↓</b>



### ACTIVITY



Month	Adjusted Scheduled Activity (UDA)	
	2017	2018
April	1,086	0
May	2,937	3,049
June	5,297	3,979
July	8,275	6,479
August	10,246	7,905
September	12,207	9,586
October	15,253	
November	18,370	
December	21,231	
January	23,035	
February	27,546	
March	31,383	
April	31,411	
May	32,974	
June	32,973	

### QUALITY

	Quantity	Base Number	Contract	AT	Region	England
% of FP17s for the same patient ID Re-attending within 3 months - Children	86	1,335	6.4%	10.7%	11.6%	11.9%
% of FP17s for the same patient ID Re-attending within 3 months - Adults	380	2,535	15.0%	14.4%	15.2%	15.9%
% of FP17s for the same patient ID Re-attending between 3 & 9 months - Children	835	1,335	62.5%	56.9%	59.1%	58.1%
% of FP17s for the same patient ID Re-attending between 3 & 9 months - Adults	1,343	2,535	53.0%	48.5%	51.7%	50.6%
% of FP17s for Band 1 Urgent Courses	284	3,468	8.2%	8.6%	8.0%	9.1%
% of FP17s Relating to Free Repair or Replacements	49	3,468	1.4%	0.7%	0.8%	0.8%
% of FP17s Relating to Continuations	103	3,468	3.0%	0.9%	1.0%	1.1%
% of Patients satisfied with the dentistry they have received	6	9	N/A	91.0%	91.5%	91.4%
% of Patients satisfied with the time they had to wait for an appointment	5	9	N/A	86.9%	88.2%	87.7%

\* This is based on patients treated on this contract for their most recent course of treatment. Figures in italics indicate the base number of FP17s or Patient Questionnaire responses are less than 100. N/A is shown where the base number of responses is less than 10 during the period. % is calculated as Quantity/Base number\*100

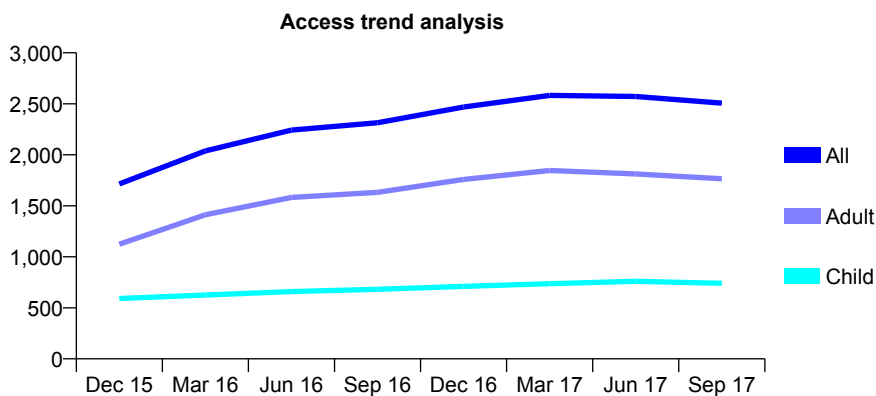
## Q58 - Vital Signs At a Glance Contract Report for 146552/0001 - September 2017

Name or company name	Nadeem Rathore
Contract type name	GDS Contract
Purpose of contract	General
Contract start date	23/02/2015
Contract end date	

17/18 Contracted general activity (UDA)	6,279
Carry forward general activity (UDA)	0
17/18 Contracted orthodontic activity (UOA)	0
Carry forward orthodontic activity (UOA)	0
Baseline contract value	£139,580.34

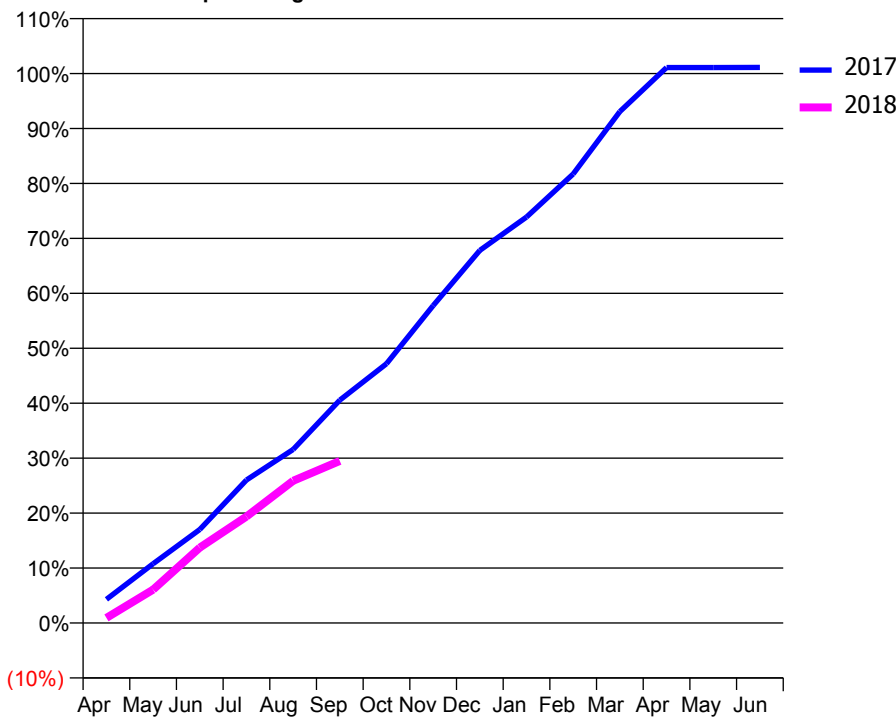
### ACCESS\*

Patients seen in 24 months	Total	Change since previous quarter
Quarter ending September 2016	2,314	
Quarter ending December 2016	2,469	↑
Quarter ending March 2017	2,582	↑
Quarter ending June 2017	2,572	→
Quarter ending September 2017	2,507	↓
<b>Variance since September 2016</b>	<b>8.3%</b>	<b>↑</b>



### ACTIVITY

Cumulative percentage of contracted UDA delivered 2017 & 2018



Month	Adjusted Scheduled Activity (UDA)	
	2017	2018
April	271	58
May	677	382
June	1,070	862
July	1,634	1,217
August	1,982	1,625
September	2,547	1,851
October	2,963	
November	3,628	
December	4,258	
January	4,639	
February	5,130	
March	5,844	
April	6,346	
May	6,348	
June	6,349	

### QUALITY

	Quantity	Base Number	Contract	AT	Region	England
% of FP17s for the same patient ID Re-attending within 3 months - Children	31	568	5.5%	10.7%	11.6%	11.9%
% of FP17s for the same patient ID Re-attending within 3 months - Adults	61	587	10.4%	14.4%	15.2%	15.9%
% of FP17s for the same patient ID Re-attending between 3 & 9 months - Children	375	568	66.0%	56.9%	59.1%	58.1%
% of FP17s for the same patient ID Re-attending between 3 & 9 months - Adults	257	587	43.8%	48.5%	51.7%	50.6%
% of FP17s for Band 1 Urgent Courses	67	937	7.2%	8.6%	8.0%	9.1%
% of FP17s Relating to Free Repair or Replacements	3	937	0.3%	0.7%	0.8%	0.8%
% of FP17s Relating to Continuations	0	937	0.0%	0.9%	1.0%	1.1%
% of Patients satisfied with the dentistry they have received	2	2	N/A	91.0%	91.5%	91.4%
% of Patients satisfied with the time they had to wait for an appointment	2	2	N/A	86.9%	88.2%	87.7%

\* This is based on patients treated on this contract for their most recent course of treatment. Figures in italics indicate the base number of FP17s or Patient Questionnaire responses are less than 100. N/A is shown where the base number of responses is less than 10 during the period. % is calculated as Quantity/Base number\*100

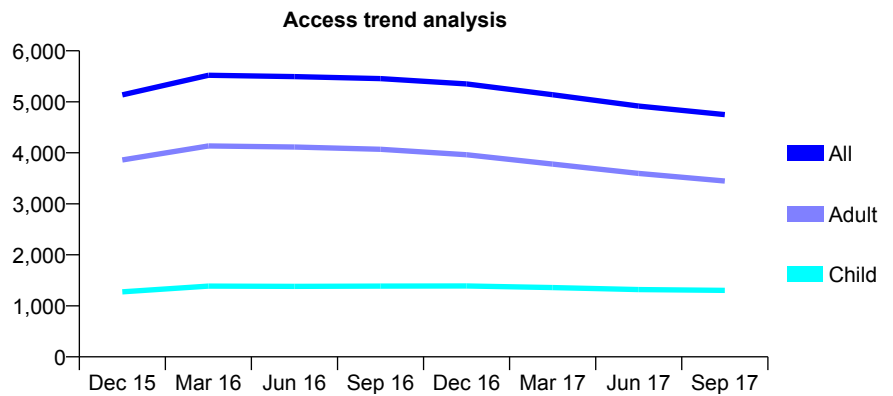
## Q58 - Vital Signs At a Glance Contract Report for 147311/0001 - September 2017

Name or company name	Abington Dental Practice
Contract type name	GDS Contract
Purpose of contract	General
Contract start date	01/04/2014
Contract end date	

17/18 Contracted general activity (UDA)	15,504
Carry forward general activity (UDA)	0
17/18 Contracted orthodontic activity (UOA)	0
Carry forward orthodontic activity (UOA)	0
Baseline contract value	£395,028.83

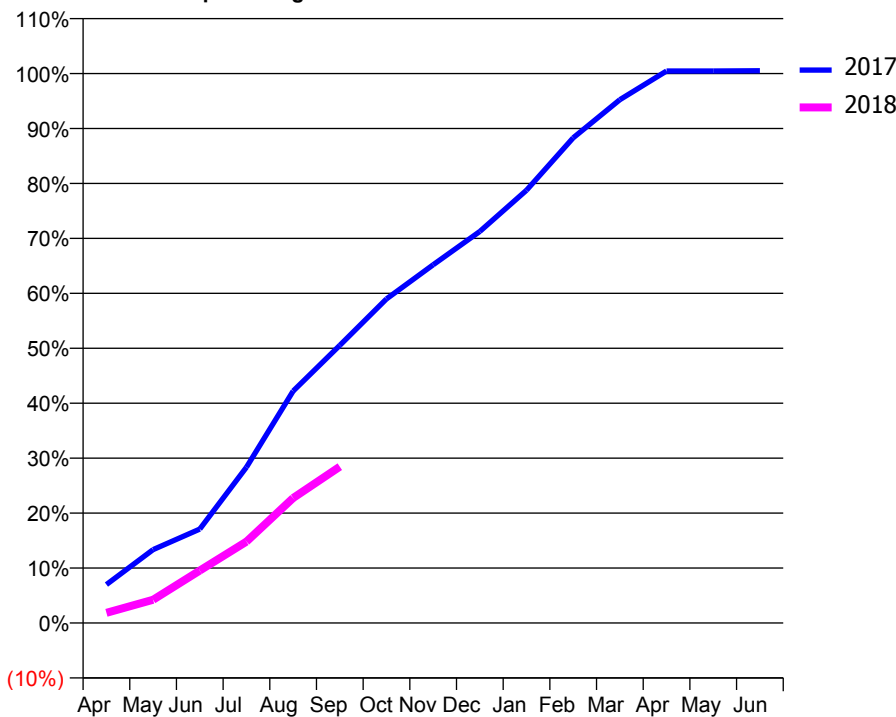
### ACCESS\*

Patients seen in 24 months	Total	Change since previous quarter
Quarter ending September 2016	5,455	
Quarter ending December 2016	5,350	↓
Quarter ending March 2017	5,138	↓
Quarter ending June 2017	4,917	↓
Quarter ending September 2017	4,750	↓
<b>Variance since September 2016</b>	<b>(12.9%)</b>	<b>↓</b>



### ACTIVITY

Cumulative percentage of contracted UDA delivered 2017 & 2018



Month	Adjusted Scheduled Activity (UDA)	
	2017	2018
April	1,087	289
May	2,073	656
June	2,651	1,481
July	4,396	2,296
August	6,545	3,528
September	7,836	4,412
October	9,143	
November	10,108	
December	11,046	
January	12,211	
February	13,690	
March	14,766	
April	15,575	
May	15,576	
June	15,581	

### QUALITY

	Quantity	Base Number	Contract	AT	Region	England
% of FP17s for the same patient ID Re-attending within 3 months - Children	75	883	8.5%	10.7%	11.6%	11.9%
% of FP17s for the same patient ID Re-attending within 3 months - Adults	284	1,970	14.4%	14.4%	15.2%	15.9%
% of FP17s for the same patient ID Re-attending between 3 & 9 months - Children	575	883	65.1%	56.9%	59.1%	58.1%
% of FP17s for the same patient ID Re-attending between 3 & 9 months - Adults	1,350	1,970	68.5%	48.5%	51.7%	50.6%
% of FP17s for Band 1 Urgent Courses	187	2,370	7.9%	8.6%	8.0%	9.1%
% of FP17s Relating to Free Repair or Replacements	8	2,370	0.3%	0.7%	0.8%	0.8%
% of FP17s Relating to Continuations	6	2,370	0.3%	0.9%	1.0%	1.1%
% of Patients satisfied with the dentistry they have received	14	18	77.8%	91.0%	91.5%	91.4%
% of Patients satisfied with the time they had to wait for an appointment	16	18	88.9%	86.9%	88.2%	87.7%

\* This is based on patients treated on this contract for their most recent course of treatment. Figures in italics indicate the base number of FP17s or Patient Questionnaire responses are less than 100. N/A is shown where the base number of responses is less than 10 during the period. % is calculated as Quantity/Base number\*100

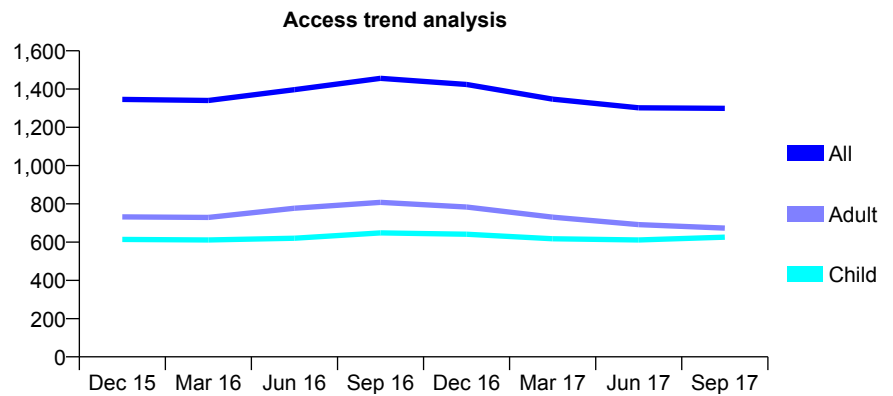
## Q58 - Vital Signs At a Glance Contract Report for 147893/0001 - September 2017

Name or company name	Hockerill Dental Practice
Contract type name	GDS Contract
Purpose of contract	General
Contract start date	01/10/2013
Contract end date	

17/18 Contracted general activity (UDA)	2,475
Carry forward general activity (UDA)	0
17/18 Contracted orthodontic activity (UOA)	0
Carry forward orthodontic activity (UOA)	0
Baseline contract value	£70,697.89

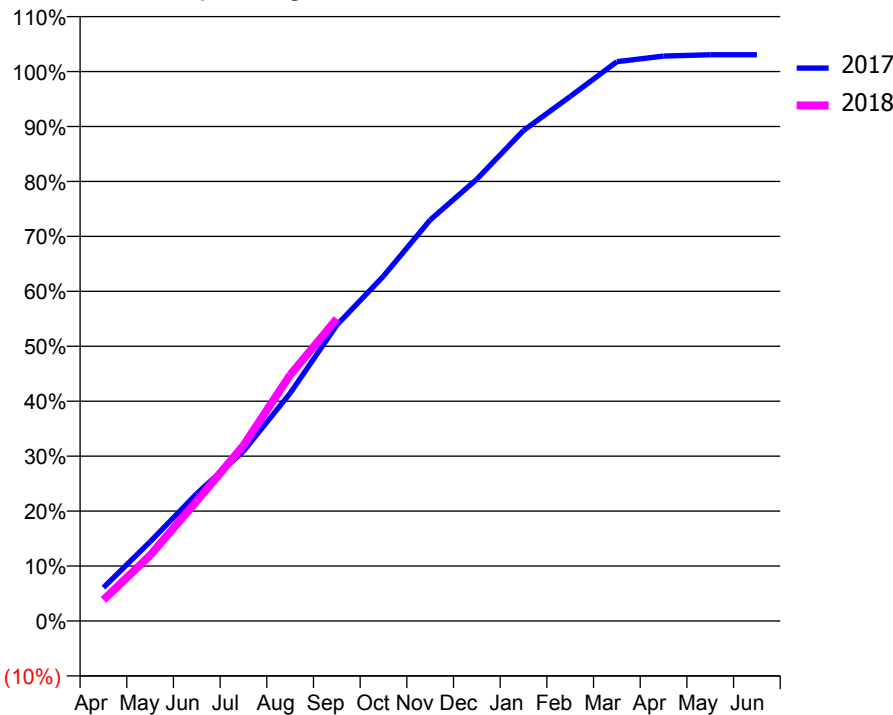
### ACCESS\*

Patients seen in 24 months	Total	Change since previous quarter
Quarter ending September 2016	1,456	
Quarter ending December 2016	1,424	↓
Quarter ending March 2017	1,347	↓
Quarter ending June 2017	1,302	↓
Quarter ending September 2017	1,299	→
<b>Variance since September 2016</b>	<b>(10.8%)</b>	<b>↓</b>



### ACTIVITY

Cumulative percentage of contracted UDA delivered 2017 & 2018



Month	Adjusted Scheduled Activity (UDA)	
	2017	2018
April	150	95
May	357	296
June	574	541
July	765	791
August	1,026	1,108
September	1,333	1,361
October	1,553	
November	1,806	
December	1,990	
January	2,209	
February	2,363	
March	2,519	
April	2,544	
May	2,550	
June	2,550	

### QUALITY

	Quantity	Base Number	Contract	AT	Region	England
% of FP17s for the same patient ID Re-attending within 3 months - Children	24	454	5.3%	10.7%	11.6%	11.9%
% of FP17s for the same patient ID Re-attending within 3 months - Adults	31	343	9.0%	14.4%	15.2%	15.9%
% of FP17s for the same patient ID Re-attending between 3 & 9 months - Children	241	454	53.1%	56.9%	59.1%	58.1%
% of FP17s for the same patient ID Re-attending between 3 & 9 months - Adults	175	343	51.0%	48.5%	51.7%	50.6%
% of FP17s for Band 1 Urgent Courses	27	778	3.5%	8.6%	8.0%	9.1%
% of FP17s Relating to Free Repair or Replacements	1	778	0.1%	0.7%	0.8%	0.8%
% of FP17s Relating to Continuations	4	778	0.5%	0.9%	1.0%	1.1%
% of Patients satisfied with the dentistry they have received	1	1	N/A	91.0%	91.5%	91.4%
% of Patients satisfied with the time they had to wait for an appointment	0	1	N/A	86.9%	88.2%	87.7%

\* This is based on patients treated on this contract for their most recent course of treatment. Figures in italics indicate the base number of FP17s or Patient Questionnaire responses are less than 100. N/A is shown where the base number of responses is less than 10 during the period. % is calculated as Quantity/Base number\*100

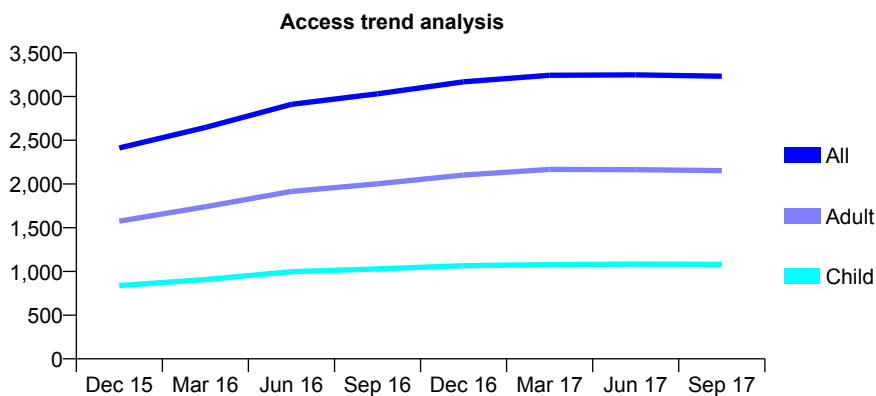
## Q58 - Vital Signs At a Glance Contract Report for 147915/0001 - September 2017

Name or company name	Marford Dental Practice
Contract type name	GDS Contract
Purpose of contract	General
Contract start date	13/05/2015
Contract end date	

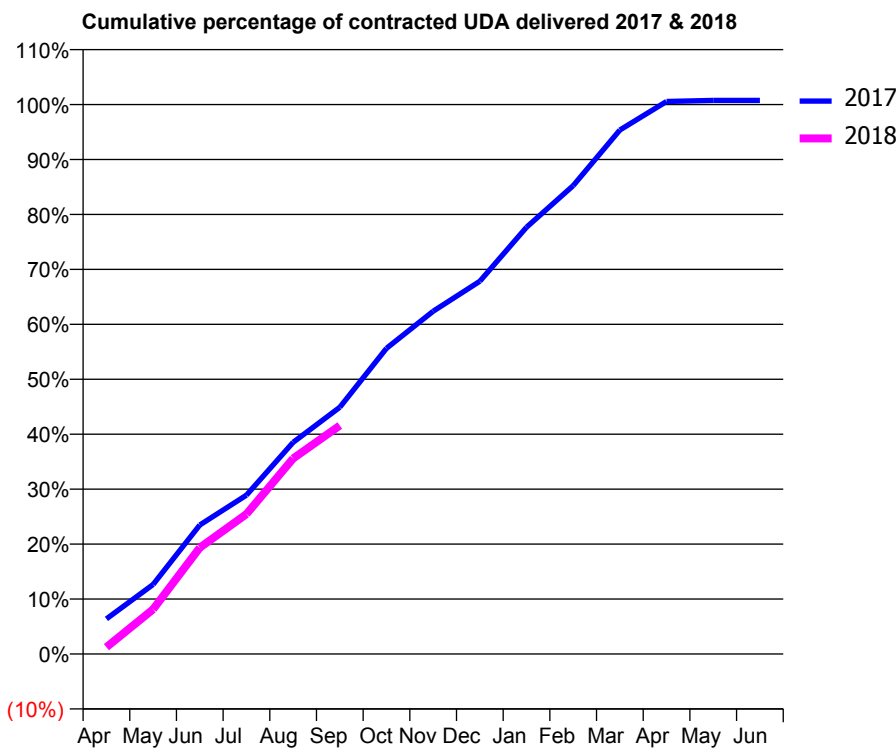
17/18 Contracted general activity (UDA)	9,281
Carry forward general activity (UDA)	0
17/18 Contracted orthodontic activity (UOA)	0
Carry forward orthodontic activity (UOA)	0
Baseline contract value	£259,789.64

### ACCESS\*

Patients seen in 24 months	Total	Change since previous quarter
Quarter ending September 2016	3,031	
Quarter ending December 2016	3,168	↑
Quarter ending March 2017	3,243	↑
Quarter ending June 2017	3,247	→
Quarter ending September 2017	3,233	→
<b>Variance since September 2016</b>	<b>6.7%</b>	<b>↑</b>



### ACTIVITY



Month	Adjusted Scheduled Activity (UDA)	
	2017	2018
April	593	116
May	1,174	755
June	2,180	1,796
July	2,683	2,363
August	3,574	3,303
September	4,167	3,860
October	5,164	
November	5,790	
December	6,296	
January	7,209	
February	7,912	
March	8,850	
April	9,332	
May	9,351	
June	9,351	

### QUALITY

	Quantity	Base Number	Contract	AT	Region	England
% of FP17s for the same patient ID Re-attending within 3 months - Children	53	764	6.9%	10.7%	11.6%	11.9%
% of FP17s for the same patient ID Re-attending within 3 months - Adults	252	1,409	17.9%	14.4%	15.2%	15.9%
% of FP17s for the same patient ID Re-attending between 3 & 9 months - Children	404	764	52.9%	56.9%	59.1%	58.1%
% of FP17s for the same patient ID Re-attending between 3 & 9 months - Adults	656	1,409	46.6%	48.5%	51.7%	50.6%
% of FP17s for Band 1 Urgent Courses	151	1,952	7.7%	8.6%	8.0%	9.1%
% of FP17s Relating to Free Repair or Replacements	8	1,952	0.4%	0.7%	0.8%	0.8%
% of FP17s Relating to Continuations	45	1,952	2.3%	0.9%	1.0%	1.1%
% of Patients satisfied with the dentistry they have received	7	7	N/A	91.0%	91.5%	91.4%
% of Patients satisfied with the time they had to wait for an appointment	6	7	N/A	86.9%	88.2%	87.7%

\* This is based on patients treated on this contract for their most recent course of treatment. Figures in italics indicate the base number of FP17s or Patient Questionnaire responses are less than 100. N/A is shown where the base number of responses is less than 10 during the period. % is calculated as Quantity/Base number\*100

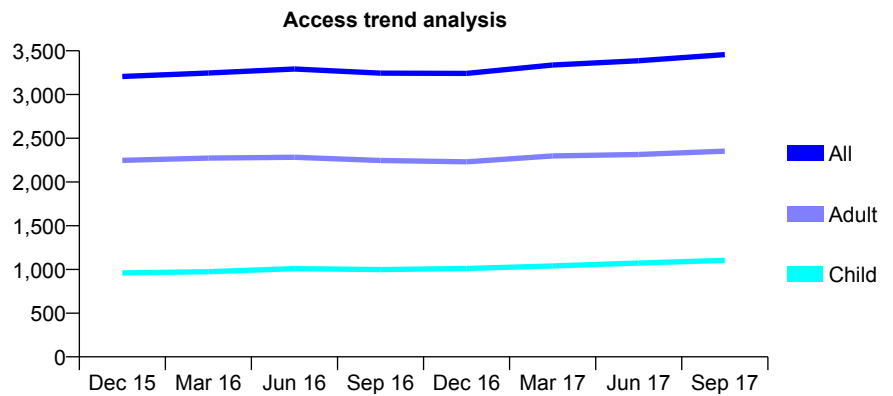
## Q58 - Vital Signs At a Glance Contract Report for 149004/0002 - September 2017

Name or company name	Greenleaves Dental Practice
Contract type name	GDS Contract
Purpose of contract	General
Contract start date	01/02/2009
Contract end date	

17/18 Contracted general activity (UDA)	7,150
Carry forward general activity (UDA)	0
17/18 Contracted orthodontic activity (UOA)	0
Carry forward orthodontic activity (UOA)	0
Baseline contract value	£178,925.52

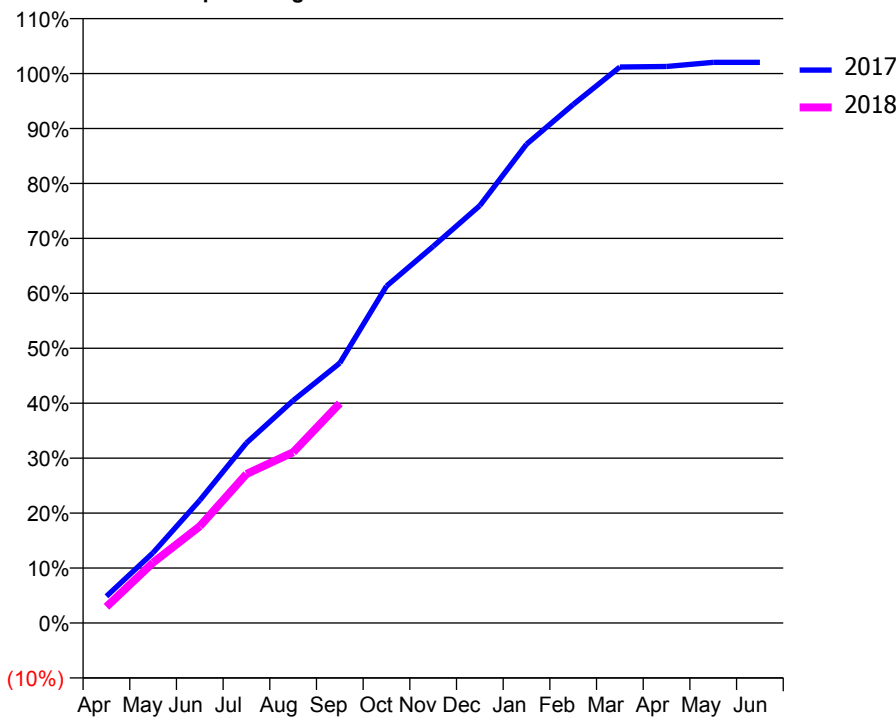
### ACCESS\*

Patients seen in 24 months	Total	Change since previous quarter
Quarter ending September 2016	3,244	
Quarter ending December 2016	3,241	→
Quarter ending March 2017	3,338	↑
Quarter ending June 2017	3,387	→
Quarter ending September 2017	3,457	↑
<b>Variance since September 2016</b>	<b>6.6%</b>	<b>↑</b>



### ACTIVITY

Cumulative percentage of contracted UDA delivered 2017 & 2018



Month	Adjusted Scheduled Activity (UDA)	
	2017	2018
April	348	211
May	915	786
June	1,598	1,258
July	2,343	1,939
August	2,895	2,222
September	3,383	2,858
October	4,383	
November	4,900	
December	5,432	
January	6,229	
February	6,747	
March	7,235	
April	7,242	
May	7,295	
June	7,295	

### QUALITY

	Quantity	Base Number	Contract	AT	Region	England
% of FP17s for the same patient ID Re-attending within 3 months - Children	40	719	5.6%	10.7%	11.6%	11.9%
% of FP17s for the same patient ID Re-attending within 3 months - Adults	131	1,184	11.1%	14.4%	15.2%	15.9%
% of FP17s for the same patient ID Re-attending between 3 & 9 months - Children	350	719	48.7%	56.9%	59.1%	58.1%
% of FP17s for the same patient ID Re-attending between 3 & 9 months - Adults	490	1,184	41.4%	48.5%	51.7%	50.6%
% of FP17s for Band 1 Urgent Courses	149	1,579	9.4%	8.6%	8.0%	9.1%
% of FP17s Relating to Free Repair or Replacements	1	1,579	0.1%	0.7%	0.8%	0.8%
% of FP17s Relating to Continuations	9	1,579	0.6%	0.9%	1.0%	1.1%
% of Patients satisfied with the dentistry they have received	6	8	N/A	91.0%	91.5%	91.4%
% of Patients satisfied with the time they had to wait for an appointment	6	8	N/A	86.9%	88.2%	87.7%

\* This is based on patients treated on this contract for their most recent course of treatment. Figures in italics indicate the base number of FP17s or Patient Questionnaire responses are less than 100. N/A is shown where the base number of responses is less than 10 during the period. % is calculated as Quantity/Base number\*100

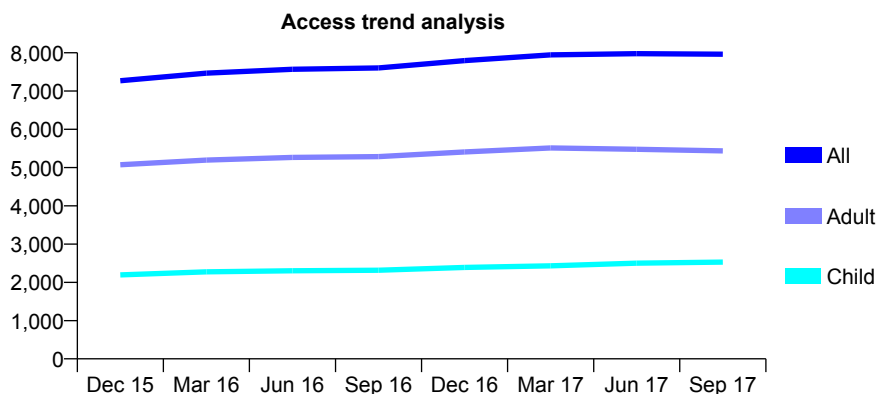
## Q58 - Vital Signs At a Glance Contract Report for 149772/0001 - September 2017

Name or company name	Vogue Dental Care
Contract type name	GDS Contract
Purpose of contract	General
Contract start date	01/11/2010
Contract end date	

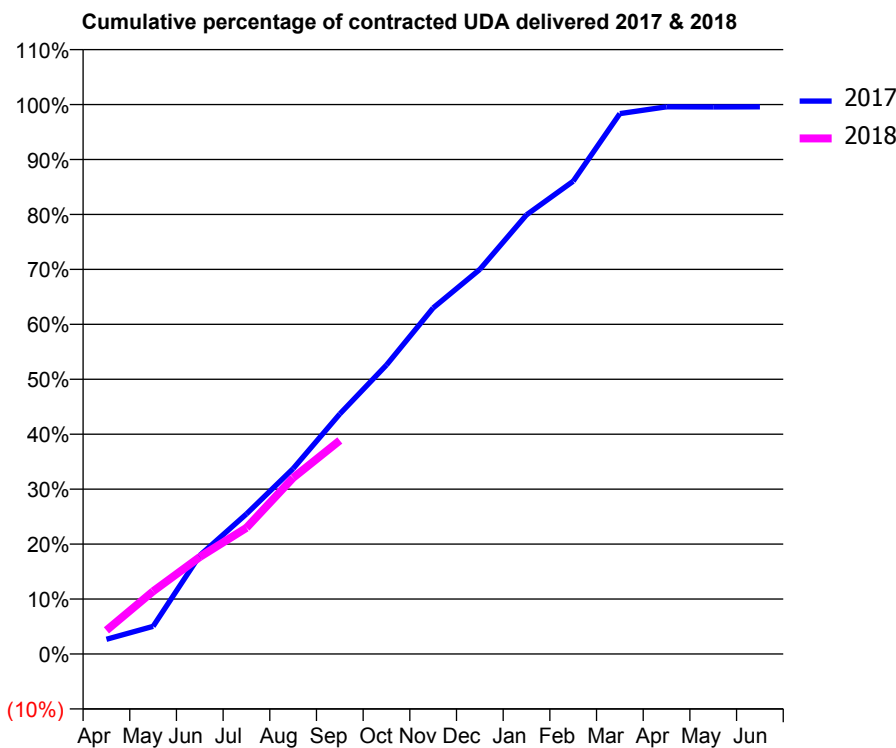
17/18 Contracted general activity (UDA)	19,156
Carry forward general activity (UDA)	0
17/18 Contracted orthodontic activity (UOA)	0
Carry forward orthodontic activity (UOA)	0
Baseline contract value	£656,133.71

### ACCESS\*

Patients seen in 24 months	Total	Change since previous quarter
Quarter ending September 2016	7,603	
Quarter ending December 2016	7,797	↑
Quarter ending March 2017	7,947	→
Quarter ending June 2017	7,978	→
Quarter ending September 2017	7,964	→
<b>Variance since September 2016</b>	<b>4.7%</b>	<b>↑</b>



### ACTIVITY



Month	Adjusted Scheduled Activity (UDA)	
	2017	2018
April	516	825
May	965	2,187
June	3,439	3,381
July	4,885	4,398
August	6,464	6,145
September	8,368	7,445
October	10,075	
November	12,064	
December	13,410	
January	15,311	
February	16,481	
March	18,839	
April	19,076	
May	19,073	
June	19,075	

### QUALITY

	Quantity	Base Number	Contract	AT	Region	England
% of FP17s for the same patient ID Re-attending within 3 months - Children	142	1,755	8.1%	10.7%	11.6%	11.9%
% of FP17s for the same patient ID Re-attending within 3 months - Adults	489	3,027	16.2%	14.4%	15.2%	15.9%
% of FP17s for the same patient ID Re-attending between 3 & 9 months - Children	1,116	1,755	63.6%	56.9%	59.1%	58.1%
% of FP17s for the same patient ID Re-attending between 3 & 9 months - Adults	1,662	3,027	54.9%	48.5%	51.7%	50.6%
% of FP17s for Band 1 Urgent Courses	343	4,209	8.1%	8.6%	8.0%	9.1%
% of FP17s Relating to Free Repair or Replacements	30	4,209	0.7%	0.7%	0.8%	0.8%
% of FP17s Relating to Continuations	2	4,209	0.0%	0.9%	1.0%	1.1%
% of Patients satisfied with the dentistry they have received	17	19	89.5%	91.0%	91.5%	91.4%
% of Patients satisfied with the time they had to wait for an appointment	18	19	94.7%	86.9%	88.2%	87.7%

\* This is based on patients treated on this contract for their most recent course of treatment. Figures in italics indicate the base number of FP17s or Patient Questionnaire responses are less than 100. N/A is shown where the base number of responses is less than 10 during the period. % is calculated as Quantity/Base number\*100

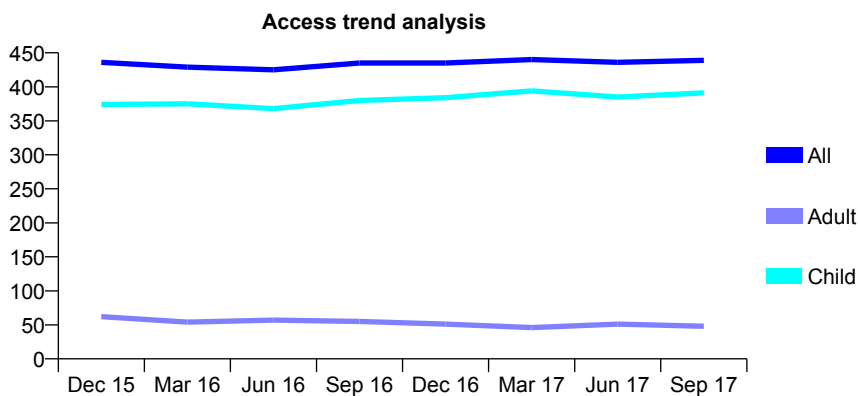
## Q58 - Vital Signs At a Glance Contract Report for 15002/0001 - September 2017

Name or company name	Smilecraft Dental Care
Contract type name	GDS Contract
Purpose of contract	General
Contract start date	01/09/2012
Contract end date	

17/18 Contracted general activity (UDA)	1,800
Carry forward general activity (UDA)	0
17/18 Contracted orthodontic activity (UOA)	0
Carry forward orthodontic activity (UOA)	0
Baseline contract value	£46,345.03

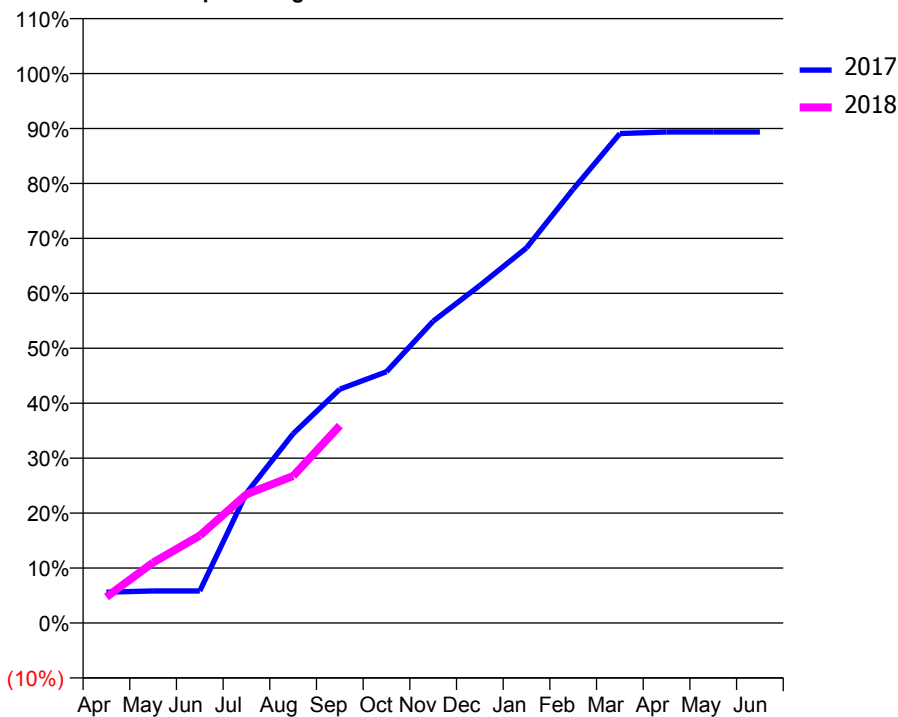
### ACCESS\*

Patients seen in 24 months	Total	Change since previous quarter
Quarter ending September 2016	435	
Quarter ending December 2016	435	→
Quarter ending March 2017	440	→
Quarter ending June 2017	436	→
Quarter ending September 2017	439	→
<b>Variance since September 2016</b>	<b>0.9%</b>	<b>→</b>



### ACTIVITY

Cumulative percentage of contracted UDA delivered 2017 & 2018



Adjusted Scheduled Activity (UDA)

Month	2017	2018
April	101	85
May	105	198
June	105	286
July	426	422
August	620	482
September	766	647
October	823	
November	989	
December	1,106	
January	1,229	
February	1,421	
March	1,603	
April	1,608	
May	1,608	
June	1,608	

### QUALITY

	Quantity	Base Number	Contract	AT	Region	England
% of FP17s for the same patient ID Re-attending within 3 months - Children	22	429	5.1%	10.7%	11.6%	11.9%
% of FP17s for the same patient ID Re-attending within 3 months - Adults	0	1	0.0%	14.4%	15.2%	15.9%
% of FP17s for the same patient ID Re-attending between 3 & 9 months - Children	330	429	76.9%	56.9%	59.1%	58.1%
% of FP17s for the same patient ID Re-attending between 3 & 9 months - Adults	1	1	100.0%	48.5%	51.7%	50.6%
% of FP17s for Band 1 Urgent Courses	4	427	0.9%	8.6%	8.0%	9.1%
% of FP17s Relating to Free Repair or Replacements	0	427	0.0%	0.7%	0.8%	0.8%
% of FP17s Relating to Continuations	0	427	0.0%	0.9%	1.0%	1.1%
% of Patients satisfied with the dentistry they have received	0	1	N/A	91.0%	91.5%	91.4%
% of Patients satisfied with the time they had to wait for an appointment	0	1	N/A	86.9%	88.2%	87.7%

\* This is based on patients treated on this contract for their most recent course of treatment. Figures in italics indicate the base number of FP17s or Patient Questionnaire responses are less than 100. N/A is shown where the base number of responses is less than 10 during the period. % is calculated as Quantity/Base number\*100



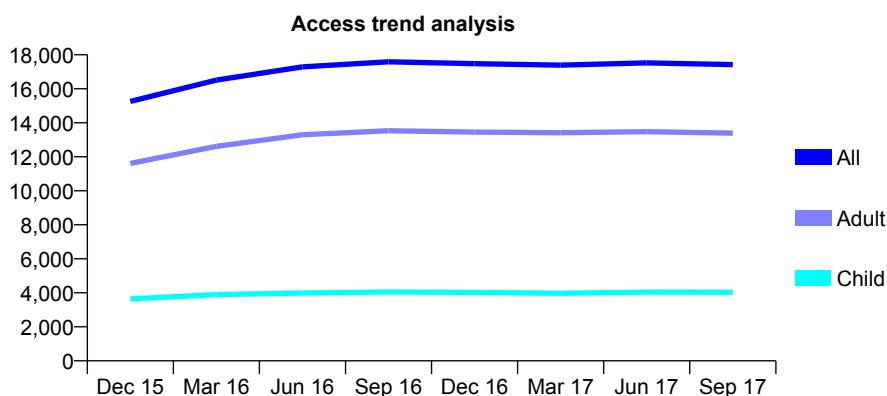
## Q58 - Vital Signs At a Glance Contract Report for 150592/0001 - September 2017

Name or company name	Flitwick Dental Group
Contract type name	GDS Contract
Purpose of contract	General
Contract start date	14/08/2014
Contract end date	

17/18 Contracted general activity (UDA)	40,361
Carry forward general activity (UDA)	0
17/18 Contracted orthodontic activity (UOA)	0
Carry forward orthodontic activity (UOA)	0
Baseline contract value	£906,651.42

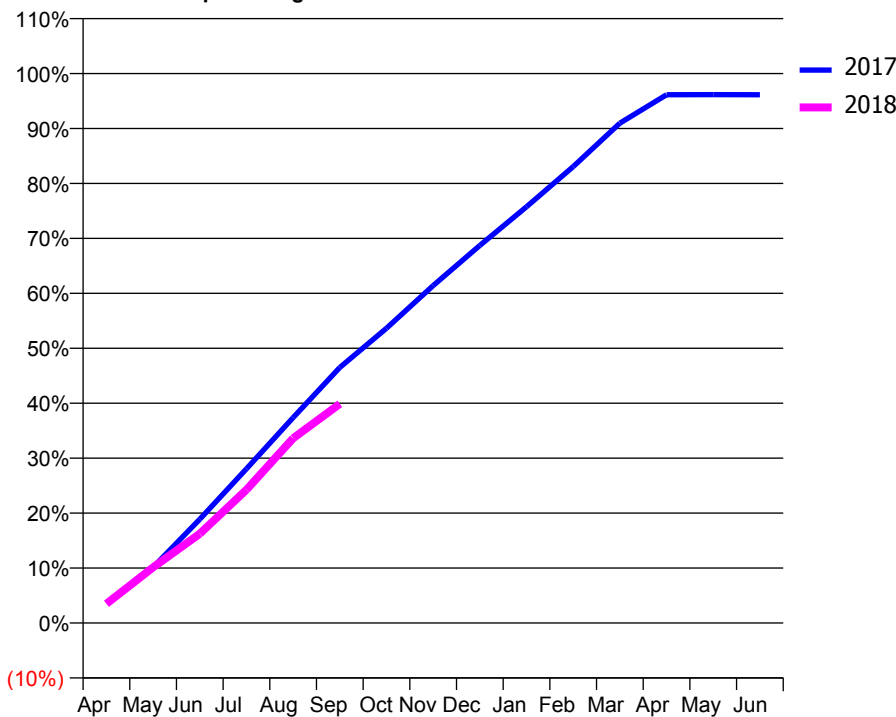
### ACCESS\*

Patients seen in 24 months	Total	Change since previous quarter
Quarter ending September 2016	17,585	
Quarter ending December 2016	17,476	→
Quarter ending March 2017	17,389	→
Quarter ending June 2017	17,522	→
Quarter ending September 2017	17,425	→
<b>Variance since September 2016</b>	<b>(0.9%)</b>	→



### ACTIVITY

Cumulative percentage of contracted UDA delivered 2017 & 2018



Month	Adjusted Scheduled Activity (UDA)	
	2017	2018
April	1,475	1,411
May	4,098	4,085
June	7,622	6,558
July	11,326	9,793
August	15,091	13,568
September	18,775	16,093
October	21,654	
November	24,783	
December	27,732	
January	30,575	
February	33,522	
March	36,713	
April	38,805	
May	38,815	
June	38,802	

### QUALITY

	Quantity	Base Number	Contract	AT	Region	England
% of FP17s for the same patient ID Re-attending within 3 months - Children	164	2,809	5.8%	10.7%	11.6%	11.9%
% of FP17s for the same patient ID Re-attending within 3 months - Adults	838	6,958	12.0%	14.4%	15.2%	15.9%
% of FP17s for the same patient ID Re-attending between 3 & 9 months - Children	1,474	2,809	52.5%	56.9%	59.1%	58.1%
% of FP17s for the same patient ID Re-attending between 3 & 9 months - Adults	2,208	6,958	31.7%	48.5%	51.7%	50.6%
% of FP17s for Band 1 Urgent Courses	941	8,943	10.5%	8.6%	8.0%	9.1%
% of FP17s Relating to Free Repair or Replacements	96	8,943	1.1%	0.7%	0.8%	0.8%
% of FP17s Relating to Continuations	68	8,943	0.8%	0.9%	1.0%	1.1%
% of Patients satisfied with the dentistry they have received	14	15	93.3%	91.0%	91.5%	91.4%
% of Patients satisfied with the time they had to wait for an appointment	14	15	93.3%	86.9%	88.2%	87.7%

\* This is based on patients treated on this contract for their most recent course of treatment. Figures in italics indicate the base number of FP17s or Patient Questionnaire responses are less than 100. N/A is shown where the base number of responses is less than 10 during the period. % is calculated as Quantity/Base number\*100

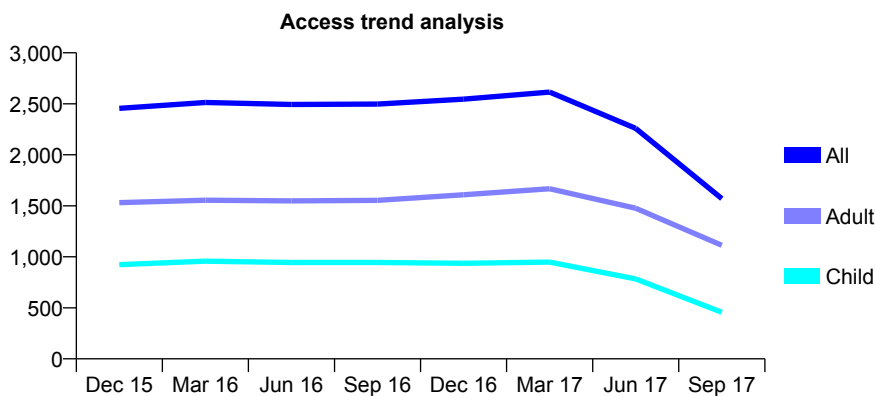
## Q58 - Vital Signs At a Glance Contract Report for 151432/0001 - September 2017

Name or company name	Mr S Bhandal
Contract type name	GDS Contract
Purpose of contract	General
Contract start date	11/02/2014
Contract end date	18/05/2017

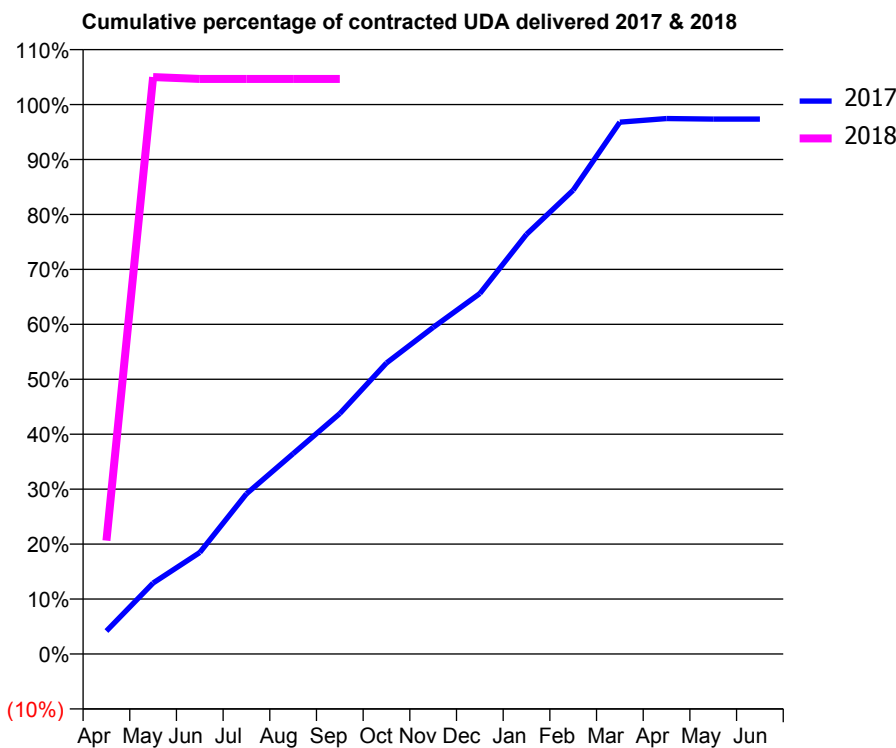
17/18 Contracted general activity (UDA)	907
Carry forward general activity (UDA)	0
17/18 Contracted orthodontic activity (UOA)	0
Carry forward orthodontic activity (UOA)	0
Baseline contract value	£31,209.52

### ACCESS\*

Patients seen in 24 months	Total	Change since previous quarter
Quarter ending September 2016	2,497	
Quarter ending December 2016	2,546	→
Quarter ending March 2017	2,615	↑
Quarter ending June 2017	2,260	↓
Quarter ending September 2017	1,570	↓
<b>Variance since September 2016</b>	<b>(37.1%)</b>	<b>↓</b>



### ACTIVITY



Month	Adjusted Scheduled Activity (UDA)	
	2017	2018
April	288	187
May	890	952
June	1,273	949
July	2,008	949
August	2,512	949
September	3,014	949
October	3,649	
November	4,094	
December	4,519	
January	5,260	
February	5,814	
March	6,666	
April	6,712	
May	6,705	
June	6,705	

### QUALITY

	Quantity	Base Number	Contract	AT	Region	England
% of FP17s for the same patient ID Re-attending within 3 months - Children	7	142	4.9%	10.7%	11.6%	11.9%
% of FP17s for the same patient ID Re-attending within 3 months - Adults	20	261	7.7%	14.4%	15.2%	15.9%
% of FP17s for the same patient ID Re-attending between 3 & 9 months - Children	47	142	33.1%	56.9%	59.1%	58.1%
% of FP17s for the same patient ID Re-attending between 3 & 9 months - Adults	86	261	33.0%	48.5%	51.7%	50.6%
% of FP17s for Band 1 Urgent Courses	21	399	5.3%	8.6%	8.0%	9.1%
% of FP17s Relating to Free Repair or Replacements	2	399	0.5%	0.7%	0.8%	0.8%
% of FP17s Relating to Continuations	0	399	0.0%	0.9%	1.0%	1.1%
% of Patients satisfied with the dentistry they have received	1	1	N/A	91.0%	91.5%	91.4%
% of Patients satisfied with the time they had to wait for an appointment	1	1	N/A	86.9%	88.2%	87.7%

\* This is based on patients treated on this contract for their most recent course of treatment. Figures in italics indicate the base number of FP17s or Patient Questionnaire responses are less than 100. N/A is shown where the base number of responses is less than 10 during the period. % is calculated as Quantity/Base number\*100

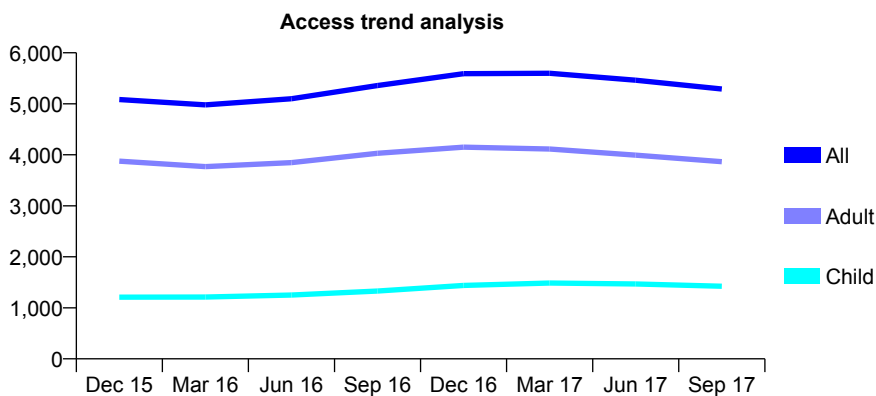
## Q58 - Vital Signs At a Glance Contract Report for 151440/0001 - September 2017

Name or company name	Obex Partners Ltd
Contract type name	GDS Contract
Purpose of contract	General
Contract start date	01/11/2007
Contract end date	

17/18 Contracted general activity (UDA)	12,324
Carry forward general activity (UDA)	0
17/18 Contracted orthodontic activity (UOA)	0
Carry forward orthodontic activity (UOA)	0
Baseline contract value	£359,488.46

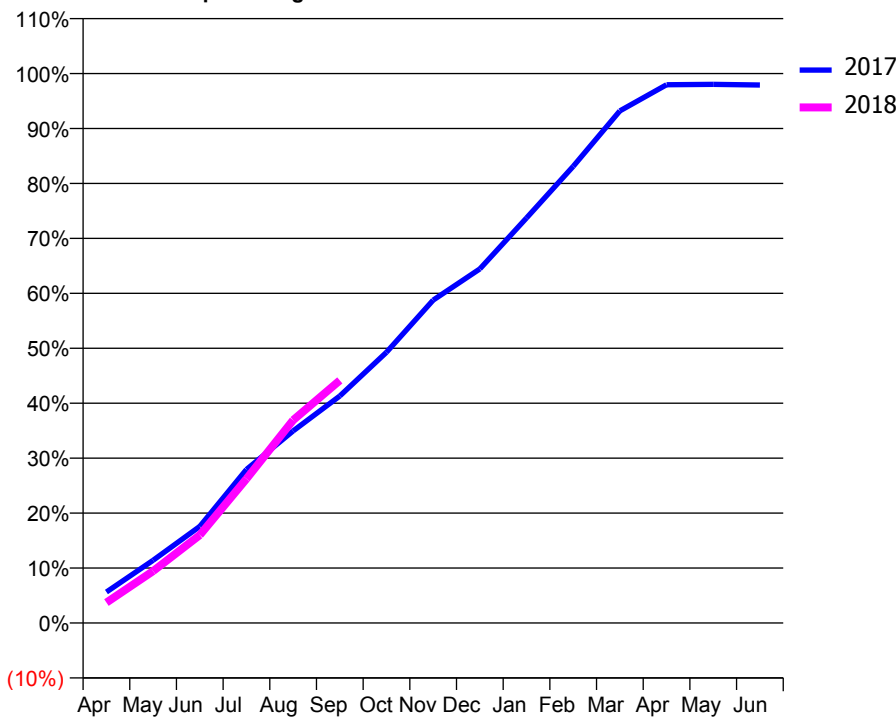
### ACCESS\*

Patients seen in 24 months	Total	Change since previous quarter
Quarter ending September 2016	5,359	
Quarter ending December 2016	5,591	↑
Quarter ending March 2017	5,599	→
Quarter ending June 2017	5,463	↓
Quarter ending September 2017	5,289	↓
<b>Variance since September 2016</b>	<b>(1.3%)</b>	<b>↓</b>



### ACTIVITY

Cumulative percentage of contracted UDA delivered 2017 & 2018



Month	Adjusted Scheduled Activity (UDA)	
	2017	2018
April	694	459
May	1,407	1,166
June	2,168	1,972
July	3,442	3,234
August	4,308	4,550
September	5,091	5,442
October	6,072	
November	7,243	
December	7,943	
January	9,084	
February	10,243	
March	11,486	
April	12,071	
May	12,080	
June	12,066	

### QUALITY

	Quantity	Base Number	Contract	AT	Region	England
% of FP17s for the same patient ID Re-attending within 3 months - Children	54	1,084	5.0%	10.7%	11.6%	11.9%
% of FP17s for the same patient ID Re-attending within 3 months - Adults	157	2,233	7.0%	14.4%	15.2%	15.9%
% of FP17s for the same patient ID Re-attending between 3 & 9 months - Children	750	1,084	69.2%	56.9%	59.1%	58.1%
% of FP17s for the same patient ID Re-attending between 3 & 9 months - Adults	1,185	2,233	53.1%	48.5%	51.7%	50.6%
% of FP17s for Band 1 Urgent Courses	145	3,054	4.7%	8.6%	8.0%	9.1%
% of FP17s Relating to Free Repair or Replacements	17	3,054	0.6%	0.7%	0.8%	0.8%
% of FP17s Relating to Continuations	16	3,054	0.5%	0.9%	1.0%	1.1%
% of Patients satisfied with the dentistry they have received	3	4	N/A	91.0%	91.5%	91.4%
% of Patients satisfied with the time they had to wait for an appointment	4	4	N/A	86.9%	88.2%	87.7%

\* This is based on patients treated on this contract for their most recent course of treatment. Figures in italics indicate the base number of FP17s or Patient Questionnaire responses are less than 100. N/A is shown where the base number of responses is less than 10 during the period. % is calculated as Quantity/Base number\*100

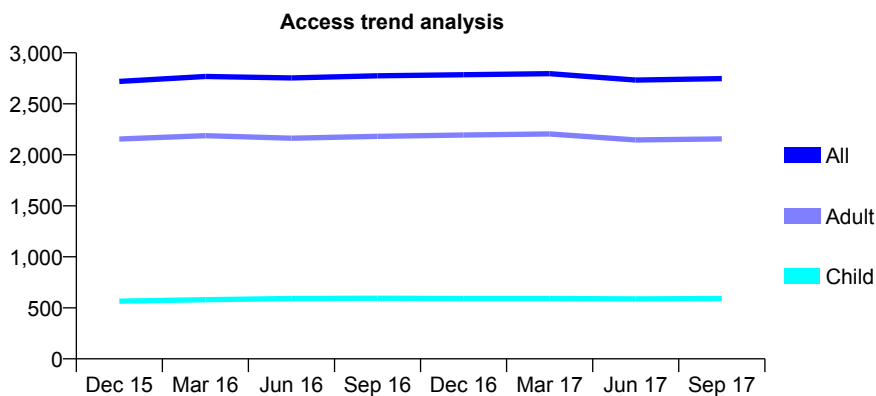
## Q58 - Vital Signs At a Glance Contract Report for 152706/0001 - September 2017

Name or company name	R Patel & Associate
Contract type name	GDS Contract
Purpose of contract	General
Contract start date	01/04/2008
Contract end date	

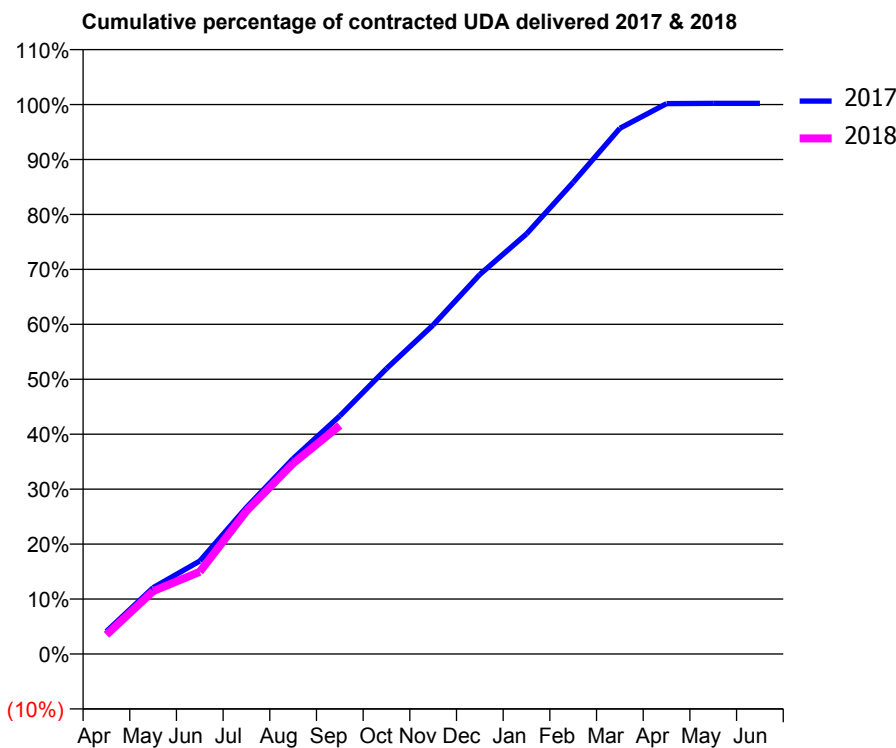
17/18 Contracted general activity (UDA)	6,257
Carry forward general activity (UDA)	0
17/18 Contracted orthodontic activity (UOA)	0
Carry forward orthodontic activity (UOA)	0
Baseline contract value	£166,243.80

### ACCESS\*

Patients seen in 24 months	Total	Change since previous quarter
Quarter ending September 2016	2,775	
Quarter ending December 2016	2,785	→
Quarter ending March 2017	2,795	→
Quarter ending June 2017	2,733	↓
Quarter ending September 2017	2,747	→
<b>Variance since September 2016</b>	<b>(1.0%)</b>	<b>↓</b>



### ACTIVITY



Month	Adjusted Scheduled Activity (UDA)	
	2017	2018
April	257	219
May	755	716
June	1,060	936
July	1,669	1,629
August	2,225	2,170
September	2,711	2,602
October	3,251	
November	3,746	
December	4,322	
January	4,783	
February	5,371	
March	5,986	
April	6,267	
May	6,270	
June	6,270	

### QUALITY

	Quantity	Base Number	Contract	AT	Region	England
% of FP17s for the same patient ID Re-attending within 3 months - Children	22	411	5.4%	10.7%	11.6%	11.9%
% of FP17s for the same patient ID Re-attending within 3 months - Adults	112	1,372	8.2%	14.4%	15.2%	15.9%
% of FP17s for the same patient ID Re-attending between 3 & 9 months - Children	276	411	67.2%	56.9%	59.1%	58.1%
% of FP17s for the same patient ID Re-attending between 3 & 9 months - Adults	830	1,372	60.5%	48.5%	51.7%	50.6%
% of FP17s for Band 1 Urgent Courses	94	1,633	5.8%	8.6%	8.0%	9.1%
% of FP17s Relating to Free Repair or Replacements	2	1,633	0.1%	0.7%	0.8%	0.8%
% of FP17s Relating to Continuations	1	1,633	0.1%	0.9%	1.0%	1.1%
% of Patients satisfied with the dentistry they have received	2	3	N/A	91.0%	91.5%	91.4%
% of Patients satisfied with the time they had to wait for an appointment	3	3	N/A	86.9%	88.2%	87.7%

\* This is based on patients treated on this contract for their most recent course of treatment. Figures in italics indicate the base number of FP17s or Patient Questionnaire responses are less than 100. N/A is shown where the base number of responses is less than 10 during the period. % is calculated as Quantity/Base number\*100

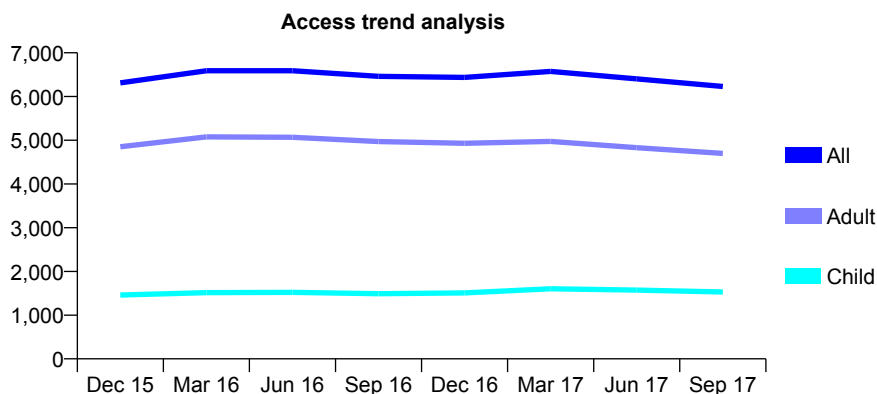
## Q58 - Vital Signs At a Glance Contract Report for 153052/0002 - September 2017

Name or company name	Dentalcare (Southern) Limited
Contract type name	PDS Contract
Purpose of contract	General
Contract start date	01/04/2013
Contract end date	31/03/2018

17/18 Contracted general activity (UDA)	15,000
Carry forward general activity (UDA)	0
17/18 Contracted orthodontic activity (UOA)	0
Carry forward orthodontic activity (UOA)	0
Baseline contract value	£361,781.31

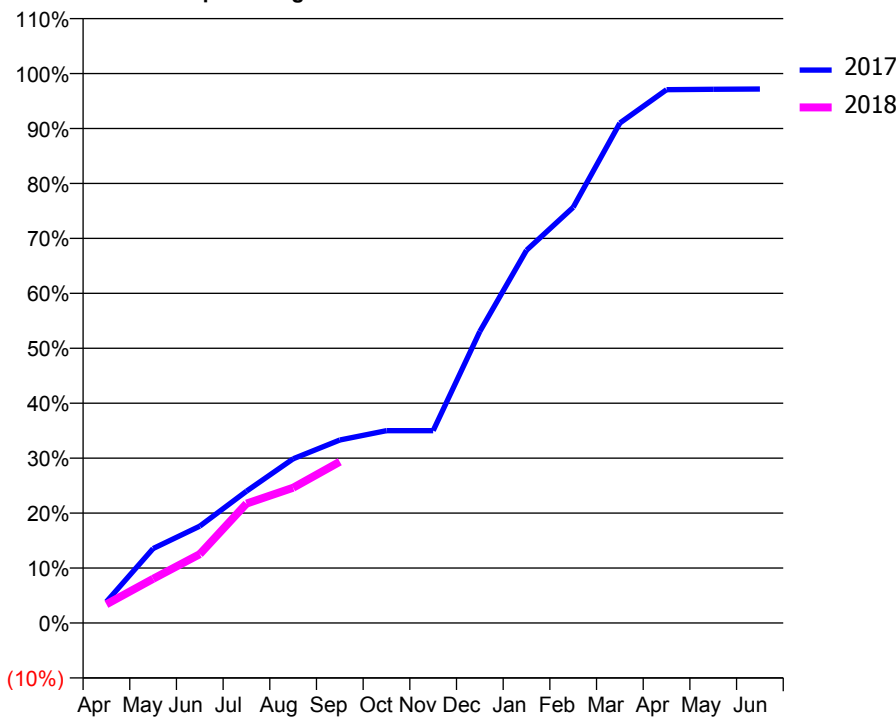
### ACCESS\*

Patients seen in 24 months	Total	Change since previous quarter
Quarter ending September 2016	6,462	
Quarter ending December 2016	6,438	→
Quarter ending March 2017	6,576	↑
Quarter ending June 2017	6,404	↓
Quarter ending September 2017	6,229	↓
<b>Variance since September 2016</b>	<b>(3.6%)</b>	<b>↓</b>



### ACTIVITY

Cumulative percentage of contracted UDA delivered 2017 & 2018



Adjusted Scheduled Activity (UDA)

Month	2017	2018
April	580	513
May	2,032	1,206
June	2,644	1,879
July	3,597	3,261
August	4,484	3,694
September	4,996	4,402
October	5,252	
November	5,252	
December	7,958	
January	10,177	
February	11,348	
March	13,647	
April	14,559	
May	14,568	
June	14,577	

### QUALITY

	Quantity	Base Number	Contract	AT	Region	England
% of FP17s for the same patient ID Re-attending within 3 months - Children	51	825	6.2%	10.7%	11.6%	11.9%
% of FP17s for the same patient ID Re-attending within 3 months - Adults	239	2,248	10.6%	14.4%	15.2%	15.9%
% of FP17s for the same patient ID Re-attending between 3 & 9 months - Children	433	825	52.5%	56.9%	59.1%	58.1%
% of FP17s for the same patient ID Re-attending between 3 & 9 months - Adults	1,229	2,248	54.7%	48.5%	51.7%	50.6%
% of FP17s for Band 1 Urgent Courses	264	2,644	10.0%	8.6%	8.0%	9.1%
% of FP17s Relating to Free Repair or Replacements	27	2,644	1.0%	0.7%	0.8%	0.8%
% of FP17s Relating to Continuations	8	2,644	0.3%	0.9%	1.0%	1.1%
% of Patients satisfied with the dentistry they have received	3	3	N/A	91.0%	91.5%	91.4%
% of Patients satisfied with the time they had to wait for an appointment	2	3	N/A	86.9%	88.2%	87.7%

\* This is based on patients treated on this contract for their most recent course of treatment. Figures in italics indicate the base number of FP17s or Patient Questionnaire responses are less than 100. N/A is shown where the base number of responses is less than 10 during the period. % is calculated as Quantity/Base number\*100

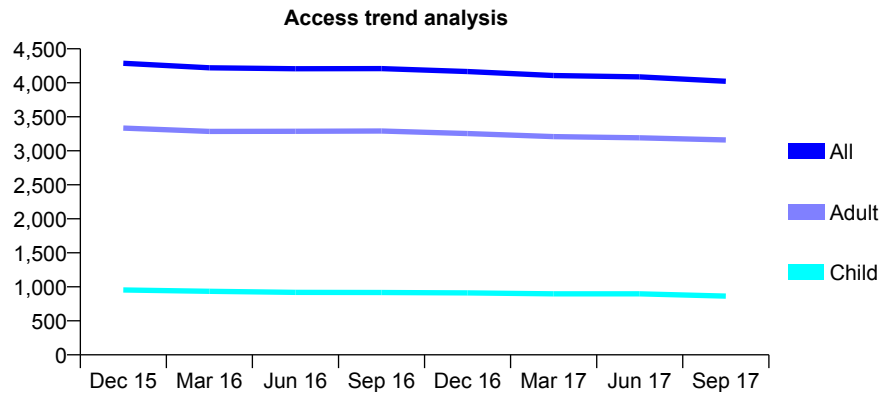
## Q58 - Vital Signs At a Glance Contract Report for 154571/0001 - September 2017

Name or company name	Cheshunt Dental Care
Contract type name	GDS Contract
Purpose of contract	General
Contract start date	01/04/2007
Contract end date	

17/18 Contracted general activity (UDA)	15,790
Carry forward general activity (UDA)	0
17/18 Contracted orthodontic activity (UOA)	0
Carry forward orthodontic activity (UOA)	0
Baseline contract value	£494,350.80

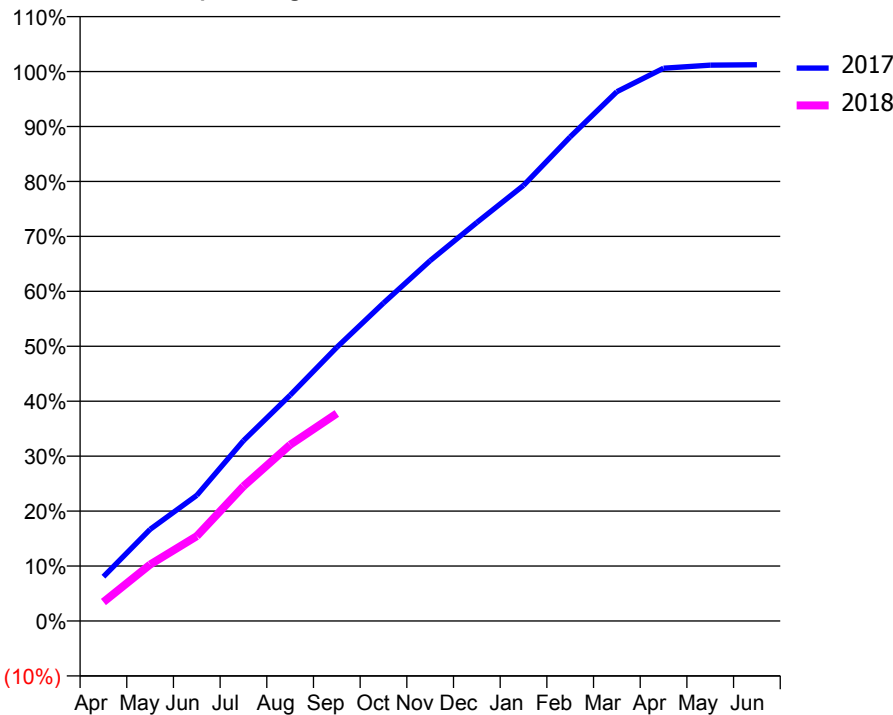
### ACCESS\*

Patients seen in 24 months	Total	Change since previous quarter
Quarter ending September 2016	4,208	
Quarter ending December 2016	4,165	↓
Quarter ending March 2017	4,107	↓
Quarter ending June 2017	4,088	→
Quarter ending September 2017	4,023	↓
<b>Variance since September 2016</b>	<b>(4.4%)</b>	<b>↓</b>



### ACTIVITY

Cumulative percentage of contracted UDA delivered 2017 & 2018



Month	Adjusted Scheduled Activity (UDA)	
	2017	2018
April	1,275	545
May	2,633	1,622
June	3,610	2,440
July	5,183	3,873
August	6,491	5,064
September	7,863	5,962
October	9,136	
November	10,353	
December	11,453	
January	12,517	
February	13,910	
March	15,212	
April	15,885	
May	15,972	
June	15,984	

### QUALITY

	Quantity	Base Number	Contract	AT	Region	England
% of FP17s for the same patient ID Re-attending within 3 months - Children	49	614	8.0%	10.7%	11.6%	11.9%
% of FP17s for the same patient ID Re-attending within 3 months - Adults	279	1,904	14.7%	14.4%	15.2%	15.9%
% of FP17s for the same patient ID Re-attending between 3 & 9 months - Children	304	614	49.5%	56.9%	59.1%	58.1%
% of FP17s for the same patient ID Re-attending between 3 & 9 months - Adults	841	1,904	44.2%	48.5%	51.7%	50.6%
% of FP17s for Band 1 Urgent Courses	279	2,278	12.2%	8.6%	8.0%	9.1%
% of FP17s Relating to Free Repair or Replacements	31	2,278	1.4%	0.7%	0.8%	0.8%
% of FP17s Relating to Continuations	4	2,278	0.2%	0.9%	1.0%	1.1%
% of Patients satisfied with the dentistry they have received	4	4	N/A	91.0%	91.5%	91.4%
% of Patients satisfied with the time they had to wait for an appointment	4	4	N/A	86.9%	88.2%	87.7%

\* This is based on patients treated on this contract for their most recent course of treatment. Figures in italics indicate the base number of FP17s or Patient Questionnaire responses are less than 100. N/A is shown where the base number of responses is less than 10 during the period. % is calculated as Quantity/Base number\*100

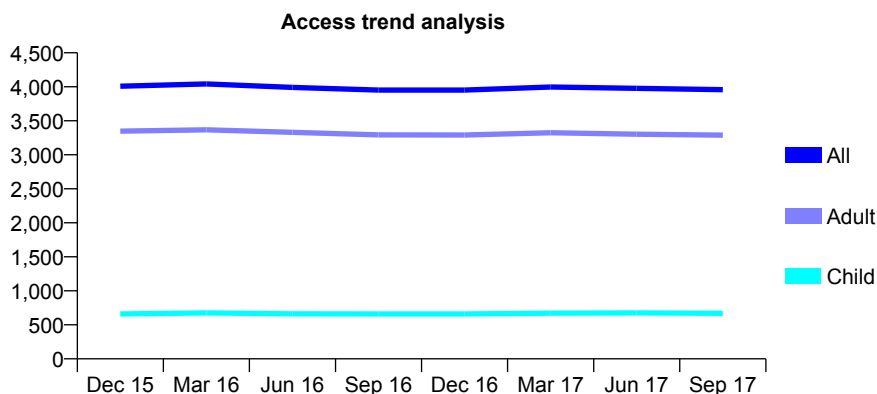
## Q58 - Vital Signs At a Glance Contract Report for 154598/0001 - September 2017

Name or company name	Broxbourne Dental Smile Clinic
Contract type name	GDS Contract
Purpose of contract	General
Contract start date	01/12/2010
Contract end date	

17/18 Contracted general activity (UDA)	10,484
Carry forward general activity (UDA)	0
17/18 Contracted orthodontic activity (UOA)	0
Carry forward orthodontic activity (UOA)	0
Baseline contract value	£294,897.54

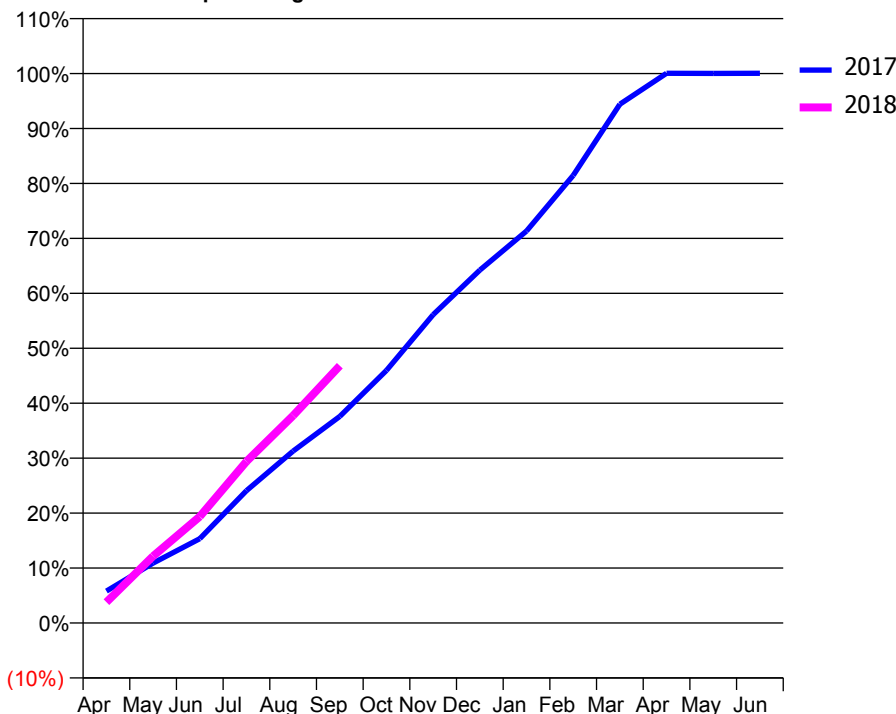
### ACCESS\*

Patients seen in 24 months	Total	Change since previous quarter
Quarter ending September 2016	3,952	
Quarter ending December 2016	3,952	→
Quarter ending March 2017	3,997	→
Quarter ending June 2017	3,977	→
Quarter ending September 2017	3,958	→
<b>Variance since September 2016</b>	<b>0.2%</b>	<b>→</b>



### ACTIVITY

**Cumulative percentage of contracted UDA delivered 2017 & 2018**



Month	Adjusted Scheduled Activity (UDA)	
	2017	2018
April	610	398
May	1,143	1,275
June	1,608	2,032
July	2,526	3,082
August	3,281	3,957
September	3,943	4,908
October	4,821	
November	5,883	
December	6,734	
January	7,479	
February	8,538	
March	9,898	
April	10,488	
May	10,486	
June	10,488	

### QUALITY

	Quantity	Base Number	Contract	AT	Region	England
% of FP17s for the same patient ID Re-attending within 3 months - Children	40	526	7.6%	10.7%	11.6%	11.9%
% of FP17s for the same patient ID Re-attending within 3 months - Adults	370	2,371	15.6%	14.4%	15.2%	15.9%
% of FP17s for the same patient ID Re-attending between 3 & 9 months - Children	292	526	55.5%	56.9%	59.1%	58.1%
% of FP17s for the same patient ID Re-attending between 3 & 9 months - Adults	1,366	2,371	57.6%	48.5%	51.7%	50.6%
% of FP17s for Band 1 Urgent Courses	219	2,651	8.3%	8.6%	8.0%	9.1%
% of FP17s Relating to Free Repair or Replacements	38	2,651	1.4%	0.7%	0.8%	0.8%
% of FP17s Relating to Continuations	40	2,651	1.5%	0.9%	1.0%	1.1%
% of Patients satisfied with the dentistry they have received	17	18	94.4%	91.0%	91.5%	91.4%
% of Patients satisfied with the time they had to wait for an appointment	16	18	88.9%	86.9%	88.2%	87.7%

\* This is based on patients treated on this contract for their most recent course of treatment. Figures in italics indicate the base number of FP17s or Patient Questionnaire responses are less than 100. N/A is shown where the base number of responses is less than 10 during the period. % is calculated as Quantity/Base number\*100

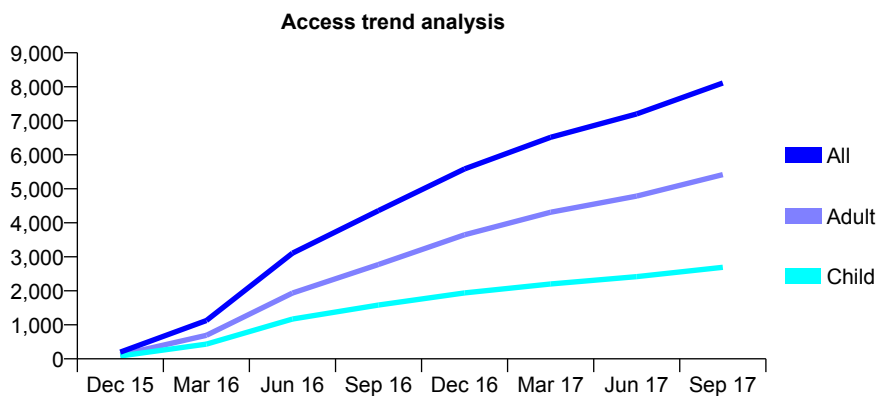
## Q58 - Vital Signs At a Glance Contract Report for 154709/0001 - September 2017

Name or company name	Citident Dental Centre
Contract type name	GDS Contract
Purpose of contract	General
Contract start date	01/12/2015
Contract end date	

17/18 Contracted general activity (UDA)	24,141
Carry forward general activity (UDA)	0
17/18 Contracted orthodontic activity (UOA)	0
Carry forward orthodontic activity (UOA)	0
Baseline contract value	£644,188.15

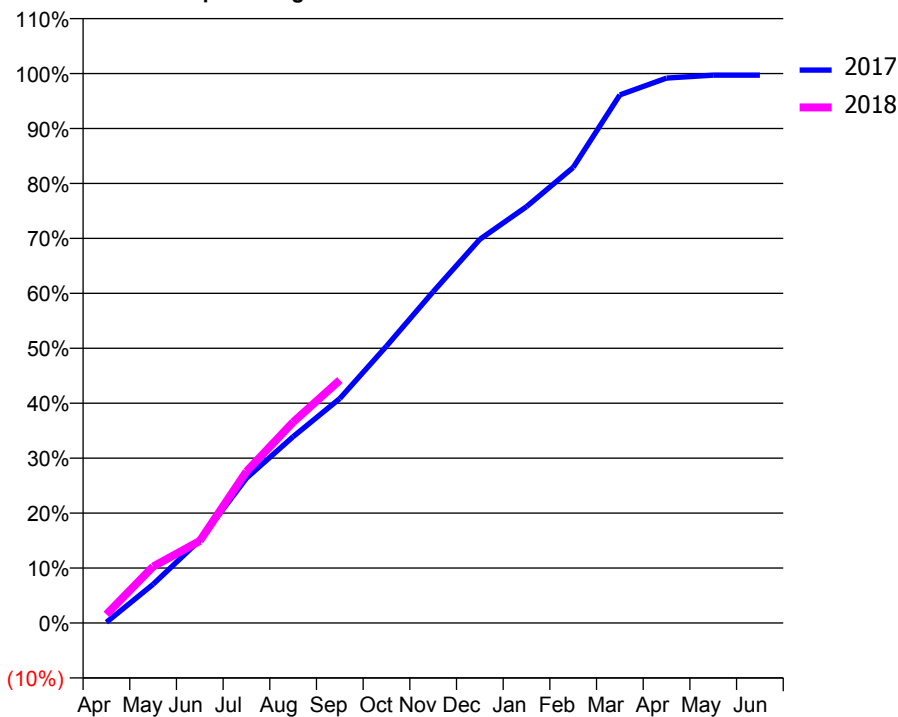
### ACCESS\*

Patients seen in 24 months	Total	Change since previous quarter
Quarter ending September 2016	4,357	
Quarter ending December 2016	5,588	↑
Quarter ending March 2017	6,516	↑
Quarter ending June 2017	7,201	↑
Quarter ending September 2017	8,110	↑
<b>Variance since September 2016</b>	<b>86.1%</b>	<b>↑</b>



### ACTIVITY

Cumulative percentage of contracted UDA delivered 2017 & 2018



Month	Adjusted Scheduled Activity (UDA)	
	2017	2018
April	34	380
May	1,700	2,482
June	3,639	3,606
July	6,367	6,656
August	8,190	8,824
September	9,860	10,671
October	12,165	
November	14,557	
December	16,857	
January	18,292	
February	20,012	
March	23,202	
April	23,942	
May	24,067	
June	24,069	

### QUALITY

	Quantity	Base Number	Contract	AT	Region	England
% of FP17s for the same patient ID Re-attending within 3 months - Children	79	1,648	4.8%	10.7%	11.6%	11.9%
% of FP17s for the same patient ID Re-attending within 3 months - Adults	469	3,114	15.1%	14.4%	15.2%	15.9%
% of FP17s for the same patient ID Re-attending between 3 & 9 months - Children	583	1,648	35.4%	56.9%	59.1%	58.1%
% of FP17s for the same patient ID Re-attending between 3 & 9 months - Adults	1,101	3,114	35.4%	48.5%	51.7%	50.6%
% of FP17s for Band 1 Urgent Courses	382	4,463	8.6%	8.6%	8.0%	9.1%
% of FP17s Relating to Free Repair or Replacements	20	4,463	0.4%	0.7%	0.8%	0.8%
% of FP17s Relating to Continuations	13	4,463	0.3%	0.9%	1.0%	1.1%
% of Patients satisfied with the dentistry they have received	5	5	N/A	91.0%	91.5%	91.4%
% of Patients satisfied with the time they had to wait for an appointment	5	5	N/A	86.9%	88.2%	87.7%

\* This is based on patients treated on this contract for their most recent course of treatment. Figures in italics indicate the base number of FP17s or Patient Questionnaire responses are less than 100. N/A is shown where the base number of responses is less than 10 during the period. % is calculated as Quantity/Base number\*100



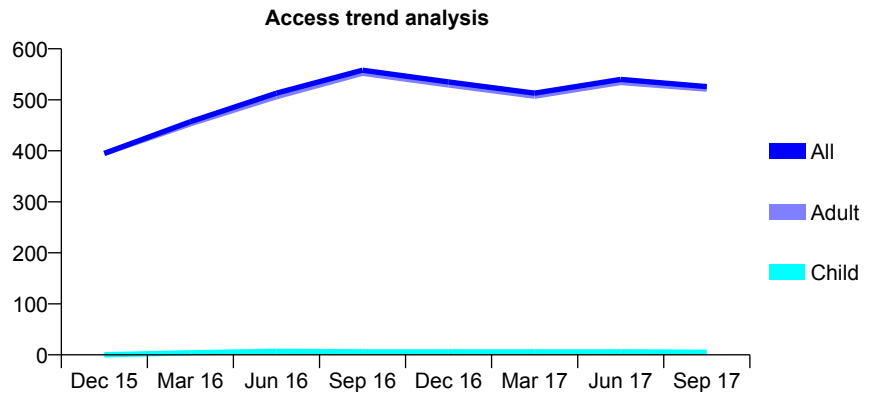
## Q58 - Vital Signs At a Glance Contract Report for 154911/0003 - September 2017

Name or company name	Herts Community NHS Trust
Contract type name	PDS Contract
Purpose of contract	General
Contract start date	01/09/2014
Contract end date	31/03/2018

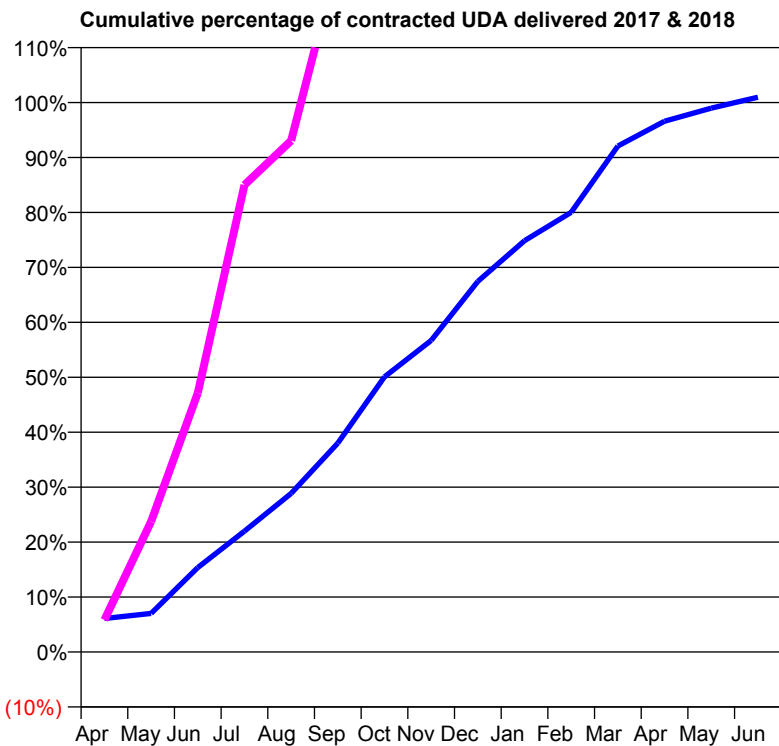
17/18 Contracted general activity (UDA)	325
Carry forward general activity (UDA)	0
17/18 Contracted orthodontic activity (UOA)	0
Carry forward orthodontic activity (UOA)	0
Baseline contract value	£56,620.71

### ACCESS\*

Patients seen in 24 months	Total	Change since previous quarter
Quarter ending September 2016	558	
Quarter ending December 2016	535	↓
Quarter ending March 2017	513	↓
Quarter ending June 2017	540	↑
Quarter ending September 2017	526	↓
<b>Variance since September 2016</b>	<b>(5.7%)</b>	<b>↓</b>



### ACTIVITY



Month	Adjusted Scheduled Activity (UDA)	
	2017	2018
April	46	19
May	53	77
June	116	153
July	166	276
August	218	302
September	287	409
October	378	
November	428	
December	509	
January	565	
February	604	
March	695	
April	729	
May	747	
June	762	

### QUALITY

	Quantity	Base Number	Contract	AT	Region	England
% of FP17s for the same patient ID Re-attending within 3 months - Children	0	7	0.0%	10.7%	11.6%	11.9%
% of FP17s for the same patient ID Re-attending within 3 months - Adults	9	183	4.9%	14.4%	15.2%	15.9%
% of FP17s for the same patient ID Re-attending between 3 & 9 months - Children	3	7	42.9%	56.9%	59.1%	58.1%
% of FP17s for the same patient ID Re-attending between 3 & 9 months - Adults	29	183	15.8%	48.5%	51.7%	50.6%
% of FP17s for Band 1 Urgent Courses	2	169	1.2%	8.6%	8.0%	9.1%
% of FP17s Relating to Free Repair or Replacements	0	169	0.0%	0.7%	0.8%	0.8%
% of FP17s Relating to Continuations	0	169	0.0%	0.9%	1.0%	1.1%
% of Patients satisfied with the dentistry they have received	2	2	N/A	91.0%	91.5%	91.4%
% of Patients satisfied with the time they had to wait for an appointment	0	2	N/A	86.9%	88.2%	87.7%

\* This is based on patients treated on this contract for their most recent course of treatment. Figures in italics indicate the base number of FP17s or Patient Questionnaire responses are less than 100. N/A is shown where the base number of responses is less than 10 during the period. % is calculated as Quantity/Base number\*100

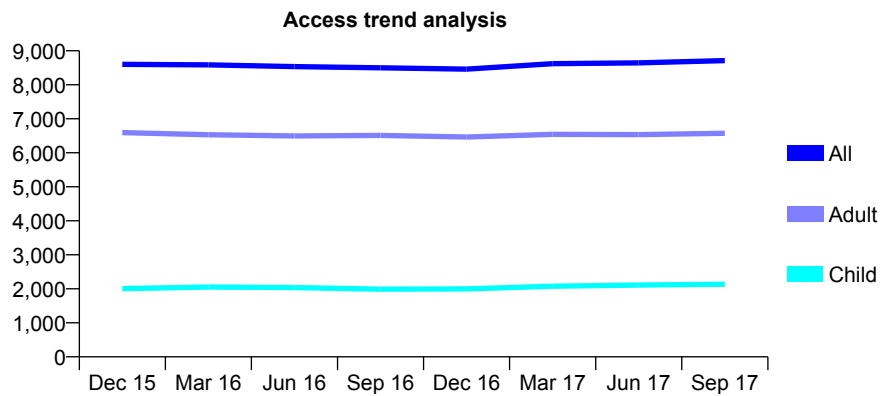
## Q58 - Vital Signs At a Glance Contract Report for 155438/0003 - September 2017

Name or company name	Syteldent Ltd
Contract type name	GDS Contract
Purpose of contract	General and Orthodontic
Contract start date	01/08/2008
Contract end date	

17/18 Contracted general activity (UDA)	23,050
Carry forward general activity (UDA)	-185
17/18 Contracted orthodontic activity (UOA)	648
Carry forward orthodontic activity (UOA)	6
Baseline contract value	£623,322.50

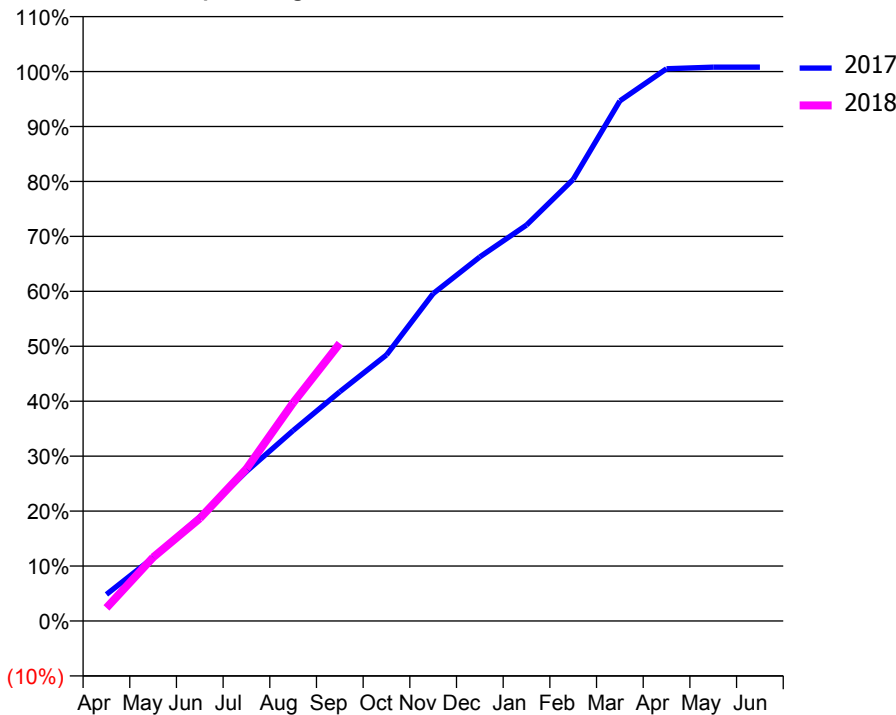
### ACCESS\*

Patients seen in 24 months	Total	Change since previous quarter
Quarter ending September 2016	8,500	
Quarter ending December 2016	8,462	→
Quarter ending March 2017	8,621	→
Quarter ending June 2017	8,645	→
Quarter ending September 2017	8,711	→
<b>Variance since September 2016</b>	<b>2.5%</b>	<b>↑</b>



### ACTIVITY

Cumulative percentage of contracted UDA delivered 2017 & 2018



Month	Adjusted Scheduled Activity (UDA)	
	2017	2018
April	1,114	550
May	2,658	2,670
June	4,368	4,307
July	6,274	6,384
August	7,990	9,156
September	9,618	11,650
October	11,165	
November	13,735	
December	15,270	
January	16,607	
February	18,524	
March	21,819	
April	23,166	
May	23,235	
June	23,235	

### QUALITY

	Quantity	Base Number	Contract	AT	Region	England
% of FP17s for the same patient ID Re-attending within 3 months - Children	125	1,466	8.5%	10.7%	11.6%	11.9%
% of FP17s for the same patient ID Re-attending within 3 months - Adults	652	3,990	16.3%	14.4%	15.2%	15.9%
% of FP17s for the same patient ID Re-attending between 3 & 9 months - Children	628	1,466	42.8%	56.9%	59.1%	58.1%
% of FP17s for the same patient ID Re-attending between 3 & 9 months - Adults	1,368	3,990	34.3%	48.5%	51.7%	50.6%
% of FP17s for Band 1 Urgent Courses	593	4,873	12.2%	8.6%	8.0%	9.1%
% of FP17s Relating to Free Repair or Replacements	19	4,873	0.4%	0.7%	0.8%	0.8%
% of FP17s Relating to Continuations	108	4,873	2.2%	0.9%	1.0%	1.1%
% of Patients satisfied with the dentistry they have received	12	12	100.0%	91.0%	91.5%	91.4%
% of Patients satisfied with the time they had to wait for an appointment	8	12	66.7%	86.9%	88.2%	87.7%

\* This is based on patients treated on this contract for their most recent course of treatment. Figures in italics indicate the base number of FP17s or Patient Questionnaire responses are less than 100. N/A is shown where the base number of responses is less than 10 during the period. % is calculated as Quantity/Base number\*100

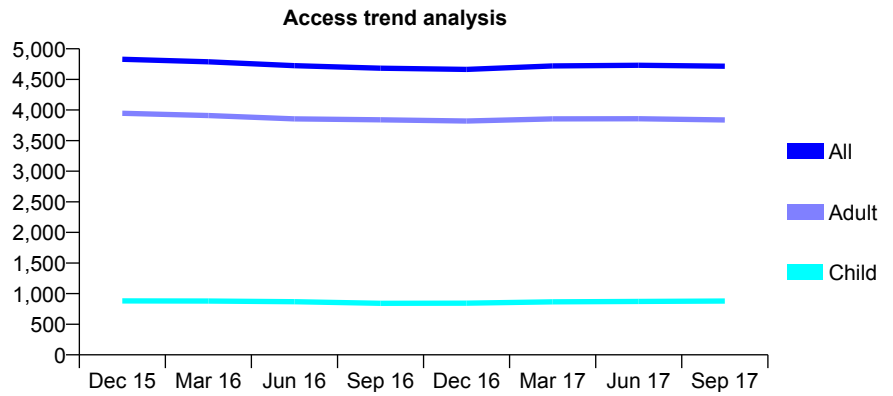
## Q58 - Vital Signs At a Glance Contract Report for 156302/0001 - September 2017

Name or company name	A P Smith & A J Luck
Contract type name	GDS Contract
Purpose of contract	General
Contract start date	01/08/2010
Contract end date	

17/18 Contracted general activity (UDA)	12,300
Carry forward general activity (UDA)	0
17/18 Contracted orthodontic activity (UOA)	0
Carry forward orthodontic activity (UOA)	0
Baseline contract value	£325,286.02

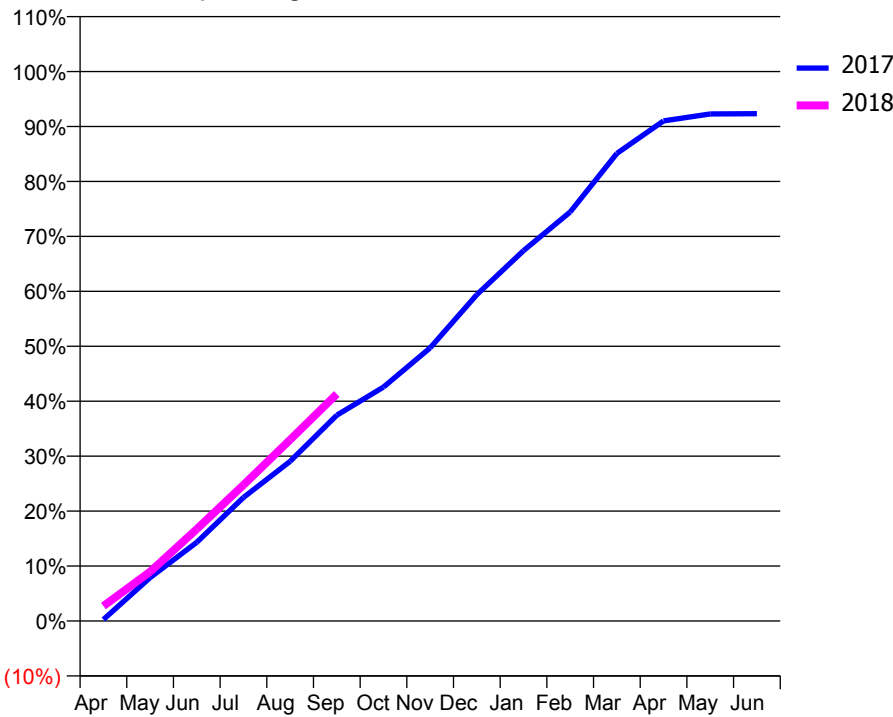
### ACCESS\*

Patients seen in 24 months	Total	Change since previous quarter
Quarter ending September 2016	4,682	
Quarter ending December 2016	4,664	→
Quarter ending March 2017	4,721	→
Quarter ending June 2017	4,730	→
Quarter ending September 2017	4,715	→
<b>Variance since September 2016</b>	<b>0.7%</b>	<b>→</b>



### ACTIVITY

Cumulative percentage of contracted UDA delivered 2017 & 2018



Month	Adjusted Scheduled Activity (UDA)	
	2017	2018
April	33	337
May	970	1,103
June	1,763	2,058
July	2,766	3,047
August	3,574	4,057
September	4,608	5,083
October	5,236	
November	6,115	
December	7,304	
January	8,291	
February	9,156	
March	10,465	
April	11,194	
May	11,351	
June	11,355	

### QUALITY

	Quantity	Base Number	Contract	AT	Region	England
% of FP17s for the same patient ID Re-attending within 3 months - Children	54	688	7.8%	10.7%	11.6%	11.9%
% of FP17s for the same patient ID Re-attending within 3 months - Adults	536	3,103	17.3%	14.4%	15.2%	15.9%
% of FP17s for the same patient ID Re-attending between 3 & 9 months - Children	426	688	61.9%	56.9%	59.1%	58.1%
% of FP17s for the same patient ID Re-attending between 3 & 9 months - Adults	1,796	3,103	57.9%	48.5%	51.7%	50.6%
% of FP17s for Band 1 Urgent Courses	244	2,837	8.6%	8.6%	8.0%	9.1%
% of FP17s Relating to Free Repair or Replacements	33	2,837	1.2%	0.7%	0.8%	0.8%
% of FP17s Relating to Continuations	23	2,837	0.8%	0.9%	1.0%	1.1%
% of Patients satisfied with the dentistry they have received	14	14	100.0%	91.0%	91.5%	91.4%
% of Patients satisfied with the time they had to wait for an appointment	14	14	100.0%	86.9%	88.2%	87.7%

\* This is based on patients treated on this contract for their most recent course of treatment. Figures in italics indicate the base number of FP17s or Patient Questionnaire responses are less than 100. N/A is shown where the base number of responses is less than 10 during the period. % is calculated as Quantity/Base number\*100

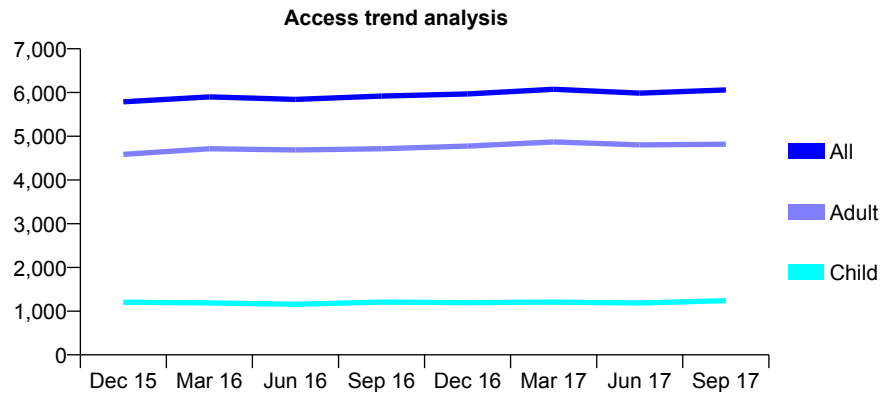
## Q58 - Vital Signs At a Glance Contract Report for 158305/0001 - September 2017

Name or company name	Chrysalis Dental Practice Ltd
Contract type name	GDS Contract
Purpose of contract	General
Contract start date	01/08/2011
Contract end date	

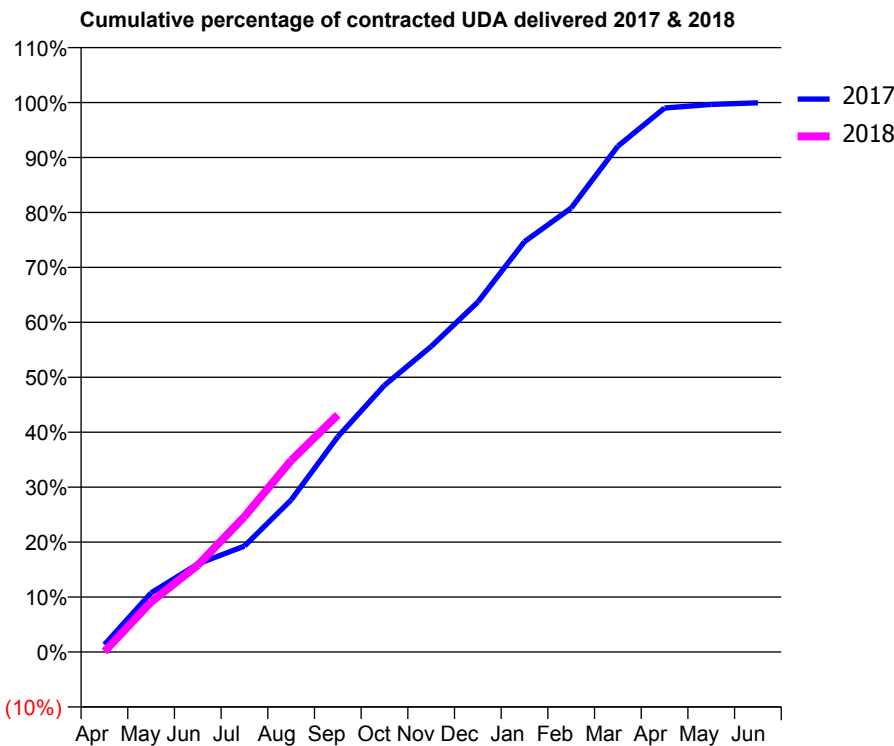
17/18 Contracted general activity (UDA)	13,276
Carry forward general activity (UDA)	0
17/18 Contracted orthodontic activity (UOA)	0
Carry forward orthodontic activity (UOA)	0
Baseline contract value	£343,177.00

### ACCESS\*

Patients seen in 24 months	Total	Change since previous quarter
Quarter ending September 2016	5,920	
Quarter ending December 2016	5,969	→
Quarter ending March 2017	6,075	→
Quarter ending June 2017	5,986	↓
Quarter ending September 2017	6,058	→
<b>Variance since September 2016</b>	<b>2.3%</b>	<b>↑</b>



### ACTIVITY



Month	Adjusted Scheduled Activity (UDA)	
	2017	2018
April	179	12
May	1,430	1,209
June	2,129	2,098
July	2,559	3,273
August	3,675	4,629
September	5,201	5,730
October	6,445	
November	7,383	
December	8,457	
January	9,916	
February	10,727	
March	12,221	
April	13,142	
May	13,229	
June	13,269	

### QUALITY

	Quantity	Base Number	Contract	AT	Region	England
% of FP17s for the same patient ID Re-attending within 3 months - Children	54	782	6.9%	10.7%	11.6%	11.9%
% of FP17s for the same patient ID Re-attending within 3 months - Adults	530	3,096	17.1%	14.4%	15.2%	15.9%
% of FP17s for the same patient ID Re-attending between 3 & 9 months - Children	401	782	51.3%	56.9%	59.1%	58.1%
% of FP17s for the same patient ID Re-attending between 3 & 9 months - Adults	1,570	3,096	50.7%	48.5%	51.7%	50.6%
% of FP17s for Band 1 Urgent Courses	314	3,180	9.9%	8.6%	8.0%	9.1%
% of FP17s Relating to Free Repair or Replacements	19	3,180	0.6%	0.7%	0.8%	0.8%
% of FP17s Relating to Continuations	7	3,180	0.2%	0.9%	1.0%	1.1%
% of Patients satisfied with the dentistry they have received	7	8	N/A	91.0%	91.5%	91.4%
% of Patients satisfied with the time they had to wait for an appointment	6	8	N/A	86.9%	88.2%	87.7%

\* This is based on patients treated on this contract for their most recent course of treatment. Figures in italics indicate the base number of FP17s or Patient Questionnaire responses are less than 100. N/A is shown where the base number of responses is less than 10 during the period. % is calculated as Quantity/Base number\*100

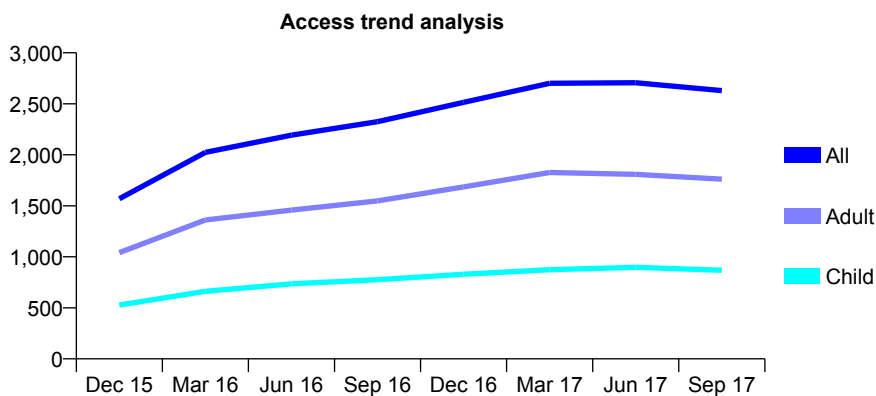
## Q58 - Vital Signs At a Glance Contract Report for 158704/0001 - September 2017

Name or company name	Ivory Dental Clinic
Contract type name	GDS Contract
Purpose of contract	General
Contract start date	01/04/2015
Contract end date	

17/18 Contracted general activity (UDA)	6,292
Carry forward general activity (UDA)	0
17/18 Contracted orthodontic activity (UOA)	0
Carry forward orthodontic activity (UOA)	0
Baseline contract value	£182,157.99

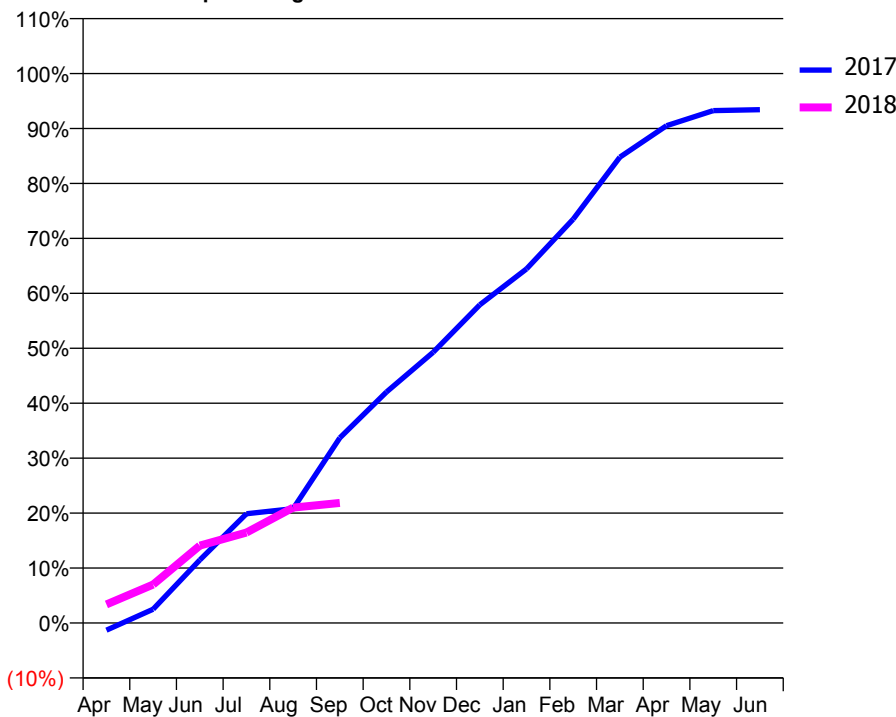
### ACCESS\*

Patients seen in 24 months	Total	Change since previous quarter
Quarter ending September 2016	2,325	
Quarter ending December 2016	2,515	↑
Quarter ending March 2017	2,701	↑
Quarter ending June 2017	2,707	→
Quarter ending September 2017	2,630	↓
<b>Variance since September 2016</b>	<b>13.1%</b>	<b>↑</b>



### ACTIVITY

Cumulative percentage of contracted UDA delivered 2017 & 2018



Adjusted Scheduled Activity (UDA)

Month	2017	2018
April	-83	213
May	159	441
June	722	887
July	1,252	1,036
August	1,309	1,322
September	2,121	1,375
October	2,645	
November	3,100	
December	3,643	
January	4,054	
February	4,624	
March	5,334	
April	5,694	
May	5,867	
June	5,877	

### QUALITY

	Quantity	Base Number	Contract	AT	Region	England
% of FP17s for the same patient ID Re-attending within 3 months - Children	29	372	7.8%	10.7%	11.6%	11.9%
% of FP17s for the same patient ID Re-attending within 3 months - Adults	77	643	12.0%	14.4%	15.2%	15.9%
% of FP17s for the same patient ID Re-attending between 3 & 9 months - Children	136	372	36.6%	56.9%	59.1%	58.1%
% of FP17s for the same patient ID Re-attending between 3 & 9 months - Adults	263	643	40.9%	48.5%	51.7%	50.6%
% of FP17s for Band 1 Urgent Courses	91	787	11.6%	8.6%	8.0%	9.1%
% of FP17s Relating to Free Repair or Replacements	2	787	0.3%	0.7%	0.8%	0.8%
% of FP17s Relating to Continuations	13	787	1.7%	0.9%	1.0%	1.1%
% of Patients satisfied with the dentistry they have received	2	2	N/A	91.0%	91.5%	91.4%
% of Patients satisfied with the time they had to wait for an appointment	2	2	N/A	86.9%	88.2%	87.7%

\* This is based on patients treated on this contract for their most recent course of treatment. Figures in italics indicate the base number of FP17s or Patient Questionnaire responses are less than 100. N/A is shown where the base number of responses is less than 10 during the period. % is calculated as Quantity/Base number\*100

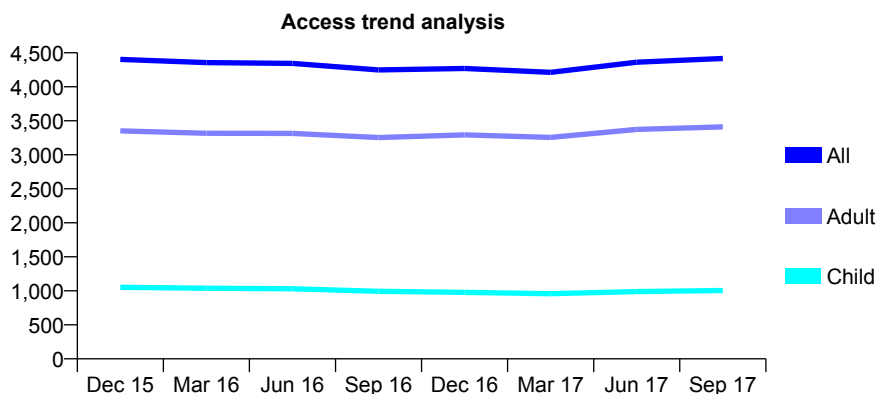
## Q58 - Vital Signs At a Glance Contract Report for 159719/0001 - September 2017

Name or company name	Stanstead Abbots Dental Care
Contract type name	GDS Contract
Purpose of contract	General
Contract start date	01/12/2008
Contract end date	

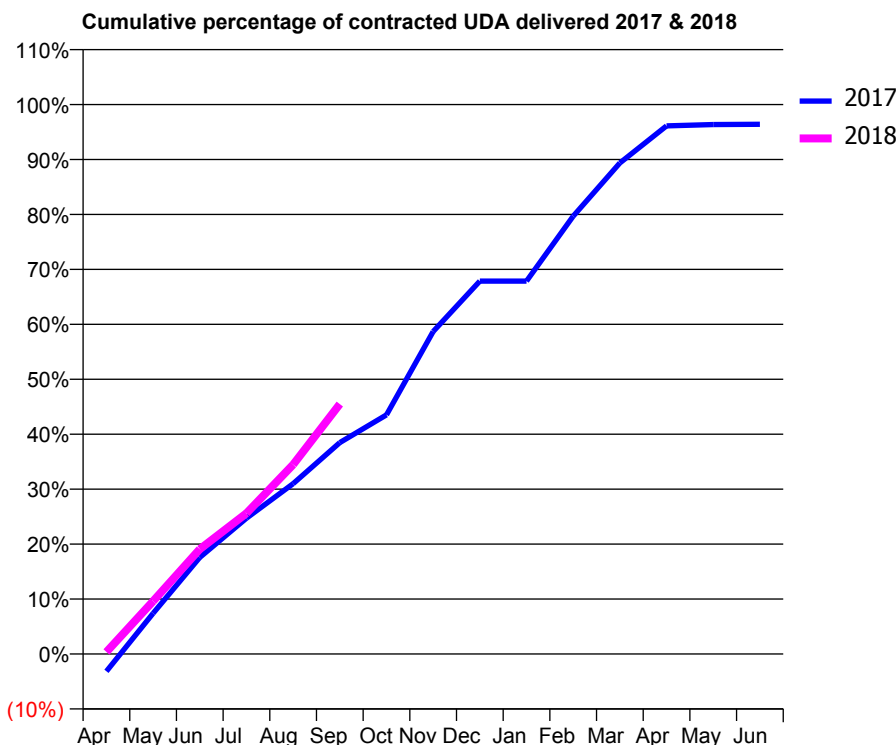
17/18 Contracted general activity (UDA)	11,336
Carry forward general activity (UDA)	0
17/18 Contracted orthodontic activity (UOA)	0
Carry forward orthodontic activity (UOA)	0
Baseline contract value	£261,818.77

### ACCESS\*

Patients seen in 24 months	Total	Change since previous quarter
Quarter ending September 2016	4,248	
Quarter ending December 2016	4,270	→
Quarter ending March 2017	4,213	↓
Quarter ending June 2017	4,362	↑
Quarter ending September 2017	4,416	→
<b>Variance since September 2016</b>	<b>4.0%</b>	<b>↑</b>



### ACTIVITY



Month	Adjusted Scheduled Activity (UDA)	
	2017	2018
April	-359	44
May	840	1,091
June	1,993	2,163
July	2,803	2,903
August	3,515	3,908
September	4,361	5,155
October	4,934	
November	6,653	
December	7,693	
January	7,693	
February	9,033	
March	10,130	
April	10,896	
May	10,922	
June	10,927	

### QUALITY

	Quantity	Base Number	Contract	AT	Region	England
% of FP17s for the same patient ID Re-attending within 3 months - Children	78	894	8.7%	10.7%	11.6%	11.9%
% of FP17s for the same patient ID Re-attending within 3 months - Adults	427	2,553	16.7%	14.4%	15.2%	15.9%
% of FP17s for the same patient ID Re-attending between 3 & 9 months - Children	429	894	48.0%	56.9%	59.1%	58.1%
% of FP17s for the same patient ID Re-attending between 3 & 9 months - Adults	1,077	2,553	42.2%	48.5%	51.7%	50.6%
% of FP17s for Band 1 Urgent Courses	251	2,356	10.7%	8.6%	8.0%	9.1%
% of FP17s Relating to Free Repair or Replacements	24	2,356	1.0%	0.7%	0.8%	0.8%
% of FP17s Relating to Continuations	32	2,356	1.4%	0.9%	1.0%	1.1%
% of Patients satisfied with the dentistry they have received	8	8	N/A	91.0%	91.5%	91.4%
% of Patients satisfied with the time they had to wait for an appointment	6	8	N/A	86.9%	88.2%	87.7%

\* This is based on patients treated on this contract for their most recent course of treatment. Figures in italics indicate the base number of FP17s or Patient Questionnaire responses are less than 100. N/A is shown where the base number of responses is less than 10 during the period. % is calculated as Quantity/Base number\*100

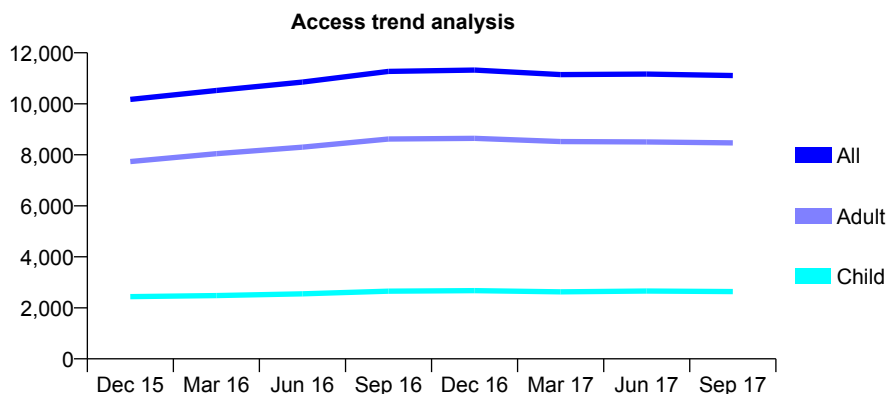
## Q58 - Vital Signs At a Glance Contract Report for 160644/0001 - September 2017

Name or company name	Mr K Hanji and Mr V Vipin
Contract type name	GDS Contract
Purpose of contract	General
Contract start date	16/07/2014
Contract end date	

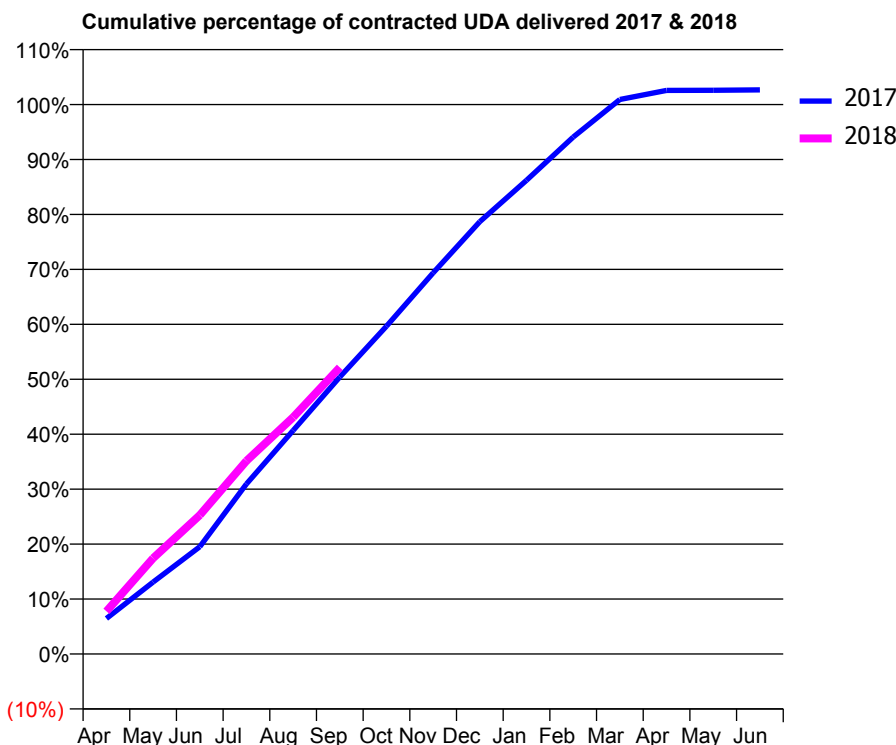
17/18 Contracted general activity (UDA)	30,486
Carry forward general activity (UDA)	0
17/18 Contracted orthodontic activity (UOA)	0
Carry forward orthodontic activity (UOA)	0
Baseline contract value	£946,414.03

### ACCESS\*

Patients seen in 24 months	Total	Change since previous quarter
Quarter ending September 2016	11,272	
Quarter ending December 2016	11,325	→
Quarter ending March 2017	11,146	↓
Quarter ending June 2017	11,164	→
Quarter ending September 2017	11,107	→
<b>Variance since September 2016</b>	<b>(1.5%)</b>	<b>↓</b>



### ACTIVITY



Month	Adjusted Scheduled Activity (UDA)	
	2017	2018
April	1,975	2,372
May	3,993	5,319
June	5,952	7,702
July	9,439	10,718
August	12,406	13,133
September	15,372	15,899
October	18,186	
November	21,148	
December	23,988	
January	26,281	
February	28,676	
March	30,763	
April	31,265	
May	31,272	
June	31,294	

### QUALITY

	Quantity	Base Number	Contract	AT	Region	England
% of FP17s for the same patient ID Re-attending within 3 months - Children	166	1,996	8.3%	10.7%	11.6%	11.9%
% of FP17s for the same patient ID Re-attending within 3 months - Adults	614	5,723	10.7%	14.4%	15.2%	15.9%
% of FP17s for the same patient ID Re-attending between 3 & 9 months - Children	1,138	1,996	57.0%	56.9%	59.1%	58.1%
% of FP17s for the same patient ID Re-attending between 3 & 9 months - Adults	3,052	5,723	53.3%	48.5%	51.7%	50.6%
% of FP17s for Band 1 Urgent Courses	446	7,390	6.0%	8.6%	8.0%	9.1%
% of FP17s Relating to Free Repair or Replacements	22	7,390	0.3%	0.7%	0.8%	0.8%
% of FP17s Relating to Continuations	21	7,390	0.3%	0.9%	1.0%	1.1%
% of Patients satisfied with the dentistry they have received	14	17	82.4%	91.0%	91.5%	91.4%
% of Patients satisfied with the time they had to wait for an appointment	15	17	88.2%	86.9%	88.2%	87.7%

\* This is based on patients treated on this contract for their most recent course of treatment. Figures in italics indicate the base number of FP17s or Patient Questionnaire responses are less than 100. N/A is shown where the base number of responses is less than 10 during the period. % is calculated as Quantity/Base number\*100

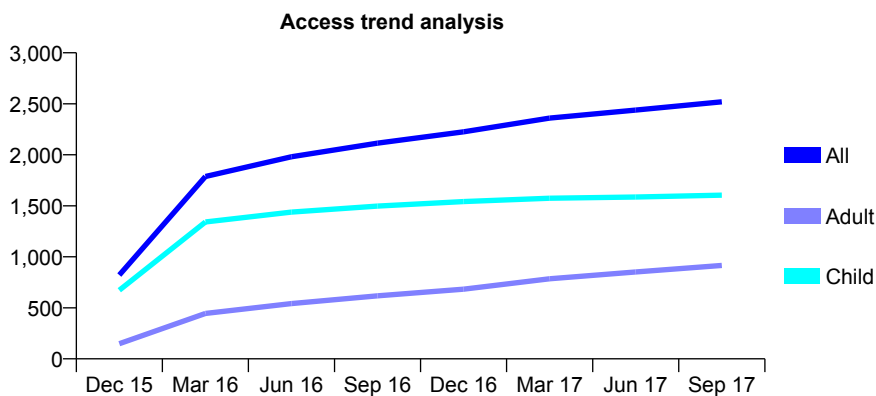
## Q58 - Vital Signs At a Glance Contract Report for 160792/0001 - September 2017

Name or company name	Oxford House Dental Practice
Contract type name	GDS Contract
Purpose of contract	General
Contract start date	02/10/2015
Contract end date	

17/18 Contracted general activity (UDA)	6,000
Carry forward general activity (UDA)	0
17/18 Contracted orthodontic activity (UOA)	0
Carry forward orthodontic activity (UOA)	0
Baseline contract value	£123,567.54

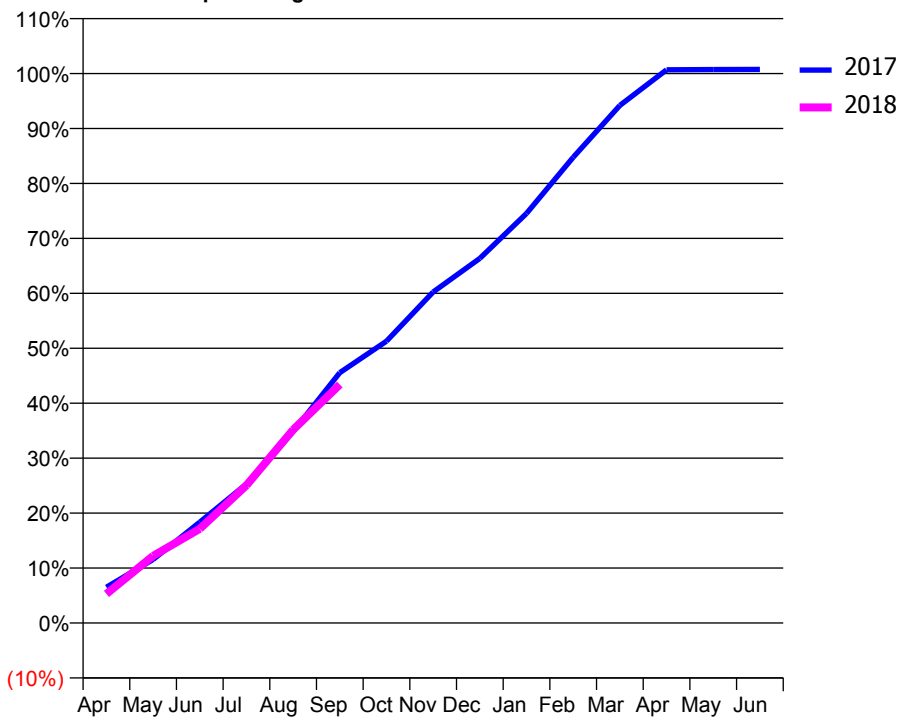
### ACCESS\*

Patients seen in 24 months	Total	Change since previous quarter
Quarter ending September 2016	2,114	
Quarter ending December 2016	2,225	↑
Quarter ending March 2017	2,360	↑
Quarter ending June 2017	2,438	↑
Quarter ending September 2017	2,520	↑
<b>Variance since September 2016</b>	<b>19.2%</b>	<b>↑</b>



### ACTIVITY

Cumulative percentage of contracted UDA delivered 2017 & 2018



Month	Adjusted Scheduled Activity (UDA)	
	2017	2018
April	391	318
May	694	733
June	1,102	1,029
July	1,518	1,504
August	2,092	2,111
September	2,734	2,603
October	3,078	
November	3,615	
December	3,982	
January	4,472	
February	5,085	
March	5,652	
April	6,040	
May	6,043	
June	6,044	

### QUALITY

	Quantity	Base Number	Contract	AT	Region	England
% of FP17s for the same patient ID Re-attending within 3 months - Children	120	1,504	8.0%	10.7%	11.6%	11.9%
% of FP17s for the same patient ID Re-attending within 3 months - Adults	56	390	14.4%	14.4%	15.2%	15.9%
% of FP17s for the same patient ID Re-attending between 3 & 9 months - Children	1,117	1,504	74.3%	56.9%	59.1%	58.1%
% of FP17s for the same patient ID Re-attending between 3 & 9 months - Adults	180	390	46.2%	48.5%	51.7%	50.6%
% of FP17s for Band 1 Urgent Courses	58	1,700	3.4%	8.6%	8.0%	9.1%
% of FP17s Relating to Free Repair or Replacements	0	1,700	0.0%	0.7%	0.8%	0.8%
% of FP17s Relating to Continuations	4	1,700	0.2%	0.9%	1.0%	1.1%
% of Patients satisfied with the dentistry they have received	2	2	N/A	91.0%	91.5%	91.4%
% of Patients satisfied with the time they had to wait for an appointment	1	2	N/A	86.9%	88.2%	87.7%

\* This is based on patients treated on this contract for their most recent course of treatment. Figures in italics indicate the base number of FP17s or Patient Questionnaire responses are less than 100. N/A is shown where the base number of responses is less than 10 during the period. % is calculated as Quantity/Base number\*100



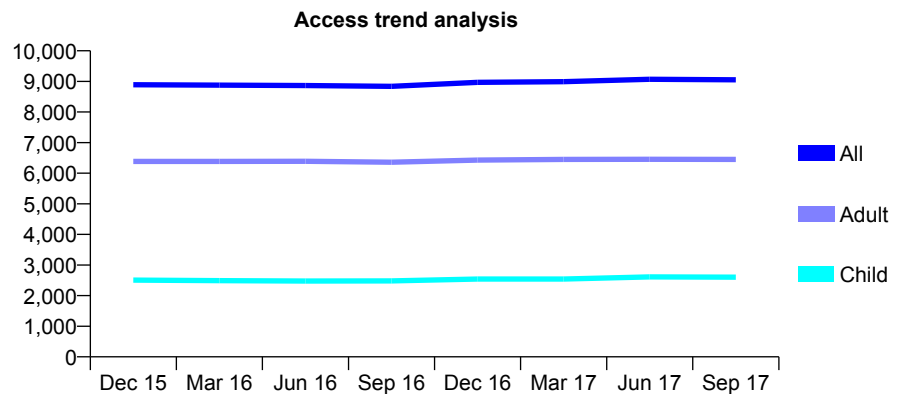
## Q58 - Vital Signs At a Glance Contract Report for 160873/0001 - September 2017

Name or company name	Bramingham Dental Clinic
Contract type name	GDS Contract
Purpose of contract	General
Contract start date	01/05/2010
Contract end date	

17/18 Contracted general activity (UDA)	26,015
Carry forward general activity (UDA)	0
17/18 Contracted orthodontic activity (UOA)	0
Carry forward orthodontic activity (UOA)	0
Baseline contract value	£723,360.01

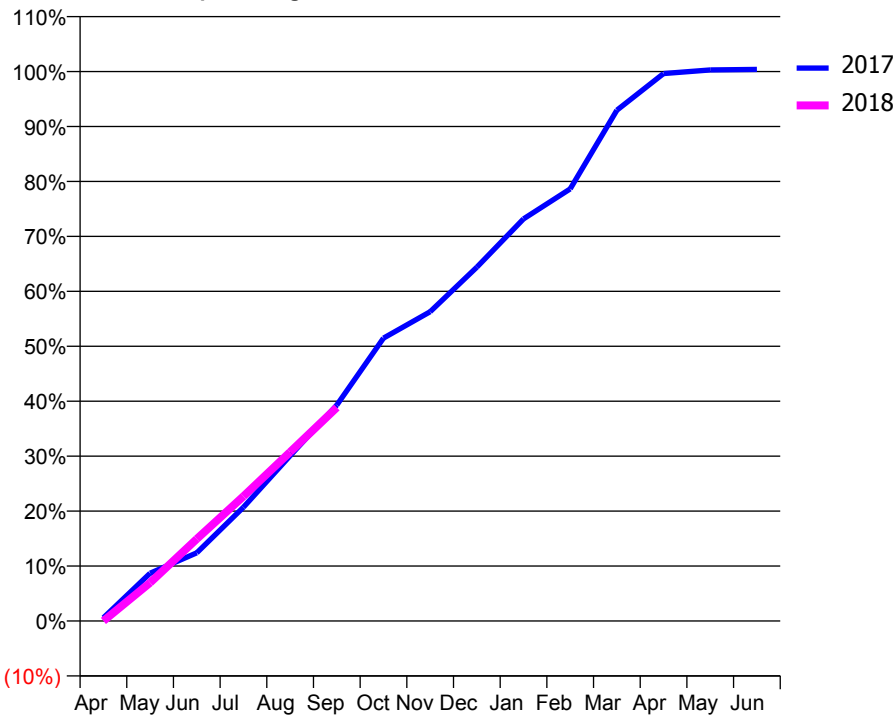
### ACCESS\*

Patients seen in 24 months	Total	Change since previous quarter
Quarter ending September 2016	8,839	
Quarter ending December 2016	8,970	→
Quarter ending March 2017	8,991	→
Quarter ending June 2017	9,068	→
Quarter ending September 2017	9,054	→
<b>Variance since September 2016</b>	<b>2.4%</b>	<b>↑</b>



### ACTIVITY

Cumulative percentage of contracted UDA delivered 2017 & 2018



Month	Adjusted Scheduled Activity (UDA)	
	2017	2018
April	152	0
May	2,263	1,816
June	3,229	3,885
July	5,387	5,904
August	7,828	8,002
September	10,222	10,113
October	13,390	
November	14,642	
December	16,749	
January	19,035	
February	20,457	
March	24,184	
April	25,916	
May	26,086	
June	26,114	

### QUALITY

	Quantity	Base Number	Contract	AT	Region	England
% of FP17s for the same patient ID Re-attending within 3 months - Children	160	1,855	8.6%	10.7%	11.6%	11.9%
% of FP17s for the same patient ID Re-attending within 3 months - Adults	638	4,045	15.8%	14.4%	15.2%	15.9%
% of FP17s for the same patient ID Re-attending between 3 & 9 months - Children	1,006	1,855	54.2%	56.9%	59.1%	58.1%
% of FP17s for the same patient ID Re-attending between 3 & 9 months - Adults	2,032	4,045	50.2%	48.5%	51.7%	50.6%
% of FP17s for Band 1 Urgent Courses	373	5,041	7.4%	8.6%	8.0%	9.1%
% of FP17s Relating to Free Repair or Replacements	34	5,041	0.7%	0.7%	0.8%	0.8%
% of FP17s Relating to Continuations	162	5,041	3.2%	0.9%	1.0%	1.1%
% of Patients satisfied with the dentistry they have received	15	17	88.2%	91.0%	91.5%	91.4%
% of Patients satisfied with the time they had to wait for an appointment	14	17	82.4%	86.9%	88.2%	87.7%

\* This is based on patients treated on this contract for their most recent course of treatment. Figures in italics indicate the base number of FP17s or Patient Questionnaire responses are less than 100. N/A is shown where the base number of responses is less than 10 during the period. % is calculated as Quantity/Base number\*100

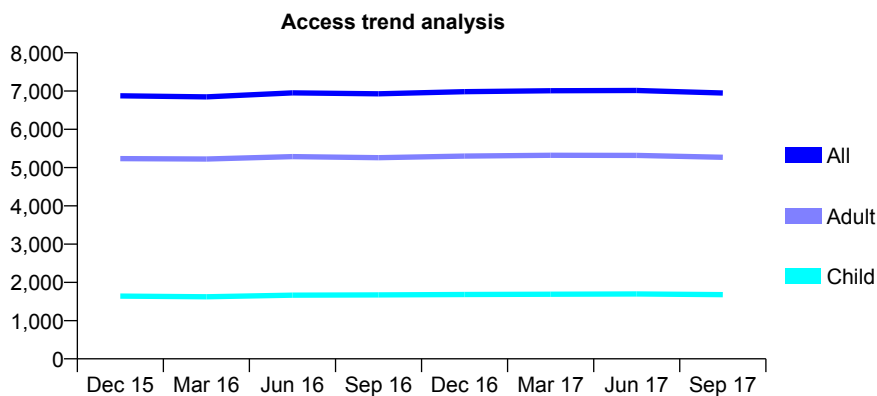
## Q58 - Vital Signs At a Glance Contract Report for 162051/0001 - September 2017

Name or company name	Much Hadham Dental Care Limited
Contract type name	GDS Contract
Purpose of contract	General
Contract start date	01/05/2009
Contract end date	

17/18 Contracted general activity (UDA)	19,191
Carry forward general activity (UDA)	0
17/18 Contracted orthodontic activity (UOA)	0
Carry forward orthodontic activity (UOA)	0
Baseline contract value	£437,504.06

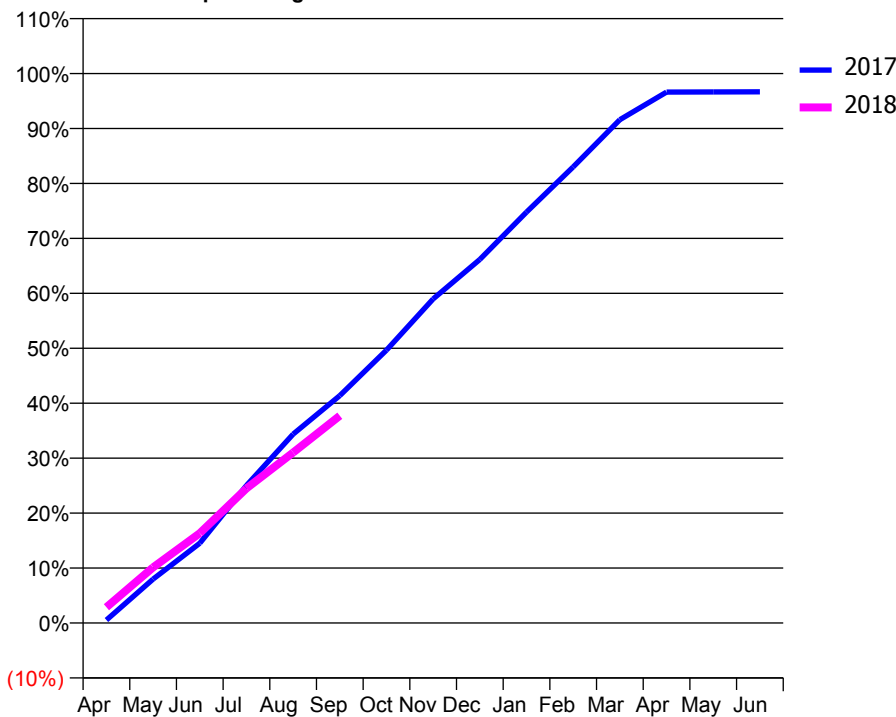
### ACCESS\*

Patients seen in 24 months	Total	Change since previous quarter
Quarter ending September 2016	6,929	
Quarter ending December 2016	6,983	→
Quarter ending March 2017	7,010	→
Quarter ending June 2017	7,015	→
Quarter ending September 2017	6,950	→
<b>Variance since September 2016</b>	<b>0.3%</b>	<b>→</b>



### ACTIVITY

Cumulative percentage of contracted UDA delivered 2017 & 2018



Month	Adjusted Scheduled Activity (UDA)	
	2017	2018
April	107	550
May	1,535	1,946
June	2,785	3,135
July	4,804	4,702
August	6,595	5,953
September	7,941	7,239
October	9,532	
November	11,320	
December	12,699	
January	14,350	
February	15,931	
March	17,580	
April	18,543	
May	18,548	
June	18,549	

### QUALITY

	Quantity	Base Number	Contract	AT	Region	England
% of FP17s for the same patient ID Re-attending within 3 months - Children	64	1,292	5.0%	10.7%	11.6%	11.9%
% of FP17s for the same patient ID Re-attending within 3 months - Adults	440	3,433	12.8%	14.4%	15.2%	15.9%
% of FP17s for the same patient ID Re-attending between 3 & 9 months - Children	796	1,292	61.6%	56.9%	59.1%	58.1%
% of FP17s for the same patient ID Re-attending between 3 & 9 months - Adults	1,903	3,433	55.4%	48.5%	51.7%	50.6%
% of FP17s for Band 1 Urgent Courses	323	4,267	7.6%	8.6%	8.0%	9.1%
% of FP17s Relating to Free Repair or Replacements	25	4,267	0.6%	0.7%	0.8%	0.8%
% of FP17s Relating to Continuations	3	4,267	0.1%	0.9%	1.0%	1.1%
% of Patients satisfied with the dentistry they have received	4	5	N/A	91.0%	91.5%	91.4%
% of Patients satisfied with the time they had to wait for an appointment	5	5	N/A	86.9%	88.2%	87.7%

\* This is based on patients treated on this contract for their most recent course of treatment. Figures in italics indicate the base number of FP17s or Patient Questionnaire responses are less than 100. N/A is shown where the base number of responses is less than 10 during the period. % is calculated as Quantity/Base number\*100

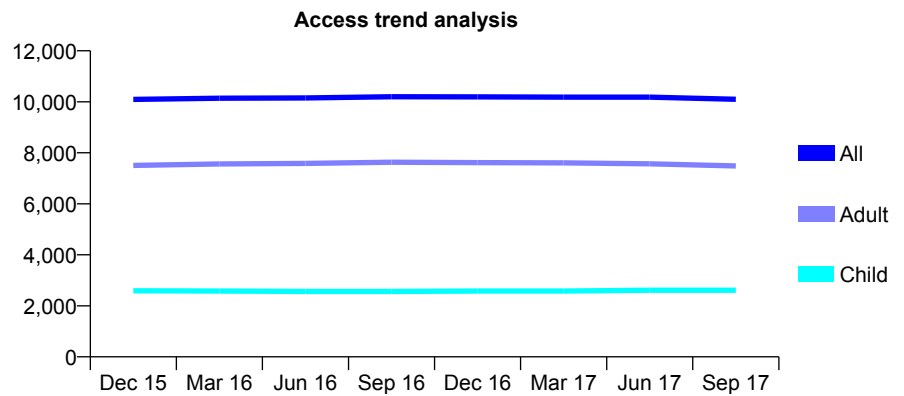
## Q58 - Vital Signs At a Glance Contract Report for 162167/0001 - September 2017

Name or company name	A Gatrad Dental Surgey
Contract type name	GDS Contract
Purpose of contract	General
Contract start date	01/04/2011
Contract end date	

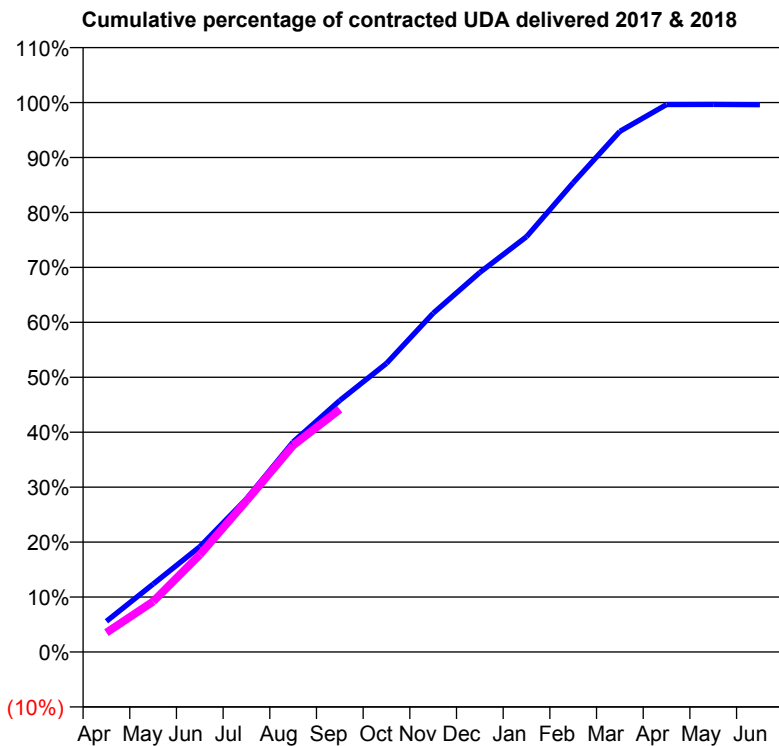
17/18 Contracted general activity (UDA)	28,325
Carry forward general activity (UDA)	0
17/18 Contracted orthodontic activity (UOA)	0
Carry forward orthodontic activity (UOA)	0
Baseline contract value	£718,937.36

### ACCESS\*

Patients seen in 24 months	Total	Change since previous quarter
Quarter ending September 2016	10,197	
Quarter ending December 2016	10,196	→
Quarter ending March 2017	10,183	→
Quarter ending June 2017	10,183	→
Quarter ending September 2017	10,099	→
<b>Variance since September 2016</b>	<b>(1.0%)</b>	→



### ACTIVITY



Month	Adjusted Scheduled Activity (UDA)	
	2017	2018
April	1,587	1,001
May	3,505	2,605
June	5,429	5,017
July	7,892	7,792
August	10,827	10,649
September	12,965	12,508
October	14,880	
November	17,462	
December	19,568	
January	21,411	
February	24,193	
March	26,841	
April	28,221	
May	28,224	
June	28,213	

### QUALITY

	Quantity	Base Number	Contract	AT	Region	England
% of FP17s for the same patient ID Re-attending within 3 months - Children	146	1,784	8.2%	10.7%	11.6%	11.9%
% of FP17s for the same patient ID Re-attending within 3 months - Adults	673	4,346	15.5%	14.4%	15.2%	15.9%
% of FP17s for the same patient ID Re-attending between 3 & 9 months - Children	871	1,784	48.8%	56.9%	59.1%	58.1%
% of FP17s for the same patient ID Re-attending between 3 & 9 months - Adults	1,789	4,346	41.2%	48.5%	51.7%	50.6%
% of FP17s for Band 1 Urgent Courses	563	5,641	10.0%	8.6%	8.0%	9.1%
% of FP17s Relating to Free Repair or Replacements	24	5,641	0.4%	0.7%	0.8%	0.8%
% of FP17s Relating to Continuations	102	5,641	1.8%	0.9%	1.0%	1.1%
% of Patients satisfied with the dentistry they have received	18	18	100.0%	91.0%	91.5%	91.4%
% of Patients satisfied with the time they had to wait for an appointment	16	18	88.9%	86.9%	88.2%	87.7%

\* This is based on patients treated on this contract for their most recent course of treatment. Figures in italics indicate the base number of FP17s or Patient Questionnaire responses are less than 100. N/A is shown where the base number of responses is less than 10 during the period. % is calculated as Quantity/Base number\*100

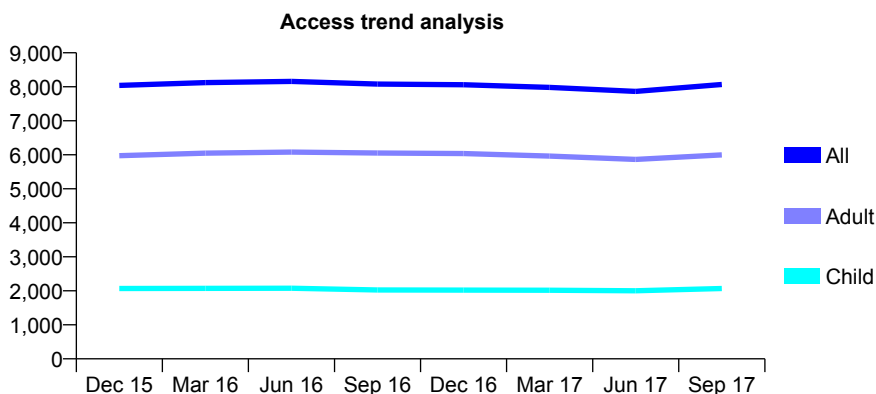
## Q58 - Vital Signs At a Glance Contract Report for 163473/0001 - September 2017

Name or company name	Kettering Central Dental Practice
Contract type name	GDS Contract
Purpose of contract	General
Contract start date	05/10/2012
Contract end date	

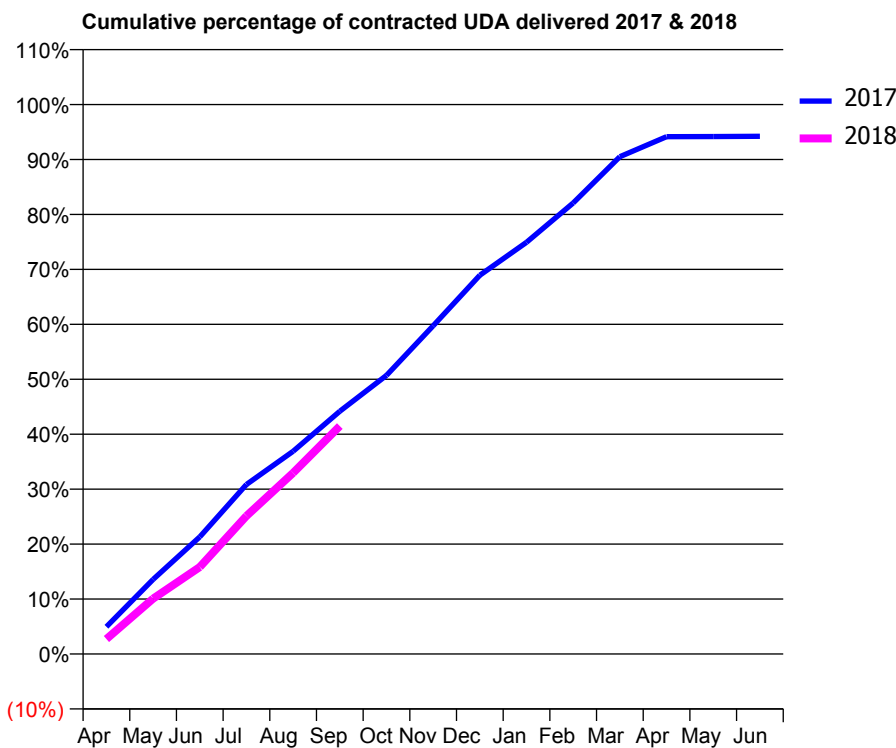
17/18 Contracted general activity (UDA)	23,018
Carry forward general activity (UDA)	0
17/18 Contracted orthodontic activity (UOA)	0
Carry forward orthodontic activity (UOA)	0
Baseline contract value	£810,512.93

### ACCESS\*

Patients seen in 24 months	Total	Change since previous quarter
Quarter ending September 2016	8,079	
Quarter ending December 2016	8,059	→
Quarter ending March 2017	7,981	→
Quarter ending June 2017	7,866	↓
Quarter ending September 2017	8,067	↑
<b>Variance since September 2016</b>	<b>(0.1%)</b>	<b>→</b>



### ACTIVITY



Month	Adjusted Scheduled Activity (UDA)	
	2017	2018
April	1,145	631
May	3,127	2,321
June	4,907	3,642
July	7,104	5,782
August	8,494	7,590
September	10,168	9,551
October	11,670	
November	13,749	
December	15,866	
January	17,245	
February	18,894	
March	20,835	
April	21,669	
May	21,678	
June	21,685	

### QUALITY

	Quantity	Base Number	Contract	AT	Region	England
% of FP17s for the same patient ID Re-attending within 3 months - Children	78	1,303	6.0%	10.7%	11.6%	11.9%
% of FP17s for the same patient ID Re-attending within 3 months - Adults	422	3,410	12.4%	14.4%	15.2%	15.9%
% of FP17s for the same patient ID Re-attending between 3 & 9 months - Children	615	1,303	47.2%	56.9%	59.1%	58.1%
% of FP17s for the same patient ID Re-attending between 3 & 9 months - Adults	1,354	3,410	39.7%	48.5%	51.7%	50.6%
% of FP17s for Band 1 Urgent Courses	233	4,377	5.3%	8.6%	8.0%	9.1%
% of FP17s Relating to Free Repair or Replacements	34	4,377	0.8%	0.7%	0.8%	0.8%
% of FP17s Relating to Continuations	44	4,377	1.0%	0.9%	1.0%	1.1%
% of Patients satisfied with the dentistry they have received	9	11	81.8%	91.0%	91.5%	91.4%
% of Patients satisfied with the time they had to wait for an appointment	11	11	100.0%	86.9%	88.2%	87.7%

\* This is based on patients treated on this contract for their most recent course of treatment. Figures in italics indicate the base number of FP17s or Patient Questionnaire responses are less than 100. N/A is shown where the base number of responses is less than 10 during the period. % is calculated as Quantity/Base number\*100

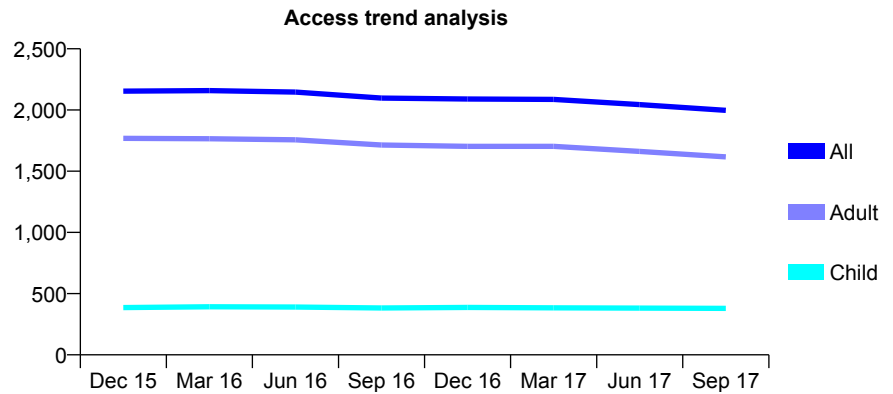
## Q58 - Vital Signs At a Glance Contract Report for 164585/0001 - September 2017

Name or company name	MR A MCGREGOR AND DR M MOKHTAR
Contract type name	GDS Contract
Purpose of contract	General
Contract start date	01/04/2007
Contract end date	

17/18 Contracted general activity (UDA)	6,316
Carry forward general activity (UDA)	0
17/18 Contracted orthodontic activity (UOA)	0
Carry forward orthodontic activity (UOA)	0
Baseline contract value	£140,915.52

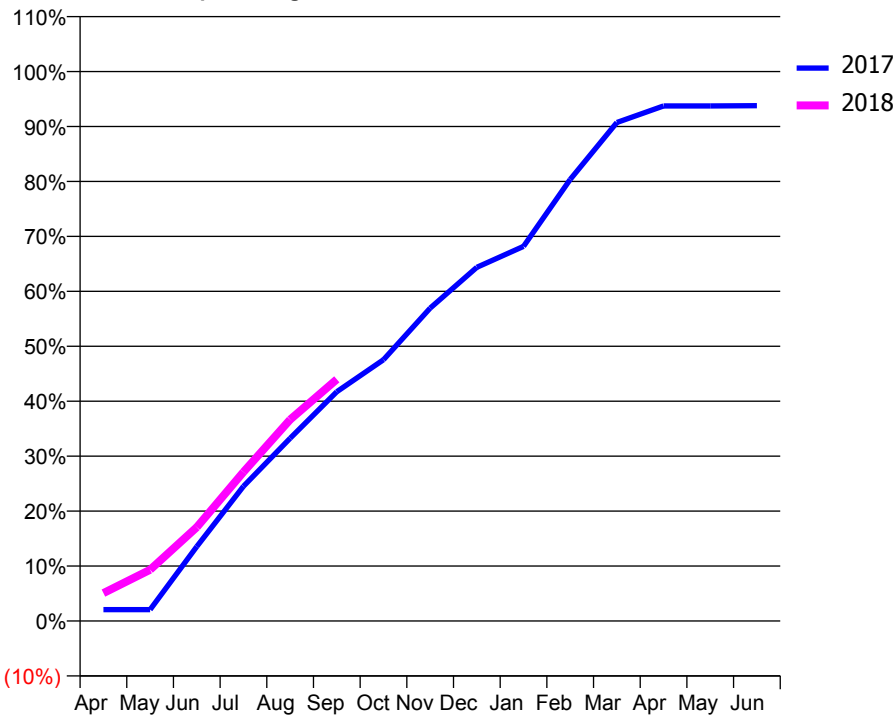
### ACCESS\*

Patients seen in 24 months	Total	Change since previous quarter
Quarter ending September 2016	2,097	
Quarter ending December 2016	2,090	→
Quarter ending March 2017	2,087	→
Quarter ending June 2017	2,044	↓
Quarter ending September 2017	1,997	↓
<b>Variance since September 2016</b>	<b>(4.8%)</b>	<b>↓</b>



### ACTIVITY

Cumulative percentage of contracted UDA delivered 2017 & 2018



Month	Adjusted Scheduled Activity (UDA)	
	2017	2018
April	130	322
May	130	589
June	856	1,079
July	1,549	1,713
August	2,101	2,315
September	2,636	2,778
October	3,003	
November	3,596	
December	4,065	
January	4,306	
February	5,075	
March	5,730	
April	5,919	
May	5,919	
June	5,922	

### QUALITY

	Quantity	Base Number	Contract	AT	Region	England
% of FP17s for the same patient ID Re-attending within 3 months - Children	18	298	6.0%	10.7%	11.6%	11.9%
% of FP17s for the same patient ID Re-attending within 3 months - Adults	181	1,264	14.3%	14.4%	15.2%	15.9%
% of FP17s for the same patient ID Re-attending between 3 & 9 months - Children	188	298	63.1%	56.9%	59.1%	58.1%
% of FP17s for the same patient ID Re-attending between 3 & 9 months - Adults	833	1,264	65.9%	48.5%	51.7%	50.6%
% of FP17s for Band 1 Urgent Courses	27	1,485	1.8%	8.6%	8.0%	9.1%
% of FP17s Relating to Free Repair or Replacements	19	1,485	1.3%	0.7%	0.8%	0.8%
% of FP17s Relating to Continuations	14	1,485	0.9%	0.9%	1.0%	1.1%
% of Patients satisfied with the dentistry they have received	4	4	N/A	91.0%	91.5%	91.4%
% of Patients satisfied with the time they had to wait for an appointment	4	4	N/A	86.9%	88.2%	87.7%

\* This is based on patients treated on this contract for their most recent course of treatment. Figures in italics indicate the base number of FP17s or Patient Questionnaire responses are less than 100. N/A is shown where the base number of responses is less than 10 during the period. % is calculated as Quantity/Base number\*100

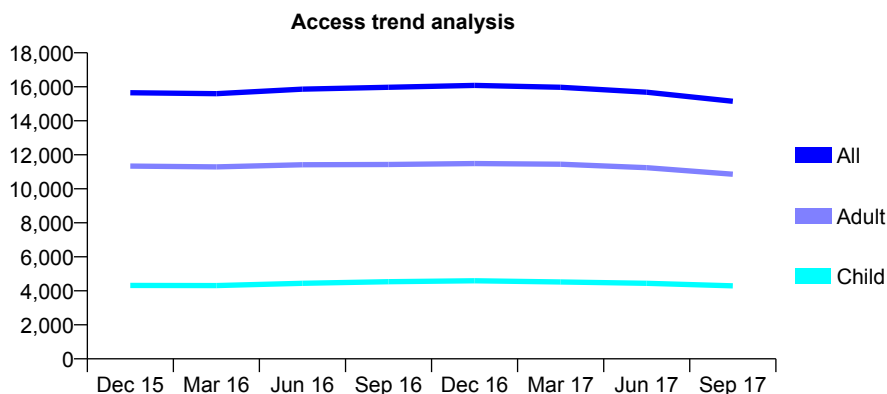
## Q58 - Vital Signs At a Glance Contract Report for 164593/0001 - September 2017

Name or company name	Dental Suite Ltd
Contract type name	GDS Contract
Purpose of contract	General
Contract start date	01/04/2007
Contract end date	

17/18 Contracted general activity (UDA)	37,656
Carry forward general activity (UDA)	0
17/18 Contracted orthodontic activity (UOA)	0
Carry forward orthodontic activity (UOA)	0
Baseline contract value	£915,074.79

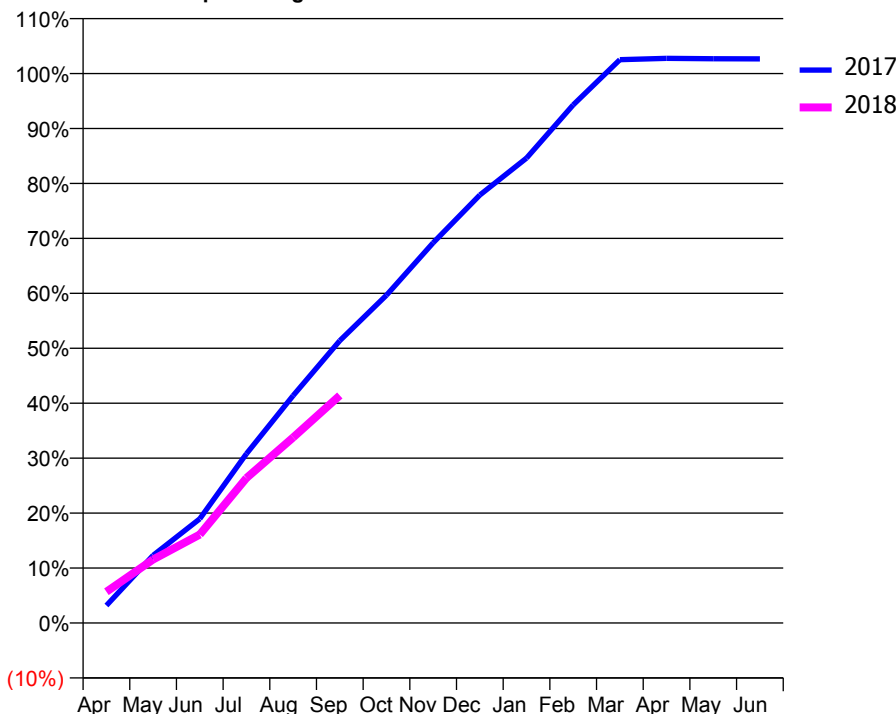
### ACCESS\*

Patients seen in 24 months	Total	Change since previous quarter
Quarter ending September 2016	15,974	
Quarter ending December 2016	16,083	→
Quarter ending March 2017	15,971	→
Quarter ending June 2017	15,682	↓
Quarter ending September 2017	15,151	↓
<b>Variance since September 2016</b>	<b>(5.2%)</b>	<b>↓</b>



### ACTIVITY

**Cumulative percentage of contracted UDA delivered 2017 & 2018**



Month	Adjusted Scheduled Activity (UDA)	
	2017	2018
April	1,198	2,142
May	4,640	4,356
June	7,143	6,060
July	11,596	9,941
August	15,586	12,718
September	19,351	15,595
October	22,468	
November	26,055	
December	29,328	
January	31,858	
February	35,504	
March	38,605	
April	38,694	
May	38,671	
June	38,660	

### QUALITY

	Quantity	Base Number	Contract	AT	Region	England
% of FP17s for the same patient ID Re-attending within 3 months - Children	128	3,128	4.1%	10.7%	11.6%	11.9%
% of FP17s for the same patient ID Re-attending within 3 months - Adults	450	6,554	6.9%	14.4%	15.2%	15.9%
% of FP17s for the same patient ID Re-attending between 3 & 9 months - Children	2,239	3,128	71.6%	56.9%	59.1%	58.1%
% of FP17s for the same patient ID Re-attending between 3 & 9 months - Adults	4,623	6,554	70.5%	48.5%	51.7%	50.6%
% of FP17s for Band 1 Urgent Courses	586	9,620	6.1%	8.6%	8.0%	9.1%
% of FP17s Relating to Free Repair or Replacements	18	9,620	0.2%	0.7%	0.8%	0.8%
% of FP17s Relating to Continuations	3	9,620	0.0%	0.9%	1.0%	1.1%
% of Patients satisfied with the dentistry they have received	14	15	93.3%	91.0%	91.5%	91.4%
% of Patients satisfied with the time they had to wait for an appointment	13	15	86.7%	86.9%	88.2%	87.7%

\* This is based on patients treated on this contract for their most recent course of treatment. Figures in italics indicate the base number of FP17s or Patient Questionnaire responses are less than 100. N/A is shown where the base number of responses is less than 10 during the period. % is calculated as Quantity/Base number\*100

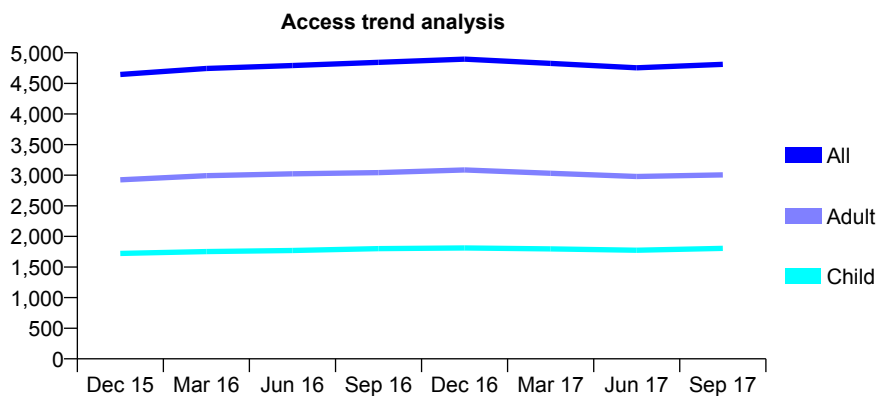
## Q58 - Vital Signs At a Glance Contract Report for 165034/0001 - September 2017

Name or company name	Ross, Hirschowitz & Videlefsky
Contract type name	GDS Contract
Purpose of contract	General
Contract start date	01/04/2009
Contract end date	

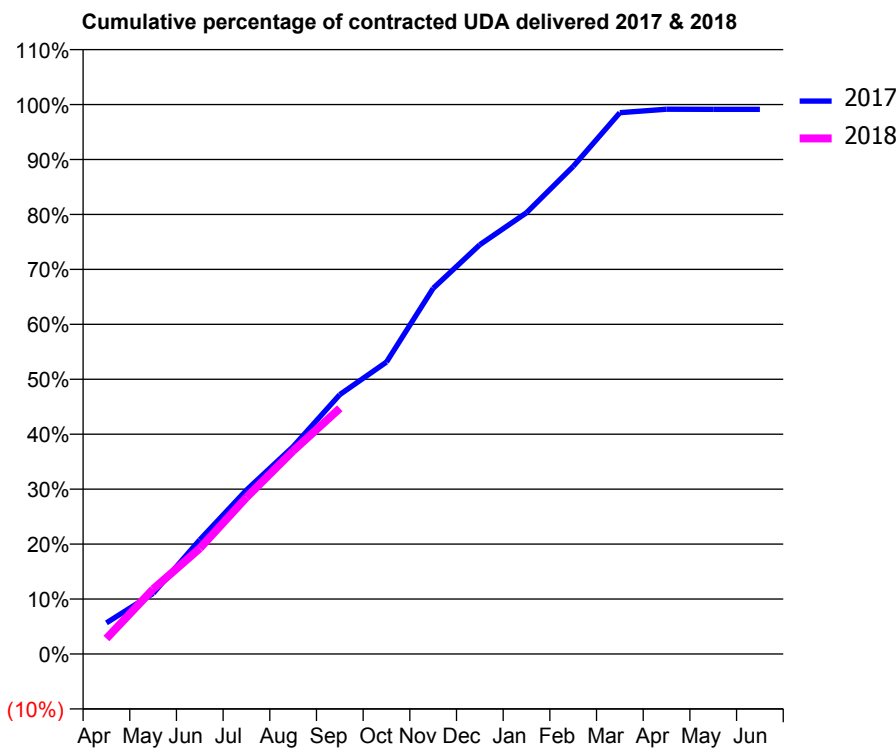
17/18 Contracted general activity (UDA)	12,500
Carry forward general activity (UDA)	0
17/18 Contracted orthodontic activity (UOA)	0
Carry forward orthodontic activity (UOA)	0
Baseline contract value	£301,267.74

### ACCESS\*

Patients seen in 24 months	Total	Change since previous quarter
Quarter ending September 2016	4,844	
Quarter ending December 2016	4,897	→
Quarter ending March 2017	4,827	↓
Quarter ending June 2017	4,754	↓
Quarter ending September 2017	4,811	→
<b>Variance since September 2016</b>	<b>(0.7%)</b>	<b>→</b>



### ACTIVITY



Month	Adjusted Scheduled Activity (UDA)	
	2017	2018
April	707	352
May	1,378	1,474
June	2,599	2,405
July	3,729	3,562
August	4,720	4,622
September	5,902	5,588
October	6,641	
November	8,320	
December	9,310	
January	10,039	
February	11,092	
March	12,313	
April	12,391	
May	12,388	
June	12,388	

### QUALITY

	Quantity	Base Number	Contract	AT	Region	England
% of FP17s for the same patient ID Re-attending within 3 months - Children	131	1,485	8.8%	10.7%	11.6%	11.9%
% of FP17s for the same patient ID Re-attending within 3 months - Adults	199	1,804	11.0%	14.4%	15.2%	15.9%
% of FP17s for the same patient ID Re-attending between 3 & 9 months - Children	973	1,485	65.5%	56.9%	59.1%	58.1%
% of FP17s for the same patient ID Re-attending between 3 & 9 months - Adults	1,037	1,804	57.5%	48.5%	51.7%	50.6%
% of FP17s for Band 1 Urgent Courses	237	3,245	7.3%	8.6%	8.0%	9.1%
% of FP17s Relating to Free Repair or Replacements	14	3,245	0.4%	0.7%	0.8%	0.8%
% of FP17s Relating to Continuations	3	3,245	0.1%	0.9%	1.0%	1.1%
% of Patients satisfied with the dentistry they have received	7	7	N/A	91.0%	91.5%	91.4%
% of Patients satisfied with the time they had to wait for an appointment	6	7	N/A	86.9%	88.2%	87.7%

\* This is based on patients treated on this contract for their most recent course of treatment. Figures in italics indicate the base number of FP17s or Patient Questionnaire responses are less than 100. N/A is shown where the base number of responses is less than 10 during the period. % is calculated as Quantity/Base number\*100

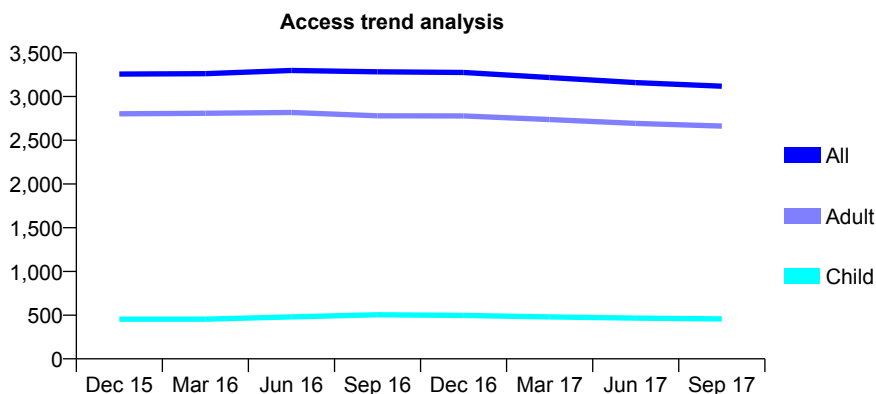
## Q58 - Vital Signs At a Glance Contract Report for 165220/0001 - September 2017

Name or company name	Beech Hill Dental Practice Limited
Contract type name	GDS Contract
Purpose of contract	General
Contract start date	01/10/2010
Contract end date	

17/18 Contracted general activity (UDA)	11,000
Carry forward general activity (UDA)	0
17/18 Contracted orthodontic activity (UOA)	0
Carry forward orthodontic activity (UOA)	0
Baseline contract value	£275,699.60

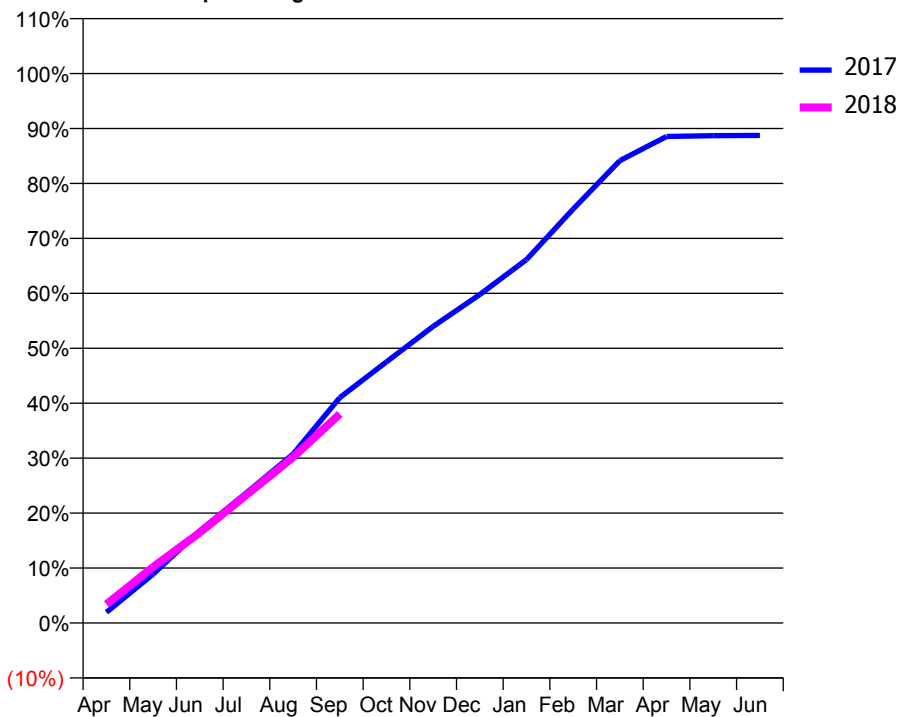
### ACCESS\*

Patients seen in 24 months	Total	Change since previous quarter
Quarter ending September 2016	3,283	
Quarter ending December 2016	3,275	→
Quarter ending March 2017	3,217	↓
Quarter ending June 2017	3,159	↓
Quarter ending September 2017	3,118	↓
<b>Variance since September 2016</b>	<b>(5.0%)</b>	<b>↓</b>



### ACTIVITY

Cumulative percentage of contracted UDA delivered 2017 & 2018



Adjusted Scheduled Activity (UDA)

Month	2017	2018
April	214	374
May	979	1,122
June	1,845	1,811
July	2,607	2,564
August	3,383	3,319
September	4,511	4,184
October	5,228	
November	5,939	
December	6,576	
January	7,276	
February	8,286	
March	9,256	
April	9,740	
May	9,755	
June	9,759	

### QUALITY

	Quantity	Base Number	Contract	AT	Region	England
% of FP17s for the same patient ID Re-attending within 3 months - Children	17	241	7.1%	10.7%	11.6%	11.9%
% of FP17s for the same patient ID Re-attending within 3 months - Adults	168	1,358	12.4%	14.4%	15.2%	15.9%
% of FP17s for the same patient ID Re-attending between 3 & 9 months - Children	70	241	29.0%	56.9%	59.1%	58.1%
% of FP17s for the same patient ID Re-attending between 3 & 9 months - Adults	441	1,358	32.5%	48.5%	51.7%	50.6%
% of FP17s for Band 1 Urgent Courses	163	1,472	11.1%	8.6%	8.0%	9.1%
% of FP17s Relating to Free Repair or Replacements	4	1,472	0.3%	0.7%	0.8%	0.8%
% of FP17s Relating to Continuations	12	1,472	0.8%	0.9%	1.0%	1.1%
% of Patients satisfied with the dentistry they have received	9	9	N/A	91.0%	91.5%	91.4%
% of Patients satisfied with the time they had to wait for an appointment	8	9	N/A	86.9%	88.2%	87.7%

\* This is based on patients treated on this contract for their most recent course of treatment. Figures in italics indicate the base number of FP17s or Patient Questionnaire responses are less than 100. N/A is shown where the base number of responses is less than 10 during the period. % is calculated as Quantity/Base number\*100



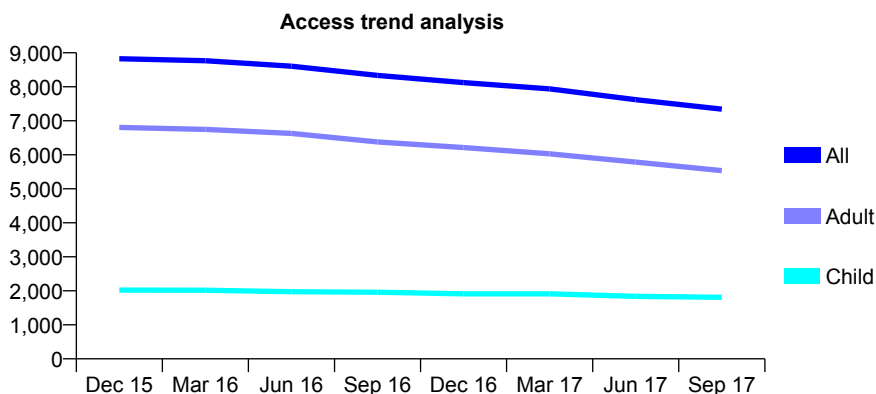
## Q58 - Vital Signs At a Glance Contract Report for 167045/0001 - September 2017

Name or company name	QUALITY DENTAL CARE LIMITED
Contract type name	GDS Contract
Purpose of contract	General and Orthodontic
Contract start date	05/02/2008
Contract end date	

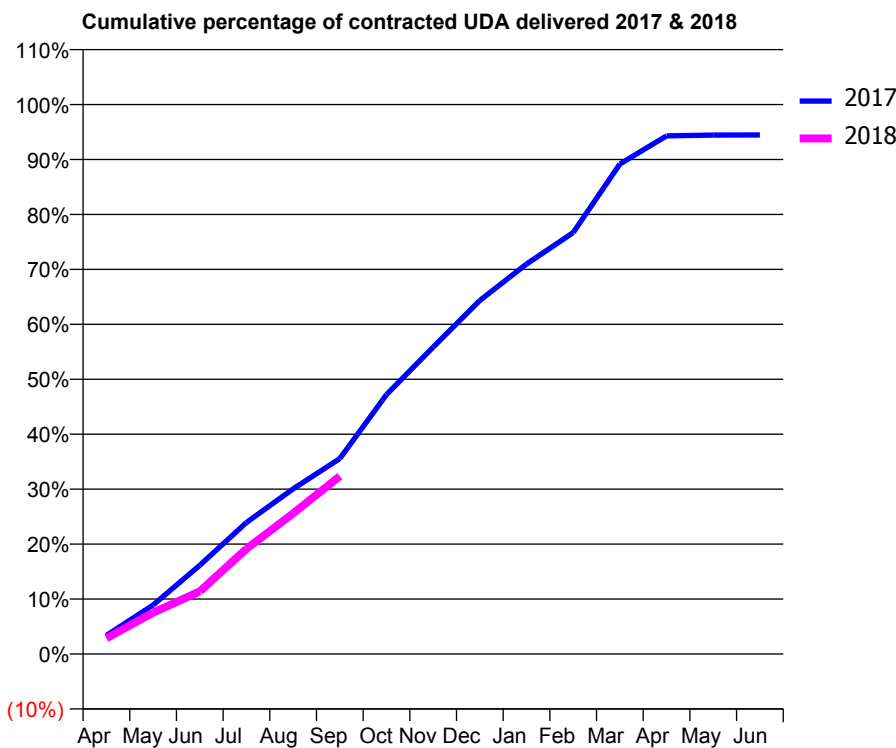
17/18 Contracted general activity (UDA)	18,500
Carry forward general activity (UDA)	0
17/18 Contracted orthodontic activity (UOA)	4,389
Carry forward orthodontic activity (UOA)	0
Baseline contract value	£708,904.14

### ACCESS\*

Patients seen in 24 months	Total	Change since previous quarter
Quarter ending September 2016	8,336	
Quarter ending December 2016	8,124	↓
Quarter ending March 2017	7,940	↓
Quarter ending June 2017	7,623	↓
Quarter ending September 2017	7,344	↓
<b>Variance since September 2016</b>	<b>(11.9%)</b>	<b>↓</b>



### ACTIVITY



Month	Adjusted Scheduled Activity (UDA)	
	2017	2018
April	626	530
May	1,649	1,394
June	2,989	2,106
July	4,430	3,542
August	5,559	4,733
September	6,580	5,985
October	8,733	
November	10,331	
December	11,905	
January	13,127	
February	14,189	
March	16,498	
April	17,442	
May	17,469	
June	17,473	

### QUALITY

	Quantity	Base Number	Contract	AT	Region	England
% of FP17s for the same patient ID Re-attending within 3 months - Children	100	1,073	9.3%	10.7%	11.6%	11.9%
% of FP17s for the same patient ID Re-attending within 3 months - Adults	403	2,534	15.9%	14.4%	15.2%	15.9%
% of FP17s for the same patient ID Re-attending between 3 & 9 months - Children	353	1,073	32.9%	56.9%	59.1%	58.1%
% of FP17s for the same patient ID Re-attending between 3 & 9 months - Adults	970	2,534	38.3%	48.5%	51.7%	50.6%
% of FP17s for Band 1 Urgent Courses	290	2,948	9.8%	8.6%	8.0%	9.1%
% of FP17s Relating to Free Repair or Replacements	53	2,948	1.8%	0.7%	0.8%	0.8%
% of FP17s Relating to Continuations	16	2,948	0.5%	0.9%	1.0%	1.1%
% of Patients satisfied with the dentistry they have received	10	12	83.3%	91.0%	91.5%	91.4%
% of Patients satisfied with the time they had to wait for an appointment	10	12	83.3%	86.9%	88.2%	87.7%

\* This is based on patients treated on this contract for their most recent course of treatment. Figures in italics indicate the base number of FP17s or Patient Questionnaire responses are less than 100. N/A is shown where the base number of responses is less than 10 during the period. % is calculated as Quantity/Base number\*100

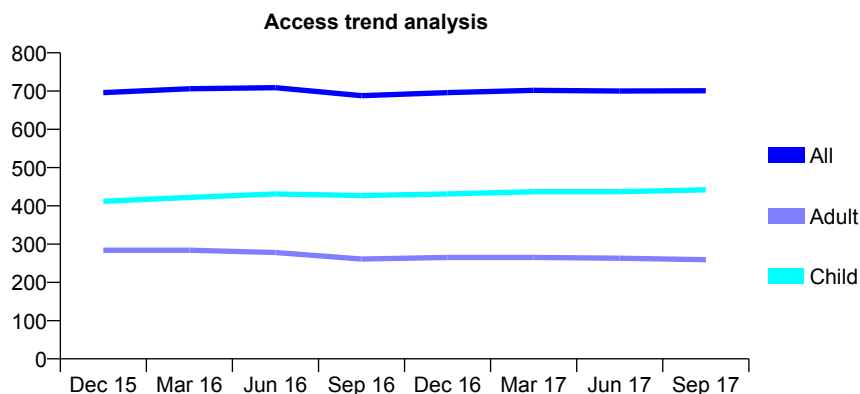
## Q58 - Vital Signs At a Glance Contract Report for 167703/0001 - September 2017

Name or company name	Red House Dental
Contract type name	GDS Contract
Purpose of contract	General
Contract start date	01/12/2011
Contract end date	

17/18 Contracted general activity (UDA)	1,668
Carry forward general activity (UDA)	0
17/18 Contracted orthodontic activity (UOA)	0
Carry forward orthodontic activity (UOA)	0
Baseline contract value	£40,854.18

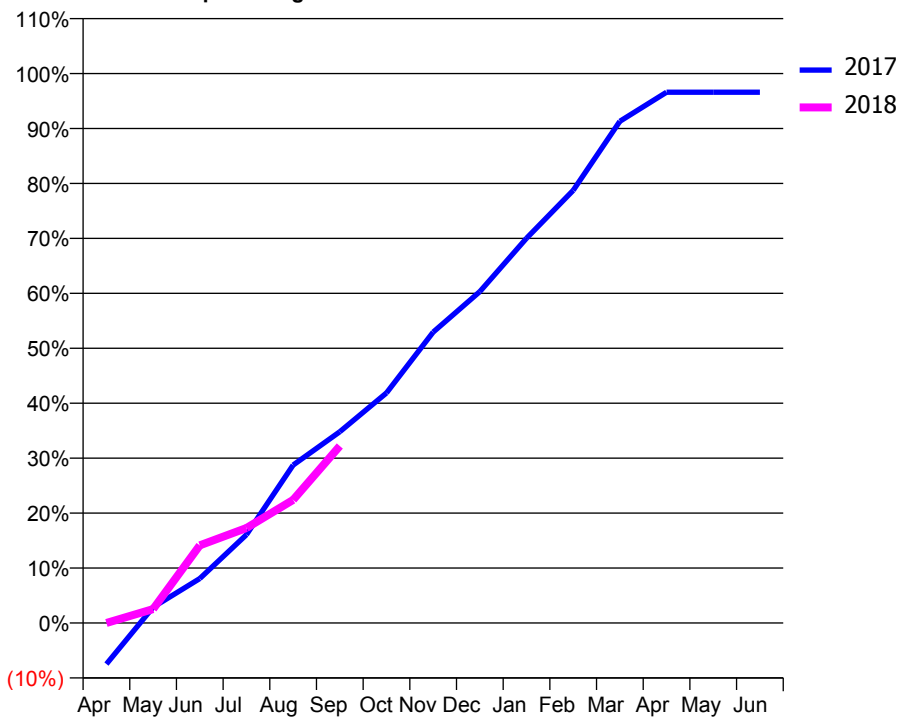
### ACCESS\*

Patients seen in 24 months	Total	Change since previous quarter
Quarter ending September 2016	688	
Quarter ending December 2016	696	→
Quarter ending March 2017	702	→
Quarter ending June 2017	700	→
Quarter ending September 2017	701	→
<b>Variance since September 2016</b>	<b>1.9%</b>	<b>→</b>



### ACTIVITY

Cumulative percentage of contracted UDA delivered 2017 & 2018



Adjusted Scheduled Activity (UDA)

Month	2017	2018
April	-125	0
May	48	42
June	135	236
July	268	288
August	479	374
September	581	537
October	699	
November	883	
December	1,006	
January	1,168	
February	1,313	
March	1,523	
April	1,611	
May	1,611	
June	1,611	

### QUALITY

	Quantity	Base Number	Contract	AT	Region	England
% of FP17s for the same patient ID Re-attending within 3 months - Children	23	312	7.4%	10.7%	11.6%	11.9%
% of FP17s for the same patient ID Re-attending within 3 months - Adults	22	157	14.0%	14.4%	15.2%	15.9%
% of FP17s for the same patient ID Re-attending between 3 & 9 months - Children	191	312	61.2%	56.9%	59.1%	58.1%
% of FP17s for the same patient ID Re-attending between 3 & 9 months - Adults	98	157	62.4%	48.5%	51.7%	50.6%
% of FP17s for Band 1 Urgent Courses	12	414	2.9%	8.6%	8.0%	9.1%
% of FP17s Relating to Free Repair or Replacements	1	414	0.2%	0.7%	0.8%	0.8%
% of FP17s Relating to Continuations	11	414	2.7%	0.9%	1.0%	1.1%
% of Patients satisfied with the dentistry they have received	2	2	N/A	91.0%	91.5%	91.4%
% of Patients satisfied with the time they had to wait for an appointment	2	2	N/A	86.9%	88.2%	87.7%

\* This is based on patients treated on this contract for their most recent course of treatment. Figures in italics indicate the base number of FP17s or Patient Questionnaire responses are less than 100. N/A is shown where the base number of responses is less than 10 during the period. % is calculated as Quantity/Base number\*100

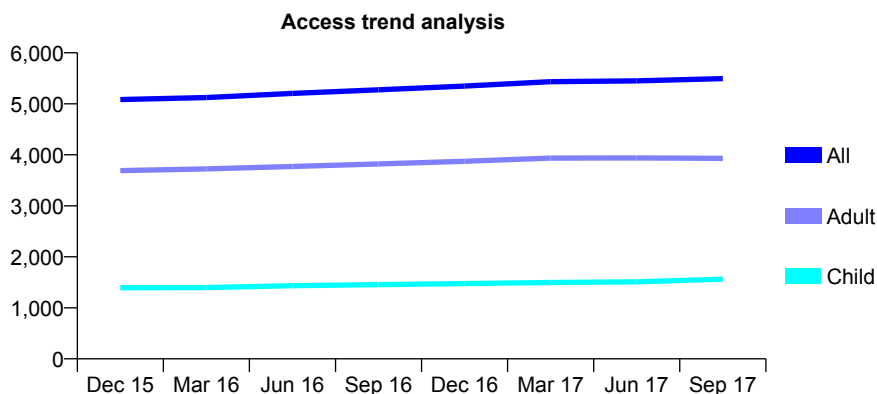
## Q58 - Vital Signs At a Glance Contract Report for 168335/0001 - September 2017

Name or company name	Darius G-Sair & Associates Limited
Contract type name	GDS Contract
Purpose of contract	General
Contract start date	01/04/2009
Contract end date	

17/18 Contracted general activity (UDA)	18,357
Carry forward general activity (UDA)	0
17/18 Contracted orthodontic activity (UOA)	0
Carry forward orthodontic activity (UOA)	0
Baseline contract value	£541,492.66

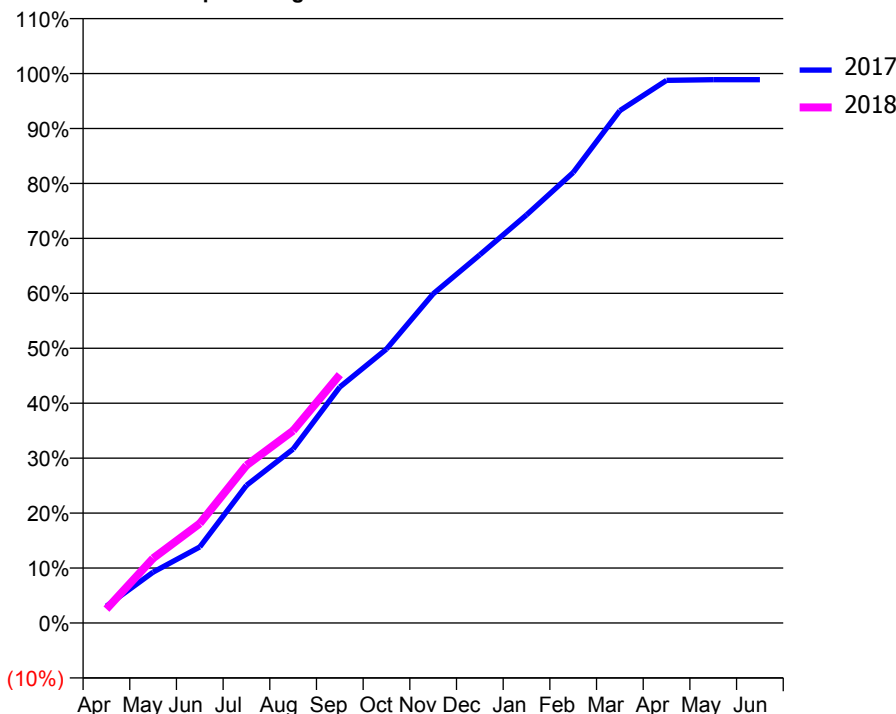
### ACCESS\*

Patients seen in 24 months	Total	Change since previous quarter
Quarter ending September 2016	5,274	
Quarter ending December 2016	5,347	→
Quarter ending March 2017	5,435	→
Quarter ending June 2017	5,450	→
Quarter ending September 2017	5,494	→
<b>Variance since September 2016</b>	<b>4.2%</b>	<b>↑</b>



### ACTIVITY

Cumulative percentage of contracted UDA delivered 2017 & 2018



Month	Adjusted Scheduled Activity (UDA)	
	2017	2018
April	565	463
May	1,699	2,163
June	2,543	3,323
July	4,601	5,269
August	5,812	6,425
September	7,882	8,297
October	9,150	
November	10,996	
December	12,303	
January	13,634	
February	15,051	
March	17,116	
April	18,130	
May	18,152	
June	18,152	

### QUALITY

	Quantity	Base Number	Contract	AT	Region	England
% of FP17s for the same patient ID Re-attending within 3 months - Children	156	1,210	12.9%	10.7%	11.6%	11.9%
% of FP17s for the same patient ID Re-attending within 3 months - Adults	470	2,608	18.0%	14.4%	15.2%	15.9%
% of FP17s for the same patient ID Re-attending between 3 & 9 months - Children	654	1,210	54.0%	56.9%	59.1%	58.1%
% of FP17s for the same patient ID Re-attending between 3 & 9 months - Adults	1,265	2,608	48.5%	48.5%	51.7%	50.6%
% of FP17s for Band 1 Urgent Courses	588	3,477	16.9%	8.6%	8.0%	9.1%
% of FP17s Relating to Free Repair or Replacements	41	3,477	1.2%	0.7%	0.8%	0.8%
% of FP17s Relating to Continuations	16	3,477	0.5%	0.9%	1.0%	1.1%
% of Patients satisfied with the dentistry they have received	8	8	N/A	91.0%	91.5%	91.4%
% of Patients satisfied with the time they had to wait for an appointment	8	8	N/A	86.9%	88.2%	87.7%

\* This is based on patients treated on this contract for their most recent course of treatment. Figures in italics indicate the base number of FP17s or Patient Questionnaire responses are less than 100. N/A is shown where the base number of responses is less than 10 during the period. % is calculated as Quantity/Base number\*100

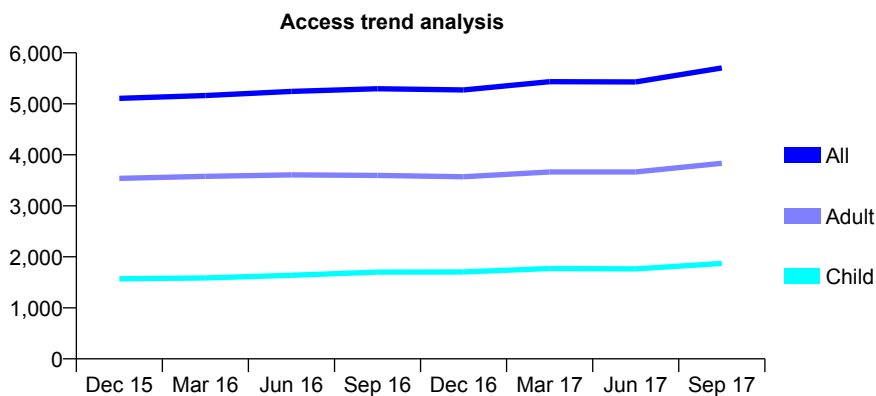
## Q58 - Vital Signs At a Glance Contract Report for 168343/0001 - September 2017

Name or company name	INSPIRE DENTAL CARE
Contract type name	GDS Contract
Purpose of contract	General
Contract start date	01/02/2008
Contract end date	

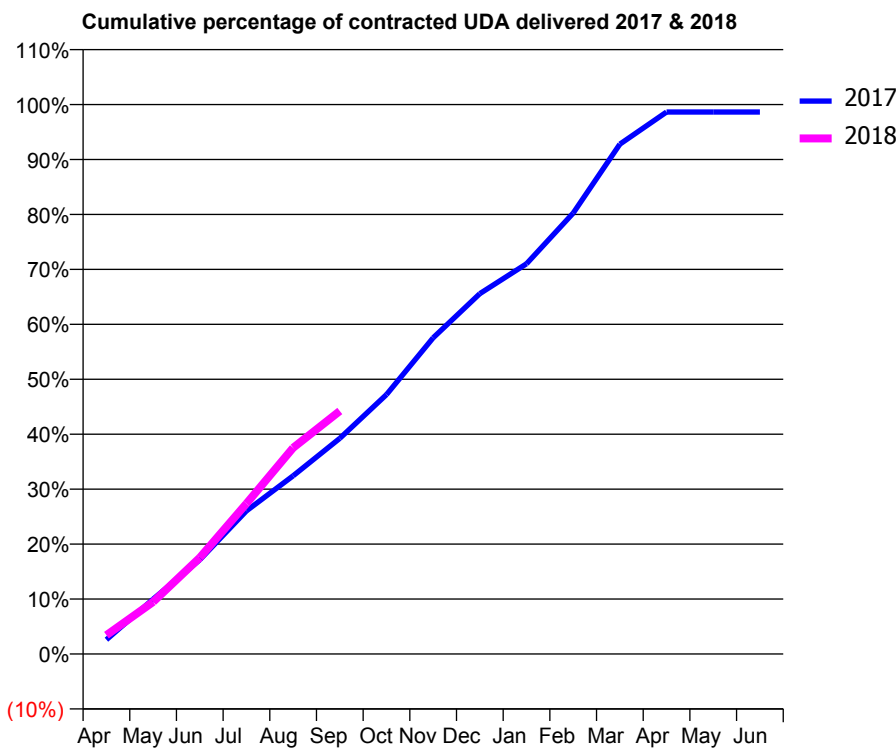
17/18 Contracted general activity (UDA)	17,816
Carry forward general activity (UDA)	0
17/18 Contracted orthodontic activity (UOA)	0
Carry forward orthodontic activity (UOA)	0
Baseline contract value	£435,782.42

### ACCESS\*

Patients seen in 24 months	Total	Change since previous quarter
Quarter ending September 2016	5,295	
Quarter ending December 2016	5,273	→
Quarter ending March 2017	5,433	↑
Quarter ending June 2017	5,428	→
Quarter ending September 2017	5,704	↑
<b>Variance since September 2016</b>	<b>7.7%</b>	<b>↑</b>



### ACTIVITY



Month	Adjusted Scheduled Activity (UDA)	
	2017	2018
April	465	610
May	1,779	1,686
June	3,054	3,126
July	4,640	4,879
August	5,778	6,688
September	6,993	7,881
October	8,412	
November	10,252	
December	11,683	
January	12,652	
February	14,295	
March	16,531	
April	17,574	
May	17,574	
June	17,574	

### QUALITY

	Quantity	Base Number	Contract	AT	Region	England
% of FP17s for the same patient ID Re-attending within 3 months - Children	82	1,204	6.8%	10.7%	11.6%	11.9%
% of FP17s for the same patient ID Re-attending within 3 months - Adults	233	2,081	11.2%	14.4%	15.2%	15.9%
% of FP17s for the same patient ID Re-attending between 3 & 9 months - Children	509	1,204	42.3%	56.9%	59.1%	58.1%
% of FP17s for the same patient ID Re-attending between 3 & 9 months - Adults	729	2,081	35.0%	48.5%	51.7%	50.6%
% of FP17s for Band 1 Urgent Courses	181	2,958	6.1%	8.6%	8.0%	9.1%
% of FP17s Relating to Free Repair or Replacements	30	2,958	1.0%	0.7%	0.8%	0.8%
% of FP17s Relating to Continuations	29	2,958	1.0%	0.9%	1.0%	1.1%
% of Patients satisfied with the dentistry they have received	4	5	N/A	91.0%	91.5%	91.4%
% of Patients satisfied with the time they had to wait for an appointment	4	5	N/A	86.9%	88.2%	87.7%

\* This is based on patients treated on this contract for their most recent course of treatment. Figures in italics indicate the base number of FP17s or Patient Questionnaire responses are less than 100. N/A is shown where the base number of responses is less than 10 during the period. % is calculated as Quantity/Base number\*100

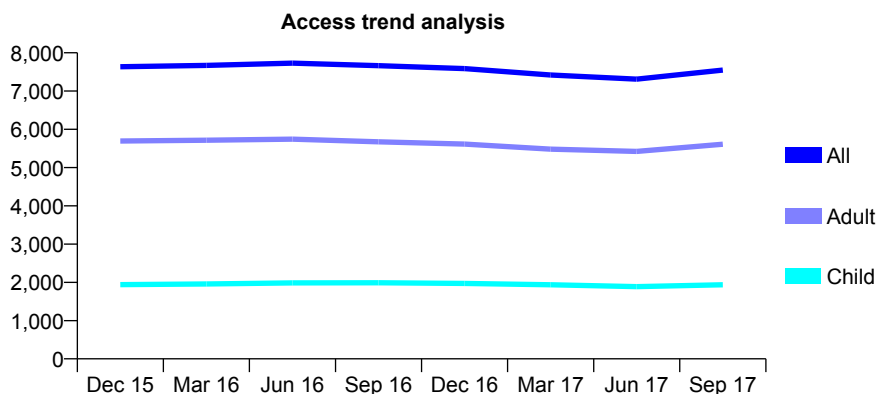
## Q58 - Vital Signs At a Glance Contract Report for 169471/0001 - September 2017

Name or company name	Sawbridgeworth Dental Practice Limited
Contract type name	GDS Contract
Purpose of contract	General
Contract start date	01/04/2009
Contract end date	

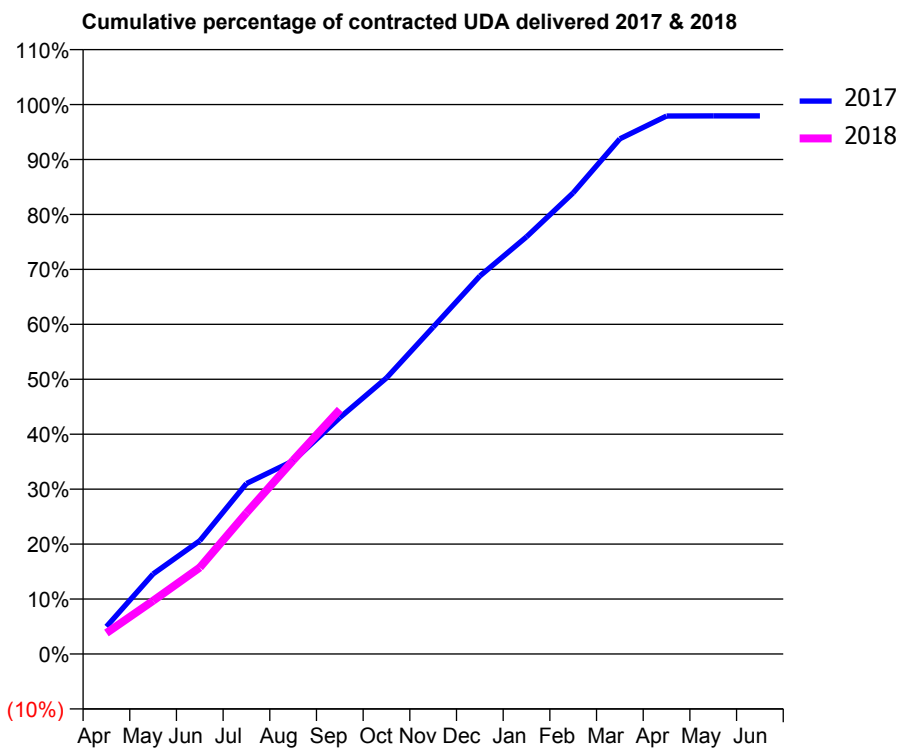
17/18 Contracted general activity (UDA)	18,155
Carry forward general activity (UDA)	0
17/18 Contracted orthodontic activity (UOA)	0
Carry forward orthodontic activity (UOA)	0
Baseline contract value	£444,021.70

### ACCESS\*

Patients seen in 24 months	Total	Change since previous quarter
Quarter ending September 2016	7,662	
Quarter ending December 2016	7,586	→
Quarter ending March 2017	7,421	↓
Quarter ending June 2017	7,310	↓
Quarter ending September 2017	7,548	↑
<b>Variance since September 2016</b>	<b>(1.5%)</b>	<b>↓</b>



### ACTIVITY



Month	Adjusted Scheduled Activity (UDA)	
	2017	2018
April	789	692
May	2,312	1,760
June	3,268	2,858
July	4,919	4,662
August	5,572	6,401
September	6,821	8,076
October	7,968	
November	9,433	
December	10,906	
January	12,039	
February	13,305	
March	14,867	
April	15,524	
May	15,527	
June	15,527	

### QUALITY

	Quantity	Base Number	Contract	AT	Region	England
% of FP17s for the same patient ID Re-attending within 3 months - Children	83	1,287	6.4%	10.7%	11.6%	11.9%
% of FP17s for the same patient ID Re-attending within 3 months - Adults	527	3,449	15.3%	14.4%	15.2%	15.9%
% of FP17s for the same patient ID Re-attending between 3 & 9 months - Children	655	1,287	50.9%	56.9%	59.1%	58.1%
% of FP17s for the same patient ID Re-attending between 3 & 9 months - Adults	1,307	3,449	37.9%	48.5%	51.7%	50.6%
% of FP17s for Band 1 Urgent Courses	511	4,419	11.6%	8.6%	8.0%	9.1%
% of FP17s Relating to Free Repair or Replacements	34	4,419	0.8%	0.7%	0.8%	0.8%
% of FP17s Relating to Continuations	86	4,419	1.9%	0.9%	1.0%	1.1%
% of Patients satisfied with the dentistry they have received	11	13	84.6%	91.0%	91.5%	91.4%
% of Patients satisfied with the time they had to wait for an appointment	9	13	69.2%	86.9%	88.2%	87.7%

\* This is based on patients treated on this contract for their most recent course of treatment. Figures in italics indicate the base number of FP17s or Patient Questionnaire responses are less than 100. N/A is shown where the base number of responses is less than 10 during the period. % is calculated as Quantity/Base number\*100

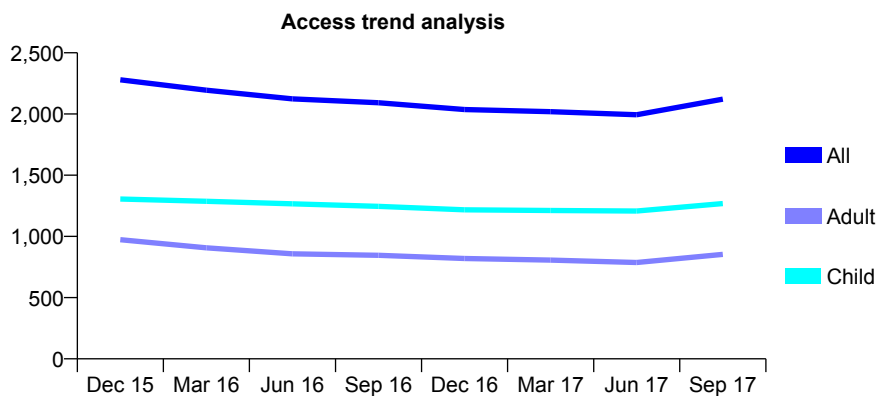
## Q58 - Vital Signs At a Glance Contract Report for 169684/0001 - September 2017

Name or company name	Beehive Dental Practice
Contract type name	GDS Contract
Purpose of contract	General
Contract start date	01/04/2006
Contract end date	

17/18 Contracted general activity (UDA)	7,550
Carry forward general activity (UDA)	0
17/18 Contracted orthodontic activity (UOA)	0
Carry forward orthodontic activity (UOA)	0
Baseline contract value	£184,083.64

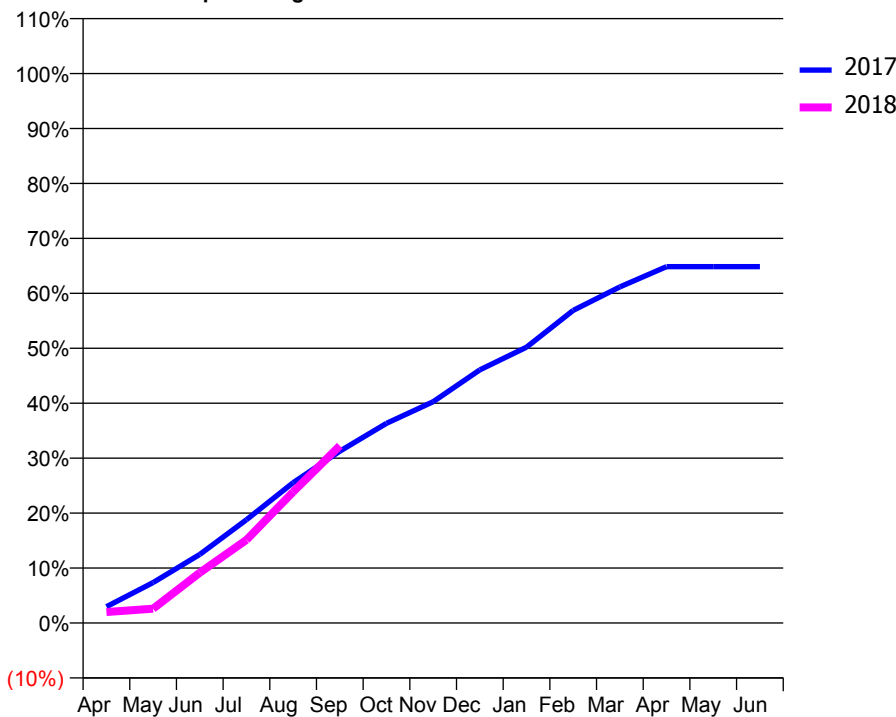
### ACCESS\*

Patients seen in 24 months	Total	Change since previous quarter
Quarter ending September 2016	2,092	
Quarter ending December 2016	2,037	↓
Quarter ending March 2017	2,019	→
Quarter ending June 2017	1,994	↓
Quarter ending September 2017	2,122	↑
<b>Variance since September 2016</b>	<b>1.4%</b>	<b>→</b>



### ACTIVITY

Cumulative percentage of contracted UDA delivered 2017 & 2018



Month	Adjusted Scheduled Activity (UDA)	
	2017	2018
April	225	150
May	556	198
June	943	692
July	1,420	1,142
August	1,929	1,802
September	2,361	2,435
October	2,744	
November	3,040	
December	3,478	
January	3,790	
February	4,296	
March	4,618	
April	4,896	
May	4,896	
June	4,896	

### QUALITY

	Quantity	Base Number	Contract	AT	Region	England
% of FP17s for the same patient ID Re-attending within 3 months - Children	54	1,086	5.0%	10.7%	11.6%	11.9%
% of FP17s for the same patient ID Re-attending within 3 months - Adults	68	549	12.4%	14.4%	15.2%	15.9%
% of FP17s for the same patient ID Re-attending between 3 & 9 months - Children	683	1,086	62.9%	56.9%	59.1%	58.1%
% of FP17s for the same patient ID Re-attending between 3 & 9 months - Adults	263	549	47.9%	48.5%	51.7%	50.6%
% of FP17s for Band 1 Urgent Courses	119	1,473	8.1%	8.6%	8.0%	9.1%
% of FP17s Relating to Free Repair or Replacements	0	1,473	0.0%	0.7%	0.8%	0.8%
% of FP17s Relating to Continuations	7	1,473	0.5%	0.9%	1.0%	1.1%
% of Patients satisfied with the dentistry they have received	1	1	N/A	91.0%	91.5%	91.4%
% of Patients satisfied with the time they had to wait for an appointment	1	1	N/A	86.9%	88.2%	87.7%

\* This is based on patients treated on this contract for their most recent course of treatment. Figures in italics indicate the base number of FP17s or Patient Questionnaire responses are less than 100. N/A is shown where the base number of responses is less than 10 during the period. % is calculated as Quantity/Base number\*100

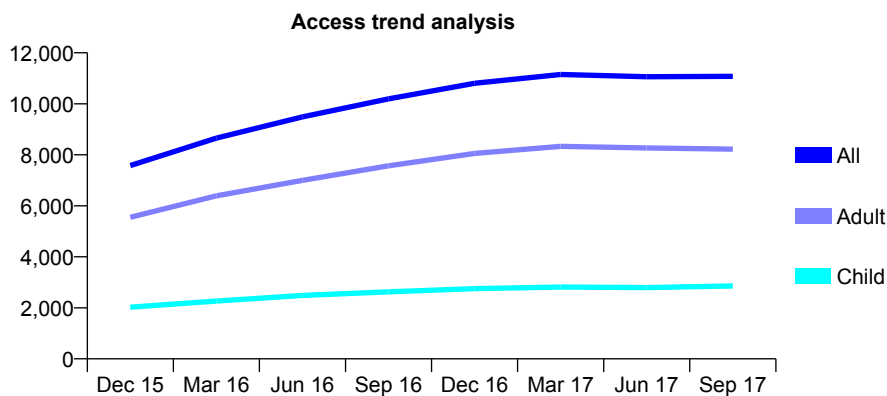
## Q58 - Vital Signs At a Glance Contract Report for 170518/0001 - September 2017

Name or company name	Pondental Surgery
Contract type name	GDS Contract
Purpose of contract	General
Contract start date	01/03/2015
Contract end date	

17/18 Contracted general activity (UDA)	38,927
Carry forward general activity (UDA)	0
17/18 Contracted orthodontic activity (UOA)	0
Carry forward orthodontic activity (UOA)	0
Baseline contract value	£866,261.46

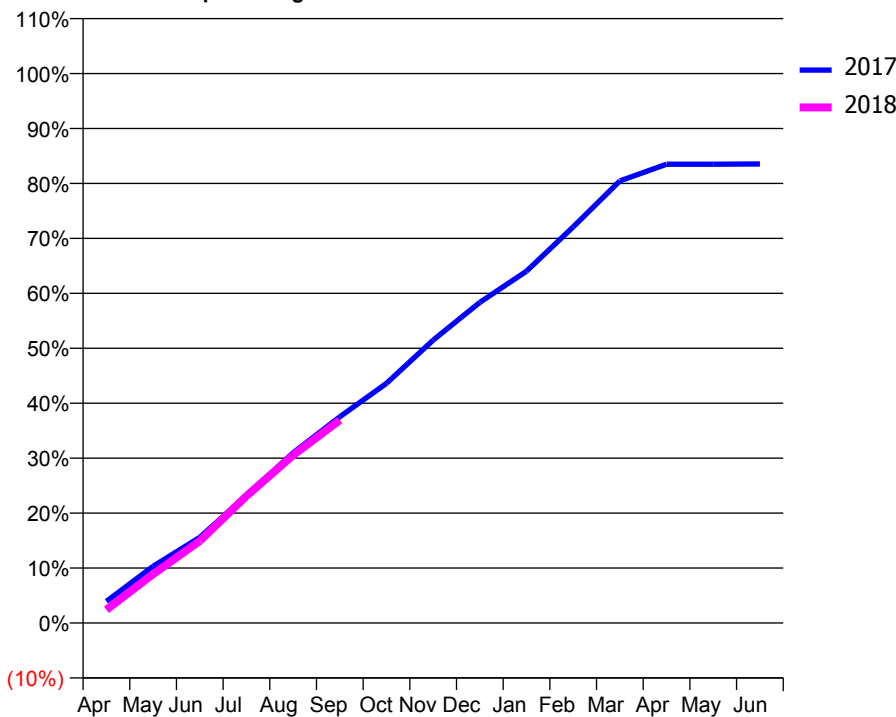
### ACCESS\*

Patients seen in 24 months	Total	Change since previous quarter
Quarter ending September 2016	10,195	
Quarter ending December 2016	10,806	↑
Quarter ending March 2017	11,149	↑
Quarter ending June 2017	11,064	→
Quarter ending September 2017	11,077	→
<b>Variance since September 2016</b>	<b>8.7%</b>	<b>↑</b>



### ACTIVITY

Cumulative percentage of contracted UDA delivered 2017 & 2018



Month	Adjusted Scheduled Activity (UDA)	
	2017	2018
April	1,539	939
May	4,015	3,465
June	6,065	5,816
July	9,037	8,996
August	12,057	11,891
September	14,613	14,368
October	16,983	
November	20,043	
December	22,710	
January	24,927	
February	28,056	
March	31,324	
April	32,500	
May	32,500	
June	32,519	

### QUALITY

	Quantity	Base Number	Contract	AT	Region	England
% of FP17s for the same patient ID Re-attending within 3 months - Children	94	2,017	4.7%	10.7%	11.6%	11.9%
% of FP17s for the same patient ID Re-attending within 3 months - Adults	529	4,938	10.7%	14.4%	15.2%	15.9%
% of FP17s for the same patient ID Re-attending between 3 & 9 months - Children	998	2,017	49.5%	56.9%	59.1%	58.1%
% of FP17s for the same patient ID Re-attending between 3 & 9 months - Adults	2,121	4,938	43.0%	48.5%	51.7%	50.6%
% of FP17s for Band 1 Urgent Courses	425	6,419	6.6%	8.6%	8.0%	9.1%
% of FP17s Relating to Free Repair or Replacements	47	6,419	0.7%	0.7%	0.8%	0.8%
% of FP17s Relating to Continuations	76	6,419	1.2%	0.9%	1.0%	1.1%
% of Patients satisfied with the dentistry they have received	12	14	85.7%	91.0%	91.5%	91.4%
% of Patients satisfied with the time they had to wait for an appointment	13	14	92.9%	86.9%	88.2%	87.7%

\* This is based on patients treated on this contract for their most recent course of treatment. Figures in italics indicate the base number of FP17s or Patient Questionnaire responses are less than 100. N/A is shown where the base number of responses is less than 10 during the period. % is calculated as Quantity/Base number\*100

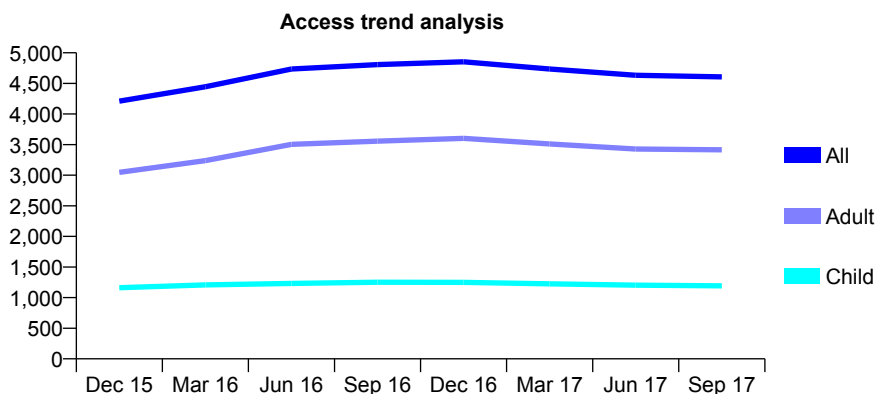
## Q58 - Vital Signs At a Glance Contract Report for 171042/0001 - September 2017

Name or company name	Mr M Eyrumlu and Mr A Eyrumlu
Contract type name	GDS Contract
Purpose of contract	General
Contract start date	01/06/2014
Contract end date	

17/18 Contracted general activity (UDA)	21,768
Carry forward general activity (UDA)	0
17/18 Contracted orthodontic activity (UOA)	0
Carry forward orthodontic activity (UOA)	0
Baseline contract value	£534,345.71

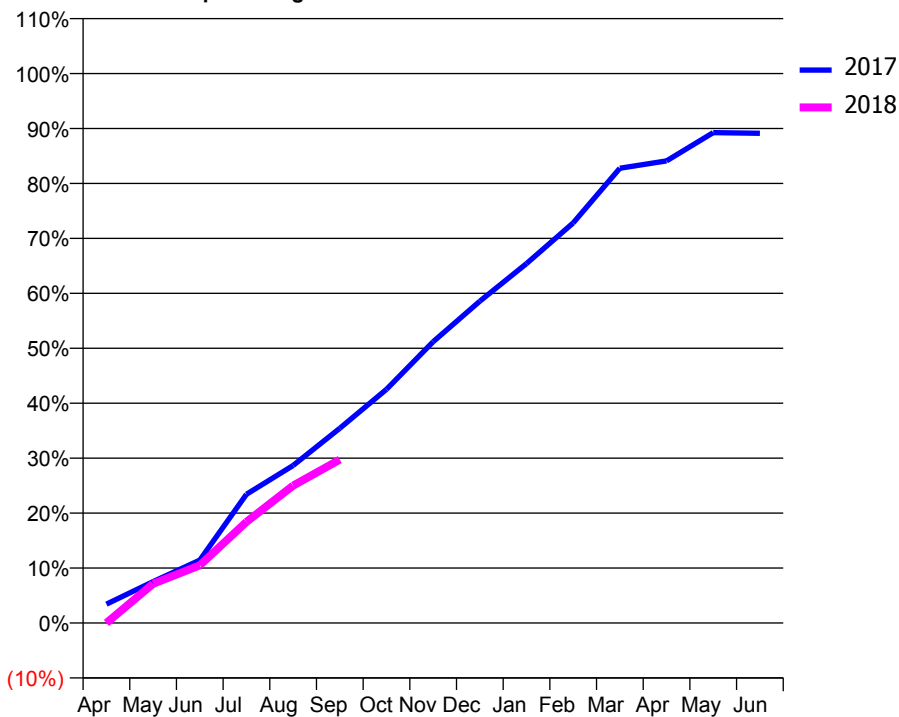
### ACCESS\*

Patients seen in 24 months	Total	Change since previous quarter
Quarter ending September 2016	4,808	
Quarter ending December 2016	4,852	→
Quarter ending March 2017	4,736	↓
Quarter ending June 2017	4,632	↓
Quarter ending September 2017	4,606	→
<b>Variance since September 2016</b>	<b>(4.2%)</b>	<b>↓</b>



### ACTIVITY

Cumulative percentage of contracted UDA delivered 2017 & 2018



Month	Adjusted Scheduled Activity (UDA)	
	2017	2018
April	745	0
May	1,642	1,554
June	2,489	2,287
July	5,099	4,004
August	6,242	5,445
September	7,717	6,475
October	9,260	
November	11,143	
December	12,748	
January	14,236	
February	15,849	
March	18,013	
April	18,306	
May	19,427	
June	19,400	

### QUALITY

	Quantity	Base Number	Contract	AT	Region	England
% of FP17s for the same patient ID Re-attending within 3 months - Children	62	769	8.1%	10.7%	11.6%	11.9%
% of FP17s for the same patient ID Re-attending within 3 months - Adults	332	1,994	16.6%	14.4%	15.2%	15.9%
% of FP17s for the same patient ID Re-attending between 3 & 9 months - Children	435	769	56.6%	56.9%	59.1%	58.1%
% of FP17s for the same patient ID Re-attending between 3 & 9 months - Adults	915	1,994	45.9%	48.5%	51.7%	50.6%
% of FP17s for Band 1 Urgent Courses	215	2,326	9.2%	8.6%	8.0%	9.1%
% of FP17s Relating to Free Repair or Replacements	40	2,326	1.7%	0.7%	0.8%	0.8%
% of FP17s Relating to Continuations	85	2,326	3.7%	0.9%	1.0%	1.1%
% of Patients satisfied with the dentistry they have received	12	14	85.7%	91.0%	91.5%	91.4%
% of Patients satisfied with the time they had to wait for an appointment	14	14	100.0%	86.9%	88.2%	87.7%

\* This is based on patients treated on this contract for their most recent course of treatment. Figures in italics indicate the base number of FP17s or Patient Questionnaire responses are less than 100. N/A is shown where the base number of responses is less than 10 during the period. % is calculated as Quantity/Base number\*100



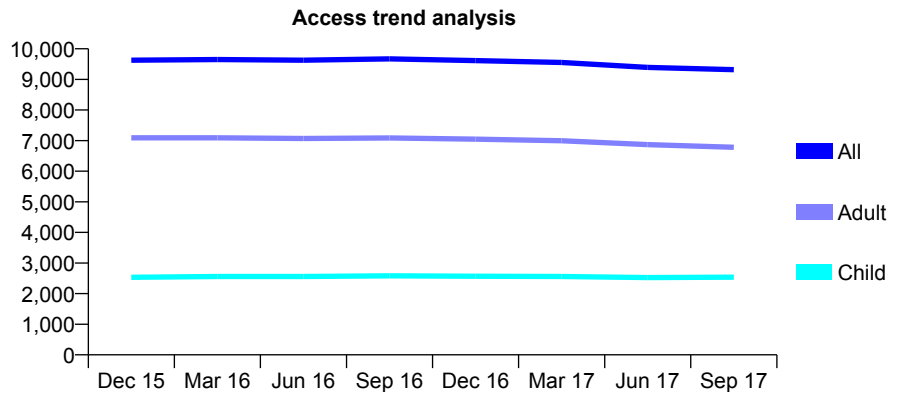
## Q58 - Vital Signs At a Glance Contract Report for 171557/0001 - September 2017

Name or company name	Kletz and Sher
Contract type name	GDS Contract
Purpose of contract	General
Contract start date	01/04/2009
Contract end date	

17/18 Contracted general activity (UDA)	23,797
Carry forward general activity (UDA)	0
17/18 Contracted orthodontic activity (UOA)	0
Carry forward orthodontic activity (UOA)	0
Baseline contract value	£582,187.66

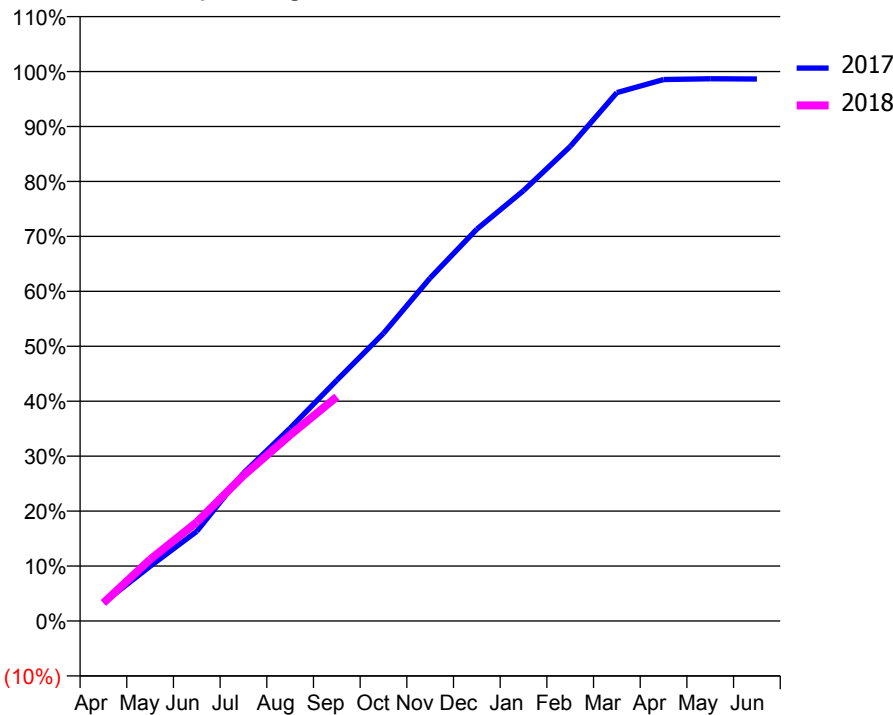
### ACCESS\*

Patients seen in 24 months	Total	Change since previous quarter
Quarter ending September 2016	9,669	
Quarter ending December 2016	9,614	→
Quarter ending March 2017	9,554	→
Quarter ending June 2017	9,394	↓
Quarter ending September 2017	9,320	→
<b>Variance since September 2016</b>	<b>(3.6%)</b>	<b>↓</b>



### ACTIVITY

Cumulative percentage of contracted UDA delivered 2017 & 2018



Month	Adjusted Scheduled Activity (UDA)	
	2017	2018
April	789	784
May	2,371	2,664
June	3,886	4,280
July	6,408	6,299
August	8,352	8,054
September	10,429	9,711
October	12,460	
November	14,857	
December	16,968	
January	18,635	
February	20,551	
March	22,882	
April	23,447	
May	23,481	
June	23,471	

### QUALITY

	Quantity	Base Number	Contract	AT	Region	England
% of FP17s for the same patient ID Re-attending within 3 months - Children	85	1,716	5.0%	10.7%	11.6%	11.9%
% of FP17s for the same patient ID Re-attending within 3 months - Adults	488	3,830	12.7%	14.4%	15.2%	15.9%
% of FP17s for the same patient ID Re-attending between 3 & 9 months - Children	962	1,716	56.1%	56.9%	59.1%	58.1%
% of FP17s for the same patient ID Re-attending between 3 & 9 months - Adults	1,778	3,830	46.4%	48.5%	51.7%	50.6%
% of FP17s for Band 1 Urgent Courses	531	5,194	10.2%	8.6%	8.0%	9.1%
% of FP17s Relating to Free Repair or Replacements	37	5,194	0.7%	0.7%	0.8%	0.8%
% of FP17s Relating to Continuations	26	5,194	0.5%	0.9%	1.0%	1.1%
% of Patients satisfied with the dentistry they have received	12	12	100.0%	91.0%	91.5%	91.4%
% of Patients satisfied with the time they had to wait for an appointment	12	12	100.0%	86.9%	88.2%	87.7%

\* This is based on patients treated on this contract for their most recent course of treatment. Figures in italics indicate the base number of FP17s or Patient Questionnaire responses are less than 100. N/A is shown where the base number of responses is less than 10 during the period. % is calculated as Quantity/Base number\*100

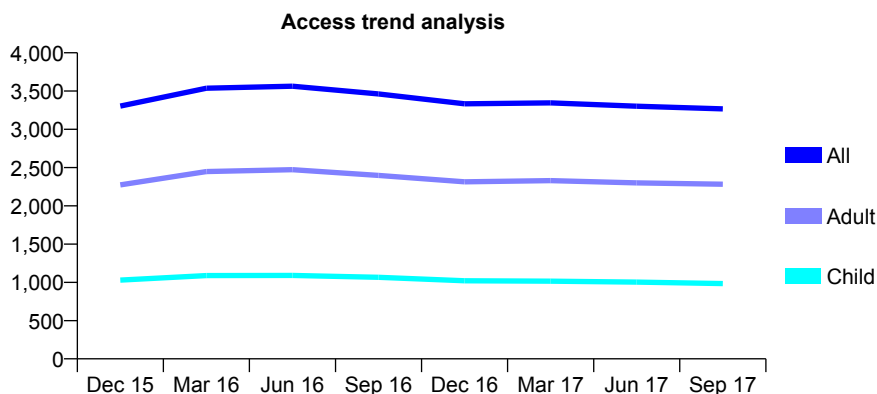
## Q58 - Vital Signs At a Glance Contract Report for 171646/0001 - September 2017

Name or company name	The Dental Suite
Contract type name	GDS Contract
Purpose of contract	General
Contract start date	01/05/2014
Contract end date	

17/18 Contracted general activity (UDA)	8,937
Carry forward general activity (UDA)	0
17/18 Contracted orthodontic activity (UOA)	0
Carry forward orthodontic activity (UOA)	0
Baseline contract value	£245,229.79

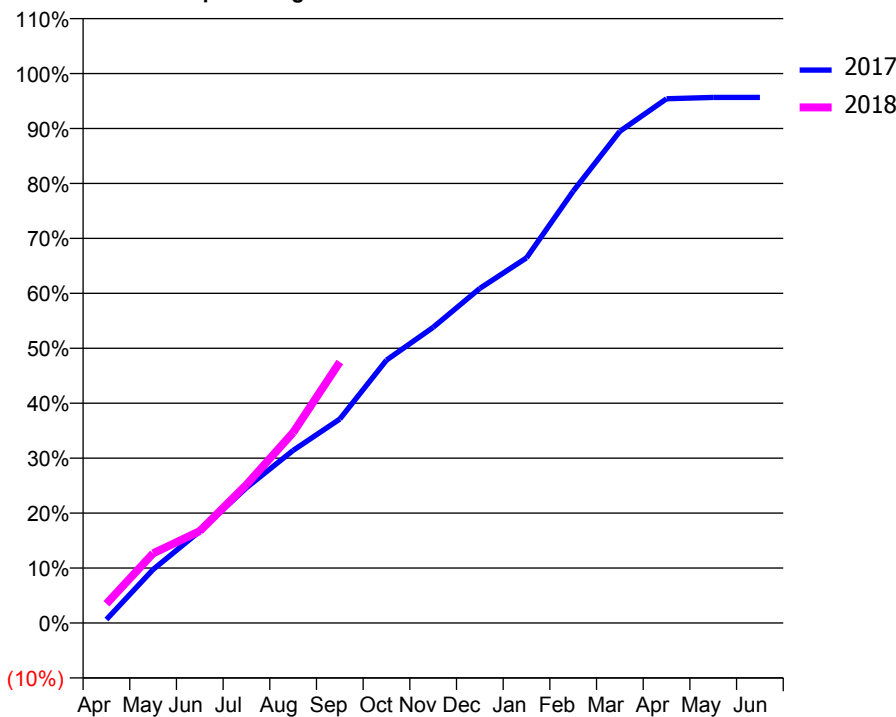
### ACCESS\*

Patients seen in 24 months	Total	Change since previous quarter
Quarter ending September 2016	3,462	
Quarter ending December 2016	3,333	↓
Quarter ending March 2017	3,345	→
Quarter ending June 2017	3,302	↓
Quarter ending September 2017	3,267	↓
<b>Variance since September 2016</b>	<b>(5.6%)</b>	<b>↓</b>



### ACTIVITY

Cumulative percentage of contracted UDA delivered 2017 & 2018



Month	Adjusted Scheduled Activity (UDA)	
	2017	2018
April	58	313
May	870	1,134
June	1,493	1,496
July	2,200	2,249
August	2,808	3,098
September	3,317	4,245
October	4,276	
November	4,809	
December	5,443	
January	5,940	
February	7,024	
March	7,998	
April	8,527	
May	8,547	
June	8,547	

### QUALITY

	Quantity	Base Number	Contract	AT	Region	England
% of FP17s for the same patient ID Re-attending within 3 months - Children	42	774	5.4%	10.7%	11.6%	11.9%
% of FP17s for the same patient ID Re-attending within 3 months - Adults	182	1,526	11.9%	14.4%	15.2%	15.9%
% of FP17s for the same patient ID Re-attending between 3 & 9 months - Children	480	774	62.0%	56.9%	59.1%	58.1%
% of FP17s for the same patient ID Re-attending between 3 & 9 months - Adults	849	1,526	55.6%	48.5%	51.7%	50.6%
% of FP17s for Band 1 Urgent Courses	180	2,075	8.7%	8.6%	8.0%	9.1%
% of FP17s Relating to Free Repair or Replacements	33	2,075	1.6%	0.7%	0.8%	0.8%
% of FP17s Relating to Continuations	0	2,075	0.0%	0.9%	1.0%	1.1%
% of Patients satisfied with the dentistry they have received	12	18	66.7%	91.0%	91.5%	91.4%
% of Patients satisfied with the time they had to wait for an appointment	15	18	83.3%	86.9%	88.2%	87.7%

\* This is based on patients treated on this contract for their most recent course of treatment. Figures in italics indicate the base number of FP17s or Patient Questionnaire responses are less than 100. N/A is shown where the base number of responses is less than 10 during the period. % is calculated as Quantity/Base number\*100

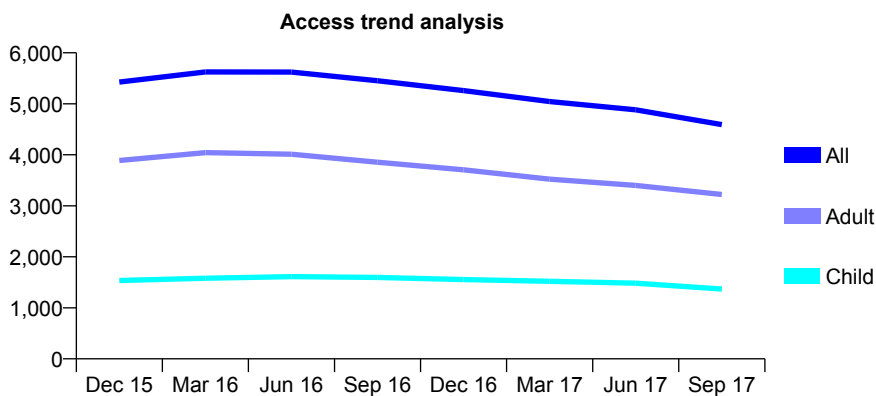
## Q58 - Vital Signs At a Glance Contract Report for 171697/0002 - September 2017

Name or company name	New road Dental Ltd
Contract type name	GDS Contract
Purpose of contract	General
Contract start date	01/11/2007
Contract end date	

17/18 Contracted general activity (UDA)	11,277
Carry forward general activity (UDA)	0
17/18 Contracted orthodontic activity (UOA)	0
Carry forward orthodontic activity (UOA)	0
Baseline contract value	£317,201.47

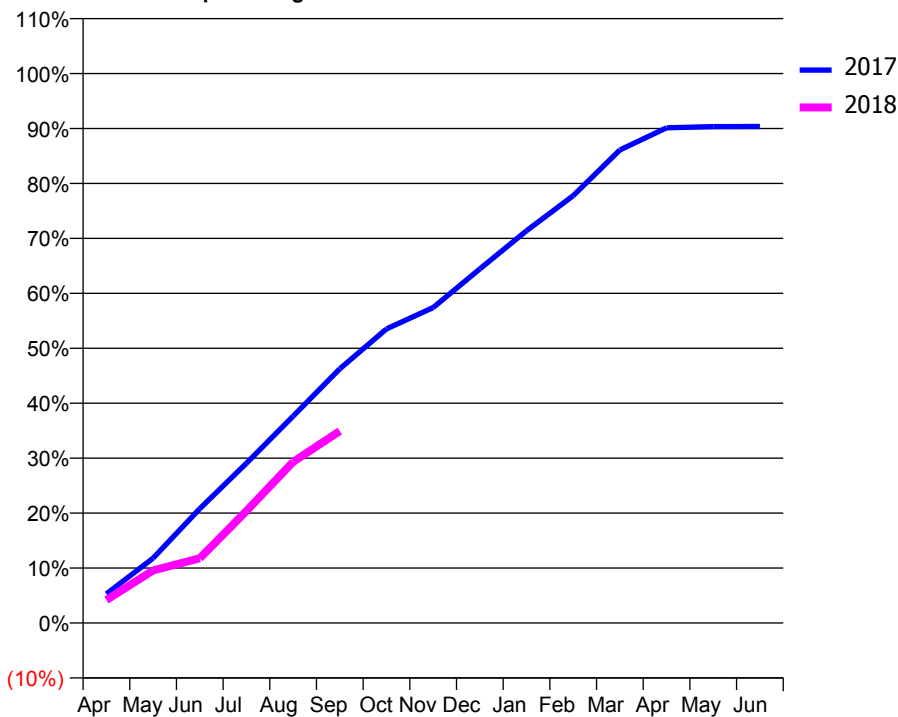
### ACCESS\*

Patients seen in 24 months	Total	Change since previous quarter
Quarter ending September 2016	5,452	
Quarter ending December 2016	5,259	↓
Quarter ending March 2017	5,044	↓
Quarter ending June 2017	4,882	↓
Quarter ending September 2017	4,592	↓
<b>Variance since September 2016</b>	<b>(15.8%)</b>	<b>↓</b>



### ACTIVITY

Cumulative percentage of contracted UDA delivered 2017 & 2018



Month	Adjusted Scheduled Activity (UDA)	
	2017	2018
April	597	471
May	1,330	1,080
June	2,346	1,327
July	3,279	2,300
August	4,245	3,308
September	5,218	3,939
October	6,035	
November	6,473	
December	7,267	
January	8,049	
February	8,770	
March	9,708	
April	10,162	
May	10,186	
June	10,189	

### QUALITY

	Quantity	Base Number	Contract	AT	Region	England
% of FP17s for the same patient ID Re-attending within 3 months - Children	85	1,153	7.4%	10.7%	11.6%	11.9%
% of FP17s for the same patient ID Re-attending within 3 months - Adults	300	2,044	14.7%	14.4%	15.2%	15.9%
% of FP17s for the same patient ID Re-attending between 3 & 9 months - Children	811	1,153	70.3%	56.9%	59.1%	58.1%
% of FP17s for the same patient ID Re-attending between 3 & 9 months - Adults	1,251	2,044	61.2%	48.5%	51.7%	50.6%
% of FP17s for Band 1 Urgent Courses	226	2,632	8.6%	8.6%	8.0%	9.1%
% of FP17s Relating to Free Repair or Replacements	19	2,632	0.7%	0.7%	0.8%	0.8%
% of FP17s Relating to Continuations	2	2,632	0.1%	0.9%	1.0%	1.1%
% of Patients satisfied with the dentistry they have received	4	4	N/A	91.0%	91.5%	91.4%
% of Patients satisfied with the time they had to wait for an appointment	3	4	N/A	86.9%	88.2%	87.7%

\* This is based on patients treated on this contract for their most recent course of treatment. Figures in italics indicate the base number of FP17s or Patient Questionnaire responses are less than 100. N/A is shown where the base number of responses is less than 10 during the period. % is calculated as Quantity/Base number\*100

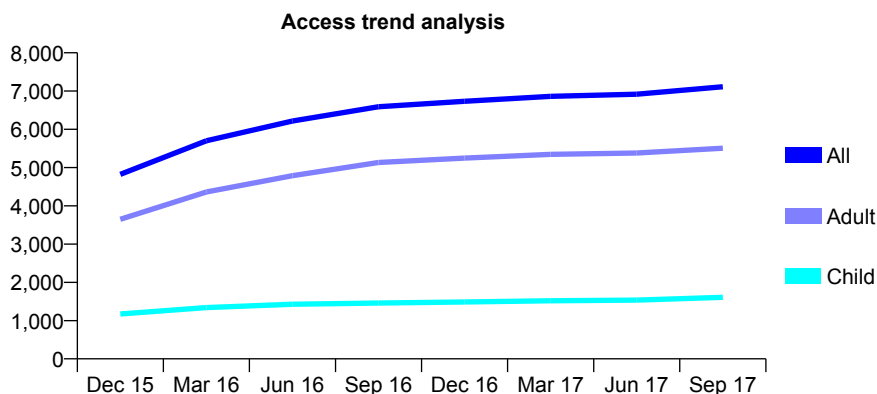
## Q58 - Vital Signs At a Glance Contract Report for 172219/0001 - September 2017

Name or company name	Handside Dental Surgery Limited
Contract type name	GDS Contract
Purpose of contract	General
Contract start date	01/10/2014
Contract end date	

17/18 Contracted general activity (UDA)	18,306
Carry forward general activity (UDA)	0
17/18 Contracted orthodontic activity (UOA)	0
Carry forward orthodontic activity (UOA)	0
Baseline contract value	£447,047.76

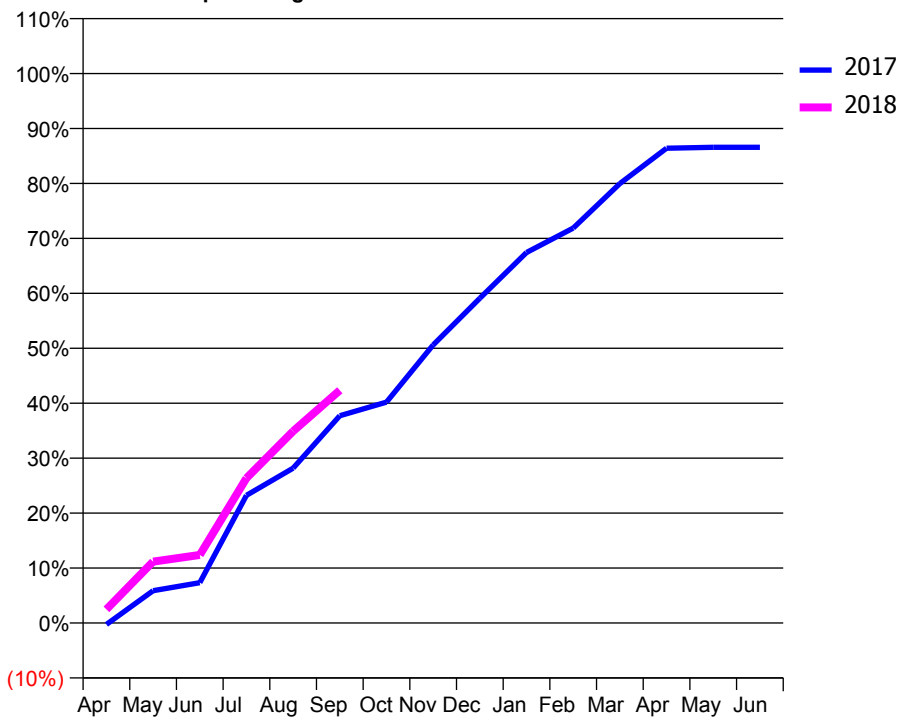
### ACCESS\*

Patients seen in 24 months	Total	Change since previous quarter
Quarter ending September 2016	6,591	
Quarter ending December 2016	6,733	↑
Quarter ending March 2017	6,863	→
Quarter ending June 2017	6,916	→
Quarter ending September 2017	7,114	↑
<b>Variance since September 2016</b>	<b>7.9%</b>	<b>↑</b>



### ACTIVITY

Cumulative percentage of contracted UDA delivered 2017 & 2018



Month	Adjusted Scheduled Activity (UDA)	
	2017	2018
April	-51	457
May	1,078	2,046
June	1,343	2,266
July	4,252	4,827
August	5,159	6,392
September	6,906	7,752
October	7,360	
November	9,265	
December	10,818	
January	12,344	
February	13,156	
March	14,637	
April	15,818	
May	15,849	
June	15,849	

### QUALITY

	Quantity	Base Number	Contract	AT	Region	England
% of FP17s for the same patient ID Re-attending within 3 months - Children	93	1,408	6.6%	10.7%	11.6%	11.9%
% of FP17s for the same patient ID Re-attending within 3 months - Adults	433	4,199	10.3%	14.4%	15.2%	15.9%
% of FP17s for the same patient ID Re-attending between 3 & 9 months - Children	789	1,408	56.0%	56.9%	59.1%	58.1%
% of FP17s for the same patient ID Re-attending between 3 & 9 months - Adults	2,213	4,199	52.7%	48.5%	51.7%	50.6%
% of FP17s for Band 1 Urgent Courses	267	4,942	5.4%	8.6%	8.0%	9.1%
% of FP17s Relating to Free Repair or Replacements	59	4,942	1.2%	0.7%	0.8%	0.8%
% of FP17s Relating to Continuations	26	4,942	0.5%	0.9%	1.0%	1.1%
% of Patients satisfied with the dentistry they have received	19	19	100.0%	91.0%	91.5%	91.4%
% of Patients satisfied with the time they had to wait for an appointment	17	19	89.5%	86.9%	88.2%	87.7%

\* This is based on patients treated on this contract for their most recent course of treatment. Figures in italics indicate the base number of FP17s or Patient Questionnaire responses are less than 100. N/A is shown where the base number of responses is less than 10 during the period. % is calculated as Quantity/Base number\*100

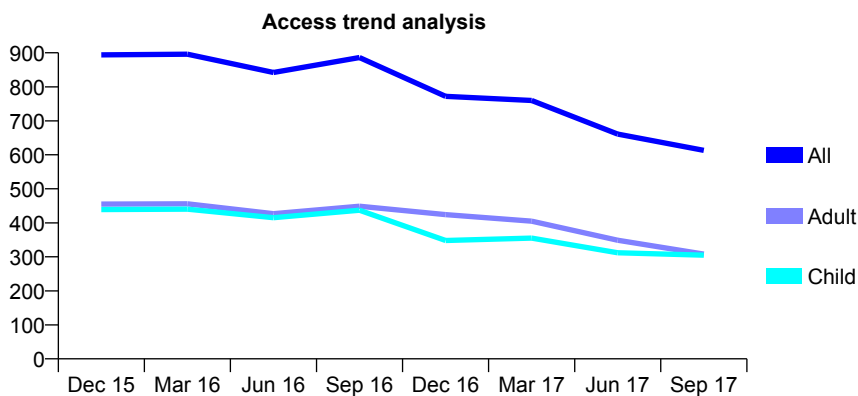
## Q58 - Vital Signs At a Glance Contract Report for 173657/0001 - September 2017

Name or company name	Mr A Patel
Contract type name	GDS Contract
Purpose of contract	General
Contract start date	17/01/2014
Contract end date	

17/18 Contracted general activity (UDA)	2,088
Carry forward general activity (UDA)	0
17/18 Contracted orthodontic activity (UOA)	0
Carry forward orthodontic activity (UOA)	0
Baseline contract value	£85,853.14

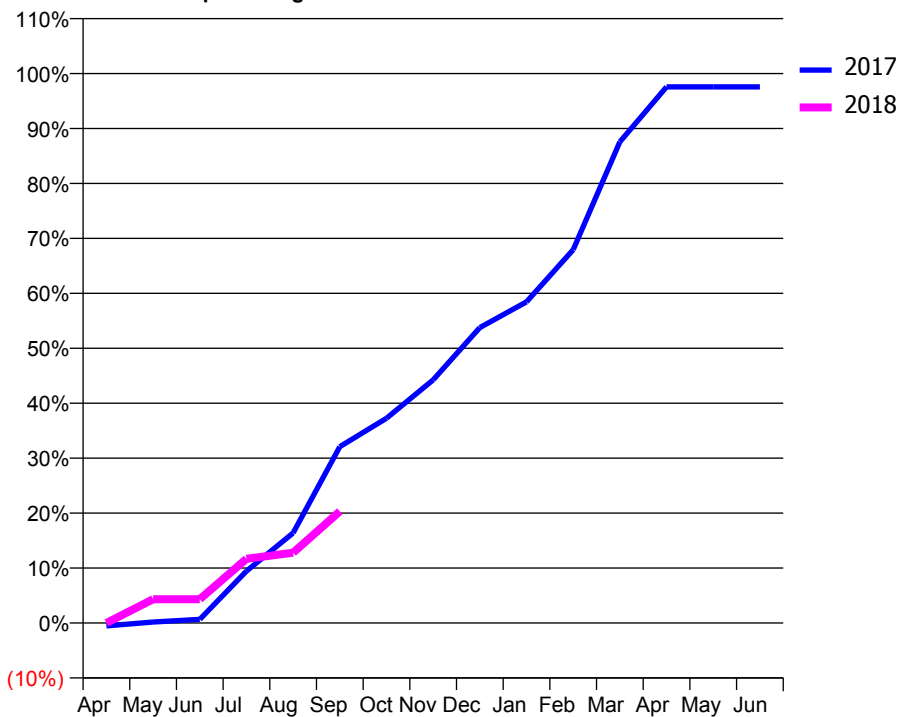
### ACCESS\*

Patients seen in 24 months	Total	Change since previous quarter
Quarter ending September 2016	886	
Quarter ending December 2016	772	↓
Quarter ending March 2017	760	↓
Quarter ending June 2017	661	↓
Quarter ending September 2017	613	↓
<b>Variance since September 2016</b>	<b>(30.8%)</b>	<b>↓</b>



### ACTIVITY

Cumulative percentage of contracted UDA delivered 2017 & 2018



Adjusted Scheduled Activity (UDA)

Month	2017	2018
April	-11	0
May	4	90
June	14	90
July	197	244
August	342	267
September	670	425
October	778	
November	924	
December	1,123	
January	1,220	
February	1,418	
March	1,829	
April	2,037	
May	2,037	
June	2,037	

### QUALITY

	Quantity	Base Number	Contract	AT	Region	England
% of FP17s for the same patient ID Re-attending within 3 months - Children	26	147	17.7%	10.7%	11.6%	11.9%
% of FP17s for the same patient ID Re-attending within 3 months - Adults	18	88	20.5%	14.4%	15.2%	15.9%
% of FP17s for the same patient ID Re-attending between 3 & 9 months - Children	65	147	44.2%	56.9%	59.1%	58.1%
% of FP17s for the same patient ID Re-attending between 3 & 9 months - Adults	19	88	21.6%	48.5%	51.7%	50.6%
% of FP17s for Band 1 Urgent Courses	8	177	4.5%	8.6%	8.0%	9.1%
% of FP17s Relating to Free Repair or Replacements	0	177	0.0%	0.7%	0.8%	0.8%
% of FP17s Relating to Continuations	0	177	0.0%	0.9%	1.0%	1.1%
% of Patients satisfied with the dentistry they have received	0	0	N/A	91.0%	91.5%	91.4%
% of Patients satisfied with the time they had to wait for an appointment	0	0	N/A	86.9%	88.2%	87.7%

\* This is based on patients treated on this contract for their most recent course of treatment. Figures in italics indicate the base number of FP17s or Patient Questionnaire responses are less than 100. N/A is shown where the base number of responses is less than 10 during the period. % is calculated as Quantity/Base number\*100

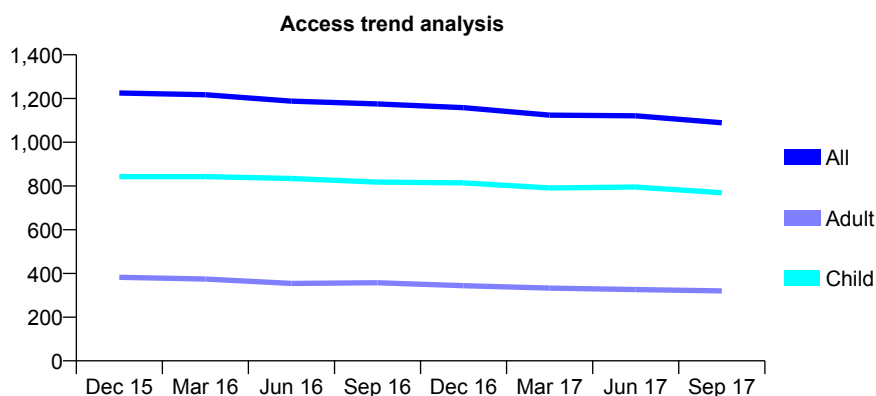
## Q58 - Vital Signs At a Glance Contract Report for 174149/0001 - September 2017

Name or company name	East Park Dental Practice Ltd
Contract type name	GDS Contract
Purpose of contract	General
Contract start date	20/07/2007
Contract end date	

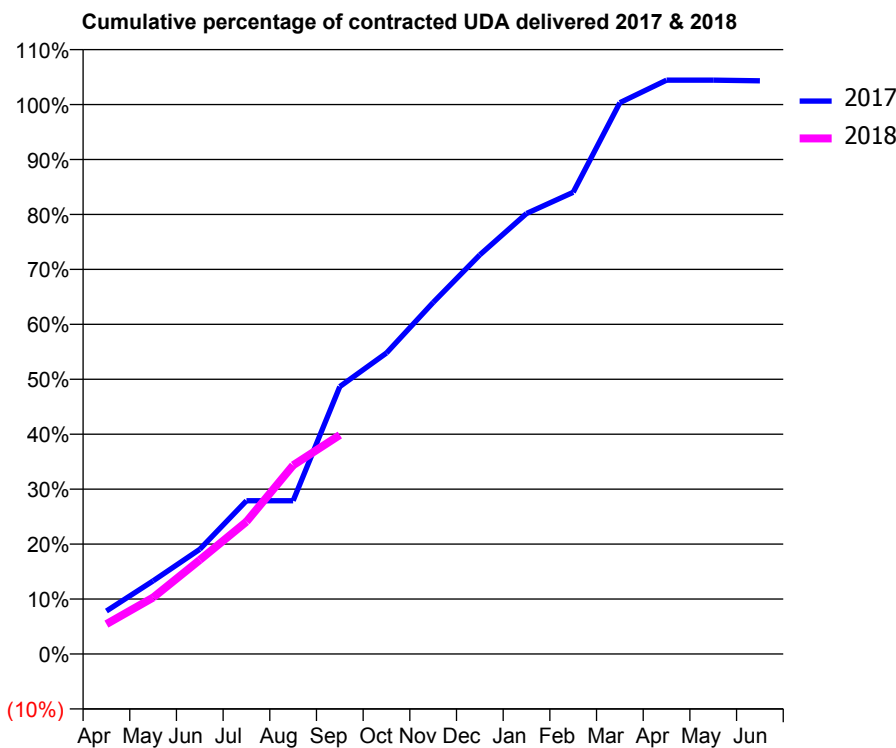
17/18 Contracted general activity (UDA)	2,450
Carry forward general activity (UDA)	0
17/18 Contracted orthodontic activity (UOA)	0
Carry forward orthodontic activity (UOA)	0
Baseline contract value	£57,296.90

### ACCESS\*

Patients seen in 24 months	Total	Change since previous quarter
Quarter ending September 2016	1,175	
Quarter ending December 2016	1,158	↓
Quarter ending March 2017	1,124	↓
Quarter ending June 2017	1,121	→
Quarter ending September 2017	1,089	↓
<b>Variance since September 2016</b>	<b>(7.3%)</b>	<b>↓</b>



### ACTIVITY



Month	Adjusted Scheduled Activity (UDA)	
	2017	2018
April	192	133
May	326	252
June	467	419
July	683	590
August	683	841
September	1,193	977
October	1,342	
November	1,568	
December	1,780	
January	1,964	
February	2,059	
March	2,458	
April	2,559	
May	2,559	
June	2,556	

### QUALITY

	Quantity	Base Number	Contract	AT	Region	England
% of FP17s for the same patient ID Re-attending within 3 months - Children	62	630	9.8%	10.7%	11.6%	11.9%
% of FP17s for the same patient ID Re-attending within 3 months - Adults	20	143	14.0%	14.4%	15.2%	15.9%
% of FP17s for the same patient ID Re-attending between 3 & 9 months - Children	442	630	70.2%	56.9%	59.1%	58.1%
% of FP17s for the same patient ID Re-attending between 3 & 9 months - Adults	101	143	70.6%	48.5%	51.7%	50.6%
% of FP17s for Band 1 Urgent Courses	26	701	3.7%	8.6%	8.0%	9.1%
% of FP17s Relating to Free Repair or Replacements	0	701	0.0%	0.7%	0.8%	0.8%
% of FP17s Relating to Continuations	0	701	0.0%	0.9%	1.0%	1.1%
% of Patients satisfied with the dentistry they have received	1	2	N/A	91.0%	91.5%	91.4%
% of Patients satisfied with the time they had to wait for an appointment	2	2	N/A	86.9%	88.2%	87.7%

\* This is based on patients treated on this contract for their most recent course of treatment. Figures in italics indicate the base number of FP17s or Patient Questionnaire responses are less than 100. N/A is shown where the base number of responses is less than 10 during the period. % is calculated as Quantity/Base number\*100

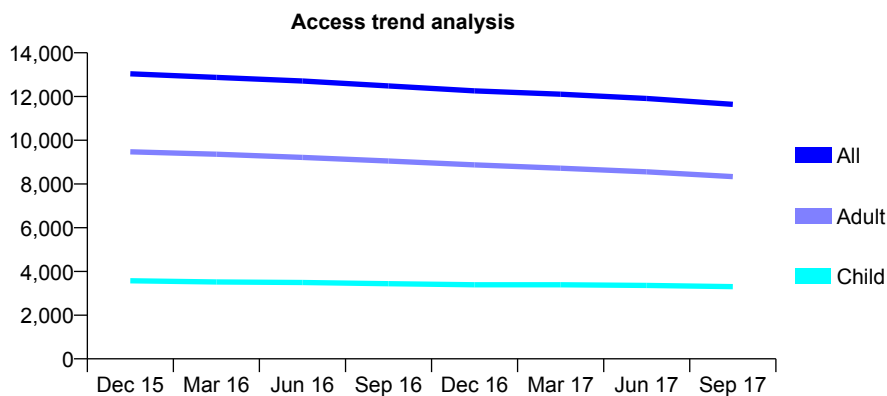
## Q58 - Vital Signs At a Glance Contract Report for 175250/0001 - September 2017

Name or company name	Mawsley Dental Clinic
Contract type name	GDS Contract
Purpose of contract	General
Contract start date	01/10/2007
Contract end date	

17/18 Contracted general activity (UDA)	30,511
Carry forward general activity (UDA)	0
17/18 Contracted orthodontic activity (UOA)	0
Carry forward orthodontic activity (UOA)	0
Baseline contract value	£938,473.30

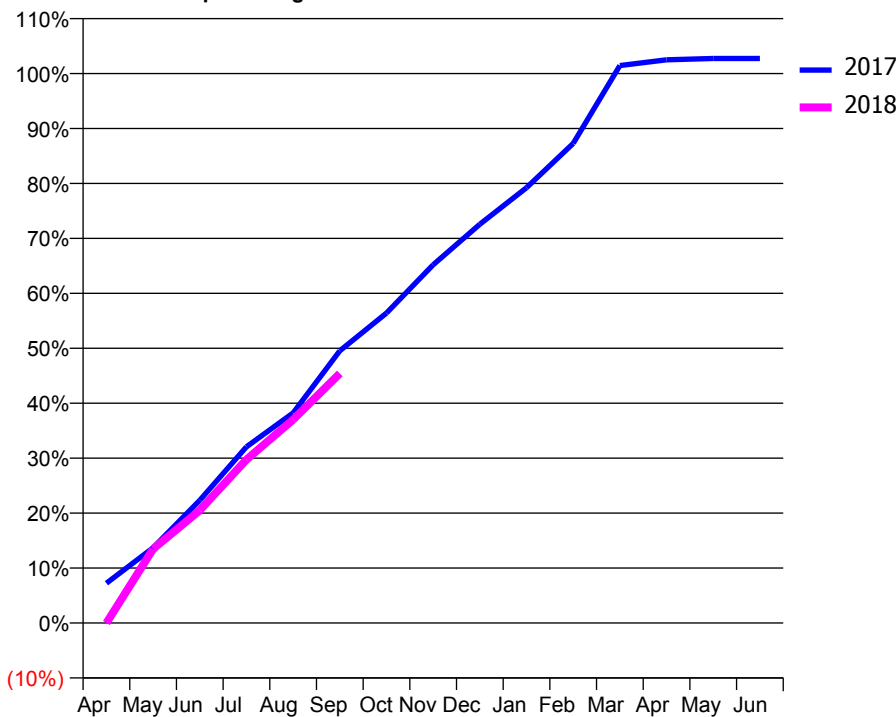
### ACCESS\*

Patients seen in 24 months	Total	Change since previous quarter
Quarter ending September 2016	12,486	
Quarter ending December 2016	12,257	↓
Quarter ending March 2017	12,105	↓
Quarter ending June 2017	11,909	↓
Quarter ending September 2017	11,640	↓
<b>Variance since September 2016</b>	<b>(6.8%)</b>	<b>↓</b>



### ACTIVITY

Cumulative percentage of contracted UDA delivered 2017 & 2018



Month	Adjusted Scheduled Activity (UDA)	
	2017	2018
April	2,210	0
May	4,179	4,114
June	6,813	6,261
July	9,788	9,071
August	11,662	11,295
September	15,116	13,858
October	17,210	
November	19,891	
December	22,145	
January	24,168	
February	26,631	
March	30,954	
April	31,272	
May	31,348	
June	31,347	

### QUALITY

	Quantity	Base Number	Contract	AT	Region	England
% of FP17s for the same patient ID Re-attending within 3 months - Children	205	2,604	7.9%	10.7%	11.6%	11.9%
% of FP17s for the same patient ID Re-attending within 3 months - Adults	891	5,279	16.9%	14.4%	15.2%	15.9%
% of FP17s for the same patient ID Re-attending between 3 & 9 months - Children	1,718	2,604	66.0%	56.9%	59.1%	58.1%
% of FP17s for the same patient ID Re-attending between 3 & 9 months - Adults	2,527	5,279	47.9%	48.5%	51.7%	50.6%
% of FP17s for Band 1 Urgent Courses	551	7,666	7.2%	8.6%	8.0%	9.1%
% of FP17s Relating to Free Repair or Replacements	56	7,666	0.7%	0.7%	0.8%	0.8%
% of FP17s Relating to Continuations	263	7,666	3.4%	0.9%	1.0%	1.1%
% of Patients satisfied with the dentistry they have received	13	14	92.9%	91.0%	91.5%	91.4%
% of Patients satisfied with the time they had to wait for an appointment	14	14	100.0%	86.9%	88.2%	87.7%

\* This is based on patients treated on this contract for their most recent course of treatment. Figures in italics indicate the base number of FP17s or Patient Questionnaire responses are less than 100. N/A is shown where the base number of responses is less than 10 during the period. % is calculated as Quantity/Base number\*100

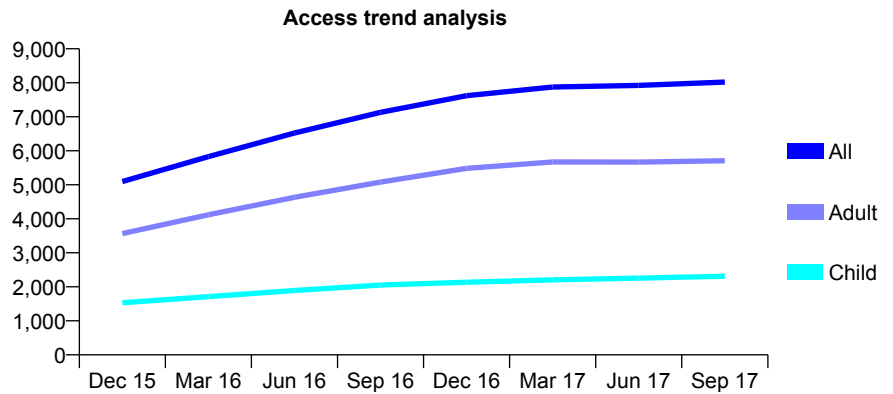
## Q58 - Vital Signs At a Glance Contract Report for 175749/0001 - September 2017

Name or company name	Waltham Cross Partnership
Contract type name	GDS Contract
Purpose of contract	General
Contract start date	01/02/2015
Contract end date	

17/18 Contracted general activity (UDA)	30,003
Carry forward general activity (UDA)	0
17/18 Contracted orthodontic activity (UOA)	0
Carry forward orthodontic activity (UOA)	0
Baseline contract value	£760,269.79

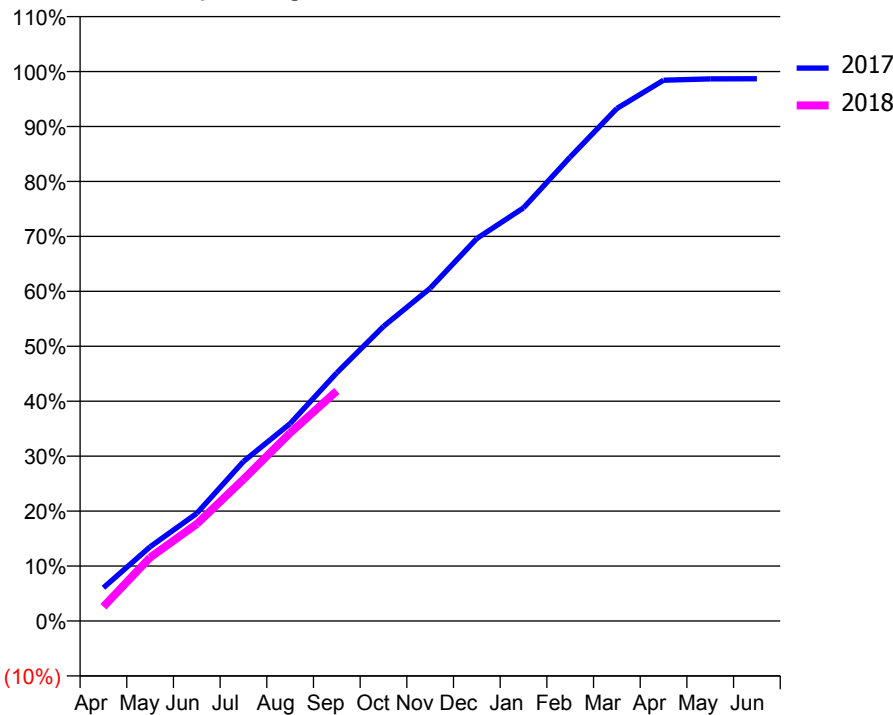
### ACCESS\*

Patients seen in 24 months	Total	Change since previous quarter
Quarter ending September 2016	7,131	
Quarter ending December 2016	7,621	↑
Quarter ending March 2017	7,878	↑
Quarter ending June 2017	7,922	→
Quarter ending September 2017	8,022	→
<b>Variance since September 2016</b>	<b>12.5%</b>	<b>↑</b>



### ACTIVITY

**Cumulative percentage of contracted UDA delivered 2017 & 2018**



Month	Adjusted Scheduled Activity (UDA)	
	2017	2018
April	1,815	783
May	4,051	3,468
June	5,879	5,295
July	8,710	7,736
August	10,777	10,268
September	13,557	12,562
October	16,084	
November	18,172	
December	20,884	
January	22,557	
February	25,334	
March	27,987	
April	29,529	
May	29,598	
June	29,607	

### QUALITY

	Quantity	Base Number	Contract	AT	Region	England
% of FP17s for the same patient ID Re-attending within 3 months - Children	233	1,649	14.1%	10.7%	11.6%	11.9%
% of FP17s for the same patient ID Re-attending within 3 months - Adults	756	3,461	21.8%	14.4%	15.2%	15.9%
% of FP17s for the same patient ID Re-attending between 3 & 9 months - Children	651	1,649	39.5%	56.9%	59.1%	58.1%
% of FP17s for the same patient ID Re-attending between 3 & 9 months - Adults	1,224	3,461	35.4%	48.5%	51.7%	50.6%
% of FP17s for Band 1 Urgent Courses	568	4,602	12.3%	8.6%	8.0%	9.1%
% of FP17s Relating to Free Repair or Replacements	43	4,602	0.9%	0.7%	0.8%	0.8%
% of FP17s Relating to Continuations	150	4,602	3.3%	0.9%	1.0%	1.1%
% of Patients satisfied with the dentistry they have received	12	13	92.3%	91.0%	91.5%	91.4%
% of Patients satisfied with the time they had to wait for an appointment	13	13	100.0%	86.9%	88.2%	87.7%

\* This is based on patients treated on this contract for their most recent course of treatment. Figures in italics indicate the base number of FP17s or Patient Questionnaire responses are less than 100. N/A is shown where the base number of responses is less than 10 during the period. % is calculated as Quantity/Base number\*100



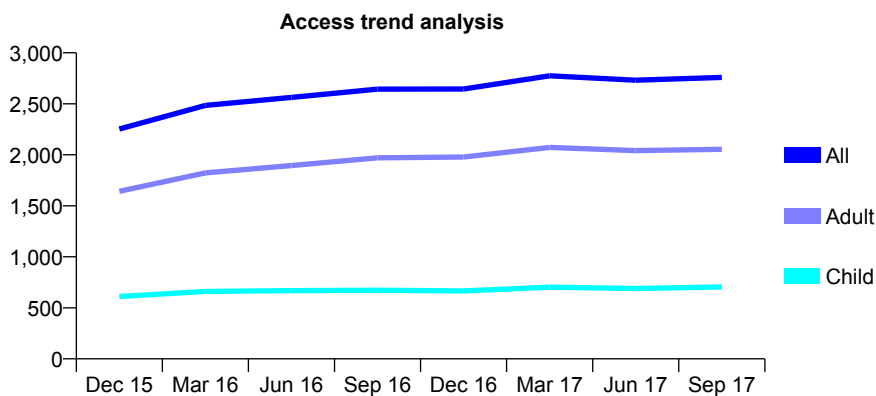
## Q58 - Vital Signs At a Glance Contract Report for 176826/0001 - September 2017

Name or company name	Tooth Logic Limited
Contract type name	GDS Contract
Purpose of contract	General
Contract start date	03/11/2014
Contract end date	

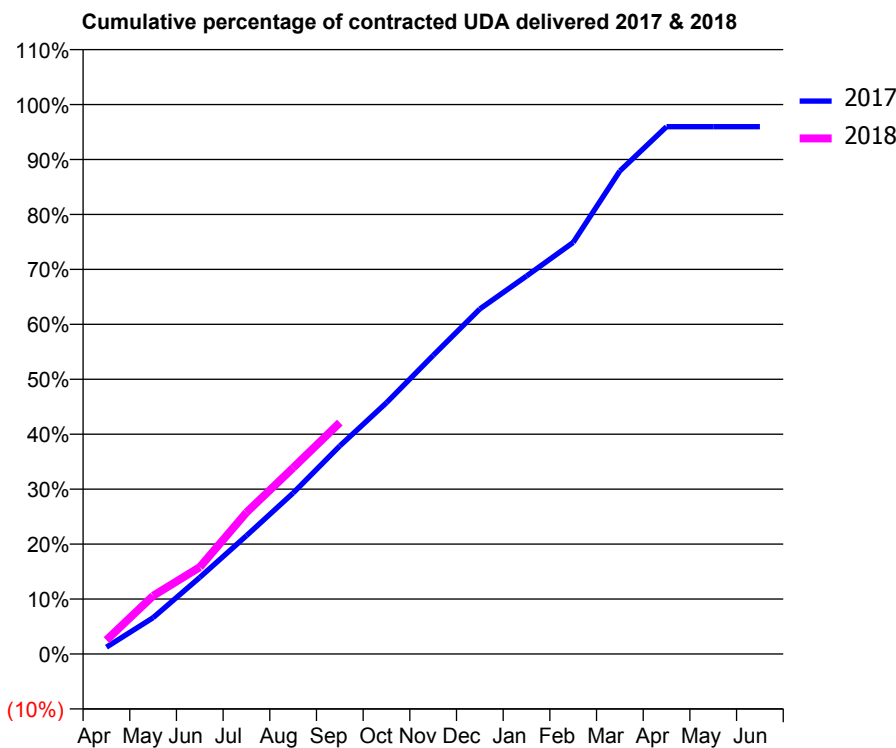
17/18 Contracted general activity (UDA)	10,000
Carry forward general activity (UDA)	0
17/18 Contracted orthodontic activity (UOA)	0
Carry forward orthodontic activity (UOA)	0
Baseline contract value	£244,571.92

### ACCESS\*

Patients seen in 24 months	Total	Change since previous quarter
Quarter ending September 2016	2,644	
Quarter ending December 2016	2,645	→
Quarter ending March 2017	2,774	↑
Quarter ending June 2017	2,731	↓
Quarter ending September 2017	2,759	→
<b>Variance since September 2016</b>	<b>4.3%</b>	<b>↑</b>



### ACTIVITY



Month	Adjusted Scheduled Activity (UDA)	
	2017	2018
April	126	254
May	661	1,059
June	1,395	1,580
July	2,154	2,575
August	2,930	3,388
September	3,786	4,211
October	4,574	
November	5,435	
December	6,279	
January	6,877	
February	7,490	
March	8,792	
April	9,597	
May	9,597	
June	9,597	

### QUALITY

	Quantity	Base Number	Contract	AT	Region	England
% of FP17s for the same patient ID Re-attending within 3 months - Children	45	535	8.4%	10.7%	11.6%	11.9%
% of FP17s for the same patient ID Re-attending within 3 months - Adults	354	1,578	22.4%	14.4%	15.2%	15.9%
% of FP17s for the same patient ID Re-attending between 3 & 9 months - Children	281	535	52.5%	56.9%	59.1%	58.1%
% of FP17s for the same patient ID Re-attending between 3 & 9 months - Adults	706	1,578	44.7%	48.5%	51.7%	50.6%
% of FP17s for Band 1 Urgent Courses	162	1,868	8.7%	8.6%	8.0%	9.1%
% of FP17s Relating to Free Repair or Replacements	41	1,868	2.2%	0.7%	0.8%	0.8%
% of FP17s Relating to Continuations	111	1,868	5.9%	0.9%	1.0%	1.1%
% of Patients satisfied with the dentistry they have received	3	3	N/A	91.0%	91.5%	91.4%
% of Patients satisfied with the time they had to wait for an appointment	2	3	N/A	86.9%	88.2%	87.7%

\* This is based on patients treated on this contract for their most recent course of treatment. Figures in italics indicate the base number of FP17s or Patient Questionnaire responses are less than 100. N/A is shown where the base number of responses is less than 10 during the period. % is calculated as Quantity/Base number\*100

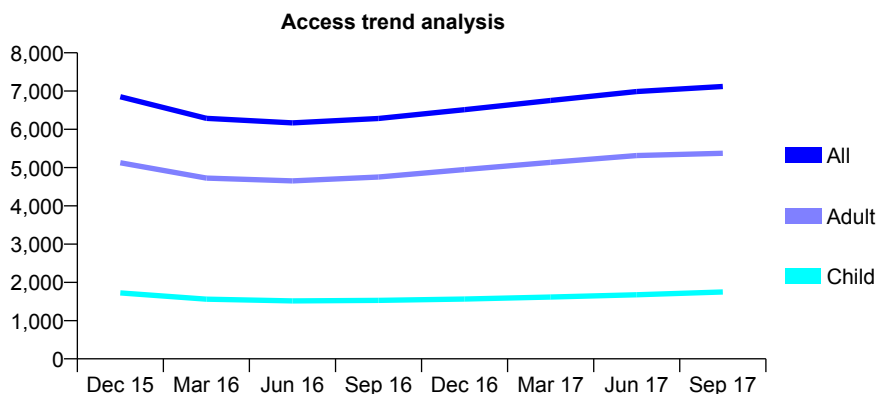
## Q58 - Vital Signs At a Glance Contract Report for 176893/0003 - September 2017

Name or company name	Knape Ltd
Contract type name	GDS Contract
Purpose of contract	General
Contract start date	01/04/2007
Contract end date	

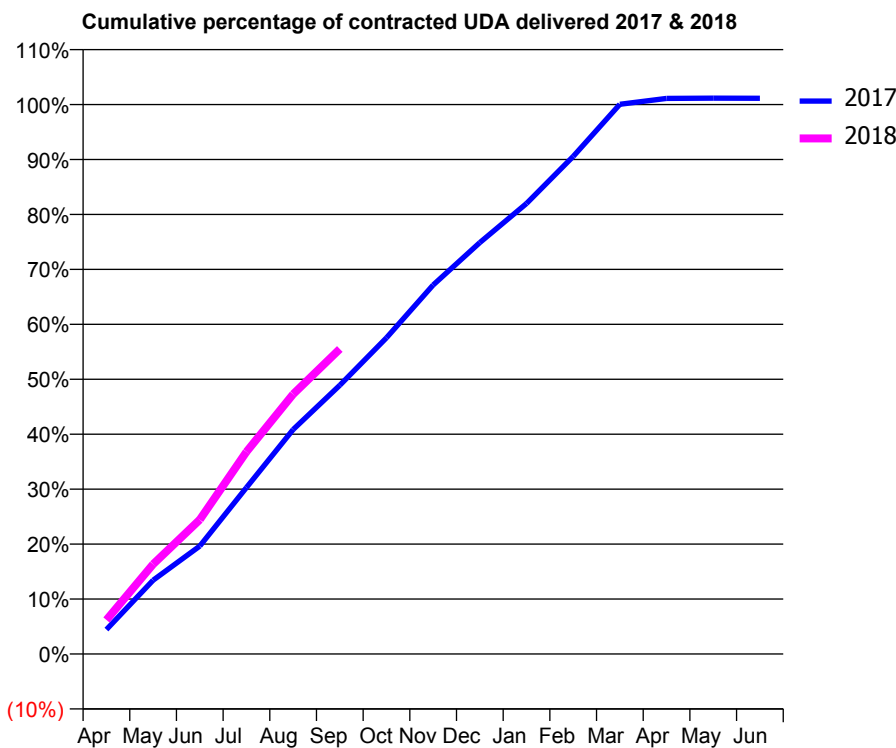
17/18 Contracted general activity (UDA)	18,713
Carry forward general activity (UDA)	0
17/18 Contracted orthodontic activity (UOA)	0
Carry forward orthodontic activity (UOA)	0
Baseline contract value	£665,839.00

### ACCESS\*

Patients seen in 24 months	Total	Change since previous quarter
Quarter ending September 2016	6,283	
Quarter ending December 2016	6,512	↑
Quarter ending March 2017	6,753	↑
Quarter ending June 2017	6,987	↑
Quarter ending September 2017	7,120	→
<b>Variance since September 2016</b>	<b>13.3%</b>	<b>↑</b>



### ACTIVITY



Month	Adjusted Scheduled Activity (UDA)	
	2017	2018
April	832	1,162
May	2,512	3,059
June	3,674	4,575
July	5,670	6,885
August	7,646	8,850
September	9,155	10,387
October	10,770	
November	12,567	
December	14,013	
January	15,342	
February	16,945	
March	18,719	
April	18,919	
May	18,930	
June	18,927	

### QUALITY

	Quantity	Base Number	Contract	AT	Region	England
% of FP17s for the same patient ID Re-attending within 3 months - Children	49	1,375	3.6%	10.7%	11.6%	11.9%
% of FP17s for the same patient ID Re-attending within 3 months - Adults	184	3,511	5.2%	14.4%	15.2%	15.9%
% of FP17s for the same patient ID Re-attending between 3 & 9 months - Children	861	1,375	62.6%	56.9%	59.1%	58.1%
% of FP17s for the same patient ID Re-attending between 3 & 9 months - Adults	2,002	3,511	57.0%	48.5%	51.7%	50.6%
% of FP17s for Band 1 Urgent Courses	277	4,779	5.8%	8.6%	8.0%	9.1%
% of FP17s Relating to Free Repair or Replacements	5	4,779	0.1%	0.7%	0.8%	0.8%
% of FP17s Relating to Continuations	0	4,779	0.0%	0.9%	1.0%	1.1%
% of Patients satisfied with the dentistry they have received	7	7	N/A	91.0%	91.5%	91.4%
% of Patients satisfied with the time they had to wait for an appointment	7	7	N/A	86.9%	88.2%	87.7%

\* This is based on patients treated on this contract for their most recent course of treatment. Figures in italics indicate the base number of FP17s or Patient Questionnaire responses are less than 100. N/A is shown where the base number of responses is less than 10 during the period. % is calculated as Quantity/Base number\*100

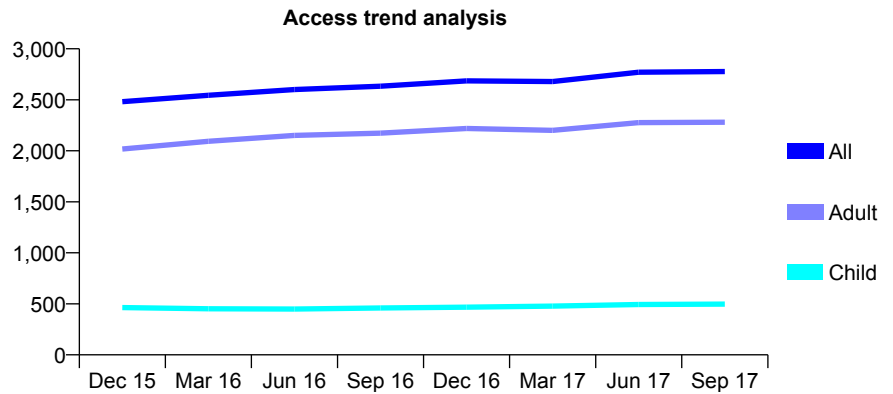
## Q58 - Vital Signs At a Glance Contract Report for 177288/0001 - September 2017

Name or company name	Mr P Cranfield and Mr V Gehani
Contract type name	GDS Contract
Purpose of contract	General
Contract start date	01/12/2013
Contract end date	

17/18 Contracted general activity (UDA)	6,698
Carry forward general activity (UDA)	0
17/18 Contracted orthodontic activity (UOA)	0
Carry forward orthodontic activity (UOA)	0
Baseline contract value	£154,299.49

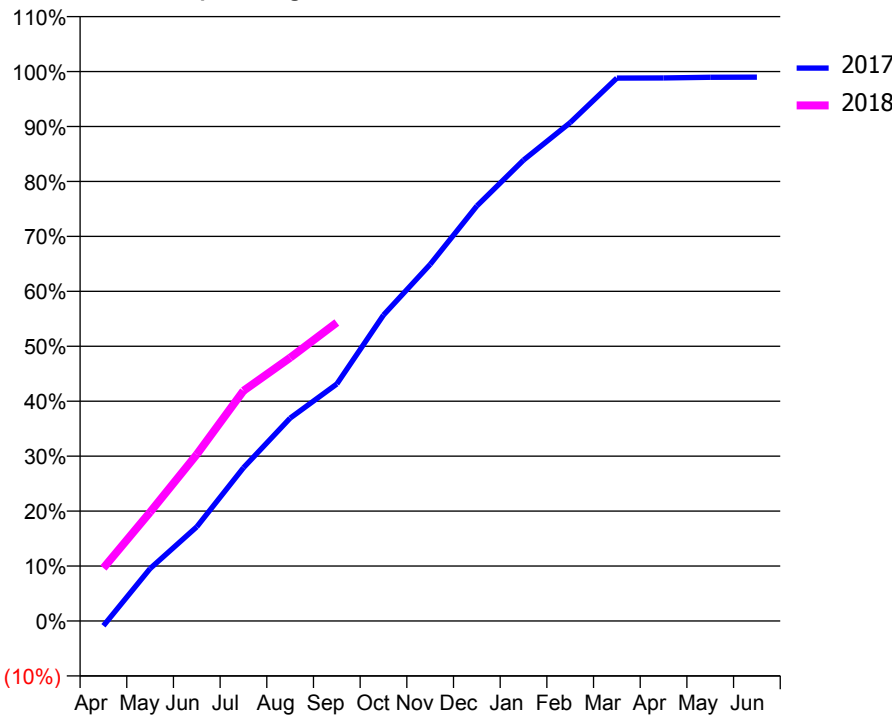
### ACCESS\*

Patients seen in 24 months	Total	Change since previous quarter
Quarter ending September 2016	2,633	
Quarter ending December 2016	2,686	↑
Quarter ending March 2017	2,679	→
Quarter ending June 2017	2,771	↑
Quarter ending September 2017	2,777	→
<b>Variance since September 2016</b>	<b>5.5%</b>	<b>↑</b>



### ACTIVITY

Cumulative percentage of contracted UDA delivered 2017 & 2018



Month	Adjusted Scheduled Activity (UDA)	
	2017	2018
April	-60	646
May	640	1,327
June	1,148	2,030
July	1,868	2,807
August	2,474	3,210
September	2,889	3,638
October	3,730	
November	4,347	
December	5,058	
January	5,617	
February	6,075	
March	6,618	
April	6,620	
May	6,627	
June	6,630	

### QUALITY

	Quantity	Base Number	Contract	AT	Region	England
% of FP17s for the same patient ID Re-attending within 3 months - Children	23	415	5.5%	10.7%	11.6%	11.9%
% of FP17s for the same patient ID Re-attending within 3 months - Adults	177	1,624	10.9%	14.4%	15.2%	15.9%
% of FP17s for the same patient ID Re-attending between 3 & 9 months - Children	274	415	66.0%	56.9%	59.1%	58.1%
% of FP17s for the same patient ID Re-attending between 3 & 9 months - Adults	1,069	1,624	65.8%	48.5%	51.7%	50.6%
% of FP17s for Band 1 Urgent Courses	94	2,029	4.6%	8.6%	8.0%	9.1%
% of FP17s Relating to Free Repair or Replacements	25	2,029	1.2%	0.7%	0.8%	0.8%
% of FP17s Relating to Continuations	10	2,029	0.5%	0.9%	1.0%	1.1%
% of Patients satisfied with the dentistry they have received	9	9	N/A	91.0%	91.5%	91.4%
% of Patients satisfied with the time they had to wait for an appointment	8	9	N/A	86.9%	88.2%	87.7%

\* This is based on patients treated on this contract for their most recent course of treatment. Figures in italics indicate the base number of FP17s or Patient Questionnaire responses are less than 100. N/A is shown where the base number of responses is less than 10 during the period. % is calculated as Quantity/Base number\*100

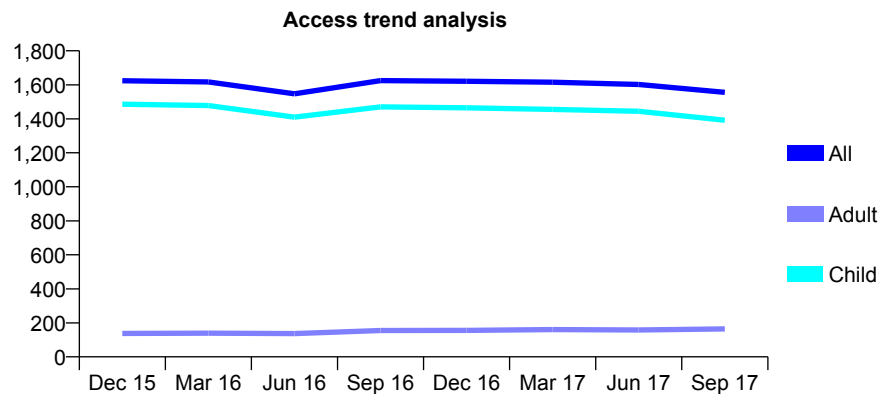
## Q58 - Vital Signs At a Glance Contract Report for 178381/0001 - September 2017

Name or company name	The Dental Clinic Ltd
Contract type name	GDS Contract
Purpose of contract	General
Contract start date	07/04/2007
Contract end date	

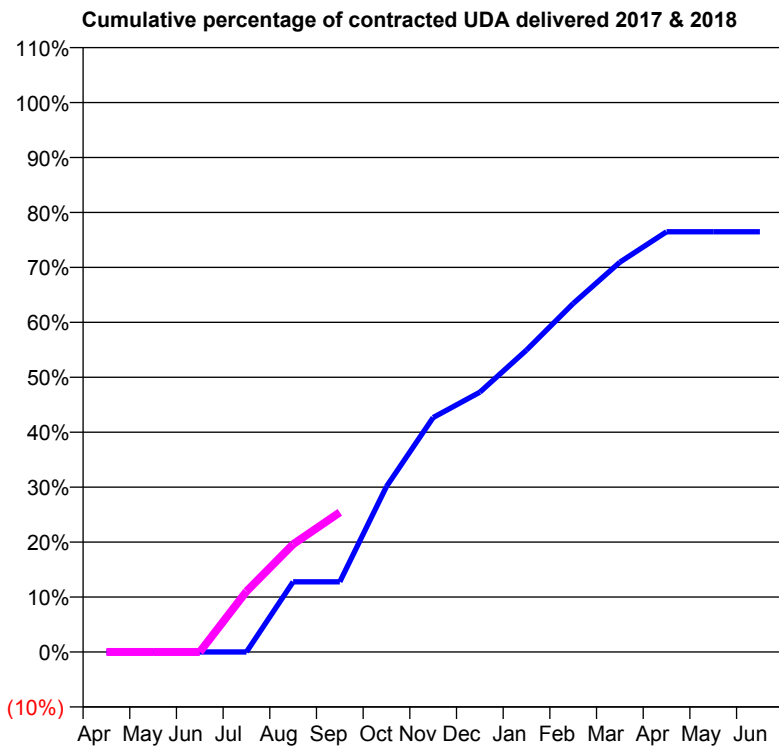
17/18 Contracted general activity (UDA)	2,858
Carry forward general activity (UDA)	0
17/18 Contracted orthodontic activity (UOA)	0
Carry forward orthodontic activity (UOA)	0
Baseline contract value	£69,899.20

### ACCESS\*

Patients seen in 24 months	Total	Change since previous quarter
Quarter ending September 2016	1,625	
Quarter ending December 2016	1,621	→
Quarter ending March 2017	1,615	→
Quarter ending June 2017	1,602	→
Quarter ending September 2017	1,556	↓
<b>Variance since September 2016</b>	<b>(4.2%)</b>	<b>↓</b>



### ACTIVITY



Month	Adjusted Scheduled Activity (UDA)	
	2017	2018
April	0	0
May	0	0
June	0	0
July	0	315
August	365	561
September	365	727
October	861	
November	1,219	
December	1,352	
January	1,571	
February	1,813	
March	2,028	
April	2,186	
May	2,186	
June	2,186	

### QUALITY

	Quantity	Base Number	Contract	AT	Region	England
% of FP17s for the same patient ID Re-attending within 3 months - Children	42	888	4.7%	10.7%	11.6%	11.9%
% of FP17s for the same patient ID Re-attending within 3 months - Adults	0	2	0.0%	14.4%	15.2%	15.9%
% of FP17s for the same patient ID Re-attending between 3 & 9 months - Children	508	888	57.2%	56.9%	59.1%	58.1%
% of FP17s for the same patient ID Re-attending between 3 & 9 months - Adults	1	2	50.0%	48.5%	51.7%	50.6%
% of FP17s for Band 1 Urgent Courses	5	763	0.7%	8.6%	8.0%	9.1%
% of FP17s Relating to Free Repair or Replacements	0	763	0.0%	0.7%	0.8%	0.8%
% of FP17s Relating to Continuations	16	763	2.1%	0.9%	1.0%	1.1%
% of Patients satisfied with the dentistry they have received	0	0	N/A	91.0%	91.5%	91.4%
% of Patients satisfied with the time they had to wait for an appointment	0	0	N/A	86.9%	88.2%	87.7%

\* This is based on patients treated on this contract for their most recent course of treatment. Figures in italics indicate the base number of FP17s or Patient Questionnaire responses are less than 100. N/A is shown where the base number of responses is less than 10 during the period. % is calculated as Quantity/Base number\*100

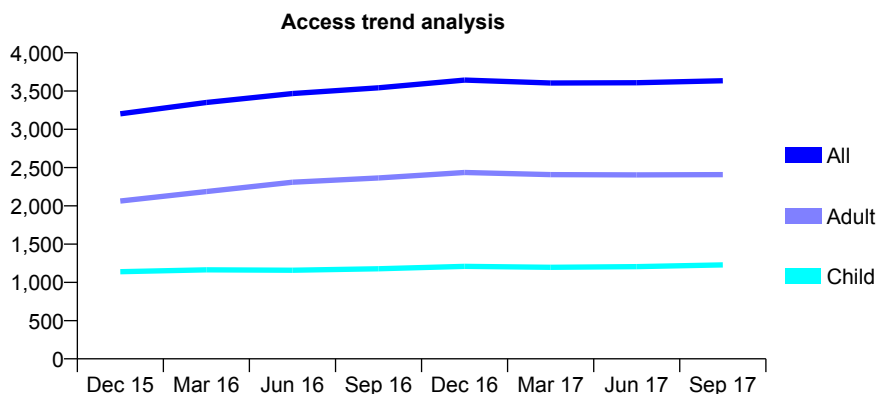
## Q58 - Vital Signs At a Glance Contract Report for 180386/0001 - September 2017

Name or company name	Hoddesdon Dental Surgery Limited
Contract type name	GDS Contract
Purpose of contract	General
Contract start date	01/04/2007
Contract end date	

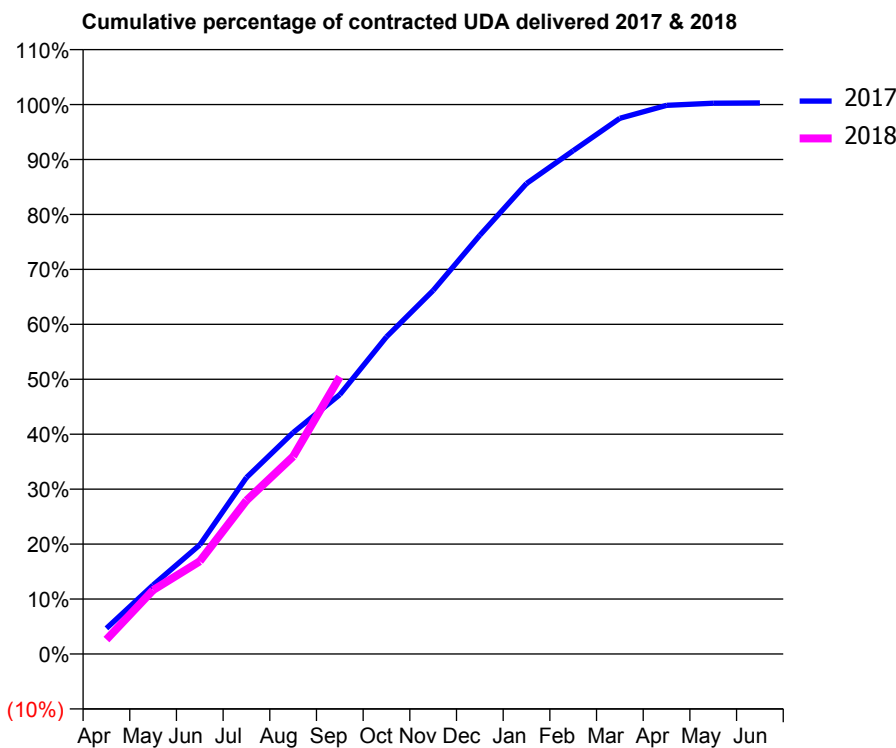
17/18 Contracted general activity (UDA)	6,370
Carry forward general activity (UDA)	0
17/18 Contracted orthodontic activity (UOA)	0
Carry forward orthodontic activity (UOA)	0
Baseline contract value	£159,296.45

### ACCESS\*

Patients seen in 24 months	Total	Change since previous quarter
Quarter ending September 2016	3,542	
Quarter ending December 2016	3,643	↑
Quarter ending March 2017	3,605	↓
Quarter ending June 2017	3,609	→
Quarter ending September 2017	3,635	→
<b>Variance since September 2016</b>	<b>2.6%</b>	<b>↑</b>



### ACTIVITY



Month	Adjusted Scheduled Activity (UDA)	
	2017	2018
April	297	168
May	801	742
June	1,266	1,075
July	2,047	1,780
August	2,567	2,290
September	3,007	3,213
October	3,676	
November	4,215	
December	4,854	
January	5,454	
February	5,834	
March	6,210	
April	6,361	
May	6,385	
June	6,388	

### QUALITY

	Quantity	Base Number	Contract	AT	Region	England
% of FP17s for the same patient ID Re-attending within 3 months - Children	71	887	8.0%	10.7%	11.6%	11.9%
% of FP17s for the same patient ID Re-attending within 3 months - Adults	222	1,538	14.4%	14.4%	15.2%	15.9%
% of FP17s for the same patient ID Re-attending between 3 & 9 months - Children	486	887	54.8%	56.9%	59.1%	58.1%
% of FP17s for the same patient ID Re-attending between 3 & 9 months - Adults	659	1,538	42.8%	48.5%	51.7%	50.6%
% of FP17s for Band 1 Urgent Courses	167	1,755	9.5%	8.6%	8.0%	9.1%
% of FP17s Relating to Free Repair or Replacements	13	1,755	0.7%	0.7%	0.8%	0.8%
% of FP17s Relating to Continuations	10	1,755	0.6%	0.9%	1.0%	1.1%
% of Patients satisfied with the dentistry they have received	2	2	N/A	91.0%	91.5%	91.4%
% of Patients satisfied with the time they had to wait for an appointment	2	2	N/A	86.9%	88.2%	87.7%

\* This is based on patients treated on this contract for their most recent course of treatment. Figures in italics indicate the base number of FP17s or Patient Questionnaire responses are less than 100. N/A is shown where the base number of responses is less than 10 during the period. % is calculated as Quantity/Base number\*100

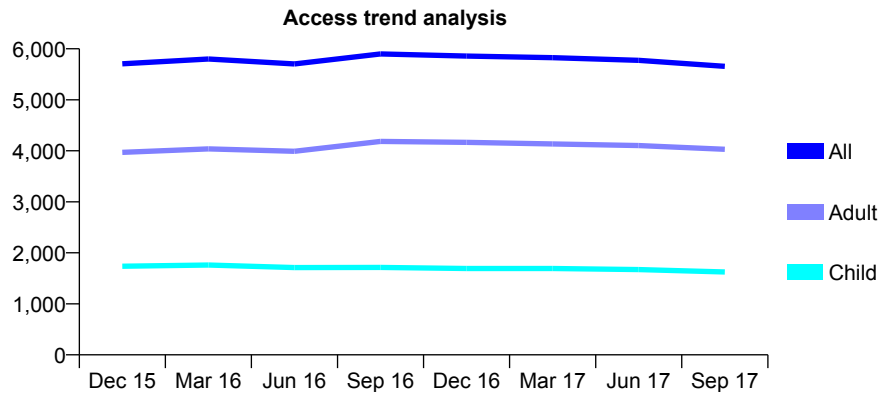
## Q58 - Vital Signs At a Glance Contract Report for 181153/0001 - September 2017

Name or company name	Katherine Place Dental Practice
Contract type name	GDS Contract
Purpose of contract	General
Contract start date	01/07/2007
Contract end date	

17/18 Contracted general activity (UDA)	13,580
Carry forward general activity (UDA)	0
17/18 Contracted orthodontic activity (UOA)	0
Carry forward orthodontic activity (UOA)	0
Baseline contract value	£354,483.55

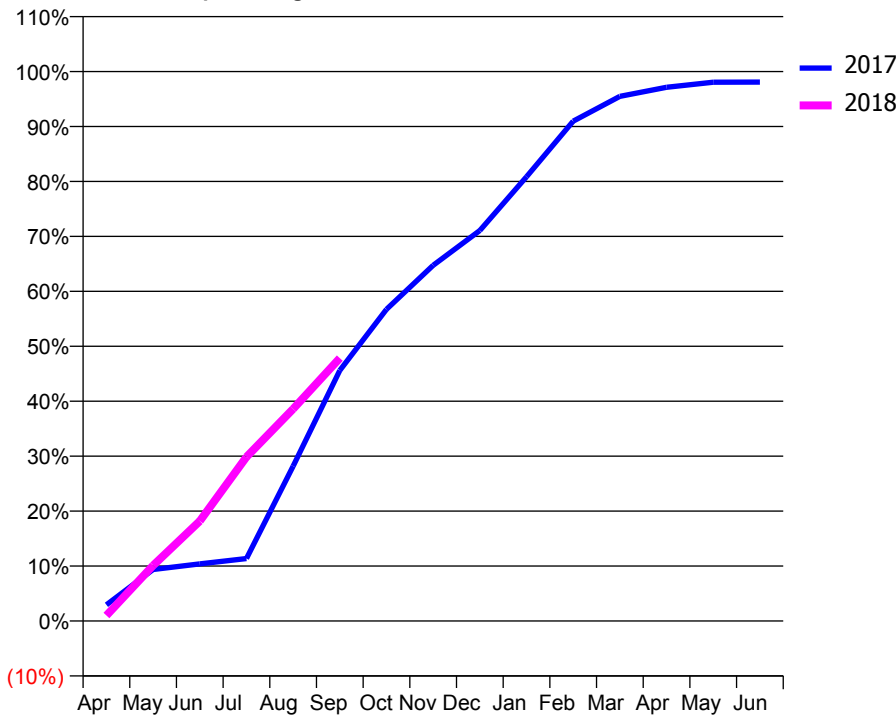
### ACCESS\*

Patients seen in 24 months	Total	Change since previous quarter
Quarter ending September 2016	5,899	
Quarter ending December 2016	5,858	→
Quarter ending March 2017	5,827	→
Quarter ending June 2017	5,774	→
Quarter ending September 2017	5,656	↓
<b>Variance since September 2016</b>	<b>(4.1%)</b>	<b>↓</b>



### ACTIVITY

Cumulative percentage of contracted UDA delivered 2017 & 2018



Month	Adjusted Scheduled Activity (UDA)	
	2017	2018
April	402	136
May	1,274	1,373
June	1,413	2,469
July	1,543	4,054
August	3,828	5,242
September	6,195	6,496
October	7,703	
November	8,789	
December	9,651	
January	10,979	
February	12,352	
March	12,965	
April	13,190	
May	13,314	
June	13,318	

### QUALITY

	Quantity	Base Number	Contract	AT	Region	England
% of FP17s for the same patient ID Re-attending within 3 months - Children	70	1,108	6.3%	10.7%	11.6%	11.9%
% of FP17s for the same patient ID Re-attending within 3 months - Adults	399	2,679	14.9%	14.4%	15.2%	15.9%
% of FP17s for the same patient ID Re-attending between 3 & 9 months - Children	531	1,108	47.9%	56.9%	59.1%	58.1%
% of FP17s for the same patient ID Re-attending between 3 & 9 months - Adults	1,238	2,679	46.2%	48.5%	51.7%	50.6%
% of FP17s for Band 1 Urgent Courses	320	3,603	8.9%	8.6%	8.0%	9.1%
% of FP17s Relating to Free Repair or Replacements	26	3,603	0.7%	0.7%	0.8%	0.8%
% of FP17s Relating to Continuations	46	3,603	1.3%	0.9%	1.0%	1.1%
% of Patients satisfied with the dentistry they have received	9	10	90.0%	91.0%	91.5%	91.4%
% of Patients satisfied with the time they had to wait for an appointment	7	10	70.0%	86.9%	88.2%	87.7%

\* This is based on patients treated on this contract for their most recent course of treatment. Figures in italics indicate the base number of FP17s or Patient Questionnaire responses are less than 100. N/A is shown where the base number of responses is less than 10 during the period. % is calculated as Quantity/Base number\*100

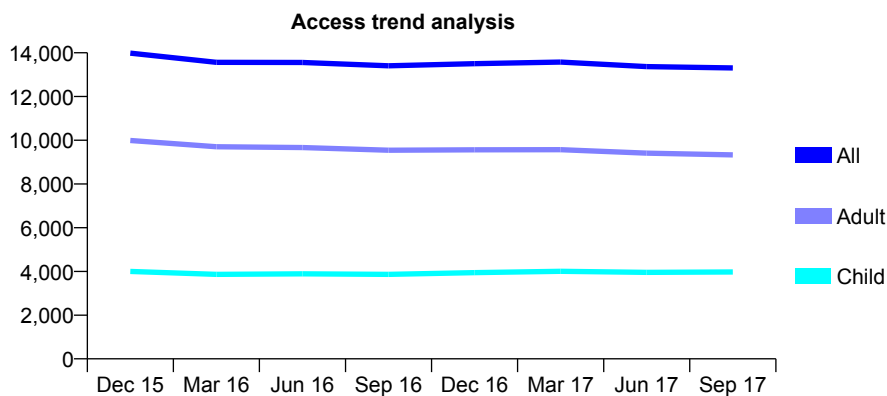
## Q58 - Vital Signs At a Glance Contract Report for 182877/0001 - September 2017

Name or company name	Smileright Limited
Contract type name	GDS Contract
Purpose of contract	General
Contract start date	01/04/2011
Contract end date	

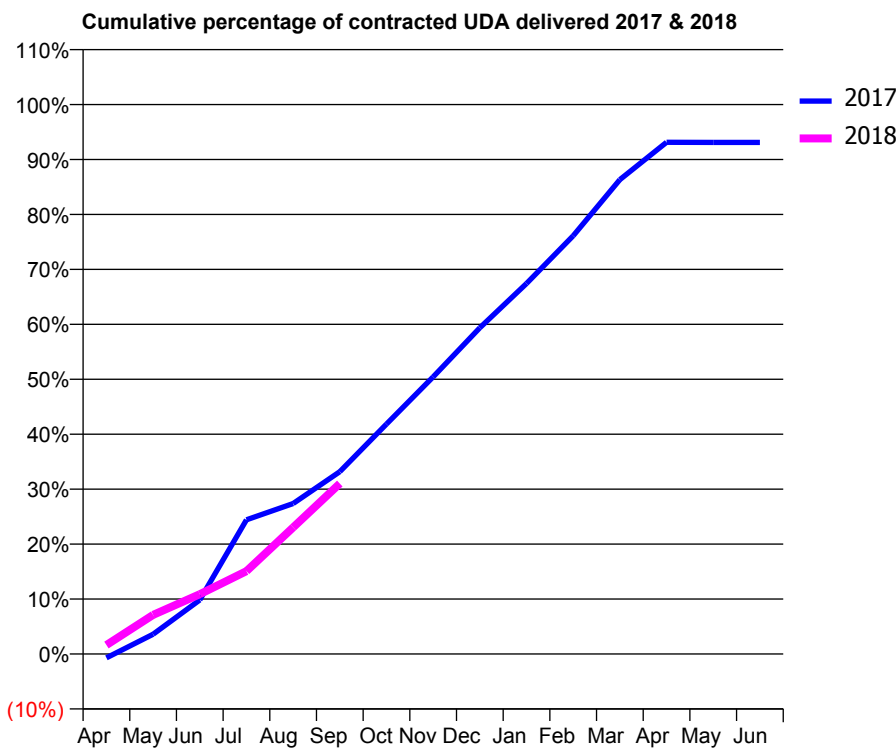
17/18 Contracted general activity (UDA)	35,830
Carry forward general activity (UDA)	0
17/18 Contracted orthodontic activity (UOA)	0
Carry forward orthodontic activity (UOA)	0
Baseline contract value	£990,442.50

### ACCESS\*

Patients seen in 24 months	Total	Change since previous quarter
Quarter ending September 2016	13,406	
Quarter ending December 2016	13,502	→
Quarter ending March 2017	13,576	→
Quarter ending June 2017	13,368	↓
Quarter ending September 2017	13,309	→
<b>Variance since September 2016</b>	<b>(0.7%)</b>	<b>→</b>



### ACTIVITY



Month	Adjusted Scheduled Activity (UDA)	
	2017	2018
April	-258	583
May	1,293	2,550
June	3,527	3,897
July	8,755	5,404
August	9,815	8,259
September	11,893	11,115
October	14,995	
November	18,075	
December	21,268	
January	24,158	
February	27,272	
March	30,932	
April	33,364	
May	33,361	
June	33,361	

### QUALITY

	Quantity	Base Number	Contract	AT	Region	England
% of FP17s for the same patient ID Re-attending within 3 months - Children	129	2,157	6.0%	10.7%	11.6%	11.9%
% of FP17s for the same patient ID Re-attending within 3 months - Adults	464	4,695	9.9%	14.4%	15.2%	15.9%
% of FP17s for the same patient ID Re-attending between 3 & 9 months - Children	1,001	2,157	46.4%	56.9%	59.1%	58.1%
% of FP17s for the same patient ID Re-attending between 3 & 9 months - Adults	2,071	4,695	44.1%	48.5%	51.7%	50.6%
% of FP17s for Band 1 Urgent Courses	428	5,720	7.5%	8.6%	8.0%	9.1%
% of FP17s Relating to Free Repair or Replacements	34	5,720	0.6%	0.7%	0.8%	0.8%
% of FP17s Relating to Continuations	13	5,720	0.2%	0.9%	1.0%	1.1%
% of Patients satisfied with the dentistry they have received	25	25	100.0%	91.0%	91.5%	91.4%
% of Patients satisfied with the time they had to wait for an appointment	21	25	84.0%	86.9%	88.2%	87.7%

\* This is based on patients treated on this contract for their most recent course of treatment. Figures in italics indicate the base number of FP17s or Patient Questionnaire responses are less than 100. N/A is shown where the base number of responses is less than 10 during the period. % is calculated as Quantity/Base number\*100

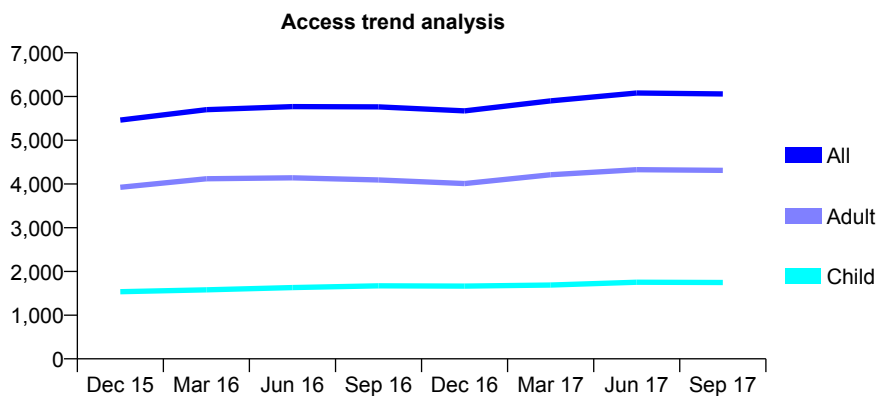
## Q58 - Vital Signs At a Glance Contract Report for 183598/0001 - September 2017

Name or company name	Birchwood Dental Practice
Contract type name	GDS Contract
Purpose of contract	General
Contract start date	01/04/2010
Contract end date	

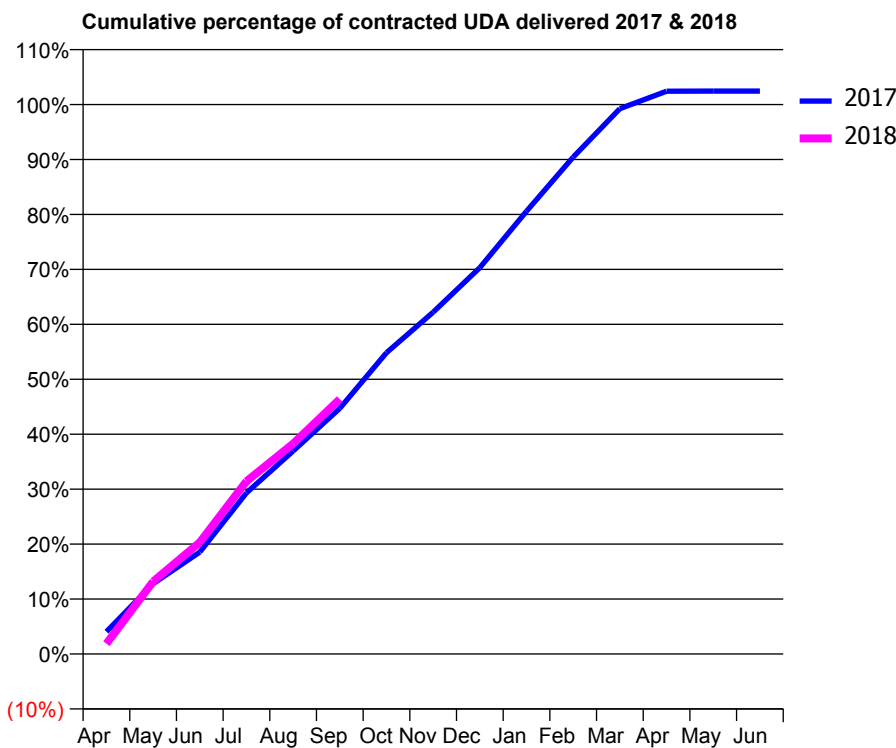
17/18 Contracted general activity (UDA)	11,894
Carry forward general activity (UDA)	0
17/18 Contracted orthodontic activity (UOA)	0
Carry forward orthodontic activity (UOA)	0
Baseline contract value	£283,512.13

### ACCESS\*

Patients seen in 24 months	Total	Change since previous quarter
Quarter ending September 2016	5,763	
Quarter ending December 2016	5,673	↓
Quarter ending March 2017	5,899	↑
Quarter ending June 2017	6,079	↑
Quarter ending September 2017	6,059	→
<b>Variance since September 2016</b>	<b>5.1%</b>	<b>↑</b>



### ACTIVITY



Month	Adjusted Scheduled Activity (UDA)	
	2017	2018
April	483	223
May	1,523	1,568
June	2,206	2,418
July	3,488	3,740
August	4,395	4,554
September	5,318	5,516
October	6,523	
November	7,400	
December	8,362	
January	9,585	
February	10,757	
March	11,803	
April	12,181	
May	12,183	
June	12,183	

### QUALITY

	Quantity	Base Number	Contract	AT	Region	England
% of FP17s for the same patient ID Re-attending within 3 months - Children	86	1,097	7.8%	10.7%	11.6%	11.9%
% of FP17s for the same patient ID Re-attending within 3 months - Adults	237	2,088	11.4%	14.4%	15.2%	15.9%
% of FP17s for the same patient ID Re-attending between 3 & 9 months - Children	527	1,097	48.0%	56.9%	59.1%	58.1%
% of FP17s for the same patient ID Re-attending between 3 & 9 months - Adults	751	2,088	36.0%	48.5%	51.7%	50.6%
% of FP17s for Band 1 Urgent Courses	162	2,493	6.5%	8.6%	8.0%	9.1%
% of FP17s Relating to Free Repair or Replacements	21	2,493	0.8%	0.7%	0.8%	0.8%
% of FP17s Relating to Continuations	23	2,493	0.9%	0.9%	1.0%	1.1%
% of Patients satisfied with the dentistry they have received	16	20	80.0%	91.0%	91.5%	91.4%
% of Patients satisfied with the time they had to wait for an appointment	20	20	100.0%	86.9%	88.2%	87.7%

\* This is based on patients treated on this contract for their most recent course of treatment. Figures in italics indicate the base number of FP17s or Patient Questionnaire responses are less than 100. N/A is shown where the base number of responses is less than 10 during the period. % is calculated as Quantity/Base number\*100



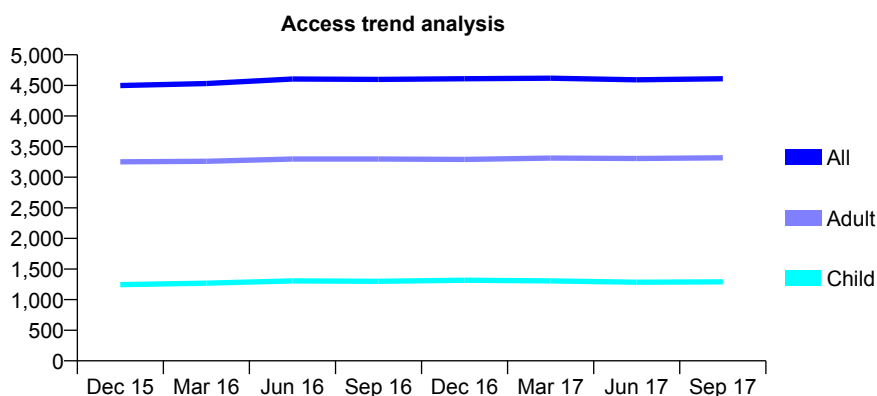
## Q58 - Vital Signs At a Glance Contract Report for 186376/0001 - September 2017

Name or company name	Saxby and Doherty
Contract type name	GDS Contract
Purpose of contract	General
Contract start date	03/09/2012
Contract end date	

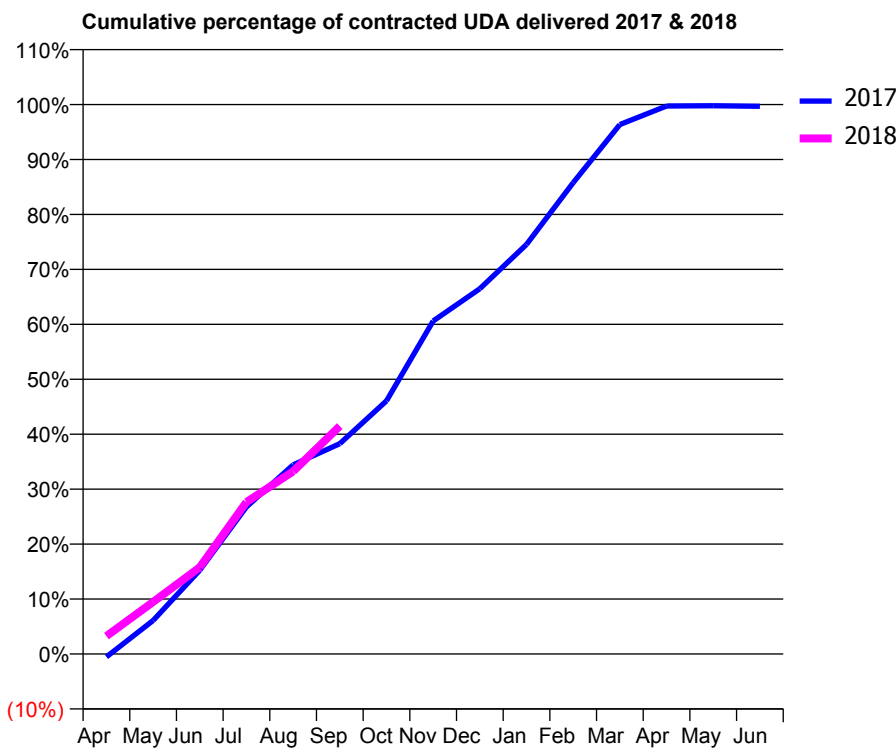
17/18 Contracted general activity (UDA)	14,757
Carry forward general activity (UDA)	0
17/18 Contracted orthodontic activity (UOA)	0
Carry forward orthodontic activity (UOA)	0
Baseline contract value	£303,064.93

### ACCESS\*

Patients seen in 24 months	Total	Change since previous quarter
Quarter ending September 2016	4,597	
Quarter ending December 2016	4,608	→
Quarter ending March 2017	4,618	→
Quarter ending June 2017	4,591	→
Quarter ending September 2017	4,609	→
<b>Variance since September 2016</b>	<b>0.3%</b>	<b>→</b>



### ACTIVITY



Month	Adjusted Scheduled Activity (UDA)	
	2017	2018
April	-80	482
May	902	1,397
June	2,252	2,329
July	3,953	4,081
August	5,080	4,904
September	5,648	6,123
October	6,798	
November	8,943	
December	9,810	
January	10,998	
February	12,656	
March	14,218	
April	14,716	
May	14,722	
June	14,710	

### QUALITY

	Quantity	Base Number	Contract	AT	Region	England
% of FP17s for the same patient ID Re-attending within 3 months - Children	91	1,116	8.2%	10.7%	11.6%	11.9%
% of FP17s for the same patient ID Re-attending within 3 months - Adults	363	2,689	13.5%	14.4%	15.2%	15.9%
% of FP17s for the same patient ID Re-attending between 3 & 9 months - Children	832	1,116	74.6%	56.9%	59.1%	58.1%
% of FP17s for the same patient ID Re-attending between 3 & 9 months - Adults	1,912	2,689	71.1%	48.5%	51.7%	50.6%
% of FP17s for Band 1 Urgent Courses	251	3,481	7.2%	8.6%	8.0%	9.1%
% of FP17s Relating to Free Repair or Replacements	37	3,481	1.1%	0.7%	0.8%	0.8%
% of FP17s Relating to Continuations	35	3,481	1.0%	0.9%	1.0%	1.1%
% of Patients satisfied with the dentistry they have received	10	11	90.9%	91.0%	91.5%	91.4%
% of Patients satisfied with the time they had to wait for an appointment	11	11	100.0%	86.9%	88.2%	87.7%

\* This is based on patients treated on this contract for their most recent course of treatment. Figures in italics indicate the base number of FP17s or Patient Questionnaire responses are less than 100. N/A is shown where the base number of responses is less than 10 during the period. % is calculated as Quantity/Base number\*100

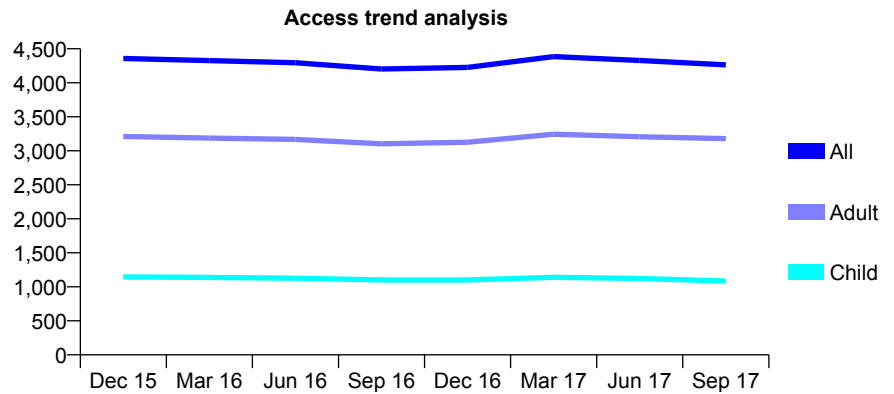
## Q58 - Vital Signs At a Glance Contract Report for 186430/0001 - September 2017

Name or company name	Cherry Tree Dental Care
Contract type name	GDS Contract
Purpose of contract	General
Contract start date	01/04/2010
Contract end date	

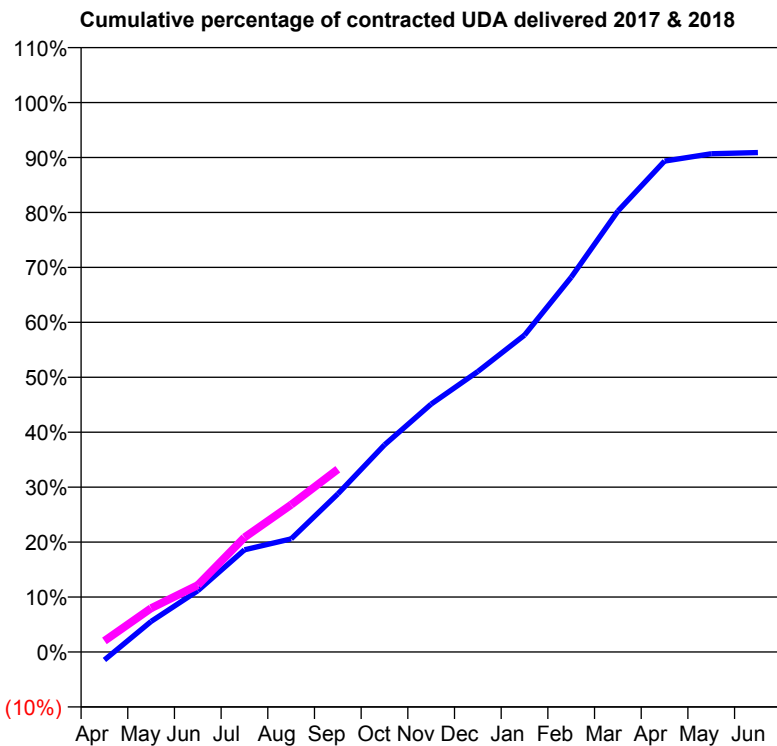
17/18 Contracted general activity (UDA)	14,000
Carry forward general activity (UDA)	0
17/18 Contracted orthodontic activity (UOA)	0
Carry forward orthodontic activity (UOA)	0
Baseline contract value	£467,069.91

### ACCESS\*

Patients seen in 24 months	Total	Change since previous quarter
Quarter ending September 2016	4,203	
Quarter ending December 2016	4,227	→
Quarter ending March 2017	4,385	↑
Quarter ending June 2017	4,328	↓
Quarter ending September 2017	4,264	↓
<b>Variance since September 2016</b>	<b>1.5%</b>	<b>→</b>



### ACTIVITY



Month	Adjusted Scheduled Activity (UDA)	
	2017	2018
April	-206	283
May	778	1,116
June	1,562	1,705
July	2,603	2,920
August	2,883	3,754
September	4,028	4,655
October	5,276	
November	6,316	
December	7,145	
January	8,074	
February	9,547	
March	11,233	
April	12,509	
May	12,694	
June	12,726	

### QUALITY

	Quantity	Base Number	Contract	AT	Region	England
% of FP17s for the same patient ID Re-attending within 3 months - Children	39	510	7.6%	10.7%	11.6%	11.9%
% of FP17s for the same patient ID Re-attending within 3 months - Adults	236	1,582	14.9%	14.4%	15.2%	15.9%
% of FP17s for the same patient ID Re-attending between 3 & 9 months - Children	178	510	34.9%	56.9%	59.1%	58.1%
% of FP17s for the same patient ID Re-attending between 3 & 9 months - Adults	514	1,582	32.5%	48.5%	51.7%	50.6%
% of FP17s for Band 1 Urgent Courses	229	1,822	12.6%	8.6%	8.0%	9.1%
% of FP17s Relating to Free Repair or Replacements	8	1,822	0.4%	0.7%	0.8%	0.8%
% of FP17s Relating to Continuations	36	1,822	2.0%	0.9%	1.0%	1.1%
% of Patients satisfied with the dentistry they have received	5	6	N/A	91.0%	91.5%	91.4%
% of Patients satisfied with the time they had to wait for an appointment	6	6	N/A	86.9%	88.2%	87.7%

\* This is based on patients treated on this contract for their most recent course of treatment. Figures in italics indicate the base number of FP17s or Patient Questionnaire responses are less than 100. N/A is shown where the base number of responses is less than 10 during the period. % is calculated as Quantity/Base number\*100

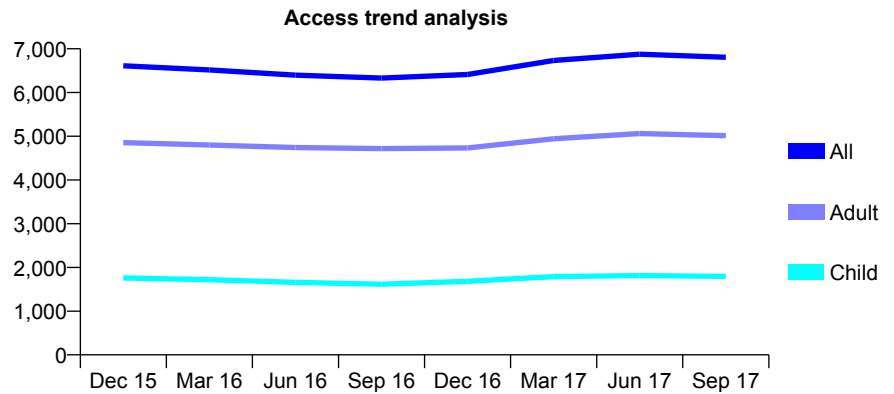
## Q58 - Vital Signs At a Glance Contract Report for 186546/0001 - September 2017

Name or company name	The Partners of St Andrews Dental Practice
Contract type name	GDS Contract
Purpose of contract	General
Contract start date	01/07/2012
Contract end date	

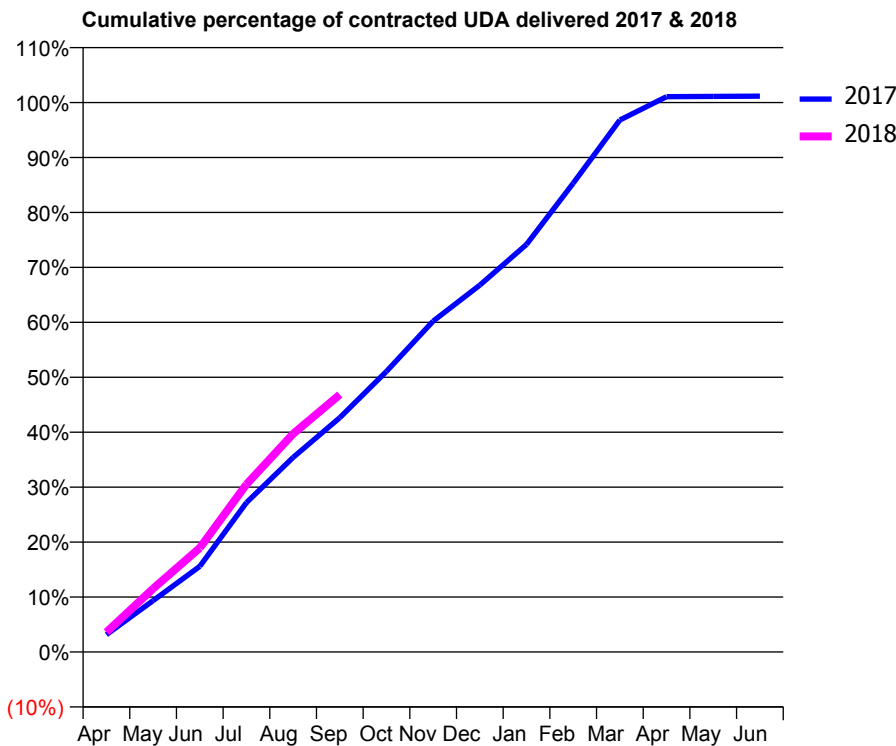
17/18 Contracted general activity (UDA)	18,367
Carry forward general activity (UDA)	0
17/18 Contracted orthodontic activity (UOA)	0
Carry forward orthodontic activity (UOA)	0
Baseline contract value	£439,602.76

### ACCESS\*

Patients seen in 24 months	Total	Change since previous quarter
Quarter ending September 2016	6,330	
Quarter ending December 2016	6,414	→
Quarter ending March 2017	6,734	↑
Quarter ending June 2017	6,876	↑
Quarter ending September 2017	6,806	↓
<b>Variance since September 2016</b>	<b>7.5%</b>	<b>↑</b>



### ACTIVITY



Month	2017	2018
April	580	661
May	1,718	2,121
June	2,866	3,478
July	4,995	5,606
August	6,504	7,295
September	7,835	8,606
October	9,381	
November	11,059	
December	12,262	
January	13,622	
February	15,669	
March	17,780	
April	18,563	
May	18,570	
June	18,581	

### QUALITY

	Quantity	Base Number	Contract	AT	Region	England
% of FP17s for the same patient ID Re-attending within 3 months - Children	96	1,487	6.5%	10.7%	11.6%	11.9%
% of FP17s for the same patient ID Re-attending within 3 months - Adults	461	3,566	12.9%	14.4%	15.2%	15.9%
% of FP17s for the same patient ID Re-attending between 3 & 9 months - Children	964	1,487	64.8%	56.9%	59.1%	58.1%
% of FP17s for the same patient ID Re-attending between 3 & 9 months - Adults	1,974	3,566	55.4%	48.5%	51.7%	50.6%
% of FP17s for Band 1 Urgent Courses	312	4,736	6.6%	8.6%	8.0%	9.1%
% of FP17s Relating to Free Repair or Replacements	24	4,736	0.5%	0.7%	0.8%	0.8%
% of FP17s Relating to Continuations	23	4,736	0.5%	0.9%	1.0%	1.1%
% of Patients satisfied with the dentistry they have received	7	9	N/A	91.0%	91.5%	91.4%
% of Patients satisfied with the time they had to wait for an appointment	8	9	N/A	86.9%	88.2%	87.7%

\* This is based on patients treated on this contract for their most recent course of treatment. Figures in italics indicate the base number of FP17s or Patient Questionnaire responses are less than 100. N/A is shown where the base number of responses is less than 10 during the period. % is calculated as Quantity/Base number\*100

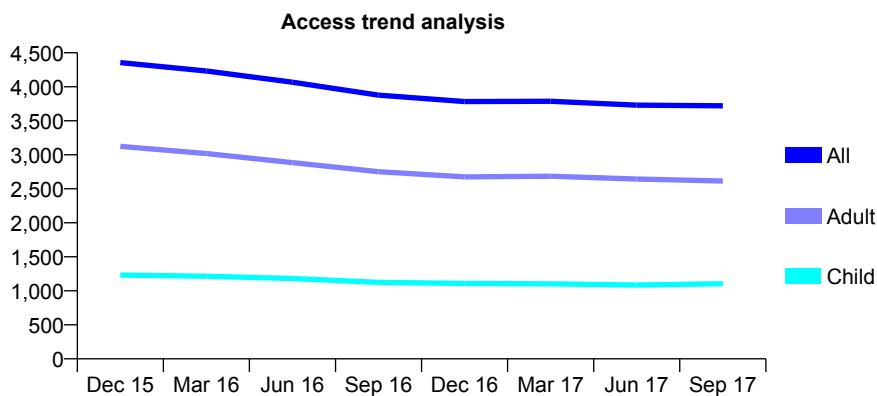
## Q58 - Vital Signs At a Glance Contract Report for 187402/0001 - September 2017

Name or company name	Moopen Dental Care
Contract type name	GDS Contract
Purpose of contract	General
Contract start date	01/10/2011
Contract end date	

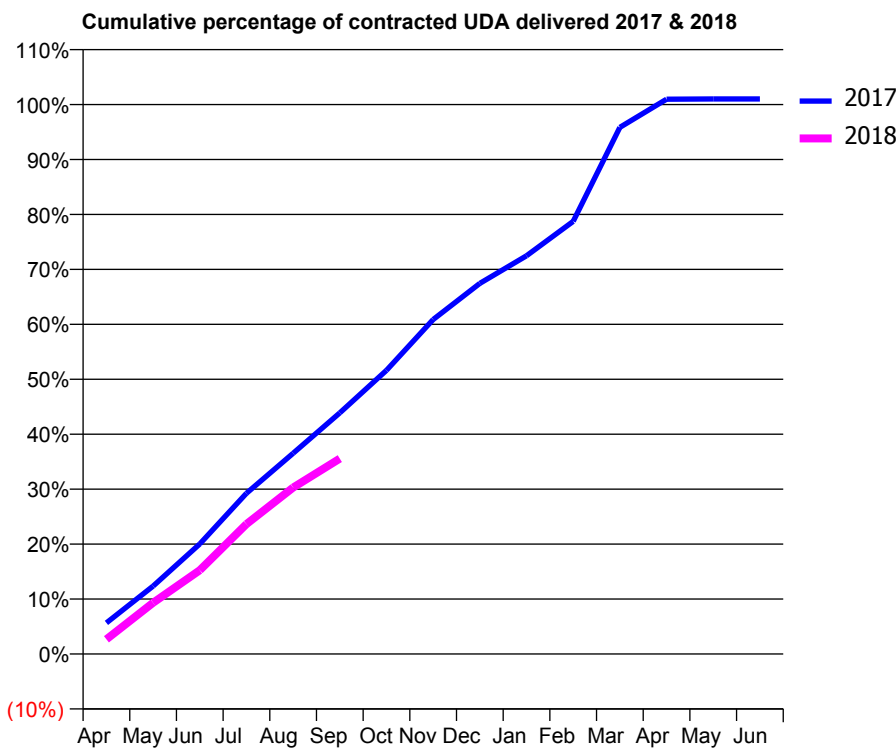
17/18 Contracted general activity (UDA)	14,324
Carry forward general activity (UDA)	0
17/18 Contracted orthodontic activity (UOA)	0
Carry forward orthodontic activity (UOA)	0
Baseline contract value	£377,933.12

### ACCESS\*

Patients seen in 24 months	Total	Change since previous quarter
Quarter ending September 2016	3,877	
Quarter ending December 2016	3,784	↓
Quarter ending March 2017	3,787	→
Quarter ending June 2017	3,731	↓
Quarter ending September 2017	3,720	→
<b>Variance since September 2016</b>	<b>(4.0%)</b>	<b>↓</b>



### ACTIVITY



Month	Adjusted Scheduled Activity (UDA)	
	2017	2018
April	585	383
May	1,276	1,338
June	2,067	2,185
July	3,021	3,388
August	3,772	4,340
September	4,532	5,093
October	5,329	
November	6,286	
December	6,965	
January	7,481	
February	8,128	
March	9,894	
April	10,422	
May	10,429	
June	10,429	

### QUALITY

	Quantity	Base Number	Contract	AT	Region	England
% of FP17s for the same patient ID Re-attending within 3 months - Children	55	761	7.2%	10.7%	11.6%	11.9%
% of FP17s for the same patient ID Re-attending within 3 months - Adults	235	1,631	14.4%	14.4%	15.2%	15.9%
% of FP17s for the same patient ID Re-attending between 3 & 9 months - Children	341	761	44.8%	56.9%	59.1%	58.1%
% of FP17s for the same patient ID Re-attending between 3 & 9 months - Adults	768	1,631	47.1%	48.5%	51.7%	50.6%
% of FP17s for Band 1 Urgent Courses	228	2,201	10.4%	8.6%	8.0%	9.1%
% of FP17s Relating to Free Repair or Replacements	4	2,201	0.2%	0.7%	0.8%	0.8%
% of FP17s Relating to Continuations	12	2,201	0.5%	0.9%	1.0%	1.1%
% of Patients satisfied with the dentistry they have received	6	7	N/A	91.0%	91.5%	91.4%
% of Patients satisfied with the time they had to wait for an appointment	6	7	N/A	86.9%	88.2%	87.7%

\* This is based on patients treated on this contract for their most recent course of treatment. Figures in italics indicate the base number of FP17s or Patient Questionnaire responses are less than 100. N/A is shown where the base number of responses is less than 10 during the period. % is calculated as Quantity/Base number\*100

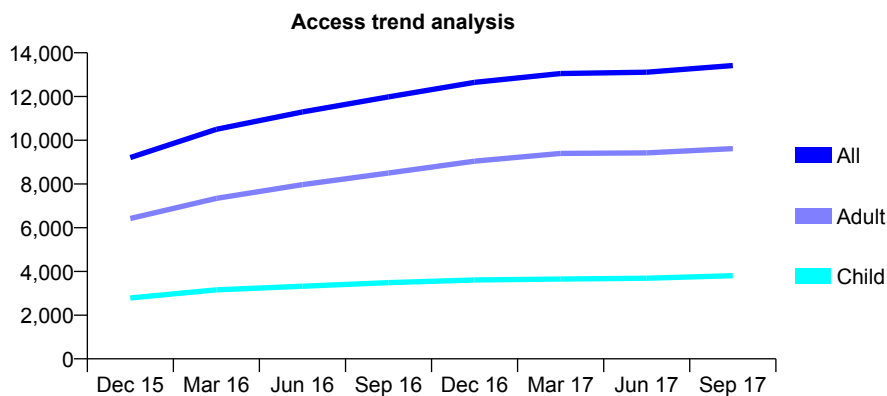
## Q58 - Vital Signs At a Glance Contract Report for 187402/0003 - September 2017

Name or company name	Moopen Dental Care
Contract type name	GDS Contract
Purpose of contract	General and Orthodontic
Contract start date	01/02/2015
Contract end date	

17/18 Contracted general activity (UDA)	44,871
Carry forward general activity (UDA)	0
17/18 Contracted orthodontic activity (UOA)	2,926
Carry forward orthodontic activity (UOA)	0
Baseline contract value	£1,414,517.63

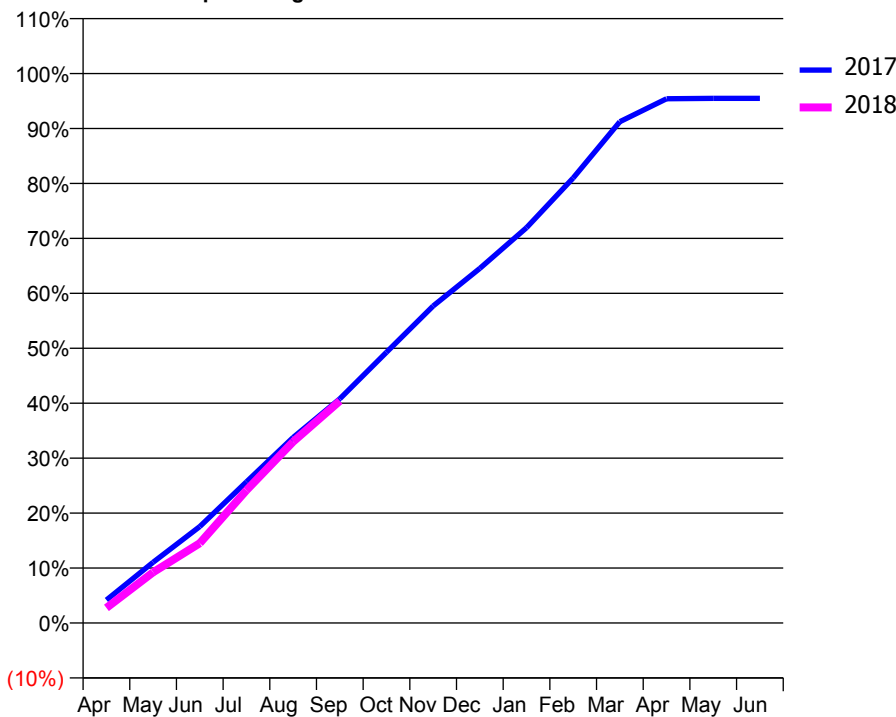
### ACCESS\*

Patients seen in 24 months	Total	Change since previous quarter
Quarter ending September 2016	11,984	
Quarter ending December 2016	12,651	↑
Quarter ending March 2017	13,049	↑
Quarter ending June 2017	13,110	→
Quarter ending September 2017	13,419	↑
<b>Variance since September 2016</b>	<b>12.0%</b>	<b>↑</b>



### ACTIVITY

Cumulative percentage of contracted UDA delivered 2017 & 2018



Month	Adjusted Scheduled Activity (UDA)	
	2017	2018
April	1,882	1,238
May	4,959	4,144
June	7,881	6,520
July	11,531	10,837
August	15,152	14,809
September	18,314	18,131
October	22,106	
November	25,885	
December	28,955	
January	32,282	
February	36,338	
March	40,938	
April	42,810	
May	42,838	
June	42,842	

### QUALITY

	Quantity	Base Number	Contract	AT	Region	England
% of FP17s for the same patient ID Re-attending within 3 months - Children	484	2,817	17.2%	10.7%	11.6%	11.9%
% of FP17s for the same patient ID Re-attending within 3 months - Adults	794	5,530	14.4%	14.4%	15.2%	15.9%
% of FP17s for the same patient ID Re-attending between 3 & 9 months - Children	1,360	2,817	48.3%	56.9%	59.1%	58.1%
% of FP17s for the same patient ID Re-attending between 3 & 9 months - Adults	2,423	5,530	43.8%	48.5%	51.7%	50.6%
% of FP17s for Band 1 Urgent Courses	500	7,378	6.8%	8.6%	8.0%	9.1%
% of FP17s Relating to Free Repair or Replacements	119	7,378	1.6%	0.7%	0.8%	0.8%
% of FP17s Relating to Continuations	67	7,378	0.9%	0.9%	1.0%	1.1%
% of Patients satisfied with the dentistry they have received	11	12	91.7%	91.0%	91.5%	91.4%
% of Patients satisfied with the time they had to wait for an appointment	12	12	100.0%	86.9%	88.2%	87.7%

\* This is based on patients treated on this contract for their most recent course of treatment. Figures in italics indicate the base number of FP17s or Patient Questionnaire responses are less than 100. N/A is shown where the base number of responses is less than 10 during the period. % is calculated as Quantity/Base number\*100

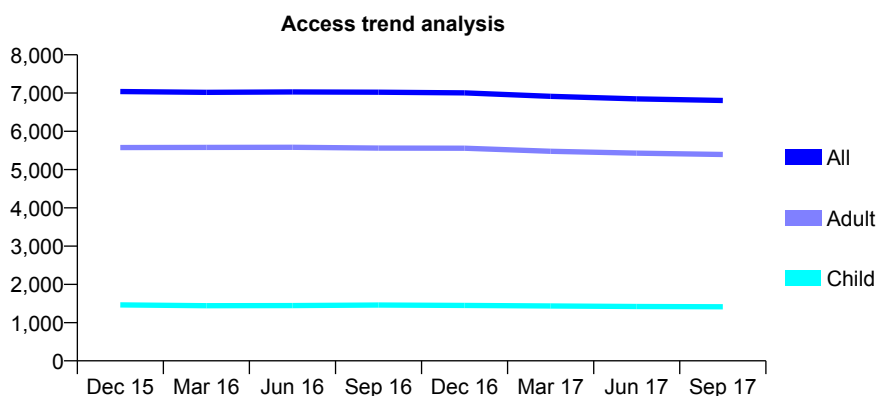
## Q58 - Vital Signs At a Glance Contract Report for 187550/0001 - September 2017

Name or company name	Alexander House Dental Practice
Contract type name	GDS Contract
Purpose of contract	General
Contract start date	01/01/2011
Contract end date	

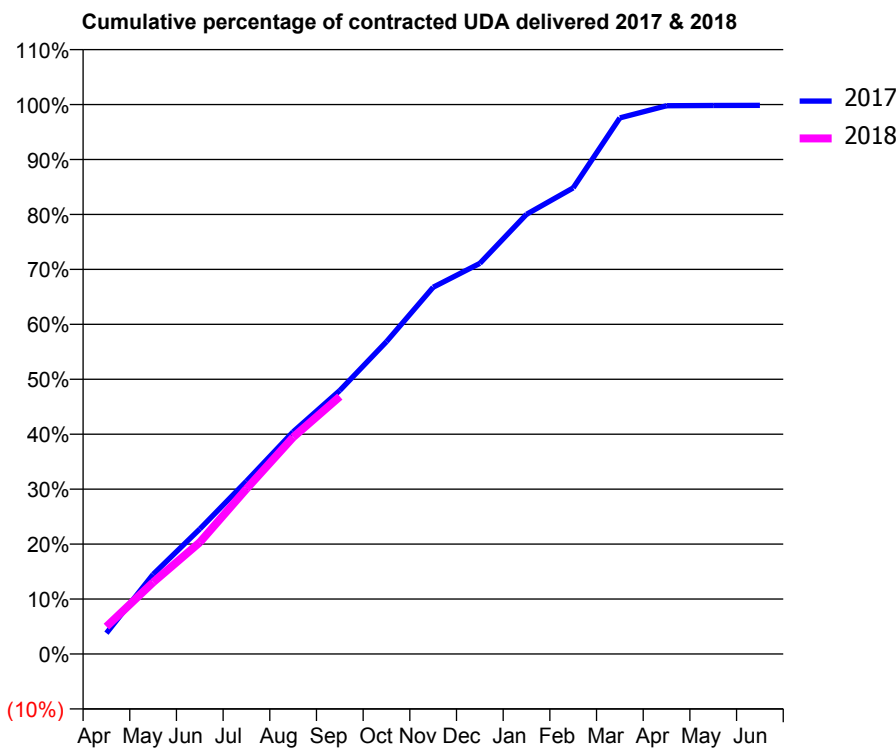
17/18 Contracted general activity (UDA)	16,000
Carry forward general activity (UDA)	0
17/18 Contracted orthodontic activity (UOA)	0
Carry forward orthodontic activity (UOA)	0
Baseline contract value	£412,815.90

### ACCESS\*

Patients seen in 24 months	Total	Change since previous quarter
Quarter ending September 2016	7,021	
Quarter ending December 2016	7,006	→
Quarter ending March 2017	6,913	↓
Quarter ending June 2017	6,848	→
Quarter ending September 2017	6,806	→
<b>Variance since September 2016</b>	<b>(3.1%)</b>	<b>↓</b>



### ACTIVITY



Month	Adjusted Scheduled Activity (UDA)	
	2017	2018
April	607	799
May	2,319	2,087
June	3,639	3,250
July	5,033	4,807
August	6,472	6,312
September	7,673	7,495
October	9,096	
November	10,681	
December	11,375	
January	12,802	
February	13,574	
March	15,612	
April	15,965	
May	15,971	
June	15,974	

### QUALITY

	Quantity	Base Number	Contract	AT	Region	England
% of FP17s for the same patient ID Re-attending within 3 months - Children	68	1,204	5.6%	10.7%	11.6%	11.9%
% of FP17s for the same patient ID Re-attending within 3 months - Adults	398	3,594	11.1%	14.4%	15.2%	15.9%
% of FP17s for the same patient ID Re-attending between 3 & 9 months - Children	819	1,204	68.0%	56.9%	59.1%	58.1%
% of FP17s for the same patient ID Re-attending between 3 & 9 months - Adults	2,130	3,594	59.3%	48.5%	51.7%	50.6%
% of FP17s for Band 1 Urgent Courses	333	4,547	7.3%	8.6%	8.0%	9.1%
% of FP17s Relating to Free Repair or Replacements	33	4,547	0.7%	0.7%	0.8%	0.8%
% of FP17s Relating to Continuations	24	4,547	0.5%	0.9%	1.0%	1.1%
% of Patients satisfied with the dentistry they have received	8	8	N/A	91.0%	91.5%	91.4%
% of Patients satisfied with the time they had to wait for an appointment	8	8	N/A	86.9%	88.2%	87.7%

\* This is based on patients treated on this contract for their most recent course of treatment. Figures in italics indicate the base number of FP17s or Patient Questionnaire responses are less than 100. N/A is shown where the base number of responses is less than 10 during the period. % is calculated as Quantity/Base number\*100

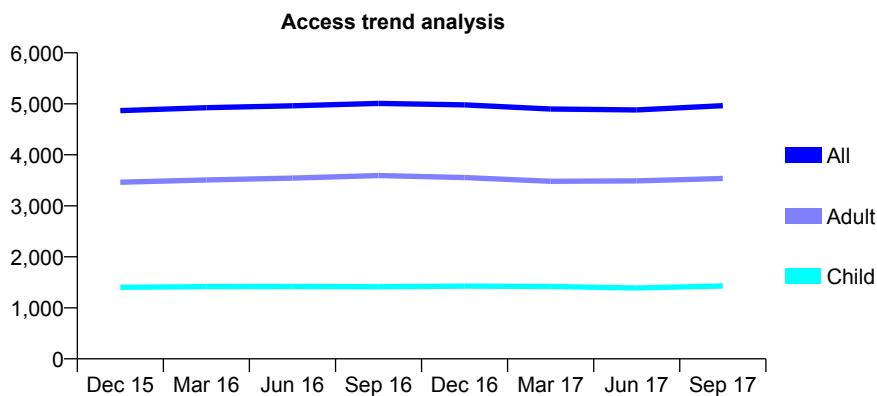
## Q58 - Vital Signs At a Glance Contract Report for 188662/0001 - September 2017

Name or company name	Ashwell Dental Surgery Limited
Contract type name	GDS Contract
Purpose of contract	General
Contract start date	01/04/2010
Contract end date	

17/18 Contracted general activity (UDA)	11,432
Carry forward general activity (UDA)	0
17/18 Contracted orthodontic activity (UOA)	0
Carry forward orthodontic activity (UOA)	0
Baseline contract value	£298,682.42

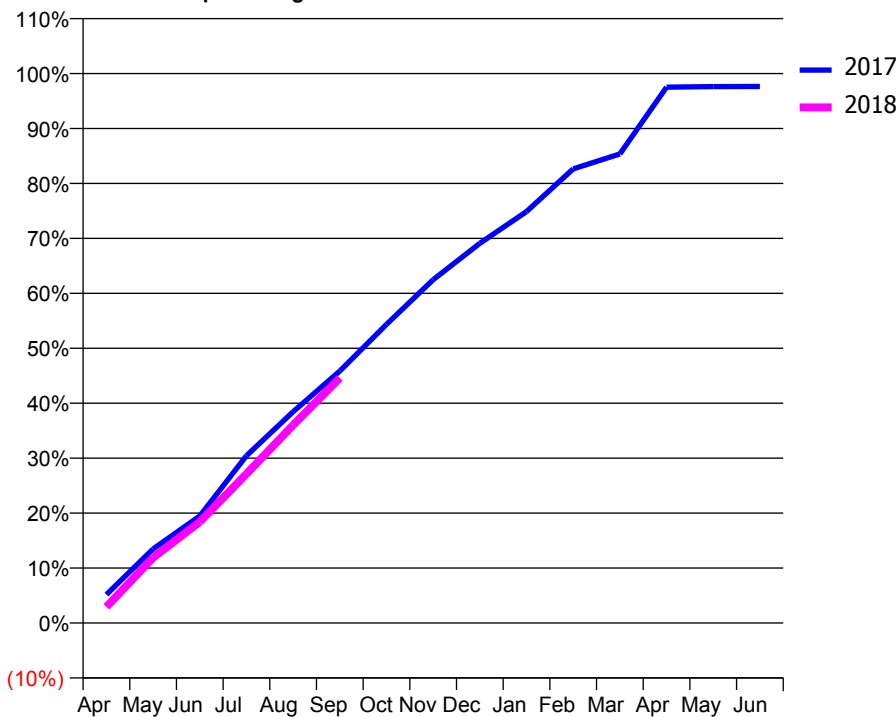
### ACCESS\*

Patients seen in 24 months	Total	Change since previous quarter
Quarter ending September 2016	5,008	
Quarter ending December 2016	4,979	→
Quarter ending March 2017	4,899	↓
Quarter ending June 2017	4,879	→
Quarter ending September 2017	4,964	→
<b>Variance since September 2016</b>	<b>(0.9%)</b>	<b>→</b>



### ACTIVITY

Cumulative percentage of contracted UDA delivered 2017 & 2018



Month	Adjusted Scheduled Activity (UDA)	
	2017	2018
April	592	337
May	1,541	1,361
June	2,226	2,103
July	3,480	3,103
August	4,395	4,119
September	5,242	5,098
October	6,213	
November	7,143	
December	7,900	
January	8,561	
February	9,447	
March	9,757	
April	11,148	
May	11,159	
June	11,161	

### QUALITY

	Quantity	Base Number	Contract	AT	Region	England
% of FP17s for the same patient ID Re-attending within 3 months - Children	82	1,253	6.5%	10.7%	11.6%	11.9%
% of FP17s for the same patient ID Re-attending within 3 months - Adults	344	2,817	12.2%	14.4%	15.2%	15.9%
% of FP17s for the same patient ID Re-attending between 3 & 9 months - Children	685	1,253	54.7%	56.9%	59.1%	58.1%
% of FP17s for the same patient ID Re-attending between 3 & 9 months - Adults	1,334	2,817	47.4%	48.5%	51.7%	50.6%
% of FP17s for Band 1 Urgent Courses	286	3,220	8.9%	8.6%	8.0%	9.1%
% of FP17s Relating to Free Repair or Replacements	26	3,220	0.8%	0.7%	0.8%	0.8%
% of FP17s Relating to Continuations	19	3,220	0.6%	0.9%	1.0%	1.1%
% of Patients satisfied with the dentistry they have received	15	16	93.8%	91.0%	91.5%	91.4%
% of Patients satisfied with the time they had to wait for an appointment	16	16	100.0%	86.9%	88.2%	87.7%

\* This is based on patients treated on this contract for their most recent course of treatment. Figures in italics indicate the base number of FP17s or Patient Questionnaire responses are less than 100. N/A is shown where the base number of responses is less than 10 during the period. % is calculated as Quantity/Base number\*100

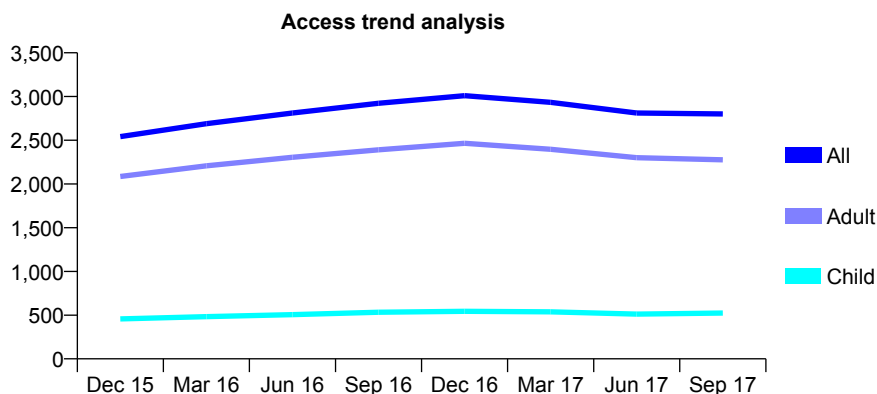
## Q58 - Vital Signs At a Glance Contract Report for 192961/0002 - September 2017

Name or company name	Mrs P Hadj-Bagheri, Mr M Eyrumlu and Mr
Contract type name	GDS Contract
Purpose of contract	General
Contract start date	01/12/2014
Contract end date	

17/18 Contracted general activity (UDA)	9,743
Carry forward general activity (UDA)	0
17/18 Contracted orthodontic activity (UOA)	0
Carry forward orthodontic activity (UOA)	0
Baseline contract value	£234,989.24

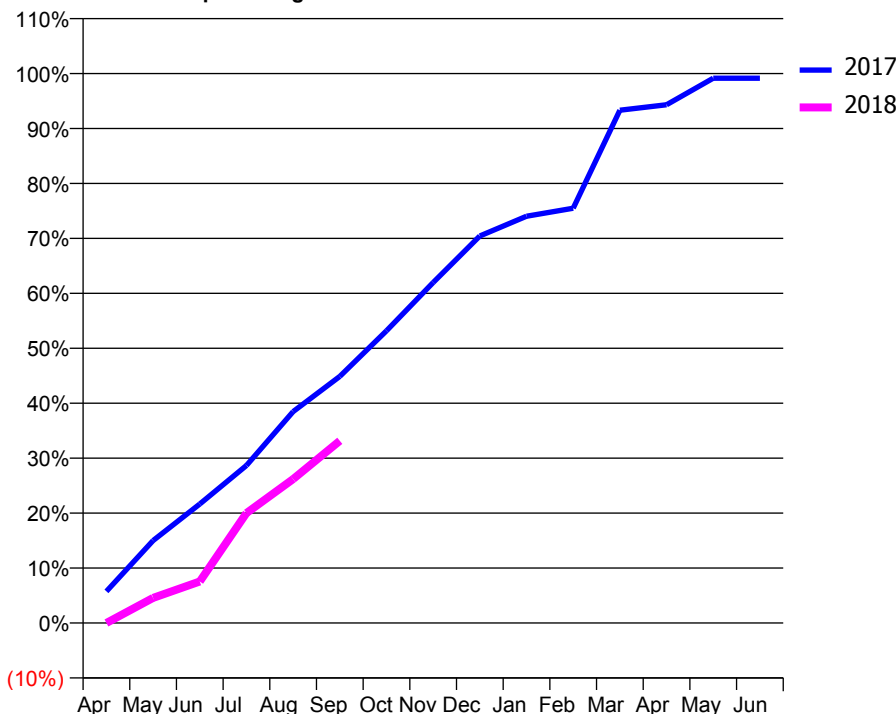
### ACCESS\*

Patients seen in 24 months	Total	Change since previous quarter
Quarter ending September 2016	2,923	
Quarter ending December 2016	3,010	↑
Quarter ending March 2017	2,934	↓
Quarter ending June 2017	2,812	↓
Quarter ending September 2017	2,800	→
<b>Variance since September 2016</b>	<b>(4.2%)</b>	<b>↓</b>



### ACTIVITY

Cumulative percentage of contracted UDA delivered 2017 & 2018



Month	Adjusted Scheduled Activity (UDA)	
	2017	2018
April	561	0
May	1,462	445
June	2,111	737
July	2,793	1,949
August	3,749	2,553
September	4,374	3,232
October	5,182	
November	6,036	
December	6,862	
January	7,211	
February	7,354	
March	9,093	
April	9,189	
May	9,659	
June	9,659	

### QUALITY

	Quantity	Base Number	Contract	AT	Region	England
% of FP17s for the same patient ID Re-attending within 3 months - Children	16	320	5.0%	10.7%	11.6%	11.9%
% of FP17s for the same patient ID Re-attending within 3 months - Adults	171	1,519	11.3%	14.4%	15.2%	15.9%
% of FP17s for the same patient ID Re-attending between 3 & 9 months - Children	174	320	54.4%	56.9%	59.1%	58.1%
% of FP17s for the same patient ID Re-attending between 3 & 9 months - Adults	1,001	1,519	65.9%	48.5%	51.7%	50.6%
% of FP17s for Band 1 Urgent Courses	73	1,658	4.4%	8.6%	8.0%	9.1%
% of FP17s Relating to Free Repair or Replacements	14	1,658	0.8%	0.7%	0.8%	0.8%
% of FP17s Relating to Continuations	43	1,658	2.6%	0.9%	1.0%	1.1%
% of Patients satisfied with the dentistry they have received	6	6	N/A	91.0%	91.5%	91.4%
% of Patients satisfied with the time they had to wait for an appointment	6	6	N/A	86.9%	88.2%	87.7%

\* This is based on patients treated on this contract for their most recent course of treatment. Figures in italics indicate the base number of FP17s or Patient Questionnaire responses are less than 100. N/A is shown where the base number of responses is less than 10 during the period. % is calculated as Quantity/Base number\*100



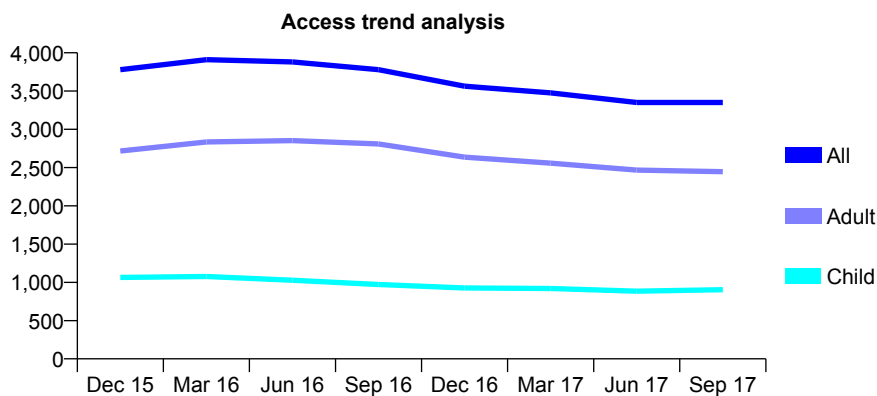
## Q58 - Vital Signs At a Glance Contract Report for 193534/0001 - September 2017

Name or company name	Community Dental Services CIC
Contract type name	PDS Contract
Purpose of contract	General
Contract start date	01/04/2011
Contract end date	31/03/2021

17/18 Contracted general activity (UDA)	13,170
Carry forward general activity (UDA)	0
17/18 Contracted orthodontic activity (UOA)	0
Carry forward orthodontic activity (UOA)	0
Baseline contract value	£364,461.94

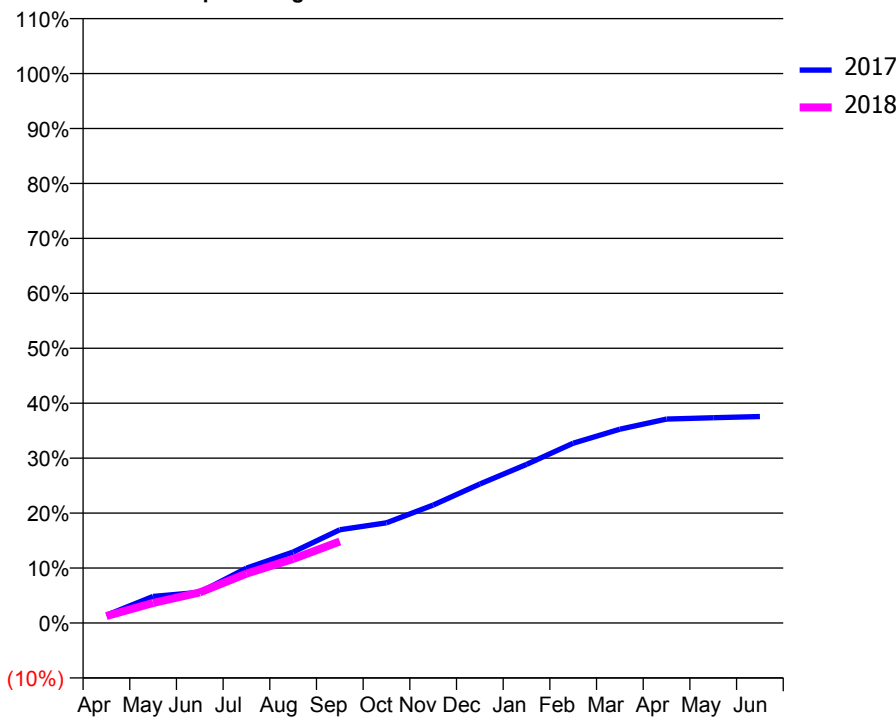
### ACCESS\*

Patients seen in 24 months	Total	Change since previous quarter
Quarter ending September 2016	3,780	
Quarter ending December 2016	3,563	↓
Quarter ending March 2017	3,477	↓
Quarter ending June 2017	3,351	↓
Quarter ending September 2017	3,351	→
<b>Variance since September 2016</b>	<b>(11.3%)</b>	<b>↓</b>



### ACTIVITY

Cumulative percentage of contracted UDA delivered 2017 & 2018



Adjusted Scheduled Activity (UDA)

Month	2017	2018
April	186	169
May	636	480
June	738	733
July	1,316	1,184
August	1,701	1,535
September	2,235	1,954
October	2,401	
November	2,828	
December	3,333	
January	3,801	
February	4,311	
March	4,644	
April	4,889	
May	4,920	
June	4,948	

### QUALITY

	Quantity	Base Number	Contract	AT	Region	England
% of FP17s for the same patient ID Re-attending within 3 months - Children	46	678	6.8%	10.7%	11.6%	11.9%
% of FP17s for the same patient ID Re-attending within 3 months - Adults	134	1,276	10.5%	14.4%	15.2%	15.9%
% of FP17s for the same patient ID Re-attending between 3 & 9 months - Children	287	678	42.3%	56.9%	59.1%	58.1%
% of FP17s for the same patient ID Re-attending between 3 & 9 months - Adults	412	1,276	32.3%	48.5%	51.7%	50.6%
% of FP17s for Band 1 Urgent Courses	211	1,074	19.6%	8.6%	8.0%	9.1%
% of FP17s Relating to Free Repair or Replacements	2	1,074	0.2%	0.7%	0.8%	0.8%
% of FP17s Relating to Continuations	2	1,074	0.2%	0.9%	1.0%	1.1%
% of Patients satisfied with the dentistry they have received	5	5	N/A	91.0%	91.5%	91.4%
% of Patients satisfied with the time they had to wait for an appointment	4	5	N/A	86.9%	88.2%	87.7%

\* This is based on patients treated on this contract for their most recent course of treatment. Figures in italics indicate the base number of FP17s or Patient Questionnaire responses are less than 100. N/A is shown where the base number of responses is less than 10 during the period. % is calculated as Quantity/Base number\*100

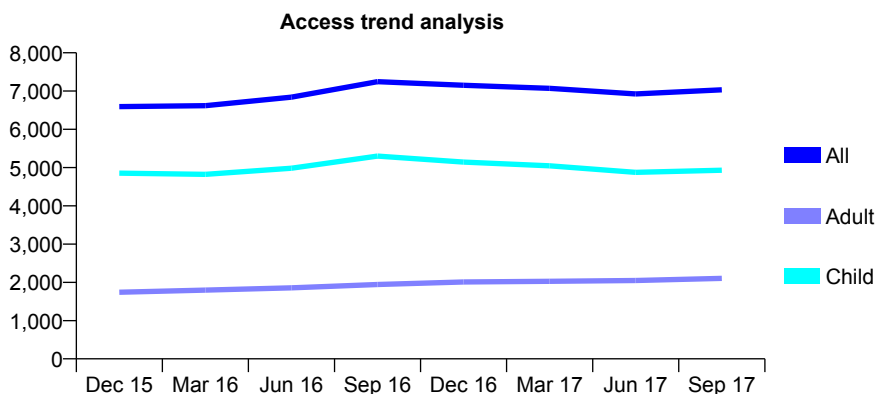
## Q58 - Vital Signs At a Glance Contract Report for 193534/0002 - September 2017

Name or company name	Community Dental Services CIC
Contract type name	PDS Contract
Purpose of contract	General
Contract start date	01/04/2011
Contract end date	31/03/2021

17/18 Contracted general activity (UDA)	18,917
Carry forward general activity (UDA)	0
17/18 Contracted orthodontic activity (UOA)	0
Carry forward orthodontic activity (UOA)	0
Baseline contract value	£2,355,637.47

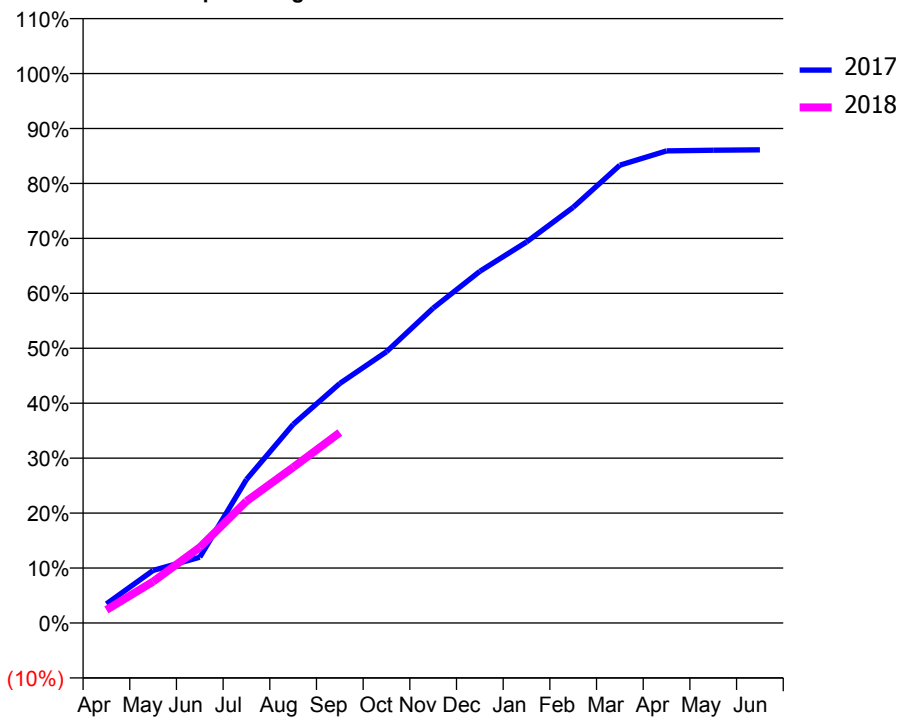
### ACCESS\*

Patients seen in 24 months	Total	Change since previous quarter
Quarter ending September 2016	7,246	
Quarter ending December 2016	7,151	↓
Quarter ending March 2017	7,072	↓
Quarter ending June 2017	6,924	↓
Quarter ending September 2017	7,033	→
<b>Variance since September 2016</b>	<b>(2.9%)</b>	<b>↓</b>



### ACTIVITY

Cumulative percentage of contracted UDA delivered 2017 & 2018



Month	2017	2018
April	657	451
May	1,811	1,425
June	2,268	2,603
July	4,943	4,192
August	6,836	5,361
September	8,247	6,556
October	9,340	
November	10,841	
December	12,109	
January	13,117	
February	14,313	
March	15,764	
April	16,253	
May	16,274	
June	16,290	

### QUALITY

	Quantity	Base Number	Contract	AT	Region	England
% of FP17s for the same patient ID Re-attending within 3 months - Children	241	3,178	7.6%	10.7%	11.6%	11.9%
% of FP17s for the same patient ID Re-attending within 3 months - Adults	86	1,129	7.6%	14.4%	15.2%	15.9%
% of FP17s for the same patient ID Re-attending between 3 & 9 months - Children	1,406	3,178	44.2%	56.9%	59.1%	58.1%
% of FP17s for the same patient ID Re-attending between 3 & 9 months - Adults	342	1,129	30.3%	48.5%	51.7%	50.6%
% of FP17s for Band 1 Urgent Courses	204	3,897	5.2%	8.6%	8.0%	9.1%
% of FP17s Relating to Free Repair or Replacements	0	3,897	0.0%	0.7%	0.8%	0.8%
% of FP17s Relating to Continuations	87	3,897	2.2%	0.9%	1.0%	1.1%
% of Patients satisfied with the dentistry they have received	4	5	N/A	91.0%	91.5%	91.4%
% of Patients satisfied with the time they had to wait for an appointment	4	5	N/A	86.9%	88.2%	87.7%

\* This is based on patients treated on this contract for their most recent course of treatment. Figures in italics indicate the base number of FP17s or Patient Questionnaire responses are less than 100. N/A is shown where the base number of responses is less than 10 during the period. % is calculated as Quantity/Base number\*100

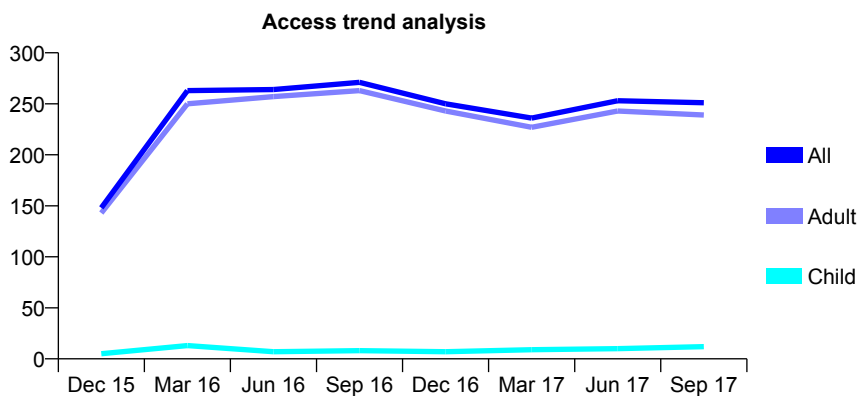
## Q58 - Vital Signs At a Glance Contract Report for 193534/0003 - September 2017

Name or company name	Community Dental Services CIC
Contract type name	PDS Contract
Purpose of contract	General
Contract start date	01/04/2011
Contract end date	31/03/2021

17/18 Contracted general activity (UDA)	1,090
Carry forward general activity (UDA)	0
17/18 Contracted orthodontic activity (UOA)	0
Carry forward orthodontic activity (UOA)	0
Baseline contract value	£148,120.60

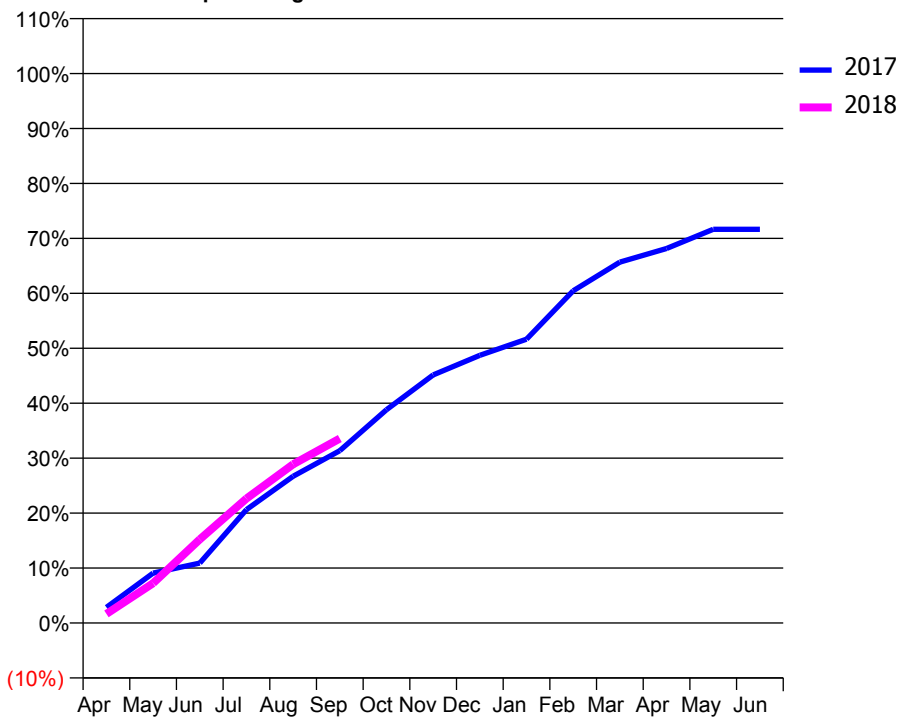
### ACCESS\*

Patients seen in 24 months	Total	Change since previous quarter
Quarter ending September 2016	271	
Quarter ending December 2016	250	↓
Quarter ending March 2017	236	↓
Quarter ending June 2017	253	↑
Quarter ending September 2017	251	→
<b>Variance since September 2016</b>	<b>(7.4%)</b>	<b>↓</b>



### ACTIVITY

Cumulative percentage of contracted UDA delivered 2017 & 2018



Month	Adjusted Scheduled Activity (UDA)	
	2017	2018
April	31	18
May	99	79
June	119	166
July	225	247
August	291	315
September	342	366
October	423	
November	492	
December	531	
January	563	
February	659	
March	716	
April	743	
May	781	
June	781	

### QUALITY

	Quantity	Base Number	Contract	AT	Region	England
% of FP17s for the same patient ID Re-attending within 3 months - Children	1	18	5.6%	10.7%	11.6%	11.9%
% of FP17s for the same patient ID Re-attending within 3 months - Adults	3	161	1.9%	14.4%	15.2%	15.9%
% of FP17s for the same patient ID Re-attending between 3 & 9 months - Children	0	18	0.0%	56.9%	59.1%	58.1%
% of FP17s for the same patient ID Re-attending between 3 & 9 months - Adults	2	161	1.2%	48.5%	51.7%	50.6%
% of FP17s for Band 1 Urgent Courses	0	146	0.0%	8.6%	8.0%	9.1%
% of FP17s Relating to Free Repair or Replacements	0	146	0.0%	0.7%	0.8%	0.8%
% of FP17s Relating to Continuations	0	146	0.0%	0.9%	1.0%	1.1%
% of Patients satisfied with the dentistry they have received	0	0	N/A	91.0%	91.5%	91.4%
% of Patients satisfied with the time they had to wait for an appointment	0	0	N/A	86.9%	88.2%	87.7%

\* This is based on patients treated on this contract for their most recent course of treatment. Figures in italics indicate the base number of FP17s or Patient Questionnaire responses are less than 100. N/A is shown where the base number of responses is less than 10 during the period. % is calculated as Quantity/Base number\*100

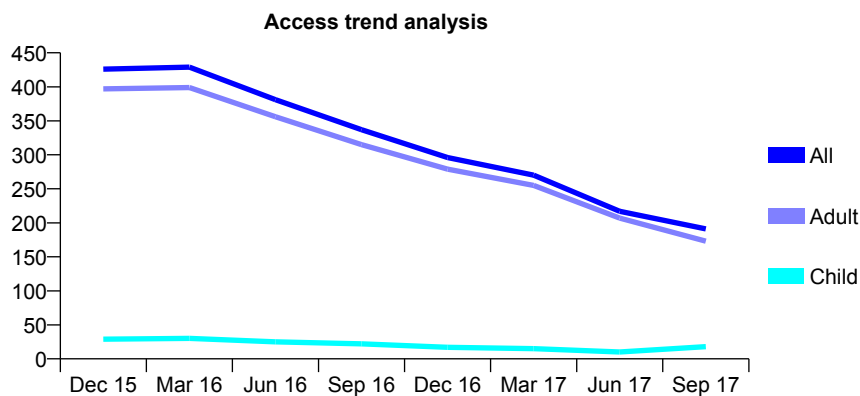
## Q58 - Vital Signs At a Glance Contract Report for 193534/0004 - September 2017

Name or company name	Community Dental Services CIC
Contract type name	PDS Contract
Purpose of contract	General
Contract start date	01/04/2011
Contract end date	31/03/2021

17/18 Contracted general activity (UDA)	740
Carry forward general activity (UDA)	0
17/18 Contracted orthodontic activity (UOA)	0
Carry forward orthodontic activity (UOA)	0
Baseline contract value	£80,509.45

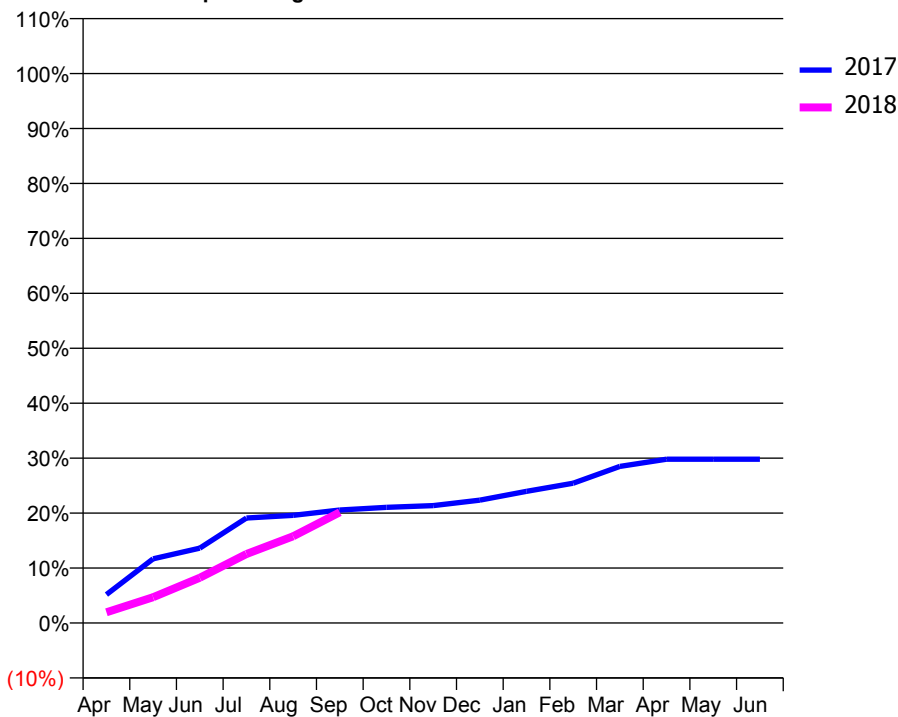
### ACCESS\*

Patients seen in 24 months	Total	Change since previous quarter
Quarter ending September 2016	337	
Quarter ending December 2016	296	↓
Quarter ending March 2017	270	↓
Quarter ending June 2017	217	↓
Quarter ending September 2017	191	↓
<b>Variance since September 2016</b>	<b>(43.3%)</b>	<b>↓</b>



### ACTIVITY

Cumulative percentage of contracted UDA delivered 2017 & 2018



Adjusted Scheduled Activity (UDA)

Month	2017	2018
April	38	14
May	86	35
June	101	61
July	141	93
August	145	117
September	152	149
October	156	
November	158	
December	165	
January	177	
February	188	
March	211	
April	221	
May	221	
June	221	

### QUALITY

	Quantity	Base Number	Contract	AT	Region	England
% of FP17s for the same patient ID Re-attending within 3 months - Children	0	19	0.0%	10.7%	11.6%	11.9%
% of FP17s for the same patient ID Re-attending within 3 months - Adults	1	117	0.9%	14.4%	15.2%	15.9%
% of FP17s for the same patient ID Re-attending between 3 & 9 months - Children	0	19	0.0%	56.9%	59.1%	58.1%
% of FP17s for the same patient ID Re-attending between 3 & 9 months - Adults	0	117	0.0%	48.5%	51.7%	50.6%
% of FP17s for Band 1 Urgent Courses	111	128	86.7%	8.6%	8.0%	9.1%
% of FP17s Relating to Free Repair or Replacements	0	128	0.0%	0.7%	0.8%	0.8%
% of FP17s Relating to Continuations	0	128	0.0%	0.9%	1.0%	1.1%
% of Patients satisfied with the dentistry they have received	1	1	N/A	91.0%	91.5%	91.4%
% of Patients satisfied with the time they had to wait for an appointment	1	1	N/A	86.9%	88.2%	87.7%

\* This is based on patients treated on this contract for their most recent course of treatment. Figures in italics indicate the base number of FP17s or Patient Questionnaire responses are less than 100. N/A is shown where the base number of responses is less than 10 during the period. % is calculated as Quantity/Base number\*100

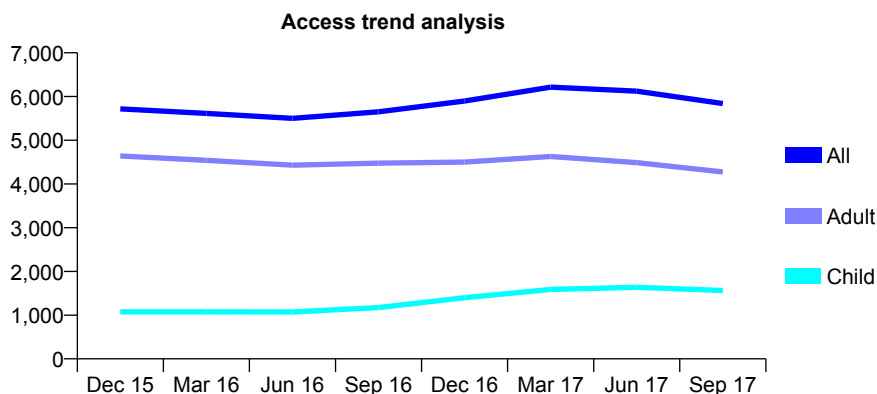
## Q58 - Vital Signs At a Glance Contract Report for 196630/0001 - September 2017

Name or company name	Cedar Road Dental Practice
Contract type name	GDS Contract
Purpose of contract	General
Contract start date	01/04/2006
Contract end date	

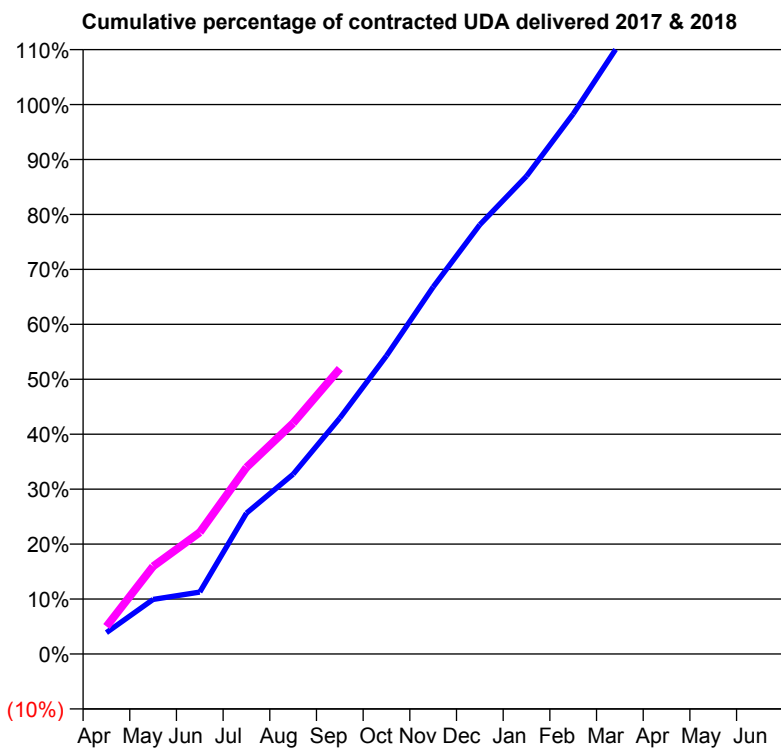
17/18 Contracted general activity (UDA)	14,190
Carry forward general activity (UDA)	0
17/18 Contracted orthodontic activity (UOA)	0
Carry forward orthodontic activity (UOA)	0
Baseline contract value	£378,408.97

### ACCESS\*

Patients seen in 24 months	Total	Change since previous quarter
Quarter ending September 2016	5,651	
Quarter ending December 2016	5,897	↑
Quarter ending March 2017	6,216	↑
Quarter ending June 2017	6,124	↓
Quarter ending September 2017	5,838	↓
<b>Variance since September 2016</b>	<b>3.3%</b>	<b>↑</b>



### ACTIVITY



Month	2017	2018
April	552	710
May	1,409	2,263
June	1,600	3,142
July	3,637	4,818
August	4,643	5,963
September	6,095	7,370
October	7,700	
November	9,478	
December	11,085	
January	12,341	
February	13,949	
March	15,777	
April	16,846	
May	16,848	
June	16,853	

### QUALITY

	Quantity	Base Number	Contract	AT	Region	England
% of FP17s for the same patient ID Re-attending within 3 months - Children	77	1,332	5.8%	10.7%	11.6%	11.9%
% of FP17s for the same patient ID Re-attending within 3 months - Adults	379	3,187	11.9%	14.4%	15.2%	15.9%
% of FP17s for the same patient ID Re-attending between 3 & 9 months - Children	733	1,332	55.0%	56.9%	59.1%	58.1%
% of FP17s for the same patient ID Re-attending between 3 & 9 months - Adults	1,664	3,187	52.2%	48.5%	51.7%	50.6%
% of FP17s for Band 1 Urgent Courses	291	3,913	7.4%	8.6%	8.0%	9.1%
% of FP17s Relating to Free Repair or Replacements	52	3,913	1.3%	0.7%	0.8%	0.8%
% of FP17s Relating to Continuations	21	3,913	0.5%	0.9%	1.0%	1.1%
% of Patients satisfied with the dentistry they have received	10	10	100.0%	91.0%	91.5%	91.4%
% of Patients satisfied with the time they had to wait for an appointment	10	10	100.0%	86.9%	88.2%	87.7%

\* This is based on patients treated on this contract for their most recent course of treatment. Figures in italics indicate the base number of FP17s or Patient Questionnaire responses are less than 100. N/A is shown where the base number of responses is less than 10 during the period. % is calculated as Quantity/Base number\*100

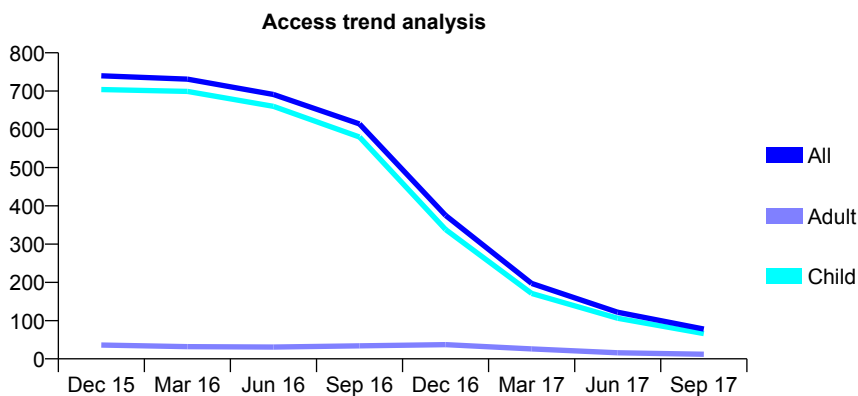
## Q58 - Vital Signs At a Glance Contract Report for 196630/0003 - September 2017

Name or company name	Cedar Road Dental Practice
Contract type name	GDS Contract
Purpose of contract	General
Contract start date	01/04/2006
Contract end date	

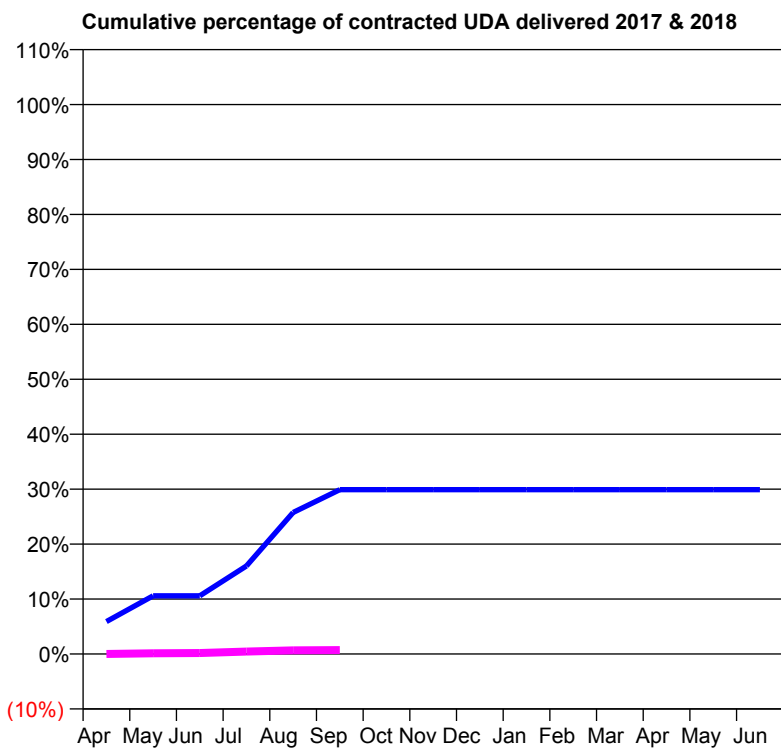
17/18 Contracted general activity (UDA)	2,250
Carry forward general activity (UDA)	0
17/18 Contracted orthodontic activity (UOA)	0
Carry forward orthodontic activity (UOA)	0
Baseline contract value	£83,132.73

### ACCESS\*

Patients seen in 24 months	Total	Change since previous quarter
Quarter ending September 2016	614	
Quarter ending December 2016	375	↓
Quarter ending March 2017	197	↓
Quarter ending June 2017	122	↓
Quarter ending September 2017	78	↓
<b>Variance since September 2016</b>	<b>(87.3%)</b>	↓



### ACTIVITY



Month	Adjusted Scheduled Activity (UDA)	
	2017	2018
April	133	0
May	238	3
June	238	4
July	361	10
August	580	15
September	673	16
October	673	
November	673	
December	673	
January	673	
February	673	
March	673	
April	673	
May	673	
June	673	

### QUALITY

	Quantity	Base Number	Contract	AT	Region	England
% of FP17s for the same patient ID Re-attending within 3 months - Children	0	7	0.0%	10.7%	11.6%	11.9%
% of FP17s for the same patient ID Re-attending within 3 months - Adults	0	1	0.0%	14.4%	15.2%	15.9%
% of FP17s for the same patient ID Re-attending between 3 & 9 months - Children	0	7	0.0%	56.9%	59.1%	58.1%
% of FP17s for the same patient ID Re-attending between 3 & 9 months - Adults	0	1	0.0%	48.5%	51.7%	50.6%
% of FP17s for Band 1 Urgent Courses	0	8	0.0%	8.6%	8.0%	9.1%
% of FP17s Relating to Free Repair or Replacements	0	8	0.0%	0.7%	0.8%	0.8%
% of FP17s Relating to Continuations	0	8	0.0%	0.9%	1.0%	1.1%
% of Patients satisfied with the dentistry they have received	0	0	N/A	91.0%	91.5%	91.4%
% of Patients satisfied with the time they had to wait for an appointment	0	0	N/A	86.9%	88.2%	87.7%

\* This is based on patients treated on this contract for their most recent course of treatment. Figures in italics indicate the base number of FP17s or Patient Questionnaire responses are less than 100. N/A is shown where the base number of responses is less than 10 during the period. % is calculated as Quantity/Base number\*100

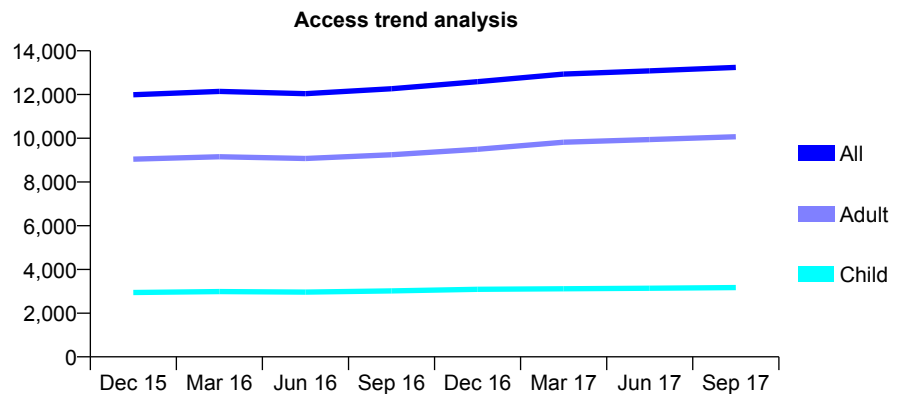
## Q58 - Vital Signs At a Glance Contract Report for 197874/0001 - September 2017

Name or company name	Oradi Ltd
Contract type name	Pilot Contract
Purpose of contract	General and Orthodontic
Contract start date	01/04/2008
Contract end date	

17/18 Contracted general activity (UDA)	47,659
Carry forward general activity (UDA)	0
17/18 Contracted orthodontic activity (UOA)	0
Carry forward orthodontic activity (UOA)	0
Baseline contract value	£1,289,915.92

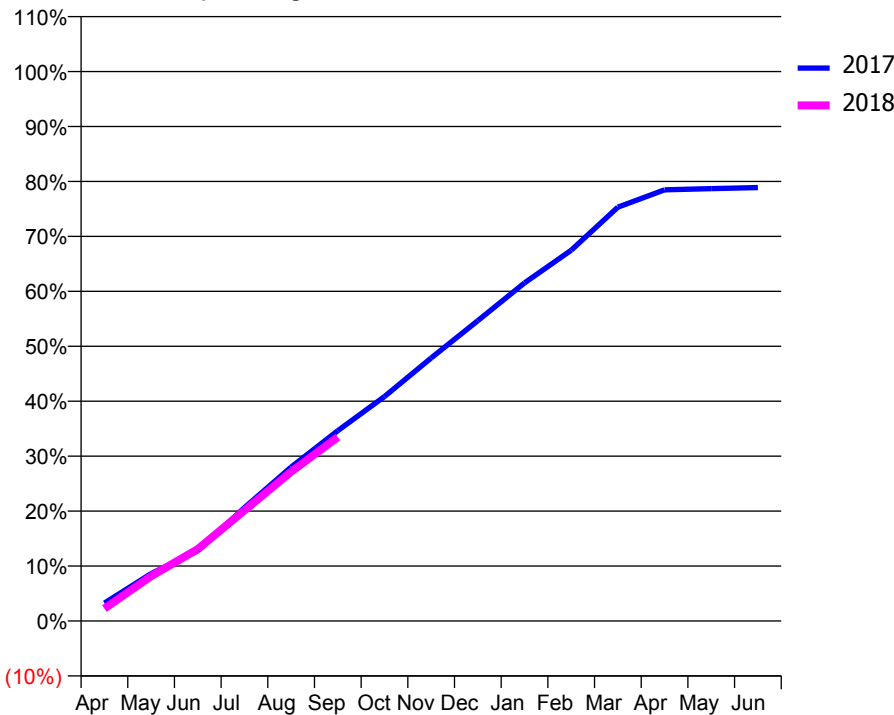
### ACCESS\*

Patients seen in 24 months	Total	Change since previous quarter
Quarter ending September 2016	12,264	
Quarter ending December 2016	12,587	↑
Quarter ending March 2017	12,934	↑
Quarter ending June 2017	13,080	→
Quarter ending September 2017	13,240	→
<b>Variance since September 2016</b>	<b>8.0%</b>	<b>↑</b>



### ACTIVITY

Cumulative percentage of contracted UDA delivered 2017 & 2018



Month	Adjusted Scheduled Activity (UDA)	
	2017	2018
April	1,551	1,084
May	4,107	3,895
June	6,084	6,240
July	9,840	9,590
August	13,355	12,943
September	16,507	15,950
October	19,466	
November	22,818	
December	26,053	
January	29,319	
February	32,154	
March	35,897	
April	37,399	
May	37,499	
June	37,588	

### QUALITY

	Quantity	Base Number	Contract	AT	Region	England
% of FP17s for the same patient ID Re-attending within 3 months - Children	157	2,293	6.8%	10.7%	11.6%	11.9%
% of FP17s for the same patient ID Re-attending within 3 months - Adults	764	6,445	11.9%	14.4%	15.2%	15.9%
% of FP17s for the same patient ID Re-attending between 3 & 9 months - Children	1,413	2,293	61.6%	56.9%	59.1%	58.1%
% of FP17s for the same patient ID Re-attending between 3 & 9 months - Adults	3,654	6,445	56.7%	48.5%	51.7%	50.6%
% of FP17s for Band 1 Urgent Courses	278	7,928	3.5%	8.6%	8.0%	9.1%
% of FP17s Relating to Free Repair or Replacements	58	7,928	0.7%	0.7%	0.8%	0.8%
% of FP17s Relating to Continuations	34	7,928	0.4%	0.9%	1.0%	1.1%
% of Patients satisfied with the dentistry they have received	13	16	81.3%	91.0%	91.5%	91.4%
% of Patients satisfied with the time they had to wait for an appointment	13	16	81.3%	86.9%	88.2%	87.7%

\* This is based on patients treated on this contract for their most recent course of treatment. Figures in italics indicate the base number of FP17s or Patient Questionnaire responses are less than 100. N/A is shown where the base number of responses is less than 10 during the period. % is calculated as Quantity/Base number\*100

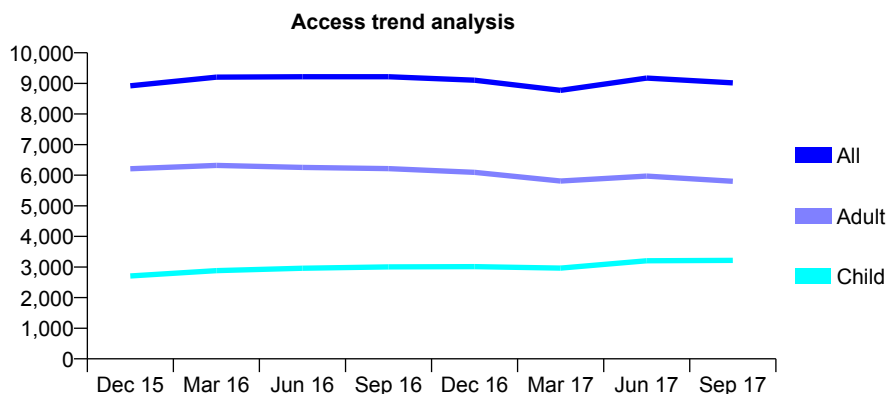
## Q58 - Vital Signs At a Glance Contract Report for 198900/0001 - September 2017

Name or company name	MARAH Limited
Contract type name	GDS Contract
Purpose of contract	General
Contract start date	01/12/2011
Contract end date	

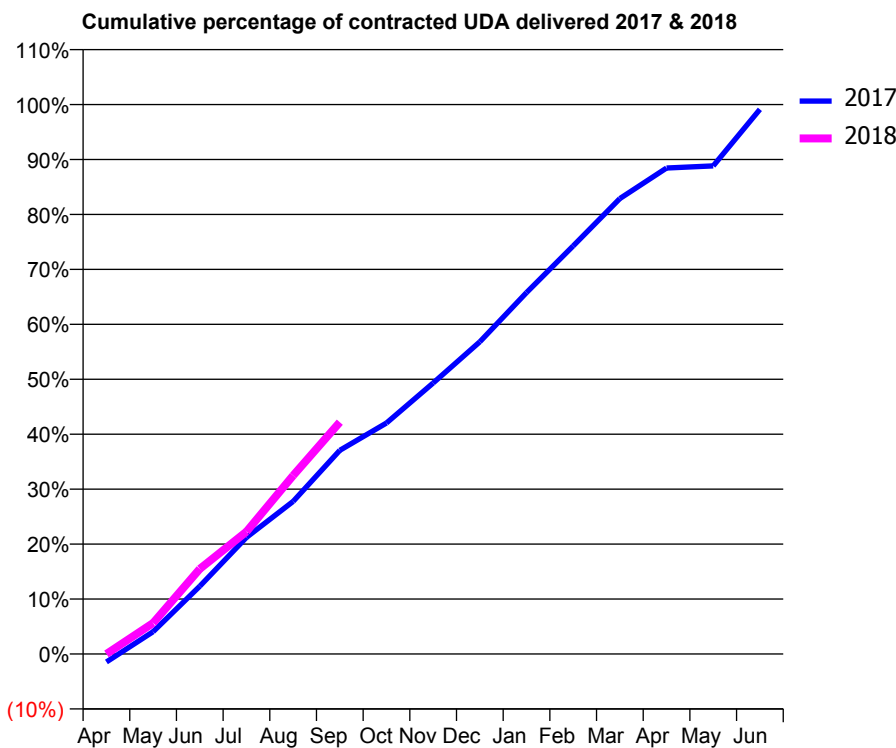
17/18 Contracted general activity (UDA)	21,838
Carry forward general activity (UDA)	0
17/18 Contracted orthodontic activity (UOA)	0
Carry forward orthodontic activity (UOA)	0
Baseline contract value	£616,012.95

### ACCESS\*

Patients seen in 24 months	Total	Change since previous quarter
Quarter ending September 2016	9,217	
Quarter ending December 2016	9,106	↓
Quarter ending March 2017	8,772	↓
Quarter ending June 2017	9,175	↑
Quarter ending September 2017	9,019	↓
<b>Variance since September 2016</b>	<b>(2.1%)</b>	<b>↓</b>



### ACTIVITY



Month	Adjusted Scheduled Activity (UDA)	
	2017	2018
April	-322	0
May	888	1,232
June	2,697	3,384
July	4,634	4,865
August	6,067	7,092
September	8,096	9,211
October	9,182	
November	10,769	
December	12,408	
January	14,364	
February	16,217	
March	18,102	
April	19,313	
May	19,398	
June	21,647	

### QUALITY

	Quantity	Base Number	Contract	AT	Region	England
% of FP17s for the same patient ID Re-attending within 3 months - Children	294	3,234	9.1%	10.7%	11.6%	11.9%
% of FP17s for the same patient ID Re-attending within 3 months - Adults	481	3,910	12.3%	14.4%	15.2%	15.9%
% of FP17s for the same patient ID Re-attending between 3 & 9 months - Children	1,802	3,234	55.7%	56.9%	59.1%	58.1%
% of FP17s for the same patient ID Re-attending between 3 & 9 months - Adults	1,762	3,910	45.1%	48.5%	51.7%	50.6%
% of FP17s for Band 1 Urgent Courses	221	4,911	4.5%	8.6%	8.0%	9.1%
% of FP17s Relating to Free Repair or Replacements	19	4,911	0.4%	0.7%	0.8%	0.8%
% of FP17s Relating to Continuations	77	4,911	1.6%	0.9%	1.0%	1.1%
% of Patients satisfied with the dentistry they have received	3	3	N/A	91.0%	91.5%	91.4%
% of Patients satisfied with the time they had to wait for an appointment	3	3	N/A	86.9%	88.2%	87.7%

\* This is based on patients treated on this contract for their most recent course of treatment. Figures in italics indicate the base number of FP17s or Patient Questionnaire responses are less than 100. N/A is shown where the base number of responses is less than 10 during the period. % is calculated as Quantity/Base number\*100



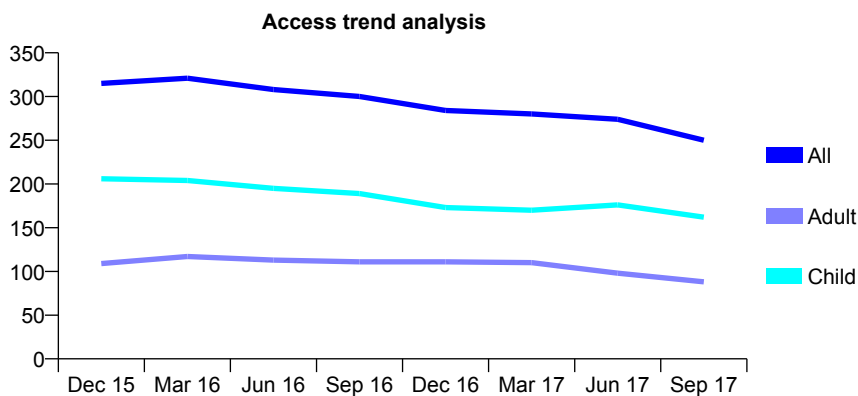
## Q58 - Vital Signs At a Glance Contract Report for 201162/0003 - September 2017

Name or company name	MR JG MCKEON
Contract type name	GDS Contract
Purpose of contract	General
Contract start date	01/04/2010
Contract end date	

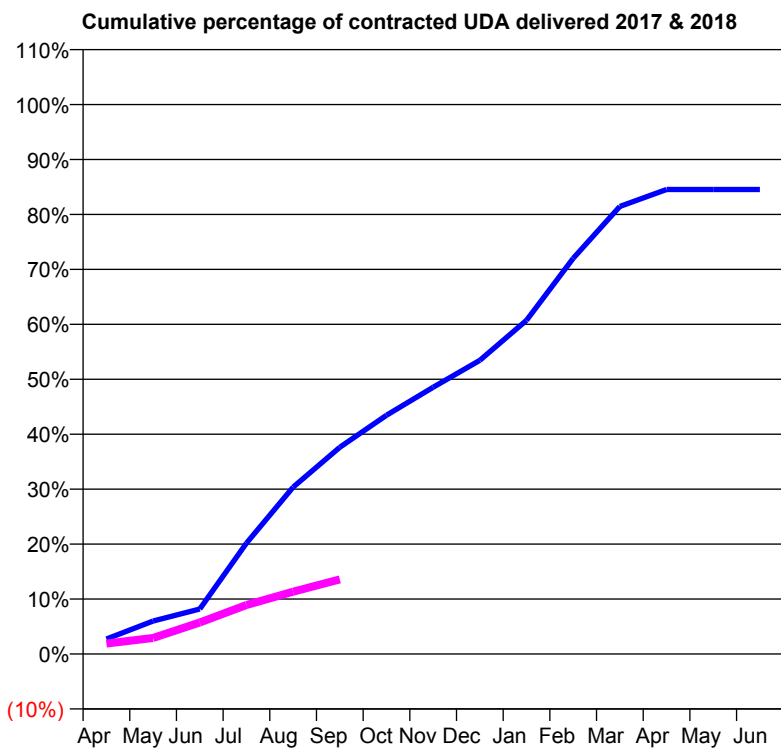
17/18 Contracted general activity (UDA)	1,200
Carry forward general activity (UDA)	0
17/18 Contracted orthodontic activity (UOA)	0
Carry forward orthodontic activity (UOA)	0
Baseline contract value	£33,152.44

### ACCESS\*

Patients seen in 24 months	Total	Change since previous quarter
Quarter ending September 2016	300	
Quarter ending December 2016	284	↓
Quarter ending March 2017	280	↓
Quarter ending June 2017	274	↓
Quarter ending September 2017	250	↓
<b>Variance since September 2016</b>	<b>(16.7%)</b>	<b>↓</b>



### ACTIVITY



Adjusted Scheduled Activity (UDA)		
Month	2017	2018
April	15	23
May	33	35
June	45	69
July	111	107
August	167	136
September	207	163
October	239	
November	267	
December	294	
January	334	
February	396	
March	448	
April	465	
May	465	
June	465	

### QUALITY

	Quantity	Base Number	Contract	AT	Region	England
% of FP17s for the same patient ID Re-attending within 3 months - Children	5	104	4.8%	10.7%	11.6%	11.9%
% of FP17s for the same patient ID Re-attending within 3 months - Adults	2	24	8.3%	14.4%	15.2%	15.9%
% of FP17s for the same patient ID Re-attending between 3 & 9 months - Children	30	104	28.8%	56.9%	59.1%	58.1%
% of FP17s for the same patient ID Re-attending between 3 & 9 months - Adults	9	24	37.5%	48.5%	51.7%	50.6%
% of FP17s for Band 1 Urgent Courses	0	119	0.0%	8.6%	8.0%	9.1%
% of FP17s Relating to Free Repair or Replacements	0	119	0.0%	0.7%	0.8%	0.8%
% of FP17s Relating to Continuations	2	119	1.7%	0.9%	1.0%	1.1%
% of Patients satisfied with the dentistry they have received	0	0	N/A	91.0%	91.5%	91.4%
% of Patients satisfied with the time they had to wait for an appointment	0	0	N/A	86.9%	88.2%	87.7%

\* This is based on patients treated on this contract for their most recent course of treatment. Figures in italics indicate the base number of FP17s or Patient Questionnaire responses are less than 100. N/A is shown where the base number of responses is less than 10 during the period. % is calculated as Quantity/Base number\*100

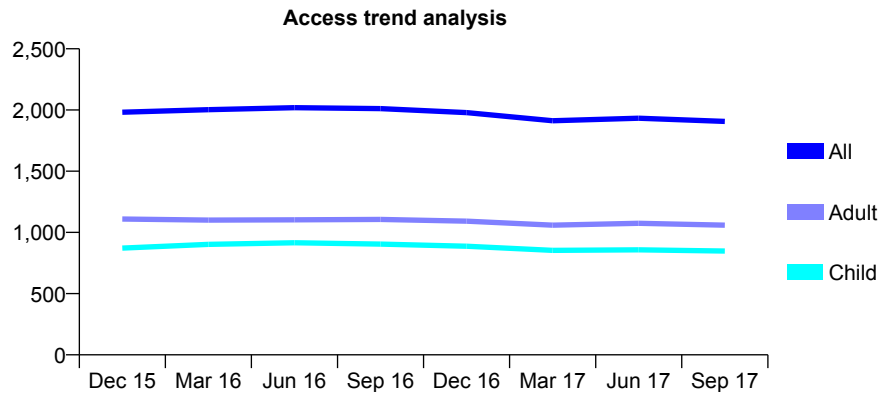
## Q58 - Vital Signs At a Glance Contract Report for 207837/0001 - September 2017

Name or company name	MR RK DESAI
Contract type name	GDS Contract
Purpose of contract	General
Contract start date	01/04/2006
Contract end date	

17/18 Contracted general activity (UDA)	4,943
Carry forward general activity (UDA)	0
17/18 Contracted orthodontic activity (UOA)	0
Carry forward orthodontic activity (UOA)	0
Baseline contract value	£158,123.63

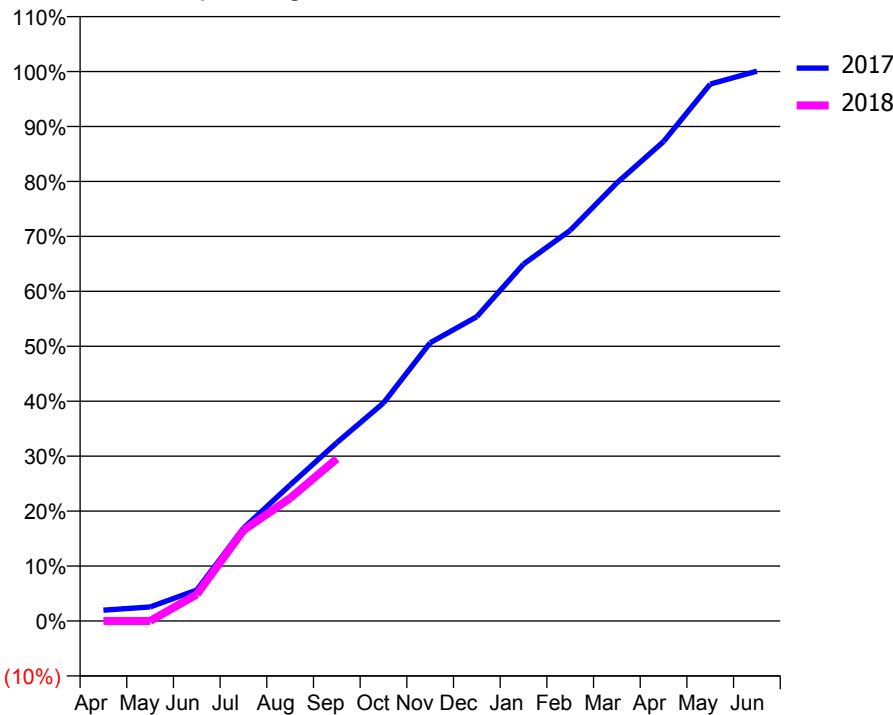
### ACCESS\*

Patients seen in 24 months	Total	Change since previous quarter
Quarter ending September 2016	2,011	
Quarter ending December 2016	1,979	↓
Quarter ending March 2017	1,912	↓
Quarter ending June 2017	1,933	→
Quarter ending September 2017	1,907	↓
<b>Variance since September 2016</b>	<b>(5.2%)</b>	<b>↓</b>



### ACTIVITY

Cumulative percentage of contracted UDA delivered 2017 & 2018



Adjusted Scheduled Activity (UDA)		
Month	2017	2018
April	98	0
May	126	0
June	279	240
July	835	816
August	1,224	1,105
September	1,604	1,461
October	1,962	
November	2,503	
December	2,738	
January	3,211	
February	3,514	
March	3,941	
April	4,312	
May	4,829	
June	4,946	

### QUALITY

	Quantity	Base Number	Contract	AT	Region	England
% of FP17s for the same patient ID Re-attending within 3 months - Children	24	464	5.2%	10.7%	11.6%	11.9%
% of FP17s for the same patient ID Re-attending within 3 months - Adults	54	481	11.2%	14.4%	15.2%	15.9%
% of FP17s for the same patient ID Re-attending between 3 & 9 months - Children	183	464	39.4%	56.9%	59.1%	58.1%
% of FP17s for the same patient ID Re-attending between 3 & 9 months - Adults	132	481	27.4%	48.5%	51.7%	50.6%
% of FP17s for Band 1 Urgent Courses	64	587	10.9%	8.6%	8.0%	9.1%
% of FP17s Relating to Free Repair or Replacements	13	587	2.2%	0.7%	0.8%	0.8%
% of FP17s Relating to Continuations	4	587	0.7%	0.9%	1.0%	1.1%
% of Patients satisfied with the dentistry they have received	0	0	N/A	91.0%	91.5%	91.4%
% of Patients satisfied with the time they had to wait for an appointment	0	0	N/A	86.9%	88.2%	87.7%

\* This is based on patients treated on this contract for their most recent course of treatment. Figures in italics indicate the base number of FP17s or Patient Questionnaire responses are less than 100. N/A is shown where the base number of responses is less than 10 during the period. % is calculated as Quantity/Base number\*100

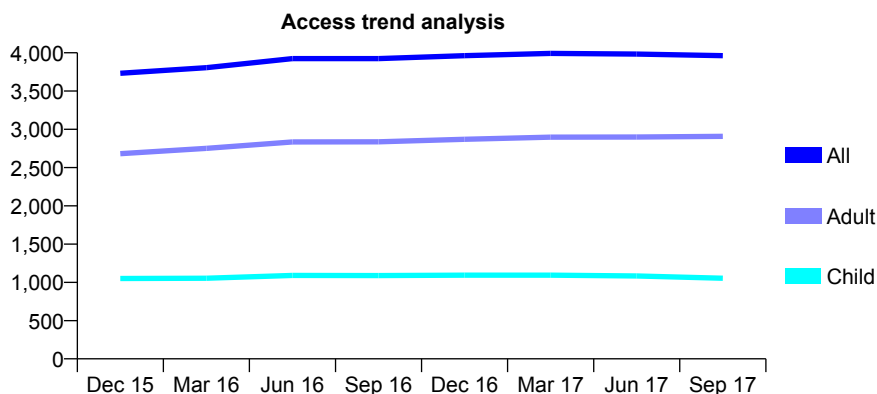
## Q58 - Vital Signs At a Glance Contract Report for 213632/0001 - September 2017

Name or company name	MR HW CHAN
Contract type name	GDS Contract
Purpose of contract	General
Contract start date	01/04/2006
Contract end date	

17/18 Contracted general activity (UDA)	12,000
Carry forward general activity (UDA)	0
17/18 Contracted orthodontic activity (UOA)	0
Carry forward orthodontic activity (UOA)	0
Baseline contract value	£294,190.18

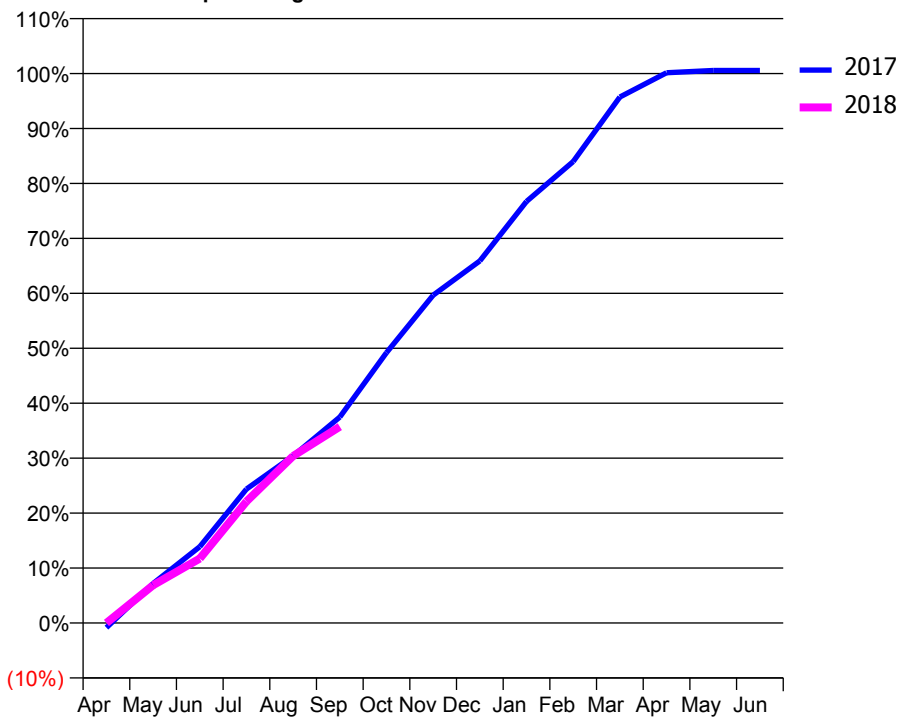
### ACCESS\*

Patients seen in 24 months	Total	Change since previous quarter
Quarter ending September 2016	3,925	
Quarter ending December 2016	3,963	→
Quarter ending March 2017	3,992	→
Quarter ending June 2017	3,983	→
Quarter ending September 2017	3,962	→
<b>Variance since September 2016</b>	<b>0.9%</b>	<b>→</b>



### ACTIVITY

Cumulative percentage of contracted UDA delivered 2017 & 2018



Month	Adjusted Scheduled Activity (UDA)	
	2017	2018
April	-102	0
May	863	826
June	1,667	1,409
July	2,926	2,655
August	3,650	3,647
September	4,499	4,287
October	5,903	
November	7,158	
December	7,907	
January	9,205	
February	10,077	
March	11,487	
April	12,017	
May	12,065	
June	12,065	

### QUALITY

	Quantity	Base Number	Contract	AT	Region	England
% of FP17s for the same patient ID Re-attending within 3 months - Children	15	771	1.9%	10.7%	11.6%	11.9%
% of FP17s for the same patient ID Re-attending within 3 months - Adults	92	1,629	5.6%	14.4%	15.2%	15.9%
% of FP17s for the same patient ID Re-attending between 3 & 9 months - Children	549	771	71.2%	56.9%	59.1%	58.1%
% of FP17s for the same patient ID Re-attending between 3 & 9 months - Adults	1,080	1,629	66.3%	48.5%	51.7%	50.6%
% of FP17s for Band 1 Urgent Courses	0	2,104	0.0%	8.6%	8.0%	9.1%
% of FP17s Relating to Free Repair or Replacements	10	2,104	0.5%	0.7%	0.8%	0.8%
% of FP17s Relating to Continuations	0	2,104	0.0%	0.9%	1.0%	1.1%
% of Patients satisfied with the dentistry they have received	8	8	N/A	91.0%	91.5%	91.4%
% of Patients satisfied with the time they had to wait for an appointment	8	8	N/A	86.9%	88.2%	87.7%

\* This is based on patients treated on this contract for their most recent course of treatment. Figures in italics indicate the base number of FP17s or Patient Questionnaire responses are less than 100. N/A is shown where the base number of responses is less than 10 during the period. % is calculated as Quantity/Base number\*100

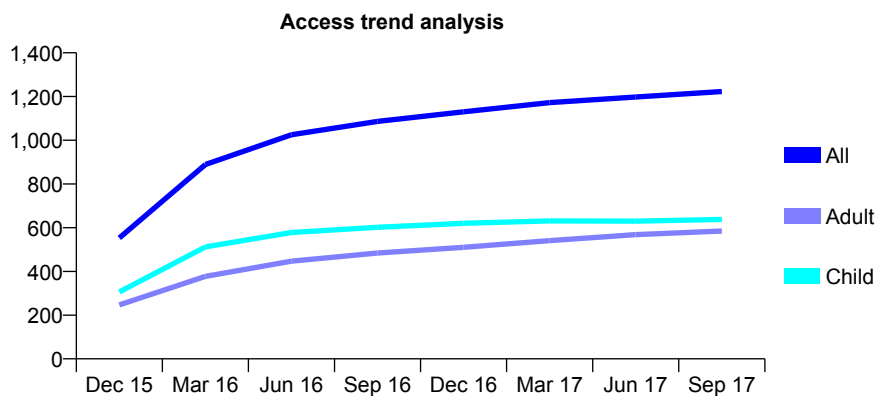
## Q58 - Vital Signs At a Glance Contract Report for 214248/0002 - September 2017

Name or company name	Alexandra Dental Practice
Contract type name	GDS Contract
Purpose of contract	General
Contract start date	01/09/2015
Contract end date	

17/18 Contracted general activity (UDA)	2,754
Carry forward general activity (UDA)	0
17/18 Contracted orthodontic activity (UOA)	0
Carry forward orthodontic activity (UOA)	0
Baseline contract value	£67,190.81

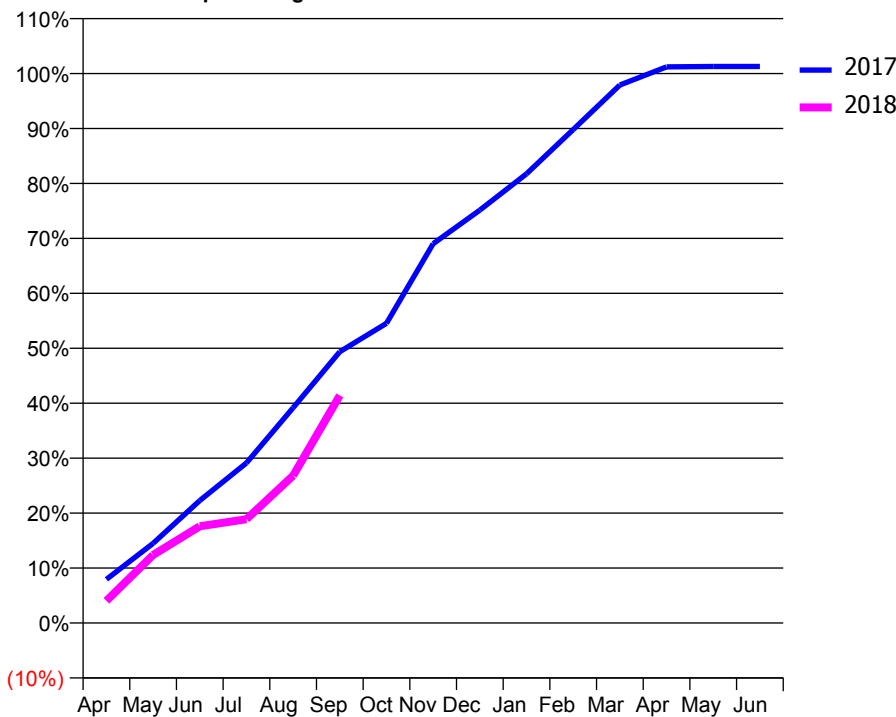
### ACCESS\*

Patients seen in 24 months	Total	Change since previous quarter
Quarter ending September 2016	1,086	
Quarter ending December 2016	1,130	↑
Quarter ending March 2017	1,172	↑
Quarter ending June 2017	1,198	↑
Quarter ending September 2017	1,223	↑
<b>Variance since September 2016</b>	<b>12.6%</b>	<b>↑</b>



### ACTIVITY

**Cumulative percentage of contracted UDA delivered 2017 & 2018**



Month	Adjusted Scheduled Activity (UDA)	
	2017	2018
April	219	111
May	399	341
June	614	485
July	802	520
August	1,079	739
September	1,359	1,140
October	1,502	
November	1,901	
December	2,069	
January	2,251	
February	2,473	
March	2,697	
April	2,787	
May	2,789	
June	2,789	

### QUALITY

	Quantity	Base Number	Contract	AT	Region	England
% of FP17s for the same patient ID Re-attending within 3 months - Children	29	500	5.8%	10.7%	11.6%	11.9%
% of FP17s for the same patient ID Re-attending within 3 months - Adults	34	384	8.9%	14.4%	15.2%	15.9%
% of FP17s for the same patient ID Re-attending between 3 & 9 months - Children	323	500	64.6%	56.9%	59.1%	58.1%
% of FP17s for the same patient ID Re-attending between 3 & 9 months - Adults	264	384	68.8%	48.5%	51.7%	50.6%
% of FP17s for Band 1 Urgent Courses	42	821	5.1%	8.6%	8.0%	9.1%
% of FP17s Relating to Free Repair or Replacements	0	821	0.0%	0.7%	0.8%	0.8%
% of FP17s Relating to Continuations	9	821	1.1%	0.9%	1.0%	1.1%
% of Patients satisfied with the dentistry they have received	2	2	N/A	91.0%	91.5%	91.4%
% of Patients satisfied with the time they had to wait for an appointment	2	2	N/A	86.9%	88.2%	87.7%

\* This is based on patients treated on this contract for their most recent course of treatment. Figures in italics indicate the base number of FP17s or Patient Questionnaire responses are less than 100. N/A is shown where the base number of responses is less than 10 during the period. % is calculated as Quantity/Base number\*100

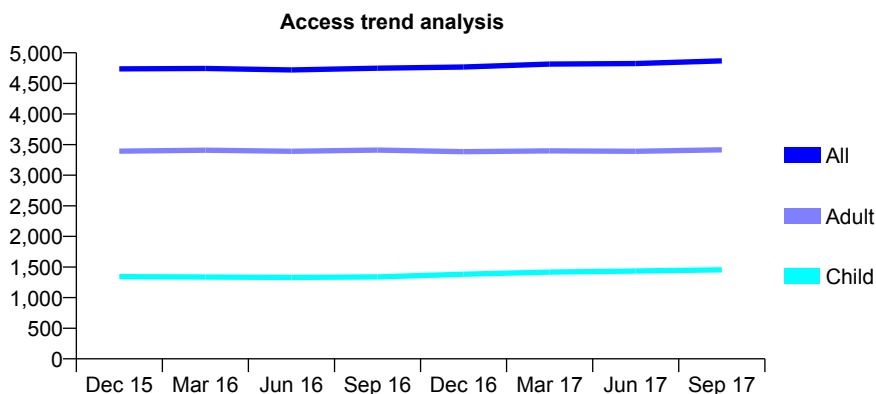
## Q58 - Vital Signs At a Glance Contract Report for 215090/0001 - September 2017

Name or company name	MR SJ GORAN
Contract type name	GDS Contract
Purpose of contract	General
Contract start date	01/04/2006
Contract end date	

17/18 Contracted general activity (UDA)	13,270
Carry forward general activity (UDA)	0
17/18 Contracted orthodontic activity (UOA)	0
Carry forward orthodontic activity (UOA)	0
Baseline contract value	£355,166.72

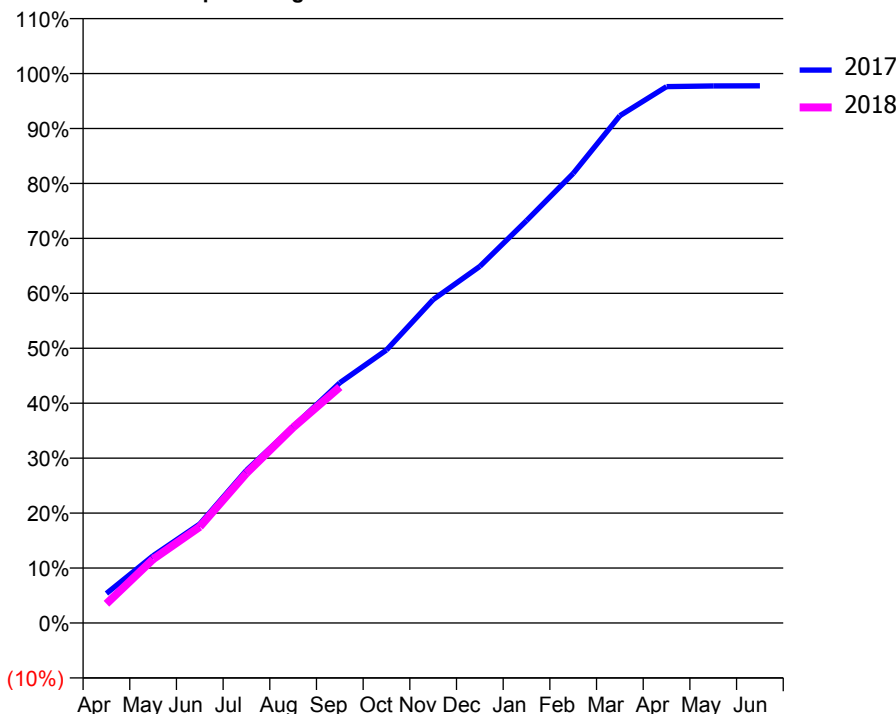
### ACCESS\*

Patients seen in 24 months	Total	Change since previous quarter
Quarter ending September 2016	4,749	
Quarter ending December 2016	4,767	→
Quarter ending March 2017	4,815	→
Quarter ending June 2017	4,824	→
Quarter ending September 2017	4,868	→
<b>Variance since September 2016</b>	<b>2.5%</b>	<b>↑</b>



### ACTIVITY

Cumulative percentage of contracted UDA delivered 2017 & 2018



Month	Adjusted Scheduled Activity (UDA)	
	2017	2018
April	714	465
May	1,626	1,541
June	2,391	2,323
July	3,689	3,617
August	4,742	4,723
September	5,801	5,697
October	6,592	
November	7,809	
December	8,611	
January	9,717	
February	10,858	
March	12,251	
April	12,954	
May	12,969	
June	12,972	

### QUALITY

	Quantity	Base Number	Contract	AT	Region	England
% of FP17s for the same patient ID Re-attending within 3 months - Children	83	960	8.6%	10.7%	11.6%	11.9%
% of FP17s for the same patient ID Re-attending within 3 months - Adults	449	2,134	21.0%	14.4%	15.2%	15.9%
% of FP17s for the same patient ID Re-attending between 3 & 9 months - Children	496	960	51.7%	56.9%	59.1%	58.1%
% of FP17s for the same patient ID Re-attending between 3 & 9 months - Adults	811	2,134	38.0%	48.5%	51.7%	50.6%
% of FP17s for Band 1 Urgent Courses	553	2,856	19.4%	8.6%	8.0%	9.1%
% of FP17s Relating to Free Repair or Replacements	8	2,856	0.3%	0.7%	0.8%	0.8%
% of FP17s Relating to Continuations	7	2,856	0.2%	0.9%	1.0%	1.1%
% of Patients satisfied with the dentistry they have received	4	4	N/A	91.0%	91.5%	91.4%
% of Patients satisfied with the time they had to wait for an appointment	4	4	N/A	86.9%	88.2%	87.7%

\* This is based on patients treated on this contract for their most recent course of treatment. Figures in italics indicate the base number of FP17s or Patient Questionnaire responses are less than 100. N/A is shown where the base number of responses is less than 10 during the period. % is calculated as Quantity/Base number\*100

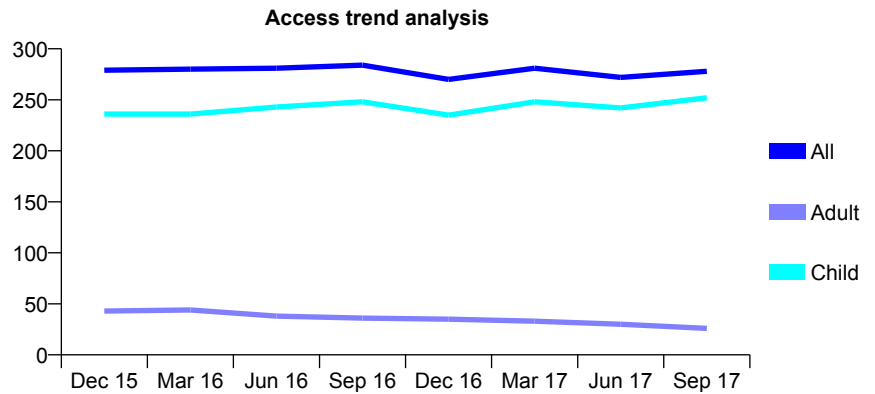
## Q58 - Vital Signs At a Glance Contract Report for 221643/0002 - September 2017

Name or company name	MR R MISTRY
Contract type name	GDS Contract
Purpose of contract	General
Contract start date	01/04/2006
Contract end date	

17/18 Contracted general activity (UDA)	490
Carry forward general activity (UDA)	0
17/18 Contracted orthodontic activity (UOA)	0
Carry forward orthodontic activity (UOA)	0
Baseline contract value	£14,538.51

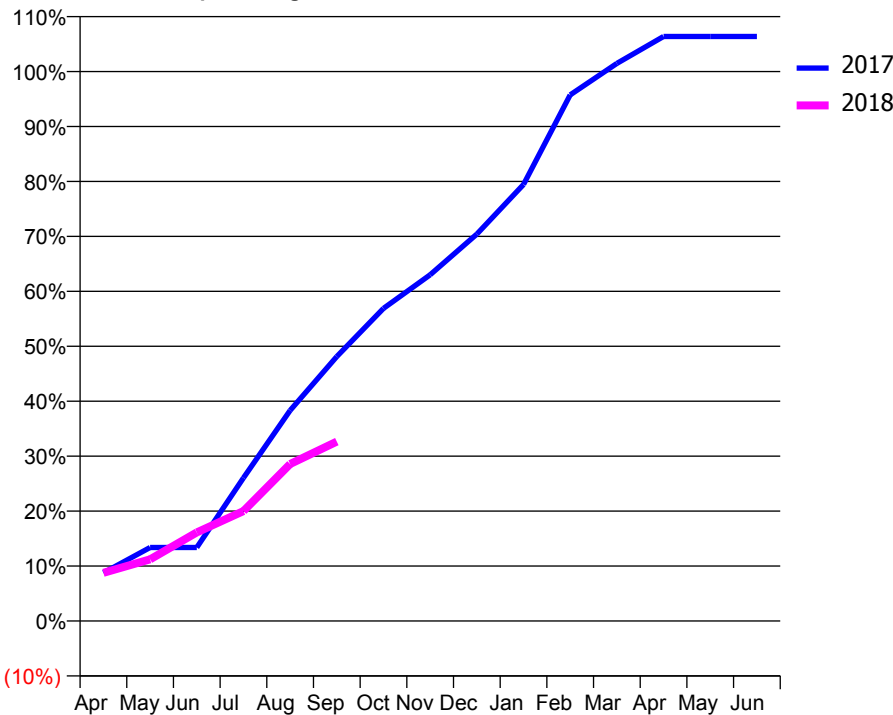
### ACCESS\*

Patients seen in 24 months	Total	Change since previous quarter
Quarter ending September 2016	284	
Quarter ending December 2016	270	↓
Quarter ending March 2017	281	↑
Quarter ending June 2017	272	↓
Quarter ending September 2017	278	↑
<b>Variance since September 2016</b>	<b>(2.1%)</b>	<b>↓</b>



### ACTIVITY

Cumulative percentage of contracted UDA delivered 2017 & 2018



Month	Adjusted Scheduled Activity (UDA)	
	2017	2018
April	43	43
May	66	55
June	66	79
July	128	98
August	188	140
September	236	160
October	279	
November	309	
December	345	
January	389	
February	469	
March	497	
April	521	
May	521	
June	521	

### QUALITY

	Quantity	Base Number	Contract	AT	Region	England
% of FP17s for the same patient ID Re-attending within 3 months - Children	3	139	2.2%	10.7%	11.6%	11.9%
% of FP17s for the same patient ID Re-attending within 3 months - Adults	1	7	14.3%	14.4%	15.2%	15.9%
% of FP17s for the same patient ID Re-attending between 3 & 9 months - Children	82	139	59.0%	56.9%	59.1%	58.1%
% of FP17s for the same patient ID Re-attending between 3 & 9 months - Adults	4	7	57.1%	48.5%	51.7%	50.6%
% of FP17s for Band 1 Urgent Courses	1	132	0.8%	8.6%	8.0%	9.1%
% of FP17s Relating to Free Repair or Replacements	0	132	0.0%	0.7%	0.8%	0.8%
% of FP17s Relating to Continuations	0	132	0.0%	0.9%	1.0%	1.1%
% of Patients satisfied with the dentistry they have received	0	0	N/A	91.0%	91.5%	91.4%
% of Patients satisfied with the time they had to wait for an appointment	0	0	N/A	86.9%	88.2%	87.7%

\* This is based on patients treated on this contract for their most recent course of treatment. Figures in italics indicate the base number of FP17s or Patient Questionnaire responses are less than 100. N/A is shown where the base number of responses is less than 10 during the period. % is calculated as Quantity/Base number\*100

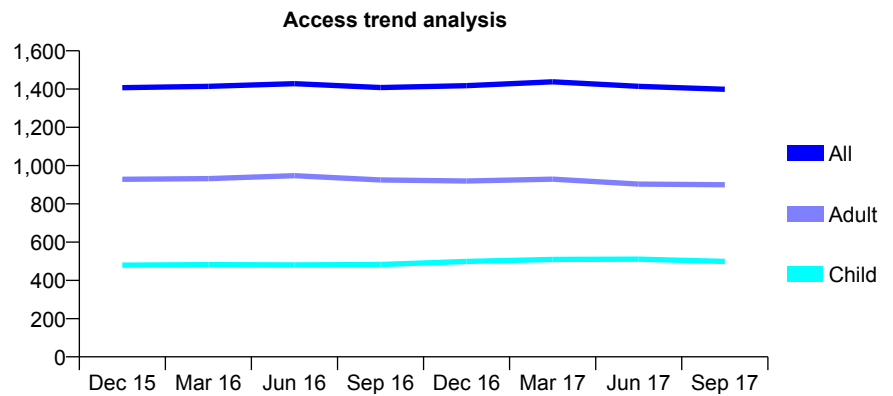
## Q58 - Vital Signs At a Glance Contract Report for 222135/0001 - September 2017

Name or company name	MR NM PATEL
Contract type name	GDS Contract
Purpose of contract	General
Contract start date	01/04/2006
Contract end date	

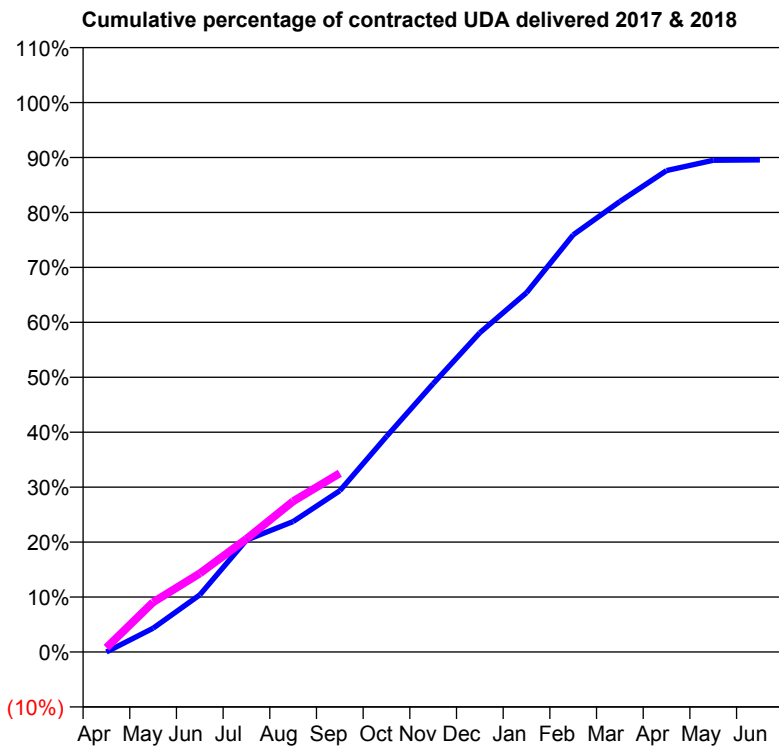
17/18 Contracted general activity (UDA)	3,562
Carry forward general activity (UDA)	0
17/18 Contracted orthodontic activity (UOA)	0
Carry forward orthodontic activity (UOA)	0
Baseline contract value	£86,475.61

### ACCESS\*

Patients seen in 24 months	Total	Change since previous quarter
Quarter ending September 2016	1,408	
Quarter ending December 2016	1,418	→
Quarter ending March 2017	1,438	→
Quarter ending June 2017	1,414	↓
Quarter ending September 2017	1,399	↓
<b>Variance since September 2016</b>	<b>(0.6%)</b>	<b>→</b>



### ACTIVITY



Month	Adjusted Scheduled Activity (UDA)	
	2017	2018
April	0	28
May	154	323
June	370	510
July	726	733
August	846	977
September	1,045	1,158
October	1,397	
November	1,740	
December	2,070	
January	2,329	
February	2,704	
March	2,920	
April	3,121	
May	3,188	
June	3,190	

### QUALITY

	Quantity	Base Number	Contract	AT	Region	England
% of FP17s for the same patient ID Re-attending within 3 months - Children	25	299	8.4%	10.7%	11.6%	11.9%
% of FP17s for the same patient ID Re-attending within 3 months - Adults	76	509	14.9%	14.4%	15.2%	15.9%
% of FP17s for the same patient ID Re-attending between 3 & 9 months - Children	102	299	34.1%	56.9%	59.1%	58.1%
% of FP17s for the same patient ID Re-attending between 3 & 9 months - Adults	216	509	42.4%	48.5%	51.7%	50.6%
% of FP17s for Band 1 Urgent Courses	62	679	9.1%	8.6%	8.0%	9.1%
% of FP17s Relating to Free Repair or Replacements	4	679	0.6%	0.7%	0.8%	0.8%
% of FP17s Relating to Continuations	6	679	0.9%	0.9%	1.0%	1.1%
% of Patients satisfied with the dentistry they have received	3	3	N/A	91.0%	91.5%	91.4%
% of Patients satisfied with the time they had to wait for an appointment	2	3	N/A	86.9%	88.2%	87.7%

\* This is based on patients treated on this contract for their most recent course of treatment. Figures in italics indicate the base number of FP17s or Patient Questionnaire responses are less than 100. N/A is shown where the base number of responses is less than 10 during the period. % is calculated as Quantity/Base number\*100

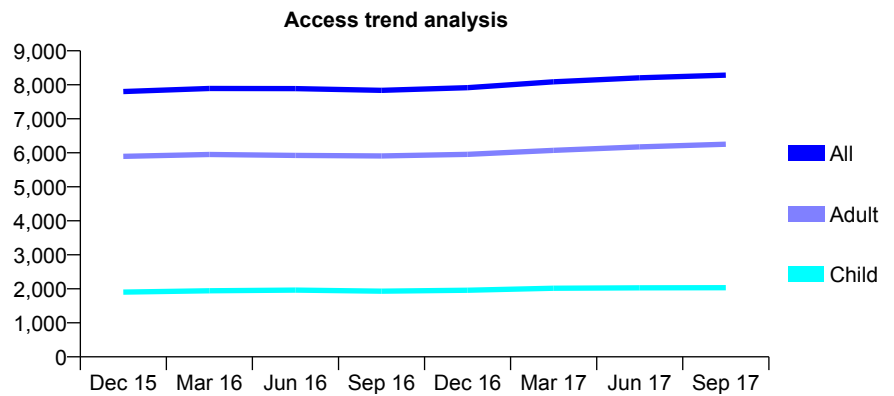
## Q58 - Vital Signs At a Glance Contract Report for 224618/0001 - September 2017

Name or company name	MR UH PATEL
Contract type name	GDS Contract
Purpose of contract	General
Contract start date	01/04/2006
Contract end date	

17/18 Contracted general activity (UDA)	18,367
Carry forward general activity (UDA)	0
17/18 Contracted orthodontic activity (UOA)	0
Carry forward orthodontic activity (UOA)	0
Baseline contract value	£427,707.56

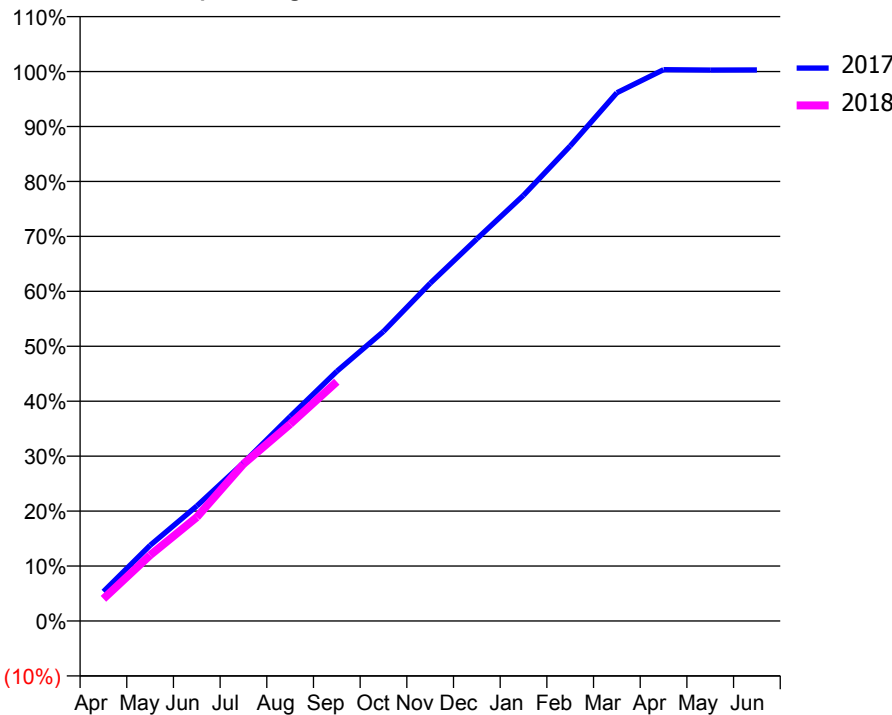
### ACCESS\*

Patients seen in 24 months	Total	Change since previous quarter
Quarter ending September 2016	7,838	
Quarter ending December 2016	7,915	→
Quarter ending March 2017	8,088	↑
Quarter ending June 2017	8,205	→
Quarter ending September 2017	8,285	→
<b>Variance since September 2016</b>	<b>5.7%</b>	<b>↑</b>



### ACTIVITY

Cumulative percentage of contracted UDA delivered 2017 & 2018



Month	Adjusted Scheduled Activity (UDA)	
	2017	2018
April	984	742
May	2,529	2,202
June	3,845	3,469
July	5,289	5,248
August	6,835	6,583
September	8,346	7,998
October	9,678	
November	11,287	
December	12,770	
January	14,227	
February	15,879	
March	17,655	
April	18,428	
May	18,415	
June	18,420	

### QUALITY

	Quantity	Base Number	Contract	AT	Region	England
% of FP17s for the same patient ID Re-attending within 3 months - Children	67	1,595	4.2%	10.7%	11.6%	11.9%
% of FP17s for the same patient ID Re-attending within 3 months - Adults	416	4,370	9.5%	14.4%	15.2%	15.9%
% of FP17s for the same patient ID Re-attending between 3 & 9 months - Children	1,085	1,595	68.0%	56.9%	59.1%	58.1%
% of FP17s for the same patient ID Re-attending between 3 & 9 months - Adults	2,681	4,370	61.4%	48.5%	51.7%	50.6%
% of FP17s for Band 1 Urgent Courses	270	4,894	5.5%	8.6%	8.0%	9.1%
% of FP17s Relating to Free Repair or Replacements	41	4,894	0.8%	0.7%	0.8%	0.8%
% of FP17s Relating to Continuations	29	4,894	0.6%	0.9%	1.0%	1.1%
% of Patients satisfied with the dentistry they have received	16	17	94.1%	91.0%	91.5%	91.4%
% of Patients satisfied with the time they had to wait for an appointment	15	17	88.2%	86.9%	88.2%	87.7%

\* This is based on patients treated on this contract for their most recent course of treatment. Figures in italics indicate the base number of FP17s or Patient Questionnaire responses are less than 100. N/A is shown where the base number of responses is less than 10 during the period. % is calculated as Quantity/Base number\*100



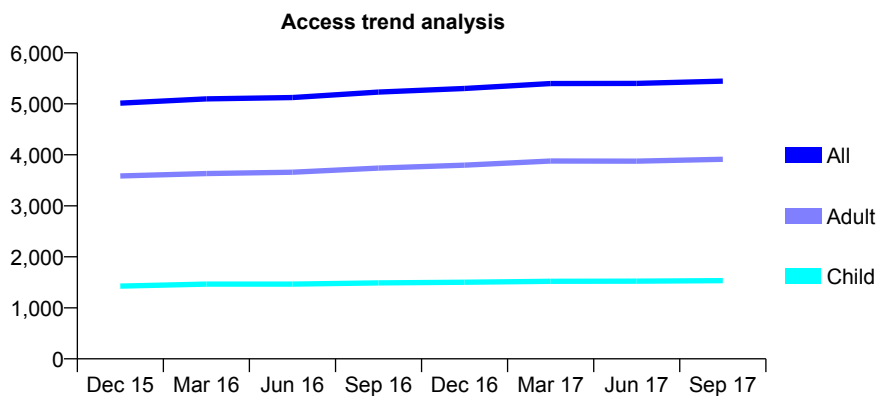
## Q58 - Vital Signs At a Glance Contract Report for 224618/0002 - September 2017

Name or company name	MR UH PATEL
Contract type name	GDS Contract
Purpose of contract	General
Contract start date	01/04/2006
Contract end date	

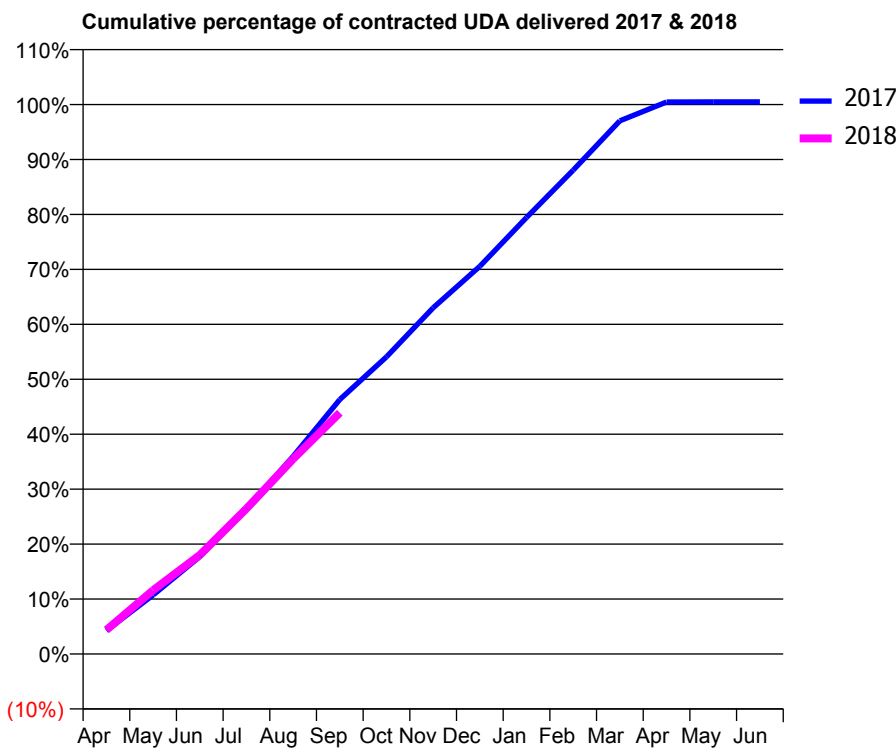
17/18 Contracted general activity (UDA)	13,311
Carry forward general activity (UDA)	0
17/18 Contracted orthodontic activity (UOA)	0
Carry forward orthodontic activity (UOA)	0
Baseline contract value	£318,881.63

### ACCESS\*

Patients seen in 24 months	Total	Change since previous quarter
Quarter ending September 2016	5,229	
Quarter ending December 2016	5,300	→
Quarter ending March 2017	5,398	→
Quarter ending June 2017	5,400	→
Quarter ending September 2017	5,445	→
<b>Variance since September 2016</b>	<b>4.1%</b>	<b>↑</b>



### ACTIVITY



Month	Adjusted Scheduled Activity (UDA)	
	2017	2018
April	566	583
May	1,428	1,545
June	2,361	2,399
July	3,514	3,522
August	4,788	4,724
September	6,166	5,843
October	7,199	
November	8,386	
December	9,392	
January	10,574	
February	11,719	
March	12,917	
April	13,370	
May	13,376	
June	13,374	

### QUALITY

	Quantity	Base Number	Contract	AT	Region	England
% of FP17s for the same patient ID Re-attending within 3 months - Children	87	1,356	6.4%	10.7%	11.6%	11.9%
% of FP17s for the same patient ID Re-attending within 3 months - Adults	183	2,630	7.0%	14.4%	15.2%	15.9%
% of FP17s for the same patient ID Re-attending between 3 & 9 months - Children	987	1,356	72.8%	56.9%	59.1%	58.1%
% of FP17s for the same patient ID Re-attending between 3 & 9 months - Adults	1,678	2,630	63.8%	48.5%	51.7%	50.6%
% of FP17s for Band 1 Urgent Courses	172	3,765	4.6%	8.6%	8.0%	9.1%
% of FP17s Relating to Free Repair or Replacements	24	3,765	0.6%	0.7%	0.8%	0.8%
% of FP17s Relating to Continuations	3	3,765	0.1%	0.9%	1.0%	1.1%
% of Patients satisfied with the dentistry they have received	7	7	N/A	91.0%	91.5%	91.4%
% of Patients satisfied with the time they had to wait for an appointment	7	7	N/A	86.9%	88.2%	87.7%

\* This is based on patients treated on this contract for their most recent course of treatment. Figures in italics indicate the base number of FP17s or Patient Questionnaire responses are less than 100. N/A is shown where the base number of responses is less than 10 during the period. % is calculated as Quantity/Base number\*100

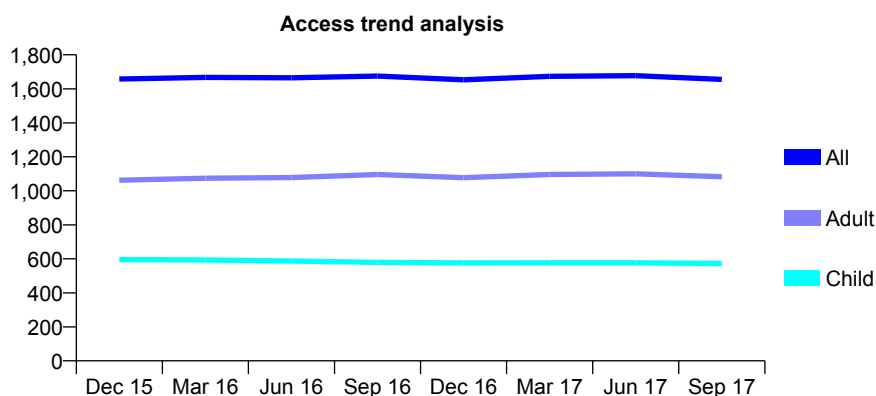
## Q58 - Vital Signs At a Glance Contract Report for 234478/0001 - September 2017

Name or company name	MR SR WOODHOUSE
Contract type name	GDS Contract
Purpose of contract	General
Contract start date	01/04/2006
Contract end date	

17/18 Contracted general activity (UDA)	4,150
Carry forward general activity (UDA)	0
17/18 Contracted orthodontic activity (UOA)	0
Carry forward orthodontic activity (UOA)	0
Baseline contract value	£96,186.37

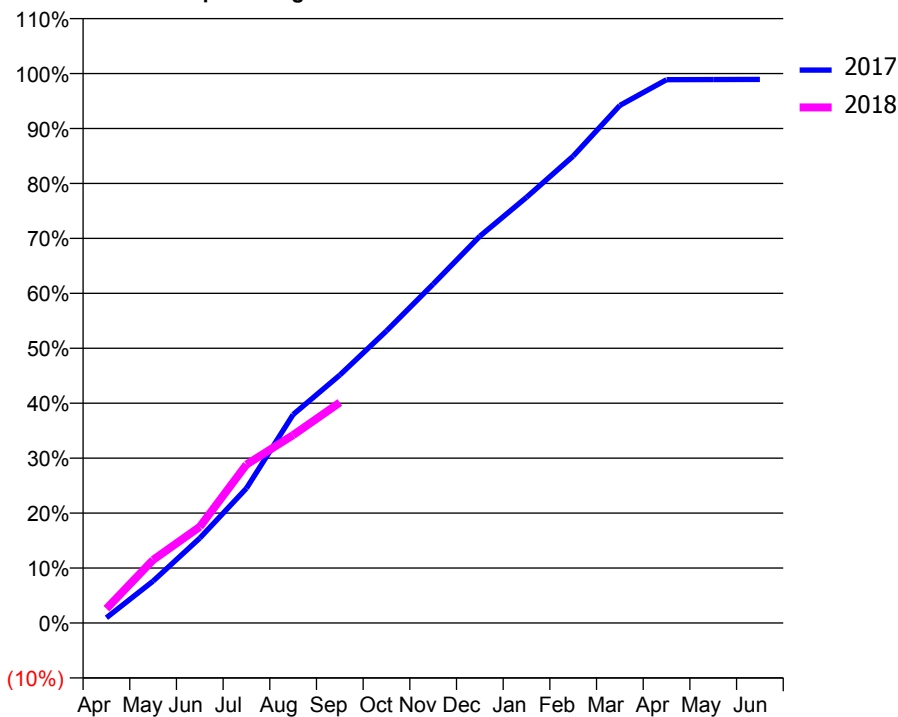
### ACCESS\*

Patients seen in 24 months	Total	Change since previous quarter
Quarter ending September 2016	1,675	
Quarter ending December 2016	1,653	↓
Quarter ending March 2017	1,673	→
Quarter ending June 2017	1,677	→
Quarter ending September 2017	1,655	↓
<b>Variance since September 2016</b>	<b>(1.2%)</b>	<b>↓</b>



### ACTIVITY

Cumulative percentage of contracted UDA delivered 2017 & 2018



Month	Adjusted Scheduled Activity (UDA)	
	2017	2018
April	40	109
May	317	477
June	641	726
July	1,017	1,197
August	1,574	1,419
September	1,872	1,665
October	2,206	
November	2,560	
December	2,921	
January	3,215	
February	3,526	
March	3,909	
April	4,103	
May	4,104	
June	4,105	

### QUALITY

	Quantity	Base Number	Contract	AT	Region	England
% of FP17s for the same patient ID Re-attending within 3 months - Children	21	418	5.0%	10.7%	11.6%	11.9%
% of FP17s for the same patient ID Re-attending within 3 months - Adults	65	603	10.8%	14.4%	15.2%	15.9%
% of FP17s for the same patient ID Re-attending between 3 & 9 months - Children	275	418	65.8%	56.9%	59.1%	58.1%
% of FP17s for the same patient ID Re-attending between 3 & 9 months - Adults	328	603	54.4%	48.5%	51.7%	50.6%
% of FP17s for Band 1 Urgent Courses	64	924	6.9%	8.6%	8.0%	9.1%
% of FP17s Relating to Free Repair or Replacements	5	924	0.5%	0.7%	0.8%	0.8%
% of FP17s Relating to Continuations	3	924	0.3%	0.9%	1.0%	1.1%
% of Patients satisfied with the dentistry they have received	5	5	N/A	91.0%	91.5%	91.4%
% of Patients satisfied with the time they had to wait for an appointment	5	5	N/A	86.9%	88.2%	87.7%

\* This is based on patients treated on this contract for their most recent course of treatment. Figures in italics indicate the base number of FP17s or Patient Questionnaire responses are less than 100. N/A is shown where the base number of responses is less than 10 during the period. % is calculated as Quantity/Base number\*100

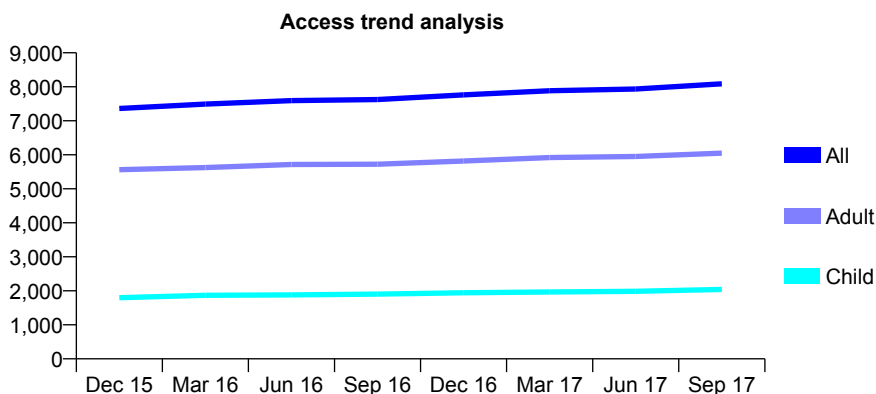
## Q58 - Vital Signs At a Glance Contract Report for 239348/0001 - September 2017

Name or company name	MR M PATEL
Contract type name	GDS Contract
Purpose of contract	General
Contract start date	01/04/2006
Contract end date	

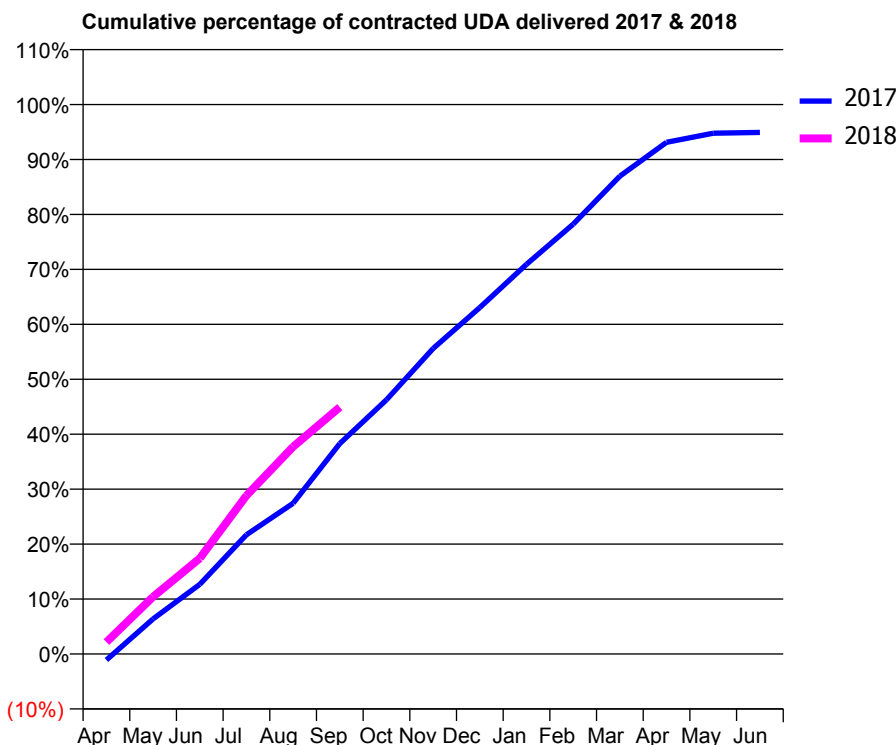
17/18 Contracted general activity (UDA)	22,500
Carry forward general activity (UDA)	0
17/18 Contracted orthodontic activity (UOA)	0
Carry forward orthodontic activity (UOA)	0
Baseline contract value	£643,299.80

### ACCESS\*

Patients seen in 24 months	Total	Change since previous quarter
Quarter ending September 2016	7,625	
Quarter ending December 2016	7,762	→
Quarter ending March 2017	7,884	→
Quarter ending June 2017	7,937	→
Quarter ending September 2017	8,090	→
<b>Variance since September 2016</b>	<b>6.1%</b>	<b>↑</b>



### ACTIVITY



Month	Adjusted Scheduled Activity (UDA)	
	2017	2018
April	-251	489
May	1,441	2,345
June	2,851	3,920
July	4,885	6,492
August	6,175	8,487
September	8,620	10,109
October	10,411	
November	12,509	
December	14,189	
January	15,956	
February	17,600	
March	19,565	
April	20,951	
May	21,322	
June	21,355	

### QUALITY

	Quantity	Base Number	Contract	AT	Region	England
% of FP17s for the same patient ID Re-attending within 3 months - Children	116	1,456	8.0%	10.7%	11.6%	11.9%
% of FP17s for the same patient ID Re-attending within 3 months - Adults	641	3,637	17.6%	14.4%	15.2%	15.9%
% of FP17s for the same patient ID Re-attending between 3 & 9 months - Children	626	1,456	43.0%	56.9%	59.1%	58.1%
% of FP17s for the same patient ID Re-attending between 3 & 9 months - Adults	1,233	3,637	33.9%	48.5%	51.7%	50.6%
% of FP17s for Band 1 Urgent Courses	194	4,290	4.5%	8.6%	8.0%	9.1%
% of FP17s Relating to Free Repair or Replacements	111	4,290	2.6%	0.7%	0.8%	0.8%
% of FP17s Relating to Continuations	211	4,290	4.9%	0.9%	1.0%	1.1%
% of Patients satisfied with the dentistry they have received	6	7	N/A	91.0%	91.5%	91.4%
% of Patients satisfied with the time they had to wait for an appointment	5	7	N/A	86.9%	88.2%	87.7%

\* This is based on patients treated on this contract for their most recent course of treatment. Figures in italics indicate the base number of FP17s or Patient Questionnaire responses are less than 100. N/A is shown where the base number of responses is less than 10 during the period. % is calculated as Quantity/Base number\*100

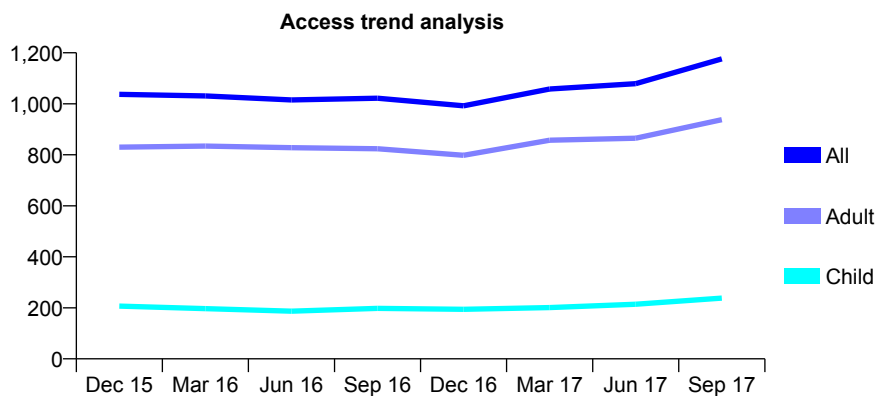
## Q58 - Vital Signs At a Glance Contract Report for 239682/0001 - September 2017

Name or company name	MISS DM PATEL
Contract type name	GDS Contract
Purpose of contract	General
Contract start date	01/04/2006
Contract end date	

17/18 Contracted general activity (UDA)	4,600
Carry forward general activity (UDA)	0
17/18 Contracted orthodontic activity (UOA)	0
Carry forward orthodontic activity (UOA)	0
Baseline contract value	£132,520.04

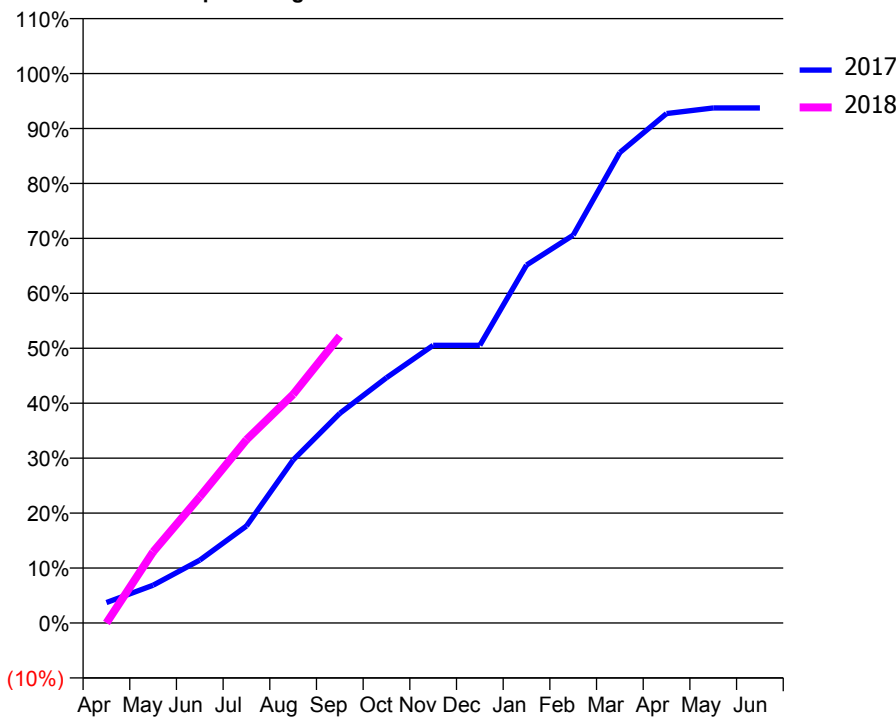
### ACCESS\*

Patients seen in 24 months	Total	Change since previous quarter
Quarter ending September 2016	1,022	
Quarter ending December 2016	992	↓
Quarter ending March 2017	1,058	↑
Quarter ending June 2017	1,079	→
Quarter ending September 2017	1,176	↑
<b>Variance since September 2016</b>	<b>15.1%</b>	<b>↑</b>



### ACTIVITY

Cumulative percentage of contracted UDA delivered 2017 & 2018



Month	Adjusted Scheduled Activity (UDA)	
	2017	2018
April	172	0
May	316	596
June	526	1,056
July	812	1,535
August	1,365	1,914
September	1,755	2,402
October	2,053	
November	2,324	
December	2,324	
January	2,997	
February	3,247	
March	3,938	
April	4,264	
May	4,311	
June	4,311	

### QUALITY

	Quantity	Base Number	Contract	AT	Region	England
% of FP17s for the same patient ID Re-attending within 3 months - Children	21	223	9.4%	10.7%	11.6%	11.9%
% of FP17s for the same patient ID Re-attending within 3 months - Adults	210	780	26.9%	14.4%	15.2%	15.9%
% of FP17s for the same patient ID Re-attending between 3 & 9 months - Children	124	223	55.6%	56.9%	59.1%	58.1%
% of FP17s for the same patient ID Re-attending between 3 & 9 months - Adults	338	780	43.3%	48.5%	51.7%	50.6%
% of FP17s for Band 1 Urgent Courses	80	910	8.8%	8.6%	8.0%	9.1%
% of FP17s Relating to Free Repair or Replacements	9	910	1.0%	0.7%	0.8%	0.8%
% of FP17s Relating to Continuations	2	910	0.2%	0.9%	1.0%	1.1%
% of Patients satisfied with the dentistry they have received	3	4	N/A	91.0%	91.5%	91.4%
% of Patients satisfied with the time they had to wait for an appointment	4	4	N/A	86.9%	88.2%	87.7%

\* This is based on patients treated on this contract for their most recent course of treatment. Figures in italics indicate the base number of FP17s or Patient Questionnaire responses are less than 100. N/A is shown where the base number of responses is less than 10 during the period. % is calculated as Quantity/Base number\*100

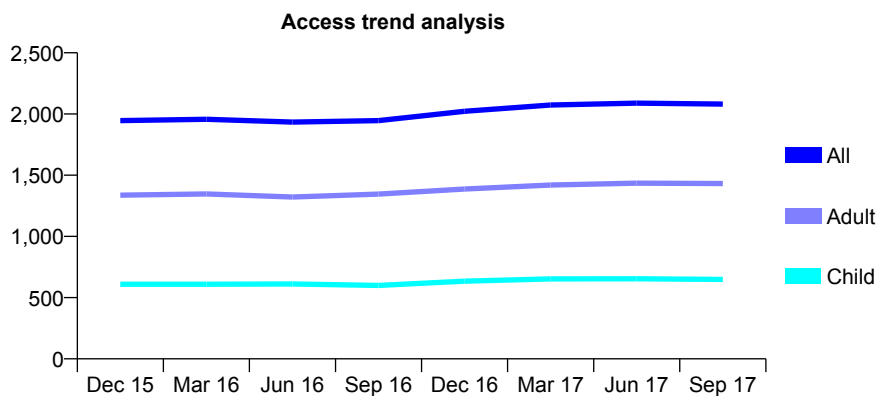
## Q58 - Vital Signs At a Glance Contract Report for 241393/0002 - September 2017

Name or company name	MR SH ALI
Contract type name	GDS Contract
Purpose of contract	General
Contract start date	01/10/2009
Contract end date	

17/18 Contracted general activity (UDA)	6,500
Carry forward general activity (UDA)	0
17/18 Contracted orthodontic activity (UOA)	0
Carry forward orthodontic activity (UOA)	0
Baseline contract value	£189,160.64

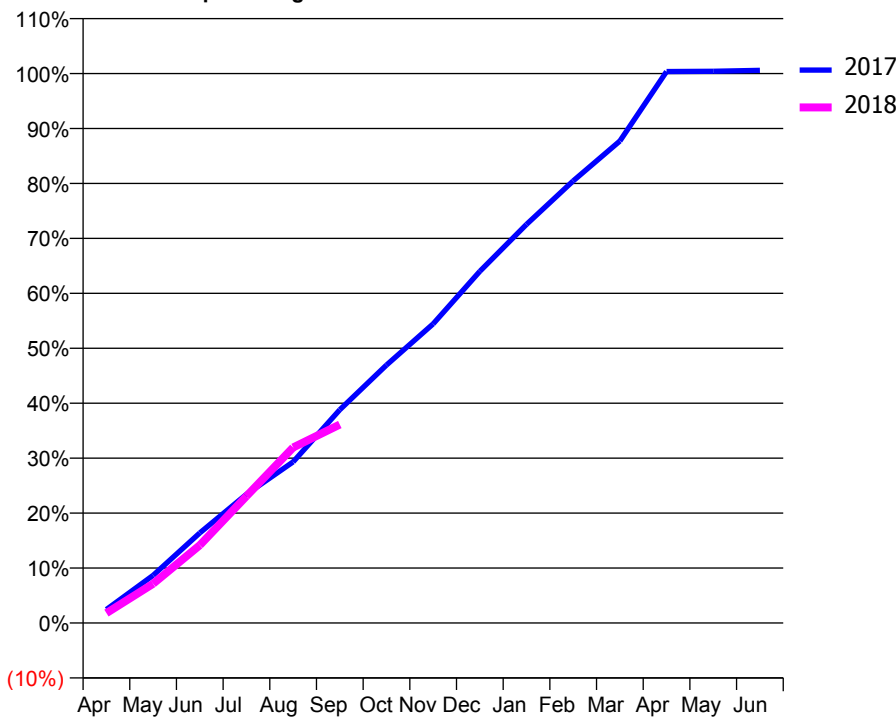
### ACCESS\*

Patients seen in 24 months	Total	Change since previous quarter
Quarter ending September 2016	1,946	
Quarter ending December 2016	2,022	↑
Quarter ending March 2017	2,073	↑
Quarter ending June 2017	2,089	→
Quarter ending September 2017	2,081	→
<b>Variance since September 2016</b>	<b>6.9%</b>	<b>↑</b>



### ACTIVITY

Cumulative percentage of contracted UDA delivered 2017 & 2018



Month	Adjusted Scheduled Activity (UDA)	
	2017	2018
April	160	118
May	563	465
June	1,065	920
July	1,523	1,501
August	1,906	2,077
September	2,523	2,348
October	3,051	
November	3,539	
December	4,160	
January	4,716	
February	5,229	
March	5,701	
April	6,523	
May	6,526	
June	6,538	

### QUALITY

	Quantity	Base Number	Contract	AT	Region	England
% of FP17s for the same patient ID Re-attending within 3 months - Children	30	385	7.8%	10.7%	11.6%	11.9%
% of FP17s for the same patient ID Re-attending within 3 months - Adults	142	723	19.6%	14.4%	15.2%	15.9%
% of FP17s for the same patient ID Re-attending between 3 & 9 months - Children	200	385	51.9%	56.9%	59.1%	58.1%
% of FP17s for the same patient ID Re-attending between 3 & 9 months - Adults	131	723	18.1%	48.5%	51.7%	50.6%
% of FP17s for Band 1 Urgent Courses	130	879	14.8%	8.6%	8.0%	9.1%
% of FP17s Relating to Free Repair or Replacements	11	879	1.3%	0.7%	0.8%	0.8%
% of FP17s Relating to Continuations	22	879	2.5%	0.9%	1.0%	1.1%
% of Patients satisfied with the dentistry they have received	8	9	N/A	91.0%	91.5%	91.4%
% of Patients satisfied with the time they had to wait for an appointment	7	9	N/A	86.9%	88.2%	87.7%

\* This is based on patients treated on this contract for their most recent course of treatment. Figures in italics indicate the base number of FP17s or Patient Questionnaire responses are less than 100. N/A is shown where the base number of responses is less than 10 during the period. % is calculated as Quantity/Base number\*100

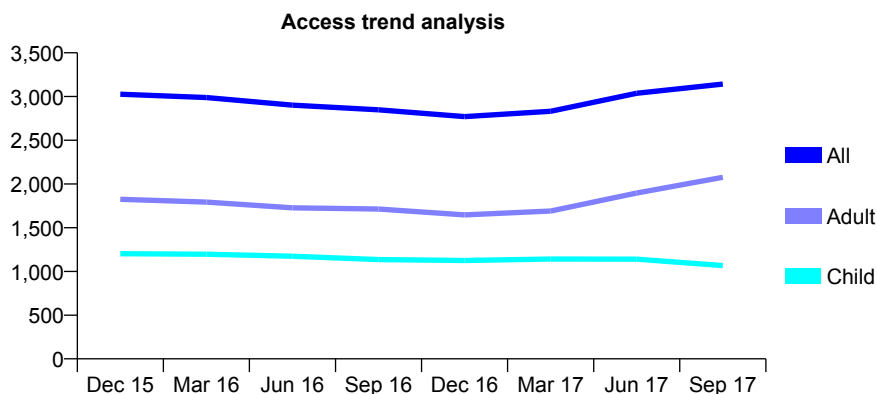
## Q58 - Vital Signs At a Glance Contract Report for 243760/0002 - September 2017

Name or company name	Broughton Dental Partnership
Contract type name	GDS Contract
Purpose of contract	General
Contract start date	01/04/2007
Contract end date	

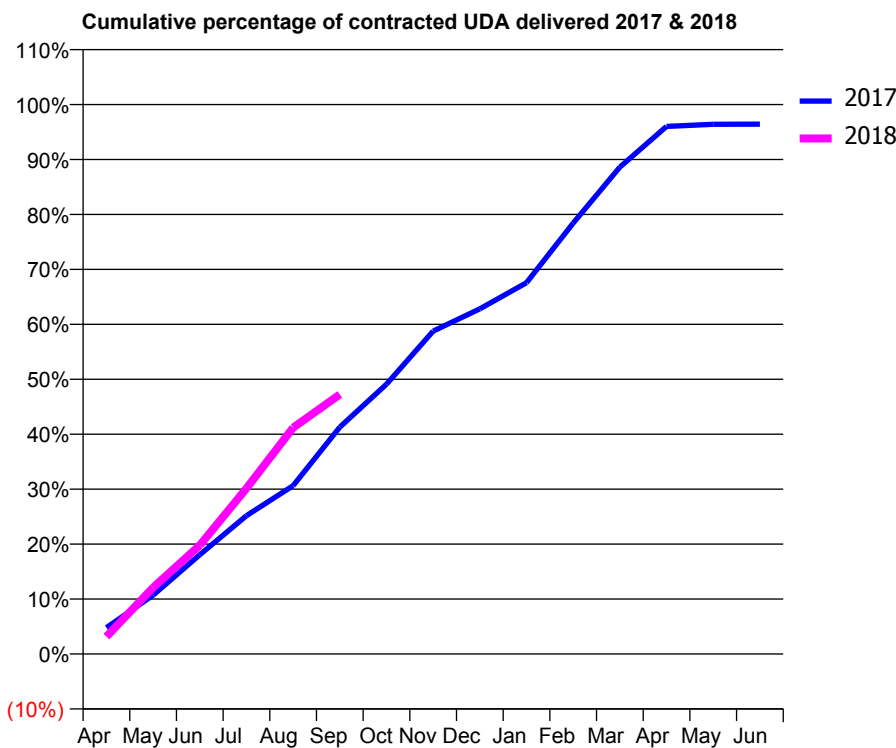
17/18 Contracted general activity (UDA)	6,964
Carry forward general activity (UDA)	0
17/18 Contracted orthodontic activity (UOA)	0
Carry forward orthodontic activity (UOA)	0
Baseline contract value	£158,313.19

### ACCESS\*

Patients seen in 24 months	Total	Change since previous quarter
Quarter ending September 2016	2,848	
Quarter ending December 2016	2,771	↓
Quarter ending March 2017	2,831	↑
Quarter ending June 2017	3,037	↑
Quarter ending September 2017	3,143	↑
<b>Variance since September 2016</b>	<b>10.4%</b>	<b>↑</b>



### ACTIVITY



Adjusted Scheduled Activity (UDA)		
Month	2017	2018
April	334	220
May	747	843
June	1,258	1,378
July	1,753	2,099
August	2,133	2,869
September	2,876	3,289
October	3,420	
November	4,093	
December	4,375	
January	4,705	
February	5,460	
March	6,172	
April	6,687	
May	6,714	
June	6,715	

### QUALITY

	Quantity	Base Number	Contract	AT	Region	England
% of FP17s for the same patient ID Re-attending within 3 months - Children	41	762	5.4%	10.7%	11.6%	11.9%
% of FP17s for the same patient ID Re-attending within 3 months - Adults	157	1,463	10.7%	14.4%	15.2%	15.9%
% of FP17s for the same patient ID Re-attending between 3 & 9 months - Children	343	762	45.0%	56.9%	59.1%	58.1%
% of FP17s for the same patient ID Re-attending between 3 & 9 months - Adults	330	1,463	22.6%	48.5%	51.7%	50.6%
% of FP17s for Band 1 Urgent Courses	76	2,025	3.8%	8.6%	8.0%	9.1%
% of FP17s Relating to Free Repair or Replacements	29	2,025	1.4%	0.7%	0.8%	0.8%
% of FP17s Relating to Continuations	11	2,025	0.5%	0.9%	1.0%	1.1%
% of Patients satisfied with the dentistry they have received	6	8	N/A	91.0%	91.5%	91.4%
% of Patients satisfied with the time they had to wait for an appointment	6	8	N/A	86.9%	88.2%	87.7%

\* This is based on patients treated on this contract for their most recent course of treatment. Figures in italics indicate the base number of FP17s or Patient Questionnaire responses are less than 100. N/A is shown where the base number of responses is less than 10 during the period. % is calculated as Quantity/Base number\*100

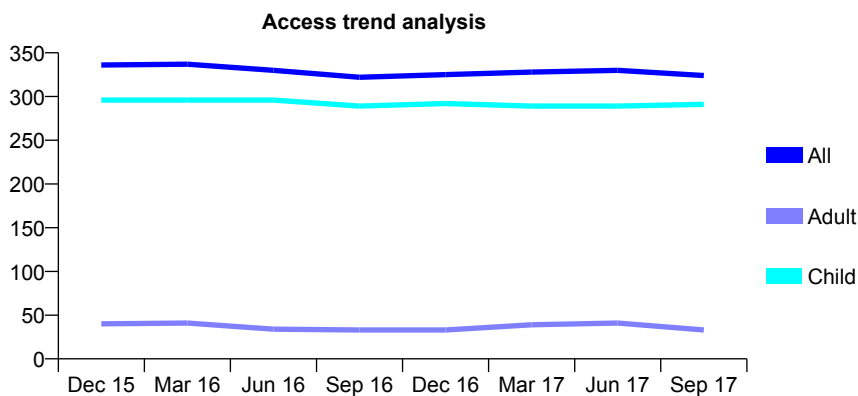
## Q58 - Vital Signs At a Glance Contract Report for 244740/0001 - September 2017

Name or company name	MR AN FLATTERS
Contract type name	GDS Contract
Purpose of contract	General
Contract start date	01/04/2006
Contract end date	

17/18 Contracted general activity (UDA)	610
Carry forward general activity (UDA)	0
17/18 Contracted orthodontic activity (UOA)	0
Carry forward orthodontic activity (UOA)	0
Baseline contract value	£15,268.58

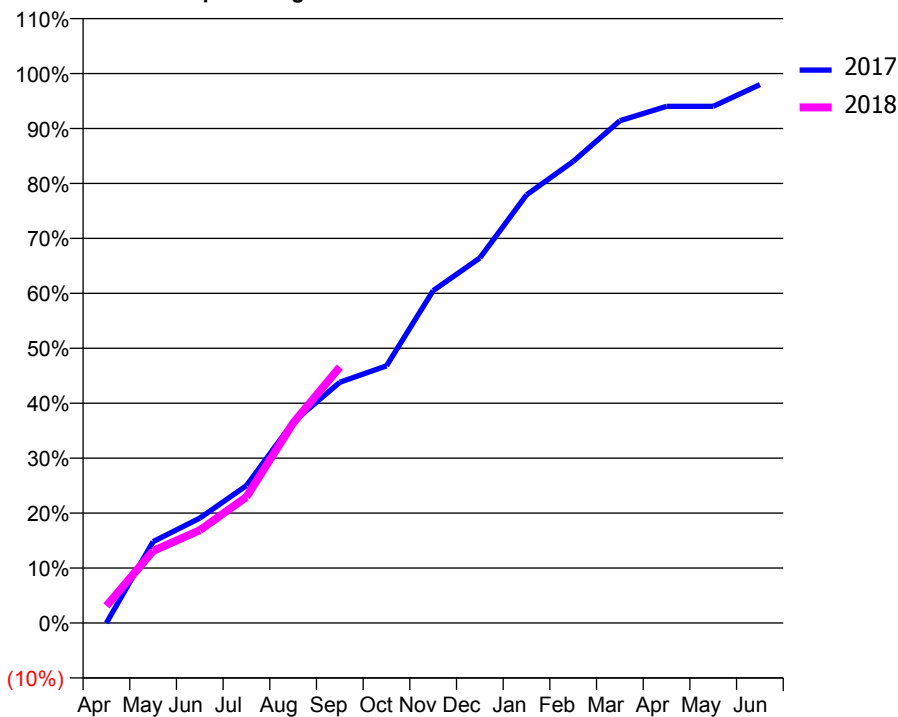
### ACCESS\*

Patients seen in 24 months	Total	Change since previous quarter
Quarter ending September 2016	322	
Quarter ending December 2016	325	→
Quarter ending March 2017	328	→
Quarter ending June 2017	330	→
Quarter ending September 2017	324	↓
<b>Variance since September 2016</b>	<b>0.6%</b>	<b>→</b>



### ACTIVITY

Cumulative percentage of contracted UDA delivered 2017 & 2018



Month	Adjusted Scheduled Activity (UDA)	
	2017	2018
April	0	19
May	90	80
June	116	103
July	153	140
August	223	222
September	267	284
October	285	
November	369	
December	405	
January	475	
February	512	
March	558	
April	574	
May	574	
June	598	

### QUALITY

	Quantity	Base Number	Contract	AT	Region	England
% of FP17s for the same patient ID Re-attending within 3 months - Children	16	240	6.7%	10.7%	11.6%	11.9%
% of FP17s for the same patient ID Re-attending within 3 months - Adults	0	12	0.0%	14.4%	15.2%	15.9%
% of FP17s for the same patient ID Re-attending between 3 & 9 months - Children	156	240	65.0%	56.9%	59.1%	58.1%
% of FP17s for the same patient ID Re-attending between 3 & 9 months - Adults	11	12	91.7%	48.5%	51.7%	50.6%
% of FP17s for Band 1 Urgent Courses	6	222	2.7%	8.6%	8.0%	9.1%
% of FP17s Relating to Free Repair or Replacements	0	222	0.0%	0.7%	0.8%	0.8%
% of FP17s Relating to Continuations	4	222	1.8%	0.9%	1.0%	1.1%
% of Patients satisfied with the dentistry they have received	0	0	N/A	91.0%	91.5%	91.4%
% of Patients satisfied with the time they had to wait for an appointment	0	0	N/A	86.9%	88.2%	87.7%

\* This is based on patients treated on this contract for their most recent course of treatment. Figures in italics indicate the base number of FP17s or Patient Questionnaire responses are less than 100. N/A is shown where the base number of responses is less than 10 during the period. % is calculated as Quantity/Base number\*100

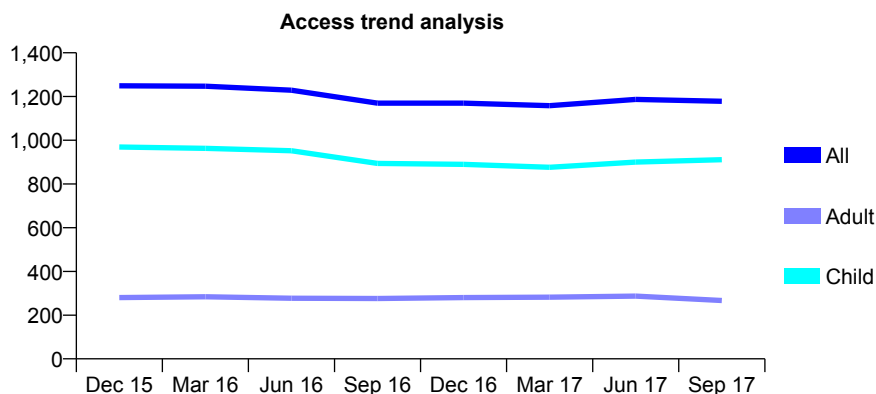
## Q58 - Vital Signs At a Glance Contract Report for 244961/0001 - September 2017

Name or company name	MR RF COLIN
Contract type name	GDS Contract
Purpose of contract	General
Contract start date	01/04/2006
Contract end date	

17/18 Contracted general activity (UDA)	1,850
Carry forward general activity (UDA)	0
17/18 Contracted orthodontic activity (UOA)	0
Carry forward orthodontic activity (UOA)	0
Baseline contract value	£45,454.12

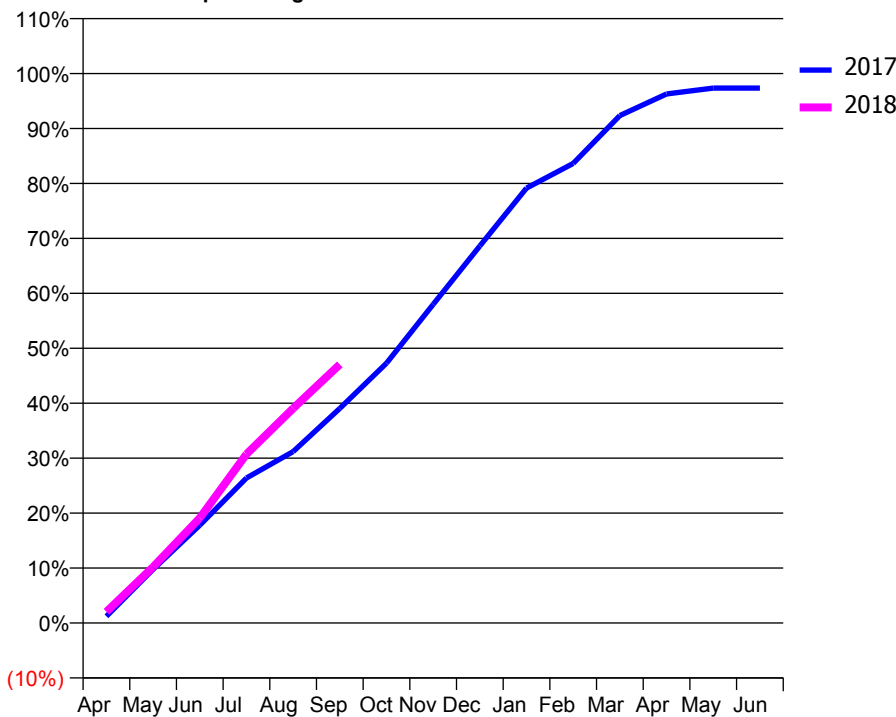
### ACCESS\*

Patients seen in 24 months	Total	Change since previous quarter
Quarter ending September 2016	1,170	
Quarter ending December 2016	1,170	→
Quarter ending March 2017	1,158	↓
Quarter ending June 2017	1,187	↑
Quarter ending September 2017	1,178	→
<b>Variance since September 2016</b>	<b>0.7%</b>	<b>→</b>



### ACTIVITY

Cumulative percentage of contracted UDA delivered 2017 & 2018



Adjusted Scheduled Activity (UDA)

Month	2017	2018
April	23	38
May	185	189
June	338	353
July	502	568
August	593	722
September	742	871
October	898	
November	1,102	
December	1,304	
January	1,504	
February	1,589	
March	1,754	
April	1,829	
May	1,850	
June	1,850	

### QUALITY

	Quantity	Base Number	Contract	AT	Region	England
% of FP17s for the same patient ID Re-attending within 3 months - Children	37	650	5.7%	10.7%	11.6%	11.9%
% of FP17s for the same patient ID Re-attending within 3 months - Adults	10	98	10.2%	14.4%	15.2%	15.9%
% of FP17s for the same patient ID Re-attending between 3 & 9 months - Children	345	650	53.1%	56.9%	59.1%	58.1%
% of FP17s for the same patient ID Re-attending between 3 & 9 months - Adults	59	98	60.2%	48.5%	51.7%	50.6%
% of FP17s for Band 1 Urgent Courses	3	665	0.5%	8.6%	8.0%	9.1%
% of FP17s Relating to Free Repair or Replacements	0	665	0.0%	0.7%	0.8%	0.8%
% of FP17s Relating to Continuations	0	665	0.0%	0.9%	1.0%	1.1%
% of Patients satisfied with the dentistry they have received	1	1	N/A	91.0%	91.5%	91.4%
% of Patients satisfied with the time they had to wait for an appointment	1	1	N/A	86.9%	88.2%	87.7%

\* This is based on patients treated on this contract for their most recent course of treatment. Figures in italics indicate the base number of FP17s or Patient Questionnaire responses are less than 100. N/A is shown where the base number of responses is less than 10 during the period. % is calculated as Quantity/Base number\*100



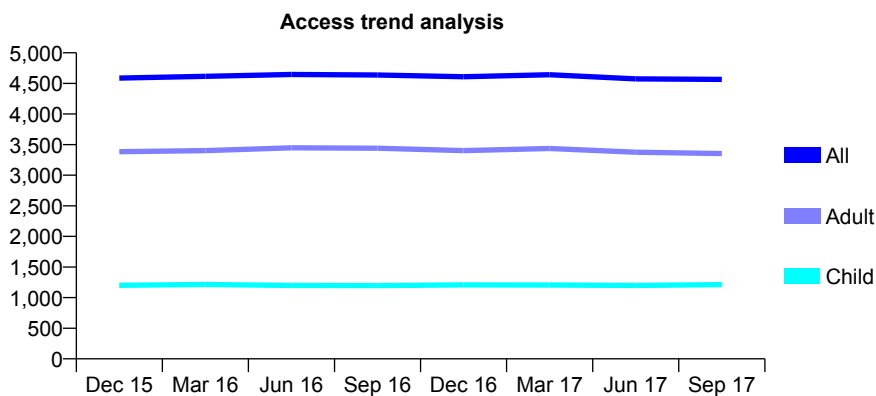
## Q58 - Vital Signs At a Glance Contract Report for 245240/0001 - September 2017

Name or company name	MR A PELUSO
Contract type name	GDS Contract
Purpose of contract	General
Contract start date	01/04/2006
Contract end date	

17/18 Contracted general activity (UDA)	11,200
Carry forward general activity (UDA)	0
17/18 Contracted orthodontic activity (UOA)	0
Carry forward orthodontic activity (UOA)	0
Baseline contract value	£333,873.41

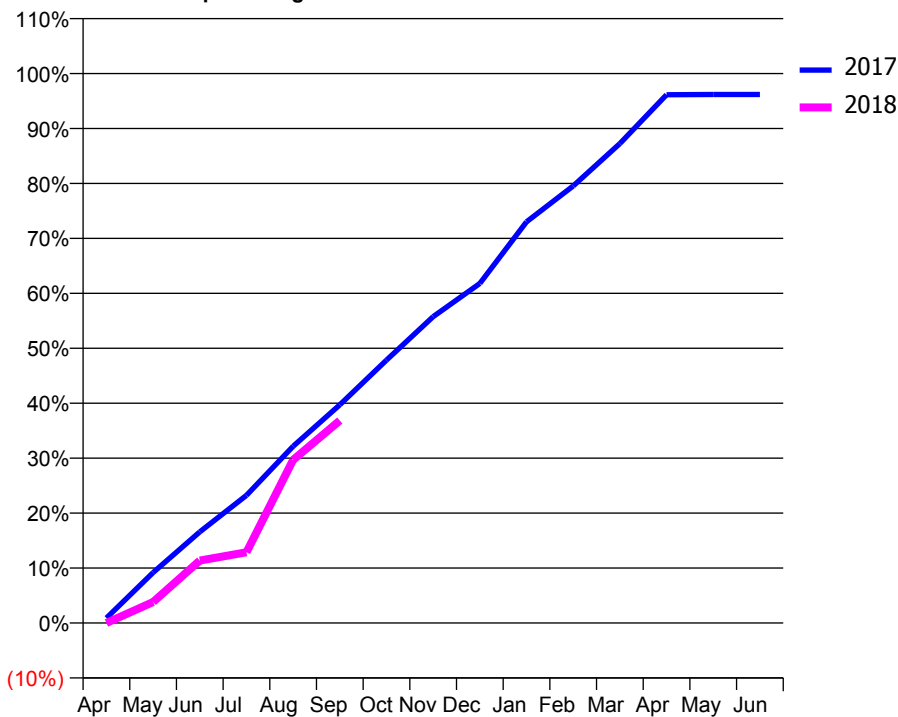
### ACCESS\*

Patients seen in 24 months	Total	Change since previous quarter
Quarter ending September 2016	4,638	
Quarter ending December 2016	4,609	→
Quarter ending March 2017	4,641	→
Quarter ending June 2017	4,575	↓
Quarter ending September 2017	4,566	→
<b>Variance since September 2016</b>	<b>(1.6%)</b>	<b>↓</b>



### ACTIVITY

Cumulative percentage of contracted UDA delivered 2017 & 2018



Month	Adjusted Scheduled Activity (UDA)	
	2017	2018
April	101	0
May	1,029	429
June	1,859	1,272
July	2,603	1,442
August	3,601	3,325
September	4,449	4,127
October	5,359	
November	6,244	
December	6,920	
January	8,178	
February	8,907	
March	9,773	
April	10,766	
May	10,773	
June	10,772	

### QUALITY

	Quantity	Base Number	Contract	AT	Region	England
% of FP17s for the same patient ID Re-attending within 3 months - Children	97	879	11.0%	10.7%	11.6%	11.9%
% of FP17s for the same patient ID Re-attending within 3 months - Adults	399	2,143	18.6%	14.4%	15.2%	15.9%
% of FP17s for the same patient ID Re-attending between 3 & 9 months - Children	412	879	46.9%	56.9%	59.1%	58.1%
% of FP17s for the same patient ID Re-attending between 3 & 9 months - Adults	908	2,143	42.4%	48.5%	51.7%	50.6%
% of FP17s for Band 1 Urgent Courses	289	2,121	13.6%	8.6%	8.0%	9.1%
% of FP17s Relating to Free Repair or Replacements	15	2,121	0.7%	0.7%	0.8%	0.8%
% of FP17s Relating to Continuations	10	2,121	0.5%	0.9%	1.0%	1.1%
% of Patients satisfied with the dentistry they have received	13	13	100.0%	91.0%	91.5%	91.4%
% of Patients satisfied with the time they had to wait for an appointment	11	13	84.6%	86.9%	88.2%	87.7%

\* This is based on patients treated on this contract for their most recent course of treatment. Figures in italics indicate the base number of FP17s or Patient Questionnaire responses are less than 100. N/A is shown where the base number of responses is less than 10 during the period. % is calculated as Quantity/Base number\*100

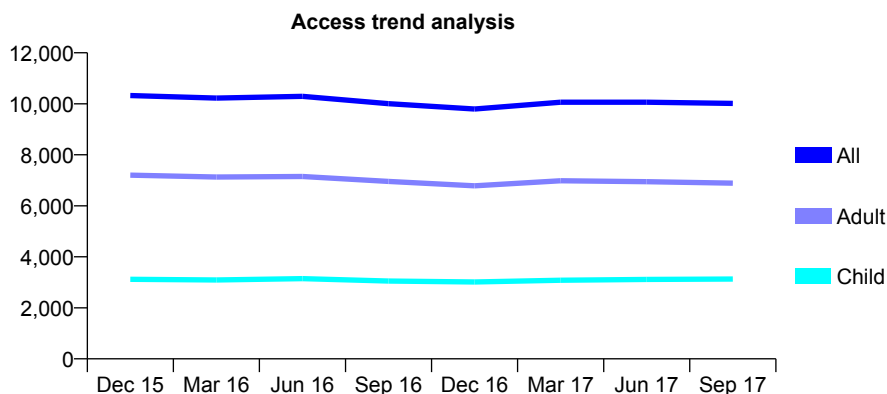
## Q58 - Vital Signs At a Glance Contract Report for 245240/0002 - September 2017

Name or company name	MR A PELUSO
Contract type name	GDS Contract
Purpose of contract	General
Contract start date	01/04/2006
Contract end date	

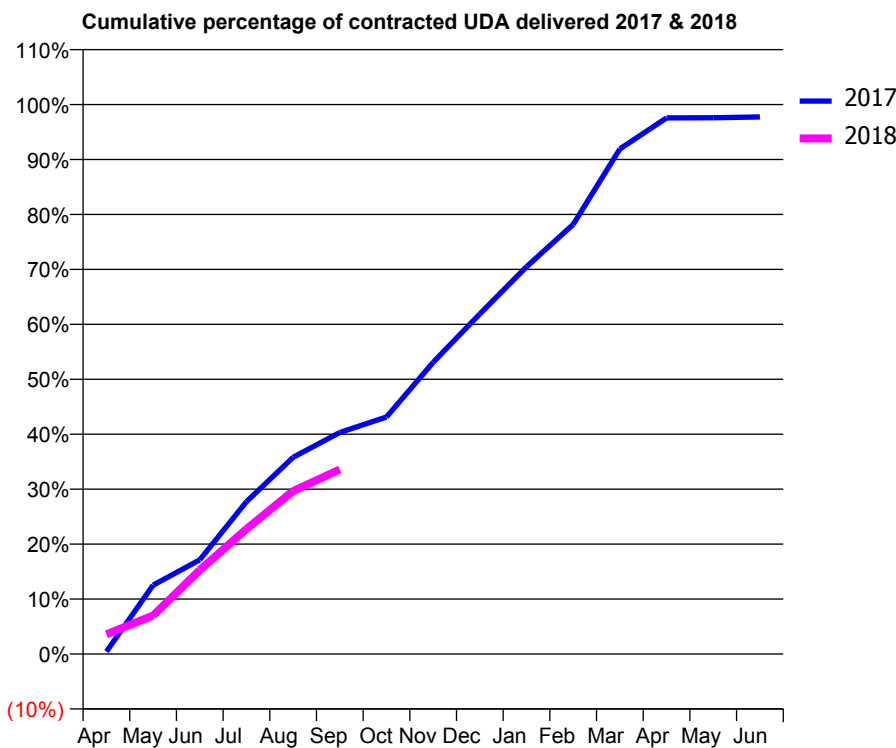
17/18 Contracted general activity (UDA)	22,415
Carry forward general activity (UDA)	0
17/18 Contracted orthodontic activity (UOA)	0
Carry forward orthodontic activity (UOA)	0
Baseline contract value	£589,768.17

### ACCESS\*

Patients seen in 24 months	Total	Change since previous quarter
Quarter ending September 2016	10,006	
Quarter ending December 2016	9,798	↓
Quarter ending March 2017	10,064	↑
Quarter ending June 2017	10,063	→
Quarter ending September 2017	10,017	→
<b>Variance since September 2016</b>	<b>0.1%</b>	<b>→</b>



### ACTIVITY



Month	Adjusted Scheduled Activity (UDA)	
	2017	2018
April	100	803
May	2,810	1,567
June	3,843	3,423
July	6,215	5,101
August	8,025	6,650
September	9,035	7,526
October	9,667	
November	11,901	
December	13,875	
January	15,801	
February	17,521	
March	20,601	
April	21,872	
May	21,872	
June	21,906	

### QUALITY

	Quantity	Base Number	Contract	AT	Region	England
% of FP17s for the same patient ID Re-attending within 3 months - Children	218	2,178	10.0%	10.7%	11.6%	11.9%
% of FP17s for the same patient ID Re-attending within 3 months - Adults	647	4,108	15.7%	14.4%	15.2%	15.9%
% of FP17s for the same patient ID Re-attending between 3 & 9 months - Children	1,201	2,178	55.1%	56.9%	59.1%	58.1%
% of FP17s for the same patient ID Re-attending between 3 & 9 months - Adults	2,186	4,108	53.2%	48.5%	51.7%	50.6%
% of FP17s for Band 1 Urgent Courses	379	4,287	8.8%	8.6%	8.0%	9.1%
% of FP17s Relating to Free Repair or Replacements	51	4,287	1.2%	0.7%	0.8%	0.8%
% of FP17s Relating to Continuations	15	4,287	0.3%	0.9%	1.0%	1.1%
% of Patients satisfied with the dentistry they have received	8	10	80.0%	91.0%	91.5%	91.4%
% of Patients satisfied with the time they had to wait for an appointment	9	10	90.0%	86.9%	88.2%	87.7%

\* This is based on patients treated on this contract for their most recent course of treatment. Figures in italics indicate the base number of FP17s or Patient Questionnaire responses are less than 100. N/A is shown where the base number of responses is less than 10 during the period. % is calculated as Quantity/Base number\*100

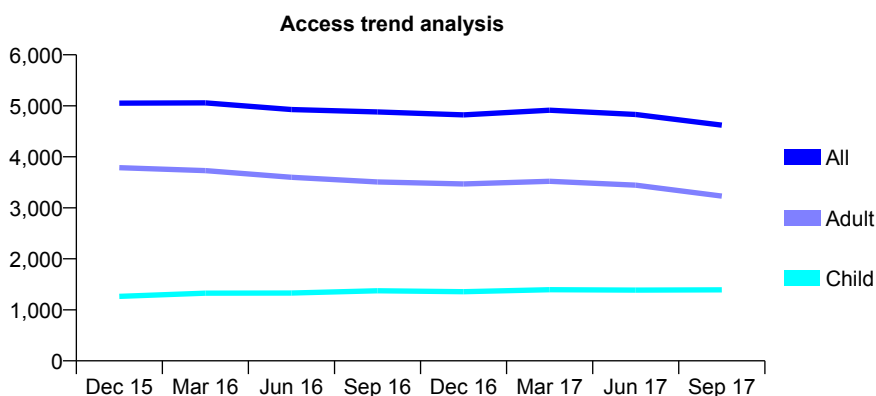
## Q58 - Vital Signs At a Glance Contract Report for 245240/0007 - September 2017

Name or company name	MR A PELUSO
Contract type name	GDS Contract
Purpose of contract	General
Contract start date	18/08/2012
Contract end date	

17/18 Contracted general activity (UDA)	10,145
Carry forward general activity (UDA)	0
17/18 Contracted orthodontic activity (UOA)	0
Carry forward orthodontic activity (UOA)	0
Baseline contract value	£226,145.61

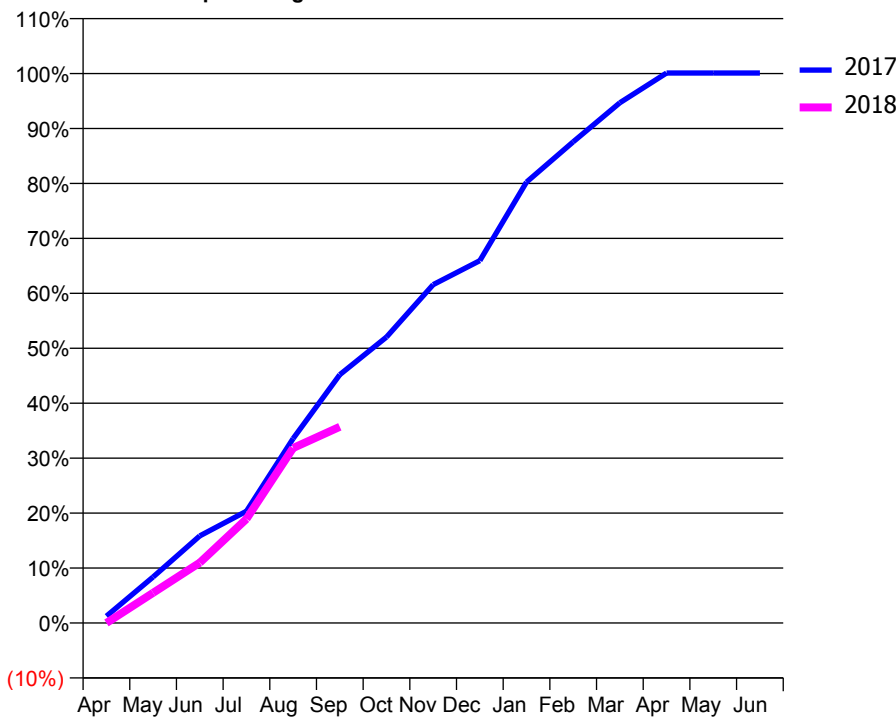
### ACCESS\*

Patients seen in 24 months	Total	Change since previous quarter
Quarter ending September 2016	4,881	
Quarter ending December 2016	4,822	↓
Quarter ending March 2017	4,915	→
Quarter ending June 2017	4,830	↓
Quarter ending September 2017	4,622	↓
<b>Variance since September 2016</b>	<b>(5.3%)</b>	<b>↓</b>



### ACTIVITY

Cumulative percentage of contracted UDA delivered 2017 & 2018



Month	Adjusted Scheduled Activity (UDA)	
	2017	2018
April	126	0
May	850	559
June	1,609	1,114
July	2,063	1,921
August	3,406	3,232
September	4,585	3,622
October	5,279	
November	6,248	
December	6,690	
January	8,141	
February	8,885	
March	9,604	
April	10,155	
May	10,154	
June	10,155	

### QUALITY

	Quantity	Base Number	Contract	AT	Region	England
% of FP17s for the same patient ID Re-attending within 3 months - Children	39	970	4.0%	10.7%	11.6%	11.9%
% of FP17s for the same patient ID Re-attending within 3 months - Adults	155	1,464	10.6%	14.4%	15.2%	15.9%
% of FP17s for the same patient ID Re-attending between 3 & 9 months - Children	566	970	58.4%	56.9%	59.1%	58.1%
% of FP17s for the same patient ID Re-attending between 3 & 9 months - Adults	587	1,464	40.1%	48.5%	51.7%	50.6%
% of FP17s for Band 1 Urgent Courses	226	2,126	10.6%	8.6%	8.0%	9.1%
% of FP17s Relating to Free Repair or Replacements	20	2,126	0.9%	0.7%	0.8%	0.8%
% of FP17s Relating to Continuations	14	2,126	0.7%	0.9%	1.0%	1.1%
% of Patients satisfied with the dentistry they have received	2	2	N/A	91.0%	91.5%	91.4%
% of Patients satisfied with the time they had to wait for an appointment	2	2	N/A	86.9%	88.2%	87.7%

\* This is based on patients treated on this contract for their most recent course of treatment. Figures in italics indicate the base number of FP17s or Patient Questionnaire responses are less than 100. N/A is shown where the base number of responses is less than 10 during the period. % is calculated as Quantity/Base number\*100

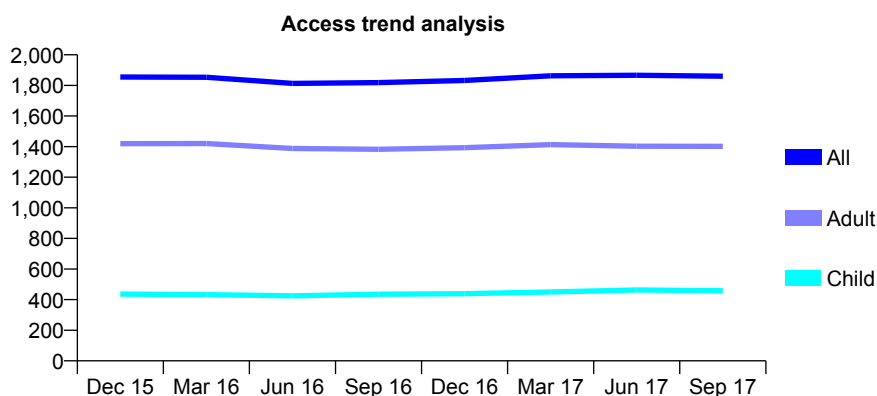
## Q58 - Vital Signs At a Glance Contract Report for 246263/0001 - September 2017

Name or company name	MR NF FARYAD
Contract type name	GDS Contract
Purpose of contract	General
Contract start date	01/04/2006
Contract end date	

17/18 Contracted general activity (UDA)	8,525
Carry forward general activity (UDA)	0
17/18 Contracted orthodontic activity (UOA)	0
Carry forward orthodontic activity (UOA)	0
Baseline contract value	£239,999.98

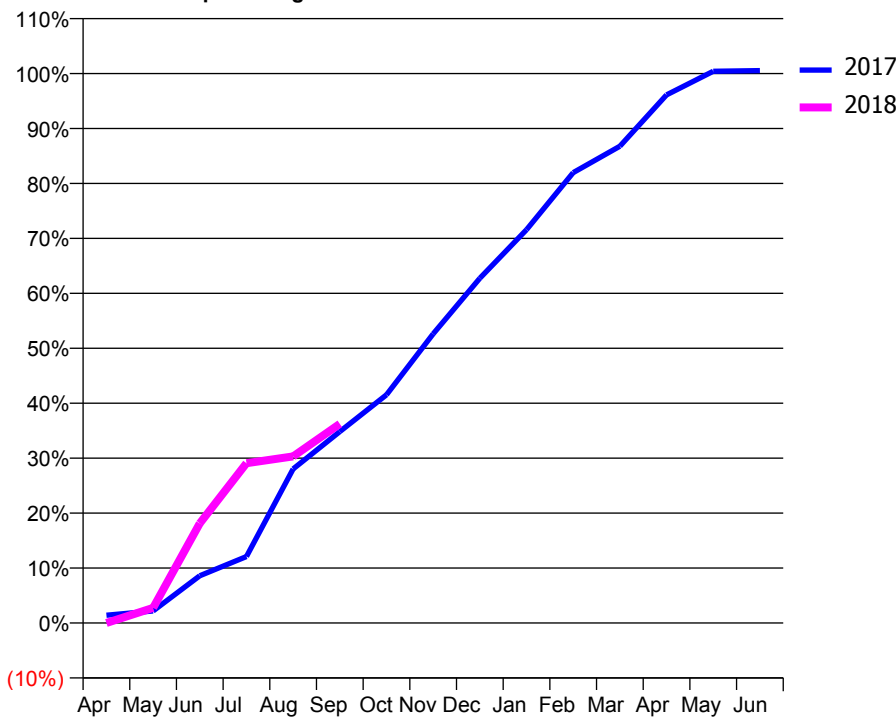
### ACCESS\*

Patients seen in 24 months	Total	Change since previous quarter
Quarter ending September 2016	1,818	
Quarter ending December 2016	1,832	→
Quarter ending March 2017	1,863	→
Quarter ending June 2017	1,866	→
Quarter ending September 2017	1,860	→
<b>Variance since September 2016</b>	<b>2.3%</b>	<b>↑</b>



### ACTIVITY

Cumulative percentage of contracted UDA delivered 2017 & 2018



Month	Adjusted Scheduled Activity (UDA)	
	2017	2018
April	122	0
May	188	235
June	733	1,546
July	1,031	2,479
August	2,390	2,585
September	2,970	3,091
October	3,540	
November	4,486	
December	5,349	
January	6,101	
February	6,986	
March	7,398	
April	8,194	
May	8,559	
June	8,569	

### QUALITY

	Quantity	Base Number	Contract	AT	Region	England
% of FP17s for the same patient ID Re-attending within 3 months - Children	28	345	8.1%	10.7%	11.6%	11.9%
% of FP17s for the same patient ID Re-attending within 3 months - Adults	135	954	14.2%	14.4%	15.2%	15.9%
% of FP17s for the same patient ID Re-attending between 3 & 9 months - Children	194	345	56.2%	56.9%	59.1%	58.1%
% of FP17s for the same patient ID Re-attending between 3 & 9 months - Adults	507	954	53.1%	48.5%	51.7%	50.6%
% of FP17s for Band 1 Urgent Courses	26	949	2.7%	8.6%	8.0%	9.1%
% of FP17s Relating to Free Repair or Replacements	0	949	0.0%	0.7%	0.8%	0.8%
% of FP17s Relating to Continuations	6	949	0.6%	0.9%	1.0%	1.1%
% of Patients satisfied with the dentistry they have received	1	1	N/A	91.0%	91.5%	91.4%
% of Patients satisfied with the time they had to wait for an appointment	1	1	N/A	86.9%	88.2%	87.7%

\* This is based on patients treated on this contract for their most recent course of treatment. Figures in italics indicate the base number of FP17s or Patient Questionnaire responses are less than 100. N/A is shown where the base number of responses is less than 10 during the period. % is calculated as Quantity/Base number\*100

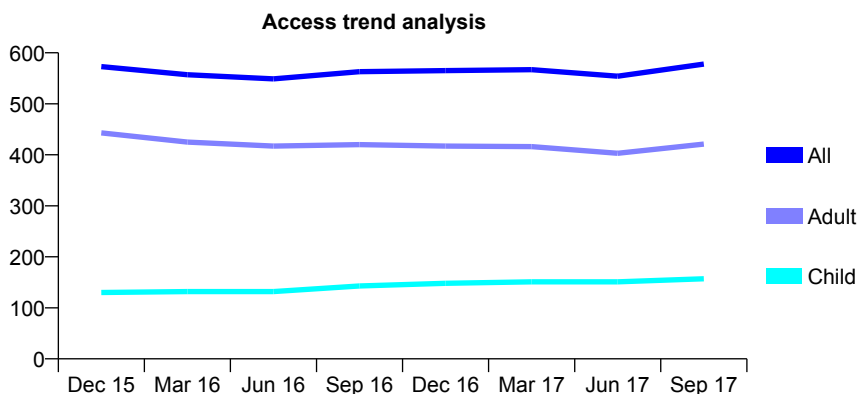
## Q58 - Vital Signs At a Glance Contract Report for 251240/0001 - September 2017

Name or company name	MISS NB YELLA
Contract type name	GDS Contract
Purpose of contract	General
Contract start date	01/02/2008
Contract end date	

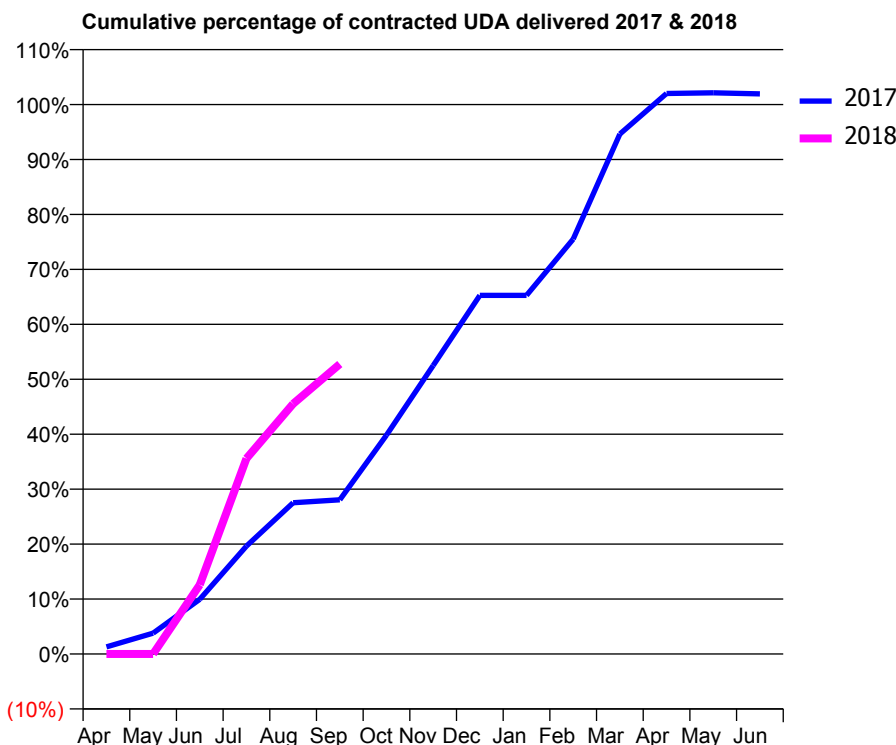
17/18 Contracted general activity (UDA)	1,679
Carry forward general activity (UDA)	0
17/18 Contracted orthodontic activity (UOA)	0
Carry forward orthodontic activity (UOA)	0
Baseline contract value	£48,188.67

### ACCESS\*

Patients seen in 24 months	Total	Change since previous quarter
Quarter ending September 2016	563	
Quarter ending December 2016	565	→
Quarter ending March 2017	567	→
Quarter ending June 2017	554	↓
Quarter ending September 2017	578	↑
<b>Variance since September 2016</b>	<b>2.7%</b>	<b>↑</b>



### ACTIVITY



Month	Adjusted Scheduled Activity (UDA)	
	2017	2018
April	22	0
May	64	0
June	167	212
July	330	597
August	462	764
September	471	886
October	669	
November	881	
December	1,096	
January	1,096	
February	1,268	
March	1,589	
April	1,713	
May	1,715	
June	1,712	

### QUALITY

	Quantity	Base Number	Contract	AT	Region	England
% of FP17s for the same patient ID Re-attending within 3 months - Children	11	103	10.7%	10.7%	11.6%	11.9%
% of FP17s for the same patient ID Re-attending within 3 months - Adults	25	170	14.7%	14.4%	15.2%	15.9%
% of FP17s for the same patient ID Re-attending between 3 & 9 months - Children	55	103	53.4%	56.9%	59.1%	58.1%
% of FP17s for the same patient ID Re-attending between 3 & 9 months - Adults	49	170	28.8%	48.5%	51.7%	50.6%
% of FP17s for Band 1 Urgent Courses	30	234	12.8%	8.6%	8.0%	9.1%
% of FP17s Relating to Free Repair or Replacements	10	234	4.3%	0.7%	0.8%	0.8%
% of FP17s Relating to Continuations	0	234	0.0%	0.9%	1.0%	1.1%
% of Patients satisfied with the dentistry they have received	2	2	N/A	91.0%	91.5%	91.4%
% of Patients satisfied with the time they had to wait for an appointment	2	2	N/A	86.9%	88.2%	87.7%

\* This is based on patients treated on this contract for their most recent course of treatment. Figures in italics indicate the base number of FP17s or Patient Questionnaire responses are less than 100. N/A is shown where the base number of responses is less than 10 during the period. % is calculated as Quantity/Base number\*100

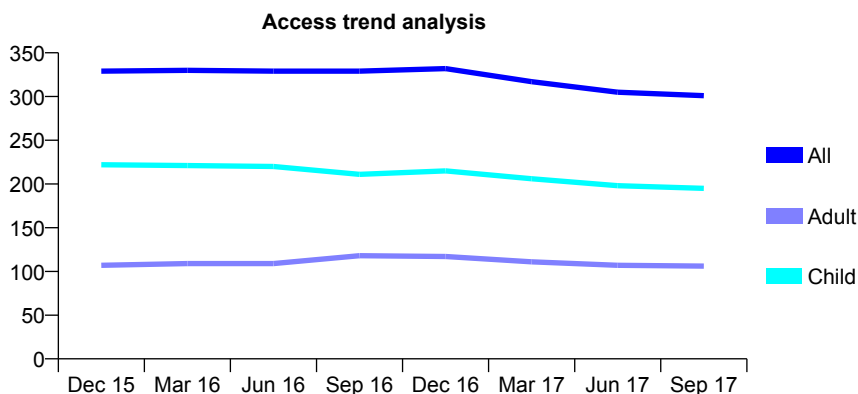
## Q58 - Vital Signs At a Glance Contract Report for 256528/0001 - September 2017

Name or company name	MR JW BRAZIER
Contract type name	GDS Contract
Purpose of contract	General
Contract start date	01/04/2006
Contract end date	

17/18 Contracted general activity (UDA)	800
Carry forward general activity (UDA)	0
17/18 Contracted orthodontic activity (UOA)	0
Carry forward orthodontic activity (UOA)	0
Baseline contract value	£18,395.95

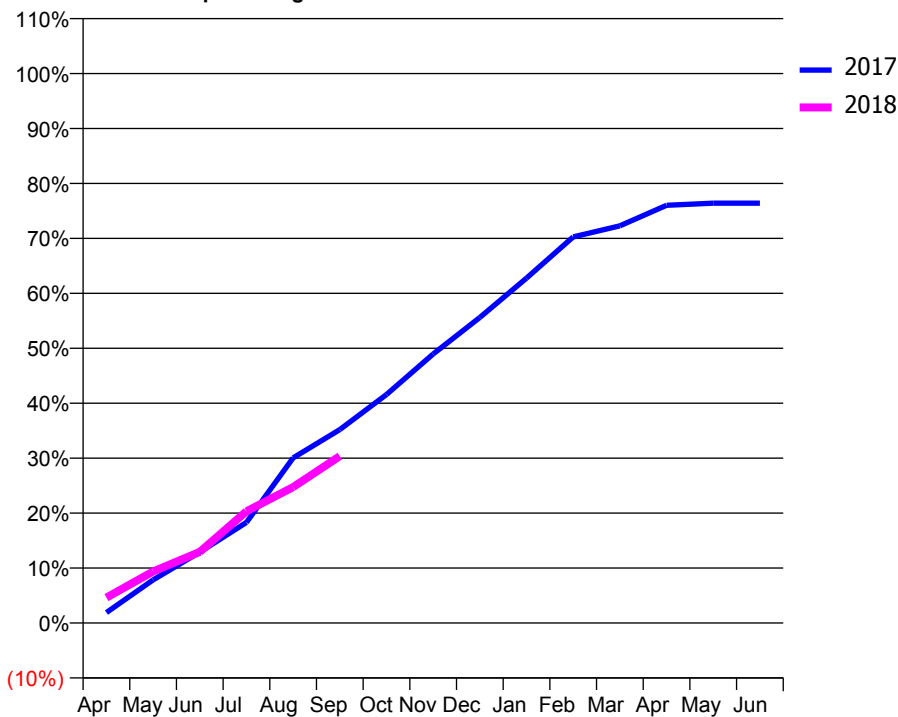
### ACCESS\*

Patients seen in 24 months	Total	Change since previous quarter
Quarter ending September 2016	329	
Quarter ending December 2016	332	→
Quarter ending March 2017	317	↓
Quarter ending June 2017	305	↓
Quarter ending September 2017	301	↓
<b>Variance since September 2016</b>	<b>(8.5%)</b>	<b>↓</b>



### ACTIVITY

Cumulative percentage of contracted UDA delivered 2017 & 2018



Month	Adjusted Scheduled Activity (UDA)	
	2017	2018
April	15	37
May	63	75
June	103	104
July	146	163
August	240	198
September	282	243
October	333	
November	392	
December	445	
January	502	
February	562	
March	578	
April	608	
May	611	
June	611	

### QUALITY

	Quantity	Base Number	Contract	AT	Region	England
% of FP17s for the same patient ID Re-attending within 3 months - Children	20	143	14.0%	10.7%	11.6%	11.9%
% of FP17s for the same patient ID Re-attending within 3 months - Adults	8	52	15.4%	14.4%	15.2%	15.9%
% of FP17s for the same patient ID Re-attending between 3 & 9 months - Children	85	143	59.4%	56.9%	59.1%	58.1%
% of FP17s for the same patient ID Re-attending between 3 & 9 months - Adults	29	52	55.8%	48.5%	51.7%	50.6%
% of FP17s for Band 1 Urgent Courses	5	175	2.9%	8.6%	8.0%	9.1%
% of FP17s Relating to Free Repair or Replacements	0	175	0.0%	0.7%	0.8%	0.8%
% of FP17s Relating to Continuations	0	175	0.0%	0.9%	1.0%	1.1%
% of Patients satisfied with the dentistry they have received	1	1	N/A	91.0%	91.5%	91.4%
% of Patients satisfied with the time they had to wait for an appointment	1	1	N/A	86.9%	88.2%	87.7%

\* This is based on patients treated on this contract for their most recent course of treatment. Figures in italics indicate the base number of FP17s or Patient Questionnaire responses are less than 100. N/A is shown where the base number of responses is less than 10 during the period. % is calculated as Quantity/Base number\*100

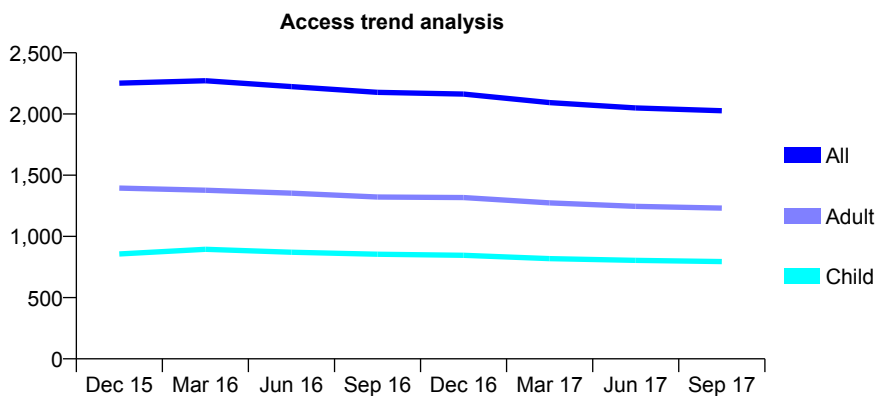
## Q58 - Vital Signs At a Glance Contract Report for 257141/0002 - September 2017

Name or company name	MR J CRAIG
Contract type name	GDS Contract
Purpose of contract	General
Contract start date	01/07/2012
Contract end date	

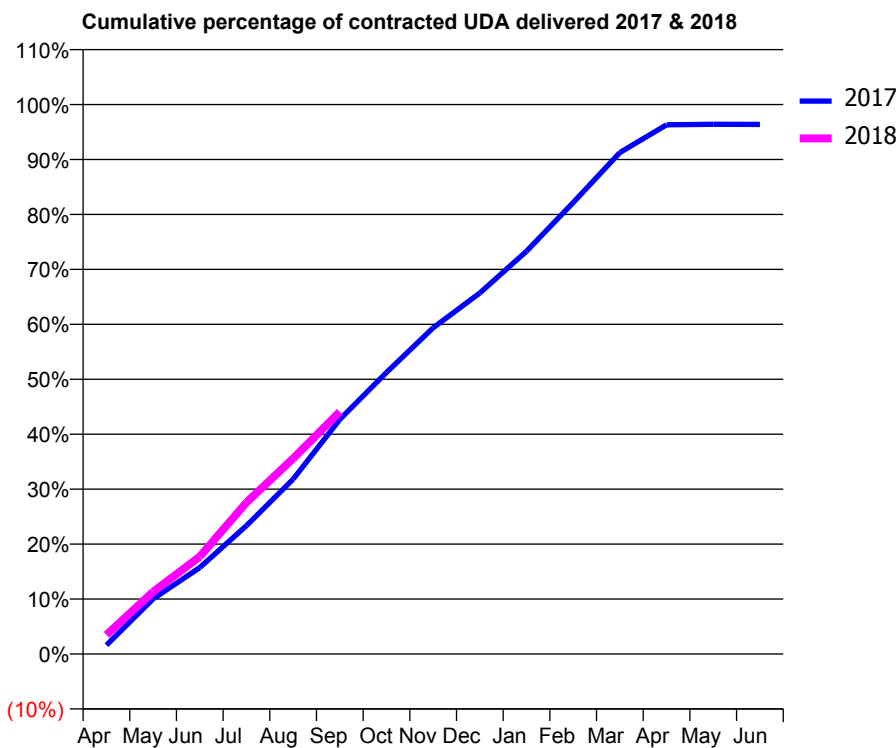
17/18 Contracted general activity (UDA)	7,200
Carry forward general activity (UDA)	0
17/18 Contracted orthodontic activity (UOA)	0
Carry forward orthodontic activity (UOA)	0
Baseline contract value	£163,604.62

### ACCESS\*

Patients seen in 24 months	Total	Change since previous quarter
Quarter ending September 2016	2,177	
Quarter ending December 2016	2,163	→
Quarter ending March 2017	2,093	↓
Quarter ending June 2017	2,050	↓
Quarter ending September 2017	2,027	↓
<b>Variance since September 2016</b>	<b>(6.9%)</b>	<b>↓</b>



### ACTIVITY



Month	Adjusted Scheduled Activity (UDA)	
	2017	2018
April	115	251
May	722	815
June	1,132	1,276
July	1,682	1,986
August	2,292	2,563
September	3,074	3,174
October	3,689	
November	4,275	
December	4,731	
January	5,277	
February	5,916	
March	6,571	
April	6,935	
May	6,941	
June	6,940	

### QUALITY

	Quantity	Base Number	Contract	AT	Region	England
% of FP17s for the same patient ID Re-attending within 3 months - Children	54	741	7.3%	10.7%	11.6%	11.9%
% of FP17s for the same patient ID Re-attending within 3 months - Adults	199	1,124	17.7%	14.4%	15.2%	15.9%
% of FP17s for the same patient ID Re-attending between 3 & 9 months - Children	553	741	74.6%	56.9%	59.1%	58.1%
% of FP17s for the same patient ID Re-attending between 3 & 9 months - Adults	777	1,124	69.1%	48.5%	51.7%	50.6%
% of FP17s for Band 1 Urgent Courses	132	1,703	7.8%	8.6%	8.0%	9.1%
% of FP17s Relating to Free Repair or Replacements	4	1,703	0.2%	0.7%	0.8%	0.8%
% of FP17s Relating to Continuations	1	1,703	0.1%	0.9%	1.0%	1.1%
% of Patients satisfied with the dentistry they have received	2	2	N/A	91.0%	91.5%	91.4%
% of Patients satisfied with the time they had to wait for an appointment	2	2	N/A	86.9%	88.2%	87.7%

\* This is based on patients treated on this contract for their most recent course of treatment. Figures in italics indicate the base number of FP17s or Patient Questionnaire responses are less than 100. N/A is shown where the base number of responses is less than 10 during the period. % is calculated as Quantity/Base number\*100

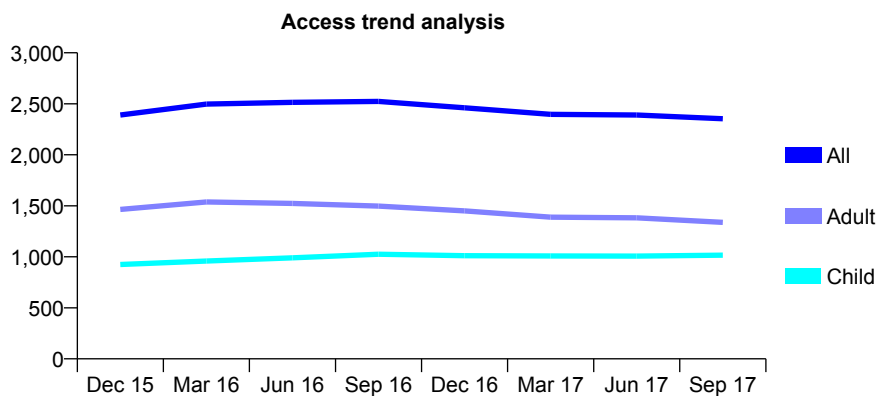
## Q58 - Vital Signs At a Glance Contract Report for 258598/0001 - September 2017

Name or company name	MR S OLDHAM
Contract type name	GDS Contract
Purpose of contract	General
Contract start date	01/04/2007
Contract end date	

17/18 Contracted general activity (UDA)	4,667
Carry forward general activity (UDA)	0
17/18 Contracted orthodontic activity (UOA)	0
Carry forward orthodontic activity (UOA)	0
Baseline contract value	£117,201.71

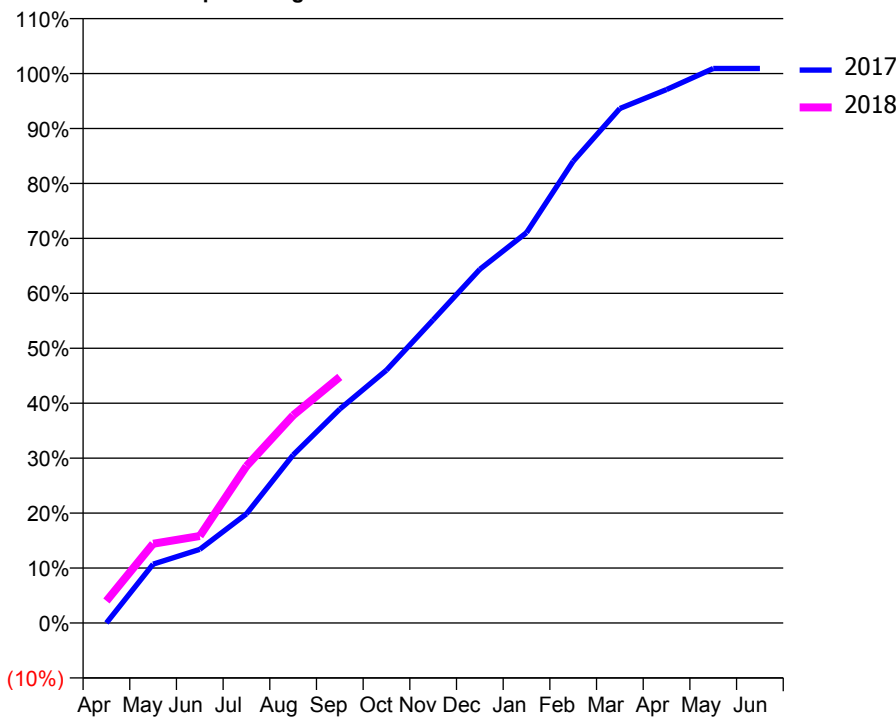
### ACCESS\*

Patients seen in 24 months	Total	Change since previous quarter
Quarter ending September 2016	2,524	
Quarter ending December 2016	2,461	↓
Quarter ending March 2017	2,397	↓
Quarter ending June 2017	2,390	→
Quarter ending September 2017	2,354	↓
<b>Variance since September 2016</b>	<b>(6.7%)</b>	<b>↓</b>



### ACTIVITY

**Cumulative percentage of contracted UDA delivered 2017 & 2018**



**Adjusted Scheduled Activity (UDA)**

Month	2017	2018
April	0	188
May	500	674
June	626	739
July	927	1,333
August	1,427	1,764
September	1,817	2,090
October	2,148	
November	2,575	
December	3,004	
January	3,316	
February	3,921	
March	4,370	
April	4,531	
May	4,710	
June	4,710	

### QUALITY

	Quantity	Base Number	Contract	AT	Region	England
% of FP17s for the same patient ID Re-attending within 3 months - Children	48	646	7.4%	10.7%	11.6%	11.9%
% of FP17s for the same patient ID Re-attending within 3 months - Adults	112	691	16.2%	14.4%	15.2%	15.9%
% of FP17s for the same patient ID Re-attending between 3 & 9 months - Children	366	646	56.7%	56.9%	59.1%	58.1%
% of FP17s for the same patient ID Re-attending between 3 & 9 months - Adults	278	691	40.2%	48.5%	51.7%	50.6%
% of FP17s for Band 1 Urgent Courses	131	1,131	11.6%	8.6%	8.0%	9.1%
% of FP17s Relating to Free Repair or Replacements	0	1,131	0.0%	0.7%	0.8%	0.8%
% of FP17s Relating to Continuations	11	1,131	1.0%	0.9%	1.0%	1.1%
% of Patients satisfied with the dentistry they have received	1	1	N/A	91.0%	91.5%	91.4%
% of Patients satisfied with the time they had to wait for an appointment	1	1	N/A	86.9%	88.2%	87.7%

\* This is based on patients treated on this contract for their most recent course of treatment. Figures in italics indicate the base number of FP17s or Patient Questionnaire responses are less than 100. N/A is shown where the base number of responses is less than 10 during the period. % is calculated as Quantity/Base number\*100



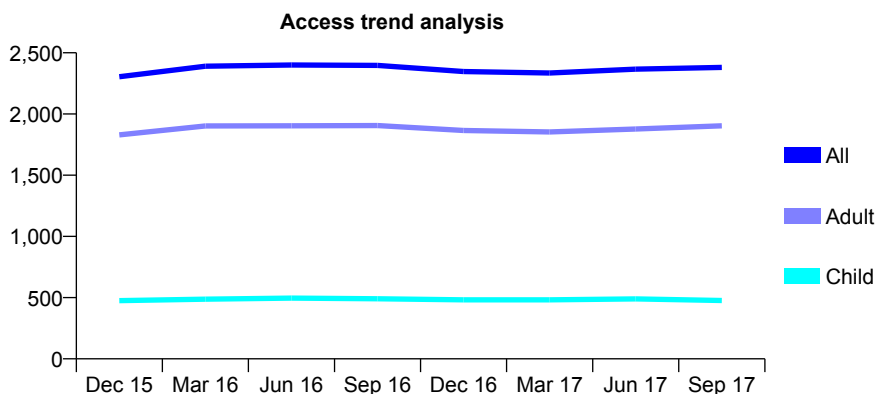
## Q58 - Vital Signs At a Glance Contract Report for 261483/0001 - September 2017

Name or company name	MR BP PATEL
Contract type name	GDS Contract
Purpose of contract	General
Contract start date	01/04/2006
Contract end date	

17/18 Contracted general activity (UDA)	6,200
Carry forward general activity (UDA)	0
17/18 Contracted orthodontic activity (UOA)	0
Carry forward orthodontic activity (UOA)	0
Baseline contract value	£152,767.68

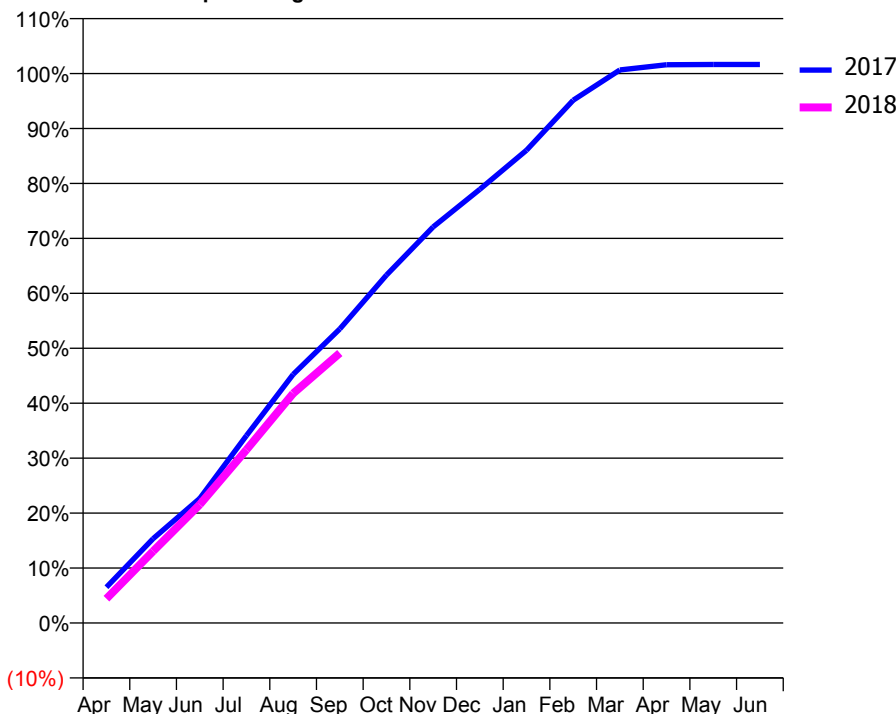
### ACCESS\*

Patients seen in 24 months	Total	Change since previous quarter
Quarter ending September 2016	2,397	
Quarter ending December 2016	2,347	↓
Quarter ending March 2017	2,335	→
Quarter ending June 2017	2,367	→
Quarter ending September 2017	2,381	→
<b>Variance since September 2016</b>	<b>(0.7%)</b>	→



### ACTIVITY

Cumulative percentage of contracted UDA delivered 2017 & 2018



Month	Adjusted Scheduled Activity (UDA)	
	2017	2018
April	404	274
May	952	810
June	1,407	1,337
July	2,115	1,955
August	2,805	2,590
September	3,319	3,047
October	3,926	
November	4,470	
December	4,893	
January	5,334	
February	5,898	
March	6,240	
April	6,298	
May	6,301	
June	6,301	

### QUALITY

	Quantity	Base Number	Contract	AT	Region	England
% of FP17s for the same patient ID Re-attending within 3 months - Children	19	356	5.3%	10.7%	11.6%	11.9%
% of FP17s for the same patient ID Re-attending within 3 months - Adults	227	1,444	15.7%	14.4%	15.2%	15.9%
% of FP17s for the same patient ID Re-attending between 3 & 9 months - Children	201	356	56.5%	56.9%	59.1%	58.1%
% of FP17s for the same patient ID Re-attending between 3 & 9 months - Adults	774	1,444	53.6%	48.5%	51.7%	50.6%
% of FP17s for Band 1 Urgent Courses	188	1,453	12.9%	8.6%	8.0%	9.1%
% of FP17s Relating to Free Repair or Replacements	9	1,453	0.6%	0.7%	0.8%	0.8%
% of FP17s Relating to Continuations	10	1,453	0.7%	0.9%	1.0%	1.1%
% of Patients satisfied with the dentistry they have received	11	11	100.0%	91.0%	91.5%	91.4%
% of Patients satisfied with the time they had to wait for an appointment	11	11	100.0%	86.9%	88.2%	87.7%

\* This is based on patients treated on this contract for their most recent course of treatment. Figures in italics indicate the base number of FP17s or Patient Questionnaire responses are less than 100. N/A is shown where the base number of responses is less than 10 during the period. % is calculated as Quantity/Base number\*100

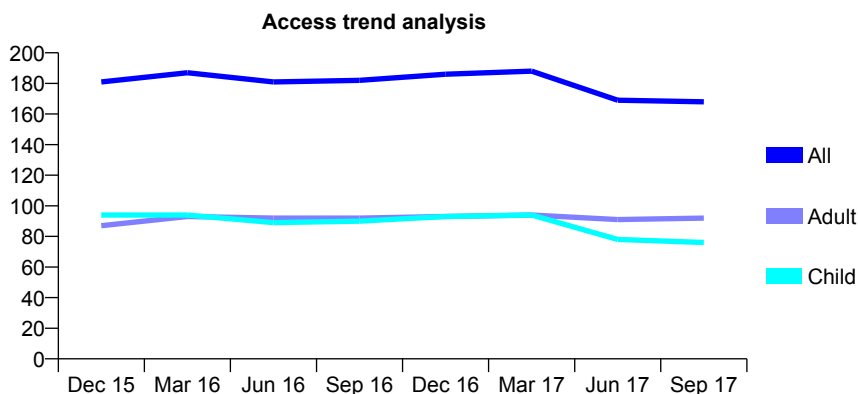
## Q58 - Vital Signs At a Glance Contract Report for 261785/0001 - September 2017

Name or company name	MR P SABHARWAL
Contract type name	GDS Contract
Purpose of contract	General
Contract start date	01/04/2006
Contract end date	

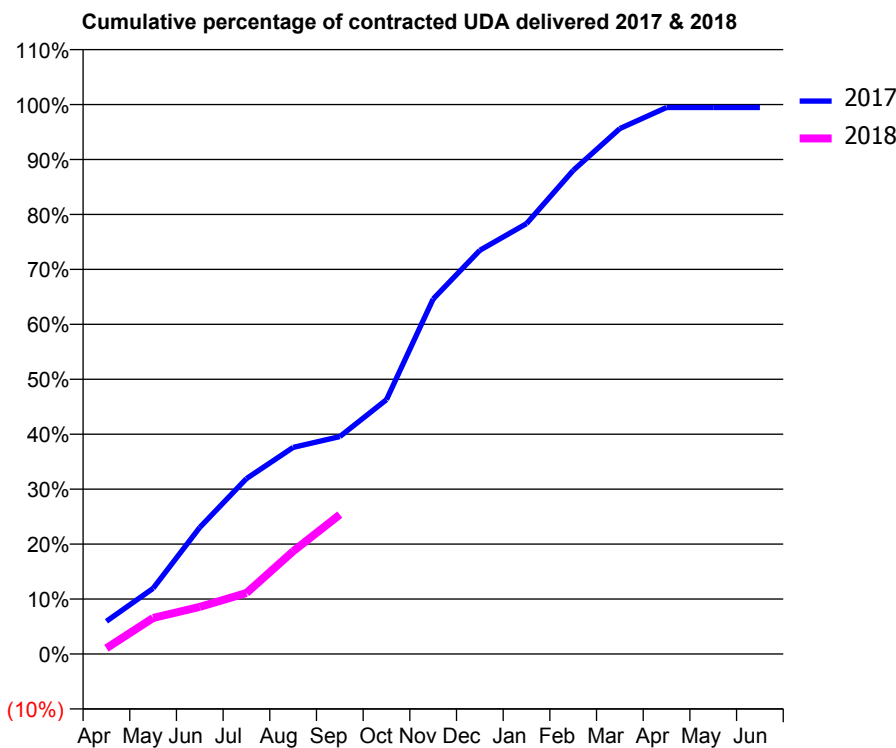
17/18 Contracted general activity (UDA)	658
Carry forward general activity (UDA)	0
17/18 Contracted orthodontic activity (UOA)	0
Carry forward orthodontic activity (UOA)	0
Baseline contract value	£19,656.79

### ACCESS\*

Patients seen in 24 months	Total	Change since previous quarter
Quarter ending September 2016	182	
Quarter ending December 2016	186	↑
Quarter ending March 2017	188	→
Quarter ending June 2017	169	↓
Quarter ending September 2017	168	→
<b>Variance since September 2016</b>	<b>(7.7%)</b>	<b>↓</b>



### ACTIVITY



Month	Adjusted Scheduled Activity (UDA)	
	2017	2018
April	39	7
May	79	43
June	152	56
July	210	73
August	247	123
September	260	167
October	305	
November	425	
December	483	
January	515	
February	579	
March	629	
April	654	
May	654	
June	654	

### QUALITY

	Quantity	Base Number	Contract	AT	Region	England
% of FP17s for the same patient ID Re-attending within 3 months - Children	1	60	1.7%	10.7%	11.6%	11.9%
% of FP17s for the same patient ID Re-attending within 3 months - Adults	2	33	6.1%	14.4%	15.2%	15.9%
% of FP17s for the same patient ID Re-attending between 3 & 9 months - Children	37	60	61.7%	56.9%	59.1%	58.1%
% of FP17s for the same patient ID Re-attending between 3 & 9 months - Adults	16	33	48.5%	48.5%	51.7%	50.6%
% of FP17s for Band 1 Urgent Courses	5	83	6.0%	8.6%	8.0%	9.1%
% of FP17s Relating to Free Repair or Replacements	0	83	0.0%	0.7%	0.8%	0.8%
% of FP17s Relating to Continuations	0	83	0.0%	0.9%	1.0%	1.1%
% of Patients satisfied with the dentistry they have received	1	1	N/A	91.0%	91.5%	91.4%
% of Patients satisfied with the time they had to wait for an appointment	1	1	N/A	86.9%	88.2%	87.7%

\* This is based on patients treated on this contract for their most recent course of treatment. Figures in italics indicate the base number of FP17s or Patient Questionnaire responses are less than 100. N/A is shown where the base number of responses is less than 10 during the period. % is calculated as Quantity/Base number\*100

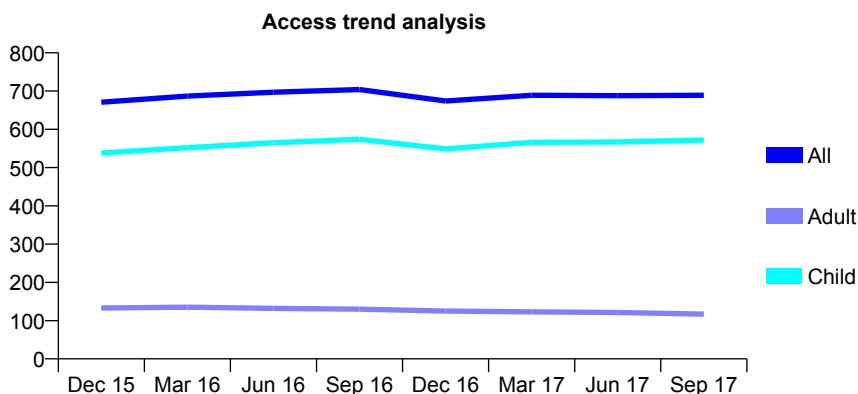
## Q58 - Vital Signs At a Glance Contract Report for 263605/0002 - September 2017

Name or company name	MR MD VERNON
Contract type name	GDS Contract
Purpose of contract	General
Contract start date	01/02/2010
Contract end date	

17/18 Contracted general activity (UDA)	1,184
Carry forward general activity (UDA)	0
17/18 Contracted orthodontic activity (UOA)	0
Carry forward orthodontic activity (UOA)	0
Baseline contract value	£31,815.39

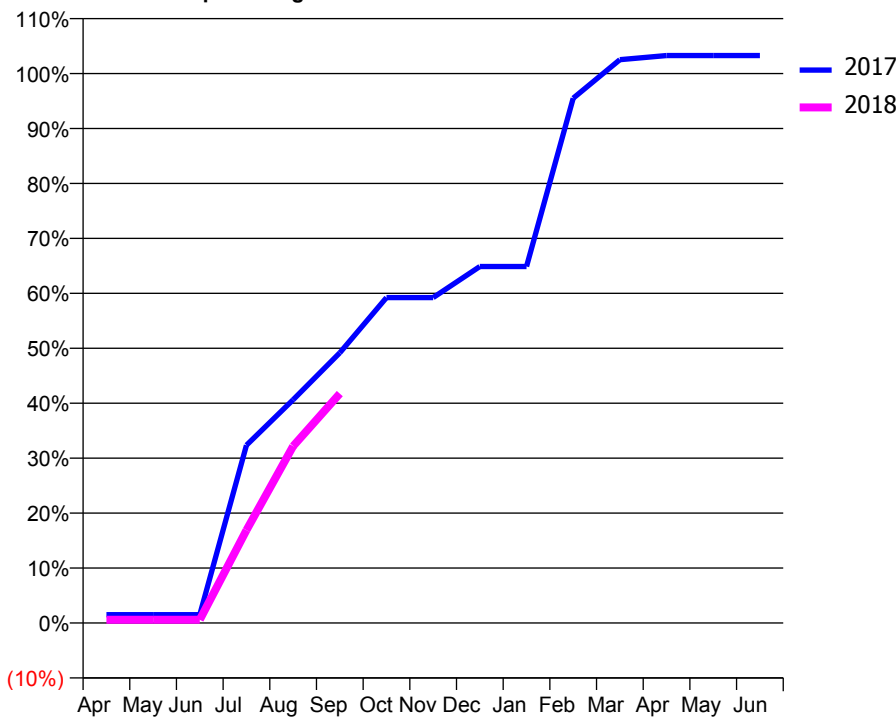
### ACCESS\*

Patients seen in 24 months	Total	Change since previous quarter
Quarter ending September 2016	704	
Quarter ending December 2016	674	↓
Quarter ending March 2017	689	↑
Quarter ending June 2017	688	→
Quarter ending September 2017	689	→
<b>Variance since September 2016</b>	<b>(2.1%)</b>	<b>↓</b>



### ACTIVITY

Cumulative percentage of contracted UDA delivered 2017 & 2018



Month	Adjusted Scheduled Activity (UDA)	
	2017	2018
April	18	7
May	18	7
June	18	7
July	383	200
August	481	381
September	582	494
October	701	
November	701	
December	768	
January	768	
February	1,131	
March	1,214	
April	1,223	
May	1,223	
June	1,223	

### QUALITY

	Quantity	Base Number	Contract	AT	Region	England
% of FP17s for the same patient ID Re-attending within 3 months - Children	21	389	5.4%	10.7%	11.6%	11.9%
% of FP17s for the same patient ID Re-attending within 3 months - Adults	1	20	5.0%	14.4%	15.2%	15.9%
% of FP17s for the same patient ID Re-attending between 3 & 9 months - Children	208	389	53.5%	56.9%	59.1%	58.1%
% of FP17s for the same patient ID Re-attending between 3 & 9 months - Adults	13	20	65.0%	48.5%	51.7%	50.6%
% of FP17s for Band 1 Urgent Courses	1	402	0.2%	8.6%	8.0%	9.1%
% of FP17s Relating to Free Repair or Replacements	0	402	0.0%	0.7%	0.8%	0.8%
% of FP17s Relating to Continuations	0	402	0.0%	0.9%	1.0%	1.1%
% of Patients satisfied with the dentistry they have received	0	0	N/A	91.0%	91.5%	91.4%
% of Patients satisfied with the time they had to wait for an appointment	0	0	N/A	86.9%	88.2%	87.7%

\* This is based on patients treated on this contract for their most recent course of treatment. Figures in italics indicate the base number of FP17s or Patient Questionnaire responses are less than 100. N/A is shown where the base number of responses is less than 10 during the period. % is calculated as Quantity/Base number\*100

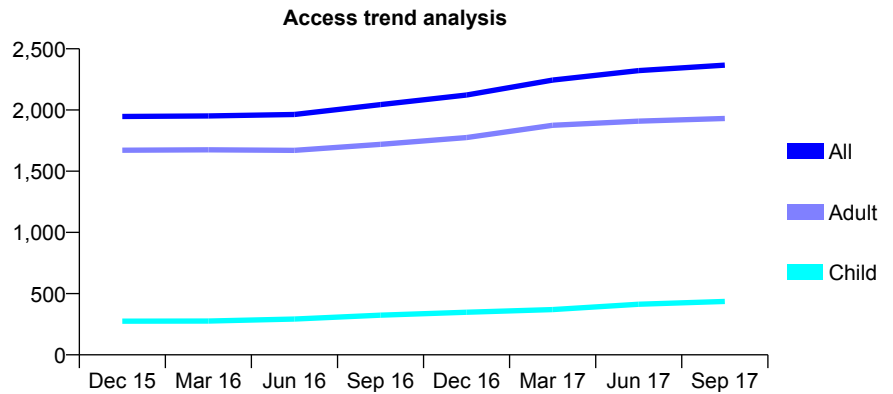
## Q58 - Vital Signs At a Glance Contract Report for 264245/0002 - September 2017

Name or company name	MR P PATEL
Contract type name	GDS Contract
Purpose of contract	General
Contract start date	01/04/2012
Contract end date	

17/18 Contracted general activity (UDA)	8,709
Carry forward general activity (UDA)	0
17/18 Contracted orthodontic activity (UOA)	0
Carry forward orthodontic activity (UOA)	0
Baseline contract value	£182,589.70

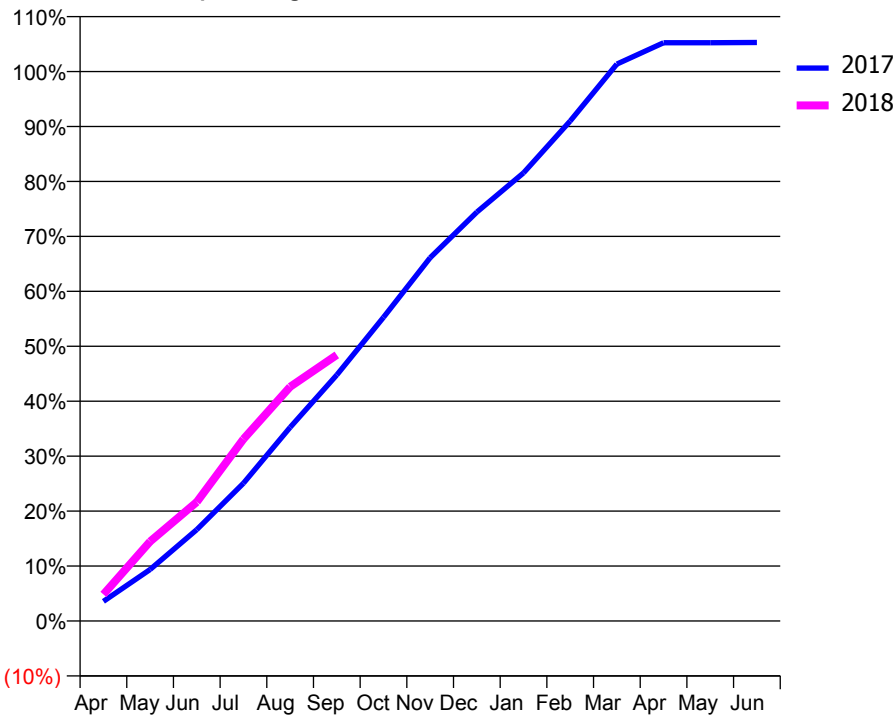
### ACCESS\*

Patients seen in 24 months	Total	Change since previous quarter
Quarter ending September 2016	2,044	
Quarter ending December 2016	2,123	↑
Quarter ending March 2017	2,245	↑
Quarter ending June 2017	2,322	↑
Quarter ending September 2017	2,367	→
<b>Variance since September 2016</b>	<b>15.8%</b>	<b>↑</b>



### ACTIVITY

Cumulative percentage of contracted UDA delivered 2017 & 2018



Month	Adjusted Scheduled Activity (UDA)	
	2017	2018
April	311	421
May	818	1,261
June	1,450	1,887
July	2,183	2,883
August	3,069	3,713
September	3,899	4,217
October	4,814	
November	5,757	
December	6,480	
January	7,103	
February	7,925	
March	8,827	
April	9,166	
May	9,166	
June	9,169	

### QUALITY

	Quantity	Base Number	Contract	AT	Region	England
% of FP17s for the same patient ID Re-attending within 3 months - Children	21	344	6.1%	10.7%	11.6%	11.9%
% of FP17s for the same patient ID Re-attending within 3 months - Adults	323	1,648	19.6%	14.4%	15.2%	15.9%
% of FP17s for the same patient ID Re-attending between 3 & 9 months - Children	207	344	60.2%	56.9%	59.1%	58.1%
% of FP17s for the same patient ID Re-attending between 3 & 9 months - Adults	999	1,648	60.6%	48.5%	51.7%	50.6%
% of FP17s for Band 1 Urgent Courses	92	1,872	4.9%	8.6%	8.0%	9.1%
% of FP17s Relating to Free Repair or Replacements	72	1,872	3.8%	0.7%	0.8%	0.8%
% of FP17s Relating to Continuations	67	1,872	3.6%	0.9%	1.0%	1.1%
% of Patients satisfied with the dentistry they have received	6	6	N/A	91.0%	91.5%	91.4%
% of Patients satisfied with the time they had to wait for an appointment	6	6	N/A	86.9%	88.2%	87.7%

\* This is based on patients treated on this contract for their most recent course of treatment. Figures in italics indicate the base number of FP17s or Patient Questionnaire responses are less than 100. N/A is shown where the base number of responses is less than 10 during the period. % is calculated as Quantity/Base number\*100

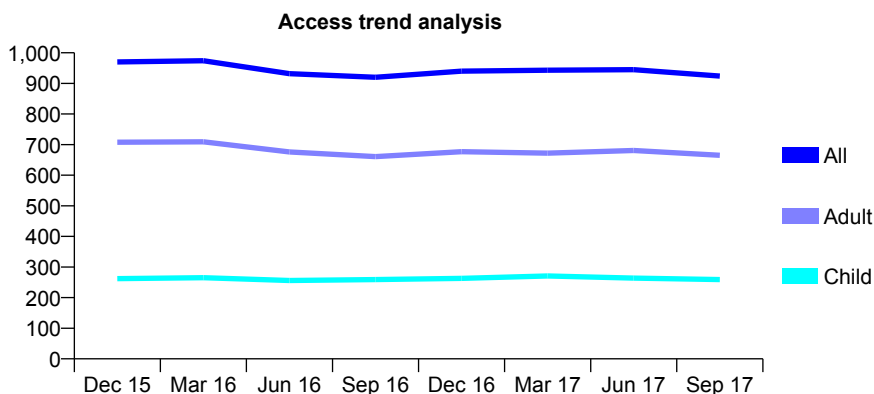
## Q58 - Vital Signs At a Glance Contract Report for 264512/0001 - September 2017

Name or company name	MRS MO FASANYA
Contract type name	GDS Contract
Purpose of contract	General
Contract start date	01/04/2006
Contract end date	

17/18 Contracted general activity (UDA)	2,800
Carry forward general activity (UDA)	0
17/18 Contracted orthodontic activity (UOA)	0
Carry forward orthodontic activity (UOA)	0
Baseline contract value	£72,576.97

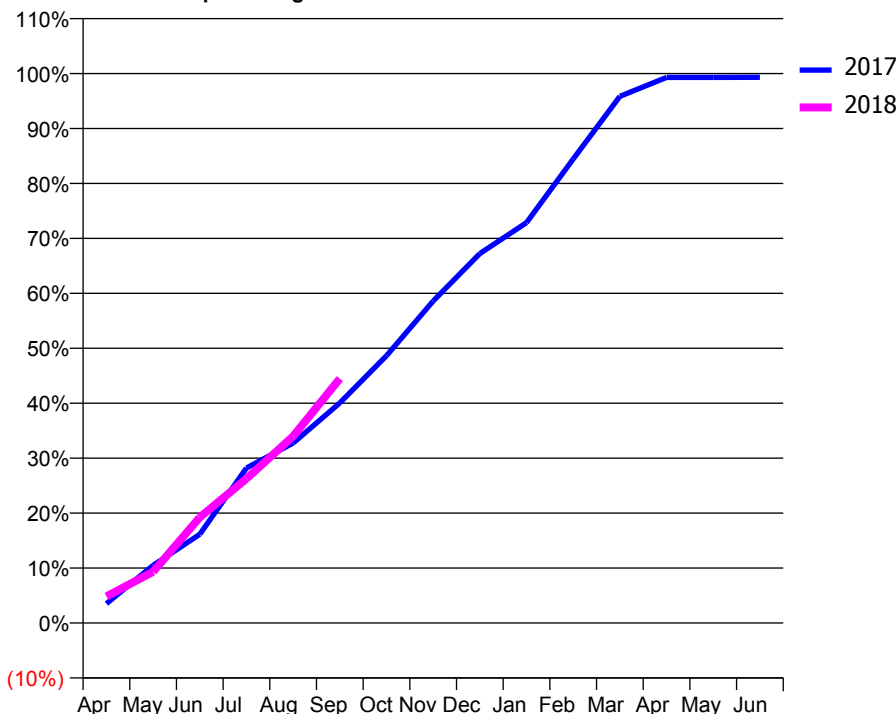
### ACCESS\*

Patients seen in 24 months	Total	Change since previous quarter
Quarter ending September 2016	920	
Quarter ending December 2016	940	↑
Quarter ending March 2017	943	→
Quarter ending June 2017	945	→
Quarter ending September 2017	924	↓
<b>Variance since September 2016</b>	<b>0.4%</b>	<b>→</b>



### ACTIVITY

Cumulative percentage of contracted UDA delivered 2017 & 2018



Month	Adjusted Scheduled Activity (UDA)	
	2017	2018
April	99	136
May	294	261
June	452	538
July	790	736
August	917	952
September	1,122	1,245
October	1,362	
November	1,640	
December	1,882	
January	2,040	
February	2,364	
March	2,684	
April	2,780	
May	2,780	
June	2,781	

### QUALITY

	Quantity	Base Number	Contract	AT	Region	England
% of FP17s for the same patient ID Re-attending within 3 months - Children	15	196	7.7%	10.7%	11.6%	11.9%
% of FP17s for the same patient ID Re-attending within 3 months - Adults	72	424	17.0%	14.4%	15.2%	15.9%
% of FP17s for the same patient ID Re-attending between 3 & 9 months - Children	122	196	62.2%	56.9%	59.1%	58.1%
% of FP17s for the same patient ID Re-attending between 3 & 9 months - Adults	165	424	38.9%	48.5%	51.7%	50.6%
% of FP17s for Band 1 Urgent Courses	41	584	7.0%	8.6%	8.0%	9.1%
% of FP17s Relating to Free Repair or Replacements	1	584	0.2%	0.7%	0.8%	0.8%
% of FP17s Relating to Continuations	27	584	4.6%	0.9%	1.0%	1.1%
% of Patients satisfied with the dentistry they have received	2	2	N/A	91.0%	91.5%	91.4%
% of Patients satisfied with the time they had to wait for an appointment	2	2	N/A	86.9%	88.2%	87.7%

\* This is based on patients treated on this contract for their most recent course of treatment. Figures in italics indicate the base number of FP17s or Patient Questionnaire responses are less than 100. N/A is shown where the base number of responses is less than 10 during the period. % is calculated as Quantity/Base number\*100

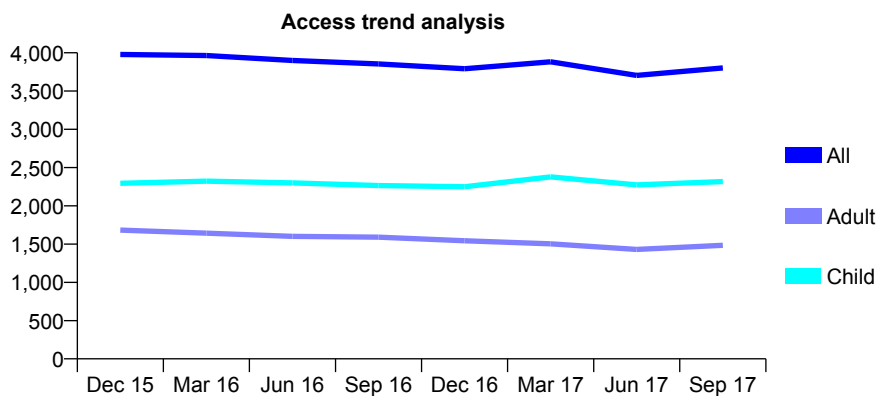
## Q58 - Vital Signs At a Glance Contract Report for 269735/0001 - September 2017

Name or company name	MR JS CHADHA
Contract type name	GDS Contract
Purpose of contract	General
Contract start date	01/08/2007
Contract end date	

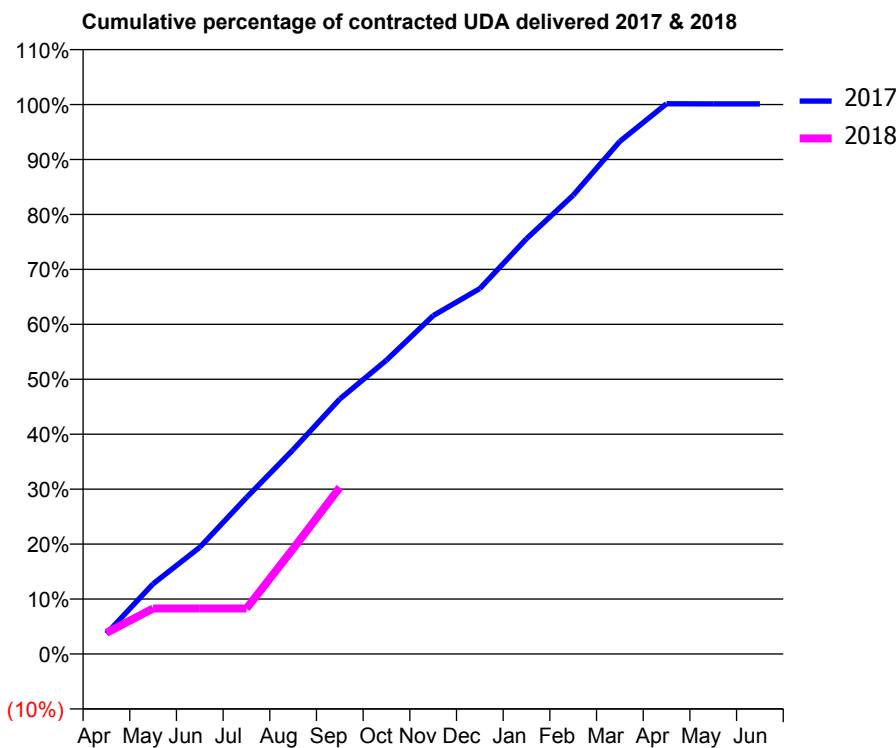
17/18 Contracted general activity (UDA)	14,113
Carry forward general activity (UDA)	0
17/18 Contracted orthodontic activity (UOA)	0
Carry forward orthodontic activity (UOA)	0
Baseline contract value	£263,266.95

### ACCESS\*

Patients seen in 24 months	Total	Change since previous quarter
Quarter ending September 2016	3,855	
Quarter ending December 2016	3,792	↓
Quarter ending March 2017	3,882	↑
Quarter ending June 2017	3,704	↓
Quarter ending September 2017	3,802	↑
<b>Variance since September 2016</b>	<b>(1.4%)</b>	<b>↓</b>



### ACTIVITY



Month	Adjusted Scheduled Activity (UDA)	
	2017	2018
April	521	542
May	1,802	1,170
June	2,741	1,170
July	4,020	1,170
August	5,250	2,705
September	6,550	4,279
October	7,547	
November	8,691	
December	9,385	
January	10,666	
February	11,784	
March	13,167	
April	14,131	
May	14,129	
June	14,129	

### QUALITY

	Quantity	Base Number	Contract	AT	Region	England
% of FP17s for the same patient ID Re-attending within 3 months - Children	242	1,873	12.9%	10.7%	11.6%	11.9%
% of FP17s for the same patient ID Re-attending within 3 months - Adults	235	864	27.2%	14.4%	15.2%	15.9%
% of FP17s for the same patient ID Re-attending between 3 & 9 months - Children	1,118	1,873	59.7%	56.9%	59.1%	58.1%
% of FP17s for the same patient ID Re-attending between 3 & 9 months - Adults	387	864	44.8%	48.5%	51.7%	50.6%
% of FP17s for Band 1 Urgent Courses	211	2,396	8.8%	8.6%	8.0%	9.1%
% of FP17s Relating to Free Repair or Replacements	1	2,396	0.0%	0.7%	0.8%	0.8%
% of FP17s Relating to Continuations	1	2,396	0.0%	0.9%	1.0%	1.1%
% of Patients satisfied with the dentistry they have received	5	6	N/A	91.0%	91.5%	91.4%
% of Patients satisfied with the time they had to wait for an appointment	6	6	N/A	86.9%	88.2%	87.7%

\* This is based on patients treated on this contract for their most recent course of treatment. Figures in italics indicate the base number of FP17s or Patient Questionnaire responses are less than 100. N/A is shown where the base number of responses is less than 10 during the period. % is calculated as Quantity/Base number\*100

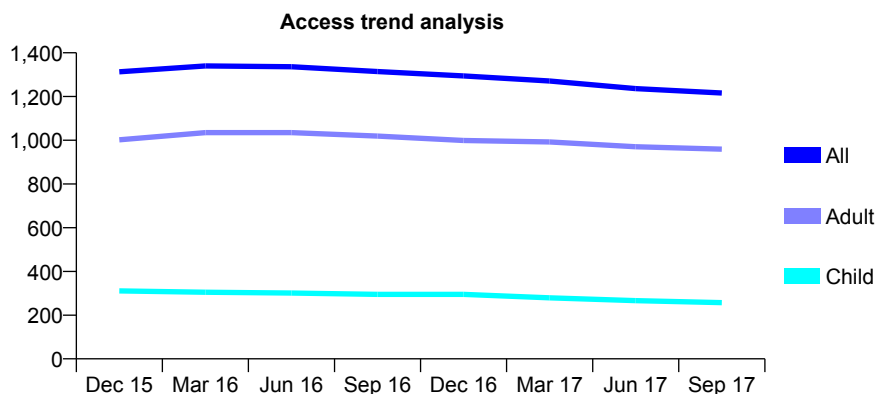
## Q58 - Vital Signs At a Glance Contract Report for 270946/0001 - September 2017

Name or company name	MISS M AFKHAMI MADANI
Contract type name	GDS Contract
Purpose of contract	General
Contract start date	01/04/2006
Contract end date	

17/18 Contracted general activity (UDA)	3,481
Carry forward general activity (UDA)	0
17/18 Contracted orthodontic activity (UOA)	0
Carry forward orthodontic activity (UOA)	0
Baseline contract value	£93,829.15

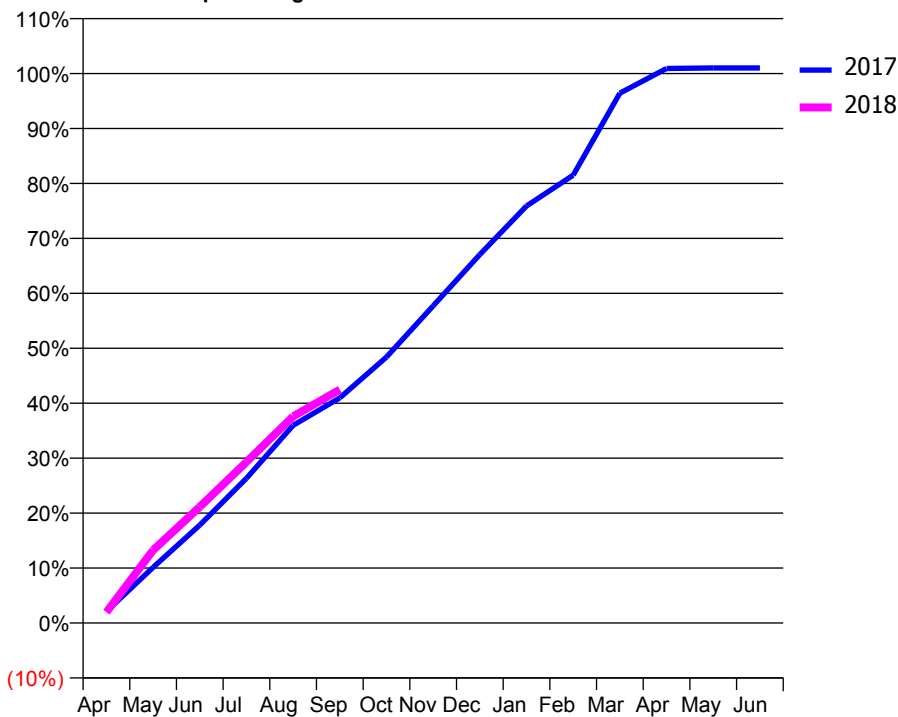
### ACCESS\*

Patients seen in 24 months	Total	Change since previous quarter
Quarter ending September 2016	1,314	
Quarter ending December 2016	1,294	↓
Quarter ending March 2017	1,271	↓
Quarter ending June 2017	1,236	↓
Quarter ending September 2017	1,216	↓
<b>Variance since September 2016</b>	<b>(7.5%)</b>	<b>↓</b>



### ACTIVITY

Cumulative percentage of contracted UDA delivered 2017 & 2018



Month	Adjusted Scheduled Activity (UDA)	
	2017	2018
April	73	69
May	352	462
June	621	736
July	917	1,020
August	1,252	1,309
September	1,427	1,479
October	1,685	
November	2,009	
December	2,334	
January	2,642	
February	2,837	
March	3,356	
April	3,512	
May	3,517	
June	3,517	

### QUALITY

	Quantity	Base Number	Contract	AT	Region	England
% of FP17s for the same patient ID Re-attending within 3 months - Children	6	133	4.5%	10.7%	11.6%	11.9%
% of FP17s for the same patient ID Re-attending within 3 months - Adults	61	576	10.6%	14.4%	15.2%	15.9%
% of FP17s for the same patient ID Re-attending between 3 & 9 months - Children	63	133	47.4%	56.9%	59.1%	58.1%
% of FP17s for the same patient ID Re-attending between 3 & 9 months - Adults	320	576	55.6%	48.5%	51.7%	50.6%
% of FP17s for Band 1 Urgent Courses	24	653	3.7%	8.6%	8.0%	9.1%
% of FP17s Relating to Free Repair or Replacements	8	653	1.2%	0.7%	0.8%	0.8%
% of FP17s Relating to Continuations	5	653	0.8%	0.9%	1.0%	1.1%
% of Patients satisfied with the dentistry they have received	3	4	N/A	91.0%	91.5%	91.4%
% of Patients satisfied with the time they had to wait for an appointment	4	4	N/A	86.9%	88.2%	87.7%

\* This is based on patients treated on this contract for their most recent course of treatment. Figures in italics indicate the base number of FP17s or Patient Questionnaire responses are less than 100. N/A is shown where the base number of responses is less than 10 during the period. % is calculated as Quantity/Base number\*100

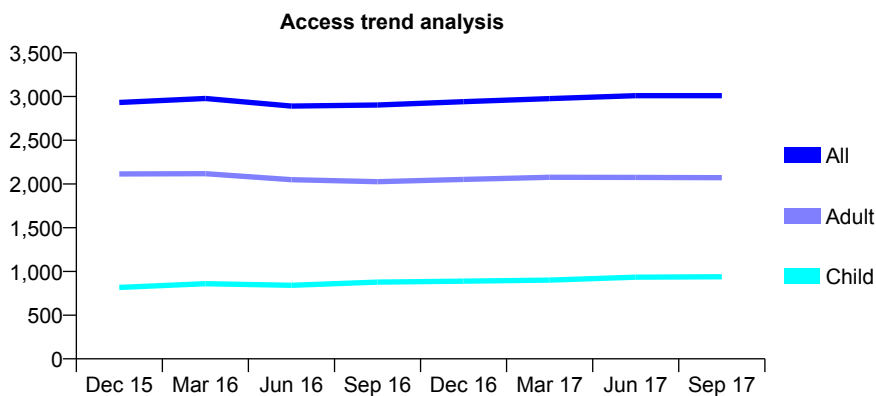
## Q58 - Vital Signs At a Glance Contract Report for 273767/0001 - September 2017

Name or company name	MR V GEHANI
Contract type name	GDS Contract
Purpose of contract	General
Contract start date	01/04/2006
Contract end date	

17/18 Contracted general activity (UDA)	6,854
Carry forward general activity (UDA)	0
17/18 Contracted orthodontic activity (UOA)	0
Carry forward orthodontic activity (UOA)	0
Baseline contract value	£175,694.41

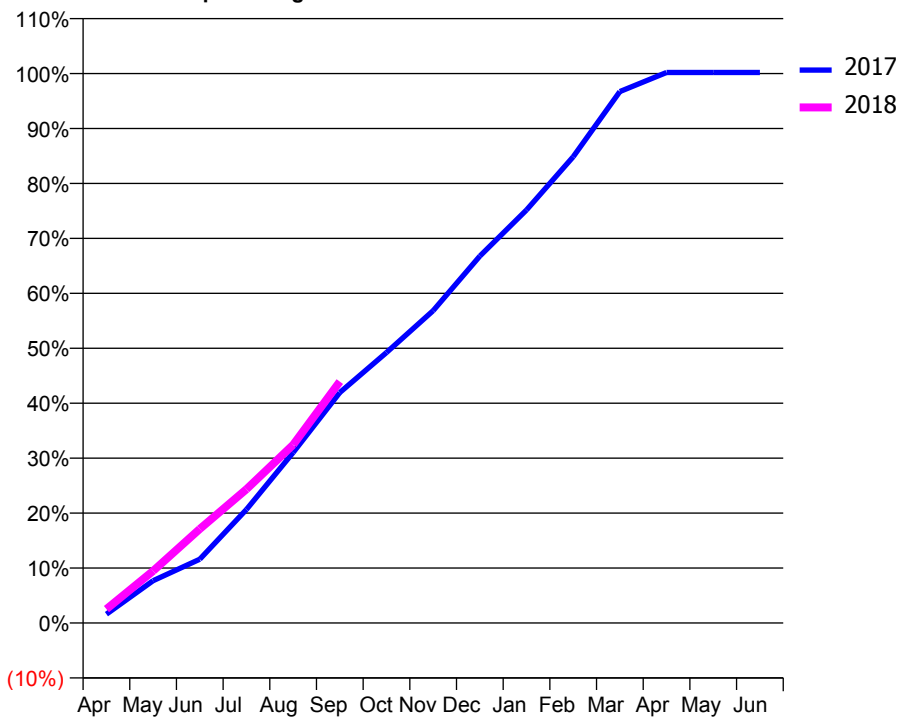
### ACCESS\*

Patients seen in 24 months	Total	Change since previous quarter
Quarter ending September 2016	2,903	
Quarter ending December 2016	2,941	→
Quarter ending March 2017	2,976	→
Quarter ending June 2017	3,009	→
Quarter ending September 2017	3,010	→
<b>Variance since September 2016</b>	<b>3.7%</b>	<b>↑</b>



### ACTIVITY

Cumulative percentage of contracted UDA delivered 2017 & 2018



Month	Adjusted Scheduled Activity (UDA)	
	2017	2018
April	111	173
May	529	650
June	796	1,174
July	1,416	1,670
August	2,127	2,223
September	2,874	3,012
October	3,374	
November	3,896	
December	4,576	
January	5,152	
February	5,815	
March	6,629	
April	6,866	
May	6,866	
June	6,867	

### QUALITY

	Quantity	Base Number	Contract	AT	Region	England
% of FP17s for the same patient ID Re-attending within 3 months - Children	21	615	3.4%	10.7%	11.6%	11.9%
% of FP17s for the same patient ID Re-attending within 3 months - Adults	117	1,290	9.1%	14.4%	15.2%	15.9%
% of FP17s for the same patient ID Re-attending between 3 & 9 months - Children	232	615	37.7%	56.9%	59.1%	58.1%
% of FP17s for the same patient ID Re-attending between 3 & 9 months - Adults	488	1,290	37.8%	48.5%	51.7%	50.6%
% of FP17s for Band 1 Urgent Courses	85	1,460	5.8%	8.6%	8.0%	9.1%
% of FP17s Relating to Free Repair or Replacements	12	1,460	0.8%	0.7%	0.8%	0.8%
% of FP17s Relating to Continuations	6	1,460	0.4%	0.9%	1.0%	1.1%
% of Patients satisfied with the dentistry they have received	4	4	N/A	91.0%	91.5%	91.4%
% of Patients satisfied with the time they had to wait for an appointment	2	4	N/A	86.9%	88.2%	87.7%

\* This is based on patients treated on this contract for their most recent course of treatment. Figures in italics indicate the base number of FP17s or Patient Questionnaire responses are less than 100. N/A is shown where the base number of responses is less than 10 during the period. % is calculated as Quantity/Base number\*100



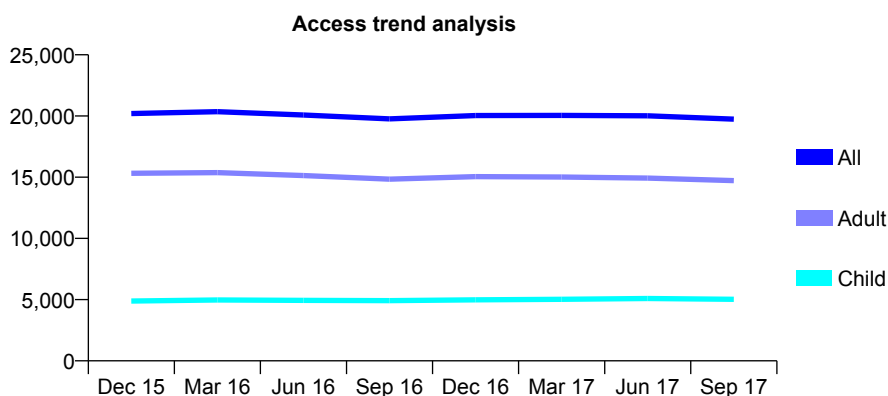
## Q58 - Vital Signs At a Glance Contract Report for 273848/0001 - September 2017

Name or company name	MR AT LAMB
Contract type name	GDS Contract
Purpose of contract	General
Contract start date	01/07/2007
Contract end date	

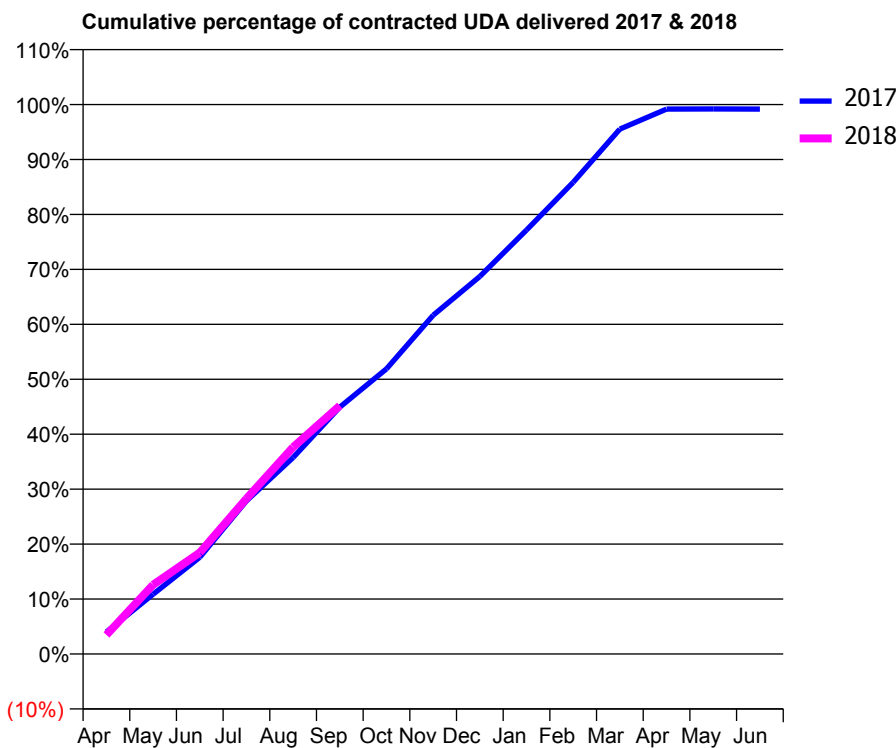
17/18 Contracted general activity (UDA)	44,684
Carry forward general activity (UDA)	0
17/18 Contracted orthodontic activity (UOA)	0
Carry forward orthodontic activity (UOA)	0
Baseline contract value	£1,114,806.87

### ACCESS\*

Patients seen in 24 months	Total	Change since previous quarter
Quarter ending September 2016	19,766	
Quarter ending December 2016	20,036	→
Quarter ending March 2017	20,046	→
Quarter ending June 2017	20,018	→
Quarter ending September 2017	19,748	↓
<b>Variance since September 2016</b>	<b>(0.1%)</b>	→



### ACTIVITY



Month	Adjusted Scheduled Activity (UDA)	
	2017	2018
April	1,793	1,555
May	4,868	5,631
June	7,872	8,242
July	12,455	12,633
August	15,977	16,824
September	20,080	20,192
October	23,189	
November	27,544	
December	30,704	
January	34,477	
February	38,355	
March	42,687	
April	44,317	
May	44,317	
June	44,312	

### QUALITY

	Quantity	Base Number	Contract	AT	Region	England
% of FP17s for the same patient ID Re-attending within 3 months - Children	212	3,484	6.1%	10.7%	11.6%	11.9%
% of FP17s for the same patient ID Re-attending within 3 months - Adults	822	8,619	9.5%	14.4%	15.2%	15.9%
% of FP17s for the same patient ID Re-attending between 3 & 9 months - Children	1,933	3,484	55.5%	56.9%	59.1%	58.1%
% of FP17s for the same patient ID Re-attending between 3 & 9 months - Adults	4,082	8,619	47.4%	48.5%	51.7%	50.6%
% of FP17s for Band 1 Urgent Courses	381	10,881	3.5%	8.6%	8.0%	9.1%
% of FP17s Relating to Free Repair or Replacements	101	10,881	0.9%	0.7%	0.8%	0.8%
% of FP17s Relating to Continuations	44	10,881	0.4%	0.9%	1.0%	1.1%
% of Patients satisfied with the dentistry they have received	24	25	96.0%	91.0%	91.5%	91.4%
% of Patients satisfied with the time they had to wait for an appointment	22	25	88.0%	86.9%	88.2%	87.7%

\* This is based on patients treated on this contract for their most recent course of treatment. Figures in italics indicate the base number of FP17s or Patient Questionnaire responses are less than 100. N/A is shown where the base number of responses is less than 10 during the period. % is calculated as Quantity/Base number\*100

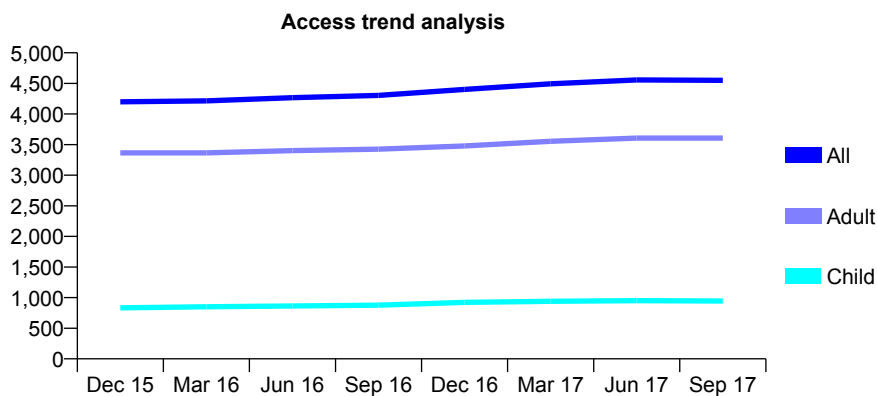
## Q58 - Vital Signs At a Glance Contract Report for 274275/0001 - September 2017

Name or company name	MR A SHAH
Contract type name	GDS Contract
Purpose of contract	General
Contract start date	01/10/2010
Contract end date	

17/18 Contracted general activity (UDA)	11,715
Carry forward general activity (UDA)	0
17/18 Contracted orthodontic activity (UOA)	0
Carry forward orthodontic activity (UOA)	0
Baseline contract value	£298,546.96

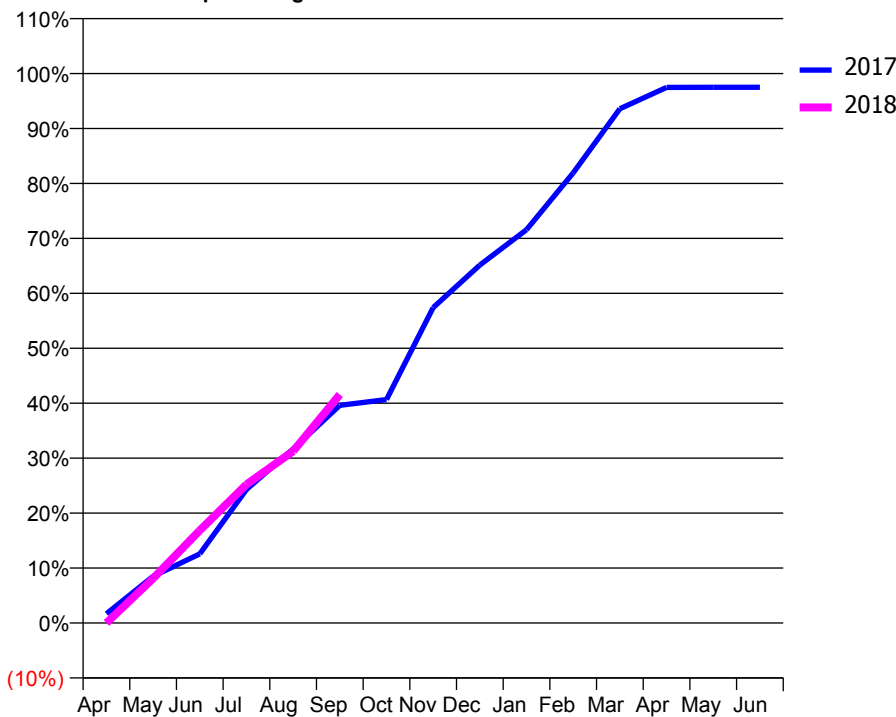
### ACCESS\*

Patients seen in 24 months	Total	Change since previous quarter
Quarter ending September 2016	4,304	
Quarter ending December 2016	4,401	↑
Quarter ending March 2017	4,493	↑
Quarter ending June 2017	4,557	→
Quarter ending September 2017	4,551	→
<b>Variance since September 2016</b>	<b>5.7%</b>	<b>↑</b>



### ACTIVITY

Cumulative percentage of contracted UDA delivered 2017 & 2018



Month	Adjusted Scheduled Activity (UDA)	
	2017	2018
April	197	0
May	998	950
June	1,474	1,974
July	2,847	2,954
August	3,712	3,663
September	4,642	4,870
October	4,762	
November	6,726	
December	7,633	
January	8,385	
February	9,596	
March	10,963	
April	11,418	
May	11,420	
June	11,420	

### QUALITY

	Quantity	Base Number	Contract	AT	Region	England
% of FP17s for the same patient ID Re-attending within 3 months - Children	61	787	7.8%	10.7%	11.6%	11.9%
% of FP17s for the same patient ID Re-attending within 3 months - Adults	269	2,598	10.4%	14.4%	15.2%	15.9%
% of FP17s for the same patient ID Re-attending between 3 & 9 months - Children	534	787	67.9%	56.9%	59.1%	58.1%
% of FP17s for the same patient ID Re-attending between 3 & 9 months - Adults	1,723	2,598	66.3%	48.5%	51.7%	50.6%
% of FP17s for Band 1 Urgent Courses	112	2,814	4.0%	8.6%	8.0%	9.1%
% of FP17s Relating to Free Repair or Replacements	18	2,814	0.6%	0.7%	0.8%	0.8%
% of FP17s Relating to Continuations	6	2,814	0.2%	0.9%	1.0%	1.1%
% of Patients satisfied with the dentistry they have received	5	6	N/A	91.0%	91.5%	91.4%
% of Patients satisfied with the time they had to wait for an appointment	5	6	N/A	86.9%	88.2%	87.7%

\* This is based on patients treated on this contract for their most recent course of treatment. Figures in italics indicate the base number of FP17s or Patient Questionnaire responses are less than 100. N/A is shown where the base number of responses is less than 10 during the period. % is calculated as Quantity/Base number\*100

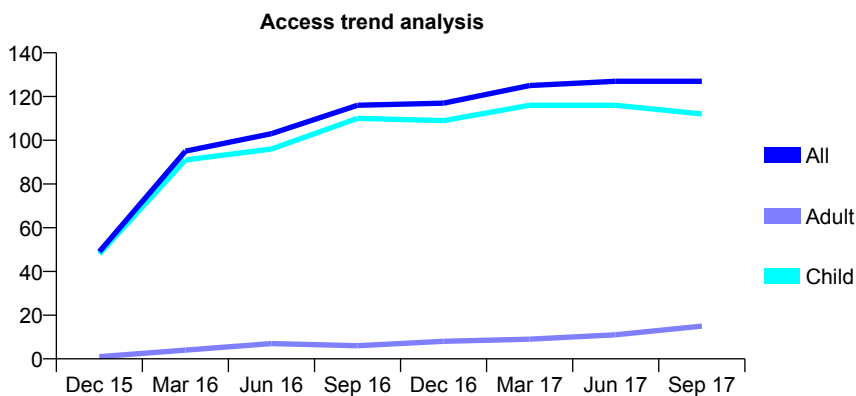
## Q58 - Vital Signs At a Glance Contract Report for 274658/0001 - September 2017

Name or company name	MS D FERATI
Contract type name	GDS Contract
Purpose of contract	General
Contract start date	08/10/2015
Contract end date	

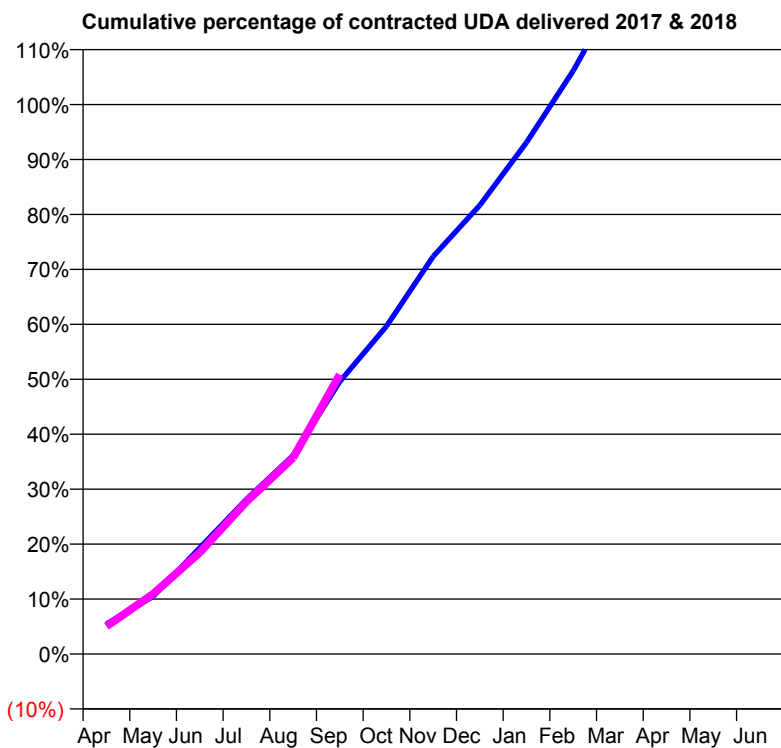
17/18 Contracted general activity (UDA)	238
Carry forward general activity (UDA)	0
17/18 Contracted orthodontic activity (UOA)	0
Carry forward orthodontic activity (UOA)	0
Baseline contract value	£6,145.48

### ACCESS\*

Patients seen in 24 months	Total	Change since previous quarter
Quarter ending September 2016	116	
Quarter ending December 2016	117	→
Quarter ending March 2017	125	↑
Quarter ending June 2017	127	→
Quarter ending September 2017	127	→
<b>Variance since September 2016</b>	<b>9.5%</b>	<b>↑</b>



### ACTIVITY



Month	Adjusted Scheduled Activity (UDA)	
	2017	2018
April	13	12
May	25	26
June	46	44
July	67	66
August	86	85
September	118	121
October	142	
November	172	
December	194	
January	222	
February	253	
March	289	
April	296	
May	296	
June	296	

### QUALITY

	Quantity	Base Number	Contract	AT	Region	England
% of FP17s for the same patient ID Re-attending within 3 months - Children	9	96	9.4%	10.7%	11.6%	11.9%
% of FP17s for the same patient ID Re-attending within 3 months - Adults	0	0	N/A	14.4%	15.2%	15.9%
% of FP17s for the same patient ID Re-attending between 3 & 9 months - Children	79	96	82.3%	56.9%	59.1%	58.1%
% of FP17s for the same patient ID Re-attending between 3 & 9 months - Adults	0	0	N/A	48.5%	51.7%	50.6%
% of FP17s for Band 1 Urgent Courses	0	89	0.0%	8.6%	8.0%	9.1%
% of FP17s Relating to Free Repair or Replacements	0	89	0.0%	0.7%	0.8%	0.8%
% of FP17s Relating to Continuations	0	89	0.0%	0.9%	1.0%	1.1%
% of Patients satisfied with the dentistry they have received	0	0	N/A	91.0%	91.5%	91.4%
% of Patients satisfied with the time they had to wait for an appointment	0	0	N/A	86.9%	88.2%	87.7%

\* This is based on patients treated on this contract for their most recent course of treatment. Figures in italics indicate the base number of FP17s or Patient Questionnaire responses are less than 100. N/A is shown where the base number of responses is less than 10 during the period. % is calculated as Quantity/Base number\*100

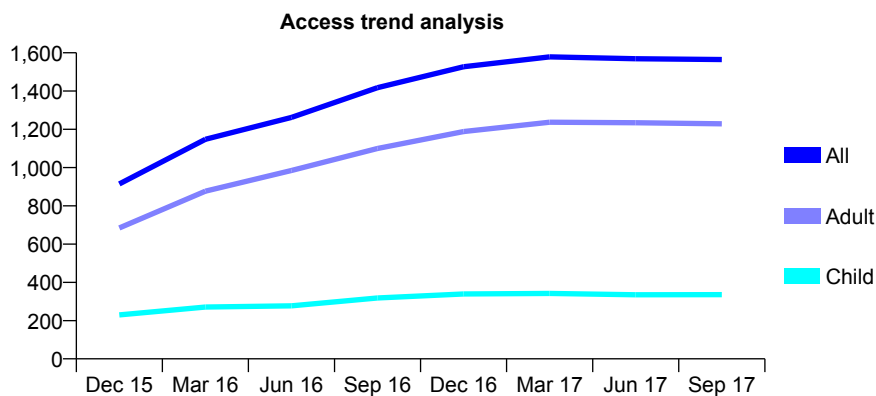
## Q58 - Vital Signs At a Glance Contract Report for 278610/0001 - September 2017

Name or company name	MR SK SHAH
Contract type name	GDS Contract
Purpose of contract	General
Contract start date	01/04/2015
Contract end date	

17/18 Contracted general activity (UDA)	3,739
Carry forward general activity (UDA)	0
17/18 Contracted orthodontic activity (UOA)	0
Carry forward orthodontic activity (UOA)	0
Baseline contract value	£93,139.95

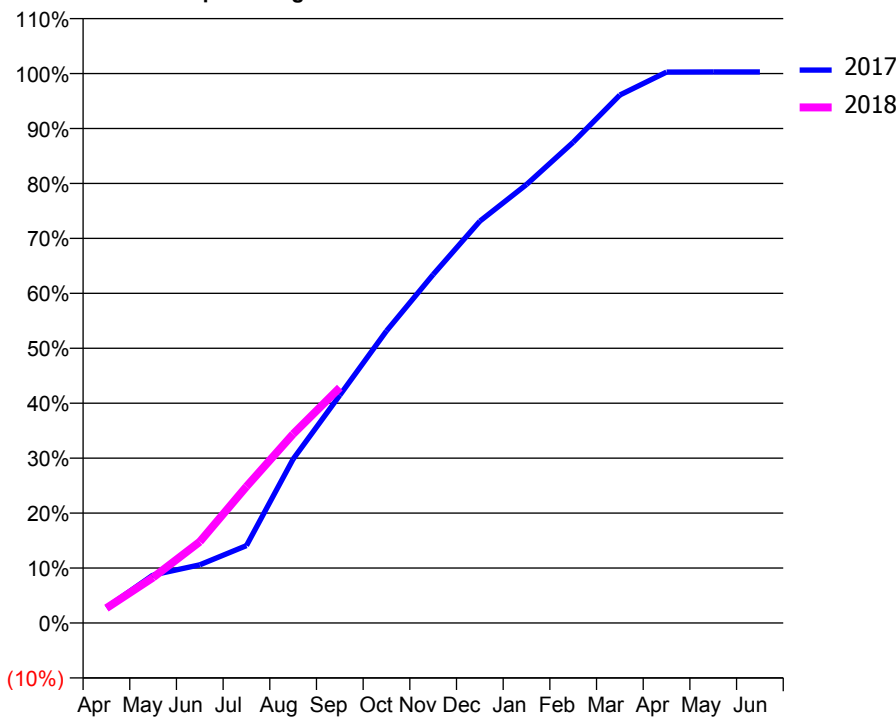
### ACCESS\*

Patients seen in 24 months	Total	Change since previous quarter
Quarter ending September 2016	1,418	
Quarter ending December 2016	1,527	↑
Quarter ending March 2017	1,579	↑
Quarter ending June 2017	1,569	→
Quarter ending September 2017	1,565	→
<b>Variance since September 2016</b>	<b>10.4%</b>	<b>↑</b>



### ACTIVITY

Cumulative percentage of contracted UDA delivered 2017 & 2018



Month	Adjusted Scheduled Activity (UDA)	
	2017	2018
April	105	102
May	327	310
June	396	553
July	527	929
August	1,116	1,286
September	1,550	1,602
October	1,988	
November	2,371	
December	2,734	
January	2,984	
February	3,272	
March	3,592	
April	3,749	
May	3,750	
June	3,750	

### QUALITY

	Quantity	Base Number	Contract	AT	Region	England
% of FP17s for the same patient ID Re-attending within 3 months - Children	10	273	3.7%	10.7%	11.6%	11.9%
% of FP17s for the same patient ID Re-attending within 3 months - Adults	77	703	11.0%	14.4%	15.2%	15.9%
% of FP17s for the same patient ID Re-attending between 3 & 9 months - Children	182	273	66.7%	56.9%	59.1%	58.1%
% of FP17s for the same patient ID Re-attending between 3 & 9 months - Adults	300	703	42.7%	48.5%	51.7%	50.6%
% of FP17s for Band 1 Urgent Courses	50	893	5.6%	8.6%	8.0%	9.1%
% of FP17s Relating to Free Repair or Replacements	9	893	1.0%	0.7%	0.8%	0.8%
% of FP17s Relating to Continuations	11	893	1.2%	0.9%	1.0%	1.1%
% of Patients satisfied with the dentistry they have received	2	2	N/A	91.0%	91.5%	91.4%
% of Patients satisfied with the time they had to wait for an appointment	2	2	N/A	86.9%	88.2%	87.7%

\* This is based on patients treated on this contract for their most recent course of treatment. Figures in italics indicate the base number of FP17s or Patient Questionnaire responses are less than 100. N/A is shown where the base number of responses is less than 10 during the period. % is calculated as Quantity/Base number\*100

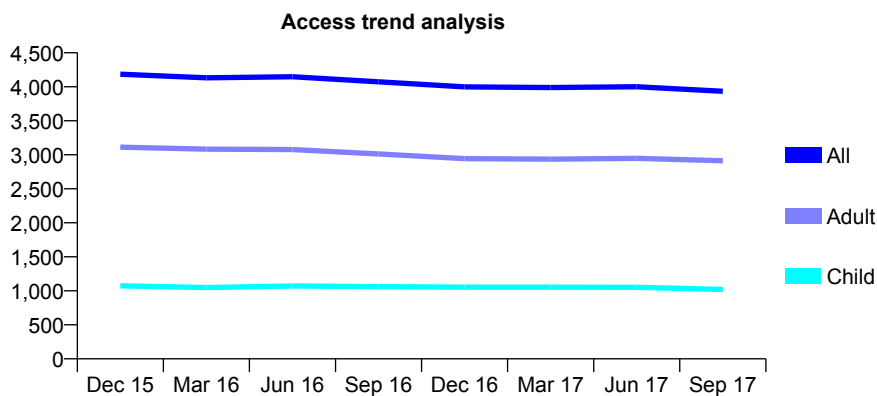
## Q58 - Vital Signs At a Glance Contract Report for 278629/0001 - September 2017

Name or company name	MR A PATEL
Contract type name	GDS Contract
Purpose of contract	General
Contract start date	01/02/2010
Contract end date	

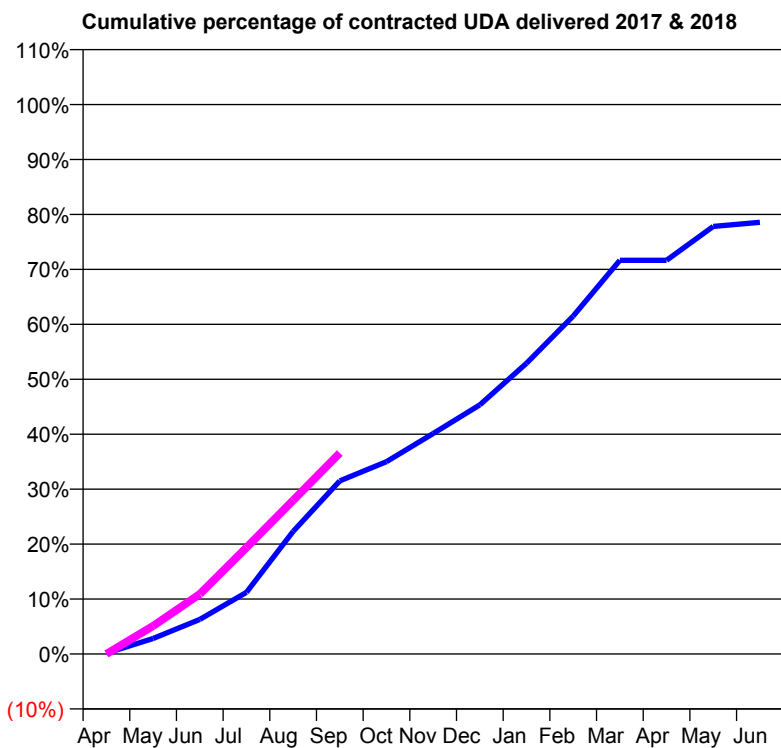
17/18 Contracted general activity (UDA)	11,165
Carry forward general activity (UDA)	0
17/18 Contracted orthodontic activity (UOA)	0
Carry forward orthodontic activity (UOA)	0
Baseline contract value	£280,839.40

### ACCESS\*

Patients seen in 24 months	Total	Change since previous quarter
Quarter ending September 2016	4,073	
Quarter ending December 2016	3,999	↓
Quarter ending March 2017	3,990	→
Quarter ending June 2017	4,000	→
Quarter ending September 2017	3,934	↓
<b>Variance since September 2016</b>	<b>(3.4%)</b>	<b>↓</b>



### ACTIVITY



Month	Adjusted Scheduled Activity (UDA)	
	2017	2018
April	17	0
May	316	570
June	703	1,217
July	1,252	2,164
August	2,492	3,122
September	3,517	4,083
October	3,910	
November	4,481	
December	5,064	
January	5,907	
February	6,867	
March	8,000	
April	8,000	
May	8,689	
June	8,772	

### QUALITY

	Quantity	Base Number	Contract	AT	Region	England
% of FP17s for the same patient ID Re-attending within 3 months - Children	38	650	5.8%	10.7%	11.6%	11.9%
% of FP17s for the same patient ID Re-attending within 3 months - Adults	219	1,883	11.6%	14.4%	15.2%	15.9%
% of FP17s for the same patient ID Re-attending between 3 & 9 months - Children	272	650	41.8%	56.9%	59.1%	58.1%
% of FP17s for the same patient ID Re-attending between 3 & 9 months - Adults	852	1,883	45.2%	48.5%	51.7%	50.6%
% of FP17s for Band 1 Urgent Courses	112	1,906	5.9%	8.6%	8.0%	9.1%
% of FP17s Relating to Free Repair or Replacements	28	1,906	1.5%	0.7%	0.8%	0.8%
% of FP17s Relating to Continuations	10	1,906	0.5%	0.9%	1.0%	1.1%
% of Patients satisfied with the dentistry they have received	4	4	N/A	91.0%	91.5%	91.4%
% of Patients satisfied with the time they had to wait for an appointment	3	4	N/A	86.9%	88.2%	87.7%

\* This is based on patients treated on this contract for their most recent course of treatment. Figures in italics indicate the base number of FP17s or Patient Questionnaire responses are less than 100. N/A is shown where the base number of responses is less than 10 during the period. % is calculated as Quantity/Base number\*100

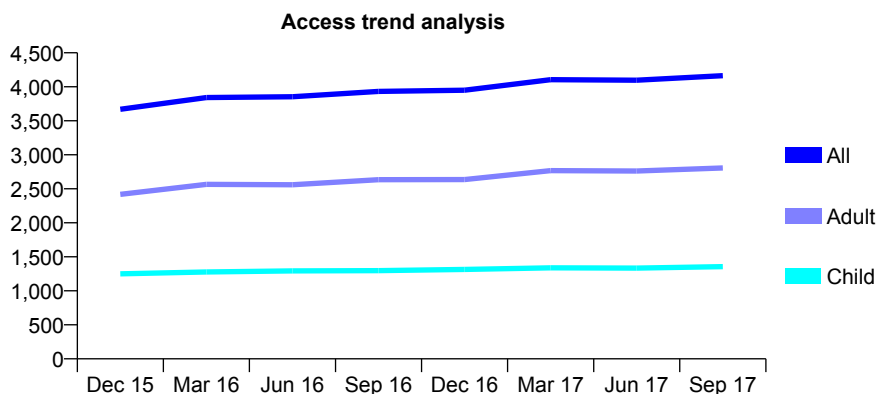
## Q58 - Vital Signs At a Glance Contract Report for 279625/0001 - September 2017

Name or company name	MR BS SIDHU
Contract type name	GDS Contract
Purpose of contract	General
Contract start date	10/01/2008
Contract end date	

17/18 Contracted general activity (UDA)	12,384
Carry forward general activity (UDA)	0
17/18 Contracted orthodontic activity (UOA)	0
Carry forward orthodontic activity (UOA)	0
Baseline contract value	£301,131.56

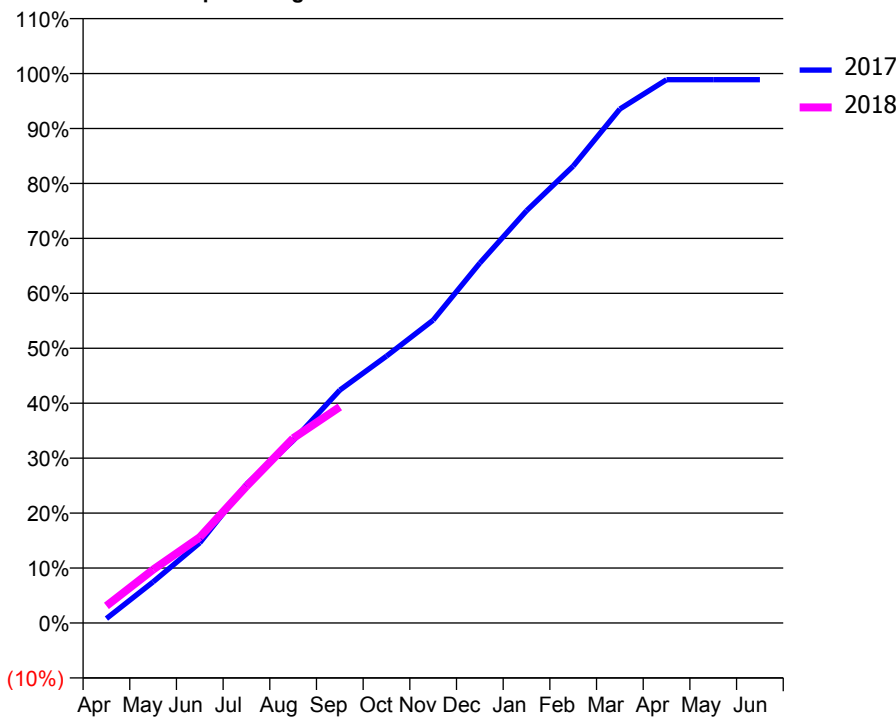
### ACCESS\*

Patients seen in 24 months	Total	Change since previous quarter
Quarter ending September 2016	3,933	
Quarter ending December 2016	3,950	→
Quarter ending March 2017	4,105	↑
Quarter ending June 2017	4,097	→
Quarter ending September 2017	4,163	→
<b>Variance since September 2016</b>	<b>5.8%</b>	<b>↑</b>



### ACTIVITY

Cumulative percentage of contracted UDA delivered 2017 & 2018



Month	Adjusted Scheduled Activity (UDA)	
	2017	2018
April	100	385
May	926	1,203
June	1,808	1,934
July	3,126	3,081
August	4,109	4,163
September	5,249	4,871
October	6,014	
November	6,827	
December	8,113	
January	9,290	
February	10,298	
March	11,584	
April	12,243	
May	12,244	
June	12,244	

### QUALITY

	Quantity	Base Number	Contract	AT	Region	England
% of FP17s for the same patient ID Re-attending within 3 months - Children	95	1,013	9.4%	10.7%	11.6%	11.9%
% of FP17s for the same patient ID Re-attending within 3 months - Adults	370	1,847	20.0%	14.4%	15.2%	15.9%
% of FP17s for the same patient ID Re-attending between 3 & 9 months - Children	605	1,013	59.7%	56.9%	59.1%	58.1%
% of FP17s for the same patient ID Re-attending between 3 & 9 months - Adults	900	1,847	48.7%	48.5%	51.7%	50.6%
% of FP17s for Band 1 Urgent Courses	413	2,602	15.9%	8.6%	8.0%	9.1%
% of FP17s Relating to Free Repair or Replacements	42	2,602	1.6%	0.7%	0.8%	0.8%
% of FP17s Relating to Continuations	14	2,602	0.5%	0.9%	1.0%	1.1%
% of Patients satisfied with the dentistry they have received	6	6	N/A	91.0%	91.5%	91.4%
% of Patients satisfied with the time they had to wait for an appointment	6	6	N/A	86.9%	88.2%	87.7%

\* This is based on patients treated on this contract for their most recent course of treatment. Figures in italics indicate the base number of FP17s or Patient Questionnaire responses are less than 100. N/A is shown where the base number of responses is less than 10 during the period. % is calculated as Quantity/Base number\*100

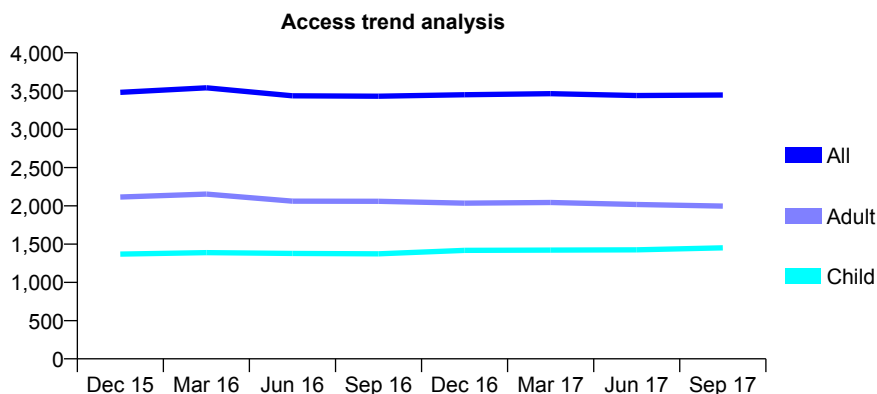
## Q58 - Vital Signs At a Glance Contract Report for 288470/0001 - September 2017

Name or company name	MR VB PATEL
Contract type name	GDS Contract
Purpose of contract	General
Contract start date	17/01/2014
Contract end date	

17/18 Contracted general activity (UDA)	9,850
Carry forward general activity (UDA)	0
17/18 Contracted orthodontic activity (UOA)	0
Carry forward orthodontic activity (UOA)	0
Baseline contract value	£256,965.55

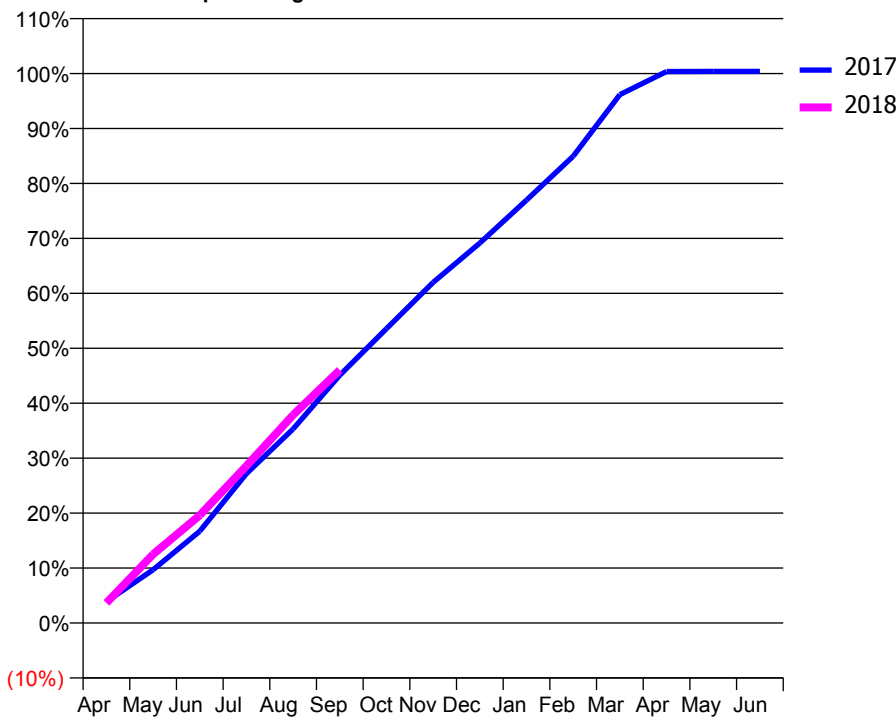
### ACCESS\*

Patients seen in 24 months	Total	Change since previous quarter
Quarter ending September 2016	3,432	
Quarter ending December 2016	3,452	→
Quarter ending March 2017	3,465	→
Quarter ending June 2017	3,442	→
Quarter ending September 2017	3,448	→
<b>Variance since September 2016</b>	<b>0.5%</b>	<b>→</b>



### ACTIVITY

Cumulative percentage of contracted UDA delivered 2017 & 2018



Month	Adjusted Scheduled Activity (UDA)	
	2017	2018
April	385	359
May	955	1,233
June	1,645	1,931
July	2,677	2,818
August	3,480	3,730
September	4,443	4,535
October	5,276	
November	6,106	
December	6,811	
January	7,580	
February	8,368	
March	9,472	
April	9,886	
May	9,887	
June	9,887	

### QUALITY

	Quantity	Base Number	Contract	AT	Region	England
% of FP17s for the same patient ID Re-attending within 3 months - Children	93	1,284	7.2%	10.7%	11.6%	11.9%
% of FP17s for the same patient ID Re-attending within 3 months - Adults	137	1,393	9.8%	14.4%	15.2%	15.9%
% of FP17s for the same patient ID Re-attending between 3 & 9 months - Children	871	1,284	67.8%	56.9%	59.1%	58.1%
% of FP17s for the same patient ID Re-attending between 3 & 9 months - Adults	875	1,393	62.8%	48.5%	51.7%	50.6%
% of FP17s for Band 1 Urgent Courses	128	2,500	5.1%	8.6%	8.0%	9.1%
% of FP17s Relating to Free Repair or Replacements	15	2,500	0.6%	0.7%	0.8%	0.8%
% of FP17s Relating to Continuations	7	2,500	0.3%	0.9%	1.0%	1.1%
% of Patients satisfied with the dentistry they have received	5	5	N/A	91.0%	91.5%	91.4%
% of Patients satisfied with the time they had to wait for an appointment	5	5	N/A	86.9%	88.2%	87.7%

\* This is based on patients treated on this contract for their most recent course of treatment. Figures in italics indicate the base number of FP17s or Patient Questionnaire responses are less than 100. N/A is shown where the base number of responses is less than 10 during the period. % is calculated as Quantity/Base number\*100

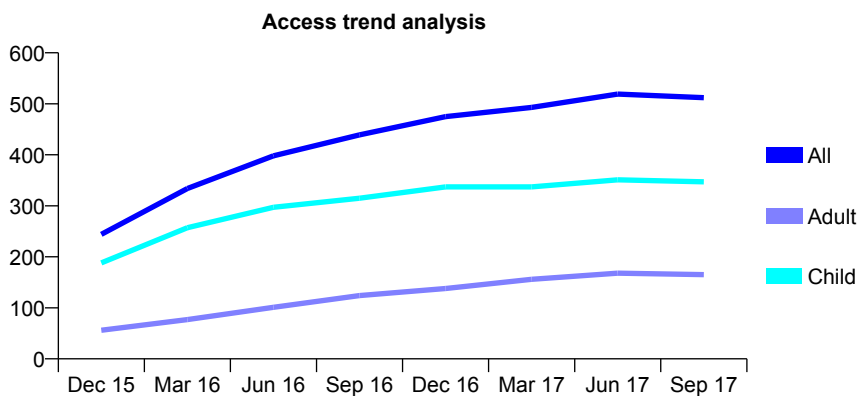
## Q58 - Vital Signs At a Glance Contract Report for 295698/0001 - September 2017

Name or company name	MISS A PETKEVICA
Contract type name	GDS Contract
Purpose of contract	General
Contract start date	20/06/2015
Contract end date	

17/18 Contracted general activity (UDA)	1,370
Carry forward general activity (UDA)	0
17/18 Contracted orthodontic activity (UOA)	0
Carry forward orthodontic activity (UOA)	0
Baseline contract value	£38,295.28

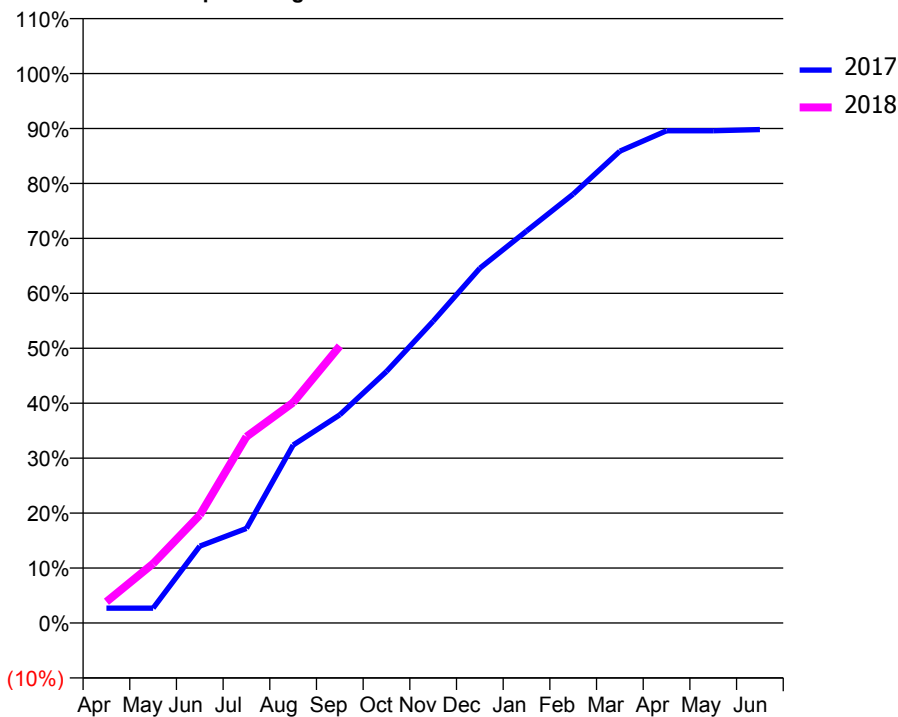
### ACCESS\*

Patients seen in 24 months	Total	Change since previous quarter
Quarter ending September 2016	439	
Quarter ending December 2016	475	↑
Quarter ending March 2017	493	↑
Quarter ending June 2017	519	↑
Quarter ending September 2017	512	↓
<b>Variance since September 2016</b>	16.6%	↑



### ACTIVITY

Cumulative percentage of contracted UDA delivered 2017 & 2018



Month	Adjusted Scheduled Activity (UDA)	
	2017	2018
April	37	53
May	37	148
June	192	269
July	236	465
August	444	550
September	519	691
October	627	
November	752	
December	884	
January	977	
February	1,069	
March	1,176	
April	1,227	
May	1,227	
June	1,230	

### QUALITY

	Quantity	Base Number	Contract	AT	Region	England
% of FP17s for the same patient ID Re-attending within 3 months - Children	5	241	2.1%	10.7%	11.6%	11.9%
% of FP17s for the same patient ID Re-attending within 3 months - Adults	6	70	8.6%	14.4%	15.2%	15.9%
% of FP17s for the same patient ID Re-attending between 3 & 9 months - Children	106	241	44.0%	56.9%	59.1%	58.1%
% of FP17s for the same patient ID Re-attending between 3 & 9 months - Adults	20	70	28.6%	48.5%	51.7%	50.6%
% of FP17s for Band 1 Urgent Courses	4	289	1.4%	8.6%	8.0%	9.1%
% of FP17s Relating to Free Repair or Replacements	0	289	0.0%	0.7%	0.8%	0.8%
% of FP17s Relating to Continuations	0	289	0.0%	0.9%	1.0%	1.1%
% of Patients satisfied with the dentistry they have received	1	1	N/A	91.0%	91.5%	91.4%
% of Patients satisfied with the time they had to wait for an appointment	1	1	N/A	86.9%	88.2%	87.7%

\* This is based on patients treated on this contract for their most recent course of treatment. Figures in italics indicate the base number of FP17s or Patient Questionnaire responses are less than 100. N/A is shown where the base number of responses is less than 10 during the period. % is calculated as Quantity/Base number\*100



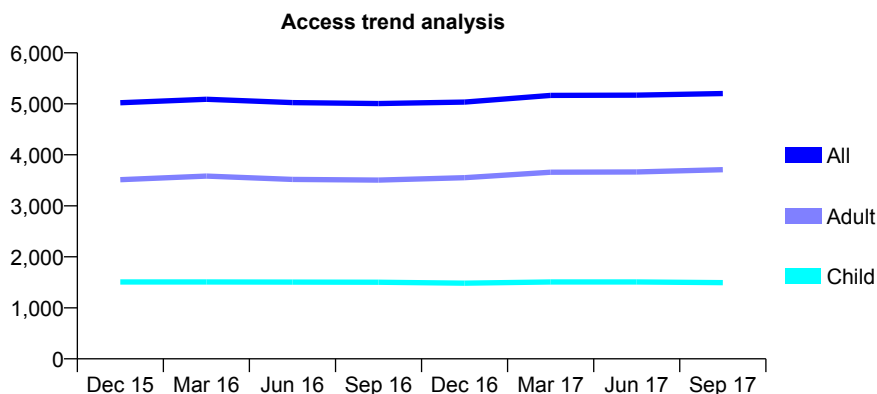
## Q58 - Vital Signs At a Glance Contract Report for 306509/0001 - September 2017

Name or company name	Manor Way Dental Practice
Contract type name	GDS Contract
Purpose of contract	General
Contract start date	01/04/2006
Contract end date	

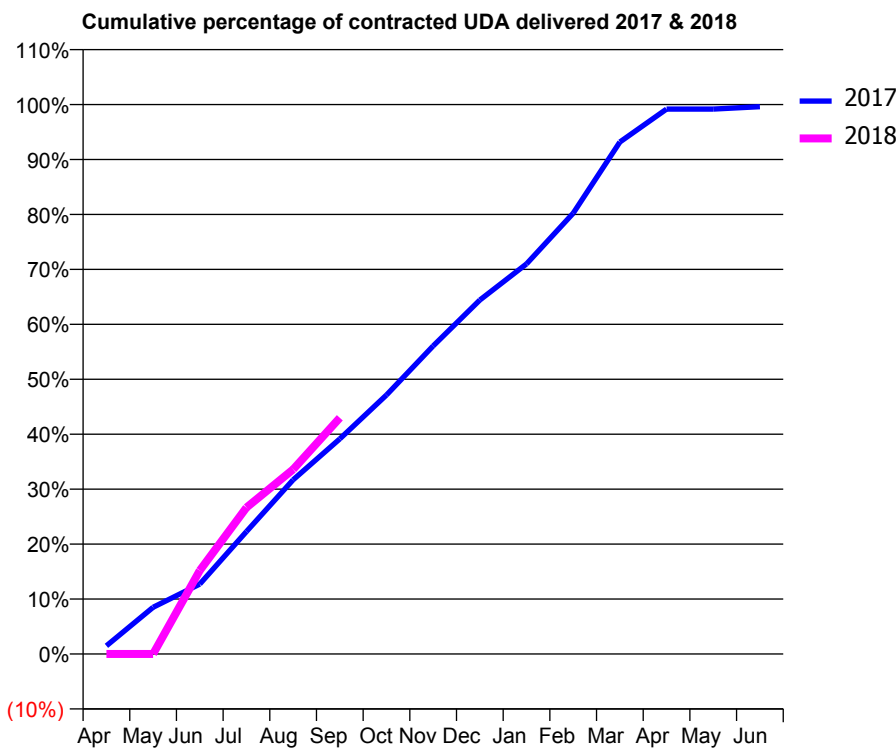
17/18 Contracted general activity (UDA)	12,942
Carry forward general activity (UDA)	0
17/18 Contracted orthodontic activity (UOA)	0
Carry forward orthodontic activity (UOA)	0
Baseline contract value	£371,327.09

### ACCESS\*

Patients seen in 24 months	Total	Change since previous quarter
Quarter ending September 2016	5,006	
Quarter ending December 2016	5,035	→
Quarter ending March 2017	5,166	↑
Quarter ending June 2017	5,170	→
Quarter ending September 2017	5,201	→
<b>Variance since September 2016</b>	<b>3.9%</b>	<b>↑</b>



### ACTIVITY



Month	Adjusted Scheduled Activity (UDA)	
	2017	2018
April	192	0
May	1,102	0
June	1,649	1,967
July	2,883	3,451
August	4,103	4,349
September	5,066	5,562
October	6,100	
November	7,256	
December	8,336	
January	9,187	
February	10,382	
March	12,059	
April	12,835	
May	12,835	
June	12,890	

### QUALITY

	Quantity	Base Number	Contract	AT	Region	England
% of FP17s for the same patient ID Re-attending within 3 months - Children	64	778	8.2%	10.7%	11.6%	11.9%
% of FP17s for the same patient ID Re-attending within 3 months - Adults	265	1,823	14.5%	14.4%	15.2%	15.9%
% of FP17s for the same patient ID Re-attending between 3 & 9 months - Children	215	778	27.6%	56.9%	59.1%	58.1%
% of FP17s for the same patient ID Re-attending between 3 & 9 months - Adults	523	1,823	28.7%	48.5%	51.7%	50.6%
% of FP17s for Band 1 Urgent Courses	532	2,348	22.7%	8.6%	8.0%	9.1%
% of FP17s Relating to Free Repair or Replacements	29	2,348	1.2%	0.7%	0.8%	0.8%
% of FP17s Relating to Continuations	2	2,348	0.1%	0.9%	1.0%	1.1%
% of Patients satisfied with the dentistry they have received	3	3	N/A	91.0%	91.5%	91.4%
% of Patients satisfied with the time they had to wait for an appointment	3	3	N/A	86.9%	88.2%	87.7%

\* This is based on patients treated on this contract for their most recent course of treatment. Figures in italics indicate the base number of FP17s or Patient Questionnaire responses are less than 100. N/A is shown where the base number of responses is less than 10 during the period. % is calculated as Quantity/Base number\*100

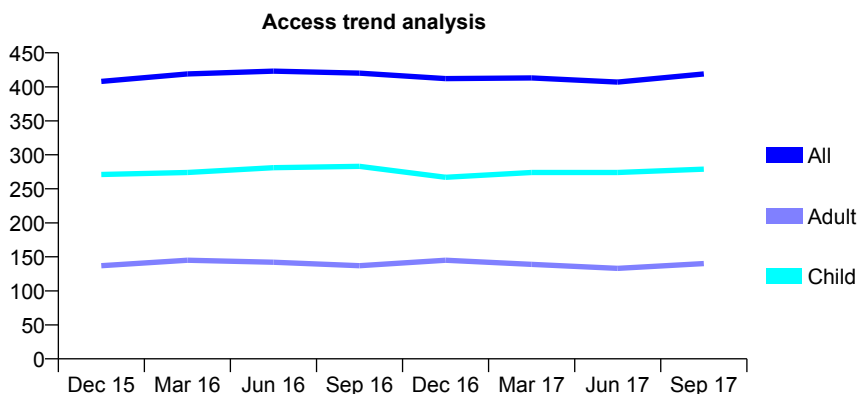
## Q58 - Vital Signs At a Glance Contract Report for 309508/0001 - September 2017

Name or company name	MR AR MULLISH
Contract type name	GDS Contract
Purpose of contract	General
Contract start date	01/04/2006
Contract end date	

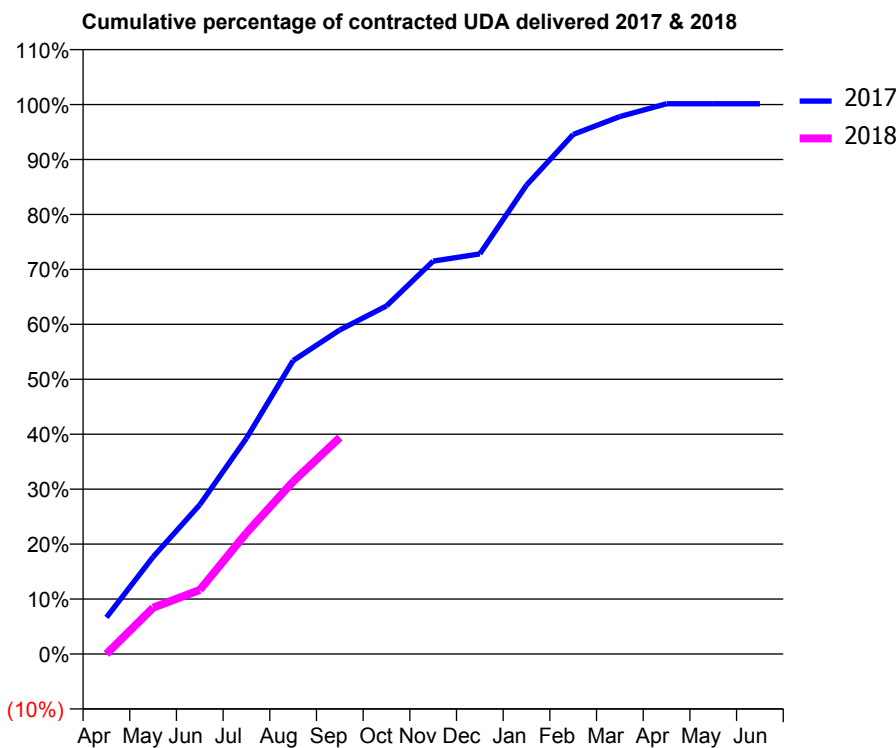
17/18 Contracted general activity (UDA)	773
Carry forward general activity (UDA)	0
17/18 Contracted orthodontic activity (UOA)	0
Carry forward orthodontic activity (UOA)	0
Baseline contract value	£21,518.94

### ACCESS\*

Patients seen in 24 months	Total	Change since previous quarter
Quarter ending September 2016	420	
Quarter ending December 2016	412	↓
Quarter ending March 2017	413	→
Quarter ending June 2017	407	↓
Quarter ending September 2017	419	↑
<b>Variance since September 2016</b>	<b>(0.2%)</b>	<b>→</b>



### ACTIVITY



Month	Adjusted Scheduled Activity (UDA)	
	2017	2018
April	51	0
May	137	65
June	210	90
July	304	170
August	413	243
September	456	305
October	490	
November	553	
December	563	
January	660	
February	731	
March	756	
April	774	
May	774	
June	774	

### QUALITY

	Quantity	Base Number	Contract	AT	Region	England
% of FP17s for the same patient ID Re-attending within 3 months - Children	8	175	4.6%	10.7%	11.6%	11.9%
% of FP17s for the same patient ID Re-attending within 3 months - Adults	5	62	8.1%	14.4%	15.2%	15.9%
% of FP17s for the same patient ID Re-attending between 3 & 9 months - Children	95	175	54.3%	56.9%	59.1%	58.1%
% of FP17s for the same patient ID Re-attending between 3 & 9 months - Adults	19	62	30.6%	48.5%	51.7%	50.6%
% of FP17s for Band 1 Urgent Courses	3	220	1.4%	8.6%	8.0%	9.1%
% of FP17s Relating to Free Repair or Replacements	0	220	0.0%	0.7%	0.8%	0.8%
% of FP17s Relating to Continuations	0	220	0.0%	0.9%	1.0%	1.1%
% of Patients satisfied with the dentistry they have received	0	0	N/A	91.0%	91.5%	91.4%
% of Patients satisfied with the time they had to wait for an appointment	0	0	N/A	86.9%	88.2%	87.7%

\* This is based on patients treated on this contract for their most recent course of treatment. Figures in italics indicate the base number of FP17s or Patient Questionnaire responses are less than 100. N/A is shown where the base number of responses is less than 10 during the period. % is calculated as Quantity/Base number\*100

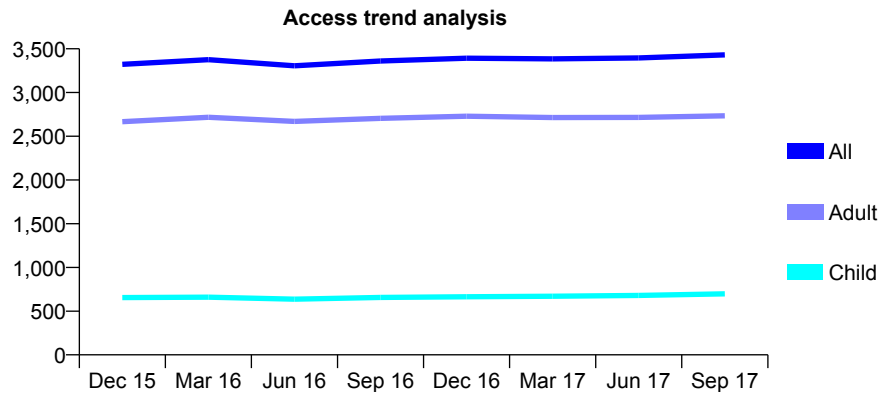
## Q58 - Vital Signs At a Glance Contract Report for 310026/0001 - September 2017

Name or company name	MR HK CHAN
Contract type name	GDS Contract
Purpose of contract	General
Contract start date	01/04/2006
Contract end date	

17/18 Contracted general activity (UDA)	8,414
Carry forward general activity (UDA)	0
17/18 Contracted orthodontic activity (UOA)	0
Carry forward orthodontic activity (UOA)	0
Baseline contract value	£246,464.17

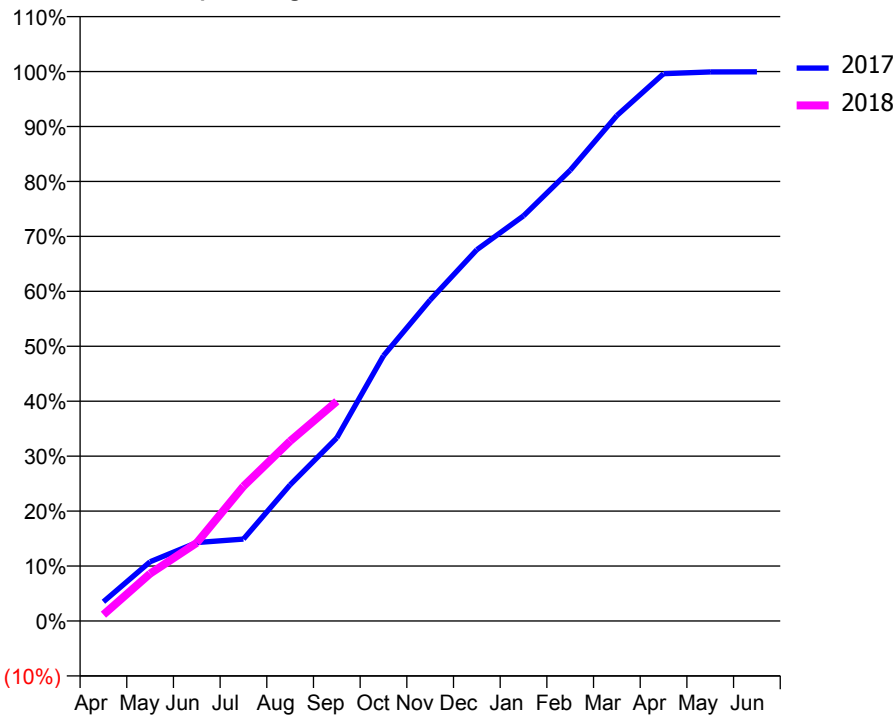
### ACCESS\*

Patients seen in 24 months	Total	Change since previous quarter
Quarter ending September 2016	3,361	
Quarter ending December 2016	3,393	→
Quarter ending March 2017	3,385	→
Quarter ending June 2017	3,395	→
Quarter ending September 2017	3,431	→
<b>Variance since September 2016</b>	<b>2.1%</b>	<b>↑</b>



### ACTIVITY

Cumulative percentage of contracted UDA delivered 2017 & 2018



Month	Adjusted Scheduled Activity (UDA)	
	2017	2018
April	295	96
May	908	725
June	1,202	1,197
July	1,255	2,063
August	2,086	2,756
September	2,805	3,364
October	4,062	
November	4,916	
December	5,686	
January	6,203	
February	6,902	
March	7,739	
April	8,380	
May	8,407	
June	8,409	

### QUALITY

	Quantity	Base Number	Contract	AT	Region	England
% of FP17s for the same patient ID Re-attending within 3 months - Children	15	410	3.7%	10.7%	11.6%	11.9%
% of FP17s for the same patient ID Re-attending within 3 months - Adults	182	1,630	11.2%	14.4%	15.2%	15.9%
% of FP17s for the same patient ID Re-attending between 3 & 9 months - Children	188	410	45.9%	56.9%	59.1%	58.1%
% of FP17s for the same patient ID Re-attending between 3 & 9 months - Adults	736	1,630	45.2%	48.5%	51.7%	50.6%
% of FP17s for Band 1 Urgent Courses	60	1,699	3.5%	8.6%	8.0%	9.1%
% of FP17s Relating to Free Repair or Replacements	20	1,699	1.2%	0.7%	0.8%	0.8%
% of FP17s Relating to Continuations	19	1,699	1.1%	0.9%	1.0%	1.1%
% of Patients satisfied with the dentistry they have received	8	8	N/A	91.0%	91.5%	91.4%
% of Patients satisfied with the time they had to wait for an appointment	7	8	N/A	86.9%	88.2%	87.7%

\* This is based on patients treated on this contract for their most recent course of treatment. Figures in italics indicate the base number of FP17s or Patient Questionnaire responses are less than 100. N/A is shown where the base number of responses is less than 10 during the period. % is calculated as Quantity/Base number\*100

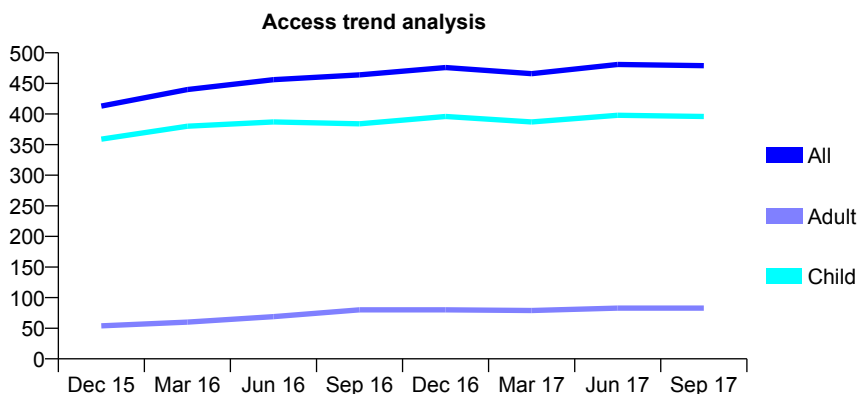
## Q58 - Vital Signs At a Glance Contract Report for 318981/0001 - September 2017

Name or company name	MR A CHARLES-KARIEL
Contract type name	GDS Contract
Purpose of contract	General
Contract start date	01/04/2006
Contract end date	

17/18 Contracted general activity (UDA)	800
Carry forward general activity (UDA)	0
17/18 Contracted orthodontic activity (UOA)	0
Carry forward orthodontic activity (UOA)	0
Baseline contract value	£27,729.05

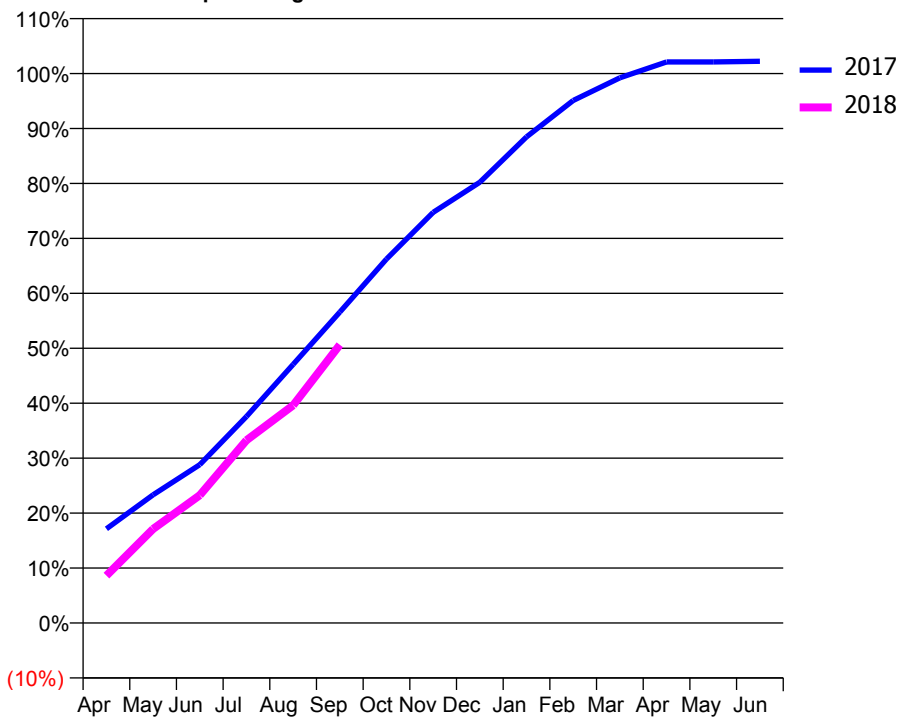
### ACCESS\*

Patients seen in 24 months	Total	Change since previous quarter
Quarter ending September 2016	464	
Quarter ending December 2016	476	↑
Quarter ending March 2017	466	↓
Quarter ending June 2017	481	↑
Quarter ending September 2017	479	→
<b>Variance since September 2016</b>	<b>3.2%</b>	<b>↑</b>



### ACTIVITY

Cumulative percentage of contracted UDA delivered 2017 & 2018



Month	Adjusted Scheduled Activity (UDA)	
	2017	2018
April	137	69
May	187	137
June	231	186
July	301	266
August	377	317
September	453	405
October	530	
November	598	
December	642	
January	708	
February	761	
March	794	
April	817	
May	817	
June	818	

### QUALITY

	Quantity	Base Number	Contract	AT	Region	England
% of FP17s for the same patient ID Re-attending within 3 months - Children	21	291	7.2%	10.7%	11.6%	11.9%
% of FP17s for the same patient ID Re-attending within 3 months - Adults	3	22	13.6%	14.4%	15.2%	15.9%
% of FP17s for the same patient ID Re-attending between 3 & 9 months - Children	141	291	48.5%	56.9%	59.1%	58.1%
% of FP17s for the same patient ID Re-attending between 3 & 9 months - Adults	7	22	31.8%	48.5%	51.7%	50.6%
% of FP17s for Band 1 Urgent Courses	0	294	0.0%	8.6%	8.0%	9.1%
% of FP17s Relating to Free Repair or Replacements	0	294	0.0%	0.7%	0.8%	0.8%
% of FP17s Relating to Continuations	0	294	0.0%	0.9%	1.0%	1.1%
% of Patients satisfied with the dentistry they have received	0	0	N/A	91.0%	91.5%	91.4%
% of Patients satisfied with the time they had to wait for an appointment	0	0	N/A	86.9%	88.2%	87.7%

\* This is based on patients treated on this contract for their most recent course of treatment. Figures in italics indicate the base number of FP17s or Patient Questionnaire responses are less than 100. N/A is shown where the base number of responses is less than 10 during the period. % is calculated as Quantity/Base number\*100

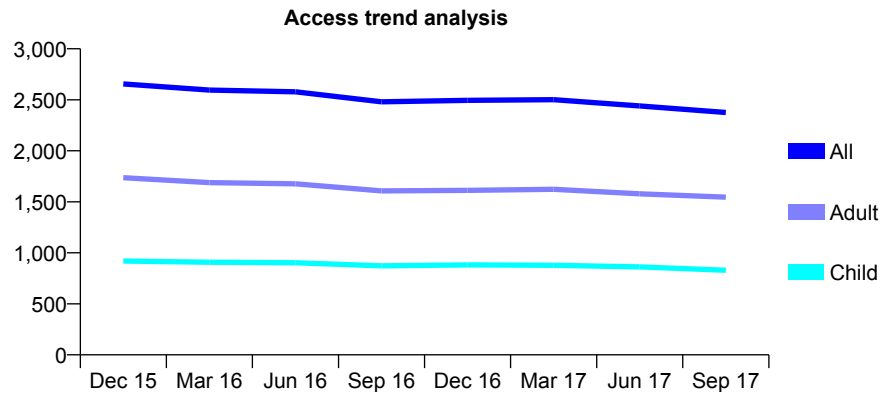
## Q58 - Vital Signs At a Glance Contract Report for 327034/0001 - September 2017

Name or company name	MRS Y RATANSHI
Contract type name	GDS Contract
Purpose of contract	General
Contract start date	01/04/2006
Contract end date	

17/18 Contracted general activity (UDA)	6,500
Carry forward general activity (UDA)	0
17/18 Contracted orthodontic activity (UOA)	0
Carry forward orthodontic activity (UOA)	0
Baseline contract value	£166,345.03

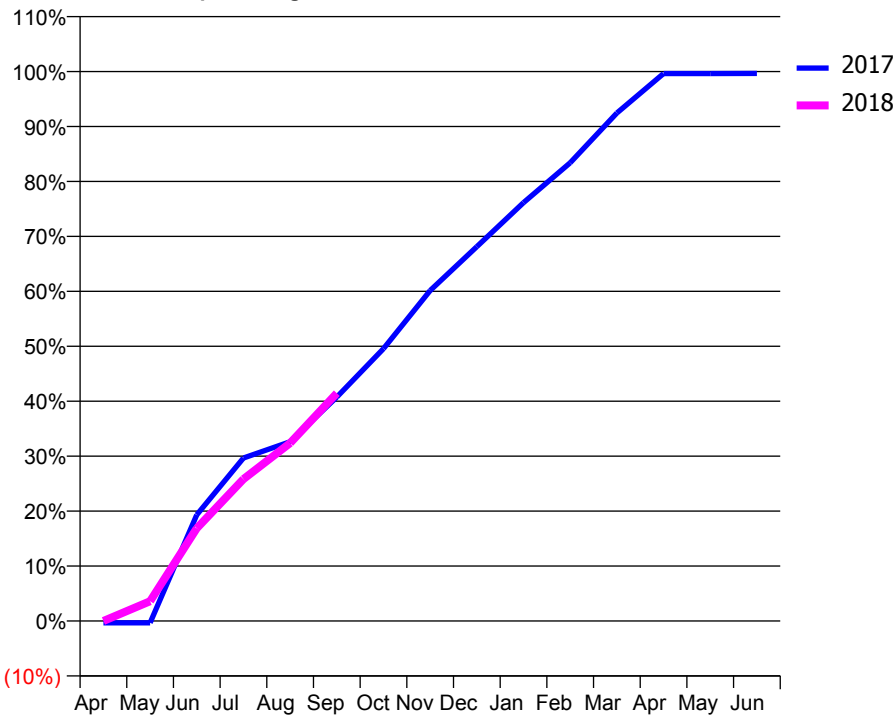
### ACCESS\*

Patients seen in 24 months	Total	Change since previous quarter
Quarter ending September 2016	2,480	
Quarter ending December 2016	2,495	→
Quarter ending March 2017	2,501	→
Quarter ending June 2017	2,440	↓
Quarter ending September 2017	2,376	↓
<b>Variance since September 2016</b>	<b>(4.2%)</b>	<b>↓</b>



### ACTIVITY

Cumulative percentage of contracted UDA delivered 2017 & 2018



Month	Adjusted Scheduled Activity (UDA)	
	2017	2018
April	-23	0
May	-23	235
June	1,256	1,097
July	1,928	1,679
August	2,120	2,106
September	2,649	2,695
October	3,221	
November	3,909	
December	4,429	
January	4,949	
February	5,421	
March	6,009	
April	6,476	
May	6,476	
June	6,477	

### QUALITY

	Quantity	Base Number	Contract	AT	Region	England
% of FP17s for the same patient ID Re-attending within 3 months - Children	30	694	4.3%	10.7%	11.6%	11.9%
% of FP17s for the same patient ID Re-attending within 3 months - Adults	134	1,050	12.8%	14.4%	15.2%	15.9%
% of FP17s for the same patient ID Re-attending between 3 & 9 months - Children	516	694	74.4%	56.9%	59.1%	58.1%
% of FP17s for the same patient ID Re-attending between 3 & 9 months - Adults	472	1,050	45.0%	48.5%	51.7%	50.6%
% of FP17s for Band 1 Urgent Courses	120	1,526	7.9%	8.6%	8.0%	9.1%
% of FP17s Relating to Free Repair or Replacements	1	1,526	0.1%	0.7%	0.8%	0.8%
% of FP17s Relating to Continuations	10	1,526	0.7%	0.9%	1.0%	1.1%
% of Patients satisfied with the dentistry they have received	2	2	N/A	91.0%	91.5%	91.4%
% of Patients satisfied with the time they had to wait for an appointment	2	2	N/A	86.9%	88.2%	87.7%

\* This is based on patients treated on this contract for their most recent course of treatment. Figures in italics indicate the base number of FP17s or Patient Questionnaire responses are less than 100. N/A is shown where the base number of responses is less than 10 during the period. % is calculated as Quantity/Base number\*100

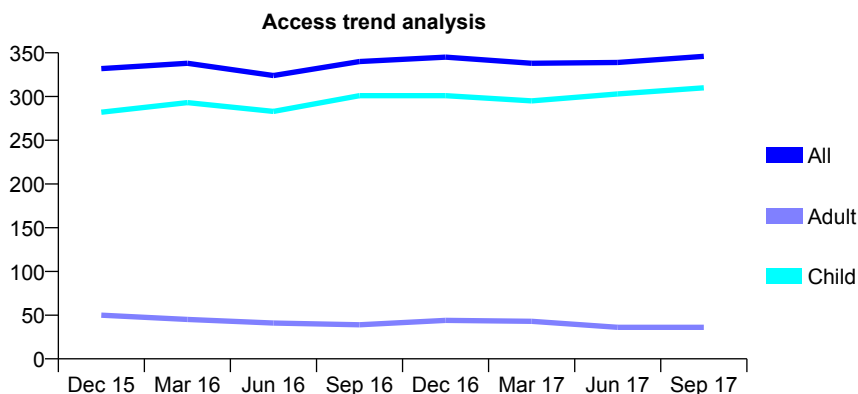
## Q58 - Vital Signs At a Glance Contract Report for 328103/0001 - September 2017

Name or company name	MR MD ELVINS
Contract type name	GDS Contract
Purpose of contract	General
Contract start date	01/04/2006
Contract end date	

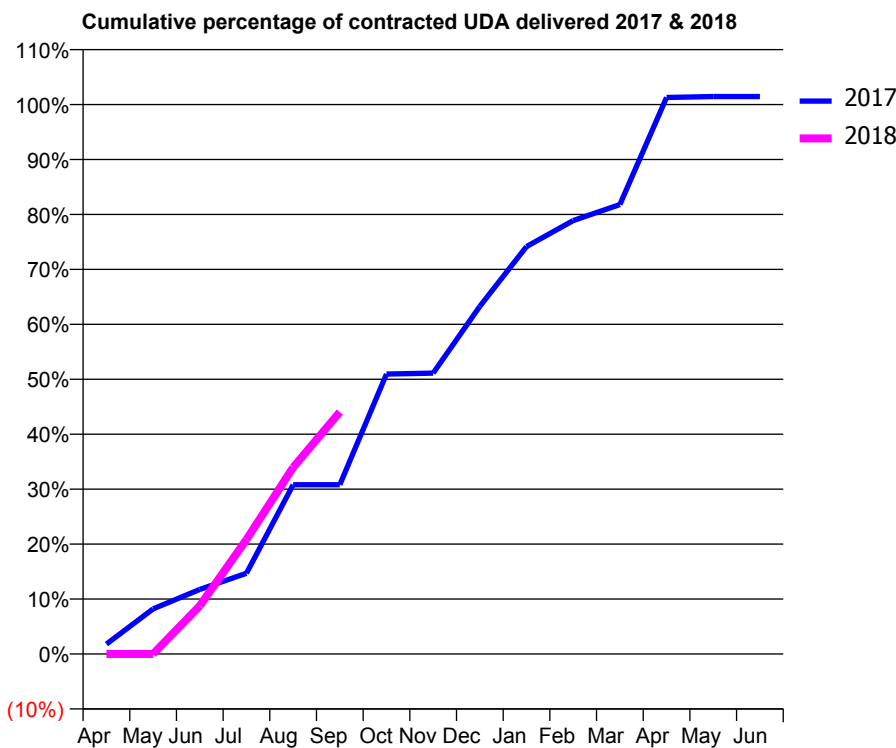
17/18 Contracted general activity (UDA)	550
Carry forward general activity (UDA)	0
17/18 Contracted orthodontic activity (UOA)	0
Carry forward orthodontic activity (UOA)	0
Baseline contract value	£13,327.22

### ACCESS\*

Patients seen in 24 months	Total	Change since previous quarter
Quarter ending September 2016	340	
Quarter ending December 2016	345	→
Quarter ending March 2017	338	↓
Quarter ending June 2017	339	→
Quarter ending September 2017	346	↑
<b>Variance since September 2016</b>	<b>1.8%</b>	<b>→</b>



### ACTIVITY



Month	Adjusted Scheduled Activity (UDA)	
	2017	2018
April	10	0
May	45	0
June	65	48
July	81	115
August	169	187
September	169	242
October	280	
November	281	
December	348	
January	408	
February	434	
March	450	
April	557	
May	558	
June	558	

### QUALITY

	Quantity	Base Number	Contract	AT	Region	England
% of FP17s for the same patient ID Re-attending within 3 months - Children	14	260	5.4%	10.7%	11.6%	11.9%
% of FP17s for the same patient ID Re-attending within 3 months - Adults	1	15	6.7%	14.4%	15.2%	15.9%
% of FP17s for the same patient ID Re-attending between 3 & 9 months - Children	123	260	47.3%	56.9%	59.1%	58.1%
% of FP17s for the same patient ID Re-attending between 3 & 9 months - Adults	7	15	46.7%	48.5%	51.7%	50.6%
% of FP17s for Band 1 Urgent Courses	11	191	5.8%	8.6%	8.0%	9.1%
% of FP17s Relating to Free Repair or Replacements	0	191	0.0%	0.7%	0.8%	0.8%
% of FP17s Relating to Continuations	0	191	0.0%	0.9%	1.0%	1.1%
% of Patients satisfied with the dentistry they have received	0	0	N/A	91.0%	91.5%	91.4%
% of Patients satisfied with the time they had to wait for an appointment	0	0	N/A	86.9%	88.2%	87.7%

\* This is based on patients treated on this contract for their most recent course of treatment. Figures in italics indicate the base number of FP17s or Patient Questionnaire responses are less than 100. N/A is shown where the base number of responses is less than 10 during the period. % is calculated as Quantity/Base number\*100

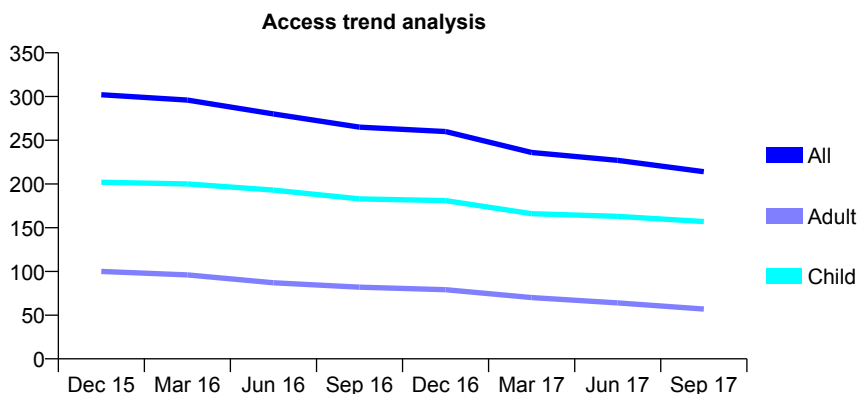
## Q58 - Vital Signs At a Glance Contract Report for 328111/0003 - September 2017

Name or company name	MR NA GHULAM
Contract type name	GDS Contract
Purpose of contract	General
Contract start date	04/05/2012
Contract end date	

17/18 Contracted general activity (UDA)	650
Carry forward general activity (UDA)	0
17/18 Contracted orthodontic activity (UOA)	0
Carry forward orthodontic activity (UOA)	0
Baseline contract value	£15,121.57

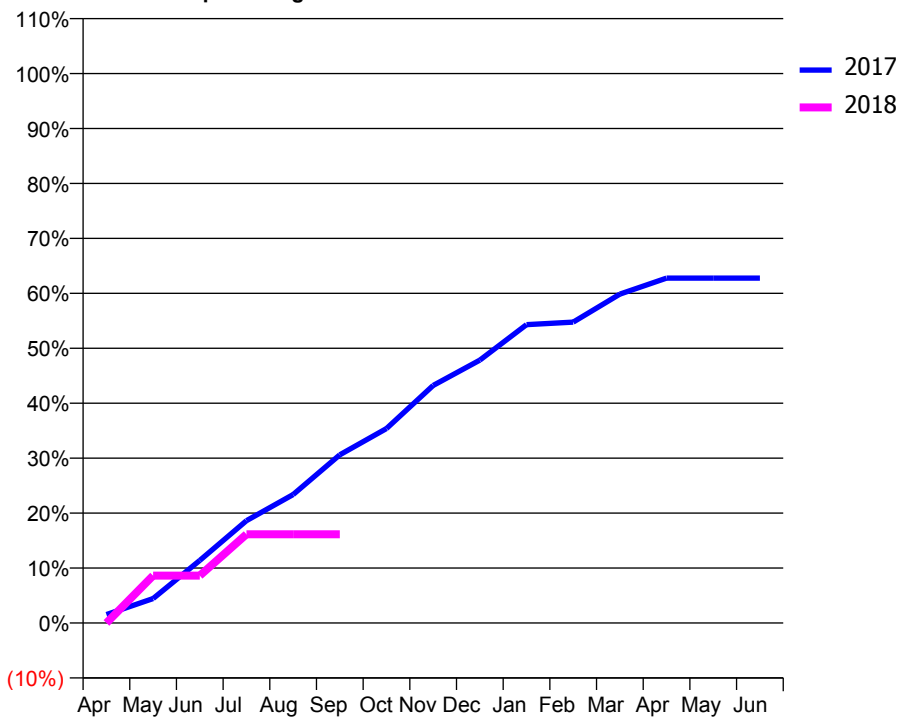
### ACCESS\*

Patients seen in 24 months	Total	Change since previous quarter
Quarter ending September 2016	265	
Quarter ending December 2016	260	↓
Quarter ending March 2017	236	↓
Quarter ending June 2017	227	↓
Quarter ending September 2017	214	↓
<b>Variance since September 2016</b>	<b>(19.2%)</b>	<b>↓</b>



### ACTIVITY

Cumulative percentage of contracted UDA delivered 2017 & 2018



Adjusted Scheduled Activity (UDA)

Month	2017	2018
April	10	0
May	29	56
June	74	56
July	121	105
August	152	105
September	199	105
October	230	
November	281	
December	311	
January	353	
February	356	
March	389	
April	408	
May	408	
June	408	

### QUALITY

	Quantity	Base Number	Contract	AT	Region	England
% of FP17s for the same patient ID Re-attending within 3 months - Children	7	73	9.6%	10.7%	11.6%	11.9%
% of FP17s for the same patient ID Re-attending within 3 months - Adults	1	9	11.1%	14.4%	15.2%	15.9%
% of FP17s for the same patient ID Re-attending between 3 & 9 months - Children	31	73	42.5%	56.9%	59.1%	58.1%
% of FP17s for the same patient ID Re-attending between 3 & 9 months - Adults	3	9	33.3%	48.5%	51.7%	50.6%
% of FP17s for Band 1 Urgent Courses	0	69	0.0%	8.6%	8.0%	9.1%
% of FP17s Relating to Free Repair or Replacements	0	69	0.0%	0.7%	0.8%	0.8%
% of FP17s Relating to Continuations	0	69	0.0%	0.9%	1.0%	1.1%
% of Patients satisfied with the dentistry they have received	0	0	N/A	91.0%	91.5%	91.4%
% of Patients satisfied with the time they had to wait for an appointment	0	0	N/A	86.9%	88.2%	87.7%

\* This is based on patients treated on this contract for their most recent course of treatment. Figures in italics indicate the base number of FP17s or Patient Questionnaire responses are less than 100. N/A is shown where the base number of responses is less than 10 during the period. % is calculated as Quantity/Base number\*100

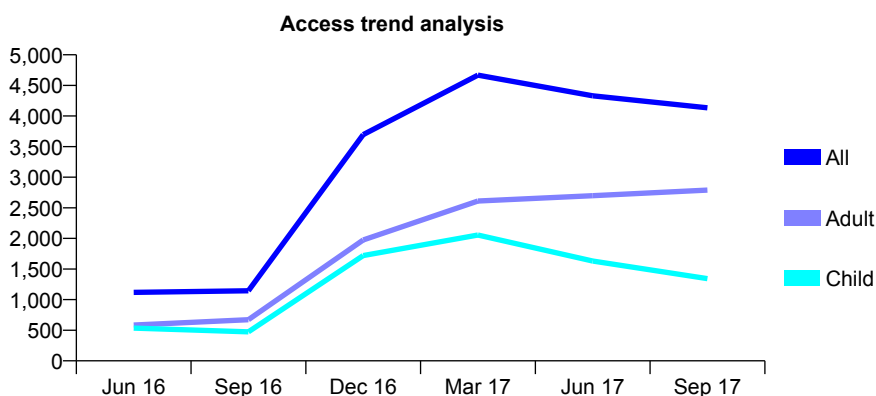
## Q58 - Vital Signs At a Glance Contract Report for 333107/0006 - September 2017

Name or company name	MR SS BHANDAL
Contract type name	GDS Contract
Purpose of contract	General
Contract start date	01/01/2015
Contract end date	

17/18 Contracted general activity (UDA)	11,341
Carry forward general activity (UDA)	0
17/18 Contracted orthodontic activity (UOA)	0
Carry forward orthodontic activity (UOA)	0
Baseline contract value	£318,369.76

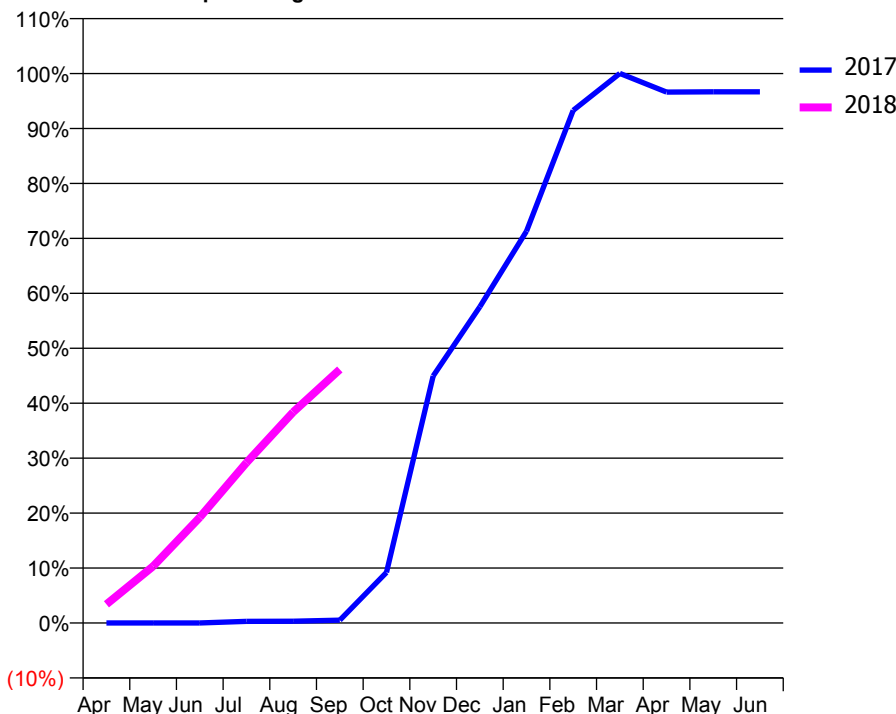
### ACCESS\*

Patients seen in 24 months	Total	Change since previous quarter
Quarter ending September 2016	1,145	
Quarter ending December 2016	3,696	↑
Quarter ending March 2017	4,667	↑
Quarter ending June 2017	4,330	↓
Quarter ending September 2017	4,133	↓
<b>Variance since September 2016</b>	<b>261.0%</b>	<b>↑</b>



### ACTIVITY

Cumulative percentage of contracted UDA delivered 2017 & 2018



Adjusted Scheduled Activity (UDA)

Month	2017	2018
April	0	387
May	0	1,171
June	0	2,180
July	34	3,309
August	38	4,354
September	60	5,233
October	1,045	
November	5,098	
December	6,527	
January	8,087	
February	10,579	
March	11,342	
April	10,956	
May	10,962	
June	10,962	

### QUALITY

	Quantity	Base Number	Contract	AT	Region	England
% of FP17s for the same patient ID Re-attending within 3 months - Children	17	702	2.4%	10.7%	11.6%	11.9%
% of FP17s for the same patient ID Re-attending within 3 months - Adults	58	1,497	3.9%	14.4%	15.2%	15.9%
% of FP17s for the same patient ID Re-attending between 3 & 9 months - Children	202	702	28.8%	56.9%	59.1%	58.1%
% of FP17s for the same patient ID Re-attending between 3 & 9 months - Adults	193	1,497	12.9%	48.5%	51.7%	50.6%
% of FP17s for Band 1 Urgent Courses	129	2,313	5.6%	8.6%	8.0%	9.1%
% of FP17s Relating to Free Repair or Replacements	3	2,313	0.1%	0.7%	0.8%	0.8%
% of FP17s Relating to Continuations	1	2,313	0.0%	0.9%	1.0%	1.1%
% of Patients satisfied with the dentistry they have received	4	5	N/A	91.0%	91.5%	91.4%
% of Patients satisfied with the time they had to wait for an appointment	4	5	N/A	86.9%	88.2%	87.7%

\* This is based on patients treated on this contract for their most recent course of treatment. Figures in italics indicate the base number of FP17s or Patient Questionnaire responses are less than 100. N/A is shown where the base number of responses is less than 10 during the period. % is calculated as Quantity/Base number\*100



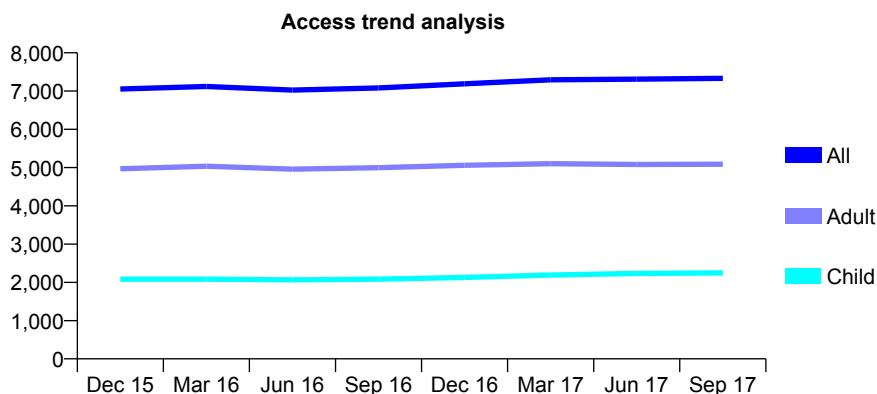
## Q58 - Vital Signs At a Glance Contract Report for 333875/0001 - September 2017

Name or company name	MR A SHAH
Contract type name	GDS Contract
Purpose of contract	General
Contract start date	01/04/2006
Contract end date	

17/18 Contracted general activity (UDA)	19,211
Carry forward general activity (UDA)	0
17/18 Contracted orthodontic activity (UOA)	0
Carry forward orthodontic activity (UOA)	0
Baseline contract value	£598,318.61

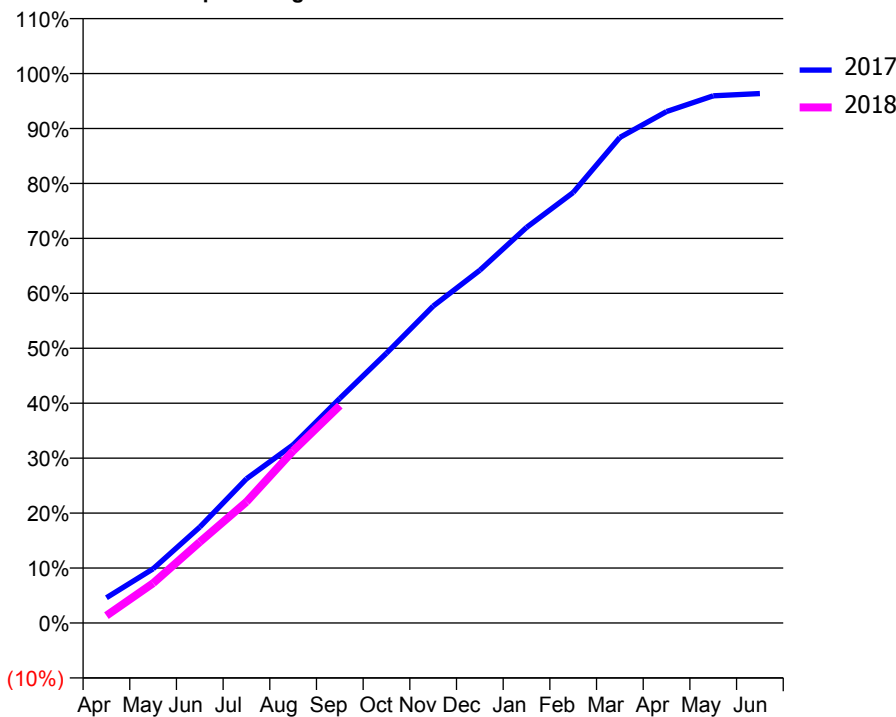
### ACCESS\*

Patients seen in 24 months	Total	Change since previous quarter
Quarter ending September 2016	7,082	
Quarter ending December 2016	7,188	→
Quarter ending March 2017	7,295	→
Quarter ending June 2017	7,312	→
Quarter ending September 2017	7,334	→
<b>Variance since September 2016</b>	<b>3.6%</b>	<b>↑</b>



### ACTIVITY

Cumulative percentage of contracted UDA delivered 2017 & 2018



Month	Adjusted Scheduled Activity (UDA)	
	2017	2018
April	882	258
May	1,895	1,392
June	3,355	2,830
July	5,043	4,234
August	6,231	6,022
September	7,852	7,602
October	9,434	
November	11,077	
December	12,331	
January	13,831	
February	15,050	
March	16,978	
April	17,881	
May	18,432	
June	18,512	

### QUALITY

	Quantity	Base Number	Contract	AT	Region	England
% of FP17s for the same patient ID Re-attending within 3 months - Children	96	1,565	6.1%	10.7%	11.6%	11.9%
% of FP17s for the same patient ID Re-attending within 3 months - Adults	491	2,997	16.4%	14.4%	15.2%	15.9%
% of FP17s for the same patient ID Re-attending between 3 & 9 months - Children	657	1,565	42.0%	56.9%	59.1%	58.1%
% of FP17s for the same patient ID Re-attending between 3 & 9 months - Adults	1,085	2,997	36.2%	48.5%	51.7%	50.6%
% of FP17s for Band 1 Urgent Courses	223	3,764	5.9%	8.6%	8.0%	9.1%
% of FP17s Relating to Free Repair or Replacements	25	3,764	0.7%	0.7%	0.8%	0.8%
% of FP17s Relating to Continuations	137	3,764	3.6%	0.9%	1.0%	1.1%
% of Patients satisfied with the dentistry they have received	5	6	N/A	91.0%	91.5%	91.4%
% of Patients satisfied with the time they had to wait for an appointment	4	6	N/A	86.9%	88.2%	87.7%

\* This is based on patients treated on this contract for their most recent course of treatment. Figures in italics indicate the base number of FP17s or Patient Questionnaire responses are less than 100. N/A is shown where the base number of responses is less than 10 during the period. % is calculated as Quantity/Base number\*100

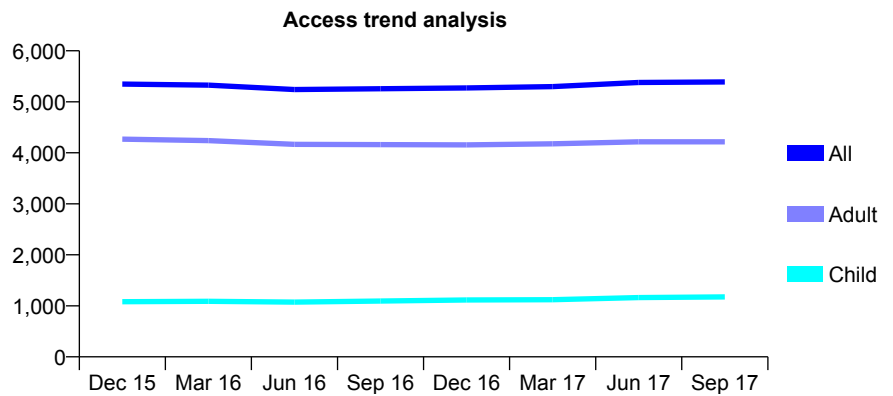
## Q58 - Vital Signs At a Glance Contract Report for 335088/0001 - September 2017

Name or company name	MR N DADHANIA
Contract type name	GDS Contract
Purpose of contract	General
Contract start date	01/04/2006
Contract end date	

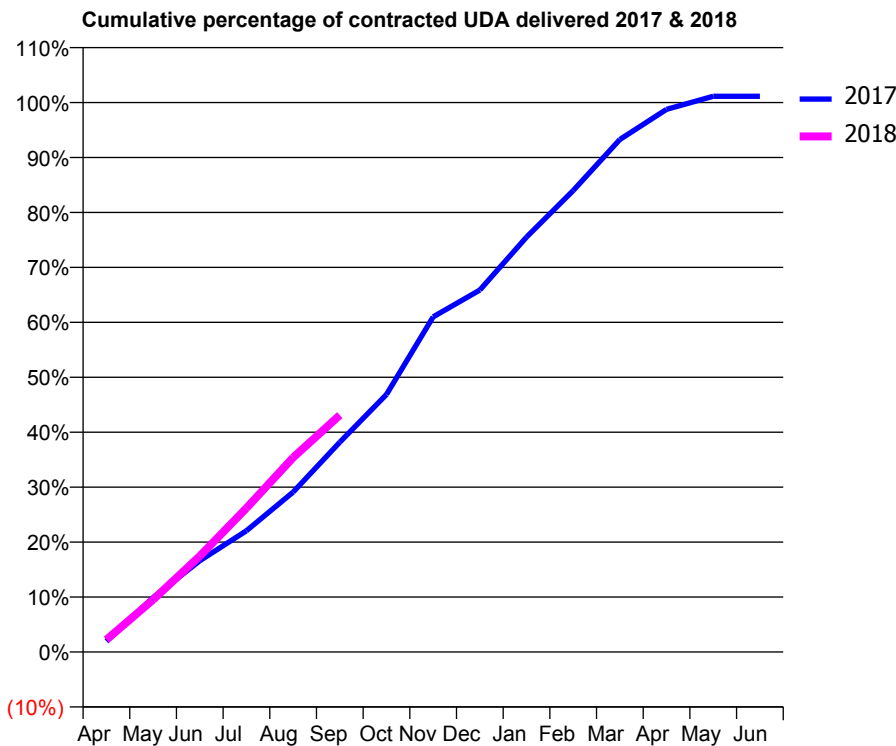
17/18 Contracted general activity (UDA)	16,668
Carry forward general activity (UDA)	0
17/18 Contracted orthodontic activity (UOA)	0
Carry forward orthodontic activity (UOA)	0
Baseline contract value	£457,792.94

### ACCESS\*

Patients seen in 24 months	Total	Change since previous quarter
Quarter ending September 2016	5,256	
Quarter ending December 2016	5,271	→
Quarter ending March 2017	5,298	→
Quarter ending June 2017	5,379	→
Quarter ending September 2017	5,390	→
<b>Variance since September 2016</b>	<b>2.5%</b>	<b>↑</b>



### ACTIVITY



Month	Adjusted Scheduled Activity (UDA)	
	2017	2018
April	328	376
May	1,652	1,586
June	2,770	2,910
July	3,678	4,368
August	4,853	5,897
September	6,366	7,187
October	7,812	
November	10,165	
December	10,981	
January	12,584	
February	13,998	
March	15,548	
April	16,462	
May	16,856	
June	16,858	

### QUALITY

	Quantity	Base Number	Contract	AT	Region	England
% of FP17s for the same patient ID Re-attending within 3 months - Children	43	752	5.7%	10.7%	11.6%	11.9%
% of FP17s for the same patient ID Re-attending within 3 months - Adults	401	3,134	12.8%	14.4%	15.2%	15.9%
% of FP17s for the same patient ID Re-attending between 3 & 9 months - Children	407	752	54.1%	56.9%	59.1%	58.1%
% of FP17s for the same patient ID Re-attending between 3 & 9 months - Adults	1,957	3,134	62.4%	48.5%	51.7%	50.6%
% of FP17s for Band 1 Urgent Courses	162	3,291	4.9%	8.6%	8.0%	9.1%
% of FP17s Relating to Free Repair or Replacements	22	3,291	0.7%	0.7%	0.8%	0.8%
% of FP17s Relating to Continuations	27	3,291	0.8%	0.9%	1.0%	1.1%
% of Patients satisfied with the dentistry they have received	8	8	N/A	91.0%	91.5%	91.4%
% of Patients satisfied with the time they had to wait for an appointment	8	8	N/A	86.9%	88.2%	87.7%

\* This is based on patients treated on this contract for their most recent course of treatment. Figures in italics indicate the base number of FP17s or Patient Questionnaire responses are less than 100. N/A is shown where the base number of responses is less than 10 during the period. % is calculated as Quantity/Base number\*100

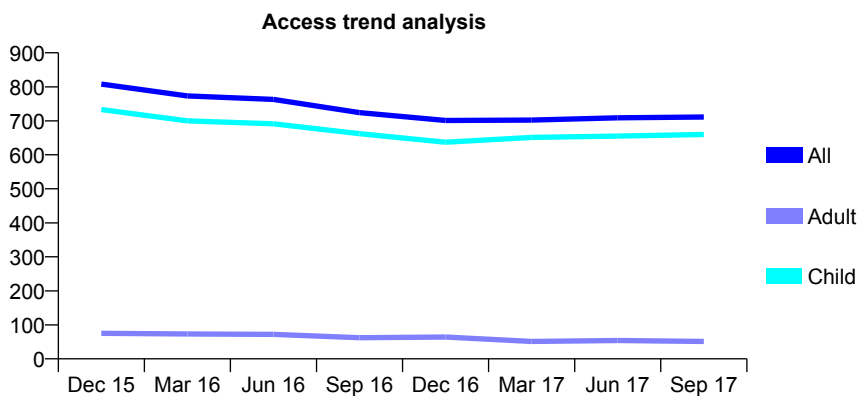
## Q58 - Vital Signs At a Glance Contract Report for 335290/0001 - September 2017

Name or company name	MR VA PATEL
Contract type name	GDS Contract
Purpose of contract	General
Contract start date	01/04/2006
Contract end date	

17/18 Contracted general activity (UDA)	1,293
Carry forward general activity (UDA)	0
17/18 Contracted orthodontic activity (UOA)	0
Carry forward orthodontic activity (UOA)	0
Baseline contract value	£35,896.31

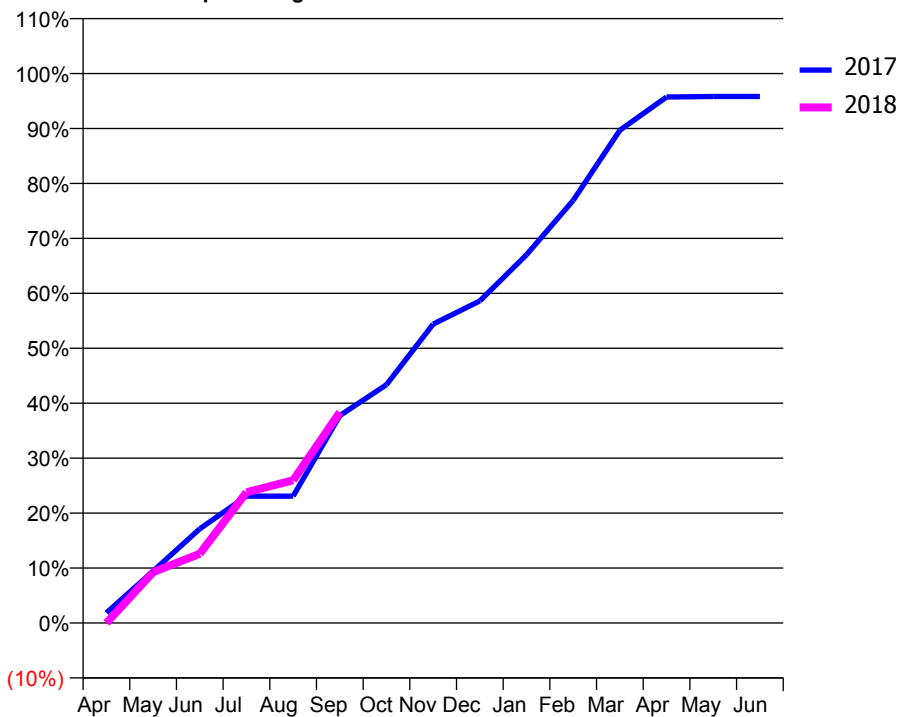
### ACCESS\*

Patients seen in 24 months	Total	Change since previous quarter
Quarter ending September 2016	724	
Quarter ending December 2016	701	↓
Quarter ending March 2017	702	→
Quarter ending June 2017	709	→
Quarter ending September 2017	711	→
<b>Variance since September 2016</b>	<b>(1.8%)</b>	<b>↓</b>



### ACTIVITY

Cumulative percentage of contracted UDA delivered 2017 & 2018



Month	Adjusted Scheduled Activity (UDA)	
	2017	2018
April	24	0
May	122	120
June	222	163
July	298	308
August	298	336
September	488	496
October	561	
November	703	
December	758	
January	867	
February	995	
March	1,159	
April	1,238	
May	1,239	
June	1,239	

### QUALITY

	Quantity	Base Number	Contract	AT	Region	England
% of FP17s for the same patient ID Re-attending within 3 months - Children	27	474	5.7%	10.7%	11.6%	11.9%
% of FP17s for the same patient ID Re-attending within 3 months - Adults	0	0	N/A	14.4%	15.2%	15.9%
% of FP17s for the same patient ID Re-attending between 3 & 9 months - Children	256	474	54.0%	56.9%	59.1%	58.1%
% of FP17s for the same patient ID Re-attending between 3 & 9 months - Adults	0	0	N/A	48.5%	51.7%	50.6%
% of FP17s for Band 1 Urgent Courses	15	415	3.6%	8.6%	8.0%	9.1%
% of FP17s Relating to Free Repair or Replacements	0	415	0.0%	0.7%	0.8%	0.8%
% of FP17s Relating to Continuations	0	415	0.0%	0.9%	1.0%	1.1%
% of Patients satisfied with the dentistry they have received	0	0	N/A	91.0%	91.5%	91.4%
% of Patients satisfied with the time they had to wait for an appointment	0	0	N/A	86.9%	88.2%	87.7%

\* This is based on patients treated on this contract for their most recent course of treatment. Figures in italics indicate the base number of FP17s or Patient Questionnaire responses are less than 100. N/A is shown where the base number of responses is less than 10 during the period. % is calculated as Quantity/Base number\*100

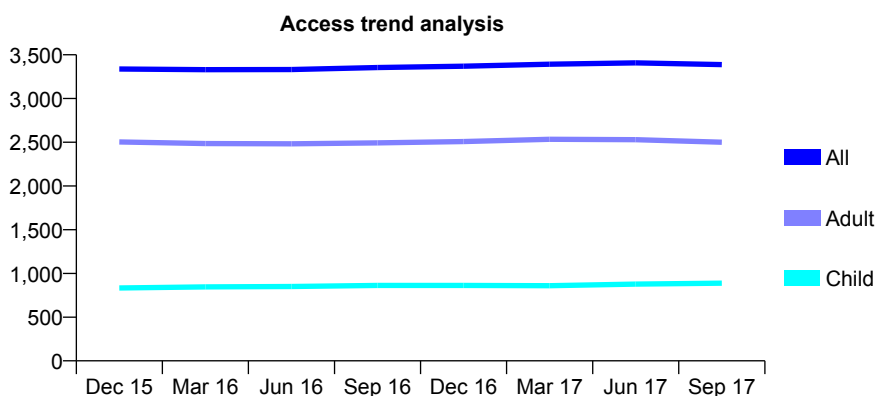
## Q58 - Vital Signs At a Glance Contract Report for 339113/0001 - September 2017

Name or company name	MR A BALKHI
Contract type name	GDS Contract
Purpose of contract	General
Contract start date	01/04/2006
Contract end date	

17/18 Contracted general activity (UDA)	7,361
Carry forward general activity (UDA)	0
17/18 Contracted orthodontic activity (UOA)	0
Carry forward orthodontic activity (UOA)	0
Baseline contract value	£215,923.10

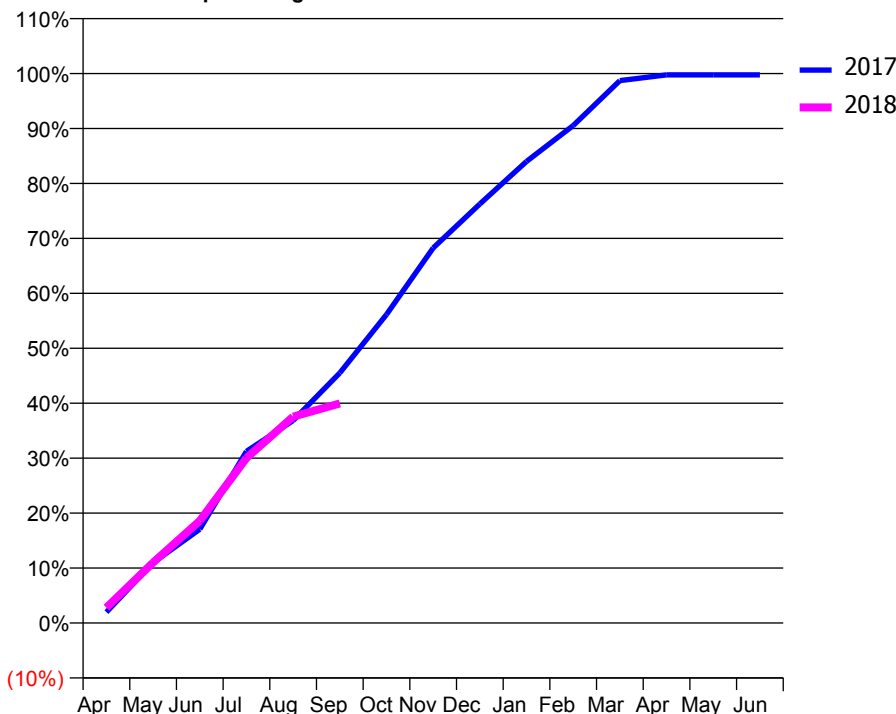
### ACCESS\*

Patients seen in 24 months	Total	Change since previous quarter
Quarter ending September 2016	3,354	
Quarter ending December 2016	3,370	→
Quarter ending March 2017	3,393	→
Quarter ending June 2017	3,407	→
Quarter ending September 2017	3,388	→
<b>Variance since September 2016</b>	<b>1.0%</b>	<b>→</b>



### ACTIVITY

Cumulative percentage of contracted UDA delivered 2017 & 2018



Month	Adjusted Scheduled Activity (UDA)	
	2017	2018
April	145	206
May	808	810
June	1,256	1,369
July	2,299	2,211
August	2,712	2,763
September	3,350	2,940
October	4,133	
November	5,023	
December	5,614	
January	6,184	
February	6,663	
March	7,266	
April	7,342	
May	7,342	
June	7,342	

### QUALITY

	Quantity	Base Number	Contract	AT	Region	England
% of FP17s for the same patient ID Re-attending within 3 months - Children	11	568	1.9%	10.7%	11.6%	11.9%
% of FP17s for the same patient ID Re-attending within 3 months - Adults	15	882	1.7%	14.4%	15.2%	15.9%
% of FP17s for the same patient ID Re-attending between 3 & 9 months - Children	387	568	68.1%	56.9%	59.1%	58.1%
% of FP17s for the same patient ID Re-attending between 3 & 9 months - Adults	277	882	31.4%	48.5%	51.7%	50.6%
% of FP17s for Band 1 Urgent Courses	12	1,411	0.9%	8.6%	8.0%	9.1%
% of FP17s Relating to Free Repair or Replacements	0	1,411	0.0%	0.7%	0.8%	0.8%
% of FP17s Relating to Continuations	3	1,411	0.2%	0.9%	1.0%	1.1%
% of Patients satisfied with the dentistry they have received	7	7	N/A	91.0%	91.5%	91.4%
% of Patients satisfied with the time they had to wait for an appointment	7	7	N/A	86.9%	88.2%	87.7%

\* This is based on patients treated on this contract for their most recent course of treatment. Figures in italics indicate the base number of FP17s or Patient Questionnaire responses are less than 100. N/A is shown where the base number of responses is less than 10 during the period. % is calculated as Quantity/Base number\*100

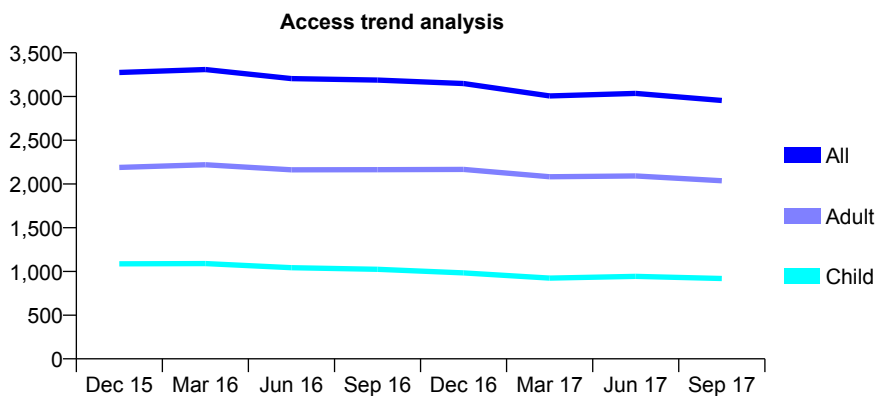
## Q58 - Vital Signs At a Glance Contract Report for 341088/0001 - September 2017

Name or company name	MR A ZAKHARIA
Contract type name	GDS Contract
Purpose of contract	General
Contract start date	01/04/2012
Contract end date	

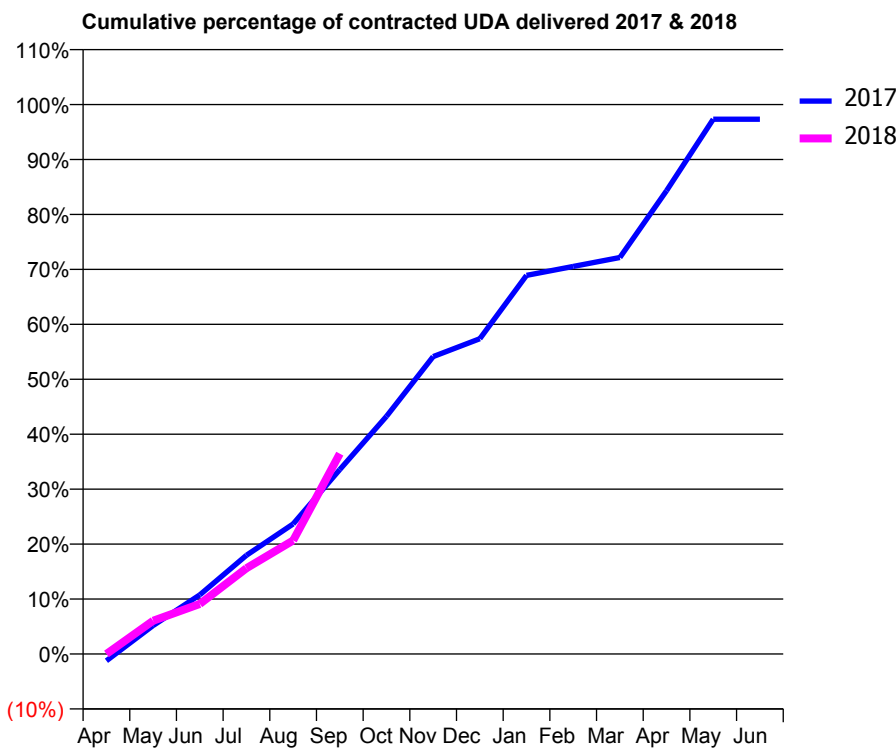
17/18 Contracted general activity (UDA)	8,322
Carry forward general activity (UDA)	0
17/18 Contracted orthodontic activity (UOA)	0
Carry forward orthodontic activity (UOA)	0
Baseline contract value	£221,273.09

### ACCESS\*

Patients seen in 24 months	Total	Change since previous quarter
Quarter ending September 2016	3,188	
Quarter ending December 2016	3,149	↓
Quarter ending March 2017	3,007	↓
Quarter ending June 2017	3,036	→
Quarter ending September 2017	2,955	↓
<b>Variance since September 2016</b>	<b>(7.3%)</b>	<b>↓</b>



### ACTIVITY



Month	Adjusted Scheduled Activity (UDA)	
	2017	2018
April	-103	0
May	432	504
June	896	758
July	1,495	1,299
August	1,969	1,719
September	2,794	3,035
October	3,600	
November	4,504	
December	4,776	
January	5,734	
February	5,869	
March	6,005	
April	7,017	
May	8,099	
June	8,099	

### QUALITY

	Quantity	Base Number	Contract	AT	Region	England
% of FP17s for the same patient ID Re-attending within 3 months - Children	31	932	3.3%	10.7%	11.6%	11.9%
% of FP17s for the same patient ID Re-attending within 3 months - Adults	165	1,692	9.8%	14.4%	15.2%	15.9%
% of FP17s for the same patient ID Re-attending between 3 & 9 months - Children	632	932	67.8%	56.9%	59.1%	58.1%
% of FP17s for the same patient ID Re-attending between 3 & 9 months - Adults	1,149	1,692	67.9%	48.5%	51.7%	50.6%
% of FP17s for Band 1 Urgent Courses	52	1,716	3.0%	8.6%	8.0%	9.1%
% of FP17s Relating to Free Repair or Replacements	2	1,716	0.1%	0.7%	0.8%	0.8%
% of FP17s Relating to Continuations	0	1,716	0.0%	0.9%	1.0%	1.1%
% of Patients satisfied with the dentistry they have received	3	4	N/A	91.0%	91.5%	91.4%
% of Patients satisfied with the time they had to wait for an appointment	2	4	N/A	86.9%	88.2%	87.7%

\* This is based on patients treated on this contract for their most recent course of treatment. Figures in italics indicate the base number of FP17s or Patient Questionnaire responses are less than 100. N/A is shown where the base number of responses is less than 10 during the period. % is calculated as Quantity/Base number\*100

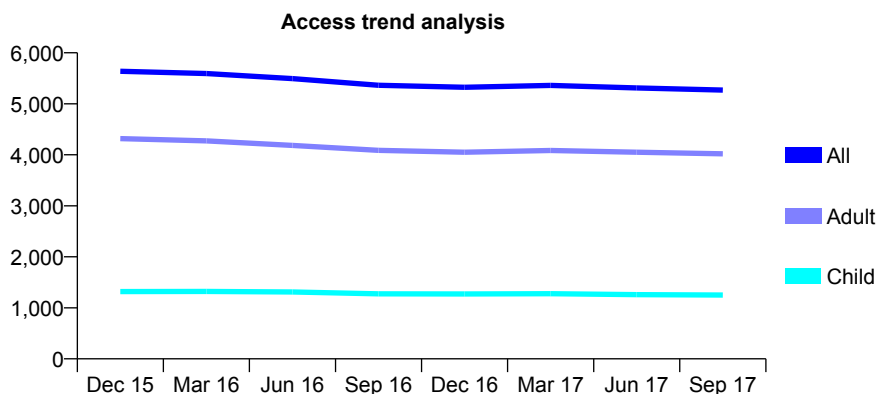
## Q58 - Vital Signs At a Glance Contract Report for 341576/0002 - September 2017

Name or company name	MR J NASSERI TAHERI
Contract type name	GDS Contract
Purpose of contract	General
Contract start date	01/04/2008
Contract end date	

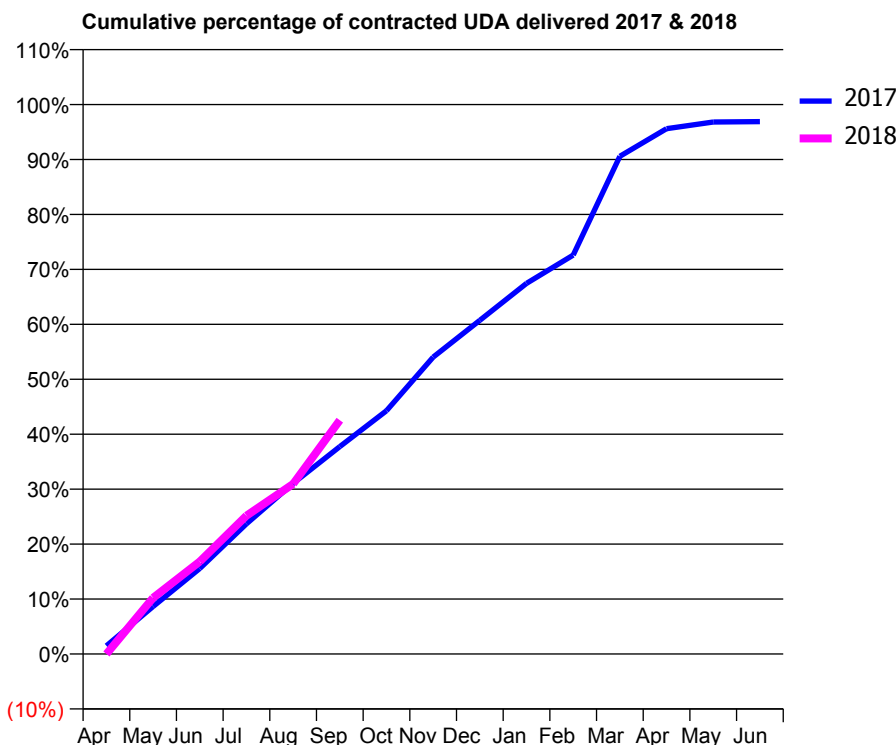
17/18 Contracted general activity (UDA)	18,364
Carry forward general activity (UDA)	0
17/18 Contracted orthodontic activity (UOA)	0
Carry forward orthodontic activity (UOA)	0
Baseline contract value	£433,489.42

### ACCESS\*

Patients seen in 24 months	Total	Change since previous quarter
Quarter ending September 2016	5,363	
Quarter ending December 2016	5,323	→
Quarter ending March 2017	5,361	→
Quarter ending June 2017	5,310	→
Quarter ending September 2017	5,270	→
<b>Variance since September 2016</b>	<b>(1.7%)</b>	<b>↓</b>



### ACTIVITY



Month	Adjusted Scheduled Activity (UDA)	
	2017	2018
April	274	0
May	1,588	1,878
June	2,860	3,088
July	4,352	4,624
August	5,702	5,684
September	6,930	7,814
October	8,132	
November	9,922	
December	11,153	
January	12,387	
February	13,332	
March	16,632	
April	17,555	
May	17,780	
June	17,792	

### QUALITY

	Quantity	Base Number	Contract	AT	Region	England
% of FP17s for the same patient ID Re-attending within 3 months - Children	62	856	7.2%	10.7%	11.6%	11.9%
% of FP17s for the same patient ID Re-attending within 3 months - Adults	311	2,503	12.4%	14.4%	15.2%	15.9%
% of FP17s for the same patient ID Re-attending between 3 & 9 months - Children	474	856	55.4%	56.9%	59.1%	58.1%
% of FP17s for the same patient ID Re-attending between 3 & 9 months - Adults	1,261	2,503	50.4%	48.5%	51.7%	50.6%
% of FP17s for Band 1 Urgent Courses	292	3,018	9.7%	8.6%	8.0%	9.1%
% of FP17s Relating to Free Repair or Replacements	48	3,018	1.6%	0.7%	0.8%	0.8%
% of FP17s Relating to Continuations	35	3,018	1.2%	0.9%	1.0%	1.1%
% of Patients satisfied with the dentistry they have received	7	11	63.6%	91.0%	91.5%	91.4%
% of Patients satisfied with the time they had to wait for an appointment	9	11	81.8%	86.9%	88.2%	87.7%

\* This is based on patients treated on this contract for their most recent course of treatment. Figures in italics indicate the base number of FP17s or Patient Questionnaire responses are less than 100. N/A is shown where the base number of responses is less than 10 during the period. % is calculated as Quantity/Base number\*100

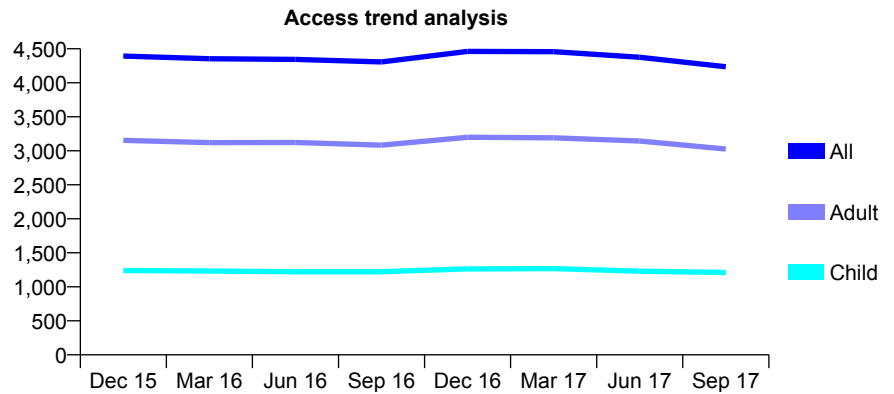
## Q58 - Vital Signs At a Glance Contract Report for 341975/0001 - September 2017

Name or company name	MRS R ARUN
Contract type name	GDS Contract
Purpose of contract	General
Contract start date	01/04/2006
Contract end date	

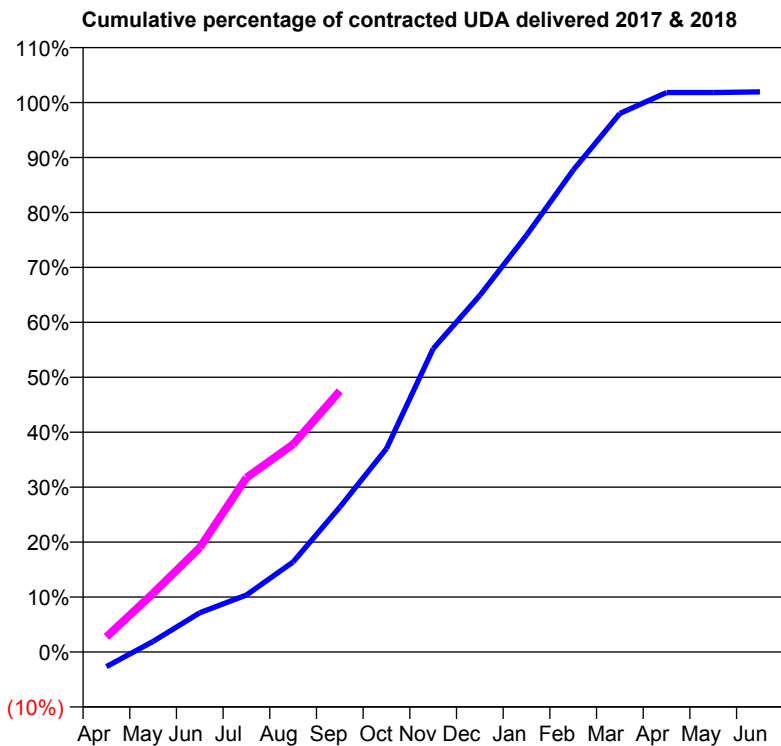
17/18 Contracted general activity (UDA)	9,748
Carry forward general activity (UDA)	0
17/18 Contracted orthodontic activity (UOA)	0
Carry forward orthodontic activity (UOA)	0
Baseline contract value	£209,384.01

### ACCESS\*

Patients seen in 24 months	Total	Change since previous quarter
Quarter ending September 2016	4,306	
Quarter ending December 2016	4,462	↑
Quarter ending March 2017	4,458	→
Quarter ending June 2017	4,375	↓
Quarter ending September 2017	4,236	↓
<b>Variance since September 2016</b>	<b>(1.6%)</b>	<b>↓</b>



### ACTIVITY



Month	Adjusted Scheduled Activity (UDA)	
	2017	2018
April	-262	267
May	189	1,042
June	697	1,854
July	1,012	3,093
August	1,598	3,685
September	2,570	4,632
October	3,609	
November	5,380	
December	6,326	
January	7,394	
February	8,548	
March	9,552	
April	9,925	
May	9,925	
June	9,937	

### QUALITY

	Quantity	Base Number	Contract	AT	Region	England
% of FP17s for the same patient ID Re-attending within 3 months - Children	24	631	3.8%	10.7%	11.6%	11.9%
% of FP17s for the same patient ID Re-attending within 3 months - Adults	118	1,296	9.1%	14.4%	15.2%	15.9%
% of FP17s for the same patient ID Re-attending between 3 & 9 months - Children	268	631	42.5%	56.9%	59.1%	58.1%
% of FP17s for the same patient ID Re-attending between 3 & 9 months - Adults	354	1,296	27.3%	48.5%	51.7%	50.6%
% of FP17s for Band 1 Urgent Courses	103	1,799	5.7%	8.6%	8.0%	9.1%
% of FP17s Relating to Free Repair or Replacements	7	1,799	0.4%	0.7%	0.8%	0.8%
% of FP17s Relating to Continuations	4	1,799	0.2%	0.9%	1.0%	1.1%
% of Patients satisfied with the dentistry they have received	2	3	N/A	91.0%	91.5%	91.4%
% of Patients satisfied with the time they had to wait for an appointment	3	3	N/A	86.9%	88.2%	87.7%

\* This is based on patients treated on this contract for their most recent course of treatment. Figures in italics indicate the base number of FP17s or Patient Questionnaire responses are less than 100. N/A is shown where the base number of responses is less than 10 during the period. % is calculated as Quantity/Base number\*100

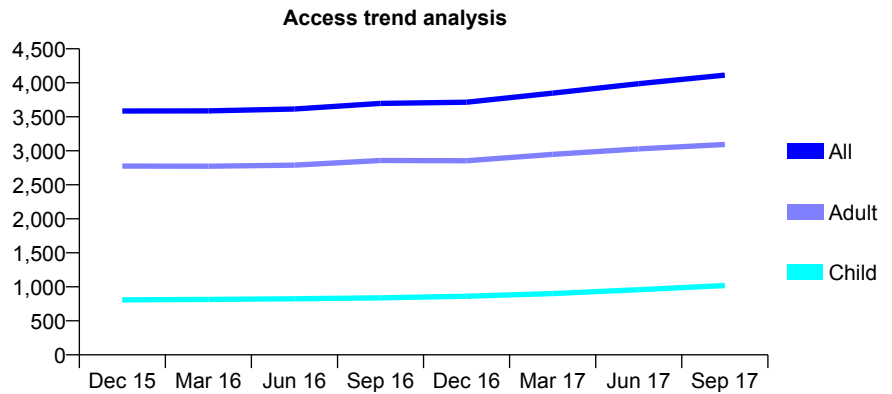
## Q58 - Vital Signs At a Glance Contract Report for 342432/0001 - September 2017

Name or company name	MS RK GILL
Contract type name	GDS Contract
Purpose of contract	General
Contract start date	01/04/2006
Contract end date	

17/18 Contracted general activity (UDA)	9,141
Carry forward general activity (UDA)	0
17/18 Contracted orthodontic activity (UOA)	0
Carry forward orthodontic activity (UOA)	0
Baseline contract value	£181,283.31

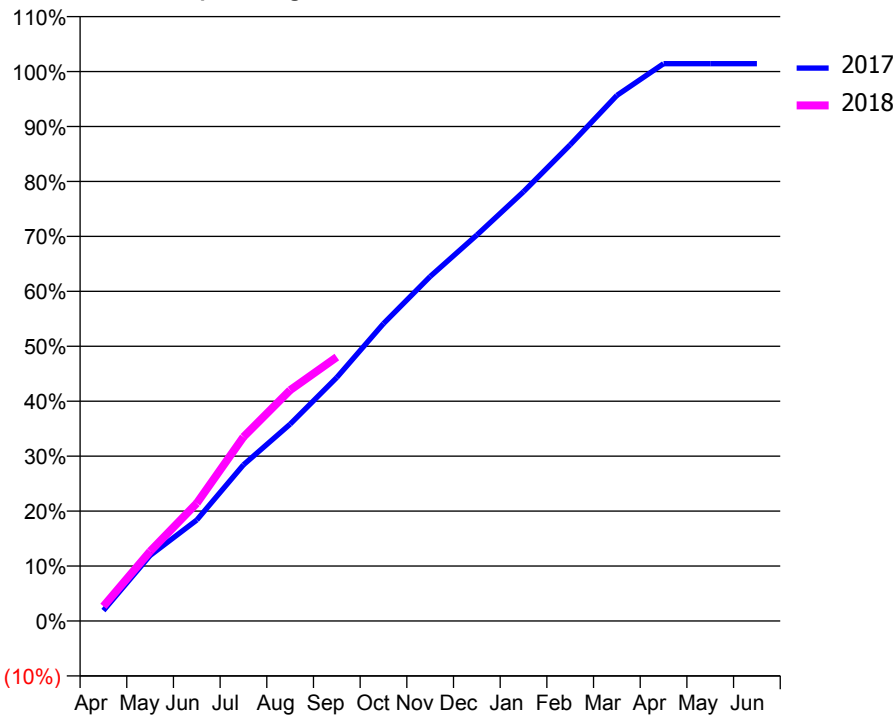
### ACCESS\*

Patients seen in 24 months	Total	Change since previous quarter
Quarter ending September 2016	3,697	
Quarter ending December 2016	3,715	→
Quarter ending March 2017	3,849	↑
Quarter ending June 2017	3,987	↑
Quarter ending September 2017	4,112	↑
<b>Variance since September 2016</b>	<b>11.2%</b>	<b>↑</b>



### ACTIVITY

Cumulative percentage of contracted UDA delivered 2017 & 2018



Month	Adjusted Scheduled Activity (UDA)	
	2017	2018
April	174	245
May	1,091	1,158
June	1,680	1,959
July	2,598	3,062
August	3,274	3,840
September	4,051	4,391
October	4,947	
November	5,732	
December	6,421	
January	7,142	
February	7,923	
March	8,744	
April	9,271	
May	9,271	
June	9,271	

### QUALITY

	Quantity	Base Number	Contract	AT	Region	England
% of FP17s for the same patient ID Re-attending within 3 months - Children	29	685	4.2%	10.7%	11.6%	11.9%
% of FP17s for the same patient ID Re-attending within 3 months - Adults	156	1,832	8.5%	14.4%	15.2%	15.9%
% of FP17s for the same patient ID Re-attending between 3 & 9 months - Children	271	685	39.6%	56.9%	59.1%	58.1%
% of FP17s for the same patient ID Re-attending between 3 & 9 months - Adults	785	1,832	42.8%	48.5%	51.7%	50.6%
% of FP17s for Band 1 Urgent Courses	116	2,224	5.2%	8.6%	8.0%	9.1%
% of FP17s Relating to Free Repair or Replacements	12	2,224	0.5%	0.7%	0.8%	0.8%
% of FP17s Relating to Continuations	7	2,224	0.3%	0.9%	1.0%	1.1%
% of Patients satisfied with the dentistry they have received	9	9	N/A	91.0%	91.5%	91.4%
% of Patients satisfied with the time they had to wait for an appointment	8	9	N/A	86.9%	88.2%	87.7%

\* This is based on patients treated on this contract for their most recent course of treatment. Figures in italics indicate the base number of FP17s or Patient Questionnaire responses are less than 100. N/A is shown where the base number of responses is less than 10 during the period. % is calculated as Quantity/Base number\*100



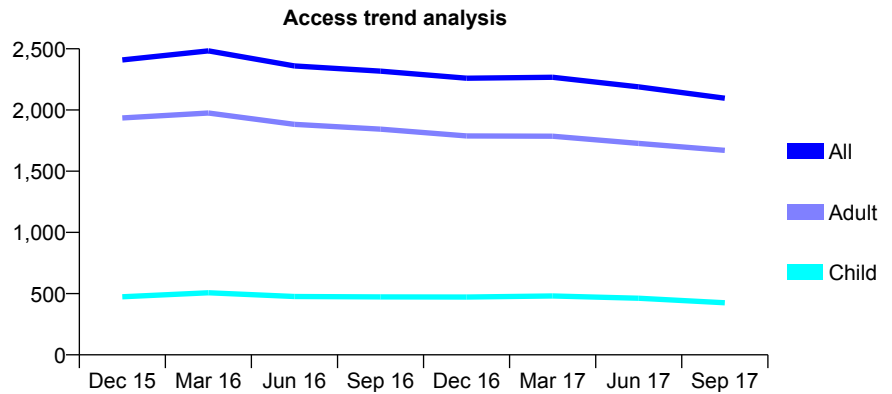
## Q58 - Vital Signs At a Glance Contract Report for 343633/0001 - September 2017

Name or company name	MISS S AMPAH
Contract type name	GDS Contract
Purpose of contract	General
Contract start date	01/04/2006
Contract end date	

17/18 Contracted general activity (UDA)	6,500
Carry forward general activity (UDA)	0
17/18 Contracted orthodontic activity (UOA)	0
Carry forward orthodontic activity (UOA)	0
Baseline contract value	£181,797.65

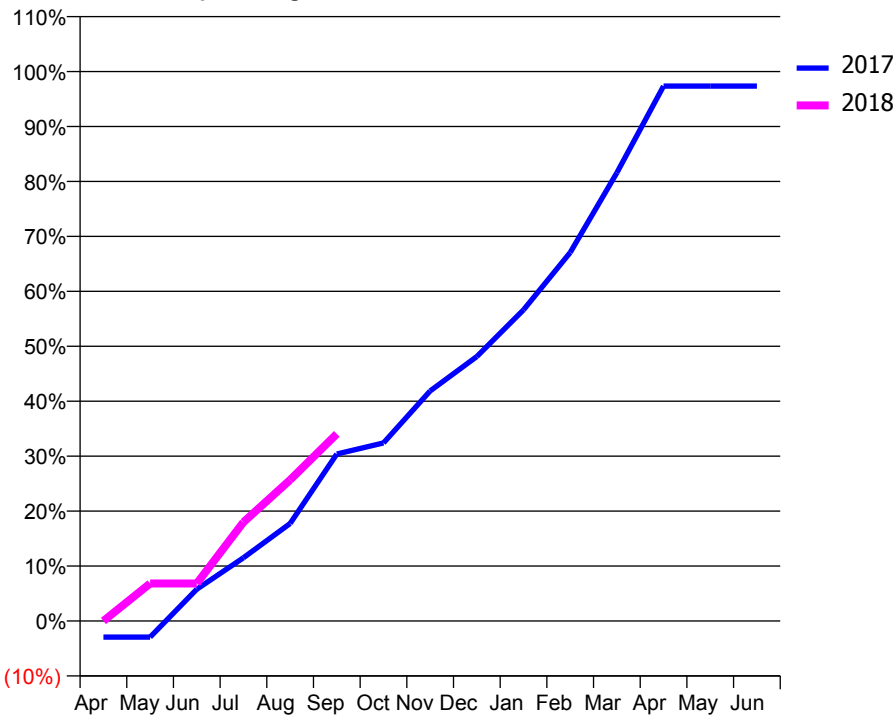
### ACCESS\*

Patients seen in 24 months	Total	Change since previous quarter
Quarter ending September 2016	2,317	
Quarter ending December 2016	2,260	↓
Quarter ending March 2017	2,267	→
Quarter ending June 2017	2,189	↓
Quarter ending September 2017	2,096	↓
<b>Variance since September 2016</b>	<b>(9.5%)</b>	<b>↓</b>



### ACTIVITY

Cumulative percentage of contracted UDA delivered 2017 & 2018



Month	Adjusted Scheduled Activity (UDA)	
	2017	2018
April	-192	0
May	-192	444
June	376	444
July	748	1,169
August	1,155	1,670
September	1,976	2,214
October	2,107	
November	2,721	
December	3,129	
January	3,681	
February	4,359	
March	5,302	
April	6,327	
May	6,327	
June	6,327	

### QUALITY

	Quantity	Base Number	Contract	AT	Region	England
% of FP17s for the same patient ID Re-attending within 3 months - Children	17	228	7.5%	10.7%	11.6%	11.9%
% of FP17s for the same patient ID Re-attending within 3 months - Adults	92	931	9.9%	14.4%	15.2%	15.9%
% of FP17s for the same patient ID Re-attending between 3 & 9 months - Children	90	228	39.5%	56.9%	59.1%	58.1%
% of FP17s for the same patient ID Re-attending between 3 & 9 months - Adults	502	931	53.9%	48.5%	51.7%	50.6%
% of FP17s for Band 1 Urgent Courses	18	915	2.0%	8.6%	8.0%	9.1%
% of FP17s Relating to Free Repair or Replacements	0	915	0.0%	0.7%	0.8%	0.8%
% of FP17s Relating to Continuations	18	915	2.0%	0.9%	1.0%	1.1%
% of Patients satisfied with the dentistry they have received	3	3	N/A	91.0%	91.5%	91.4%
% of Patients satisfied with the time they had to wait for an appointment	2	3	N/A	86.9%	88.2%	87.7%

\* This is based on patients treated on this contract for their most recent course of treatment. Figures in italics indicate the base number of FP17s or Patient Questionnaire responses are less than 100. N/A is shown where the base number of responses is less than 10 during the period. % is calculated as Quantity/Base number\*100

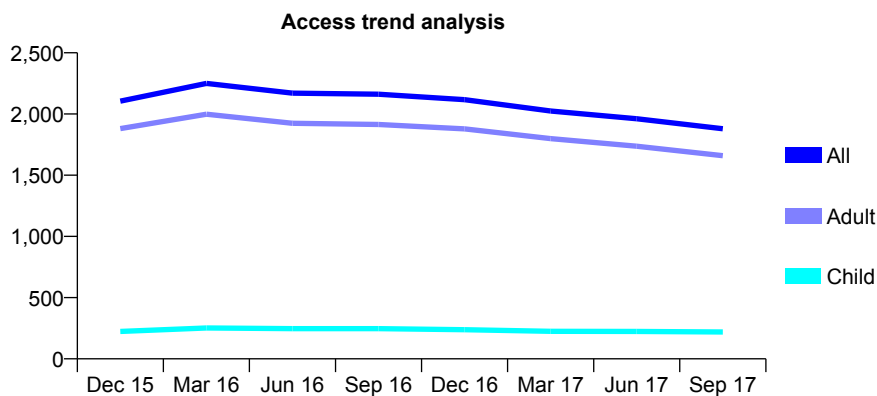
## Q58 - Vital Signs At a Glance Contract Report for 343633/0003 - September 2017

Name or company name	MISS S AMPAH
Contract type name	GDS Contract
Purpose of contract	General
Contract start date	21/02/2014
Contract end date	

17/18 Contracted general activity (UDA)	6,505
Carry forward general activity (UDA)	0
17/18 Contracted orthodontic activity (UOA)	0
Carry forward orthodontic activity (UOA)	0
Baseline contract value	£158,629.88

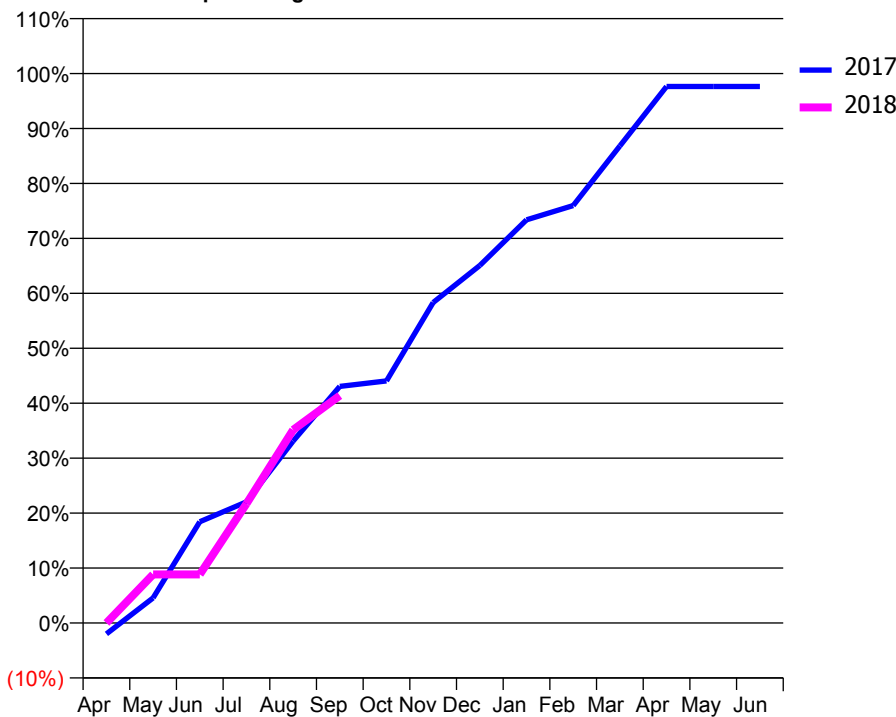
### ACCESS\*

Patients seen in 24 months	Total	Change since previous quarter
Quarter ending September 2016	2,162	
Quarter ending December 2016	2,117	↓
Quarter ending March 2017	2,024	↓
Quarter ending June 2017	1,961	↓
Quarter ending September 2017	1,880	↓
<b>Variance since September 2016</b>	<b>(13.0%)</b>	<b>↓</b>



### ACTIVITY

Cumulative percentage of contracted UDA delivered 2017 & 2018



Month	Adjusted Scheduled Activity (UDA)	
	2017	2018
April	-131	0
May	298	576
June	1,198	576
July	1,433	1,413
August	2,155	2,286
September	2,802	2,692
October	2,866	
November	3,794	
December	4,232	
January	4,773	
February	4,941	
March	5,648	
April	6,351	
May	6,351	
June	6,351	

### QUALITY

	Quantity	Base Number	Contract	AT	Region	England
% of FP17s for the same patient ID Re-attending within 3 months - Children	12	131	9.2%	10.7%	11.6%	11.9%
% of FP17s for the same patient ID Re-attending within 3 months - Adults	206	1,236	16.7%	14.4%	15.2%	15.9%
% of FP17s for the same patient ID Re-attending between 3 & 9 months - Children	20	131	15.3%	56.9%	59.1%	58.1%
% of FP17s for the same patient ID Re-attending between 3 & 9 months - Adults	515	1,236	41.7%	48.5%	51.7%	50.6%
% of FP17s for Band 1 Urgent Courses	102	1,138	9.0%	8.6%	8.0%	9.1%
% of FP17s Relating to Free Repair or Replacements	1	1,138	0.1%	0.7%	0.8%	0.8%
% of FP17s Relating to Continuations	30	1,138	2.6%	0.9%	1.0%	1.1%
% of Patients satisfied with the dentistry they have received	4	4	N/A	91.0%	91.5%	91.4%
% of Patients satisfied with the time they had to wait for an appointment	4	4	N/A	86.9%	88.2%	87.7%

\* This is based on patients treated on this contract for their most recent course of treatment. Figures in italics indicate the base number of FP17s or Patient Questionnaire responses are less than 100. N/A is shown where the base number of responses is less than 10 during the period. % is calculated as Quantity/Base number\*100

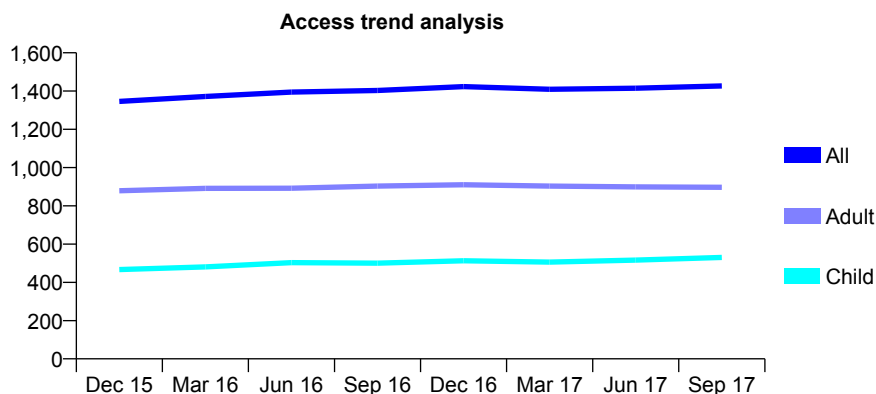
## Q58 - Vital Signs At a Glance Contract Report for 344508/0001 - September 2017

Name or company name	MR SM AARON
Contract type name	GDS Contract
Purpose of contract	General
Contract start date	31/07/2006
Contract end date	

17/18 Contracted general activity (UDA)	3,901
Carry forward general activity (UDA)	0
17/18 Contracted orthodontic activity (UOA)	0
Carry forward orthodontic activity (UOA)	0
Baseline contract value	£102,980.10

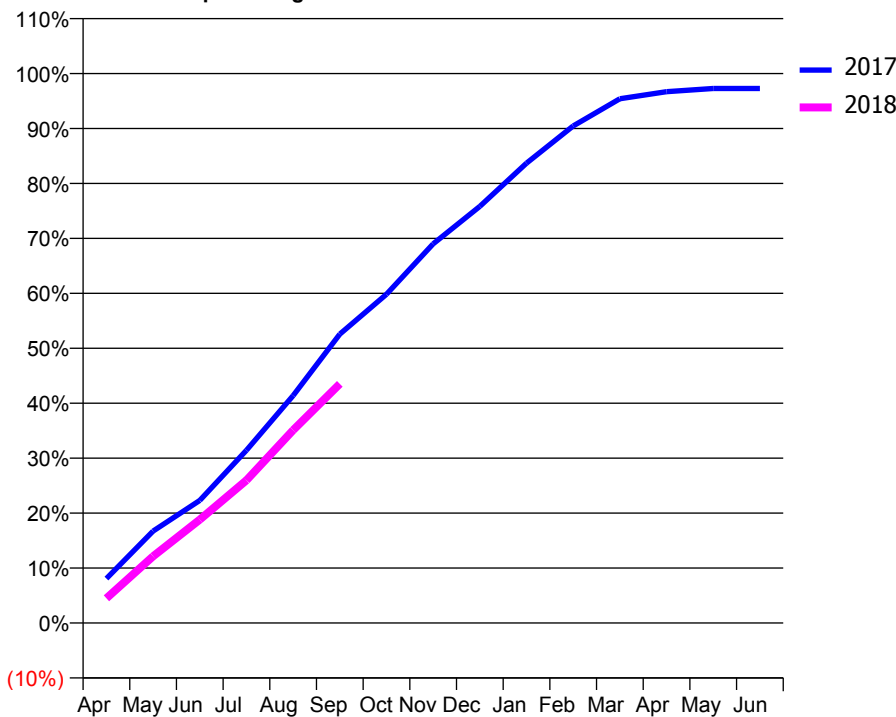
### ACCESS\*

Patients seen in 24 months	Total	Change since previous quarter
Quarter ending September 2016	1,403	
Quarter ending December 2016	1,423	→
Quarter ending March 2017	1,409	→
Quarter ending June 2017	1,415	→
Quarter ending September 2017	1,427	→
<b>Variance since September 2016</b>	<b>1.7%</b>	<b>→</b>



### ACTIVITY

Cumulative percentage of contracted UDA delivered 2017 & 2018



Month	Adjusted Scheduled Activity (UDA)	
	2017	2018
April	315	175
May	653	474
June	870	734
July	1,226	1,014
August	1,614	1,369
September	2,051	1,698
October	2,334	
November	2,692	
December	2,957	
January	3,265	
February	3,529	
March	3,722	
April	3,772	
May	3,794	
June	3,794	

### QUALITY

	Quantity	Base Number	Contract	AT	Region	England
% of FP17s for the same patient ID Re-attending within 3 months - Children	16	420	3.8%	10.7%	11.6%	11.9%
% of FP17s for the same patient ID Re-attending within 3 months - Adults	68	543	12.5%	14.4%	15.2%	15.9%
% of FP17s for the same patient ID Re-attending between 3 & 9 months - Children	278	420	66.2%	56.9%	59.1%	58.1%
% of FP17s for the same patient ID Re-attending between 3 & 9 months - Adults	279	543	51.4%	48.5%	51.7%	50.6%
% of FP17s for Band 1 Urgent Courses	68	910	7.5%	8.6%	8.0%	9.1%
% of FP17s Relating to Free Repair or Replacements	2	910	0.2%	0.7%	0.8%	0.8%
% of FP17s Relating to Continuations	2	910	0.2%	0.9%	1.0%	1.1%
% of Patients satisfied with the dentistry they have received	4	6	N/A	91.0%	91.5%	91.4%
% of Patients satisfied with the time they had to wait for an appointment	4	6	N/A	86.9%	88.2%	87.7%

\* This is based on patients treated on this contract for their most recent course of treatment. Figures in italics indicate the base number of FP17s or Patient Questionnaire responses are less than 100. N/A is shown where the base number of responses is less than 10 during the period. % is calculated as Quantity/Base number\*100

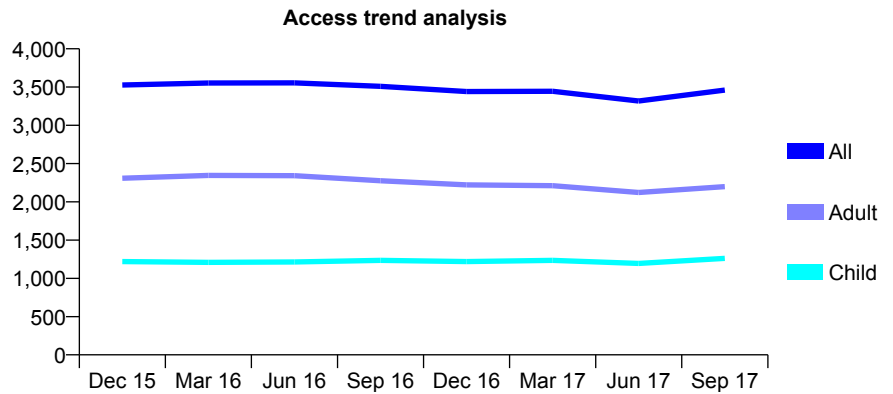
## Q58 - Vital Signs At a Glance Contract Report for 345253/0001 - September 2017

Name or company name	MR O OLUSANYA
Contract type name	GDS Contract
Purpose of contract	General
Contract start date	01/04/2006
Contract end date	

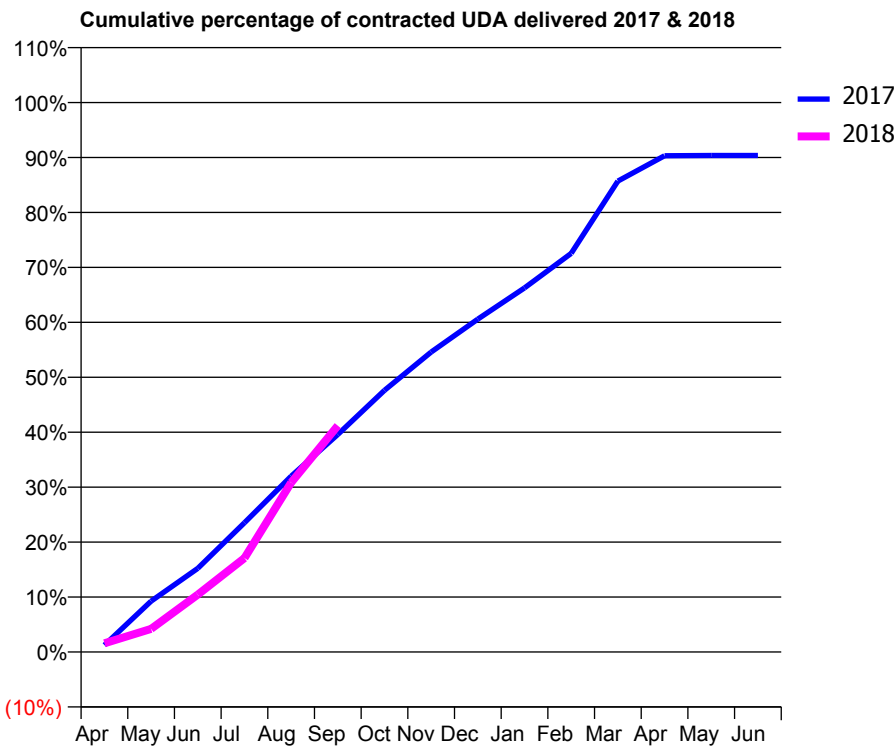
17/18 Contracted general activity (UDA)	9,083
Carry forward general activity (UDA)	0
17/18 Contracted orthodontic activity (UOA)	0
Carry forward orthodontic activity (UOA)	0
Baseline contract value	£269,708.72

### ACCESS\*

Patients seen in 24 months	Total	Change since previous quarter
Quarter ending September 2016	3,509	
Quarter ending December 2016	3,441	↓
Quarter ending March 2017	3,445	→
Quarter ending June 2017	3,317	↓
Quarter ending September 2017	3,460	↑
<b>Variance since September 2016</b>	<b>(1.4%)</b>	<b>↓</b>



### ACTIVITY



Month	Adjusted Scheduled Activity (UDA)	
	2017	2018
April	114	145
May	842	383
June	1,383	948
July	2,137	1,554
August	2,906	2,801
September	3,596	3,741
October	4,325	
November	4,959	
December	5,502	
January	6,017	
February	6,590	
March	7,784	
April	8,203	
May	8,207	
June	8,207	

### QUALITY

	Quantity	Base Number	Contract	AT	Region	England
% of FP17s for the same patient ID Re-attending within 3 months - Children	41	700	5.9%	10.7%	11.6%	11.9%
% of FP17s for the same patient ID Re-attending within 3 months - Adults	139	1,048	13.3%	14.4%	15.2%	15.9%
% of FP17s for the same patient ID Re-attending between 3 & 9 months - Children	275	700	39.3%	56.9%	59.1%	58.1%
% of FP17s for the same patient ID Re-attending between 3 & 9 months - Adults	271	1,048	25.9%	48.5%	51.7%	50.6%
% of FP17s for Band 1 Urgent Courses	110	1,619	6.8%	8.6%	8.0%	9.1%
% of FP17s Relating to Free Repair or Replacements	19	1,619	1.2%	0.7%	0.8%	0.8%
% of FP17s Relating to Continuations	44	1,619	2.7%	0.9%	1.0%	1.1%
% of Patients satisfied with the dentistry they have received	0	0	N/A	91.0%	91.5%	91.4%
% of Patients satisfied with the time they had to wait for an appointment	0	0	N/A	86.9%	88.2%	87.7%

\* This is based on patients treated on this contract for their most recent course of treatment. Figures in italics indicate the base number of FP17s or Patient Questionnaire responses are less than 100. N/A is shown where the base number of responses is less than 10 during the period. % is calculated as Quantity/Base number\*100

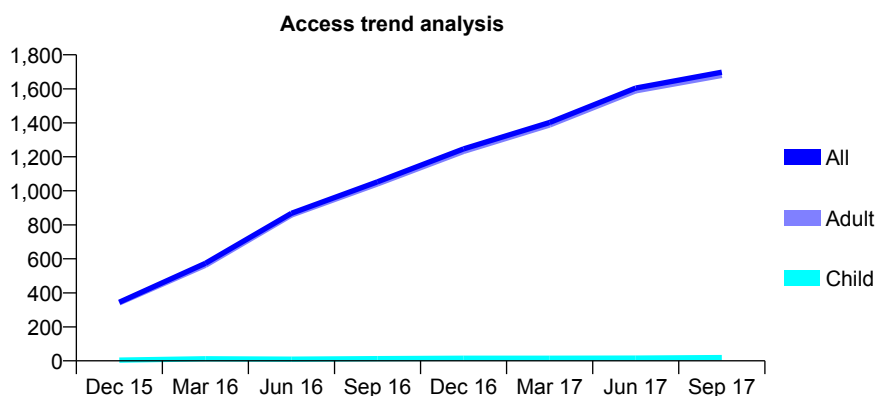
## Q58 - Vital Signs At a Glance Contract Report for 345253/0002 - September 2017

Name or company name	MR O OLUSANYA
Contract type name	PDS Contract
Purpose of contract	General
Contract start date	01/04/2010
Contract end date	31/03/2020

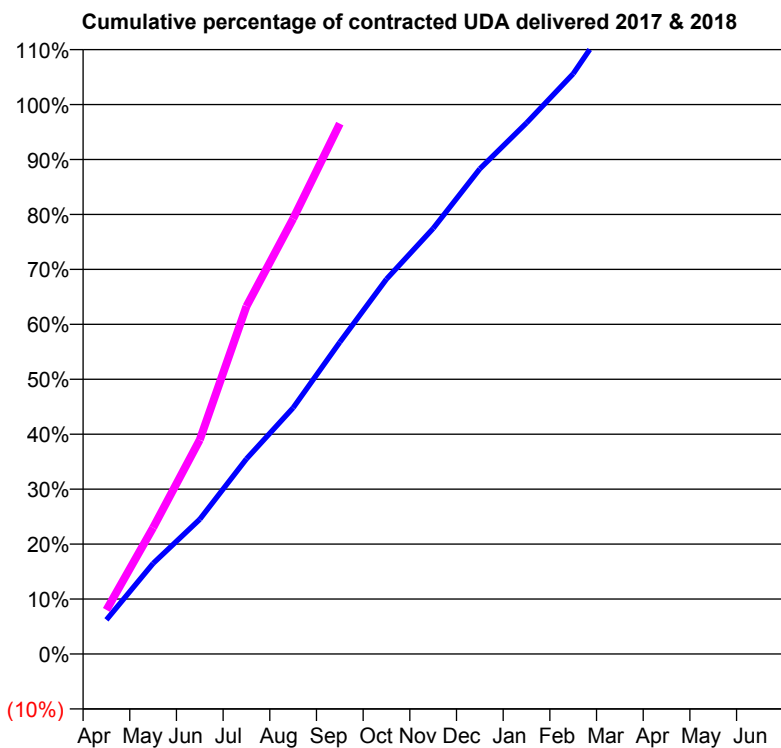
17/18 Contracted general activity (UDA)	2,219
Carry forward general activity (UDA)	0
17/18 Contracted orthodontic activity (UOA)	0
Carry forward orthodontic activity (UOA)	0
Baseline contract value	£147,134.35

### ACCESS\*

Patients seen in 24 months	Total	Change since previous quarter
Quarter ending September 2016	1,053	
Quarter ending December 2016	1,247	↑
Quarter ending March 2017	1,402	↑
Quarter ending June 2017	1,604	↑
Quarter ending September 2017	1,698	↑
<b>Variance since September 2016</b>	<b>61.3%</b>	<b>↑</b>



### ACTIVITY



Month	Adjusted Scheduled Activity (UDA)	
	2017	2018
April	226	178
May	598	510
June	890	865
July	1,289	1,404
August	1,626	1,758
September	2,059	2,142
October	2,476	
November	2,811	
December	3,204	
January	3,507	
February	3,832	
March	4,282	
April	4,418	
May	4,418	
June	4,418	

### QUALITY

	Quantity	Base Number	Contract	AT	Region	England
% of FP17s for the same patient ID Re-attending within 3 months - Children	0	9	0.0%	10.7%	11.6%	11.9%
% of FP17s for the same patient ID Re-attending within 3 months - Adults	8	773	1.0%	14.4%	15.2%	15.9%
% of FP17s for the same patient ID Re-attending between 3 & 9 months - Children	0	9	0.0%	56.9%	59.1%	58.1%
% of FP17s for the same patient ID Re-attending between 3 & 9 months - Adults	2	773	0.3%	48.5%	51.7%	50.6%
% of FP17s for Band 1 Urgent Courses	0	736	0.0%	8.6%	8.0%	9.1%
% of FP17s Relating to Free Repair or Replacements	0	736	0.0%	0.7%	0.8%	0.8%
% of FP17s Relating to Continuations	0	736	0.0%	0.9%	1.0%	1.1%
% of Patients satisfied with the dentistry they have received	0	0	N/A	91.0%	91.5%	91.4%
% of Patients satisfied with the time they had to wait for an appointment	0	0	N/A	86.9%	88.2%	87.7%

\* This is based on patients treated on this contract for their most recent course of treatment. Figures in italics indicate the base number of FP17s or Patient Questionnaire responses are less than 100. N/A is shown where the base number of responses is less than 10 during the period. % is calculated as Quantity/Base number\*100

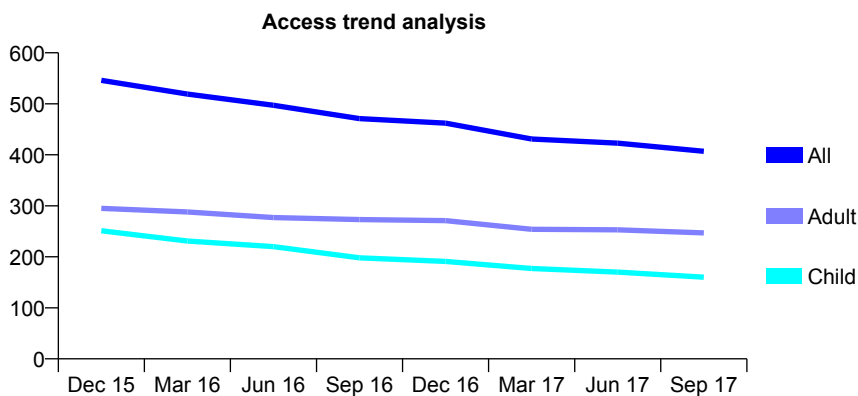
## Q58 - Vital Signs At a Glance Contract Report for 352675/0001 - September 2017

Name or company name	MR AJ AMERY
Contract type name	GDS Contract
Purpose of contract	General
Contract start date	01/04/2006
Contract end date	

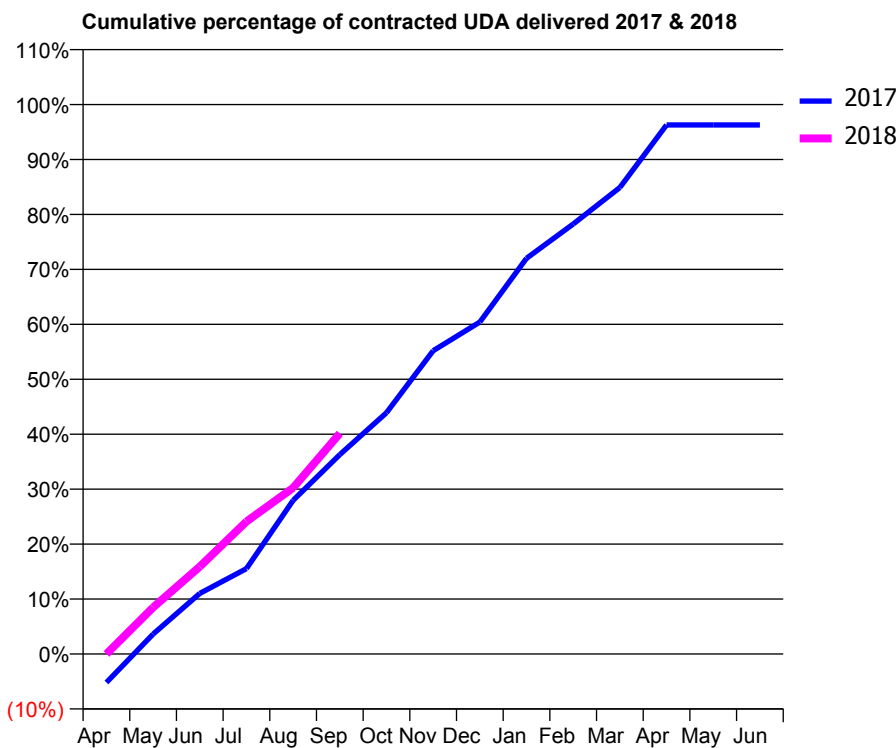
17/18 Contracted general activity (UDA)	1,000
Carry forward general activity (UDA)	0
17/18 Contracted orthodontic activity (UOA)	0
Carry forward orthodontic activity (UOA)	0
Baseline contract value	£24,528.05

### ACCESS\*

Patients seen in 24 months	Total	Change since previous quarter
Quarter ending September 2016	471	
Quarter ending December 2016	462	↓
Quarter ending March 2017	431	↓
Quarter ending June 2017	423	↓
Quarter ending September 2017	407	↓
<b>Variance since September 2016</b>	<b>(13.6%)</b>	<b>↓</b>



### ACTIVITY



Month	Adjusted Scheduled Activity (UDA)	
	2017	2018
April	-52	0
May	36	85
June	110	159
July	155	241
August	280	303
September	363	401
October	439	
November	552	
December	604	
January	720	
February	782	
March	849	
April	963	
May	963	
June	963	

### QUALITY

	Quantity	Base Number	Contract	AT	Region	England
% of FP17s for the same patient ID Re-attending within 3 months - Children	4	81	4.9%	10.7%	11.6%	11.9%
% of FP17s for the same patient ID Re-attending within 3 months - Adults	22	131	16.8%	14.4%	15.2%	15.9%
% of FP17s for the same patient ID Re-attending between 3 & 9 months - Children	17	81	21.0%	56.9%	59.1%	58.1%
% of FP17s for the same patient ID Re-attending between 3 & 9 months - Adults	30	131	22.9%	48.5%	51.7%	50.6%
% of FP17s for Band 1 Urgent Courses	12	161	7.5%	8.6%	8.0%	9.1%
% of FP17s Relating to Free Repair or Replacements	0	161	0.0%	0.7%	0.8%	0.8%
% of FP17s Relating to Continuations	0	161	0.0%	0.9%	1.0%	1.1%
% of Patients satisfied with the dentistry they have received	0	0	N/A	91.0%	91.5%	91.4%
% of Patients satisfied with the time they had to wait for an appointment	0	0	N/A	86.9%	88.2%	87.7%

\* This is based on patients treated on this contract for their most recent course of treatment. Figures in italics indicate the base number of FP17s or Patient Questionnaire responses are less than 100. N/A is shown where the base number of responses is less than 10 during the period. % is calculated as Quantity/Base number\*100

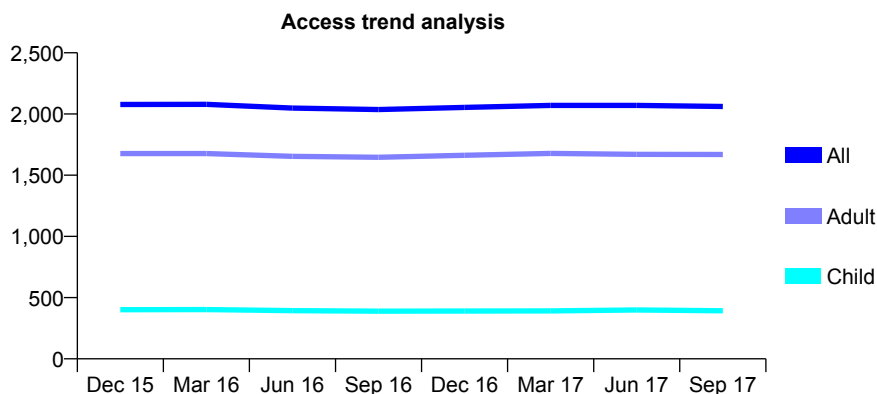
## Q58 - Vital Signs At a Glance Contract Report for 357758/0001 - September 2017

Name or company name	MR OO OSISANYA
Contract type name	GDS Contract
Purpose of contract	General
Contract start date	08/01/2012
Contract end date	

17/18 Contracted general activity (UDA)	5,317
Carry forward general activity (UDA)	0
17/18 Contracted orthodontic activity (UOA)	0
Carry forward orthodontic activity (UOA)	0
Baseline contract value	£165,893.36

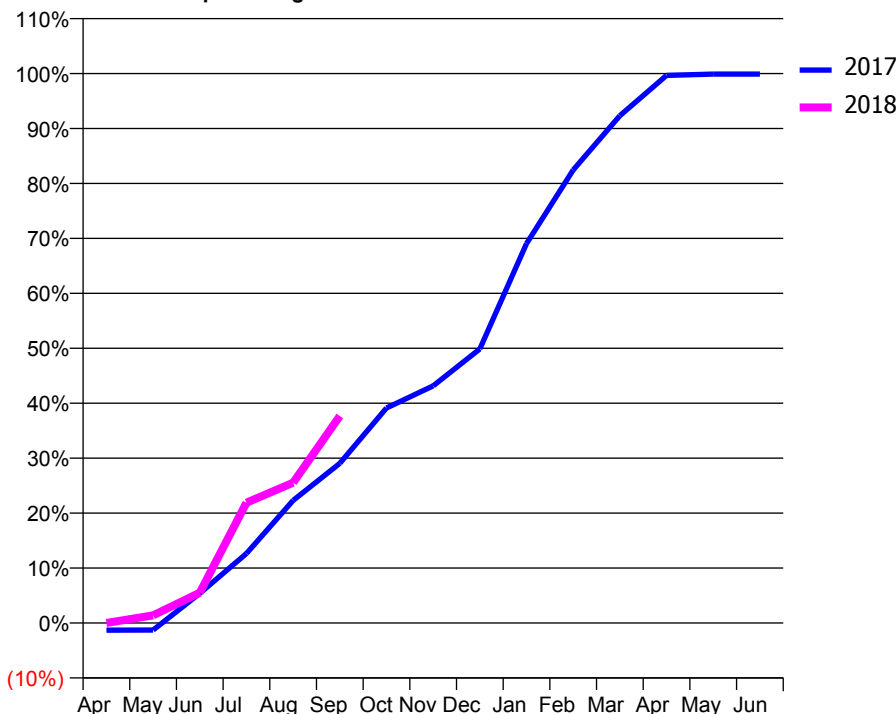
### ACCESS\*

Patients seen in 24 months	Total	Change since previous quarter
Quarter ending September 2016	2,036	
Quarter ending December 2016	2,054	→
Quarter ending March 2017	2,070	→
Quarter ending June 2017	2,070	→
Quarter ending September 2017	2,062	→
<b>Variance since September 2016</b>	<b>1.3%</b>	<b>→</b>



### ACTIVITY

Cumulative percentage of contracted UDA delivered 2017 & 2018



Month	Adjusted Scheduled Activity (UDA)	
	2017	2018
April	-70	0
May	-69	75
June	288	293
July	673	1,164
August	1,187	1,358
September	1,546	2,003
October	2,081	
November	2,295	
December	2,652	
January	3,671	
February	4,384	
March	4,909	
April	5,299	
May	5,311	
June	5,311	

### QUALITY

	Quantity	Base Number	Contract	AT	Region	England
% of FP17s for the same patient ID Re-attending within 3 months - Children	27	286	9.4%	10.7%	11.6%	11.9%
% of FP17s for the same patient ID Re-attending within 3 months - Adults	131	1,009	13.0%	14.4%	15.2%	15.9%
% of FP17s for the same patient ID Re-attending between 3 & 9 months - Children	104	286	36.4%	56.9%	59.1%	58.1%
% of FP17s for the same patient ID Re-attending between 3 & 9 months - Adults	400	1,009	39.6%	48.5%	51.7%	50.6%
% of FP17s for Band 1 Urgent Courses	134	1,144	11.7%	8.6%	8.0%	9.1%
% of FP17s Relating to Free Repair or Replacements	7	1,144	0.6%	0.7%	0.8%	0.8%
% of FP17s Relating to Continuations	12	1,144	1.0%	0.9%	1.0%	1.1%
% of Patients satisfied with the dentistry they have received	2	3	N/A	91.0%	91.5%	91.4%
% of Patients satisfied with the time they had to wait for an appointment	2	3	N/A	86.9%	88.2%	87.7%

\* This is based on patients treated on this contract for their most recent course of treatment. Figures in italics indicate the base number of FP17s or Patient Questionnaire responses are less than 100. N/A is shown where the base number of responses is less than 10 during the period. % is calculated as Quantity/Base number\*100

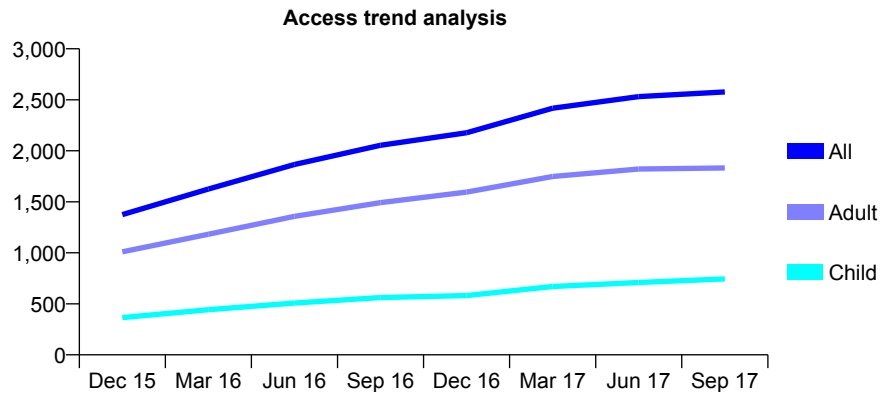
## Q58 - Vital Signs At a Glance Contract Report for 357820/0001 - September 2017

Name or company name	Tigga Smile - Bedford Dental Centre
Contract type name	GDS Contract
Purpose of contract	General
Contract start date	01/03/2015
Contract end date	

17/18 Contracted general activity (UDA)	7,000
Carry forward general activity (UDA)	0
17/18 Contracted orthodontic activity (UOA)	0
Carry forward orthodontic activity (UOA)	0
Baseline contract value	£197,272.33

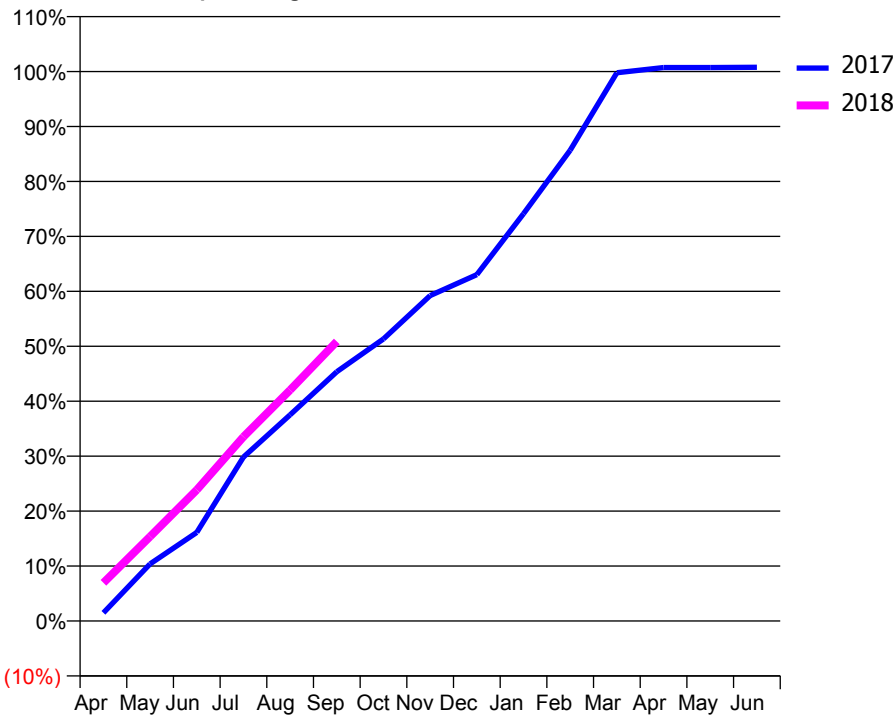
### ACCESS\*

Patients seen in 24 months	Total	Change since previous quarter
Quarter ending September 2016	2,054	
Quarter ending December 2016	2,177	↑
Quarter ending March 2017	2,418	↑
Quarter ending June 2017	2,531	↑
Quarter ending September 2017	2,577	→
<b>Variance since September 2016</b>	<b>25.5%</b>	<b>↑</b>



### ACTIVITY

Cumulative percentage of contracted UDA delivered 2017 & 2018



Month	Adjusted Scheduled Activity (UDA)	
	2017	2018
April	105	486
May	727	1,077
June	1,130	1,671
July	2,088	2,347
August	2,627	2,944
September	3,176	3,561
October	3,593	
November	4,146	
December	4,412	
January	5,188	
February	5,998	
March	6,984	
April	7,051	
May	7,051	
June	7,055	

### QUALITY

	Quantity	Base Number	Contract	AT	Region	England
% of FP17s for the same patient ID Re-attending within 3 months - Children	72	546	13.2%	10.7%	11.6%	11.9%
% of FP17s for the same patient ID Re-attending within 3 months - Adults	248	1,169	21.2%	14.4%	15.2%	15.9%
% of FP17s for the same patient ID Re-attending between 3 & 9 months - Children	230	546	42.1%	56.9%	59.1%	58.1%
% of FP17s for the same patient ID Re-attending between 3 & 9 months - Adults	420	1,169	35.9%	48.5%	51.7%	50.6%
% of FP17s for Band 1 Urgent Courses	215	1,669	12.9%	8.6%	8.0%	9.1%
% of FP17s Relating to Free Repair or Replacements	0	1,669	0.0%	0.7%	0.8%	0.8%
% of FP17s Relating to Continuations	10	1,669	0.6%	0.9%	1.0%	1.1%
% of Patients satisfied with the dentistry they have received	3	4	N/A	91.0%	91.5%	91.4%
% of Patients satisfied with the time they had to wait for an appointment	3	4	N/A	86.9%	88.2%	87.7%

\* This is based on patients treated on this contract for their most recent course of treatment. Figures in italics indicate the base number of FP17s or Patient Questionnaire responses are less than 100. N/A is shown where the base number of responses is less than 10 during the period. % is calculated as Quantity/Base number\*100



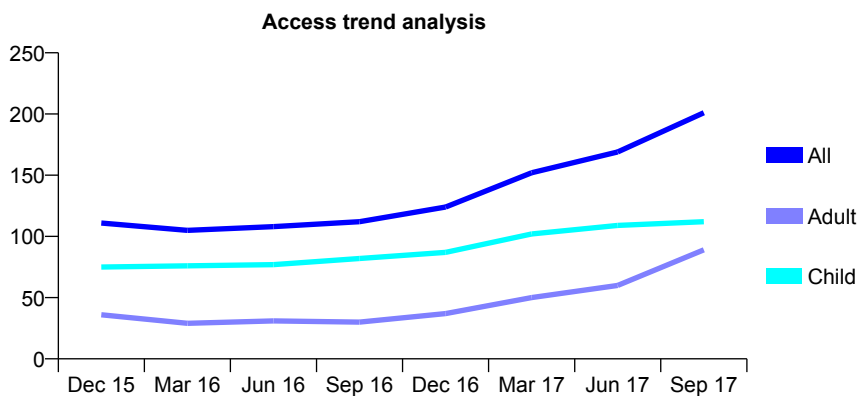
## Q58 - Vital Signs At a Glance Contract Report for 360597/0001 - September 2017

Name or company name	MRS N VASFI
Contract type name	GDS Contract
Purpose of contract	General
Contract start date	01/03/2009
Contract end date	

17/18 Contracted general activity (UDA)	500
Carry forward general activity (UDA)	0
17/18 Contracted orthodontic activity (UOA)	0
Carry forward orthodontic activity (UOA)	0
Baseline contract value	£11,731.22

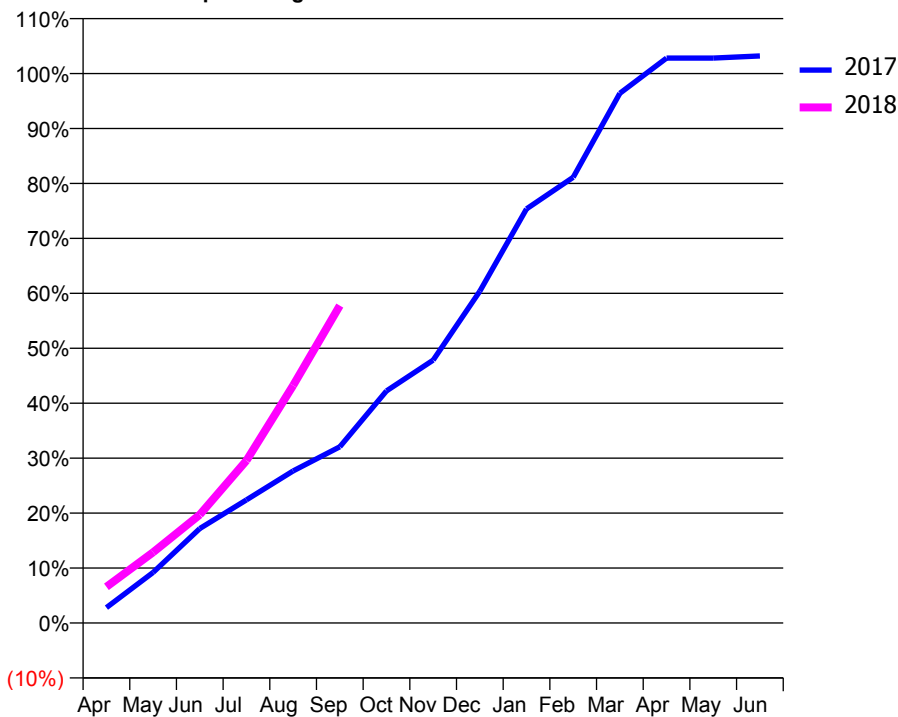
### ACCESS\*

Patients seen in 24 months	Total	Change since previous quarter
Quarter ending September 2016	112	
Quarter ending December 2016	124	↑
Quarter ending March 2017	152	↑
Quarter ending June 2017	169	↑
Quarter ending September 2017	201	↑
<b>Variance since September 2016</b>	<b>79.5%</b>	<b>↑</b>



### ACTIVITY

Cumulative percentage of contracted UDA delivered 2017 & 2018



Month	Adjusted Scheduled Activity (UDA)	
	2017	2018
April	7	33
May	23	64
June	43	99
July	56	148
August	69	216
September	80	289
October	106	
November	120	
December	151	
January	188	
February	203	
March	241	
April	257	
May	257	
June	258	

### QUALITY

	Quantity	Base Number	Contract	AT	Region	England
% of FP17s for the same patient ID Re-attending within 3 months - Children	9	94	9.6%	10.7%	11.6%	11.9%
% of FP17s for the same patient ID Re-attending within 3 months - Adults	8	77	10.4%	14.4%	15.2%	15.9%
% of FP17s for the same patient ID Re-attending between 3 & 9 months - Children	38	94	40.4%	56.9%	59.1%	58.1%
% of FP17s for the same patient ID Re-attending between 3 & 9 months - Adults	15	77	19.5%	48.5%	51.7%	50.6%
% of FP17s for Band 1 Urgent Courses	14	158	8.9%	8.6%	8.0%	9.1%
% of FP17s Relating to Free Repair or Replacements	0	158	0.0%	0.7%	0.8%	0.8%
% of FP17s Relating to Continuations	0	158	0.0%	0.9%	1.0%	1.1%
% of Patients satisfied with the dentistry they have received	0	0	N/A	91.0%	91.5%	91.4%
% of Patients satisfied with the time they had to wait for an appointment	0	0	N/A	86.9%	88.2%	87.7%

\* This is based on patients treated on this contract for their most recent course of treatment. Figures in italics indicate the base number of FP17s or Patient Questionnaire responses are less than 100. N/A is shown where the base number of responses is less than 10 during the period. % is calculated as Quantity/Base number\*100

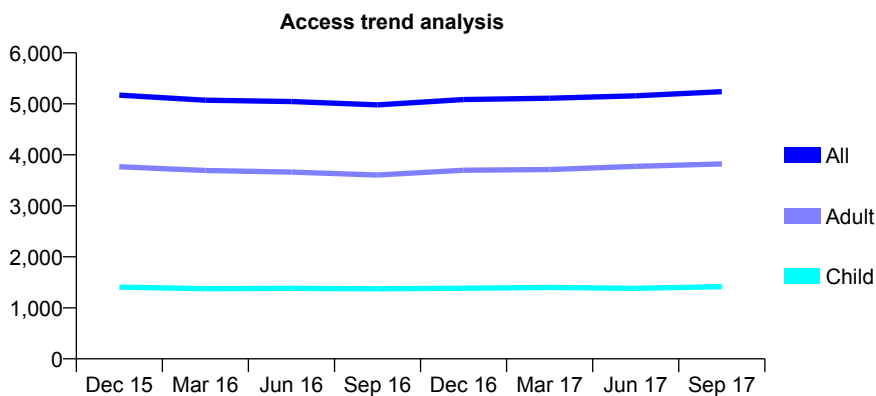
## Q58 - Vital Signs At a Glance Contract Report for 360961/0001 - September 2017

Name or company name	MR V SHAH
Contract type name	GDS Contract
Purpose of contract	General
Contract start date	01/01/2010
Contract end date	

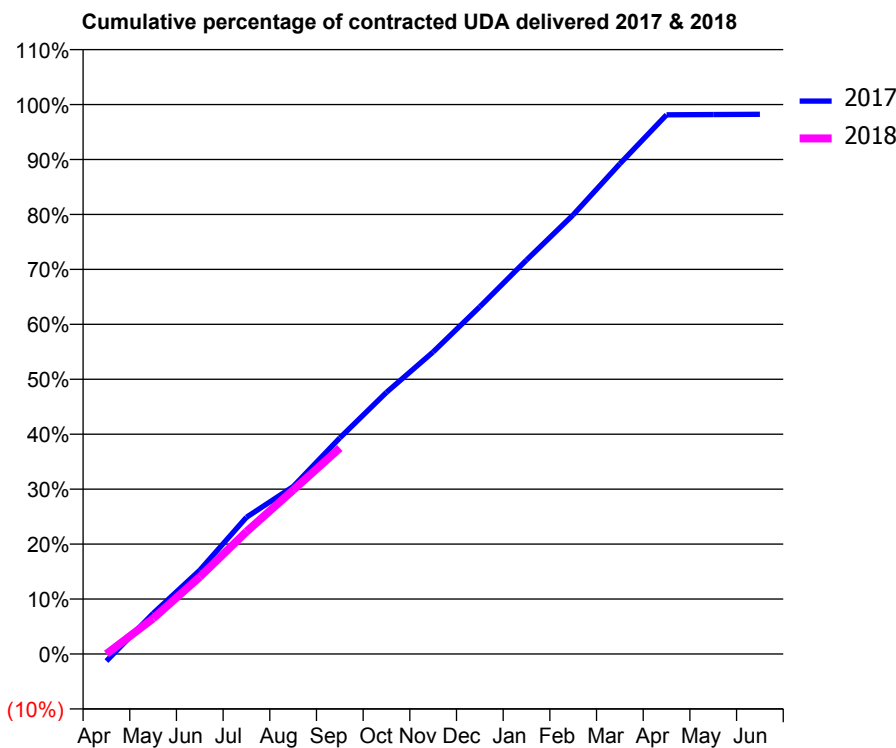
17/18 Contracted general activity (UDA)	12,725
Carry forward general activity (UDA)	0
17/18 Contracted orthodontic activity (UOA)	0
Carry forward orthodontic activity (UOA)	0
Baseline contract value	£462,721.06

### ACCESS\*

Patients seen in 24 months	Total	Change since previous quarter
Quarter ending September 2016	4,979	
Quarter ending December 2016	5,084	↑
Quarter ending March 2017	5,110	→
Quarter ending June 2017	5,156	→
Quarter ending September 2017	5,237	→
<b>Variance since September 2016</b>	<b>5.2%</b>	<b>↑</b>



### ACTIVITY



Month	Adjusted Scheduled Activity (UDA)	
	2017	2018
April	-166	3
May	940	824
June	1,940	1,786
July	3,168	2,833
August	3,876	3,797
September	5,003	4,770
October	6,060	
November	6,994	
December	8,041	
January	9,125	
February	10,170	
March	11,353	
April	12,487	
May	12,491	
June	12,499	

### QUALITY

	Quantity	Base Number	Contract	AT	Region	England
% of FP17s for the same patient ID Re-attending within 3 months - Children	51	1,033	4.9%	10.7%	11.6%	11.9%
% of FP17s for the same patient ID Re-attending within 3 months - Adults	371	2,564	14.5%	14.4%	15.2%	15.9%
% of FP17s for the same patient ID Re-attending between 3 & 9 months - Children	686	1,033	66.4%	56.9%	59.1%	58.1%
% of FP17s for the same patient ID Re-attending between 3 & 9 months - Adults	1,349	2,564	52.6%	48.5%	51.7%	50.6%
% of FP17s for Band 1 Urgent Courses	156	2,606	6.0%	8.6%	8.0%	9.1%
% of FP17s Relating to Free Repair or Replacements	14	2,606	0.5%	0.7%	0.8%	0.8%
% of FP17s Relating to Continuations	46	2,606	1.8%	0.9%	1.0%	1.1%
% of Patients satisfied with the dentistry they have received	2	2	N/A	91.0%	91.5%	91.4%
% of Patients satisfied with the time they had to wait for an appointment	2	2	N/A	86.9%	88.2%	87.7%

\* This is based on patients treated on this contract for their most recent course of treatment. Figures in italics indicate the base number of FP17s or Patient Questionnaire responses are less than 100. N/A is shown where the base number of responses is less than 10 during the period. % is calculated as Quantity/Base number\*100

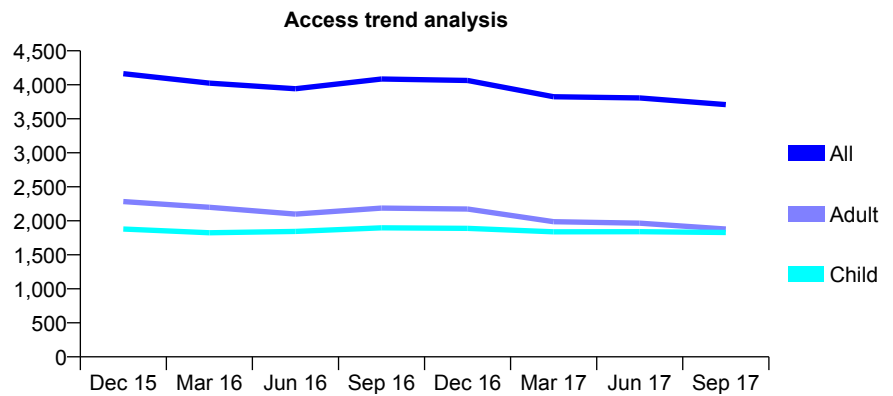
## Q58 - Vital Signs At a Glance Contract Report for 363456/0001 - September 2017

Name or company name	Ballard & Tucker
Contract type name	GDS Contract
Purpose of contract	General
Contract start date	01/04/2006
Contract end date	

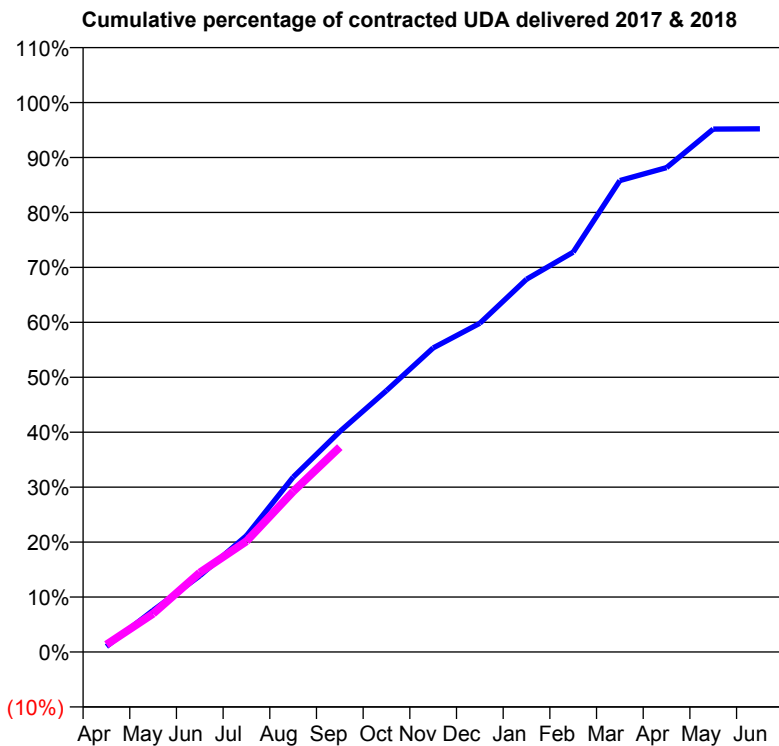
17/18 Contracted general activity (UDA)	8,899
Carry forward general activity (UDA)	0
17/18 Contracted orthodontic activity (UOA)	0
Carry forward orthodontic activity (UOA)	0
Baseline contract value	£203,821.33

### ACCESS\*

Patients seen in 24 months	Total	Change since previous quarter
Quarter ending September 2016	4,086	
Quarter ending December 2016	4,063	→
Quarter ending March 2017	3,825	↓
Quarter ending June 2017	3,806	→
Quarter ending September 2017	3,708	↓
<b>Variance since September 2016</b>	<b>(9.3%)</b>	<b>↓</b>



### ACTIVITY



Month	Adjusted Scheduled Activity (UDA)	
	2017	2018
April	90	121
May	674	622
June	1,234	1,286
July	1,884	1,794
August	2,832	2,599
September	3,572	3,319
October	4,233	
November	4,925	
December	5,324	
January	6,037	
February	6,476	
March	7,634	
April	7,845	
May	8,469	
June	8,472	

### QUALITY

	Quantity	Base Number	Contract	AT	Region	England
% of FP17s for the same patient ID Re-attending within 3 months - Children	101	1,516	6.7%	10.7%	11.6%	11.9%
% of FP17s for the same patient ID Re-attending within 3 months - Adults	108	859	12.6%	14.4%	15.2%	15.9%
% of FP17s for the same patient ID Re-attending between 3 & 9 months - Children	897	1,516	59.2%	56.9%	59.1%	58.1%
% of FP17s for the same patient ID Re-attending between 3 & 9 months - Adults	392	859	45.6%	48.5%	51.7%	50.6%
% of FP17s for Band 1 Urgent Courses	124	1,957	6.3%	8.6%	8.0%	9.1%
% of FP17s Relating to Free Repair or Replacements	2	1,957	0.1%	0.7%	0.8%	0.8%
% of FP17s Relating to Continuations	5	1,957	0.3%	0.9%	1.0%	1.1%
% of Patients satisfied with the dentistry they have received	4	4	N/A	91.0%	91.5%	91.4%
% of Patients satisfied with the time they had to wait for an appointment	4	4	N/A	86.9%	88.2%	87.7%

\* This is based on patients treated on this contract for their most recent course of treatment. Figures in italics indicate the base number of FP17s or Patient Questionnaire responses are less than 100. N/A is shown where the base number of responses is less than 10 during the period. % is calculated as Quantity/Base number\*100

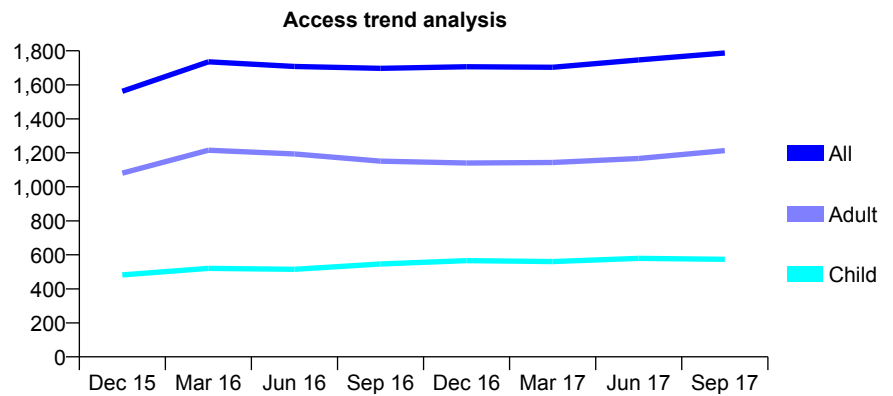
## Q58 - Vital Signs At a Glance Contract Report for 366080/0001 - September 2017

Name or company name	MR R KENANI
Contract type name	GDS Contract
Purpose of contract	General
Contract start date	05/12/2009
Contract end date	

17/18 Contracted general activity (UDA)	5,473
Carry forward general activity (UDA)	0
17/18 Contracted orthodontic activity (UOA)	0
Carry forward orthodontic activity (UOA)	0
Baseline contract value	£182,608.48

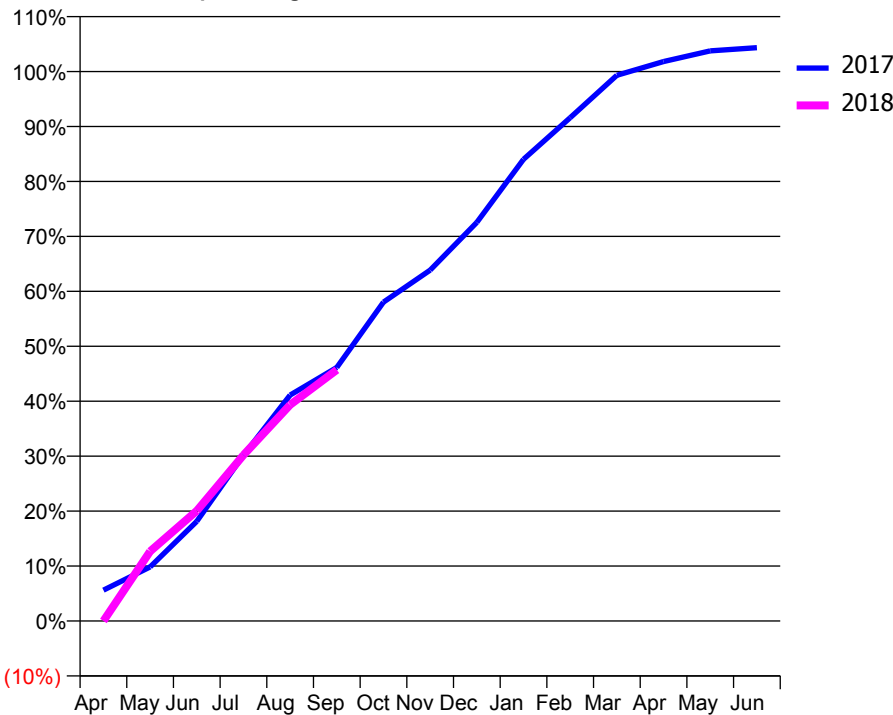
### ACCESS\*

Patients seen in 24 months	Total	Change since previous quarter
Quarter ending September 2016	1,697	
Quarter ending December 2016	1,706	→
Quarter ending March 2017	1,703	→
Quarter ending June 2017	1,746	↑
Quarter ending September 2017	1,787	↑
<b>Variance since September 2016</b>	<b>5.3%</b>	<b>↑</b>



### ACTIVITY

Cumulative percentage of contracted UDA delivered 2017 & 2018



Month	Adjusted Scheduled Activity (UDA)	
	2017	2018
April	307	0
May	539	694
June	993	1,098
July	1,651	1,652
August	2,251	2,154
September	2,526	2,501
October	3,177	
November	3,494	
December	3,970	
January	4,599	
February	5,013	
March	5,436	
April	5,572	
May	5,678	
June	5,710	

### QUALITY

	Quantity	Base Number	Contract	AT	Region	England
% of FP17s for the same patient ID Re-attending within 3 months - Children	68	495	13.7%	10.7%	11.6%	11.9%
% of FP17s for the same patient ID Re-attending within 3 months - Adults	128	751	17.0%	14.4%	15.2%	15.9%
% of FP17s for the same patient ID Re-attending between 3 & 9 months - Children	289	495	58.4%	56.9%	59.1%	58.1%
% of FP17s for the same patient ID Re-attending between 3 & 9 months - Adults	348	751	46.3%	48.5%	51.7%	50.6%
% of FP17s for Band 1 Urgent Courses	149	1,132	13.2%	8.6%	8.0%	9.1%
% of FP17s Relating to Free Repair or Replacements	4	1,132	0.4%	0.7%	0.8%	0.8%
% of FP17s Relating to Continuations	0	1,132	0.0%	0.9%	1.0%	1.1%
% of Patients satisfied with the dentistry they have received	2	2	N/A	91.0%	91.5%	91.4%
% of Patients satisfied with the time they had to wait for an appointment	2	2	N/A	86.9%	88.2%	87.7%

\* This is based on patients treated on this contract for their most recent course of treatment. Figures in italics indicate the base number of FP17s or Patient Questionnaire responses are less than 100. N/A is shown where the base number of responses is less than 10 during the period. % is calculated as Quantity/Base number\*100

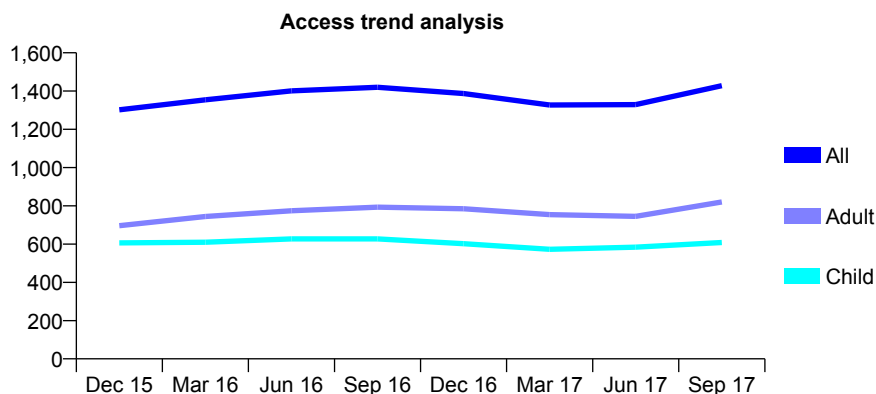
## Q58 - Vital Signs At a Glance Contract Report for 395404/0002 - September 2017

Name or company name	Milton Keynes Dental Clinic
Contract type name	GDS Contract
Purpose of contract	General
Contract start date	01/04/2006
Contract end date	

17/18 Contracted general activity (UDA)	3,000
Carry forward general activity (UDA)	0
17/18 Contracted orthodontic activity (UOA)	0
Carry forward orthodontic activity (UOA)	0
Baseline contract value	£66,640.93

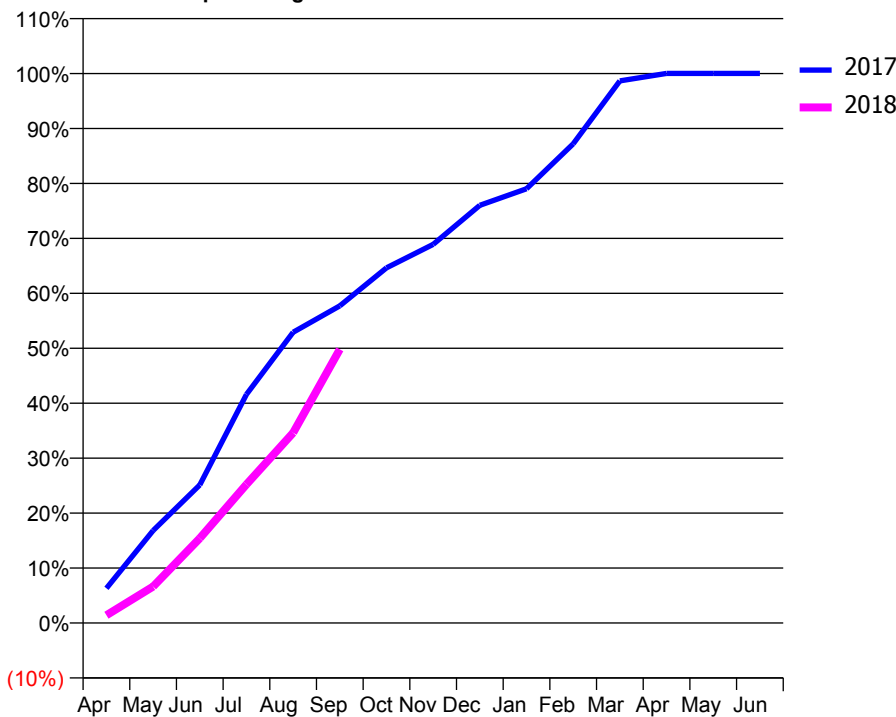
### ACCESS\*

Patients seen in 24 months	Total	Change since previous quarter
Quarter ending September 2016	1,420	
Quarter ending December 2016	1,387	↓
Quarter ending March 2017	1,327	↓
Quarter ending June 2017	1,329	→
Quarter ending September 2017	1,428	↑
<b>Variance since September 2016</b>	0.6%	→



### ACTIVITY

Cumulative percentage of contracted UDA delivered 2017 & 2018



Adjusted Scheduled Activity (UDA)

Month	2017	2018
April	189	42
May	505	199
June	754	463
July	1,248	757
August	1,587	1,038
September	1,732	1,494
October	1,939	
November	2,067	
December	2,281	
January	2,371	
February	2,616	
March	2,960	
April	3,001	
May	3,001	
June	3,001	

### QUALITY

	Quantity	Base Number	Contract	AT	Region	England
% of FP17s for the same patient ID Re-attending within 3 months - Children	18	360	5.0%	10.7%	11.6%	11.9%
% of FP17s for the same patient ID Re-attending within 3 months - Adults	70	470	14.9%	14.4%	15.2%	15.9%
% of FP17s for the same patient ID Re-attending between 3 & 9 months - Children	86	360	23.9%	56.9%	59.1%	58.1%
% of FP17s for the same patient ID Re-attending between 3 & 9 months - Adults	121	470	25.7%	48.5%	51.7%	50.6%
% of FP17s for Band 1 Urgent Courses	135	807	16.7%	8.6%	8.0%	9.1%
% of FP17s Relating to Free Repair or Replacements	2	807	0.2%	0.7%	0.8%	0.8%
% of FP17s Relating to Continuations	2	807	0.2%	0.9%	1.0%	1.1%
% of Patients satisfied with the dentistry they have received	1	1	N/A	91.0%	91.5%	91.4%
% of Patients satisfied with the time they had to wait for an appointment	1	1	N/A	86.9%	88.2%	87.7%

\* This is based on patients treated on this contract for their most recent course of treatment. Figures in italics indicate the base number of FP17s or Patient Questionnaire responses are less than 100. N/A is shown where the base number of responses is less than 10 during the period. % is calculated as Quantity/Base number\*100

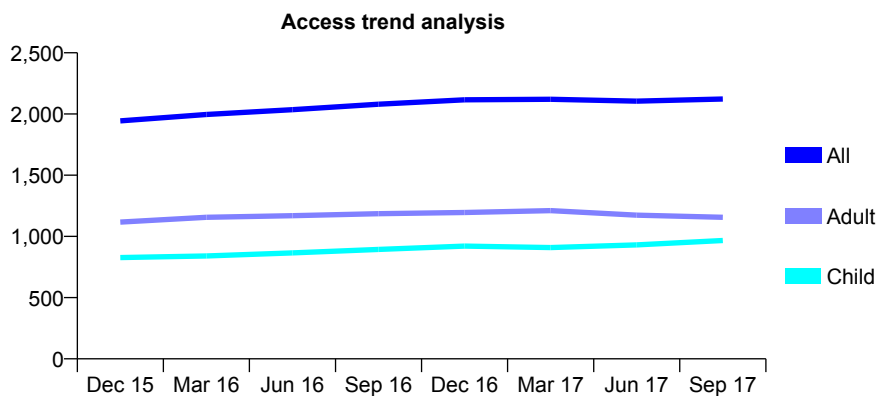
## Q58 - Vital Signs At a Glance Contract Report for 558265/0002 - September 2017

Name or company name	Reena Parmar
Contract type name	GDS Contract
Purpose of contract	General
Contract start date	06/01/2007
Contract end date	

17/18 Contracted general activity (UDA)	5,896
Carry forward general activity (UDA)	0
17/18 Contracted orthodontic activity (UOA)	0
Carry forward orthodontic activity (UOA)	0
Baseline contract value	£163,924.92

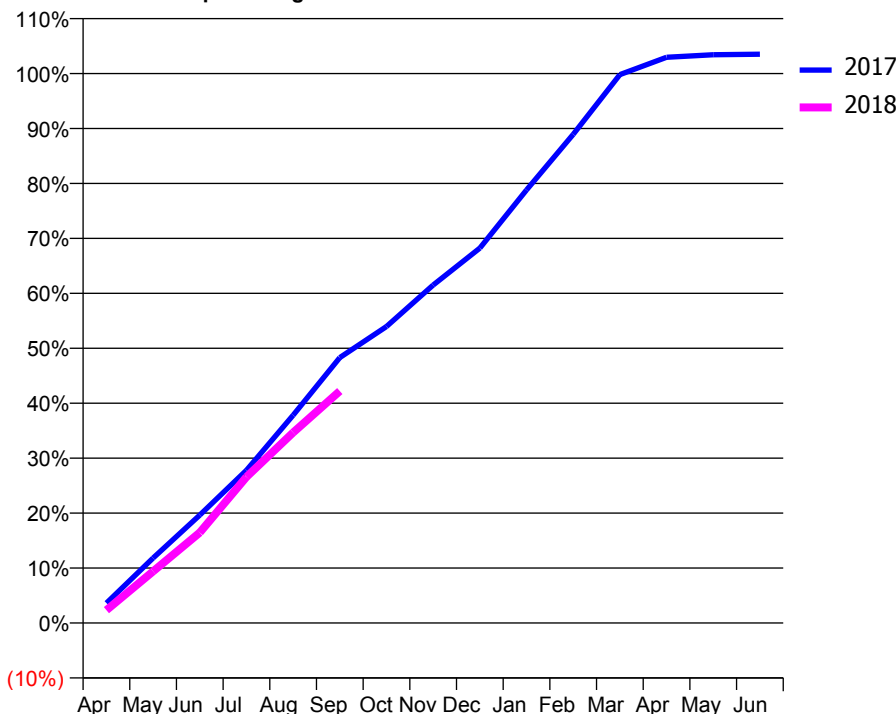
### ACCESS\*

Patients seen in 24 months	Total	Change since previous quarter
Quarter ending September 2016	2,080	
Quarter ending December 2016	2,116	→
Quarter ending March 2017	2,120	→
Quarter ending June 2017	2,105	→
Quarter ending September 2017	2,123	→
<b>Variance since September 2016</b>	<b>2.1%</b>	<b>↑</b>



### ACTIVITY

Cumulative percentage of contracted UDA delivered 2017 & 2018



Adjusted Scheduled Activity (UDA)

Month	2017	2018
April	214	138
May	697	555
June	1,158	971
July	1,640	1,568
August	2,230	2,044
September	2,848	2,489
October	3,182	
November	3,626	
December	4,022	
January	4,647	
February	5,243	
March	5,884	
April	6,070	
May	6,097	
June	6,102	

### QUALITY

	Quantity	Base Number	Contract	AT	Region	England
% of FP17s for the same patient ID Re-attending within 3 months - Children	25	621	4.0%	10.7%	11.6%	11.9%
% of FP17s for the same patient ID Re-attending within 3 months - Adults	85	538	15.8%	14.4%	15.2%	15.9%
% of FP17s for the same patient ID Re-attending between 3 & 9 months - Children	242	621	39.0%	56.9%	59.1%	58.1%
% of FP17s for the same patient ID Re-attending between 3 & 9 months - Adults	191	538	35.5%	48.5%	51.7%	50.6%
% of FP17s for Band 1 Urgent Courses	109	1,075	10.1%	8.6%	8.0%	9.1%
% of FP17s Relating to Free Repair or Replacements	12	1,075	1.1%	0.7%	0.8%	0.8%
% of FP17s Relating to Continuations	7	1,075	0.7%	0.9%	1.0%	1.1%
% of Patients satisfied with the dentistry they have received	2	2	N/A	91.0%	91.5%	91.4%
% of Patients satisfied with the time they had to wait for an appointment	2	2	N/A	86.9%	88.2%	87.7%

\* This is based on patients treated on this contract for their most recent course of treatment. Figures in italics indicate the base number of FP17s or Patient Questionnaire responses are less than 100. N/A is shown where the base number of responses is less than 10 during the period. % is calculated as Quantity/Base number\*100

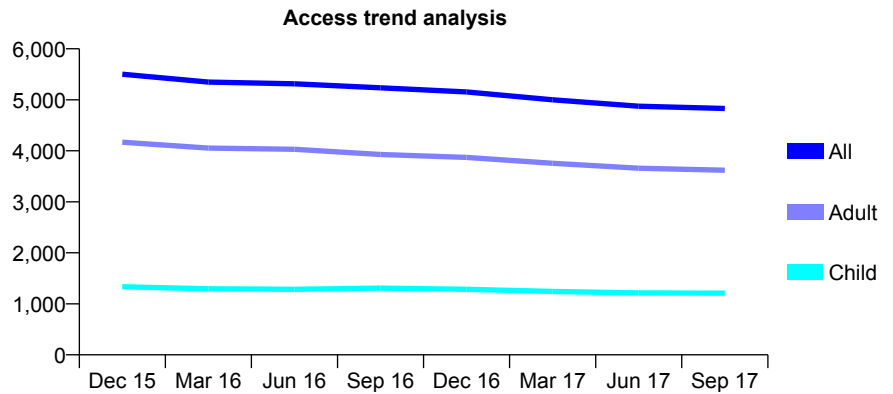
## Q58 - Vital Signs At a Glance Contract Report for 558850/0002 - September 2017

Name or company name	MR PG PATEL
Contract type name	GDS Contract
Purpose of contract	General
Contract start date	08/01/2010
Contract end date	

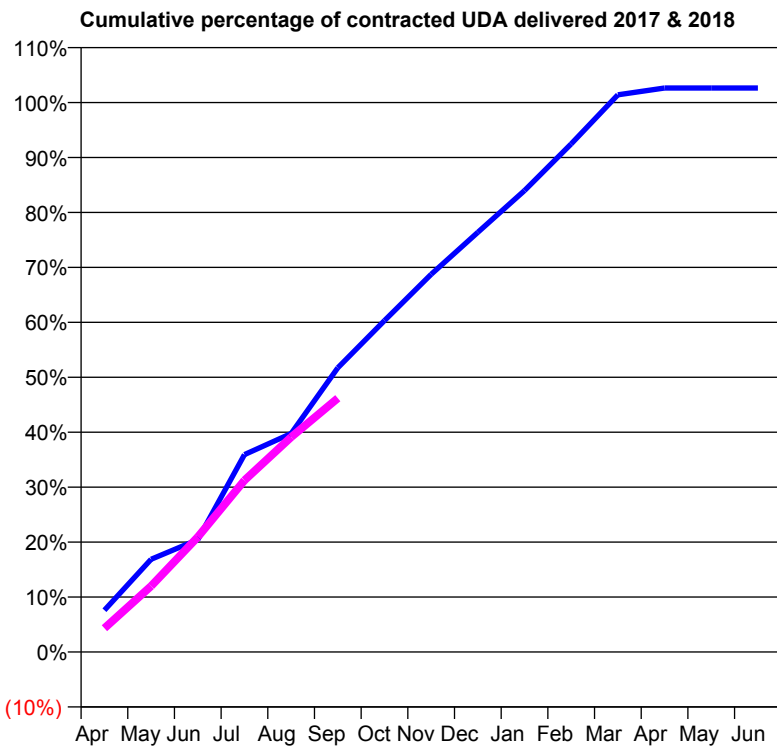
17/18 Contracted general activity (UDA)	12,296
Carry forward general activity (UDA)	0
17/18 Contracted orthodontic activity (UOA)	0
Carry forward orthodontic activity (UOA)	0
Baseline contract value	£316,744.02

### ACCESS\*

Patients seen in 24 months	Total	Change since previous quarter
Quarter ending September 2016	5,236	
Quarter ending December 2016	5,155	↓
Quarter ending March 2017	4,999	↓
Quarter ending June 2017	4,874	↓
Quarter ending September 2017	4,829	→
<b>Variance since September 2016</b>	<b>(7.8%)</b>	<b>↓</b>



### ACTIVITY



Month	Adjusted Scheduled Activity (UDA)	
	2017	2018
April	935	531
May	2,074	1,476
June	2,515	2,575
July	4,417	3,841
August	4,888	4,809
September	6,361	5,679
October	7,416	
November	8,453	
December	9,393	
January	10,327	
February	11,371	
March	12,469	
April	12,620	
May	12,621	
June	12,621	

### QUALITY

	Quantity	Base Number	Contract	AT	Region	England
% of FP17s for the same patient ID Re-attending within 3 months - Children	20	728	2.7%	10.7%	11.6%	11.9%
% of FP17s for the same patient ID Re-attending within 3 months - Adults	188	2,001	9.4%	14.4%	15.2%	15.9%
% of FP17s for the same patient ID Re-attending between 3 & 9 months - Children	299	728	41.1%	56.9%	59.1%	58.1%
% of FP17s for the same patient ID Re-attending between 3 & 9 months - Adults	805	2,001	40.2%	48.5%	51.7%	50.6%
% of FP17s for Band 1 Urgent Courses	113	2,653	4.3%	8.6%	8.0%	9.1%
% of FP17s Relating to Free Repair or Replacements	5	2,653	0.2%	0.7%	0.8%	0.8%
% of FP17s Relating to Continuations	28	2,653	1.1%	0.9%	1.0%	1.1%
% of Patients satisfied with the dentistry they have received	7	7	N/A	91.0%	91.5%	91.4%
% of Patients satisfied with the time they had to wait for an appointment	7	7	N/A	86.9%	88.2%	87.7%

\* This is based on patients treated on this contract for their most recent course of treatment. Figures in italics indicate the base number of FP17s or Patient Questionnaire responses are less than 100. N/A is shown where the base number of responses is less than 10 during the period. % is calculated as Quantity/Base number\*100

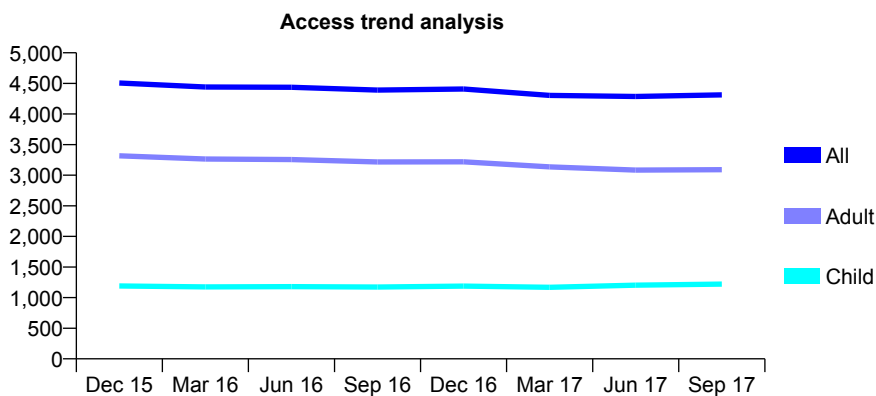
## Q58 - Vital Signs At a Glance Contract Report for 570230/0001 - September 2017

Name or company name	MR RM ALLEN
Contract type name	GDS Contract
Purpose of contract	General
Contract start date	01/04/2006
Contract end date	

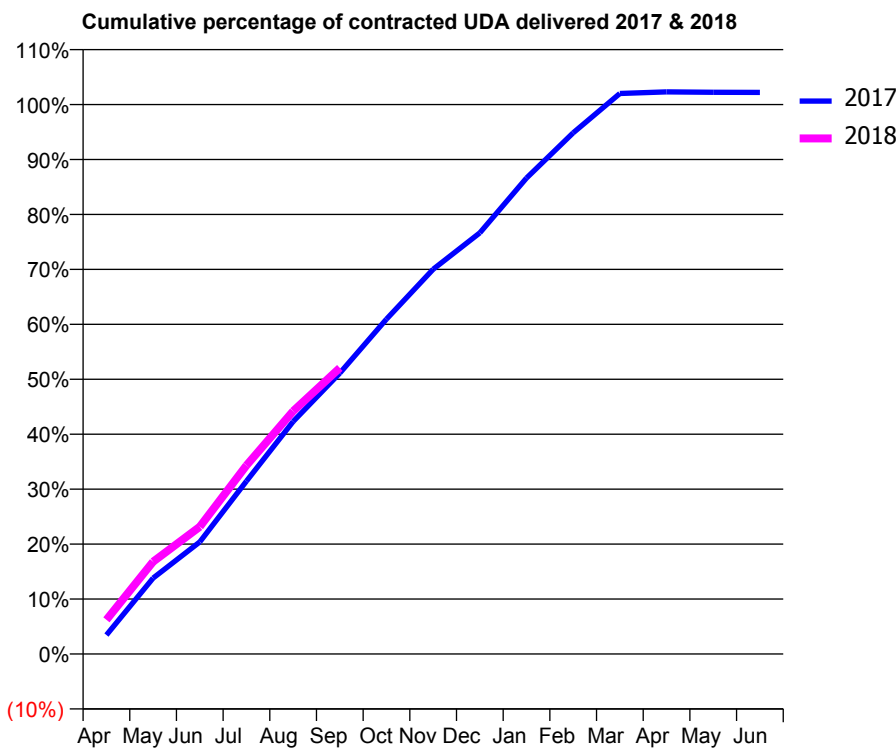
17/18 Contracted general activity (UDA)	10,000
Carry forward general activity (UDA)	0
17/18 Contracted orthodontic activity (UOA)	0
Carry forward orthodontic activity (UOA)	0
Baseline contract value	£350,539.00

### ACCESS\*

Patients seen in 24 months	Total	Change since previous quarter
Quarter ending September 2016	4,391	
Quarter ending December 2016	4,408	→
Quarter ending March 2017	4,304	↓
Quarter ending June 2017	4,286	→
Quarter ending September 2017	4,312	→
<b>Variance since September 2016</b>	<b>(1.8%)</b>	<b>↓</b>



### ACTIVITY



Month	Adjusted Scheduled Activity (UDA)	
	2017	2018
April	345	623
May	1,383	1,681
June	2,039	2,316
July	3,145	3,431
August	4,231	4,419
September	5,111	5,205
October	6,094	
November	7,002	
December	7,665	
January	8,662	
February	9,485	
March	10,200	
April	10,229	
May	10,224	
June	10,221	

### QUALITY

	Quantity	Base Number	Contract	AT	Region	England
% of FP17s for the same patient ID Re-attending within 3 months - Children	23	864	2.7%	10.7%	11.6%	11.9%
% of FP17s for the same patient ID Re-attending within 3 months - Adults	114	1,482	7.7%	14.4%	15.2%	15.9%
% of FP17s for the same patient ID Re-attending between 3 & 9 months - Children	536	864	62.0%	56.9%	59.1%	58.1%
% of FP17s for the same patient ID Re-attending between 3 & 9 months - Adults	620	1,482	41.8%	48.5%	51.7%	50.6%
% of FP17s for Band 1 Urgent Courses	172	2,337	7.4%	8.6%	8.0%	9.1%
% of FP17s Relating to Free Repair or Replacements	14	2,337	0.6%	0.7%	0.8%	0.8%
% of FP17s Relating to Continuations	0	2,337	0.0%	0.9%	1.0%	1.1%
% of Patients satisfied with the dentistry they have received	7	8	N/A	91.0%	91.5%	91.4%
% of Patients satisfied with the time they had to wait for an appointment	6	8	N/A	86.9%	88.2%	87.7%

\* This is based on patients treated on this contract for their most recent course of treatment. Figures in italics indicate the base number of FP17s or Patient Questionnaire responses are less than 100. N/A is shown where the base number of responses is less than 10 during the period. % is calculated as Quantity/Base number\*100



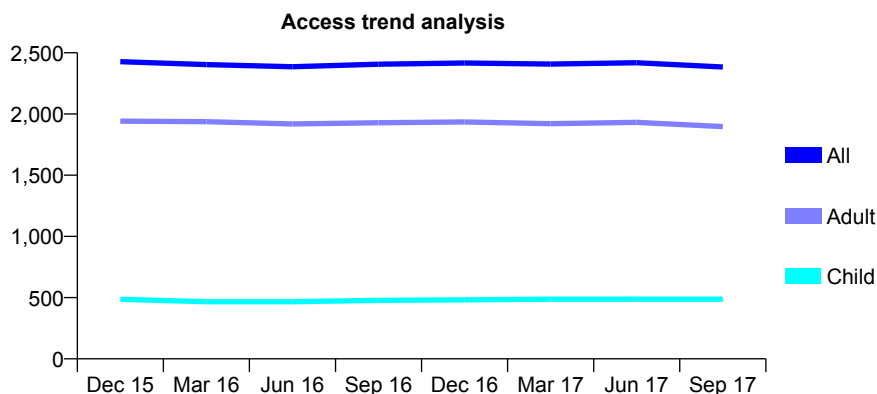
## Q58 - Vital Signs At a Glance Contract Report for 570540/0001 - September 2017

Name or company name	Noorali Bhatia and Riyaz Abdur Rasul Pradh...
Contract type name	GDS Contract
Purpose of contract	General
Contract start date	01/04/2006
Contract end date	

17/18 Contracted general activity (UDA)	7,430
Carry forward general activity (UDA)	0
17/18 Contracted orthodontic activity (UOA)	0
Carry forward orthodontic activity (UOA)	0
Baseline contract value	£206,969.17

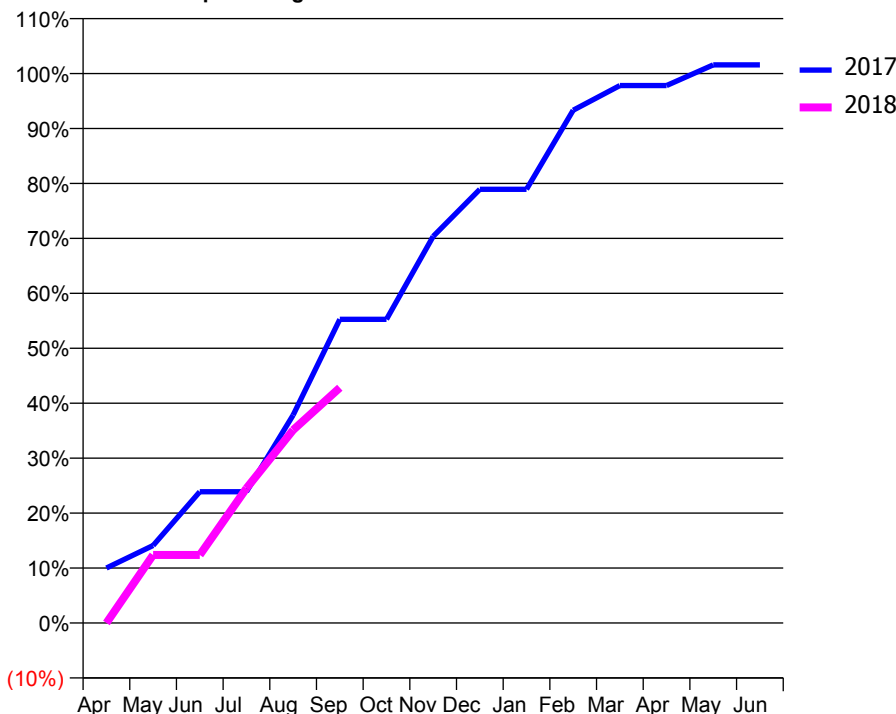
### ACCESS\*

Patients seen in 24 months	Total	Change since previous quarter
Quarter ending September 2016	2,407	
Quarter ending December 2016	2,417	→
Quarter ending March 2017	2,408	→
Quarter ending June 2017	2,419	→
Quarter ending September 2017	2,384	↓
<b>Variance since September 2016</b>	<b>(1.0%)</b>	→



### ACTIVITY

Cumulative percentage of contracted UDA delivered 2017 & 2018



Adjusted Scheduled Activity (UDA)		
Month	2017	2018
April	744	0
May	1,049	921
June	1,776	921
July	1,776	1,823
August	2,812	2,610
September	4,106	3,181
October	4,106	
November	5,228	
December	5,865	
January	5,865	
February	6,934	
March	7,268	
April	7,268	
May	7,547	
June	7,547	

### QUALITY

	Quantity	Base Number	Contract	AT	Region	England
% of FP17s for the same patient ID Re-attending within 3 months - Children	13	294	4.4%	10.7%	11.6%	11.9%
% of FP17s for the same patient ID Re-attending within 3 months - Adults	89	1,079	8.2%	14.4%	15.2%	15.9%
% of FP17s for the same patient ID Re-attending between 3 & 9 months - Children	112	294	38.1%	56.9%	59.1%	58.1%
% of FP17s for the same patient ID Re-attending between 3 & 9 months - Adults	441	1,079	40.9%	48.5%	51.7%	50.6%
% of FP17s for Band 1 Urgent Courses	72	1,267	5.7%	8.6%	8.0%	9.1%
% of FP17s Relating to Free Repair or Replacements	12	1,267	0.9%	0.7%	0.8%	0.8%
% of FP17s Relating to Continuations	24	1,267	1.9%	0.9%	1.0%	1.1%
% of Patients satisfied with the dentistry they have received	6	6	N/A	91.0%	91.5%	91.4%
% of Patients satisfied with the time they had to wait for an appointment	6	6	N/A	86.9%	88.2%	87.7%

\* This is based on patients treated on this contract for their most recent course of treatment. Figures in italics indicate the base number of FP17s or Patient Questionnaire responses are less than 100. N/A is shown where the base number of responses is less than 10 during the period. % is calculated as Quantity/Base number\*100

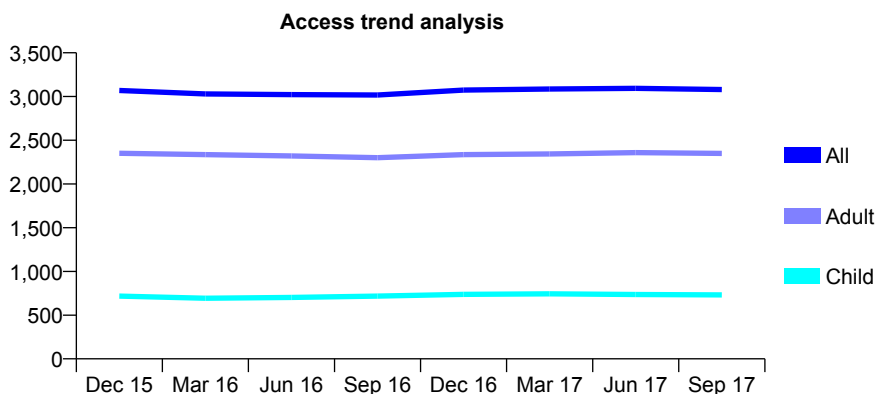
## Q58 - Vital Signs At a Glance Contract Report for 572225/0001 - September 2017

Name or company name	MR CK DE BONO
Contract type name	GDS Contract
Purpose of contract	General
Contract start date	01/04/2006
Contract end date	

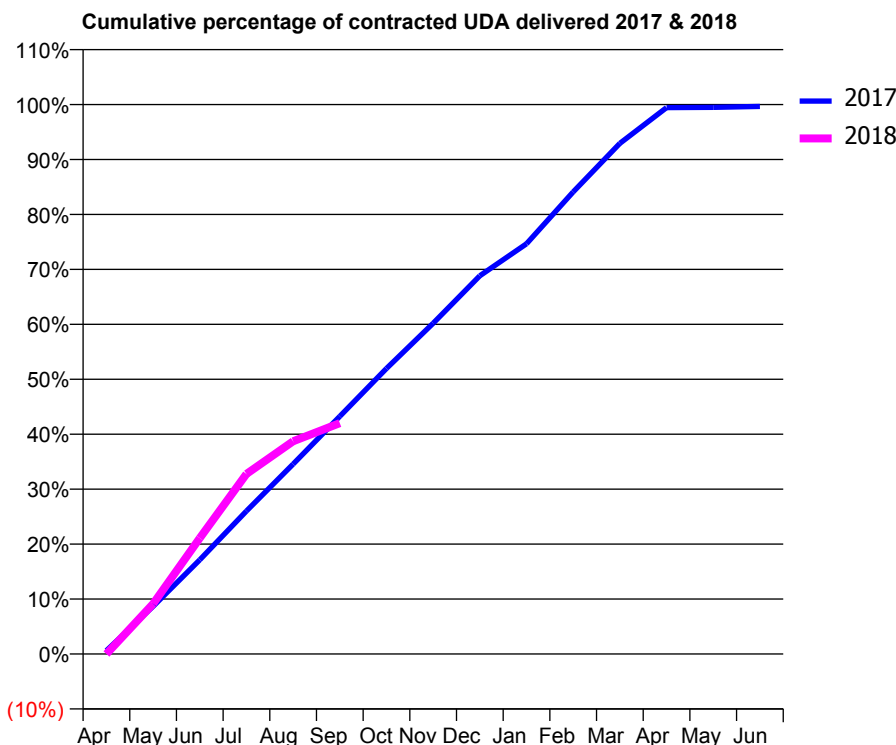
17/18 Contracted general activity (UDA)	8,383
Carry forward general activity (UDA)	0
17/18 Contracted orthodontic activity (UOA)	0
Carry forward orthodontic activity (UOA)	0
Baseline contract value	£258,563.91

### ACCESS\*

Patients seen in 24 months	Total	Change since previous quarter
Quarter ending September 2016	3,018	
Quarter ending December 2016	3,073	→
Quarter ending March 2017	3,086	→
Quarter ending June 2017	3,094	→
Quarter ending September 2017	3,080	→
<b>Variance since September 2016</b>	<b>2.1%</b>	<b>↑</b>



### ACTIVITY



Month	Adjusted Scheduled Activity (UDA)	
	2017	2018
April	51	0
May	728	766
June	1,437	1,769
July	2,183	2,747
August	2,898	3,246
September	3,627	3,522
October	4,356	
November	5,045	
December	5,770	
January	6,259	
February	7,050	
March	7,790	
April	8,336	
May	8,339	
June	8,353	

### QUALITY

	Quantity	Base Number	Contract	AT	Region	England
% of FP17s for the same patient ID Re-attending within 3 months - Children	21	534	3.9%	10.7%	11.6%	11.9%
% of FP17s for the same patient ID Re-attending within 3 months - Adults	123	1,212	10.1%	14.4%	15.2%	15.9%
% of FP17s for the same patient ID Re-attending between 3 & 9 months - Children	311	534	58.2%	56.9%	59.1%	58.1%
% of FP17s for the same patient ID Re-attending between 3 & 9 months - Adults	599	1,212	49.4%	48.5%	51.7%	50.6%
% of FP17s for Band 1 Urgent Courses	0	1,450	0.0%	8.6%	8.0%	9.1%
% of FP17s Relating to Free Repair or Replacements	0	1,450	0.0%	0.7%	0.8%	0.8%
% of FP17s Relating to Continuations	12	1,450	0.8%	0.9%	1.0%	1.1%
% of Patients satisfied with the dentistry they have received	4	4	N/A	91.0%	91.5%	91.4%
% of Patients satisfied with the time they had to wait for an appointment	3	4	N/A	86.9%	88.2%	87.7%

\* This is based on patients treated on this contract for their most recent course of treatment. Figures in italics indicate the base number of FP17s or Patient Questionnaire responses are less than 100. N/A is shown where the base number of responses is less than 10 during the period. % is calculated as Quantity/Base number\*100

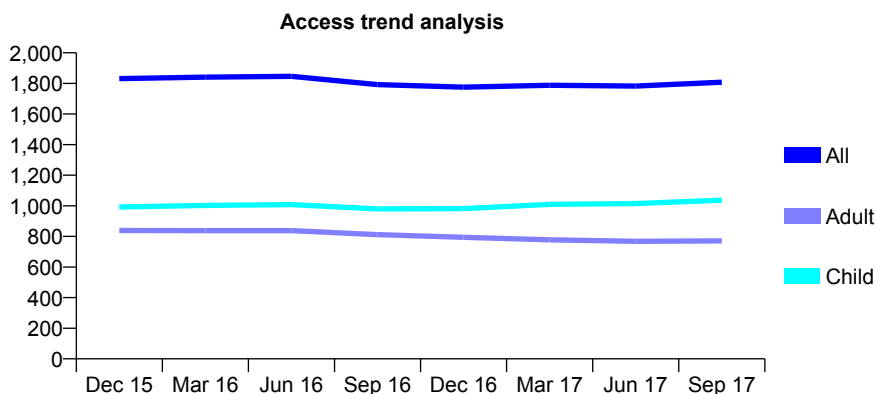
## Q58 - Vital Signs At a Glance Contract Report for 573949/0001 - September 2017

Name or company name	MR IJ DIBBLE
Contract type name	GDS Contract
Purpose of contract	General and Orthodontic
Contract start date	01/04/2006
Contract end date	

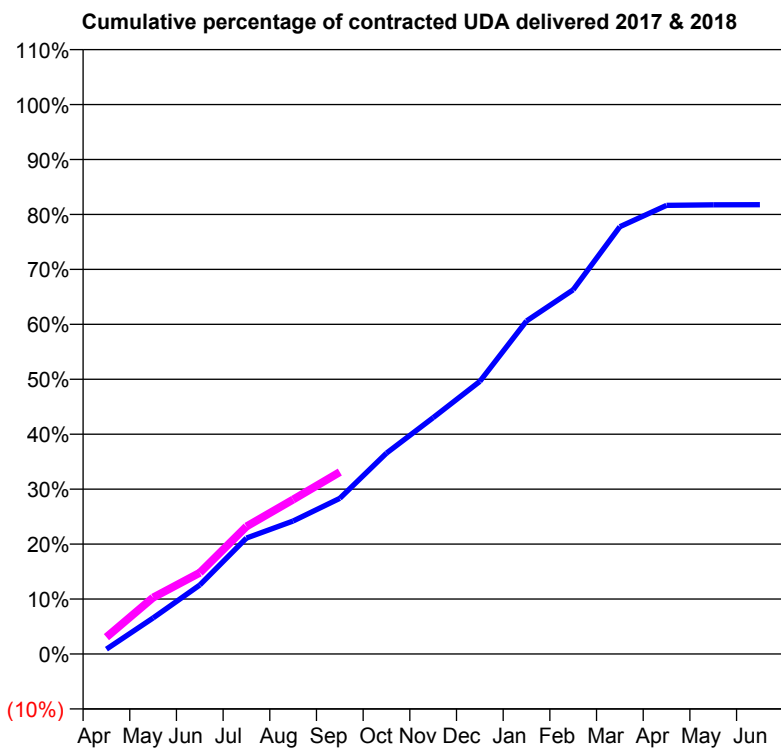
17/18 Contracted general activity (UDA)	4,055
Carry forward general activity (UDA)	0
17/18 Contracted orthodontic activity (UOA)	1,050
Carry forward orthodontic activity (UOA)	0
Baseline contract value	£215,610.24

### ACCESS\*

Patients seen in 24 months	Total	Change since previous quarter
Quarter ending September 2016	1,792	
Quarter ending December 2016	1,776	→
Quarter ending March 2017	1,788	→
Quarter ending June 2017	1,783	→
Quarter ending September 2017	1,808	→
<b>Variance since September 2016</b>	<b>0.9%</b>	<b>→</b>



### ACTIVITY



Adjusted Scheduled Activity (UDA)		
Month	2017	2018
April	36	124
May	266	416
June	509	600
July	856	942
August	982	1,140
September	1,149	1,343
October	1,482	
November	1,744	
December	2,011	
January	2,458	
February	2,688	
March	3,153	
April	3,311	
May	3,315	
June	3,316	

### QUALITY

	Quantity	Base Number	Contract	AT	Region	England
% of FP17s for the same patient ID Re-attending within 3 months - Children	40	741	5.4%	10.7%	11.6%	11.9%
% of FP17s for the same patient ID Re-attending within 3 months - Adults	18	366	4.9%	14.4%	15.2%	15.9%
% of FP17s for the same patient ID Re-attending between 3 & 9 months - Children	529	741	71.4%	56.9%	59.1%	58.1%
% of FP17s for the same patient ID Re-attending between 3 & 9 months - Adults	210	366	57.4%	48.5%	51.7%	50.6%
% of FP17s for Band 1 Urgent Courses	9	964	0.9%	8.6%	8.0%	9.1%
% of FP17s Relating to Free Repair or Replacements	0	964	0.0%	0.7%	0.8%	0.8%
% of FP17s Relating to Continuations	0	964	0.0%	0.9%	1.0%	1.1%
% of Patients satisfied with the dentistry they have received	1	1	N/A	91.0%	91.5%	91.4%
% of Patients satisfied with the time they had to wait for an appointment	1	1	N/A	86.9%	88.2%	87.7%

\* This is based on patients treated on this contract for their most recent course of treatment. Figures in italics indicate the base number of FP17s or Patient Questionnaire responses are less than 100. N/A is shown where the base number of responses is less than 10 during the period. % is calculated as Quantity/Base number\*100

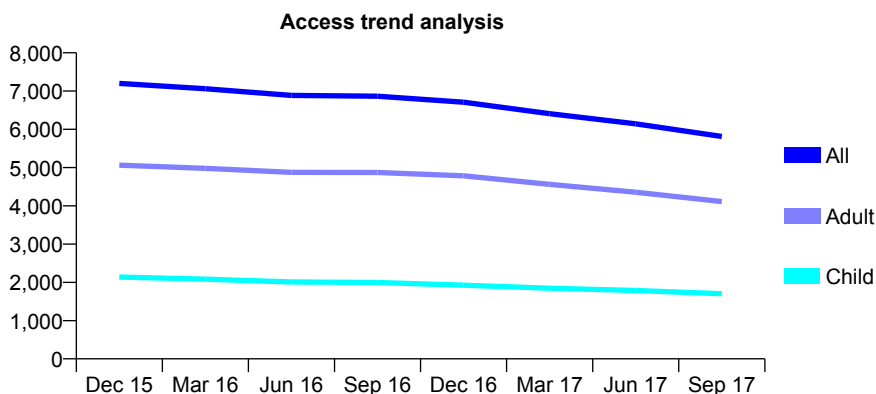
## Q58 - Vital Signs At a Glance Contract Report for 575623/0002 - September 2017

Name or company name	MR MK PATEL
Contract type name	GDS Contract
Purpose of contract	General
Contract start date	01/04/2006
Contract end date	

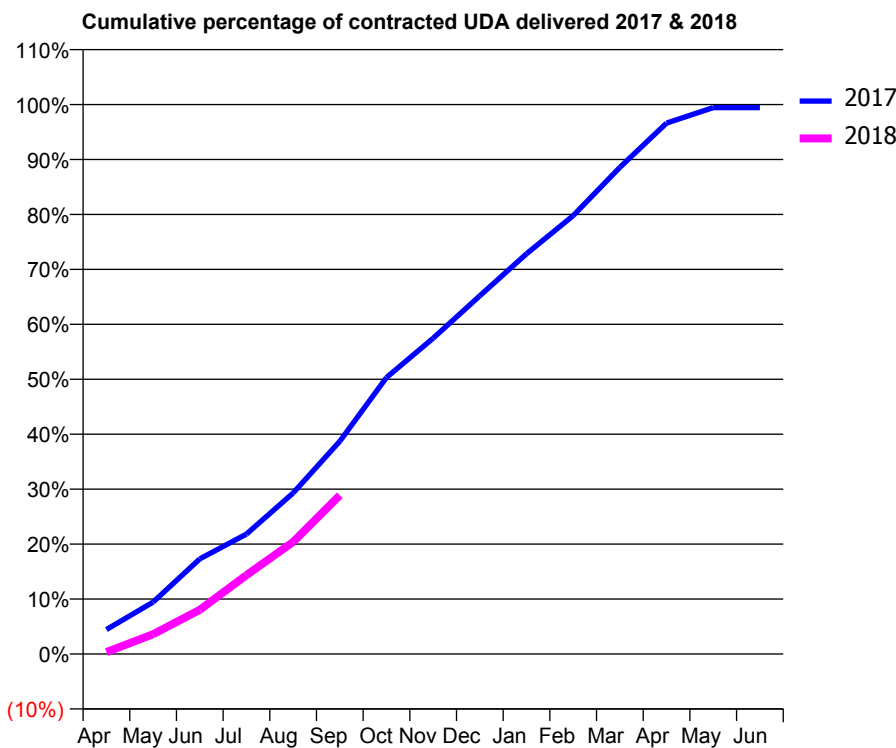
17/18 Contracted general activity (UDA)	14,199
Carry forward general activity (UDA)	0
17/18 Contracted orthodontic activity (UOA)	0
Carry forward orthodontic activity (UOA)	0
Baseline contract value	£338,823.58

### ACCESS\*

Patients seen in 24 months	Total	Change since previous quarter
Quarter ending September 2016	6,866	
Quarter ending December 2016	6,709	↓
Quarter ending March 2017	6,408	↓
Quarter ending June 2017	6,143	↓
Quarter ending September 2017	5,812	↓
<b>Variance since September 2016</b>	<b>(15.4%)</b>	<b>↓</b>



### ACTIVITY



Month	Adjusted Scheduled Activity (UDA)	
	2017	2018
April	631	49
May	1,342	511
June	2,459	1,141
July	3,100	2,037
August	4,161	2,896
September	5,496	4,102
October	7,144	
November	8,162	
December	9,257	
January	10,341	
February	11,328	
March	12,575	
April	13,718	
May	14,118	
June	14,119	

### QUALITY

	Quantity	Base Number	Contract	AT	Region	England
% of FP17s for the same patient ID Re-attending within 3 months - Children	75	1,026	7.3%	10.7%	11.6%	11.9%
% of FP17s for the same patient ID Re-attending within 3 months - Adults	229	2,203	10.4%	14.4%	15.2%	15.9%
% of FP17s for the same patient ID Re-attending between 3 & 9 months - Children	576	1,026	56.1%	56.9%	59.1%	58.1%
% of FP17s for the same patient ID Re-attending between 3 & 9 months - Adults	1,127	2,203	51.2%	48.5%	51.7%	50.6%
% of FP17s for Band 1 Urgent Courses	199	2,136	9.3%	8.6%	8.0%	9.1%
% of FP17s Relating to Free Repair or Replacements	8	2,136	0.4%	0.7%	0.8%	0.8%
% of FP17s Relating to Continuations	3	2,136	0.1%	0.9%	1.0%	1.1%
% of Patients satisfied with the dentistry they have received	5	5	N/A	91.0%	91.5%	91.4%
% of Patients satisfied with the time they had to wait for an appointment	3	5	N/A	86.9%	88.2%	87.7%

\* This is based on patients treated on this contract for their most recent course of treatment. Figures in italics indicate the base number of FP17s or Patient Questionnaire responses are less than 100. N/A is shown where the base number of responses is less than 10 during the period. % is calculated as Quantity/Base number\*100

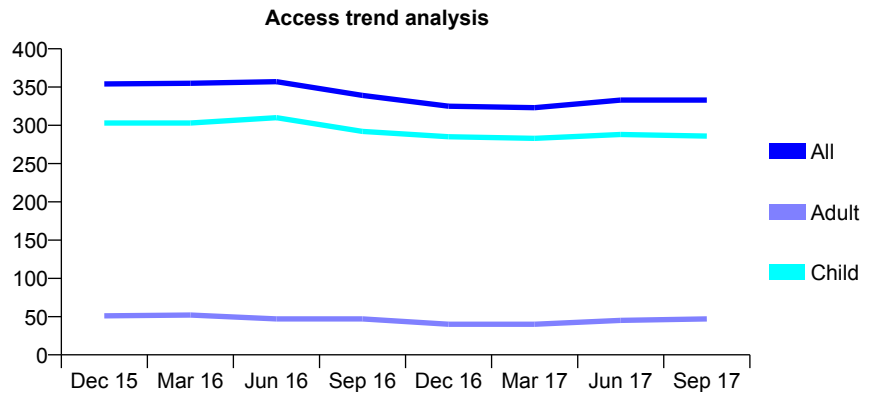
## Q58 - Vital Signs At a Glance Contract Report for 575976/0001 - September 2017

Name or company name	MR RJ GOEL
Contract type name	GDS Contract
Purpose of contract	General
Contract start date	01/04/2006
Contract end date	

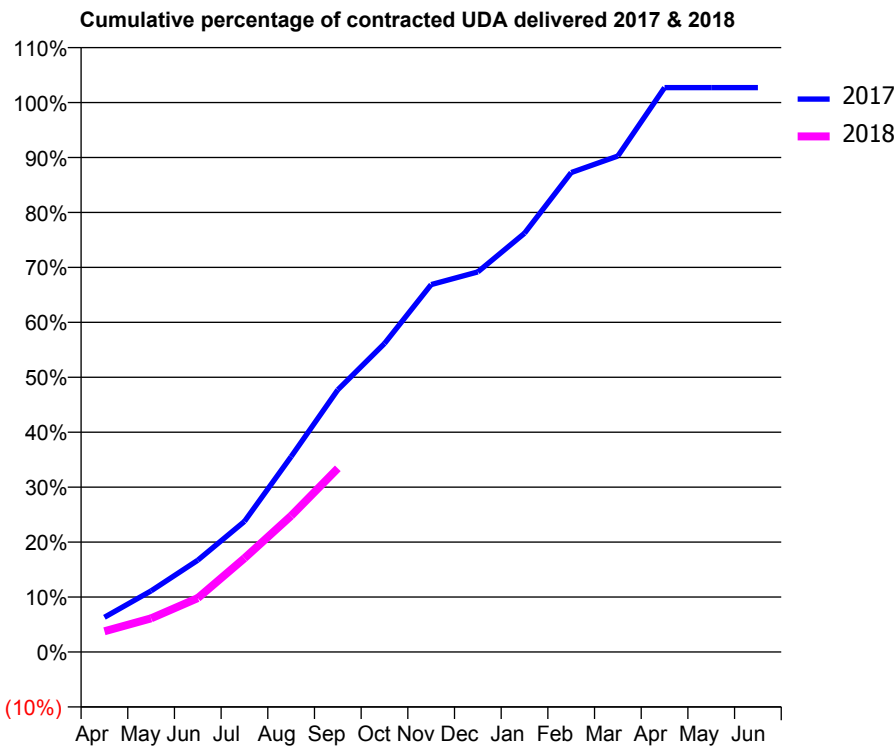
17/18 Contracted general activity (UDA)	850
Carry forward general activity (UDA)	0
17/18 Contracted orthodontic activity (UOA)	0
Carry forward orthodontic activity (UOA)	0
Baseline contract value	£20,946.32

### ACCESS\*

Patients seen in 24 months	Total	Change since previous quarter
Quarter ending September 2016	339	
Quarter ending December 2016	325	↓
Quarter ending March 2017	323	→
Quarter ending June 2017	333	↑
Quarter ending September 2017	333	→
<b>Variance since September 2016</b>	<b>(1.8%)</b>	<b>↓</b>



### ACTIVITY



Month	Adjusted Scheduled Activity (UDA)	
	2017	2018
April	44	32
May	78	52
June	117	83
July	166	145
August	249	211
September	334	284
October	393	
November	468	
December	484	
January	533	
February	611	
March	632	
April	719	
May	719	
June	719	

### QUALITY

	Quantity	Base Number	Contract	AT	Region	England
% of FP17s for the same patient ID Re-attending within 3 months - Children	41	323	12.7%	10.7%	11.6%	11.9%
% of FP17s for the same patient ID Re-attending within 3 months - Adults	0	0	N/A	14.4%	15.2%	15.9%
% of FP17s for the same patient ID Re-attending between 3 & 9 months - Children	206	323	63.8%	56.9%	59.1%	58.1%
% of FP17s for the same patient ID Re-attending between 3 & 9 months - Adults	0	0	N/A	48.5%	51.7%	50.6%
% of FP17s for Band 1 Urgent Courses	11	246	4.5%	8.6%	8.0%	9.1%
% of FP17s Relating to Free Repair or Replacements	0	246	0.0%	0.7%	0.8%	0.8%
% of FP17s Relating to Continuations	1	246	0.4%	0.9%	1.0%	1.1%
% of Patients satisfied with the dentistry they have received	0	0	N/A	91.0%	91.5%	91.4%
% of Patients satisfied with the time they had to wait for an appointment	0	0	N/A	86.9%	88.2%	87.7%

\* This is based on patients treated on this contract for their most recent course of treatment. Figures in italics indicate the base number of FP17s or Patient Questionnaire responses are less than 100. N/A is shown where the base number of responses is less than 10 during the period. % is calculated as Quantity/Base number\*100

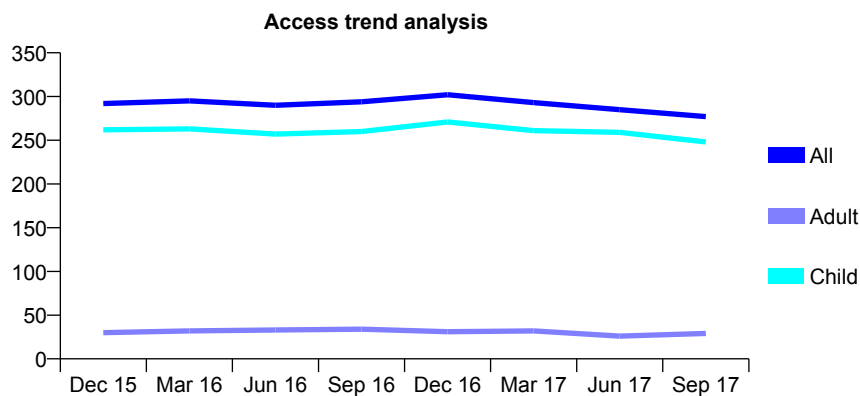
## Q58 - Vital Signs At a Glance Contract Report for 576875/0001 - September 2017

Name or company name	MR M GREENSTEIN
Contract type name	GDS Contract
Purpose of contract	General
Contract start date	01/04/2006
Contract end date	

17/18 Contracted general activity (UDA)	548
Carry forward general activity (UDA)	0
17/18 Contracted orthodontic activity (UOA)	0
Carry forward orthodontic activity (UOA)	0
Baseline contract value	£10,985.62

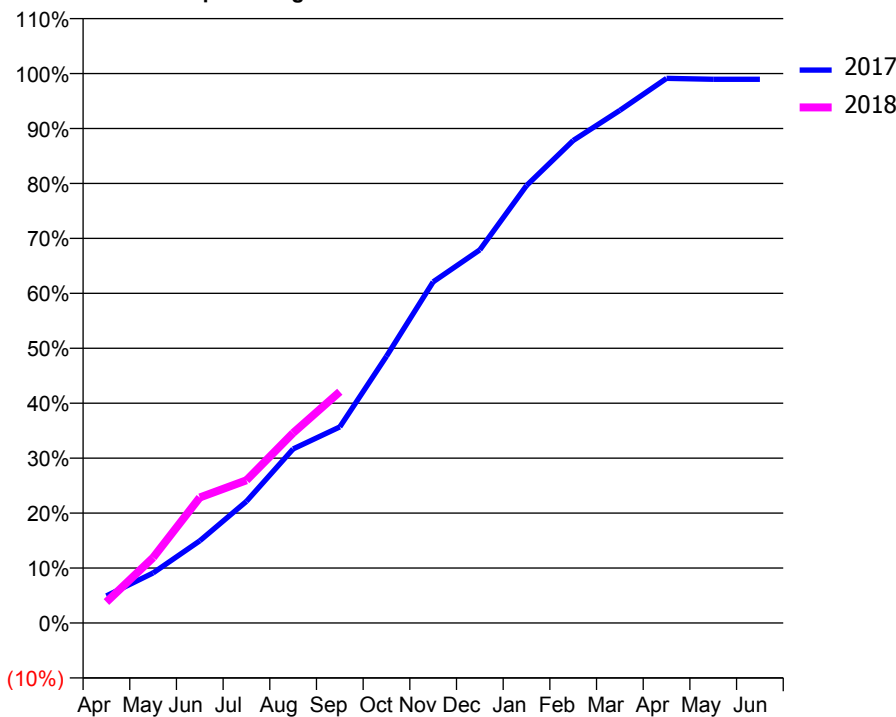
### ACCESS\*

Patients seen in 24 months	Total	Change since previous quarter
Quarter ending September 2016	294	
Quarter ending December 2016	302	↑
Quarter ending March 2017	293	↓
Quarter ending June 2017	285	↓
Quarter ending September 2017	277	↓
<b>Variance since September 2016</b>	<b>(5.8%)</b>	<b>↓</b>



### ACTIVITY

Cumulative percentage of contracted UDA delivered 2017 & 2018



Month	Adjusted Scheduled Activity (UDA)	
	2017	2018
April	27	21
May	50	65
June	82	125
July	121	142
August	174	190
September	196	231
October	266	
November	340	
December	372	
January	436	
February	481	
March	511	
April	543	
May	542	
June	542	

### QUALITY

	Quantity	Base Number	Contract	AT	Region	England
% of FP17s for the same patient ID Re-attending within 3 months - Children	9	203	4.4%	10.7%	11.6%	11.9%
% of FP17s for the same patient ID Re-attending within 3 months - Adults	0	0	N/A	14.4%	15.2%	15.9%
% of FP17s for the same patient ID Re-attending between 3 & 9 months - Children	145	203	71.4%	56.9%	59.1%	58.1%
% of FP17s for the same patient ID Re-attending between 3 & 9 months - Adults	0	0	N/A	48.5%	51.7%	50.6%
% of FP17s for Band 1 Urgent Courses	3	178	1.7%	8.6%	8.0%	9.1%
% of FP17s Relating to Free Repair or Replacements	0	178	0.0%	0.7%	0.8%	0.8%
% of FP17s Relating to Continuations	1	178	0.6%	0.9%	1.0%	1.1%
% of Patients satisfied with the dentistry they have received	1	1	N/A	91.0%	91.5%	91.4%
% of Patients satisfied with the time they had to wait for an appointment	1	1	N/A	86.9%	88.2%	87.7%

\* This is based on patients treated on this contract for their most recent course of treatment. Figures in italics indicate the base number of FP17s or Patient Questionnaire responses are less than 100. N/A is shown where the base number of responses is less than 10 during the period. % is calculated as Quantity/Base number\*100

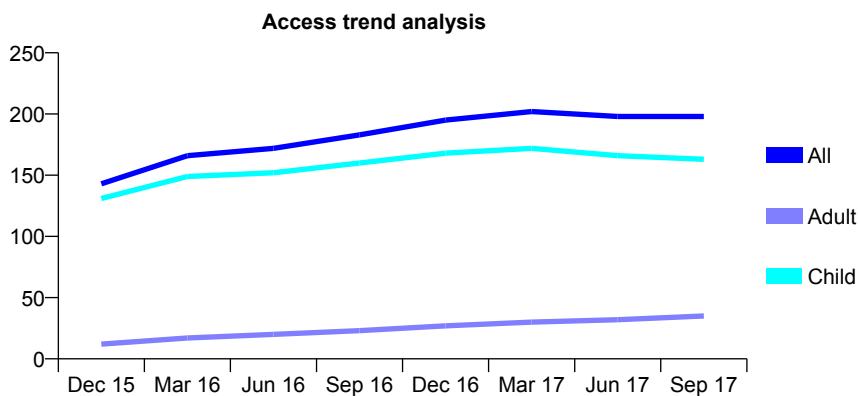
## Q58 - Vital Signs At a Glance Contract Report for 624497/0002 - September 2017

Name or company name	Sachin Shah
Contract type name	GDS Contract
Purpose of contract	General
Contract start date	01/03/2015
Contract end date	

17/18 Contracted general activity (UDA)	660
Carry forward general activity (UDA)	0
17/18 Contracted orthodontic activity (UOA)	0
Carry forward orthodontic activity (UOA)	0
Baseline contract value	£15,738.73

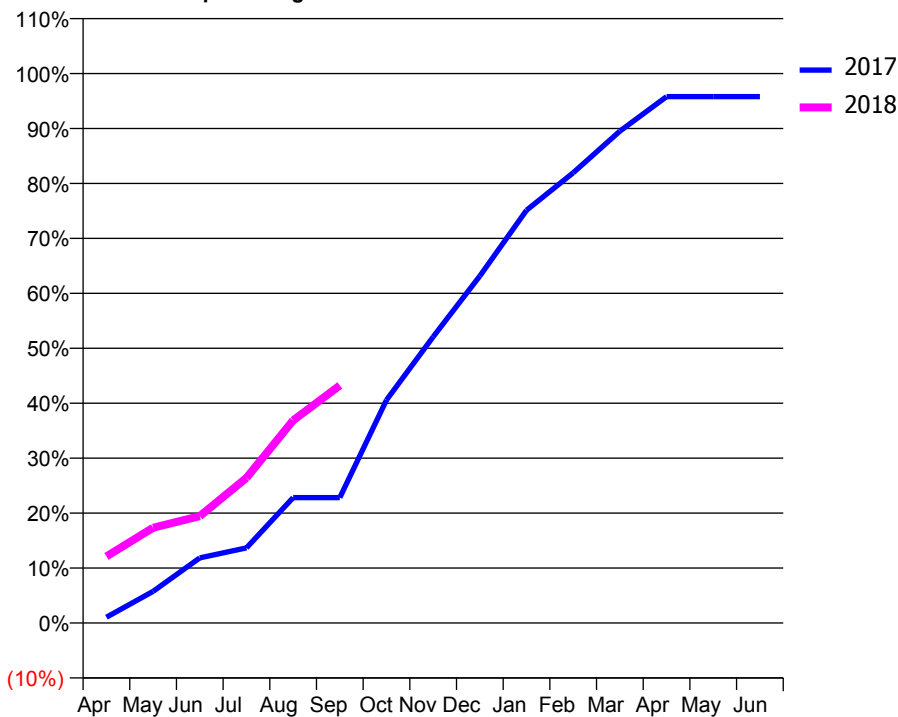
### ACCESS\*

Patients seen in 24 months	Total	Change since previous quarter
Quarter ending September 2016	183	
Quarter ending December 2016	195	↑
Quarter ending March 2017	202	↑
Quarter ending June 2017	198	↓
Quarter ending September 2017	198	→
<b>Variance since September 2016</b>	<b>8.2%</b>	<b>↑</b>



### ACTIVITY

Cumulative percentage of contracted UDA delivered 2017 & 2018



Month	Adjusted Scheduled Activity (UDA)	
	2017	2018
April	7	80
May	38	114
June	78	128
July	90	174
August	151	243
September	151	285
October	268	
November	344	
December	417	
January	496	
February	541	
March	591	
April	632	
May	632	
June	632	

### QUALITY

	Quantity	Base Number	Contract	AT	Region	England
% of FP17s for the same patient ID Re-attending within 3 months - Children	10	135	7.4%	10.7%	11.6%	11.9%
% of FP17s for the same patient ID Re-attending within 3 months - Adults	1	9	<i>11.1%</i>	14.4%	15.2%	15.9%
% of FP17s for the same patient ID Re-attending between 3 & 9 months - Children	93	135	68.9%	56.9%	59.1%	58.1%
% of FP17s for the same patient ID Re-attending between 3 & 9 months - Adults	3	9	33.3%	48.5%	51.7%	50.6%
% of FP17s for Band 1 Urgent Courses	2	128	1.6%	8.6%	8.0%	9.1%
% of FP17s Relating to Free Repair or Replacements	0	128	0.0%	0.7%	0.8%	0.8%
% of FP17s Relating to Continuations	0	128	0.0%	0.9%	1.0%	1.1%
% of Patients satisfied with the dentistry they have received	0	0	N/A	91.0%	91.5%	91.4%
% of Patients satisfied with the time they had to wait for an appointment	0	0	N/A	86.9%	88.2%	87.7%

\* This is based on patients treated on this contract for their most recent course of treatment. Figures in italics indicate the base number of FP17s or Patient Questionnaire responses are less than 100. N/A is shown where the base number of responses is less than 10 during the period. % is calculated as Quantity/Base number\*100

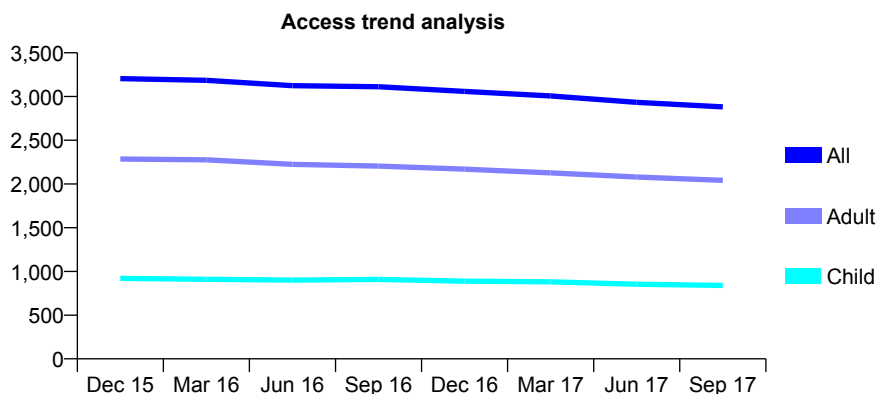
## Q58 - Vital Signs At a Glance Contract Report for 624853/0001 - September 2017

Name or company name	MR AV BRAMWELL
Contract type name	GDS Contract
Purpose of contract	General
Contract start date	01/04/2006
Contract end date	

17/18 Contracted general activity (UDA)	7,747
Carry forward general activity (UDA)	0
17/18 Contracted orthodontic activity (UOA)	0
Carry forward orthodontic activity (UOA)	0
Baseline contract value	£176,262.23

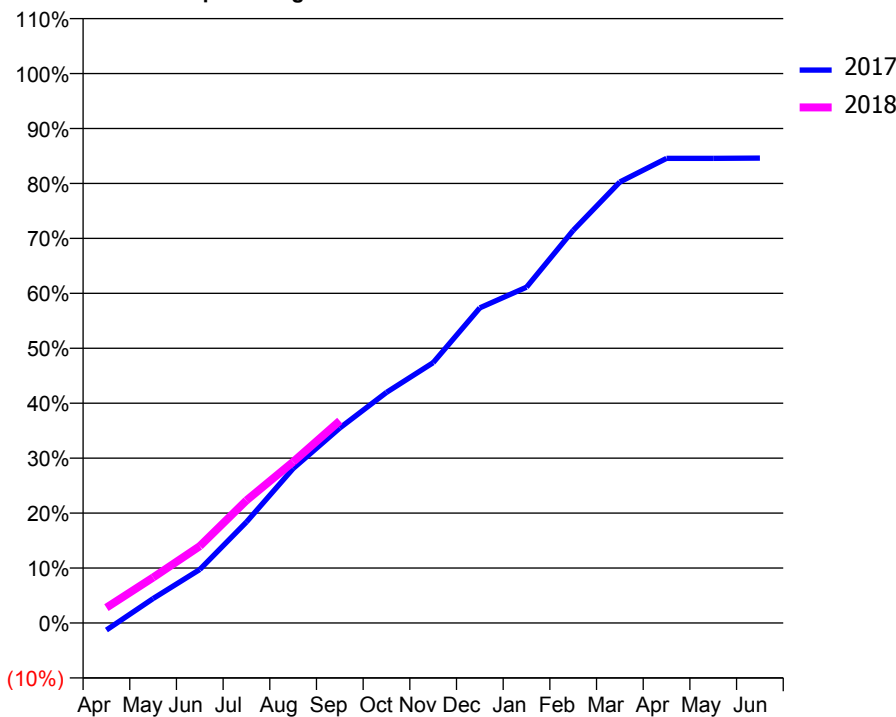
### ACCESS\*

Patients seen in 24 months	Total	Change since previous quarter
Quarter ending September 2016	3,112	
Quarter ending December 2016	3,058	↓
Quarter ending March 2017	3,007	↓
Quarter ending June 2017	2,934	↓
Quarter ending September 2017	2,881	↓
<b>Variance since September 2016</b>	<b>(7.4%)</b>	<b>↓</b>



### ACTIVITY

Cumulative percentage of contracted UDA delivered 2017 & 2018



Month	Adjusted Scheduled Activity (UDA)	
	2017	2018
April	-100	217
May	344	642
June	755	1,084
July	1,425	1,728
August	2,177	2,271
September	2,749	2,850
October	3,252	
November	3,670	
December	4,443	
January	4,735	
February	5,536	
March	6,219	
April	6,550	
May	6,551	
June	6,554	

### QUALITY

	Quantity	Base Number	Contract	AT	Region	England
% of FP17s for the same patient ID Re-attending within 3 months - Children	32	504	6.3%	10.7%	11.6%	11.9%
% of FP17s for the same patient ID Re-attending within 3 months - Adults	317	1,352	23.4%	14.4%	15.2%	15.9%
% of FP17s for the same patient ID Re-attending between 3 & 9 months - Children	287	504	56.9%	56.9%	59.1%	58.1%
% of FP17s for the same patient ID Re-attending between 3 & 9 months - Adults	646	1,352	47.8%	48.5%	51.7%	50.6%
% of FP17s for Band 1 Urgent Courses	77	1,678	4.6%	8.6%	8.0%	9.1%
% of FP17s Relating to Free Repair or Replacements	22	1,678	1.3%	0.7%	0.8%	0.8%
% of FP17s Relating to Continuations	135	1,678	8.0%	0.9%	1.0%	1.1%
% of Patients satisfied with the dentistry they have received	4	6	N/A	91.0%	91.5%	91.4%
% of Patients satisfied with the time they had to wait for an appointment	5	6	N/A	86.9%	88.2%	87.7%

\* This is based on patients treated on this contract for their most recent course of treatment. Figures in italics indicate the base number of FP17s or Patient Questionnaire responses are less than 100. N/A is shown where the base number of responses is less than 10 during the period. % is calculated as Quantity/Base number\*100



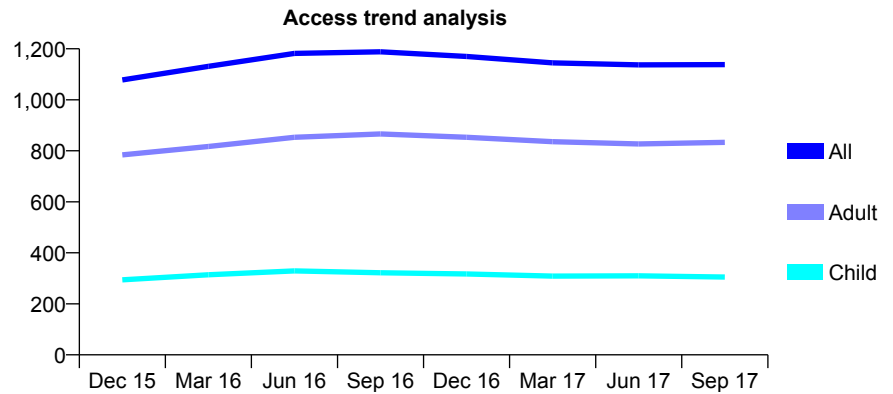
## Q58 - Vital Signs At a Glance Contract Report for 625884/0001 - September 2017

Name or company name	MR P JACKSON
Contract type name	GDS Contract
Purpose of contract	General
Contract start date	01/04/2006
Contract end date	

17/18 Contracted general activity (UDA)	2,069
Carry forward general activity (UDA)	0
17/18 Contracted orthodontic activity (UOA)	0
Carry forward orthodontic activity (UOA)	0
Baseline contract value	£51,431.39

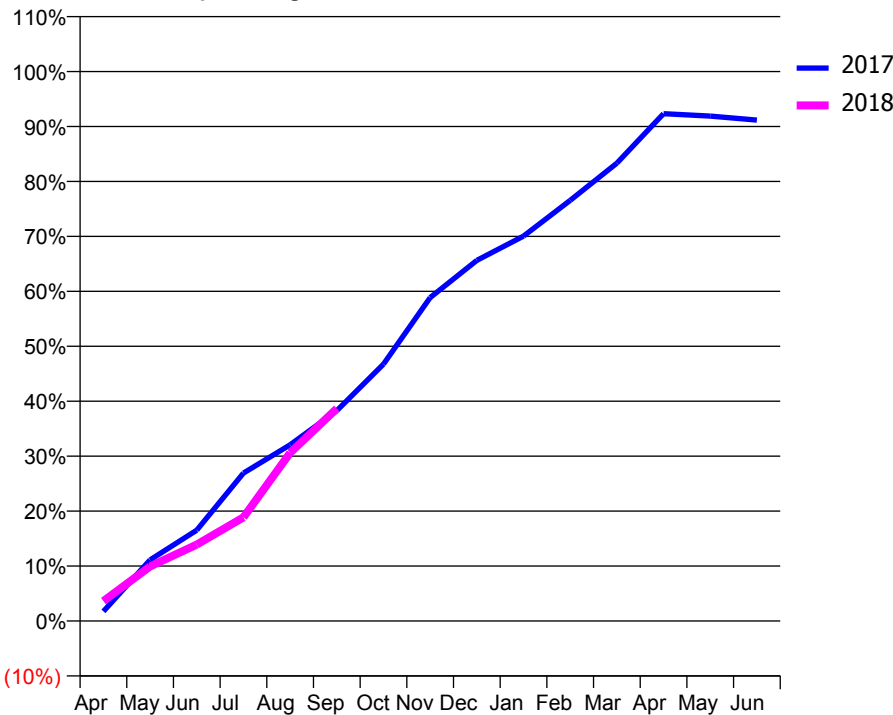
### ACCESS\*

Patients seen in 24 months	Total	Change since previous quarter
Quarter ending September 2016	1,188	
Quarter ending December 2016	1,170	↓
Quarter ending March 2017	1,145	↓
Quarter ending June 2017	1,137	→
Quarter ending September 2017	1,138	→
<b>Variance since September 2016</b>	<b>(4.2%)</b>	<b>↓</b>



### ACTIVITY

Cumulative percentage of contracted UDA delivered 2017 & 2018



Month	Adjusted Scheduled Activity (UDA)	
	2017	2018
April	36	75
May	230	206
June	342	288
July	557	390
August	664	633
September	792	800
October	967	
November	1,218	
December	1,358	
January	1,449	
February	1,584	
March	1,724	
April	1,910	
May	1,901	
June	1,886	

### QUALITY

	Quantity	Base Number	Contract	AT	Region	England
% of FP17s for the same patient ID Re-attending within 3 months - Children	15	221	6.8%	10.7%	11.6%	11.9%
% of FP17s for the same patient ID Re-attending within 3 months - Adults	131	590	22.2%	14.4%	15.2%	15.9%
% of FP17s for the same patient ID Re-attending between 3 & 9 months - Children	137	221	62.0%	56.9%	59.1%	58.1%
% of FP17s for the same patient ID Re-attending between 3 & 9 months - Adults	291	590	49.3%	48.5%	51.7%	50.6%
% of FP17s for Band 1 Urgent Courses	55	324	17.0%	8.6%	8.0%	9.1%
% of FP17s Relating to Free Repair or Replacements	2	324	0.6%	0.7%	0.8%	0.8%
% of FP17s Relating to Continuations	1	324	0.3%	0.9%	1.0%	1.1%
% of Patients satisfied with the dentistry they have received	0	1	N/A	91.0%	91.5%	91.4%
% of Patients satisfied with the time they had to wait for an appointment	1	1	N/A	86.9%	88.2%	87.7%

\* This is based on patients treated on this contract for their most recent course of treatment. Figures in italics indicate the base number of FP17s or Patient Questionnaire responses are less than 100. N/A is shown where the base number of responses is less than 10 during the period. % is calculated as Quantity/Base number\*100

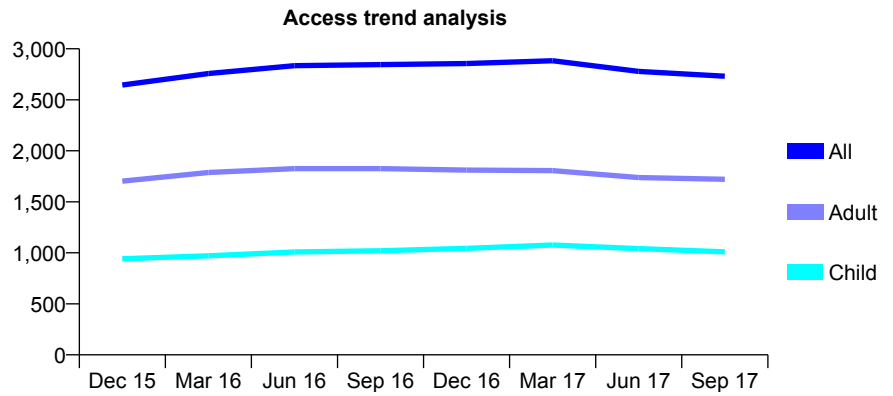
## Q58 - Vital Signs At a Glance Contract Report for 631833/0001 - September 2017

Name or company name	MR SM JAGSI
Contract type name	GDS Contract
Purpose of contract	General
Contract start date	01/04/2006
Contract end date	

17/18 Contracted general activity (UDA)	10,312
Carry forward general activity (UDA)	0
17/18 Contracted orthodontic activity (UOA)	0
Carry forward orthodontic activity (UOA)	0
Baseline contract value	£323,061.83

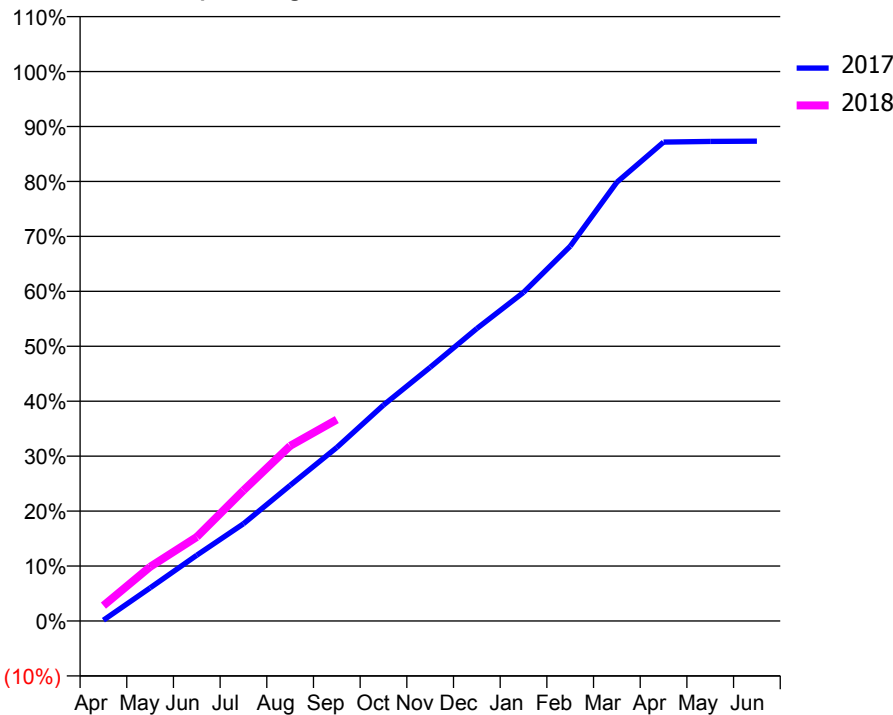
### ACCESS\*

Patients seen in 24 months	Total	Change since previous quarter
Quarter ending September 2016	2,845	
Quarter ending December 2016	2,855	→
Quarter ending March 2017	2,883	→
Quarter ending June 2017	2,779	↓
Quarter ending September 2017	2,731	↓
<b>Variance since September 2016</b>	<b>(4.0%)</b>	<b>↓</b>



### ACTIVITY

Cumulative percentage of contracted UDA delivered 2017 & 2018



Month	Adjusted Scheduled Activity (UDA)	
	2017	2018
April	15	288
May	622	1,018
June	1,234	1,579
July	1,827	2,450
August	2,547	3,286
September	3,256	3,780
October	4,052	
November	4,762	
December	5,488	
January	6,168	
February	7,033	
March	8,235	
April	8,987	
May	9,000	
June	9,004	

### QUALITY

	Quantity	Base Number	Contract	AT	Region	England
% of FP17s for the same patient ID Re-attending within 3 months - Children	50	601	8.3%	10.7%	11.6%	11.9%
% of FP17s for the same patient ID Re-attending within 3 months - Adults	246	961	25.6%	14.4%	15.2%	15.9%
% of FP17s for the same patient ID Re-attending between 3 & 9 months - Children	314	601	52.2%	56.9%	59.1%	58.1%
% of FP17s for the same patient ID Re-attending between 3 & 9 months - Adults	280	961	29.1%	48.5%	51.7%	50.6%
% of FP17s for Band 1 Urgent Courses	267	1,365	19.6%	8.6%	8.0%	9.1%
% of FP17s Relating to Free Repair or Replacements	7	1,365	0.5%	0.7%	0.8%	0.8%
% of FP17s Relating to Continuations	22	1,365	1.6%	0.9%	1.0%	1.1%
% of Patients satisfied with the dentistry they have received	3	4	N/A	91.0%	91.5%	91.4%
% of Patients satisfied with the time they had to wait for an appointment	2	4	N/A	86.9%	88.2%	87.7%

\* This is based on patients treated on this contract for their most recent course of treatment. Figures in italics indicate the base number of FP17s or Patient Questionnaire responses are less than 100. N/A is shown where the base number of responses is less than 10 during the period. % is calculated as Quantity/Base number\*100

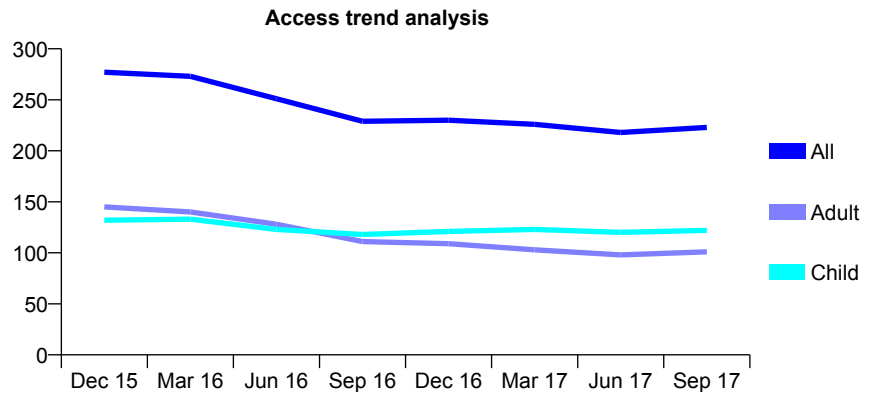
## Q58 - Vital Signs At a Glance Contract Report for 636525/0001 - September 2017

Name or company name	MR RH GANATRA
Contract type name	GDS Contract
Purpose of contract	General
Contract start date	01/04/2006
Contract end date	

17/18 Contracted general activity (UDA)	500
Carry forward general activity (UDA)	0
17/18 Contracted orthodontic activity (UOA)	0
Carry forward orthodontic activity (UOA)	0
Baseline contract value	£14,298.22

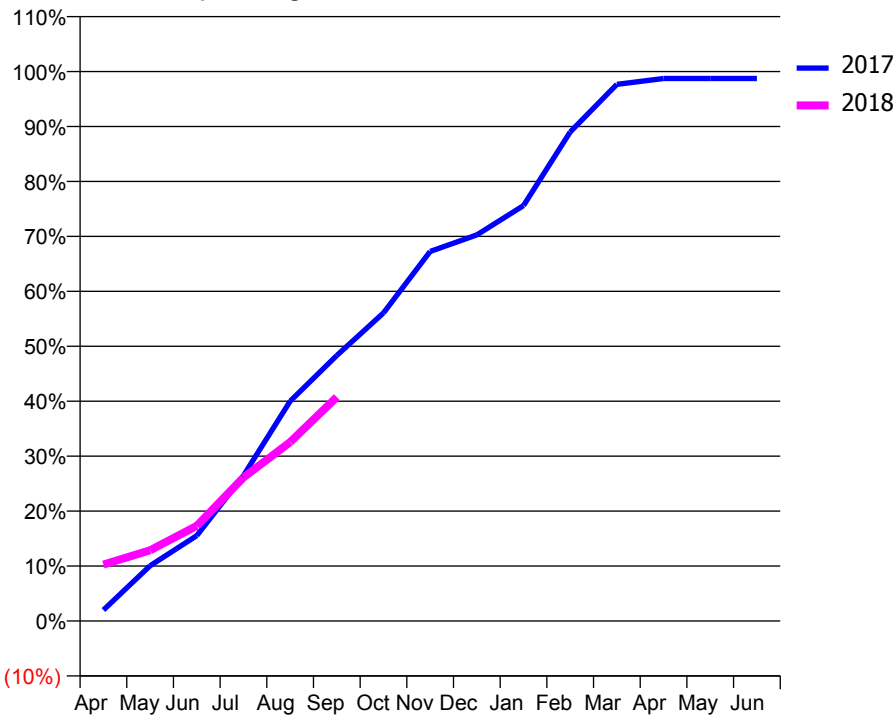
### ACCESS\*

Patients seen in 24 months	Total	Change since previous quarter
Quarter ending September 2016	229	
Quarter ending December 2016	230	→
Quarter ending March 2017	226	↓
Quarter ending June 2017	218	↓
Quarter ending September 2017	223	↑
<b>Variance since September 2016</b>	<b>(2.6%)</b>	<b>↓</b>



### ACTIVITY

Cumulative percentage of contracted UDA delivered 2017 & 2018



Month	Adjusted Scheduled Activity (UDA)	
	2017	2018
April	6	51
May	30	64
June	47	87
July	79	131
August	120	163
September	145	204
October	168	
November	202	
December	211	
January	227	
February	267	
March	293	
April	296	
May	296	
June	296	

### QUALITY

	Quantity	Base Number	Contract	AT	Region	England
% of FP17s for the same patient ID Re-attending within 3 months - Children	1	78	1.3%	10.7%	11.6%	11.9%
% of FP17s for the same patient ID Re-attending within 3 months - Adults	0	56	0.0%	14.4%	15.2%	15.9%
% of FP17s for the same patient ID Re-attending between 3 & 9 months - Children	46	78	59.0%	56.9%	59.1%	58.1%
% of FP17s for the same patient ID Re-attending between 3 & 9 months - Adults	29	56	51.8%	48.5%	51.7%	50.6%
% of FP17s for Band 1 Urgent Courses	4	130	3.1%	8.6%	8.0%	9.1%
% of FP17s Relating to Free Repair or Replacements	0	130	0.0%	0.7%	0.8%	0.8%
% of FP17s Relating to Continuations	0	130	0.0%	0.9%	1.0%	1.1%
% of Patients satisfied with the dentistry they have received	1	1	N/A	91.0%	91.5%	91.4%
% of Patients satisfied with the time they had to wait for an appointment	1	1	N/A	86.9%	88.2%	87.7%

\* This is based on patients treated on this contract for their most recent course of treatment. Figures in italics indicate the base number of FP17s or Patient Questionnaire responses are less than 100. N/A is shown where the base number of responses is less than 10 during the period. % is calculated as Quantity/Base number\*100

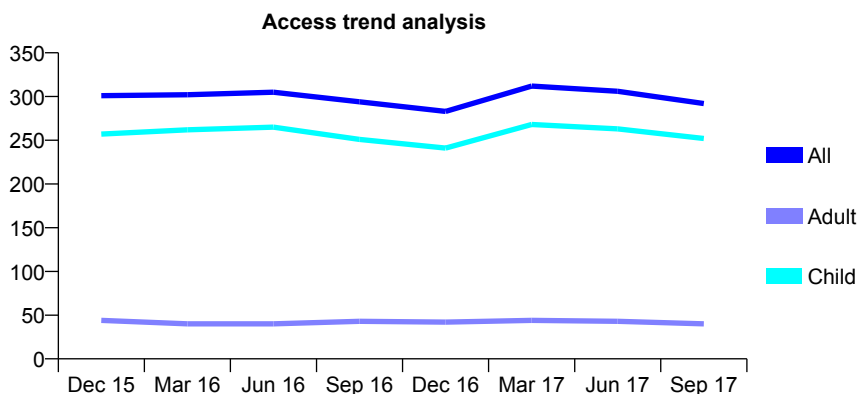
## Q58 - Vital Signs At a Glance Contract Report for 638439/0001 - September 2017

Name or company name	MR B MILIJIC
Contract type name	GDS Contract
Purpose of contract	General
Contract start date	01/04/2006
Contract end date	

17/18 Contracted general activity (UDA)	710
Carry forward general activity (UDA)	0
17/18 Contracted orthodontic activity (UOA)	0
Carry forward orthodontic activity (UOA)	0
Baseline contract value	£18,164.38

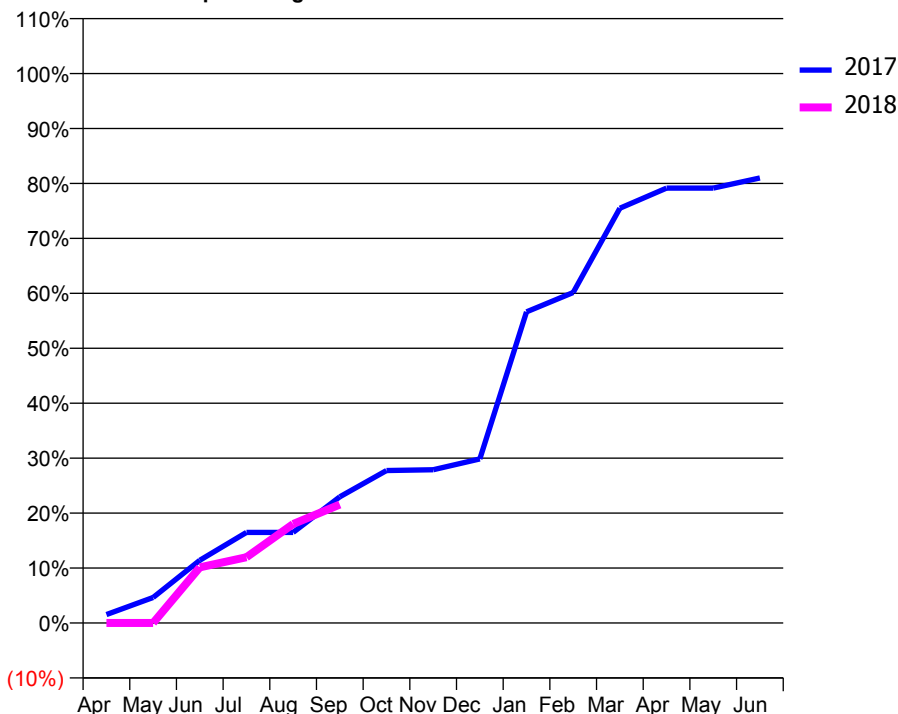
### ACCESS\*

Patients seen in 24 months	Total	Change since previous quarter
Quarter ending September 2016	294	
Quarter ending December 2016	283	↓
Quarter ending March 2017	312	↑
Quarter ending June 2017	306	↓
Quarter ending September 2017	292	↓
<b>Variance since September 2016</b>	<b>(0.7%)</b>	→



### ACTIVITY

Cumulative percentage of contracted UDA delivered 2017 & 2018



Month	Adjusted Scheduled Activity (UDA)	
	2017	2018
April	11	0
May	33	0
June	81	72
July	117	85
August	117	128
September	163	153
October	197	
November	198	
December	212	
January	402	
February	427	
March	536	
April	562	
May	562	
June	575	

### QUALITY

	Quantity	Base Number	Contract	AT	Region	England
% of FP17s for the same patient ID Re-attending within 3 months - Children	8	137	5.8%	10.7%	11.6%	11.9%
% of FP17s for the same patient ID Re-attending within 3 months - Adults	0	8	0.0%	14.4%	15.2%	15.9%
% of FP17s for the same patient ID Re-attending between 3 & 9 months - Children	68	137	49.6%	56.9%	59.1%	58.1%
% of FP17s for the same patient ID Re-attending between 3 & 9 months - Adults	4	8	50.0%	48.5%	51.7%	50.6%
% of FP17s for Band 1 Urgent Courses	0	126	0.0%	8.6%	8.0%	9.1%
% of FP17s Relating to Free Repair or Replacements	0	126	0.0%	0.7%	0.8%	0.8%
% of FP17s Relating to Continuations	0	126	0.0%	0.9%	1.0%	1.1%
% of Patients satisfied with the dentistry they have received	0	0	N/A	91.0%	91.5%	91.4%
% of Patients satisfied with the time they had to wait for an appointment	0	0	N/A	86.9%	88.2%	87.7%

\* This is based on patients treated on this contract for their most recent course of treatment. Figures in italics indicate the base number of FP17s or Patient Questionnaire responses are less than 100. N/A is shown where the base number of responses is less than 10 during the period. % is calculated as Quantity/Base number\*100

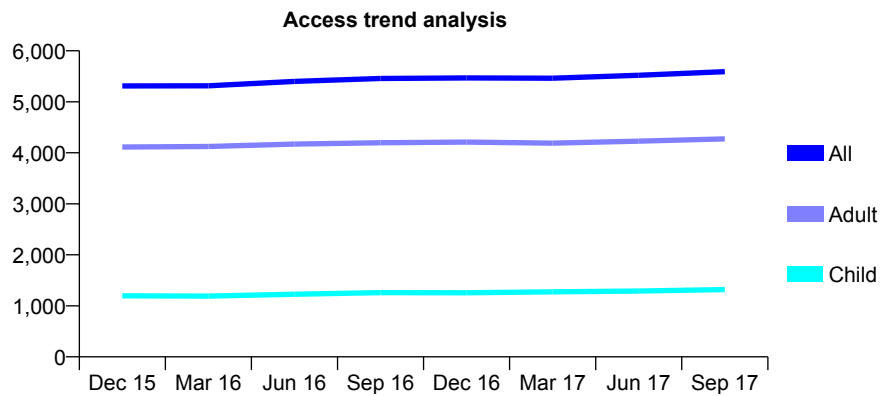
## Q58 - Vital Signs At a Glance Contract Report for 643920/0001 - September 2017

Name or company name	MISS TA HAKIMJI
Contract type name	GDS Contract
Purpose of contract	General
Contract start date	01/03/2012
Contract end date	

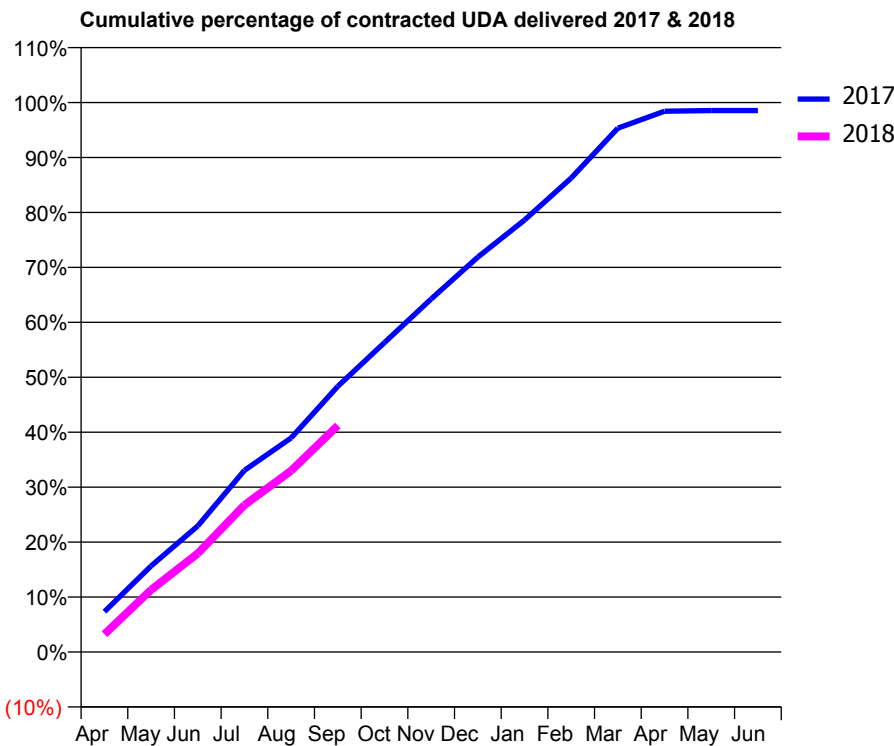
17/18 Contracted general activity (UDA)	18,255
Carry forward general activity (UDA)	0
17/18 Contracted orthodontic activity (UOA)	0
Carry forward orthodontic activity (UOA)	0
Baseline contract value	£416,266.22

### ACCESS\*

Patients seen in 24 months	Total	Change since previous quarter
Quarter ending September 2016	5,457	
Quarter ending December 2016	5,467	→
Quarter ending March 2017	5,464	→
Quarter ending June 2017	5,520	→
Quarter ending September 2017	5,592	→
<b>Variance since September 2016</b>	<b>2.5%</b>	<b>↑</b>



### ACTIVITY



Month	Adjusted Scheduled Activity (UDA)	
	2017	2018
April	1,338	591
May	2,860	2,066
June	4,186	3,276
July	6,035	4,883
August	7,113	6,024
September	8,826	7,524
October	10,279	
November	11,727	
December	13,121	
January	14,352	
February	15,745	
March	17,405	
April	17,965	
May	17,986	
June	17,987	

### QUALITY

	Quantity	Base Number	Contract	AT	Region	England
% of FP17s for the same patient ID Re-attending within 3 months - Children	91	1,184	7.7%	10.7%	11.6%	11.9%
% of FP17s for the same patient ID Re-attending within 3 months - Adults	409	3,365	12.2%	14.4%	15.2%	15.9%
% of FP17s for the same patient ID Re-attending between 3 & 9 months - Children	806	1,184	68.1%	56.9%	59.1%	58.1%
% of FP17s for the same patient ID Re-attending between 3 & 9 months - Adults	2,107	3,365	62.6%	48.5%	51.7%	50.6%
% of FP17s for Band 1 Urgent Courses	295	4,251	6.9%	8.6%	8.0%	9.1%
% of FP17s Relating to Free Repair or Replacements	12	4,251	0.3%	0.7%	0.8%	0.8%
% of FP17s Relating to Continuations	64	4,251	1.5%	0.9%	1.0%	1.1%
% of Patients satisfied with the dentistry they have received	9	9	N/A	91.0%	91.5%	91.4%
% of Patients satisfied with the time they had to wait for an appointment	9	9	N/A	86.9%	88.2%	87.7%

\* This is based on patients treated on this contract for their most recent course of treatment. Figures in italics indicate the base number of FP17s or Patient Questionnaire responses are less than 100. N/A is shown where the base number of responses is less than 10 during the period. % is calculated as Quantity/Base number\*100

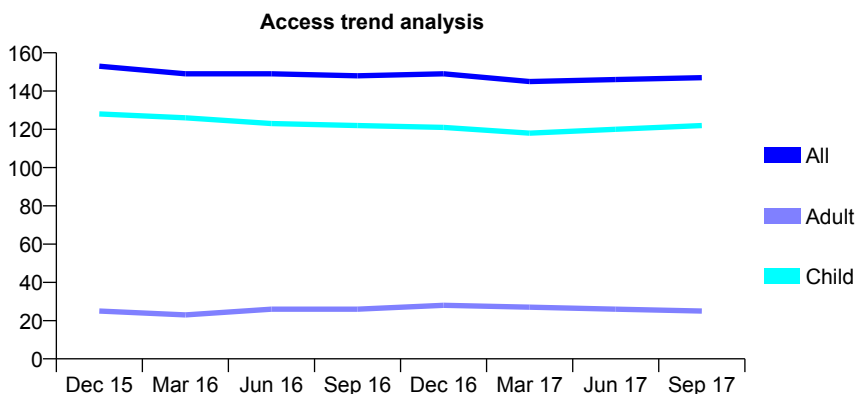
## Q58 - Vital Signs At a Glance Contract Report for 649481/0001 - September 2017

Name or company name	MISS M DYTHAM
Contract type name	GDS Contract
Purpose of contract	General
Contract start date	01/04/2006
Contract end date	

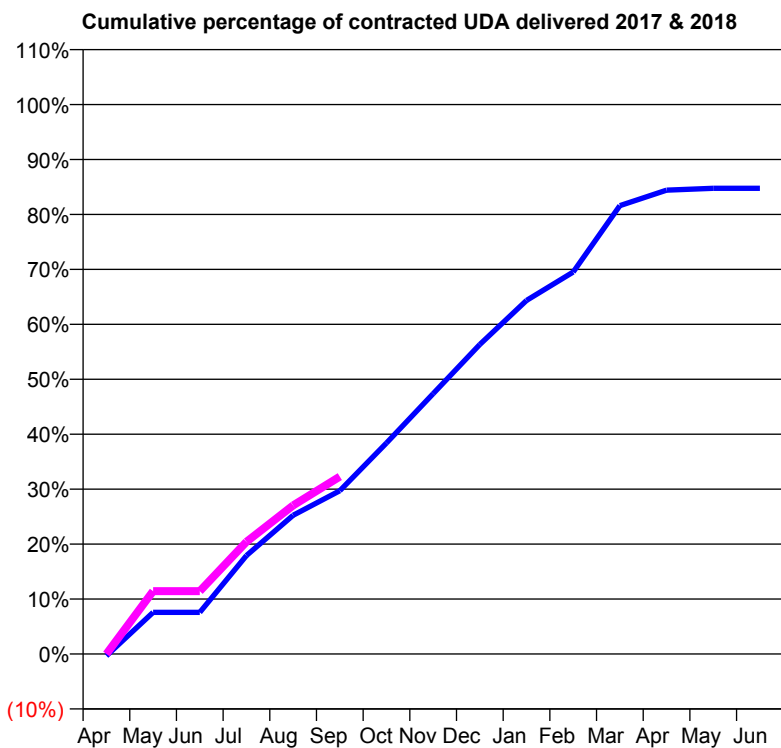
17/18 Contracted general activity (UDA)	290
Carry forward general activity (UDA)	0
17/18 Contracted orthodontic activity (UOA)	0
Carry forward orthodontic activity (UOA)	0
Baseline contract value	£6,443.08

### ACCESS\*

Patients seen in 24 months	Total	Change since previous quarter
Quarter ending September 2016	148	
Quarter ending December 2016	149	→
Quarter ending March 2017	145	↓
Quarter ending June 2017	146	→
Quarter ending September 2017	147	→
<b>Variance since September 2016</b>	<b>(0.7%)</b>	<b>→</b>



### ACTIVITY



Month	Adjusted Scheduled Activity (UDA)	
	2017	2018
April	-1	0
May	22	33
June	22	33
July	52	59
August	73	78
September	86	94
October	111	
November	137	
December	163	
January	187	
February	202	
March	237	
April	245	
May	246	
June	246	

### QUALITY

	Quantity	Base Number	Contract	AT	Region	England
% of FP17s for the same patient ID Re-attending within 3 months - Children	4	86	4.7%	10.7%	11.6%	11.9%
% of FP17s for the same patient ID Re-attending within 3 months - Adults	0	8	0.0%	14.4%	15.2%	15.9%
% of FP17s for the same patient ID Re-attending between 3 & 9 months - Children	66	86	76.7%	56.9%	59.1%	58.1%
% of FP17s for the same patient ID Re-attending between 3 & 9 months - Adults	7	8	87.5%	48.5%	51.7%	50.6%
% of FP17s for Band 1 Urgent Courses	3	85	3.5%	8.6%	8.0%	9.1%
% of FP17s Relating to Free Repair or Replacements	0	85	0.0%	0.7%	0.8%	0.8%
% of FP17s Relating to Continuations	0	85	0.0%	0.9%	1.0%	1.1%
% of Patients satisfied with the dentistry they have received	0	0	N/A	91.0%	91.5%	91.4%
% of Patients satisfied with the time they had to wait for an appointment	0	0	N/A	86.9%	88.2%	87.7%

\* This is based on patients treated on this contract for their most recent course of treatment. Figures in italics indicate the base number of FP17s or Patient Questionnaire responses are less than 100. N/A is shown where the base number of responses is less than 10 during the period. % is calculated as Quantity/Base number\*100

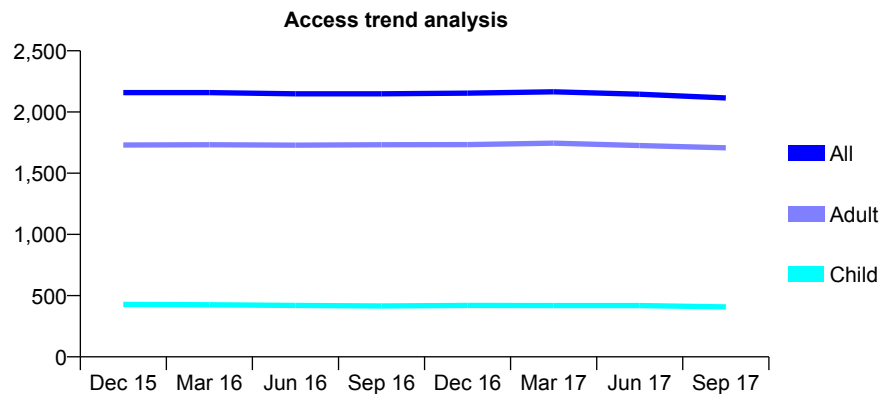
## Q58 - Vital Signs At a Glance Contract Report for 650692/0001 - September 2017

Name or company name	MR AE DEITSCH
Contract type name	GDS Contract
Purpose of contract	General
Contract start date	01/04/2006
Contract end date	

17/18 Contracted general activity (UDA)	6,885
Carry forward general activity (UDA)	0
17/18 Contracted orthodontic activity (UOA)	0
Carry forward orthodontic activity (UOA)	0
Baseline contract value	£173,405.50

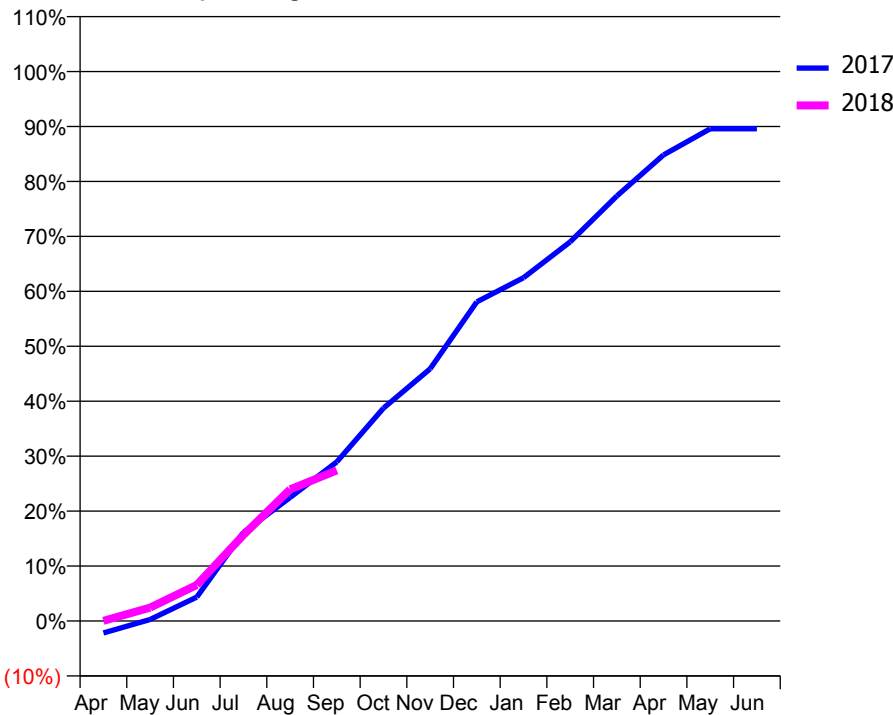
### ACCESS\*

Patients seen in 24 months	Total	Change since previous quarter
Quarter ending September 2016	2,149	
Quarter ending December 2016	2,154	→
Quarter ending March 2017	2,165	→
Quarter ending June 2017	2,145	→
Quarter ending September 2017	2,115	↓
<b>Variance since September 2016</b>	<b>(1.6%)</b>	<b>↓</b>



### ACTIVITY

Cumulative percentage of contracted UDA delivered 2017 & 2018



Month	Adjusted Scheduled Activity (UDA)	
	2017	2018
April	-152	3
May	19	168
June	300	452
July	1,111	1,079
August	1,549	1,650
September	1,994	1,887
October	2,668	
November	3,161	
December	3,999	
January	4,301	
February	4,751	
March	5,325	
April	5,839	
May	6,168	
June	6,168	

### QUALITY

	Quantity	Base Number	Contract	AT	Region	England
% of FP17s for the same patient ID Re-attending within 3 months - Children	24	262	9.2%	10.7%	11.6%	11.9%
% of FP17s for the same patient ID Re-attending within 3 months - Adults	229	1,097	20.9%	14.4%	15.2%	15.9%
% of FP17s for the same patient ID Re-attending between 3 & 9 months - Children	126	262	48.1%	56.9%	59.1%	58.1%
% of FP17s for the same patient ID Re-attending between 3 & 9 months - Adults	495	1,097	45.1%	48.5%	51.7%	50.6%
% of FP17s for Band 1 Urgent Courses	91	892	10.2%	8.6%	8.0%	9.1%
% of FP17s Relating to Free Repair or Replacements	14	892	1.6%	0.7%	0.8%	0.8%
% of FP17s Relating to Continuations	23	892	2.6%	0.9%	1.0%	1.1%
% of Patients satisfied with the dentistry they have received	9	11	81.8%	91.0%	91.5%	91.4%
% of Patients satisfied with the time they had to wait for an appointment	9	11	81.8%	86.9%	88.2%	87.7%

\* This is based on patients treated on this contract for their most recent course of treatment. Figures in italics indicate the base number of FP17s or Patient Questionnaire responses are less than 100. N/A is shown where the base number of responses is less than 10 during the period. % is calculated as Quantity/Base number\*100

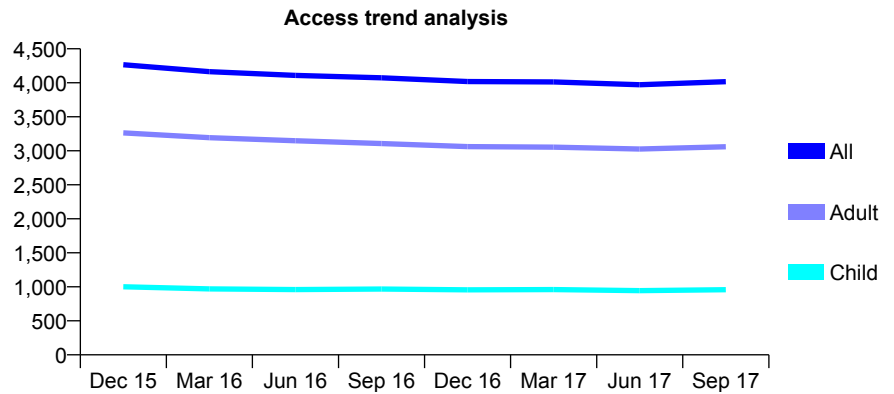
## Q58 - Vital Signs At a Glance Contract Report for 657050/0001 - September 2017

Name or company name	MR ME FRIEDMANN
Contract type name	GDS Contract
Purpose of contract	General
Contract start date	01/04/2006
Contract end date	

17/18 Contracted general activity (UDA)	11,624
Carry forward general activity (UDA)	0
17/18 Contracted orthodontic activity (UOA)	0
Carry forward orthodontic activity (UOA)	0
Baseline contract value	£282,995.80

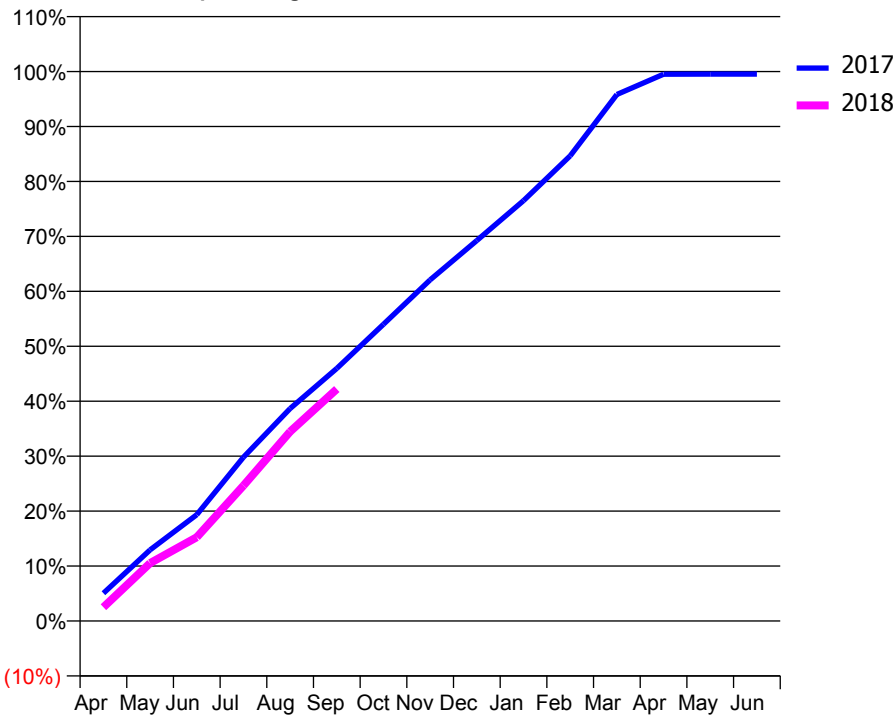
### ACCESS\*

Patients seen in 24 months	Total	Change since previous quarter
Quarter ending September 2016	4,074	
Quarter ending December 2016	4,018	↓
Quarter ending March 2017	4,012	→
Quarter ending June 2017	3,971	↓
Quarter ending September 2017	4,017	→
<b>Variance since September 2016</b>	<b>(1.4%)</b>	<b>↓</b>



### ACTIVITY

Cumulative percentage of contracted UDA delivered 2017 & 2018



Month	Adjusted Scheduled Activity (UDA)	
	2017	2018
April	588	293
May	1,505	1,225
June	2,250	1,774
July	3,466	2,863
August	4,494	4,008
September	5,345	4,906
October	6,278	
November	7,217	
December	8,050	
January	8,893	
February	9,842	
March	11,138	
April	11,566	
May	11,569	
June	11,569	

### QUALITY

	Quantity	Base Number	Contract	AT	Region	England
% of FP17s for the same patient ID Re-attending within 3 months - Children	50	725	6.9%	10.7%	11.6%	11.9%
% of FP17s for the same patient ID Re-attending within 3 months - Adults	337	2,287	14.7%	14.4%	15.2%	15.9%
% of FP17s for the same patient ID Re-attending between 3 & 9 months - Children	438	725	60.4%	56.9%	59.1%	58.1%
% of FP17s for the same patient ID Re-attending between 3 & 9 months - Adults	1,359	2,287	59.4%	48.5%	51.7%	50.6%
% of FP17s for Band 1 Urgent Courses	318	2,820	11.3%	8.6%	8.0%	9.1%
% of FP17s Relating to Free Repair or Replacements	28	2,820	1.0%	0.7%	0.8%	0.8%
% of FP17s Relating to Continuations	19	2,820	0.7%	0.9%	1.0%	1.1%
% of Patients satisfied with the dentistry they have received	13	13	100.0%	91.0%	91.5%	91.4%
% of Patients satisfied with the time they had to wait for an appointment	12	13	92.3%	86.9%	88.2%	87.7%

\* This is based on patients treated on this contract for their most recent course of treatment. Figures in italics indicate the base number of FP17s or Patient Questionnaire responses are less than 100. N/A is shown where the base number of responses is less than 10 during the period. % is calculated as Quantity/Base number\*100



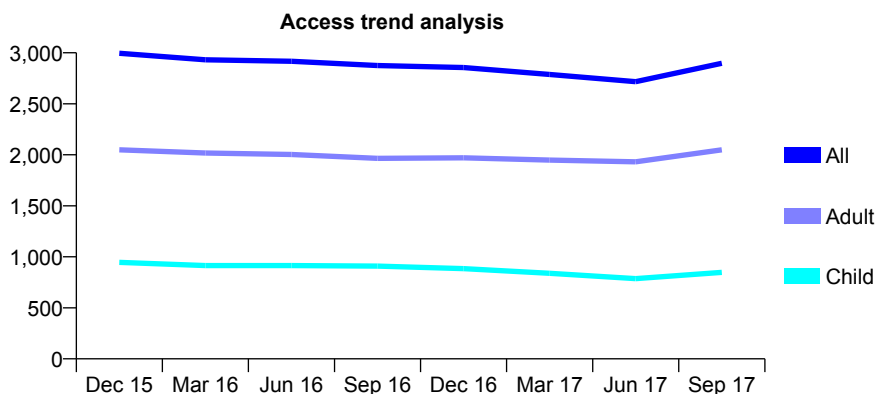
## Q58 - Vital Signs At a Glance Contract Report for 658189/0002 - September 2017

Name or company name	Broughton Dental Partnership
Contract type name	GDS Contract
Purpose of contract	General
Contract start date	01/04/2007
Contract end date	

17/18 Contracted general activity (UDA)	7,883
Carry forward general activity (UDA)	0
17/18 Contracted orthodontic activity (UOA)	0
Carry forward orthodontic activity (UOA)	0
Baseline contract value	£170,578.77

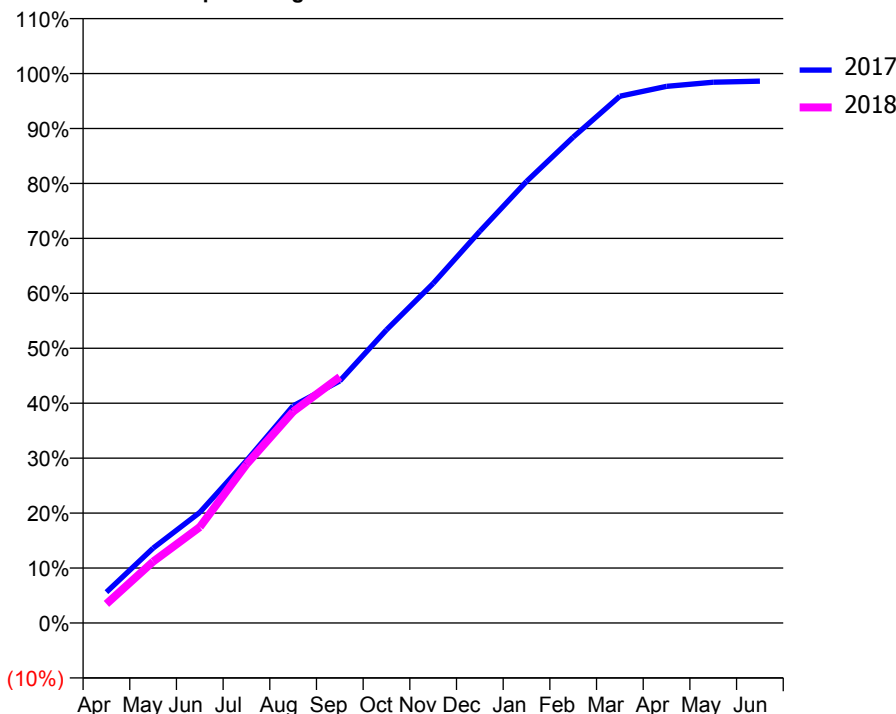
### ACCESS\*

Patients seen in 24 months	Total	Change since previous quarter
Quarter ending September 2016	2,875	
Quarter ending December 2016	2,855	→
Quarter ending March 2017	2,787	↓
Quarter ending June 2017	2,717	↓
Quarter ending September 2017	2,897	↑
<b>Variance since September 2016</b>	<b>0.8%</b>	<b>→</b>



### ACTIVITY

Cumulative percentage of contracted UDA delivered 2017 & 2018



Adjusted Scheduled Activity (UDA)

Month	2017	2018
April	442	274
May	1,075	882
June	1,587	1,376
July	2,330	2,276
August	3,115	3,033
September	3,472	3,531
October	4,206	
November	4,872	
December	5,620	
January	6,335	
February	6,971	
March	7,558	
April	7,699	
May	7,758	
June	7,774	

### QUALITY

	Quantity	Base Number	Contract	AT	Region	England
% of FP17s for the same patient ID Re-attending within 3 months - Children	22	671	3.3%	10.7%	11.6%	11.9%
% of FP17s for the same patient ID Re-attending within 3 months - Adults	248	1,631	15.2%	14.4%	15.2%	15.9%
% of FP17s for the same patient ID Re-attending between 3 & 9 months - Children	378	671	56.3%	56.9%	59.1%	58.1%
% of FP17s for the same patient ID Re-attending between 3 & 9 months - Adults	918	1,631	56.3%	48.5%	51.7%	50.6%
% of FP17s for Band 1 Urgent Courses	130	2,222	5.9%	8.6%	8.0%	9.1%
% of FP17s Relating to Free Repair or Replacements	24	2,222	1.1%	0.7%	0.8%	0.8%
% of FP17s Relating to Continuations	7	2,222	0.3%	0.9%	1.0%	1.1%
% of Patients satisfied with the dentistry they have received	5	6	N/A	91.0%	91.5%	91.4%
% of Patients satisfied with the time they had to wait for an appointment	3	6	N/A	86.9%	88.2%	87.7%

\* This is based on patients treated on this contract for their most recent course of treatment. Figures in italics indicate the base number of FP17s or Patient Questionnaire responses are less than 100. N/A is shown where the base number of responses is less than 10 during the period. % is calculated as Quantity/Base number\*100

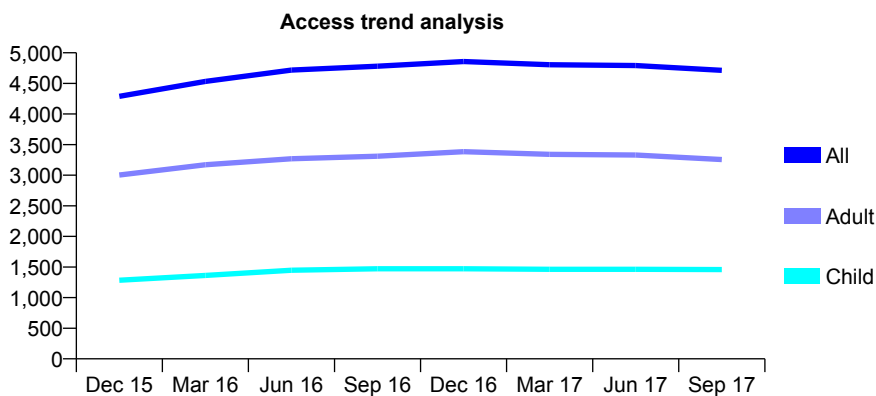
## Q58 - Vital Signs At a Glance Contract Report for 658332/0001 - September 2017

Name or company name	MR SN PATEL
Contract type name	GDS Contract
Purpose of contract	General
Contract start date	01/04/2006
Contract end date	

17/18 Contracted general activity (UDA)	13,020
Carry forward general activity (UDA)	0
17/18 Contracted orthodontic activity (UOA)	0
Carry forward orthodontic activity (UOA)	0
Baseline contract value	£389,057.95

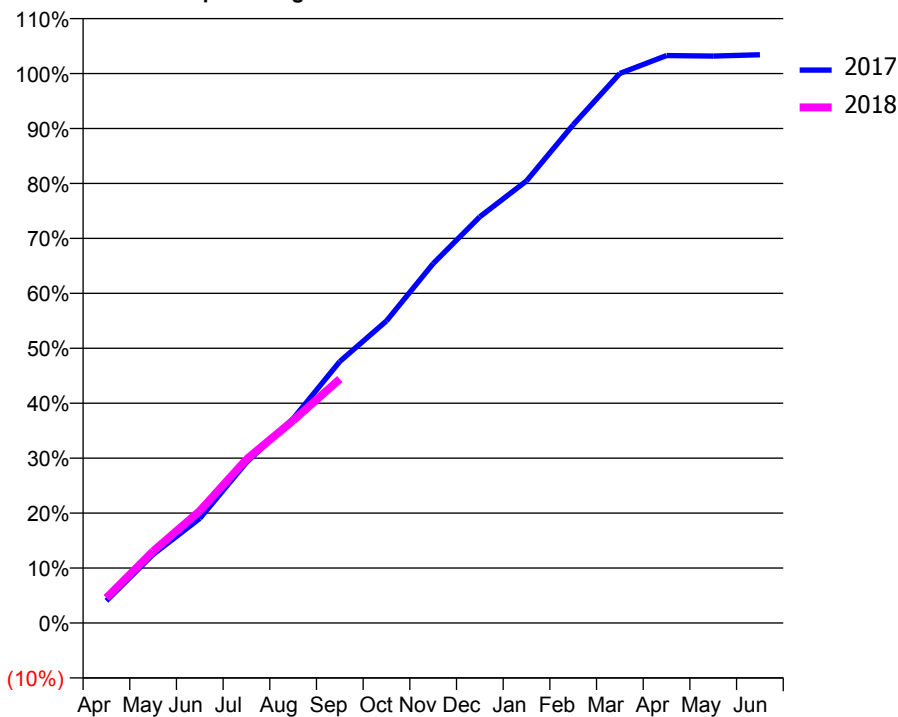
### ACCESS\*

Patients seen in 24 months	Total	Change since previous quarter
Quarter ending September 2016	4,782	
Quarter ending December 2016	4,857	→
Quarter ending March 2017	4,805	↓
Quarter ending June 2017	4,792	→
Quarter ending September 2017	4,713	↓
<b>Variance since September 2016</b>	<b>(1.4%)</b>	<b>↓</b>



### ACTIVITY

Cumulative percentage of contracted UDA delivered 2017 & 2018



Month	Adjusted Scheduled Activity (UDA)	
	2017	2018
April	526	594
May	1,626	1,701
June	2,479	2,656
July	3,807	3,879
August	4,842	4,799
September	6,197	5,779
October	7,157	
November	8,517	
December	9,625	
January	10,475	
February	11,807	
March	13,022	
April	13,446	
May	13,431	
June	13,464	

### QUALITY

	Quantity	Base Number	Contract	AT	Region	England
% of FP17s for the same patient ID Re-attending within 3 months - Children	64	975	6.6%	10.7%	11.6%	11.9%
% of FP17s for the same patient ID Re-attending within 3 months - Adults	311	1,983	15.7%	14.4%	15.2%	15.9%
% of FP17s for the same patient ID Re-attending between 3 & 9 months - Children	509	975	52.2%	56.9%	59.1%	58.1%
% of FP17s for the same patient ID Re-attending between 3 & 9 months - Adults	937	1,983	47.3%	48.5%	51.7%	50.6%
% of FP17s for Band 1 Urgent Courses	359	2,766	13.0%	8.6%	8.0%	9.1%
% of FP17s Relating to Free Repair or Replacements	4	2,766	0.1%	0.7%	0.8%	0.8%
% of FP17s Relating to Continuations	17	2,766	0.6%	0.9%	1.0%	1.1%
% of Patients satisfied with the dentistry they have received	3	5	N/A	91.0%	91.5%	91.4%
% of Patients satisfied with the time they had to wait for an appointment	3	5	N/A	86.9%	88.2%	87.7%

\* This is based on patients treated on this contract for their most recent course of treatment. Figures in italics indicate the base number of FP17s or Patient Questionnaire responses are less than 100. N/A is shown where the base number of responses is less than 10 during the period. % is calculated as Quantity/Base number\*100

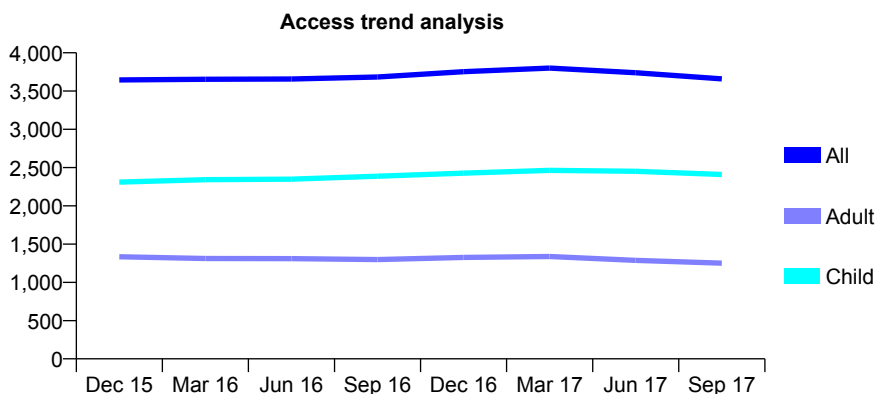
## Q58 - Vital Signs At a Glance Contract Report for 660035/0001 - September 2017

Name or company name	MISS PE DESMOND
Contract type name	GDS Contract
Purpose of contract	General
Contract start date	01/04/2006
Contract end date	

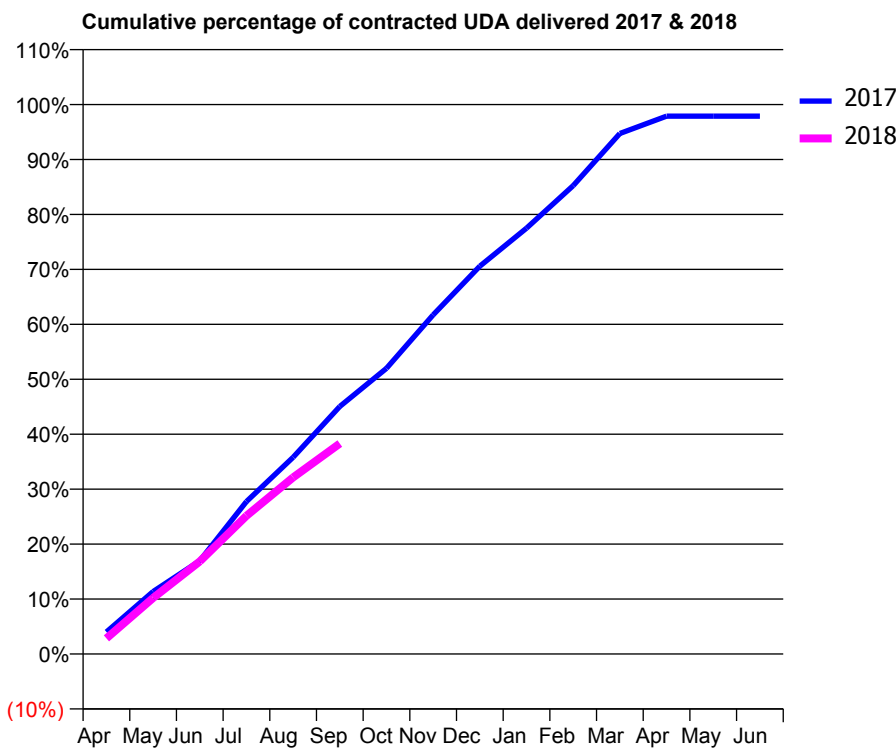
17/18 Contracted general activity (UDA)	9,000
Carry forward general activity (UDA)	0
17/18 Contracted orthodontic activity (UOA)	0
Carry forward orthodontic activity (UOA)	0
Baseline contract value	£227,690.58

### ACCESS\*

Patients seen in 24 months	Total	Change since previous quarter
Quarter ending September 2016	3,684	
Quarter ending December 2016	3,753	→
Quarter ending March 2017	3,800	→
Quarter ending June 2017	3,740	↓
Quarter ending September 2017	3,659	↓
<b>Variance since September 2016</b>	<b>(0.7%)</b>	<b>→</b>



### ACTIVITY



Month	Adjusted Scheduled Activity (UDA)	
	2017	2018
April	360	256
May	1,023	919
June	1,528	1,517
July	2,498	2,264
August	3,222	2,894
September	4,054	3,447
October	4,679	
November	5,555	
December	6,352	
January	6,975	
February	7,672	
March	8,525	
April	8,809	
May	8,810	
June	8,810	

### QUALITY

	Quantity	Base Number	Contract	AT	Region	England
% of FP17s for the same patient ID Re-attending within 3 months - Children	127	1,649	7.7%	10.7%	11.6%	11.9%
% of FP17s for the same patient ID Re-attending within 3 months - Adults	151	682	22.1%	14.4%	15.2%	15.9%
% of FP17s for the same patient ID Re-attending between 3 & 9 months - Children	862	1,649	52.3%	56.9%	59.1%	58.1%
% of FP17s for the same patient ID Re-attending between 3 & 9 months - Adults	346	682	50.7%	48.5%	51.7%	50.6%
% of FP17s for Band 1 Urgent Courses	103	2,176	4.7%	8.6%	8.0%	9.1%
% of FP17s Relating to Free Repair or Replacements	1	2,176	0.0%	0.7%	0.8%	0.8%
% of FP17s Relating to Continuations	56	2,176	2.6%	0.9%	1.0%	1.1%
% of Patients satisfied with the dentistry they have received	2	2	N/A	91.0%	91.5%	91.4%
% of Patients satisfied with the time they had to wait for an appointment	2	2	N/A	86.9%	88.2%	87.7%

\* This is based on patients treated on this contract for their most recent course of treatment. Figures in italics indicate the base number of FP17s or Patient Questionnaire responses are less than 100. N/A is shown where the base number of responses is less than 10 during the period. % is calculated as Quantity/Base number\*100

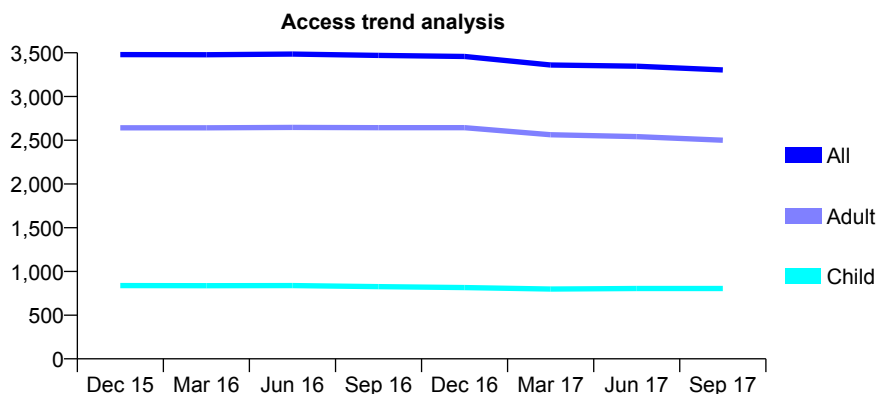
## Q58 - Vital Signs At a Glance Contract Report for 660361/0001 - September 2017

Name or company name	MRS SK RAJANI
Contract type name	GDS Contract
Purpose of contract	General
Contract start date	01/04/2006
Contract end date	

17/18 Contracted general activity (UDA)	11,012
Carry forward general activity (UDA)	0
17/18 Contracted orthodontic activity (UOA)	0
Carry forward orthodontic activity (UOA)	0
Baseline contract value	£280,991.00

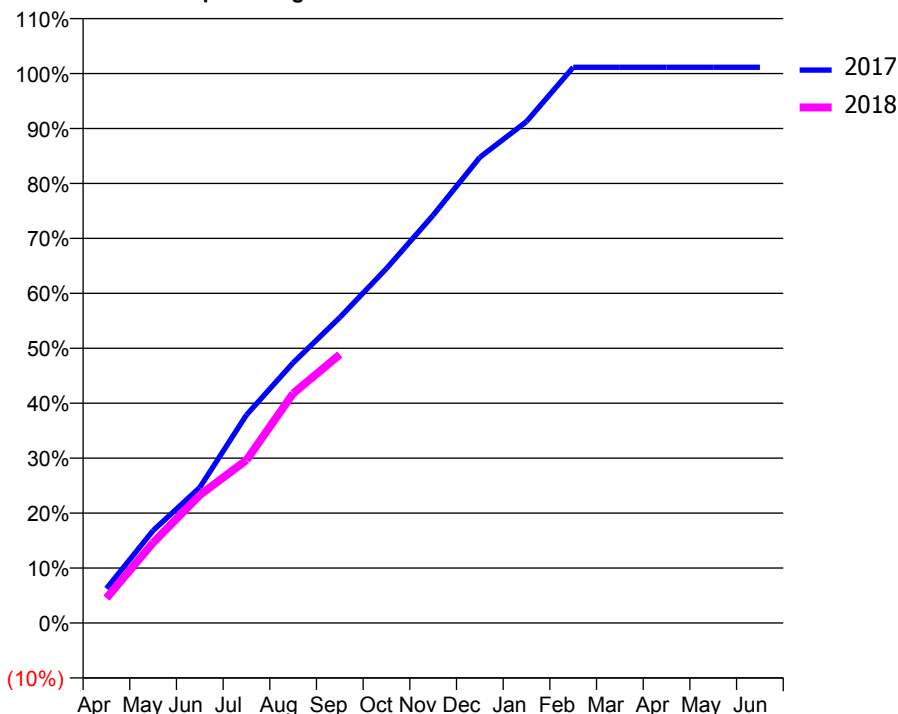
### ACCESS\*

Patients seen in 24 months	Total	Change since previous quarter
Quarter ending September 2016	3,470	
Quarter ending December 2016	3,458	→
Quarter ending March 2017	3,361	↓
Quarter ending June 2017	3,346	→
Quarter ending September 2017	3,304	↓
<b>Variance since September 2016</b>	<b>(4.8%)</b>	<b>↓</b>



### ACTIVITY

Cumulative percentage of contracted UDA delivered 2017 & 2018



Adjusted Scheduled Activity (UDA)

Month	2017	2018
April	690	499
May	1,852	1,609
June	2,716	2,565
July	4,169	3,263
August	5,215	4,601
September	6,122	5,381
October	7,104	
November	8,172	
December	9,332	
January	10,050	
February	11,136	
March	11,136	
April	11,136	
May	11,136	
June	11,136	

### QUALITY

	Quantity	Base Number	Contract	AT	Region	England
% of FP17s for the same patient ID Re-attending within 3 months - Children	60	595	10.1%	10.7%	11.6%	11.9%
% of FP17s for the same patient ID Re-attending within 3 months - Adults	264	1,700	15.5%	14.4%	15.2%	15.9%
% of FP17s for the same patient ID Re-attending between 3 & 9 months - Children	266	595	44.7%	56.9%	59.1%	58.1%
% of FP17s for the same patient ID Re-attending between 3 & 9 months - Adults	748	1,700	44.0%	48.5%	51.7%	50.6%
% of FP17s for Band 1 Urgent Courses	227	2,295	9.9%	8.6%	8.0%	9.1%
% of FP17s Relating to Free Repair or Replacements	0	2,295	0.0%	0.7%	0.8%	0.8%
% of FP17s Relating to Continuations	47	2,295	2.0%	0.9%	1.0%	1.1%
% of Patients satisfied with the dentistry they have received	7	8	N/A	91.0%	91.5%	91.4%
% of Patients satisfied with the time they had to wait for an appointment	7	8	N/A	86.9%	88.2%	87.7%

\* This is based on patients treated on this contract for their most recent course of treatment. Figures in italics indicate the base number of FP17s or Patient Questionnaire responses are less than 100. N/A is shown where the base number of responses is less than 10 during the period. % is calculated as Quantity/Base number\*100

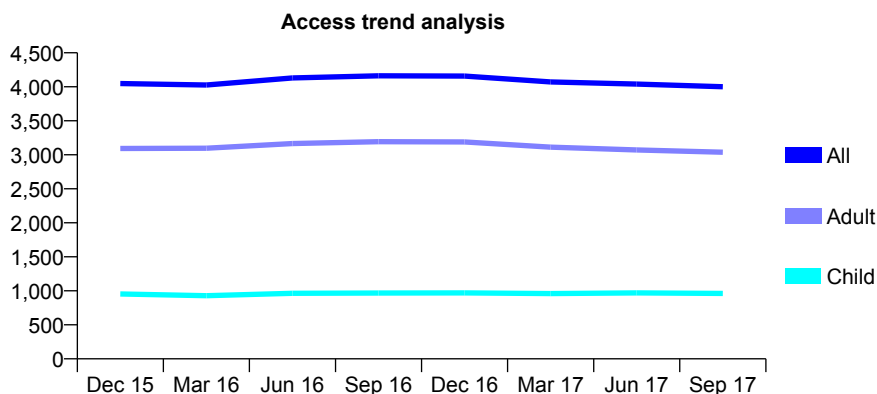
## Q58 - Vital Signs At a Glance Contract Report for 673110/0001 - September 2017

Name or company name	MR MH BALKHI
Contract type name	GDS Contract
Purpose of contract	General
Contract start date	01/04/2006
Contract end date	

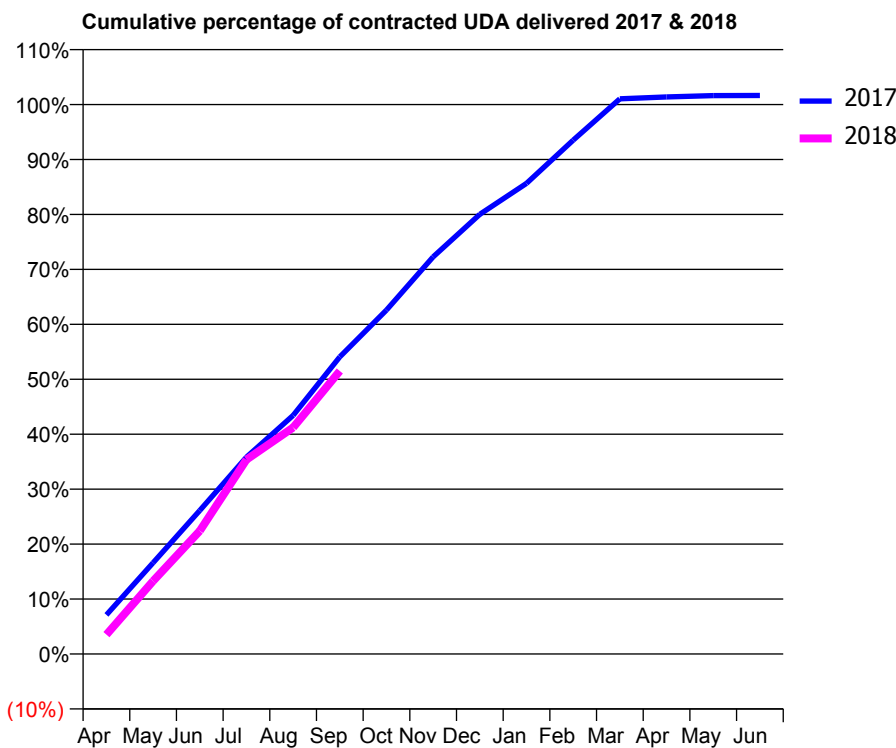
17/18 Contracted general activity (UDA)	8,940
Carry forward general activity (UDA)	0
17/18 Contracted orthodontic activity (UOA)	0
Carry forward orthodontic activity (UOA)	0
Baseline contract value	£222,979.75

### ACCESS\*

Patients seen in 24 months	Total	Change since previous quarter
Quarter ending September 2016	4,162	
Quarter ending December 2016	4,158	→
Quarter ending March 2017	4,072	↓
Quarter ending June 2017	4,040	→
Quarter ending September 2017	4,000	→
<b>Variance since September 2016</b>	<b>(3.9%)</b>	<b>↓</b>



### ACTIVITY



Month	Adjusted Scheduled Activity (UDA)	
	2017	2018
April	637	315
May	1,486	1,187
June	2,335	2,004
July	3,204	3,163
August	3,883	3,684
September	4,836	4,605
October	5,596	
November	6,462	
December	7,155	
January	7,656	
February	8,361	
March	9,032	
April	9,063	
May	9,085	
June	9,087	

### QUALITY

	Quantity	Base Number	Contract	AT	Region	England
% of FP17s for the same patient ID Re-attending within 3 months - Children	19	646	2.9%	10.7%	11.6%	11.9%
% of FP17s for the same patient ID Re-attending within 3 months - Adults	117	1,941	6.0%	14.4%	15.2%	15.9%
% of FP17s for the same patient ID Re-attending between 3 & 9 months - Children	382	646	59.1%	56.9%	59.1%	58.1%
% of FP17s for the same patient ID Re-attending between 3 & 9 months - Adults	988	1,941	50.9%	48.5%	51.7%	50.6%
% of FP17s for Band 1 Urgent Courses	75	2,551	2.9%	8.6%	8.0%	9.1%
% of FP17s Relating to Free Repair or Replacements	4	2,551	0.2%	0.7%	0.8%	0.8%
% of FP17s Relating to Continuations	0	2,551	0.0%	0.9%	1.0%	1.1%
% of Patients satisfied with the dentistry they have received	1	2	N/A	91.0%	91.5%	91.4%
% of Patients satisfied with the time they had to wait for an appointment	1	2	N/A	86.9%	88.2%	87.7%

\* This is based on patients treated on this contract for their most recent course of treatment. Figures in italics indicate the base number of FP17s or Patient Questionnaire responses are less than 100. N/A is shown where the base number of responses is less than 10 during the period. % is calculated as Quantity/Base number\*100

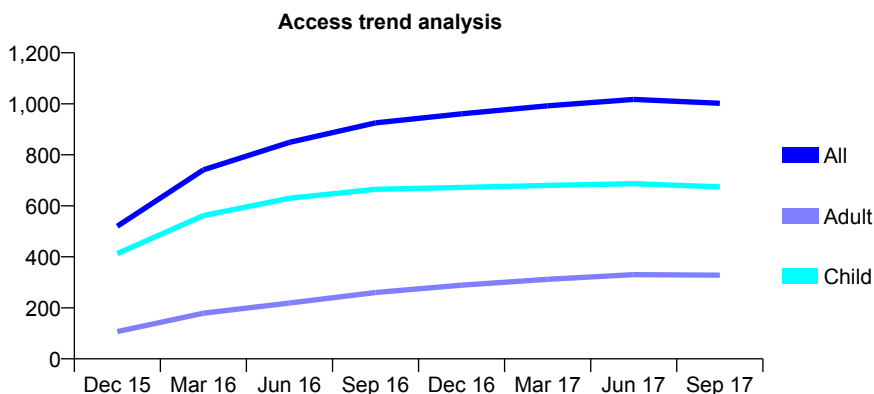
## Q58 - Vital Signs At a Glance Contract Report for 674052/0001 - September 2017

Name or company name	MR RL JONES
Contract type name	GDS Contract
Purpose of contract	General
Contract start date	13/07/2015
Contract end date	

17/18 Contracted general activity (UDA)	1,936
Carry forward general activity (UDA)	0
17/18 Contracted orthodontic activity (UOA)	0
Carry forward orthodontic activity (UOA)	0
Baseline contract value	£45,964.27

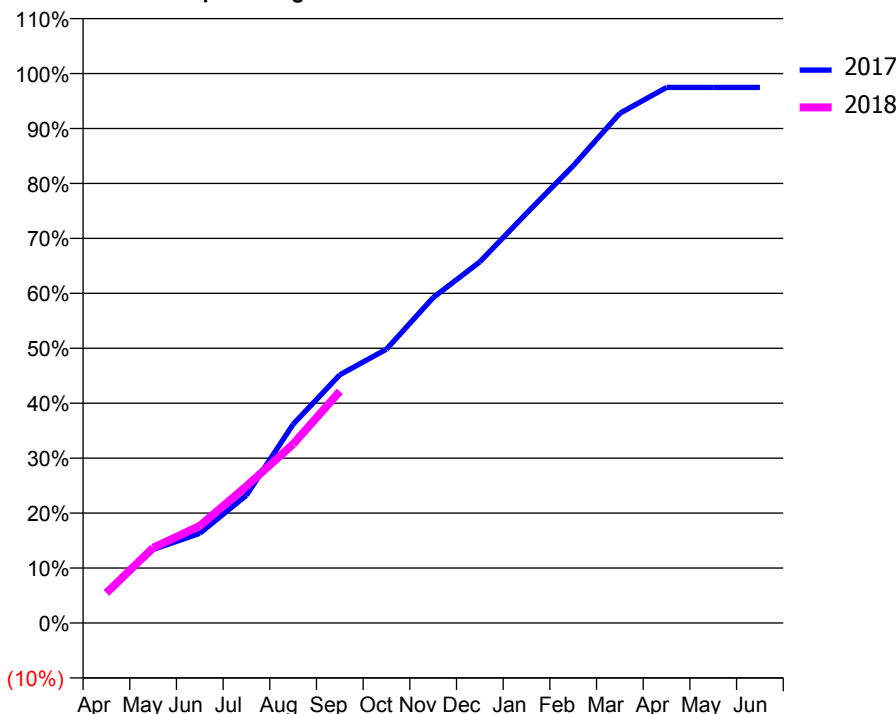
### ACCESS\*

Patients seen in 24 months	Total	Change since previous quarter
Quarter ending September 2016	925	
Quarter ending December 2016	961	↑
Quarter ending March 2017	992	↑
Quarter ending June 2017	1,017	↑
Quarter ending September 2017	1,002	↓
<b>Variance since September 2016</b>	<b>8.3%</b>	<b>↑</b>



### ACTIVITY

Cumulative percentage of contracted UDA delivered 2017 & 2018



Adjusted Scheduled Activity (UDA)

Month	2017	2018
April	110	106
May	259	265
June	316	342
July	450	482
August	700	630
September	875	816
October	965	
November	1,147	
December	1,273	
January	1,444	
February	1,611	
March	1,796	
April	1,887	
May	1,887	
June	1,887	

### QUALITY

	Quantity	Base Number	Contract	AT	Region	England
% of FP17s for the same patient ID Re-attending within 3 months - Children	33	522	6.3%	10.7%	11.6%	11.9%
% of FP17s for the same patient ID Re-attending within 3 months - Adults	7	153	4.6%	14.4%	15.2%	15.9%
% of FP17s for the same patient ID Re-attending between 3 & 9 months - Children	302	522	57.9%	56.9%	59.1%	58.1%
% of FP17s for the same patient ID Re-attending between 3 & 9 months - Adults	65	153	42.5%	48.5%	51.7%	50.6%
% of FP17s for Band 1 Urgent Courses	2	626	0.3%	8.6%	8.0%	9.1%
% of FP17s Relating to Free Repair or Replacements	0	626	0.0%	0.7%	0.8%	0.8%
% of FP17s Relating to Continuations	0	626	0.0%	0.9%	1.0%	1.1%
% of Patients satisfied with the dentistry they have received	0	0	N/A	91.0%	91.5%	91.4%
% of Patients satisfied with the time they had to wait for an appointment	0	0	N/A	86.9%	88.2%	87.7%

\* This is based on patients treated on this contract for their most recent course of treatment. Figures in italics indicate the base number of FP17s or Patient Questionnaire responses are less than 100. N/A is shown where the base number of responses is less than 10 during the period. % is calculated as Quantity/Base number\*100

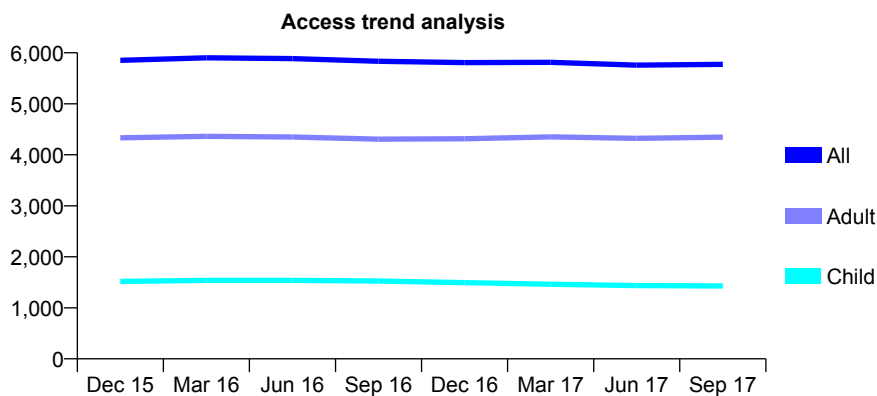
## Q58 - Vital Signs At a Glance Contract Report for 674079/0002 - September 2017

Name or company name	MR R KHAN
Contract type name	GDS Contract
Purpose of contract	General
Contract start date	01/06/2009
Contract end date	

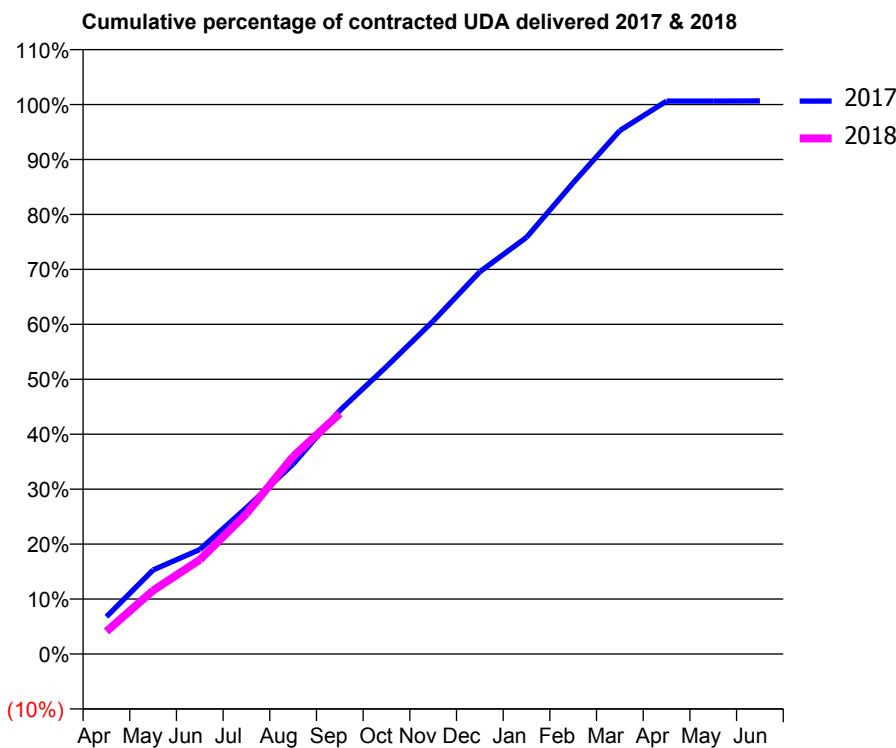
17/18 Contracted general activity (UDA)	17,558
Carry forward general activity (UDA)	0
17/18 Contracted orthodontic activity (UOA)	0
Carry forward orthodontic activity (UOA)	0
Baseline contract value	£465,661.31

### ACCESS\*

Patients seen in 24 months	Total	Change since previous quarter
Quarter ending September 2016	5,833	
Quarter ending December 2016	5,808	→
Quarter ending March 2017	5,814	→
Quarter ending June 2017	5,758	→
Quarter ending September 2017	5,775	→
<b>Variance since September 2016</b>	<b>(1.0%)</b>	→



### ACTIVITY



Month	Adjusted Scheduled Activity (UDA)	
	2017	2018
April	1,190	724
May	2,686	2,031
June	3,338	3,011
July	4,675	4,483
August	6,069	6,312
September	7,783	7,683
October	9,182	
November	10,635	
December	12,216	
January	13,312	
February	15,054	
March	16,727	
April	17,668	
May	17,669	
June	17,670	

### QUALITY

	Quantity	Base Number	Contract	AT	Region	England
% of FP17s for the same patient ID Re-attending within 3 months - Children	40	905	4.4%	10.7%	11.6%	11.9%
% of FP17s for the same patient ID Re-attending within 3 months - Adults	360	2,685	13.4%	14.4%	15.2%	15.9%
% of FP17s for the same patient ID Re-attending between 3 & 9 months - Children	465	905	51.4%	56.9%	59.1%	58.1%
% of FP17s for the same patient ID Re-attending between 3 & 9 months - Adults	1,323	2,685	49.3%	48.5%	51.7%	50.6%
% of FP17s for Band 1 Urgent Courses	61	3,271	1.9%	8.6%	8.0%	9.1%
% of FP17s Relating to Free Repair or Replacements	61	3,271	1.9%	0.7%	0.8%	0.8%
% of FP17s Relating to Continuations	16	3,271	0.5%	0.9%	1.0%	1.1%
% of Patients satisfied with the dentistry they have received	11	13	84.6%	91.0%	91.5%	91.4%
% of Patients satisfied with the time they had to wait for an appointment	10	13	76.9%	86.9%	88.2%	87.7%

\* This is based on patients treated on this contract for their most recent course of treatment. Figures in italics indicate the base number of FP17s or Patient Questionnaire responses are less than 100. N/A is shown where the base number of responses is less than 10 during the period. % is calculated as Quantity/Base number\*100

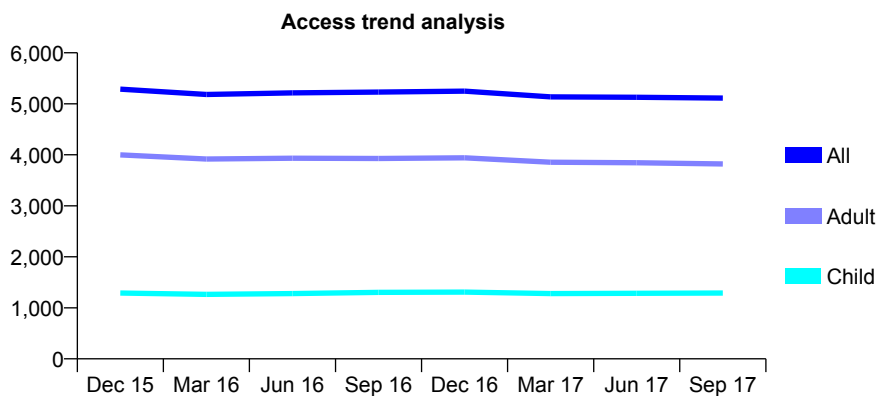
## Q58 - Vital Signs At a Glance Contract Report for 676802/0001 - September 2017

Name or company name	MR B MOHAMMAD-AGHAEI
Contract type name	GDS Contract
Purpose of contract	General
Contract start date	01/04/2006
Contract end date	

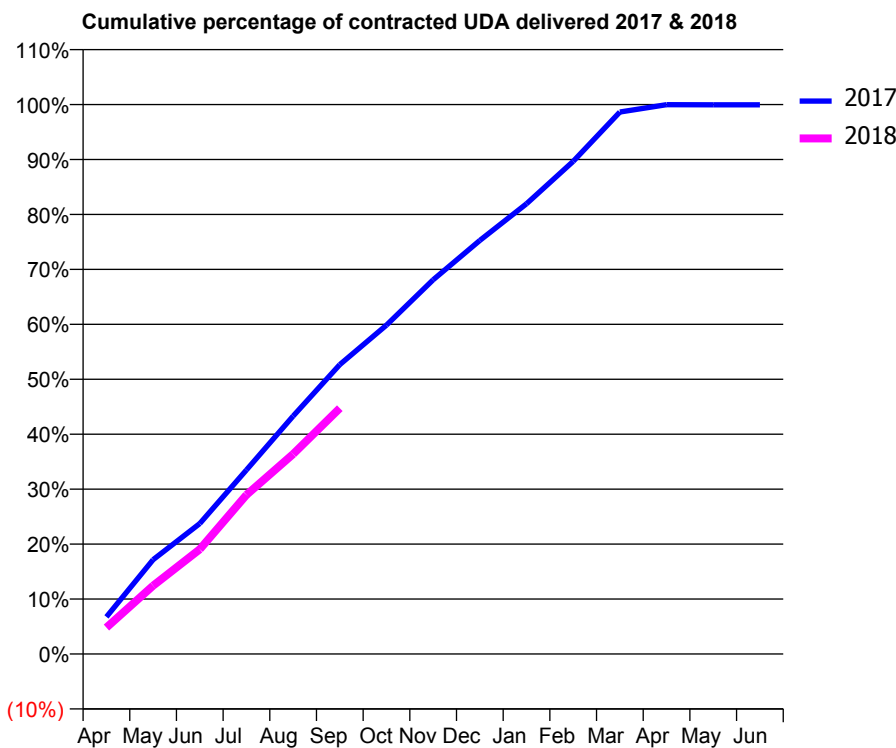
17/18 Contracted general activity (UDA)	16,076
Carry forward general activity (UDA)	0
17/18 Contracted orthodontic activity (UOA)	0
Carry forward orthodontic activity (UOA)	0
Baseline contract value	£392,477.84

### ACCESS\*

Patients seen in 24 months	Total	Change since previous quarter
Quarter ending September 2016	5,229	
Quarter ending December 2016	5,249	→
Quarter ending March 2017	5,135	↓
Quarter ending June 2017	5,128	→
Quarter ending September 2017	5,112	→
<b>Variance since September 2016</b>	<b>(2.2%)</b>	<b>↓</b>



### ACTIVITY



Month	Adjusted Scheduled Activity (UDA)	
	2017	2018
April	1,085	773
May	2,759	2,000
June	3,816	3,065
July	5,387	4,656
August	6,963	5,851
September	8,468	7,194
October	9,622	
November	10,947	
December	12,101	
January	13,174	
February	14,414	
March	15,857	
April	16,072	
May	16,066	
June	16,066	

### QUALITY

	Quantity	Base Number	Contract	AT	Region	England
% of FP17s for the same patient ID Re-attending within 3 months - Children	31	882	3.5%	10.7%	11.6%	11.9%
% of FP17s for the same patient ID Re-attending within 3 months - Adults	261	2,367	11.0%	14.4%	15.2%	15.9%
% of FP17s for the same patient ID Re-attending between 3 & 9 months - Children	446	882	50.6%	56.9%	59.1%	58.1%
% of FP17s for the same patient ID Re-attending between 3 & 9 months - Adults	1,177	2,367	49.7%	48.5%	51.7%	50.6%
% of FP17s for Band 1 Urgent Courses	198	3,145	6.3%	8.6%	8.0%	9.1%
% of FP17s Relating to Free Repair or Replacements	59	3,145	1.9%	0.7%	0.8%	0.8%
% of FP17s Relating to Continuations	7	3,145	0.2%	0.9%	1.0%	1.1%
% of Patients satisfied with the dentistry they have received	5	7	N/A	91.0%	91.5%	91.4%
% of Patients satisfied with the time they had to wait for an appointment	6	7	N/A	86.9%	88.2%	87.7%

\* This is based on patients treated on this contract for their most recent course of treatment. Figures in italics indicate the base number of FP17s or Patient Questionnaire responses are less than 100. N/A is shown where the base number of responses is less than 10 during the period. % is calculated as Quantity/Base number\*100



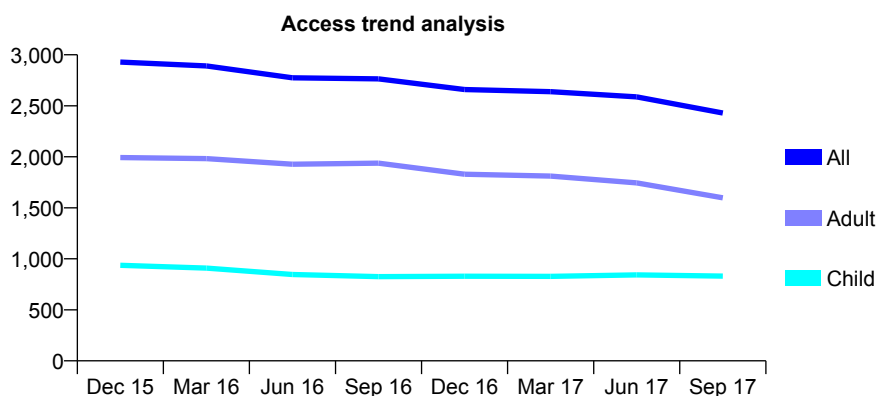
## Q58 - Vital Signs At a Glance Contract Report for 688789/0002 - September 2017

Name or company name	MRS N SHAH
Contract type name	GDS Contract
Purpose of contract	General
Contract start date	01/04/2009
Contract end date	

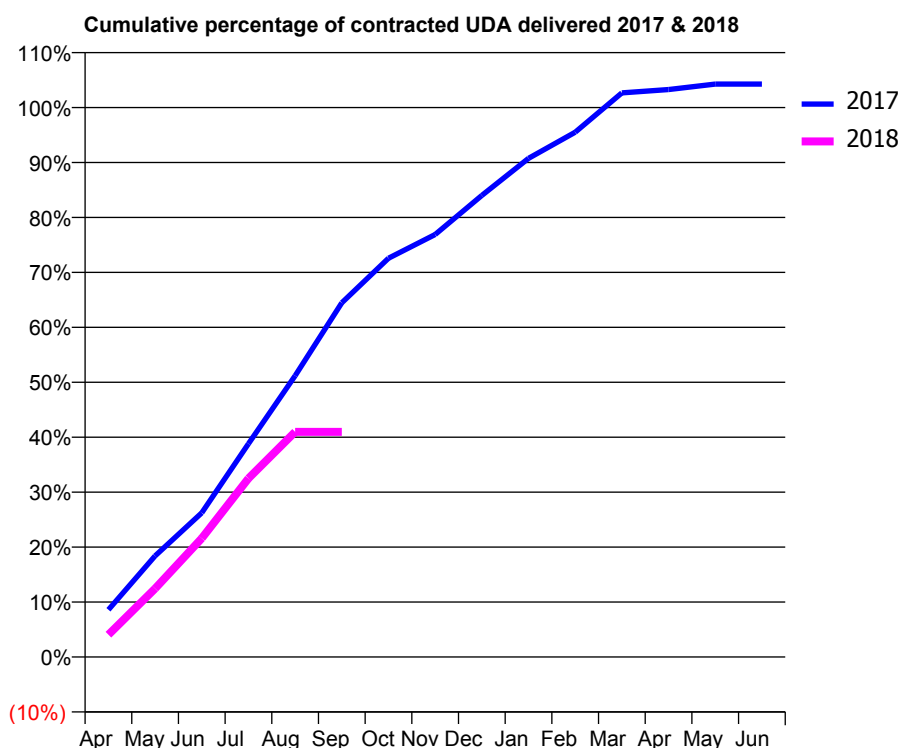
17/18 Contracted general activity (UDA)	4,900
Carry forward general activity (UDA)	0
17/18 Contracted orthodontic activity (UOA)	0
Carry forward orthodontic activity (UOA)	0
Baseline contract value	£127,562.68

### ACCESS\*

Patients seen in 24 months	Total	Change since previous quarter
Quarter ending September 2016	2,764	
Quarter ending December 2016	2,659	↓
Quarter ending March 2017	2,639	→
Quarter ending June 2017	2,588	↓
Quarter ending September 2017	2,429	↓
<b>Variance since September 2016</b>	<b>(12.1%)</b>	<b>↓</b>



### ACTIVITY



Month	Adjusted Scheduled Activity (UDA)	
	2017	2018
April	421	199
May	902	610
June	1,286	1,058
July	1,902	1,593
August	2,508	2,008
September	3,159	2,008
October	3,556	
November	3,768	
December	4,116	
January	4,447	
February	4,679	
March	5,030	
April	5,060	
May	5,109	
June	5,109	

### QUALITY

	Quantity	Base Number	Contract	AT	Region	England
% of FP17s for the same patient ID Re-attending within 3 months - Children	22	510	4.3%	10.7%	11.6%	11.9%
% of FP17s for the same patient ID Re-attending within 3 months - Adults	59	592	10.0%	14.4%	15.2%	15.9%
% of FP17s for the same patient ID Re-attending between 3 & 9 months - Children	303	510	59.4%	56.9%	59.1%	58.1%
% of FP17s for the same patient ID Re-attending between 3 & 9 months - Adults	111	592	18.8%	48.5%	51.7%	50.6%
% of FP17s for Band 1 Urgent Courses	103	1,060	9.7%	8.6%	8.0%	9.1%
% of FP17s Relating to Free Repair or Replacements	0	1,060	0.0%	0.7%	0.8%	0.8%
% of FP17s Relating to Continuations	2	1,060	0.2%	0.9%	1.0%	1.1%
% of Patients satisfied with the dentistry they have received	1	1	N/A	91.0%	91.5%	91.4%
% of Patients satisfied with the time they had to wait for an appointment	1	1	N/A	86.9%	88.2%	87.7%

\* This is based on patients treated on this contract for their most recent course of treatment. Figures in italics indicate the base number of FP17s or Patient Questionnaire responses are less than 100. N/A is shown where the base number of responses is less than 10 during the period. % is calculated as Quantity/Base number\*100

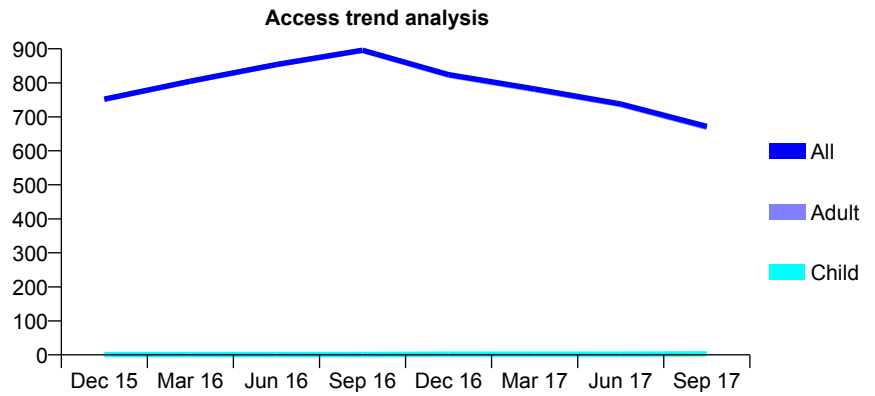
## Q58 - Vital Signs At a Glance Contract Report for 688789/0004 - September 2017

Name or company name	MRS N SHAH
Contract type name	PDS Contract
Purpose of contract	General
Contract start date	01/09/2014
Contract end date	31/03/2018

17/18 Contracted general activity (UDA)	767
Carry forward general activity (UDA)	0
17/18 Contracted orthodontic activity (UOA)	0
Carry forward orthodontic activity (UOA)	0
Baseline contract value	£105,925.99

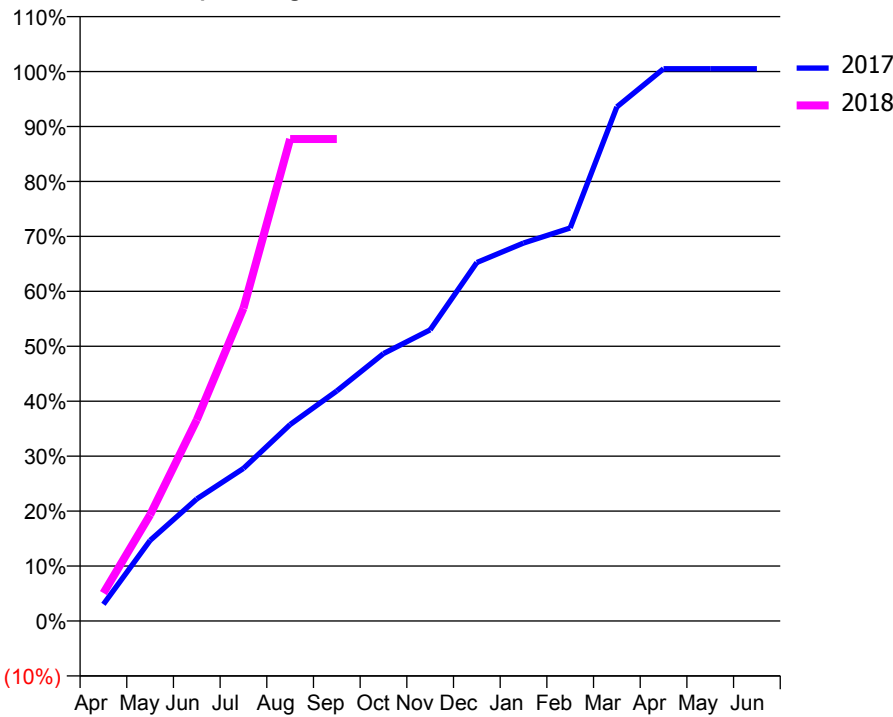
### ACCESS\*

Patients seen in 24 months	Total	Change since previous quarter
Quarter ending September 2016	896	
Quarter ending December 2016	824	↓
Quarter ending March 2017	782	↓
Quarter ending June 2017	738	↓
Quarter ending September 2017	672	↓
<b>Variance since September 2016</b>	<b>(25.0%)</b>	<b>↓</b>



### ACTIVITY

Cumulative percentage of contracted UDA delivered 2017 & 2018



Month	Adjusted Scheduled Activity (UDA)	
	2017	2018
April	52	39
May	252	148
June	382	281
July	478	437
August	615	673
September	720	673
October	837	
November	911	
December	1,121	
January	1,182	
February	1,229	
March	1,608	
April	1,728	
May	1,728	
June	1,728	

### QUALITY

	Quantity	Base Number	Contract	AT	Region	England
% of FP17s for the same patient ID Re-attending within 3 months - Children	0	2	0.0%	10.7%	11.6%	11.9%
% of FP17s for the same patient ID Re-attending within 3 months - Adults	37	302	12.3%	14.4%	15.2%	15.9%
% of FP17s for the same patient ID Re-attending between 3 & 9 months - Children	0	2	0.0%	56.9%	59.1%	58.1%
% of FP17s for the same patient ID Re-attending between 3 & 9 months - Adults	164	302	54.3%	48.5%	51.7%	50.6%
% of FP17s for Band 1 Urgent Courses	9	258	3.5%	8.6%	8.0%	9.1%
% of FP17s Relating to Free Repair or Replacements	0	258	0.0%	0.7%	0.8%	0.8%
% of FP17s Relating to Continuations	0	258	0.0%	0.9%	1.0%	1.1%
% of Patients satisfied with the dentistry they have received	0	0	N/A	91.0%	91.5%	91.4%
% of Patients satisfied with the time they had to wait for an appointment	0	0	N/A	86.9%	88.2%	87.7%

\* This is based on patients treated on this contract for their most recent course of treatment. Figures in italics indicate the base number of FP17s or Patient Questionnaire responses are less than 100. N/A is shown where the base number of responses is less than 10 during the period. % is calculated as Quantity/Base number\*100

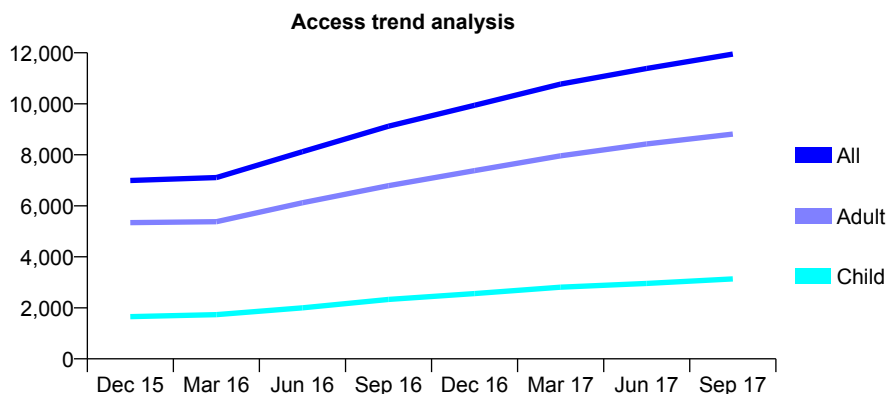
## Q58 - Vital Signs At a Glance Contract Report for 689424/0001 - September 2017

Name or company name	MR N SAKERCHAND
Contract type name	GDS Contract
Purpose of contract	General
Contract start date	18/07/2009
Contract end date	

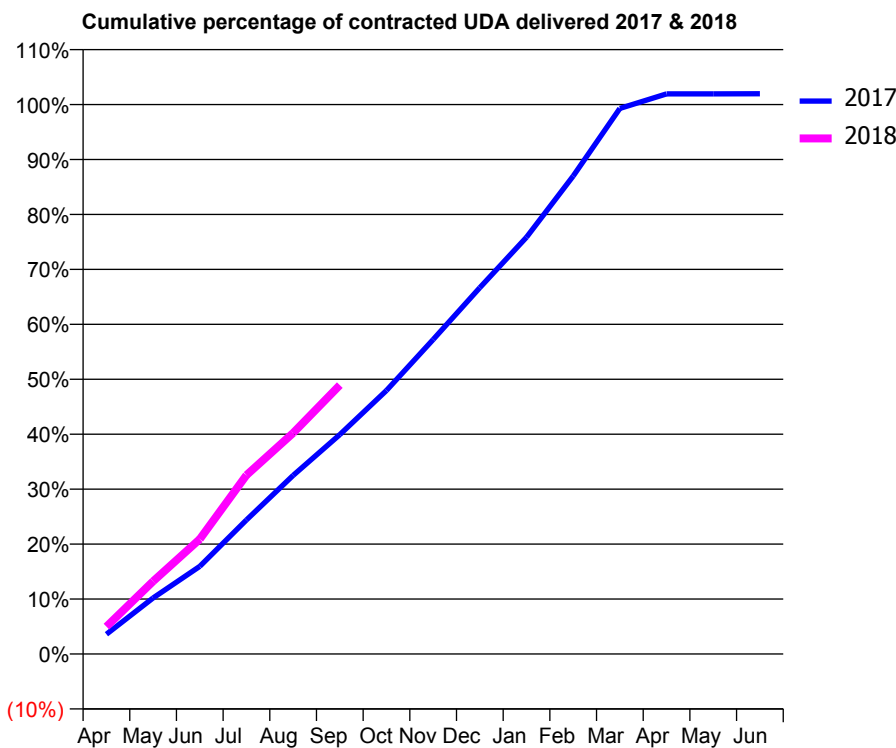
17/18 Contracted general activity (UDA)	23,773
Carry forward general activity (UDA)	0
17/18 Contracted orthodontic activity (UOA)	0
Carry forward orthodontic activity (UOA)	0
Baseline contract value	£543,981.40

### ACCESS\*

Patients seen in 24 months	Total	Change since previous quarter
Quarter ending September 2016	9,120	
Quarter ending December 2016	9,941	↑
Quarter ending March 2017	10,774	↑
Quarter ending June 2017	11,386	↑
Quarter ending September 2017	11,949	↑
<b>Variance since September 2016</b>	<b>31.0%</b>	<b>↑</b>



### ACTIVITY



Month	Adjusted Scheduled Activity (UDA)	
	2017	2018
April	859	1,183
May	2,425	3,150
June	3,796	4,972
July	5,799	7,738
August	7,725	9,560
September	9,492	11,635
October	11,400	
November	13,605	
December	15,848	
January	18,032	
February	20,677	
March	23,602	
April	24,231	
May	24,235	
June	24,236	

### QUALITY

	Quantity	Base Number	Contract	AT	Region	England
% of FP17s for the same patient ID Re-attending within 3 months - Children	146	2,094	7.0%	10.7%	11.6%	11.9%
% of FP17s for the same patient ID Re-attending within 3 months - Adults	879	4,969	17.7%	14.4%	15.2%	15.9%
% of FP17s for the same patient ID Re-attending between 3 & 9 months - Children	973	2,094	46.5%	56.9%	59.1%	58.1%
% of FP17s for the same patient ID Re-attending between 3 & 9 months - Adults	1,498	4,969	30.1%	48.5%	51.7%	50.6%
% of FP17s for Band 1 Urgent Courses	860	5,997	14.3%	8.6%	8.0%	9.1%
% of FP17s Relating to Free Repair or Replacements	46	5,997	0.8%	0.7%	0.8%	0.8%
% of FP17s Relating to Continuations	25	5,997	0.4%	0.9%	1.0%	1.1%
% of Patients satisfied with the dentistry they have received	15	17	88.2%	91.0%	91.5%	91.4%
% of Patients satisfied with the time they had to wait for an appointment	15	17	88.2%	86.9%	88.2%	87.7%

\* This is based on patients treated on this contract for their most recent course of treatment. Figures in italics indicate the base number of FP17s or Patient Questionnaire responses are less than 100. N/A is shown where the base number of responses is less than 10 during the period. % is calculated as Quantity/Base number\*100

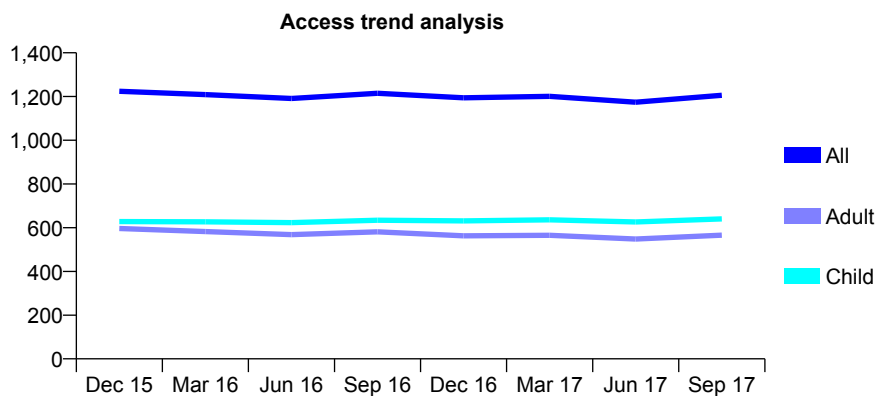
## Q58 - Vital Signs At a Glance Contract Report for 723657/0001 - September 2017

Name or company name	MR AG BREE
Contract type name	GDS Contract
Purpose of contract	General
Contract start date	01/04/2006
Contract end date	

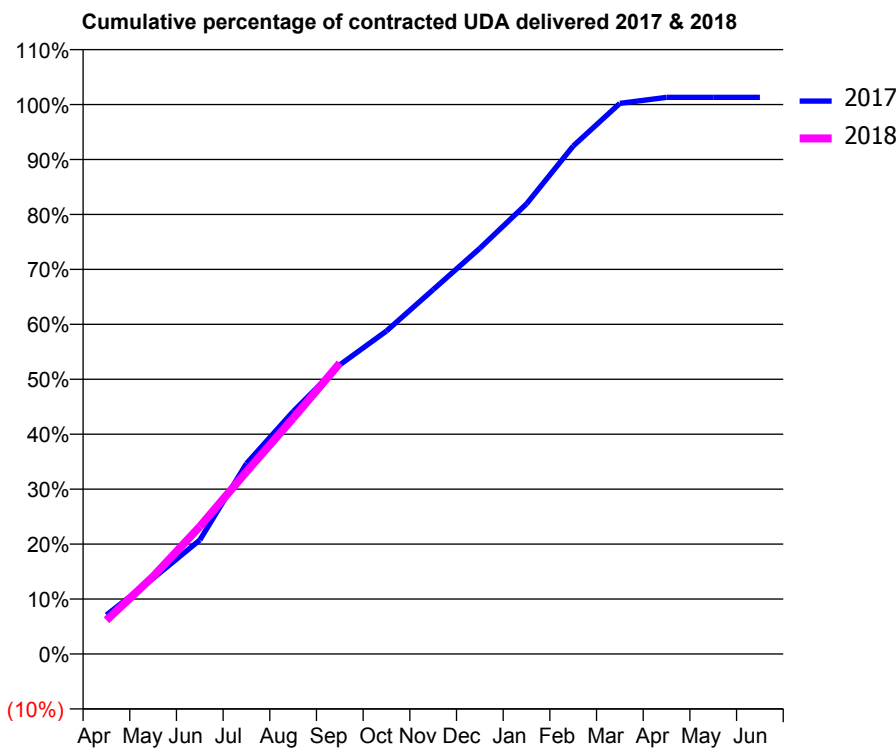
17/18 Contracted general activity (UDA)	2,927
Carry forward general activity (UDA)	0
17/18 Contracted orthodontic activity (UOA)	0
Carry forward orthodontic activity (UOA)	0
Baseline contract value	£66,058.80

### ACCESS\*

Patients seen in 24 months	Total	Change since previous quarter
Quarter ending September 2016	1,215	
Quarter ending December 2016	1,194	↓
Quarter ending March 2017	1,201	→
Quarter ending June 2017	1,174	↓
Quarter ending September 2017	1,206	↑
<b>Variance since September 2016</b>	<b>(0.7%)</b>	→



### ACTIVITY



Month	Adjusted Scheduled Activity (UDA)	
	2017	2018
April	208	180
May	403	413
June	607	679
July	1,015	972
August	1,292	1,256
September	1,541	1,549
October	1,720	
November	1,941	
December	2,161	
January	2,397	
February	2,706	
March	2,933	
April	2,965	
May	2,965	
June	2,965	

### QUALITY

	Quantity	Base Number	Contract	AT	Region	England
% of FP17s for the same patient ID Re-attending within 3 months - Children	18	457	3.9%	10.7%	11.6%	11.9%
% of FP17s for the same patient ID Re-attending within 3 months - Adults	36	309	11.7%	14.4%	15.2%	15.9%
% of FP17s for the same patient ID Re-attending between 3 & 9 months - Children	287	457	62.8%	56.9%	59.1%	58.1%
% of FP17s for the same patient ID Re-attending between 3 & 9 months - Adults	170	309	55.0%	48.5%	51.7%	50.6%
% of FP17s for Band 1 Urgent Courses	21	755	2.8%	8.6%	8.0%	9.1%
% of FP17s Relating to Free Repair or Replacements	0	755	0.0%	0.7%	0.8%	0.8%
% of FP17s Relating to Continuations	10	755	1.3%	0.9%	1.0%	1.1%
% of Patients satisfied with the dentistry they have received	2	2	N/A	91.0%	91.5%	91.4%
% of Patients satisfied with the time they had to wait for an appointment	2	2	N/A	86.9%	88.2%	87.7%

\* This is based on patients treated on this contract for their most recent course of treatment. Figures in italics indicate the base number of FP17s or Patient Questionnaire responses are less than 100. N/A is shown where the base number of responses is less than 10 during the period. % is calculated as Quantity/Base number\*100

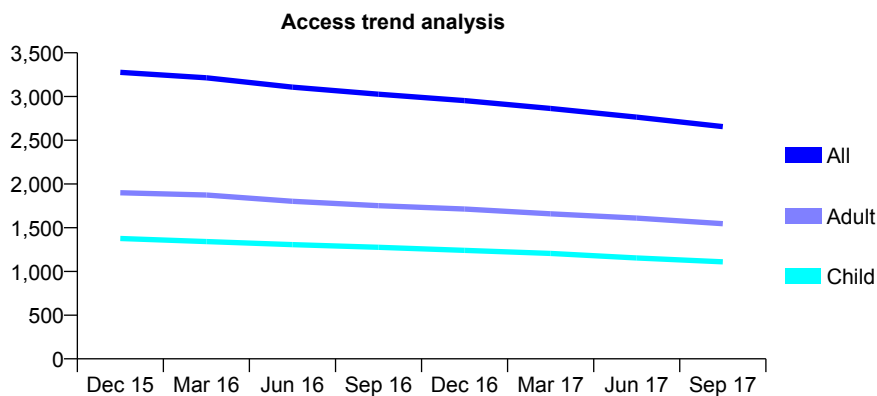
## Q58 - Vital Signs At a Glance Contract Report for 731730/0001 - September 2017

Name or company name	MR AS MCKENDRICK
Contract type name	GDS Contract
Purpose of contract	General
Contract start date	01/04/2006
Contract end date	

17/18 Contracted general activity (UDA)	9,412
Carry forward general activity (UDA)	0
17/18 Contracted orthodontic activity (UOA)	0
Carry forward orthodontic activity (UOA)	0
Baseline contract value	£228,470.97

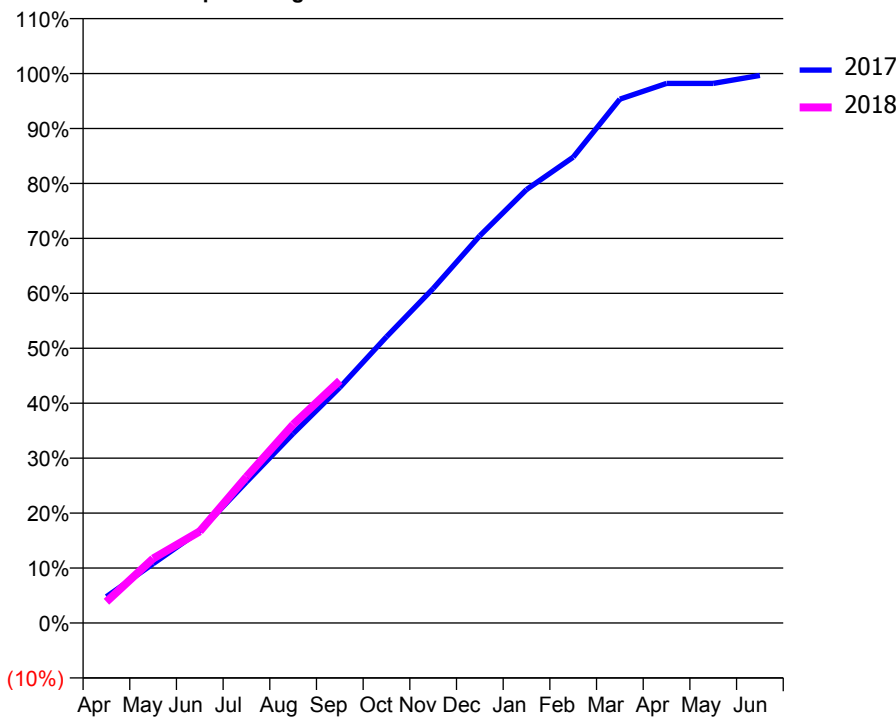
### ACCESS\*

Patients seen in 24 months	Total	Change since previous quarter
Quarter ending September 2016	3,027	
Quarter ending December 2016	2,953	↓
Quarter ending March 2017	2,864	↓
Quarter ending June 2017	2,764	↓
Quarter ending September 2017	2,656	↓
<b>Variance since September 2016</b>	<b>(12.3%)</b>	<b>↓</b>



### ACTIVITY

Cumulative percentage of contracted UDA delivered 2017 & 2018



Month	Adjusted Scheduled Activity (UDA)	
	2017	2018
April	452	364
May	1,015	1,104
June	1,576	1,569
July	2,416	2,504
August	3,245	3,401
September	4,034	4,152
October	4,903	
November	5,729	
December	6,633	
January	7,423	
February	7,979	
March	8,972	
April	9,243	
May	9,243	
June	9,380	

### QUALITY

	Quantity	Base Number	Contract	AT	Region	England
% of FP17s for the same patient ID Re-attending within 3 months - Children	65	939	6.9%	10.7%	11.6%	11.9%
% of FP17s for the same patient ID Re-attending within 3 months - Adults	210	1,325	15.8%	14.4%	15.2%	15.9%
% of FP17s for the same patient ID Re-attending between 3 & 9 months - Children	697	939	74.2%	56.9%	59.1%	58.1%
% of FP17s for the same patient ID Re-attending between 3 & 9 months - Adults	986	1,325	74.4%	48.5%	51.7%	50.6%
% of FP17s for Band 1 Urgent Courses	67	2,076	3.2%	8.6%	8.0%	9.1%
% of FP17s Relating to Free Repair or Replacements	0	2,076	0.0%	0.7%	0.8%	0.8%
% of FP17s Relating to Continuations	73	2,076	3.5%	0.9%	1.0%	1.1%
% of Patients satisfied with the dentistry they have received	7	7	N/A	91.0%	91.5%	91.4%
% of Patients satisfied with the time they had to wait for an appointment	7	7	N/A	86.9%	88.2%	87.7%

\* This is based on patients treated on this contract for their most recent course of treatment. Figures in italics indicate the base number of FP17s or Patient Questionnaire responses are less than 100. N/A is shown where the base number of responses is less than 10 during the period. % is calculated as Quantity/Base number\*100

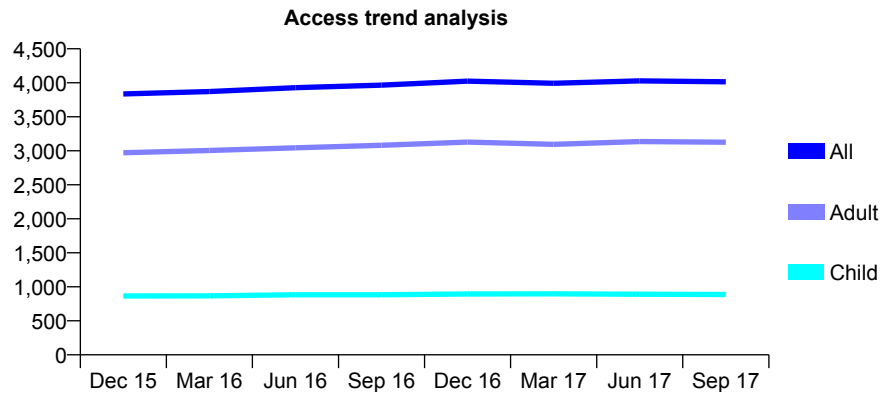
## Q58 - Vital Signs At a Glance Contract Report for 732222/0001 - September 2017

Name or company name	MR FP MAGUIRE
Contract type name	GDS Contract
Purpose of contract	General
Contract start date	01/04/2006
Contract end date	

17/18 Contracted general activity (UDA)	12,050
Carry forward general activity (UDA)	0
17/18 Contracted orthodontic activity (UOA)	0
Carry forward orthodontic activity (UOA)	0
Baseline contract value	£296,774.77

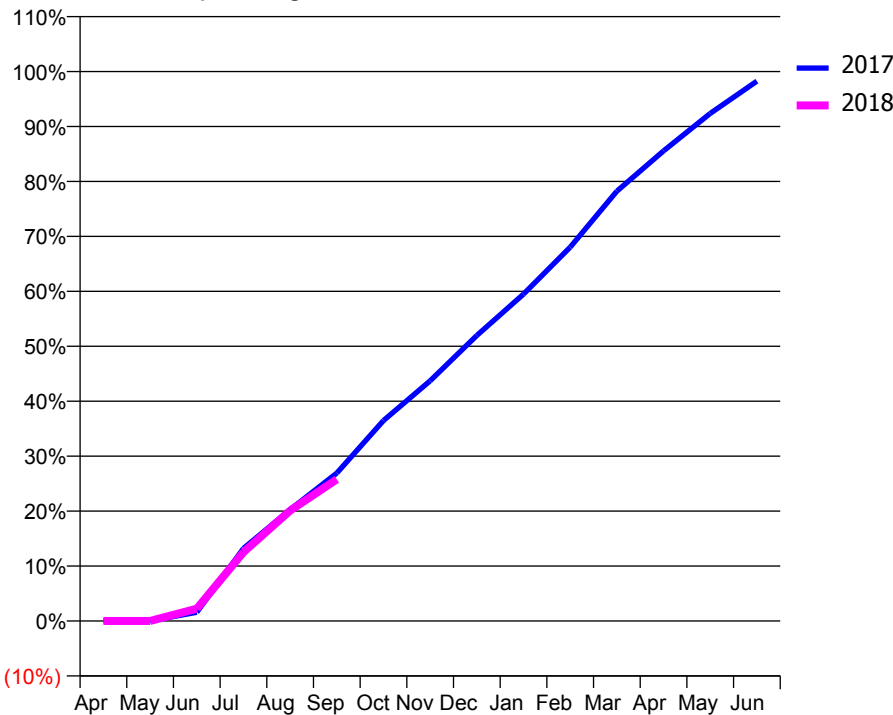
### ACCESS\*

Patients seen in 24 months	Total	Change since previous quarter
Quarter ending September 2016	3,965	
Quarter ending December 2016	4,024	→
Quarter ending March 2017	3,993	→
Quarter ending June 2017	4,028	→
Quarter ending September 2017	4,015	→
<b>Variance since September 2016</b>	<b>1.3%</b>	<b>→</b>



### ACTIVITY

Cumulative percentage of contracted UDA delivered 2017 & 2018



Month	Adjusted Scheduled Activity (UDA)	
	2017	2018
April	3	0
May	3	0
June	190	271
July	1,592	1,512
August	2,443	2,422
September	3,244	3,107
October	4,395	
November	5,268	
December	6,262	
January	7,168	
February	8,199	
March	9,426	
April	10,309	
May	11,129	
June	11,838	

### QUALITY

	Quantity	Base Number	Contract	AT	Region	England
% of FP17s for the same patient ID Re-attending within 3 months - Children	80	667	12.0%	10.7%	11.6%	11.9%
% of FP17s for the same patient ID Re-attending within 3 months - Adults	558	2,573	21.7%	14.4%	15.2%	15.9%
% of FP17s for the same patient ID Re-attending between 3 & 9 months - Children	408	667	61.2%	56.9%	59.1%	58.1%
% of FP17s for the same patient ID Re-attending between 3 & 9 months - Adults	1,408	2,573	54.7%	48.5%	51.7%	50.6%
% of FP17s for Band 1 Urgent Courses	91	2,056	4.4%	8.6%	8.0%	9.1%
% of FP17s Relating to Free Repair or Replacements	16	2,056	0.8%	0.7%	0.8%	0.8%
% of FP17s Relating to Continuations	36	2,056	1.8%	0.9%	1.0%	1.1%
% of Patients satisfied with the dentistry they have received	12	13	92.3%	91.0%	91.5%	91.4%
% of Patients satisfied with the time they had to wait for an appointment	13	13	100.0%	86.9%	88.2%	87.7%

\* This is based on patients treated on this contract for their most recent course of treatment. Figures in italics indicate the base number of FP17s or Patient Questionnaire responses are less than 100. N/A is shown where the base number of responses is less than 10 during the period. % is calculated as Quantity/Base number\*100

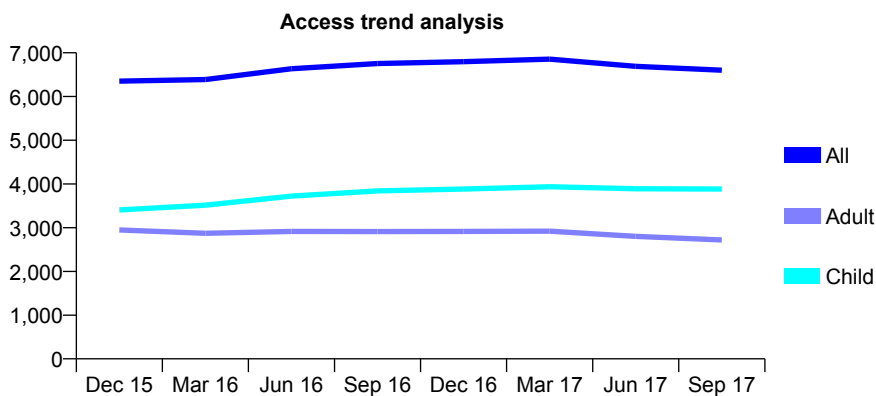
## Q58 - Vital Signs At a Glance Contract Report for 736155/0001 - September 2017

Name or company name	MR AW SMITH
Contract type name	GDS Contract
Purpose of contract	General and Orthodontic
Contract start date	01/04/2006
Contract end date	

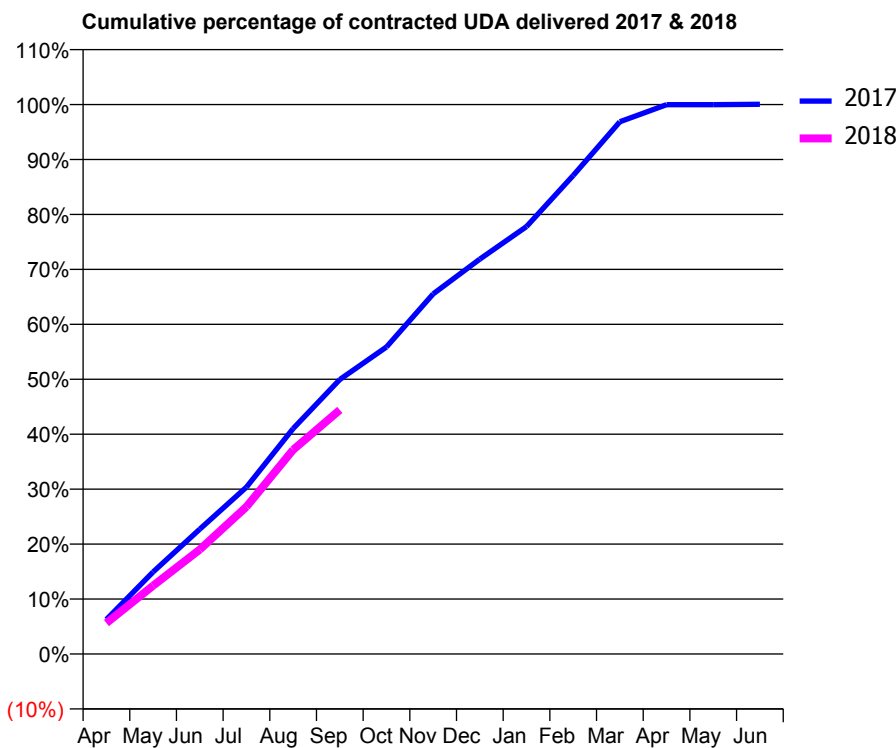
17/18 Contracted general activity (UDA)	22,556
Carry forward general activity (UDA)	0
17/18 Contracted orthodontic activity (UOA)	6,000
Carry forward orthodontic activity (UOA)	0
Baseline contract value	£1,046,944.18

### ACCESS\*

Patients seen in 24 months	Total	Change since previous quarter
Quarter ending September 2016	6,754	
Quarter ending December 2016	6,796	→
Quarter ending March 2017	6,854	→
Quarter ending June 2017	6,690	↓
Quarter ending September 2017	6,603	↓
<b>Variance since September 2016</b>	<b>(2.2%)</b>	<b>↓</b>



### ACTIVITY



Month	Adjusted Scheduled Activity (UDA)	
	2017	2018
April	1,419	1,275
May	3,371	2,807
June	5,129	4,287
July	6,848	6,045
August	9,252	8,383
September	11,266	10,018
October	12,601	
November	14,783	
December	16,208	
January	17,544	
February	19,640	
March	21,848	
April	22,550	
May	22,550	
June	22,563	

### QUALITY

	Quantity	Base Number	Contract	AT	Region	England
% of FP17s for the same patient ID Re-attending within 3 months - Children	208	2,568	8.1%	10.7%	11.6%	11.9%
% of FP17s for the same patient ID Re-attending within 3 months - Adults	117	1,203	9.7%	14.4%	15.2%	15.9%
% of FP17s for the same patient ID Re-attending between 3 & 9 months - Children	1,233	2,568	48.0%	56.9%	59.1%	58.1%
% of FP17s for the same patient ID Re-attending between 3 & 9 months - Adults	485	1,203	40.3%	48.5%	51.7%	50.6%
% of FP17s for Band 1 Urgent Courses	218	3,345	6.5%	8.6%	8.0%	9.1%
% of FP17s Relating to Free Repair or Replacements	0	3,345	0.0%	0.7%	0.8%	0.8%
% of FP17s Relating to Continuations	0	3,345	0.0%	0.9%	1.0%	1.1%
% of Patients satisfied with the dentistry they have received	5	7	N/A	91.0%	91.5%	91.4%
% of Patients satisfied with the time they had to wait for an appointment	5	7	N/A	86.9%	88.2%	87.7%

\* This is based on patients treated on this contract for their most recent course of treatment. Figures in italics indicate the base number of FP17s or Patient Questionnaire responses are less than 100. N/A is shown where the base number of responses is less than 10 during the period. % is calculated as Quantity/Base number\*100

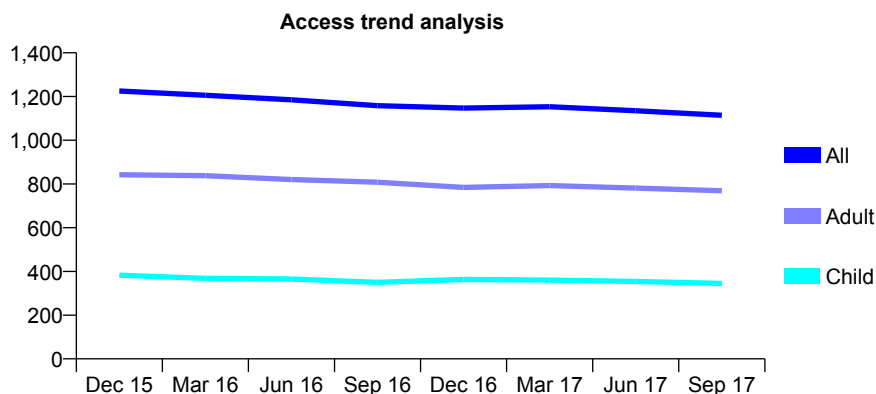
## Q58 - Vital Signs At a Glance Contract Report for 736538/0001 - September 2017

Name or company name	MRS G DELLOW
Contract type name	GDS Contract
Purpose of contract	General
Contract start date	01/04/2006
Contract end date	

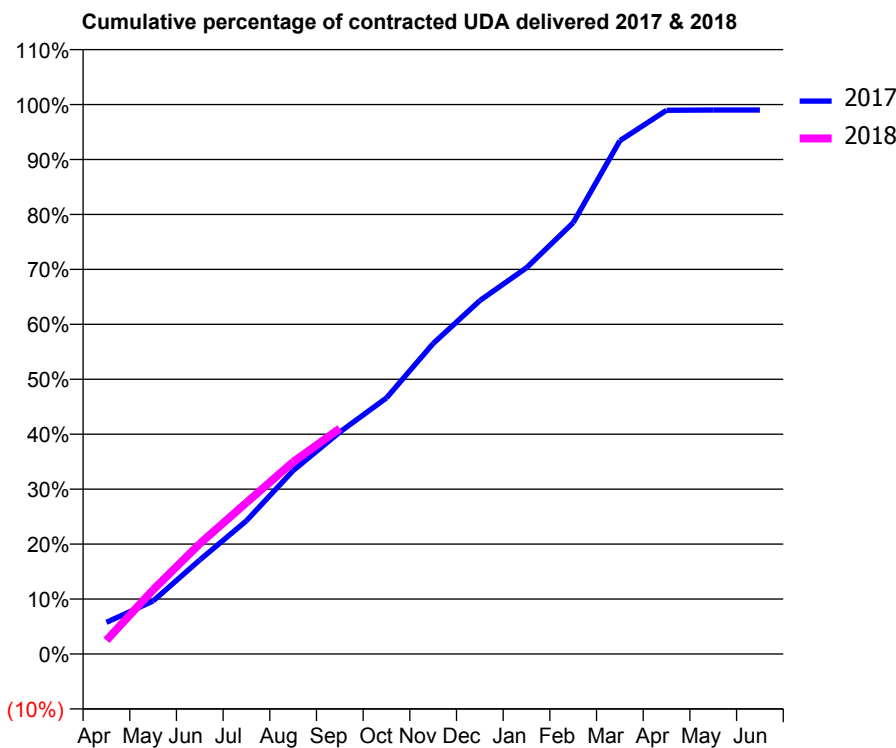
17/18 Contracted general activity (UDA)	3,393
Carry forward general activity (UDA)	0
17/18 Contracted orthodontic activity (UOA)	0
Carry forward orthodontic activity (UOA)	0
Baseline contract value	£79,711.93

### ACCESS\*

Patients seen in 24 months	Total	Change since previous quarter
Quarter ending September 2016	1,158	
Quarter ending December 2016	1,147	→
Quarter ending March 2017	1,153	→
Quarter ending June 2017	1,135	↓
Quarter ending September 2017	1,114	↓
<b>Variance since September 2016</b>	<b>(3.8%)</b>	<b>↓</b>



### ACTIVITY



Adjusted Scheduled Activity (UDA)		
Month	2017	2018
April	195	85
May	328	396
June	581	682
July	823	935
August	1,133	1,186
September	1,370	1,393
October	1,581	
November	1,917	
December	2,183	
January	2,385	
February	2,663	
March	3,169	
April	3,357	
May	3,359	
June	3,359	

### QUALITY

	Quantity	Base Number	Contract	AT	Region	England
% of FP17s for the same patient ID Re-attending within 3 months - Children	22	245	9.0%	10.7%	11.6%	11.9%
% of FP17s for the same patient ID Re-attending within 3 months - Adults	107	542	19.7%	14.4%	15.2%	15.9%
% of FP17s for the same patient ID Re-attending between 3 & 9 months - Children	147	245	60.0%	56.9%	59.1%	58.1%
% of FP17s for the same patient ID Re-attending between 3 & 9 months - Adults	251	542	46.3%	48.5%	51.7%	50.6%
% of FP17s for Band 1 Urgent Courses	54	720	7.5%	8.6%	8.0%	9.1%
% of FP17s Relating to Free Repair or Replacements	14	720	1.9%	0.7%	0.8%	0.8%
% of FP17s Relating to Continuations	53	720	7.4%	0.9%	1.0%	1.1%
% of Patients satisfied with the dentistry they have received	2	2	N/A	91.0%	91.5%	91.4%
% of Patients satisfied with the time they had to wait for an appointment	2	2	N/A	86.9%	88.2%	87.7%

\* This is based on patients treated on this contract for their most recent course of treatment. Figures in italics indicate the base number of FP17s or Patient Questionnaire responses are less than 100. N/A is shown where the base number of responses is less than 10 during the period. % is calculated as Quantity/Base number\*100



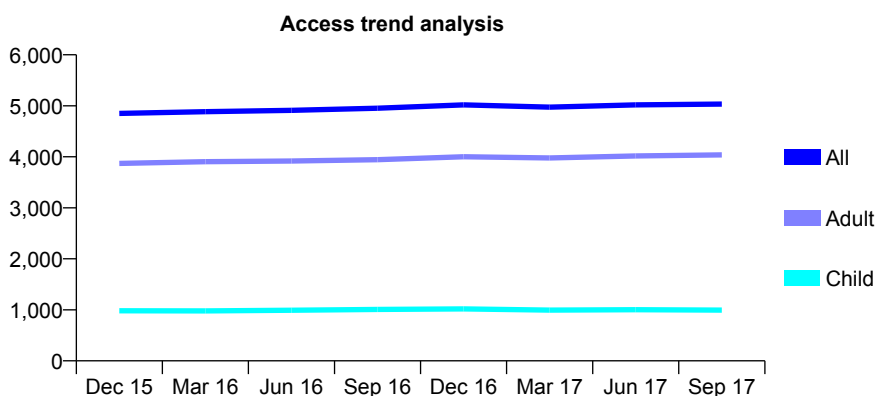
## Q58 - Vital Signs At a Glance Contract Report for 738875/0002 - September 2017

Name or company name	MR TM KATCHI
Contract type name	GDS Contract
Purpose of contract	General
Contract start date	01/04/2006
Contract end date	

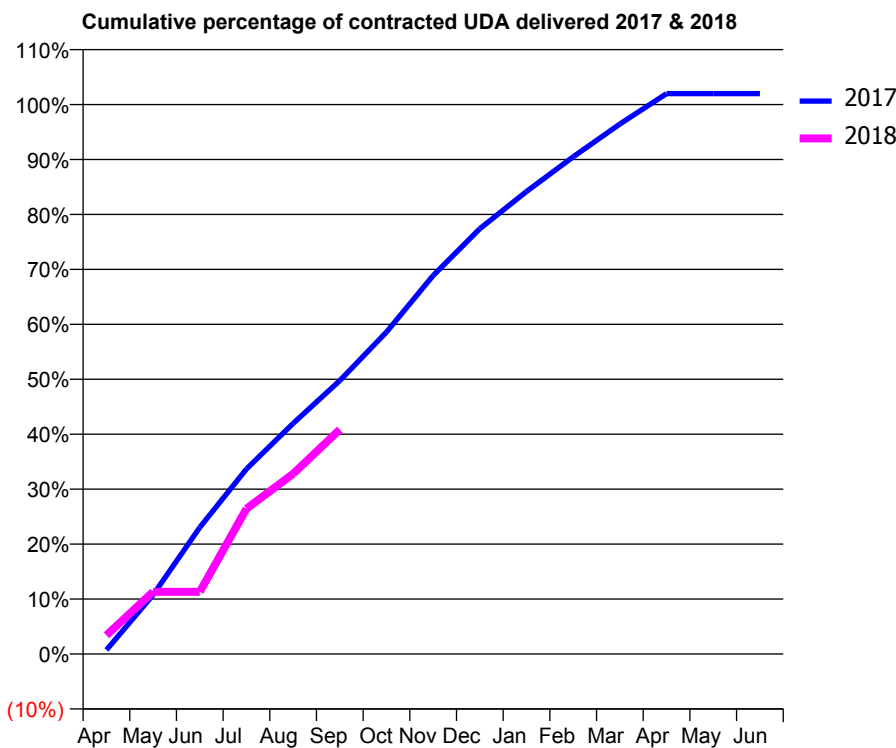
17/18 Contracted general activity (UDA)	14,540
Carry forward general activity (UDA)	0
17/18 Contracted orthodontic activity (UOA)	0
Carry forward orthodontic activity (UOA)	0
Baseline contract value	£353,595.13

### ACCESS\*

Patients seen in 24 months	Total	Change since previous quarter
Quarter ending September 2016	4,953	
Quarter ending December 2016	5,018	→
Quarter ending March 2017	4,975	→
Quarter ending June 2017	5,019	→
Quarter ending September 2017	5,033	→
<b>Variance since September 2016</b>	<b>1.6%</b>	<b>→</b>



### ACTIVITY



Month	Adjusted Scheduled Activity (UDA)	
	2017	2018
April	109	496
May	1,565	1,645
June	3,350	1,645
July	4,895	3,846
August	6,103	4,770
September	7,233	5,939
October	8,521	
November	10,014	
December	11,253	
January	12,240	
February	13,157	
March	14,024	
April	14,830	
May	14,830	
June	14,830	

### QUALITY

	Quantity	Base Number	Contract	AT	Region	England
% of FP17s for the same patient ID Re-attending within 3 months - Children	13	609	2.1%	10.7%	11.6%	11.9%
% of FP17s for the same patient ID Re-attending within 3 months - Adults	138	2,314	6.0%	14.4%	15.2%	15.9%
% of FP17s for the same patient ID Re-attending between 3 & 9 months - Children	290	609	47.6%	56.9%	59.1%	58.1%
% of FP17s for the same patient ID Re-attending between 3 & 9 months - Adults	1,164	2,314	50.3%	48.5%	51.7%	50.6%
% of FP17s for Band 1 Urgent Courses	120	2,495	4.8%	8.6%	8.0%	9.1%
% of FP17s Relating to Free Repair or Replacements	13	2,495	0.5%	0.7%	0.8%	0.8%
% of FP17s Relating to Continuations	5	2,495	0.2%	0.9%	1.0%	1.1%
% of Patients satisfied with the dentistry they have received	8	9	N/A	91.0%	91.5%	91.4%
% of Patients satisfied with the time they had to wait for an appointment	9	9	N/A	86.9%	88.2%	87.7%

\* This is based on patients treated on this contract for their most recent course of treatment. Figures in italics indicate the base number of FP17s or Patient Questionnaire responses are less than 100. N/A is shown where the base number of responses is less than 10 during the period. % is calculated as Quantity/Base number\*100

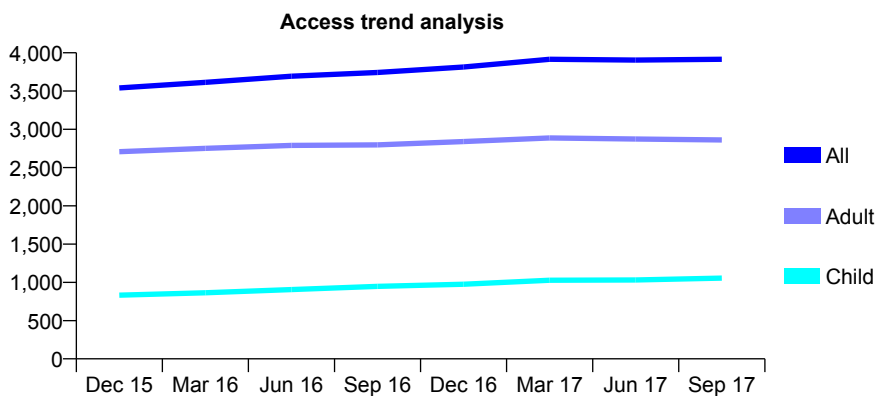
## Q58 - Vital Signs At a Glance Contract Report for 741426/0001 - September 2017

Name or company name	MR SD GUNASEELAN
Contract type name	GDS Contract
Purpose of contract	General
Contract start date	01/04/2006
Contract end date	

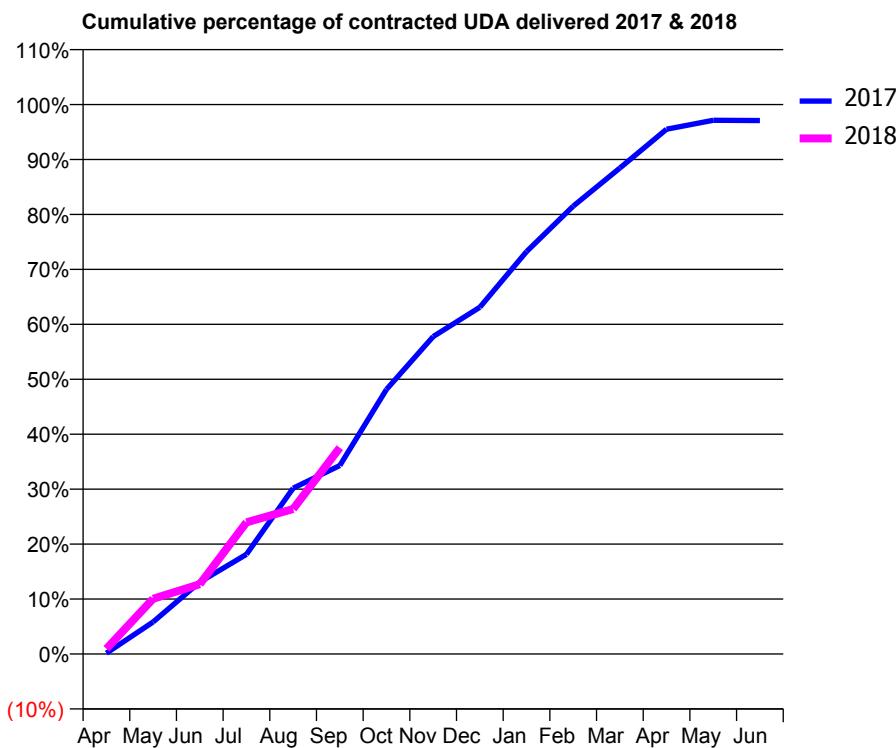
17/18 Contracted general activity (UDA)	11,151
Carry forward general activity (UDA)	0
17/18 Contracted orthodontic activity (UOA)	0
Carry forward orthodontic activity (UOA)	0
Baseline contract value	£280,532.77

### ACCESS\*

Patients seen in 24 months	Total	Change since previous quarter
Quarter ending September 2016	3,743	
Quarter ending December 2016	3,815	→
Quarter ending March 2017	3,916	↑
Quarter ending June 2017	3,905	→
Quarter ending September 2017	3,916	→
<b>Variance since September 2016</b>	<b>4.6%</b>	<b>↑</b>



### ACTIVITY



Month	Adjusted Scheduled Activity (UDA)	
	2017	2018
April	18	106
May	651	1,122
June	1,460	1,417
July	2,022	2,672
August	3,364	2,943
September	3,826	4,188
October	5,371	
November	6,442	
December	7,036	
January	8,167	
February	9,087	
March	9,861	
April	10,650	
May	10,830	
June	10,825	

### QUALITY

	Quantity	Base Number	Contract	AT	Region	England
% of FP17s for the same patient ID Re-attending within 3 months - Children	17	706	2.4%	10.7%	11.6%	11.9%
% of FP17s for the same patient ID Re-attending within 3 months - Adults	120	1,776	6.8%	14.4%	15.2%	15.9%
% of FP17s for the same patient ID Re-attending between 3 & 9 months - Children	415	706	58.8%	56.9%	59.1%	58.1%
% of FP17s for the same patient ID Re-attending between 3 & 9 months - Adults	1,105	1,776	62.2%	48.5%	51.7%	50.6%
% of FP17s for Band 1 Urgent Courses	122	2,077	5.9%	8.6%	8.0%	9.1%
% of FP17s Relating to Free Repair or Replacements	11	2,077	0.5%	0.7%	0.8%	0.8%
% of FP17s Relating to Continuations	1	2,077	0.0%	0.9%	1.0%	1.1%
% of Patients satisfied with the dentistry they have received	9	9	N/A	91.0%	91.5%	91.4%
% of Patients satisfied with the time they had to wait for an appointment	8	9	N/A	86.9%	88.2%	87.7%

\* This is based on patients treated on this contract for their most recent course of treatment. Figures in italics indicate the base number of FP17s or Patient Questionnaire responses are less than 100. N/A is shown where the base number of responses is less than 10 during the period. % is calculated as Quantity/Base number\*100

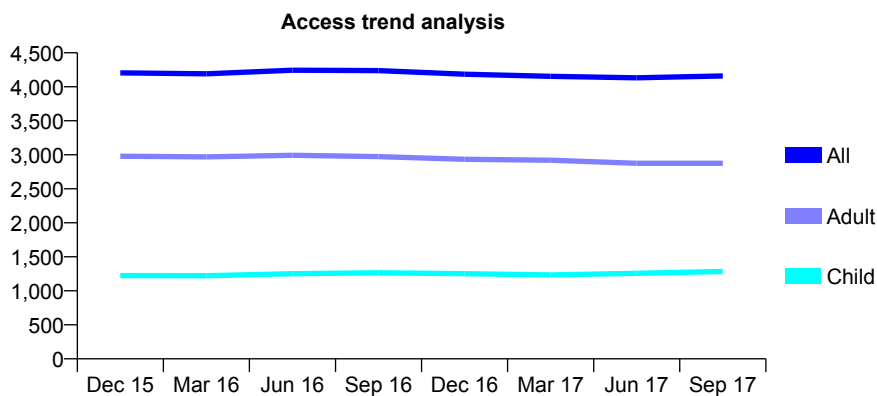
## Q58 - Vital Signs At a Glance Contract Report for 741930/0001 - September 2017

Name or company name	MR A PATEL
Contract type name	GDS Contract
Purpose of contract	General
Contract start date	01/04/2006
Contract end date	

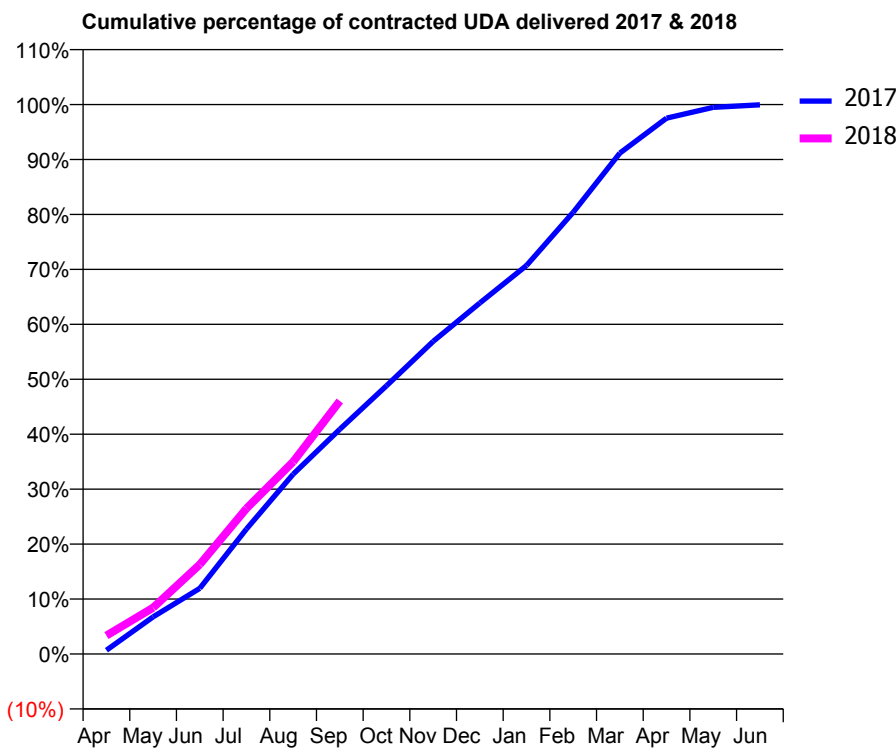
17/18 Contracted general activity (UDA)	6,944
Carry forward general activity (UDA)	0
17/18 Contracted orthodontic activity (UOA)	0
Carry forward orthodontic activity (UOA)	0
Baseline contract value	£160,471.73

### ACCESS\*

Patients seen in 24 months	Total	Change since previous quarter
Quarter ending September 2016	4,239	
Quarter ending December 2016	4,186	↓
Quarter ending March 2017	4,154	→
Quarter ending June 2017	4,133	→
Quarter ending September 2017	4,160	→
<b>Variance since September 2016</b>	<b>(1.9%)</b>	<b>↓</b>



### ACTIVITY



Month	Adjusted Scheduled Activity (UDA)	
	2017	2018
April	48	234
May	470	585
June	830	1,132
July	1,580	1,839
August	2,272	2,429
September	2,841	3,198
October	3,389	
November	3,951	
December	4,436	
January	4,910	
February	5,582	
March	6,330	
April	6,772	
May	6,909	
June	6,940	

### QUALITY

	Quantity	Base Number	Contract	AT	Region	England
% of FP17s for the same patient ID Re-attending within 3 months - Children	58	950	6.1%	10.7%	11.6%	11.9%
% of FP17s for the same patient ID Re-attending within 3 months - Adults	222	1,755	12.6%	14.4%	15.2%	15.9%
% of FP17s for the same patient ID Re-attending between 3 & 9 months - Children	467	950	49.2%	56.9%	59.1%	58.1%
% of FP17s for the same patient ID Re-attending between 3 & 9 months - Adults	694	1,755	39.5%	48.5%	51.7%	50.6%
% of FP17s for Band 1 Urgent Courses	130	1,807	7.2%	8.6%	8.0%	9.1%
% of FP17s Relating to Free Repair or Replacements	6	1,807	0.3%	0.7%	0.8%	0.8%
% of FP17s Relating to Continuations	37	1,807	2.0%	0.9%	1.0%	1.1%
% of Patients satisfied with the dentistry they have received	4	5	N/A	91.0%	91.5%	91.4%
% of Patients satisfied with the time they had to wait for an appointment	5	5	N/A	86.9%	88.2%	87.7%

\* This is based on patients treated on this contract for their most recent course of treatment. Figures in italics indicate the base number of FP17s or Patient Questionnaire responses are less than 100. N/A is shown where the base number of responses is less than 10 during the period. % is calculated as Quantity/Base number\*100

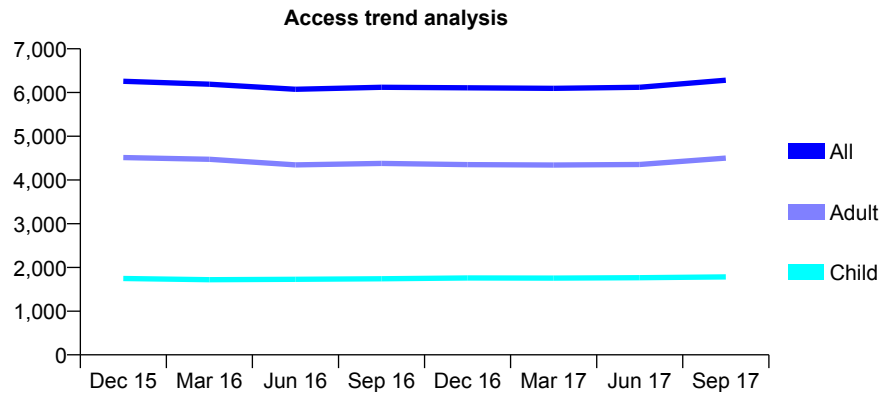
## Q58 - Vital Signs At a Glance Contract Report for 741930/0002 - September 2017

Name or company name	MR A PATEL
Contract type name	GDS Contract
Purpose of contract	General
Contract start date	01/04/2006
Contract end date	

17/18 Contracted general activity (UDA)	15,057
Carry forward general activity (UDA)	0
17/18 Contracted orthodontic activity (UOA)	0
Carry forward orthodontic activity (UOA)	0
Baseline contract value	£311,150.95

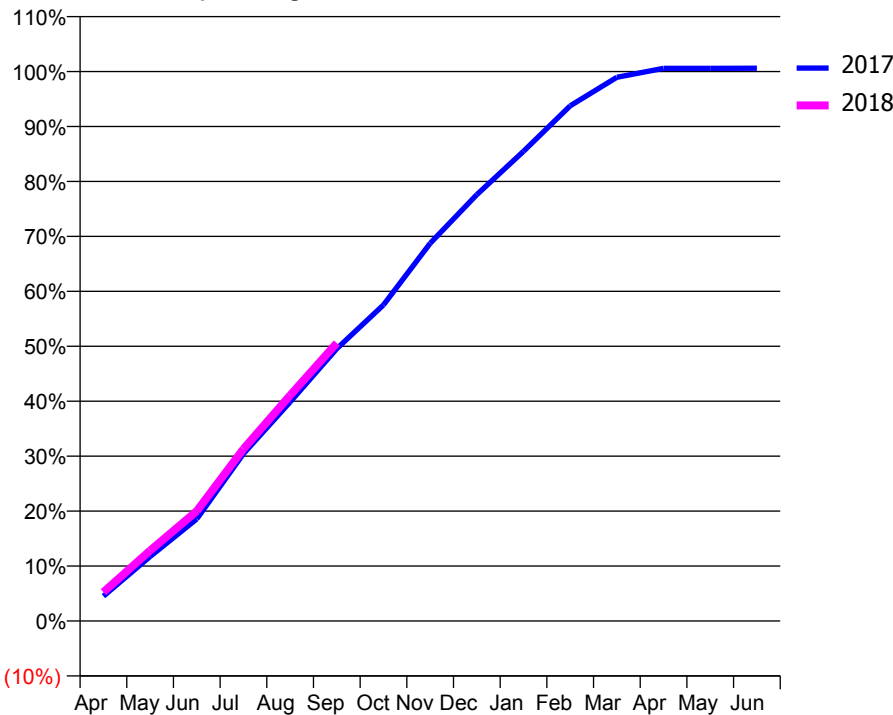
### ACCESS\*

Patients seen in 24 months	Total	Change since previous quarter
Quarter ending September 2016	6,119	
Quarter ending December 2016	6,108	→
Quarter ending March 2017	6,096	→
Quarter ending June 2017	6,120	→
Quarter ending September 2017	6,283	↑
<b>Variance since September 2016</b>	<b>2.7%</b>	<b>↑</b>



### ACTIVITY

Cumulative percentage of contracted UDA delivered 2017 & 2018



Month	Adjusted Scheduled Activity (UDA)	
	2017	2018
April	680	789
May	1,766	1,931
June	2,797	3,013
July	4,584	4,715
August	6,001	6,184
September	7,463	7,618
October	8,661	
November	10,348	
December	11,684	
January	12,870	
February	14,117	
March	14,898	
April	15,143	
May	15,145	
June	15,148	

### QUALITY

	Quantity	Base Number	Contract	AT	Region	England
% of FP17s for the same patient ID Re-attending within 3 months - Children	65	1,318	4.9%	10.7%	11.6%	11.9%
% of FP17s for the same patient ID Re-attending within 3 months - Adults	239	3,024	7.9%	14.4%	15.2%	15.9%
% of FP17s for the same patient ID Re-attending between 3 & 9 months - Children	739	1,318	56.1%	56.9%	59.1%	58.1%
% of FP17s for the same patient ID Re-attending between 3 & 9 months - Adults	1,507	3,024	49.8%	48.5%	51.7%	50.6%
% of FP17s for Band 1 Urgent Courses	155	4,199	3.7%	8.6%	8.0%	9.1%
% of FP17s Relating to Free Repair or Replacements	27	4,199	0.6%	0.7%	0.8%	0.8%
% of FP17s Relating to Continuations	78	4,199	1.9%	0.9%	1.0%	1.1%
% of Patients satisfied with the dentistry they have received	7	8	N/A	91.0%	91.5%	91.4%
% of Patients satisfied with the time they had to wait for an appointment	7	8	N/A	86.9%	88.2%	87.7%

\* This is based on patients treated on this contract for their most recent course of treatment. Figures in italics indicate the base number of FP17s or Patient Questionnaire responses are less than 100. N/A is shown where the base number of responses is less than 10 during the period. % is calculated as Quantity/Base number\*100

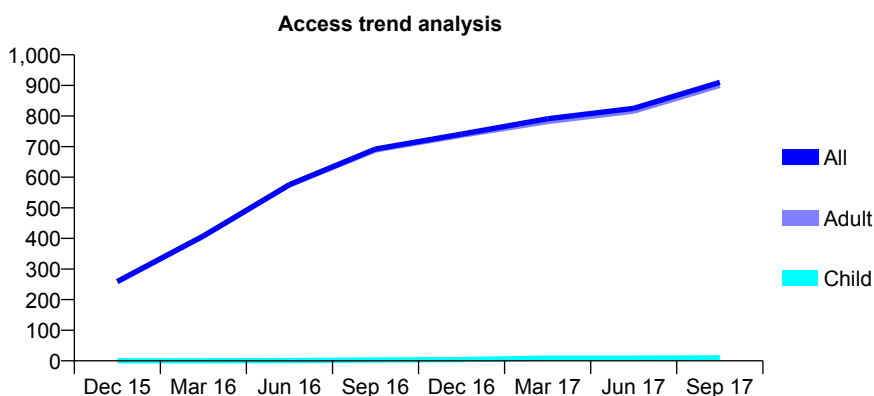
## Q58 - Vital Signs At a Glance Contract Report for 741930/0005 - September 2017

Name or company name	MR A PATEL
Contract type name	PDS Contract
Purpose of contract	General
Contract start date	01/01/2013
Contract end date	31/03/2018

17/18 Contracted general activity (UDA)	1,191
Carry forward general activity (UDA)	0
17/18 Contracted orthodontic activity (UOA)	0
Carry forward orthodontic activity (UOA)	0
Baseline contract value	£79,401.02

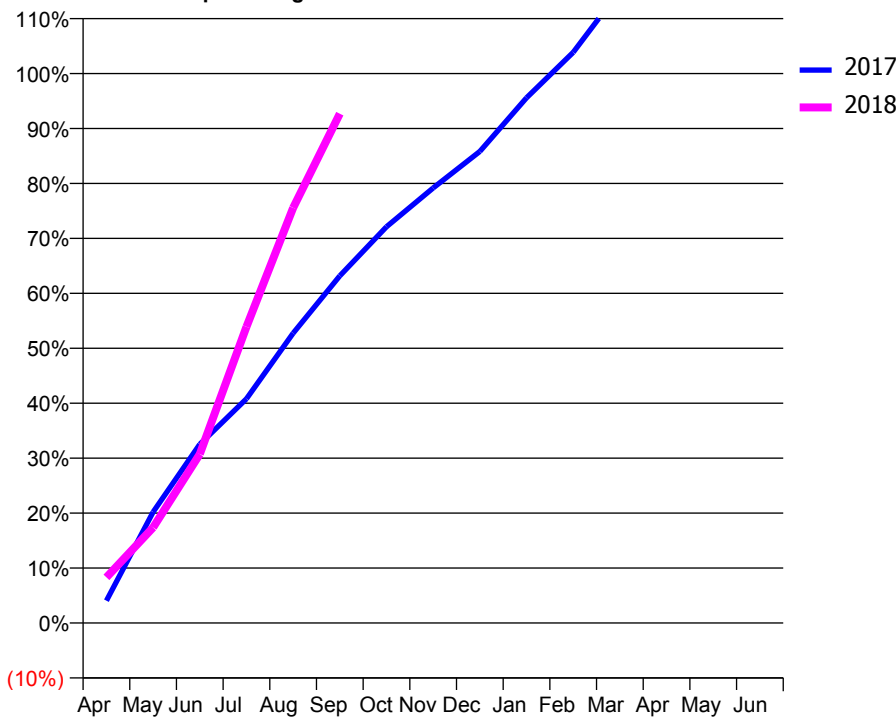
### ACCESS\*

Patients seen in 24 months	Total	Change since previous quarter
Quarter ending September 2016	692	
Quarter ending December 2016	741	↑
Quarter ending March 2017	791	↑
Quarter ending June 2017	825	↑
Quarter ending September 2017	910	↑
<b>Variance since September 2016</b>	<b>31.5%</b>	<b>↑</b>



### ACTIVITY

Cumulative percentage of contracted UDA delivered 2017 & 2018



Month	Adjusted Scheduled Activity (UDA)	
	2017	2018
April	90	99
May	447	207
June	720	366
July	903	642
August	1,167	900
September	1,398	1,104
October	1,596	
November	1,752	
December	1,899	
January	2,115	
February	2,298	
March	2,547	
April	2,655	
May	2,655	
June	2,655	

### QUALITY

	Quantity	Base Number	Contract	AT	Region	England
% of FP17s for the same patient ID Re-attending within 3 months - Children	0	6	0.0%	10.7%	11.6%	11.9%
% of FP17s for the same patient ID Re-attending within 3 months - Adults	4	407	1.0%	14.4%	15.2%	15.9%
% of FP17s for the same patient ID Re-attending between 3 & 9 months - Children	0	6	0.0%	56.9%	59.1%	58.1%
% of FP17s for the same patient ID Re-attending between 3 & 9 months - Adults	5	407	1.2%	48.5%	51.7%	50.6%
% of FP17s for Band 1 Urgent Courses	0	377	0.0%	8.6%	8.0%	9.1%
% of FP17s Relating to Free Repair or Replacements	0	377	0.0%	0.7%	0.8%	0.8%
% of FP17s Relating to Continuations	0	377	0.0%	0.9%	1.0%	1.1%
% of Patients satisfied with the dentistry they have received	0	0	N/A	91.0%	91.5%	91.4%
% of Patients satisfied with the time they had to wait for an appointment	0	0	N/A	86.9%	88.2%	87.7%

\* This is based on patients treated on this contract for their most recent course of treatment. Figures in italics indicate the base number of FP17s or Patient Questionnaire responses are less than 100. N/A is shown where the base number of responses is less than 10 during the period. % is calculated as Quantity/Base number\*100

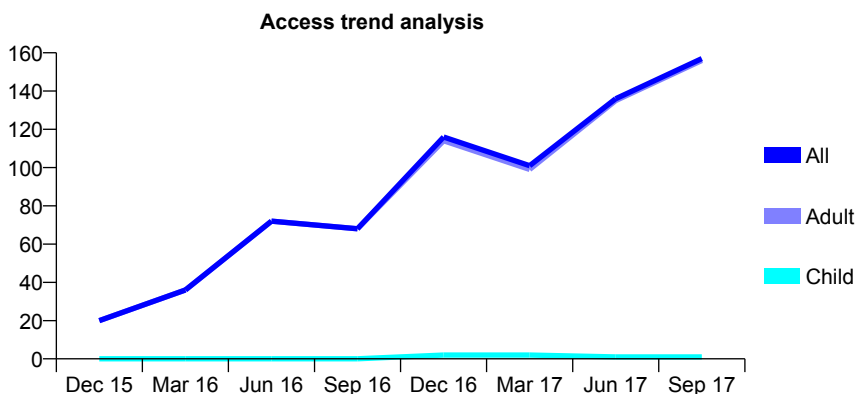
## Q58 - Vital Signs At a Glance Contract Report for 741930/0006 - September 2017

Name or company name	MR A PATEL
Contract type name	PDS Contract
Purpose of contract	General
Contract start date	01/01/2013
Contract end date	31/03/2018

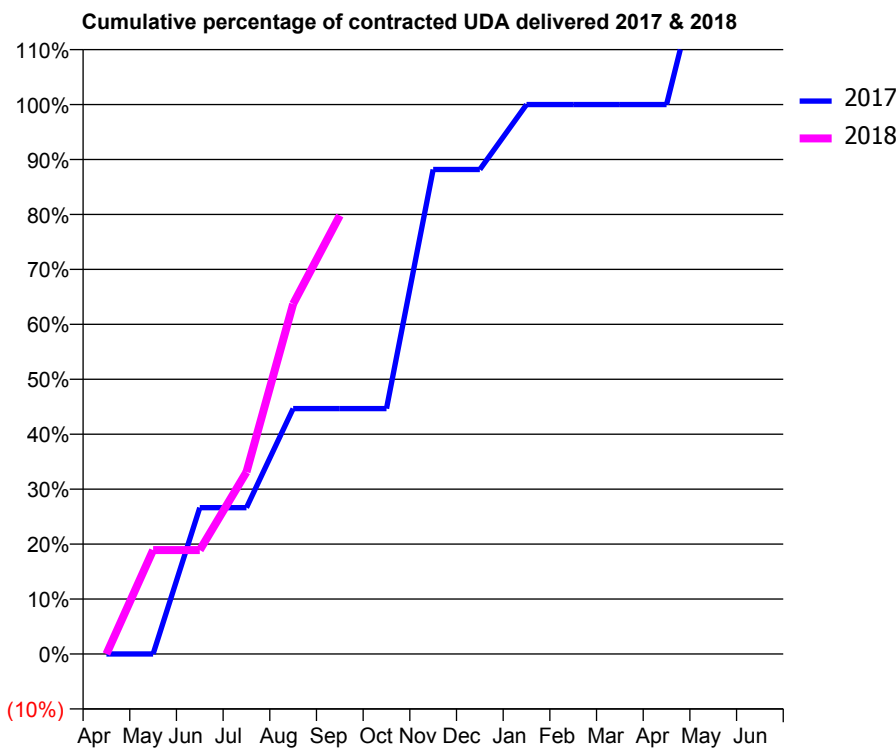
17/18 Contracted general activity (UDA)	317
Carry forward general activity (UDA)	0
17/18 Contracted orthodontic activity (UOA)	0
Carry forward orthodontic activity (UOA)	0
Baseline contract value	£21,134.36

### ACCESS\*

Patients seen in 24 months	Total	Change since previous quarter
Quarter ending September 2016	68	
Quarter ending December 2016	116	↑
Quarter ending March 2017	101	↓
Quarter ending June 2017	136	↑
Quarter ending September 2017	157	↑
<b>Variance since September 2016</b>	<b>130.9%</b>	<b>↑</b>



### ACTIVITY



Month	Adjusted Scheduled Activity (UDA)	
	2017	2018
April	0	0
May	0	60
June	90	60
July	90	105
August	151	202
September	151	253
October	151	
November	298	
December	298	
January	338	
February	338	
March	338	
April	338	
May	453	
June	453	

### QUALITY

	Quantity	Base Number	Contract	AT	Region	England
% of FP17s for the same patient ID Re-attending within 3 months - Children	0	0	N/A	10.7%	11.6%	11.9%
% of FP17s for the same patient ID Re-attending within 3 months - Adults	5	127	3.9%	14.4%	15.2%	15.9%
% of FP17s for the same patient ID Re-attending between 3 & 9 months - Children	0	0	N/A	56.9%	59.1%	58.1%
% of FP17s for the same patient ID Re-attending between 3 & 9 months - Adults	0	127	0.0%	48.5%	51.7%	50.6%
% of FP17s for Band 1 Urgent Courses	0	85	0.0%	8.6%	8.0%	9.1%
% of FP17s Relating to Free Repair or Replacements	0	85	0.0%	0.7%	0.8%	0.8%
% of FP17s Relating to Continuations	0	85	0.0%	0.9%	1.0%	1.1%
% of Patients satisfied with the dentistry they have received	0	0	N/A	91.0%	91.5%	91.4%
% of Patients satisfied with the time they had to wait for an appointment	0	0	N/A	86.9%	88.2%	87.7%

\* This is based on patients treated on this contract for their most recent course of treatment. Figures in italics indicate the base number of FP17s or Patient Questionnaire responses are less than 100. N/A is shown where the base number of responses is less than 10 during the period. % is calculated as Quantity/Base number\*100

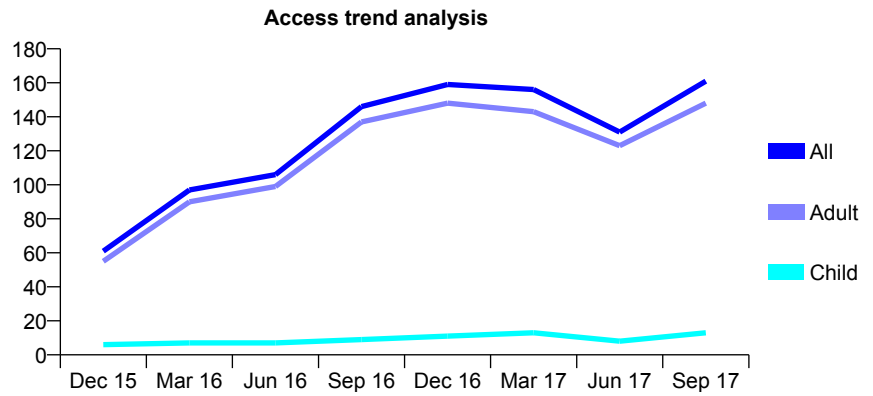
## Q58 - Vital Signs At a Glance Contract Report for 741930/0007 - September 2017

Name or company name	MR A PATEL
Contract type name	PDS Contract
Purpose of contract	General
Contract start date	01/01/2013
Contract end date	31/03/2018

17/18 Contracted general activity (UDA)	177
Carry forward general activity (UDA)	0
17/18 Contracted orthodontic activity (UOA)	0
Carry forward orthodontic activity (UOA)	0
Baseline contract value	£22,126.02

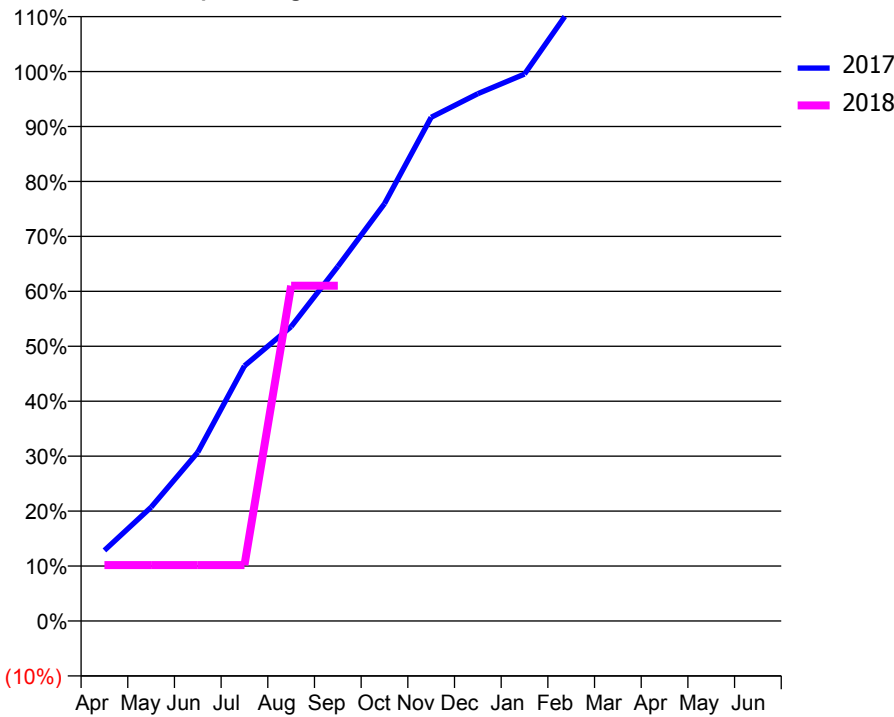
### ACCESS\*

Patients seen in 24 months	Total	Change since previous quarter
Quarter ending September 2016	146	
Quarter ending December 2016	159	↑
Quarter ending March 2017	156	↓
Quarter ending June 2017	131	↓
Quarter ending September 2017	161	↑
<b>Variance since September 2016</b>	<b>10.3%</b>	<b>↑</b>



### ACTIVITY

Cumulative percentage of contracted UDA delivered 2017 & 2018



Month	Adjusted Scheduled Activity (UDA)	
	2017	2018
April	54	18
May	87	18
June	129	18
July	195	18
August	225	108
September	271	108
October	319	
November	385	
December	403	
January	418	
February	469	
March	505	
April	523	
May	523	
June	523	

### QUALITY

	Quantity	Base Number	Contract	AT	Region	England
% of FP17s for the same patient ID Re-attending within 3 months - Children	0	11	0.0%	10.7%	11.6%	11.9%
% of FP17s for the same patient ID Re-attending within 3 months - Adults	0	64	0.0%	14.4%	15.2%	15.9%
% of FP17s for the same patient ID Re-attending between 3 & 9 months - Children	0	11	0.0%	56.9%	59.1%	58.1%
% of FP17s for the same patient ID Re-attending between 3 & 9 months - Adults	0	64	0.0%	48.5%	51.7%	50.6%
% of FP17s for Band 1 Urgent Courses	0	67	0.0%	8.6%	8.0%	9.1%
% of FP17s Relating to Free Repair or Replacements	0	67	0.0%	0.7%	0.8%	0.8%
% of FP17s Relating to Continuations	0	67	0.0%	0.9%	1.0%	1.1%
% of Patients satisfied with the dentistry they have received	0	0	N/A	91.0%	91.5%	91.4%
% of Patients satisfied with the time they had to wait for an appointment	0	0	N/A	86.9%	88.2%	87.7%

\* This is based on patients treated on this contract for their most recent course of treatment. Figures in italics indicate the base number of FP17s or Patient Questionnaire responses are less than 100. N/A is shown where the base number of responses is less than 10 during the period. % is calculated as Quantity/Base number\*100

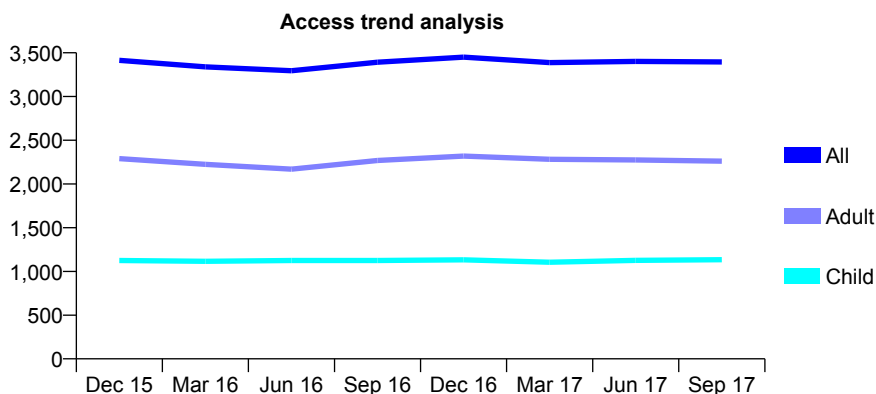
## Q58 - Vital Signs At a Glance Contract Report for 742082/0001 - September 2017

Name or company name	MR N BLOOM
Contract type name	GDS Contract
Purpose of contract	General
Contract start date	01/04/2006
Contract end date	

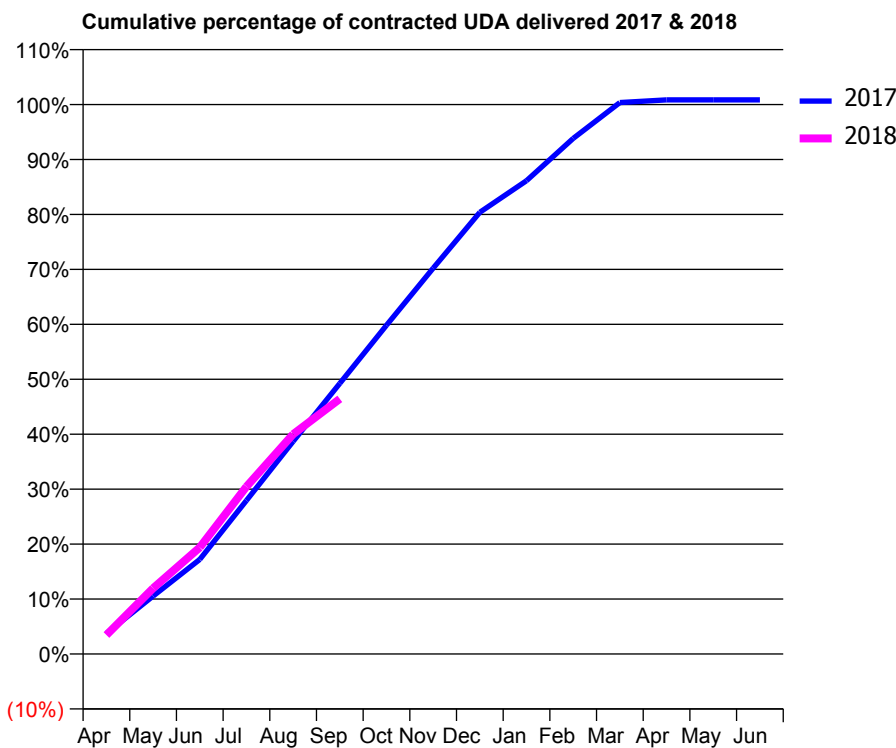
17/18 Contracted general activity (UDA)	8,724
Carry forward general activity (UDA)	0
17/18 Contracted orthodontic activity (UOA)	0
Carry forward orthodontic activity (UOA)	0
Baseline contract value	£280,901.73

### ACCESS\*

Patients seen in 24 months	Total	Change since previous quarter
Quarter ending September 2016	3,392	
Quarter ending December 2016	3,451	→
Quarter ending March 2017	3,388	↓
Quarter ending June 2017	3,401	→
Quarter ending September 2017	3,395	→
<b>Variance since September 2016</b>	<b>0.1%</b>	<b>→</b>



### ACTIVITY



Month	Adjusted Scheduled Activity (UDA)	
	2017	2018
April	327	302
May	920	1,044
June	1,501	1,692
July	2,438	2,657
August	3,375	3,490
September	4,296	4,050
October	5,219	
November	6,125	
December	7,012	
January	7,514	
February	8,185	
March	8,755	
April	8,797	
May	8,797	
June	8,797	

### QUALITY

	Quantity	Base Number	Contract	AT	Region	England
% of FP17s for the same patient ID Re-attending within 3 months - Children	32	698	4.6%	10.7%	11.6%	11.9%
% of FP17s for the same patient ID Re-attending within 3 months - Adults	103	1,089	9.5%	14.4%	15.2%	15.9%
% of FP17s for the same patient ID Re-attending between 3 & 9 months - Children	306	698	43.8%	56.9%	59.1%	58.1%
% of FP17s for the same patient ID Re-attending between 3 & 9 months - Adults	434	1,089	39.9%	48.5%	51.7%	50.6%
% of FP17s for Band 1 Urgent Courses	137	1,770	7.7%	8.6%	8.0%	9.1%
% of FP17s Relating to Free Repair or Replacements	2	1,770	0.1%	0.7%	0.8%	0.8%
% of FP17s Relating to Continuations	6	1,770	0.3%	0.9%	1.0%	1.1%
% of Patients satisfied with the dentistry they have received	6	6	N/A	91.0%	91.5%	91.4%
% of Patients satisfied with the time they had to wait for an appointment	6	6	N/A	86.9%	88.2%	87.7%

\* This is based on patients treated on this contract for their most recent course of treatment. Figures in italics indicate the base number of FP17s or Patient Questionnaire responses are less than 100. N/A is shown where the base number of responses is less than 10 during the period. % is calculated as Quantity/Base number\*100



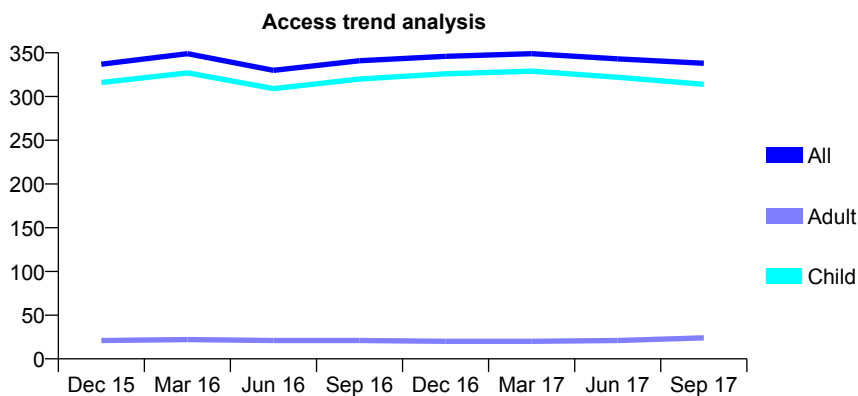
## Q58 - Vital Signs At a Glance Contract Report for 746746/0001 - September 2017

Name or company name	MR RJ MILLER-WHITE
Contract type name	GDS Contract
Purpose of contract	General
Contract start date	01/04/2006
Contract end date	

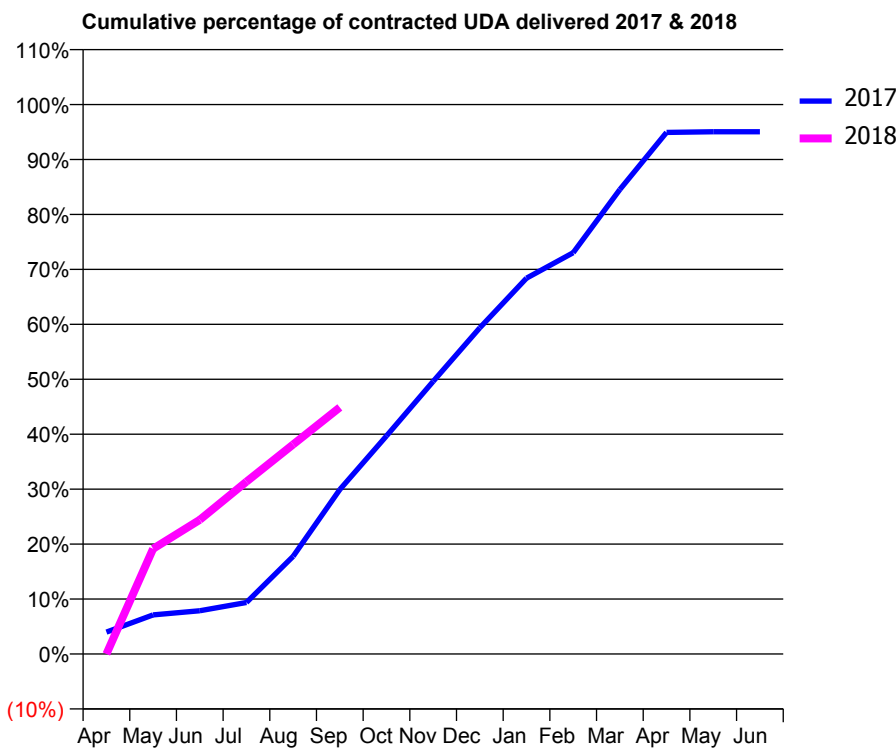
17/18 Contracted general activity (UDA)	800
Carry forward general activity (UDA)	0
17/18 Contracted orthodontic activity (UOA)	0
Carry forward orthodontic activity (UOA)	0
Baseline contract value	£24,743.17

### ACCESS\*

Patients seen in 24 months	Total	Change since previous quarter
Quarter ending September 2016	341	
Quarter ending December 2016	346	→
Quarter ending March 2017	349	→
Quarter ending June 2017	343	↓
Quarter ending September 2017	338	↓
<b>Variance since September 2016</b>	<b>(0.9%)</b>	<b>→</b>



### ACTIVITY



Month	Adjusted Scheduled Activity (UDA)	
	2017	2018
April	32	0
May	57	153
June	63	195
July	75	251
August	142	305
September	239	359
October	318	
November	397	
December	475	
January	547	
February	584	
March	676	
April	759	
May	760	
June	760	

### QUALITY

	Quantity	Base Number	Contract	AT	Region	England
% of FP17s for the same patient ID Re-attending within 3 months - Children	22	231	9.5%	10.7%	11.6%	11.9%
% of FP17s for the same patient ID Re-attending within 3 months - Adults	0	0	N/A	14.4%	15.2%	15.9%
% of FP17s for the same patient ID Re-attending between 3 & 9 months - Children	134	231	58.0%	56.9%	59.1%	58.1%
% of FP17s for the same patient ID Re-attending between 3 & 9 months - Adults	0	0	N/A	48.5%	51.7%	50.6%
% of FP17s for Band 1 Urgent Courses	5	182	2.7%	8.6%	8.0%	9.1%
% of FP17s Relating to Free Repair or Replacements	0	182	0.0%	0.7%	0.8%	0.8%
% of FP17s Relating to Continuations	0	182	0.0%	0.9%	1.0%	1.1%
% of Patients satisfied with the dentistry they have received	0	0	N/A	91.0%	91.5%	91.4%
% of Patients satisfied with the time they had to wait for an appointment	0	0	N/A	86.9%	88.2%	87.7%

\* This is based on patients treated on this contract for their most recent course of treatment. Figures in italics indicate the base number of FP17s or Patient Questionnaire responses are less than 100. N/A is shown where the base number of responses is less than 10 during the period. % is calculated as Quantity/Base number\*100

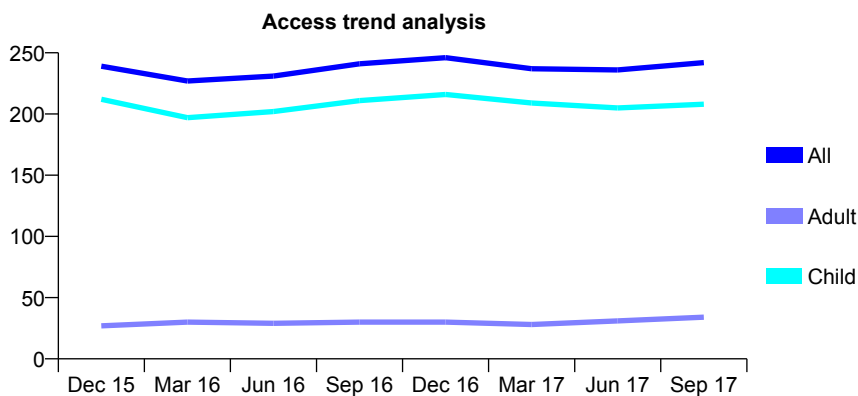
## Q58 - Vital Signs At a Glance Contract Report for 751227/0001 - September 2017

Name or company name	MR GK RABIN
Contract type name	GDS Contract
Purpose of contract	General
Contract start date	01/04/2006
Contract end date	

17/18 Contracted general activity (UDA)	600
Carry forward general activity (UDA)	0
17/18 Contracted orthodontic activity (UOA)	0
Carry forward orthodontic activity (UOA)	0
Baseline contract value	£14,471.19

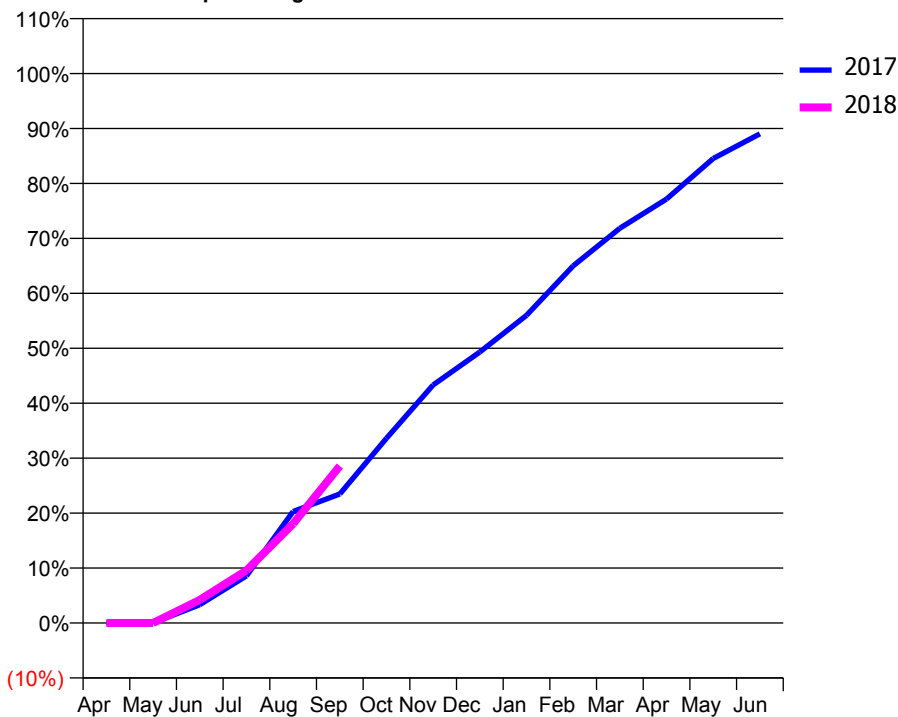
### ACCESS\*

Patients seen in 24 months	Total	Change since previous quarter
Quarter ending September 2016	241	
Quarter ending December 2016	246	↑
Quarter ending March 2017	237	↓
Quarter ending June 2017	236	→
Quarter ending September 2017	242	↑
<b>Variance since September 2016</b>	<b>0.4%</b>	<b>→</b>



### ACTIVITY

Cumulative percentage of contracted UDA delivered 2017 & 2018



Month	Adjusted Scheduled Activity (UDA)	
	2017	2018
April	0	0
May	0	0
June	20	25
July	51	57
August	122	108
September	141	171
October	202	
November	260	
December	296	
January	336	
February	390	
March	431	
April	463	
May	507	
June	534	

### QUALITY

	Quantity	Base Number	Contract	AT	Region	England
% of FP17s for the same patient ID Re-attending within 3 months - Children	12	169	7.1%	10.7%	11.6%	11.9%
% of FP17s for the same patient ID Re-attending within 3 months - Adults	0	11	0.0%	14.4%	15.2%	15.9%
% of FP17s for the same patient ID Re-attending between 3 & 9 months - Children	109	169	64.5%	56.9%	59.1%	58.1%
% of FP17s for the same patient ID Re-attending between 3 & 9 months - Adults	6	11	54.5%	48.5%	51.7%	50.6%
% of FP17s for Band 1 Urgent Courses	2	119	1.7%	8.6%	8.0%	9.1%
% of FP17s Relating to Free Repair or Replacements	0	119	0.0%	0.7%	0.8%	0.8%
% of FP17s Relating to Continuations	0	119	0.0%	0.9%	1.0%	1.1%
% of Patients satisfied with the dentistry they have received	0	0	N/A	91.0%	91.5%	91.4%
% of Patients satisfied with the time they had to wait for an appointment	0	0	N/A	86.9%	88.2%	87.7%

\* This is based on patients treated on this contract for their most recent course of treatment. Figures in italics indicate the base number of FP17s or Patient Questionnaire responses are less than 100. N/A is shown where the base number of responses is less than 10 during the period. % is calculated as Quantity/Base number\*100

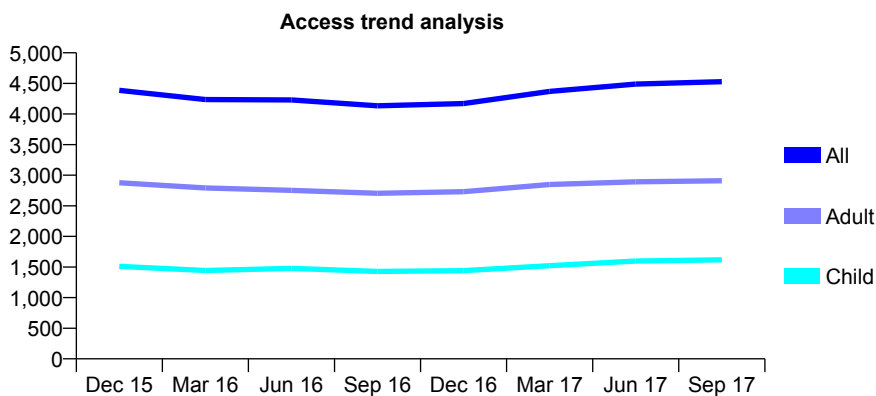
## Q58 - Vital Signs At a Glance Contract Report for 753688/0001 - September 2017

Name or company name	MR B KOTECHEA
Contract type name	GDS Contract
Purpose of contract	General
Contract start date	01/04/2006
Contract end date	

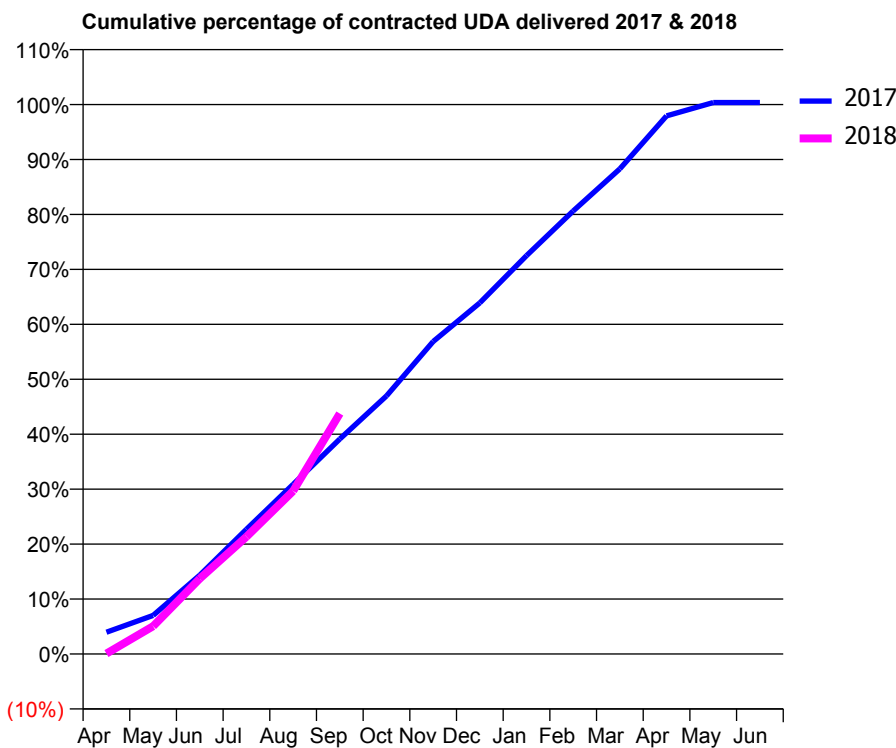
17/18 Contracted general activity (UDA)	13,220
Carry forward general activity (UDA)	0
17/18 Contracted orthodontic activity (UOA)	0
Carry forward orthodontic activity (UOA)	0
Baseline contract value	£333,873.42

### ACCESS\*

Patients seen in 24 months	Total	Change since previous quarter
Quarter ending September 2016	4,133	
Quarter ending December 2016	4,171	→
Quarter ending March 2017	4,370	↑
Quarter ending June 2017	4,489	↑
Quarter ending September 2017	4,528	→
<b>Variance since September 2016</b>	<b>9.6%</b>	<b>↑</b>



### ACTIVITY



Month	Adjusted Scheduled Activity (UDA)	
	2017	2018
April	526	12
May	929	668
June	1,897	1,815
July	3,002	2,823
August	4,081	3,921
September	5,174	5,785
October	6,210	
November	7,520	
December	8,447	
January	9,583	
February	10,658	
March	11,673	
April	12,946	
May	13,267	
June	13,267	

### QUALITY

	Quantity	Base Number	Contract	AT	Region	England
% of FP17s for the same patient ID Re-attending within 3 months - Children	81	1,430	5.7%	10.7%	11.6%	11.9%
% of FP17s for the same patient ID Re-attending within 3 months - Adults	254	2,442	10.4%	14.4%	15.2%	15.9%
% of FP17s for the same patient ID Re-attending between 3 & 9 months - Children	937	1,430	65.5%	56.9%	59.1%	58.1%
% of FP17s for the same patient ID Re-attending between 3 & 9 months - Adults	1,549	2,442	63.4%	48.5%	51.7%	50.6%
% of FP17s for Band 1 Urgent Courses	236	3,064	7.7%	8.6%	8.0%	9.1%
% of FP17s Relating to Free Repair or Replacements	15	3,064	0.5%	0.7%	0.8%	0.8%
% of FP17s Relating to Continuations	5	3,064	0.2%	0.9%	1.0%	1.1%
% of Patients satisfied with the dentistry they have received	6	7	N/A	91.0%	91.5%	91.4%
% of Patients satisfied with the time they had to wait for an appointment	7	7	N/A	86.9%	88.2%	87.7%

\* This is based on patients treated on this contract for their most recent course of treatment. Figures in italics indicate the base number of FP17s or Patient Questionnaire responses are less than 100. N/A is shown where the base number of responses is less than 10 during the period. % is calculated as Quantity/Base number\*100

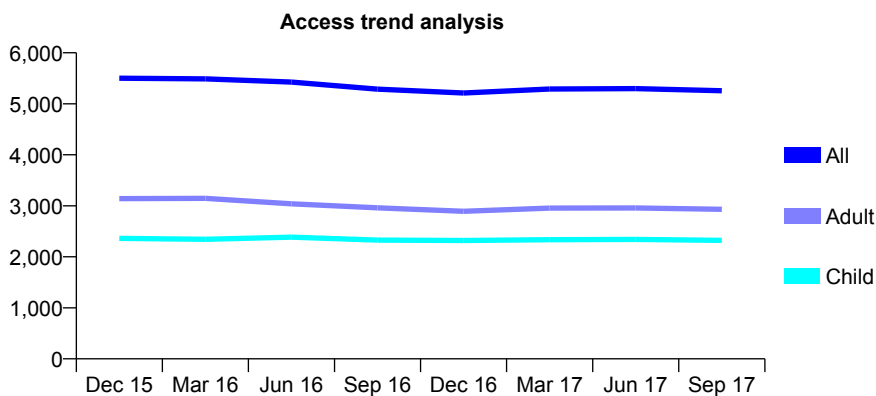
## Q58 - Vital Signs At a Glance Contract Report for 755737/0001 - September 2017

Name or company name	MR SK EFSTRATIOU
Contract type name	GDS Contract
Purpose of contract	General
Contract start date	01/04/2006
Contract end date	

17/18 Contracted general activity (UDA)	11,700
Carry forward general activity (UDA)	0
17/18 Contracted orthodontic activity (UOA)	0
Carry forward orthodontic activity (UOA)	0
Baseline contract value	£324,485.56

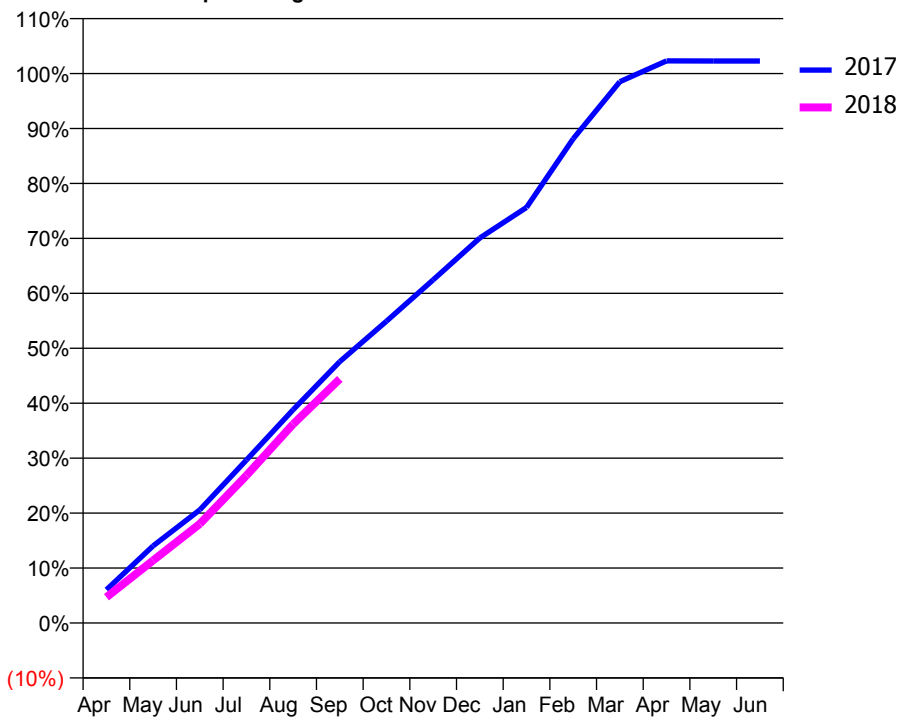
### ACCESS\*

Patients seen in 24 months	Total	Change since previous quarter
Quarter ending September 2016	5,287	
Quarter ending December 2016	5,211	↓
Quarter ending March 2017	5,291	→
Quarter ending June 2017	5,298	→
Quarter ending September 2017	5,256	→
<b>Variance since September 2016</b>	<b>(0.6%)</b>	→



### ACTIVITY

Cumulative percentage of contracted UDA delivered 2017 & 2018



Adjusted Scheduled Activity (UDA)		
Month	2017	2018
April	708	550
May	1,642	1,332
June	2,410	2,111
July	3,472	3,141
August	4,542	4,235
September	5,567	5,196
October	6,426	
November	7,306	
December	8,199	
January	8,848	
February	10,311	
March	11,526	
April	11,967	
May	11,965	
June	11,967	

### QUALITY

	Quantity	Base Number	Contract	AT	Region	England
% of FP17s for the same patient ID Re-attending within 3 months - Children	166	1,849	9.0%	10.7%	11.6%	11.9%
% of FP17s for the same patient ID Re-attending within 3 months - Adults	318	1,838	17.3%	14.4%	15.2%	15.9%
% of FP17s for the same patient ID Re-attending between 3 & 9 months - Children	1,088	1,849	58.8%	56.9%	59.1%	58.1%
% of FP17s for the same patient ID Re-attending between 3 & 9 months - Adults	781	1,838	42.5%	48.5%	51.7%	50.6%
% of FP17s for Band 1 Urgent Courses	327	3,052	10.7%	8.6%	8.0%	9.1%
% of FP17s Relating to Free Repair or Replacements	10	3,052	0.3%	0.7%	0.8%	0.8%
% of FP17s Relating to Continuations	8	3,052	0.3%	0.9%	1.0%	1.1%
% of Patients satisfied with the dentistry they have received	7	7	N/A	91.0%	91.5%	91.4%
% of Patients satisfied with the time they had to wait for an appointment	7	7	N/A	86.9%	88.2%	87.7%

\* This is based on patients treated on this contract for their most recent course of treatment. Figures in italics indicate the base number of FP17s or Patient Questionnaire responses are less than 100. N/A is shown where the base number of responses is less than 10 during the period. % is calculated as Quantity/Base number\*100

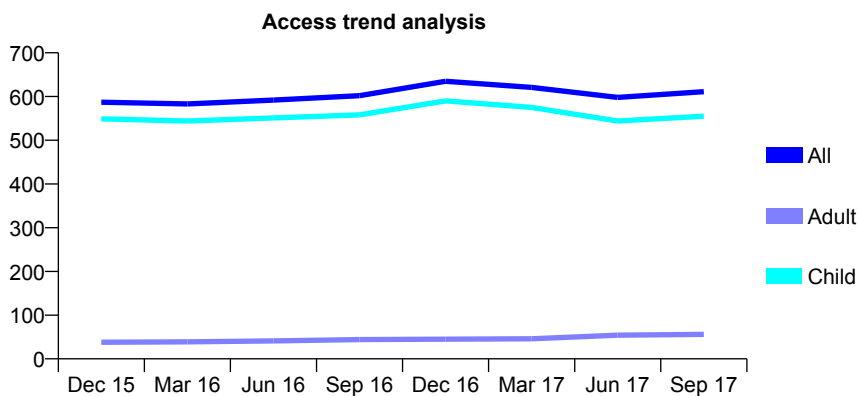
## Q58 - Vital Signs At a Glance Contract Report for 762377/0001 - September 2017

Name or company name	MISS AM BROKESHIRE
Contract type name	GDS Contract
Purpose of contract	General
Contract start date	01/04/2006
Contract end date	

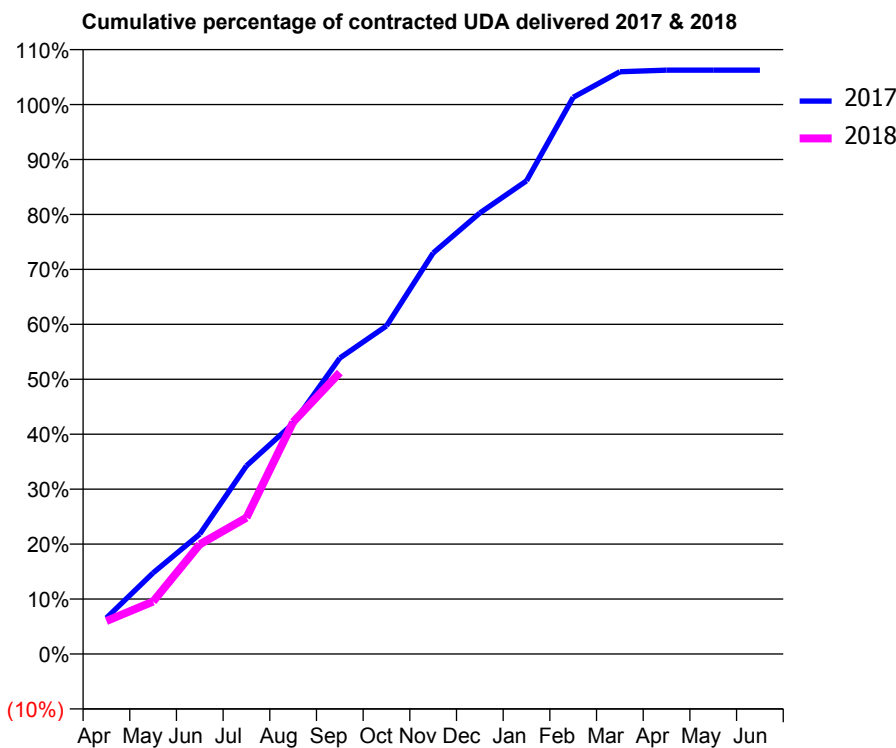
17/18 Contracted general activity (UDA)	990
Carry forward general activity (UDA)	0
17/18 Contracted orthodontic activity (UOA)	0
Carry forward orthodontic activity (UOA)	0
Baseline contract value	£22,724.58

### ACCESS\*

Patients seen in 24 months	Total	Change since previous quarter
Quarter ending September 2016	602	
Quarter ending December 2016	635	↑
Quarter ending March 2017	621	↓
Quarter ending June 2017	598	↓
Quarter ending September 2017	611	↑
<b>Variance since September 2016</b>	<b>1.5%</b>	→



### ACTIVITY



Month	Adjusted Scheduled Activity (UDA)	
	2017	2018
April	65	59
May	146	95
June	216	198
July	339	246
August	415	418
September	533	507
October	591	
November	723	
December	795	
January	853	
February	1,003	
March	1,049	
April	1,052	
May	1,052	
June	1,052	

### QUALITY

	Quantity	Base Number	Contract	AT	Region	England
% of FP17s for the same patient ID Re-attending within 3 months - Children	14	401	3.5%	10.7%	11.6%	11.9%
% of FP17s for the same patient ID Re-attending within 3 months - Adults	0	0	N/A	14.4%	15.2%	15.9%
% of FP17s for the same patient ID Re-attending between 3 & 9 months - Children	229	401	57.1%	56.9%	59.1%	58.1%
% of FP17s for the same patient ID Re-attending between 3 & 9 months - Adults	0	0	N/A	48.5%	51.7%	50.6%
% of FP17s for Band 1 Urgent Courses	5	398	1.3%	8.6%	8.0%	9.1%
% of FP17s Relating to Free Repair or Replacements	0	398	0.0%	0.7%	0.8%	0.8%
% of FP17s Relating to Continuations	3	398	0.8%	0.9%	1.0%	1.1%
% of Patients satisfied with the dentistry they have received	0	0	N/A	91.0%	91.5%	91.4%
% of Patients satisfied with the time they had to wait for an appointment	0	0	N/A	86.9%	88.2%	87.7%

\* This is based on patients treated on this contract for their most recent course of treatment. Figures in italics indicate the base number of FP17s or Patient Questionnaire responses are less than 100. N/A is shown where the base number of responses is less than 10 during the period. % is calculated as Quantity/Base number\*100

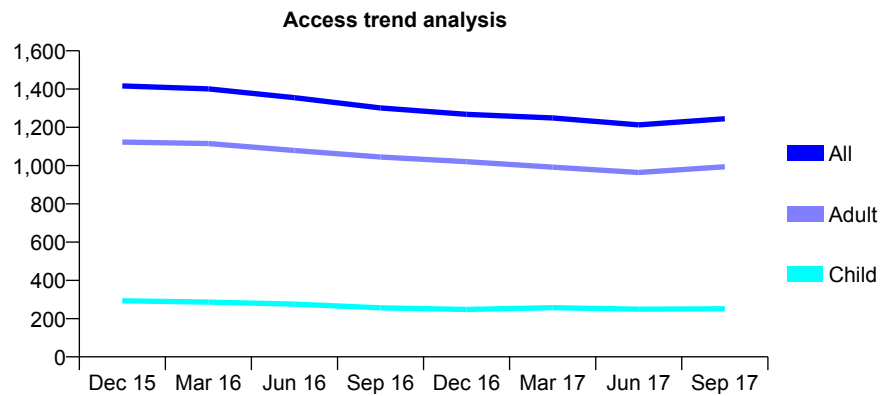
## Q58 - Vital Signs At a Glance Contract Report for 763306/0001 - September 2017

Name or company name	Mr KR Kalhor-Sadighi & Dr Karan Patel
Contract type name	GDS Contract
Purpose of contract	General
Contract start date	01/04/2006
Contract end date	

17/18 Contracted general activity (UDA)	9,850
Carry forward general activity (UDA)	0
17/18 Contracted orthodontic activity (UOA)	0
Carry forward orthodontic activity (UOA)	0
Baseline contract value	£240,640.70

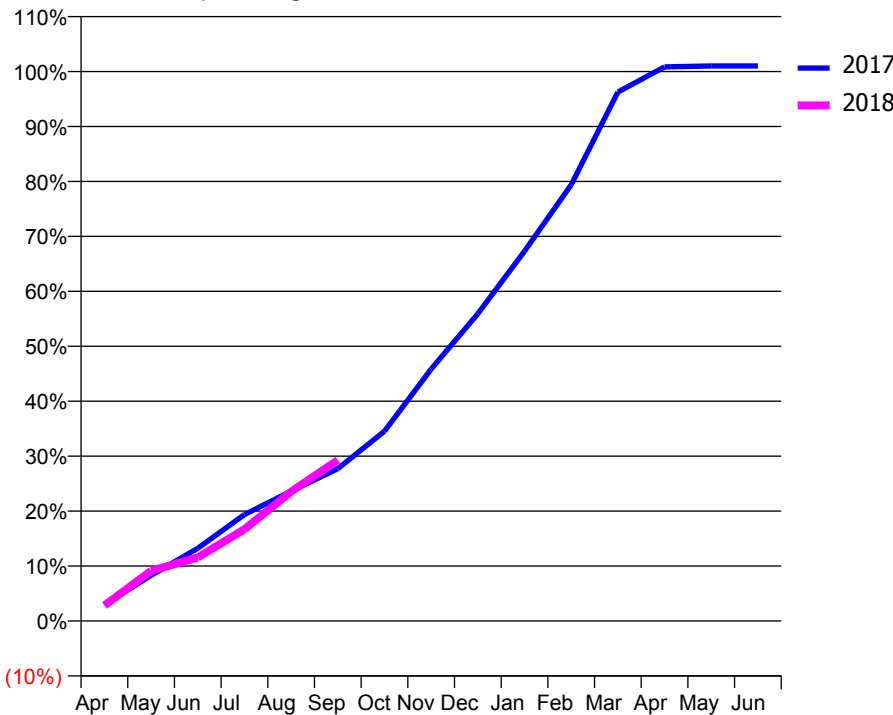
### ACCESS\*

Patients seen in 24 months	Total	Change since previous quarter
Quarter ending September 2016	1,301	
Quarter ending December 2016	1,268	↓
Quarter ending March 2017	1,249	↓
Quarter ending June 2017	1,213	↓
Quarter ending September 2017	1,245	↑
<b>Variance since September 2016</b>	<b>(4.3%)</b>	<b>↓</b>



### ACTIVITY

Cumulative percentage of contracted UDA delivered 2017 & 2018



Month	Adjusted Scheduled Activity (UDA)	
	2017	2018
April	264	279
May	735	900
June	1,172	1,138
July	1,714	1,645
August	2,090	2,319
September	2,453	2,885
October	3,058	
November	4,058	
December	4,950	
January	5,957	
February	7,025	
March	8,518	
April	8,925	
May	8,939	
June	8,939	

### QUALITY

	Quantity	Base Number	Contract	AT	Region	England
% of FP17s for the same patient ID Re-attending within 3 months - Children	18	201	9.0%	10.7%	11.6%	11.9%
% of FP17s for the same patient ID Re-attending within 3 months - Adults	141	793	17.8%	14.4%	15.2%	15.9%
% of FP17s for the same patient ID Re-attending between 3 & 9 months - Children	94	201	46.8%	56.9%	59.1%	58.1%
% of FP17s for the same patient ID Re-attending between 3 & 9 months - Adults	405	793	51.1%	48.5%	51.7%	50.6%
% of FP17s for Band 1 Urgent Courses	99	922	10.7%	8.6%	8.0%	9.1%
% of FP17s Relating to Free Repair or Replacements	5	922	0.5%	0.7%	0.8%	0.8%
% of FP17s Relating to Continuations	18	922	2.0%	0.9%	1.0%	1.1%
% of Patients satisfied with the dentistry they have received	7	7	N/A	91.0%	91.5%	91.4%
% of Patients satisfied with the time they had to wait for an appointment	7	7	N/A	86.9%	88.2%	87.7%

\* This is based on patients treated on this contract for their most recent course of treatment. Figures in italics indicate the base number of FP17s or Patient Questionnaire responses are less than 100. N/A is shown where the base number of responses is less than 10 during the period. % is calculated as Quantity/Base number\*100

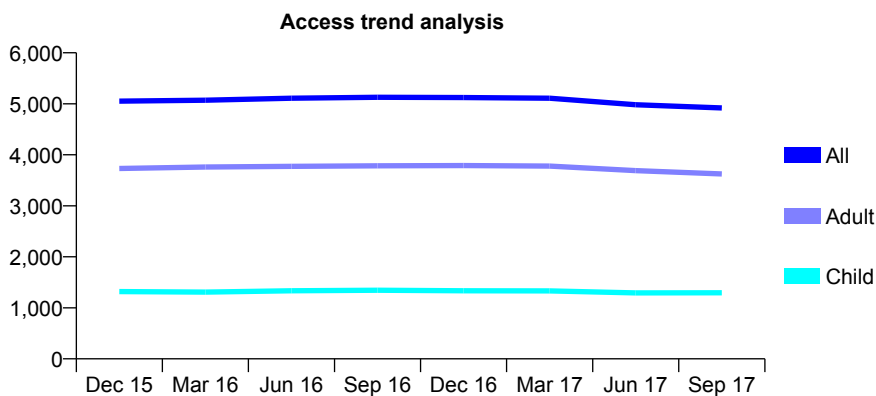
## Q58 - Vital Signs At a Glance Contract Report for 764280/0001 - September 2017

Name or company name	MRS AO IYALLA
Contract type name	GDS Contract
Purpose of contract	General
Contract start date	01/04/2006
Contract end date	

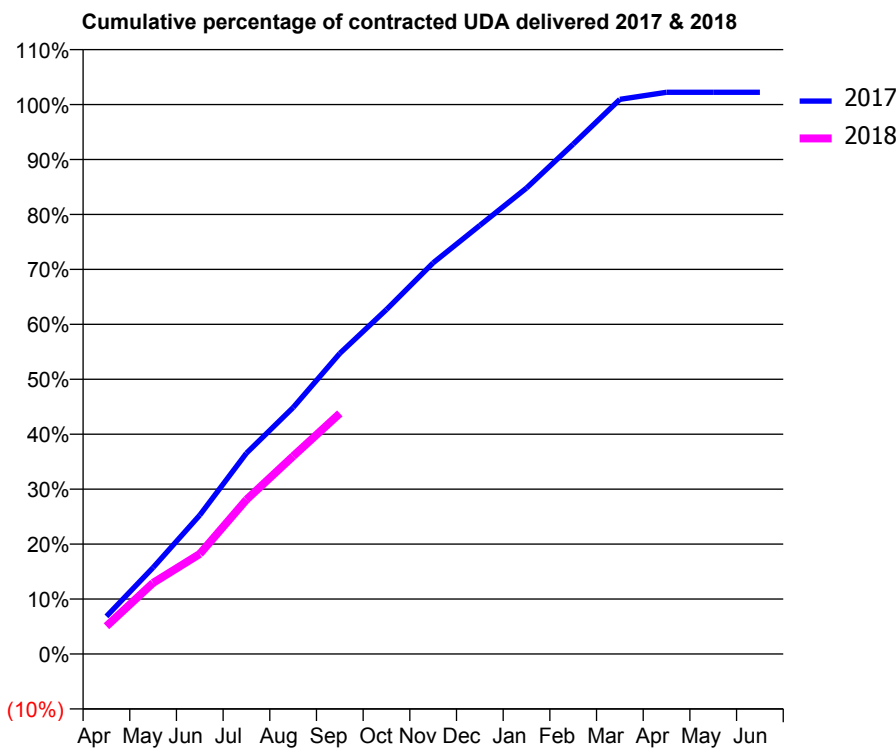
17/18 Contracted general activity (UDA)	15,337
Carry forward general activity (UDA)	0
17/18 Contracted orthodontic activity (UOA)	0
Carry forward orthodontic activity (UOA)	0
Baseline contract value	£391,782.23

### ACCESS\*

Patients seen in 24 months	Total	Change since previous quarter
Quarter ending September 2016	5,129	
Quarter ending December 2016	5,123	→
Quarter ending March 2017	5,110	→
Quarter ending June 2017	4,983	↓
Quarter ending September 2017	4,919	↓
<b>Variance since September 2016</b>	<b>(4.1%)</b>	<b>↓</b>



### ACTIVITY



Month	Adjusted Scheduled Activity (UDA)	
	2017	2018
April	1,050	776
May	2,413	1,984
June	3,876	2,795
July	5,607	4,307
August	6,880	5,520
September	8,390	6,717
October	9,614	
November	10,919	
December	11,965	
January	13,006	
February	14,229	
March	15,481	
April	15,678	
May	15,679	
June	15,679	

### QUALITY

	Quantity	Base Number	Contract	AT	Region	England
% of FP17s for the same patient ID Re-attending within 3 months - Children	36	800	4.5%	10.7%	11.6%	11.9%
% of FP17s for the same patient ID Re-attending within 3 months - Adults	150	1,874	8.0%	14.4%	15.2%	15.9%
% of FP17s for the same patient ID Re-attending between 3 & 9 months - Children	417	800	52.1%	56.9%	59.1%	58.1%
% of FP17s for the same patient ID Re-attending between 3 & 9 months - Adults	857	1,874	45.7%	48.5%	51.7%	50.6%
% of FP17s for Band 1 Urgent Courses	265	2,610	10.2%	8.6%	8.0%	9.1%
% of FP17s Relating to Free Repair or Replacements	17	2,610	0.7%	0.7%	0.8%	0.8%
% of FP17s Relating to Continuations	0	2,610	0.0%	0.9%	1.0%	1.1%
% of Patients satisfied with the dentistry they have received	4	5	N/A	91.0%	91.5%	91.4%
% of Patients satisfied with the time they had to wait for an appointment	4	5	N/A	86.9%	88.2%	87.7%

\* This is based on patients treated on this contract for their most recent course of treatment. Figures in italics indicate the base number of FP17s or Patient Questionnaire responses are less than 100. N/A is shown where the base number of responses is less than 10 during the period. % is calculated as Quantity/Base number\*100

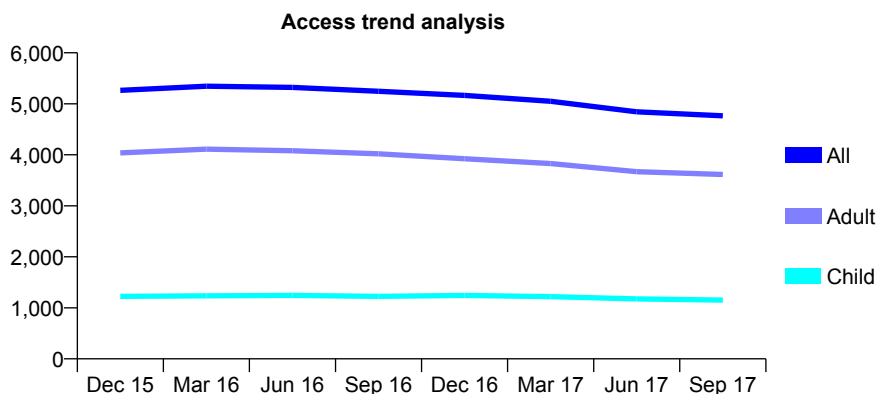
## Q58 - Vital Signs At a Glance Contract Report for 764779/0001 - September 2017

Name or company name	MR PD LITCHFIELD
Contract type name	GDS Contract
Purpose of contract	General
Contract start date	01/04/2006
Contract end date	

17/18 Contracted general activity (UDA)	13,776
Carry forward general activity (UDA)	0
17/18 Contracted orthodontic activity (UOA)	0
Carry forward orthodontic activity (UOA)	0
Baseline contract value	£356,115.53

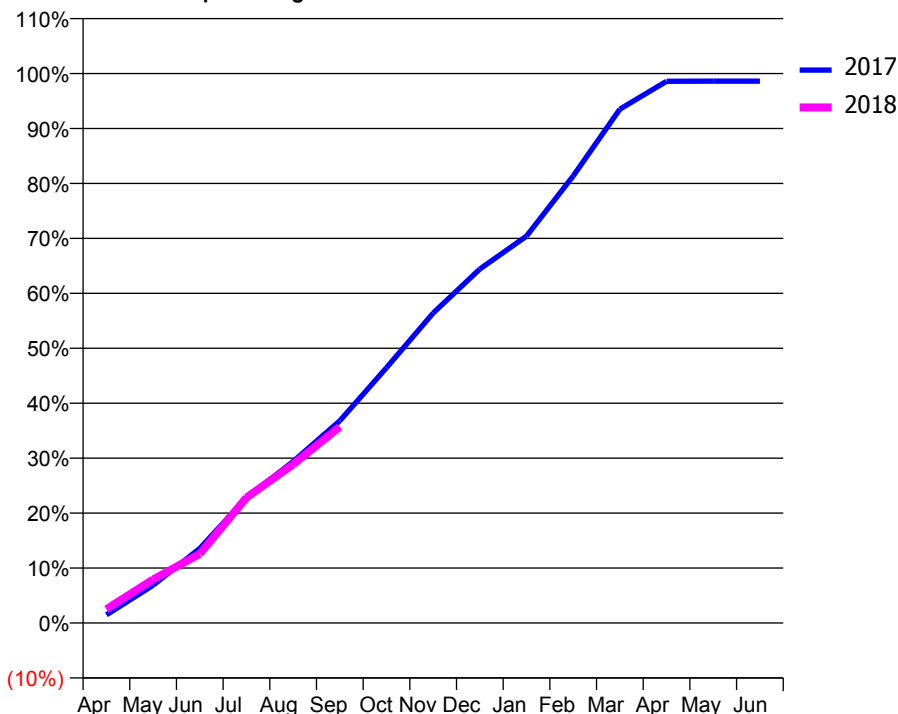
### ACCESS\*

Patients seen in 24 months	Total	Change since previous quarter
Quarter ending September 2016	5,245	
Quarter ending December 2016	5,166	↓
Quarter ending March 2017	5,049	↓
Quarter ending June 2017	4,843	↓
Quarter ending September 2017	4,766	↓
<b>Variance since September 2016</b>	<b>(9.1%)</b>	<b>↓</b>



### ACTIVITY

Cumulative percentage of contracted UDA delivered 2017 & 2018



Month	Adjusted Scheduled Activity (UDA)	
	2017	2018
April	205	346
May	946	1,092
June	1,870	1,735
July	3,140	3,143
August	4,049	3,978
September	5,069	4,918
October	6,400	
November	7,769	
December	8,876	
January	9,701	
February	11,209	
March	12,881	
April	13,581	
May	13,584	
June	13,584	

### QUALITY

	Quantity	Base Number	Contract	AT	Region	England
% of FP17s for the same patient ID Re-attending within 3 months - Children	43	558	7.7%	10.7%	11.6%	11.9%
% of FP17s for the same patient ID Re-attending within 3 months - Adults	350	1,776	19.7%	14.4%	15.2%	15.9%
% of FP17s for the same patient ID Re-attending between 3 & 9 months - Children	156	558	28.0%	56.9%	59.1%	58.1%
% of FP17s for the same patient ID Re-attending between 3 & 9 months - Adults	532	1,776	30.0%	48.5%	51.7%	50.6%
% of FP17s for Band 1 Urgent Courses	407	2,076	19.6%	8.6%	8.0%	9.1%
% of FP17s Relating to Free Repair or Replacements	34	2,076	1.6%	0.7%	0.8%	0.8%
% of FP17s Relating to Continuations	50	2,076	2.4%	0.9%	1.0%	1.1%
% of Patients satisfied with the dentistry they have received	4	4	N/A	91.0%	91.5%	91.4%
% of Patients satisfied with the time they had to wait for an appointment	4	4	N/A	86.9%	88.2%	87.7%

\* This is based on patients treated on this contract for their most recent course of treatment. Figures in italics indicate the base number of FP17s or Patient Questionnaire responses are less than 100. N/A is shown where the base number of responses is less than 10 during the period. % is calculated as Quantity/Base number\*100



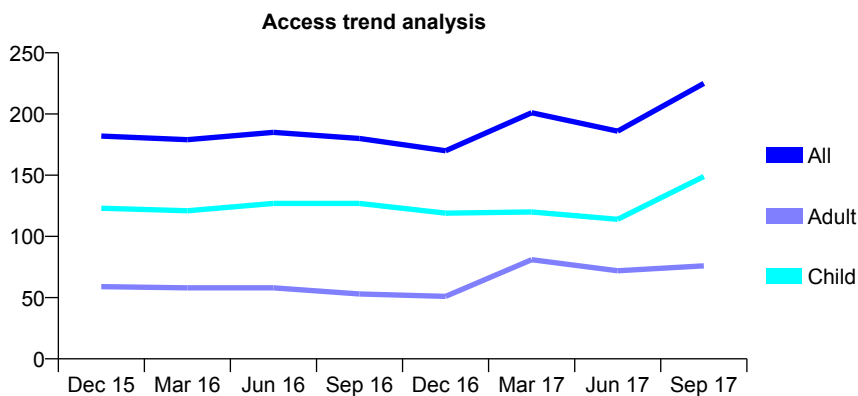
## Q58 - Vital Signs At a Glance Contract Report for 765279/0001 - September 2017

Name or company name	Tilehouse Dental Clinic
Contract type name	GDS Contract
Purpose of contract	General
Contract start date	01/04/2007
Contract end date	

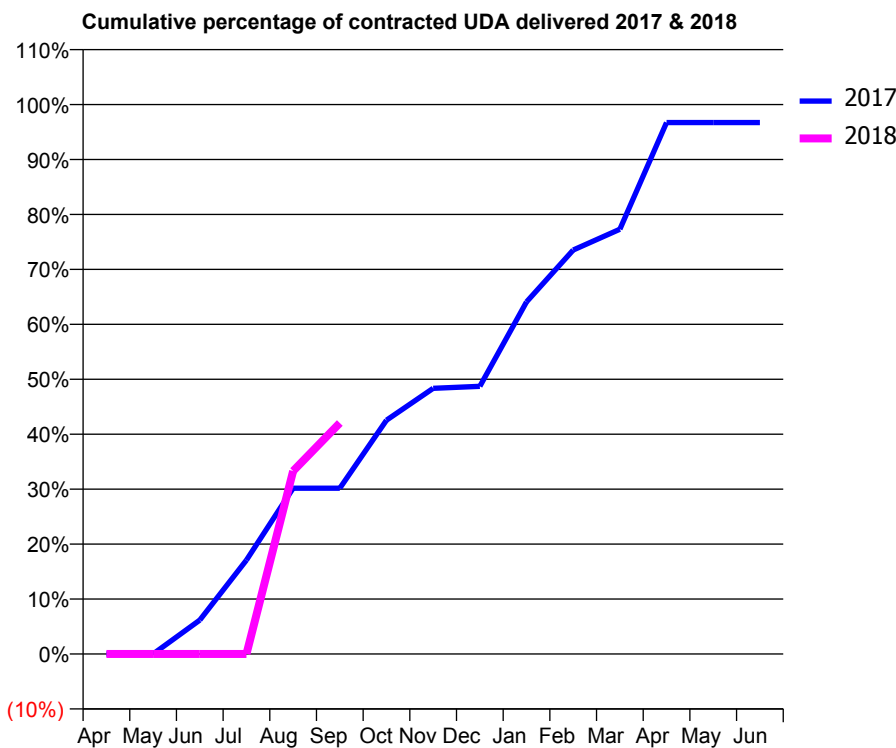
17/18 Contracted general activity (UDA)	275
Carry forward general activity (UDA)	0
17/18 Contracted orthodontic activity (UOA)	0
Carry forward orthodontic activity (UOA)	0
Baseline contract value	£6,083.91

### ACCESS\*

Patients seen in 24 months	Total	Change since previous quarter
Quarter ending September 2016	180	
Quarter ending December 2016	170	↓
Quarter ending March 2017	201	↑
Quarter ending June 2017	186	↓
Quarter ending September 2017	225	↑
<b>Variance since September 2016</b>	<b>25.0%</b>	<b>↑</b>



### ACTIVITY



Month	Adjusted Scheduled Activity (UDA)	
	2017	2018
April	0	0
May	0	0
June	17	0
July	47	0
August	83	92
September	83	116
October	117	
November	133	
December	134	
January	176	
February	202	
March	213	
April	266	
May	266	
June	266	

### QUALITY

	Quantity	Base Number	Contract	AT	Region	England
% of FP17s for the same patient ID Re-attending within 3 months - Children	9	119	7.6%	10.7%	11.6%	11.9%
% of FP17s for the same patient ID Re-attending within 3 months - Adults	1	43	2.3%	14.4%	15.2%	15.9%
% of FP17s for the same patient ID Re-attending between 3 & 9 months - Children	56	119	47.1%	56.9%	59.1%	58.1%
% of FP17s for the same patient ID Re-attending between 3 & 9 months - Adults	3	43	7.0%	48.5%	51.7%	50.6%
% of FP17s for Band 1 Urgent Courses	3	123	2.4%	8.6%	8.0%	9.1%
% of FP17s Relating to Free Repair or Replacements	0	123	0.0%	0.7%	0.8%	0.8%
% of FP17s Relating to Continuations	0	123	0.0%	0.9%	1.0%	1.1%
% of Patients satisfied with the dentistry they have received	1	1	N/A	91.0%	91.5%	91.4%
% of Patients satisfied with the time they had to wait for an appointment	1	1	N/A	86.9%	88.2%	87.7%

\* This is based on patients treated on this contract for their most recent course of treatment. Figures in italics indicate the base number of FP17s or Patient Questionnaire responses are less than 100. N/A is shown where the base number of responses is less than 10 during the period. % is calculated as Quantity/Base number\*100

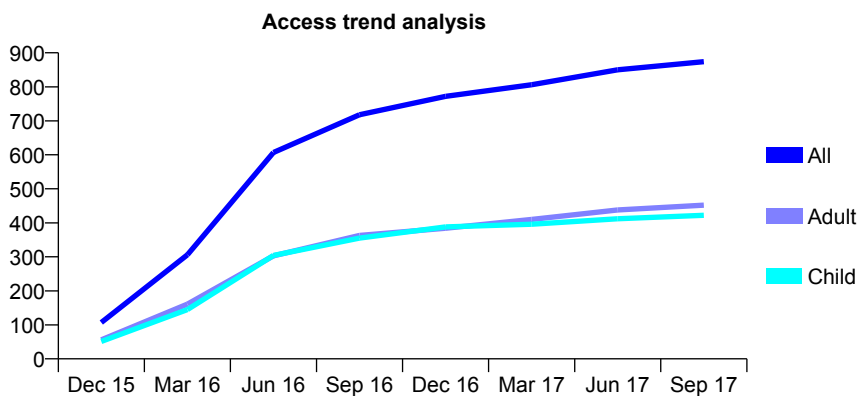
## Q58 - Vital Signs At a Glance Contract Report for 765279/0003 - September 2017

Name or company name	MR NS SHAH
Contract type name	GDS Contract
Purpose of contract	General
Contract start date	14/11/2015
Contract end date	

17/18 Contracted general activity (UDA)	2,010
Carry forward general activity (UDA)	0
17/18 Contracted orthodontic activity (UOA)	0
Carry forward orthodontic activity (UOA)	0
Baseline contract value	£58,700.75

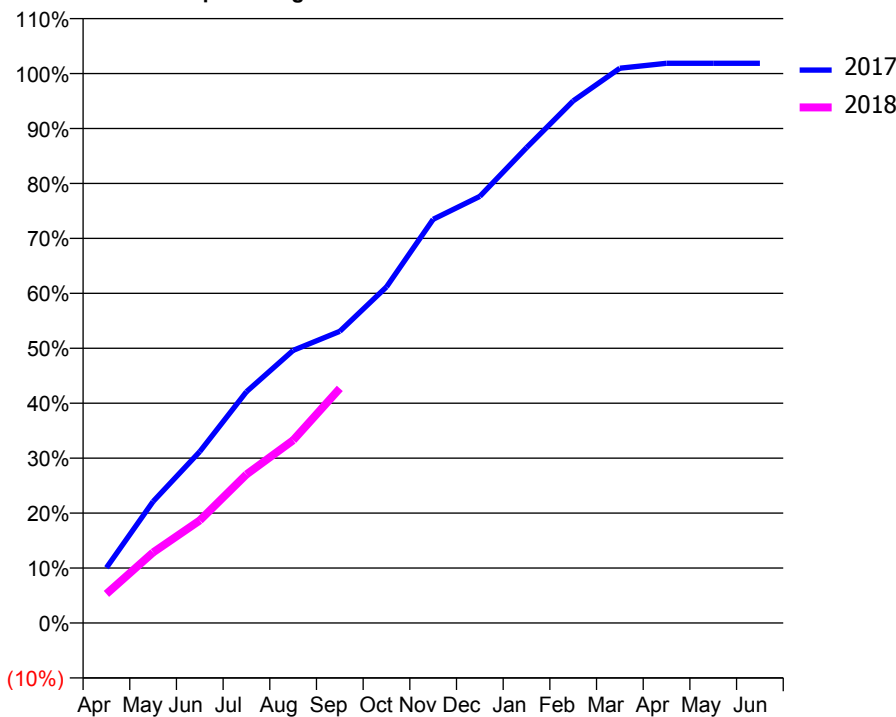
### ACCESS\*

Patients seen in 24 months	Total	Change since previous quarter
Quarter ending September 2016	718	
Quarter ending December 2016	772	↑
Quarter ending March 2017	806	↑
Quarter ending June 2017	850	↑
Quarter ending September 2017	874	↑
<b>Variance since September 2016</b>	<b>21.7%</b>	<b>↑</b>



### ACTIVITY

Cumulative percentage of contracted UDA delivered 2017 & 2018



Month	Adjusted Scheduled Activity (UDA)	
	2017	2018
April	202	107
May	444	258
June	627	375
July	846	544
August	997	668
September	1,067	858
October	1,229	
November	1,477	
December	1,561	
January	1,739	
February	1,910	
March	2,029	
April	2,047	
May	2,047	
June	2,047	

### QUALITY

	Quantity	Base Number	Contract	AT	Region	England
% of FP17s for the same patient ID Re-attending within 3 months - Children	22	303	7.3%	10.7%	11.6%	11.9%
% of FP17s for the same patient ID Re-attending within 3 months - Adults	25	276	9.1%	14.4%	15.2%	15.9%
% of FP17s for the same patient ID Re-attending between 3 & 9 months - Children	167	303	55.1%	56.9%	59.1%	58.1%
% of FP17s for the same patient ID Re-attending between 3 & 9 months - Adults	149	276	54.0%	48.5%	51.7%	50.6%
% of FP17s for Band 1 Urgent Courses	37	561	6.6%	8.6%	8.0%	9.1%
% of FP17s Relating to Free Repair or Replacements	0	561	0.0%	0.7%	0.8%	0.8%
% of FP17s Relating to Continuations	5	561	0.9%	0.9%	1.0%	1.1%
% of Patients satisfied with the dentistry they have received	0	0	N/A	91.0%	91.5%	91.4%
% of Patients satisfied with the time they had to wait for an appointment	0	0	N/A	86.9%	88.2%	87.7%

\* This is based on patients treated on this contract for their most recent course of treatment. Figures in italics indicate the base number of FP17s or Patient Questionnaire responses are less than 100. N/A is shown where the base number of responses is less than 10 during the period. % is calculated as Quantity/Base number\*100

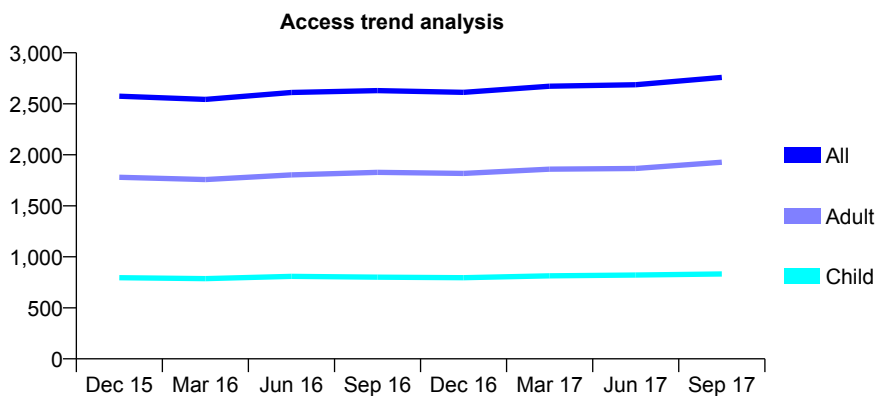
## Q58 - Vital Signs At a Glance Contract Report for 767190/0001 - September 2017

Name or company name	MR S BHOGAITA
Contract type name	GDS Contract
Purpose of contract	General
Contract start date	01/04/2006
Contract end date	

17/18 Contracted general activity (UDA)	8,100
Carry forward general activity (UDA)	0
17/18 Contracted orthodontic activity (UOA)	0
Carry forward orthodontic activity (UOA)	0
Baseline contract value	£214,632.93

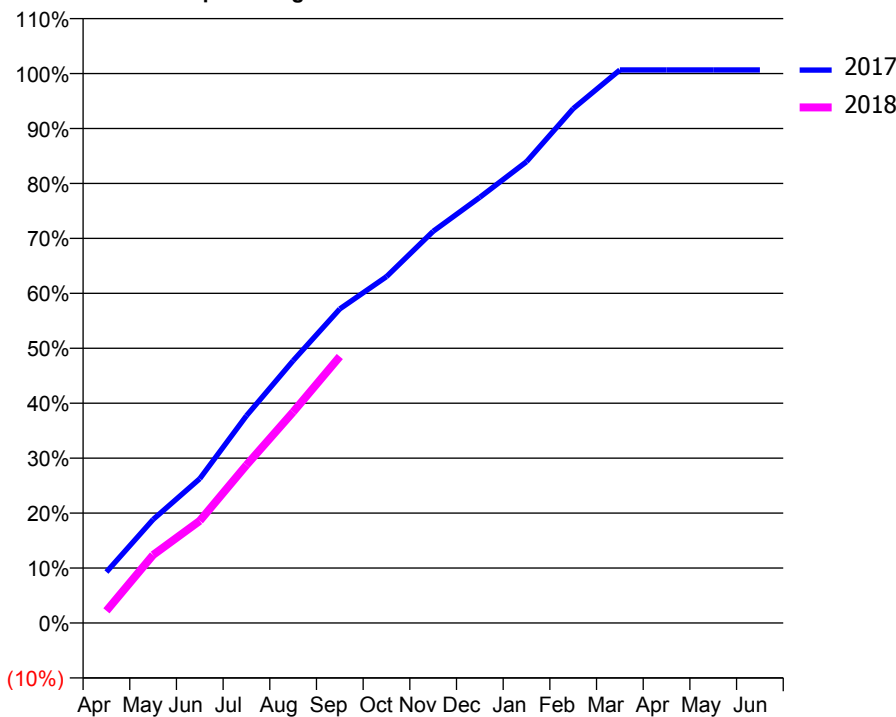
### ACCESS\*

Patients seen in 24 months	Total	Change since previous quarter
Quarter ending September 2016	2,629	
Quarter ending December 2016	2,612	→
Quarter ending March 2017	2,673	↑
Quarter ending June 2017	2,687	→
Quarter ending September 2017	2,759	↑
<b>Variance since September 2016</b>	<b>4.9%</b>	<b>↑</b>



### ACTIVITY

Cumulative percentage of contracted UDA delivered 2017 & 2018



Month	Adjusted Scheduled Activity (UDA)	
	2017	2018
April	752	180
May	1,525	1,003
June	2,129	1,507
July	3,055	2,328
August	3,868	3,111
September	4,630	3,928
October	5,107	
November	5,773	
December	6,274	
January	6,800	
February	7,582	
March	8,153	
April	8,153	
May	8,153	
June	8,153	

### QUALITY

	Quantity	Base Number	Contract	AT	Region	England
% of FP17s for the same patient ID Re-attending within 3 months - Children	11	695	1.6%	10.7%	11.6%	11.9%
% of FP17s for the same patient ID Re-attending within 3 months - Adults	68	1,268	5.4%	14.4%	15.2%	15.9%
% of FP17s for the same patient ID Re-attending between 3 & 9 months - Children	468	695	67.3%	56.9%	59.1%	58.1%
% of FP17s for the same patient ID Re-attending between 3 & 9 months - Adults	669	1,268	52.8%	48.5%	51.7%	50.6%
% of FP17s for Band 1 Urgent Courses	51	1,964	2.6%	8.6%	8.0%	9.1%
% of FP17s Relating to Free Repair or Replacements	11	1,964	0.6%	0.7%	0.8%	0.8%
% of FP17s Relating to Continuations	6	1,964	0.3%	0.9%	1.0%	1.1%
% of Patients satisfied with the dentistry they have received	2	2	N/A	91.0%	91.5%	91.4%
% of Patients satisfied with the time they had to wait for an appointment	2	2	N/A	86.9%	88.2%	87.7%

\* This is based on patients treated on this contract for their most recent course of treatment. Figures in italics indicate the base number of FP17s or Patient Questionnaire responses are less than 100. N/A is shown where the base number of responses is less than 10 during the period. % is calculated as Quantity/Base number\*100

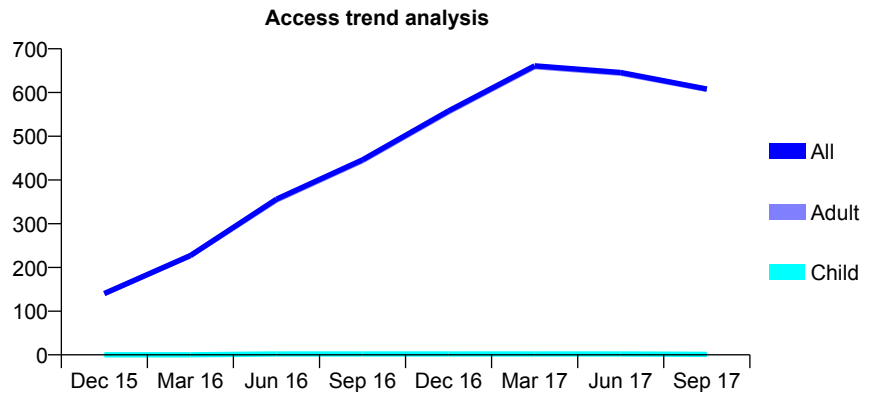
## Q58 - Vital Signs At a Glance Contract Report for 767190/0002 - September 2017

Name or company name	MR S BHOGAITA
Contract type name	PDS Contract
Purpose of contract	General
Contract start date	01/11/2006
Contract end date	31/03/2018

17/18 Contracted general activity (UDA)	847
Carry forward general activity (UDA)	0
17/18 Contracted orthodontic activity (UOA)	0
Carry forward orthodontic activity (UOA)	0
Baseline contract value	£107,622.20

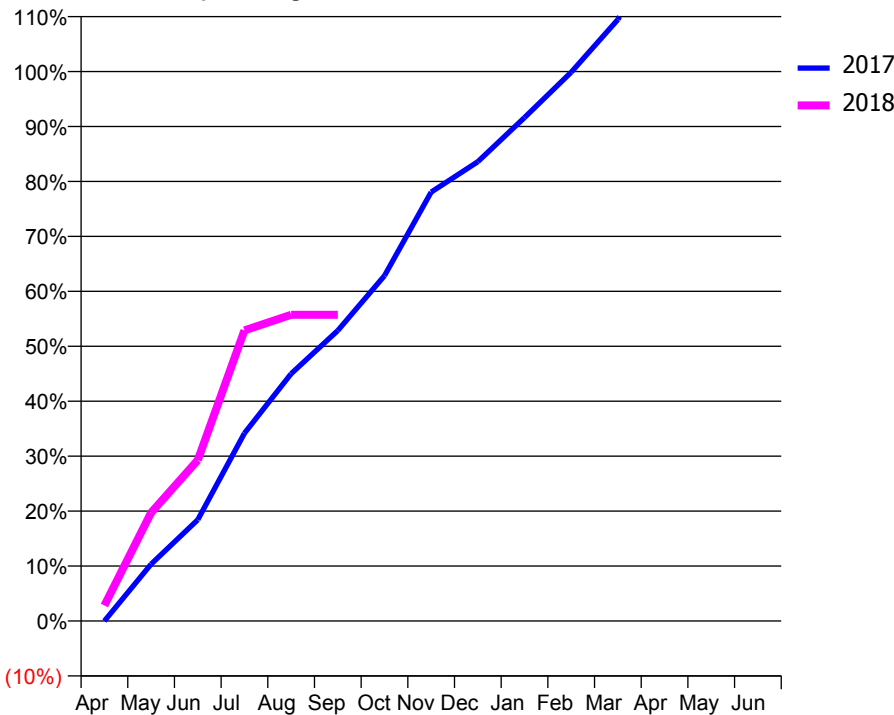
### ACCESS\*

Patients seen in 24 months	Total	Change since previous quarter
Quarter ending September 2016	446	
Quarter ending December 2016	558	↑
Quarter ending March 2017	661	↑
Quarter ending June 2017	646	↓
Quarter ending September 2017	608	↓
<b>Variance since September 2016</b>	<b>36.3%</b>	<b>↑</b>



### ACTIVITY

Cumulative percentage of contracted UDA delivered 2017 & 2018



Month	Adjusted Scheduled Activity (UDA)	
	2017	2018
April	0	24
May	174	167
June	310	248
July	575	448
August	757	472
September	889	472
October	1,057	
November	1,313	
December	1,406	
January	1,541	
February	1,680	
March	1,841	
April	2,077	
May	2,077	
June	2,077	

### QUALITY

	Quantity	Base Number	Contract	AT	Region	England
% of FP17s for the same patient ID Re-attending within 3 months - Children	0	4	0.0%	10.7%	11.6%	11.9%
% of FP17s for the same patient ID Re-attending within 3 months - Adults	3	272	1.1%	14.4%	15.2%	15.9%
% of FP17s for the same patient ID Re-attending between 3 & 9 months - Children	0	4	0.0%	56.9%	59.1%	58.1%
% of FP17s for the same patient ID Re-attending between 3 & 9 months - Adults	2	272	0.7%	48.5%	51.7%	50.6%
% of FP17s for Band 1 Urgent Courses	0	177	0.0%	8.6%	8.0%	9.1%
% of FP17s Relating to Free Repair or Replacements	0	177	0.0%	0.7%	0.8%	0.8%
% of FP17s Relating to Continuations	0	177	0.0%	0.9%	1.0%	1.1%
% of Patients satisfied with the dentistry they have received	0	0	N/A	91.0%	91.5%	91.4%
% of Patients satisfied with the time they had to wait for an appointment	0	0	N/A	86.9%	88.2%	87.7%

\* This is based on patients treated on this contract for their most recent course of treatment. Figures in italics indicate the base number of FP17s or Patient Questionnaire responses are less than 100. N/A is shown where the base number of responses is less than 10 during the period. % is calculated as Quantity/Base number\*100

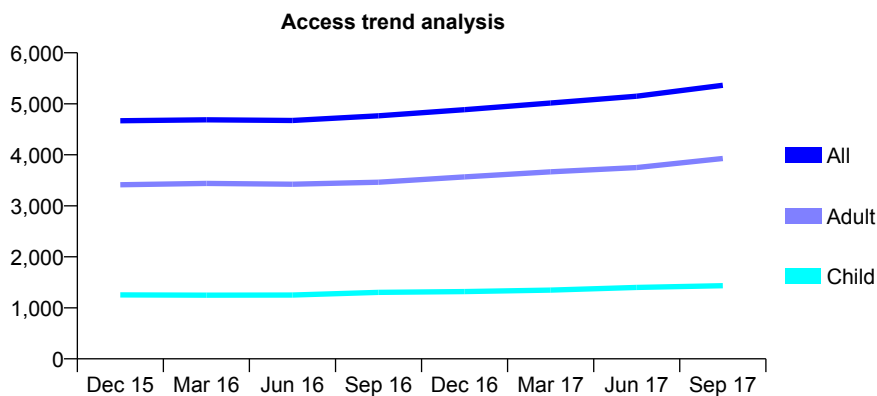
## Q58 - Vital Signs At a Glance Contract Report for 767190/0003 - September 2017

Name or company name	MR S BHOGAITA
Contract type name	GDS Contract
Purpose of contract	General
Contract start date	01/10/2009
Contract end date	

17/18 Contracted general activity (UDA)	15,691
Carry forward general activity (UDA)	0
17/18 Contracted orthodontic activity (UOA)	0
Carry forward orthodontic activity (UOA)	0
Baseline contract value	£482,959.24

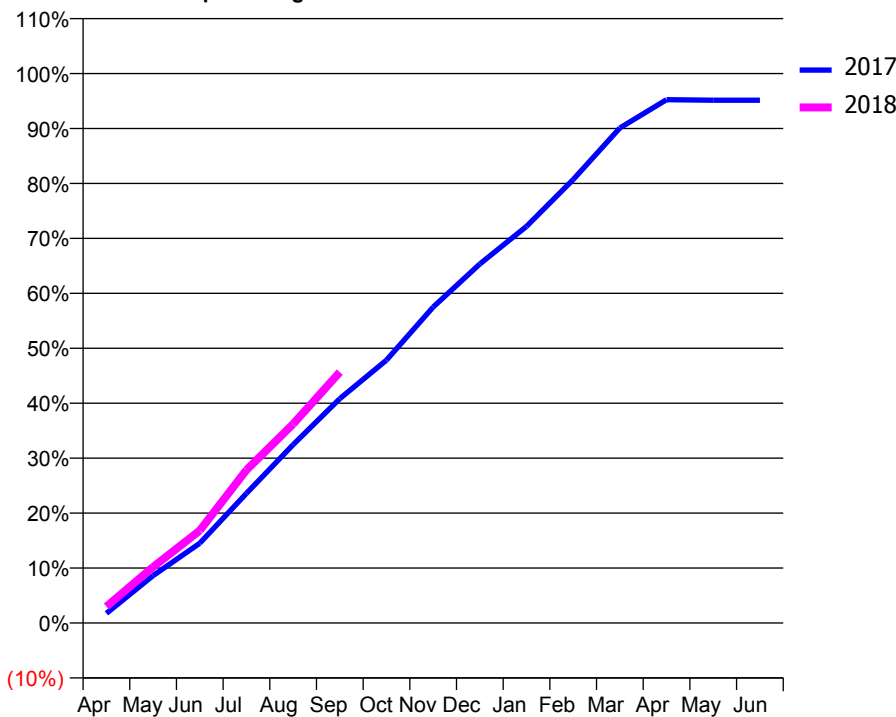
### ACCESS\*

Patients seen in 24 months	Total	Change since previous quarter
Quarter ending September 2016	4,765	
Quarter ending December 2016	4,886	↑
Quarter ending March 2017	5,015	↑
Quarter ending June 2017	5,150	↑
Quarter ending September 2017	5,364	↑
<b>Variance since September 2016</b>	<b>12.6%</b>	<b>↑</b>



### ACTIVITY

Cumulative percentage of contracted UDA delivered 2017 & 2018



Month	Adjusted Scheduled Activity (UDA)	
	2017	2018
April	276	470
May	1,352	1,601
June	2,279	2,640
July	3,702	4,371
August	5,094	5,682
September	6,406	7,163
October	7,508	
November	9,021	
December	10,253	
January	11,325	
February	12,664	
March	14,134	
April	14,943	
May	14,927	
June	14,926	

### QUALITY

	Quantity	Base Number	Contract	AT	Region	England
% of FP17s for the same patient ID Re-attending within 3 months - Children	45	1,001	4.5%	10.7%	11.6%	11.9%
% of FP17s for the same patient ID Re-attending within 3 months - Adults	194	2,347	8.3%	14.4%	15.2%	15.9%
% of FP17s for the same patient ID Re-attending between 3 & 9 months - Children	503	1,001	50.2%	56.9%	59.1%	58.1%
% of FP17s for the same patient ID Re-attending between 3 & 9 months - Adults	1,016	2,347	43.3%	48.5%	51.7%	50.6%
% of FP17s for Band 1 Urgent Courses	205	3,036	6.8%	8.6%	8.0%	9.1%
% of FP17s Relating to Free Repair or Replacements	21	3,036	0.7%	0.7%	0.8%	0.8%
% of FP17s Relating to Continuations	8	3,036	0.3%	0.9%	1.0%	1.1%
% of Patients satisfied with the dentistry they have received	6	6	N/A	91.0%	91.5%	91.4%
% of Patients satisfied with the time they had to wait for an appointment	4	6	N/A	86.9%	88.2%	87.7%

\* This is based on patients treated on this contract for their most recent course of treatment. Figures in italics indicate the base number of FP17s or Patient Questionnaire responses are less than 100. N/A is shown where the base number of responses is less than 10 during the period. % is calculated as Quantity/Base number\*100

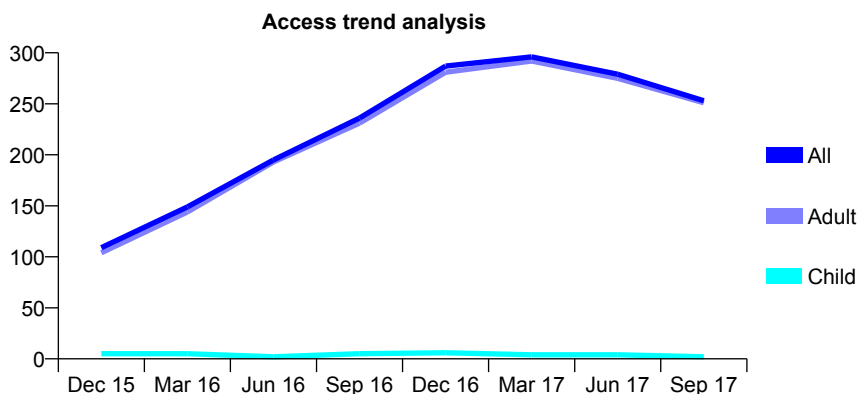
## Q58 - Vital Signs At a Glance Contract Report for 767190/0004 - September 2017

Name or company name	MR S BHOGAITA
Contract type name	PDS Contract
Purpose of contract	General
Contract start date	01/11/2006
Contract end date	31/03/2018

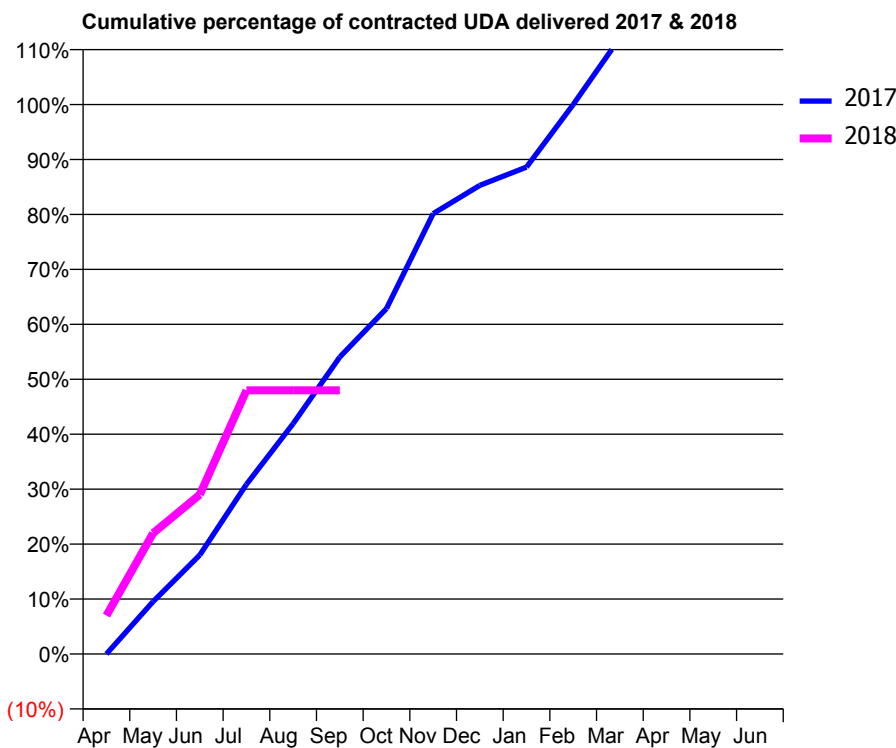
17/18 Contracted general activity (UDA)	300
Carry forward general activity (UDA)	0
17/18 Contracted orthodontic activity (UOA)	0
Carry forward orthodontic activity (UOA)	0
Baseline contract value	£119,373.53

### ACCESS\*

Patients seen in 24 months	Total	Change since previous quarter
Quarter ending September 2016	236	
Quarter ending December 2016	287	↑
Quarter ending March 2017	296	↑
Quarter ending June 2017	279	↓
Quarter ending September 2017	253	↓
<b>Variance since September 2016</b>	7.2%	↑



### ACTIVITY



Month	Adjusted Scheduled Activity (UDA)	
	2017	2018
April	0	21
May	78	66
June	147	87
July	252	144
August	342	144
September	441	144
October	513	
November	654	
December	696	
January	723	
February	816	
March	915	
April	978	
May	978	
June	981	

### QUALITY

	Quantity	Base Number	Contract	AT	Region	England
% of FP17s for the same patient ID Re-attending within 3 months - Children	0	1	0.0%	10.7%	11.6%	11.9%
% of FP17s for the same patient ID Re-attending within 3 months - Adults	0	69	0.0%	14.4%	15.2%	15.9%
% of FP17s for the same patient ID Re-attending between 3 & 9 months - Children	0	1	0.0%	56.9%	59.1%	58.1%
% of FP17s for the same patient ID Re-attending between 3 & 9 months - Adults	0	69	0.0%	48.5%	51.7%	50.6%
% of FP17s for Band 1 Urgent Courses	0	48	0.0%	8.6%	8.0%	9.1%
% of FP17s Relating to Free Repair or Replacements	0	48	0.0%	0.7%	0.8%	0.8%
% of FP17s Relating to Continuations	0	48	0.0%	0.9%	1.0%	1.1%
% of Patients satisfied with the dentistry they have received	0	0	N/A	91.0%	91.5%	91.4%
% of Patients satisfied with the time they had to wait for an appointment	0	0	N/A	86.9%	88.2%	87.7%

\* This is based on patients treated on this contract for their most recent course of treatment. Figures in italics indicate the base number of FP17s or Patient Questionnaire responses are less than 100. N/A is shown where the base number of responses is less than 10 during the period. % is calculated as Quantity/Base number\*100

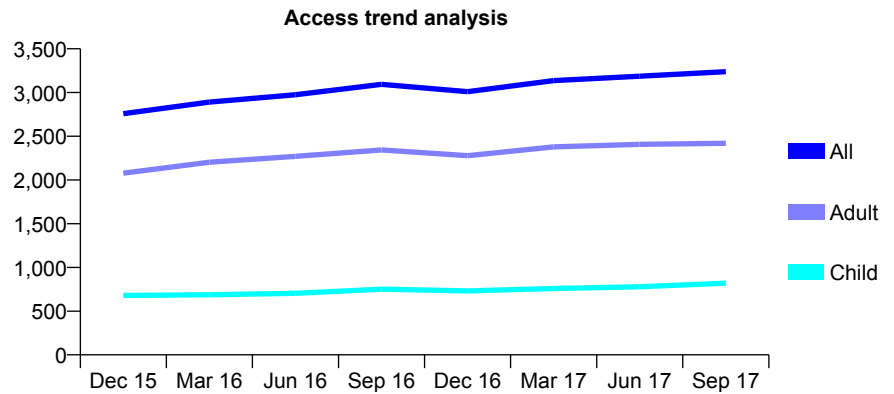
## Q58 - Vital Signs At a Glance Contract Report for 768219/0001 - September 2017

Name or company name	MRS N ADL-SOLTANI
Contract type name	GDS Contract
Purpose of contract	General
Contract start date	01/04/2006
Contract end date	

17/18 Contracted general activity (UDA)	8,000
Carry forward general activity (UDA)	0
17/18 Contracted orthodontic activity (UOA)	0
Carry forward orthodontic activity (UOA)	0
Baseline contract value	£238,718.95

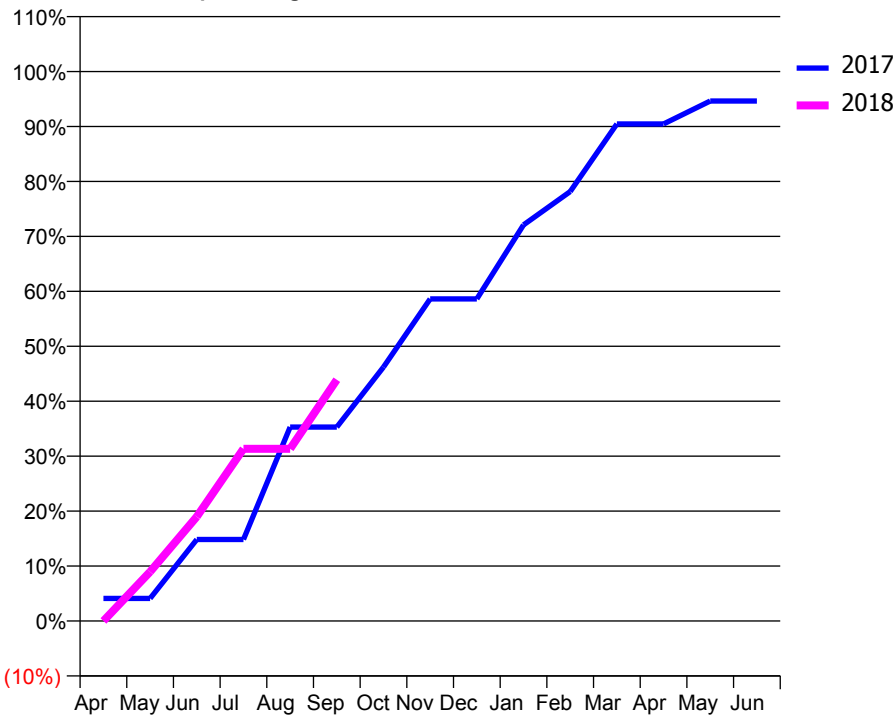
### ACCESS\*

Patients seen in 24 months	Total	Change since previous quarter
Quarter ending September 2016	3,094	
Quarter ending December 2016	3,009	↓
Quarter ending March 2017	3,137	↑
Quarter ending June 2017	3,187	→
Quarter ending September 2017	3,238	→
<b>Variance since September 2016</b>	<b>4.7%</b>	<b>↑</b>



### ACTIVITY

Cumulative percentage of contracted UDA delivered 2017 & 2018



Month	Adjusted Scheduled Activity (UDA)	
	2017	2018
April	329	0
May	329	717
June	1,187	1,518
July	1,187	2,507
August	2,825	2,507
September	2,825	3,513
October	3,697	
November	4,690	
December	4,690	
January	5,767	
February	6,252	
March	7,237	
April	7,237	
May	7,570	
June	7,570	

### QUALITY

	Quantity	Base Number	Contract	AT	Region	England
% of FP17s for the same patient ID Re-attending within 3 months - Children	22	455	4.8%	10.7%	11.6%	11.9%
% of FP17s for the same patient ID Re-attending within 3 months - Adults	91	1,171	7.8%	14.4%	15.2%	15.9%
% of FP17s for the same patient ID Re-attending between 3 & 9 months - Children	129	455	28.4%	56.9%	59.1%	58.1%
% of FP17s for the same patient ID Re-attending between 3 & 9 months - Adults	387	1,171	33.0%	48.5%	51.7%	50.6%
% of FP17s for Band 1 Urgent Courses	96	1,427	6.7%	8.6%	8.0%	9.1%
% of FP17s Relating to Free Repair or Replacements	0	1,427	0.0%	0.7%	0.8%	0.8%
% of FP17s Relating to Continuations	10	1,427	0.7%	0.9%	1.0%	1.1%
% of Patients satisfied with the dentistry they have received	1	1	N/A	91.0%	91.5%	91.4%
% of Patients satisfied with the time they had to wait for an appointment	1	1	N/A	86.9%	88.2%	87.7%

\* This is based on patients treated on this contract for their most recent course of treatment. Figures in italics indicate the base number of FP17s or Patient Questionnaire responses are less than 100. N/A is shown where the base number of responses is less than 10 during the period. % is calculated as Quantity/Base number\*100

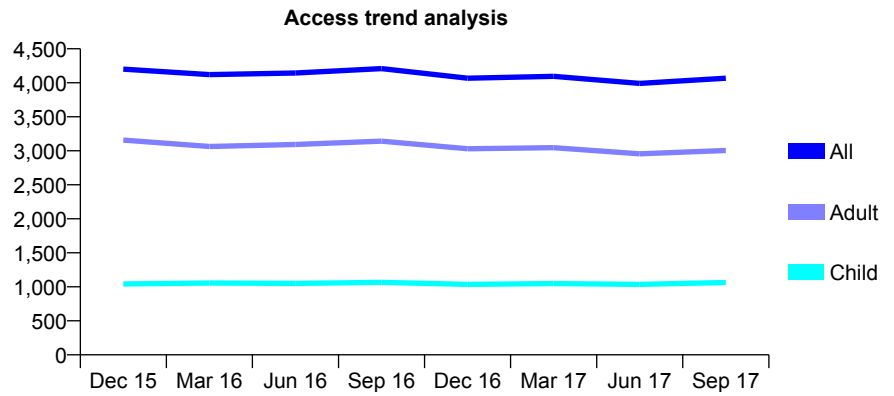
## Q58 - Vital Signs At a Glance Contract Report for 768243/0001 - September 2017

Name or company name	MR M VESALI JAFARABADI
Contract type name	GDS Contract
Purpose of contract	General
Contract start date	01/04/2006
Contract end date	

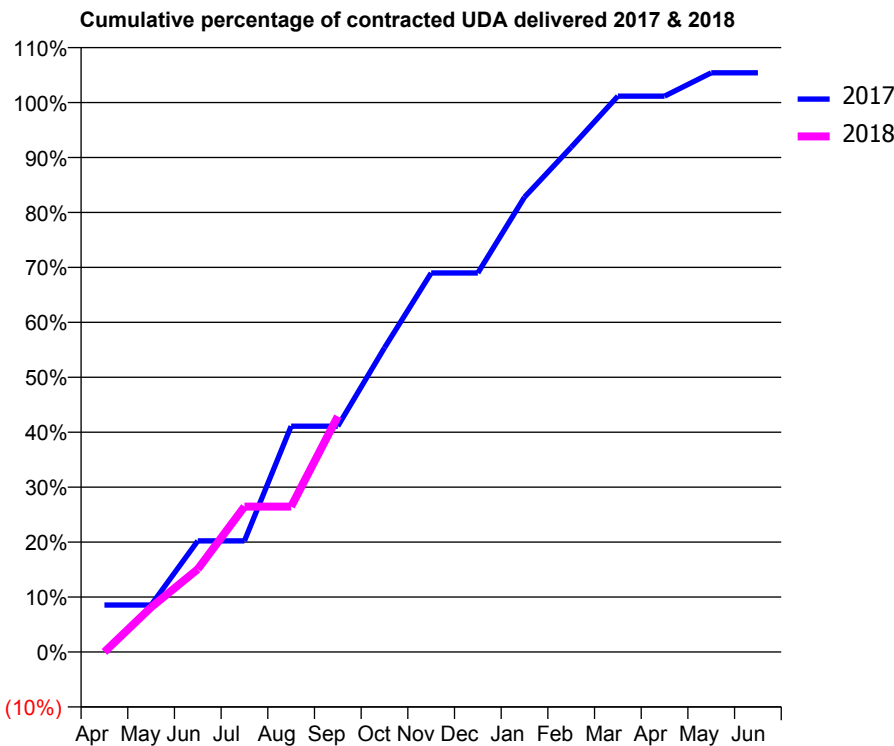
17/18 Contracted general activity (UDA)	8,000
Carry forward general activity (UDA)	0
17/18 Contracted orthodontic activity (UOA)	0
Carry forward orthodontic activity (UOA)	0
Baseline contract value	£255,519.95

### ACCESS\*

Patients seen in 24 months	Total	Change since previous quarter
Quarter ending September 2016	4,208	
Quarter ending December 2016	4,067	↓
Quarter ending March 2017	4,096	→
Quarter ending June 2017	3,991	↓
Quarter ending September 2017	4,067	→
<b>Variance since September 2016</b>	<b>(3.4%)</b>	<b>↓</b>



### ACTIVITY



Adjusted Scheduled Activity (UDA)		
Month	2017	2018
April	685	0
May	685	652
June	1,619	1,206
July	1,619	2,116
August	3,288	2,116
September	3,288	3,431
October	4,430	
November	5,518	
December	5,518	
January	6,622	
February	7,350	
March	8,093	
April	8,093	
May	8,433	
June	8,433	

### QUALITY

	Quantity	Base Number	Contract	AT	Region	England
% of FP17s for the same patient ID Re-attending within 3 months - Children	8	632	1.3%	10.7%	11.6%	11.9%
% of FP17s for the same patient ID Re-attending within 3 months - Adults	31	1,437	2.2%	14.4%	15.2%	15.9%
% of FP17s for the same patient ID Re-attending between 3 & 9 months - Children	291	632	46.0%	56.9%	59.1%	58.1%
% of FP17s for the same patient ID Re-attending between 3 & 9 months - Adults	576	1,437	40.1%	48.5%	51.7%	50.6%
% of FP17s for Band 1 Urgent Courses	111	1,846	6.0%	8.6%	8.0%	9.1%
% of FP17s Relating to Free Repair or Replacements	1	1,846	0.1%	0.7%	0.8%	0.8%
% of FP17s Relating to Continuations	2	1,846	0.1%	0.9%	1.0%	1.1%
% of Patients satisfied with the dentistry they have received	5	5	N/A	91.0%	91.5%	91.4%
% of Patients satisfied with the time they had to wait for an appointment	5	5	N/A	86.9%	88.2%	87.7%

\* This is based on patients treated on this contract for their most recent course of treatment. Figures in italics indicate the base number of FP17s or Patient Questionnaire responses are less than 100. N/A is shown where the base number of responses is less than 10 during the period. % is calculated as Quantity/Base number\*100



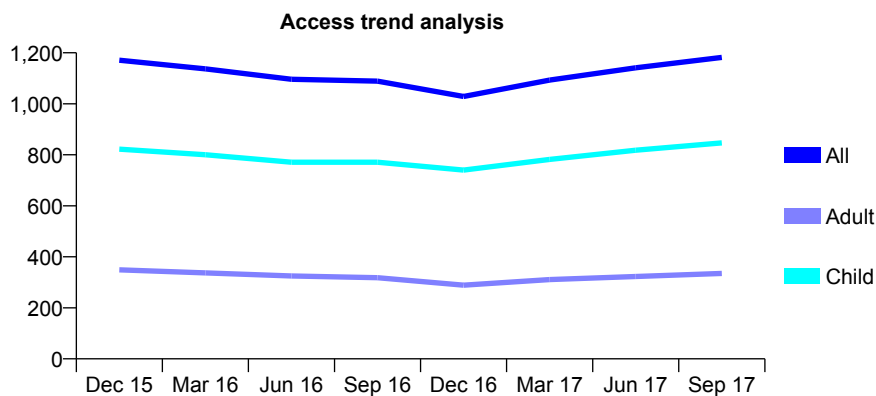
## Q58 - Vital Signs At a Glance Contract Report for 770876/0001 - September 2017

Name or company name	MR SP TAILOR
Contract type name	GDS Contract
Purpose of contract	General
Contract start date	04/04/2008
Contract end date	

17/18 Contracted general activity (UDA)	3,400
Carry forward general activity (UDA)	0
17/18 Contracted orthodontic activity (UOA)	0
Carry forward orthodontic activity (UOA)	0
Baseline contract value	£85,661.02

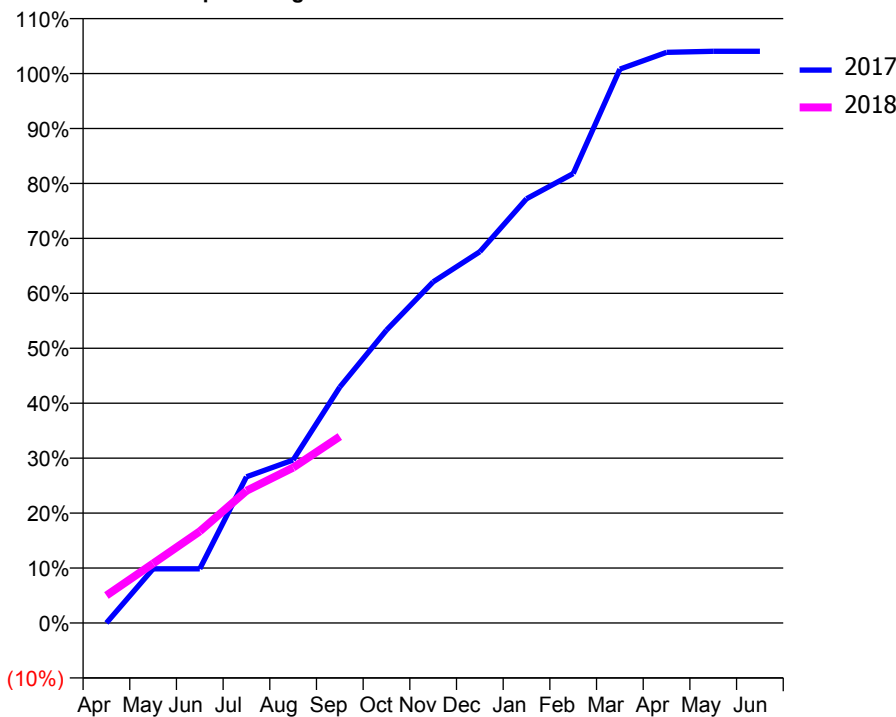
### ACCESS\*

Patients seen in 24 months	Total	Change since previous quarter
Quarter ending September 2016	1,089	
Quarter ending December 2016	1,029	↓
Quarter ending March 2017	1,093	↑
Quarter ending June 2017	1,141	↑
Quarter ending September 2017	1,182	↑
<b>Variance since September 2016</b>	<b>8.5%</b>	<b>↑</b>



### ACTIVITY

Cumulative percentage of contracted UDA delivered 2017 & 2018



Adjusted Scheduled Activity (UDA)

Month	2017	2018
April	0	171
May	217	368
June	217	568
July	585	818
August	653	962
September	945	1,154
October	1,172	
November	1,366	
December	1,486	
January	1,698	
February	1,800	
March	2,218	
April	2,285	
May	2,289	
June	2,289	

### QUALITY

	Quantity	Base Number	Contract	AT	Region	England
% of FP17s for the same patient ID Re-attending within 3 months - Children	39	630	6.2%	10.7%	11.6%	11.9%
% of FP17s for the same patient ID Re-attending within 3 months - Adults	15	180	8.3%	14.4%	15.2%	15.9%
% of FP17s for the same patient ID Re-attending between 3 & 9 months - Children	360	630	57.1%	56.9%	59.1%	58.1%
% of FP17s for the same patient ID Re-attending between 3 & 9 months - Adults	86	180	47.8%	48.5%	51.7%	50.6%
% of FP17s for Band 1 Urgent Courses	21	761	2.8%	8.6%	8.0%	9.1%
% of FP17s Relating to Free Repair or Replacements	0	761	0.0%	0.7%	0.8%	0.8%
% of FP17s Relating to Continuations	0	761	0.0%	0.9%	1.0%	1.1%
% of Patients satisfied with the dentistry they have received	0	0	N/A	91.0%	91.5%	91.4%
% of Patients satisfied with the time they had to wait for an appointment	0	0	N/A	86.9%	88.2%	87.7%

\* This is based on patients treated on this contract for their most recent course of treatment. Figures in italics indicate the base number of FP17s or Patient Questionnaire responses are less than 100. N/A is shown where the base number of responses is less than 10 during the period. % is calculated as Quantity/Base number\*100

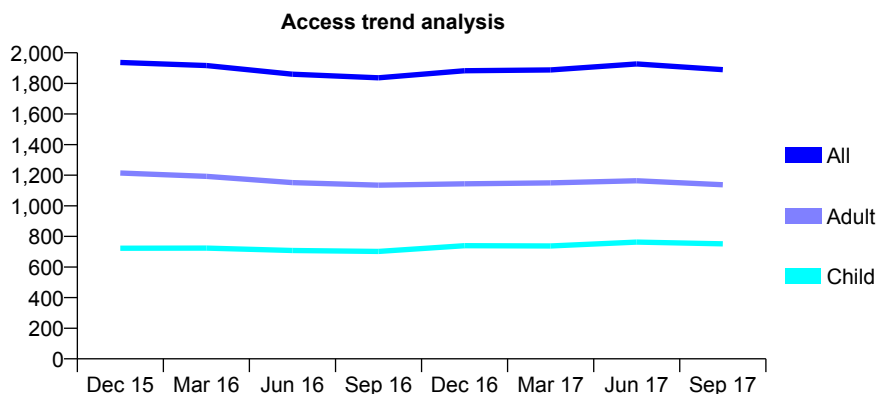
## Q58 - Vital Signs At a Glance Contract Report for 771007/0001 - September 2017

Name or company name	MISS SL BENTLEY
Contract type name	GDS Contract
Purpose of contract	General
Contract start date	01/04/2010
Contract end date	

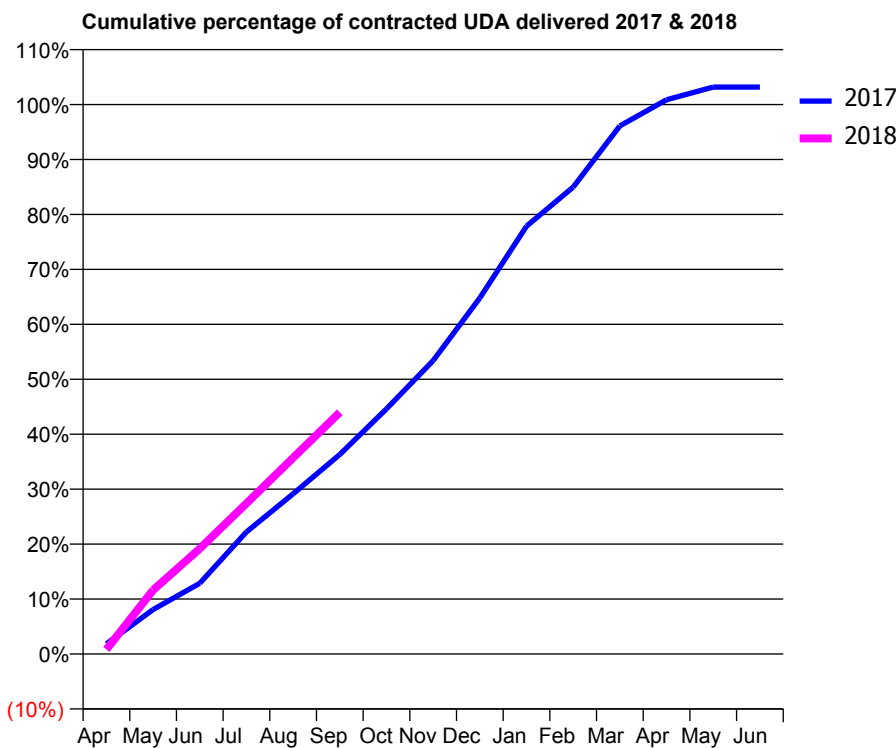
17/18 Contracted general activity (UDA)	4,899
Carry forward general activity (UDA)	0
17/18 Contracted orthodontic activity (UOA)	0
Carry forward orthodontic activity (UOA)	0
Baseline contract value	£128,727.27

### ACCESS\*

Patients seen in 24 months	Total	Change since previous quarter
Quarter ending September 2016	1,837	
Quarter ending December 2016	1,883	↑
Quarter ending March 2017	1,888	→
Quarter ending June 2017	1,927	↑
Quarter ending September 2017	1,890	↓
<b>Variance since September 2016</b>	<b>2.9%</b>	<b>↑</b>



### ACTIVITY



Month	Adjusted Scheduled Activity (UDA)	
	2017	2018
April	91	41
May	396	570
June	631	939
July	1,089	1,343
August	1,428	1,749
September	1,779	2,155
October	2,185	
November	2,617	
December	3,174	
January	3,814	
February	4,162	
March	4,708	
April	4,942	
May	5,054	
June	5,054	

### QUALITY

	Quantity	Base Number	Contract	AT	Region	England
% of FP17s for the same patient ID Re-attending within 3 months - Children	52	612	8.5%	10.7%	11.6%	11.9%
% of FP17s for the same patient ID Re-attending within 3 months - Adults	109	759	14.4%	14.4%	15.2%	15.9%
% of FP17s for the same patient ID Re-attending between 3 & 9 months - Children	418	612	68.3%	56.9%	59.1%	58.1%
% of FP17s for the same patient ID Re-attending between 3 & 9 months - Adults	440	759	58.0%	48.5%	51.7%	50.6%
% of FP17s for Band 1 Urgent Courses	42	1,190	3.5%	8.6%	8.0%	9.1%
% of FP17s Relating to Free Repair or Replacements	3	1,190	0.3%	0.7%	0.8%	0.8%
% of FP17s Relating to Continuations	22	1,190	1.8%	0.9%	1.0%	1.1%
% of Patients satisfied with the dentistry they have received	2	2	N/A	91.0%	91.5%	91.4%
% of Patients satisfied with the time they had to wait for an appointment	2	2	N/A	86.9%	88.2%	87.7%

\* This is based on patients treated on this contract for their most recent course of treatment. Figures in italics indicate the base number of FP17s or Patient Questionnaire responses are less than 100. N/A is shown where the base number of responses is less than 10 during the period. % is calculated as Quantity/Base number\*100

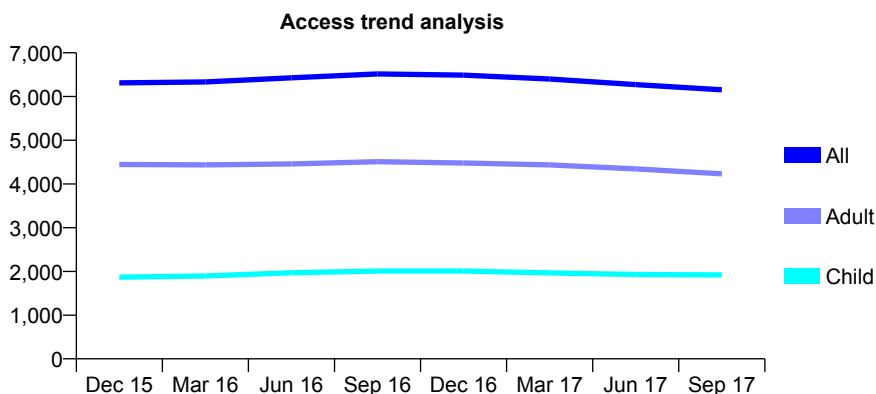
## Q58 - Vital Signs At a Glance Contract Report for 772208/0001 - September 2017

Name or company name	MR L GIDARAKOS
Contract type name	GDS Contract
Purpose of contract	General
Contract start date	01/04/2006
Contract end date	

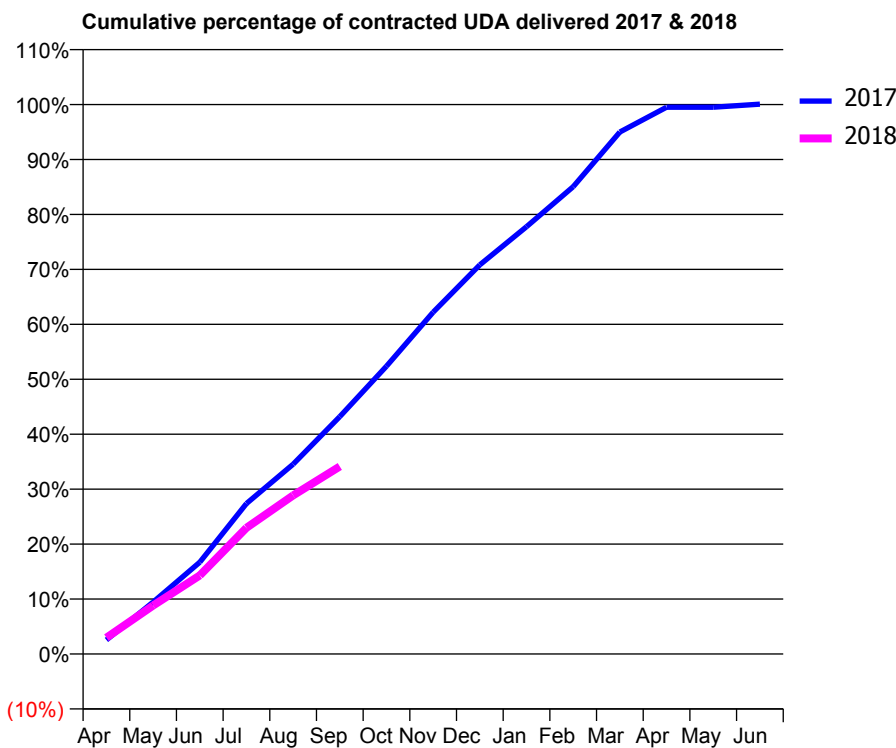
17/18 Contracted general activity (UDA)	14,944
Carry forward general activity (UDA)	0
17/18 Contracted orthodontic activity (UOA)	0
Carry forward orthodontic activity (UOA)	0
Baseline contract value	£417,636.45

### ACCESS\*

Patients seen in 24 months	Total	Change since previous quarter
Quarter ending September 2016	6,518	
Quarter ending December 2016	6,490	→
Quarter ending March 2017	6,401	↓
Quarter ending June 2017	6,274	↓
Quarter ending September 2017	6,153	↓
<b>Variance since September 2016</b>	<b>(5.6%)</b>	<b>↓</b>



### ACTIVITY



Month	Adjusted Scheduled Activity (UDA)	
	2017	2018
April	384	444
May	1,412	1,320
June	2,498	2,139
July	4,094	3,432
August	5,163	4,314
September	6,457	5,099
October	7,827	
November	9,297	
December	10,582	
January	11,620	
February	12,708	
March	14,196	
April	14,870	
May	14,869	
June	14,955	

### QUALITY

	Quantity	Base Number	Contract	AT	Region	England
% of FP17s for the same patient ID Re-attending within 3 months - Children	57	1,234	4.6%	10.7%	11.6%	11.9%
% of FP17s for the same patient ID Re-attending within 3 months - Adults	217	2,276	9.5%	14.4%	15.2%	15.9%
% of FP17s for the same patient ID Re-attending between 3 & 9 months - Children	703	1,234	57.0%	56.9%	59.1%	58.1%
% of FP17s for the same patient ID Re-attending between 3 & 9 months - Adults	1,069	2,276	47.0%	48.5%	51.7%	50.6%
% of FP17s for Band 1 Urgent Courses	200	3,134	6.4%	8.6%	8.0%	9.1%
% of FP17s Relating to Free Repair or Replacements	27	3,134	0.9%	0.7%	0.8%	0.8%
% of FP17s Relating to Continuations	9	3,134	0.3%	0.9%	1.0%	1.1%
% of Patients satisfied with the dentistry they have received	10	11	90.9%	91.0%	91.5%	91.4%
% of Patients satisfied with the time they had to wait for an appointment	7	11	63.6%	86.9%	88.2%	87.7%

\* This is based on patients treated on this contract for their most recent course of treatment. Figures in italics indicate the base number of FP17s or Patient Questionnaire responses are less than 100. N/A is shown where the base number of responses is less than 10 during the period. % is calculated as Quantity/Base number\*100

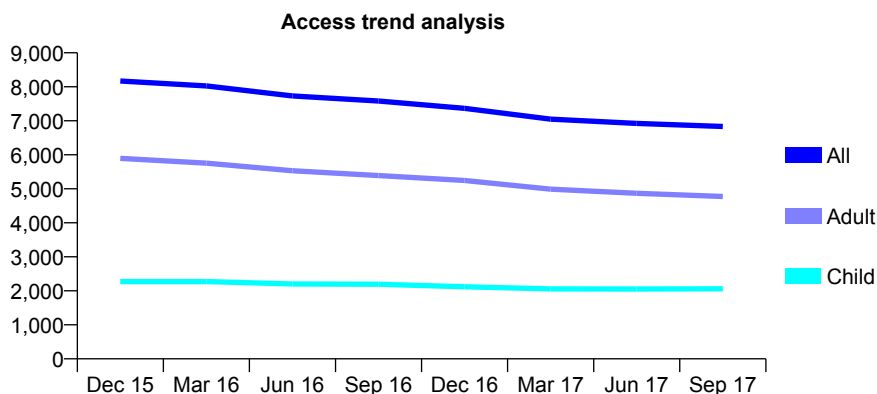
## Q58 - Vital Signs At a Glance Contract Report for 780944/0002 - September 2017

Name or company name	MR AA YELLON
Contract type name	GDS Contract
Purpose of contract	General
Contract start date	01/11/2007
Contract end date	

17/18 Contracted general activity (UDA)	28,356
Carry forward general activity (UDA)	0
17/18 Contracted orthodontic activity (UOA)	0
Carry forward orthodontic activity (UOA)	0
Baseline contract value	£784,091.77

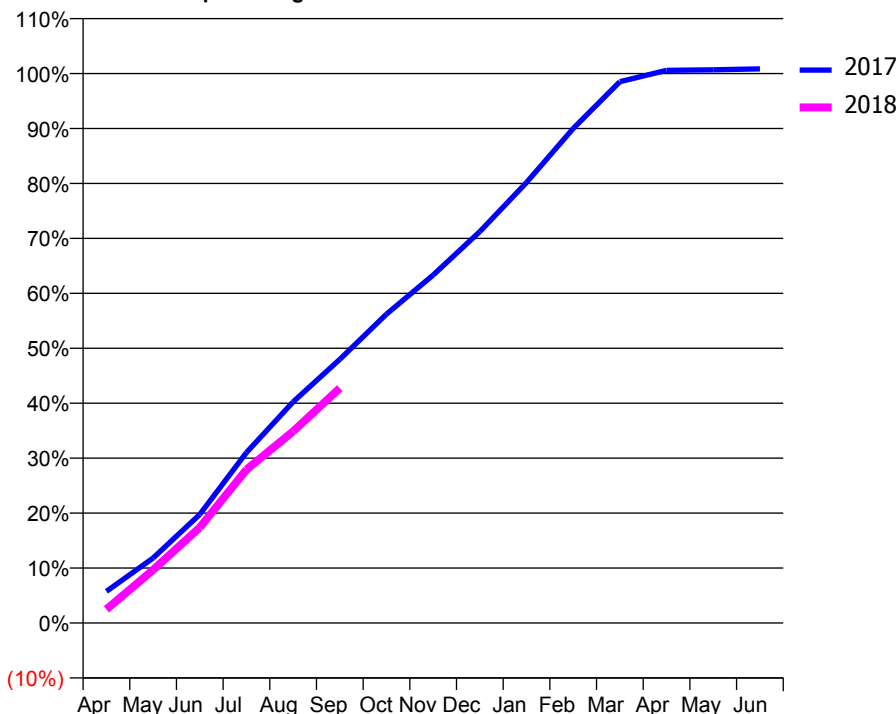
### ACCESS\*

Patients seen in 24 months	Total	Change since previous quarter
Quarter ending September 2016	7,584	
Quarter ending December 2016	7,366	↓
Quarter ending March 2017	7,048	↓
Quarter ending June 2017	6,922	↓
Quarter ending September 2017	6,834	↓
<b>Variance since September 2016</b>	<b>(9.9%)</b>	<b>↓</b>



### ACTIVITY

Cumulative percentage of contracted UDA delivered 2017 & 2018



Month	Adjusted Scheduled Activity (UDA)	
	2017	2018
April	1,637	708
May	3,357	2,744
June	5,604	4,928
July	8,799	7,914
August	11,414	9,894
September	13,606	12,123
October	15,938	
November	17,959	
December	20,198	
January	22,734	
February	25,520	
March	27,932	
April	28,522	
May	28,544	
June	28,595	

### QUALITY

	Quantity	Base Number	Contract	AT	Region	England
% of FP17s for the same patient ID Re-attending within 3 months - Children	67	1,390	4.8%	10.7%	11.6%	11.9%
% of FP17s for the same patient ID Re-attending within 3 months - Adults	328	3,037	10.8%	14.4%	15.2%	15.9%
% of FP17s for the same patient ID Re-attending between 3 & 9 months - Children	725	1,390	52.2%	56.9%	59.1%	58.1%
% of FP17s for the same patient ID Re-attending between 3 & 9 months - Adults	1,638	3,037	53.9%	48.5%	51.7%	50.6%
% of FP17s for Band 1 Urgent Courses	183	4,210	4.3%	8.6%	8.0%	9.1%
% of FP17s Relating to Free Repair or Replacements	52	4,210	1.2%	0.7%	0.8%	0.8%
% of FP17s Relating to Continuations	29	4,210	0.7%	0.9%	1.0%	1.1%
% of Patients satisfied with the dentistry they have received	7	8	N/A	91.0%	91.5%	91.4%
% of Patients satisfied with the time they had to wait for an appointment	7	8	N/A	86.9%	88.2%	87.7%

\* This is based on patients treated on this contract for their most recent course of treatment. Figures in italics indicate the base number of FP17s or Patient Questionnaire responses are less than 100. N/A is shown where the base number of responses is less than 10 during the period. % is calculated as Quantity/Base number\*100

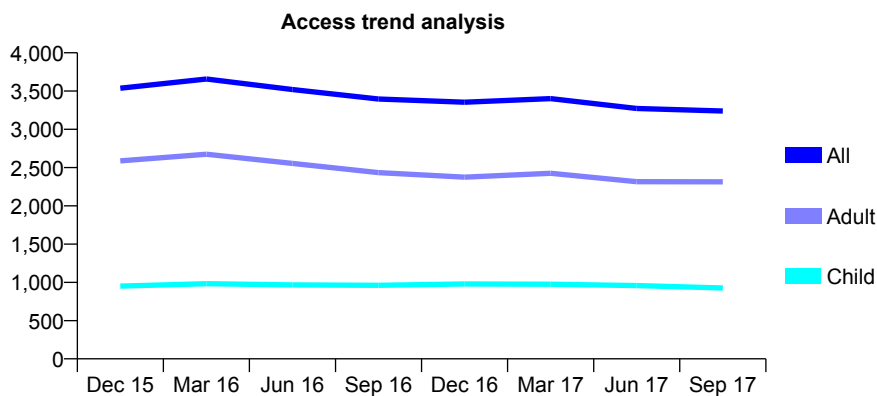
## Q58 - Vital Signs At a Glance Contract Report for 781606/0001 - September 2017

Name or company name	MISS PP PATEL
Contract type name	GDS Contract
Purpose of contract	General
Contract start date	01/05/2011
Contract end date	

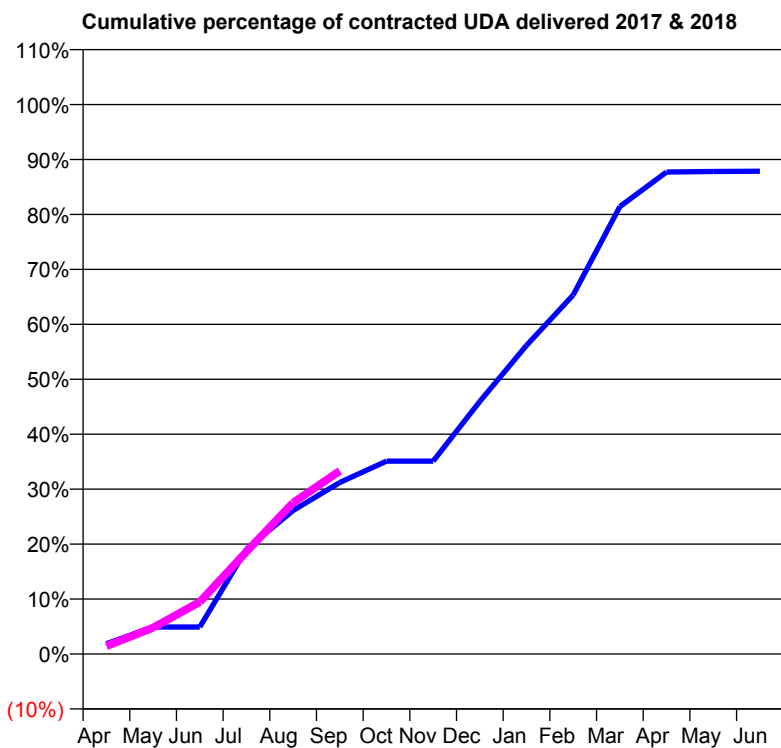
17/18 Contracted general activity (UDA)	11,038
Carry forward general activity (UDA)	0
17/18 Contracted orthodontic activity (UOA)	0
Carry forward orthodontic activity (UOA)	0
Baseline contract value	£265,079.46

### ACCESS\*

Patients seen in 24 months	Total	Change since previous quarter
Quarter ending September 2016	3,396	
Quarter ending December 2016	3,354	↓
Quarter ending March 2017	3,401	→
Quarter ending June 2017	3,273	↓
Quarter ending September 2017	3,240	↓
<b>Variance since September 2016</b>	<b>(4.6%)</b>	<b>↓</b>



### ACTIVITY



Month	Adjusted Scheduled Activity (UDA)	
	2017	2018
April	208	159
May	543	529
June	543	1,045
July	2,105	2,055
August	2,884	3,040
September	3,445	3,678
October	3,875	
November	3,874	
December	5,075	
January	6,201	
February	7,213	
March	8,987	
April	9,681	
May	9,693	
June	9,697	

### QUALITY

	Quantity	Base Number	Contract	AT	Region	England
% of FP17s for the same patient ID Re-attending within 3 months - Children	45	576	7.8%	10.7%	11.6%	11.9%
% of FP17s for the same patient ID Re-attending within 3 months - Adults	275	1,527	18.0%	14.4%	15.2%	15.9%
% of FP17s for the same patient ID Re-attending between 3 & 9 months - Children	362	576	62.8%	56.9%	59.1%	58.1%
% of FP17s for the same patient ID Re-attending between 3 & 9 months - Adults	799	1,527	52.3%	48.5%	51.7%	50.6%
% of FP17s for Band 1 Urgent Courses	165	1,841	9.0%	8.6%	8.0%	9.1%
% of FP17s Relating to Free Repair or Replacements	16	1,841	0.9%	0.7%	0.8%	0.8%
% of FP17s Relating to Continuations	44	1,841	2.4%	0.9%	1.0%	1.1%
% of Patients satisfied with the dentistry they have received	3	3	N/A	91.0%	91.5%	91.4%
% of Patients satisfied with the time they had to wait for an appointment	3	3	N/A	86.9%	88.2%	87.7%

\* This is based on patients treated on this contract for their most recent course of treatment. Figures in italics indicate the base number of FP17s or Patient Questionnaire responses are less than 100. N/A is shown where the base number of responses is less than 10 during the period. % is calculated as Quantity/Base number\*100

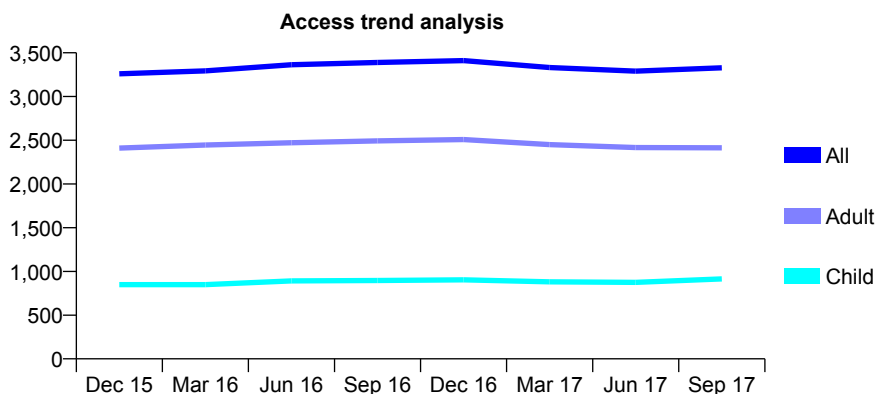
## Q58 - Vital Signs At a Glance Contract Report for 785210/0001 - September 2017

Name or company name	MR MP PATEL
Contract type name	GDS Contract
Purpose of contract	General
Contract start date	02/10/2006
Contract end date	

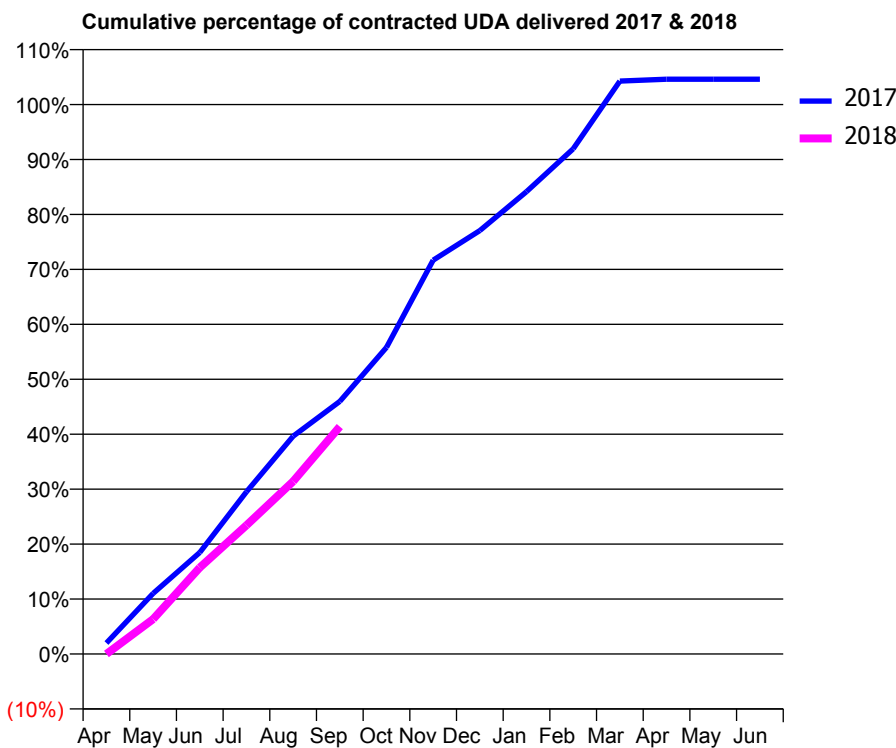
17/18 Contracted general activity (UDA)	7,731
Carry forward general activity (UDA)	0
17/18 Contracted orthodontic activity (UOA)	0
Carry forward orthodontic activity (UOA)	0
Baseline contract value	£184,823.96

### ACCESS\*

Patients seen in 24 months	Total	Change since previous quarter
Quarter ending September 2016	3,389	
Quarter ending December 2016	3,411	→
Quarter ending March 2017	3,331	↓
Quarter ending June 2017	3,290	↓
Quarter ending September 2017	3,329	→
<b>Variance since September 2016</b>	<b>(1.8%)</b>	<b>↓</b>



### ACTIVITY



Month	Adjusted Scheduled Activity (UDA)	
	2017	2018
April	154	0
May	852	491
June	1,428	1,217
July	2,282	1,811
August	3,065	2,428
September	3,553	3,200
October	4,314	
November	5,541	
December	5,958	
January	6,506	
February	7,107	
March	8,060	
April	8,087	
May	8,087	
June	8,087	

### QUALITY

	Quantity	Base Number	Contract	AT	Region	England
% of FP17s for the same patient ID Re-attending within 3 months - Children	28	711	3.9%	10.7%	11.6%	11.9%
% of FP17s for the same patient ID Re-attending within 3 months - Adults	87	1,364	6.4%	14.4%	15.2%	15.9%
% of FP17s for the same patient ID Re-attending between 3 & 9 months - Children	494	711	69.5%	56.9%	59.1%	58.1%
% of FP17s for the same patient ID Re-attending between 3 & 9 months - Adults	841	1,364	61.7%	48.5%	51.7%	50.6%
% of FP17s for Band 1 Urgent Courses	107	2,057	5.2%	8.6%	8.0%	9.1%
% of FP17s Relating to Free Repair or Replacements	2	2,057	0.1%	0.7%	0.8%	0.8%
% of FP17s Relating to Continuations	1	2,057	0.0%	0.9%	1.0%	1.1%
% of Patients satisfied with the dentistry they have received	2	2	N/A	91.0%	91.5%	91.4%
% of Patients satisfied with the time they had to wait for an appointment	2	2	N/A	86.9%	88.2%	87.7%

\* This is based on patients treated on this contract for their most recent course of treatment. Figures in italics indicate the base number of FP17s or Patient Questionnaire responses are less than 100. N/A is shown where the base number of responses is less than 10 during the period. % is calculated as Quantity/Base number\*100

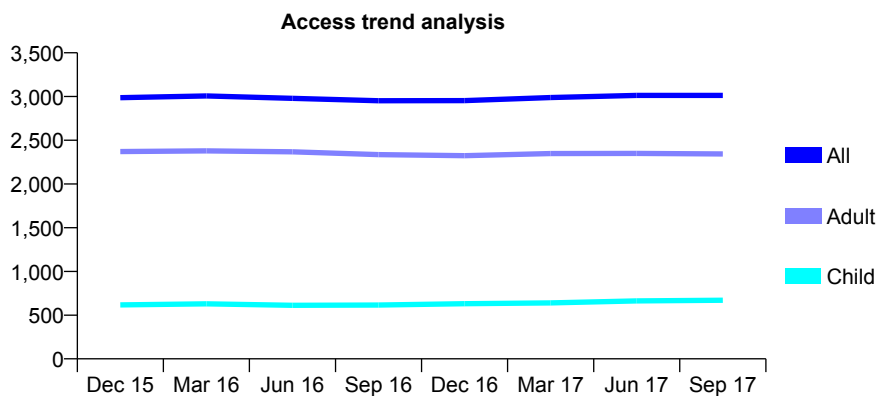
## Q58 - Vital Signs At a Glance Contract Report for 786306/0001 - September 2017

Name or company name	MR K OLEJNICZAK
Contract type name	GDS Contract
Purpose of contract	General
Contract start date	01/08/2006
Contract end date	

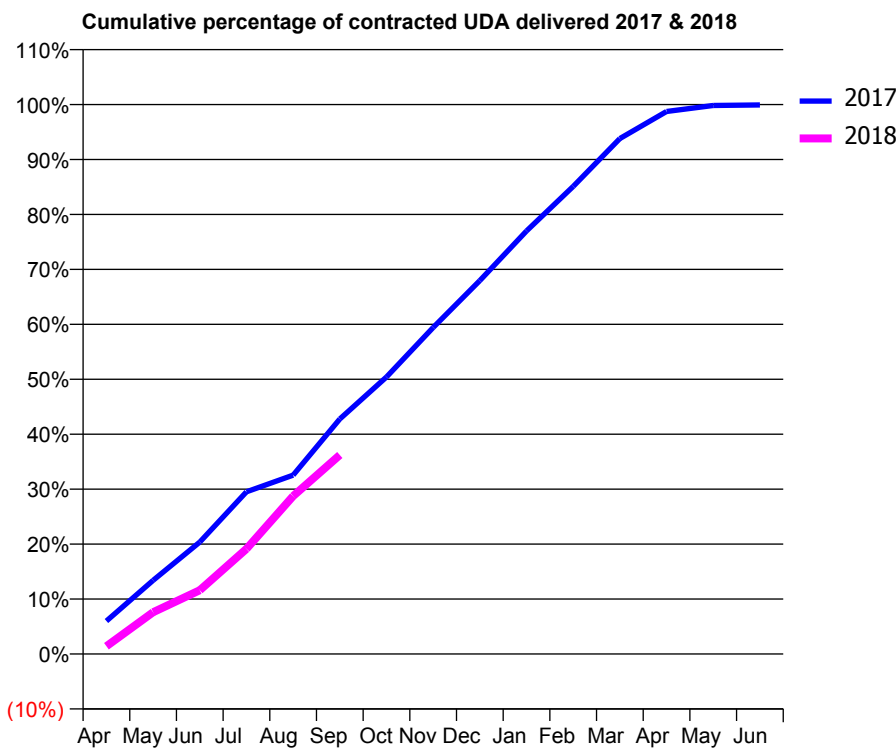
17/18 Contracted general activity (UDA)	9,500
Carry forward general activity (UDA)	0
17/18 Contracted orthodontic activity (UOA)	0
Carry forward orthodontic activity (UOA)	0
Baseline contract value	£227,581.53

### ACCESS\*

Patients seen in 24 months	Total	Change since previous quarter
Quarter ending September 2016	2,951	
Quarter ending December 2016	2,954	→
Quarter ending March 2017	2,988	→
Quarter ending June 2017	3,012	→
Quarter ending September 2017	3,013	→
<b>Variance since September 2016</b>	<b>2.1%</b>	<b>↑</b>



### ACTIVITY



Month	Adjusted Scheduled Activity (UDA)	
	2017	2018
April	571	135
May	1,273	723
June	1,935	1,104
July	2,805	1,819
August	3,093	2,731
September	4,063	3,441
October	4,789	
November	5,645	
December	6,455	
January	7,314	
February	8,083	
March	8,912	
April	9,380	
May	9,484	
June	9,492	

### QUALITY

	Quantity	Base Number	Contract	AT	Region	England
% of FP17s for the same patient ID Re-attending within 3 months - Children	27	494	5.5%	10.7%	11.6%	11.9%
% of FP17s for the same patient ID Re-attending within 3 months - Adults	177	1,578	11.2%	14.4%	15.2%	15.9%
% of FP17s for the same patient ID Re-attending between 3 & 9 months - Children	323	494	65.4%	56.9%	59.1%	58.1%
% of FP17s for the same patient ID Re-attending between 3 & 9 months - Adults	926	1,578	58.7%	48.5%	51.7%	50.6%
% of FP17s for Band 1 Urgent Courses	109	1,816	6.0%	8.6%	8.0%	9.1%
% of FP17s Relating to Free Repair or Replacements	15	1,816	0.8%	0.7%	0.8%	0.8%
% of FP17s Relating to Continuations	27	1,816	1.5%	0.9%	1.0%	1.1%
% of Patients satisfied with the dentistry they have received	3	3	N/A	91.0%	91.5%	91.4%
% of Patients satisfied with the time they had to wait for an appointment	3	3	N/A	86.9%	88.2%	87.7%

\* This is based on patients treated on this contract for their most recent course of treatment. Figures in italics indicate the base number of FP17s or Patient Questionnaire responses are less than 100. N/A is shown where the base number of responses is less than 10 during the period. % is calculated as Quantity/Base number\*100

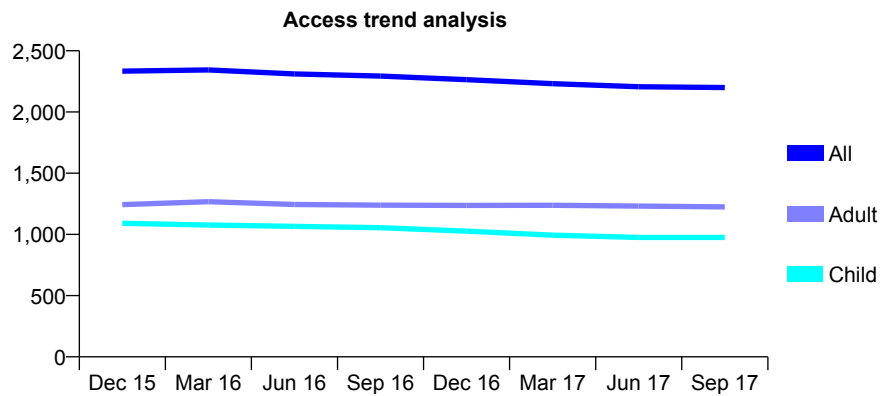
## Q58 - Vital Signs At a Glance Contract Report for 788902/0001 - September 2017

Name or company name	MR SS PATEL
Contract type name	GDS Contract
Purpose of contract	General
Contract start date	01/12/2011
Contract end date	

17/18 Contracted general activity (UDA)	9,420
Carry forward general activity (UDA)	0
17/18 Contracted orthodontic activity (UOA)	0
Carry forward orthodontic activity (UOA)	0
Baseline contract value	£251,626.07

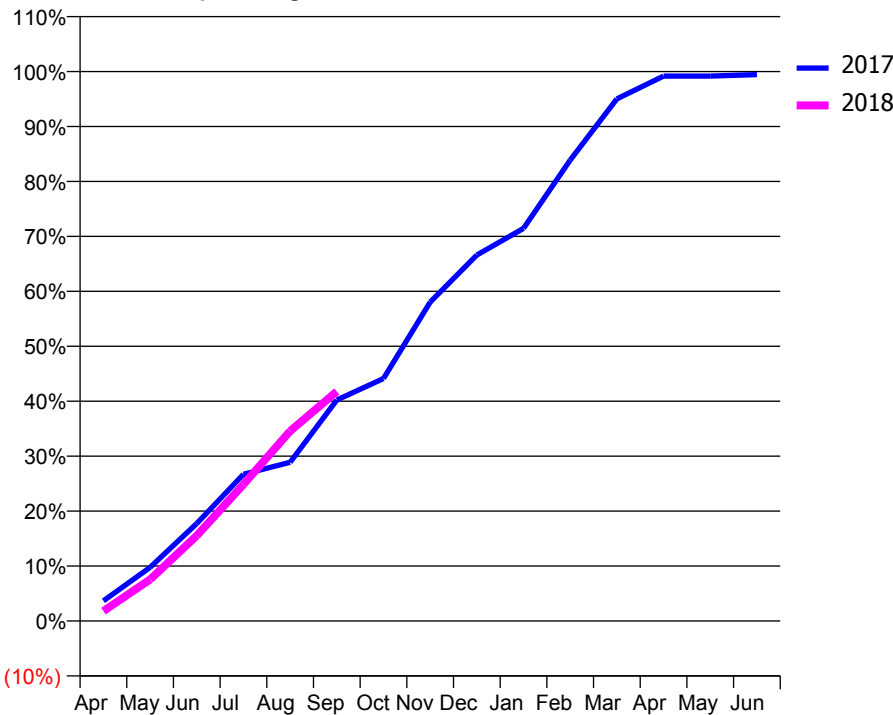
### ACCESS\*

Patients seen in 24 months	Total	Change since previous quarter
Quarter ending September 2016	2,294	
Quarter ending December 2016	2,264	↓
Quarter ending March 2017	2,232	↓
Quarter ending June 2017	2,206	↓
Quarter ending September 2017	2,200	→
<b>Variance since September 2016</b>	<b>(4.1%)</b>	<b>↓</b>



### ACTIVITY

Cumulative percentage of contracted UDA delivered 2017 & 2018



Month	Adjusted Scheduled Activity (UDA)	
	2017	2018
April	347	170
May	919	713
June	1,673	1,464
July	2,515	2,342
August	2,721	3,255
September	3,789	3,935
October	4,156	
November	5,466	
December	6,275	
January	6,731	
February	7,901	
March	8,950	
April	9,343	
May	9,343	
June	9,368	

### QUALITY

	Quantity	Base Number	Contract	AT	Region	England
% of FP17s for the same patient ID Re-attending within 3 months - Children	99	822	12.0%	10.7%	11.6%	11.9%
% of FP17s for the same patient ID Re-attending within 3 months - Adults	156	892	17.5%	14.4%	15.2%	15.9%
% of FP17s for the same patient ID Re-attending between 3 & 9 months - Children	547	822	66.5%	56.9%	59.1%	58.1%
% of FP17s for the same patient ID Re-attending between 3 & 9 months - Adults	535	892	60.0%	48.5%	51.7%	50.6%
% of FP17s for Band 1 Urgent Courses	66	1,585	4.2%	8.6%	8.0%	9.1%
% of FP17s Relating to Free Repair or Replacements	12	1,585	0.8%	0.7%	0.8%	0.8%
% of FP17s Relating to Continuations	5	1,585	0.3%	0.9%	1.0%	1.1%
% of Patients satisfied with the dentistry they have received	6	7	N/A	91.0%	91.5%	91.4%
% of Patients satisfied with the time they had to wait for an appointment	6	7	N/A	86.9%	88.2%	87.7%

\* This is based on patients treated on this contract for their most recent course of treatment. Figures in italics indicate the base number of FP17s or Patient Questionnaire responses are less than 100. N/A is shown where the base number of responses is less than 10 during the period. % is calculated as Quantity/Base number\*100



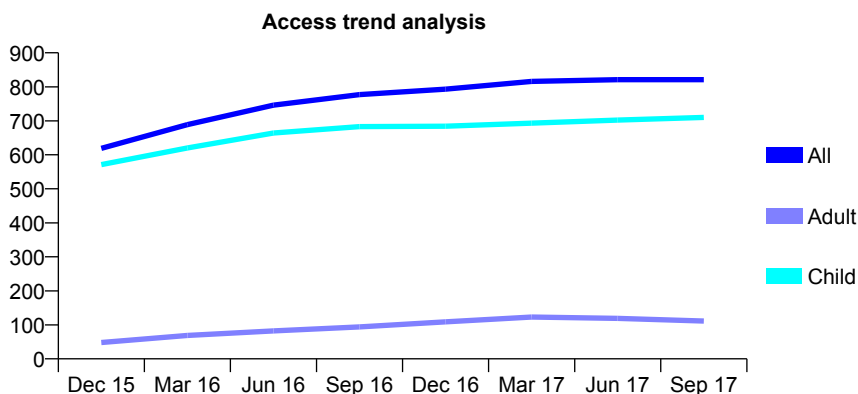
## Q58 - Vital Signs At a Glance Contract Report for 788902/0002 - September 2017

Name or company name	MR SS PATEL
Contract type name	GDS Contract
Purpose of contract	General
Contract start date	01/04/2015
Contract end date	

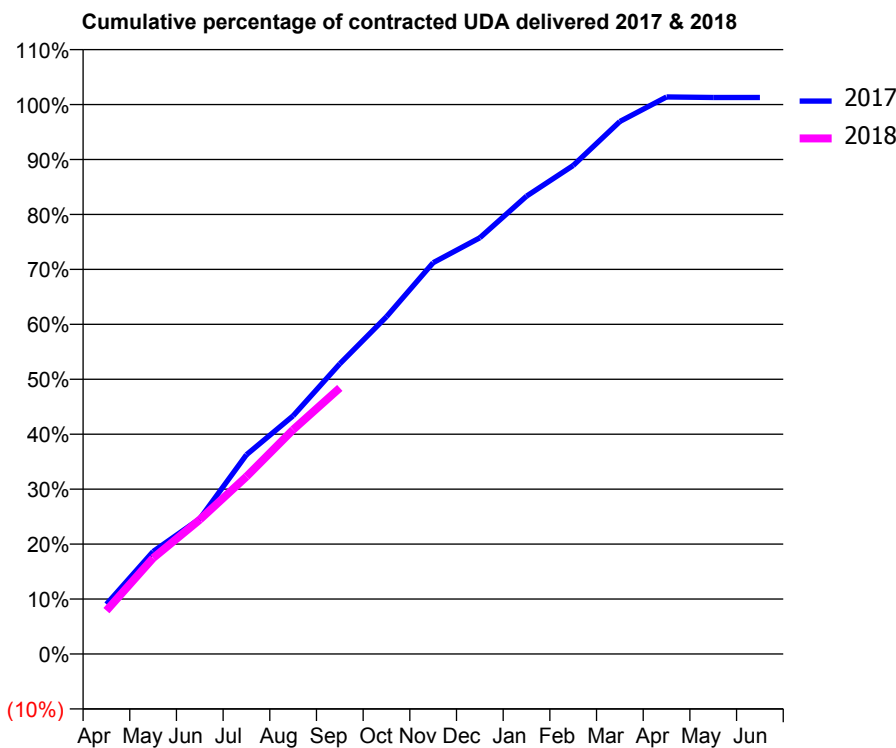
17/18 Contracted general activity (UDA)	2,600
Carry forward general activity (UDA)	0
17/18 Contracted orthodontic activity (UOA)	0
Carry forward orthodontic activity (UOA)	0
Baseline contract value	£59,978.84

### ACCESS\*

Patients seen in 24 months	Total	Change since previous quarter
Quarter ending September 2016	777	
Quarter ending December 2016	793	↑
Quarter ending March 2017	816	↑
Quarter ending June 2017	821	→
Quarter ending September 2017	821	→
<b>Variance since September 2016</b>	<b>5.7%</b>	<b>↑</b>



### ACTIVITY



Month	Adjusted Scheduled Activity (UDA)	
	2017	2018
April	235	205
May	485	454
June	640	635
July	943	839
August	1,127	1,062
September	1,373	1,259
October	1,596	
November	1,851	
December	1,970	
January	2,167	
February	2,311	
March	2,520	
April	2,636	
May	2,633	
June	2,633	

### QUALITY

	Quantity	Base Number	Contract	AT	Region	England
% of FP17s for the same patient ID Re-attending within 3 months - Children	31	639	4.9%	10.7%	11.6%	11.9%
% of FP17s for the same patient ID Re-attending within 3 months - Adults	5	46	10.9%	14.4%	15.2%	15.9%
% of FP17s for the same patient ID Re-attending between 3 & 9 months - Children	470	639	73.6%	56.9%	59.1%	58.1%
% of FP17s for the same patient ID Re-attending between 3 & 9 months - Adults	34	46	73.9%	48.5%	51.7%	50.6%
% of FP17s for Band 1 Urgent Courses	15	635	2.4%	8.6%	8.0%	9.1%
% of FP17s Relating to Free Repair or Replacements	0	635	0.0%	0.7%	0.8%	0.8%
% of FP17s Relating to Continuations	0	635	0.0%	0.9%	1.0%	1.1%
% of Patients satisfied with the dentistry they have received	4	4	N/A	91.0%	91.5%	91.4%
% of Patients satisfied with the time they had to wait for an appointment	3	4	N/A	86.9%	88.2%	87.7%

\* This is based on patients treated on this contract for their most recent course of treatment. Figures in italics indicate the base number of FP17s or Patient Questionnaire responses are less than 100. N/A is shown where the base number of responses is less than 10 during the period. % is calculated as Quantity/Base number\*100

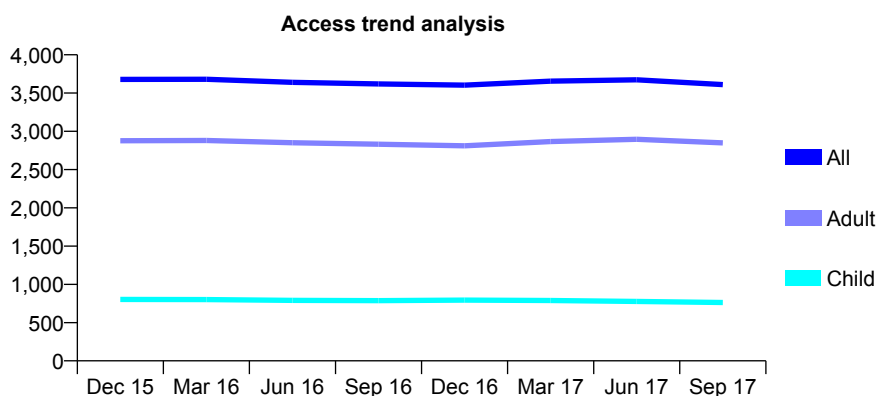
## Q58 - Vital Signs At a Glance Contract Report for 795836/0001 - September 2017

Name or company name	Mr Uche Oguike
Contract type name	GDS Contract
Purpose of contract	General
Contract start date	01/04/2006
Contract end date	

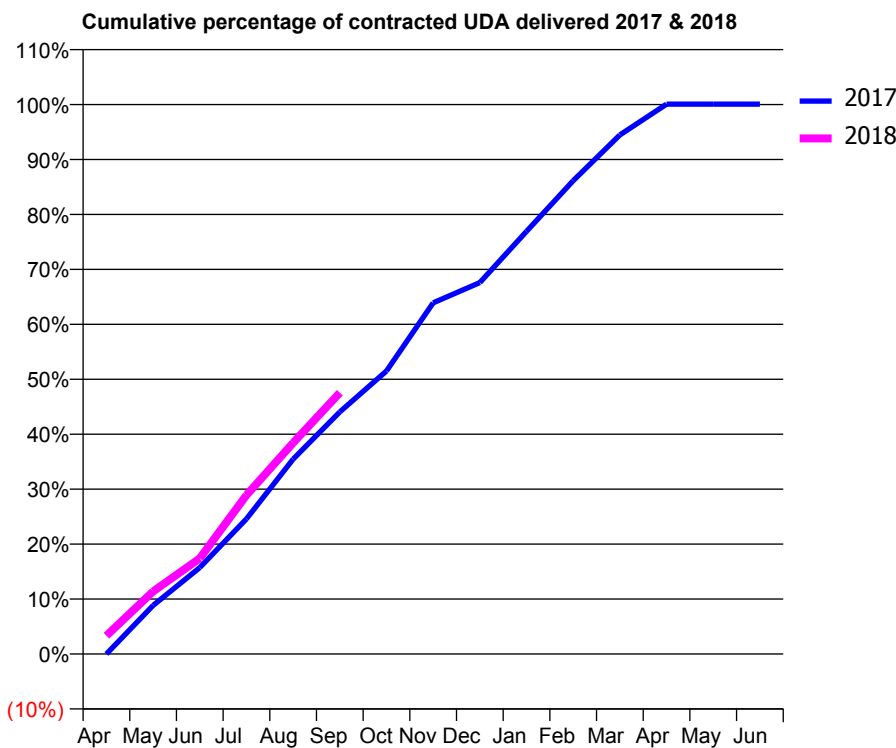
17/18 Contracted general activity (UDA)	7,850
Carry forward general activity (UDA)	0
17/18 Contracted orthodontic activity (UOA)	0
Carry forward orthodontic activity (UOA)	0
Baseline contract value	£280,908.00

### ACCESS\*

Patients seen in 24 months	Total	Change since previous quarter
Quarter ending September 2016	3,619	
Quarter ending December 2016	3,604	→
Quarter ending March 2017	3,655	→
Quarter ending June 2017	3,673	→
Quarter ending September 2017	3,611	↓
<b>Variance since September 2016</b>	<b>(0.2%)</b>	<b>→</b>



### ACTIVITY



Month	Adjusted Scheduled Activity (UDA)	
	2017	2018
April	0	262
May	694	894
June	1,235	1,368
July	1,931	2,270
August	2,785	3,016
September	3,458	3,733
October	4,043	
November	5,016	
December	5,307	
January	6,037	
February	6,762	
March	7,416	
April	7,855	
May	7,855	
June	7,855	

### QUALITY

	Quantity	Base Number	Contract	AT	Region	England
% of FP17s for the same patient ID Re-attending within 3 months - Children	18	493	3.7%	10.7%	11.6%	11.9%
% of FP17s for the same patient ID Re-attending within 3 months - Adults	123	1,810	6.8%	14.4%	15.2%	15.9%
% of FP17s for the same patient ID Re-attending between 3 & 9 months - Children	146	493	29.6%	56.9%	59.1%	58.1%
% of FP17s for the same patient ID Re-attending between 3 & 9 months - Adults	571	1,810	31.5%	48.5%	51.7%	50.6%
% of FP17s for Band 1 Urgent Courses	102	2,131	4.8%	8.6%	8.0%	9.1%
% of FP17s Relating to Free Repair or Replacements	0	2,131	0.0%	0.7%	0.8%	0.8%
% of FP17s Relating to Continuations	23	2,131	1.1%	0.9%	1.0%	1.1%
% of Patients satisfied with the dentistry they have received	1	1	N/A	91.0%	91.5%	91.4%
% of Patients satisfied with the time they had to wait for an appointment	1	1	N/A	86.9%	88.2%	87.7%

\* This is based on patients treated on this contract for their most recent course of treatment. Figures in italics indicate the base number of FP17s or Patient Questionnaire responses are less than 100. N/A is shown where the base number of responses is less than 10 during the period. % is calculated as Quantity/Base number\*100

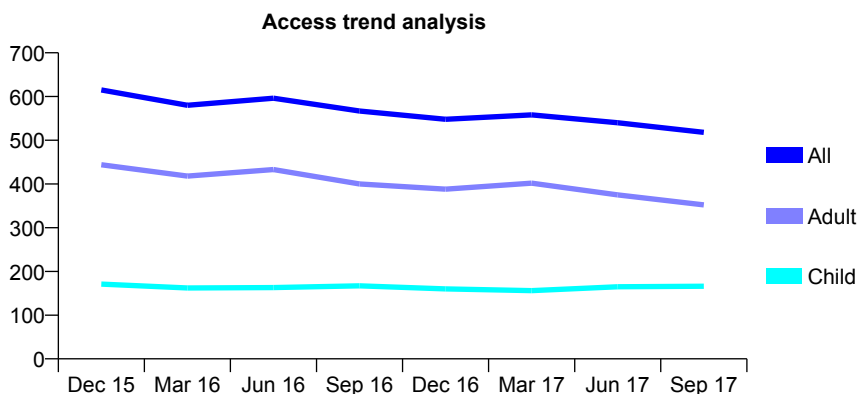
## Q58 - Vital Signs At a Glance Contract Report for 807702/0001 - September 2017

Name or company name	MR HK KOCH
Contract type name	GDS Contract
Purpose of contract	General
Contract start date	01/04/2006
Contract end date	

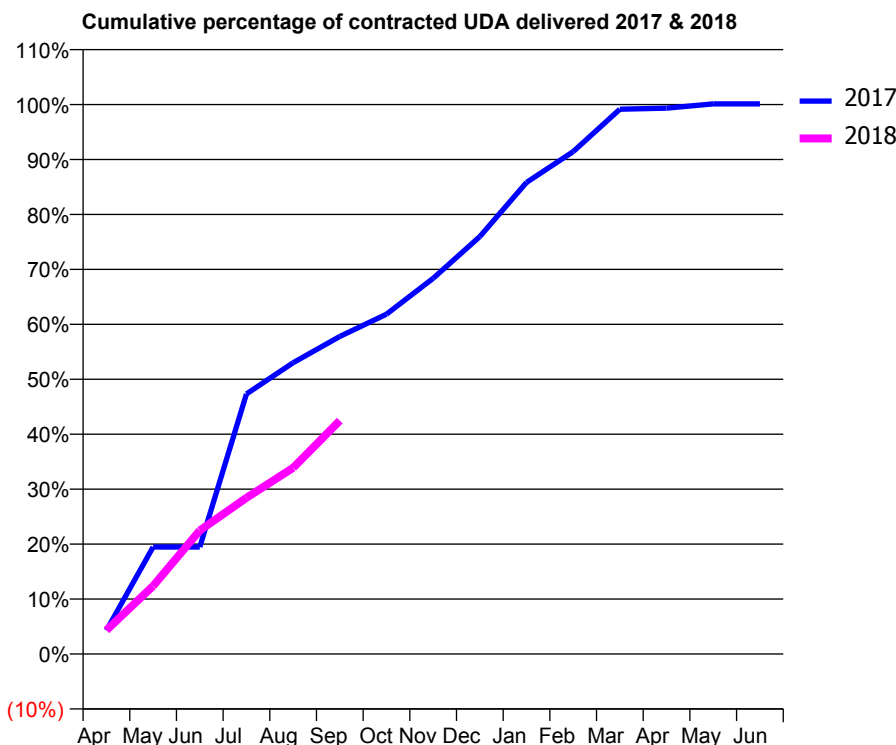
17/18 Contracted general activity (UDA)	1,573
Carry forward general activity (UDA)	0
17/18 Contracted orthodontic activity (UOA)	0
Carry forward orthodontic activity (UOA)	0
Baseline contract value	£55,676.82

### ACCESS\*

Patients seen in 24 months	Total	Change since previous quarter
Quarter ending September 2016	567	
Quarter ending December 2016	548	↓
Quarter ending March 2017	558	→
Quarter ending June 2017	540	↓
Quarter ending September 2017	518	↓
<b>Variance since September 2016</b>	<b>(8.6%)</b>	<b>↓</b>



### ACTIVITY



Month	Adjusted Scheduled Activity (UDA)	
	2017	2018
April	68	68
May	306	195
June	306	354
July	744	447
August	834	533
September	909	668
October	973	
November	1,075	
December	1,195	
January	1,350	
February	1,438	
March	1,560	
April	1,563	
May	1,575	
June	1,575	

### QUALITY

	Quantity	Base Number	Contract	AT	Region	England
% of FP17s for the same patient ID Re-attending within 3 months - Children	3	135	2.2%	10.7%	11.6%	11.9%
% of FP17s for the same patient ID Re-attending within 3 months - Adults	43	244	17.6%	14.4%	15.2%	15.9%
% of FP17s for the same patient ID Re-attending between 3 & 9 months - Children	81	135	60.0%	56.9%	59.1%	58.1%
% of FP17s for the same patient ID Re-attending between 3 & 9 months - Adults	137	244	56.1%	48.5%	51.7%	50.6%
% of FP17s for Band 1 Urgent Courses	6	375	1.6%	8.6%	8.0%	9.1%
% of FP17s Relating to Free Repair or Replacements	2	375	0.5%	0.7%	0.8%	0.8%
% of FP17s Relating to Continuations	0	375	0.0%	0.9%	1.0%	1.1%
% of Patients satisfied with the dentistry they have received	1	1	N/A	91.0%	91.5%	91.4%
% of Patients satisfied with the time they had to wait for an appointment	1	1	N/A	86.9%	88.2%	87.7%

\* This is based on patients treated on this contract for their most recent course of treatment. Figures in italics indicate the base number of FP17s or Patient Questionnaire responses are less than 100. N/A is shown where the base number of responses is less than 10 during the period. % is calculated as Quantity/Base number\*100

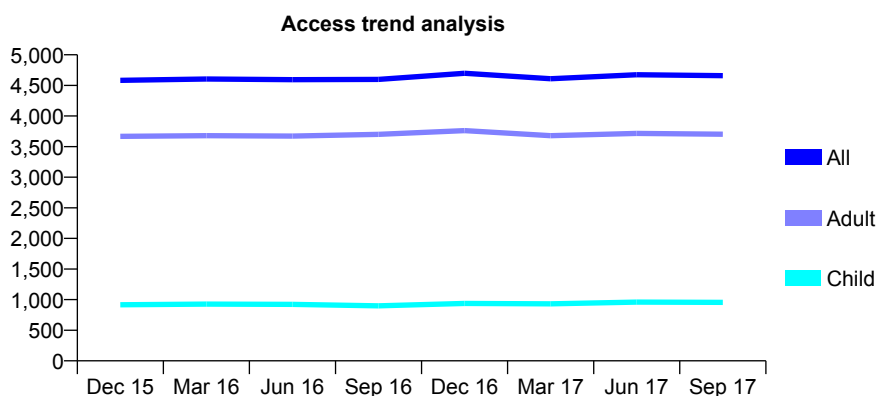
## Q58 - Vital Signs At a Glance Contract Report for 810851/0001 - September 2017

Name or company name	Leverstock Green Dental Practice
Contract type name	GDS Contract
Purpose of contract	General
Contract start date	01/04/2006
Contract end date	

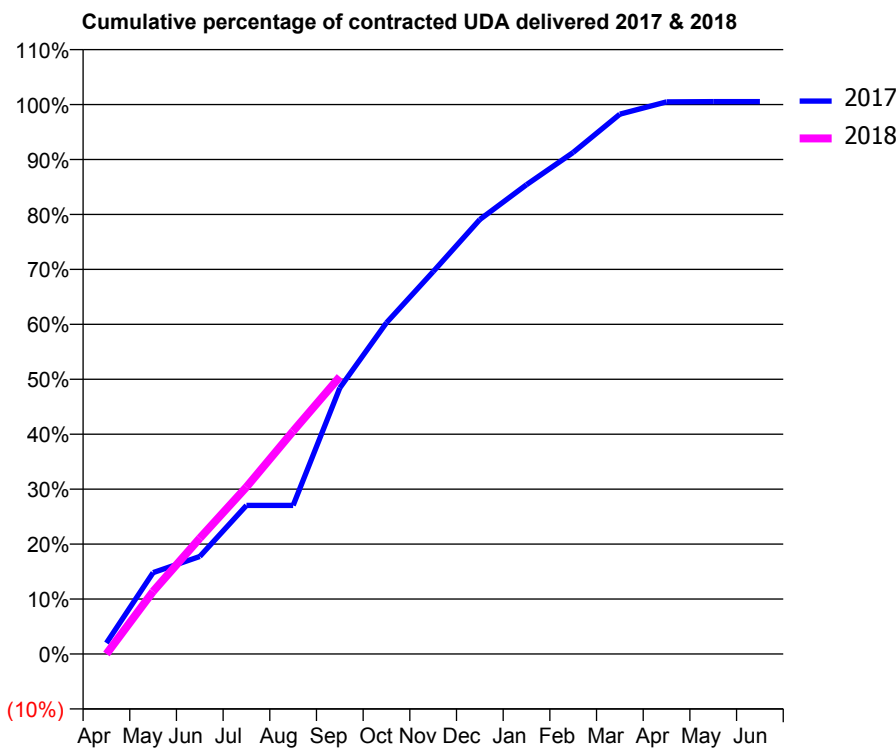
17/18 Contracted general activity (UDA)	11,052
Carry forward general activity (UDA)	0
17/18 Contracted orthodontic activity (UOA)	0
Carry forward orthodontic activity (UOA)	0
Baseline contract value	£303,201.16

### ACCESS\*

Patients seen in 24 months	Total	Change since previous quarter
Quarter ending September 2016	4,599	
Quarter ending December 2016	4,698	↑
Quarter ending March 2017	4,610	↓
Quarter ending June 2017	4,675	→
Quarter ending September 2017	4,659	→
<b>Variance since September 2016</b>	<b>1.3%</b>	<b>→</b>



### ACTIVITY



Month	Adjusted Scheduled Activity (UDA)	
	2017	2018
April	221	0
May	1,638	1,259
June	1,961	2,330
July	2,989	3,359
August	2,989	4,483
September	5,351	5,577
October	6,663	
November	7,691	
December	8,739	
January	9,439	
February	10,087	
March	10,858	
April	11,105	
May	11,110	
June	11,111	

### QUALITY

	Quantity	Base Number	Contract	AT	Region	England
% of FP17s for the same patient ID Re-attending within 3 months - Children	79	822	9.6%	10.7%	11.6%	11.9%
% of FP17s for the same patient ID Re-attending within 3 months - Adults	277	2,946	9.4%	14.4%	15.2%	15.9%
% of FP17s for the same patient ID Re-attending between 3 & 9 months - Children	503	822	61.2%	56.9%	59.1%	58.1%
% of FP17s for the same patient ID Re-attending between 3 & 9 months - Adults	1,896	2,946	64.4%	48.5%	51.7%	50.6%
% of FP17s for Band 1 Urgent Courses	251	3,576	7.0%	8.6%	8.0%	9.1%
% of FP17s Relating to Free Repair or Replacements	38	3,576	1.1%	0.7%	0.8%	0.8%
% of FP17s Relating to Continuations	6	3,576	0.2%	0.9%	1.0%	1.1%
% of Patients satisfied with the dentistry they have received	9	9	N/A	91.0%	91.5%	91.4%
% of Patients satisfied with the time they had to wait for an appointment	7	9	N/A	86.9%	88.2%	87.7%

\* This is based on patients treated on this contract for their most recent course of treatment. Figures in italics indicate the base number of FP17s or Patient Questionnaire responses are less than 100. N/A is shown where the base number of responses is less than 10 during the period. % is calculated as Quantity/Base number\*100

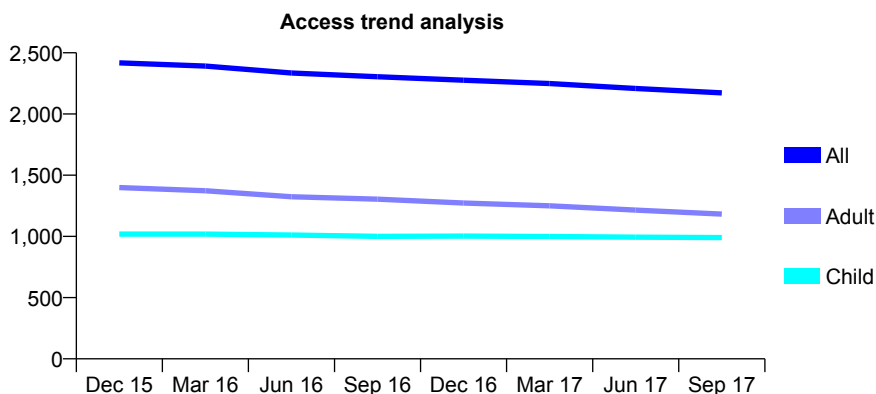
## Q58 - Vital Signs At a Glance Contract Report for 811815/0001 - September 2017

Name or company name	MR PS SANZI
Contract type name	GDS Contract
Purpose of contract	General
Contract start date	01/04/2006
Contract end date	

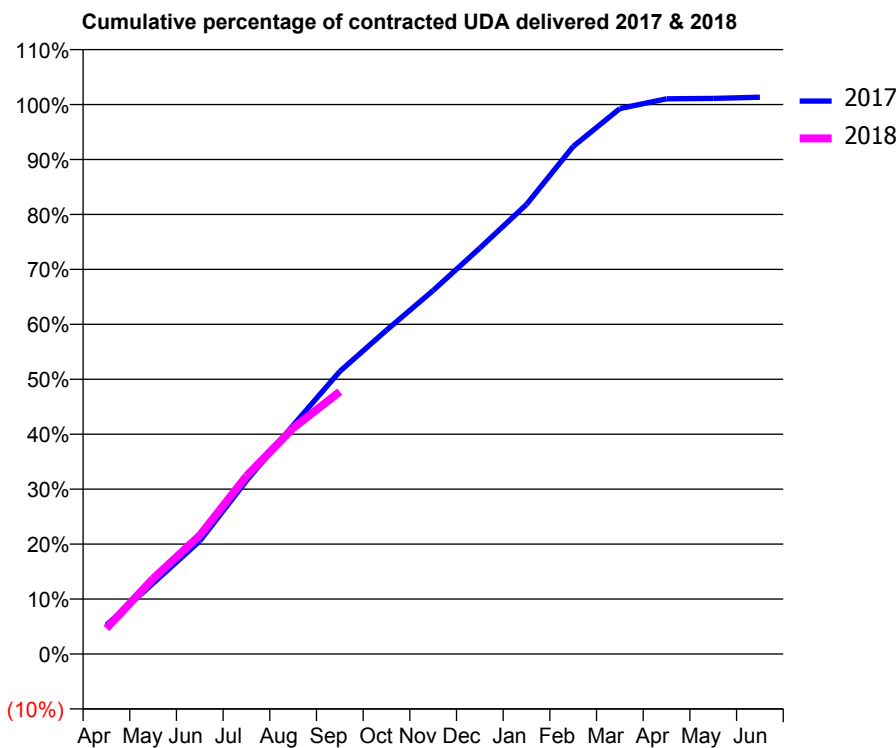
17/18 Contracted general activity (UDA)	4,725
Carry forward general activity (UDA)	0
17/18 Contracted orthodontic activity (UOA)	0
Carry forward orthodontic activity (UOA)	0
Baseline contract value	£133,089.65

### ACCESS\*

Patients seen in 24 months	Total	Change since previous quarter
Quarter ending September 2016	2,305	
Quarter ending December 2016	2,276	↓
Quarter ending March 2017	2,249	↓
Quarter ending June 2017	2,209	↓
Quarter ending September 2017	2,173	↓
<b>Variance since September 2016</b>	<b>(5.7%)</b>	<b>↓</b>



### ACTIVITY



Month	Adjusted Scheduled Activity (UDA)	
	2017	2018
April	249	220
May	608	649
June	971	1,019
July	1,490	1,530
August	1,967	1,943
September	2,430	2,256
October	2,784	
November	3,127	
December	3,491	
January	3,866	
February	4,365	
March	4,691	
April	4,774	
May	4,777	
June	4,787	

### QUALITY

	Quantity	Base Number	Contract	AT	Region	England
% of FP17s for the same patient ID Re-attending within 3 months - Children	34	581	5.9%	10.7%	11.6%	11.9%
% of FP17s for the same patient ID Re-attending within 3 months - Adults	100	653	15.3%	14.4%	15.2%	15.9%
% of FP17s for the same patient ID Re-attending between 3 & 9 months - Children	200	581	34.4%	56.9%	59.1%	58.1%
% of FP17s for the same patient ID Re-attending between 3 & 9 months - Adults	254	653	38.9%	48.5%	51.7%	50.6%
% of FP17s for Band 1 Urgent Courses	113	1,189	9.5%	8.6%	8.0%	9.1%
% of FP17s Relating to Free Repair or Replacements	6	1,189	0.5%	0.7%	0.8%	0.8%
% of FP17s Relating to Continuations	8	1,189	0.7%	0.9%	1.0%	1.1%
% of Patients satisfied with the dentistry they have received	3	3	N/A	91.0%	91.5%	91.4%
% of Patients satisfied with the time they had to wait for an appointment	3	3	N/A	86.9%	88.2%	87.7%

\* This is based on patients treated on this contract for their most recent course of treatment. Figures in italics indicate the base number of FP17s or Patient Questionnaire responses are less than 100. N/A is shown where the base number of responses is less than 10 during the period. % is calculated as Quantity/Base number\*100

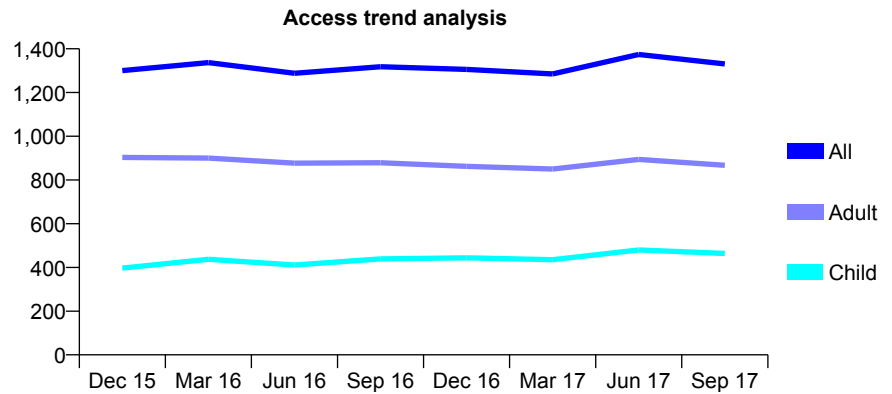
## Q58 - Vital Signs At a Glance Contract Report for 813923/0001 - September 2017

Name or company name	MR JS MANDAIR
Contract type name	GDS Contract
Purpose of contract	General
Contract start date	01/04/2006
Contract end date	

17/18 Contracted general activity (UDA)	6,659
Carry forward general activity (UDA)	0
17/18 Contracted orthodontic activity (UOA)	0
Carry forward orthodontic activity (UOA)	0
Baseline contract value	£232,756.28

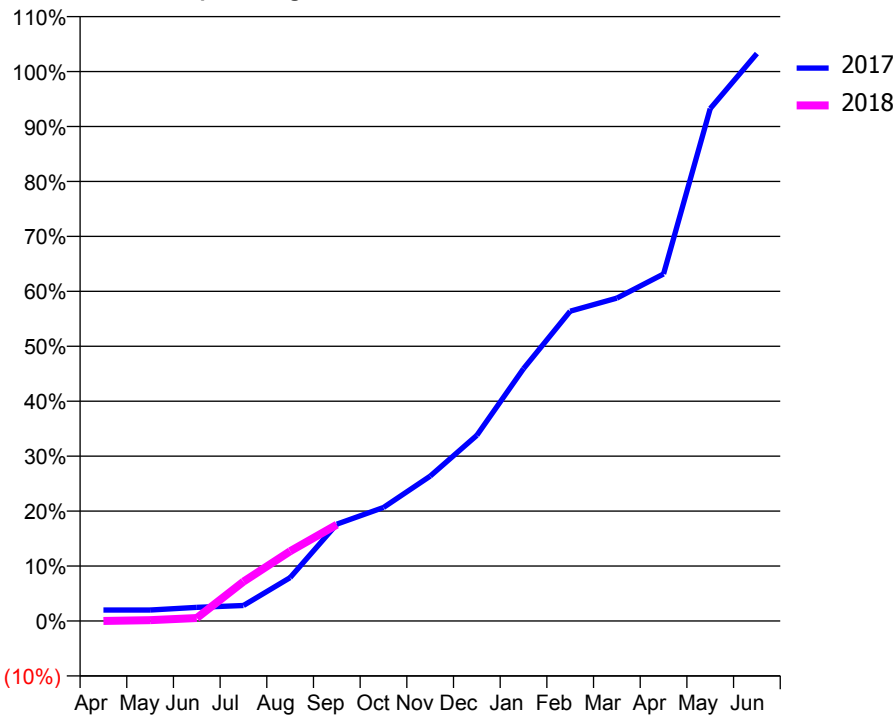
### ACCESS\*

Patients seen in 24 months	Total	Change since previous quarter
Quarter ending September 2016	1,318	
Quarter ending December 2016	1,306	→
Quarter ending March 2017	1,285	↓
Quarter ending June 2017	1,374	↑
Quarter ending September 2017	1,331	↓
<b>Variance since September 2016</b>	<b>1.0%</b>	<b>→</b>



### ACTIVITY

Cumulative percentage of contracted UDA delivered 2017 & 2018



Month	Adjusted Scheduled Activity (UDA)	
	2017	2018
April	133	0
May	133	11
June	166	37
July	189	478
August	526	845
September	1,173	1,167
October	1,376	
November	1,755	
December	2,251	
January	3,058	
February	3,755	
March	3,913	
April	4,205	
May	6,210	
June	6,876	

### QUALITY

	Quantity	Base Number	Contract	AT	Region	England
% of FP17s for the same patient ID Re-attending within 3 months - Children	30	255	11.8%	10.7%	11.6%	11.9%
% of FP17s for the same patient ID Re-attending within 3 months - Adults	161	562	28.6%	14.4%	15.2%	15.9%
% of FP17s for the same patient ID Re-attending between 3 & 9 months - Children	49	255	19.2%	56.9%	59.1%	58.1%
% of FP17s for the same patient ID Re-attending between 3 & 9 months - Adults	113	562	20.1%	48.5%	51.7%	50.6%
% of FP17s for Band 1 Urgent Courses	44	306	14.4%	8.6%	8.0%	9.1%
% of FP17s Relating to Free Repair or Replacements	0	306	0.0%	0.7%	0.8%	0.8%
% of FP17s Relating to Continuations	0	306	0.0%	0.9%	1.0%	1.1%
% of Patients satisfied with the dentistry they have received	4	5	N/A	91.0%	91.5%	91.4%
% of Patients satisfied with the time they had to wait for an appointment	4	5	N/A	86.9%	88.2%	87.7%

\* This is based on patients treated on this contract for their most recent course of treatment. Figures in italics indicate the base number of FP17s or Patient Questionnaire responses are less than 100. N/A is shown where the base number of responses is less than 10 during the period. % is calculated as Quantity/Base number\*100

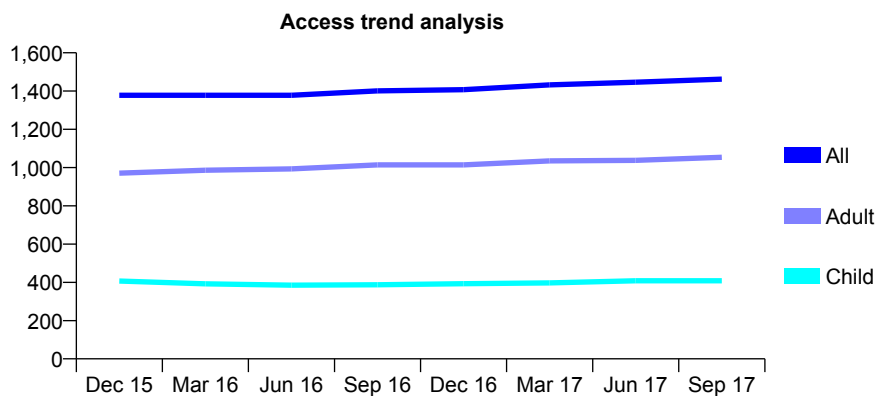
## Q58 - Vital Signs At a Glance Contract Report for 815012/0001 - September 2017

Name or company name	MR JP NORRIS
Contract type name	GDS Contract
Purpose of contract	General
Contract start date	01/04/2006
Contract end date	

17/18 Contracted general activity (UDA)	1,399
Carry forward general activity (UDA)	0
17/18 Contracted orthodontic activity (UOA)	0
Carry forward orthodontic activity (UOA)	0
Baseline contract value	£30,518.77

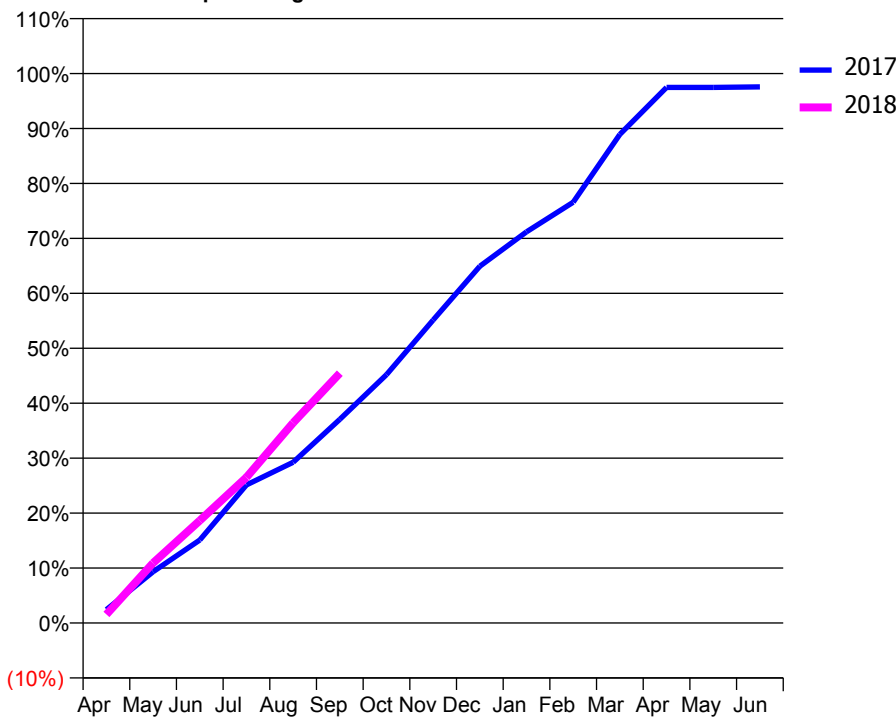
### ACCESS\*

Patients seen in 24 months	Total	Change since previous quarter
Quarter ending September 2016	1,401	
Quarter ending December 2016	1,407	→
Quarter ending March 2017	1,432	→
Quarter ending June 2017	1,446	→
Quarter ending September 2017	1,462	→
<b>Variance since September 2016</b>	<b>4.4%</b>	<b>↑</b>



### ACTIVITY

Cumulative percentage of contracted UDA delivered 2017 & 2018



Month	Adjusted Scheduled Activity (UDA)	
	2017	2018
April	34	22
May	130	153
June	211	261
July	352	371
August	409	510
September	519	636
October	632	
November	772	
December	908	
January	996	
February	1,071	
March	1,244	
April	1,364	
May	1,364	
June	1,365	

### QUALITY

	Quantity	Base Number	Contract	AT	Region	England
% of FP17s for the same patient ID Re-attending within 3 months - Children	20	327	6.1%	10.7%	11.6%	11.9%
% of FP17s for the same patient ID Re-attending within 3 months - Adults	113	805	14.0%	14.4%	15.2%	15.9%
% of FP17s for the same patient ID Re-attending between 3 & 9 months - Children	204	327	62.4%	56.9%	59.1%	58.1%
% of FP17s for the same patient ID Re-attending between 3 & 9 months - Adults	524	805	65.1%	48.5%	51.7%	50.6%
% of FP17s for Band 1 Urgent Courses	36	403	8.9%	8.6%	8.0%	9.1%
% of FP17s Relating to Free Repair or Replacements	0	403	0.0%	0.7%	0.8%	0.8%
% of FP17s Relating to Continuations	0	403	0.0%	0.9%	1.0%	1.1%
% of Patients satisfied with the dentistry they have received	3	4	N/A	91.0%	91.5%	91.4%
% of Patients satisfied with the time they had to wait for an appointment	4	4	N/A	86.9%	88.2%	87.7%

\* This is based on patients treated on this contract for their most recent course of treatment. Figures in italics indicate the base number of FP17s or Patient Questionnaire responses are less than 100. N/A is shown where the base number of responses is less than 10 during the period. % is calculated as Quantity/Base number\*100

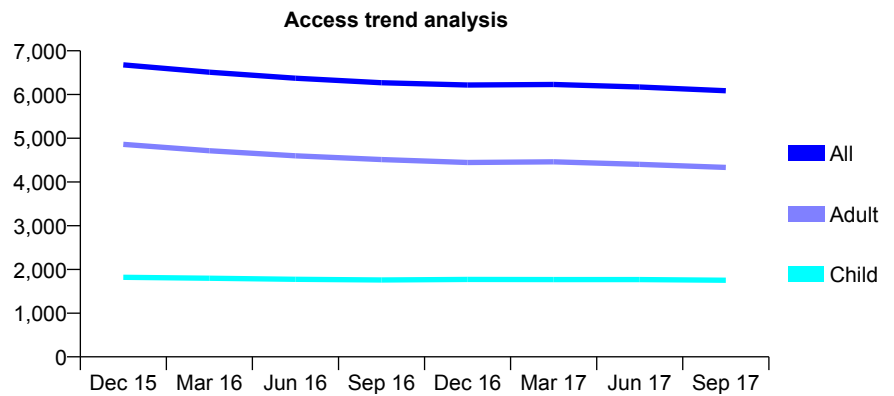
## Q58 - Vital Signs At a Glance Contract Report for 819506/0001 - September 2017

Name or company name	Naeha Waterfall
Contract type name	GDS Contract
Purpose of contract	General
Contract start date	01/06/2009
Contract end date	

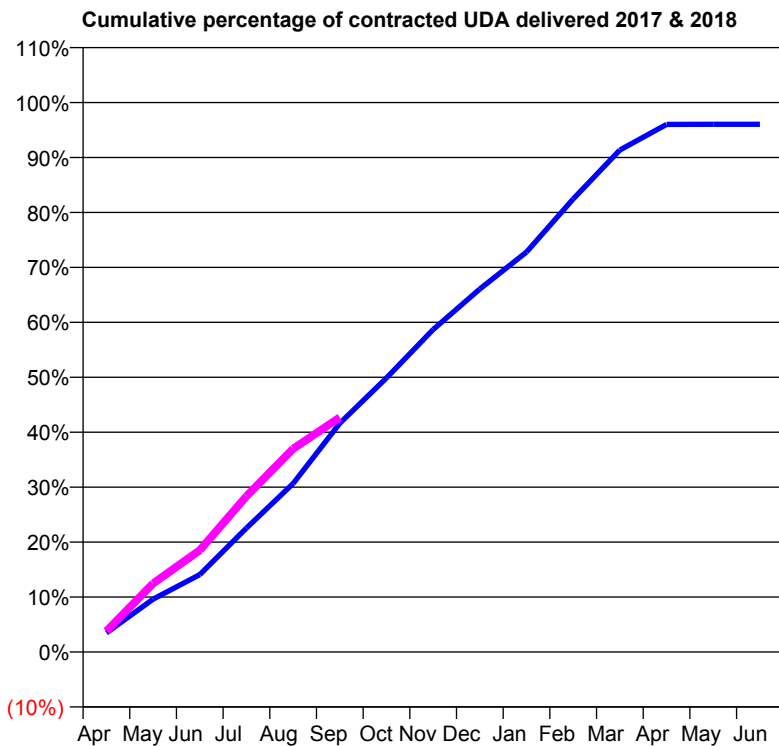
17/18 Contracted general activity (UDA)	15,000
Carry forward general activity (UDA)	0
17/18 Contracted orthodontic activity (UOA)	0
Carry forward orthodontic activity (UOA)	0
Baseline contract value	£427,107.22

### ACCESS\*

Patients seen in 24 months	Total	Change since previous quarter
Quarter ending September 2016	6,271	
Quarter ending December 2016	6,218	→
Quarter ending March 2017	6,229	→
Quarter ending June 2017	6,171	→
Quarter ending September 2017	6,085	↓
<b>Variance since September 2016</b>	<b>(3.0%)</b>	<b>↓</b>



### ACTIVITY



Month	Adjusted Scheduled Activity (UDA)	
	2017	2018
April	521	570
May	1,442	1,874
June	2,113	2,780
July	3,383	4,255
August	4,600	5,551
September	6,245	6,406
October	7,482	
November	8,804	
December	9,910	
January	10,919	
February	12,369	
March	13,702	
April	14,403	
May	14,405	
June	14,407	

### QUALITY

	Quantity	Base Number	Contract	AT	Region	England
% of FP17s for the same patient ID Re-attending within 3 months - Children	157	1,397	11.2%	10.7%	11.6%	11.9%
% of FP17s for the same patient ID Re-attending within 3 months - Adults	385	2,566	15.0%	14.4%	15.2%	15.9%
% of FP17s for the same patient ID Re-attending between 3 & 9 months - Children	868	1,397	62.1%	56.9%	59.1%	58.1%
% of FP17s for the same patient ID Re-attending between 3 & 9 months - Adults	1,094	2,566	42.6%	48.5%	51.7%	50.6%
% of FP17s for Band 1 Urgent Courses	376	3,643	10.3%	8.6%	8.0%	9.1%
% of FP17s Relating to Free Repair or Replacements	36	3,643	1.0%	0.7%	0.8%	0.8%
% of FP17s Relating to Continuations	11	3,643	0.3%	0.9%	1.0%	1.1%
% of Patients satisfied with the dentistry they have received	5	5	N/A	91.0%	91.5%	91.4%
% of Patients satisfied with the time they had to wait for an appointment	4	5	N/A	86.9%	88.2%	87.7%

\* This is based on patients treated on this contract for their most recent course of treatment. Figures in italics indicate the base number of FP17s or Patient Questionnaire responses are less than 100. N/A is shown where the base number of responses is less than 10 during the period. % is calculated as Quantity/Base number\*100



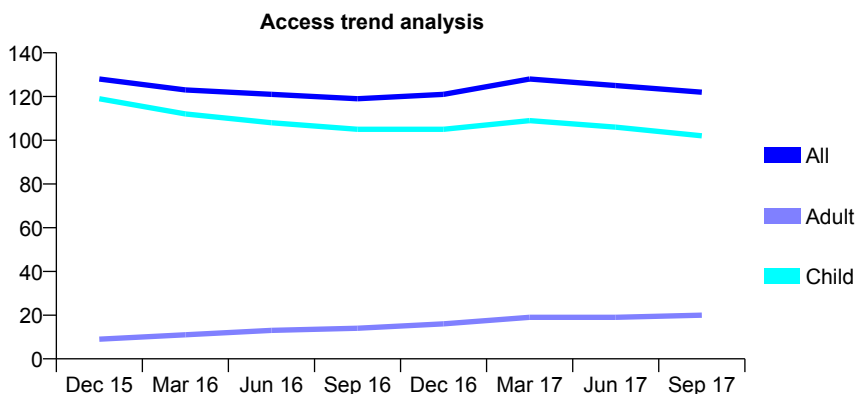
## Q58 - Vital Signs At a Glance Contract Report for 824038/0001 - September 2017

Name or company name	MR R BHATIANI
Contract type name	GDS Contract
Purpose of contract	General
Contract start date	01/04/2006
Contract end date	

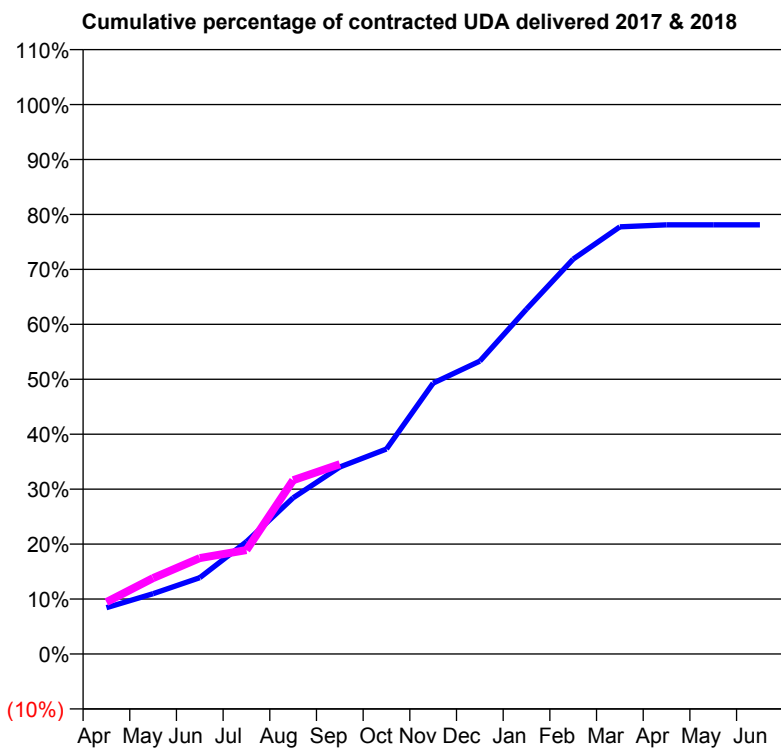
17/18 Contracted general activity (UDA)	275
Carry forward general activity (UDA)	0
17/18 Contracted orthodontic activity (UOA)	0
Carry forward orthodontic activity (UOA)	0
Baseline contract value	£7,095.28

### ACCESS\*

Patients seen in 24 months	Total	Change since previous quarter
Quarter ending September 2016	119	
Quarter ending December 2016	121	→
Quarter ending March 2017	128	↑
Quarter ending June 2017	125	↓
Quarter ending September 2017	122	↓
<b>Variance since September 2016</b>	<b>2.5%</b>	<b>↑</b>



### ACTIVITY



Month	Adjusted Scheduled Activity (UDA)	
	2017	2018
April	23	26
May	30	38
June	38	48
July	56	52
August	78	87
September	94	95
October	103	
November	136	
December	147	
January	173	
February	198	
March	214	
April	215	
May	215	
June	215	

### QUALITY

	Quantity	Base Number	Contract	AT	Region	England
% of FP17s for the same patient ID Re-attending within 3 months - Children	2	65	3.1%	10.7%	11.6%	11.9%
% of FP17s for the same patient ID Re-attending within 3 months - Adults	0	6	0.0%	14.4%	15.2%	15.9%
% of FP17s for the same patient ID Re-attending between 3 & 9 months - Children	28	65	43.1%	56.9%	59.1%	58.1%
% of FP17s for the same patient ID Re-attending between 3 & 9 months - Adults	2	6	33.3%	48.5%	51.7%	50.6%
% of FP17s for Band 1 Urgent Courses	0	70	0.0%	8.6%	8.0%	9.1%
% of FP17s Relating to Free Repair or Replacements	0	70	0.0%	0.7%	0.8%	0.8%
% of FP17s Relating to Continuations	0	70	0.0%	0.9%	1.0%	1.1%
% of Patients satisfied with the dentistry they have received	0	0	N/A	91.0%	91.5%	91.4%
% of Patients satisfied with the time they had to wait for an appointment	0	0	N/A	86.9%	88.2%	87.7%

\* This is based on patients treated on this contract for their most recent course of treatment. Figures in italics indicate the base number of FP17s or Patient Questionnaire responses are less than 100. N/A is shown where the base number of responses is less than 10 during the period. % is calculated as Quantity/Base number\*100

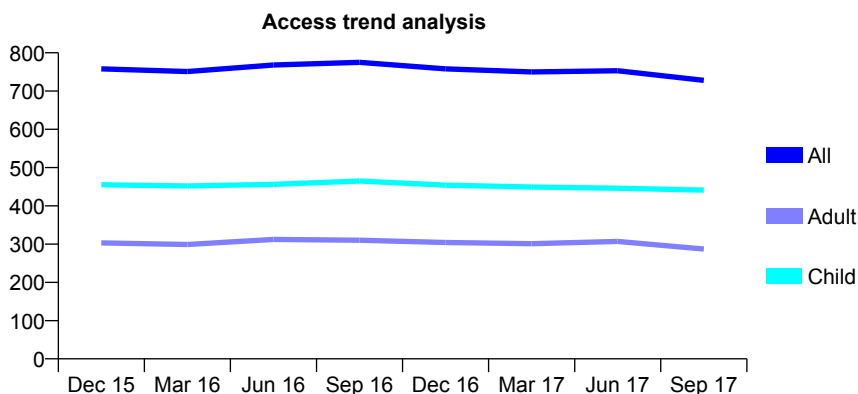
## Q58 - Vital Signs At a Glance Contract Report for 825344/0001 - September 2017

Name or company name	MR K PATEL
Contract type name	GDS Contract
Purpose of contract	General
Contract start date	01/04/2006
Contract end date	

17/18 Contracted general activity (UDA)	2,800
Carry forward general activity (UDA)	0
17/18 Contracted orthodontic activity (UOA)	0
Carry forward orthodontic activity (UOA)	0
Baseline contract value	£80,851.52

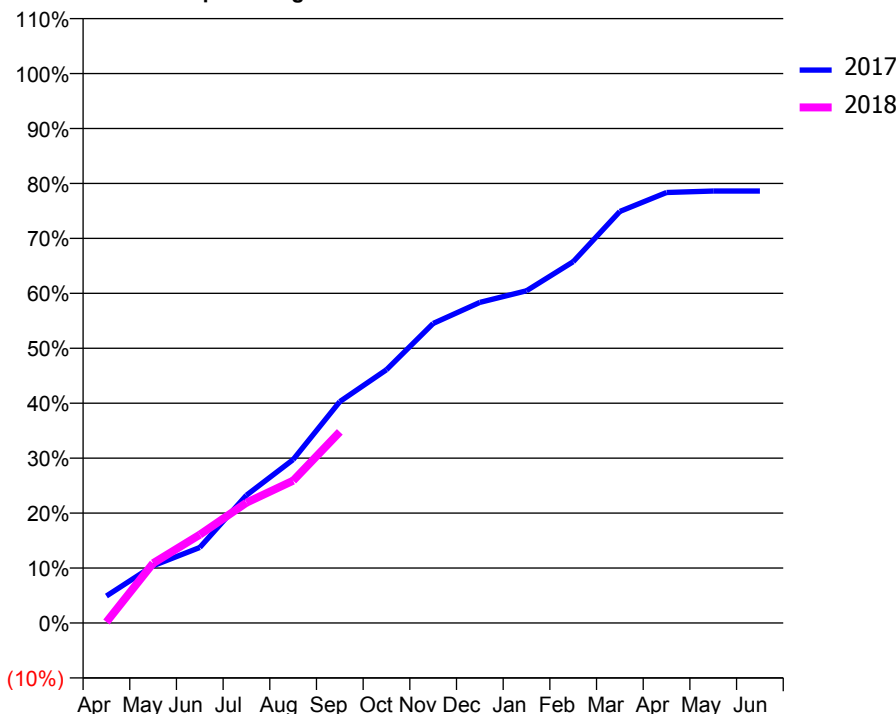
### ACCESS\*

Patients seen in 24 months	Total	Change since previous quarter
Quarter ending September 2016	775	
Quarter ending December 2016	758	↓
Quarter ending March 2017	750	↓
Quarter ending June 2017	753	→
Quarter ending September 2017	728	↓
<b>Variance since September 2016</b>	<b>(6.1%)</b>	<b>↓</b>



### ACTIVITY

Cumulative percentage of contracted UDA delivered 2017 & 2018



Adjusted Scheduled Activity (UDA)

Month	2017	2018
April	137	5
May	292	305
June	385	450
July	651	613
August	833	726
September	1,128	974
October	1,291	
November	1,527	
December	1,634	
January	1,693	
February	1,841	
March	2,097	
April	2,194	
May	2,201	
June	2,201	

### QUALITY

	Quantity	Base Number	Contract	AT	Region	England
% of FP17s for the same patient ID Re-attending within 3 months - Children	20	365	5.5%	10.7%	11.6%	11.9%
% of FP17s for the same patient ID Re-attending within 3 months - Adults	23	171	13.5%	14.4%	15.2%	15.9%
% of FP17s for the same patient ID Re-attending between 3 & 9 months - Children	220	365	60.3%	56.9%	59.1%	58.1%
% of FP17s for the same patient ID Re-attending between 3 & 9 months - Adults	97	171	56.7%	48.5%	51.7%	50.6%
% of FP17s for Band 1 Urgent Courses	10	505	2.0%	8.6%	8.0%	9.1%
% of FP17s Relating to Free Repair or Replacements	0	505	0.0%	0.7%	0.8%	0.8%
% of FP17s Relating to Continuations	0	505	0.0%	0.9%	1.0%	1.1%
% of Patients satisfied with the dentistry they have received	1	1	N/A	91.0%	91.5%	91.4%
% of Patients satisfied with the time they had to wait for an appointment	1	1	N/A	86.9%	88.2%	87.7%

\* This is based on patients treated on this contract for their most recent course of treatment. Figures in italics indicate the base number of FP17s or Patient Questionnaire responses are less than 100. N/A is shown where the base number of responses is less than 10 during the period. % is calculated as Quantity/Base number\*100

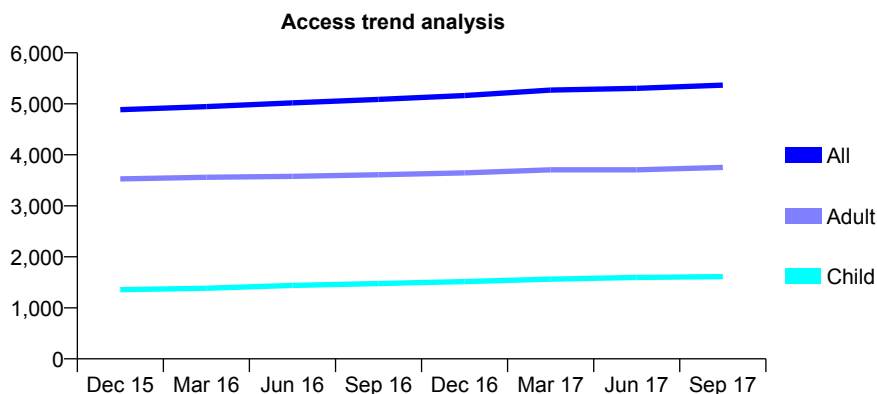
## Q58 - Vital Signs At a Glance Contract Report for 825425/0001 - September 2017

Name or company name	MR S SHAH
Contract type name	GDS Contract
Purpose of contract	General
Contract start date	01/04/2006
Contract end date	

17/18 Contracted general activity (UDA)	13,962
Carry forward general activity (UDA)	0
17/18 Contracted orthodontic activity (UOA)	0
Carry forward orthodontic activity (UOA)	0
Baseline contract value	£358,812.29

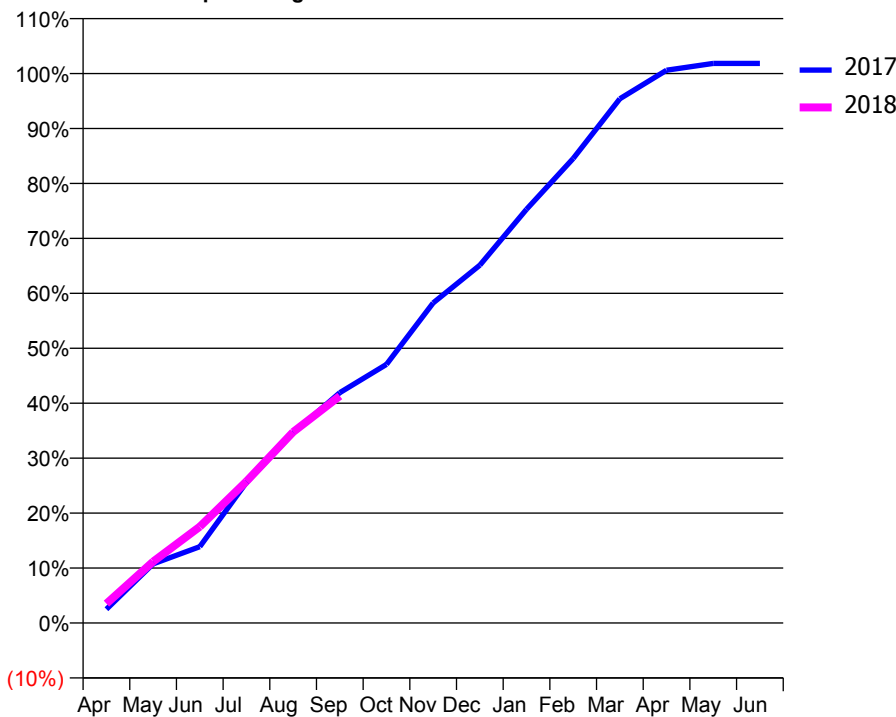
### ACCESS\*

Patients seen in 24 months	Total	Change since previous quarter
Quarter ending September 2016	5,085	
Quarter ending December 2016	5,162	→
Quarter ending March 2017	5,269	↑
Quarter ending June 2017	5,303	→
Quarter ending September 2017	5,367	→
<b>Variance since September 2016</b>	<b>5.5%</b>	<b>↑</b>



### ACTIVITY

Cumulative percentage of contracted UDA delivered 2017 & 2018



Month	Adjusted Scheduled Activity (UDA)	
	2017	2018
April	351	493
May	1,503	1,559
June	1,939	2,448
July	3,573	3,600
August	4,829	4,854
September	5,852	5,770
October	6,570	
November	8,132	
December	9,094	
January	10,513	
February	11,801	
March	13,320	
April	14,045	
May	14,218	
June	14,218	

### QUALITY

	Quantity	Base Number	Contract	AT	Region	England
% of FP17s for the same patient ID Re-attending within 3 months - Children	131	1,096	12.0%	10.7%	11.6%	11.9%
% of FP17s for the same patient ID Re-attending within 3 months - Adults	440	2,204	20.0%	14.4%	15.2%	15.9%
% of FP17s for the same patient ID Re-attending between 3 & 9 months - Children	504	1,096	46.0%	56.9%	59.1%	58.1%
% of FP17s for the same patient ID Re-attending between 3 & 9 months - Adults	827	2,204	37.5%	48.5%	51.7%	50.6%
% of FP17s for Band 1 Urgent Courses	340	2,650	12.8%	8.6%	8.0%	9.1%
% of FP17s Relating to Free Repair or Replacements	18	2,650	0.7%	0.7%	0.8%	0.8%
% of FP17s Relating to Continuations	31	2,650	1.2%	0.9%	1.0%	1.1%
% of Patients satisfied with the dentistry they have received	14	17	82.4%	91.0%	91.5%	91.4%
% of Patients satisfied with the time they had to wait for an appointment	13	17	76.5%	86.9%	88.2%	87.7%

\* This is based on patients treated on this contract for their most recent course of treatment. Figures in italics indicate the base number of FP17s or Patient Questionnaire responses are less than 100. N/A is shown where the base number of responses is less than 10 during the period. % is calculated as Quantity/Base number\*100

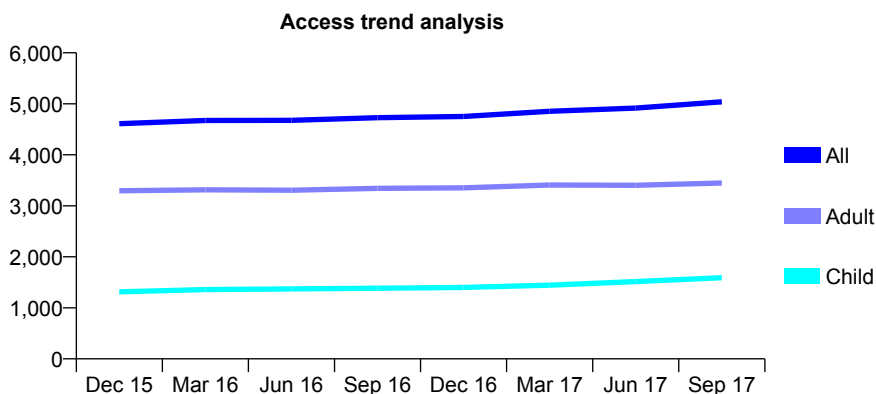
## Q58 - Vital Signs At a Glance Contract Report for 825425/0002 - September 2017

Name or company name	MR S SHAH
Contract type name	GDS Contract
Purpose of contract	General
Contract start date	01/04/2006
Contract end date	

17/18 Contracted general activity (UDA)	11,095
Carry forward general activity (UDA)	0
17/18 Contracted orthodontic activity (UOA)	0
Carry forward orthodontic activity (UOA)	0
Baseline contract value	£272,587.43

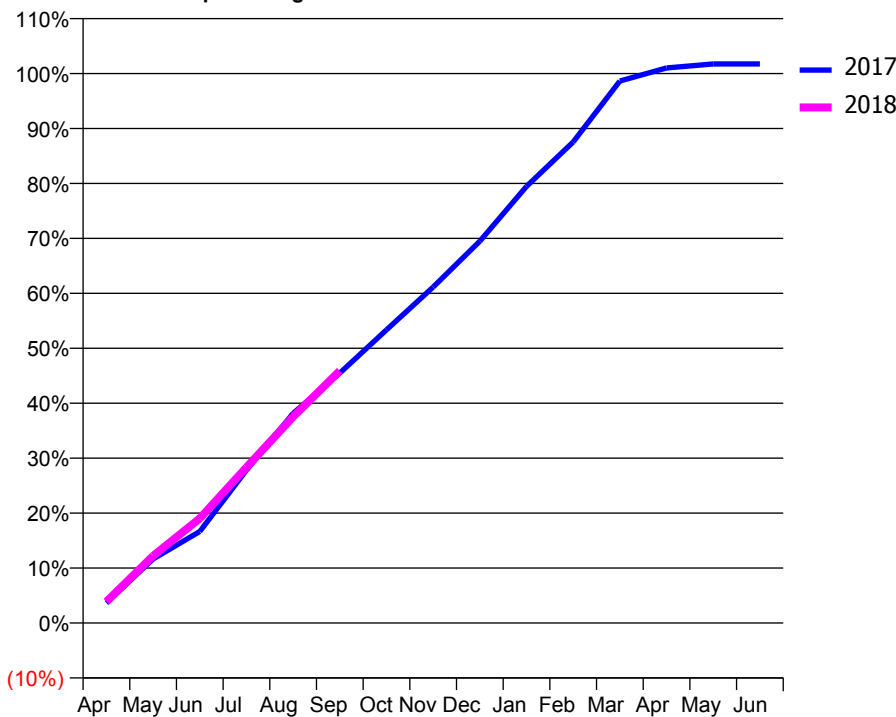
### ACCESS\*

Patients seen in 24 months	Total	Change since previous quarter
Quarter ending September 2016	4,728	
Quarter ending December 2016	4,752	→
Quarter ending March 2017	4,853	↑
Quarter ending June 2017	4,917	→
Quarter ending September 2017	5,039	↑
<b>Variance since September 2016</b>	<b>6.6%</b>	<b>↑</b>



### ACTIVITY

Cumulative percentage of contracted UDA delivered 2017 & 2018



Adjusted Scheduled Activity (UDA)

Month	2017	2018
April	405	433
May	1,295	1,354
June	1,848	2,112
July	3,086	3,144
August	4,234	4,163
September	5,047	5,092
October	5,919	
November	6,784	
December	7,710	
January	8,815	
February	9,714	
March	10,943	
April	11,208	
May	11,288	
June	11,289	

### QUALITY

	Quantity	Base Number	Contract	AT	Region	England
% of FP17s for the same patient ID Re-attending within 3 months - Children	77	1,136	6.8%	10.7%	11.6%	11.9%
% of FP17s for the same patient ID Re-attending within 3 months - Adults	245	1,969	12.4%	14.4%	15.2%	15.9%
% of FP17s for the same patient ID Re-attending between 3 & 9 months - Children	559	1,136	49.2%	56.9%	59.1%	58.1%
% of FP17s for the same patient ID Re-attending between 3 & 9 months - Adults	824	1,969	41.8%	48.5%	51.7%	50.6%
% of FP17s for Band 1 Urgent Courses	211	2,900	7.3%	8.6%	8.0%	9.1%
% of FP17s Relating to Free Repair or Replacements	8	2,900	0.3%	0.7%	0.8%	0.8%
% of FP17s Relating to Continuations	84	2,900	2.9%	0.9%	1.0%	1.1%
% of Patients satisfied with the dentistry they have received	3	4	N/A	91.0%	91.5%	91.4%
% of Patients satisfied with the time they had to wait for an appointment	4	4	N/A	86.9%	88.2%	87.7%

\* This is based on patients treated on this contract for their most recent course of treatment. Figures in italics indicate the base number of FP17s or Patient Questionnaire responses are less than 100. N/A is shown where the base number of responses is less than 10 during the period. % is calculated as Quantity/Base number\*100

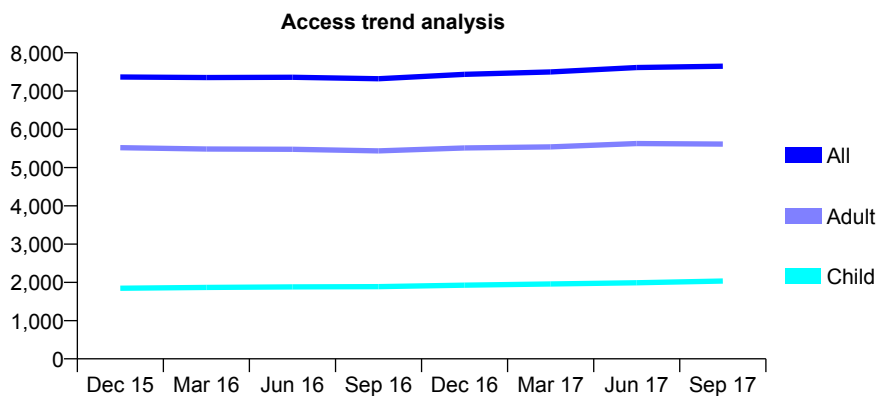
## Q58 - Vital Signs At a Glance Contract Report for 825425/0003 - September 2017

Name or company name	MR S SHAH
Contract type name	GDS Contract
Purpose of contract	General
Contract start date	01/03/2013
Contract end date	

17/18 Contracted general activity (UDA)	22,140
Carry forward general activity (UDA)	0
17/18 Contracted orthodontic activity (UOA)	0
Carry forward orthodontic activity (UOA)	0
Baseline contract value	£663,668.84

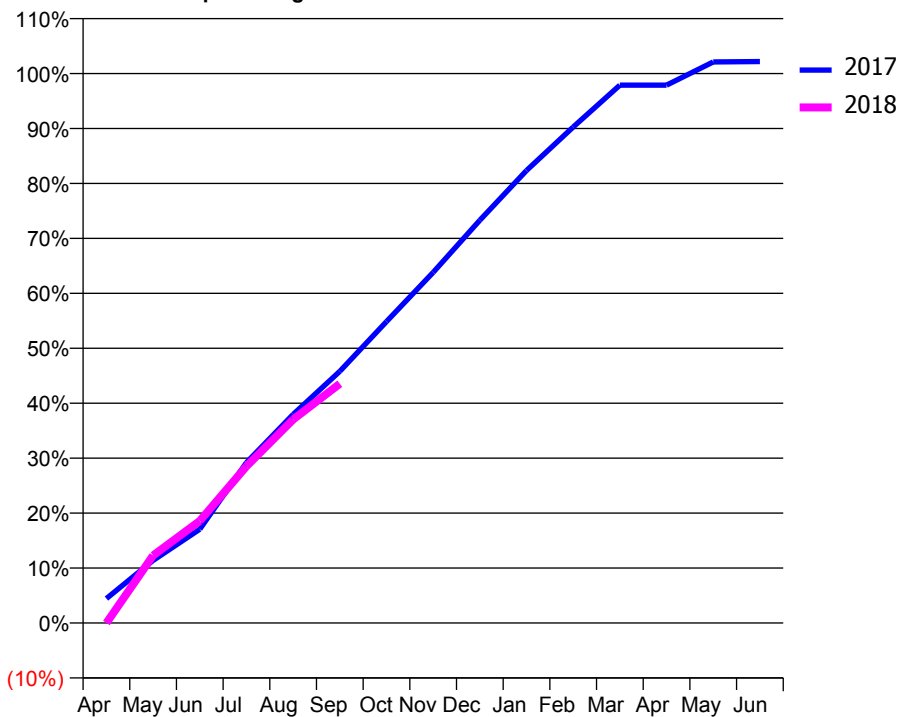
### ACCESS\*

Patients seen in 24 months	Total	Change since previous quarter
Quarter ending September 2016	7,323	
Quarter ending December 2016	7,438	→
Quarter ending March 2017	7,499	→
Quarter ending June 2017	7,615	→
Quarter ending September 2017	7,649	→
<b>Variance since September 2016</b>	<b>4.5%</b>	<b>↑</b>



### ACTIVITY

Cumulative percentage of contracted UDA delivered 2017 & 2018



Month	Adjusted Scheduled Activity (UDA)	
	2017	2018
April	988	0
May	2,520	2,721
June	3,781	4,112
July	6,467	6,314
August	8,404	8,201
September	10,139	9,641
October	12,145	
November	14,126	
December	16,229	
January	18,233	
February	19,985	
March	21,672	
April	21,672	
May	22,608	
June	22,620	

### QUALITY

	Quantity	Base Number	Contract	AT	Region	England
% of FP17s for the same patient ID Re-attending within 3 months - Children	112	1,277	8.8%	10.7%	11.6%	11.9%
% of FP17s for the same patient ID Re-attending within 3 months - Adults	589	3,204	18.4%	14.4%	15.2%	15.9%
% of FP17s for the same patient ID Re-attending between 3 & 9 months - Children	617	1,277	48.3%	56.9%	59.1%	58.1%
% of FP17s for the same patient ID Re-attending between 3 & 9 months - Adults	1,197	3,204	37.4%	48.5%	51.7%	50.6%
% of FP17s for Band 1 Urgent Courses	630	4,095	15.4%	8.6%	8.0%	9.1%
% of FP17s Relating to Free Repair or Replacements	14	4,095	0.3%	0.7%	0.8%	0.8%
% of FP17s Relating to Continuations	82	4,095	2.0%	0.9%	1.0%	1.1%
% of Patients satisfied with the dentistry they have received	7	8	N/A	91.0%	91.5%	91.4%
% of Patients satisfied with the time they had to wait for an appointment	8	8	N/A	86.9%	88.2%	87.7%

\* This is based on patients treated on this contract for their most recent course of treatment. Figures in italics indicate the base number of FP17s or Patient Questionnaire responses are less than 100. N/A is shown where the base number of responses is less than 10 during the period. % is calculated as Quantity/Base number\*100

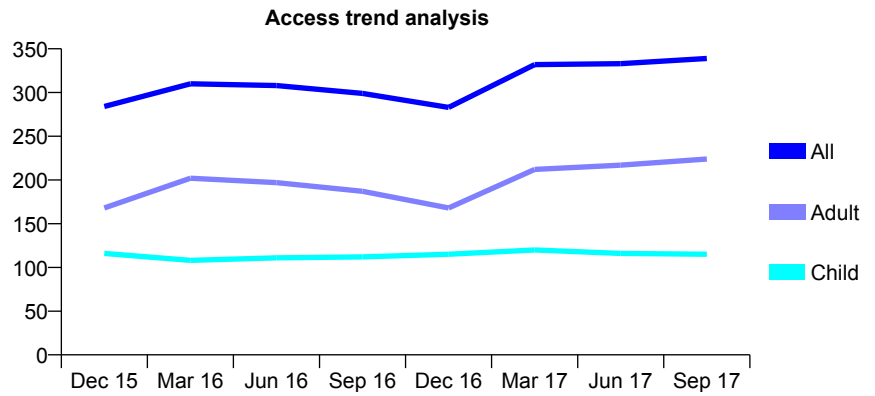
## Q58 - Vital Signs At a Glance Contract Report for 825727/0001 - September 2017

Name or company name	MR R CHAUHAN
Contract type name	GDS Contract
Purpose of contract	General
Contract start date	01/04/2006
Contract end date	

17/18 Contracted general activity (UDA)	900
Carry forward general activity (UDA)	0
17/18 Contracted orthodontic activity (UOA)	0
Carry forward orthodontic activity (UOA)	0
Baseline contract value	£29,636.77

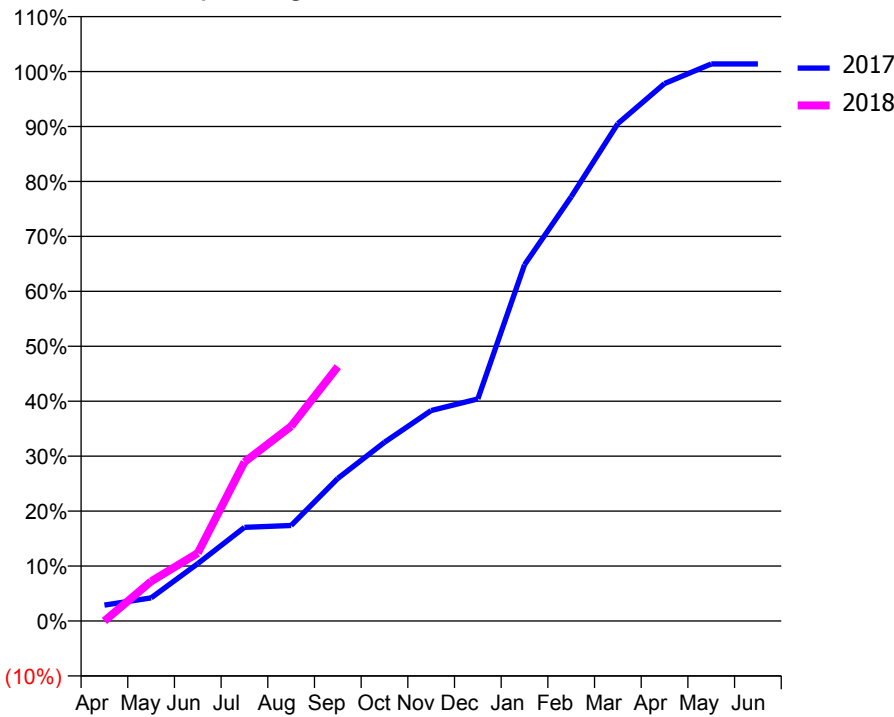
### ACCESS\*

Patients seen in 24 months	Total	Change since previous quarter
Quarter ending September 2016	299	
Quarter ending December 2016	283	↓
Quarter ending March 2017	332	↑
Quarter ending June 2017	333	→
Quarter ending September 2017	339	→
<b>Variance since September 2016</b>	<b>13.4%</b>	<b>↑</b>



### ACTIVITY

Cumulative percentage of contracted UDA delivered 2017 & 2018



Month	Adjusted Scheduled Activity (UDA)	
	2017	2018
April	26	0
May	38	65
June	94	111
July	153	260
August	156	319
September	234	417
October	293	
November	345	
December	364	
January	583	
February	695	
March	815	
April	880	
May	912	
June	912	

### QUALITY

	Quantity	Base Number	Contract	AT	Region	England
% of FP17s for the same patient ID Re-attending within 3 months - Children	6	101	5.9%	10.7%	11.6%	11.9%
% of FP17s for the same patient ID Re-attending within 3 months - Adults	7	136	5.1%	14.4%	15.2%	15.9%
% of FP17s for the same patient ID Re-attending between 3 & 9 months - Children	55	101	54.5%	56.9%	59.1%	58.1%
% of FP17s for the same patient ID Re-attending between 3 & 9 months - Adults	38	136	27.9%	48.5%	51.7%	50.6%
% of FP17s for Band 1 Urgent Courses	8	194	4.1%	8.6%	8.0%	9.1%
% of FP17s Relating to Free Repair or Replacements	0	194	0.0%	0.7%	0.8%	0.8%
% of FP17s Relating to Continuations	2	194	1.0%	0.9%	1.0%	1.1%
% of Patients satisfied with the dentistry they have received	0	0	N/A	91.0%	91.5%	91.4%
% of Patients satisfied with the time they had to wait for an appointment	0	0	N/A	86.9%	88.2%	87.7%

\* This is based on patients treated on this contract for their most recent course of treatment. Figures in italics indicate the base number of FP17s or Patient Questionnaire responses are less than 100. N/A is shown where the base number of responses is less than 10 during the period. % is calculated as Quantity/Base number\*100

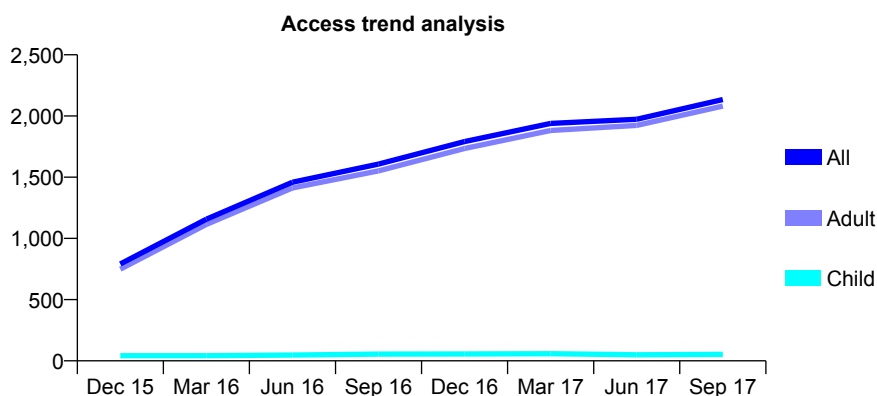
## Q58 - Vital Signs At a Glance Contract Report for 825727/0002 - September 2017

Name or company name	MR R CHAUHAN
Contract type name	PDS Contract
Purpose of contract	General
Contract start date	01/11/2006
Contract end date	31/03/2018

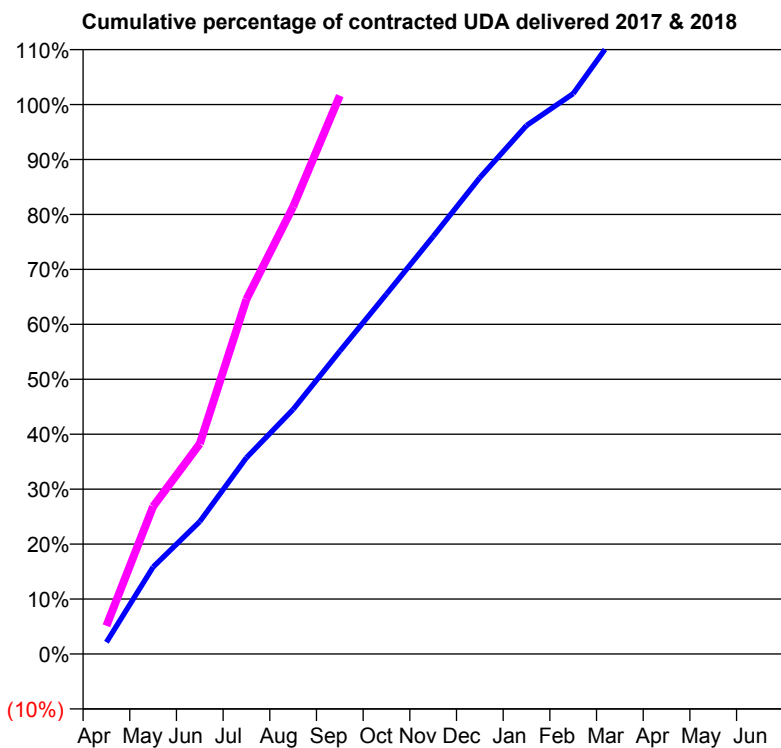
17/18 Contracted general activity (UDA)	2,577
Carry forward general activity (UDA)	0
17/18 Contracted orthodontic activity (UOA)	0
Carry forward orthodontic activity (UOA)	0
Baseline contract value	£171,801.01

### ACCESS\*

Patients seen in 24 months	Total	Change since previous quarter
Quarter ending September 2016	1,607	
Quarter ending December 2016	1,791	↑
Quarter ending March 2017	1,940	↑
Quarter ending June 2017	1,973	→
Quarter ending September 2017	2,134	↑
<b>Variance since September 2016</b>	<b>32.8%</b>	<b>↑</b>



### ACTIVITY



Month	Adjusted Scheduled Activity (UDA)	
	2017	2018
April	111	132
May	819	692
June	1,248	986
July	1,849	1,664
August	2,304	2,098
September	2,853	2,619
October	3,390	
November	3,933	
December	4,486	
January	4,978	
February	5,277	
March	5,887	
April	6,079	
May	6,067	
June	6,067	

### QUALITY

	Quantity	Base Number	Contract	AT	Region	England
% of FP17s for the same patient ID Re-attending within 3 months - Children	0	35	0.0%	10.7%	11.6%	11.9%
% of FP17s for the same patient ID Re-attending within 3 months - Adults	21	921	2.3%	14.4%	15.2%	15.9%
% of FP17s for the same patient ID Re-attending between 3 & 9 months - Children	0	35	0.0%	56.9%	59.1%	58.1%
% of FP17s for the same patient ID Re-attending between 3 & 9 months - Adults	13	921	1.4%	48.5%	51.7%	50.6%
% of FP17s for Band 1 Urgent Courses	0	889	0.0%	8.6%	8.0%	9.1%
% of FP17s Relating to Free Repair or Replacements	0	889	0.0%	0.7%	0.8%	0.8%
% of FP17s Relating to Continuations	0	889	0.0%	0.9%	1.0%	1.1%
% of Patients satisfied with the dentistry they have received	3	3	N/A	91.0%	91.5%	91.4%
% of Patients satisfied with the time they had to wait for an appointment	3	3	N/A	86.9%	88.2%	87.7%

\* This is based on patients treated on this contract for their most recent course of treatment. Figures in italics indicate the base number of FP17s or Patient Questionnaire responses are less than 100. N/A is shown where the base number of responses is less than 10 during the period. % is calculated as Quantity/Base number\*100

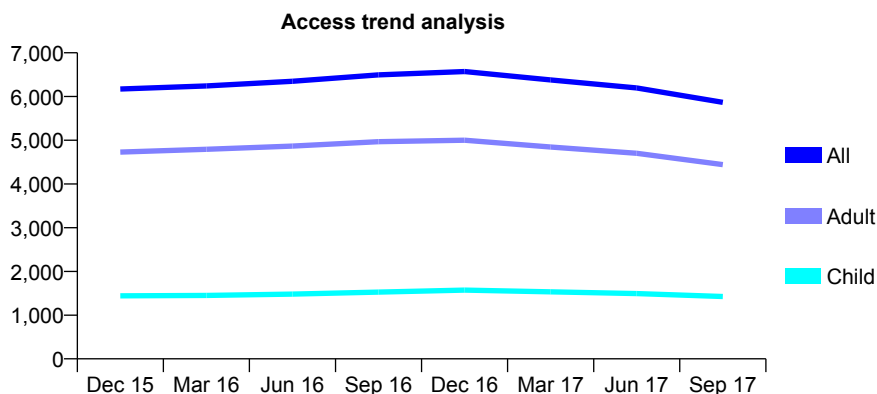
## Q58 - Vital Signs At a Glance Contract Report for 826499/0001 - September 2017

Name or company name	Letchworth Dental Surgery
Contract type name	GDS Contract
Purpose of contract	General
Contract start date	01/04/2006
Contract end date	

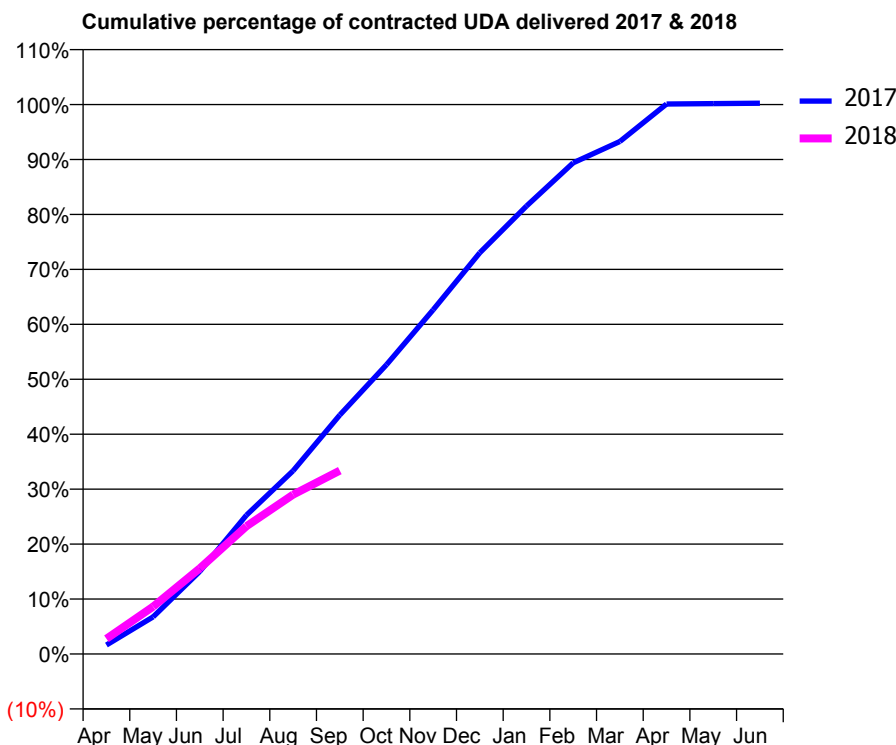
17/18 Contracted general activity (UDA)	18,006
Carry forward general activity (UDA)	0
17/18 Contracted orthodontic activity (UOA)	0
Carry forward orthodontic activity (UOA)	0
Baseline contract value	£469,635.05

### ACCESS\*

Patients seen in 24 months	Total	Change since previous quarter
Quarter ending September 2016	6,494	
Quarter ending December 2016	6,572	→
Quarter ending March 2017	6,378	↓
Quarter ending June 2017	6,195	↓
Quarter ending September 2017	5,866	↓
<b>Variance since September 2016</b>	<b>(9.7%)</b>	<b>↓</b>



### ACTIVITY



Month	Adjusted Scheduled Activity (UDA)	
	2017	2018
April	294	502
May	1,215	1,552
June	2,708	2,808
July	4,552	4,190
August	6,004	5,225
September	7,834	6,011
October	9,478	
November	11,278	
December	13,151	
January	14,678	
February	16,095	
March	16,795	
April	18,021	
May	18,037	
June	18,048	

### QUALITY

	Quantity	Base Number	Contract	AT	Region	England
% of FP17s for the same patient ID Re-attending within 3 months - Children	40	660	6.1%	10.7%	11.6%	11.9%
% of FP17s for the same patient ID Re-attending within 3 months - Adults	257	2,041	12.6%	14.4%	15.2%	15.9%
% of FP17s for the same patient ID Re-attending between 3 & 9 months - Children	293	660	44.4%	56.9%	59.1%	58.1%
% of FP17s for the same patient ID Re-attending between 3 & 9 months - Adults	1,055	2,041	51.7%	48.5%	51.7%	50.6%
% of FP17s for Band 1 Urgent Courses	218	2,168	10.1%	8.6%	8.0%	9.1%
% of FP17s Relating to Free Repair or Replacements	37	2,168	1.7%	0.7%	0.8%	0.8%
% of FP17s Relating to Continuations	15	2,168	0.7%	0.9%	1.0%	1.1%
% of Patients satisfied with the dentistry they have received	6	7	N/A	91.0%	91.5%	91.4%
% of Patients satisfied with the time they had to wait for an appointment	6	7	N/A	86.9%	88.2%	87.7%

\* This is based on patients treated on this contract for their most recent course of treatment. Figures in italics indicate the base number of FP17s or Patient Questionnaire responses are less than 100. N/A is shown where the base number of responses is less than 10 during the period. % is calculated as Quantity/Base number\*100



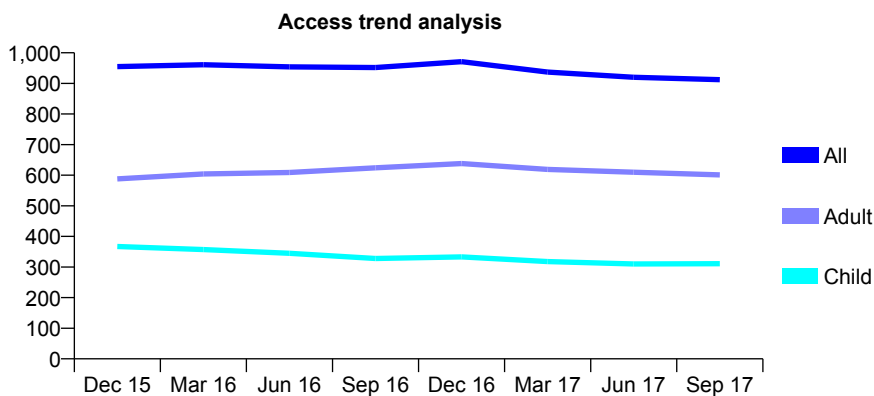
## Q58 - Vital Signs At a Glance Contract Report for 829129/0001 - September 2017

Name or company name	MR SC MICHAELS
Contract type name	GDS Contract
Purpose of contract	General
Contract start date	01/04/2006
Contract end date	

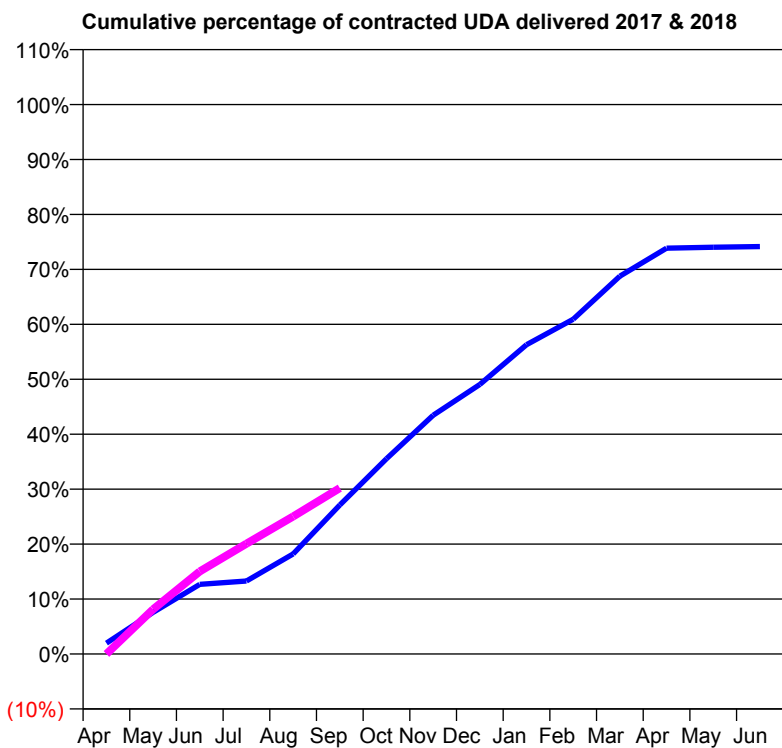
17/18 Contracted general activity (UDA)	2,486
Carry forward general activity (UDA)	0
17/18 Contracted orthodontic activity (UOA)	0
Carry forward orthodontic activity (UOA)	0
Baseline contract value	£60,777.88

### ACCESS\*

Patients seen in 24 months	Total	Change since previous quarter
Quarter ending September 2016	952	
Quarter ending December 2016	971	→
Quarter ending March 2017	937	↓
Quarter ending June 2017	920	↓
Quarter ending September 2017	912	→
<b>Variance since September 2016</b>	<b>(4.2%)</b>	<b>↓</b>



### ACTIVITY



Month	Adjusted Scheduled Activity (UDA)	
	2017	2018
April	49	0
May	188	202
June	315	374
July	330	499
August	453	622
September	674	751
October	884	
November	1,080	
December	1,220	
January	1,399	
February	1,515	
March	1,709	
April	1,836	
May	1,840	
June	1,843	

### QUALITY

	Quantity	Base Number	Contract	AT	Region	England
% of FP17s for the same patient ID Re-attending within 3 months - Children	5	209	2.4%	10.7%	11.6%	11.9%
% of FP17s for the same patient ID Re-attending within 3 months - Adults	18	363	5.0%	14.4%	15.2%	15.9%
% of FP17s for the same patient ID Re-attending between 3 & 9 months - Children	148	209	70.8%	56.9%	59.1%	58.1%
% of FP17s for the same patient ID Re-attending between 3 & 9 months - Adults	257	363	70.8%	48.5%	51.7%	50.6%
% of FP17s for Band 1 Urgent Courses	24	505	4.8%	8.6%	8.0%	9.1%
% of FP17s Relating to Free Repair or Replacements	2	505	0.4%	0.7%	0.8%	0.8%
% of FP17s Relating to Continuations	0	505	0.0%	0.9%	1.0%	1.1%
% of Patients satisfied with the dentistry they have received	1	1	N/A	91.0%	91.5%	91.4%
% of Patients satisfied with the time they had to wait for an appointment	1	1	N/A	86.9%	88.2%	87.7%

\* This is based on patients treated on this contract for their most recent course of treatment. Figures in italics indicate the base number of FP17s or Patient Questionnaire responses are less than 100. N/A is shown where the base number of responses is less than 10 during the period. % is calculated as Quantity/Base number\*100

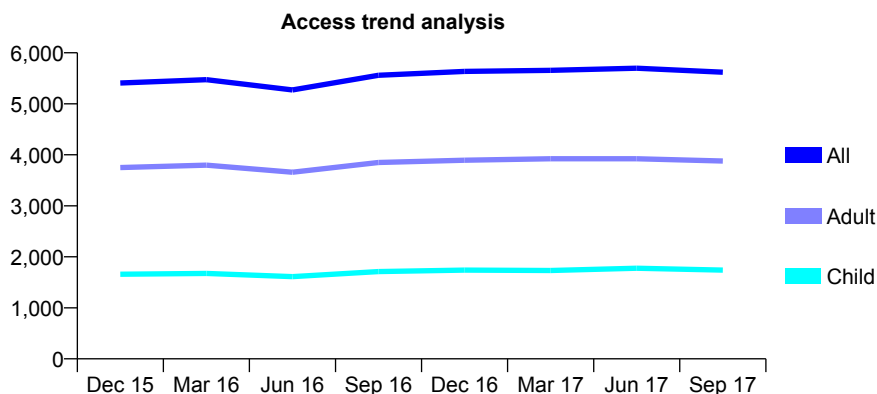
## Q58 - Vital Signs At a Glance Contract Report for 835196/0001 - September 2017

Name or company name	MISS SR MUSTAFA
Contract type name	GDS Contract
Purpose of contract	General
Contract start date	01/04/2006
Contract end date	

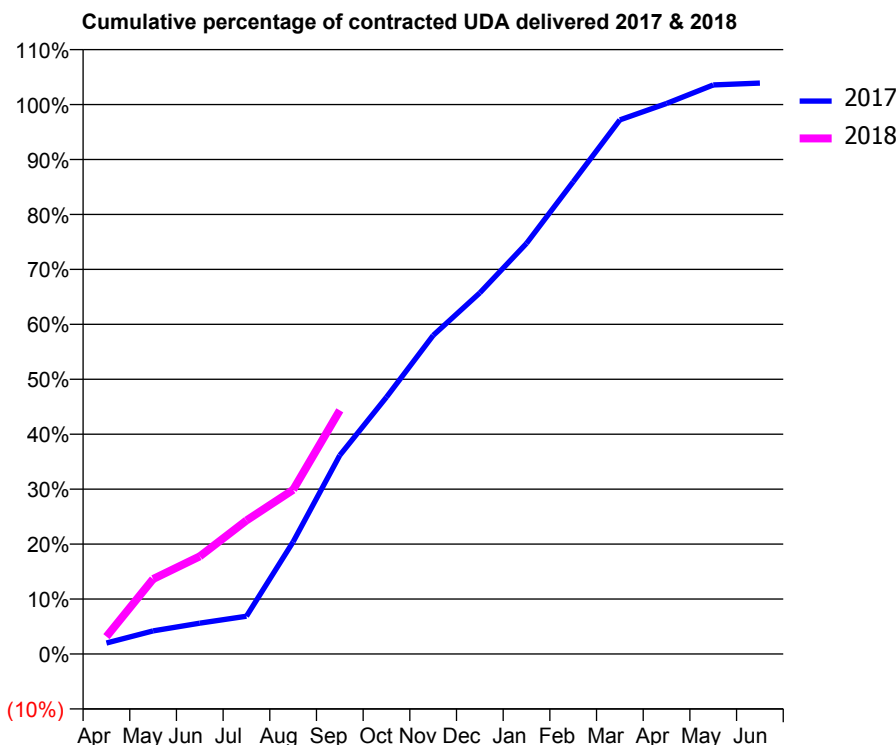
17/18 Contracted general activity (UDA)	11,319
Carry forward general activity (UDA)	0
17/18 Contracted orthodontic activity (UOA)	0
Carry forward orthodontic activity (UOA)	0
Baseline contract value	£314,446.11

### ACCESS\*

Patients seen in 24 months	Total	Change since previous quarter
Quarter ending September 2016	5,560	
Quarter ending December 2016	5,634	→
Quarter ending March 2017	5,655	→
Quarter ending June 2017	5,699	→
Quarter ending September 2017	5,619	↓
<b>Variance since September 2016</b>	<b>1.1%</b>	<b>→</b>



### ACTIVITY



Month	Adjusted Scheduled Activity (UDA)	
	2017	2018
April	226	357
May	476	1,546
June	636	2,012
July	779	2,750
August	2,312	3,384
September	4,094	5,020
October	5,291	
November	6,563	
December	7,439	
January	8,460	
February	9,727	
March	11,002	
April	11,341	
May	11,721	
June	11,759	

### QUALITY

	Quantity	Base Number	Contract	AT	Region	England
% of FP17s for the same patient ID Re-attending within 3 months - Children	50	1,065	4.7%	10.7%	11.6%	11.9%
% of FP17s for the same patient ID Re-attending within 3 months - Adults	298	2,277	13.1%	14.4%	15.2%	15.9%
% of FP17s for the same patient ID Re-attending between 3 & 9 months - Children	398	1,065	37.4%	56.9%	59.1%	58.1%
% of FP17s for the same patient ID Re-attending between 3 & 9 months - Adults	910	2,277	40.0%	48.5%	51.7%	50.6%
% of FP17s for Band 1 Urgent Courses	305	2,964	10.3%	8.6%	8.0%	9.1%
% of FP17s Relating to Free Repair or Replacements	11	2,964	0.4%	0.7%	0.8%	0.8%
% of FP17s Relating to Continuations	14	2,964	0.5%	0.9%	1.0%	1.1%
% of Patients satisfied with the dentistry they have received	4	4	N/A	91.0%	91.5%	91.4%
% of Patients satisfied with the time they had to wait for an appointment	4	4	N/A	86.9%	88.2%	87.7%

\* This is based on patients treated on this contract for their most recent course of treatment. Figures in italics indicate the base number of FP17s or Patient Questionnaire responses are less than 100. N/A is shown where the base number of responses is less than 10 during the period. % is calculated as Quantity/Base number\*100

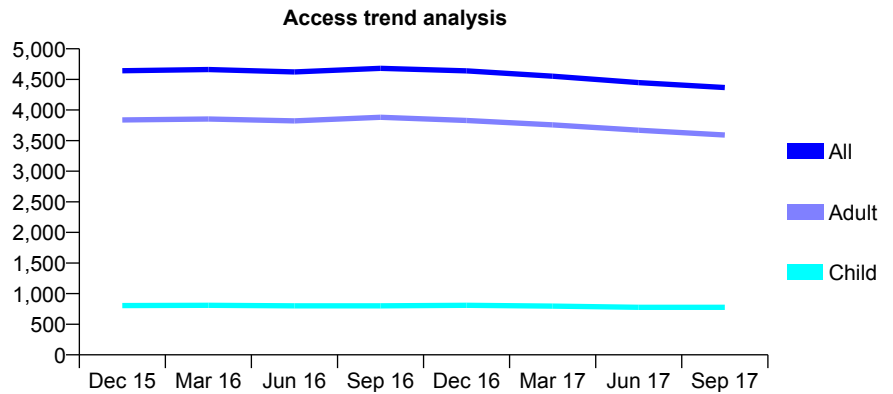
## Q58 - Vital Signs At a Glance Contract Report for 836346/0001 - September 2017

Name or company name	MR A BADIANI
Contract type name	GDS Contract
Purpose of contract	General
Contract start date	01/04/2006
Contract end date	

17/18 Contracted general activity (UDA)	10,000
Carry forward general activity (UDA)	0
17/18 Contracted orthodontic activity (UOA)	0
Carry forward orthodontic activity (UOA)	0
Baseline contract value	£230,202.80

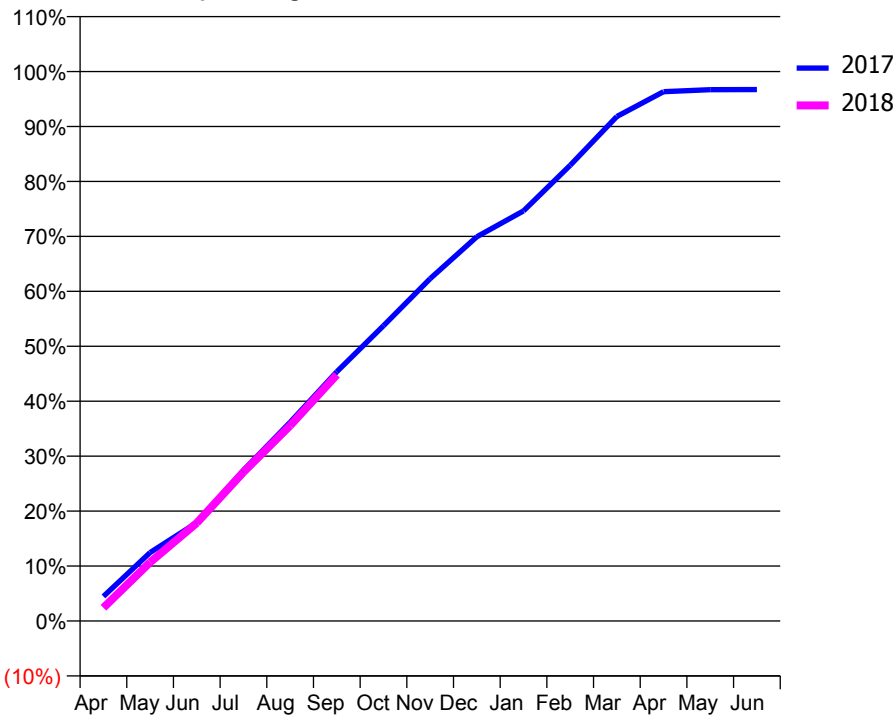
### ACCESS\*

Patients seen in 24 months	Total	Change since previous quarter
Quarter ending September 2016	4,681	
Quarter ending December 2016	4,639	→
Quarter ending March 2017	4,553	↓
Quarter ending June 2017	4,447	↓
Quarter ending September 2017	4,368	↓
<b>Variance since September 2016</b>	<b>(6.7%)</b>	<b>↓</b>



### ACTIVITY

Cumulative percentage of contracted UDA delivered 2017 & 2018



Month	Adjusted Scheduled Activity (UDA)	
	2017	2018
April	447	241
May	1,245	1,069
June	1,790	1,785
July	2,742	2,710
August	3,616	3,557
September	4,537	4,481
October	5,374	
November	6,230	
December	6,992	
January	7,464	
February	8,292	
March	9,181	
April	9,632	
May	9,669	
June	9,672	

### QUALITY

	Quantity	Base Number	Contract	AT	Region	England
% of FP17s for the same patient ID Re-attending within 3 months - Children	27	554	4.9%	10.7%	11.6%	11.9%
% of FP17s for the same patient ID Re-attending within 3 months - Adults	324	2,471	13.1%	14.4%	15.2%	15.9%
% of FP17s for the same patient ID Re-attending between 3 & 9 months - Children	339	554	61.2%	56.9%	59.1%	58.1%
% of FP17s for the same patient ID Re-attending between 3 & 9 months - Adults	1,235	2,471	50.0%	48.5%	51.7%	50.6%
% of FP17s for Band 1 Urgent Courses	399	2,771	14.4%	8.6%	8.0%	9.1%
% of FP17s Relating to Free Repair or Replacements	7	2,771	0.3%	0.7%	0.8%	0.8%
% of FP17s Relating to Continuations	3	2,771	0.1%	0.9%	1.0%	1.1%
% of Patients satisfied with the dentistry they have received	6	6	N/A	91.0%	91.5%	91.4%
% of Patients satisfied with the time they had to wait for an appointment	6	6	N/A	86.9%	88.2%	87.7%

\* This is based on patients treated on this contract for their most recent course of treatment. Figures in italics indicate the base number of FP17s or Patient Questionnaire responses are less than 100. N/A is shown where the base number of responses is less than 10 during the period. % is calculated as Quantity/Base number\*100

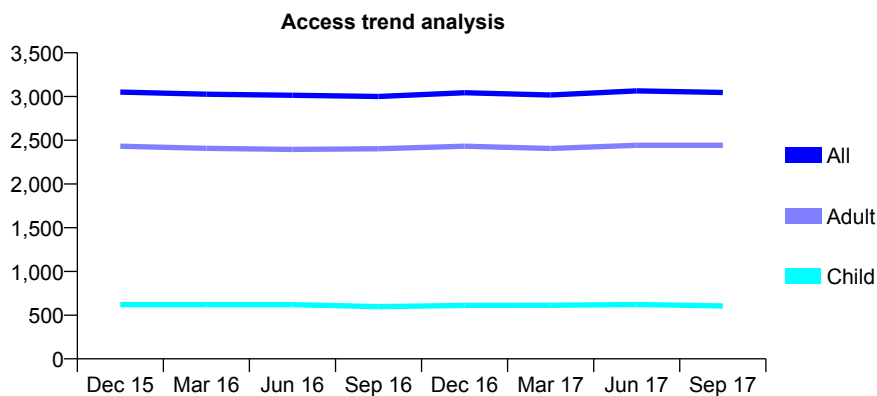
## Q58 - Vital Signs At a Glance Contract Report for 846635/0002 - September 2017

Name or company name	MR D GHAMARI SAIR
Contract type name	GDS Contract
Purpose of contract	General
Contract start date	01/08/2011
Contract end date	

17/18 Contracted general activity (UDA)	8,217
Carry forward general activity (UDA)	0
17/18 Contracted orthodontic activity (UOA)	0
Carry forward orthodontic activity (UOA)	0
Baseline contract value	£265,083.55

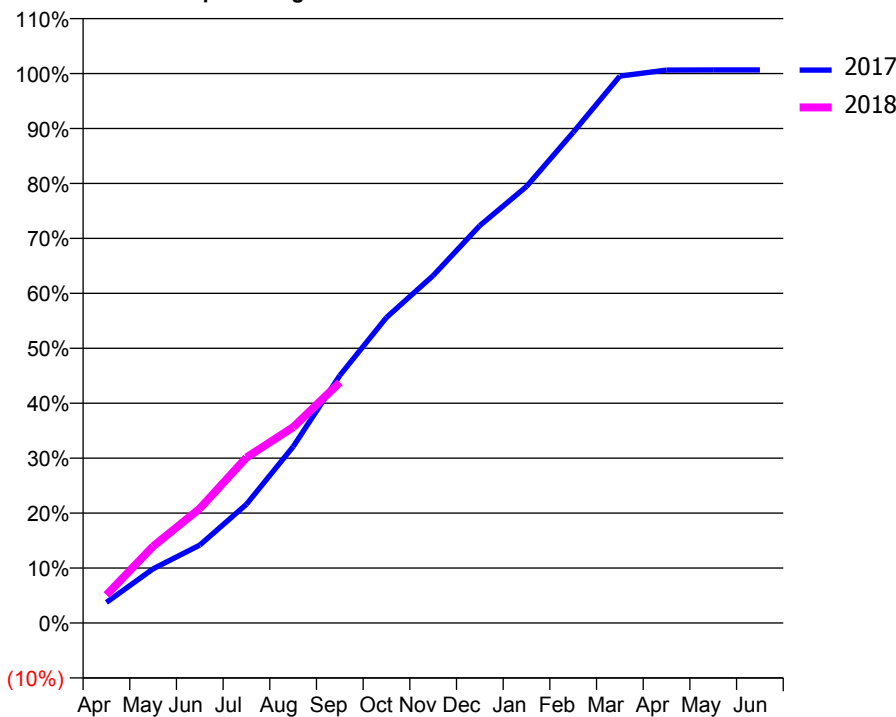
### ACCESS\*

Patients seen in 24 months	Total	Change since previous quarter
Quarter ending September 2016	3,000	
Quarter ending December 2016	3,043	→
Quarter ending March 2017	3,018	→
Quarter ending June 2017	3,065	→
Quarter ending September 2017	3,047	→
<b>Variance since September 2016</b>	<b>1.6%</b>	<b>→</b>



### ACTIVITY

Cumulative percentage of contracted UDA delivered 2017 & 2018



Month	Adjusted Scheduled Activity (UDA)	
	2017	2018
April	307	420
May	811	1,148
June	1,166	1,712
July	1,776	2,475
August	2,637	2,928
September	3,702	3,599
October	4,569	
November	5,196	
December	5,942	
January	6,527	
February	7,336	
March	8,178	
April	8,268	
May	8,269	
June	8,269	

### QUALITY

	Quantity	Base Number	Contract	AT	Region	England
% of FP17s for the same patient ID Re-attending within 3 months - Children	35	428	8.2%	10.7%	11.6%	11.9%
% of FP17s for the same patient ID Re-attending within 3 months - Adults	247	1,464	16.9%	14.4%	15.2%	15.9%
% of FP17s for the same patient ID Re-attending between 3 & 9 months - Children	231	428	54.0%	56.9%	59.1%	58.1%
% of FP17s for the same patient ID Re-attending between 3 & 9 months - Adults	607	1,464	41.5%	48.5%	51.7%	50.6%
% of FP17s for Band 1 Urgent Courses	303	1,853	16.4%	8.6%	8.0%	9.1%
% of FP17s Relating to Free Repair or Replacements	5	1,853	0.3%	0.7%	0.8%	0.8%
% of FP17s Relating to Continuations	6	1,853	0.3%	0.9%	1.0%	1.1%
% of Patients satisfied with the dentistry they have received	1	1	N/A	91.0%	91.5%	91.4%
% of Patients satisfied with the time they had to wait for an appointment	1	1	N/A	86.9%	88.2%	87.7%

\* This is based on patients treated on this contract for their most recent course of treatment. Figures in italics indicate the base number of FP17s or Patient Questionnaire responses are less than 100. N/A is shown where the base number of responses is less than 10 during the period. % is calculated as Quantity/Base number\*100

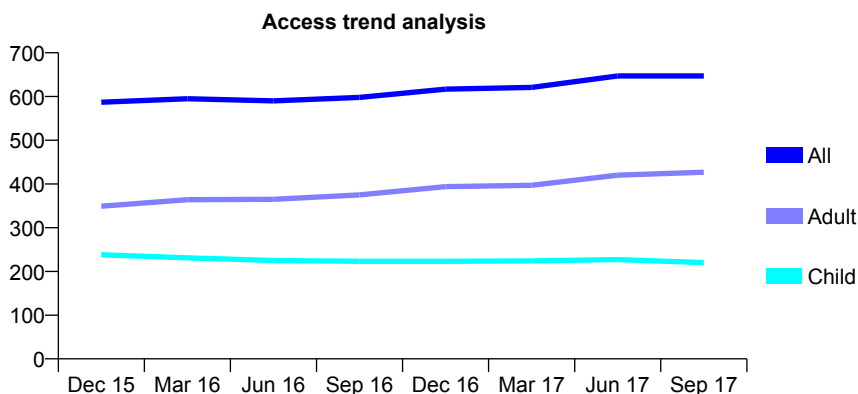
## Q58 - Vital Signs At a Glance Contract Report for 852872/0001 - September 2017

Name or company name	MR RK VARMA
Contract type name	GDS Contract
Purpose of contract	General
Contract start date	01/04/2006
Contract end date	

17/18 Contracted general activity (UDA)	1,916
Carry forward general activity (UDA)	0
17/18 Contracted orthodontic activity (UOA)	0
Carry forward orthodontic activity (UOA)	0
Baseline contract value	£44,749.76

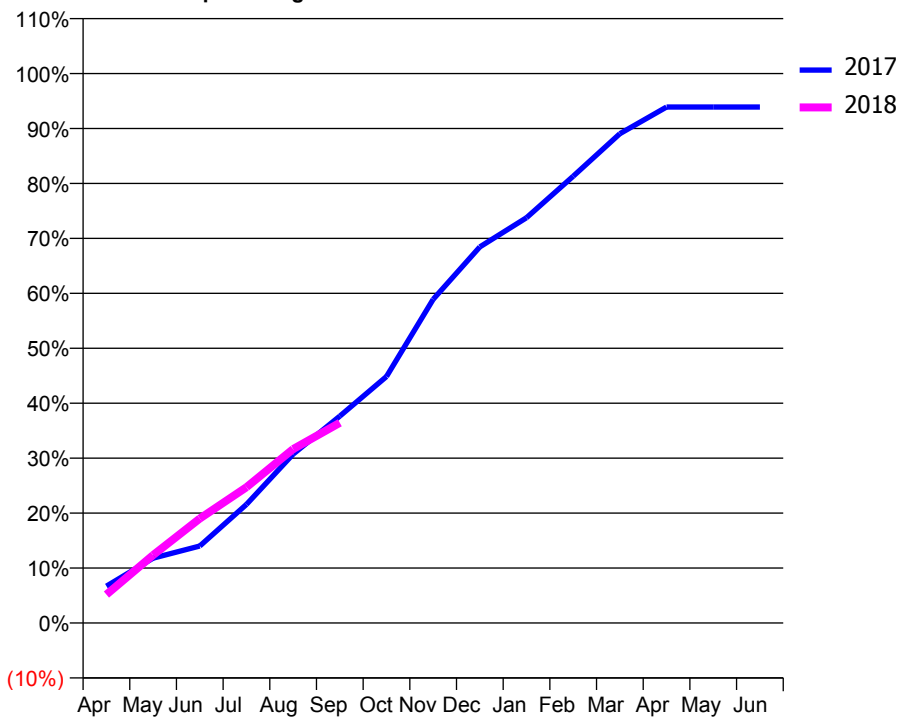
### ACCESS\*

Patients seen in 24 months	Total	Change since previous quarter
Quarter ending September 2016	598	
Quarter ending December 2016	617	↑
Quarter ending March 2017	621	→
Quarter ending June 2017	647	↑
Quarter ending September 2017	647	→
<b>Variance since September 2016</b>	<b>8.2%</b>	<b>↑</b>



### ACTIVITY

Cumulative percentage of contracted UDA delivered 2017 & 2018



Adjusted Scheduled Activity (UDA)		
Month	2017	2018
April	128	99
May	226	237
June	268	364
July	414	474
August	589	606
September	722	698
October	859	
November	1,129	
December	1,311	
January	1,413	
February	1,558	
March	1,706	
April	1,799	
May	1,799	
June	1,799	

### QUALITY

	Quantity	Base Number	Contract	AT	Region	England
% of FP17s for the same patient ID Re-attending within 3 months - Children	12	194	6.2%	10.7%	11.6%	11.9%
% of FP17s for the same patient ID Re-attending within 3 months - Adults	37	301	12.3%	14.4%	15.2%	15.9%
% of FP17s for the same patient ID Re-attending between 3 & 9 months - Children	135	194	69.6%	56.9%	59.1%	58.1%
% of FP17s for the same patient ID Re-attending between 3 & 9 months - Adults	185	301	61.5%	48.5%	51.7%	50.6%
% of FP17s for Band 1 Urgent Courses	30	462	6.5%	8.6%	8.0%	9.1%
% of FP17s Relating to Free Repair or Replacements	0	462	0.0%	0.7%	0.8%	0.8%
% of FP17s Relating to Continuations	2	462	0.4%	0.9%	1.0%	1.1%
% of Patients satisfied with the dentistry they have received	3	3	N/A	91.0%	91.5%	91.4%
% of Patients satisfied with the time they had to wait for an appointment	3	3	N/A	86.9%	88.2%	87.7%

\* This is based on patients treated on this contract for their most recent course of treatment. Figures in italics indicate the base number of FP17s or Patient Questionnaire responses are less than 100. N/A is shown where the base number of responses is less than 10 during the period. % is calculated as Quantity/Base number\*100

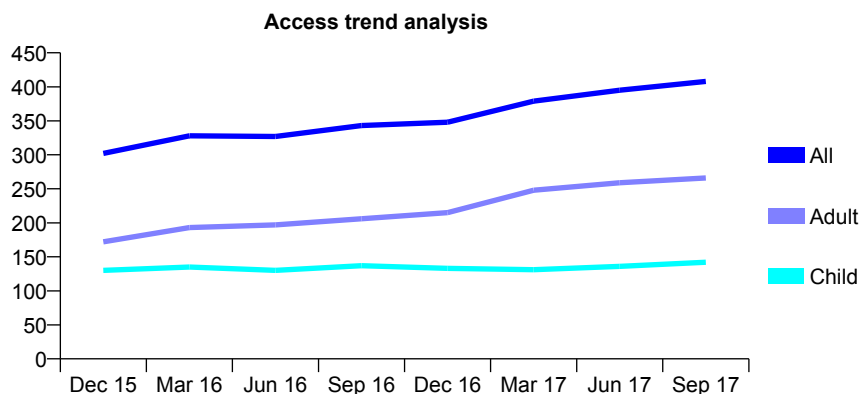
## Q58 - Vital Signs At a Glance Contract Report for 854336/0001 - September 2017

Name or company name	MRS N WATERFALL
Contract type name	GDS Contract
Purpose of contract	General
Contract start date	01/06/2012
Contract end date	

17/18 Contracted general activity (UDA)	936
Carry forward general activity (UDA)	0
17/18 Contracted orthodontic activity (UOA)	0
Carry forward orthodontic activity (UOA)	0
Baseline contract value	£25,199.61

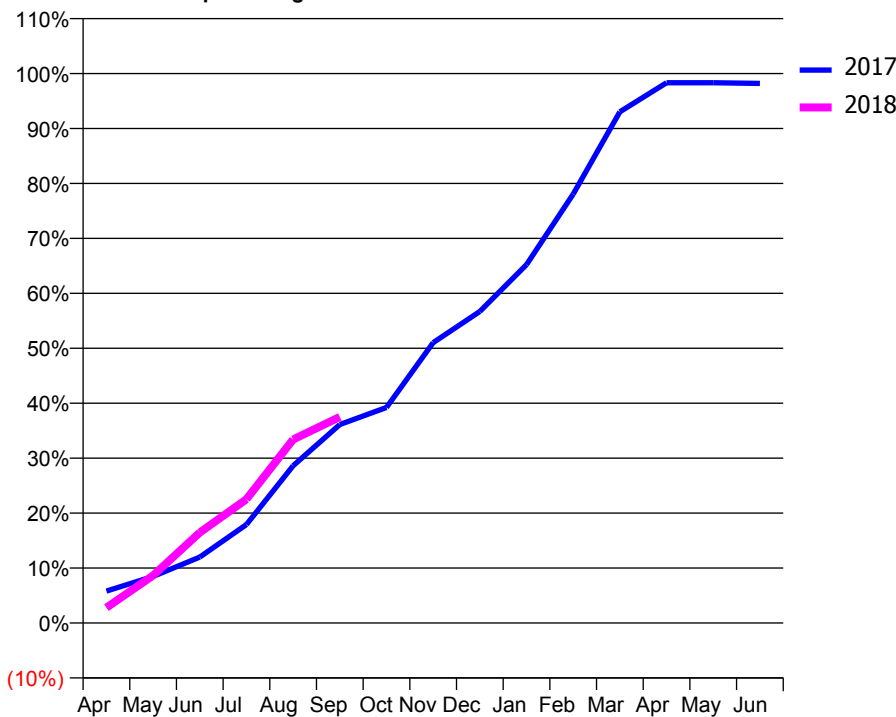
### ACCESS\*

Patients seen in 24 months	Total	Change since previous quarter
Quarter ending September 2016	343	
Quarter ending December 2016	348	→
Quarter ending March 2017	379	↑
Quarter ending June 2017	395	↑
Quarter ending September 2017	408	↑
<b>Variance since September 2016</b>	<b>19.0%</b>	<b>↑</b>



### ACTIVITY

Cumulative percentage of contracted UDA delivered 2017 & 2018



Month	Adjusted Scheduled Activity (UDA)	
	2017	2018
April	54	26
May	79	81
June	112	154
July	168	211
August	268	313
September	338	351
October	367	
November	478	
December	531	
January	610	
February	731	
March	871	
April	920	
May	920	
June	919	

### QUALITY

	Quantity	Base Number	Contract	AT	Region	England
% of FP17s for the same patient ID Re-attending within 3 months - Children	8	106	7.5%	10.7%	11.6%	11.9%
% of FP17s for the same patient ID Re-attending within 3 months - Adults	16	137	11.7%	14.4%	15.2%	15.9%
% of FP17s for the same patient ID Re-attending between 3 & 9 months - Children	69	106	65.1%	56.9%	59.1%	58.1%
% of FP17s for the same patient ID Re-attending between 3 & 9 months - Adults	75	137	54.7%	48.5%	51.7%	50.6%
% of FP17s for Band 1 Urgent Courses	16	212	7.5%	8.6%	8.0%	9.1%
% of FP17s Relating to Free Repair or Replacements	0	212	0.0%	0.7%	0.8%	0.8%
% of FP17s Relating to Continuations	0	212	0.0%	0.9%	1.0%	1.1%
% of Patients satisfied with the dentistry they have received	0	0	N/A	91.0%	91.5%	91.4%
% of Patients satisfied with the time they had to wait for an appointment	0	0	N/A	86.9%	88.2%	87.7%

\* This is based on patients treated on this contract for their most recent course of treatment. Figures in italics indicate the base number of FP17s or Patient Questionnaire responses are less than 100. N/A is shown where the base number of responses is less than 10 during the period. % is calculated as Quantity/Base number\*100

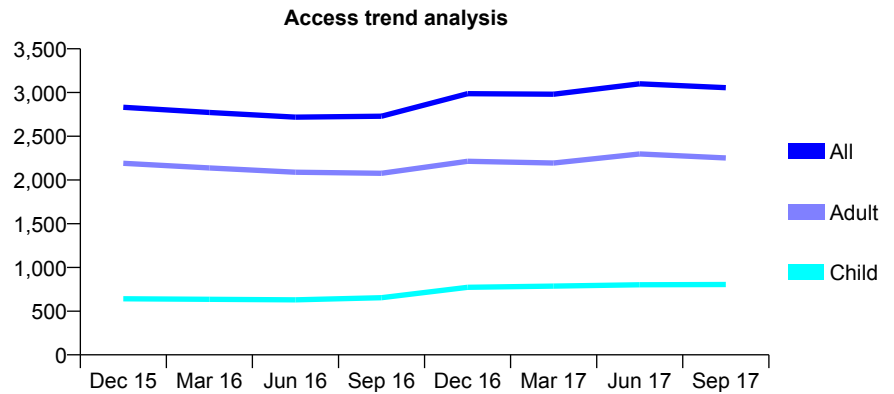
## Q58 - Vital Signs At a Glance Contract Report for 856177/0001 - September 2017

Name or company name	MR PK BANERJEE
Contract type name	GDS Contract
Purpose of contract	General
Contract start date	01/06/2012
Contract end date	

17/18 Contracted general activity (UDA)	8,446
Carry forward general activity (UDA)	0
17/18 Contracted orthodontic activity (UOA)	0
Carry forward orthodontic activity (UOA)	0
Baseline contract value	£179,115.45

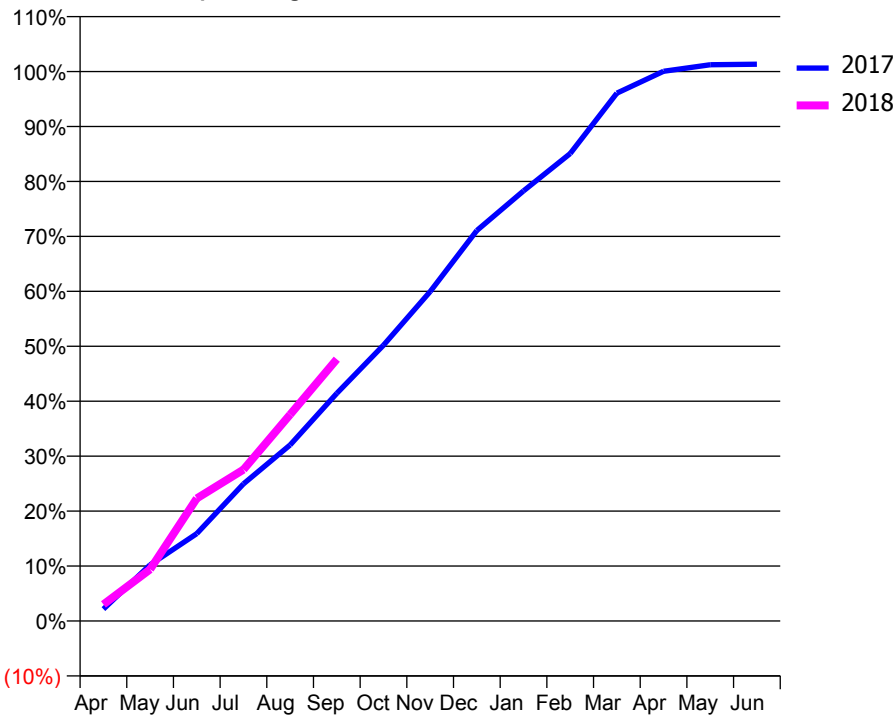
### ACCESS\*

Patients seen in 24 months	Total	Change since previous quarter
Quarter ending September 2016	2,729	
Quarter ending December 2016	2,987	↑
Quarter ending March 2017	2,980	→
Quarter ending June 2017	3,100	↑
Quarter ending September 2017	3,056	↓
<b>Variance since September 2016</b>	<b>12.0%</b>	<b>↑</b>



### ACTIVITY

Cumulative percentage of contracted UDA delivered 2017 & 2018



Month	Adjusted Scheduled Activity (UDA)	
	2017	2018
April	184	255
May	863	793
June	1,344	1,884
July	2,108	2,326
August	2,706	3,175
September	3,500	4,025
October	4,240	
November	5,064	
December	6,002	
January	6,610	
February	7,184	
March	8,113	
April	8,449	
May	8,549	
June	8,557	

### QUALITY

	Quantity	Base Number	Contract	AT	Region	England
% of FP17s for the same patient ID Re-attending within 3 months - Children	14	554	2.5%	10.7%	11.6%	11.9%
% of FP17s for the same patient ID Re-attending within 3 months - Adults	202	1,450	13.9%	14.4%	15.2%	15.9%
% of FP17s for the same patient ID Re-attending between 3 & 9 months - Children	197	554	35.6%	56.9%	59.1%	58.1%
% of FP17s for the same patient ID Re-attending between 3 & 9 months - Adults	419	1,450	28.9%	48.5%	51.7%	50.6%
% of FP17s for Band 1 Urgent Courses	150	1,818	8.3%	8.6%	8.0%	9.1%
% of FP17s Relating to Free Repair or Replacements	17	1,818	0.9%	0.7%	0.8%	0.8%
% of FP17s Relating to Continuations	28	1,818	1.5%	0.9%	1.0%	1.1%
% of Patients satisfied with the dentistry they have received	5	6	N/A	91.0%	91.5%	91.4%
% of Patients satisfied with the time they had to wait for an appointment	5	6	N/A	86.9%	88.2%	87.7%

\* This is based on patients treated on this contract for their most recent course of treatment. Figures in italics indicate the base number of FP17s or Patient Questionnaire responses are less than 100. N/A is shown where the base number of responses is less than 10 during the period. % is calculated as Quantity/Base number\*100

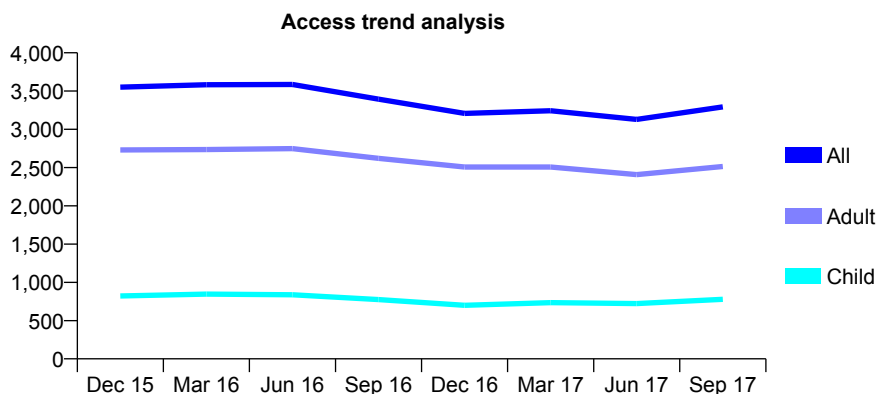
## Q58 - Vital Signs At a Glance Contract Report for 856177/0002 - September 2017

Name or company name	MR PK BANERJEE
Contract type name	GDS Contract
Purpose of contract	General
Contract start date	01/06/2012
Contract end date	

17/18 Contracted general activity (UDA)	10,003
Carry forward general activity (UDA)	0
17/18 Contracted orthodontic activity (UOA)	0
Carry forward orthodontic activity (UOA)	0
Baseline contract value	£219,957.06

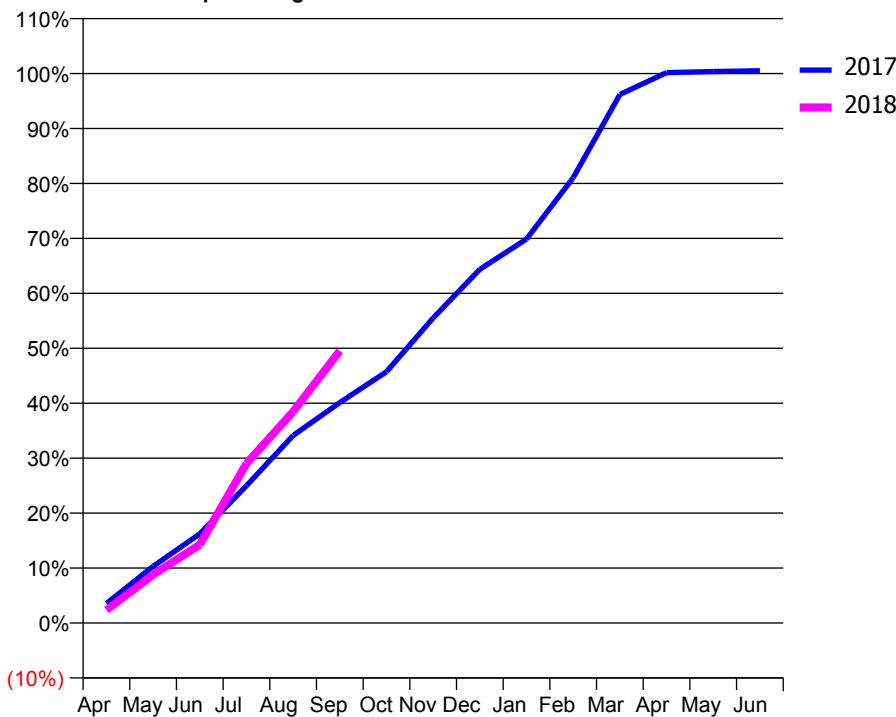
### ACCESS\*

Patients seen in 24 months	Total	Change since previous quarter
Quarter ending September 2016	3,395	
Quarter ending December 2016	3,207	↓
Quarter ending March 2017	3,243	→
Quarter ending June 2017	3,130	↓
Quarter ending September 2017	3,293	↑
<b>Variance since September 2016</b>	<b>(3.0%)</b>	<b>↓</b>



### ACTIVITY

Cumulative percentage of contracted UDA delivered 2017 & 2018



Month	Adjusted Scheduled Activity (UDA)	
	2017	2018
April	355	236
May	1,033	881
June	1,623	1,426
July	2,499	2,904
August	3,415	3,849
September	4,014	4,955
October	4,574	
November	5,554	
December	6,438	
January	6,989	
February	8,106	
March	9,620	
April	10,020	
May	10,040	
June	10,054	

### QUALITY

	Quantity	Base Number	Contract	AT	Region	England
% of FP17s for the same patient ID Re-attending within 3 months - Children	24	537	4.5%	10.7%	11.6%	11.9%
% of FP17s for the same patient ID Re-attending within 3 months - Adults	232	1,681	13.8%	14.4%	15.2%	15.9%
% of FP17s for the same patient ID Re-attending between 3 & 9 months - Children	147	537	27.4%	56.9%	59.1%	58.1%
% of FP17s for the same patient ID Re-attending between 3 & 9 months - Adults	424	1,681	25.2%	48.5%	51.7%	50.6%
% of FP17s for Band 1 Urgent Courses	184	2,069	8.9%	8.6%	8.0%	9.1%
% of FP17s Relating to Free Repair or Replacements	20	2,069	1.0%	0.7%	0.8%	0.8%
% of FP17s Relating to Continuations	32	2,069	1.5%	0.9%	1.0%	1.1%
% of Patients satisfied with the dentistry they have received	10	11	90.9%	91.0%	91.5%	91.4%
% of Patients satisfied with the time they had to wait for an appointment	10	11	90.9%	86.9%	88.2%	87.7%

\* This is based on patients treated on this contract for their most recent course of treatment. Figures in italics indicate the base number of FP17s or Patient Questionnaire responses are less than 100. N/A is shown where the base number of responses is less than 10 during the period. % is calculated as Quantity/Base number\*100



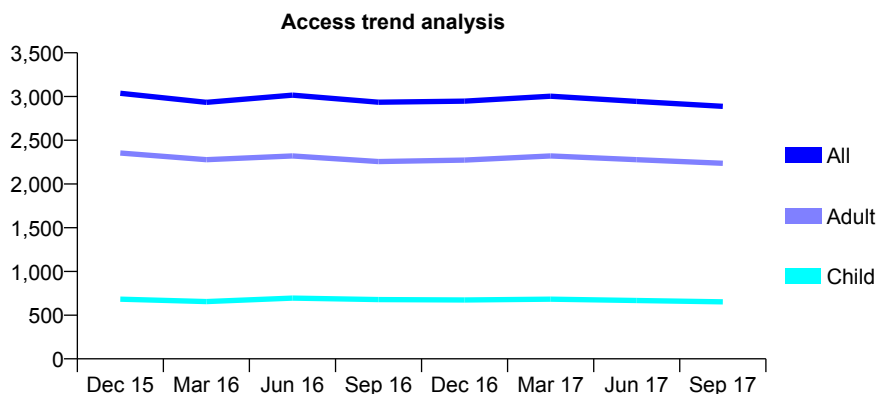
## Q58 - Vital Signs At a Glance Contract Report for 857661/0001 - September 2017

Name or company name	MR L GRANHED
Contract type name	GDS Contract
Purpose of contract	General
Contract start date	01/04/2006
Contract end date	

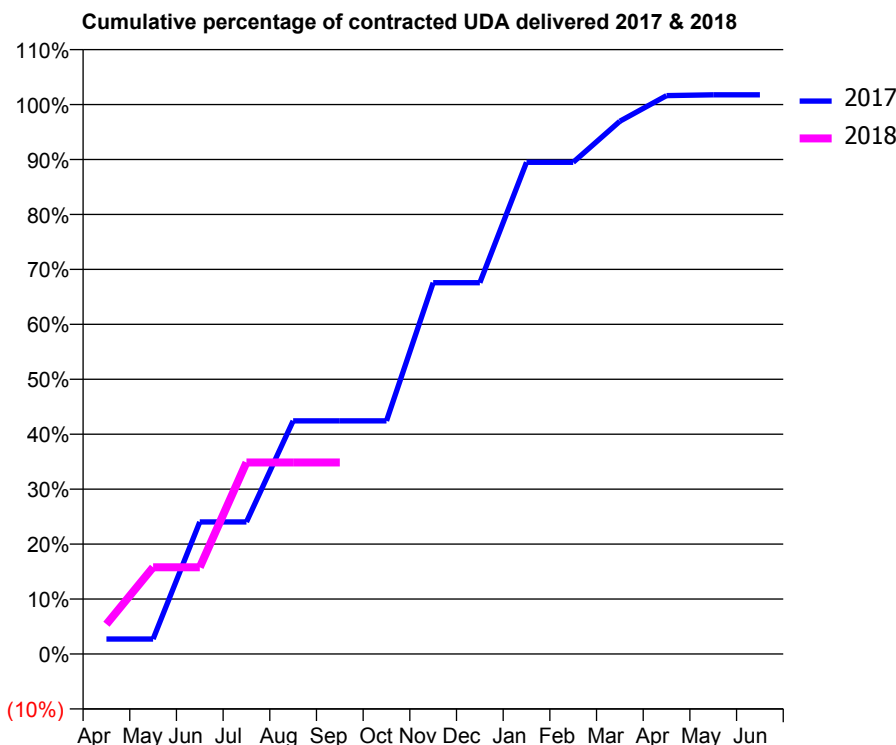
17/18 Contracted general activity (UDA)	6,164
Carry forward general activity (UDA)	0
17/18 Contracted orthodontic activity (UOA)	0
Carry forward orthodontic activity (UOA)	0
Baseline contract value	£156,545.28

### ACCESS\*

Patients seen in 24 months	Total	Change since previous quarter
Quarter ending September 2016	2,935	
Quarter ending December 2016	2,947	→
Quarter ending March 2017	3,003	→
Quarter ending June 2017	2,944	↓
Quarter ending September 2017	2,888	↓
<b>Variance since September 2016</b>	<b>(1.6%)</b>	<b>↓</b>



### ACTIVITY



Month	Adjusted Scheduled Activity (UDA)	
	2017	2018
April	168	335
May	168	973
June	1,482	973
July	1,482	2,148
August	2,615	2,148
September	2,615	2,148
October	2,615	
November	4,164	
December	4,164	
January	5,516	
February	5,516	
March	5,977	
April	6,264	
May	6,273	
June	6,273	

### QUALITY

	Quantity	Base Number	Contract	AT	Region	England
% of FP17s for the same patient ID Re-attending within 3 months - Children	22	416	5.3%	10.7%	11.6%	11.9%
% of FP17s for the same patient ID Re-attending within 3 months - Adults	73	1,132	6.4%	14.4%	15.2%	15.9%
% of FP17s for the same patient ID Re-attending between 3 & 9 months - Children	254	416	61.1%	56.9%	59.1%	58.1%
% of FP17s for the same patient ID Re-attending between 3 & 9 months - Adults	682	1,132	60.2%	48.5%	51.7%	50.6%
% of FP17s for Band 1 Urgent Courses	66	1,384	4.8%	8.6%	8.0%	9.1%
% of FP17s Relating to Free Repair or Replacements	3	1,384	0.2%	0.7%	0.8%	0.8%
% of FP17s Relating to Continuations	3	1,384	0.2%	0.9%	1.0%	1.1%
% of Patients satisfied with the dentistry they have received	3	3	N/A	91.0%	91.5%	91.4%
% of Patients satisfied with the time they had to wait for an appointment	3	3	N/A	86.9%	88.2%	87.7%

\* This is based on patients treated on this contract for their most recent course of treatment. Figures in italics indicate the base number of FP17s or Patient Questionnaire responses are less than 100. N/A is shown where the base number of responses is less than 10 during the period. % is calculated as Quantity/Base number\*100

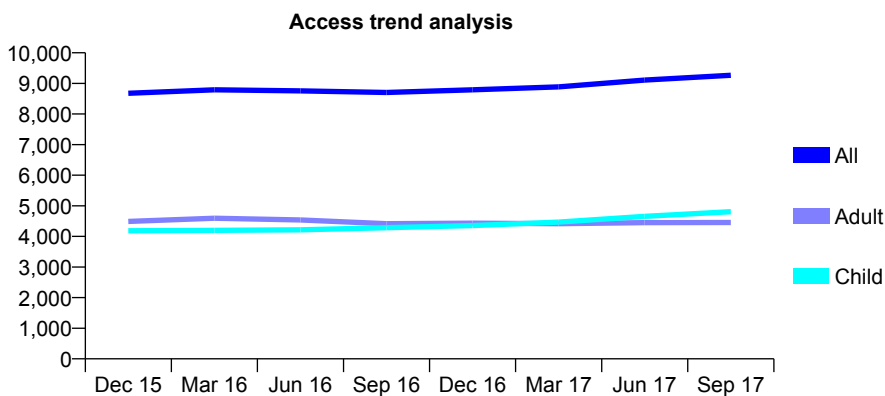
## Q58 - Vital Signs At a Glance Contract Report for 859559/0001 - September 2017

Name or company name	MR S NASEEM
Contract type name	GDS Contract
Purpose of contract	General
Contract start date	01/04/2006
Contract end date	

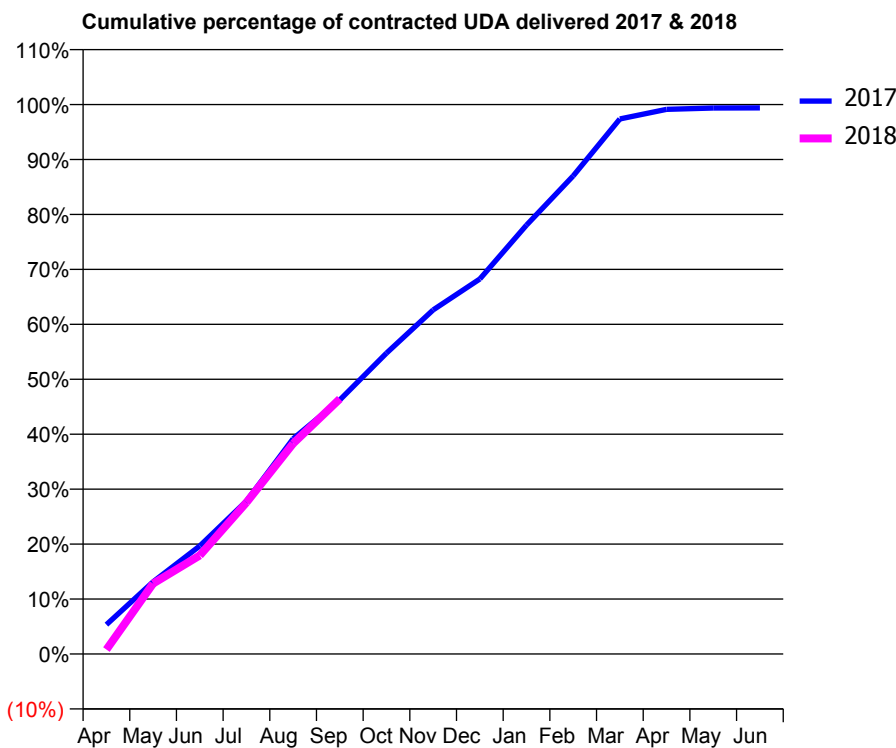
17/18 Contracted general activity (UDA)	18,579
Carry forward general activity (UDA)	0
17/18 Contracted orthodontic activity (UOA)	0
Carry forward orthodontic activity (UOA)	0
Baseline contract value	£506,663.63

### ACCESS\*

Patients seen in 24 months	Total	Change since previous quarter
Quarter ending September 2016	8,705	
Quarter ending December 2016	8,789	→
Quarter ending March 2017	8,886	→
Quarter ending June 2017	9,107	↑
Quarter ending September 2017	9,265	→
<b>Variance since September 2016</b>	<b>6.4%</b>	<b>↑</b>



### ACTIVITY



Month	Adjusted Scheduled Activity (UDA)	
	2017	2018
April	993	150
May	2,443	2,383
June	3,652	3,333
July	5,175	5,123
August	7,279	7,118
September	8,592	8,627
October	10,175	
November	11,636	
December	12,679	
January	14,502	
February	16,165	
March	18,092	
April	18,417	
May	18,460	
June	18,465	

### QUALITY

	Quantity	Base Number	Contract	AT	Region	England
% of FP17s for the same patient ID Re-attending within 3 months - Children	227	3,767	6.0%	10.7%	11.6%	11.9%
% of FP17s for the same patient ID Re-attending within 3 months - Adults	212	1,741	12.2%	14.4%	15.2%	15.9%
% of FP17s for the same patient ID Re-attending between 3 & 9 months - Children	2,185	3,767	58.0%	56.9%	59.1%	58.1%
% of FP17s for the same patient ID Re-attending between 3 & 9 months - Adults	757	1,741	43.5%	48.5%	51.7%	50.6%
% of FP17s for Band 1 Urgent Courses	402	5,278	7.6%	8.6%	8.0%	9.1%
% of FP17s Relating to Free Repair or Replacements	0	5,278	0.0%	0.7%	0.8%	0.8%
% of FP17s Relating to Continuations	2	5,278	0.0%	0.9%	1.0%	1.1%
% of Patients satisfied with the dentistry they have received	9	9	N/A	91.0%	91.5%	91.4%
% of Patients satisfied with the time they had to wait for an appointment	7	9	N/A	86.9%	88.2%	87.7%

\* This is based on patients treated on this contract for their most recent course of treatment. Figures in italics indicate the base number of FP17s or Patient Questionnaire responses are less than 100. N/A is shown where the base number of responses is less than 10 during the period. % is calculated as Quantity/Base number\*100

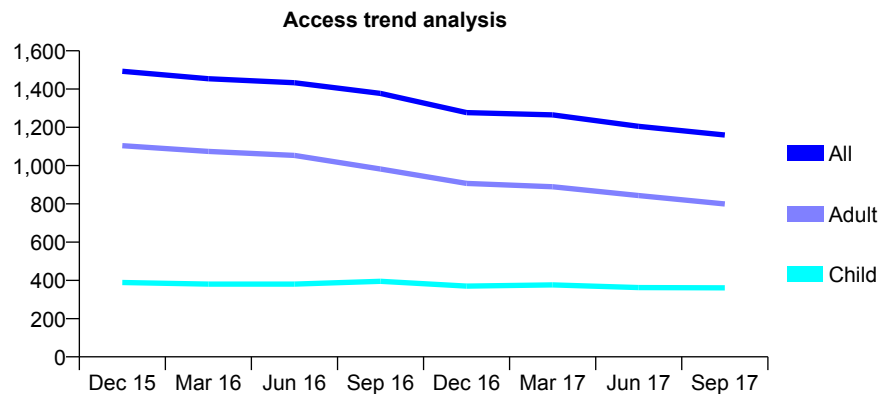
## Q58 - Vital Signs At a Glance Contract Report for 860328/0001 - September 2017

Name or company name	MR A VORA
Contract type name	GDS Contract
Purpose of contract	General
Contract start date	08/09/2011
Contract end date	

17/18 Contracted general activity (UDA)	3,330
Carry forward general activity (UDA)	0
17/18 Contracted orthodontic activity (UOA)	0
Carry forward orthodontic activity (UOA)	0
Baseline contract value	£96,196.51

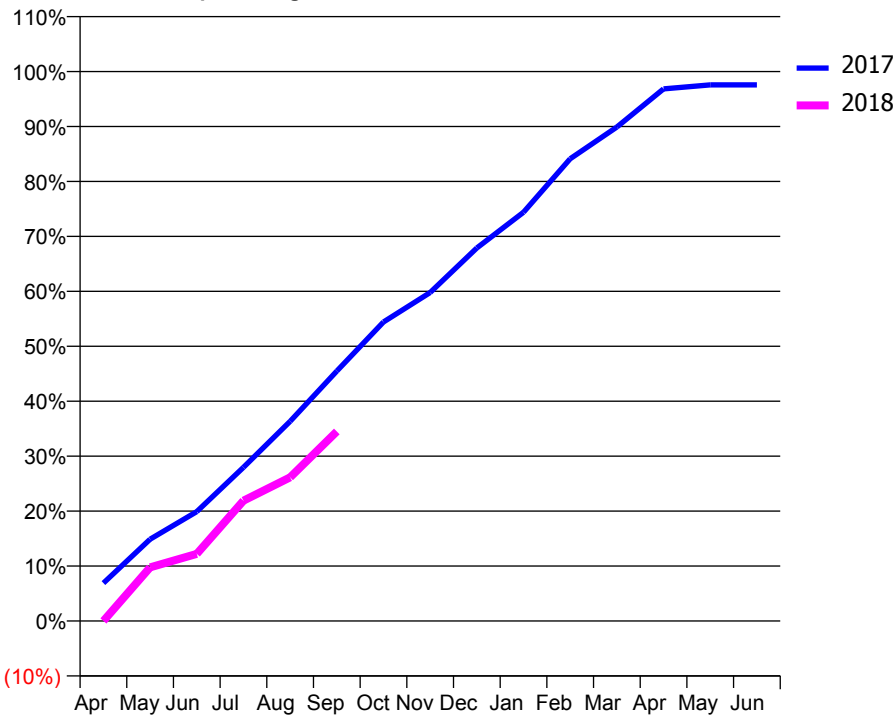
### ACCESS\*

Patients seen in 24 months	Total	Change since previous quarter
Quarter ending September 2016	1,377	
Quarter ending December 2016	1,277	↓
Quarter ending March 2017	1,265	→
Quarter ending June 2017	1,205	↓
Quarter ending September 2017	1,160	↓
<b>Variance since September 2016</b>	<b>(15.8%)</b>	<b>↓</b>



### ACTIVITY

Cumulative percentage of contracted UDA delivered 2017 & 2018



Adjusted Scheduled Activity (UDA)		
Month	2017	2018
April	230	0
May	496	325
June	663	407
July	931	730
August	1,210	871
September	1,515	1,149
October	1,812	
November	1,990	
December	2,261	
January	2,477	
February	2,801	
March	2,993	
April	3,225	
May	3,249	
June	3,249	

### QUALITY

	Quantity	Base Number	Contract	AT	Region	England
% of FP17s for the same patient ID Re-attending within 3 months - Children	9	214	4.2%	10.7%	11.6%	11.9%
% of FP17s for the same patient ID Re-attending within 3 months - Adults	49	430	11.4%	14.4%	15.2%	15.9%
% of FP17s for the same patient ID Re-attending between 3 & 9 months - Children	97	214	45.3%	56.9%	59.1%	58.1%
% of FP17s for the same patient ID Re-attending between 3 & 9 months - Adults	166	430	38.6%	48.5%	51.7%	50.6%
% of FP17s for Band 1 Urgent Courses	58	572	10.1%	8.6%	8.0%	9.1%
% of FP17s Relating to Free Repair or Replacements	0	572	0.0%	0.7%	0.8%	0.8%
% of FP17s Relating to Continuations	11	572	1.9%	0.9%	1.0%	1.1%
% of Patients satisfied with the dentistry they have received	0	0	N/A	91.0%	91.5%	91.4%
% of Patients satisfied with the time they had to wait for an appointment	0	0	N/A	86.9%	88.2%	87.7%

\* This is based on patients treated on this contract for their most recent course of treatment. Figures in italics indicate the base number of FP17s or Patient Questionnaire responses are less than 100. N/A is shown where the base number of responses is less than 10 during the period. % is calculated as Quantity/Base number\*100

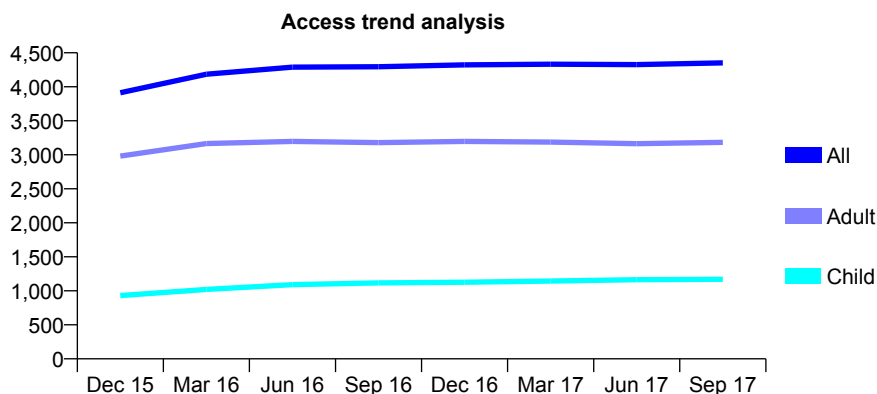
## Q58 - Vital Signs At a Glance Contract Report for 897833/0001 - September 2017

Name or company name	MISS MS CHOHAN
Contract type name	GDS Contract
Purpose of contract	General
Contract start date	06/02/2013
Contract end date	

17/18 Contracted general activity (UDA)	9,904
Carry forward general activity (UDA)	0
17/18 Contracted orthodontic activity (UOA)	0
Carry forward orthodontic activity (UOA)	0
Baseline contract value	£271,914.34

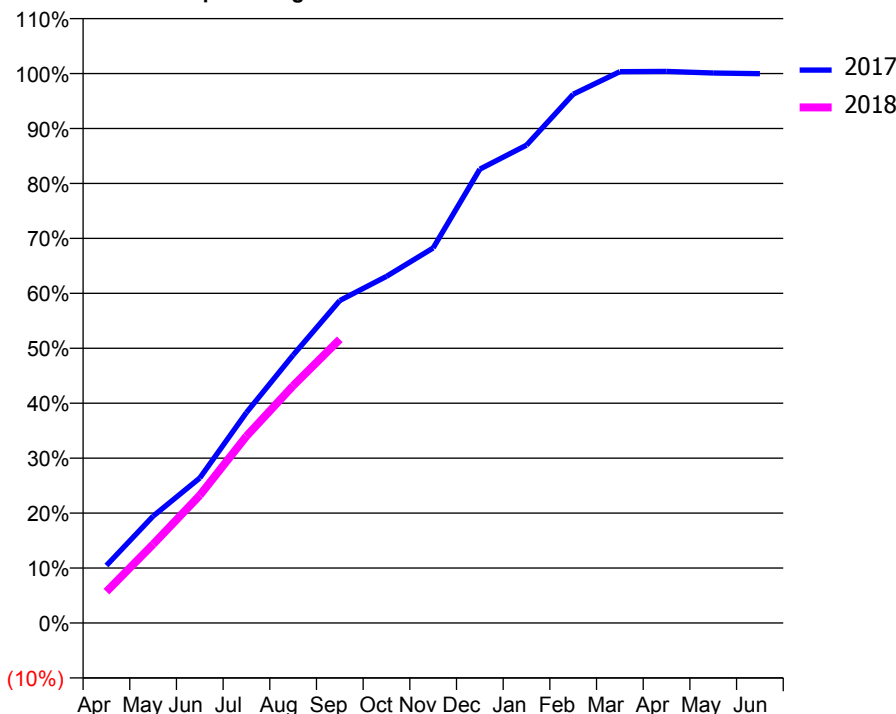
### ACCESS\*

Patients seen in 24 months	Total	Change since previous quarter
Quarter ending September 2016	4,296	
Quarter ending December 2016	4,323	→
Quarter ending March 2017	4,332	→
Quarter ending June 2017	4,327	→
Quarter ending September 2017	4,352	→
<b>Variance since September 2016</b>	<b>1.3%</b>	<b>→</b>



### ACTIVITY

Cumulative percentage of contracted UDA delivered 2017 & 2018



Adjusted Scheduled Activity (UDA)

Month	2017	2018
April	1,037	566
May	1,926	1,419
June	2,614	2,301
July	3,794	3,369
August	4,829	4,277
September	5,812	5,113
October	6,247	
November	6,759	
December	8,180	
January	8,612	
February	9,530	
March	9,936	
April	9,942	
May	9,912	
June	9,901	

### QUALITY

	Quantity	Base Number	Contract	AT	Region	England
% of FP17s for the same patient ID Re-attending within 3 months - Children	55	1,014	5.4%	10.7%	11.6%	11.9%
% of FP17s for the same patient ID Re-attending within 3 months - Adults	139	2,002	6.9%	14.4%	15.2%	15.9%
% of FP17s for the same patient ID Re-attending between 3 & 9 months - Children	681	1,014	67.2%	56.9%	59.1%	58.1%
% of FP17s for the same patient ID Re-attending between 3 & 9 months - Adults	1,069	2,002	53.4%	48.5%	51.7%	50.6%
% of FP17s for Band 1 Urgent Courses	152	3,009	5.1%	8.6%	8.0%	9.1%
% of FP17s Relating to Free Repair or Replacements	31	3,009	1.0%	0.7%	0.8%	0.8%
% of FP17s Relating to Continuations	0	3,009	0.0%	0.9%	1.0%	1.1%
% of Patients satisfied with the dentistry they have received	2	2	N/A	91.0%	91.5%	91.4%
% of Patients satisfied with the time they had to wait for an appointment	1	2	N/A	86.9%	88.2%	87.7%

\* This is based on patients treated on this contract for their most recent course of treatment. Figures in italics indicate the base number of FP17s or Patient Questionnaire responses are less than 100. N/A is shown where the base number of responses is less than 10 during the period. % is calculated as Quantity/Base number\*100

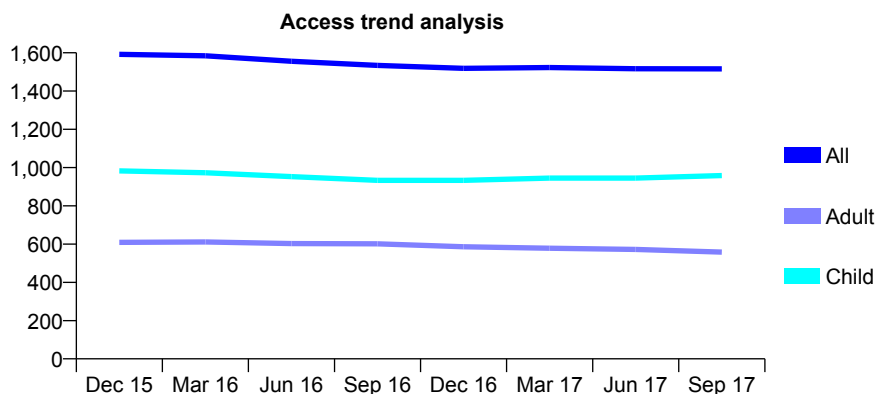
## Q58 - Vital Signs At a Glance Contract Report for 901563/0002 - September 2017

Name or company name	MR ES BYRNE
Contract type name	GDS Contract
Purpose of contract	General
Contract start date	10/03/2013
Contract end date	

17/18 Contracted general activity (UDA)	3,327
Carry forward general activity (UDA)	0
17/18 Contracted orthodontic activity (UOA)	0
Carry forward orthodontic activity (UOA)	0
Baseline contract value	£80,523.76

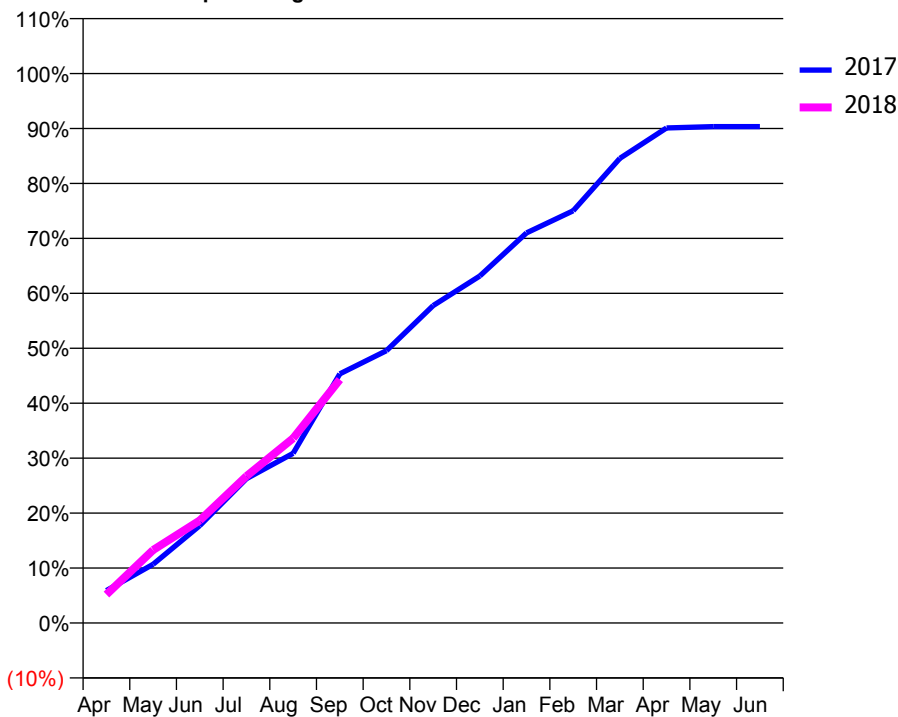
### ACCESS\*

Patients seen in 24 months	Total	Change since previous quarter
Quarter ending September 2016	1,534	
Quarter ending December 2016	1,519	→
Quarter ending March 2017	1,523	→
Quarter ending June 2017	1,517	→
Quarter ending September 2017	1,516	→
<b>Variance since September 2016</b>	<b>(1.2%)</b>	<b>↓</b>



### ACTIVITY

Cumulative percentage of contracted UDA delivered 2017 & 2018



Adjusted Scheduled Activity (UDA)

Month	2017	2018
April	197	172
May	356	442
June	590	621
July	874	890
August	1,027	1,118
September	1,509	1,474
October	1,649	
November	1,922	
December	2,101	
January	2,362	
February	2,496	
March	2,813	
April	2,997	
May	3,005	
June	3,005	

### QUALITY

	Quantity	Base Number	Contract	AT	Region	England
% of FP17s for the same patient ID Re-attending within 3 months - Children	51	810	6.3%	10.7%	11.6%	11.9%
% of FP17s for the same patient ID Re-attending within 3 months - Adults	33	318	10.4%	14.4%	15.2%	15.9%
% of FP17s for the same patient ID Re-attending between 3 & 9 months - Children	540	810	66.7%	56.9%	59.1%	58.1%
% of FP17s for the same patient ID Re-attending between 3 & 9 months - Adults	157	318	49.4%	48.5%	51.7%	50.6%
% of FP17s for Band 1 Urgent Courses	60	1,004	6.0%	8.6%	8.0%	9.1%
% of FP17s Relating to Free Repair or Replacements	0	1,004	0.0%	0.7%	0.8%	0.8%
% of FP17s Relating to Continuations	9	1,004	0.9%	0.9%	1.0%	1.1%
% of Patients satisfied with the dentistry they have received	1	1	N/A	91.0%	91.5%	91.4%
% of Patients satisfied with the time they had to wait for an appointment	1	1	N/A	86.9%	88.2%	87.7%

\* This is based on patients treated on this contract for their most recent course of treatment. Figures in italics indicate the base number of FP17s or Patient Questionnaire responses are less than 100. N/A is shown where the base number of responses is less than 10 during the period. % is calculated as Quantity/Base number\*100

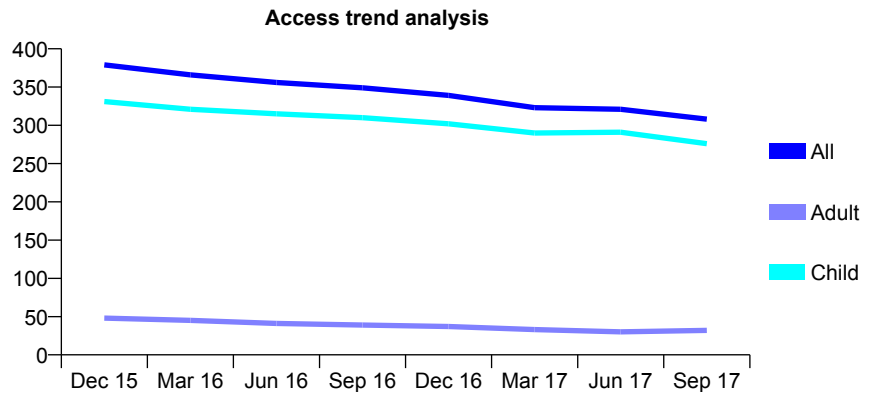
## Q58 - Vital Signs At a Glance Contract Report for 908312/0001 - September 2017

Name or company name	MR CW LEWIS
Contract type name	GDS Contract
Purpose of contract	General and Orthodontic
Contract start date	01/04/2006
Contract end date	

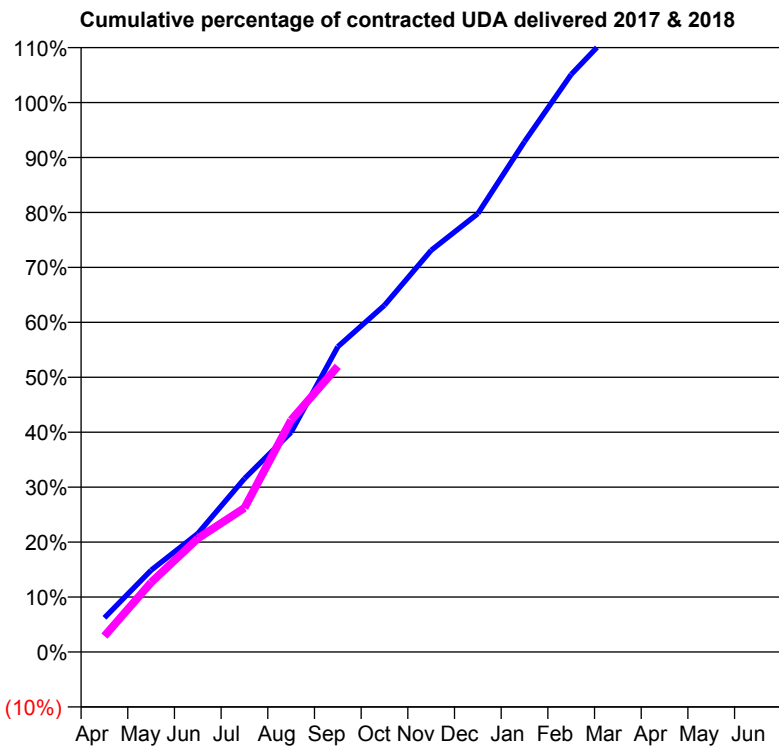
17/18 Contracted general activity (UDA)	450
Carry forward general activity (UDA)	0
17/18 Contracted orthodontic activity (UOA)	871
Carry forward orthodontic activity (UOA)	0
Baseline contract value	£72,721.82

### ACCESS\*

Patients seen in 24 months	Total	Change since previous quarter
Quarter ending September 2016	349	
Quarter ending December 2016	339	↓
Quarter ending March 2017	323	↓
Quarter ending June 2017	321	→
Quarter ending September 2017	308	↓
<b>Variance since September 2016</b>	<b>(11.7%)</b>	<b>↓</b>



### ACTIVITY



Month	Adjusted Scheduled Activity (UDA)	
	2017	2018
April	28	13
May	67	57
June	97	93
July	142	118
August	180	190
September	250	234
October	284	
November	329	
December	359	
January	418	
February	473	
March	513	
April	543	
May	543	
June	543	

### QUALITY

	Quantity	Base Number	Contract	AT	Region	England
% of FP17s for the same patient ID Re-attending within 3 months - Children	13	267	4.9%	10.7%	11.6%	11.9%
% of FP17s for the same patient ID Re-attending within 3 months - Adults	1	11	9.1%	14.4%	15.2%	15.9%
% of FP17s for the same patient ID Re-attending between 3 & 9 months - Children	148	267	55.4%	56.9%	59.1%	58.1%
% of FP17s for the same patient ID Re-attending between 3 & 9 months - Adults	9	11	81.8%	48.5%	51.7%	50.6%
% of FP17s for Band 1 Urgent Courses	0	206	0.0%	8.6%	8.0%	9.1%
% of FP17s Relating to Free Repair or Replacements	0	206	0.0%	0.7%	0.8%	0.8%
% of FP17s Relating to Continuations	4	206	1.9%	0.9%	1.0%	1.1%
% of Patients satisfied with the dentistry they have received	0	0	N/A	91.0%	91.5%	91.4%
% of Patients satisfied with the time they had to wait for an appointment	0	0	N/A	86.9%	88.2%	87.7%

\* This is based on patients treated on this contract for their most recent course of treatment. Figures in italics indicate the base number of FP17s or Patient Questionnaire responses are less than 100. N/A is shown where the base number of responses is less than 10 during the period. % is calculated as Quantity/Base number\*100

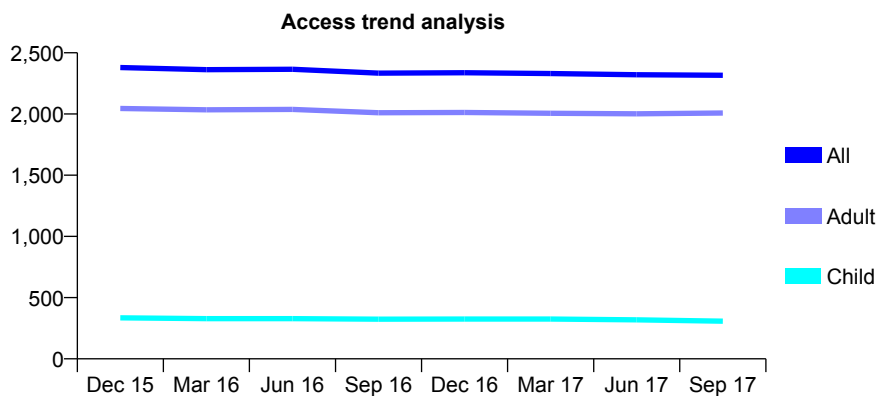
## Q58 - Vital Signs At a Glance Contract Report for 908681/0001 - September 2017

Name or company name	MR AM MCGREGOR
Contract type name	GDS Contract
Purpose of contract	General
Contract start date	01/04/2006
Contract end date	

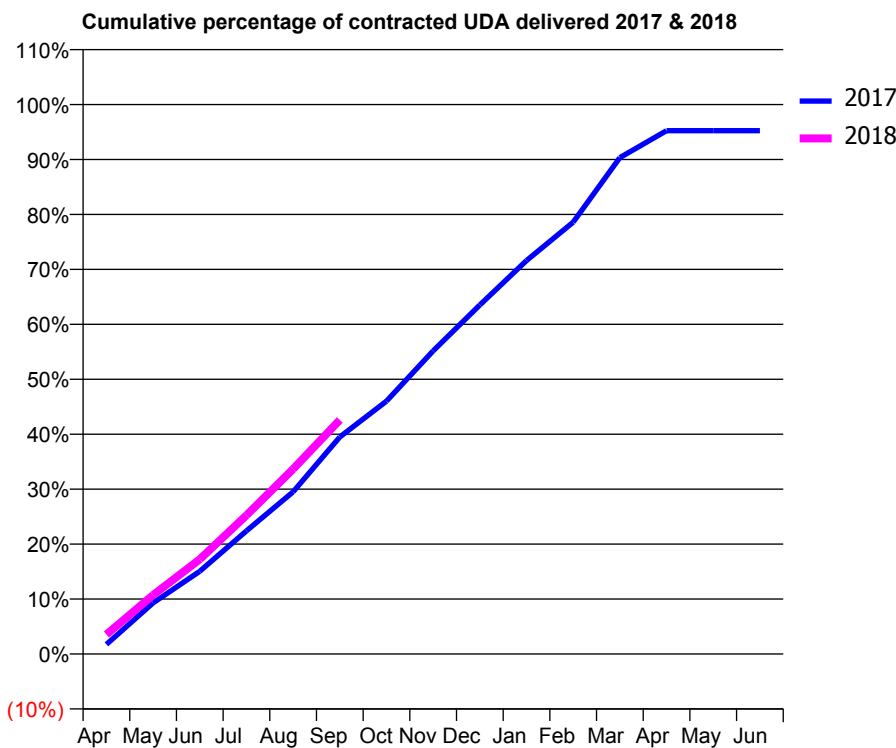
17/18 Contracted general activity (UDA)	6,292
Carry forward general activity (UDA)	0
17/18 Contracted orthodontic activity (UOA)	0
Carry forward orthodontic activity (UOA)	0
Baseline contract value	£145,929.59

### ACCESS\*

Patients seen in 24 months	Total	Change since previous quarter
Quarter ending September 2016	2,334	
Quarter ending December 2016	2,337	→
Quarter ending March 2017	2,331	→
Quarter ending June 2017	2,321	→
Quarter ending September 2017	2,316	→
<b>Variance since September 2016</b>	<b>(0.8%)</b>	→



### ACTIVITY



Month	Adjusted Scheduled Activity (UDA)	
	2017	2018
April	110	224
May	586	675
June	948	1,085
July	1,411	1,589
August	1,857	2,118
September	2,485	2,681
October	2,896	
November	3,471	
December	3,997	
January	4,505	
February	4,945	
March	5,683	
April	5,992	
May	5,992	
June	5,992	

### QUALITY

	Quantity	Base Number	Contract	AT	Region	England
% of FP17s for the same patient ID Re-attending within 3 months - Children	15	266	5.6%	10.7%	11.6%	11.9%
% of FP17s for the same patient ID Re-attending within 3 months - Adults	241	1,676	14.4%	14.4%	15.2%	15.9%
% of FP17s for the same patient ID Re-attending between 3 & 9 months - Children	172	266	64.7%	56.9%	59.1%	58.1%
% of FP17s for the same patient ID Re-attending between 3 & 9 months - Adults	1,121	1,676	66.9%	48.5%	51.7%	50.6%
% of FP17s for Band 1 Urgent Courses	113	1,774	6.4%	8.6%	8.0%	9.1%
% of FP17s Relating to Free Repair or Replacements	15	1,774	0.8%	0.7%	0.8%	0.8%
% of FP17s Relating to Continuations	12	1,774	0.7%	0.9%	1.0%	1.1%
% of Patients satisfied with the dentistry they have received	3	3	N/A	91.0%	91.5%	91.4%
% of Patients satisfied with the time they had to wait for an appointment	3	3	N/A	86.9%	88.2%	87.7%

\* This is based on patients treated on this contract for their most recent course of treatment. Figures in italics indicate the base number of FP17s or Patient Questionnaire responses are less than 100. N/A is shown where the base number of responses is less than 10 during the period. % is calculated as Quantity/Base number\*100

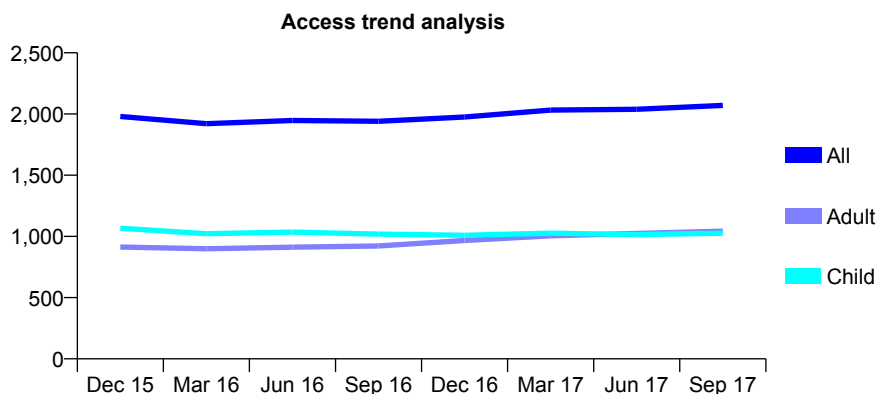
## Q58 - Vital Signs At a Glance Contract Report for 908916/0001 - September 2017

Name or company name	Redbourn Dental Care
Contract type name	GDS Contract
Purpose of contract	General
Contract start date	01/04/2006
Contract end date	

17/18 Contracted general activity (UDA)	4,829
Carry forward general activity (UDA)	0
17/18 Contracted orthodontic activity (UOA)	0
Carry forward orthodontic activity (UOA)	0
Baseline contract value	£119,625.66

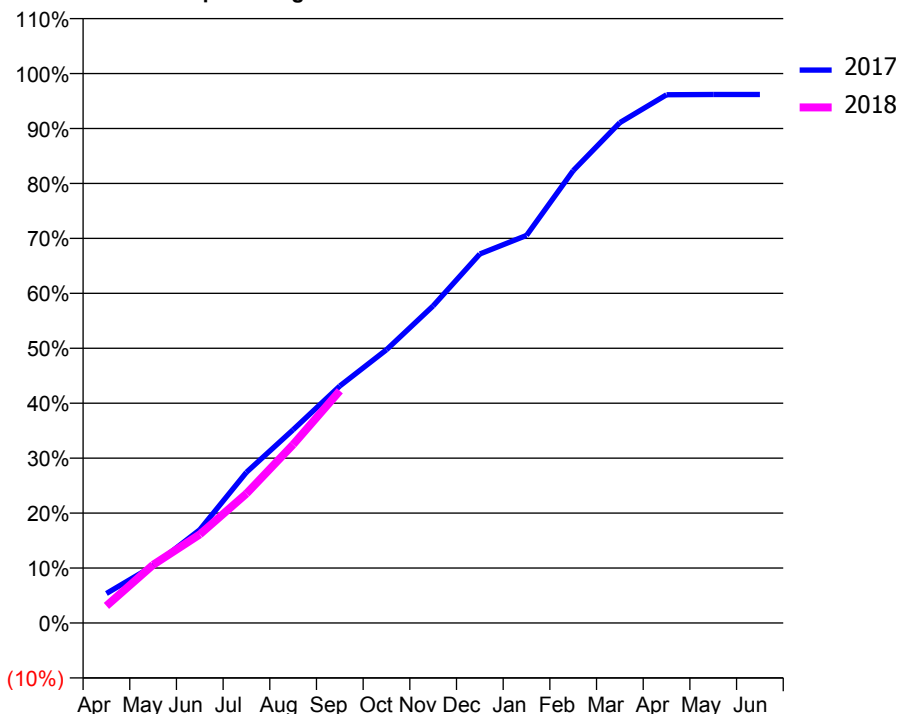
### ACCESS\*

Patients seen in 24 months	Total	Change since previous quarter
Quarter ending September 2016	1,941	
Quarter ending December 2016	1,976	→
Quarter ending March 2017	2,032	↑
Quarter ending June 2017	2,039	→
Quarter ending September 2017	2,070	→
<b>Variance since September 2016</b>	<b>6.6%</b>	<b>↑</b>



### ACTIVITY

Cumulative percentage of contracted UDA delivered 2017 & 2018



Month	Adjusted Scheduled Activity (UDA)	
	2017	2018
April	260	150
May	502	511
June	819	779
July	1,325	1,137
August	1,698	1,569
September	2,083	2,041
October	2,402	
November	2,787	
December	3,243	
January	3,406	
February	3,976	
March	4,398	
April	4,643	
May	4,645	
June	4,645	

### QUALITY

	Quantity	Base Number	Contract	AT	Region	England
% of FP17s for the same patient ID Re-attending within 3 months - Children	25	660	3.8%	10.7%	11.6%	11.9%
% of FP17s for the same patient ID Re-attending within 3 months - Adults	48	577	8.3%	14.4%	15.2%	15.9%
% of FP17s for the same patient ID Re-attending between 3 & 9 months - Children	345	660	52.3%	56.9%	59.1%	58.1%
% of FP17s for the same patient ID Re-attending between 3 & 9 months - Adults	234	577	40.6%	48.5%	51.7%	50.6%
% of FP17s for Band 1 Urgent Courses	66	1,109	6.0%	8.6%	8.0%	9.1%
% of FP17s Relating to Free Repair or Replacements	2	1,109	0.2%	0.7%	0.8%	0.8%
% of FP17s Relating to Continuations	1	1,109	0.1%	0.9%	1.0%	1.1%
% of Patients satisfied with the dentistry they have received	2	2	N/A	91.0%	91.5%	91.4%
% of Patients satisfied with the time they had to wait for an appointment	2	2	N/A	86.9%	88.2%	87.7%

\* This is based on patients treated on this contract for their most recent course of treatment. Figures in italics indicate the base number of FP17s or Patient Questionnaire responses are less than 100. N/A is shown where the base number of responses is less than 10 during the period. % is calculated as Quantity/Base number\*100



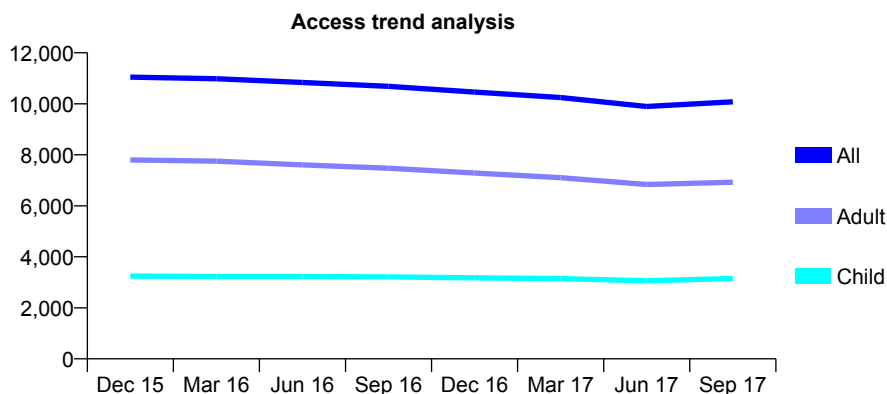
## Q58 - Vital Signs At a Glance Contract Report for 910651/0001 - September 2017

Name or company name	MR GR EVANS
Contract type name	GDS Contract
Purpose of contract	General
Contract start date	01/04/2006
Contract end date	

17/18 Contracted general activity (UDA)	22,428
Carry forward general activity (UDA)	0
17/18 Contracted orthodontic activity (UOA)	0
Carry forward orthodontic activity (UOA)	0
Baseline contract value	£544,611.48

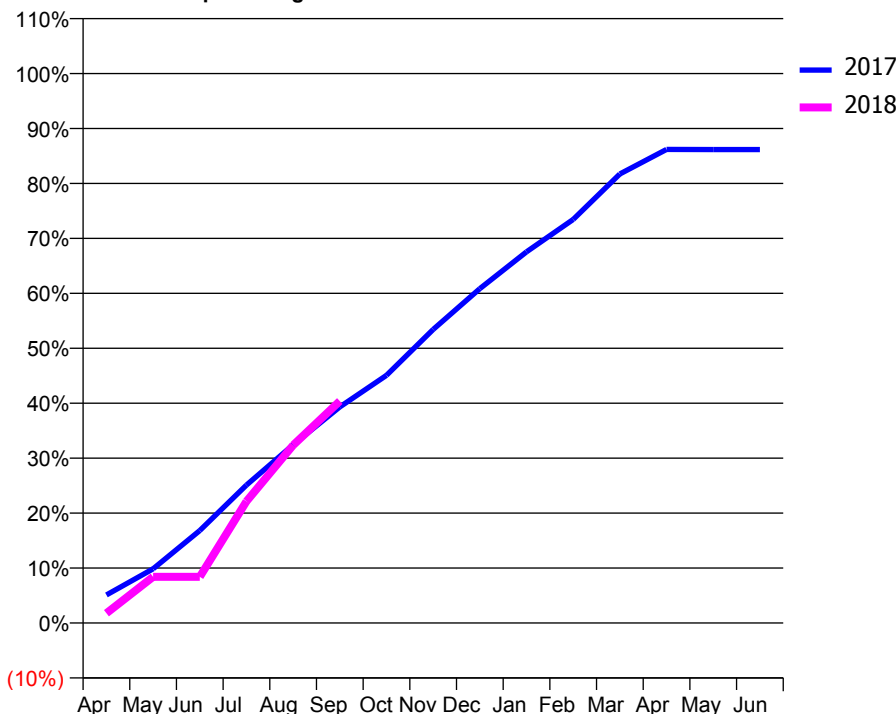
### ACCESS\*

Patients seen in 24 months	Total	Change since previous quarter
Quarter ending September 2016	10,684	
Quarter ending December 2016	10,460	↓
Quarter ending March 2017	10,248	↓
Quarter ending June 2017	9,894	↓
Quarter ending September 2017	10,080	→
<b>Variance since September 2016</b>	<b>(5.7%)</b>	<b>↓</b>



### ACTIVITY

Cumulative percentage of contracted UDA delivered 2017 & 2018



Month	Adjusted Scheduled Activity (UDA)	
	2017	2018
April	1,148	398
May	2,215	1,888
June	3,773	1,888
July	5,629	4,964
August	7,275	7,260
September	8,820	9,058
October	10,108	
November	11,980	
December	13,648	
January	15,151	
February	16,470	
March	18,327	
April	19,330	
May	19,325	
June	19,325	

### QUALITY

	Quantity	Base Number	Contract	AT	Region	England
% of FP17s for the same patient ID Re-attending within 3 months - Children	191	2,307	8.3%	10.7%	11.6%	11.9%
% of FP17s for the same patient ID Re-attending within 3 months - Adults	466	3,932	11.9%	14.4%	15.2%	15.9%
% of FP17s for the same patient ID Re-attending between 3 & 9 months - Children	1,211	2,307	52.5%	56.9%	59.1%	58.1%
% of FP17s for the same patient ID Re-attending between 3 & 9 months - Adults	1,672	3,932	42.5%	48.5%	51.7%	50.6%
% of FP17s for Band 1 Urgent Courses	376	5,236	7.2%	8.6%	8.0%	9.1%
% of FP17s Relating to Free Repair or Replacements	22	5,236	0.4%	0.7%	0.8%	0.8%
% of FP17s Relating to Continuations	81	5,236	1.5%	0.9%	1.0%	1.1%
% of Patients satisfied with the dentistry they have received	11	11	100.0%	91.0%	91.5%	91.4%
% of Patients satisfied with the time they had to wait for an appointment	10	11	90.9%	86.9%	88.2%	87.7%

\* This is based on patients treated on this contract for their most recent course of treatment. Figures in italics indicate the base number of FP17s or Patient Questionnaire responses are less than 100. N/A is shown where the base number of responses is less than 10 during the period. % is calculated as Quantity/Base number\*100

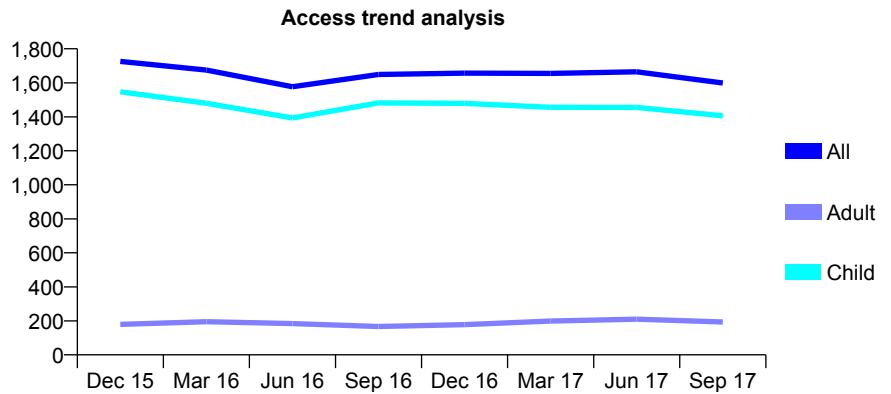
## Q58 - Vital Signs At a Glance Contract Report for 911631/0002 - September 2017

Name or company name	MR V RAWAL
Contract type name	GDS Contract
Purpose of contract	General
Contract start date	01/04/2006
Contract end date	

17/18 Contracted general activity (UDA)	2,580
Carry forward general activity (UDA)	0
17/18 Contracted orthodontic activity (UOA)	0
Carry forward orthodontic activity (UOA)	0
Baseline contract value	£50,008.14

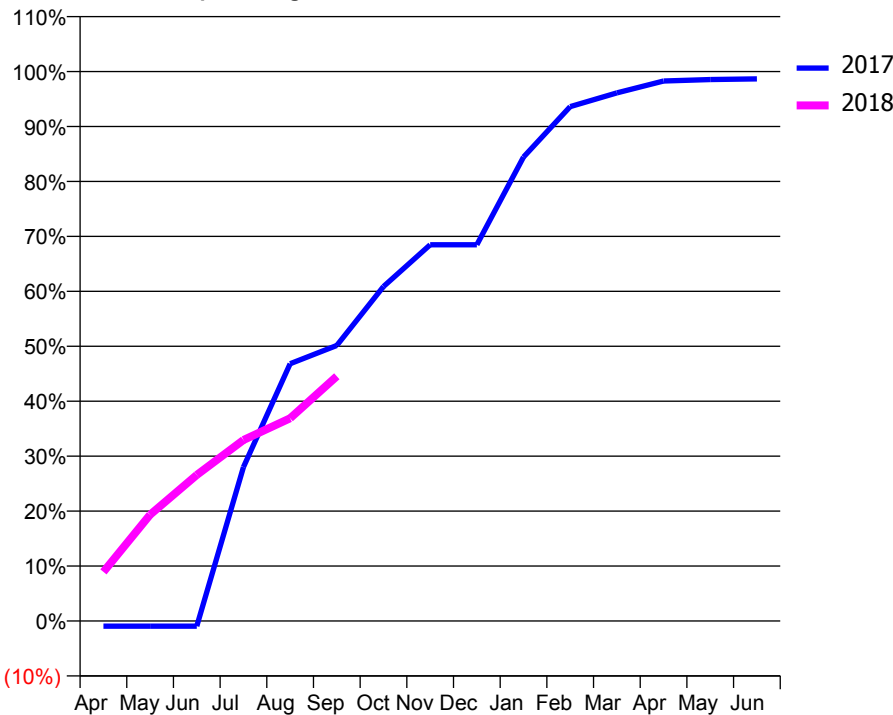
### ACCESS\*

Patients seen in 24 months	Total	Change since previous quarter
Quarter ending September 2016	1,649	
Quarter ending December 2016	1,657	→
Quarter ending March 2017	1,655	→
Quarter ending June 2017	1,665	→
Quarter ending September 2017	1,599	↓
<b>Variance since September 2016</b>	<b>(3.0%)</b>	<b>↓</b>



### ACTIVITY

Cumulative percentage of contracted UDA delivered 2017 & 2018



Month	Adjusted Scheduled Activity (UDA)	
	2017	2018
April	-25	231
May	-25	499
June	-25	686
July	723	850
August	1,208	952
September	1,294	1,149
October	1,571	
November	1,766	
December	1,766	
January	2,179	
February	2,415	
March	2,480	
April	2,535	
May	2,542	
June	2,545	

### QUALITY

	Quantity	Base Number	Contract	AT	Region	England
% of FP17s for the same patient ID Re-attending within 3 months - Children	26	905	2.9%	10.7%	11.6%	11.9%
% of FP17s for the same patient ID Re-attending within 3 months - Adults	4	66	6.1%	14.4%	15.2%	15.9%
% of FP17s for the same patient ID Re-attending between 3 & 9 months - Children	476	905	52.6%	56.9%	59.1%	58.1%
% of FP17s for the same patient ID Re-attending between 3 & 9 months - Adults	26	66	39.4%	48.5%	51.7%	50.6%
% of FP17s for Band 1 Urgent Courses	30	930	3.2%	8.6%	8.0%	9.1%
% of FP17s Relating to Free Repair or Replacements	0	930	0.0%	0.7%	0.8%	0.8%
% of FP17s Relating to Continuations	8	930	0.9%	0.9%	1.0%	1.1%
% of Patients satisfied with the dentistry they have received	2	2	N/A	91.0%	91.5%	91.4%
% of Patients satisfied with the time they had to wait for an appointment	1	2	N/A	86.9%	88.2%	87.7%

\* This is based on patients treated on this contract for their most recent course of treatment. Figures in italics indicate the base number of FP17s or Patient Questionnaire responses are less than 100. N/A is shown where the base number of responses is less than 10 during the period. % is calculated as Quantity/Base number\*100

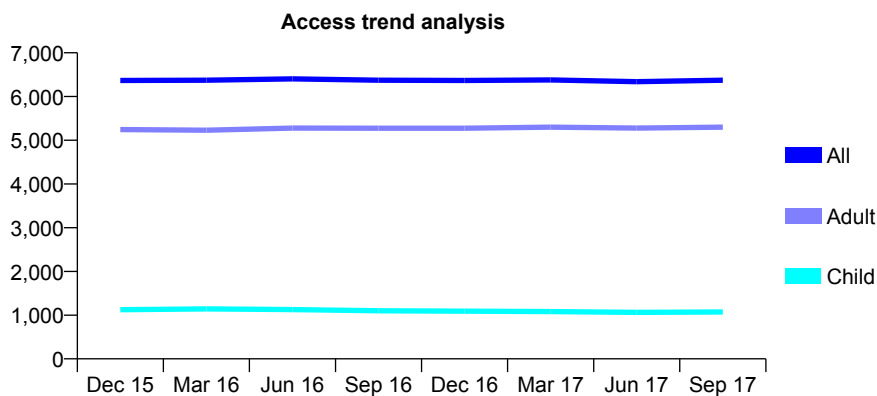
## Q58 - Vital Signs At a Glance Contract Report for 917125/0001 - September 2017

Name or company name	Facial Aesthetic (UK) Ltd
Contract type name	GDS Contract
Purpose of contract	General
Contract start date	01/04/2006
Contract end date	

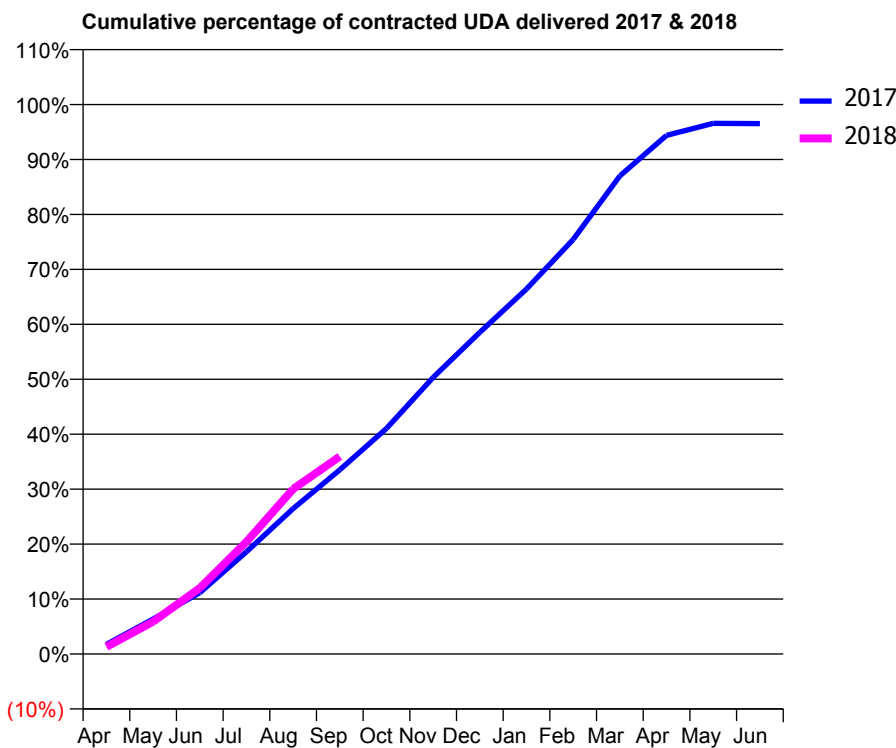
17/18 Contracted general activity (UDA)	25,239
Carry forward general activity (UDA)	0
17/18 Contracted orthodontic activity (UOA)	0
Carry forward orthodontic activity (UOA)	0
Baseline contract value	£617,248.48

### ACCESS\*

Patients seen in 24 months	Total	Change since previous quarter
Quarter ending September 2016	6,374	
Quarter ending December 2016	6,366	→
Quarter ending March 2017	6,380	→
Quarter ending June 2017	6,340	→
Quarter ending September 2017	6,373	→
<b>Variance since September 2016</b>	<b>(0.0%)</b>	→



### ACTIVITY



Month	Adjusted Scheduled Activity (UDA)	
	2017	2018
April	441	329
May	1,607	1,486
June	2,816	3,031
July	4,692	5,153
August	6,679	7,578
September	8,463	9,077
October	10,361	
November	12,705	
December	14,774	
January	16,764	
February	19,040	
March	21,962	
April	23,821	
May	24,371	
June	24,364	

### QUALITY

	Quantity	Base Number	Contract	AT	Region	England
% of FP17s for the same patient ID Re-attending within 3 months - Children	47	735	6.4%	10.7%	11.6%	11.9%
% of FP17s for the same patient ID Re-attending within 3 months - Adults	456	3,476	13.1%	14.4%	15.2%	15.9%
% of FP17s for the same patient ID Re-attending between 3 & 9 months - Children	405	735	55.1%	56.9%	59.1%	58.1%
% of FP17s for the same patient ID Re-attending between 3 & 9 months - Adults	1,994	3,476	57.4%	48.5%	51.7%	50.6%
% of FP17s for Band 1 Urgent Courses	102	3,481	2.9%	8.6%	8.0%	9.1%
% of FP17s Relating to Free Repair or Replacements	75	3,481	2.2%	0.7%	0.8%	0.8%
% of FP17s Relating to Continuations	61	3,481	1.8%	0.9%	1.0%	1.1%
% of Patients satisfied with the dentistry they have received	19	21	90.5%	91.0%	91.5%	91.4%
% of Patients satisfied with the time they had to wait for an appointment	17	21	81.0%	86.9%	88.2%	87.7%

\* This is based on patients treated on this contract for their most recent course of treatment. Figures in italics indicate the base number of FP17s or Patient Questionnaire responses are less than 100. N/A is shown where the base number of responses is less than 10 during the period. % is calculated as Quantity/Base number\*100

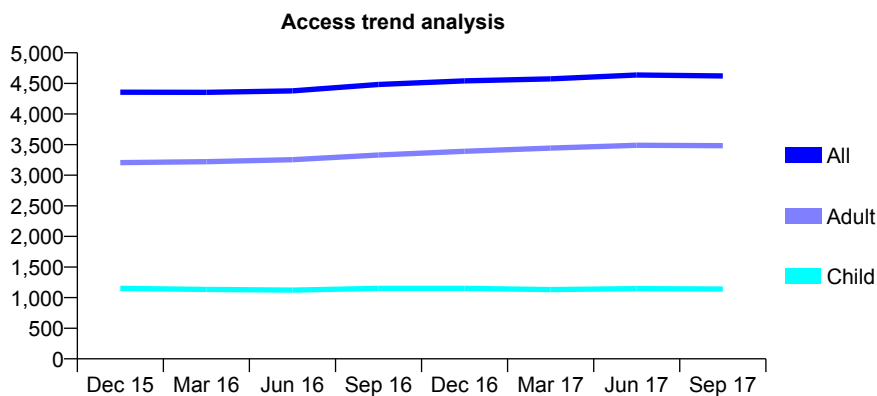
## Q58 - Vital Signs At a Glance Contract Report for 917524/0001 - September 2017

Name or company name	MR MA WATTS
Contract type name	GDS Contract
Purpose of contract	General
Contract start date	01/04/2006
Contract end date	

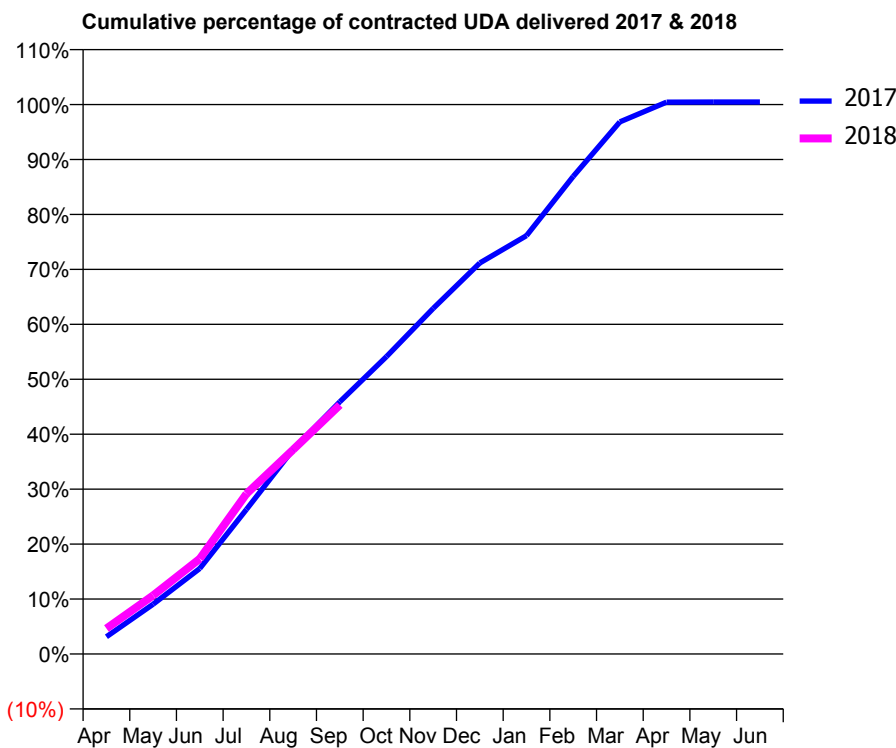
17/18 Contracted general activity (UDA)	15,310
Carry forward general activity (UDA)	0
17/18 Contracted orthodontic activity (UOA)	0
Carry forward orthodontic activity (UOA)	0
Baseline contract value	£428,085.96

### ACCESS\*

Patients seen in 24 months	Total	Change since previous quarter
Quarter ending September 2016	4,483	
Quarter ending December 2016	4,542	→
Quarter ending March 2017	4,575	→
Quarter ending June 2017	4,637	→
Quarter ending September 2017	4,623	→
<b>Variance since September 2016</b>	<b>3.1%</b>	<b>↑</b>



### ACTIVITY



Month	Adjusted Scheduled Activity (UDA)	
	2017	2018
April	480	711
May	1,388	1,632
June	2,384	2,654
July	4,030	4,463
August	5,702	5,692
September	7,026	6,937
October	8,286	
November	9,628	
December	10,894	
January	11,655	
February	13,305	
March	14,827	
April	15,376	
May	15,379	
June	15,378	

### QUALITY

	Quantity	Base Number	Contract	AT	Region	England
% of FP17s for the same patient ID Re-attending within 3 months - Children	49	758	6.5%	10.7%	11.6%	11.9%
% of FP17s for the same patient ID Re-attending within 3 months - Adults	311	1,974	15.8%	14.4%	15.2%	15.9%
% of FP17s for the same patient ID Re-attending between 3 & 9 months - Children	339	758	44.7%	56.9%	59.1%	58.1%
% of FP17s for the same patient ID Re-attending between 3 & 9 months - Adults	752	1,974	38.1%	48.5%	51.7%	50.6%
% of FP17s for Band 1 Urgent Courses	267	2,548	10.5%	8.6%	8.0%	9.1%
% of FP17s Relating to Free Repair or Replacements	8	2,548	0.3%	0.7%	0.8%	0.8%
% of FP17s Relating to Continuations	41	2,548	1.6%	0.9%	1.0%	1.1%
% of Patients satisfied with the dentistry they have received	17	17	100.0%	91.0%	91.5%	91.4%
% of Patients satisfied with the time they had to wait for an appointment	17	17	100.0%	86.9%	88.2%	87.7%

\* This is based on patients treated on this contract for their most recent course of treatment. Figures in italics indicate the base number of FP17s or Patient Questionnaire responses are less than 100. N/A is shown where the base number of responses is less than 10 during the period. % is calculated as Quantity/Base number\*100

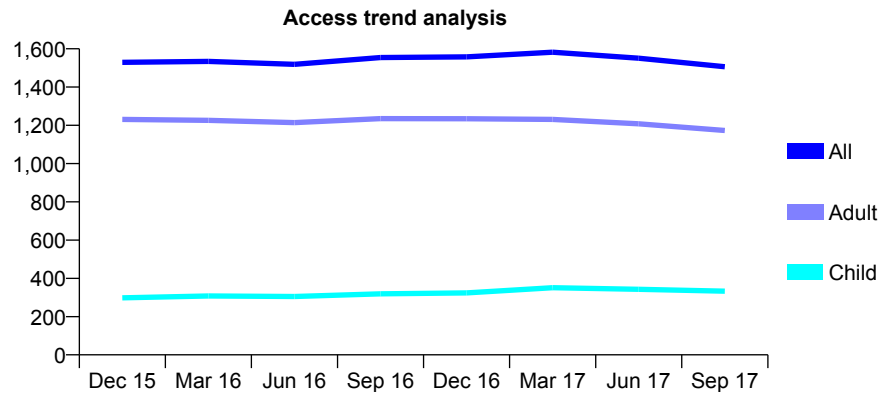
## Q58 - Vital Signs At a Glance Contract Report for 927309/0001 - September 2017

Name or company name	MR BM AL-TAHAN
Contract type name	GDS Contract
Purpose of contract	General
Contract start date	01/04/2006
Contract end date	

17/18 Contracted general activity (UDA)	5,500
Carry forward general activity (UDA)	0
17/18 Contracted orthodontic activity (UOA)	0
Carry forward orthodontic activity (UOA)	0
Baseline contract value	£134,928.01

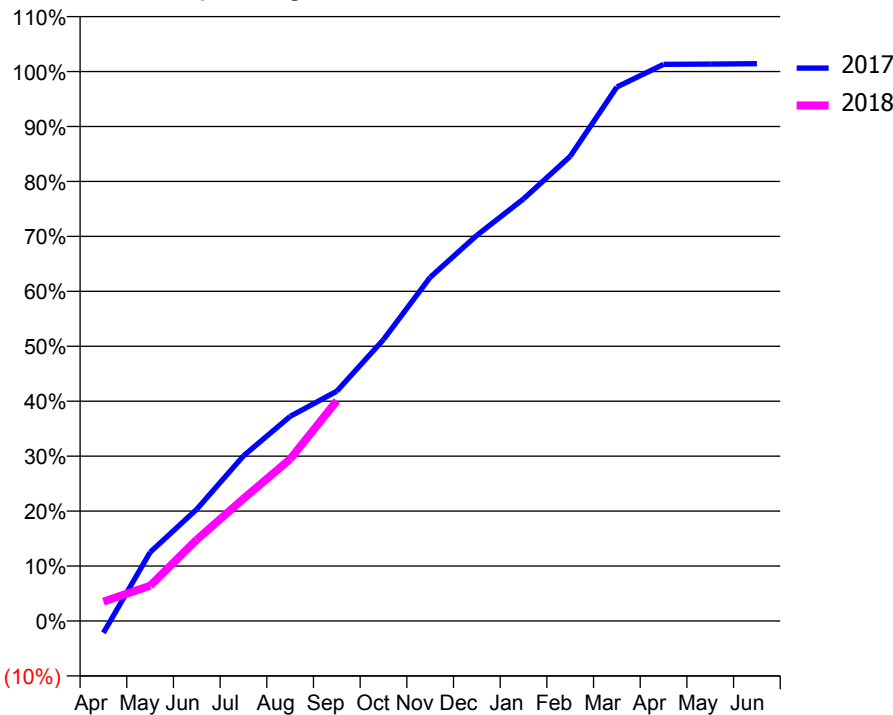
### ACCESS\*

Patients seen in 24 months	Total	Change since previous quarter
Quarter ending September 2016	1,554	
Quarter ending December 2016	1,558	→
Quarter ending March 2017	1,582	→
Quarter ending June 2017	1,551	↓
Quarter ending September 2017	1,506	↓
<b>Variance since September 2016</b>	<b>(3.1%)</b>	<b>↓</b>



### ACTIVITY

Cumulative percentage of contracted UDA delivered 2017 & 2018



Month	Adjusted Scheduled Activity (UDA)	
	2017	2018
April	-120	194
May	688	353
June	1,119	815
July	1,653	1,224
August	2,048	1,621
September	2,300	2,204
October	2,817	
November	3,440	
December	3,861	
January	4,225	
February	4,650	
March	5,345	
April	5,572	
May	5,575	
June	5,578	

### QUALITY

	Quantity	Base Number	Contract	AT	Region	England
% of FP17s for the same patient ID Re-attending within 3 months - Children	7	205	3.4%	10.7%	11.6%	11.9%
% of FP17s for the same patient ID Re-attending within 3 months - Adults	74	726	10.2%	14.4%	15.2%	15.9%
% of FP17s for the same patient ID Re-attending between 3 & 9 months - Children	114	205	55.6%	56.9%	59.1%	58.1%
% of FP17s for the same patient ID Re-attending between 3 & 9 months - Adults	439	726	60.5%	48.5%	51.7%	50.6%
% of FP17s for Band 1 Urgent Courses	43	842	5.1%	8.6%	8.0%	9.1%
% of FP17s Relating to Free Repair or Replacements	1	842	0.1%	0.7%	0.8%	0.8%
% of FP17s Relating to Continuations	0	842	0.0%	0.9%	1.0%	1.1%
% of Patients satisfied with the dentistry they have received	5	5	N/A	91.0%	91.5%	91.4%
% of Patients satisfied with the time they had to wait for an appointment	5	5	N/A	86.9%	88.2%	87.7%

\* This is based on patients treated on this contract for their most recent course of treatment. Figures in italics indicate the base number of FP17s or Patient Questionnaire responses are less than 100. N/A is shown where the base number of responses is less than 10 during the period. % is calculated as Quantity/Base number\*100

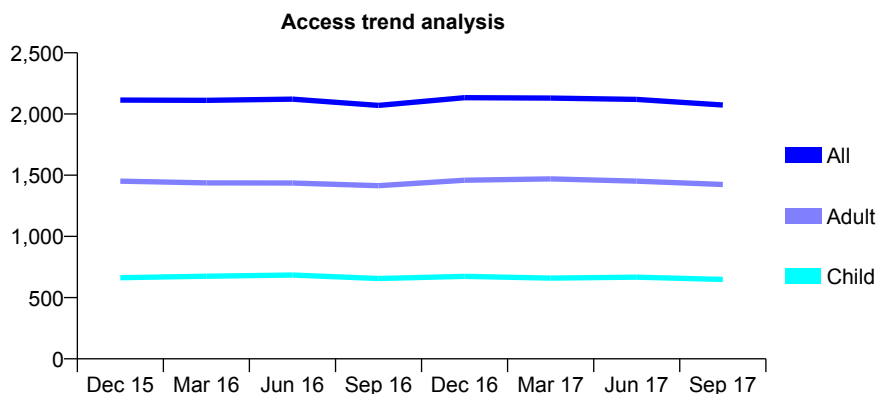
## Q58 - Vital Signs At a Glance Contract Report for 927384/0002 - September 2017

Name or company name	MR M SHAH
Contract type name	GDS Contract
Purpose of contract	General
Contract start date	01/04/2006
Contract end date	

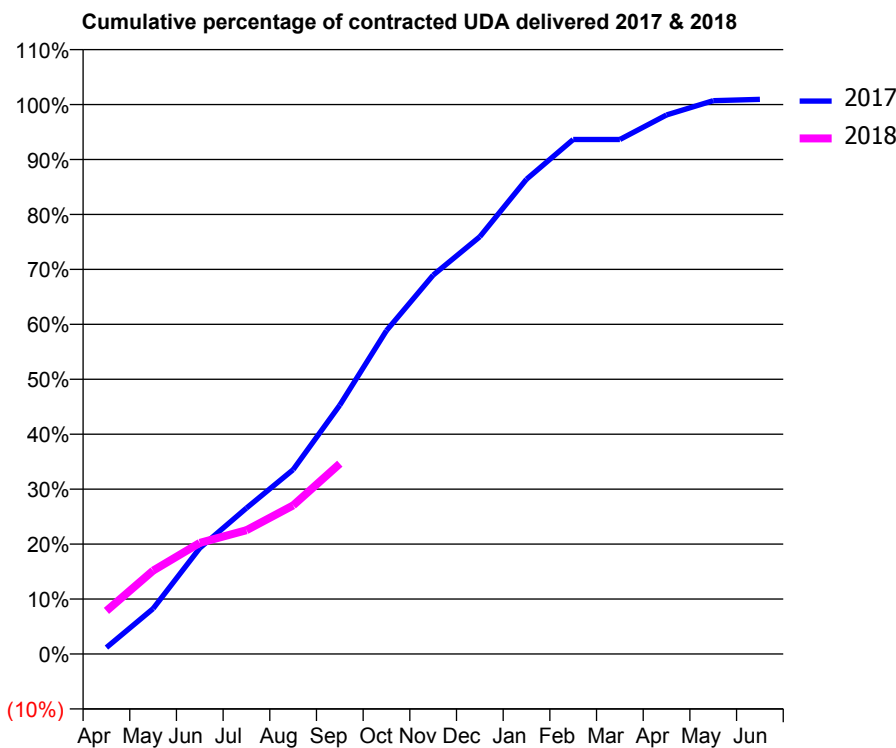
17/18 Contracted general activity (UDA)	6,266
Carry forward general activity (UDA)	0
17/18 Contracted orthodontic activity (UOA)	0
Carry forward orthodontic activity (UOA)	0
Baseline contract value	£164,755.96

### ACCESS\*

Patients seen in 24 months	Total	Change since previous quarter
Quarter ending September 2016	2,070	
Quarter ending December 2016	2,133	↑
Quarter ending March 2017	2,130	→
Quarter ending June 2017	2,119	→
Quarter ending September 2017	2,073	↓
<b>Variance since September 2016</b>	<b>0.1%</b>	<b>→</b>



### ACTIVITY



Month	Adjusted Scheduled Activity (UDA)	
	2017	2018
April	73	492
May	517	950
June	1,208	1,268
July	1,664	1,412
August	2,102	1,694
September	2,838	2,170
October	3,688	
November	4,321	
December	4,759	
January	5,414	
February	5,867	
March	5,867	
April	6,148	
May	6,310	
June	6,324	

### QUALITY

	Quantity	Base Number	Contract	AT	Region	England
% of FP17s for the same patient ID Re-attending within 3 months - Children	17	403	4.2%	10.7%	11.6%	11.9%
% of FP17s for the same patient ID Re-attending within 3 months - Adults	80	748	10.7%	14.4%	15.2%	15.9%
% of FP17s for the same patient ID Re-attending between 3 & 9 months - Children	237	403	58.8%	56.9%	59.1%	58.1%
% of FP17s for the same patient ID Re-attending between 3 & 9 months - Adults	366	748	48.9%	48.5%	51.7%	50.6%
% of FP17s for Band 1 Urgent Courses	72	1,009	7.1%	8.6%	8.0%	9.1%
% of FP17s Relating to Free Repair or Replacements	5	1,009	0.5%	0.7%	0.8%	0.8%
% of FP17s Relating to Continuations	10	1,009	1.0%	0.9%	1.0%	1.1%
% of Patients satisfied with the dentistry they have received	5	5	N/A	91.0%	91.5%	91.4%
% of Patients satisfied with the time they had to wait for an appointment	5	5	N/A	86.9%	88.2%	87.7%

\* This is based on patients treated on this contract for their most recent course of treatment. Figures in italics indicate the base number of FP17s or Patient Questionnaire responses are less than 100. N/A is shown where the base number of responses is less than 10 during the period. % is calculated as Quantity/Base number\*100

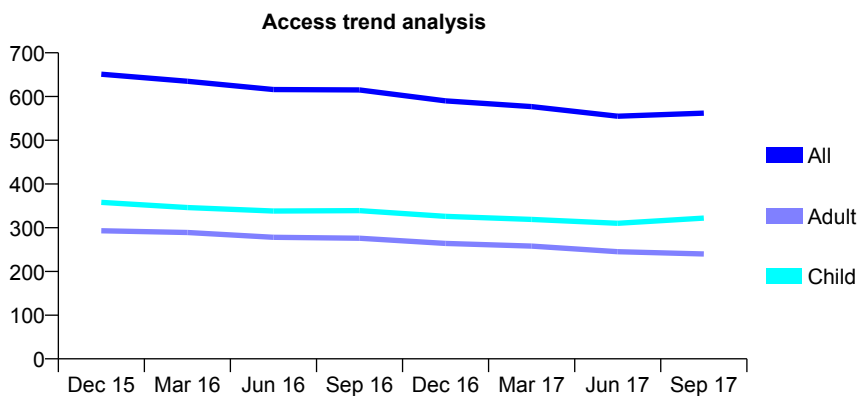
## Q58 - Vital Signs At a Glance Contract Report for 927473/0001 - September 2017

Name or company name	MISS PE PRICE
Contract type name	GDS Contract
Purpose of contract	General
Contract start date	02/10/2013
Contract end date	

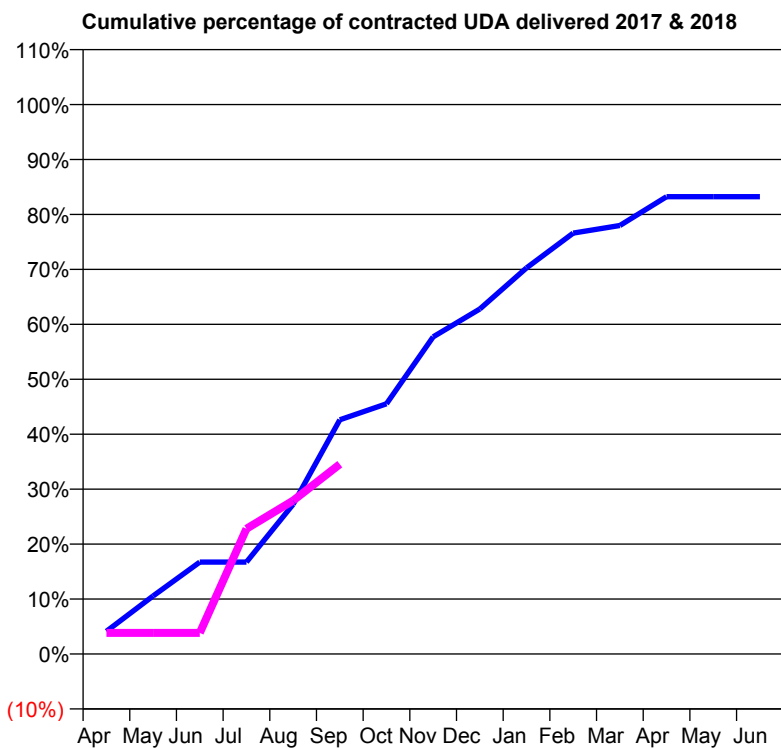
17/18 Contracted general activity (UDA)	1,500
Carry forward general activity (UDA)	0
17/18 Contracted orthodontic activity (UOA)	0
Carry forward orthodontic activity (UOA)	0
Baseline contract value	£30,898.16

### ACCESS\*

Patients seen in 24 months	Total	Change since previous quarter
Quarter ending September 2016	615	
Quarter ending December 2016	590	↓
Quarter ending March 2017	577	↓
Quarter ending June 2017	555	↓
Quarter ending September 2017	562	→
<b>Variance since September 2016</b>	<b>(8.6%)</b>	<b>↓</b>



### ACTIVITY



Month	Adjusted Scheduled Activity (UDA)	
	2017	2018
April	62	58
May	158	58
June	251	58
July	251	342
August	409	419
September	639	518
October	683	
November	866	
December	942	
January	1,054	
February	1,149	
March	1,170	
April	1,248	
May	1,248	
June	1,248	

### QUALITY

	Quantity	Base Number	Contract	AT	Region	England
% of FP17s for the same patient ID Re-attending within 3 months - Children	13	270	4.8%	10.7%	11.6%	11.9%
% of FP17s for the same patient ID Re-attending within 3 months - Adults	15	135	11.1%	14.4%	15.2%	15.9%
% of FP17s for the same patient ID Re-attending between 3 & 9 months - Children	145	270	53.7%	56.9%	59.1%	58.1%
% of FP17s for the same patient ID Re-attending between 3 & 9 months - Adults	72	135	53.3%	48.5%	51.7%	50.6%
% of FP17s for Band 1 Urgent Courses	16	360	4.4%	8.6%	8.0%	9.1%
% of FP17s Relating to Free Repair or Replacements	0	360	0.0%	0.7%	0.8%	0.8%
% of FP17s Relating to Continuations	0	360	0.0%	0.9%	1.0%	1.1%
% of Patients satisfied with the dentistry they have received	0	0	N/A	91.0%	91.5%	91.4%
% of Patients satisfied with the time they had to wait for an appointment	0	0	N/A	86.9%	88.2%	87.7%

\* This is based on patients treated on this contract for their most recent course of treatment. Figures in italics indicate the base number of FP17s or Patient Questionnaire responses are less than 100. N/A is shown where the base number of responses is less than 10 during the period. % is calculated as Quantity/Base number\*100

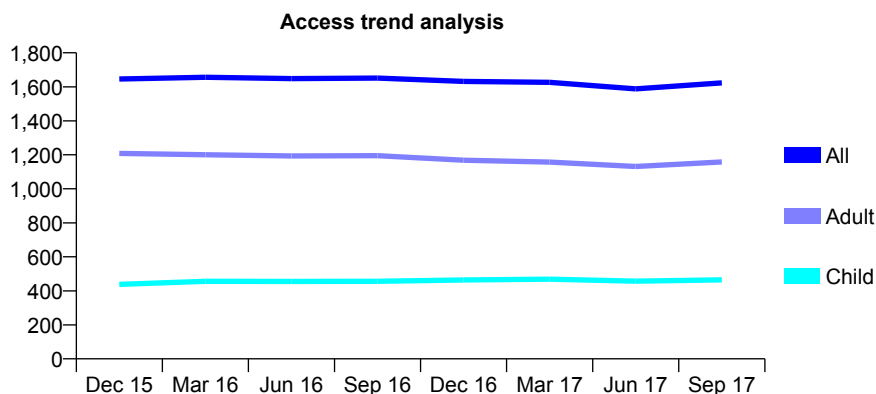
## Q58 - Vital Signs At a Glance Contract Report for 935522/0001 - September 2017

Name or company name	MISS P ABDOLLAHI
Contract type name	GDS Contract
Purpose of contract	General
Contract start date	01/04/2006
Contract end date	

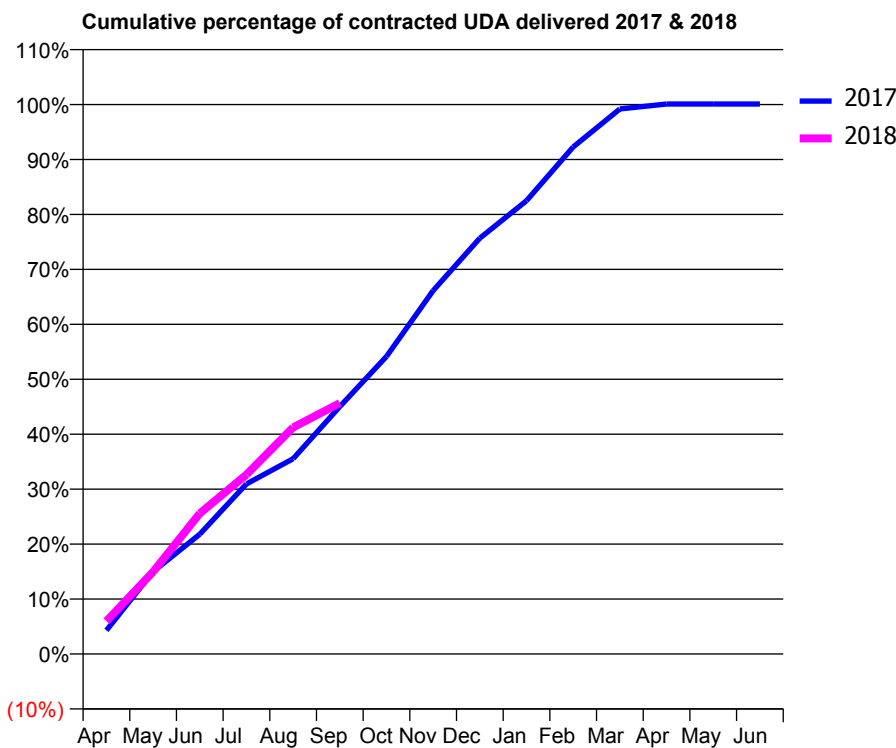
17/18 Contracted general activity (UDA)	3,914
Carry forward general activity (UDA)	0
17/18 Contracted orthodontic activity (UOA)	0
Carry forward orthodontic activity (UOA)	0
Baseline contract value	£100,241.44

### ACCESS\*

Patients seen in 24 months	Total	Change since previous quarter
Quarter ending September 2016	1,651	
Quarter ending December 2016	1,632	↓
Quarter ending March 2017	1,626	→
Quarter ending June 2017	1,588	↓
Quarter ending September 2017	1,623	↑
<b>Variance since September 2016</b>	<b>(1.7%)</b>	<b>↓</b>



### ACTIVITY



Month	Adjusted Scheduled Activity (UDA)	
	2017	2018
April	168	234
May	587	585
June	854	1,002
July	1,212	1,278
August	1,391	1,614
September	1,762	1,787
October	2,120	
November	2,588	
December	2,962	
January	3,229	
February	3,612	
March	3,882	
April	3,917	
May	3,917	
June	3,917	

### QUALITY

	Quantity	Base Number	Contract	AT	Region	England
% of FP17s for the same patient ID Re-attending within 3 months - Children	14	274	5.1%	10.7%	11.6%	11.9%
% of FP17s for the same patient ID Re-attending within 3 months - Adults	89	657	13.5%	14.4%	15.2%	15.9%
% of FP17s for the same patient ID Re-attending between 3 & 9 months - Children	132	274	48.2%	56.9%	59.1%	58.1%
% of FP17s for the same patient ID Re-attending between 3 & 9 months - Adults	279	657	42.5%	48.5%	51.7%	50.6%
% of FP17s for Band 1 Urgent Courses	48	917	5.2%	8.6%	8.0%	9.1%
% of FP17s Relating to Free Repair or Replacements	5	917	0.5%	0.7%	0.8%	0.8%
% of FP17s Relating to Continuations	8	917	0.9%	0.9%	1.0%	1.1%
% of Patients satisfied with the dentistry they have received	1	1	N/A	91.0%	91.5%	91.4%
% of Patients satisfied with the time they had to wait for an appointment	1	1	N/A	86.9%	88.2%	87.7%

\* This is based on patients treated on this contract for their most recent course of treatment. Figures in italics indicate the base number of FP17s or Patient Questionnaire responses are less than 100. N/A is shown where the base number of responses is less than 10 during the period. % is calculated as Quantity/Base number\*100



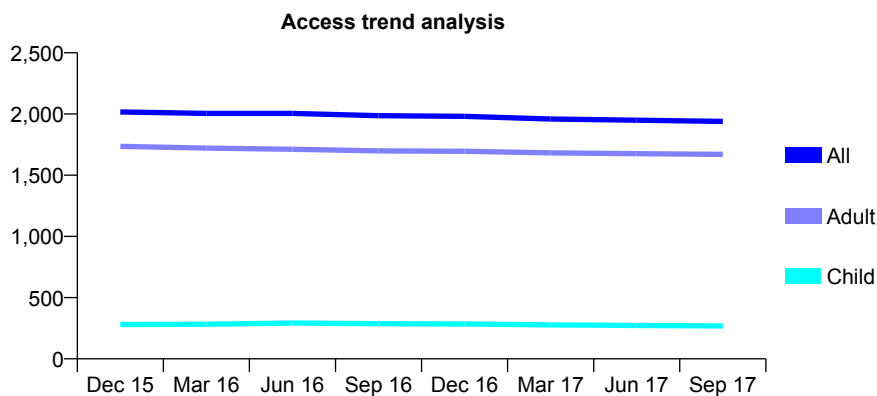
## Q58 - Vital Signs At a Glance Contract Report for 935778/0001 - September 2017

Name or company name	MR M MOKHTARI
Contract type name	GDS Contract
Purpose of contract	General
Contract start date	01/04/2006
Contract end date	

17/18 Contracted general activity (UDA)	6,756
Carry forward general activity (UDA)	0
17/18 Contracted orthodontic activity (UOA)	0
Carry forward orthodontic activity (UOA)	0
Baseline contract value	£207,496.49

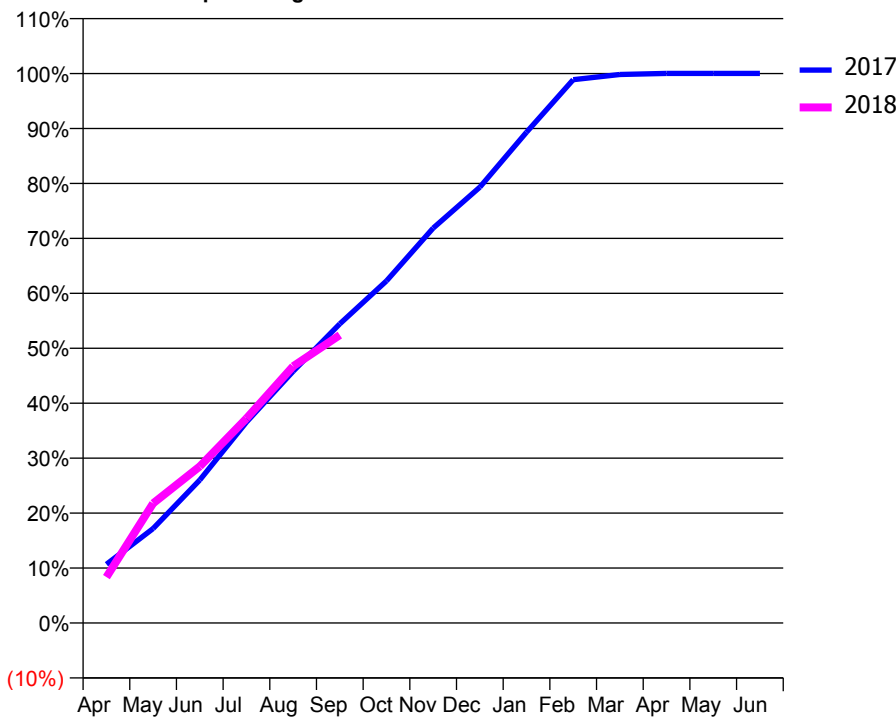
### ACCESS\*

Patients seen in 24 months	Total	Change since previous quarter
Quarter ending September 2016	1,986	
Quarter ending December 2016	1,981	→
Quarter ending March 2017	1,959	↓
Quarter ending June 2017	1,949	→
Quarter ending September 2017	1,939	→
<b>Variance since September 2016</b>	<b>(2.4%)</b>	<b>↓</b>



### ACTIVITY

Cumulative percentage of contracted UDA delivered 2017 & 2018



Month	Adjusted Scheduled Activity (UDA)	
	2017	2018
April	722	565
May	1,162	1,472
June	1,759	1,925
July	2,470	2,516
August	3,094	3,157
September	3,678	3,540
October	4,207	
November	4,856	
December	5,359	
January	6,034	
February	6,680	
March	6,744	
April	6,756	
May	6,756	
June	6,756	

### QUALITY

	Quantity	Base Number	Contract	AT	Region	England
% of FP17s for the same patient ID Re-attending within 3 months - Children	4	216	1.9%	10.7%	11.6%	11.9%
% of FP17s for the same patient ID Re-attending within 3 months - Adults	175	1,574	11.1%	14.4%	15.2%	15.9%
% of FP17s for the same patient ID Re-attending between 3 & 9 months - Children	158	216	73.1%	56.9%	59.1%	58.1%
% of FP17s for the same patient ID Re-attending between 3 & 9 months - Adults	1,136	1,574	72.2%	48.5%	51.7%	50.6%
% of FP17s for Band 1 Urgent Courses	2	1,788	0.1%	8.6%	8.0%	9.1%
% of FP17s Relating to Free Repair or Replacements	22	1,788	1.2%	0.7%	0.8%	0.8%
% of FP17s Relating to Continuations	7	1,788	0.4%	0.9%	1.0%	1.1%
% of Patients satisfied with the dentistry they have received	6	6	N/A	91.0%	91.5%	91.4%
% of Patients satisfied with the time they had to wait for an appointment	6	6	N/A	86.9%	88.2%	87.7%

\* This is based on patients treated on this contract for their most recent course of treatment. Figures in italics indicate the base number of FP17s or Patient Questionnaire responses are less than 100. N/A is shown where the base number of responses is less than 10 during the period. % is calculated as Quantity/Base number\*100

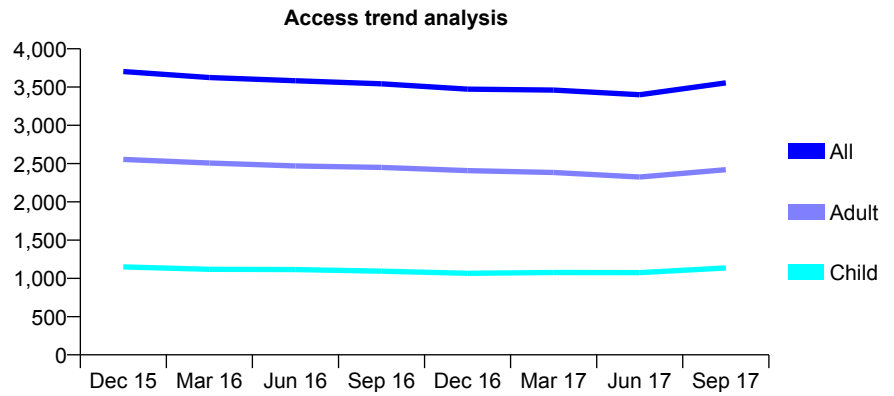
## Q58 - Vital Signs At a Glance Contract Report for 939544/0001 - September 2017

Name or company name	MISS SS WADHWANI
Contract type name	GDS Contract
Purpose of contract	General
Contract start date	01/04/2006
Contract end date	

17/18 Contracted general activity (UDA)	7,512
Carry forward general activity (UDA)	0
17/18 Contracted orthodontic activity (UOA)	0
Carry forward orthodontic activity (UOA)	0
Baseline contract value	£236,592.87

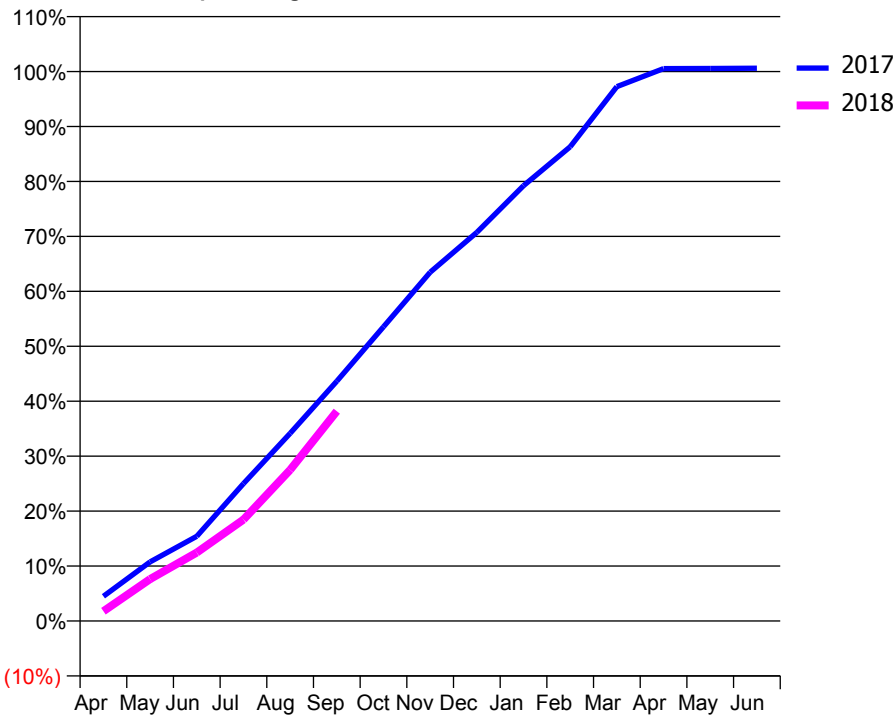
### ACCESS\*

Patients seen in 24 months	Total	Change since previous quarter
Quarter ending September 2016	3,542	
Quarter ending December 2016	3,473	↓
Quarter ending March 2017	3,460	→
Quarter ending June 2017	3,400	↓
Quarter ending September 2017	3,555	↑
<b>Variance since September 2016</b>	<b>0.4%</b>	<b>→</b>



### ACTIVITY

Cumulative percentage of contracted UDA delivered 2017 & 2018



Month	Adjusted Scheduled Activity (UDA)	
	2017	2018
April	339	134
May	808	574
June	1,159	936
July	1,878	1,386
August	2,566	2,066
September	3,279	2,868
October	4,022	
November	4,768	
December	5,312	
January	5,950	
February	6,483	
March	7,306	
April	7,552	
May	7,554	
June	7,557	

### QUALITY

	Quantity	Base Number	Contract	AT	Region	England
% of FP17s for the same patient ID Re-attending within 3 months - Children	28	744	3.8%	10.7%	11.6%	11.9%
% of FP17s for the same patient ID Re-attending within 3 months - Adults	159	1,406	11.3%	14.4%	15.2%	15.9%
% of FP17s for the same patient ID Re-attending between 3 & 9 months - Children	306	744	41.1%	56.9%	59.1%	58.1%
% of FP17s for the same patient ID Re-attending between 3 & 9 months - Adults	517	1,406	36.8%	48.5%	51.7%	50.6%
% of FP17s for Band 1 Urgent Courses	154	1,638	9.4%	8.6%	8.0%	9.1%
% of FP17s Relating to Free Repair or Replacements	8	1,638	0.5%	0.7%	0.8%	0.8%
% of FP17s Relating to Continuations	7	1,638	0.4%	0.9%	1.0%	1.1%
% of Patients satisfied with the dentistry they have received	6	6	N/A	91.0%	91.5%	91.4%
% of Patients satisfied with the time they had to wait for an appointment	6	6	N/A	86.9%	88.2%	87.7%

\* This is based on patients treated on this contract for their most recent course of treatment. Figures in italics indicate the base number of FP17s or Patient Questionnaire responses are less than 100. N/A is shown where the base number of responses is less than 10 during the period. % is calculated as Quantity/Base number\*100

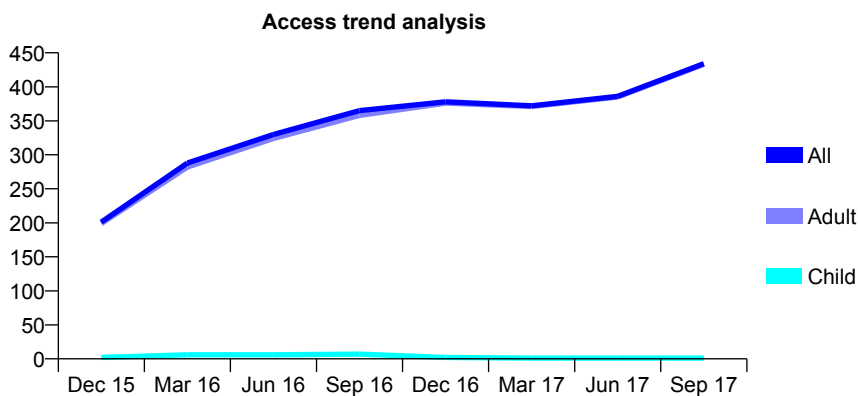
## Q58 - Vital Signs At a Glance Contract Report for 939544/0002 - September 2017

Name or company name	MISS SS WADHWANI
Contract type name	PDS Contract
Purpose of contract	General
Contract start date	01/09/2014
Contract end date	31/03/2018

17/18 Contracted general activity (UDA)	357
Carry forward general activity (UDA)	0
17/18 Contracted orthodontic activity (UOA)	0
Carry forward orthodontic activity (UOA)	0
Baseline contract value	£52,527.68

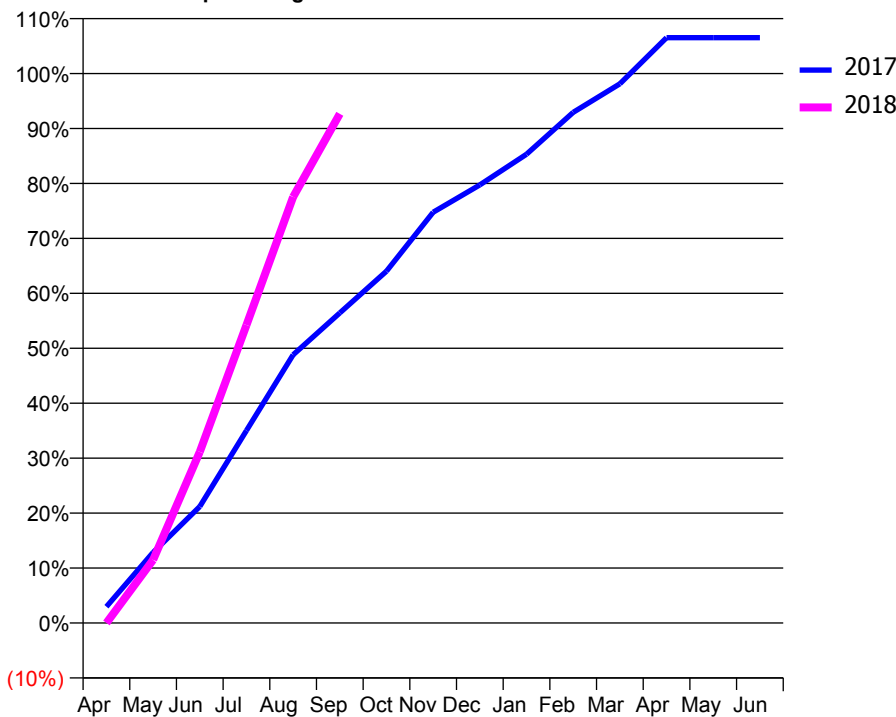
### ACCESS\*

Patients seen in 24 months	Total	Change since previous quarter
Quarter ending September 2016	365	
Quarter ending December 2016	378	↑
Quarter ending March 2017	372	↓
Quarter ending June 2017	386	↑
Quarter ending September 2017	434	↑
<b>Variance since September 2016</b>	<b>18.9%</b>	<b>↑</b>



### ACTIVITY

Cumulative percentage of contracted UDA delivered 2017 & 2018



Month	Adjusted Scheduled Activity (UDA)	
	2017	2018
April	25	0
May	110	41
June	181	111
July	300	194
August	418	277
September	483	331
October	548	
November	640	
December	682	
January	730	
February	795	
March	840	
April	912	
May	912	
June	912	

### QUALITY

	Quantity	Base Number	Contract	AT	Region	England
% of FP17s for the same patient ID Re-attending within 3 months - Children	0	0	N/A	10.7%	11.6%	11.9%
% of FP17s for the same patient ID Re-attending within 3 months - Adults	11	174	6.3%	14.4%	15.2%	15.9%
% of FP17s for the same patient ID Re-attending between 3 & 9 months - Children	0	0	N/A	56.9%	59.1%	58.1%
% of FP17s for the same patient ID Re-attending between 3 & 9 months - Adults	40	174	23.0%	48.5%	51.7%	50.6%
% of FP17s for Band 1 Urgent Courses	14	141	9.9%	8.6%	8.0%	9.1%
% of FP17s Relating to Free Repair or Replacements	0	141	0.0%	0.7%	0.8%	0.8%
% of FP17s Relating to Continuations	4	141	2.8%	0.9%	1.0%	1.1%
% of Patients satisfied with the dentistry they have received	1	1	N/A	91.0%	91.5%	91.4%
% of Patients satisfied with the time they had to wait for an appointment	0	1	N/A	86.9%	88.2%	87.7%

\* This is based on patients treated on this contract for their most recent course of treatment. Figures in italics indicate the base number of FP17s or Patient Questionnaire responses are less than 100. N/A is shown where the base number of responses is less than 10 during the period. % is calculated as Quantity/Base number\*100

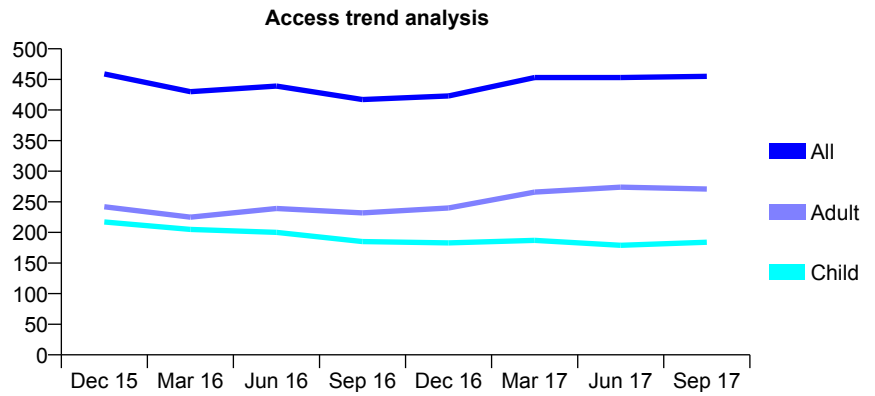
## Q58 - Vital Signs At a Glance Contract Report for 940984/0001 - September 2017

Name or company name	MR NL SLACK
Contract type name	GDS Contract
Purpose of contract	General
Contract start date	01/04/2006
Contract end date	

17/18 Contracted general activity (UDA)	1,326
Carry forward general activity (UDA)	0
17/18 Contracted orthodontic activity (UOA)	0
Carry forward orthodontic activity (UOA)	0
Baseline contract value	£38,299.93

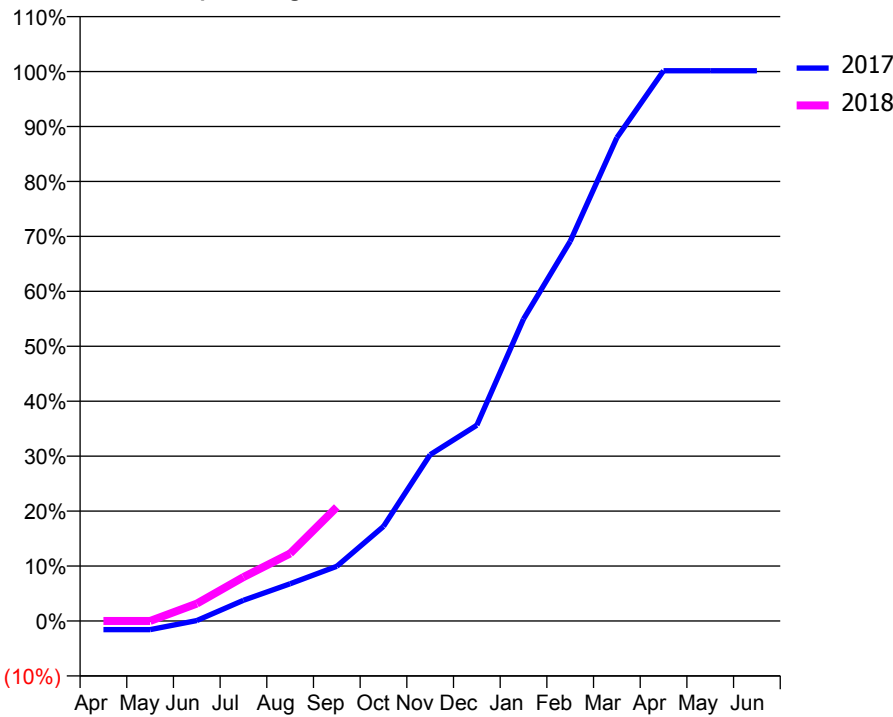
### ACCESS\*

Patients seen in 24 months	Total	Change since previous quarter
Quarter ending September 2016	417	
Quarter ending December 2016	423	→
Quarter ending March 2017	453	↑
Quarter ending June 2017	453	→
Quarter ending September 2017	455	→
<b>Variance since September 2016</b>	<b>9.1%</b>	<b>↑</b>



### ACTIVITY

Cumulative percentage of contracted UDA delivered 2017 & 2018



Month	Adjusted Scheduled Activity (UDA)	
	2017	2018
April	-21	0
May	-21	0
June	1	42
July	50	106
August	90	163
September	132	275
October	228	
November	401	
December	472	
January	729	
February	916	
March	1,166	
April	1,328	
May	1,328	
June	1,328	

### QUALITY

	Quantity	Base Number	Contract	AT	Region	England
% of FP17s for the same patient ID Re-attending within 3 months - Children	6	110	5.5%	10.7%	11.6%	11.9%
% of FP17s for the same patient ID Re-attending within 3 months - Adults	11	89	12.4%	14.4%	15.2%	15.9%
% of FP17s for the same patient ID Re-attending between 3 & 9 months - Children	80	110	72.7%	56.9%	59.1%	58.1%
% of FP17s for the same patient ID Re-attending between 3 & 9 months - Adults	50	89	56.2%	48.5%	51.7%	50.6%
% of FP17s for Band 1 Urgent Courses	0	150	0.0%	8.6%	8.0%	9.1%
% of FP17s Relating to Free Repair or Replacements	1	150	0.7%	0.7%	0.8%	0.8%
% of FP17s Relating to Continuations	0	150	0.0%	0.9%	1.0%	1.1%
% of Patients satisfied with the dentistry they have received	0	0	N/A	91.0%	91.5%	91.4%
% of Patients satisfied with the time they had to wait for an appointment	0	0	N/A	86.9%	88.2%	87.7%

\* This is based on patients treated on this contract for their most recent course of treatment. Figures in italics indicate the base number of FP17s or Patient Questionnaire responses are less than 100. N/A is shown where the base number of responses is less than 10 during the period. % is calculated as Quantity/Base number\*100

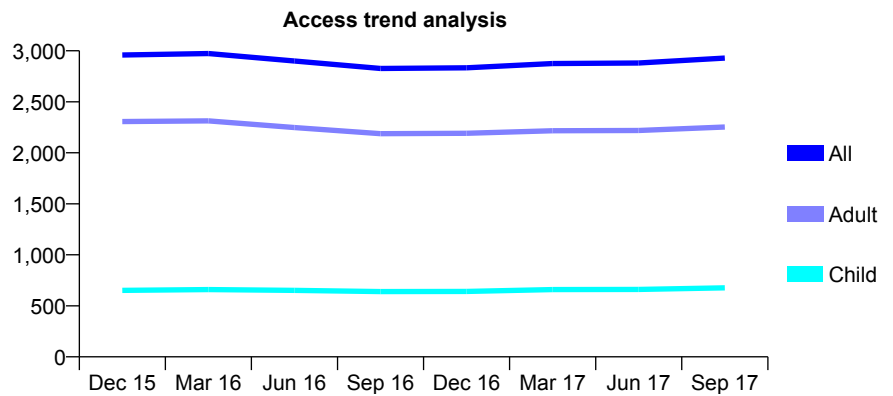
## Q58 - Vital Signs At a Glance Contract Report for 941034/0001 - September 2017

Name or company name	MR AM BHIMANI
Contract type name	GDS Contract
Purpose of contract	General
Contract start date	12/08/2013
Contract end date	

17/18 Contracted general activity (UDA)	10,085
Carry forward general activity (UDA)	0
17/18 Contracted orthodontic activity (UOA)	0
Carry forward orthodontic activity (UOA)	0
Baseline contract value	£257,646.32

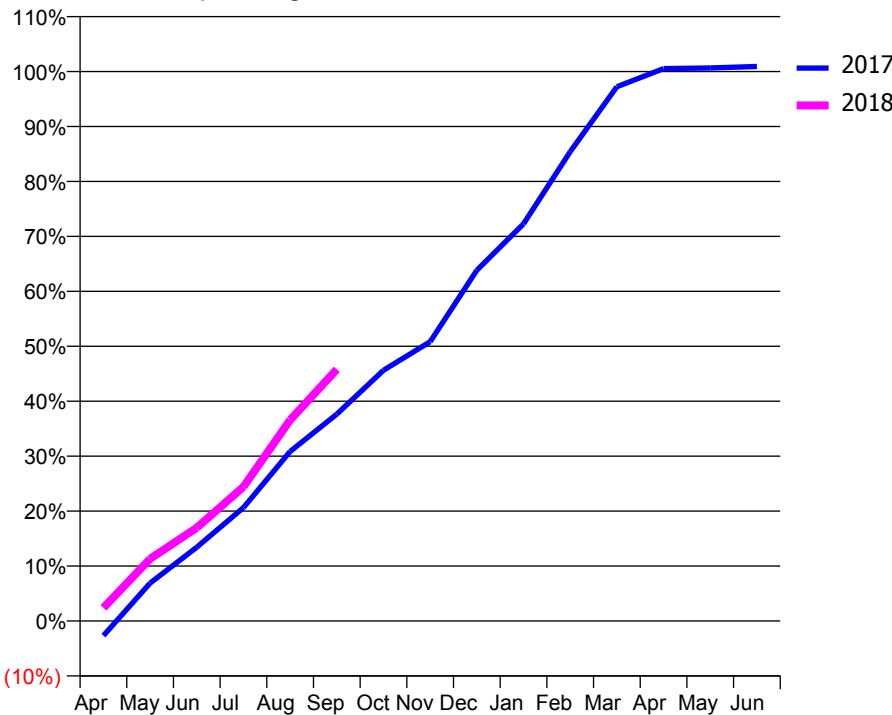
### ACCESS\*

Patients seen in 24 months	Total	Change since previous quarter
Quarter ending September 2016	2,827	
Quarter ending December 2016	2,833	→
Quarter ending March 2017	2,875	→
Quarter ending June 2017	2,880	→
Quarter ending September 2017	2,929	→
<b>Variance since September 2016</b>	<b>3.6%</b>	<b>↑</b>



### ACTIVITY

Cumulative percentage of contracted UDA delivered 2017 & 2018



Month	Adjusted Scheduled Activity (UDA)	
	2017	2018
April	-271	242
May	696	1,141
June	1,355	1,713
July	2,082	2,464
August	3,111	3,689
September	3,798	4,620
October	4,603	
November	5,127	
December	6,437	
January	7,289	
February	8,614	
March	9,804	
April	10,139	
May	10,150	
June	10,177	

### QUALITY

	Quantity	Base Number	Contract	AT	Region	England
% of FP17s for the same patient ID Re-attending within 3 months - Children	37	455	8.1%	10.7%	11.6%	11.9%
% of FP17s for the same patient ID Re-attending within 3 months - Adults	227	1,529	14.8%	14.4%	15.2%	15.9%
% of FP17s for the same patient ID Re-attending between 3 & 9 months - Children	199	455	43.7%	56.9%	59.1%	58.1%
% of FP17s for the same patient ID Re-attending between 3 & 9 months - Adults	648	1,529	42.4%	48.5%	51.7%	50.6%
% of FP17s for Band 1 Urgent Courses	188	1,850	10.2%	8.6%	8.0%	9.1%
% of FP17s Relating to Free Repair or Replacements	10	1,850	0.5%	0.7%	0.8%	0.8%
% of FP17s Relating to Continuations	13	1,850	0.7%	0.9%	1.0%	1.1%
% of Patients satisfied with the dentistry they have received	5	6	N/A	91.0%	91.5%	91.4%
% of Patients satisfied with the time they had to wait for an appointment	6	6	N/A	86.9%	88.2%	87.7%

\* This is based on patients treated on this contract for their most recent course of treatment. Figures in italics indicate the base number of FP17s or Patient Questionnaire responses are less than 100. N/A is shown where the base number of responses is less than 10 during the period. % is calculated as Quantity/Base number\*100

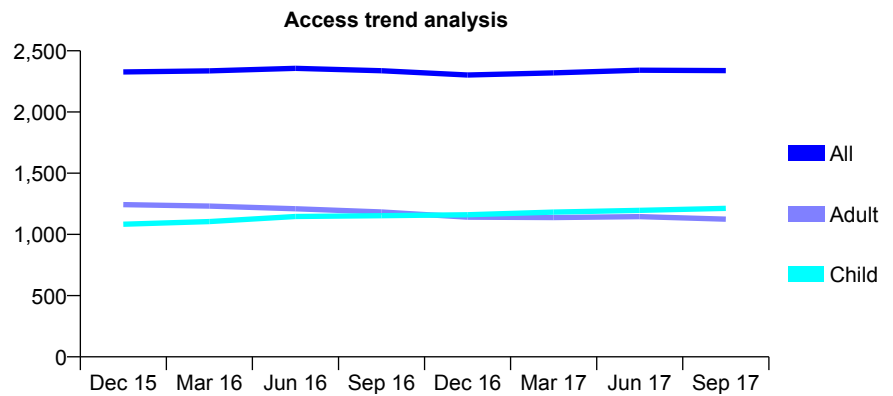
## Q58 - Vital Signs At a Glance Contract Report for 943959/0001 - September 2017

Name or company name	MR K THANKI
Contract type name	GDS Contract
Purpose of contract	General
Contract start date	01/04/2006
Contract end date	

17/18 Contracted general activity (UDA)	10,870
Carry forward general activity (UDA)	0
17/18 Contracted orthodontic activity (UOA)	0
Carry forward orthodontic activity (UOA)	0
Baseline contract value	£357,938.55

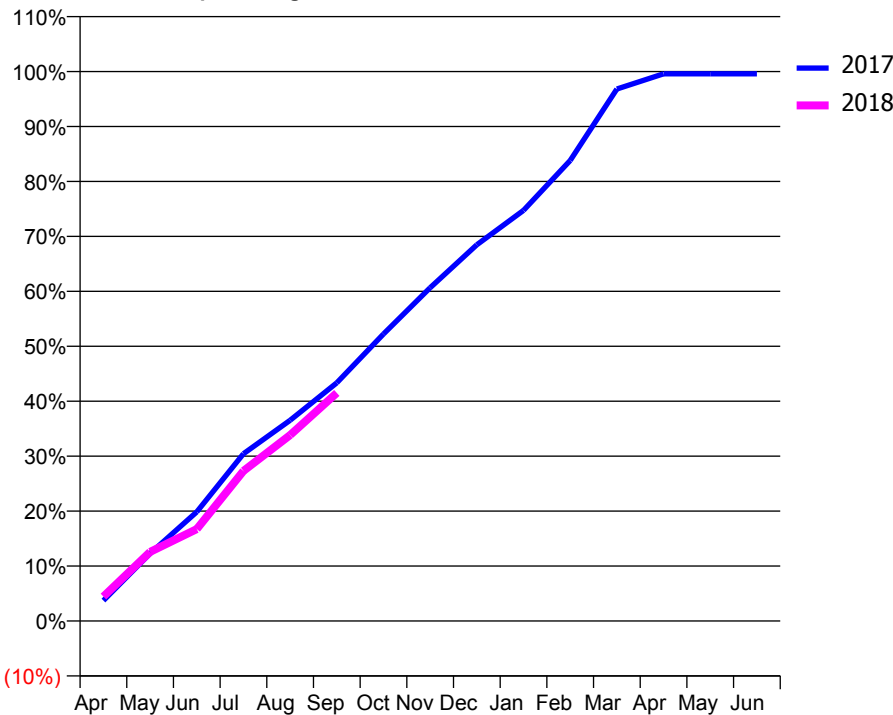
### ACCESS\*

Patients seen in 24 months	Total	Change since previous quarter
Quarter ending September 2016	2,337	
Quarter ending December 2016	2,302	↓
Quarter ending March 2017	2,320	→
Quarter ending June 2017	2,342	→
Quarter ending September 2017	2,338	→
<b>Variance since September 2016</b>	<b>0.0%</b>	<b>→</b>



### ACTIVITY

Cumulative percentage of contracted UDA delivered 2017 & 2018



Month	Adjusted Scheduled Activity (UDA)	
	2017	2018
April	404	484
May	1,336	1,368
June	2,159	1,818
July	3,309	2,970
August	3,971	3,678
September	4,713	4,512
October	5,677	
November	6,594	
December	7,443	
January	8,124	
February	9,111	
March	10,524	
April	10,823	
May	10,823	
June	10,823	

### QUALITY

	Quantity	Base Number	Contract	AT	Region	England
% of FP17s for the same patient ID Re-attending within 3 months - Children	44	830	5.3%	10.7%	11.6%	11.9%
% of FP17s for the same patient ID Re-attending within 3 months - Adults	124	747	16.6%	14.4%	15.2%	15.9%
% of FP17s for the same patient ID Re-attending between 3 & 9 months - Children	560	830	67.5%	56.9%	59.1%	58.1%
% of FP17s for the same patient ID Re-attending between 3 & 9 months - Adults	429	747	57.4%	48.5%	51.7%	50.6%
% of FP17s for Band 1 Urgent Courses	26	1,510	1.7%	8.6%	8.0%	9.1%
% of FP17s Relating to Free Repair or Replacements	2	1,510	0.1%	0.7%	0.8%	0.8%
% of FP17s Relating to Continuations	2	1,510	0.1%	0.9%	1.0%	1.1%
% of Patients satisfied with the dentistry they have received	2	2	N/A	91.0%	91.5%	91.4%
% of Patients satisfied with the time they had to wait for an appointment	2	2	N/A	86.9%	88.2%	87.7%

\* This is based on patients treated on this contract for their most recent course of treatment. Figures in italics indicate the base number of FP17s or Patient Questionnaire responses are less than 100. N/A is shown where the base number of responses is less than 10 during the period. % is calculated as Quantity/Base number\*100

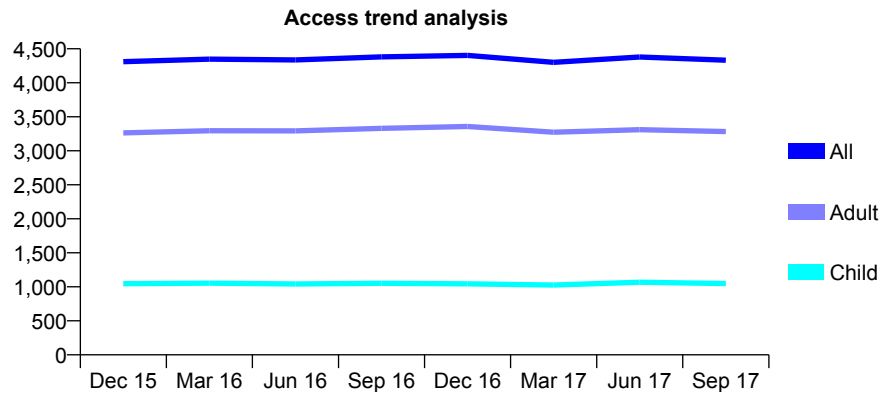
## Q58 - Vital Signs At a Glance Contract Report for 946656/0002 - September 2017

Name or company name	MR GS LIDDER
Contract type name	GDS Contract
Purpose of contract	General
Contract start date	22/12/2007
Contract end date	

17/18 Contracted general activity (UDA)	10,493
Carry forward general activity (UDA)	0
17/18 Contracted orthodontic activity (UOA)	0
Carry forward orthodontic activity (UOA)	0
Baseline contract value	£363,061.45

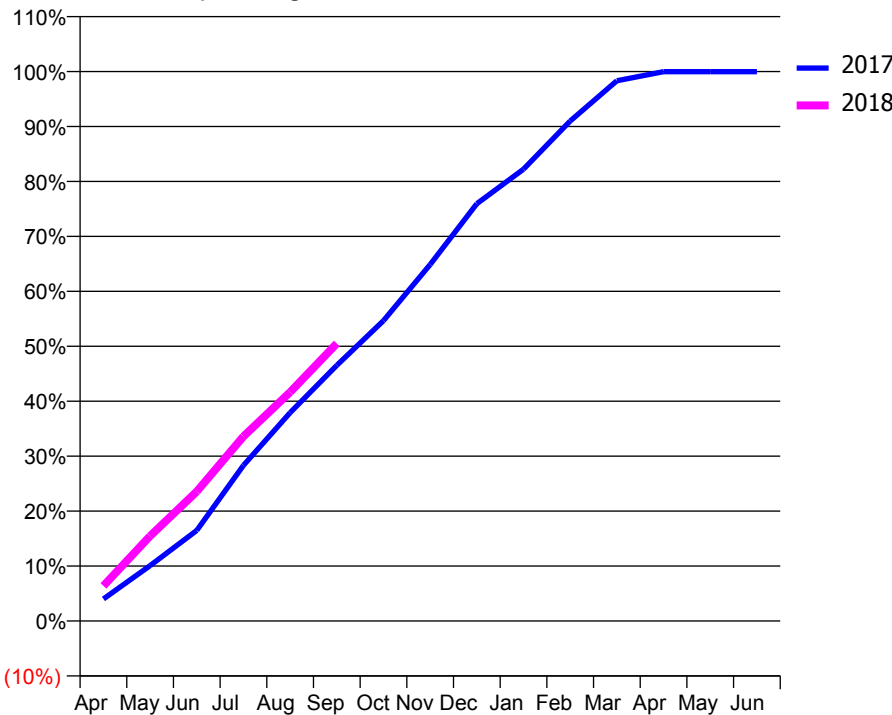
### ACCESS\*

Patients seen in 24 months	Total	Change since previous quarter
Quarter ending September 2016	4,381	
Quarter ending December 2016	4,402	→
Quarter ending March 2017	4,300	↓
Quarter ending June 2017	4,379	→
Quarter ending September 2017	4,333	↓
<b>Variance since September 2016</b>	<b>(1.1%)</b>	<b>↓</b>



### ACTIVITY

Cumulative percentage of contracted UDA delivered 2017 & 2018



Month	Adjusted Scheduled Activity (UDA)	
	2017	2018
April	422	672
May	1,059	1,624
June	1,731	2,474
July	2,973	3,524
August	3,980	4,372
September	4,882	5,301
October	5,736	
November	6,808	
December	7,970	
January	8,628	
February	9,548	
March	10,316	
April	10,489	
May	10,489	
June	10,490	

### QUALITY

	Quantity	Base Number	Contract	AT	Region	England
% of FP17s for the same patient ID Re-attending within 3 months - Children	56	814	6.9%	10.7%	11.6%	11.9%
% of FP17s for the same patient ID Re-attending within 3 months - Adults	267	2,108	12.7%	14.4%	15.2%	15.9%
% of FP17s for the same patient ID Re-attending between 3 & 9 months - Children	432	814	53.1%	56.9%	59.1%	58.1%
% of FP17s for the same patient ID Re-attending between 3 & 9 months - Adults	1,030	2,108	48.9%	48.5%	51.7%	50.6%
% of FP17s for Band 1 Urgent Courses	230	2,834	8.1%	8.6%	8.0%	9.1%
% of FP17s Relating to Free Repair or Replacements	11	2,834	0.4%	0.7%	0.8%	0.8%
% of FP17s Relating to Continuations	13	2,834	0.5%	0.9%	1.0%	1.1%
% of Patients satisfied with the dentistry they have received	3	3	N/A	91.0%	91.5%	91.4%
% of Patients satisfied with the time they had to wait for an appointment	3	3	N/A	86.9%	88.2%	87.7%

\* This is based on patients treated on this contract for their most recent course of treatment. Figures in italics indicate the base number of FP17s or Patient Questionnaire responses are less than 100. N/A is shown where the base number of responses is less than 10 during the period. % is calculated as Quantity/Base number\*100

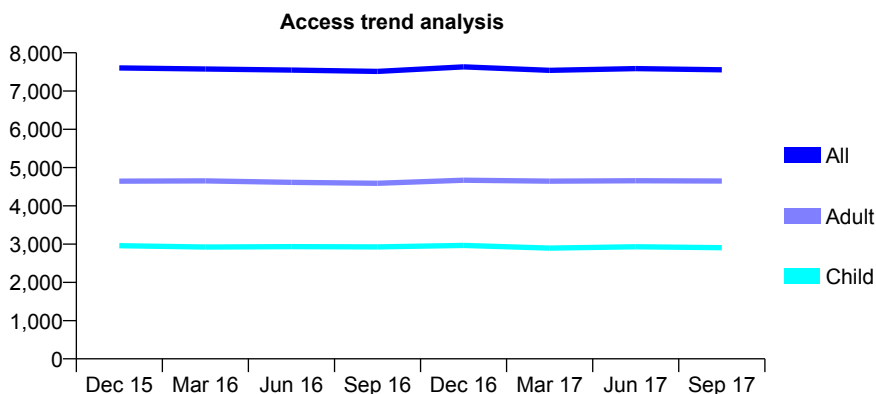
## Q58 - Vital Signs At a Glance Contract Report for 946931/0001 - September 2017

Name or company name	All Smiles Dental Care
Contract type name	GDS Contract
Purpose of contract	General
Contract start date	01/04/2006
Contract end date	

17/18 Contracted general activity (UDA)	15,649
Carry forward general activity (UDA)	0
17/18 Contracted orthodontic activity (UOA)	0
Carry forward orthodontic activity (UOA)	0
Baseline contract value	£421,245.45

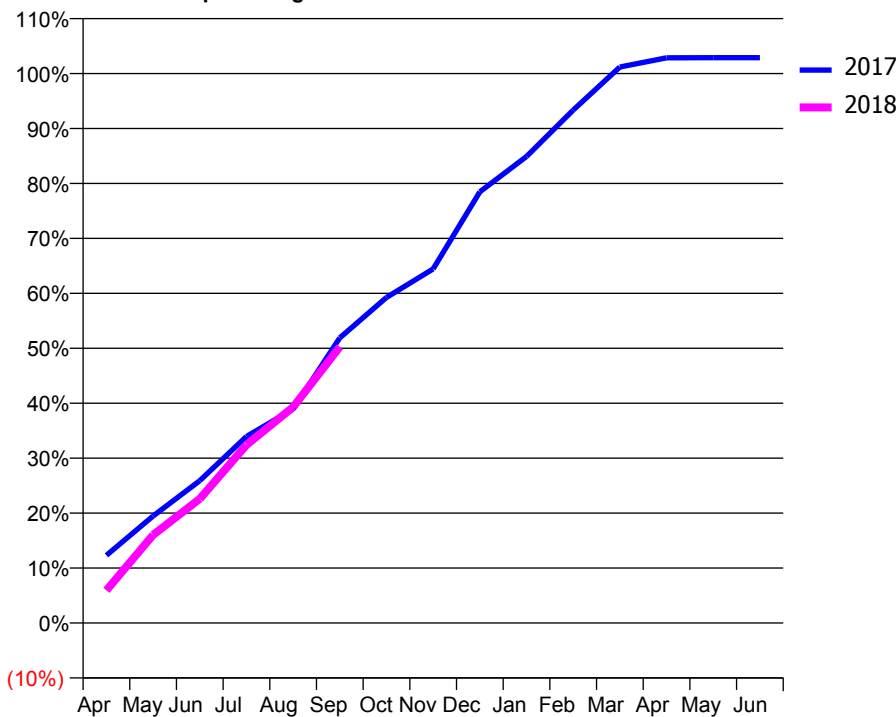
### ACCESS\*

Patients seen in 24 months	Total	Change since previous quarter
Quarter ending September 2016	7,515	
Quarter ending December 2016	7,633	→
Quarter ending March 2017	7,542	↓
Quarter ending June 2017	7,587	→
Quarter ending September 2017	7,556	→
<b>Variance since September 2016</b>	<b>0.5%</b>	<b>→</b>



### ACTIVITY

Cumulative percentage of contracted UDA delivered 2017 & 2018



Adjusted Scheduled Activity (UDA)

Month	2017	2018
April	1,928	932
May	3,047	2,507
June	4,054	3,536
July	5,312	5,070
August	6,099	6,152
September	8,119	7,865
October	9,273	
November	10,083	
December	12,280	
January	13,284	
February	14,606	
March	15,832	
April	16,095	
May	16,099	
June	16,099	

### QUALITY

	Quantity	Base Number	Contract	AT	Region	England
% of FP17s for the same patient ID Re-attending within 3 months - Children	113	2,406	4.7%	10.7%	11.6%	11.9%
% of FP17s for the same patient ID Re-attending within 3 months - Adults	290	3,275	8.9%	14.4%	15.2%	15.9%
% of FP17s for the same patient ID Re-attending between 3 & 9 months - Children	1,607	2,406	66.8%	56.9%	59.1%	58.1%
% of FP17s for the same patient ID Re-attending between 3 & 9 months - Adults	1,980	3,275	60.5%	48.5%	51.7%	50.6%
% of FP17s for Band 1 Urgent Courses	287	5,504	5.2%	8.6%	8.0%	9.1%
% of FP17s Relating to Free Repair or Replacements	5	5,504	0.1%	0.7%	0.8%	0.8%
% of FP17s Relating to Continuations	26	5,504	0.5%	0.9%	1.0%	1.1%
% of Patients satisfied with the dentistry they have received	7	7	N/A	91.0%	91.5%	91.4%
% of Patients satisfied with the time they had to wait for an appointment	2	7	N/A	86.9%	88.2%	87.7%

\* This is based on patients treated on this contract for their most recent course of treatment. Figures in italics indicate the base number of FP17s or Patient Questionnaire responses are less than 100. N/A is shown where the base number of responses is less than 10 during the period. % is calculated as Quantity/Base number\*100



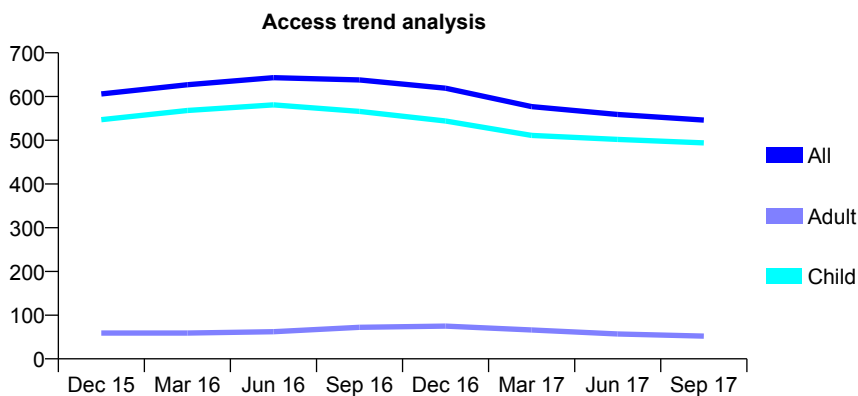
## Q58 - Vital Signs At a Glance Contract Report for 951056/0001 - September 2017

Name or company name	Madhav and Jessop Partnership
Contract type name	GDS Contract
Purpose of contract	General
Contract start date	01/04/2006
Contract end date	

17/18 Contracted general activity (UDA)	980
Carry forward general activity (UDA)	0
17/18 Contracted orthodontic activity (UOA)	0
Carry forward orthodontic activity (UOA)	0
Baseline contract value	£25,248.65

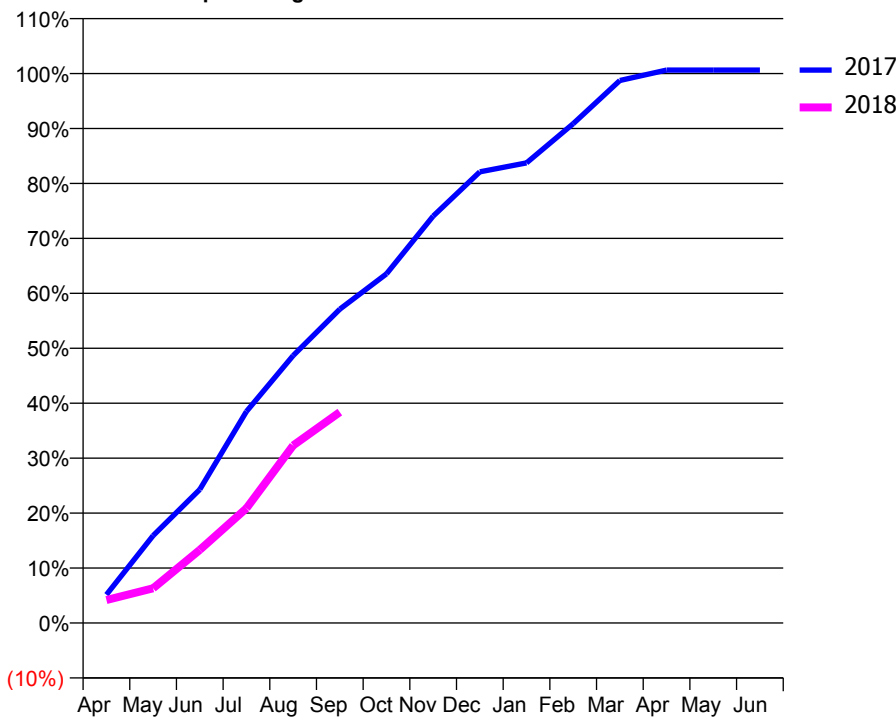
### ACCESS\*

Patients seen in 24 months	Total	Change since previous quarter
Quarter ending September 2016	638	
Quarter ending December 2016	619	↓
Quarter ending March 2017	577	↓
Quarter ending June 2017	559	↓
Quarter ending September 2017	546	↓
<b>Variance since September 2016</b>	<b>(14.4%)</b>	<b>↓</b>



### ACTIVITY

Cumulative percentage of contracted UDA delivered 2017 & 2018



Month	Adjusted Scheduled Activity (UDA)	
	2017	2018
April	51	41
May	156	62
June	238	130
July	377	205
August	477	317
September	560	376
October	623	
November	726	
December	805	
January	821	
February	890	
March	968	
April	986	
May	986	
June	986	

### QUALITY

	Quantity	Base Number	Contract	AT	Region	England
% of FP17s for the same patient ID Re-attending within 3 months - Children	7	286	2.4%	10.7%	11.6%	11.9%
% of FP17s for the same patient ID Re-attending within 3 months - Adults	0	0	N/A	14.4%	15.2%	15.9%
% of FP17s for the same patient ID Re-attending between 3 & 9 months - Children	124	286	43.4%	56.9%	59.1%	58.1%
% of FP17s for the same patient ID Re-attending between 3 & 9 months - Adults	0	0	N/A	48.5%	51.7%	50.6%
% of FP17s for Band 1 Urgent Courses	5	267	1.9%	8.6%	8.0%	9.1%
% of FP17s Relating to Free Repair or Replacements	0	267	0.0%	0.7%	0.8%	0.8%
% of FP17s Relating to Continuations	0	267	0.0%	0.9%	1.0%	1.1%
% of Patients satisfied with the dentistry they have received	0	0	N/A	91.0%	91.5%	91.4%
% of Patients satisfied with the time they had to wait for an appointment	0	0	N/A	86.9%	88.2%	87.7%

\* This is based on patients treated on this contract for their most recent course of treatment. Figures in italics indicate the base number of FP17s or Patient Questionnaire responses are less than 100. N/A is shown where the base number of responses is less than 10 during the period. % is calculated as Quantity/Base number\*100

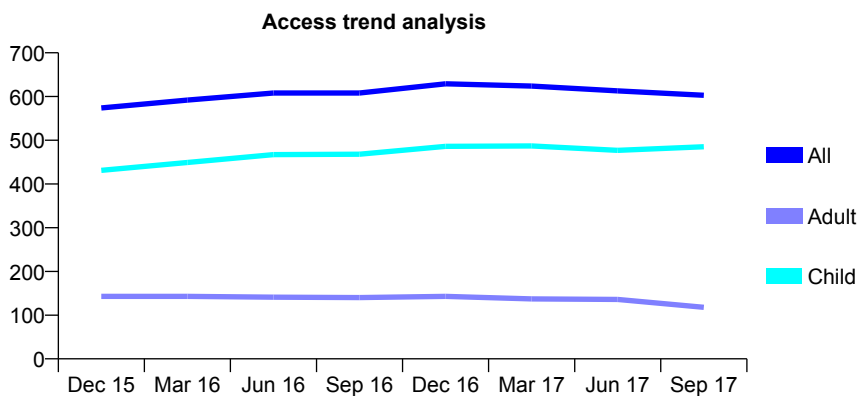
## Q58 - Vital Signs At a Glance Contract Report for 952451/0001 - September 2017

Name or company name	MISS D GANGULI
Contract type name	GDS Contract
Purpose of contract	General
Contract start date	01/12/2010
Contract end date	

17/18 Contracted general activity (UDA)	1,146
Carry forward general activity (UDA)	0
17/18 Contracted orthodontic activity (UOA)	0
Carry forward orthodontic activity (UOA)	0
Baseline contract value	£31,875.85

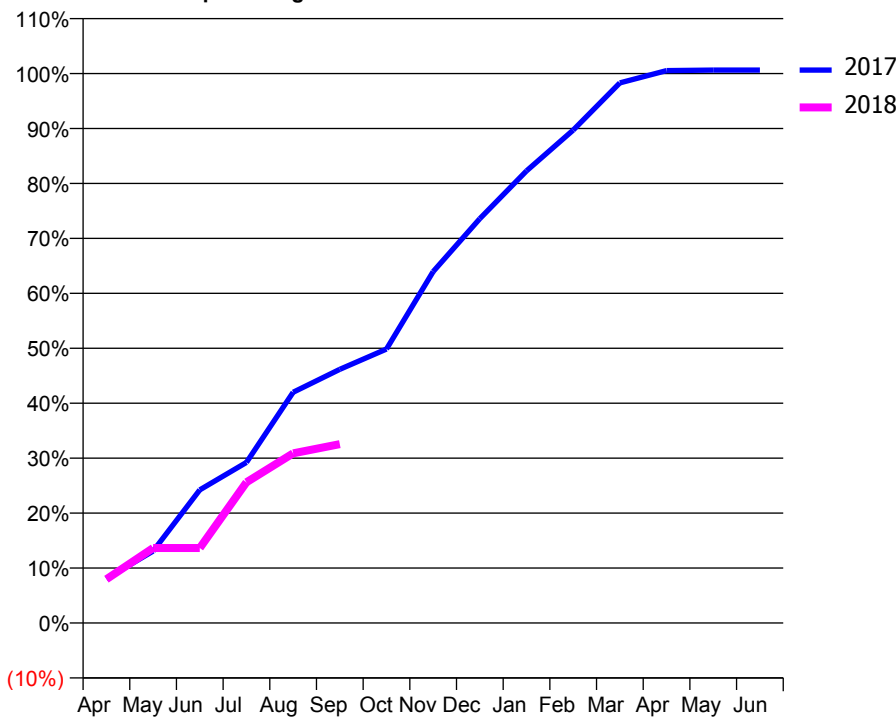
### ACCESS\*

Patients seen in 24 months	Total	Change since previous quarter
Quarter ending September 2016	608	
Quarter ending December 2016	629	↑
Quarter ending March 2017	624	→
Quarter ending June 2017	613	↓
Quarter ending September 2017	603	↓
<b>Variance since September 2016</b>	<b>(0.8%)</b>	→



### ACTIVITY

Cumulative percentage of contracted UDA delivered 2017 & 2018



Adjusted Scheduled Activity (UDA)

Month	2017	2018
April	93	91
May	150	156
June	278	156
July	335	294
August	481	354
September	529	373
October	571	
November	733	
December	843	
January	943	
February	1,028	
March	1,126	
April	1,152	
May	1,153	
June	1,153	

### QUALITY

	Quantity	Base Number	Contract	AT	Region	England
% of FP17s for the same patient ID Re-attending within 3 months - Children	7	294	2.4%	10.7%	11.6%	11.9%
% of FP17s for the same patient ID Re-attending within 3 months - Adults	7	39	17.9%	14.4%	15.2%	15.9%
% of FP17s for the same patient ID Re-attending between 3 & 9 months - Children	149	294	50.7%	56.9%	59.1%	58.1%
% of FP17s for the same patient ID Re-attending between 3 & 9 months - Adults	8	39	20.5%	48.5%	51.7%	50.6%
% of FP17s for Band 1 Urgent Courses	10	324	3.1%	8.6%	8.0%	9.1%
% of FP17s Relating to Free Repair or Replacements	0	324	0.0%	0.7%	0.8%	0.8%
% of FP17s Relating to Continuations	0	324	0.0%	0.9%	1.0%	1.1%
% of Patients satisfied with the dentistry they have received	0	0	N/A	91.0%	91.5%	91.4%
% of Patients satisfied with the time they had to wait for an appointment	0	0	N/A	86.9%	88.2%	87.7%

\* This is based on patients treated on this contract for their most recent course of treatment. Figures in italics indicate the base number of FP17s or Patient Questionnaire responses are less than 100. N/A is shown where the base number of responses is less than 10 during the period. % is calculated as Quantity/Base number\*100

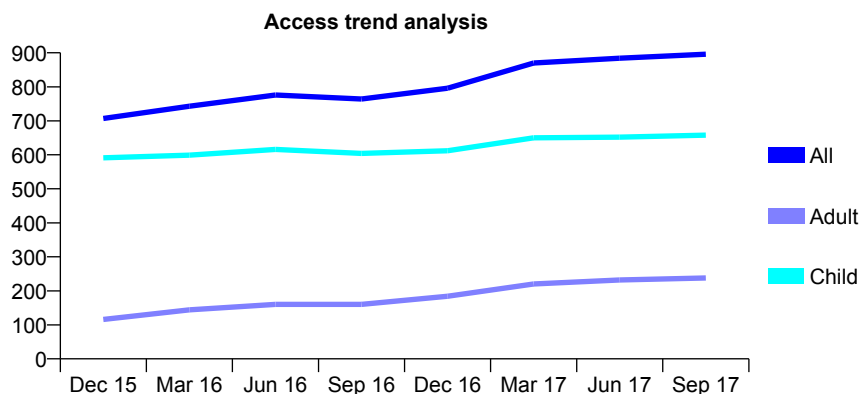
## Q58 - Vital Signs At a Glance Contract Report for 960845/0001 - September 2017

Name or company name	MR K SAEED
Contract type name	GDS Contract
Purpose of contract	General
Contract start date	05/02/2008
Contract end date	

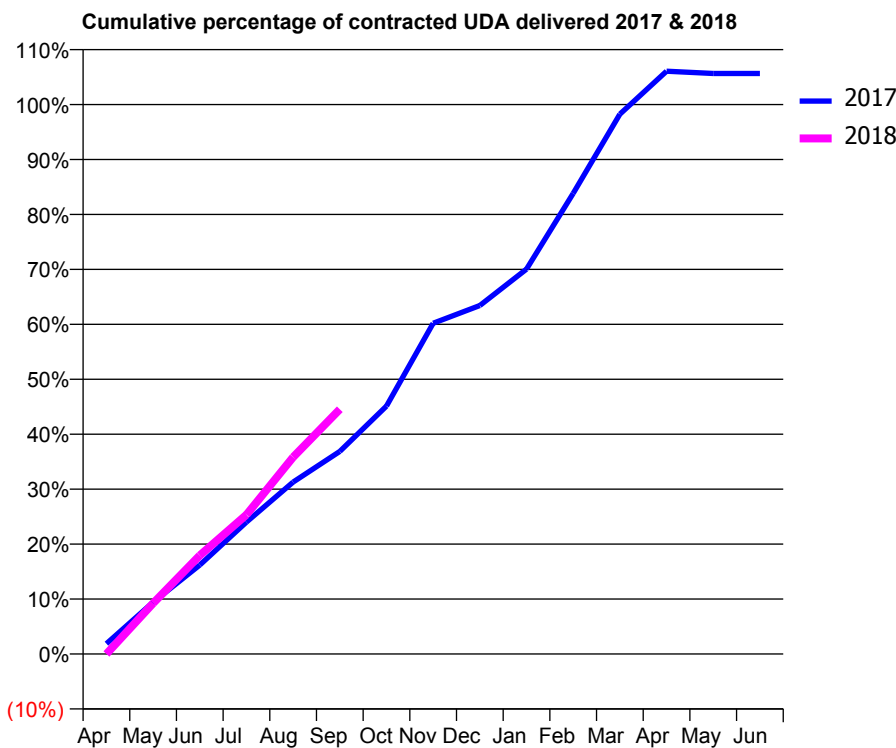
17/18 Contracted general activity (UDA)	1,938
Carry forward general activity (UDA)	0
17/18 Contracted orthodontic activity (UOA)	0
Carry forward orthodontic activity (UOA)	0
Baseline contract value	£42,405.49

### ACCESS\*

Patients seen in 24 months	Total	Change since previous quarter
Quarter ending September 2016	764	
Quarter ending December 2016	796	↑
Quarter ending March 2017	870	↑
Quarter ending June 2017	884	→
Quarter ending September 2017	896	→
<b>Variance since September 2016</b>	<b>17.3%</b>	<b>↑</b>



### ACTIVITY



Month	Adjusted Scheduled Activity (UDA)	
	2017	2018
April	37	0
May	183	179
June	314	348
July	465	491
August	607	695
September	715	863
October	875	
November	1,167	
December	1,229	
January	1,357	
February	1,624	
March	1,904	
April	2,055	
May	2,047	
June	2,047	

### QUALITY

	Quantity	Base Number	Contract	AT	Region	England
% of FP17s for the same patient ID Re-attending within 3 months - Children	28	459	6.1%	10.7%	11.6%	11.9%
% of FP17s for the same patient ID Re-attending within 3 months - Adults	11	110	10.0%	14.4%	15.2%	15.9%
% of FP17s for the same patient ID Re-attending between 3 & 9 months - Children	290	459	63.2%	56.9%	59.1%	58.1%
% of FP17s for the same patient ID Re-attending between 3 & 9 months - Adults	57	110	51.8%	48.5%	51.7%	50.6%
% of FP17s for Band 1 Urgent Courses	10	502	2.0%	8.6%	8.0%	9.1%
% of FP17s Relating to Free Repair or Replacements	0	502	0.0%	0.7%	0.8%	0.8%
% of FP17s Relating to Continuations	0	502	0.0%	0.9%	1.0%	1.1%
% of Patients satisfied with the dentistry they have received	0	0	N/A	91.0%	91.5%	91.4%
% of Patients satisfied with the time they had to wait for an appointment	0	0	N/A	86.9%	88.2%	87.7%

\* This is based on patients treated on this contract for their most recent course of treatment. Figures in italics indicate the base number of FP17s or Patient Questionnaire responses are less than 100. N/A is shown where the base number of responses is less than 10 during the period. % is calculated as Quantity/Base number\*100

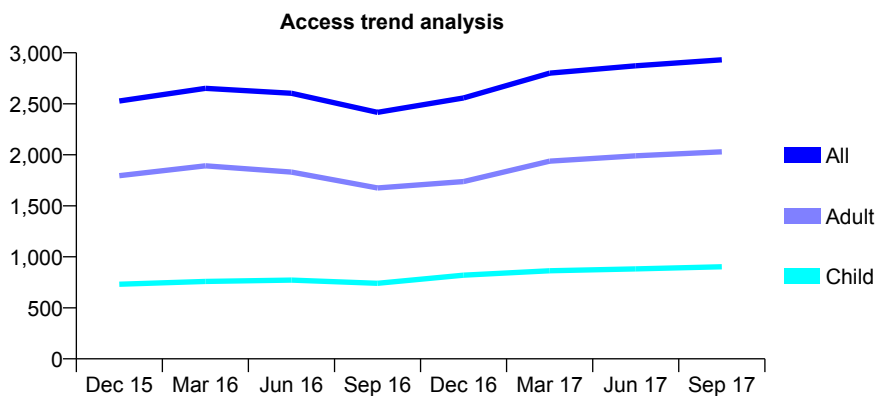
## Q58 - Vital Signs At a Glance Contract Report for 963577/0001 - September 2017

Name or company name	MR VB SHAH
Contract type name	GDS Contract
Purpose of contract	General
Contract start date	01/05/2011
Contract end date	

17/18 Contracted general activity (UDA)	8,207
Carry forward general activity (UDA)	0
17/18 Contracted orthodontic activity (UOA)	0
Carry forward orthodontic activity (UOA)	0
Baseline contract value	£205,487.25

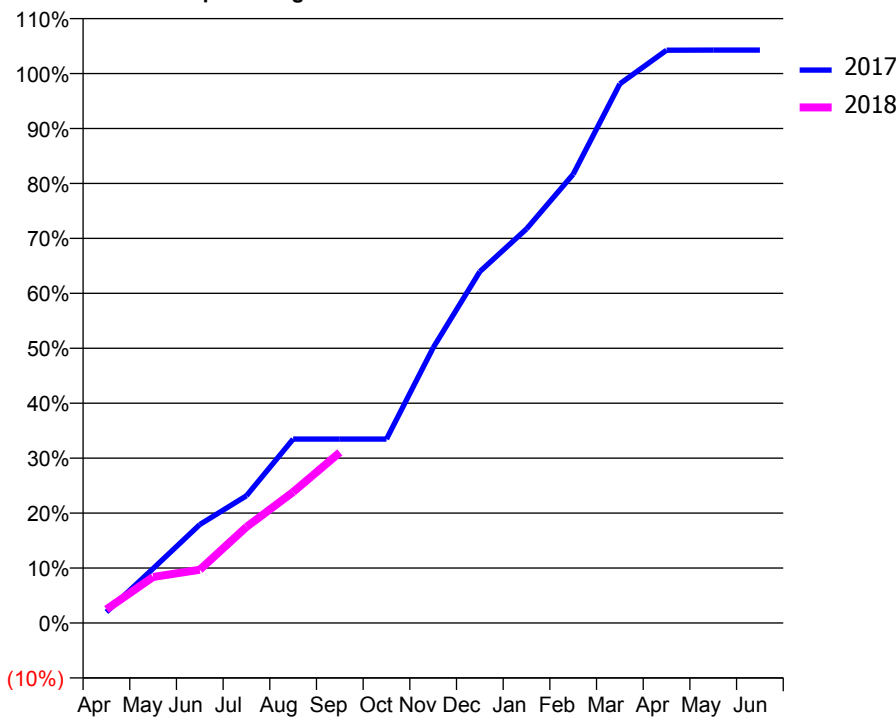
### ACCESS\*

Patients seen in 24 months	Total	Change since previous quarter
Quarter ending September 2016	2,416	
Quarter ending December 2016	2,558	↑
Quarter ending March 2017	2,801	↑
Quarter ending June 2017	2,872	↑
Quarter ending September 2017	2,931	↑
<b>Variance since September 2016</b>	<b>21.3%</b>	<b>↑</b>



### ACTIVITY

Cumulative percentage of contracted UDA delivered 2017 & 2018



Month	Adjusted Scheduled Activity (UDA)	
	2017	2018
April	164	204
May	813	688
June	1,471	796
July	1,901	1,435
August	2,747	1,958
September	2,747	2,549
October	2,747	
November	4,112	
December	5,250	
January	5,886	
February	6,703	
March	8,053	
April	8,556	
May	8,557	
June	8,557	

### QUALITY

	Quantity	Base Number	Contract	AT	Region	England
% of FP17s for the same patient ID Re-attending within 3 months - Children	40	606	6.6%	10.7%	11.6%	11.9%
% of FP17s for the same patient ID Re-attending within 3 months - Adults	207	1,124	18.4%	14.4%	15.2%	15.9%
% of FP17s for the same patient ID Re-attending between 3 & 9 months - Children	340	606	56.1%	56.9%	59.1%	58.1%
% of FP17s for the same patient ID Re-attending between 3 & 9 months - Adults	469	1,124	41.7%	48.5%	51.7%	50.6%
% of FP17s for Band 1 Urgent Courses	141	1,069	13.2%	8.6%	8.0%	9.1%
% of FP17s Relating to Free Repair or Replacements	1	1,069	0.1%	0.7%	0.8%	0.8%
% of FP17s Relating to Continuations	25	1,069	2.3%	0.9%	1.0%	1.1%
% of Patients satisfied with the dentistry they have received	1	1	N/A	91.0%	91.5%	91.4%
% of Patients satisfied with the time they had to wait for an appointment	1	1	N/A	86.9%	88.2%	87.7%

\* This is based on patients treated on this contract for their most recent course of treatment. Figures in italics indicate the base number of FP17s or Patient Questionnaire responses are less than 100. N/A is shown where the base number of responses is less than 10 during the period. % is calculated as Quantity/Base number\*100

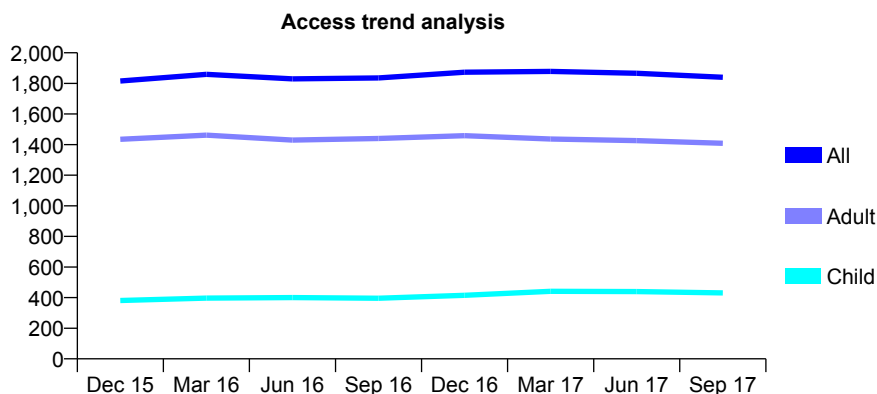
## Q58 - Vital Signs At a Glance Contract Report for 963623/0001 - September 2017

Name or company name	MRS FD AIMEY
Contract type name	GDS Contract
Purpose of contract	General
Contract start date	02/10/2006
Contract end date	

17/18 Contracted general activity (UDA)	5,625
Carry forward general activity (UDA)	0
17/18 Contracted orthodontic activity (UOA)	0
Carry forward orthodontic activity (UOA)	0
Baseline contract value	£139,378.12

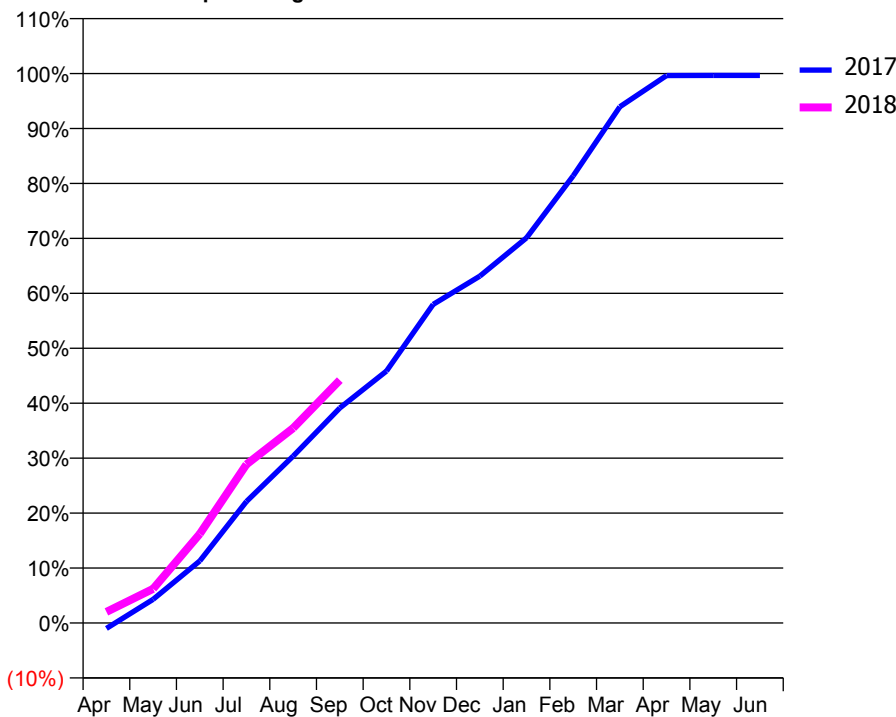
### ACCESS\*

Patients seen in 24 months	Total	Change since previous quarter
Quarter ending September 2016	1,836	
Quarter ending December 2016	1,873	↑
Quarter ending March 2017	1,878	→
Quarter ending June 2017	1,866	→
Quarter ending September 2017	1,840	↓
<b>Variance since September 2016</b>	<b>0.2%</b>	<b>→</b>



### ACTIVITY

Cumulative percentage of contracted UDA delivered 2017 & 2018



Month	Adjusted Scheduled Activity (UDA)	
	2017	2018
April	-57	114
May	242	350
June	635	913
July	1,245	1,623
August	1,708	1,995
September	2,201	2,486
October	2,579	
November	3,261	
December	3,551	
January	3,943	
February	4,578	
March	5,285	
April	5,604	
May	5,606	
June	5,606	

### QUALITY

	Quantity	Base Number	Contract	AT	Region	England
% of FP17s for the same patient ID Re-attending within 3 months - Children	25	265	9.4%	10.7%	11.6%	11.9%
% of FP17s for the same patient ID Re-attending within 3 months - Adults	137	774	17.7%	14.4%	15.2%	15.9%
% of FP17s for the same patient ID Re-attending between 3 & 9 months - Children	101	265	38.1%	56.9%	59.1%	58.1%
% of FP17s for the same patient ID Re-attending between 3 & 9 months - Adults	231	774	29.8%	48.5%	51.7%	50.6%
% of FP17s for Band 1 Urgent Courses	117	939	12.5%	8.6%	8.0%	9.1%
% of FP17s Relating to Free Repair or Replacements	6	939	0.6%	0.7%	0.8%	0.8%
% of FP17s Relating to Continuations	8	939	0.9%	0.9%	1.0%	1.1%
% of Patients satisfied with the dentistry they have received	2	3	N/A	91.0%	91.5%	91.4%
% of Patients satisfied with the time they had to wait for an appointment	3	3	N/A	86.9%	88.2%	87.7%

\* This is based on patients treated on this contract for their most recent course of treatment. Figures in italics indicate the base number of FP17s or Patient Questionnaire responses are less than 100. N/A is shown where the base number of responses is less than 10 during the period. % is calculated as Quantity/Base number\*100

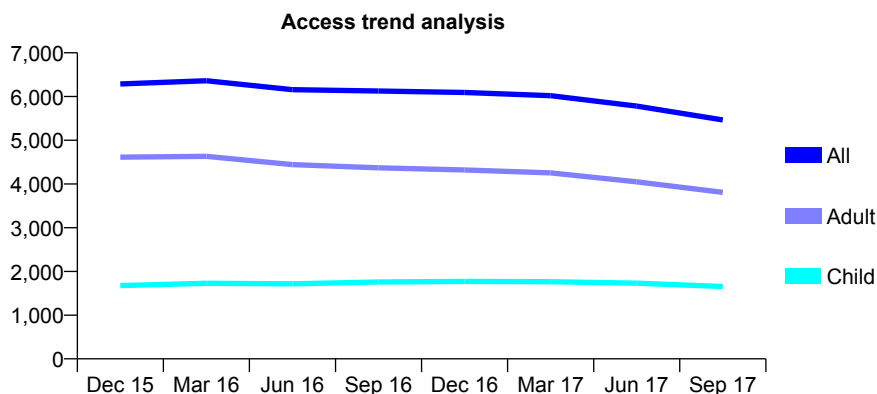
## Q58 - Vital Signs At a Glance Contract Report for 967319/0002 - September 2017

Name or company name	Dr R K Sivasubramanian and Dr R Shah
Contract type name	GDS Contract
Purpose of contract	General
Contract start date	01/08/2010
Contract end date	

17/18 Contracted general activity (UDA)	19,763
Carry forward general activity (UDA)	0
17/18 Contracted orthodontic activity (UOA)	0
Carry forward orthodontic activity (UOA)	0
Baseline contract value	£496,944.95

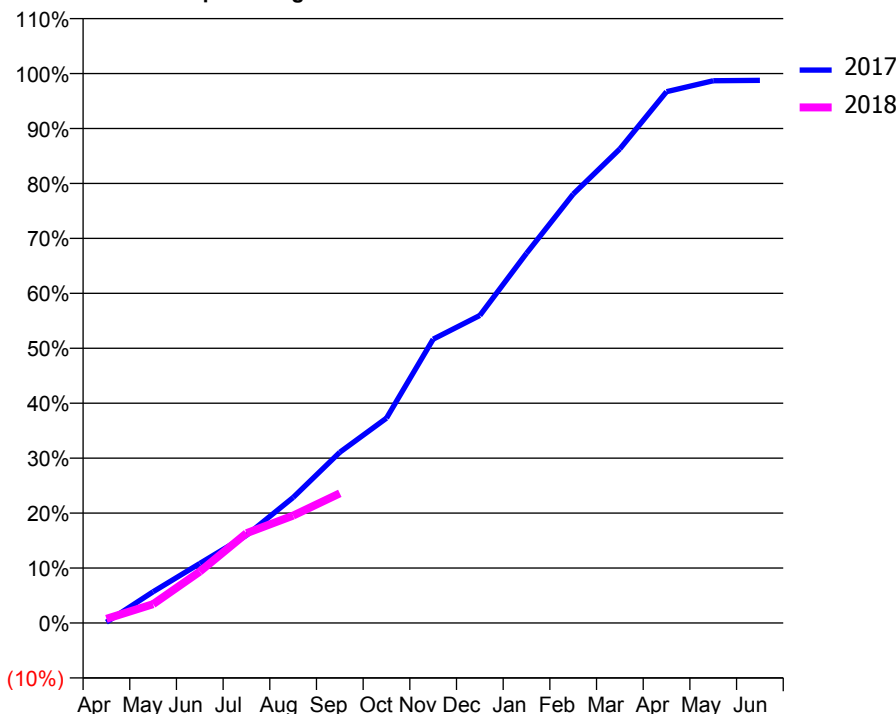
### ACCESS\*

Patients seen in 24 months	Total	Change since previous quarter
Quarter ending September 2016	6,126	
Quarter ending December 2016	6,093	→
Quarter ending March 2017	6,019	↓
Quarter ending June 2017	5,782	↓
Quarter ending September 2017	5,465	↓
<b>Variance since September 2016</b>	<b>(10.8%)</b>	<b>↓</b>



### ACTIVITY

Cumulative percentage of contracted UDA delivered 2017 & 2018



Adjusted Scheduled Activity (UDA)

Month	2017	2018
April	31	152
May	1,125	677
June	2,141	1,849
July	3,155	3,231
August	4,515	3,864
September	6,142	4,664
October	7,370	
November	10,208	
December	11,061	
January	13,299	
February	15,427	
March	17,049	
April	19,108	
May	19,501	
June	19,516	

### QUALITY

	Quantity	Base Number	Contract	AT	Region	England
% of FP17s for the same patient ID Re-attending within 3 months - Children	77	738	10.4%	10.7%	11.6%	11.9%
% of FP17s for the same patient ID Re-attending within 3 months - Adults	318	1,543	20.6%	14.4%	15.2%	15.9%
% of FP17s for the same patient ID Re-attending between 3 & 9 months - Children	190	738	25.7%	56.9%	59.1%	58.1%
% of FP17s for the same patient ID Re-attending between 3 & 9 months - Adults	406	1,543	26.3%	48.5%	51.7%	50.6%
% of FP17s for Band 1 Urgent Courses	261	1,689	15.5%	8.6%	8.0%	9.1%
% of FP17s Relating to Free Repair or Replacements	1	1,689	0.1%	0.7%	0.8%	0.8%
% of FP17s Relating to Continuations	4	1,689	0.2%	0.9%	1.0%	1.1%
% of Patients satisfied with the dentistry they have received	0	1	N/A	91.0%	91.5%	91.4%
% of Patients satisfied with the time they had to wait for an appointment	1	1	N/A	86.9%	88.2%	87.7%

\* This is based on patients treated on this contract for their most recent course of treatment. Figures in italics indicate the base number of FP17s or Patient Questionnaire responses are less than 100. N/A is shown where the base number of responses is less than 10 during the period. % is calculated as Quantity/Base number\*100

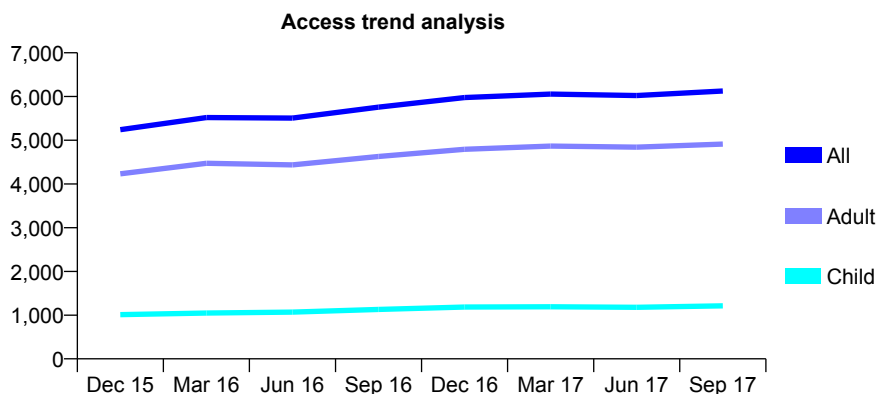
## Q58 - Vital Signs At a Glance Contract Report for 967319/0003 - September 2017

Name or company name	MR RK SIVASUBRAMANIAN
Contract type name	GDS Contract
Purpose of contract	General
Contract start date	13/02/2014
Contract end date	

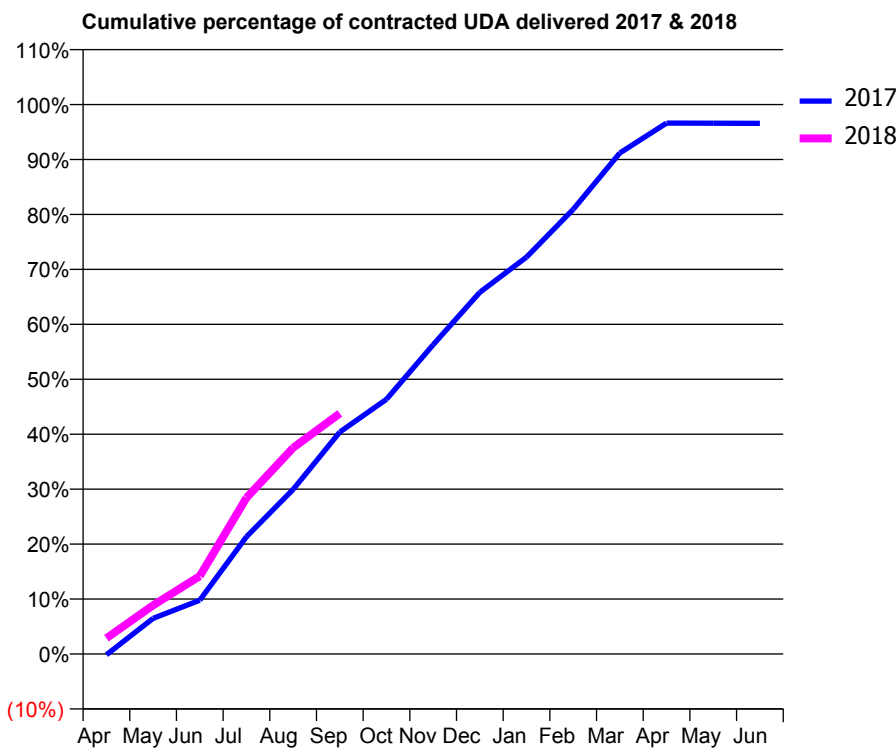
17/18 Contracted general activity (UDA)	14,084
Carry forward general activity (UDA)	0
17/18 Contracted orthodontic activity (UOA)	0
Carry forward orthodontic activity (UOA)	0
Baseline contract value	£316,376.65

### ACCESS\*

Patients seen in 24 months	Total	Change since previous quarter
Quarter ending September 2016	5,758	
Quarter ending December 2016	5,978	↑
Quarter ending March 2017	6,055	→
Quarter ending June 2017	6,021	→
Quarter ending September 2017	6,126	→
<b>Variance since September 2016</b>	<b>6.4%</b>	<b>↑</b>



### ACTIVITY



Month	Adjusted Scheduled Activity (UDA)	
	2017	2018
April	-22	405
May	914	1,250
June	1,377	1,998
July	3,005	4,004
August	4,219	5,287
September	5,688	6,169
October	6,531	
November	7,926	
December	9,269	
January	10,172	
February	11,397	
March	12,841	
April	13,607	
May	13,604	
June	13,602	

### QUALITY

	Quantity	Base Number	Contract	AT	Region	England
% of FP17s for the same patient ID Re-attending within 3 months - Children	44	692	6.4%	10.7%	11.6%	11.9%
% of FP17s for the same patient ID Re-attending within 3 months - Adults	326	2,444	13.3%	14.4%	15.2%	15.9%
% of FP17s for the same patient ID Re-attending between 3 & 9 months - Children	240	692	34.7%	56.9%	59.1%	58.1%
% of FP17s for the same patient ID Re-attending between 3 & 9 months - Adults	759	2,444	31.1%	48.5%	51.7%	50.6%
% of FP17s for Band 1 Urgent Courses	170	2,782	6.1%	8.6%	8.0%	9.1%
% of FP17s Relating to Free Repair or Replacements	35	2,782	1.3%	0.7%	0.8%	0.8%
% of FP17s Relating to Continuations	37	2,782	1.3%	0.9%	1.0%	1.1%
% of Patients satisfied with the dentistry they have received	5	5	N/A	91.0%	91.5%	91.4%
% of Patients satisfied with the time they had to wait for an appointment	4	5	N/A	86.9%	88.2%	87.7%

\* This is based on patients treated on this contract for their most recent course of treatment. Figures in italics indicate the base number of FP17s or Patient Questionnaire responses are less than 100. N/A is shown where the base number of responses is less than 10 during the period. % is calculated as Quantity/Base number\*100

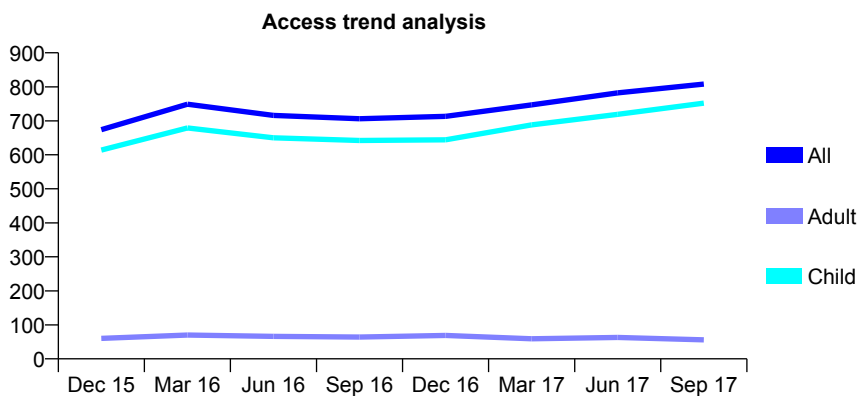
## Q58 - Vital Signs At a Glance Contract Report for 976334/0001 - September 2017

Name or company name	MISS U MADHAV
Contract type name	GDS Contract
Purpose of contract	General
Contract start date	01/04/2014
Contract end date	

17/18 Contracted general activity (UDA)	1,500
Carry forward general activity (UDA)	0
17/18 Contracted orthodontic activity (UOA)	0
Carry forward orthodontic activity (UOA)	0
Baseline contract value	£38,496.16

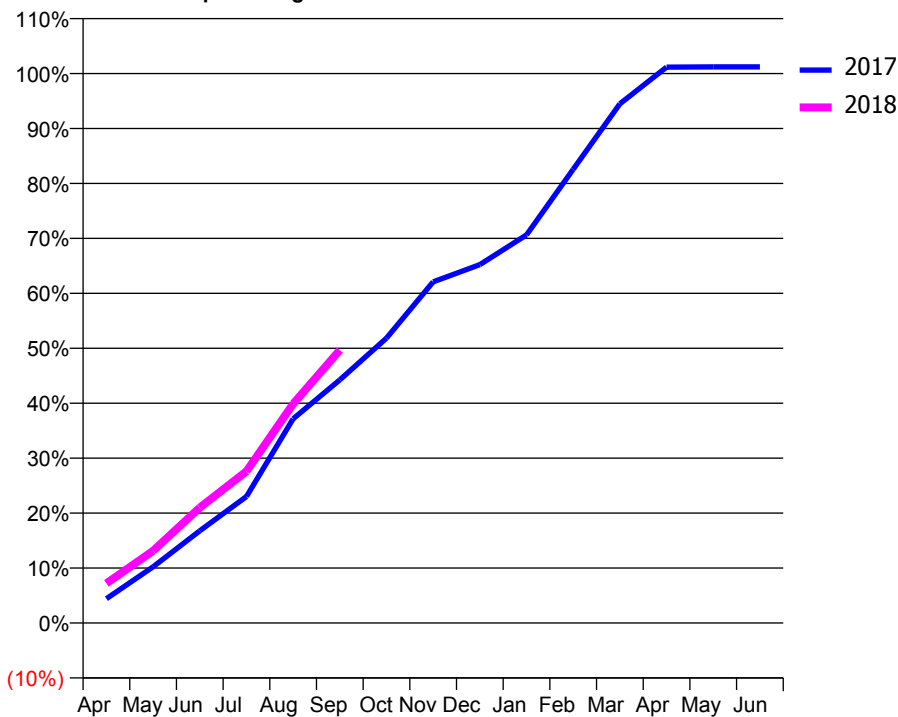
### ACCESS\*

Patients seen in 24 months	Total	Change since previous quarter
Quarter ending September 2016	706	
Quarter ending December 2016	713	→
Quarter ending March 2017	747	↑
Quarter ending June 2017	782	↑
Quarter ending September 2017	808	↑
<b>Variance since September 2016</b>	<b>14.4%</b>	<b>↑</b>



### ACTIVITY

Cumulative percentage of contracted UDA delivered 2017 & 2018



Adjusted Scheduled Activity (UDA)

Month	2017	2018
April	66	108
May	153	197
June	252	315
July	345	414
August	557	598
September	664	745
October	778	
November	931	
December	978	
January	1,059	
February	1,239	
March	1,417	
April	1,517	
May	1,518	
June	1,518	

### QUALITY

	Quantity	Base Number	Contract	AT	Region	England
% of FP17s for the same patient ID Re-attending within 3 months - Children	25	581	4.3%	10.7%	11.6%	11.9%
% of FP17s for the same patient ID Re-attending within 3 months - Adults	0	0	N/A	14.4%	15.2%	15.9%
% of FP17s for the same patient ID Re-attending between 3 & 9 months - Children	282	581	48.5%	56.9%	59.1%	58.1%
% of FP17s for the same patient ID Re-attending between 3 & 9 months - Adults	0	0	N/A	48.5%	51.7%	50.6%
% of FP17s for Band 1 Urgent Courses	9	507	1.8%	8.6%	8.0%	9.1%
% of FP17s Relating to Free Repair or Replacements	0	507	0.0%	0.7%	0.8%	0.8%
% of FP17s Relating to Continuations	2	507	0.4%	0.9%	1.0%	1.1%
% of Patients satisfied with the dentistry they have received	0	0	N/A	91.0%	91.5%	91.4%
% of Patients satisfied with the time they had to wait for an appointment	0	0	N/A	86.9%	88.2%	87.7%

\* This is based on patients treated on this contract for their most recent course of treatment. Figures in italics indicate the base number of FP17s or Patient Questionnaire responses are less than 100. N/A is shown where the base number of responses is less than 10 during the period. % is calculated as Quantity/Base number\*100



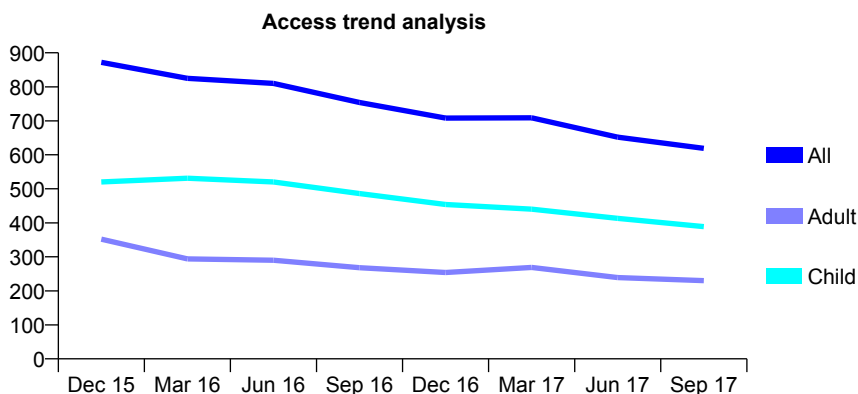
## Q58 - Vital Signs At a Glance Contract Report for 987417/0001 - September 2017

Name or company name	MISS S MITTAL
Contract type name	GDS Contract
Purpose of contract	General
Contract start date	01/12/2013
Contract end date	

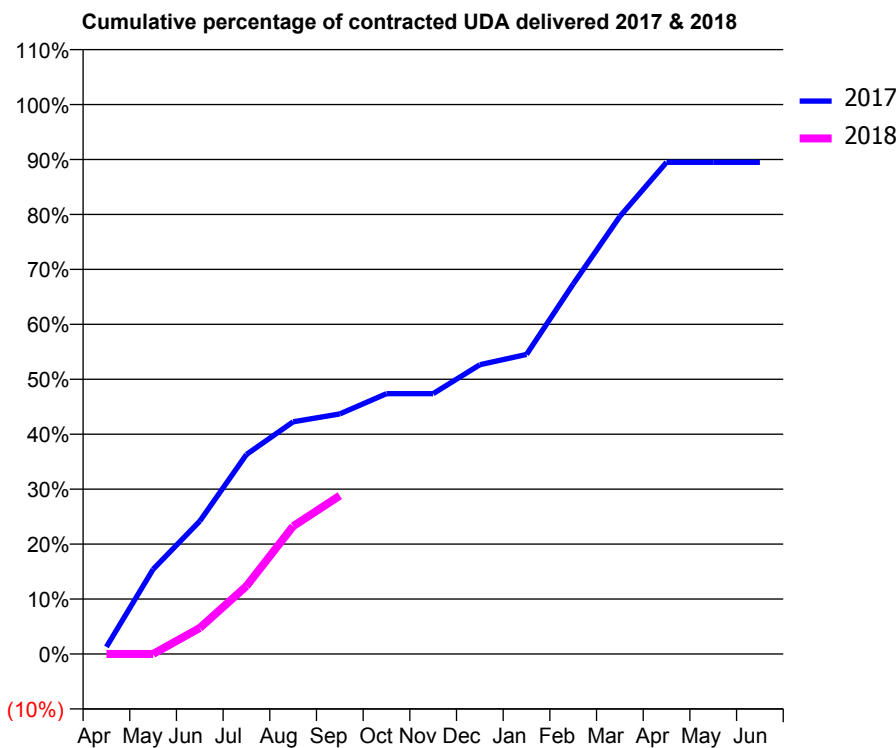
17/18 Contracted general activity (UDA)	2,246
Carry forward general activity (UDA)	0
17/18 Contracted orthodontic activity (UOA)	0
Carry forward orthodontic activity (UOA)	0
Baseline contract value	£53,859.75

### ACCESS\*

Patients seen in 24 months	Total	Change since previous quarter
Quarter ending September 2016	754	
Quarter ending December 2016	708	↓
Quarter ending March 2017	709	→
Quarter ending June 2017	652	↓
Quarter ending September 2017	619	↓
<b>Variance since September 2016</b>	<b>(17.9%)</b>	<b>↓</b>



### ACTIVITY



Month	Adjusted Scheduled Activity (UDA)	
	2017	2018
April	29	0
May	346	0
June	543	106
July	816	278
August	949	522
September	981	647
October	1,064	
November	1,064	
December	1,182	
January	1,225	
February	1,512	
March	1,788	
April	2,010	
May	2,010	
June	2,010	

### QUALITY

	Quantity	Base Number	Contract	AT	Region	England
% of FP17s for the same patient ID Re-attending within 3 months - Children	14	177	7.9%	10.7%	11.6%	11.9%
% of FP17s for the same patient ID Re-attending within 3 months - Adults	9	79	11.4%	14.4%	15.2%	15.9%
% of FP17s for the same patient ID Re-attending between 3 & 9 months - Children	58	177	32.8%	56.9%	59.1%	58.1%
% of FP17s for the same patient ID Re-attending between 3 & 9 months - Adults	17	79	21.5%	48.5%	51.7%	50.6%
% of FP17s for Band 1 Urgent Courses	20	211	9.5%	8.6%	8.0%	9.1%
% of FP17s Relating to Free Repair or Replacements	0	211	0.0%	0.7%	0.8%	0.8%
% of FP17s Relating to Continuations	0	211	0.0%	0.9%	1.0%	1.1%
% of Patients satisfied with the dentistry they have received	0	0	N/A	91.0%	91.5%	91.4%
% of Patients satisfied with the time they had to wait for an appointment	0	0	N/A	86.9%	88.2%	87.7%

\* This is based on patients treated on this contract for their most recent course of treatment. Figures in italics indicate the base number of FP17s or Patient Questionnaire responses are less than 100. N/A is shown where the base number of responses is less than 10 during the period. % is calculated as Quantity/Base number\*100

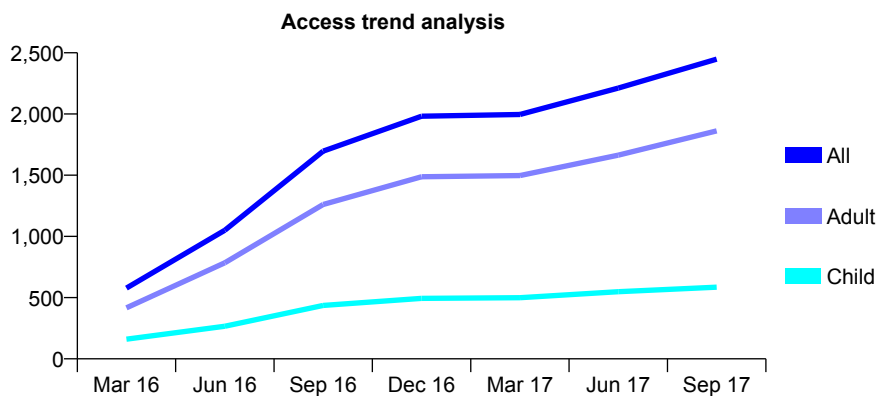
## Q58 - Vital Signs At a Glance Contract Report for 991937/0001 - September 2017

Name or company name	MR C HAJISTILLY
Contract type name	GDS Contract
Purpose of contract	General
Contract start date	01/10/2015
Contract end date	

17/18 Contracted general activity (UDA)	5,176
Carry forward general activity (UDA)	0
17/18 Contracted orthodontic activity (UOA)	0
Carry forward orthodontic activity (UOA)	0
Baseline contract value	£143,440.75

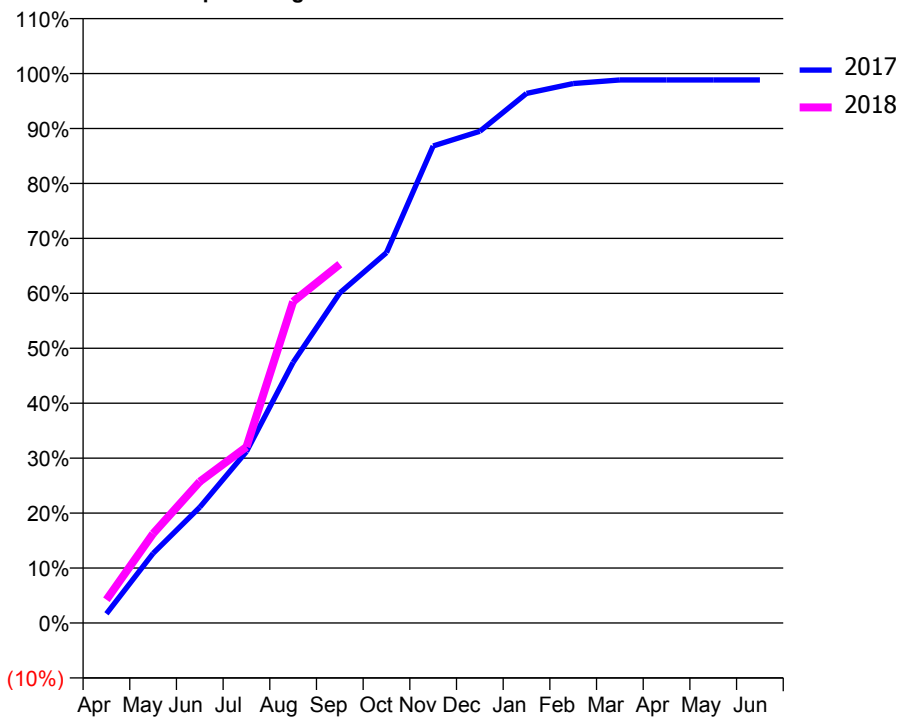
### ACCESS\*

Patients seen in 24 months	Total	Change since previous quarter
Quarter ending September 2016	1,697	
Quarter ending December 2016	1,982	↑
Quarter ending March 2017	1,996	→
Quarter ending June 2017	2,212	↑
Quarter ending September 2017	2,448	↑
<b>Variance since September 2016</b>	<b>44.3%</b>	<b>↑</b>



### ACTIVITY

Cumulative percentage of contracted UDA delivered 2017 & 2018



Month	Adjusted Scheduled Activity (UDA)	
	2017	2018
April	87	219
May	657	842
June	1,090	1,332
July	1,614	1,658
August	2,455	3,028
September	3,110	3,380
October	3,488	
November	4,493	
December	4,632	
January	4,988	
February	5,082	
March	5,116	
April	5,116	
May	5,116	
June	5,116	

### QUALITY

	Quantity	Base Number	Contract	AT	Region	England
% of FP17s for the same patient ID Re-attending within 3 months - Children	19	476	4.0%	10.7%	11.6%	11.9%
% of FP17s for the same patient ID Re-attending within 3 months - Adults	108	1,423	7.6%	14.4%	15.2%	15.9%
% of FP17s for the same patient ID Re-attending between 3 & 9 months - Children	260	476	54.6%	56.9%	59.1%	58.1%
% of FP17s for the same patient ID Re-attending between 3 & 9 months - Adults	497	1,423	34.9%	48.5%	51.7%	50.6%
% of FP17s for Band 1 Urgent Courses	109	1,898	5.7%	8.6%	8.0%	9.1%
% of FP17s Relating to Free Repair or Replacements	6	1,898	0.3%	0.7%	0.8%	0.8%
% of FP17s Relating to Continuations	2	1,898	0.1%	0.9%	1.0%	1.1%
% of Patients satisfied with the dentistry they have received	6	6	N/A	91.0%	91.5%	91.4%
% of Patients satisfied with the time they had to wait for an appointment	5	6	N/A	86.9%	88.2%	87.7%

\* This is based on patients treated on this contract for their most recent course of treatment. Figures in italics indicate the base number of FP17s or Patient Questionnaire responses are less than 100. N/A is shown where the base number of responses is less than 10 during the period. % is calculated as Quantity/Base number\*100

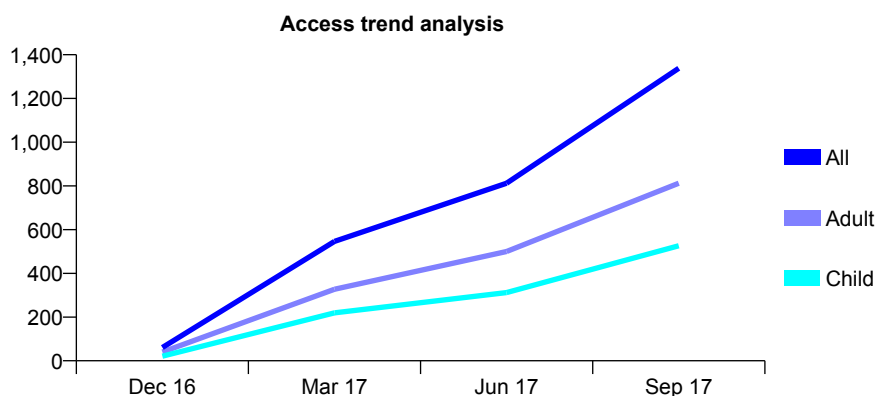
## Q59 - Vital Signs At a Glance Contract Report for 100219/0000 - September 2017

Name or company name	Community Dental Services CIC
Contract type name	PDS Contract
Purpose of contract	General
Contract start date	01/12/2016
Contract end date	30/11/2023

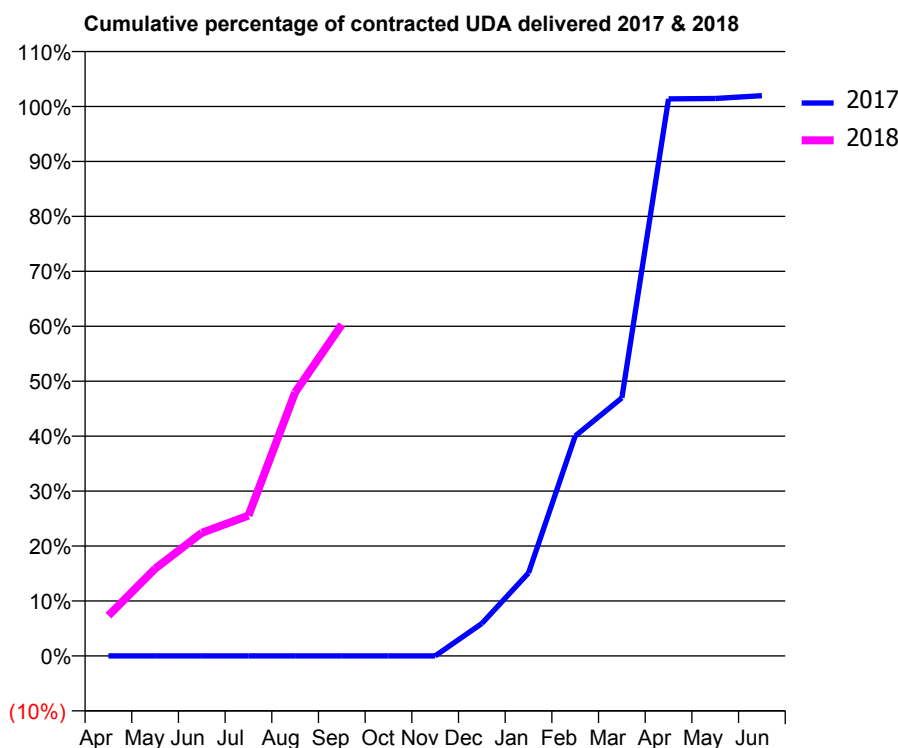
17/18 Contracted general activity (UDA)	3,600
Carry forward general activity (UDA)	0
17/18 Contracted orthodontic activity (UOA)	0
Carry forward orthodontic activity (UOA)	0
Baseline contract value	£1,785,121.00

### ACCESS\*

Patients seen in 24 months	Total	Change since previous quarter
Quarter ending September 2016	0	
Quarter ending December 2016	61	↑
Quarter ending March 2017	546	↑
Quarter ending June 2017	812	↑
Quarter ending September 2017	1,338	↑
<b>Variance since September 2016</b>	N/A	



### ACTIVITY



Month	Adjusted Scheduled Activity (UDA)	
	2017	2018
April	0	264
May	0	571
June	0	807
July	0	920
August	0	1,727
September	0	2,171
October	0	
November	0	
December	71	
January	181	
February	480	
March	564	
April	1,216	
May	1,217	
June	1,223	

### QUALITY

	Quantity	Base Number	Contract	AT	Region	England
% of FP17s for the same patient ID Re-attending within 3 months - Children	29	678	4.3%	9.8%	11.6%	11.9%
% of FP17s for the same patient ID Re-attending within 3 months - Adults	55	826	6.7%	14.0%	15.2%	15.9%
% of FP17s for the same patient ID Re-attending between 3 & 9 months - Children	65	678	9.6%	60.8%	59.1%	58.1%
% of FP17s for the same patient ID Re-attending between 3 & 9 months - Adults	70	826	8.5%	53.1%	51.7%	50.6%
% of FP17s for Band 1 Urgent Courses	17	1,140	1.5%	7.2%	8.0%	9.1%
% of FP17s Relating to Free Repair or Replacements	0	1,140	0.0%	0.8%	0.8%	0.8%
% of FP17s Relating to Continuations	11	1,140	1.0%	1.1%	1.0%	1.1%
% of Patients satisfied with the dentistry they have received	3	4	N/A	91.5%	91.5%	91.4%
% of Patients satisfied with the time they had to wait for an appointment	2	4	N/A	86.9%	88.2%	87.7%

\* This is based on patients treated on this contract for their most recent course of treatment. Figures in italics indicate the base number of FP17s or Patient Questionnaire responses are less than 100. N/A is shown where the base number of responses is less than 10 during the period. % is calculated as Quantity/Base number\*100

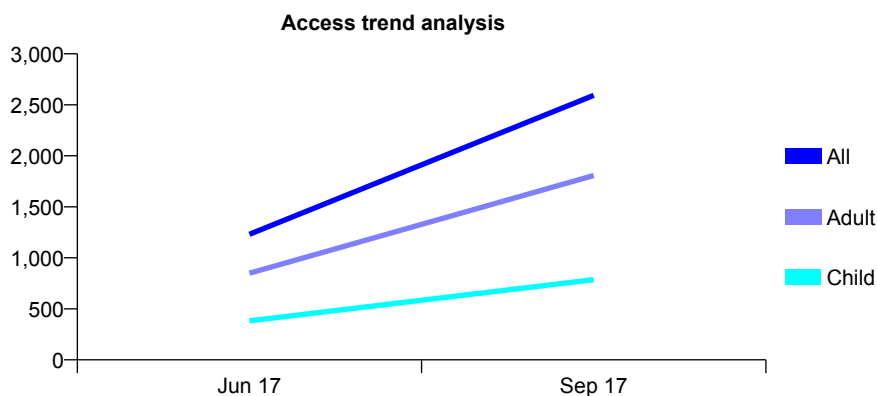
## Q59 - Vital Signs At a Glance Contract Report for 100351/0000 - September 2017

Name or company name	JDRM Dental Care Ltd
Contract type name	GDS Contract
Purpose of contract	General
Contract start date	01/04/2017
Contract end date	

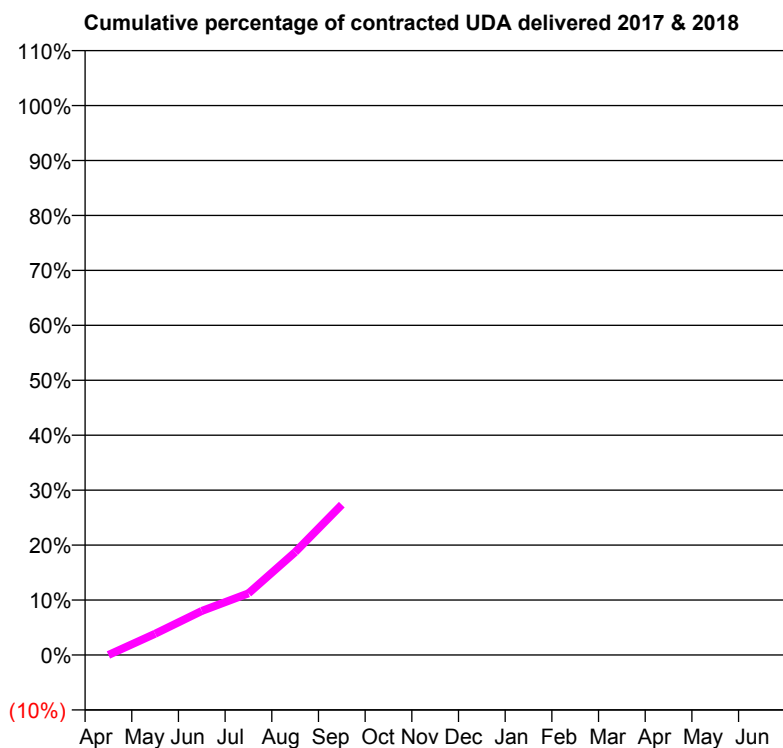
17/18 Contracted general activity (UDA)	16,077
Carry forward general activity (UDA)	0
17/18 Contracted orthodontic activity (UOA)	0
Carry forward orthodontic activity (UOA)	0
Baseline contract value	£360,774.46

### ACCESS\*

Patients seen in 24 months	Total	Change since previous quarter
Quarter ending September 2016	0	
Quarter ending December 2016	0	
Quarter ending March 2017	0	
Quarter ending June 2017	1,231	↑
Quarter ending September 2017	2,593	↑
<b>Variance since September 2016</b>	N/A	



### ACTIVITY



Month	Adjusted Scheduled Activity (UDA)	
	2017	2018
April	0	0
May	0	623
June	0	1,288
July	0	1,804
August	0	3,011
September	0	4,397
October	0	
November	0	
December	0	
January	0	
February	0	
March	0	
April	0	
May	0	
June	0	

### QUALITY

	Quantity	Base Number	Contract	AT	Region	England
% of FP17s for the same patient ID Re-attending within 3 months - Children	16	917	1.7%	9.8%	11.6%	11.9%
% of FP17s for the same patient ID Re-attending within 3 months - Adults	73	2,022	3.6%	14.0%	15.2%	15.9%
% of FP17s for the same patient ID Re-attending between 3 & 9 months - Children	74	917	8.1%	60.8%	59.1%	58.1%
% of FP17s for the same patient ID Re-attending between 3 & 9 months - Adults	58	2,022	2.9%	53.1%	51.7%	50.6%
% of FP17s for Band 1 Urgent Courses	99	2,556	3.9%	7.2%	8.0%	9.1%
% of FP17s Relating to Free Repair or Replacements	29	2,556	1.1%	0.8%	0.8%	0.8%
% of FP17s Relating to Continuations	14	2,556	0.5%	1.1%	1.0%	1.1%
% of Patients satisfied with the dentistry they have received	1	1	N/A	91.5%	91.5%	91.4%
% of Patients satisfied with the time they had to wait for an appointment	1	1	N/A	86.9%	88.2%	87.7%

\* This is based on patients treated on this contract for their most recent course of treatment. Figures in italics indicate the base number of FP17s or Patient Questionnaire responses are less than 100. N/A is shown where the base number of responses is less than 10 during the period. % is calculated as Quantity/Base number\*100

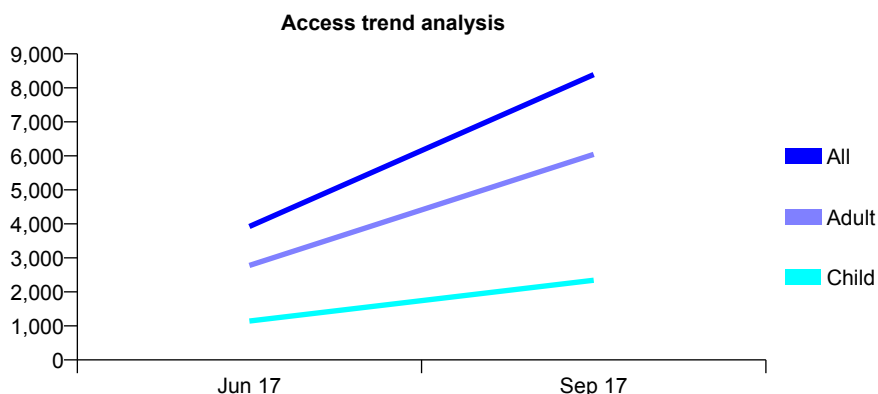
## Q59 - Vital Signs At a Glance Contract Report for 100352/0000 - September 2017

Name or company name	OASIS DENTAL CARE LTD
Contract type name	GDS Contract
Purpose of contract	General
Contract start date	01/04/2017
Contract end date	

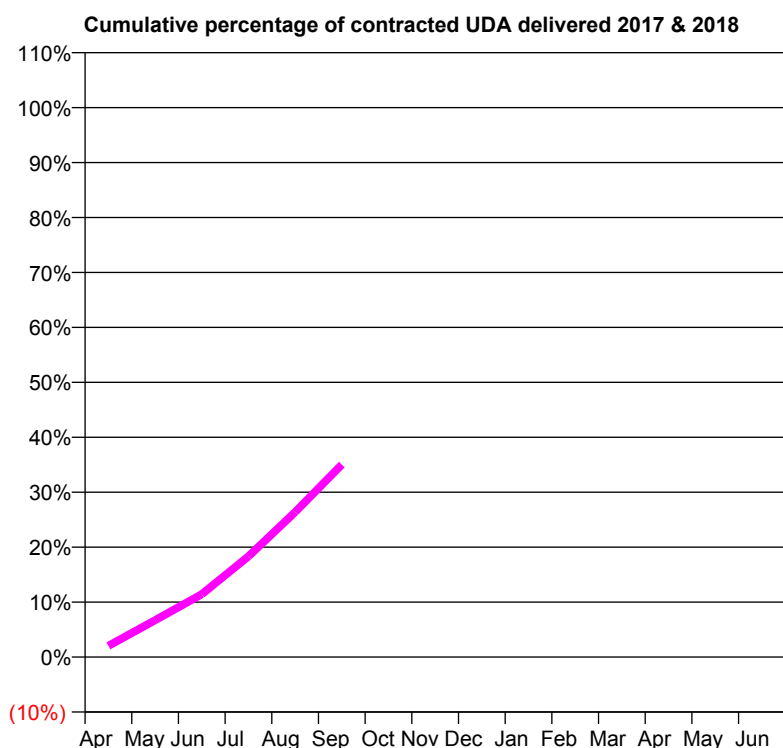
17/18 Contracted general activity (UDA)	47,000
Carry forward general activity (UDA)	0
17/18 Contracted orthodontic activity (UOA)	0
Carry forward orthodontic activity (UOA)	0
Baseline contract value	£1,194,574.65

### ACCESS\*

Patients seen in 24 months	Total	Change since previous quarter
Quarter ending September 2016	0	
Quarter ending December 2016	0	
Quarter ending March 2017	0	
Quarter ending June 2017	3,924	↑
Quarter ending September 2017	8,389	↑
<b>Variance since September 2016</b>	N/A	



### ACTIVITY



Month	Adjusted Scheduled Activity (UDA)	
	2017	2018
April	0	958
May	0	3,152
June	0	5,373
July	0	8,622
August	0	12,405
September	0	16,462
October	0	
November	0	
December	0	
January	0	
February	0	
March	0	
April	0	
May	0	
June	0	

### QUALITY

	Quantity	Base Number	Contract	AT	Region	England
% of FP17s for the same patient ID Re-attending within 3 months - Children	126	2,550	4.9%	9.8%	11.6%	11.9%
% of FP17s for the same patient ID Re-attending within 3 months - Adults	679	6,907	9.8%	14.0%	15.2%	15.9%
% of FP17s for the same patient ID Re-attending between 3 & 9 months - Children	87	2,550	3.4%	60.8%	59.1%	58.1%
% of FP17s for the same patient ID Re-attending between 3 & 9 months - Adults	185	6,907	2.7%	53.1%	51.7%	50.6%
% of FP17s for Band 1 Urgent Courses	987	9,457	10.4%	7.2%	8.0%	9.1%
% of FP17s Relating to Free Repair or Replacements	78	9,457	0.8%	0.8%	0.8%	0.8%
% of FP17s Relating to Continuations	185	9,457	2.0%	1.1%	1.0%	1.1%
% of Patients satisfied with the dentistry they have received	3	4	N/A	91.5%	91.5%	91.4%
% of Patients satisfied with the time they had to wait for an appointment	4	4	N/A	86.9%	88.2%	87.7%

\* This is based on patients treated on this contract for their most recent course of treatment. Figures in italics indicate the base number of FP17s or Patient Questionnaire responses are less than 100. N/A is shown where the base number of responses is less than 10 during the period. % is calculated as Quantity/Base number\*100

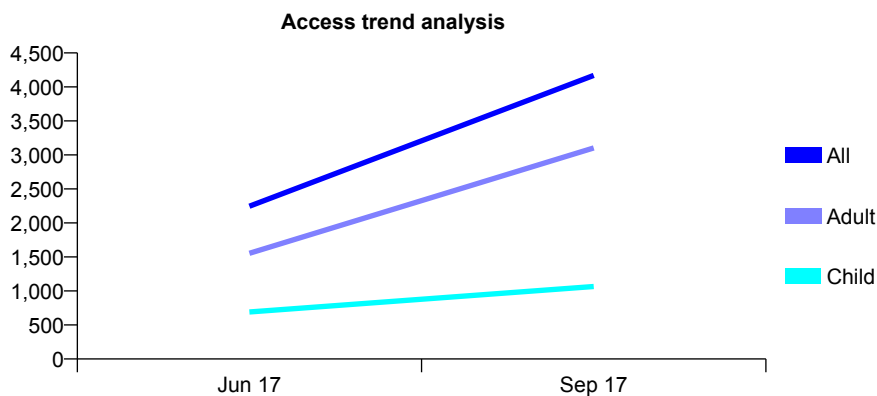
## Q59 - Vital Signs At a Glance Contract Report for 100353/0000 - September 2017

Name or company name	Ishak Practices Limited
Contract type name	GDS Contract
Purpose of contract	General
Contract start date	01/04/2017
Contract end date	

17/18 Contracted general activity (UDA)	20,700
Carry forward general activity (UDA)	0
17/18 Contracted orthodontic activity (UOA)	0
Carry forward orthodontic activity (UOA)	0
Baseline contract value	£544,335.48

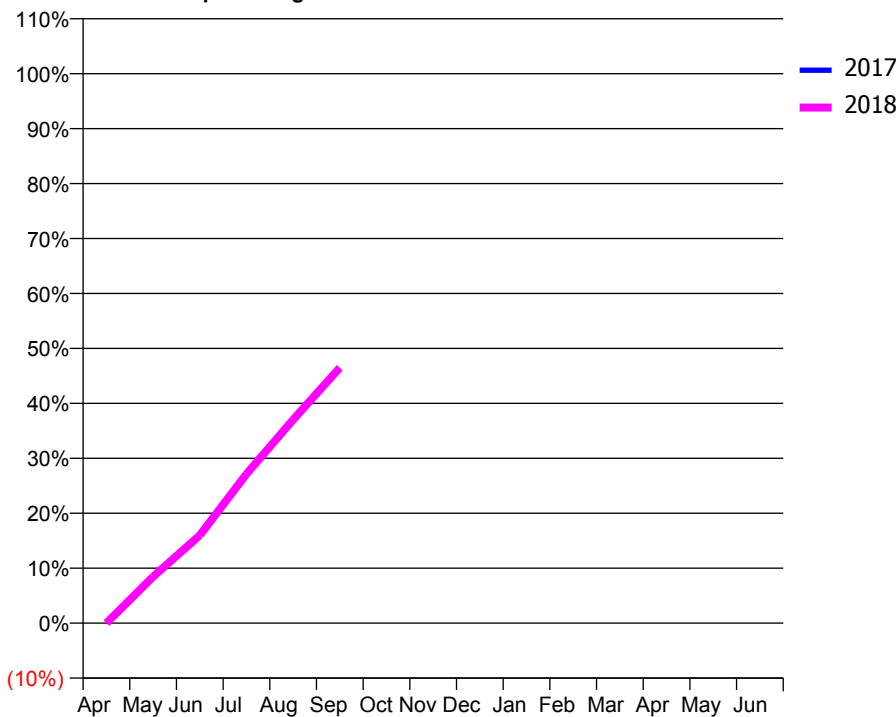
### ACCESS\*

Patients seen in 24 months	Total	Change since previous quarter
Quarter ending September 2016	0	
Quarter ending December 2016	0	
Quarter ending March 2017	0	
Quarter ending June 2017	2,246	↑
Quarter ending September 2017	4,169	↑
<b>Variance since September 2016</b>	N/A	



### ACTIVITY

Cumulative percentage of contracted UDA delivered 2017 & 2018



Month	Adjusted Scheduled Activity (UDA)	
	2017	2018
April	0	0
May	0	1,752
June	0	3,306
July	0	5,617
August	0	7,664
September	0	9,622
October	0	
November	0	
December	0	
January	0	
February	0	
March	0	
April	0	
May	0	
June	0	

### QUALITY

	Quantity	Base Number	Contract	AT	Region	England
% of FP17s for the same patient ID Re-attending within 3 months - Children	153	1,407	10.9%	9.8%	11.6%	11.9%
% of FP17s for the same patient ID Re-attending within 3 months - Adults	343	3,529	9.7%	14.0%	15.2%	15.9%
% of FP17s for the same patient ID Re-attending between 3 & 9 months - Children	172	1,407	12.2%	60.8%	59.1%	58.1%
% of FP17s for the same patient ID Re-attending between 3 & 9 months - Adults	92	3,529	2.6%	53.1%	51.7%	50.6%
% of FP17s for Band 1 Urgent Courses	382	4,936	7.7%	7.2%	8.0%	9.1%
% of FP17s Relating to Free Repair or Replacements	15	4,936	0.3%	0.8%	0.8%	0.8%
% of FP17s Relating to Continuations	95	4,936	1.9%	1.1%	1.0%	1.1%
% of Patients satisfied with the dentistry they have received	7	7	N/A	91.5%	91.5%	91.4%
% of Patients satisfied with the time they had to wait for an appointment	6	7	N/A	86.9%	88.2%	87.7%

\* This is based on patients treated on this contract for their most recent course of treatment. Figures in italics indicate the base number of FP17s or Patient Questionnaire responses are less than 100. N/A is shown where the base number of responses is less than 10 during the period. % is calculated as Quantity/Base number\*100

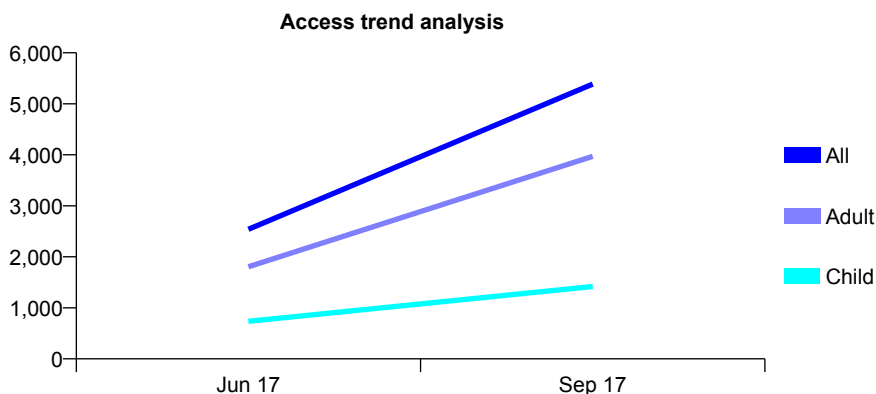
## Q59 - Vital Signs At a Glance Contract Report for 100354/0000 - September 2017

Name or company name	Ishak Practices Limited
Contract type name	GDS Contract
Purpose of contract	General
Contract start date	01/04/2017
Contract end date	

17/18 Contracted general activity (UDA)	25,500
Carry forward general activity (UDA)	0
17/18 Contracted orthodontic activity (UOA)	0
Carry forward orthodontic activity (UOA)	0
Baseline contract value	£672,105.64

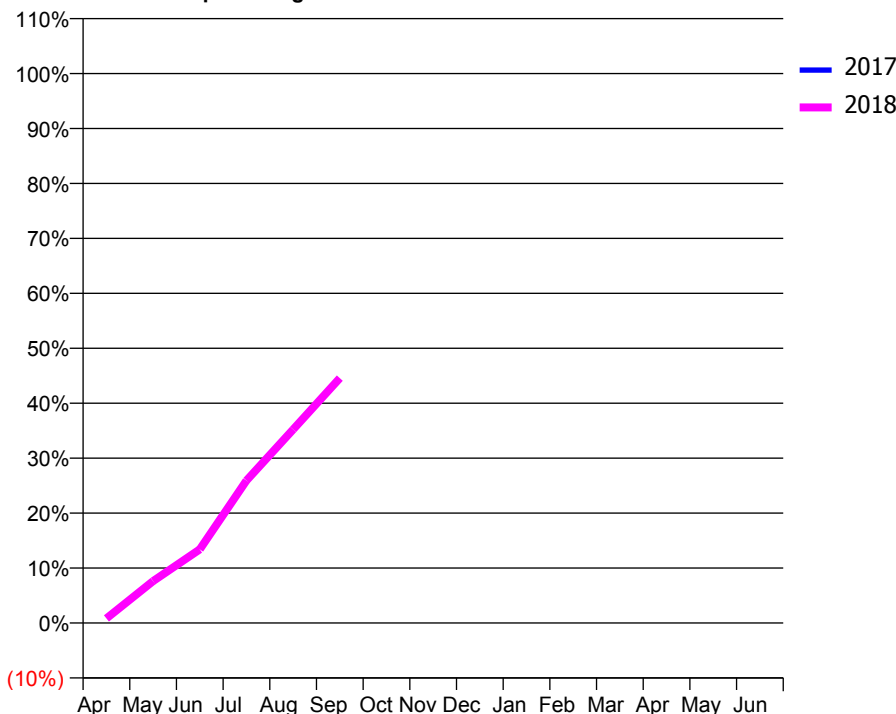
### ACCESS\*

Patients seen in 24 months	Total	Change since previous quarter
Quarter ending September 2016	0	
Quarter ending December 2016	0	
Quarter ending March 2017	0	
Quarter ending June 2017	2,541	↑
Quarter ending September 2017	5,388	↑
<b>Variance since September 2016</b>	N/A	



### ACTIVITY

Cumulative percentage of contracted UDA delivered 2017 & 2018



Month	Adjusted Scheduled Activity (UDA)	
	2017	2018
April	0	211
May	0	1,949
June	0	3,422
July	0	6,609
August	0	8,984
September	0	11,366
October	0	
November	0	
December	0	
January	0	
February	0	
March	0	
April	0	
May	0	
June	0	

### QUALITY

	Quantity	Base Number	Contract	AT	Region	England
% of FP17s for the same patient ID Re-attending within 3 months - Children	58	1,450	4.0%	9.8%	11.6%	11.9%
% of FP17s for the same patient ID Re-attending within 3 months - Adults	374	4,368	8.6%	14.0%	15.2%	15.9%
% of FP17s for the same patient ID Re-attending between 3 & 9 months - Children	22	1,450	1.5%	60.8%	59.1%	58.1%
% of FP17s for the same patient ID Re-attending between 3 & 9 months - Adults	69	4,368	1.6%	53.1%	51.7%	50.6%
% of FP17s for Band 1 Urgent Courses	764	5,818	13.1%	7.2%	8.0%	9.1%
% of FP17s Relating to Free Repair or Replacements	12	5,818	0.2%	0.8%	0.8%	0.8%
% of FP17s Relating to Continuations	103	5,818	1.8%	1.1%	1.0%	1.1%
% of Patients satisfied with the dentistry they have received	7	7	N/A	91.5%	91.5%	91.4%
% of Patients satisfied with the time they had to wait for an appointment	5	7	N/A	86.9%	88.2%	87.7%

\* This is based on patients treated on this contract for their most recent course of treatment. Figures in italics indicate the base number of FP17s or Patient Questionnaire responses are less than 100. N/A is shown where the base number of responses is less than 10 during the period. % is calculated as Quantity/Base number\*100

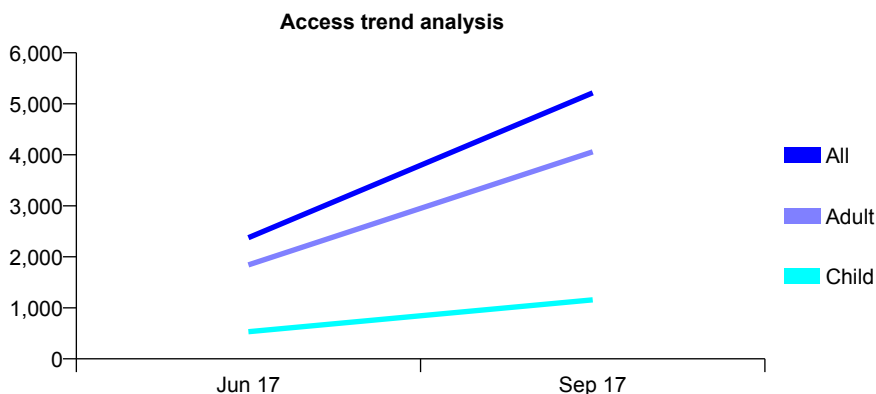
## Q59 - Vital Signs At a Glance Contract Report for 100355/0000 - September 2017

Name or company name	Ishak Practices Limited
Contract type name	GDS Contract
Purpose of contract	General
Contract start date	01/04/2017
Contract end date	

17/18 Contracted general activity (UDA)	27,308
Carry forward general activity (UDA)	0
17/18 Contracted orthodontic activity (UOA)	0
Carry forward orthodontic activity (UOA)	0
Baseline contract value	£718,102.09

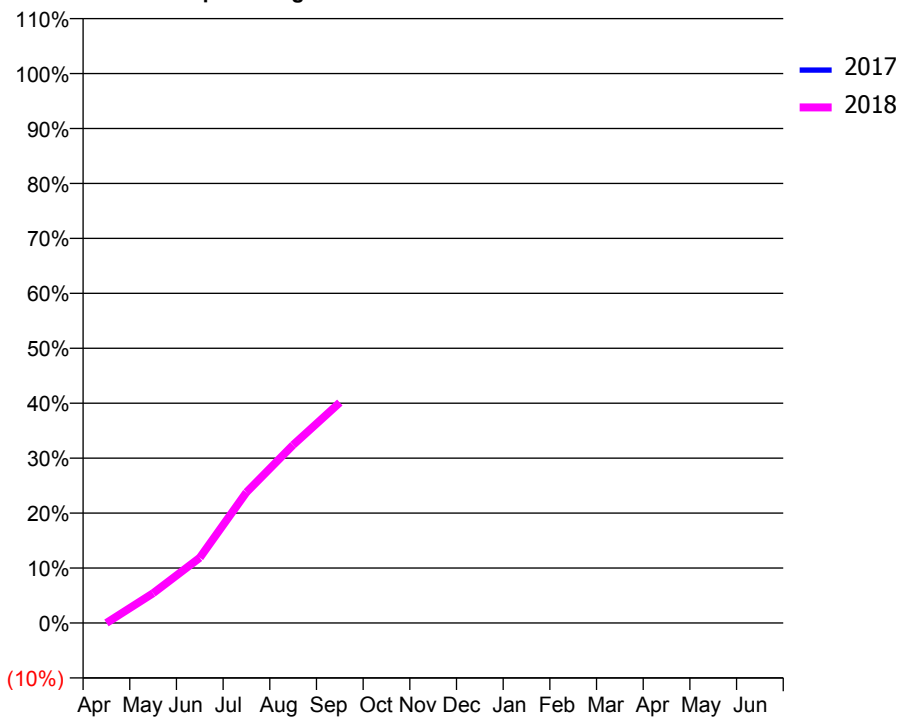
### ACCESS\*

Patients seen in 24 months	Total	Change since previous quarter
Quarter ending September 2016	0	
Quarter ending December 2016	0	
Quarter ending March 2017	0	
Quarter ending June 2017	2,376	↑
Quarter ending September 2017	5,215	↑
<b>Variance since September 2016</b>	N/A	



### ACTIVITY

Cumulative percentage of contracted UDA delivered 2017 & 2018



Adjusted Scheduled Activity (UDA)

Month	2017	2018
April	0	0
May	0	1,480
June	0	3,242
July	0	6,495
August	0	8,851
September	0	10,957
October	0	
November	0	
December	0	
January	0	
February	0	
March	0	
April	0	
May	0	
June	0	

### QUALITY

	Quantity	Base Number	Contract	AT	Region	England
% of FP17s for the same patient ID Re-attending within 3 months - Children	37	1,194	3.1%	9.8%	11.6%	11.9%
% of FP17s for the same patient ID Re-attending within 3 months - Adults	274	4,318	6.3%	14.0%	15.2%	15.9%
% of FP17s for the same patient ID Re-attending between 3 & 9 months - Children	21	1,194	1.8%	60.8%	59.1%	58.1%
% of FP17s for the same patient ID Re-attending between 3 & 9 months - Adults	97	4,318	2.2%	53.1%	51.7%	50.6%
% of FP17s for Band 1 Urgent Courses	348	5,512	6.3%	7.2%	8.0%	9.1%
% of FP17s Relating to Free Repair or Replacements	16	5,512	0.3%	0.8%	0.8%	0.8%
% of FP17s Relating to Continuations	57	5,512	1.0%	1.1%	1.0%	1.1%
% of Patients satisfied with the dentistry they have received	7	8	N/A	91.5%	91.5%	91.4%
% of Patients satisfied with the time they had to wait for an appointment	7	8	N/A	86.9%	88.2%	87.7%

\* This is based on patients treated on this contract for their most recent course of treatment. Figures in italics indicate the base number of FP17s or Patient Questionnaire responses are less than 100. N/A is shown where the base number of responses is less than 10 during the period. % is calculated as Quantity/Base number\*100



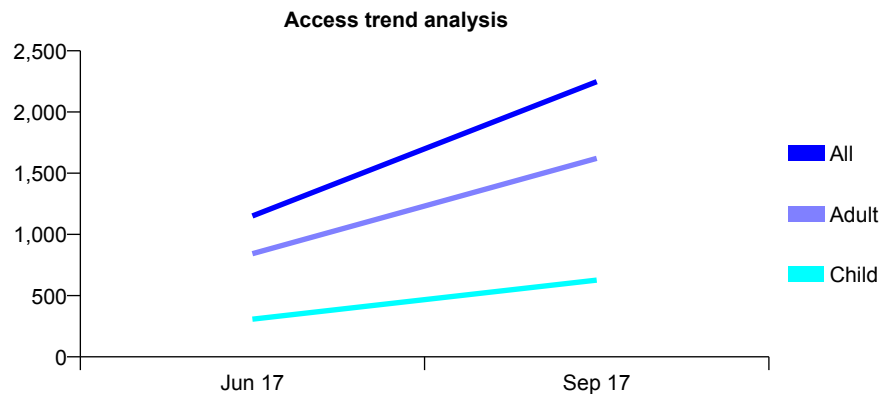
## Q59 - Vital Signs At a Glance Contract Report for 100356/0000 - September 2017

Name or company name	Ishak Practices Limited
Contract type name	GDS Contract
Purpose of contract	General
Contract start date	01/04/2017
Contract end date	

17/18 Contracted general activity (UDA)	10,000
Carry forward general activity (UDA)	0
17/18 Contracted orthodontic activity (UOA)	0
Carry forward orthodontic activity (UOA)	0
Baseline contract value	£241,218.90

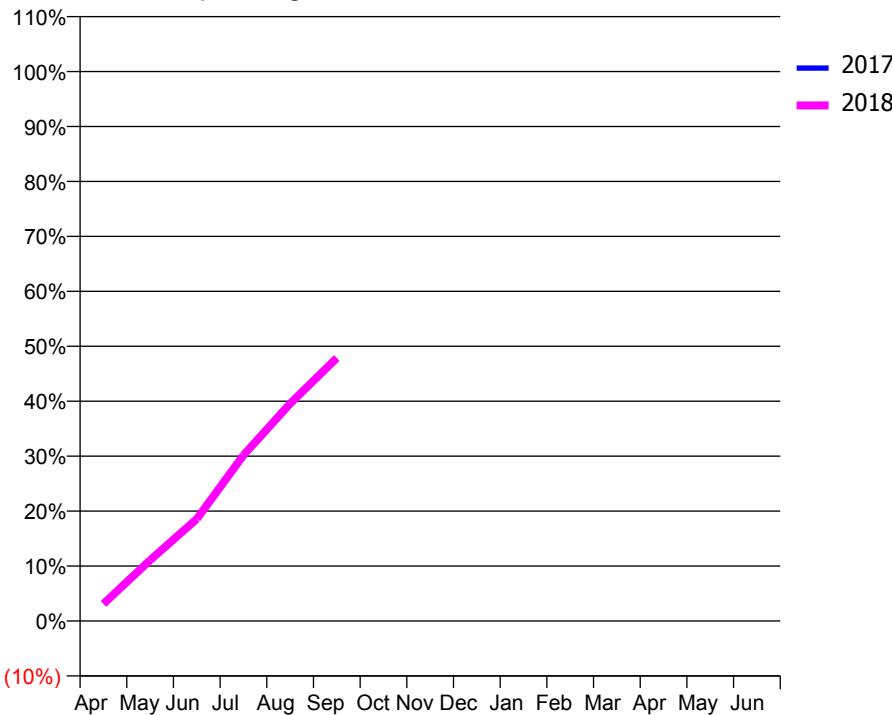
### ACCESS\*

Patients seen in 24 months	Total	Change since previous quarter
Quarter ending September 2016	0	
Quarter ending December 2016	0	
Quarter ending March 2017	0	
Quarter ending June 2017	1,151	↑
Quarter ending September 2017	2,248	↑
<b>Variance since September 2016</b>	N/A	



### ACTIVITY

Cumulative percentage of contracted UDA delivered 2017 & 2018



Month	Adjusted Scheduled Activity (UDA)	
	2017	2018
April	0	311
May	0	1,107
June	0	1,857
July	0	3,019
August	0	3,958
September	0	4,787
October	0	
November	0	
December	0	
January	0	
February	0	
March	0	
April	0	
May	0	
June	0	

### QUALITY

	Quantity	Base Number	Contract	AT	Region	England
% of FP17s for the same patient ID Re-attending within 3 months - Children	25	662	3.8%	9.8%	11.6%	11.9%
% of FP17s for the same patient ID Re-attending within 3 months - Adults	101	1,751	5.8%	14.0%	15.2%	15.9%
% of FP17s for the same patient ID Re-attending between 3 & 9 months - Children	8	662	1.2%	60.8%	59.1%	58.1%
% of FP17s for the same patient ID Re-attending between 3 & 9 months - Adults	26	1,751	1.5%	53.1%	51.7%	50.6%
% of FP17s for Band 1 Urgent Courses	118	2,413	4.9%	7.2%	8.0%	9.1%
% of FP17s Relating to Free Repair or Replacements	24	2,413	1.0%	0.8%	0.8%	0.8%
% of FP17s Relating to Continuations	31	2,413	1.3%	1.1%	1.0%	1.1%
% of Patients satisfied with the dentistry they have received	4	4	N/A	91.5%	91.5%	91.4%
% of Patients satisfied with the time they had to wait for an appointment	3	4	N/A	86.9%	88.2%	87.7%

\* This is based on patients treated on this contract for their most recent course of treatment. Figures in italics indicate the base number of FP17s or Patient Questionnaire responses are less than 100. N/A is shown where the base number of responses is less than 10 during the period. % is calculated as Quantity/Base number\*100

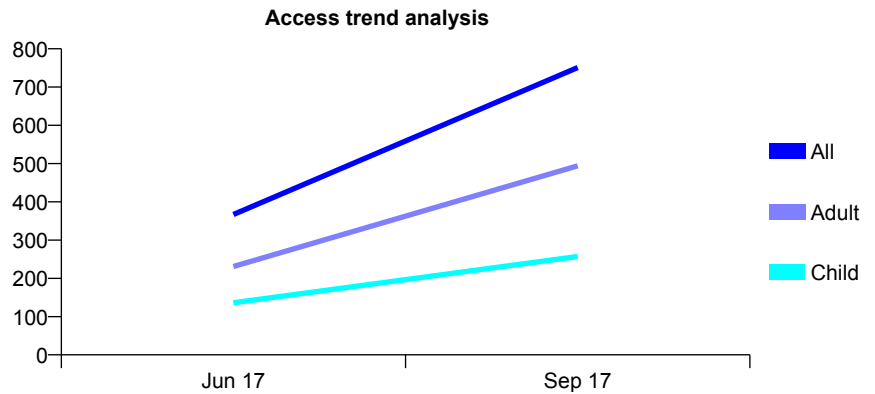
## Q59 - Vital Signs At a Glance Contract Report for 100436/0000 - September 2017

Name or company name	In the Estate of Mr Pravinkumar Patel
Contract type name	GDS Contract
Purpose of contract	General
Contract start date	18/03/2017
Contract end date	14/10/2017

17/18 Contracted general activity (UDA)	7,203
Carry forward general activity (UDA)	0
17/18 Contracted orthodontic activity (UOA)	0
Carry forward orthodontic activity (UOA)	0
Baseline contract value	£209,278.57

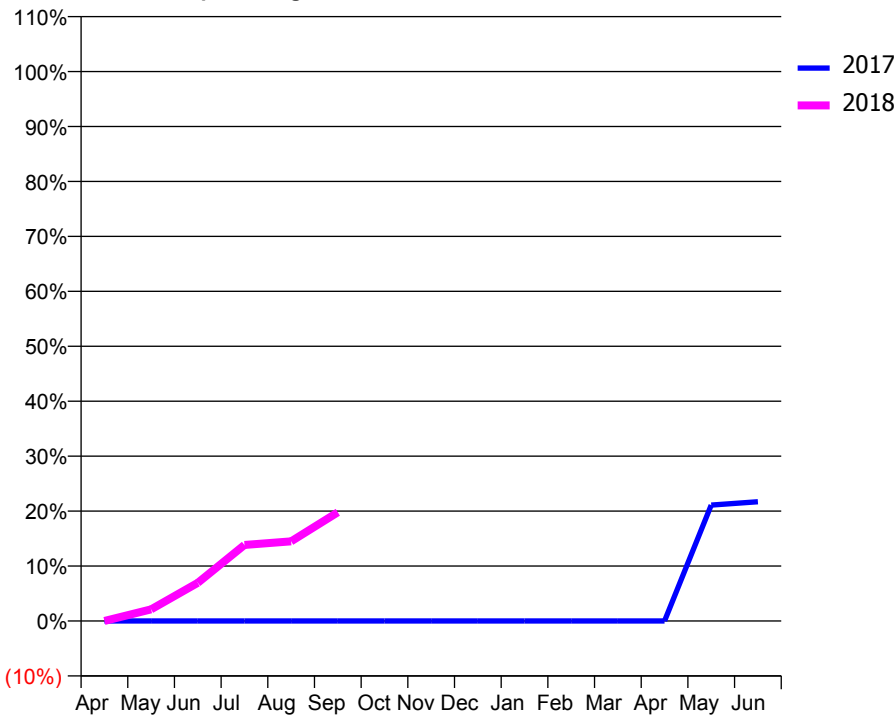
### ACCESS\*

Patients seen in 24 months	Total	Change since previous quarter
Quarter ending September 2016	0	
Quarter ending December 2016	0	
Quarter ending March 2017	0	
Quarter ending June 2017	367	↑
Quarter ending September 2017	751	↑
<b>Variance since September 2016</b>	N/A	



### ACTIVITY

Cumulative percentage of contracted UDA delivered 2017 & 2018



Month	Adjusted Scheduled Activity (UDA)	
	2017	2018
April	0	0
May	0	152
June	0	501
July	0	997
August	0	1,044
September	0	1,425
October	0	
November	0	
December	0	
January	0	
February	0	
March	0	
April	0	
May	106	
June	109	

### QUALITY

	Quantity	Base Number	Contract	AT	Region	England
% of FP17s for the same patient ID Re-attending within 3 months - Children	2	250	0.8%	9.8%	11.6%	11.9%
% of FP17s for the same patient ID Re-attending within 3 months - Adults	11	534	2.1%	14.0%	15.2%	15.9%
% of FP17s for the same patient ID Re-attending between 3 & 9 months - Children	0	250	0.0%	60.8%	59.1%	58.1%
% of FP17s for the same patient ID Re-attending between 3 & 9 months - Adults	4	534	0.7%	53.1%	51.7%	50.6%
% of FP17s for Band 1 Urgent Courses	157	725	21.7%	7.2%	8.0%	9.1%
% of FP17s Relating to Free Repair or Replacements	0	725	0.0%	0.8%	0.8%	0.8%
% of FP17s Relating to Continuations	0	725	0.0%	1.1%	1.0%	1.1%
% of Patients satisfied with the dentistry they have received	0	0	N/A	91.5%	91.5%	91.4%
% of Patients satisfied with the time they had to wait for an appointment	0	0	N/A	86.9%	88.2%	87.7%

\* This is based on patients treated on this contract for their most recent course of treatment. Figures in italics indicate the base number of FP17s or Patient Questionnaire responses are less than 100. N/A is shown where the base number of responses is less than 10 during the period. % is calculated as Quantity/Base number\*100


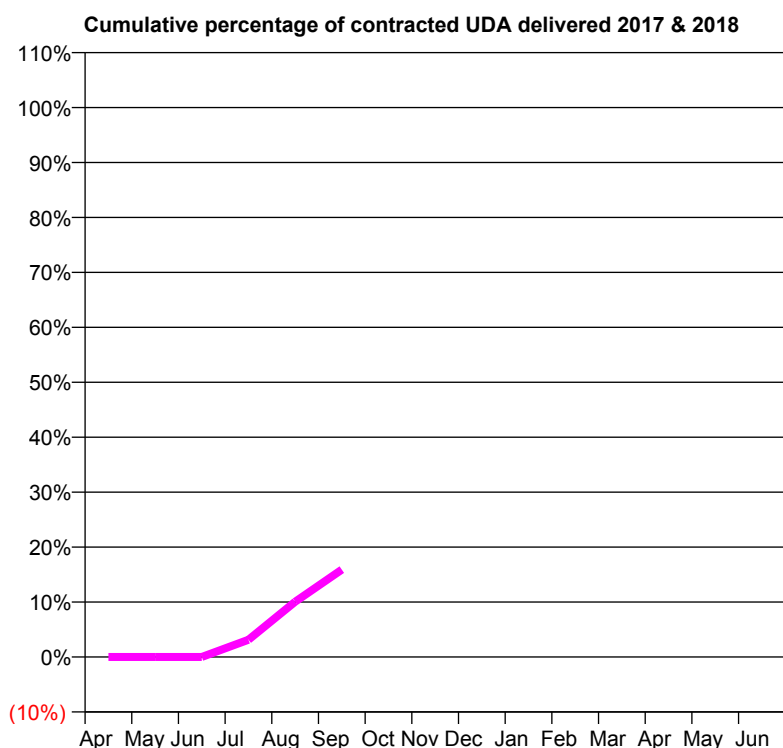
**Q59 - Vital Signs At a Glance Contract Report for 100466/0000 - September 2017**

Name or company name	Genix Healthcare Leicester Ltd
Contract type name	GDS Contract
Purpose of contract	General
Contract start date	01/07/2017
Contract end date	

17/18 Contracted general activity (UDA)	10,168
Carry forward general activity (UDA)	0
17/18 Contracted orthodontic activity (UOA)	0
Carry forward orthodontic activity (UOA)	0
Baseline contract value	£251,962.79

**ACCESS\***

Patients seen in 24 months	Total	Change since previous quarter
Quarter ending September 2016	0	
Quarter ending December 2016	0	
Quarter ending March 2017	0	
Quarter ending June 2017	0	
Quarter ending September 2017	932	↑
<b>Variance since September 2016</b>	N/A	


**ACTIVITY**


Month	Adjusted Scheduled Activity (UDA)	
	2017	2018
April	0	0
May	0	0
June	0	0
July	0	320
August	0	1,022
September	0	1,619
October	0	
November	0	
December	0	
January	0	
February	0	
March	0	
April	0	
May	0	
June	0	

**QUALITY**

	Quantity	Base Number	Contract	AT	Region	England
% of FP17s for the same patient ID Re-attending within 3 months - Children	2	316	0.6%	9.8%	11.6%	11.9%
% of FP17s for the same patient ID Re-attending within 3 months - Adults	22	586	3.8%	14.0%	15.2%	15.9%
% of FP17s for the same patient ID Re-attending between 3 & 9 months - Children	0	316	0.0%	60.8%	59.1%	58.1%
% of FP17s for the same patient ID Re-attending between 3 & 9 months - Adults	0	586	0.0%	53.1%	51.7%	50.6%
% of FP17s for Band 1 Urgent Courses	73	902	8.1%	7.2%	8.0%	9.1%
% of FP17s Relating to Free Repair or Replacements	1	902	0.1%	0.8%	0.8%	0.8%
% of FP17s Relating to Continuations	0	902	0.0%	1.1%	1.0%	1.1%
% of Patients satisfied with the dentistry they have received	0	0	N/A	91.5%	91.5%	91.4%
% of Patients satisfied with the time they had to wait for an appointment	0	0	N/A	86.9%	88.2%	87.7%

\* This is based on patients treated on this contract for their most recent course of treatment. Figures in italics indicate the base number of FP17s or Patient Questionnaire responses are less than 100. N/A is shown where the base number of responses is less than 10 during the period. % is calculated as Quantity/Base number\*100

## Q59 - Vital Signs At a Glance Contract Report for 100478/0000 - September 2017

Name or company name	Rodericks Dental Limited
Contract type name	GDS Contract
Purpose of contract	General
Contract start date	01/08/2017
Contract end date	

17/18 Contracted general activity (UDA)	8,498
Carry forward general activity (UDA)	0
17/18 Contracted orthodontic activity (UOA)	0
Carry forward orthodontic activity (UOA)	0
Baseline contract value	£228,446.92

### ACCESS\*

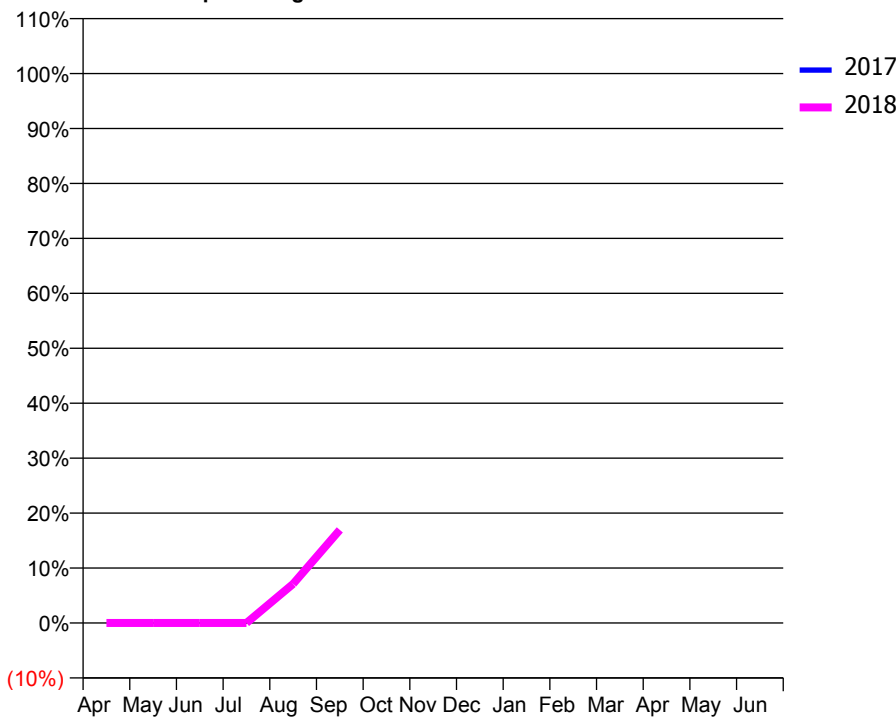
Patients seen in 24 months	Total	Change since previous quarter
Quarter ending September 2016	0	
Quarter ending December 2016	0	
Quarter ending March 2017	0	
Quarter ending June 2017	0	
Quarter ending September 2017	1,048	↑
<b>Variance since September 2016</b>	N/A	

### Access trend analysis



### ACTIVITY

#### Cumulative percentage of contracted UDA delivered 2017 & 2018



Month	Adjusted Scheduled Activity (UDA)	
	2017	2018
April	0	0
May	0	0
June	0	0
July	0	0
August	0	606
September	0	1,440
October	0	
November	0	
December	0	
January	0	
February	0	
March	0	
April	0	
May	0	
June	0	

### QUALITY

	Quantity	Base Number	Contract	AT	Region	England
% of FP17s for the same patient ID Re-attending within 3 months - Children	6	360	1.7%	9.8%	11.6%	11.9%
% of FP17s for the same patient ID Re-attending within 3 months - Adults	8	542	1.5%	14.0%	15.2%	15.9%
% of FP17s for the same patient ID Re-attending between 3 & 9 months - Children	0	360	0.0%	60.8%	59.1%	58.1%
% of FP17s for the same patient ID Re-attending between 3 & 9 months - Adults	0	542	0.0%	53.1%	51.7%	50.6%
% of FP17s for Band 1 Urgent Courses	92	902	10.2%	7.2%	8.0%	9.1%
% of FP17s Relating to Free Repair or Replacements	4	902	0.4%	0.8%	0.8%	0.8%
% of FP17s Relating to Continuations	1	902	0.1%	1.1%	1.0%	1.1%
% of Patients satisfied with the dentistry they have received	1	2	N/A	91.5%	91.5%	91.4%
% of Patients satisfied with the time they had to wait for an appointment	2	2	N/A	86.9%	88.2%	87.7%

\* This is based on patients treated on this contract for their most recent course of treatment. Figures in italics indicate the base number of FP17s or Patient Questionnaire responses are less than 100. N/A is shown where the base number of responses is less than 10 during the period. % is calculated as Quantity/Base number\*100

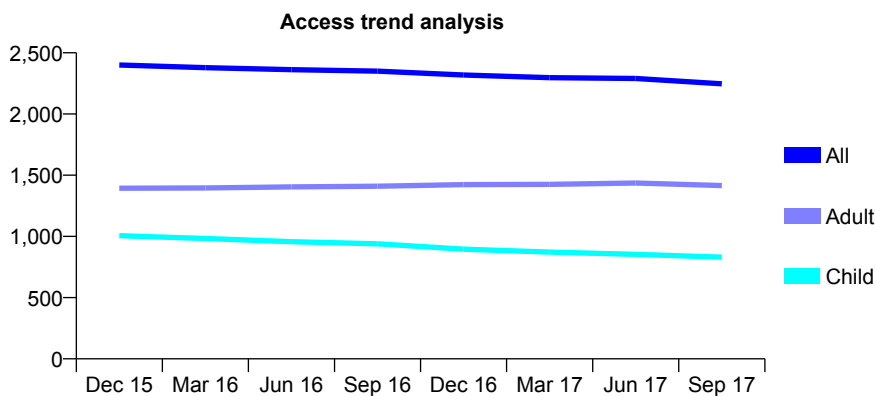
## Q59 - Vital Signs At a Glance Contract Report for 101281/0034 - September 2017

Name or company name	OASIS DENTAL CARE LTD
Contract type name	GDS Contract
Purpose of contract	General and Orthodontic
Contract start date	01/04/2006
Contract end date	

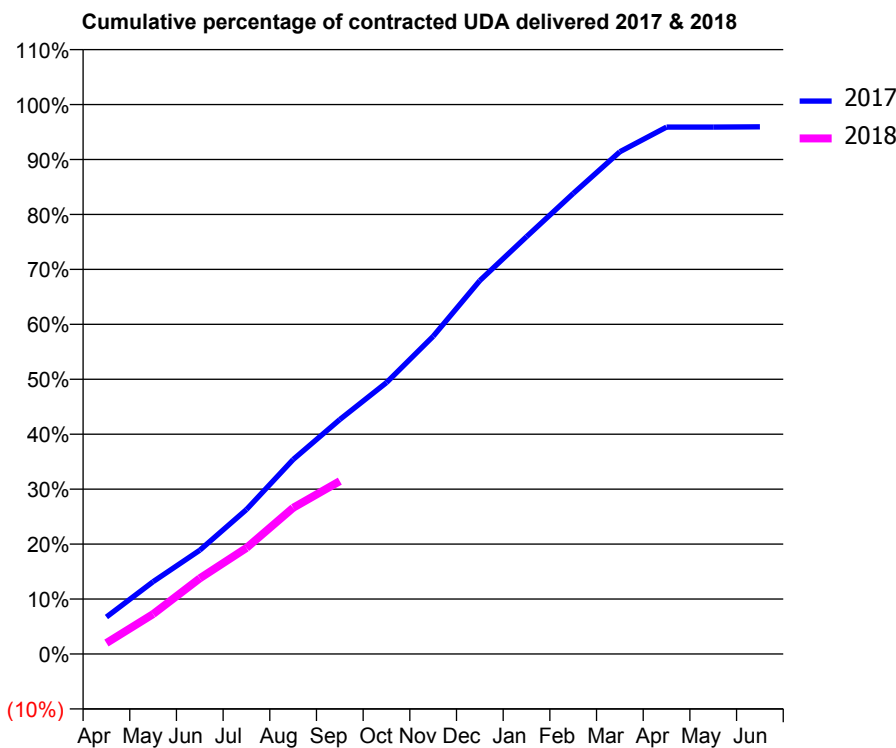
17/18 Contracted general activity (UDA)	7,246
Carry forward general activity (UDA)	0
17/18 Contracted orthodontic activity (UOA)	1,134
Carry forward orthodontic activity (UOA)	0
Baseline contract value	£249,897.09

### ACCESS\*

Patients seen in 24 months	Total	Change since previous quarter
Quarter ending September 2016	2,350	
Quarter ending December 2016	2,319	↓
Quarter ending March 2017	2,297	→
Quarter ending June 2017	2,290	→
Quarter ending September 2017	2,247	↓
<b>Variance since September 2016</b>	<b>(4.4%)</b>	<b>↓</b>



### ACTIVITY



Adjusted Scheduled Activity (UDA)		
Month	2017	2018
April	488	145
May	953	527
June	1,369	998
July	1,906	1,398
August	2,564	1,928
September	3,092	2,281
October	3,578	
November	4,189	
December	4,924	
January	5,503	
February	6,073	
March	6,622	
April	6,949	
May	6,949	
June	6,952	

### QUALITY

	Quantity	Base Number	Contract	AT	Region	England
% of FP17s for the same patient ID Re-attending within 3 months - Children	57	717	7.9%	9.8%	11.6%	11.9%
% of FP17s for the same patient ID Re-attending within 3 months - Adults	127	924	13.7%	14.0%	15.2%	15.9%
% of FP17s for the same patient ID Re-attending between 3 & 9 months - Children	495	717	69.0%	60.8%	59.1%	58.1%
% of FP17s for the same patient ID Re-attending between 3 & 9 months - Adults	559	924	60.5%	53.1%	51.7%	50.6%
% of FP17s for Band 1 Urgent Courses	129	1,441	9.0%	7.2%	8.0%	9.1%
% of FP17s Relating to Free Repair or Replacements	3	1,441	0.2%	0.8%	0.8%	0.8%
% of FP17s Relating to Continuations	0	1,441	0.0%	1.1%	1.0%	1.1%
% of Patients satisfied with the dentistry they have received	8	8	N/A	91.5%	91.5%	91.4%
% of Patients satisfied with the time they had to wait for an appointment	8	8	N/A	86.9%	88.2%	87.7%

\* This is based on patients treated on this contract for their most recent course of treatment. Figures in italics indicate the base number of FP17s or Patient Questionnaire responses are less than 100. N/A is shown where the base number of responses is less than 10 during the period. % is calculated as Quantity/Base number\*100

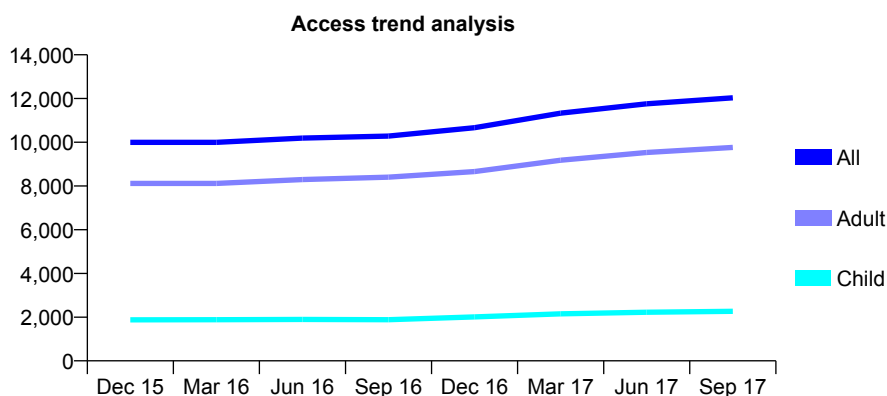
## Q59 - Vital Signs At a Glance Contract Report for 101281/0055 - September 2017

Name or company name	OASIS DENTAL CARE LTD
Contract type name	Pilot Contract
Purpose of contract	General
Contract start date	01/04/2006
Contract end date	

17/18 Contracted general activity (UDA)	36,428
Carry forward general activity (UDA)	0
17/18 Contracted orthodontic activity (UOA)	0
Carry forward orthodontic activity (UOA)	0
Baseline contract value	£812,137.53

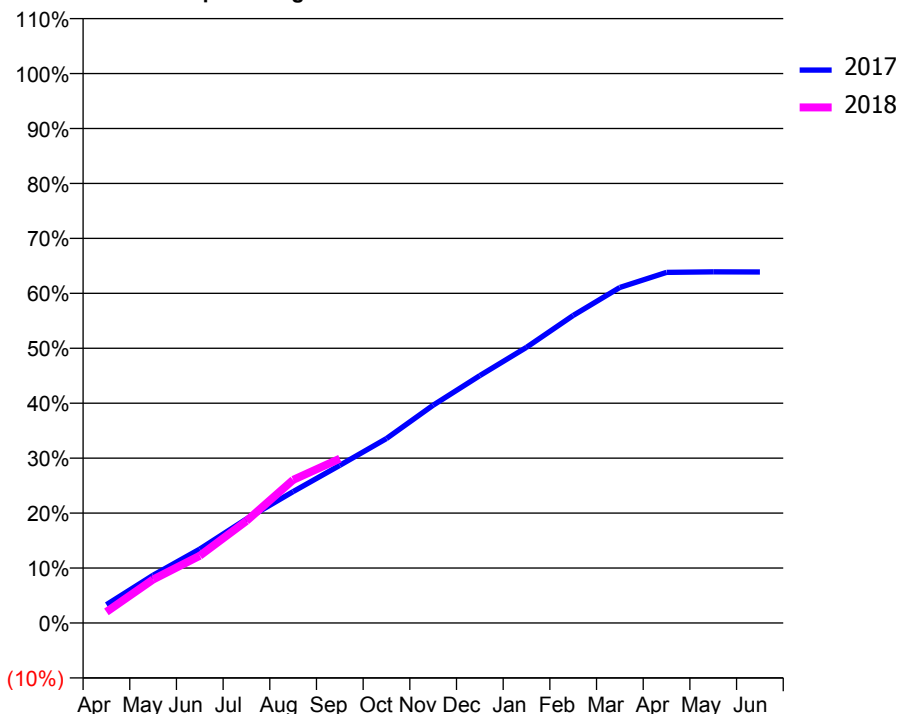
### ACCESS\*

Patients seen in 24 months	Total	Change since previous quarter
Quarter ending September 2016	10,283	
Quarter ending December 2016	10,666	↑
Quarter ending March 2017	11,329	↑
Quarter ending June 2017	11,758	↑
Quarter ending September 2017	12,030	↑
<b>Variance since September 2016</b>	<b>17.0%</b>	<b>↑</b>



### ACTIVITY

Cumulative percentage of contracted UDA delivered 2017 & 2018



Month	Adjusted Scheduled Activity (UDA)	
	2017	2018
April	1,216	737
May	3,171	2,890
June	4,899	4,456
July	6,895	6,767
August	8,716	9,487
September	10,452	10,892
October	12,229	
November	14,440	
December	16,402	
January	18,279	
February	20,388	
March	22,245	
April	23,247	
May	23,276	
June	23,274	

### QUALITY

	Quantity	Base Number	Contract	AT	Region	England
% of FP17s for the same patient ID Re-attending within 3 months - Children	33	1,337	2.5%	9.8%	11.6%	11.9%
% of FP17s for the same patient ID Re-attending within 3 months - Adults	376	5,330	7.1%	14.0%	15.2%	15.9%
% of FP17s for the same patient ID Re-attending between 3 & 9 months - Children	521	1,337	39.0%	60.8%	59.1%	58.1%
% of FP17s for the same patient ID Re-attending between 3 & 9 months - Adults	1,400	5,330	26.3%	53.1%	51.7%	50.6%
% of FP17s for Band 1 Urgent Courses	135	6,155	2.2%	7.2%	8.0%	9.1%
% of FP17s Relating to Free Repair or Replacements	32	6,155	0.5%	0.8%	0.8%	0.8%
% of FP17s Relating to Continuations	84	6,155	1.4%	1.1%	1.0%	1.1%
% of Patients satisfied with the dentistry they have received	14	15	93.3%	91.5%	91.5%	91.4%
% of Patients satisfied with the time they had to wait for an appointment	11	15	73.3%	86.9%	88.2%	87.7%

\* This is based on patients treated on this contract for their most recent course of treatment. Figures in italics indicate the base number of FP17s or Patient Questionnaire responses are less than 100. N/A is shown where the base number of responses is less than 10 during the period. % is calculated as Quantity/Base number\*100

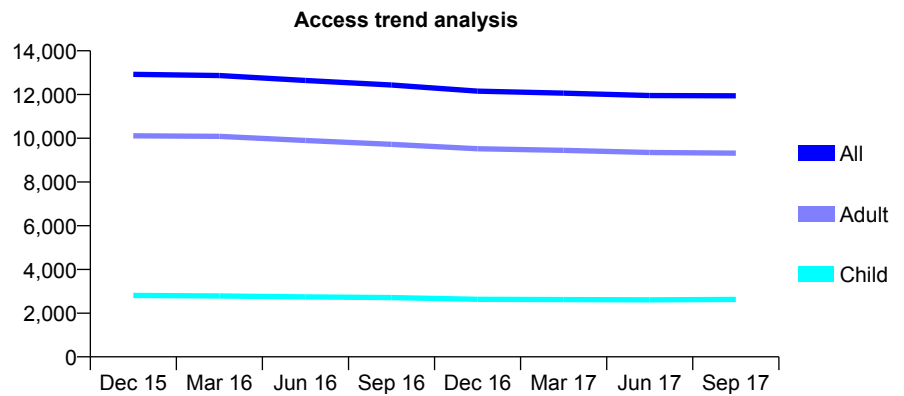
## Q59 - Vital Signs At a Glance Contract Report for 101281/0077 - September 2017

Name or company name	OASIS DENTAL CARE LTD
Contract type name	GDS Contract
Purpose of contract	General and Orthodontic
Contract start date	01/04/2006
Contract end date	

17/18 Contracted general activity (UDA)	33,200
Carry forward general activity (UDA)	0
17/18 Contracted orthodontic activity (UOA)	3,163
Carry forward orthodontic activity (UOA)	40
Baseline contract value	£952,478.39

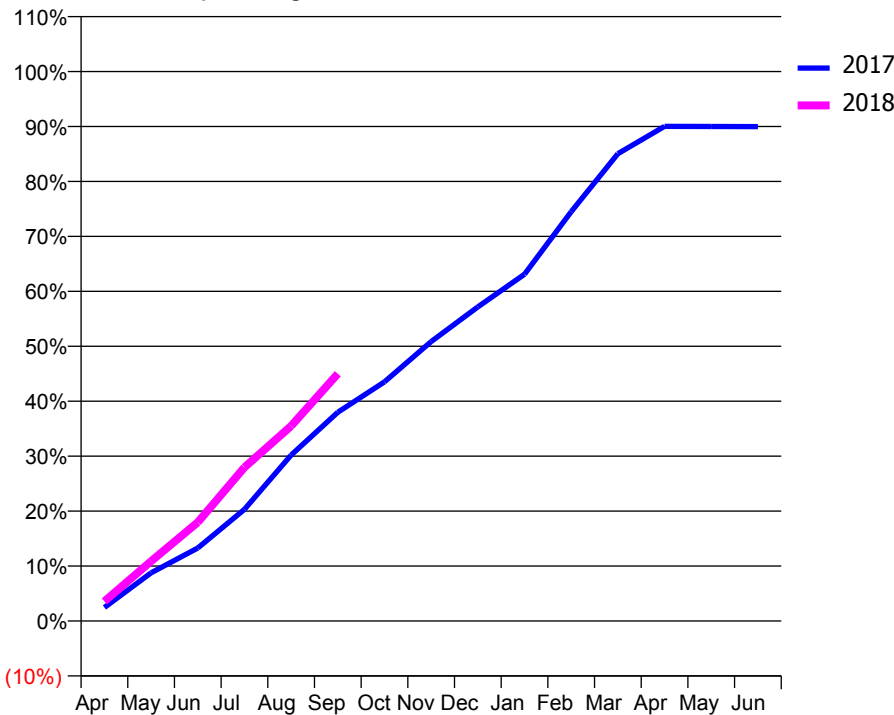
### ACCESS\*

Patients seen in 24 months	Total	Change since previous quarter
Quarter ending September 2016	12,433	
Quarter ending December 2016	12,153	↓
Quarter ending March 2017	12,061	→
Quarter ending June 2017	11,956	→
Quarter ending September 2017	11,941	→
<b>Variance since September 2016</b>	<b>(4.0%)</b>	<b>↓</b>



### ACTIVITY

Cumulative percentage of contracted UDA delivered 2017 & 2018



Adjusted Scheduled Activity (UDA)		
Month	2017	2018
April	817	1,189
May	2,912	3,612
June	4,412	5,962
July	6,744	9,288
August	10,025	11,779
September	12,610	14,945
October	14,452	
November	16,882	
December	18,976	
January	20,953	
February	24,728	
March	28,238	
April	29,887	
May	29,877	
June	29,870	

### QUALITY

	Quantity	Base Number	Contract	AT	Region	England
% of FP17s for the same patient ID Re-attending within 3 months - Children	140	2,233	6.3%	9.8%	11.6%	11.9%
% of FP17s for the same patient ID Re-attending within 3 months - Adults	975	6,508	15.0%	14.0%	15.2%	15.9%
% of FP17s for the same patient ID Re-attending between 3 & 9 months - Children	1,308	2,233	58.6%	60.8%	59.1%	58.1%
% of FP17s for the same patient ID Re-attending between 3 & 9 months - Adults	3,223	6,508	49.5%	53.1%	51.7%	50.6%
% of FP17s for Band 1 Urgent Courses	788	7,841	10.0%	7.2%	8.0%	9.1%
% of FP17s Relating to Free Repair or Replacements	114	7,841	1.5%	0.8%	0.8%	0.8%
% of FP17s Relating to Continuations	88	7,841	1.1%	1.1%	1.0%	1.1%
% of Patients satisfied with the dentistry they have received	79	85	92.9%	91.5%	91.5%	91.4%
% of Patients satisfied with the time they had to wait for an appointment	66	85	77.6%	86.9%	88.2%	87.7%

\* This is based on patients treated on this contract for their most recent course of treatment. Figures in italics indicate the base number of FP17s or Patient Questionnaire responses are less than 100. N/A is shown where the base number of responses is less than 10 during the period. % is calculated as Quantity/Base number\*100

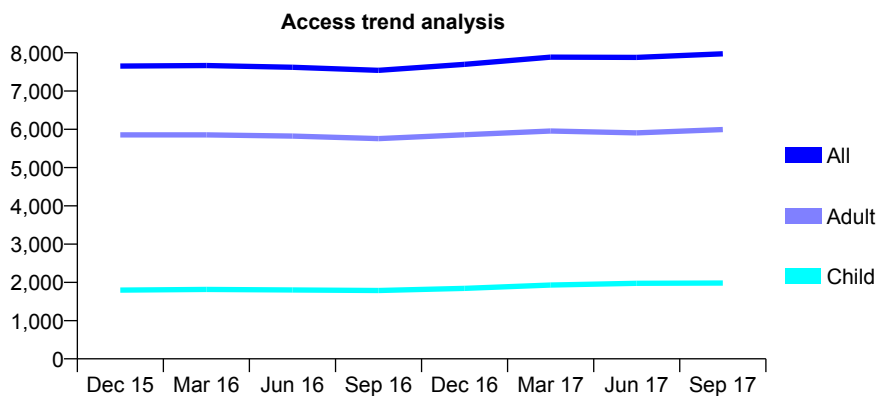
## Q59 - Vital Signs At a Glance Contract Report for 101281/0082 - September 2017

Name or company name	OASIS DENTAL CARE LTD
Contract type name	GDS Contract
Purpose of contract	General
Contract start date	01/04/2006
Contract end date	

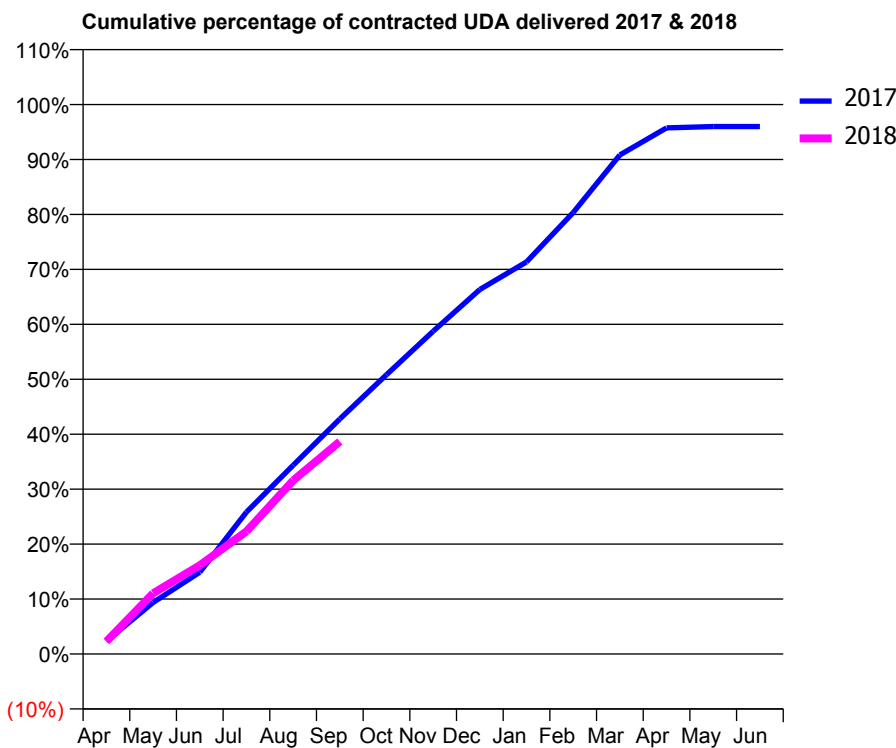
17/18 Contracted general activity (UDA)	21,656
Carry forward general activity (UDA)	0
17/18 Contracted orthodontic activity (UOA)	0
Carry forward orthodontic activity (UOA)	0
Baseline contract value	£482,804.81

### ACCESS\*

Patients seen in 24 months	Total	Change since previous quarter
Quarter ending September 2016	7,543	
Quarter ending December 2016	7,700	↑
Quarter ending March 2017	7,885	↑
Quarter ending June 2017	7,879	→
Quarter ending September 2017	7,975	→
<b>Variance since September 2016</b>	<b>5.7%</b>	<b>↑</b>



### ACTIVITY



Month	Adjusted Scheduled Activity (UDA)	
	2017	2018
April	507	499
May	2,031	2,396
June	3,225	3,495
July	5,597	4,833
August	7,441	6,839
September	9,261	8,372
October	11,007	
November	12,718	
December	14,365	
January	15,451	
February	17,395	
March	19,665	
April	20,736	
May	20,785	
June	20,786	

### QUALITY

	Quantity	Base Number	Contract	AT	Region	England
% of FP17s for the same patient ID Re-attending within 3 months - Children	154	1,527	10.1%	9.8%	11.6%	11.9%
% of FP17s for the same patient ID Re-attending within 3 months - Adults	502	4,158	12.1%	14.0%	15.2%	15.9%
% of FP17s for the same patient ID Re-attending between 3 & 9 months - Children	920	1,527	60.2%	60.8%	59.1%	58.1%
% of FP17s for the same patient ID Re-attending between 3 & 9 months - Adults	2,440	4,158	58.7%	53.1%	51.7%	50.6%
% of FP17s for Band 1 Urgent Courses	121	5,135	2.4%	7.2%	8.0%	9.1%
% of FP17s Relating to Free Repair or Replacements	112	5,135	2.2%	0.8%	0.8%	0.8%
% of FP17s Relating to Continuations	134	5,135	2.6%	1.1%	1.0%	1.1%
% of Patients satisfied with the dentistry they have received	14	15	93.3%	91.5%	91.5%	91.4%
% of Patients satisfied with the time they had to wait for an appointment	14	15	93.3%	86.9%	88.2%	87.7%

\* This is based on patients treated on this contract for their most recent course of treatment. Figures in italics indicate the base number of FP17s or Patient Questionnaire responses are less than 100. N/A is shown where the base number of responses is less than 10 during the period. % is calculated as Quantity/Base number\*100



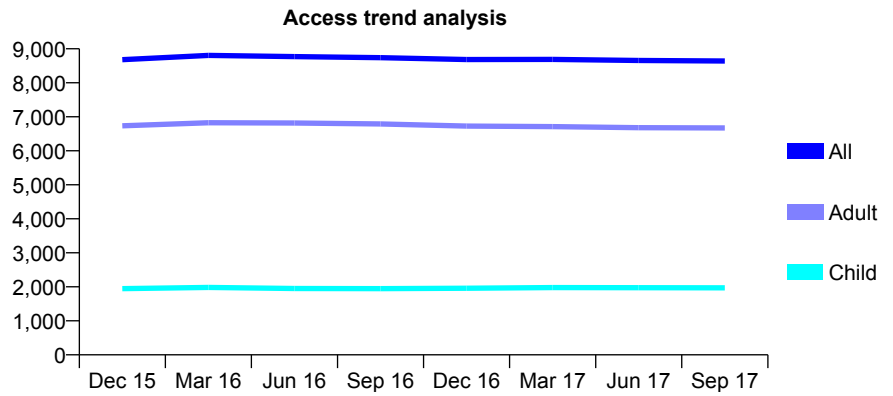
## Q59 - Vital Signs At a Glance Contract Report for 101281/0098 - September 2017

Name or company name	OASIS DENTAL CARE LTD
Contract type name	GDS Contract
Purpose of contract	General
Contract start date	01/04/2006
Contract end date	

17/18 Contracted general activity (UDA)	26,129
Carry forward general activity (UDA)	0
17/18 Contracted orthodontic activity (UOA)	0
Carry forward orthodontic activity (UOA)	0
Baseline contract value	£582,518.48

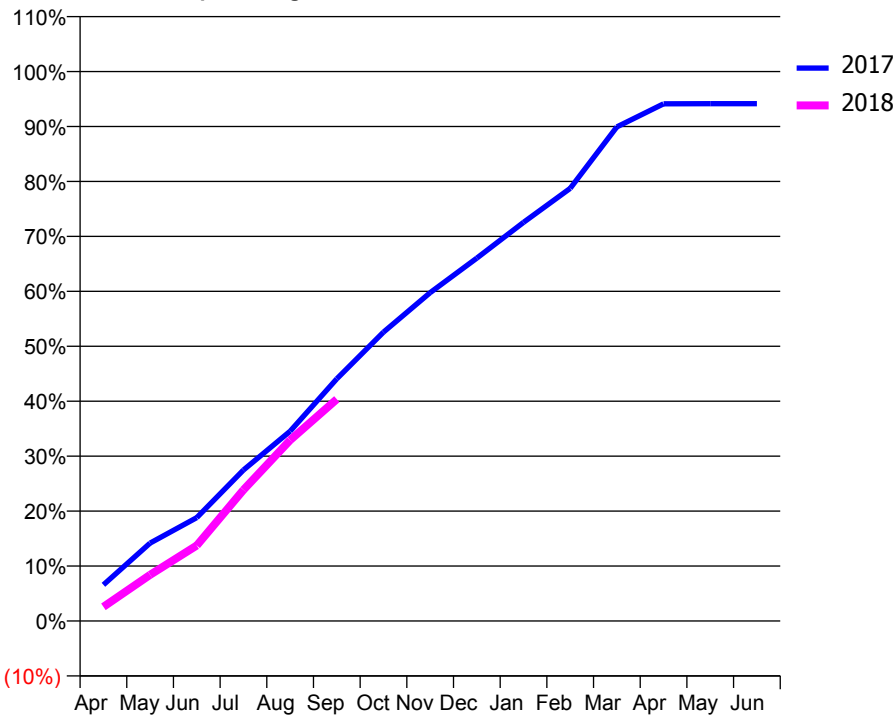
### ACCESS\*

Patients seen in 24 months	Total	Change since previous quarter
Quarter ending September 2016	8,738	
Quarter ending December 2016	8,685	→
Quarter ending March 2017	8,689	→
Quarter ending June 2017	8,656	→
Quarter ending September 2017	8,643	→
<b>Variance since September 2016</b>	<b>(1.1%)</b>	<b>↓</b>



### ACTIVITY

Cumulative percentage of contracted UDA delivered 2017 & 2018



Month	Adjusted Scheduled Activity (UDA)	
	2017	2018
April	1,723	675
May	3,708	2,195
June	4,920	3,593
July	7,178	6,234
August	9,026	8,602
September	11,518	10,548
October	13,739	
November	15,613	
December	17,258	
January	18,957	
February	20,570	
March	23,497	
April	24,593	
May	24,600	
June	24,599	

### QUALITY

	Quantity	Base Number	Contract	AT	Region	England
% of FP17s for the same patient ID Re-attending within 3 months - Children	90	1,624	5.5%	9.8%	11.6%	11.9%
% of FP17s for the same patient ID Re-attending within 3 months - Adults	651	5,314	12.3%	14.0%	15.2%	15.9%
% of FP17s for the same patient ID Re-attending between 3 & 9 months - Children	1,099	1,624	67.7%	60.8%	59.1%	58.1%
% of FP17s for the same patient ID Re-attending between 3 & 9 months - Adults	3,507	5,314	66.0%	53.1%	51.7%	50.6%
% of FP17s for Band 1 Urgent Courses	510	6,423	7.9%	7.2%	8.0%	9.1%
% of FP17s Relating to Free Repair or Replacements	36	6,423	0.6%	0.8%	0.8%	0.8%
% of FP17s Relating to Continuations	16	6,423	0.2%	1.1%	1.0%	1.1%
% of Patients satisfied with the dentistry they have received	25	27	92.6%	91.5%	91.5%	91.4%
% of Patients satisfied with the time they had to wait for an appointment	23	27	85.2%	86.9%	88.2%	87.7%

\* This is based on patients treated on this contract for their most recent course of treatment. Figures in italics indicate the base number of FP17s or Patient Questionnaire responses are less than 100. N/A is shown where the base number of responses is less than 10 during the period. % is calculated as Quantity/Base number\*100

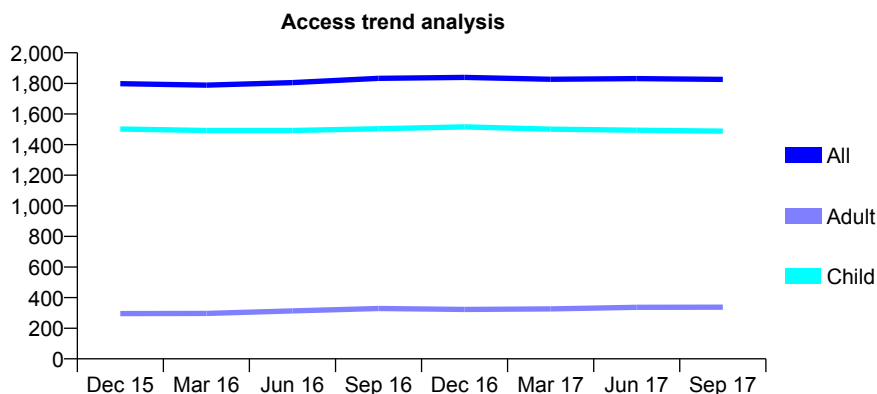
## Q59 - Vital Signs At a Glance Contract Report for 101281/0114 - September 2017

Name or company name	OASIS DENTAL CARE LTD
Contract type name	GDS Contract
Purpose of contract	General
Contract start date	01/04/2006
Contract end date	

17/18 Contracted general activity (UDA)	3,552
Carry forward general activity (UDA)	9
17/18 Contracted orthodontic activity (UOA)	0
Carry forward orthodontic activity (UOA)	0
Baseline contract value	£80,361.34

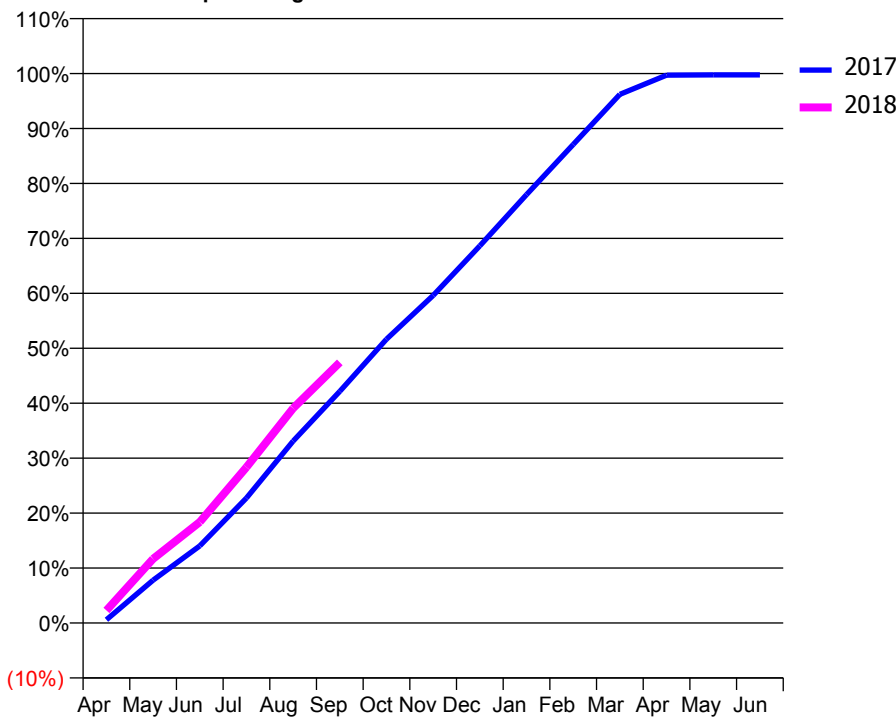
### ACCESS\*

Patients seen in 24 months	Total	Change since previous quarter
Quarter ending September 2016	1,833	
Quarter ending December 2016	1,839	→
Quarter ending March 2017	1,827	→
Quarter ending June 2017	1,831	→
Quarter ending September 2017	1,826	→
<b>Variance since September 2016</b>	<b>(0.4%)</b>	→



### ACTIVITY

Cumulative percentage of contracted UDA delivered 2017 & 2018



Adjusted Scheduled Activity (UDA)

Month	2017	2018
April	21	81
May	277	415
June	499	653
July	808	1,007
August	1,176	1,388
September	1,497	1,685
October	1,835	
November	2,117	
December	2,438	
January	2,769	
February	3,093	
March	3,417	
April	3,542	
May	3,543	
June	3,543	

### QUALITY

	Quantity	Base Number	Contract	AT	Region	England
% of FP17s for the same patient ID Re-attending within 3 months - Children	80	1,348	5.9%	9.8%	11.6%	11.9%
% of FP17s for the same patient ID Re-attending within 3 months - Adults	7	176	4.0%	14.0%	15.2%	15.9%
% of FP17s for the same patient ID Re-attending between 3 & 9 months - Children	980	1,348	72.7%	60.8%	59.1%	58.1%
% of FP17s for the same patient ID Re-attending between 3 & 9 months - Adults	132	176	75.0%	53.1%	51.7%	50.6%
% of FP17s for Band 1 Urgent Courses	30	1,425	2.1%	7.2%	8.0%	9.1%
% of FP17s Relating to Free Repair or Replacements	0	1,425	0.0%	0.8%	0.8%	0.8%
% of FP17s Relating to Continuations	0	1,425	0.0%	1.1%	1.0%	1.1%
% of Patients satisfied with the dentistry they have received	3	3	N/A	91.5%	91.5%	91.4%
% of Patients satisfied with the time they had to wait for an appointment	2	3	N/A	86.9%	88.2%	87.7%

\* This is based on patients treated on this contract for their most recent course of treatment. Figures in italics indicate the base number of FP17s or Patient Questionnaire responses are less than 100. N/A is shown where the base number of responses is less than 10 during the period. % is calculated as Quantity/Base number\*100

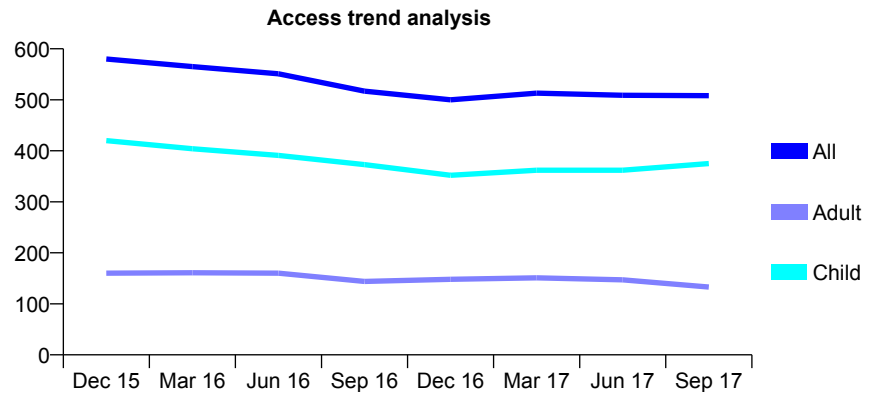
## Q59 - Vital Signs At a Glance Contract Report for 101281/0132 - September 2017

Name or company name	OASIS DENTAL CARE LTD
Contract type name	GDS Contract
Purpose of contract	General
Contract start date	01/04/2006
Contract end date	

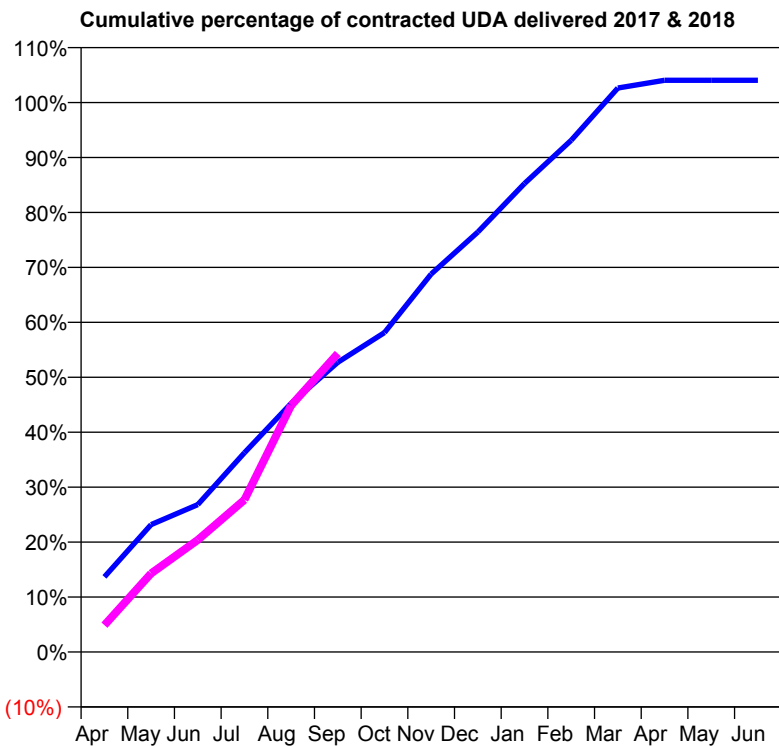
17/18 Contracted general activity (UDA)	1,021
Carry forward general activity (UDA)	-20
17/18 Contracted orthodontic activity (UOA)	0
Carry forward orthodontic activity (UOA)	0
Baseline contract value	£23,074.23

### ACCESS\*

Patients seen in 24 months	Total	Change since previous quarter
Quarter ending September 2016	517	
Quarter ending December 2016	500	↓
Quarter ending March 2017	513	↑
Quarter ending June 2017	509	→
Quarter ending September 2017	508	→
<b>Variance since September 2016</b>	<b>(1.7%)</b>	<b>↓</b>



### ACTIVITY



Adjusted Scheduled Activity (UDA)		
Month	2017	2018
April	140	50
May	237	146
June	274	208
July	370	283
August	462	458
September	538	555
October	593	
November	702	
December	780	
January	870	
February	951	
March	1,048	
April	1,062	
May	1,062	
June	1,062	

### QUALITY

	Quantity	Base Number	Contract	AT	Region	England
% of FP17s for the same patient ID Re-attending within 3 months - Children	12	334	3.6%	9.8%	11.6%	11.9%
% of FP17s for the same patient ID Re-attending within 3 months - Adults	2	72	2.8%	14.0%	15.2%	15.9%
% of FP17s for the same patient ID Re-attending between 3 & 9 months - Children	235	334	70.4%	60.8%	59.1%	58.1%
% of FP17s for the same patient ID Re-attending between 3 & 9 months - Adults	34	72	47.2%	53.1%	51.7%	50.6%
% of FP17s for Band 1 Urgent Courses	8	392	2.0%	7.2%	8.0%	9.1%
% of FP17s Relating to Free Repair or Replacements	0	392	0.0%	0.8%	0.8%	0.8%
% of FP17s Relating to Continuations	0	392	0.0%	1.1%	1.0%	1.1%
% of Patients satisfied with the dentistry they have received	0	0	N/A	91.5%	91.5%	91.4%
% of Patients satisfied with the time they had to wait for an appointment	0	0	N/A	86.9%	88.2%	87.7%

\* This is based on patients treated on this contract for their most recent course of treatment. Figures in italics indicate the base number of FP17s or Patient Questionnaire responses are less than 100. N/A is shown where the base number of responses is less than 10 during the period. % is calculated as Quantity/Base number\*100

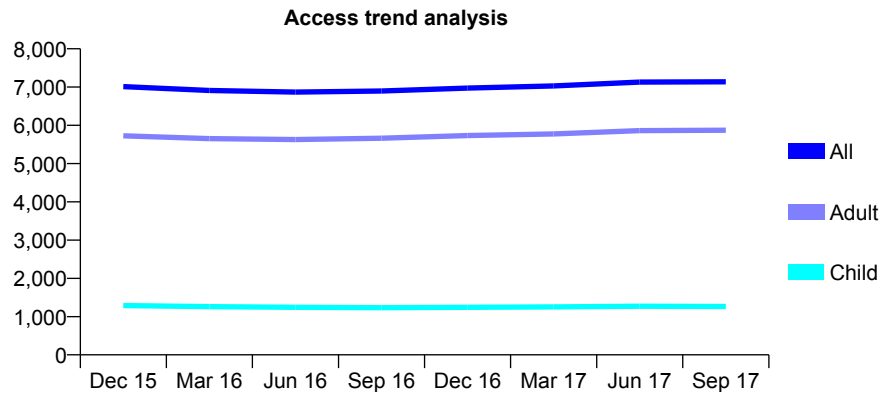
## Q59 - Vital Signs At a Glance Contract Report for 101281/0161 - September 2017

Name or company name	OASIS DENTAL CARE LTD
Contract type name	GDS Contract
Purpose of contract	General
Contract start date	09/10/2006
Contract end date	

17/18 Contracted general activity (UDA)	27,589
Carry forward general activity (UDA)	0
17/18 Contracted orthodontic activity (UOA)	0
Carry forward orthodontic activity (UOA)	0
Baseline contract value	£615,072.64

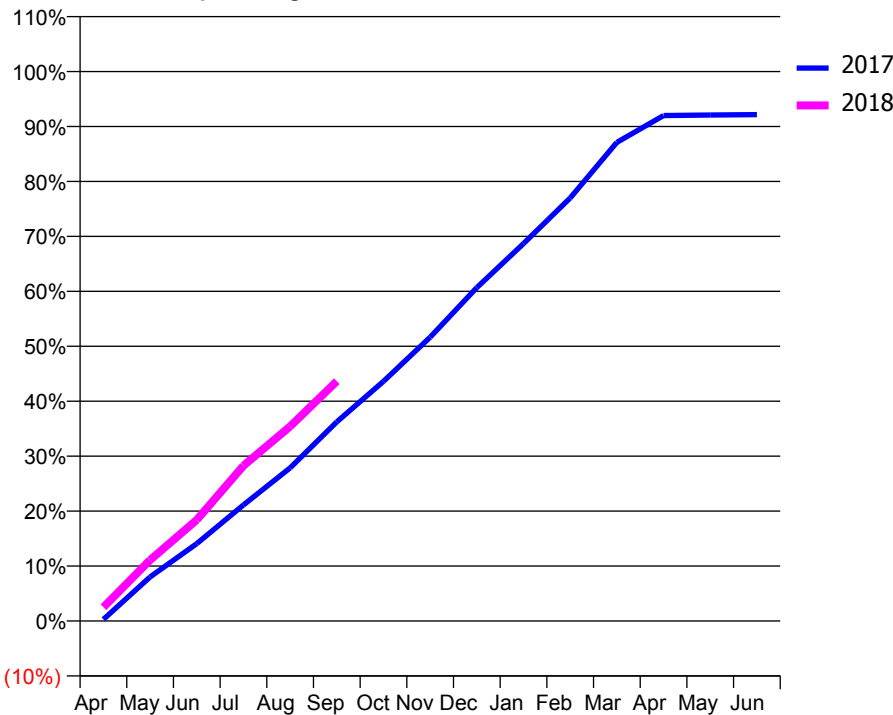
### ACCESS\*

Patients seen in 24 months	Total	Change since previous quarter
Quarter ending September 2016	6,895	
Quarter ending December 2016	6,975	→
Quarter ending March 2017	7,028	→
Quarter ending June 2017	7,132	→
Quarter ending September 2017	7,138	→
<b>Variance since September 2016</b>	<b>3.5%</b>	<b>↑</b>



### ACTIVITY

Cumulative percentage of contracted UDA delivered 2017 & 2018



Month	Adjusted Scheduled Activity (UDA)	
	2017	2018
April	85	691
May	2,212	3,062
June	3,886	5,075
July	5,828	7,797
August	7,688	9,773
September	10,001	12,042
October	12,031	
November	14,251	
December	16,740	
January	18,948	
February	21,237	
March	24,030	
April	25,374	
May	25,404	
June	25,421	

### QUALITY

	Quantity	Base Number	Contract	AT	Region	England
% of FP17s for the same patient ID Re-attending within 3 months - Children	89	992	9.0%	9.8%	11.6%	11.9%
% of FP17s for the same patient ID Re-attending within 3 months - Adults	742	4,459	16.6%	14.0%	15.2%	15.9%
% of FP17s for the same patient ID Re-attending between 3 & 9 months - Children	539	992	54.3%	60.8%	59.1%	58.1%
% of FP17s for the same patient ID Re-attending between 3 & 9 months - Adults	2,404	4,459	53.9%	53.1%	51.7%	50.6%
% of FP17s for Band 1 Urgent Courses	539	5,004	10.8%	7.2%	8.0%	9.1%
% of FP17s Relating to Free Repair or Replacements	80	5,004	1.6%	0.8%	0.8%	0.8%
% of FP17s Relating to Continuations	123	5,004	2.5%	1.1%	1.0%	1.1%
% of Patients satisfied with the dentistry they have received	26	28	92.9%	91.5%	91.5%	91.4%
% of Patients satisfied with the time they had to wait for an appointment	27	28	96.4%	86.9%	88.2%	87.7%

\* This is based on patients treated on this contract for their most recent course of treatment. Figures in italics indicate the base number of FP17s or Patient Questionnaire responses are less than 100. N/A is shown where the base number of responses is less than 10 during the period. % is calculated as Quantity/Base number\*100

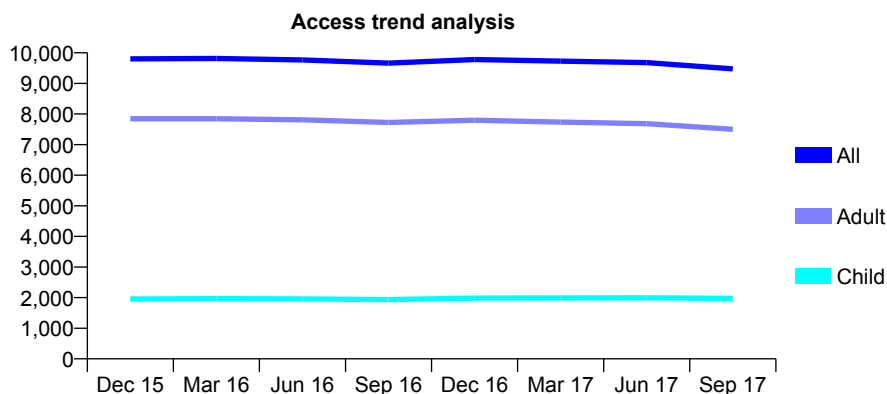
## Q59 - Vital Signs At a Glance Contract Report for 101281/0178 - September 2017

Name or company name	OASIS DENTAL CARE LTD
Contract type name	GDS Contract
Purpose of contract	General
Contract start date	31/03/2008
Contract end date	

17/18 Contracted general activity (UDA)	30,000
Carry forward general activity (UDA)	0
17/18 Contracted orthodontic activity (UOA)	0
Carry forward orthodontic activity (UOA)	0
Baseline contract value	£668,827.85

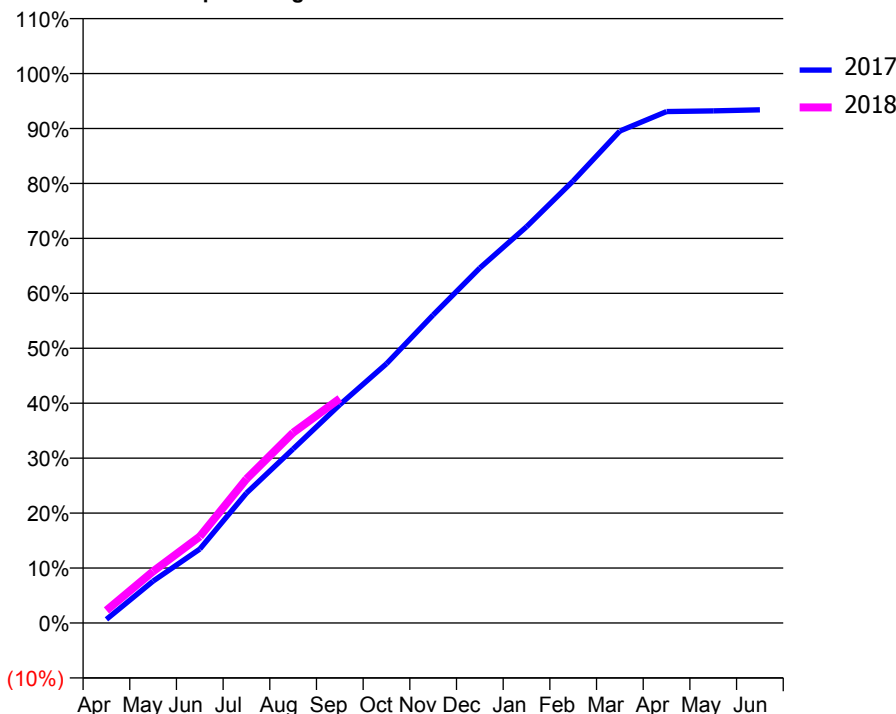
### ACCESS\*

Patients seen in 24 months	Total	Change since previous quarter
Quarter ending September 2016	9,662	
Quarter ending December 2016	9,780	→
Quarter ending March 2017	9,729	→
Quarter ending June 2017	9,679	→
Quarter ending September 2017	9,477	↓
<b>Variance since September 2016</b>	<b>(1.9%)</b>	<b>↓</b>



### ACTIVITY

Cumulative percentage of contracted UDA delivered 2017 & 2018



Adjusted Scheduled Activity (UDA)

Month	2017	2018
April	204	685
May	2,288	2,820
June	4,040	4,719
July	7,092	7,869
August	9,502	10,392
September	11,922	12,254
October	14,157	
November	16,820	
December	19,386	
January	21,635	
February	24,135	
March	26,863	
April	27,922	
May	27,962	
June	28,015	

### QUALITY

	Quantity	Base Number	Contract	AT	Region	England
% of FP17s for the same patient ID Re-attending within 3 months - Children	108	1,522	7.1%	9.8%	11.6%	11.9%
% of FP17s for the same patient ID Re-attending within 3 months - Adults	683	5,182	13.2%	14.0%	15.2%	15.9%
% of FP17s for the same patient ID Re-attending between 3 & 9 months - Children	981	1,522	64.5%	60.8%	59.1%	58.1%
% of FP17s for the same patient ID Re-attending between 3 & 9 months - Adults	3,176	5,182	61.3%	53.1%	51.7%	50.6%
% of FP17s for Band 1 Urgent Courses	392	6,198	6.3%	7.2%	8.0%	9.1%
% of FP17s Relating to Free Repair or Replacements	35	6,198	0.6%	0.8%	0.8%	0.8%
% of FP17s Relating to Continuations	113	6,198	1.8%	1.1%	1.0%	1.1%
% of Patients satisfied with the dentistry they have received	33	38	86.8%	91.5%	91.5%	91.4%
% of Patients satisfied with the time they had to wait for an appointment	33	38	86.8%	86.9%	88.2%	87.7%

\* This is based on patients treated on this contract for their most recent course of treatment. Figures in italics indicate the base number of FP17s or Patient Questionnaire responses are less than 100. N/A is shown where the base number of responses is less than 10 during the period. % is calculated as Quantity/Base number\*100

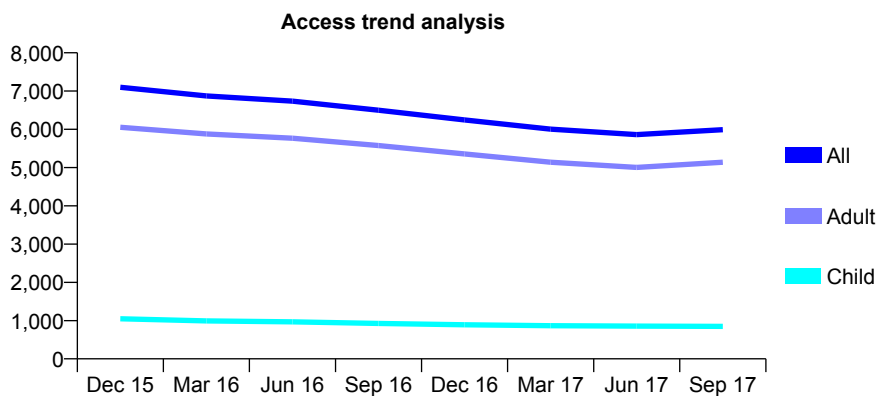
## Q59 - Vital Signs At a Glance Contract Report for 101281/0197 - September 2017

Name or company name	OASIS DENTAL CARE LTD
Contract type name	GDS Contract
Purpose of contract	General
Contract start date	01/04/2009
Contract end date	

17/18 Contracted general activity (UDA)	22,500
Carry forward general activity (UDA)	0
17/18 Contracted orthodontic activity (UOA)	0
Carry forward orthodontic activity (UOA)	0
Baseline contract value	£501,579.04

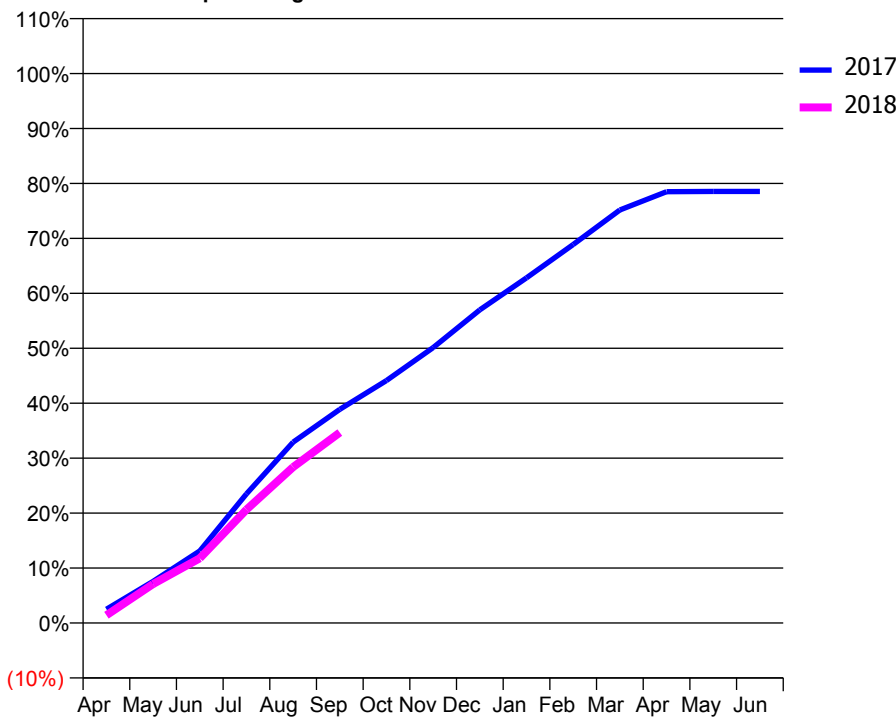
### ACCESS\*

Patients seen in 24 months	Total	Change since previous quarter
Quarter ending September 2016	6,501	
Quarter ending December 2016	6,245	↓
Quarter ending March 2017	6,006	↓
Quarter ending June 2017	5,861	↓
Quarter ending September 2017	5,989	↑
<b>Variance since September 2016</b>	<b>(7.9%)</b>	<b>↓</b>



### ACTIVITY

Cumulative percentage of contracted UDA delivered 2017 & 2018



Month	Adjusted Scheduled Activity (UDA)	
	2017	2018
April	568	321
May	1,707	1,594
June	2,951	2,648
July	5,286	4,642
August	7,409	6,385
September	8,749	7,798
October	9,928	
November	11,276	
December	12,821	
January	14,134	
February	15,497	
March	16,915	
April	17,663	
May	17,669	
June	17,669	

### QUALITY

	Quantity	Base Number	Contract	AT	Region	England
% of FP17s for the same patient ID Re-attending within 3 months - Children	39	629	6.2%	9.8%	11.6%	11.9%
% of FP17s for the same patient ID Re-attending within 3 months - Adults	449	3,748	12.0%	14.0%	15.2%	15.9%
% of FP17s for the same patient ID Re-attending between 3 & 9 months - Children	335	629	53.3%	60.8%	59.1%	58.1%
% of FP17s for the same patient ID Re-attending between 3 & 9 months - Adults	2,069	3,748	55.2%	53.1%	51.7%	50.6%
% of FP17s for Band 1 Urgent Courses	160	4,006	4.0%	7.2%	8.0%	9.1%
% of FP17s Relating to Free Repair or Replacements	76	4,006	1.9%	0.8%	0.8%	0.8%
% of FP17s Relating to Continuations	75	4,006	1.9%	1.1%	1.0%	1.1%
% of Patients satisfied with the dentistry they have received	17	21	81.0%	91.5%	91.5%	91.4%
% of Patients satisfied with the time they had to wait for an appointment	17	21	81.0%	86.9%	88.2%	87.7%

\* This is based on patients treated on this contract for their most recent course of treatment. Figures in italics indicate the base number of FP17s or Patient Questionnaire responses are less than 100. N/A is shown where the base number of responses is less than 10 during the period. % is calculated as Quantity/Base number\*100

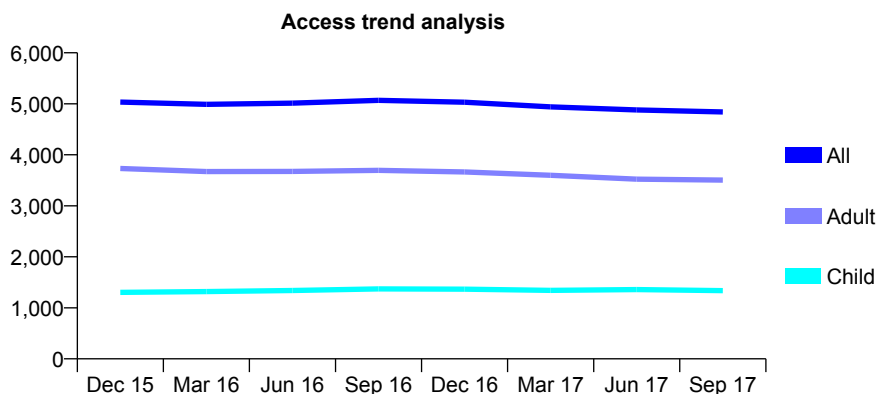
## Q59 - Vital Signs At a Glance Contract Report for 101362/0015 - September 2017

Name or company name	Rodericks Dental Limited
Contract type name	GDS Contract
Purpose of contract	General
Contract start date	16/02/2009
Contract end date	

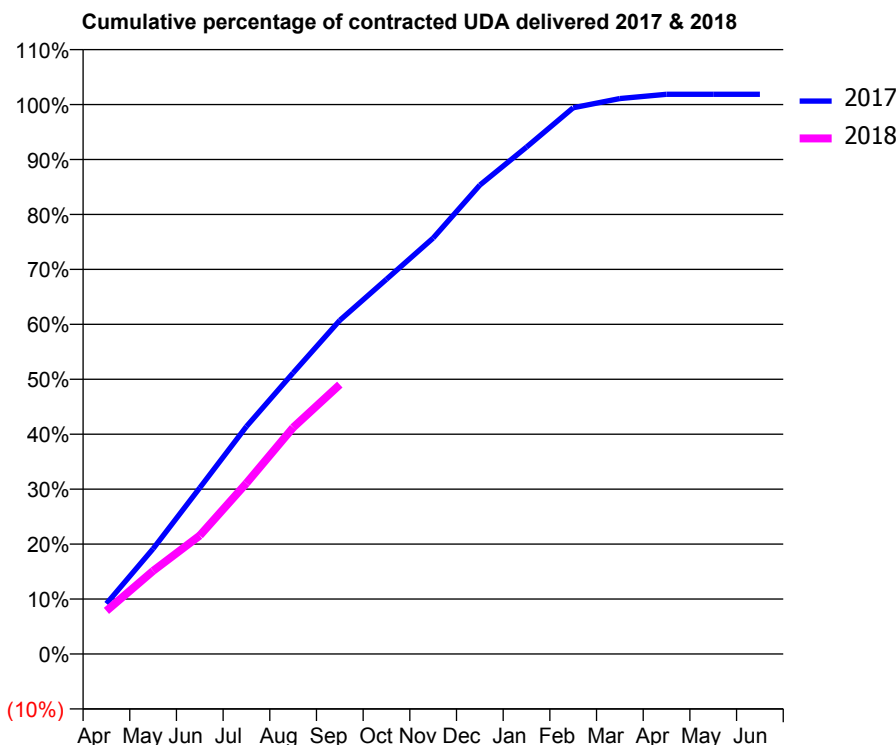
17/18 Contracted general activity (UDA)	12,250
Carry forward general activity (UDA)	-229
17/18 Contracted orthodontic activity (UOA)	0
Carry forward orthodontic activity (UOA)	0
Baseline contract value	£287,618.79

### ACCESS\*

Patients seen in 24 months	Total	Change since previous quarter
Quarter ending September 2016	5,067	
Quarter ending December 2016	5,031	→
Quarter ending March 2017	4,941	↓
Quarter ending June 2017	4,880	↓
Quarter ending September 2017	4,841	→
<b>Variance since September 2016</b>	<b>(4.5%)</b>	<b>↓</b>



### ACTIVITY



Month	Adjusted Scheduled Activity (UDA)	
	2017	2018
April	1,122	962
May	2,348	1,854
June	3,704	2,642
July	5,073	3,811
August	6,267	5,048
September	7,438	6,007
October	8,356	
November	9,273	
December	10,455	
January	11,301	
February	12,177	
March	12,383	
April	12,478	
May	12,479	
June	12,479	

### QUALITY

	Quantity	Base Number	Contract	AT	Region	England
% of FP17s for the same patient ID Re-attending within 3 months - Children	76	1,138	6.7%	9.8%	11.6%	11.9%
% of FP17s for the same patient ID Re-attending within 3 months - Adults	325	2,241	14.5%	14.0%	15.2%	15.9%
% of FP17s for the same patient ID Re-attending between 3 & 9 months - Children	711	1,138	62.5%	60.8%	59.1%	58.1%
% of FP17s for the same patient ID Re-attending between 3 & 9 months - Adults	983	2,241	43.9%	53.1%	51.7%	50.6%
% of FP17s for Band 1 Urgent Courses	165	2,827	5.8%	7.2%	8.0%	9.1%
% of FP17s Relating to Free Repair or Replacements	47	2,827	1.7%	0.8%	0.8%	0.8%
% of FP17s Relating to Continuations	35	2,827	1.2%	1.1%	1.0%	1.1%
% of Patients satisfied with the dentistry they have received	10	11	90.9%	91.5%	91.5%	91.4%
% of Patients satisfied with the time they had to wait for an appointment	10	11	90.9%	86.9%	88.2%	87.7%

\* This is based on patients treated on this contract for their most recent course of treatment. Figures in italics indicate the base number of FP17s or Patient Questionnaire responses are less than 100. N/A is shown where the base number of responses is less than 10 during the period. % is calculated as Quantity/Base number\*100

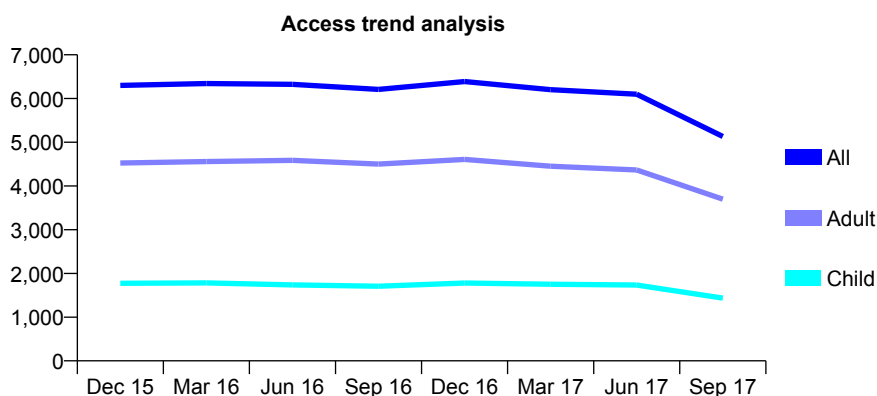
## Q59 - Vital Signs At a Glance Contract Report for 101362/0033 - September 2017

Name or company name	Rodericks Dental Limited
Contract type name	PDS Plus Contract
Purpose of contract	General
Contract start date	01/09/2010
Contract end date	31/07/2017

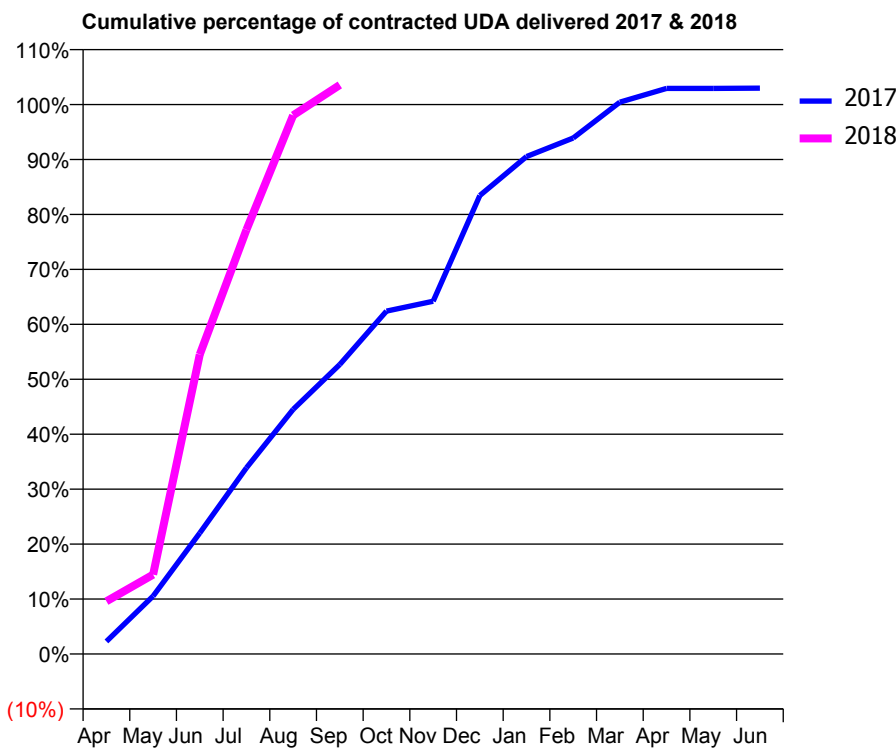
17/18 Contracted general activity (UDA)	4,167
Carry forward general activity (UDA)	0
17/18 Contracted orthodontic activity (UOA)	0
Carry forward orthodontic activity (UOA)	0
Baseline contract value	£99,499.37

### ACCESS\*

Patients seen in 24 months	Total	Change since previous quarter
Quarter ending September 2016	6,209	
Quarter ending December 2016	6,389	↑
Quarter ending March 2017	6,203	↓
Quarter ending June 2017	6,099	↓
Quarter ending September 2017	5,132	↓
<b>Variance since September 2016</b>	<b>(17.3%)</b>	<b>↓</b>



### ACTIVITY



Month	Adjusted Scheduled Activity (UDA)	
	2017	2018
April	287	400
May	1,319	602
June	2,752	2,272
July	4,236	3,217
August	5,565	4,084
September	6,586	4,315
October	7,801	
November	8,026	
December	10,431	
January	11,316	
February	11,737	
March	12,555	
April	12,867	
May	12,866	
June	12,873	

### QUALITY

	Quantity	Base Number	Contract	AT	Region	England
% of FP17s for the same patient ID Re-attending within 3 months - Children	33	803	4.1%	9.8%	11.6%	11.9%
% of FP17s for the same patient ID Re-attending within 3 months - Adults	99	1,553	6.4%	14.0%	15.2%	15.9%
% of FP17s for the same patient ID Re-attending between 3 & 9 months - Children	380	803	47.3%	60.8%	59.1%	58.1%
% of FP17s for the same patient ID Re-attending between 3 & 9 months - Adults	632	1,553	40.7%	53.1%	51.7%	50.6%
% of FP17s for Band 1 Urgent Courses	109	2,196	5.0%	7.2%	8.0%	9.1%
% of FP17s Relating to Free Repair or Replacements	4	2,196	0.2%	0.8%	0.8%	0.8%
% of FP17s Relating to Continuations	7	2,196	0.3%	1.1%	1.0%	1.1%
% of Patients satisfied with the dentistry they have received	4	4	N/A	91.5%	91.5%	91.4%
% of Patients satisfied with the time they had to wait for an appointment	4	4	N/A	86.9%	88.2%	87.7%

\* This is based on patients treated on this contract for their most recent course of treatment. Figures in italics indicate the base number of FP17s or Patient Questionnaire responses are less than 100. N/A is shown where the base number of responses is less than 10 during the period. % is calculated as Quantity/Base number\*100



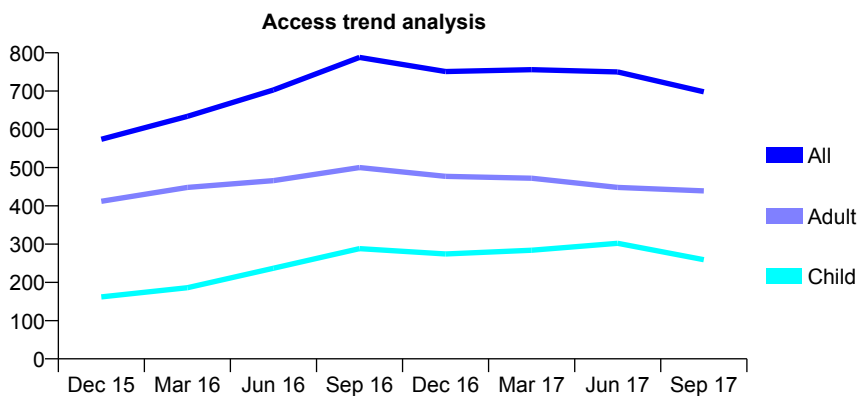
## Q59 - Vital Signs At a Glance Contract Report for 101362/0049 - September 2017

Name or company name	Rodericks Dental Limited
Contract type name	GDS Contract
Purpose of contract	General
Contract start date	01/04/2012
Contract end date	

17/18 Contracted general activity (UDA)	1,383
Carry forward general activity (UDA)	-28
17/18 Contracted orthodontic activity (UOA)	0
Carry forward orthodontic activity (UOA)	0
Baseline contract value	£25,544.91

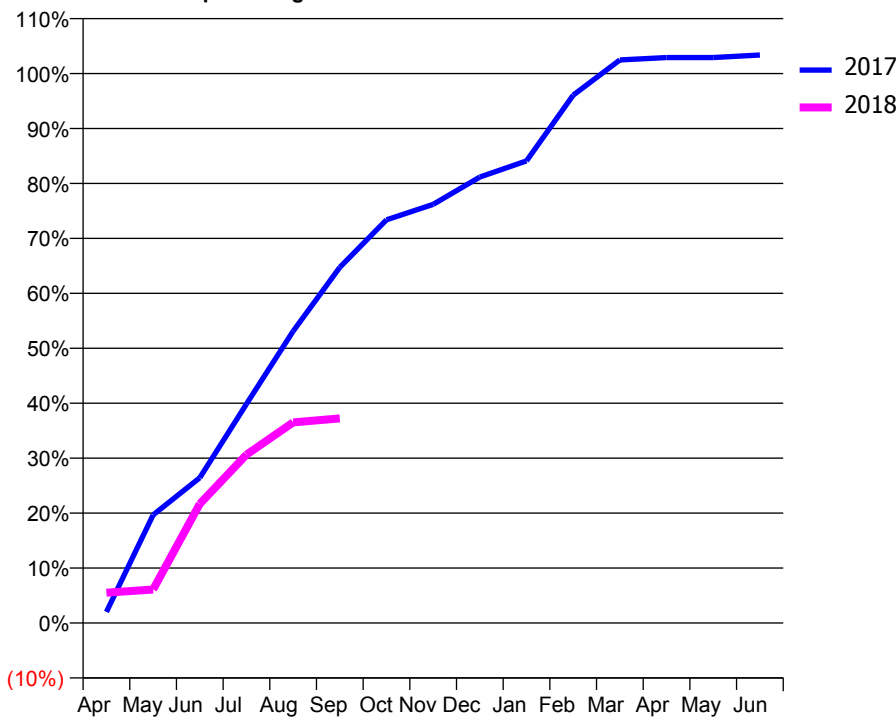
### ACCESS\*

Patients seen in 24 months	Total	Change since previous quarter
Quarter ending September 2016	788	
Quarter ending December 2016	751	↓
Quarter ending March 2017	756	→
Quarter ending June 2017	750	→
Quarter ending September 2017	698	↓
<b>Variance since September 2016</b>	<b>(11.4%)</b>	<b>↓</b>



### ACTIVITY

Cumulative percentage of contracted UDA delivered 2017 & 2018



Adjusted Scheduled Activity (UDA)

Month	2017	2018
April	28	76
May	272	84
June	366	300
July	551	424
August	734	505
September	895	515
October	1,015	
November	1,054	
December	1,122	
January	1,163	
February	1,328	
March	1,417	
April	1,423	
May	1,423	
June	1,429	

### QUALITY

	Quantity	Base Number	Contract	AT	Region	England
% of FP17s for the same patient ID Re-attending within 3 months - Children	3	166	1.8%	9.8%	11.6%	11.9%
% of FP17s for the same patient ID Re-attending within 3 months - Adults	8	246	3.3%	14.0%	15.2%	15.9%
% of FP17s for the same patient ID Re-attending between 3 & 9 months - Children	14	166	8.4%	60.8%	59.1%	58.1%
% of FP17s for the same patient ID Re-attending between 3 & 9 months - Adults	3	246	1.2%	53.1%	51.7%	50.6%
% of FP17s for Band 1 Urgent Courses	141	404	34.9%	7.2%	8.0%	9.1%
% of FP17s Relating to Free Repair or Replacements	4	404	1.0%	0.8%	0.8%	0.8%
% of FP17s Relating to Continuations	0	404	0.0%	1.1%	1.0%	1.1%
% of Patients satisfied with the dentistry they have received	0	0	N/A	91.5%	91.5%	91.4%
% of Patients satisfied with the time they had to wait for an appointment	0	0	N/A	86.9%	88.2%	87.7%

\* This is based on patients treated on this contract for their most recent course of treatment. Figures in italics indicate the base number of FP17s or Patient Questionnaire responses are less than 100. N/A is shown where the base number of responses is less than 10 during the period. % is calculated as Quantity/Base number\*100

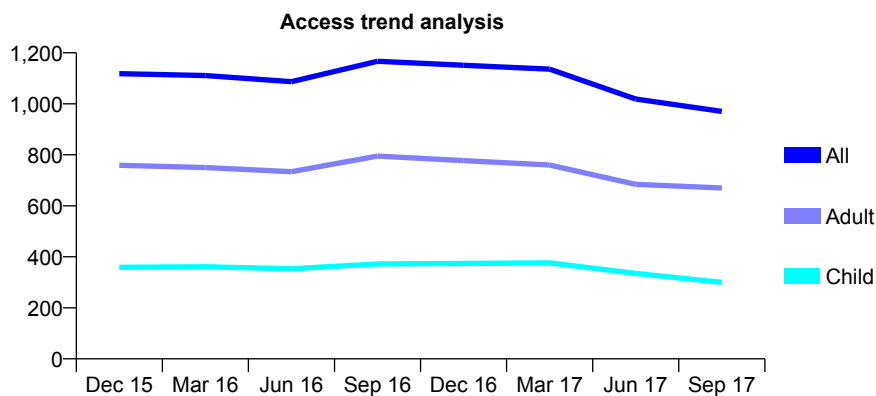
## Q59 - Vital Signs At a Glance Contract Report for 101370/0033 - September 2017

Name or company name	Petrie Tucker and Partners Ltd
Contract type name	GDS Contract
Purpose of contract	General and Orthodontic
Contract start date	01/04/2006
Contract end date	

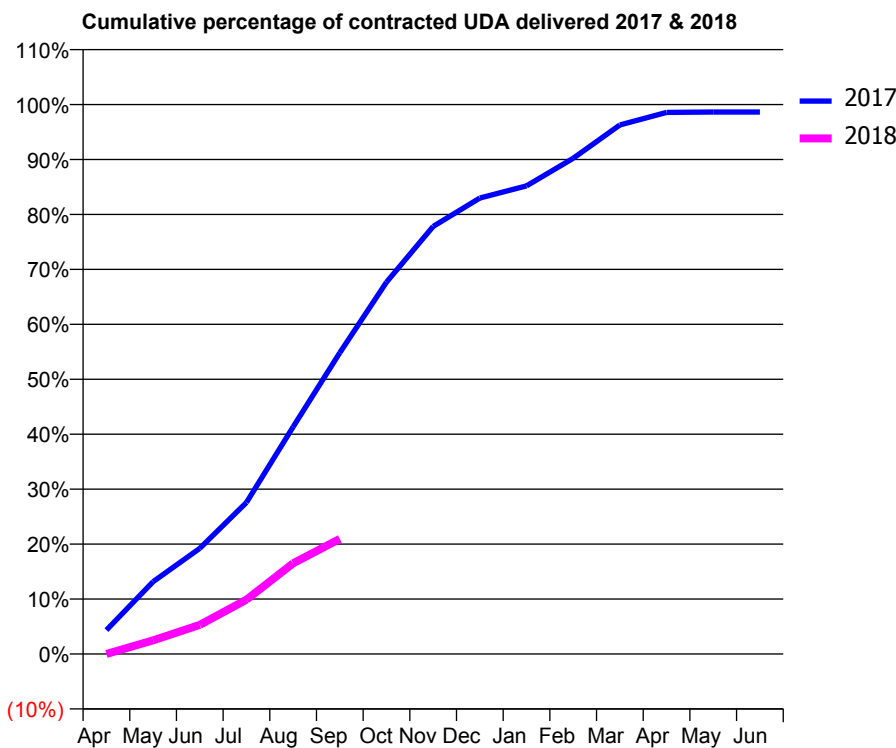
17/18 Contracted general activity (UDA)	3,531
Carry forward general activity (UDA)	0
17/18 Contracted orthodontic activity (UOA)	4,510
Carry forward orthodontic activity (UOA)	41
Baseline contract value	£387,824.37

### ACCESS\*

Patients seen in 24 months	Total	Change since previous quarter
Quarter ending September 2016	1,167	
Quarter ending December 2016	1,151	↓
Quarter ending March 2017	1,136	↓
Quarter ending June 2017	1,019	↓
Quarter ending September 2017	970	↓
<b>Variance since September 2016</b>	<b>(16.9%)</b>	<b>↓</b>



### ACTIVITY



Month	Adjusted Scheduled Activity (UDA)	
	2017	2018
April	100	0
May	303	88
June	442	188
July	634	349
August	951	583
September	1,261	740
October	1,557	
November	1,790	
December	1,909	
January	1,960	
February	2,075	
March	2,214	
April	2,267	
May	2,269	
June	2,269	

### QUALITY

	Quantity	Base Number	Contract	AT	Region	England
% of FP17s for the same patient ID Re-attending within 3 months - Children	5	147	3.4%	9.8%	11.6%	11.9%
% of FP17s for the same patient ID Re-attending within 3 months - Adults	29	316	9.2%	14.0%	15.2%	15.9%
% of FP17s for the same patient ID Re-attending between 3 & 9 months - Children	45	147	30.6%	60.8%	59.1%	58.1%
% of FP17s for the same patient ID Re-attending between 3 & 9 months - Adults	88	316	27.8%	53.1%	51.7%	50.6%
% of FP17s for Band 1 Urgent Courses	25	397	6.3%	7.2%	8.0%	9.1%
% of FP17s Relating to Free Repair or Replacements	1	397	0.3%	0.8%	0.8%	0.8%
% of FP17s Relating to Continuations	4	397	1.0%	1.1%	1.0%	1.1%
% of Patients satisfied with the dentistry they have received	3	4	N/A	91.5%	91.5%	91.4%
% of Patients satisfied with the time they had to wait for an appointment	4	4	N/A	86.9%	88.2%	87.7%

\* This is based on patients treated on this contract for their most recent course of treatment. Figures in italics indicate the base number of FP17s or Patient Questionnaire responses are less than 100. N/A is shown where the base number of responses is less than 10 during the period. % is calculated as Quantity/Base number\*100

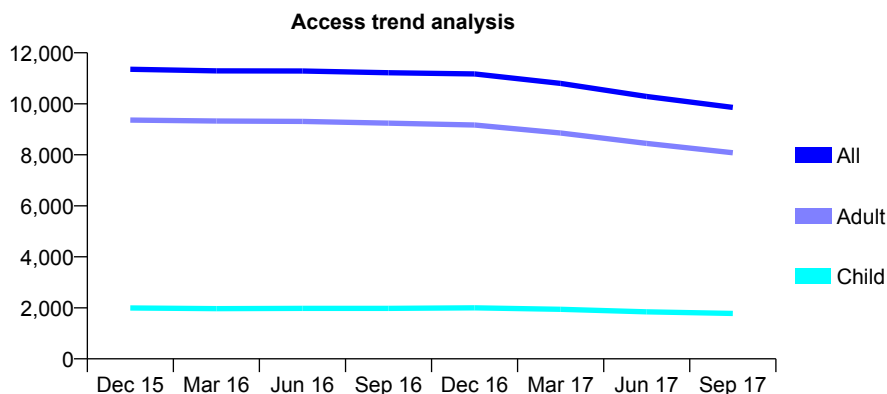
## Q59 - Vital Signs At a Glance Contract Report for 101370/0034 - September 2017

Name or company name	Petrie Tucker and Partners Ltd
Contract type name	GDS Contract
Purpose of contract	General
Contract start date	01/04/2006
Contract end date	

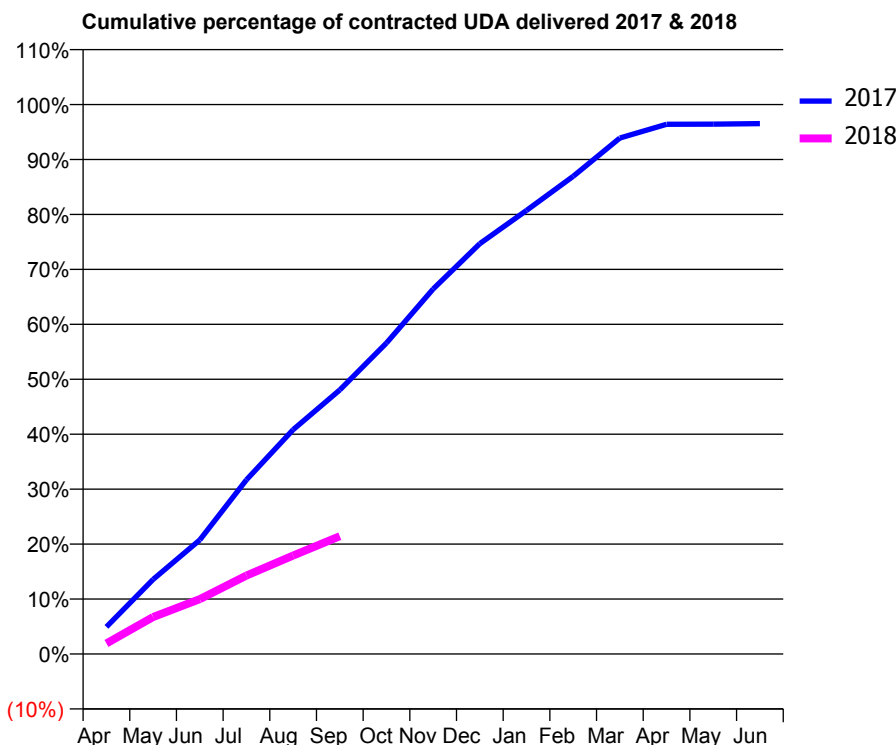
17/18 Contracted general activity (UDA)	35,234
Carry forward general activity (UDA)	0
17/18 Contracted orthodontic activity (UOA)	0
Carry forward orthodontic activity (UOA)	0
Baseline contract value	£828,801.83

### ACCESS\*

Patients seen in 24 months	Total	Change since previous quarter
Quarter ending September 2016	11,219	
Quarter ending December 2016	11,171	→
Quarter ending March 2017	10,801	↓
Quarter ending June 2017	10,288	↓
Quarter ending September 2017	9,859	↓
<b>Variance since September 2016</b>	<b>(12.1%)</b>	<b>↓</b>



### ACTIVITY



Month	Adjusted Scheduled Activity (UDA)	
	2017	2018
April	1,490	677
May	4,096	2,372
June	6,264	3,520
July	9,572	5,034
August	12,328	6,314
September	14,505	7,556
October	17,084	
November	20,053	
December	22,543	
January	24,371	
February	26,243	
March	28,346	
April	29,098	
May	29,103	
June	29,138	

### QUALITY

	Quantity	Base Number	Contract	AT	Region	England
% of FP17s for the same patient ID Re-attending within 3 months - Children	49	813	6.0%	9.8%	11.6%	11.9%
% of FP17s for the same patient ID Re-attending within 3 months - Adults	335	3,009	11.1%	14.0%	15.2%	15.9%
% of FP17s for the same patient ID Re-attending between 3 & 9 months - Children	435	813	53.5%	60.8%	59.1%	58.1%
% of FP17s for the same patient ID Re-attending between 3 & 9 months - Adults	1,252	3,009	41.6%	53.1%	51.7%	50.6%
% of FP17s for Band 1 Urgent Courses	206	3,507	5.9%	7.2%	8.0%	9.1%
% of FP17s Relating to Free Repair or Replacements	40	3,507	1.1%	0.8%	0.8%	0.8%
% of FP17s Relating to Continuations	89	3,507	2.5%	1.1%	1.0%	1.1%
% of Patients satisfied with the dentistry they have received	17	19	89.5%	91.5%	91.5%	91.4%
% of Patients satisfied with the time they had to wait for an appointment	17	19	89.5%	86.9%	88.2%	87.7%

\* This is based on patients treated on this contract for their most recent course of treatment. Figures in italics indicate the base number of FP17s or Patient Questionnaire responses are less than 100. N/A is shown where the base number of responses is less than 10 during the period. % is calculated as Quantity/Base number\*100

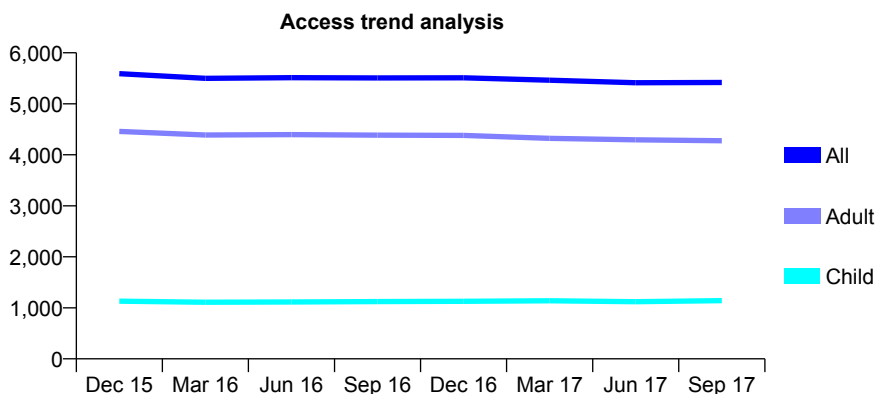
## Q59 - Vital Signs At a Glance Contract Report for 101370/0035 - September 2017

Name or company name	Petrie Tucker and Partners Ltd
Contract type name	GDS Contract
Purpose of contract	General
Contract start date	01/04/2006
Contract end date	

17/18 Contracted general activity (UDA)	19,958
Carry forward general activity (UDA)	120
17/18 Contracted orthodontic activity (UOA)	0
Carry forward orthodontic activity (UOA)	0
Baseline contract value	£532,716.48

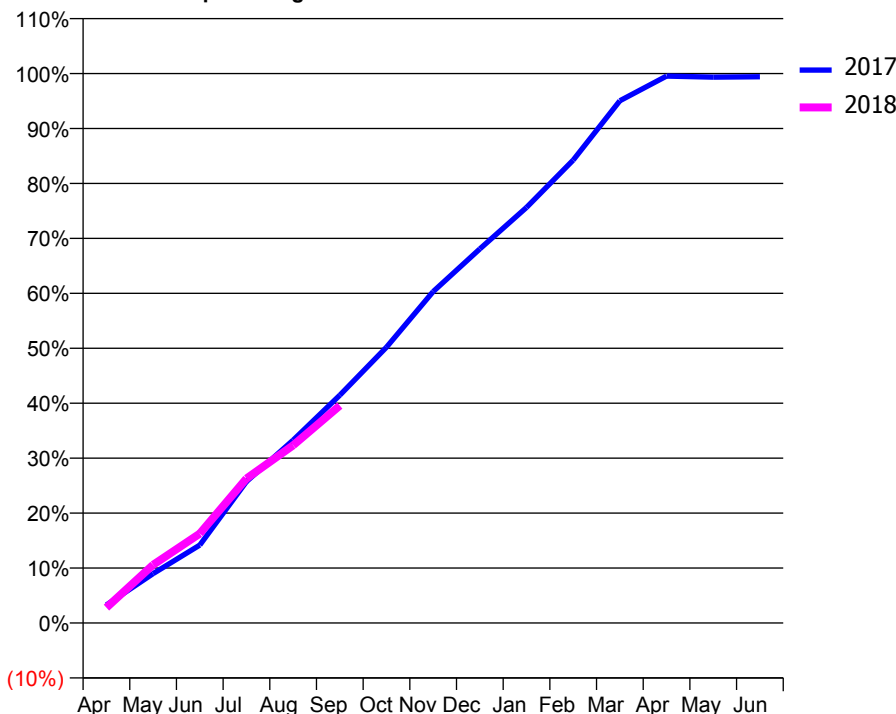
### ACCESS\*

Patients seen in 24 months	Total	Change since previous quarter
Quarter ending September 2016	5,507	
Quarter ending December 2016	5,509	→
Quarter ending March 2017	5,462	→
Quarter ending June 2017	5,414	→
Quarter ending September 2017	5,418	→
<b>Variance since September 2016</b>	<b>(1.6%)</b>	<b>↓</b>



### ACTIVITY

Cumulative percentage of contracted UDA delivered 2017 & 2018



Adjusted Scheduled Activity (UDA)

Month	2017	2018
April	654	561
May	1,795	2,113
June	2,832	3,246
July	5,138	5,249
August	6,644	6,452
September	8,276	7,899
October	10,020	
November	12,040	
December	13,588	
January	15,094	
February	16,812	
March	18,967	
April	19,862	
May	19,823	
June	19,838	

### QUALITY

	Quantity	Base Number	Contract	AT	Region	England
% of FP17s for the same patient ID Re-attending within 3 months - Children	54	752	7.2%	9.8%	11.6%	11.9%
% of FP17s for the same patient ID Re-attending within 3 months - Adults	370	2,698	13.7%	14.0%	15.2%	15.9%
% of FP17s for the same patient ID Re-attending between 3 & 9 months - Children	452	752	60.1%	60.8%	59.1%	58.1%
% of FP17s for the same patient ID Re-attending between 3 & 9 months - Adults	1,537	2,698	57.0%	53.1%	51.7%	50.6%
% of FP17s for Band 1 Urgent Courses	143	3,162	4.5%	7.2%	8.0%	9.1%
% of FP17s Relating to Free Repair or Replacements	9	3,162	0.3%	0.8%	0.8%	0.8%
% of FP17s Relating to Continuations	121	3,162	3.8%	1.1%	1.0%	1.1%
% of Patients satisfied with the dentistry they have received	17	18	94.4%	91.5%	91.5%	91.4%
% of Patients satisfied with the time they had to wait for an appointment	16	18	88.9%	86.9%	88.2%	87.7%

\* This is based on patients treated on this contract for their most recent course of treatment. Figures in italics indicate the base number of FP17s or Patient Questionnaire responses are less than 100. N/A is shown where the base number of responses is less than 10 during the period. % is calculated as Quantity/Base number\*100

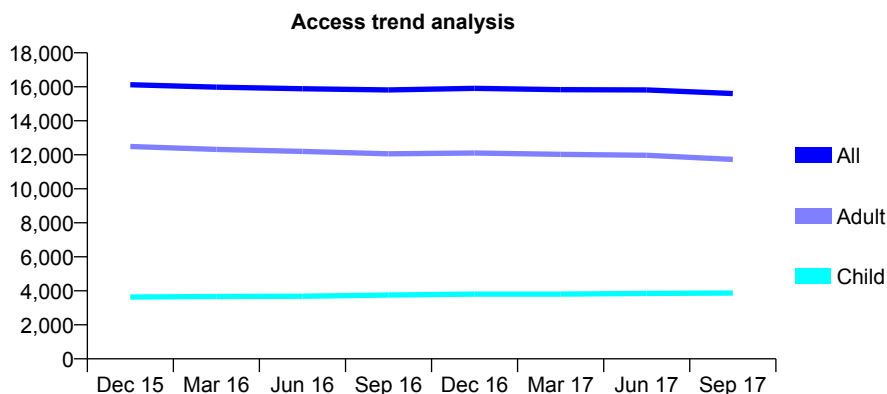
## Q59 - Vital Signs At a Glance Contract Report for 101370/0085 - September 2017

Name or company name	Petrie Tucker and Partners Ltd
Contract type name	GDS Contract
Purpose of contract	General
Contract start date	01/04/2007
Contract end date	

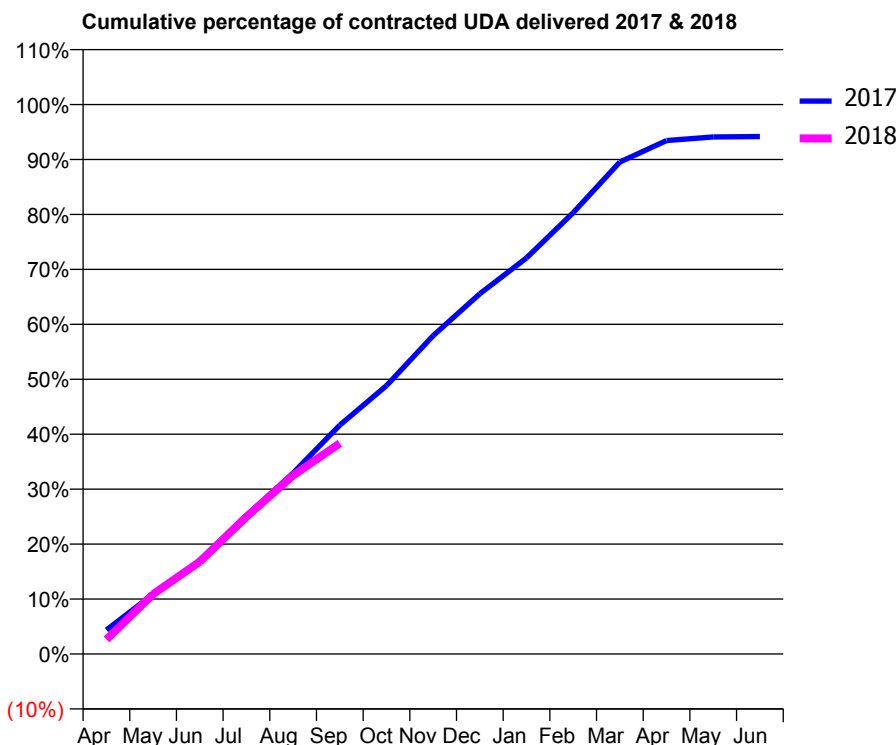
17/18 Contracted general activity (UDA)	41,556
Carry forward general activity (UDA)	0
17/18 Contracted orthodontic activity (UOA)	0
Carry forward orthodontic activity (UOA)	0
Baseline contract value	£1,049,009.79

### ACCESS\*

Patients seen in 24 months	Total	Change since previous quarter
Quarter ending September 2016	15,812	
Quarter ending December 2016	15,909	→
Quarter ending March 2017	15,835	→
Quarter ending June 2017	15,819	→
Quarter ending September 2017	15,601	↓
<b>Variance since September 2016</b>	<b>(1.3%)</b>	<b>↓</b>



### ACTIVITY



Month	Adjusted Scheduled Activity (UDA)	
	2017	2018
April	1,710	1,108
May	4,257	4,529
June	6,654	6,988
July	9,830	10,384
August	12,866	13,505
September	16,272	15,936
October	19,075	
November	22,633	
December	25,606	
January	28,157	
February	31,363	
March	34,971	
April	36,499	
May	36,752	
June	36,778	

### QUALITY

	Quantity	Base Number	Contract	AT	Region	England
% of FP17s for the same patient ID Re-attending within 3 months - Children	114	2,357	4.8%	9.8%	11.6%	11.9%
% of FP17s for the same patient ID Re-attending within 3 months - Adults	509	5,756	8.8%	14.0%	15.2%	15.9%
% of FP17s for the same patient ID Re-attending between 3 & 9 months - Children	1,206	2,357	51.2%	60.8%	59.1%	58.1%
% of FP17s for the same patient ID Re-attending between 3 & 9 months - Adults	1,844	5,756	32.0%	53.1%	51.7%	50.6%
% of FP17s for Band 1 Urgent Courses	166	7,068	2.3%	7.2%	8.0%	9.1%
% of FP17s Relating to Free Repair or Replacements	33	7,068	0.5%	0.8%	0.8%	0.8%
% of FP17s Relating to Continuations	118	7,068	1.7%	1.1%	1.0%	1.1%
% of Patients satisfied with the dentistry they have received	22	24	91.7%	91.5%	91.5%	91.4%
% of Patients satisfied with the time they had to wait for an appointment	22	24	91.7%	86.9%	88.2%	87.7%

\* This is based on patients treated on this contract for their most recent course of treatment. Figures in italics indicate the base number of FP17s or Patient Questionnaire responses are less than 100. N/A is shown where the base number of responses is less than 10 during the period. % is calculated as Quantity/Base number\*100

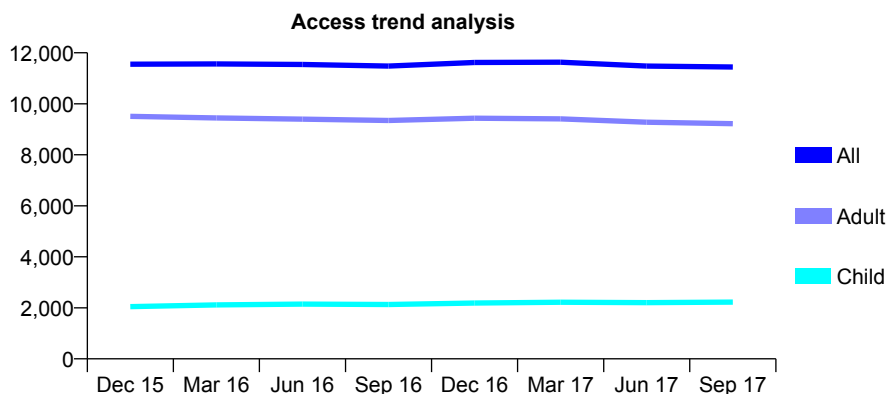
## Q59 - Vital Signs At a Glance Contract Report for 101435/0051 - September 2017

Name or company name	IDH Limited
Contract type name	GDS Contract
Purpose of contract	General
Contract start date	01/12/2006
Contract end date	

17/18 Contracted general activity (UDA)	35,066
Carry forward general activity (UDA)	0
17/18 Contracted orthodontic activity (UOA)	0
Carry forward orthodontic activity (UOA)	0
Baseline contract value	£769,927.46

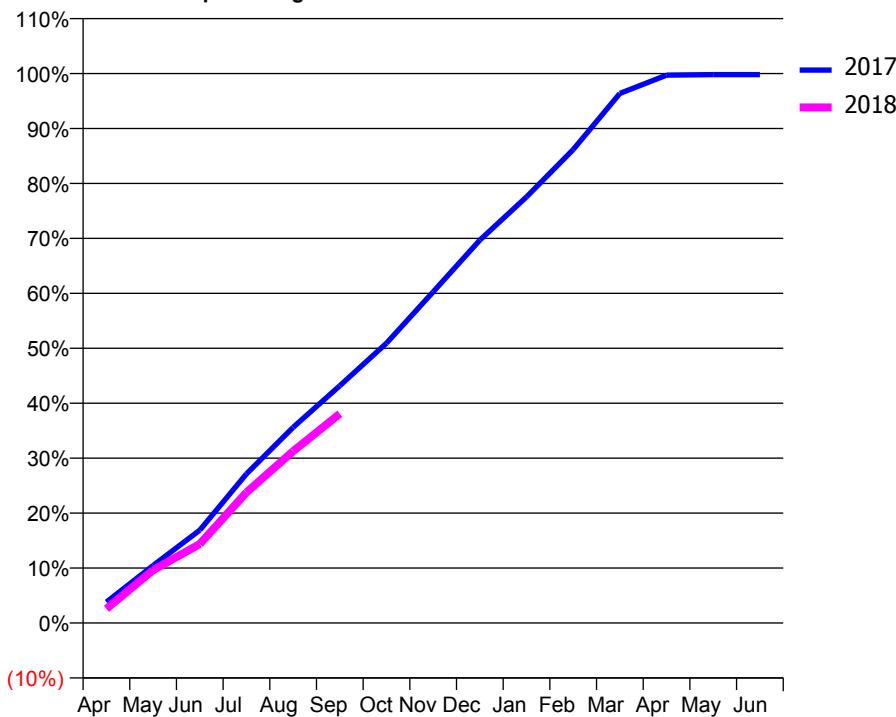
### ACCESS\*

Patients seen in 24 months	Total	Change since previous quarter
Quarter ending September 2016	11,478	
Quarter ending December 2016	11,623	→
Quarter ending March 2017	11,630	→
Quarter ending June 2017	11,479	↓
Quarter ending September 2017	11,445	→
<b>Variance since September 2016</b>	<b>(0.3%)</b>	<b>→</b>



### ACTIVITY

Cumulative percentage of contracted UDA delivered 2017 & 2018



### QUALITY

	Quantity	Base Number	Contract	AT	Region	England
% of FP17s for the same patient ID Re-attending within 3 months - Children	58	1,343	4.3%	9.8%	11.6%	11.9%
% of FP17s for the same patient ID Re-attending within 3 months - Adults	488	5,326	9.2%	14.0%	15.2%	15.9%
% of FP17s for the same patient ID Re-attending between 3 & 9 months - Children	794	1,343	59.1%	60.8%	59.1%	58.1%
% of FP17s for the same patient ID Re-attending between 3 & 9 months - Adults	2,804	5,326	52.6%	53.1%	51.7%	50.6%
% of FP17s for Band 1 Urgent Courses	273	6,159	4.4%	7.2%	8.0%	9.1%
% of FP17s Relating to Free Repair or Replacements	33	6,159	0.5%	0.8%	0.8%	0.8%
% of FP17s Relating to Continuations	56	6,159	0.9%	1.1%	1.0%	1.1%
% of Patients satisfied with the dentistry they have received	36	36	100.0%	91.5%	91.5%	91.4%
% of Patients satisfied with the time they had to wait for an appointment	30	36	83.3%	86.9%	88.2%	87.7%

\* This is based on patients treated on this contract for their most recent course of treatment. Figures in italics indicate the base number of FP17s or Patient Questionnaire responses are less than 100. N/A is shown where the base number of responses is less than 10 during the period. % is calculated as Quantity/Base number\*100

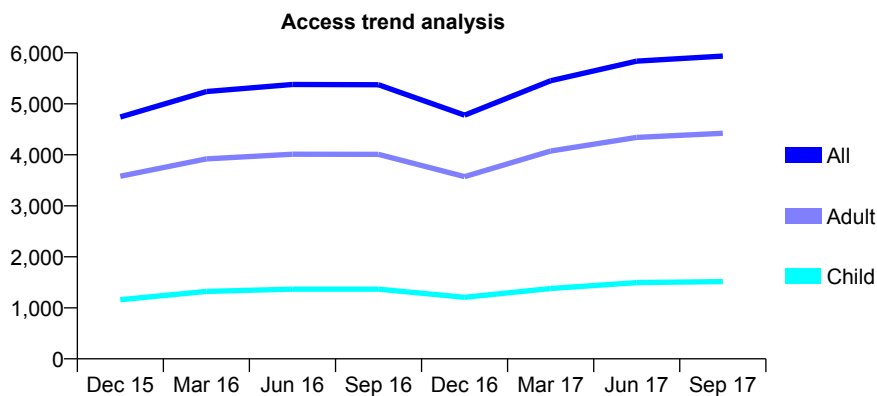
## Q59 - Vital Signs At a Glance Contract Report for 101435/0052 - September 2017

Name or company name	IDH Limited
Contract type name	GDS Contract
Purpose of contract	General
Contract start date	05/02/2007
Contract end date	

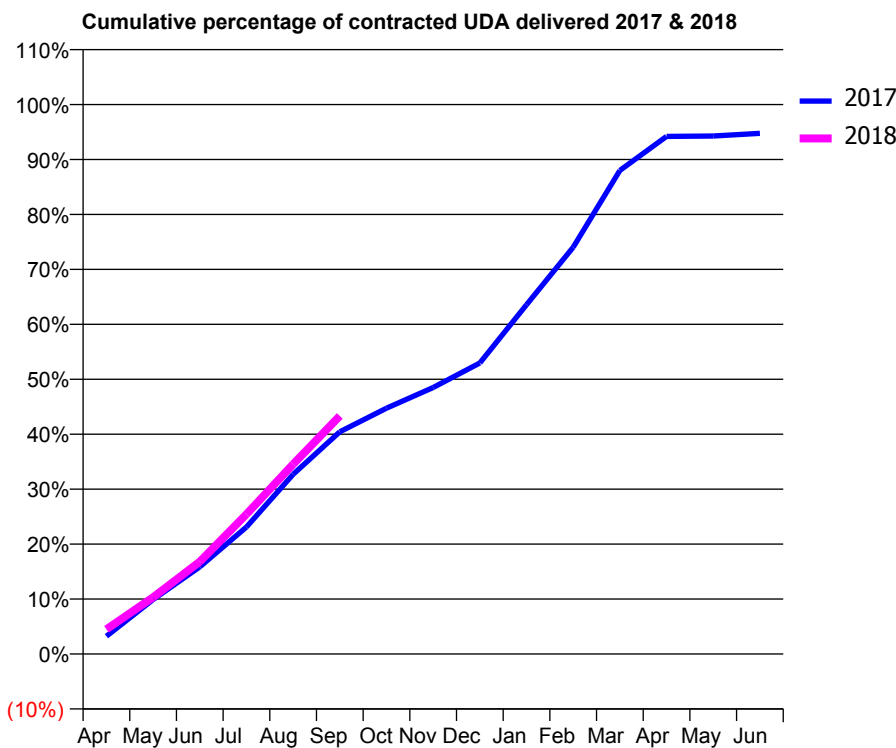
17/18 Contracted general activity (UDA)	17,000
Carry forward general activity (UDA)	0
17/18 Contracted orthodontic activity (UOA)	0
Carry forward orthodontic activity (UOA)	0
Baseline contract value	£384,292.38

### ACCESS\*

Patients seen in 24 months	Total	Change since previous quarter
Quarter ending September 2016	5,375	
Quarter ending December 2016	4,779	↓
Quarter ending March 2017	5,453	↑
Quarter ending June 2017	5,836	↑
Quarter ending September 2017	5,937	→
<b>Variance since September 2016</b>	<b>10.5%</b>	<b>↑</b>



### ACTIVITY



Month	Adjusted Scheduled Activity (UDA)	
	2017	2018
April	504	767
May	1,535	1,756
June	2,460	2,855
July	3,583	4,324
August	5,070	5,873
September	6,268	7,366
October	6,935	
November	7,516	
December	8,210	
January	9,852	
February	11,474	
March	13,642	
April	14,598	
May	14,610	
June	14,685	

### QUALITY

	Quantity	Base Number	Contract	AT	Region	England
% of FP17s for the same patient ID Re-attending within 3 months - Children	48	1,025	4.7%	9.8%	11.6%	11.9%
% of FP17s for the same patient ID Re-attending within 3 months - Adults	319	2,821	11.3%	14.0%	15.2%	15.9%
% of FP17s for the same patient ID Re-attending between 3 & 9 months - Children	376	1,025	36.7%	60.8%	59.1%	58.1%
% of FP17s for the same patient ID Re-attending between 3 & 9 months - Adults	993	2,821	35.2%	53.1%	51.7%	50.6%
% of FP17s for Band 1 Urgent Courses	167	3,454	4.8%	7.2%	8.0%	9.1%
% of FP17s Relating to Free Repair or Replacements	15	3,454	0.4%	0.8%	0.8%	0.8%
% of FP17s Relating to Continuations	61	3,454	1.8%	1.1%	1.0%	1.1%
% of Patients satisfied with the dentistry they have received	12	13	92.3%	91.5%	91.5%	91.4%
% of Patients satisfied with the time they had to wait for an appointment	10	13	76.9%	86.9%	88.2%	87.7%

\* This is based on patients treated on this contract for their most recent course of treatment. Figures in italics indicate the base number of FP17s or Patient Questionnaire responses are less than 100. N/A is shown where the base number of responses is less than 10 during the period. % is calculated as Quantity/Base number\*100

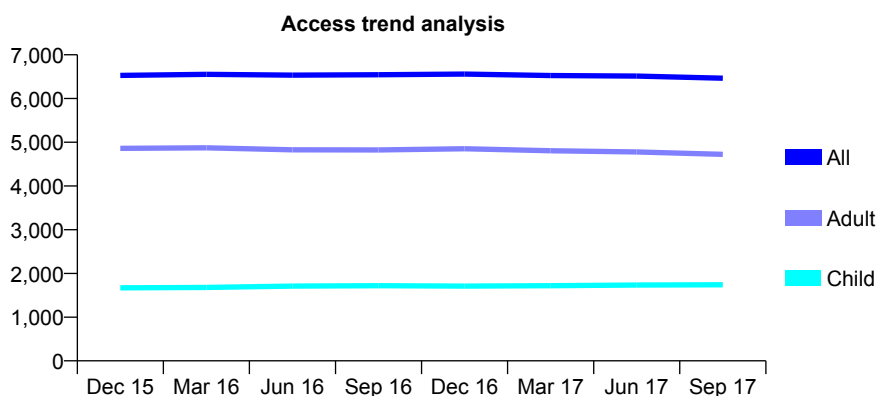
## Q59 - Vital Signs At a Glance Contract Report for 101435/0053 - September 2017

Name or company name	IDH Limited
Contract type name	GDS Contract
Purpose of contract	General
Contract start date	01/12/2006
Contract end date	

17/18 Contracted general activity (UDA)	22,000
Carry forward general activity (UDA)	1
17/18 Contracted orthodontic activity (UOA)	0
Carry forward orthodontic activity (UOA)	0
Baseline contract value	£483,963.65

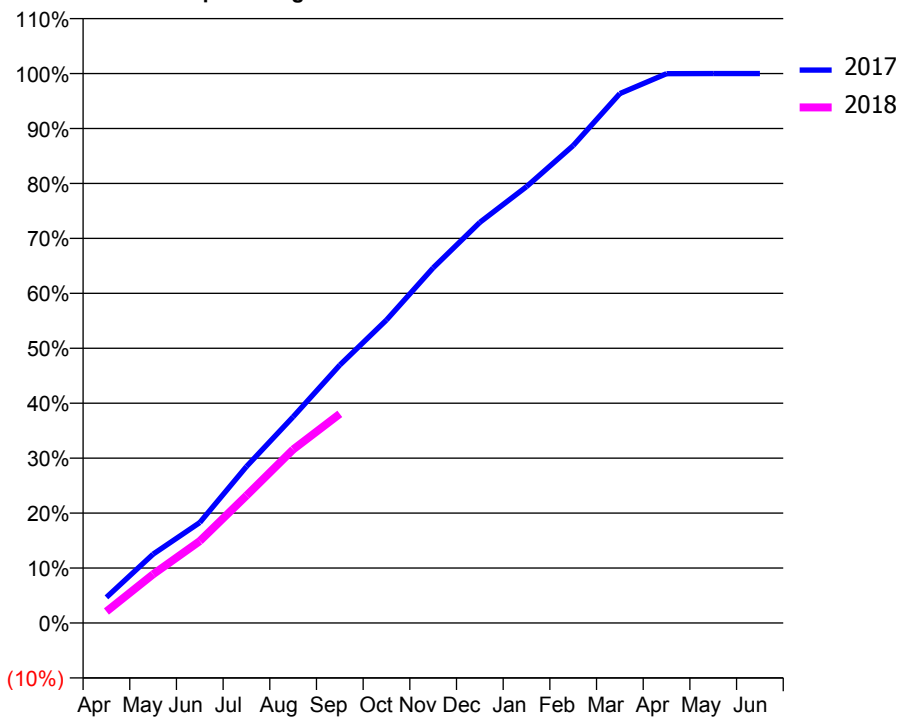
### ACCESS\*

Patients seen in 24 months	Total	Change since previous quarter
Quarter ending September 2016	6,543	
Quarter ending December 2016	6,560	→
Quarter ending March 2017	6,525	→
Quarter ending June 2017	6,512	→
Quarter ending September 2017	6,464	→
<b>Variance since September 2016</b>	<b>(1.2%)</b>	<b>↓</b>



### ACTIVITY

Cumulative percentage of contracted UDA delivered 2017 & 2018



Adjusted Scheduled Activity (UDA)

Month	2017	2018
April	1,026	462
May	2,758	1,950
June	4,022	3,283
July	6,264	5,102
August	8,257	6,947
September	10,326	8,376
October	12,132	
November	14,219	
December	16,041	
January	17,473	
February	19,113	
March	21,197	
April	21,992	
May	21,998	
June	21,999	

### QUALITY

	Quantity	Base Number	Contract	AT	Region	England
% of FP17s for the same patient ID Re-attending within 3 months - Children	45	1,204	3.7%	9.8%	11.6%	11.9%
% of FP17s for the same patient ID Re-attending within 3 months - Adults	236	2,760	8.6%	14.0%	15.2%	15.9%
% of FP17s for the same patient ID Re-attending between 3 & 9 months - Children	689	1,204	57.2%	60.8%	59.1%	58.1%
% of FP17s for the same patient ID Re-attending between 3 & 9 months - Adults	1,278	2,760	46.3%	53.1%	51.7%	50.6%
% of FP17s for Band 1 Urgent Courses	46	3,726	1.2%	7.2%	8.0%	9.1%
% of FP17s Relating to Free Repair or Replacements	12	3,726	0.3%	0.8%	0.8%	0.8%
% of FP17s Relating to Continuations	83	3,726	2.2%	1.1%	1.0%	1.1%
% of Patients satisfied with the dentistry they have received	11	11	100.0%	91.5%	91.5%	91.4%
% of Patients satisfied with the time they had to wait for an appointment	9	11	81.8%	86.9%	88.2%	87.7%

\* This is based on patients treated on this contract for their most recent course of treatment. Figures in italics indicate the base number of FP17s or Patient Questionnaire responses are less than 100. N/A is shown where the base number of responses is less than 10 during the period. % is calculated as Quantity/Base number\*100



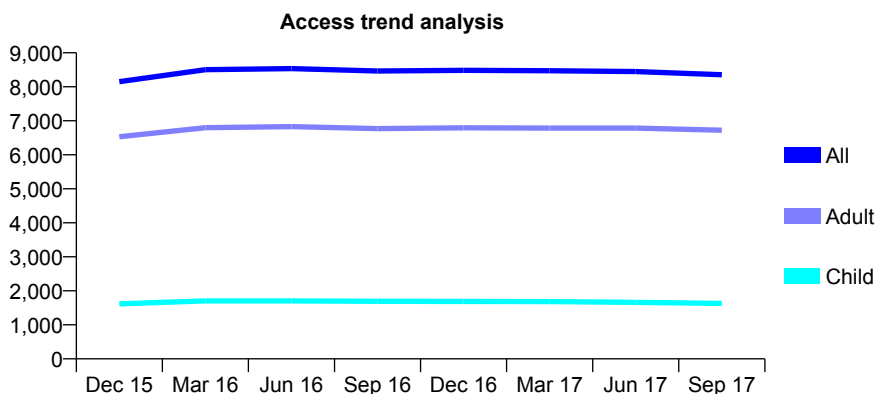
## Q59 - Vital Signs At a Glance Contract Report for 103918/0002 - September 2017

Name or company name	Bosworth Dental Limited
Contract type name	GDS Contract
Purpose of contract	General
Contract start date	01/04/2009
Contract end date	

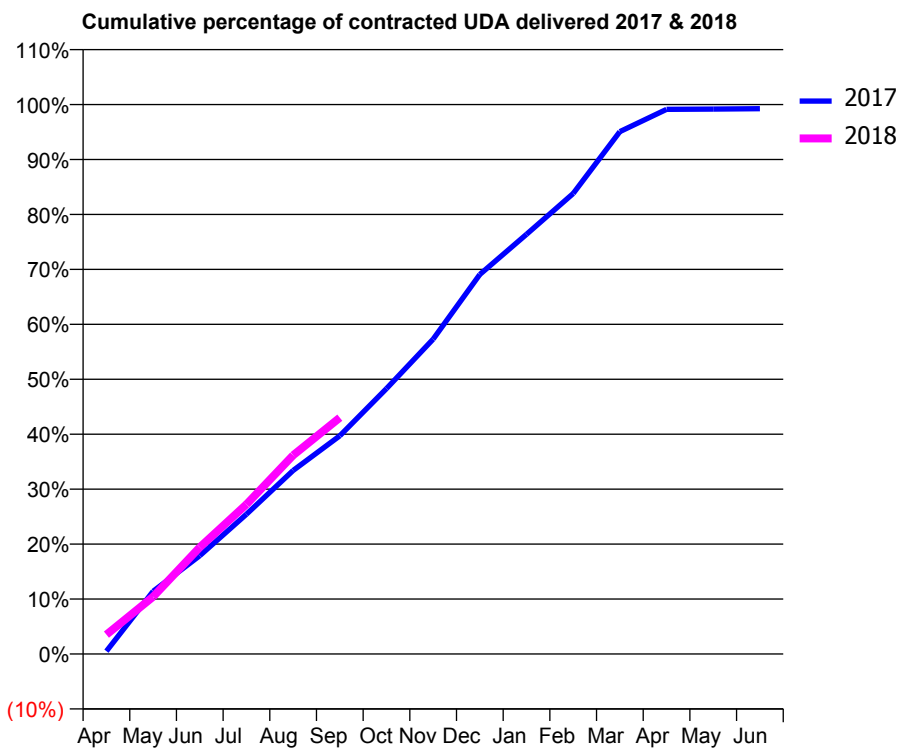
17/18 Contracted general activity (UDA)	20,523
Carry forward general activity (UDA)	158
17/18 Contracted orthodontic activity (UOA)	0
Carry forward orthodontic activity (UOA)	0
Baseline contract value	£573,548.74

### ACCESS\*

Patients seen in 24 months	Total	Change since previous quarter
Quarter ending September 2016	8,464	
Quarter ending December 2016	8,483	→
Quarter ending March 2017	8,473	→
Quarter ending June 2017	8,449	→
Quarter ending September 2017	8,354	↓
<b>Variance since September 2016</b>	<b>(1.3%)</b>	<b>↓</b>



### ACTIVITY



Month	Adjusted Scheduled Activity (UDA)	
	2017	2018
April	106	727
May	2,344	2,137
June	3,673	3,985
July	5,221	5,588
August	6,856	7,423
September	8,151	8,830
October	9,913	
November	11,763	
December	14,178	
January	15,677	
February	17,198	
March	19,510	
April	20,342	
May	20,352	
June	20,365	

### QUALITY

	Quantity	Base Number	Contract	AT	Region	England
% of FP17s for the same patient ID Re-attending within 3 months - Children	69	1,347	5.1%	9.8%	11.6%	11.9%
% of FP17s for the same patient ID Re-attending within 3 months - Adults	547	4,481	12.2%	14.0%	15.2%	15.9%
% of FP17s for the same patient ID Re-attending between 3 & 9 months - Children	1,000	1,347	74.2%	60.8%	59.1%	58.1%
% of FP17s for the same patient ID Re-attending between 3 & 9 months - Adults	2,287	4,481	51.0%	53.1%	51.7%	50.6%
% of FP17s for Band 1 Urgent Courses	373	5,329	7.0%	7.2%	8.0%	9.1%
% of FP17s Relating to Free Repair or Replacements	47	5,329	0.9%	0.8%	0.8%	0.8%
% of FP17s Relating to Continuations	23	5,329	0.4%	1.1%	1.0%	1.1%
% of Patients satisfied with the dentistry they have received	12	12	100.0%	91.5%	91.5%	91.4%
% of Patients satisfied with the time they had to wait for an appointment	12	12	100.0%	86.9%	88.2%	87.7%

\* This is based on patients treated on this contract for their most recent course of treatment. Figures in italics indicate the base number of FP17s or Patient Questionnaire responses are less than 100. N/A is shown where the base number of responses is less than 10 during the period. % is calculated as Quantity/Base number\*100

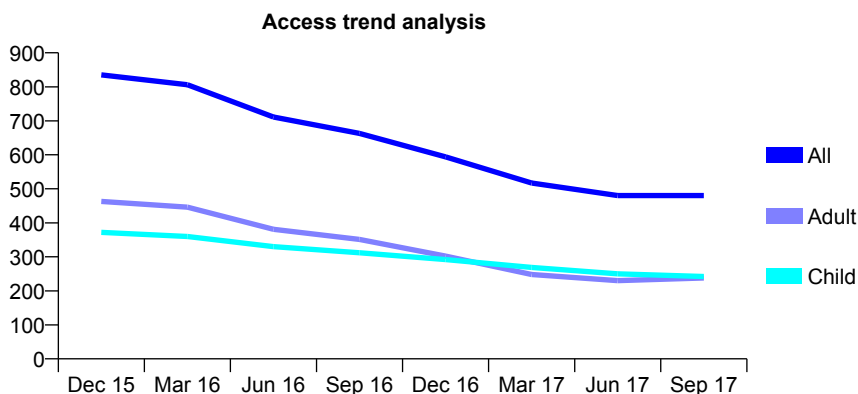
## Q59 - Vital Signs At a Glance Contract Report for 105007/0001 - September 2017

Name or company name	Smile and Implants Limited
Contract type name	GDS Contract
Purpose of contract	General
Contract start date	04/09/2006
Contract end date	

17/18 Contracted general activity (UDA)	1,530
Carry forward general activity (UDA)	0
17/18 Contracted orthodontic activity (UOA)	0
Carry forward orthodontic activity (UOA)	0
Baseline contract value	£37,306.54

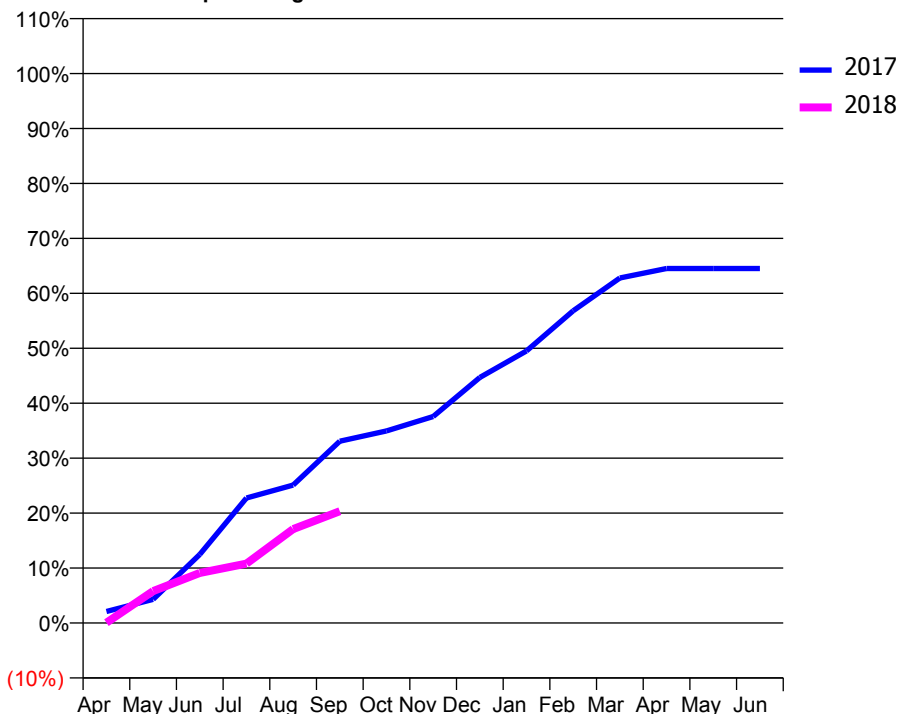
### ACCESS\*

Patients seen in 24 months	Total	Change since previous quarter
Quarter ending September 2016	663	
Quarter ending December 2016	594	↓
Quarter ending March 2017	517	↓
Quarter ending June 2017	480	↓
Quarter ending September 2017	480	→
<b>Variance since September 2016</b>	<b>(27.6%)</b>	<b>↓</b>



### ACTIVITY

Cumulative percentage of contracted UDA delivered 2017 & 2018



Adjusted Scheduled Activity (UDA)		
Month	2017	2018
April	32	1
May	66	89
June	191	139
July	348	165
August	384	261
September	506	311
October	535	
November	575	
December	684	
January	758	
February	869	
March	961	
April	987	
May	987	
June	987	

### QUALITY

	Quantity	Base Number	Contract	AT	Region	England
% of FP17s for the same patient ID Re-attending within 3 months - Children	10	170	5.9%	9.8%	11.6%	11.9%
% of FP17s for the same patient ID Re-attending within 3 months - Adults	2	82	2.4%	14.0%	15.2%	15.9%
% of FP17s for the same patient ID Re-attending between 3 & 9 months - Children	111	170	65.3%	60.8%	59.1%	58.1%
% of FP17s for the same patient ID Re-attending between 3 & 9 months - Adults	43	82	52.4%	53.1%	51.7%	50.6%
% of FP17s for Band 1 Urgent Courses	12	230	5.2%	7.2%	8.0%	9.1%
% of FP17s Relating to Free Repair or Replacements	0	230	0.0%	0.8%	0.8%	0.8%
% of FP17s Relating to Continuations	0	230	0.0%	1.1%	1.0%	1.1%
% of Patients satisfied with the dentistry they have received	0	0	N/A	91.5%	91.5%	91.4%
% of Patients satisfied with the time they had to wait for an appointment	0	0	N/A	86.9%	88.2%	87.7%

\* This is based on patients treated on this contract for their most recent course of treatment. Figures in italics indicate the base number of FP17s or Patient Questionnaire responses are less than 100. N/A is shown where the base number of responses is less than 10 during the period. % is calculated as Quantity/Base number\*100

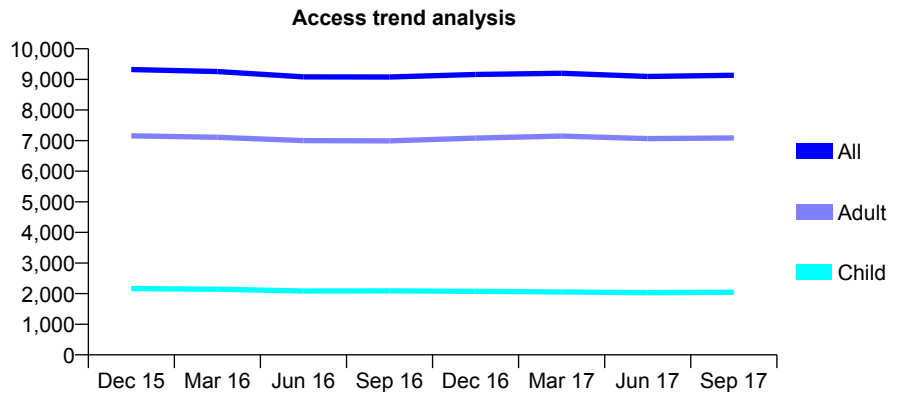
## Q59 - Vital Signs At a Glance Contract Report for 105163/0002 - September 2017

Name or company name	J Ahmad, M Hallen, A Persson & A Alfreds
Contract type name	GDS Contract
Purpose of contract	General
Contract start date	01/04/2010
Contract end date	

17/18 Contracted general activity (UDA)	28,503
Carry forward general activity (UDA)	0
17/18 Contracted orthodontic activity (UOA)	0
Carry forward orthodontic activity (UOA)	0
Baseline contract value	£822,688.86

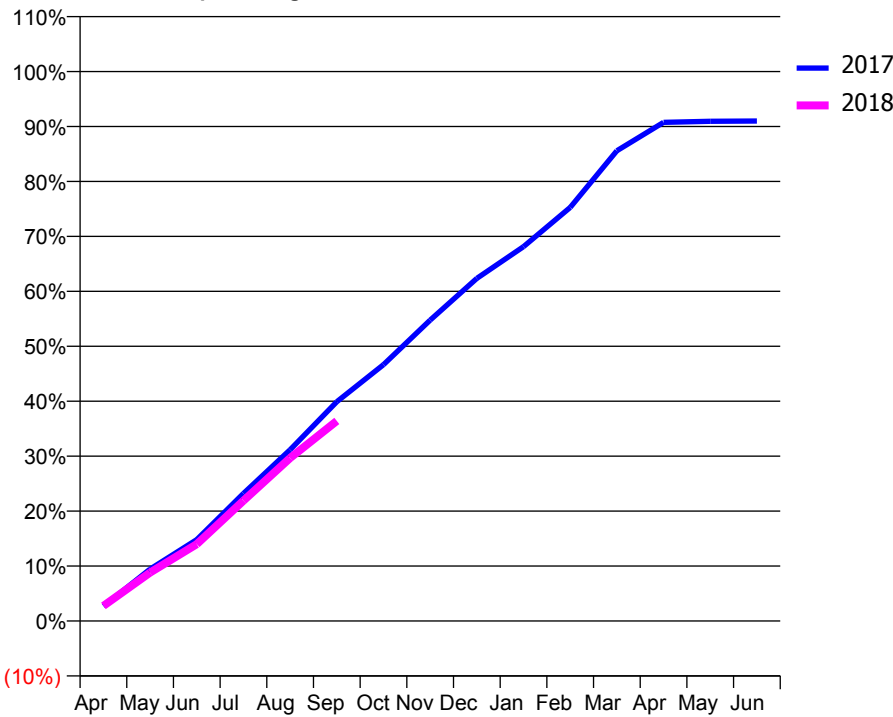
### ACCESS\*

Patients seen in 24 months	Total	Change since previous quarter
Quarter ending September 2016	9,080	
Quarter ending December 2016	9,160	→
Quarter ending March 2017	9,202	→
Quarter ending June 2017	9,096	↓
Quarter ending September 2017	9,133	→
<b>Variance since September 2016</b>	<b>0.6%</b>	<b>→</b>



### ACTIVITY

Cumulative percentage of contracted UDA delivered 2017 & 2018



Month	Adjusted Scheduled Activity (UDA)	
	2017	2018
April	768	785
May	2,693	2,513
June	4,222	3,985
July	6,616	6,245
August	8,888	8,456
September	11,377	10,381
October	13,296	
November	15,610	
December	17,774	
January	19,416	
February	21,451	
March	24,390	
April	25,864	
May	25,923	
June	25,936	

### QUALITY

	Quantity	Base Number	Contract	AT	Region	England
% of FP17s for the same patient ID Re-attending within 3 months - Children	78	1,302	6.0%	9.8%	11.6%	11.9%
% of FP17s for the same patient ID Re-attending within 3 months - Adults	471	3,956	11.9%	14.0%	15.2%	15.9%
% of FP17s for the same patient ID Re-attending between 3 & 9 months - Children	747	1,302	57.4%	60.8%	59.1%	58.1%
% of FP17s for the same patient ID Re-attending between 3 & 9 months - Adults	2,096	3,956	53.0%	53.1%	51.7%	50.6%
% of FP17s for Band 1 Urgent Courses	250	4,703	5.3%	7.2%	8.0%	9.1%
% of FP17s Relating to Free Repair or Replacements	13	4,703	0.3%	0.8%	0.8%	0.8%
% of FP17s Relating to Continuations	106	4,703	2.3%	1.1%	1.0%	1.1%
% of Patients satisfied with the dentistry they have received	13	13	100.0%	91.5%	91.5%	91.4%
% of Patients satisfied with the time they had to wait for an appointment	10	13	76.9%	86.9%	88.2%	87.7%

\* This is based on patients treated on this contract for their most recent course of treatment. Figures in italics indicate the base number of FP17s or Patient Questionnaire responses are less than 100. N/A is shown where the base number of responses is less than 10 during the period. % is calculated as Quantity/Base number\*100

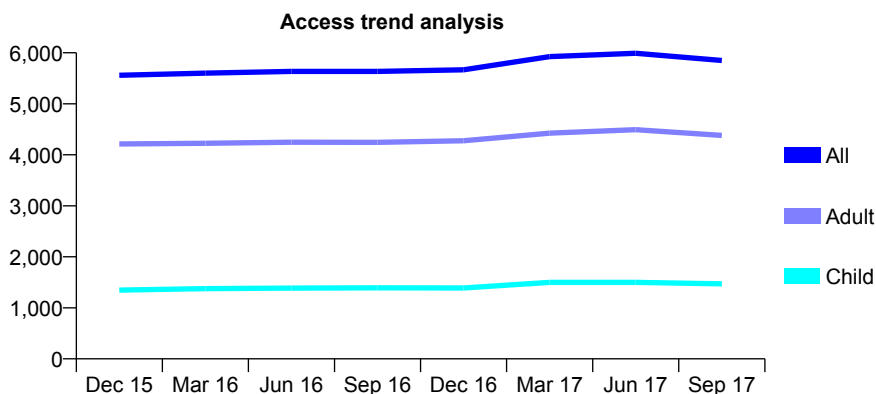
## Q59 - Vital Signs At a Glance Contract Report for 105430/0001 - September 2017

Name or company name	Gipsy Lane Dental
Contract type name	GDS Contract
Purpose of contract	General
Contract start date	01/04/2008
Contract end date	

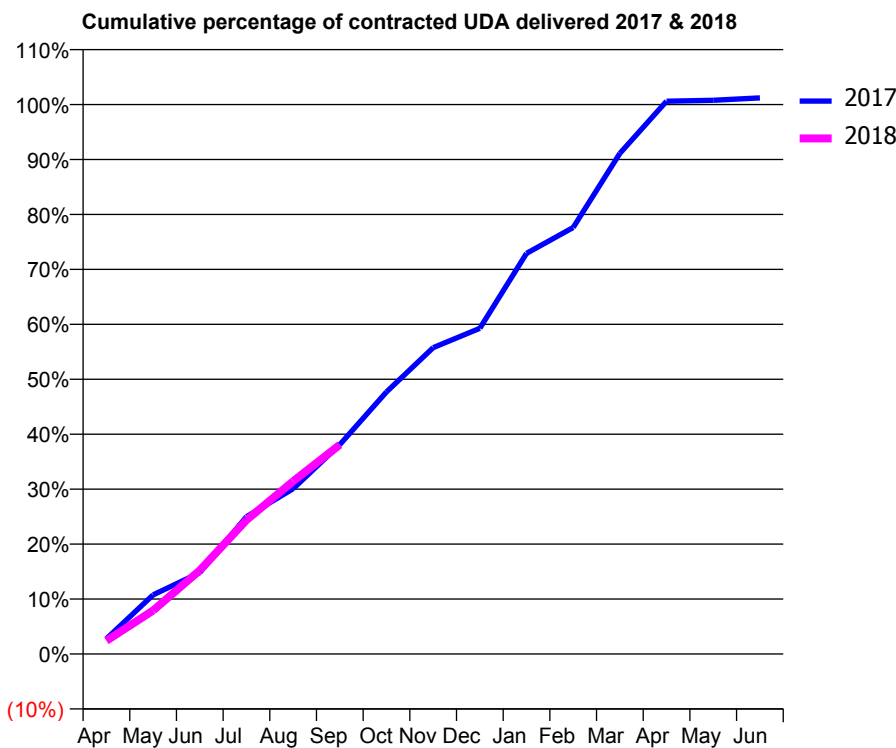
17/18 Contracted general activity (UDA)	15,058
Carry forward general activity (UDA)	-190
17/18 Contracted orthodontic activity (UOA)	0
Carry forward orthodontic activity (UOA)	0
Baseline contract value	£374,204.86

### ACCESS\*

Patients seen in 24 months	Total	Change since previous quarter
Quarter ending September 2016	5,636	
Quarter ending December 2016	5,666	→
Quarter ending March 2017	5,926	↑
Quarter ending June 2017	5,992	→
Quarter ending September 2017	5,850	↓
<b>Variance since September 2016</b>	<b>3.8%</b>	<b>↑</b>



### ACTIVITY



Month	Adjusted Scheduled Activity (UDA)	
	2017	2018
April	439	363
May	1,702	1,195
June	2,340	2,291
July	3,948	3,671
August	4,756	4,733
September	6,025	5,736
October	7,540	
November	8,812	
December	9,370	
January	11,524	
February	12,271	
March	14,403	
April	15,904	
May	15,931	
June	15,998	

### QUALITY

	Quantity	Base Number	Contract	AT	Region	England
% of FP17s for the same patient ID Re-attending within 3 months - Children	62	1,027	6.0%	9.8%	11.6%	11.9%
% of FP17s for the same patient ID Re-attending within 3 months - Adults	265	2,536	10.4%	14.0%	15.2%	15.9%
% of FP17s for the same patient ID Re-attending between 3 & 9 months - Children	675	1,027	65.7%	60.8%	59.1%	58.1%
% of FP17s for the same patient ID Re-attending between 3 & 9 months - Adults	998	2,536	39.4%	53.1%	51.7%	50.6%
% of FP17s for Band 1 Urgent Courses	244	2,623	9.3%	7.2%	8.0%	9.1%
% of FP17s Relating to Free Repair or Replacements	16	2,623	0.6%	0.8%	0.8%	0.8%
% of FP17s Relating to Continuations	29	2,623	1.1%	1.1%	1.0%	1.1%
% of Patients satisfied with the dentistry they have received	15	16	93.8%	91.5%	91.5%	91.4%
% of Patients satisfied with the time they had to wait for an appointment	15	16	93.8%	86.9%	88.2%	87.7%

\* This is based on patients treated on this contract for their most recent course of treatment. Figures in italics indicate the base number of FP17s or Patient Questionnaire responses are less than 100. N/A is shown where the base number of responses is less than 10 during the period. % is calculated as Quantity/Base number\*100

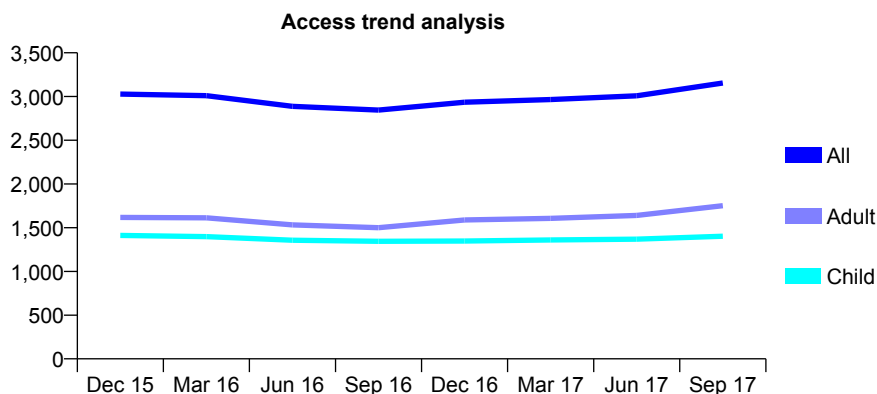
## Q59 - Vital Signs At a Glance Contract Report for 106461/0001 - September 2017

Name or company name	P Moulder, A Johnson, R Church, M Hamb
Contract type name	GDS Contract
Purpose of contract	General
Contract start date	01/09/2006
Contract end date	

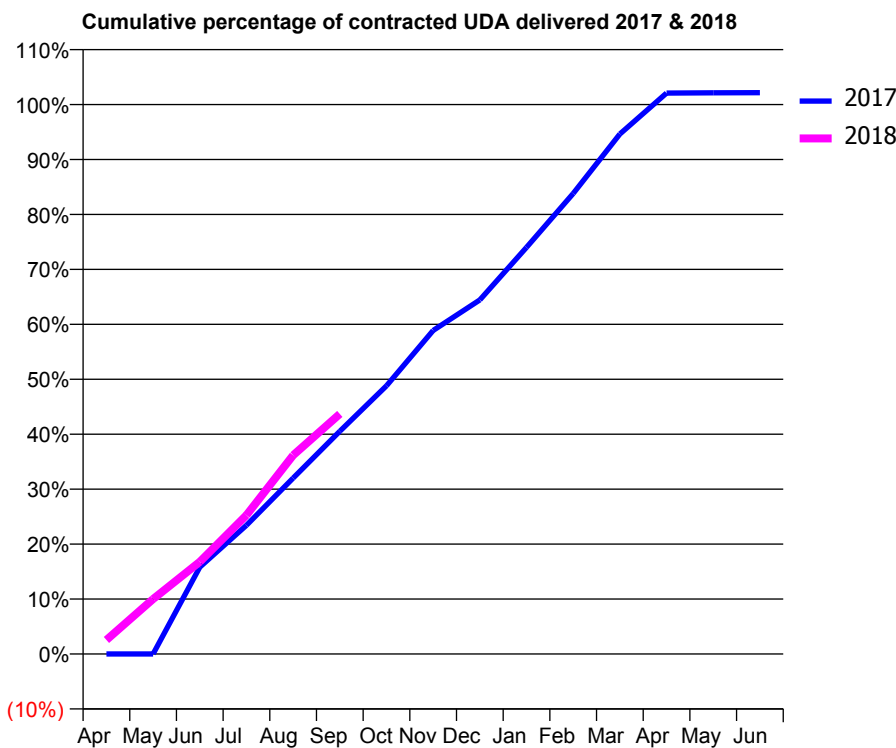
17/18 Contracted general activity (UDA)	10,320
Carry forward general activity (UDA)	0
17/18 Contracted orthodontic activity (UOA)	0
Carry forward orthodontic activity (UOA)	0
Baseline contract value	£246,748.74

### ACCESS\*

Patients seen in 24 months	Total	Change since previous quarter
Quarter ending September 2016	2,845	
Quarter ending December 2016	2,935	↑
Quarter ending March 2017	2,966	→
Quarter ending June 2017	3,008	→
Quarter ending September 2017	3,154	↑
<b>Variance since September 2016</b>	<b>10.9%</b>	<b>↑</b>



### ACTIVITY



Month	Adjusted Scheduled Activity (UDA)	
	2017	2018
April	0	264
May	0	1,034
June	1,422	1,733
July	2,109	2,609
August	2,883	3,733
September	3,649	4,510
October	4,392	
November	5,301	
December	5,800	
January	6,661	
February	7,543	
March	8,517	
April	9,188	
May	9,191	
June	9,193	

### QUALITY

	Quantity	Base Number	Contract	AT	Region	England
% of FP17s for the same patient ID Re-attending within 3 months - Children	146	1,378	10.6%	9.8%	11.6%	11.9%
% of FP17s for the same patient ID Re-attending within 3 months - Adults	251	1,297	19.4%	14.0%	15.2%	15.9%
% of FP17s for the same patient ID Re-attending between 3 & 9 months - Children	865	1,378	62.8%	60.8%	59.1%	58.1%
% of FP17s for the same patient ID Re-attending between 3 & 9 months - Adults	637	1,297	49.1%	53.1%	51.7%	50.6%
% of FP17s for Band 1 Urgent Courses	93	2,399	3.9%	7.2%	8.0%	9.1%
% of FP17s Relating to Free Repair or Replacements	1	2,399	0.0%	0.8%	0.8%	0.8%
% of FP17s Relating to Continuations	42	2,399	1.8%	1.1%	1.0%	1.1%
% of Patients satisfied with the dentistry they have received	7	7	N/A	91.5%	91.5%	91.4%
% of Patients satisfied with the time they had to wait for an appointment	5	7	N/A	86.9%	88.2%	87.7%

\* This is based on patients treated on this contract for their most recent course of treatment. Figures in italics indicate the base number of FP17s or Patient Questionnaire responses are less than 100. N/A is shown where the base number of responses is less than 10 during the period. % is calculated as Quantity/Base number\*100

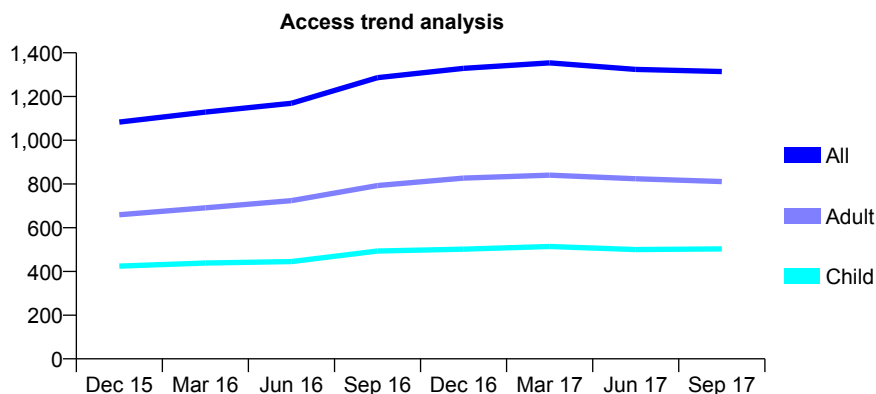
## Q59 - Vital Signs At a Glance Contract Report for 108308/0001 - September 2017

Name or company name	Brookview Dental Clinic Limited
Contract type name	GDS Contract
Purpose of contract	General
Contract start date	01/03/2008
Contract end date	

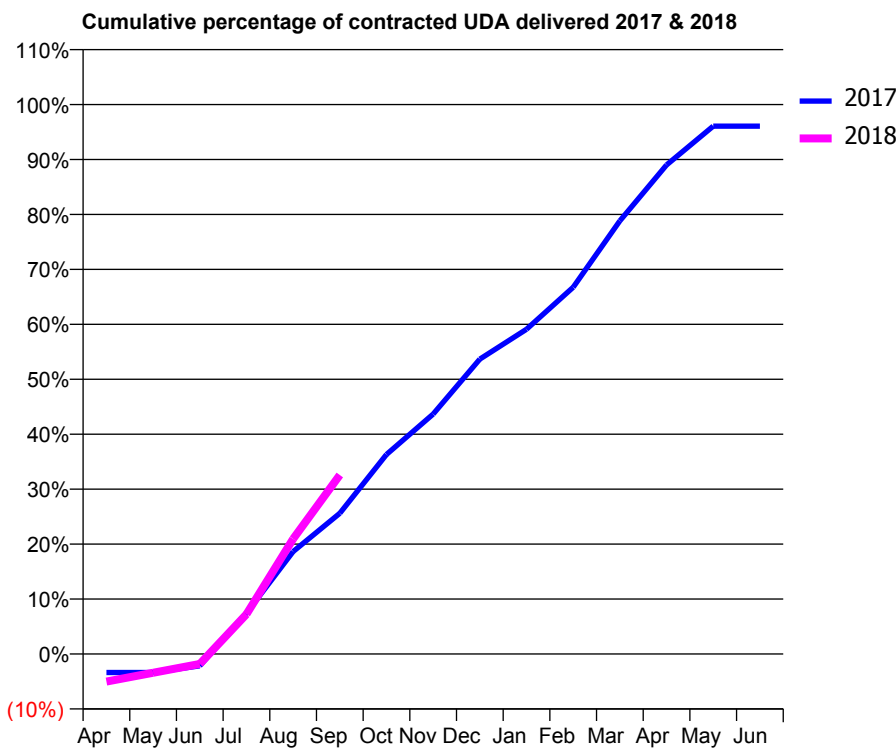
17/18 Contracted general activity (UDA)	1,745
Carry forward general activity (UDA)	88
17/18 Contracted orthodontic activity (UOA)	0
Carry forward orthodontic activity (UOA)	0
Baseline contract value	£41,711.51

### ACCESS\*

Patients seen in 24 months	Total	Change since previous quarter
Quarter ending September 2016	1,286	
Quarter ending December 2016	1,329	↑
Quarter ending March 2017	1,354	→
Quarter ending June 2017	1,324	↓
Quarter ending September 2017	1,314	→
<b>Variance since September 2016</b>	<b>2.2%</b>	<b>↑</b>



### ACTIVITY



Month	Adjusted Scheduled Activity (UDA)	
	2017	2018
April	-76	-88
May	-76	-60
June	-49	-32
July	168	126
August	419	366
September	575	569
October	815	
November	981	
December	1,205	
January	1,327	
February	1,498	
March	1,770	
April	1,998	
May	2,157	
June	2,157	

### QUALITY

	Quantity	Base Number	Contract	AT	Region	England
% of FP17s for the same patient ID Re-attending within 3 months - Children	19	374	5.1%	9.8%	11.6%	11.9%
% of FP17s for the same patient ID Re-attending within 3 months - Adults	57	523	10.9%	14.0%	15.2%	15.9%
% of FP17s for the same patient ID Re-attending between 3 & 9 months - Children	241	374	64.4%	60.8%	59.1%	58.1%
% of FP17s for the same patient ID Re-attending between 3 & 9 months - Adults	290	523	55.4%	53.1%	51.7%	50.6%
% of FP17s for Band 1 Urgent Courses	13	378	3.4%	7.2%	8.0%	9.1%
% of FP17s Relating to Free Repair or Replacements	0	378	0.0%	0.8%	0.8%	0.8%
% of FP17s Relating to Continuations	4	378	1.1%	1.1%	1.0%	1.1%
% of Patients satisfied with the dentistry they have received	4	4	N/A	91.5%	91.5%	91.4%
% of Patients satisfied with the time they had to wait for an appointment	4	4	N/A	86.9%	88.2%	87.7%

\* This is based on patients treated on this contract for their most recent course of treatment. Figures in italics indicate the base number of FP17s or Patient Questionnaire responses are less than 100. N/A is shown where the base number of responses is less than 10 during the period. % is calculated as Quantity/Base number\*100

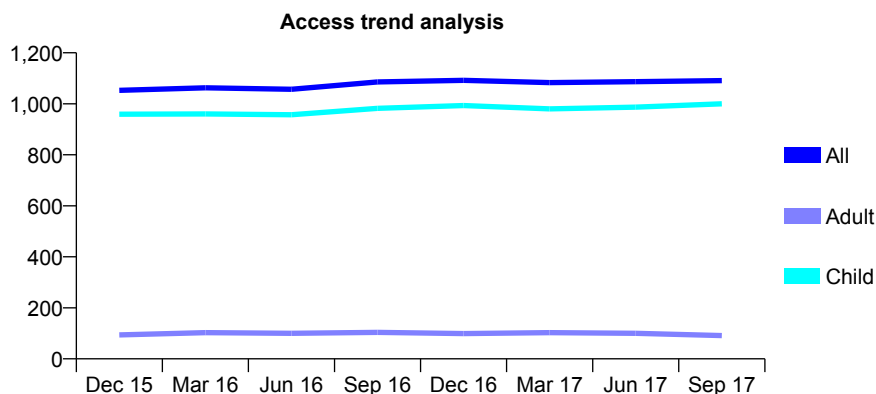
## Q59 - Vital Signs At a Glance Contract Report for 109584/0001 - September 2017

Name or company name	Mr M Hamburger & Mrs R P Sadler
Contract type name	GDS Contract
Purpose of contract	General
Contract start date	01/04/2014
Contract end date	

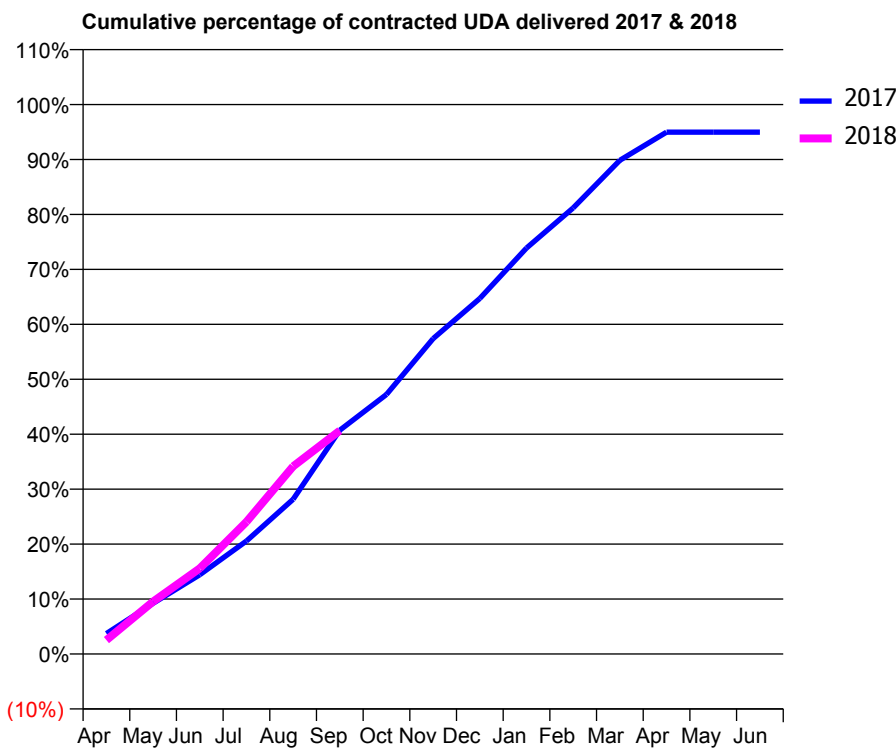
17/18 Contracted general activity (UDA)	2,447
Carry forward general activity (UDA)	0
17/18 Contracted orthodontic activity (UOA)	0
Carry forward orthodontic activity (UOA)	0
Baseline contract value	£74,776.87

### ACCESS\*

Patients seen in 24 months	Total	Change since previous quarter
Quarter ending September 2016	1,086	
Quarter ending December 2016	1,092	→
Quarter ending March 2017	1,083	→
Quarter ending June 2017	1,087	→
Quarter ending September 2017	1,091	→
<b>Variance since September 2016</b>	<b>0.5%</b>	<b>→</b>



### ACTIVITY



Month	Adjusted Scheduled Activity (UDA)	
	2017	2018
April	91	62
May	226	234
June	353	382
July	503	589
August	689	836
September	997	995
October	1,156	
November	1,405	
December	1,583	
January	1,808	
February	1,986	
March	2,199	
April	2,324	
May	2,324	
June	2,324	

### QUALITY

	Quantity	Base Number	Contract	AT	Region	England
% of FP17s for the same patient ID Re-attending within 3 months - Children	33	855	3.9%	9.8%	11.6%	11.9%
% of FP17s for the same patient ID Re-attending within 3 months - Adults	1	7	14.3%	14.0%	15.2%	15.9%
% of FP17s for the same patient ID Re-attending between 3 & 9 months - Children	626	855	73.2%	60.8%	59.1%	58.1%
% of FP17s for the same patient ID Re-attending between 3 & 9 months - Adults	6	7	85.7%	53.1%	51.7%	50.6%
% of FP17s for Band 1 Urgent Courses	30	792	3.8%	7.2%	8.0%	9.1%
% of FP17s Relating to Free Repair or Replacements	0	792	0.0%	0.8%	0.8%	0.8%
% of FP17s Relating to Continuations	0	792	0.0%	1.1%	1.0%	1.1%
% of Patients satisfied with the dentistry they have received	0	0	N/A	91.5%	91.5%	91.4%
% of Patients satisfied with the time they had to wait for an appointment	0	0	N/A	86.9%	88.2%	87.7%

\* This is based on patients treated on this contract for their most recent course of treatment. Figures in italics indicate the base number of FP17s or Patient Questionnaire responses are less than 100. N/A is shown where the base number of responses is less than 10 during the period. % is calculated as Quantity/Base number\*100

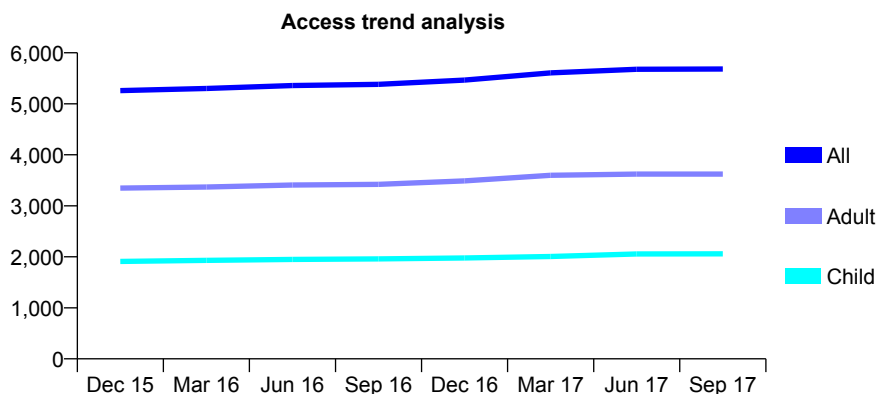
## Q59 - Vital Signs At a Glance Contract Report for 109967/0001 - September 2017

Name or company name	Mr F Kadherbhai, Mr N F Kapadia, Mr A Sa
Contract type name	GDS Contract
Purpose of contract	General
Contract start date	01/04/2011
Contract end date	

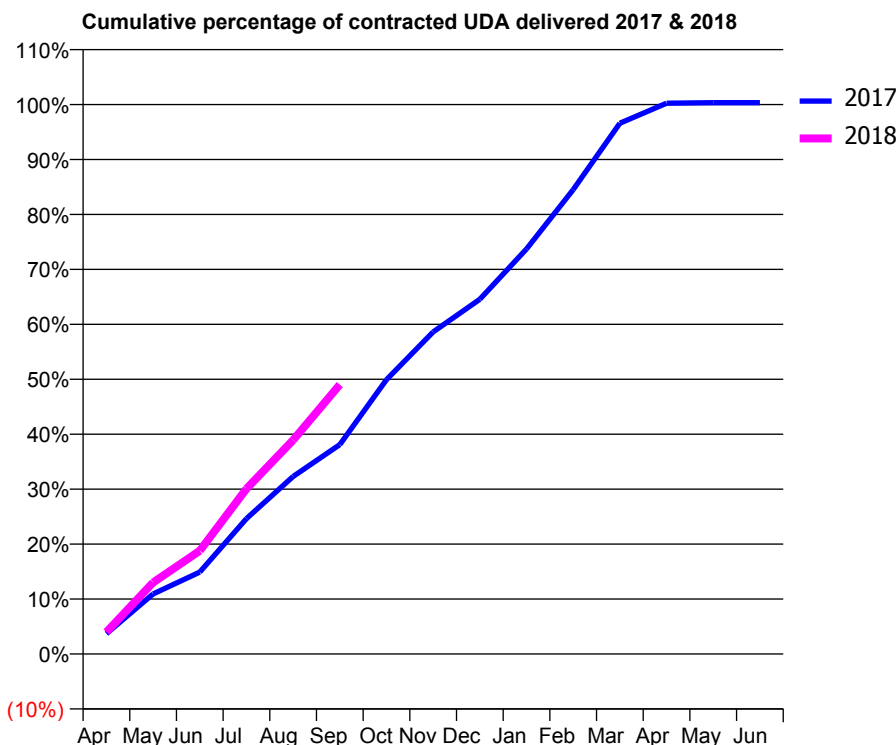
17/18 Contracted general activity (UDA)	13,147
Carry forward general activity (UDA)	0
17/18 Contracted orthodontic activity (UOA)	0
Carry forward orthodontic activity (UOA)	0
Baseline contract value	£365,288.51

### ACCESS\*

Patients seen in 24 months	Total	Change since previous quarter
Quarter ending September 2016	5,382	
Quarter ending December 2016	5,465	→
Quarter ending March 2017	5,606	↑
Quarter ending June 2017	5,678	→
Quarter ending September 2017	5,683	→
<b>Variance since September 2016</b>	<b>5.6%</b>	<b>↑</b>



### ACTIVITY



Adjusted Scheduled Activity (UDA)		
Month	2017	2018
April	509	525
May	1,503	1,712
June	2,052	2,472
July	3,391	3,953
August	4,447	5,120
September	5,246	6,445
October	6,875	
November	8,068	
December	8,888	
January	10,148	
February	11,636	
March	13,298	
April	13,800	
May	13,812	
June	13,812	

### QUALITY

	Quantity	Base Number	Contract	AT	Region	England
% of FP17s for the same patient ID Re-attending within 3 months - Children	79	1,599	4.9%	9.8%	11.6%	11.9%
% of FP17s for the same patient ID Re-attending within 3 months - Adults	221	2,518	8.8%	14.0%	15.2%	15.9%
% of FP17s for the same patient ID Re-attending between 3 & 9 months - Children	994	1,599	62.2%	60.8%	59.1%	58.1%
% of FP17s for the same patient ID Re-attending between 3 & 9 months - Adults	1,500	2,518	59.6%	53.1%	51.7%	50.6%
% of FP17s for Band 1 Urgent Courses	133	3,173	4.2%	7.2%	8.0%	9.1%
% of FP17s Relating to Free Repair or Replacements	9	3,173	0.3%	0.8%	0.8%	0.8%
% of FP17s Relating to Continuations	7	3,173	0.2%	1.1%	1.0%	1.1%
% of Patients satisfied with the dentistry they have received	7	7	N/A	91.5%	91.5%	91.4%
% of Patients satisfied with the time they had to wait for an appointment	3	7	N/A	86.9%	88.2%	87.7%

\* This is based on patients treated on this contract for their most recent course of treatment. Figures in italics indicate the base number of FP17s or Patient Questionnaire responses are less than 100. N/A is shown where the base number of responses is less than 10 during the period. % is calculated as Quantity/Base number\*100



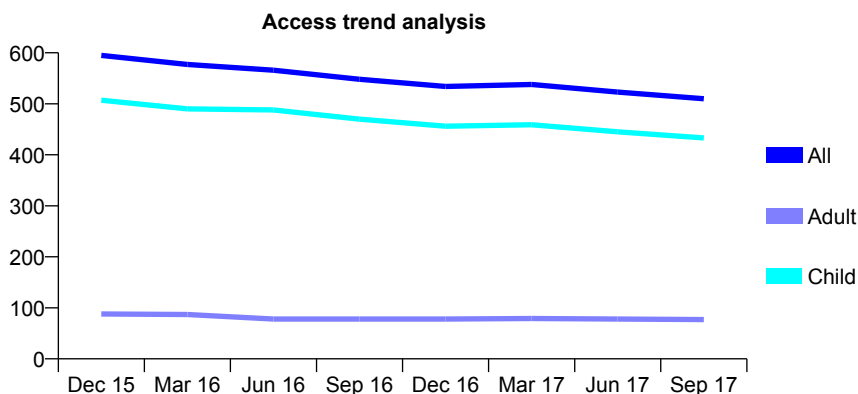
## Q59 - Vital Signs At a Glance Contract Report for 111260/0001 - September 2017

Name or company name	Mr N Appleby & Mr S Edmondson
Contract type name	GDS Contract
Purpose of contract	General
Contract start date	01/04/2006
Contract end date	

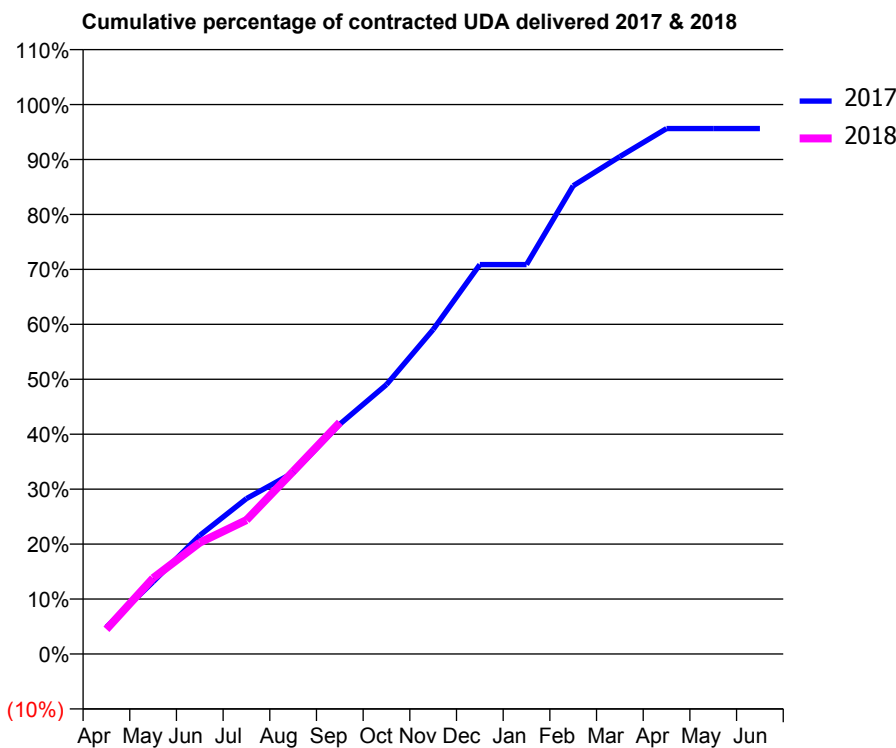
17/18 Contracted general activity (UDA)	1,000
Carry forward general activity (UDA)	0
17/18 Contracted orthodontic activity (UOA)	0
Carry forward orthodontic activity (UOA)	0
Baseline contract value	£22,296.96

### ACCESS\*

Patients seen in 24 months	Total	Change since previous quarter
Quarter ending September 2016	548	
Quarter ending December 2016	534	↓
Quarter ending March 2017	538	→
Quarter ending June 2017	523	↓
Quarter ending September 2017	510	↓
<b>Variance since September 2016</b>	<b>(6.9%)</b>	<b>↓</b>



### ACTIVITY



Month	Adjusted Scheduled Activity (UDA)	
	2017	2018
April	49	45
May	131	138
June	216	203
July	283	244
August	330	332
September	418	421
October	490	
November	591	
December	709	
January	709	
February	852	
March	905	
April	956	
May	956	
June	956	

### QUALITY

	Quantity	Base Number	Contract	AT	Region	England
% of FP17s for the same patient ID Re-attending within 3 months - Children	26	379	6.9%	9.8%	11.6%	11.9%
% of FP17s for the same patient ID Re-attending within 3 months - Adults	0	0	N/A	14.0%	15.2%	15.9%
% of FP17s for the same patient ID Re-attending between 3 & 9 months - Children	271	379	71.5%	60.8%	59.1%	58.1%
% of FP17s for the same patient ID Re-attending between 3 & 9 months - Adults	0	0	N/A	53.1%	51.7%	50.6%
% of FP17s for Band 1 Urgent Courses	7	336	2.1%	7.2%	8.0%	9.1%
% of FP17s Relating to Free Repair or Replacements	0	336	0.0%	0.8%	0.8%	0.8%
% of FP17s Relating to Continuations	0	336	0.0%	1.1%	1.0%	1.1%
% of Patients satisfied with the dentistry they have received	3	3	N/A	91.5%	91.5%	91.4%
% of Patients satisfied with the time they had to wait for an appointment	3	3	N/A	86.9%	88.2%	87.7%

\* This is based on patients treated on this contract for their most recent course of treatment. Figures in italics indicate the base number of FP17s or Patient Questionnaire responses are less than 100. N/A is shown where the base number of responses is less than 10 during the period. % is calculated as Quantity/Base number\*100

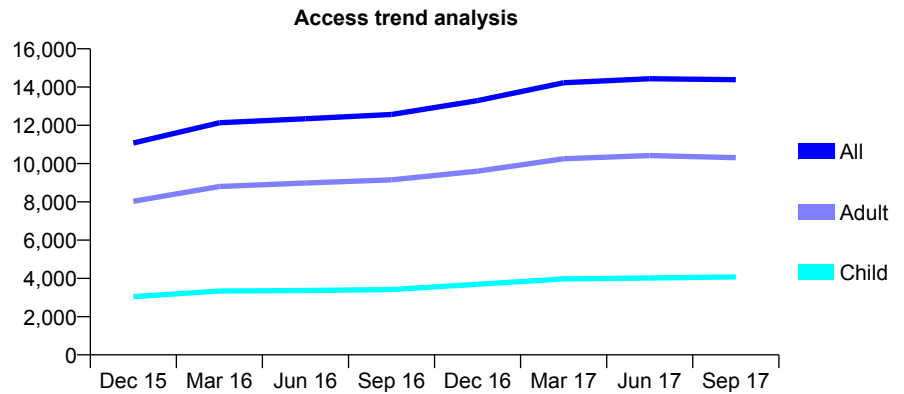
## Q59 - Vital Signs At a Glance Contract Report for 112984/0001 - September 2017

Name or company name	East Midlands Community Dental Associati
Contract type name	GDS Contract
Purpose of contract	General
Contract start date	01/12/2014
Contract end date	

17/18 Contracted general activity (UDA)	35,000
Carry forward general activity (UDA)	-509
17/18 Contracted orthodontic activity (UOA)	0
Carry forward orthodontic activity (UOA)	0
Baseline contract value	£780,299.23

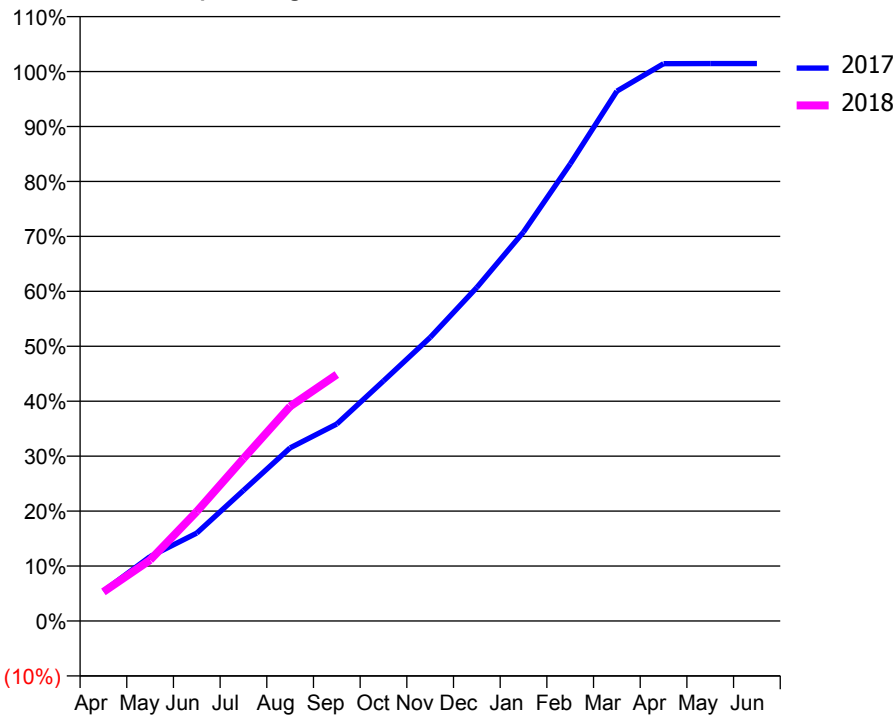
### ACCESS\*

Patients seen in 24 months	Total	Change since previous quarter
Quarter ending September 2016	12,563	
Quarter ending December 2016	13,291	↑
Quarter ending March 2017	14,224	↑
Quarter ending June 2017	14,436	→
Quarter ending September 2017	14,383	→
<b>Variance since September 2016</b>	<b>14.5%</b>	<b>↑</b>



### ACTIVITY

Cumulative percentage of contracted UDA delivered 2017 & 2018



Month	Adjusted Scheduled Activity (UDA)	
	2017	2018
April	1,899	1,856
May	4,110	3,883
June	5,603	6,981
July	8,323	10,345
August	11,029	13,669
September	12,546	15,702
October	15,292	
November	18,059	
December	21,249	
January	24,781	
February	29,110	
March	33,749	
April	35,496	
May	35,507	
June	35,509	

### QUALITY

	Quantity	Base Number	Contract	AT	Region	England
% of FP17s for the same patient ID Re-attending within 3 months - Children	122	2,692	4.5%	9.8%	11.6%	11.9%
% of FP17s for the same patient ID Re-attending within 3 months - Adults	677	6,361	10.6%	14.0%	15.2%	15.9%
% of FP17s for the same patient ID Re-attending between 3 & 9 months - Children	1,734	2,692	64.4%	60.8%	59.1%	58.1%
% of FP17s for the same patient ID Re-attending between 3 & 9 months - Adults	3,616	6,361	56.8%	53.1%	51.7%	50.6%
% of FP17s for Band 1 Urgent Courses	559	8,222	6.8%	7.2%	8.0%	9.1%
% of FP17s Relating to Free Repair or Replacements	38	8,222	0.5%	0.8%	0.8%	0.8%
% of FP17s Relating to Continuations	74	8,222	0.9%	1.1%	1.0%	1.1%
% of Patients satisfied with the dentistry they have received	34	37	91.9%	91.5%	91.5%	91.4%
% of Patients satisfied with the time they had to wait for an appointment	29	37	78.4%	86.9%	88.2%	87.7%

\* This is based on patients treated on this contract for their most recent course of treatment. Figures in italics indicate the base number of FP17s or Patient Questionnaire responses are less than 100. N/A is shown where the base number of responses is less than 10 during the period. % is calculated as Quantity/Base number\*100

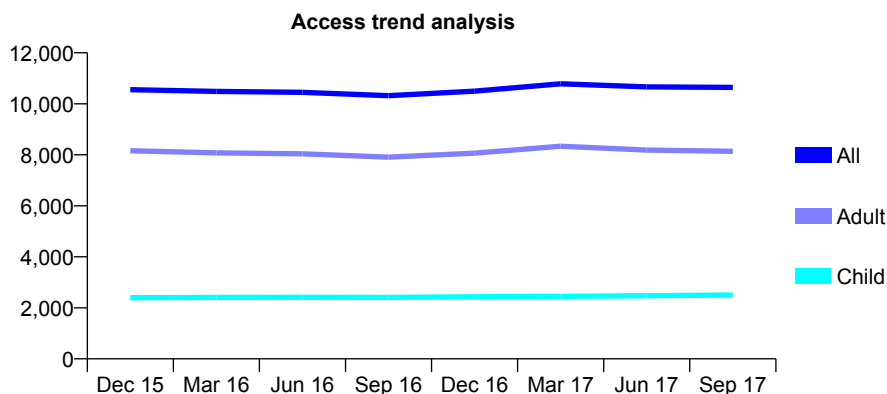
## Q59 - Vital Signs At a Glance Contract Report for 115231/0004 - September 2017

Name or company name	Charnwood Dental Limited
Contract type name	GDS Contract
Purpose of contract	General
Contract start date	01/04/2009
Contract end date	

17/18 Contracted general activity (UDA)	25,029
Carry forward general activity (UDA)	-290
17/18 Contracted orthodontic activity (UOA)	0
Carry forward orthodontic activity (UOA)	0
Baseline contract value	£655,946.07

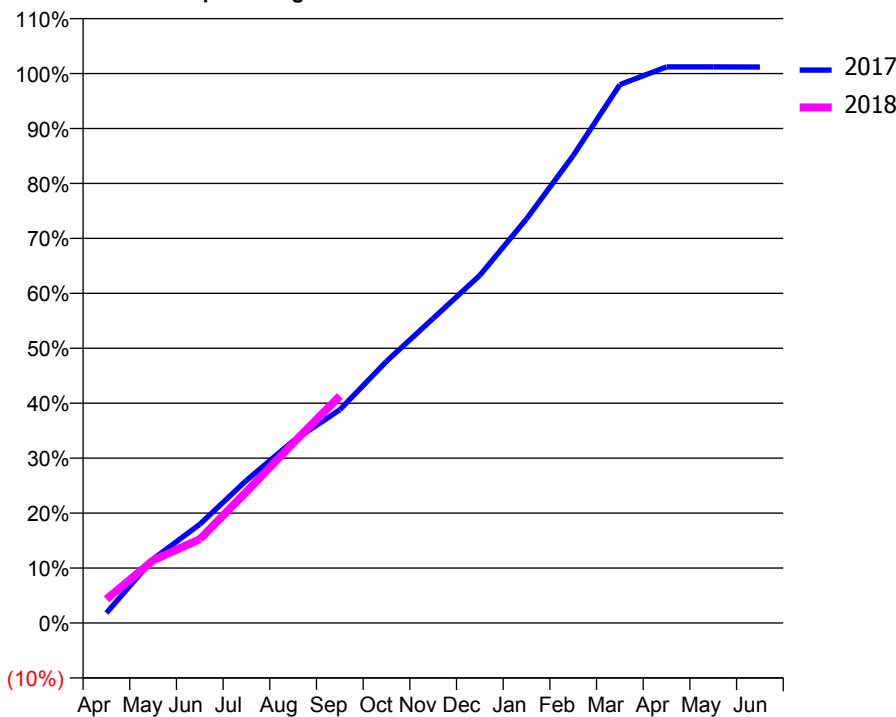
### ACCESS\*

Patients seen in 24 months	Total	Change since previous quarter
Quarter ending September 2016	10,317	
Quarter ending December 2016	10,497	→
Quarter ending March 2017	10,784	↑
Quarter ending June 2017	10,665	↓
Quarter ending September 2017	10,641	→
<b>Variance since September 2016</b>	<b>3.1%</b>	<b>↑</b>



### ACTIVITY

Cumulative percentage of contracted UDA delivered 2017 & 2018



Month	Adjusted Scheduled Activity (UDA)	
	2017	2018
April	494	1,086
May	3,144	2,857
June	4,859	3,817
July	7,012	5,985
August	8,954	8,199
September	10,493	10,338
October	12,871	
November	14,982	
December	17,103	
January	19,877	
February	22,990	
March	26,479	
April	27,354	
May	27,352	
June	27,349	

### QUALITY

	Quantity	Base Number	Contract	AT	Region	England
% of FP17s for the same patient ID Re-attending within 3 months - Children	124	1,708	7.3%	9.8%	11.6%	11.9%
% of FP17s for the same patient ID Re-attending within 3 months - Adults	415	4,032	10.3%	14.0%	15.2%	15.9%
% of FP17s for the same patient ID Re-attending between 3 & 9 months - Children	940	1,708	55.0%	60.8%	59.1%	58.1%
% of FP17s for the same patient ID Re-attending between 3 & 9 months - Adults	2,047	4,032	50.8%	53.1%	51.7%	50.6%
% of FP17s for Band 1 Urgent Courses	241	5,370	4.5%	7.2%	8.0%	9.1%
% of FP17s Relating to Free Repair or Replacements	13	5,370	0.2%	0.8%	0.8%	0.8%
% of FP17s Relating to Continuations	118	5,370	2.2%	1.1%	1.0%	1.1%
% of Patients satisfied with the dentistry they have received	16	20	80.0%	91.5%	91.5%	91.4%
% of Patients satisfied with the time they had to wait for an appointment	17	20	85.0%	86.9%	88.2%	87.7%

\* This is based on patients treated on this contract for their most recent course of treatment. Figures in italics indicate the base number of FP17s or Patient Questionnaire responses are less than 100. N/A is shown where the base number of responses is less than 10 during the period. % is calculated as Quantity/Base number\*100

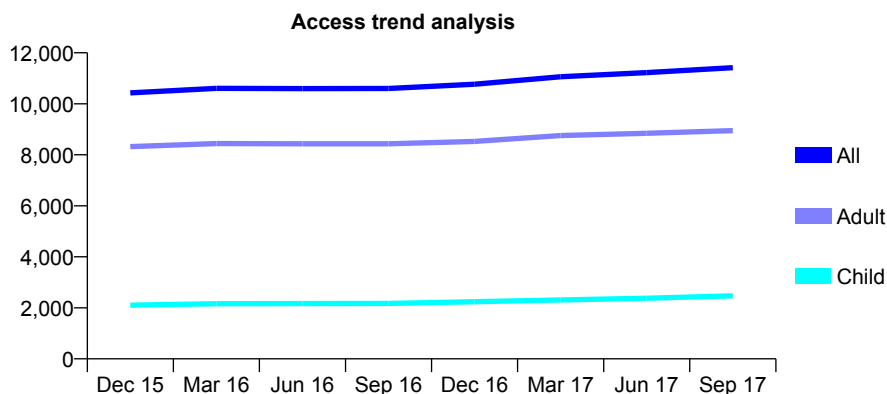
## Q59 - Vital Signs At a Glance Contract Report for 117250/0001 - September 2017

Name or company name	Hallcross Dental Practices Limited
Contract type name	GDS Contract
Purpose of contract	General
Contract start date	01/04/2008
Contract end date	

17/18 Contracted general activity (UDA)	32,315
Carry forward general activity (UDA)	-120
17/18 Contracted orthodontic activity (UOA)	0
Carry forward orthodontic activity (UOA)	0
Baseline contract value	£794,541.77

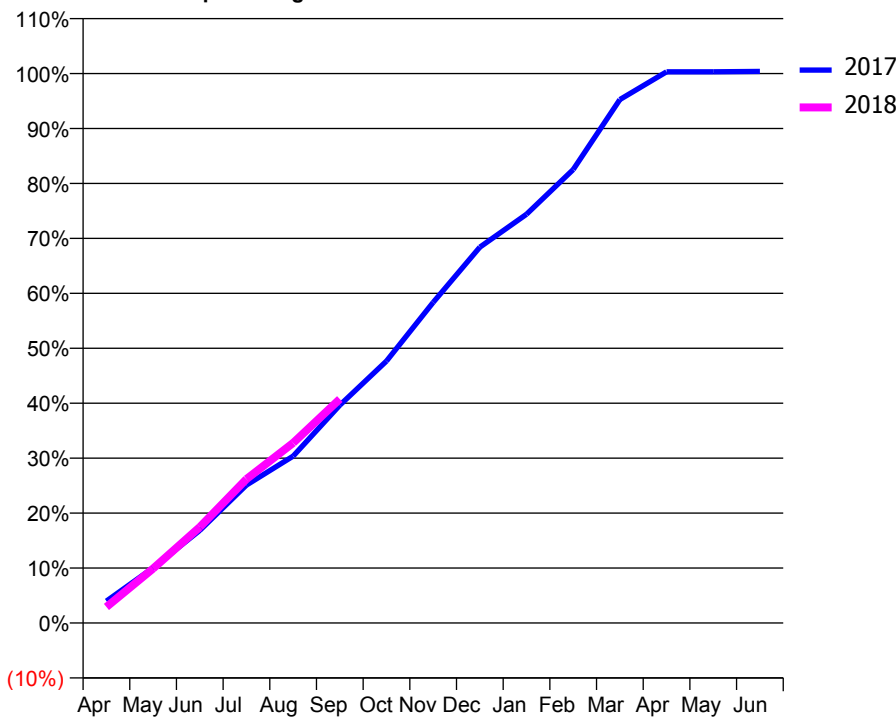
### ACCESS\*

Patients seen in 24 months	Total	Change since previous quarter
Quarter ending September 2016	10,603	
Quarter ending December 2016	10,767	→
Quarter ending March 2017	11,061	↑
Quarter ending June 2017	11,221	→
Quarter ending September 2017	11,417	→
<b>Variance since September 2016</b>	<b>7.7%</b>	<b>↑</b>



### ACTIVITY

Cumulative percentage of contracted UDA delivered 2017 & 2018



Month	Adjusted Scheduled Activity (UDA)	
	2017	2018
April	1,294	942
May	3,249	3,204
June	5,446	5,644
July	8,109	8,464
August	9,815	10,589
September	12,812	13,168
October	15,403	
November	18,853	
December	22,100	
January	24,036	
February	26,670	
March	30,780	
April	32,412	
May	32,414	
June	32,435	

### QUALITY

	Quantity	Base Number	Contract	AT	Region	England
% of FP17s for the same patient ID Re-attending within 3 months - Children	106	1,771	6.0%	9.8%	11.6%	11.9%
% of FP17s for the same patient ID Re-attending within 3 months - Adults	651	6,336	10.3%	14.0%	15.2%	15.9%
% of FP17s for the same patient ID Re-attending between 3 & 9 months - Children	975	1,771	55.1%	60.8%	59.1%	58.1%
% of FP17s for the same patient ID Re-attending between 3 & 9 months - Adults	3,542	6,336	55.9%	53.1%	51.7%	50.6%
% of FP17s for Band 1 Urgent Courses	514	7,480	6.9%	7.2%	8.0%	9.1%
% of FP17s Relating to Free Repair or Replacements	20	7,480	0.3%	0.8%	0.8%	0.8%
% of FP17s Relating to Continuations	30	7,480	0.4%	1.1%	1.0%	1.1%
% of Patients satisfied with the dentistry they have received	33	35	94.3%	91.5%	91.5%	91.4%
% of Patients satisfied with the time they had to wait for an appointment	34	35	97.1%	86.9%	88.2%	87.7%

\* This is based on patients treated on this contract for their most recent course of treatment. Figures in italics indicate the base number of FP17s or Patient Questionnaire responses are less than 100. N/A is shown where the base number of responses is less than 10 during the period. % is calculated as Quantity/Base number\*100

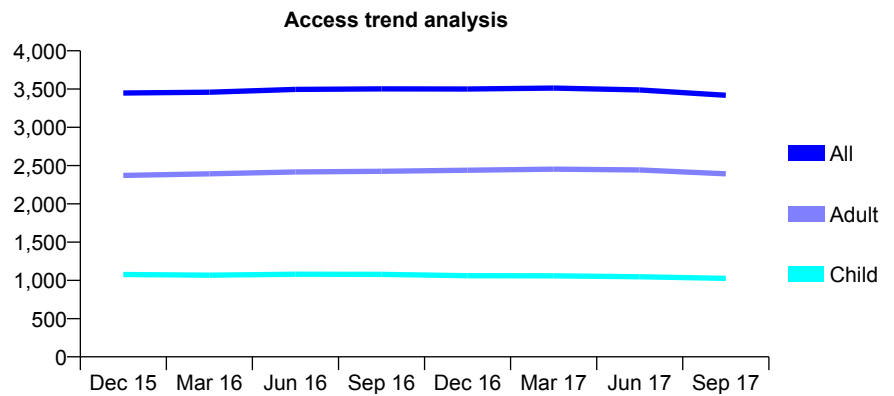
## Q59 - Vital Signs At a Glance Contract Report for 117412/0002 - September 2017

Name or company name	HS Virdee Ltd
Contract type name	GDS Contract
Purpose of contract	General and Orthodontic
Contract start date	01/11/2007
Contract end date	

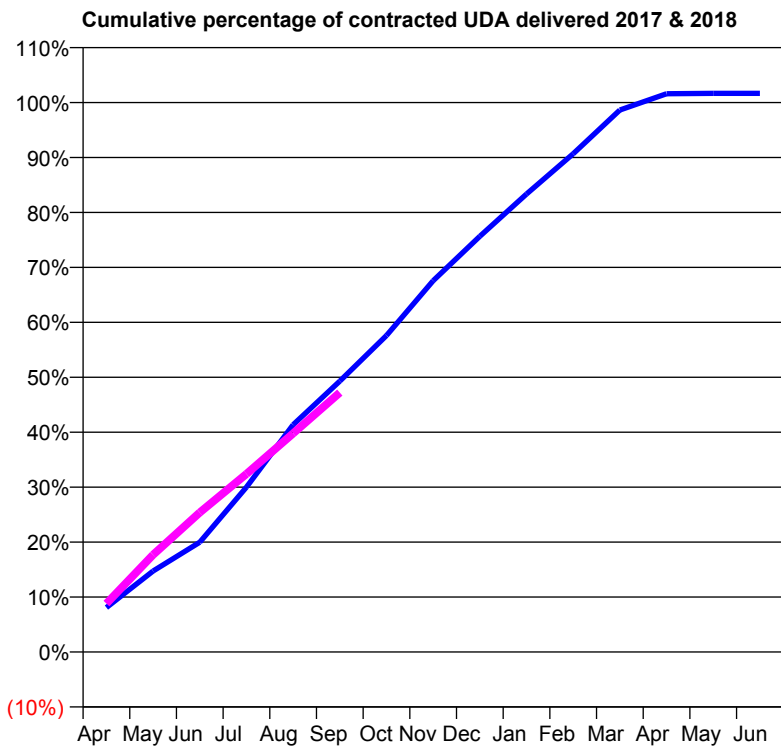
17/18 Contracted general activity (UDA)	10,377
Carry forward general activity (UDA)	-179
17/18 Contracted orthodontic activity (UOA)	293
Carry forward orthodontic activity (UOA)	0
Baseline contract value	£291,970.20

### ACCESS\*

Patients seen in 24 months	Total	Change since previous quarter
Quarter ending September 2016	3,503	
Quarter ending December 2016	3,500	→
Quarter ending March 2017	3,512	→
Quarter ending June 2017	3,488	→
Quarter ending September 2017	3,419	↓
<b>Variance since September 2016</b>	<b>(2.4%)</b>	<b>↓</b>



### ACTIVITY



Month	Adjusted Scheduled Activity (UDA)	
	2017	2018
April	873	914
May	1,588	1,837
June	2,153	2,636
July	3,235	3,363
August	4,457	4,128
September	5,313	4,899
October	6,207	
November	7,282	
December	8,154	
January	8,983	
February	9,772	
March	10,629	
April	10,948	
May	10,956	
June	10,956	

### QUALITY

	Quantity	Base Number	Contract	AT	Region	England
% of FP17s for the same patient ID Re-attending within 3 months - Children	48	768	6.3%	9.8%	11.6%	11.9%
% of FP17s for the same patient ID Re-attending within 3 months - Adults	115	1,468	7.8%	14.0%	15.2%	15.9%
% of FP17s for the same patient ID Re-attending between 3 & 9 months - Children	477	768	62.1%	60.8%	59.1%	58.1%
% of FP17s for the same patient ID Re-attending between 3 & 9 months - Adults	833	1,468	56.7%	53.1%	51.7%	50.6%
% of FP17s for Band 1 Urgent Courses	45	1,639	2.7%	7.2%	8.0%	9.1%
% of FP17s Relating to Free Repair or Replacements	5	1,639	0.3%	0.8%	0.8%	0.8%
% of FP17s Relating to Continuations	9	1,639	0.5%	1.1%	1.0%	1.1%
% of Patients satisfied with the dentistry they have received	9	9	N/A	91.5%	91.5%	91.4%
% of Patients satisfied with the time they had to wait for an appointment	8	9	N/A	86.9%	88.2%	87.7%

\* This is based on patients treated on this contract for their most recent course of treatment. Figures in italics indicate the base number of FP17s or Patient Questionnaire responses are less than 100. N/A is shown where the base number of responses is less than 10 during the period. % is calculated as Quantity/Base number\*100

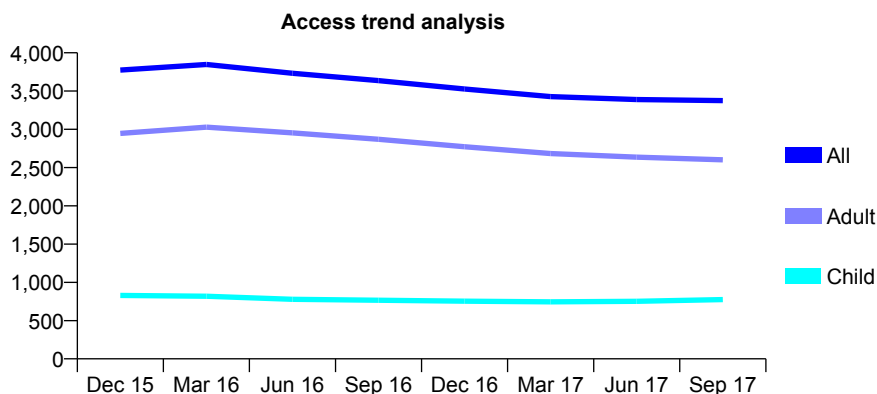
## Q59 - Vital Signs At a Glance Contract Report for 117552/0001 - September 2017

Name or company name	Mr Williams & Mr Moroney
Contract type name	GDS Contract
Purpose of contract	General
Contract start date	01/10/2011
Contract end date	

17/18 Contracted general activity (UDA)	17,249
Carry forward general activity (UDA)	0
17/18 Contracted orthodontic activity (UOA)	0
Carry forward orthodontic activity (UOA)	0
Baseline contract value	£481,845.11

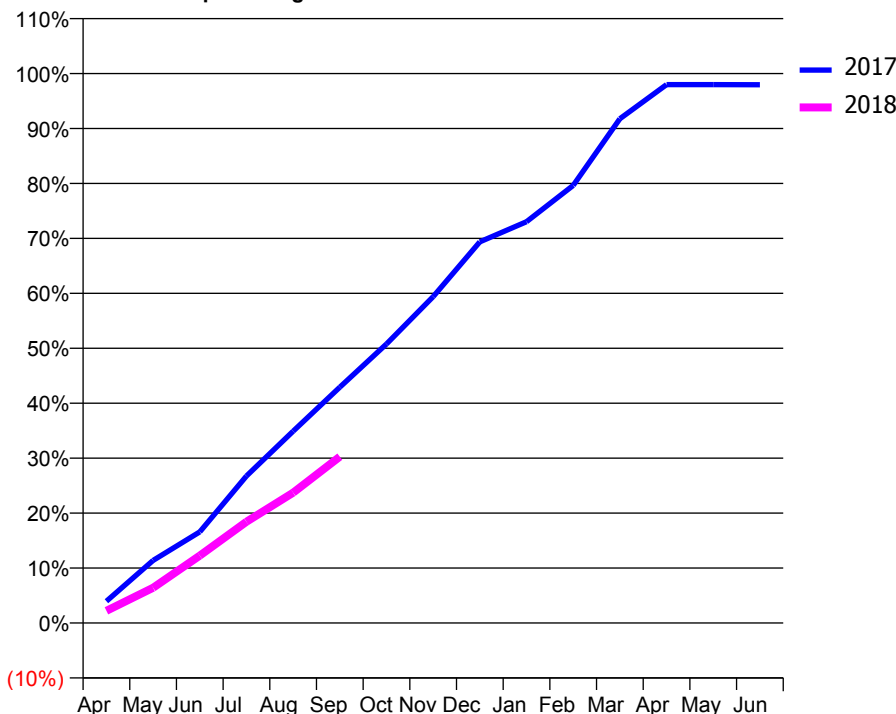
### ACCESS\*

Patients seen in 24 months	Total	Change since previous quarter
Quarter ending September 2016	3,636	
Quarter ending December 2016	3,526	↓
Quarter ending March 2017	3,428	↓
Quarter ending June 2017	3,389	↓
Quarter ending September 2017	3,376	→
<b>Variance since September 2016</b>	<b>(7.2%)</b>	<b>↓</b>



### ACTIVITY

Cumulative percentage of contracted UDA delivered 2017 & 2018



Adjusted Scheduled Activity (UDA)

Month	2017	2018
April	479	383
May	1,379	1,107
June	2,006	2,118
July	3,236	3,178
August	4,225	4,093
September	5,193	5,222
October	6,144	
November	7,189	
December	8,396	
January	8,838	
February	9,638	
March	11,107	
April	11,856	
May	11,856	
June	11,855	

### QUALITY

	Quantity	Base Number	Contract	AT	Region	England
% of FP17s for the same patient ID Re-attending within 3 months - Children	33	549	6.0%	9.8%	11.6%	11.9%
% of FP17s for the same patient ID Re-attending within 3 months - Adults	193	1,565	12.3%	14.0%	15.2%	15.9%
% of FP17s for the same patient ID Re-attending between 3 & 9 months - Children	258	549	47.0%	60.8%	59.1%	58.1%
% of FP17s for the same patient ID Re-attending between 3 & 9 months - Adults	755	1,565	48.2%	53.1%	51.7%	50.6%
% of FP17s for Band 1 Urgent Courses	40	1,901	2.1%	7.2%	8.0%	9.1%
% of FP17s Relating to Free Repair or Replacements	23	1,901	1.2%	0.8%	0.8%	0.8%
% of FP17s Relating to Continuations	81	1,901	4.3%	1.1%	1.0%	1.1%
% of Patients satisfied with the dentistry they have received	10	11	90.9%	91.5%	91.5%	91.4%
% of Patients satisfied with the time they had to wait for an appointment	11	11	100.0%	86.9%	88.2%	87.7%

\* This is based on patients treated on this contract for their most recent course of treatment. Figures in italics indicate the base number of FP17s or Patient Questionnaire responses are less than 100. N/A is shown where the base number of responses is less than 10 during the period. % is calculated as Quantity/Base number\*100

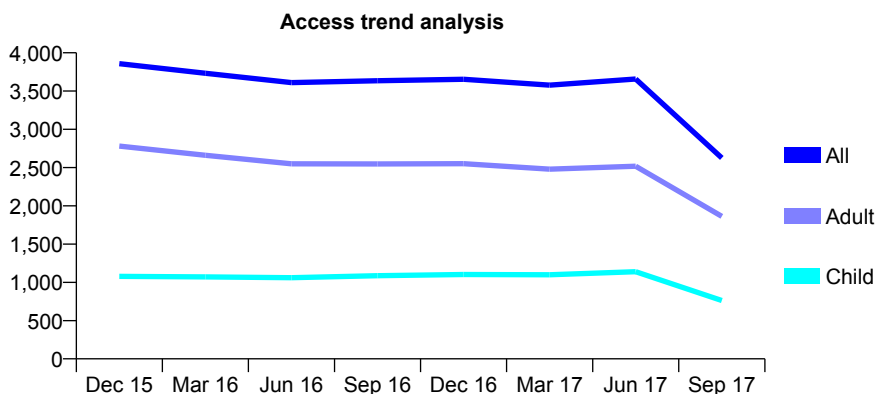
## Q59 - Vital Signs At a Glance Contract Report for 118060/0020 - September 2017

Name or company name	Genix Healthcare Ltd
Contract type name	PDS Plus Contract
Purpose of contract	General
Contract start date	01/07/2010
Contract end date	30/06/2017

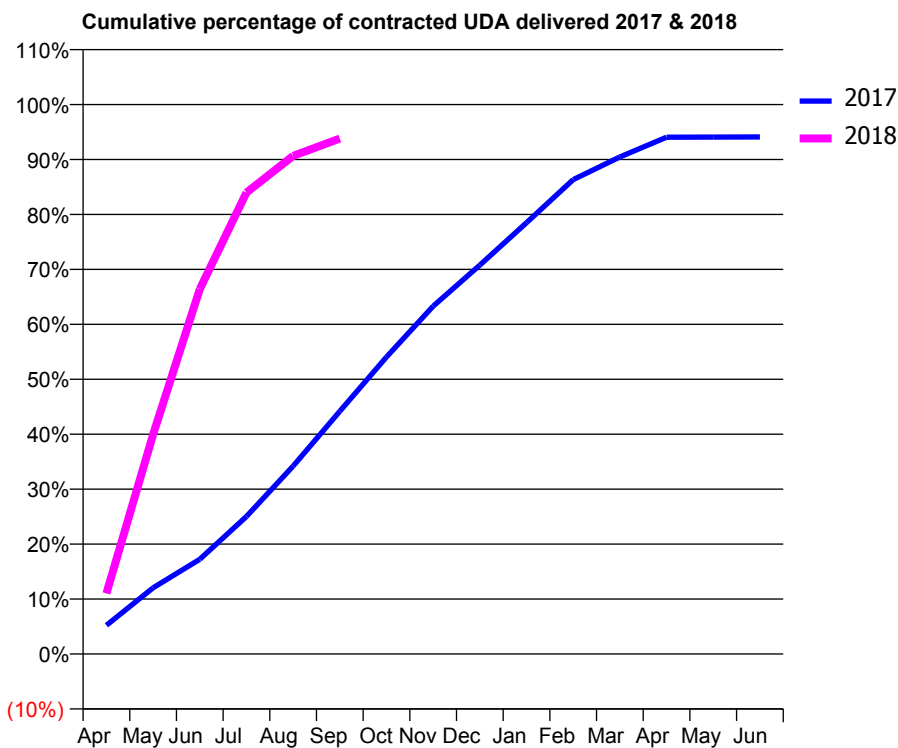
17/18 Contracted general activity (UDA)	3,125
Carry forward general activity (UDA)	0
17/18 Contracted orthodontic activity (UOA)	0
Carry forward orthodontic activity (UOA)	0
Baseline contract value	£42,350.88

### ACCESS\*

Patients seen in 24 months	Total	Change since previous quarter
Quarter ending September 2016	3,634	
Quarter ending December 2016	3,654	→
Quarter ending March 2017	3,578	↓
Quarter ending June 2017	3,657	↑
Quarter ending September 2017	2,626	↓
<b>Variance since September 2016</b>	<b>(27.7%)</b>	<b>↓</b>



### ACTIVITY



Month	Adjusted Scheduled Activity (UDA)	
	2017	2018
April	654	345
May	1,505	1,249
June	2,154	2,075
July	3,128	2,624
August	4,276	2,833
September	5,521	2,931
October	6,756	
November	7,912	
December	8,848	
January	9,811	
February	10,790	
March	11,306	
April	11,757	
May	11,759	
June	11,763	

### QUALITY

	Quantity	Base Number	Contract	AT	Region	England
% of FP17s for the same patient ID Re-attending within 3 months - Children	37	525	7.0%	9.8%	11.6%	11.9%
% of FP17s for the same patient ID Re-attending within 3 months - Adults	106	1,047	10.1%	14.0%	15.2%	15.9%
% of FP17s for the same patient ID Re-attending between 3 & 9 months - Children	342	525	65.1%	60.8%	59.1%	58.1%
% of FP17s for the same patient ID Re-attending between 3 & 9 months - Adults	572	1,047	54.6%	53.1%	51.7%	50.6%
% of FP17s for Band 1 Urgent Courses	80	1,284	6.2%	7.2%	8.0%	9.1%
% of FP17s Relating to Free Repair or Replacements	0	1,284	0.0%	0.8%	0.8%	0.8%
% of FP17s Relating to Continuations	0	1,284	0.0%	1.1%	1.0%	1.1%
% of Patients satisfied with the dentistry they have received	4	4	N/A	91.5%	91.5%	91.4%
% of Patients satisfied with the time they had to wait for an appointment	4	4	N/A	86.9%	88.2%	87.7%

\* This is based on patients treated on this contract for their most recent course of treatment. Figures in italics indicate the base number of FP17s or Patient Questionnaire responses are less than 100. N/A is shown where the base number of responses is less than 10 during the period. % is calculated as Quantity/Base number\*100

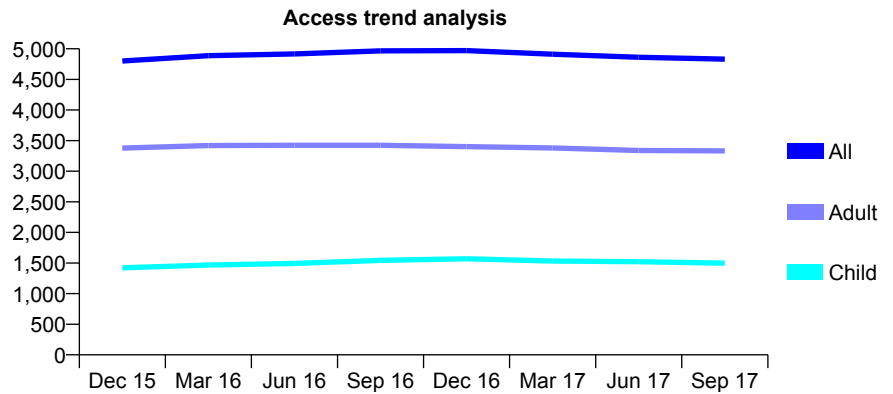
## Q59 - Vital Signs At a Glance Contract Report for 118281/0001 - September 2017

Name or company name	Mr PR Bhogaita
Contract type name	GDS Contract
Purpose of contract	General
Contract start date	01/01/2014
Contract end date	

17/18 Contracted general activity (UDA)	16,178
Carry forward general activity (UDA)	-242
17/18 Contracted orthodontic activity (UOA)	0
Carry forward orthodontic activity (UOA)	0
Baseline contract value	£399,212.67

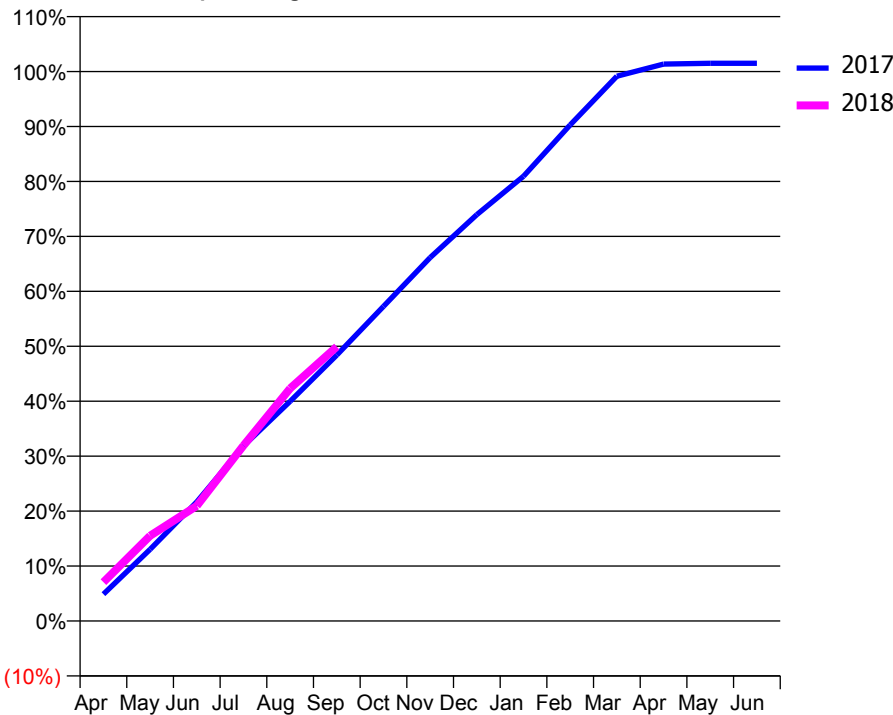
### ACCESS\*

Patients seen in 24 months	Total	Change since previous quarter
Quarter ending September 2016	4,966	
Quarter ending December 2016	4,971	→
Quarter ending March 2017	4,912	↓
Quarter ending June 2017	4,861	↓
Quarter ending September 2017	4,831	→
<b>Variance since September 2016</b>	<b>(2.7%)</b>	<b>↓</b>



### ACTIVITY

Cumulative percentage of contracted UDA delivered 2017 & 2018



Month	2017	2018
April	792	1,145
May	2,110	2,510
June	3,507	3,391
July	5,151	5,163
August	6,468	6,848
September	7,832	8,078
October	9,263	
November	10,699	
December	11,962	
January	13,096	
February	14,605	
March	16,038	
April	16,395	
May	16,420	
June	16,420	

### QUALITY

	Quantity	Base Number	Contract	AT	Region	England
% of FP17s for the same patient ID Re-attending within 3 months - Children	119	1,313	9.1%	9.8%	11.6%	11.9%
% of FP17s for the same patient ID Re-attending within 3 months - Adults	392	2,812	13.9%	14.0%	15.2%	15.9%
% of FP17s for the same patient ID Re-attending between 3 & 9 months - Children	922	1,313	70.2%	60.8%	59.1%	58.1%
% of FP17s for the same patient ID Re-attending between 3 & 9 months - Adults	1,867	2,812	66.4%	53.1%	51.7%	50.6%
% of FP17s for Band 1 Urgent Courses	254	3,897	6.5%	7.2%	8.0%	9.1%
% of FP17s Relating to Free Repair or Replacements	24	3,897	0.6%	0.8%	0.8%	0.8%
% of FP17s Relating to Continuations	6	3,897	0.2%	1.1%	1.0%	1.1%
% of Patients satisfied with the dentistry they have received	16	19	84.2%	91.5%	91.5%	91.4%
% of Patients satisfied with the time they had to wait for an appointment	19	19	100.0%	86.9%	88.2%	87.7%

\* This is based on patients treated on this contract for their most recent course of treatment. Figures in italics indicate the base number of FP17s or Patient Questionnaire responses are less than 100. N/A is shown where the base number of responses is less than 10 during the period. % is calculated as Quantity/Base number\*100



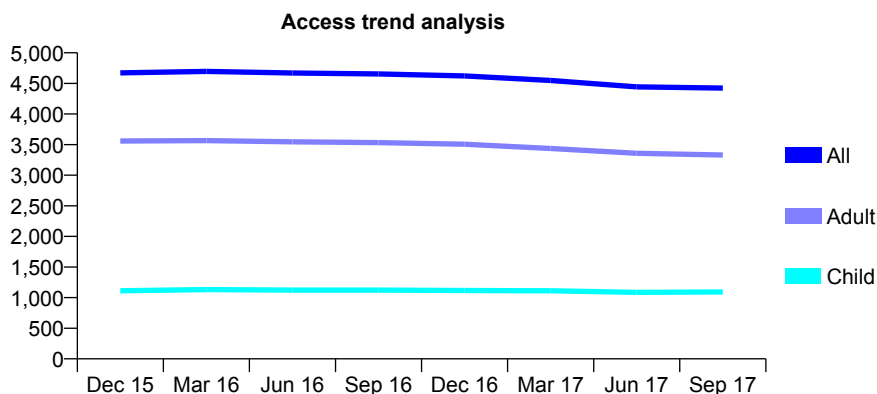
## Q59 - Vital Signs At a Glance Contract Report for 118389/0001 - September 2017

Name or company name	Ishak Practices Limited
Contract type name	GDS Contract
Purpose of contract	General
Contract start date	01/10/2007
Contract end date	

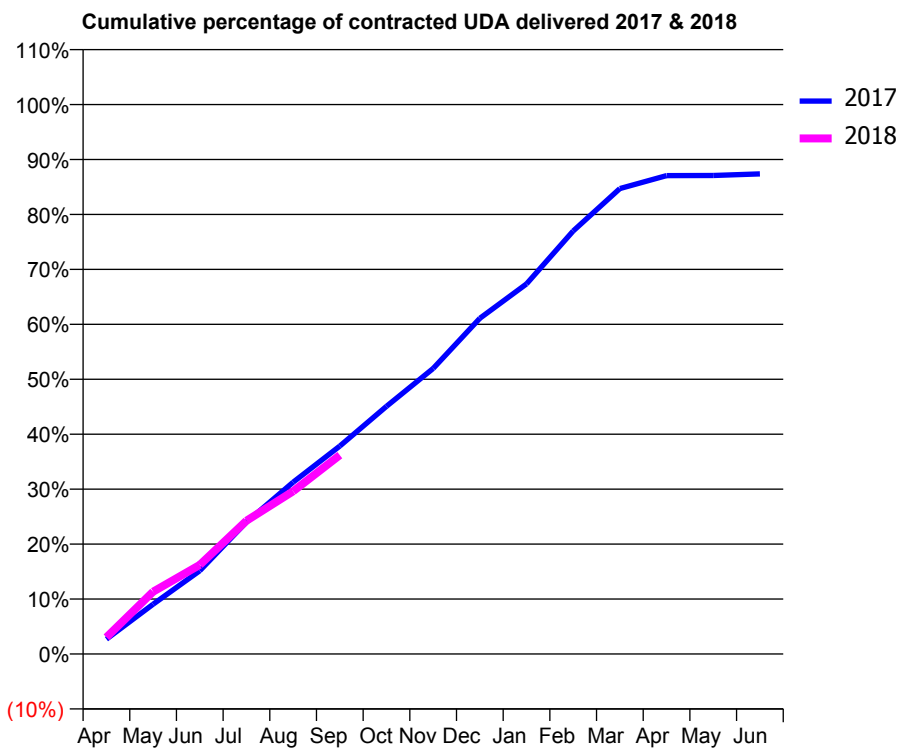
17/18 Contracted general activity (UDA)	15,000
Carry forward general activity (UDA)	0
17/18 Contracted orthodontic activity (UOA)	0
Carry forward orthodontic activity (UOA)	0
Baseline contract value	£426,048.79

### ACCESS\*

Patients seen in 24 months	Total	Change since previous quarter
Quarter ending September 2016	4,655	
Quarter ending December 2016	4,622	→
Quarter ending March 2017	4,548	↓
Quarter ending June 2017	4,444	↓
Quarter ending September 2017	4,423	→
<b>Variance since September 2016</b>	<b>(5.0%)</b>	<b>↓</b>



### ACTIVITY



Month	Adjusted Scheduled Activity (UDA)	
	2017	2018
April	405	457
May	1,361	1,701
June	2,274	2,434
July	3,601	3,638
August	4,690	4,443
September	5,675	5,430
October	6,760	
November	7,796	
December	9,165	
January	10,103	
February	11,549	
March	12,704	
April	13,058	
May	13,063	
June	13,106	

### QUALITY

	Quantity	Base Number	Contract	AT	Region	England
% of FP17s for the same patient ID Re-attending within 3 months - Children	42	776	5.4%	9.8%	11.6%	11.9%
% of FP17s for the same patient ID Re-attending within 3 months - Adults	303	2,197	13.8%	14.0%	15.2%	15.9%
% of FP17s for the same patient ID Re-attending between 3 & 9 months - Children	497	776	64.0%	60.8%	59.1%	58.1%
% of FP17s for the same patient ID Re-attending between 3 & 9 months - Adults	1,205	2,197	54.8%	53.1%	51.7%	50.6%
% of FP17s for Band 1 Urgent Courses	253	2,779	9.1%	7.2%	8.0%	9.1%
% of FP17s Relating to Free Repair or Replacements	6	2,779	0.2%	0.8%	0.8%	0.8%
% of FP17s Relating to Continuations	18	2,779	0.6%	1.1%	1.0%	1.1%
% of Patients satisfied with the dentistry they have received	13	14	92.9%	91.5%	91.5%	91.4%
% of Patients satisfied with the time they had to wait for an appointment	13	14	92.9%	86.9%	88.2%	87.7%

\* This is based on patients treated on this contract for their most recent course of treatment. Figures in italics indicate the base number of FP17s or Patient Questionnaire responses are less than 100. N/A is shown where the base number of responses is less than 10 during the period. % is calculated as Quantity/Base number\*100

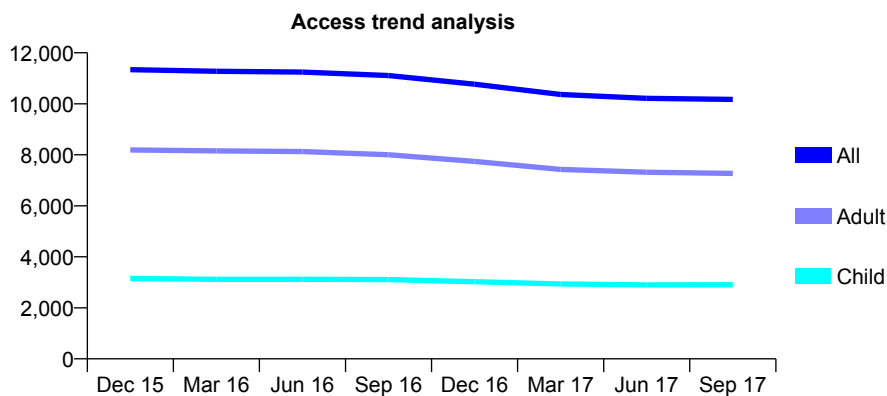
## Q59 - Vital Signs At a Glance Contract Report for 118680/0003 - September 2017

Name or company name	Mr P Sitlu & Mr I Bhyat
Contract type name	GDS Contract
Purpose of contract	General and Orthodontic
Contract start date	09/12/2008
Contract end date	

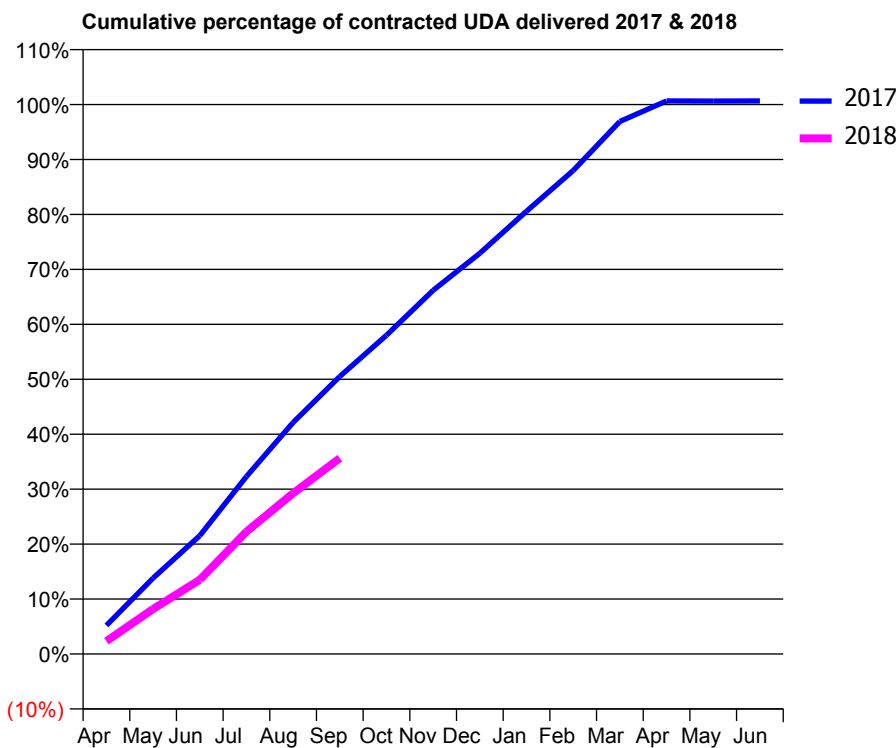
17/18 Contracted general activity (UDA)	30,622
Carry forward general activity (UDA)	0
17/18 Contracted orthodontic activity (UOA)	895
Carry forward orthodontic activity (UOA)	16
Baseline contract value	£685,068.65

### ACCESS\*

Patients seen in 24 months	Total	Change since previous quarter
Quarter ending September 2016	11,107	
Quarter ending December 2016	10,767	↓
Quarter ending March 2017	10,365	↓
Quarter ending June 2017	10,214	↓
Quarter ending September 2017	10,175	→
<b>Variance since September 2016</b>	<b>(8.4%)</b>	<b>↓</b>



### ACTIVITY



Month	Adjusted Scheduled Activity (UDA)	
	2017	2018
April	1,236	719
May	3,288	2,507
June	5,121	4,135
July	7,681	6,819
August	10,021	8,961
September	12,009	10,914
October	13,790	
November	15,737	
December	17,337	
January	19,158	
February	20,918	
March	23,040	
April	23,928	
May	23,920	
June	23,926	

### QUALITY

	Quantity	Base Number	Contract	AT	Region	England
% of FP17s for the same patient ID Re-attending within 3 months - Children	236	2,398	9.8%	9.8%	11.6%	11.9%
% of FP17s for the same patient ID Re-attending within 3 months - Adults	595	4,885	12.2%	14.0%	15.2%	15.9%
% of FP17s for the same patient ID Re-attending between 3 & 9 months - Children	1,451	2,398	60.5%	60.8%	59.1%	58.1%
% of FP17s for the same patient ID Re-attending between 3 & 9 months - Adults	2,646	4,885	54.2%	53.1%	51.7%	50.6%
% of FP17s for Band 1 Urgent Courses	433	6,667	6.5%	7.2%	8.0%	9.1%
% of FP17s Relating to Free Repair or Replacements	41	6,667	0.6%	0.8%	0.8%	0.8%
% of FP17s Relating to Continuations	30	6,667	0.4%	1.1%	1.0%	1.1%
% of Patients satisfied with the dentistry they have received	12	12	100.0%	91.5%	91.5%	91.4%
% of Patients satisfied with the time they had to wait for an appointment	11	12	91.7%	86.9%	88.2%	87.7%

\* This is based on patients treated on this contract for their most recent course of treatment. Figures in italics indicate the base number of FP17s or Patient Questionnaire responses are less than 100. N/A is shown where the base number of responses is less than 10 during the period. % is calculated as Quantity/Base number\*100

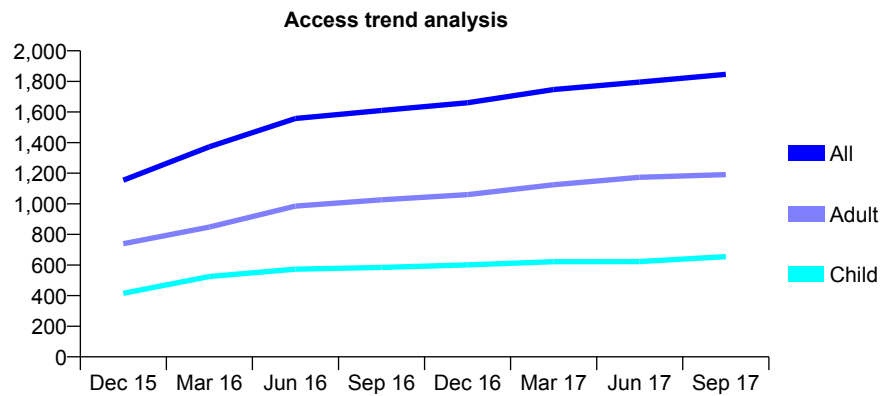
## Q59 - Vital Signs At a Glance Contract Report for 121789/0001 - September 2017

Name or company name	Mr C Lucas, Mr M Hamburger, R Ingledeu
Contract type name	GDS Contract
Purpose of contract	General and Orthodontic
Contract start date	01/04/2012
Contract end date	

17/18 Contracted general activity (UDA)	4,345
Carry forward general activity (UDA)	0
17/18 Contracted orthodontic activity (UOA)	1,361
Carry forward orthodontic activity (UOA)	0
Baseline contract value	£210,443.98

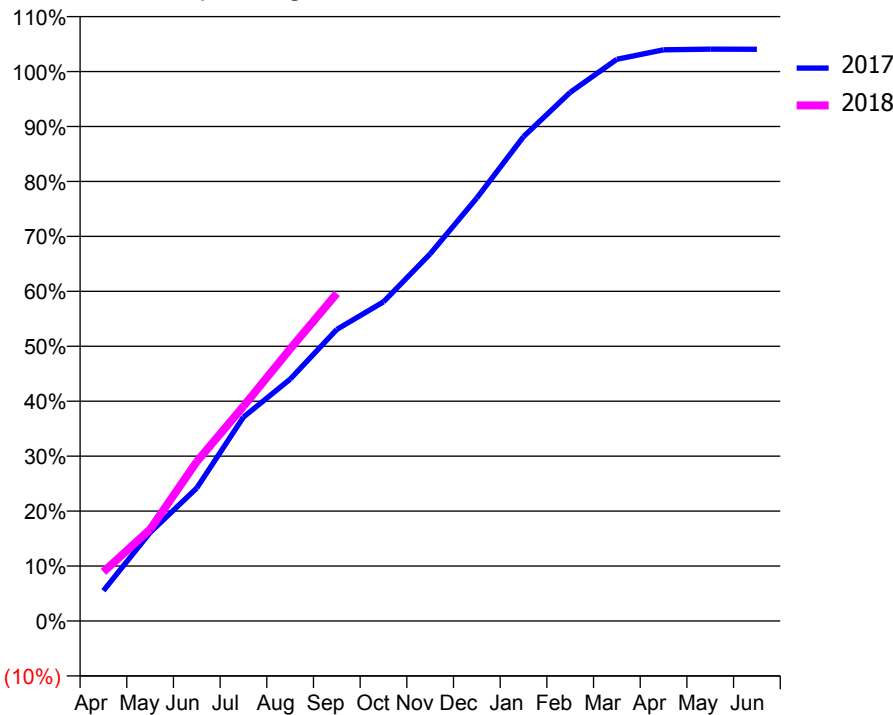
### ACCESS\*

Patients seen in 24 months	Total	Change since previous quarter
Quarter ending September 2016	1,610	
Quarter ending December 2016	1,661	↑
Quarter ending March 2017	1,747	↑
Quarter ending June 2017	1,796	↑
Quarter ending September 2017	1,846	↑
<b>Variance since September 2016</b>	<b>14.7%</b>	<b>↑</b>



### ACTIVITY

Cumulative percentage of contracted UDA delivered 2017 & 2018



Month	Adjusted Scheduled Activity (UDA)	
	2017	2018
April	284	389
May	829	725
June	1,245	1,260
July	1,910	1,698
August	2,265	2,152
September	2,730	2,590
October	2,988	
November	3,438	
December	3,960	
January	4,535	
February	4,950	
March	5,259	
April	5,348	
May	5,355	
June	5,354	

### QUALITY

	Quantity	Base Number	Contract	AT	Region	England
% of FP17s for the same patient ID Re-attending within 3 months - Children	38	522	7.3%	9.8%	11.6%	11.9%
% of FP17s for the same patient ID Re-attending within 3 months - Adults	140	818	17.1%	14.0%	15.2%	15.9%
% of FP17s for the same patient ID Re-attending between 3 & 9 months - Children	188	522	36.0%	60.8%	59.1%	58.1%
% of FP17s for the same patient ID Re-attending between 3 & 9 months - Adults	384	818	46.9%	53.1%	51.7%	50.6%
% of FP17s for Band 1 Urgent Courses	111	1,197	9.3%	7.2%	8.0%	9.1%
% of FP17s Relating to Free Repair or Replacements	13	1,197	1.1%	0.8%	0.8%	0.8%
% of FP17s Relating to Continuations	25	1,197	2.1%	1.1%	1.0%	1.1%
% of Patients satisfied with the dentistry they have received	4	4	N/A	91.5%	91.5%	91.4%
% of Patients satisfied with the time they had to wait for an appointment	4	4	N/A	86.9%	88.2%	87.7%

\* This is based on patients treated on this contract for their most recent course of treatment. Figures in italics indicate the base number of FP17s or Patient Questionnaire responses are less than 100. N/A is shown where the base number of responses is less than 10 during the period. % is calculated as Quantity/Base number\*100

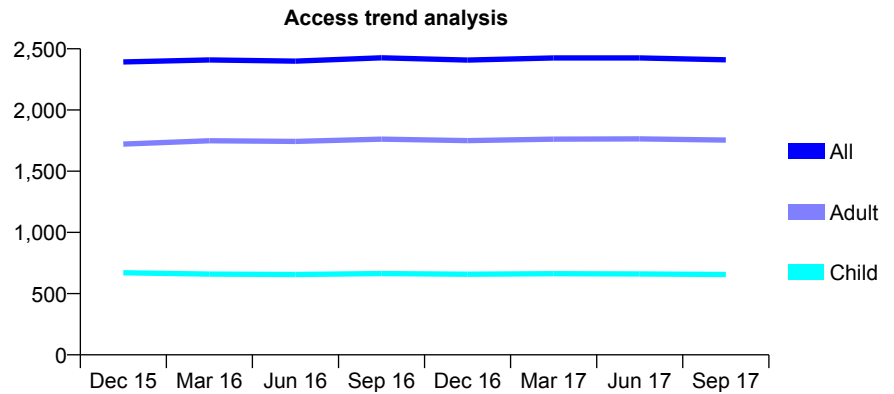
## Q59 - Vital Signs At a Glance Contract Report for 123218/0001 - September 2017

Name or company name	Dayadent Limited
Contract type name	GDS Contract
Purpose of contract	General and Orthodontic
Contract start date	01/04/2008
Contract end date	

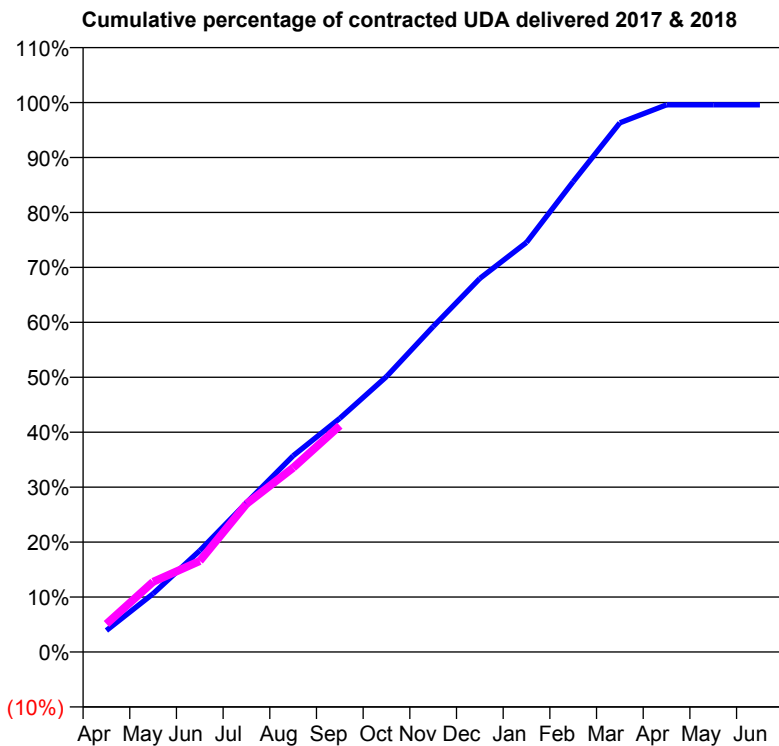
17/18 Contracted general activity (UDA)	4,952
Carry forward general activity (UDA)	22
17/18 Contracted orthodontic activity (UOA)	1,663
Carry forward orthodontic activity (UOA)	28
Baseline contract value	£274,389.23

### ACCESS\*

Patients seen in 24 months	Total	Change since previous quarter
Quarter ending September 2016	2,426	
Quarter ending December 2016	2,408	→
Quarter ending March 2017	2,425	→
Quarter ending June 2017	2,425	→
Quarter ending September 2017	2,410	→
<b>Variance since September 2016</b>	<b>(0.7%)</b>	<b>→</b>



### ACTIVITY



Month	Adjusted Scheduled Activity (UDA)	
	2017	2018
April	214	253
May	579	632
June	1,007	820
July	1,481	1,334
August	1,947	1,660
September	2,318	2,039
October	2,733	
November	3,229	
December	3,707	
January	4,064	
February	4,667	
March	5,251	
April	5,430	
May	5,430	
June	5,430	

### QUALITY

	Quantity	Base Number	Contract	AT	Region	England
% of FP17s for the same patient ID Re-attending within 3 months - Children	30	549	5.5%	9.8%	11.6%	11.9%
% of FP17s for the same patient ID Re-attending within 3 months - Adults	58	925	6.3%	14.0%	15.2%	15.9%
% of FP17s for the same patient ID Re-attending between 3 & 9 months - Children	316	549	57.6%	60.8%	59.1%	58.1%
% of FP17s for the same patient ID Re-attending between 3 & 9 months - Adults	361	925	39.0%	53.1%	51.7%	50.6%
% of FP17s for Band 1 Urgent Courses	42	814	5.2%	7.2%	8.0%	9.1%
% of FP17s Relating to Free Repair or Replacements	3	814	0.4%	0.8%	0.8%	0.8%
% of FP17s Relating to Continuations	0	814	0.0%	1.1%	1.0%	1.1%
% of Patients satisfied with the dentistry they have received	9	9	N/A	91.5%	91.5%	91.4%
% of Patients satisfied with the time they had to wait for an appointment	8	9	N/A	86.9%	88.2%	87.7%

\* This is based on patients treated on this contract for their most recent course of treatment. Figures in italics indicate the base number of FP17s or Patient Questionnaire responses are less than 100. N/A is shown where the base number of responses is less than 10 during the period. % is calculated as Quantity/Base number\*100

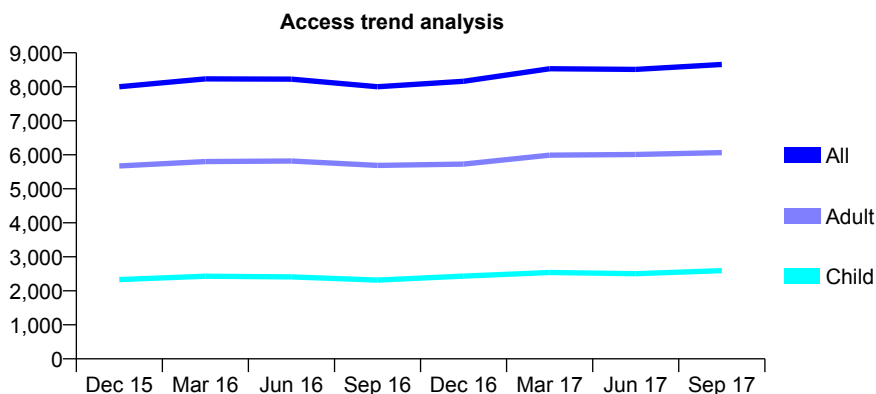
## Q59 - Vital Signs At a Glance Contract Report for 124346/0001 - September 2017

Name or company name	Saffron Lane Dental Ltd
Contract type name	GDS Contract
Purpose of contract	General
Contract start date	01/06/2013
Contract end date	

17/18 Contracted general activity (UDA)	26,153
Carry forward general activity (UDA)	0
17/18 Contracted orthodontic activity (UOA)	0
Carry forward orthodontic activity (UOA)	0
Baseline contract value	£565,020.30

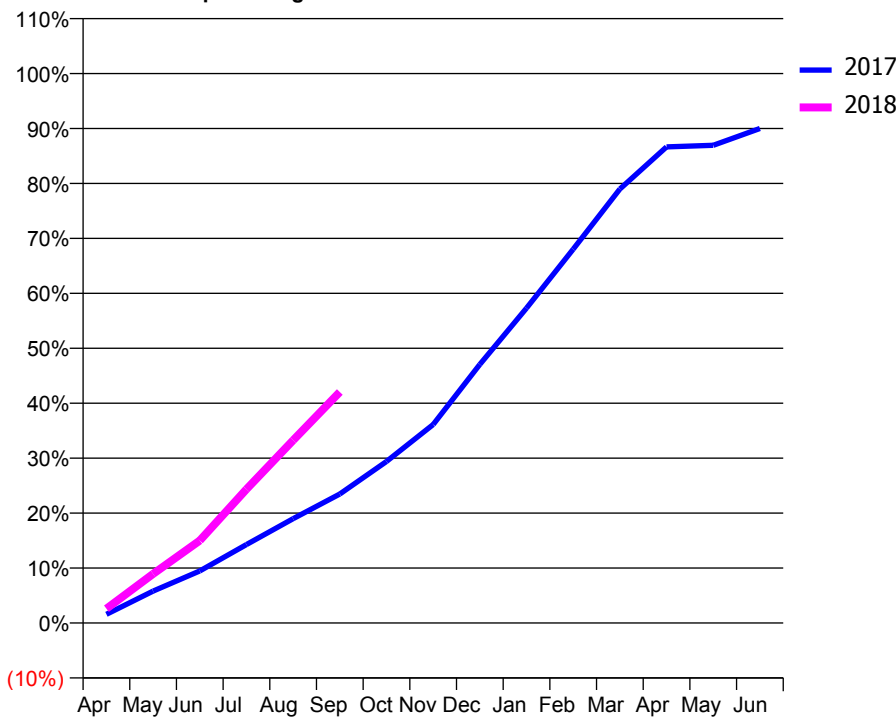
### ACCESS\*

Patients seen in 24 months	Total	Change since previous quarter
Quarter ending September 2016	8,003	
Quarter ending December 2016	8,162	→
Quarter ending March 2017	8,530	↑
Quarter ending June 2017	8,513	→
Quarter ending September 2017	8,656	→
<b>Variance since September 2016</b>	<b>8.2%</b>	<b>↑</b>



### ACTIVITY

Cumulative percentage of contracted UDA delivered 2017 & 2018



Month	Adjusted Scheduled Activity (UDA)	
	2017	2018
April	416	684
May	1,520	2,336
June	2,479	3,928
July	3,733	6,371
August	4,968	8,701
September	6,139	10,995
October	7,686	
November	9,444	
December	12,312	
January	14,986	
February	17,789	
March	20,655	
April	22,661	
May	22,735	
June	23,539	

### QUALITY

	Quantity	Base Number	Contract	AT	Region	England
% of FP17s for the same patient ID Re-attending within 3 months - Children	137	1,869	7.3%	9.8%	11.6%	11.9%
% of FP17s for the same patient ID Re-attending within 3 months - Adults	604	4,184	14.4%	14.0%	15.2%	15.9%
% of FP17s for the same patient ID Re-attending between 3 & 9 months - Children	1,030	1,869	55.1%	60.8%	59.1%	58.1%
% of FP17s for the same patient ID Re-attending between 3 & 9 months - Adults	2,134	4,184	51.0%	53.1%	51.7%	50.6%
% of FP17s for Band 1 Urgent Courses	551	4,999	11.0%	7.2%	8.0%	9.1%
% of FP17s Relating to Free Repair or Replacements	69	4,999	1.4%	0.8%	0.8%	0.8%
% of FP17s Relating to Continuations	47	4,999	0.9%	1.1%	1.0%	1.1%
% of Patients satisfied with the dentistry they have received	13	13	100.0%	91.5%	91.5%	91.4%
% of Patients satisfied with the time they had to wait for an appointment	10	13	76.9%	86.9%	88.2%	87.7%

\* This is based on patients treated on this contract for their most recent course of treatment. Figures in italics indicate the base number of FP17s or Patient Questionnaire responses are less than 100. N/A is shown where the base number of responses is less than 10 during the period. % is calculated as Quantity/Base number\*100

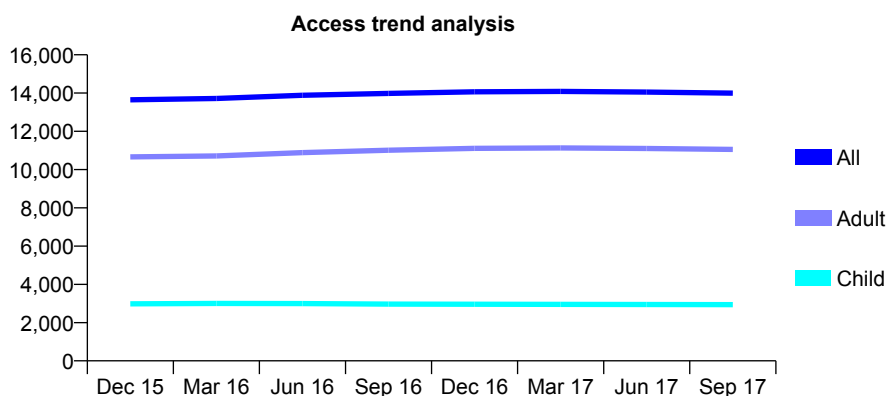
## Q59 - Vital Signs At a Glance Contract Report for 126071/0001 - September 2017

Name or company name	Wilson, Edwards & Sanghi
Contract type name	GDS Contract
Purpose of contract	General and Orthodontic
Contract start date	01/04/2006
Contract end date	

17/18 Contracted general activity (UDA)	37,524
Carry forward general activity (UDA)	0
17/18 Contracted orthodontic activity (UOA)	1,318
Carry forward orthodontic activity (UOA)	0
Baseline contract value	£976,083.48

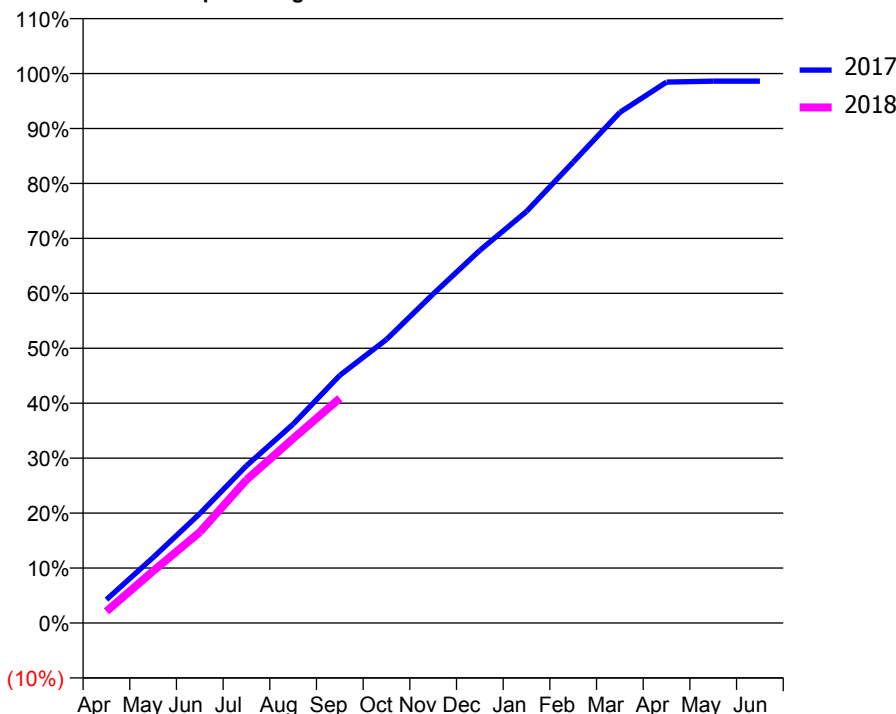
### ACCESS\*

Patients seen in 24 months	Total	Change since previous quarter
Quarter ending September 2016	13,980	
Quarter ending December 2016	14,065	→
Quarter ending March 2017	14,083	→
Quarter ending June 2017	14,049	→
Quarter ending September 2017	13,993	→
<b>Variance since September 2016</b>	<b>0.1%</b>	<b>→</b>



### ACTIVITY

Cumulative percentage of contracted UDA delivered 2017 & 2018



Month	Adjusted Scheduled Activity (UDA)	
	2017	2018
April	1,601	799
May	4,474	3,550
June	7,475	6,201
July	10,743	9,777
August	13,579	12,597
September	16,916	15,351
October	19,367	
November	22,465	
December	25,449	
January	28,104	
February	31,472	
March	34,871	
April	36,936	
May	37,000	
June	37,004	

### QUALITY

	Quantity	Base Number	Contract	AT	Region	England
% of FP17s for the same patient ID Re-attending within 3 months - Children	224	2,329	9.6%	9.8%	11.6%	11.9%
% of FP17s for the same patient ID Re-attending within 3 months - Adults	833	7,505	11.1%	14.0%	15.2%	15.9%
% of FP17s for the same patient ID Re-attending between 3 & 9 months - Children	1,347	2,329	57.8%	60.8%	59.1%	58.1%
% of FP17s for the same patient ID Re-attending between 3 & 9 months - Adults	3,939	7,505	52.5%	53.1%	51.7%	50.6%
% of FP17s for Band 1 Urgent Courses	485	8,714	5.6%	7.2%	8.0%	9.1%
% of FP17s Relating to Free Repair or Replacements	88	8,714	1.0%	0.8%	0.8%	0.8%
% of FP17s Relating to Continuations	64	8,714	0.7%	1.1%	1.0%	1.1%
% of Patients satisfied with the dentistry they have received	29	31	93.5%	91.5%	91.5%	91.4%
% of Patients satisfied with the time they had to wait for an appointment	31	31	100.0%	86.9%	88.2%	87.7%

\* This is based on patients treated on this contract for their most recent course of treatment. Figures in italics indicate the base number of FP17s or Patient Questionnaire responses are less than 100. N/A is shown where the base number of responses is less than 10 during the period. % is calculated as Quantity/Base number\*100

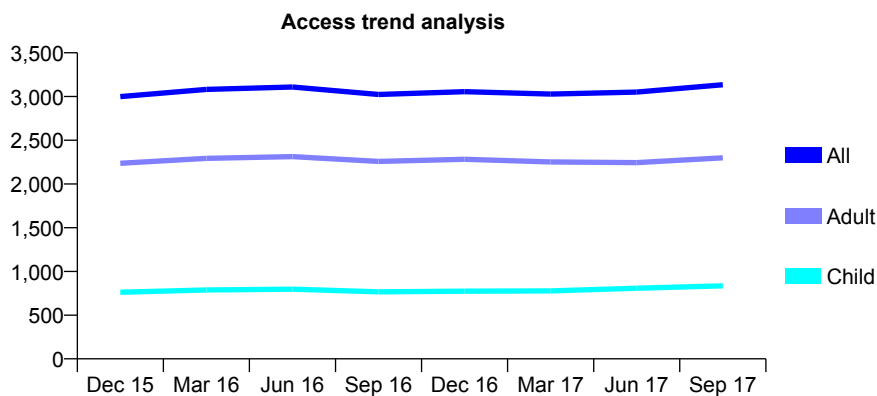
## Q59 - Vital Signs At a Glance Contract Report for 126810/0001 - September 2017

Name or company name	Mr B Moroney & Mr S Williams
Contract type name	GDS Contract
Purpose of contract	General
Contract start date	01/07/2010
Contract end date	

17/18 Contracted general activity (UDA)	8,976
Carry forward general activity (UDA)	-137
17/18 Contracted orthodontic activity (UOA)	0
Carry forward orthodontic activity (UOA)	0
Baseline contract value	£282,428.28

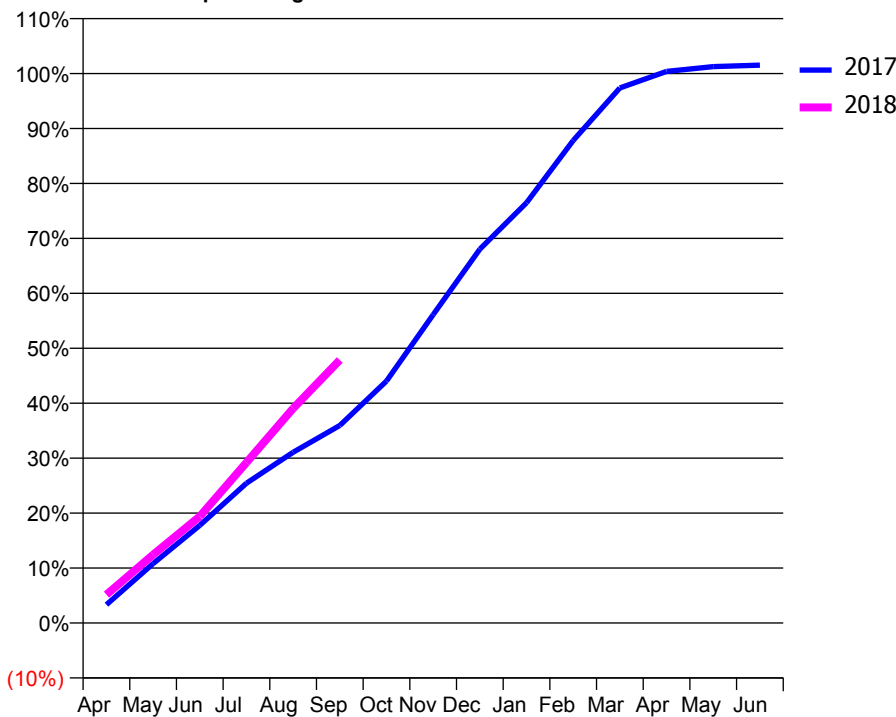
### ACCESS\*

Patients seen in 24 months	Total	Change since previous quarter
Quarter ending September 2016	3,024	
Quarter ending December 2016	3,056	→
Quarter ending March 2017	3,028	→
Quarter ending June 2017	3,051	→
Quarter ending September 2017	3,134	↑
<b>Variance since September 2016</b>	<b>3.6%</b>	<b>↑</b>



### ACTIVITY

**Cumulative percentage of contracted UDA delivered 2017 & 2018**



Month	Adjusted Scheduled Activity (UDA)	
	2017	2018
April	299	462
May	971	1,116
June	1,597	1,741
July	2,283	2,621
August	2,790	3,506
September	3,227	4,296
October	3,953	
November	5,037	
December	6,106	
January	6,865	
February	7,881	
March	8,739	
April	9,009	
May	9,089	
June	9,113	

### QUALITY

	Quantity	Base Number	Contract	AT	Region	England
% of FP17s for the same patient ID Re-attending within 3 months - Children	27	531	5.1%	9.8%	11.6%	11.9%
% of FP17s for the same patient ID Re-attending within 3 months - Adults	145	1,345	10.8%	14.0%	15.2%	15.9%
% of FP17s for the same patient ID Re-attending between 3 & 9 months - Children	285	531	53.7%	60.8%	59.1%	58.1%
% of FP17s for the same patient ID Re-attending between 3 & 9 months - Adults	600	1,345	44.6%	53.1%	51.7%	50.6%
% of FP17s for Band 1 Urgent Courses	87	1,752	5.0%	7.2%	8.0%	9.1%
% of FP17s Relating to Free Repair or Replacements	6	1,752	0.3%	0.8%	0.8%	0.8%
% of FP17s Relating to Continuations	18	1,752	1.0%	1.1%	1.0%	1.1%
% of Patients satisfied with the dentistry they have received	9	10	90.0%	91.5%	91.5%	91.4%
% of Patients satisfied with the time they had to wait for an appointment	8	10	80.0%	86.9%	88.2%	87.7%

\* This is based on patients treated on this contract for their most recent course of treatment. Figures in italics indicate the base number of FP17s or Patient Questionnaire responses are less than 100. N/A is shown where the base number of responses is less than 10 during the period. % is calculated as Quantity/Base number\*100

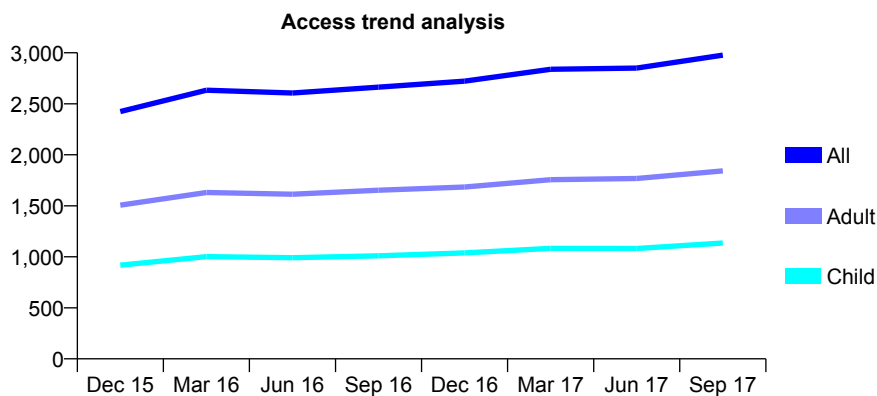
## Q59 - Vital Signs At a Glance Contract Report for 127078/0001 - September 2017

Name or company name	The Whitehouse Surgery Ltd
Contract type name	GDS Contract
Purpose of contract	General
Contract start date	02/02/2009
Contract end date	

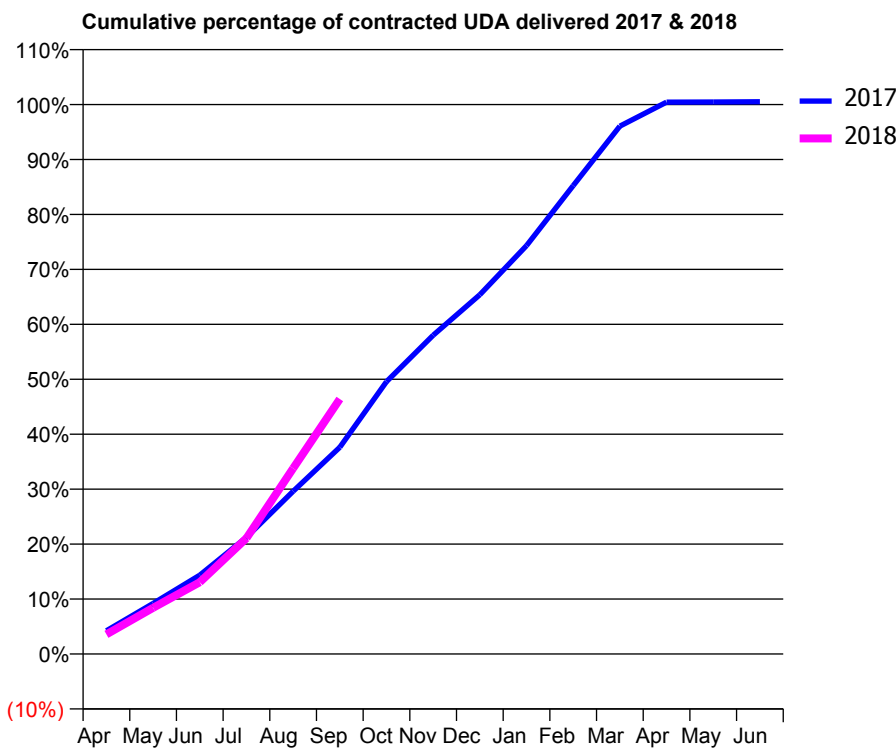
17/18 Contracted general activity (UDA)	7,884
Carry forward general activity (UDA)	-45
17/18 Contracted orthodontic activity (UOA)	0
Carry forward orthodontic activity (UOA)	0
Baseline contract value	£174,658.54

### ACCESS\*

Patients seen in 24 months	Total	Change since previous quarter
Quarter ending September 2016	2,663	
Quarter ending December 2016	2,722	↑
Quarter ending March 2017	2,839	↑
Quarter ending June 2017	2,850	→
Quarter ending September 2017	2,977	↑
<b>Variance since September 2016</b>	<b>11.8%</b>	<b>↑</b>



### ACTIVITY



Month	Adjusted Scheduled Activity (UDA)	
	2017	2018
April	385	282
May	838	663
June	1,305	1,030
July	1,930	1,661
August	2,690	2,664
September	3,418	3,660
October	4,503	
November	5,270	
December	5,940	
January	6,751	
February	7,743	
March	8,726	
April	9,123	
May	9,126	
June	9,129	

### QUALITY

	Quantity	Base Number	Contract	AT	Region	England
% of FP17s for the same patient ID Re-attending within 3 months - Children	34	673	5.1%	9.8%	11.6%	11.9%
% of FP17s for the same patient ID Re-attending within 3 months - Adults	124	1,005	12.3%	14.0%	15.2%	15.9%
% of FP17s for the same patient ID Re-attending between 3 & 9 months - Children	323	673	48.0%	60.8%	59.1%	58.1%
% of FP17s for the same patient ID Re-attending between 3 & 9 months - Adults	456	1,005	45.4%	53.1%	51.7%	50.6%
% of FP17s for Band 1 Urgent Courses	129	1,556	8.3%	7.2%	8.0%	9.1%
% of FP17s Relating to Free Repair or Replacements	5	1,556	0.3%	0.8%	0.8%	0.8%
% of FP17s Relating to Continuations	5	1,556	0.3%	1.1%	1.0%	1.1%
% of Patients satisfied with the dentistry they have received	1	2	N/A	91.5%	91.5%	91.4%
% of Patients satisfied with the time they had to wait for an appointment	1	2	N/A	86.9%	88.2%	87.7%

\* This is based on patients treated on this contract for their most recent course of treatment. Figures in italics indicate the base number of FP17s or Patient Questionnaire responses are less than 100. N/A is shown where the base number of responses is less than 10 during the period. % is calculated as Quantity/Base number\*100



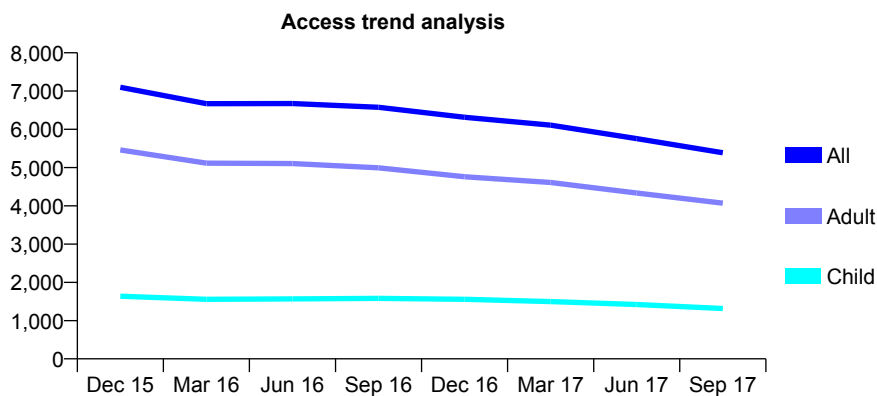
## Q59 - Vital Signs At a Glance Contract Report for 127337/0001 - September 2017

Name or company name	1A Dental Practice Ltd
Contract type name	PDS Plus Contract
Purpose of contract	General
Contract start date	13/09/2010
Contract end date	31/08/2017

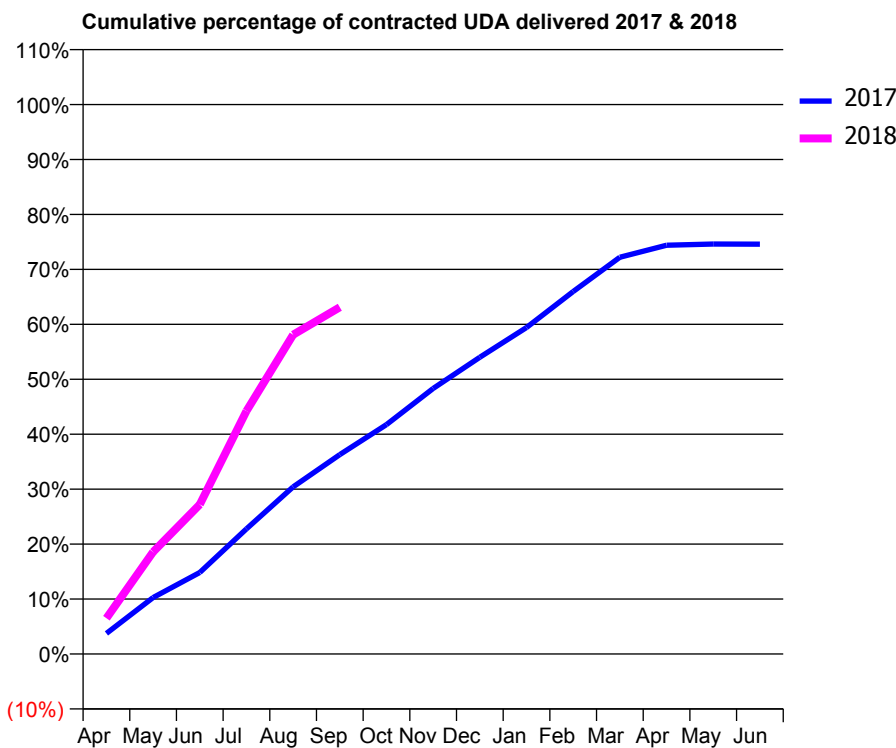
17/18 Contracted general activity (UDA)	8,750
Carry forward general activity (UDA)	0
17/18 Contracted orthodontic activity (UOA)	0
Carry forward orthodontic activity (UOA)	0
Baseline contract value	£108,761.05

### ACCESS\*

Patients seen in 24 months	Total	Change since previous quarter
Quarter ending September 2016	6,576	
Quarter ending December 2016	6,316	↓
Quarter ending March 2017	6,108	↓
Quarter ending June 2017	5,756	↓
Quarter ending September 2017	5,387	↓
<b>Variance since September 2016</b>	<b>(18.1%)</b>	<b>↓</b>



### ACTIVITY



Month	Adjusted Scheduled Activity (UDA)	
	2017	2018
April	788	570
May	2,159	1,624
June	3,114	2,381
July	4,785	3,870
August	6,387	5,085
September	7,619	5,523
October	8,768	
November	10,147	
December	11,341	
January	12,476	
February	13,855	
March	15,163	
April	15,622	
May	15,666	
June	15,660	

### QUALITY

	Quantity	Base Number	Contract	AT	Region	England
% of FP17s for the same patient ID Re-attending within 3 months - Children	44	575	7.7%	9.8%	11.6%	11.9%
% of FP17s for the same patient ID Re-attending within 3 months - Adults	325	1,918	16.9%	14.0%	15.2%	15.9%
% of FP17s for the same patient ID Re-attending between 3 & 9 months - Children	223	575	38.8%	60.8%	59.1%	58.1%
% of FP17s for the same patient ID Re-attending between 3 & 9 months - Adults	647	1,918	33.7%	53.1%	51.7%	50.6%
% of FP17s for Band 1 Urgent Courses	394	2,317	17.0%	7.2%	8.0%	9.1%
% of FP17s Relating to Free Repair or Replacements	49	2,317	2.1%	0.8%	0.8%	0.8%
% of FP17s Relating to Continuations	77	2,317	3.3%	1.1%	1.0%	1.1%
% of Patients satisfied with the dentistry they have received	21	23	91.3%	91.5%	91.5%	91.4%
% of Patients satisfied with the time they had to wait for an appointment	19	23	82.6%	86.9%	88.2%	87.7%

\* This is based on patients treated on this contract for their most recent course of treatment. Figures in italics indicate the base number of FP17s or Patient Questionnaire responses are less than 100. N/A is shown where the base number of responses is less than 10 during the period. % is calculated as Quantity/Base number\*100

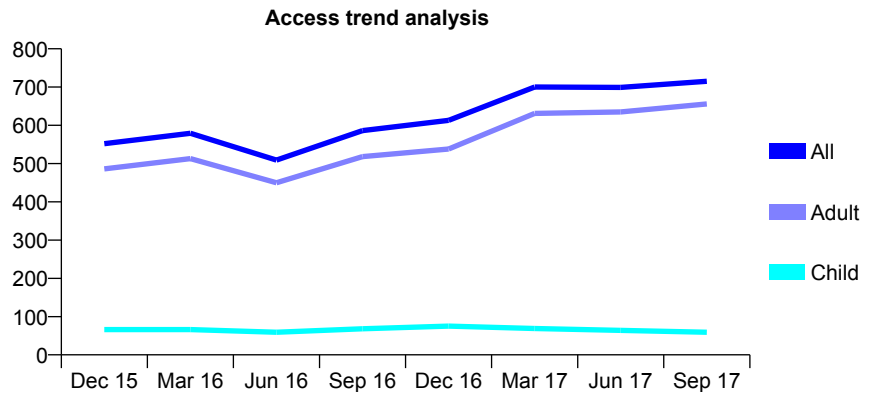
## Q59 - Vital Signs At a Glance Contract Report for 127957/0007 - September 2017

Name or company name	Derbyshire Community Health Services
Contract type name	PDS Contract
Purpose of contract	General
Contract start date	01/07/2011
Contract end date	30/11/2017

17/18 Contracted general activity (UDA)	6,751
Carry forward general activity (UDA)	0
17/18 Contracted orthodontic activity (UOA)	0
Carry forward orthodontic activity (UOA)	0
Baseline contract value	£2,256,185.84

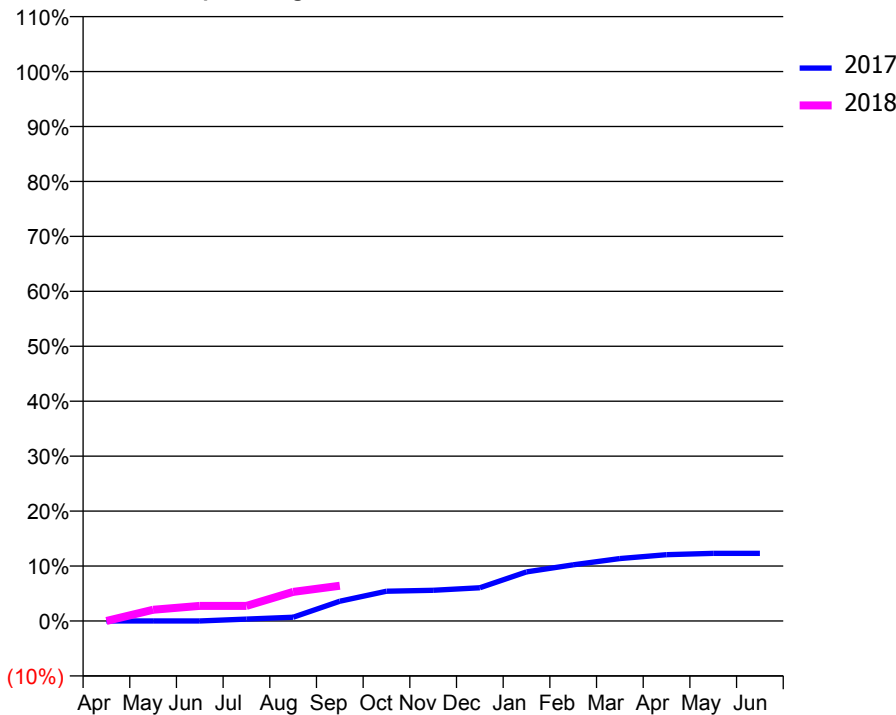
### ACCESS\*

Patients seen in 24 months	Total	Change since previous quarter
Quarter ending September 2016	586	
Quarter ending December 2016	613	↑
Quarter ending March 2017	700	↑
Quarter ending June 2017	699	→
Quarter ending September 2017	715	↑
<b>Variance since September 2016</b>	<b>22.0%</b>	<b>↑</b>



### ACTIVITY

Cumulative percentage of contracted UDA delivered 2017 & 2018



Month	Adjusted Scheduled Activity (UDA)	
	2017	2018
April	0	0
May	0	139
June	0	186
July	36	186
August	70	358
September	366	433
October	550	
November	568	
December	613	
January	905	
February	1,035	
March	1,151	
April	1,223	
May	1,246	
June	1,246	

### QUALITY

	Quantity	Base Number	Contract	AT	Region	England
% of FP17s for the same patient ID Re-attending within 3 months - Children	0	60	0.0%	9.8%	11.6%	11.9%
% of FP17s for the same patient ID Re-attending within 3 months - Adults	4	422	0.9%	14.0%	15.2%	15.9%
% of FP17s for the same patient ID Re-attending between 3 & 9 months - Children	0	60	0.0%	60.8%	59.1%	58.1%
% of FP17s for the same patient ID Re-attending between 3 & 9 months - Adults	1	422	0.2%	53.1%	51.7%	50.6%
% of FP17s for Band 1 Urgent Courses	403	403	100.0%	7.2%	8.0%	9.1%
% of FP17s Relating to Free Repair or Replacements	0	403	0.0%	0.8%	0.8%	0.8%
% of FP17s Relating to Continuations	0	403	0.0%	1.1%	1.0%	1.1%
% of Patients satisfied with the dentistry they have received	1	2	N/A	91.5%	91.5%	91.4%
% of Patients satisfied with the time they had to wait for an appointment	1	2	N/A	86.9%	88.2%	87.7%

\* This is based on patients treated on this contract for their most recent course of treatment. Figures in italics indicate the base number of FP17s or Patient Questionnaire responses are less than 100. N/A is shown where the base number of responses is less than 10 during the period. % is calculated as Quantity/Base number\*100

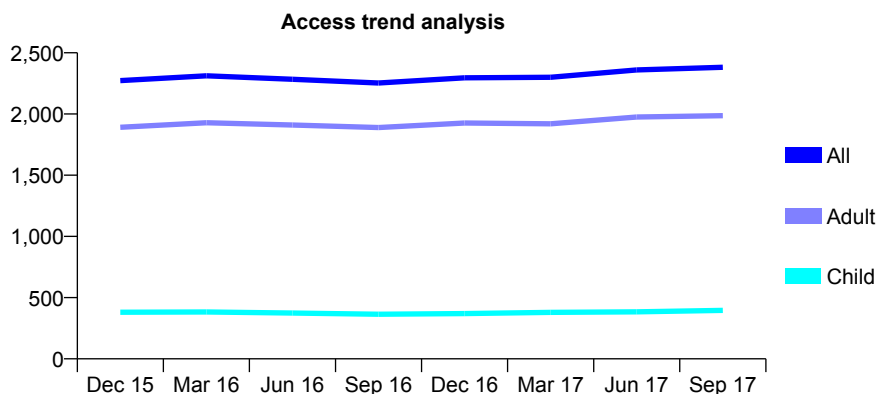
## Q59 - Vital Signs At a Glance Contract Report for 129194/0001 - September 2017

Name or company name	Mr N Anand & Mr M Sheikh
Contract type name	GDS Contract
Purpose of contract	General
Contract start date	01/08/2013
Contract end date	

17/18 Contracted general activity (UDA)	4,759
Carry forward general activity (UDA)	0
17/18 Contracted orthodontic activity (UOA)	0
Carry forward orthodontic activity (UOA)	0
Baseline contract value	£131,438.82

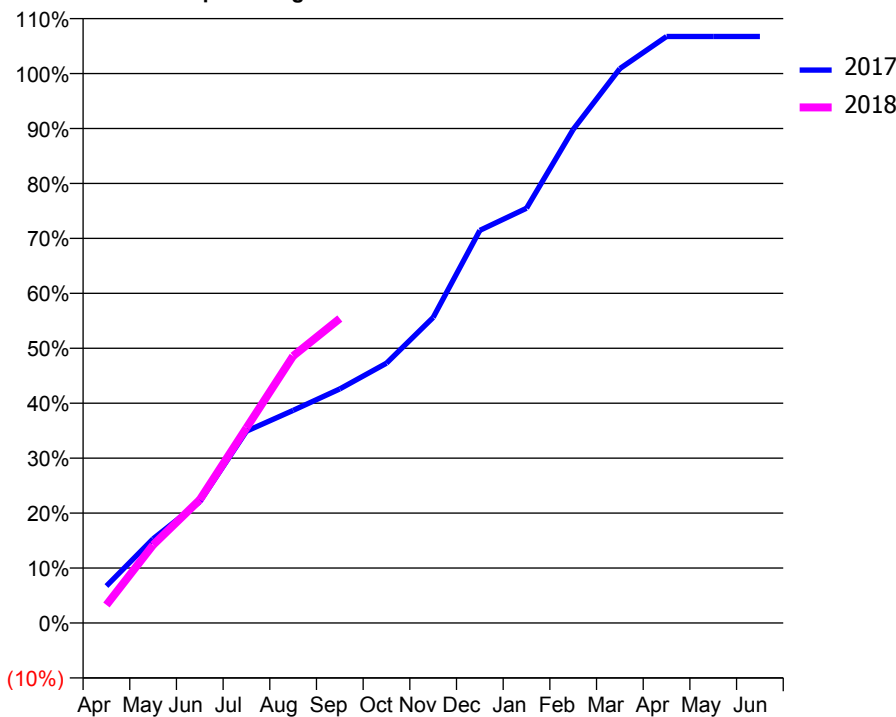
### ACCESS\*

Patients seen in 24 months	Total	Change since previous quarter
Quarter ending September 2016	2,253	
Quarter ending December 2016	2,296	→
Quarter ending March 2017	2,300	→
Quarter ending June 2017	2,360	↑
Quarter ending September 2017	2,382	→
<b>Variance since September 2016</b>	<b>5.7%</b>	<b>↑</b>



### ACTIVITY

Cumulative percentage of contracted UDA delivered 2017 & 2018



Month	Adjusted Scheduled Activity (UDA)	
	2017	2018
April	321	156
May	729	676
June	1,050	1,068
July	1,661	1,690
August	1,841	2,313
September	2,028	2,637
October	2,250	
November	2,646	
December	3,400	
January	3,592	
February	4,275	
March	4,802	
April	5,079	
May	5,079	
June	5,079	

### QUALITY

	Quantity	Base Number	Contract	AT	Region	England
% of FP17s for the same patient ID Re-attending within 3 months - Children	15	269	5.6%	9.8%	11.6%	11.9%
% of FP17s for the same patient ID Re-attending within 3 months - Adults	162	1,214	13.3%	14.0%	15.2%	15.9%
% of FP17s for the same patient ID Re-attending between 3 & 9 months - Children	124	269	46.1%	60.8%	59.1%	58.1%
% of FP17s for the same patient ID Re-attending between 3 & 9 months - Adults	535	1,214	44.1%	53.1%	51.7%	50.6%
% of FP17s for Band 1 Urgent Courses	48	1,334	3.6%	7.2%	8.0%	9.1%
% of FP17s Relating to Free Repair or Replacements	22	1,334	1.6%	0.8%	0.8%	0.8%
% of FP17s Relating to Continuations	26	1,334	1.9%	1.1%	1.0%	1.1%
% of Patients satisfied with the dentistry they have received	3	4	N/A	91.5%	91.5%	91.4%
% of Patients satisfied with the time they had to wait for an appointment	3	4	N/A	86.9%	88.2%	87.7%

\* This is based on patients treated on this contract for their most recent course of treatment. Figures in italics indicate the base number of FP17s or Patient Questionnaire responses are less than 100. N/A is shown where the base number of responses is less than 10 during the period. % is calculated as Quantity/Base number\*100

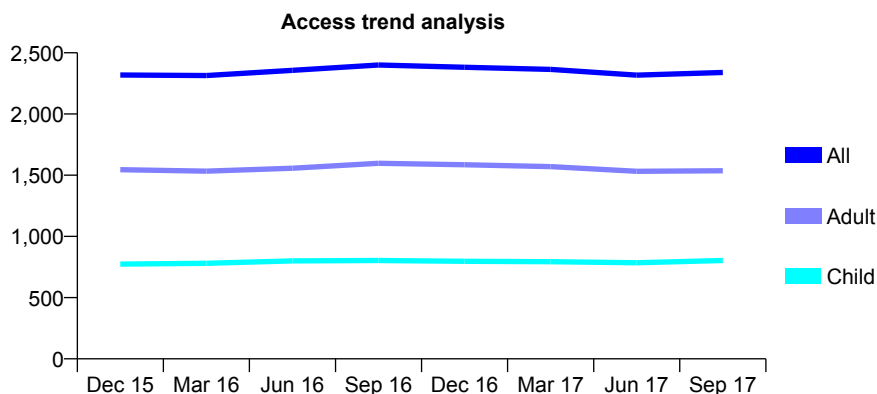
## Q59 - Vital Signs At a Glance Contract Report for 129976/0001 - September 2017

Name or company name	Gorse Covert Dental Practice Ltd
Contract type name	GDS Contract
Purpose of contract	General
Contract start date	01/04/2010
Contract end date	

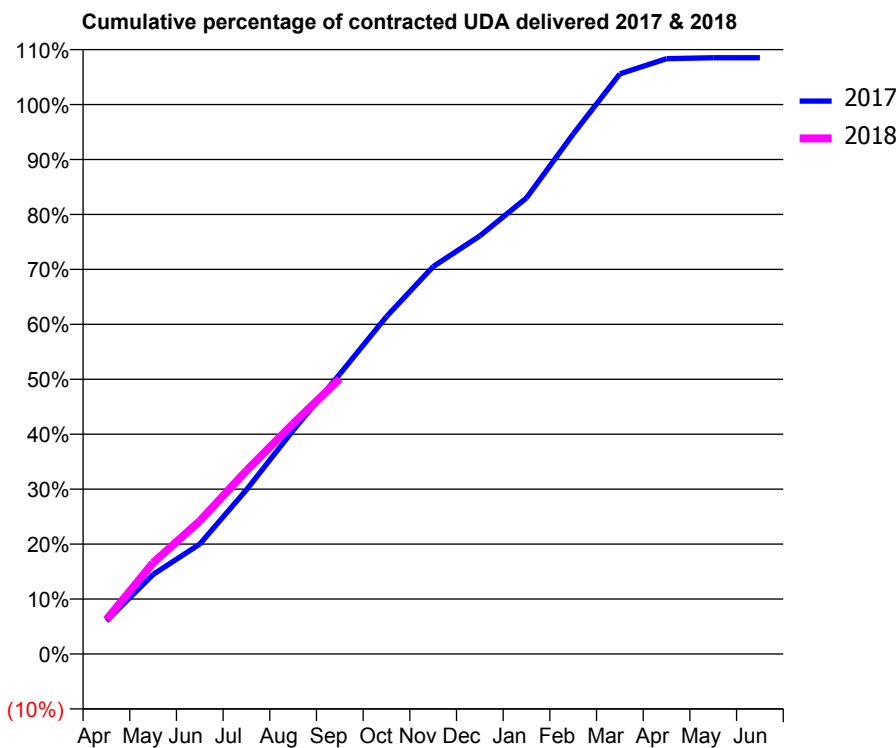
17/18 Contracted general activity (UDA)	3,225
Carry forward general activity (UDA)	-65
17/18 Contracted orthodontic activity (UOA)	0
Carry forward orthodontic activity (UOA)	0
Baseline contract value	£83,734.55

### ACCESS\*

Patients seen in 24 months	Total	Change since previous quarter
Quarter ending September 2016	2,400	
Quarter ending December 2016	2,382	→
Quarter ending March 2017	2,364	→
Quarter ending June 2017	2,317	↓
Quarter ending September 2017	2,339	→
<b>Variance since September 2016</b>	<b>(2.5%)</b>	<b>↓</b>



### ACTIVITY



Month	Adjusted Scheduled Activity (UDA)	
	2017	2018
April	194	201
May	467	536
June	645	780
July	964	1,076
August	1,313	1,352
September	1,643	1,616
October	1,980	
November	2,274	
December	2,454	
January	2,677	
February	3,052	
March	3,404	
April	3,494	
May	3,500	
June	3,500	

### QUALITY

	Quantity	Base Number	Contract	AT	Region	England
% of FP17s for the same patient ID Re-attending within 3 months - Children	39	636	6.1%	9.8%	11.6%	11.9%
% of FP17s for the same patient ID Re-attending within 3 months - Adults	157	1,105	14.2%	14.0%	15.2%	15.9%
% of FP17s for the same patient ID Re-attending between 3 & 9 months - Children	384	636	60.4%	60.8%	59.1%	58.1%
% of FP17s for the same patient ID Re-attending between 3 & 9 months - Adults	515	1,105	46.6%	53.1%	51.7%	50.6%
% of FP17s for Band 1 Urgent Courses	63	1,041	6.1%	7.2%	8.0%	9.1%
% of FP17s Relating to Free Repair or Replacements	1	1,041	0.1%	0.8%	0.8%	0.8%
% of FP17s Relating to Continuations	2	1,041	0.2%	1.1%	1.0%	1.1%
% of Patients satisfied with the dentistry they have received	0	0	N/A	91.5%	91.5%	91.4%
% of Patients satisfied with the time they had to wait for an appointment	0	0	N/A	86.9%	88.2%	87.7%

\* This is based on patients treated on this contract for their most recent course of treatment. Figures in italics indicate the base number of FP17s or Patient Questionnaire responses are less than 100. N/A is shown where the base number of responses is less than 10 during the period. % is calculated as Quantity/Base number\*100

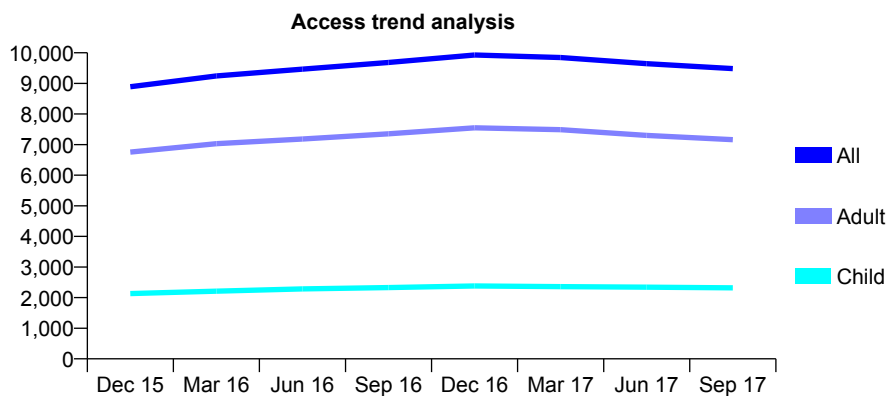
## Q59 - Vital Signs At a Glance Contract Report for 131911/0001 - September 2017

Name or company name	Carholme Dental Limited
Contract type name	GDS Contract
Purpose of contract	General
Contract start date	01/02/2014
Contract end date	

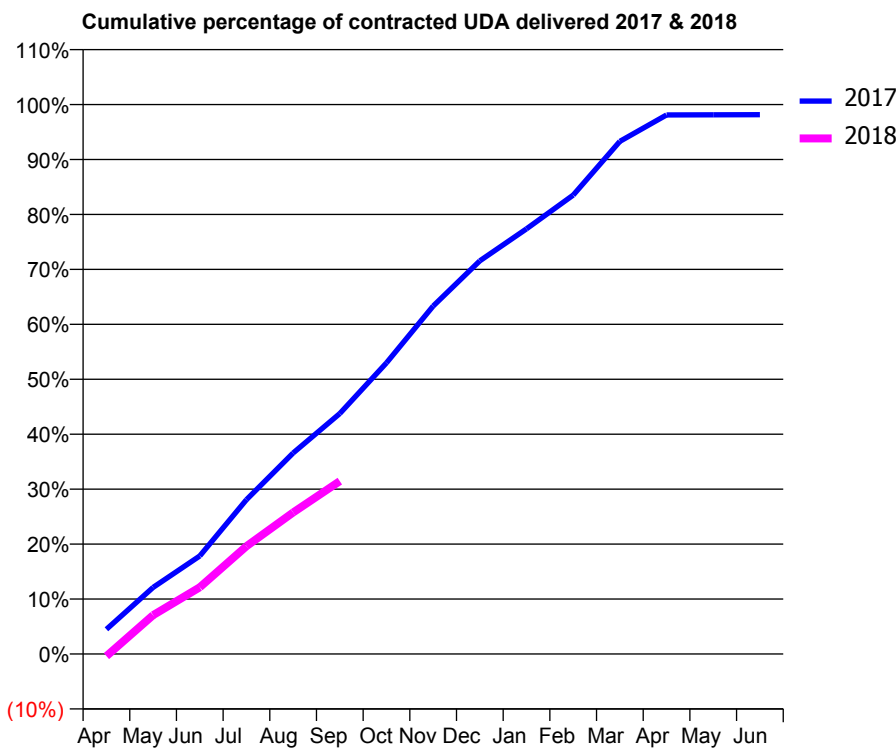
17/18 Contracted general activity (UDA)	29,731
Carry forward general activity (UDA)	572
17/18 Contracted orthodontic activity (UOA)	0
Carry forward orthodontic activity (UOA)	0
Baseline contract value	£662,830.67

### ACCESS\*

Patients seen in 24 months	Total	Change since previous quarter
Quarter ending September 2016	9,682	
Quarter ending December 2016	9,928	↑
Quarter ending March 2017	9,846	→
Quarter ending June 2017	9,643	↓
Quarter ending September 2017	9,482	↓
<b>Variance since September 2016</b>	<b>(2.1%)</b>	<b>↓</b>



### ACTIVITY



Month	Adjusted Scheduled Activity (UDA)	
	2017	2018
April	1,382	-118
May	3,728	2,103
June	5,481	3,612
July	8,631	5,831
August	11,244	7,658
September	13,447	9,357
October	16,284	
November	19,463	
December	21,988	
January	23,775	
February	25,663	
March	28,670	
April	30,145	
May	30,156	
June	30,159	

### QUALITY

	Quantity	Base Number	Contract	AT	Region	England
% of FP17s for the same patient ID Re-attending within 3 months - Children	120	1,325	9.1%	9.8%	11.6%	11.9%
% of FP17s for the same patient ID Re-attending within 3 months - Adults	639	4,034	15.8%	14.0%	15.2%	15.9%
% of FP17s for the same patient ID Re-attending between 3 & 9 months - Children	707	1,325	53.4%	60.8%	59.1%	58.1%
% of FP17s for the same patient ID Re-attending between 3 & 9 months - Adults	2,299	4,034	57.0%	53.1%	51.7%	50.6%
% of FP17s for Band 1 Urgent Courses	510	4,837	10.5%	7.2%	8.0%	9.1%
% of FP17s Relating to Free Repair or Replacements	37	4,837	0.8%	0.8%	0.8%	0.8%
% of FP17s Relating to Continuations	13	4,837	0.3%	1.1%	1.0%	1.1%
% of Patients satisfied with the dentistry they have received	32	34	94.1%	91.5%	91.5%	91.4%
% of Patients satisfied with the time they had to wait for an appointment	26	34	76.5%	86.9%	88.2%	87.7%

\* This is based on patients treated on this contract for their most recent course of treatment. Figures in italics indicate the base number of FP17s or Patient Questionnaire responses are less than 100. N/A is shown where the base number of responses is less than 10 during the period. % is calculated as Quantity/Base number\*100

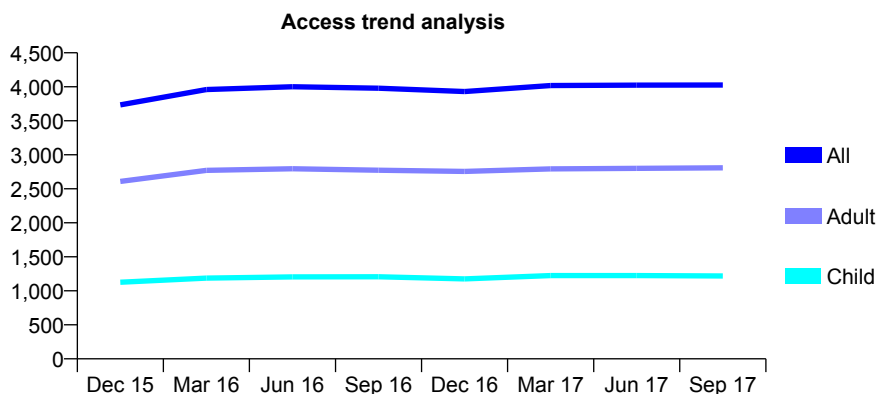
## Q59 - Vital Signs At a Glance Contract Report for 134120/0001 - September 2017

Name or company name	Doncaster Road Dental Practice Ltd
Contract type name	GDS Contract
Purpose of contract	General
Contract start date	04/09/2009
Contract end date	

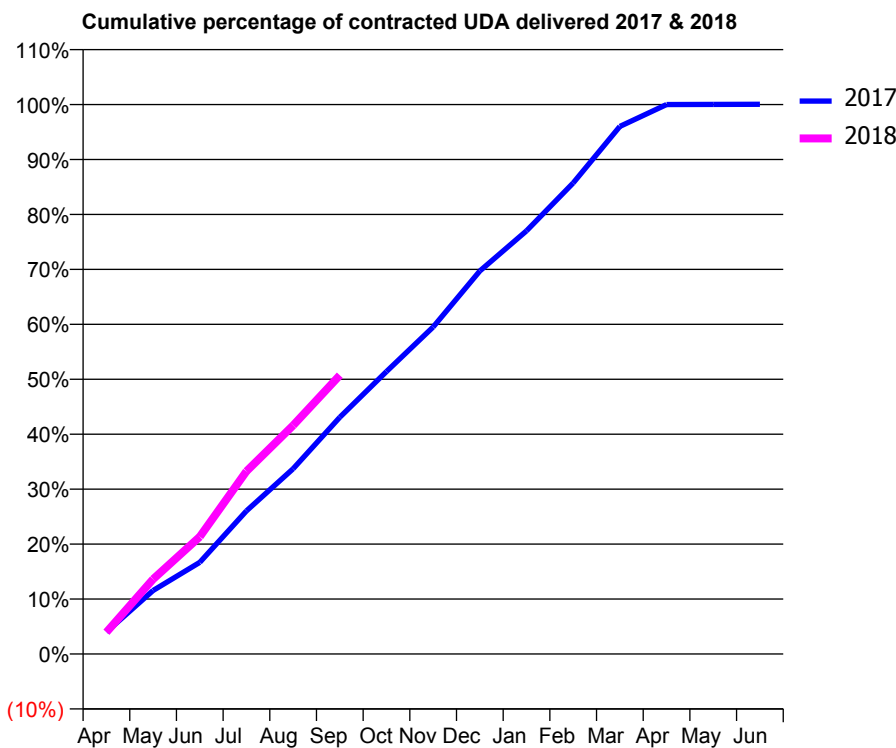
17/18 Contracted general activity (UDA)	13,458
Carry forward general activity (UDA)	-5
17/18 Contracted orthodontic activity (UOA)	0
Carry forward orthodontic activity (UOA)	0
Baseline contract value	£305,943.70

### ACCESS\*

Patients seen in 24 months	Total	Change since previous quarter
Quarter ending September 2016	3,980	
Quarter ending December 2016	3,931	↓
Quarter ending March 2017	4,018	↑
Quarter ending June 2017	4,025	→
Quarter ending September 2017	4,027	→
<b>Variance since September 2016</b>	<b>1.2%</b>	<b>→</b>



### ACTIVITY



Month	Adjusted Scheduled Activity (UDA)	
	2017	2018
April	599	535
May	1,730	1,833
June	2,495	2,872
July	3,898	4,476
August	5,042	5,599
September	6,447	6,827
October	7,691	
November	8,901	
December	10,425	
January	11,518	
February	12,823	
March	14,360	
April	14,959	
May	14,961	
June	14,963	

### QUALITY

	Quantity	Base Number	Contract	AT	Region	England
% of FP17s for the same patient ID Re-attending within 3 months - Children	95	1,018	9.3%	9.8%	11.6%	11.9%
% of FP17s for the same patient ID Re-attending within 3 months - Adults	358	2,055	17.4%	14.0%	15.2%	15.9%
% of FP17s for the same patient ID Re-attending between 3 & 9 months - Children	698	1,018	68.6%	60.8%	59.1%	58.1%
% of FP17s for the same patient ID Re-attending between 3 & 9 months - Adults	1,158	2,055	56.4%	53.1%	51.7%	50.6%
% of FP17s for Band 1 Urgent Courses	251	2,826	8.9%	7.2%	8.0%	9.1%
% of FP17s Relating to Free Repair or Replacements	5	2,826	0.2%	0.8%	0.8%	0.8%
% of FP17s Relating to Continuations	6	2,826	0.2%	1.1%	1.0%	1.1%
% of Patients satisfied with the dentistry they have received	8	8	N/A	91.5%	91.5%	91.4%
% of Patients satisfied with the time they had to wait for an appointment	8	8	N/A	86.9%	88.2%	87.7%

\* This is based on patients treated on this contract for their most recent course of treatment. Figures in italics indicate the base number of FP17s or Patient Questionnaire responses are less than 100. N/A is shown where the base number of responses is less than 10 during the period. % is calculated as Quantity/Base number\*100

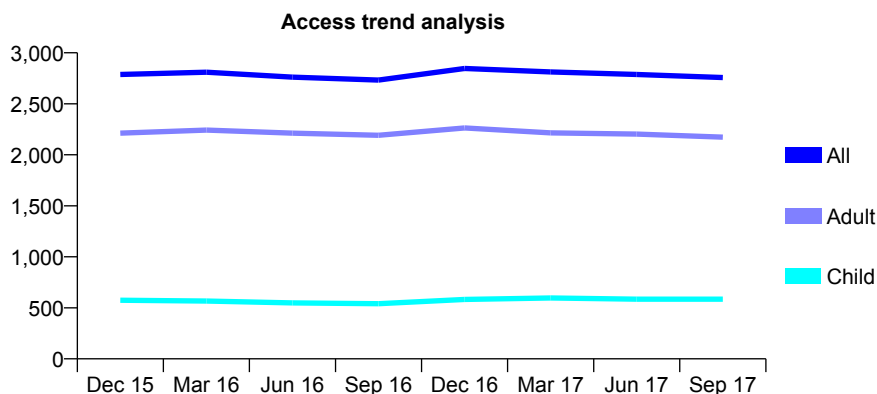
## Q59 - Vital Signs At a Glance Contract Report for 136131/0001 - September 2017

Name or company name	Uppingham & Upperton Dental Practice Ltd
Contract type name	GDS Contract
Purpose of contract	General
Contract start date	07/09/2009
Contract end date	

17/18 Contracted general activity (UDA)	6,638
Carry forward general activity (UDA)	-154
17/18 Contracted orthodontic activity (UOA)	0
Carry forward orthodontic activity (UOA)	0
Baseline contract value	£172,614.93

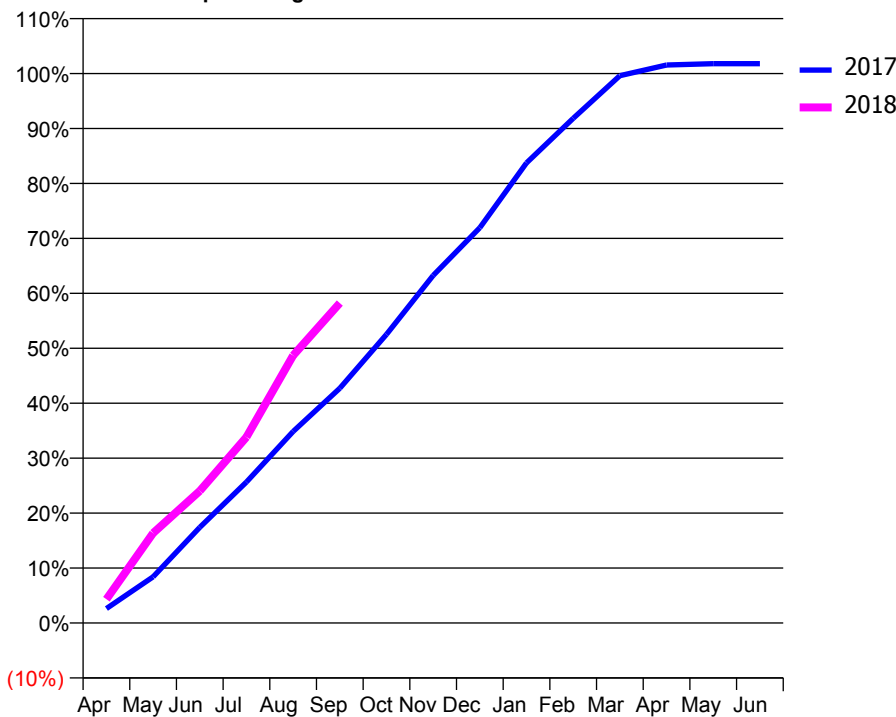
### ACCESS\*

Patients seen in 24 months	Total	Change since previous quarter
Quarter ending September 2016	2,733	
Quarter ending December 2016	2,846	↑
Quarter ending March 2017	2,812	↓
Quarter ending June 2017	2,788	→
Quarter ending September 2017	2,758	↓
<b>Variance since September 2016</b>	<b>0.9%</b>	<b>→</b>



### ACTIVITY

Cumulative percentage of contracted UDA delivered 2017 & 2018



Month	Adjusted Scheduled Activity (UDA)	
	2017	2018
April	227	287
May	725	1,086
June	1,505	1,595
July	2,216	2,247
August	3,012	3,232
September	3,691	3,866
October	4,537	
November	5,464	
December	6,213	
January	7,233	
February	7,933	
March	8,603	
April	8,771	
May	8,792	
June	8,792	

### QUALITY

	Quantity	Base Number	Contract	AT	Region	England
% of FP17s for the same patient ID Re-attending within 3 months - Children	39	493	7.9%	9.8%	11.6%	11.9%
% of FP17s for the same patient ID Re-attending within 3 months - Adults	328	1,829	17.9%	14.0%	15.2%	15.9%
% of FP17s for the same patient ID Re-attending between 3 & 9 months - Children	373	493	75.7%	60.8%	59.1%	58.1%
% of FP17s for the same patient ID Re-attending between 3 & 9 months - Adults	1,257	1,829	68.7%	53.1%	51.7%	50.6%
% of FP17s for Band 1 Urgent Courses	148	2,210	6.7%	7.2%	8.0%	9.1%
% of FP17s Relating to Free Repair or Replacements	22	2,210	1.0%	0.8%	0.8%	0.8%
% of FP17s Relating to Continuations	12	2,210	0.5%	1.1%	1.0%	1.1%
% of Patients satisfied with the dentistry they have received	12	12	100.0%	91.5%	91.5%	91.4%
% of Patients satisfied with the time they had to wait for an appointment	12	12	100.0%	86.9%	88.2%	87.7%

\* This is based on patients treated on this contract for their most recent course of treatment. Figures in italics indicate the base number of FP17s or Patient Questionnaire responses are less than 100. N/A is shown where the base number of responses is less than 10 during the period. % is calculated as Quantity/Base number\*100

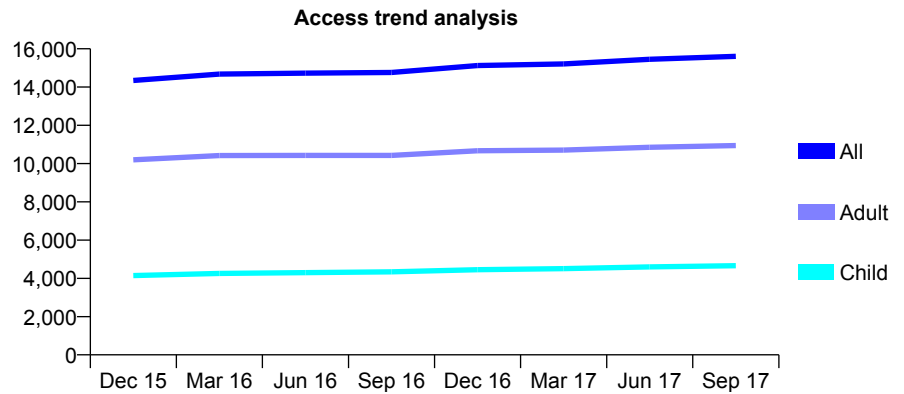
## Q59 - Vital Signs At a Glance Contract Report for 137766/0001 - September 2017

Name or company name	Mr B Patel & Mr R Jansari
Contract type name	GDS Contract
Purpose of contract	General and Orthodontic
Contract start date	01/04/2010
Contract end date	

17/18 Contracted general activity (UDA)	41,661
Carry forward general activity (UDA)	0
17/18 Contracted orthodontic activity (UOA)	889
Carry forward orthodontic activity (UOA)	0
Baseline contract value	£1,297,594.50

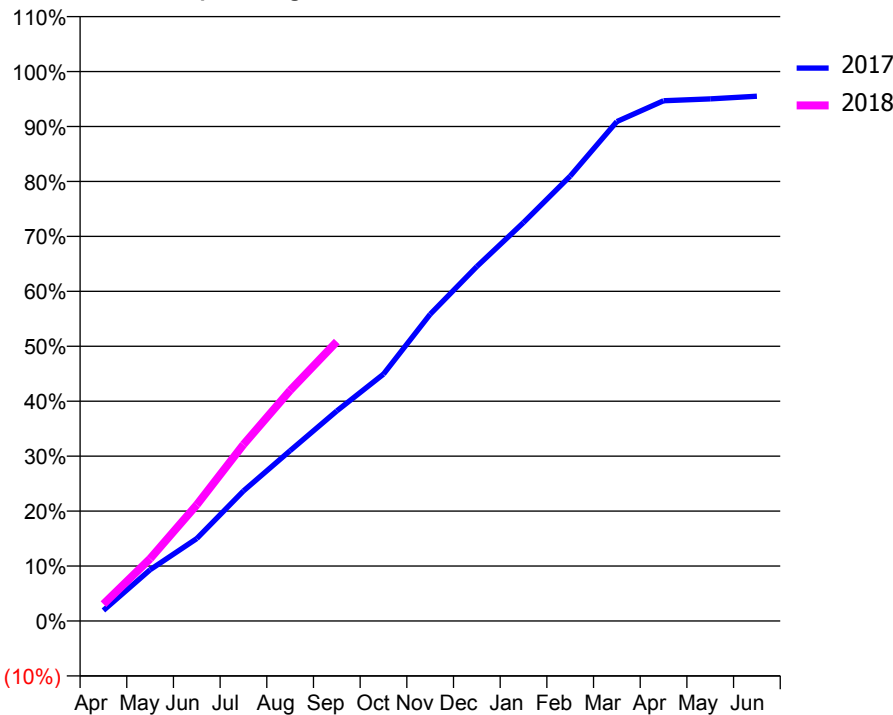
### ACCESS\*

Patients seen in 24 months	Total	Change since previous quarter
Quarter ending September 2016	14,764	
Quarter ending December 2016	15,124	↑
Quarter ending March 2017	15,212	→
Quarter ending June 2017	15,452	→
Quarter ending September 2017	15,609	→
<b>Variance since September 2016</b>	<b>5.7%</b>	<b>↑</b>



### ACTIVITY

Cumulative percentage of contracted UDA delivered 2017 & 2018



Month	Adjusted Scheduled Activity (UDA)	
	2017	2018
April	799	1,277
May	3,886	4,725
June	6,251	8,806
July	9,859	13,381
August	12,912	17,488
September	15,930	21,184
October	18,717	
November	23,260	
December	26,874	
January	30,212	
February	33,732	
March	37,865	
April	39,444	
May	39,585	
June	39,787	

### QUALITY

	Quantity	Base Number	Contract	AT	Region	England
% of FP17s for the same patient ID Re-attending within 3 months - Children	256	2,848	9.0%	9.8%	11.6%	11.9%
% of FP17s for the same patient ID Re-attending within 3 months - Adults	1,080	7,092	15.2%	14.0%	15.2%	15.9%
% of FP17s for the same patient ID Re-attending between 3 & 9 months - Children	1,076	2,848	37.8%	60.8%	59.1%	58.1%
% of FP17s for the same patient ID Re-attending between 3 & 9 months - Adults	2,856	7,092	40.3%	53.1%	51.7%	50.6%
% of FP17s for Band 1 Urgent Courses	777	9,095	8.5%	7.2%	8.0%	9.1%
% of FP17s Relating to Free Repair or Replacements	68	9,095	0.7%	0.8%	0.8%	0.8%
% of FP17s Relating to Continuations	120	9,095	1.3%	1.1%	1.0%	1.1%
% of Patients satisfied with the dentistry they have received	18	19	94.7%	91.5%	91.5%	91.4%
% of Patients satisfied with the time they had to wait for an appointment	13	19	68.4%	86.9%	88.2%	87.7%

\* This is based on patients treated on this contract for their most recent course of treatment. Figures in italics indicate the base number of FP17s or Patient Questionnaire responses are less than 100. N/A is shown where the base number of responses is less than 10 during the period. % is calculated as Quantity/Base number\*100



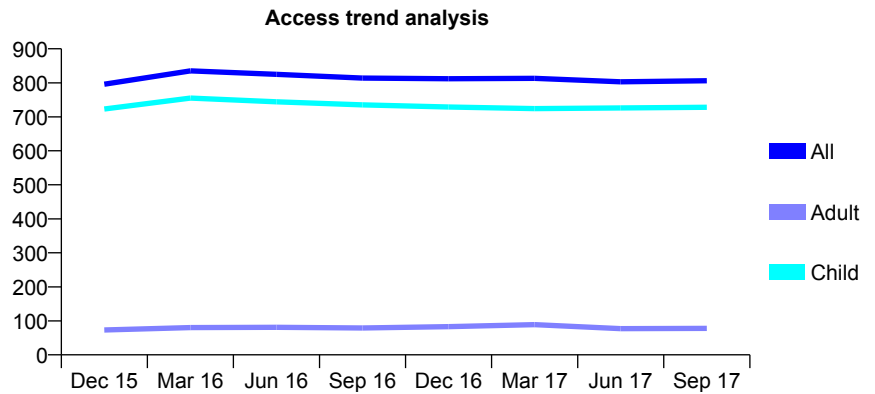
## Q59 - Vital Signs At a Glance Contract Report for 137898/0001 - September 2017

Name or company name	Mr Ingram and Mrs Ingram
Contract type name	GDS Contract
Purpose of contract	General
Contract start date	01/04/2014
Contract end date	

17/18 Contracted general activity (UDA)	3,000
Carry forward general activity (UDA)	0
17/18 Contracted orthodontic activity (UOA)	0
Carry forward orthodontic activity (UOA)	0
Baseline contract value	£72,046.89

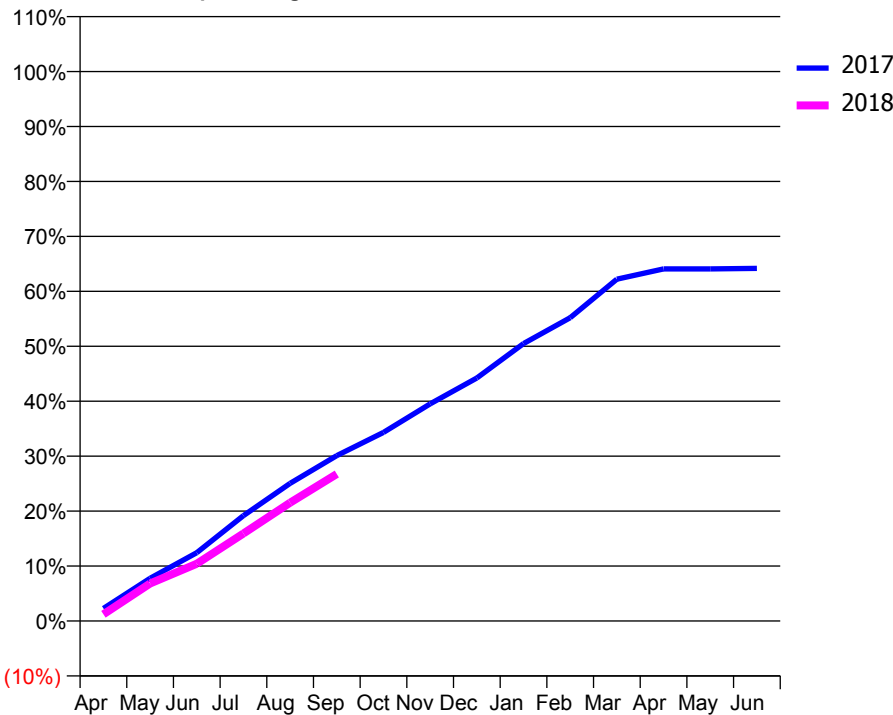
### ACCESS\*

Patients seen in 24 months	Total	Change since previous quarter
Quarter ending September 2016	814	
Quarter ending December 2016	812	→
Quarter ending March 2017	813	→
Quarter ending June 2017	803	↓
Quarter ending September 2017	806	→
<b>Variance since September 2016</b>	<b>(1.0%)</b>	<b>→</b>



### ACTIVITY

Cumulative percentage of contracted UDA delivered 2017 & 2018



Month	Adjusted Scheduled Activity (UDA)	
	2017	2018
April	69	37
May	234	205
June	373	312
July	576	478
August	752	646
September	903	803
October	1,030	
November	1,185	
December	1,327	
January	1,514	
February	1,656	
March	1,866	
April	1,922	
May	1,922	
June	1,925	

### QUALITY

	Quantity	Base Number	Contract	AT	Region	England
% of FP17s for the same patient ID Re-attending within 3 months - Children	67	661	10.1%	9.8%	11.6%	11.9%
% of FP17s for the same patient ID Re-attending within 3 months - Adults	1	17	5.9%	14.0%	15.2%	15.9%
% of FP17s for the same patient ID Re-attending between 3 & 9 months - Children	472	661	71.4%	60.8%	59.1%	58.1%
% of FP17s for the same patient ID Re-attending between 3 & 9 months - Adults	16	17	94.1%	53.1%	51.7%	50.6%
% of FP17s for Band 1 Urgent Courses	14	628	2.2%	7.2%	8.0%	9.1%
% of FP17s Relating to Free Repair or Replacements	0	628	0.0%	0.8%	0.8%	0.8%
% of FP17s Relating to Continuations	0	628	0.0%	1.1%	1.0%	1.1%
% of Patients satisfied with the dentistry they have received	1	1	N/A	91.5%	91.5%	91.4%
% of Patients satisfied with the time they had to wait for an appointment	1	1	N/A	86.9%	88.2%	87.7%

\* This is based on patients treated on this contract for their most recent course of treatment. Figures in italics indicate the base number of FP17s or Patient Questionnaire responses are less than 100. N/A is shown where the base number of responses is less than 10 during the period. % is calculated as Quantity/Base number\*100

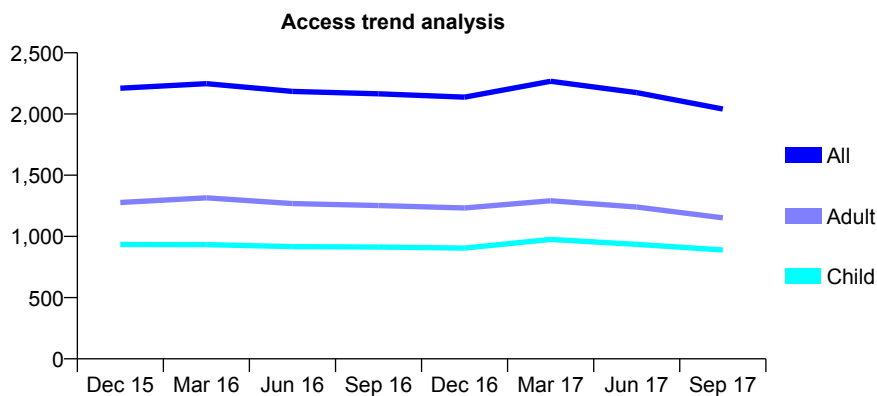
## Q59 - Vital Signs At a Glance Contract Report for 139351/0001 - September 2017

Name or company name	SMILEZONE Ltd
Contract type name	GDS Contract
Purpose of contract	General
Contract start date	01/04/2007
Contract end date	

17/18 Contracted general activity (UDA)	3,727
Carry forward general activity (UDA)	92
17/18 Contracted orthodontic activity (UOA)	0
Carry forward orthodontic activity (UOA)	0
Baseline contract value	£125,886.98

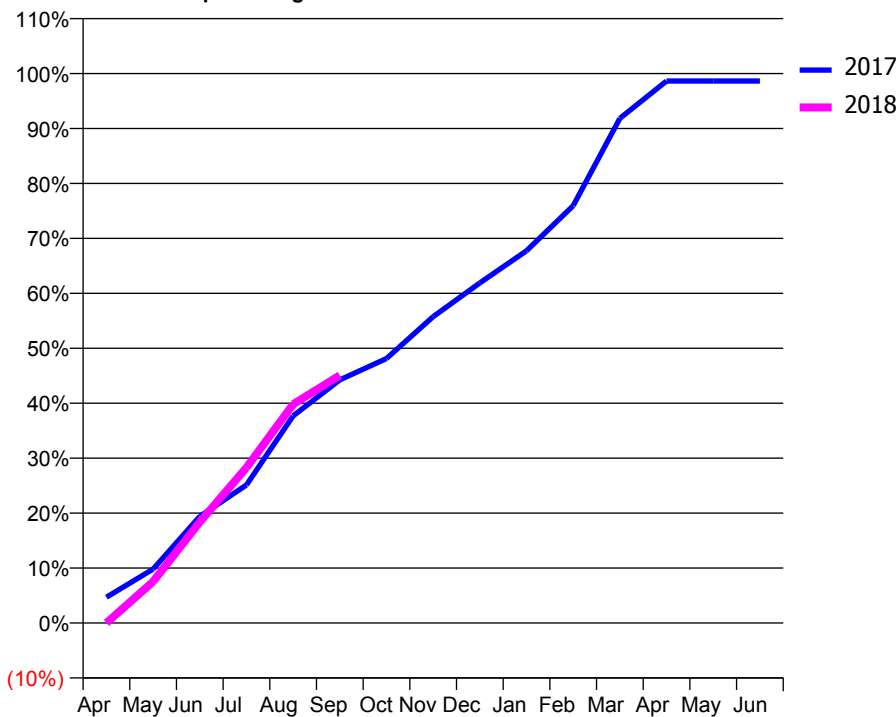
### ACCESS\*

Patients seen in 24 months	Total	Change since previous quarter
Quarter ending September 2016	2,165	
Quarter ending December 2016	2,138	↓
Quarter ending March 2017	2,267	↑
Quarter ending June 2017	2,175	↓
Quarter ending September 2017	2,041	↓
<b>Variance since September 2016</b>	<b>(5.7%)</b>	<b>↓</b>



### ACTIVITY

Cumulative percentage of contracted UDA delivered 2017 & 2018



Month	Adjusted Scheduled Activity (UDA)	
	2017	2018
April	315	0
May	661	281
June	1,305	685
July	1,690	1,054
August	2,536	1,483
September	2,976	1,680
October	3,238	
November	3,751	
December	4,163	
January	4,556	
February	5,108	
March	6,179	
April	6,635	
May	6,635	
June	6,635	

### QUALITY

	Quantity	Base Number	Contract	AT	Region	England
% of FP17s for the same patient ID Re-attending within 3 months - Children	50	420	11.9%	9.8%	11.6%	11.9%
% of FP17s for the same patient ID Re-attending within 3 months - Adults	87	544	16.0%	14.0%	15.2%	15.9%
% of FP17s for the same patient ID Re-attending between 3 & 9 months - Children	206	420	49.0%	60.8%	59.1%	58.1%
% of FP17s for the same patient ID Re-attending between 3 & 9 months - Adults	272	544	50.0%	53.1%	51.7%	50.6%
% of FP17s for Band 1 Urgent Courses	65	795	8.2%	7.2%	8.0%	9.1%
% of FP17s Relating to Free Repair or Replacements	1	795	0.1%	0.8%	0.8%	0.8%
% of FP17s Relating to Continuations	2	795	0.3%	1.1%	1.0%	1.1%
% of Patients satisfied with the dentistry they have received	0	0	N/A	91.5%	91.5%	91.4%
% of Patients satisfied with the time they had to wait for an appointment	0	0	N/A	86.9%	88.2%	87.7%

\* This is based on patients treated on this contract for their most recent course of treatment. Figures in italics indicate the base number of FP17s or Patient Questionnaire responses are less than 100. N/A is shown where the base number of responses is less than 10 during the period. % is calculated as Quantity/Base number\*100

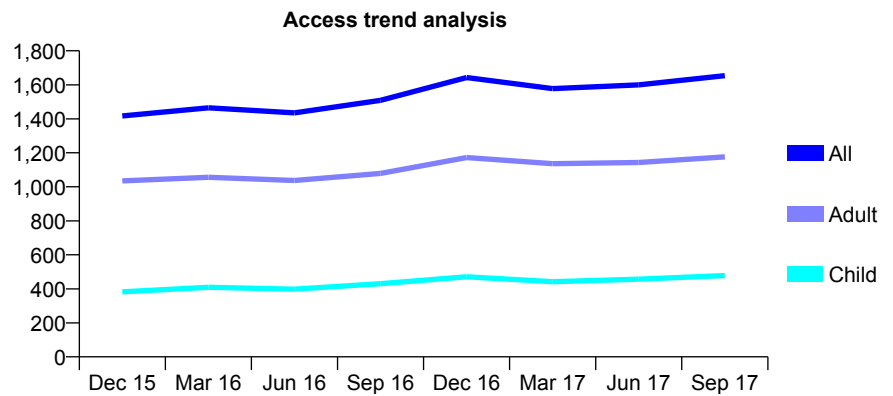
## Q59 - Vital Signs At a Glance Contract Report for 139874/0002 - September 2017

Name or company name	C M Desai Limited
Contract type name	GDS Contract
Purpose of contract	General
Contract start date	01/03/2008
Contract end date	

17/18 Contracted general activity (UDA)	5,026
Carry forward general activity (UDA)	14
17/18 Contracted orthodontic activity (UOA)	0
Carry forward orthodontic activity (UOA)	0
Baseline contract value	£141,680.40

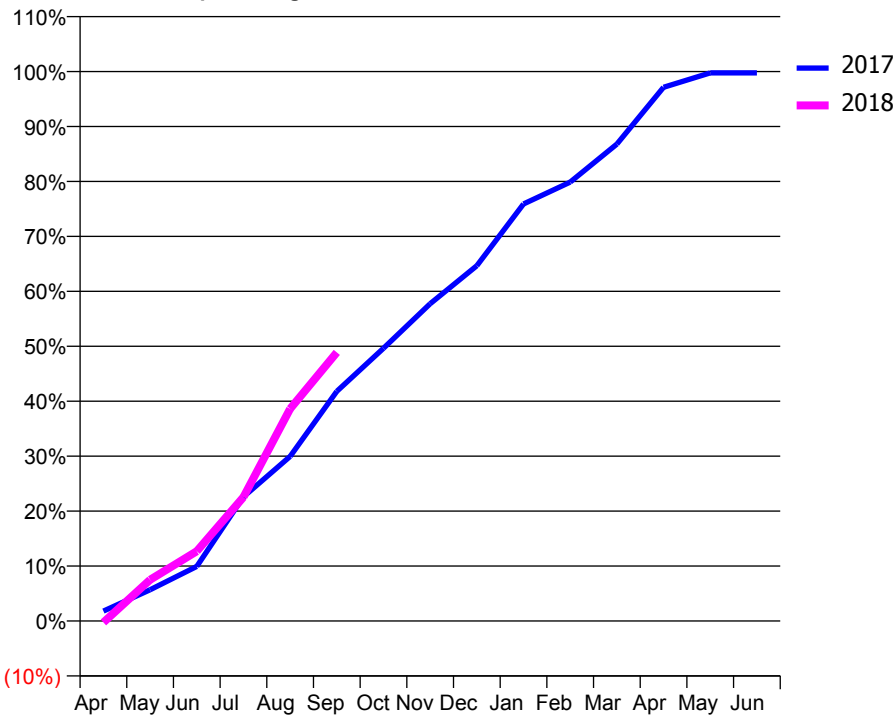
### ACCESS\*

Patients seen in 24 months	Total	Change since previous quarter
Quarter ending September 2016	1,509	
Quarter ending December 2016	1,643	↑
Quarter ending March 2017	1,578	↓
Quarter ending June 2017	1,600	→
Quarter ending September 2017	1,654	↑
<b>Variance since September 2016</b>	<b>9.6%</b>	<b>↑</b>



### ACTIVITY

Cumulative percentage of contracted UDA delivered 2017 & 2018



Month	Adjusted Scheduled Activity (UDA)	
	2017	2018
April	99	-14
May	314	378
June	550	638
July	1,249	1,134
August	1,655	1,942
September	2,310	2,457
October	2,743	
November	3,191	
December	3,574	
January	4,193	
February	4,414	
March	4,795	
April	5,367	
May	5,512	
June	5,512	

### QUALITY

	Quantity	Base Number	Contract	AT	Region	England
% of FP17s for the same patient ID Re-attending within 3 months - Children	29	412	7.0%	9.8%	11.6%	11.9%
% of FP17s for the same patient ID Re-attending within 3 months - Adults	115	919	12.5%	14.0%	15.2%	15.9%
% of FP17s for the same patient ID Re-attending between 3 & 9 months - Children	155	412	37.6%	60.8%	59.1%	58.1%
% of FP17s for the same patient ID Re-attending between 3 & 9 months - Adults	403	919	43.9%	53.1%	51.7%	50.6%
% of FP17s for Band 1 Urgent Courses	53	1,025	5.2%	7.2%	8.0%	9.1%
% of FP17s Relating to Free Repair or Replacements	10	1,025	1.0%	0.8%	0.8%	0.8%
% of FP17s Relating to Continuations	14	1,025	1.4%	1.1%	1.0%	1.1%
% of Patients satisfied with the dentistry they have received	2	2	N/A	91.5%	91.5%	91.4%
% of Patients satisfied with the time they had to wait for an appointment	1	2	N/A	86.9%	88.2%	87.7%

\* This is based on patients treated on this contract for their most recent course of treatment. Figures in italics indicate the base number of FP17s or Patient Questionnaire responses are less than 100. N/A is shown where the base number of responses is less than 10 during the period. % is calculated as Quantity/Base number\*100

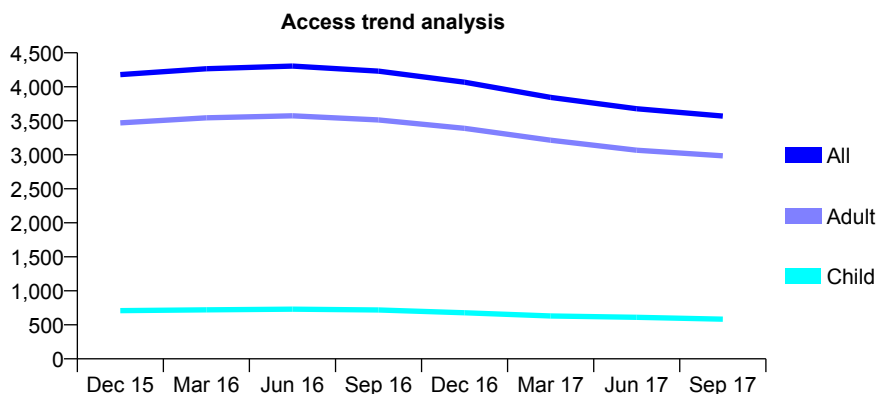
## Q59 - Vital Signs At a Glance Contract Report for 142875/0001 - September 2017

Name or company name	Mr B Moroney & Mr S Williams
Contract type name	GDS Contract
Purpose of contract	General
Contract start date	01/01/2012
Contract end date	

17/18 Contracted general activity (UDA)	11,224
Carry forward general activity (UDA)	0
17/18 Contracted orthodontic activity (UOA)	0
Carry forward orthodontic activity (UOA)	0
Baseline contract value	£283,463.06

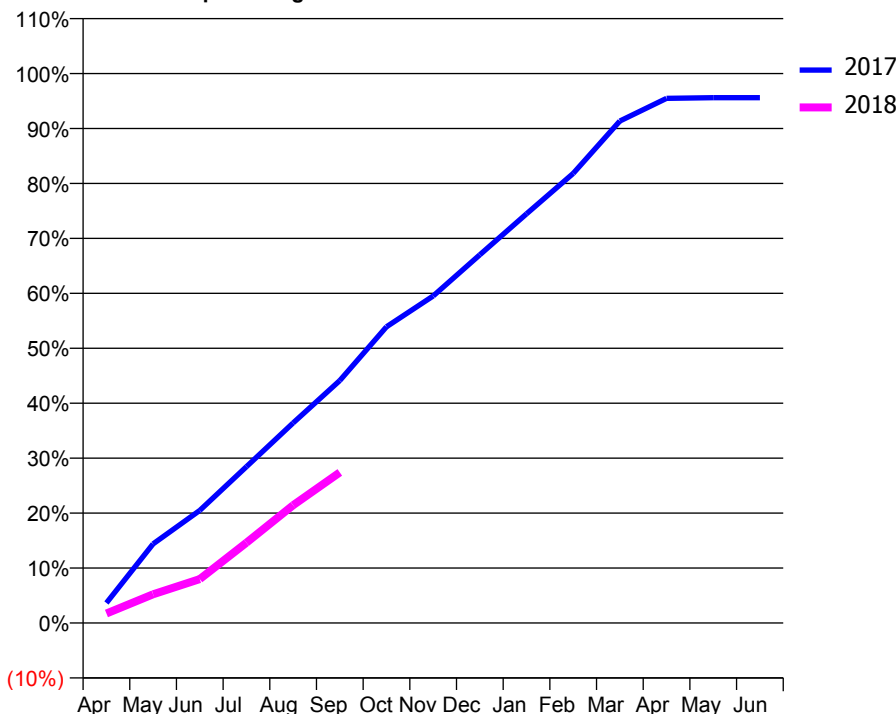
### ACCESS\*

Patients seen in 24 months	Total	Change since previous quarter
Quarter ending September 2016	4,231	
Quarter ending December 2016	4,068	↓
Quarter ending March 2017	3,845	↓
Quarter ending June 2017	3,678	↓
Quarter ending September 2017	3,569	↓
<b>Variance since September 2016</b>	<b>(15.6%)</b>	<b>↓</b>



### ACTIVITY

Cumulative percentage of contracted UDA delivered 2017 & 2018



Adjusted Scheduled Activity (UDA)

Month	2017	2018
April	263	195
May	1,040	588
June	1,481	897
July	2,056	1,641
August	2,630	2,407
September	3,188	3,075
October	3,894	
November	4,300	
December	4,841	
January	5,378	
February	5,910	
March	6,600	
April	6,897	
May	6,906	
June	6,906	

### QUALITY

	Quantity	Base Number	Contract	AT	Region	England
% of FP17s for the same patient ID Re-attending within 3 months - Children	11	330	3.3%	9.8%	11.6%	11.9%
% of FP17s for the same patient ID Re-attending within 3 months - Adults	116	1,655	7.0%	14.0%	15.2%	15.9%
% of FP17s for the same patient ID Re-attending between 3 & 9 months - Children	142	330	43.0%	60.8%	59.1%	58.1%
% of FP17s for the same patient ID Re-attending between 3 & 9 months - Adults	636	1,655	38.4%	53.1%	51.7%	50.6%
% of FP17s for Band 1 Urgent Courses	27	1,883	1.4%	7.2%	8.0%	9.1%
% of FP17s Relating to Free Repair or Replacements	3	1,883	0.2%	0.8%	0.8%	0.8%
% of FP17s Relating to Continuations	24	1,883	1.3%	1.1%	1.0%	1.1%
% of Patients satisfied with the dentistry they have received	3	6	N/A	91.5%	91.5%	91.4%
% of Patients satisfied with the time they had to wait for an appointment	4	6	N/A	86.9%	88.2%	87.7%

\* This is based on patients treated on this contract for their most recent course of treatment. Figures in italics indicate the base number of FP17s or Patient Questionnaire responses are less than 100. N/A is shown where the base number of responses is less than 10 during the period. % is calculated as Quantity/Base number\*100

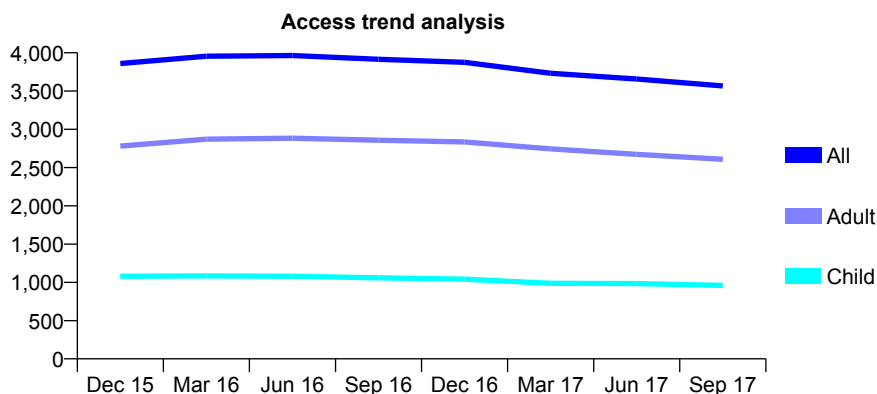
## Q59 - Vital Signs At a Glance Contract Report for 143448/0001 - September 2017

Name or company name	Dr D J Duplessis & Ms Lieze Duplessis
Contract type name	GDS Contract
Purpose of contract	General and Orthodontic
Contract start date	01/04/2011
Contract end date	

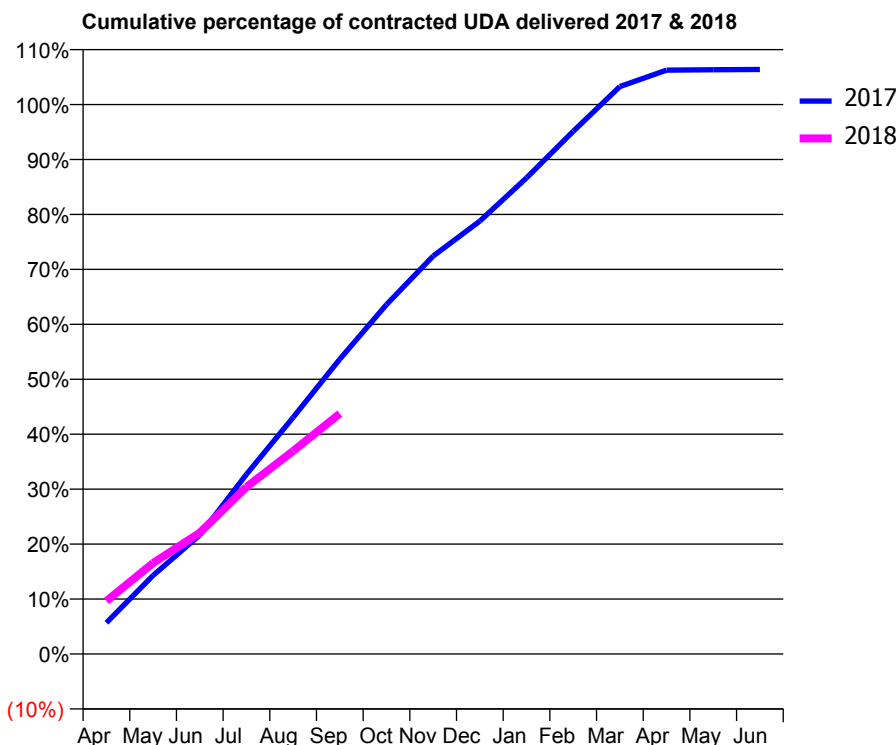
17/18 Contracted general activity (UDA)	9,098
Carry forward general activity (UDA)	-579
17/18 Contracted orthodontic activity (UOA)	289
Carry forward orthodontic activity (UOA)	0
Baseline contract value	£234,305.29

### ACCESS\*

Patients seen in 24 months	Total	Change since previous quarter
Quarter ending September 2016	3,915	
Quarter ending December 2016	3,876	→
Quarter ending March 2017	3,733	↓
Quarter ending June 2017	3,657	↓
Quarter ending September 2017	3,567	↓
<b>Variance since September 2016</b>	<b>(8.9%)</b>	↓



### ACTIVITY



Month	Adjusted Scheduled Activity (UDA)	
	2017	2018
April	519	878
May	1,302	1,506
June	1,970	2,008
July	2,975	2,766
August	3,917	3,361
September	4,882	3,979
October	5,786	
November	6,590	
December	7,167	
January	7,882	
February	8,654	
March	9,396	
April	9,667	
May	9,674	
June	9,677	

### QUALITY

	Quantity	Base Number	Contract	AT	Region	England
% of FP17s for the same patient ID Re-attending within 3 months - Children	34	492	6.9%	9.8%	11.6%	11.9%
% of FP17s for the same patient ID Re-attending within 3 months - Adults	160	1,088	14.7%	14.0%	15.2%	15.9%
% of FP17s for the same patient ID Re-attending between 3 & 9 months - Children	144	492	29.3%	60.8%	59.1%	58.1%
% of FP17s for the same patient ID Re-attending between 3 & 9 months - Adults	302	1,088	27.8%	53.1%	51.7%	50.6%
% of FP17s for Band 1 Urgent Courses	122	1,449	8.4%	7.2%	8.0%	9.1%
% of FP17s Relating to Free Repair or Replacements	8	1,449	0.6%	0.8%	0.8%	0.8%
% of FP17s Relating to Continuations	44	1,449	3.0%	1.1%	1.0%	1.1%
% of Patients satisfied with the dentistry they have received	12	13	92.3%	91.5%	91.5%	91.4%
% of Patients satisfied with the time they had to wait for an appointment	12	13	92.3%	86.9%	88.2%	87.7%

\* This is based on patients treated on this contract for their most recent course of treatment. Figures in italics indicate the base number of FP17s or Patient Questionnaire responses are less than 100. N/A is shown where the base number of responses is less than 10 during the period. % is calculated as Quantity/Base number\*100

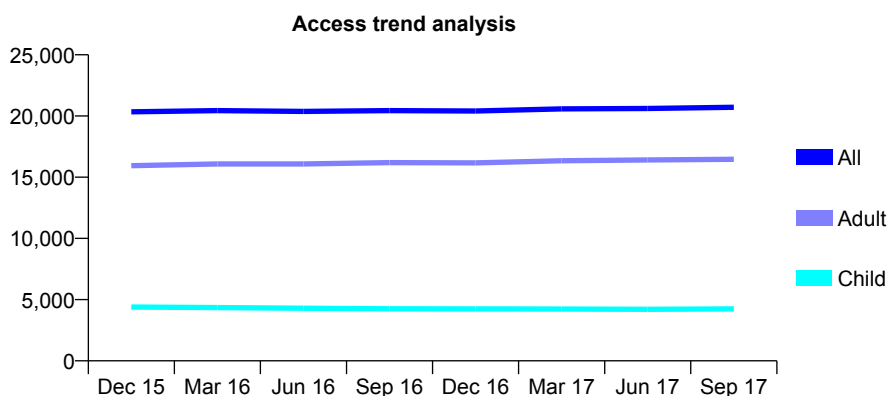
## Q59 - Vital Signs At a Glance Contract Report for 144738/0001 - September 2017

Name or company name	D W Barsby, D Wolverson, S J Bates & R S
Contract type name	GDS Contract
Purpose of contract	General
Contract start date	01/08/2010
Contract end date	

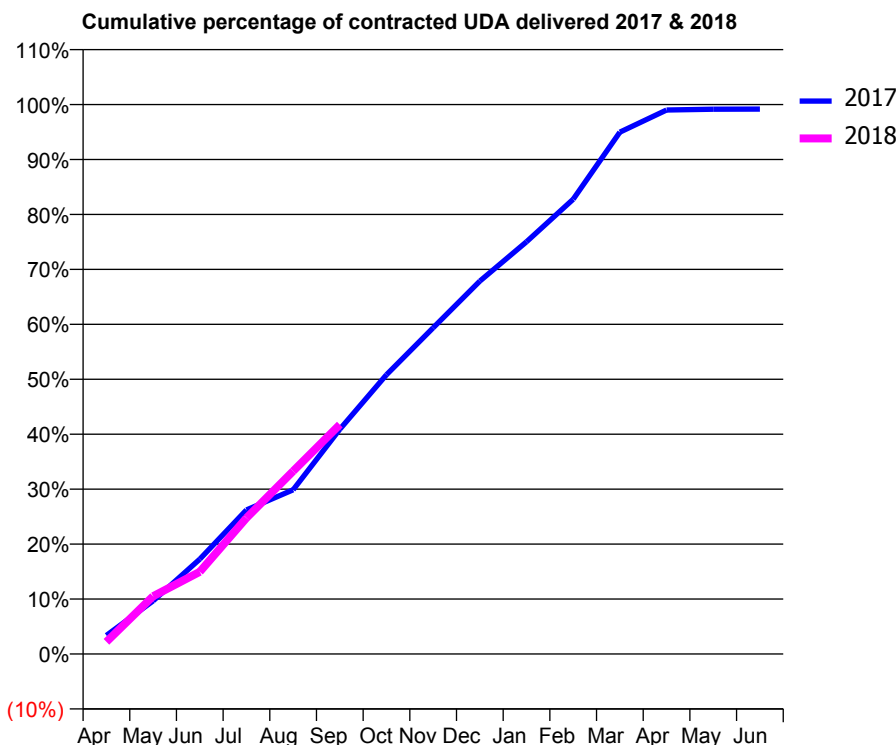
17/18 Contracted general activity (UDA)	53,857
Carry forward general activity (UDA)	449
17/18 Contracted orthodontic activity (UOA)	0
Carry forward orthodontic activity (UOA)	0
Baseline contract value	£1,315,335.49

### ACCESS\*

Patients seen in 24 months	Total	Change since previous quarter
Quarter ending September 2016	20,437	
Quarter ending December 2016	20,410	→
Quarter ending March 2017	20,579	→
Quarter ending June 2017	20,619	→
Quarter ending September 2017	20,709	→
<b>Variance since September 2016</b>	<b>1.3%</b>	<b>→</b>



### ACTIVITY



Month	Adjusted Scheduled Activity (UDA)	
	2017	2018
April	1,818	1,193
May	5,210	5,662
June	9,298	8,057
July	14,117	13,342
August	16,099	17,924
September	22,035	22,490
October	27,373	
November	31,978	
December	36,544	
January	40,403	
February	44,576	
March	51,148	
April	53,321	
May	53,397	
June	53,408	

### QUALITY

	Quantity	Base Number	Contract	AT	Region	England
% of FP17s for the same patient ID Re-attending within 3 months - Children	162	3,178	5.1%	9.8%	11.6%	11.9%
% of FP17s for the same patient ID Re-attending within 3 months - Adults	1,552	12,280	12.6%	14.0%	15.2%	15.9%
% of FP17s for the same patient ID Re-attending between 3 & 9 months - Children	2,154	3,178	67.8%	60.8%	59.1%	58.1%
% of FP17s for the same patient ID Re-attending between 3 & 9 months - Adults	8,085	12,280	65.8%	53.1%	51.7%	50.6%
% of FP17s for Band 1 Urgent Courses	1,106	14,201	7.8%	7.2%	8.0%	9.1%
% of FP17s Relating to Free Repair or Replacements	93	14,201	0.7%	0.8%	0.8%	0.8%
% of FP17s Relating to Continuations	192	14,201	1.4%	1.1%	1.0%	1.1%
% of Patients satisfied with the dentistry they have received	46	47	97.9%	91.5%	91.5%	91.4%
% of Patients satisfied with the time they had to wait for an appointment	44	47	93.6%	86.9%	88.2%	87.7%

\* This is based on patients treated on this contract for their most recent course of treatment. Figures in italics indicate the base number of FP17s or Patient Questionnaire responses are less than 100. N/A is shown where the base number of responses is less than 10 during the period. % is calculated as Quantity/Base number\*100

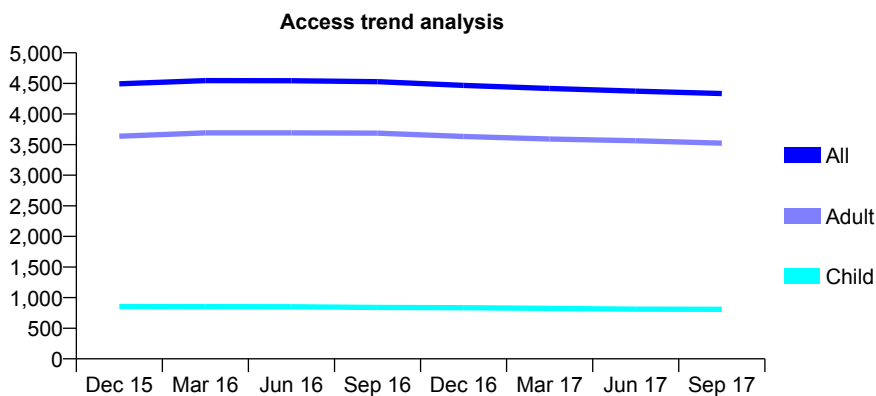
## Q59 - Vital Signs At a Glance Contract Report for 144746/0001 - September 2017

Name or company name	Mr D G Norris & Miss R Dodsley
Contract type name	GDS Contract
Purpose of contract	General and Orthodontic
Contract start date	01/04/2014
Contract end date	

17/18 Contracted general activity (UDA)	15,915
Carry forward general activity (UDA)	0
17/18 Contracted orthodontic activity (UOA)	297
Carry forward orthodontic activity (UOA)	0
Baseline contract value	£334,820.82

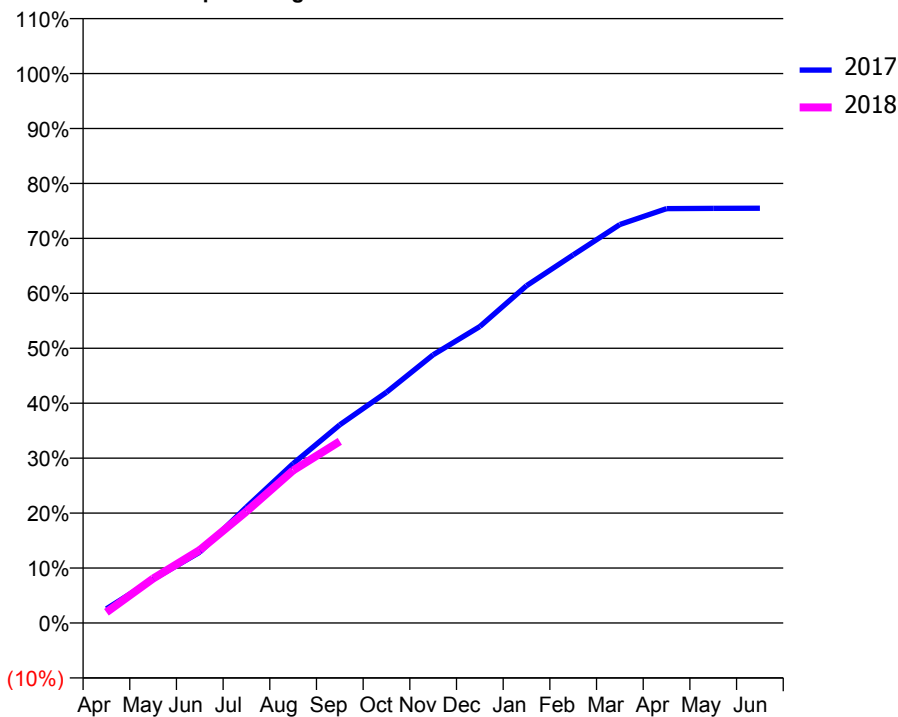
### ACCESS\*

Patients seen in 24 months	Total	Change since previous quarter
Quarter ending September 2016	4,528	
Quarter ending December 2016	4,468	↓
Quarter ending March 2017	4,417	↓
Quarter ending June 2017	4,374	→
Quarter ending September 2017	4,334	→
<b>Variance since September 2016</b>	<b>(4.3%)</b>	<b>↓</b>



### ACTIVITY

Cumulative percentage of contracted UDA delivered 2017 & 2018



Month	Adjusted Scheduled Activity (UDA)	
	2017	2018
April	413	312
May	1,267	1,288
June	2,052	2,114
July	3,360	3,232
August	4,618	4,421
September	5,741	5,262
October	6,682	
November	7,767	
December	8,589	
January	9,771	
February	10,660	
March	11,542	
April	12,000	
May	12,011	
June	12,014	

### QUALITY

	Quantity	Base Number	Contract	AT	Region	England
% of FP17s for the same patient ID Re-attending within 3 months - Children	105	789	13.3%	9.8%	11.6%	11.9%
% of FP17s for the same patient ID Re-attending within 3 months - Adults	408	2,710	15.1%	14.0%	15.2%	15.9%
% of FP17s for the same patient ID Re-attending between 3 & 9 months - Children	568	789	72.0%	60.8%	59.1%	58.1%
% of FP17s for the same patient ID Re-attending between 3 & 9 months - Adults	1,512	2,710	55.8%	53.1%	51.7%	50.6%
% of FP17s for Band 1 Urgent Courses	86	3,228	2.7%	7.2%	8.0%	9.1%
% of FP17s Relating to Free Repair or Replacements	36	3,228	1.1%	0.8%	0.8%	0.8%
% of FP17s Relating to Continuations	121	3,228	3.7%	1.1%	1.0%	1.1%
% of Patients satisfied with the dentistry they have received	11	12	91.7%	91.5%	91.5%	91.4%
% of Patients satisfied with the time they had to wait for an appointment	10	12	83.3%	86.9%	88.2%	87.7%

\* This is based on patients treated on this contract for their most recent course of treatment. Figures in italics indicate the base number of FP17s or Patient Questionnaire responses are less than 100. N/A is shown where the base number of responses is less than 10 during the period. % is calculated as Quantity/Base number\*100

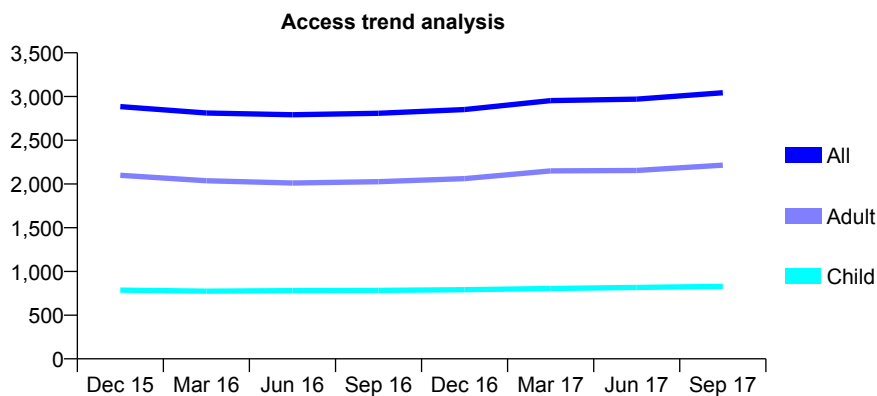
## Q59 - Vital Signs At a Glance Contract Report for 147966/0002 - September 2017

Name or company name	Pure Dental Studio Ltd
Contract type name	GDS Contract
Purpose of contract	General
Contract start date	01/04/2010
Contract end date	

17/18 Contracted general activity (UDA)	6,255
Carry forward general activity (UDA)	223
17/18 Contracted orthodontic activity (UOA)	0
Carry forward orthodontic activity (UOA)	0
Baseline contract value	£189,188.54

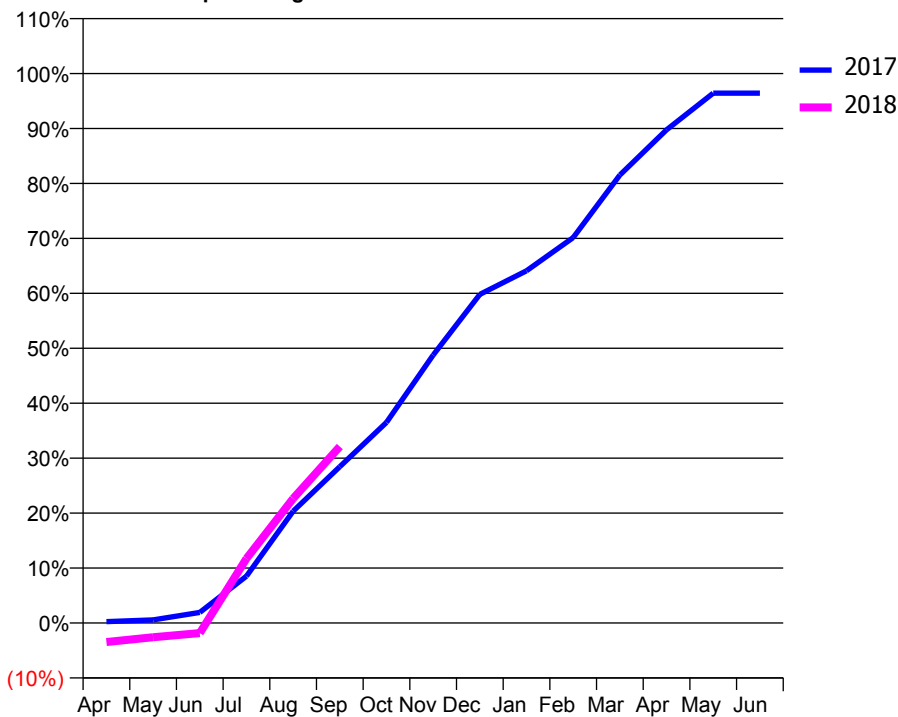
### ACCESS\*

Patients seen in 24 months	Total	Change since previous quarter
Quarter ending September 2016	2,809	
Quarter ending December 2016	2,851	→
Quarter ending March 2017	2,954	↑
Quarter ending June 2017	2,970	→
Quarter ending September 2017	3,044	↑
<b>Variance since September 2016</b>	<b>8.4%</b>	<b>↑</b>



### ACTIVITY

Cumulative percentage of contracted UDA delivered 2017 & 2018



Month	Adjusted Scheduled Activity (UDA)	
	2017	2018
April	16	-218
May	35	-163
June	121	-116
July	534	734
August	1,272	1,417
September	1,780	2,008
October	2,283	
November	3,051	
December	3,740	
January	4,010	
February	4,387	
March	5,099	
April	5,614	
May	6,032	
June	6,032	

### QUALITY

	Quantity	Base Number	Contract	AT	Region	England
% of FP17s for the same patient ID Re-attending within 3 months - Children	55	760	7.2%	9.8%	11.6%	11.9%
% of FP17s for the same patient ID Re-attending within 3 months - Adults	167	1,605	10.4%	14.0%	15.2%	15.9%
% of FP17s for the same patient ID Re-attending between 3 & 9 months - Children	482	760	63.4%	60.8%	59.1%	58.1%
% of FP17s for the same patient ID Re-attending between 3 & 9 months - Adults	938	1,605	58.4%	53.1%	51.7%	50.6%
% of FP17s for Band 1 Urgent Courses	51	1,302	3.9%	7.2%	8.0%	9.1%
% of FP17s Relating to Free Repair or Replacements	7	1,302	0.5%	0.8%	0.8%	0.8%
% of FP17s Relating to Continuations	21	1,302	1.6%	1.1%	1.0%	1.1%
% of Patients satisfied with the dentistry they have received	9	11	81.8%	91.5%	91.5%	91.4%
% of Patients satisfied with the time they had to wait for an appointment	10	11	90.9%	86.9%	88.2%	87.7%

\* This is based on patients treated on this contract for their most recent course of treatment. Figures in italics indicate the base number of FP17s or Patient Questionnaire responses are less than 100. N/A is shown where the base number of responses is less than 10 during the period. % is calculated as Quantity/Base number\*100



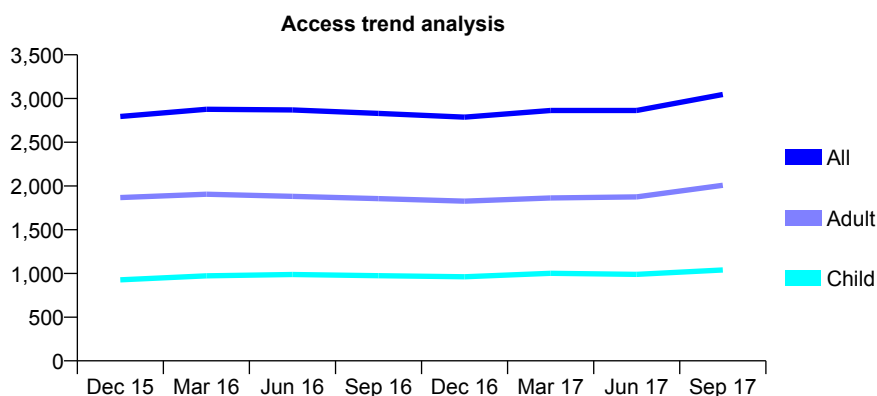
## Q59 - Vital Signs At a Glance Contract Report for 149454/0001 - September 2017

Name or company name	Dental Care Clinic Limited
Contract type name	GDS Contract
Purpose of contract	General
Contract start date	01/04/2008
Contract end date	

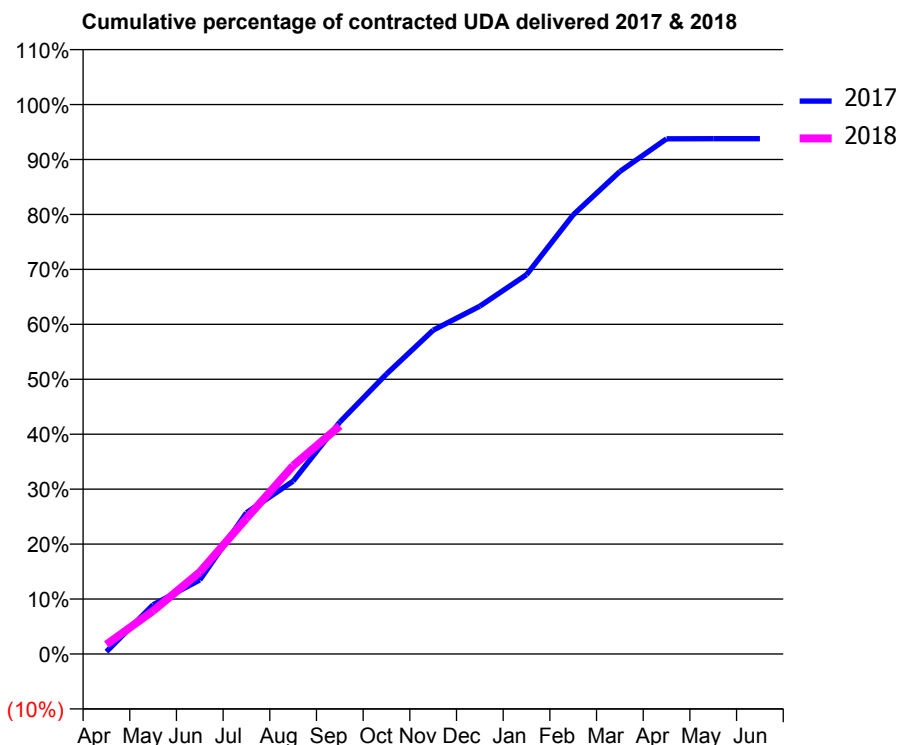
17/18 Contracted general activity (UDA)	12,730
Carry forward general activity (UDA)	0
17/18 Contracted orthodontic activity (UOA)	0
Carry forward orthodontic activity (UOA)	0
Baseline contract value	£353,920.15

### ACCESS\*

Patients seen in 24 months	Total	Change since previous quarter
Quarter ending September 2016	2,829	
Quarter ending December 2016	2,787	↓
Quarter ending March 2017	2,864	↑
Quarter ending June 2017	2,864	→
Quarter ending September 2017	3,046	↑
<b>Variance since September 2016</b>	<b>7.7%</b>	<b>↑</b>



### ACTIVITY



Month	Adjusted Scheduled Activity (UDA)	
	2017	2018
April	61	220
May	1,284	1,000
June	1,933	1,898
July	3,685	3,143
August	4,507	4,362
September	6,047	5,284
October	7,300	
November	8,446	
December	9,072	
January	9,890	
February	11,454	
March	12,584	
April	13,436	
May	13,437	
June	13,438	

### QUALITY

	Quantity	Base Number	Contract	AT	Region	England
% of FP17s for the same patient ID Re-attending within 3 months - Children	75	957	7.8%	9.8%	11.6%	11.9%
% of FP17s for the same patient ID Re-attending within 3 months - Adults	294	1,650	17.8%	14.0%	15.2%	15.9%
% of FP17s for the same patient ID Re-attending between 3 & 9 months - Children	636	957	66.5%	60.8%	59.1%	58.1%
% of FP17s for the same patient ID Re-attending between 3 & 9 months - Adults	817	1,650	49.5%	53.1%	51.7%	50.6%
% of FP17s for Band 1 Urgent Courses	90	2,244	4.0%	7.2%	8.0%	9.1%
% of FP17s Relating to Free Repair or Replacements	11	2,244	0.5%	0.8%	0.8%	0.8%
% of FP17s Relating to Continuations	17	2,244	0.8%	1.1%	1.0%	1.1%
% of Patients satisfied with the dentistry they have received	7	9	N/A	91.5%	91.5%	91.4%
% of Patients satisfied with the time they had to wait for an appointment	5	9	N/A	86.9%	88.2%	87.7%

\* This is based on patients treated on this contract for their most recent course of treatment. Figures in italics indicate the base number of FP17s or Patient Questionnaire responses are less than 100. N/A is shown where the base number of responses is less than 10 during the period. % is calculated as Quantity/Base number\*100

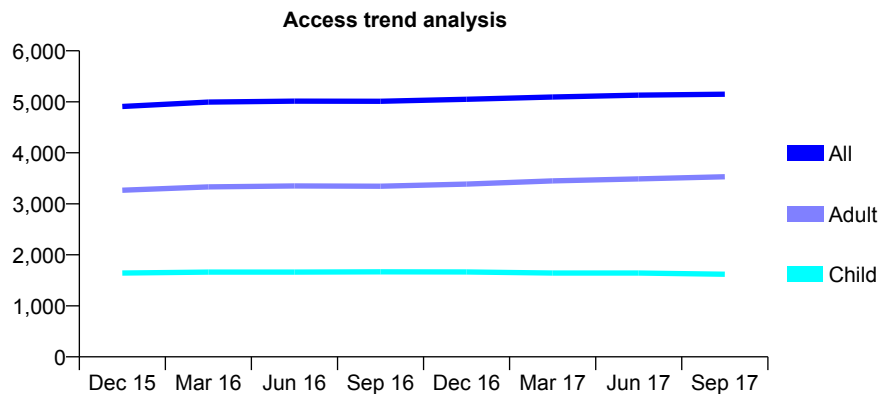
## Q59 - Vital Signs At a Glance Contract Report for 151122/0001 - September 2017

Name or company name	S Charlwood, E Charlwood, M Hamburger
Contract type name	GDS Contract
Purpose of contract	General
Contract start date	01/04/2006
Contract end date	

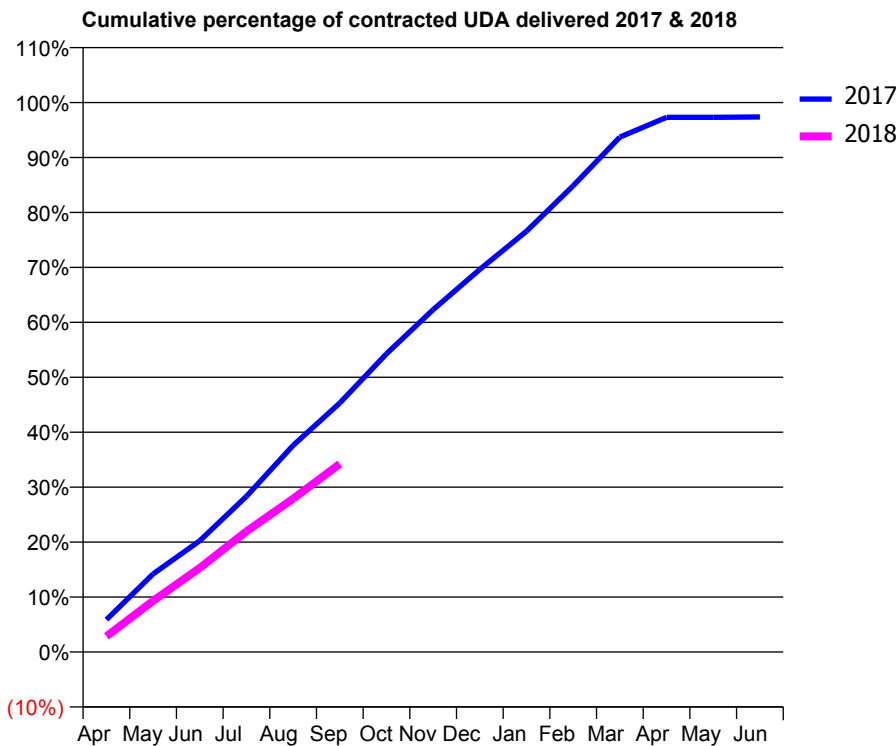
17/18 Contracted general activity (UDA)	16,975
Carry forward general activity (UDA)	0
17/18 Contracted orthodontic activity (UOA)	0
Carry forward orthodontic activity (UOA)	0
Baseline contract value	£370,587.76

### ACCESS\*

Patients seen in 24 months	Total	Change since previous quarter
Quarter ending September 2016	5,011	
Quarter ending December 2016	5,049	→
Quarter ending March 2017	5,093	→
Quarter ending June 2017	5,132	→
Quarter ending September 2017	5,150	→
<b>Variance since September 2016</b>	<b>2.8%</b>	<b>↑</b>



### ACTIVITY



Month	Adjusted Scheduled Activity (UDA)	
	2017	2018
April	785	482
May	1,898	1,578
June	2,704	2,595
July	3,782	3,725
August	5,019	4,737
September	6,051	5,811
October	7,244	
November	8,317	
December	9,297	
January	10,223	
February	11,328	
March	12,510	
April	12,989	
May	12,989	
June	12,998	

### QUALITY

	Quantity	Base Number	Contract	AT	Region	England
% of FP17s for the same patient ID Re-attending within 3 months - Children	102	1,240	8.2%	9.8%	11.6%	11.9%
% of FP17s for the same patient ID Re-attending within 3 months - Adults	456	2,698	16.9%	14.0%	15.2%	15.9%
% of FP17s for the same patient ID Re-attending between 3 & 9 months - Children	780	1,240	62.9%	60.8%	59.1%	58.1%
% of FP17s for the same patient ID Re-attending between 3 & 9 months - Adults	1,501	2,698	55.6%	53.1%	51.7%	50.6%
% of FP17s for Band 1 Urgent Courses	297	3,191	9.3%	7.2%	8.0%	9.1%
% of FP17s Relating to Free Repair or Replacements	35	3,191	1.1%	0.8%	0.8%	0.8%
% of FP17s Relating to Continuations	14	3,191	0.4%	1.1%	1.0%	1.1%
% of Patients satisfied with the dentistry they have received	8	10	80.0%	91.5%	91.5%	91.4%
% of Patients satisfied with the time they had to wait for an appointment	8	10	80.0%	86.9%	88.2%	87.7%

\* This is based on patients treated on this contract for their most recent course of treatment. Figures in italics indicate the base number of FP17s or Patient Questionnaire responses are less than 100. N/A is shown where the base number of responses is less than 10 during the period. % is calculated as Quantity/Base number\*100

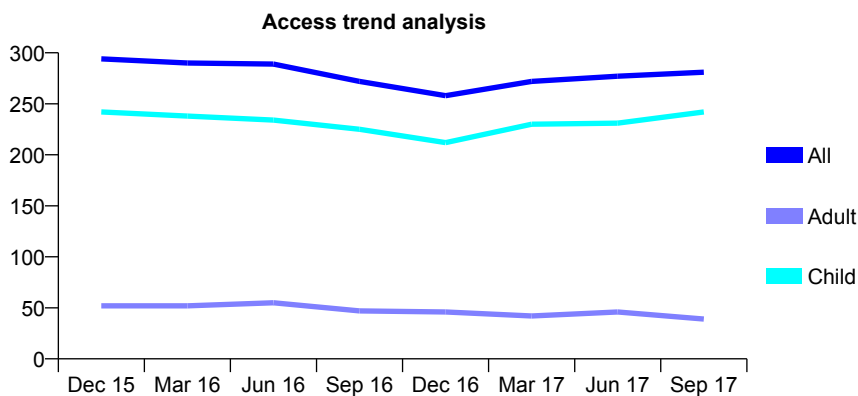
## Q59 - Vital Signs At a Glance Contract Report for 151653/0001 - September 2017

Name or company name	The Forum Practice Ltd
Contract type name	GDS Contract
Purpose of contract	General and Orthodontic
Contract start date	01/10/2011
Contract end date	

17/18 Contracted general activity (UDA)	500
Carry forward general activity (UDA)	0
17/18 Contracted orthodontic activity (UOA)	1,169
Carry forward orthodontic activity (UOA)	6
Baseline contract value	£87,096.55

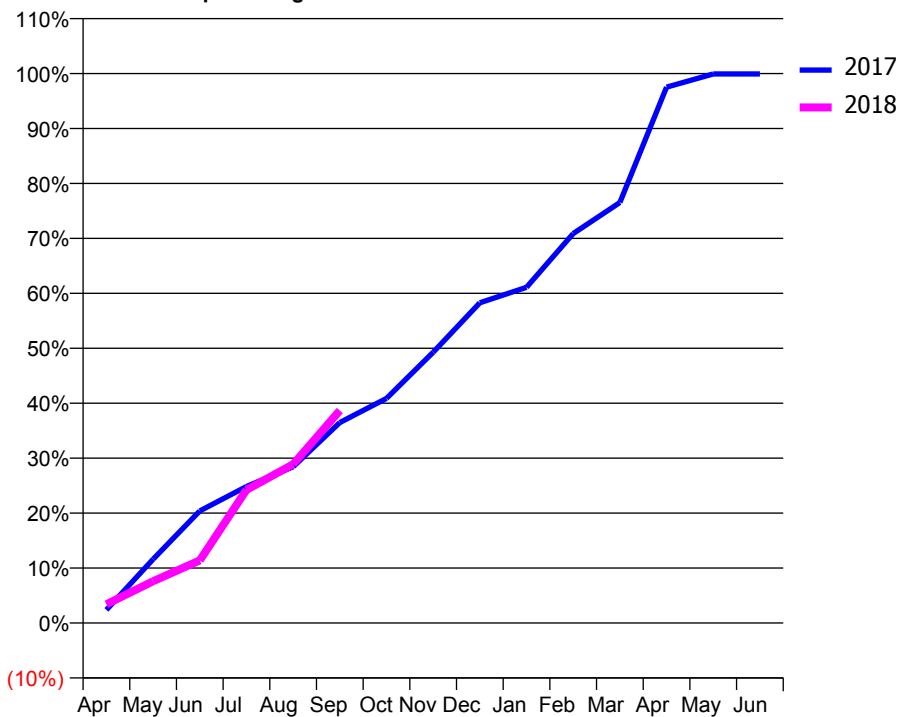
### ACCESS\*

Patients seen in 24 months	Total	Change since previous quarter
Quarter ending September 2016	272	
Quarter ending December 2016	258	↓
Quarter ending March 2017	272	↑
Quarter ending June 2017	277	→
Quarter ending September 2017	281	→
<b>Variance since September 2016</b>	<b>3.3%</b>	<b>↑</b>



### ACTIVITY

Cumulative percentage of contracted UDA delivered 2017 & 2018



Month	Adjusted Scheduled Activity (UDA)	
	2017	2018
April	12	17
May	58	38
June	102	57
July	124	121
August	142	144
September	182	193
October	204	
November	246	
December	291	
January	305	
February	354	
March	383	
April	488	
May	500	
June	500	

### QUALITY

	Quantity	Base Number	Contract	AT	Region	England
% of FP17s for the same patient ID Re-attending within 3 months - Children	12	257	4.7%	9.8%	11.6%	11.9%
% of FP17s for the same patient ID Re-attending within 3 months - Adults	1	12	8.3%	14.0%	15.2%	15.9%
% of FP17s for the same patient ID Re-attending between 3 & 9 months - Children	111	257	43.2%	60.8%	59.1%	58.1%
% of FP17s for the same patient ID Re-attending between 3 & 9 months - Adults	4	12	33.3%	53.1%	51.7%	50.6%
% of FP17s for Band 1 Urgent Courses	2	137	1.5%	7.2%	8.0%	9.1%
% of FP17s Relating to Free Repair or Replacements	0	137	0.0%	0.8%	0.8%	0.8%
% of FP17s Relating to Continuations	2	137	1.5%	1.1%	1.0%	1.1%
% of Patients satisfied with the dentistry they have received	0	0	N/A	91.5%	91.5%	91.4%
% of Patients satisfied with the time they had to wait for an appointment	0	0	N/A	86.9%	88.2%	87.7%

\* This is based on patients treated on this contract for their most recent course of treatment. Figures in italics indicate the base number of FP17s or Patient Questionnaire responses are less than 100. N/A is shown where the base number of responses is less than 10 during the period. % is calculated as Quantity/Base number\*100

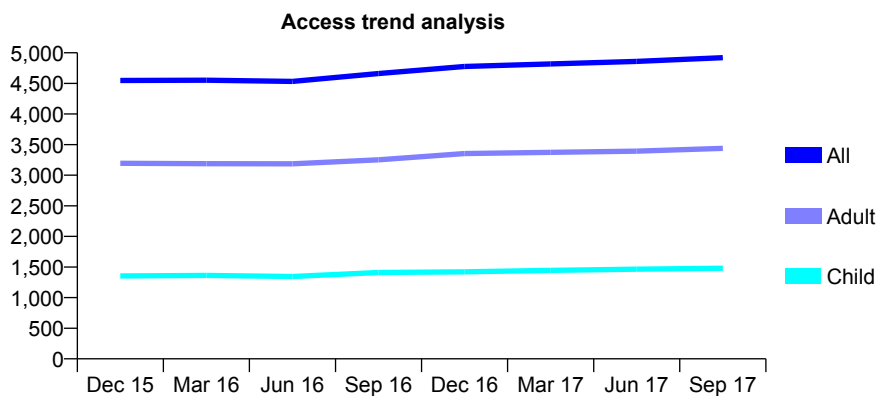
## Q59 - Vital Signs At a Glance Contract Report for 153370/0001 - September 2017

Name or company name	Mrs K Attwall and Miss K Sadhra
Contract type name	GDS Contract
Purpose of contract	General and Orthodontic
Contract start date	01/04/2009
Contract end date	

17/18 Contracted general activity (UDA)	15,375
Carry forward general activity (UDA)	219
17/18 Contracted orthodontic activity (UOA)	0
Carry forward orthodontic activity (UOA)	0
Baseline contract value	£375,776.05

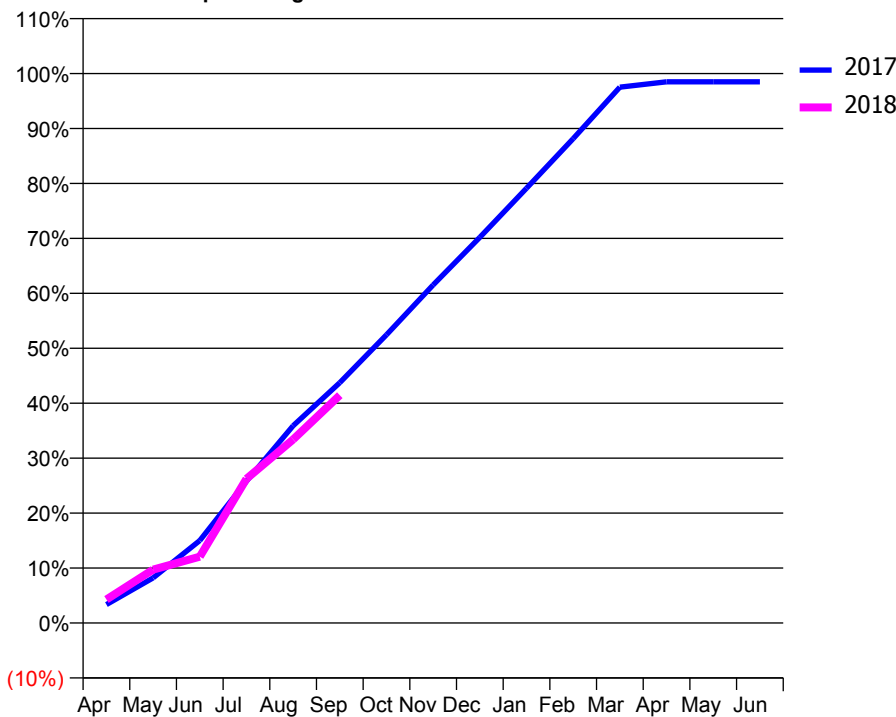
### ACCESS\*

Patients seen in 24 months	Total	Change since previous quarter
Quarter ending September 2016	4,662	
Quarter ending December 2016	4,776	↑
Quarter ending March 2017	4,818	→
Quarter ending June 2017	4,859	→
Quarter ending September 2017	4,921	→
<b>Variance since September 2016</b>	<b>5.6%</b>	<b>↑</b>



### ACTIVITY

Cumulative percentage of contracted UDA delivered 2017 & 2018



Month	Adjusted Scheduled Activity (UDA)	
	2017	2018
April	491	658
May	1,200	1,493
June	2,189	1,858
July	3,766	4,037
August	5,236	5,136
September	6,381	6,376
October	7,653	
November	8,977	
December	10,241	
January	11,542	
February	12,860	
March	14,225	
April	14,366	
May	14,366	
June	14,369	

### QUALITY

	Quantity	Base Number	Contract	AT	Region	England
% of FP17s for the same patient ID Re-attending within 3 months - Children	126	1,210	10.4%	9.8%	11.6%	11.9%
% of FP17s for the same patient ID Re-attending within 3 months - Adults	355	2,638	13.5%	14.0%	15.2%	15.9%
% of FP17s for the same patient ID Re-attending between 3 & 9 months - Children	814	1,210	67.3%	60.8%	59.1%	58.1%
% of FP17s for the same patient ID Re-attending between 3 & 9 months - Adults	1,660	2,638	62.9%	53.1%	51.7%	50.6%
% of FP17s for Band 1 Urgent Courses	203	3,738	5.4%	7.2%	8.0%	9.1%
% of FP17s Relating to Free Repair or Replacements	26	3,738	0.7%	0.8%	0.8%	0.8%
% of FP17s Relating to Continuations	36	3,738	1.0%	1.1%	1.0%	1.1%
% of Patients satisfied with the dentistry they have received	7	7	N/A	91.5%	91.5%	91.4%
% of Patients satisfied with the time they had to wait for an appointment	7	7	N/A	86.9%	88.2%	87.7%

\* This is based on patients treated on this contract for their most recent course of treatment. Figures in italics indicate the base number of FP17s or Patient Questionnaire responses are less than 100. N/A is shown where the base number of responses is less than 10 during the period. % is calculated as Quantity/Base number\*100

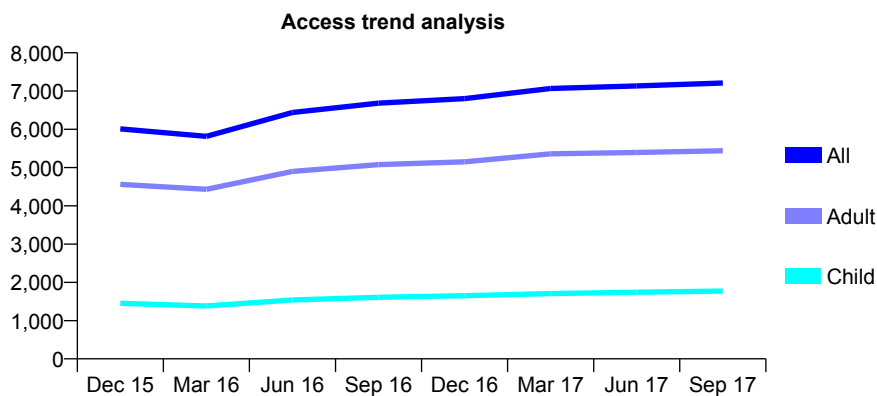
## Q59 - Vital Signs At a Glance Contract Report for 153796/0002 - September 2017

Name or company name	Smile Centre (Boston) Ltd
Contract type name	GDS Contract
Purpose of contract	General
Contract start date	01/04/2013
Contract end date	

17/18 Contracted general activity (UDA)	21,200
Carry forward general activity (UDA)	567
17/18 Contracted orthodontic activity (UOA)	0
Carry forward orthodontic activity (UOA)	0
Baseline contract value	£575,766.46

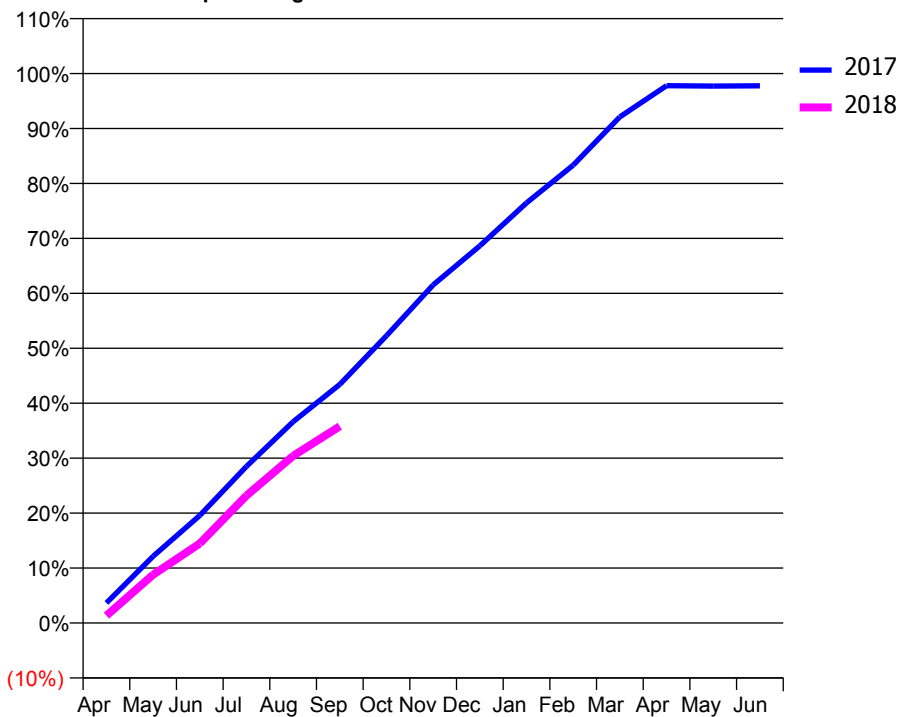
### ACCESS\*

Patients seen in 24 months	Total	Change since previous quarter
Quarter ending September 2016	6,684	
Quarter ending December 2016	6,801	→
Quarter ending March 2017	7,066	↑
Quarter ending June 2017	7,135	→
Quarter ending September 2017	7,211	→
<b>Variance since September 2016</b>	<b>7.9%</b>	<b>↑</b>



### ACTIVITY

Cumulative percentage of contracted UDA delivered 2017 & 2018



Month	Adjusted Scheduled Activity (UDA)	
	2017	2018
April	923	285
May	3,061	1,867
June	4,933	3,066
July	7,183	4,918
August	9,230	6,446
September	10,945	7,593
October	13,177	
November	15,506	
December	17,294	
January	19,264	
February	20,997	
March	23,213	
April	24,642	
May	24,625	
June	24,633	

### QUALITY

	Quantity	Base Number	Contract	AT	Region	England
% of FP17s for the same patient ID Re-attending within 3 months - Children	127	1,210	10.5%	9.8%	11.6%	11.9%
% of FP17s for the same patient ID Re-attending within 3 months - Adults	445	2,849	15.6%	14.0%	15.2%	15.9%
% of FP17s for the same patient ID Re-attending between 3 & 9 months - Children	638	1,210	52.7%	60.8%	59.1%	58.1%
% of FP17s for the same patient ID Re-attending between 3 & 9 months - Adults	1,057	2,849	37.1%	53.1%	51.7%	50.6%
% of FP17s for Band 1 Urgent Courses	892	3,586	24.9%	7.2%	8.0%	9.1%
% of FP17s Relating to Free Repair or Replacements	13	3,586	0.4%	0.8%	0.8%	0.8%
% of FP17s Relating to Continuations	5	3,586	0.1%	1.1%	1.0%	1.1%
% of Patients satisfied with the dentistry they have received	10	11	90.9%	91.5%	91.5%	91.4%
% of Patients satisfied with the time they had to wait for an appointment	9	11	81.8%	86.9%	88.2%	87.7%

\* This is based on patients treated on this contract for their most recent course of treatment. Figures in italics indicate the base number of FP17s or Patient Questionnaire responses are less than 100. N/A is shown where the base number of responses is less than 10 during the period. % is calculated as Quantity/Base number\*100

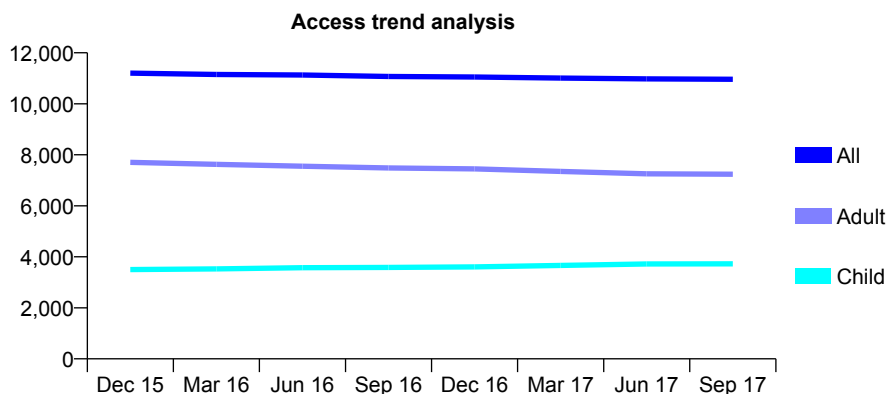
## Q59 - Vital Signs At a Glance Contract Report for 153931/0001 - September 2017

Name or company name	Wong, Wallbuton, Eastwood, Ashraf & But
Contract type name	GDS Contract
Purpose of contract	General and Orthodontic
Contract start date	01/04/2006
Contract end date	

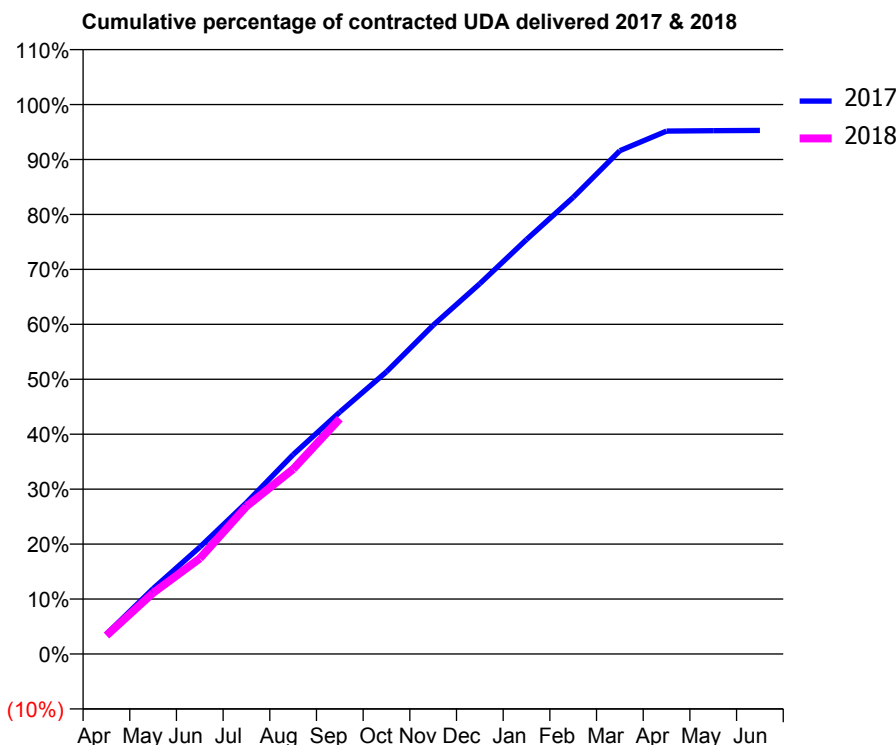
17/18 Contracted general activity (UDA)	31,000
Carry forward general activity (UDA)	0
17/18 Contracted orthodontic activity (UOA)	524
Carry forward orthodontic activity (UOA)	4
Baseline contract value	£726,306.87

### ACCESS\*

Patients seen in 24 months	Total	Change since previous quarter
Quarter ending September 2016	11,070	
Quarter ending December 2016	11,052	→
Quarter ending March 2017	11,011	→
Quarter ending June 2017	10,976	→
Quarter ending September 2017	10,963	→
<b>Variance since September 2016</b>	<b>(1.0%)</b>	→



### ACTIVITY



Month	Adjusted Scheduled Activity (UDA)	
	2017	2018
April	1,051	1,043
May	3,454	3,452
June	5,641	5,391
July	7,988	8,330
August	10,523	10,431
September	12,770	13,276
October	14,895	
November	17,351	
December	19,550	
January	21,877	
February	24,098	
March	26,563	
April	27,597	
May	27,621	
June	27,633	

### QUALITY

	Quantity	Base Number	Contract	AT	Region	England
% of FP17s for the same patient ID Re-attending within 3 months - Children	228	3,179	7.2%	9.8%	11.6%	11.9%
% of FP17s for the same patient ID Re-attending within 3 months - Adults	586	5,634	10.4%	14.0%	15.2%	15.9%
% of FP17s for the same patient ID Re-attending between 3 & 9 months - Children	2,175	3,179	68.4%	60.8%	59.1%	58.1%
% of FP17s for the same patient ID Re-attending between 3 & 9 months - Adults	3,569	5,634	63.3%	53.1%	51.7%	50.6%
% of FP17s for Band 1 Urgent Courses	381	7,559	5.0%	7.2%	8.0%	9.1%
% of FP17s Relating to Free Repair or Replacements	82	7,559	1.1%	0.8%	0.8%	0.8%
% of FP17s Relating to Continuations	67	7,559	0.9%	1.1%	1.0%	1.1%
% of Patients satisfied with the dentistry they have received	11	12	91.7%	91.5%	91.5%	91.4%
% of Patients satisfied with the time they had to wait for an appointment	11	12	91.7%	86.9%	88.2%	87.7%

\* This is based on patients treated on this contract for their most recent course of treatment. Figures in italics indicate the base number of FP17s or Patient Questionnaire responses are less than 100. N/A is shown where the base number of responses is less than 10 during the period. % is calculated as Quantity/Base number\*100

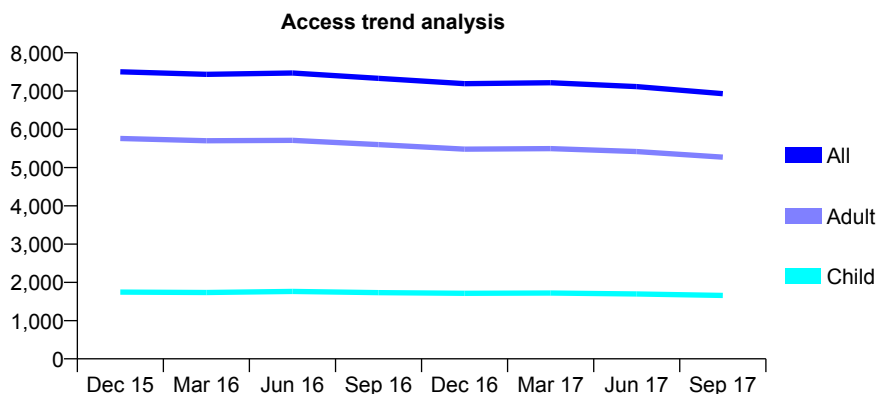
## Q59 - Vital Signs At a Glance Contract Report for 156132/0001 - September 2017

Name or company name	S Lidder & S Chahal T/A Lutterworth DP
Contract type name	GDS Contract
Purpose of contract	General
Contract start date	01/08/2013
Contract end date	

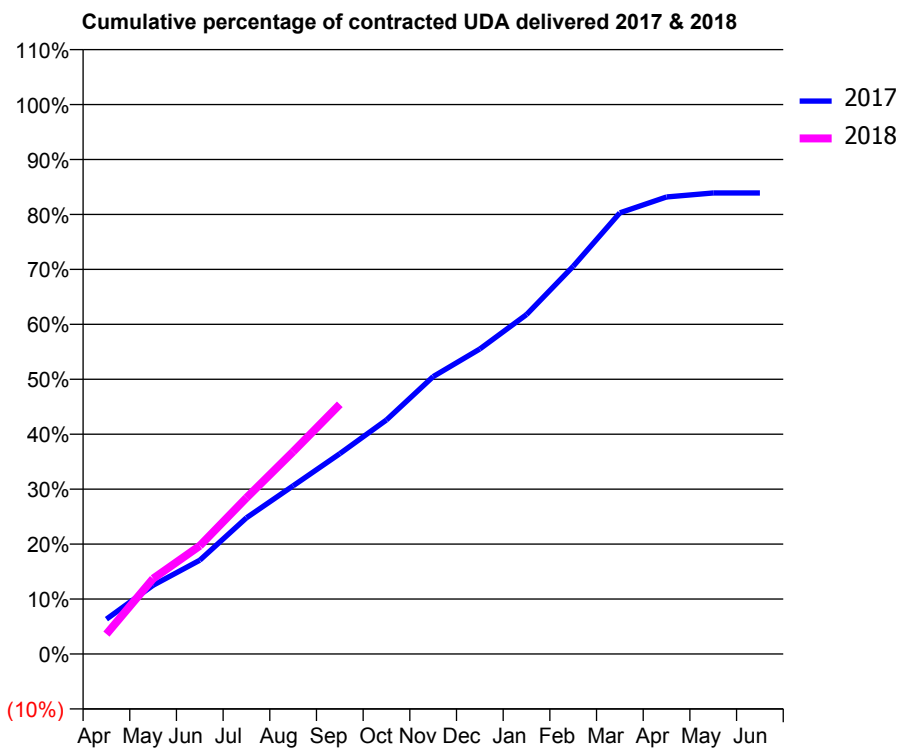
17/18 Contracted general activity (UDA)	14,326
Carry forward general activity (UDA)	0
17/18 Contracted orthodontic activity (UOA)	0
Carry forward orthodontic activity (UOA)	0
Baseline contract value	£323,375.21

### ACCESS\*

Patients seen in 24 months	Total	Change since previous quarter
Quarter ending September 2016	7,331	
Quarter ending December 2016	7,193	↓
Quarter ending March 2017	7,216	→
Quarter ending June 2017	7,116	↓
Quarter ending September 2017	6,932	↓
<b>Variance since September 2016</b>	<b>(5.4%)</b>	<b>↓</b>



### ACTIVITY



Month	Adjusted Scheduled Activity (UDA)	
	2017	2018
April	1,355	518
May	2,669	1,966
June	3,642	2,821
July	5,285	4,073
August	6,527	5,277
September	7,775	6,511
October	9,087	
November	10,765	
December	11,839	
January	13,173	
February	15,049	
March	17,120	
April	17,740	
May	17,894	
June	17,894	

### QUALITY

	Quantity	Base Number	Contract	AT	Region	England
% of FP17s for the same patient ID Re-attending within 3 months - Children	49	1,224	4.0%	9.8%	11.6%	11.9%
% of FP17s for the same patient ID Re-attending within 3 months - Adults	383	3,243	11.8%	14.0%	15.2%	15.9%
% of FP17s for the same patient ID Re-attending between 3 & 9 months - Children	852	1,224	69.6%	60.8%	59.1%	58.1%
% of FP17s for the same patient ID Re-attending between 3 & 9 months - Adults	1,680	3,243	51.8%	53.1%	51.7%	50.6%
% of FP17s for Band 1 Urgent Courses	167	3,823	4.4%	7.2%	8.0%	9.1%
% of FP17s Relating to Free Repair or Replacements	37	3,823	1.0%	0.8%	0.8%	0.8%
% of FP17s Relating to Continuations	5	3,823	0.1%	1.1%	1.0%	1.1%
% of Patients satisfied with the dentistry they have received	12	13	92.3%	91.5%	91.5%	91.4%
% of Patients satisfied with the time they had to wait for an appointment	12	13	92.3%	86.9%	88.2%	87.7%

\* This is based on patients treated on this contract for their most recent course of treatment. Figures in italics indicate the base number of FP17s or Patient Questionnaire responses are less than 100. N/A is shown where the base number of responses is less than 10 during the period. % is calculated as Quantity/Base number\*100

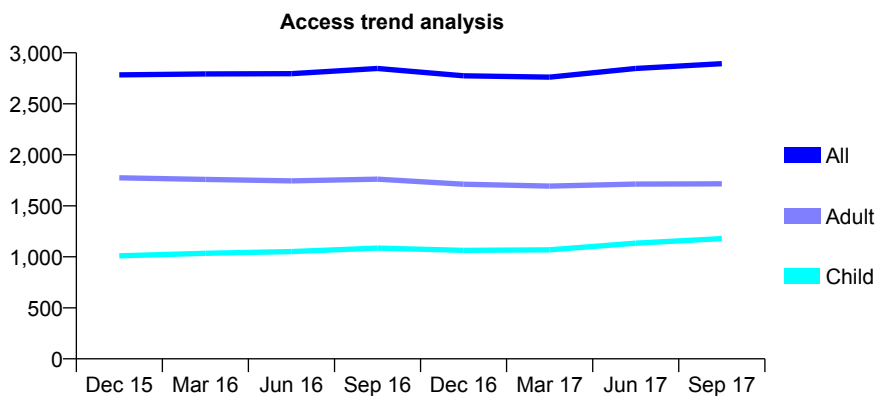
## Q59 - Vital Signs At a Glance Contract Report for 157813/0001 - September 2017

Name or company name	H.S. Virdee (Home Farm) Ltd.
Contract type name	GDS Contract
Purpose of contract	General and Orthodontic
Contract start date	01/09/2009
Contract end date	

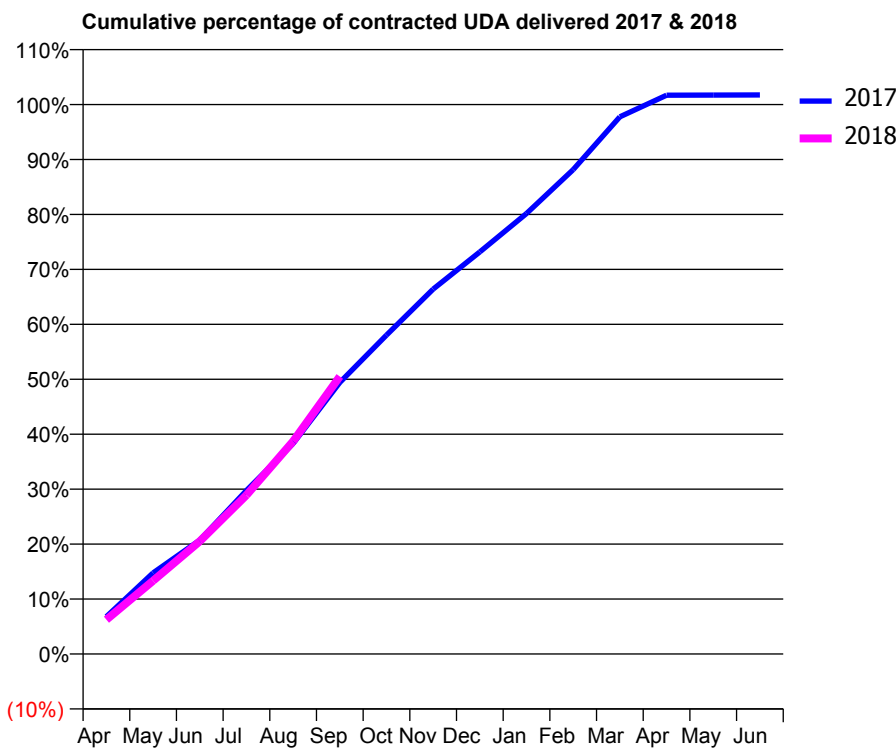
17/18 Contracted general activity (UDA)	8,251
Carry forward general activity (UDA)	-147
17/18 Contracted orthodontic activity (UOA)	125
Carry forward orthodontic activity (UOA)	0
Baseline contract value	£218,625.16

### ACCESS\*

Patients seen in 24 months	Total	Change since previous quarter
Quarter ending September 2016	2,847	
Quarter ending December 2016	2,775	↓
Quarter ending March 2017	2,761	→
Quarter ending June 2017	2,847	↑
Quarter ending September 2017	2,894	→
<b>Variance since September 2016</b>	<b>1.7%</b>	<b>→</b>



### ACTIVITY



Month	Adjusted Scheduled Activity (UDA)	
	2017	2018
April	572	515
May	1,241	1,101
June	1,742	1,693
July	2,501	2,387
August	3,219	3,195
September	4,152	4,168
October	4,875	
November	5,578	
December	6,147	
January	6,734	
February	7,405	
March	8,212	
April	8,543	
May	8,546	
June	8,548	

### QUALITY

	Quantity	Base Number	Contract	AT	Region	England
% of FP17s for the same patient ID Re-attending within 3 months - Children	36	772	4.7%	9.8%	11.6%	11.9%
% of FP17s for the same patient ID Re-attending within 3 months - Adults	107	1,066	10.0%	14.0%	15.2%	15.9%
% of FP17s for the same patient ID Re-attending between 3 & 9 months - Children	354	772	45.9%	60.8%	59.1%	58.1%
% of FP17s for the same patient ID Re-attending between 3 & 9 months - Adults	443	1,066	41.6%	53.1%	51.7%	50.6%
% of FP17s for Band 1 Urgent Courses	36	1,368	2.6%	7.2%	8.0%	9.1%
% of FP17s Relating to Free Repair or Replacements	5	1,368	0.4%	0.8%	0.8%	0.8%
% of FP17s Relating to Continuations	15	1,368	1.1%	1.1%	1.0%	1.1%
% of Patients satisfied with the dentistry they have received	2	2	N/A	91.5%	91.5%	91.4%
% of Patients satisfied with the time they had to wait for an appointment	2	2	N/A	86.9%	88.2%	87.7%

\* This is based on patients treated on this contract for their most recent course of treatment. Figures in italics indicate the base number of FP17s or Patient Questionnaire responses are less than 100. N/A is shown where the base number of responses is less than 10 during the period. % is calculated as Quantity/Base number\*100



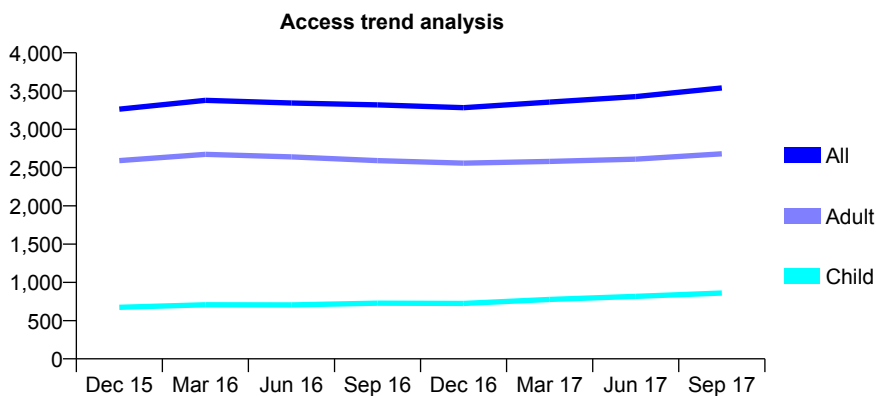
## Q59 - Vital Signs At a Glance Contract Report for 159212/0001 - September 2017

Name or company name	J Ahmad, M Hallen, A Persson & A Alfreds
Contract type name	GDS Contract
Purpose of contract	General
Contract start date	05/10/2009
Contract end date	

17/18 Contracted general activity (UDA)	9,188
Carry forward general activity (UDA)	235
17/18 Contracted orthodontic activity (UOA)	0
Carry forward orthodontic activity (UOA)	0
Baseline contract value	£232,821.06

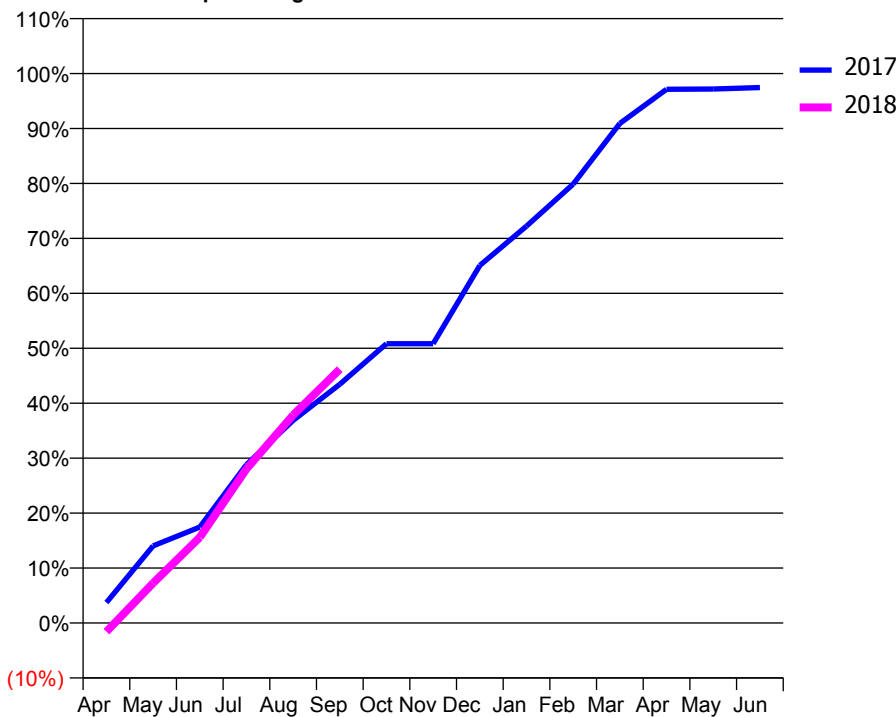
### ACCESS\*

Patients seen in 24 months	Total	Change since previous quarter
Quarter ending September 2016	3,319	
Quarter ending December 2016	3,283	↓
Quarter ending March 2017	3,356	↑
Quarter ending June 2017	3,427	↑
Quarter ending September 2017	3,541	↑
<b>Variance since September 2016</b>	<b>6.7%</b>	<b>↑</b>



### ACTIVITY

Cumulative percentage of contracted UDA delivered 2017 & 2018



Month	Adjusted Scheduled Activity (UDA)	
	2017	2018
April	343	-146
May	1,289	668
June	1,605	1,432
July	2,649	2,576
August	3,387	3,477
September	3,993	4,245
October	4,669	
November	4,669	
December	5,979	
January	6,636	
February	7,339	
March	8,353	
April	8,924	
May	8,929	
June	8,953	

### QUALITY

	Quantity	Base Number	Contract	AT	Region	England
% of FP17s for the same patient ID Re-attending within 3 months - Children	49	723	6.8%	9.8%	11.6%	11.9%
% of FP17s for the same patient ID Re-attending within 3 months - Adults	244	1,971	12.4%	14.0%	15.2%	15.9%
% of FP17s for the same patient ID Re-attending between 3 & 9 months - Children	412	723	57.0%	60.8%	59.1%	58.1%
% of FP17s for the same patient ID Re-attending between 3 & 9 months - Adults	1,153	1,971	58.5%	53.1%	51.7%	50.6%
% of FP17s for Band 1 Urgent Courses	79	2,412	3.3%	7.2%	8.0%	9.1%
% of FP17s Relating to Free Repair or Replacements	15	2,412	0.6%	0.8%	0.8%	0.8%
% of FP17s Relating to Continuations	33	2,412	1.4%	1.1%	1.0%	1.1%
% of Patients satisfied with the dentistry they have received	7	7	N/A	91.5%	91.5%	91.4%
% of Patients satisfied with the time they had to wait for an appointment	7	7	N/A	86.9%	88.2%	87.7%

\* This is based on patients treated on this contract for their most recent course of treatment. Figures in italics indicate the base number of FP17s or Patient Questionnaire responses are less than 100. N/A is shown where the base number of responses is less than 10 during the period. % is calculated as Quantity/Base number\*100

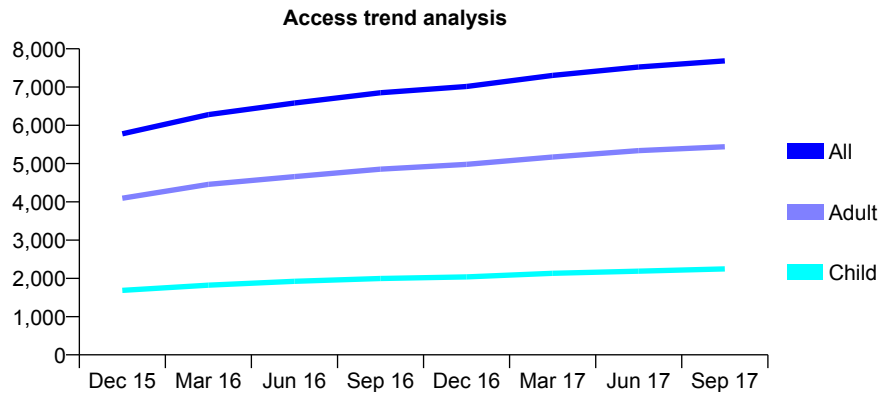
## Q59 - Vital Signs At a Glance Contract Report for 160652/0001 - September 2017

Name or company name	Carillon Dental Care Limited
Contract type name	Pilot Contract
Purpose of contract	General
Contract start date	01/05/2014
Contract end date	

17/18 Contracted general activity (UDA)	21,417
Carry forward general activity (UDA)	0
17/18 Contracted orthodontic activity (UOA)	0
Carry forward orthodontic activity (UOA)	0
Baseline contract value	£554,893.92

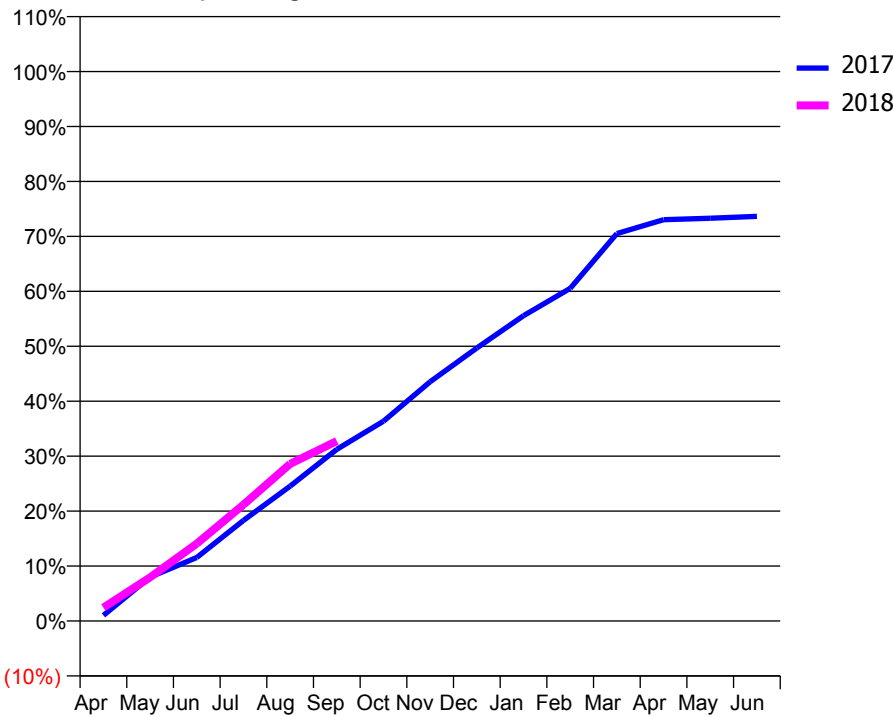
### ACCESS\*

Patients seen in 24 months	Total	Change since previous quarter
Quarter ending September 2016	6,851	
Quarter ending December 2016	7,016	↑
Quarter ending March 2017	7,303	↑
Quarter ending June 2017	7,525	↑
Quarter ending September 2017	7,684	↑
<b>Variance since September 2016</b>	<b>12.2%</b>	<b>↑</b>



### ACTIVITY

Cumulative percentage of contracted UDA delivered 2017 & 2018



Month	Adjusted Scheduled Activity (UDA)	
	2017	2018
April	220	520
May	1,714	1,703
June	2,474	3,018
July	3,921	4,537
August	5,257	6,122
September	6,693	7,015
October	7,788	
November	9,326	
December	10,642	
January	11,901	
February	12,965	
March	15,102	
April	15,639	
May	15,696	
June	15,770	

### QUALITY

	Quantity	Base Number	Contract	AT	Region	England
% of FP17s for the same patient ID Re-attending within 3 months - Children	56	1,233	4.5%	9.8%	11.6%	11.9%
% of FP17s for the same patient ID Re-attending within 3 months - Adults	258	2,183	11.8%	14.0%	15.2%	15.9%
% of FP17s for the same patient ID Re-attending between 3 & 9 months - Children	475	1,233	38.5%	60.8%	59.1%	58.1%
% of FP17s for the same patient ID Re-attending between 3 & 9 months - Adults	483	2,183	22.1%	53.1%	51.7%	50.6%
% of FP17s for Band 1 Urgent Courses	128	3,081	4.2%	7.2%	8.0%	9.1%
% of FP17s Relating to Free Repair or Replacements	12	3,081	0.4%	0.8%	0.8%	0.8%
% of FP17s Relating to Continuations	20	3,081	0.6%	1.1%	1.0%	1.1%
% of Patients satisfied with the dentistry they have received	5	5	N/A	91.5%	91.5%	91.4%
% of Patients satisfied with the time they had to wait for an appointment	5	5	N/A	86.9%	88.2%	87.7%

\* This is based on patients treated on this contract for their most recent course of treatment. Figures in italics indicate the base number of FP17s or Patient Questionnaire responses are less than 100. N/A is shown where the base number of responses is less than 10 during the period. % is calculated as Quantity/Base number\*100

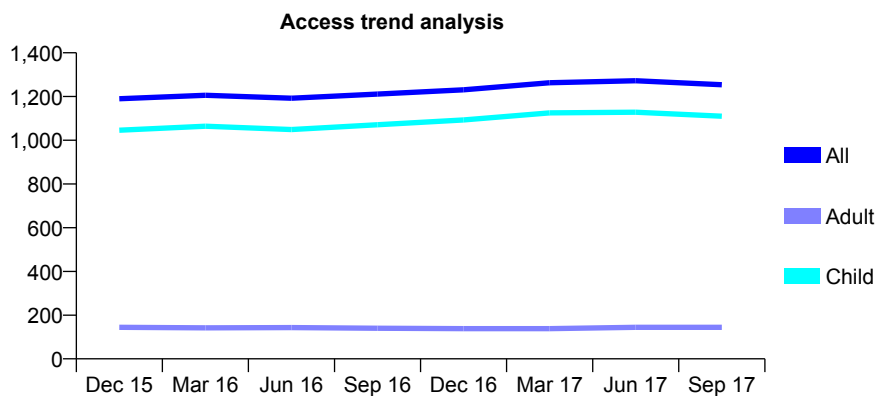
## Q59 - Vital Signs At a Glance Contract Report for 161047/0001 - September 2017

Name or company name	Mr M Koria & Mrs S Moncur
Contract type name	GDS Contract
Purpose of contract	General
Contract start date	01/05/2012
Contract end date	

17/18 Contracted general activity (UDA)	2,950
Carry forward general activity (UDA)	98
17/18 Contracted orthodontic activity (UOA)	0
Carry forward orthodontic activity (UOA)	0
Baseline contract value	£68,743.24

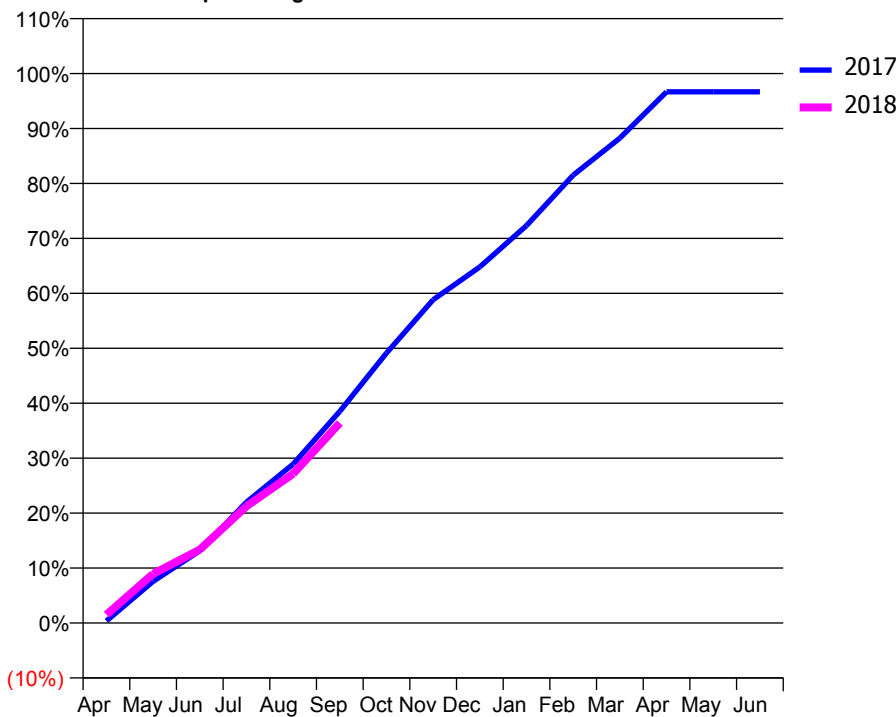
### ACCESS\*

Patients seen in 24 months	Total	Change since previous quarter
Quarter ending September 2016	1,211	
Quarter ending December 2016	1,231	→
Quarter ending March 2017	1,263	↑
Quarter ending June 2017	1,272	→
Quarter ending September 2017	1,254	↓
<b>Variance since September 2016</b>	<b>3.6%</b>	<b>↑</b>



### ACTIVITY

Cumulative percentage of contracted UDA delivered 2017 & 2018



Adjusted Scheduled Activity (UDA)

Month	2017	2018
April	11	45
May	223	264
June	387	394
July	649	627
August	853	801
September	1,136	1,074
October	1,449	
November	1,736	
December	1,912	
January	2,133	
February	2,404	
March	2,603	
April	2,852	
May	2,852	
June	2,852	

### QUALITY

	Quantity	Base Number	Contract	AT	Region	England
% of FP17s for the same patient ID Re-attending within 3 months - Children	75	945	7.9%	9.8%	11.6%	11.9%
% of FP17s for the same patient ID Re-attending within 3 months - Adults	5	43	11.6%	14.0%	15.2%	15.9%
% of FP17s for the same patient ID Re-attending between 3 & 9 months - Children	665	945	70.4%	60.8%	59.1%	58.1%
% of FP17s for the same patient ID Re-attending between 3 & 9 months - Adults	28	43	65.1%	53.1%	51.7%	50.6%
% of FP17s for Band 1 Urgent Courses	55	847	6.5%	7.2%	8.0%	9.1%
% of FP17s Relating to Free Repair or Replacements	0	847	0.0%	0.8%	0.8%	0.8%
% of FP17s Relating to Continuations	9	847	1.1%	1.1%	1.0%	1.1%
% of Patients satisfied with the dentistry they have received	0	0	N/A	91.5%	91.5%	91.4%
% of Patients satisfied with the time they had to wait for an appointment	0	0	N/A	86.9%	88.2%	87.7%

\* This is based on patients treated on this contract for their most recent course of treatment. Figures in italics indicate the base number of FP17s or Patient Questionnaire responses are less than 100. N/A is shown where the base number of responses is less than 10 during the period. % is calculated as Quantity/Base number\*100

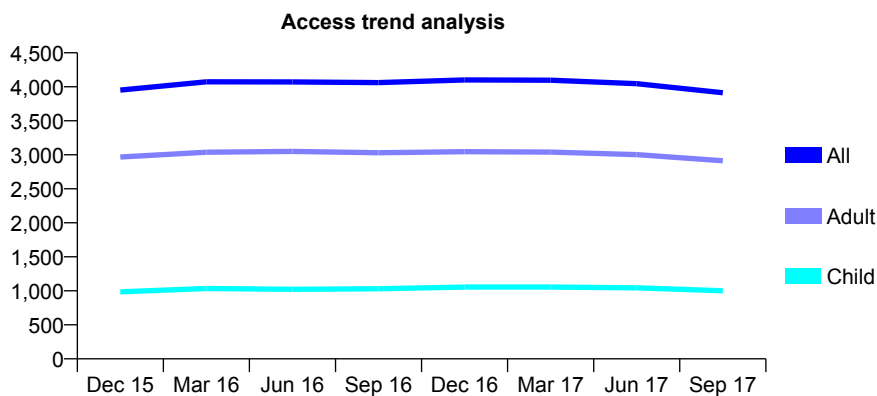
## Q59 - Vital Signs At a Glance Contract Report for 161489/0001 - September 2017

Name or company name	Olive Tree Dental Practice Limited
Contract type name	GDS Contract
Purpose of contract	General
Contract start date	14/02/2012
Contract end date	

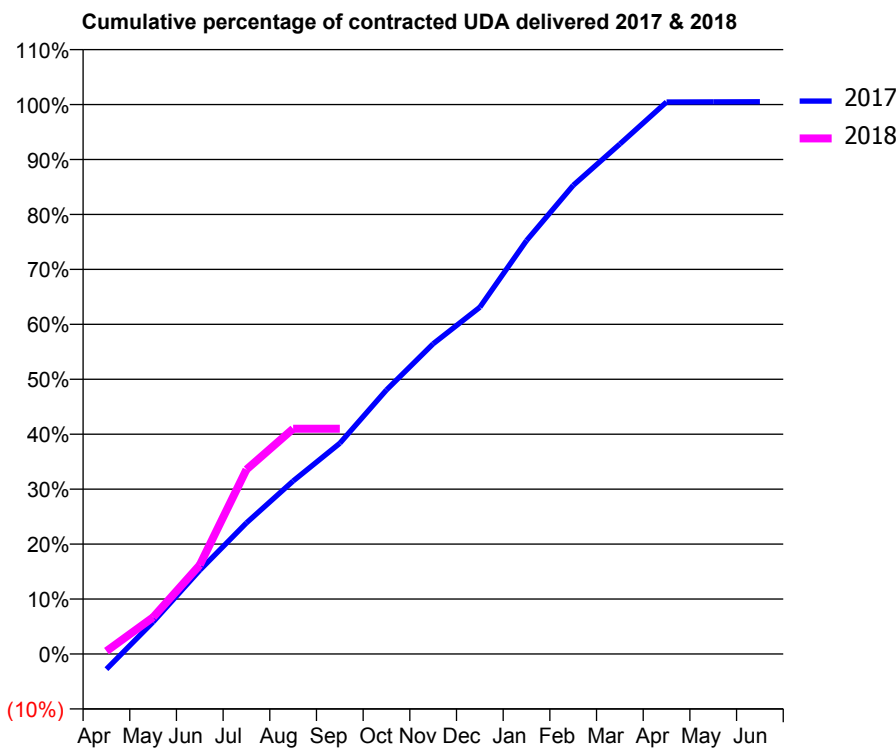
17/18 Contracted general activity (UDA)	11,510
Carry forward general activity (UDA)	-61
17/18 Contracted orthodontic activity (UOA)	0
Carry forward orthodontic activity (UOA)	0
Baseline contract value	£241,440.68

### ACCESS\*

Patients seen in 24 months	Total	Change since previous quarter
Quarter ending September 2016	4,062	
Quarter ending December 2016	4,101	→
Quarter ending March 2017	4,097	→
Quarter ending June 2017	4,046	↓
Quarter ending September 2017	3,913	↓
<b>Variance since September 2016</b>	<b>(3.7%)</b>	<b>↓</b>



### ACTIVITY



Month	Adjusted Scheduled Activity (UDA)	
	2017	2018
April	-340	61
May	714	769
June	1,871	1,866
July	2,926	3,864
August	3,861	4,720
September	4,701	4,720
October	5,892	
November	6,922	
December	7,736	
January	9,223	
February	10,456	
March	11,377	
April	12,314	
May	12,318	
June	12,321	

### QUALITY

	Quantity	Base Number	Contract	AT	Region	England
% of FP17s for the same patient ID Re-attending within 3 months - Children	49	728	6.7%	9.8%	11.6%	11.9%
% of FP17s for the same patient ID Re-attending within 3 months - Adults	332	2,070	16.0%	14.0%	15.2%	15.9%
% of FP17s for the same patient ID Re-attending between 3 & 9 months - Children	516	728	70.9%	60.8%	59.1%	58.1%
% of FP17s for the same patient ID Re-attending between 3 & 9 months - Adults	1,372	2,070	66.3%	53.1%	51.7%	50.6%
% of FP17s for Band 1 Urgent Courses	123	2,353	5.2%	7.2%	8.0%	9.1%
% of FP17s Relating to Free Repair or Replacements	62	2,353	2.6%	0.8%	0.8%	0.8%
% of FP17s Relating to Continuations	26	2,353	1.1%	1.1%	1.0%	1.1%
% of Patients satisfied with the dentistry they have received	3	3	N/A	91.5%	91.5%	91.4%
% of Patients satisfied with the time they had to wait for an appointment	3	3	N/A	86.9%	88.2%	87.7%

\* This is based on patients treated on this contract for their most recent course of treatment. Figures in italics indicate the base number of FP17s or Patient Questionnaire responses are less than 100. N/A is shown where the base number of responses is less than 10 during the period. % is calculated as Quantity/Base number\*100

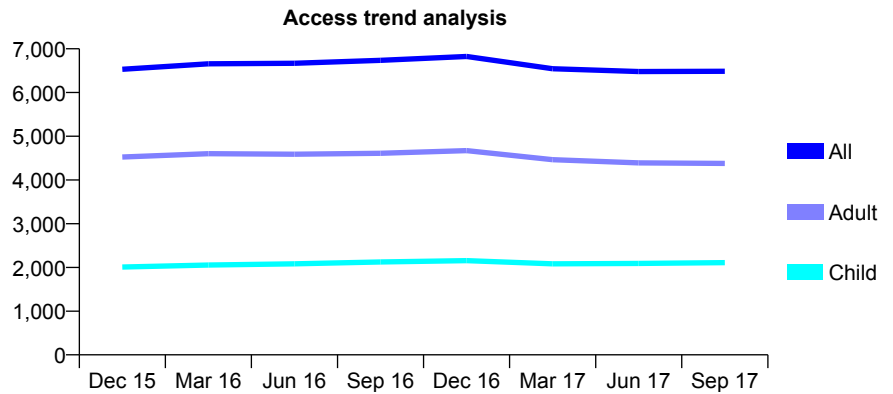
## Q59 - Vital Signs At a Glance Contract Report for 162078/0001 - September 2017

Name or company name	Dr Hindocha Ltd.
Contract type name	GDS Contract
Purpose of contract	General
Contract start date	01/05/2007
Contract end date	

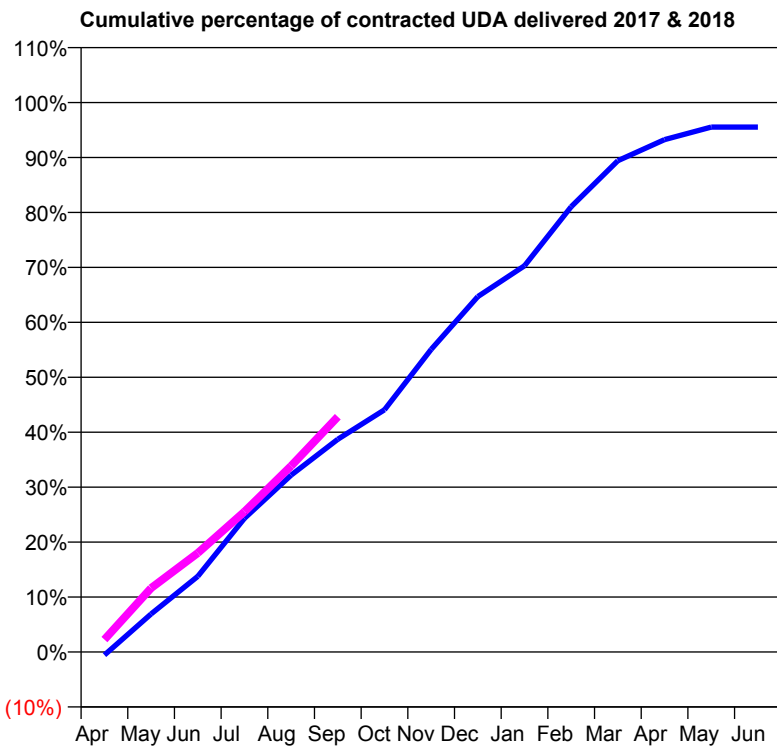
17/18 Contracted general activity (UDA)	15,789
Carry forward general activity (UDA)	0
17/18 Contracted orthodontic activity (UOA)	0
Carry forward orthodontic activity (UOA)	0
Baseline contract value	£410,947.35

### ACCESS\*

Patients seen in 24 months	Total	Change since previous quarter
Quarter ending September 2016	6,735	
Quarter ending December 2016	6,826	→
Quarter ending March 2017	6,545	↓
Quarter ending June 2017	6,481	→
Quarter ending September 2017	6,486	→
<b>Variance since September 2016</b>	<b>(3.7%)</b>	<b>↓</b>



### ACTIVITY



Month	Adjusted Scheduled Activity (UDA)	
	2017	2018
April	-91	357
May	1,092	1,838
June	2,175	2,847
July	3,843	4,034
August	5,084	5,346
September	6,112	6,760
October	6,960	
November	8,696	
December	10,213	
January	11,098	
February	12,795	
March	14,117	
April	14,724	
May	15,081	
June	15,082	

### QUALITY

	Quantity	Base Number	Contract	AT	Region	England
% of FP17s for the same patient ID Re-attending within 3 months - Children	57	1,005	5.7%	9.8%	11.6%	11.9%
% of FP17s for the same patient ID Re-attending within 3 months - Adults	310	2,049	15.1%	14.0%	15.2%	15.9%
% of FP17s for the same patient ID Re-attending between 3 & 9 months - Children	283	1,005	28.2%	60.8%	59.1%	58.1%
% of FP17s for the same patient ID Re-attending between 3 & 9 months - Adults	582	2,049	28.4%	53.1%	51.7%	50.6%
% of FP17s for Band 1 Urgent Courses	296	2,679	11.0%	7.2%	8.0%	9.1%
% of FP17s Relating to Free Repair or Replacements	13	2,679	0.5%	0.8%	0.8%	0.8%
% of FP17s Relating to Continuations	43	2,679	1.6%	1.1%	1.0%	1.1%
% of Patients satisfied with the dentistry they have received	5	5	N/A	91.5%	91.5%	91.4%
% of Patients satisfied with the time they had to wait for an appointment	4	5	N/A	86.9%	88.2%	87.7%

\* This is based on patients treated on this contract for their most recent course of treatment. Figures in italics indicate the base number of FP17s or Patient Questionnaire responses are less than 100. N/A is shown where the base number of responses is less than 10 during the period. % is calculated as Quantity/Base number\*100

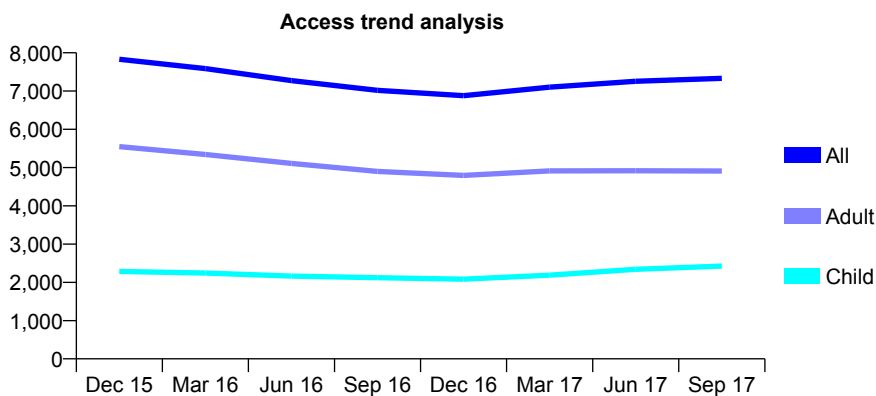
## Q59 - Vital Signs At a Glance Contract Report for 162078/0002 - September 2017

Name or company name	Dr Hindocha Ltd.
Contract type name	GDS Contract
Purpose of contract	General
Contract start date	01/05/2007
Contract end date	

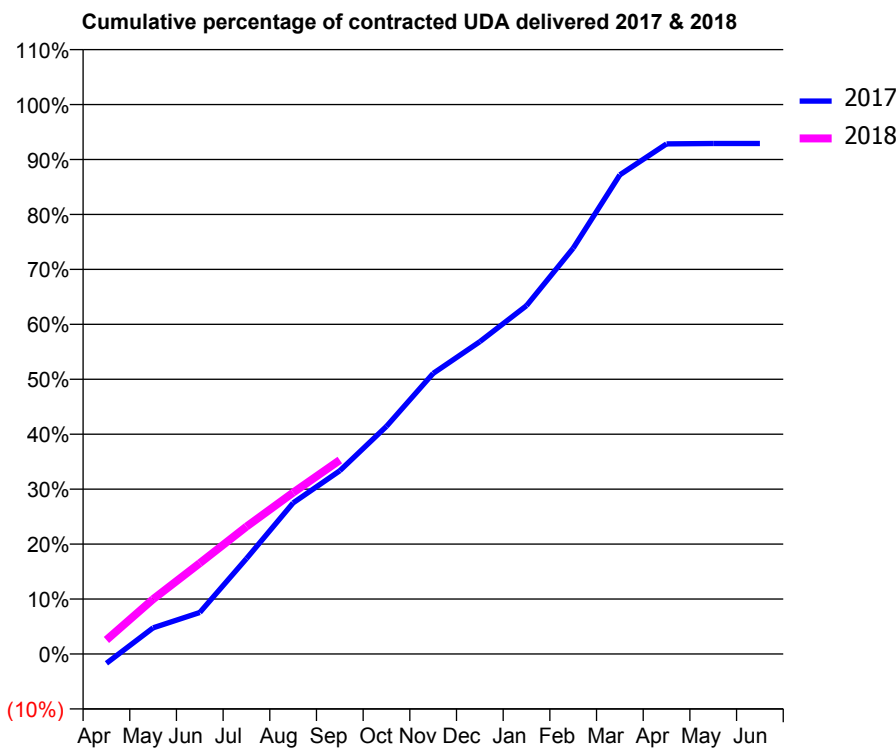
17/18 Contracted general activity (UDA)	23,226
Carry forward general activity (UDA)	0
17/18 Contracted orthodontic activity (UOA)	0
Carry forward orthodontic activity (UOA)	0
Baseline contract value	£597,119.34

### ACCESS\*

Patients seen in 24 months	Total	Change since previous quarter
Quarter ending September 2016	7,020	
Quarter ending December 2016	6,879	↓
Quarter ending March 2017	7,101	↑
Quarter ending June 2017	7,257	↑
Quarter ending September 2017	7,333	→
<b>Variance since September 2016</b>	<b>4.5%</b>	<b>↑</b>



### ACTIVITY



Month	2017	2018
April	-337	592
May	933	2,320
June	1,481	3,841
July	3,399	5,388
August	5,387	6,823
September	6,529	8,196
October	8,110	
November	9,999	
December	11,130	
January	12,410	
February	14,457	
March	17,069	
April	18,171	
May	18,189	
June	18,189	

### QUALITY

	Quantity	Base Number	Contract	AT	Region	England
% of FP17s for the same patient ID Re-attending within 3 months - Children	108	1,415	7.6%	9.8%	11.6%	11.9%
% of FP17s for the same patient ID Re-attending within 3 months - Adults	353	2,517	14.0%	14.0%	15.2%	15.9%
% of FP17s for the same patient ID Re-attending between 3 & 9 months - Children	439	1,415	31.0%	60.8%	59.1%	58.1%
% of FP17s for the same patient ID Re-attending between 3 & 9 months - Adults	753	2,517	29.9%	53.1%	51.7%	50.6%
% of FP17s for Band 1 Urgent Courses	651	3,469	18.8%	7.2%	8.0%	9.1%
% of FP17s Relating to Free Repair or Replacements	23	3,469	0.7%	0.8%	0.8%	0.8%
% of FP17s Relating to Continuations	24	3,469	0.7%	1.1%	1.0%	1.1%
% of Patients satisfied with the dentistry they have received	3	4	N/A	91.5%	91.5%	91.4%
% of Patients satisfied with the time they had to wait for an appointment	4	4	N/A	86.9%	88.2%	87.7%

\* This is based on patients treated on this contract for their most recent course of treatment. Figures in italics indicate the base number of FP17s or Patient Questionnaire responses are less than 100. N/A is shown where the base number of responses is less than 10 during the period. % is calculated as Quantity/Base number\*100

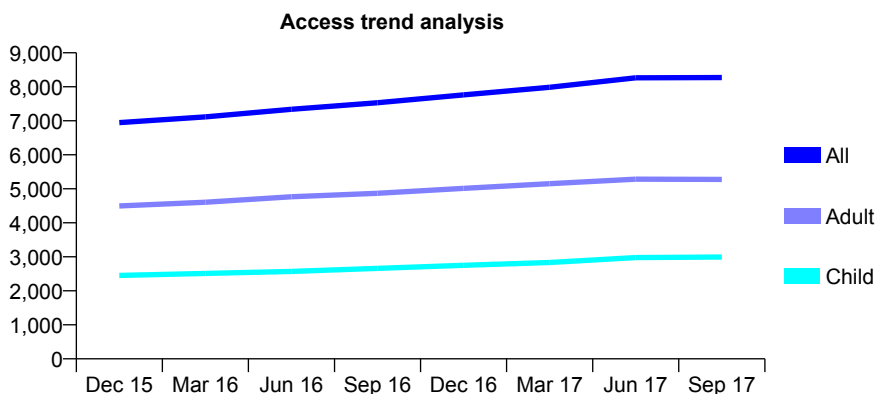
## Q59 - Vital Signs At a Glance Contract Report for 162078/0003 - September 2017

Name or company name	Dr Hindocha Ltd.
Contract type name	GDS Contract
Purpose of contract	General
Contract start date	01/05/2007
Contract end date	

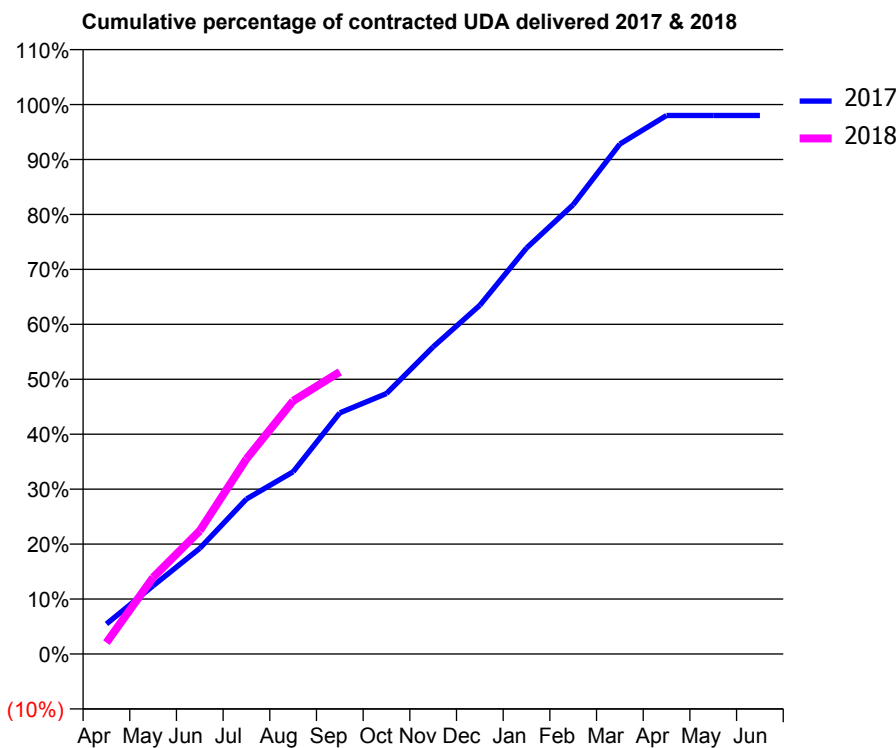
17/18 Contracted general activity (UDA)	17,811
Carry forward general activity (UDA)	0
17/18 Contracted orthodontic activity (UOA)	0
Carry forward orthodontic activity (UOA)	0
Baseline contract value	£465,596.17

### ACCESS\*

Patients seen in 24 months	Total	Change since previous quarter
Quarter ending September 2016	7,530	
Quarter ending December 2016	7,763	↑
Quarter ending March 2017	7,987	↑
Quarter ending June 2017	8,266	↑
Quarter ending September 2017	8,272	→
<b>Variance since September 2016</b>	<b>9.9%</b>	<b>↑</b>



### ACTIVITY



Adjusted Scheduled Activity (UDA)		
Month	2017	2018
April	1,272	371
May	2,881	2,484
June	4,462	3,995
July	6,546	6,326
August	7,698	8,204
September	10,187	9,144
October	11,001	
November	12,975	
December	14,731	
January	17,147	
February	18,980	
March	21,542	
April	22,745	
May	22,745	
June	22,745	

### QUALITY

	Quantity	Base Number	Contract	AT	Region	England
% of FP17s for the same patient ID Re-attending within 3 months - Children	112	1,601	7.0%	9.8%	11.6%	11.9%
% of FP17s for the same patient ID Re-attending within 3 months - Adults	593	2,780	21.3%	14.0%	15.2%	15.9%
% of FP17s for the same patient ID Re-attending between 3 & 9 months - Children	576	1,601	36.0%	60.8%	59.1%	58.1%
% of FP17s for the same patient ID Re-attending between 3 & 9 months - Adults	813	2,780	29.2%	53.1%	51.7%	50.6%
% of FP17s for Band 1 Urgent Courses	512	3,959	12.9%	7.2%	8.0%	9.1%
% of FP17s Relating to Free Repair or Replacements	94	3,959	2.4%	0.8%	0.8%	0.8%
% of FP17s Relating to Continuations	29	3,959	0.7%	1.1%	1.0%	1.1%
% of Patients satisfied with the dentistry they have received	5	5	N/A	91.5%	91.5%	91.4%
% of Patients satisfied with the time they had to wait for an appointment	5	5	N/A	86.9%	88.2%	87.7%

\* This is based on patients treated on this contract for their most recent course of treatment. Figures in italics indicate the base number of FP17s or Patient Questionnaire responses are less than 100. N/A is shown where the base number of responses is less than 10 during the period. % is calculated as Quantity/Base number\*100

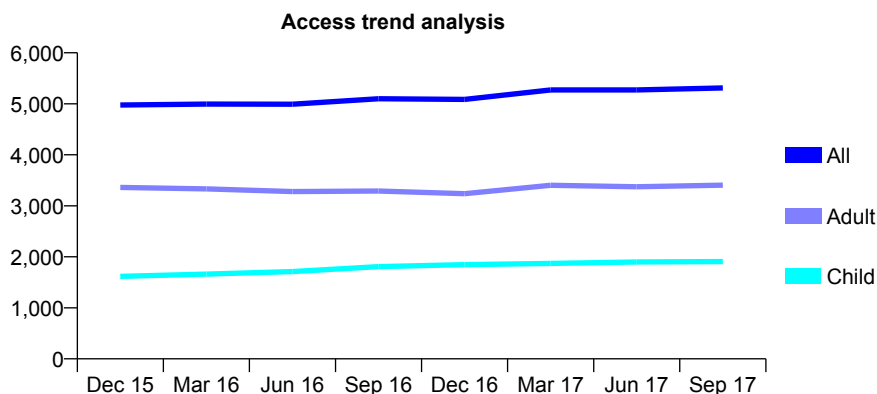
## Q59 - Vital Signs At a Glance Contract Report for 162078/0004 - September 2017

Name or company name	Dr Hindocha Ltd.
Contract type name	GDS Contract
Purpose of contract	General
Contract start date	01/05/2007
Contract end date	

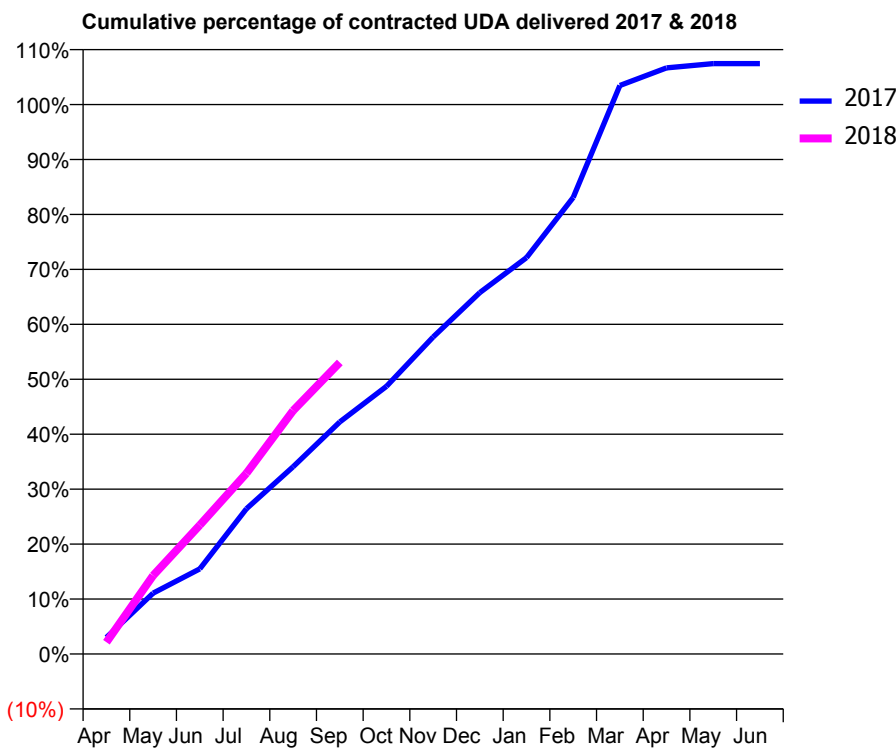
17/18 Contracted general activity (UDA)	11,036
Carry forward general activity (UDA)	0
17/18 Contracted orthodontic activity (UOA)	0
Carry forward orthodontic activity (UOA)	0
Baseline contract value	£262,594.56

### ACCESS\*

Patients seen in 24 months	Total	Change since previous quarter
Quarter ending September 2016	5,100	
Quarter ending December 2016	5,086	→
Quarter ending March 2017	5,273	↑
Quarter ending June 2017	5,272	→
Quarter ending September 2017	5,312	→
<b>Variance since September 2016</b>	<b>4.2%</b>	<b>↑</b>



### ACTIVITY



Month	Adjusted Scheduled Activity (UDA)	
	2017	2018
April	388	236
May	1,423	1,575
June	1,989	2,590
July	3,393	3,630
August	4,376	4,888
September	5,423	5,856
October	6,253	
November	7,407	
December	8,443	
January	9,261	
February	10,664	
March	13,279	
April	13,691	
May	13,792	
June	13,792	

### QUALITY

	Quantity	Base Number	Contract	AT	Region	England
% of FP17s for the same patient ID Re-attending within 3 months - Children	100	1,052	9.5%	9.8%	11.6%	11.9%
% of FP17s for the same patient ID Re-attending within 3 months - Adults	256	1,689	15.2%	14.0%	15.2%	15.9%
% of FP17s for the same patient ID Re-attending between 3 & 9 months - Children	329	1,052	31.3%	60.8%	59.1%	58.1%
% of FP17s for the same patient ID Re-attending between 3 & 9 months - Adults	500	1,689	29.6%	53.1%	51.7%	50.6%
% of FP17s for Band 1 Urgent Courses	365	2,513	14.5%	7.2%	8.0%	9.1%
% of FP17s Relating to Free Repair or Replacements	72	2,513	2.9%	0.8%	0.8%	0.8%
% of FP17s Relating to Continuations	54	2,513	2.1%	1.1%	1.0%	1.1%
% of Patients satisfied with the dentistry they have received	4	5	N/A	91.5%	91.5%	91.4%
% of Patients satisfied with the time they had to wait for an appointment	4	5	N/A	86.9%	88.2%	87.7%

\* This is based on patients treated on this contract for their most recent course of treatment. Figures in italics indicate the base number of FP17s or Patient Questionnaire responses are less than 100. N/A is shown where the base number of responses is less than 10 during the period. % is calculated as Quantity/Base number\*100



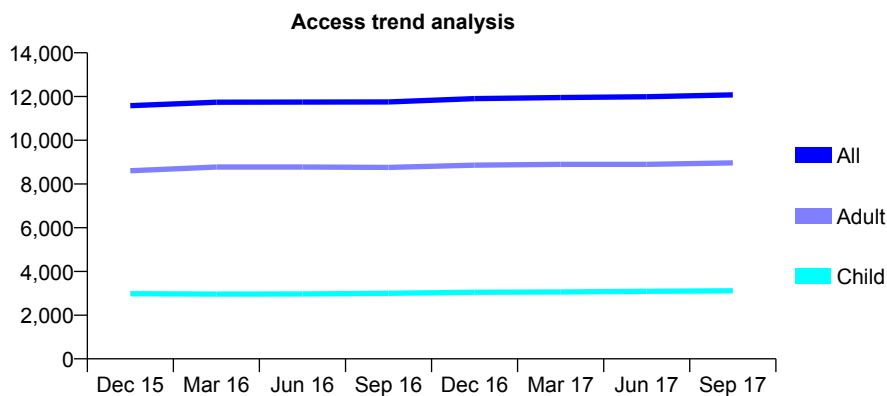
## Q59 - Vital Signs At a Glance Contract Report for 164275/0001 - September 2017

Name or company name	Patel and Hanji
Contract type name	GDS Contract
Purpose of contract	General
Contract start date	01/02/2012
Contract end date	

17/18 Contracted general activity (UDA)	36,421
Carry forward general activity (UDA)	441
17/18 Contracted orthodontic activity (UOA)	0
Carry forward orthodontic activity (UOA)	0
Baseline contract value	£801,109.80

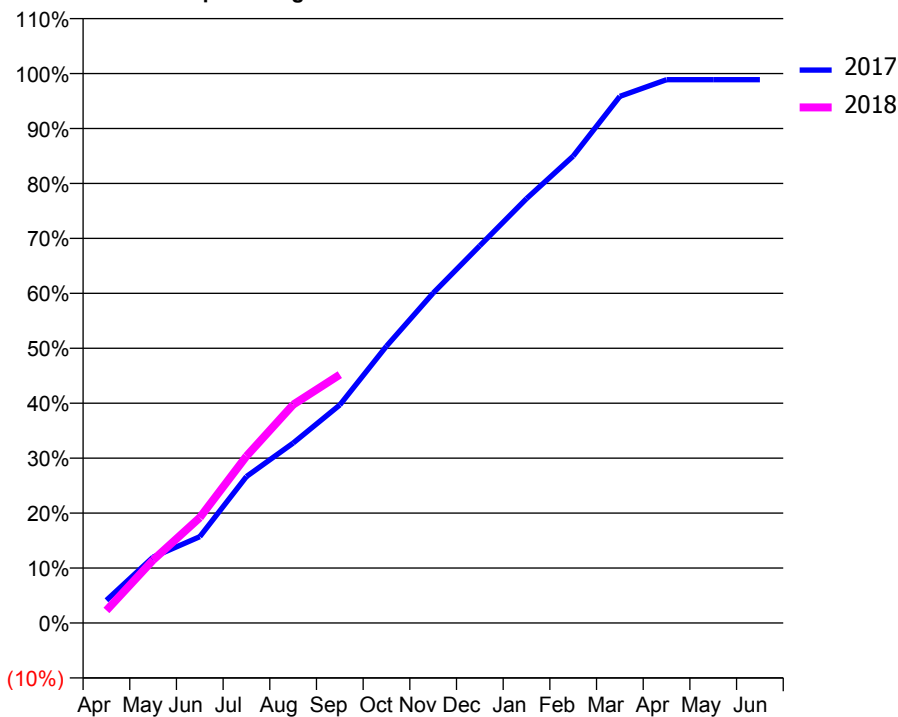
### ACCESS\*

Patients seen in 24 months	Total	Change since previous quarter
Quarter ending September 2016	11,754	
Quarter ending December 2016	11,904	→
Quarter ending March 2017	11,954	→
Quarter ending June 2017	11,989	→
Quarter ending September 2017	12,077	→
<b>Variance since September 2016</b>	<b>2.7%</b>	<b>↑</b>



### ACTIVITY

Cumulative percentage of contracted UDA delivered 2017 & 2018



Month	Adjusted Scheduled Activity (UDA)	
	2017	2018
April	1,626	834
May	4,730	4,175
June	6,193	6,987
July	10,507	11,065
August	12,907	14,475
September	15,643	16,460
October	19,868	
November	23,672	
December	27,069	
January	30,442	
February	33,492	
March	37,785	
April	38,981	
May	38,980	
June	38,980	

### QUALITY

	Quantity	Base Number	Contract	AT	Region	England
% of FP17s for the same patient ID Re-attending within 3 months - Children	201	2,228	9.0%	9.8%	11.6%	11.9%
% of FP17s for the same patient ID Re-attending within 3 months - Adults	873	5,962	14.6%	14.0%	15.2%	15.9%
% of FP17s for the same patient ID Re-attending between 3 & 9 months - Children	1,301	2,228	58.4%	60.8%	59.1%	58.1%
% of FP17s for the same patient ID Re-attending between 3 & 9 months - Adults	3,364	5,962	56.4%	53.1%	51.7%	50.6%
% of FP17s for Band 1 Urgent Courses	753	7,684	9.8%	7.2%	8.0%	9.1%
% of FP17s Relating to Free Repair or Replacements	174	7,684	2.3%	0.8%	0.8%	0.8%
% of FP17s Relating to Continuations	71	7,684	0.9%	1.1%	1.0%	1.1%
% of Patients satisfied with the dentistry they have received	31	32	96.9%	91.5%	91.5%	91.4%
% of Patients satisfied with the time they had to wait for an appointment	29	32	90.6%	86.9%	88.2%	87.7%

\* This is based on patients treated on this contract for their most recent course of treatment. Figures in italics indicate the base number of FP17s or Patient Questionnaire responses are less than 100. N/A is shown where the base number of responses is less than 10 during the period. % is calculated as Quantity/Base number\*100

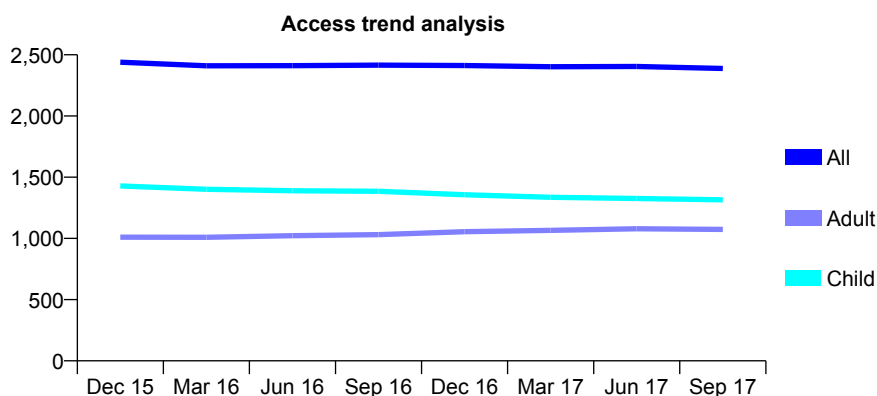
## Q59 - Vital Signs At a Glance Contract Report for 166189/0001 - September 2017

Name or company name	Mr R Kidy & Ms P Sarna
Contract type name	GDS Contract
Purpose of contract	General and Orthodontic
Contract start date	01/04/2011
Contract end date	

17/18 Contracted general activity (UDA)	7,050
Carry forward general activity (UDA)	0
17/18 Contracted orthodontic activity (UOA)	4,137
Carry forward orthodontic activity (UOA)	104
Baseline contract value	£439,017.19

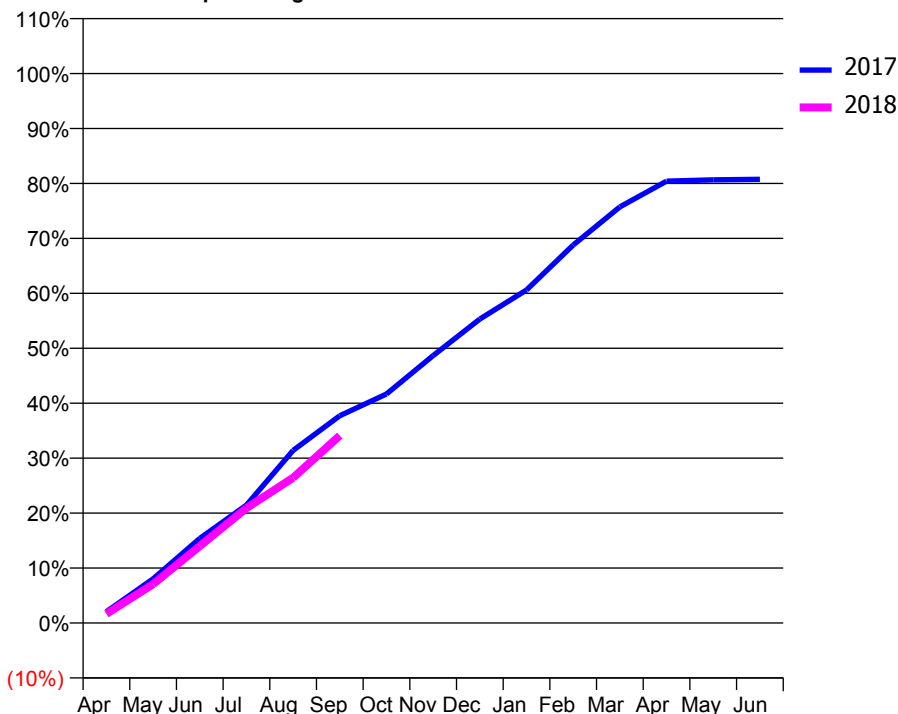
### ACCESS\*

Patients seen in 24 months	Total	Change since previous quarter
Quarter ending September 2016	2,416	
Quarter ending December 2016	2,412	→
Quarter ending March 2017	2,402	→
Quarter ending June 2017	2,405	→
Quarter ending September 2017	2,388	→
<b>Variance since September 2016</b>	<b>(1.2%)</b>	<b>↓</b>



### ACTIVITY

Cumulative percentage of contracted UDA delivered 2017 & 2018



Month	Adjusted Scheduled Activity (UDA)	
	2017	2018
April	146	117
May	567	498
June	1,085	986
July	1,513	1,474
August	2,214	1,864
September	2,659	2,405
October	2,938	
November	3,430	
December	3,900	
January	4,272	
February	4,849	
March	5,338	
April	5,668	
May	5,686	
June	5,692	

### QUALITY

	Quantity	Base Number	Contract	AT	Region	England
% of FP17s for the same patient ID Re-attending within 3 months - Children	154	1,482	10.4%	9.8%	11.6%	11.9%
% of FP17s for the same patient ID Re-attending within 3 months - Adults	106	778	13.6%	14.0%	15.2%	15.9%
% of FP17s for the same patient ID Re-attending between 3 & 9 months - Children	805	1,482	54.3%	60.8%	59.1%	58.1%
% of FP17s for the same patient ID Re-attending between 3 & 9 months - Adults	455	778	58.5%	53.1%	51.7%	50.6%
% of FP17s for Band 1 Urgent Courses	74	1,657	4.5%	7.2%	8.0%	9.1%
% of FP17s Relating to Free Repair or Replacements	6	1,657	0.4%	0.8%	0.8%	0.8%
% of FP17s Relating to Continuations	5	1,657	0.3%	1.1%	1.0%	1.1%
% of Patients satisfied with the dentistry they have received	3	3	N/A	91.5%	91.5%	91.4%
% of Patients satisfied with the time they had to wait for an appointment	3	3	N/A	86.9%	88.2%	87.7%

\* This is based on patients treated on this contract for their most recent course of treatment. Figures in italics indicate the base number of FP17s or Patient Questionnaire responses are less than 100. N/A is shown where the base number of responses is less than 10 during the period. % is calculated as Quantity/Base number\*100

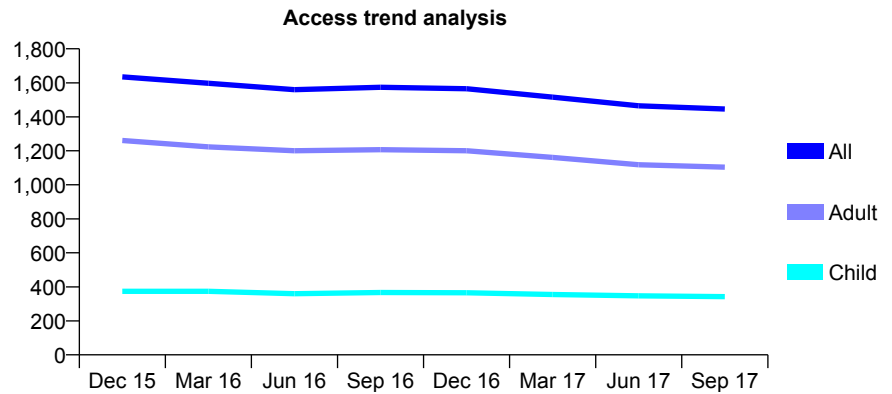
## Q59 - Vital Signs At a Glance Contract Report for 166367/0001 - September 2017

Name or company name	Uppingham & Upperton Dental Practice Ltd
Contract type name	GDS Contract
Purpose of contract	General
Contract start date	07/09/2009
Contract end date	

17/18 Contracted general activity (UDA)	3,816
Carry forward general activity (UDA)	-73
17/18 Contracted orthodontic activity (UOA)	0
Carry forward orthodontic activity (UOA)	0
Baseline contract value	£90,286.27

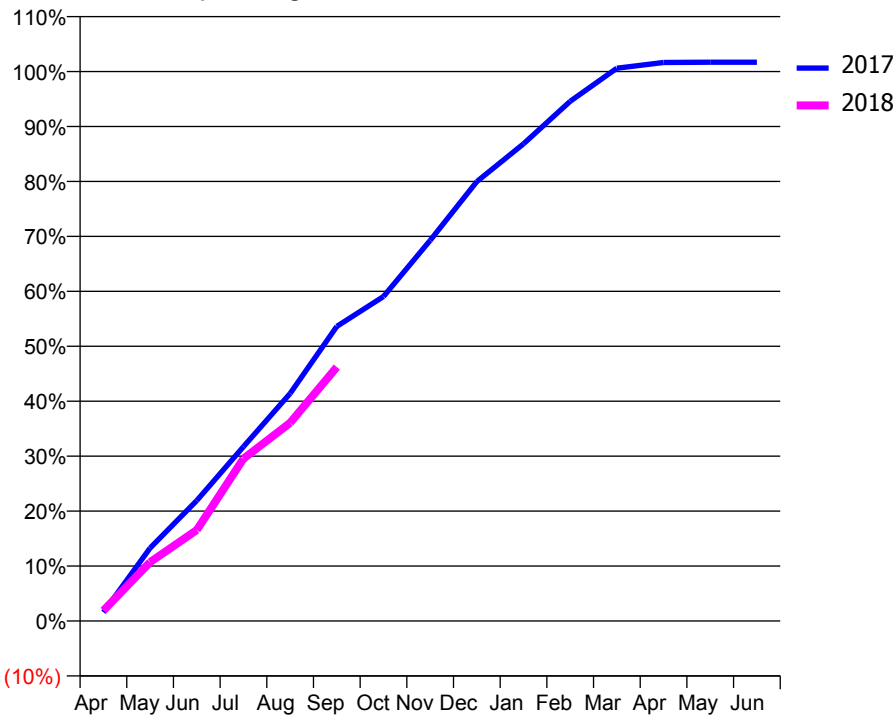
### ACCESS\*

Patients seen in 24 months	Total	Change since previous quarter
Quarter ending September 2016	1,574	
Quarter ending December 2016	1,565	→
Quarter ending March 2017	1,516	↓
Quarter ending June 2017	1,465	↓
Quarter ending September 2017	1,446	↓
<b>Variance since September 2016</b>	<b>(8.1%)</b>	<b>↓</b>



### ACTIVITY

Cumulative percentage of contracted UDA delivered 2017 & 2018



Month	Adjusted Scheduled Activity (UDA)	
	2017	2018
April	69	73
May	573	409
June	947	632
July	1,370	1,128
August	1,787	1,376
September	2,314	1,764
October	2,549	
November	2,989	
December	3,452	
January	3,748	
February	4,083	
March	4,342	
April	4,387	
May	4,389	
June	4,389	

### QUALITY

	Quantity	Base Number	Contract	AT	Region	England
% of FP17s for the same patient ID Re-attending within 3 months - Children	13	264	4.9%	9.8%	11.6%	11.9%
% of FP17s for the same patient ID Re-attending within 3 months - Adults	141	778	18.1%	14.0%	15.2%	15.9%
% of FP17s for the same patient ID Re-attending between 3 & 9 months - Children	136	264	51.5%	60.8%	59.1%	58.1%
% of FP17s for the same patient ID Re-attending between 3 & 9 months - Adults	418	778	53.7%	53.1%	51.7%	50.6%
% of FP17s for Band 1 Urgent Courses	89	1,020	8.7%	7.2%	8.0%	9.1%
% of FP17s Relating to Free Repair or Replacements	12	1,020	1.2%	0.8%	0.8%	0.8%
% of FP17s Relating to Continuations	7	1,020	0.7%	1.1%	1.0%	1.1%
% of Patients satisfied with the dentistry they have received	4	4	N/A	91.5%	91.5%	91.4%
% of Patients satisfied with the time they had to wait for an appointment	4	4	N/A	86.9%	88.2%	87.7%

\* This is based on patients treated on this contract for their most recent course of treatment. Figures in italics indicate the base number of FP17s or Patient Questionnaire responses are less than 100. N/A is shown where the base number of responses is less than 10 during the period. % is calculated as Quantity/Base number\*100

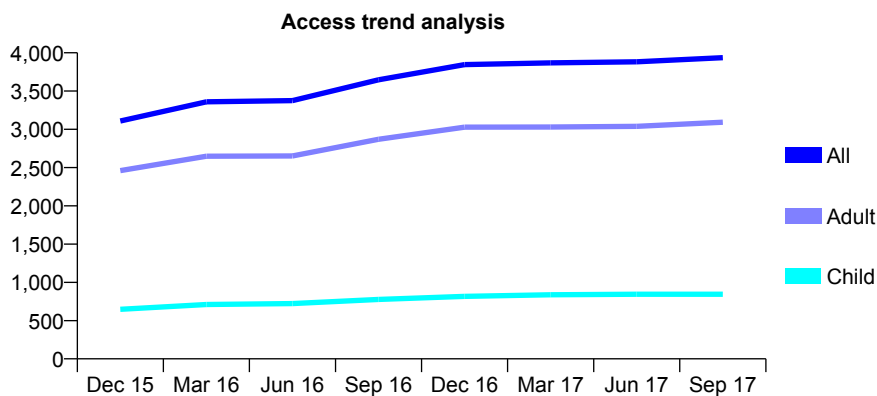
## Q59 - Vital Signs At a Glance Contract Report for 168297/0001 - September 2017

Name or company name	Mr Sherer & Mr Levin
Contract type name	GDS Contract
Purpose of contract	General
Contract start date	01/10/2011
Contract end date	

17/18 Contracted general activity (UDA)	8,921
Carry forward general activity (UDA)	0
17/18 Contracted orthodontic activity (UOA)	0
Carry forward orthodontic activity (UOA)	0
Baseline contract value	£204,140.89

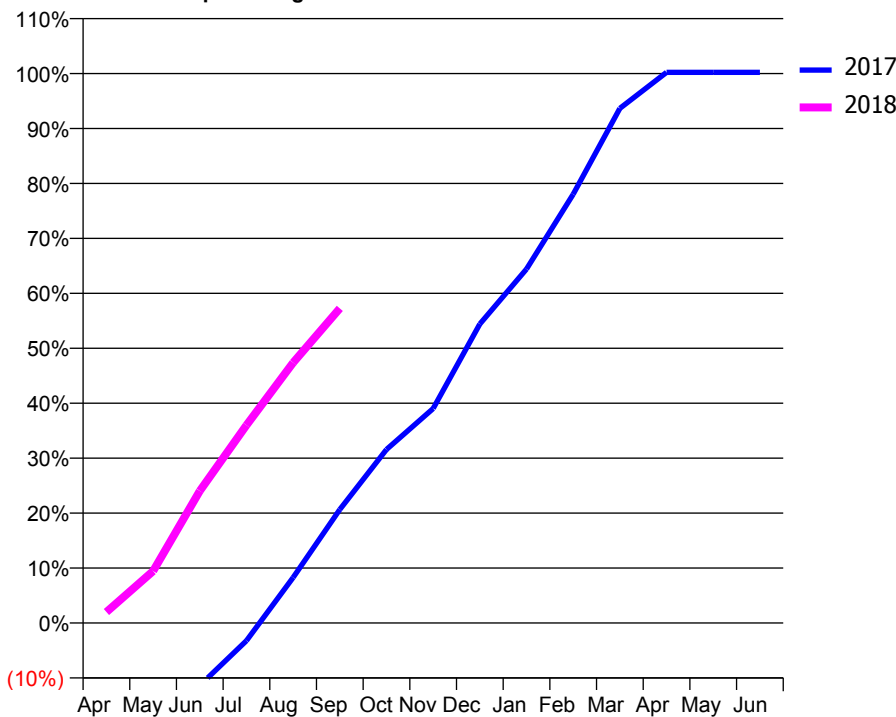
### ACCESS\*

Patients seen in 24 months	Total	Change since previous quarter
Quarter ending September 2016	3,647	
Quarter ending December 2016	3,845	↑
Quarter ending March 2017	3,868	→
Quarter ending June 2017	3,882	→
Quarter ending September 2017	3,937	→
<b>Variance since September 2016</b>	<b>8.0%</b>	<b>↑</b>



### ACTIVITY

Cumulative percentage of contracted UDA delivered 2017 & 2018



Month	Adjusted Scheduled Activity (UDA)	
	2017	2018
April	-1,910	179
May	-1,495	843
June	-1,050	2,144
July	-298	3,211
August	764	4,228
September	1,906	5,109
October	2,913	
November	3,599	
December	5,017	
January	5,939	
February	7,194	
March	8,637	
April	9,240	
May	9,240	
June	9,240	

### QUALITY

	Quantity	Base Number	Contract	AT	Region	England
% of FP17s for the same patient ID Re-attending within 3 months - Children	17	541	3.1%	9.8%	11.6%	11.9%
% of FP17s for the same patient ID Re-attending within 3 months - Adults	293	2,132	13.7%	14.0%	15.2%	15.9%
% of FP17s for the same patient ID Re-attending between 3 & 9 months - Children	283	541	52.3%	60.8%	59.1%	58.1%
% of FP17s for the same patient ID Re-attending between 3 & 9 months - Adults	1,196	2,132	56.1%	53.1%	51.7%	50.6%
% of FP17s for Band 1 Urgent Courses	154	2,425	6.4%	7.2%	8.0%	9.1%
% of FP17s Relating to Free Repair or Replacements	23	2,425	0.9%	0.8%	0.8%	0.8%
% of FP17s Relating to Continuations	64	2,425	2.6%	1.1%	1.0%	1.1%
% of Patients satisfied with the dentistry they have received	7	8	N/A	91.5%	91.5%	91.4%
% of Patients satisfied with the time they had to wait for an appointment	8	8	N/A	86.9%	88.2%	87.7%

\* This is based on patients treated on this contract for their most recent course of treatment. Figures in italics indicate the base number of FP17s or Patient Questionnaire responses are less than 100. N/A is shown where the base number of responses is less than 10 during the period. % is calculated as Quantity/Base number\*100

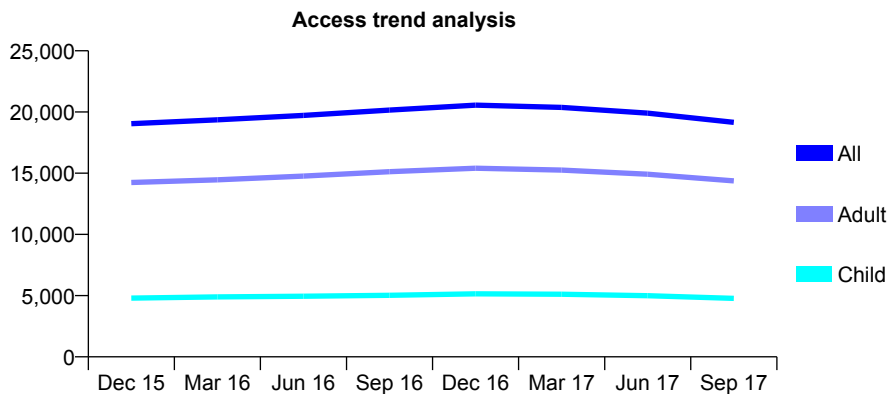
## Q59 - Vital Signs At a Glance Contract Report for 169463/0002 - September 2017

Name or company name	A T Dent Ltd
Contract type name	GDS Contract
Purpose of contract	General
Contract start date	26/11/2009
Contract end date	

17/18 Contracted general activity (UDA)	60,000
Carry forward general activity (UDA)	0
17/18 Contracted orthodontic activity (UOA)	0
Carry forward orthodontic activity (UOA)	0
Baseline contract value	£1,337,655.65

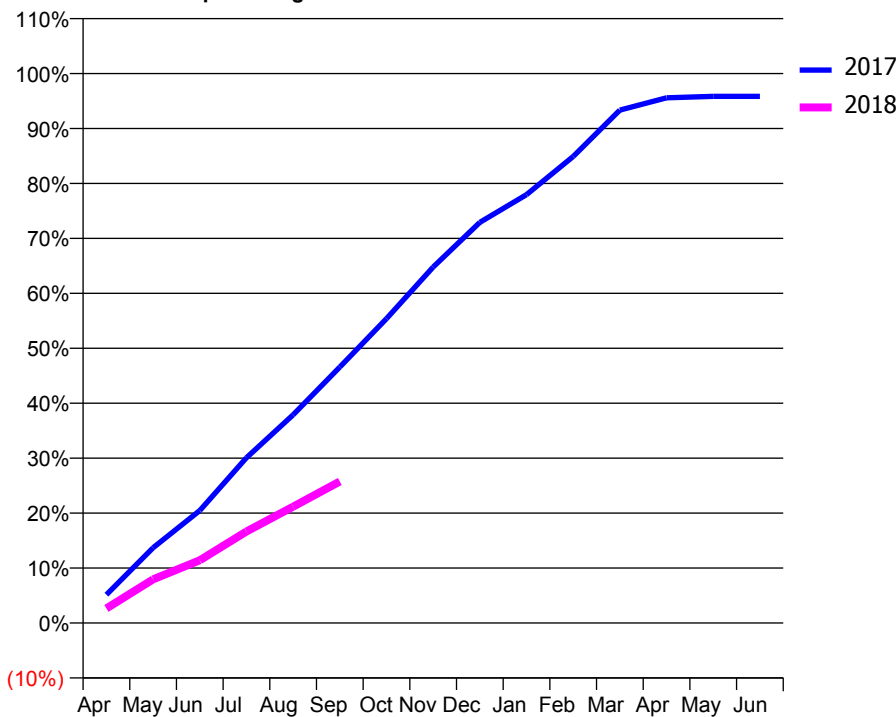
### ACCESS\*

Patients seen in 24 months	Total	Change since previous quarter
Quarter ending September 2016	20,160	
Quarter ending December 2016	20,559	→
Quarter ending March 2017	20,377	→
Quarter ending June 2017	19,912	↓
Quarter ending September 2017	19,154	↓
<b>Variance since September 2016</b>	<b>(5.0%)</b>	<b>↓</b>



### ACTIVITY

Cumulative percentage of contracted UDA delivered 2017 & 2018



Month	Adjusted Scheduled Activity (UDA)	
	2017	2018
April	3,089	1,601
May	8,225	4,762
June	12,275	6,855
July	18,045	9,993
August	22,732	12,708
September	27,947	15,449
October	33,227	
November	38,862	
December	43,742	
January	46,778	
February	50,945	
March	56,013	
April	57,345	
May	57,510	
June	57,508	

### QUALITY

	Quantity	Base Number	Contract	AT	Region	England
% of FP17s for the same patient ID Re-attending within 3 months - Children	202	2,371	8.5%	9.8%	11.6%	11.9%
% of FP17s for the same patient ID Re-attending within 3 months - Adults	794	7,013	11.3%	14.0%	15.2%	15.9%
% of FP17s for the same patient ID Re-attending between 3 & 9 months - Children	1,372	2,371	57.9%	60.8%	59.1%	58.1%
% of FP17s for the same patient ID Re-attending between 3 & 9 months - Adults	4,306	7,013	61.4%	53.1%	51.7%	50.6%
% of FP17s for Band 1 Urgent Courses	732	8,645	8.5%	7.2%	8.0%	9.1%
% of FP17s Relating to Free Repair or Replacements	26	8,645	0.3%	0.8%	0.8%	0.8%
% of FP17s Relating to Continuations	47	8,645	0.5%	1.1%	1.0%	1.1%
% of Patients satisfied with the dentistry they have received	48	53	90.6%	91.5%	91.5%	91.4%
% of Patients satisfied with the time they had to wait for an appointment	49	53	92.5%	86.9%	88.2%	87.7%

\* This is based on patients treated on this contract for their most recent course of treatment. Figures in italics indicate the base number of FP17s or Patient Questionnaire responses are less than 100. N/A is shown where the base number of responses is less than 10 during the period. % is calculated as Quantity/Base number\*100

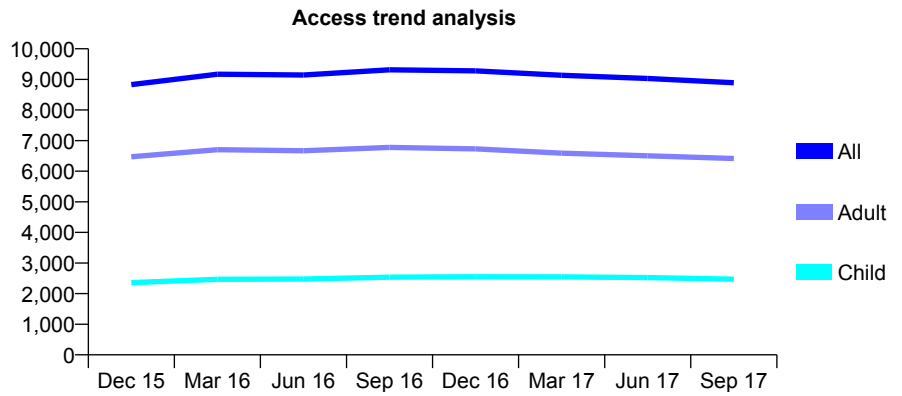
## Q59 - Vital Signs At a Glance Contract Report for 169935/0001 - September 2017

Name or company name	Mr R Ghadiali & Mr R Gupta
Contract type name	GDS Contract
Purpose of contract	General
Contract start date	01/04/2014
Contract end date	

17/18 Contracted general activity (UDA)	23,925
Carry forward general activity (UDA)	16
17/18 Contracted orthodontic activity (UOA)	0
Carry forward orthodontic activity (UOA)	0
Baseline contract value	£635,075.00

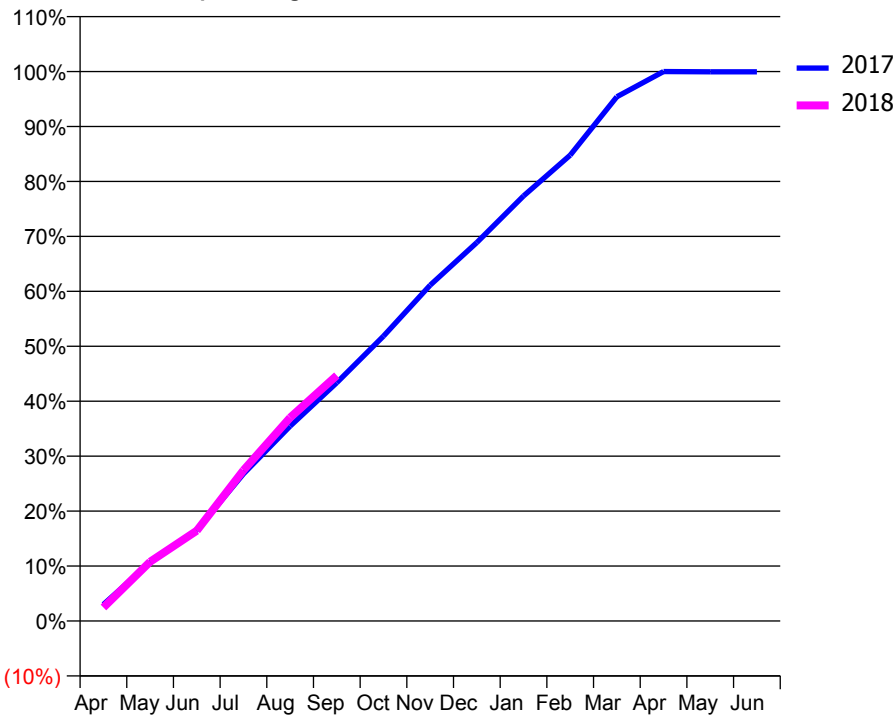
### ACCESS\*

Patients seen in 24 months	Total	Change since previous quarter
Quarter ending September 2016	9,314	
Quarter ending December 2016	9,280	→
Quarter ending March 2017	9,136	↓
Quarter ending June 2017	9,030	↓
Quarter ending September 2017	8,891	↓
<b>Variance since September 2016</b>	<b>(4.5%)</b>	<b>↓</b>



### ACTIVITY

Cumulative percentage of contracted UDA delivered 2017 & 2018



Month	Adjusted Scheduled Activity (UDA)	
	2017	2018
April	721	589
May	2,544	2,580
June	3,949	3,934
July	6,406	6,564
August	8,488	8,856
September	10,380	10,691
October	12,406	
November	14,625	
December	16,479	
January	18,509	
February	20,283	
March	22,825	
April	23,921	
May	23,909	
June	23,909	

### QUALITY

	Quantity	Base Number	Contract	AT	Region	England
% of FP17s for the same patient ID Re-attending within 3 months - Children	176	2,072	8.5%	9.8%	11.6%	11.9%
% of FP17s for the same patient ID Re-attending within 3 months - Adults	519	4,570	11.4%	14.0%	15.2%	15.9%
% of FP17s for the same patient ID Re-attending between 3 & 9 months - Children	1,438	2,072	69.4%	60.8%	59.1%	58.1%
% of FP17s for the same patient ID Re-attending between 3 & 9 months - Adults	2,378	4,570	52.0%	53.1%	51.7%	50.6%
% of FP17s for Band 1 Urgent Courses	237	5,819	4.1%	7.2%	8.0%	9.1%
% of FP17s Relating to Free Repair or Replacements	48	5,819	0.8%	0.8%	0.8%	0.8%
% of FP17s Relating to Continuations	28	5,819	0.5%	1.1%	1.0%	1.1%
% of Patients satisfied with the dentistry they have received	20	21	95.2%	91.5%	91.5%	91.4%
% of Patients satisfied with the time they had to wait for an appointment	21	21	100.0%	86.9%	88.2%	87.7%

\* This is based on patients treated on this contract for their most recent course of treatment. Figures in italics indicate the base number of FP17s or Patient Questionnaire responses are less than 100. N/A is shown where the base number of responses is less than 10 during the period. % is calculated as Quantity/Base number\*100

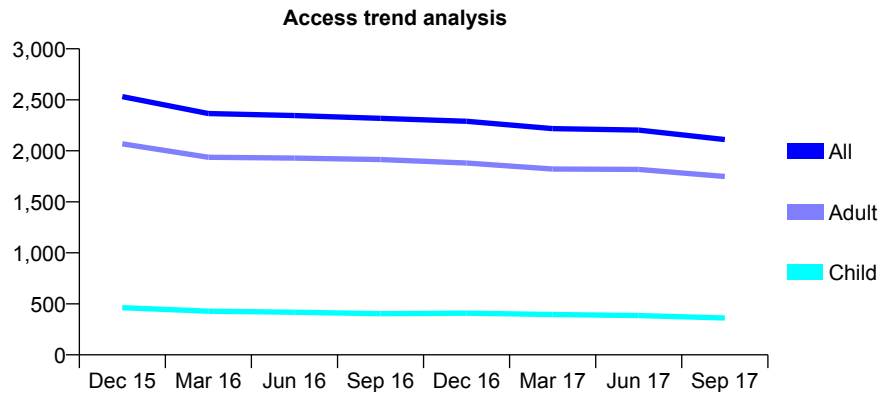
## Q59 - Vital Signs At a Glance Contract Report for 171743/0001 - September 2017

Name or company name	RK Pancholi Dental Surgery Ltd
Contract type name	GDS Contract
Purpose of contract	General
Contract start date	20/10/2008
Contract end date	

17/18 Contracted general activity (UDA)	8,203
Carry forward general activity (UDA)	0
17/18 Contracted orthodontic activity (UOA)	0
Carry forward orthodontic activity (UOA)	0
Baseline contract value	£175,954.45

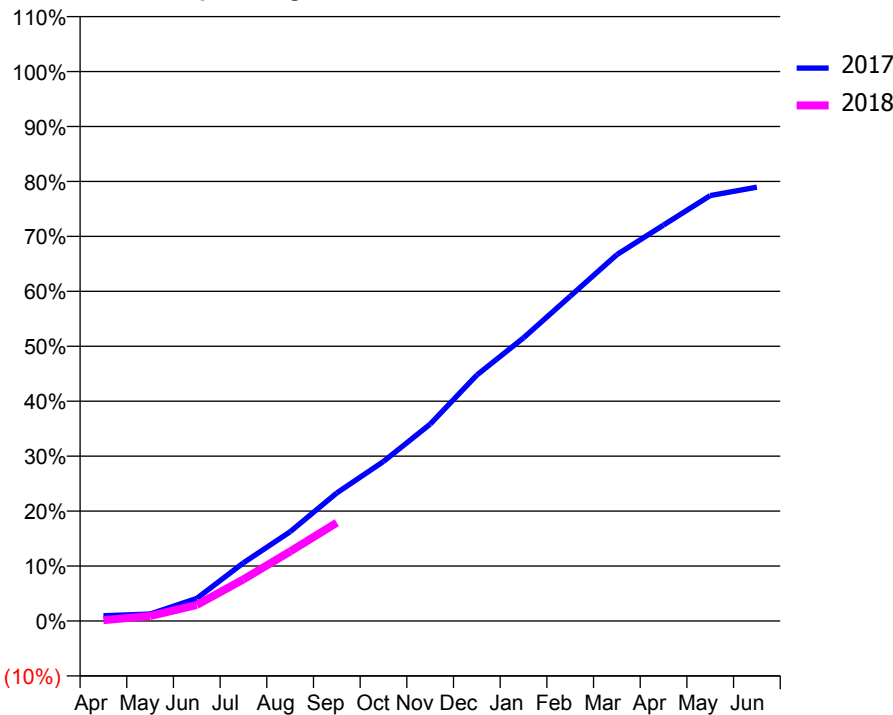
### ACCESS\*

Patients seen in 24 months	Total	Change since previous quarter
Quarter ending September 2016	2,318	
Quarter ending December 2016	2,289	↓
Quarter ending March 2017	2,218	↓
Quarter ending June 2017	2,203	→
Quarter ending September 2017	2,110	↓
<b>Variance since September 2016</b>	<b>(9.0%)</b>	<b>↓</b>



### ACTIVITY

Cumulative percentage of contracted UDA delivered 2017 & 2018



Month	Adjusted Scheduled Activity (UDA)	
	2017	2018
April	78	13
May	104	75
June	338	240
July	870	623
August	1,332	1,039
September	1,913	1,468
October	2,382	
November	2,940	
December	3,672	
January	4,227	
February	4,849	
March	5,469	
April	5,910	
May	6,352	
June	6,477	

### QUALITY

	Quantity	Base Number	Contract	AT	Region	England
% of FP17s for the same patient ID Re-attending within 3 months - Children	8	274	2.9%	9.8%	11.6%	11.9%
% of FP17s for the same patient ID Re-attending within 3 months - Adults	125	1,001	12.5%	14.0%	15.2%	15.9%
% of FP17s for the same patient ID Re-attending between 3 & 9 months - Children	184	274	67.2%	60.8%	59.1%	58.1%
% of FP17s for the same patient ID Re-attending between 3 & 9 months - Adults	483	1,001	48.3%	53.1%	51.7%	50.6%
% of FP17s for Band 1 Urgent Courses	23	820	2.8%	7.2%	8.0%	9.1%
% of FP17s Relating to Free Repair or Replacements	10	820	1.2%	0.8%	0.8%	0.8%
% of FP17s Relating to Continuations	40	820	4.9%	1.1%	1.0%	1.1%
% of Patients satisfied with the dentistry they have received	4	4	N/A	91.5%	91.5%	91.4%
% of Patients satisfied with the time they had to wait for an appointment	4	4	N/A	86.9%	88.2%	87.7%

\* This is based on patients treated on this contract for their most recent course of treatment. Figures in italics indicate the base number of FP17s or Patient Questionnaire responses are less than 100. N/A is shown where the base number of responses is less than 10 during the period. % is calculated as Quantity/Base number\*100

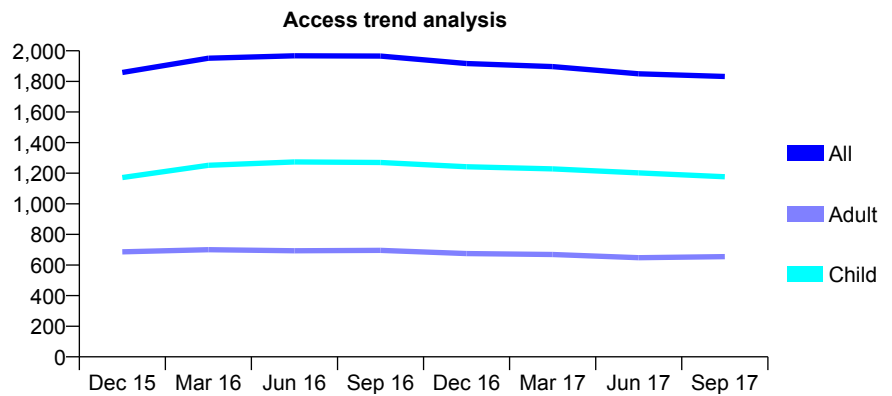
## Q59 - Vital Signs At a Glance Contract Report for 171751/0001 - September 2017

Name or company name	E Gayton & K Gayton
Contract type name	GDS Contract
Purpose of contract	General and Orthodontic
Contract start date	01/11/2013
Contract end date	

17/18 Contracted general activity (UDA)	4,850
Carry forward general activity (UDA)	0
17/18 Contracted orthodontic activity (UOA)	259
Carry forward orthodontic activity (UOA)	0
Baseline contract value	£133,250.68

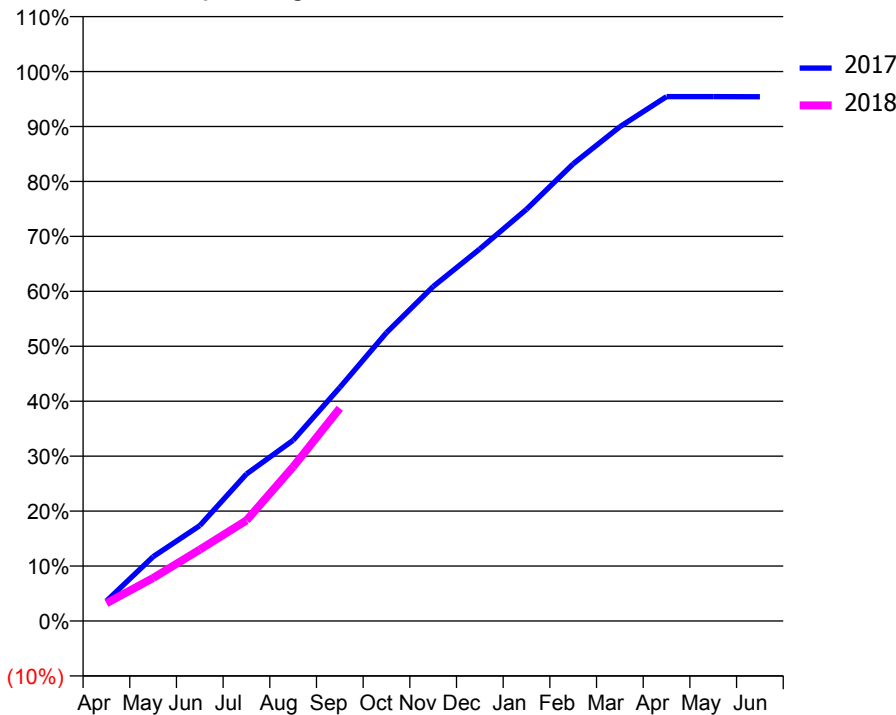
### ACCESS\*

Patients seen in 24 months	Total	Change since previous quarter
Quarter ending September 2016	1,966	
Quarter ending December 2016	1,917	↓
Quarter ending March 2017	1,897	↓
Quarter ending June 2017	1,850	↓
Quarter ending September 2017	1,832	→
<b>Variance since September 2016</b>	<b>(6.8%)</b>	<b>↓</b>



### ACTIVITY

Cumulative percentage of contracted UDA delivered 2017 & 2018



Month	Adjusted Scheduled Activity (UDA)	
	2017	2018
April	175	157
May	567	379
June	843	630
July	1,297	888
August	1,595	1,361
September	2,062	1,877
October	2,545	
November	2,952	
December	3,284	
January	3,633	
February	4,035	
March	4,362	
April	4,628	
May	4,628	
June	4,627	

### QUALITY

	Quantity	Base Number	Contract	AT	Region	England
% of FP17s for the same patient ID Re-attending within 3 months - Children	70	1,034	6.8%	9.8%	11.6%	11.9%
% of FP17s for the same patient ID Re-attending within 3 months - Adults	54	393	13.7%	14.0%	15.2%	15.9%
% of FP17s for the same patient ID Re-attending between 3 & 9 months - Children	823	1,034	79.6%	60.8%	59.1%	58.1%
% of FP17s for the same patient ID Re-attending between 3 & 9 months - Adults	277	393	70.5%	53.1%	51.7%	50.6%
% of FP17s for Band 1 Urgent Courses	49	1,246	3.9%	7.2%	8.0%	9.1%
% of FP17s Relating to Free Repair or Replacements	0	1,246	0.0%	0.8%	0.8%	0.8%
% of FP17s Relating to Continuations	1	1,246	0.1%	1.1%	1.0%	1.1%
% of Patients satisfied with the dentistry they have received	4	5	N/A	91.5%	91.5%	91.4%
% of Patients satisfied with the time they had to wait for an appointment	5	5	N/A	86.9%	88.2%	87.7%

\* This is based on patients treated on this contract for their most recent course of treatment. Figures in italics indicate the base number of FP17s or Patient Questionnaire responses are less than 100. N/A is shown where the base number of responses is less than 10 during the period. % is calculated as Quantity/Base number\*100



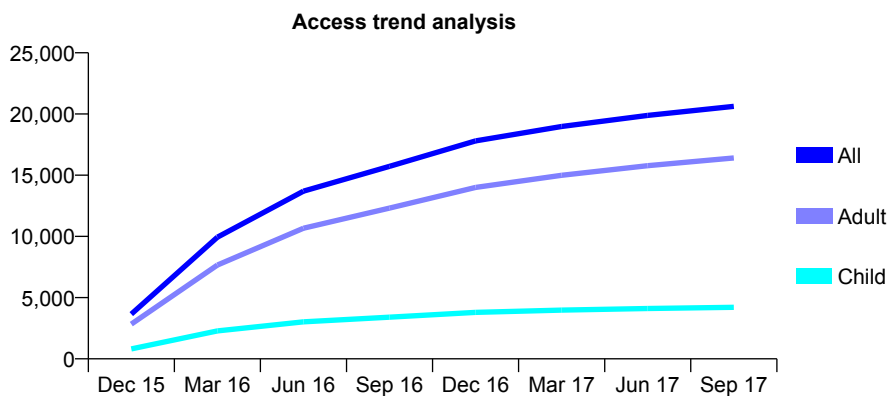
## Q59 - Vital Signs At a Glance Contract Report for 175676/0002 - September 2017

Name or company name	Mr S Mehra & Mr A Khetia
Contract type name	GDS Contract
Purpose of contract	General
Contract start date	02/11/2015
Contract end date	

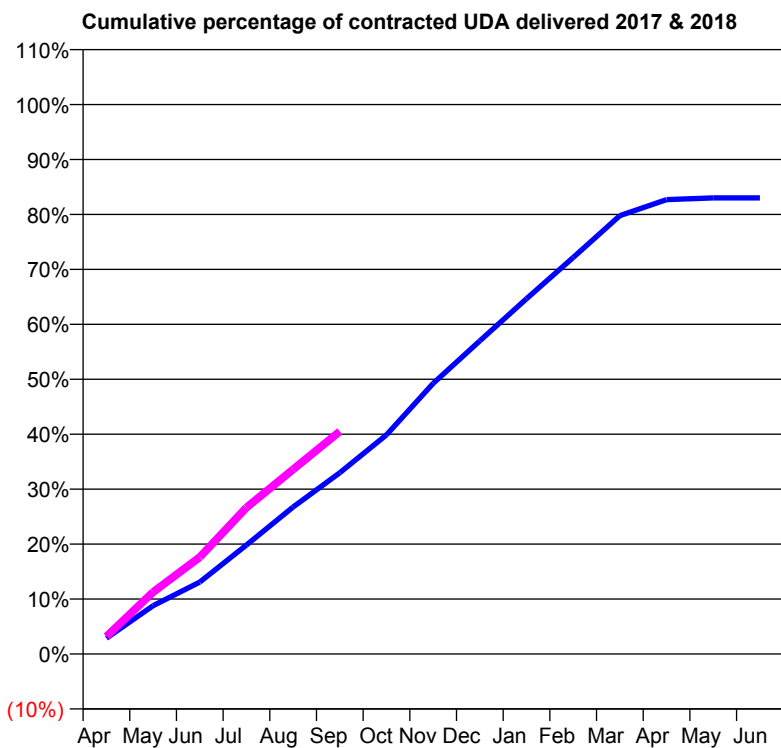
17/18 Contracted general activity (UDA)	58,260
Carry forward general activity (UDA)	0
17/18 Contracted orthodontic activity (UOA)	0
Carry forward orthodontic activity (UOA)	0
Baseline contract value	£1,143,519.97

### ACCESS\*

Patients seen in 24 months	Total	Change since previous quarter
Quarter ending September 2016	15,727	
Quarter ending December 2016	17,800	↑
Quarter ending March 2017	18,981	↑
Quarter ending June 2017	19,888	↑
Quarter ending September 2017	20,621	↑
<b>Variance since September 2016</b>	<b>31.1%</b>	<b>↑</b>



### ACTIVITY



Month	Adjusted Scheduled Activity (UDA)	
	2017	2018
April	1,672	1,862
May	5,123	6,564
June	7,626	10,273
July	11,555	15,537
August	15,593	19,573
September	19,223	23,600
October	23,232	
November	28,689	
December	33,201	
January	37,665	
February	42,036	
March	46,483	
April	48,171	
May	48,355	
June	48,363	

### QUALITY

	Quantity	Base Number	Contract	AT	Region	England
% of FP17s for the same patient ID Re-attending within 3 months - Children	177	2,999	5.9%	9.8%	11.6%	11.9%
% of FP17s for the same patient ID Re-attending within 3 months - Adults	1,082	10,668	10.1%	14.0%	15.2%	15.9%
% of FP17s for the same patient ID Re-attending between 3 & 9 months - Children	1,768	2,999	59.0%	60.8%	59.1%	58.1%
% of FP17s for the same patient ID Re-attending between 3 & 9 months - Adults	5,891	10,668	55.2%	53.1%	51.7%	50.6%
% of FP17s for Band 1 Urgent Courses	852	12,396	6.9%	7.2%	8.0%	9.1%
% of FP17s Relating to Free Repair or Replacements	75	12,396	0.6%	0.8%	0.8%	0.8%
% of FP17s Relating to Continuations	15	12,396	0.1%	1.1%	1.0%	1.1%
% of Patients satisfied with the dentistry they have received	34	38	89.5%	91.5%	91.5%	91.4%
% of Patients satisfied with the time they had to wait for an appointment	33	38	86.8%	86.9%	88.2%	87.7%

\* This is based on patients treated on this contract for their most recent course of treatment. Figures in italics indicate the base number of FP17s or Patient Questionnaire responses are less than 100. N/A is shown where the base number of responses is less than 10 during the period. % is calculated as Quantity/Base number\*100

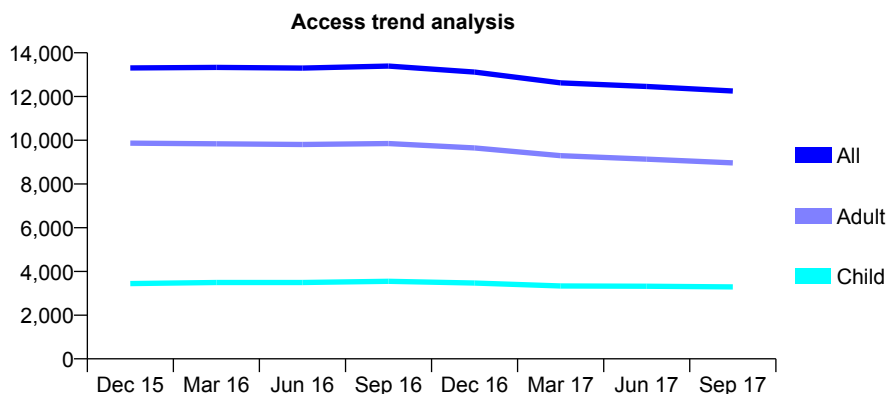
## Q59 - Vital Signs At a Glance Contract Report for 176087/0001 - September 2017

Name or company name	Burguet, Ceconi, Calveley & Fenn (T/As BV)
Contract type name	GDS Contract
Purpose of contract	General
Contract start date	29/08/2012
Contract end date	

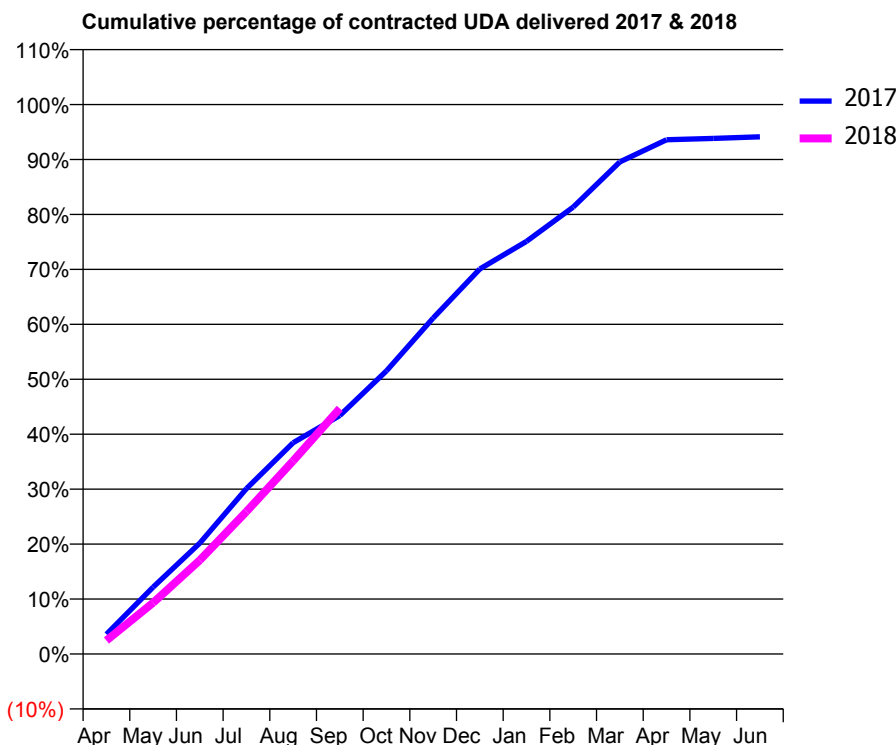
17/18 Contracted general activity (UDA)	28,000
Carry forward general activity (UDA)	0
17/18 Contracted orthodontic activity (UOA)	0
Carry forward orthodontic activity (UOA)	0
Baseline contract value	£624,145.92

### ACCESS\*

Patients seen in 24 months	Total	Change since previous quarter
Quarter ending September 2016	13,391	
Quarter ending December 2016	13,121	↓
Quarter ending March 2017	12,624	↓
Quarter ending June 2017	12,458	↓
Quarter ending September 2017	12,253	↓
<b>Variance since September 2016</b>	<b>(8.5%)</b>	↓



### ACTIVITY



Month	Adjusted Scheduled Activity (UDA)	
	2017	2018
April	1,025	687
May	3,457	2,613
June	5,734	4,778
July	8,550	7,258
August	10,918	9,840
September	12,327	12,514
October	14,636	
November	17,362	
December	19,903	
January	21,325	
February	23,097	
March	25,432	
April	26,581	
May	26,646	
June	26,729	

### QUALITY

	Quantity	Base Number	Contract	AT	Region	England
% of FP17s for the same patient ID Re-attending within 3 months - Children	96	2,096	4.6%	9.8%	11.6%	11.9%
% of FP17s for the same patient ID Re-attending within 3 months - Adults	702	5,514	12.7%	14.0%	15.2%	15.9%
% of FP17s for the same patient ID Re-attending between 3 & 9 months - Children	1,003	2,096	47.9%	60.8%	59.1%	58.1%
% of FP17s for the same patient ID Re-attending between 3 & 9 months - Adults	2,515	5,514	45.6%	53.1%	51.7%	50.6%
% of FP17s for Band 1 Urgent Courses	609	6,821	8.9%	7.2%	8.0%	9.1%
% of FP17s Relating to Free Repair or Replacements	104	6,821	1.5%	0.8%	0.8%	0.8%
% of FP17s Relating to Continuations	35	6,821	0.5%	1.1%	1.0%	1.1%
% of Patients satisfied with the dentistry they have received	14	19	73.7%	91.5%	91.5%	91.4%
% of Patients satisfied with the time they had to wait for an appointment	13	19	68.4%	86.9%	88.2%	87.7%

\* This is based on patients treated on this contract for their most recent course of treatment. Figures in italics indicate the base number of FP17s or Patient Questionnaire responses are less than 100. N/A is shown where the base number of responses is less than 10 during the period. % is calculated as Quantity/Base number\*100

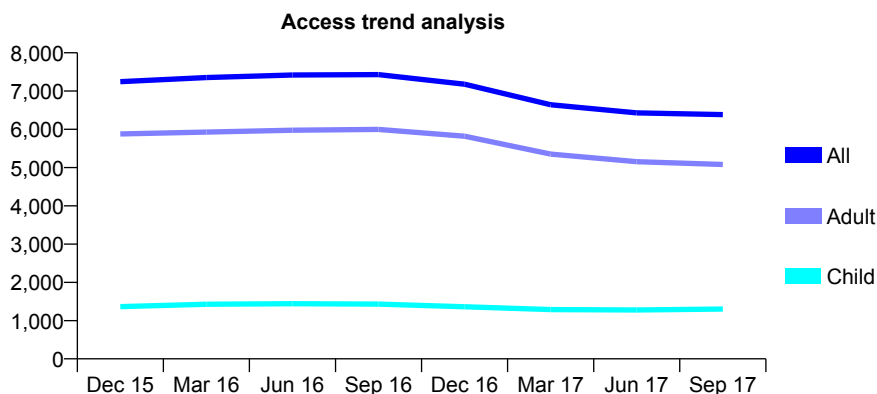
## Q59 - Vital Signs At a Glance Contract Report for 176087/0002 - September 2017

Name or company name	Burguet, Ceconi, Calveley & Fenn (T/As BV)
Contract type name	GDS Contract
Purpose of contract	General
Contract start date	29/08/2012
Contract end date	

17/18 Contracted general activity (UDA)	15,000
Carry forward general activity (UDA)	0
17/18 Contracted orthodontic activity (UOA)	0
Carry forward orthodontic activity (UOA)	0
Baseline contract value	£334,363.94

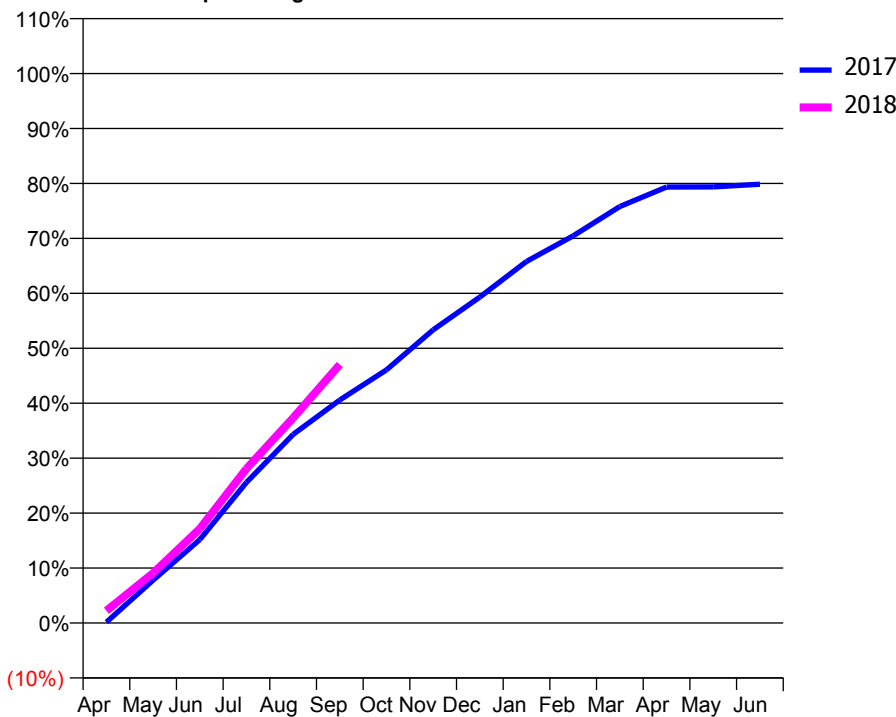
### ACCESS\*

Patients seen in 24 months	Total	Change since previous quarter
Quarter ending September 2016	7,430	
Quarter ending December 2016	7,180	↓
Quarter ending March 2017	6,642	↓
Quarter ending June 2017	6,431	↓
Quarter ending September 2017	6,385	→
<b>Variance since September 2016</b>	<b>(14.1%)</b>	<b>↓</b>



### ACTIVITY

Cumulative percentage of contracted UDA delivered 2017 & 2018



Adjusted Scheduled Activity (UDA)

Month	2017	2018
April	33	338
May	1,561	1,362
June	3,037	2,571
July	5,117	4,214
August	6,863	5,600
September	8,118	7,057
October	9,214	
November	10,671	
December	11,864	
January	13,162	
February	14,093	
March	15,161	
April	15,868	
May	15,872	
June	15,969	

### QUALITY

	Quantity	Base Number	Contract	AT	Region	England
% of FP17s for the same patient ID Re-attending within 3 months - Children	41	829	4.9%	9.8%	11.6%	11.9%
% of FP17s for the same patient ID Re-attending within 3 months - Adults	458	3,248	14.1%	14.0%	15.2%	15.9%
% of FP17s for the same patient ID Re-attending between 3 & 9 months - Children	414	829	49.9%	60.8%	59.1%	58.1%
% of FP17s for the same patient ID Re-attending between 3 & 9 months - Adults	1,529	3,248	47.1%	53.1%	51.7%	50.6%
% of FP17s for Band 1 Urgent Courses	319	3,622	8.8%	7.2%	8.0%	9.1%
% of FP17s Relating to Free Repair or Replacements	44	3,622	1.2%	0.8%	0.8%	0.8%
% of FP17s Relating to Continuations	46	3,622	1.3%	1.1%	1.0%	1.1%
% of Patients satisfied with the dentistry they have received	16	17	94.1%	91.5%	91.5%	91.4%
% of Patients satisfied with the time they had to wait for an appointment	13	17	76.5%	86.9%	88.2%	87.7%

\* This is based on patients treated on this contract for their most recent course of treatment. Figures in italics indicate the base number of FP17s or Patient Questionnaire responses are less than 100. N/A is shown where the base number of responses is less than 10 during the period. % is calculated as Quantity/Base number\*100

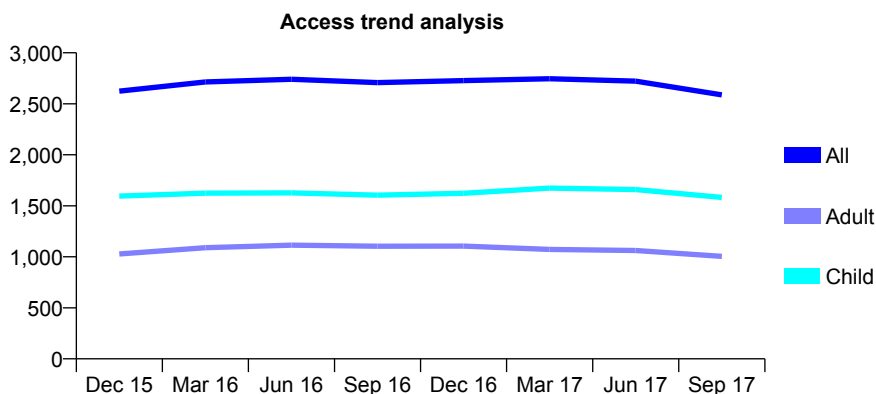
## Q59 - Vital Signs At a Glance Contract Report for 176591/0001 - September 2017

Name or company name	James Cooil and Associates Limited
Contract type name	GDS Contract
Purpose of contract	General and Orthodontic
Contract start date	01/05/2010
Contract end date	

17/18 Contracted general activity (UDA)	5,056
Carry forward general activity (UDA)	-141
17/18 Contracted orthodontic activity (UOA)	609
Carry forward orthodontic activity (UOA)	0
Baseline contract value	£159,561.97

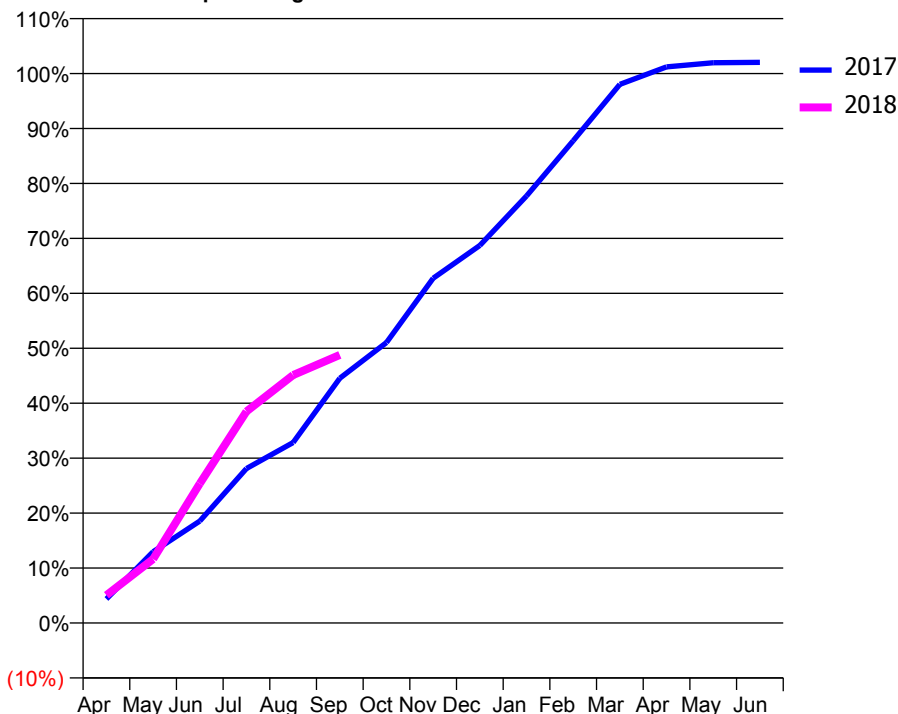
### ACCESS\*

Patients seen in 24 months	Total	Change since previous quarter
Quarter ending September 2016	2,708	
Quarter ending December 2016	2,728	→
Quarter ending March 2017	2,746	→
Quarter ending June 2017	2,722	→
Quarter ending September 2017	2,587	↓
<b>Variance since September 2016</b>	<b>(4.5%)</b>	<b>↓</b>



### ACTIVITY

Cumulative percentage of contracted UDA delivered 2017 & 2018



Adjusted Scheduled Activity (UDA)

Month	2017	2018
April	309	255
May	916	589
June	1,309	1,283
July	1,983	1,946
August	2,317	2,282
September	3,142	2,467
October	3,602	
November	4,428	
December	4,848	
January	5,484	
February	6,193	
March	6,917	
April	7,142	
May	7,194	
June	7,200	

### QUALITY

	Quantity	Base Number	Contract	AT	Region	England
% of FP17s for the same patient ID Re-attending within 3 months - Children	119	1,133	10.5%	9.8%	11.6%	11.9%
% of FP17s for the same patient ID Re-attending within 3 months - Adults	65	472	13.8%	14.0%	15.2%	15.9%
% of FP17s for the same patient ID Re-attending between 3 & 9 months - Children	793	1,133	70.0%	60.8%	59.1%	58.1%
% of FP17s for the same patient ID Re-attending between 3 & 9 months - Adults	287	472	60.8%	53.1%	51.7%	50.6%
% of FP17s for Band 1 Urgent Courses	81	1,402	5.8%	7.2%	8.0%	9.1%
% of FP17s Relating to Free Repair or Replacements	5	1,402	0.4%	0.8%	0.8%	0.8%
% of FP17s Relating to Continuations	4	1,402	0.3%	1.1%	1.0%	1.1%
% of Patients satisfied with the dentistry they have received	4	5	N/A	91.5%	91.5%	91.4%
% of Patients satisfied with the time they had to wait for an appointment	3	5	N/A	86.9%	88.2%	87.7%

\* This is based on patients treated on this contract for their most recent course of treatment. Figures in italics indicate the base number of FP17s or Patient Questionnaire responses are less than 100. N/A is shown where the base number of responses is less than 10 during the period. % is calculated as Quantity/Base number\*100

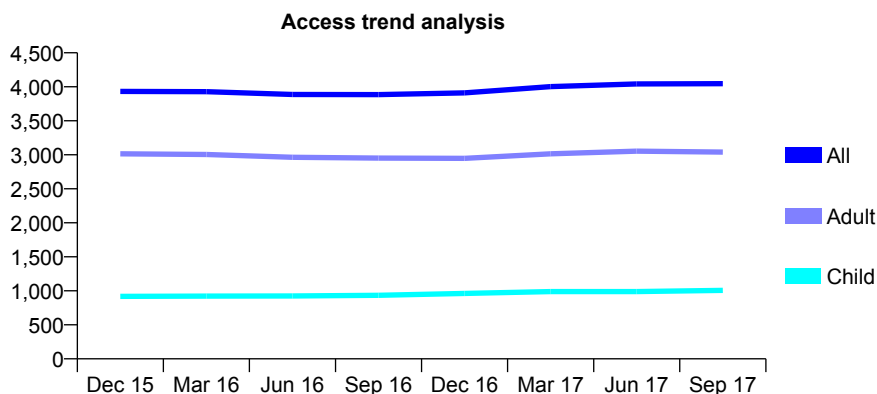
## Q59 - Vital Signs At a Glance Contract Report for 178055/0001 - September 2017

Name or company name	Sloss, Sloss & Bentley
Contract type name	GDS Contract
Purpose of contract	General and Orthodontic
Contract start date	01/04/2006
Contract end date	

17/18 Contracted general activity (UDA)	11,800
Carry forward general activity (UDA)	0
17/18 Contracted orthodontic activity (UOA)	430
Carry forward orthodontic activity (UOA)	0
Baseline contract value	£291,928.91

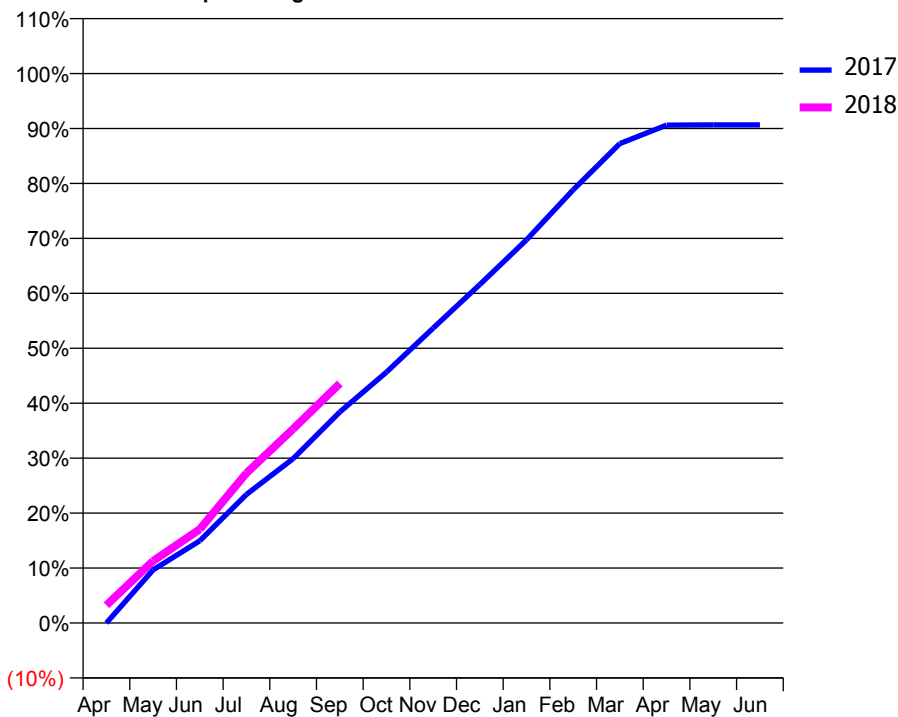
### ACCESS\*

Patients seen in 24 months	Total	Change since previous quarter
Quarter ending September 2016	3,886	
Quarter ending December 2016	3,910	→
Quarter ending March 2017	4,003	↑
Quarter ending June 2017	4,043	→
Quarter ending September 2017	4,047	→
<b>Variance since September 2016</b>	<b>4.1%</b>	<b>↑</b>



### ACTIVITY

Cumulative percentage of contracted UDA delivered 2017 & 2018



Adjusted Scheduled Activity (UDA)

Month	2017	2018
April	0	383
May	1,140	1,333
June	1,765	2,015
July	2,763	3,219
August	3,529	4,169
September	4,532	5,143
October	5,388	
November	6,332	
December	7,268	
January	8,227	
February	9,302	
March	10,297	
April	10,692	
May	10,696	
June	10,697	

### QUALITY

	Quantity	Base Number	Contract	AT	Region	England
% of FP17s for the same patient ID Re-attending within 3 months - Children	47	870	5.4%	9.8%	11.6%	11.9%
% of FP17s for the same patient ID Re-attending within 3 months - Adults	226	2,291	9.9%	14.0%	15.2%	15.9%
% of FP17s for the same patient ID Re-attending between 3 & 9 months - Children	597	870	68.6%	60.8%	59.1%	58.1%
% of FP17s for the same patient ID Re-attending between 3 & 9 months - Adults	1,351	2,291	59.0%	53.1%	51.7%	50.6%
% of FP17s for Band 1 Urgent Courses	99	2,919	3.4%	7.2%	8.0%	9.1%
% of FP17s Relating to Free Repair or Replacements	24	2,919	0.8%	0.8%	0.8%	0.8%
% of FP17s Relating to Continuations	36	2,919	1.2%	1.1%	1.0%	1.1%
% of Patients satisfied with the dentistry they have received	9	9	N/A	91.5%	91.5%	91.4%
% of Patients satisfied with the time they had to wait for an appointment	9	9	N/A	86.9%	88.2%	87.7%

\* This is based on patients treated on this contract for their most recent course of treatment. Figures in italics indicate the base number of FP17s or Patient Questionnaire responses are less than 100. N/A is shown where the base number of responses is less than 10 during the period. % is calculated as Quantity/Base number\*100

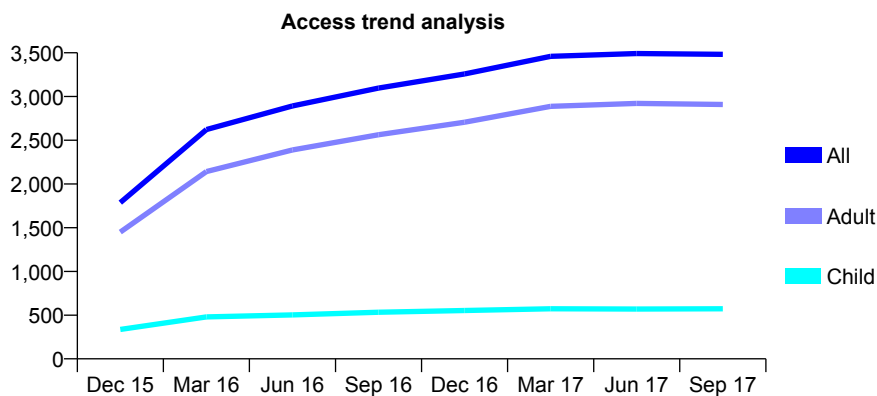
## Q59 - Vital Signs At a Glance Contract Report for 181293/0001 - September 2017

Name or company name	JDRM Dental Care Ltd
Contract type name	GDS Contract
Purpose of contract	General
Contract start date	01/07/2015
Contract end date	

17/18 Contracted general activity (UDA)	9,832
Carry forward general activity (UDA)	382
17/18 Contracted orthodontic activity (UOA)	0
Carry forward orthodontic activity (UOA)	0
Baseline contract value	£223,109.72

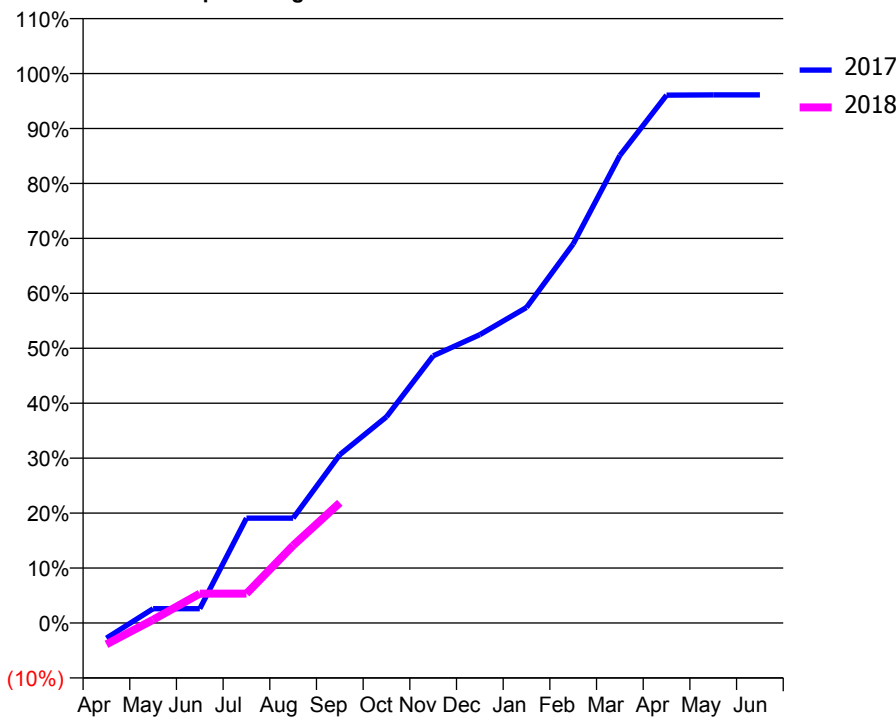
### ACCESS\*

Patients seen in 24 months	Total	Change since previous quarter
Quarter ending September 2016	3,096	
Quarter ending December 2016	3,259	↑
Quarter ending March 2017	3,460	↑
Quarter ending June 2017	3,491	→
Quarter ending September 2017	3,482	→
<b>Variance since September 2016</b>	<b>12.5%</b>	<b>↑</b>



### ACTIVITY

Cumulative percentage of contracted UDA delivered 2017 & 2018



Month	Adjusted Scheduled Activity (UDA)	
	2017	2018
April	-273	-382
May	257	58
June	257	526
July	1,876	526
August	1,876	1,388
September	3,013	2,151
October	3,690	
November	4,780	
December	5,159	
January	5,647	
February	6,781	
March	8,366	
April	9,445	
May	9,449	
June	9,450	

### QUALITY

	Quantity	Base Number	Contract	AT	Region	England
% of FP17s for the same patient ID Re-attending within 3 months - Children	56	448	12.5%	9.8%	11.6%	11.9%
% of FP17s for the same patient ID Re-attending within 3 months - Adults	176	1,751	10.1%	14.0%	15.2%	15.9%
% of FP17s for the same patient ID Re-attending between 3 & 9 months - Children	296	448	66.1%	60.8%	59.1%	58.1%
% of FP17s for the same patient ID Re-attending between 3 & 9 months - Adults	858	1,751	49.0%	53.1%	51.7%	50.6%
% of FP17s for Band 1 Urgent Courses	46	1,450	3.2%	7.2%	8.0%	9.1%
% of FP17s Relating to Free Repair or Replacements	38	1,450	2.6%	0.8%	0.8%	0.8%
% of FP17s Relating to Continuations	11	1,450	0.8%	1.1%	1.0%	1.1%
% of Patients satisfied with the dentistry they have received	16	17	94.1%	91.5%	91.5%	91.4%
% of Patients satisfied with the time they had to wait for an appointment	15	17	88.2%	86.9%	88.2%	87.7%

\* This is based on patients treated on this contract for their most recent course of treatment. Figures in italics indicate the base number of FP17s or Patient Questionnaire responses are less than 100. N/A is shown where the base number of responses is less than 10 during the period. % is calculated as Quantity/Base number\*100

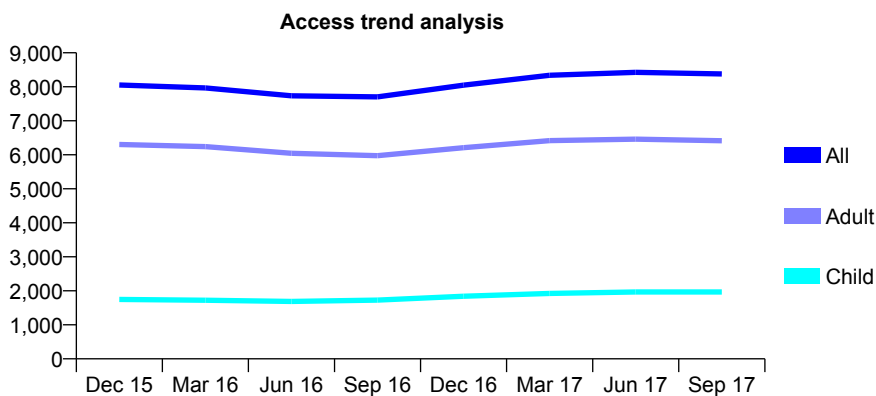
## Q59 - Vital Signs At a Glance Contract Report for 183865/0002 - September 2017

Name or company name	H Amin & A Patel
Contract type name	GDS Contract
Purpose of contract	General
Contract start date	01/10/2013
Contract end date	

17/18 Contracted general activity (UDA)	19,643
Carry forward general activity (UDA)	0
17/18 Contracted orthodontic activity (UOA)	0
Carry forward orthodontic activity (UOA)	0
Baseline contract value	£422,887.90

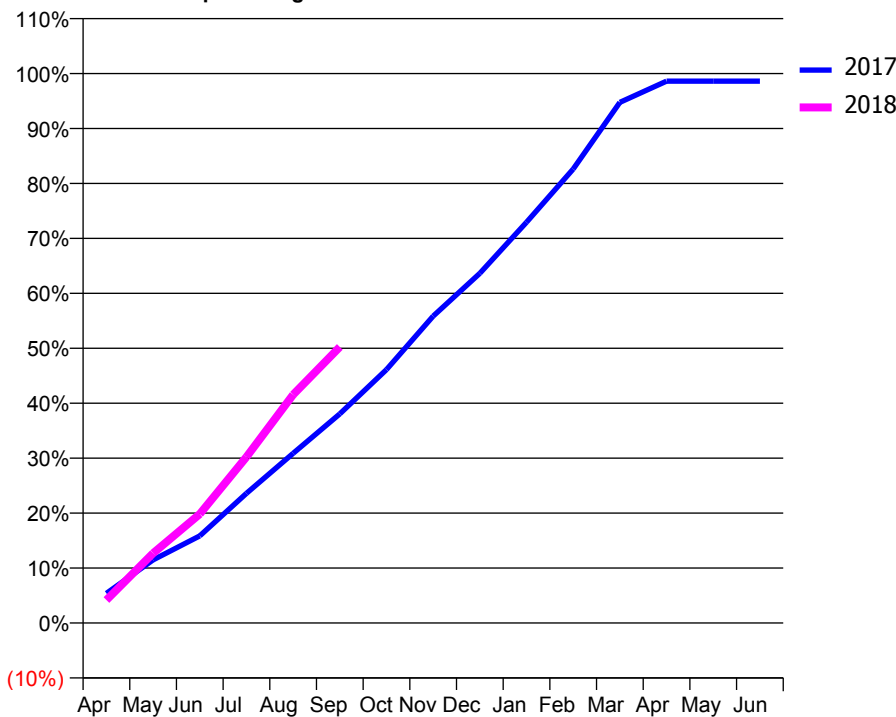
### ACCESS\*

Patients seen in 24 months	Total	Change since previous quarter
Quarter ending September 2016	7,703	
Quarter ending December 2016	8,049	↑
Quarter ending March 2017	8,341	↑
Quarter ending June 2017	8,426	→
Quarter ending September 2017	8,378	→
<b>Variance since September 2016</b>	<b>8.8%</b>	<b>↑</b>



### ACTIVITY

Cumulative percentage of contracted UDA delivered 2017 & 2018



Month	Adjusted Scheduled Activity (UDA)	
	2017	2018
April	1,224	820
May	2,601	2,497
June	3,592	3,899
July	5,343	5,938
August	6,992	8,162
September	8,620	9,869
October	10,441	
November	12,648	
December	14,410	
January	16,512	
February	18,706	
March	21,452	
April	22,329	
May	22,326	
June	22,326	

### QUALITY

	Quantity	Base Number	Contract	AT	Region	England
% of FP17s for the same patient ID Re-attending within 3 months - Children	90	1,603	5.6%	9.8%	11.6%	11.9%
% of FP17s for the same patient ID Re-attending within 3 months - Adults	483	4,660	10.4%	14.0%	15.2%	15.9%
% of FP17s for the same patient ID Re-attending between 3 & 9 months - Children	1,118	1,603	69.7%	60.8%	59.1%	58.1%
% of FP17s for the same patient ID Re-attending between 3 & 9 months - Adults	2,891	4,660	62.0%	53.1%	51.7%	50.6%
% of FP17s for Band 1 Urgent Courses	275	5,489	5.0%	7.2%	8.0%	9.1%
% of FP17s Relating to Free Repair or Replacements	36	5,489	0.7%	0.8%	0.8%	0.8%
% of FP17s Relating to Continuations	30	5,489	0.5%	1.1%	1.0%	1.1%
% of Patients satisfied with the dentistry they have received	15	17	88.2%	91.5%	91.5%	91.4%
% of Patients satisfied with the time they had to wait for an appointment	15	17	88.2%	86.9%	88.2%	87.7%

\* This is based on patients treated on this contract for their most recent course of treatment. Figures in italics indicate the base number of FP17s or Patient Questionnaire responses are less than 100. N/A is shown where the base number of responses is less than 10 during the period. % is calculated as Quantity/Base number\*100

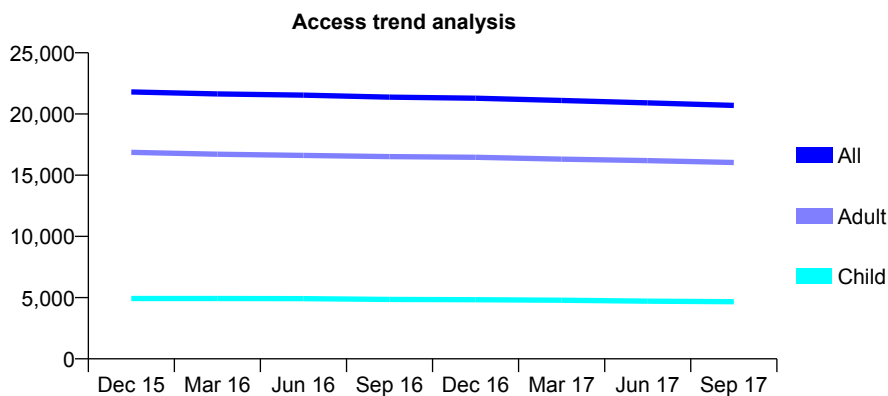
### Q59 - Vital Signs At a Glance Contract Report for 187208/0001 - September 2017

Name or company name	Mr N Maxey & Mr W Welch
Contract type name	GDS Contract
Purpose of contract	General and Orthodontic
Contract start date	01/04/2006
Contract end date	

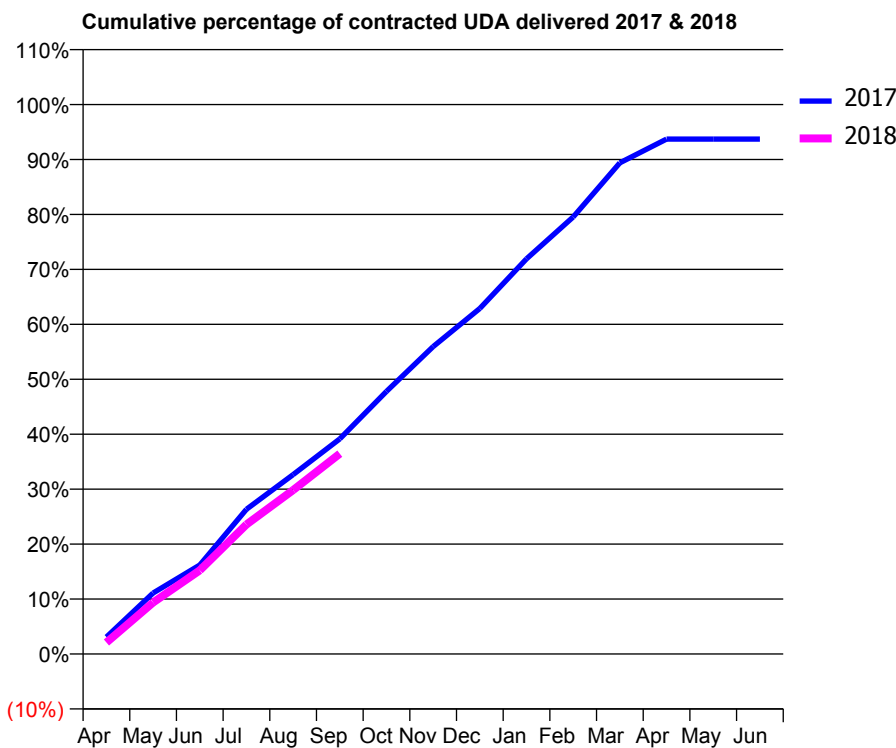
17/18 Contracted general activity (UDA)	63,070
Carry forward general activity (UDA)	0
17/18 Contracted orthodontic activity (UOA)	705
Carry forward orthodontic activity (UOA)	0
Baseline contract value	£1,549,149.27

#### ACCESS\*

Patients seen in 24 months	Total	Change since previous quarter
Quarter ending September 2016	21,380	
Quarter ending December 2016	21,289	→
Quarter ending March 2017	21,106	→
Quarter ending June 2017	20,910	→
Quarter ending September 2017	20,705	→
<b>Variance since September 2016</b>	<b>(3.2%)</b>	<b>↓</b>



#### ACTIVITY



Month	Adjusted Scheduled Activity (UDA)	
	2017	2018
April	1,959	1,327
May	7,000	5,914
June	10,211	9,607
July	16,613	14,868
August	20,592	18,821
September	24,689	22,996
October	30,143	
November	35,290	
December	39,664	
January	45,355	
February	50,160	
March	56,382	
April	59,098	
May	59,101	
June	59,107	

#### QUALITY

	Quantity	Base Number	Contract	AT	Region	England
% of FP17s for the same patient ID Re-attending within 3 months - Children	244	3,552	6.9%	9.8%	11.6%	11.9%
% of FP17s for the same patient ID Re-attending within 3 months - Adults	1,722	11,668	14.8%	14.0%	15.2%	15.9%
% of FP17s for the same patient ID Re-attending between 3 & 9 months - Children	2,249	3,552	63.3%	60.8%	59.1%	58.1%
% of FP17s for the same patient ID Re-attending between 3 & 9 months - Adults	6,583	11,668	56.4%	53.1%	51.7%	50.6%
% of FP17s for Band 1 Urgent Courses	1,096	13,794	7.9%	7.2%	8.0%	9.1%
% of FP17s Relating to Free Repair or Replacements	119	13,794	0.9%	0.8%	0.8%	0.8%
% of FP17s Relating to Continuations	96	13,794	0.7%	1.1%	1.0%	1.1%
% of Patients satisfied with the dentistry they have received	48	52	92.3%	91.5%	91.5%	91.4%
% of Patients satisfied with the time they had to wait for an appointment	43	52	82.7%	86.9%	88.2%	87.7%

\* This is based on patients treated on this contract for their most recent course of treatment. Figures in italics indicate the base number of FP17s or Patient Questionnaire responses are less than 100. N/A is shown where the base number of responses is less than 10 during the period. % is calculated as Quantity/Base number\*100



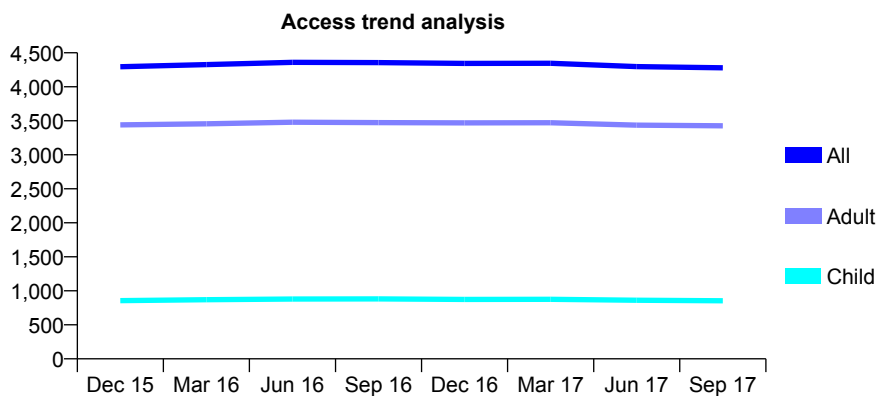
## Q59 - Vital Signs At a Glance Contract Report for 187208/0002 - September 2017

Name or company name	Mr N Maxey & Mr W Welch
Contract type name	GDS Contract
Purpose of contract	General
Contract start date	01/04/2006
Contract end date	

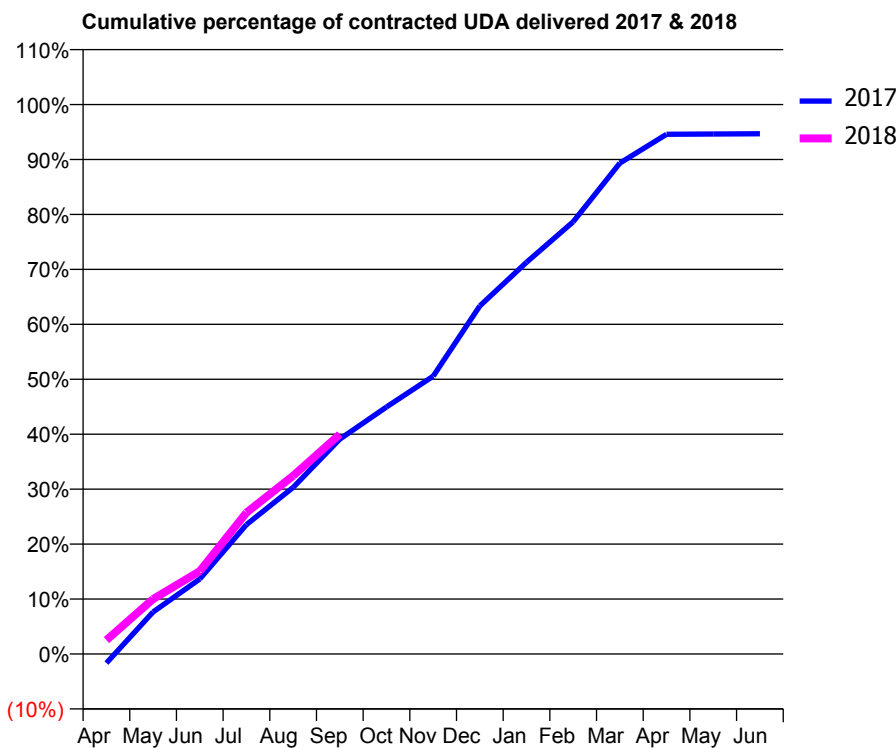
17/18 Contracted general activity (UDA)	12,165
Carry forward general activity (UDA)	0
17/18 Contracted orthodontic activity (UOA)	0
Carry forward orthodontic activity (UOA)	0
Baseline contract value	£271,202.04

### ACCESS\*

Patients seen in 24 months	Total	Change since previous quarter
Quarter ending September 2016	4,355	
Quarter ending December 2016	4,344	→
Quarter ending March 2017	4,347	→
Quarter ending June 2017	4,297	↓
Quarter ending September 2017	4,280	→
<b>Variance since September 2016</b>	<b>(1.7%)</b>	<b>↓</b>



### ACTIVITY



Month	Adjusted Scheduled Activity (UDA)	
	2017	2018
April	-201	308
May	933	1,217
June	1,662	1,835
July	2,865	3,132
August	3,690	3,945
September	4,757	4,864
October	5,468	
November	6,152	
December	7,706	
January	8,671	
February	9,569	
March	10,868	
April	11,506	
May	11,512	
June	11,516	

### QUALITY

	Quantity	Base Number	Contract	AT	Region	England
% of FP17s for the same patient ID Re-attending within 3 months - Children	59	689	8.6%	9.8%	11.6%	11.9%
% of FP17s for the same patient ID Re-attending within 3 months - Adults	315	2,440	12.9%	14.0%	15.2%	15.9%
% of FP17s for the same patient ID Re-attending between 3 & 9 months - Children	463	689	67.2%	60.8%	59.1%	58.1%
% of FP17s for the same patient ID Re-attending between 3 & 9 months - Adults	1,556	2,440	63.8%	53.1%	51.7%	50.6%
% of FP17s for Band 1 Urgent Courses	231	2,821	8.2%	7.2%	8.0%	9.1%
% of FP17s Relating to Free Repair or Replacements	18	2,821	0.6%	0.8%	0.8%	0.8%
% of FP17s Relating to Continuations	22	2,821	0.8%	1.1%	1.0%	1.1%
% of Patients satisfied with the dentistry they have received	12	12	100.0%	91.5%	91.5%	91.4%
% of Patients satisfied with the time they had to wait for an appointment	12	12	100.0%	86.9%	88.2%	87.7%

\* This is based on patients treated on this contract for their most recent course of treatment. Figures in italics indicate the base number of FP17s or Patient Questionnaire responses are less than 100. N/A is shown where the base number of responses is less than 10 during the period. % is calculated as Quantity/Base number\*100

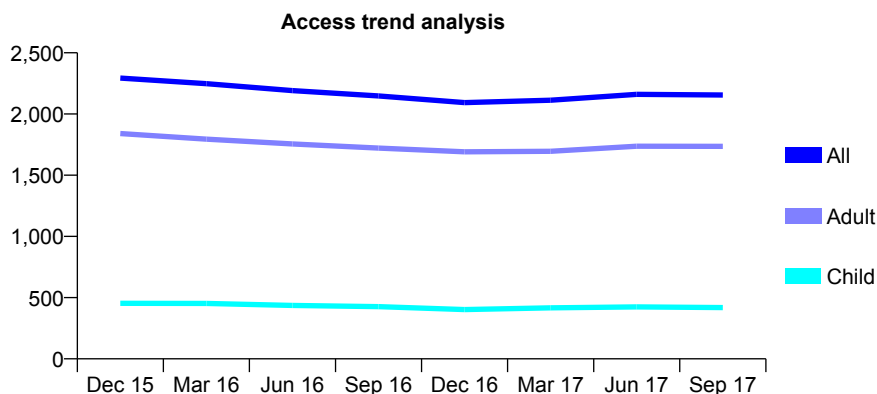
## Q59 - Vital Signs At a Glance Contract Report for 187313/0002 - September 2017

Name or company name	J Ahmad, M Hallen, A Persson & A Alfreds
Contract type name	GDS Contract
Purpose of contract	General
Contract start date	01/04/2010
Contract end date	

17/18 Contracted general activity (UDA)	9,152
Carry forward general activity (UDA)	0
17/18 Contracted orthodontic activity (UOA)	0
Carry forward orthodontic activity (UOA)	0
Baseline contract value	£186,311.20

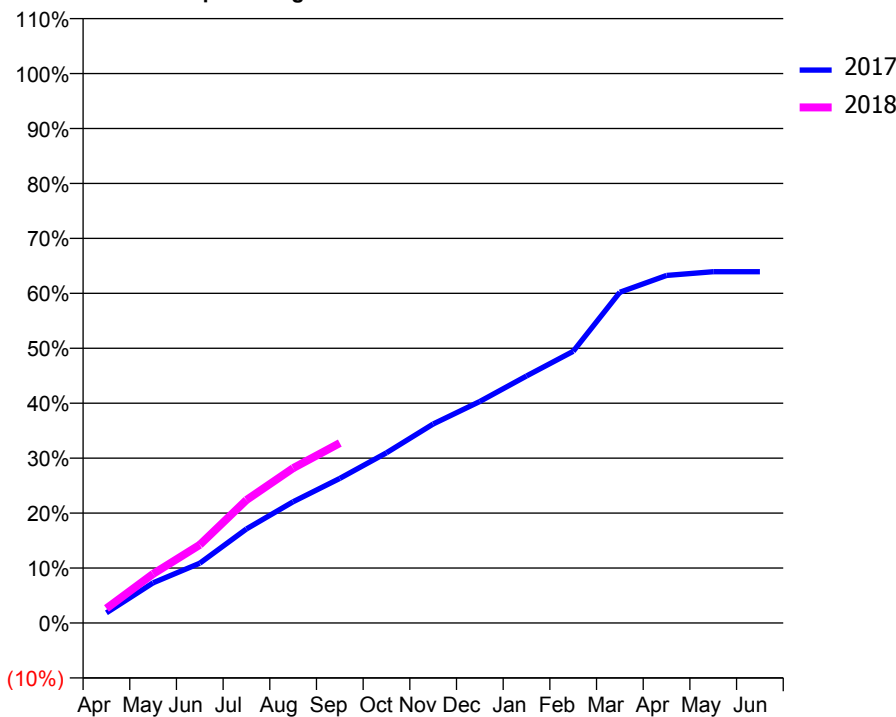
### ACCESS\*

Patients seen in 24 months	Total	Change since previous quarter
Quarter ending September 2016	2,148	
Quarter ending December 2016	2,093	↓
Quarter ending March 2017	2,113	→
Quarter ending June 2017	2,161	↑
Quarter ending September 2017	2,155	→
<b>Variance since September 2016</b>	<b>0.3%</b>	<b>→</b>



### ACTIVITY

Cumulative percentage of contracted UDA delivered 2017 & 2018



Month	Adjusted Scheduled Activity (UDA)	
	2017	2018
April	169	243
May	670	819
June	996	1,303
July	1,567	2,048
August	2,020	2,579
September	2,408	2,998
October	2,835	
November	3,315	
December	3,690	
January	4,114	
February	4,524	
March	5,510	
April	5,789	
May	5,850	
June	5,850	

### QUALITY

	Quantity	Base Number	Contract	AT	Region	England
% of FP17s for the same patient ID Re-attending within 3 months - Children	8	307	2.6%	9.8%	11.6%	11.9%
% of FP17s for the same patient ID Re-attending within 3 months - Adults	133	1,299	10.2%	14.0%	15.2%	15.9%
% of FP17s for the same patient ID Re-attending between 3 & 9 months - Children	203	307	66.1%	60.8%	59.1%	58.1%
% of FP17s for the same patient ID Re-attending between 3 & 9 months - Adults	854	1,299	65.7%	53.1%	51.7%	50.6%
% of FP17s for Band 1 Urgent Courses	106	1,453	7.3%	7.2%	8.0%	9.1%
% of FP17s Relating to Free Repair or Replacements	0	1,453	0.0%	0.8%	0.8%	0.8%
% of FP17s Relating to Continuations	8	1,453	0.6%	1.1%	1.0%	1.1%
% of Patients satisfied with the dentistry they have received	5	7	N/A	91.5%	91.5%	91.4%
% of Patients satisfied with the time they had to wait for an appointment	5	7	N/A	86.9%	88.2%	87.7%

\* This is based on patients treated on this contract for their most recent course of treatment. Figures in italics indicate the base number of FP17s or Patient Questionnaire responses are less than 100. N/A is shown where the base number of responses is less than 10 during the period. % is calculated as Quantity/Base number\*100

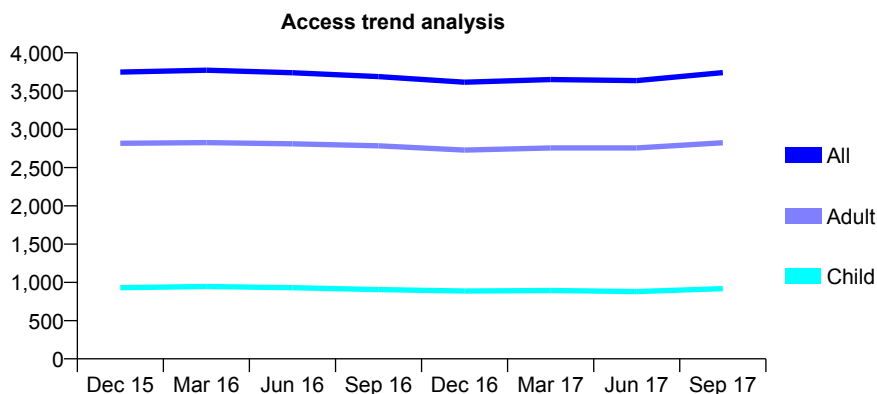
## Q59 - Vital Signs At a Glance Contract Report for 188107/0001 - September 2017

Name or company name	Mr J Ratynski, Mrs M Ratynski and Mr I Ra.
Contract type name	GDS Contract
Purpose of contract	General
Contract start date	15/08/2006
Contract end date	

17/18 Contracted general activity (UDA)	11,800
Carry forward general activity (UDA)	396
17/18 Contracted orthodontic activity (UOA)	0
Carry forward orthodontic activity (UOA)	0
Baseline contract value	£263,072.27

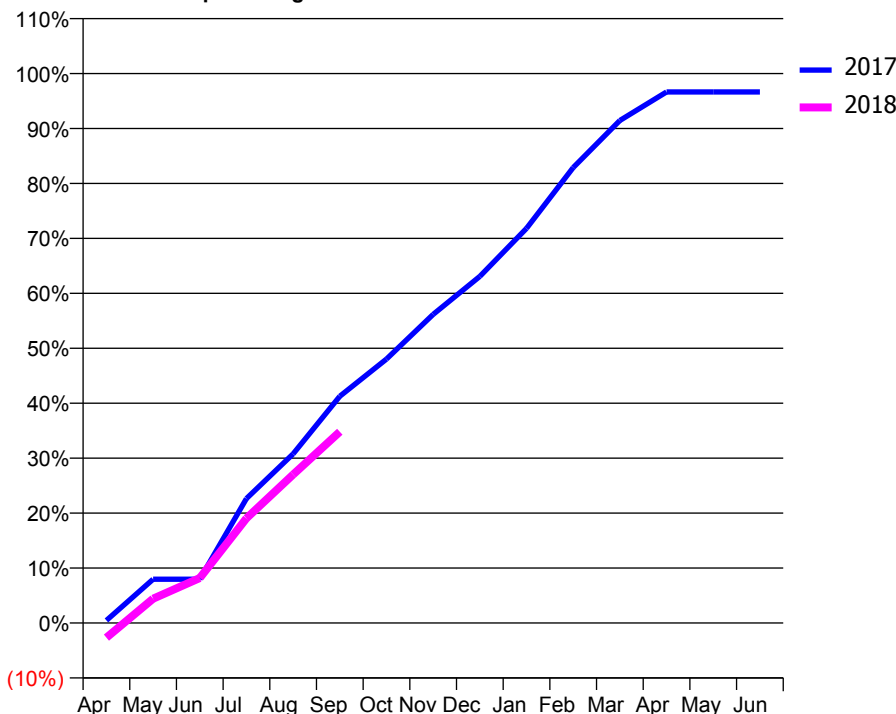
### ACCESS\*

Patients seen in 24 months	Total	Change since previous quarter
Quarter ending September 2016	3,689	
Quarter ending December 2016	3,615	↓
Quarter ending March 2017	3,651	→
Quarter ending June 2017	3,636	→
Quarter ending September 2017	3,742	↑
<b>Variance since September 2016</b>	<b>1.4%</b>	<b>→</b>



### ACTIVITY

Cumulative percentage of contracted UDA delivered 2017 & 2018



Adjusted Scheduled Activity (UDA)

Month	2017	2018
April	55	-316
May	940	521
June	940	966
July	2,672	2,249
August	3,633	3,189
September	4,868	4,108
October	5,669	
November	6,628	
December	7,445	
January	8,474	
February	9,781	
March	10,790	
April	11,404	
May	11,404	
June	11,404	

### QUALITY

	Quantity	Base Number	Contract	AT	Region	England
% of FP17s for the same patient ID Re-attending within 3 months - Children	46	765	6.0%	9.8%	11.6%	11.9%
% of FP17s for the same patient ID Re-attending within 3 months - Adults	258	2,238	11.5%	14.0%	15.2%	15.9%
% of FP17s for the same patient ID Re-attending between 3 & 9 months - Children	552	765	72.2%	60.8%	59.1%	58.1%
% of FP17s for the same patient ID Re-attending between 3 & 9 months - Adults	1,579	2,238	70.6%	53.1%	51.7%	50.6%
% of FP17s for Band 1 Urgent Courses	72	2,683	2.7%	7.2%	8.0%	9.1%
% of FP17s Relating to Free Repair or Replacements	5	2,683	0.2%	0.8%	0.8%	0.8%
% of FP17s Relating to Continuations	56	2,683	2.1%	1.1%	1.0%	1.1%
% of Patients satisfied with the dentistry they have received	9	10	90.0%	91.5%	91.5%	91.4%
% of Patients satisfied with the time they had to wait for an appointment	9	10	90.0%	86.9%	88.2%	87.7%

\* This is based on patients treated on this contract for their most recent course of treatment. Figures in italics indicate the base number of FP17s or Patient Questionnaire responses are less than 100. N/A is shown where the base number of responses is less than 10 during the period. % is calculated as Quantity/Base number\*100

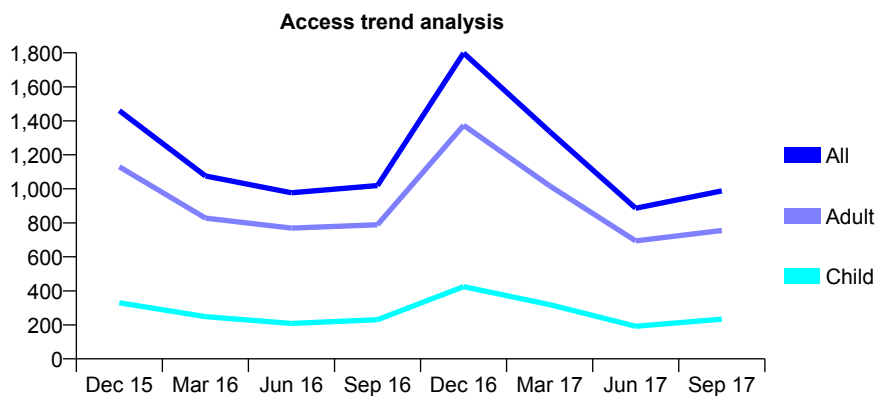
## Q59 - Vital Signs At a Glance Contract Report for 188867/0001 - September 2017

Name or company name	Mr Williams and Mr Moroney
Contract type name	GDS Contract
Purpose of contract	General
Contract start date	01/10/2013
Contract end date	

17/18 Contracted general activity (UDA)	3,578
Carry forward general activity (UDA)	0
17/18 Contracted orthodontic activity (UOA)	0
Carry forward orthodontic activity (UOA)	0
Baseline contract value	£82,624.12

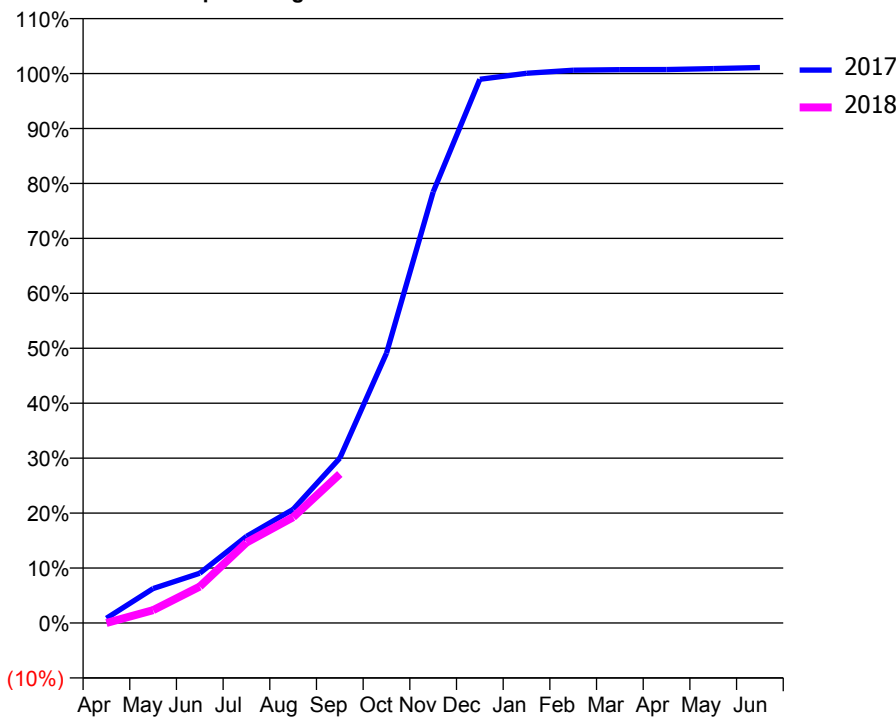
### ACCESS\*

Patients seen in 24 months	Total	Change since previous quarter
Quarter ending September 2016	1,019	
Quarter ending December 2016	1,799	↑
Quarter ending March 2017	1,337	↓
Quarter ending June 2017	886	↓
Quarter ending September 2017	988	↑
<b>Variance since September 2016</b>	<b>(3.0%)</b>	<b>↓</b>



### ACTIVITY

Cumulative percentage of contracted UDA delivered 2017 & 2018



Adjusted Scheduled Activity (UDA)

Month	2017	2018
April	31	0
May	224	84
June	324	237
July	564	524
August	740	689
September	1,073	970
October	1,757	
November	2,807	
December	3,541	
January	3,580	
February	3,600	
March	3,603	
April	3,604	
May	3,610	
June	3,617	

### QUALITY

	Quantity	Base Number	Contract	AT	Region	England
% of FP17s for the same patient ID Re-attending within 3 months - Children	1	102	1.0%	9.8%	11.6%	11.9%
% of FP17s for the same patient ID Re-attending within 3 months - Adults	14	356	3.9%	14.0%	15.2%	15.9%
% of FP17s for the same patient ID Re-attending between 3 & 9 months - Children	7	102	6.9%	60.8%	59.1%	58.1%
% of FP17s for the same patient ID Re-attending between 3 & 9 months - Adults	57	356	16.0%	53.1%	51.7%	50.6%
% of FP17s for Band 1 Urgent Courses	37	452	8.2%	7.2%	8.0%	9.1%
% of FP17s Relating to Free Repair or Replacements	5	452	1.1%	0.8%	0.8%	0.8%
% of FP17s Relating to Continuations	4	452	0.9%	1.1%	1.0%	1.1%
% of Patients satisfied with the dentistry they have received	5	5	N/A	91.5%	91.5%	91.4%
% of Patients satisfied with the time they had to wait for an appointment	5	5	N/A	86.9%	88.2%	87.7%

\* This is based on patients treated on this contract for their most recent course of treatment. Figures in italics indicate the base number of FP17s or Patient Questionnaire responses are less than 100. N/A is shown where the base number of responses is less than 10 during the period. % is calculated as Quantity/Base number\*100

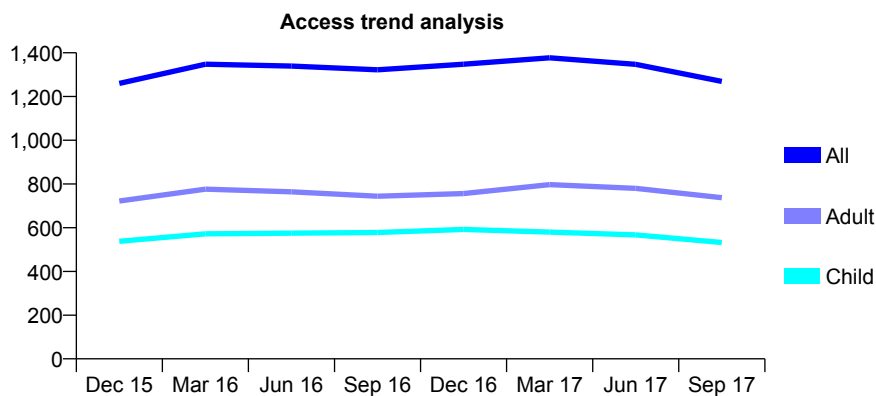
## Q59 - Vital Signs At a Glance Contract Report for 189820/0001 - September 2017

Name or company name	J & P Pallipatt T/A Aesthetic Smiles
Contract type name	GDS Contract
Purpose of contract	General
Contract start date	01/12/2010
Contract end date	

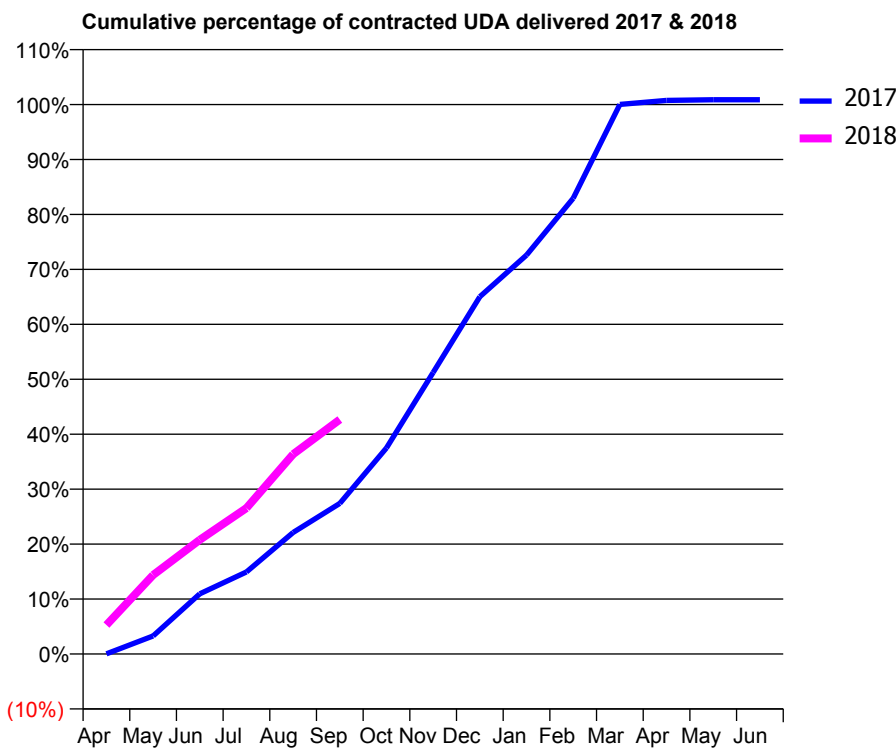
17/18 Contracted general activity (UDA)	3,000
Carry forward general activity (UDA)	-26
17/18 Contracted orthodontic activity (UOA)	0
Carry forward orthodontic activity (UOA)	0
Baseline contract value	£144,646.90

### ACCESS\*

Patients seen in 24 months	Total	Change since previous quarter
Quarter ending September 2016	1,322	
Quarter ending December 2016	1,348	→
Quarter ending March 2017	1,377	↑
Quarter ending June 2017	1,347	↓
Quarter ending September 2017	1,269	↓
<b>Variance since September 2016</b>	<b>(4.0%)</b>	<b>↓</b>



### ACTIVITY



Month	Adjusted Scheduled Activity (UDA)	
	2017	2018
April	1	158
May	99	432
June	328	624
July	448	797
August	664	1,091
September	822	1,280
October	1,125	
November	1,537	
December	1,950	
January	2,178	
February	2,488	
March	3,000	
April	3,022	
May	3,026	
June	3,026	

### QUALITY

	Quantity	Base Number	Contract	AT	Region	England
% of FP17s for the same patient ID Re-attending within 3 months - Children	22	278	7.9%	9.8%	11.6%	11.9%
% of FP17s for the same patient ID Re-attending within 3 months - Adults	65	376	17.3%	14.0%	15.2%	15.9%
% of FP17s for the same patient ID Re-attending between 3 & 9 months - Children	140	278	50.4%	60.8%	59.1%	58.1%
% of FP17s for the same patient ID Re-attending between 3 & 9 months - Adults	199	376	52.9%	53.1%	51.7%	50.6%
% of FP17s for Band 1 Urgent Courses	92	645	14.3%	7.2%	8.0%	9.1%
% of FP17s Relating to Free Repair or Replacements	3	645	0.5%	0.8%	0.8%	0.8%
% of FP17s Relating to Continuations	0	645	0.0%	1.1%	1.0%	1.1%
% of Patients satisfied with the dentistry they have received	9	9	N/A	91.5%	91.5%	91.4%
% of Patients satisfied with the time they had to wait for an appointment	8	9	N/A	86.9%	88.2%	87.7%

\* This is based on patients treated on this contract for their most recent course of treatment. Figures in italics indicate the base number of FP17s or Patient Questionnaire responses are less than 100. N/A is shown where the base number of responses is less than 10 during the period. % is calculated as Quantity/Base number\*100

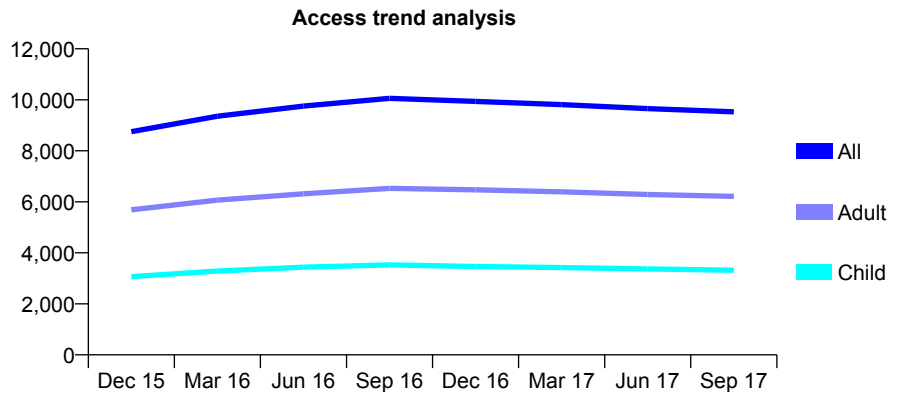
## Q59 - Vital Signs At a Glance Contract Report for 189960/0001 - September 2017

Name or company name	Mr Z Kapadia & Mr N F Kapadia
Contract type name	GDS Contract
Purpose of contract	General
Contract start date	01/04/2014
Contract end date	

17/18 Contracted general activity (UDA)	23,121
Carry forward general activity (UDA)	993
17/18 Contracted orthodontic activity (UOA)	0
Carry forward orthodontic activity (UOA)	0
Baseline contract value	£576,110.26

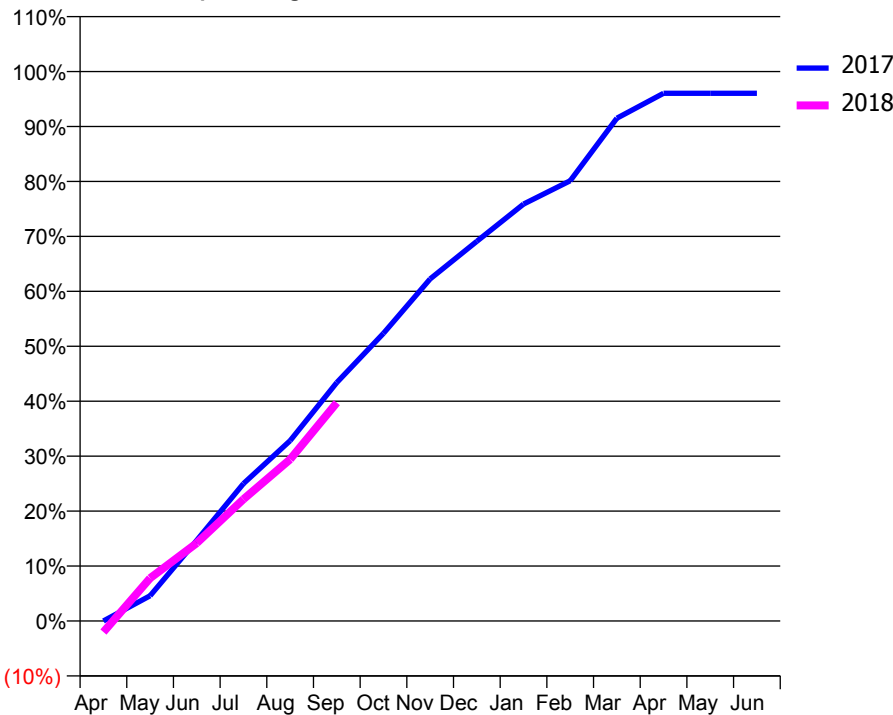
### ACCESS\*

Patients seen in 24 months	Total	Change since previous quarter
Quarter ending September 2016	10,058	
Quarter ending December 2016	9,936	↓
Quarter ending March 2017	9,810	↓
Quarter ending June 2017	9,654	↓
Quarter ending September 2017	9,532	↓
<b>Variance since September 2016</b>	<b>(5.2%)</b>	<b>↓</b>



### ACTIVITY

Cumulative percentage of contracted UDA delivered 2017 & 2018



Month	Adjusted Scheduled Activity (UDA)	
	2017	2018
April	-5	-467
May	1,157	1,803
June	3,688	3,279
July	6,285	5,123
August	8,247	6,804
September	10,903	9,189
October	13,150	
November	15,639	
December	17,361	
January	19,058	
February	20,124	
March	22,984	
April	24,128	
May	24,128	
June	24,128	

### QUALITY

	Quantity	Base Number	Contract	AT	Region	England
% of FP17s for the same patient ID Re-attending within 3 months - Children	188	2,904	6.5%	9.8%	11.6%	11.9%
% of FP17s for the same patient ID Re-attending within 3 months - Adults	507	4,493	11.3%	14.0%	15.2%	15.9%
% of FP17s for the same patient ID Re-attending between 3 & 9 months - Children	2,198	2,904	75.7%	60.8%	59.1%	58.1%
% of FP17s for the same patient ID Re-attending between 3 & 9 months - Adults	3,061	4,493	68.1%	53.1%	51.7%	50.6%
% of FP17s for Band 1 Urgent Courses	284	6,427	4.4%	7.2%	8.0%	9.1%
% of FP17s Relating to Free Repair or Replacements	30	6,427	0.5%	0.8%	0.8%	0.8%
% of FP17s Relating to Continuations	7	6,427	0.1%	1.1%	1.0%	1.1%
% of Patients satisfied with the dentistry they have received	17	18	94.4%	91.5%	91.5%	91.4%
% of Patients satisfied with the time they had to wait for an appointment	12	18	66.7%	86.9%	88.2%	87.7%

\* This is based on patients treated on this contract for their most recent course of treatment. Figures in italics indicate the base number of FP17s or Patient Questionnaire responses are less than 100. N/A is shown where the base number of responses is less than 10 during the period. % is calculated as Quantity/Base number\*100

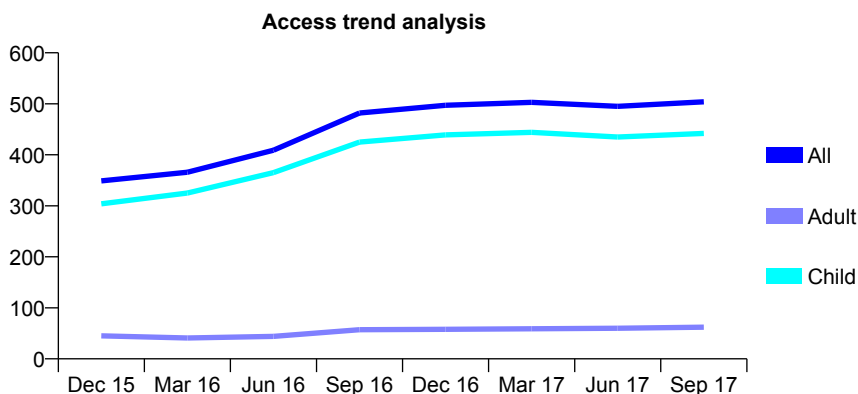
## Q59 - Vital Signs At a Glance Contract Report for 191248/0001 - September 2017

Name or company name	Mr K Makwana & Mr P Patel
Contract type name	GDS Contract
Purpose of contract	General
Contract start date	01/02/2012
Contract end date	

17/18 Contracted general activity (UDA)	2,000
Carry forward general activity (UDA)	0
17/18 Contracted orthodontic activity (UOA)	0
Carry forward orthodontic activity (UOA)	0
Baseline contract value	£46,201.19

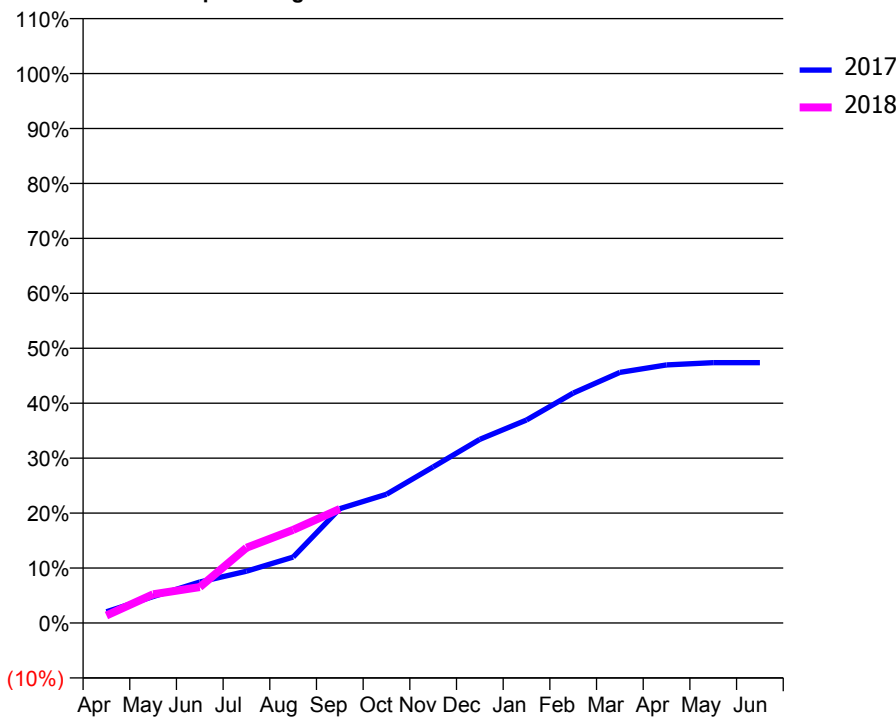
### ACCESS\*

Patients seen in 24 months	Total	Change since previous quarter
Quarter ending September 2016	482	
Quarter ending December 2016	497	↑
Quarter ending March 2017	503	→
Quarter ending June 2017	495	↓
Quarter ending September 2017	504	→
<b>Variance since September 2016</b>	<b>4.6%</b>	<b>↑</b>



### ACTIVITY

Cumulative percentage of contracted UDA delivered 2017 & 2018



Month	Adjusted Scheduled Activity (UDA)	
	2017	2018
April	41	27
May	96	105
June	149	131
July	189	274
August	240	339
September	416	415
October	469	
November	568	
December	668	
January	739	
February	837	
March	912	
April	940	
May	948	
June	948	

### QUALITY

	Quantity	Base Number	Contract	AT	Region	England
% of FP17s for the same patient ID Re-attending within 3 months - Children	21	375	5.6%	9.8%	11.6%	11.9%
% of FP17s for the same patient ID Re-attending within 3 months - Adults	0	4	0.0%	14.0%	15.2%	15.9%
% of FP17s for the same patient ID Re-attending between 3 & 9 months - Children	258	375	68.8%	60.8%	59.1%	58.1%
% of FP17s for the same patient ID Re-attending between 3 & 9 months - Adults	2	4	50.0%	53.1%	51.7%	50.6%
% of FP17s for Band 1 Urgent Courses	6	351	1.7%	7.2%	8.0%	9.1%
% of FP17s Relating to Free Repair or Replacements	1	351	0.3%	0.8%	0.8%	0.8%
% of FP17s Relating to Continuations	0	351	0.0%	1.1%	1.0%	1.1%
% of Patients satisfied with the dentistry they have received	1	1	N/A	91.5%	91.5%	91.4%
% of Patients satisfied with the time they had to wait for an appointment	0	1	N/A	86.9%	88.2%	87.7%

\* This is based on patients treated on this contract for their most recent course of treatment. Figures in italics indicate the base number of FP17s or Patient Questionnaire responses are less than 100. N/A is shown where the base number of responses is less than 10 during the period. % is calculated as Quantity/Base number\*100

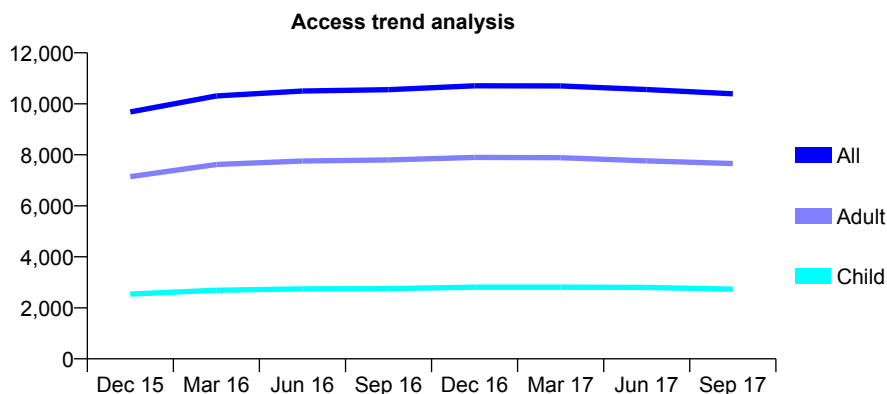
## Q59 - Vital Signs At a Glance Contract Report for 191310/0001 - September 2017

Name or company name	East Midlands Community Dental Ass. Ltd.
Contract type name	GDS Contract
Purpose of contract	General
Contract start date	15/11/2006
Contract end date	

17/18 Contracted general activity (UDA)	28,504
Carry forward general activity (UDA)	43
17/18 Contracted orthodontic activity (UOA)	0
Carry forward orthodontic activity (UOA)	0
Baseline contract value	£635,469.75

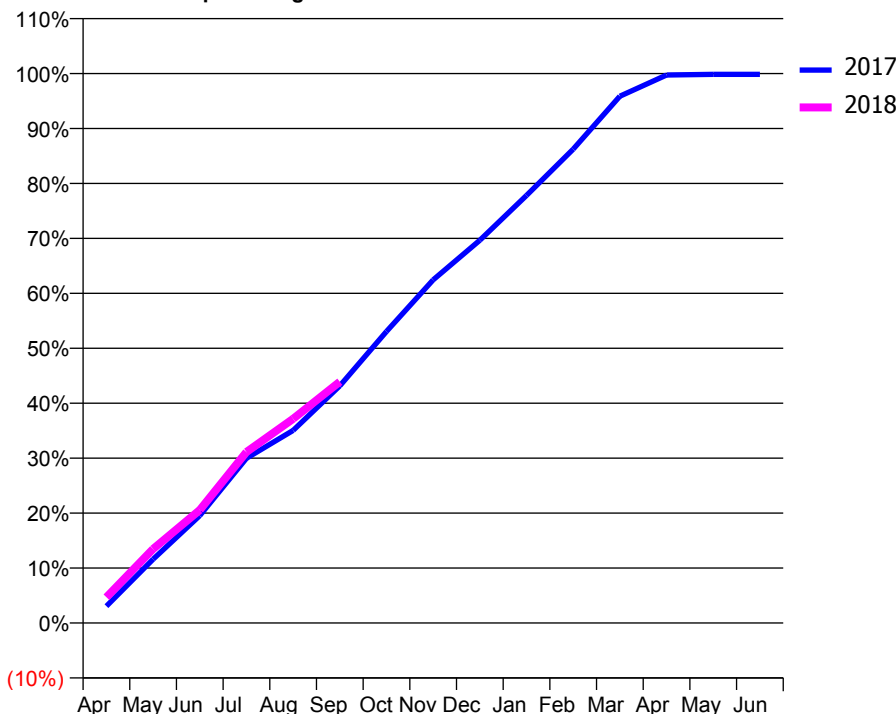
### ACCESS\*

Patients seen in 24 months	Total	Change since previous quarter
Quarter ending September 2016	10,553	
Quarter ending December 2016	10,707	→
Quarter ending March 2017	10,699	→
Quarter ending June 2017	10,562	↓
Quarter ending September 2017	10,394	↓
<b>Variance since September 2016</b>	<b>(1.5%)</b>	<b>↓</b>



### ACTIVITY

Cumulative percentage of contracted UDA delivered 2017 & 2018



Month	Adjusted Scheduled Activity (UDA)	
	2017	2018
April	875	1,341
May	3,308	3,845
June	5,570	5,859
July	8,547	8,874
August	9,994	10,593
September	12,300	12,513
October	15,125	
November	17,799	
December	19,855	
January	22,176	
February	24,582	
March	27,327	
April	28,428	
May	28,458	
June	28,461	

### QUALITY

	Quantity	Base Number	Contract	AT	Region	England
% of FP17s for the same patient ID Re-attending within 3 months - Children	113	1,959	5.8%	9.8%	11.6%	11.9%
% of FP17s for the same patient ID Re-attending within 3 months - Adults	616	5,290	11.6%	14.0%	15.2%	15.9%
% of FP17s for the same patient ID Re-attending between 3 & 9 months - Children	1,344	1,959	68.6%	60.8%	59.1%	58.1%
% of FP17s for the same patient ID Re-attending between 3 & 9 months - Adults	3,239	5,290	61.2%	53.1%	51.7%	50.6%
% of FP17s for Band 1 Urgent Courses	565	6,706	8.4%	7.2%	8.0%	9.1%
% of FP17s Relating to Free Repair or Replacements	16	6,706	0.2%	0.8%	0.8%	0.8%
% of FP17s Relating to Continuations	47	6,706	0.7%	1.1%	1.0%	1.1%
% of Patients satisfied with the dentistry they have received	20	24	83.3%	91.5%	91.5%	91.4%
% of Patients satisfied with the time they had to wait for an appointment	19	24	79.2%	86.9%	88.2%	87.7%

\* This is based on patients treated on this contract for their most recent course of treatment. Figures in italics indicate the base number of FP17s or Patient Questionnaire responses are less than 100. N/A is shown where the base number of responses is less than 10 during the period. % is calculated as Quantity/Base number\*100



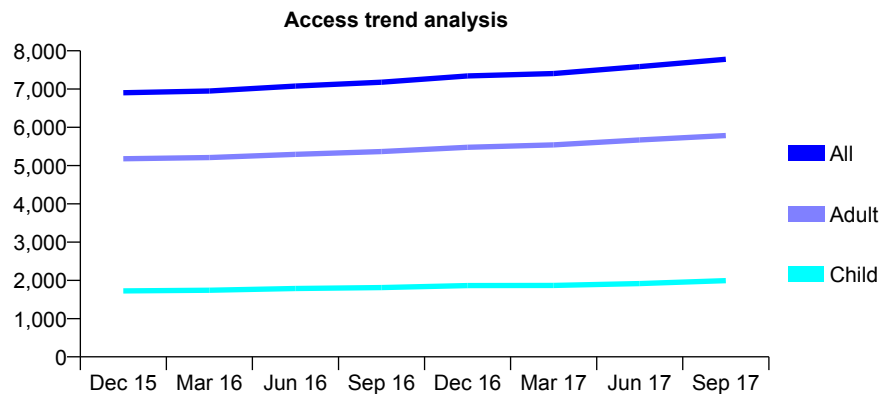
## Q59 - Vital Signs At a Glance Contract Report for 191310/0004 - September 2017

Name or company name	Apex Dental Ltd
Contract type name	GDS Contract
Purpose of contract	General
Contract start date	04/04/2008
Contract end date	

17/18 Contracted general activity (UDA)	21,000
Carry forward general activity (UDA)	35
17/18 Contracted orthodontic activity (UOA)	0
Carry forward orthodontic activity (UOA)	0
Baseline contract value	£468,179.48

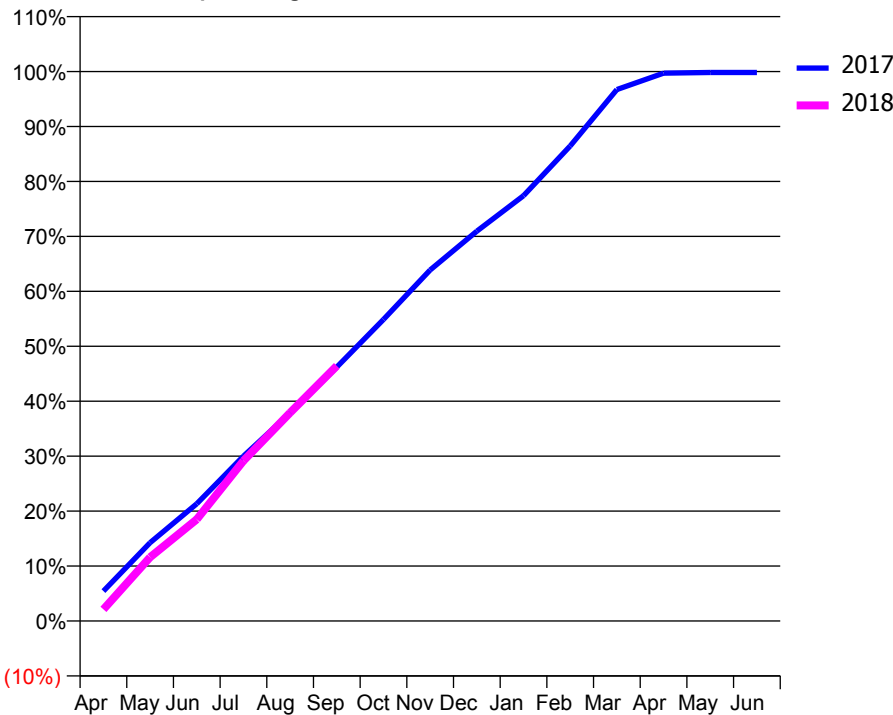
### ACCESS\*

Patients seen in 24 months	Total	Change since previous quarter
Quarter ending September 2016	7,178	
Quarter ending December 2016	7,342	↑
Quarter ending March 2017	7,406	→
Quarter ending June 2017	7,586	↑
Quarter ending September 2017	7,778	↑
<b>Variance since September 2016</b>	<b>8.4%</b>	<b>↑</b>



### ACTIVITY

Cumulative percentage of contracted UDA delivered 2017 & 2018



Month	Adjusted Scheduled Activity (UDA)	
	2017	2018
April	1,145	445
May	2,992	2,438
June	4,482	3,886
July	6,304	6,121
August	7,952	7,965
September	9,707	9,753
October	11,524	
November	13,416	
December	14,900	
January	16,252	
February	18,154	
March	20,309	
April	20,940	
May	20,964	
June	20,965	

### QUALITY

	Quantity	Base Number	Contract	AT	Region	England
% of FP17s for the same patient ID Re-attending within 3 months - Children	50	1,207	4.1%	9.8%	11.6%	11.9%
% of FP17s for the same patient ID Re-attending within 3 months - Adults	372	3,001	12.4%	14.0%	15.2%	15.9%
% of FP17s for the same patient ID Re-attending between 3 & 9 months - Children	602	1,207	49.9%	60.8%	59.1%	58.1%
% of FP17s for the same patient ID Re-attending between 3 & 9 months - Adults	1,089	3,001	36.3%	53.1%	51.7%	50.6%
% of FP17s for Band 1 Urgent Courses	408	3,956	10.3%	7.2%	8.0%	9.1%
% of FP17s Relating to Free Repair or Replacements	15	3,956	0.4%	0.8%	0.8%	0.8%
% of FP17s Relating to Continuations	37	3,956	0.9%	1.1%	1.0%	1.1%
% of Patients satisfied with the dentistry they have received	20	22	90.9%	91.5%	91.5%	91.4%
% of Patients satisfied with the time they had to wait for an appointment	19	22	86.4%	86.9%	88.2%	87.7%

\* This is based on patients treated on this contract for their most recent course of treatment. Figures in italics indicate the base number of FP17s or Patient Questionnaire responses are less than 100. N/A is shown where the base number of responses is less than 10 during the period. % is calculated as Quantity/Base number\*100

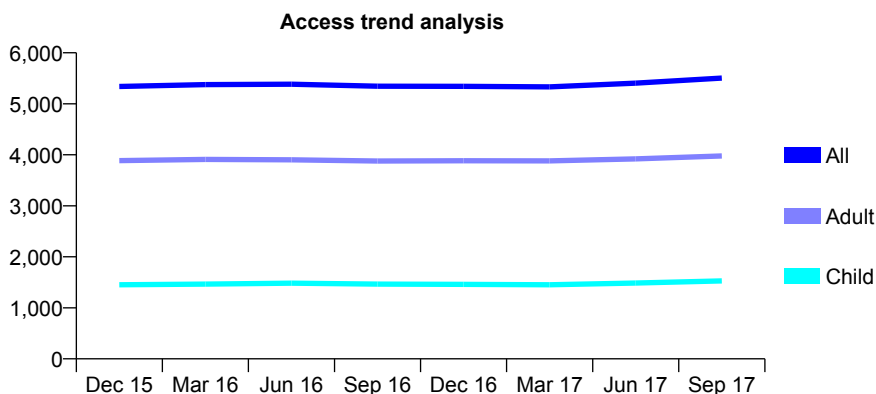
## Q59 - Vital Signs At a Glance Contract Report for 191779/0001 - September 2017

Name or company name	Dr H Moti & Dr J Shah
Contract type name	GDS Contract
Purpose of contract	General
Contract start date	01/05/2008
Contract end date	

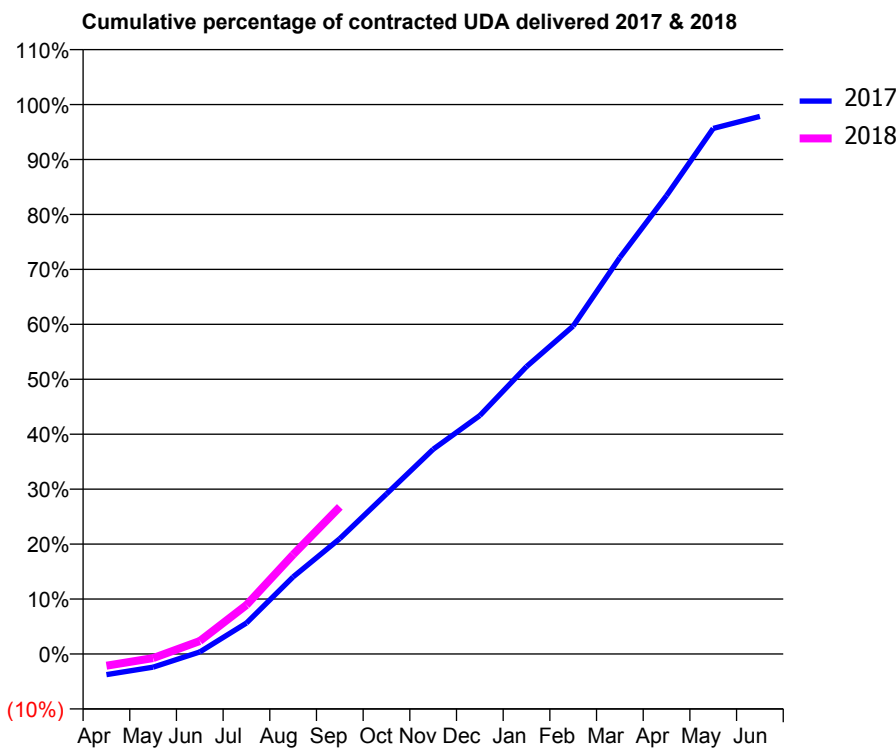
17/18 Contracted general activity (UDA)	11,711
Carry forward general activity (UDA)	254
17/18 Contracted orthodontic activity (UOA)	0
Carry forward orthodontic activity (UOA)	0
Baseline contract value	£322,576.51

### ACCESS\*

Patients seen in 24 months	Total	Change since previous quarter
Quarter ending September 2016	5,345	
Quarter ending December 2016	5,343	→
Quarter ending March 2017	5,332	→
Quarter ending June 2017	5,404	→
Quarter ending September 2017	5,504	→
<b>Variance since September 2016</b>	<b>3.0%</b>	<b>↑</b>



### ACTIVITY



Month	Adjusted Scheduled Activity (UDA)	
	2017	2018
April	-443	-251
May	-283	-91
June	43	276
July	660	1,045
August	1,645	2,118
September	2,460	3,136
October	3,412	
November	4,363	
December	5,084	
January	6,125	
February	6,988	
March	8,449	
April	9,770	
May	11,200	
June	11,457	

### QUALITY

	Quantity	Base Number	Contract	AT	Region	England
% of FP17s for the same patient ID Re-attending within 3 months - Children	83	1,196	6.9%	9.8%	11.6%	11.9%
% of FP17s for the same patient ID Re-attending within 3 months - Adults	335	2,567	13.1%	14.0%	15.2%	15.9%
% of FP17s for the same patient ID Re-attending between 3 & 9 months - Children	706	1,196	59.0%	60.8%	59.1%	58.1%
% of FP17s for the same patient ID Re-attending between 3 & 9 months - Adults	1,245	2,567	48.5%	53.1%	51.7%	50.6%
% of FP17s for Band 1 Urgent Courses	184	1,730	10.6%	7.2%	8.0%	9.1%
% of FP17s Relating to Free Repair or Replacements	9	1,730	0.5%	0.8%	0.8%	0.8%
% of FP17s Relating to Continuations	11	1,730	0.6%	1.1%	1.0%	1.1%
% of Patients satisfied with the dentistry they have received	2	3	N/A	91.5%	91.5%	91.4%
% of Patients satisfied with the time they had to wait for an appointment	3	3	N/A	86.9%	88.2%	87.7%

\* This is based on patients treated on this contract for their most recent course of treatment. Figures in italics indicate the base number of FP17s or Patient Questionnaire responses are less than 100. N/A is shown where the base number of responses is less than 10 during the period. % is calculated as Quantity/Base number\*100

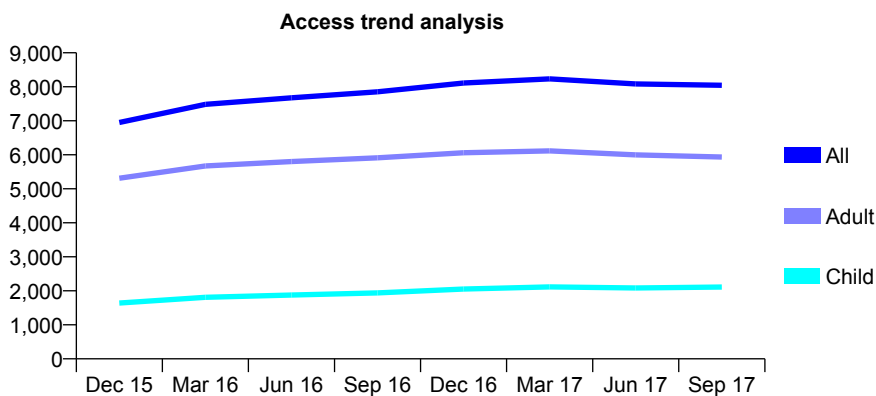
## Q59 - Vital Signs At a Glance Contract Report for 193461/0001 - September 2017

Name or company name	Forest House Dental Surgery Limited
Contract type name	GDS Contract
Purpose of contract	General
Contract start date	01/10/2007
Contract end date	

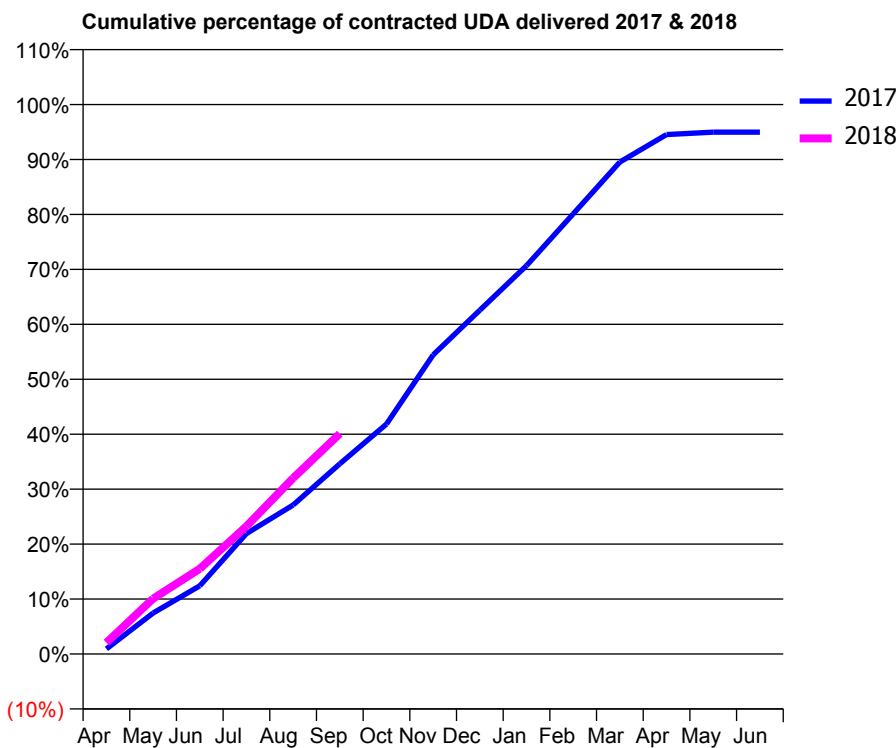
17/18 Contracted general activity (UDA)	23,341
Carry forward general activity (UDA)	0
17/18 Contracted orthodontic activity (UOA)	0
Carry forward orthodontic activity (UOA)	0
Baseline contract value	£541,932.80

### ACCESS\*

Patients seen in 24 months	Total	Change since previous quarter
Quarter ending September 2016	7,851	
Quarter ending December 2016	8,113	↑
Quarter ending March 2017	8,234	→
Quarter ending June 2017	8,083	↓
Quarter ending September 2017	8,045	→
<b>Variance since September 2016</b>	<b>2.5%</b>	<b>↑</b>



### ACTIVITY



Month	Adjusted Scheduled Activity (UDA)	
	2017	2018
April	215	483
May	1,744	2,355
June	2,898	3,623
July	5,120	5,432
August	6,330	7,473
September	8,078	9,362
October	9,768	
November	12,705	
December	14,603	
January	16,499	
February	18,692	
March	20,898	
April	22,062	
May	22,166	
June	22,168	

### QUALITY

	Quantity	Base Number	Contract	AT	Region	England
% of FP17s for the same patient ID Re-attending within 3 months - Children	150	1,576	9.5%	9.8%	11.6%	11.9%
% of FP17s for the same patient ID Re-attending within 3 months - Adults	593	4,129	14.4%	14.0%	15.2%	15.9%
% of FP17s for the same patient ID Re-attending between 3 & 9 months - Children	970	1,576	61.5%	60.8%	59.1%	58.1%
% of FP17s for the same patient ID Re-attending between 3 & 9 months - Adults	2,468	4,129	59.8%	53.1%	51.7%	50.6%
% of FP17s for Band 1 Urgent Courses	343	5,053	6.8%	7.2%	8.0%	9.1%
% of FP17s Relating to Free Repair or Replacements	65	5,053	1.3%	0.8%	0.8%	0.8%
% of FP17s Relating to Continuations	42	5,053	0.8%	1.1%	1.0%	1.1%
% of Patients satisfied with the dentistry they have received	21	22	95.5%	91.5%	91.5%	91.4%
% of Patients satisfied with the time they had to wait for an appointment	22	22	100.0%	86.9%	88.2%	87.7%

\* This is based on patients treated on this contract for their most recent course of treatment. Figures in italics indicate the base number of FP17s or Patient Questionnaire responses are less than 100. N/A is shown where the base number of responses is less than 10 during the period. % is calculated as Quantity/Base number\*100

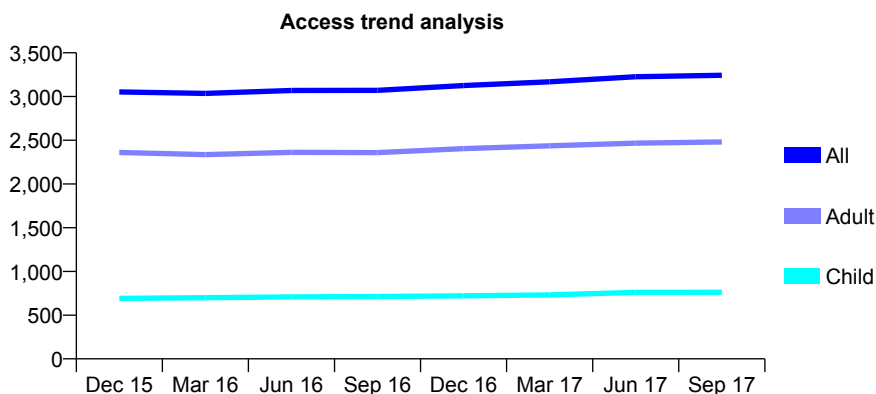
## Q59 - Vital Signs At a Glance Contract Report for 193887/0001 - September 2017

Name or company name	Whetstone Dental Surgery Limited
Contract type name	GDS Contract
Purpose of contract	General
Contract start date	01/11/2007
Contract end date	

17/18 Contracted general activity (UDA)	11,270
Carry forward general activity (UDA)	-153
17/18 Contracted orthodontic activity (UOA)	0
Carry forward orthodontic activity (UOA)	0
Baseline contract value	£321,749.51

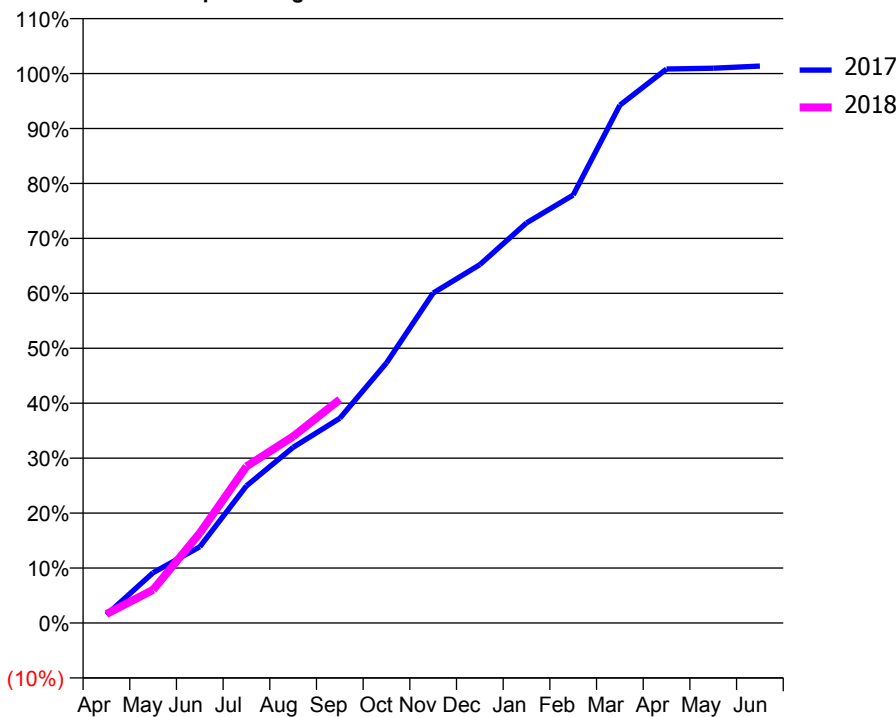
### ACCESS\*

Patients seen in 24 months	Total	Change since previous quarter
Quarter ending September 2016	3,071	
Quarter ending December 2016	3,125	→
Quarter ending March 2017	3,168	→
Quarter ending June 2017	3,227	→
Quarter ending September 2017	3,243	→
<b>Variance since September 2016</b>	<b>5.6%</b>	<b>↑</b>



### ACTIVITY

Cumulative percentage of contracted UDA delivered 2017 & 2018



Adjusted Scheduled Activity (UDA)		
Month	2017	2018
April	168	185
May	1,032	681
June	1,562	1,845
July	2,813	3,212
August	3,603	3,827
September	4,200	4,586
October	5,333	
November	6,768	
December	7,351	
January	8,206	
February	8,777	
March	10,622	
April	11,363	
May	11,379	
June	11,423	

### QUALITY

	Quantity	Base Number	Contract	AT	Region	England
% of FP17s for the same patient ID Re-attending within 3 months - Children	16	610	2.6%	9.8%	11.6%	11.9%
% of FP17s for the same patient ID Re-attending within 3 months - Adults	78	1,635	4.8%	14.0%	15.2%	15.9%
% of FP17s for the same patient ID Re-attending between 3 & 9 months - Children	417	610	68.4%	60.8%	59.1%	58.1%
% of FP17s for the same patient ID Re-attending between 3 & 9 months - Adults	1,059	1,635	64.8%	53.1%	51.7%	50.6%
% of FP17s for Band 1 Urgent Courses	49	1,943	2.5%	7.2%	8.0%	9.1%
% of FP17s Relating to Free Repair or Replacements	0	1,943	0.0%	0.8%	0.8%	0.8%
% of FP17s Relating to Continuations	2	1,943	0.1%	1.1%	1.0%	1.1%
% of Patients satisfied with the dentistry they have received	9	9	N/A	91.5%	91.5%	91.4%
% of Patients satisfied with the time they had to wait for an appointment	9	9	N/A	86.9%	88.2%	87.7%

\* This is based on patients treated on this contract for their most recent course of treatment. Figures in italics indicate the base number of FP17s or Patient Questionnaire responses are less than 100. N/A is shown where the base number of responses is less than 10 during the period. % is calculated as Quantity/Base number\*100

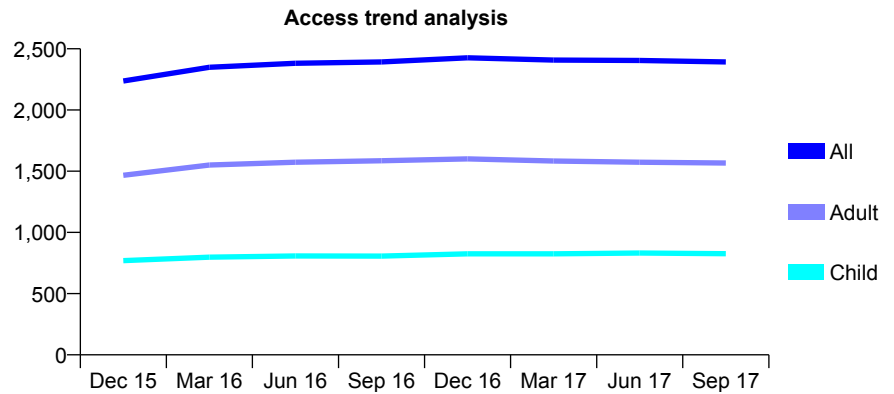
## Q59 - Vital Signs At a Glance Contract Report for 194247/0001 - September 2017

Name or company name	V & Y (UK) Limited
Contract type name	GDS Contract
Purpose of contract	General
Contract start date	01/02/2012
Contract end date	

17/18 Contracted general activity (UDA)	7,355
Carry forward general activity (UDA)	274
17/18 Contracted orthodontic activity (UOA)	0
Carry forward orthodontic activity (UOA)	0
Baseline contract value	£165,527.98

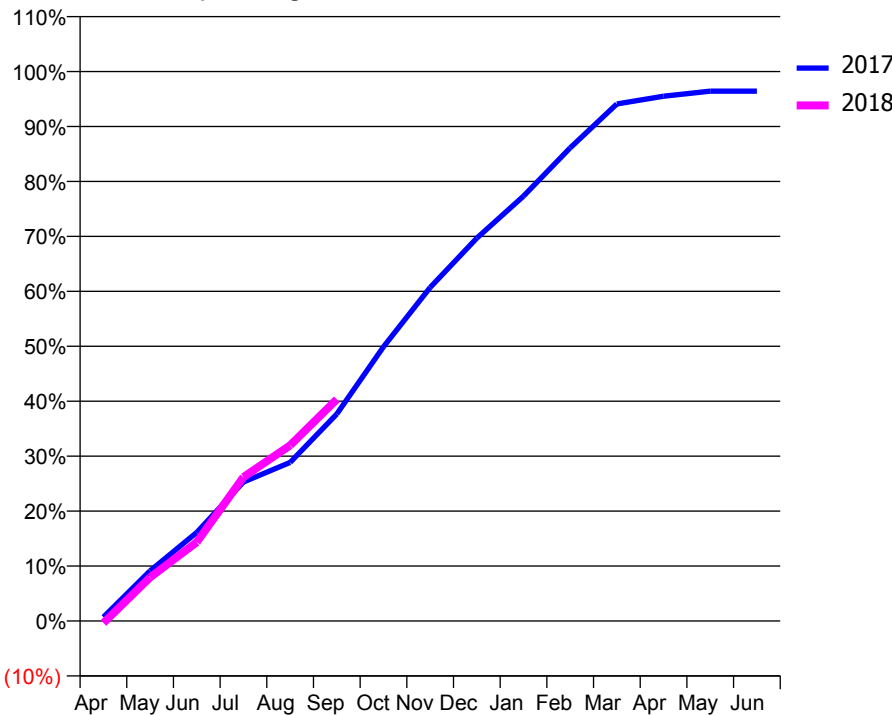
### ACCESS\*

Patients seen in 24 months	Total	Change since previous quarter
Quarter ending September 2016	2,393	
Quarter ending December 2016	2,426	→
Quarter ending March 2017	2,408	→
Quarter ending June 2017	2,405	→
Quarter ending September 2017	2,393	→
<b>Variance since September 2016</b>	<b>0.0%</b>	<b>→</b>



### ACTIVITY

Cumulative percentage of contracted UDA delivered 2017 & 2018



Month	Adjusted Scheduled Activity (UDA)	
	2017	2018
April	54	-27
May	699	585
June	1,235	1,055
July	1,936	1,927
August	2,210	2,352
September	2,884	2,967
October	3,820	
November	4,647	
December	5,335	
January	5,920	
February	6,591	
March	7,203	
April	7,310	
May	7,381	
June	7,381	

### QUALITY

	Quantity	Base Number	Contract	AT	Region	England
% of FP17s for the same patient ID Re-attending within 3 months - Children	16	489	3.3%	9.8%	11.6%	11.9%
% of FP17s for the same patient ID Re-attending within 3 months - Adults	34	742	4.6%	14.0%	15.2%	15.9%
% of FP17s for the same patient ID Re-attending between 3 & 9 months - Children	281	489	57.5%	60.8%	59.1%	58.1%
% of FP17s for the same patient ID Re-attending between 3 & 9 months - Adults	397	742	53.5%	53.1%	51.7%	50.6%
% of FP17s for Band 1 Urgent Courses	7	1,152	0.6%	7.2%	8.0%	9.1%
% of FP17s Relating to Free Repair or Replacements	10	1,152	0.9%	0.8%	0.8%	0.8%
% of FP17s Relating to Continuations	2	1,152	0.2%	1.1%	1.0%	1.1%
% of Patients satisfied with the dentistry they have received	3	3	N/A	91.5%	91.5%	91.4%
% of Patients satisfied with the time they had to wait for an appointment	3	3	N/A	86.9%	88.2%	87.7%

\* This is based on patients treated on this contract for their most recent course of treatment. Figures in italics indicate the base number of FP17s or Patient Questionnaire responses are less than 100. N/A is shown where the base number of responses is less than 10 during the period. % is calculated as Quantity/Base number\*100

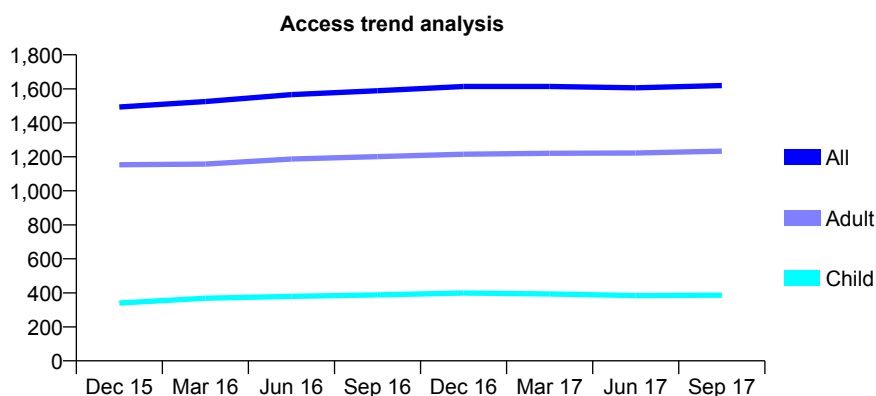
## Q59 - Vital Signs At a Glance Contract Report for 194247/0002 - September 2017

Name or company name	V & Y (UK) Limited
Contract type name	GDS Contract
Purpose of contract	General
Contract start date	01/02/2012
Contract end date	

17/18 Contracted general activity (UDA)	5,543
Carry forward general activity (UDA)	200
17/18 Contracted orthodontic activity (UOA)	0
Carry forward orthodontic activity (UOA)	0
Baseline contract value	£197,300.99

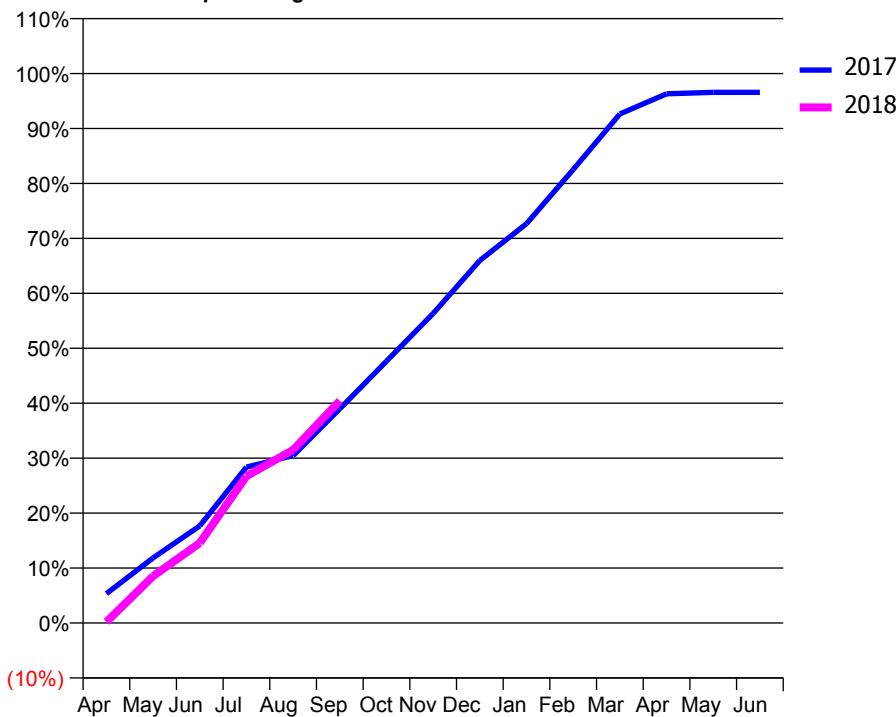
### ACCESS\*

Patients seen in 24 months	Total	Change since previous quarter
Quarter ending September 2016	1,589	
Quarter ending December 2016	1,614	→
Quarter ending March 2017	1,614	→
Quarter ending June 2017	1,606	→
Quarter ending September 2017	1,619	→
<b>Variance since September 2016</b>	<b>1.9%</b>	<b>→</b>



### ACTIVITY

Cumulative percentage of contracted UDA delivered 2017 & 2018



Month	Adjusted Scheduled Activity (UDA)	
	2017	2018
April	313	12
May	693	473
June	1,033	808
July	1,658	1,481
August	1,780	1,747
September	2,277	2,241
October	2,784	
November	3,292	
December	3,854	
January	4,245	
February	4,821	
March	5,412	
April	5,628	
May	5,643	
June	5,643	

### QUALITY

	Quantity	Base Number	Contract	AT	Region	England
% of FP17s for the same patient ID Re-attending within 3 months - Children	5	239	2.1%	9.8%	11.6%	11.9%
% of FP17s for the same patient ID Re-attending within 3 months - Adults	51	730	7.0%	14.0%	15.2%	15.9%
% of FP17s for the same patient ID Re-attending between 3 & 9 months - Children	117	239	49.0%	60.8%	59.1%	58.1%
% of FP17s for the same patient ID Re-attending between 3 & 9 months - Adults	410	730	56.2%	53.1%	51.7%	50.6%
% of FP17s for Band 1 Urgent Courses	6	894	0.7%	7.2%	8.0%	9.1%
% of FP17s Relating to Free Repair or Replacements	10	894	1.1%	0.8%	0.8%	0.8%
% of FP17s Relating to Continuations	7	894	0.8%	1.1%	1.0%	1.1%
% of Patients satisfied with the dentistry they have received	2	2	N/A	91.5%	91.5%	91.4%
% of Patients satisfied with the time they had to wait for an appointment	2	2	N/A	86.9%	88.2%	87.7%

\* This is based on patients treated on this contract for their most recent course of treatment. Figures in italics indicate the base number of FP17s or Patient Questionnaire responses are less than 100. N/A is shown where the base number of responses is less than 10 during the period. % is calculated as Quantity/Base number\*100

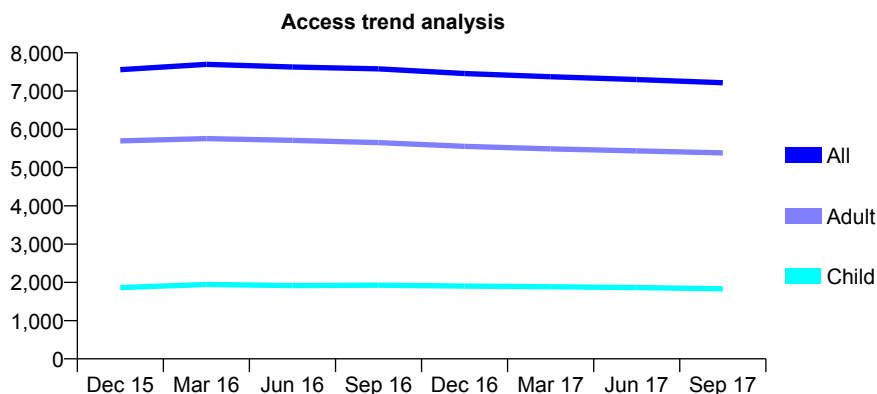
## Q59 - Vital Signs At a Glance Contract Report for 194646/0001 - September 2017

Name or company name	Thurmaston Dental Practice Ltd
Contract type name	GDS Contract
Purpose of contract	General
Contract start date	01/11/2013
Contract end date	

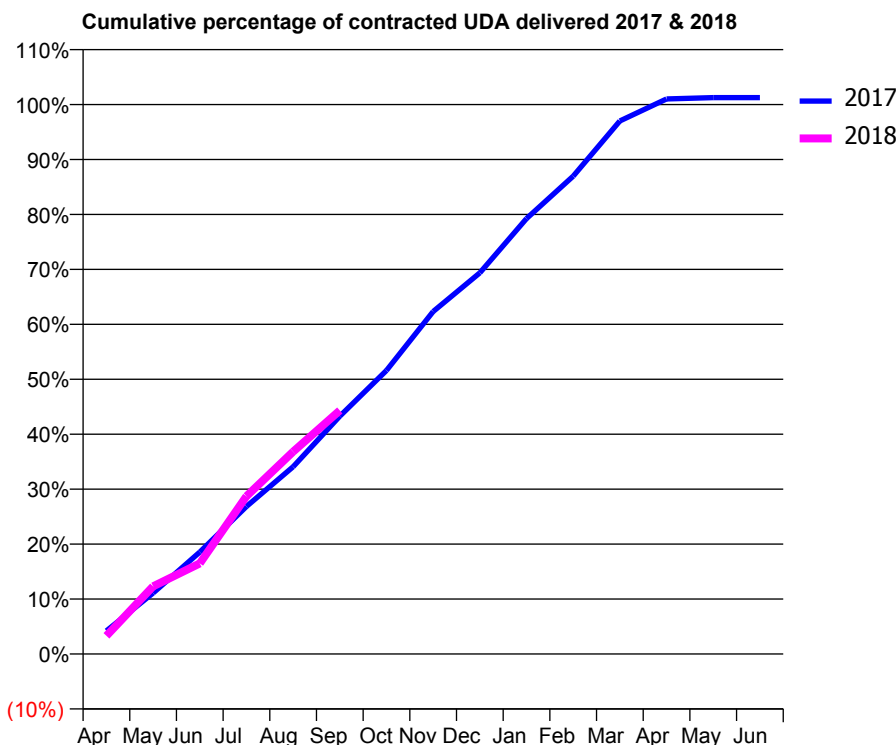
17/18 Contracted general activity (UDA)	21,203
Carry forward general activity (UDA)	-267
17/18 Contracted orthodontic activity (UOA)	0
Carry forward orthodontic activity (UOA)	0
Baseline contract value	£519,197.00

### ACCESS\*

Patients seen in 24 months	Total	Change since previous quarter
Quarter ending September 2016	7,581	
Quarter ending December 2016	7,457	↓
Quarter ending March 2017	7,375	↓
Quarter ending June 2017	7,301	↓
Quarter ending September 2017	7,216	↓
<b>Variance since September 2016</b>	<b>(4.8%)</b>	<b>↓</b>



### ACTIVITY



Month	Adjusted Scheduled Activity (UDA)	
	2017	2018
April	892	702
May	2,356	2,609
June	3,933	3,494
July	5,693	6,088
August	7,225	7,807
September	9,176	9,399
October	10,941	
November	13,216	
December	14,707	
January	16,803	
February	18,441	
March	20,568	
April	21,418	
May	21,470	
June	21,470	

### QUALITY

	Quantity	Base Number	Contract	AT	Region	England
% of FP17s for the same patient ID Re-attending within 3 months - Children	108	1,505	7.2%	9.8%	11.6%	11.9%
% of FP17s for the same patient ID Re-attending within 3 months - Adults	487	3,940	12.4%	14.0%	15.2%	15.9%
% of FP17s for the same patient ID Re-attending between 3 & 9 months - Children	1,050	1,505	69.8%	60.8%	59.1%	58.1%
% of FP17s for the same patient ID Re-attending between 3 & 9 months - Adults	2,421	3,940	61.4%	53.1%	51.7%	50.6%
% of FP17s for Band 1 Urgent Courses	234	5,029	4.7%	7.2%	8.0%	9.1%
% of FP17s Relating to Free Repair or Replacements	18	5,029	0.4%	0.8%	0.8%	0.8%
% of FP17s Relating to Continuations	45	5,029	0.9%	1.1%	1.0%	1.1%
% of Patients satisfied with the dentistry they have received	11	14	78.6%	91.5%	91.5%	91.4%
% of Patients satisfied with the time they had to wait for an appointment	10	14	71.4%	86.9%	88.2%	87.7%

\* This is based on patients treated on this contract for their most recent course of treatment. Figures in italics indicate the base number of FP17s or Patient Questionnaire responses are less than 100. N/A is shown where the base number of responses is less than 10 during the period. % is calculated as Quantity/Base number\*100

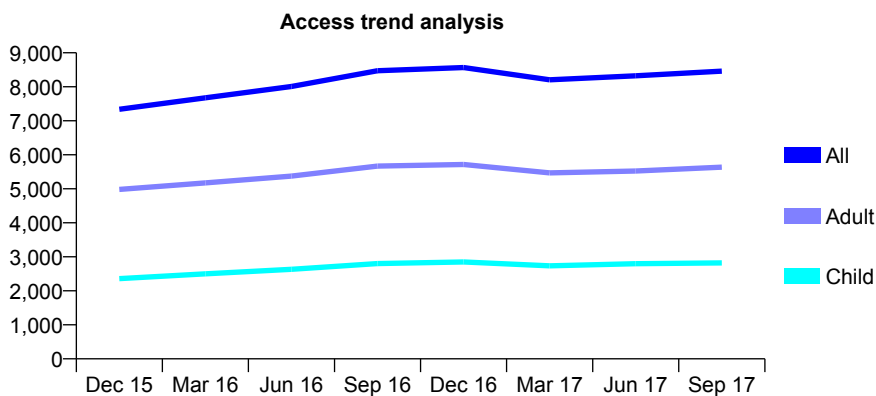
## Q59 - Vital Signs At a Glance Contract Report for 195405/0001 - September 2017

Name or company name	Sigma Dental Limited
Contract type name	GDS Contract
Purpose of contract	General
Contract start date	01/11/2006
Contract end date	

17/18 Contracted general activity (UDA)	19,345
Carry forward general activity (UDA)	0
17/18 Contracted orthodontic activity (UOA)	0
Carry forward orthodontic activity (UOA)	0
Baseline contract value	£483,859.45

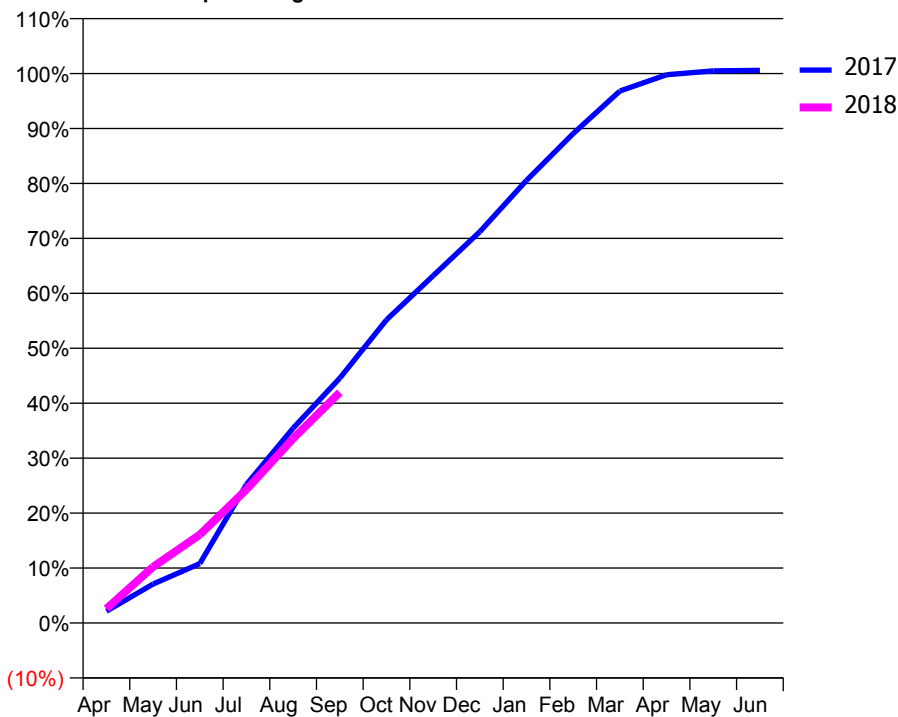
### ACCESS\*

Patients seen in 24 months	Total	Change since previous quarter
Quarter ending September 2016	8,473	
Quarter ending December 2016	8,566	→
Quarter ending March 2017	8,205	↓
Quarter ending June 2017	8,322	→
Quarter ending September 2017	8,460	→
<b>Variance since September 2016</b>	<b>(0.2%)</b>	<b>→</b>



### ACTIVITY

Cumulative percentage of contracted UDA delivered 2017 & 2018



Adjusted Scheduled Activity (UDA)

Month	2017	2018
April	417	504
May	1,371	1,977
June	2,094	3,109
July	4,881	4,701
August	6,859	6,493
September	8,623	8,119
October	10,671	
November	12,226	
December	13,776	
January	15,584	
February	17,230	
March	18,730	
April	19,301	
May	19,437	
June	19,455	

### QUALITY

	Quantity	Base Number	Contract	AT	Region	England
% of FP17s for the same patient ID Re-attending within 3 months - Children	106	1,699	6.2%	9.8%	11.6%	11.9%
% of FP17s for the same patient ID Re-attending within 3 months - Adults	278	3,011	9.2%	14.0%	15.2%	15.9%
% of FP17s for the same patient ID Re-attending between 3 & 9 months - Children	823	1,699	48.4%	60.8%	59.1%	58.1%
% of FP17s for the same patient ID Re-attending between 3 & 9 months - Adults	1,148	3,011	38.1%	53.1%	51.7%	50.6%
% of FP17s for Band 1 Urgent Courses	204	4,319	4.7%	7.2%	8.0%	9.1%
% of FP17s Relating to Free Repair or Replacements	5	4,319	0.1%	0.8%	0.8%	0.8%
% of FP17s Relating to Continuations	51	4,319	1.2%	1.1%	1.0%	1.1%
% of Patients satisfied with the dentistry they have received	15	18	83.3%	91.5%	91.5%	91.4%
% of Patients satisfied with the time they had to wait for an appointment	14	18	77.8%	86.9%	88.2%	87.7%

\* This is based on patients treated on this contract for their most recent course of treatment. Figures in italics indicate the base number of FP17s or Patient Questionnaire responses are less than 100. N/A is shown where the base number of responses is less than 10 during the period. % is calculated as Quantity/Base number\*100



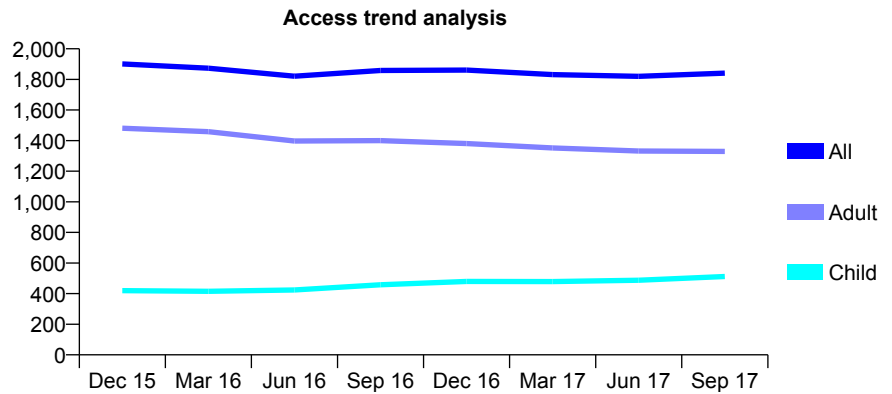
## Q59 - Vital Signs At a Glance Contract Report for 198978/0001 - September 2017

Name or company name	Mr H Singh Thiara & Mrs S Kaur
Contract type name	GDS Contract
Purpose of contract	General
Contract start date	01/09/2013
Contract end date	

17/18 Contracted general activity (UDA)	7,170
Carry forward general activity (UDA)	0
17/18 Contracted orthodontic activity (UOA)	0
Carry forward orthodontic activity (UOA)	0
Baseline contract value	£159,703.39

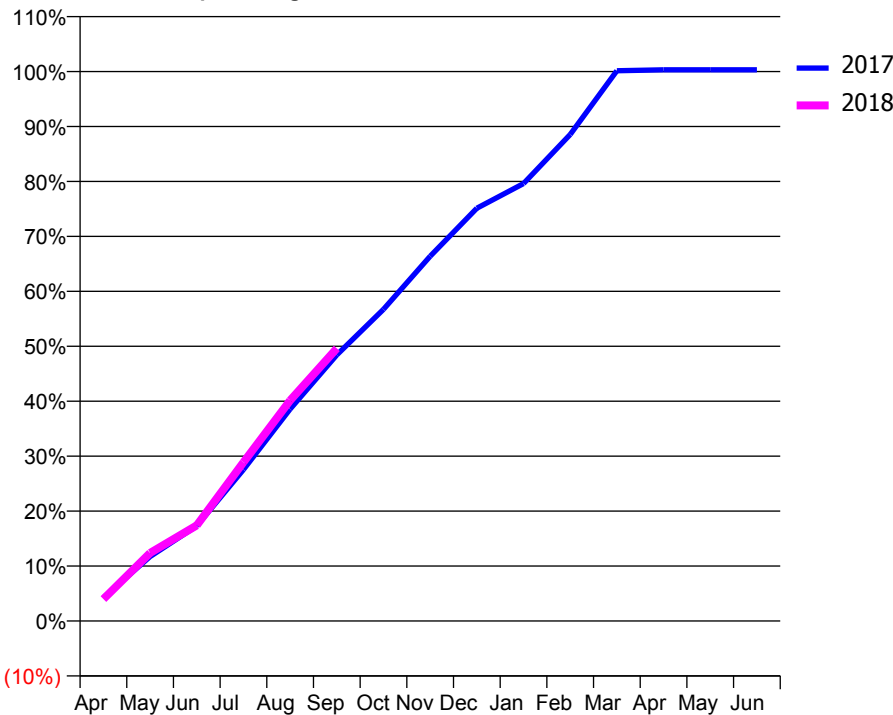
### ACCESS\*

Patients seen in 24 months	Total	Change since previous quarter
Quarter ending September 2016	1,858	
Quarter ending December 2016	1,861	→
Quarter ending March 2017	1,831	↓
Quarter ending June 2017	1,820	→
Quarter ending September 2017	1,841	→
<b>Variance since September 2016</b>	<b>(0.9%)</b>	<b>→</b>



### ACTIVITY

Cumulative percentage of contracted UDA delivered 2017 & 2018



Month	Adjusted Scheduled Activity (UDA)	
	2017	2018
April	306	287
May	842	888
June	1,242	1,249
July	1,976	2,072
August	2,766	2,878
September	3,472	3,558
October	4,068	
November	4,759	
December	5,386	
January	5,707	
February	6,349	
March	7,180	
April	7,192	
May	7,192	
June	7,192	

### QUALITY

	Quantity	Base Number	Contract	AT	Region	England
% of FP17s for the same patient ID Re-attending within 3 months - Children	14	332	4.2%	9.8%	11.6%	11.9%
% of FP17s for the same patient ID Re-attending within 3 months - Adults	178	980	18.2%	14.0%	15.2%	15.9%
% of FP17s for the same patient ID Re-attending between 3 & 9 months - Children	176	332	53.0%	60.8%	59.1%	58.1%
% of FP17s for the same patient ID Re-attending between 3 & 9 months - Adults	487	980	49.7%	53.1%	51.7%	50.6%
% of FP17s for Band 1 Urgent Courses	119	1,305	9.1%	7.2%	8.0%	9.1%
% of FP17s Relating to Free Repair or Replacements	9	1,305	0.7%	0.8%	0.8%	0.8%
% of FP17s Relating to Continuations	35	1,305	2.7%	1.1%	1.0%	1.1%
% of Patients satisfied with the dentistry they have received	5	5	N/A	91.5%	91.5%	91.4%
% of Patients satisfied with the time they had to wait for an appointment	5	5	N/A	86.9%	88.2%	87.7%

\* This is based on patients treated on this contract for their most recent course of treatment. Figures in italics indicate the base number of FP17s or Patient Questionnaire responses are less than 100. N/A is shown where the base number of responses is less than 10 during the period. % is calculated as Quantity/Base number\*100

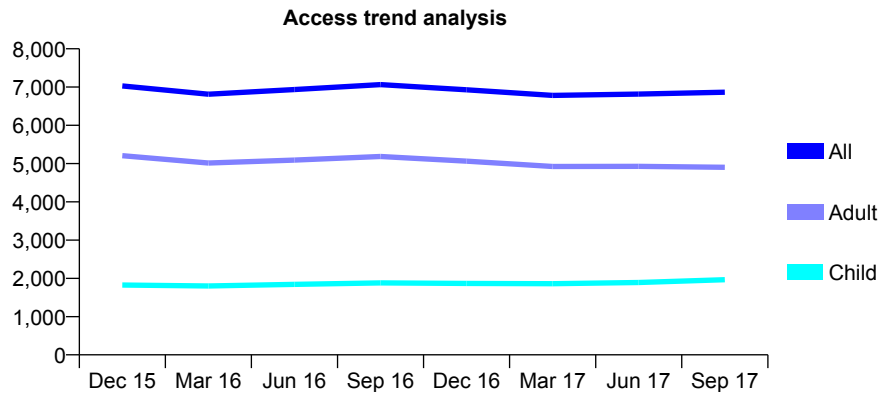
## Q59 - Vital Signs At a Glance Contract Report for 199745/0001 - September 2017

Name or company name	Smile Design Centre Limited
Contract type name	GDS Contract
Purpose of contract	General
Contract start date	01/10/2009
Contract end date	

17/18 Contracted general activity (UDA)	17,092
Carry forward general activity (UDA)	421
17/18 Contracted orthodontic activity (UOA)	0
Carry forward orthodontic activity (UOA)	0
Baseline contract value	£478,686.23

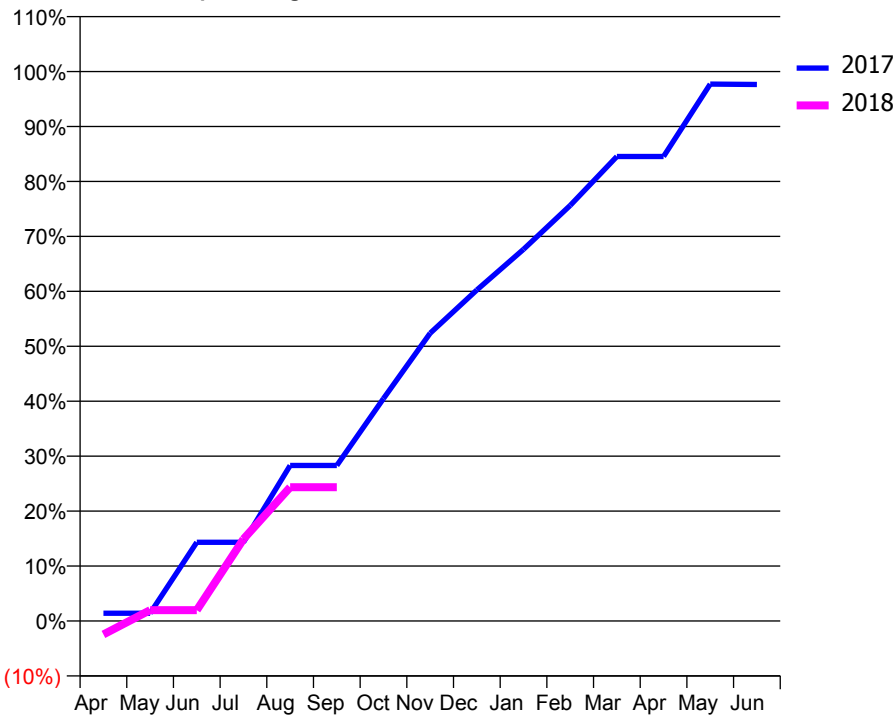
### ACCESS\*

Patients seen in 24 months	Total	Change since previous quarter
Quarter ending September 2016	7,064	
Quarter ending December 2016	6,927	↓
Quarter ending March 2017	6,782	↓
Quarter ending June 2017	6,818	→
Quarter ending September 2017	6,865	→
<b>Variance since September 2016</b>	<b>(2.8%)</b>	<b>↓</b>



### ACTIVITY

Cumulative percentage of contracted UDA delivered 2017 & 2018



Month	Adjusted Scheduled Activity (UDA)	
	2017	2018
April	255	-421
May	255	339
June	2,558	339
July	2,558	2,547
August	5,053	4,162
September	5,053	4,162
October	7,224	
November	9,345	
December	10,748	
January	12,067	
February	13,494	
March	15,081	
April	15,081	
May	17,433	
June	17,421	

### QUALITY

	Quantity	Base Number	Contract	AT	Region	England
% of FP17s for the same patient ID Re-attending within 3 months - Children	89	1,124	7.9%	9.8%	11.6%	11.9%
% of FP17s for the same patient ID Re-attending within 3 months - Adults	402	2,207	18.2%	14.0%	15.2%	15.9%
% of FP17s for the same patient ID Re-attending between 3 & 9 months - Children	648	1,124	57.7%	60.8%	59.1%	58.1%
% of FP17s for the same patient ID Re-attending between 3 & 9 months - Adults	748	2,207	33.9%	53.1%	51.7%	50.6%
% of FP17s for Band 1 Urgent Courses	405	2,122	19.1%	7.2%	8.0%	9.1%
% of FP17s Relating to Free Repair or Replacements	14	2,122	0.7%	0.8%	0.8%	0.8%
% of FP17s Relating to Continuations	20	2,122	0.9%	1.1%	1.0%	1.1%
% of Patients satisfied with the dentistry they have received	3	4	N/A	91.5%	91.5%	91.4%
% of Patients satisfied with the time they had to wait for an appointment	4	4	N/A	86.9%	88.2%	87.7%

\* This is based on patients treated on this contract for their most recent course of treatment. Figures in italics indicate the base number of FP17s or Patient Questionnaire responses are less than 100. N/A is shown where the base number of responses is less than 10 during the period. % is calculated as Quantity/Base number\*100

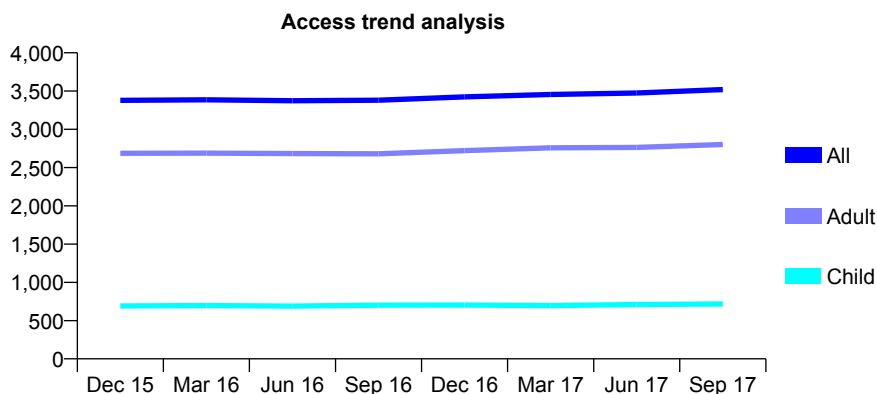
## Q59 - Vital Signs At a Glance Contract Report for 199966/0001 - September 2017

Name or company name	Ditchfield Dental Ltd
Contract type name	GDS Contract
Purpose of contract	General
Contract start date	01/12/2007
Contract end date	

17/18 Contracted general activity (UDA)	11,264
Carry forward general activity (UDA)	287
17/18 Contracted orthodontic activity (UOA)	0
Carry forward orthodontic activity (UOA)	0
Baseline contract value	£386,946.62

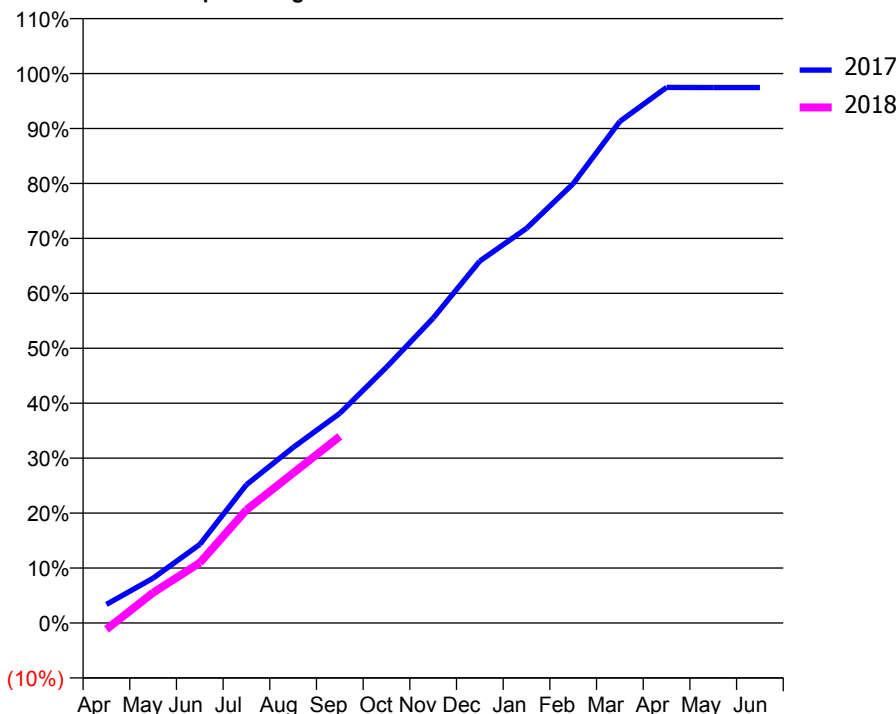
### ACCESS\*

Patients seen in 24 months	Total	Change since previous quarter
Quarter ending September 2016	3,381	
Quarter ending December 2016	3,424	→
Quarter ending March 2017	3,455	→
Quarter ending June 2017	3,475	→
Quarter ending September 2017	3,519	→
<b>Variance since September 2016</b>	<b>4.1%</b>	<b>↑</b>



### ACTIVITY

**Cumulative percentage of contracted UDA delivered 2017 & 2018**



Month	Adjusted Scheduled Activity (UDA)	
	2017	2018
April	380	-132
May	920	622
June	1,610	1,235
July	2,835	2,318
August	3,598	3,073
September	4,297	3,826
October	5,243	
November	6,250	
December	7,419	
January	8,089	
February	9,005	
March	10,283	
April	10,978	
May	10,977	
June	10,977	

### QUALITY

	Quantity	Base Number	Contract	AT	Region	England
% of FP17s for the same patient ID Re-attending within 3 months - Children	28	527	5.3%	9.8%	11.6%	11.9%
% of FP17s for the same patient ID Re-attending within 3 months - Adults	192	1,739	11.0%	14.0%	15.2%	15.9%
% of FP17s for the same patient ID Re-attending between 3 & 9 months - Children	337	527	63.9%	60.8%	59.1%	58.1%
% of FP17s for the same patient ID Re-attending between 3 & 9 months - Adults	766	1,739	44.0%	53.1%	51.7%	50.6%
% of FP17s for Band 1 Urgent Courses	254	2,054	12.4%	7.2%	8.0%	9.1%
% of FP17s Relating to Free Repair or Replacements	15	2,054	0.7%	0.8%	0.8%	0.8%
% of FP17s Relating to Continuations	11	2,054	0.5%	1.1%	1.0%	1.1%
% of Patients satisfied with the dentistry they have received	8	8	N/A	91.5%	91.5%	91.4%
% of Patients satisfied with the time they had to wait for an appointment	8	8	N/A	86.9%	88.2%	87.7%

\* This is based on patients treated on this contract for their most recent course of treatment. Figures in italics indicate the base number of FP17s or Patient Questionnaire responses are less than 100. N/A is shown where the base number of responses is less than 10 during the period. % is calculated as Quantity/Base number\*100

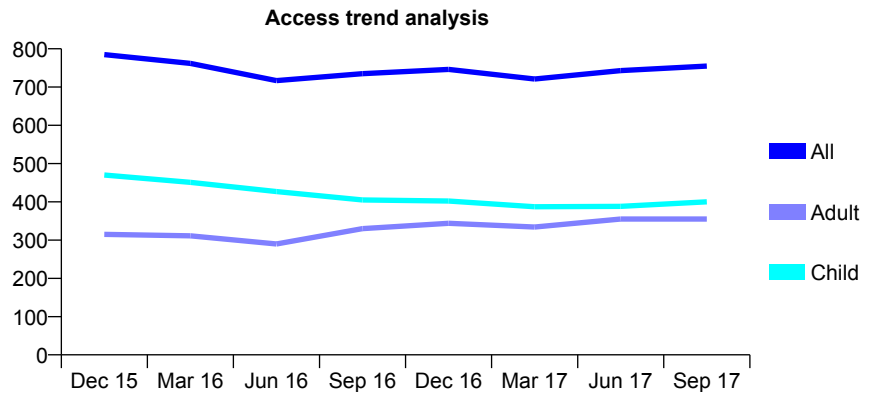
## Q59 - Vital Signs At a Glance Contract Report for 208175/0002 - September 2017

Name or company name	Mr N Kilpatrick, Mr M Hamburger & R P Sa
Contract type name	GDS Contract
Purpose of contract	General
Contract start date	27/04/2011
Contract end date	

17/18 Contracted general activity (UDA)	1,325
Carry forward general activity (UDA)	-12
17/18 Contracted orthodontic activity (UOA)	0
Carry forward orthodontic activity (UOA)	0
Baseline contract value	£30,832.03

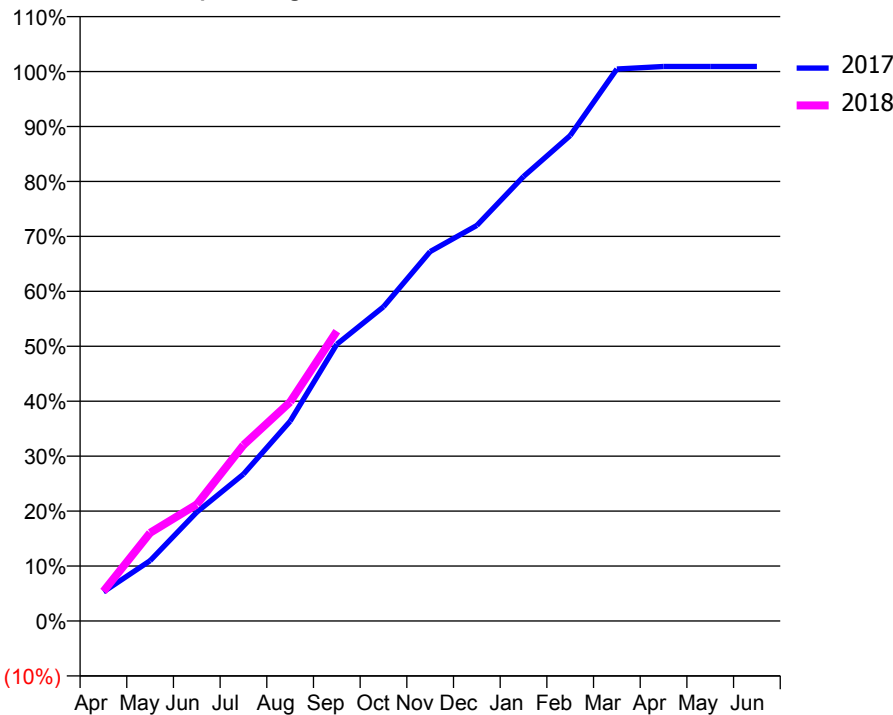
### ACCESS\*

Patients seen in 24 months	Total	Change since previous quarter
Quarter ending September 2016	735	
Quarter ending December 2016	746	→
Quarter ending March 2017	721	↓
Quarter ending June 2017	743	↑
Quarter ending September 2017	755	→
<b>Variance since September 2016</b>	<b>2.7%</b>	<b>↑</b>



### ACTIVITY

Cumulative percentage of contracted UDA delivered 2017 & 2018



Month	Adjusted Scheduled Activity (UDA)	
	2017	2018
April	70	71
May	146	213
June	263	281
July	354	424
August	482	528
September	667	699
October	758	
November	891	
December	954	
January	1,072	
February	1,171	
March	1,331	
April	1,337	
May	1,337	
June	1,337	

### QUALITY

	Quantity	Base Number	Contract	AT	Region	England
% of FP17s for the same patient ID Re-attending within 3 months - Children	8	253	3.2%	9.8%	11.6%	11.9%
% of FP17s for the same patient ID Re-attending within 3 months - Adults	21	213	9.9%	14.0%	15.2%	15.9%
% of FP17s for the same patient ID Re-attending between 3 & 9 months - Children	61	253	24.1%	60.8%	59.1%	58.1%
% of FP17s for the same patient ID Re-attending between 3 & 9 months - Adults	56	213	26.3%	53.1%	51.7%	50.6%
% of FP17s for Band 1 Urgent Courses	34	462	7.4%	7.2%	8.0%	9.1%
% of FP17s Relating to Free Repair or Replacements	0	462	0.0%	0.8%	0.8%	0.8%
% of FP17s Relating to Continuations	3	462	0.6%	1.1%	1.0%	1.1%
% of Patients satisfied with the dentistry they have received	0	0	N/A	91.5%	91.5%	91.4%
% of Patients satisfied with the time they had to wait for an appointment	0	0	N/A	86.9%	88.2%	87.7%

\* This is based on patients treated on this contract for their most recent course of treatment. Figures in italics indicate the base number of FP17s or Patient Questionnaire responses are less than 100. N/A is shown where the base number of responses is less than 10 during the period. % is calculated as Quantity/Base number\*100

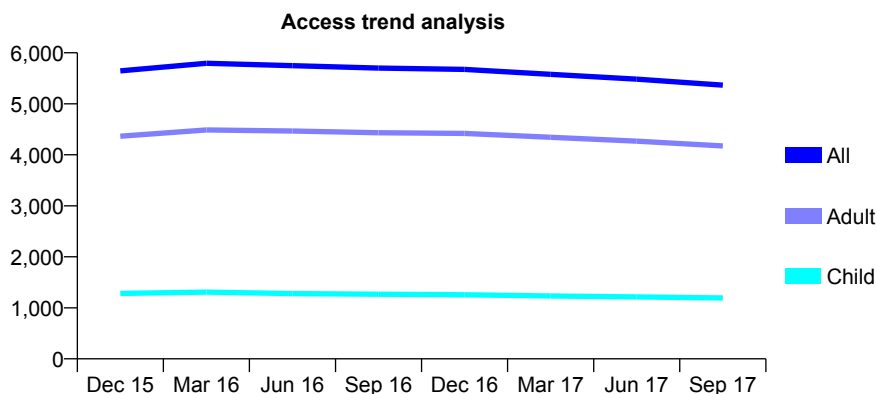
## Q59 - Vital Signs At a Glance Contract Report for 220116/0001 - September 2017

Name or company name	MR GK LOO YONG KEE
Contract type name	GDS Contract
Purpose of contract	General
Contract start date	01/04/2006
Contract end date	

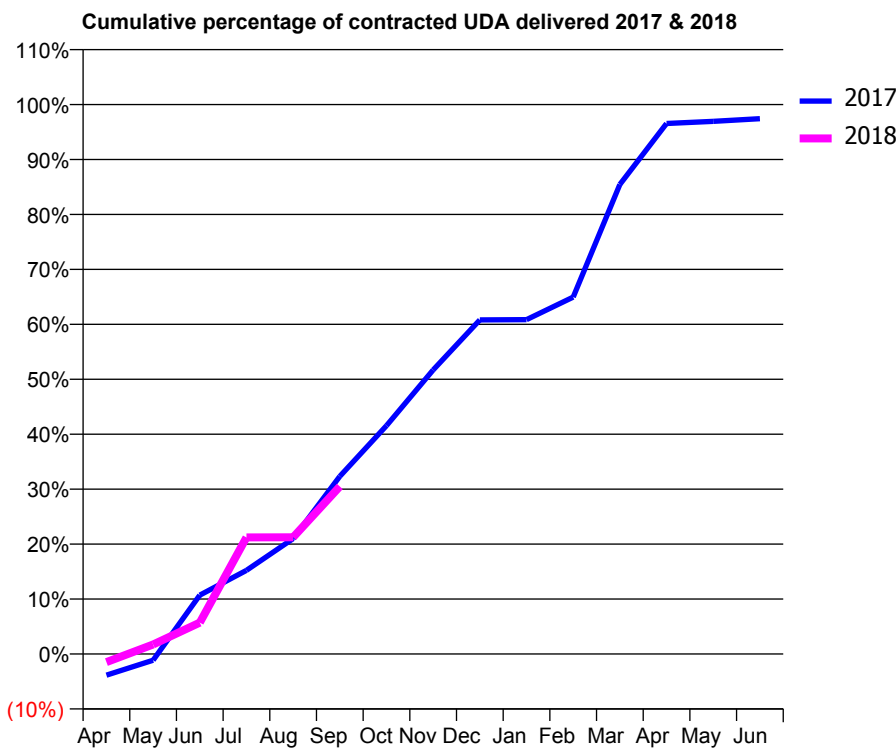
17/18 Contracted general activity (UDA)	16,776
Carry forward general activity (UDA)	432
17/18 Contracted orthodontic activity (UOA)	0
Carry forward orthodontic activity (UOA)	0
Baseline contract value	£463,733.02

### ACCESS\*

Patients seen in 24 months	Total	Change since previous quarter
Quarter ending September 2016	5,700	
Quarter ending December 2016	5,675	→
Quarter ending March 2017	5,578	↓
Quarter ending June 2017	5,483	↓
Quarter ending September 2017	5,367	↓
<b>Variance since September 2016</b>	<b>(5.8%)</b>	<b>↓</b>



### ACTIVITY



Month	2017	2018
April	-651	-251
May	-192	290
June	1,798	957
July	2,554	3,560
August	3,522	3,563
September	5,424	5,116
October	6,972	
November	8,675	
December	10,201	
January	10,207	
February	10,895	
March	14,335	
April	16,196	
May	16,260	
June	16,344	

### QUALITY

	Quantity	Base Number	Contract	AT	Region	England
% of FP17s for the same patient ID Re-attending within 3 months - Children	55	851	6.5%	9.8%	11.6%	11.9%
% of FP17s for the same patient ID Re-attending within 3 months - Adults	508	3,155	16.1%	14.0%	15.2%	15.9%
% of FP17s for the same patient ID Re-attending between 3 & 9 months - Children	580	851	68.2%	60.8%	59.1%	58.1%
% of FP17s for the same patient ID Re-attending between 3 & 9 months - Adults	2,125	3,155	67.4%	53.1%	51.7%	50.6%
% of FP17s for Band 1 Urgent Courses	225	3,022	7.4%	7.2%	8.0%	9.1%
% of FP17s Relating to Free Repair or Replacements	21	3,022	0.7%	0.8%	0.8%	0.8%
% of FP17s Relating to Continuations	66	3,022	2.2%	1.1%	1.0%	1.1%
% of Patients satisfied with the dentistry they have received	49	52	94.2%	91.5%	91.5%	91.4%
% of Patients satisfied with the time they had to wait for an appointment	42	52	80.8%	86.9%	88.2%	87.7%

\* This is based on patients treated on this contract for their most recent course of treatment. Figures in italics indicate the base number of FP17s or Patient Questionnaire responses are less than 100. N/A is shown where the base number of responses is less than 10 during the period. % is calculated as Quantity/Base number\*100

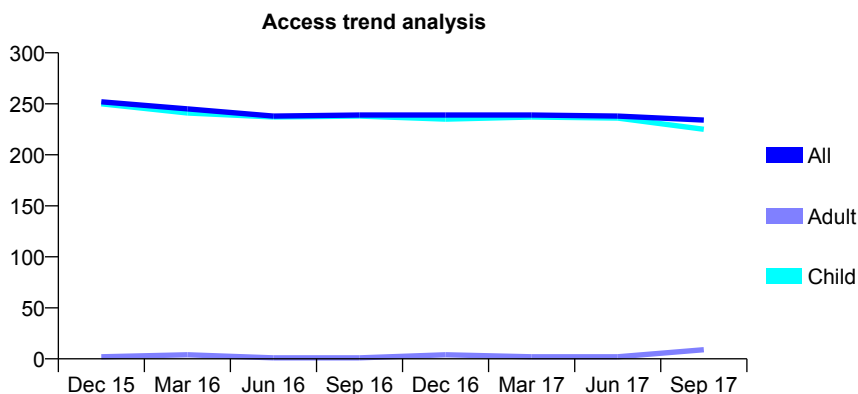
## Q59 - Vital Signs At a Glance Contract Report for 220450/0001 - September 2017

Name or company name	MR JD WINSTON
Contract type name	GDS Contract
Purpose of contract	General
Contract start date	01/04/2006
Contract end date	

17/18 Contracted general activity (UDA)	508
Carry forward general activity (UDA)	0
17/18 Contracted orthodontic activity (UOA)	0
Carry forward orthodontic activity (UOA)	0
Baseline contract value	£12,316.29

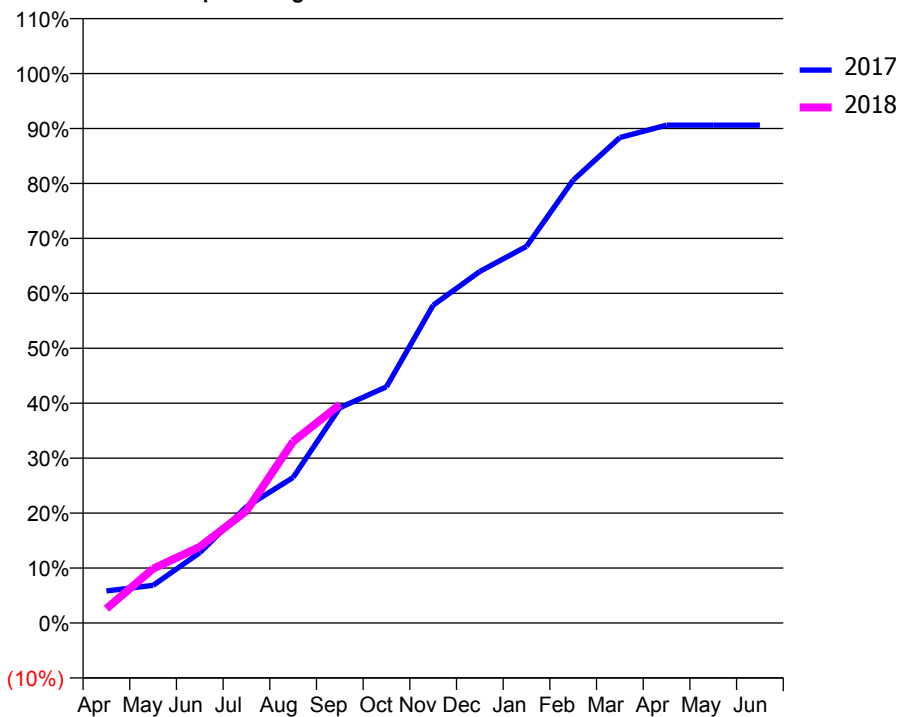
### ACCESS\*

Patients seen in 24 months	Total	Change since previous quarter
Quarter ending September 2016	239	
Quarter ending December 2016	239	→
Quarter ending March 2017	239	→
Quarter ending June 2017	238	→
Quarter ending September 2017	234	↓
<b>Variance since September 2016</b>	<b>(2.1%)</b>	<b>↓</b>



### ACTIVITY

Cumulative percentage of contracted UDA delivered 2017 & 2018



Month	Adjusted Scheduled Activity (UDA)	
	2017	2018
April	30	13
May	35	50
June	65	70
July	108	104
August	135	168
September	199	202
October	218	
November	294	
December	325	
January	348	
February	409	
March	449	
April	460	
May	460	
June	460	

### QUALITY

	Quantity	Base Number	Contract	AT	Region	England
% of FP17s for the same patient ID Re-attending within 3 months - Children	7	180	3.9%	9.8%	11.6%	11.9%
% of FP17s for the same patient ID Re-attending within 3 months - Adults	0	0	N/A	14.0%	15.2%	15.9%
% of FP17s for the same patient ID Re-attending between 3 & 9 months - Children	139	180	77.2%	60.8%	59.1%	58.1%
% of FP17s for the same patient ID Re-attending between 3 & 9 months - Adults	0	0	N/A	53.1%	51.7%	50.6%
% of FP17s for Band 1 Urgent Courses	5	171	2.9%	7.2%	8.0%	9.1%
% of FP17s Relating to Free Repair or Replacements	0	171	0.0%	0.8%	0.8%	0.8%
% of FP17s Relating to Continuations	0	171	0.0%	1.1%	1.0%	1.1%
% of Patients satisfied with the dentistry they have received	3	3	N/A	91.5%	91.5%	91.4%
% of Patients satisfied with the time they had to wait for an appointment	3	3	N/A	86.9%	88.2%	87.7%

\* This is based on patients treated on this contract for their most recent course of treatment. Figures in italics indicate the base number of FP17s or Patient Questionnaire responses are less than 100. N/A is shown where the base number of responses is less than 10 during the period. % is calculated as Quantity/Base number\*100

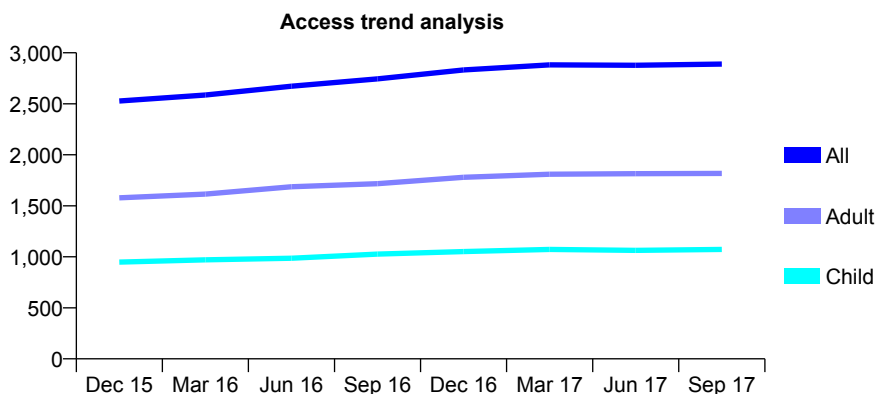
## Q59 - Vital Signs At a Glance Contract Report for 229792/0001 - September 2017

Name or company name	MR JJ CLIFFE
Contract type name	GDS Contract
Purpose of contract	General and Orthodontic
Contract start date	01/04/2006
Contract end date	

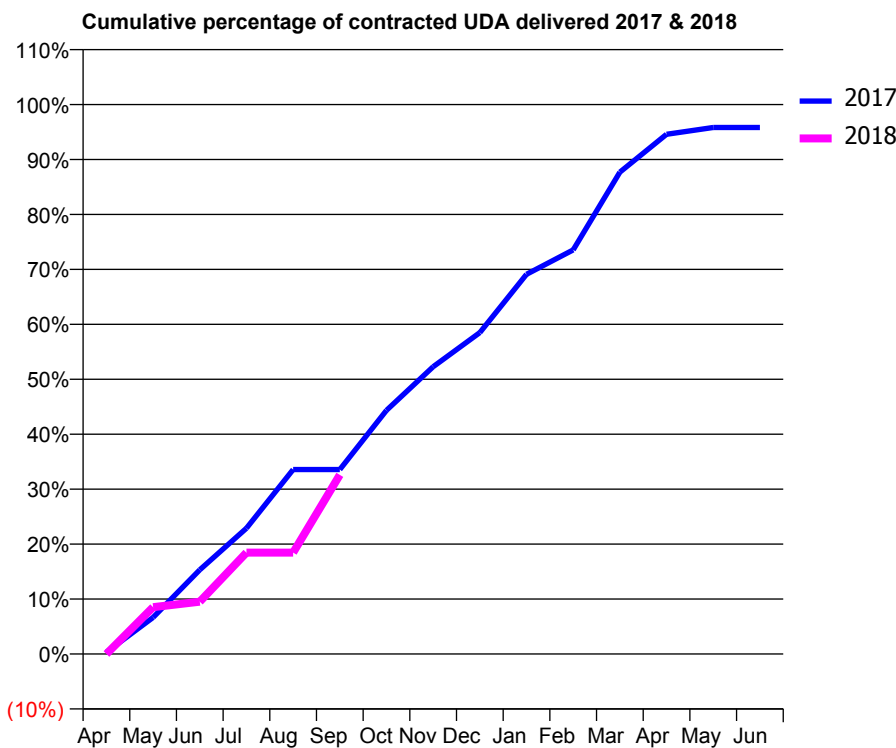
17/18 Contracted general activity (UDA)	8,300
Carry forward general activity (UDA)	0
17/18 Contracted orthodontic activity (UOA)	308
Carry forward orthodontic activity (UOA)	0
Baseline contract value	£205,681.71

### ACCESS\*

Patients seen in 24 months	Total	Change since previous quarter
Quarter ending September 2016	2,744	
Quarter ending December 2016	2,832	↑
Quarter ending March 2017	2,882	→
Quarter ending June 2017	2,878	→
Quarter ending September 2017	2,889	→
<b>Variance since September 2016</b>	<b>5.3%</b>	<b>↑</b>



### ACTIVITY



Month	Adjusted Scheduled Activity (UDA)	
	2017	2018
April	27	0
May	553	707
June	1,272	791
July	1,901	1,531
August	2,787	1,531
September	2,787	2,707
October	3,681	
November	4,340	
December	4,854	
January	5,735	
February	6,103	
March	7,277	
April	7,851	
May	7,952	
June	7,952	

### QUALITY

	Quantity	Base Number	Contract	AT	Region	England
% of FP17s for the same patient ID Re-attending within 3 months - Children	57	796	7.2%	9.8%	11.6%	11.9%
% of FP17s for the same patient ID Re-attending within 3 months - Adults	81	1,100	7.4%	14.0%	15.2%	15.9%
% of FP17s for the same patient ID Re-attending between 3 & 9 months - Children	523	796	65.7%	60.8%	59.1%	58.1%
% of FP17s for the same patient ID Re-attending between 3 & 9 months - Adults	743	1,100	67.5%	53.1%	51.7%	50.6%
% of FP17s for Band 1 Urgent Courses	88	1,563	5.6%	7.2%	8.0%	9.1%
% of FP17s Relating to Free Repair or Replacements	5	1,563	0.3%	0.8%	0.8%	0.8%
% of FP17s Relating to Continuations	6	1,563	0.4%	1.1%	1.0%	1.1%
% of Patients satisfied with the dentistry they have received	6	6	N/A	91.5%	91.5%	91.4%
% of Patients satisfied with the time they had to wait for an appointment	6	6	N/A	86.9%	88.2%	87.7%

\* This is based on patients treated on this contract for their most recent course of treatment. Figures in italics indicate the base number of FP17s or Patient Questionnaire responses are less than 100. N/A is shown where the base number of responses is less than 10 during the period. % is calculated as Quantity/Base number\*100

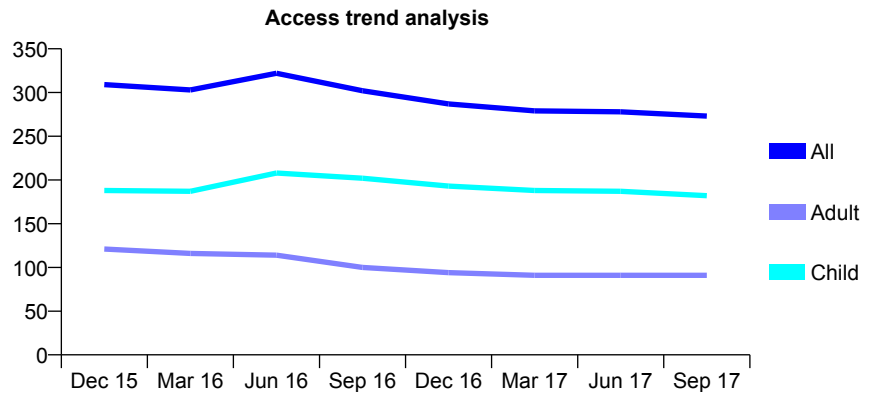
## Q59 - Vital Signs At a Glance Contract Report for 232858/0001 - September 2017

Name or company name	Miss S Rennie
Contract type name	GDS Contract
Purpose of contract	General
Contract start date	01/04/2006
Contract end date	

17/18 Contracted general activity (UDA)	450
Carry forward general activity (UDA)	-9
17/18 Contracted orthodontic activity (UOA)	0
Carry forward orthodontic activity (UOA)	0
Baseline contract value	£10,413.13

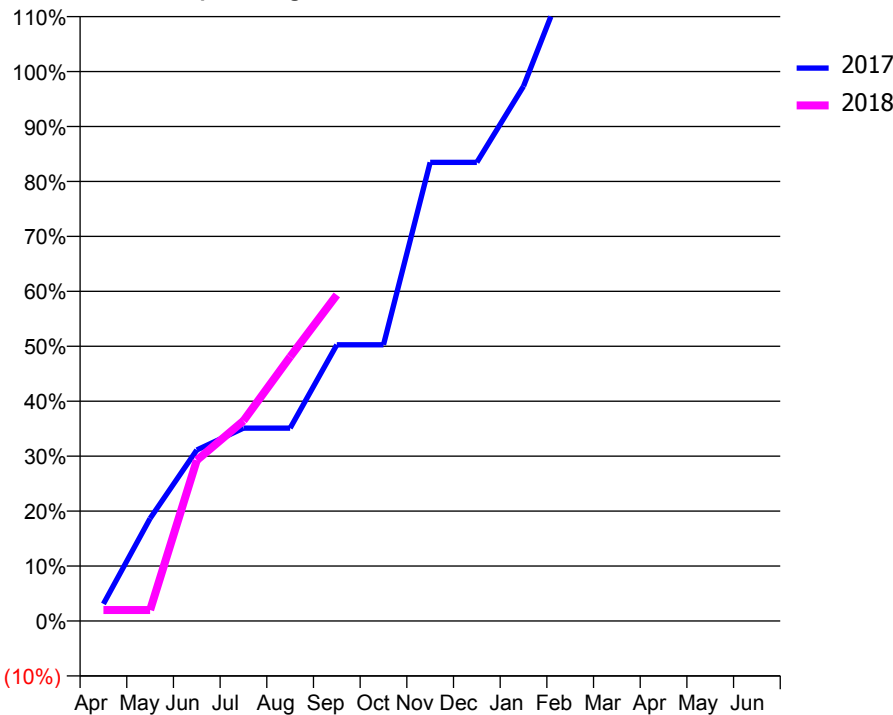
### ACCESS\*

Patients seen in 24 months	Total	Change since previous quarter
Quarter ending September 2016	302	
Quarter ending December 2016	287	↓
Quarter ending March 2017	279	↓
Quarter ending June 2017	278	→
Quarter ending September 2017	273	↓
<b>Variance since September 2016</b>	<b>(9.6%)</b>	<b>↓</b>



### ACTIVITY

Cumulative percentage of contracted UDA delivered 2017 & 2018



Adjusted Scheduled Activity (UDA)		
Month	2017	2018
April	14	9
May	84	9
June	140	132
July	158	164
August	158	216
September	226	267
October	226	
November	376	
December	376	
January	438	
February	535	
March	535	
April	535	
May	535	
June	536	

### QUALITY

	Quantity	Base Number	Contract	AT	Region	England
% of FP17s for the same patient ID Re-attending within 3 months - Children	3	124	2.4%	9.8%	11.6%	11.9%
% of FP17s for the same patient ID Re-attending within 3 months - Adults	3	34	8.8%	14.0%	15.2%	15.9%
% of FP17s for the same patient ID Re-attending between 3 & 9 months - Children	67	124	54.0%	60.8%	59.1%	58.1%
% of FP17s for the same patient ID Re-attending between 3 & 9 months - Adults	15	34	44.1%	53.1%	51.7%	50.6%
% of FP17s for Band 1 Urgent Courses	10	157	6.4%	7.2%	8.0%	9.1%
% of FP17s Relating to Free Repair or Replacements	0	157	0.0%	0.8%	0.8%	0.8%
% of FP17s Relating to Continuations	0	157	0.0%	1.1%	1.0%	1.1%
% of Patients satisfied with the dentistry they have received	1	1	N/A	91.5%	91.5%	91.4%
% of Patients satisfied with the time they had to wait for an appointment	1	1	N/A	86.9%	88.2%	87.7%

\* This is based on patients treated on this contract for their most recent course of treatment. Figures in italics indicate the base number of FP17s or Patient Questionnaire responses are less than 100. N/A is shown where the base number of responses is less than 10 during the period. % is calculated as Quantity/Base number\*100



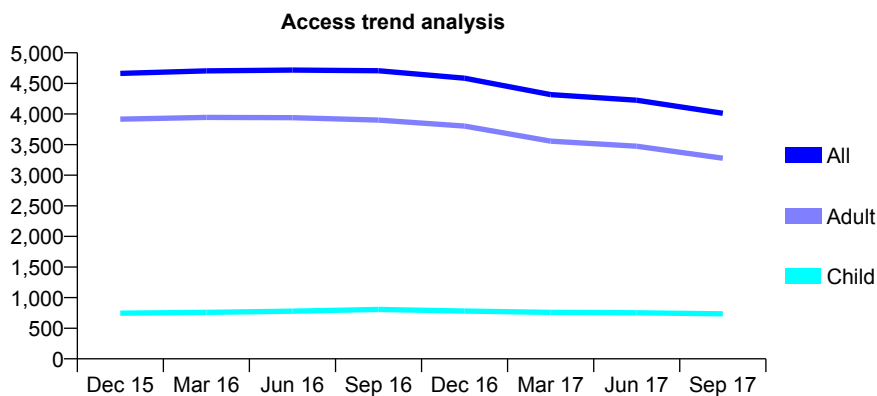
## Q59 - Vital Signs At a Glance Contract Report for 237833/0004 - September 2017

Name or company name	MR MP GOKANI
Contract type name	GDS Contract
Purpose of contract	General
Contract start date	01/04/2009
Contract end date	

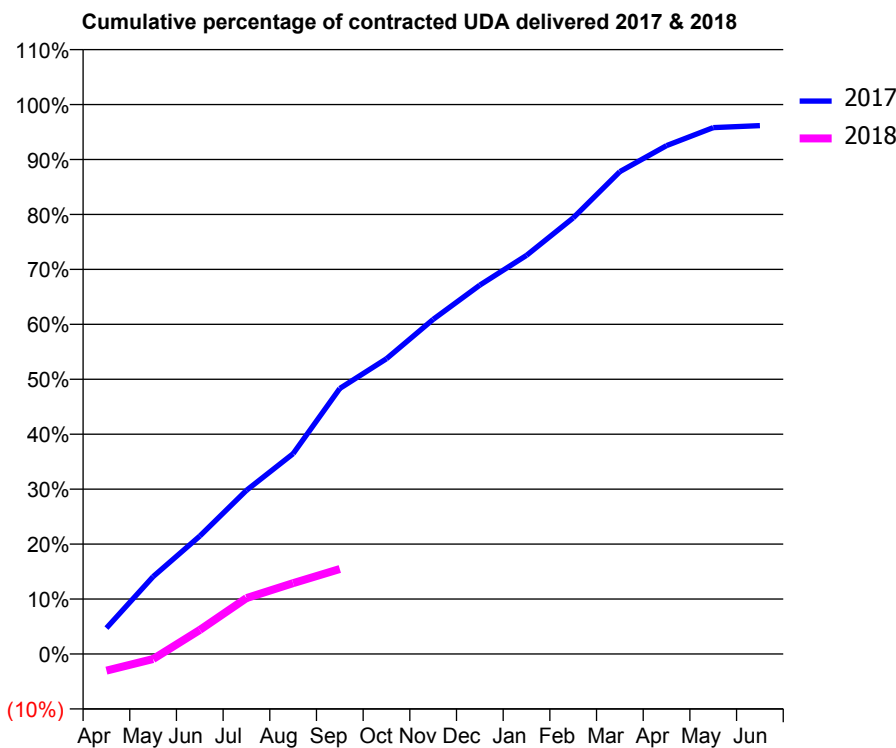
17/18 Contracted general activity (UDA)	10,479
Carry forward general activity (UDA)	402
17/18 Contracted orthodontic activity (UOA)	0
Carry forward orthodontic activity (UOA)	0
Baseline contract value	£295,016.98

### ACCESS\*

Patients seen in 24 months	Total	Change since previous quarter
Quarter ending September 2016	4,708	
Quarter ending December 2016	4,585	↓
Quarter ending March 2017	4,317	↓
Quarter ending June 2017	4,226	↓
Quarter ending September 2017	4,013	↓
<b>Variance since September 2016</b>	<b>(14.8%)</b>	<b>↓</b>



### ACTIVITY



Month	Adjusted Scheduled Activity (UDA)	
	2017	2018
April	494	-320
May	1,476	-99
June	2,249	459
July	3,122	1,067
August	3,820	1,353
September	5,064	1,620
October	5,631	
November	6,381	
December	7,035	
January	7,603	
February	8,317	
March	9,198	
April	9,695	
May	10,039	
June	10,077	

### QUALITY

	Quantity	Base Number	Contract	AT	Region	England
% of FP17s for the same patient ID Re-attending within 3 months - Children	19	344	5.5%	9.8%	11.6%	11.9%
% of FP17s for the same patient ID Re-attending within 3 months - Adults	176	1,275	13.8%	14.0%	15.2%	15.9%
% of FP17s for the same patient ID Re-attending between 3 & 9 months - Children	129	344	37.5%	60.8%	59.1%	58.1%
% of FP17s for the same patient ID Re-attending between 3 & 9 months - Adults	420	1,275	32.9%	53.1%	51.7%	50.6%
% of FP17s for Band 1 Urgent Courses	192	1,194	16.1%	7.2%	8.0%	9.1%
% of FP17s Relating to Free Repair or Replacements	15	1,194	1.3%	0.8%	0.8%	0.8%
% of FP17s Relating to Continuations	3	1,194	0.3%	1.1%	1.0%	1.1%
% of Patients satisfied with the dentistry they have received	11	12	91.7%	91.5%	91.5%	91.4%
% of Patients satisfied with the time they had to wait for an appointment	9	12	75.0%	86.9%	88.2%	87.7%

\* This is based on patients treated on this contract for their most recent course of treatment. Figures in italics indicate the base number of FP17s or Patient Questionnaire responses are less than 100. N/A is shown where the base number of responses is less than 10 during the period. % is calculated as Quantity/Base number\*100

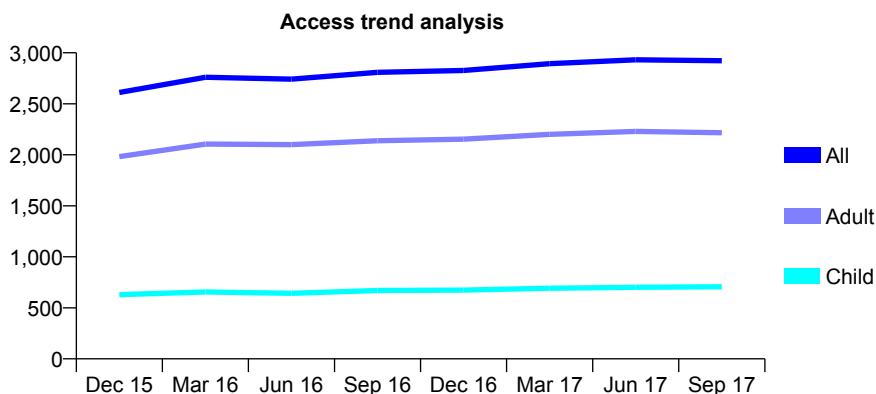
## Q59 - Vital Signs At a Glance Contract Report for 244171/0005 - September 2017

Name or company name	MRS GK PALAHEY
Contract type name	GDS Contract
Purpose of contract	General
Contract start date	01/05/2014
Contract end date	

17/18 Contracted general activity (UDA)	6,887
Carry forward general activity (UDA)	-22
17/18 Contracted orthodontic activity (UOA)	0
Carry forward orthodontic activity (UOA)	0
Baseline contract value	£158,416.76

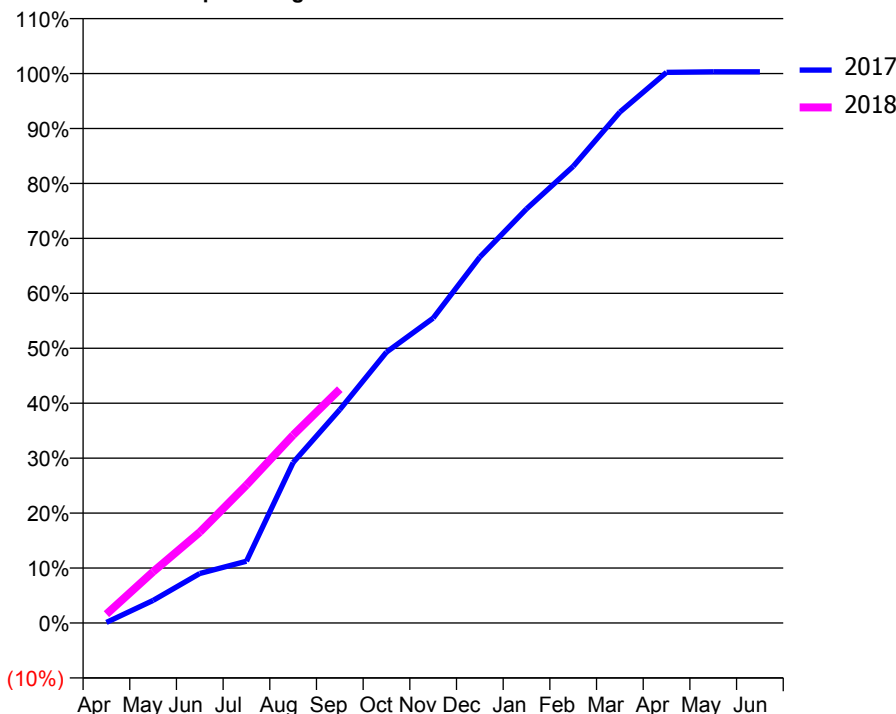
### ACCESS\*

Patients seen in 24 months	Total	Change since previous quarter
Quarter ending September 2016	2,808	
Quarter ending December 2016	2,827	→
Quarter ending March 2017	2,893	↑
Quarter ending June 2017	2,931	→
Quarter ending September 2017	2,922	→
<b>Variance since September 2016</b>	<b>4.1%</b>	<b>↑</b>



### ACTIVITY

Cumulative percentage of contracted UDA delivered 2017 & 2018



Adjusted Scheduled Activity (UDA)

Month	2017	2018
April	8	112
May	295	643
June	648	1,138
July	808	1,729
August	2,099	2,356
September	2,792	2,930
October	3,542	
November	3,988	
December	4,786	
January	5,417	
February	5,973	
March	6,683	
April	7,202	
May	7,209	
June	7,209	

### QUALITY

	Quantity	Base Number	Contract	AT	Region	England
% of FP17s for the same patient ID Re-attending within 3 months - Children	20	531	3.8%	9.8%	11.6%	11.9%
% of FP17s for the same patient ID Re-attending within 3 months - Adults	138	1,500	9.2%	14.0%	15.2%	15.9%
% of FP17s for the same patient ID Re-attending between 3 & 9 months - Children	352	531	66.3%	60.8%	59.1%	58.1%
% of FP17s for the same patient ID Re-attending between 3 & 9 months - Adults	971	1,500	64.7%	53.1%	51.7%	50.6%
% of FP17s for Band 1 Urgent Courses	79	1,773	4.5%	7.2%	8.0%	9.1%
% of FP17s Relating to Free Repair or Replacements	5	1,773	0.3%	0.8%	0.8%	0.8%
% of FP17s Relating to Continuations	3	1,773	0.2%	1.1%	1.0%	1.1%
% of Patients satisfied with the dentistry they have received	15	15	100.0%	91.5%	91.5%	91.4%
% of Patients satisfied with the time they had to wait for an appointment	15	15	100.0%	86.9%	88.2%	87.7%

\* This is based on patients treated on this contract for their most recent course of treatment. Figures in italics indicate the base number of FP17s or Patient Questionnaire responses are less than 100. N/A is shown where the base number of responses is less than 10 during the period. % is calculated as Quantity/Base number\*100

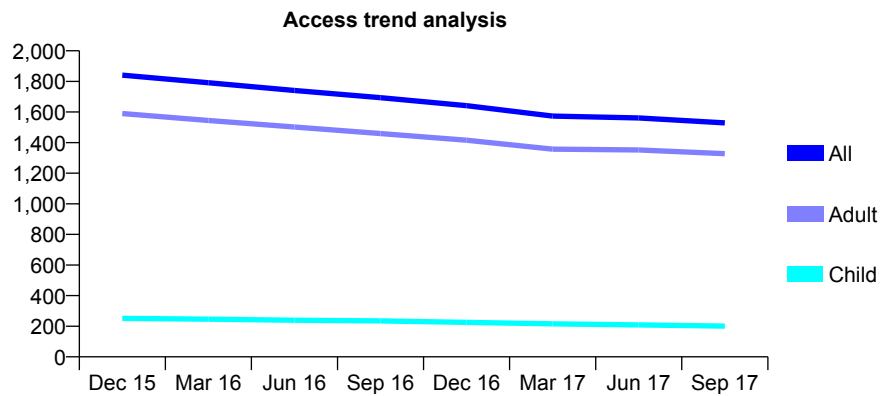
## Q59 - Vital Signs At a Glance Contract Report for 245763/0001 - September 2017

Name or company name	MR JR HILL
Contract type name	GDS Contract
Purpose of contract	General
Contract start date	01/04/2006
Contract end date	

17/18 Contracted general activity (UDA)	4,417
Carry forward general activity (UDA)	0
17/18 Contracted orthodontic activity (UOA)	0
Carry forward orthodontic activity (UOA)	0
Baseline contract value	£98,473.76

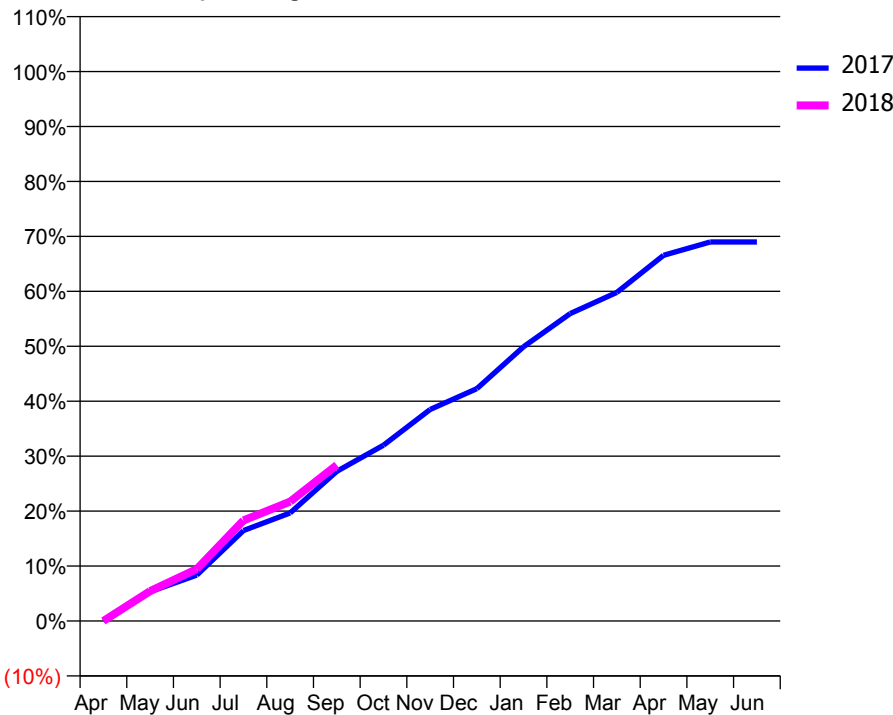
### ACCESS\*

Patients seen in 24 months	Total	Change since previous quarter
Quarter ending September 2016	1,694	
Quarter ending December 2016	1,641	↓
Quarter ending March 2017	1,573	↓
Quarter ending June 2017	1,561	→
Quarter ending September 2017	1,529	↓
<b>Variance since September 2016</b>	<b>(9.7%)</b>	<b>↓</b>



### ACTIVITY

Cumulative percentage of contracted UDA delivered 2017 & 2018



Month	Adjusted Scheduled Activity (UDA)	
	2017	2018
April	0	0
May	235	240
June	369	418
July	727	809
August	868	959
September	1,203	1,253
October	1,414	
November	1,701	
December	1,868	
January	2,204	
February	2,472	
March	2,642	
April	2,939	
May	3,047	
June	3,047	

### QUALITY

	Quantity	Base Number	Contract	AT	Region	England
% of FP17s for the same patient ID Re-attending within 3 months - Children	4	117	3.4%	9.8%	11.6%	11.9%
% of FP17s for the same patient ID Re-attending within 3 months - Adults	138	753	18.3%	14.0%	15.2%	15.9%
% of FP17s for the same patient ID Re-attending between 3 & 9 months - Children	18	117	15.4%	60.8%	59.1%	58.1%
% of FP17s for the same patient ID Re-attending between 3 & 9 months - Adults	157	753	20.8%	53.1%	51.7%	50.6%
% of FP17s for Band 1 Urgent Courses	52	628	8.3%	7.2%	8.0%	9.1%
% of FP17s Relating to Free Repair or Replacements	37	628	5.9%	0.8%	0.8%	0.8%
% of FP17s Relating to Continuations	12	628	1.9%	1.1%	1.0%	1.1%
% of Patients satisfied with the dentistry they have received	2	2	N/A	91.5%	91.5%	91.4%
% of Patients satisfied with the time they had to wait for an appointment	2	2	N/A	86.9%	88.2%	87.7%

\* This is based on patients treated on this contract for their most recent course of treatment. Figures in italics indicate the base number of FP17s or Patient Questionnaire responses are less than 100. N/A is shown where the base number of responses is less than 10 during the period. % is calculated as Quantity/Base number\*100

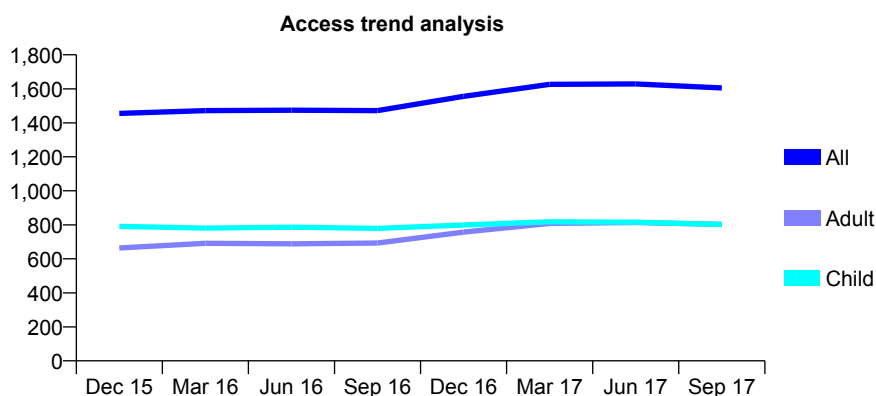
## Q59 - Vital Signs At a Glance Contract Report for 257117/0001 - September 2017

Name or company name	MR NG PATEL
Contract type name	GDS Contract
Purpose of contract	General
Contract start date	01/12/2012
Contract end date	

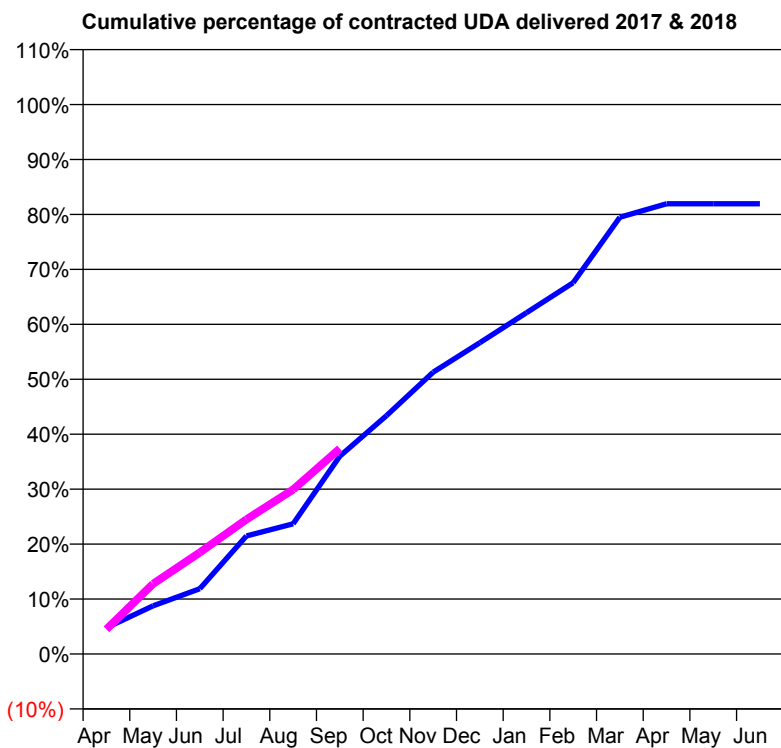
17/18 Contracted general activity (UDA)	5,256
Carry forward general activity (UDA)	0
17/18 Contracted orthodontic activity (UOA)	0
Carry forward orthodontic activity (UOA)	0
Baseline contract value	£136,167.44

### ACCESS\*

Patients seen in 24 months	Total	Change since previous quarter
Quarter ending September 2016	1,472	
Quarter ending December 2016	1,556	↑
Quarter ending March 2017	1,626	↑
Quarter ending June 2017	1,629	→
Quarter ending September 2017	1,605	↓
<b>Variance since September 2016</b>	<b>9.0%</b>	<b>↑</b>



### ACTIVITY



Month	Adjusted Scheduled Activity (UDA)	
	2017	2018
April	299	236
May	549	672
June	743	971
July	1,344	1,288
August	1,483	1,573
September	2,252	1,965
October	2,713	
November	3,209	
December	3,544	
January	3,886	
February	4,227	
March	4,973	
April	5,127	
May	5,127	
June	5,127	

### QUALITY

	Quantity	Base Number	Contract	AT	Region	England
% of FP17s for the same patient ID Re-attending within 3 months - Children	47	682	6.9%	9.8%	11.6%	11.9%
% of FP17s for the same patient ID Re-attending within 3 months - Adults	101	573	17.6%	14.0%	15.2%	15.9%
% of FP17s for the same patient ID Re-attending between 3 & 9 months - Children	491	682	72.0%	60.8%	59.1%	58.1%
% of FP17s for the same patient ID Re-attending between 3 & 9 months - Adults	352	573	61.4%	53.1%	51.7%	50.6%
% of FP17s for Band 1 Urgent Courses	60	1,166	5.1%	7.2%	8.0%	9.1%
% of FP17s Relating to Free Repair or Replacements	6	1,166	0.5%	0.8%	0.8%	0.8%
% of FP17s Relating to Continuations	3	1,166	0.3%	1.1%	1.0%	1.1%
% of Patients satisfied with the dentistry they have received	2	2	N/A	91.5%	91.5%	91.4%
% of Patients satisfied with the time they had to wait for an appointment	2	2	N/A	86.9%	88.2%	87.7%

\* This is based on patients treated on this contract for their most recent course of treatment. Figures in italics indicate the base number of FP17s or Patient Questionnaire responses are less than 100. N/A is shown where the base number of responses is less than 10 during the period. % is calculated as Quantity/Base number\*100

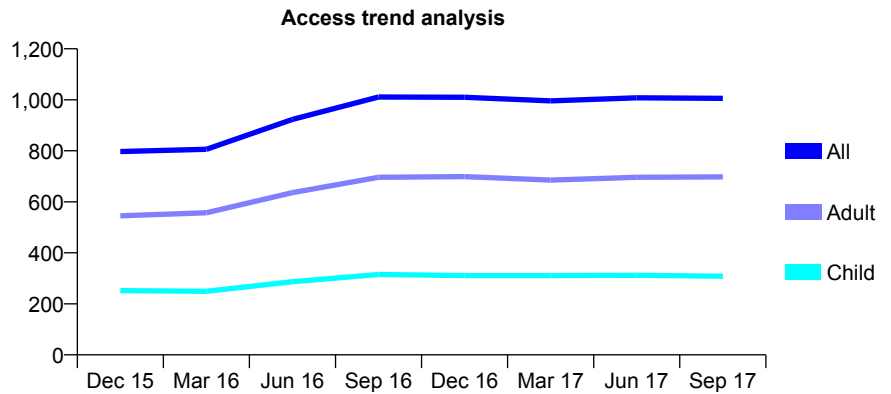
## Q59 - Vital Signs At a Glance Contract Report for 264245/0003 - September 2017

Name or company name	MR P PATEL
Contract type name	GDS Contract
Purpose of contract	General
Contract start date	27/08/2014
Contract end date	

17/18 Contracted general activity (UDA)	2,480
Carry forward general activity (UDA)	-45
17/18 Contracted orthodontic activity (UOA)	0
Carry forward orthodontic activity (UOA)	0
Baseline contract value	£52,825.23

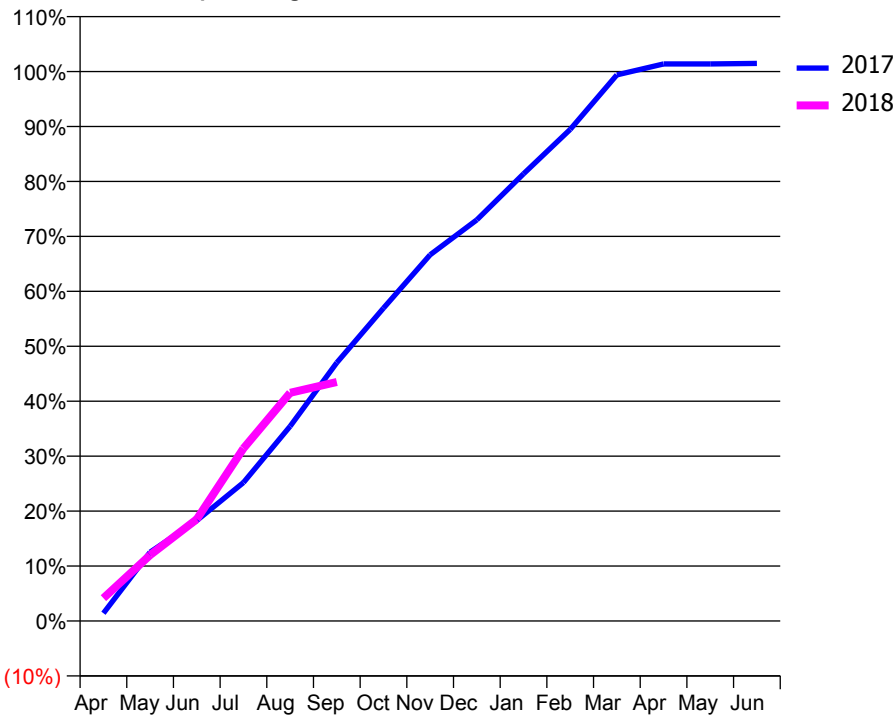
### ACCESS\*

Patients seen in 24 months	Total	Change since previous quarter
Quarter ending September 2016	1,011	
Quarter ending December 2016	1,010	→
Quarter ending March 2017	996	↓
Quarter ending June 2017	1,008	→
Quarter ending September 2017	1,006	→
<b>Variance since September 2016</b>	<b>(0.5%)</b>	<b>→</b>



### ACTIVITY

Cumulative percentage of contracted UDA delivered 2017 & 2018



Month	Adjusted Scheduled Activity (UDA)	
	2017	2018
April	43	103
May	380	297
June	554	459
July	764	779
August	1,074	1,030
September	1,425	1,079
October	1,725	
November	2,020	
December	2,212	
January	2,466	
February	2,710	
March	3,011	
April	3,072	
May	3,072	
June	3,075	

### QUALITY

	Quantity	Base Number	Contract	AT	Region	England
% of FP17s for the same patient ID Re-attending within 3 months - Children	11	166	6.6%	9.8%	11.6%	11.9%
% of FP17s for the same patient ID Re-attending within 3 months - Adults	85	434	19.6%	14.0%	15.2%	15.9%
% of FP17s for the same patient ID Re-attending between 3 & 9 months - Children	105	166	63.3%	60.8%	59.1%	58.1%
% of FP17s for the same patient ID Re-attending between 3 & 9 months - Adults	218	434	50.2%	53.1%	51.7%	50.6%
% of FP17s for Band 1 Urgent Courses	28	568	4.9%	7.2%	8.0%	9.1%
% of FP17s Relating to Free Repair or Replacements	15	568	2.6%	0.8%	0.8%	0.8%
% of FP17s Relating to Continuations	19	568	3.3%	1.1%	1.0%	1.1%
% of Patients satisfied with the dentistry they have received	1	1	N/A	91.5%	91.5%	91.4%
% of Patients satisfied with the time they had to wait for an appointment	0	1	N/A	86.9%	88.2%	87.7%

\* This is based on patients treated on this contract for their most recent course of treatment. Figures in italics indicate the base number of FP17s or Patient Questionnaire responses are less than 100. N/A is shown where the base number of responses is less than 10 during the period. % is calculated as Quantity/Base number\*100

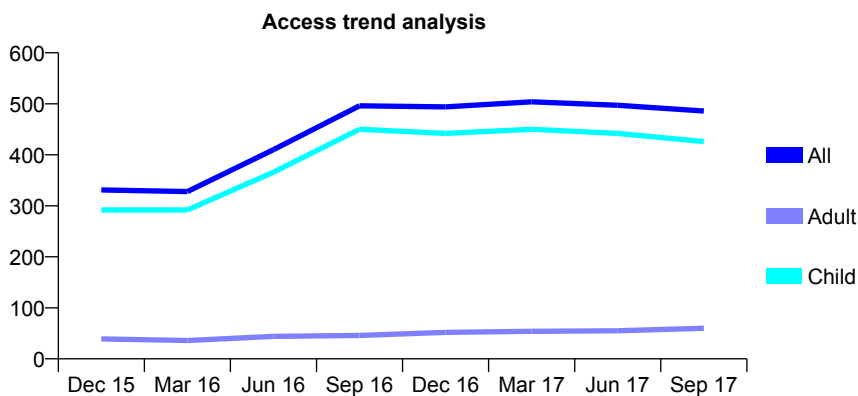
## Q59 - Vital Signs At a Glance Contract Report for 299154/0001 - September 2017

Name or company name	MR C KHELIA
Contract type name	GDS Contract
Purpose of contract	General
Contract start date	01/05/2011
Contract end date	

17/18 Contracted general activity (UDA)	1,430
Carry forward general activity (UDA)	0
17/18 Contracted orthodontic activity (UOA)	0
Carry forward orthodontic activity (UOA)	0
Baseline contract value	£33,803.64

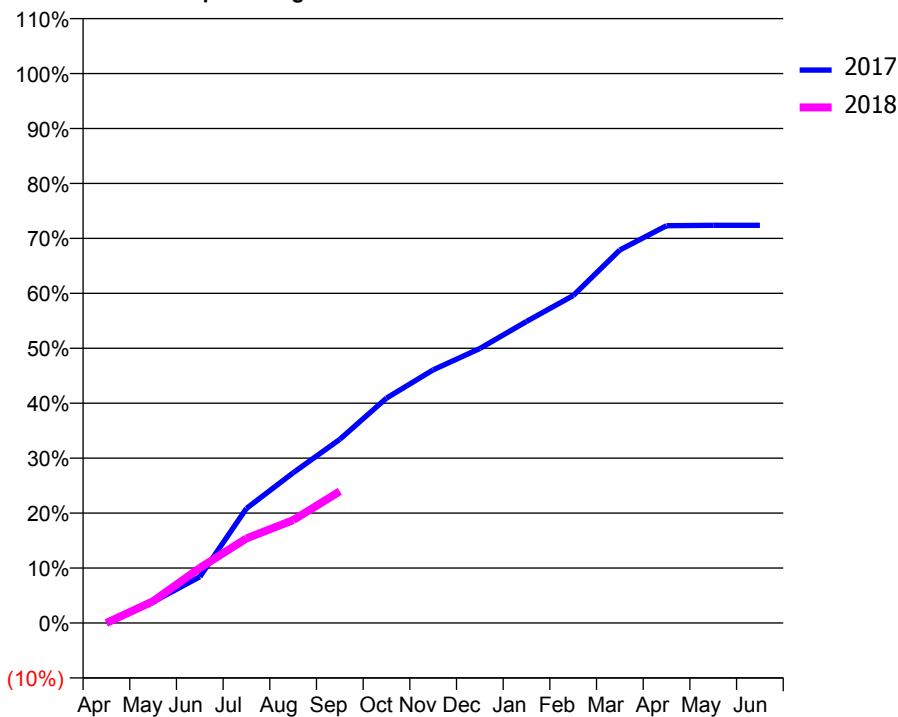
### ACCESS\*

Patients seen in 24 months	Total	Change since previous quarter
Quarter ending September 2016	496	
Quarter ending December 2016	494	→
Quarter ending March 2017	504	↑
Quarter ending June 2017	497	↓
Quarter ending September 2017	486	↓
<b>Variance since September 2016</b>	<b>(2.0%)</b>	<b>↓</b>



### ACTIVITY

Cumulative percentage of contracted UDA delivered 2017 & 2018



Adjusted Scheduled Activity (UDA)

Month	2017	2018
April	0	0
May	55	57
June	120	143
July	298	220
August	391	268
September	478	343
October	585	
November	659	
December	714	
January	785	
February	852	
March	971	
April	1,034	
May	1,035	
June	1,035	

### QUALITY

	Quantity	Base Number	Contract	AT	Region	England
% of FP17s for the same patient ID Re-attending within 3 months - Children	16	298	5.4%	9.8%	11.6%	11.9%
% of FP17s for the same patient ID Re-attending within 3 months - Adults	0	0	N/A	14.0%	15.2%	15.9%
% of FP17s for the same patient ID Re-attending between 3 & 9 months - Children	181	298	60.7%	60.8%	59.1%	58.1%
% of FP17s for the same patient ID Re-attending between 3 & 9 months - Adults	0	0	N/A	53.1%	51.7%	50.6%
% of FP17s for Band 1 Urgent Courses	9	256	3.5%	7.2%	8.0%	9.1%
% of FP17s Relating to Free Repair or Replacements	0	256	0.0%	0.8%	0.8%	0.8%
% of FP17s Relating to Continuations	0	256	0.0%	1.1%	1.0%	1.1%
% of Patients satisfied with the dentistry they have received	0	0	N/A	91.5%	91.5%	91.4%
% of Patients satisfied with the time they had to wait for an appointment	0	0	N/A	86.9%	88.2%	87.7%

\* This is based on patients treated on this contract for their most recent course of treatment. Figures in italics indicate the base number of FP17s or Patient Questionnaire responses are less than 100. N/A is shown where the base number of responses is less than 10 during the period. % is calculated as Quantity/Base number\*100

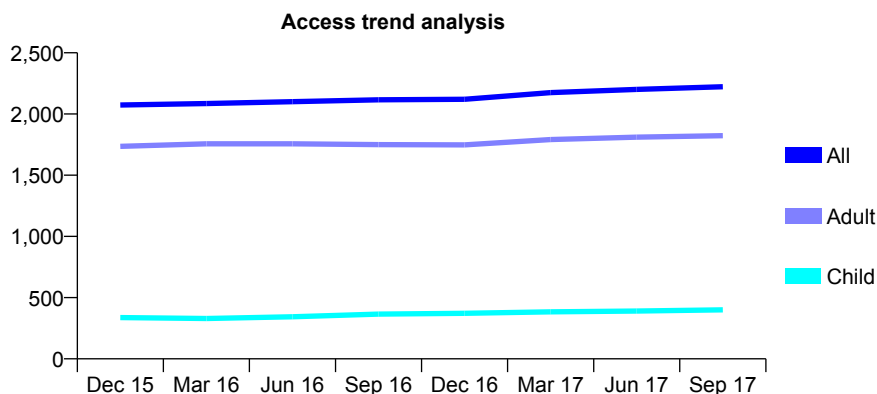
## Q59 - Vital Signs At a Glance Contract Report for 306975/0001 - September 2017

Name or company name	MR NA TAYLOR
Contract type name	GDS Contract
Purpose of contract	General
Contract start date	01/04/2006
Contract end date	

17/18 Contracted general activity (UDA)	6,493
Carry forward general activity (UDA)	-92
17/18 Contracted orthodontic activity (UOA)	0
Carry forward orthodontic activity (UOA)	0
Baseline contract value	£177,304.93

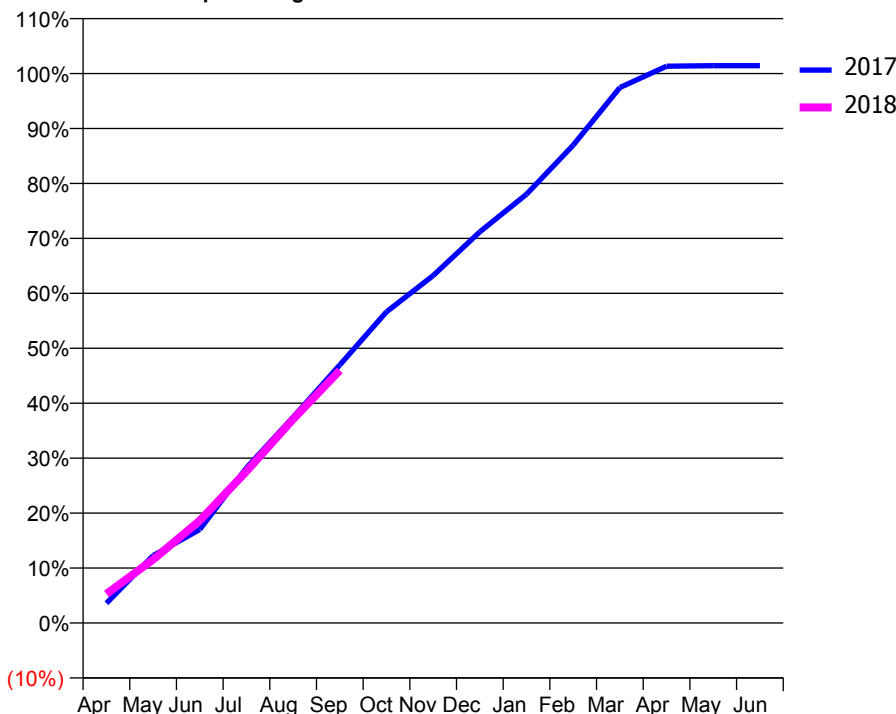
### ACCESS\*

Patients seen in 24 months	Total	Change since previous quarter
Quarter ending September 2016	2,116	
Quarter ending December 2016	2,120	→
Quarter ending March 2017	2,175	↑
Quarter ending June 2017	2,201	→
Quarter ending September 2017	2,223	→
<b>Variance since September 2016</b>	<b>5.1%</b>	<b>↑</b>



### ACTIVITY

Cumulative percentage of contracted UDA delivered 2017 & 2018



Adjusted Scheduled Activity (UDA)

Month	2017	2018
April	233	344
May	797	750
June	1,105	1,210
July	1,833	1,792
August	2,431	2,408
September	3,049	2,985
October	3,676	
November	4,106	
December	4,622	
January	5,066	
February	5,646	
March	6,327	
April	6,580	
May	6,585	
June	6,585	

### QUALITY

	Quantity	Base Number	Contract	AT	Region	England
% of FP17s for the same patient ID Re-attending within 3 months - Children	26	285	9.1%	9.8%	11.6%	11.9%
% of FP17s for the same patient ID Re-attending within 3 months - Adults	220	1,329	16.6%	14.0%	15.2%	15.9%
% of FP17s for the same patient ID Re-attending between 3 & 9 months - Children	177	285	62.1%	60.8%	59.1%	58.1%
% of FP17s for the same patient ID Re-attending between 3 & 9 months - Adults	758	1,329	57.0%	53.1%	51.7%	50.6%
% of FP17s for Band 1 Urgent Courses	174	1,487	11.7%	7.2%	8.0%	9.1%
% of FP17s Relating to Free Repair or Replacements	14	1,487	0.9%	0.8%	0.8%	0.8%
% of FP17s Relating to Continuations	51	1,487	3.4%	1.1%	1.0%	1.1%
% of Patients satisfied with the dentistry they have received	2	2	N/A	91.5%	91.5%	91.4%
% of Patients satisfied with the time they had to wait for an appointment	2	2	N/A	86.9%	88.2%	87.7%

\* This is based on patients treated on this contract for their most recent course of treatment. Figures in italics indicate the base number of FP17s or Patient Questionnaire responses are less than 100. N/A is shown where the base number of responses is less than 10 during the period. % is calculated as Quantity/Base number\*100

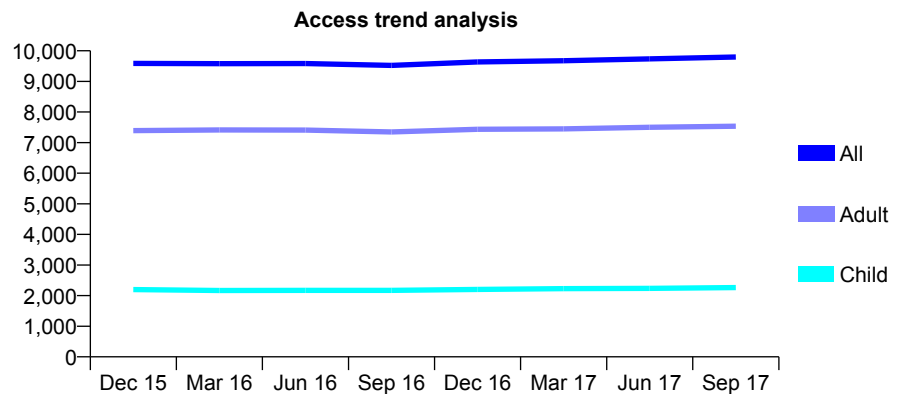
## Q59 - Vital Signs At a Glance Contract Report for 320102/0001 - September 2017

Name or company name	MR MK SHAH
Contract type name	GDS Contract
Purpose of contract	General
Contract start date	01/04/2006
Contract end date	

17/18 Contracted general activity (UDA)	22,132
Carry forward general activity (UDA)	-316
17/18 Contracted orthodontic activity (UOA)	0
Carry forward orthodontic activity (UOA)	0
Baseline contract value	£527,614.59

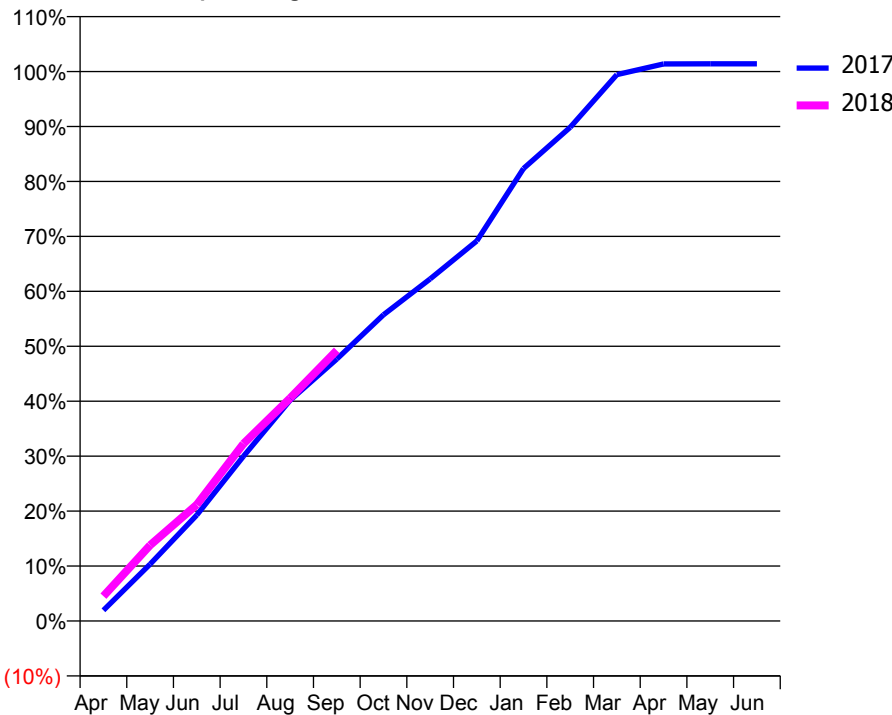
### ACCESS\*

Patients seen in 24 months	Total	Change since previous quarter
Quarter ending September 2016	9,522	
Quarter ending December 2016	9,638	→
Quarter ending March 2017	9,675	→
Quarter ending June 2017	9,738	→
Quarter ending September 2017	9,798	→
<b>Variance since September 2016</b>	<b>2.9%</b>	<b>↑</b>



### ACTIVITY

Cumulative percentage of contracted UDA delivered 2017 & 2018



Month	Adjusted Scheduled Activity (UDA)	
	2017	2018
April	444	1,003
May	2,344	3,054
June	4,366	4,688
July	6,788	7,141
August	9,091	8,975
September	10,788	10,901
October	12,611	
November	14,090	
December	15,656	
January	18,640	
February	20,336	
March	22,502	
April	22,943	
May	22,948	
June	22,948	

### QUALITY

	Quantity	Base Number	Contract	AT	Region	England
% of FP17s for the same patient ID Re-attending within 3 months - Children	88	1,680	5.2%	9.8%	11.6%	11.9%
% of FP17s for the same patient ID Re-attending within 3 months - Adults	599	5,165	11.6%	14.0%	15.2%	15.9%
% of FP17s for the same patient ID Re-attending between 3 & 9 months - Children	1,107	1,680	65.9%	60.8%	59.1%	58.1%
% of FP17s for the same patient ID Re-attending between 3 & 9 months - Adults	2,813	5,165	54.5%	53.1%	51.7%	50.6%
% of FP17s for Band 1 Urgent Courses	326	6,588	4.9%	7.2%	8.0%	9.1%
% of FP17s Relating to Free Repair or Replacements	40	6,588	0.6%	0.8%	0.8%	0.8%
% of FP17s Relating to Continuations	45	6,588	0.7%	1.1%	1.0%	1.1%
% of Patients satisfied with the dentistry they have received	16	17	94.1%	91.5%	91.5%	91.4%
% of Patients satisfied with the time they had to wait for an appointment	14	17	82.4%	86.9%	88.2%	87.7%

\* This is based on patients treated on this contract for their most recent course of treatment. Figures in italics indicate the base number of FP17s or Patient Questionnaire responses are less than 100. N/A is shown where the base number of responses is less than 10 during the period. % is calculated as Quantity/Base number\*100



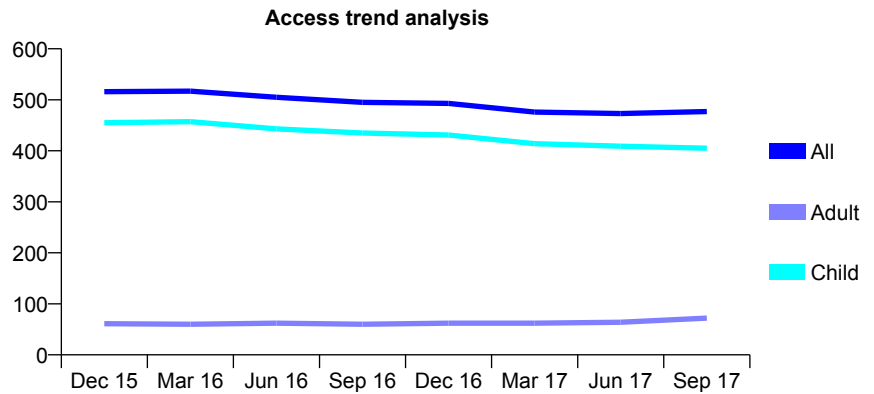
## Q59 - Vital Signs At a Glance Contract Report for 324647/0001 - September 2017

Name or company name	Mr H Sehmi & Mrs Y Sehmi
Contract type name	GDS Contract
Purpose of contract	General
Contract start date	01/04/2006
Contract end date	

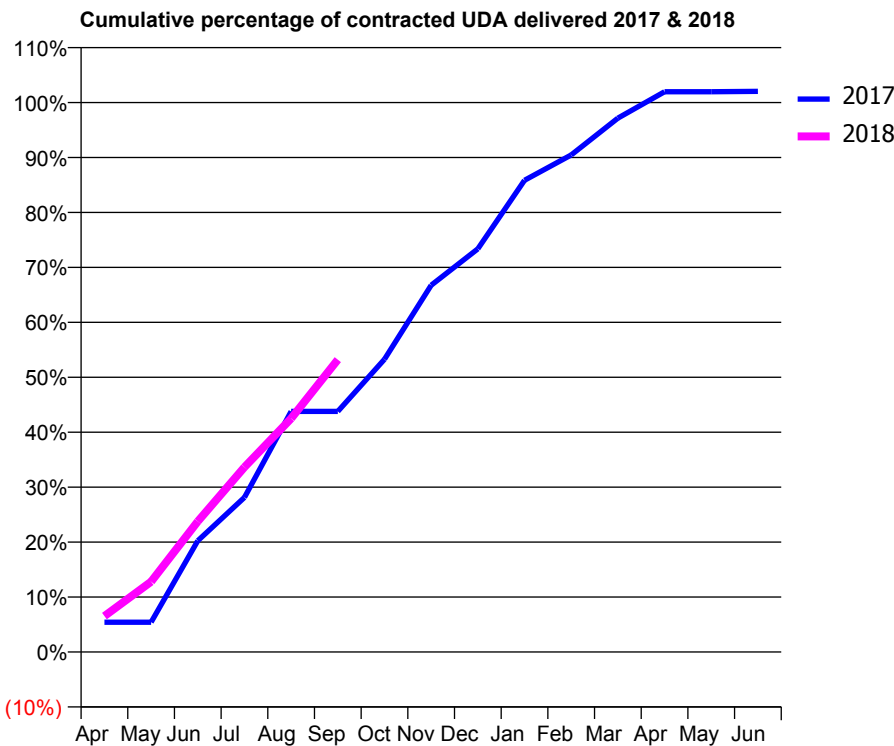
17/18 Contracted general activity (UDA)	1,329
Carry forward general activity (UDA)	-27
17/18 Contracted orthodontic activity (UOA)	0
Carry forward orthodontic activity (UOA)	0
Baseline contract value	£29,027.59

### ACCESS\*

Patients seen in 24 months	Total	Change since previous quarter
Quarter ending September 2016	495	
Quarter ending December 2016	493	→
Quarter ending March 2017	476	↓
Quarter ending June 2017	473	→
Quarter ending September 2017	477	→
<b>Variance since September 2016</b>	<b>(3.6%)</b>	<b>↓</b>



### ACTIVITY



Month	Adjusted Scheduled Activity (UDA)	
	2017	2018
April	72	87
May	72	170
June	269	316
July	374	447
August	582	565
September	582	707
October	708	
November	887	
December	975	
January	1,141	
February	1,202	
March	1,291	
April	1,355	
May	1,355	
June	1,356	

### QUALITY

	Quantity	Base Number	Contract	AT	Region	England
% of FP17s for the same patient ID Re-attending within 3 months - Children	194	603	32.2%	9.8%	11.6%	11.9%
% of FP17s for the same patient ID Re-attending within 3 months - Adults	0	0	N/A	14.0%	15.2%	15.9%
% of FP17s for the same patient ID Re-attending between 3 & 9 months - Children	319	603	52.9%	60.8%	59.1%	58.1%
% of FP17s for the same patient ID Re-attending between 3 & 9 months - Adults	0	0	N/A	53.1%	51.7%	50.6%
% of FP17s for Band 1 Urgent Courses	0	555	0.0%	7.2%	8.0%	9.1%
% of FP17s Relating to Free Repair or Replacements	0	555	0.0%	0.8%	0.8%	0.8%
% of FP17s Relating to Continuations	50	555	9.0%	1.1%	1.0%	1.1%
% of Patients satisfied with the dentistry they have received	1	3	N/A	91.5%	91.5%	91.4%
% of Patients satisfied with the time they had to wait for an appointment	2	3	N/A	86.9%	88.2%	87.7%

\* This is based on patients treated on this contract for their most recent course of treatment. Figures in italics indicate the base number of FP17s or Patient Questionnaire responses are less than 100. N/A is shown where the base number of responses is less than 10 during the period. % is calculated as Quantity/Base number\*100

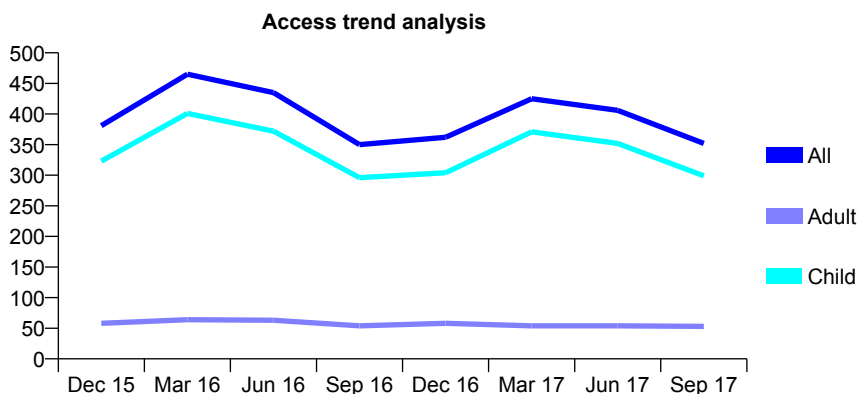
## Q59 - Vital Signs At a Glance Contract Report for 326046/0001 - September 2017

Name or company name	MISS PJ HAMPTON
Contract type name	GDS Contract
Purpose of contract	General
Contract start date	01/04/2006
Contract end date	

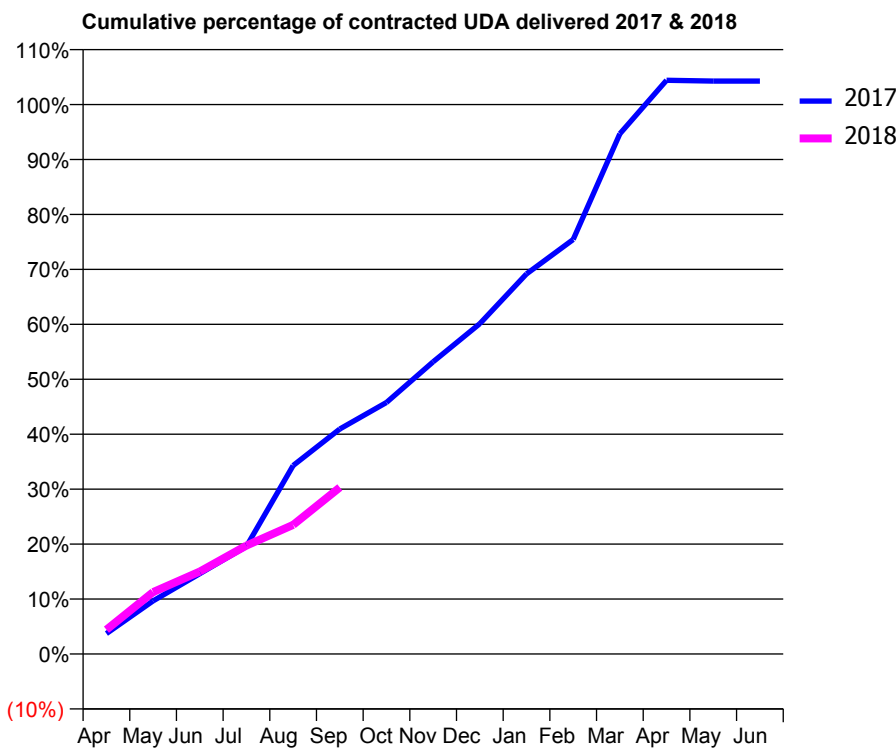
17/18 Contracted general activity (UDA)	750
Carry forward general activity (UDA)	-15
17/18 Contracted orthodontic activity (UOA)	0
Carry forward orthodontic activity (UOA)	0
Baseline contract value	£17,886.06

### ACCESS\*

Patients seen in 24 months	Total	Change since previous quarter
Quarter ending September 2016	350	
Quarter ending December 2016	362	↑
Quarter ending March 2017	425	↑
Quarter ending June 2017	406	↓
Quarter ending September 2017	352	↓
<b>Variance since September 2016</b>	<b>0.6%</b>	→



### ACTIVITY



Month	Adjusted Scheduled Activity (UDA)	
	2017	2018
April	28	33
May	73	85
June	110	113
July	147	148
August	257	176
September	307	227
October	343	
November	399	
December	451	
January	519	
February	566	
March	710	
April	783	
May	782	
June	782	

### QUALITY

	Quantity	Base Number	Contract	AT	Region	England
% of FP17s for the same patient ID Re-attending within 3 months - Children	9	217	4.1%	9.8%	11.6%	11.9%
% of FP17s for the same patient ID Re-attending within 3 months - Adults	0	15	0.0%	14.0%	15.2%	15.9%
% of FP17s for the same patient ID Re-attending between 3 & 9 months - Children	127	217	58.5%	60.8%	59.1%	58.1%
% of FP17s for the same patient ID Re-attending between 3 & 9 months - Adults	6	15	40.0%	53.1%	51.7%	50.6%
% of FP17s for Band 1 Urgent Courses	7	185	3.8%	7.2%	8.0%	9.1%
% of FP17s Relating to Free Repair or Replacements	0	185	0.0%	0.8%	0.8%	0.8%
% of FP17s Relating to Continuations	0	185	0.0%	1.1%	1.0%	1.1%
% of Patients satisfied with the dentistry they have received	1	1	N/A	91.5%	91.5%	91.4%
% of Patients satisfied with the time they had to wait for an appointment	1	1	N/A	86.9%	88.2%	87.7%

\* This is based on patients treated on this contract for their most recent course of treatment. Figures in italics indicate the base number of FP17s or Patient Questionnaire responses are less than 100. N/A is shown where the base number of responses is less than 10 during the period. % is calculated as Quantity/Base number\*100

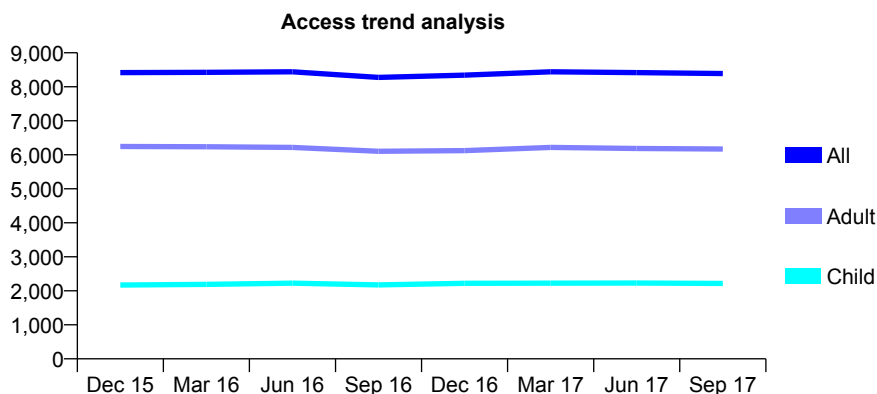
## Q59 - Vital Signs At a Glance Contract Report for 332070/0001 - September 2017

Name or company name	MR S VYAS
Contract type name	GDS Contract
Purpose of contract	General
Contract start date	01/04/2006
Contract end date	

17/18 Contracted general activity (UDA)	19,509
Carry forward general activity (UDA)	225
17/18 Contracted orthodontic activity (UOA)	0
Carry forward orthodontic activity (UOA)	0
Baseline contract value	£534,893.87

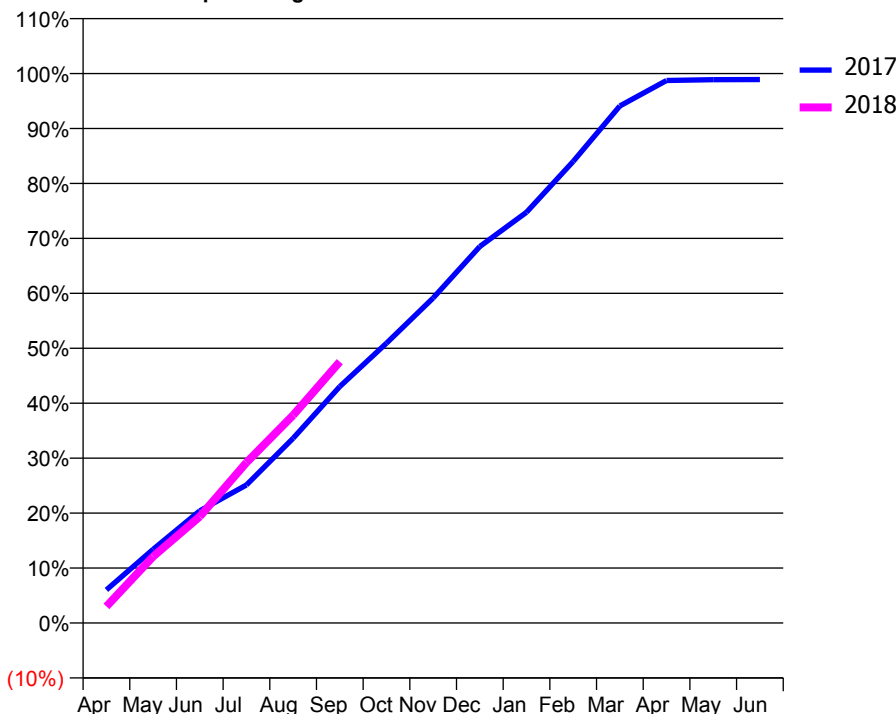
### ACCESS\*

Patients seen in 24 months	Total	Change since previous quarter
Quarter ending September 2016	8,278	
Quarter ending December 2016	8,344	→
Quarter ending March 2017	8,442	→
Quarter ending June 2017	8,416	→
Quarter ending September 2017	8,389	→
<b>Variance since September 2016</b>	<b>1.3%</b>	<b>→</b>



### ACTIVITY

Cumulative percentage of contracted UDA delivered 2017 & 2018



Month	Adjusted Scheduled Activity (UDA)	
	2017	2018
April	1,235	588
May	2,751	2,359
June	4,188	3,778
July	5,156	5,696
August	6,895	7,377
September	8,826	9,276
October	10,442	
November	12,131	
December	14,052	
January	15,333	
February	17,229	
March	19,299	
April	20,249	
May	20,281	
June	20,284	

### QUALITY

	Quantity	Base Number	Contract	AT	Region	England
% of FP17s for the same patient ID Re-attending within 3 months - Children	66	1,711	3.9%	9.8%	11.6%	11.9%
% of FP17s for the same patient ID Re-attending within 3 months - Adults	219	3,513	6.2%	14.0%	15.2%	15.9%
% of FP17s for the same patient ID Re-attending between 3 & 9 months - Children	1,176	1,711	68.7%	60.8%	59.1%	58.1%
% of FP17s for the same patient ID Re-attending between 3 & 9 months - Adults	1,243	3,513	35.4%	53.1%	51.7%	50.6%
% of FP17s for Band 1 Urgent Courses	131	4,790	2.7%	7.2%	8.0%	9.1%
% of FP17s Relating to Free Repair or Replacements	7	4,790	0.1%	0.8%	0.8%	0.8%
% of FP17s Relating to Continuations	29	4,790	0.6%	1.1%	1.0%	1.1%
% of Patients satisfied with the dentistry they have received	15	17	88.2%	91.5%	91.5%	91.4%
% of Patients satisfied with the time they had to wait for an appointment	16	17	94.1%	86.9%	88.2%	87.7%

\* This is based on patients treated on this contract for their most recent course of treatment. Figures in italics indicate the base number of FP17s or Patient Questionnaire responses are less than 100. N/A is shown where the base number of responses is less than 10 during the period. % is calculated as Quantity/Base number\*100

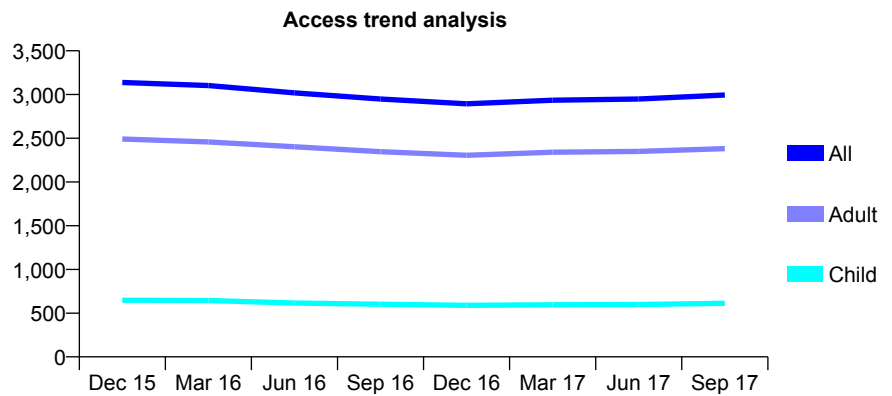
## Q59 - Vital Signs At a Glance Contract Report for 335134/0001 - September 2017

Name or company name	MR PJ PATEL
Contract type name	GDS Contract
Purpose of contract	General
Contract start date	01/04/2006
Contract end date	

17/18 Contracted general activity (UDA)	11,623
Carry forward general activity (UDA)	-25
17/18 Contracted orthodontic activity (UOA)	0
Carry forward orthodontic activity (UOA)	0
Baseline contract value	£333,654.48

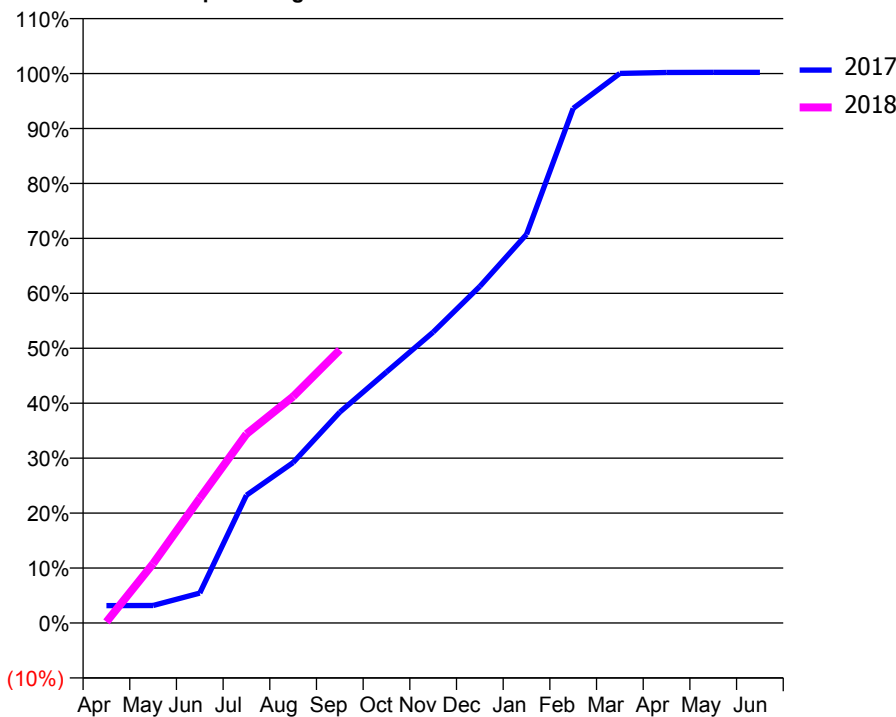
### ACCESS\*

Patients seen in 24 months	Total	Change since previous quarter
Quarter ending September 2016	2,948	
Quarter ending December 2016	2,894	↓
Quarter ending March 2017	2,935	→
Quarter ending June 2017	2,948	→
Quarter ending September 2017	2,995	→
<b>Variance since September 2016</b>	<b>1.6%</b>	<b>→</b>



### ACTIVITY

Cumulative percentage of contracted UDA delivered 2017 & 2018



Month	Adjusted Scheduled Activity (UDA)	
	2017	2018
April	369	25
May	372	1,255
June	634	2,638
July	2,703	3,999
August	3,394	4,790
September	4,459	5,779
October	5,309	
November	6,153	
December	7,121	
January	8,220	
February	10,887	
March	11,626	
April	11,644	
May	11,648	
June	11,648	

### QUALITY

	Quantity	Base Number	Contract	AT	Region	England
% of FP17s for the same patient ID Re-attending within 3 months - Children	29	574	5.1%	9.8%	11.6%	11.9%
% of FP17s for the same patient ID Re-attending within 3 months - Adults	330	2,435	13.6%	14.0%	15.2%	15.9%
% of FP17s for the same patient ID Re-attending between 3 & 9 months - Children	423	574	73.7%	60.8%	59.1%	58.1%
% of FP17s for the same patient ID Re-attending between 3 & 9 months - Adults	1,792	2,435	73.6%	53.1%	51.7%	50.6%
% of FP17s for Band 1 Urgent Courses	128	2,992	4.3%	7.2%	8.0%	9.1%
% of FP17s Relating to Free Repair or Replacements	7	2,992	0.2%	0.8%	0.8%	0.8%
% of FP17s Relating to Continuations	31	2,992	1.0%	1.1%	1.0%	1.1%
% of Patients satisfied with the dentistry they have received	13	15	86.7%	91.5%	91.5%	91.4%
% of Patients satisfied with the time they had to wait for an appointment	12	15	80.0%	86.9%	88.2%	87.7%

\* This is based on patients treated on this contract for their most recent course of treatment. Figures in italics indicate the base number of FP17s or Patient Questionnaire responses are less than 100. N/A is shown where the base number of responses is less than 10 during the period. % is calculated as Quantity/Base number\*100

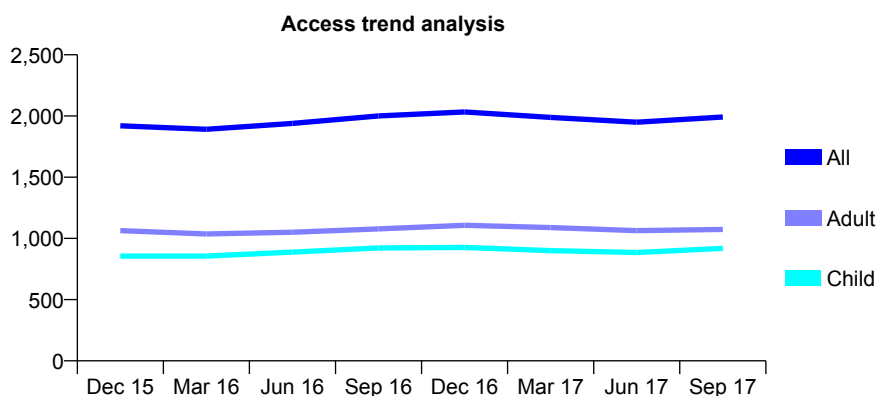
## Q59 - Vital Signs At a Glance Contract Report for 342645/0001 - September 2017

Name or company name	MR AM HATHIARI
Contract type name	GDS Contract
Purpose of contract	General
Contract start date	04/02/2011
Contract end date	

17/18 Contracted general activity (UDA)	4,311
Carry forward general activity (UDA)	-86
17/18 Contracted orthodontic activity (UOA)	0
Carry forward orthodontic activity (UOA)	0
Baseline contract value	£96,442.24

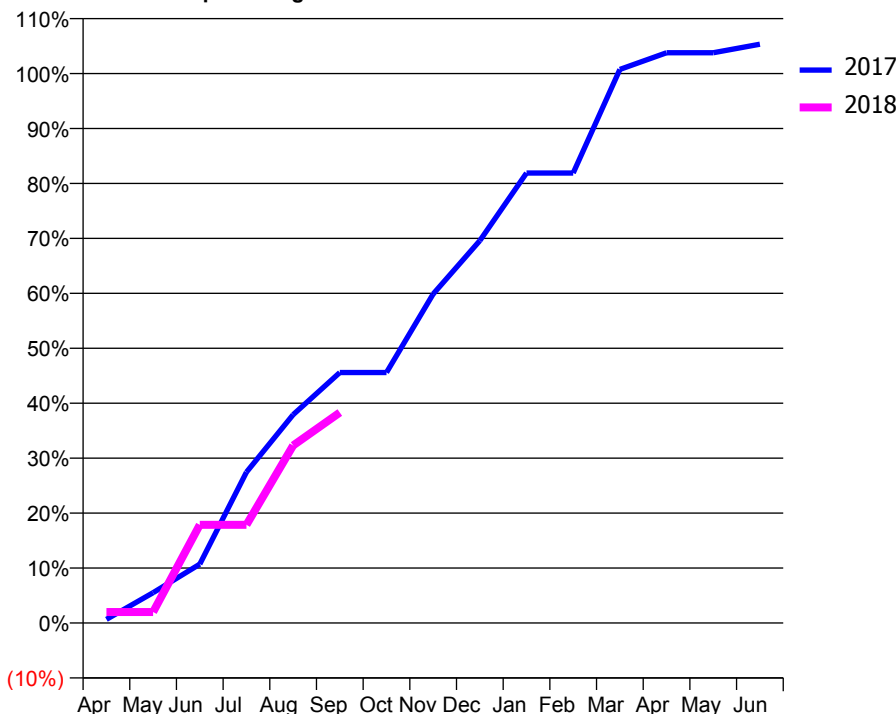
### ACCESS\*

Patients seen in 24 months	Total	Change since previous quarter
Quarter ending September 2016	2,000	
Quarter ending December 2016	2,033	→
Quarter ending March 2017	1,989	↓
Quarter ending June 2017	1,949	↓
Quarter ending September 2017	1,992	↑
<b>Variance since September 2016</b>	<b>(0.4%)</b>	<b>→</b>



### ACTIVITY

Cumulative percentage of contracted UDA delivered 2017 & 2018



Month	Adjusted Scheduled Activity (UDA)	
	2017	2018
April	29	86
May	238	86
June	462	771
July	1,184	771
August	1,635	1,393
September	1,965	1,651
October	1,965	
November	2,581	
December	3,000	
January	3,530	
February	3,530	
March	4,343	
April	4,474	
May	4,474	
June	4,541	

### QUALITY

	Quantity	Base Number	Contract	AT	Region	England
% of FP17s for the same patient ID Re-attending within 3 months - Children	10	428	2.3%	9.8%	11.6%	11.9%
% of FP17s for the same patient ID Re-attending within 3 months - Adults	57	447	12.8%	14.0%	15.2%	15.9%
% of FP17s for the same patient ID Re-attending between 3 & 9 months - Children	197	428	46.0%	60.8%	59.1%	58.1%
% of FP17s for the same patient ID Re-attending between 3 & 9 months - Adults	167	447	37.4%	53.1%	51.7%	50.6%
% of FP17s for Band 1 Urgent Courses	7	767	0.9%	7.2%	8.0%	9.1%
% of FP17s Relating to Free Repair or Replacements	0	767	0.0%	0.8%	0.8%	0.8%
% of FP17s Relating to Continuations	0	767	0.0%	1.1%	1.0%	1.1%
% of Patients satisfied with the dentistry they have received	2	2	N/A	91.5%	91.5%	91.4%
% of Patients satisfied with the time they had to wait for an appointment	1	2	N/A	86.9%	88.2%	87.7%

\* This is based on patients treated on this contract for their most recent course of treatment. Figures in italics indicate the base number of FP17s or Patient Questionnaire responses are less than 100. N/A is shown where the base number of responses is less than 10 during the period. % is calculated as Quantity/Base number\*100

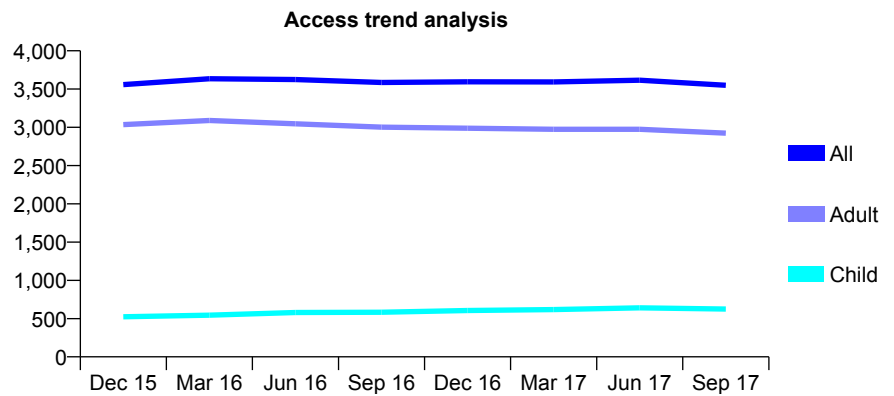
## Q59 - Vital Signs At a Glance Contract Report for 363669/0003 - September 2017

Name or company name	MR TG OYEDELE
Contract type name	GDS Contract
Purpose of contract	General
Contract start date	01/02/2012
Contract end date	

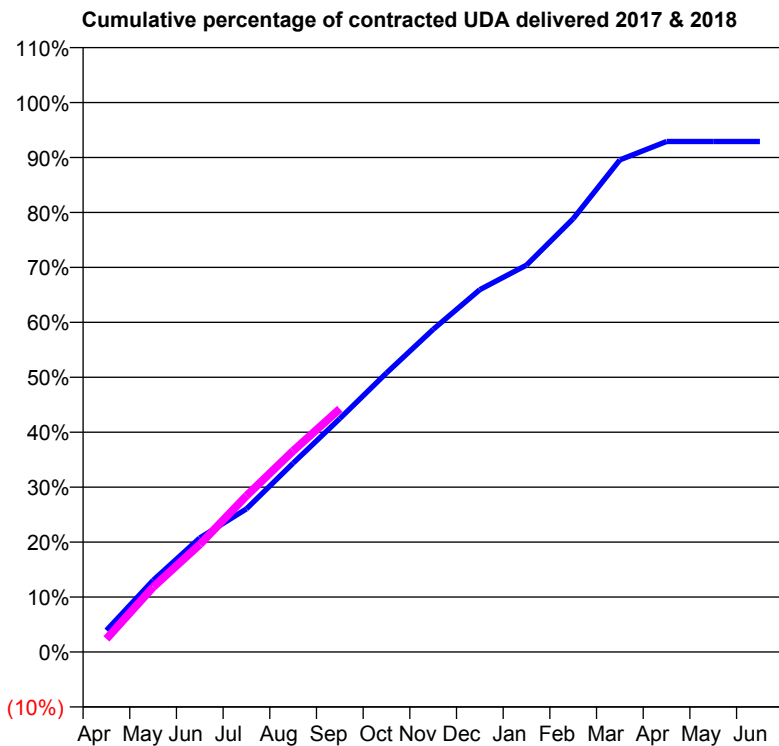
17/18 Contracted general activity (UDA)	10,388
Carry forward general activity (UDA)	0
17/18 Contracted orthodontic activity (UOA)	0
Carry forward orthodontic activity (UOA)	0
Baseline contract value	£231,591.31

### ACCESS\*

Patients seen in 24 months	Total	Change since previous quarter
Quarter ending September 2016	3,586	
Quarter ending December 2016	3,595	→
Quarter ending March 2017	3,593	→
Quarter ending June 2017	3,616	→
Quarter ending September 2017	3,549	↓
<b>Variance since September 2016</b>	<b>(1.0%)</b>	<b>↓</b>



### ACTIVITY



Month	Adjusted Scheduled Activity (UDA)	
	2017	2018
April	470	248
May	1,551	1,227
June	2,467	2,033
July	3,097	2,954
August	4,087	3,803
September	5,051	4,596
October	6,037	
November	6,979	
December	7,839	
January	8,369	
February	9,374	
March	10,647	
April	11,045	
May	11,045	
June	11,045	

### QUALITY

	Quantity	Base Number	Contract	AT	Region	England
% of FP17s for the same patient ID Re-attending within 3 months - Children	12	370	3.2%	9.8%	11.6%	11.9%
% of FP17s for the same patient ID Re-attending within 3 months - Adults	123	1,832	6.7%	14.0%	15.2%	15.9%
% of FP17s for the same patient ID Re-attending between 3 & 9 months - Children	213	370	57.6%	60.8%	59.1%	58.1%
% of FP17s for the same patient ID Re-attending between 3 & 9 months - Adults	1,246	1,832	68.0%	53.1%	51.7%	50.6%
% of FP17s for Band 1 Urgent Courses	92	1,990	4.6%	7.2%	8.0%	9.1%
% of FP17s Relating to Free Repair or Replacements	16	1,990	0.8%	0.8%	0.8%	0.8%
% of FP17s Relating to Continuations	7	1,990	0.4%	1.1%	1.0%	1.1%
% of Patients satisfied with the dentistry they have received	5	7	N/A	91.5%	91.5%	91.4%
% of Patients satisfied with the time they had to wait for an appointment	7	7	N/A	86.9%	88.2%	87.7%

\* This is based on patients treated on this contract for their most recent course of treatment. Figures in italics indicate the base number of FP17s or Patient Questionnaire responses are less than 100. N/A is shown where the base number of responses is less than 10 during the period. % is calculated as Quantity/Base number\*100

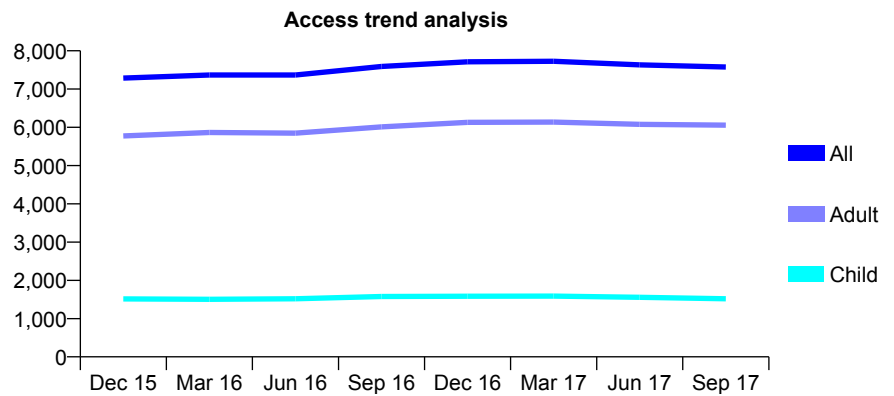
## Q59 - Vital Signs At a Glance Contract Report for 363669/0004 - September 2017

Name or company name	Mr R Khan
Contract type name	GDS Contract
Purpose of contract	General
Contract start date	01/04/2013
Contract end date	

17/18 Contracted general activity (UDA)	21,000
Carry forward general activity (UDA)	0
17/18 Contracted orthodontic activity (UOA)	0
Carry forward orthodontic activity (UOA)	0
Baseline contract value	£575,800.29

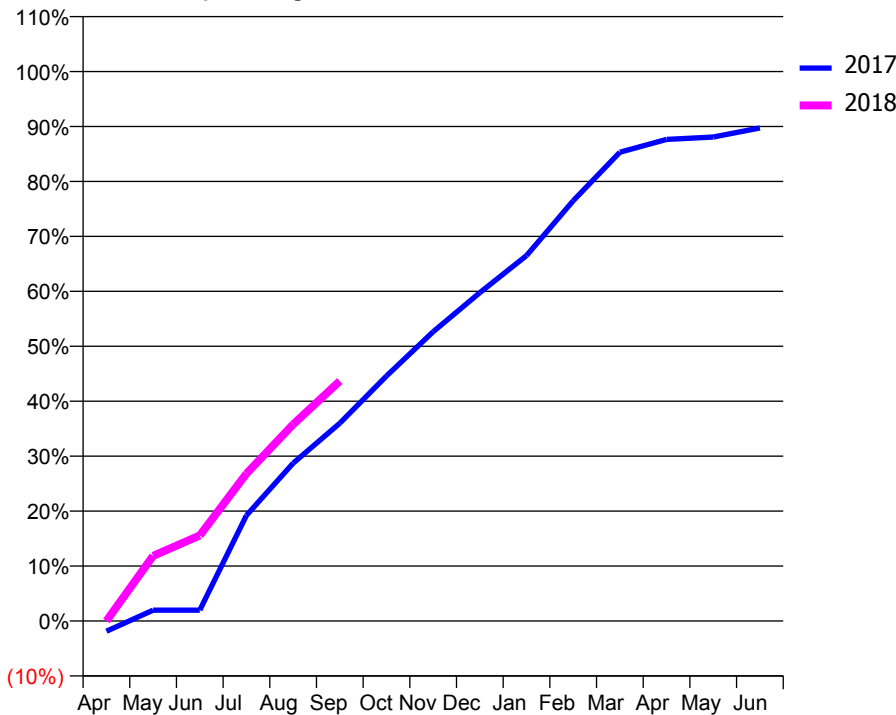
### ACCESS\*

Patients seen in 24 months	Total	Change since previous quarter
Quarter ending September 2016	7,590	
Quarter ending December 2016	7,713	→
Quarter ending March 2017	7,725	→
Quarter ending June 2017	7,633	↓
Quarter ending September 2017	7,576	→
<b>Variance since September 2016</b>	<b>(0.2%)</b>	<b>→</b>



### ACTIVITY

Cumulative percentage of contracted UDA delivered 2017 & 2018



Month	Adjusted Scheduled Activity (UDA)	
	2017	2018
April	-424	0
May	444	2,488
June	444	3,270
July	4,330	5,636
August	6,462	7,512
September	8,102	9,170
October	10,033	
November	11,844	
December	13,448	
January	14,963	
February	17,210	
March	19,194	
April	19,721	
May	19,820	
June	20,189	

### QUALITY

	Quantity	Base Number	Contract	AT	Region	England
% of FP17s for the same patient ID Re-attending within 3 months - Children	66	790	8.4%	9.8%	11.6%	11.9%
% of FP17s for the same patient ID Re-attending within 3 months - Adults	341	3,059	11.1%	14.0%	15.2%	15.9%
% of FP17s for the same patient ID Re-attending between 3 & 9 months - Children	311	790	39.4%	60.8%	59.1%	58.1%
% of FP17s for the same patient ID Re-attending between 3 & 9 months - Adults	1,156	3,059	37.8%	53.1%	51.7%	50.6%
% of FP17s for Band 1 Urgent Courses	894	3,577	25.0%	7.2%	8.0%	9.1%
% of FP17s Relating to Free Repair or Replacements	1	3,577	0.0%	0.8%	0.8%	0.8%
% of FP17s Relating to Continuations	42	3,577	1.2%	1.1%	1.0%	1.1%
% of Patients satisfied with the dentistry they have received	30	32	93.8%	91.5%	91.5%	91.4%
% of Patients satisfied with the time they had to wait for an appointment	29	32	90.6%	86.9%	88.2%	87.7%

\* This is based on patients treated on this contract for their most recent course of treatment. Figures in italics indicate the base number of FP17s or Patient Questionnaire responses are less than 100. N/A is shown where the base number of responses is less than 10 during the period. % is calculated as Quantity/Base number\*100

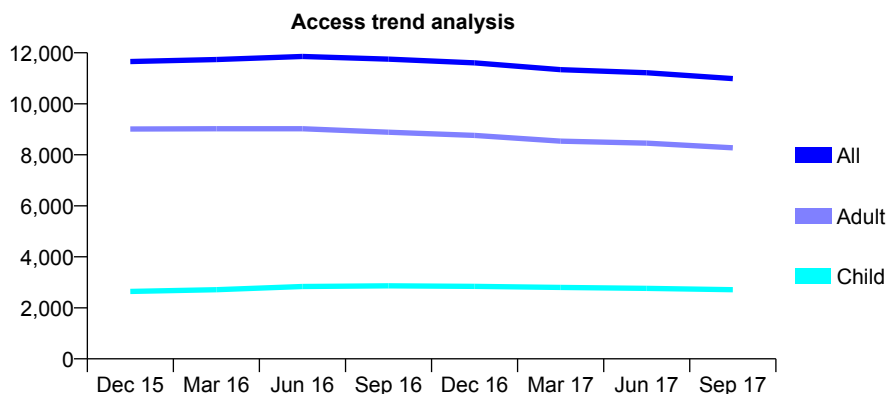
## Q59 - Vital Signs At a Glance Contract Report for 366358/0001 - September 2017

Name or company name	MR A BHATT
Contract type name	GDS Contract
Purpose of contract	General
Contract start date	01/10/2010
Contract end date	

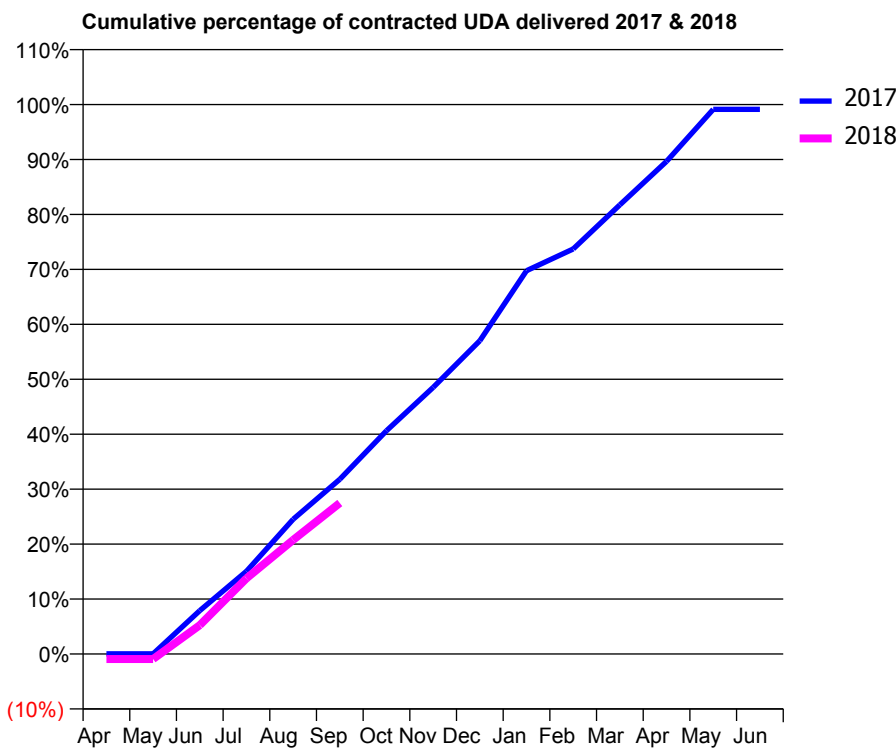
17/18 Contracted general activity (UDA)	24,900
Carry forward general activity (UDA)	234
17/18 Contracted orthodontic activity (UOA)	0
Carry forward orthodontic activity (UOA)	0
Baseline contract value	£536,453.57

### ACCESS\*

Patients seen in 24 months	Total	Change since previous quarter
Quarter ending September 2016	11,750	
Quarter ending December 2016	11,603	↓
Quarter ending March 2017	11,340	↓
Quarter ending June 2017	11,218	↓
Quarter ending September 2017	10,987	↓
<b>Variance since September 2016</b>	<b>(6.5%)</b>	<b>↓</b>



### ACTIVITY



Month	Adjusted Scheduled Activity (UDA)	
	2017	2018
April	11	-234
May	11	-233
June	2,086	1,310
July	3,975	3,427
August	6,475	5,171
September	8,394	6,843
October	10,729	
November	12,808	
December	15,053	
January	18,413	
February	19,460	
March	21,583	
April	23,666	
May	26,165	
June	26,166	

### QUALITY

	Quantity	Base Number	Contract	AT	Region	England
% of FP17s for the same patient ID Re-attending within 3 months - Children	121	1,977	6.1%	9.8%	11.6%	11.9%
% of FP17s for the same patient ID Re-attending within 3 months - Adults	590	5,658	10.4%	14.0%	15.2%	15.9%
% of FP17s for the same patient ID Re-attending between 3 & 9 months - Children	1,306	1,977	66.1%	60.8%	59.1%	58.1%
% of FP17s for the same patient ID Re-attending between 3 & 9 months - Adults	3,602	5,658	63.7%	53.1%	51.7%	50.6%
% of FP17s for Band 1 Urgent Courses	215	4,338	5.0%	7.2%	8.0%	9.1%
% of FP17s Relating to Free Repair or Replacements	32	4,338	0.7%	0.8%	0.8%	0.8%
% of FP17s Relating to Continuations	27	4,338	0.6%	1.1%	1.0%	1.1%
% of Patients satisfied with the dentistry they have received	14	15	93.3%	91.5%	91.5%	91.4%
% of Patients satisfied with the time they had to wait for an appointment	11	15	73.3%	86.9%	88.2%	87.7%

\* This is based on patients treated on this contract for their most recent course of treatment. Figures in italics indicate the base number of FP17s or Patient Questionnaire responses are less than 100. N/A is shown where the base number of responses is less than 10 during the period. % is calculated as Quantity/Base number\*100



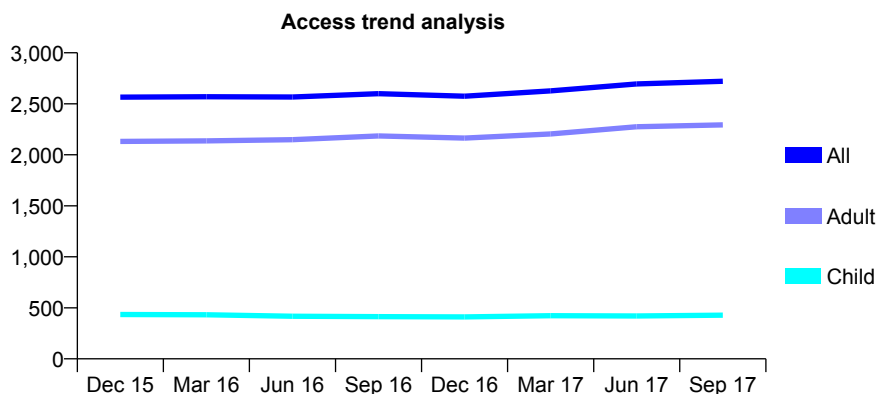
## Q59 - Vital Signs At a Glance Contract Report for 367109/0004 - September 2017

Name or company name	MR R CARLISLE-GOTT
Contract type name	GDS Contract
Purpose of contract	General
Contract start date	05/06/2013
Contract end date	

17/18 Contracted general activity (UDA)	8,828
Carry forward general activity (UDA)	0
17/18 Contracted orthodontic activity (UOA)	0
Carry forward orthodontic activity (UOA)	0
Baseline contract value	£196,818.83

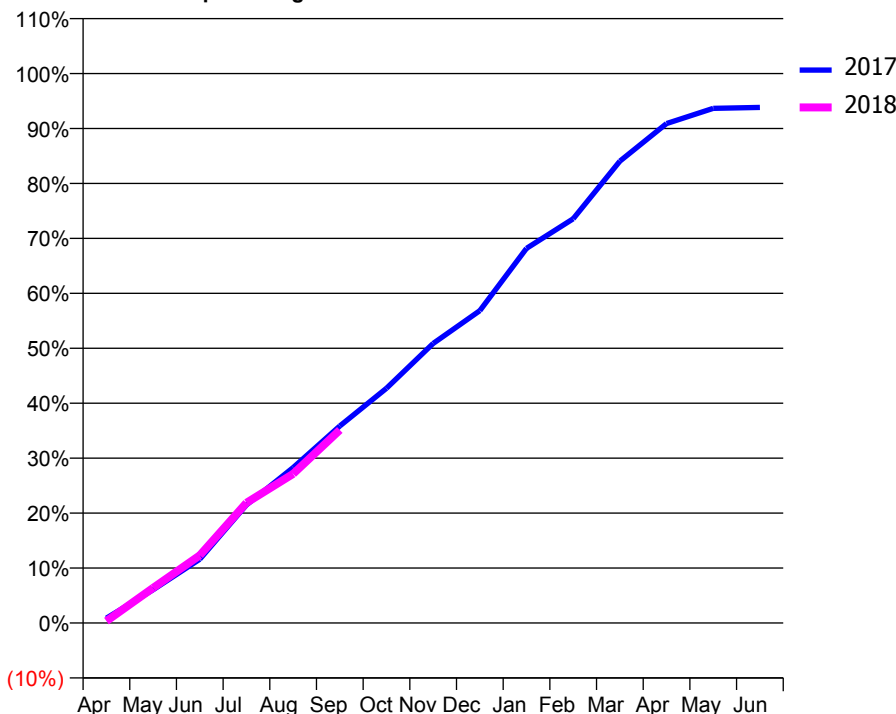
### ACCESS\*

Patients seen in 24 months	Total	Change since previous quarter
Quarter ending September 2016	2,599	
Quarter ending December 2016	2,575	→
Quarter ending March 2017	2,627	↑
Quarter ending June 2017	2,695	↑
Quarter ending September 2017	2,721	→
<b>Variance since September 2016</b>	<b>4.7%</b>	<b>↑</b>



### ACTIVITY

Cumulative percentage of contracted UDA delivered 2017 & 2018



Month	Adjusted Scheduled Activity (UDA)	
	2017	2018
April	78	32
May	534	564
June	1,025	1,087
July	1,898	1,932
August	2,497	2,397
September	3,164	3,101
October	3,772	
November	4,492	
December	5,019	
January	6,018	
February	6,495	
March	7,419	
April	8,025	
May	8,269	
June	8,282	

### QUALITY

	Quantity	Base Number	Contract	AT	Region	England
% of FP17s for the same patient ID Re-attending within 3 months - Children	5	282	1.8%	9.8%	11.6%	11.9%
% of FP17s for the same patient ID Re-attending within 3 months - Adults	202	1,444	14.0%	14.0%	15.2%	15.9%
% of FP17s for the same patient ID Re-attending between 3 & 9 months - Children	155	282	55.0%	60.8%	59.1%	58.1%
% of FP17s for the same patient ID Re-attending between 3 & 9 months - Adults	663	1,444	45.9%	53.1%	51.7%	50.6%
% of FP17s for Band 1 Urgent Courses	56	1,393	4.0%	7.2%	8.0%	9.1%
% of FP17s Relating to Free Repair or Replacements	32	1,393	2.3%	0.8%	0.8%	0.8%
% of FP17s Relating to Continuations	18	1,393	1.3%	1.1%	1.0%	1.1%
% of Patients satisfied with the dentistry they have received	6	7	N/A	91.5%	91.5%	91.4%
% of Patients satisfied with the time they had to wait for an appointment	7	7	N/A	86.9%	88.2%	87.7%

\* This is based on patients treated on this contract for their most recent course of treatment. Figures in italics indicate the base number of FP17s or Patient Questionnaire responses are less than 100. N/A is shown where the base number of responses is less than 10 during the period. % is calculated as Quantity/Base number\*100

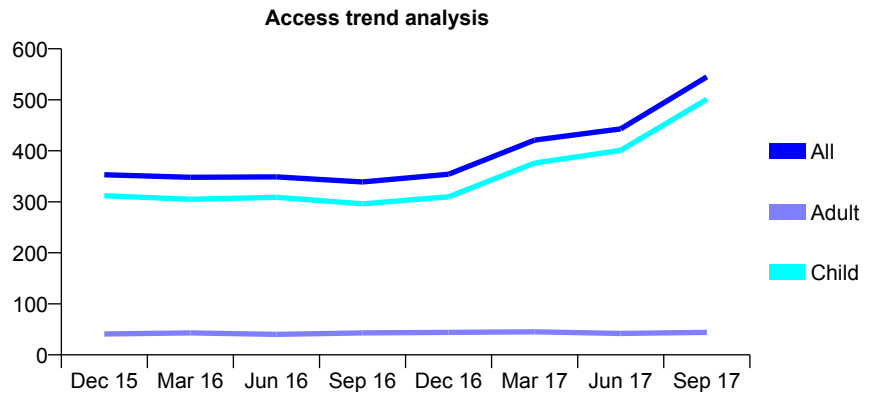
## Q59 - Vital Signs At a Glance Contract Report for 563838/0002 - September 2017

Name or company name	Mr P R Mapanda & Ms T J Ramsavas
Contract type name	GDS Contract
Purpose of contract	General
Contract start date	06/02/2012
Contract end date	

17/18 Contracted general activity (UDA)	950
Carry forward general activity (UDA)	8
17/18 Contracted orthodontic activity (UOA)	0
Carry forward orthodontic activity (UOA)	0
Baseline contract value	£21,866.95

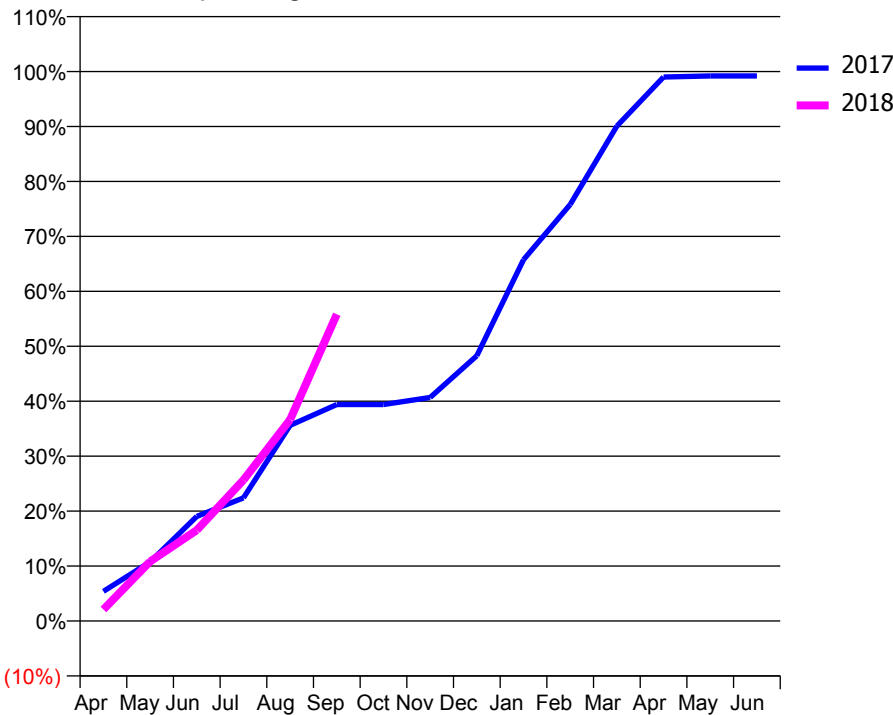
### ACCESS\*

Patients seen in 24 months	Total	Change since previous quarter
Quarter ending September 2016	339	
Quarter ending December 2016	354	↑
Quarter ending March 2017	421	↑
Quarter ending June 2017	443	↑
Quarter ending September 2017	545	↑
<b>Variance since September 2016</b>	<b>60.8%</b>	<b>↑</b>



### ACTIVITY

**Cumulative percentage of contracted UDA delivered 2017 & 2018**



Month	Adjusted Scheduled Activity (UDA)	
	2017	2018
April	51	20
May	102	103
June	181	157
July	213	244
August	338	348
September	374	530
October	374	
November	387	
December	459	
January	625	
February	720	
March	856	
April	940	
May	942	
June	942	

### QUALITY

	Quantity	Base Number	Contract	AT	Region	England
% of FP17s for the same patient ID Re-attending within 3 months - Children	35	405	8.6%	9.8%	11.6%	11.9%
% of FP17s for the same patient ID Re-attending within 3 months - Adults	3	11	27.3%	14.0%	15.2%	15.9%
% of FP17s for the same patient ID Re-attending between 3 & 9 months - Children	150	405	37.0%	60.8%	59.1%	58.1%
% of FP17s for the same patient ID Re-attending between 3 & 9 months - Adults	5	11	45.5%	53.1%	51.7%	50.6%
% of FP17s for Band 1 Urgent Courses	7	360	1.9%	7.2%	8.0%	9.1%
% of FP17s Relating to Free Repair or Replacements	0	360	0.0%	0.8%	0.8%	0.8%
% of FP17s Relating to Continuations	6	360	1.7%	1.1%	1.0%	1.1%
% of Patients satisfied with the dentistry they have received	1	1	N/A	91.5%	91.5%	91.4%
% of Patients satisfied with the time they had to wait for an appointment	1	1	N/A	86.9%	88.2%	87.7%

\* This is based on patients treated on this contract for their most recent course of treatment. Figures in italics indicate the base number of FP17s or Patient Questionnaire responses are less than 100. N/A is shown where the base number of responses is less than 10 during the period. % is calculated as Quantity/Base number\*100

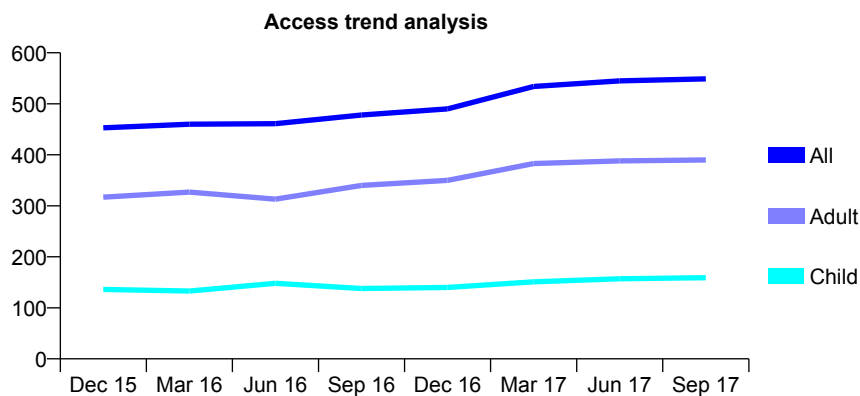
## Q59 - Vital Signs At a Glance Contract Report for 566039/0004 - September 2017

Name or company name	MS AR LOCKYER
Contract type name	GDS Contract
Purpose of contract	General
Contract start date	01/04/2006
Contract end date	

17/18 Contracted general activity (UDA)	1,076
Carry forward general activity (UDA)	0
17/18 Contracted orthodontic activity (UOA)	0
Carry forward orthodontic activity (UOA)	0
Baseline contract value	£26,330.02

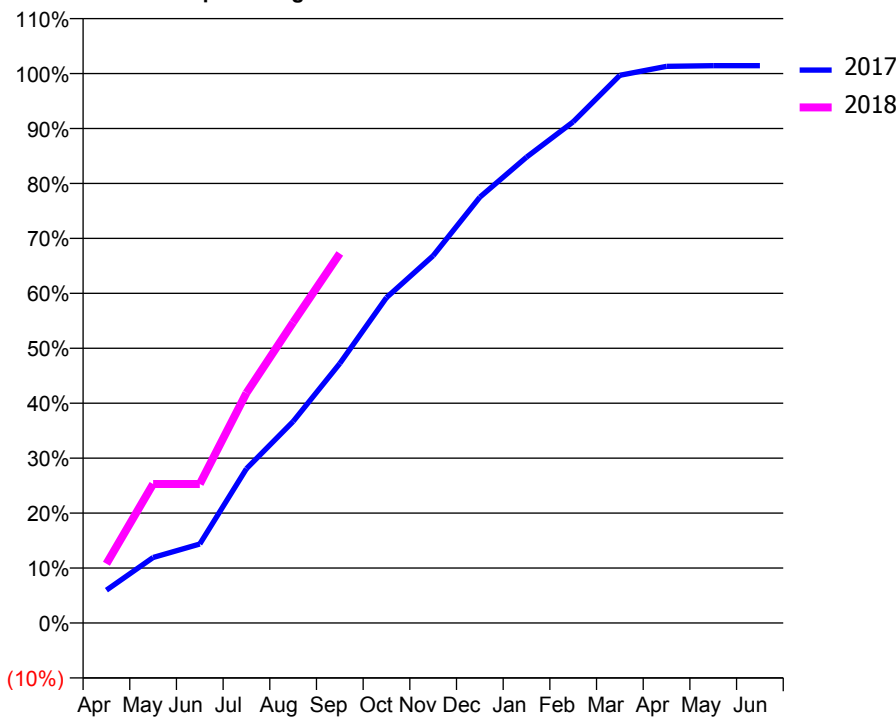
### ACCESS\*

Patients seen in 24 months	Total	Change since previous quarter
Quarter ending September 2016	478	
Quarter ending December 2016	490	↑
Quarter ending March 2017	534	↑
Quarter ending June 2017	545	↑
Quarter ending September 2017	549	→
<b>Variance since September 2016</b>	<b>14.9%</b>	<b>↑</b>



### ACTIVITY

Cumulative percentage of contracted UDA delivered 2017 & 2018



Adjusted Scheduled Activity (UDA)

Month	2017	2018
April	103	116
May	206	272
June	248	272
July	485	451
August	633	589
September	815	724
October	1,022	
November	1,154	
December	1,337	
January	1,463	
February	1,574	
March	1,720	
April	1,749	
May	1,751	
June	1,751	

### QUALITY

	Quantity	Base Number	Contract	AT	Region	England
% of FP17s for the same patient ID Re-attending within 3 months - Children	8	101	7.9%	9.8%	11.6%	11.9%
% of FP17s for the same patient ID Re-attending within 3 months - Adults	42	211	19.9%	14.0%	15.2%	15.9%
% of FP17s for the same patient ID Re-attending between 3 & 9 months - Children	44	101	43.6%	60.8%	59.1%	58.1%
% of FP17s for the same patient ID Re-attending between 3 & 9 months - Adults	70	211	33.2%	53.1%	51.7%	50.6%
% of FP17s for Band 1 Urgent Courses	30	299	10.0%	7.2%	8.0%	9.1%
% of FP17s Relating to Free Repair or Replacements	2	299	0.7%	0.8%	0.8%	0.8%
% of FP17s Relating to Continuations	5	299	1.7%	1.1%	1.0%	1.1%
% of Patients satisfied with the dentistry they have received	0	0	N/A	91.5%	91.5%	91.4%
% of Patients satisfied with the time they had to wait for an appointment	0	0	N/A	86.9%	88.2%	87.7%

\* This is based on patients treated on this contract for their most recent course of treatment. Figures in italics indicate the base number of FP17s or Patient Questionnaire responses are less than 100. N/A is shown where the base number of responses is less than 10 during the period. % is calculated as Quantity/Base number\*100

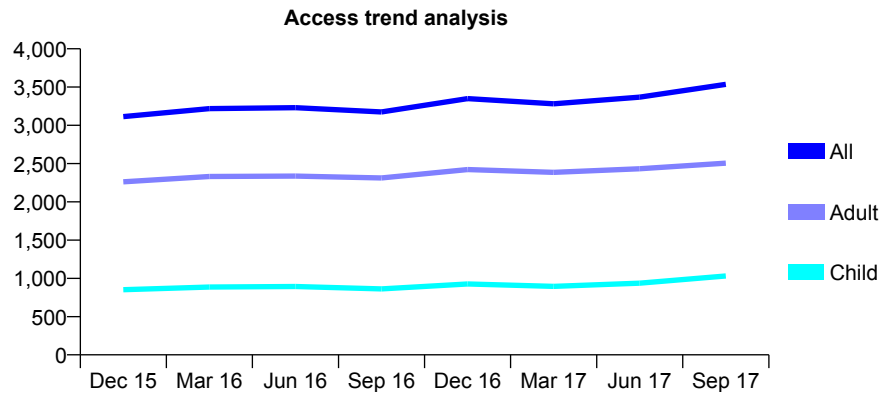
## Q59 - Vital Signs At a Glance Contract Report for 570230/0002 - September 2017

Name or company name	MR RM ALLEN
Contract type name	GDS Contract
Purpose of contract	General and Orthodontic
Contract start date	01/04/2006
Contract end date	

17/18 Contracted general activity (UDA)	9,599
Carry forward general activity (UDA)	-155
17/18 Contracted orthodontic activity (UOA)	380
Carry forward orthodontic activity (UOA)	0
Baseline contract value	£276,165.46

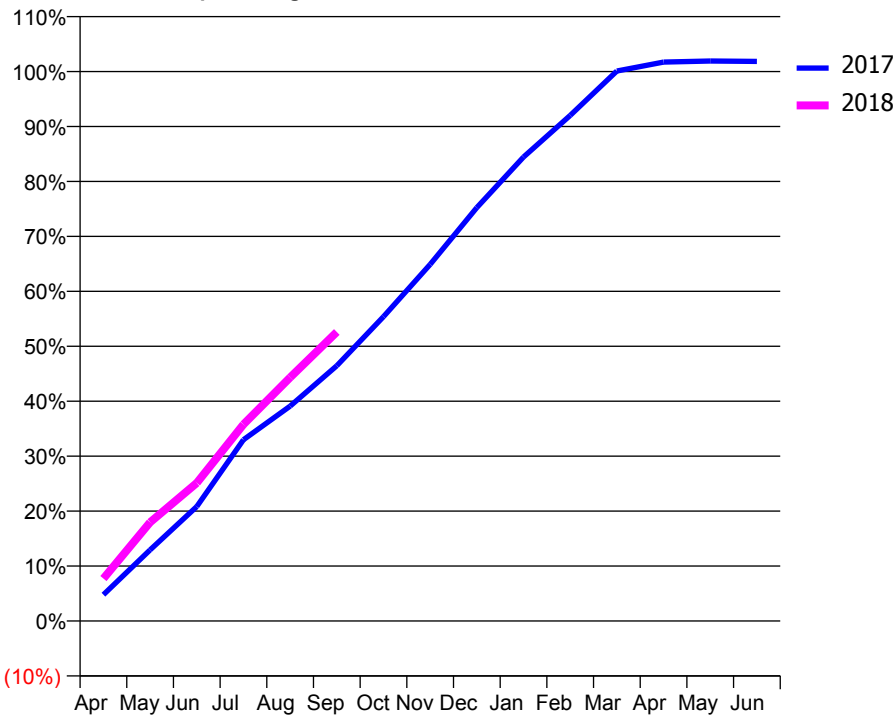
### ACCESS\*

Patients seen in 24 months	Total	Change since previous quarter
Quarter ending September 2016	3,174	
Quarter ending December 2016	3,349	↑
Quarter ending March 2017	3,281	↓
Quarter ending June 2017	3,369	↑
Quarter ending September 2017	3,536	↑
<b>Variance since September 2016</b>	<b>11.4%</b>	<b>↑</b>



### ACTIVITY

Cumulative percentage of contracted UDA delivered 2017 & 2018



Month	Adjusted Scheduled Activity (UDA)	
	2017	2018
April	420	741
May	1,135	1,724
June	1,827	2,413
July	2,891	3,434
August	3,428	4,255
September	4,071	5,048
October	4,855	
November	5,688	
December	6,595	
January	7,401	
February	8,064	
March	8,773	
April	8,915	
May	8,933	
June	8,927	

### QUALITY

	Quantity	Base Number	Contract	AT	Region	England
% of FP17s for the same patient ID Re-attending within 3 months - Children	99	956	10.4%	9.8%	11.6%	11.9%
% of FP17s for the same patient ID Re-attending within 3 months - Adults	192	1,632	11.8%	14.0%	15.2%	15.9%
% of FP17s for the same patient ID Re-attending between 3 & 9 months - Children	531	956	55.5%	60.8%	59.1%	58.1%
% of FP17s for the same patient ID Re-attending between 3 & 9 months - Adults	720	1,632	44.1%	53.1%	51.7%	50.6%
% of FP17s for Band 1 Urgent Courses	221	2,486	8.9%	7.2%	8.0%	9.1%
% of FP17s Relating to Free Repair or Replacements	42	2,486	1.7%	0.8%	0.8%	0.8%
% of FP17s Relating to Continuations	0	2,486	0.0%	1.1%	1.0%	1.1%
% of Patients satisfied with the dentistry they have received	8	9	N/A	91.5%	91.5%	91.4%
% of Patients satisfied with the time they had to wait for an appointment	8	9	N/A	86.9%	88.2%	87.7%

\* This is based on patients treated on this contract for their most recent course of treatment. Figures in italics indicate the base number of FP17s or Patient Questionnaire responses are less than 100. N/A is shown where the base number of responses is less than 10 during the period. % is calculated as Quantity/Base number\*100

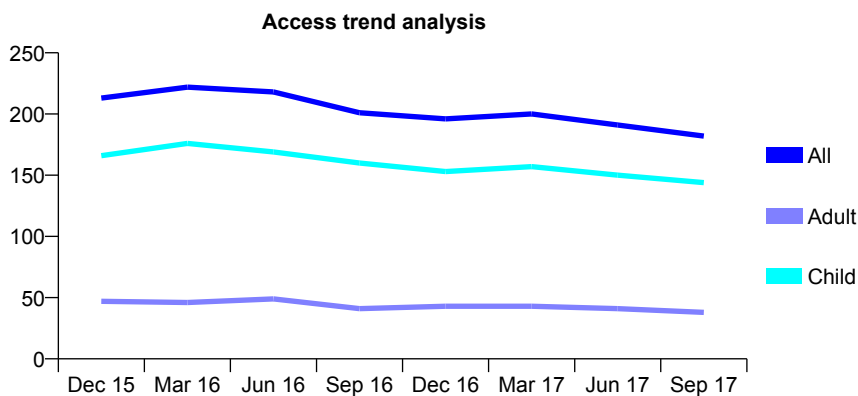
## Q59 - Vital Signs At a Glance Contract Report for 572845/0001 - September 2017

Name or company name	MR PH WILLIAMS
Contract type name	GDS Contract
Purpose of contract	General
Contract start date	01/04/2006
Contract end date	

17/18 Contracted general activity (UDA)	386
Carry forward general activity (UDA)	-8
17/18 Contracted orthodontic activity (UOA)	0
Carry forward orthodontic activity (UOA)	0
Baseline contract value	£10,458.03

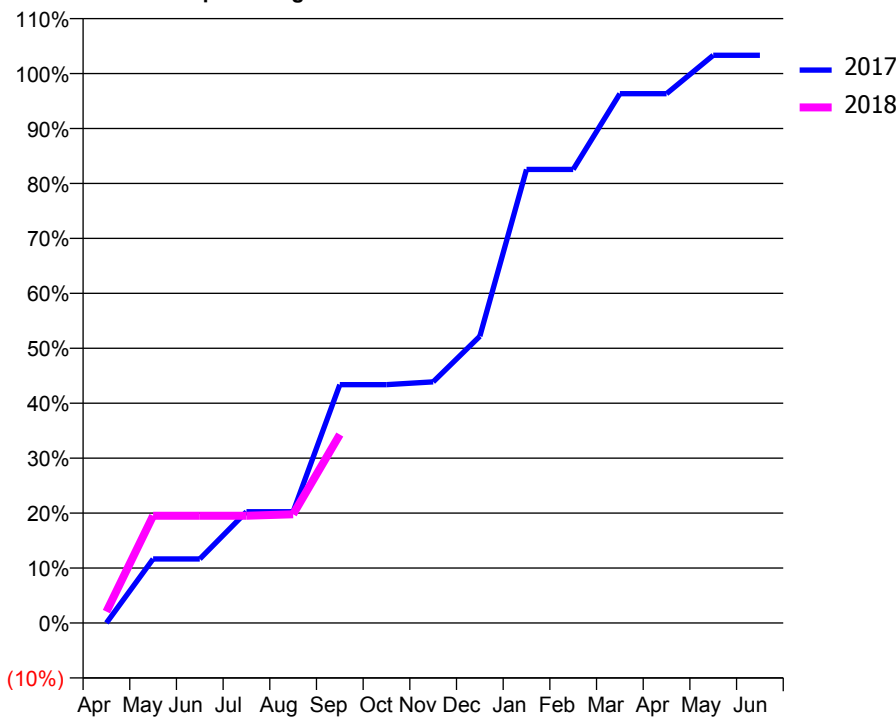
### ACCESS\*

Patients seen in 24 months	Total	Change since previous quarter
Quarter ending September 2016	201	
Quarter ending December 2016	196	↓
Quarter ending March 2017	200	↑
Quarter ending June 2017	191	↓
Quarter ending September 2017	182	↓
<b>Variance since September 2016</b>	<b>(9.5%)</b>	<b>↓</b>



### ACTIVITY

Cumulative percentage of contracted UDA delivered 2017 & 2018



Month	Adjusted Scheduled Activity (UDA)	
	2017	2018
April	0	8
May	45	75
June	45	75
July	78	75
August	78	76
September	167	132
October	167	
November	169	
December	201	
January	319	
February	319	
March	372	
April	372	
May	399	
June	399	

### QUALITY

	Quantity	Base Number	Contract	AT	Region	England
% of FP17s for the same patient ID Re-attending within 3 months - Children	2	107	1.9%	9.8%	11.6%	11.9%
% of FP17s for the same patient ID Re-attending within 3 months - Adults	4	28	14.3%	14.0%	15.2%	15.9%
% of FP17s for the same patient ID Re-attending between 3 & 9 months - Children	73	107	68.2%	60.8%	59.1%	58.1%
% of FP17s for the same patient ID Re-attending between 3 & 9 months - Adults	16	28	57.1%	53.1%	51.7%	50.6%
% of FP17s for Band 1 Urgent Courses	2	114	1.8%	7.2%	8.0%	9.1%
% of FP17s Relating to Free Repair or Replacements	0	114	0.0%	0.8%	0.8%	0.8%
% of FP17s Relating to Continuations	0	114	0.0%	1.1%	1.0%	1.1%
% of Patients satisfied with the dentistry they have received	0	0	N/A	91.5%	91.5%	91.4%
% of Patients satisfied with the time they had to wait for an appointment	0	0	N/A	86.9%	88.2%	87.7%

\* This is based on patients treated on this contract for their most recent course of treatment. Figures in italics indicate the base number of FP17s or Patient Questionnaire responses are less than 100. N/A is shown where the base number of responses is less than 10 during the period. % is calculated as Quantity/Base number\*100

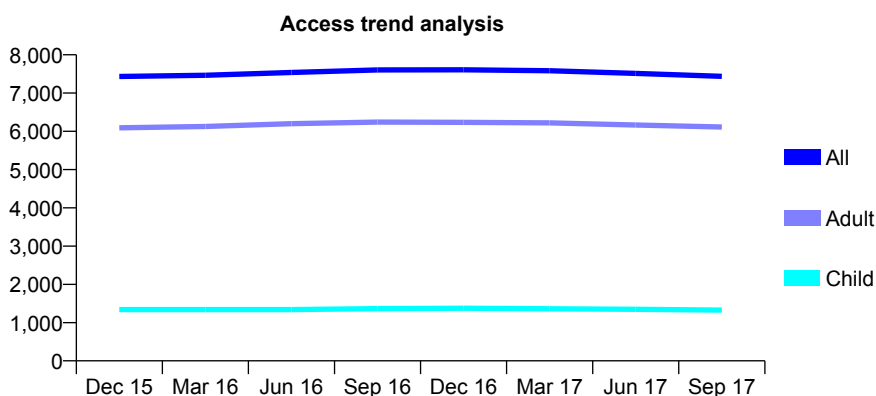
## Q59 - Vital Signs At a Glance Contract Report for 573477/0001 - September 2017

Name or company name	MR TW POWELL
Contract type name	GDS Contract
Purpose of contract	General and Orthodontic
Contract start date	01/04/2006
Contract end date	

17/18 Contracted general activity (UDA)	23,922
Carry forward general activity (UDA)	0
17/18 Contracted orthodontic activity (UOA)	210
Carry forward orthodontic activity (UOA)	0
Baseline contract value	£601,399.01

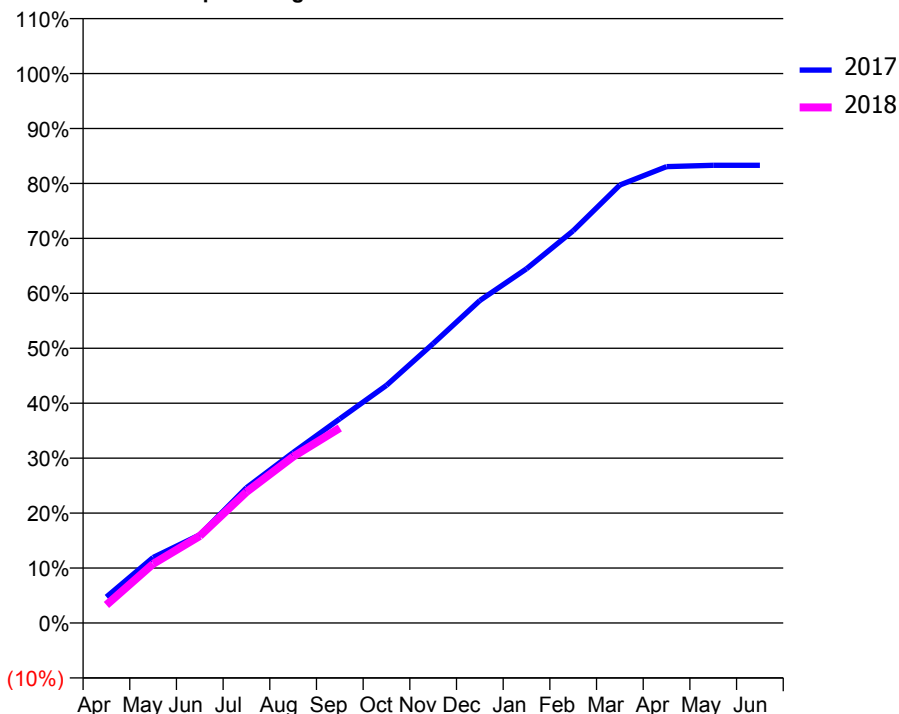
### ACCESS\*

Patients seen in 24 months	Total	Change since previous quarter
Quarter ending September 2016	7,606	
Quarter ending December 2016	7,609	→
Quarter ending March 2017	7,582	→
Quarter ending June 2017	7,513	→
Quarter ending September 2017	7,438	→
<b>Variance since September 2016</b>	<b>(2.2%)</b>	<b>↓</b>



### ACTIVITY

Cumulative percentage of contracted UDA delivered 2017 & 2018



Month	Adjusted Scheduled Activity (UDA)	
	2017	2018
April	1,160	789
May	2,921	2,577
June	3,933	3,785
July	6,026	5,705
August	7,594	7,243
September	9,099	8,492
October	10,593	
November	12,449	
December	14,368	
January	15,785	
February	17,479	
March	19,514	
April	20,337	
May	20,395	
June	20,395	

### QUALITY

	Quantity	Base Number	Contract	AT	Region	England
% of FP17s for the same patient ID Re-attending within 3 months - Children	68	835	8.1%	9.8%	11.6%	11.9%
% of FP17s for the same patient ID Re-attending within 3 months - Adults	1,068	4,199	25.4%	14.0%	15.2%	15.9%
% of FP17s for the same patient ID Re-attending between 3 & 9 months - Children	420	835	50.3%	60.8%	59.1%	58.1%
% of FP17s for the same patient ID Re-attending between 3 & 9 months - Adults	1,300	4,199	31.0%	53.1%	51.7%	50.6%
% of FP17s for Band 1 Urgent Courses	432	4,606	9.4%	7.2%	8.0%	9.1%
% of FP17s Relating to Free Repair or Replacements	237	4,606	5.1%	0.8%	0.8%	0.8%
% of FP17s Relating to Continuations	172	4,606	3.7%	1.1%	1.0%	1.1%
% of Patients satisfied with the dentistry they have received	25	27	92.6%	91.5%	91.5%	91.4%
% of Patients satisfied with the time they had to wait for an appointment	25	27	92.6%	86.9%	88.2%	87.7%

\* This is based on patients treated on this contract for their most recent course of treatment. Figures in italics indicate the base number of FP17s or Patient Questionnaire responses are less than 100. N/A is shown where the base number of responses is less than 10 during the period. % is calculated as Quantity/Base number\*100

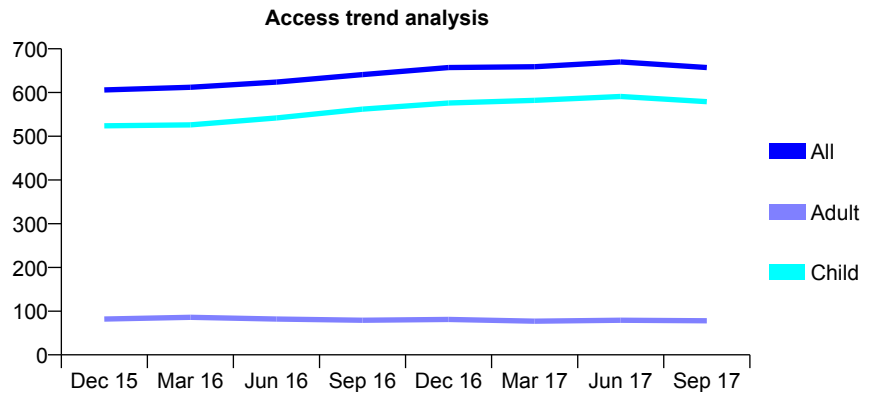
## Q59 - Vital Signs At a Glance Contract Report for 575763/0001 - September 2017

Name or company name	MR GF CLARK
Contract type name	GDS Contract
Purpose of contract	General
Contract start date	01/04/2006
Contract end date	

17/18 Contracted general activity (UDA)	1,300
Carry forward general activity (UDA)	-26
17/18 Contracted orthodontic activity (UOA)	0
Carry forward orthodontic activity (UOA)	0
Baseline contract value	£29,885.68

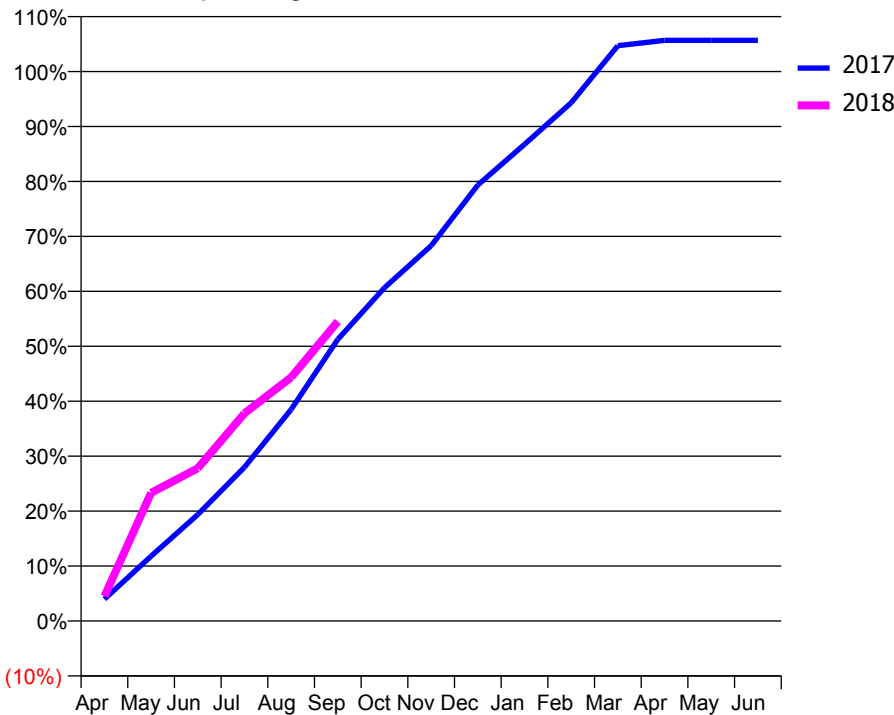
### ACCESS\*

Patients seen in 24 months	Total	Change since previous quarter
Quarter ending September 2016	641	
Quarter ending December 2016	657	↑
Quarter ending March 2017	659	→
Quarter ending June 2017	670	→
Quarter ending September 2017	657	↓
<b>Variance since September 2016</b>	<b>2.5%</b>	<b>↑</b>



### ACTIVITY

Cumulative percentage of contracted UDA delivered 2017 & 2018



Month	Adjusted Scheduled Activity (UDA)	
	2017	2018
April	52	59
May	153	303
June	252	361
July	364	491
August	501	577
September	666	709
October	789	
November	888	
December	1,031	
January	1,128	
February	1,226	
March	1,361	
April	1,374	
May	1,374	
June	1,374	

### QUALITY

	Quantity	Base Number	Contract	AT	Region	England
% of FP17s for the same patient ID Re-attending within 3 months - Children	25	489	5.1%	9.8%	11.6%	11.9%
% of FP17s for the same patient ID Re-attending within 3 months - Adults	0	17	0.0%	14.0%	15.2%	15.9%
% of FP17s for the same patient ID Re-attending between 3 & 9 months - Children	324	489	66.3%	60.8%	59.1%	58.1%
% of FP17s for the same patient ID Re-attending between 3 & 9 months - Adults	11	17	64.7%	53.1%	51.7%	50.6%
% of FP17s for Band 1 Urgent Courses	18	500	3.6%	7.2%	8.0%	9.1%
% of FP17s Relating to Free Repair or Replacements	0	500	0.0%	0.8%	0.8%	0.8%
% of FP17s Relating to Continuations	0	500	0.0%	1.1%	1.0%	1.1%
% of Patients satisfied with the dentistry they have received	0	0	N/A	91.5%	91.5%	91.4%
% of Patients satisfied with the time they had to wait for an appointment	0	0	N/A	86.9%	88.2%	87.7%

\* This is based on patients treated on this contract for their most recent course of treatment. Figures in italics indicate the base number of FP17s or Patient Questionnaire responses are less than 100. N/A is shown where the base number of responses is less than 10 during the period. % is calculated as Quantity/Base number\*100

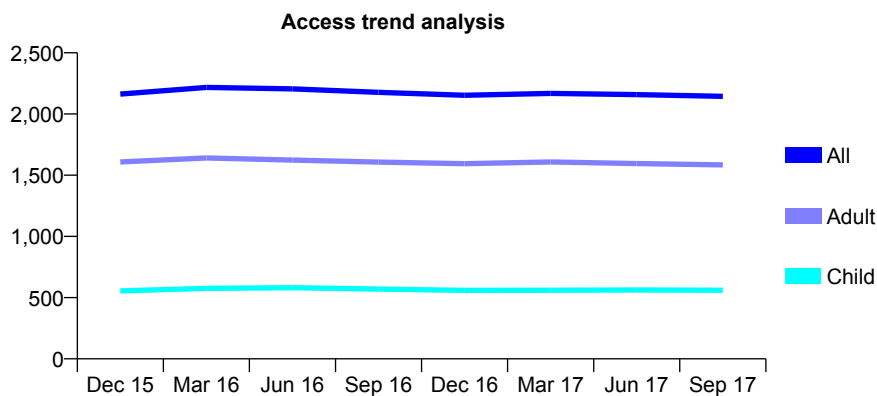
## Q59 - Vital Signs At a Glance Contract Report for 620521/0001 - September 2017

Name or company name	MR RJ LAMBERT
Contract type name	GDS Contract
Purpose of contract	General
Contract start date	01/04/2006
Contract end date	

17/18 Contracted general activity (UDA)	5,900
Carry forward general activity (UDA)	-24
17/18 Contracted orthodontic activity (UOA)	0
Carry forward orthodontic activity (UOA)	0
Baseline contract value	£128,030.17

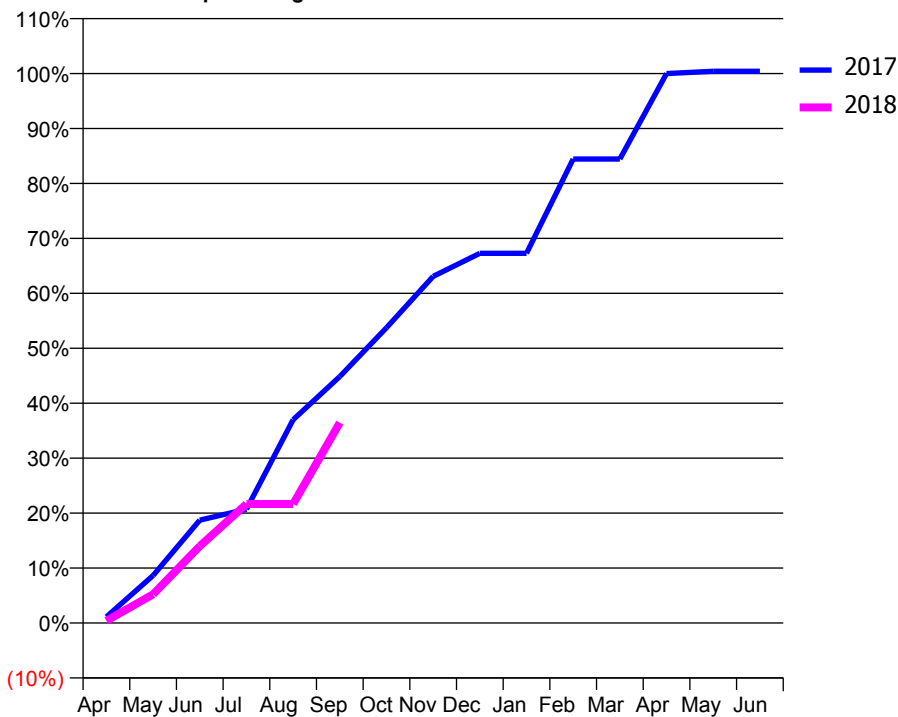
### ACCESS\*

Patients seen in 24 months	Total	Change since previous quarter
Quarter ending September 2016	2,177	
Quarter ending December 2016	2,153	↓
Quarter ending March 2017	2,168	→
Quarter ending June 2017	2,158	→
Quarter ending September 2017	2,144	→
<b>Variance since September 2016</b>	<b>(1.5%)</b>	<b>↓</b>



### ACTIVITY

Cumulative percentage of contracted UDA delivered 2017 & 2018



Month	Adjusted Scheduled Activity (UDA)	
	2017	2018
April	67	24
May	511	309
June	1,105	826
July	1,221	1,277
August	2,183	1,277
September	2,647	2,152
October	3,170	
November	3,721	
December	3,970	
January	3,970	
February	4,982	
March	4,982	
April	5,900	
May	5,924	
June	5,924	

### QUALITY

	Quantity	Base Number	Contract	AT	Region	England
% of FP17s for the same patient ID Re-attending within 3 months - Children	29	634	4.6%	9.8%	11.6%	11.9%
% of FP17s for the same patient ID Re-attending within 3 months - Adults	138	1,386	10.0%	14.0%	15.2%	15.9%
% of FP17s for the same patient ID Re-attending between 3 & 9 months - Children	478	634	75.4%	60.8%	59.1%	58.1%
% of FP17s for the same patient ID Re-attending between 3 & 9 months - Adults	884	1,386	63.8%	53.1%	51.7%	50.6%
% of FP17s for Band 1 Urgent Courses	69	1,448	4.8%	7.2%	8.0%	9.1%
% of FP17s Relating to Free Repair or Replacements	7	1,448	0.5%	0.8%	0.8%	0.8%
% of FP17s Relating to Continuations	1	1,448	0.1%	1.1%	1.0%	1.1%
% of Patients satisfied with the dentistry they have received	13	13	100.0%	91.5%	91.5%	91.4%
% of Patients satisfied with the time they had to wait for an appointment	13	13	100.0%	86.9%	88.2%	87.7%

\* This is based on patients treated on this contract for their most recent course of treatment. Figures in italics indicate the base number of FP17s or Patient Questionnaire responses are less than 100. N/A is shown where the base number of responses is less than 10 during the period. % is calculated as Quantity/Base number\*100



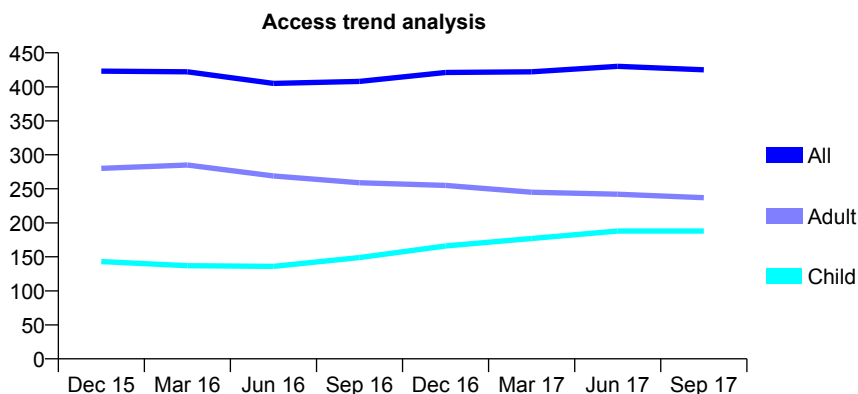
## Q59 - Vital Signs At a Glance Contract Report for 628360/0002 - September 2017

Name or company name	MR R JETHWA
Contract type name	GDS Contract
Purpose of contract	General
Contract start date	03/03/2009
Contract end date	

17/18 Contracted general activity (UDA)	1,072
Carry forward general activity (UDA)	-11
17/18 Contracted orthodontic activity (UOA)	0
Carry forward orthodontic activity (UOA)	0
Baseline contract value	£22,072.60

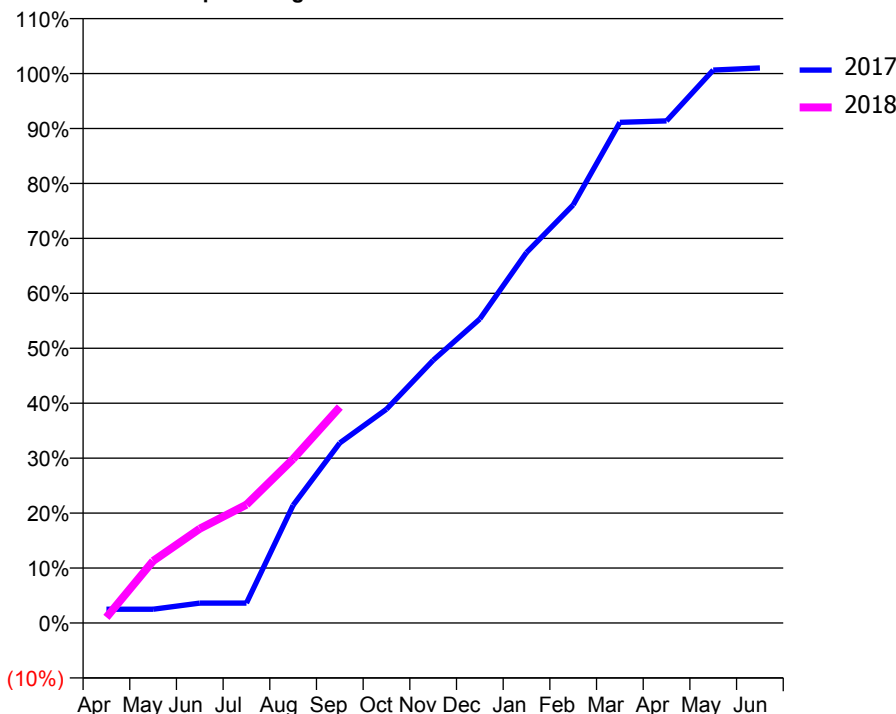
### ACCESS\*

Patients seen in 24 months	Total	Change since previous quarter
Quarter ending September 2016	408	
Quarter ending December 2016	421	↑
Quarter ending March 2017	422	→
Quarter ending June 2017	430	→
Quarter ending September 2017	425	↓
<b>Variance since September 2016</b>	<b>4.2%</b>	<b>↑</b>



### ACTIVITY

Cumulative percentage of contracted UDA delivered 2017 & 2018



Month	Adjusted Scheduled Activity (UDA)	
	2017	2018
April	27	11
May	27	121
June	39	184
July	39	231
August	230	320
September	351	421
October	417	
November	513	
December	593	
January	723	
February	816	
March	977	
April	980	
May	1,079	
June	1,083	

### QUALITY

	Quantity	Base Number	Contract	AT	Region	England
% of FP17s for the same patient ID Re-attending within 3 months - Children	8	115	7.0%	9.8%	11.6%	11.9%
% of FP17s for the same patient ID Re-attending within 3 months - Adults	20	138	14.5%	14.0%	15.2%	15.9%
% of FP17s for the same patient ID Re-attending between 3 & 9 months - Children	62	115	53.9%	60.8%	59.1%	58.1%
% of FP17s for the same patient ID Re-attending between 3 & 9 months - Adults	75	138	54.3%	53.1%	51.7%	50.6%
% of FP17s for Band 1 Urgent Courses	1	205	0.5%	7.2%	8.0%	9.1%
% of FP17s Relating to Free Repair or Replacements	5	205	2.4%	0.8%	0.8%	0.8%
% of FP17s Relating to Continuations	0	205	0.0%	1.1%	1.0%	1.1%
% of Patients satisfied with the dentistry they have received	0	0	N/A	91.5%	91.5%	91.4%
% of Patients satisfied with the time they had to wait for an appointment	0	0	N/A	86.9%	88.2%	87.7%

\* This is based on patients treated on this contract for their most recent course of treatment. Figures in italics indicate the base number of FP17s or Patient Questionnaire responses are less than 100. N/A is shown where the base number of responses is less than 10 during the period. % is calculated as Quantity/Base number\*100

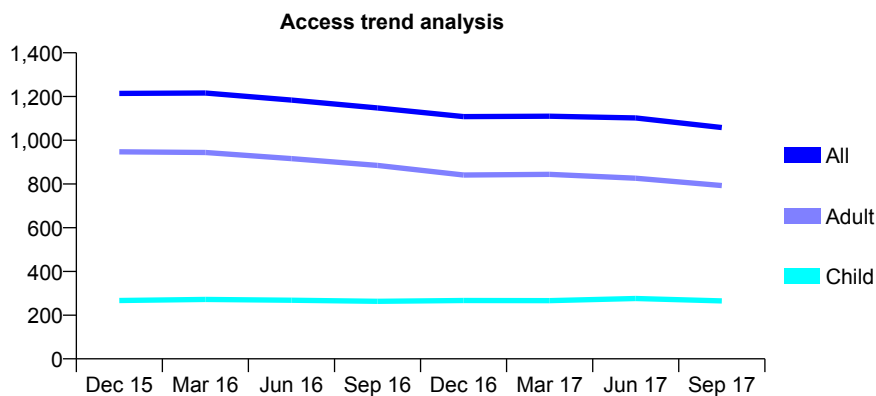
## Q59 - Vital Signs At a Glance Contract Report for 628751/0002 - September 2017

Name or company name	MR JS SIAN
Contract type name	GDS Contract
Purpose of contract	General
Contract start date	02/06/2009
Contract end date	

17/18 Contracted general activity (UDA)	2,609
Carry forward general activity (UDA)	-42
17/18 Contracted orthodontic activity (UOA)	0
Carry forward orthodontic activity (UOA)	0
Baseline contract value	£65,498.80

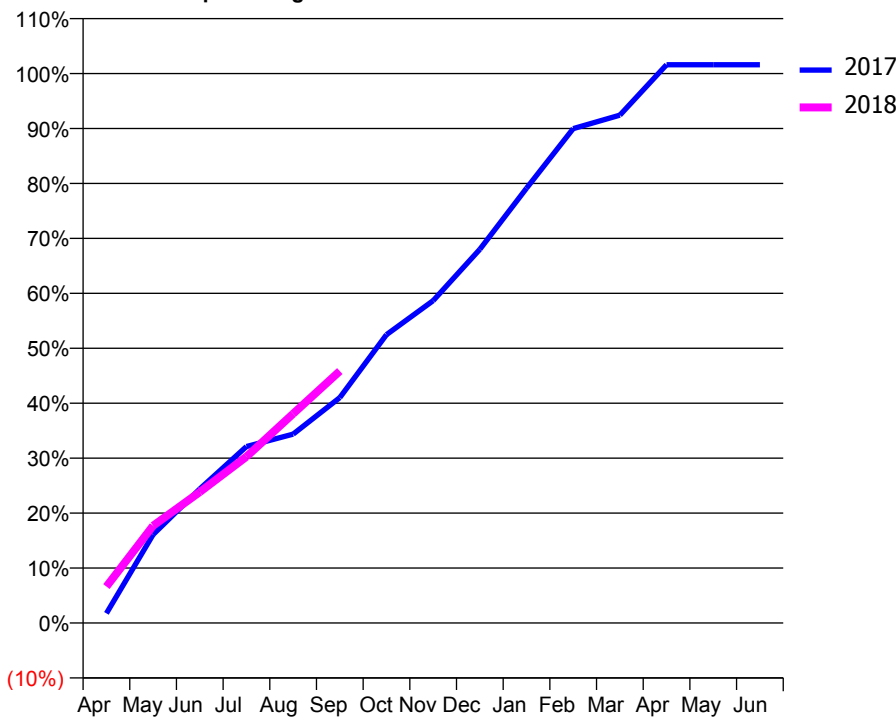
### ACCESS\*

Patients seen in 24 months	Total	Change since previous quarter
Quarter ending September 2016	1,148	
Quarter ending December 2016	1,108	↓
Quarter ending March 2017	1,110	→
Quarter ending June 2017	1,102	→
Quarter ending September 2017	1,058	↓
<b>Variance since September 2016</b>	<b>(7.8%)</b>	<b>↓</b>



### ACTIVITY

Cumulative percentage of contracted UDA delivered 2017 & 2018



Adjusted Scheduled Activity (UDA)

Month	2017	2018
April	46	173
May	420	462
June	637	622
July	838	790
August	897	993
September	1,070	1,197
October	1,369	
November	1,531	
December	1,774	
January	2,064	
February	2,347	
March	2,411	
April	2,651	
May	2,651	
June	2,651	

### QUALITY

	Quantity	Base Number	Contract	AT	Region	England
% of FP17s for the same patient ID Re-attending within 3 months - Children	3	129	2.3%	9.8%	11.6%	11.9%
% of FP17s for the same patient ID Re-attending within 3 months - Adults	28	399	7.0%	14.0%	15.2%	15.9%
% of FP17s for the same patient ID Re-attending between 3 & 9 months - Children	60	129	46.5%	60.8%	59.1%	58.1%
% of FP17s for the same patient ID Re-attending between 3 & 9 months - Adults	155	399	38.8%	53.1%	51.7%	50.6%
% of FP17s for Band 1 Urgent Courses	13	476	2.7%	7.2%	8.0%	9.1%
% of FP17s Relating to Free Repair or Replacements	0	476	0.0%	0.8%	0.8%	0.8%
% of FP17s Relating to Continuations	4	476	0.8%	1.1%	1.0%	1.1%
% of Patients satisfied with the dentistry they have received	2	2	N/A	91.5%	91.5%	91.4%
% of Patients satisfied with the time they had to wait for an appointment	2	2	N/A	86.9%	88.2%	87.7%

\* This is based on patients treated on this contract for their most recent course of treatment. Figures in italics indicate the base number of FP17s or Patient Questionnaire responses are less than 100. N/A is shown where the base number of responses is less than 10 during the period. % is calculated as Quantity/Base number\*100

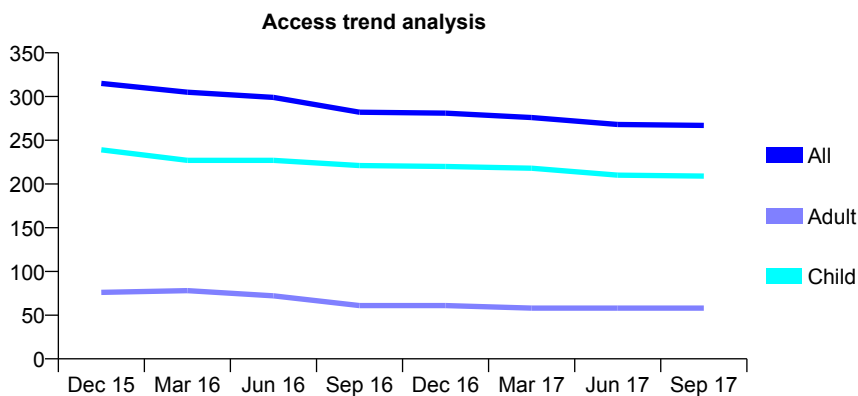
## Q59 - Vital Signs At a Glance Contract Report for 630772/0001 - September 2017

Name or company name	MR CJ STORRY
Contract type name	GDS Contract
Purpose of contract	General
Contract start date	01/04/2006
Contract end date	

17/18 Contracted general activity (UDA)	550
Carry forward general activity (UDA)	0
17/18 Contracted orthodontic activity (UOA)	0
Carry forward orthodontic activity (UOA)	0
Baseline contract value	£12,269.54

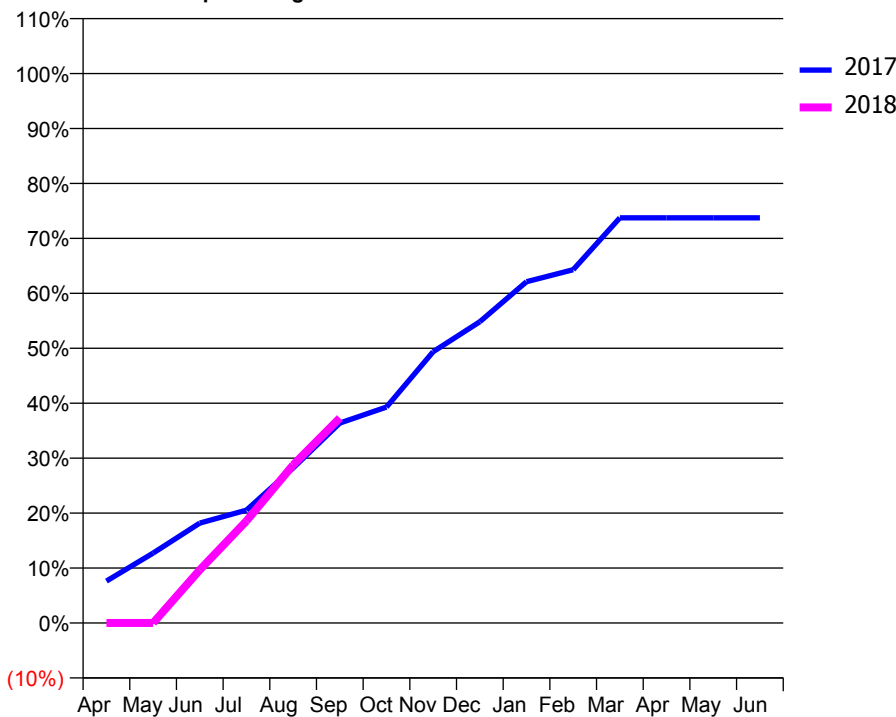
### ACCESS\*

Patients seen in 24 months	Total	Change since previous quarter
Quarter ending September 2016	282	
Quarter ending December 2016	281	→
Quarter ending March 2017	276	↓
Quarter ending June 2017	268	↓
Quarter ending September 2017	267	→
<b>Variance since September 2016</b>	<b>(5.3%)</b>	<b>↓</b>



### ACTIVITY

Cumulative percentage of contracted UDA delivered 2017 & 2018



Adjusted Scheduled Activity (UDA)

Month	2017	2018
April	42	0
May	70	0
June	100	53
July	113	102
August	155	158
September	200	205
October	216	
November	272	
December	302	
January	342	
February	354	
March	406	
April	406	
May	406	
June	406	

### QUALITY

	Quantity	Base Number	Contract	AT	Region	England
% of FP17s for the same patient ID Re-attending within 3 months - Children	4	144	2.8%	9.8%	11.6%	11.9%
% of FP17s for the same patient ID Re-attending within 3 months - Adults	2	29	6.9%	14.0%	15.2%	15.9%
% of FP17s for the same patient ID Re-attending between 3 & 9 months - Children	78	144	54.2%	60.8%	59.1%	58.1%
% of FP17s for the same patient ID Re-attending between 3 & 9 months - Adults	17	29	58.6%	53.1%	51.7%	50.6%
% of FP17s for Band 1 Urgent Courses	1	173	0.6%	7.2%	8.0%	9.1%
% of FP17s Relating to Free Repair or Replacements	0	173	0.0%	0.8%	0.8%	0.8%
% of FP17s Relating to Continuations	0	173	0.0%	1.1%	1.0%	1.1%
% of Patients satisfied with the dentistry they have received	0	0	N/A	91.5%	91.5%	91.4%
% of Patients satisfied with the time they had to wait for an appointment	0	0	N/A	86.9%	88.2%	87.7%

\* This is based on patients treated on this contract for their most recent course of treatment. Figures in italics indicate the base number of FP17s or Patient Questionnaire responses are less than 100. N/A is shown where the base number of responses is less than 10 during the period. % is calculated as Quantity/Base number\*100

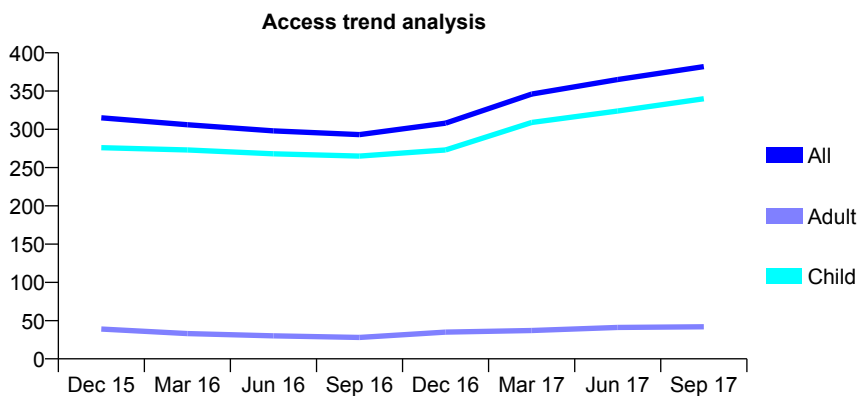
## Q59 - Vital Signs At a Glance Contract Report for 651761/0001 - September 2017

Name or company name	Mr S Kotecha and Mrs L Kotecha
Contract type name	GDS Contract
Purpose of contract	General
Contract start date	01/04/2006
Contract end date	

17/18 Contracted general activity (UDA)	796
Carry forward general activity (UDA)	-16
17/18 Contracted orthodontic activity (UOA)	0
Carry forward orthodontic activity (UOA)	0
Baseline contract value	£19,940.85

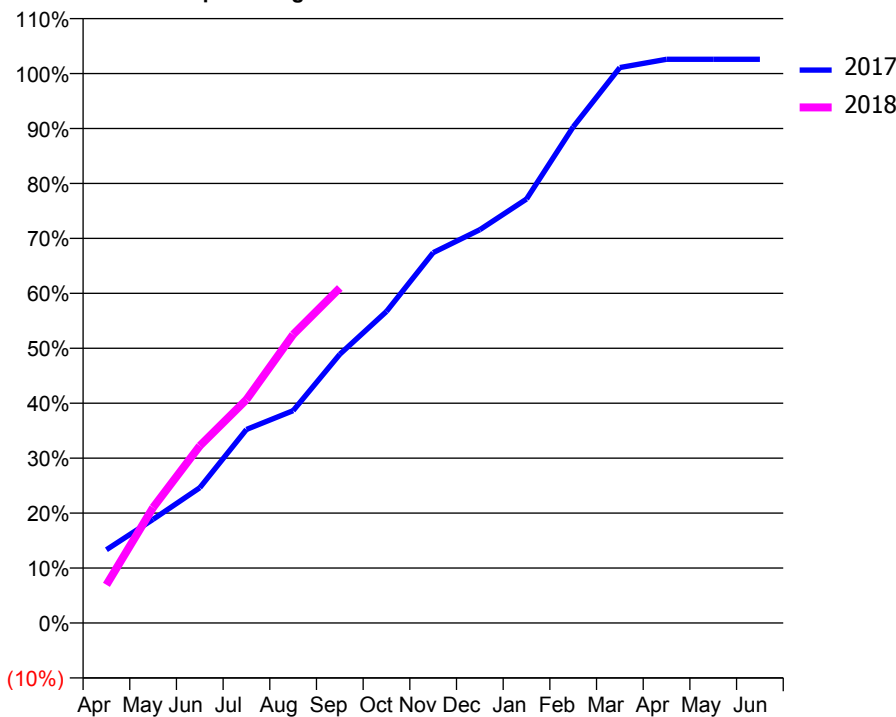
### ACCESS\*

Patients seen in 24 months	Total	Change since previous quarter
Quarter ending September 2016	293	
Quarter ending December 2016	308	↑
Quarter ending March 2017	346	↑
Quarter ending June 2017	365	↑
Quarter ending September 2017	382	↑
<b>Variance since September 2016</b>	<b>30.4%</b>	<b>↑</b>



### ACTIVITY

Cumulative percentage of contracted UDA delivered 2017 & 2018



Adjusted Scheduled Activity (UDA)

Month	2017	2018
April	106	55
May	150	167
June	196	257
July	280	324
August	308	418
September	389	485
October	451	
November	537	
December	570	
January	614	
February	719	
March	805	
April	817	
May	817	
June	817	

### QUALITY

	Quantity	Base Number	Contract	AT	Region	England
% of FP17s for the same patient ID Re-attending within 3 months - Children	18	322	5.6%	9.8%	11.6%	11.9%
% of FP17s for the same patient ID Re-attending within 3 months - Adults	3	23	13.0%	14.0%	15.2%	15.9%
% of FP17s for the same patient ID Re-attending between 3 & 9 months - Children	207	322	64.3%	60.8%	59.1%	58.1%
% of FP17s for the same patient ID Re-attending between 3 & 9 months - Adults	16	23	69.6%	53.1%	51.7%	50.6%
% of FP17s for Band 1 Urgent Courses	7	334	2.1%	7.2%	8.0%	9.1%
% of FP17s Relating to Free Repair or Replacements	0	334	0.0%	0.8%	0.8%	0.8%
% of FP17s Relating to Continuations	0	334	0.0%	1.1%	1.0%	1.1%
% of Patients satisfied with the dentistry they have received	0	0	N/A	91.5%	91.5%	91.4%
% of Patients satisfied with the time they had to wait for an appointment	0	0	N/A	86.9%	88.2%	87.7%

\* This is based on patients treated on this contract for their most recent course of treatment. Figures in italics indicate the base number of FP17s or Patient Questionnaire responses are less than 100. N/A is shown where the base number of responses is less than 10 during the period. % is calculated as Quantity/Base number\*100

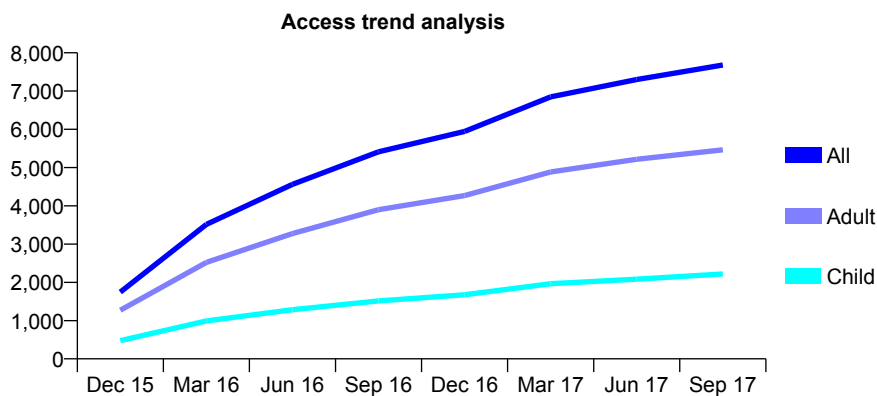
## Q59 - Vital Signs At a Glance Contract Report for 654353/0002 - September 2017

Name or company name	MR S CHANDARANA
Contract type name	GDS Contract
Purpose of contract	General
Contract start date	01/10/2015
Contract end date	

17/18 Contracted general activity (UDA)	24,983
Carry forward general activity (UDA)	0
17/18 Contracted orthodontic activity (UOA)	0
Carry forward orthodontic activity (UOA)	0
Baseline contract value	£597,346.16

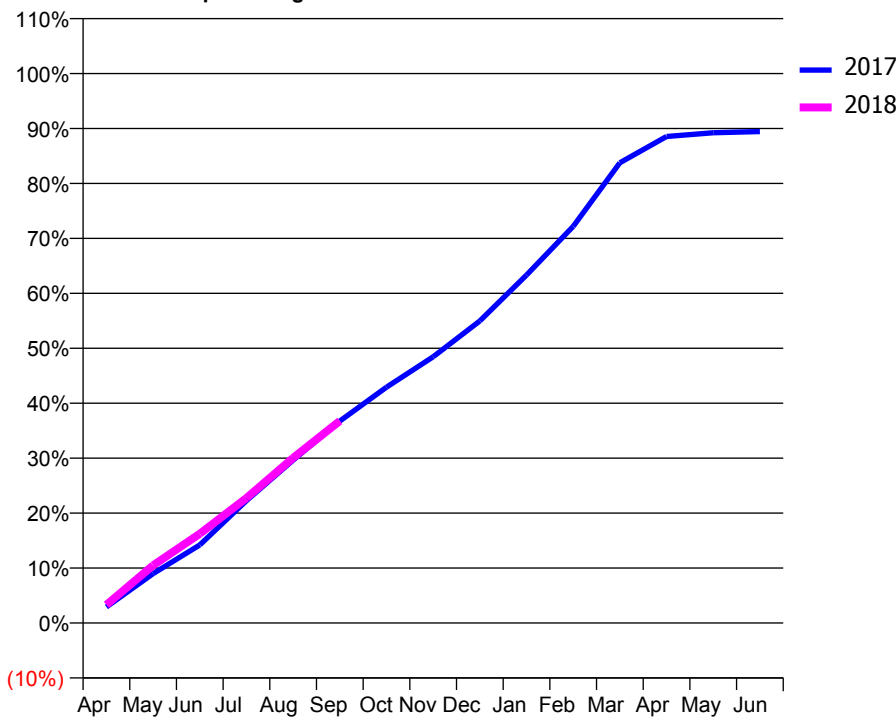
### ACCESS\*

Patients seen in 24 months	Total	Change since previous quarter
Quarter ending September 2016	5,412	
Quarter ending December 2016	5,944	↑
Quarter ending March 2017	6,849	↑
Quarter ending June 2017	7,302	↑
Quarter ending September 2017	7,682	↑
<b>Variance since September 2016</b>	<b>41.9%</b>	<b>↑</b>



### ACTIVITY

Cumulative percentage of contracted UDA delivered 2017 & 2018



Month	Adjusted Scheduled Activity (UDA)	
	2017	2018
April	729	830
May	2,248	2,623
June	3,550	4,058
July	5,561	5,684
August	7,406	7,506
September	9,183	9,190
October	10,719	
November	12,103	
December	13,732	
January	15,819	
February	18,032	
March	20,925	
April	22,118	
May	22,288	
June	22,345	

### QUALITY

	Quantity	Base Number	Contract	AT	Region	England
% of FP17s for the same patient ID Re-attending within 3 months - Children	100	1,345	7.4%	9.8%	11.6%	11.9%
% of FP17s for the same patient ID Re-attending within 3 months - Adults	320	3,121	10.3%	14.0%	15.2%	15.9%
% of FP17s for the same patient ID Re-attending between 3 & 9 months - Children	592	1,345	44.0%	60.8%	59.1%	58.1%
% of FP17s for the same patient ID Re-attending between 3 & 9 months - Adults	1,309	3,121	41.9%	53.1%	51.7%	50.6%
% of FP17s for Band 1 Urgent Courses	262	3,970	6.6%	7.2%	8.0%	9.1%
% of FP17s Relating to Free Repair or Replacements	17	3,970	0.4%	0.8%	0.8%	0.8%
% of FP17s Relating to Continuations	52	3,970	1.3%	1.1%	1.0%	1.1%
% of Patients satisfied with the dentistry they have received	13	14	92.9%	91.5%	91.5%	91.4%
% of Patients satisfied with the time they had to wait for an appointment	13	14	92.9%	86.9%	88.2%	87.7%

\* This is based on patients treated on this contract for their most recent course of treatment. Figures in italics indicate the base number of FP17s or Patient Questionnaire responses are less than 100. N/A is shown where the base number of responses is less than 10 during the period. % is calculated as Quantity/Base number\*100

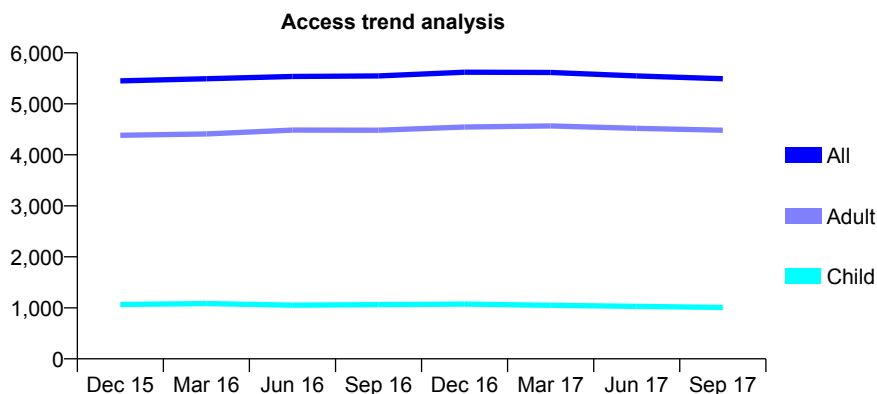
## Q59 - Vital Signs At a Glance Contract Report for 678414/0001 - September 2017

Name or company name	MR RN HARTZENBERG
Contract type name	GDS Contract
Purpose of contract	General
Contract start date	01/04/2006
Contract end date	

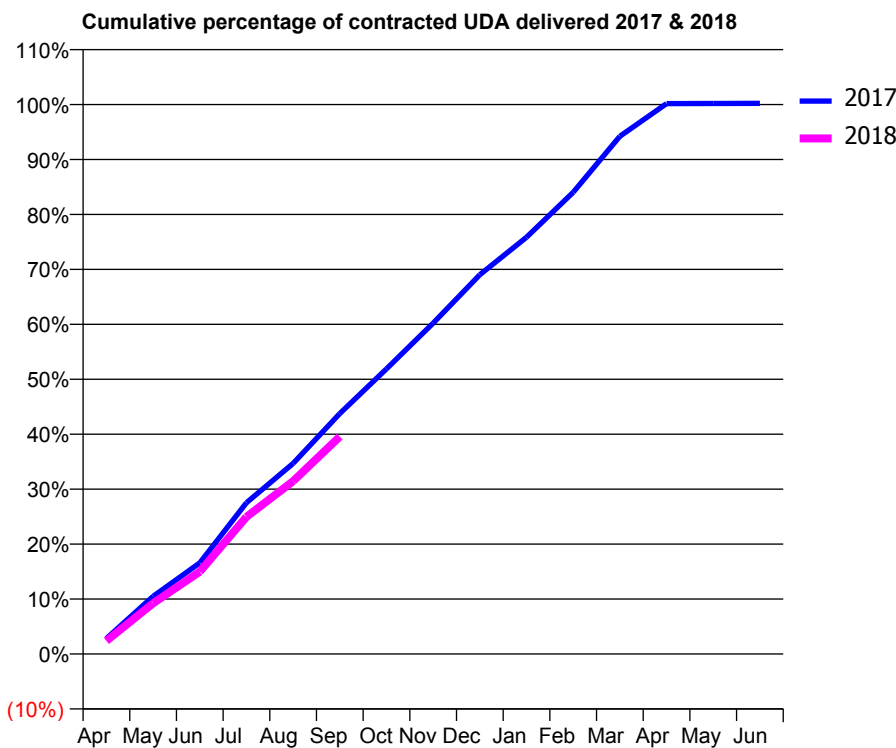
17/18 Contracted general activity (UDA)	20,000
Carry forward general activity (UDA)	-41
17/18 Contracted orthodontic activity (UOA)	0
Carry forward orthodontic activity (UOA)	0
Baseline contract value	£541,973.66

### ACCESS\*

Patients seen in 24 months	Total	Change since previous quarter
Quarter ending September 2016	5,546	
Quarter ending December 2016	5,620	→
Quarter ending March 2017	5,614	→
Quarter ending June 2017	5,547	↓
Quarter ending September 2017	5,491	↓
<b>Variance since September 2016</b>	<b>(1.0%)</b>	→



### ACTIVITY



Month	Adjusted Scheduled Activity (UDA)	
	2017	2018
April	568	480
May	2,099	1,849
June	3,315	2,999
July	5,508	4,990
August	6,938	6,295
September	8,755	7,916
October	10,381	
November	12,046	
December	13,804	
January	15,170	
February	16,803	
March	18,843	
April	20,031	
May	20,038	
June	20,041	

### QUALITY

	Quantity	Base Number	Contract	AT	Region	England
% of FP17s for the same patient ID Re-attending within 3 months - Children	82	785	10.4%	9.8%	11.6%	11.9%
% of FP17s for the same patient ID Re-attending within 3 months - Adults	754	3,640	20.7%	14.0%	15.2%	15.9%
% of FP17s for the same patient ID Re-attending between 3 & 9 months - Children	503	785	64.1%	60.8%	59.1%	58.1%
% of FP17s for the same patient ID Re-attending between 3 & 9 months - Adults	2,123	3,640	58.3%	53.1%	51.7%	50.6%
% of FP17s for Band 1 Urgent Courses	489	4,077	12.0%	7.2%	8.0%	9.1%
% of FP17s Relating to Free Repair or Replacements	48	4,077	1.2%	0.8%	0.8%	0.8%
% of FP17s Relating to Continuations	148	4,077	3.6%	1.1%	1.0%	1.1%
% of Patients satisfied with the dentistry they have received	15	15	100.0%	91.5%	91.5%	91.4%
% of Patients satisfied with the time they had to wait for an appointment	14	15	93.3%	86.9%	88.2%	87.7%

\* This is based on patients treated on this contract for their most recent course of treatment. Figures in italics indicate the base number of FP17s or Patient Questionnaire responses are less than 100. N/A is shown where the base number of responses is less than 10 during the period. % is calculated as Quantity/Base number\*100

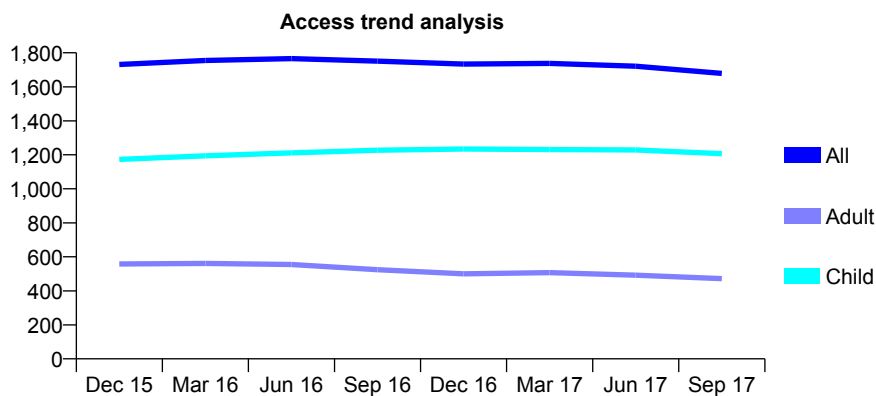
## Q59 - Vital Signs At a Glance Contract Report for 684619/0003 - September 2017

Name or company name	MR A CHAMPANERI
Contract type name	GDS Contract
Purpose of contract	General
Contract start date	01/04/2009
Contract end date	

17/18 Contracted general activity (UDA)	3,000
Carry forward general activity (UDA)	-60
17/18 Contracted orthodontic activity (UOA)	0
Carry forward orthodontic activity (UOA)	0
Baseline contract value	£68,774.16

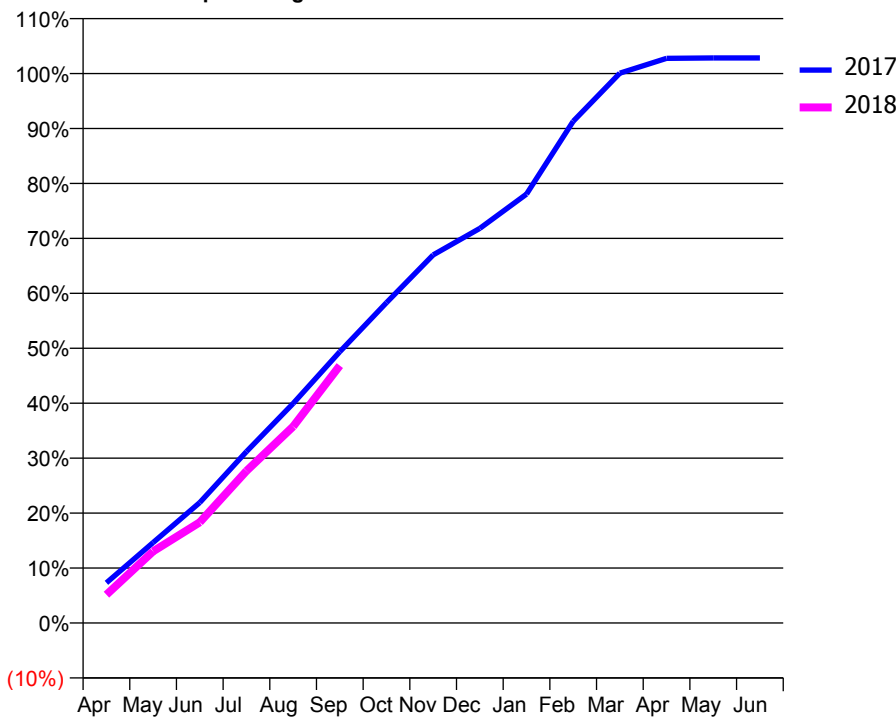
### ACCESS\*

Patients seen in 24 months	Total	Change since previous quarter
Quarter ending September 2016	1,751	
Quarter ending December 2016	1,734	→
Quarter ending March 2017	1,738	→
Quarter ending June 2017	1,721	→
Quarter ending September 2017	1,679	↓
<b>Variance since September 2016</b>	<b>(4.1%)</b>	<b>↓</b>



### ACTIVITY

Cumulative percentage of contracted UDA delivered 2017 & 2018



Adjusted Scheduled Activity (UDA)

Month	2017	2018
April	220	154
May	440	391
June	658	550
July	936	830
August	1,199	1,073
September	1,481	1,405
October	1,749	
November	2,010	
December	2,155	
January	2,342	
February	2,739	
March	3,002	
April	3,083	
May	3,085	
June	3,085	

### QUALITY

	Quantity	Base Number	Contract	AT	Region	England
% of FP17s for the same patient ID Re-attending within 3 months - Children	58	899	6.5%	9.8%	11.6%	11.9%
% of FP17s for the same patient ID Re-attending within 3 months - Adults	66	264	25.0%	14.0%	15.2%	15.9%
% of FP17s for the same patient ID Re-attending between 3 & 9 months - Children	633	899	70.4%	60.8%	59.1%	58.1%
% of FP17s for the same patient ID Re-attending between 3 & 9 months - Adults	118	264	44.7%	53.1%	51.7%	50.6%
% of FP17s for Band 1 Urgent Courses	42	797	5.3%	7.2%	8.0%	9.1%
% of FP17s Relating to Free Repair or Replacements	0	797	0.0%	0.8%	0.8%	0.8%
% of FP17s Relating to Continuations	1	797	0.1%	1.1%	1.0%	1.1%
% of Patients satisfied with the dentistry they have received	2	2	N/A	91.5%	91.5%	91.4%
% of Patients satisfied with the time they had to wait for an appointment	2	2	N/A	86.9%	88.2%	87.7%

\* This is based on patients treated on this contract for their most recent course of treatment. Figures in italics indicate the base number of FP17s or Patient Questionnaire responses are less than 100. N/A is shown where the base number of responses is less than 10 during the period. % is calculated as Quantity/Base number\*100

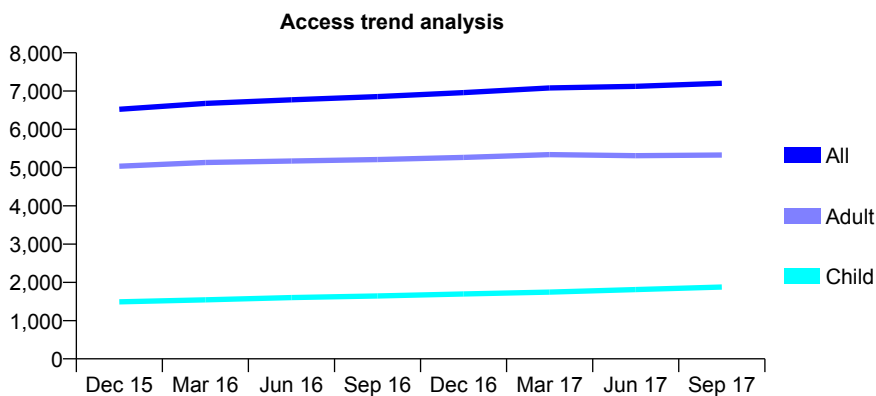
## Q59 - Vital Signs At a Glance Contract Report for 690732/0001 - September 2017

Name or company name	MR B PARMAR
Contract type name	GDS Contract
Purpose of contract	General
Contract start date	01/02/2014
Contract end date	

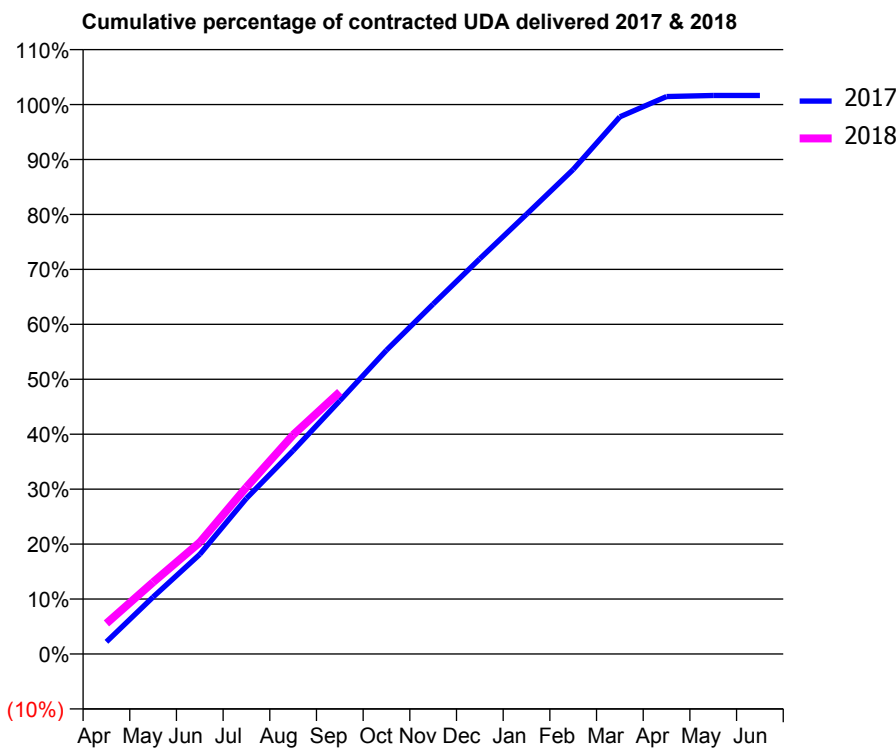
17/18 Contracted general activity (UDA)	18,170
Carry forward general activity (UDA)	-299
17/18 Contracted orthodontic activity (UOA)	0
Carry forward orthodontic activity (UOA)	0
Baseline contract value	£399,528.03

### ACCESS\*

Patients seen in 24 months	Total	Change since previous quarter
Quarter ending September 2016	6,856	
Quarter ending December 2016	6,961	→
Quarter ending March 2017	7,082	→
Quarter ending June 2017	7,122	→
Quarter ending September 2017	7,205	→
<b>Variance since September 2016</b>	<b>5.1%</b>	<b>↑</b>



### ACTIVITY



Adjusted Scheduled Activity (UDA)		
Month	2017	2018
April	404	1,011
May	1,886	2,374
June	3,297	3,692
July	5,149	5,519
August	6,728	7,248
September	8,377	8,669
October	10,048	
November	11,570	
December	13,072	
January	14,540	
February	16,021	
March	17,765	
April	18,433	
May	18,468	
June	18,469	

### QUALITY

	Quantity	Base Number	Contract	AT	Region	England
% of FP17s for the same patient ID Re-attending within 3 months - Children	50	1,110	4.5%	9.8%	11.6%	11.9%
% of FP17s for the same patient ID Re-attending within 3 months - Adults	221	2,893	7.6%	14.0%	15.2%	15.9%
% of FP17s for the same patient ID Re-attending between 3 & 9 months - Children	429	1,110	38.6%	60.8%	59.1%	58.1%
% of FP17s for the same patient ID Re-attending between 3 & 9 months - Adults	1,062	2,893	36.7%	53.1%	51.7%	50.6%
% of FP17s for Band 1 Urgent Courses	153	3,694	4.1%	7.2%	8.0%	9.1%
% of FP17s Relating to Free Repair or Replacements	40	3,694	1.1%	0.8%	0.8%	0.8%
% of FP17s Relating to Continuations	26	3,694	0.7%	1.1%	1.0%	1.1%
% of Patients satisfied with the dentistry they have received	15	15	100.0%	91.5%	91.5%	91.4%
% of Patients satisfied with the time they had to wait for an appointment	14	15	93.3%	86.9%	88.2%	87.7%

\* This is based on patients treated on this contract for their most recent course of treatment. Figures in italics indicate the base number of FP17s or Patient Questionnaire responses are less than 100. N/A is shown where the base number of responses is less than 10 during the period. % is calculated as Quantity/Base number\*100



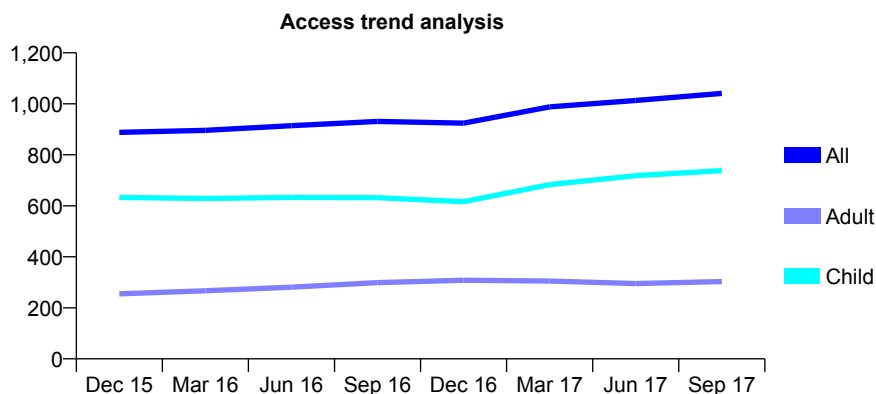
## Q59 - Vital Signs At a Glance Contract Report for 690899/0001 - September 2017

Name or company name	MR A MOOSAJEE
Contract type name	GDS Contract
Purpose of contract	General
Contract start date	03/09/2014
Contract end date	

17/18 Contracted general activity (UDA)	2,819
Carry forward general activity (UDA)	0
17/18 Contracted orthodontic activity (UOA)	0
Carry forward orthodontic activity (UOA)	0
Baseline contract value	£61,376.70

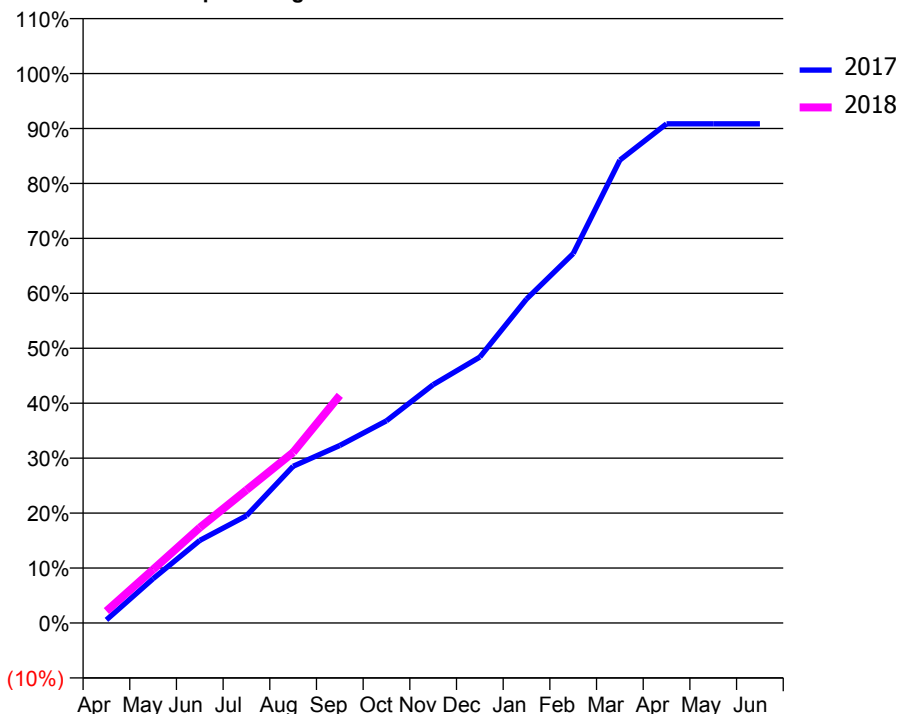
### ACCESS\*

Patients seen in 24 months	Total	Change since previous quarter
Quarter ending September 2016	931	
Quarter ending December 2016	924	→
Quarter ending March 2017	988	↑
Quarter ending June 2017	1,013	↑
Quarter ending September 2017	1,041	↑
<b>Variance since September 2016</b>	<b>11.8%</b>	<b>↑</b>



### ACTIVITY

Cumulative percentage of contracted UDA delivered 2017 & 2018



Month	Adjusted Scheduled Activity (UDA)	
	2017	2018
April	16	61
May	228	275
June	424	490
July	550	683
August	804	876
September	911	1,168
October	1,037	
November	1,223	
December	1,365	
January	1,662	
February	1,895	
March	2,375	
April	2,561	
May	2,561	
June	2,561	

### QUALITY

	Quantity	Base Number	Contract	AT	Region	England
% of FP17s for the same patient ID Re-attending within 3 months - Children	37	593	6.2%	9.8%	11.6%	11.9%
% of FP17s for the same patient ID Re-attending within 3 months - Adults	30	165	18.2%	14.0%	15.2%	15.9%
% of FP17s for the same patient ID Re-attending between 3 & 9 months - Children	274	593	46.2%	60.8%	59.1%	58.1%
% of FP17s for the same patient ID Re-attending between 3 & 9 months - Adults	70	165	42.4%	53.1%	51.7%	50.6%
% of FP17s for Band 1 Urgent Courses	24	657	3.7%	7.2%	8.0%	9.1%
% of FP17s Relating to Free Repair or Replacements	0	657	0.0%	0.8%	0.8%	0.8%
% of FP17s Relating to Continuations	0	657	0.0%	1.1%	1.0%	1.1%
% of Patients satisfied with the dentistry they have received	0	1	N/A	91.5%	91.5%	91.4%
% of Patients satisfied with the time they had to wait for an appointment	0	1	N/A	86.9%	88.2%	87.7%

\* This is based on patients treated on this contract for their most recent course of treatment. Figures in italics indicate the base number of FP17s or Patient Questionnaire responses are less than 100. N/A is shown where the base number of responses is less than 10 during the period. % is calculated as Quantity/Base number\*100

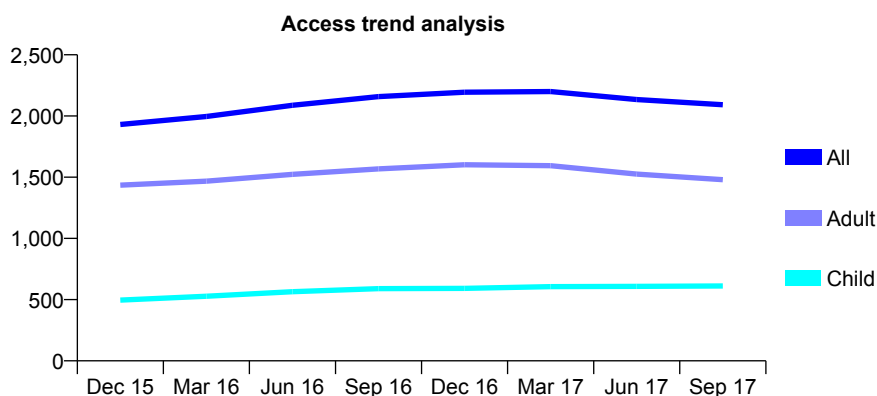
## Q59 - Vital Signs At a Glance Contract Report for 704997/0001 - September 2017

Name or company name	Mr M Hamburger and Mrs R P Sadler
Contract type name	GDS Contract
Purpose of contract	General and Orthodontic
Contract start date	29/08/2011
Contract end date	

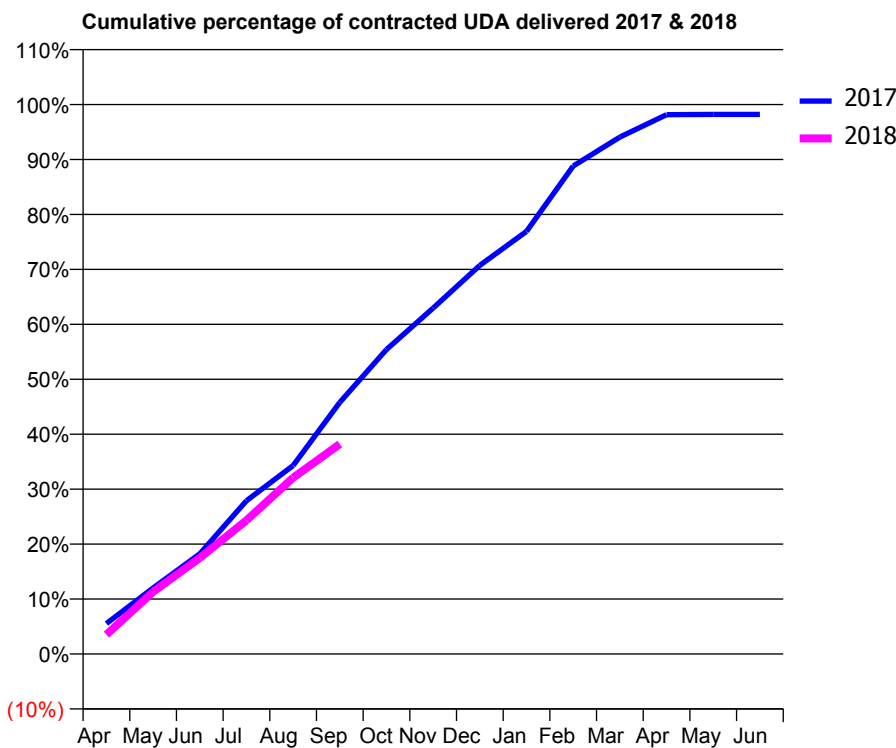
17/18 Contracted general activity (UDA)	5,896
Carry forward general activity (UDA)	0
17/18 Contracted orthodontic activity (UOA)	0
Carry forward orthodontic activity (UOA)	0
Baseline contract value	£116,198.72

### ACCESS\*

Patients seen in 24 months	Total	Change since previous quarter
Quarter ending September 2016	2,158	
Quarter ending December 2016	2,194	→
Quarter ending March 2017	2,200	→
Quarter ending June 2017	2,134	↓
Quarter ending September 2017	2,092	↓
<b>Variance since September 2016</b>	<b>(3.1%)</b>	<b>↓</b>



### ACTIVITY



Month	Adjusted Scheduled Activity (UDA)	
	2017	2018
April	326	208
May	708	667
June	1,075	1,030
July	1,644	1,435
August	2,022	1,892
September	2,700	2,253
October	3,267	
November	3,712	
December	4,169	
January	4,534	
February	5,236	
March	5,546	
April	5,787	
May	5,789	
June	5,789	

### QUALITY

	Quantity	Base Number	Contract	AT	Region	England
% of FP17s for the same patient ID Re-attending within 3 months - Children	56	529	10.6%	9.8%	11.6%	11.9%
% of FP17s for the same patient ID Re-attending within 3 months - Adults	147	1,121	13.1%	14.0%	15.2%	15.9%
% of FP17s for the same patient ID Re-attending between 3 & 9 months - Children	284	529	53.7%	60.8%	59.1%	58.1%
% of FP17s for the same patient ID Re-attending between 3 & 9 months - Adults	619	1,121	55.2%	53.1%	51.7%	50.6%
% of FP17s for Band 1 Urgent Courses	132	1,489	8.9%	7.2%	8.0%	9.1%
% of FP17s Relating to Free Repair or Replacements	8	1,489	0.5%	0.8%	0.8%	0.8%
% of FP17s Relating to Continuations	3	1,489	0.2%	1.1%	1.0%	1.1%
% of Patients satisfied with the dentistry they have received	7	8	N/A	91.5%	91.5%	91.4%
% of Patients satisfied with the time they had to wait for an appointment	8	8	N/A	86.9%	88.2%	87.7%

\* This is based on patients treated on this contract for their most recent course of treatment. Figures in italics indicate the base number of FP17s or Patient Questionnaire responses are less than 100. N/A is shown where the base number of responses is less than 10 during the period. % is calculated as Quantity/Base number\*100

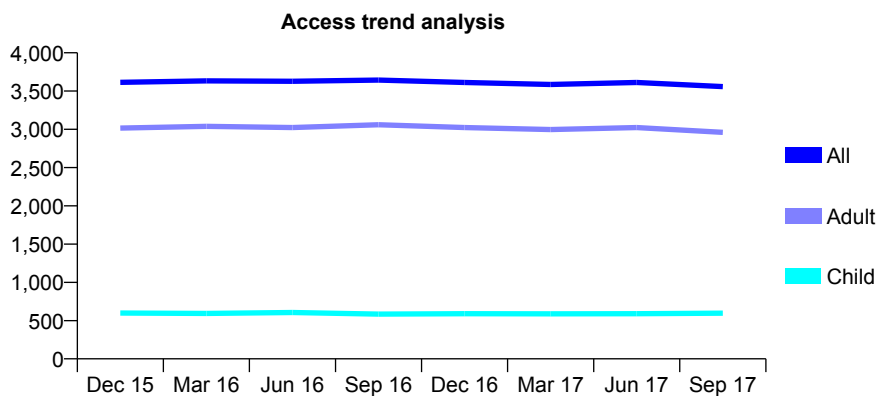
## Q59 - Vital Signs At a Glance Contract Report for 724521/0001 - September 2017

Name or company name	MR PM BALDOCK
Contract type name	GDS Contract
Purpose of contract	General
Contract start date	01/04/2006
Contract end date	

17/18 Contracted general activity (UDA)	9,620
Carry forward general activity (UDA)	0
17/18 Contracted orthodontic activity (UOA)	0
Carry forward orthodontic activity (UOA)	0
Baseline contract value	£214,470.79

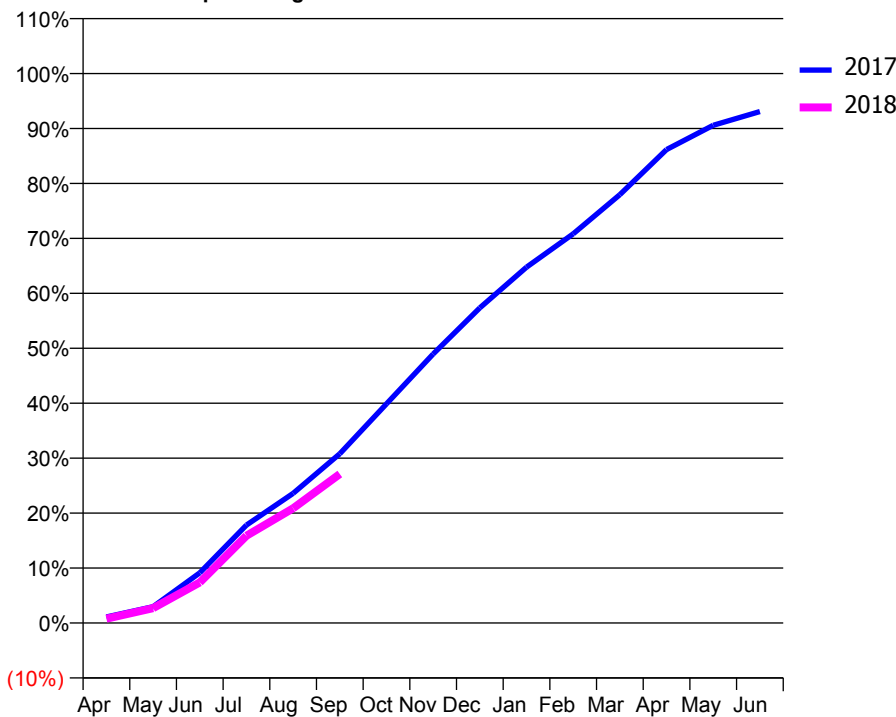
### ACCESS\*

Patients seen in 24 months	Total	Change since previous quarter
Quarter ending September 2016	3,644	
Quarter ending December 2016	3,613	→
Quarter ending March 2017	3,586	→
Quarter ending June 2017	3,613	→
Quarter ending September 2017	3,558	↓
<b>Variance since September 2016</b>	<b>(2.4%)</b>	<b>↓</b>



### ACTIVITY

**Cumulative percentage of contracted UDA delivered 2017 & 2018**



**Adjusted Scheduled Activity (UDA)**

Month	2017	2018
April	107	75
May	286	259
June	880	711
July	1,714	1,528
August	2,269	2,008
September	2,963	2,609
October	3,838	
November	4,710	
December	5,519	
January	6,230	
February	6,814	
March	7,499	
April	8,289	
May	8,712	
June	8,955	

### QUALITY

	Quantity	Base Number	Contract	AT	Region	England
% of FP17s for the same patient ID Re-attending within 3 months - Children	21	462	4.5%	9.8%	11.6%	11.9%
% of FP17s for the same patient ID Re-attending within 3 months - Adults	277	2,234	12.4%	14.0%	15.2%	15.9%
% of FP17s for the same patient ID Re-attending between 3 & 9 months - Children	326	462	70.6%	60.8%	59.1%	58.1%
% of FP17s for the same patient ID Re-attending between 3 & 9 months - Adults	1,542	2,234	69.0%	53.1%	51.7%	50.6%
% of FP17s for Band 1 Urgent Courses	123	1,797	6.8%	7.2%	8.0%	9.1%
% of FP17s Relating to Free Repair or Replacements	15	1,797	0.8%	0.8%	0.8%	0.8%
% of FP17s Relating to Continuations	29	1,797	1.6%	1.1%	1.0%	1.1%
% of Patients satisfied with the dentistry they have received	20	20	100.0%	91.5%	91.5%	91.4%
% of Patients satisfied with the time they had to wait for an appointment	19	20	95.0%	86.9%	88.2%	87.7%

\* This is based on patients treated on this contract for their most recent course of treatment. Figures in italics indicate the base number of FP17s or Patient Questionnaire responses are less than 100. N/A is shown where the base number of responses is less than 10 during the period. % is calculated as Quantity/Base number\*100

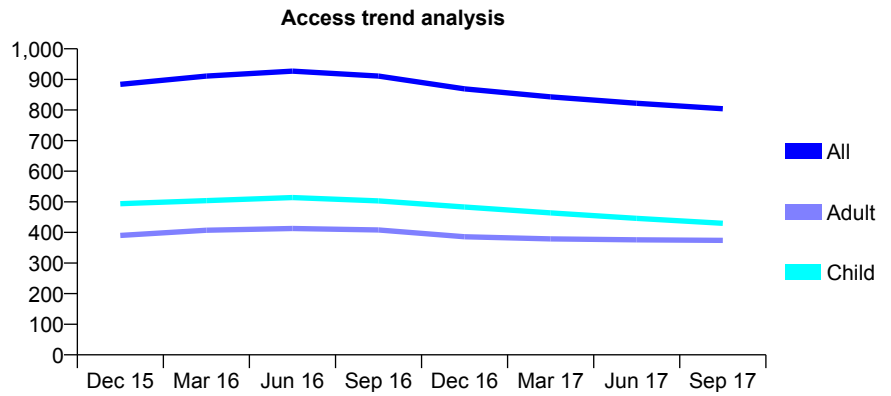
## Q59 - Vital Signs At a Glance Contract Report for 736414/0001 - September 2017

Name or company name	MR P PATEL
Contract type name	GDS Contract
Purpose of contract	General
Contract start date	01/04/2006
Contract end date	

17/18 Contracted general activity (UDA)	1,900
Carry forward general activity (UDA)	-4
17/18 Contracted orthodontic activity (UOA)	0
Carry forward orthodontic activity (UOA)	0
Baseline contract value	£43,634.87

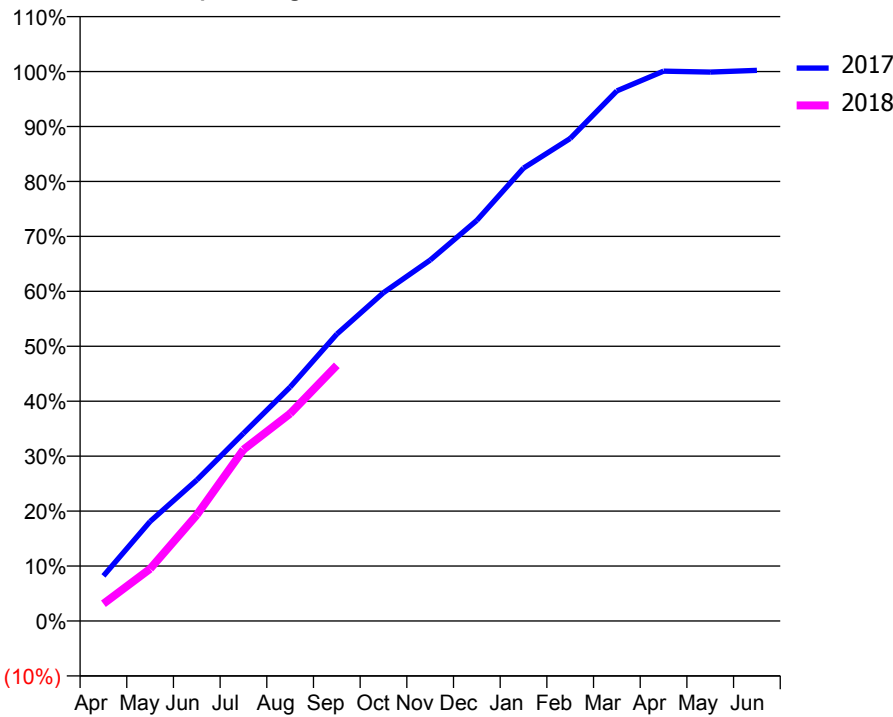
### ACCESS\*

Patients seen in 24 months	Total	Change since previous quarter
Quarter ending September 2016	911	
Quarter ending December 2016	869	↓
Quarter ending March 2017	843	↓
Quarter ending June 2017	822	↓
Quarter ending September 2017	804	↓
<b>Variance since September 2016</b>	<b>(11.7%)</b>	<b>↓</b>



### ACTIVITY

Cumulative percentage of contracted UDA delivered 2017 & 2018



Month	Adjusted Scheduled Activity (UDA)	
	2017	2018
April	156	60
May	344	180
June	488	367
July	649	593
August	809	717
September	992	884
October	1,135	
November	1,248	
December	1,385	
January	1,566	
February	1,668	
March	1,833	
April	1,901	
May	1,898	
June	1,904	

### QUALITY

	Quantity	Base Number	Contract	AT	Region	England
% of FP17s for the same patient ID Re-attending within 3 months - Children	20	324	6.2%	9.8%	11.6%	11.9%
% of FP17s for the same patient ID Re-attending within 3 months - Adults	36	226	15.9%	14.0%	15.2%	15.9%
% of FP17s for the same patient ID Re-attending between 3 & 9 months - Children	194	324	59.9%	60.8%	59.1%	58.1%
% of FP17s for the same patient ID Re-attending between 3 & 9 months - Adults	82	226	36.3%	53.1%	51.7%	50.6%
% of FP17s for Band 1 Urgent Courses	40	508	7.9%	7.2%	8.0%	9.1%
% of FP17s Relating to Free Repair or Replacements	0	508	0.0%	0.8%	0.8%	0.8%
% of FP17s Relating to Continuations	1	508	0.2%	1.1%	1.0%	1.1%
% of Patients satisfied with the dentistry they have received	2	2	N/A	91.5%	91.5%	91.4%
% of Patients satisfied with the time they had to wait for an appointment	2	2	N/A	86.9%	88.2%	87.7%

\* This is based on patients treated on this contract for their most recent course of treatment. Figures in italics indicate the base number of FP17s or Patient Questionnaire responses are less than 100. N/A is shown where the base number of responses is less than 10 during the period. % is calculated as Quantity/Base number\*100

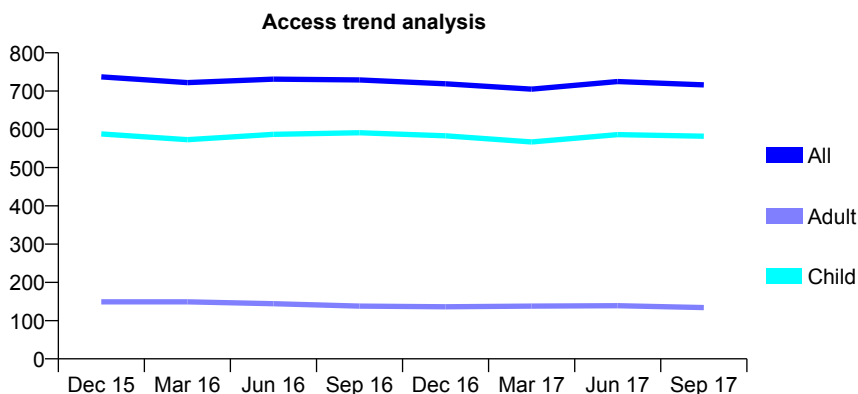
## Q59 - Vital Signs At a Glance Contract Report for 746444/0001 - September 2017

Name or company name	MISS ES BUTTERS
Contract type name	GDS Contract
Purpose of contract	General
Contract start date	01/04/2006
Contract end date	

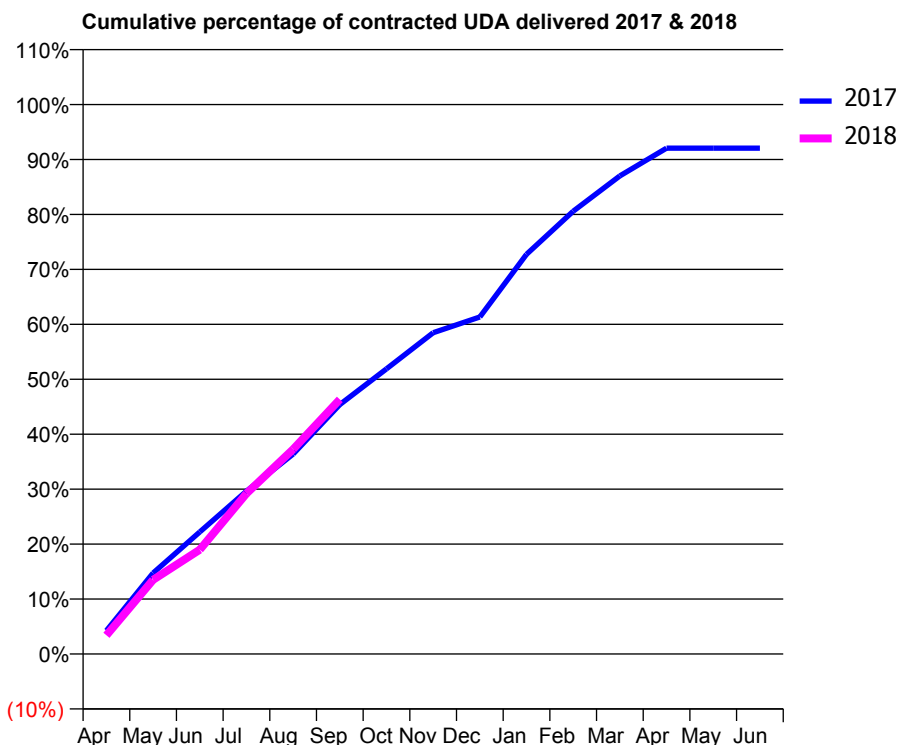
17/18 Contracted general activity (UDA)	1,500
Carry forward general activity (UDA)	0
17/18 Contracted orthodontic activity (UOA)	0
Carry forward orthodontic activity (UOA)	0
Baseline contract value	£30,721.11

### ACCESS\*

Patients seen in 24 months	Total	Change since previous quarter
Quarter ending September 2016	729	
Quarter ending December 2016	719	↓
Quarter ending March 2017	705	↓
Quarter ending June 2017	725	↑
Quarter ending September 2017	716	↓
<b>Variance since September 2016</b>	<b>(1.8%)</b>	<b>↓</b>



### ACTIVITY



Month	Adjusted Scheduled Activity (UDA)	
	2017	2018
April	64	51
May	221	203
June	333	285
July	445	438
August	546	559
September	681	695
October	779	
November	877	
December	920	
January	1,091	
February	1,209	
March	1,305	
April	1,381	
May	1,381	
June	1,381	

### QUALITY

	Quantity	Base Number	Contract	AT	Region	England
% of FP17s for the same patient ID Re-attending within 3 months - Children	30	516	5.8%	9.8%	11.6%	11.9%
% of FP17s for the same patient ID Re-attending within 3 months - Adults	7	52	13.5%	14.0%	15.2%	15.9%
% of FP17s for the same patient ID Re-attending between 3 & 9 months - Children	349	516	67.6%	60.8%	59.1%	58.1%
% of FP17s for the same patient ID Re-attending between 3 & 9 months - Adults	33	52	63.5%	53.1%	51.7%	50.6%
% of FP17s for Band 1 Urgent Courses	10	526	1.9%	7.2%	8.0%	9.1%
% of FP17s Relating to Free Repair or Replacements	0	526	0.0%	0.8%	0.8%	0.8%
% of FP17s Relating to Continuations	1	526	0.2%	1.1%	1.0%	1.1%
% of Patients satisfied with the dentistry they have received	0	0	N/A	91.5%	91.5%	91.4%
% of Patients satisfied with the time they had to wait for an appointment	0	0	N/A	86.9%	88.2%	87.7%

\* This is based on patients treated on this contract for their most recent course of treatment. Figures in italics indicate the base number of FP17s or Patient Questionnaire responses are less than 100. N/A is shown where the base number of responses is less than 10 during the period. % is calculated as Quantity/Base number\*100

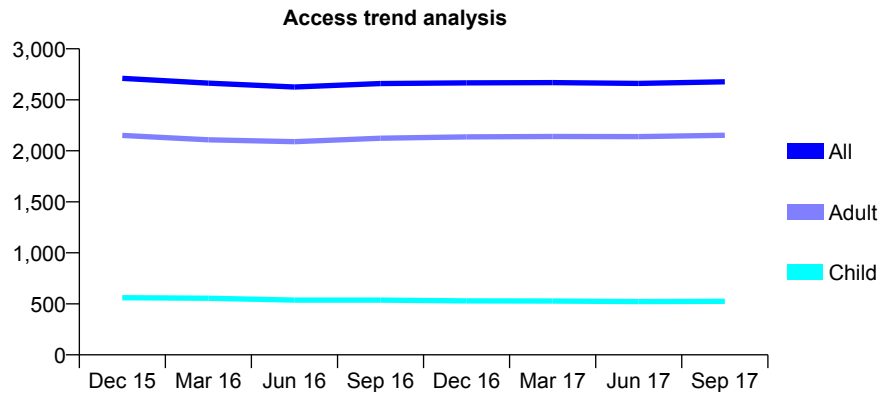
## Q59 - Vital Signs At a Glance Contract Report for 749567/0001 - September 2017

Name or company name	MR M PATEL
Contract type name	GDS Contract
Purpose of contract	General
Contract start date	01/04/2006
Contract end date	

17/18 Contracted general activity (UDA)	8,017
Carry forward general activity (UDA)	-145
17/18 Contracted orthodontic activity (UOA)	0
Carry forward orthodontic activity (UOA)	0
Baseline contract value	£202,952.74

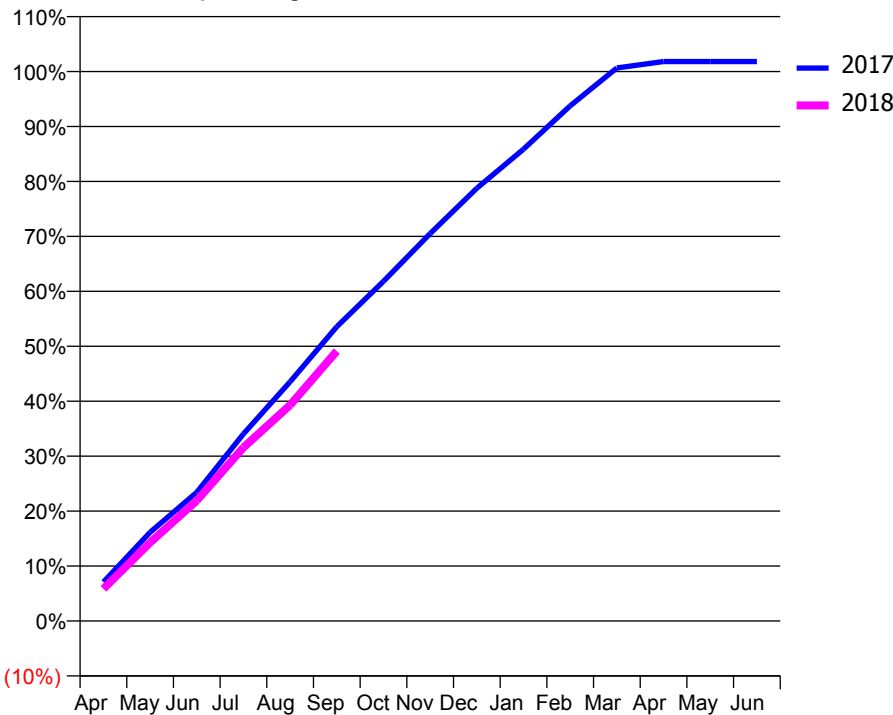
### ACCESS\*

Patients seen in 24 months	Total	Change since previous quarter
Quarter ending September 2016	2,659	
Quarter ending December 2016	2,666	→
Quarter ending March 2017	2,668	→
Quarter ending June 2017	2,661	→
Quarter ending September 2017	2,677	→
<b>Variance since September 2016</b>	<b>0.7%</b>	<b>→</b>



### ACTIVITY

Cumulative percentage of contracted UDA delivered 2017 & 2018



Month	Adjusted Scheduled Activity (UDA)	
	2017	2018
April	568	469
May	1,294	1,145
June	1,878	1,757
July	2,731	2,532
August	3,491	3,151
September	4,295	3,939
October	4,957	
November	5,653	
December	6,314	
January	6,883	
February	7,516	
March	8,068	
April	8,162	
May	8,162	
June	8,162	

### QUALITY

	Quantity	Base Number	Contract	AT	Region	England
% of FP17s for the same patient ID Re-attending within 3 months - Children	86	617	13.9%	9.8%	11.6%	11.9%
% of FP17s for the same patient ID Re-attending within 3 months - Adults	212	2,047	10.4%	14.0%	15.2%	15.9%
% of FP17s for the same patient ID Re-attending between 3 & 9 months - Children	445	617	72.1%	60.8%	59.1%	58.1%
% of FP17s for the same patient ID Re-attending between 3 & 9 months - Adults	1,599	2,047	78.1%	53.1%	51.7%	50.6%
% of FP17s for Band 1 Urgent Courses	53	2,605	2.0%	7.2%	8.0%	9.1%
% of FP17s Relating to Free Repair or Replacements	4	2,605	0.2%	0.8%	0.8%	0.8%
% of FP17s Relating to Continuations	8	2,605	0.3%	1.1%	1.0%	1.1%
% of Patients satisfied with the dentistry they have received	7	7	N/A	91.5%	91.5%	91.4%
% of Patients satisfied with the time they had to wait for an appointment	6	7	N/A	86.9%	88.2%	87.7%

\* This is based on patients treated on this contract for their most recent course of treatment. Figures in italics indicate the base number of FP17s or Patient Questionnaire responses are less than 100. N/A is shown where the base number of responses is less than 10 during the period. % is calculated as Quantity/Base number\*100

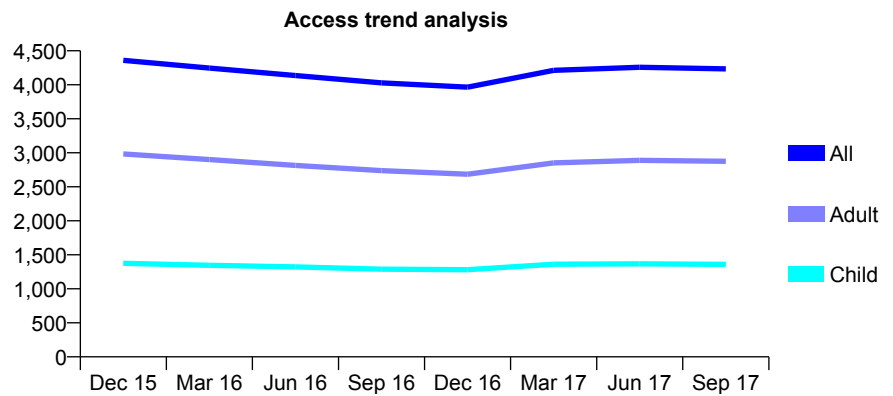
## Q59 - Vital Signs At a Glance Contract Report for 750115/0001 - September 2017

Name or company name	MR H CHOTAI
Contract type name	GDS Contract
Purpose of contract	General
Contract start date	01/04/2006
Contract end date	

17/18 Contracted general activity (UDA)	9,039
Carry forward general activity (UDA)	0
17/18 Contracted orthodontic activity (UOA)	0
Carry forward orthodontic activity (UOA)	0
Baseline contract value	£208,341.32

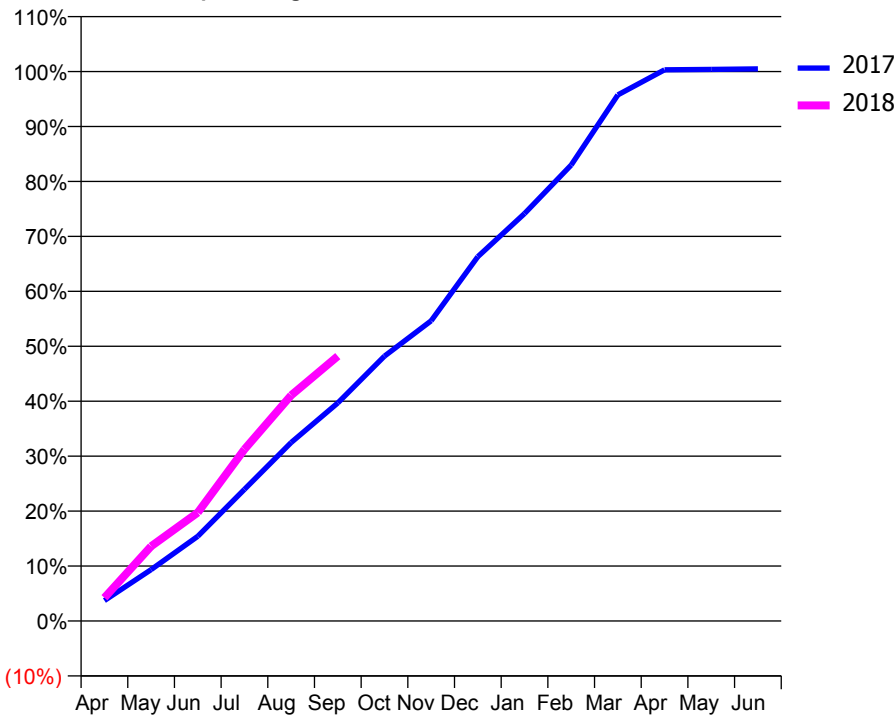
### ACCESS\*

Patients seen in 24 months	Total	Change since previous quarter
Quarter ending September 2016	4,028	
Quarter ending December 2016	3,966	↓
Quarter ending March 2017	4,212	↑
Quarter ending June 2017	4,257	→
Quarter ending September 2017	4,234	→
<b>Variance since September 2016</b>	<b>5.1%</b>	<b>↑</b>



### ACTIVITY

Cumulative percentage of contracted UDA delivered 2017 & 2018



Month	Adjusted Scheduled Activity (UDA)	
	2017	2018
April	336	383
May	845	1,230
June	1,393	1,785
July	2,167	2,824
August	2,936	3,713
September	3,587	4,357
October	4,357	
November	4,938	
December	5,993	
January	6,701	
February	7,500	
March	8,654	
April	9,066	
May	9,074	
June	9,083	

### QUALITY

	Quantity	Base Number	Contract	AT	Region	England
% of FP17s for the same patient ID Re-attending within 3 months - Children	98	1,223	8.0%	9.8%	11.6%	11.9%
% of FP17s for the same patient ID Re-attending within 3 months - Adults	240	2,153	11.1%	14.0%	15.2%	15.9%
% of FP17s for the same patient ID Re-attending between 3 & 9 months - Children	804	1,223	65.7%	60.8%	59.1%	58.1%
% of FP17s for the same patient ID Re-attending between 3 & 9 months - Adults	1,211	2,153	56.2%	53.1%	51.7%	50.6%
% of FP17s for Band 1 Urgent Courses	154	2,680	5.7%	7.2%	8.0%	9.1%
% of FP17s Relating to Free Repair or Replacements	16	2,680	0.6%	0.8%	0.8%	0.8%
% of FP17s Relating to Continuations	27	2,680	1.0%	1.1%	1.0%	1.1%
% of Patients satisfied with the dentistry they have received	9	9	N/A	91.5%	91.5%	91.4%
% of Patients satisfied with the time they had to wait for an appointment	8	9	N/A	86.9%	88.2%	87.7%

\* This is based on patients treated on this contract for their most recent course of treatment. Figures in italics indicate the base number of FP17s or Patient Questionnaire responses are less than 100. N/A is shown where the base number of responses is less than 10 during the period. % is calculated as Quantity/Base number\*100

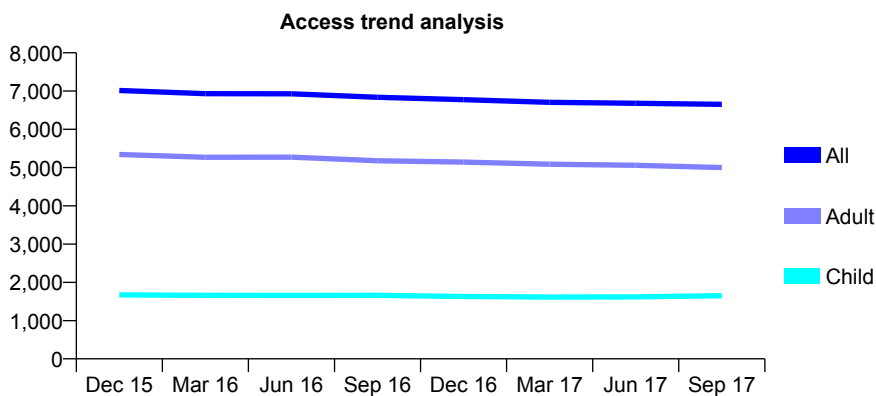
## Q59 - Vital Signs At a Glance Contract Report for 751146/0001 - September 2017

Name or company name	MR MB VADHER
Contract type name	GDS Contract
Purpose of contract	General
Contract start date	01/04/2006
Contract end date	

17/18 Contracted general activity (UDA)	17,749
Carry forward general activity (UDA)	-265
17/18 Contracted orthodontic activity (UOA)	0
Carry forward orthodontic activity (UOA)	0
Baseline contract value	£451,449.22

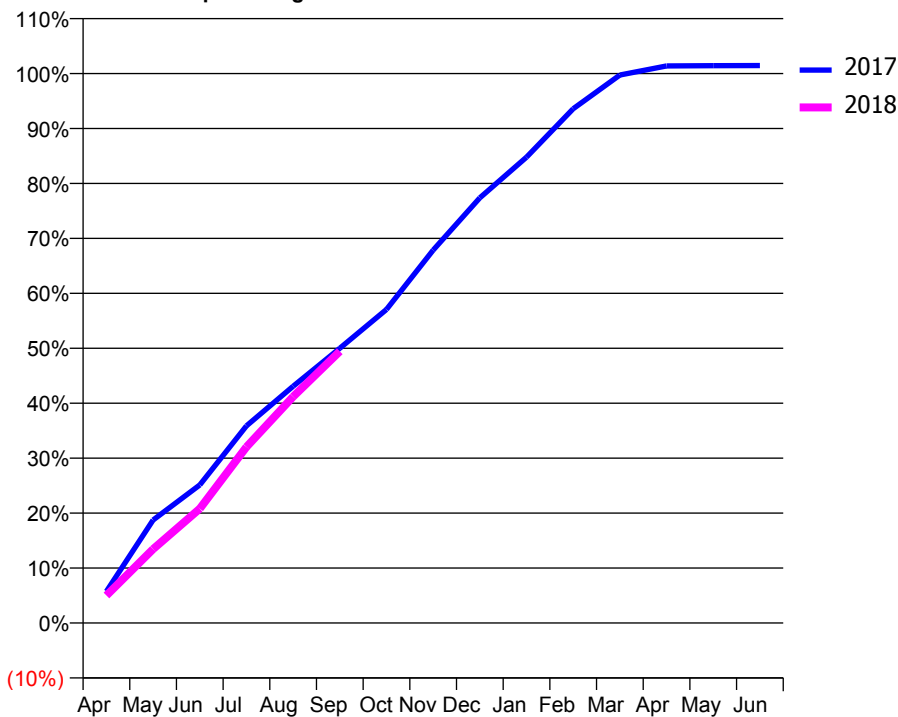
### ACCESS\*

Patients seen in 24 months	Total	Change since previous quarter
Quarter ending September 2016	6,839	
Quarter ending December 2016	6,774	→
Quarter ending March 2017	6,706	↓
Quarter ending June 2017	6,680	→
Quarter ending September 2017	6,652	→
<b>Variance since September 2016</b>	<b>(2.7%)</b>	<b>↓</b>



### ACTIVITY

Cumulative percentage of contracted UDA delivered 2017 & 2018



Month	Adjusted Scheduled Activity (UDA)	
	2017	2018
April	1,050	891
May	3,421	2,389
June	4,584	3,694
July	6,549	5,688
August	7,862	7,310
September	9,124	8,774
October	10,415	
November	12,384	
December	14,119	
January	15,470	
February	17,079	
March	18,201	
April	18,502	
May	18,508	
June	18,514	

### QUALITY

	Quantity	Base Number	Contract	AT	Region	England
% of FP17s for the same patient ID Re-attending within 3 months - Children	30	1,315	2.3%	9.8%	11.6%	11.9%
% of FP17s for the same patient ID Re-attending within 3 months - Adults	180	2,892	6.2%	14.0%	15.2%	15.9%
% of FP17s for the same patient ID Re-attending between 3 & 9 months - Children	810	1,315	61.6%	60.8%	59.1%	58.1%
% of FP17s for the same patient ID Re-attending between 3 & 9 months - Adults	806	2,892	27.9%	53.1%	51.7%	50.6%
% of FP17s for Band 1 Urgent Courses	37	4,036	0.9%	7.2%	8.0%	9.1%
% of FP17s Relating to Free Repair or Replacements	8	4,036	0.2%	0.8%	0.8%	0.8%
% of FP17s Relating to Continuations	16	4,036	0.4%	1.1%	1.0%	1.1%
% of Patients satisfied with the dentistry they have received	15	15	100.0%	91.5%	91.5%	91.4%
% of Patients satisfied with the time they had to wait for an appointment	15	15	100.0%	86.9%	88.2%	87.7%

\* This is based on patients treated on this contract for their most recent course of treatment. Figures in italics indicate the base number of FP17s or Patient Questionnaire responses are less than 100. N/A is shown where the base number of responses is less than 10 during the period. % is calculated as Quantity/Base number\*100



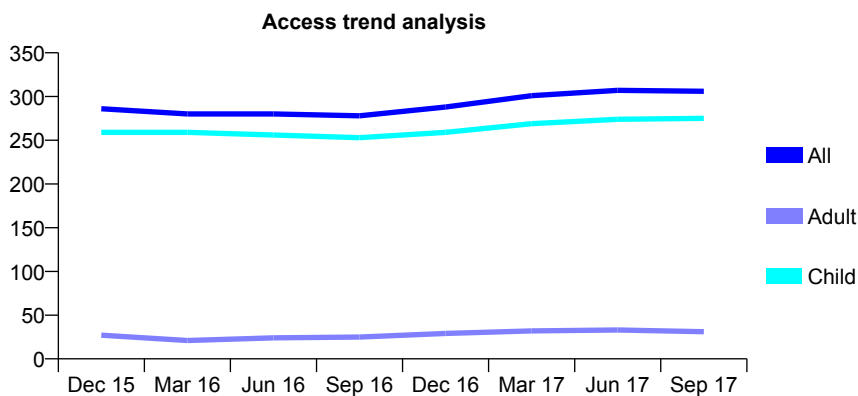
## Q59 - Vital Signs At a Glance Contract Report for 752231/0001 - September 2017

Name or company name	MR AN SLEVIN
Contract type name	GDS Contract
Purpose of contract	General
Contract start date	01/04/2006
Contract end date	

17/18 Contracted general activity (UDA)	530
Carry forward general activity (UDA)	-3
17/18 Contracted orthodontic activity (UOA)	0
Carry forward orthodontic activity (UOA)	0
Baseline contract value	£11,428.88

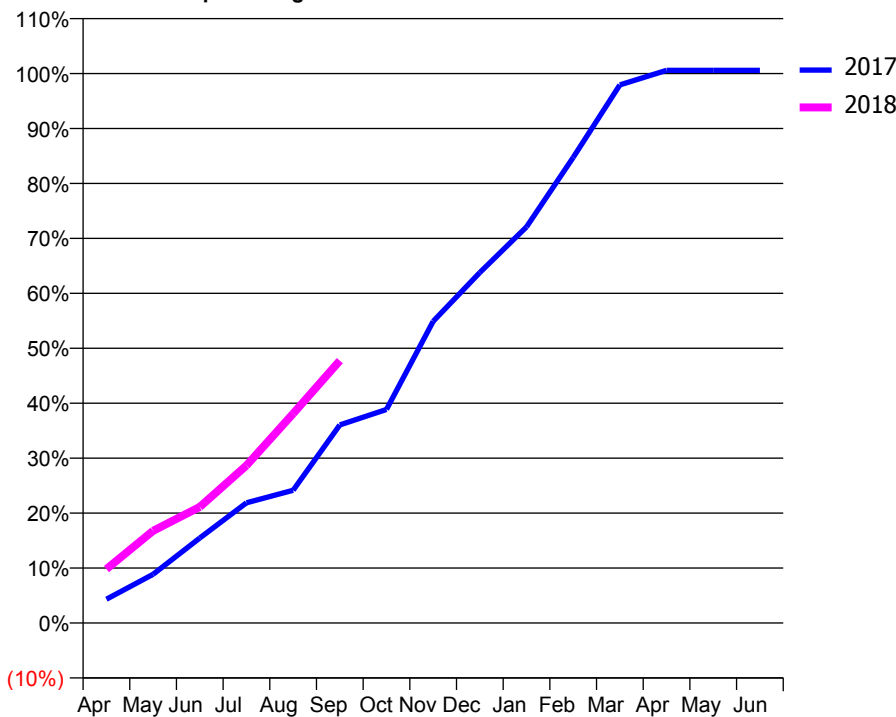
### ACCESS\*

Patients seen in 24 months	Total	Change since previous quarter
Quarter ending September 2016	278	
Quarter ending December 2016	288	↑
Quarter ending March 2017	301	↑
Quarter ending June 2017	307	→
Quarter ending September 2017	306	→
<b>Variance since September 2016</b>	<b>10.1%</b>	<b>↑</b>



### ACTIVITY

Cumulative percentage of contracted UDA delivered 2017 & 2018



Month	Adjusted Scheduled Activity (UDA)	
	2017	2018
April	23	52
May	47	89
June	82	112
July	116	152
August	128	202
September	191	253
October	206	
November	291	
December	338	
January	382	
February	449	
March	519	
April	533	
May	533	
June	533	

### QUALITY

	Quantity	Base Number	Contract	AT	Region	England
% of FP17s for the same patient ID Re-attending within 3 months - Children	19	214	8.9%	9.8%	11.6%	11.9%
% of FP17s for the same patient ID Re-attending within 3 months - Adults	0	2	0.0%	14.0%	15.2%	15.9%
% of FP17s for the same patient ID Re-attending between 3 & 9 months - Children	115	214	53.7%	60.8%	59.1%	58.1%
% of FP17s for the same patient ID Re-attending between 3 & 9 months - Adults	2	2	100.0%	53.1%	51.7%	50.6%
% of FP17s for Band 1 Urgent Courses	0	206	0.0%	7.2%	8.0%	9.1%
% of FP17s Relating to Free Repair or Replacements	0	206	0.0%	0.8%	0.8%	0.8%
% of FP17s Relating to Continuations	0	206	0.0%	1.1%	1.0%	1.1%
% of Patients satisfied with the dentistry they have received	0	0	N/A	91.5%	91.5%	91.4%
% of Patients satisfied with the time they had to wait for an appointment	0	0	N/A	86.9%	88.2%	87.7%

\* This is based on patients treated on this contract for their most recent course of treatment. Figures in italics indicate the base number of FP17s or Patient Questionnaire responses are less than 100. N/A is shown where the base number of responses is less than 10 during the period. % is calculated as Quantity/Base number\*100

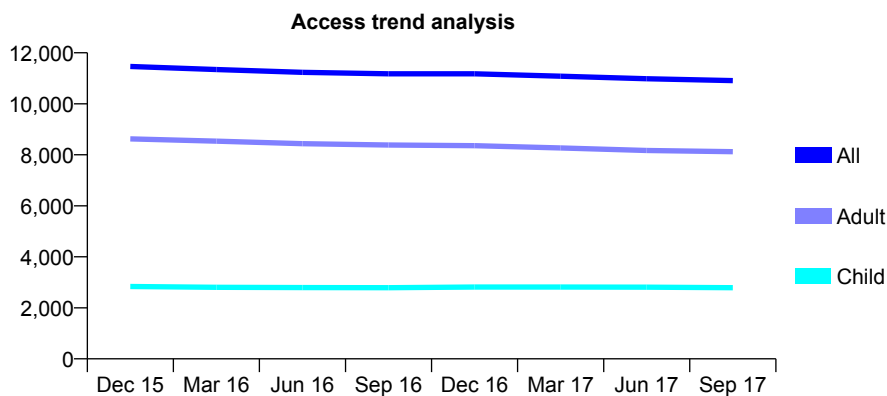
## Q59 - Vital Signs At a Glance Contract Report for 763438/0001 - September 2017

Name or company name	MR M SALEEM
Contract type name	GDS Contract
Purpose of contract	General
Contract start date	01/04/2006
Contract end date	

17/18 Contracted general activity (UDA)	34,153
Carry forward general activity (UDA)	0
17/18 Contracted orthodontic activity (UOA)	0
Carry forward orthodontic activity (UOA)	0
Baseline contract value	£761,406.68

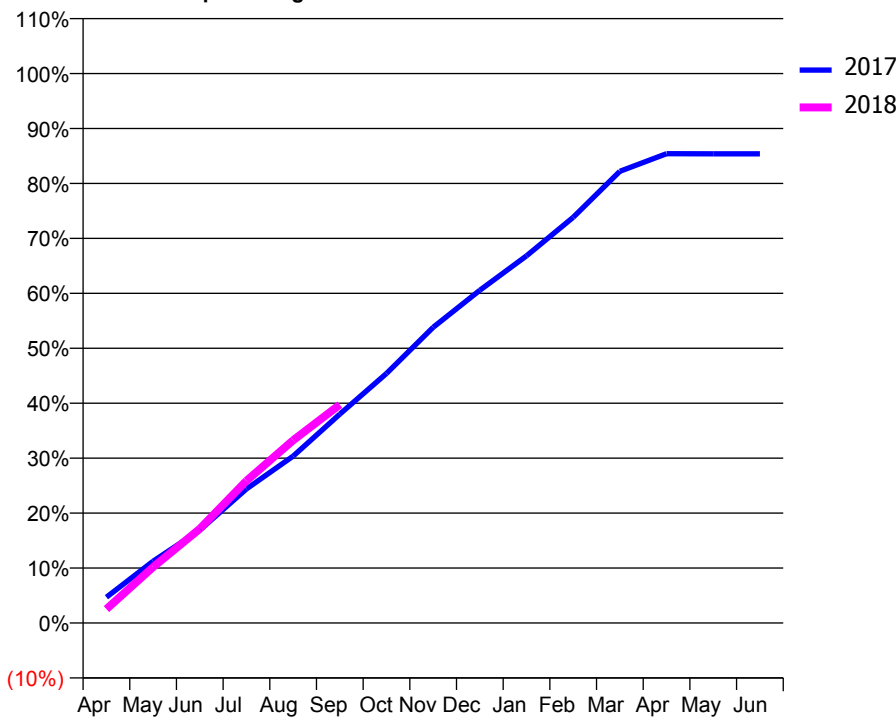
### ACCESS\*

Patients seen in 24 months	Total	Change since previous quarter
Quarter ending September 2016	11,175	
Quarter ending December 2016	11,174	→
Quarter ending March 2017	11,084	→
Quarter ending June 2017	10,981	→
Quarter ending September 2017	10,912	→
<b>Variance since September 2016</b>	<b>(2.4%)</b>	<b>↓</b>



### ACTIVITY

Cumulative percentage of contracted UDA delivered 2017 & 2018



Month	Adjusted Scheduled Activity (UDA)	
	2017	2018
April	1,603	869
May	3,844	3,480
June	5,773	5,858
July	8,333	8,841
August	10,374	11,360
September	12,983	13,571
October	15,512	
November	18,375	
December	20,679	
January	22,818	
February	25,215	
March	28,076	
April	29,165	
May	29,164	
June	29,164	

### QUALITY

	Quantity	Base Number	Contract	AT	Region	England
% of FP17s for the same patient ID Re-attending within 3 months - Children	112	2,107	5.3%	9.8%	11.6%	11.9%
% of FP17s for the same patient ID Re-attending within 3 months - Adults	884	6,610	13.4%	14.0%	15.2%	15.9%
% of FP17s for the same patient ID Re-attending between 3 & 9 months - Children	1,283	2,107	60.9%	60.8%	59.1%	58.1%
% of FP17s for the same patient ID Re-attending between 3 & 9 months - Adults	4,102	6,610	62.1%	53.1%	51.7%	50.6%
% of FP17s for Band 1 Urgent Courses	503	8,184	6.1%	7.2%	8.0%	9.1%
% of FP17s Relating to Free Repair or Replacements	106	8,184	1.3%	0.8%	0.8%	0.8%
% of FP17s Relating to Continuations	98	8,184	1.2%	1.1%	1.0%	1.1%
% of Patients satisfied with the dentistry they have received	31	36	86.1%	91.5%	91.5%	91.4%
% of Patients satisfied with the time they had to wait for an appointment	33	36	91.7%	86.9%	88.2%	87.7%

\* This is based on patients treated on this contract for their most recent course of treatment. Figures in italics indicate the base number of FP17s or Patient Questionnaire responses are less than 100. N/A is shown where the base number of responses is less than 10 during the period. % is calculated as Quantity/Base number\*100

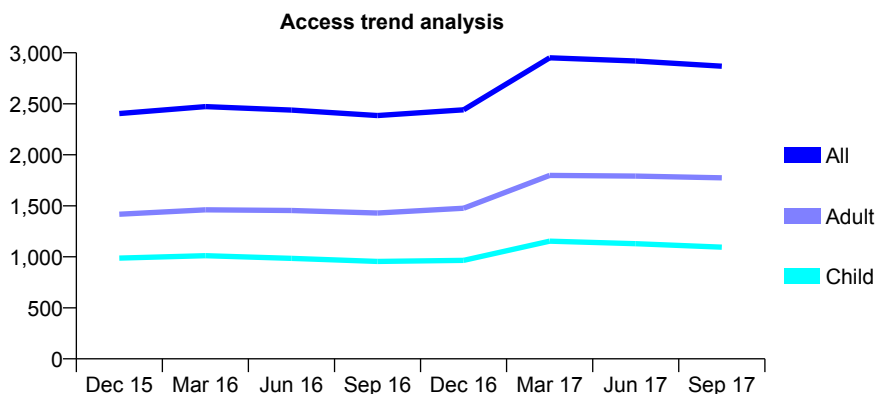
## Q59 - Vital Signs At a Glance Contract Report for 764817/0001 - September 2017

Name or company name	MISS A GOHIL
Contract type name	GDS Contract
Purpose of contract	General
Contract start date	01/09/2008
Contract end date	

17/18 Contracted general activity (UDA)	8,985
Carry forward general activity (UDA)	0
17/18 Contracted orthodontic activity (UOA)	0
Carry forward orthodontic activity (UOA)	0
Baseline contract value	£191,209.52

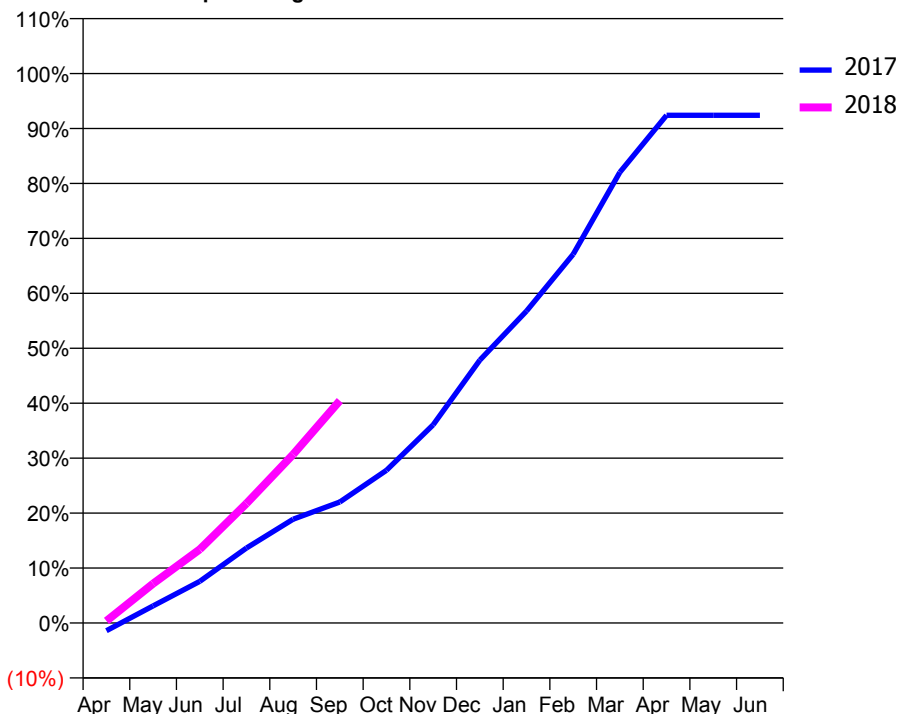
### ACCESS\*

Patients seen in 24 months	Total	Change since previous quarter
Quarter ending September 2016	2,385	
Quarter ending December 2016	2,441	↑
Quarter ending March 2017	2,951	↑
Quarter ending June 2017	2,920	↓
Quarter ending September 2017	2,869	↓
<b>Variance since September 2016</b>	<b>20.3%</b>	<b>↑</b>



### ACTIVITY

Cumulative percentage of contracted UDA delivered 2017 & 2018



Month	Adjusted Scheduled Activity (UDA)	
	2017	2018
April	-156	34
May	342	645
June	832	1,206
July	1,500	1,955
August	2,074	2,756
September	2,420	3,635
October	3,054	
November	3,963	
December	5,255	
January	6,237	
February	7,372	
March	9,010	
April	10,149	
May	10,151	
June	10,151	

### QUALITY

	Quantity	Base Number	Contract	AT	Region	England
% of FP17s for the same patient ID Re-attending within 3 months - Children	59	713	8.3%	9.8%	11.6%	11.9%
% of FP17s for the same patient ID Re-attending within 3 months - Adults	183	1,093	16.7%	14.0%	15.2%	15.9%
% of FP17s for the same patient ID Re-attending between 3 & 9 months - Children	428	713	60.0%	60.8%	59.1%	58.1%
% of FP17s for the same patient ID Re-attending between 3 & 9 months - Adults	540	1,093	49.4%	53.1%	51.7%	50.6%
% of FP17s for Band 1 Urgent Courses	126	1,523	8.3%	7.2%	8.0%	9.1%
% of FP17s Relating to Free Repair or Replacements	11	1,523	0.7%	0.8%	0.8%	0.8%
% of FP17s Relating to Continuations	9	1,523	0.6%	1.1%	1.0%	1.1%
% of Patients satisfied with the dentistry they have received	6	6	N/A	91.5%	91.5%	91.4%
% of Patients satisfied with the time they had to wait for an appointment	5	6	N/A	86.9%	88.2%	87.7%

\* This is based on patients treated on this contract for their most recent course of treatment. Figures in italics indicate the base number of FP17s or Patient Questionnaire responses are less than 100. N/A is shown where the base number of responses is less than 10 during the period. % is calculated as Quantity/Base number\*100

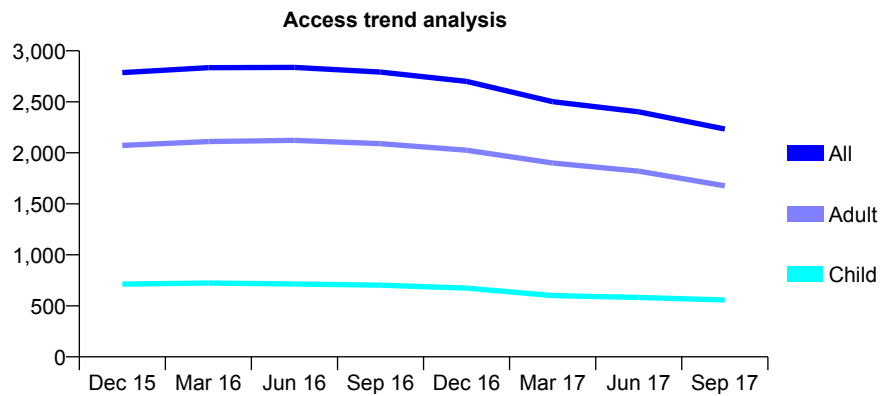
## Q59 - Vital Signs At a Glance Contract Report for 766275/0001 - September 2017

Name or company name	MR CV MARU
Contract type name	GDS Contract
Purpose of contract	General
Contract start date	01/04/2006
Contract end date	

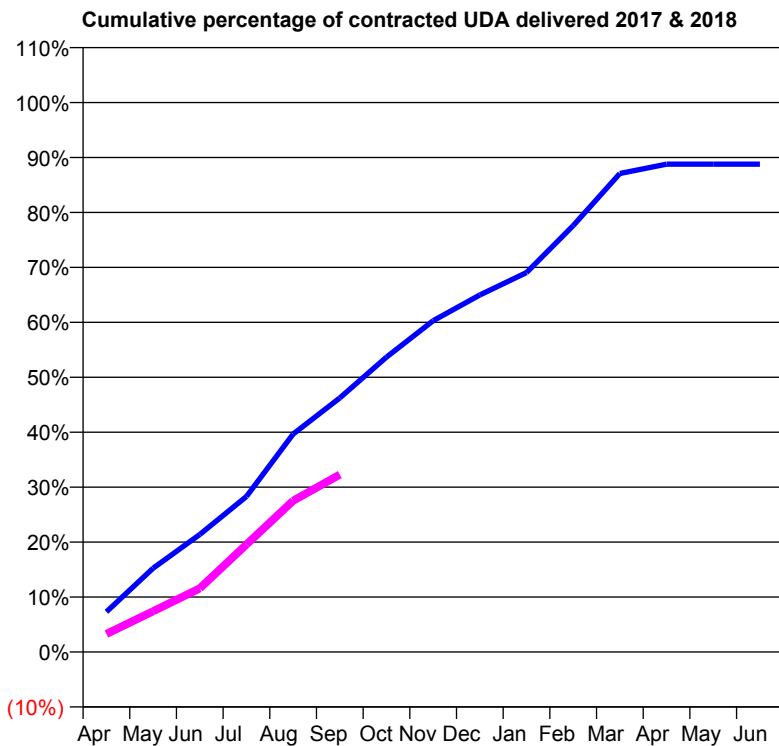
17/18 Contracted general activity (UDA)	5,414
Carry forward general activity (UDA)	0
17/18 Contracted orthodontic activity (UOA)	0
Carry forward orthodontic activity (UOA)	0
Baseline contract value	£151,261.73

### ACCESS\*

Patients seen in 24 months	Total	Change since previous quarter
Quarter ending September 2016	2,791	
Quarter ending December 2016	2,700	↓
Quarter ending March 2017	2,501	↓
Quarter ending June 2017	2,402	↓
Quarter ending September 2017	2,233	↓
<b>Variance since September 2016</b>	<b>(20.0%)</b>	<b>↓</b>



### ACTIVITY



Month	Adjusted Scheduled Activity (UDA)	
	2017	2018
April	396	177
May	826	402
June	1,158	628
July	1,533	1,059
August	2,148	1,490
September	2,503	1,748
October	2,905	
November	3,264	
December	3,518	
January	3,738	
February	4,201	
March	4,714	
April	4,807	
May	4,807	
June	4,807	

### QUALITY

	Quantity	Base Number	Contract	AT	Region	England
% of FP17s for the same patient ID Re-attending within 3 months - Children	11	283	3.9%	9.8%	11.6%	11.9%
% of FP17s for the same patient ID Re-attending within 3 months - Adults	83	848	9.8%	14.0%	15.2%	15.9%
% of FP17s for the same patient ID Re-attending between 3 & 9 months - Children	163	283	57.6%	60.8%	59.1%	58.1%
% of FP17s for the same patient ID Re-attending between 3 & 9 months - Adults	557	848	65.7%	53.1%	51.7%	50.6%
% of FP17s for Band 1 Urgent Courses	72	1,066	6.8%	7.2%	8.0%	9.1%
% of FP17s Relating to Free Repair or Replacements	1	1,066	0.1%	0.8%	0.8%	0.8%
% of FP17s Relating to Continuations	3	1,066	0.3%	1.1%	1.0%	1.1%
% of Patients satisfied with the dentistry they have received	5	5	N/A	91.5%	91.5%	91.4%
% of Patients satisfied with the time they had to wait for an appointment	5	5	N/A	86.9%	88.2%	87.7%

\* This is based on patients treated on this contract for their most recent course of treatment. Figures in italics indicate the base number of FP17s or Patient Questionnaire responses are less than 100. N/A is shown where the base number of responses is less than 10 during the period. % is calculated as Quantity/Base number\*100

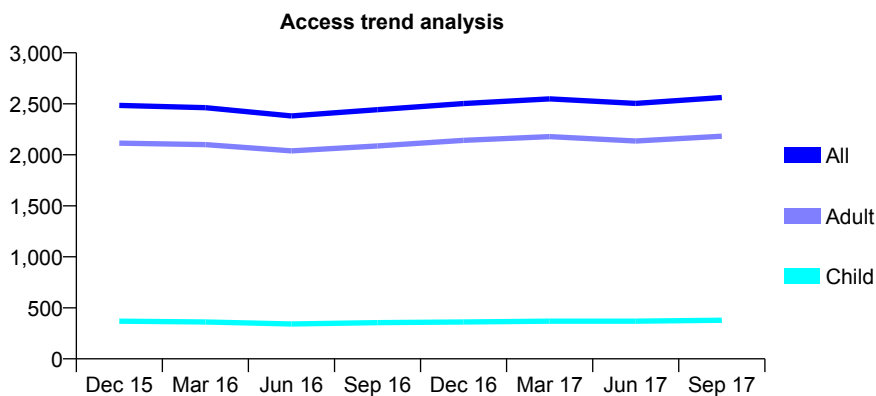
## Q59 - Vital Signs At a Glance Contract Report for 774677/0001 - September 2017

Name or company name	Mrs C Patel
Contract type name	GDS Contract
Purpose of contract	General
Contract start date	01/04/2006
Contract end date	

17/18 Contracted general activity (UDA)	7,072
Carry forward general activity (UDA)	0
17/18 Contracted orthodontic activity (UOA)	0
Carry forward orthodontic activity (UOA)	0
Baseline contract value	£127,029.29

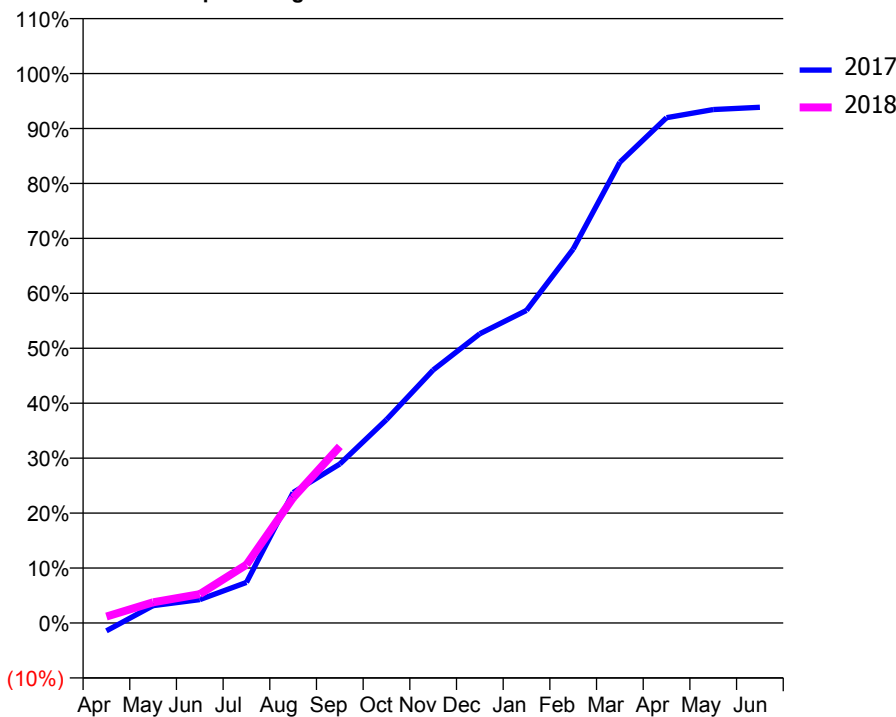
### ACCESS\*

Patients seen in 24 months	Total	Change since previous quarter
Quarter ending September 2016	2,442	
Quarter ending December 2016	2,503	↑
Quarter ending March 2017	2,548	→
Quarter ending June 2017	2,504	↓
Quarter ending September 2017	2,562	↑
<b>Variance since September 2016</b>	<b>4.9%</b>	<b>↑</b>



### ACTIVITY

Cumulative percentage of contracted UDA delivered 2017 & 2018



Adjusted Scheduled Activity (UDA)

Month	2017	2018
April	-102	83
May	225	268
June	301	371
July	523	751
August	1,680	1,612
September	2,047	2,272
October	2,618	
November	3,256	
December	3,723	
January	4,024	
February	4,814	
March	5,930	
April	6,504	
May	6,608	
June	6,637	

### QUALITY

	Quantity	Base Number	Contract	AT	Region	England
% of FP17s for the same patient ID Re-attending within 3 months - Children	10	210	4.8%	9.8%	11.6%	11.9%
% of FP17s for the same patient ID Re-attending within 3 months - Adults	146	882	16.6%	14.0%	15.2%	15.9%
% of FP17s for the same patient ID Re-attending between 3 & 9 months - Children	84	210	40.0%	60.8%	59.1%	58.1%
% of FP17s for the same patient ID Re-attending between 3 & 9 months - Adults	340	882	38.5%	53.1%	51.7%	50.6%
% of FP17s for Band 1 Urgent Courses	135	822	16.4%	7.2%	8.0%	9.1%
% of FP17s Relating to Free Repair or Replacements	6	822	0.7%	0.8%	0.8%	0.8%
% of FP17s Relating to Continuations	0	822	0.0%	1.1%	1.0%	1.1%
% of Patients satisfied with the dentistry they have received	23	26	88.5%	91.5%	91.5%	91.4%
% of Patients satisfied with the time they had to wait for an appointment	23	26	88.5%	86.9%	88.2%	87.7%

\* This is based on patients treated on this contract for their most recent course of treatment. Figures in italics indicate the base number of FP17s or Patient Questionnaire responses are less than 100. N/A is shown where the base number of responses is less than 10 during the period. % is calculated as Quantity/Base number\*100

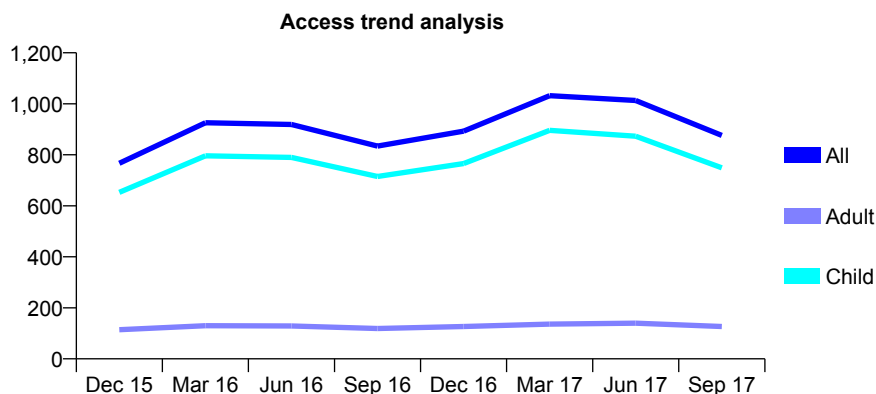
## Q59 - Vital Signs At a Glance Contract Report for 787930/0001 - September 2017

Name or company name	MISS G DENTITH
Contract type name	GDS Contract
Purpose of contract	General
Contract start date	02/08/2013
Contract end date	

17/18 Contracted general activity (UDA)	2,400
Carry forward general activity (UDA)	0
17/18 Contracted orthodontic activity (UOA)	0
Carry forward orthodontic activity (UOA)	0
Baseline contract value	£87,833.77

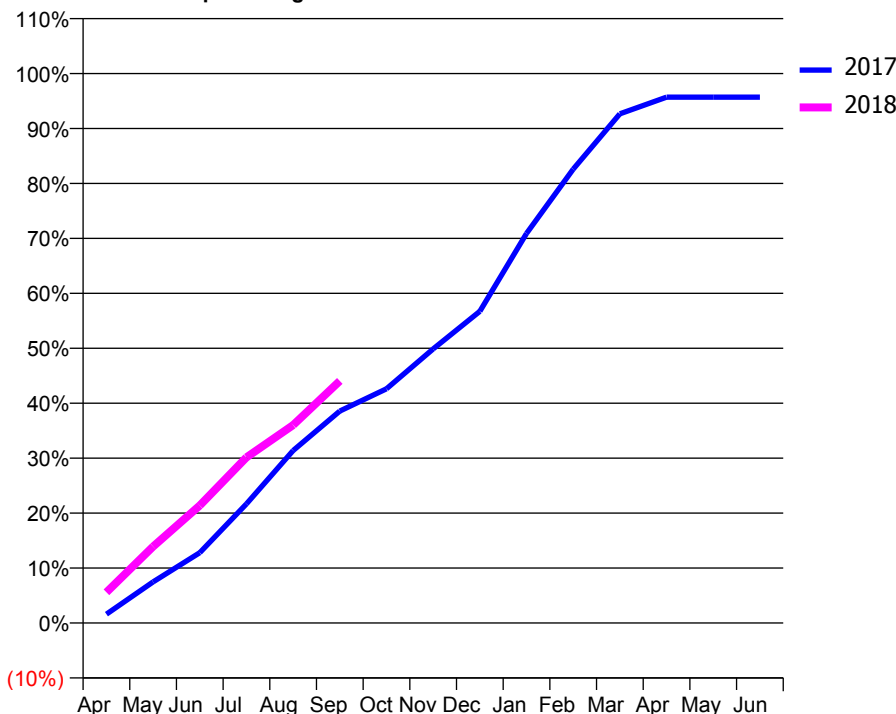
### ACCESS\*

Patients seen in 24 months	Total	Change since previous quarter
Quarter ending September 2016	834	
Quarter ending December 2016	893	↑
Quarter ending March 2017	1,032	↑
Quarter ending June 2017	1,013	↓
Quarter ending September 2017	876	↓
<b>Variance since September 2016</b>	<b>5.0%</b>	<b>↑</b>



### ACTIVITY

Cumulative percentage of contracted UDA delivered 2017 & 2018



Month	Adjusted Scheduled Activity (UDA)	
	2017	2018
April	39	134
May	180	334
June	307	513
July	521	723
August	753	864
September	926	1,058
October	1,023	
November	1,197	
December	1,361	
January	1,701	
February	1,982	
March	2,224	
April	2,297	
May	2,297	
June	2,297	

### QUALITY

	Quantity	Base Number	Contract	AT	Region	England
% of FP17s for the same patient ID Re-attending within 3 months - Children	37	602	6.1%	9.8%	11.6%	11.9%
% of FP17s for the same patient ID Re-attending within 3 months - Adults	5	50	10.0%	14.0%	15.2%	15.9%
% of FP17s for the same patient ID Re-attending between 3 & 9 months - Children	388	602	64.5%	60.8%	59.1%	58.1%
% of FP17s for the same patient ID Re-attending between 3 & 9 months - Adults	31	50	62.0%	53.1%	51.7%	50.6%
% of FP17s for Band 1 Urgent Courses	28	605	4.6%	7.2%	8.0%	9.1%
% of FP17s Relating to Free Repair or Replacements	0	605	0.0%	0.8%	0.8%	0.8%
% of FP17s Relating to Continuations	0	605	0.0%	1.1%	1.0%	1.1%
% of Patients satisfied with the dentistry they have received	1	2	N/A	91.5%	91.5%	91.4%
% of Patients satisfied with the time they had to wait for an appointment	2	2	N/A	86.9%	88.2%	87.7%

\* This is based on patients treated on this contract for their most recent course of treatment. Figures in italics indicate the base number of FP17s or Patient Questionnaire responses are less than 100. N/A is shown where the base number of responses is less than 10 during the period. % is calculated as Quantity/Base number\*100

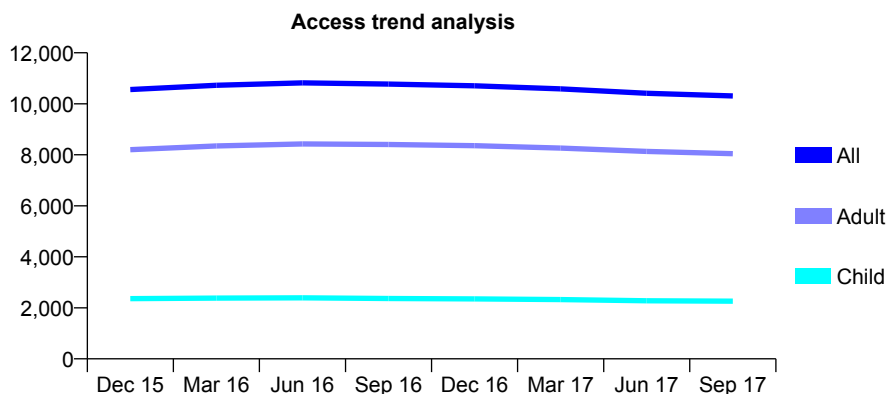
## Q59 - Vital Signs At a Glance Contract Report for 796964/0002 - September 2017

Name or company name	MR A SMITH
Contract type name	GDS Contract
Purpose of contract	General and Orthodontic
Contract start date	01/08/2014
Contract end date	

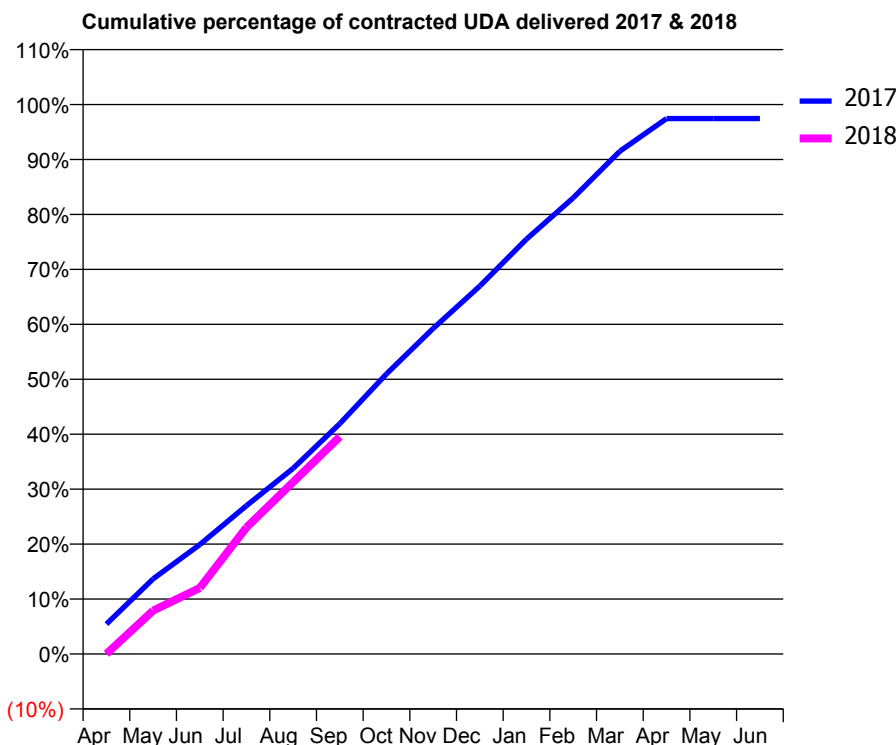
17/18 Contracted general activity (UDA)	33,500
Carry forward general activity (UDA)	860
17/18 Contracted orthodontic activity (UOA)	707
Carry forward orthodontic activity (UOA)	10
Baseline contract value	£945,450.81

### ACCESS\*

Patients seen in 24 months	Total	Change since previous quarter
Quarter ending September 2016	10,773	
Quarter ending December 2016	10,706	→
Quarter ending March 2017	10,587	↓
Quarter ending June 2017	10,412	↓
Quarter ending September 2017	10,310	→
<b>Variance since September 2016</b>	<b>(4.3%)</b>	<b>↓</b>



### ACTIVITY



Month	Adjusted Scheduled Activity (UDA)	
	2017	2018
April	1,821	13
May	4,582	2,646
June	6,668	4,032
July	9,043	7,719
August	11,317	10,485
September	14,042	13,247
October	17,075	
November	19,850	
December	22,436	
January	25,298	
February	27,805	
March	30,650	
April	32,641	
May	32,644	
June	32,640	

### QUALITY

	Quantity	Base Number	Contract	AT	Region	England
% of FP17s for the same patient ID Re-attending within 3 months - Children	135	1,988	6.8%	9.8%	11.6%	11.9%
% of FP17s for the same patient ID Re-attending within 3 months - Adults	1,311	7,161	18.3%	14.0%	15.2%	15.9%
% of FP17s for the same patient ID Re-attending between 3 & 9 months - Children	1,408	1,988	70.8%	60.8%	59.1%	58.1%
% of FP17s for the same patient ID Re-attending between 3 & 9 months - Adults	4,667	7,161	65.2%	53.1%	51.7%	50.6%
% of FP17s for Band 1 Urgent Courses	536	8,190	6.5%	7.2%	8.0%	9.1%
% of FP17s Relating to Free Repair or Replacements	244	8,190	3.0%	0.8%	0.8%	0.8%
% of FP17s Relating to Continuations	163	8,190	2.0%	1.1%	1.0%	1.1%
% of Patients satisfied with the dentistry they have received	24	27	88.9%	91.5%	91.5%	91.4%
% of Patients satisfied with the time they had to wait for an appointment	25	27	92.6%	86.9%	88.2%	87.7%

\* This is based on patients treated on this contract for their most recent course of treatment. Figures in italics indicate the base number of FP17s or Patient Questionnaire responses are less than 100. N/A is shown where the base number of responses is less than 10 during the period. % is calculated as Quantity/Base number\*100

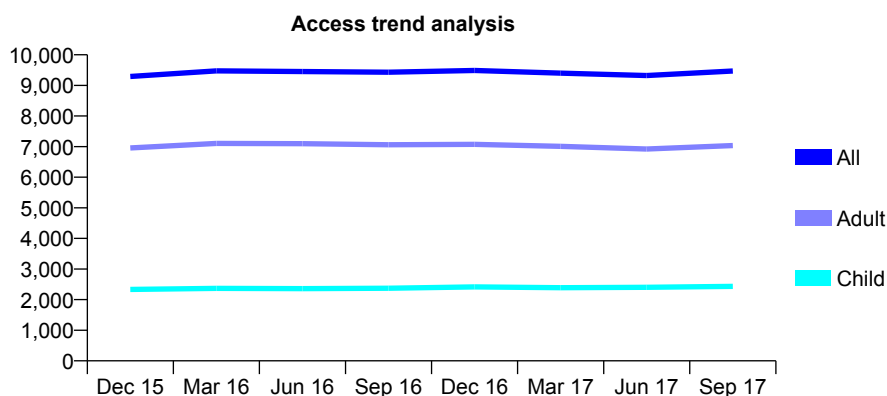
## Q59 - Vital Signs At a Glance Contract Report for 810886/0001 - September 2017

Name or company name	MR JF WANSTALL
Contract type name	GDS Contract
Purpose of contract	General
Contract start date	01/04/2006
Contract end date	

17/18 Contracted general activity (UDA)	25,717
Carry forward general activity (UDA)	333
17/18 Contracted orthodontic activity (UOA)	0
Carry forward orthodontic activity (UOA)	0
Baseline contract value	£563,214.10

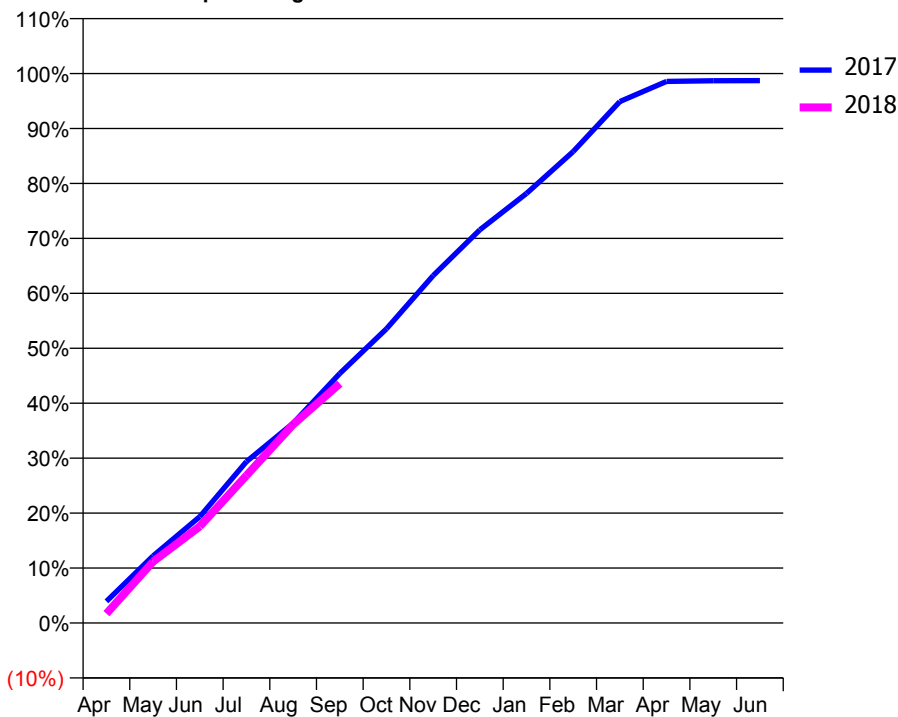
### ACCESS\*

Patients seen in 24 months	Total	Change since previous quarter
Quarter ending September 2016	9,432	
Quarter ending December 2016	9,489	→
Quarter ending March 2017	9,400	→
Quarter ending June 2017	9,324	→
Quarter ending September 2017	9,469	→
<b>Variance since September 2016</b>	<b>0.4%</b>	<b>→</b>



### ACTIVITY

Cumulative percentage of contracted UDA delivered 2017 & 2018



Month	Adjusted Scheduled Activity (UDA)	
	2017	2018
April	1,013	443
May	3,142	2,875
June	4,976	4,523
July	7,554	6,908
August	9,354	9,290
September	11,680	11,203
October	13,770	
November	16,261	
December	18,400	
January	20,101	
February	22,063	
March	24,402	
April	25,346	
May	25,375	
June	25,384	

### QUALITY

	Quantity	Base Number	Contract	AT	Region	England
% of FP17s for the same patient ID Re-attending within 3 months - Children	137	1,903	7.2%	9.8%	11.6%	11.9%
% of FP17s for the same patient ID Re-attending within 3 months - Adults	619	5,146	12.0%	14.0%	15.2%	15.9%
% of FP17s for the same patient ID Re-attending between 3 & 9 months - Children	1,261	1,903	66.3%	60.8%	59.1%	58.1%
% of FP17s for the same patient ID Re-attending between 3 & 9 months - Adults	3,162	5,146	61.4%	53.1%	51.7%	50.6%
% of FP17s for Band 1 Urgent Courses	313	6,202	5.0%	7.2%	8.0%	9.1%
% of FP17s Relating to Free Repair or Replacements	48	6,202	0.8%	0.8%	0.8%	0.8%
% of FP17s Relating to Continuations	64	6,202	1.0%	1.1%	1.0%	1.1%
% of Patients satisfied with the dentistry they have received	20	20	100.0%	91.5%	91.5%	91.4%
% of Patients satisfied with the time they had to wait for an appointment	19	20	95.0%	86.9%	88.2%	87.7%

\* This is based on patients treated on this contract for their most recent course of treatment. Figures in italics indicate the base number of FP17s or Patient Questionnaire responses are less than 100. N/A is shown where the base number of responses is less than 10 during the period. % is calculated as Quantity/Base number\*100



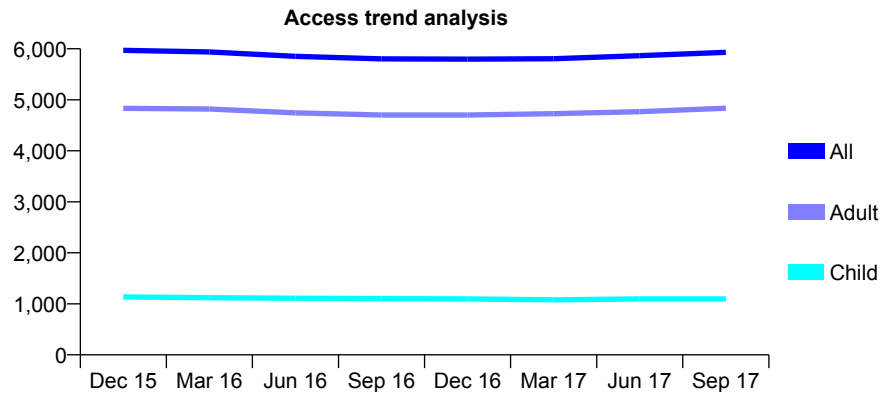
## Q59 - Vital Signs At a Glance Contract Report for 812692/0001 - September 2017

Name or company name	MR RD KIDY
Contract type name	GDS Contract
Purpose of contract	General and Orthodontic
Contract start date	01/04/2006
Contract end date	

17/18 Contracted general activity (UDA)	18,737
Carry forward general activity (UDA)	0
17/18 Contracted orthodontic activity (UOA)	467
Carry forward orthodontic activity (UOA)	14
Baseline contract value	£414,407.77

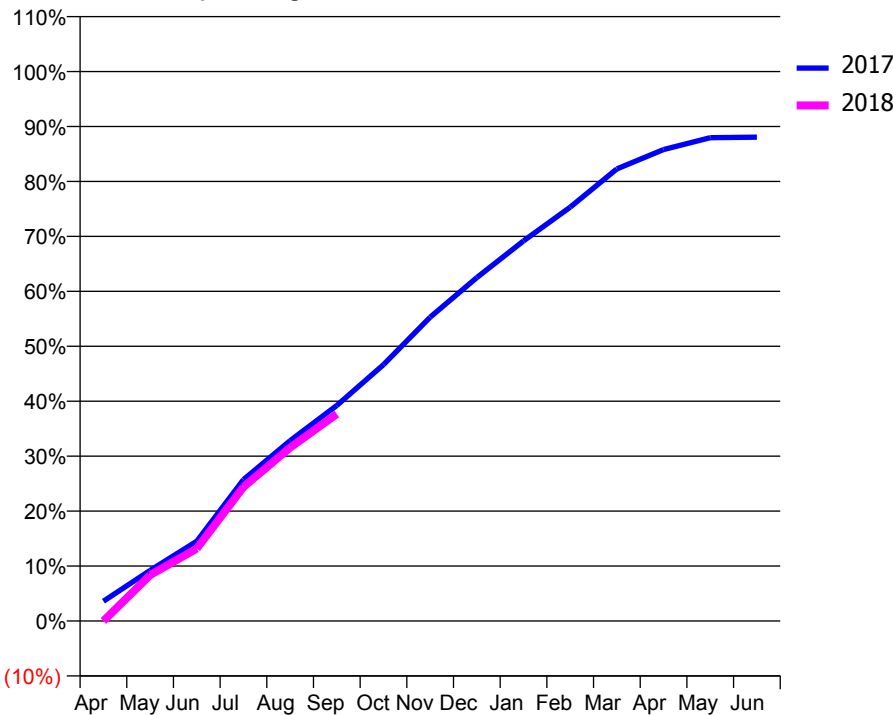
### ACCESS\*

Patients seen in 24 months	Total	Change since previous quarter
Quarter ending September 2016	5,803	
Quarter ending December 2016	5,798	→
Quarter ending March 2017	5,806	→
Quarter ending June 2017	5,865	→
Quarter ending September 2017	5,932	→
<b>Variance since September 2016</b>	<b>2.2%</b>	<b>↑</b>



### ACTIVITY

Cumulative percentage of contracted UDA delivered 2017 & 2018



Month	Adjusted Scheduled Activity (UDA)	
	2017	2018
April	676	0
May	1,726	1,565
June	2,723	2,473
July	4,824	4,573
August	6,148	5,912
September	7,352	7,061
October	8,742	
November	10,360	
December	11,712	
January	12,959	
February	14,112	
March	15,416	
April	16,076	
May	16,478	
June	16,498	

### QUALITY

	Quantity	Base Number	Contract	AT	Region	England
% of FP17s for the same patient ID Re-attending within 3 months - Children	75	983	7.6%	9.8%	11.6%	11.9%
% of FP17s for the same patient ID Re-attending within 3 months - Adults	407	3,788	10.7%	14.0%	15.2%	15.9%
% of FP17s for the same patient ID Re-attending between 3 & 9 months - Children	596	983	60.6%	60.8%	59.1%	58.1%
% of FP17s for the same patient ID Re-attending between 3 & 9 months - Adults	2,300	3,788	60.7%	53.1%	51.7%	50.6%
% of FP17s for Band 1 Urgent Courses	268	4,229	6.3%	7.2%	8.0%	9.1%
% of FP17s Relating to Free Repair or Replacements	34	4,229	0.8%	0.8%	0.8%	0.8%
% of FP17s Relating to Continuations	13	4,229	0.3%	1.1%	1.0%	1.1%
% of Patients satisfied with the dentistry they have received	13	14	92.9%	91.5%	91.5%	91.4%
% of Patients satisfied with the time they had to wait for an appointment	9	14	64.3%	86.9%	88.2%	87.7%

\* This is based on patients treated on this contract for their most recent course of treatment. Figures in italics indicate the base number of FP17s or Patient Questionnaire responses are less than 100. N/A is shown where the base number of responses is less than 10 during the period. % is calculated as Quantity/Base number\*100

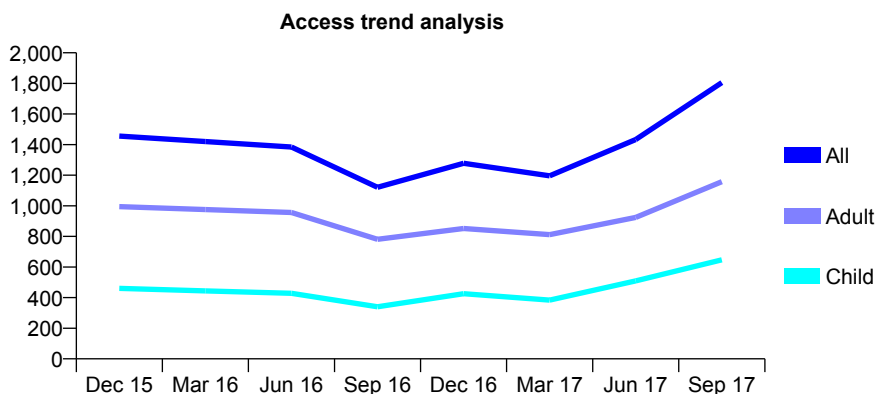
## Q59 - Vital Signs At a Glance Contract Report for 812811/0001 - September 2017

Name or company name	MRS S KAUR
Contract type name	GDS Contract
Purpose of contract	General
Contract start date	01/04/2006
Contract end date	

17/18 Contracted general activity (UDA)	7,982
Carry forward general activity (UDA)	-136
17/18 Contracted orthodontic activity (UOA)	0
Carry forward orthodontic activity (UOA)	0
Baseline contract value	£189,316.36

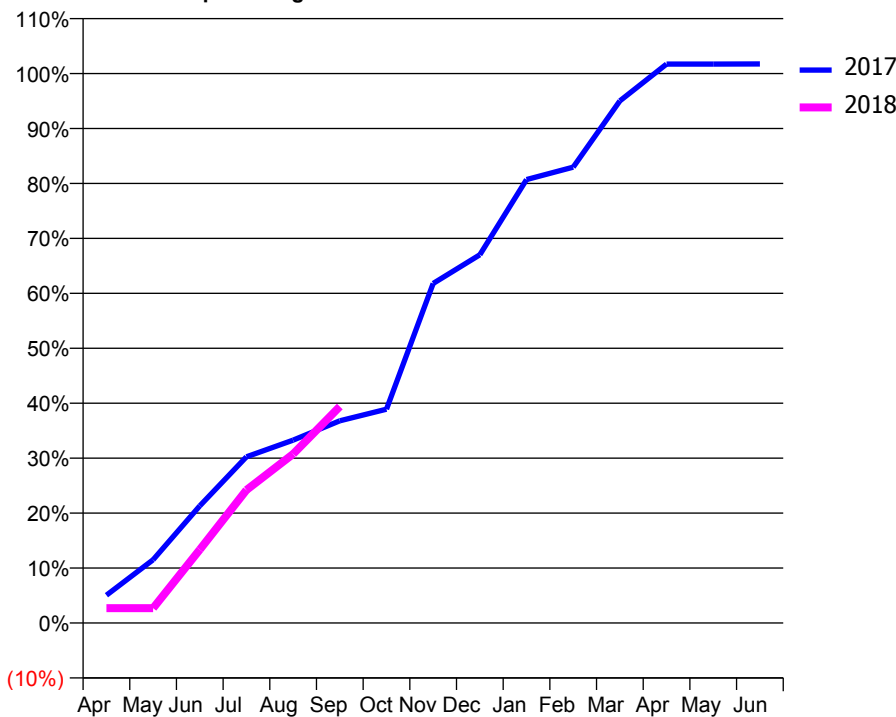
### ACCESS\*

Patients seen in 24 months	Total	Change since previous quarter
Quarter ending September 2016	1,121	
Quarter ending December 2016	1,278	↑
Quarter ending March 2017	1,196	↓
Quarter ending June 2017	1,433	↑
Quarter ending September 2017	1,805	↑
<b>Variance since September 2016</b>	<b>61.0%</b>	<b>↑</b>



### ACTIVITY

Cumulative percentage of contracted UDA delivered 2017 & 2018



Month	Adjusted Scheduled Activity (UDA)	
	2017	2018
April	192	216
May	436	216
June	808	1,067
July	1,146	1,931
August	1,260	2,454
September	1,394	3,145
October	1,474	
November	2,340	
December	2,539	
January	3,057	
February	3,142	
March	3,599	
April	3,853	
May	3,853	
June	3,854	

### QUALITY

	Quantity	Base Number	Contract	AT	Region	England
% of FP17s for the same patient ID Re-attending within 3 months - Children	47	649	7.2%	9.8%	11.6%	11.9%
% of FP17s for the same patient ID Re-attending within 3 months - Adults	166	989	16.8%	14.0%	15.2%	15.9%
% of FP17s for the same patient ID Re-attending between 3 & 9 months - Children	227	649	35.0%	60.8%	59.1%	58.1%
% of FP17s for the same patient ID Re-attending between 3 & 9 months - Adults	224	989	22.6%	53.1%	51.7%	50.6%
% of FP17s for Band 1 Urgent Courses	181	1,497	12.1%	7.2%	8.0%	9.1%
% of FP17s Relating to Free Repair or Replacements	6	1,497	0.4%	0.8%	0.8%	0.8%
% of FP17s Relating to Continuations	5	1,497	0.3%	1.1%	1.0%	1.1%
% of Patients satisfied with the dentistry they have received	2	2	N/A	91.5%	91.5%	91.4%
% of Patients satisfied with the time they had to wait for an appointment	1	2	N/A	86.9%	88.2%	87.7%

\* This is based on patients treated on this contract for their most recent course of treatment. Figures in italics indicate the base number of FP17s or Patient Questionnaire responses are less than 100. N/A is shown where the base number of responses is less than 10 during the period. % is calculated as Quantity/Base number\*100

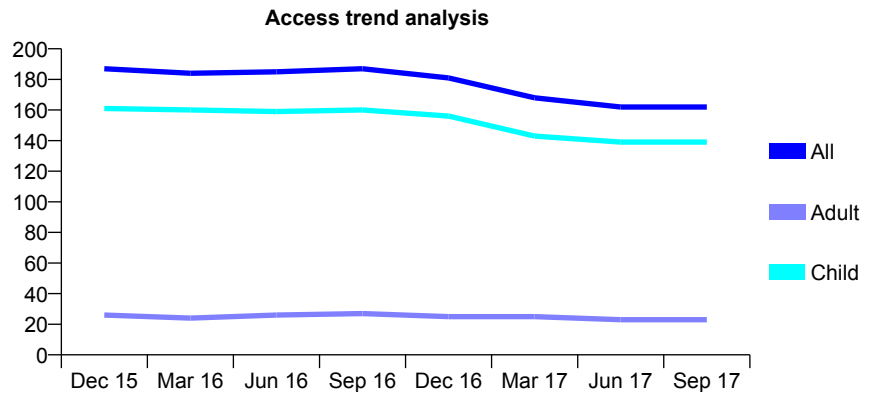
## Q59 - Vital Signs At a Glance Contract Report for 813907/0001 - September 2017

Name or company name	MR PJ BOTTOM
Contract type name	GDS Contract
Purpose of contract	General
Contract start date	01/04/2006
Contract end date	

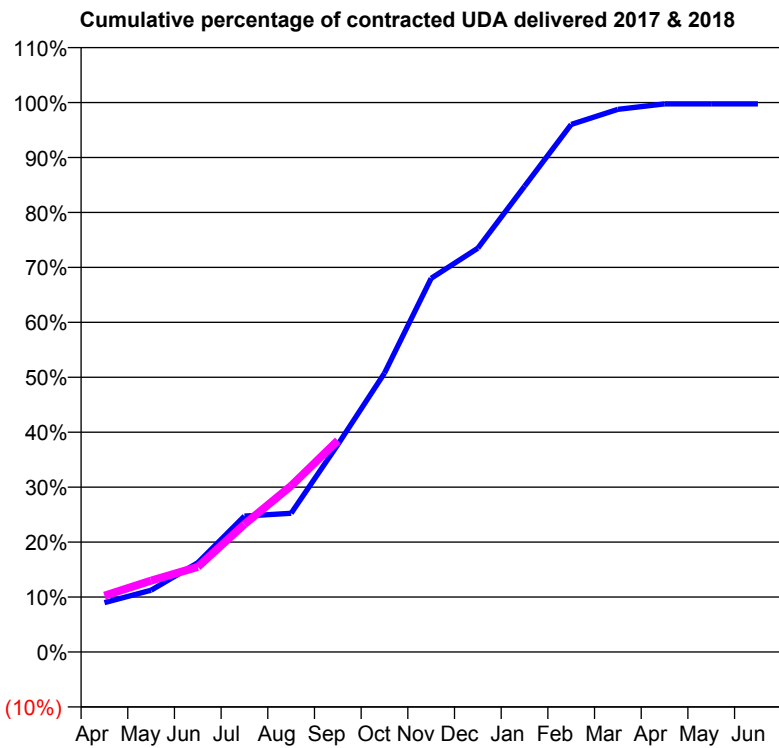
17/18 Contracted general activity (UDA)	400
Carry forward general activity (UDA)	1
17/18 Contracted orthodontic activity (UOA)	0
Carry forward orthodontic activity (UOA)	0
Baseline contract value	£9,147.02

### ACCESS\*

Patients seen in 24 months	Total	Change since previous quarter
Quarter ending September 2016	187	
Quarter ending December 2016	181	↓
Quarter ending March 2017	168	↓
Quarter ending June 2017	162	↓
Quarter ending September 2017	162	→
<b>Variance since September 2016</b>	<b>(13.4%)</b>	<b>↓</b>



### ACTIVITY



Month	Adjusted Scheduled Activity (UDA)	
	2017	2018
April	36	41
May	45	52
June	65	62
July	99	93
August	101	121
September	151	154
October	203	
November	272	
December	294	
January	339	
February	384	
March	395	
April	399	
May	399	
June	399	

### QUALITY

	Quantity	Base Number	Contract	AT	Region	England
% of FP17s for the same patient ID Re-attending within 3 months - Children	1	120	0.8%	9.8%	11.6%	11.9%
% of FP17s for the same patient ID Re-attending within 3 months - Adults	0	0	N/A	14.0%	15.2%	15.9%
% of FP17s for the same patient ID Re-attending between 3 & 9 months - Children	76	120	63.3%	60.8%	59.1%	58.1%
% of FP17s for the same patient ID Re-attending between 3 & 9 months - Adults	0	0	N/A	53.1%	51.7%	50.6%
% of FP17s for Band 1 Urgent Courses	0	115	0.0%	7.2%	8.0%	9.1%
% of FP17s Relating to Free Repair or Replacements	0	115	0.0%	0.8%	0.8%	0.8%
% of FP17s Relating to Continuations	0	115	0.0%	1.1%	1.0%	1.1%
% of Patients satisfied with the dentistry they have received	0	0	N/A	91.5%	91.5%	91.4%
% of Patients satisfied with the time they had to wait for an appointment	0	0	N/A	86.9%	88.2%	87.7%

\* This is based on patients treated on this contract for their most recent course of treatment. Figures in italics indicate the base number of FP17s or Patient Questionnaire responses are less than 100. N/A is shown where the base number of responses is less than 10 during the period. % is calculated as Quantity/Base number\*100

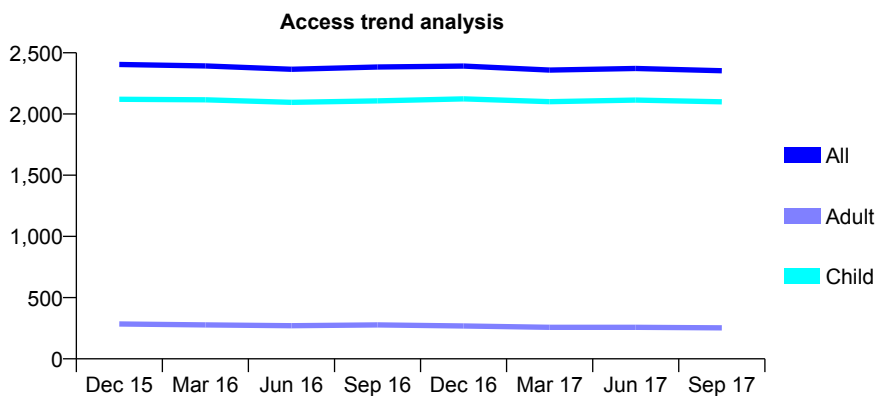
## Q59 - Vital Signs At a Glance Contract Report for 820873/0001 - September 2017

Name or company name	MR ST KACZMARCZYK
Contract type name	GDS Contract
Purpose of contract	General
Contract start date	01/04/2006
Contract end date	

17/18 Contracted general activity (UDA)	5,000
Carry forward general activity (UDA)	0
17/18 Contracted orthodontic activity (UOA)	0
Carry forward orthodontic activity (UOA)	0
Baseline contract value	£104,266.47

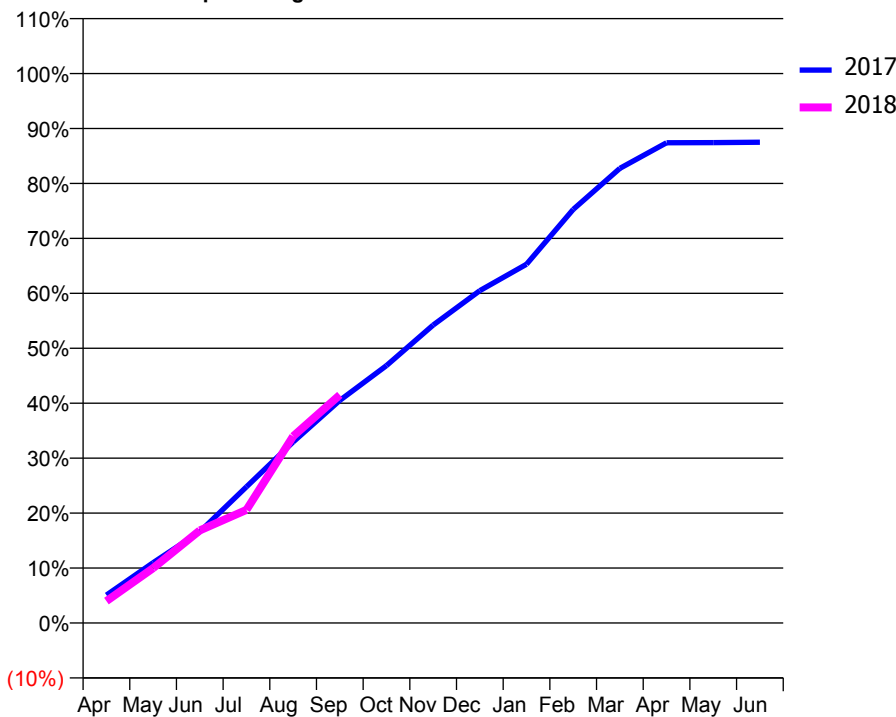
### ACCESS\*

Patients seen in 24 months	Total	Change since previous quarter
Quarter ending September 2016	2,384	
Quarter ending December 2016	2,392	→
Quarter ending March 2017	2,359	↓
Quarter ending June 2017	2,372	→
Quarter ending September 2017	2,353	→
<b>Variance since September 2016</b>	<b>(1.3%)</b>	<b>↓</b>



### ACTIVITY

Cumulative percentage of contracted UDA delivered 2017 & 2018



Adjusted Scheduled Activity (UDA)

Month	2017	2018
April	254	199
May	549	500
June	831	842
July	1,239	1,029
August	1,647	1,699
September	2,026	2,075
October	2,343	
November	2,712	
December	3,024	
January	3,264	
February	3,763	
March	4,137	
April	4,369	
May	4,371	
June	4,374	

### QUALITY

	Quantity	Base Number	Contract	AT	Region	England
% of FP17s for the same patient ID Re-attending within 3 months - Children	105	1,885	5.6%	9.8%	11.6%	11.9%
% of FP17s for the same patient ID Re-attending within 3 months - Adults	0	0	N/A	14.0%	15.2%	15.9%
% of FP17s for the same patient ID Re-attending between 3 & 9 months - Children	1,350	1,885	71.6%	60.8%	59.1%	58.1%
% of FP17s for the same patient ID Re-attending between 3 & 9 months - Adults	0	0	N/A	53.1%	51.7%	50.6%
% of FP17s for Band 1 Urgent Courses	65	1,703	3.8%	7.2%	8.0%	9.1%
% of FP17s Relating to Free Repair or Replacements	1	1,703	0.1%	0.8%	0.8%	0.8%
% of FP17s Relating to Continuations	0	1,703	0.0%	1.1%	1.0%	1.1%
% of Patients satisfied with the dentistry they have received	3	3	N/A	91.5%	91.5%	91.4%
% of Patients satisfied with the time they had to wait for an appointment	2	3	N/A	86.9%	88.2%	87.7%

\* This is based on patients treated on this contract for their most recent course of treatment. Figures in italics indicate the base number of FP17s or Patient Questionnaire responses are less than 100. N/A is shown where the base number of responses is less than 10 during the period. % is calculated as Quantity/Base number\*100

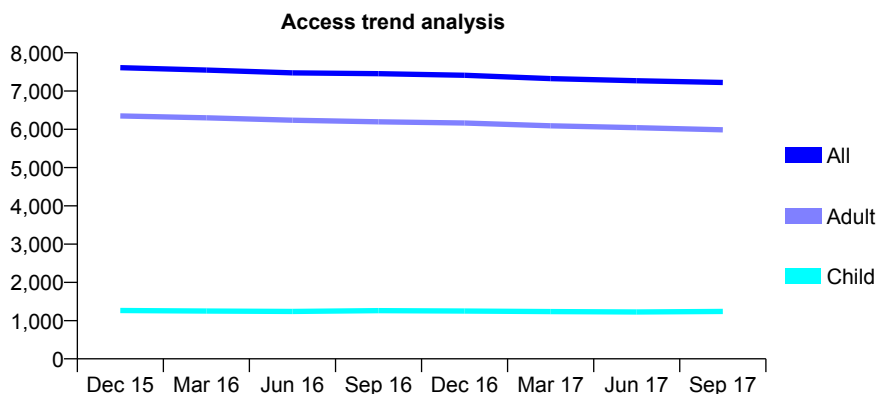
## Q59 - Vital Signs At a Glance Contract Report for 840386/0002 - September 2017

Name or company name	MR AW GEMMELL
Contract type name	GDS Contract
Purpose of contract	General and Orthodontic
Contract start date	01/08/2009
Contract end date	

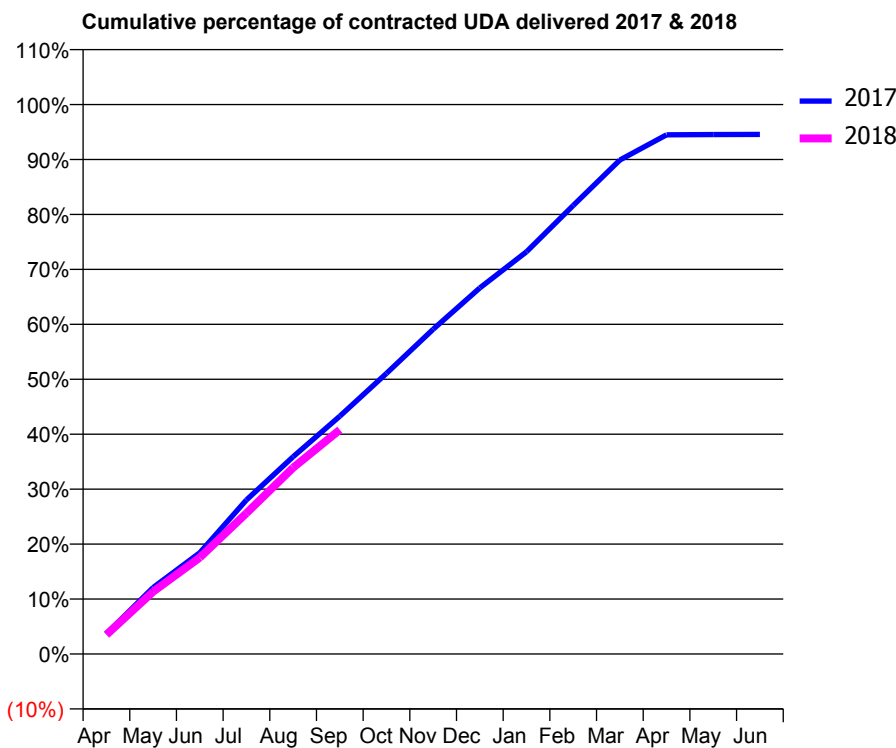
17/18 Contracted general activity (UDA)	21,500
Carry forward general activity (UDA)	0
17/18 Contracted orthodontic activity (UOA)	660
Carry forward orthodontic activity (UOA)	3
Baseline contract value	£523,578.52

### ACCESS\*

Patients seen in 24 months	Total	Change since previous quarter
Quarter ending September 2016	7,454	
Quarter ending December 2016	7,413	→
Quarter ending March 2017	7,327	↓
Quarter ending June 2017	7,269	→
Quarter ending September 2017	7,226	→
<b>Variance since September 2016</b>	<b>(3.1%)</b>	<b>↓</b>



### ACTIVITY



Month	Adjusted Scheduled Activity (UDA)	
	2017	2018
April	756	755
May	2,479	2,437
June	3,777	3,777
July	5,748	5,510
August	7,358	7,291
September	8,871	8,775
October	10,470	
November	12,115	
December	13,657	
January	15,007	
February	16,732	
March	18,429	
April	19,367	
May	19,377	
June	19,384	

### QUALITY

	Quantity	Base Number	Contract	AT	Region	England
% of FP17s for the same patient ID Re-attending within 3 months - Children	78	1,105	7.1%	9.8%	11.6%	11.9%
% of FP17s for the same patient ID Re-attending within 3 months - Adults	591	4,652	12.7%	14.0%	15.2%	15.9%
% of FP17s for the same patient ID Re-attending between 3 & 9 months - Children	802	1,105	72.6%	60.8%	59.1%	58.1%
% of FP17s for the same patient ID Re-attending between 3 & 9 months - Adults	2,938	4,652	63.2%	53.1%	51.7%	50.6%
% of FP17s for Band 1 Urgent Courses	143	4,958	2.9%	7.2%	8.0%	9.1%
% of FP17s Relating to Free Repair or Replacements	76	4,958	1.5%	0.8%	0.8%	0.8%
% of FP17s Relating to Continuations	109	4,958	2.2%	1.1%	1.0%	1.1%
% of Patients satisfied with the dentistry they have received	33	37	89.2%	91.5%	91.5%	91.4%
% of Patients satisfied with the time they had to wait for an appointment	31	37	83.8%	86.9%	88.2%	87.7%

\* This is based on patients treated on this contract for their most recent course of treatment. Figures in italics indicate the base number of FP17s or Patient Questionnaire responses are less than 100. N/A is shown where the base number of responses is less than 10 during the period. % is calculated as Quantity/Base number\*100

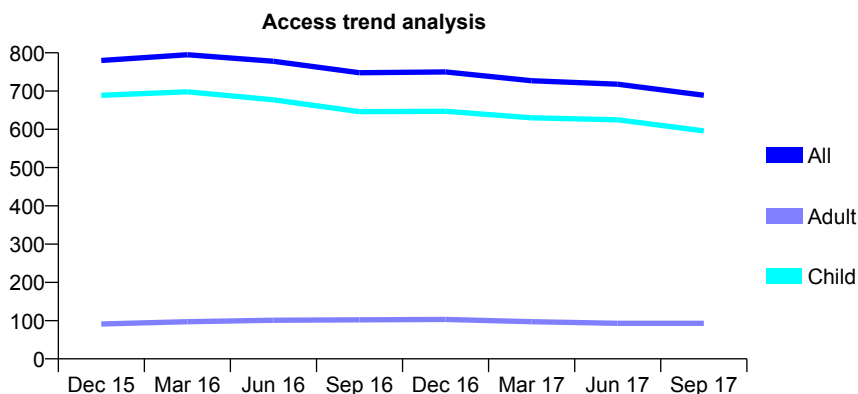
## Q59 - Vital Signs At a Glance Contract Report for 867861/0001 - September 2017

Name or company name	MR DM AUNIANU
Contract type name	GDS Contract
Purpose of contract	General
Contract start date	01/05/2014
Contract end date	

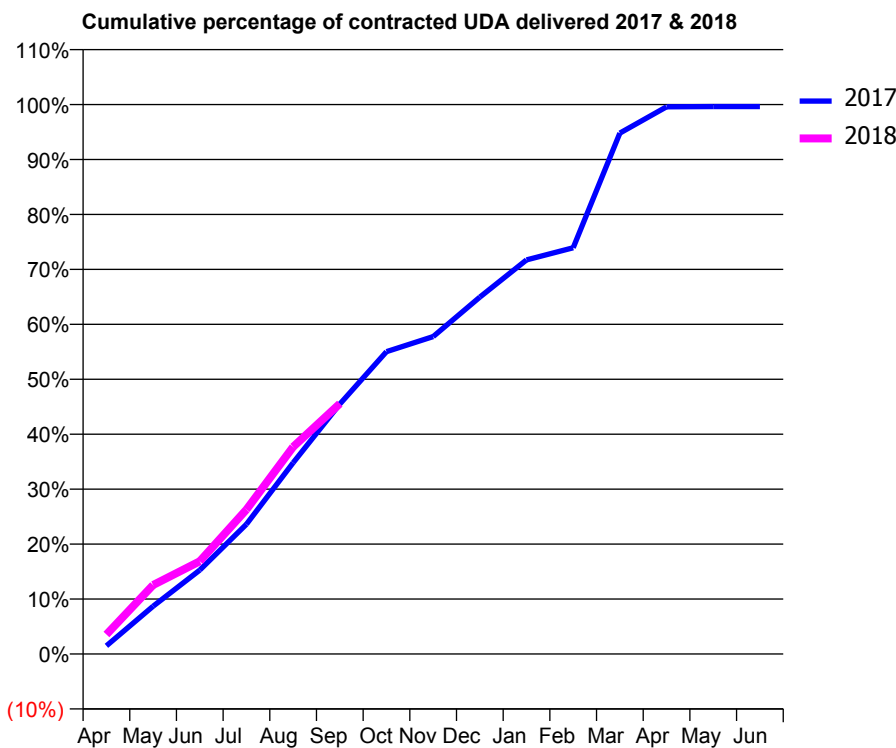
17/18 Contracted general activity (UDA)	2,219
Carry forward general activity (UDA)	8
17/18 Contracted orthodontic activity (UOA)	0
Carry forward orthodontic activity (UOA)	0
Baseline contract value	£59,900.34

### ACCESS\*

Patients seen in 24 months	Total	Change since previous quarter
Quarter ending September 2016	748	
Quarter ending December 2016	750	→
Quarter ending March 2017	727	↓
Quarter ending June 2017	718	↓
Quarter ending September 2017	689	↓
<b>Variance since September 2016</b>	<b>(7.9%)</b>	<b>↓</b>



### ACTIVITY



Month	Adjusted Scheduled Activity (UDA)	
	2017	2018
April	33	79
May	193	278
June	339	374
July	524	584
August	773	837
September	1,010	1,011
October	1,221	
November	1,282	
December	1,441	
January	1,592	
February	1,641	
March	2,104	
April	2,210	
May	2,211	
June	2,211	

### QUALITY

	Quantity	Base Number	Contract	AT	Region	England
% of FP17s for the same patient ID Re-attending within 3 months - Children	45	530	8.5%	9.8%	11.6%	11.9%
% of FP17s for the same patient ID Re-attending within 3 months - Adults	3	32	9.4%	14.0%	15.2%	15.9%
% of FP17s for the same patient ID Re-attending between 3 & 9 months - Children	358	530	67.5%	60.8%	59.1%	58.1%
% of FP17s for the same patient ID Re-attending between 3 & 9 months - Adults	21	32	65.6%	53.1%	51.7%	50.6%
% of FP17s for Band 1 Urgent Courses	6	513	1.2%	7.2%	8.0%	9.1%
% of FP17s Relating to Free Repair or Replacements	0	513	0.0%	0.8%	0.8%	0.8%
% of FP17s Relating to Continuations	9	513	1.8%	1.1%	1.0%	1.1%
% of Patients satisfied with the dentistry they have received	2	2	N/A	91.5%	91.5%	91.4%
% of Patients satisfied with the time they had to wait for an appointment	2	2	N/A	86.9%	88.2%	87.7%

\* This is based on patients treated on this contract for their most recent course of treatment. Figures in italics indicate the base number of FP17s or Patient Questionnaire responses are less than 100. N/A is shown where the base number of responses is less than 10 during the period. % is calculated as Quantity/Base number\*100

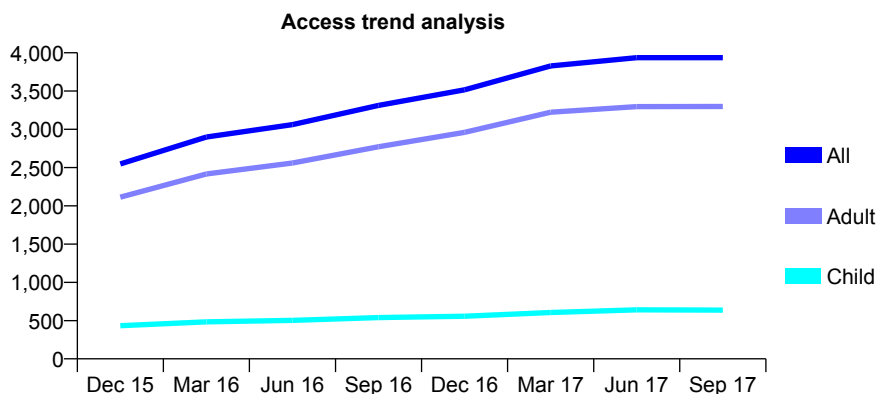
## Q59 - Vital Signs At a Glance Contract Report for 877530/0001 - September 2017

Name or company name	MR S RAO PORUMAMILLA
Contract type name	GDS Contract
Purpose of contract	General
Contract start date	01/05/2015
Contract end date	

17/18 Contracted general activity (UDA)	10,054
Carry forward general activity (UDA)	0
17/18 Contracted orthodontic activity (UOA)	0
Carry forward orthodontic activity (UOA)	0
Baseline contract value	£200,418.25

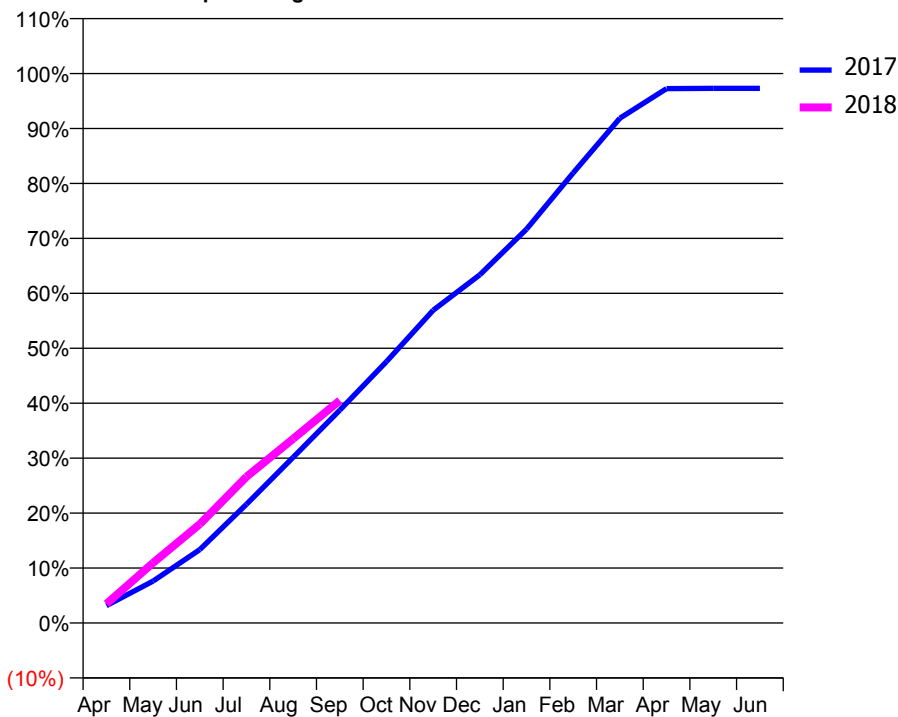
### ACCESS\*

Patients seen in 24 months	Total	Change since previous quarter
Quarter ending September 2016	3,312	
Quarter ending December 2016	3,517	↑
Quarter ending March 2017	3,828	↑
Quarter ending June 2017	3,937	↑
Quarter ending September 2017	3,936	→
<b>Variance since September 2016</b>	<b>18.8%</b>	<b>↑</b>



### ACTIVITY

Cumulative percentage of contracted UDA delivered 2017 & 2018



Month	Adjusted Scheduled Activity (UDA)	
	2017	2018
April	319	350
May	768	1,100
June	1,344	1,810
July	2,172	2,674
August	3,032	3,370
September	3,895	4,073
October	4,784	
November	5,723	
December	6,371	
January	7,206	
February	8,235	
March	9,237	
April	9,778	
May	9,783	
June	9,782	

### QUALITY

	Quantity	Base Number	Contract	AT	Region	England
% of FP17s for the same patient ID Re-attending within 3 months - Children	24	410	5.9%	9.8%	11.6%	11.9%
% of FP17s for the same patient ID Re-attending within 3 months - Adults	239	2,255	10.6%	14.0%	15.2%	15.9%
% of FP17s for the same patient ID Re-attending between 3 & 9 months - Children	236	410	57.6%	60.8%	59.1%	58.1%
% of FP17s for the same patient ID Re-attending between 3 & 9 months - Adults	1,393	2,255	61.8%	53.1%	51.7%	50.6%
% of FP17s for Band 1 Urgent Courses	171	2,389	7.2%	7.2%	8.0%	9.1%
% of FP17s Relating to Free Repair or Replacements	16	2,389	0.7%	0.8%	0.8%	0.8%
% of FP17s Relating to Continuations	6	2,389	0.3%	1.1%	1.0%	1.1%
% of Patients satisfied with the dentistry they have received	12	12	100.0%	91.5%	91.5%	91.4%
% of Patients satisfied with the time they had to wait for an appointment	12	12	100.0%	86.9%	88.2%	87.7%

\* This is based on patients treated on this contract for their most recent course of treatment. Figures in italics indicate the base number of FP17s or Patient Questionnaire responses are less than 100. N/A is shown where the base number of responses is less than 10 during the period. % is calculated as Quantity/Base number\*100

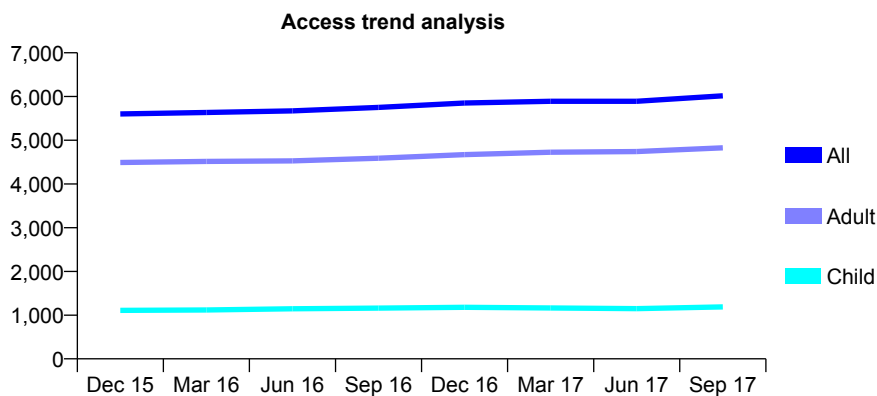
## Q59 - Vital Signs At a Glance Contract Report for 884286/0001 - September 2017

Name or company name	MISS R MANDALIA
Contract type name	GDS Contract
Purpose of contract	General
Contract start date	01/04/2008
Contract end date	

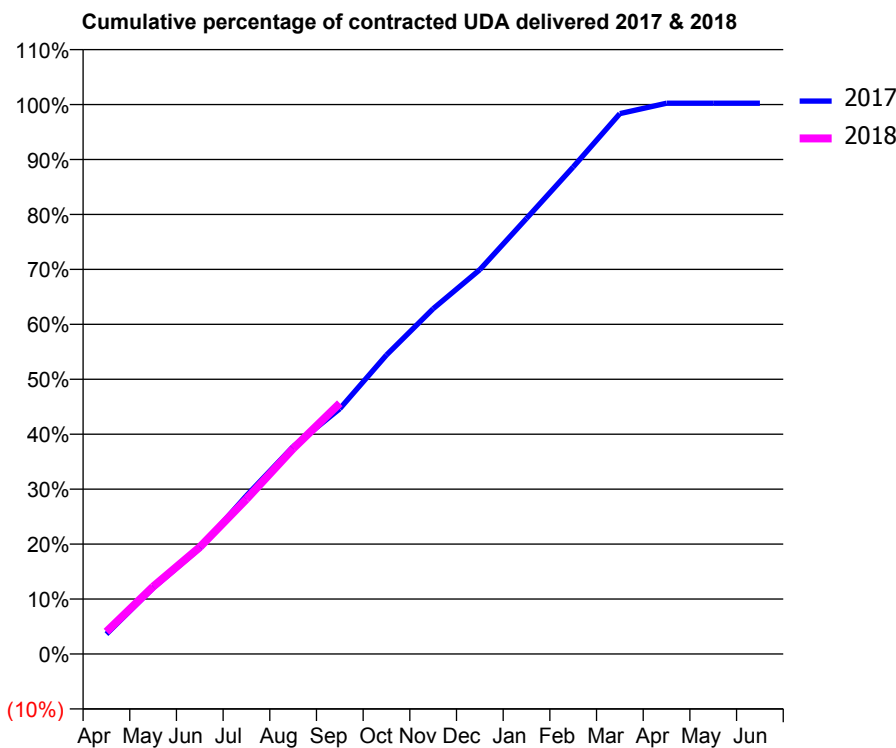
17/18 Contracted general activity (UDA)	17,732
Carry forward general activity (UDA)	-42
17/18 Contracted orthodontic activity (UOA)	0
Carry forward orthodontic activity (UOA)	0
Baseline contract value	£428,572.36

### ACCESS\*

Patients seen in 24 months	Total	Change since previous quarter
Quarter ending September 2016	5,750	
Quarter ending December 2016	5,851	→
Quarter ending March 2017	5,892	→
Quarter ending June 2017	5,890	→
Quarter ending September 2017	6,015	↑
<b>Variance since September 2016</b>	<b>4.6%</b>	<b>↑</b>



### ACTIVITY



Month	Adjusted Scheduled Activity (UDA)	
	2017	2018
April	645	722
May	2,132	2,174
June	3,416	3,450
July	5,109	4,998
August	6,693	6,628
September	7,913	8,090
October	9,650	
November	11,144	
December	12,405	
January	14,058	
February	15,717	
March	17,440	
April	17,774	
May	17,774	
June	17,774	

### QUALITY

	Quantity	Base Number	Contract	AT	Region	England
% of FP17s for the same patient ID Re-attending within 3 months - Children	74	1,064	7.0%	9.8%	11.6%	11.9%
% of FP17s for the same patient ID Re-attending within 3 months - Adults	499	3,901	12.8%	14.0%	15.2%	15.9%
% of FP17s for the same patient ID Re-attending between 3 & 9 months - Children	732	1,064	68.8%	60.8%	59.1%	58.1%
% of FP17s for the same patient ID Re-attending between 3 & 9 months - Adults	2,428	3,901	62.2%	53.1%	51.7%	50.6%
% of FP17s for Band 1 Urgent Courses	312	4,744	6.6%	7.2%	8.0%	9.1%
% of FP17s Relating to Free Repair or Replacements	37	4,744	0.8%	0.8%	0.8%	0.8%
% of FP17s Relating to Continuations	51	4,744	1.1%	1.1%	1.0%	1.1%
% of Patients satisfied with the dentistry they have received	11	13	84.6%	91.5%	91.5%	91.4%
% of Patients satisfied with the time they had to wait for an appointment	9	13	69.2%	86.9%	88.2%	87.7%

\* This is based on patients treated on this contract for their most recent course of treatment. Figures in italics indicate the base number of FP17s or Patient Questionnaire responses are less than 100. N/A is shown where the base number of responses is less than 10 during the period. % is calculated as Quantity/Base number\*100



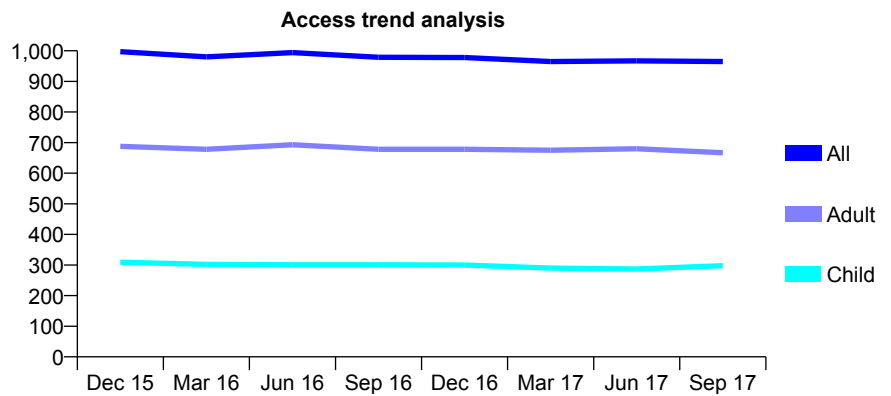
## Q59 - Vital Signs At a Glance Contract Report for 888761/0001 - September 2017

Name or company name	MR JF HAWKINS
Contract type name	GDS Contract
Purpose of contract	General and Orthodontic
Contract start date	01/04/2006
Contract end date	

17/18 Contracted general activity (UDA)	2,400
Carry forward general activity (UDA)	0
17/18 Contracted orthodontic activity (UOA)	197
Carry forward orthodontic activity (UOA)	0
Baseline contract value	£66,706.77

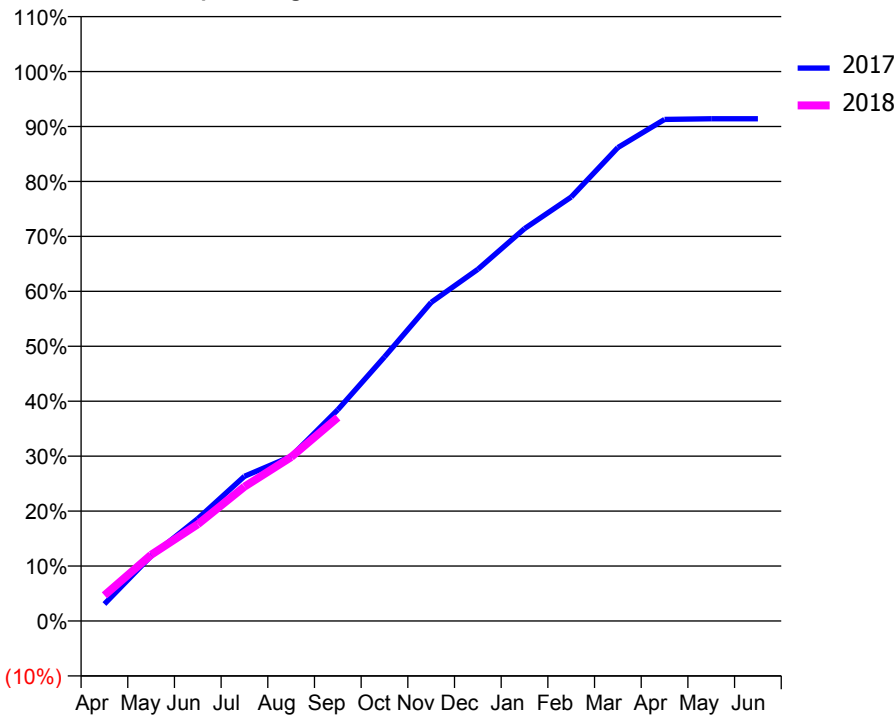
### ACCESS\*

Patients seen in 24 months	Total	Change since previous quarter
Quarter ending September 2016	979	
Quarter ending December 2016	978	→
Quarter ending March 2017	965	↓
Quarter ending June 2017	967	→
Quarter ending September 2017	965	→
<b>Variance since September 2016</b>	<b>(1.4%)</b>	<b>↓</b>



### ACTIVITY

Cumulative percentage of contracted UDA delivered 2017 & 2018



Adjusted Scheduled Activity (UDA)		
Month	2017	2018
April	74	112
May	284	289
June	447	423
July	632	587
August	719	716
September	923	889
October	1,153	
November	1,392	
December	1,536	
January	1,714	
February	1,852	
March	2,068	
April	2,191	
May	2,194	
June	2,194	

### QUALITY

	Quantity	Base Number	Contract	AT	Region	England
% of FP17s for the same patient ID Re-attending within 3 months - Children	9	207	4.3%	9.8%	11.6%	11.9%
% of FP17s for the same patient ID Re-attending within 3 months - Adults	48	492	9.8%	14.0%	15.2%	15.9%
% of FP17s for the same patient ID Re-attending between 3 & 9 months - Children	128	207	61.8%	60.8%	59.1%	58.1%
% of FP17s for the same patient ID Re-attending between 3 & 9 months - Adults	325	492	66.1%	53.1%	51.7%	50.6%
% of FP17s for Band 1 Urgent Courses	9	621	1.4%	7.2%	8.0%	9.1%
% of FP17s Relating to Free Repair or Replacements	1	621	0.2%	0.8%	0.8%	0.8%
% of FP17s Relating to Continuations	7	621	1.1%	1.1%	1.0%	1.1%
% of Patients satisfied with the dentistry they have received	5	7	N/A	91.5%	91.5%	91.4%
% of Patients satisfied with the time they had to wait for an appointment	6	7	N/A	86.9%	88.2%	87.7%

\* This is based on patients treated on this contract for their most recent course of treatment. Figures in italics indicate the base number of FP17s or Patient Questionnaire responses are less than 100. N/A is shown where the base number of responses is less than 10 during the period. % is calculated as Quantity/Base number\*100

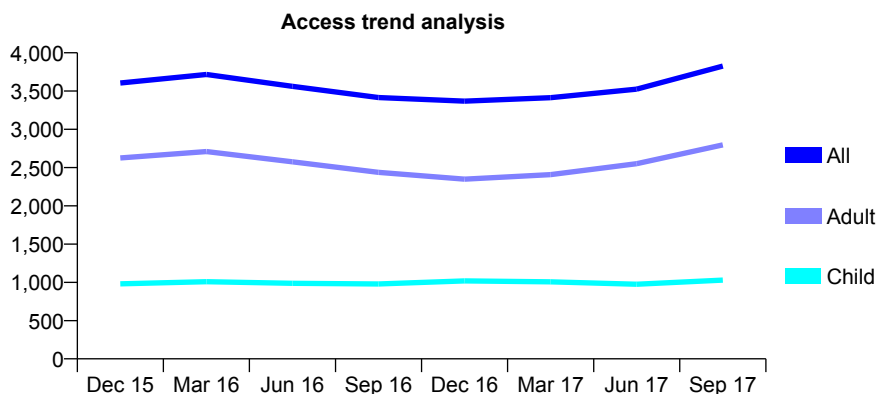
## Q59 - Vital Signs At a Glance Contract Report for 906018/0001 - September 2017

Name or company name	MR P MARTIN
Contract type name	GDS Contract
Purpose of contract	General
Contract start date	01/04/2006
Contract end date	

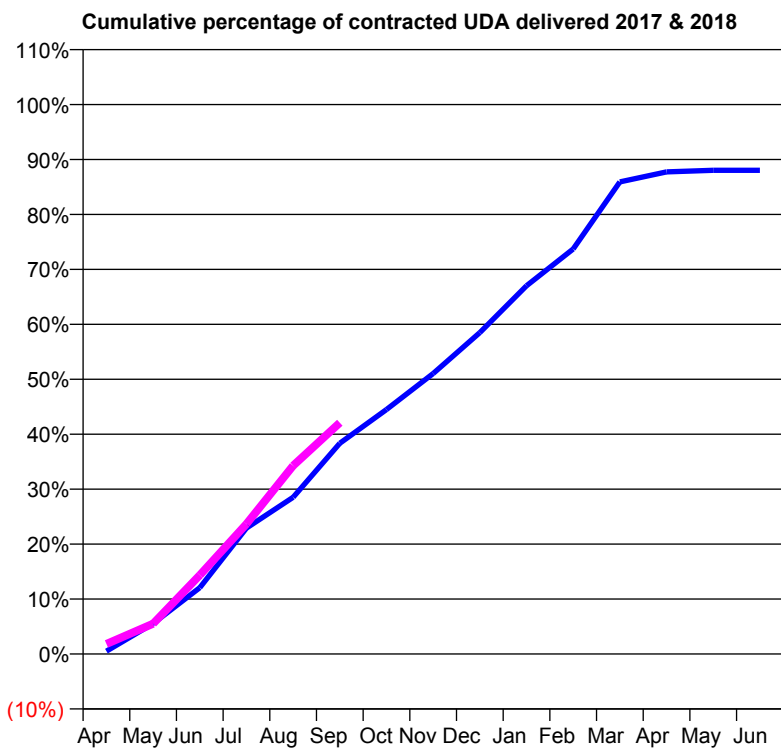
17/18 Contracted general activity (UDA)	13,550
Carry forward general activity (UDA)	0
17/18 Contracted orthodontic activity (UOA)	0
Carry forward orthodontic activity (UOA)	0
Baseline contract value	£272,436.43

### ACCESS\*

Patients seen in 24 months	Total	Change since previous quarter
Quarter ending September 2016	3,416	
Quarter ending December 2016	3,368	↓
Quarter ending March 2017	3,414	→
Quarter ending June 2017	3,525	↑
Quarter ending September 2017	3,826	↑
<b>Variance since September 2016</b>	<b>12.0%</b>	<b>↑</b>



### ACTIVITY



Month	Adjusted Scheduled Activity (UDA)	
	2017	2018
April	57	249
May	614	747
June	1,334	1,943
July	2,533	3,206
August	3,152	4,644
September	4,239	5,705
October	4,916	
November	5,640	
December	6,465	
January	7,404	
February	8,145	
March	9,495	
April	9,696	
May	9,727	
June	9,728	

### QUALITY

	Quantity	Base Number	Contract	AT	Region	England
% of FP17s for the same patient ID Re-attending within 3 months - Children	40	703	5.7%	9.8%	11.6%	11.9%
% of FP17s for the same patient ID Re-attending within 3 months - Adults	244	1,881	13.0%	14.0%	15.2%	15.9%
% of FP17s for the same patient ID Re-attending between 3 & 9 months - Children	335	703	47.7%	60.8%	59.1%	58.1%
% of FP17s for the same patient ID Re-attending between 3 & 9 months - Adults	669	1,881	35.6%	53.1%	51.7%	50.6%
% of FP17s for Band 1 Urgent Courses	162	2,481	6.5%	7.2%	8.0%	9.1%
% of FP17s Relating to Free Repair or Replacements	27	2,481	1.1%	0.8%	0.8%	0.8%
% of FP17s Relating to Continuations	18	2,481	0.7%	1.1%	1.0%	1.1%
% of Patients satisfied with the dentistry they have received	47	52	90.4%	91.5%	91.5%	91.4%
% of Patients satisfied with the time they had to wait for an appointment	47	52	90.4%	86.9%	88.2%	87.7%

\* This is based on patients treated on this contract for their most recent course of treatment. Figures in italics indicate the base number of FP17s or Patient Questionnaire responses are less than 100. N/A is shown where the base number of responses is less than 10 during the period. % is calculated as Quantity/Base number\*100

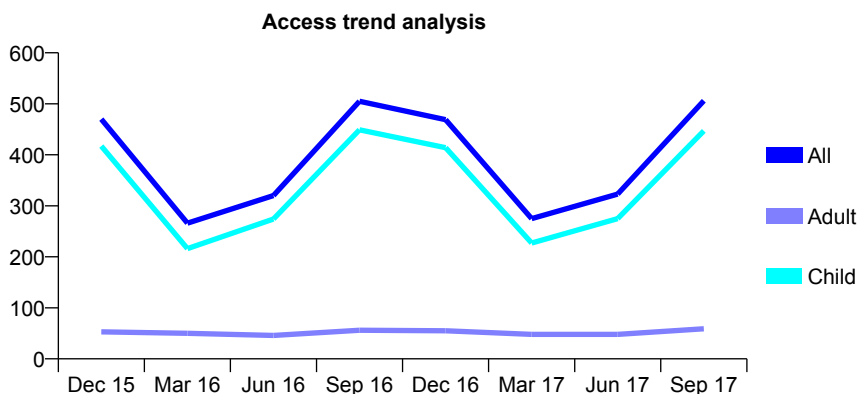
## Q59 - Vital Signs At a Glance Contract Report for 906794/0001 - September 2017

Name or company name	MR RW BOWS
Contract type name	GDS Contract
Purpose of contract	General
Contract start date	01/04/2006
Contract end date	

17/18 Contracted general activity (UDA)	750
Carry forward general activity (UDA)	4
17/18 Contracted orthodontic activity (UOA)	0
Carry forward orthodontic activity (UOA)	0
Baseline contract value	£19,011.72

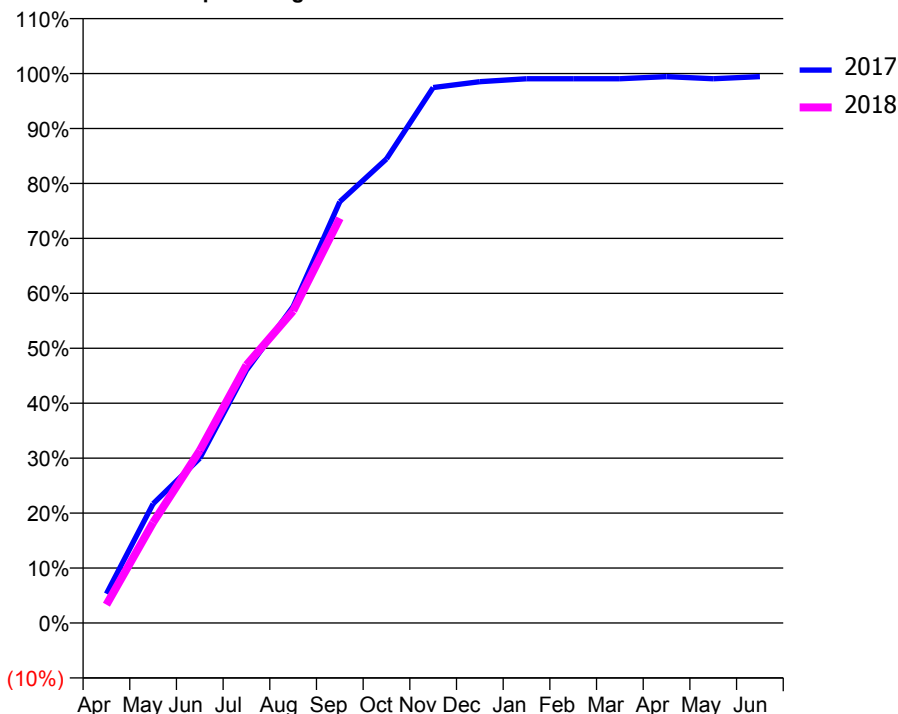
### ACCESS\*

Patients seen in 24 months	Total	Change since previous quarter
Quarter ending September 2016	505	
Quarter ending December 2016	469	↓
Quarter ending March 2017	275	↓
Quarter ending June 2017	323	↑
Quarter ending September 2017	506	↑
<b>Variance since September 2016</b>	0.2%	→



### ACTIVITY

Cumulative percentage of contracted UDA delivered 2017 & 2018



Month	Adjusted Scheduled Activity (UDA)	
	2017	2018
April	40	25
May	163	137
June	225	235
July	345	352
August	432	426
September	575	552
October	633	
November	731	
December	739	
January	743	
February	743	
March	743	
April	746	
May	743	
June	746	

### QUALITY

	Quantity	Base Number	Contract	AT	Region	England
% of FP17s for the same patient ID Re-attending within 3 months - Children	8	400	2.0%	9.8%	11.6%	11.9%
% of FP17s for the same patient ID Re-attending within 3 months - Adults	0	32	0.0%	14.0%	15.2%	15.9%
% of FP17s for the same patient ID Re-attending between 3 & 9 months - Children	116	400	29.0%	60.8%	59.1%	58.1%
% of FP17s for the same patient ID Re-attending between 3 & 9 months - Adults	7	32	21.9%	53.1%	51.7%	50.6%
% of FP17s for Band 1 Urgent Courses	17	428	4.0%	7.2%	8.0%	9.1%
% of FP17s Relating to Free Repair or Replacements	0	428	0.0%	0.8%	0.8%	0.8%
% of FP17s Relating to Continuations	0	428	0.0%	1.1%	1.0%	1.1%
% of Patients satisfied with the dentistry they have received	0	0	N/A	91.5%	91.5%	91.4%
% of Patients satisfied with the time they had to wait for an appointment	0	0	N/A	86.9%	88.2%	87.7%

\* This is based on patients treated on this contract for their most recent course of treatment. Figures in italics indicate the base number of FP17s or Patient Questionnaire responses are less than 100. N/A is shown where the base number of responses is less than 10 during the period. % is calculated as Quantity/Base number\*100

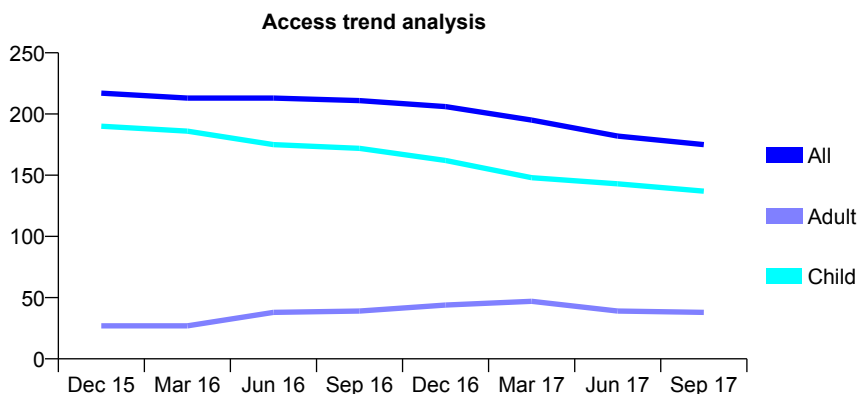
## Q59 - Vital Signs At a Glance Contract Report for 911666/0001 - September 2017

Name or company name	MR LT FITZPATRICK
Contract type name	GDS Contract
Purpose of contract	General
Contract start date	01/04/2006
Contract end date	

17/18 Contracted general activity (UDA)	260
Carry forward general activity (UDA)	-5
17/18 Contracted orthodontic activity (UOA)	0
Carry forward orthodontic activity (UOA)	0
Baseline contract value	£5,922.56

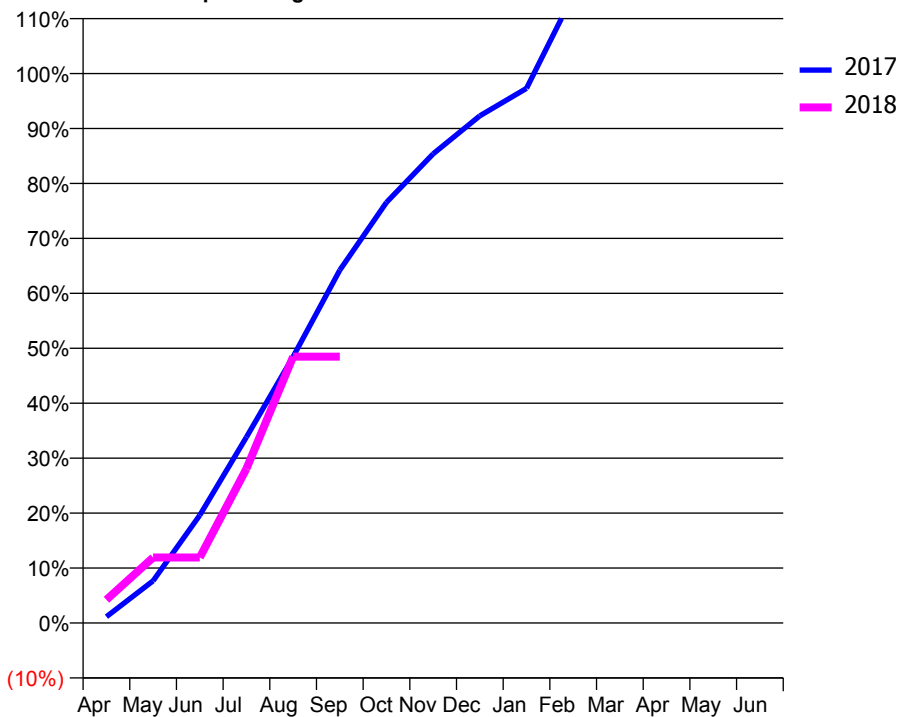
### ACCESS\*

Patients seen in 24 months	Total	Change since previous quarter
Quarter ending September 2016	211	
Quarter ending December 2016	206	↓
Quarter ending March 2017	195	↓
Quarter ending June 2017	182	↓
Quarter ending September 2017	175	↓
<b>Variance since September 2016</b>	<b>(17.1%)</b>	<b>↓</b>



### ACTIVITY

Cumulative percentage of contracted UDA delivered 2017 & 2018



Month	Adjusted Scheduled Activity (UDA)	
	2017	2018
April	3	11
May	20	31
June	51	31
July	88	73
August	126	126
September	167	126
October	199	
November	222	
December	240	
January	253	
February	297	
March	313	
April	326	
May	332	
June	332	

### QUALITY

	Quantity	Base Number	Contract	AT	Region	England
% of FP17s for the same patient ID Re-attending within 3 months - Children	0	87	0.0%	9.8%	11.6%	11.9%
% of FP17s for the same patient ID Re-attending within 3 months - Adults	0	0	N/A	14.0%	15.2%	15.9%
% of FP17s for the same patient ID Re-attending between 3 & 9 months - Children	67	87	77.0%	60.8%	59.1%	58.1%
% of FP17s for the same patient ID Re-attending between 3 & 9 months - Adults	0	0	N/A	53.1%	51.7%	50.6%
% of FP17s for Band 1 Urgent Courses	0	72	0.0%	7.2%	8.0%	9.1%
% of FP17s Relating to Free Repair or Replacements	0	72	0.0%	0.8%	0.8%	0.8%
% of FP17s Relating to Continuations	0	72	0.0%	1.1%	1.0%	1.1%
% of Patients satisfied with the dentistry they have received	0	0	N/A	91.5%	91.5%	91.4%
% of Patients satisfied with the time they had to wait for an appointment	0	0	N/A	86.9%	88.2%	87.7%

\* This is based on patients treated on this contract for their most recent course of treatment. Figures in italics indicate the base number of FP17s or Patient Questionnaire responses are less than 100. N/A is shown where the base number of responses is less than 10 during the period. % is calculated as Quantity/Base number\*100

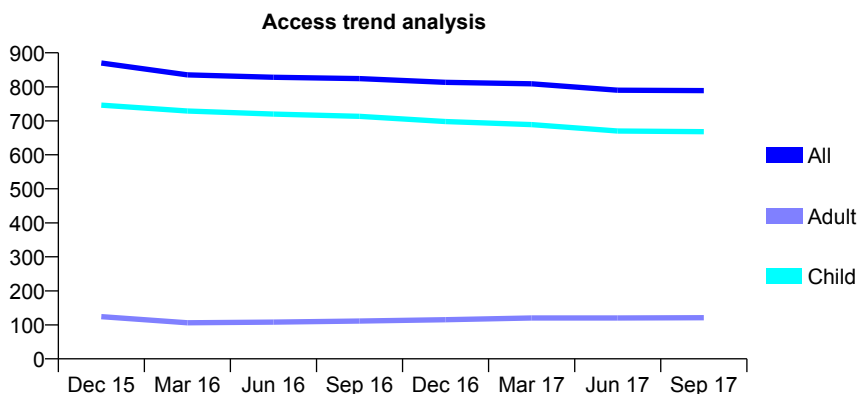
## Q59 - Vital Signs At a Glance Contract Report for 914975/0001 - September 2017

Name or company name	MR CR SUTTON
Contract type name	GDS Contract
Purpose of contract	General and Orthodontic
Contract start date	01/04/2006
Contract end date	

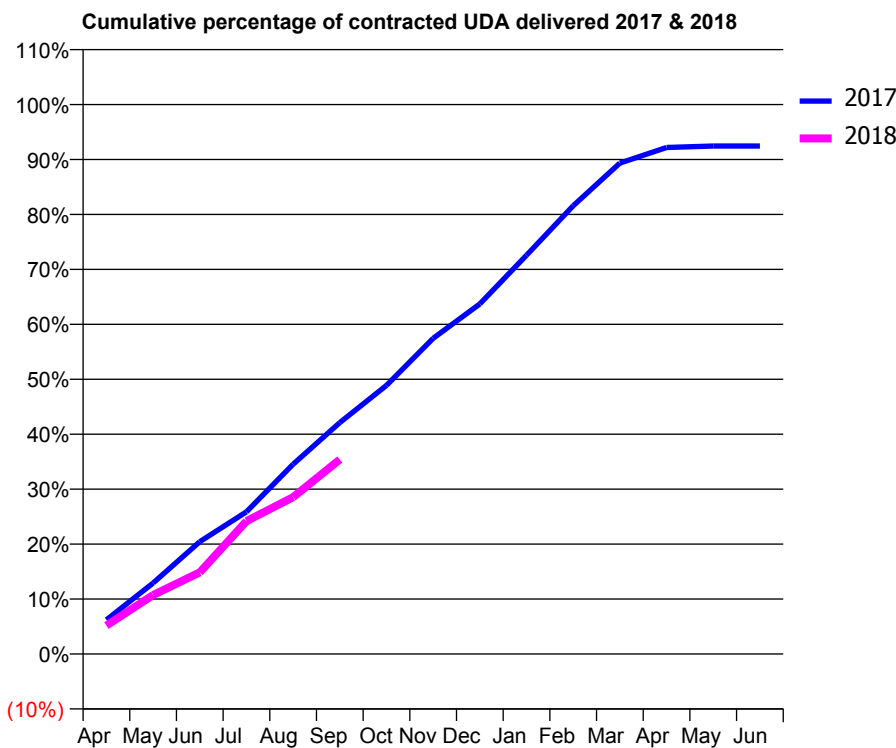
17/18 Contracted general activity (UDA)	1,700
Carry forward general activity (UDA)	0
17/18 Contracted orthodontic activity (UOA)	1,346
Carry forward orthodontic activity (UOA)	26
Baseline contract value	£134,790.02

### ACCESS\*

Patients seen in 24 months	Total	Change since previous quarter
Quarter ending September 2016	824	
Quarter ending December 2016	813	↓
Quarter ending March 2017	809	→
Quarter ending June 2017	790	↓
Quarter ending September 2017	789	→
<b>Variance since September 2016</b>	<b>(4.2%)</b>	<b>↓</b>



### ACTIVITY



Month	Adjusted Scheduled Activity (UDA)	
	2017	2018
April	112	88
May	233	182
June	368	253
July	466	411
August	622	485
September	758	602
October	880	
November	1,034	
December	1,147	
January	1,306	
February	1,468	
March	1,608	
April	1,659	
May	1,664	
June	1,664	

### QUALITY

	Quantity	Base Number	Contract	AT	Region	England
% of FP17s for the same patient ID Re-attending within 3 months - Children	57	654	8.7%	9.8%	11.6%	11.9%
% of FP17s for the same patient ID Re-attending within 3 months - Adults	0	3	0.0%	14.0%	15.2%	15.9%
% of FP17s for the same patient ID Re-attending between 3 & 9 months - Children	400	654	61.2%	60.8%	59.1%	58.1%
% of FP17s for the same patient ID Re-attending between 3 & 9 months - Adults	0	3	0.0%	53.1%	51.7%	50.6%
% of FP17s for Band 1 Urgent Courses	9	468	1.9%	7.2%	8.0%	9.1%
% of FP17s Relating to Free Repair or Replacements	0	468	0.0%	0.8%	0.8%	0.8%
% of FP17s Relating to Continuations	0	468	0.0%	1.1%	1.0%	1.1%
% of Patients satisfied with the dentistry they have received	1	1	N/A	91.5%	91.5%	91.4%
% of Patients satisfied with the time they had to wait for an appointment	1	1	N/A	86.9%	88.2%	87.7%

\* This is based on patients treated on this contract for their most recent course of treatment. Figures in italics indicate the base number of FP17s or Patient Questionnaire responses are less than 100. N/A is shown where the base number of responses is less than 10 during the period. % is calculated as Quantity/Base number\*100

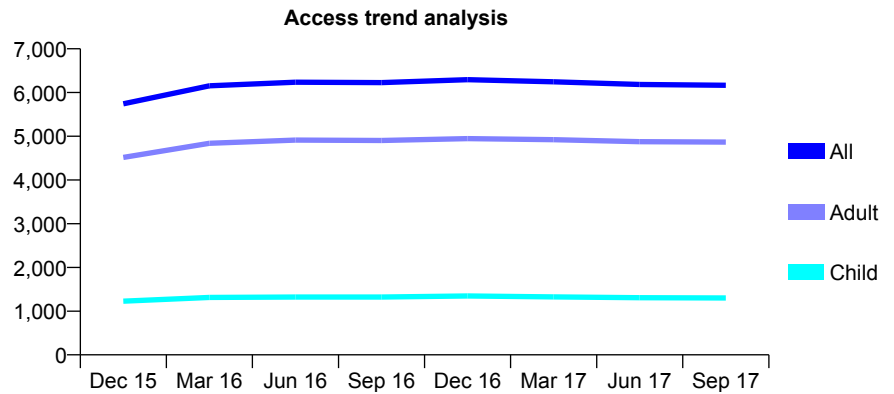
## Q59 - Vital Signs At a Glance Contract Report for 917753/0001 - September 2017

Name or company name	MISS LM JAMIESON
Contract type name	GDS Contract
Purpose of contract	General
Contract start date	01/04/2006
Contract end date	

17/18 Contracted general activity (UDA)	18,000
Carry forward general activity (UDA)	0
17/18 Contracted orthodontic activity (UOA)	0
Carry forward orthodontic activity (UOA)	0
Baseline contract value	£438,874.91

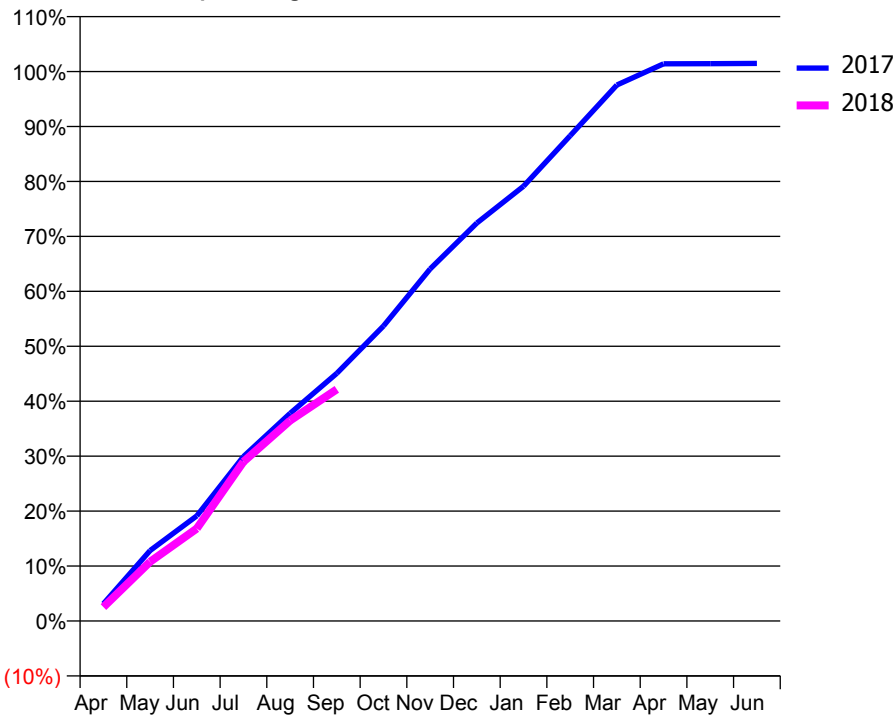
### ACCESS\*

Patients seen in 24 months	Total	Change since previous quarter
Quarter ending September 2016	6,226	
Quarter ending December 2016	6,295	→
Quarter ending March 2017	6,245	→
Quarter ending June 2017	6,185	→
Quarter ending September 2017	6,166	→
<b>Variance since September 2016</b>	<b>(1.0%)</b>	→



### ACTIVITY

Cumulative percentage of contracted UDA delivered 2017 & 2018



Month	Adjusted Scheduled Activity (UDA)	
	2017	2018
April	598	455
May	2,439	1,940
June	3,637	3,028
July	5,688	5,218
August	7,181	6,567
September	8,564	7,589
October	10,200	
November	12,176	
December	13,763	
January	15,034	
February	16,780	
March	18,533	
April	19,266	
May	19,272	
June	19,279	

### QUALITY

	Quantity	Base Number	Contract	AT	Region	England
% of FP17s for the same patient ID Re-attending within 3 months - Children	44	919	4.8%	9.8%	11.6%	11.9%
% of FP17s for the same patient ID Re-attending within 3 months - Adults	314	3,297	9.5%	14.0%	15.2%	15.9%
% of FP17s for the same patient ID Re-attending between 3 & 9 months - Children	598	919	65.1%	60.8%	59.1%	58.1%
% of FP17s for the same patient ID Re-attending between 3 & 9 months - Adults	2,282	3,297	69.2%	53.1%	51.7%	50.6%
% of FP17s for Band 1 Urgent Courses	197	3,872	5.1%	7.2%	8.0%	9.1%
% of FP17s Relating to Free Repair or Replacements	8	3,872	0.2%	0.8%	0.8%	0.8%
% of FP17s Relating to Continuations	10	3,872	0.3%	1.1%	1.0%	1.1%
% of Patients satisfied with the dentistry they have received	14	15	93.3%	91.5%	91.5%	91.4%
% of Patients satisfied with the time they had to wait for an appointment	12	15	80.0%	86.9%	88.2%	87.7%

\* This is based on patients treated on this contract for their most recent course of treatment. Figures in italics indicate the base number of FP17s or Patient Questionnaire responses are less than 100. N/A is shown where the base number of responses is less than 10 during the period. % is calculated as Quantity/Base number\*100

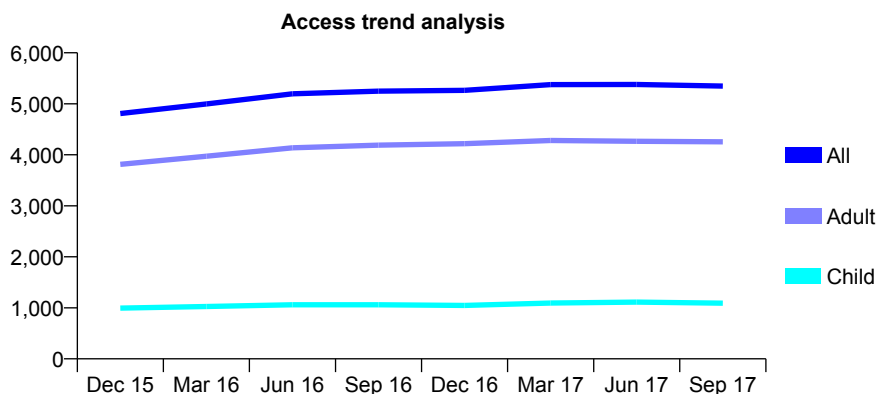
## Q59 - Vital Signs At a Glance Contract Report for 917753/0002 - September 2017

Name or company name	MISS LM JAMIESON
Contract type name	GDS Contract
Purpose of contract	General
Contract start date	29/08/2006
Contract end date	

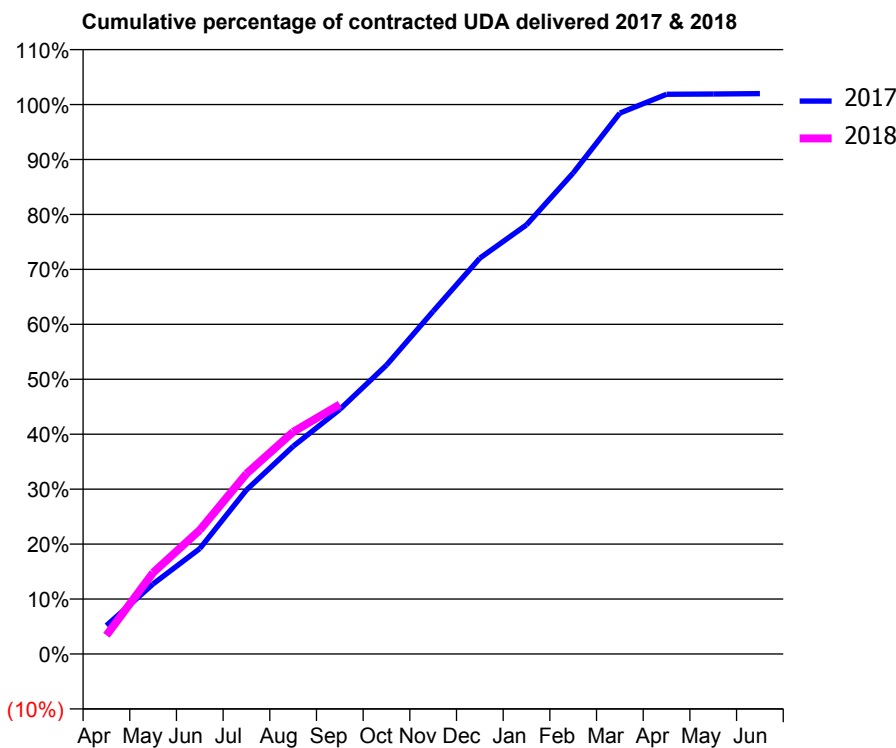
17/18 Contracted general activity (UDA)	18,000
Carry forward general activity (UDA)	-357
17/18 Contracted orthodontic activity (UOA)	0
Carry forward orthodontic activity (UOA)	0
Baseline contract value	£438,874.91

### ACCESS\*

Patients seen in 24 months	Total	Change since previous quarter
Quarter ending September 2016	5,248	
Quarter ending December 2016	5,265	→
Quarter ending March 2017	5,376	↑
Quarter ending June 2017	5,378	→
Quarter ending September 2017	5,347	→
<b>Variance since September 2016</b>	<b>1.9%</b>	<b>→</b>



### ACTIVITY



Month	Adjusted Scheduled Activity (UDA)	
	2017	2018
April	933	612
May	2,297	2,666
June	3,451	4,061
July	5,376	5,907
August	6,803	7,274
September	8,012	8,173
October	9,461	
November	11,227	
December	12,967	
January	14,060	
February	15,756	
March	17,719	
April	18,337	
May	18,346	
June	18,357	

### QUALITY

	Quantity	Base Number	Contract	AT	Region	England
% of FP17s for the same patient ID Re-attending within 3 months - Children	72	864	8.3%	9.8%	11.6%	11.9%
% of FP17s for the same patient ID Re-attending within 3 months - Adults	277	3,082	9.0%	14.0%	15.2%	15.9%
% of FP17s for the same patient ID Re-attending between 3 & 9 months - Children	614	864	71.1%	60.8%	59.1%	58.1%
% of FP17s for the same patient ID Re-attending between 3 & 9 months - Adults	2,244	3,082	72.8%	53.1%	51.7%	50.6%
% of FP17s for Band 1 Urgent Courses	177	3,719	4.8%	7.2%	8.0%	9.1%
% of FP17s Relating to Free Repair or Replacements	8	3,719	0.2%	0.8%	0.8%	0.8%
% of FP17s Relating to Continuations	10	3,719	0.3%	1.1%	1.0%	1.1%
% of Patients satisfied with the dentistry they have received	23	24	95.8%	91.5%	91.5%	91.4%
% of Patients satisfied with the time they had to wait for an appointment	20	24	83.3%	86.9%	88.2%	87.7%

\* This is based on patients treated on this contract for their most recent course of treatment. Figures in italics indicate the base number of FP17s or Patient Questionnaire responses are less than 100. N/A is shown where the base number of responses is less than 10 during the period. % is calculated as Quantity/Base number\*100

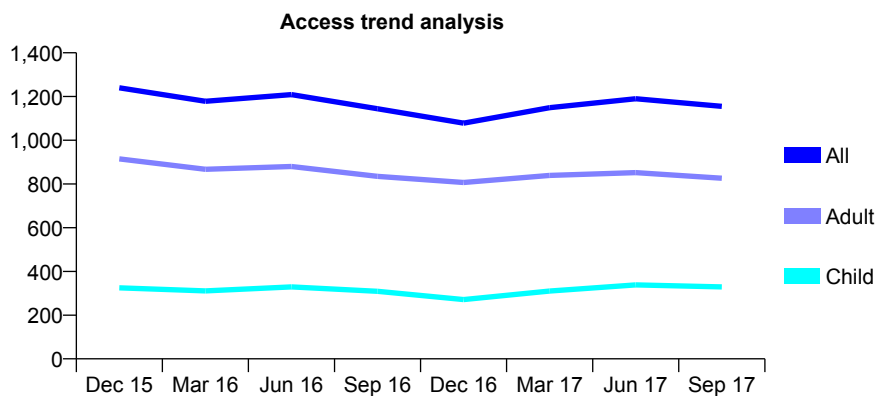
## Q59 - Vital Signs At a Glance Contract Report for 919632/0001 - September 2017

Name or company name	MRS D SOLANKI
Contract type name	GDS Contract
Purpose of contract	General
Contract start date	01/04/2006
Contract end date	

17/18 Contracted general activity (UDA)	3,046
Carry forward general activity (UDA)	-17
17/18 Contracted orthodontic activity (UOA)	0
Carry forward orthodontic activity (UOA)	0
Baseline contract value	£54,028.27

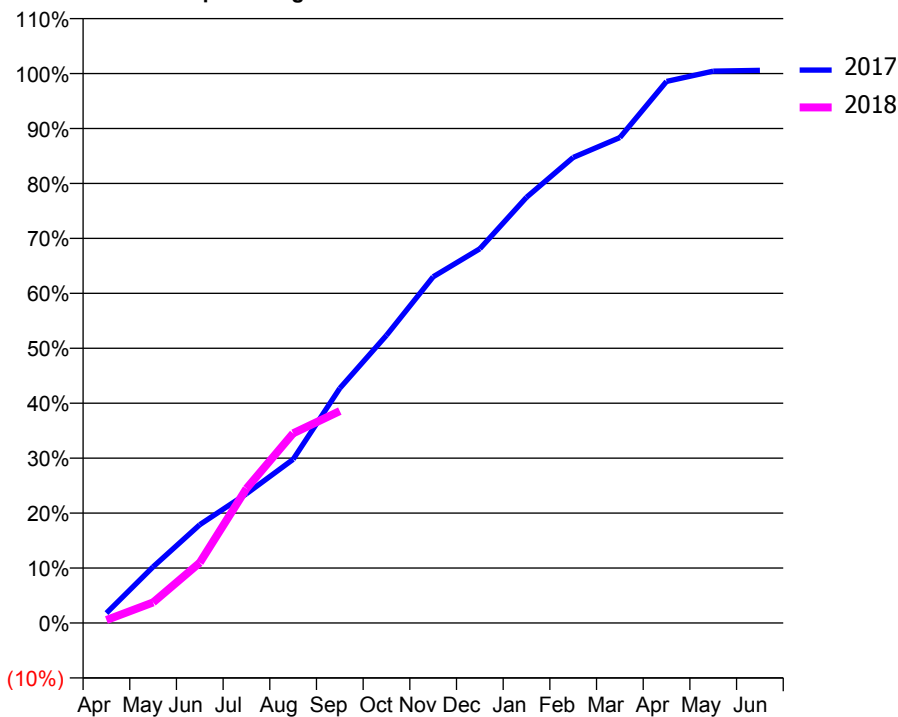
### ACCESS\*

Patients seen in 24 months	Total	Change since previous quarter
Quarter ending September 2016	1,144	
Quarter ending December 2016	1,078	↓
Quarter ending March 2017	1,149	↑
Quarter ending June 2017	1,190	↑
Quarter ending September 2017	1,155	↓
<b>Variance since September 2016</b>	1.0%	→



### ACTIVITY

Cumulative percentage of contracted UDA delivered 2017 & 2018



Month	Adjusted Scheduled Activity (UDA)	
	2017	2018
April	55	17
May	311	114
June	545	334
July	717	745
August	907	1,052
September	1,301	1,175
October	1,595	
November	1,919	
December	2,074	
January	2,360	
February	2,581	
March	2,691	
April	3,002	
May	3,059	
June	3,063	

### QUALITY

	Quantity	Base Number	Contract	AT	Region	England
% of FP17s for the same patient ID Re-attending within 3 months - Children	16	297	5.4%	9.8%	11.6%	11.9%
% of FP17s for the same patient ID Re-attending within 3 months - Adults	45	621	7.2%	14.0%	15.2%	15.9%
% of FP17s for the same patient ID Re-attending between 3 & 9 months - Children	110	297	37.0%	60.8%	59.1%	58.1%
% of FP17s for the same patient ID Re-attending between 3 & 9 months - Adults	287	621	46.2%	53.1%	51.7%	50.6%
% of FP17s for Band 1 Urgent Courses	66	701	9.4%	7.2%	8.0%	9.1%
% of FP17s Relating to Free Repair or Replacements	5	701	0.7%	0.8%	0.8%	0.8%
% of FP17s Relating to Continuations	3	701	0.4%	1.1%	1.0%	1.1%
% of Patients satisfied with the dentistry they have received	1	1	N/A	91.5%	91.5%	91.4%
% of Patients satisfied with the time they had to wait for an appointment	1	1	N/A	86.9%	88.2%	87.7%

\* This is based on patients treated on this contract for their most recent course of treatment. Figures in italics indicate the base number of FP17s or Patient Questionnaire responses are less than 100. N/A is shown where the base number of responses is less than 10 during the period. % is calculated as Quantity/Base number\*100



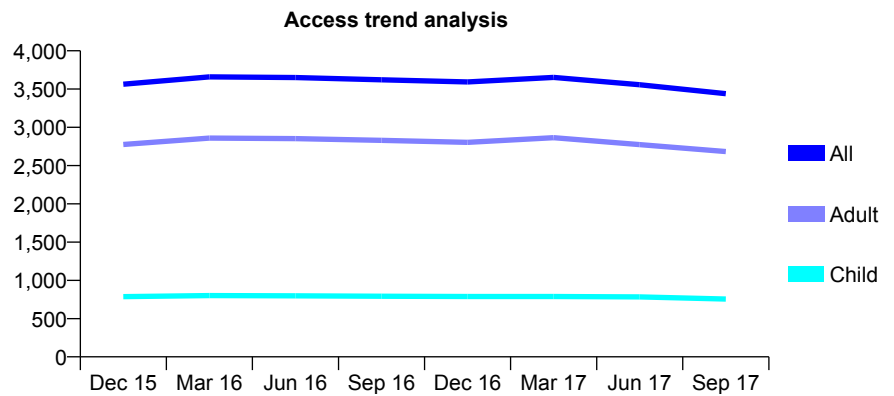
## Q59 - Vital Signs At a Glance Contract Report for 919845/0001 - September 2017

Name or company name	MISS H BURNIKELL
Contract type name	GDS Contract
Purpose of contract	General
Contract start date	01/04/2006
Contract end date	

17/18 Contracted general activity (UDA)	8,630
Carry forward general activity (UDA)	236
17/18 Contracted orthodontic activity (UOA)	0
Carry forward orthodontic activity (UOA)	0
Baseline contract value	£228,095.18

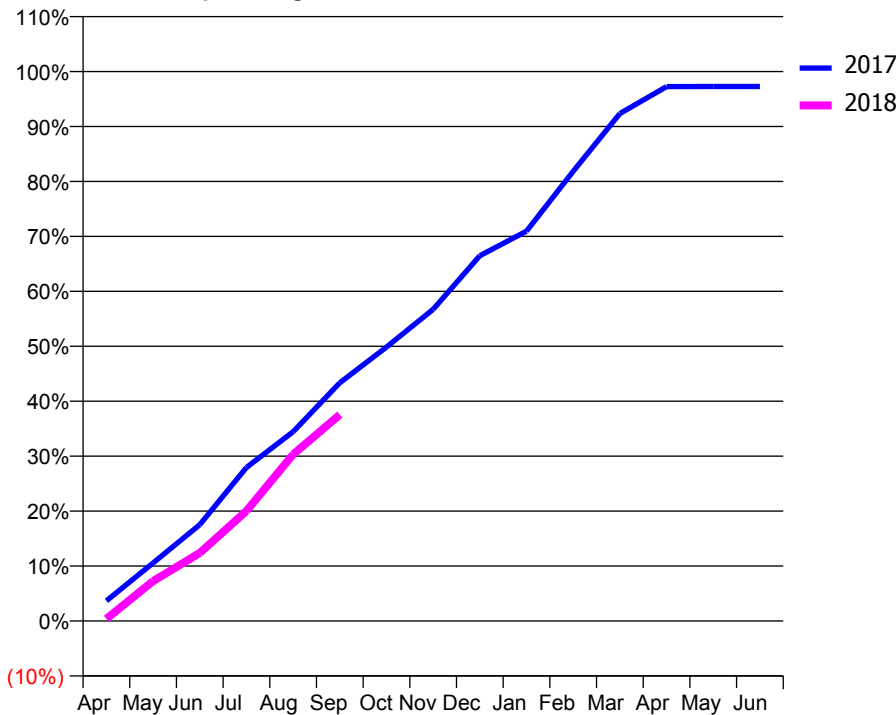
### ACCESS\*

Patients seen in 24 months	Total	Change since previous quarter
Quarter ending September 2016	3,621	
Quarter ending December 2016	3,593	→
Quarter ending March 2017	3,653	→
Quarter ending June 2017	3,556	↓
Quarter ending September 2017	3,439	↓
<b>Variance since September 2016</b>	<b>(5.0%)</b>	<b>↓</b>



### ACTIVITY

Cumulative percentage of contracted UDA delivered 2017 & 2018



Adjusted Scheduled Activity (UDA)		
Month	2017	2018
April	317	34
May	912	628
June	1,513	1,070
July	2,411	1,730
August	2,972	2,616
September	3,742	3,241
October	4,302	
November	4,895	
December	5,737	
January	6,122	
February	7,064	
March	7,970	
April	8,392	
May	8,394	
June	8,394	

### QUALITY

	Quantity	Base Number	Contract	AT	Region	England
% of FP17s for the same patient ID Re-attending within 3 months - Children	103	571	18.0%	9.8%	11.6%	11.9%
% of FP17s for the same patient ID Re-attending within 3 months - Adults	411	1,948	21.1%	14.0%	15.2%	15.9%
% of FP17s for the same patient ID Re-attending between 3 & 9 months - Children	290	571	50.8%	60.8%	59.1%	58.1%
% of FP17s for the same patient ID Re-attending between 3 & 9 months - Adults	1,102	1,948	56.6%	53.1%	51.7%	50.6%
% of FP17s for Band 1 Urgent Courses	108	2,272	4.8%	7.2%	8.0%	9.1%
% of FP17s Relating to Free Repair or Replacements	14	2,272	0.6%	0.8%	0.8%	0.8%
% of FP17s Relating to Continuations	21	2,272	0.9%	1.1%	1.0%	1.1%
% of Patients satisfied with the dentistry they have received	5	6	N/A	91.5%	91.5%	91.4%
% of Patients satisfied with the time they had to wait for an appointment	6	6	N/A	86.9%	88.2%	87.7%

\* This is based on patients treated on this contract for their most recent course of treatment. Figures in italics indicate the base number of FP17s or Patient Questionnaire responses are less than 100. N/A is shown where the base number of responses is less than 10 during the period. % is calculated as Quantity/Base number\*100

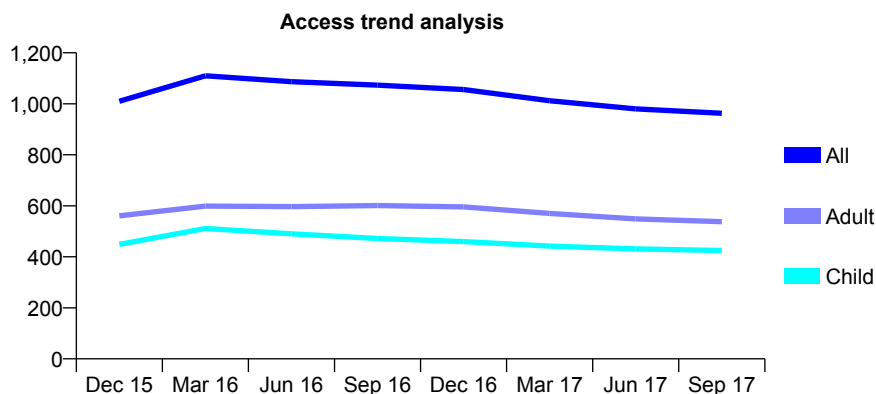
## Q59 - Vital Signs At a Glance Contract Report for 925322/0001 - September 2017

Name or company name	MRS F OSMAN
Contract type name	GDS Contract
Purpose of contract	General
Contract start date	01/04/2006
Contract end date	

17/18 Contracted general activity (UDA)	2,723
Carry forward general activity (UDA)	21
17/18 Contracted orthodontic activity (UOA)	0
Carry forward orthodontic activity (UOA)	0
Baseline contract value	£70,273.95

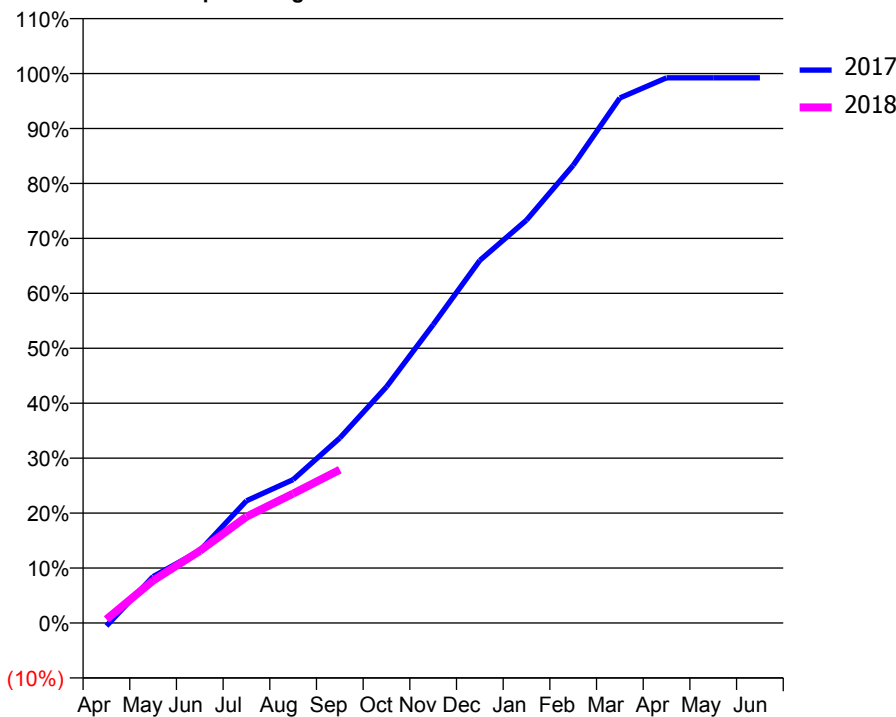
### ACCESS\*

Patients seen in 24 months	Total	Change since previous quarter
Quarter ending September 2016	1,073	
Quarter ending December 2016	1,056	↓
Quarter ending March 2017	1,012	↓
Quarter ending June 2017	980	↓
Quarter ending September 2017	963	↓
<b>Variance since September 2016</b>	<b>(10.3%)</b>	<b>↓</b>



### ACTIVITY

Cumulative percentage of contracted UDA delivered 2017 & 2018



Month	Adjusted Scheduled Activity (UDA)	
	2017	2018
April	-15	18
May	230	211
June	359	357
July	606	527
August	711	641
September	917	760
October	1,171	
November	1,478	
December	1,797	
January	1,997	
February	2,268	
March	2,602	
April	2,702	
May	2,702	
June	2,702	

### QUALITY

	Quantity	Base Number	Contract	AT	Region	England
% of FP17s for the same patient ID Re-attending within 3 months - Children	6	219	2.7%	9.8%	11.6%	11.9%
% of FP17s for the same patient ID Re-attending within 3 months - Adults	24	275	8.7%	14.0%	15.2%	15.9%
% of FP17s for the same patient ID Re-attending between 3 & 9 months - Children	133	219	60.7%	60.8%	59.1%	58.1%
% of FP17s for the same patient ID Re-attending between 3 & 9 months - Adults	183	275	66.5%	53.1%	51.7%	50.6%
% of FP17s for Band 1 Urgent Courses	19	456	4.2%	7.2%	8.0%	9.1%
% of FP17s Relating to Free Repair or Replacements	0	456	0.0%	0.8%	0.8%	0.8%
% of FP17s Relating to Continuations	0	456	0.0%	1.1%	1.0%	1.1%
% of Patients satisfied with the dentistry they have received	2	2	N/A	91.5%	91.5%	91.4%
% of Patients satisfied with the time they had to wait for an appointment	0	2	N/A	86.9%	88.2%	87.7%

\* This is based on patients treated on this contract for their most recent course of treatment. Figures in italics indicate the base number of FP17s or Patient Questionnaire responses are less than 100. N/A is shown where the base number of responses is less than 10 during the period. % is calculated as Quantity/Base number\*100

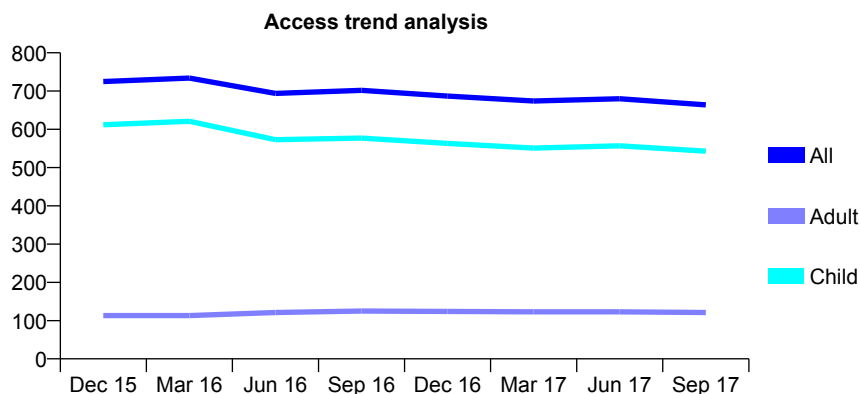
## Q59 - Vital Signs At a Glance Contract Report for 927244/0001 - September 2017

Name or company name	MR TE VISSER
Contract type name	GDS Contract
Purpose of contract	General
Contract start date	01/04/2006
Contract end date	

17/18 Contracted general activity (UDA)	1,300
Carry forward general activity (UDA)	0
17/18 Contracted orthodontic activity (UOA)	0
Carry forward orthodontic activity (UOA)	0
Baseline contract value	£28,982.88

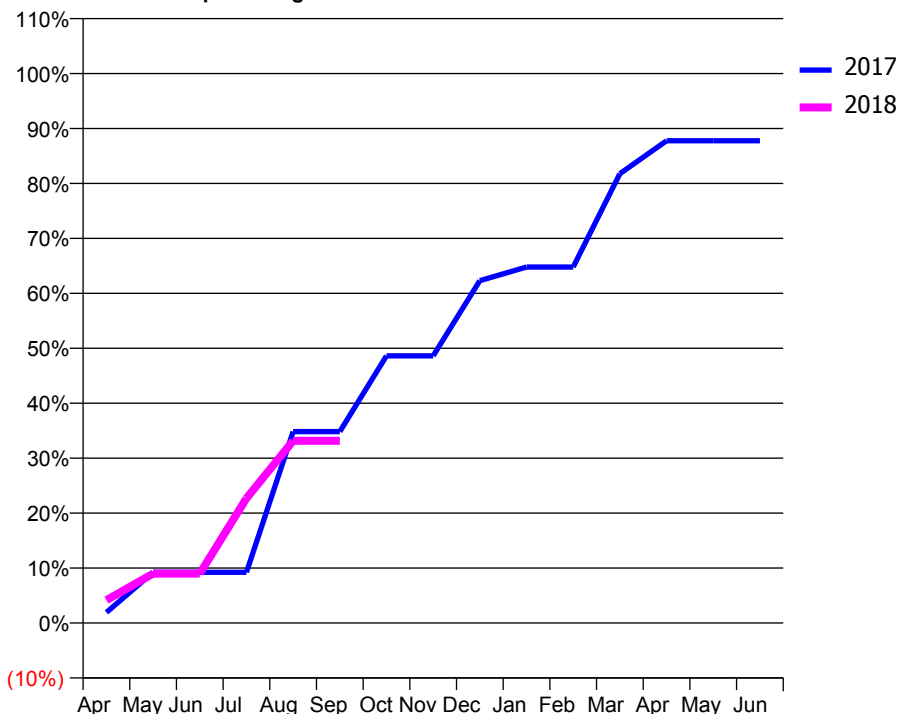
### ACCESS\*

Patients seen in 24 months	Total	Change since previous quarter
Quarter ending September 2016	702	
Quarter ending December 2016	687	↓
Quarter ending March 2017	674	↓
Quarter ending June 2017	680	→
Quarter ending September 2017	664	↓
<b>Variance since September 2016</b>	<b>(5.4%)</b>	<b>↓</b>



### ACTIVITY

Cumulative percentage of contracted UDA delivered 2017 & 2018



Adjusted Scheduled Activity (UDA)

Month	2017	2018
April	25	54
May	120	117
June	120	117
July	120	295
August	453	431
September	453	431
October	632	
November	632	
December	810	
January	842	
February	842	
March	1,063	
April	1,141	
May	1,141	
June	1,141	

### QUALITY

	Quantity	Base Number	Contract	AT	Region	England
% of FP17s for the same patient ID Re-attending within 3 months - Children	21	406	5.2%	9.8%	11.6%	11.9%
% of FP17s for the same patient ID Re-attending within 3 months - Adults	1	29	3.4%	14.0%	15.2%	15.9%
% of FP17s for the same patient ID Re-attending between 3 & 9 months - Children	280	406	69.0%	60.8%	59.1%	58.1%
% of FP17s for the same patient ID Re-attending between 3 & 9 months - Adults	22	29	75.9%	53.1%	51.7%	50.6%
% of FP17s for Band 1 Urgent Courses	0	371	0.0%	7.2%	8.0%	9.1%
% of FP17s Relating to Free Repair or Replacements	0	371	0.0%	0.8%	0.8%	0.8%
% of FP17s Relating to Continuations	5	371	1.3%	1.1%	1.0%	1.1%
% of Patients satisfied with the dentistry they have received	0	0	N/A	91.5%	91.5%	91.4%
% of Patients satisfied with the time they had to wait for an appointment	0	0	N/A	86.9%	88.2%	87.7%

\* This is based on patients treated on this contract for their most recent course of treatment. Figures in italics indicate the base number of FP17s or Patient Questionnaire responses are less than 100. N/A is shown where the base number of responses is less than 10 during the period. % is calculated as Quantity/Base number\*100

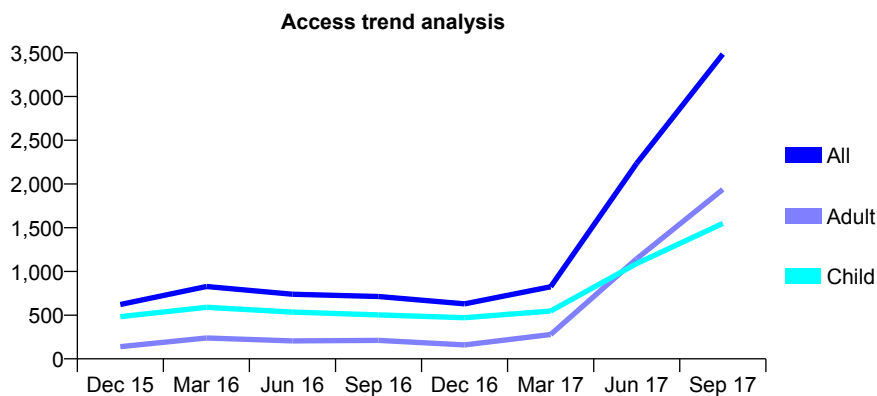
## Q59 - Vital Signs At a Glance Contract Report for 929328/0001 - September 2017

Name or company name	MR VH PEART
Contract type name	GDS Contract
Purpose of contract	General and Orthodontic
Contract start date	01/04/2006
Contract end date	

17/18 Contracted general activity (UDA)	18,638
Carry forward general activity (UDA)	0
17/18 Contracted orthodontic activity (UOA)	31
Carry forward orthodontic activity (UOA)	0
Baseline contract value	£458,244.27

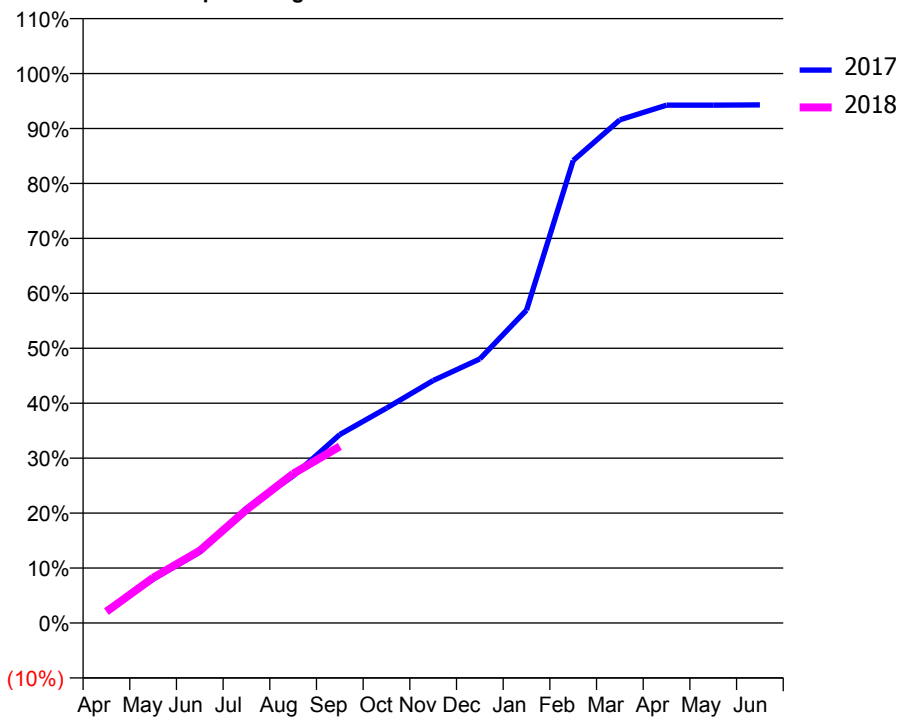
### ACCESS\*

Patients seen in 24 months	Total	Change since previous quarter
Quarter ending September 2016	713	
Quarter ending December 2016	629	↓
Quarter ending March 2017	825	↑
Quarter ending June 2017	2,235	↑
Quarter ending September 2017	3,485	↑
<b>Variance since September 2016</b>	<b>388.8%</b>	<b>↑</b>



### ACTIVITY

Cumulative percentage of contracted UDA delivered 2017 & 2018



Month	Adjusted Scheduled Activity (UDA)	
	2017	2018
April	41	385
May	142	1,537
June	229	2,452
July	370	3,842
August	475	5,062
September	609	5,991
October	694	
November	783	
December	853	
January	1,011	
February	1,494	
March	1,625	
April	1,673	
May	1,673	
June	1,674	

### QUALITY

	Quantity	Base Number	Contract	AT	Region	England
% of FP17s for the same patient ID Re-attending within 3 months - Children	121	1,611	7.5%	9.8%	11.6%	11.9%
% of FP17s for the same patient ID Re-attending within 3 months - Adults	219	1,977	11.1%	14.0%	15.2%	15.9%
% of FP17s for the same patient ID Re-attending between 3 & 9 months - Children	405	1,611	25.1%	60.8%	59.1%	58.1%
% of FP17s for the same patient ID Re-attending between 3 & 9 months - Adults	175	1,977	8.9%	53.1%	51.7%	50.6%
% of FP17s for Band 1 Urgent Courses	223	3,548	6.3%	7.2%	8.0%	9.1%
% of FP17s Relating to Free Repair or Replacements	17	3,548	0.5%	0.8%	0.8%	0.8%
% of FP17s Relating to Continuations	10	3,548	0.3%	1.1%	1.0%	1.1%
% of Patients satisfied with the dentistry they have received	3	3	N/A	91.5%	91.5%	91.4%
% of Patients satisfied with the time they had to wait for an appointment	3	3	N/A	86.9%	88.2%	87.7%

\* This is based on patients treated on this contract for their most recent course of treatment. Figures in italics indicate the base number of FP17s or Patient Questionnaire responses are less than 100. N/A is shown where the base number of responses is less than 10 during the period. % is calculated as Quantity/Base number\*100

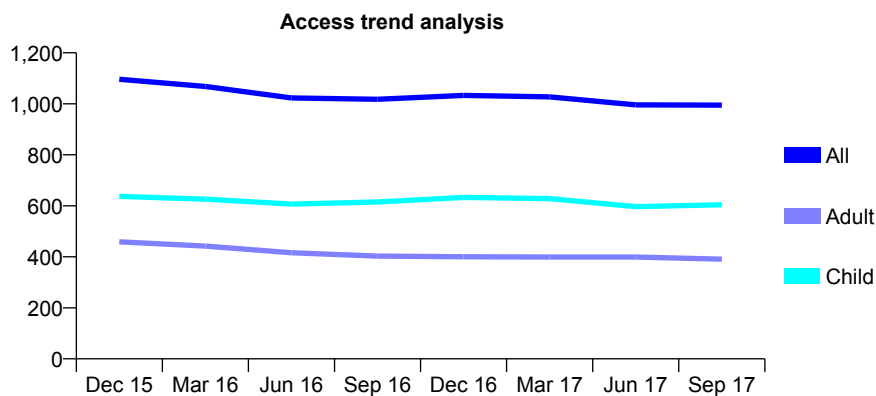
## Q59 - Vital Signs At a Glance Contract Report for 931756/0001 - September 2017

Name or company name	MR RD CASEY
Contract type name	GDS Contract
Purpose of contract	General
Contract start date	01/04/2006
Contract end date	

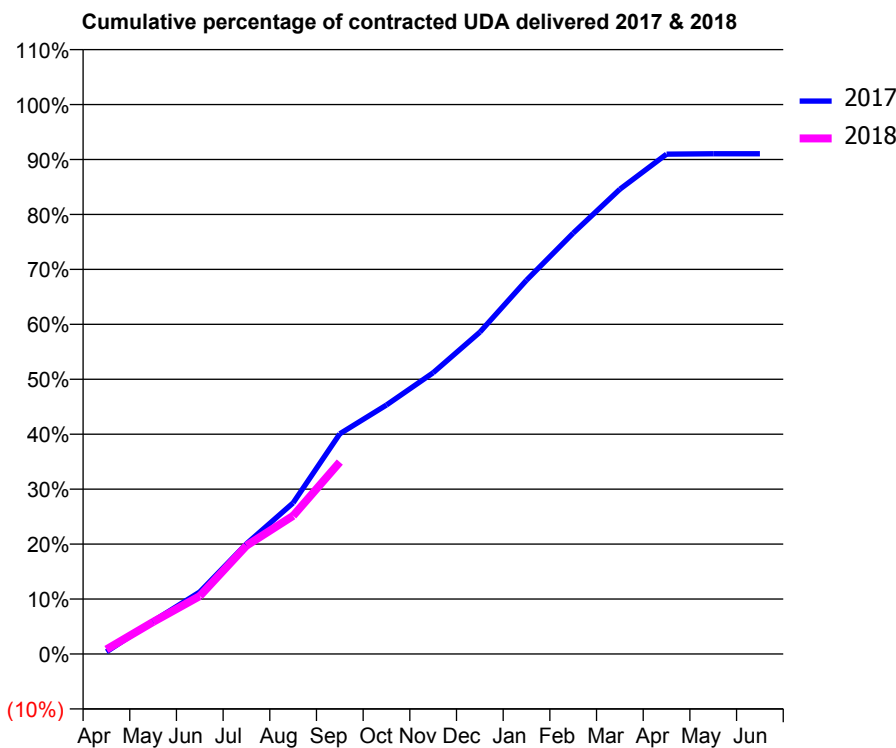
17/18 Contracted general activity (UDA)	3,968
Carry forward general activity (UDA)	0
17/18 Contracted orthodontic activity (UOA)	0
Carry forward orthodontic activity (UOA)	0
Baseline contract value	£107,622.38

### ACCESS\*

Patients seen in 24 months	Total	Change since previous quarter
Quarter ending September 2016	1,018	
Quarter ending December 2016	1,033	→
Quarter ending March 2017	1,027	→
Quarter ending June 2017	996	↓
Quarter ending September 2017	995	→
<b>Variance since September 2016</b>	<b>(2.3%)</b>	<b>↓</b>



### ACTIVITY



Adjusted Scheduled Activity (UDA)		
Month	2017	2018
April	16	33
May	238	231
June	448	418
July	796	782
August	1,091	998
September	1,591	1,386
October	1,798	
November	2,032	
December	2,324	
January	2,700	
February	3,039	
March	3,356	
April	3,610	
May	3,613	
June	3,613	

### QUALITY

	Quantity	Base Number	Contract	AT	Region	England
% of FP17s for the same patient ID Re-attending within 3 months - Children	27	423	6.4%	9.8%	11.6%	11.9%
% of FP17s for the same patient ID Re-attending within 3 months - Adults	64	268	23.9%	14.0%	15.2%	15.9%
% of FP17s for the same patient ID Re-attending between 3 & 9 months - Children	255	423	60.3%	60.8%	59.1%	58.1%
% of FP17s for the same patient ID Re-attending between 3 & 9 months - Adults	137	268	51.1%	53.1%	51.7%	50.6%
% of FP17s for Band 1 Urgent Courses	6	619	1.0%	7.2%	8.0%	9.1%
% of FP17s Relating to Free Repair or Replacements	0	619	0.0%	0.8%	0.8%	0.8%
% of FP17s Relating to Continuations	0	619	0.0%	1.1%	1.0%	1.1%
% of Patients satisfied with the dentistry they have received	2	2	N/A	91.5%	91.5%	91.4%
% of Patients satisfied with the time they had to wait for an appointment	2	2	N/A	86.9%	88.2%	87.7%

\* This is based on patients treated on this contract for their most recent course of treatment. Figures in italics indicate the base number of FP17s or Patient Questionnaire responses are less than 100. N/A is shown where the base number of responses is less than 10 during the period. % is calculated as Quantity/Base number\*100

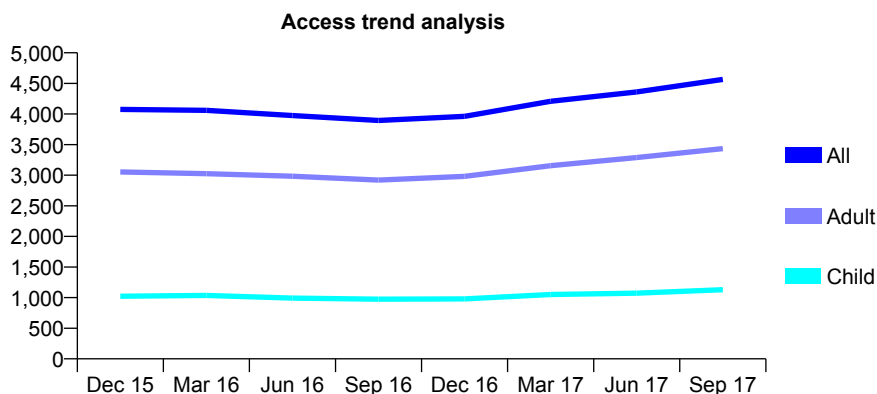
## Q59 - Vital Signs At a Glance Contract Report for 939838/0003 - September 2017

Name or company name	MISS Z ISHAK
Contract type name	GDS Contract
Purpose of contract	General
Contract start date	01/04/2008
Contract end date	

17/18 Contracted general activity (UDA)	15,328
Carry forward general activity (UDA)	0
17/18 Contracted orthodontic activity (UOA)	0
Carry forward orthodontic activity (UOA)	0
Baseline contract value	£336,044.97

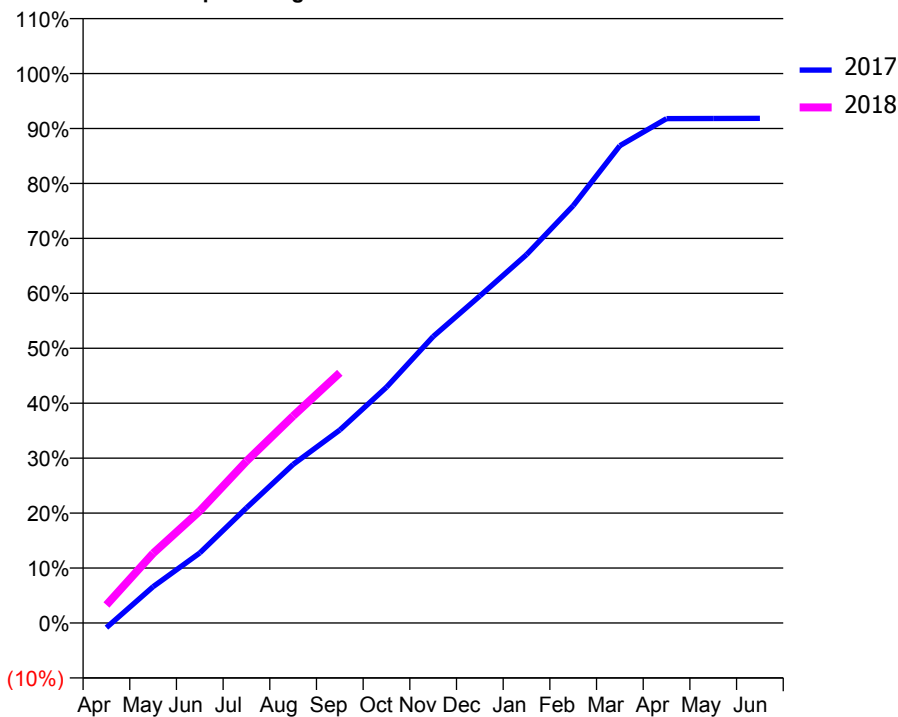
### ACCESS\*

Patients seen in 24 months	Total	Change since previous quarter
Quarter ending September 2016	3,895	
Quarter ending December 2016	3,961	→
Quarter ending March 2017	4,207	↑
Quarter ending June 2017	4,361	↑
Quarter ending September 2017	4,565	↑
<b>Variance since September 2016</b>	<b>17.2%</b>	<b>↑</b>



### ACTIVITY

Cumulative percentage of contracted UDA delivered 2017 & 2018



Adjusted Scheduled Activity (UDA)

Month	2017	2018
April	-132	504
May	1,014	1,944
June	1,956	3,125
July	3,213	4,512
August	4,423	5,774
September	5,383	6,980
October	6,577	
November	7,992	
December	9,124	
January	10,274	
February	11,641	
March	13,314	
April	14,069	
May	14,074	
June	14,078	

### QUALITY

	Quantity	Base Number	Contract	AT	Region	England
% of FP17s for the same patient ID Re-attending within 3 months - Children	71	986	7.2%	9.8%	11.6%	11.9%
% of FP17s for the same patient ID Re-attending within 3 months - Adults	336	2,548	13.2%	14.0%	15.2%	15.9%
% of FP17s for the same patient ID Re-attending between 3 & 9 months - Children	639	986	64.8%	60.8%	59.1%	58.1%
% of FP17s for the same patient ID Re-attending between 3 & 9 months - Adults	1,257	2,548	49.3%	53.1%	51.7%	50.6%
% of FP17s for Band 1 Urgent Courses	202	3,275	6.2%	7.2%	8.0%	9.1%
% of FP17s Relating to Free Repair or Replacements	5	3,275	0.2%	0.8%	0.8%	0.8%
% of FP17s Relating to Continuations	42	3,275	1.3%	1.1%	1.0%	1.1%
% of Patients satisfied with the dentistry they have received	6	7	N/A	91.5%	91.5%	91.4%
% of Patients satisfied with the time they had to wait for an appointment	6	7	N/A	86.9%	88.2%	87.7%

\* This is based on patients treated on this contract for their most recent course of treatment. Figures in italics indicate the base number of FP17s or Patient Questionnaire responses are less than 100. N/A is shown where the base number of responses is less than 10 during the period. % is calculated as Quantity/Base number\*100

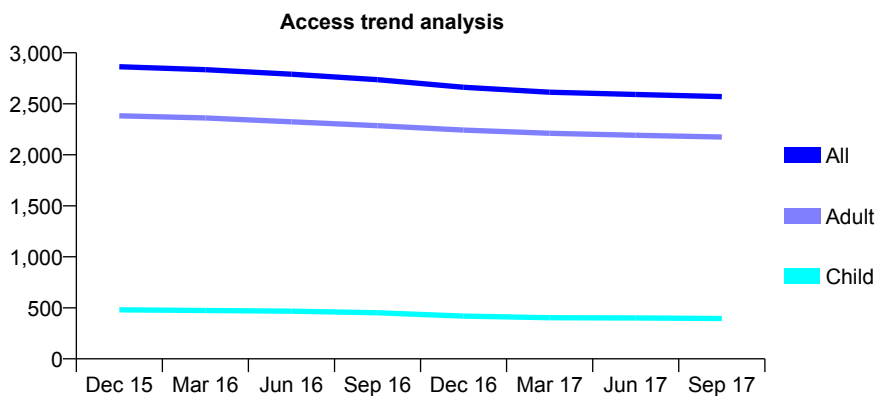
## Q59 - Vital Signs At a Glance Contract Report for 939838/0008 - September 2017

Name or company name	MISS Z ISHAK
Contract type name	GDS Contract
Purpose of contract	General
Contract start date	01/02/2013
Contract end date	

17/18 Contracted general activity (UDA)	10,144
Carry forward general activity (UDA)	0
17/18 Contracted orthodontic activity (UOA)	0
Carry forward orthodontic activity (UOA)	0
Baseline contract value	£271,819.09

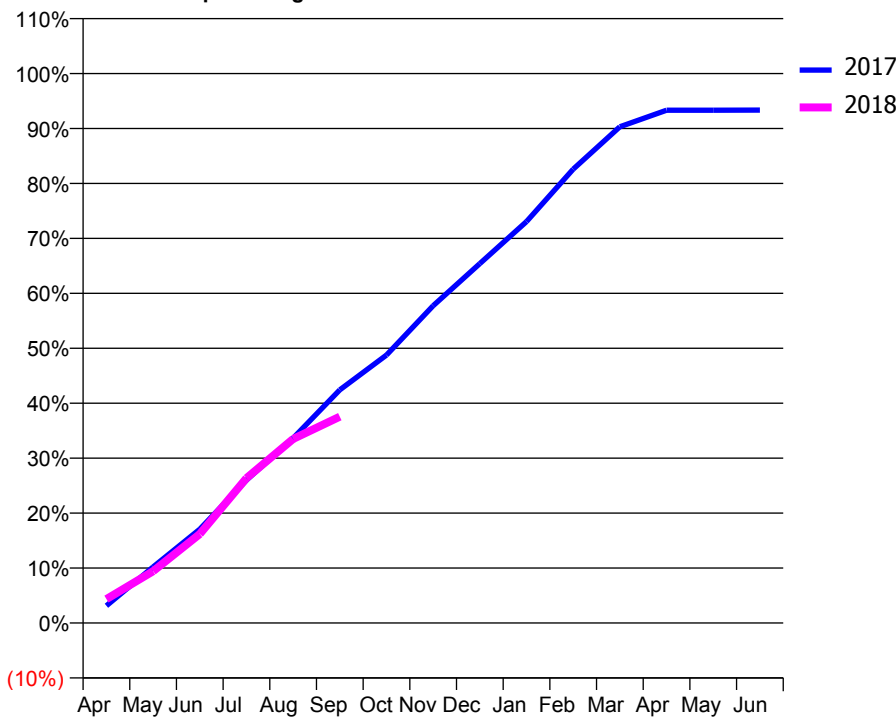
### ACCESS\*

Patients seen in 24 months	Total	Change since previous quarter
Quarter ending September 2016	2,736	
Quarter ending December 2016	2,662	↓
Quarter ending March 2017	2,614	↓
Quarter ending June 2017	2,592	→
Quarter ending September 2017	2,570	→
<b>Variance since September 2016</b>	<b>(6.1%)</b>	<b>↓</b>



### ACTIVITY

Cumulative percentage of contracted UDA delivered 2017 & 2018



Adjusted Scheduled Activity (UDA)

Month	2017	2018
April	320	443
May	1,035	956
June	1,731	1,642
July	2,637	2,675
August	3,414	3,399
September	4,304	3,810
October	4,946	
November	5,857	
December	6,635	
January	7,410	
February	8,379	
March	9,161	
April	9,465	
May	9,465	
June	9,468	

### QUALITY

	Quantity	Base Number	Contract	AT	Region	England
% of FP17s for the same patient ID Re-attending within 3 months - Children	13	414	3.1%	9.8%	11.6%	11.9%
% of FP17s for the same patient ID Re-attending within 3 months - Adults	121	1,625	7.4%	14.0%	15.2%	15.9%
% of FP17s for the same patient ID Re-attending between 3 & 9 months - Children	329	414	79.5%	60.8%	59.1%	58.1%
% of FP17s for the same patient ID Re-attending between 3 & 9 months - Adults	1,228	1,625	75.6%	53.1%	51.7%	50.6%
% of FP17s for Band 1 Urgent Courses	10	1,934	0.5%	7.2%	8.0%	9.1%
% of FP17s Relating to Free Repair or Replacements	20	1,934	1.0%	0.8%	0.8%	0.8%
% of FP17s Relating to Continuations	38	1,934	2.0%	1.1%	1.0%	1.1%
% of Patients satisfied with the dentistry they have received	8	10	80.0%	91.5%	91.5%	91.4%
% of Patients satisfied with the time they had to wait for an appointment	9	10	90.0%	86.9%	88.2%	87.7%

\* This is based on patients treated on this contract for their most recent course of treatment. Figures in italics indicate the base number of FP17s or Patient Questionnaire responses are less than 100. N/A is shown where the base number of responses is less than 10 during the period. % is calculated as Quantity/Base number\*100

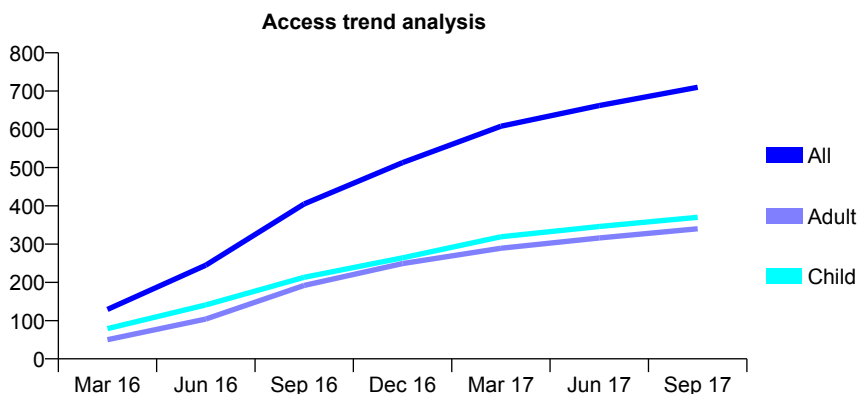
## Q59 - Vital Signs At a Glance Contract Report for 962198/0001 - September 2017

Name or company name	MRS S HINDOCHA
Contract type name	GDS Contract
Purpose of contract	General
Contract start date	06/02/2016
Contract end date	

17/18 Contracted general activity (UDA)	2,502
Carry forward general activity (UDA)	-21
17/18 Contracted orthodontic activity (UOA)	0
Carry forward orthodontic activity (UOA)	0
Baseline contract value	£55,328.21

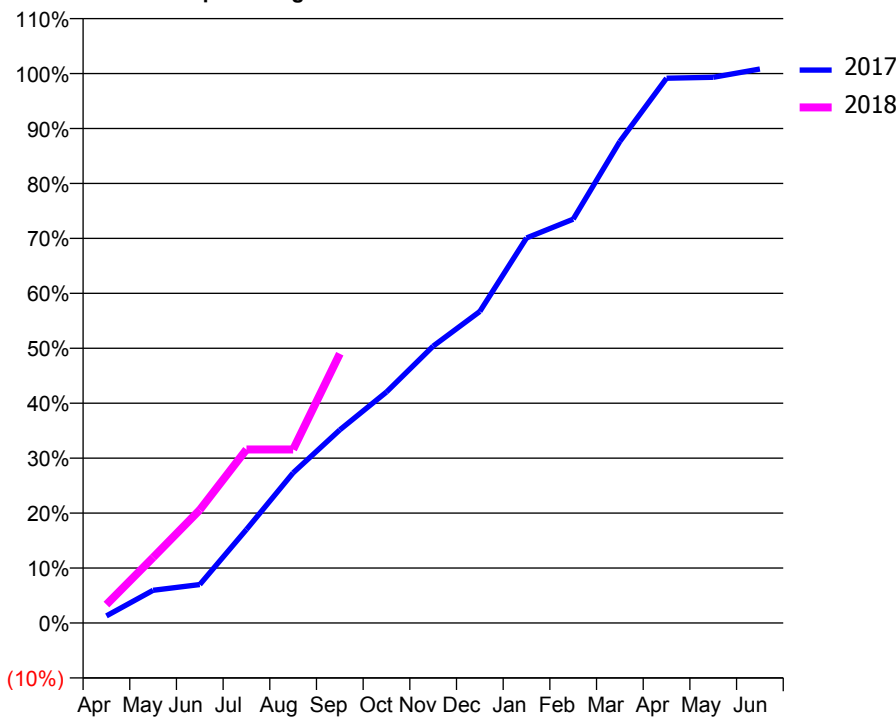
### ACCESS\*

Patients seen in 24 months	Total	Change since previous quarter
Quarter ending September 2016	405	
Quarter ending December 2016	513	↑
Quarter ending March 2017	608	↑
Quarter ending June 2017	662	↑
Quarter ending September 2017	710	↑
<b>Variance since September 2016</b>	<b>75.3%</b>	<b>↑</b>



### ACTIVITY

Cumulative percentage of contracted UDA delivered 2017 & 2018



Month	Adjusted Scheduled Activity (UDA)	
	2017	2018
April	32	84
May	149	299
June	175	515
July	426	790
August	684	790
September	879	1,226
October	1,052	
November	1,261	
December	1,418	
January	1,753	
February	1,839	
March	2,193	
April	2,481	
May	2,485	
June	2,523	

### QUALITY

	Quantity	Base Number	Contract	AT	Region	England
% of FP17s for the same patient ID Re-attending within 3 months - Children	29	313	9.3%	9.8%	11.6%	11.9%
% of FP17s for the same patient ID Re-attending within 3 months - Adults	56	269	20.8%	14.0%	15.2%	15.9%
% of FP17s for the same patient ID Re-attending between 3 & 9 months - Children	162	313	51.8%	60.8%	59.1%	58.1%
% of FP17s for the same patient ID Re-attending between 3 & 9 months - Adults	119	269	44.2%	53.1%	51.7%	50.6%
% of FP17s for Band 1 Urgent Courses	41	468	8.8%	7.2%	8.0%	9.1%
% of FP17s Relating to Free Repair or Replacements	0	468	0.0%	0.8%	0.8%	0.8%
% of FP17s Relating to Continuations	0	468	0.0%	1.1%	1.0%	1.1%
% of Patients satisfied with the dentistry they have received	2	3	N/A	91.5%	91.5%	91.4%
% of Patients satisfied with the time they had to wait for an appointment	3	3	N/A	86.9%	88.2%	87.7%

\* This is based on patients treated on this contract for their most recent course of treatment. Figures in italics indicate the base number of FP17s or Patient Questionnaire responses are less than 100. N/A is shown where the base number of responses is less than 10 during the period. % is calculated as Quantity/Base number\*100



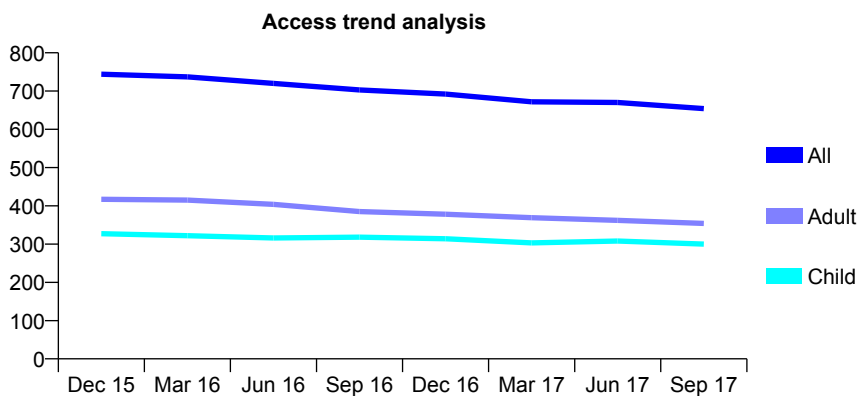
## Q59 - Vital Signs At a Glance Contract Report for 967432/0001 - September 2017

Name or company name	Ms AD Patel & Mr S Patel
Contract type name	GDS Contract
Purpose of contract	General
Contract start date	01/12/2007
Contract end date	

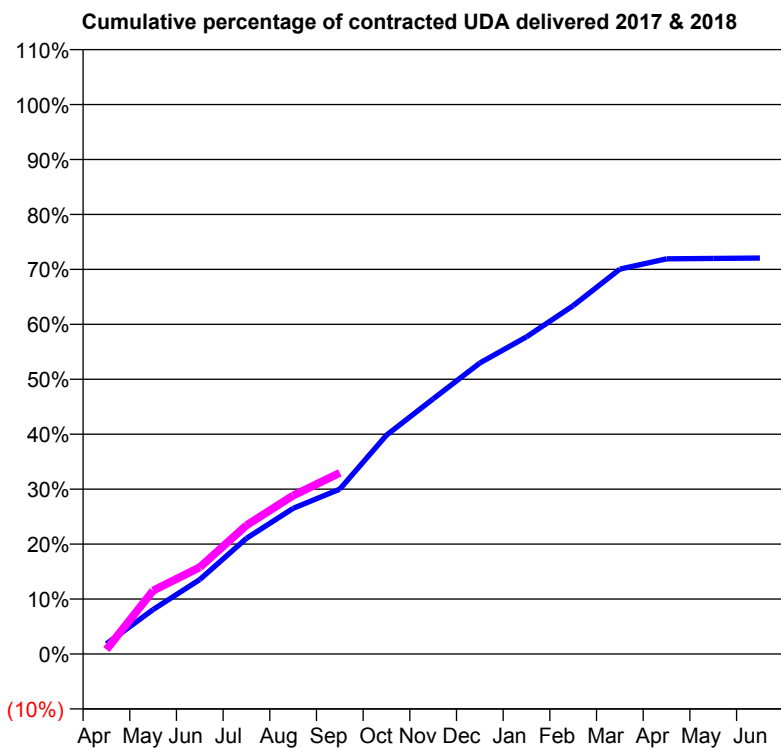
17/18 Contracted general activity (UDA)	3,344
Carry forward general activity (UDA)	0
17/18 Contracted orthodontic activity (UOA)	0
Carry forward orthodontic activity (UOA)	0
Baseline contract value	£62,684.61

### ACCESS\*

Patients seen in 24 months	Total	Change since previous quarter
Quarter ending September 2016	703	
Quarter ending December 2016	692	↓
Quarter ending March 2017	672	↓
Quarter ending June 2017	670	→
Quarter ending September 2017	654	↓
<b>Variance since September 2016</b>	<b>(7.0%)</b>	<b>↓</b>



### ACTIVITY



Month	Adjusted Scheduled Activity (UDA)	
	2017	2018
April	62	27
May	271	386
June	453	528
July	704	783
August	886	965
September	1,004	1,102
October	1,332	
November	1,552	
December	1,771	
January	1,930	
February	2,120	
March	2,342	
April	2,405	
May	2,407	
June	2,410	

### QUALITY

	Quantity	Base Number	Contract	AT	Region	England
% of FP17s for the same patient ID Re-attending within 3 months - Children	24	268	9.0%	9.8%	11.6%	11.9%
% of FP17s for the same patient ID Re-attending within 3 months - Adults	31	235	13.2%	14.0%	15.2%	15.9%
% of FP17s for the same patient ID Re-attending between 3 & 9 months - Children	168	268	62.7%	60.8%	59.1%	58.1%
% of FP17s for the same patient ID Re-attending between 3 & 9 months - Adults	145	235	61.7%	53.1%	51.7%	50.6%
% of FP17s for Band 1 Urgent Courses	10	470	2.1%	7.2%	8.0%	9.1%
% of FP17s Relating to Free Repair or Replacements	1	470	0.2%	0.8%	0.8%	0.8%
% of FP17s Relating to Continuations	12	470	2.6%	1.1%	1.0%	1.1%
% of Patients satisfied with the dentistry they have received	1	1	N/A	91.5%	91.5%	91.4%
% of Patients satisfied with the time they had to wait for an appointment	1	1	N/A	86.9%	88.2%	87.7%

\* This is based on patients treated on this contract for their most recent course of treatment. Figures in italics indicate the base number of FP17s or Patient Questionnaire responses are less than 100. N/A is shown where the base number of responses is less than 10 during the period. % is calculated as Quantity/Base number\*100

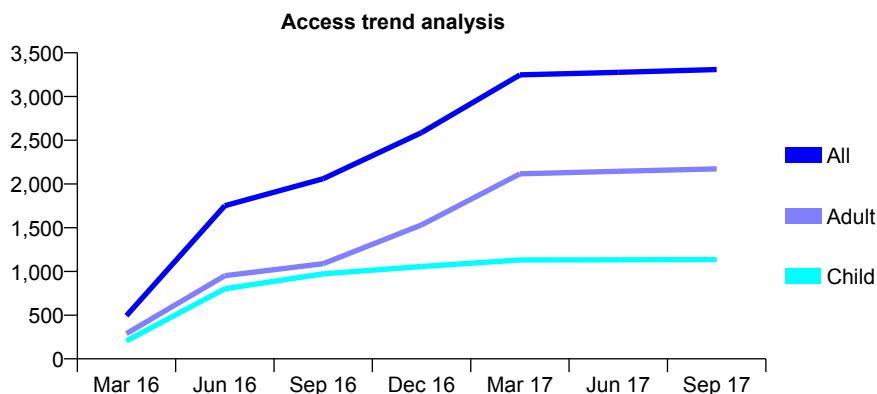
## Q59 - Vital Signs At a Glance Contract Report for 995584/0001 - September 2017

Name or company name	Mr B Khaseria & Mrs M K Dhariwal
Contract type name	GDS Contract
Purpose of contract	General
Contract start date	01/01/2016
Contract end date	

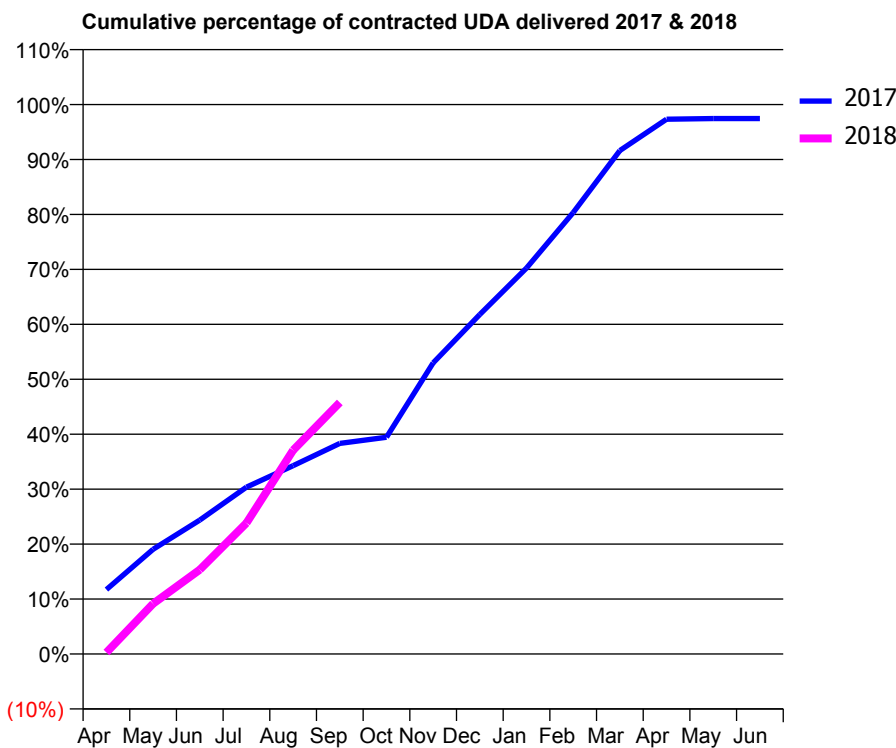
17/18 Contracted general activity (UDA)	5,032
Carry forward general activity (UDA)	0
17/18 Contracted orthodontic activity (UOA)	0
Carry forward orthodontic activity (UOA)	0
Baseline contract value	£126,669.89

### ACCESS\*

Patients seen in 24 months	Total	Change since previous quarter
Quarter ending September 2016	2,060	
Quarter ending December 2016	2,588	↑
Quarter ending March 2017	3,247	↑
Quarter ending June 2017	3,277	→
Quarter ending September 2017	3,309	→
<b>Variance since September 2016</b>	<b>60.6%</b>	<b>↑</b>



### ACTIVITY



Month	Adjusted Scheduled Activity (UDA)	
	2017	2018
April	1,530	14
May	2,483	460
June	3,177	773
July	3,959	1,200
August	4,466	1,866
September	4,995	2,304
October	5,139	
November	6,904	
December	8,054	
January	9,154	
February	10,469	
March	11,940	
April	12,683	
May	12,699	
June	12,699	

### QUALITY

	Quantity	Base Number	Contract	AT	Region	England
% of FP17s for the same patient ID Re-attending within 3 months - Children	28	790	3.5%	9.8%	11.6%	11.9%
% of FP17s for the same patient ID Re-attending within 3 months - Adults	73	674	10.8%	14.0%	15.2%	15.9%
% of FP17s for the same patient ID Re-attending between 3 & 9 months - Children	555	790	70.3%	60.8%	59.1%	58.1%
% of FP17s for the same patient ID Re-attending between 3 & 9 months - Adults	374	674	55.5%	53.1%	51.7%	50.6%
% of FP17s for Band 1 Urgent Courses	46	1,216	3.8%	7.2%	8.0%	9.1%
% of FP17s Relating to Free Repair or Replacements	4	1,216	0.3%	0.8%	0.8%	0.8%
% of FP17s Relating to Continuations	0	1,216	0.0%	1.1%	1.0%	1.1%
% of Patients satisfied with the dentistry they have received	4	5	N/A	91.5%	91.5%	91.4%
% of Patients satisfied with the time they had to wait for an appointment	4	5	N/A	86.9%	88.2%	87.7%

\* This is based on patients treated on this contract for their most recent course of treatment. Figures in italics indicate the base number of FP17s or Patient Questionnaire responses are less than 100. N/A is shown where the base number of responses is less than 10 during the period. % is calculated as Quantity/Base number\*100

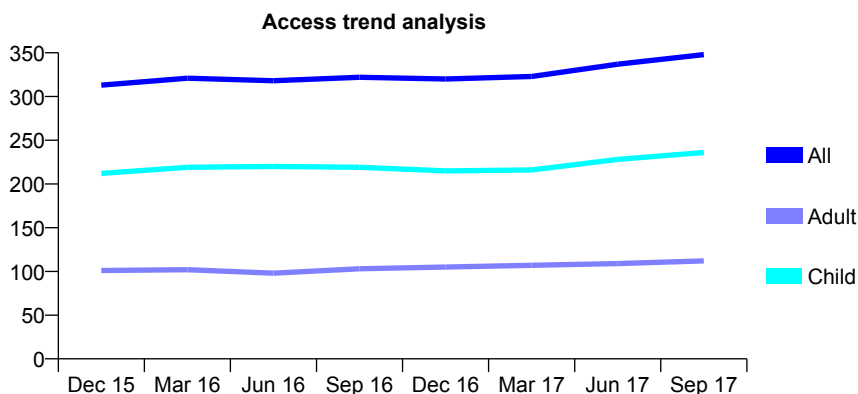
## Q59 - Vital Signs At a Glance Contract Report for 998133/0001 - September 2017

Name or company name	Lechki, Desai, Shah & Thakor (T/A Queens)
Contract type name	GDS Contract
Purpose of contract	General
Contract start date	01/04/2006
Contract end date	

17/18 Contracted general activity (UDA)	800
Carry forward general activity (UDA)	0
17/18 Contracted orthodontic activity (UOA)	0
Carry forward orthodontic activity (UOA)	0
Baseline contract value	£17,331.05

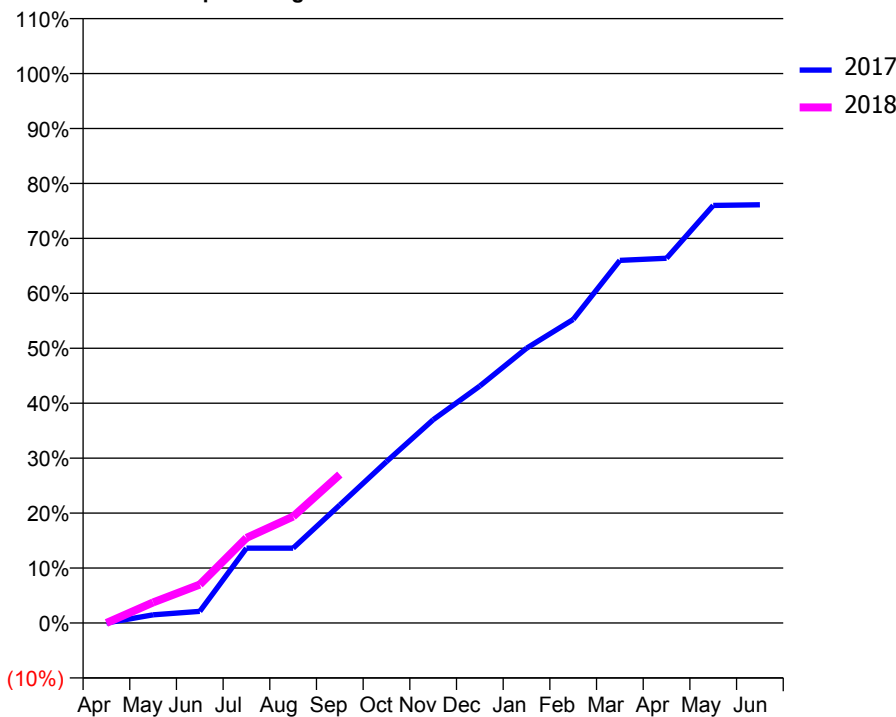
### ACCESS\*

Patients seen in 24 months	Total	Change since previous quarter
Quarter ending September 2016	322	
Quarter ending December 2016	320	→
Quarter ending March 2017	323	→
Quarter ending June 2017	337	↑
Quarter ending September 2017	348	↑
<b>Variance since September 2016</b>	<b>8.1%</b>	<b>↑</b>



### ACTIVITY

Cumulative percentage of contracted UDA delivered 2017 & 2018



Month	Adjusted Scheduled Activity (UDA)	
	2017	2018
April	0	0
May	12	30
June	17	56
July	109	124
August	109	155
September	172	216
October	235	
November	296	
December	345	
January	400	
February	442	
March	528	
April	531	
May	608	
June	609	

### QUALITY

	Quantity	Base Number	Contract	AT	Region	England
% of FP17s for the same patient ID Re-attending within 3 months - Children	4	157	2.5%	9.8%	11.6%	11.9%
% of FP17s for the same patient ID Re-attending within 3 months - Adults	3	39	7.7%	14.0%	15.2%	15.9%
% of FP17s for the same patient ID Re-attending between 3 & 9 months - Children	80	157	51.0%	60.8%	59.1%	58.1%
% of FP17s for the same patient ID Re-attending between 3 & 9 months - Adults	12	39	30.8%	53.1%	51.7%	50.6%
% of FP17s for Band 1 Urgent Courses	1	148	0.7%	7.2%	8.0%	9.1%
% of FP17s Relating to Free Repair or Replacements	0	148	0.0%	0.8%	0.8%	0.8%
% of FP17s Relating to Continuations	0	148	0.0%	1.1%	1.0%	1.1%
% of Patients satisfied with the dentistry they have received	1	1	N/A	91.5%	91.5%	91.4%
% of Patients satisfied with the time they had to wait for an appointment	1	1	N/A	86.9%	88.2%	87.7%

\* This is based on patients treated on this contract for their most recent course of treatment. Figures in italics indicate the base number of FP17s or Patient Questionnaire responses are less than 100. N/A is shown where the base number of responses is less than 10 during the period. % is calculated as Quantity/Base number\*100

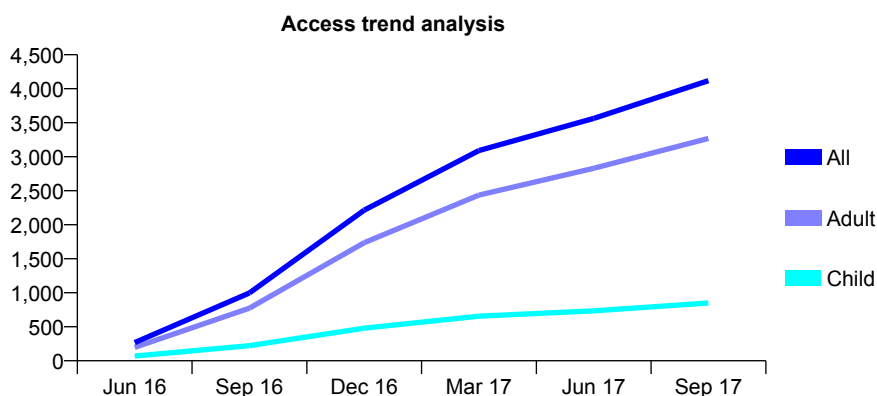
## Q60 - Vital Signs At a Glance Contract Report for 100034/0000 - September 2017

Name or company name	Whitecross Dental Care Limited
Contract type name	GDS Contract
Purpose of contract	General
Contract start date	01/04/2016
Contract end date	

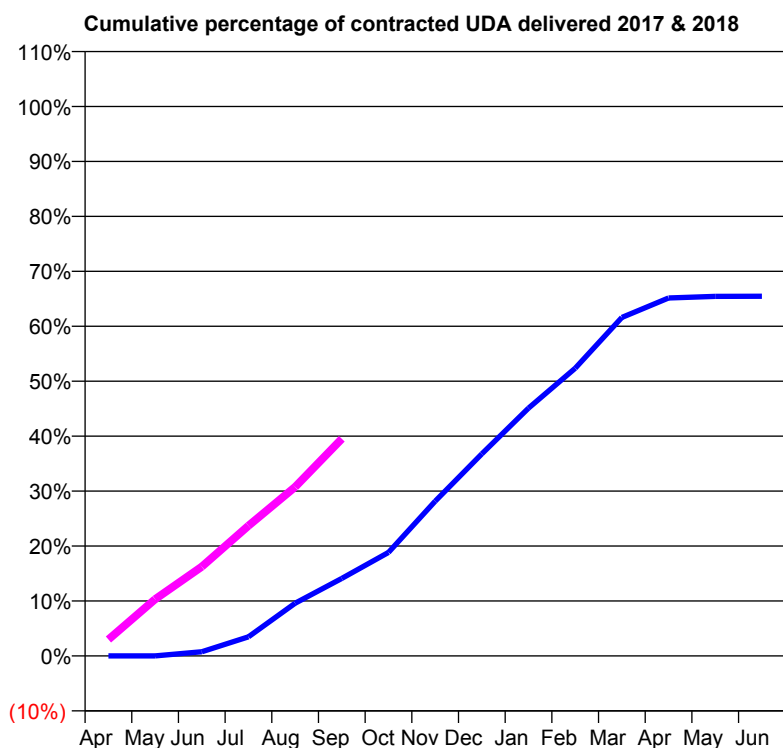
17/18 Contracted general activity (UDA)	16,000
Carry forward general activity (UDA)	0
17/18 Contracted orthodontic activity (UOA)	0
Carry forward orthodontic activity (UOA)	0
Baseline contract value	£397,451.56

### ACCESS\*

Patients seen in 24 months	Total	Change since previous quarter
Quarter ending September 2016	997	
Quarter ending December 2016	2,215	↑
Quarter ending March 2017	3,092	↑
Quarter ending June 2017	3,564	↑
Quarter ending September 2017	4,119	↑
<b>Variance since September 2016</b>	<b>313.1%</b>	<b>↑</b>



### ACTIVITY



Month	Adjusted Scheduled Activity (UDA)	
	2017	2018
April	0	480
May	0	1,650
June	121	2,600
July	557	3,790
August	1,534	4,921
September	2,257	6,324
October	3,014	
November	4,508	
December	5,884	
January	7,216	
February	8,379	
March	9,855	
April	10,424	
May	10,471	
June	10,475	

### QUALITY

	Quantity	Base Number	Contract	AT	Region	England
% of FP17s for the same patient ID Re-attending within 3 months - Children	38	566	6.7%	10.0%	11.6%	11.9%
% of FP17s for the same patient ID Re-attending within 3 months - Adults	375	2,308	16.2%	13.4%	15.2%	15.9%
% of FP17s for the same patient ID Re-attending between 3 & 9 months - Children	219	566	38.7%	59.8%	59.1%	58.1%
% of FP17s for the same patient ID Re-attending between 3 & 9 months - Adults	925	2,308	40.1%	54.7%	51.7%	50.6%
% of FP17s for Band 1 Urgent Courses	202	2,640	7.7%	7.2%	8.0%	9.1%
% of FP17s Relating to Free Repair or Replacements	35	2,640	1.3%	0.9%	0.8%	0.8%
% of FP17s Relating to Continuations	60	2,640	2.3%	1.2%	1.0%	1.1%
% of Patients satisfied with the dentistry they have received	12	12	100.0%	92.0%	91.5%	91.4%
% of Patients satisfied with the time they had to wait for an appointment	11	12	91.7%	89.4%	88.2%	87.7%

\* This is based on patients treated on this contract for their most recent course of treatment. Figures in italics indicate the base number of FP17s or Patient Questionnaire responses are less than 100. N/A is shown where the base number of responses is less than 10 during the period. % is calculated as Quantity/Base number\*100

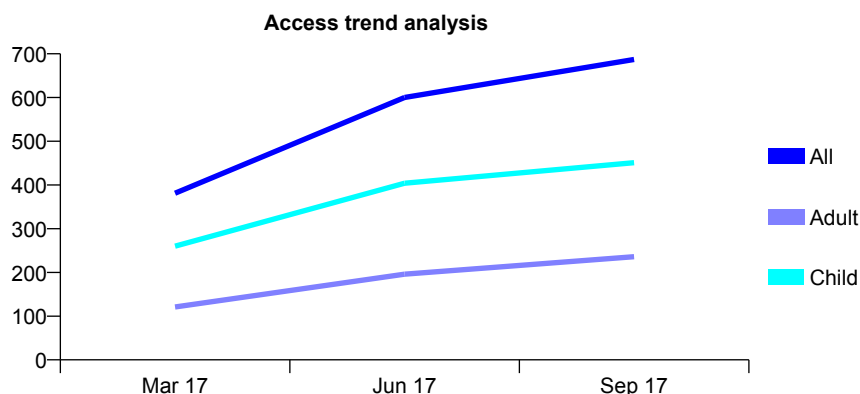
## Q60 - Vital Signs At a Glance Contract Report for 100233/0000 - September 2017

Name or company name	Willow Street Dental Practice
Contract type name	GDS Contract
Purpose of contract	General
Contract start date	01/12/2016
Contract end date	

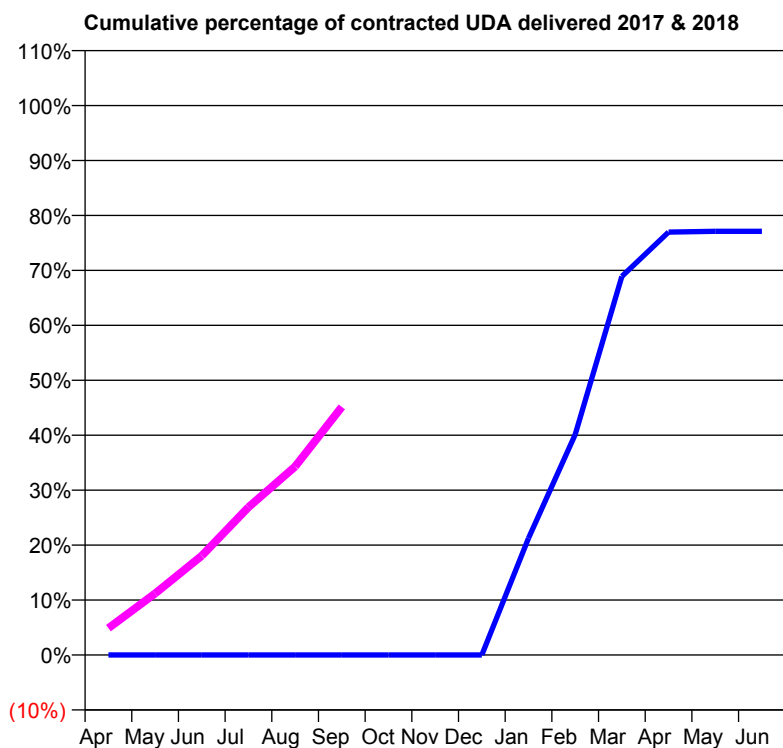
17/18 Contracted general activity (UDA)	2,110
Carry forward general activity (UDA)	0
17/18 Contracted orthodontic activity (UOA)	0
Carry forward orthodontic activity (UOA)	0
Baseline contract value	£54,739.67

### ACCESS\*

Patients seen in 24 months	Total	Change since previous quarter
Quarter ending September 2016	0	
Quarter ending December 2016	0	
Quarter ending March 2017	381	
Quarter ending June 2017	600	↑
Quarter ending September 2017	687	↑
<b>Variance since September 2016</b>	N/A	



### ACTIVITY



Month	Adjusted Scheduled Activity (UDA)	
	2017	2018
April	0	103
May	0	236
June	0	381
July	0	567
August	0	724
September	0	952
October	0	
November	0	
December	0	
January	150	
February	282	
March	484	
April	541	
May	542	
June	542	

### QUALITY

	Quantity	Base Number	Contract	AT	Region	England
% of FP17s for the same patient ID Re-attending within 3 months - Children	48	526	9.1%	10.0%	11.6%	11.9%
% of FP17s for the same patient ID Re-attending within 3 months - Adults	24	201	11.9%	13.4%	15.2%	15.9%
% of FP17s for the same patient ID Re-attending between 3 & 9 months - Children	238	526	45.2%	59.8%	59.1%	58.1%
% of FP17s for the same patient ID Re-attending between 3 & 9 months - Adults	65	201	32.3%	54.7%	51.7%	50.6%
% of FP17s for Band 1 Urgent Courses	32	682	4.7%	7.2%	8.0%	9.1%
% of FP17s Relating to Free Repair or Replacements	0	682	0.0%	0.9%	0.8%	0.8%
% of FP17s Relating to Continuations	0	682	0.0%	1.2%	1.0%	1.1%
% of Patients satisfied with the dentistry they have received	1	1	N/A	92.0%	91.5%	91.4%
% of Patients satisfied with the time they had to wait for an appointment	1	1	N/A	89.4%	88.2%	87.7%

\* This is based on patients treated on this contract for their most recent course of treatment. Figures in italics indicate the base number of FP17s or Patient Questionnaire responses are less than 100. N/A is shown where the base number of responses is less than 10 during the period. % is calculated as Quantity/Base number\*100

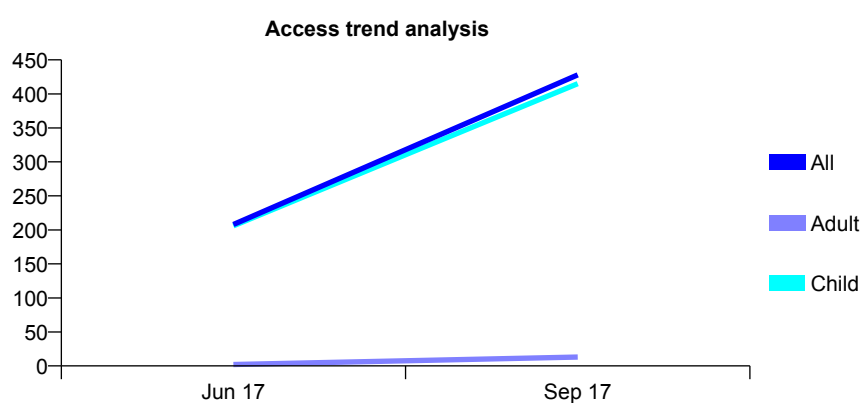
## Q60 - Vital Signs At a Glance Contract Report for 100324/0000 - September 2017

Name or company name	Hughes & Owen Dental Care
Contract type name	GDS Contract
Purpose of contract	General
Contract start date	01/04/2017
Contract end date	

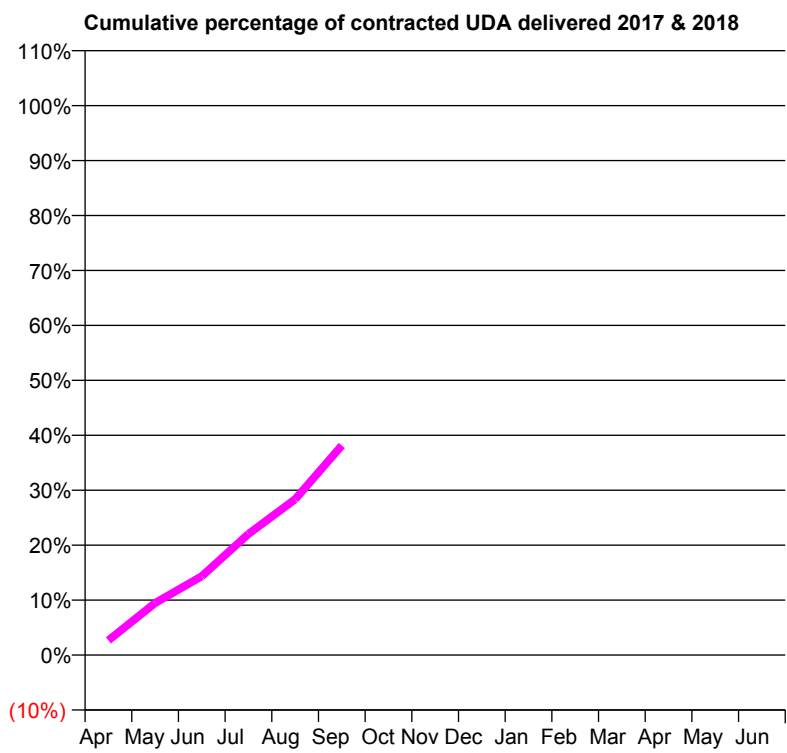
17/18 Contracted general activity (UDA)	1,450
Carry forward general activity (UDA)	0
17/18 Contracted orthodontic activity (UOA)	0
Carry forward orthodontic activity (UOA)	0
Baseline contract value	£29,544.01

### ACCESS\*

Patients seen in 24 months	Total	Change since previous quarter
Quarter ending September 2016	0	
Quarter ending December 2016	0	
Quarter ending March 2017	0	
Quarter ending June 2017	208	↑
Quarter ending September 2017	428	↑
<b>Variance since September 2016</b>	N/A	



### ACTIVITY



Month	Adjusted Scheduled Activity (UDA)	
	2017	2018
April	0	39
May	0	137
June	0	208
July	0	320
August	0	411
September	0	553
October	0	
November	0	
December	0	
January	0	
February	0	
March	0	
April	0	
May	0	
June	0	

### QUALITY

	Quantity	Base Number	Contract	AT	Region	England
% of FP17s for the same patient ID Re-attending within 3 months - Children	16	458	3.5%	10.0%	11.6%	11.9%
% of FP17s for the same patient ID Re-attending within 3 months - Adults	0	0	N/A	13.4%	15.2%	15.9%
% of FP17s for the same patient ID Re-attending between 3 & 9 months - Children	15	458	3.3%	59.8%	59.1%	58.1%
% of FP17s for the same patient ID Re-attending between 3 & 9 months - Adults	0	0	N/A	54.7%	51.7%	50.6%
% of FP17s for Band 1 Urgent Courses	14	458	3.1%	7.2%	8.0%	9.1%
% of FP17s Relating to Free Repair or Replacements	0	458	0.0%	0.9%	0.8%	0.8%
% of FP17s Relating to Continuations	0	458	0.0%	1.2%	1.0%	1.1%
% of Patients satisfied with the dentistry they have received	0	0	N/A	92.0%	91.5%	91.4%
% of Patients satisfied with the time they had to wait for an appointment	0	0	N/A	89.4%	88.2%	87.7%

\* This is based on patients treated on this contract for their most recent course of treatment. Figures in italics indicate the base number of FP17s or Patient Questionnaire responses are less than 100. N/A is shown where the base number of responses is less than 10 during the period. % is calculated as Quantity/Base number\*100

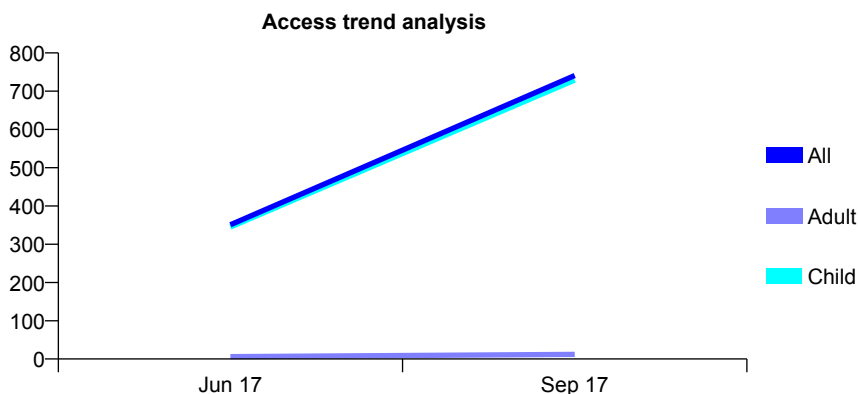
## Q60 - Vital Signs At a Glance Contract Report for 100346/0000 - September 2017

Name or company name	Burton Family Dental Practice
Contract type name	GDS Contract
Purpose of contract	General
Contract start date	01/04/2017
Contract end date	

17/18 Contracted general activity (UDA)	2,400
Carry forward general activity (UDA)	0
17/18 Contracted orthodontic activity (UOA)	0
Carry forward orthodontic activity (UOA)	0
Baseline contract value	£51,154.92

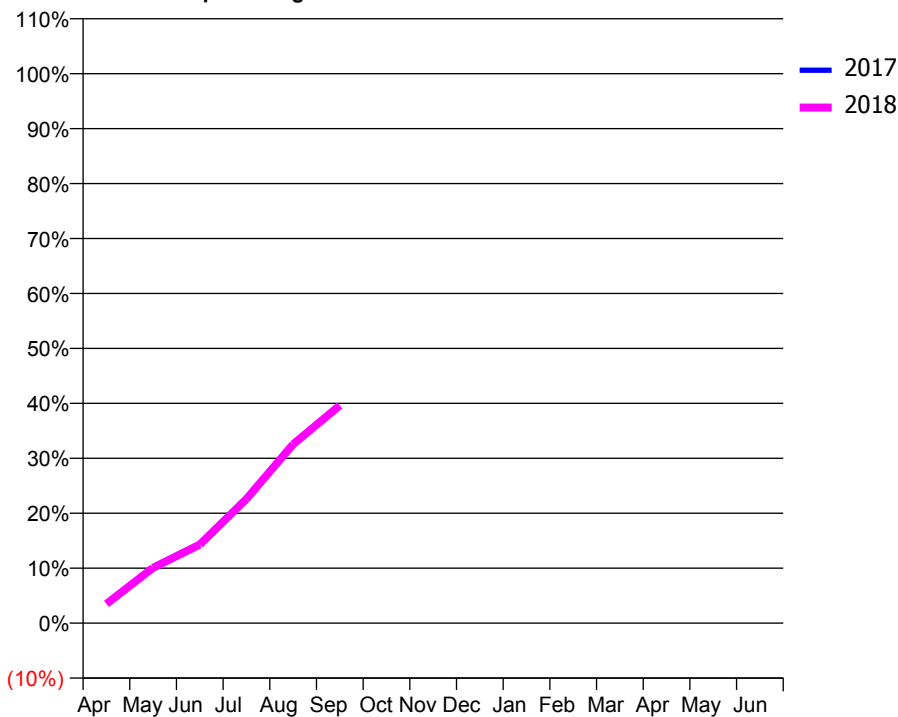
### ACCESS\*

Patients seen in 24 months	Total	Change since previous quarter
Quarter ending September 2016	0	
Quarter ending December 2016	0	
Quarter ending March 2017	0	
Quarter ending June 2017	351	↑
Quarter ending September 2017	741	↑
<b>Variance since September 2016</b>	N/A	



### ACTIVITY

Cumulative percentage of contracted UDA delivered 2017 & 2018



Month	Adjusted Scheduled Activity (UDA)	
	2017	2018
April	0	84
May	0	242
June	0	343
July	0	542
August	0	781
September	0	951
October	0	
November	0	
December	0	
January	0	
February	0	
March	0	
April	0	
May	0	
June	0	

### QUALITY

	Quantity	Base Number	Contract	AT	Region	England
% of FP17s for the same patient ID Re-attending within 3 months - Children	27	746	3.6%	10.0%	11.6%	11.9%
% of FP17s for the same patient ID Re-attending within 3 months - Adults	0	0	N/A	13.4%	15.2%	15.9%
% of FP17s for the same patient ID Re-attending between 3 & 9 months - Children	9	746	1.2%	59.8%	59.1%	58.1%
% of FP17s for the same patient ID Re-attending between 3 & 9 months - Adults	0	0	N/A	54.7%	51.7%	50.6%
% of FP17s for Band 1 Urgent Courses	24	746	3.2%	7.2%	8.0%	9.1%
% of FP17s Relating to Free Repair or Replacements	0	746	0.0%	0.9%	0.8%	0.8%
% of FP17s Relating to Continuations	0	746	0.0%	1.2%	1.0%	1.1%
% of Patients satisfied with the dentistry they have received	2	2	N/A	92.0%	91.5%	91.4%
% of Patients satisfied with the time they had to wait for an appointment	2	2	N/A	89.4%	88.2%	87.7%

\* This is based on patients treated on this contract for their most recent course of treatment. Figures in italics indicate the base number of FP17s or Patient Questionnaire responses are less than 100. N/A is shown where the base number of responses is less than 10 during the period. % is calculated as Quantity/Base number\*100

## Q60 - Vital Signs At a Glance Contract Report for 100486/0000 - September 2017

Name or company name	New Park House Dental Centre
Contract type name	GDS Contract
Purpose of contract	General and Orthodontic
Contract start date	01/08/2017
Contract end date	

17/18 Contracted general activity (UDA)	3,019
Carry forward general activity (UDA)	0
17/18 Contracted orthodontic activity (UOA)	559
Carry forward orthodontic activity (UOA)	0
Baseline contract value	£120,251.42

### ACCESS\*

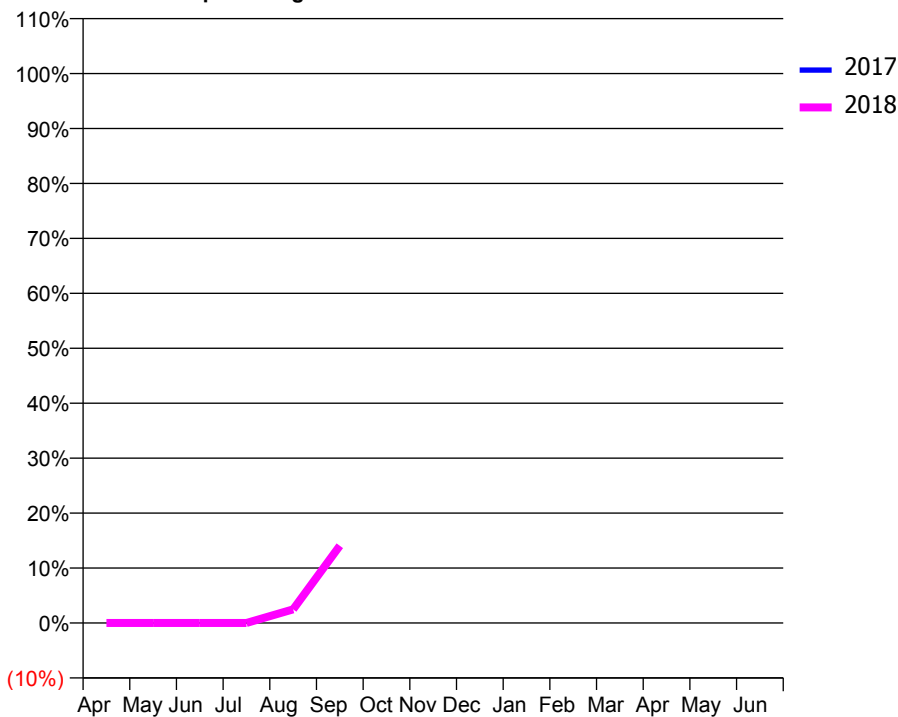
Patients seen in 24 months	Total	Change since previous quarter
Quarter ending September 2016	0	
Quarter ending December 2016	0	
Quarter ending March 2017	0	
Quarter ending June 2017	0	
Quarter ending September 2017	332	↑
<b>Variance since September 2016</b>	N/A	

### Access trend analysis



### ACTIVITY

Cumulative percentage of contracted UDA delivered 2017 & 2018



Adjusted Scheduled Activity (UDA)

Month	2017	2018
April	0	0
May	0	0
June	0	0
July	0	0
August	0	75
September	0	424
October	0	
November	0	
December	0	
January	0	
February	0	
March	0	
April	0	
May	0	
June	0	

### QUALITY

	Quantity	Base Number	Contract	AT	Region	England
% of FP17s for the same patient ID Re-attending within 3 months - Children	3	269	1.1%	10.0%	11.6%	11.9%
% of FP17s for the same patient ID Re-attending within 3 months - Adults	0	61	0.0%	13.4%	15.2%	15.9%
% of FP17s for the same patient ID Re-attending between 3 & 9 months - Children	0	269	0.0%	59.8%	59.1%	58.1%
% of FP17s for the same patient ID Re-attending between 3 & 9 months - Adults	0	61	0.0%	54.7%	51.7%	50.6%
% of FP17s for Band 1 Urgent Courses	12	319	3.8%	7.2%	8.0%	9.1%
% of FP17s Relating to Free Repair or Replacements	0	319	0.0%	0.9%	0.8%	0.8%
% of FP17s Relating to Continuations	0	319	0.0%	1.2%	1.0%	1.1%
% of Patients satisfied with the dentistry they have received	0	0	N/A	92.0%	91.5%	91.4%
% of Patients satisfied with the time they had to wait for an appointment	0	0	N/A	89.4%	88.2%	87.7%

\* This is based on patients treated on this contract for their most recent course of treatment. Figures in italics indicate the base number of FP17s or Patient Questionnaire responses are less than 100. N/A is shown where the base number of responses is less than 10 during the period. % is calculated as Quantity/Base number\*100



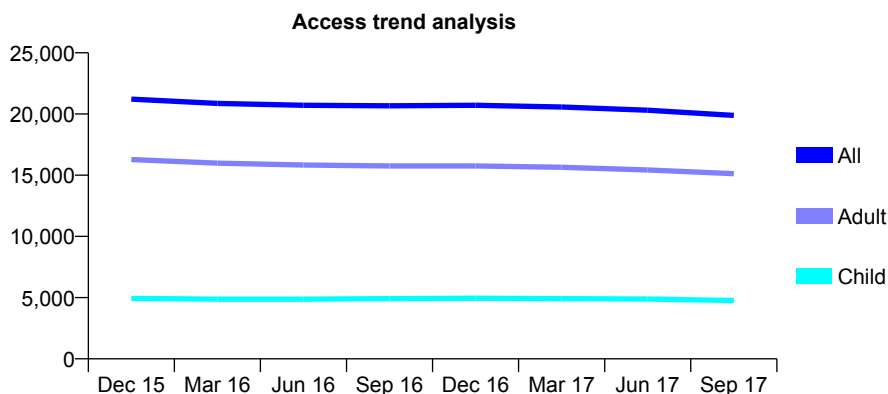
## Q60 - Vital Signs At a Glance Contract Report for 101281/0063 - September 2017

Name or company name	OASIS DENTAL CARE LTD
Contract type name	GDS Contract
Purpose of contract	General and Orthodontic
Contract start date	01/04/2006
Contract end date	

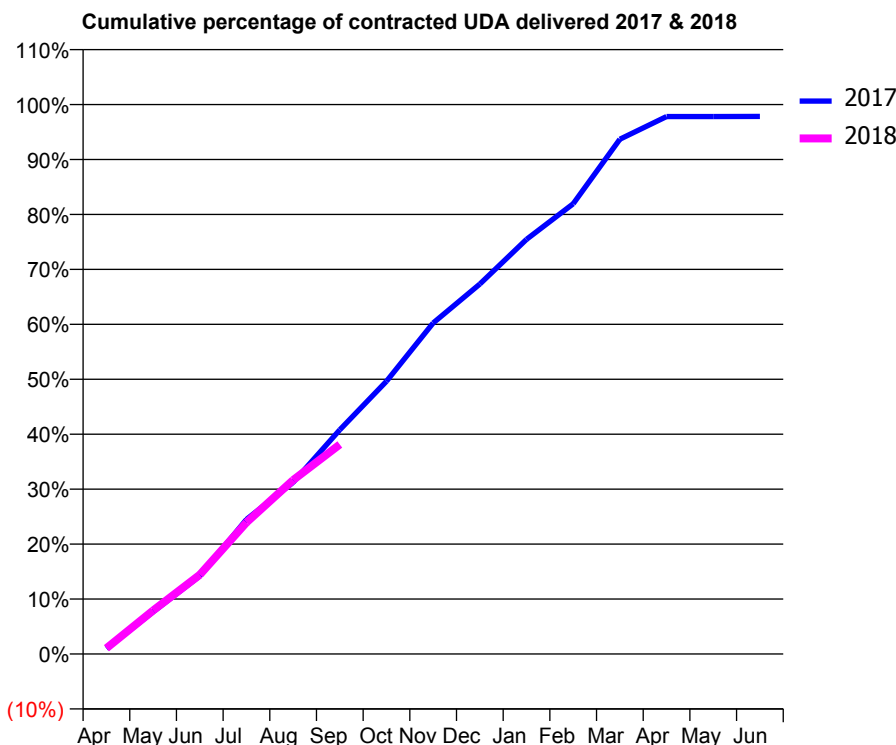
17/18 Contracted general activity (UDA)	67,013
Carry forward general activity (UDA)	1,446
17/18 Contracted orthodontic activity (UOA)	648
Carry forward orthodontic activity (UOA)	-8
Baseline contract value	£1,711,617.07

### ACCESS\*

Patients seen in 24 months	Total	Change since previous quarter
Quarter ending September 2016	20,674	
Quarter ending December 2016	20,714	→
Quarter ending March 2017	20,570	→
Quarter ending June 2017	20,313	↓
Quarter ending September 2017	19,884	↓
<b>Variance since September 2016</b>	<b>(3.8%)</b>	<b>↓</b>



### ACTIVITY



Month	Adjusted Scheduled Activity (UDA)	
	2017	2018
April	669	705
May	5,140	5,314
June	9,525	9,670
July	16,421	16,044
August	20,942	21,211
September	27,339	25,561
October	33,256	
November	40,370	
December	45,119	
January	50,564	
February	54,906	
March	62,775	
April	65,539	
May	65,546	
June	65,567	

### QUALITY

	Quantity	Base Number	Contract	AT	Region	England
% of FP17s for the same patient ID Re-attending within 3 months - Children	199	3,551	5.6%	10.0%	11.6%	11.9%
% of FP17s for the same patient ID Re-attending within 3 months - Adults	1,586	10,900	14.6%	13.4%	15.2%	15.9%
% of FP17s for the same patient ID Re-attending between 3 & 9 months - Children	2,397	3,551	67.5%	59.8%	59.1%	58.1%
% of FP17s for the same patient ID Re-attending between 3 & 9 months - Adults	6,979	10,900	64.0%	54.7%	51.7%	50.6%
% of FP17s for Band 1 Urgent Courses	977	13,274	7.4%	7.2%	8.0%	9.1%
% of FP17s Relating to Free Repair or Replacements	214	13,274	1.6%	0.9%	0.8%	0.8%
% of FP17s Relating to Continuations	69	13,274	0.5%	1.2%	1.0%	1.1%
% of Patients satisfied with the dentistry they have received	32	39	82.1%	92.0%	91.5%	91.4%
% of Patients satisfied with the time they had to wait for an appointment	32	39	82.1%	89.4%	88.2%	87.7%

\* This is based on patients treated on this contract for their most recent course of treatment. Figures in italics indicate the base number of FP17s or Patient Questionnaire responses are less than 100. N/A is shown where the base number of responses is less than 10 during the period. % is calculated as Quantity/Base number\*100

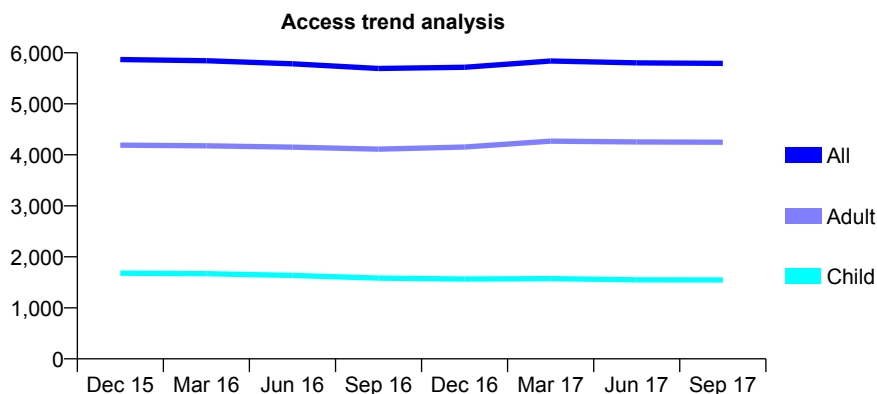
## Q60 - Vital Signs At a Glance Contract Report for 101281/0071 - September 2017

Name or company name	OASIS DENTAL CARE LTD
Contract type name	GDS Contract
Purpose of contract	General
Contract start date	01/04/2006
Contract end date	

17/18 Contracted general activity (UDA)	19,322
Carry forward general activity (UDA)	0
17/18 Contracted orthodontic activity (UOA)	0
Carry forward orthodontic activity (UOA)	0
Baseline contract value	£404,691.32

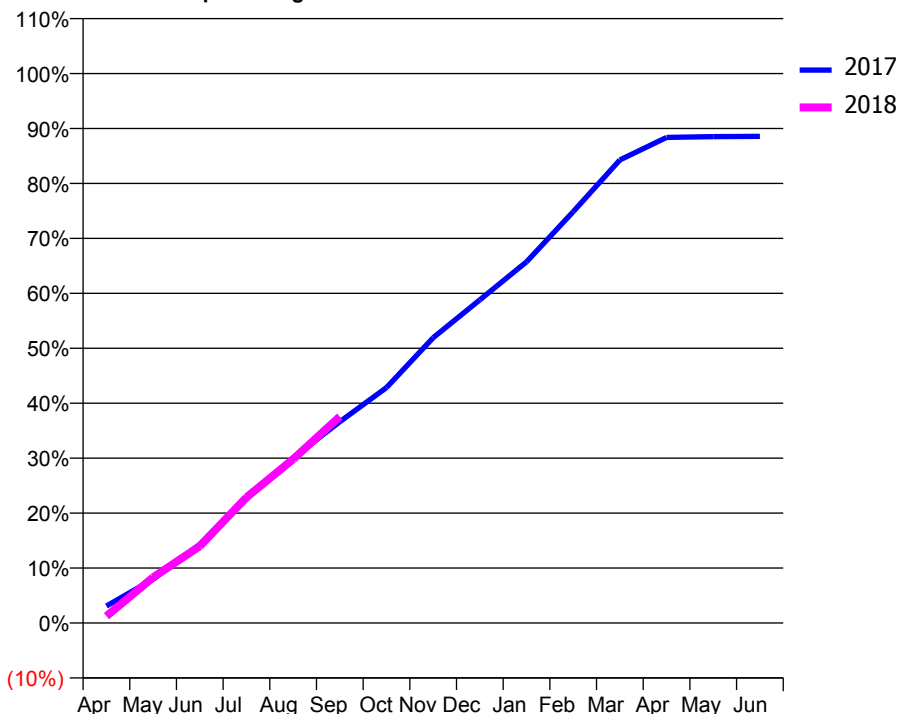
### ACCESS\*

Patients seen in 24 months	Total	Change since previous quarter
Quarter ending September 2016	5,694	
Quarter ending December 2016	5,716	→
Quarter ending March 2017	5,839	↑
Quarter ending June 2017	5,802	→
Quarter ending September 2017	5,793	→
<b>Variance since September 2016</b>	<b>1.7%</b>	<b>→</b>



### ACTIVITY

Cumulative percentage of contracted UDA delivered 2017 & 2018



Month	Adjusted Scheduled Activity (UDA)	
	2017	2018
April	596	239
May	1,543	1,608
June	2,764	2,705
July	4,380	4,419
August	5,806	5,761
September	7,077	7,259
October	8,278	
November	10,030	
December	11,364	
January	12,699	
February	14,465	
March	16,284	
April	17,076	
May	17,101	
June	17,112	

### QUALITY

	Quantity	Base Number	Contract	AT	Region	England
% of FP17s for the same patient ID Re-attending within 3 months - Children	70	1,042	6.7%	10.0%	11.6%	11.9%
% of FP17s for the same patient ID Re-attending within 3 months - Adults	616	2,982	20.7%	13.4%	15.2%	15.9%
% of FP17s for the same patient ID Re-attending between 3 & 9 months - Children	556	1,042	53.4%	59.8%	59.1%	58.1%
% of FP17s for the same patient ID Re-attending between 3 & 9 months - Adults	1,487	2,982	49.9%	54.7%	51.7%	50.6%
% of FP17s for Band 1 Urgent Courses	346	3,583	9.7%	7.2%	8.0%	9.1%
% of FP17s Relating to Free Repair or Replacements	79	3,583	2.2%	0.9%	0.8%	0.8%
% of FP17s Relating to Continuations	144	3,583	4.0%	1.2%	1.0%	1.1%
% of Patients satisfied with the dentistry they have received	16	17	94.1%	92.0%	91.5%	91.4%
% of Patients satisfied with the time they had to wait for an appointment	14	17	82.4%	89.4%	88.2%	87.7%

\* This is based on patients treated on this contract for their most recent course of treatment. Figures in italics indicate the base number of FP17s or Patient Questionnaire responses are less than 100. N/A is shown where the base number of responses is less than 10 during the period. % is calculated as Quantity/Base number\*100

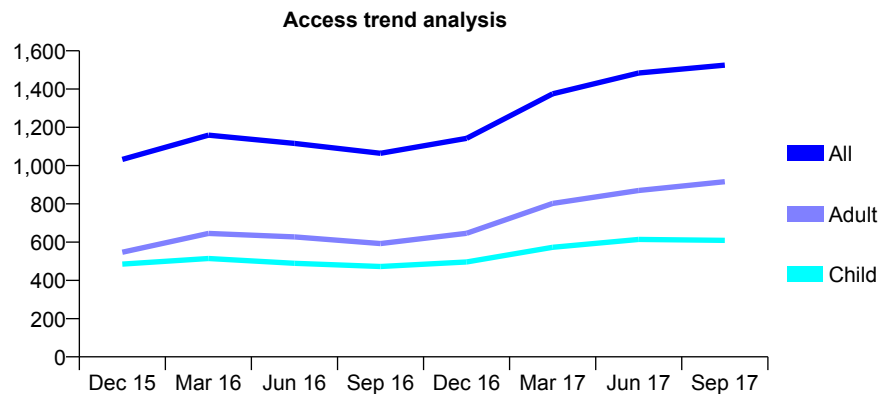
## Q60 - Vital Signs At a Glance Contract Report for 101281/0097 - September 2017

Name or company name	OASIS DENTAL CARE LTD
Contract type name	GDS Contract
Purpose of contract	General
Contract start date	01/04/2006
Contract end date	

17/18 Contracted general activity (UDA)	4,956
Carry forward general activity (UDA)	0
17/18 Contracted orthodontic activity (UOA)	0
Carry forward orthodontic activity (UOA)	0
Baseline contract value	£116,927.79

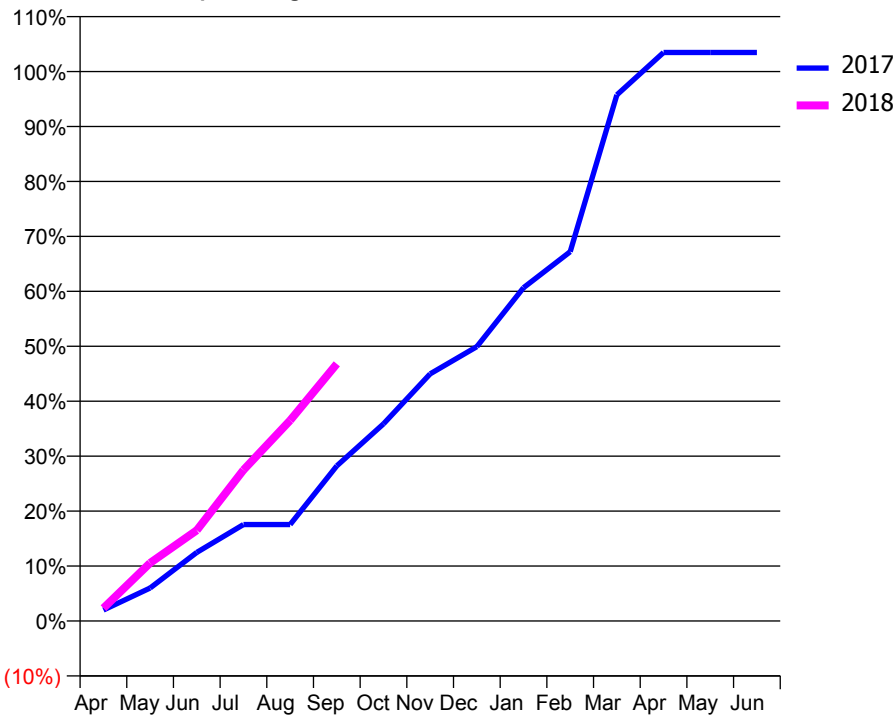
### ACCESS\*

Patients seen in 24 months	Total	Change since previous quarter
Quarter ending September 2016	1,064	
Quarter ending December 2016	1,142	↑
Quarter ending March 2017	1,375	↑
Quarter ending June 2017	1,484	↑
Quarter ending September 2017	1,525	↑
<b>Variance since September 2016</b>	<b>43.3%</b>	<b>↑</b>



### ACTIVITY

Cumulative percentage of contracted UDA delivered 2017 & 2018



Month	Adjusted Scheduled Activity (UDA)	
	2017	2018
April	81	117
May	240	524
June	499	819
July	703	1,363
August	703	1,810
September	1,130	2,320
October	1,436	
November	1,800	
December	1,998	
January	2,427	
February	2,690	
March	3,831	
April	4,141	
May	4,141	
June	4,141	

### QUALITY

	Quantity	Base Number	Contract	AT	Region	England
% of FP17s for the same patient ID Re-attending within 3 months - Children	30	512	5.9%	10.0%	11.6%	11.9%
% of FP17s for the same patient ID Re-attending within 3 months - Adults	58	642	9.0%	13.4%	15.2%	15.9%
% of FP17s for the same patient ID Re-attending between 3 & 9 months - Children	298	512	58.2%	59.8%	59.1%	58.1%
% of FP17s for the same patient ID Re-attending between 3 & 9 months - Adults	332	642	51.7%	54.7%	51.7%	50.6%
% of FP17s for Band 1 Urgent Courses	58	1,031	5.6%	7.2%	8.0%	9.1%
% of FP17s Relating to Free Repair or Replacements	6	1,031	0.6%	0.9%	0.8%	0.8%
% of FP17s Relating to Continuations	0	1,031	0.0%	1.2%	1.0%	1.1%
% of Patients satisfied with the dentistry they have received	5	5	N/A	92.0%	91.5%	91.4%
% of Patients satisfied with the time they had to wait for an appointment	5	5	N/A	89.4%	88.2%	87.7%

\* This is based on patients treated on this contract for their most recent course of treatment. Figures in italics indicate the base number of FP17s or Patient Questionnaire responses are less than 100. N/A is shown where the base number of responses is less than 10 during the period. % is calculated as Quantity/Base number\*100

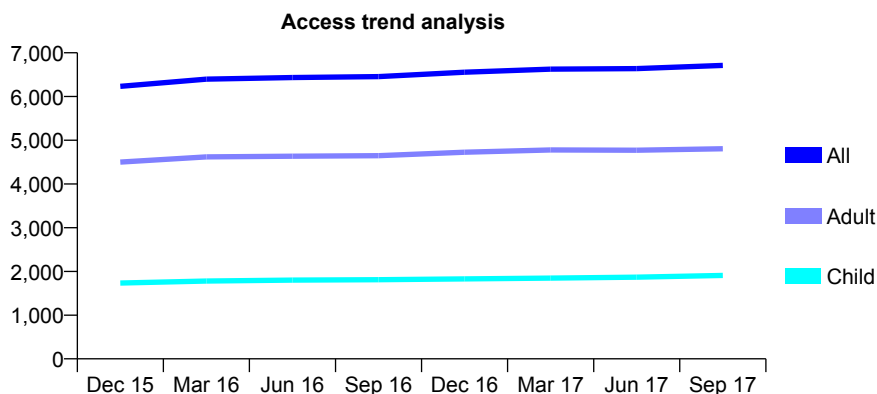
## Q60 - Vital Signs At a Glance Contract Report for 101281/0127 - September 2017

Name or company name	OASIS DENTAL CARE LTD
Contract type name	GDS Contract
Purpose of contract	General and Orthodontic
Contract start date	01/04/2006
Contract end date	

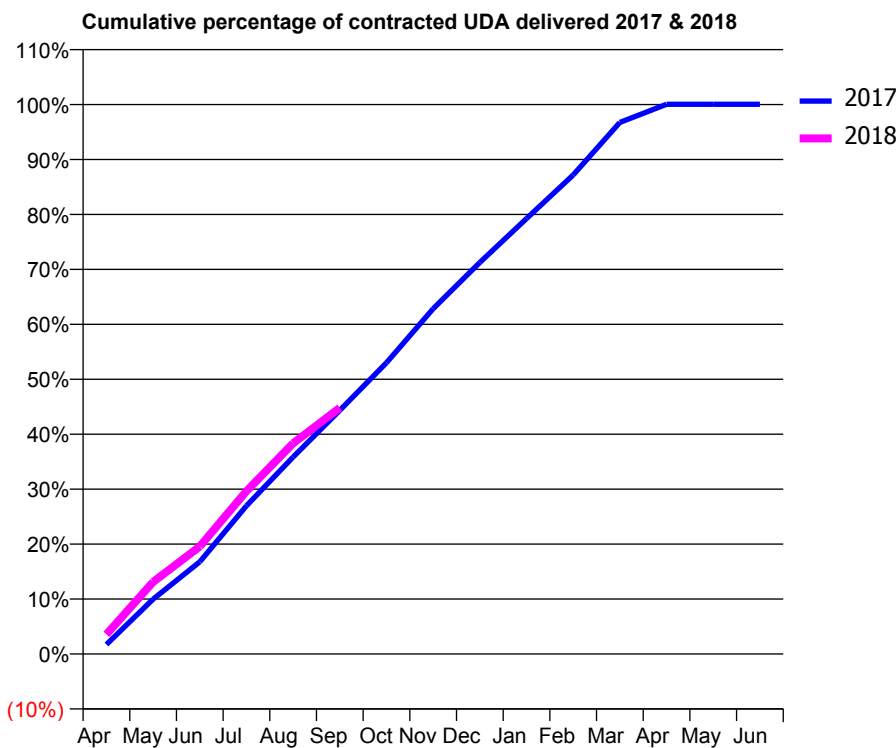
17/18 Contracted general activity (UDA)	19,147
Carry forward general activity (UDA)	-9
17/18 Contracted orthodontic activity (UOA)	0
Carry forward orthodontic activity (UOA)	0
Baseline contract value	£431,481.66

### ACCESS\*

Patients seen in 24 months	Total	Change since previous quarter
Quarter ending September 2016	6,456	
Quarter ending December 2016	6,555	→
Quarter ending March 2017	6,625	→
Quarter ending June 2017	6,640	→
Quarter ending September 2017	6,713	→
<b>Variance since September 2016</b>	<b>4.0%</b>	<b>↑</b>



### ACTIVITY



Month	Adjusted Scheduled Activity (UDA)	
	2017	2018
April	334	686
May	1,910	2,512
June	3,214	3,749
July	5,162	5,674
August	6,866	7,343
September	8,493	8,581
October	10,148	
November	12,033	
December	13,646	
January	15,174	
February	16,691	
March	18,523	
April	19,153	
May	19,156	
June	19,156	

### QUALITY

	Quantity	Base Number	Contract	AT	Region	England
% of FP17s for the same patient ID Re-attending within 3 months - Children	126	1,363	9.2%	10.0%	11.6%	11.9%
% of FP17s for the same patient ID Re-attending within 3 months - Adults	607	3,152	19.3%	13.4%	15.2%	15.9%
% of FP17s for the same patient ID Re-attending between 3 & 9 months - Children	728	1,363	53.4%	59.8%	59.1%	58.1%
% of FP17s for the same patient ID Re-attending between 3 & 9 months - Adults	1,484	3,152	47.1%	54.7%	51.7%	50.6%
% of FP17s for Band 1 Urgent Courses	328	4,203	7.8%	7.2%	8.0%	9.1%
% of FP17s Relating to Free Repair or Replacements	92	4,203	2.2%	0.9%	0.8%	0.8%
% of FP17s Relating to Continuations	134	4,203	3.2%	1.2%	1.0%	1.1%
% of Patients satisfied with the dentistry they have received	19	20	95.0%	92.0%	91.5%	91.4%
% of Patients satisfied with the time they had to wait for an appointment	18	20	90.0%	89.4%	88.2%	87.7%

\* This is based on patients treated on this contract for their most recent course of treatment. Figures in italics indicate the base number of FP17s or Patient Questionnaire responses are less than 100. N/A is shown where the base number of responses is less than 10 during the period. % is calculated as Quantity/Base number\*100

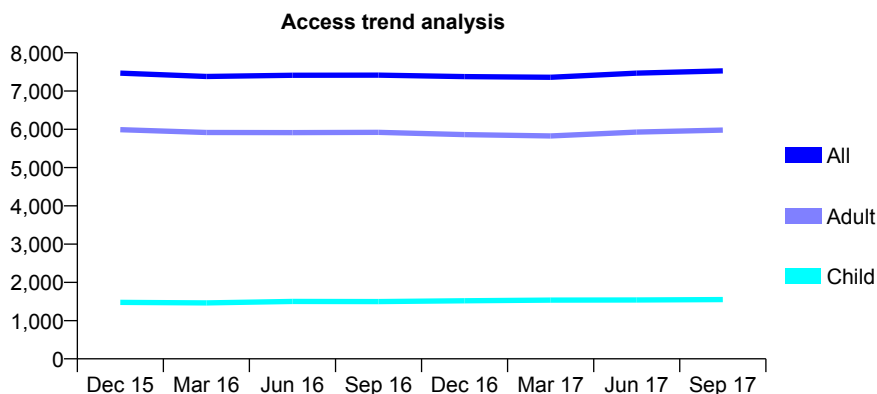
## Q60 - Vital Signs At a Glance Contract Report for 101338/0007 - September 2017

Name or company name	Whitecross Dental Care Limited
Contract type name	GDS Contract
Purpose of contract	General
Contract start date	01/04/2006
Contract end date	

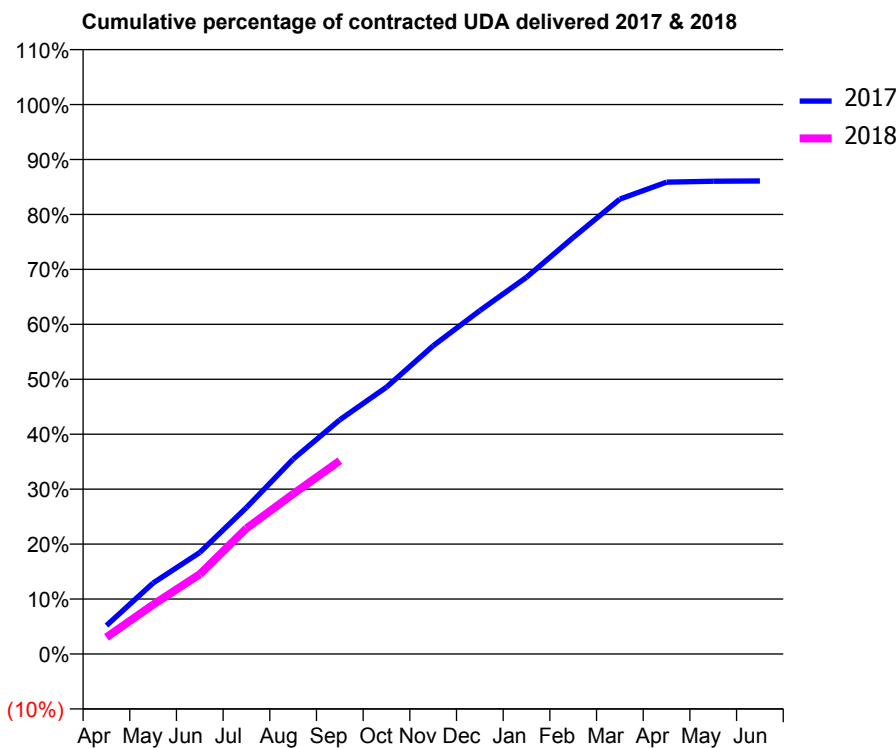
17/18 Contracted general activity (UDA)	24,220
Carry forward general activity (UDA)	0
17/18 Contracted orthodontic activity (UOA)	0
Carry forward orthodontic activity (UOA)	0
Baseline contract value	£594,236.75

### ACCESS\*

Patients seen in 24 months	Total	Change since previous quarter
Quarter ending September 2016	7,415	
Quarter ending December 2016	7,377	→
Quarter ending March 2017	7,362	→
Quarter ending June 2017	7,468	→
Quarter ending September 2017	7,528	→
<b>Variance since September 2016</b>	<b>1.5%</b>	<b>→</b>



### ACTIVITY



Month	Adjusted Scheduled Activity (UDA)	
	2017	2018
April	1,255	740
May	3,129	2,176
June	4,477	3,519
July	6,454	5,537
August	8,592	7,056
September	10,325	8,521
October	11,766	
November	13,584	
December	15,138	
January	16,608	
February	18,359	
March	20,048	
April	20,797	
May	20,841	
June	20,852	

### QUALITY

	Quantity	Base Number	Contract	AT	Region	England
% of FP17s for the same patient ID Re-attending within 3 months - Children	38	925	4.1%	10.0%	11.6%	11.9%
% of FP17s for the same patient ID Re-attending within 3 months - Adults	317	3,322	9.5%	13.4%	15.2%	15.9%
% of FP17s for the same patient ID Re-attending between 3 & 9 months - Children	496	925	53.6%	59.8%	59.1%	58.1%
% of FP17s for the same patient ID Re-attending between 3 & 9 months - Adults	1,673	3,322	50.4%	54.7%	51.7%	50.6%
% of FP17s for Band 1 Urgent Courses	73	3,896	1.9%	7.2%	8.0%	9.1%
% of FP17s Relating to Free Repair or Replacements	21	3,896	0.5%	0.9%	0.8%	0.8%
% of FP17s Relating to Continuations	83	3,896	2.1%	1.2%	1.0%	1.1%
% of Patients satisfied with the dentistry they have received	16	21	76.2%	92.0%	91.5%	91.4%
% of Patients satisfied with the time they had to wait for an appointment	15	21	71.4%	89.4%	88.2%	87.7%

\* This is based on patients treated on this contract for their most recent course of treatment. Figures in italics indicate the base number of FP17s or Patient Questionnaire responses are less than 100. N/A is shown where the base number of responses is less than 10 during the period. % is calculated as Quantity/Base number\*100

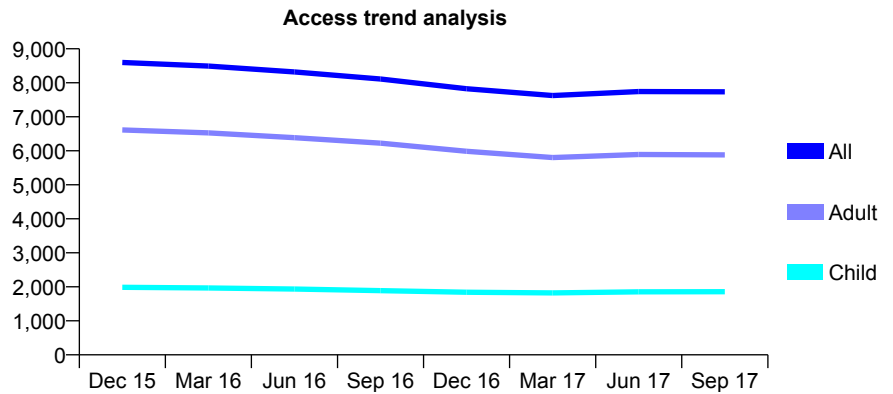
## Q60 - Vital Signs At a Glance Contract Report for 101338/0010 - September 2017

Name or company name	Whitecross Dental Care Limited
Contract type name	GDS Contract
Purpose of contract	General
Contract start date	01/04/2006
Contract end date	

17/18 Contracted general activity (UDA)	25,000
Carry forward general activity (UDA)	0
17/18 Contracted orthodontic activity (UOA)	0
Carry forward orthodontic activity (UOA)	0
Baseline contract value	£690,450.23

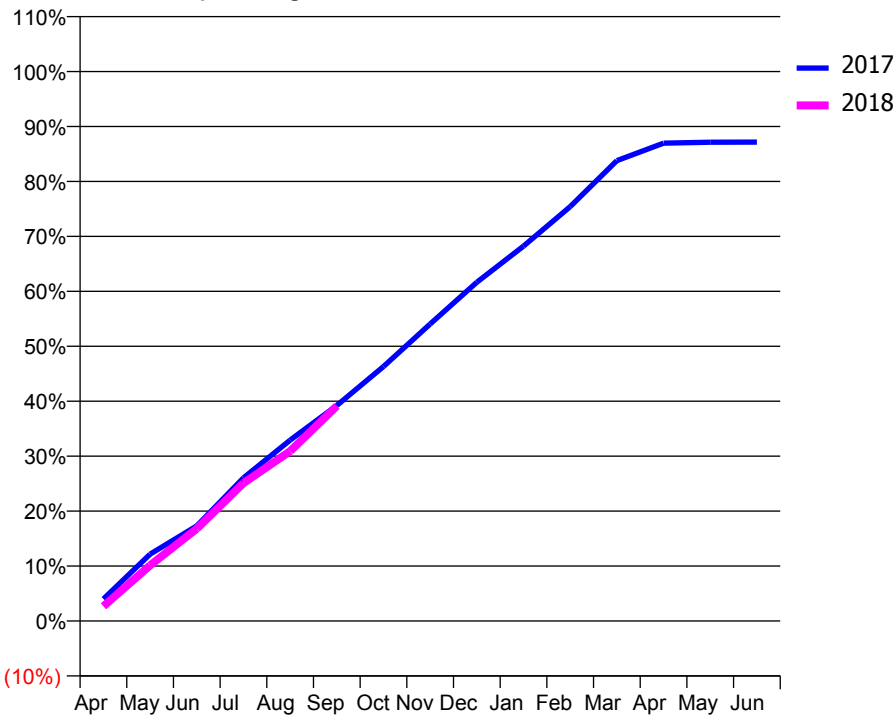
### ACCESS\*

Patients seen in 24 months	Total	Change since previous quarter
Quarter ending September 2016	8,113	
Quarter ending December 2016	7,827	↓
Quarter ending March 2017	7,624	↓
Quarter ending June 2017	7,744	→
Quarter ending September 2017	7,737	→
<b>Variance since September 2016</b>	<b>(4.6%)</b>	<b>↓</b>



### ACTIVITY

Cumulative percentage of contracted UDA delivered 2017 & 2018



Month	Adjusted Scheduled Activity (UDA)	
	2017	2018
April	1,004	672
May	3,045	2,531
June	4,327	4,203
July	6,515	6,278
August	8,229	7,723
September	9,809	9,785
October	11,577	
November	13,513	
December	15,412	
January	17,058	
February	18,855	
March	20,945	
April	21,740	
May	21,784	
June	21,786	

### QUALITY

	Quantity	Base Number	Contract	AT	Region	England
% of FP17s for the same patient ID Re-attending within 3 months - Children	73	1,137	6.4%	10.0%	11.6%	11.9%
% of FP17s for the same patient ID Re-attending within 3 months - Adults	459	3,867	11.9%	13.4%	15.2%	15.9%
% of FP17s for the same patient ID Re-attending between 3 & 9 months - Children	477	1,137	42.0%	59.8%	59.1%	58.1%
% of FP17s for the same patient ID Re-attending between 3 & 9 months - Adults	1,882	3,867	48.7%	54.7%	51.7%	50.6%
% of FP17s for Band 1 Urgent Courses	343	4,632	7.4%	7.2%	8.0%	9.1%
% of FP17s Relating to Free Repair or Replacements	28	4,632	0.6%	0.9%	0.8%	0.8%
% of FP17s Relating to Continuations	64	4,632	1.4%	1.2%	1.0%	1.1%
% of Patients satisfied with the dentistry they have received	17	22	77.3%	92.0%	91.5%	91.4%
% of Patients satisfied with the time they had to wait for an appointment	15	22	68.2%	89.4%	88.2%	87.7%

\* This is based on patients treated on this contract for their most recent course of treatment. Figures in italics indicate the base number of FP17s or Patient Questionnaire responses are less than 100. N/A is shown where the base number of responses is less than 10 during the period. % is calculated as Quantity/Base number\*100

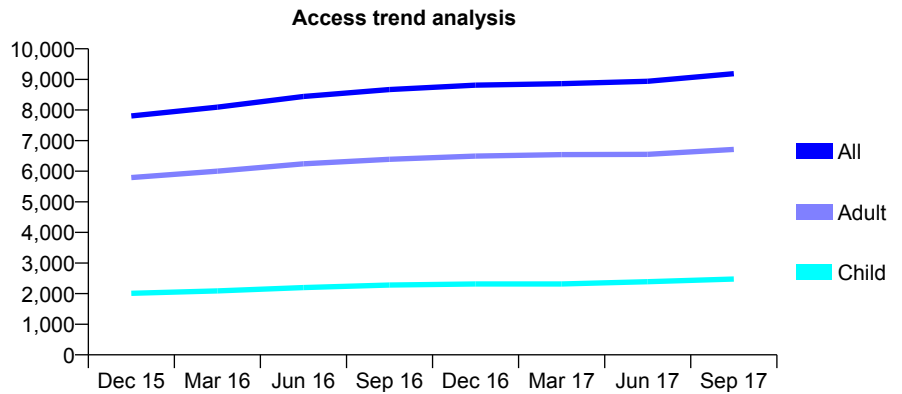
## Q60 - Vital Signs At a Glance Contract Report for 101338/0011 - September 2017

Name or company name	Whitecross Dental Care Limited
Contract type name	Pilot Contract
Purpose of contract	General
Contract start date	01/04/2006
Contract end date	

17/18 Contracted general activity (UDA)	27,000
Carry forward general activity (UDA)	0
17/18 Contracted orthodontic activity (UOA)	0
Carry forward orthodontic activity (UOA)	0
Baseline contract value	£744,384.33

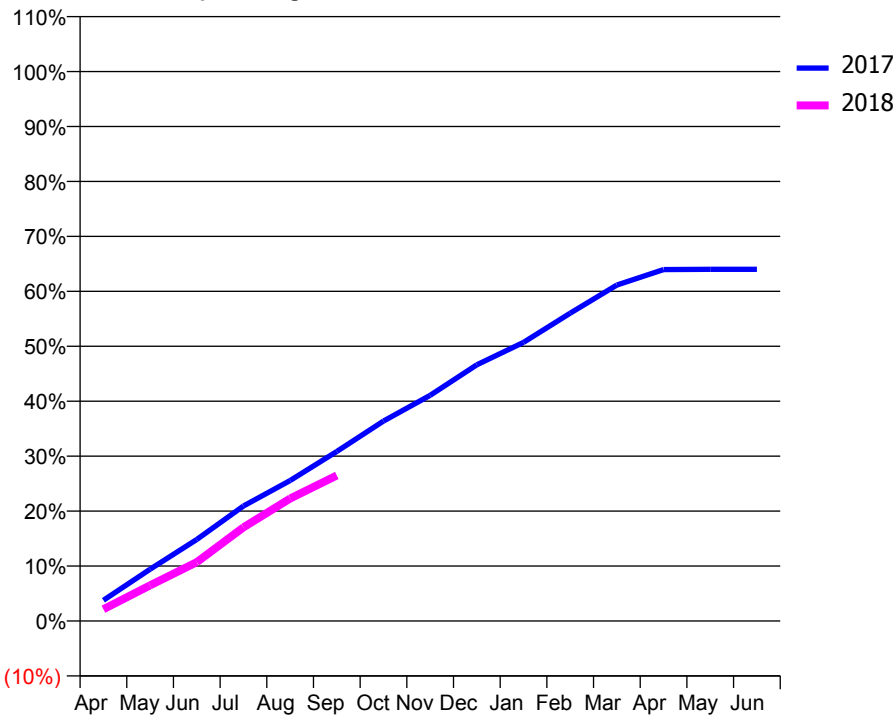
### ACCESS\*

Patients seen in 24 months	Total	Change since previous quarter
Quarter ending September 2016	8,668	
Quarter ending December 2016	8,812	→
Quarter ending March 2017	8,860	→
Quarter ending June 2017	8,940	→
Quarter ending September 2017	9,188	↑
<b>Variance since September 2016</b>	<b>6.0%</b>	<b>↑</b>



### ACTIVITY

Cumulative percentage of contracted UDA delivered 2017 & 2018



Month	Adjusted Scheduled Activity (UDA)	
	2017	2018
April	1,021	580
May	2,549	1,750
June	4,005	2,892
July	5,649	4,603
August	6,902	6,019
September	8,329	7,149
October	9,825	
November	11,089	
December	12,587	
January	13,689	
February	15,122	
March	16,508	
April	17,265	
May	17,282	
June	17,280	

### QUALITY

	Quantity	Base Number	Contract	AT	Region	England
% of FP17s for the same patient ID Re-attending within 3 months - Children	35	1,096	3.2%	10.0%	11.6%	11.9%
% of FP17s for the same patient ID Re-attending within 3 months - Adults	162	2,557	6.3%	13.4%	15.2%	15.9%
% of FP17s for the same patient ID Re-attending between 3 & 9 months - Children	159	1,096	14.5%	59.8%	59.1%	58.1%
% of FP17s for the same patient ID Re-attending between 3 & 9 months - Adults	399	2,557	15.6%	54.7%	51.7%	50.6%
% of FP17s for Band 1 Urgent Courses	219	3,397	6.4%	7.2%	8.0%	9.1%
% of FP17s Relating to Free Repair or Replacements	1	3,397	0.0%	0.9%	0.8%	0.8%
% of FP17s Relating to Continuations	18	3,397	0.5%	1.2%	1.0%	1.1%
% of Patients satisfied with the dentistry they have received	7	10	70.0%	92.0%	91.5%	91.4%
% of Patients satisfied with the time they had to wait for an appointment	7	10	70.0%	89.4%	88.2%	87.7%

\* This is based on patients treated on this contract for their most recent course of treatment. Figures in italics indicate the base number of FP17s or Patient Questionnaire responses are less than 100. N/A is shown where the base number of responses is less than 10 during the period. % is calculated as Quantity/Base number\*100

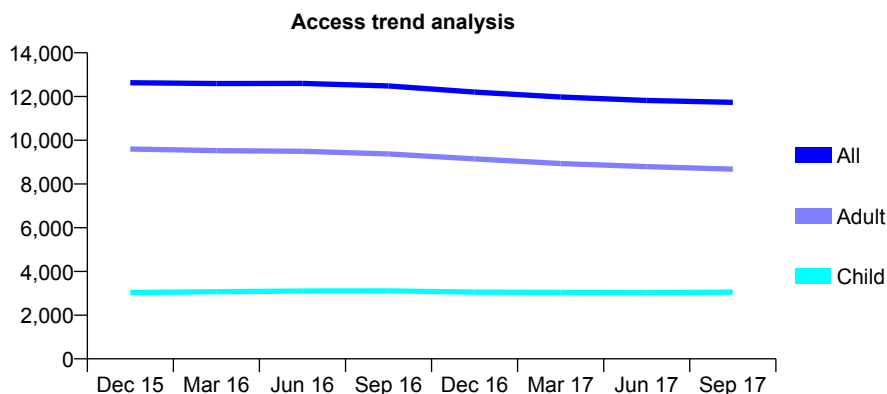
## Q60 - Vital Signs At a Glance Contract Report for 101338/0014 - September 2017

Name or company name	Whitecross Dental Care Limited
Contract type name	GDS Contract
Purpose of contract	General
Contract start date	01/04/2006
Contract end date	

17/18 Contracted general activity (UDA)	30,302
Carry forward general activity (UDA)	0
17/18 Contracted orthodontic activity (UOA)	0
Carry forward orthodontic activity (UOA)	0
Baseline contract value	£822,821.83

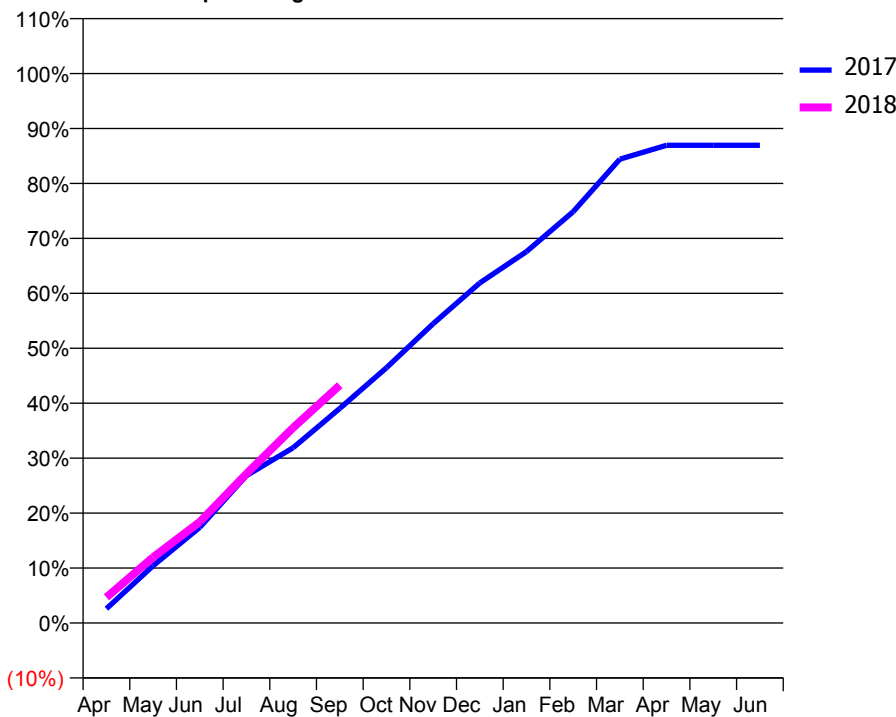
### ACCESS\*

Patients seen in 24 months	Total	Change since previous quarter
Quarter ending September 2016	12,482	
Quarter ending December 2016	12,203	↓
Quarter ending March 2017	11,976	↓
Quarter ending June 2017	11,820	↓
Quarter ending September 2017	11,736	→
<b>Variance since September 2016</b>	<b>(6.0%)</b>	<b>↓</b>



### ACTIVITY

Cumulative percentage of contracted UDA delivered 2017 & 2018



Month	Adjusted Scheduled Activity (UDA)	
	2017	2018
April	792	1,416
May	3,156	3,631
June	5,278	5,576
July	8,130	8,232
August	9,664	10,767
September	11,832	13,118
October	14,076	
November	16,506	
December	18,757	
January	20,486	
February	22,684	
March	25,578	
April	26,341	
May	26,343	
June	26,343	

### QUALITY

	Quantity	Base Number	Contract	AT	Region	England
% of FP17s for the same patient ID Re-attending within 3 months - Children	122	1,855	6.6%	10.0%	11.6%	11.9%
% of FP17s for the same patient ID Re-attending within 3 months - Adults	727	4,830	15.1%	13.4%	15.2%	15.9%
% of FP17s for the same patient ID Re-attending between 3 & 9 months - Children	775	1,855	41.8%	59.8%	59.1%	58.1%
% of FP17s for the same patient ID Re-attending between 3 & 9 months - Adults	1,998	4,830	41.4%	54.7%	51.7%	50.6%
% of FP17s for Band 1 Urgent Courses	461	6,338	7.3%	7.2%	8.0%	9.1%
% of FP17s Relating to Free Repair or Replacements	39	6,338	0.6%	0.9%	0.8%	0.8%
% of FP17s Relating to Continuations	96	6,338	1.5%	1.2%	1.0%	1.1%
% of Patients satisfied with the dentistry they have received	37	38	97.4%	92.0%	91.5%	91.4%
% of Patients satisfied with the time they had to wait for an appointment	32	38	84.2%	89.4%	88.2%	87.7%

\* This is based on patients treated on this contract for their most recent course of treatment. Figures in italics indicate the base number of FP17s or Patient Questionnaire responses are less than 100. N/A is shown where the base number of responses is less than 10 during the period. % is calculated as Quantity/Base number\*100



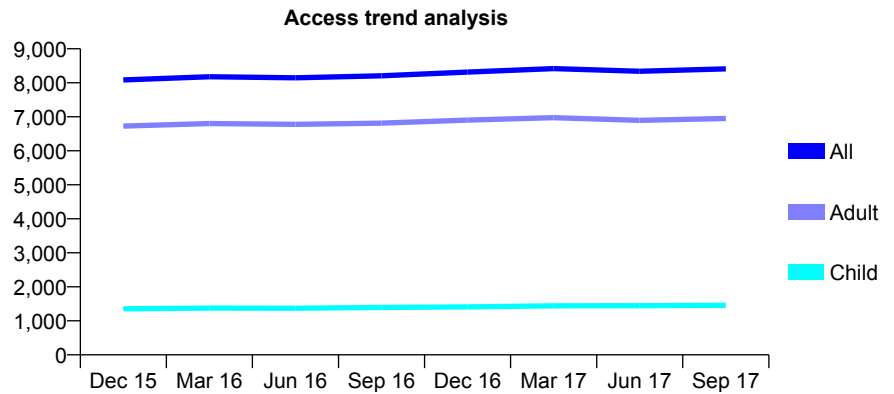
## Q60 - Vital Signs At a Glance Contract Report for 101338/0016 - September 2017

Name or company name	Whitecross Dental Care Limited
Contract type name	GDS Contract
Purpose of contract	General
Contract start date	01/04/2006
Contract end date	

17/18 Contracted general activity (UDA)	26,093
Carry forward general activity (UDA)	0
17/18 Contracted orthodontic activity (UOA)	0
Carry forward orthodontic activity (UOA)	0
Baseline contract value	£729,804.37

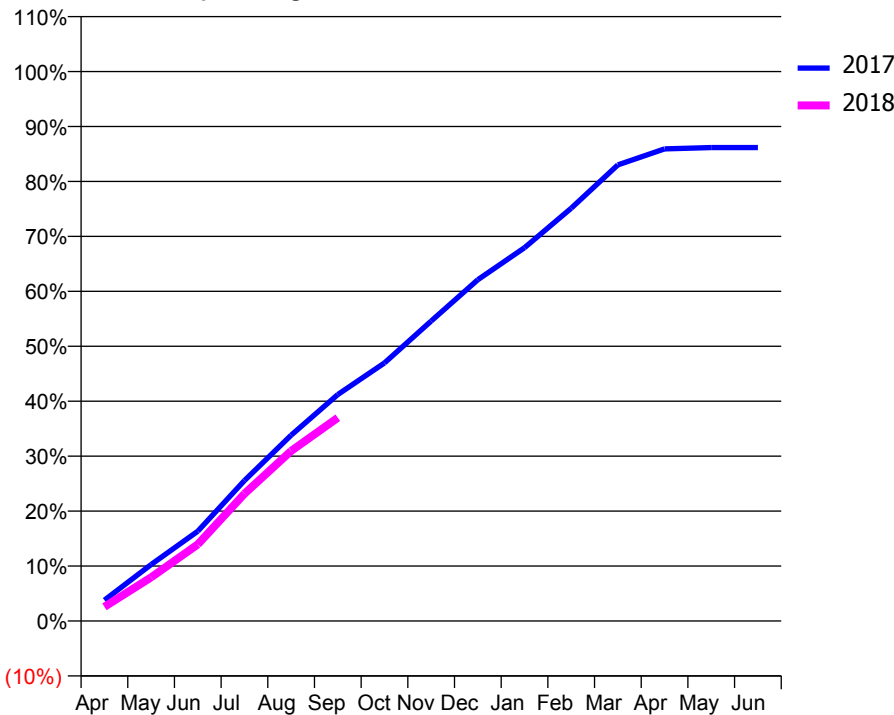
### ACCESS\*

Patients seen in 24 months	Total	Change since previous quarter
Quarter ending September 2016	8,206	
Quarter ending December 2016	8,314	→
Quarter ending March 2017	8,417	→
Quarter ending June 2017	8,339	→
Quarter ending September 2017	8,408	→
<b>Variance since September 2016</b>	<b>2.5%</b>	<b>↑</b>



### ACTIVITY

Cumulative percentage of contracted UDA delivered 2017 & 2018



Month	Adjusted Scheduled Activity (UDA)	
	2017	2018
April	992	673
May	2,682	2,074
June	4,265	3,636
July	6,669	6,044
August	8,824	8,079
September	10,757	9,653
October	12,255	
November	14,242	
December	16,207	
January	17,726	
February	19,598	
March	21,656	
April	22,420	
May	22,480	
June	22,480	

### QUALITY

	Quantity	Base Number	Contract	AT	Region	England
% of FP17s for the same patient ID Re-attending within 3 months - Children	59	1,014	5.8%	10.0%	11.6%	11.9%
% of FP17s for the same patient ID Re-attending within 3 months - Adults	468	4,585	10.2%	13.4%	15.2%	15.9%
% of FP17s for the same patient ID Re-attending between 3 & 9 months - Children	557	1,014	54.9%	59.8%	59.1%	58.1%
% of FP17s for the same patient ID Re-attending between 3 & 9 months - Adults	2,138	4,585	46.6%	54.7%	51.7%	50.6%
% of FP17s for Band 1 Urgent Courses	268	5,195	5.2%	7.2%	8.0%	9.1%
% of FP17s Relating to Free Repair or Replacements	41	5,195	0.8%	0.9%	0.8%	0.8%
% of FP17s Relating to Continuations	86	5,195	1.7%	1.2%	1.0%	1.1%
% of Patients satisfied with the dentistry they have received	28	29	96.6%	92.0%	91.5%	91.4%
% of Patients satisfied with the time they had to wait for an appointment	25	29	86.2%	89.4%	88.2%	87.7%

\* This is based on patients treated on this contract for their most recent course of treatment. Figures in italics indicate the base number of FP17s or Patient Questionnaire responses are less than 100. N/A is shown where the base number of responses is less than 10 during the period. % is calculated as Quantity/Base number\*100

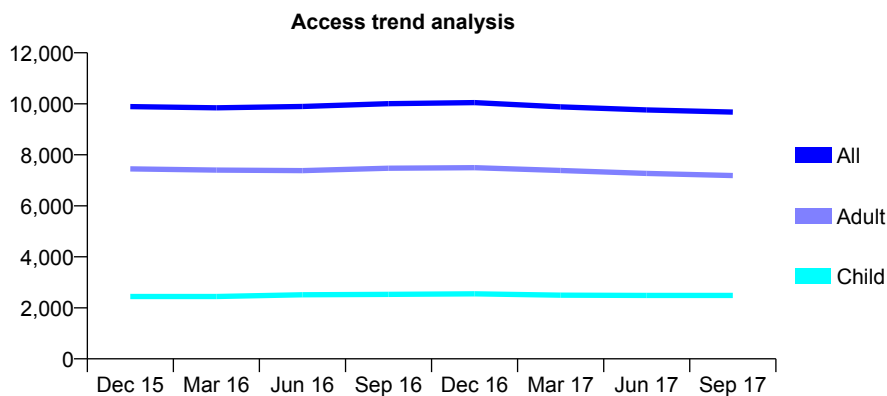
## Q60 - Vital Signs At a Glance Contract Report for 101338/0020 - September 2017

Name or company name	Whitecross Dental Care Limited
Contract type name	GDS Contract
Purpose of contract	General
Contract start date	01/04/2006
Contract end date	

17/18 Contracted general activity (UDA)	31,250
Carry forward general activity (UDA)	0
17/18 Contracted orthodontic activity (UOA)	0
Carry forward orthodontic activity (UOA)	0
Baseline contract value	£863,062.78

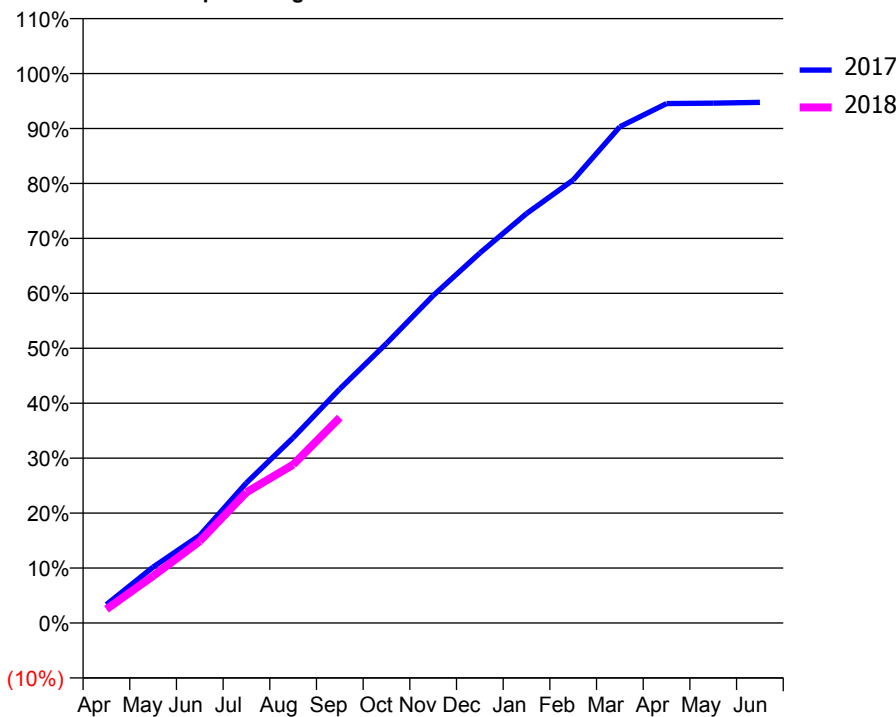
### ACCESS\*

Patients seen in 24 months	Total	Change since previous quarter
Quarter ending September 2016	10,003	
Quarter ending December 2016	10,048	→
Quarter ending March 2017	9,881	↓
Quarter ending June 2017	9,759	↓
Quarter ending September 2017	9,676	→
<b>Variance since September 2016</b>	<b>(3.3%)</b>	<b>↓</b>



### ACTIVITY

Cumulative percentage of contracted UDA delivered 2017 & 2018



Month	Adjusted Scheduled Activity (UDA)	
	2017	2018
April	1,052	786
May	3,179	2,673
June	4,984	4,651
July	7,976	7,434
August	10,540	9,008
September	13,315	11,682
October	15,899	
November	18,623	
December	21,038	
January	23,284	
February	25,200	
March	28,225	
April	29,542	
May	29,567	
June	29,613	

### QUALITY

	Quantity	Base Number	Contract	AT	Region	England
% of FP17s for the same patient ID Re-attending within 3 months - Children	104	1,611	6.5%	10.0%	11.6%	11.9%
% of FP17s for the same patient ID Re-attending within 3 months - Adults	605	4,385	13.8%	13.4%	15.2%	15.9%
% of FP17s for the same patient ID Re-attending between 3 & 9 months - Children	822	1,611	51.0%	59.8%	59.1%	58.1%
% of FP17s for the same patient ID Re-attending between 3 & 9 months - Adults	2,107	4,385	48.1%	54.7%	51.7%	50.6%
% of FP17s for Band 1 Urgent Courses	477	5,551	8.6%	7.2%	8.0%	9.1%
% of FP17s Relating to Free Repair or Replacements	34	5,551	0.6%	0.9%	0.8%	0.8%
% of FP17s Relating to Continuations	84	5,551	1.5%	1.2%	1.0%	1.1%
% of Patients satisfied with the dentistry they have received	19	19	100.0%	92.0%	91.5%	91.4%
% of Patients satisfied with the time they had to wait for an appointment	17	19	89.5%	89.4%	88.2%	87.7%

\* This is based on patients treated on this contract for their most recent course of treatment. Figures in italics indicate the base number of FP17s or Patient Questionnaire responses are less than 100. N/A is shown where the base number of responses is less than 10 during the period. % is calculated as Quantity/Base number\*100

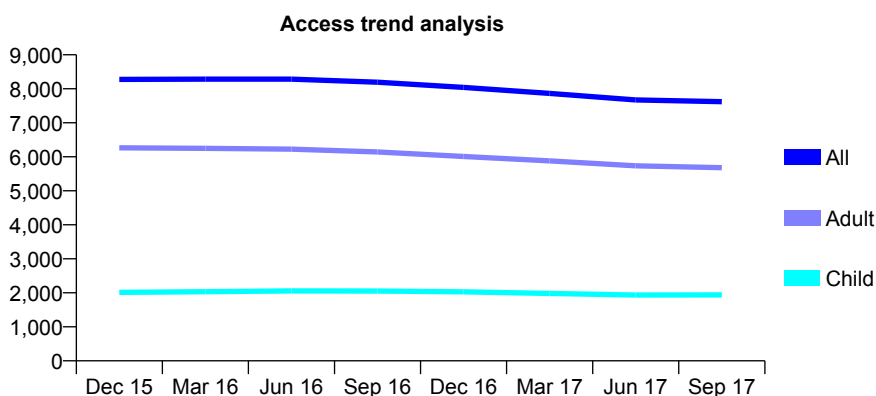
## Q60 - Vital Signs At a Glance Contract Report for 101338/0021 - September 2017

Name or company name	Whitecross Dental Care Limited
Contract type name	GDS Contract
Purpose of contract	General
Contract start date	01/04/2006
Contract end date	

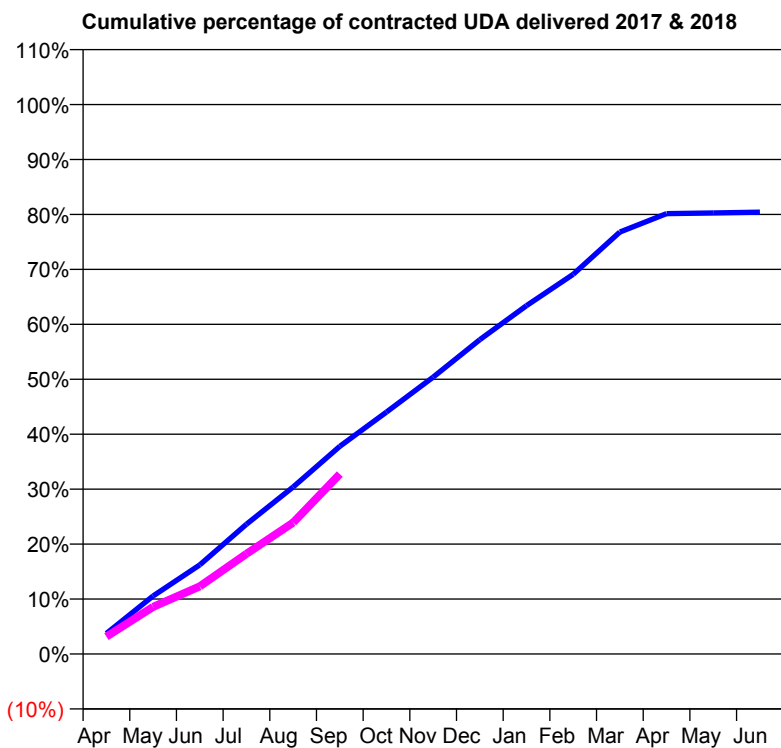
17/18 Contracted general activity (UDA)	25,000
Carry forward general activity (UDA)	0
17/18 Contracted orthodontic activity (UOA)	0
Carry forward orthodontic activity (UOA)	0
Baseline contract value	£690,450.23

### ACCESS\*

Patients seen in 24 months	Total	Change since previous quarter
Quarter ending September 2016	8,194	
Quarter ending December 2016	8,040	↓
Quarter ending March 2017	7,866	↓
Quarter ending June 2017	7,672	↓
Quarter ending September 2017	7,621	→
<b>Variance since September 2016</b>	<b>(7.0%)</b>	<b>↓</b>



### ACTIVITY



Month	Adjusted Scheduled Activity (UDA)	
	2017	2018
April	940	792
May	2,643	2,142
June	4,054	3,077
July	5,908	4,558
August	7,597	5,978
September	9,447	8,190
October	11,007	
November	12,598	
December	14,304	
January	15,848	
February	17,275	
March	19,198	
April	20,035	
May	20,065	
June	20,101	

### QUALITY

	Quantity	Base Number	Contract	AT	Region	England
% of FP17s for the same patient ID Re-attending within 3 months - Children	44	1,114	3.9%	10.0%	11.6%	11.9%
% of FP17s for the same patient ID Re-attending within 3 months - Adults	404	3,234	12.5%	13.4%	15.2%	15.9%
% of FP17s for the same patient ID Re-attending between 3 & 9 months - Children	576	1,114	51.7%	59.8%	59.1%	58.1%
% of FP17s for the same patient ID Re-attending between 3 & 9 months - Adults	1,433	3,234	44.3%	54.7%	51.7%	50.6%
% of FP17s for Band 1 Urgent Courses	330	3,970	8.3%	7.2%	8.0%	9.1%
% of FP17s Relating to Free Repair or Replacements	14	3,970	0.4%	0.9%	0.8%	0.8%
% of FP17s Relating to Continuations	46	3,970	1.2%	1.2%	1.0%	1.1%
% of Patients satisfied with the dentistry they have received	13	13	100.0%	92.0%	91.5%	91.4%
% of Patients satisfied with the time they had to wait for an appointment	12	13	92.3%	89.4%	88.2%	87.7%

\* This is based on patients treated on this contract for their most recent course of treatment. Figures in italics indicate the base number of FP17s or Patient Questionnaire responses are less than 100. N/A is shown where the base number of responses is less than 10 during the period. % is calculated as Quantity/Base number\*100

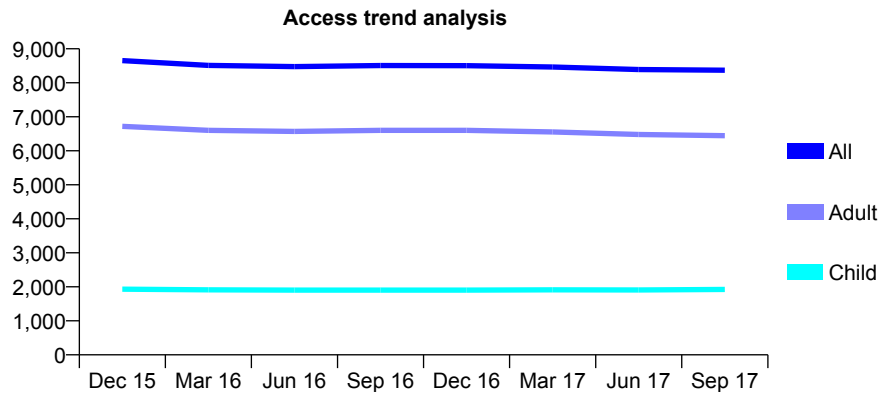
## Q60 - Vital Signs At a Glance Contract Report for 101338/0033 - September 2017

Name or company name	Whitecross Dental Care Limited
Contract type name	GDS Contract
Purpose of contract	General
Contract start date	01/04/2006
Contract end date	

17/18 Contracted general activity (UDA)	23,788
Carry forward general activity (UDA)	0
17/18 Contracted orthodontic activity (UOA)	0
Carry forward orthodontic activity (UOA)	0
Baseline contract value	£660,264.73

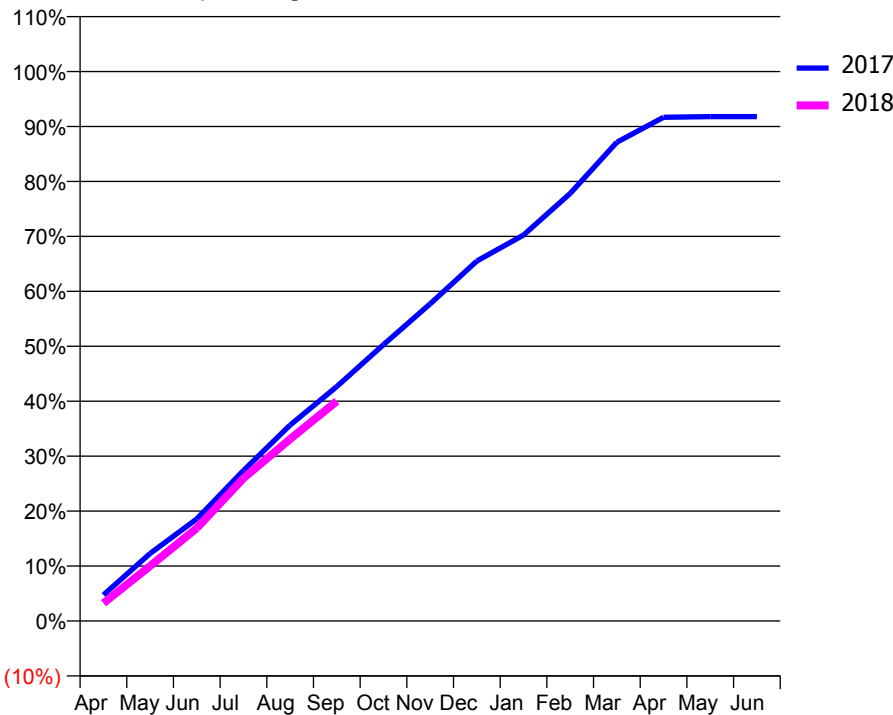
### ACCESS\*

Patients seen in 24 months	Total	Change since previous quarter
Quarter ending September 2016	8,508	
Quarter ending December 2016	8,505	→
Quarter ending March 2017	8,466	→
Quarter ending June 2017	8,389	→
Quarter ending September 2017	8,370	→
<b>Variance since September 2016</b>	<b>(1.6%)</b>	<b>↓</b>



### ACTIVITY

Cumulative percentage of contracted UDA delivered 2017 & 2018



Month	Adjusted Scheduled Activity (UDA)	
	2017	2018
April	1,131	768
May	2,922	2,384
June	4,419	4,020
July	6,514	6,181
August	8,481	7,879
September	10,149	9,519
October	11,964	
November	13,729	
December	15,582	
January	16,706	
February	18,508	
March	20,725	
April	21,808	
May	21,832	
June	21,835	

### QUALITY

	Quantity	Base Number	Contract	AT	Region	England
% of FP17s for the same patient ID Re-attending within 3 months - Children	55	1,265	4.3%	10.0%	11.6%	11.9%
% of FP17s for the same patient ID Re-attending within 3 months - Adults	417	3,887	10.7%	13.4%	15.2%	15.9%
% of FP17s for the same patient ID Re-attending between 3 & 9 months - Children	708	1,265	56.0%	59.8%	59.1%	58.1%
% of FP17s for the same patient ID Re-attending between 3 & 9 months - Adults	1,796	3,887	46.2%	54.7%	51.7%	50.6%
% of FP17s for Band 1 Urgent Courses	264	4,764	5.5%	7.2%	8.0%	9.1%
% of FP17s Relating to Free Repair or Replacements	13	4,764	0.3%	0.9%	0.8%	0.8%
% of FP17s Relating to Continuations	78	4,764	1.6%	1.2%	1.0%	1.1%
% of Patients satisfied with the dentistry they have received	25	28	89.3%	92.0%	91.5%	91.4%
% of Patients satisfied with the time they had to wait for an appointment	26	28	92.9%	89.4%	88.2%	87.7%

\* This is based on patients treated on this contract for their most recent course of treatment. Figures in italics indicate the base number of FP17s or Patient Questionnaire responses are less than 100. N/A is shown where the base number of responses is less than 10 during the period. % is calculated as Quantity/Base number\*100

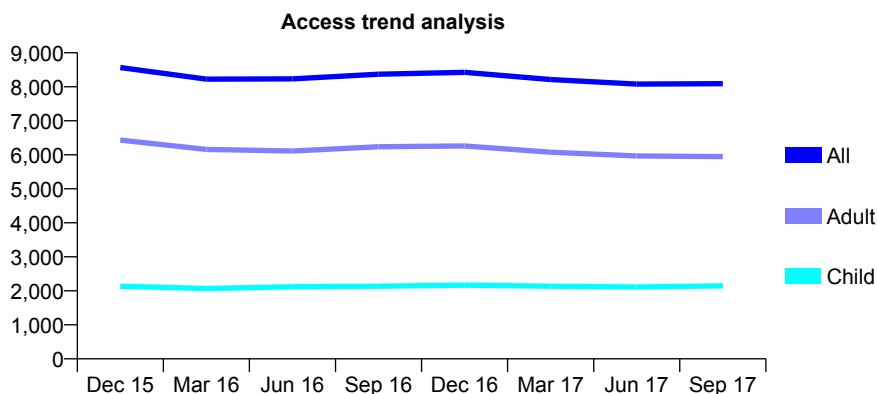
## Q60 - Vital Signs At a Glance Contract Report for 101362/0010 - September 2017

Name or company name	Rodericks Dental Limited
Contract type name	GDS Contract
Purpose of contract	General
Contract start date	01/09/2008
Contract end date	

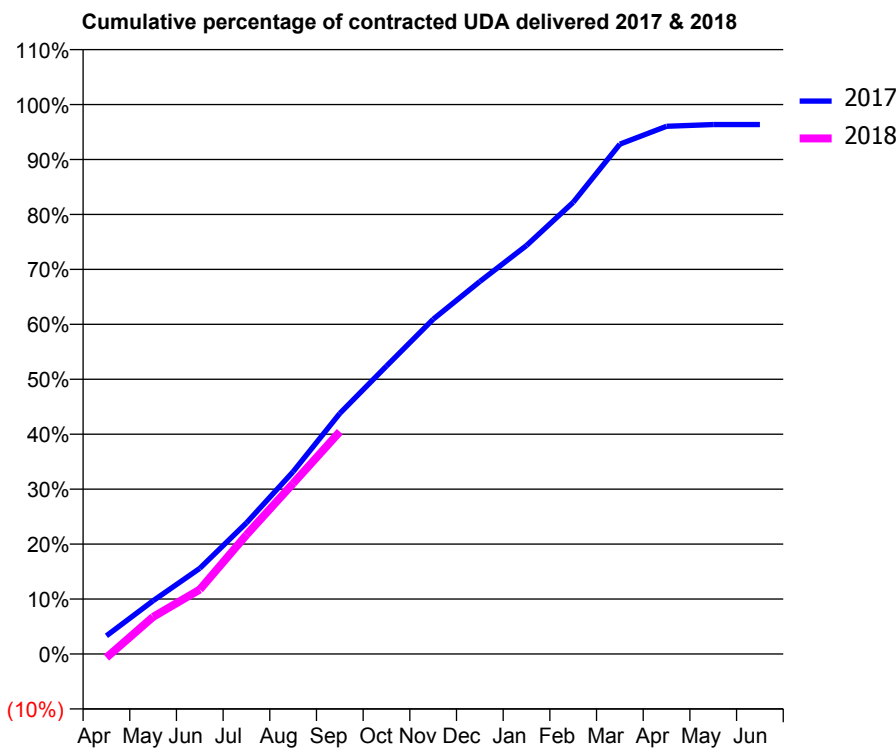
17/18 Contracted general activity (UDA)	20,810
Carry forward general activity (UDA)	867
17/18 Contracted orthodontic activity (UOA)	0
Carry forward orthodontic activity (UOA)	0
Baseline contract value	£479,339.58

### ACCESS\*

Patients seen in 24 months	Total	Change since previous quarter
Quarter ending September 2016	8,372	
Quarter ending December 2016	8,424	→
Quarter ending March 2017	8,214	↓
Quarter ending June 2017	8,079	↓
Quarter ending September 2017	8,093	→
<b>Variance since September 2016</b>	<b>(3.3%)</b>	<b>↓</b>



### ACTIVITY



Month	Adjusted Scheduled Activity (UDA)	
	2017	2018
April	790	-140
May	2,306	1,409
June	3,704	2,442
July	5,673	4,513
August	7,887	6,459
September	10,408	8,422
October	12,451	
November	14,478	
December	16,109	
January	17,664	
February	19,534	
March	22,047	
April	22,819	
May	22,897	
June	22,895	

### QUALITY

	Quantity	Base Number	Contract	AT	Region	England
% of FP17s for the same patient ID Re-attending within 3 months - Children	67	1,428	4.7%	10.0%	11.6%	11.9%
% of FP17s for the same patient ID Re-attending within 3 months - Adults	623	4,103	15.2%	13.4%	15.2%	15.9%
% of FP17s for the same patient ID Re-attending between 3 & 9 months - Children	914	1,428	64.0%	59.8%	59.1%	58.1%
% of FP17s for the same patient ID Re-attending between 3 & 9 months - Adults	2,376	4,103	57.9%	54.7%	51.7%	50.6%
% of FP17s for Band 1 Urgent Courses	491	4,621	10.6%	7.2%	8.0%	9.1%
% of FP17s Relating to Free Repair or Replacements	60	4,621	1.3%	0.9%	0.8%	0.8%
% of FP17s Relating to Continuations	26	4,621	0.6%	1.2%	1.0%	1.1%
% of Patients satisfied with the dentistry they have received	14	16	87.5%	92.0%	91.5%	91.4%
% of Patients satisfied with the time they had to wait for an appointment	15	16	93.8%	89.4%	88.2%	87.7%

\* This is based on patients treated on this contract for their most recent course of treatment. Figures in italics indicate the base number of FP17s or Patient Questionnaire responses are less than 100. N/A is shown where the base number of responses is less than 10 during the period. % is calculated as Quantity/Base number\*100

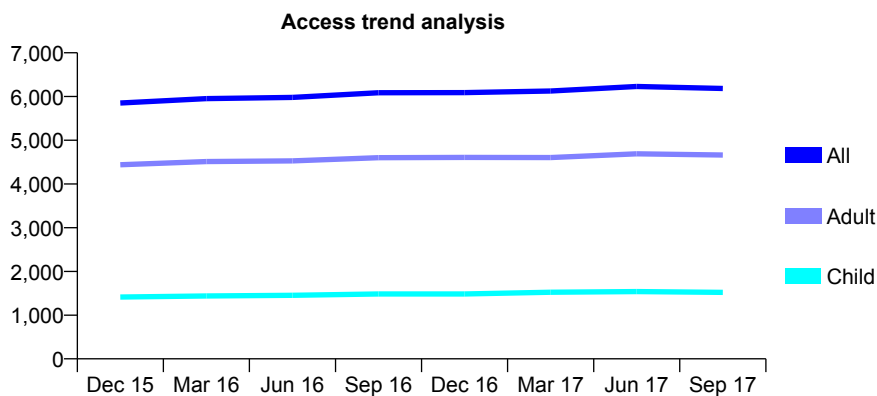
## Q60 - Vital Signs At a Glance Contract Report for 101362/0012 - September 2017

Name or company name	Rodericks Dental Limited
Contract type name	GDS Contract
Purpose of contract	General
Contract start date	01/11/2008
Contract end date	

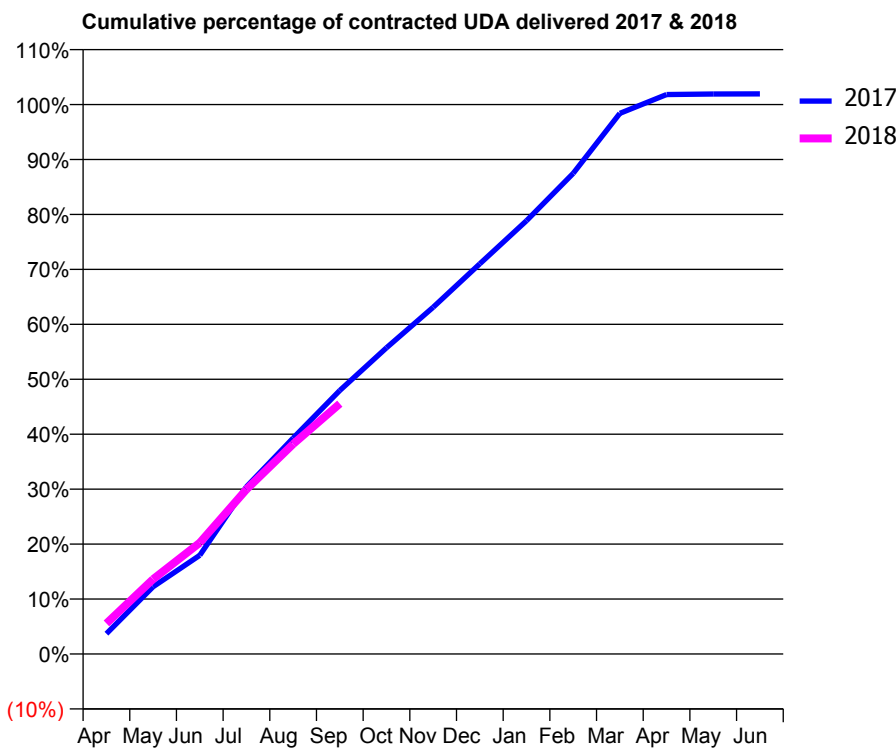
17/18 Contracted general activity (UDA)	16,586
Carry forward general activity (UDA)	-322
17/18 Contracted orthodontic activity (UOA)	0
Carry forward orthodontic activity (UOA)	0
Baseline contract value	£382,143.85

### ACCESS\*

Patients seen in 24 months	Total	Change since previous quarter
Quarter ending September 2016	6,086	
Quarter ending December 2016	6,091	→
Quarter ending March 2017	6,127	→
Quarter ending June 2017	6,229	→
Quarter ending September 2017	6,183	→
<b>Variance since September 2016</b>	<b>1.6%</b>	<b>→</b>



### ACTIVITY



Month	Adjusted Scheduled Activity (UDA)	
	2017	2018
April	614	924
May	2,029	2,258
June	2,982	3,357
July	5,049	4,970
August	6,519	6,338
September	7,955	7,558
October	9,242	
November	10,465	
December	11,777	
January	13,080	
February	14,507	
March	16,320	
April	16,885	
May	16,904	
June	16,908	

### QUALITY

	Quantity	Base Number	Contract	AT	Region	England
% of FP17s for the same patient ID Re-attending within 3 months - Children	55	927	5.9%	10.0%	11.6%	11.9%
% of FP17s for the same patient ID Re-attending within 3 months - Adults	427	2,966	14.4%	13.4%	15.2%	15.9%
% of FP17s for the same patient ID Re-attending between 3 & 9 months - Children	488	927	52.6%	59.8%	59.1%	58.1%
% of FP17s for the same patient ID Re-attending between 3 & 9 months - Adults	1,495	2,966	50.4%	54.7%	51.7%	50.6%
% of FP17s for Band 1 Urgent Courses	337	3,619	9.3%	7.2%	8.0%	9.1%
% of FP17s Relating to Free Repair or Replacements	60	3,619	1.7%	0.9%	0.8%	0.8%
% of FP17s Relating to Continuations	8	3,619	0.2%	1.2%	1.0%	1.1%
% of Patients satisfied with the dentistry they have received	10	11	90.9%	92.0%	91.5%	91.4%
% of Patients satisfied with the time they had to wait for an appointment	8	11	72.7%	89.4%	88.2%	87.7%

\* This is based on patients treated on this contract for their most recent course of treatment. Figures in italics indicate the base number of FP17s or Patient Questionnaire responses are less than 100. N/A is shown where the base number of responses is less than 10 during the period. % is calculated as Quantity/Base number\*100

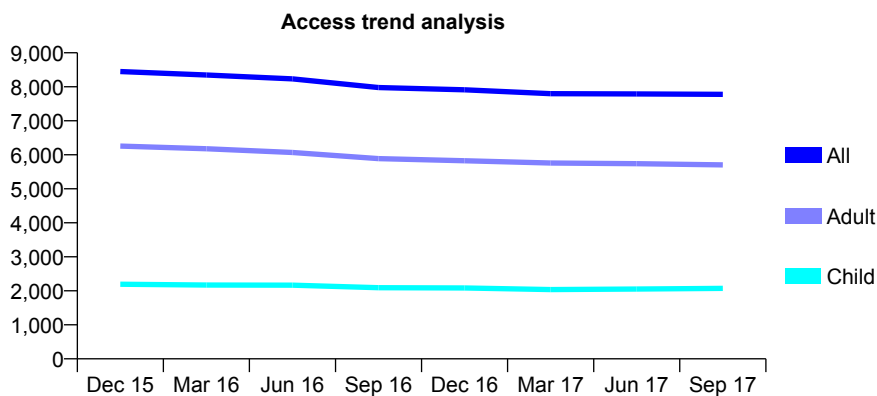
## Q60 - Vital Signs At a Glance Contract Report for 101370/0016 - September 2017

Name or company name	Petrie Tucker and Partners Ltd
Contract type name	GDS Contract
Purpose of contract	General
Contract start date	01/04/2006
Contract end date	

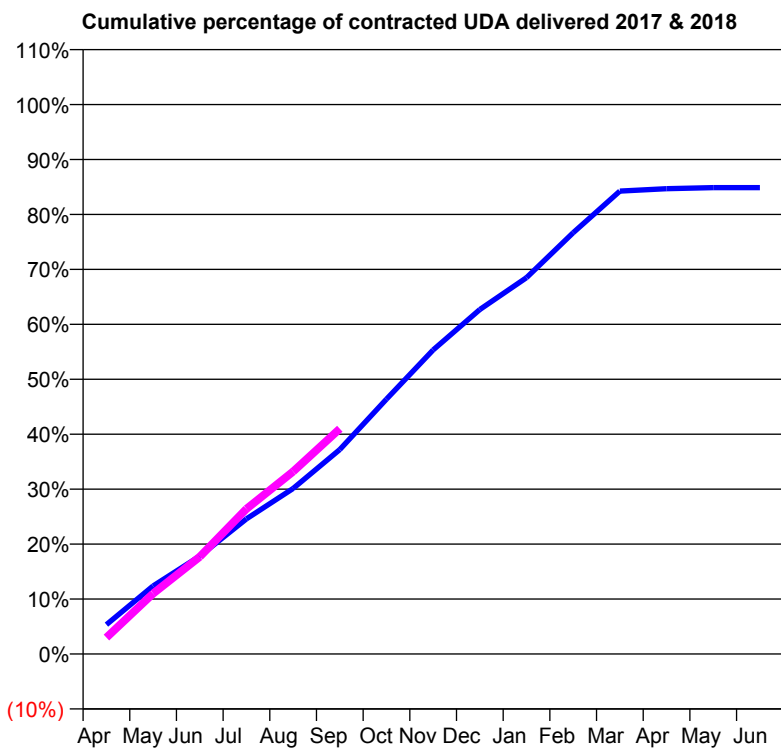
17/18 Contracted general activity (UDA)	22,134
Carry forward general activity (UDA)	0
17/18 Contracted orthodontic activity (UOA)	0
Carry forward orthodontic activity (UOA)	0
Baseline contract value	£475,883.40

### ACCESS\*

Patients seen in 24 months	Total	Change since previous quarter
Quarter ending September 2016	7,979	
Quarter ending December 2016	7,911	→
Quarter ending March 2017	7,798	↓
Quarter ending June 2017	7,791	→
Quarter ending September 2017	7,777	→
<b>Variance since September 2016</b>	<b>(2.5%)</b>	<b>↓</b>



### ACTIVITY



Month	Adjusted Scheduled Activity (UDA)	
	2017	2018
April	1,184	662
May	2,743	2,437
June	3,943	3,919
July	5,442	5,848
August	6,667	7,351
September	8,238	9,076
October	10,266	
November	12,247	
December	13,875	
January	15,158	
February	16,972	
March	18,645	
April	18,741	
May	18,785	
June	18,785	

### QUALITY

	Quantity	Base Number	Contract	AT	Region	England
% of FP17s for the same patient ID Re-attending within 3 months - Children	41	1,142	3.6%	10.0%	11.6%	11.9%
% of FP17s for the same patient ID Re-attending within 3 months - Adults	199	2,618	7.6%	13.4%	15.2%	15.9%
% of FP17s for the same patient ID Re-attending between 3 & 9 months - Children	449	1,142	39.3%	59.8%	59.1%	58.1%
% of FP17s for the same patient ID Re-attending between 3 & 9 months - Adults	1,007	2,618	38.5%	54.7%	51.7%	50.6%
% of FP17s for Band 1 Urgent Courses	123	3,677	3.3%	7.2%	8.0%	9.1%
% of FP17s Relating to Free Repair or Replacements	10	3,677	0.3%	0.9%	0.8%	0.8%
% of FP17s Relating to Continuations	16	3,677	0.4%	1.2%	1.0%	1.1%
% of Patients satisfied with the dentistry they have received	4	4	N/A	92.0%	91.5%	91.4%
% of Patients satisfied with the time they had to wait for an appointment	4	4	N/A	89.4%	88.2%	87.7%

\* This is based on patients treated on this contract for their most recent course of treatment. Figures in italics indicate the base number of FP17s or Patient Questionnaire responses are less than 100. N/A is shown where the base number of responses is less than 10 during the period. % is calculated as Quantity/Base number\*100

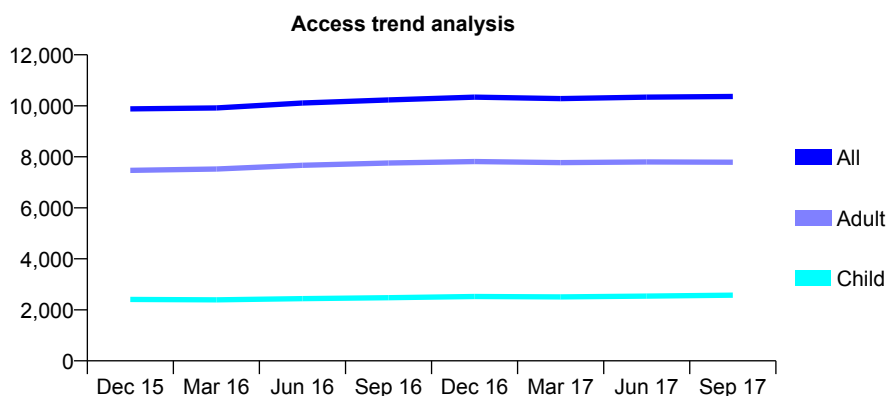
## Q60 - Vital Signs At a Glance Contract Report for 101370/0017 - September 2017

Name or company name	Petrie Tucker and Partners Ltd
Contract type name	GDS Contract
Purpose of contract	General
Contract start date	01/04/2006
Contract end date	

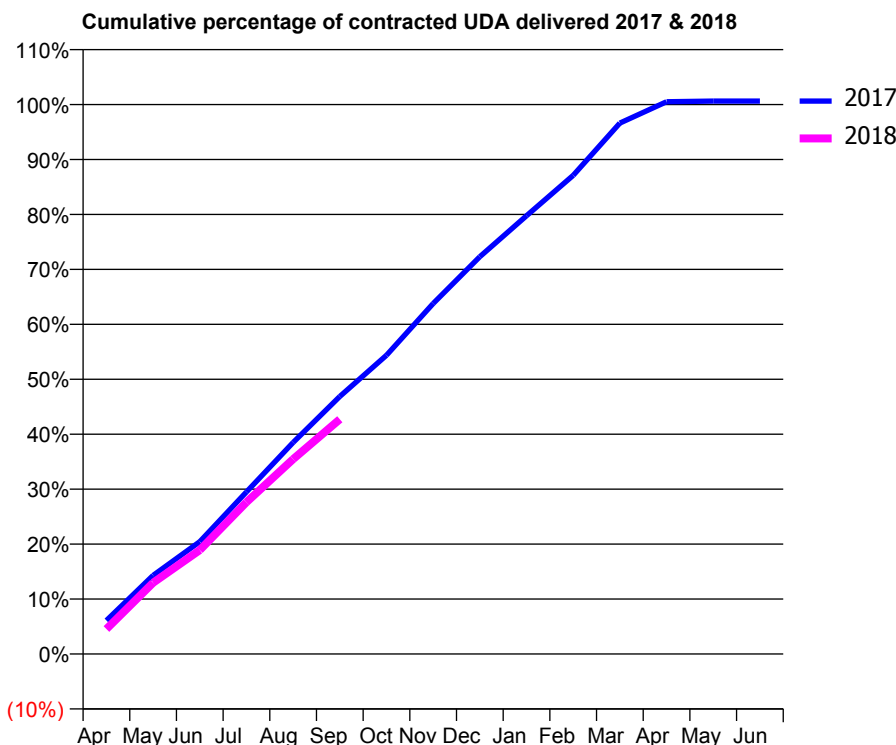
17/18 Contracted general activity (UDA)	25,778
Carry forward general activity (UDA)	-163
17/18 Contracted orthodontic activity (UOA)	0
Carry forward orthodontic activity (UOA)	0
Baseline contract value	£579,976.29

### ACCESS\*

Patients seen in 24 months	Total	Change since previous quarter
Quarter ending September 2016	10,230	
Quarter ending December 2016	10,340	→
Quarter ending March 2017	10,280	→
Quarter ending June 2017	10,340	→
Quarter ending September 2017	10,364	→
<b>Variance since September 2016</b>	<b>1.3%</b>	<b>→</b>



### ACTIVITY



Month	Adjusted Scheduled Activity (UDA)	
	2017	2018
April	1,571	1,175
May	3,689	3,341
June	5,273	4,874
July	7,605	7,119
August	9,922	9,144
September	12,083	11,014
October	14,017	
November	16,442	
December	18,639	
January	20,558	
February	22,456	
March	24,907	
April	25,907	
May	25,938	
June	25,941	

### QUALITY

	Quantity	Base Number	Contract	AT	Region	England
% of FP17s for the same patient ID Re-attending within 3 months - Children	92	1,616	5.7%	10.0%	11.6%	11.9%
% of FP17s for the same patient ID Re-attending within 3 months - Adults	372	4,655	8.0%	13.4%	15.2%	15.9%
% of FP17s for the same patient ID Re-attending between 3 & 9 months - Children	824	1,616	51.0%	59.8%	59.1%	58.1%
% of FP17s for the same patient ID Re-attending between 3 & 9 months - Adults	2,556	4,655	54.9%	54.7%	51.7%	50.6%
% of FP17s for Band 1 Urgent Courses	273	5,823	4.7%	7.2%	8.0%	9.1%
% of FP17s Relating to Free Repair or Replacements	26	5,823	0.4%	0.9%	0.8%	0.8%
% of FP17s Relating to Continuations	60	5,823	1.0%	1.2%	1.0%	1.1%
% of Patients satisfied with the dentistry they have received	16	16	100.0%	92.0%	91.5%	91.4%
% of Patients satisfied with the time they had to wait for an appointment	14	16	87.5%	89.4%	88.2%	87.7%

\* This is based on patients treated on this contract for their most recent course of treatment. Figures in italics indicate the base number of FP17s or Patient Questionnaire responses are less than 100. N/A is shown where the base number of responses is less than 10 during the period. % is calculated as Quantity/Base number\*100



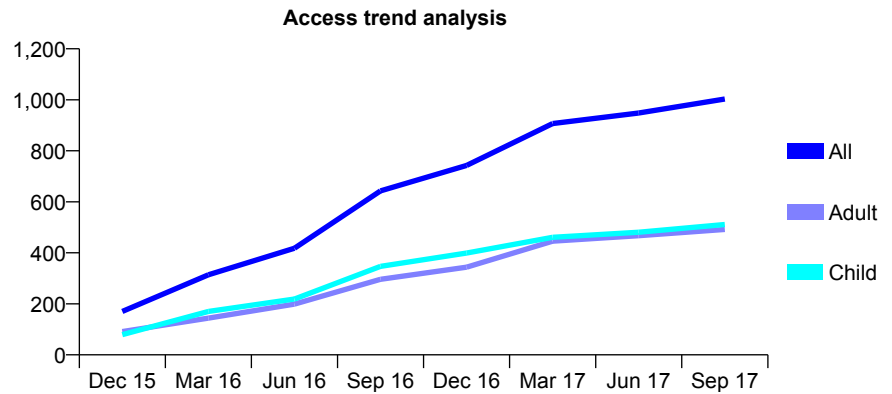
## Q60 - Vital Signs At a Glance Contract Report for 101605/0001 - September 2017

Name or company name	Thomas Dental Practice
Contract type name	GDS Contract
Purpose of contract	General
Contract start date	01/10/2015
Contract end date	

17/18 Contracted general activity (UDA)	2,620
Carry forward general activity (UDA)	0
17/18 Contracted orthodontic activity (UOA)	0
Carry forward orthodontic activity (UOA)	0
Baseline contract value	£56,980.25

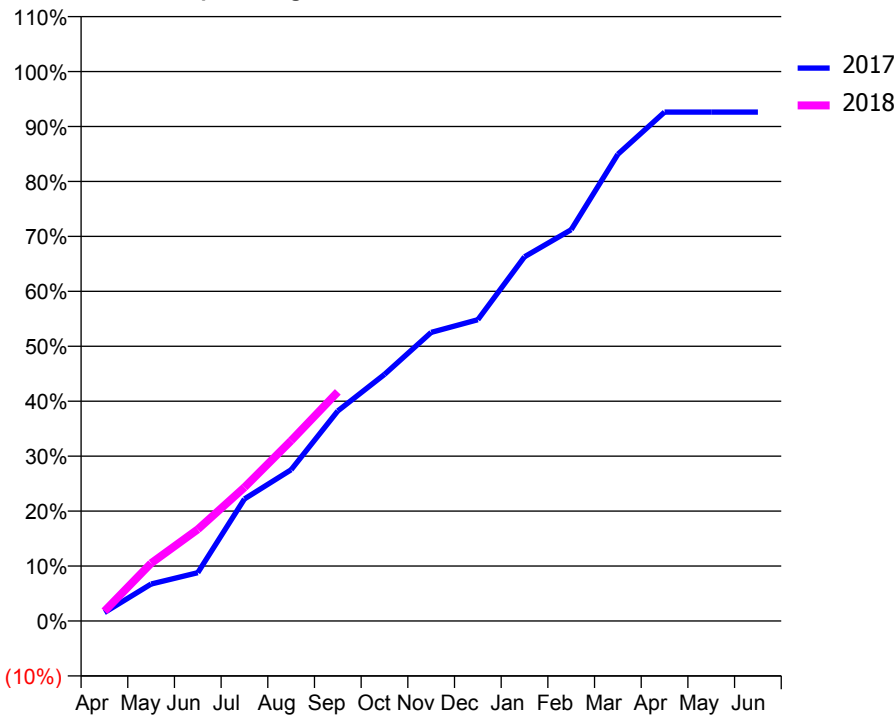
### ACCESS\*

Patients seen in 24 months	Total	Change since previous quarter
Quarter ending September 2016	643	
Quarter ending December 2016	743	↑
Quarter ending March 2017	907	↑
Quarter ending June 2017	948	↑
Quarter ending September 2017	1,003	↑
<b>Variance since September 2016</b>	<b>56.0%</b>	<b>↑</b>



### ACTIVITY

Cumulative percentage of contracted UDA delivered 2017 & 2018



Month	Adjusted Scheduled Activity (UDA)	
	2017	2018
April	40	47
May	176	276
June	230	437
July	582	637
August	722	860
September	1,002	1,093
October	1,176	
November	1,376	
December	1,436	
January	1,736	
February	1,866	
March	2,226	
April	2,427	
May	2,427	
June	2,427	

### QUALITY

	Quantity	Base Number	Contract	AT	Region	England
% of FP17s for the same patient ID Re-attending within 3 months - Children	40	433	9.2%	10.0%	11.6%	11.9%
% of FP17s for the same patient ID Re-attending within 3 months - Adults	63	348	18.1%	13.4%	15.2%	15.9%
% of FP17s for the same patient ID Re-attending between 3 & 9 months - Children	244	433	56.4%	59.8%	59.1%	58.1%
% of FP17s for the same patient ID Re-attending between 3 & 9 months - Adults	164	348	47.1%	54.7%	51.7%	50.6%
% of FP17s for Band 1 Urgent Courses	24	677	3.5%	7.2%	8.0%	9.1%
% of FP17s Relating to Free Repair or Replacements	6	677	0.9%	0.9%	0.8%	0.8%
% of FP17s Relating to Continuations	13	677	1.9%	1.2%	1.0%	1.1%
% of Patients satisfied with the dentistry they have received	0	0	N/A	92.0%	91.5%	91.4%
% of Patients satisfied with the time they had to wait for an appointment	0	0	N/A	89.4%	88.2%	87.7%

\* This is based on patients treated on this contract for their most recent course of treatment. Figures in italics indicate the base number of FP17s or Patient Questionnaire responses are less than 100. N/A is shown where the base number of responses is less than 10 during the period. % is calculated as Quantity/Base number\*100

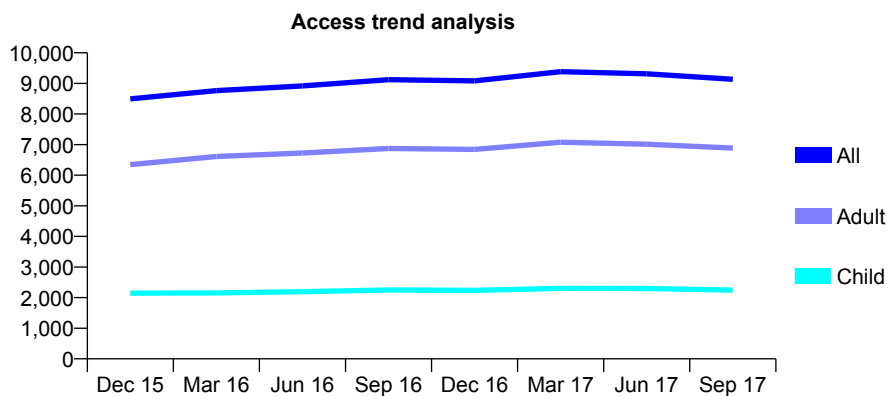
## Q60 - Vital Signs At a Glance Contract Report for 103713/0001 - September 2017

Name or company name	Rodericks Ltd
Contract type name	GDS Contract
Purpose of contract	General
Contract start date	09/11/2009
Contract end date	

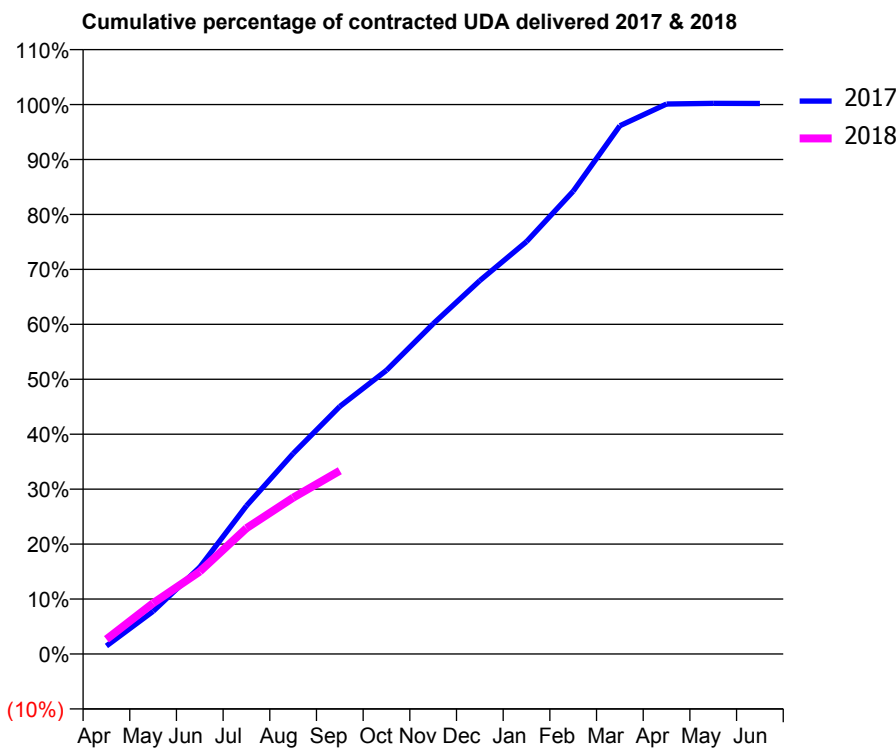
17/18 Contracted general activity (UDA)	26,418
Carry forward general activity (UDA)	-48
17/18 Contracted orthodontic activity (UOA)	0
Carry forward orthodontic activity (UOA)	0
Baseline contract value	£642,003.16

### ACCESS\*

Patients seen in 24 months	Total	Change since previous quarter
Quarter ending September 2016	9,122	
Quarter ending December 2016	9,081	→
Quarter ending March 2017	9,383	↑
Quarter ending June 2017	9,314	→
Quarter ending September 2017	9,135	↓
<b>Variance since September 2016</b>	<b>0.1%</b>	<b>→</b>



### ACTIVITY



Month	Adjusted Scheduled Activity (UDA)	
	2017	2018
April	387	711
May	2,053	2,445
June	4,179	3,964
July	7,125	6,046
August	9,640	7,514
September	11,904	8,812
October	13,636	
November	15,877	
December	17,950	
January	19,826	
February	22,248	
March	25,398	
April	26,444	
May	26,476	
June	26,466	

### QUALITY

	Quantity	Base Number	Contract	AT	Region	England
% of FP17s for the same patient ID Re-attending within 3 months - Children	119	1,429	8.3%	10.0%	11.6%	11.9%
% of FP17s for the same patient ID Re-attending within 3 months - Adults	451	3,702	12.2%	13.4%	15.2%	15.9%
% of FP17s for the same patient ID Re-attending between 3 & 9 months - Children	867	1,429	60.7%	59.8%	59.1%	58.1%
% of FP17s for the same patient ID Re-attending between 3 & 9 months - Adults	2,215	3,702	59.8%	54.7%	51.7%	50.6%
% of FP17s for Band 1 Urgent Courses	404	4,228	9.6%	7.2%	8.0%	9.1%
% of FP17s Relating to Free Repair or Replacements	33	4,228	0.8%	0.9%	0.8%	0.8%
% of FP17s Relating to Continuations	14	4,228	0.3%	1.2%	1.0%	1.1%
% of Patients satisfied with the dentistry they have received	24	25	96.0%	92.0%	91.5%	91.4%
% of Patients satisfied with the time they had to wait for an appointment	20	25	80.0%	89.4%	88.2%	87.7%

\* This is based on patients treated on this contract for their most recent course of treatment. Figures in italics indicate the base number of FP17s or Patient Questionnaire responses are less than 100. N/A is shown where the base number of responses is less than 10 during the period. % is calculated as Quantity/Base number\*100

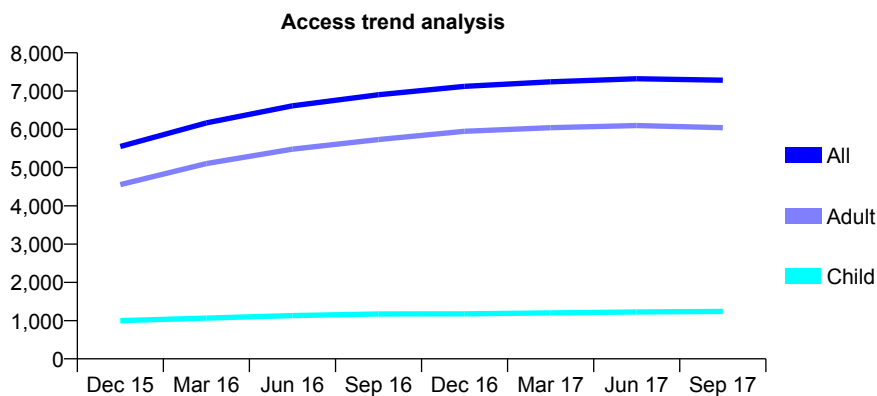
## Q60 - Vital Signs At a Glance Contract Report for 105481/0001 - September 2017

Name or company name	Simpson, Goodwin and Hanji
Contract type name	GDS Contract
Purpose of contract	General
Contract start date	16/02/2015
Contract end date	

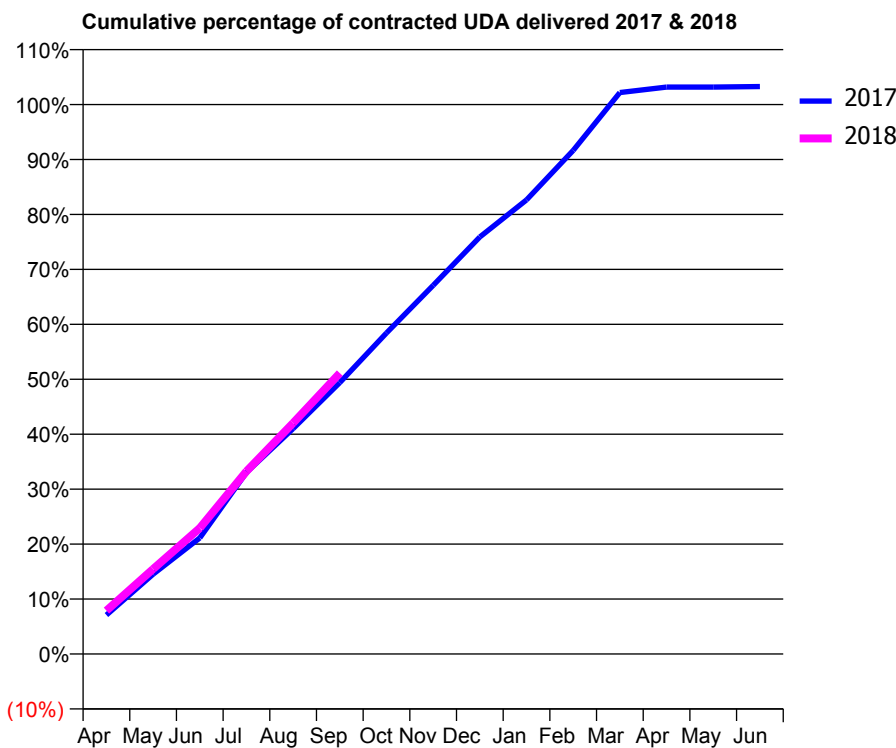
17/18 Contracted general activity (UDA)	19,930
Carry forward general activity (UDA)	-399
17/18 Contracted orthodontic activity (UOA)	0
Carry forward orthodontic activity (UOA)	0
Baseline contract value	£579,695.97

### ACCESS\*

Patients seen in 24 months	Total	Change since previous quarter
Quarter ending September 2016	6,903	
Quarter ending December 2016	7,122	↑
Quarter ending March 2017	7,243	→
Quarter ending June 2017	7,322	→
Quarter ending September 2017	7,283	→
<b>Variance since September 2016</b>	<b>5.5%</b>	<b>↑</b>



### ACTIVITY



Month	Adjusted Scheduled Activity (UDA)	
	2017	2018
April	1,415	1,573
May	2,895	3,081
June	4,209	4,570
July	6,585	6,629
August	8,174	8,378
September	9,844	10,190
October	11,644	
November	13,372	
December	15,125	
January	16,469	
February	18,265	
March	20,364	
April	20,560	
May	20,561	
June	20,583	

### QUALITY

	Quantity	Base Number	Contract	AT	Region	England
% of FP17s for the same patient ID Re-attending within 3 months - Children	84	877	9.6%	10.0%	11.6%	11.9%
% of FP17s for the same patient ID Re-attending within 3 months - Adults	911	4,266	21.4%	13.4%	15.2%	15.9%
% of FP17s for the same patient ID Re-attending between 3 & 9 months - Children	388	877	44.2%	59.8%	59.1%	58.1%
% of FP17s for the same patient ID Re-attending between 3 & 9 months - Adults	1,991	4,266	46.7%	54.7%	51.7%	50.6%
% of FP17s for Band 1 Urgent Courses	509	5,031	10.1%	7.2%	8.0%	9.1%
% of FP17s Relating to Free Repair or Replacements	176	5,031	3.5%	0.9%	0.8%	0.8%
% of FP17s Relating to Continuations	171	5,031	3.4%	1.2%	1.0%	1.1%
% of Patients satisfied with the dentistry they have received	30	32	93.8%	92.0%	91.5%	91.4%
% of Patients satisfied with the time they had to wait for an appointment	29	32	90.6%	89.4%	88.2%	87.7%

\* This is based on patients treated on this contract for their most recent course of treatment. Figures in italics indicate the base number of FP17s or Patient Questionnaire responses are less than 100. N/A is shown where the base number of responses is less than 10 during the period. % is calculated as Quantity/Base number\*100

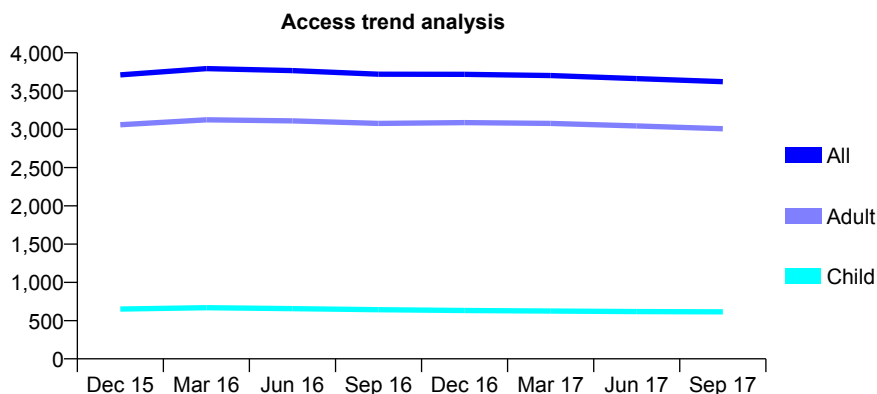
## Q60 - Vital Signs At a Glance Contract Report for 106313/0001 - September 2017

Name or company name	Butler and Finnigan Dental Practice (BC) Lt
Contract type name	GDS Contract
Purpose of contract	General and Orthodontic
Contract start date	01/04/2014
Contract end date	

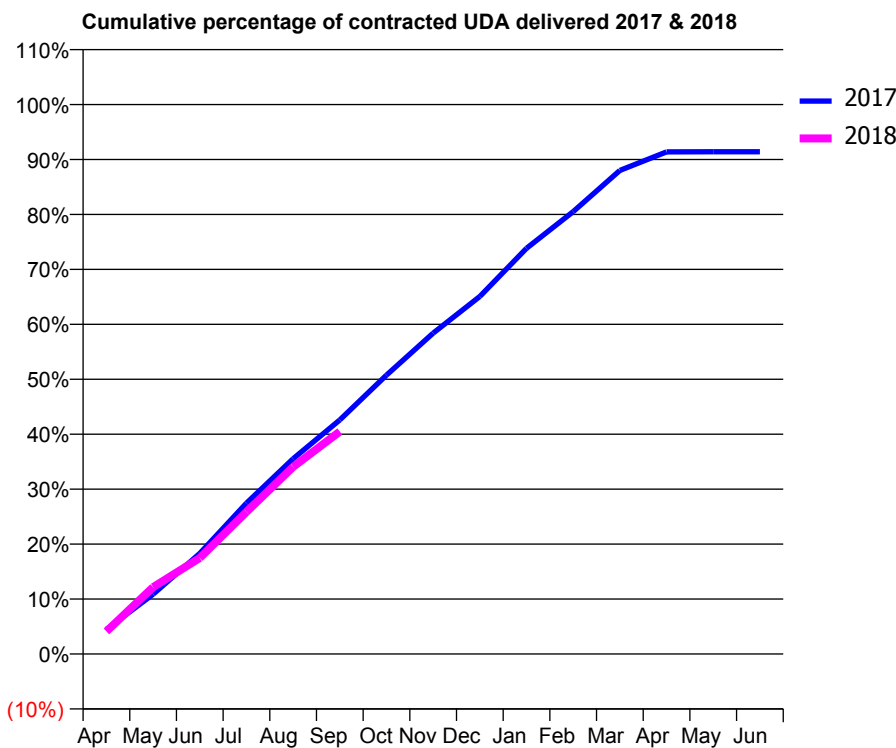
17/18 Contracted general activity (UDA)	11,500
Carry forward general activity (UDA)	0
17/18 Contracted orthodontic activity (UOA)	249
Carry forward orthodontic activity (UOA)	0
Baseline contract value	£289,948.79

### ACCESS\*

Patients seen in 24 months	Total	Change since previous quarter
Quarter ending September 2016	3,720	
Quarter ending December 2016	3,719	→
Quarter ending March 2017	3,702	→
Quarter ending June 2017	3,662	↓
Quarter ending September 2017	3,623	↓
<b>Variance since September 2016</b>	<b>(2.6%)</b>	<b>↓</b>



### ACTIVITY



Month	Adjusted Scheduled Activity (UDA)	
	2017	2018
April	561	473
May	1,362	1,398
June	2,291	2,010
July	3,435	2,974
August	4,446	3,917
September	5,327	4,657
October	6,347	
November	7,304	
December	8,140	
January	9,235	
February	10,070	
March	11,007	
April	11,431	
May	11,432	
June	11,433	

### QUALITY

	Quantity	Base Number	Contract	AT	Region	England
% of FP17s for the same patient ID Re-attending within 3 months - Children	40	488	8.2%	10.0%	11.6%	11.9%
% of FP17s for the same patient ID Re-attending within 3 months - Adults	380	2,280	16.7%	13.4%	15.2%	15.9%
% of FP17s for the same patient ID Re-attending between 3 & 9 months - Children	313	488	64.1%	59.8%	59.1%	58.1%
% of FP17s for the same patient ID Re-attending between 3 & 9 months - Adults	1,247	2,280	54.7%	54.7%	51.7%	50.6%
% of FP17s for Band 1 Urgent Courses	315	2,557	12.3%	7.2%	8.0%	9.1%
% of FP17s Relating to Free Repair or Replacements	3	2,557	0.1%	0.9%	0.8%	0.8%
% of FP17s Relating to Continuations	33	2,557	1.3%	1.2%	1.0%	1.1%
% of Patients satisfied with the dentistry they have received	8	11	72.7%	92.0%	91.5%	91.4%
% of Patients satisfied with the time they had to wait for an appointment	9	11	81.8%	89.4%	88.2%	87.7%

\* This is based on patients treated on this contract for their most recent course of treatment. Figures in italics indicate the base number of FP17s or Patient Questionnaire responses are less than 100. N/A is shown where the base number of responses is less than 10 during the period. % is calculated as Quantity/Base number\*100

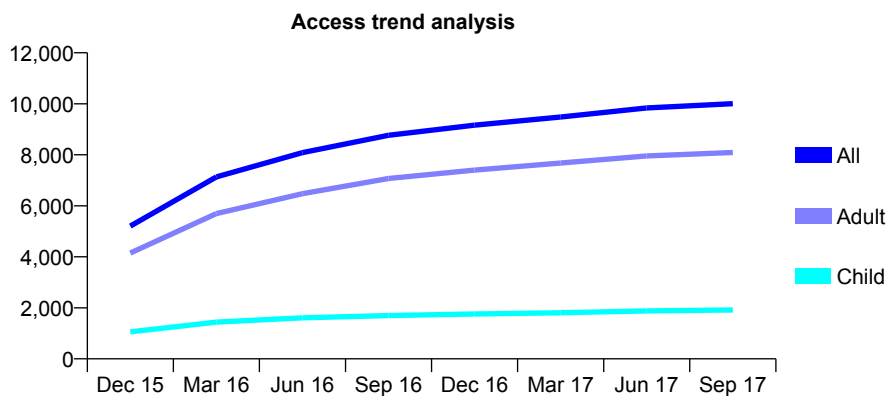
## Q60 - Vital Signs At a Glance Contract Report for 107182/0001 - September 2017

Name or company name	Mr Holgate - Green End Dental Practice
Contract type name	GDS Contract
Purpose of contract	General and Orthodontic
Contract start date	01/04/2013
Contract end date	

17/18 Contracted general activity (UDA)	28,717
Carry forward general activity (UDA)	0
17/18 Contracted orthodontic activity (UOA)	160
Carry forward orthodontic activity (UOA)	0
Baseline contract value	£799,490.24

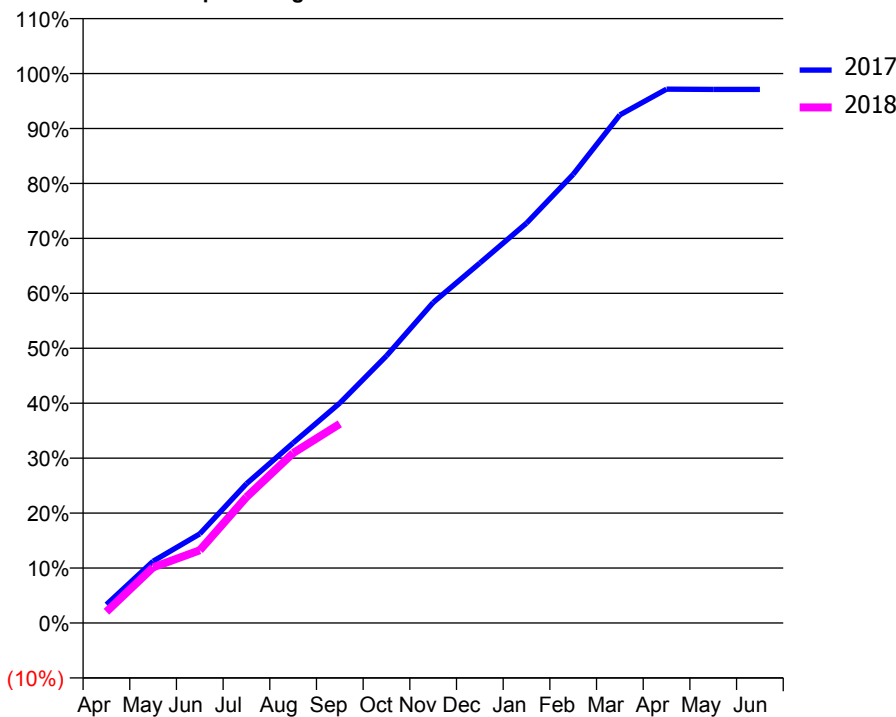
### ACCESS\*

Patients seen in 24 months	Total	Change since previous quarter
Quarter ending September 2016	8,765	
Quarter ending December 2016	9,162	↑
Quarter ending March 2017	9,484	↑
Quarter ending June 2017	9,837	↑
Quarter ending September 2017	10,007	→
<b>Variance since September 2016</b>	<b>14.2%</b>	<b>↑</b>



### ACTIVITY

**Cumulative percentage of contracted UDA delivered 2017 & 2018**



Month	Adjusted Scheduled Activity (UDA)	
	2017	2018
April	966	591
May	3,228	2,907
June	4,660	3,804
July	7,278	6,583
August	9,410	8,881
September	11,496	10,409
October	13,965	
November	16,751	
December	18,810	
January	20,893	
February	23,449	
March	26,556	
April	27,898	
May	27,885	
June	27,885	

### QUALITY

	Quantity	Base Number	Contract	AT	Region	England
% of FP17s for the same patient ID Re-attending within 3 months - Children	51	1,249	4.1%	10.0%	11.6%	11.9%
% of FP17s for the same patient ID Re-attending within 3 months - Adults	458	4,538	10.1%	13.4%	15.2%	15.9%
% of FP17s for the same patient ID Re-attending between 3 & 9 months - Children	669	1,249	53.6%	59.8%	59.1%	58.1%
% of FP17s for the same patient ID Re-attending between 3 & 9 months - Adults	2,187	4,538	48.2%	54.7%	51.7%	50.6%
% of FP17s for Band 1 Urgent Courses	557	5,283	10.5%	7.2%	8.0%	9.1%
% of FP17s Relating to Free Repair or Replacements	65	5,283	1.2%	0.9%	0.8%	0.8%
% of FP17s Relating to Continuations	51	5,283	1.0%	1.2%	1.0%	1.1%
% of Patients satisfied with the dentistry they have received	18	19	94.7%	92.0%	91.5%	91.4%
% of Patients satisfied with the time they had to wait for an appointment	18	19	94.7%	89.4%	88.2%	87.7%

\* This is based on patients treated on this contract for their most recent course of treatment. Figures in italics indicate the base number of FP17s or Patient Questionnaire responses are less than 100. N/A is shown where the base number of responses is less than 10 during the period. % is calculated as Quantity/Base number\*100

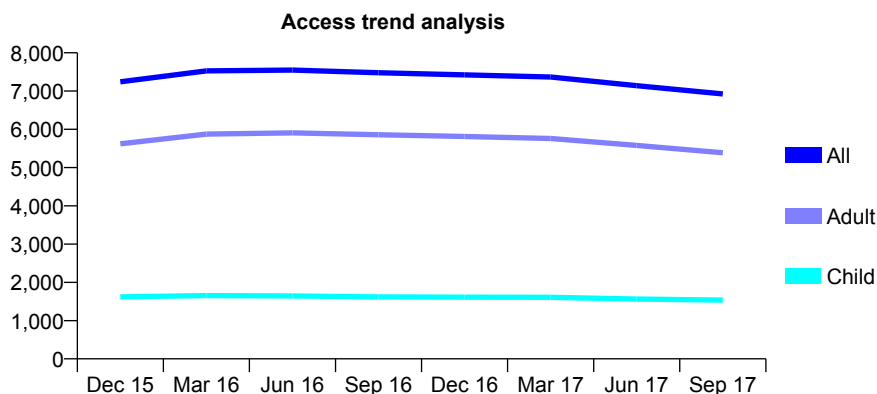
## Q60 - Vital Signs At a Glance Contract Report for 107220/0001 - September 2017

Name or company name	Castle View House Dental Practice
Contract type name	GDS Contract
Purpose of contract	General and Orthodontic
Contract start date	01/04/2014
Contract end date	

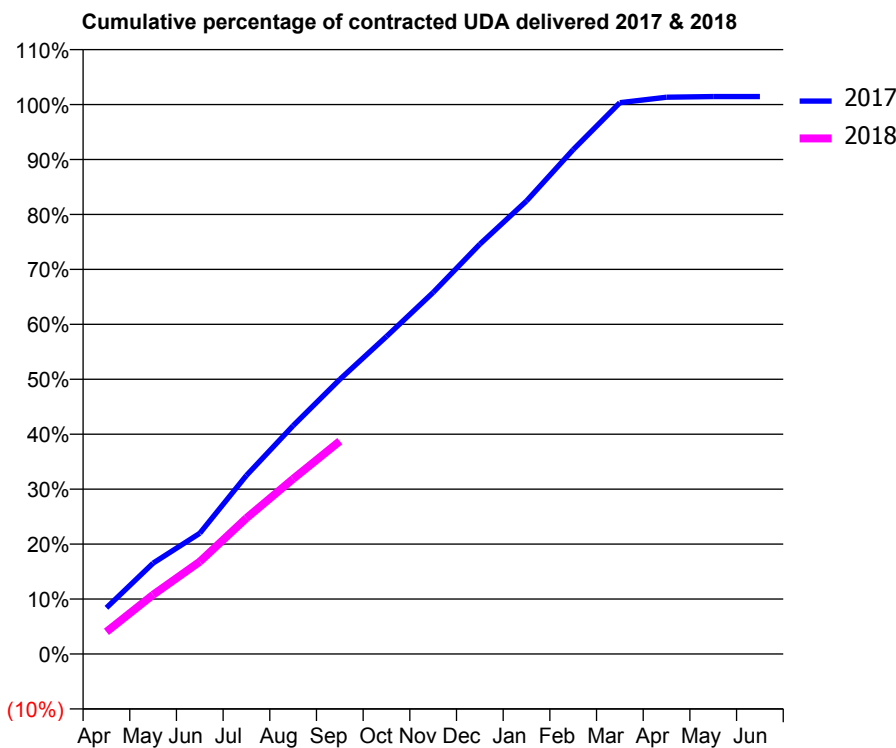
17/18 Contracted general activity (UDA)	22,776
Carry forward general activity (UDA)	0
17/18 Contracted orthodontic activity (UOA)	630
Carry forward orthodontic activity (UOA)	0
Baseline contract value	£745,744.52

### ACCESS\*

Patients seen in 24 months	Total	Change since previous quarter
Quarter ending September 2016	7,478	
Quarter ending December 2016	7,422	→
Quarter ending March 2017	7,368	→
Quarter ending June 2017	7,142	↓
Quarter ending September 2017	6,923	↓
<b>Variance since September 2016</b>	<b>(7.4%)</b>	<b>↓</b>



### ACTIVITY



Month	Adjusted Scheduled Activity (UDA)	
	2017	2018
April	1,917	922
May	3,768	2,457
June	5,002	3,825
July	7,406	5,636
August	9,464	7,260
September	11,384	8,822
October	13,164	
November	14,987	
December	16,986	
January	18,776	
February	20,905	
March	22,853	
April	23,077	
May	23,103	
June	23,106	

### QUALITY

	Quantity	Base Number	Contract	AT	Region	England
% of FP17s for the same patient ID Re-attending within 3 months - Children	102	1,040	9.8%	10.0%	11.6%	11.9%
% of FP17s for the same patient ID Re-attending within 3 months - Adults	342	2,955	11.6%	13.4%	15.2%	15.9%
% of FP17s for the same patient ID Re-attending between 3 & 9 months - Children	601	1,040	57.8%	59.8%	59.1%	58.1%
% of FP17s for the same patient ID Re-attending between 3 & 9 months - Adults	1,435	2,955	48.6%	54.7%	51.7%	50.6%
% of FP17s for Band 1 Urgent Courses	218	3,820	5.7%	7.2%	8.0%	9.1%
% of FP17s Relating to Free Repair or Replacements	12	3,820	0.3%	0.9%	0.8%	0.8%
% of FP17s Relating to Continuations	36	3,820	0.9%	1.2%	1.0%	1.1%
% of Patients satisfied with the dentistry they have received	19	21	90.5%	92.0%	91.5%	91.4%
% of Patients satisfied with the time they had to wait for an appointment	19	21	90.5%	89.4%	88.2%	87.7%

\* This is based on patients treated on this contract for their most recent course of treatment. Figures in italics indicate the base number of FP17s or Patient Questionnaire responses are less than 100. N/A is shown where the base number of responses is less than 10 during the period. % is calculated as Quantity/Base number\*100

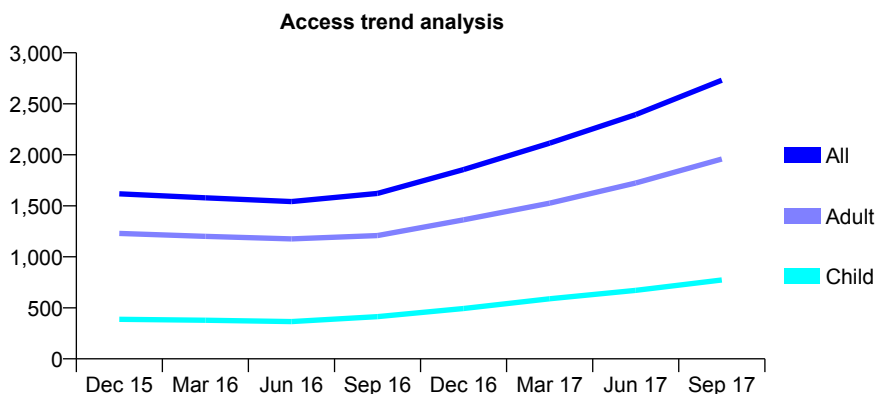
## Q60 - Vital Signs At a Glance Contract Report for 108383/0001 - September 2017

Name or company name	Hadley Dental Practice
Contract type name	GDS Contract
Purpose of contract	General
Contract start date	13/06/2011
Contract end date	

17/18 Contracted general activity (UDA)	10,550
Carry forward general activity (UDA)	0
17/18 Contracted orthodontic activity (UOA)	0
Carry forward orthodontic activity (UOA)	0
Baseline contract value	£258,966.30

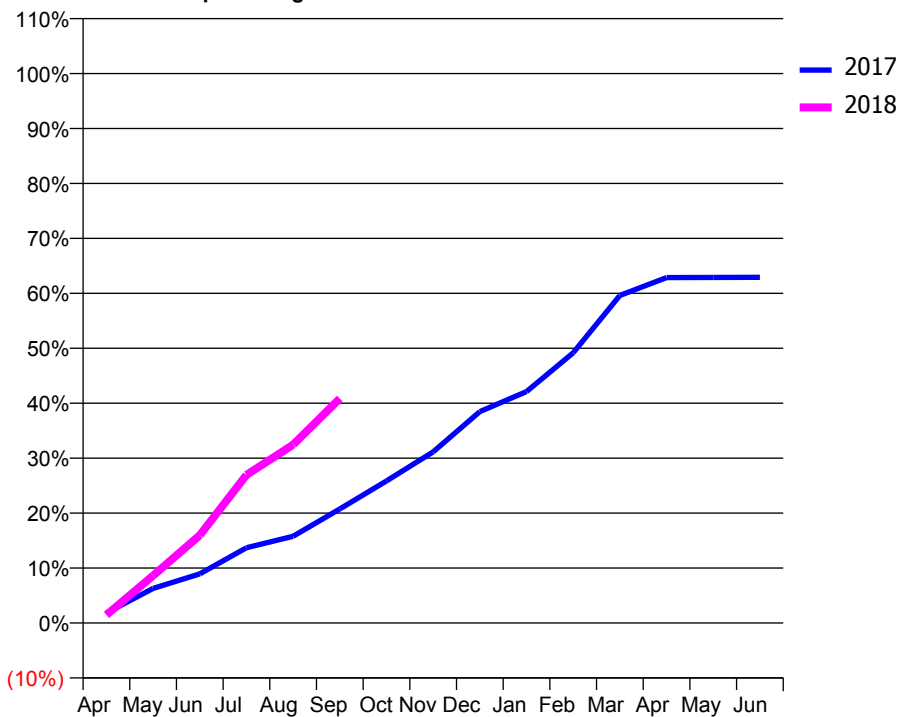
### ACCESS\*

Patients seen in 24 months	Total	Change since previous quarter
Quarter ending September 2016	1,622	
Quarter ending December 2016	1,856	↑
Quarter ending March 2017	2,115	↑
Quarter ending June 2017	2,394	↑
Quarter ending September 2017	2,732	↑
<b>Variance since September 2016</b>	<b>68.4%</b>	<b>↑</b>



### ACTIVITY

Cumulative percentage of contracted UDA delivered 2017 & 2018



Month	Adjusted Scheduled Activity (UDA)	
	2017	2018
April	193	155
May	665	911
June	944	1,687
July	1,445	2,842
August	1,666	3,425
September	2,189	4,310
October	2,729	
November	3,286	
December	4,059	
January	4,443	
February	5,188	
March	6,289	
April	6,633	
May	6,636	
June	6,638	

### QUALITY

	Quantity	Base Number	Contract	AT	Region	England
% of FP17s for the same patient ID Re-attending within 3 months - Children	43	626	6.9%	10.0%	11.6%	11.9%
% of FP17s for the same patient ID Re-attending within 3 months - Adults	217	1,548	14.0%	13.4%	15.2%	15.9%
% of FP17s for the same patient ID Re-attending between 3 & 9 months - Children	245	626	39.1%	59.8%	59.1%	58.1%
% of FP17s for the same patient ID Re-attending between 3 & 9 months - Adults	591	1,548	38.2%	54.7%	51.7%	50.6%
% of FP17s for Band 1 Urgent Courses	194	2,015	9.6%	7.2%	8.0%	9.1%
% of FP17s Relating to Free Repair or Replacements	5	2,015	0.2%	0.9%	0.8%	0.8%
% of FP17s Relating to Continuations	23	2,015	1.1%	1.2%	1.0%	1.1%
% of Patients satisfied with the dentistry they have received	3	3	N/A	92.0%	91.5%	91.4%
% of Patients satisfied with the time they had to wait for an appointment	3	3	N/A	89.4%	88.2%	87.7%

\* This is based on patients treated on this contract for their most recent course of treatment. Figures in italics indicate the base number of FP17s or Patient Questionnaire responses are less than 100. N/A is shown where the base number of responses is less than 10 during the period. % is calculated as Quantity/Base number\*100

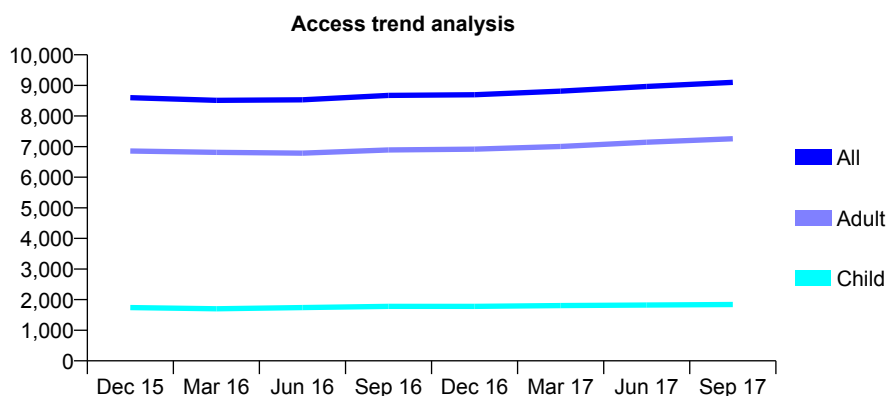
## Q60 - Vital Signs At a Glance Contract Report for 110000/0001 - September 2017

Name or company name	Cannock Dental Care
Contract type name	GDS Contract
Purpose of contract	General
Contract start date	01/02/2012
Contract end date	

17/18 Contracted general activity (UDA)	25,702
Carry forward general activity (UDA)	-289
17/18 Contracted orthodontic activity (UOA)	0
Carry forward orthodontic activity (UOA)	0
Baseline contract value	£704,906.96

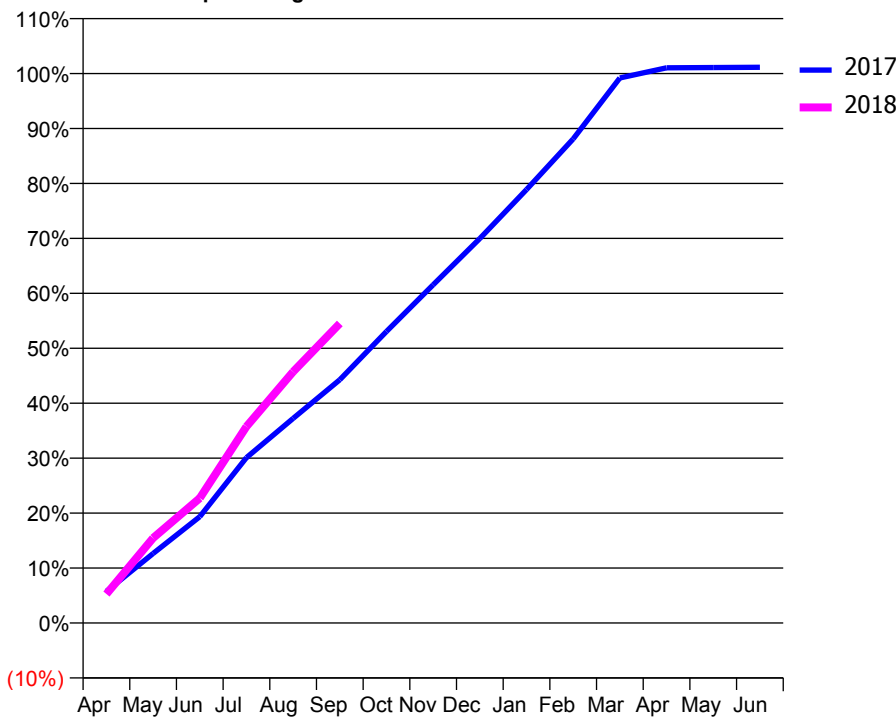
### ACCESS\*

Patients seen in 24 months	Total	Change since previous quarter
Quarter ending September 2016	8,672	
Quarter ending December 2016	8,697	→
Quarter ending March 2017	8,811	→
Quarter ending June 2017	8,967	→
Quarter ending September 2017	9,102	→
<b>Variance since September 2016</b>	<b>5.0%</b>	<b>↑</b>



### ACTIVITY

Cumulative percentage of contracted UDA delivered 2017 & 2018



Month	Adjusted Scheduled Activity (UDA)	
	2017	2018
April	1,482	1,356
May	3,250	3,975
June	4,976	5,841
July	7,737	9,193
August	9,572	11,752
September	11,380	14,009
October	13,638	
November	15,819	
December	17,986	
January	20,273	
February	22,643	
March	25,496	
April	25,967	
May	25,979	
June	25,991	

### QUALITY

	Quantity	Base Number	Contract	AT	Region	England
% of FP17s for the same patient ID Re-attending within 3 months - Children	57	1,151	5.0%	10.0%	11.6%	11.9%
% of FP17s for the same patient ID Re-attending within 3 months - Adults	540	4,311	12.5%	13.4%	15.2%	15.9%
% of FP17s for the same patient ID Re-attending between 3 & 9 months - Children	581	1,151	50.5%	59.8%	59.1%	58.1%
% of FP17s for the same patient ID Re-attending between 3 & 9 months - Adults	1,812	4,311	42.0%	54.7%	51.7%	50.6%
% of FP17s for Band 1 Urgent Courses	487	5,288	9.2%	7.2%	8.0%	9.1%
% of FP17s Relating to Free Repair or Replacements	91	5,288	1.7%	0.9%	0.8%	0.8%
% of FP17s Relating to Continuations	31	5,288	0.6%	1.2%	1.0%	1.1%
% of Patients satisfied with the dentistry they have received	18	18	100.0%	92.0%	91.5%	91.4%
% of Patients satisfied with the time they had to wait for an appointment	17	18	94.4%	89.4%	88.2%	87.7%

\* This is based on patients treated on this contract for their most recent course of treatment. Figures in italics indicate the base number of FP17s or Patient Questionnaire responses are less than 100. N/A is shown where the base number of responses is less than 10 during the period. % is calculated as Quantity/Base number\*100



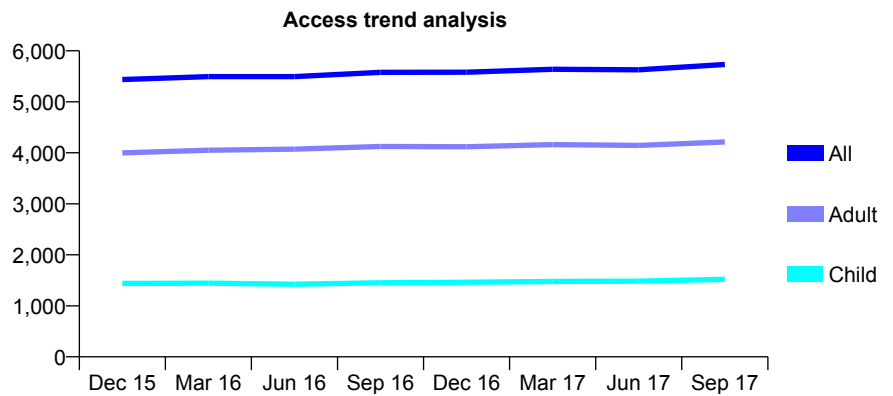
## Q60 - Vital Signs At a Glance Contract Report for 116459/0001 - September 2017

Name or company name	High Street Dental Practice
Contract type name	GDS Contract
Purpose of contract	General
Contract start date	15/02/2010
Contract end date	

17/18 Contracted general activity (UDA)	15,250
Carry forward general activity (UDA)	-305
17/18 Contracted orthodontic activity (UOA)	0
Carry forward orthodontic activity (UOA)	0
Baseline contract value	£372,065.58

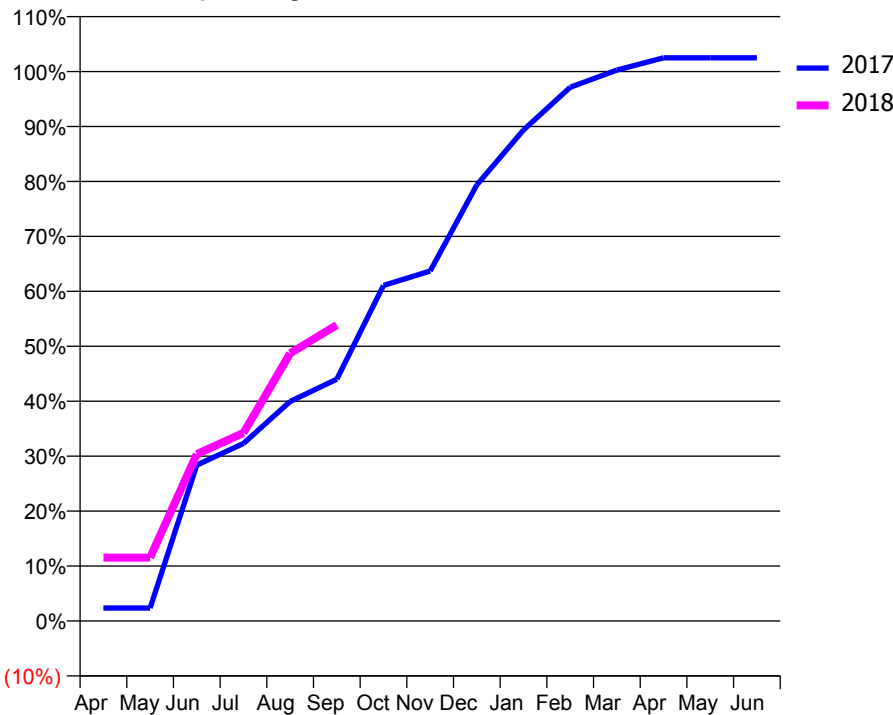
### ACCESS\*

Patients seen in 24 months	Total	Change since previous quarter
Quarter ending September 2016	5,577	
Quarter ending December 2016	5,581	→
Quarter ending March 2017	5,638	→
Quarter ending June 2017	5,627	→
Quarter ending September 2017	5,733	→
<b>Variance since September 2016</b>	<b>2.8%</b>	<b>↑</b>



### ACTIVITY

Cumulative percentage of contracted UDA delivered 2017 & 2018



Month	Adjusted Scheduled Activity (UDA)	
	2017	2018
April	359	1,760
May	359	1,760
June	4,330	4,631
July	4,928	5,220
August	6,092	7,428
September	6,712	8,213
October	9,314	
November	9,712	
December	12,104	
January	13,627	
February	14,812	
March	15,291	
April	15,630	
May	15,630	
June	15,630	

### QUALITY

	Quantity	Base Number	Contract	AT	Region	England
% of FP17s for the same patient ID Re-attending within 3 months - Children	35	1,156	3.0%	10.0%	11.6%	11.9%
% of FP17s for the same patient ID Re-attending within 3 months - Adults	245	2,731	9.0%	13.4%	15.2%	15.9%
% of FP17s for the same patient ID Re-attending between 3 & 9 months - Children	813	1,156	70.3%	59.8%	59.1%	58.1%
% of FP17s for the same patient ID Re-attending between 3 & 9 months - Adults	1,397	2,731	51.2%	54.7%	51.7%	50.6%
% of FP17s for Band 1 Urgent Courses	128	3,658	3.5%	7.2%	8.0%	9.1%
% of FP17s Relating to Free Repair or Replacements	16	3,658	0.4%	0.9%	0.8%	0.8%
% of FP17s Relating to Continuations	15	3,658	0.4%	1.2%	1.0%	1.1%
% of Patients satisfied with the dentistry they have received	13	14	92.9%	92.0%	91.5%	91.4%
% of Patients satisfied with the time they had to wait for an appointment	14	14	100.0%	89.4%	88.2%	87.7%

\* This is based on patients treated on this contract for their most recent course of treatment. Figures in italics indicate the base number of FP17s or Patient Questionnaire responses are less than 100. N/A is shown where the base number of responses is less than 10 during the period. % is calculated as Quantity/Base number\*100

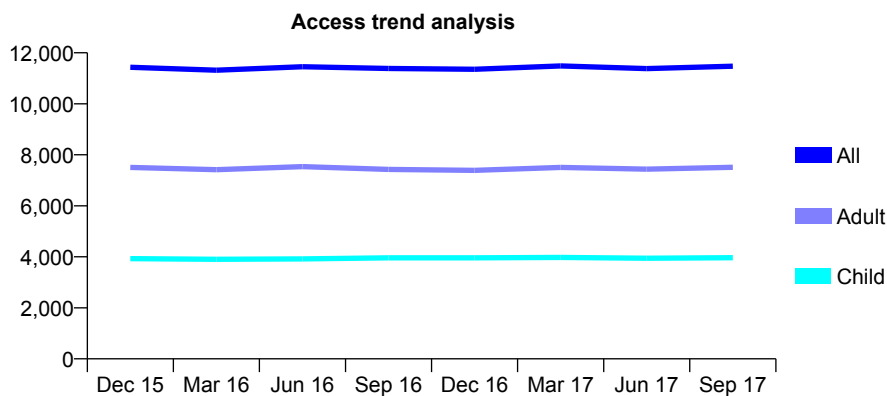
## Q60 - Vital Signs At a Glance Contract Report for 116777/0002 - September 2017

Name or company name	Alchemy Dental Practice
Contract type name	GDS Contract
Purpose of contract	General
Contract start date	10/11/2008
Contract end date	

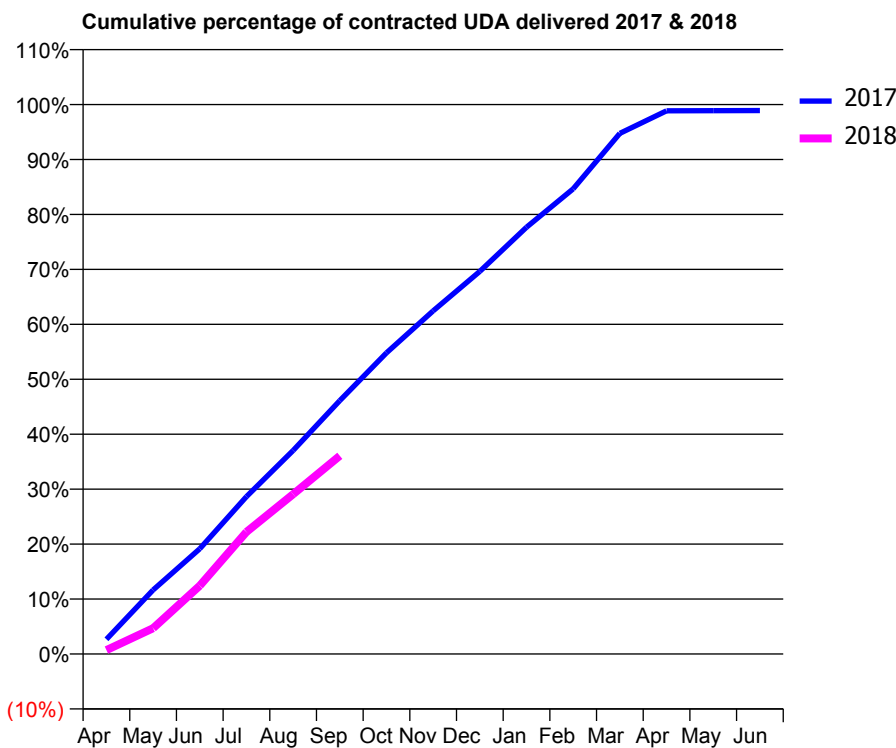
17/18 Contracted general activity (UDA)	30,952
Carry forward general activity (UDA)	344
17/18 Contracted orthodontic activity (UOA)	0
Carry forward orthodontic activity (UOA)	0
Baseline contract value	£730,560.42

### ACCESS\*

Patients seen in 24 months	Total	Change since previous quarter
Quarter ending September 2016	11,388	
Quarter ending December 2016	11,355	→
Quarter ending March 2017	11,485	→
Quarter ending June 2017	11,379	→
Quarter ending September 2017	11,475	→
<b>Variance since September 2016</b>	<b>0.8%</b>	<b>→</b>



### ACTIVITY



Month	Adjusted Scheduled Activity (UDA)	
	2017	2018
April	833	219
May	3,606	1,455
June	5,927	3,846
July	8,867	6,873
August	11,462	9,005
September	14,273	11,163
October	16,961	
November	19,329	
December	21,551	
January	24,037	
February	26,200	
March	29,324	
April	30,597	
May	30,603	
June	30,608	

### QUALITY

	Quantity	Base Number	Contract	AT	Region	England
% of FP17s for the same patient ID Re-attending within 3 months - Children	182	2,461	7.4%	10.0%	11.6%	11.9%
% of FP17s for the same patient ID Re-attending within 3 months - Adults	489	3,739	13.1%	13.4%	15.2%	15.9%
% of FP17s for the same patient ID Re-attending between 3 & 9 months - Children	1,368	2,461	55.6%	59.8%	59.1%	58.1%
% of FP17s for the same patient ID Re-attending between 3 & 9 months - Adults	1,579	3,739	42.2%	54.7%	51.7%	50.6%
% of FP17s for Band 1 Urgent Courses	468	5,230	8.9%	7.2%	8.0%	9.1%
% of FP17s Relating to Free Repair or Replacements	49	5,230	0.9%	0.9%	0.8%	0.8%
% of FP17s Relating to Continuations	50	5,230	1.0%	1.2%	1.0%	1.1%
% of Patients satisfied with the dentistry they have received	26	32	81.3%	92.0%	91.5%	91.4%
% of Patients satisfied with the time they had to wait for an appointment	24	32	75.0%	89.4%	88.2%	87.7%

\* This is based on patients treated on this contract for their most recent course of treatment. Figures in italics indicate the base number of FP17s or Patient Questionnaire responses are less than 100. N/A is shown where the base number of responses is less than 10 during the period. % is calculated as Quantity/Base number\*100

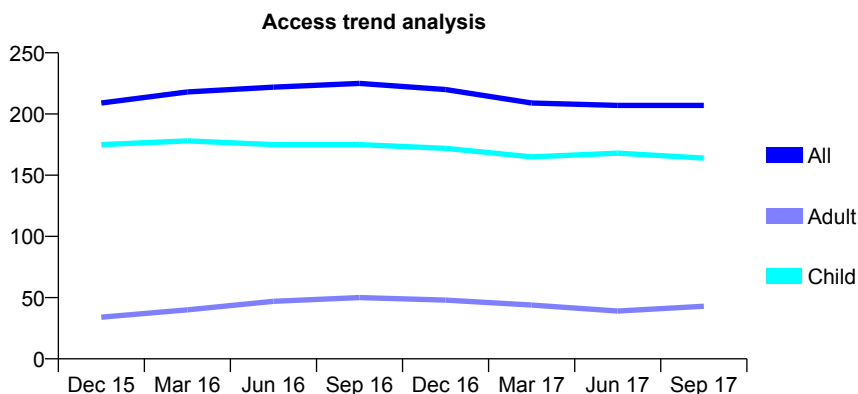
## Q60 - Vital Signs At a Glance Contract Report for 117943/0001 - September 2017

Name or company name	The Staffordshire Clinic NHS Contract Part
Contract type name	GDS Contract
Purpose of contract	General
Contract start date	04/09/2014
Contract end date	

17/18 Contracted general activity (UDA)	450
Carry forward general activity (UDA)	10
17/18 Contracted orthodontic activity (UOA)	0
Carry forward orthodontic activity (UOA)	0
Baseline contract value	£11,470.89

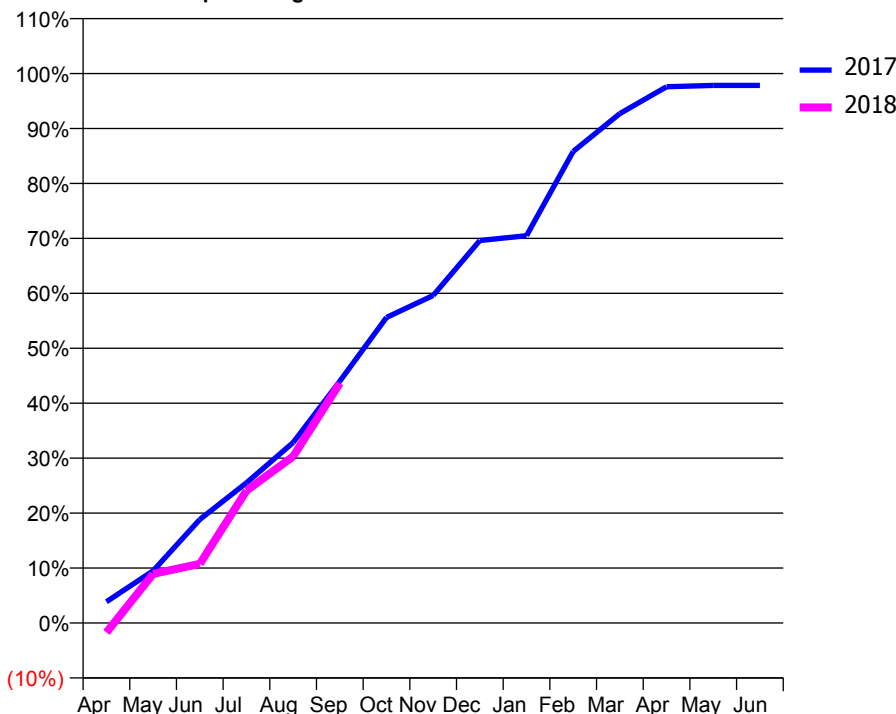
### ACCESS\*

Patients seen in 24 months	Total	Change since previous quarter
Quarter ending September 2016	225	
Quarter ending December 2016	220	↓
Quarter ending March 2017	209	↓
Quarter ending June 2017	207	→
Quarter ending September 2017	207	→
<b>Variance since September 2016</b>	<b>(8.0%)</b>	<b>↓</b>



### ACTIVITY

Cumulative percentage of contracted UDA delivered 2017 & 2018



Adjusted Scheduled Activity (UDA)

Month	2017	2018
April	17	-8
May	43	40
June	85	48
July	115	108
August	148	136
September	198	196
October	250	
November	268	
December	313	
January	317	
February	386	
March	417	
April	439	
May	440	
June	440	

### QUALITY

	Quantity	Base Number	Contract	AT	Region	England
% of FP17s for the same patient ID Re-attending within 3 months - Children	5	130	3.8%	10.0%	11.6%	11.9%
% of FP17s for the same patient ID Re-attending within 3 months - Adults	1	22	4.5%	13.4%	15.2%	15.9%
% of FP17s for the same patient ID Re-attending between 3 & 9 months - Children	75	130	57.7%	59.8%	59.1%	58.1%
% of FP17s for the same patient ID Re-attending between 3 & 9 months - Adults	11	22	50.0%	54.7%	51.7%	50.6%
% of FP17s for Band 1 Urgent Courses	2	142	1.4%	7.2%	8.0%	9.1%
% of FP17s Relating to Free Repair or Replacements	0	142	0.0%	0.9%	0.8%	0.8%
% of FP17s Relating to Continuations	0	142	0.0%	1.2%	1.0%	1.1%
% of Patients satisfied with the dentistry they have received	0	0	N/A	92.0%	91.5%	91.4%
% of Patients satisfied with the time they had to wait for an appointment	0	0	N/A	89.4%	88.2%	87.7%

\* This is based on patients treated on this contract for their most recent course of treatment. Figures in italics indicate the base number of FP17s or Patient Questionnaire responses are less than 100. N/A is shown where the base number of responses is less than 10 during the period. % is calculated as Quantity/Base number\*100

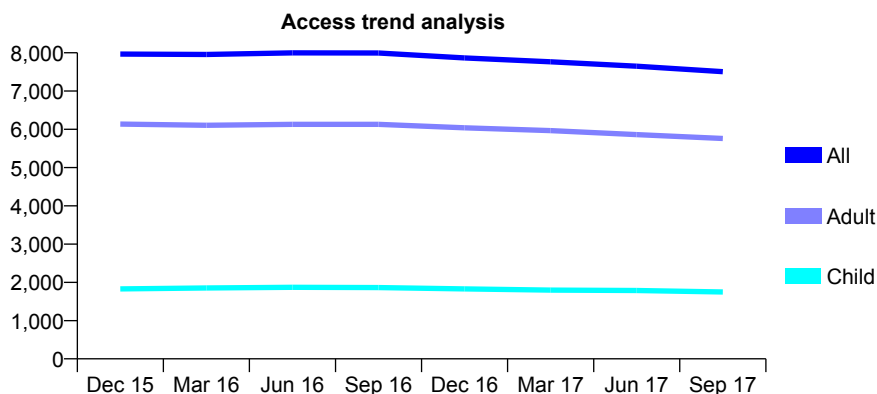
## Q60 - Vital Signs At a Glance Contract Report for 119091/0001 - September 2017

Name or company name	TLC 4 Smiles Ltd.
Contract type name	GDS Contract
Purpose of contract	General
Contract start date	01/05/2007
Contract end date	

17/18 Contracted general activity (UDA)	22,000
Carry forward general activity (UDA)	447
17/18 Contracted orthodontic activity (UOA)	0
Carry forward orthodontic activity (UOA)	0
Baseline contract value	£616,672.73

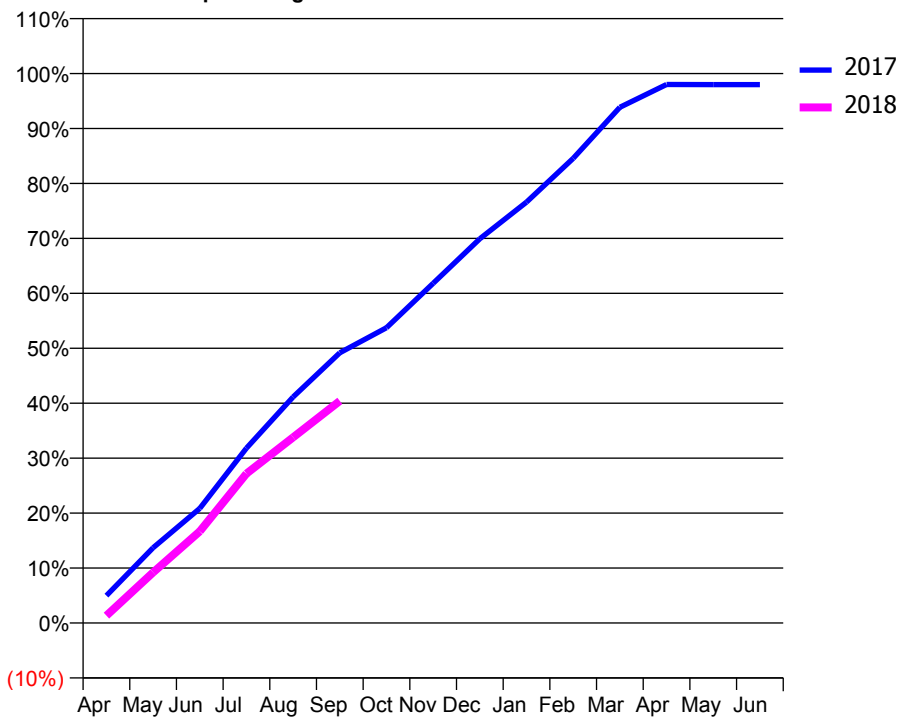
### ACCESS\*

Patients seen in 24 months	Total	Change since previous quarter
Quarter ending September 2016	7,995	
Quarter ending December 2016	7,867	↓
Quarter ending March 2017	7,764	↓
Quarter ending June 2017	7,648	↓
Quarter ending September 2017	7,508	↓
<b>Variance since September 2016</b>	<b>(6.1%)</b>	<b>↓</b>



### ACTIVITY

Cumulative percentage of contracted UDA delivered 2017 & 2018



Month	Adjusted Scheduled Activity (UDA)	
	2017	2018
April	1,097	295
May	3,012	2,025
June	4,589	3,669
July	7,000	5,983
August	9,051	7,434
September	10,818	8,893
October	11,824	
November	13,603	
December	15,381	
January	16,853	
February	18,601	
March	20,648	
April	21,558	
May	21,553	
June	21,553	

### QUALITY

	Quantity	Base Number	Contract	AT	Region	England
% of FP17s for the same patient ID Re-attending within 3 months - Children	83	1,266	6.6%	10.0%	11.6%	11.9%
% of FP17s for the same patient ID Re-attending within 3 months - Adults	393	3,756	10.5%	13.4%	15.2%	15.9%
% of FP17s for the same patient ID Re-attending between 3 & 9 months - Children	835	1,266	66.0%	59.8%	59.1%	58.1%
% of FP17s for the same patient ID Re-attending between 3 & 9 months - Adults	2,355	3,756	62.7%	54.7%	51.7%	50.6%
% of FP17s for Band 1 Urgent Courses	304	4,656	6.5%	7.2%	8.0%	9.1%
% of FP17s Relating to Free Repair or Replacements	53	4,656	1.1%	0.9%	0.8%	0.8%
% of FP17s Relating to Continuations	75	4,656	1.6%	1.2%	1.0%	1.1%
% of Patients satisfied with the dentistry they have received	14	16	87.5%	92.0%	91.5%	91.4%
% of Patients satisfied with the time they had to wait for an appointment	16	16	100.0%	89.4%	88.2%	87.7%

\* This is based on patients treated on this contract for their most recent course of treatment. Figures in italics indicate the base number of FP17s or Patient Questionnaire responses are less than 100. N/A is shown where the base number of responses is less than 10 during the period. % is calculated as Quantity/Base number\*100

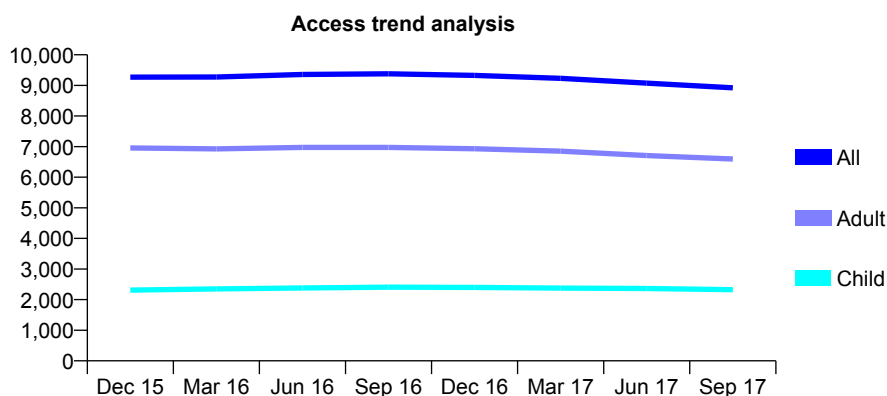
## Q60 - Vital Signs At a Glance Contract Report for 120049/0001 - September 2017

Name or company name	Sneyd Green Dental Practice
Contract type name	GDS Contract
Purpose of contract	General
Contract start date	01/06/2010
Contract end date	

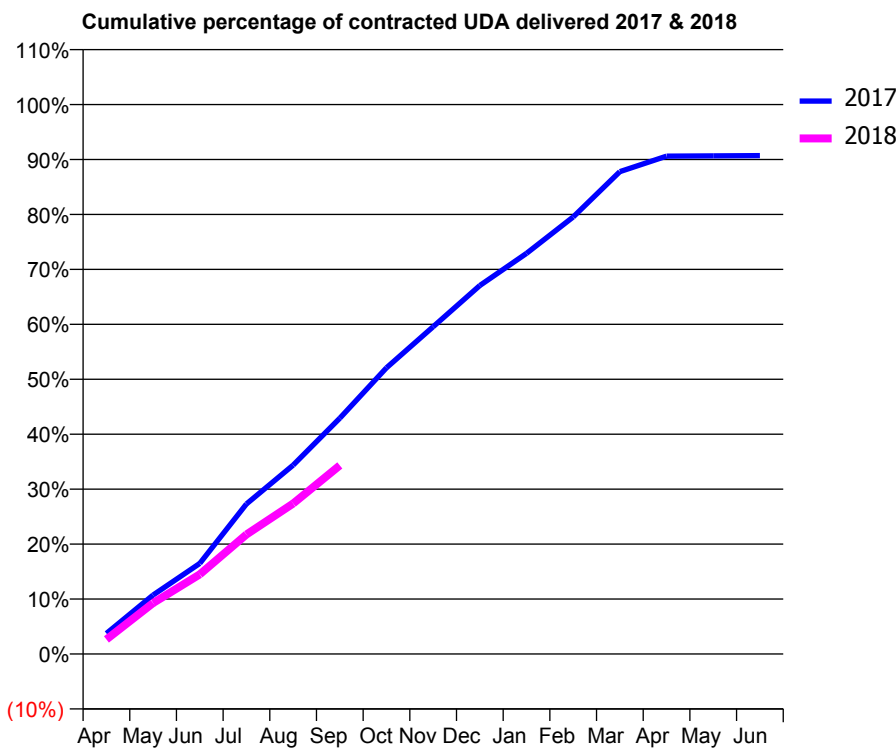
17/18 Contracted general activity (UDA)	26,893
Carry forward general activity (UDA)	0
17/18 Contracted orthodontic activity (UOA)	0
Carry forward orthodontic activity (UOA)	0
Baseline contract value	£763,042.12

### ACCESS\*

Patients seen in 24 months	Total	Change since previous quarter
Quarter ending September 2016	9,380	
Quarter ending December 2016	9,326	→
Quarter ending March 2017	9,231	↓
Quarter ending June 2017	9,074	↓
Quarter ending September 2017	8,920	↓
<b>Variance since September 2016</b>	<b>(4.9%)</b>	<b>↓</b>



### ACTIVITY



Month	Adjusted Scheduled Activity (UDA)	
	2017	2018
April	1,011	717
May	2,886	2,498
June	4,436	3,900
July	7,348	5,848
August	9,243	7,366
September	11,538	9,233
October	14,005	
November	16,017	
December	18,034	
January	19,605	
February	21,390	
March	23,608	
April	24,366	
May	24,381	
June	24,388	

### QUALITY

	Quantity	Base Number	Contract	AT	Region	England
% of FP17s for the same patient ID Re-attending within 3 months - Children	89	1,354	6.6%	10.0%	11.6%	11.9%
% of FP17s for the same patient ID Re-attending within 3 months - Adults	396	3,648	10.9%	13.4%	15.2%	15.9%
% of FP17s for the same patient ID Re-attending between 3 & 9 months - Children	773	1,354	57.1%	59.8%	59.1%	58.1%
% of FP17s for the same patient ID Re-attending between 3 & 9 months - Adults	2,015	3,648	55.2%	54.7%	51.7%	50.6%
% of FP17s for Band 1 Urgent Courses	318	4,614	6.9%	7.2%	8.0%	9.1%
% of FP17s Relating to Free Repair or Replacements	64	4,614	1.4%	0.9%	0.8%	0.8%
% of FP17s Relating to Continuations	41	4,614	0.9%	1.2%	1.0%	1.1%
% of Patients satisfied with the dentistry they have received	18	18	100.0%	92.0%	91.5%	91.4%
% of Patients satisfied with the time they had to wait for an appointment	15	18	83.3%	89.4%	88.2%	87.7%

\* This is based on patients treated on this contract for their most recent course of treatment. Figures in italics indicate the base number of FP17s or Patient Questionnaire responses are less than 100. N/A is shown where the base number of responses is less than 10 during the period. % is calculated as Quantity/Base number\*100

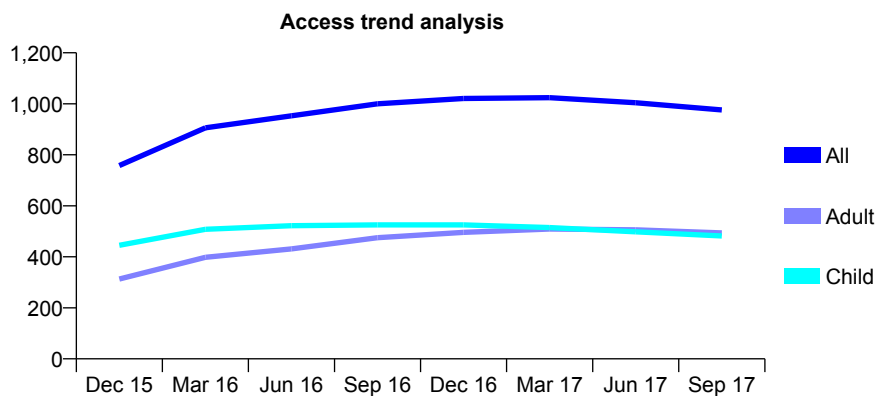
## Q60 - Vital Signs At a Glance Contract Report for 120227/0001 - September 2017

Name or company name	SpaDental Wem LLP
Contract type name	GDS Contract
Purpose of contract	General
Contract start date	01/04/2015
Contract end date	

17/18 Contracted general activity (UDA)	2,870
Carry forward general activity (UDA)	0
17/18 Contracted orthodontic activity (UOA)	0
Carry forward orthodontic activity (UOA)	0
Baseline contract value	£73,331.73

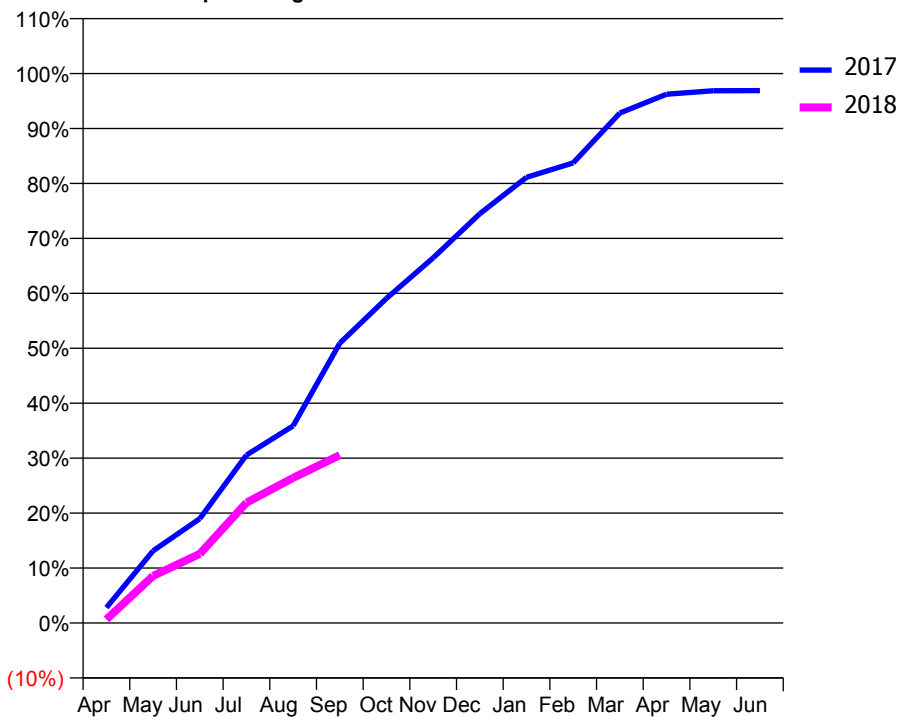
### ACCESS\*

Patients seen in 24 months	Total	Change since previous quarter
Quarter ending September 2016	1,000	
Quarter ending December 2016	1,021	↑
Quarter ending March 2017	1,024	→
Quarter ending June 2017	1,004	↓
Quarter ending September 2017	976	↓
<b>Variance since September 2016</b>	<b>(2.4%)</b>	<b>↓</b>



### ACTIVITY

Cumulative percentage of contracted UDA delivered 2017 & 2018



Adjusted Scheduled Activity (UDA)

Month	2017	2018
April	80	19
May	377	246
June	545	361
July	877	629
August	1,030	758
September	1,462	876
October	1,696	
November	1,908	
December	2,138	
January	2,328	
February	2,403	
March	2,663	
April	2,762	
May	2,780	
June	2,781	

### QUALITY

	Quantity	Base Number	Contract	AT	Region	England
% of FP17s for the same patient ID Re-attending within 3 months - Children	41	448	9.2%	10.0%	11.6%	11.9%
% of FP17s for the same patient ID Re-attending within 3 months - Adults	36	303	11.9%	13.4%	15.2%	15.9%
% of FP17s for the same patient ID Re-attending between 3 & 9 months - Children	346	448	77.2%	59.8%	59.1%	58.1%
% of FP17s for the same patient ID Re-attending between 3 & 9 months - Adults	209	303	69.0%	54.7%	51.7%	50.6%
% of FP17s for Band 1 Urgent Courses	22	660	3.3%	7.2%	8.0%	9.1%
% of FP17s Relating to Free Repair or Replacements	0	660	0.0%	0.9%	0.8%	0.8%
% of FP17s Relating to Continuations	5	660	0.8%	1.2%	1.0%	1.1%
% of Patients satisfied with the dentistry they have received	1	1	N/A	92.0%	91.5%	91.4%
% of Patients satisfied with the time they had to wait for an appointment	1	1	N/A	89.4%	88.2%	87.7%

\* This is based on patients treated on this contract for their most recent course of treatment. Figures in italics indicate the base number of FP17s or Patient Questionnaire responses are less than 100. N/A is shown where the base number of responses is less than 10 during the period. % is calculated as Quantity/Base number\*100

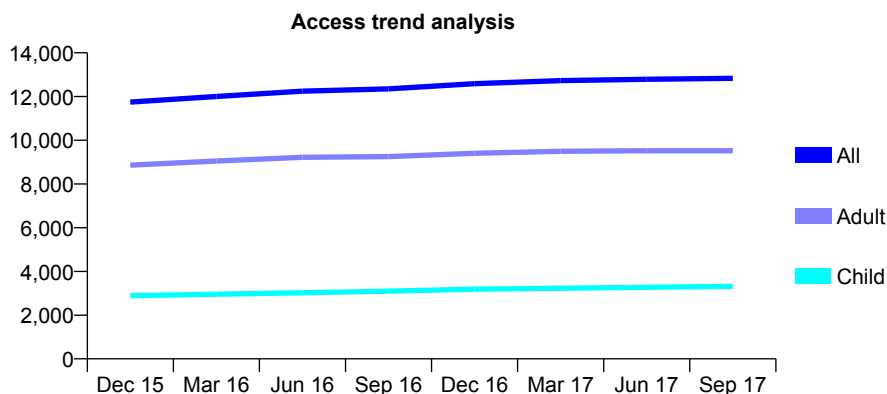
## Q60 - Vital Signs At a Glance Contract Report for 121363/0001 - September 2017

Name or company name	Boulevard Dental Practice
Contract type name	GDS Contract
Purpose of contract	General
Contract start date	01/12/2010
Contract end date	

17/18 Contracted general activity (UDA)	30,024
Carry forward general activity (UDA)	1,117
17/18 Contracted orthodontic activity (UOA)	0
Carry forward orthodontic activity (UOA)	0
Baseline contract value	£833,367.13

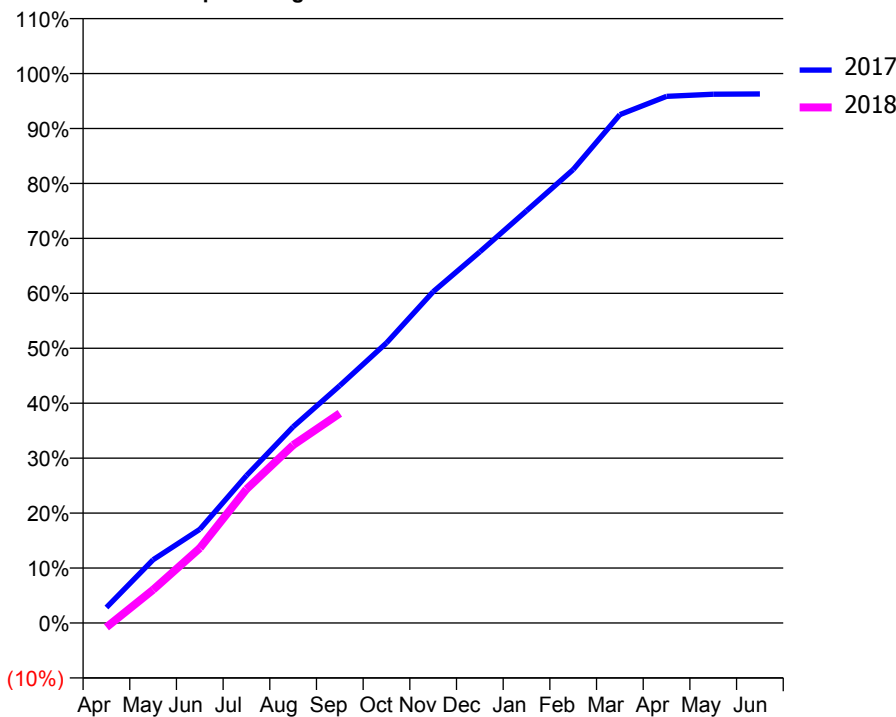
### ACCESS\*

Patients seen in 24 months	Total	Change since previous quarter
Quarter ending September 2016	12,348	
Quarter ending December 2016	12,590	→
Quarter ending March 2017	12,726	→
Quarter ending June 2017	12,790	→
Quarter ending September 2017	12,831	→
<b>Variance since September 2016</b>	<b>3.9%</b>	<b>↑</b>



### ACTIVITY

Cumulative percentage of contracted UDA delivered 2017 & 2018



Adjusted Scheduled Activity (UDA)

Month	2017	2018
April	848	-237
May	3,456	1,819
June	5,117	4,091
July	8,058	7,310
August	10,725	9,725
September	12,971	11,457
October	15,307	
November	18,103	
December	20,280	
January	22,527	
February	24,776	
March	27,775	
April	28,777	
May	28,890	
June	28,907	

### QUALITY

	Quantity	Base Number	Contract	AT	Region	England
% of FP17s for the same patient ID Re-attending within 3 months - Children	110	2,187	5.0%	10.0%	11.6%	11.9%
% of FP17s for the same patient ID Re-attending within 3 months - Adults	448	4,985	9.0%	13.4%	15.2%	15.9%
% of FP17s for the same patient ID Re-attending between 3 & 9 months - Children	1,250	2,187	57.2%	59.8%	59.1%	58.1%
% of FP17s for the same patient ID Re-attending between 3 & 9 months - Adults	1,645	4,985	33.0%	54.7%	51.7%	50.6%
% of FP17s for Band 1 Urgent Courses	196	6,624	3.0%	7.2%	8.0%	9.1%
% of FP17s Relating to Free Repair or Replacements	5	6,624	0.1%	0.9%	0.8%	0.8%
% of FP17s Relating to Continuations	102	6,624	1.5%	1.2%	1.0%	1.1%
% of Patients satisfied with the dentistry they have received	24	29	82.8%	92.0%	91.5%	91.4%
% of Patients satisfied with the time they had to wait for an appointment	23	29	79.3%	89.4%	88.2%	87.7%

\* This is based on patients treated on this contract for their most recent course of treatment. Figures in italics indicate the base number of FP17s or Patient Questionnaire responses are less than 100. N/A is shown where the base number of responses is less than 10 during the period. % is calculated as Quantity/Base number\*100

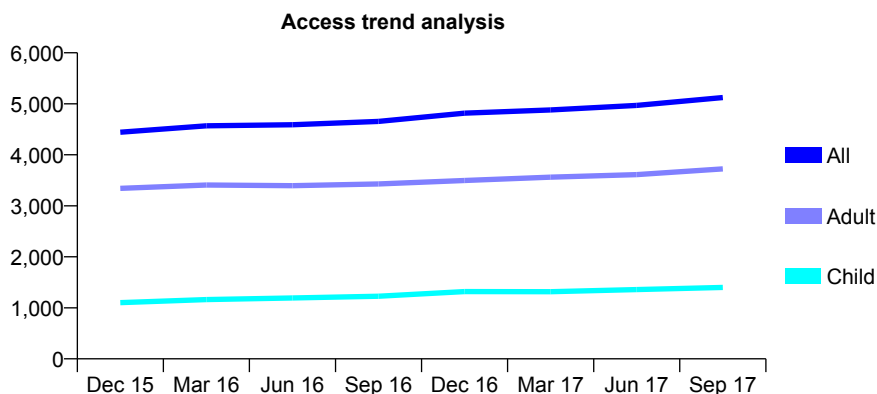
## Q60 - Vital Signs At a Glance Contract Report for 121495/0001 - September 2017

Name or company name	The Smileworks Ltd
Contract type name	GDS Contract
Purpose of contract	General
Contract start date	01/12/2009
Contract end date	

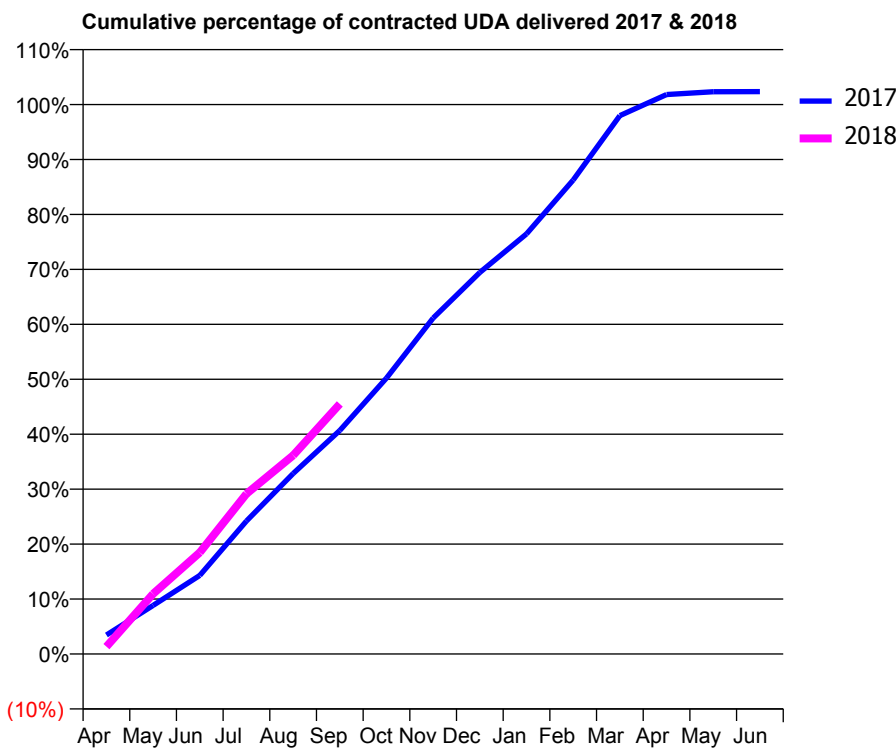
17/18 Contracted general activity (UDA)	18,313
Carry forward general activity (UDA)	0
17/18 Contracted orthodontic activity (UOA)	0
Carry forward orthodontic activity (UOA)	0
Baseline contract value	£516,329.19

### ACCESS\*

Patients seen in 24 months	Total	Change since previous quarter
Quarter ending September 2016	4,655	
Quarter ending December 2016	4,817	↑
Quarter ending March 2017	4,879	→
Quarter ending June 2017	4,969	→
Quarter ending September 2017	5,122	↑
<b>Variance since September 2016</b>	<b>10.0%</b>	<b>↑</b>



### ACTIVITY



Month	Adjusted Scheduled Activity (UDA)	
	2017	2018
April	633	249
May	1,620	2,005
June	2,619	3,383
July	4,434	5,341
August	6,015	6,618
September	7,449	8,336
October	9,196	
November	11,198	
December	12,715	
January	14,000	
February	15,798	
March	17,942	
April	18,645	
May	18,738	
June	18,743	

### QUALITY

	Quantity	Base Number	Contract	AT	Region	England
% of FP17s for the same patient ID Re-attending within 3 months - Children	69	1,081	6.4%	10.0%	11.6%	11.9%
% of FP17s for the same patient ID Re-attending within 3 months - Adults	445	2,862	15.5%	13.4%	15.2%	15.9%
% of FP17s for the same patient ID Re-attending between 3 & 9 months - Children	648	1,081	59.9%	59.8%	59.1%	58.1%
% of FP17s for the same patient ID Re-attending between 3 & 9 months - Adults	1,474	2,862	51.5%	54.7%	51.7%	50.6%
% of FP17s for Band 1 Urgent Courses	400	3,622	11.0%	7.2%	8.0%	9.1%
% of FP17s Relating to Free Repair or Replacements	39	3,622	1.1%	0.9%	0.8%	0.8%
% of FP17s Relating to Continuations	80	3,622	2.2%	1.2%	1.0%	1.1%
% of Patients satisfied with the dentistry they have received	14	18	77.8%	92.0%	91.5%	91.4%
% of Patients satisfied with the time they had to wait for an appointment	17	18	94.4%	89.4%	88.2%	87.7%

\* This is based on patients treated on this contract for their most recent course of treatment. Figures in italics indicate the base number of FP17s or Patient Questionnaire responses are less than 100. N/A is shown where the base number of responses is less than 10 during the period. % is calculated as Quantity/Base number\*100



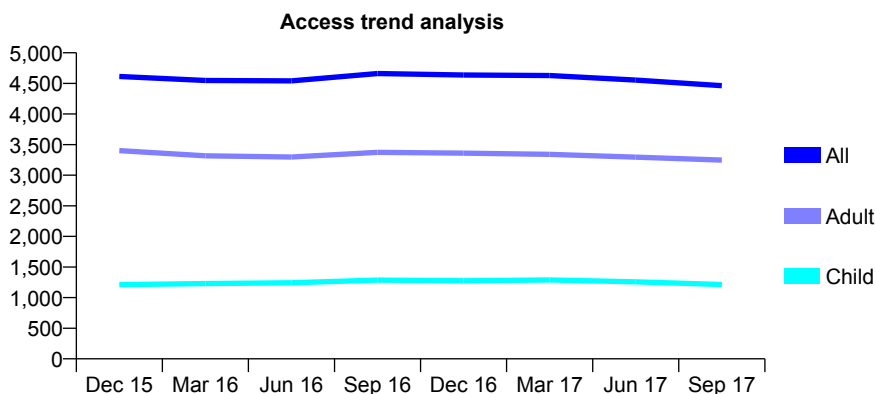
## Q60 - Vital Signs At a Glance Contract Report for 121495/0002 - September 2017

Name or company name	The Smileworks Ltd
Contract type name	GDS Contract
Purpose of contract	General and Orthodontic
Contract start date	01/12/2009
Contract end date	

17/18 Contracted general activity (UDA)	10,000
Carry forward general activity (UDA)	0
17/18 Contracted orthodontic activity (UOA)	932
Carry forward orthodontic activity (UOA)	0
Baseline contract value	£316,870.85

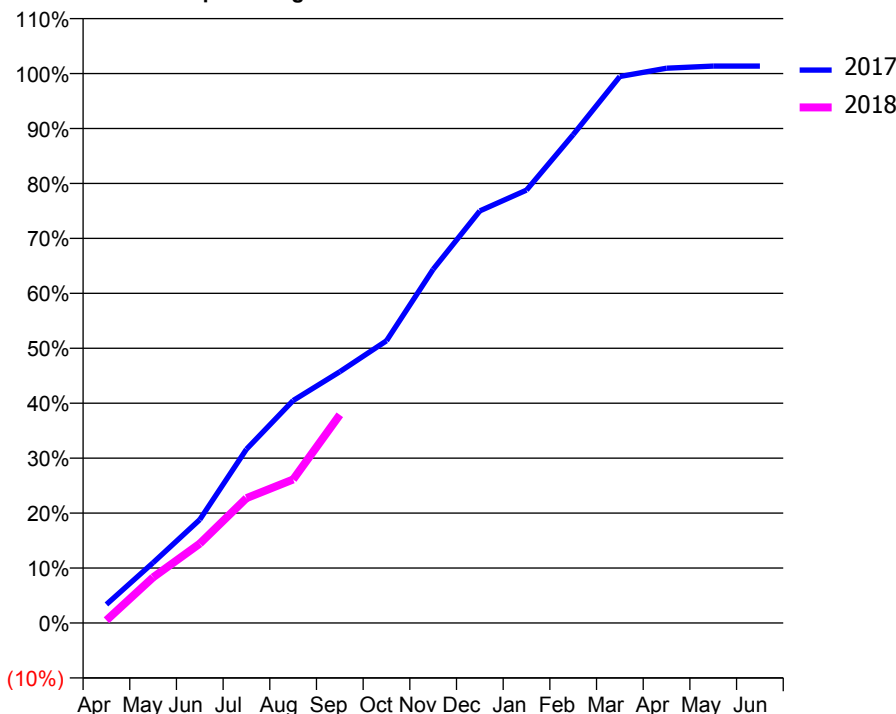
### ACCESS\*

Patients seen in 24 months	Total	Change since previous quarter
Quarter ending September 2016	4,661	
Quarter ending December 2016	4,637	→
Quarter ending March 2017	4,629	→
Quarter ending June 2017	4,554	↓
Quarter ending September 2017	4,462	↓
<b>Variance since September 2016</b>	<b>(4.3%)</b>	<b>↓</b>



### ACTIVITY

Cumulative percentage of contracted UDA delivered 2017 & 2018



Adjusted Scheduled Activity (UDA)

Month	2017	2018
April	339	50
May	1,098	832
June	1,881	1,445
July	3,163	2,273
August	4,049	2,612
September	4,573	3,789
October	5,135	
November	6,437	
December	7,501	
January	7,879	
February	8,887	
March	9,946	
April	10,095	
May	10,136	
June	10,136	

### QUALITY

	Quantity	Base Number	Contract	AT	Region	England
% of FP17s for the same patient ID Re-attending within 3 months - Children	63	907	6.9%	10.0%	11.6%	11.9%
% of FP17s for the same patient ID Re-attending within 3 months - Adults	257	2,221	11.6%	13.4%	15.2%	15.9%
% of FP17s for the same patient ID Re-attending between 3 & 9 months - Children	516	907	56.9%	59.8%	59.1%	58.1%
% of FP17s for the same patient ID Re-attending between 3 & 9 months - Adults	1,124	2,221	50.6%	54.7%	51.7%	50.6%
% of FP17s for Band 1 Urgent Courses	285	2,420	11.8%	7.2%	8.0%	9.1%
% of FP17s Relating to Free Repair or Replacements	5	2,420	0.2%	0.9%	0.8%	0.8%
% of FP17s Relating to Continuations	11	2,420	0.5%	1.2%	1.0%	1.1%
% of Patients satisfied with the dentistry they have received	4	5	N/A	92.0%	91.5%	91.4%
% of Patients satisfied with the time they had to wait for an appointment	4	5	N/A	89.4%	88.2%	87.7%

\* This is based on patients treated on this contract for their most recent course of treatment. Figures in italics indicate the base number of FP17s or Patient Questionnaire responses are less than 100. N/A is shown where the base number of responses is less than 10 during the period. % is calculated as Quantity/Base number\*100

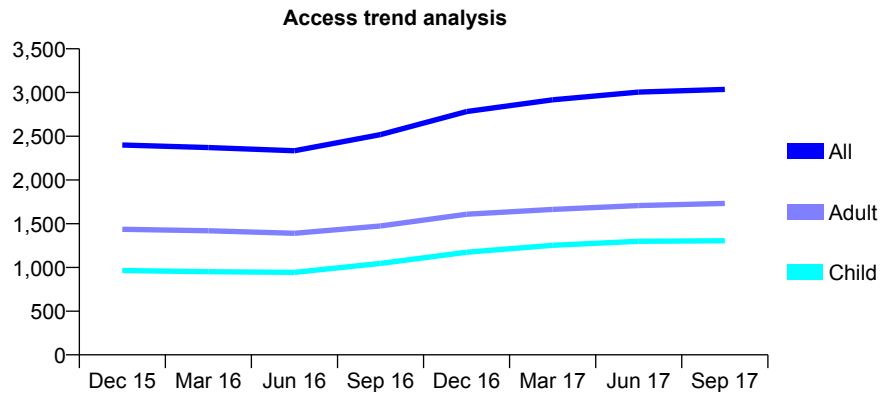
## Q60 - Vital Signs At a Glance Contract Report for 123153/0001 - September 2017

Name or company name	MAF Dentistry Ltd
Contract type name	GDS Contract
Purpose of contract	General
Contract start date	01/04/2010
Contract end date	

17/18 Contracted general activity (UDA)	8,804
Carry forward general activity (UDA)	0
17/18 Contracted orthodontic activity (UOA)	0
Carry forward orthodontic activity (UOA)	0
Baseline contract value	£202,270.67

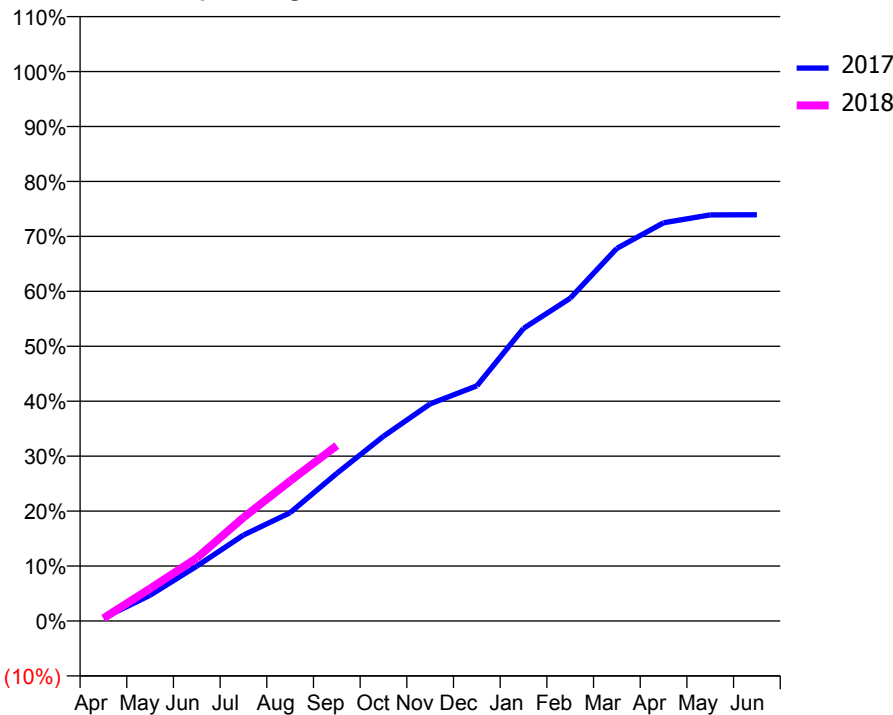
### ACCESS\*

Patients seen in 24 months	Total	Change since previous quarter
Quarter ending September 2016	2,519	
Quarter ending December 2016	2,782	↑
Quarter ending March 2017	2,916	↑
Quarter ending June 2017	3,005	↑
Quarter ending September 2017	3,036	→
<b>Variance since September 2016</b>	<b>20.5%</b>	<b>↑</b>



### ACTIVITY

Cumulative percentage of contracted UDA delivered 2017 & 2018



Month	Adjusted Scheduled Activity (UDA)	
	2017	2018
April	46	43
May	390	521
June	829	1,009
July	1,297	1,659
August	1,637	2,245
September	2,231	2,811
October	2,789	
November	3,280	
December	3,551	
January	4,419	
February	4,874	
March	5,627	
April	6,013	
May	6,132	
June	6,133	

### QUALITY

	Quantity	Base Number	Contract	AT	Region	England
% of FP17s for the same patient ID Re-attending within 3 months - Children	37	956	3.9%	10.0%	11.6%	11.9%
% of FP17s for the same patient ID Re-attending within 3 months - Adults	126	1,210	10.4%	13.4%	15.2%	15.9%
% of FP17s for the same patient ID Re-attending between 3 & 9 months - Children	611	956	63.9%	59.8%	59.1%	58.1%
% of FP17s for the same patient ID Re-attending between 3 & 9 months - Adults	736	1,210	60.8%	54.7%	51.7%	50.6%
% of FP17s for Band 1 Urgent Courses	72	1,853	3.9%	7.2%	8.0%	9.1%
% of FP17s Relating to Free Repair or Replacements	3	1,853	0.2%	0.9%	0.8%	0.8%
% of FP17s Relating to Continuations	9	1,853	0.5%	1.2%	1.0%	1.1%
% of Patients satisfied with the dentistry they have received	4	4	N/A	92.0%	91.5%	91.4%
% of Patients satisfied with the time they had to wait for an appointment	4	4	N/A	89.4%	88.2%	87.7%

\* This is based on patients treated on this contract for their most recent course of treatment. Figures in italics indicate the base number of FP17s or Patient Questionnaire responses are less than 100. N/A is shown where the base number of responses is less than 10 during the period. % is calculated as Quantity/Base number\*100

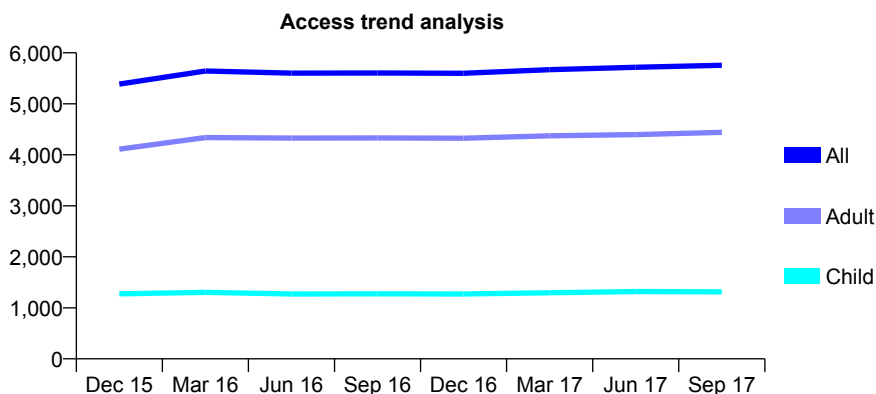
## Q60 - Vital Signs At a Glance Contract Report for 124540/0001 - September 2017

Name or company name	Campbell Dental Practice Limited
Contract type name	GDS Contract
Purpose of contract	General
Contract start date	01/04/2014
Contract end date	

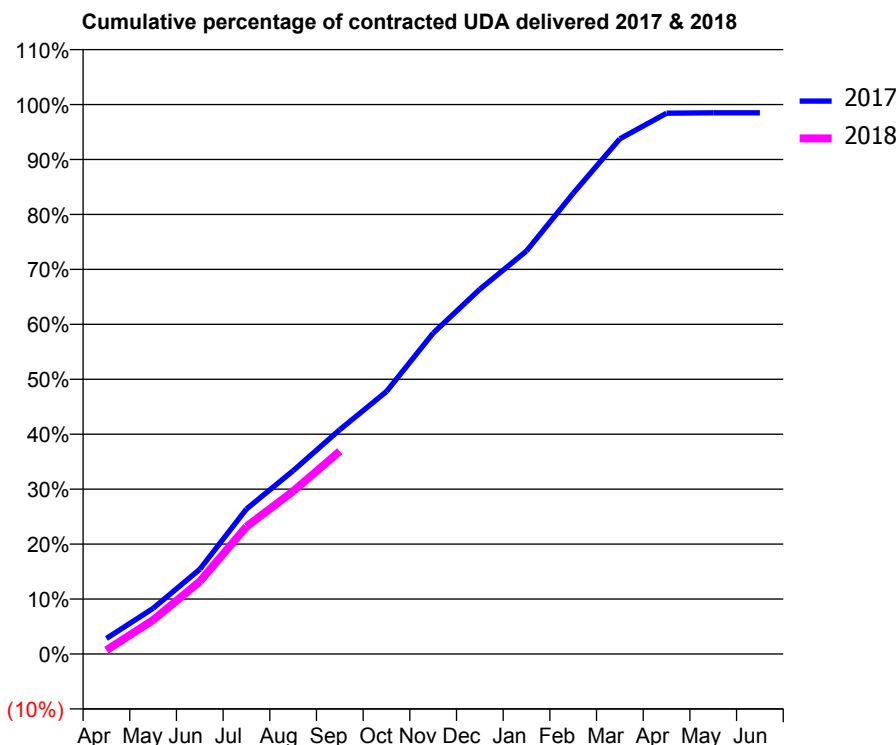
17/18 Contracted general activity (UDA)	23,388
Carry forward general activity (UDA)	351
17/18 Contracted orthodontic activity (UOA)	0
Carry forward orthodontic activity (UOA)	0
Baseline contract value	£536,929.34

### ACCESS\*

Patients seen in 24 months	Total	Change since previous quarter
Quarter ending September 2016	5,605	
Quarter ending December 2016	5,598	→
Quarter ending March 2017	5,669	→
Quarter ending June 2017	5,716	→
Quarter ending September 2017	5,756	→
<b>Variance since September 2016</b>	<b>2.7%</b>	<b>↑</b>



### ACTIVITY



Month	Adjusted Scheduled Activity (UDA)	
	2017	2018
April	661	160
May	1,945	1,447
June	3,608	3,085
July	6,172	5,423
August	7,801	6,930
September	9,550	8,628
October	11,175	
November	13,656	
December	15,524	
January	17,154	
February	19,607	
March	21,925	
April	23,020	
May	23,037	
June	23,037	

### QUALITY

	Quantity	Base Number	Contract	AT	Region	England
% of FP17s for the same patient ID Re-attending within 3 months - Children	80	1,018	7.9%	10.0%	11.6%	11.9%
% of FP17s for the same patient ID Re-attending within 3 months - Adults	574	3,408	16.8%	13.4%	15.2%	15.9%
% of FP17s for the same patient ID Re-attending between 3 & 9 months - Children	668	1,018	65.6%	59.8%	59.1%	58.1%
% of FP17s for the same patient ID Re-attending between 3 & 9 months - Adults	2,077	3,408	60.9%	54.7%	51.7%	50.6%
% of FP17s for Band 1 Urgent Courses	310	4,083	7.6%	7.2%	8.0%	9.1%
% of FP17s Relating to Free Repair or Replacements	64	4,083	1.6%	0.9%	0.8%	0.8%
% of FP17s Relating to Continuations	33	4,083	0.8%	1.2%	1.0%	1.1%
% of Patients satisfied with the dentistry they have received	15	15	100.0%	92.0%	91.5%	91.4%
% of Patients satisfied with the time they had to wait for an appointment	14	15	93.3%	89.4%	88.2%	87.7%

\* This is based on patients treated on this contract for their most recent course of treatment. Figures in italics indicate the base number of FP17s or Patient Questionnaire responses are less than 100. N/A is shown where the base number of responses is less than 10 during the period. % is calculated as Quantity/Base number\*100

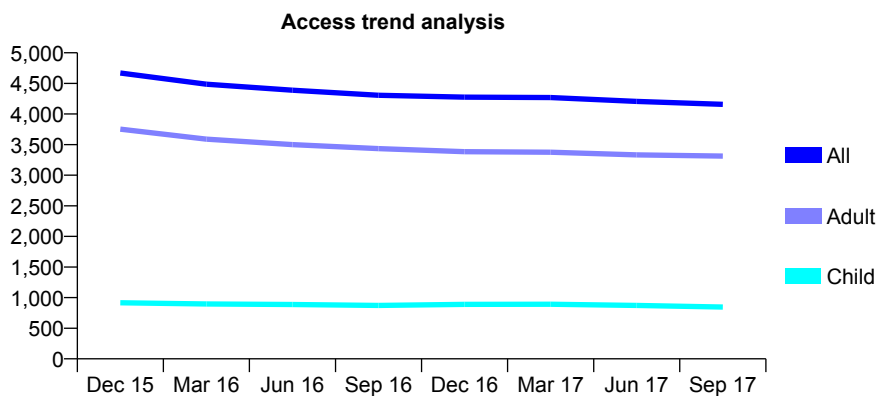
## Q60 - Vital Signs At a Glance Contract Report for 126950/0001 - September 2017

Name or company name	Monkmoor Dental Practice
Contract type name	GDS Contract
Purpose of contract	General
Contract start date	01/12/2013
Contract end date	

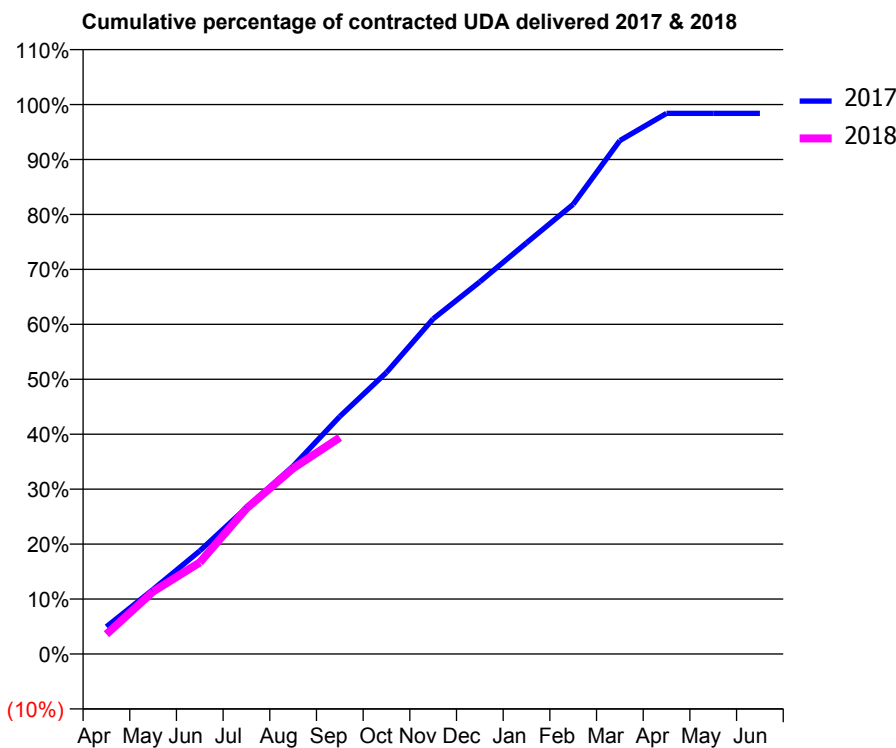
17/18 Contracted general activity (UDA)	14,051
Carry forward general activity (UDA)	0
17/18 Contracted orthodontic activity (UOA)	0
Carry forward orthodontic activity (UOA)	0
Baseline contract value	£335,016.83

### ACCESS\*

Patients seen in 24 months	Total	Change since previous quarter
Quarter ending September 2016	4,307	
Quarter ending December 2016	4,275	→
Quarter ending March 2017	4,268	→
Quarter ending June 2017	4,206	↓
Quarter ending September 2017	4,158	↓
<b>Variance since September 2016</b>	<b>(3.5%)</b>	<b>↓</b>



### ACTIVITY



Month	Adjusted Scheduled Activity (UDA)	
	2017	2018
April	698	506
May	1,652	1,599
June	2,637	2,341
July	3,741	3,722
August	4,804	4,749
September	6,073	5,535
October	7,198	
November	8,570	
December	9,519	
January	10,516	
February	11,500	
March	13,130	
April	13,823	
May	13,826	
June	13,826	

### QUALITY

	Quantity	Base Number	Contract	AT	Region	England
% of FP17s for the same patient ID Re-attending within 3 months - Children	68	677	10.0%	10.0%	11.6%	11.9%
% of FP17s for the same patient ID Re-attending within 3 months - Adults	292	2,341	12.5%	13.4%	15.2%	15.9%
% of FP17s for the same patient ID Re-attending between 3 & 9 months - Children	436	677	64.4%	59.8%	59.1%	58.1%
% of FP17s for the same patient ID Re-attending between 3 & 9 months - Adults	1,450	2,341	61.9%	54.7%	51.7%	50.6%
% of FP17s for Band 1 Urgent Courses	271	2,773	9.8%	7.2%	8.0%	9.1%
% of FP17s Relating to Free Repair or Replacements	18	2,773	0.6%	0.9%	0.8%	0.8%
% of FP17s Relating to Continuations	2	2,773	0.1%	1.2%	1.0%	1.1%
% of Patients satisfied with the dentistry they have received	10	12	83.3%	92.0%	91.5%	91.4%
% of Patients satisfied with the time they had to wait for an appointment	12	12	100.0%	89.4%	88.2%	87.7%

\* This is based on patients treated on this contract for their most recent course of treatment. Figures in italics indicate the base number of FP17s or Patient Questionnaire responses are less than 100. N/A is shown where the base number of responses is less than 10 during the period. % is calculated as Quantity/Base number\*100

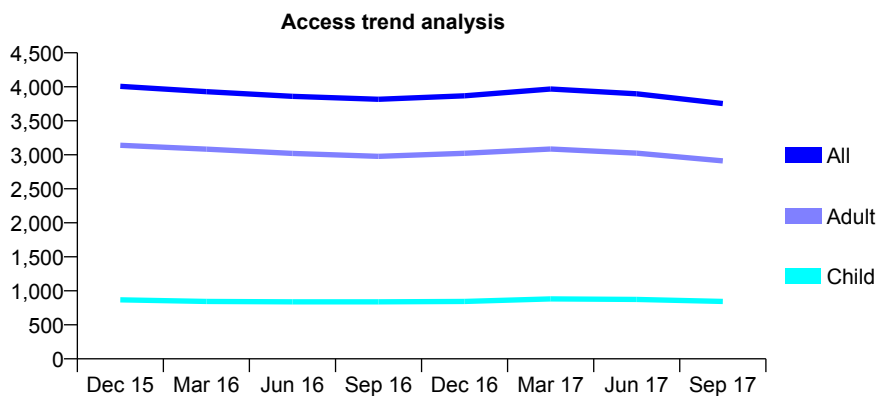
## Q60 - Vital Signs At a Glance Contract Report for 127779/0001 - September 2017

Name or company name	Brookhouse Dental Practice
Contract type name	GDS Contract
Purpose of contract	General
Contract start date	29/01/2010
Contract end date	

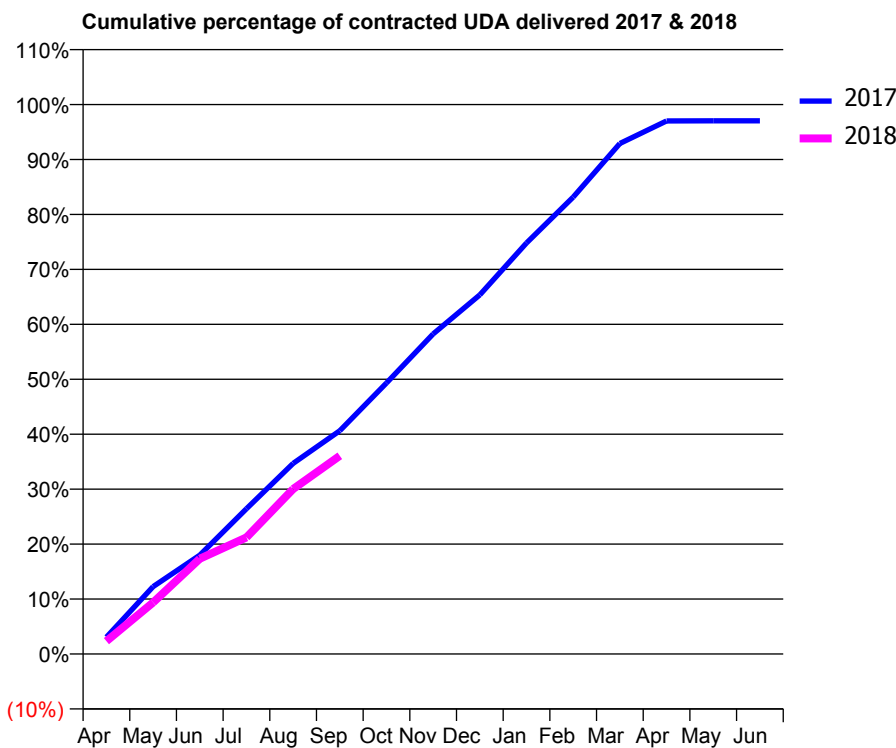
17/18 Contracted general activity (UDA)	13,000
Carry forward general activity (UDA)	0
17/18 Contracted orthodontic activity (UOA)	0
Carry forward orthodontic activity (UOA)	0
Baseline contract value	£316,864.25

### ACCESS\*

Patients seen in 24 months	Total	Change since previous quarter
Quarter ending September 2016	3,817	
Quarter ending December 2016	3,867	→
Quarter ending March 2017	3,967	↑
Quarter ending June 2017	3,898	↓
Quarter ending September 2017	3,754	↓
<b>Variance since September 2016</b>	<b>(1.7%)</b>	↓



### ACTIVITY



Month	Adjusted Scheduled Activity (UDA)	
	2017	2018
April	400	303
May	1,594	1,219
June	2,338	2,254
July	3,438	2,760
August	4,510	3,903
September	5,283	4,689
October	6,413	
November	7,574	
December	8,498	
January	9,725	
February	10,811	
March	12,078	
April	12,610	
May	12,615	
June	12,615	

### QUALITY

	Quantity	Base Number	Contract	AT	Region	England
% of FP17s for the same patient ID Re-attending within 3 months - Children	33	608	5.4%	10.0%	11.6%	11.9%
% of FP17s for the same patient ID Re-attending within 3 months - Adults	163	1,849	8.8%	13.4%	15.2%	15.9%
% of FP17s for the same patient ID Re-attending between 3 & 9 months - Children	367	608	60.4%	59.8%	59.1%	58.1%
% of FP17s for the same patient ID Re-attending between 3 & 9 months - Adults	1,246	1,849	67.4%	54.7%	51.7%	50.6%
% of FP17s for Band 1 Urgent Courses	130	2,222	5.9%	7.2%	8.0%	9.1%
% of FP17s Relating to Free Repair or Replacements	9	2,222	0.4%	0.9%	0.8%	0.8%
% of FP17s Relating to Continuations	21	2,222	0.9%	1.2%	1.0%	1.1%
% of Patients satisfied with the dentistry they have received	7	8	N/A	92.0%	91.5%	91.4%
% of Patients satisfied with the time they had to wait for an appointment	7	8	N/A	89.4%	88.2%	87.7%

\* This is based on patients treated on this contract for their most recent course of treatment. Figures in italics indicate the base number of FP17s or Patient Questionnaire responses are less than 100. N/A is shown where the base number of responses is less than 10 during the period. % is calculated as Quantity/Base number\*100

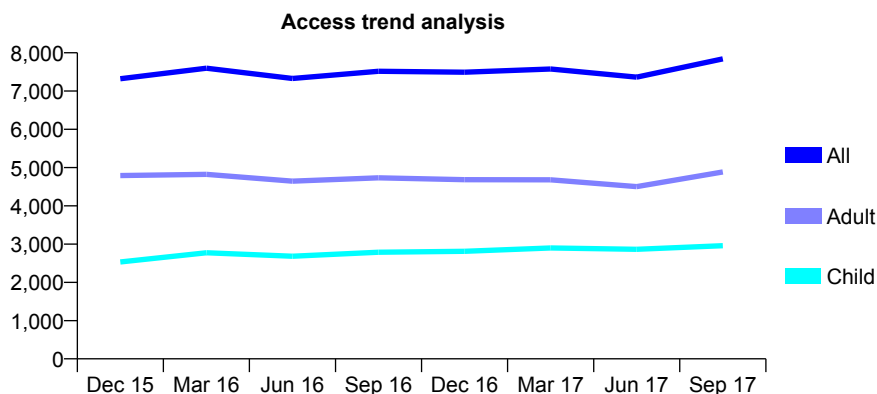
## Q60 - Vital Signs At a Glance Contract Report for 130354/0004 - September 2017

Name or company name	NHS Trust
Contract type name	Pilot Contract
Purpose of contract	General
Contract start date	01/11/2013
Contract end date	31/03/2019

17/18 Contracted general activity (UDA)	18,386
Carry forward general activity (UDA)	0
17/18 Contracted orthodontic activity (UOA)	0
Carry forward orthodontic activity (UOA)	0
Baseline contract value	£0.00

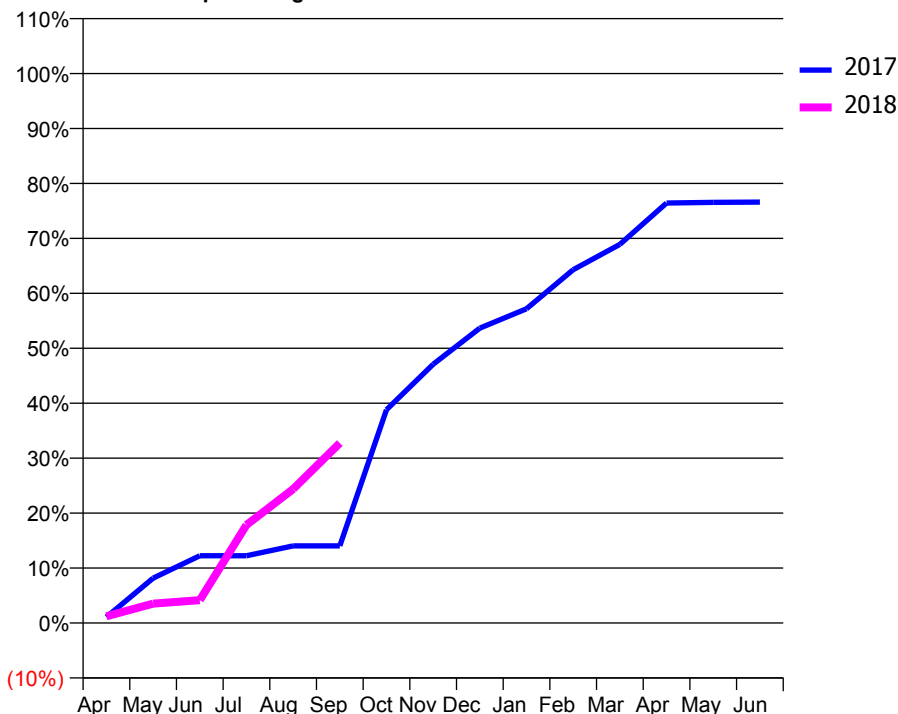
### ACCESS\*

Patients seen in 24 months	Total	Change since previous quarter
Quarter ending September 2016	7,518	
Quarter ending December 2016	7,493	→
Quarter ending March 2017	7,578	→
Quarter ending June 2017	7,365	↓
Quarter ending September 2017	7,842	↑
<b>Variance since September 2016</b>	<b>4.3%</b>	<b>↑</b>



### ACTIVITY

Cumulative percentage of contracted UDA delivered 2017 & 2018



Month	Adjusted Scheduled Activity (UDA)	
	2017	2018
April	196	223
May	1,502	648
June	2,251	765
July	2,251	3,282
August	2,579	4,483
September	2,579	6,023
October	7,135	
November	8,659	
December	9,865	
January	10,513	
February	11,823	
March	12,667	
April	14,052	
May	14,073	
June	14,082	

### QUALITY

	Quantity	Base Number	Contract	AT	Region	England
% of FP17s for the same patient ID Re-attending within 3 months - Children	228	2,496	9.1%	10.0%	11.6%	11.9%
% of FP17s for the same patient ID Re-attending within 3 months - Adults	277	3,509	7.9%	13.4%	15.2%	15.9%
% of FP17s for the same patient ID Re-attending between 3 & 9 months - Children	871	2,496	34.9%	59.8%	59.1%	58.1%
% of FP17s for the same patient ID Re-attending between 3 & 9 months - Adults	483	3,509	13.8%	54.7%	51.7%	50.6%
% of FP17s for Band 1 Urgent Courses	1,920	4,185	45.9%	7.2%	8.0%	9.1%
% of FP17s Relating to Free Repair or Replacements	0	4,185	0.0%	0.9%	0.8%	0.8%
% of FP17s Relating to Continuations	39	4,185	0.9%	1.2%	1.0%	1.1%
% of Patients satisfied with the dentistry they have received	3	3	N/A	92.0%	91.5%	91.4%
% of Patients satisfied with the time they had to wait for an appointment	2	3	N/A	89.4%	88.2%	87.7%

\* This is based on patients treated on this contract for their most recent course of treatment. Figures in italics indicate the base number of FP17s or Patient Questionnaire responses are less than 100. N/A is shown where the base number of responses is less than 10 during the period. % is calculated as Quantity/Base number\*100

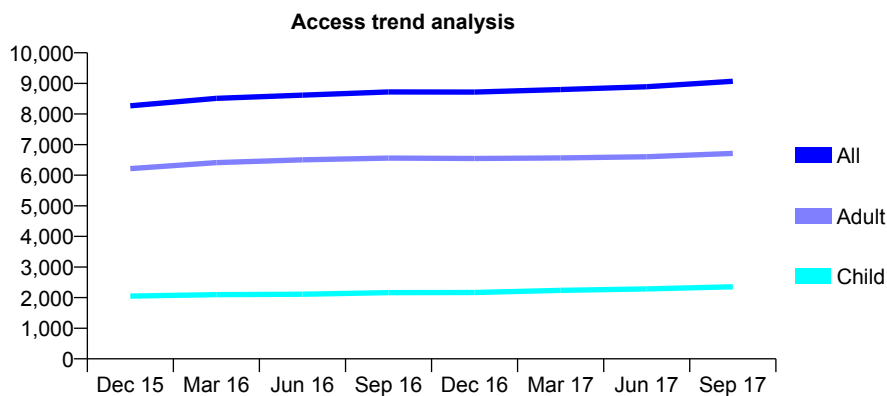
## Q60 - Vital Signs At a Glance Contract Report for 131407/0001 - September 2017

Name or company name	Tamworth House Dental Practice
Contract type name	GDS Contract
Purpose of contract	General
Contract start date	14/01/2010
Contract end date	

17/18 Contracted general activity (UDA)	20,000
Carry forward general activity (UDA)	443
17/18 Contracted orthodontic activity (UOA)	0
Carry forward orthodontic activity (UOA)	0
Baseline contract value	£498,263.95

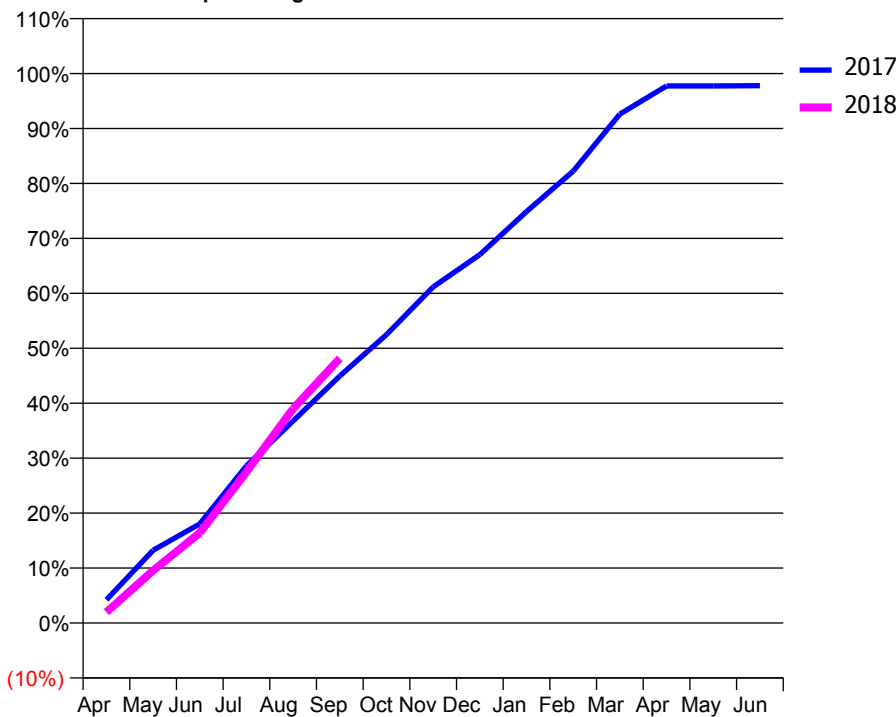
### ACCESS\*

Patients seen in 24 months	Total	Change since previous quarter
Quarter ending September 2016	8,721	
Quarter ending December 2016	8,716	→
Quarter ending March 2017	8,801	→
Quarter ending June 2017	8,892	→
Quarter ending September 2017	9,069	→
<b>Variance since September 2016</b>	<b>4.0%</b>	<b>↑</b>



### ACTIVITY

Cumulative percentage of contracted UDA delivered 2017 & 2018



Month	Adjusted Scheduled Activity (UDA)	
	2017	2018
April	847	398
May	2,646	1,910
June	3,609	3,285
July	5,721	5,500
August	7,357	7,801
September	8,992	9,632
October	10,496	
November	12,232	
December	13,410	
January	14,973	
February	16,446	
March	18,525	
April	19,545	
May	19,545	
June	19,557	

### QUALITY

	Quantity	Base Number	Contract	AT	Region	England
% of FP17s for the same patient ID Re-attending within 3 months - Children	117	1,592	7.3%	10.0%	11.6%	11.9%
% of FP17s for the same patient ID Re-attending within 3 months - Adults	676	4,260	15.9%	13.4%	15.2%	15.9%
% of FP17s for the same patient ID Re-attending between 3 & 9 months - Children	873	1,592	54.8%	59.8%	59.1%	58.1%
% of FP17s for the same patient ID Re-attending between 3 & 9 months - Adults	1,974	4,260	46.3%	54.7%	51.7%	50.6%
% of FP17s for Band 1 Urgent Courses	388	4,819	8.1%	7.2%	8.0%	9.1%
% of FP17s Relating to Free Repair or Replacements	30	4,819	0.6%	0.9%	0.8%	0.8%
% of FP17s Relating to Continuations	68	4,819	1.4%	1.2%	1.0%	1.1%
% of Patients satisfied with the dentistry they have received	13	13	100.0%	92.0%	91.5%	91.4%
% of Patients satisfied with the time they had to wait for an appointment	12	13	92.3%	89.4%	88.2%	87.7%

\* This is based on patients treated on this contract for their most recent course of treatment. Figures in italics indicate the base number of FP17s or Patient Questionnaire responses are less than 100. N/A is shown where the base number of responses is less than 10 during the period. % is calculated as Quantity/Base number\*100

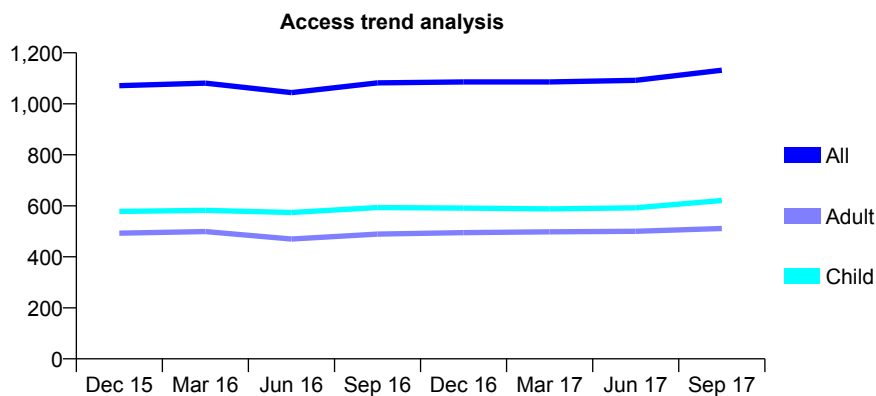
## Q60 - Vital Signs At a Glance Contract Report for 131512/0001 - September 2017

Name or company name	Bridge Dental Practice Ltd
Contract type name	GDS Contract
Purpose of contract	General
Contract start date	01/08/2009
Contract end date	

17/18 Contracted general activity (UDA)	2,882
Carry forward general activity (UDA)	0
17/18 Contracted orthodontic activity (UOA)	0
Carry forward orthodontic activity (UOA)	0
Baseline contract value	£65,680.70

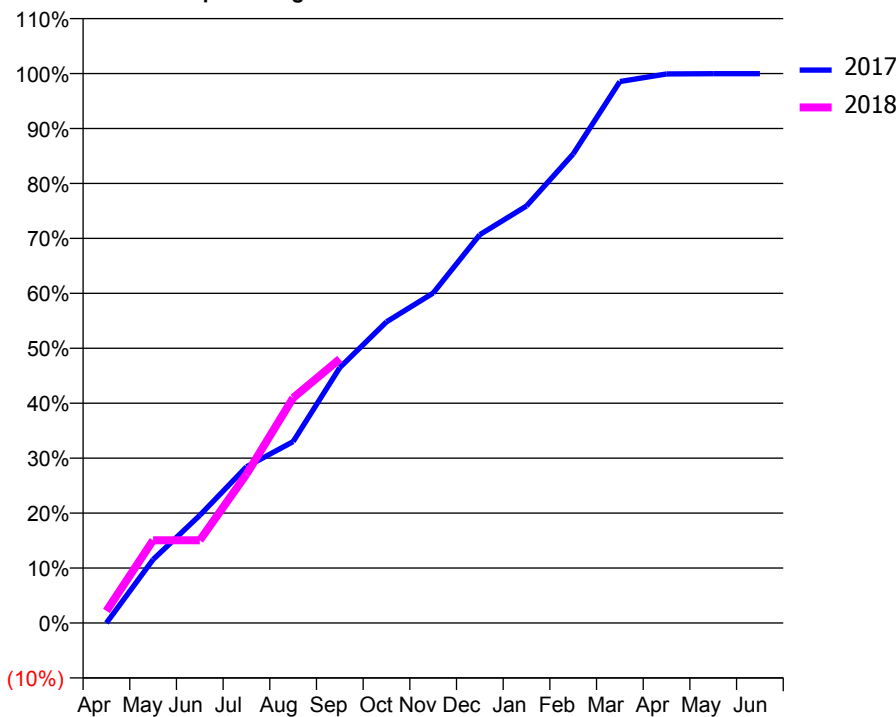
### ACCESS\*

Patients seen in 24 months	Total	Change since previous quarter
Quarter ending September 2016	1,082	
Quarter ending December 2016	1,086	→
Quarter ending March 2017	1,086	→
Quarter ending June 2017	1,092	→
Quarter ending September 2017	1,132	↑
<b>Variance since September 2016</b>	<b>4.6%</b>	<b>↑</b>



### ACTIVITY

Cumulative percentage of contracted UDA delivered 2017 & 2018



Month	Adjusted Scheduled Activity (UDA)	
	2017	2018
April	0	63
May	333	434
June	565	434
July	819	780
August	951	1,181
September	1,340	1,385
October	1,579	
November	1,730	
December	2,037	
January	2,187	
February	2,460	
March	2,840	
April	2,880	
May	2,881	
June	2,881	

### QUALITY

	Quantity	Base Number	Contract	AT	Region	England
% of FP17s for the same patient ID Re-attending within 3 months - Children	36	476	7.6%	10.0%	11.6%	11.9%
% of FP17s for the same patient ID Re-attending within 3 months - Adults	85	380	22.4%	13.4%	15.2%	15.9%
% of FP17s for the same patient ID Re-attending between 3 & 9 months - Children	294	476	61.8%	59.8%	59.1%	58.1%
% of FP17s for the same patient ID Re-attending between 3 & 9 months - Adults	197	380	51.8%	54.7%	51.7%	50.6%
% of FP17s for Band 1 Urgent Courses	49	830	5.9%	7.2%	8.0%	9.1%
% of FP17s Relating to Free Repair or Replacements	0	830	0.0%	0.9%	0.8%	0.8%
% of FP17s Relating to Continuations	0	830	0.0%	1.2%	1.0%	1.1%
% of Patients satisfied with the dentistry they have received	0	0	N/A	92.0%	91.5%	91.4%
% of Patients satisfied with the time they had to wait for an appointment	0	0	N/A	89.4%	88.2%	87.7%

\* This is based on patients treated on this contract for their most recent course of treatment. Figures in italics indicate the base number of FP17s or Patient Questionnaire responses are less than 100. N/A is shown where the base number of responses is less than 10 during the period. % is calculated as Quantity/Base number\*100



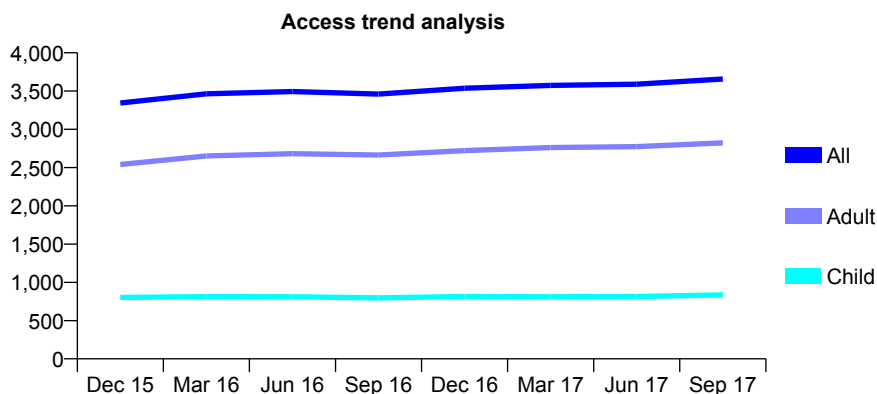
## Q60 - Vital Signs At a Glance Contract Report for 133272/0001 - September 2017

Name or company name	Pall Mall Dental Limited
Contract type name	GDS Contract
Purpose of contract	General
Contract start date	01/07/2008
Contract end date	

17/18 Contracted general activity (UDA)	12,793
Carry forward general activity (UDA)	40
17/18 Contracted orthodontic activity (UOA)	0
Carry forward orthodontic activity (UOA)	0
Baseline contract value	£350,567.07

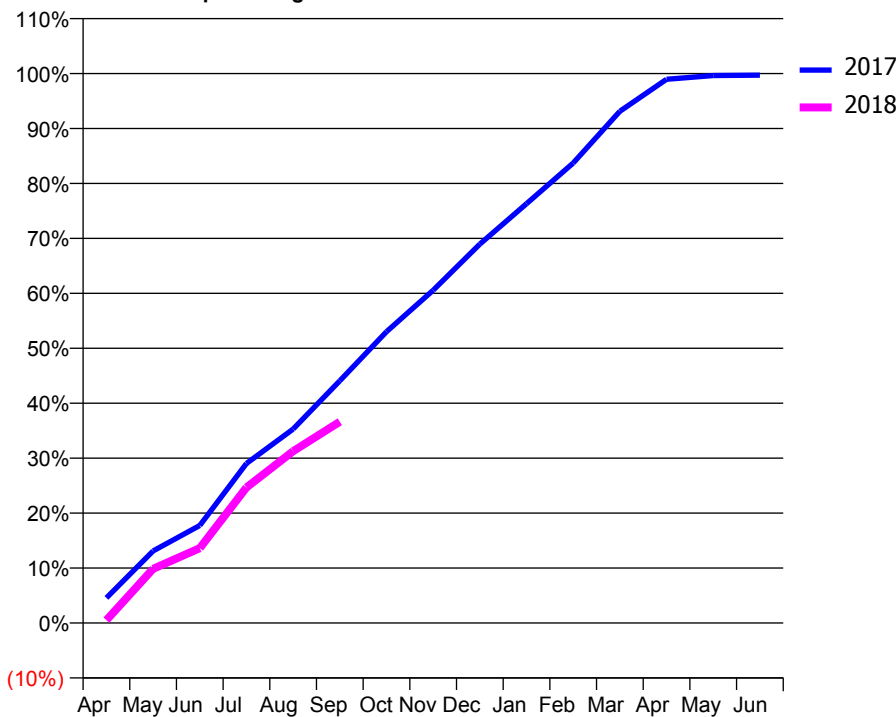
### ACCESS\*

Patients seen in 24 months	Total	Change since previous quarter
Quarter ending September 2016	3,461	
Quarter ending December 2016	3,537	↑
Quarter ending March 2017	3,574	→
Quarter ending June 2017	3,589	→
Quarter ending September 2017	3,658	→
<b>Variance since September 2016</b>	<b>5.7%</b>	<b>↑</b>



### ACTIVITY

Cumulative percentage of contracted UDA delivered 2017 & 2018



Month	Adjusted Scheduled Activity (UDA)	
	2017	2018
April	585	68
May	1,679	1,261
June	2,272	1,742
July	3,715	3,157
August	4,514	3,999
September	5,638	4,686
October	6,782	
November	7,748	
December	8,820	
January	9,763	
February	10,710	
March	11,915	
April	12,660	
May	12,745	
June	12,754	

### QUALITY

	Quantity	Base Number	Contract	AT	Region	England
% of FP17s for the same patient ID Re-attending within 3 months - Children	48	633	7.6%	10.0%	11.6%	11.9%
% of FP17s for the same patient ID Re-attending within 3 months - Adults	306	1,898	16.1%	13.4%	15.2%	15.9%
% of FP17s for the same patient ID Re-attending between 3 & 9 months - Children	409	633	64.6%	59.8%	59.1%	58.1%
% of FP17s for the same patient ID Re-attending between 3 & 9 months - Adults	1,075	1,898	56.6%	54.7%	51.7%	50.6%
% of FP17s for Band 1 Urgent Courses	314	2,194	14.3%	7.2%	8.0%	9.1%
% of FP17s Relating to Free Repair or Replacements	12	2,194	0.5%	0.9%	0.8%	0.8%
% of FP17s Relating to Continuations	30	2,194	1.4%	1.2%	1.0%	1.1%
% of Patients satisfied with the dentistry they have received	7	7	N/A	92.0%	91.5%	91.4%
% of Patients satisfied with the time they had to wait for an appointment	7	7	N/A	89.4%	88.2%	87.7%

\* This is based on patients treated on this contract for their most recent course of treatment. Figures in italics indicate the base number of FP17s or Patient Questionnaire responses are less than 100. N/A is shown where the base number of responses is less than 10 during the period. % is calculated as Quantity/Base number\*100

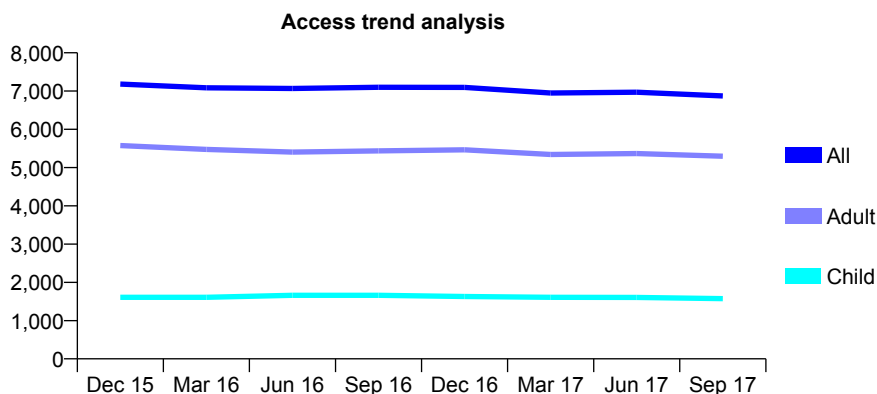
## Q60 - Vital Signs At a Glance Contract Report for 133574/0001 - September 2017

Name or company name	The Dividy Road Dental Practice Partnersh
Contract type name	GDS Contract
Purpose of contract	General
Contract start date	22/12/2011
Contract end date	

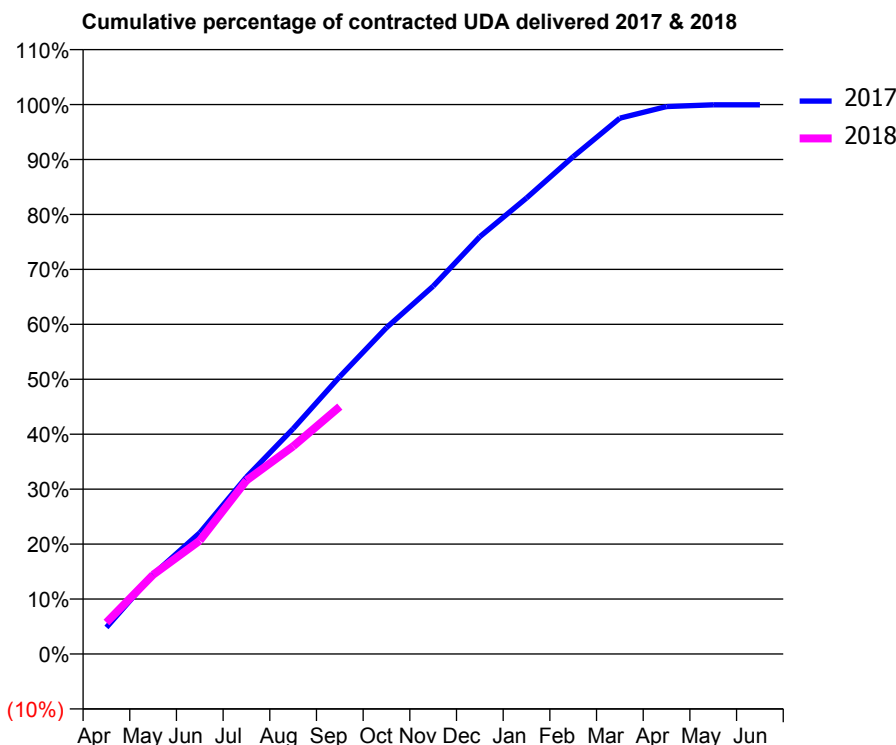
17/18 Contracted general activity (UDA)	20,205
Carry forward general activity (UDA)	9
17/18 Contracted orthodontic activity (UOA)	0
Carry forward orthodontic activity (UOA)	0
Baseline contract value	£501,082.39

### ACCESS\*

Patients seen in 24 months	Total	Change since previous quarter
Quarter ending September 2016	7,099	
Quarter ending December 2016	7,096	→
Quarter ending March 2017	6,950	↓
Quarter ending June 2017	6,971	→
Quarter ending September 2017	6,871	↓
<b>Variance since September 2016</b>	<b>(3.2%)</b>	<b>↓</b>



### ACTIVITY



Month	Adjusted Scheduled Activity (UDA)	
	2017	2018
April	977	1,161
May	2,926	2,917
June	4,460	4,170
July	6,511	6,381
August	8,283	7,639
September	10,199	9,100
October	12,000	
November	13,527	
December	15,345	
January	16,766	
February	18,284	
March	19,702	
April	20,131	
May	20,196	
June	20,196	

### QUALITY

	Quantity	Base Number	Contract	AT	Region	England
% of FP17s for the same patient ID Re-attending within 3 months - Children	95	1,154	8.2%	10.0%	11.6%	11.9%
% of FP17s for the same patient ID Re-attending within 3 months - Adults	482	3,594	13.4%	13.4%	15.2%	15.9%
% of FP17s for the same patient ID Re-attending between 3 & 9 months - Children	680	1,154	58.9%	59.8%	59.1%	58.1%
% of FP17s for the same patient ID Re-attending between 3 & 9 months - Adults	1,882	3,594	52.4%	54.7%	51.7%	50.6%
% of FP17s for Band 1 Urgent Courses	382	4,496	8.5%	7.2%	8.0%	9.1%
% of FP17s Relating to Free Repair or Replacements	24	4,496	0.5%	0.9%	0.8%	0.8%
% of FP17s Relating to Continuations	64	4,496	1.4%	1.2%	1.0%	1.1%
% of Patients satisfied with the dentistry they have received	20	21	95.2%	92.0%	91.5%	91.4%
% of Patients satisfied with the time they had to wait for an appointment	18	21	85.7%	89.4%	88.2%	87.7%

\* This is based on patients treated on this contract for their most recent course of treatment. Figures in italics indicate the base number of FP17s or Patient Questionnaire responses are less than 100. N/A is shown where the base number of responses is less than 10 during the period. % is calculated as Quantity/Base number\*100

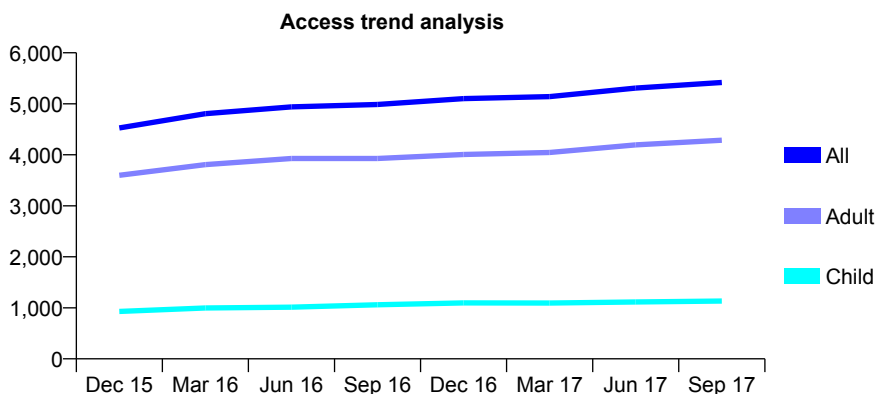
## Q60 - Vital Signs At a Glance Contract Report for 136220/0001 - September 2017

Name or company name	Abbey House Dental Practice Limited
Contract type name	GDS Contract
Purpose of contract	General
Contract start date	01/06/2009
Contract end date	

17/18 Contracted general activity (UDA)	12,854
Carry forward general activity (UDA)	0
17/18 Contracted orthodontic activity (UOA)	0
Carry forward orthodontic activity (UOA)	0
Baseline contract value	£304,353.50

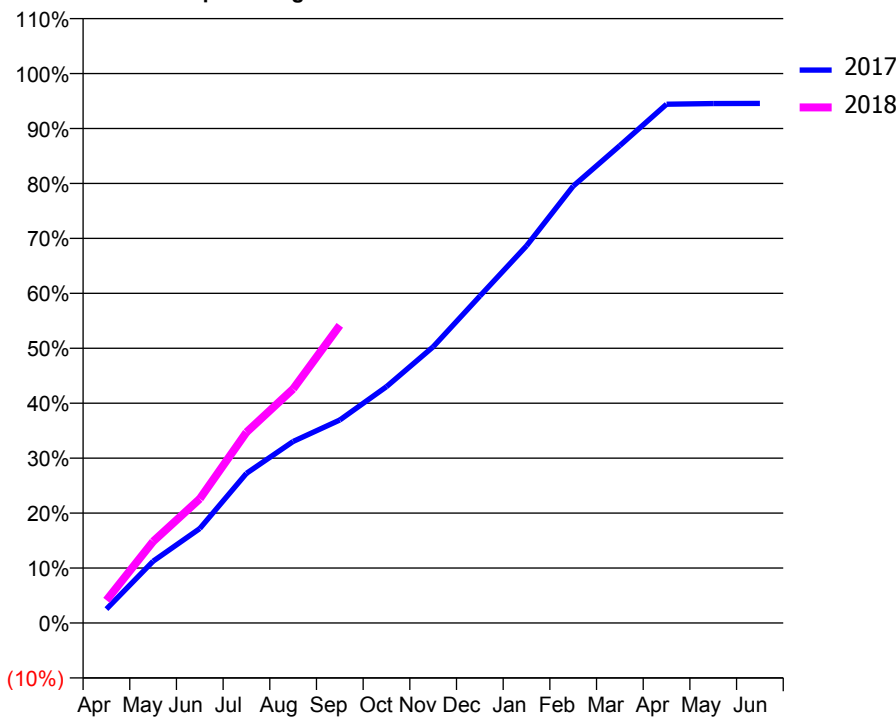
### ACCESS\*

Patients seen in 24 months	Total	Change since previous quarter
Quarter ending September 2016	4,986	
Quarter ending December 2016	5,102	↑
Quarter ending March 2017	5,141	→
Quarter ending June 2017	5,308	↑
Quarter ending September 2017	5,419	↑
<b>Variance since September 2016</b>	<b>8.7%</b>	<b>↑</b>



### ACTIVITY

Cumulative percentage of contracted UDA delivered 2017 & 2018



Month	Adjusted Scheduled Activity (UDA)	
	2017	2018
April	325	531
May	1,447	1,908
June	2,211	2,906
July	3,502	4,461
August	4,247	5,476
September	4,750	6,964
October	5,529	
November	6,462	
December	7,648	
January	8,824	
February	10,220	
March	11,167	
April	12,135	
May	12,152	
June	12,155	

### QUALITY

	Quantity	Base Number	Contract	AT	Region	England
% of FP17s for the same patient ID Re-attending within 3 months - Children	72	909	7.9%	10.0%	11.6%	11.9%
% of FP17s for the same patient ID Re-attending within 3 months - Adults	402	3,289	12.2%	13.4%	15.2%	15.9%
% of FP17s for the same patient ID Re-attending between 3 & 9 months - Children	533	909	58.6%	59.8%	59.1%	58.1%
% of FP17s for the same patient ID Re-attending between 3 & 9 months - Adults	1,328	3,289	40.4%	54.7%	51.7%	50.6%
% of FP17s for Band 1 Urgent Courses	283	3,542	8.0%	7.2%	8.0%	9.1%
% of FP17s Relating to Free Repair or Replacements	22	3,542	0.6%	0.9%	0.8%	0.8%
% of FP17s Relating to Continuations	24	3,542	0.7%	1.2%	1.0%	1.1%
% of Patients satisfied with the dentistry they have received	12	12	100.0%	92.0%	91.5%	91.4%
% of Patients satisfied with the time they had to wait for an appointment	11	12	91.7%	89.4%	88.2%	87.7%

\* This is based on patients treated on this contract for their most recent course of treatment. Figures in italics indicate the base number of FP17s or Patient Questionnaire responses are less than 100. N/A is shown where the base number of responses is less than 10 during the period. % is calculated as Quantity/Base number\*100

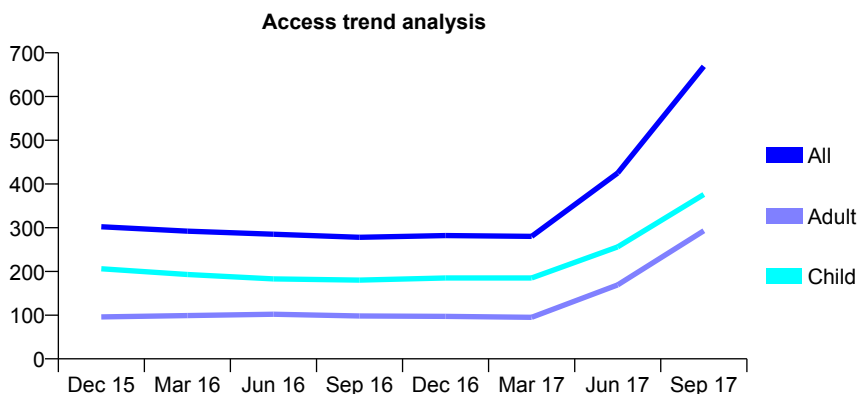
## Q60 - Vital Signs At a Glance Contract Report for 136298/0001 - September 2017

Name or company name	MTM Dentistry Ltd
Contract type name	GDS Contract
Purpose of contract	General
Contract start date	01/04/2010
Contract end date	

17/18 Contracted general activity (UDA)	2,503
Carry forward general activity (UDA)	0
17/18 Contracted orthodontic activity (UOA)	0
Carry forward orthodontic activity (UOA)	0
Baseline contract value	£59,121.59

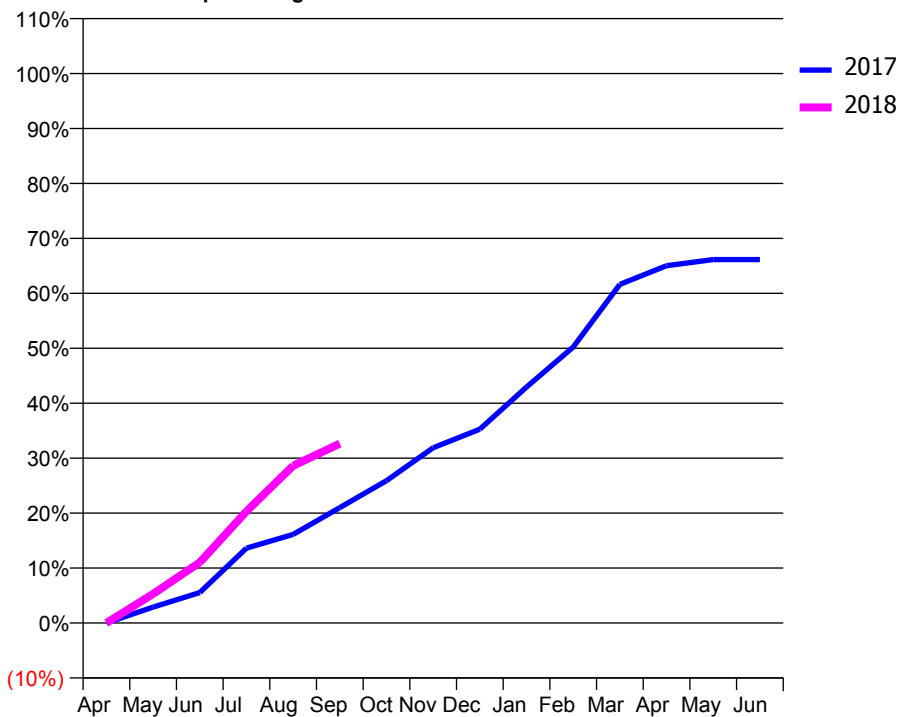
### ACCESS\*

Patients seen in 24 months	Total	Change since previous quarter
Quarter ending September 2016	278	
Quarter ending December 2016	282	→
Quarter ending March 2017	280	→
Quarter ending June 2017	425	↑
Quarter ending September 2017	669	↑
<b>Variance since September 2016</b>	<b>140.6%</b>	<b>↑</b>



### ACTIVITY

Cumulative percentage of contracted UDA delivered 2017 & 2018



Month	Adjusted Scheduled Activity (UDA)	
	2017	2018
April	0	0
May	23	133
June	44	276
July	109	508
August	129	717
September	168	817
October	207	
November	255	
December	282	
January	344	
February	402	
March	493	
April	520	
May	529	
June	529	

### QUALITY

	Quantity	Base Number	Contract	AT	Region	England
% of FP17s for the same patient ID Re-attending within 3 months - Children	13	318	4.1%	10.0%	11.6%	11.9%
% of FP17s for the same patient ID Re-attending within 3 months - Adults	18	257	7.0%	13.4%	15.2%	15.9%
% of FP17s for the same patient ID Re-attending between 3 & 9 months - Children	95	318	29.9%	59.8%	59.1%	58.1%
% of FP17s for the same patient ID Re-attending between 3 & 9 months - Adults	36	257	14.0%	54.7%	51.7%	50.6%
% of FP17s for Band 1 Urgent Courses	31	547	5.7%	7.2%	8.0%	9.1%
% of FP17s Relating to Free Repair or Replacements	0	547	0.0%	0.9%	0.8%	0.8%
% of FP17s Relating to Continuations	2	547	0.4%	1.2%	1.0%	1.1%
% of Patients satisfied with the dentistry they have received	1	1	N/A	92.0%	91.5%	91.4%
% of Patients satisfied with the time they had to wait for an appointment	1	1	N/A	89.4%	88.2%	87.7%

\* This is based on patients treated on this contract for their most recent course of treatment. Figures in italics indicate the base number of FP17s or Patient Questionnaire responses are less than 100. N/A is shown where the base number of responses is less than 10 during the period. % is calculated as Quantity/Base number\*100

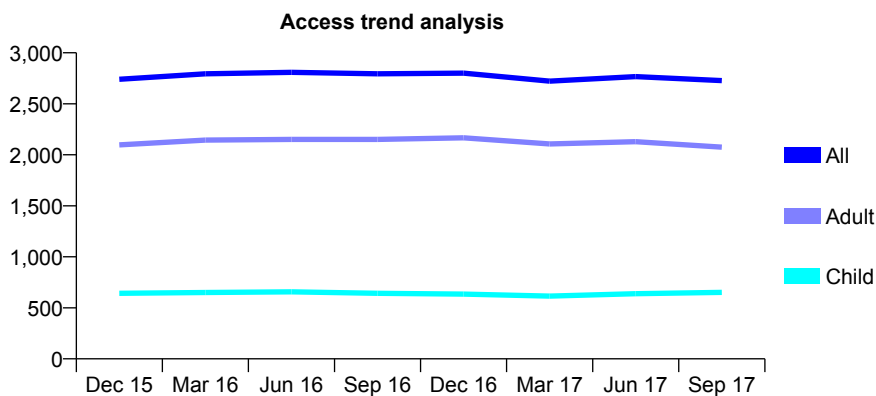
## Q60 - Vital Signs At a Glance Contract Report for 138584/0001 - September 2017

Name or company name	SM Dental Care
Contract type name	GDS Contract
Purpose of contract	General
Contract start date	01/04/2014
Contract end date	

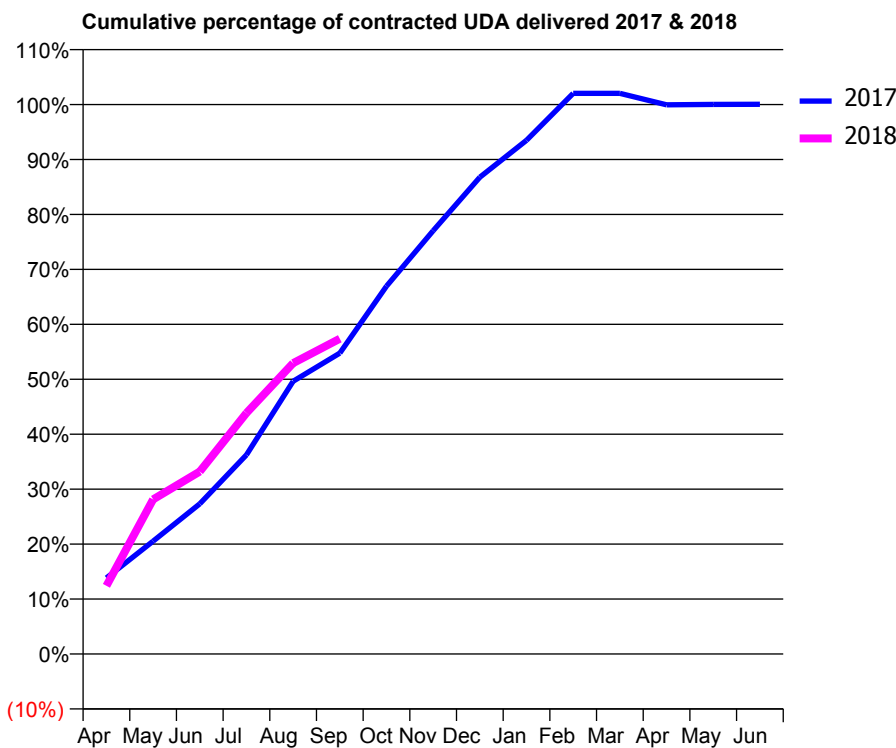
17/18 Contracted general activity (UDA)	6,567
Carry forward general activity (UDA)	-2
17/18 Contracted orthodontic activity (UOA)	0
Carry forward orthodontic activity (UOA)	0
Baseline contract value	£137,527.35

### ACCESS\*

Patients seen in 24 months	Total	Change since previous quarter
Quarter ending September 2016	2,794	
Quarter ending December 2016	2,801	→
Quarter ending March 2017	2,722	↓
Quarter ending June 2017	2,767	→
Quarter ending September 2017	2,727	↓
<b>Variance since September 2016</b>	<b>(2.4%)</b>	<b>↓</b>



### ACTIVITY



Month	Adjusted Scheduled Activity (UDA)	
	2017	2018
April	909	815
May	1,350	1,848
June	1,795	2,181
July	2,381	2,881
August	3,259	3,476
September	3,596	3,767
October	4,396	
November	5,059	
December	5,698	
January	6,139	
February	6,701	
March	6,701	
April	6,563	
May	6,568	
June	6,569	

### QUALITY

	Quantity	Base Number	Contract	AT	Region	England
% of FP17s for the same patient ID Re-attending within 3 months - Children	39	548	7.1%	10.0%	11.6%	11.9%
% of FP17s for the same patient ID Re-attending within 3 months - Adults	153	1,617	9.5%	13.4%	15.2%	15.9%
% of FP17s for the same patient ID Re-attending between 3 & 9 months - Children	320	548	58.4%	59.8%	59.1%	58.1%
% of FP17s for the same patient ID Re-attending between 3 & 9 months - Adults	1,054	1,617	65.2%	54.7%	51.7%	50.6%
% of FP17s for Band 1 Urgent Courses	69	1,924	3.6%	7.2%	8.0%	9.1%
% of FP17s Relating to Free Repair or Replacements	2	1,924	0.1%	0.9%	0.8%	0.8%
% of FP17s Relating to Continuations	28	1,924	1.5%	1.2%	1.0%	1.1%
% of Patients satisfied with the dentistry they have received	6	6	N/A	92.0%	91.5%	91.4%
% of Patients satisfied with the time they had to wait for an appointment	6	6	N/A	89.4%	88.2%	87.7%

\* This is based on patients treated on this contract for their most recent course of treatment. Figures in italics indicate the base number of FP17s or Patient Questionnaire responses are less than 100. N/A is shown where the base number of responses is less than 10 during the period. % is calculated as Quantity/Base number\*100

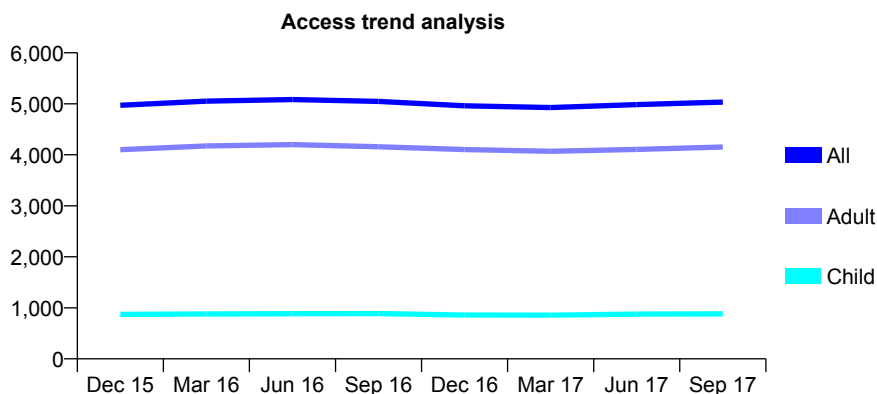
## Q60 - Vital Signs At a Glance Contract Report for 138584/0002 - September 2017

Name or company name	SM Dental Care
Contract type name	GDS Contract
Purpose of contract	General
Contract start date	01/04/2014
Contract end date	

17/18 Contracted general activity (UDA)	16,106
Carry forward general activity (UDA)	-44
17/18 Contracted orthodontic activity (UOA)	0
Carry forward orthodontic activity (UOA)	0
Baseline contract value	£304,996.93

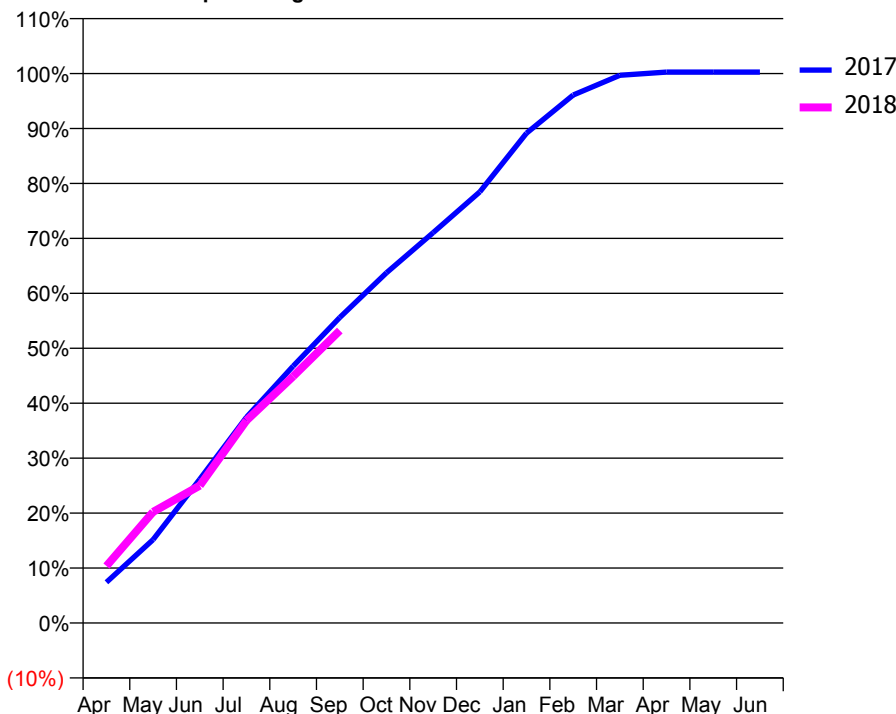
### ACCESS\*

Patients seen in 24 months	Total	Change since previous quarter
Quarter ending September 2016	5,046	
Quarter ending December 2016	4,962	↓
Quarter ending March 2017	4,926	→
Quarter ending June 2017	4,985	→
Quarter ending September 2017	5,035	→
<b>Variance since September 2016</b>	<b>(0.2%)</b>	→



### ACTIVITY

Cumulative percentage of contracted UDA delivered 2017 & 2018



Adjusted Scheduled Activity (UDA)

Month	2017	2018
April	1,195	1,672
May	2,446	3,258
June	4,216	4,029
July	6,032	5,934
August	7,528	7,230
September	8,957	8,573
October	10,265	
November	11,442	
December	12,640	
January	14,358	
February	15,474	
March	16,053	
April	16,149	
May	16,149	
June	16,150	

### QUALITY

	Quantity	Base Number	Contract	AT	Region	England
% of FP17s for the same patient ID Re-attending within 3 months - Children	39	780	5.0%	10.0%	11.6%	11.9%
% of FP17s for the same patient ID Re-attending within 3 months - Adults	451	3,535	12.8%	13.4%	15.2%	15.9%
% of FP17s for the same patient ID Re-attending between 3 & 9 months - Children	541	780	69.4%	59.8%	59.1%	58.1%
% of FP17s for the same patient ID Re-attending between 3 & 9 months - Adults	2,235	3,535	63.2%	54.7%	51.7%	50.6%
% of FP17s for Band 1 Urgent Courses	175	4,293	4.1%	7.2%	8.0%	9.1%
% of FP17s Relating to Free Repair or Replacements	30	4,293	0.7%	0.9%	0.8%	0.8%
% of FP17s Relating to Continuations	128	4,293	3.0%	1.2%	1.0%	1.1%
% of Patients satisfied with the dentistry they have received	6	6	N/A	92.0%	91.5%	91.4%
% of Patients satisfied with the time they had to wait for an appointment	6	6	N/A	89.4%	88.2%	87.7%

\* This is based on patients treated on this contract for their most recent course of treatment. Figures in italics indicate the base number of FP17s or Patient Questionnaire responses are less than 100. N/A is shown where the base number of responses is less than 10 during the period. % is calculated as Quantity/Base number\*100

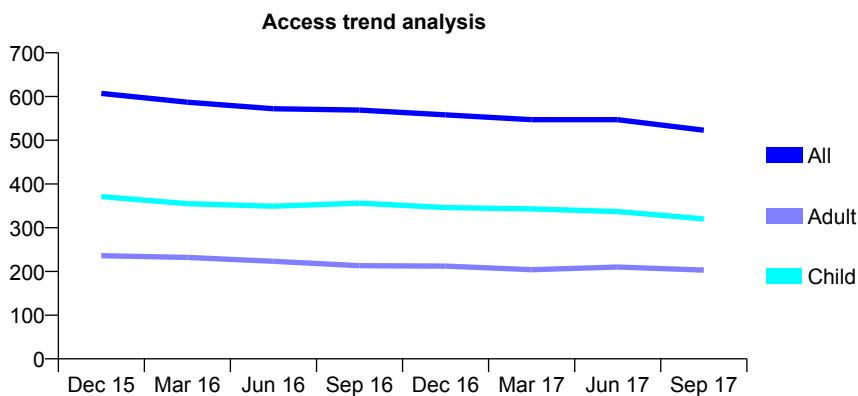
## Q60 - Vital Signs At a Glance Contract Report for 139769/0001 - September 2017

Name or company name	Winchester House Dental Practice
Contract type name	GDS Contract
Purpose of contract	General
Contract start date	01/01/2009
Contract end date	

17/18 Contracted general activity (UDA)	1,200
Carry forward general activity (UDA)	0
17/18 Contracted orthodontic activity (UOA)	0
Carry forward orthodontic activity (UOA)	0
Baseline contract value	£28,098.69

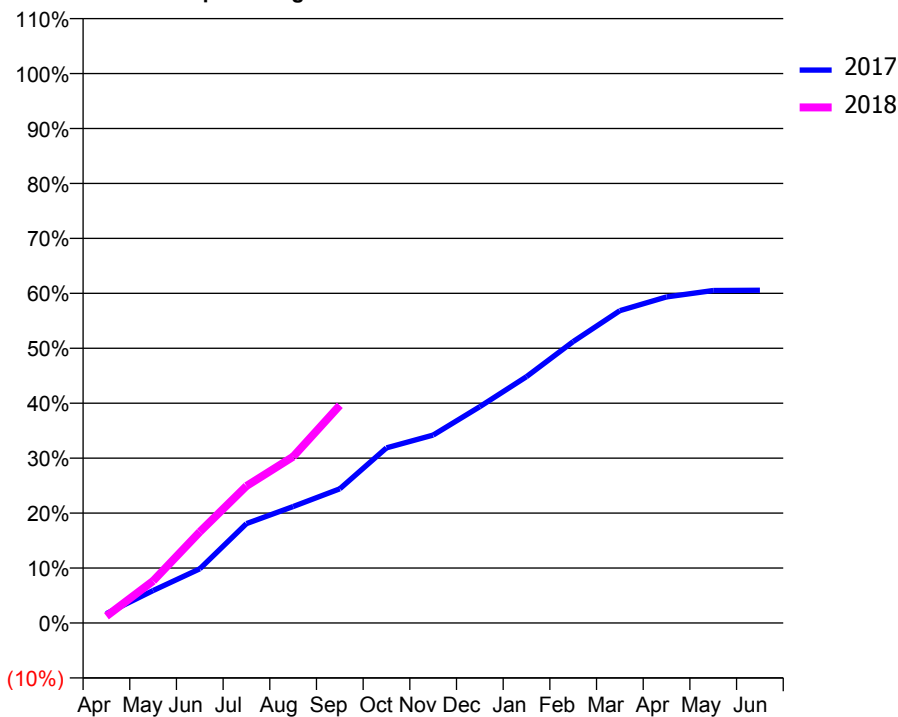
### ACCESS\*

Patients seen in 24 months	Total	Change since previous quarter
Quarter ending September 2016	569	
Quarter ending December 2016	558	↓
Quarter ending March 2017	547	↓
Quarter ending June 2017	547	→
Quarter ending September 2017	523	↓
<b>Variance since September 2016</b>	<b>(8.1%)</b>	<b>↓</b>



### ACTIVITY

Cumulative percentage of contracted UDA delivered 2017 & 2018



Adjusted Scheduled Activity (UDA)

Month	2017	2018
April	31	15
May	106	92
June	177	199
July	326	299
August	382	363
September	440	475
October	574	
November	616	
December	709	
January	807	
February	922	
March	1,023	
April	1,068	
May	1,089	
June	1,090	

### QUALITY

	Quantity	Base Number	Contract	AT	Region	England
% of FP17s for the same patient ID Re-attending within 3 months - Children	15	264	5.7%	10.0%	11.6%	11.9%
% of FP17s for the same patient ID Re-attending within 3 months - Adults	10	91	11.0%	13.4%	15.2%	15.9%
% of FP17s for the same patient ID Re-attending between 3 & 9 months - Children	162	264	61.4%	59.8%	59.1%	58.1%
% of FP17s for the same patient ID Re-attending between 3 & 9 months - Adults	51	91	56.0%	54.7%	51.7%	50.6%
% of FP17s for Band 1 Urgent Courses	2	318	0.6%	7.2%	8.0%	9.1%
% of FP17s Relating to Free Repair or Replacements	0	318	0.0%	0.9%	0.8%	0.8%
% of FP17s Relating to Continuations	3	318	0.9%	1.2%	1.0%	1.1%
% of Patients satisfied with the dentistry they have received	9	10	90.0%	92.0%	91.5%	91.4%
% of Patients satisfied with the time they had to wait for an appointment	7	10	70.0%	89.4%	88.2%	87.7%

\* This is based on patients treated on this contract for their most recent course of treatment. Figures in italics indicate the base number of FP17s or Patient Questionnaire responses are less than 100. N/A is shown where the base number of responses is less than 10 during the period. % is calculated as Quantity/Base number\*100

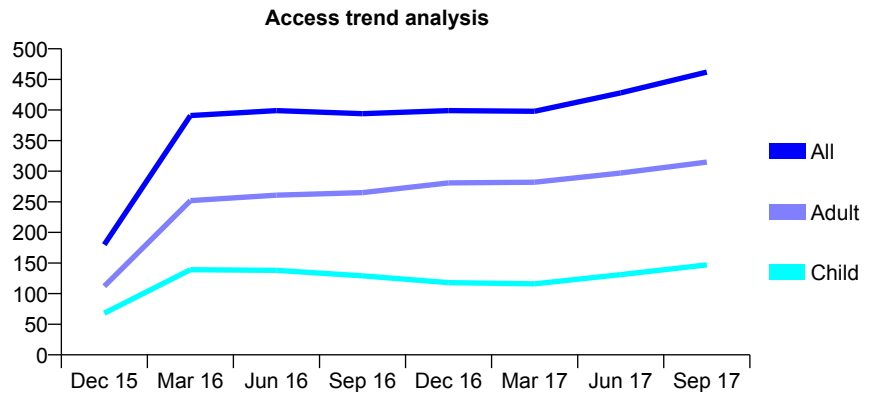
## Q60 - Vital Signs At a Glance Contract Report for 139858/0001 - September 2017

Name or company name	SpaDental Whitchurch LLP
Contract type name	GDS Contract
Purpose of contract	General
Contract start date	01/10/2015
Contract end date	

17/18 Contracted general activity (UDA)	2,300
Carry forward general activity (UDA)	0
17/18 Contracted orthodontic activity (UOA)	0
Carry forward orthodontic activity (UOA)	0
Baseline contract value	£48,863.16

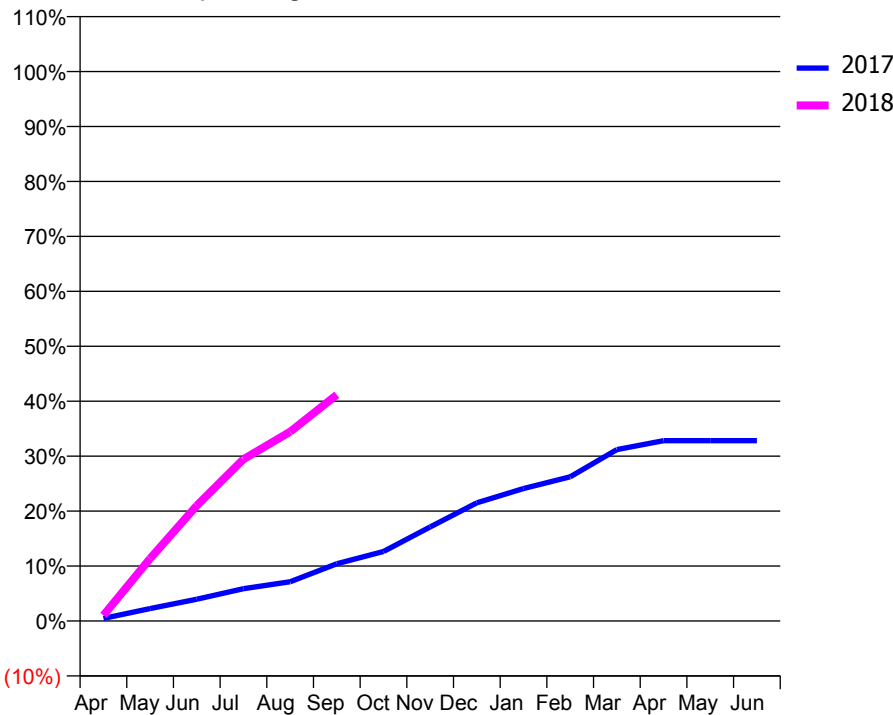
### ACCESS\*

Patients seen in 24 months	Total	Change since previous quarter
Quarter ending September 2016	394	
Quarter ending December 2016	399	→
Quarter ending March 2017	398	→
Quarter ending June 2017	428	↑
Quarter ending September 2017	462	↑
<b>Variance since September 2016</b>	<b>17.3%</b>	<b>↑</b>



### ACTIVITY

Cumulative percentage of contracted UDA delivered 2017 & 2018



Month	Adjusted Scheduled Activity (UDA)	
	2017	2018
April	11	24
May	52	262
June	91	483
July	135	677
August	164	792
September	240	947
October	291	
November	394	
December	495	
January	554	
February	604	
March	718	
April	755	
May	755	
June	755	

### QUALITY

	Quantity	Base Number	Contract	AT	Region	England
% of FP17s for the same patient ID Re-attending within 3 months - Children	7	119	5.9%	10.0%	11.6%	11.9%
% of FP17s for the same patient ID Re-attending within 3 months - Adults	40	254	15.7%	13.4%	15.2%	15.9%
% of FP17s for the same patient ID Re-attending between 3 & 9 months - Children	26	119	21.8%	59.8%	59.1%	58.1%
% of FP17s for the same patient ID Re-attending between 3 & 9 months - Adults	77	254	30.3%	54.7%	51.7%	50.6%
% of FP17s for Band 1 Urgent Courses	29	354	8.2%	7.2%	8.0%	9.1%
% of FP17s Relating to Free Repair or Replacements	1	354	0.3%	0.9%	0.8%	0.8%
% of FP17s Relating to Continuations	12	354	3.4%	1.2%	1.0%	1.1%
% of Patients satisfied with the dentistry they have received	0	0	N/A	92.0%	91.5%	91.4%
% of Patients satisfied with the time they had to wait for an appointment	0	0	N/A	89.4%	88.2%	87.7%

\* This is based on patients treated on this contract for their most recent course of treatment. Figures in italics indicate the base number of FP17s or Patient Questionnaire responses are less than 100. N/A is shown where the base number of responses is less than 10 during the period. % is calculated as Quantity/Base number\*100



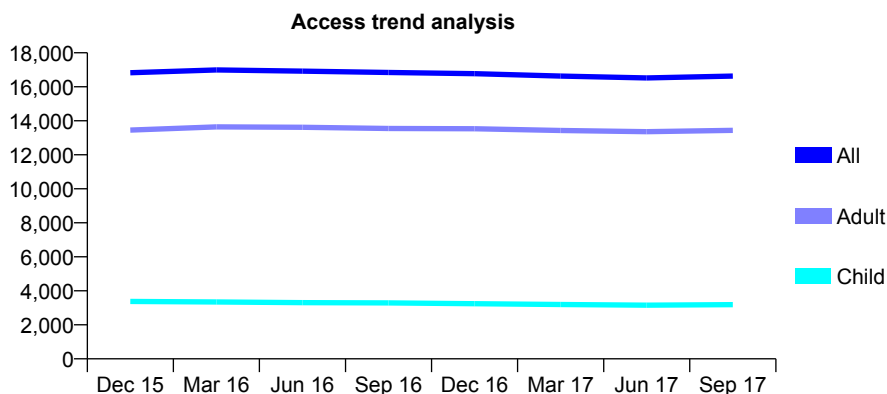
## Q60 - Vital Signs At a Glance Contract Report for 139920/0001 - September 2017

Name or company name	Shelton Dental Centre
Contract type name	GDS Contract
Purpose of contract	General and Orthodontic
Contract start date	01/04/2012
Contract end date	

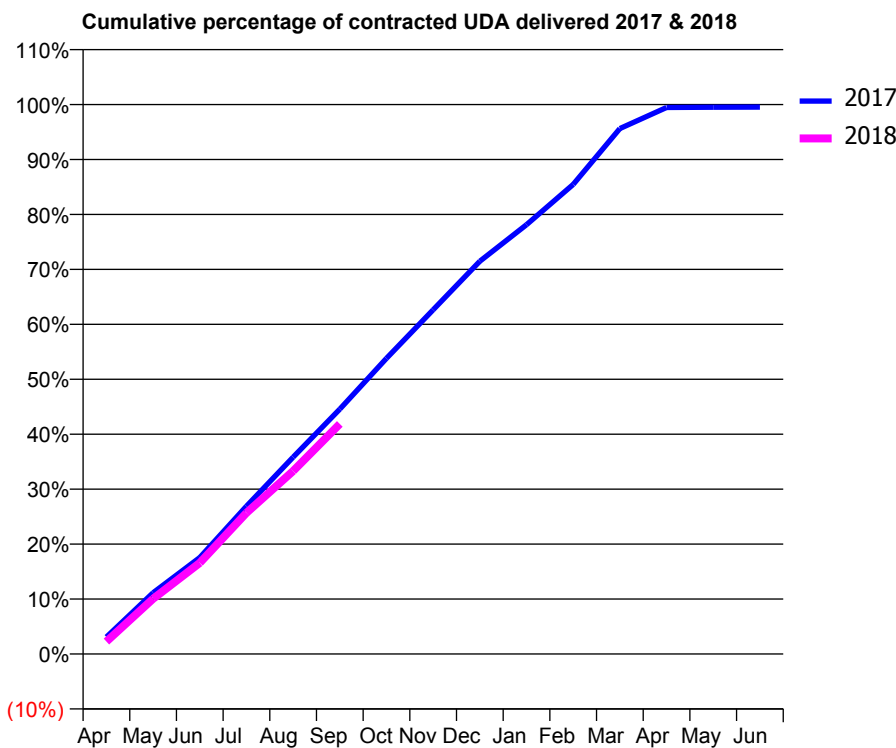
17/18 Contracted general activity (UDA)	47,905
Carry forward general activity (UDA)	225
17/18 Contracted orthodontic activity (UOA)	937
Carry forward orthodontic activity (UOA)	31
Baseline contract value	£1,152,203.95

### ACCESS\*

Patients seen in 24 months	Total	Change since previous quarter
Quarter ending September 2016	16,840	
Quarter ending December 2016	16,776	→
Quarter ending March 2017	16,631	→
Quarter ending June 2017	16,522	→
Quarter ending September 2017	16,634	→
<b>Variance since September 2016</b>	<b>(1.2%)</b>	<b>↓</b>



### ACTIVITY



Month	Adjusted Scheduled Activity (UDA)	
	2017	2018
April	1,479	1,091
May	5,341	4,816
June	8,412	7,942
July	12,888	12,302
August	17,164	15,951
September	21,346	20,054
October	25,782	
November	30,010	
December	34,239	
January	37,431	
February	40,933	
March	45,806	
April	47,642	
May	47,666	
June	47,680	

### QUALITY

	Quantity	Base Number	Contract	AT	Region	England
% of FP17s for the same patient ID Re-attending within 3 months - Children	195	2,610	7.5%	10.0%	11.6%	11.9%
% of FP17s for the same patient ID Re-attending within 3 months - Adults	1,073	10,302	10.4%	13.4%	15.2%	15.9%
% of FP17s for the same patient ID Re-attending between 3 & 9 months - Children	1,704	2,610	65.3%	59.8%	59.1%	58.1%
% of FP17s for the same patient ID Re-attending between 3 & 9 months - Adults	6,948	10,302	67.4%	54.7%	51.7%	50.6%
% of FP17s for Band 1 Urgent Courses	622	11,839	5.3%	7.2%	8.0%	9.1%
% of FP17s Relating to Free Repair or Replacements	76	11,839	0.6%	0.9%	0.8%	0.8%
% of FP17s Relating to Continuations	172	11,839	1.5%	1.2%	1.0%	1.1%
% of Patients satisfied with the dentistry they have received	39	42	92.9%	92.0%	91.5%	91.4%
% of Patients satisfied with the time they had to wait for an appointment	37	42	88.1%	89.4%	88.2%	87.7%

\* This is based on patients treated on this contract for their most recent course of treatment. Figures in italics indicate the base number of FP17s or Patient Questionnaire responses are less than 100. N/A is shown where the base number of responses is less than 10 during the period. % is calculated as Quantity/Base number\*100

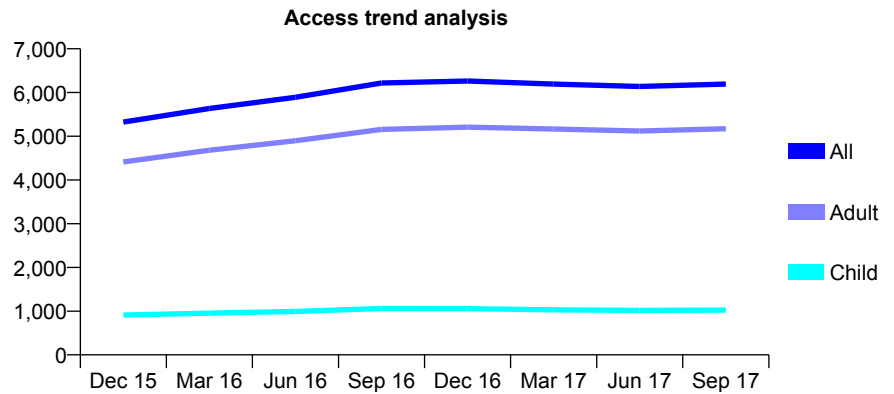
## Q60 - Vital Signs At a Glance Contract Report for 140015/0001 - September 2017

Name or company name	Shropshire Dental Limited
Contract type name	GDS Contract
Purpose of contract	General and Orthodontic
Contract start date	01/10/2014
Contract end date	

17/18 Contracted general activity (UDA)	15,278
Carry forward general activity (UDA)	0
17/18 Contracted orthodontic activity (UOA)	981
Carry forward orthodontic activity (UOA)	0
Baseline contract value	£440,181.31

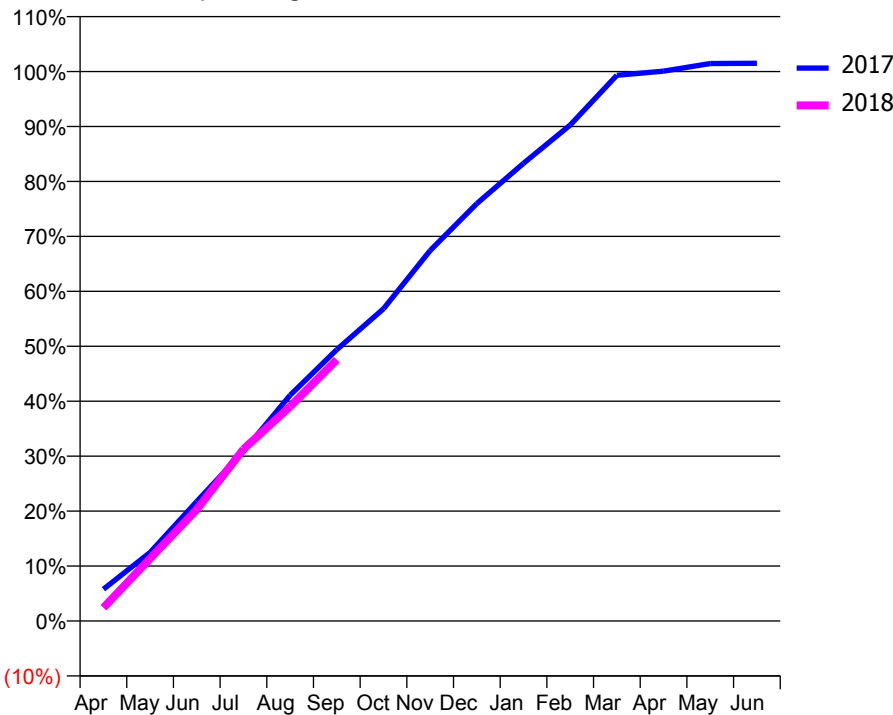
### ACCESS\*

Patients seen in 24 months	Total	Change since previous quarter
Quarter ending September 2016	6,217	
Quarter ending December 2016	6,264	→
Quarter ending March 2017	6,193	↓
Quarter ending June 2017	6,138	→
Quarter ending September 2017	6,194	→
<b>Variance since September 2016</b>	<b>(0.4%)</b>	<b>→</b>



### ACTIVITY

Cumulative percentage of contracted UDA delivered 2017 & 2018



Month	Adjusted Scheduled Activity (UDA)	
	2017	2018
April	884	369
May	1,908	1,737
June	3,326	3,101
July	4,719	4,776
August	6,278	5,963
September	7,547	7,266
October	8,680	
November	10,303	
December	11,607	
January	12,725	
February	13,791	
March	15,174	
April	15,289	
May	15,498	
June	15,506	

### QUALITY

	Quantity	Base Number	Contract	AT	Region	England
% of FP17s for the same patient ID Re-attending within 3 months - Children	60	857	7.0%	10.0%	11.6%	11.9%
% of FP17s for the same patient ID Re-attending within 3 months - Adults	155	3,417	4.5%	13.4%	15.2%	15.9%
% of FP17s for the same patient ID Re-attending between 3 & 9 months - Children	517	857	60.3%	59.8%	59.1%	58.1%
% of FP17s for the same patient ID Re-attending between 3 & 9 months - Adults	2,100	3,417	61.5%	54.7%	51.7%	50.6%
% of FP17s for Band 1 Urgent Courses	103	3,991	2.6%	7.2%	8.0%	9.1%
% of FP17s Relating to Free Repair or Replacements	3	3,991	0.1%	0.9%	0.8%	0.8%
% of FP17s Relating to Continuations	4	3,991	0.1%	1.2%	1.0%	1.1%
% of Patients satisfied with the dentistry they have received	112	115	97.4%	92.0%	91.5%	91.4%
% of Patients satisfied with the time they had to wait for an appointment	107	115	93.0%	89.4%	88.2%	87.7%

\* This is based on patients treated on this contract for their most recent course of treatment. Figures in italics indicate the base number of FP17s or Patient Questionnaire responses are less than 100. N/A is shown where the base number of responses is less than 10 during the period. % is calculated as Quantity/Base number\*100

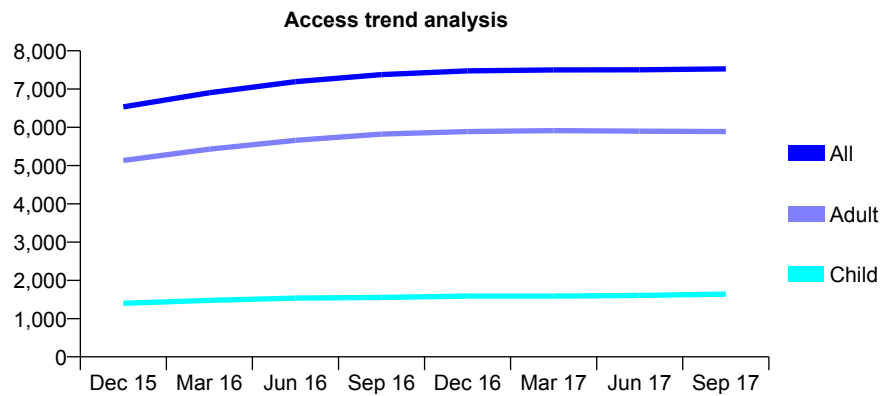
## Q60 - Vital Signs At a Glance Contract Report for 140015/0002 - September 2017

Name or company name	Shropshire Dental Limited
Contract type name	GDS Contract
Purpose of contract	General
Contract start date	01/10/2014
Contract end date	

17/18 Contracted general activity (UDA)	18,421
Carry forward general activity (UDA)	0
17/18 Contracted orthodontic activity (UOA)	0
Carry forward orthodontic activity (UOA)	0
Baseline contract value	£566,644.29

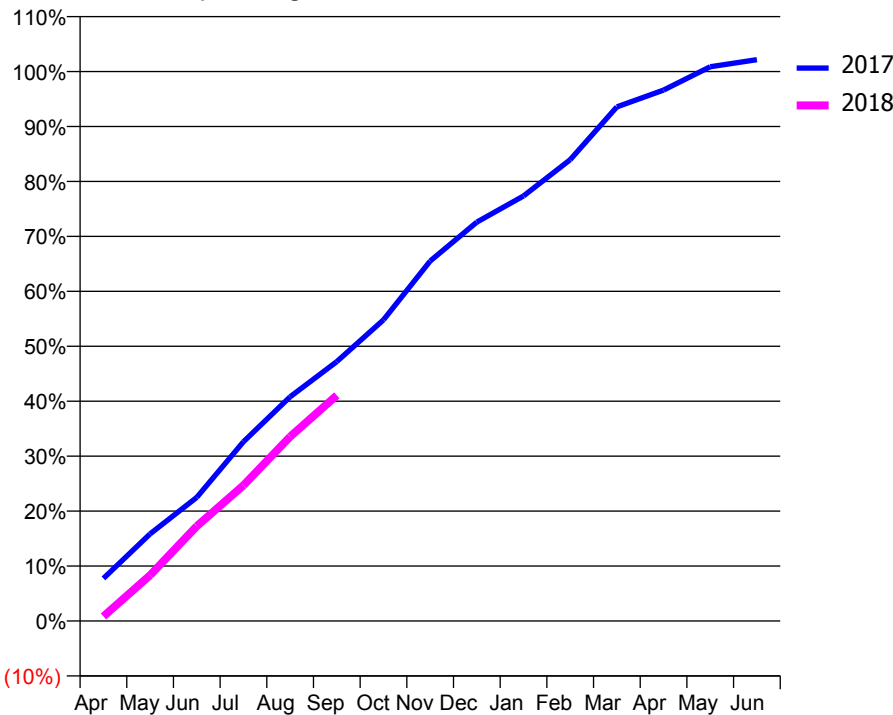
### ACCESS\*

Patients seen in 24 months	Total	Change since previous quarter
Quarter ending September 2016	7,377	
Quarter ending December 2016	7,475	→
Quarter ending March 2017	7,501	→
Quarter ending June 2017	7,503	→
Quarter ending September 2017	7,527	→
<b>Variance since September 2016</b>	2.0%	↑



### ACTIVITY

Cumulative percentage of contracted UDA delivered 2017 & 2018



Month	Adjusted Scheduled Activity (UDA)	
	2017	2018
April	1,430	155
May	2,923	1,537
June	4,145	3,181
July	6,011	4,549
August	7,518	6,182
September	8,696	7,564
October	10,094	
November	12,067	
December	13,373	
January	14,251	
February	15,463	
March	17,233	
April	17,797	
May	18,579	
June	18,818	

### QUALITY

	Quantity	Base Number	Contract	AT	Region	England
% of FP17s for the same patient ID Re-attending within 3 months - Children	20	1,249	1.6%	10.0%	11.6%	11.9%
% of FP17s for the same patient ID Re-attending within 3 months - Adults	194	4,348	4.5%	13.4%	15.2%	15.9%
% of FP17s for the same patient ID Re-attending between 3 & 9 months - Children	785	1,249	62.9%	59.8%	59.1%	58.1%
% of FP17s for the same patient ID Re-attending between 3 & 9 months - Adults	3,021	4,348	69.5%	54.7%	51.7%	50.6%
% of FP17s for Band 1 Urgent Courses	96	4,587	2.1%	7.2%	8.0%	9.1%
% of FP17s Relating to Free Repair or Replacements	9	4,587	0.2%	0.9%	0.8%	0.8%
% of FP17s Relating to Continuations	2	4,587	0.0%	1.2%	1.0%	1.1%
% of Patients satisfied with the dentistry they have received	20	23	87.0%	92.0%	91.5%	91.4%
% of Patients satisfied with the time they had to wait for an appointment	21	23	91.3%	89.4%	88.2%	87.7%

\* This is based on patients treated on this contract for their most recent course of treatment. Figures in italics indicate the base number of FP17s or Patient Questionnaire responses are less than 100. N/A is shown where the base number of responses is less than 10 during the period. % is calculated as Quantity/Base number\*100

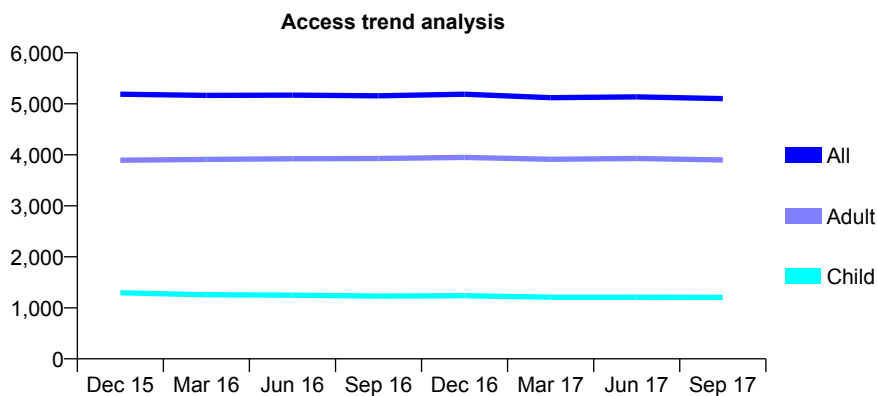
## Q60 - Vital Signs At a Glance Contract Report for 140392/0001 - September 2017

Name or company name	Regency House Dental Practice Ltd
Contract type name	GDS Contract
Purpose of contract	General and Orthodontic
Contract start date	01/04/2008
Contract end date	

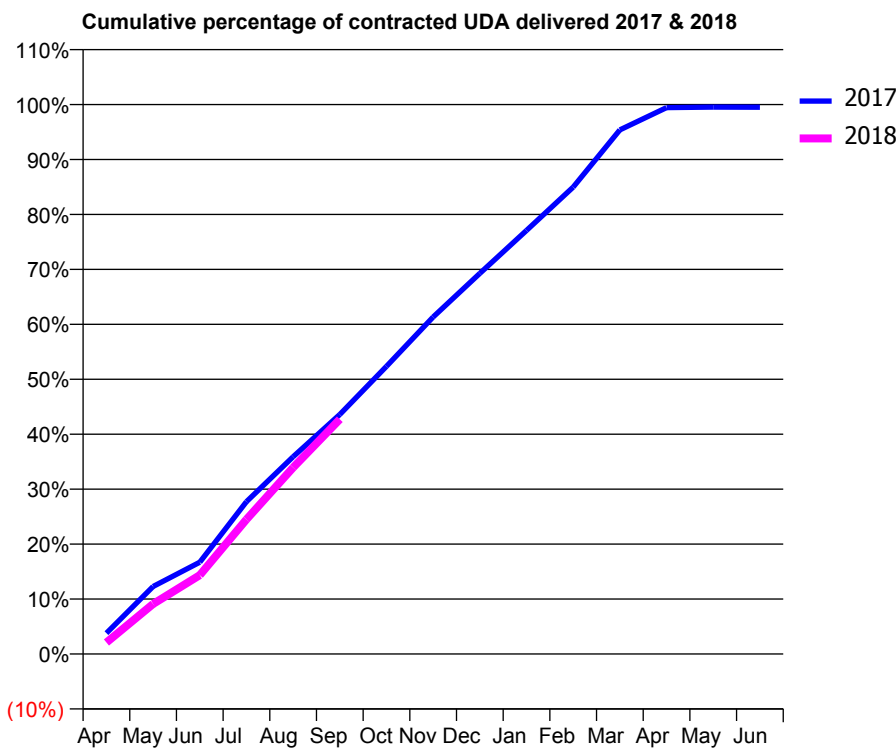
17/18 Contracted general activity (UDA)	14,694
Carry forward general activity (UDA)	71
17/18 Contracted orthodontic activity (UOA)	1,001
Carry forward orthodontic activity (UOA)	0
Baseline contract value	£455,087.13

### ACCESS\*

Patients seen in 24 months	Total	Change since previous quarter
Quarter ending September 2016	5,158	
Quarter ending December 2016	5,187	→
Quarter ending March 2017	5,121	↓
Quarter ending June 2017	5,136	→
Quarter ending September 2017	5,103	→
<b>Variance since September 2016</b>	<b>(1.1%)</b>	<b>↓</b>



### ACTIVITY



Month	Adjusted Scheduled Activity (UDA)	
	2017	2018
April	559	308
May	1,807	1,337
June	2,456	2,108
July	4,075	3,600
August	5,276	4,986
September	6,404	6,276
October	7,693	
November	9,012	
December	10,178	
January	11,328	
February	12,486	
March	14,014	
April	14,611	
May	14,625	
June	14,623	

### QUALITY

	Quantity	Base Number	Contract	AT	Region	England
% of FP17s for the same patient ID Re-attending within 3 months - Children	164	1,147	14.3%	10.0%	11.6%	11.9%
% of FP17s for the same patient ID Re-attending within 3 months - Adults	464	2,831	16.4%	13.4%	15.2%	15.9%
% of FP17s for the same patient ID Re-attending between 3 & 9 months - Children	712	1,147	62.1%	59.8%	59.1%	58.1%
% of FP17s for the same patient ID Re-attending between 3 & 9 months - Adults	1,455	2,831	51.4%	54.7%	51.7%	50.6%
% of FP17s for Band 1 Urgent Courses	312	3,578	8.7%	7.2%	8.0%	9.1%
% of FP17s Relating to Free Repair or Replacements	59	3,578	1.6%	0.9%	0.8%	0.8%
% of FP17s Relating to Continuations	37	3,578	1.0%	1.2%	1.0%	1.1%
% of Patients satisfied with the dentistry they have received	14	14	100.0%	92.0%	91.5%	91.4%
% of Patients satisfied with the time they had to wait for an appointment	12	14	85.7%	89.4%	88.2%	87.7%

\* This is based on patients treated on this contract for their most recent course of treatment. Figures in italics indicate the base number of FP17s or Patient Questionnaire responses are less than 100. N/A is shown where the base number of responses is less than 10 during the period. % is calculated as Quantity/Base number\*100

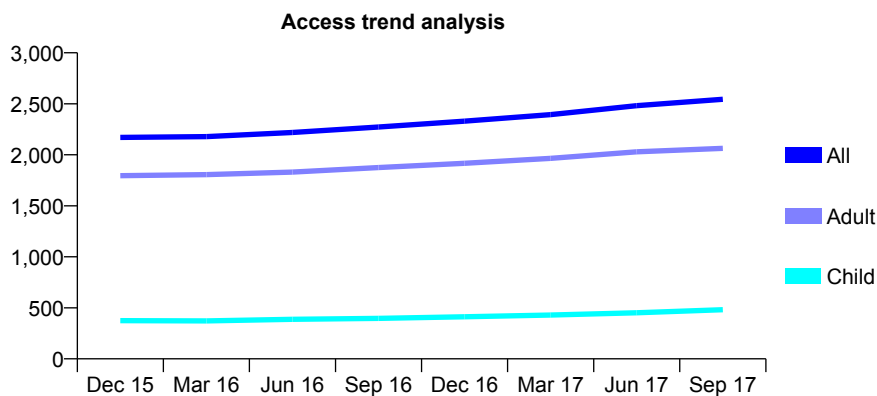
## Q60 - Vital Signs At a Glance Contract Report for 140953/0001 - September 2017

Name or company name	Bayston Hill Dental Practice
Contract type name	GDS Contract
Purpose of contract	General
Contract start date	01/07/2013
Contract end date	

17/18 Contracted general activity (UDA)	6,550
Carry forward general activity (UDA)	0
17/18 Contracted orthodontic activity (UOA)	0
Carry forward orthodontic activity (UOA)	0
Baseline contract value	£216,362.88

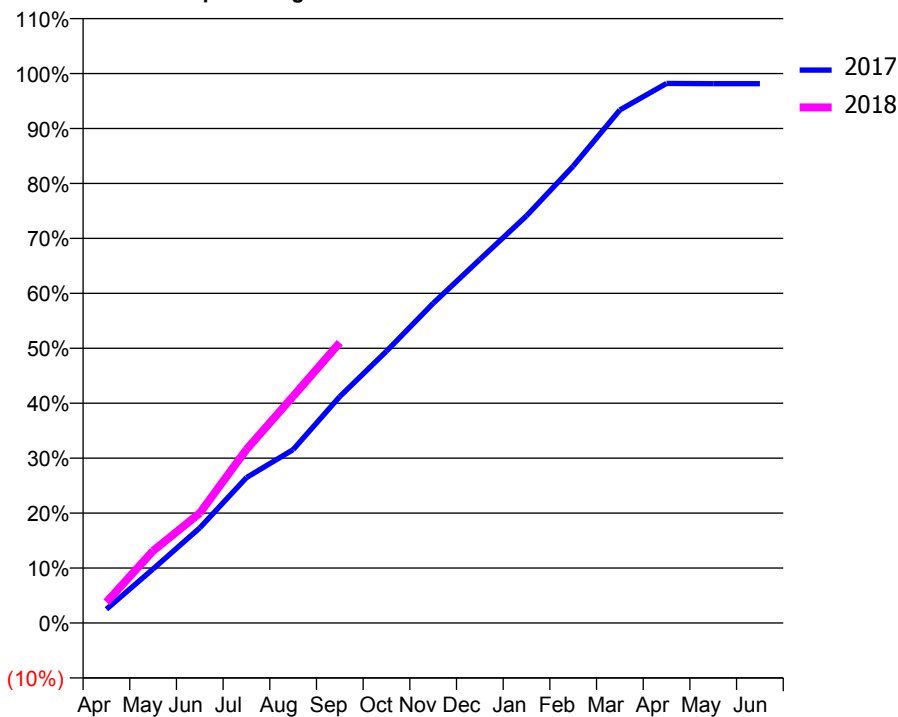
### ACCESS\*

Patients seen in 24 months	Total	Change since previous quarter
Quarter ending September 2016	2,272	
Quarter ending December 2016	2,330	↑
Quarter ending March 2017	2,394	↑
Quarter ending June 2017	2,482	↑
Quarter ending September 2017	2,545	↑
<b>Variance since September 2016</b>	<b>12.0%</b>	<b>↑</b>



### ACTIVITY

**Cumulative percentage of contracted UDA delivered 2017 & 2018**



Month	Adjusted Scheduled Activity (UDA)	
	2017	2018
April	165	249
May	644	861
June	1,135	1,311
July	1,734	2,069
August	2,067	2,702
September	2,699	3,341
October	3,240	
November	3,810	
December	4,333	
January	4,853	
February	5,446	
March	6,116	
April	6,432	
May	6,429	
June	6,429	

### QUALITY

	Quantity	Base Number	Contract	AT	Region	England
% of FP17s for the same patient ID Re-attending within 3 months - Children	23	452	5.1%	10.0%	11.6%	11.9%
% of FP17s for the same patient ID Re-attending within 3 months - Adults	152	1,666	9.1%	13.4%	15.2%	15.9%
% of FP17s for the same patient ID Re-attending between 3 & 9 months - Children	295	452	65.3%	59.8%	59.1%	58.1%
% of FP17s for the same patient ID Re-attending between 3 & 9 months - Adults	991	1,666	59.5%	54.7%	51.7%	50.6%
% of FP17s for Band 1 Urgent Courses	56	1,992	2.8%	7.2%	8.0%	9.1%
% of FP17s Relating to Free Repair or Replacements	19	1,992	1.0%	0.9%	0.8%	0.8%
% of FP17s Relating to Continuations	15	1,992	0.8%	1.2%	1.0%	1.1%
% of Patients satisfied with the dentistry they have received	8	8	N/A	92.0%	91.5%	91.4%
% of Patients satisfied with the time they had to wait for an appointment	7	8	N/A	89.4%	88.2%	87.7%

\* This is based on patients treated on this contract for their most recent course of treatment. Figures in italics indicate the base number of FP17s or Patient Questionnaire responses are less than 100. N/A is shown where the base number of responses is less than 10 during the period. % is calculated as Quantity/Base number\*100

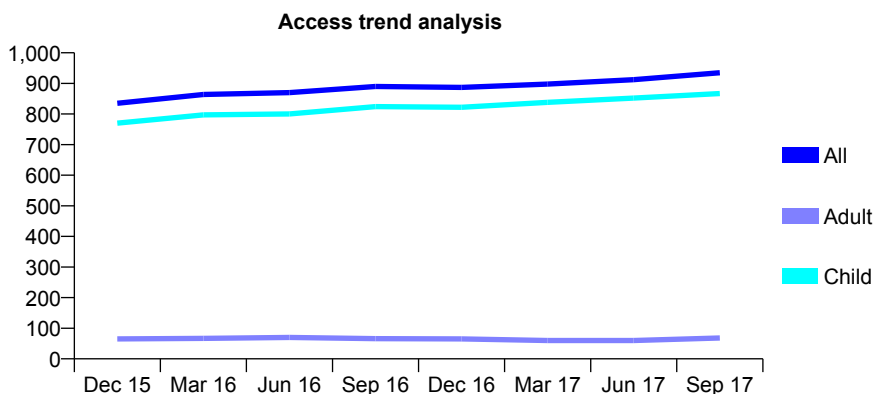
## Q60 - Vital Signs At a Glance Contract Report for 141585/0001 - September 2017

Name or company name	Shifnal Dental Practice
Contract type name	GDS Contract
Purpose of contract	General
Contract start date	01/06/2008
Contract end date	

17/18 Contracted general activity (UDA)	2,010
Carry forward general activity (UDA)	0
17/18 Contracted orthodontic activity (UOA)	0
Carry forward orthodontic activity (UOA)	0
Baseline contract value	£42,210.41

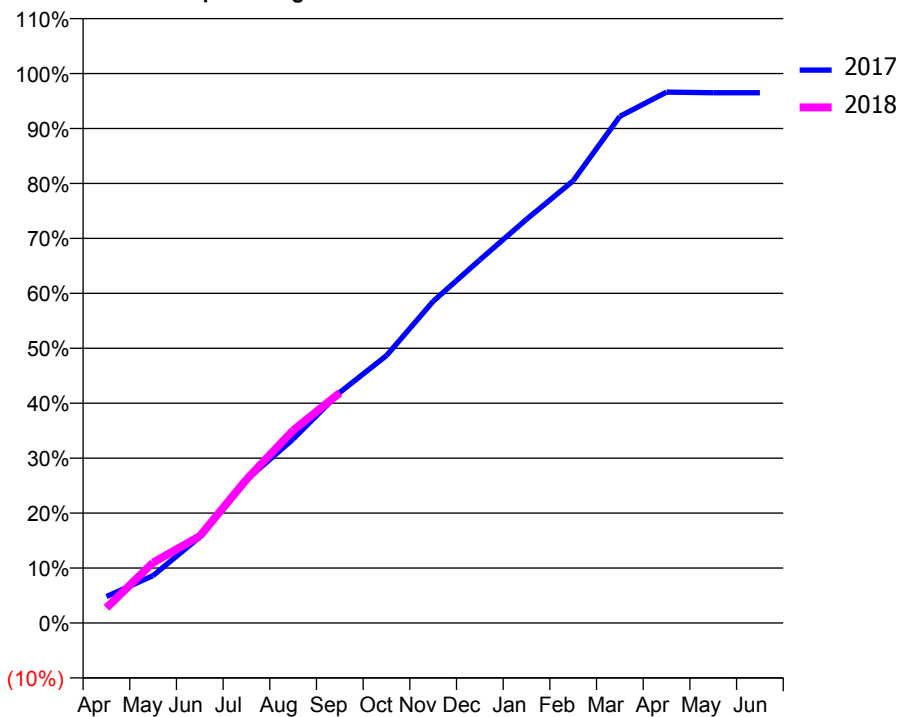
### ACCESS\*

Patients seen in 24 months	Total	Change since previous quarter
Quarter ending September 2016	890	
Quarter ending December 2016	887	→
Quarter ending March 2017	898	→
Quarter ending June 2017	912	→
Quarter ending September 2017	935	↑
<b>Variance since September 2016</b>	<b>5.1%</b>	<b>↑</b>



### ACTIVITY

Cumulative percentage of contracted UDA delivered 2017 & 2018



Adjusted Scheduled Activity (UDA)

Month	2017	2018
April	97	55
May	173	221
June	315	318
July	524	525
August	673	705
September	844	842
October	978	
November	1,177	
December	1,329	
January	1,477	
February	1,618	
March	1,853	
April	1,942	
May	1,940	
June	1,940	

### QUALITY

	Quantity	Base Number	Contract	AT	Region	England
% of FP17s for the same patient ID Re-attending within 3 months - Children	77	719	10.7%	10.0%	11.6%	11.9%
% of FP17s for the same patient ID Re-attending within 3 months - Adults	0	0	N/A	13.4%	15.2%	15.9%
% of FP17s for the same patient ID Re-attending between 3 & 9 months - Children	443	719	61.6%	59.8%	59.1%	58.1%
% of FP17s for the same patient ID Re-attending between 3 & 9 months - Adults	0	0	N/A	54.7%	51.7%	50.6%
% of FP17s for Band 1 Urgent Courses	31	654	4.7%	7.2%	8.0%	9.1%
% of FP17s Relating to Free Repair or Replacements	2	654	0.3%	0.9%	0.8%	0.8%
% of FP17s Relating to Continuations	0	654	0.0%	1.2%	1.0%	1.1%
% of Patients satisfied with the dentistry they have received	4	4	N/A	92.0%	91.5%	91.4%
% of Patients satisfied with the time they had to wait for an appointment	4	4	N/A	89.4%	88.2%	87.7%

\* This is based on patients treated on this contract for their most recent course of treatment. Figures in italics indicate the base number of FP17s or Patient Questionnaire responses are less than 100. N/A is shown where the base number of responses is less than 10 during the period. % is calculated as Quantity/Base number\*100

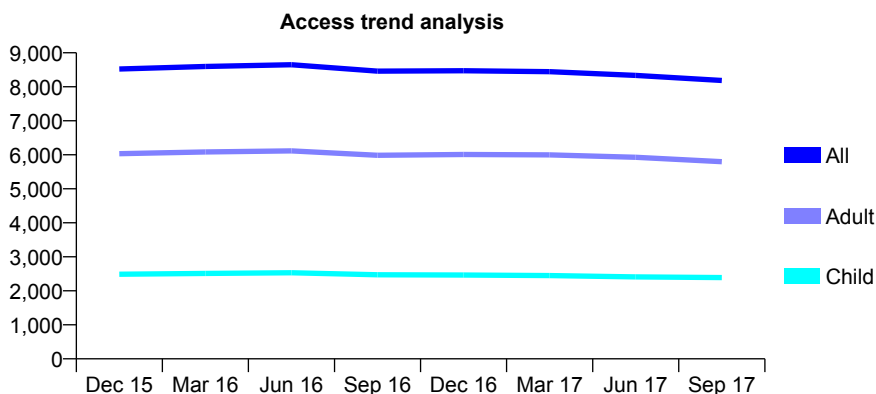
## Q60 - Vital Signs At a Glance Contract Report for 142425/0001 - September 2017

Name or company name	Waterloo Dental Practice
Contract type name	GDS Contract
Purpose of contract	General
Contract start date	01/04/2013
Contract end date	

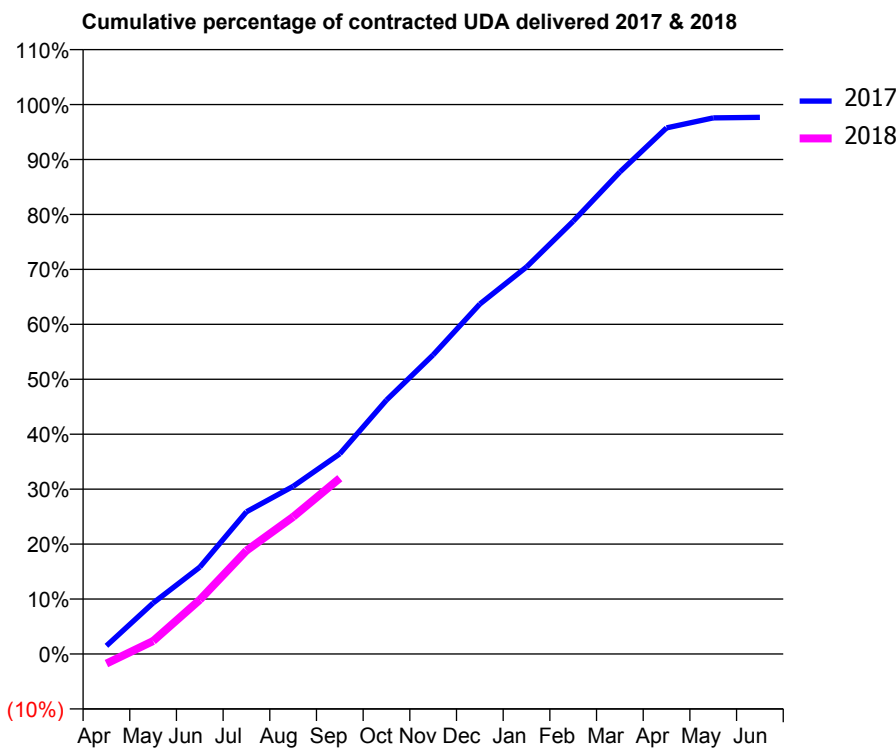
17/18 Contracted general activity (UDA)	25,316
Carry forward general activity (UDA)	594
17/18 Contracted orthodontic activity (UOA)	0
Carry forward orthodontic activity (UOA)	0
Baseline contract value	£702,876.09

### ACCESS\*

Patients seen in 24 months	Total	Change since previous quarter
Quarter ending September 2016	8,460	
Quarter ending December 2016	8,474	→
Quarter ending March 2017	8,447	→
Quarter ending June 2017	8,335	↓
Quarter ending September 2017	8,188	↓
<b>Variance since September 2016</b>	<b>(3.2%)</b>	<b>↓</b>



### ACTIVITY



Month	Adjusted Scheduled Activity (UDA)	
	2017	2018
April	379	-448
May	2,348	602
June	4,004	2,499
July	6,549	4,762
August	7,726	6,317
September	9,224	8,100
October	11,698	
November	13,781	
December	16,122	
January	17,829	
February	19,938	
March	22,204	
April	24,239	
May	24,699	
June	24,722	

### QUALITY

	Quantity	Base Number	Contract	AT	Region	England
% of FP17s for the same patient ID Re-attending within 3 months - Children	93	1,483	6.3%	10.0%	11.6%	11.9%
% of FP17s for the same patient ID Re-attending within 3 months - Adults	526	3,804	13.8%	13.4%	15.2%	15.9%
% of FP17s for the same patient ID Re-attending between 3 & 9 months - Children	874	1,483	58.9%	59.8%	59.1%	58.1%
% of FP17s for the same patient ID Re-attending between 3 & 9 months - Adults	2,348	3,804	61.7%	54.7%	51.7%	50.6%
% of FP17s for Band 1 Urgent Courses	156	4,314	3.6%	7.2%	8.0%	9.1%
% of FP17s Relating to Free Repair or Replacements	44	4,314	1.0%	0.9%	0.8%	0.8%
% of FP17s Relating to Continuations	94	4,314	2.2%	1.2%	1.0%	1.1%
% of Patients satisfied with the dentistry they have received	22	22	100.0%	92.0%	91.5%	91.4%
% of Patients satisfied with the time they had to wait for an appointment	21	22	95.5%	89.4%	88.2%	87.7%

\* This is based on patients treated on this contract for their most recent course of treatment. Figures in italics indicate the base number of FP17s or Patient Questionnaire responses are less than 100. N/A is shown where the base number of responses is less than 10 during the period. % is calculated as Quantity/Base number\*100

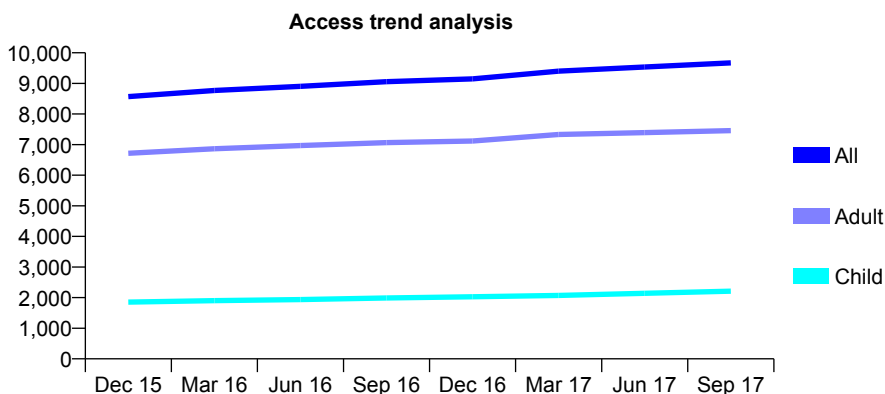
## Q60 - Vital Signs At a Glance Contract Report for 143049/0001 - September 2017

Name or company name	Stirchley Dental Practice
Contract type name	GDS Contract
Purpose of contract	General
Contract start date	01/04/2008
Contract end date	

17/18 Contracted general activity (UDA)	41,071
Carry forward general activity (UDA)	0
17/18 Contracted orthodontic activity (UOA)	0
Carry forward orthodontic activity (UOA)	0
Baseline contract value	£1,165,451.80

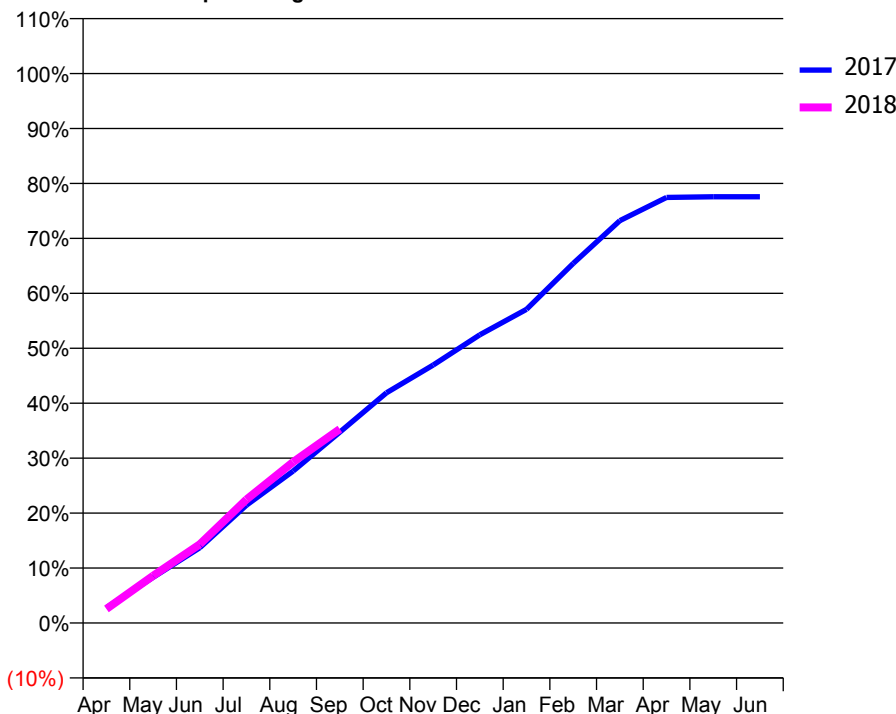
### ACCESS\*

Patients seen in 24 months	Total	Change since previous quarter
Quarter ending September 2016	9,056	
Quarter ending December 2016	9,146	→
Quarter ending March 2017	9,402	↑
Quarter ending June 2017	9,534	→
Quarter ending September 2017	9,669	→
<b>Variance since September 2016</b>	<b>6.8%</b>	<b>↑</b>



### ACTIVITY

Cumulative percentage of contracted UDA delivered 2017 & 2018



Month	Adjusted Scheduled Activity (UDA)	
	2017	2018
April	1,149	1,048
May	3,412	3,532
June	5,622	5,882
July	8,805	9,231
August	11,361	12,037
September	14,265	14,500
October	17,203	
November	19,278	
December	21,544	
January	23,447	
February	26,877	
March	30,072	
April	31,809	
May	31,859	
June	31,863	

### QUALITY

	Quantity	Base Number	Contract	AT	Region	England
% of FP17s for the same patient ID Re-attending within 3 months - Children	125	1,752	7.1%	10.0%	11.6%	11.9%
% of FP17s for the same patient ID Re-attending within 3 months - Adults	923	5,846	15.8%	13.4%	15.2%	15.9%
% of FP17s for the same patient ID Re-attending between 3 & 9 months - Children	1,004	1,752	57.3%	59.8%	59.1%	58.1%
% of FP17s for the same patient ID Re-attending between 3 & 9 months - Adults	3,335	5,846	57.0%	54.7%	51.7%	50.6%
% of FP17s for Band 1 Urgent Courses	567	6,812	8.3%	7.2%	8.0%	9.1%
% of FP17s Relating to Free Repair or Replacements	141	6,812	2.1%	0.9%	0.8%	0.8%
% of FP17s Relating to Continuations	101	6,812	1.5%	1.2%	1.0%	1.1%
% of Patients satisfied with the dentistry they have received	26	28	92.9%	92.0%	91.5%	91.4%
% of Patients satisfied with the time they had to wait for an appointment	22	28	78.6%	89.4%	88.2%	87.7%

\* This is based on patients treated on this contract for their most recent course of treatment. Figures in italics indicate the base number of FP17s or Patient Questionnaire responses are less than 100. N/A is shown where the base number of responses is less than 10 during the period. % is calculated as Quantity/Base number\*100



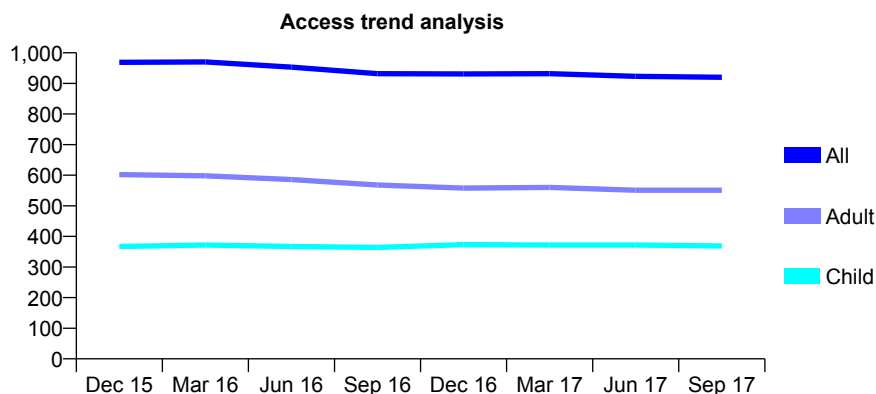
## Q60 - Vital Signs At a Glance Contract Report for 144991/0001 - September 2017

Name or company name	Sue Meredith / Aquil Rajabali
Contract type name	GDS Contract
Purpose of contract	General
Contract start date	01/04/2013
Contract end date	

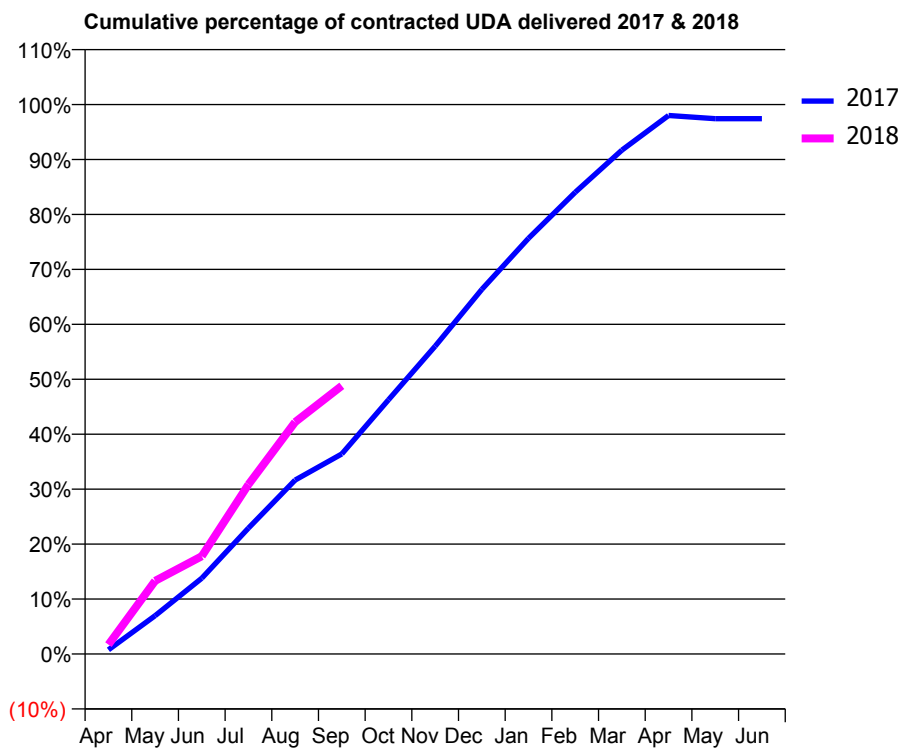
17/18 Contracted general activity (UDA)	2,731
Carry forward general activity (UDA)	0
17/18 Contracted orthodontic activity (UOA)	0
Carry forward orthodontic activity (UOA)	0
Baseline contract value	£63,063.20

### ACCESS\*

Patients seen in 24 months	Total	Change since previous quarter
Quarter ending September 2016	932	
Quarter ending December 2016	931	→
Quarter ending March 2017	932	→
Quarter ending June 2017	923	→
Quarter ending September 2017	920	→
<b>Variance since September 2016</b>	<b>(1.3%)</b>	<b>↓</b>



### ACTIVITY



Month	Adjusted Scheduled Activity (UDA)	
	2017	2018
April	21	47
May	190	364
June	377	486
July	626	843
August	864	1,153
September	995	1,333
October	1,263	
November	1,530	
December	1,812	
January	2,066	
February	2,295	
March	2,504	
April	2,677	
May	2,661	
June	2,661	

### QUALITY

	Quantity	Base Number	Contract	AT	Region	England
% of FP17s for the same patient ID Re-attending within 3 months - Children	46	340	13.5%	10.0%	11.6%	11.9%
% of FP17s for the same patient ID Re-attending within 3 months - Adults	51	359	14.2%	13.4%	15.2%	15.9%
% of FP17s for the same patient ID Re-attending between 3 & 9 months - Children	180	340	52.9%	59.8%	59.1%	58.1%
% of FP17s for the same patient ID Re-attending between 3 & 9 months - Adults	195	359	54.3%	54.7%	51.7%	50.6%
% of FP17s for Band 1 Urgent Courses	30	626	4.8%	7.2%	8.0%	9.1%
% of FP17s Relating to Free Repair or Replacements	0	626	0.0%	0.9%	0.8%	0.8%
% of FP17s Relating to Continuations	0	626	0.0%	1.2%	1.0%	1.1%
% of Patients satisfied with the dentistry they have received	0	0	N/A	92.0%	91.5%	91.4%
% of Patients satisfied with the time they had to wait for an appointment	0	0	N/A	89.4%	88.2%	87.7%

\* This is based on patients treated on this contract for their most recent course of treatment. Figures in italics indicate the base number of FP17s or Patient Questionnaire responses are less than 100. N/A is shown where the base number of responses is less than 10 during the period. % is calculated as Quantity/Base number\*100

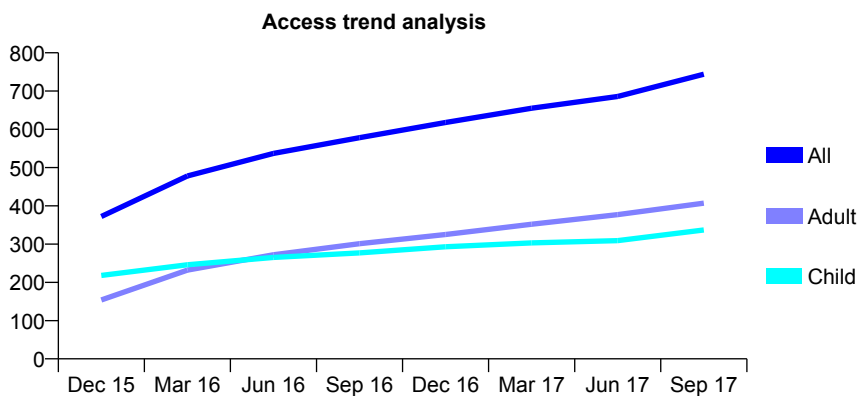
## Q60 - Vital Signs At a Glance Contract Report for 145947/0001 - September 2017

Name or company name	Eccleshall Dental Clinic
Contract type name	GDS Contract
Purpose of contract	General
Contract start date	08/01/2015
Contract end date	

17/18 Contracted general activity (UDA)	2,058
Carry forward general activity (UDA)	0
17/18 Contracted orthodontic activity (UOA)	0
Carry forward orthodontic activity (UOA)	0
Baseline contract value	£46,296.32

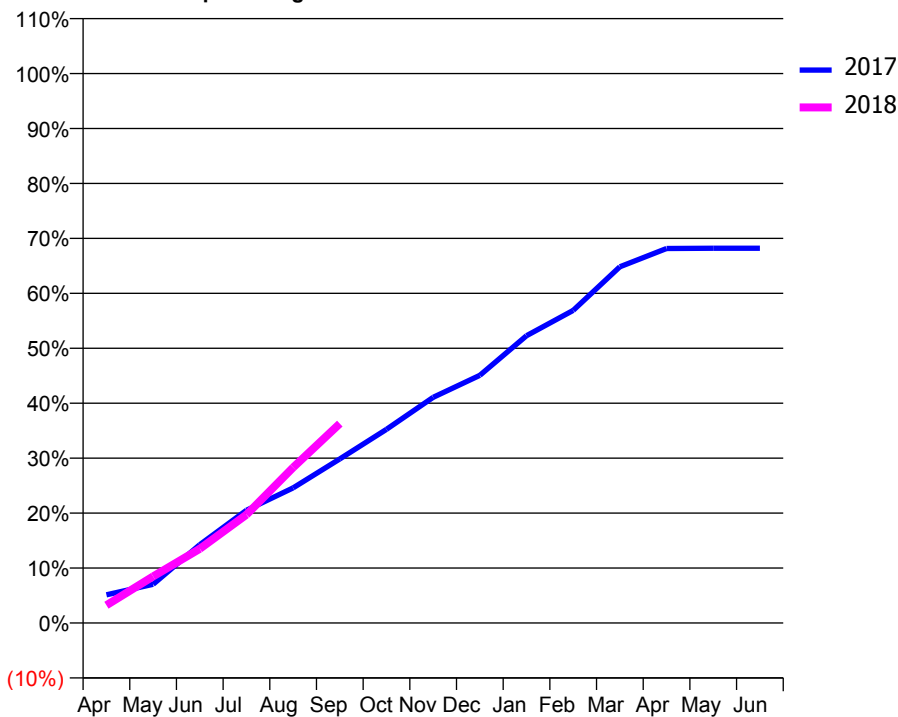
### ACCESS\*

Patients seen in 24 months	Total	Change since previous quarter
Quarter ending September 2016	578	
Quarter ending December 2016	618	↑
Quarter ending March 2017	655	↑
Quarter ending June 2017	686	↑
Quarter ending September 2017	744	↑
<b>Variance since September 2016</b>	<b>28.7%</b>	<b>↑</b>



### ACTIVITY

Cumulative percentage of contracted UDA delivered 2017 & 2018



Adjusted Scheduled Activity (UDA)

Month	2017	2018
April	106	67
May	145	175
June	293	278
July	422	406
August	506	583
September	614	747
October	725	
November	845	
December	928	
January	1,076	
February	1,171	
March	1,334	
April	1,403	
May	1,404	
June	1,404	

### QUALITY

	Quantity	Base Number	Contract	AT	Region	England
% of FP17s for the same patient ID Re-attending within 3 months - Children	18	232	7.8%	10.0%	11.6%	11.9%
% of FP17s for the same patient ID Re-attending within 3 months - Adults	33	221	14.9%	13.4%	15.2%	15.9%
% of FP17s for the same patient ID Re-attending between 3 & 9 months - Children	111	232	47.8%	59.8%	59.1%	58.1%
% of FP17s for the same patient ID Re-attending between 3 & 9 months - Adults	79	221	35.7%	54.7%	51.7%	50.6%
% of FP17s for Band 1 Urgent Courses	39	422	9.2%	7.2%	8.0%	9.1%
% of FP17s Relating to Free Repair or Replacements	1	422	0.2%	0.9%	0.8%	0.8%
% of FP17s Relating to Continuations	0	422	0.0%	1.2%	1.0%	1.1%
% of Patients satisfied with the dentistry they have received	2	2	N/A	92.0%	91.5%	91.4%
% of Patients satisfied with the time they had to wait for an appointment	2	2	N/A	89.4%	88.2%	87.7%

\* This is based on patients treated on this contract for their most recent course of treatment. Figures in italics indicate the base number of FP17s or Patient Questionnaire responses are less than 100. N/A is shown where the base number of responses is less than 10 during the period. % is calculated as Quantity/Base number\*100

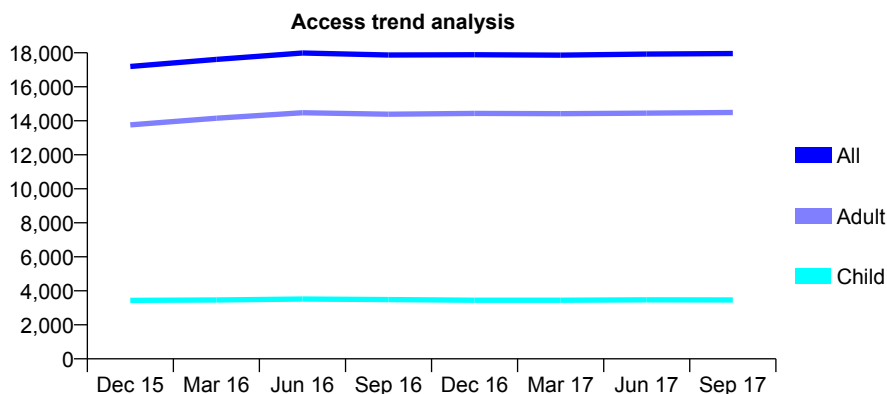
## Q60 - Vital Signs At a Glance Contract Report for 148326/0001 - September 2017

Name or company name	Bore Street Dental Practice Limited
Contract type name	GDS Contract
Purpose of contract	General
Contract start date	01/07/2014
Contract end date	

17/18 Contracted general activity (UDA)	49,250
Carry forward general activity (UDA)	-83
17/18 Contracted orthodontic activity (UOA)	0
Carry forward orthodontic activity (UOA)	0
Baseline contract value	£1,128,214.48

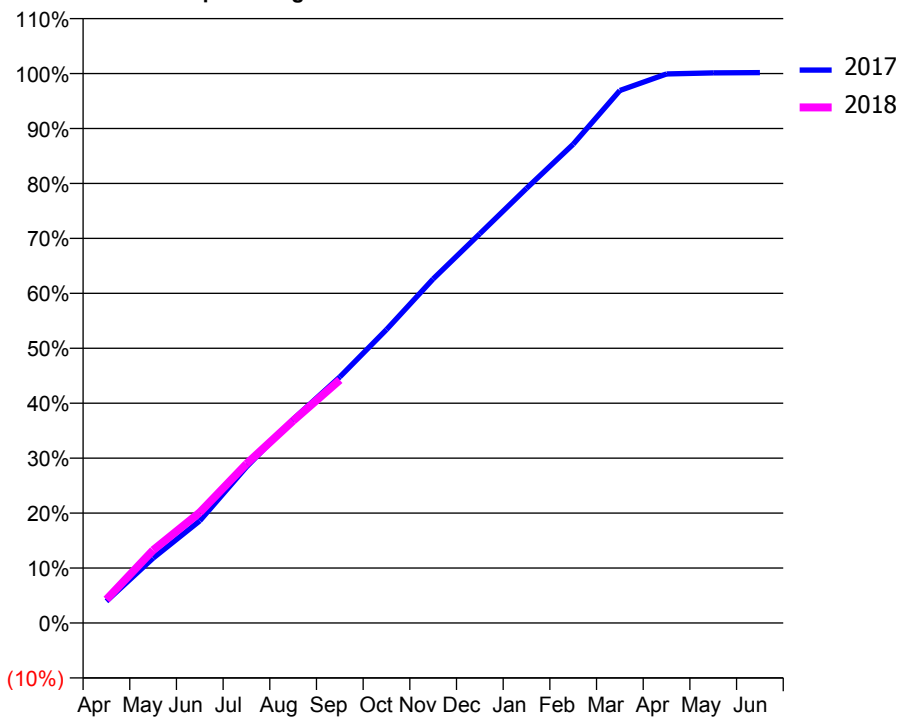
### ACCESS\*

Patients seen in 24 months	Total	Change since previous quarter
Quarter ending September 2016	17,872	
Quarter ending December 2016	17,886	→
Quarter ending March 2017	17,865	→
Quarter ending June 2017	17,925	→
Quarter ending September 2017	17,956	→
<b>Variance since September 2016</b>	<b>0.5%</b>	<b>→</b>



### ACTIVITY

Cumulative percentage of contracted UDA delivered 2017 & 2018



Month	Adjusted Scheduled Activity (UDA)	
	2017	2018
April	1,954	2,106
May	5,816	6,526
June	9,159	9,916
July	13,987	14,262
August	18,253	18,122
September	22,053	21,783
October	26,303	
November	30,837	
December	34,889	
January	38,957	
February	42,910	
March	47,726	
April	49,205	
May	49,311	
June	49,333	

### QUALITY

	Quantity	Base Number	Contract	AT	Region	England
% of FP17s for the same patient ID Re-attending within 3 months - Children	140	2,790	5.0%	10.0%	11.6%	11.9%
% of FP17s for the same patient ID Re-attending within 3 months - Adults	1,400	10,841	12.9%	13.4%	15.2%	15.9%
% of FP17s for the same patient ID Re-attending between 3 & 9 months - Children	1,852	2,790	66.4%	59.8%	59.1%	58.1%
% of FP17s for the same patient ID Re-attending between 3 & 9 months - Adults	6,422	10,841	59.2%	54.7%	51.7%	50.6%
% of FP17s for Band 1 Urgent Courses	403	12,722	3.2%	7.2%	8.0%	9.1%
% of FP17s Relating to Free Repair or Replacements	148	12,722	1.2%	0.9%	0.8%	0.8%
% of FP17s Relating to Continuations	304	12,722	2.4%	1.2%	1.0%	1.1%
% of Patients satisfied with the dentistry they have received	42	45	93.3%	92.0%	91.5%	91.4%
% of Patients satisfied with the time they had to wait for an appointment	38	45	84.4%	89.4%	88.2%	87.7%

\* This is based on patients treated on this contract for their most recent course of treatment. Figures in italics indicate the base number of FP17s or Patient Questionnaire responses are less than 100. N/A is shown where the base number of responses is less than 10 during the period. % is calculated as Quantity/Base number\*100

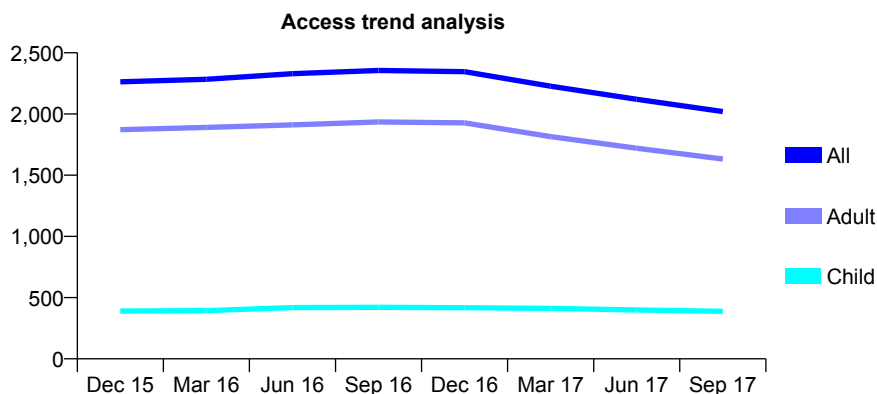
## Q60 - Vital Signs At a Glance Contract Report for 148423/0001 - September 2017

Name or company name	Kinver Dental and Implant Surgery
Contract type name	GDS Contract
Purpose of contract	General and Orthodontic
Contract start date	05/01/2015
Contract end date	

17/18 Contracted general activity (UDA)	7,076
Carry forward general activity (UDA)	-1
17/18 Contracted orthodontic activity (UOA)	506
Carry forward orthodontic activity (UOA)	0
Baseline contract value	£187,975.64

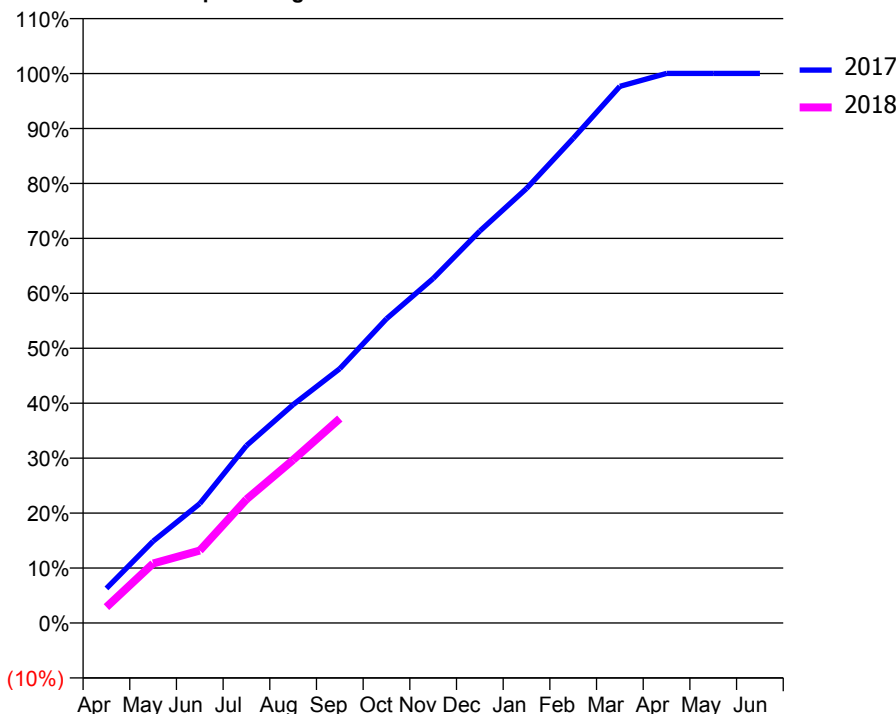
### ACCESS\*

Patients seen in 24 months	Total	Change since previous quarter
Quarter ending September 2016	2,356	
Quarter ending December 2016	2,346	→
Quarter ending March 2017	2,227	↓
Quarter ending June 2017	2,120	↓
Quarter ending September 2017	2,020	↓
<b>Variance since September 2016</b>	<b>(14.3%)</b>	<b>↓</b>



### ACTIVITY

Cumulative percentage of contracted UDA delivered 2017 & 2018



Month	Adjusted Scheduled Activity (UDA)	
	2017	2018
April	445	205
May	1,053	766
June	1,537	934
July	2,284	1,592
August	2,813	2,102
September	3,276	2,633
October	3,917	
November	4,437	
December	5,048	
January	5,596	
February	6,241	
March	6,911	
April	7,077	
May	7,077	
June	7,077	

### QUALITY

	Quantity	Base Number	Contract	AT	Region	England
% of FP17s for the same patient ID Re-attending within 3 months - Children	33	347	9.5%	10.0%	11.6%	11.9%
% of FP17s for the same patient ID Re-attending within 3 months - Adults	157	1,225	12.8%	13.4%	15.2%	15.9%
% of FP17s for the same patient ID Re-attending between 3 & 9 months - Children	215	347	62.0%	59.8%	59.1%	58.1%
% of FP17s for the same patient ID Re-attending between 3 & 9 months - Adults	872	1,225	71.2%	54.7%	51.7%	50.6%
% of FP17s for Band 1 Urgent Courses	63	1,451	4.3%	7.2%	8.0%	9.1%
% of FP17s Relating to Free Repair or Replacements	15	1,451	1.0%	0.9%	0.8%	0.8%
% of FP17s Relating to Continuations	15	1,451	1.0%	1.2%	1.0%	1.1%
% of Patients satisfied with the dentistry they have received	2	2	N/A	92.0%	91.5%	91.4%
% of Patients satisfied with the time they had to wait for an appointment	2	2	N/A	89.4%	88.2%	87.7%

\* This is based on patients treated on this contract for their most recent course of treatment. Figures in italics indicate the base number of FP17s or Patient Questionnaire responses are less than 100. N/A is shown where the base number of responses is less than 10 during the period. % is calculated as Quantity/Base number\*100

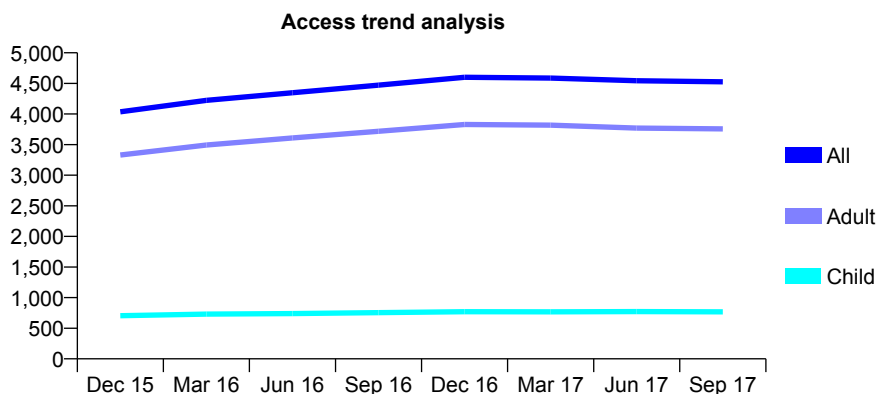
## Q60 - Vital Signs At a Glance Contract Report for 148911/0001 - September 2017

Name or company name	Bowdlers House Dental Practice
Contract type name	GDS Contract
Purpose of contract	General
Contract start date	16/01/2015
Contract end date	

17/18 Contracted general activity (UDA)	13,360
Carry forward general activity (UDA)	0
17/18 Contracted orthodontic activity (UOA)	0
Carry forward orthodontic activity (UOA)	0
Baseline contract value	£310,257.51

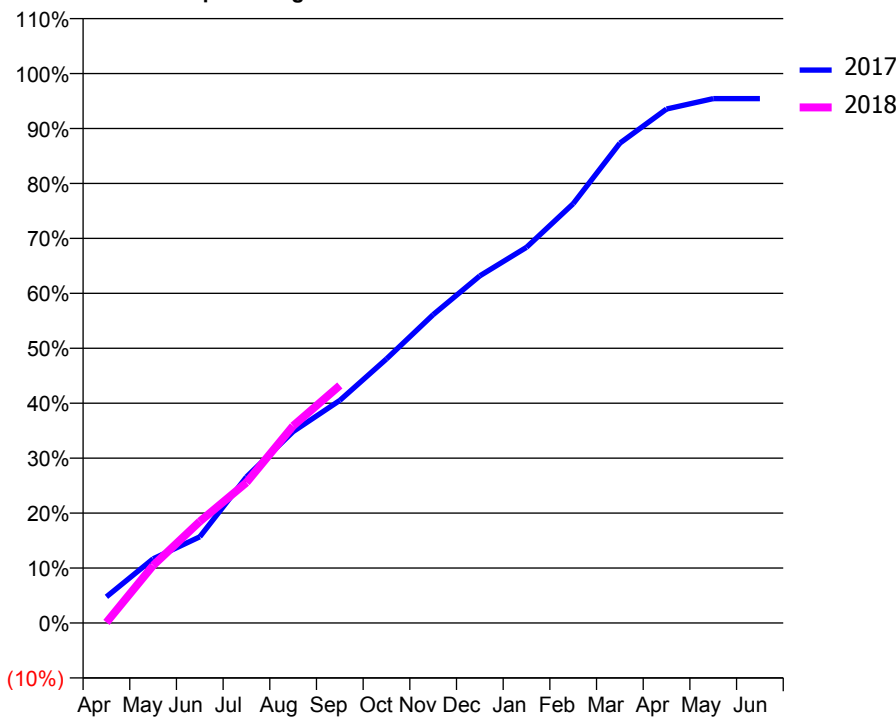
### ACCESS\*

Patients seen in 24 months	Total	Change since previous quarter
Quarter ending September 2016	4,471	
Quarter ending December 2016	4,601	↑
Quarter ending March 2017	4,588	→
Quarter ending June 2017	4,543	→
Quarter ending September 2017	4,526	→
<b>Variance since September 2016</b>	<b>1.2%</b>	<b>→</b>



### ACTIVITY

Cumulative percentage of contracted UDA delivered 2017 & 2018



Month	Adjusted Scheduled Activity (UDA)	
	2017	2018
April	636	14
May	1,561	1,398
June	2,096	2,469
July	3,550	3,416
August	4,654	4,794
September	5,414	5,776
October	6,422	
November	7,498	
December	8,441	
January	9,134	
February	10,195	
March	11,668	
April	12,496	
May	12,750	
June	12,750	

### QUALITY

	Quantity	Base Number	Contract	AT	Region	England
% of FP17s for the same patient ID Re-attending within 3 months - Children	28	619	4.5%	10.0%	11.6%	11.9%
% of FP17s for the same patient ID Re-attending within 3 months - Adults	346	2,884	12.0%	13.4%	15.2%	15.9%
% of FP17s for the same patient ID Re-attending between 3 & 9 months - Children	356	619	57.5%	59.8%	59.1%	58.1%
% of FP17s for the same patient ID Re-attending between 3 & 9 months - Adults	1,703	2,884	59.0%	54.7%	51.7%	50.6%
% of FP17s for Band 1 Urgent Courses	272	3,106	8.8%	7.2%	8.0%	9.1%
% of FP17s Relating to Free Repair or Replacements	25	3,106	0.8%	0.9%	0.8%	0.8%
% of FP17s Relating to Continuations	11	3,106	0.4%	1.2%	1.0%	1.1%
% of Patients satisfied with the dentistry they have received	20	21	95.2%	92.0%	91.5%	91.4%
% of Patients satisfied with the time they had to wait for an appointment	21	21	100.0%	89.4%	88.2%	87.7%

\* This is based on patients treated on this contract for their most recent course of treatment. Figures in italics indicate the base number of FP17s or Patient Questionnaire responses are less than 100. N/A is shown where the base number of responses is less than 10 during the period. % is calculated as Quantity/Base number\*100

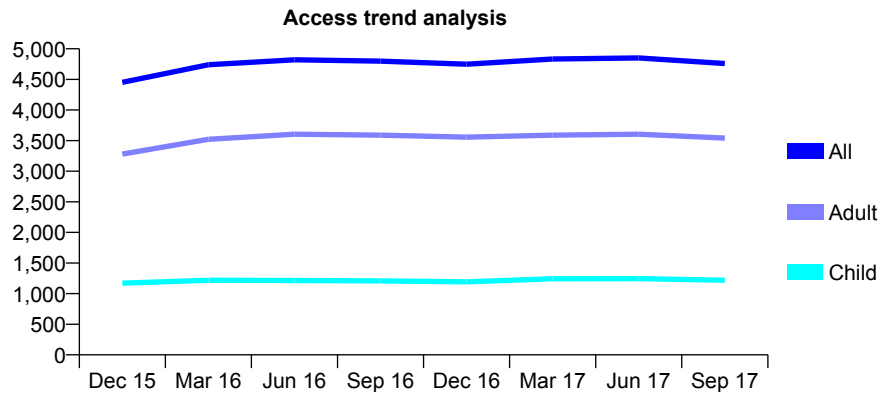
## Q60 - Vital Signs At a Glance Contract Report for 149683/0001 - September 2017

Name or company name	Avenue Road Partnership
Contract type name	GDS Contract
Purpose of contract	General
Contract start date	01/09/2014
Contract end date	

17/18 Contracted general activity (UDA)	13,790
Carry forward general activity (UDA)	0
17/18 Contracted orthodontic activity (UOA)	0
Carry forward orthodontic activity (UOA)	0
Baseline contract value	£396,732.99

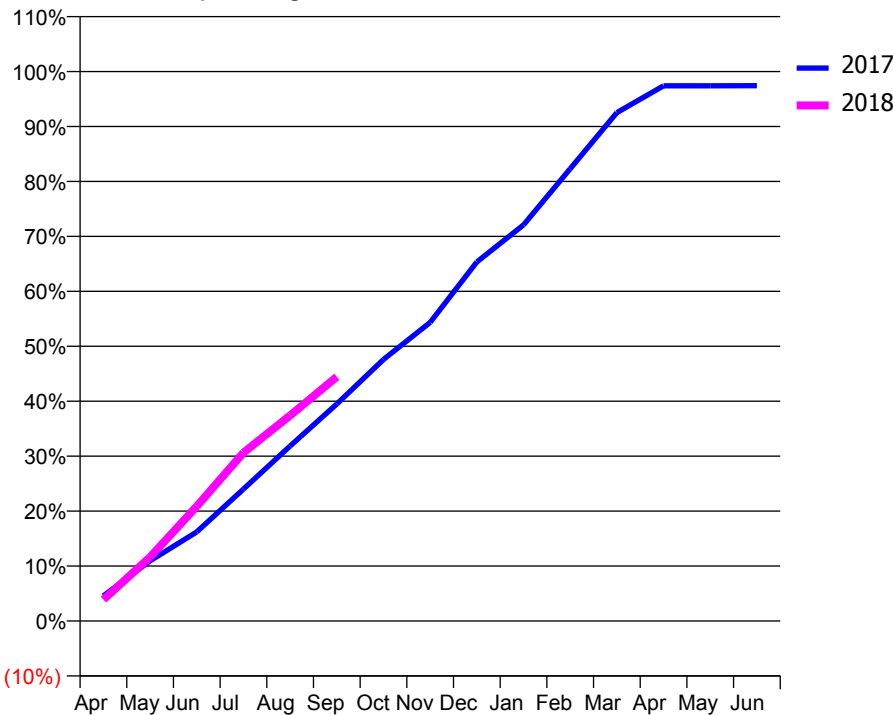
### ACCESS\*

Patients seen in 24 months	Total	Change since previous quarter
Quarter ending September 2016	4,799	
Quarter ending December 2016	4,749	↓
Quarter ending March 2017	4,833	→
Quarter ending June 2017	4,850	→
Quarter ending September 2017	4,760	↓
<b>Variance since September 2016</b>	<b>(0.8%)</b>	→



### ACTIVITY

Cumulative percentage of contracted UDA delivered 2017 & 2018



Month	Adjusted Scheduled Activity (UDA)	
	2017	2018
April	631	537
May	1,512	1,606
June	2,237	2,880
July	3,312	4,226
August	4,392	5,158
September	5,445	6,130
October	6,565	
November	7,494	
December	9,009	
January	9,941	
February	11,348	
March	12,758	
April	13,432	
May	13,431	
June	13,434	

### QUALITY

	Quantity	Base Number	Contract	AT	Region	England
% of FP17s for the same patient ID Re-attending within 3 months - Children	61	928	6.6%	10.0%	11.6%	11.9%
% of FP17s for the same patient ID Re-attending within 3 months - Adults	255	2,391	10.7%	13.4%	15.2%	15.9%
% of FP17s for the same patient ID Re-attending between 3 & 9 months - Children	599	928	64.5%	59.8%	59.1%	58.1%
% of FP17s for the same patient ID Re-attending between 3 & 9 months - Adults	1,524	2,391	63.7%	54.7%	51.7%	50.6%
% of FP17s for Band 1 Urgent Courses	213	3,009	7.1%	7.2%	8.0%	9.1%
% of FP17s Relating to Free Repair or Replacements	41	3,009	1.4%	0.9%	0.8%	0.8%
% of FP17s Relating to Continuations	3	3,009	0.1%	1.2%	1.0%	1.1%
% of Patients satisfied with the dentistry they have received	14	16	87.5%	92.0%	91.5%	91.4%
% of Patients satisfied with the time they had to wait for an appointment	15	16	93.8%	89.4%	88.2%	87.7%

\* This is based on patients treated on this contract for their most recent course of treatment. Figures in italics indicate the base number of FP17s or Patient Questionnaire responses are less than 100. N/A is shown where the base number of responses is less than 10 during the period. % is calculated as Quantity/Base number\*100

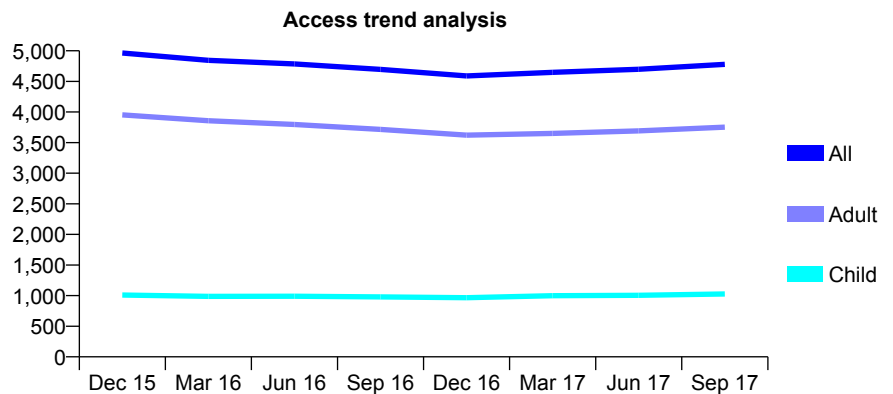
## Q60 - Vital Signs At a Glance Contract Report for 152773/0001 - September 2017

Name or company name	Pontesbury Dental Practice
Contract type name	GDS Contract
Purpose of contract	General
Contract start date	08/03/2012
Contract end date	

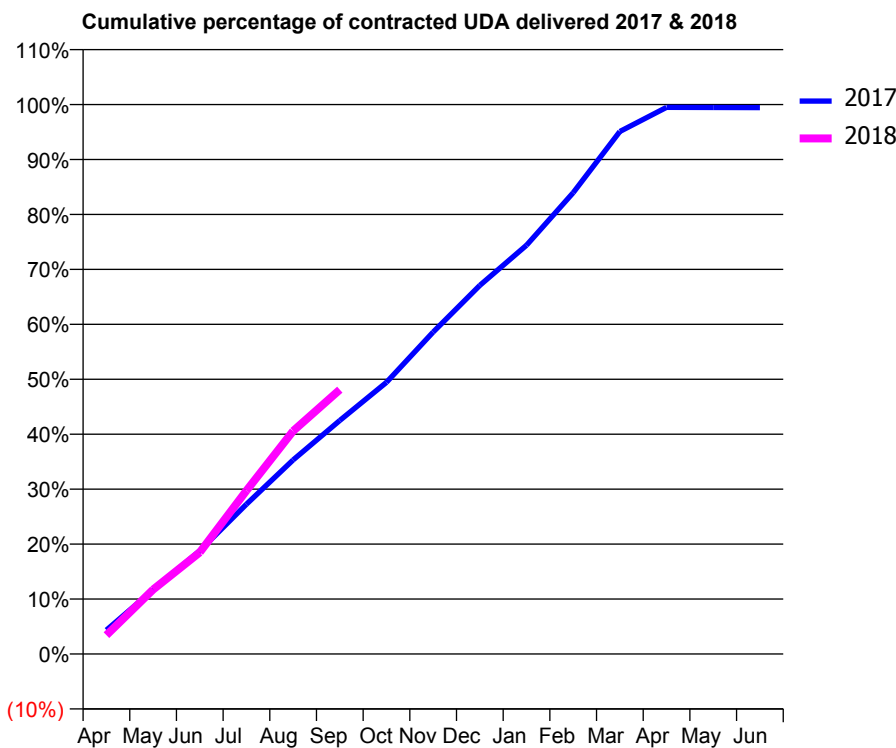
17/18 Contracted general activity (UDA)	13,142
Carry forward general activity (UDA)	0
17/18 Contracted orthodontic activity (UOA)	0
Carry forward orthodontic activity (UOA)	0
Baseline contract value	£358,600.47

### ACCESS\*

Patients seen in 24 months	Total	Change since previous quarter
Quarter ending September 2016	4,696	
Quarter ending December 2016	4,589	↓
Quarter ending March 2017	4,649	→
Quarter ending June 2017	4,698	→
Quarter ending September 2017	4,779	→
<b>Variance since September 2016</b>	<b>1.8%</b>	<b>→</b>



### ACTIVITY



Month	Adjusted Scheduled Activity (UDA)	
	2017	2018
April	572	452
May	1,532	1,543
June	2,470	2,431
July	3,583	3,907
August	4,640	5,334
September	5,586	6,322
October	6,499	
November	7,701	
December	8,817	
January	9,776	
February	11,032	
March	12,496	
April	13,075	
May	13,071	
June	13,068	

### QUALITY

	Quantity	Base Number	Contract	AT	Region	England
% of FP17s for the same patient ID Re-attending within 3 months - Children	35	792	4.4%	10.0%	11.6%	11.9%
% of FP17s for the same patient ID Re-attending within 3 months - Adults	254	2,740	9.3%	13.4%	15.2%	15.9%
% of FP17s for the same patient ID Re-attending between 3 & 9 months - Children	501	792	63.3%	59.8%	59.1%	58.1%
% of FP17s for the same patient ID Re-attending between 3 & 9 months - Adults	1,487	2,740	54.3%	54.7%	51.7%	50.6%
% of FP17s for Band 1 Urgent Courses	239	3,269	7.3%	7.2%	8.0%	9.1%
% of FP17s Relating to Free Repair or Replacements	10	3,269	0.3%	0.9%	0.8%	0.8%
% of FP17s Relating to Continuations	16	3,269	0.5%	1.2%	1.0%	1.1%
% of Patients satisfied with the dentistry they have received	8	9	N/A	92.0%	91.5%	91.4%
% of Patients satisfied with the time they had to wait for an appointment	8	9	N/A	89.4%	88.2%	87.7%

\* This is based on patients treated on this contract for their most recent course of treatment. Figures in italics indicate the base number of FP17s or Patient Questionnaire responses are less than 100. N/A is shown where the base number of responses is less than 10 during the period. % is calculated as Quantity/Base number\*100

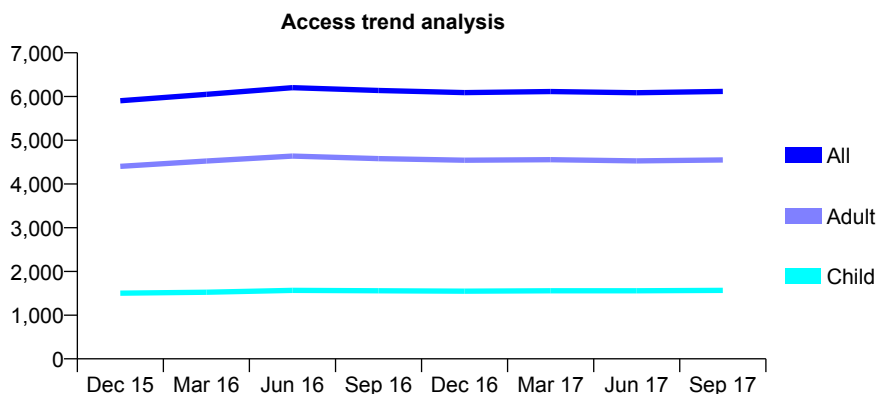
## Q60 - Vital Signs At a Glance Contract Report for 153842/0001 - September 2017

Name or company name	P Najran Limited
Contract type name	GDS Contract
Purpose of contract	General
Contract start date	01/07/2014
Contract end date	

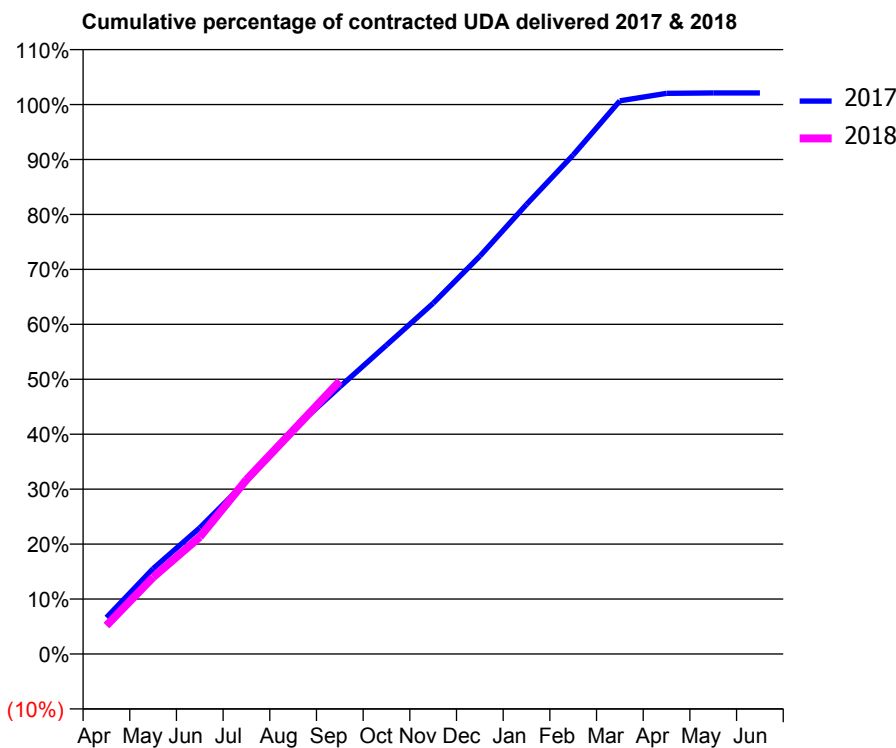
17/18 Contracted general activity (UDA)	19,157
Carry forward general activity (UDA)	-383
17/18 Contracted orthodontic activity (UOA)	0
Carry forward orthodontic activity (UOA)	0
Baseline contract value	£458,755.22

### ACCESS\*

Patients seen in 24 months	Total	Change since previous quarter
Quarter ending September 2016	6,139	
Quarter ending December 2016	6,089	→
Quarter ending March 2017	6,113	→
Quarter ending June 2017	6,086	→
Quarter ending September 2017	6,117	→
<b>Variance since September 2016</b>	<b>(0.4%)</b>	→



### ACTIVITY



Month	Adjusted Scheduled Activity (UDA)	
	2017	2018
April	1,271	992
May	2,976	2,675
June	4,399	4,080
July	6,028	6,077
August	7,833	7,792
September	9,316	9,519
October	10,770	
November	12,229	
December	13,871	
January	15,674	
February	17,400	
March	19,283	
April	19,548	
May	19,560	
June	19,560	

### QUALITY

	Quantity	Base Number	Contract	AT	Region	England
% of FP17s for the same patient ID Re-attending within 3 months - Children	102	1,371	7.4%	10.0%	11.6%	11.9%
% of FP17s for the same patient ID Re-attending within 3 months - Adults	317	3,163	10.0%	13.4%	15.2%	15.9%
% of FP17s for the same patient ID Re-attending between 3 & 9 months - Children	886	1,371	64.6%	59.8%	59.1%	58.1%
% of FP17s for the same patient ID Re-attending between 3 & 9 months - Adults	1,990	3,163	62.9%	54.7%	51.7%	50.6%
% of FP17s for Band 1 Urgent Courses	264	4,397	6.0%	7.2%	8.0%	9.1%
% of FP17s Relating to Free Repair or Replacements	64	4,397	1.5%	0.9%	0.8%	0.8%
% of FP17s Relating to Continuations	46	4,397	1.0%	1.2%	1.0%	1.1%
% of Patients satisfied with the dentistry they have received	23	25	92.0%	92.0%	91.5%	91.4%
% of Patients satisfied with the time they had to wait for an appointment	19	25	76.0%	89.4%	88.2%	87.7%

\* This is based on patients treated on this contract for their most recent course of treatment. Figures in italics indicate the base number of FP17s or Patient Questionnaire responses are less than 100. N/A is shown where the base number of responses is less than 10 during the period. % is calculated as Quantity/Base number\*100



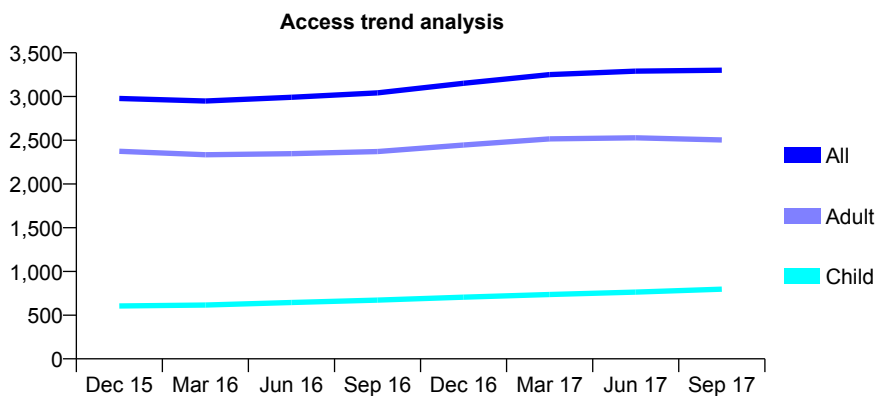
## Q60 - Vital Signs At a Glance Contract Report for 154490/0001 - September 2017

Name or company name	Drs Handa and Handa
Contract type name	GDS Contract
Purpose of contract	General
Contract start date	01/08/2013
Contract end date	

17/18 Contracted general activity (UDA)	7,006
Carry forward general activity (UDA)	-10
17/18 Contracted orthodontic activity (UOA)	0
Carry forward orthodontic activity (UOA)	0
Baseline contract value	£135,093.93

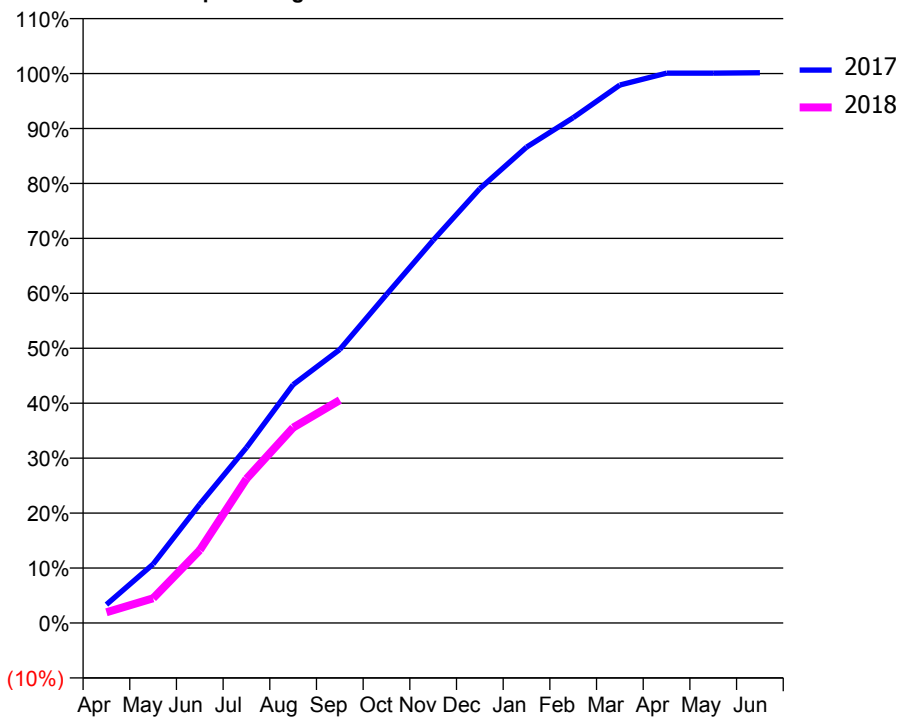
### ACCESS\*

Patients seen in 24 months	Total	Change since previous quarter
Quarter ending September 2016	3,042	
Quarter ending December 2016	3,152	↑
Quarter ending March 2017	3,251	↑
Quarter ending June 2017	3,291	→
Quarter ending September 2017	3,301	→
<b>Variance since September 2016</b>	<b>8.5%</b>	<b>↑</b>



### ACTIVITY

Cumulative percentage of contracted UDA delivered 2017 & 2018



Adjusted Scheduled Activity (UDA)

Month	2017	2018
April	235	137
May	751	316
June	1,516	930
July	2,237	1,838
August	3,040	2,491
September	3,488	2,841
October	4,188	
November	4,881	
December	5,539	
January	6,068	
February	6,443	
March	6,859	
April	7,010	
May	7,010	
June	7,016	

### QUALITY

	Quantity	Base Number	Contract	AT	Region	England
% of FP17s for the same patient ID Re-attending within 3 months - Children	23	569	4.0%	10.0%	11.6%	11.9%
% of FP17s for the same patient ID Re-attending within 3 months - Adults	189	1,710	11.1%	13.4%	15.2%	15.9%
% of FP17s for the same patient ID Re-attending between 3 & 9 months - Children	334	569	58.7%	59.8%	59.1%	58.1%
% of FP17s for the same patient ID Re-attending between 3 & 9 months - Adults	872	1,710	51.0%	54.7%	51.7%	50.6%
% of FP17s for Band 1 Urgent Courses	92	1,721	5.3%	7.2%	8.0%	9.1%
% of FP17s Relating to Free Repair or Replacements	19	1,721	1.1%	0.9%	0.8%	0.8%
% of FP17s Relating to Continuations	24	1,721	1.4%	1.2%	1.0%	1.1%
% of Patients satisfied with the dentistry they have received	10	11	90.9%	92.0%	91.5%	91.4%
% of Patients satisfied with the time they had to wait for an appointment	10	11	90.9%	89.4%	88.2%	87.7%

\* This is based on patients treated on this contract for their most recent course of treatment. Figures in italics indicate the base number of FP17s or Patient Questionnaire responses are less than 100. N/A is shown where the base number of responses is less than 10 during the period. % is calculated as Quantity/Base number\*100

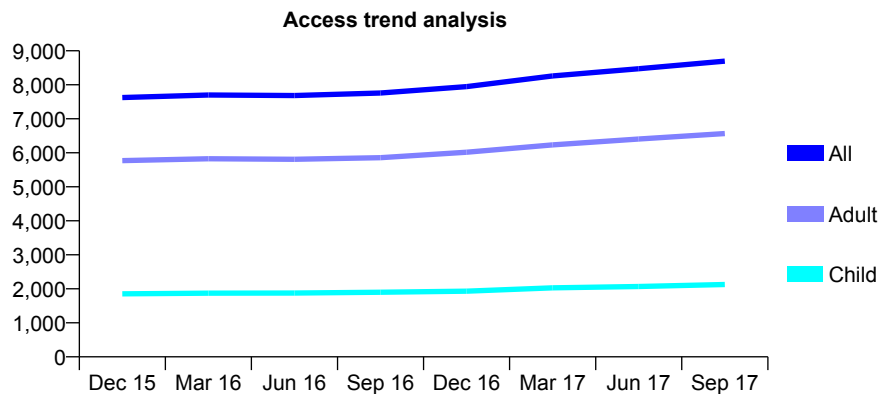
## Q60 - Vital Signs At a Glance Contract Report for 157147/0001 - September 2017

Name or company name	Stop the Clock Dental Care Ltd
Contract type name	GDS Contract
Purpose of contract	General
Contract start date	01/02/2010
Contract end date	

17/18 Contracted general activity (UDA)	29,570
Carry forward general activity (UDA)	0
17/18 Contracted orthodontic activity (UOA)	0
Carry forward orthodontic activity (UOA)	0
Baseline contract value	£728,128.54

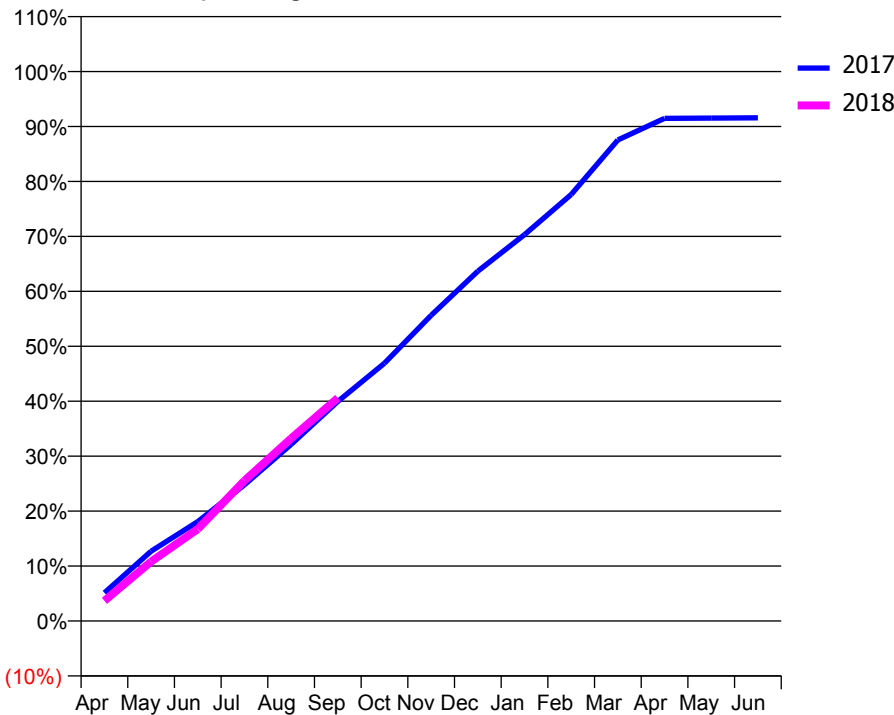
### ACCESS\*

Patients seen in 24 months	Total	Change since previous quarter
Quarter ending September 2016	7,757	
Quarter ending December 2016	7,948	↑
Quarter ending March 2017	8,260	↑
Quarter ending June 2017	8,473	↑
Quarter ending September 2017	8,695	↑
<b>Variance since September 2016</b>	<b>12.1%</b>	<b>↑</b>



### ACTIVITY

Cumulative percentage of contracted UDA delivered 2017 & 2018



Month	Adjusted Scheduled Activity (UDA)	
	2017	2018
April	1,340	1,087
May	3,314	3,195
June	4,718	4,950
July	6,462	7,556
August	8,382	9,825
September	10,417	12,003
October	12,234	
November	14,506	
December	16,596	
January	18,329	
February	20,234	
March	22,823	
April	23,850	
May	23,860	
June	23,873	

### QUALITY

	Quantity	Base Number	Contract	AT	Region	England
% of FP17s for the same patient ID Re-attending within 3 months - Children	102	1,820	5.6%	10.0%	11.6%	11.9%
% of FP17s for the same patient ID Re-attending within 3 months - Adults	756	5,575	13.6%	13.4%	15.2%	15.9%
% of FP17s for the same patient ID Re-attending between 3 & 9 months - Children	1,274	1,820	70.0%	59.8%	59.1%	58.1%
% of FP17s for the same patient ID Re-attending between 3 & 9 months - Adults	3,530	5,575	63.3%	54.7%	51.7%	50.6%
% of FP17s for Band 1 Urgent Courses	398	6,866	5.8%	7.2%	8.0%	9.1%
% of FP17s Relating to Free Repair or Replacements	142	6,866	2.1%	0.9%	0.8%	0.8%
% of FP17s Relating to Continuations	125	6,866	1.8%	1.2%	1.0%	1.1%
% of Patients satisfied with the dentistry they have received	24	25	96.0%	92.0%	91.5%	91.4%
% of Patients satisfied with the time they had to wait for an appointment	24	25	96.0%	89.4%	88.2%	87.7%

\* This is based on patients treated on this contract for their most recent course of treatment. Figures in italics indicate the base number of FP17s or Patient Questionnaire responses are less than 100. N/A is shown where the base number of responses is less than 10 during the period. % is calculated as Quantity/Base number\*100

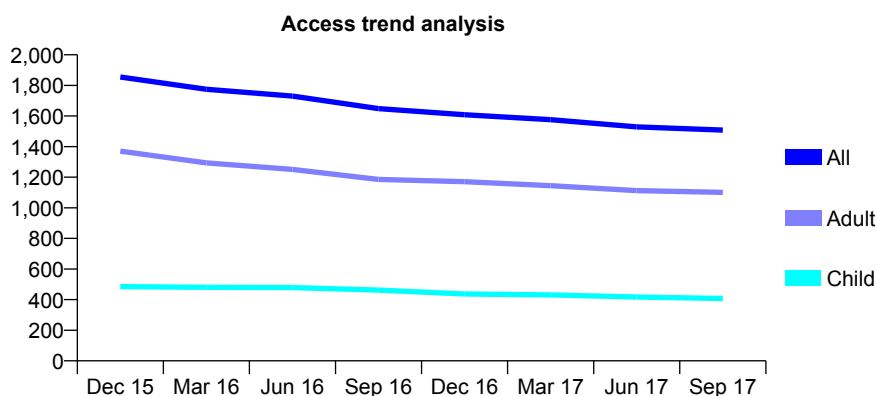
## Q60 - Vital Signs At a Glance Contract Report for 159263/0002 - September 2017

Name or company name	Broseley Dental Practice Ltd
Contract type name	GDS Contract
Purpose of contract	General
Contract start date	01/07/2009
Contract end date	

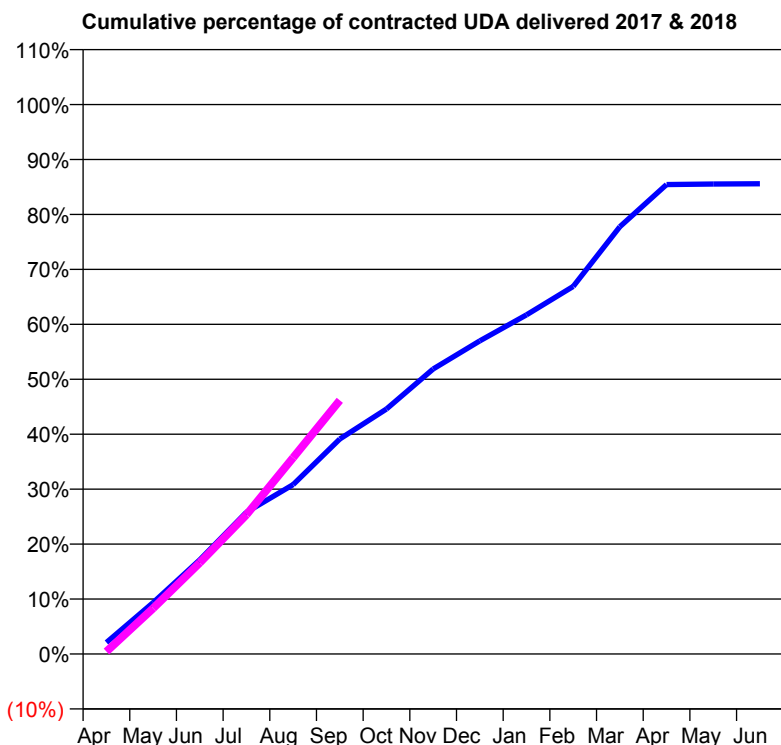
17/18 Contracted general activity (UDA)	5,619
Carry forward general activity (UDA)	0
17/18 Contracted orthodontic activity (UOA)	0
Carry forward orthodontic activity (UOA)	0
Baseline contract value	£149,191.15

### ACCESS\*

Patients seen in 24 months	Total	Change since previous quarter
Quarter ending September 2016	1,648	
Quarter ending December 2016	1,608	↓
Quarter ending March 2017	1,576	↓
Quarter ending June 2017	1,529	↓
Quarter ending September 2017	1,508	↓
<b>Variance since September 2016</b>	<b>(8.5%)</b>	<b>↓</b>



### ACTIVITY



Month	Adjusted Scheduled Activity (UDA)	
	2017	2018
April	118	25
May	526	467
June	963	934
July	1,450	1,425
August	1,732	2,008
September	2,199	2,594
October	2,505	
November	2,915	
December	3,202	
January	3,468	
February	3,759	
March	4,369	
April	4,801	
May	4,806	
June	4,809	

### QUALITY

	Quantity	Base Number	Contract	AT	Region	England
% of FP17s for the same patient ID Re-attending within 3 months - Children	28	319	8.8%	10.0%	11.6%	11.9%
% of FP17s for the same patient ID Re-attending within 3 months - Adults	97	721	13.5%	13.4%	15.2%	15.9%
% of FP17s for the same patient ID Re-attending between 3 & 9 months - Children	193	319	60.5%	59.8%	59.1%	58.1%
% of FP17s for the same patient ID Re-attending between 3 & 9 months - Adults	371	721	51.5%	54.7%	51.7%	50.6%
% of FP17s for Band 1 Urgent Courses	77	898	8.6%	7.2%	8.0%	9.1%
% of FP17s Relating to Free Repair or Replacements	10	898	1.1%	0.9%	0.8%	0.8%
% of FP17s Relating to Continuations	0	898	0.0%	1.2%	1.0%	1.1%
% of Patients satisfied with the dentistry they have received	6	6	N/A	92.0%	91.5%	91.4%
% of Patients satisfied with the time they had to wait for an appointment	5	6	N/A	89.4%	88.2%	87.7%

\* This is based on patients treated on this contract for their most recent course of treatment. Figures in italics indicate the base number of FP17s or Patient Questionnaire responses are less than 100. N/A is shown where the base number of responses is less than 10 during the period. % is calculated as Quantity/Base number\*100

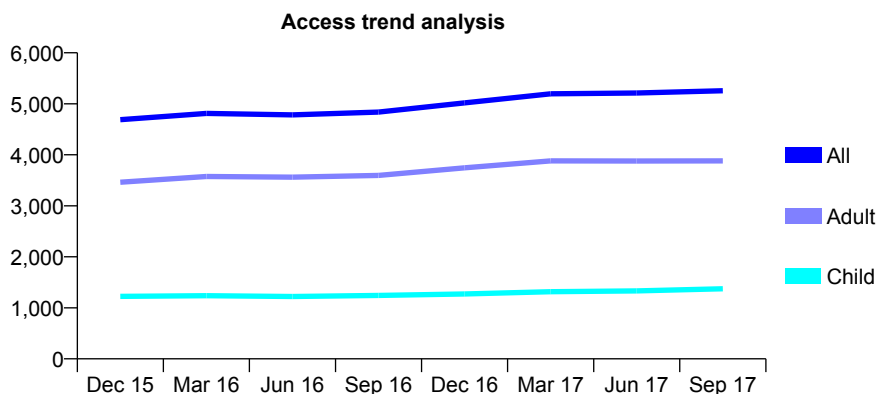
## Q60 - Vital Signs At a Glance Contract Report for 159441/0001 - September 2017

Name or company name	<a href="mailto:DentalPerfection@Branston">DentalPerfection@Branston</a>
Contract type name	GDS Contract
Purpose of contract	General
Contract start date	28/01/2011
Contract end date	

17/18 Contracted general activity (UDA)	15,786
Carry forward general activity (UDA)	0
17/18 Contracted orthodontic activity (UOA)	0
Carry forward orthodontic activity (UOA)	0
Baseline contract value	£369,535.43

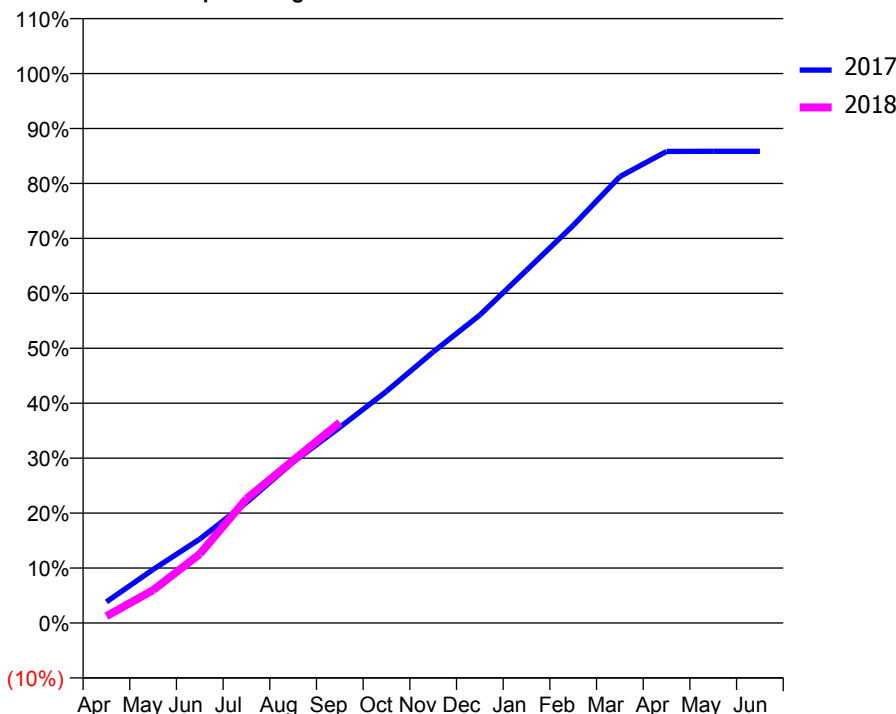
### ACCESS\*

Patients seen in 24 months	Total	Change since previous quarter
Quarter ending September 2016	4,839	
Quarter ending December 2016	5,018	↑
Quarter ending March 2017	5,196	↑
Quarter ending June 2017	5,212	→
Quarter ending September 2017	5,255	→
<b>Variance since September 2016</b>	<b>8.6%</b>	<b>↑</b>



### ACTIVITY

Cumulative percentage of contracted UDA delivered 2017 & 2018



Month	Adjusted Scheduled Activity (UDA)	
	2017	2018
April	606	199
May	1,538	946
June	2,410	1,982
July	3,462	3,567
August	4,624	4,671
September	5,621	5,759
October	6,657	
November	7,788	
December	8,847	
January	10,133	
February	11,421	
March	12,823	
April	13,546	
May	13,551	
June	13,553	

### QUALITY

	Quantity	Base Number	Contract	AT	Region	England
% of FP17s for the same patient ID Re-attending within 3 months - Children	55	951	5.8%	10.0%	11.6%	11.9%
% of FP17s for the same patient ID Re-attending within 3 months - Adults	240	2,371	10.1%	13.4%	15.2%	15.9%
% of FP17s for the same patient ID Re-attending between 3 & 9 months - Children	510	951	53.6%	59.8%	59.1%	58.1%
% of FP17s for the same patient ID Re-attending between 3 & 9 months - Adults	1,167	2,371	49.2%	54.7%	51.7%	50.6%
% of FP17s for Band 1 Urgent Courses	105	3,000	3.5%	7.2%	8.0%	9.1%
% of FP17s Relating to Free Repair or Replacements	4	3,000	0.1%	0.9%	0.8%	0.8%
% of FP17s Relating to Continuations	58	3,000	1.9%	1.2%	1.0%	1.1%
% of Patients satisfied with the dentistry they have received	8	9	N/A	92.0%	91.5%	91.4%
% of Patients satisfied with the time they had to wait for an appointment	9	9	N/A	89.4%	88.2%	87.7%

\* This is based on patients treated on this contract for their most recent course of treatment. Figures in italics indicate the base number of FP17s or Patient Questionnaire responses are less than 100. N/A is shown where the base number of responses is less than 10 during the period. % is calculated as Quantity/Base number\*100

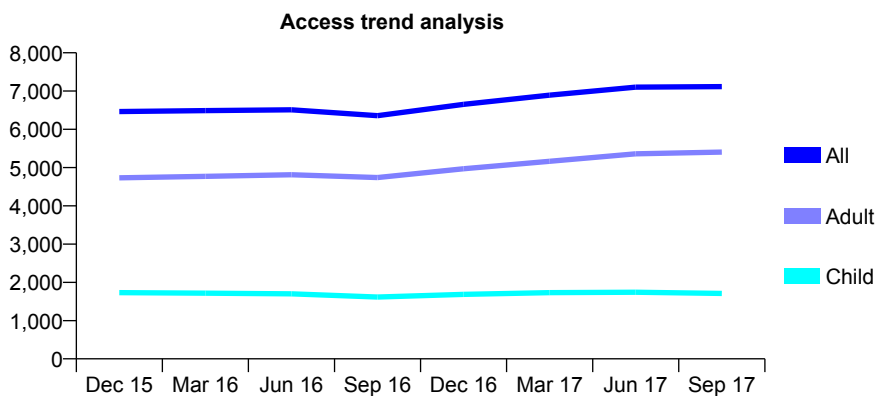
## Q60 - Vital Signs At a Glance Contract Report for 161799/0001 - September 2017

Name or company name	Lyme Dental Practice
Contract type name	GDS Contract
Purpose of contract	General
Contract start date	21/10/2013
Contract end date	

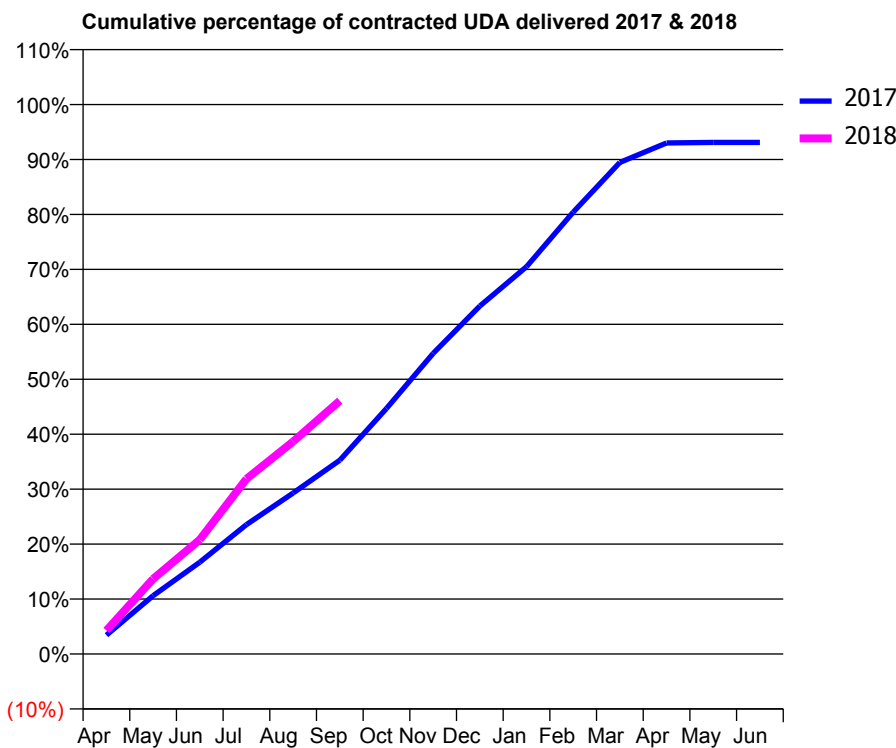
17/18 Contracted general activity (UDA)	19,000
Carry forward general activity (UDA)	0
17/18 Contracted orthodontic activity (UOA)	0
Carry forward orthodontic activity (UOA)	0
Baseline contract value	£434,988.10

### ACCESS\*

Patients seen in 24 months	Total	Change since previous quarter
Quarter ending September 2016	6,356	
Quarter ending December 2016	6,654	↑
Quarter ending March 2017	6,892	↑
Quarter ending June 2017	7,103	↑
Quarter ending September 2017	7,116	→
<b>Variance since September 2016</b>	<b>12.0%</b>	<b>↑</b>



### ACTIVITY



Month	Adjusted Scheduled Activity (UDA)	
	2017	2018
April	655	813
May	2,018	2,599
June	3,176	3,956
July	4,475	6,056
August	5,569	7,349
September	6,704	8,759
October	8,489	
November	10,396	
December	12,032	
January	13,390	
February	15,278	
March	16,995	
April	17,669	
May	17,687	
June	17,691	

### QUALITY

	Quantity	Base Number	Contract	AT	Region	England
% of FP17s for the same patient ID Re-attending within 3 months - Children	101	1,335	7.6%	10.0%	11.6%	11.9%
% of FP17s for the same patient ID Re-attending within 3 months - Adults	425	3,871	11.0%	13.4%	15.2%	15.9%
% of FP17s for the same patient ID Re-attending between 3 & 9 months - Children	797	1,335	59.7%	59.8%	59.1%	58.1%
% of FP17s for the same patient ID Re-attending between 3 & 9 months - Adults	2,203	3,871	56.9%	54.7%	51.7%	50.6%
% of FP17s for Band 1 Urgent Courses	248	4,798	5.2%	7.2%	8.0%	9.1%
% of FP17s Relating to Free Repair or Replacements	28	4,798	0.6%	0.9%	0.8%	0.8%
% of FP17s Relating to Continuations	92	4,798	1.9%	1.2%	1.0%	1.1%
% of Patients satisfied with the dentistry they have received	17	17	100.0%	92.0%	91.5%	91.4%
% of Patients satisfied with the time they had to wait for an appointment	15	17	88.2%	89.4%	88.2%	87.7%

\* This is based on patients treated on this contract for their most recent course of treatment. Figures in italics indicate the base number of FP17s or Patient Questionnaire responses are less than 100. N/A is shown where the base number of responses is less than 10 during the period. % is calculated as Quantity/Base number\*100

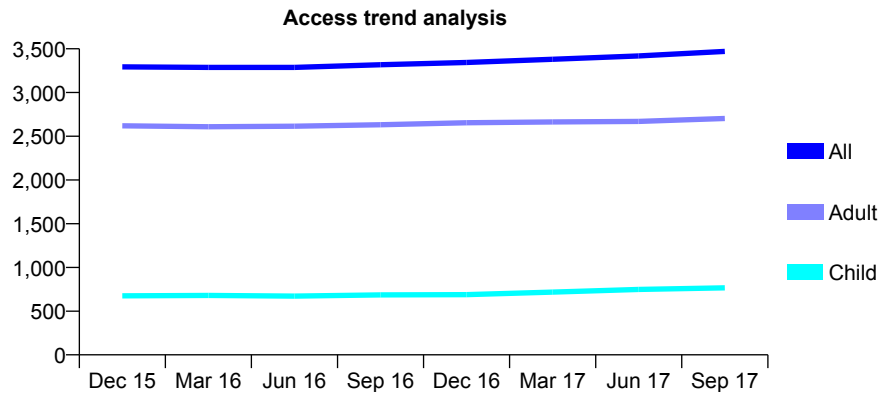
## Q60 - Vital Signs At a Glance Contract Report for 162094/0001 - September 2017

Name or company name	The Dental Surgery
Contract type name	GDS Contract
Purpose of contract	General
Contract start date	01/10/2009
Contract end date	

17/18 Contracted general activity (UDA)	10,964
Carry forward general activity (UDA)	151
17/18 Contracted orthodontic activity (UOA)	0
Carry forward orthodontic activity (UOA)	0
Baseline contract value	£186,466.48

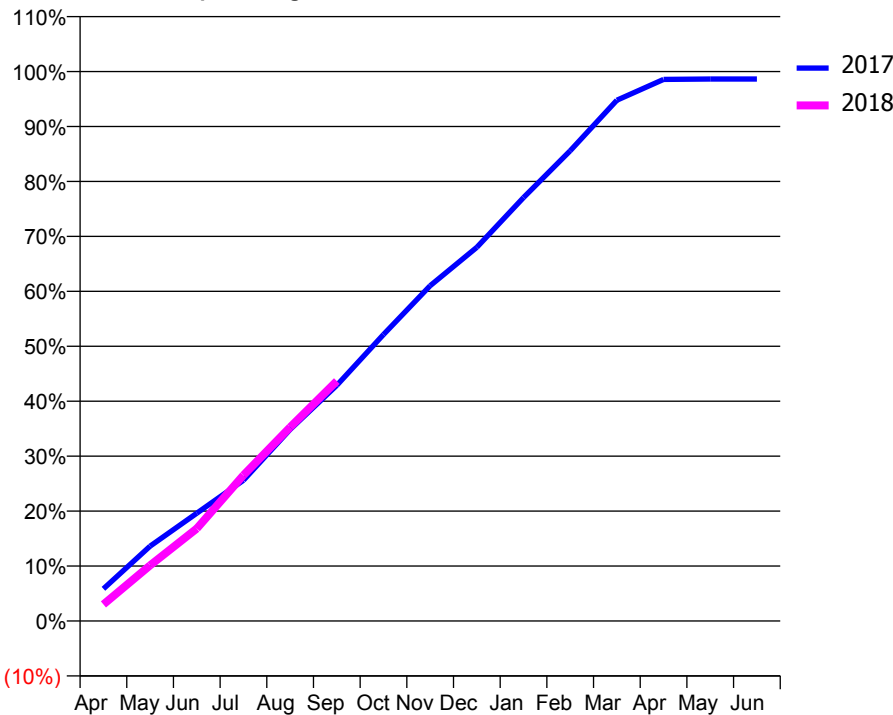
### ACCESS\*

Patients seen in 24 months	Total	Change since previous quarter
Quarter ending September 2016	3,317	
Quarter ending December 2016	3,343	→
Quarter ending March 2017	3,380	→
Quarter ending June 2017	3,418	→
Quarter ending September 2017	3,470	→
<b>Variance since September 2016</b>	<b>4.6%</b>	<b>↑</b>



### ACTIVITY

Cumulative percentage of contracted UDA delivered 2017 & 2018



Month	Adjusted Scheduled Activity (UDA)	
	2017	2018
April	642	332
May	1,494	1,111
June	2,150	1,845
July	2,807	2,910
August	3,823	3,868
September	4,702	4,787
October	5,715	
November	6,691	
December	7,455	
January	8,449	
February	9,383	
March	10,391	
April	10,806	
May	10,813	
June	10,813	

### QUALITY

	Quantity	Base Number	Contract	AT	Region	England
% of FP17s for the same patient ID Re-attending within 3 months - Children	7	460	1.5%	10.0%	11.6%	11.9%
% of FP17s for the same patient ID Re-attending within 3 months - Adults	97	1,523	6.4%	13.4%	15.2%	15.9%
% of FP17s for the same patient ID Re-attending between 3 & 9 months - Children	156	460	33.9%	59.8%	59.1%	58.1%
% of FP17s for the same patient ID Re-attending between 3 & 9 months - Adults	689	1,523	45.2%	54.7%	51.7%	50.6%
% of FP17s for Band 1 Urgent Courses	91	1,822	5.0%	7.2%	8.0%	9.1%
% of FP17s Relating to Free Repair or Replacements	29	1,822	1.6%	0.9%	0.8%	0.8%
% of FP17s Relating to Continuations	3	1,822	0.2%	1.2%	1.0%	1.1%
% of Patients satisfied with the dentistry they have received	15	16	93.8%	92.0%	91.5%	91.4%
% of Patients satisfied with the time they had to wait for an appointment	15	16	93.8%	89.4%	88.2%	87.7%

\* This is based on patients treated on this contract for their most recent course of treatment. Figures in italics indicate the base number of FP17s or Patient Questionnaire responses are less than 100. N/A is shown where the base number of responses is less than 10 during the period. % is calculated as Quantity/Base number\*100

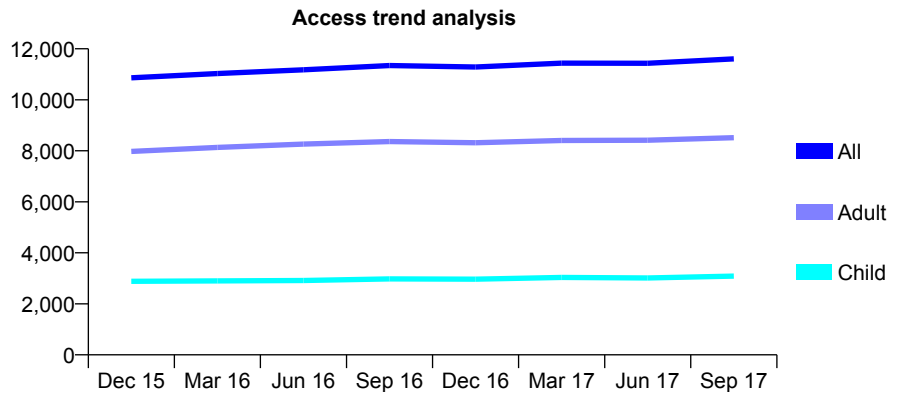
## Q60 - Vital Signs At a Glance Contract Report for 162671/0001 - September 2017

Name or company name	Smallthorne Family Dental Centre
Contract type name	GDS Contract
Purpose of contract	General
Contract start date	01/04/2012
Contract end date	

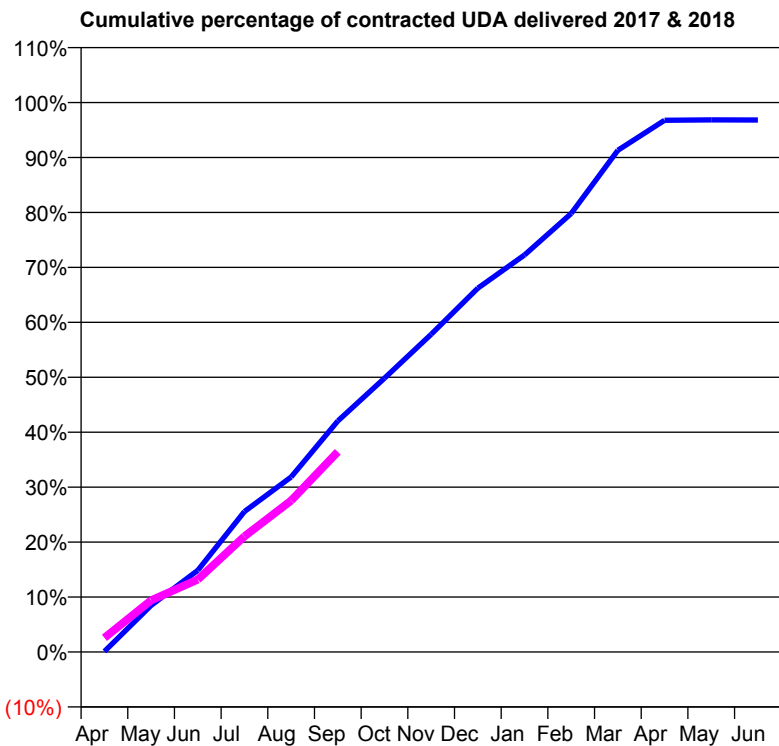
17/18 Contracted general activity (UDA)	31,552
Carry forward general activity (UDA)	0
17/18 Contracted orthodontic activity (UOA)	0
Carry forward orthodontic activity (UOA)	0
Baseline contract value	£917,947.93

### ACCESS\*

Patients seen in 24 months	Total	Change since previous quarter
Quarter ending September 2016	11,343	
Quarter ending December 2016	11,285	→
Quarter ending March 2017	11,439	→
Quarter ending June 2017	11,433	→
Quarter ending September 2017	11,604	→
<b>Variance since September 2016</b>	<b>2.3%</b>	<b>↑</b>



### ACTIVITY



Month	Adjusted Scheduled Activity (UDA)	
	2017	2018
April	35	815
May	2,679	2,971
June	4,690	4,163
July	8,065	6,642
August	10,052	8,693
September	13,266	11,500
October	15,726	
November	18,242	
December	20,892	
January	22,800	
February	25,182	
March	28,810	
April	30,535	
May	30,552	
June	30,548	

### QUALITY

	Quantity	Base Number	Contract	AT	Region	England
% of FP17s for the same patient ID Re-attending within 3 months - Children	166	1,799	9.2%	10.0%	11.6%	11.9%
% of FP17s for the same patient ID Re-attending within 3 months - Adults	676	4,786	14.1%	13.4%	15.2%	15.9%
% of FP17s for the same patient ID Re-attending between 3 & 9 months - Children	821	1,799	45.6%	59.8%	59.1%	58.1%
% of FP17s for the same patient ID Re-attending between 3 & 9 months - Adults	2,156	4,786	45.0%	54.7%	51.7%	50.6%
% of FP17s for Band 1 Urgent Courses	347	5,907	5.9%	7.2%	8.0%	9.1%
% of FP17s Relating to Free Repair or Replacements	76	5,907	1.3%	0.9%	0.8%	0.8%
% of FP17s Relating to Continuations	28	5,907	0.5%	1.2%	1.0%	1.1%
% of Patients satisfied with the dentistry they have received	19	21	90.5%	92.0%	91.5%	91.4%
% of Patients satisfied with the time they had to wait for an appointment	17	21	81.0%	89.4%	88.2%	87.7%

\* This is based on patients treated on this contract for their most recent course of treatment. Figures in italics indicate the base number of FP17s or Patient Questionnaire responses are less than 100. N/A is shown where the base number of responses is less than 10 during the period. % is calculated as Quantity/Base number\*100

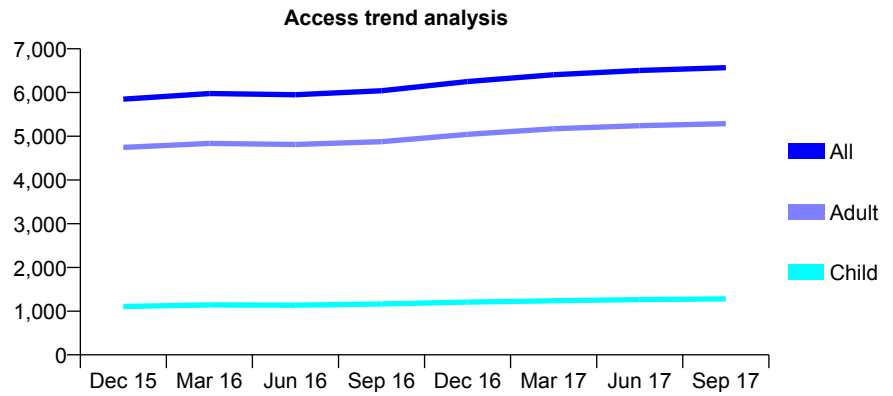
## Q60 - Vital Signs At a Glance Contract Report for 165581/0001 - September 2017

Name or company name	Meir Health Dental Surgery
Contract type name	GDS Contract
Purpose of contract	General
Contract start date	01/04/2010
Contract end date	

17/18 Contracted general activity (UDA)	17,250
Carry forward general activity (UDA)	264
17/18 Contracted orthodontic activity (UOA)	0
Carry forward orthodontic activity (UOA)	0
Baseline contract value	£457,241.85

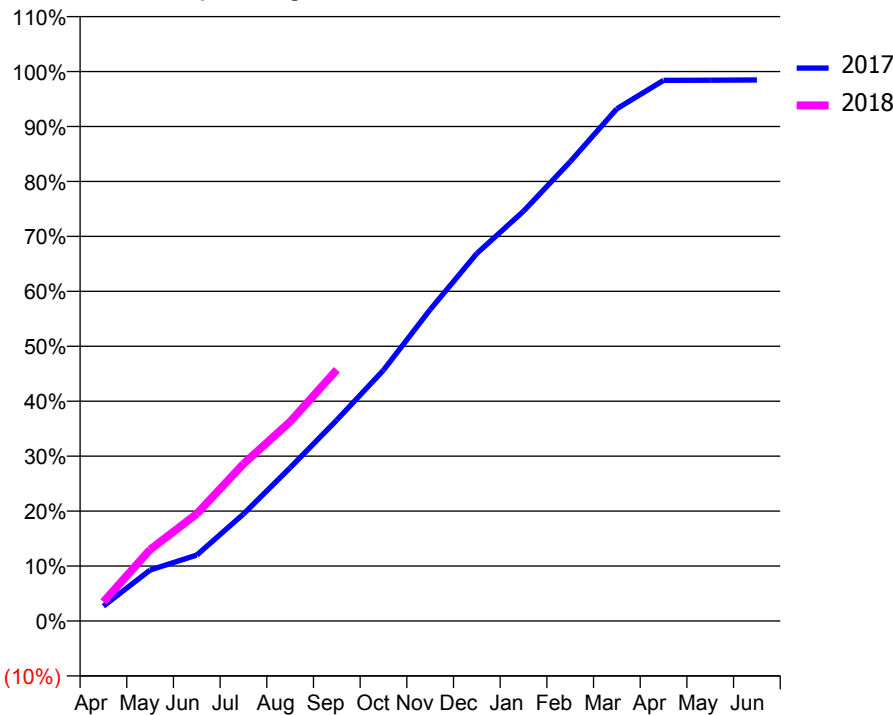
### ACCESS\*

Patients seen in 24 months	Total	Change since previous quarter
Quarter ending September 2016	6,040	
Quarter ending December 2016	6,250	↑
Quarter ending March 2017	6,407	↑
Quarter ending June 2017	6,504	→
Quarter ending September 2017	6,568	→
<b>Variance since September 2016</b>	<b>8.7%</b>	<b>↑</b>



### ACTIVITY

Cumulative percentage of contracted UDA delivered 2017 & 2018



Month	Adjusted Scheduled Activity (UDA)	
	2017	2018
April	465	601
May	1,601	2,241
June	2,072	3,365
July	3,358	4,932
August	4,812	6,258
September	6,309	7,889
October	7,878	
November	9,775	
December	11,539	
January	12,866	
February	14,420	
March	16,079	
April	16,972	
May	16,977	
June	16,986	

### QUALITY

	Quantity	Base Number	Contract	AT	Region	England
% of FP17s for the same patient ID Re-attending within 3 months - Children	54	956	5.6%	10.0%	11.6%	11.9%
% of FP17s for the same patient ID Re-attending within 3 months - Adults	455	3,883	11.7%	13.4%	15.2%	15.9%
% of FP17s for the same patient ID Re-attending between 3 & 9 months - Children	570	956	59.6%	59.8%	59.1%	58.1%
% of FP17s for the same patient ID Re-attending between 3 & 9 months - Adults	2,489	3,883	64.1%	54.7%	51.7%	50.6%
% of FP17s for Band 1 Urgent Courses	332	4,411	7.5%	7.2%	8.0%	9.1%
% of FP17s Relating to Free Repair or Replacements	35	4,411	0.8%	0.9%	0.8%	0.8%
% of FP17s Relating to Continuations	19	4,411	0.4%	1.2%	1.0%	1.1%
% of Patients satisfied with the dentistry they have received	10	10	100.0%	92.0%	91.5%	91.4%
% of Patients satisfied with the time they had to wait for an appointment	10	10	100.0%	89.4%	88.2%	87.7%

\* This is based on patients treated on this contract for their most recent course of treatment. Figures in italics indicate the base number of FP17s or Patient Questionnaire responses are less than 100. N/A is shown where the base number of responses is less than 10 during the period. % is calculated as Quantity/Base number\*100



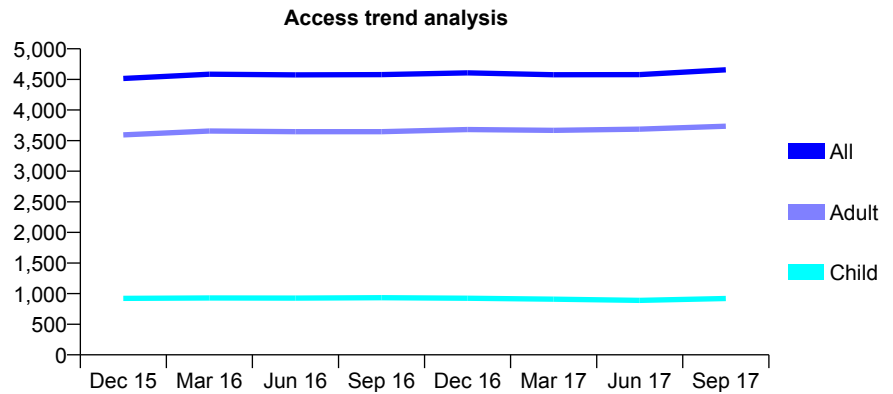
## Q60 - Vital Signs At a Glance Contract Report for 165832/0001 - September 2017

Name or company name	Dam Street Dental Practice
Contract type name	GDS Contract
Purpose of contract	General
Contract start date	16/05/2012
Contract end date	

17/18 Contracted general activity (UDA)	12,210
Carry forward general activity (UDA)	-127
17/18 Contracted orthodontic activity (UOA)	0
Carry forward orthodontic activity (UOA)	0
Baseline contract value	£314,797.02

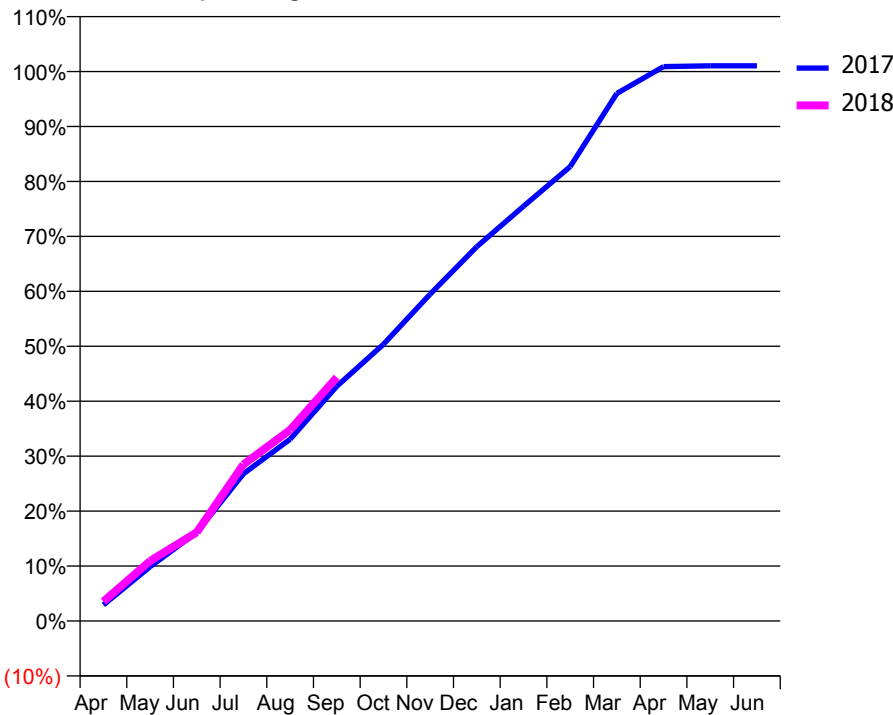
### ACCESS\*

Patients seen in 24 months	Total	Change since previous quarter
Quarter ending September 2016	4,579	
Quarter ending December 2016	4,606	→
Quarter ending March 2017	4,577	→
Quarter ending June 2017	4,578	→
Quarter ending September 2017	4,656	→
<b>Variance since September 2016</b>	<b>1.7%</b>	<b>→</b>



### ACTIVITY

Cumulative percentage of contracted UDA delivered 2017 & 2018



Month	Adjusted Scheduled Activity (UDA)	
	2017	2018
April	358	435
May	1,206	1,334
June	1,969	1,973
July	3,273	3,481
August	4,040	4,246
September	5,216	5,414
October	6,150	
November	7,264	
December	8,320	
January	9,216	
February	10,097	
March	11,724	
April	12,318	
May	12,337	
June	12,337	

### QUALITY

	Quantity	Base Number	Contract	AT	Region	England
% of FP17s for the same patient ID Re-attending within 3 months - Children	42	609	6.9%	10.0%	11.6%	11.9%
% of FP17s for the same patient ID Re-attending within 3 months - Adults	388	2,418	16.0%	13.4%	15.2%	15.9%
% of FP17s for the same patient ID Re-attending between 3 & 9 months - Children	267	609	43.8%	59.8%	59.1%	58.1%
% of FP17s for the same patient ID Re-attending between 3 & 9 months - Adults	1,112	2,418	46.0%	54.7%	51.7%	50.6%
% of FP17s for Band 1 Urgent Courses	147	2,484	5.9%	7.2%	8.0%	9.1%
% of FP17s Relating to Free Repair or Replacements	23	2,484	0.9%	0.9%	0.8%	0.8%
% of FP17s Relating to Continuations	45	2,484	1.8%	1.2%	1.0%	1.1%
% of Patients satisfied with the dentistry they have received	15	17	88.2%	92.0%	91.5%	91.4%
% of Patients satisfied with the time they had to wait for an appointment	16	17	94.1%	89.4%	88.2%	87.7%

\* This is based on patients treated on this contract for their most recent course of treatment. Figures in italics indicate the base number of FP17s or Patient Questionnaire responses are less than 100. N/A is shown where the base number of responses is less than 10 during the period. % is calculated as Quantity/Base number\*100

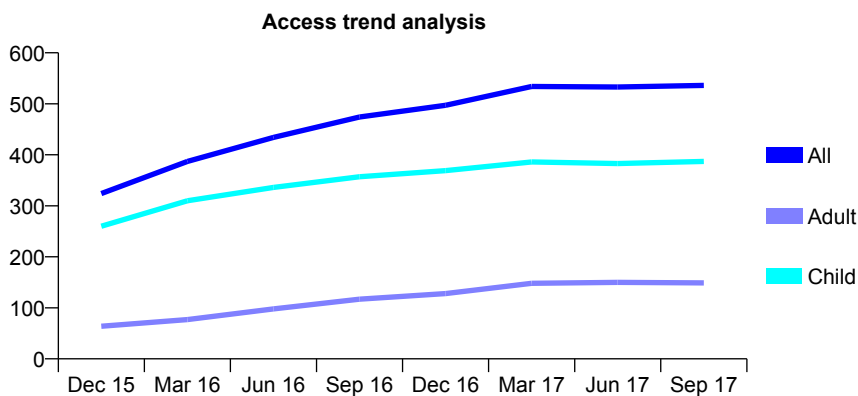
## Q60 - Vital Signs At a Glance Contract Report for 166219/0001 - September 2017

Name or company name	Grocott and Vlok
Contract type name	GDS Contract
Purpose of contract	General
Contract start date	18/05/2015
Contract end date	

17/18 Contracted general activity (UDA)	1,471
Carry forward general activity (UDA)	0
17/18 Contracted orthodontic activity (UOA)	0
Carry forward orthodontic activity (UOA)	0
Baseline contract value	£39,799.10

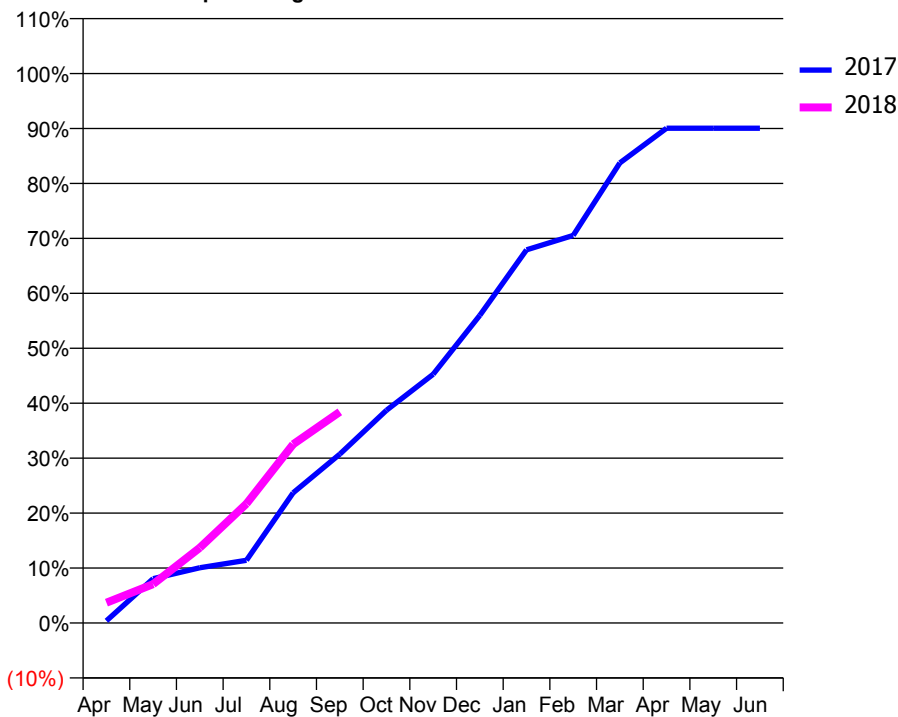
### ACCESS\*

Patients seen in 24 months	Total	Change since previous quarter
Quarter ending September 2016	474	
Quarter ending December 2016	497	↑
Quarter ending March 2017	534	↑
Quarter ending June 2017	533	→
Quarter ending September 2017	536	→
<b>Variance since September 2016</b>	<b>13.1%</b>	<b>↑</b>



### ACTIVITY

Cumulative percentage of contracted UDA delivered 2017 & 2018



Adjusted Scheduled Activity (UDA)

Month	2017	2018
April	6	54
May	119	104
June	148	201
July	168	319
August	349	479
September	452	565
October	570	
November	666	
December	824	
January	999	
February	1,038	
March	1,232	
April	1,324	
May	1,324	
June	1,324	

### QUALITY

	Quantity	Base Number	Contract	AT	Region	England
% of FP17s for the same patient ID Re-attending within 3 months - Children	29	277	10.5%	10.0%	11.6%	11.9%
% of FP17s for the same patient ID Re-attending within 3 months - Adults	13	72	18.1%	13.4%	15.2%	15.9%
% of FP17s for the same patient ID Re-attending between 3 & 9 months - Children	131	277	47.3%	59.8%	59.1%	58.1%
% of FP17s for the same patient ID Re-attending between 3 & 9 months - Adults	28	72	38.9%	54.7%	51.7%	50.6%
% of FP17s for Band 1 Urgent Courses	22	318	6.9%	7.2%	8.0%	9.1%
% of FP17s Relating to Free Repair or Replacements	0	318	0.0%	0.9%	0.8%	0.8%
% of FP17s Relating to Continuations	0	318	0.0%	1.2%	1.0%	1.1%
% of Patients satisfied with the dentistry they have received	0	0	N/A	92.0%	91.5%	91.4%
% of Patients satisfied with the time they had to wait for an appointment	0	0	N/A	89.4%	88.2%	87.7%

\* This is based on patients treated on this contract for their most recent course of treatment. Figures in italics indicate the base number of FP17s or Patient Questionnaire responses are less than 100. N/A is shown where the base number of responses is less than 10 during the period. % is calculated as Quantity/Base number\*100

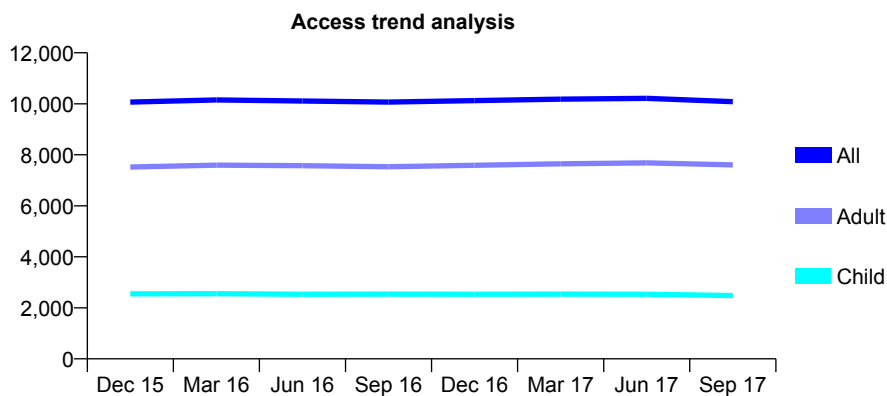
## Q60 - Vital Signs At a Glance Contract Report for 168971/0001 - September 2017

Name or company name	Blurton Dental Centre
Contract type name	GDS Contract
Purpose of contract	General
Contract start date	01/04/2012
Contract end date	

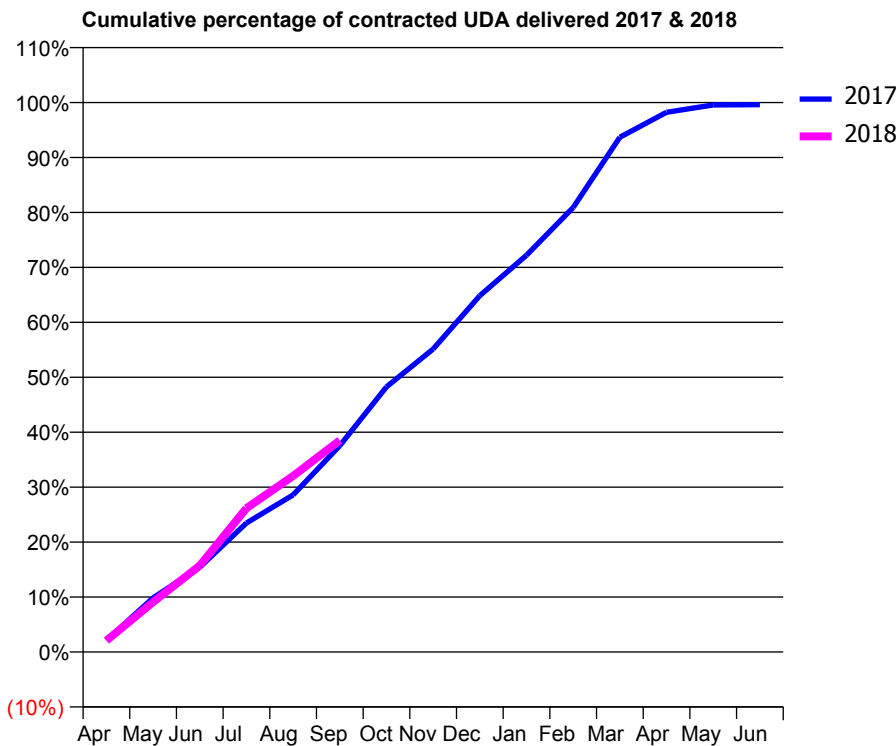
17/18 Contracted general activity (UDA)	28,918
Carry forward general activity (UDA)	117
17/18 Contracted orthodontic activity (UOA)	0
Carry forward orthodontic activity (UOA)	0
Baseline contract value	£748,171.31

### ACCESS\*

Patients seen in 24 months	Total	Change since previous quarter
Quarter ending September 2016	10,066	
Quarter ending December 2016	10,123	→
Quarter ending March 2017	10,184	→
Quarter ending June 2017	10,216	→
Quarter ending September 2017	10,085	↓
<b>Variance since September 2016</b>	<b>0.2%</b>	<b>→</b>



### ACTIVITY



Month	Adjusted Scheduled Activity (UDA)	
	2017	2018
April	619	603
May	2,852	2,630
June	4,457	4,554
July	6,789	7,566
August	8,270	9,268
September	10,862	11,142
October	13,952	
November	15,947	
December	18,754	
January	20,879	
February	23,395	
March	27,089	
April	28,401	
May	28,790	
June	28,801	

### QUALITY

	Quantity	Base Number	Contract	AT	Region	England
% of FP17s for the same patient ID Re-attending within 3 months - Children	108	1,485	7.3%	10.0%	11.6%	11.9%
% of FP17s for the same patient ID Re-attending within 3 months - Adults	534	4,685	11.4%	13.4%	15.2%	15.9%
% of FP17s for the same patient ID Re-attending between 3 & 9 months - Children	763	1,485	51.4%	59.8%	59.1%	58.1%
% of FP17s for the same patient ID Re-attending between 3 & 9 months - Adults	2,613	4,685	55.8%	54.7%	51.7%	50.6%
% of FP17s for Band 1 Urgent Courses	289	5,398	5.4%	7.2%	8.0%	9.1%
% of FP17s Relating to Free Repair or Replacements	20	5,398	0.4%	0.9%	0.8%	0.8%
% of FP17s Relating to Continuations	114	5,398	2.1%	1.2%	1.0%	1.1%
% of Patients satisfied with the dentistry they have received	18	19	94.7%	92.0%	91.5%	91.4%
% of Patients satisfied with the time they had to wait for an appointment	17	19	89.5%	89.4%	88.2%	87.7%

\* This is based on patients treated on this contract for their most recent course of treatment. Figures in italics indicate the base number of FP17s or Patient Questionnaire responses are less than 100. N/A is shown where the base number of responses is less than 10 during the period. % is calculated as Quantity/Base number\*100

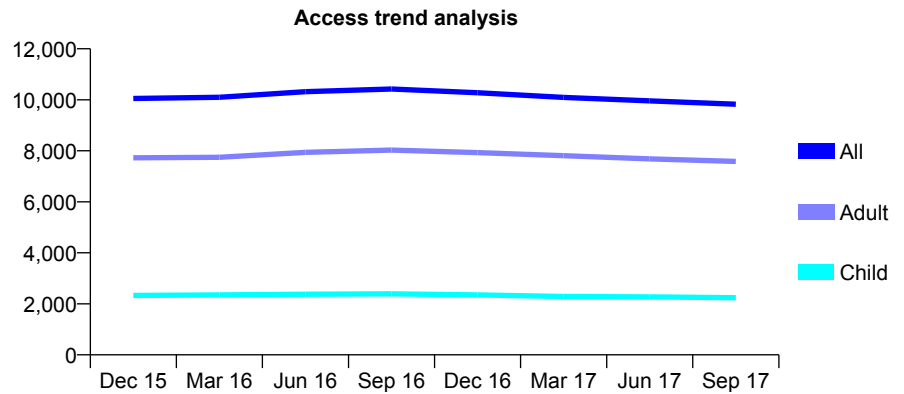
## Q60 - Vital Signs At a Glance Contract Report for 171077/0001 - September 2017

Name or company name	Avondale House Surgery Ltd
Contract type name	GDS Contract
Purpose of contract	General
Contract start date	04/09/2009
Contract end date	

17/18 Contracted general activity (UDA)	30,210
Carry forward general activity (UDA)	1,045
17/18 Contracted orthodontic activity (UOA)	0
Carry forward orthodontic activity (UOA)	0
Baseline contract value	£804,322.50

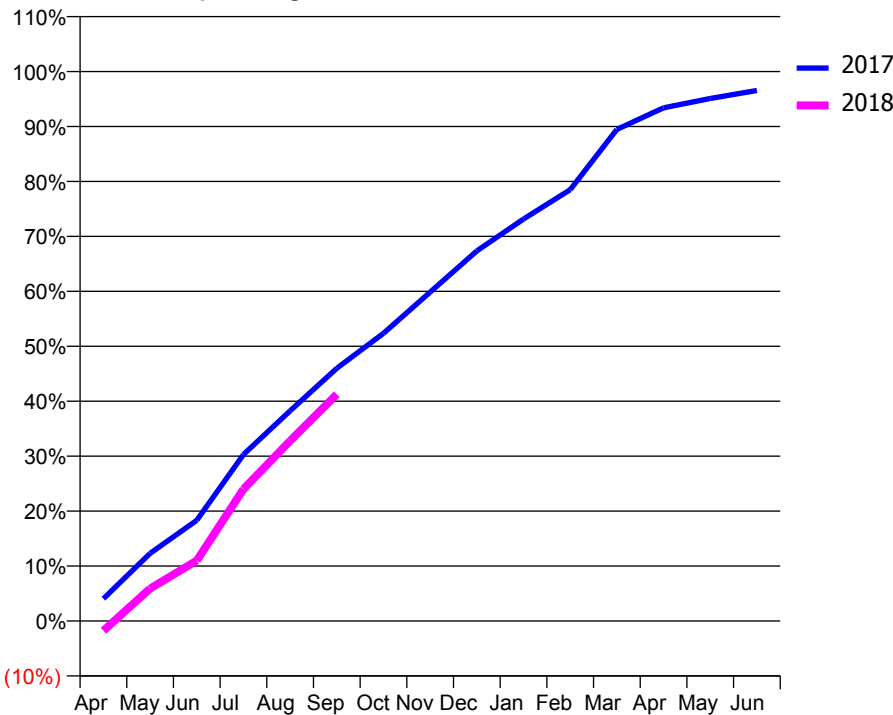
### ACCESS\*

Patients seen in 24 months	Total	Change since previous quarter
Quarter ending September 2016	10,421	
Quarter ending December 2016	10,279	↓
Quarter ending March 2017	10,094	↓
Quarter ending June 2017	9,957	↓
Quarter ending September 2017	9,825	↓
<b>Variance since September 2016</b>	<b>(5.7%)</b>	<b>↓</b>



### ACTIVITY

Cumulative percentage of contracted UDA delivered 2017 & 2018



Month	Adjusted Scheduled Activity (UDA)	
	2017	2018
April	1,230	-537
May	3,720	1,786
June	5,540	3,324
July	9,155	7,251
August	11,561	9,907
September	13,893	12,464
October	15,819	
November	18,084	
December	20,345	
January	22,100	
February	23,710	
March	27,025	
April	28,215	
May	28,726	
June	29,165	

### QUALITY

	Quantity	Base Number	Contract	AT	Region	England
% of FP17s for the same patient ID Re-attending within 3 months - Children	79	1,451	5.4%	10.0%	11.6%	11.9%
% of FP17s for the same patient ID Re-attending within 3 months - Adults	628	4,573	13.7%	13.4%	15.2%	15.9%
% of FP17s for the same patient ID Re-attending between 3 & 9 months - Children	650	1,451	44.8%	59.8%	59.1%	58.1%
% of FP17s for the same patient ID Re-attending between 3 & 9 months - Adults	2,074	4,573	45.4%	54.7%	51.7%	50.6%
% of FP17s for Band 1 Urgent Courses	487	5,317	9.2%	7.2%	8.0%	9.1%
% of FP17s Relating to Free Repair or Replacements	42	5,317	0.8%	0.9%	0.8%	0.8%
% of FP17s Relating to Continuations	34	5,317	0.6%	1.2%	1.0%	1.1%
% of Patients satisfied with the dentistry they have received	25	27	92.6%	92.0%	91.5%	91.4%
% of Patients satisfied with the time they had to wait for an appointment	26	27	96.3%	89.4%	88.2%	87.7%

\* This is based on patients treated on this contract for their most recent course of treatment. Figures in italics indicate the base number of FP17s or Patient Questionnaire responses are less than 100. N/A is shown where the base number of responses is less than 10 during the period. % is calculated as Quantity/Base number\*100

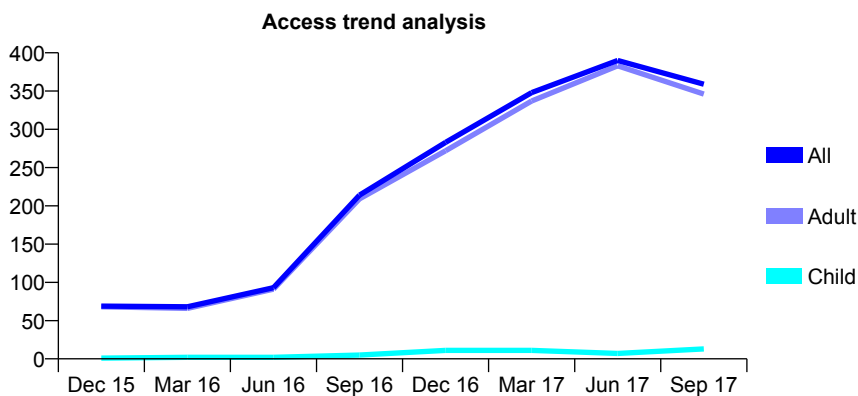
## Q60 - Vital Signs At a Glance Contract Report for 175293/0001 - September 2017

Name or company name	Stirchley Dental Practice
Contract type name	PDS Contract
Purpose of contract	General
Contract start date	01/07/2015
Contract end date	31/03/2020

17/18 Contracted general activity (UDA)	1,800
Carry forward general activity (UDA)	0
17/18 Contracted orthodontic activity (UOA)	0
Carry forward orthodontic activity (UOA)	0
Baseline contract value	£73,384.26

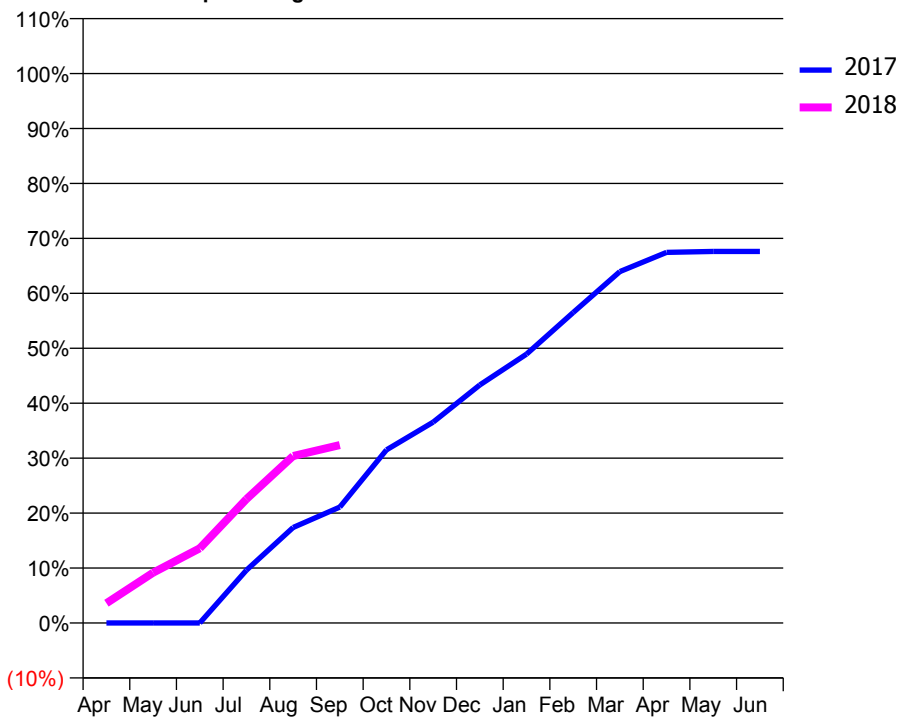
### ACCESS\*

Patients seen in 24 months	Total	Change since previous quarter
Quarter ending September 2016	214	
Quarter ending December 2016	283	↑
Quarter ending March 2017	348	↑
Quarter ending June 2017	390	↑
Quarter ending September 2017	359	↓
<b>Variance since September 2016</b>	<b>67.8%</b>	<b>↑</b>



### ACTIVITY

Cumulative percentage of contracted UDA delivered 2017 & 2018



Month	Adjusted Scheduled Activity (UDA)	
	2017	2018
April	0	65
May	0	165
June	0	245
July	173	406
August	313	547
September	380	583
October	567	
November	658	
December	780	
January	881	
February	1,017	
March	1,151	
April	1,214	
May	1,217	
June	1,217	

### QUALITY

	Quantity	Base Number	Contract	AT	Region	England
% of FP17s for the same patient ID Re-attending within 3 months - Children	0	10	0.0%	10.0%	11.6%	11.9%
% of FP17s for the same patient ID Re-attending within 3 months - Adults	2	221	0.9%	13.4%	15.2%	15.9%
% of FP17s for the same patient ID Re-attending between 3 & 9 months - Children	0	10	0.0%	59.8%	59.1%	58.1%
% of FP17s for the same patient ID Re-attending between 3 & 9 months - Adults	0	221	0.0%	54.7%	51.7%	50.6%
% of FP17s for Band 1 Urgent Courses	0	207	0.0%	7.2%	8.0%	9.1%
% of FP17s Relating to Free Repair or Replacements	0	207	0.0%	0.9%	0.8%	0.8%
% of FP17s Relating to Continuations	0	207	0.0%	1.2%	1.0%	1.1%
% of Patients satisfied with the dentistry they have received	0	0	N/A	92.0%	91.5%	91.4%
% of Patients satisfied with the time they had to wait for an appointment	0	0	N/A	89.4%	88.2%	87.7%

\* This is based on patients treated on this contract for their most recent course of treatment. Figures in italics indicate the base number of FP17s or Patient Questionnaire responses are less than 100. N/A is shown where the base number of responses is less than 10 during the period. % is calculated as Quantity/Base number\*100

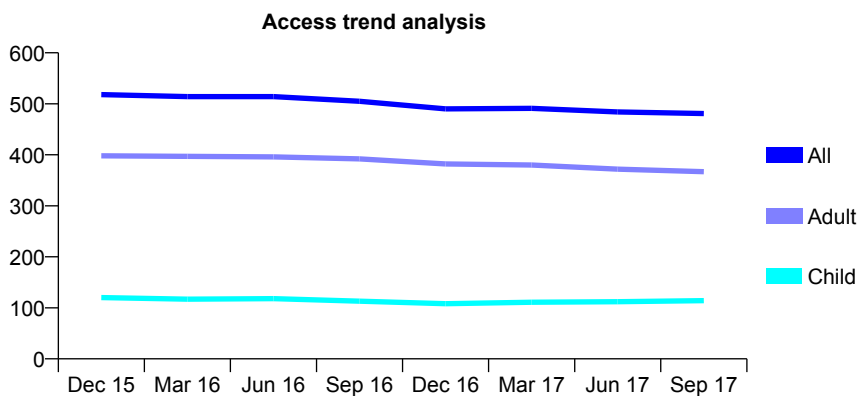
## Q60 - Vital Signs At a Glance Contract Report for 17552/0001 - September 2017

Name or company name	Britannia House Dental Practice
Contract type name	GDS Contract
Purpose of contract	General
Contract start date	01/12/2009
Contract end date	

17/18 Contracted general activity (UDA)	1,438
Carry forward general activity (UDA)	0
17/18 Contracted orthodontic activity (UOA)	0
Carry forward orthodontic activity (UOA)	0
Baseline contract value	£37,101.82

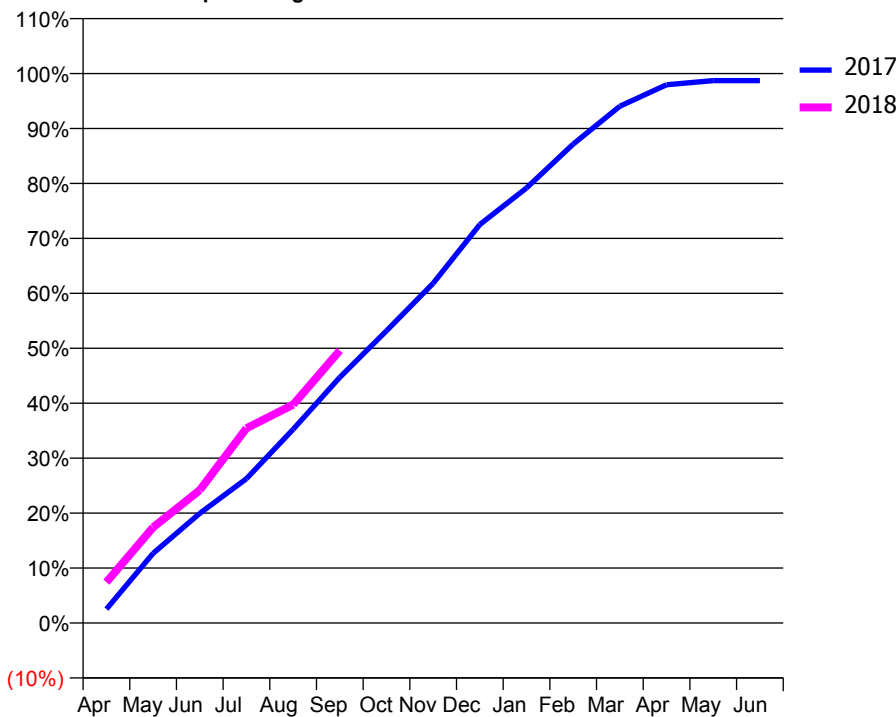
### ACCESS\*

Patients seen in 24 months	Total	Change since previous quarter
Quarter ending September 2016	505	
Quarter ending December 2016	490	↓
Quarter ending March 2017	491	→
Quarter ending June 2017	484	↓
Quarter ending September 2017	481	→
<b>Variance since September 2016</b>	<b>(4.8%)</b>	<b>↓</b>



### ACTIVITY

Cumulative percentage of contracted UDA delivered 2017 & 2018



Adjusted Scheduled Activity (UDA)

Month	2017	2018
April	36	107
May	182	250
June	287	348
July	378	510
August	507	571
September	643	713
October	765	
November	889	
December	1,043	
January	1,138	
February	1,253	
March	1,352	
April	1,408	
May	1,419	
June	1,419	

### QUALITY

	Quantity	Base Number	Contract	AT	Region	England
% of FP17s for the same patient ID Re-attending within 3 months - Children	6	85	7.1%	10.0%	11.6%	11.9%
% of FP17s for the same patient ID Re-attending within 3 months - Adults	45	320	14.1%	13.4%	15.2%	15.9%
% of FP17s for the same patient ID Re-attending between 3 & 9 months - Children	58	85	68.2%	59.8%	59.1%	58.1%
% of FP17s for the same patient ID Re-attending between 3 & 9 months - Adults	233	320	72.8%	54.7%	51.7%	50.6%
% of FP17s for Band 1 Urgent Courses	26	382	6.8%	7.2%	8.0%	9.1%
% of FP17s Relating to Free Repair or Replacements	0	382	0.0%	0.9%	0.8%	0.8%
% of FP17s Relating to Continuations	1	382	0.3%	1.2%	1.0%	1.1%
% of Patients satisfied with the dentistry they have received	0	1	N/A	92.0%	91.5%	91.4%
% of Patients satisfied with the time they had to wait for an appointment	0	1	N/A	89.4%	88.2%	87.7%

\* This is based on patients treated on this contract for their most recent course of treatment. Figures in italics indicate the base number of FP17s or Patient Questionnaire responses are less than 100. N/A is shown where the base number of responses is less than 10 during the period. % is calculated as Quantity/Base number\*100

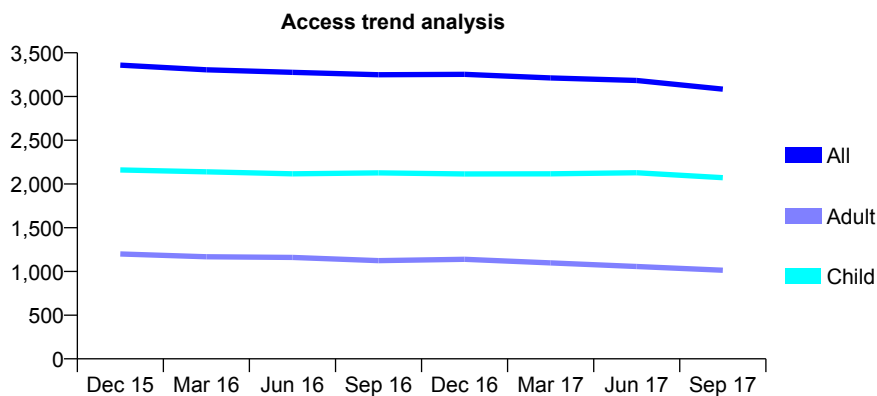
## Q60 - Vital Signs At a Glance Contract Report for 176907/0001 - September 2017

Name or company name	The Tutbury Dental Practice Ltd
Contract type name	GDS Contract
Purpose of contract	General
Contract start date	01/09/2009
Contract end date	

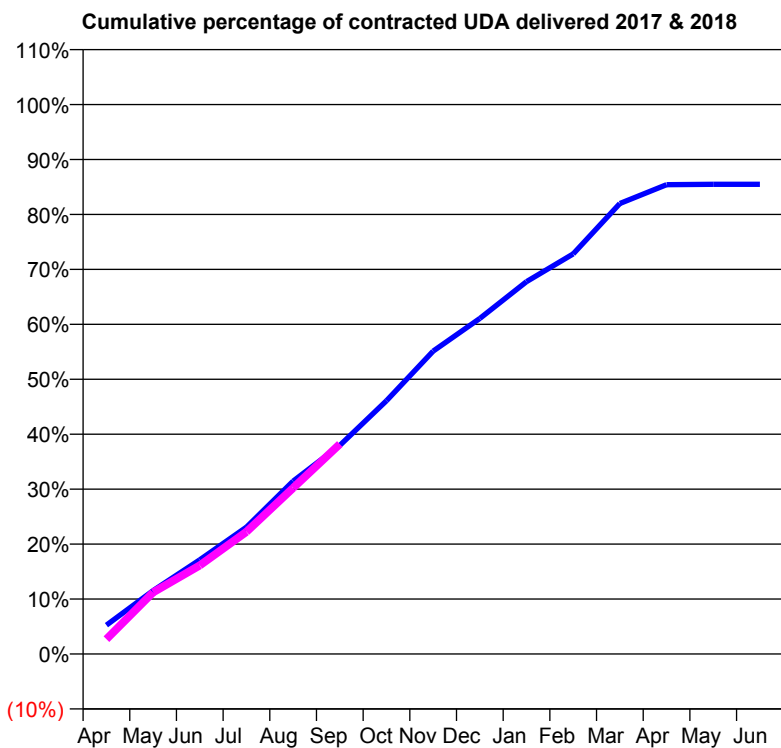
17/18 Contracted general activity (UDA)	9,200
Carry forward general activity (UDA)	0
17/18 Contracted orthodontic activity (UOA)	0
Carry forward orthodontic activity (UOA)	0
Baseline contract value	£206,016.64

### ACCESS\*

Patients seen in 24 months	Total	Change since previous quarter
Quarter ending September 2016	3,249	
Quarter ending December 2016	3,254	→
Quarter ending March 2017	3,213	↓
Quarter ending June 2017	3,184	→
Quarter ending September 2017	3,085	↓
<b>Variance since September 2016</b>	<b>(5.0%)</b>	<b>↓</b>



### ACTIVITY



Month	Adjusted Scheduled Activity (UDA)	
	2017	2018
April	483	248
May	1,062	1,033
June	1,577	1,484
July	2,123	2,046
August	2,895	2,780
September	3,494	3,515
October	4,240	
November	5,072	
December	5,618	
January	6,235	
February	6,699	
March	7,542	
April	7,858	
May	7,865	
June	7,865	

### QUALITY

	Quantity	Base Number	Contract	AT	Region	England
% of FP17s for the same patient ID Re-attending within 3 months - Children	107	1,841	5.8%	10.0%	11.6%	11.9%
% of FP17s for the same patient ID Re-attending within 3 months - Adults	119	567	21.0%	13.4%	15.2%	15.9%
% of FP17s for the same patient ID Re-attending between 3 & 9 months - Children	1,370	1,841	74.4%	59.8%	59.1%	58.1%
% of FP17s for the same patient ID Re-attending between 3 & 9 months - Adults	327	567	57.7%	54.7%	51.7%	50.6%
% of FP17s for Band 1 Urgent Courses	90	2,259	4.0%	7.2%	8.0%	9.1%
% of FP17s Relating to Free Repair or Replacements	0	2,259	0.0%	0.9%	0.8%	0.8%
% of FP17s Relating to Continuations	4	2,259	0.2%	1.2%	1.0%	1.1%
% of Patients satisfied with the dentistry they have received	6	6	N/A	92.0%	91.5%	91.4%
% of Patients satisfied with the time they had to wait for an appointment	6	6	N/A	89.4%	88.2%	87.7%

\* This is based on patients treated on this contract for their most recent course of treatment. Figures in italics indicate the base number of FP17s or Patient Questionnaire responses are less than 100. N/A is shown where the base number of responses is less than 10 during the period. % is calculated as Quantity/Base number\*100

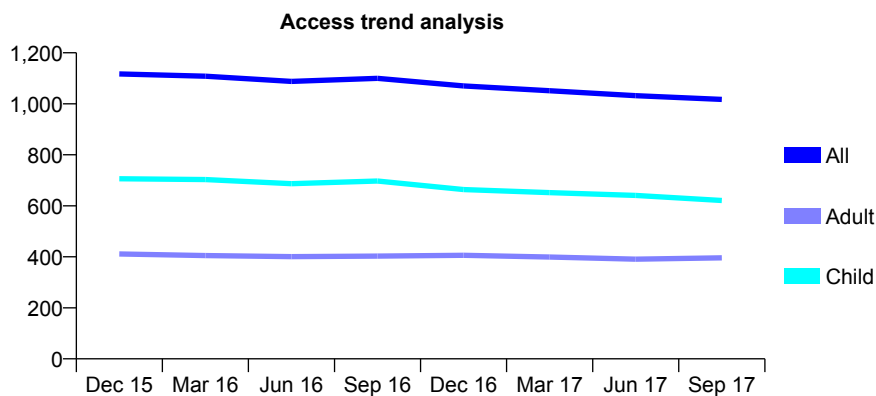
## Q60 - Vital Signs At a Glance Contract Report for 178160/0001 - September 2017

Name or company name	Diana Dental
Contract type name	GDS Contract
Purpose of contract	General
Contract start date	01/04/2013
Contract end date	

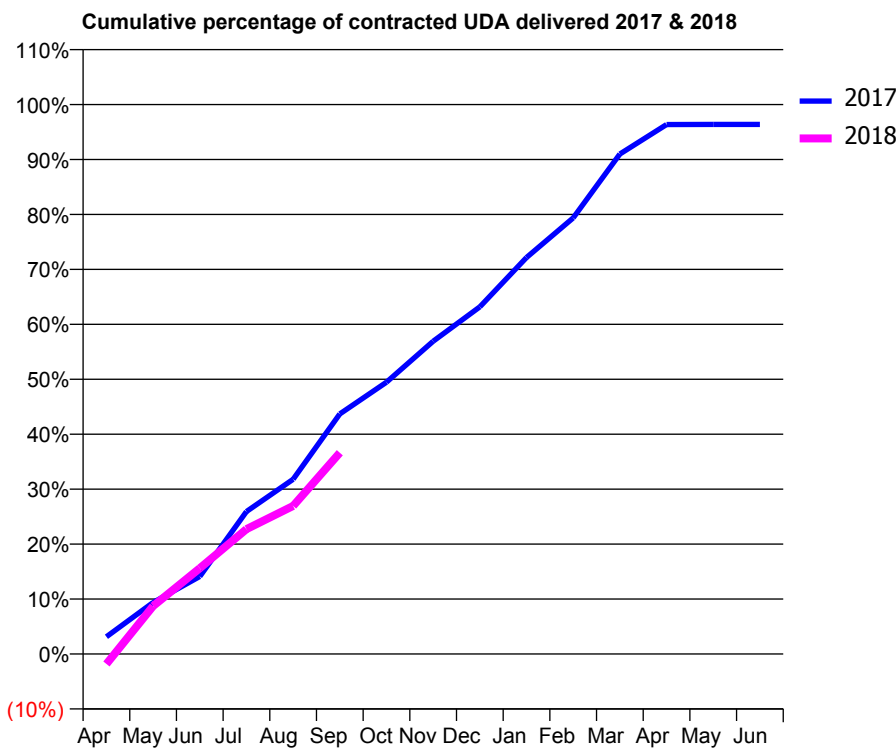
17/18 Contracted general activity (UDA)	3,000
Carry forward general activity (UDA)	109
17/18 Contracted orthodontic activity (UOA)	0
Carry forward orthodontic activity (UOA)	0
Baseline contract value	£73,336.85

### ACCESS\*

Patients seen in 24 months	Total	Change since previous quarter
Quarter ending September 2016	1,100	
Quarter ending December 2016	1,070	↓
Quarter ending March 2017	1,051	↓
Quarter ending June 2017	1,032	↓
Quarter ending September 2017	1,017	↓
<b>Variance since September 2016</b>	<b>(7.5%)</b>	<b>↓</b>



### ACTIVITY



Month	Adjusted Scheduled Activity (UDA)	
	2017	2018
April	94	-55
May	281	262
June	423	469
July	778	682
August	954	809
September	1,311	1,099
October	1,484	
November	1,708	
December	1,896	
January	2,165	
February	2,381	
March	2,730	
April	2,890	
May	2,891	
June	2,891	

### QUALITY

	Quantity	Base Number	Contract	AT	Region	England
% of FP17s for the same patient ID Re-attending within 3 months - Children	77	607	12.7%	10.0%	11.6%	11.9%
% of FP17s for the same patient ID Re-attending within 3 months - Adults	31	253	12.3%	13.4%	15.2%	15.9%
% of FP17s for the same patient ID Re-attending between 3 & 9 months - Children	424	607	69.9%	59.8%	59.1%	58.1%
% of FP17s for the same patient ID Re-attending between 3 & 9 months - Adults	172	253	68.0%	54.7%	51.7%	50.6%
% of FP17s for Band 1 Urgent Courses	4	773	0.5%	7.2%	8.0%	9.1%
% of FP17s Relating to Free Repair or Replacements	0	773	0.0%	0.9%	0.8%	0.8%
% of FP17s Relating to Continuations	18	773	2.3%	1.2%	1.0%	1.1%
% of Patients satisfied with the dentistry they have received	0	0	N/A	92.0%	91.5%	91.4%
% of Patients satisfied with the time they had to wait for an appointment	0	0	N/A	89.4%	88.2%	87.7%

\* This is based on patients treated on this contract for their most recent course of treatment. Figures in italics indicate the base number of FP17s or Patient Questionnaire responses are less than 100. N/A is shown where the base number of responses is less than 10 during the period. % is calculated as Quantity/Base number\*100



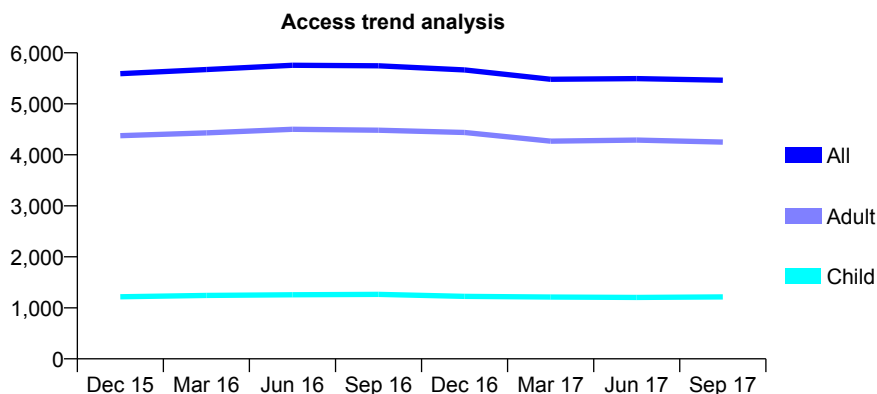
## Q60 - Vital Signs At a Glance Contract Report for 181110/0003 - September 2017

Name or company name	IDH Limited
Contract type name	GDS Contract
Purpose of contract	General
Contract start date	01/06/2008
Contract end date	

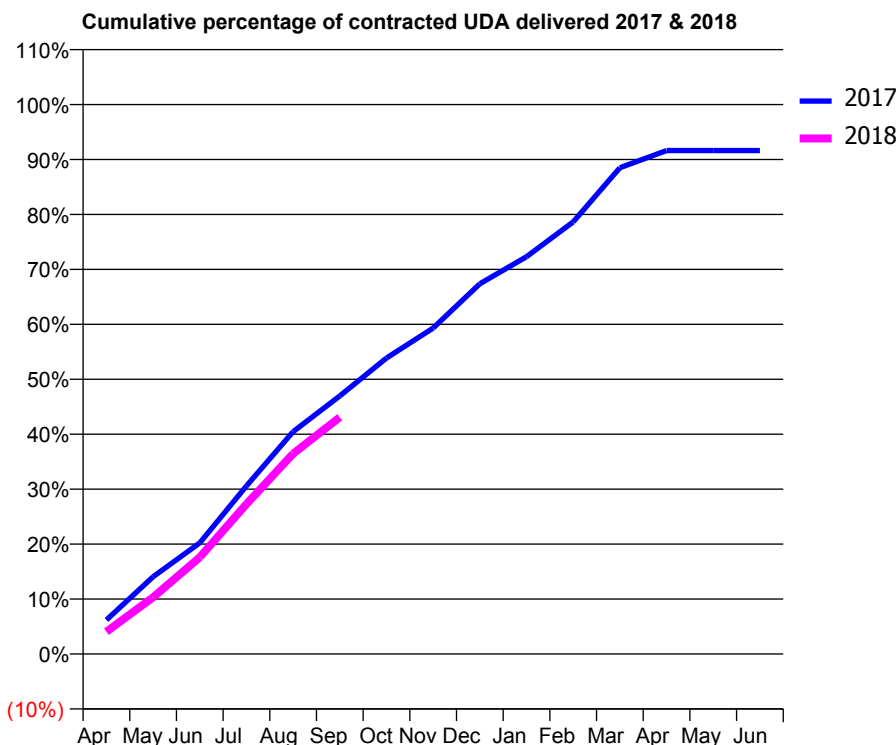
17/18 Contracted general activity (UDA)	18,451
Carry forward general activity (UDA)	0
17/18 Contracted orthodontic activity (UOA)	0
Carry forward orthodontic activity (UOA)	0
Baseline contract value	£426,161.72

### ACCESS\*

Patients seen in 24 months	Total	Change since previous quarter
Quarter ending September 2016	5,745	
Quarter ending December 2016	5,664	↓
Quarter ending March 2017	5,480	↓
Quarter ending June 2017	5,493	→
Quarter ending September 2017	5,464	→
<b>Variance since September 2016</b>	<b>(4.9%)</b>	<b>↓</b>



### ACTIVITY



Month	Adjusted Scheduled Activity (UDA)	
	2017	2018
April	1,145	749
May	2,594	1,904
June	3,734	3,249
July	5,646	5,037
August	7,466	6,726
September	8,667	7,952
October	9,936	
November	10,946	
December	12,431	
January	13,339	
February	14,508	
March	16,326	
April	16,906	
May	16,906	
June	16,906	

### QUALITY

	Quantity	Base Number	Contract	AT	Region	England
% of FP17s for the same patient ID Re-attending within 3 months - Children	35	776	4.5%	10.0%	11.6%	11.9%
% of FP17s for the same patient ID Re-attending within 3 months - Adults	304	2,576	11.8%	13.4%	15.2%	15.9%
% of FP17s for the same patient ID Re-attending between 3 & 9 months - Children	399	776	51.4%	59.8%	59.1%	58.1%
% of FP17s for the same patient ID Re-attending between 3 & 9 months - Adults	1,084	2,576	42.1%	54.7%	51.7%	50.6%
% of FP17s for Band 1 Urgent Courses	185	3,093	6.0%	7.2%	8.0%	9.1%
% of FP17s Relating to Free Repair or Replacements	6	3,093	0.2%	0.9%	0.8%	0.8%
% of FP17s Relating to Continuations	75	3,093	2.4%	1.2%	1.0%	1.1%
% of Patients satisfied with the dentistry they have received	10	13	76.9%	92.0%	91.5%	91.4%
% of Patients satisfied with the time they had to wait for an appointment	12	13	92.3%	89.4%	88.2%	87.7%

\* This is based on patients treated on this contract for their most recent course of treatment. Figures in italics indicate the base number of FP17s or Patient Questionnaire responses are less than 100. N/A is shown where the base number of responses is less than 10 during the period. % is calculated as Quantity/Base number\*100

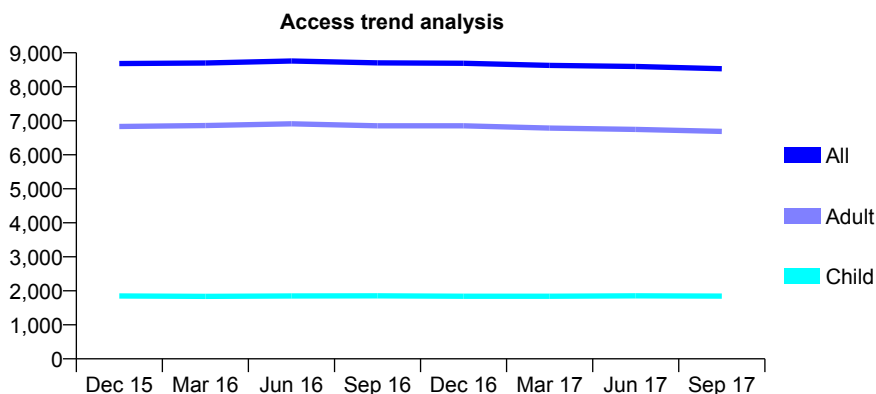
## Q60 - Vital Signs At a Glance Contract Report for 181110/0004 - September 2017

Name or company name	IDH Limited
Contract type name	GDS Contract
Purpose of contract	General and Orthodontic
Contract start date	01/08/2008
Contract end date	

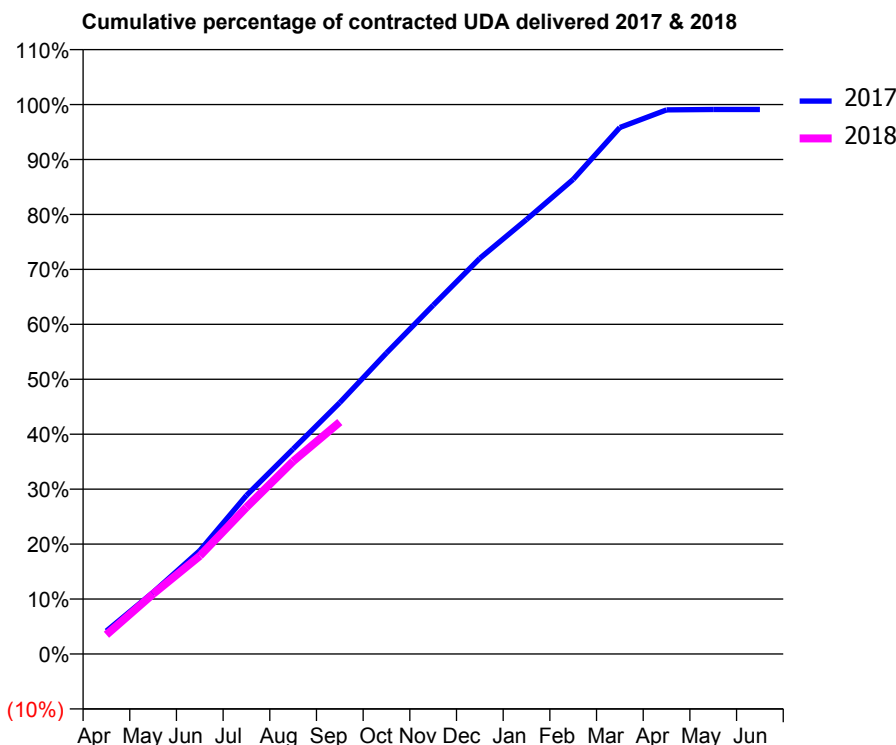
17/18 Contracted general activity (UDA)	25,040
Carry forward general activity (UDA)	227
17/18 Contracted orthodontic activity (UOA)	2,792
Carry forward orthodontic activity (UOA)	0
Baseline contract value	£787,632.41

### ACCESS\*

Patients seen in 24 months	Total	Change since previous quarter
Quarter ending September 2016	8,703	
Quarter ending December 2016	8,693	→
Quarter ending March 2017	8,631	→
Quarter ending June 2017	8,599	→
Quarter ending September 2017	8,531	→
<b>Variance since September 2016</b>	<b>(2.0%)</b>	<b>↓</b>



### ACTIVITY



Month	Adjusted Scheduled Activity (UDA)	
	2017	2018
April	1,050	876
May	2,811	2,736
June	4,714	4,467
July	7,228	6,690
August	9,345	8,784
September	11,456	10,570
October	13,715	
November	15,894	
December	18,030	
January	19,802	
February	21,629	
March	23,993	
April	24,794	
May	24,814	
June	24,813	

### QUALITY

	Quantity	Base Number	Contract	AT	Region	England
% of FP17s for the same patient ID Re-attending within 3 months - Children	82	1,448	5.7%	10.0%	11.6%	11.9%
% of FP17s for the same patient ID Re-attending within 3 months - Adults	470	4,258	11.0%	13.4%	15.2%	15.9%
% of FP17s for the same patient ID Re-attending between 3 & 9 months - Children	821	1,448	56.7%	59.8%	59.1%	58.1%
% of FP17s for the same patient ID Re-attending between 3 & 9 months - Adults	2,457	4,258	57.7%	54.7%	51.7%	50.6%
% of FP17s for Band 1 Urgent Courses	266	5,132	5.2%	7.2%	8.0%	9.1%
% of FP17s Relating to Free Repair or Replacements	19	5,132	0.4%	0.9%	0.8%	0.8%
% of FP17s Relating to Continuations	107	5,132	2.1%	1.2%	1.0%	1.1%
% of Patients satisfied with the dentistry they have received	12	12	100.0%	92.0%	91.5%	91.4%
% of Patients satisfied with the time they had to wait for an appointment	12	12	100.0%	89.4%	88.2%	87.7%

\* This is based on patients treated on this contract for their most recent course of treatment. Figures in italics indicate the base number of FP17s or Patient Questionnaire responses are less than 100. N/A is shown where the base number of responses is less than 10 during the period. % is calculated as Quantity/Base number\*100

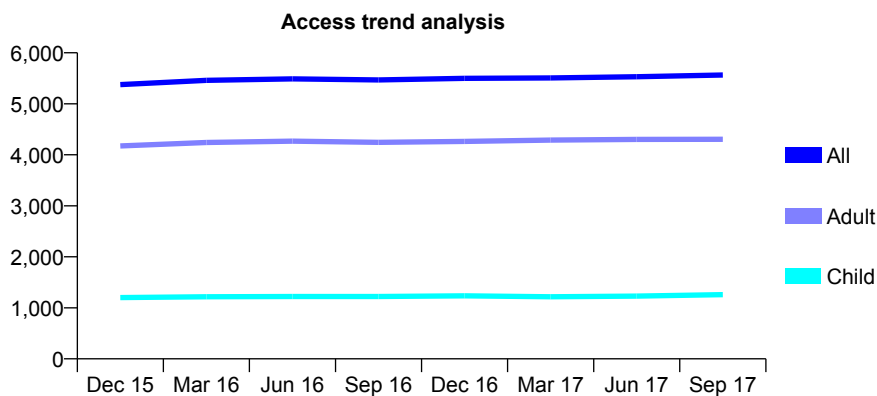
## Q60 - Vital Signs At a Glance Contract Report for 182141/0001 - September 2017

Name or company name	Audley Dental Practice Partnership
Contract type name	GDS Contract
Purpose of contract	General
Contract start date	01/04/2012
Contract end date	

17/18 Contracted general activity (UDA)	16,106
Carry forward general activity (UDA)	142
17/18 Contracted orthodontic activity (UOA)	0
Carry forward orthodontic activity (UOA)	0
Baseline contract value	£398,800.11

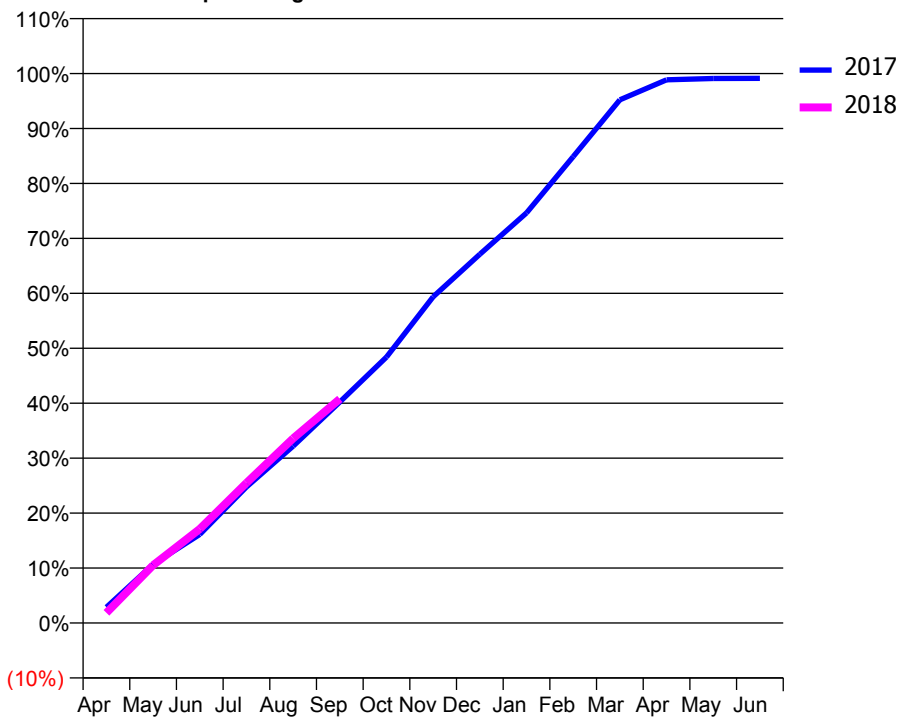
### ACCESS\*

Patients seen in 24 months	Total	Change since previous quarter
Quarter ending September 2016	5,467	
Quarter ending December 2016	5,500	→
Quarter ending March 2017	5,506	→
Quarter ending June 2017	5,532	→
Quarter ending September 2017	5,564	→
<b>Variance since September 2016</b>	<b>1.8%</b>	<b>→</b>



### ACTIVITY

Cumulative percentage of contracted UDA delivered 2017 & 2018



Month	Adjusted Scheduled Activity (UDA)	
	2017	2018
April	464	298
May	1,724	1,693
June	2,597	2,759
July	3,990	4,106
August	5,185	5,412
September	6,478	6,570
October	7,796	
November	9,561	
December	10,808	
January	12,022	
February	13,670	
March	15,336	
April	15,921	
May	15,961	
June	15,964	

### QUALITY

	Quantity	Base Number	Contract	AT	Region	England
% of FP17s for the same patient ID Re-attending within 3 months - Children	42	1,070	3.9%	10.0%	11.6%	11.9%
% of FP17s for the same patient ID Re-attending within 3 months - Adults	218	3,133	7.0%	13.4%	15.2%	15.9%
% of FP17s for the same patient ID Re-attending between 3 & 9 months - Children	797	1,070	74.5%	59.8%	59.1%	58.1%
% of FP17s for the same patient ID Re-attending between 3 & 9 months - Adults	2,053	3,133	65.5%	54.7%	51.7%	50.6%
% of FP17s for Band 1 Urgent Courses	70	3,897	1.8%	7.2%	8.0%	9.1%
% of FP17s Relating to Free Repair or Replacements	12	3,897	0.3%	0.9%	0.8%	0.8%
% of FP17s Relating to Continuations	33	3,897	0.8%	1.2%	1.0%	1.1%
% of Patients satisfied with the dentistry they have received	34	36	94.4%	92.0%	91.5%	91.4%
% of Patients satisfied with the time they had to wait for an appointment	35	36	97.2%	89.4%	88.2%	87.7%

\* This is based on patients treated on this contract for their most recent course of treatment. Figures in italics indicate the base number of FP17s or Patient Questionnaire responses are less than 100. N/A is shown where the base number of responses is less than 10 during the period. % is calculated as Quantity/Base number\*100

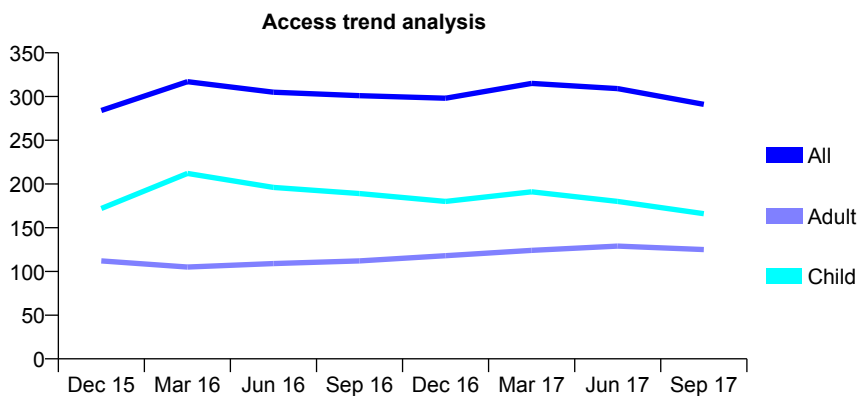
## Q60 - Vital Signs At a Glance Contract Report for 182389/0001 - September 2017

Name or company name	Mr W Herath
Contract type name	GDS Contract
Purpose of contract	General
Contract start date	04/01/2013
Contract end date	

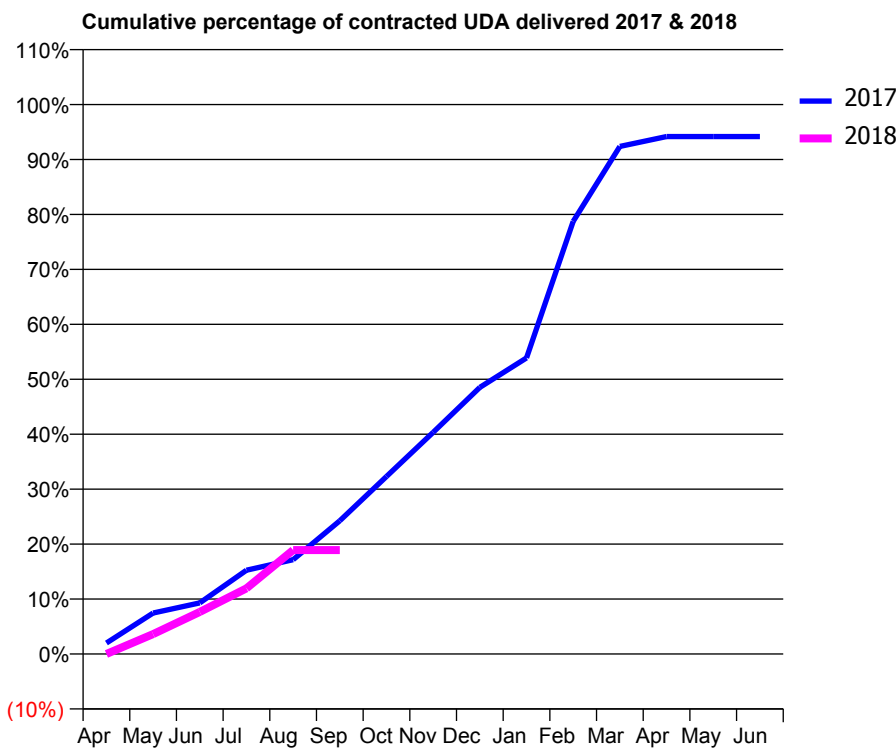
17/18 Contracted general activity (UDA)	1,050
Carry forward general activity (UDA)	0
17/18 Contracted orthodontic activity (UOA)	0
Carry forward orthodontic activity (UOA)	0
Baseline contract value	£23,814.10

### ACCESS\*

Patients seen in 24 months	Total	Change since previous quarter
Quarter ending September 2016	301	
Quarter ending December 2016	298	→
Quarter ending March 2017	315	↑
Quarter ending June 2017	309	↓
Quarter ending September 2017	291	↓
<b>Variance since September 2016</b>	<b>(3.3%)</b>	<b>↓</b>



### ACTIVITY



Adjusted Scheduled Activity (UDA)		
Month	2017	2018
April	21	0
May	78	38
June	98	80
July	160	125
August	180	199
September	255	199
October	339	
November	424	
December	510	
January	566	
February	827	
March	970	
April	989	
May	989	
June	989	

### QUALITY

	Quantity	Base Number	Contract	AT	Region	England
% of FP17s for the same patient ID Re-attending within 3 months - Children	3	86	3.5%	10.0%	11.6%	11.9%
% of FP17s for the same patient ID Re-attending within 3 months - Adults	8	45	17.8%	13.4%	15.2%	15.9%
% of FP17s for the same patient ID Re-attending between 3 & 9 months - Children	51	86	59.3%	59.8%	59.1%	58.1%
% of FP17s for the same patient ID Re-attending between 3 & 9 months - Adults	21	45	46.7%	54.7%	51.7%	50.6%
% of FP17s for Band 1 Urgent Courses	3	114	2.6%	7.2%	8.0%	9.1%
% of FP17s Relating to Free Repair or Replacements	0	114	0.0%	0.9%	0.8%	0.8%
% of FP17s Relating to Continuations	1	114	0.9%	1.2%	1.0%	1.1%
% of Patients satisfied with the dentistry they have received	0	0	N/A	92.0%	91.5%	91.4%
% of Patients satisfied with the time they had to wait for an appointment	0	0	N/A	89.4%	88.2%	87.7%

\* This is based on patients treated on this contract for their most recent course of treatment. Figures in italics indicate the base number of FP17s or Patient Questionnaire responses are less than 100. N/A is shown where the base number of responses is less than 10 during the period. % is calculated as Quantity/Base number\*100

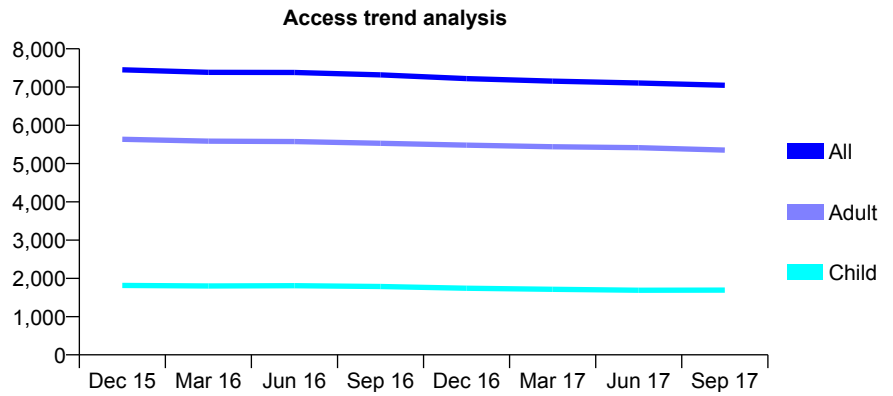
## Q60 - Vital Signs At a Glance Contract Report for 184411/0001 - September 2017

Name or company name	Mroke Limited
Contract type name	GDS Contract
Purpose of contract	General
Contract start date	01/04/2009
Contract end date	

17/18 Contracted general activity (UDA)	21,512
Carry forward general activity (UDA)	448
17/18 Contracted orthodontic activity (UOA)	0
Carry forward orthodontic activity (UOA)	0
Baseline contract value	£554,913.83

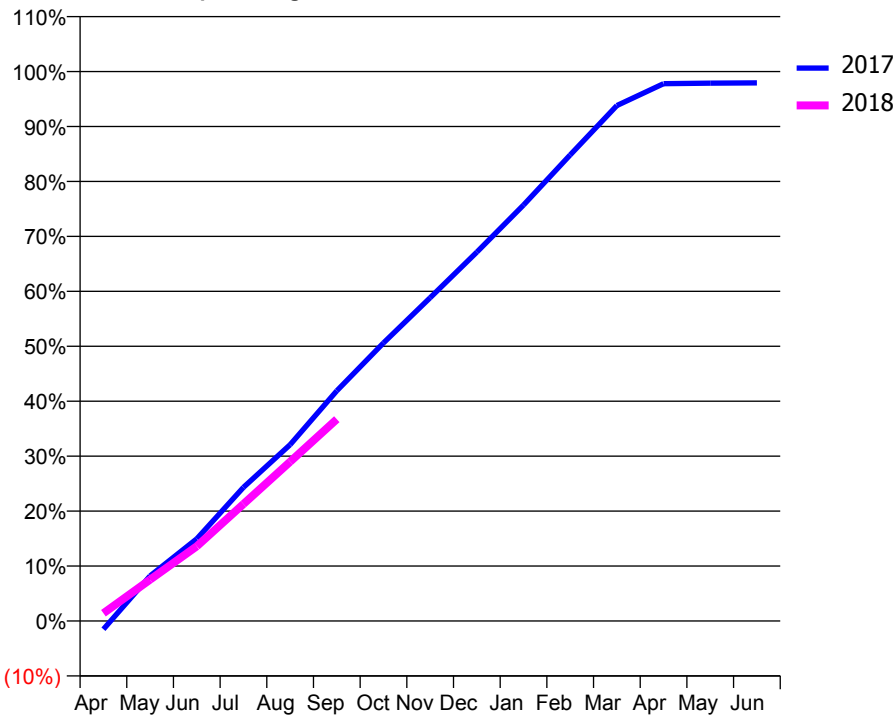
### ACCESS\*

Patients seen in 24 months	Total	Change since previous quarter
Quarter ending September 2016	7,318	
Quarter ending December 2016	7,221	↓
Quarter ending March 2017	7,153	→
Quarter ending June 2017	7,105	→
Quarter ending September 2017	7,045	→
<b>Variance since September 2016</b>	<b>(3.7%)</b>	<b>↓</b>



### ACTIVITY

Cumulative percentage of contracted UDA delivered 2017 & 2018



Month	Adjusted Scheduled Activity (UDA)	
	2017	2018
April	-327	307
May	1,768	1,620
June	3,221	2,924
July	5,233	4,582
August	6,905	6,235
September	9,011	7,901
October	10,886	
November	12,659	
December	14,440	
January	16,285	
February	18,250	
March	20,179	
April	21,037	
May	21,057	
June	21,064	

### QUALITY

	Quantity	Base Number	Contract	AT	Region	England
% of FP17s for the same patient ID Re-attending within 3 months - Children	93	1,214	7.7%	10.0%	11.6%	11.9%
% of FP17s for the same patient ID Re-attending within 3 months - Adults	343	3,291	10.4%	13.4%	15.2%	15.9%
% of FP17s for the same patient ID Re-attending between 3 & 9 months - Children	794	1,214	65.4%	59.8%	59.1%	58.1%
% of FP17s for the same patient ID Re-attending between 3 & 9 months - Adults	1,876	3,291	57.0%	54.7%	51.7%	50.6%
% of FP17s for Band 1 Urgent Courses	260	4,066	6.4%	7.2%	8.0%	9.1%
% of FP17s Relating to Free Repair or Replacements	20	4,066	0.5%	0.9%	0.8%	0.8%
% of FP17s Relating to Continuations	31	4,066	0.8%	1.2%	1.0%	1.1%
% of Patients satisfied with the dentistry they have received	15	18	83.3%	92.0%	91.5%	91.4%
% of Patients satisfied with the time they had to wait for an appointment	16	18	88.9%	89.4%	88.2%	87.7%

\* This is based on patients treated on this contract for their most recent course of treatment. Figures in italics indicate the base number of FP17s or Patient Questionnaire responses are less than 100. N/A is shown where the base number of responses is less than 10 during the period. % is calculated as Quantity/Base number\*100

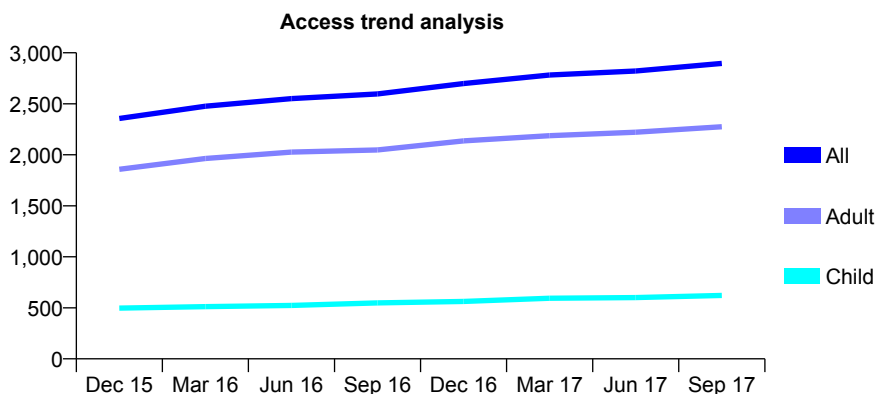
## Q60 - Vital Signs At a Glance Contract Report for 184411/0002 - September 2017

Name or company name	Mroke Limited
Contract type name	GDS Contract
Purpose of contract	General
Contract start date	01/04/2009
Contract end date	

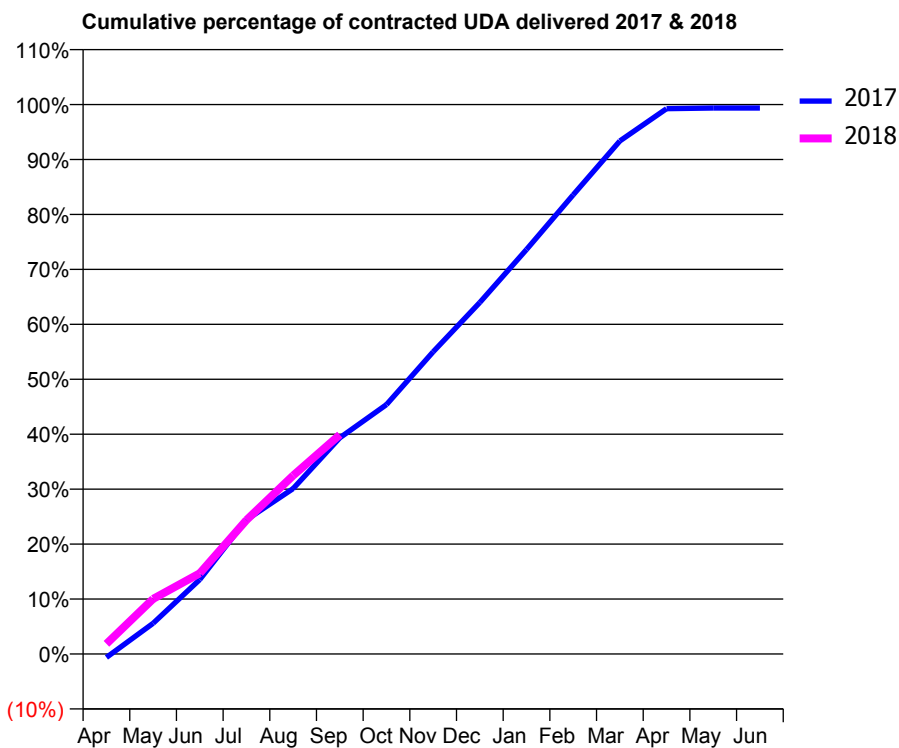
17/18 Contracted general activity (UDA)	7,698
Carry forward general activity (UDA)	48
17/18 Contracted orthodontic activity (UOA)	0
Carry forward orthodontic activity (UOA)	0
Baseline contract value	£197,104.02

### ACCESS\*

Patients seen in 24 months	Total	Change since previous quarter
Quarter ending September 2016	2,597	
Quarter ending December 2016	2,699	↑
Quarter ending March 2017	2,782	↑
Quarter ending June 2017	2,822	→
Quarter ending September 2017	2,896	↑
<b>Variance since September 2016</b>	<b>11.5%</b>	<b>↑</b>



### ACTIVITY



Month	Adjusted Scheduled Activity (UDA)	
	2017	2018
April	-49	144
May	431	773
June	1,043	1,131
July	1,880	1,876
August	2,318	2,501
September	3,029	3,073
October	3,495	
November	4,235	
December	4,925	
January	5,668	
February	6,433	
March	7,187	
April	7,639	
May	7,650	
June	7,650	

### QUALITY

	Quantity	Base Number	Contract	AT	Region	England
% of FP17s for the same patient ID Re-attending within 3 months - Children	30	399	7.5%	10.0%	11.6%	11.9%
% of FP17s for the same patient ID Re-attending within 3 months - Adults	207	1,452	14.3%	13.4%	15.2%	15.9%
% of FP17s for the same patient ID Re-attending between 3 & 9 months - Children	200	399	50.1%	59.8%	59.1%	58.1%
% of FP17s for the same patient ID Re-attending between 3 & 9 months - Adults	748	1,452	51.5%	54.7%	51.7%	50.6%
% of FP17s for Band 1 Urgent Courses	139	1,656	8.4%	7.2%	8.0%	9.1%
% of FP17s Relating to Free Repair or Replacements	26	1,656	1.6%	0.9%	0.8%	0.8%
% of FP17s Relating to Continuations	30	1,656	1.8%	1.2%	1.0%	1.1%
% of Patients satisfied with the dentistry they have received	4	4	N/A	92.0%	91.5%	91.4%
% of Patients satisfied with the time they had to wait for an appointment	4	4	N/A	89.4%	88.2%	87.7%

\* This is based on patients treated on this contract for their most recent course of treatment. Figures in italics indicate the base number of FP17s or Patient Questionnaire responses are less than 100. N/A is shown where the base number of responses is less than 10 during the period. % is calculated as Quantity/Base number\*100

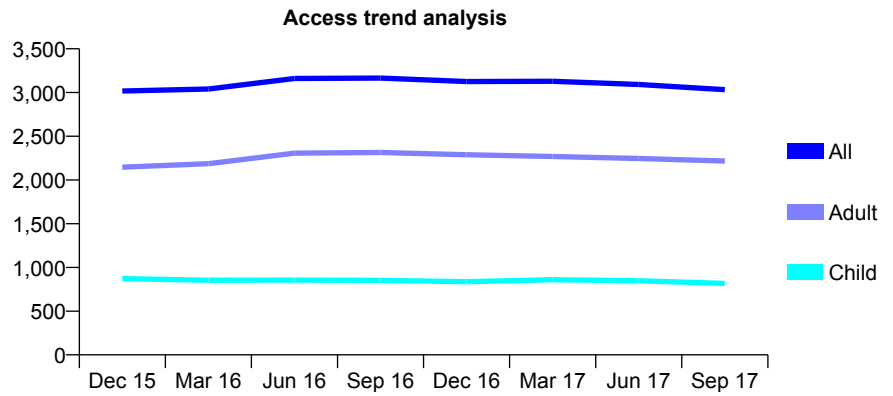
## Q60 - Vital Signs At a Glance Contract Report for 186058/0001 - September 2017

Name or company name	J. F. Scannell & Associates
Contract type name	GDS Contract
Purpose of contract	General
Contract start date	01/07/2013
Contract end date	

17/18 Contracted general activity (UDA)	9,504
Carry forward general activity (UDA)	-37
17/18 Contracted orthodontic activity (UOA)	0
Carry forward orthodontic activity (UOA)	0
Baseline contract value	£267,034.37

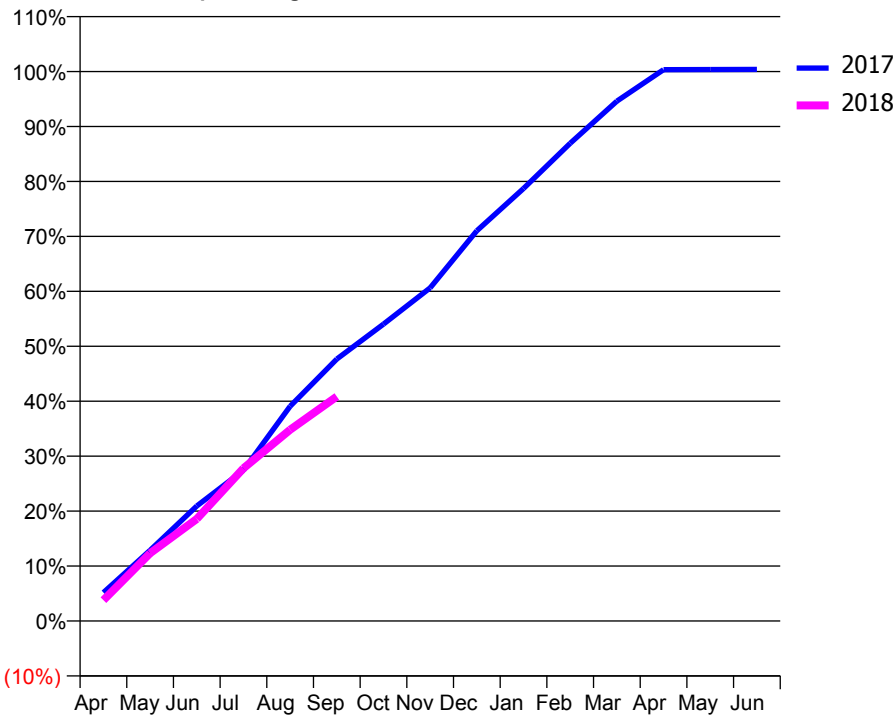
### ACCESS\*

Patients seen in 24 months	Total	Change since previous quarter
Quarter ending September 2016	3,166	
Quarter ending December 2016	3,125	↓
Quarter ending March 2017	3,128	→
Quarter ending June 2017	3,092	↓
Quarter ending September 2017	3,032	↓
<b>Variance since September 2016</b>	<b>(4.2%)</b>	<b>↓</b>



### ACTIVITY

Cumulative percentage of contracted UDA delivered 2017 & 2018



Month	Adjusted Scheduled Activity (UDA)	
	2017	2018
April	491	362
May	1,223	1,172
June	1,989	1,767
July	2,608	2,642
August	3,714	3,308
September	4,530	3,883
October	5,136	
November	5,763	
December	6,751	
January	7,480	
February	8,262	
March	8,991	
April	9,537	
May	9,539	
June	9,541	

### QUALITY

	Quantity	Base Number	Contract	AT	Region	England
% of FP17s for the same patient ID Re-attending within 3 months - Children	46	539	8.5%	10.0%	11.6%	11.9%
% of FP17s for the same patient ID Re-attending within 3 months - Adults	240	1,432	16.8%	13.4%	15.2%	15.9%
% of FP17s for the same patient ID Re-attending between 3 & 9 months - Children	368	539	68.3%	59.8%	59.1%	58.1%
% of FP17s for the same patient ID Re-attending between 3 & 9 months - Adults	657	1,432	45.9%	54.7%	51.7%	50.6%
% of FP17s for Band 1 Urgent Courses	134	1,713	7.8%	7.2%	8.0%	9.1%
% of FP17s Relating to Free Repair or Replacements	43	1,713	2.5%	0.9%	0.8%	0.8%
% of FP17s Relating to Continuations	22	1,713	1.3%	1.2%	1.0%	1.1%
% of Patients satisfied with the dentistry they have received	8	8	N/A	92.0%	91.5%	91.4%
% of Patients satisfied with the time they had to wait for an appointment	8	8	N/A	89.4%	88.2%	87.7%

\* This is based on patients treated on this contract for their most recent course of treatment. Figures in italics indicate the base number of FP17s or Patient Questionnaire responses are less than 100. N/A is shown where the base number of responses is less than 10 during the period. % is calculated as Quantity/Base number\*100

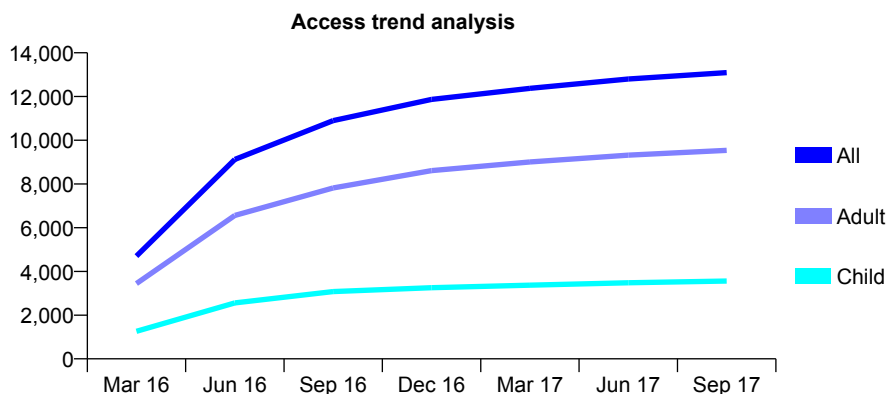
## Q60 - Vital Signs At a Glance Contract Report for 186597/0001 - September 2017

Name or company name	Dosthill Valley Dental Practice
Contract type name	GDS Contract
Purpose of contract	General
Contract start date	01/01/2016
Contract end date	

17/18 Contracted general activity (UDA)	39,000
Carry forward general activity (UDA)	0
17/18 Contracted orthodontic activity (UOA)	0
Carry forward orthodontic activity (UOA)	0
Baseline contract value	£1,000,421.68

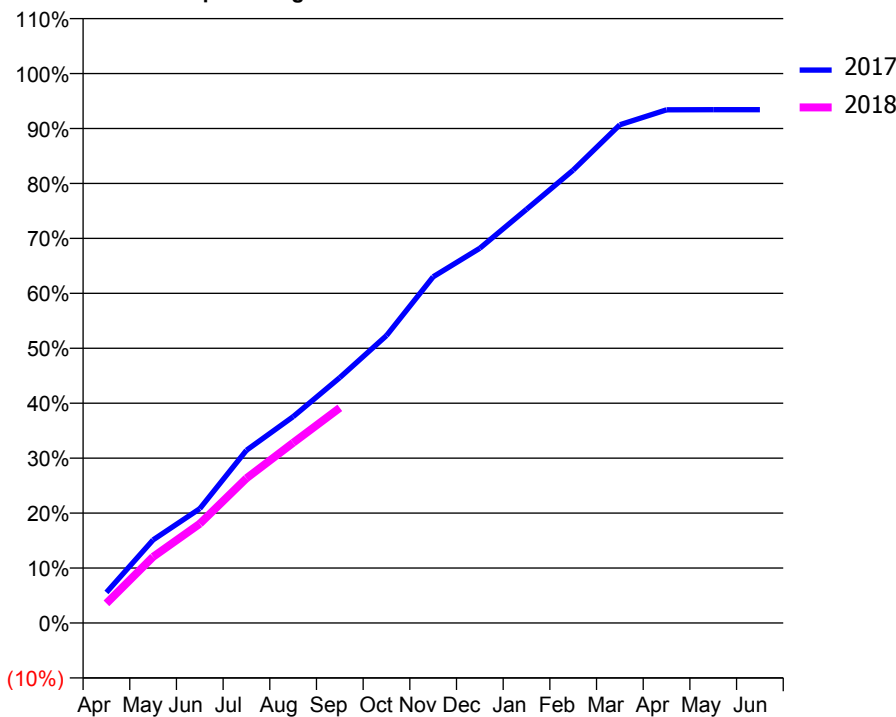
### ACCESS\*

Patients seen in 24 months	Total	Change since previous quarter
Quarter ending September 2016	10,896	
Quarter ending December 2016	11,865	↑
Quarter ending March 2017	12,376	↑
Quarter ending June 2017	12,803	↑
Quarter ending September 2017	13,094	↑
<b>Variance since September 2016</b>	<b>20.2%</b>	<b>↑</b>



### ACTIVITY

**Cumulative percentage of contracted UDA delivered 2017 & 2018**



Month	Adjusted Scheduled Activity (UDA)	
	2017	2018
April	2,168	1,398
May	5,905	4,702
June	8,114	7,042
July	12,264	10,277
August	14,645	12,787
September	17,420	15,268
October	20,395	
November	24,578	
December	26,596	
January	29,362	
February	32,148	
March	35,367	
April	36,421	
May	36,427	
June	36,428	

### QUALITY

	Quantity	Base Number	Contract	AT	Region	England
% of FP17s for the same patient ID Re-attending within 3 months - Children	89	2,668	3.3%	10.0%	11.6%	11.9%
% of FP17s for the same patient ID Re-attending within 3 months - Adults	674	6,877	9.8%	13.4%	15.2%	15.9%
% of FP17s for the same patient ID Re-attending between 3 & 9 months - Children	1,778	2,668	66.6%	59.8%	59.1%	58.1%
% of FP17s for the same patient ID Re-attending between 3 & 9 months - Adults	4,548	6,877	66.1%	54.7%	51.7%	50.6%
% of FP17s for Band 1 Urgent Courses	195	8,940	2.2%	7.2%	8.0%	9.1%
% of FP17s Relating to Free Repair or Replacements	81	8,940	0.9%	0.9%	0.8%	0.8%
% of FP17s Relating to Continuations	78	8,940	0.9%	1.2%	1.0%	1.1%
% of Patients satisfied with the dentistry they have received	28	30	93.3%	92.0%	91.5%	91.4%
% of Patients satisfied with the time they had to wait for an appointment	27	30	90.0%	89.4%	88.2%	87.7%

\* This is based on patients treated on this contract for their most recent course of treatment. Figures in italics indicate the base number of FP17s or Patient Questionnaire responses are less than 100. N/A is shown where the base number of responses is less than 10 during the period. % is calculated as Quantity/Base number\*100



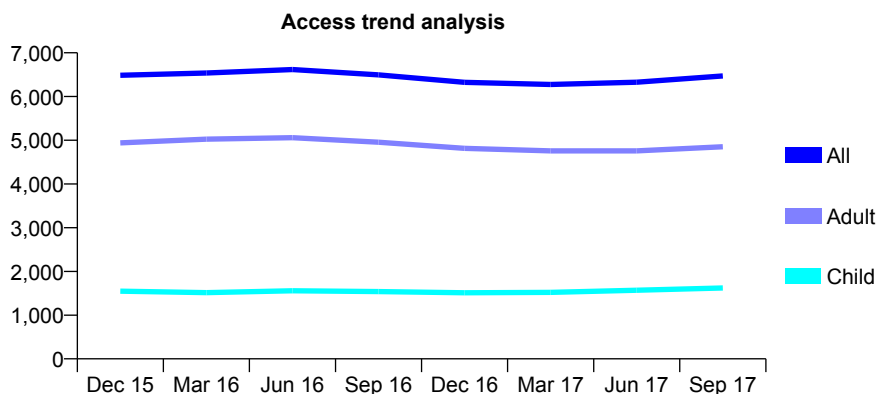
## Q60 - Vital Signs At a Glance Contract Report for 186988/0001 - September 2017

Name or company name	The Westbury Park Dental Practice Partner
Contract type name	GDS Contract
Purpose of contract	General
Contract start date	05/12/2013
Contract end date	

17/18 Contracted general activity (UDA)	18,842
Carry forward general activity (UDA)	0
17/18 Contracted orthodontic activity (UOA)	0
Carry forward orthodontic activity (UOA)	0
Baseline contract value	£518,499.98

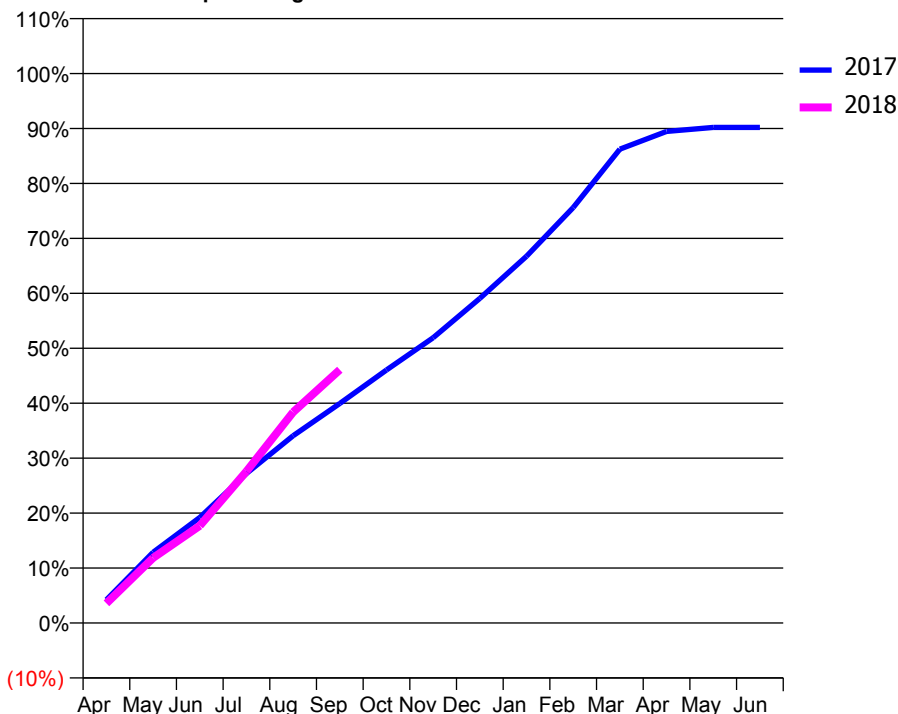
### ACCESS\*

Patients seen in 24 months	Total	Change since previous quarter
Quarter ending September 2016	6,494	
Quarter ending December 2016	6,324	↓
Quarter ending March 2017	6,277	→
Quarter ending June 2017	6,327	→
Quarter ending September 2017	6,472	↑
<b>Variance since September 2016</b>	<b>(0.3%)</b>	→



### ACTIVITY

Cumulative percentage of contracted UDA delivered 2017 & 2018



Month	Adjusted Scheduled Activity (UDA)	
	2017	2018
April	796	675
May	2,426	2,232
June	3,618	3,335
July	5,126	5,202
August	6,420	7,230
September	7,527	8,685
October	8,676	
November	9,782	
December	11,131	
January	12,577	
February	14,247	
March	16,246	
April	16,856	
May	16,993	
June	16,993	

### QUALITY

	Quantity	Base Number	Contract	AT	Region	England
% of FP17s for the same patient ID Re-attending within 3 months - Children	83	1,139	7.3%	10.0%	11.6%	11.9%
% of FP17s for the same patient ID Re-attending within 3 months - Adults	257	2,980	8.6%	13.4%	15.2%	15.9%
% of FP17s for the same patient ID Re-attending between 3 & 9 months - Children	611	1,139	53.6%	59.8%	59.1%	58.1%
% of FP17s for the same patient ID Re-attending between 3 & 9 months - Adults	1,511	2,980	50.7%	54.7%	51.7%	50.6%
% of FP17s for Band 1 Urgent Courses	219	3,851	5.7%	7.2%	8.0%	9.1%
% of FP17s Relating to Free Repair or Replacements	23	3,851	0.6%	0.9%	0.8%	0.8%
% of FP17s Relating to Continuations	56	3,851	1.5%	1.2%	1.0%	1.1%
% of Patients satisfied with the dentistry they have received	16	18	88.9%	92.0%	91.5%	91.4%
% of Patients satisfied with the time they had to wait for an appointment	17	18	94.4%	89.4%	88.2%	87.7%

\* This is based on patients treated on this contract for their most recent course of treatment. Figures in italics indicate the base number of FP17s or Patient Questionnaire responses are less than 100. N/A is shown where the base number of responses is less than 10 during the period. % is calculated as Quantity/Base number\*100

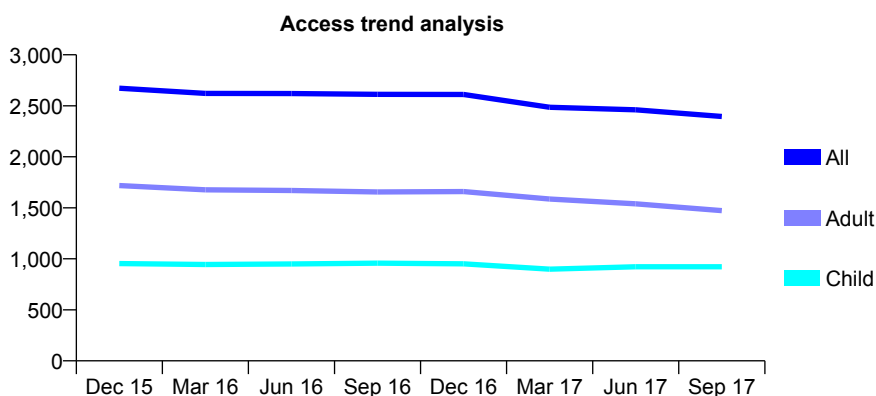
## Q60 - Vital Signs At a Glance Contract Report for 188239/0001 - September 2017

Name or company name	Dr J S Jandu and Ms K K Bhambra
Contract type name	GDS Contract
Purpose of contract	General and Orthodontic
Contract start date	01/12/2009
Contract end date	

17/18 Contracted general activity (UDA)	6,309
Carry forward general activity (UDA)	-112
17/18 Contracted orthodontic activity (UOA)	274
Carry forward orthodontic activity (UOA)	0
Baseline contract value	£172,713.94

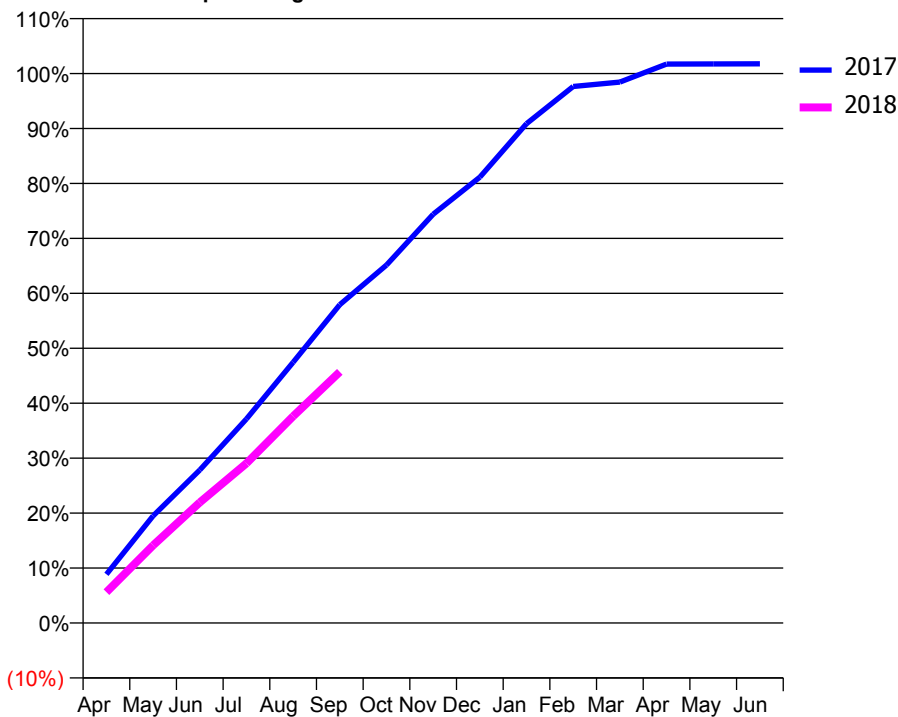
### ACCESS\*

Patients seen in 24 months	Total	Change since previous quarter
Quarter ending September 2016	2,612	
Quarter ending December 2016	2,611	→
Quarter ending March 2017	2,485	↓
Quarter ending June 2017	2,461	→
Quarter ending September 2017	2,395	↓
<b>Variance since September 2016</b>	<b>(8.3%)</b>	<b>↓</b>



### ACTIVITY

Cumulative percentage of contracted UDA delivered 2017 & 2018



Adjusted Scheduled Activity (UDA)

Month	2017	2018
April	560	354
May	1,230	891
June	1,757	1,385
July	2,343	1,833
August	2,995	2,373
September	3,655	2,884
October	4,110	
November	4,693	
December	5,119	
January	5,733	
February	6,161	
March	6,211	
April	6,417	
May	6,419	
June	6,421	

### QUALITY

	Quantity	Base Number	Contract	AT	Region	England
% of FP17s for the same patient ID Re-attending within 3 months - Children	45	855	5.3%	10.0%	11.6%	11.9%
% of FP17s for the same patient ID Re-attending within 3 months - Adults	104	966	10.8%	13.4%	15.2%	15.9%
% of FP17s for the same patient ID Re-attending between 3 & 9 months - Children	547	855	64.0%	59.8%	59.1%	58.1%
% of FP17s for the same patient ID Re-attending between 3 & 9 months - Adults	599	966	62.0%	54.7%	51.7%	50.6%
% of FP17s for Band 1 Urgent Courses	117	1,640	7.1%	7.2%	8.0%	9.1%
% of FP17s Relating to Free Repair or Replacements	2	1,640	0.1%	0.9%	0.8%	0.8%
% of FP17s Relating to Continuations	11	1,640	0.7%	1.2%	1.0%	1.1%
% of Patients satisfied with the dentistry they have received	5	5	N/A	92.0%	91.5%	91.4%
% of Patients satisfied with the time they had to wait for an appointment	4	5	N/A	89.4%	88.2%	87.7%

\* This is based on patients treated on this contract for their most recent course of treatment. Figures in italics indicate the base number of FP17s or Patient Questionnaire responses are less than 100. N/A is shown where the base number of responses is less than 10 during the period. % is calculated as Quantity/Base number\*100

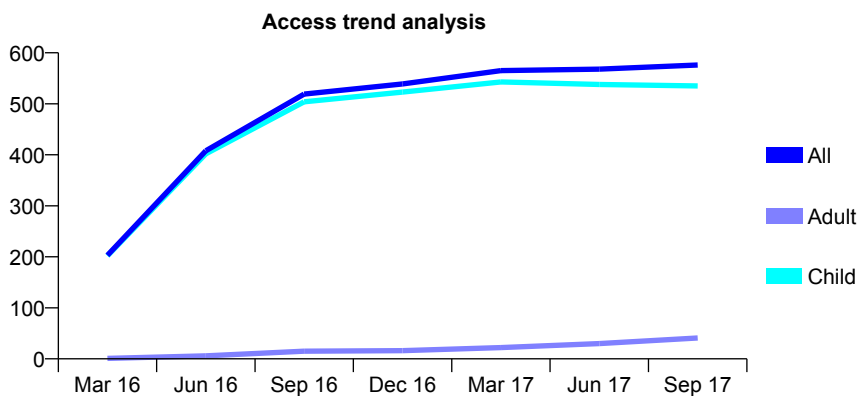
## Q60 - Vital Signs At a Glance Contract Report for 188646/0001 - September 2017

Name or company name	Grosvenor Dental Practice
Contract type name	GDS Contract
Purpose of contract	General
Contract start date	01/02/2016
Contract end date	

17/18 Contracted general activity (UDA)	2,455
Carry forward general activity (UDA)	0
17/18 Contracted orthodontic activity (UOA)	0
Carry forward orthodontic activity (UOA)	0
Baseline contract value	£62,483.93

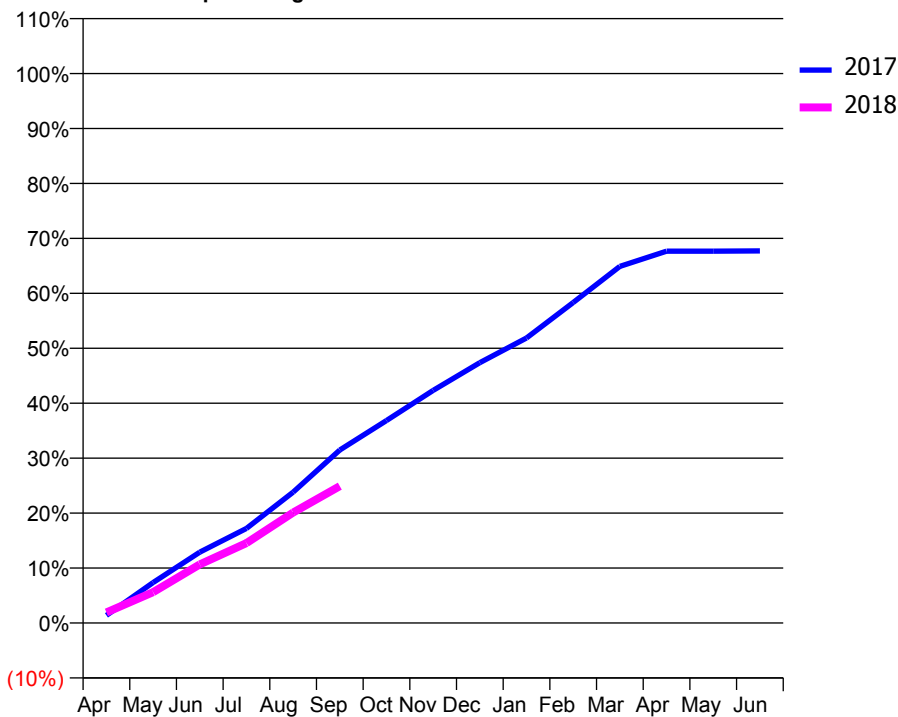
### ACCESS\*

Patients seen in 24 months	Total	Change since previous quarter
Quarter ending September 2016	519	
Quarter ending December 2016	539	↑
Quarter ending March 2017	565	↑
Quarter ending June 2017	568	→
Quarter ending September 2017	576	→
<b>Variance since September 2016</b>	<b>11.0%</b>	<b>↑</b>



### ACTIVITY

Cumulative percentage of contracted UDA delivered 2017 & 2018



Month	Adjusted Scheduled Activity (UDA)	
	2017	2018
April	34	47
May	181	138
June	317	262
July	422	357
August	585	493
September	773	612
October	905	
November	1,039	
December	1,163	
January	1,274	
February	1,432	
March	1,593	
April	1,661	
May	1,661	
June	1,662	

### QUALITY

	Quantity	Base Number	Contract	AT	Region	England
% of FP17s for the same patient ID Re-attending within 3 months - Children	73	542	13.5%	10.0%	11.6%	11.9%
% of FP17s for the same patient ID Re-attending within 3 months - Adults	0	0	N/A	13.4%	15.2%	15.9%
% of FP17s for the same patient ID Re-attending between 3 & 9 months - Children	389	542	71.8%	59.8%	59.1%	58.1%
% of FP17s for the same patient ID Re-attending between 3 & 9 months - Adults	0	0	N/A	54.7%	51.7%	50.6%
% of FP17s for Band 1 Urgent Courses	16	496	3.2%	7.2%	8.0%	9.1%
% of FP17s Relating to Free Repair or Replacements	0	496	0.0%	0.9%	0.8%	0.8%
% of FP17s Relating to Continuations	0	496	0.0%	1.2%	1.0%	1.1%
% of Patients satisfied with the dentistry they have received	0	0	N/A	92.0%	91.5%	91.4%
% of Patients satisfied with the time they had to wait for an appointment	0	0	N/A	89.4%	88.2%	87.7%

\* This is based on patients treated on this contract for their most recent course of treatment. Figures in italics indicate the base number of FP17s or Patient Questionnaire responses are less than 100. N/A is shown where the base number of responses is less than 10 during the period. % is calculated as Quantity/Base number\*100

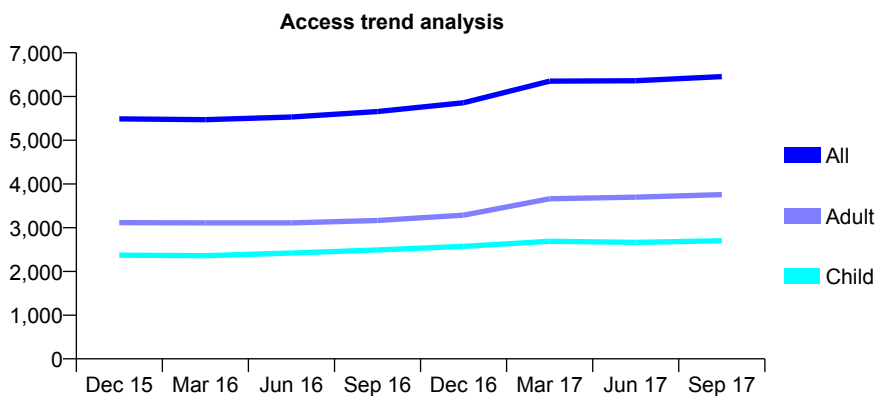
## Q60 - Vital Signs At a Glance Contract Report for 190608/0001 - September 2017

Name or company name	Dawley Dental Practice
Contract type name	GDS Contract
Purpose of contract	General
Contract start date	23/09/2009
Contract end date	

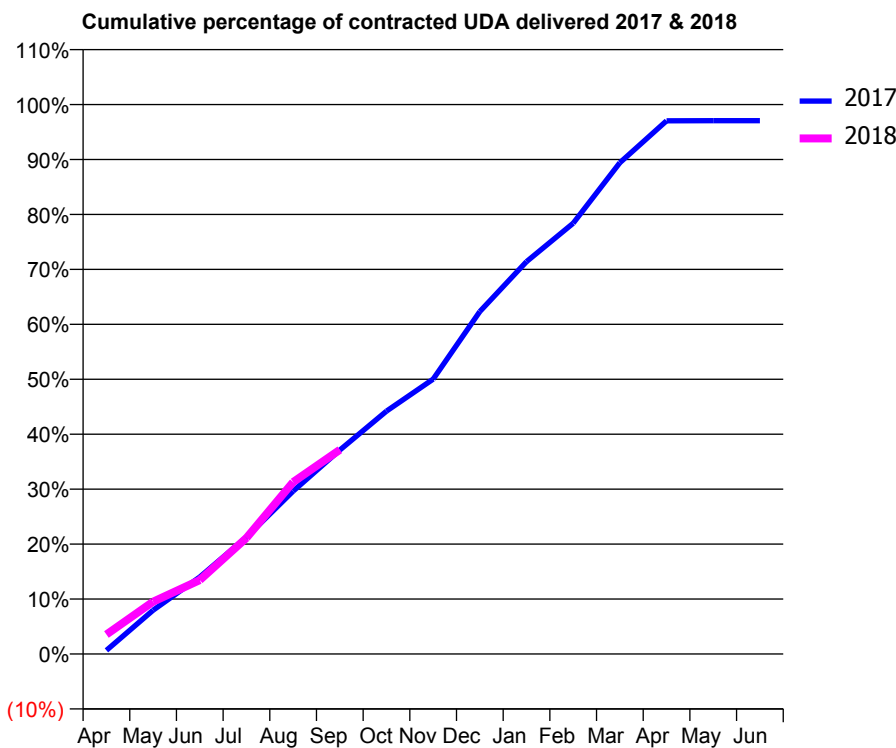
17/18 Contracted general activity (UDA)	17,919
Carry forward general activity (UDA)	0
17/18 Contracted orthodontic activity (UOA)	0
Carry forward orthodontic activity (UOA)	0
Baseline contract value	£450,962.46

### ACCESS\*

Patients seen in 24 months	Total	Change since previous quarter
Quarter ending September 2016	5,656	
Quarter ending December 2016	5,859	↑
Quarter ending March 2017	6,351	↑
Quarter ending June 2017	6,361	→
Quarter ending September 2017	6,457	→
<b>Variance since September 2016</b>	<b>14.2%</b>	<b>↑</b>



### ACTIVITY



Month	2017	2018
April	119	637
May	1,428	1,705
June	2,513	2,411
July	3,810	3,785
August	5,309	5,608
September	6,650	6,657
October	7,921	
November	8,963	
December	11,168	
January	12,793	
February	14,047	
March	16,023	
April	17,388	
May	17,392	
June	17,390	

### QUALITY

	Quantity	Base Number	Contract	AT	Region	England
% of FP17s for the same patient ID Re-attending within 3 months - Children	260	2,316	11.2%	10.0%	11.6%	11.9%
% of FP17s for the same patient ID Re-attending within 3 months - Adults	408	2,676	15.2%	13.4%	15.2%	15.9%
% of FP17s for the same patient ID Re-attending between 3 & 9 months - Children	1,460	2,316	63.0%	59.8%	59.1%	58.1%
% of FP17s for the same patient ID Re-attending between 3 & 9 months - Adults	1,465	2,676	54.7%	54.7%	51.7%	50.6%
% of FP17s for Band 1 Urgent Courses	222	3,907	5.7%	7.2%	8.0%	9.1%
% of FP17s Relating to Free Repair or Replacements	12	3,907	0.3%	0.9%	0.8%	0.8%
% of FP17s Relating to Continuations	9	3,907	0.2%	1.2%	1.0%	1.1%
% of Patients satisfied with the dentistry they have received	11	11	100.0%	92.0%	91.5%	91.4%
% of Patients satisfied with the time they had to wait for an appointment	11	11	100.0%	89.4%	88.2%	87.7%

\* This is based on patients treated on this contract for their most recent course of treatment. Figures in italics indicate the base number of FP17s or Patient Questionnaire responses are less than 100. N/A is shown where the base number of responses is less than 10 during the period. % is calculated as Quantity/Base number\*100

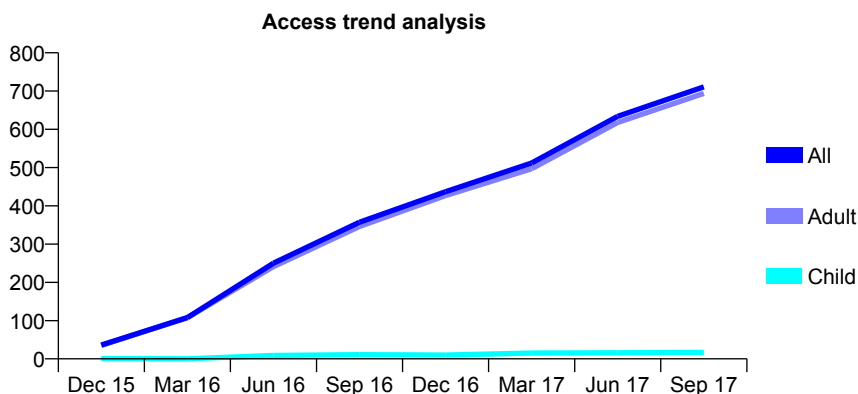
## Q60 - Vital Signs At a Glance Contract Report for 192538/0001 - September 2017

Name or company name	The Smile Works Ltd
Contract type name	PDS Contract
Purpose of contract	General
Contract start date	01/07/2015
Contract end date	31/03/2020

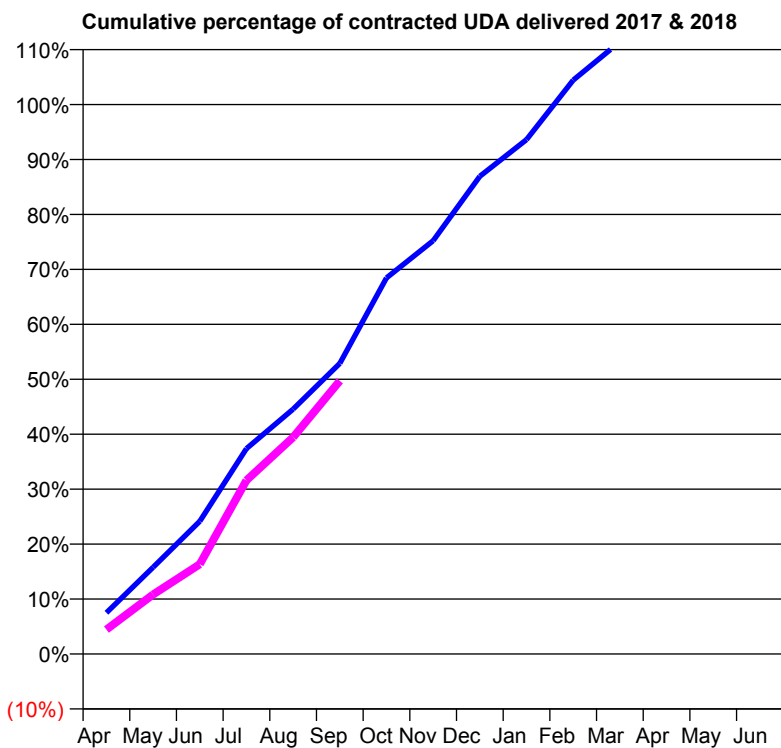
17/18 Contracted general activity (UDA)	1,800
Carry forward general activity (UDA)	0
17/18 Contracted orthodontic activity (UOA)	0
Carry forward orthodontic activity (UOA)	0
Baseline contract value	£73,384.26

### ACCESS\*

Patients seen in 24 months	Total	Change since previous quarter
Quarter ending September 2016	357	
Quarter ending December 2016	437	↑
Quarter ending March 2017	512	↑
Quarter ending June 2017	634	↑
Quarter ending September 2017	711	↑
<b>Variance since September 2016</b>	<b>99.2%</b>	<b>↑</b>



### ACTIVITY



Month	Adjusted Scheduled Activity (UDA)	
	2017	2018
April	135	80
May	284	195
June	435	294
July	673	569
August	802	710
September	952	895
October	1,232	
November	1,354	
December	1,565	
January	1,685	
February	1,880	
March	2,005	
April	2,075	
May	2,075	
June	2,075	

### QUALITY

	Quantity	Base Number	Contract	AT	Region	England
% of FP17s for the same patient ID Re-attending within 3 months - Children	0	15	0.0%	10.0%	11.6%	11.9%
% of FP17s for the same patient ID Re-attending within 3 months - Adults	0	382	0.0%	13.4%	15.2%	15.9%
% of FP17s for the same patient ID Re-attending between 3 & 9 months - Children	0	15	0.0%	59.8%	59.1%	58.1%
% of FP17s for the same patient ID Re-attending between 3 & 9 months - Adults	0	382	0.0%	54.7%	51.7%	50.6%
% of FP17s for Band 1 Urgent Courses	0	371	0.0%	7.2%	8.0%	9.1%
% of FP17s Relating to Free Repair or Replacements	0	371	0.0%	0.9%	0.8%	0.8%
% of FP17s Relating to Continuations	0	371	0.0%	1.2%	1.0%	1.1%
% of Patients satisfied with the dentistry they have received	1	1	N/A	92.0%	91.5%	91.4%
% of Patients satisfied with the time they had to wait for an appointment	1	1	N/A	89.4%	88.2%	87.7%

\* This is based on patients treated on this contract for their most recent course of treatment. Figures in italics indicate the base number of FP17s or Patient Questionnaire responses are less than 100. N/A is shown where the base number of responses is less than 10 during the period. % is calculated as Quantity/Base number\*100

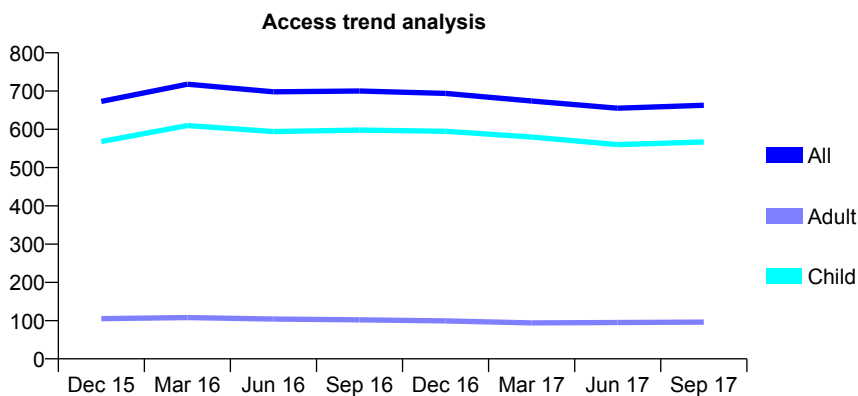
## Q60 - Vital Signs At a Glance Contract Report for 193623/0001 - September 2017

Name or company name	Beaufort Dental Health Centre Ltd
Contract type name	GDS Contract
Purpose of contract	General
Contract start date	01/07/2009
Contract end date	

17/18 Contracted general activity (UDA)	1,380
Carry forward general activity (UDA)	31
17/18 Contracted orthodontic activity (UOA)	0
Carry forward orthodontic activity (UOA)	0
Baseline contract value	£30,530.32

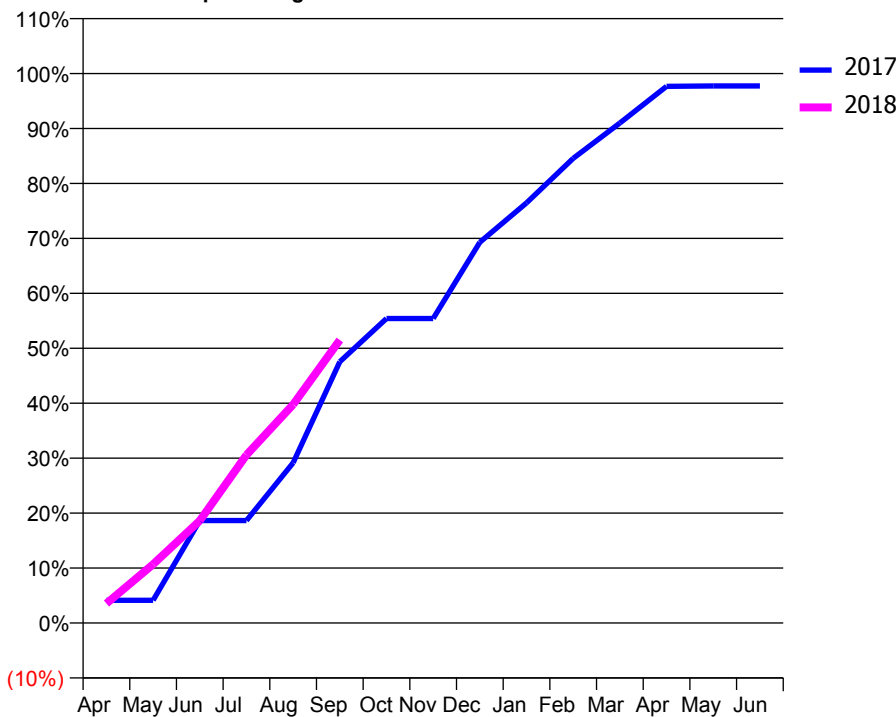
### ACCESS\*

Patients seen in 24 months	Total	Change since previous quarter
Quarter ending September 2016	700	
Quarter ending December 2016	694	→
Quarter ending March 2017	674	↓
Quarter ending June 2017	655	↓
Quarter ending September 2017	663	→
<b>Variance since September 2016</b>	<b>(5.3%)</b>	<b>↓</b>



### ACTIVITY

Cumulative percentage of contracted UDA delivered 2017 & 2018



Month	Adjusted Scheduled Activity (UDA)	
	2017	2018
April	57	49
May	57	147
June	257	257
July	257	422
August	402	549
September	656	711
October	765	
November	765	
December	956	
January	1,055	
February	1,167	
March	1,256	
April	1,348	
May	1,349	
June	1,349	

### QUALITY

	Quantity	Base Number	Contract	AT	Region	England
% of FP17s for the same patient ID Re-attending within 3 months - Children	21	510	4.1%	10.0%	11.6%	11.9%
% of FP17s for the same patient ID Re-attending within 3 months - Adults	1	36	2.8%	13.4%	15.2%	15.9%
% of FP17s for the same patient ID Re-attending between 3 & 9 months - Children	380	510	74.5%	59.8%	59.1%	58.1%
% of FP17s for the same patient ID Re-attending between 3 & 9 months - Adults	26	36	72.2%	54.7%	51.7%	50.6%
% of FP17s for Band 1 Urgent Courses	9	488	1.8%	7.2%	8.0%	9.1%
% of FP17s Relating to Free Repair or Replacements	0	488	0.0%	0.9%	0.8%	0.8%
% of FP17s Relating to Continuations	0	488	0.0%	1.2%	1.0%	1.1%
% of Patients satisfied with the dentistry they have received	0	0	N/A	92.0%	91.5%	91.4%
% of Patients satisfied with the time they had to wait for an appointment	0	0	N/A	89.4%	88.2%	87.7%

\* This is based on patients treated on this contract for their most recent course of treatment. Figures in italics indicate the base number of FP17s or Patient Questionnaire responses are less than 100. N/A is shown where the base number of responses is less than 10 during the period. % is calculated as Quantity/Base number\*100

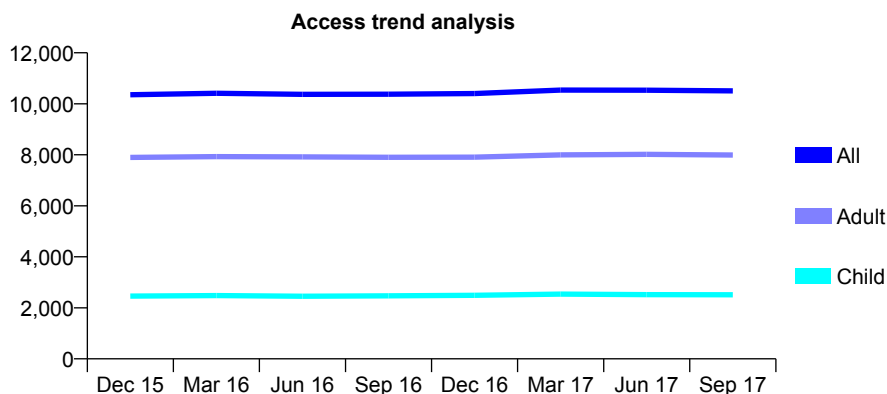
## Q60 - Vital Signs At a Glance Contract Report for 195170/0001 - September 2017

Name or company name	Station House Dental Practice (Telford) Ltd
Contract type name	Pilot Contract
Purpose of contract	General and Orthodontic
Contract start date	01/12/2009
Contract end date	

17/18 Contracted general activity (UDA)	39,000
Carry forward general activity (UDA)	0
17/18 Contracted orthodontic activity (UOA)	1,000
Carry forward orthodontic activity (UOA)	0
Baseline contract value	£1,130,747.98

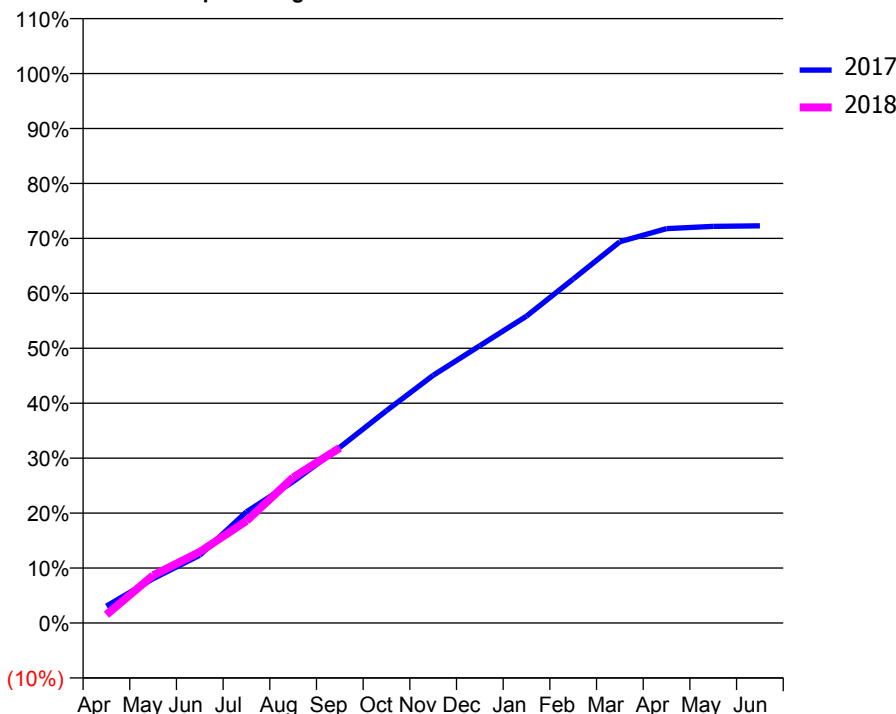
### ACCESS\*

Patients seen in 24 months	Total	Change since previous quarter
Quarter ending September 2016	10,374	
Quarter ending December 2016	10,401	→
Quarter ending March 2017	10,540	→
Quarter ending June 2017	10,535	→
Quarter ending September 2017	10,506	→
<b>Variance since September 2016</b>	<b>1.3%</b>	<b>→</b>



### ACTIVITY

**Cumulative percentage of contracted UDA delivered 2017 & 2018**



**Adjusted Scheduled Activity (UDA)**

Month	2017	2018
April	1,198	596
May	3,149	3,380
June	4,817	5,044
July	7,884	7,246
August	10,040	10,329
September	12,473	12,431
October	15,068	
November	17,577	
December	19,679	
January	21,786	
February	24,415	
March	27,065	
April	27,994	
May	28,156	
June	28,190	

### QUALITY

	Quantity	Base Number	Contract	AT	Region	England
% of FP17s for the same patient ID Re-attending within 3 months - Children	102	1,798	5.7%	10.0%	11.6%	11.9%
% of FP17s for the same patient ID Re-attending within 3 months - Adults	373	4,914	7.6%	13.4%	15.2%	15.9%
% of FP17s for the same patient ID Re-attending between 3 & 9 months - Children	1,143	1,798	63.6%	59.8%	59.1%	58.1%
% of FP17s for the same patient ID Re-attending between 3 & 9 months - Adults	2,770	4,914	56.4%	54.7%	51.7%	50.6%
% of FP17s for Band 1 Urgent Courses	192	5,678	3.4%	7.2%	8.0%	9.1%
% of FP17s Relating to Free Repair or Replacements	20	5,678	0.4%	0.9%	0.8%	0.8%
% of FP17s Relating to Continuations	57	5,678	1.0%	1.2%	1.0%	1.1%
% of Patients satisfied with the dentistry they have received	27	31	87.1%	92.0%	91.5%	91.4%
% of Patients satisfied with the time they had to wait for an appointment	29	31	93.5%	89.4%	88.2%	87.7%

\* This is based on patients treated on this contract for their most recent course of treatment. Figures in italics indicate the base number of FP17s or Patient Questionnaire responses are less than 100. N/A is shown where the base number of responses is less than 10 during the period. % is calculated as Quantity/Base number\*100

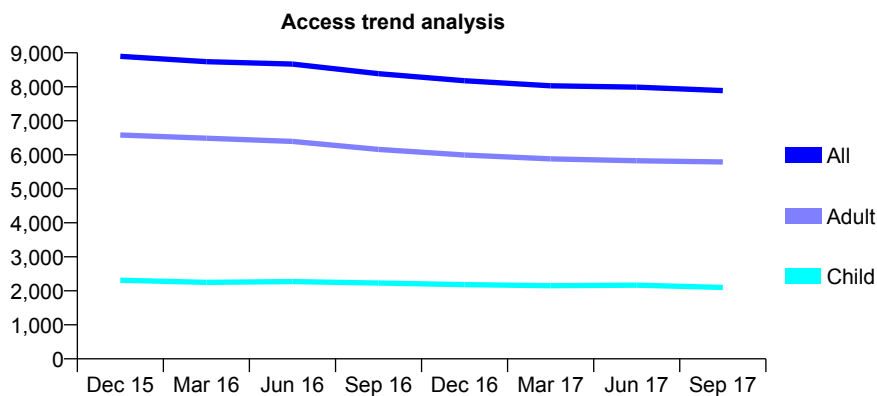
## Q60 - Vital Signs At a Glance Contract Report for 195464/0001 - September 2017

Name or company name	Keen Dental Care
Contract type name	GDS Contract
Purpose of contract	General
Contract start date	01/04/2012
Contract end date	

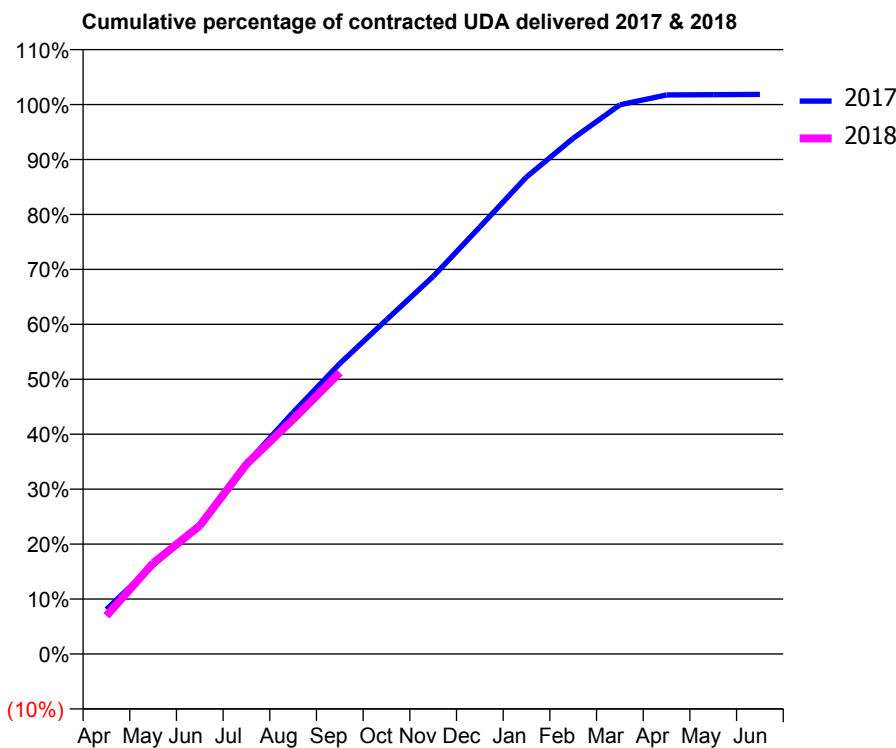
17/18 Contracted general activity (UDA)	23,030
Carry forward general activity (UDA)	-422
17/18 Contracted orthodontic activity (UOA)	0
Carry forward orthodontic activity (UOA)	0
Baseline contract value	£575,731.33

### ACCESS\*

Patients seen in 24 months	Total	Change since previous quarter
Quarter ending September 2016	8,387	
Quarter ending December 2016	8,179	↓
Quarter ending March 2017	8,031	↓
Quarter ending June 2017	7,991	→
Quarter ending September 2017	7,890	↓
<b>Variance since September 2016</b>	<b>(5.9%)</b>	<b>↓</b>



### ACTIVITY



Month	Adjusted Scheduled Activity (UDA)	
	2017	2018
April	1,869	1,604
May	3,729	3,811
June	5,388	5,382
July	7,979	7,955
August	10,132	9,831
September	12,176	11,797
October	14,010	
November	15,823	
December	17,896	
January	19,991	
February	21,613	
March	23,014	
April	23,433	
May	23,440	
June	23,452	

### QUALITY

	Quantity	Base Number	Contract	AT	Region	England
% of FP17s for the same patient ID Re-attending within 3 months - Children	95	1,636	5.8%	10.0%	11.6%	11.9%
% of FP17s for the same patient ID Re-attending within 3 months - Adults	634	4,681	13.5%	13.4%	15.2%	15.9%
% of FP17s for the same patient ID Re-attending between 3 & 9 months - Children	1,071	1,636	65.5%	59.8%	59.1%	58.1%
% of FP17s for the same patient ID Re-attending between 3 & 9 months - Adults	2,931	4,681	62.6%	54.7%	51.7%	50.6%
% of FP17s for Band 1 Urgent Courses	263	6,071	4.3%	7.2%	8.0%	9.1%
% of FP17s Relating to Free Repair or Replacements	53	6,071	0.9%	0.9%	0.8%	0.8%
% of FP17s Relating to Continuations	154	6,071	2.5%	1.2%	1.0%	1.1%
% of Patients satisfied with the dentistry they have received	25	26	96.2%	92.0%	91.5%	91.4%
% of Patients satisfied with the time they had to wait for an appointment	23	26	88.5%	89.4%	88.2%	87.7%

\* This is based on patients treated on this contract for their most recent course of treatment. Figures in italics indicate the base number of FP17s or Patient Questionnaire responses are less than 100. N/A is shown where the base number of responses is less than 10 during the period. % is calculated as Quantity/Base number\*100



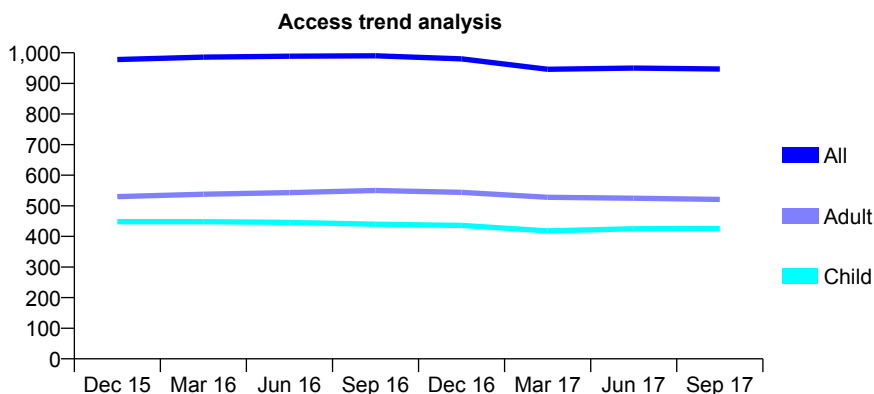
## Q60 - Vital Signs At a Glance Contract Report for 198048/0001 - September 2017

Name or company name	The Cherry Orchard Dental Practice Partne
Contract type name	GDS Contract
Purpose of contract	General
Contract start date	05/03/2013
Contract end date	

17/18 Contracted general activity (UDA)	2,200
Carry forward general activity (UDA)	-44
17/18 Contracted orthodontic activity (UOA)	0
Carry forward orthodontic activity (UOA)	0
Baseline contract value	£48,371.87

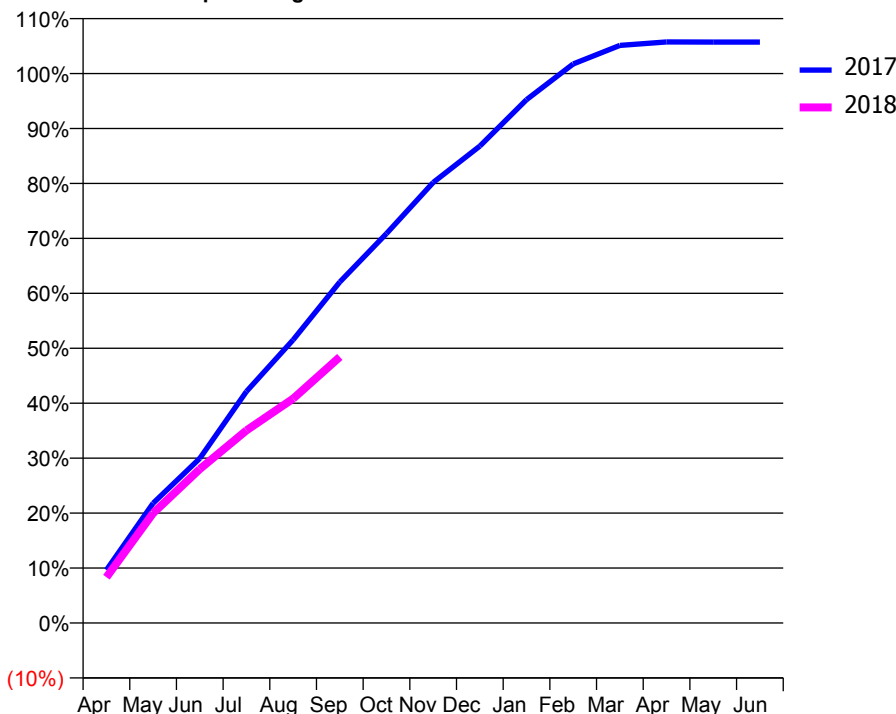
### ACCESS\*

Patients seen in 24 months	Total	Change since previous quarter
Quarter ending September 2016	990	
Quarter ending December 2016	980	↓
Quarter ending March 2017	946	↓
Quarter ending June 2017	950	→
Quarter ending September 2017	947	→
<b>Variance since September 2016</b>	<b>(4.3%)</b>	<b>↓</b>



### ACTIVITY

Cumulative percentage of contracted UDA delivered 2017 & 2018



Adjusted Scheduled Activity (UDA)

Month	2017	2018
April	212	183
May	480	440
June	659	616
July	927	771
August	1,134	898
September	1,366	1,066
October	1,559	
November	1,764	
December	1,909	
January	2,095	
February	2,238	
March	2,313	
April	2,327	
May	2,326	
June	2,326	

### QUALITY

	Quantity	Base Number	Contract	AT	Region	England
% of FP17s for the same patient ID Re-attending within 3 months - Children	18	392	4.6%	10.0%	11.6%	11.9%
% of FP17s for the same patient ID Re-attending within 3 months - Adults	26	395	6.6%	13.4%	15.2%	15.9%
% of FP17s for the same patient ID Re-attending between 3 & 9 months - Children	287	392	73.2%	59.8%	59.1%	58.1%
% of FP17s for the same patient ID Re-attending between 3 & 9 months - Adults	295	395	74.7%	54.7%	51.7%	50.6%
% of FP17s for Band 1 Urgent Courses	23	773	3.0%	7.2%	8.0%	9.1%
% of FP17s Relating to Free Repair or Replacements	0	773	0.0%	0.9%	0.8%	0.8%
% of FP17s Relating to Continuations	5	773	0.6%	1.2%	1.0%	1.1%
% of Patients satisfied with the dentistry they have received	2	2	N/A	92.0%	91.5%	91.4%
% of Patients satisfied with the time they had to wait for an appointment	2	2	N/A	89.4%	88.2%	87.7%

\* This is based on patients treated on this contract for their most recent course of treatment. Figures in italics indicate the base number of FP17s or Patient Questionnaire responses are less than 100. N/A is shown where the base number of responses is less than 10 during the period. % is calculated as Quantity/Base number\*100

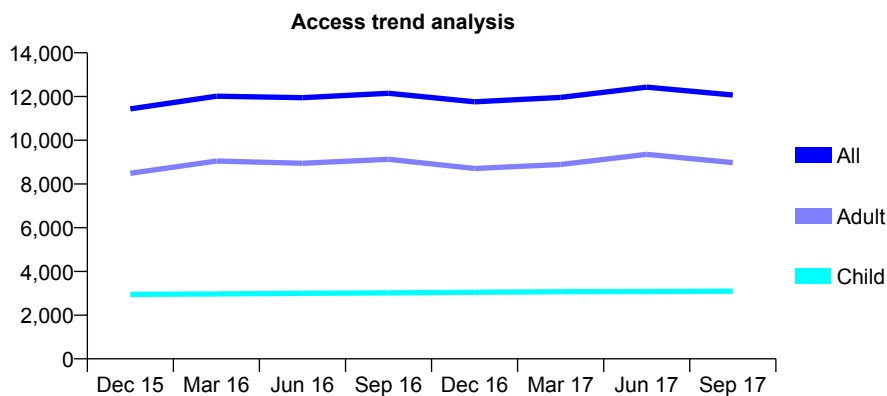
## Q60 - Vital Signs At a Glance Contract Report for 198404/0001 - September 2017

Name or company name	Tamworth Dental Practice Partnership
Contract type name	GDS Contract
Purpose of contract	General
Contract start date	01/04/2014
Contract end date	

17/18 Contracted general activity (UDA)	30,297
Carry forward general activity (UDA)	-249
17/18 Contracted orthodontic activity (UOA)	0
Carry forward orthodontic activity (UOA)	0
Baseline contract value	£776,405.49

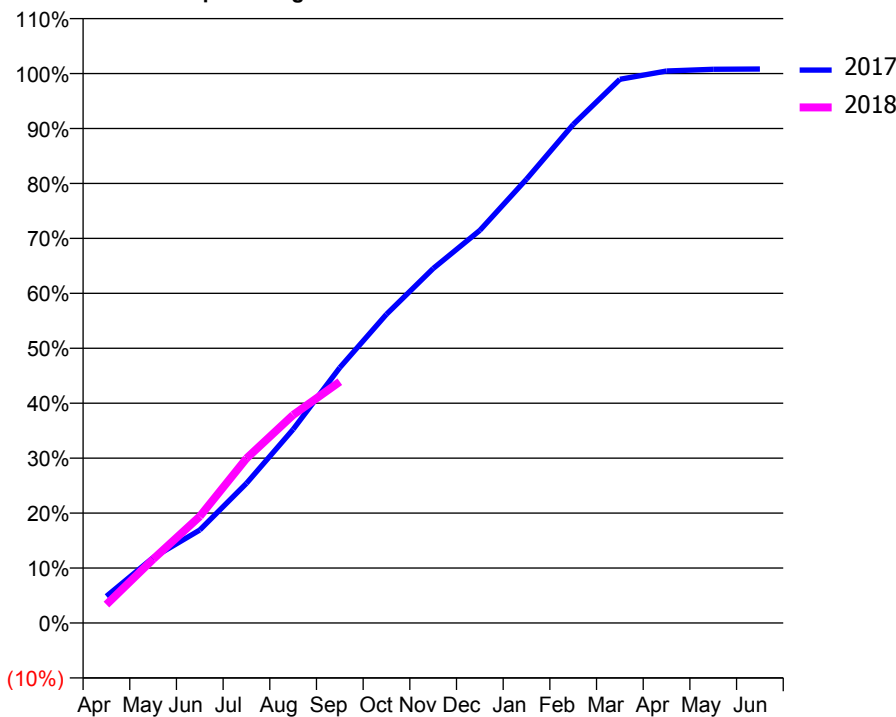
### ACCESS\*

Patients seen in 24 months	Total	Change since previous quarter
Quarter ending September 2016	12,146	
Quarter ending December 2016	11,759	↓
Quarter ending March 2017	11,959	→
Quarter ending June 2017	12,430	↑
Quarter ending September 2017	12,070	↓
<b>Variance since September 2016</b>	<b>(0.6%)</b>	→



### ACTIVITY

Cumulative percentage of contracted UDA delivered 2017 & 2018



Month	Adjusted Scheduled Activity (UDA)	
	2017	2018
April	1,473	1,016
May	3,609	3,516
June	5,131	5,875
July	7,702	9,073
August	10,678	11,475
September	14,082	13,301
October	17,022	
November	19,549	
December	21,650	
January	24,474	
February	27,483	
March	29,975	
April	30,434	
May	30,531	
June	30,546	

### QUALITY

	Quantity	Base Number	Contract	AT	Region	England
% of FP17s for the same patient ID Re-attending within 3 months - Children	119	2,100	5.7%	10.0%	11.6%	11.9%
% of FP17s for the same patient ID Re-attending within 3 months - Adults	412	4,555	9.0%	13.4%	15.2%	15.9%
% of FP17s for the same patient ID Re-attending between 3 & 9 months - Children	1,357	2,100	64.6%	59.8%	59.1%	58.1%
% of FP17s for the same patient ID Re-attending between 3 & 9 months - Adults	2,090	4,555	45.9%	54.7%	51.7%	50.6%
% of FP17s for Band 1 Urgent Courses	728	6,390	11.4%	7.2%	8.0%	9.1%
% of FP17s Relating to Free Repair or Replacements	11	6,390	0.2%	0.9%	0.8%	0.8%
% of FP17s Relating to Continuations	42	6,390	0.7%	1.2%	1.0%	1.1%
% of Patients satisfied with the dentistry they have received	35	37	94.6%	92.0%	91.5%	91.4%
% of Patients satisfied with the time they had to wait for an appointment	34	37	91.9%	89.4%	88.2%	87.7%

\* This is based on patients treated on this contract for their most recent course of treatment. Figures in italics indicate the base number of FP17s or Patient Questionnaire responses are less than 100. N/A is shown where the base number of responses is less than 10 during the period. % is calculated as Quantity/Base number\*100

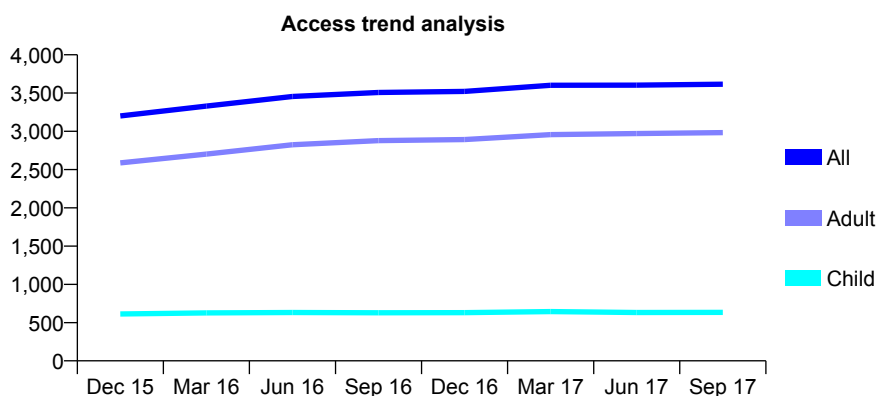
## Q60 - Vital Signs At a Glance Contract Report for 198595/0001 - September 2017

Name or company name	Khanna Dental Limited
Contract type name	GDS Contract
Purpose of contract	General and Orthodontic
Contract start date	01/07/2014
Contract end date	

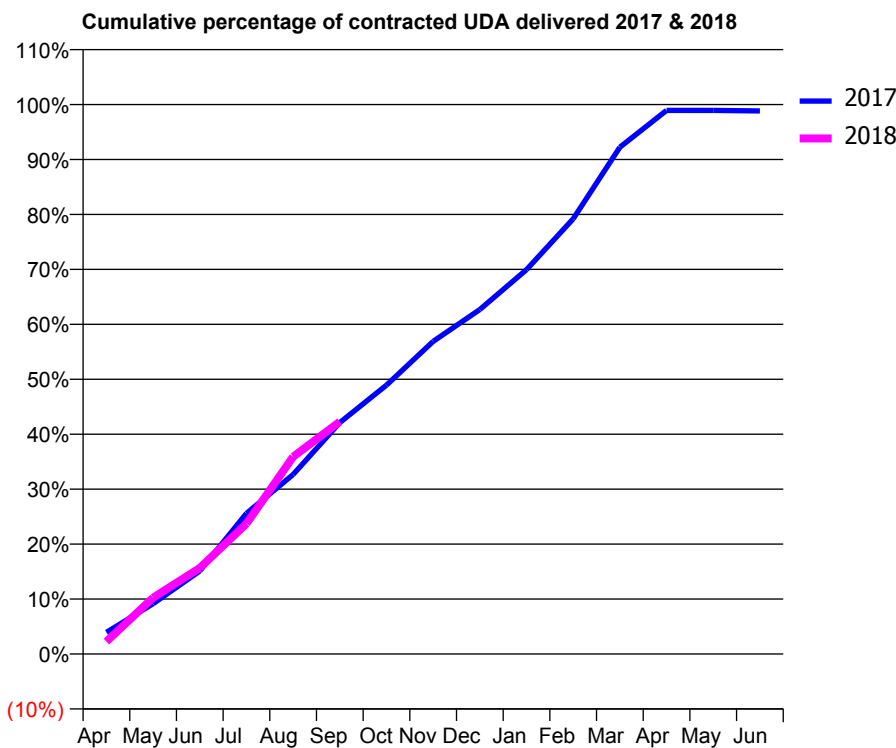
17/18 Contracted general activity (UDA)	12,412
Carry forward general activity (UDA)	0
17/18 Contracted orthodontic activity (UOA)	280
Carry forward orthodontic activity (UOA)	0
Baseline contract value	£363,321.21

### ACCESS\*

Patients seen in 24 months	Total	Change since previous quarter
Quarter ending September 2016	3,508	
Quarter ending December 2016	3,522	→
Quarter ending March 2017	3,601	↑
Quarter ending June 2017	3,603	→
Quarter ending September 2017	3,616	→
<b>Variance since September 2016</b>	<b>3.1%</b>	<b>↑</b>



### ACTIVITY



Month	Adjusted Scheduled Activity (UDA)	
	2017	2018
April	490	283
May	1,136	1,272
June	1,876	1,943
July	3,177	2,945
August	4,055	4,457
September	5,228	5,248
October	6,072	
November	7,061	
December	7,780	
January	8,682	
February	9,829	
March	11,447	
April	12,280	
May	12,278	
June	12,267	

### QUALITY

	Quantity	Base Number	Contract	AT	Region	England
% of FP17s for the same patient ID Re-attending within 3 months - Children	21	436	4.8%	10.0%	11.6%	11.9%
% of FP17s for the same patient ID Re-attending within 3 months - Adults	381	2,192	17.4%	13.4%	15.2%	15.9%
% of FP17s for the same patient ID Re-attending between 3 & 9 months - Children	253	436	58.0%	59.8%	59.1%	58.1%
% of FP17s for the same patient ID Re-attending between 3 & 9 months - Adults	1,179	2,192	53.8%	54.7%	51.7%	50.6%
% of FP17s for Band 1 Urgent Courses	273	2,394	11.4%	7.2%	8.0%	9.1%
% of FP17s Relating to Free Repair or Replacements	6	2,394	0.3%	0.9%	0.8%	0.8%
% of FP17s Relating to Continuations	5	2,394	0.2%	1.2%	1.0%	1.1%
% of Patients satisfied with the dentistry they have received	15	17	88.2%	92.0%	91.5%	91.4%
% of Patients satisfied with the time they had to wait for an appointment	15	17	88.2%	89.4%	88.2%	87.7%

\* This is based on patients treated on this contract for their most recent course of treatment. Figures in italics indicate the base number of FP17s or Patient Questionnaire responses are less than 100. N/A is shown where the base number of responses is less than 10 during the period. % is calculated as Quantity/Base number\*100

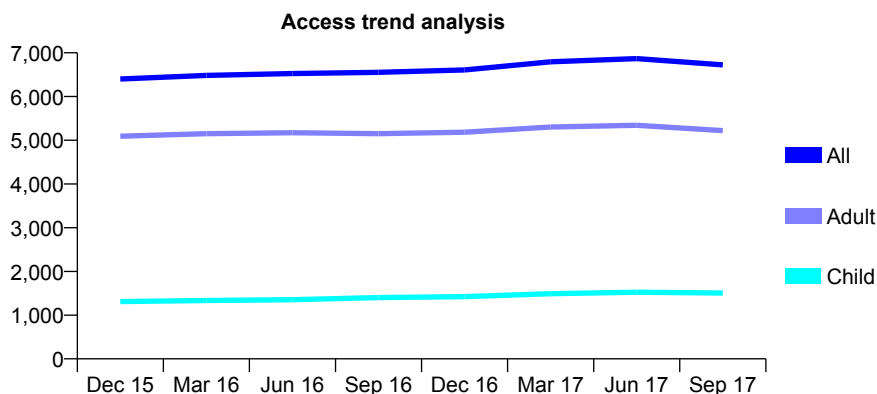
## Q60 - Vital Signs At a Glance Contract Report for 199591/0001 - September 2017

Name or company name	Primecare Oral
Contract type name	PDS Plus Contract
Purpose of contract	General
Contract start date	01/04/2011
Contract end date	31/03/2021

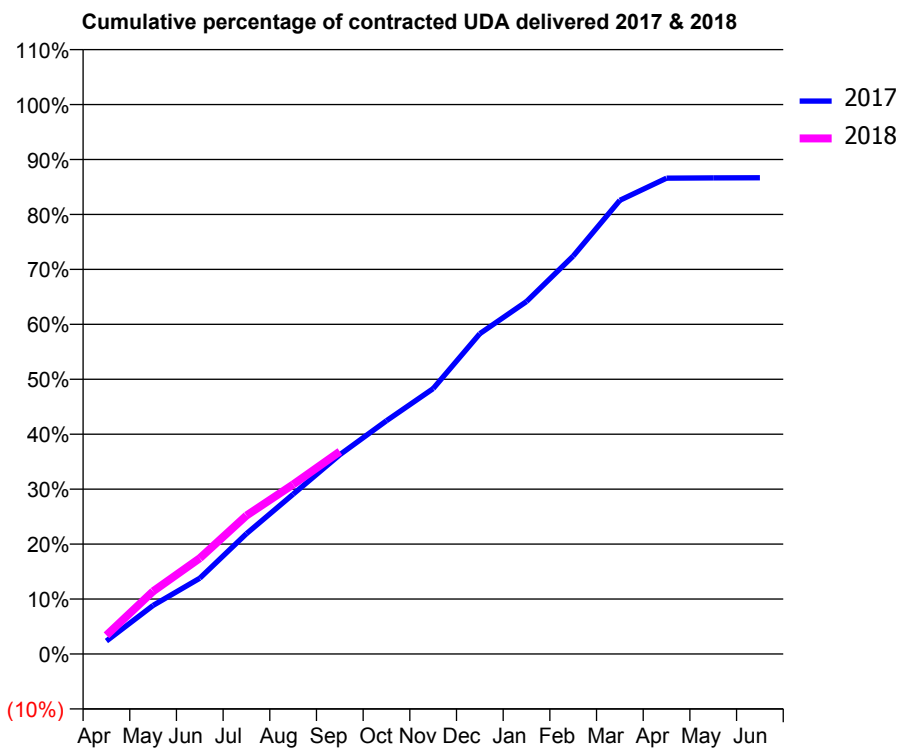
17/18 Contracted general activity (UDA)	26,000
Carry forward general activity (UDA)	0
17/18 Contracted orthodontic activity (UOA)	0
Carry forward orthodontic activity (UOA)	0
Baseline contract value	£495,357.39

### ACCESS\*

Patients seen in 24 months	Total	Change since previous quarter
Quarter ending September 2016	6,552	
Quarter ending December 2016	6,607	→
Quarter ending March 2017	6,795	↑
Quarter ending June 2017	6,867	→
Quarter ending September 2017	6,725	↓
<b>Variance since September 2016</b>	<b>2.6%</b>	<b>↑</b>



### ACTIVITY



Month	Adjusted Scheduled Activity (UDA)	
	2017	2018
April	613	884
May	2,300	2,969
June	3,589	4,536
July	5,696	6,550
August	7,562	8,022
September	9,432	9,580
October	11,041	
November	12,559	
December	15,158	
January	16,681	
February	18,828	
March	21,465	
April	22,514	
May	22,529	
June	22,536	

### QUALITY

	Quantity	Base Number	Contract	AT	Region	England
% of FP17s for the same patient ID Re-attending within 3 months - Children	73	918	8.0%	10.0%	11.6%	11.9%
% of FP17s for the same patient ID Re-attending within 3 months - Adults	374	3,003	12.5%	13.4%	15.2%	15.9%
% of FP17s for the same patient ID Re-attending between 3 & 9 months - Children	434	918	47.3%	59.8%	59.1%	58.1%
% of FP17s for the same patient ID Re-attending between 3 & 9 months - Adults	1,443	3,003	48.1%	54.7%	51.7%	50.6%
% of FP17s for Band 1 Urgent Courses	205	3,553	5.8%	7.2%	8.0%	9.1%
% of FP17s Relating to Free Repair or Replacements	21	3,553	0.6%	0.9%	0.8%	0.8%
% of FP17s Relating to Continuations	84	3,553	2.4%	1.2%	1.0%	1.1%
% of Patients satisfied with the dentistry they have received	16	17	94.1%	92.0%	91.5%	91.4%
% of Patients satisfied with the time they had to wait for an appointment	13	17	76.5%	89.4%	88.2%	87.7%

\* This is based on patients treated on this contract for their most recent course of treatment. Figures in italics indicate the base number of FP17s or Patient Questionnaire responses are less than 100. N/A is shown where the base number of responses is less than 10 during the period. % is calculated as Quantity/Base number\*100

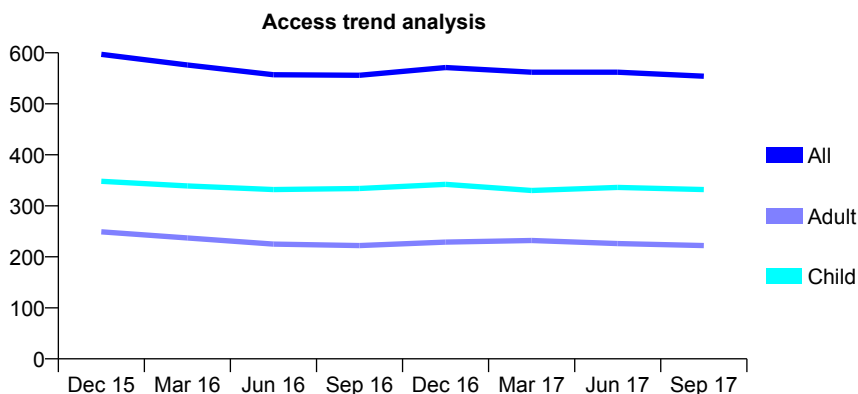
## Q60 - Vital Signs At a Glance Contract Report for 208698/0001 - September 2017

Name or company name	Chris Bird Dental Care Limited
Contract type name	GDS Contract
Purpose of contract	General
Contract start date	01/04/2006
Contract end date	

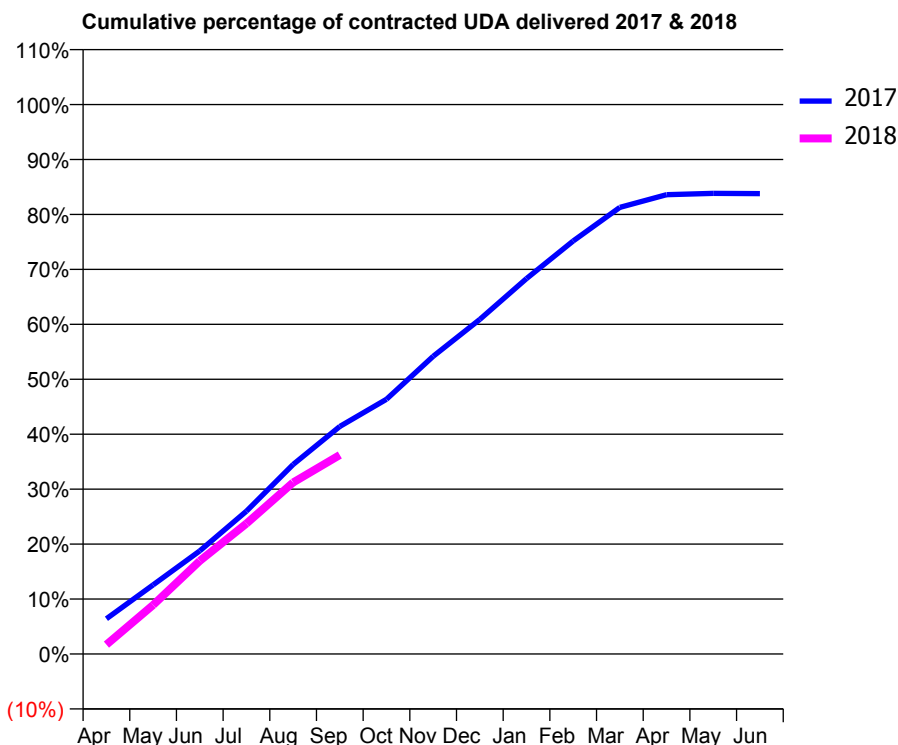
17/18 Contracted general activity (UDA)	2,000
Carry forward general activity (UDA)	0
17/18 Contracted orthodontic activity (UOA)	0
Carry forward orthodontic activity (UOA)	0
Baseline contract value	£45,194.86

### ACCESS\*

Patients seen in 24 months	Total	Change since previous quarter
Quarter ending September 2016	556	
Quarter ending December 2016	571	↑
Quarter ending March 2017	562	↓
Quarter ending June 2017	562	→
Quarter ending September 2017	554	↓
<b>Variance since September 2016</b>	<b>(0.4%)</b>	<b>→</b>



### ACTIVITY



Month	Adjusted Scheduled Activity (UDA)	
	2017	2018
April	129	34
May	252	178
June	375	339
July	520	475
August	690	625
September	828	725
October	927	
November	1,084	
December	1,218	
January	1,367	
February	1,503	
March	1,625	
April	1,672	
May	1,677	
June	1,676	

### QUALITY

	Quantity	Base Number	Contract	AT	Region	England
% of FP17s for the same patient ID Re-attending within 3 months - Children	9	264	3.4%	10.0%	11.6%	11.9%
% of FP17s for the same patient ID Re-attending within 3 months - Adults	21	133	15.8%	13.4%	15.2%	15.9%
% of FP17s for the same patient ID Re-attending between 3 & 9 months - Children	177	264	67.0%	59.8%	59.1%	58.1%
% of FP17s for the same patient ID Re-attending between 3 & 9 months - Adults	91	133	68.4%	54.7%	51.7%	50.6%
% of FP17s for Band 1 Urgent Courses	13	371	3.5%	7.2%	8.0%	9.1%
% of FP17s Relating to Free Repair or Replacements	0	371	0.0%	0.9%	0.8%	0.8%
% of FP17s Relating to Continuations	0	371	0.0%	1.2%	1.0%	1.1%
% of Patients satisfied with the dentistry they have received	1	1	N/A	92.0%	91.5%	91.4%
% of Patients satisfied with the time they had to wait for an appointment	1	1	N/A	89.4%	88.2%	87.7%

\* This is based on patients treated on this contract for their most recent course of treatment. Figures in italics indicate the base number of FP17s or Patient Questionnaire responses are less than 100. N/A is shown where the base number of responses is less than 10 during the period. % is calculated as Quantity/Base number\*100

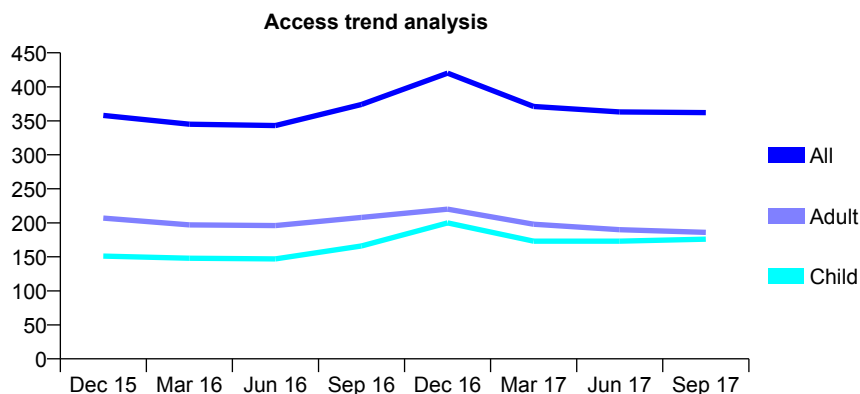
## Q60 - Vital Signs At a Glance Contract Report for 209554/0001 - September 2017

Name or company name	Rajdeep Koner
Contract type name	GDS Contract
Purpose of contract	General
Contract start date	01/04/2006
Contract end date	

17/18 Contracted general activity (UDA)	1,136
Carry forward general activity (UDA)	8
17/18 Contracted orthodontic activity (UOA)	0
Carry forward orthodontic activity (UOA)	0
Baseline contract value	£24,288.02

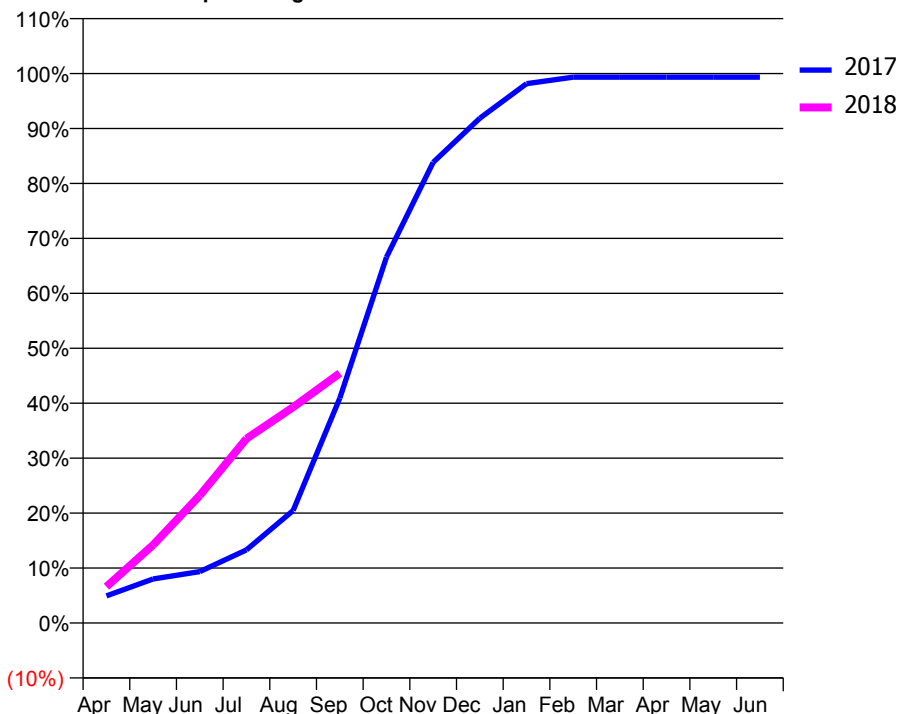
### ACCESS\*

Patients seen in 24 months	Total	Change since previous quarter
Quarter ending September 2016	374	
Quarter ending December 2016	420	↑
Quarter ending March 2017	371	↓
Quarter ending June 2017	363	↓
Quarter ending September 2017	362	→
<b>Variance since September 2016</b>	<b>(3.2%)</b>	<b>↓</b>



### ACTIVITY

Cumulative percentage of contracted UDA delivered 2017 & 2018



Month	Adjusted Scheduled Activity (UDA)	
	2017	2018
April	56	75
May	91	161
June	106	264
July	151	381
August	232	446
September	465	516
October	756	
November	952	
December	1,044	
January	1,115	
February	1,128	
March	1,128	
April	1,128	
May	1,128	
June	1,128	

### QUALITY

	Quantity	Base Number	Contract	AT	Region	England
% of FP17s for the same patient ID Re-attending within 3 months - Children	4	122	3.3%	10.0%	11.6%	11.9%
% of FP17s for the same patient ID Re-attending within 3 months - Adults	9	92	9.8%	13.4%	15.2%	15.9%
% of FP17s for the same patient ID Re-attending between 3 & 9 months - Children	58	122	47.5%	59.8%	59.1%	58.1%
% of FP17s for the same patient ID Re-attending between 3 & 9 months - Adults	47	92	51.1%	54.7%	51.7%	50.6%
% of FP17s for Band 1 Urgent Courses	7	214	3.3%	7.2%	8.0%	9.1%
% of FP17s Relating to Free Repair or Replacements	0	214	0.0%	0.9%	0.8%	0.8%
% of FP17s Relating to Continuations	0	214	0.0%	1.2%	1.0%	1.1%
% of Patients satisfied with the dentistry they have received	5	8	N/A	92.0%	91.5%	91.4%
% of Patients satisfied with the time they had to wait for an appointment	3	8	N/A	89.4%	88.2%	87.7%

\* This is based on patients treated on this contract for their most recent course of treatment. Figures in italics indicate the base number of FP17s or Patient Questionnaire responses are less than 100. N/A is shown where the base number of responses is less than 10 during the period. % is calculated as Quantity/Base number\*100

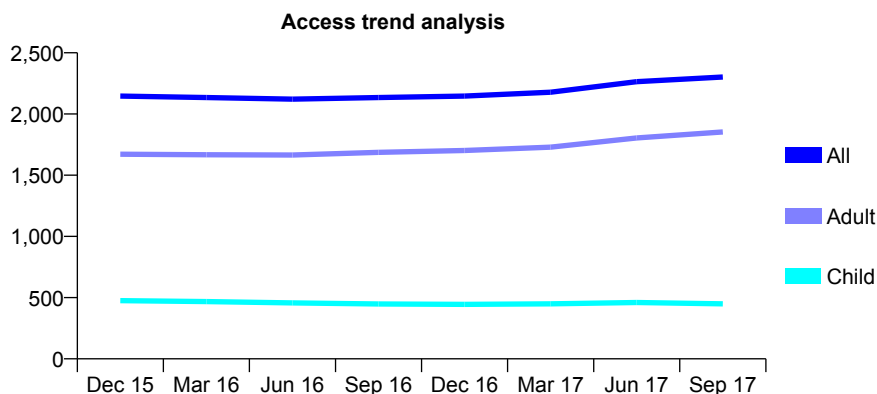
## Q60 - Vital Signs At a Glance Contract Report for 215708/0001 - September 2017

Name or company name	Asquith House Dental Practice Partnership
Contract type name	GDS Contract
Purpose of contract	General and Orthodontic
Contract start date	01/04/2006
Contract end date	

17/18 Contracted general activity (UDA)	8,628
Carry forward general activity (UDA)	-23
17/18 Contracted orthodontic activity (UOA)	575
Carry forward orthodontic activity (UOA)	0
Baseline contract value	£282,133.77

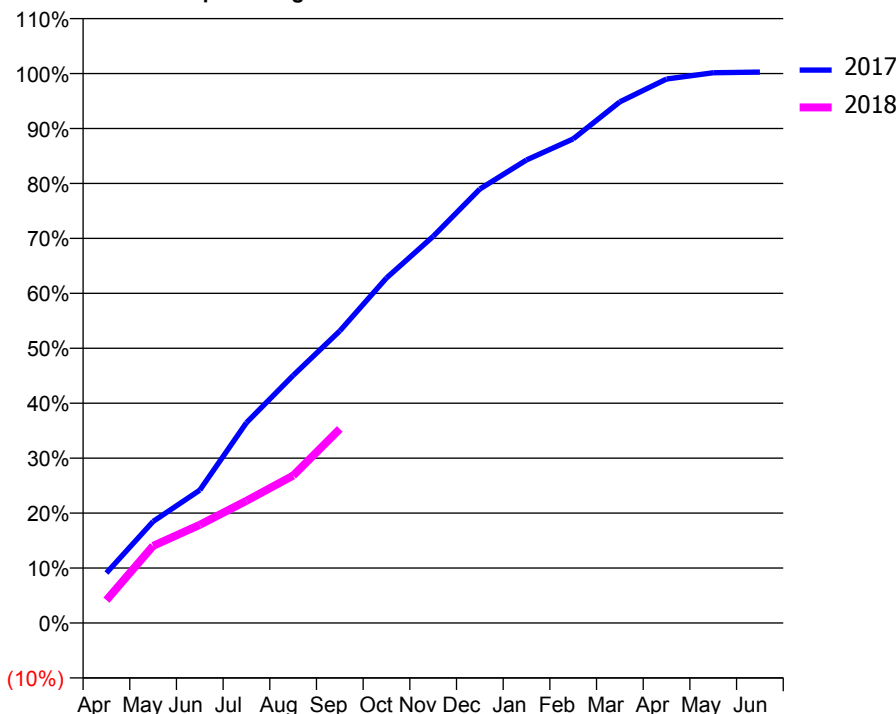
### ACCESS\*

Patients seen in 24 months	Total	Change since previous quarter
Quarter ending September 2016	2,135	
Quarter ending December 2016	2,147	→
Quarter ending March 2017	2,178	→
Quarter ending June 2017	2,264	↑
Quarter ending September 2017	2,302	→
<b>Variance since September 2016</b>	<b>7.8%</b>	<b>↑</b>



### ACTIVITY

Cumulative percentage of contracted UDA delivered 2017 & 2018



Adjusted Scheduled Activity (UDA)

Month	2017	2018
April	787	360
May	1,595	1,212
June	2,087	1,542
July	3,145	1,919
August	3,887	2,315
September	4,586	3,047
October	5,417	
November	6,071	
December	6,815	
January	7,271	
February	7,602	
March	8,182	
April	8,541	
May	8,640	
June	8,651	

### QUALITY

	Quantity	Base Number	Contract	AT	Region	England
% of FP17s for the same patient ID Re-attending within 3 months - Children	29	415	7.0%	10.0%	11.6%	11.9%
% of FP17s for the same patient ID Re-attending within 3 months - Adults	108	1,521	7.1%	13.4%	15.2%	15.9%
% of FP17s for the same patient ID Re-attending between 3 & 9 months - Children	228	415	54.9%	59.8%	59.1%	58.1%
% of FP17s for the same patient ID Re-attending between 3 & 9 months - Adults	944	1,521	62.1%	54.7%	51.7%	50.6%
% of FP17s for Band 1 Urgent Courses	64	1,638	3.9%	7.2%	8.0%	9.1%
% of FP17s Relating to Free Repair or Replacements	2	1,638	0.1%	0.9%	0.8%	0.8%
% of FP17s Relating to Continuations	8	1,638	0.5%	1.2%	1.0%	1.1%
% of Patients satisfied with the dentistry they have received	7	8	N/A	92.0%	91.5%	91.4%
% of Patients satisfied with the time they had to wait for an appointment	7	8	N/A	89.4%	88.2%	87.7%

\* This is based on patients treated on this contract for their most recent course of treatment. Figures in italics indicate the base number of FP17s or Patient Questionnaire responses are less than 100. N/A is shown where the base number of responses is less than 10 during the period. % is calculated as Quantity/Base number\*100

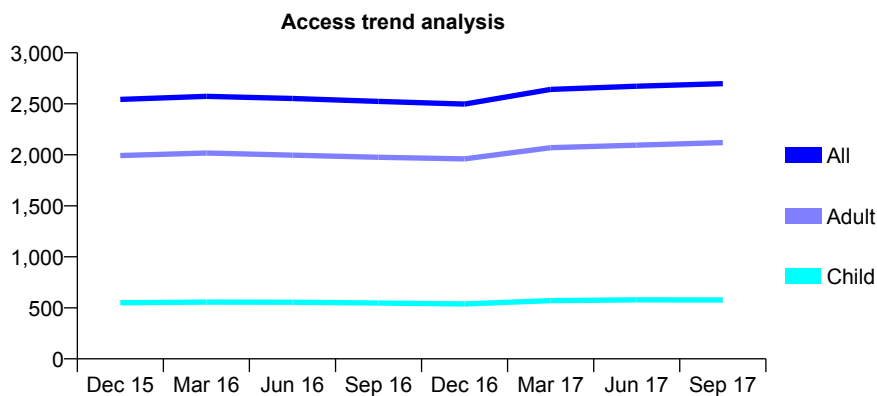
## Q60 - Vital Signs At a Glance Contract Report for 216070/0001 - September 2017

Name or company name	MR B PATEL
Contract type name	GDS Contract
Purpose of contract	General
Contract start date	21/12/2011
Contract end date	

17/18 Contracted general activity (UDA)	6,487
Carry forward general activity (UDA)	-130
17/18 Contracted orthodontic activity (UOA)	0
Carry forward orthodontic activity (UOA)	0
Baseline contract value	£147,659.08

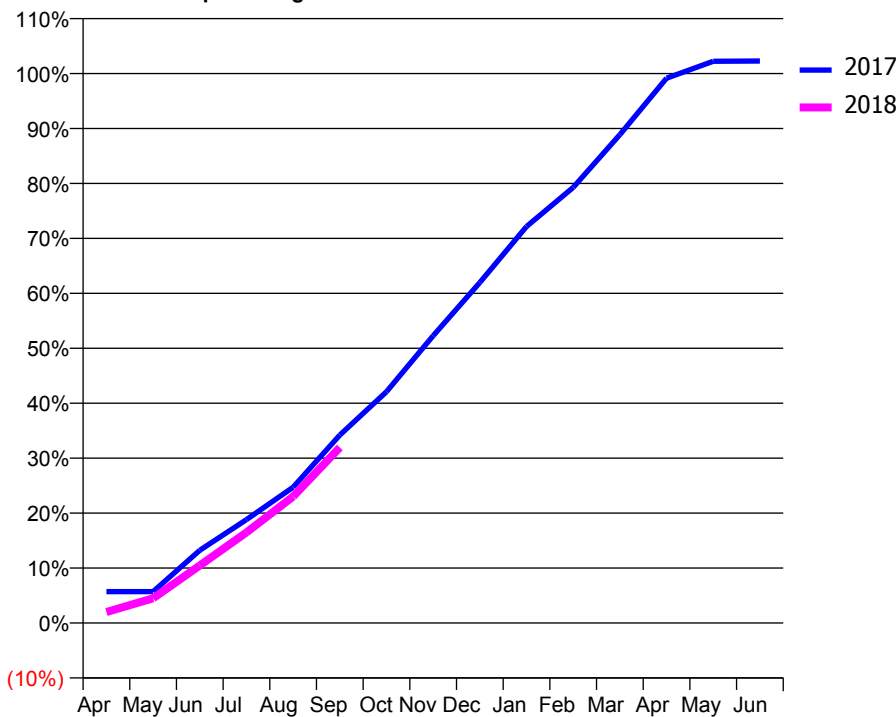
### ACCESS\*

Patients seen in 24 months	Total	Change since previous quarter
Quarter ending September 2016	2,523	
Quarter ending December 2016	2,498	→
Quarter ending March 2017	2,641	↑
Quarter ending June 2017	2,673	→
Quarter ending September 2017	2,697	→
<b>Variance since September 2016</b>	<b>6.9%</b>	<b>↑</b>



### ACTIVITY

Cumulative percentage of contracted UDA delivered 2017 & 2018



Month	Adjusted Scheduled Activity (UDA)	
	2017	2018
April	371	130
May	371	292
June	858	680
July	1,220	1,070
August	1,603	1,493
September	2,219	2,073
October	2,730	
November	3,391	
December	4,019	
January	4,680	
February	5,142	
March	5,765	
April	6,432	
May	6,631	
June	6,634	

### QUALITY

	Quantity	Base Number	Contract	AT	Region	England
% of FP17s for the same patient ID Re-attending within 3 months - Children	17	503	3.4%	10.0%	11.6%	11.9%
% of FP17s for the same patient ID Re-attending within 3 months - Adults	149	1,699	8.8%	13.4%	15.2%	15.9%
% of FP17s for the same patient ID Re-attending between 3 & 9 months - Children	353	503	70.2%	59.8%	59.1%	58.1%
% of FP17s for the same patient ID Re-attending between 3 & 9 months - Adults	1,134	1,699	66.7%	54.7%	51.7%	50.6%
% of FP17s for Band 1 Urgent Courses	49	1,245	3.9%	7.2%	8.0%	9.1%
% of FP17s Relating to Free Repair or Replacements	4	1,245	0.3%	0.9%	0.8%	0.8%
% of FP17s Relating to Continuations	5	1,245	0.4%	1.2%	1.0%	1.1%
% of Patients satisfied with the dentistry they have received	6	7	N/A	92.0%	91.5%	91.4%
% of Patients satisfied with the time they had to wait for an appointment	6	7	N/A	89.4%	88.2%	87.7%

\* This is based on patients treated on this contract for their most recent course of treatment. Figures in italics indicate the base number of FP17s or Patient Questionnaire responses are less than 100. N/A is shown where the base number of responses is less than 10 during the period. % is calculated as Quantity/Base number\*100



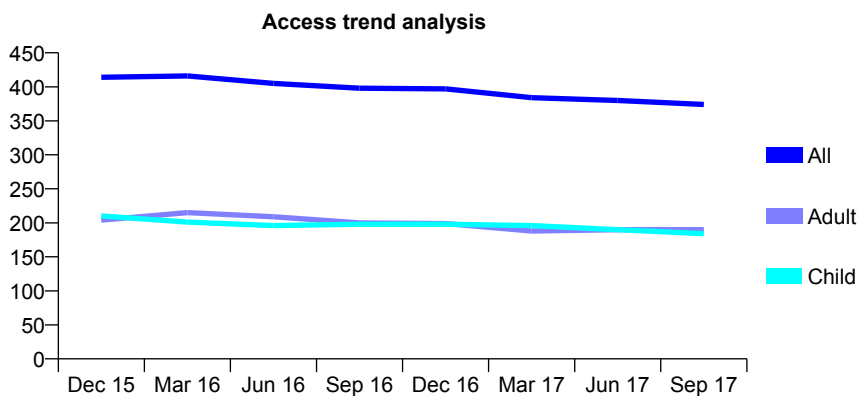
## Q60 - Vital Signs At a Glance Contract Report for 224081/0001 - September 2017

Name or company name	MR GA EVANS
Contract type name	GDS Contract
Purpose of contract	General
Contract start date	01/04/2006
Contract end date	

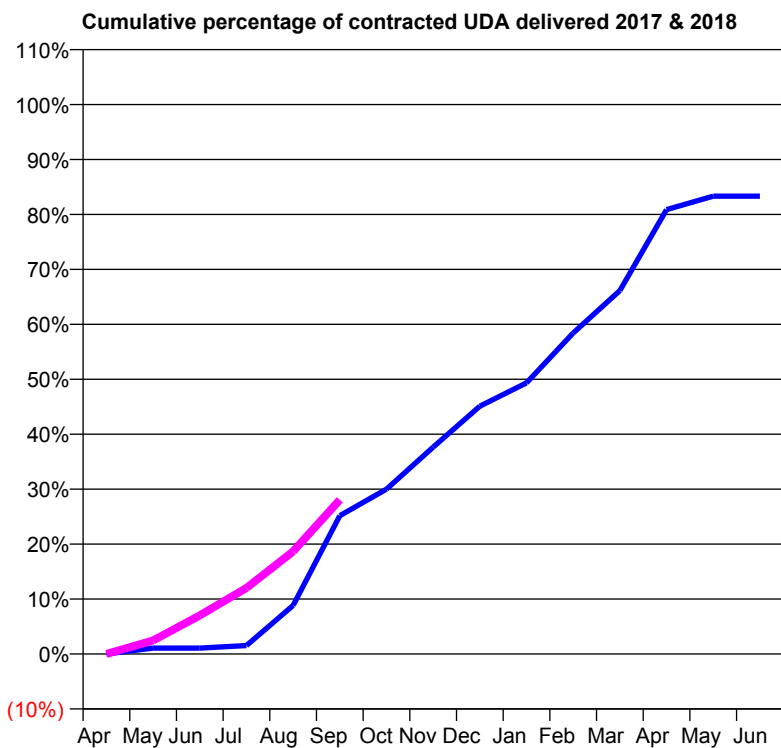
17/18 Contracted general activity (UDA)	1,300
Carry forward general activity (UDA)	0
17/18 Contracted orthodontic activity (UOA)	0
Carry forward orthodontic activity (UOA)	0
Baseline contract value	£29,353.61

### ACCESS\*

Patients seen in 24 months	Total	Change since previous quarter
Quarter ending September 2016	398	
Quarter ending December 2016	397	→
Quarter ending March 2017	384	↓
Quarter ending June 2017	380	↓
Quarter ending September 2017	374	↓
<b>Variance since September 2016</b>	<b>(6.0%)</b>	<b>↓</b>



### ACTIVITY



Adjusted Scheduled Activity (UDA)		
Month	2017	2018
April	0	0
May	14	32
June	14	91
July	20	156
August	115	243
September	327	365
October	390	
November	489	
December	586	
January	641	
February	760	
March	860	
April	1,051	
May	1,083	
June	1,083	

### QUALITY

	Quantity	Base Number	Contract	AT	Region	England
% of FP17s for the same patient ID Re-attending within 3 months - Children	12	152	7.9%	10.0%	11.6%	11.9%
% of FP17s for the same patient ID Re-attending within 3 months - Adults	17	112	15.2%	13.4%	15.2%	15.9%
% of FP17s for the same patient ID Re-attending between 3 & 9 months - Children	106	152	69.7%	59.8%	59.1%	58.1%
% of FP17s for the same patient ID Re-attending between 3 & 9 months - Adults	58	112	51.8%	54.7%	51.7%	50.6%
% of FP17s for Band 1 Urgent Courses	4	211	1.9%	7.2%	8.0%	9.1%
% of FP17s Relating to Free Repair or Replacements	0	211	0.0%	0.9%	0.8%	0.8%
% of FP17s Relating to Continuations	4	211	1.9%	1.2%	1.0%	1.1%
% of Patients satisfied with the dentistry they have received	0	0	N/A	92.0%	91.5%	91.4%
% of Patients satisfied with the time they had to wait for an appointment	0	0	N/A	89.4%	88.2%	87.7%

\* This is based on patients treated on this contract for their most recent course of treatment. Figures in italics indicate the base number of FP17s or Patient Questionnaire responses are less than 100. N/A is shown where the base number of responses is less than 10 during the period. % is calculated as Quantity/Base number\*100

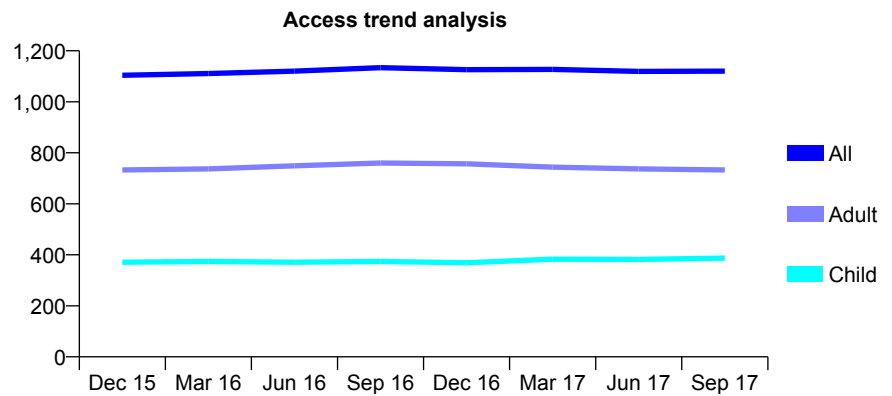
## Q60 - Vital Signs At a Glance Contract Report for 230081/0001 - September 2017

Name or company name	MR P CASWELL
Contract type name	GDS Contract
Purpose of contract	General and Orthodontic
Contract start date	01/04/2006
Contract end date	

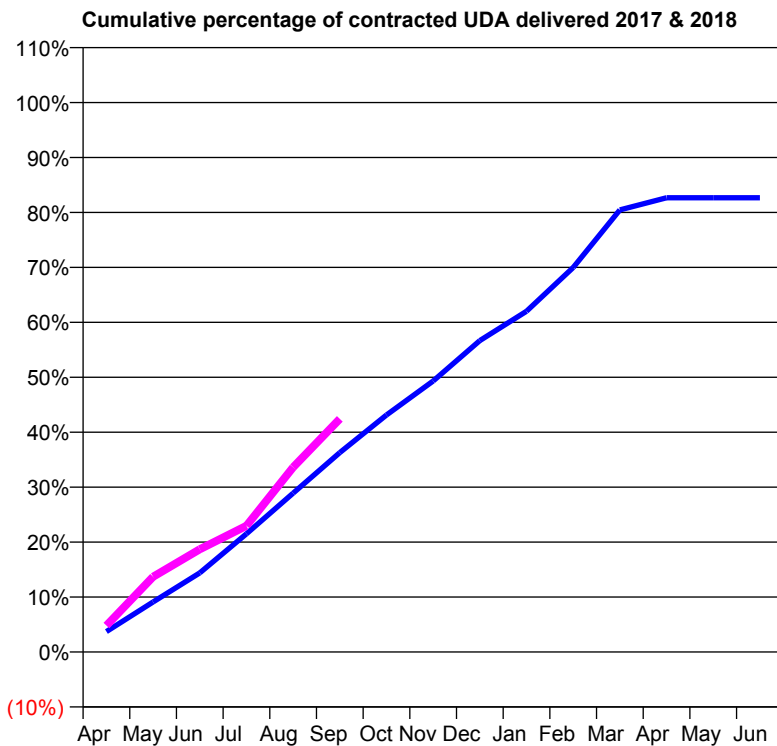
17/18 Contracted general activity (UDA)	2,900
Carry forward general activity (UDA)	0
17/18 Contracted orthodontic activity (UOA)	0
Carry forward orthodontic activity (UOA)	0
Baseline contract value	£114,906.96

### ACCESS\*

Patients seen in 24 months	Total	Change since previous quarter
Quarter ending September 2016	1,134	
Quarter ending December 2016	1,126	→
Quarter ending March 2017	1,127	→
Quarter ending June 2017	1,119	→
Quarter ending September 2017	1,120	→
<b>Variance since September 2016</b>	<b>(1.2%)</b>	<b>↓</b>



### ACTIVITY



Month	Adjusted Scheduled Activity (UDA)	
	2017	2018
April	108	140
May	264	397
June	418	542
July	624	666
August	838	975
September	1,053	1,230
October	1,251	
November	1,431	
December	1,644	
January	1,798	
February	2,029	
March	2,333	
April	2,398	
May	2,398	
June	2,398	

### QUALITY

	Quantity	Base Number	Contract	AT	Region	England
% of FP17s for the same patient ID Re-attending within 3 months - Children	17	285	6.0%	10.0%	11.6%	11.9%
% of FP17s for the same patient ID Re-attending within 3 months - Adults	34	466	7.3%	13.4%	15.2%	15.9%
% of FP17s for the same patient ID Re-attending between 3 & 9 months - Children	161	285	56.5%	59.8%	59.1%	58.1%
% of FP17s for the same patient ID Re-attending between 3 & 9 months - Adults	255	466	54.7%	54.7%	51.7%	50.6%
% of FP17s for Band 1 Urgent Courses	2	682	0.3%	7.2%	8.0%	9.1%
% of FP17s Relating to Free Repair or Replacements	0	682	0.0%	0.9%	0.8%	0.8%
% of FP17s Relating to Continuations	6	682	0.9%	1.2%	1.0%	1.1%
% of Patients satisfied with the dentistry they have received	2	2	N/A	92.0%	91.5%	91.4%
% of Patients satisfied with the time they had to wait for an appointment	2	2	N/A	89.4%	88.2%	87.7%

\* This is based on patients treated on this contract for their most recent course of treatment. Figures in italics indicate the base number of FP17s or Patient Questionnaire responses are less than 100. N/A is shown where the base number of responses is less than 10 during the period. % is calculated as Quantity/Base number\*100

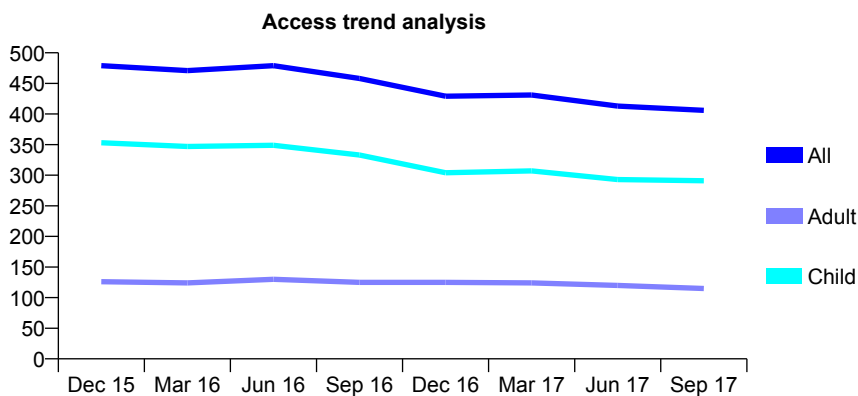
## Q60 - Vital Signs At a Glance Contract Report for 232513/0001 - September 2017

Name or company name	MR AF SINGLETON
Contract type name	GDS Contract
Purpose of contract	General
Contract start date	01/04/2006
Contract end date	

17/18 Contracted general activity (UDA)	740
Carry forward general activity (UDA)	0
17/18 Contracted orthodontic activity (UOA)	0
Carry forward orthodontic activity (UOA)	0
Baseline contract value	£17,515.18

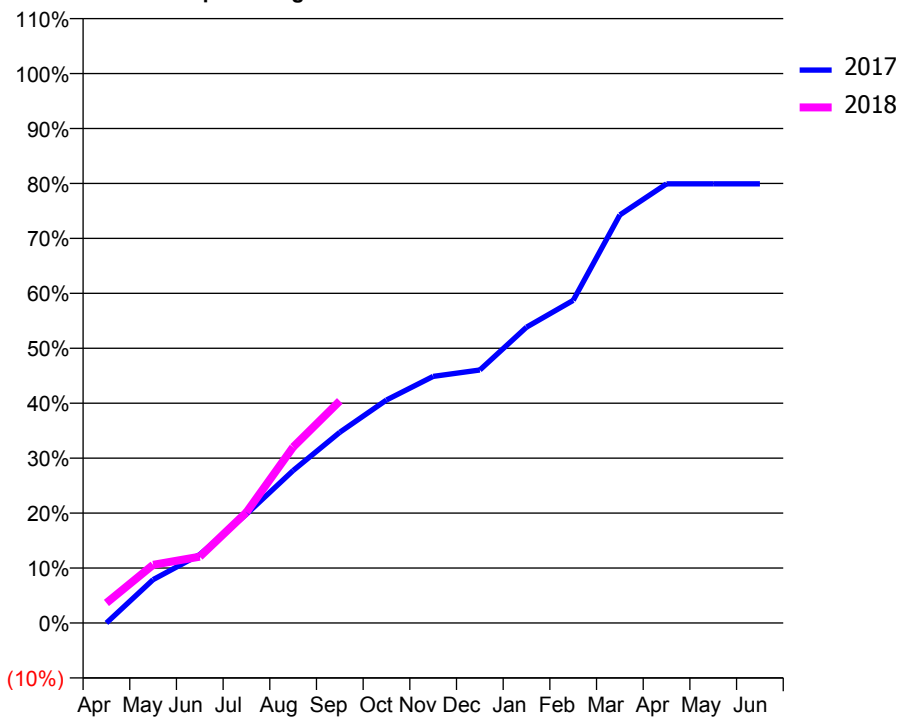
### ACCESS\*

Patients seen in 24 months	Total	Change since previous quarter
Quarter ending September 2016	458	
Quarter ending December 2016	429	↓
Quarter ending March 2017	431	→
Quarter ending June 2017	413	↓
Quarter ending September 2017	406	↓
<b>Variance since September 2016</b>	<b>(11.4%)</b>	<b>↓</b>



### ACTIVITY

**Cumulative percentage of contracted UDA delivered 2017 & 2018**



**Adjusted Scheduled Activity (UDA)**

Month	2017	2018
April	0	27
May	68	78
June	107	89
July	170	149
August	239	237
September	299	299
October	349	
November	386	
December	396	
January	463	
February	505	
March	639	
April	687	
May	687	
June	687	

### QUALITY

	Quantity	Base Number	Contract	AT	Region	England
% of FP17s for the same patient ID Re-attending within 3 months - Children	7	176	4.0%	10.0%	11.6%	11.9%
% of FP17s for the same patient ID Re-attending within 3 months - Adults	3	39	7.7%	13.4%	15.2%	15.9%
% of FP17s for the same patient ID Re-attending between 3 & 9 months - Children	93	176	52.8%	59.8%	59.1%	58.1%
% of FP17s for the same patient ID Re-attending between 3 & 9 months - Adults	13	39	33.3%	54.7%	51.7%	50.6%
% of FP17s for Band 1 Urgent Courses	10	185	5.4%	7.2%	8.0%	9.1%
% of FP17s Relating to Free Repair or Replacements	0	185	0.0%	0.9%	0.8%	0.8%
% of FP17s Relating to Continuations	2	185	1.1%	1.2%	1.0%	1.1%
% of Patients satisfied with the dentistry they have received	1	1	N/A	92.0%	91.5%	91.4%
% of Patients satisfied with the time they had to wait for an appointment	1	1	N/A	89.4%	88.2%	87.7%

\* This is based on patients treated on this contract for their most recent course of treatment. Figures in italics indicate the base number of FP17s or Patient Questionnaire responses are less than 100. N/A is shown where the base number of responses is less than 10 during the period. % is calculated as Quantity/Base number\*100

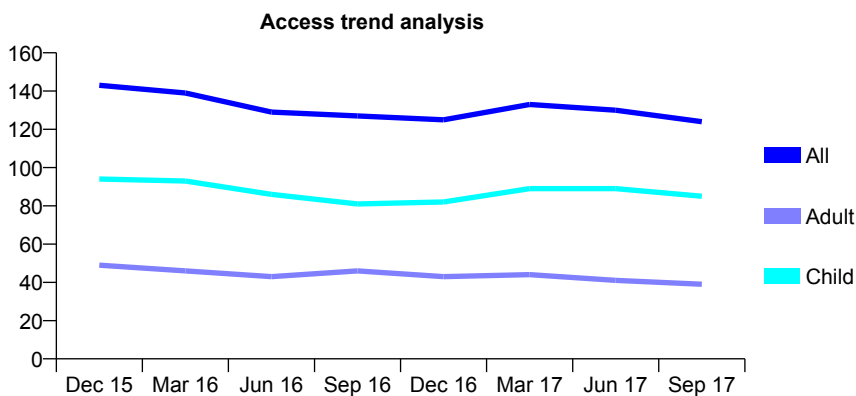
## Q60 - Vital Signs At a Glance Contract Report for 237841/0001 - September 2017

Name or company name	MR NJ HAMMOND
Contract type name	GDS Contract
Purpose of contract	General
Contract start date	01/04/2006
Contract end date	

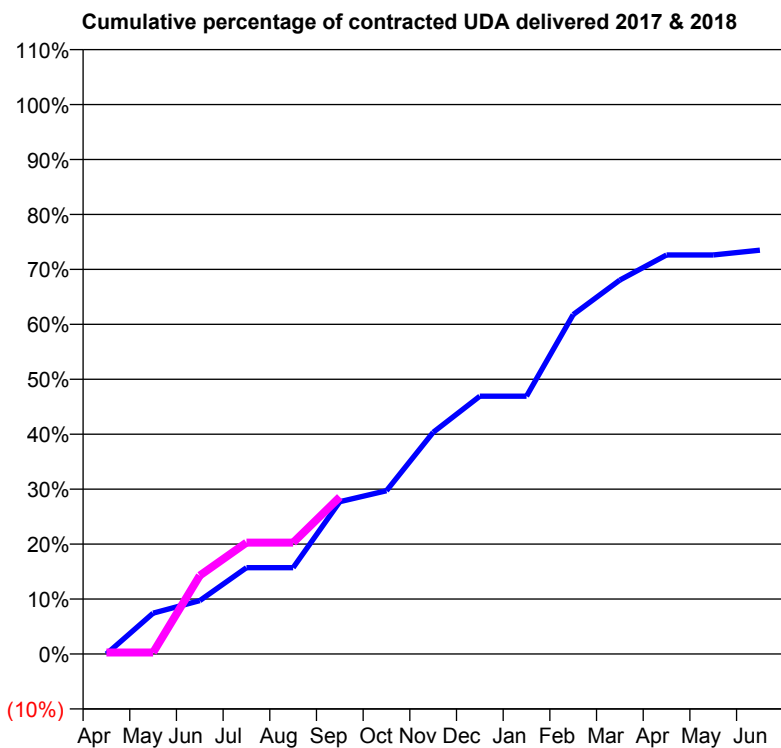
17/18 Contracted general activity (UDA)	350
Carry forward general activity (UDA)	0
17/18 Contracted orthodontic activity (UOA)	0
Carry forward orthodontic activity (UOA)	0
Baseline contract value	£7,802.86

### ACCESS\*

Patients seen in 24 months	Total	Change since previous quarter
Quarter ending September 2016	127	
Quarter ending December 2016	125	↓
Quarter ending March 2017	133	↑
Quarter ending June 2017	130	↓
Quarter ending September 2017	124	↓
<b>Variance since September 2016</b>	<b>(2.4%)</b>	<b>↓</b>



### ACTIVITY



Adjusted Scheduled Activity (UDA)		
Month	2017	2018
April	0	1
May	26	1
June	34	50
July	55	71
August	55	71
September	97	100
October	104	
November	141	
December	164	
January	164	
February	216	
March	238	
April	254	
May	254	
June	257	

### QUALITY

	Quantity	Base Number	Contract	AT	Region	England
% of FP17s for the same patient ID Re-attending within 3 months - Children	1	72	1.4%	10.0%	11.6%	11.9%
% of FP17s for the same patient ID Re-attending within 3 months - Adults	5	26	19.2%	13.4%	15.2%	15.9%
% of FP17s for the same patient ID Re-attending between 3 & 9 months - Children	55	72	76.4%	59.8%	59.1%	58.1%
% of FP17s for the same patient ID Re-attending between 3 & 9 months - Adults	14	26	53.8%	54.7%	51.7%	50.6%
% of FP17s for Band 1 Urgent Courses	0	83	0.0%	7.2%	8.0%	9.1%
% of FP17s Relating to Free Repair or Replacements	0	83	0.0%	0.9%	0.8%	0.8%
% of FP17s Relating to Continuations	0	83	0.0%	1.2%	1.0%	1.1%
% of Patients satisfied with the dentistry they have received	0	1	N/A	92.0%	91.5%	91.4%
% of Patients satisfied with the time they had to wait for an appointment	1	1	N/A	89.4%	88.2%	87.7%

\* This is based on patients treated on this contract for their most recent course of treatment. Figures in italics indicate the base number of FP17s or Patient Questionnaire responses are less than 100. N/A is shown where the base number of responses is less than 10 during the period. % is calculated as Quantity/Base number\*100

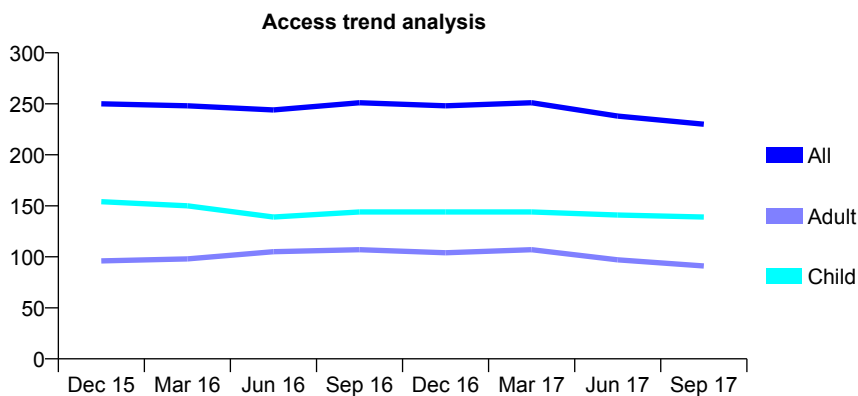
## Q60 - Vital Signs At a Glance Contract Report for 238120/0001 - September 2017

Name or company name	DR AS SADHRA
Contract type name	GDS Contract
Purpose of contract	General and Orthodontic
Contract start date	01/04/2006
Contract end date	

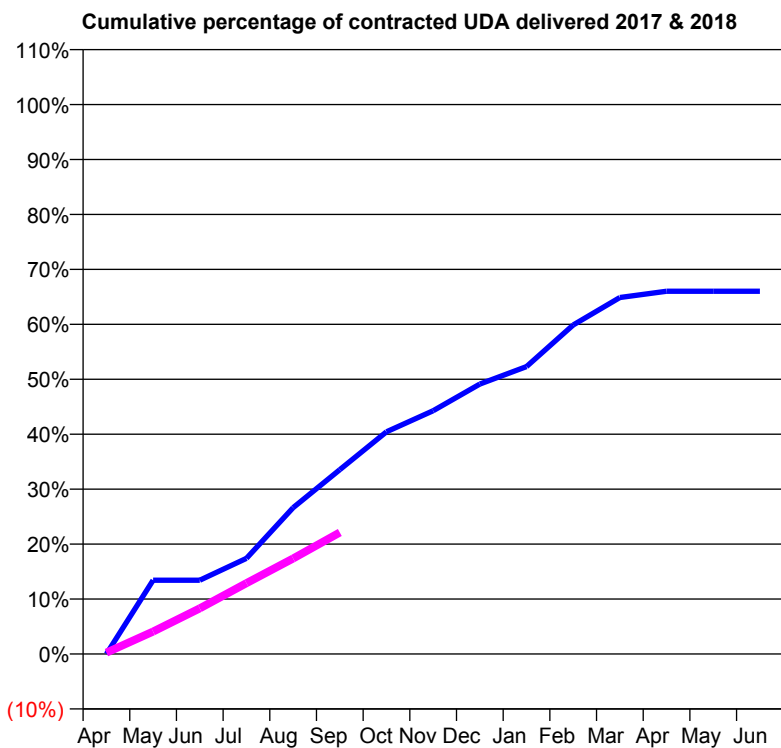
17/18 Contracted general activity (UDA)	783
Carry forward general activity (UDA)	0
17/18 Contracted orthodontic activity (UOA)	378
Carry forward orthodontic activity (UOA)	0
Baseline contract value	£37,118.54

### ACCESS\*

Patients seen in 24 months	Total	Change since previous quarter
Quarter ending September 2016	251	
Quarter ending December 2016	248	↓
Quarter ending March 2017	251	→
Quarter ending June 2017	238	↓
Quarter ending September 2017	230	↓
<b>Variance since September 2016</b>	<b>(8.4%)</b>	<b>↓</b>



### ACTIVITY



Adjusted Scheduled Activity (UDA)		
Month	2017	2018
April	0	2
May	105	32
June	105	65
July	136	101
August	209	136
September	263	173
October	317	
November	347	
December	385	
January	410	
February	469	
March	508	
April	517	
May	517	
June	517	

### QUALITY

	Quantity	Base Number	Contract	AT	Region	England
% of FP17s for the same patient ID Re-attending within 3 months - Children	1	118	0.8%	10.0%	11.6%	11.9%
% of FP17s for the same patient ID Re-attending within 3 months - Adults	4	43	9.3%	13.4%	15.2%	15.9%
% of FP17s for the same patient ID Re-attending between 3 & 9 months - Children	48	118	40.7%	59.8%	59.1%	58.1%
% of FP17s for the same patient ID Re-attending between 3 & 9 months - Adults	19	43	44.2%	54.7%	51.7%	50.6%
% of FP17s for Band 1 Urgent Courses	1	111	0.9%	7.2%	8.0%	9.1%
% of FP17s Relating to Free Repair or Replacements	0	111	0.0%	0.9%	0.8%	0.8%
% of FP17s Relating to Continuations	0	111	0.0%	1.2%	1.0%	1.1%
% of Patients satisfied with the dentistry they have received	1	1	N/A	92.0%	91.5%	91.4%
% of Patients satisfied with the time they had to wait for an appointment	1	1	N/A	89.4%	88.2%	87.7%

\* This is based on patients treated on this contract for their most recent course of treatment. Figures in italics indicate the base number of FP17s or Patient Questionnaire responses are less than 100. N/A is shown where the base number of responses is less than 10 during the period. % is calculated as Quantity/Base number\*100

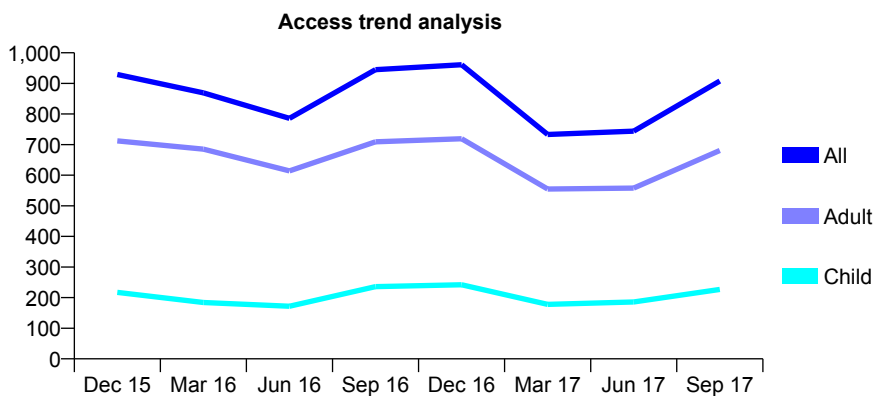
## Q60 - Vital Signs At a Glance Contract Report for 245429/0001 - September 2017

Name or company name	MISS SC DUNCAN
Contract type name	GDS Contract
Purpose of contract	General
Contract start date	01/11/2007
Contract end date	

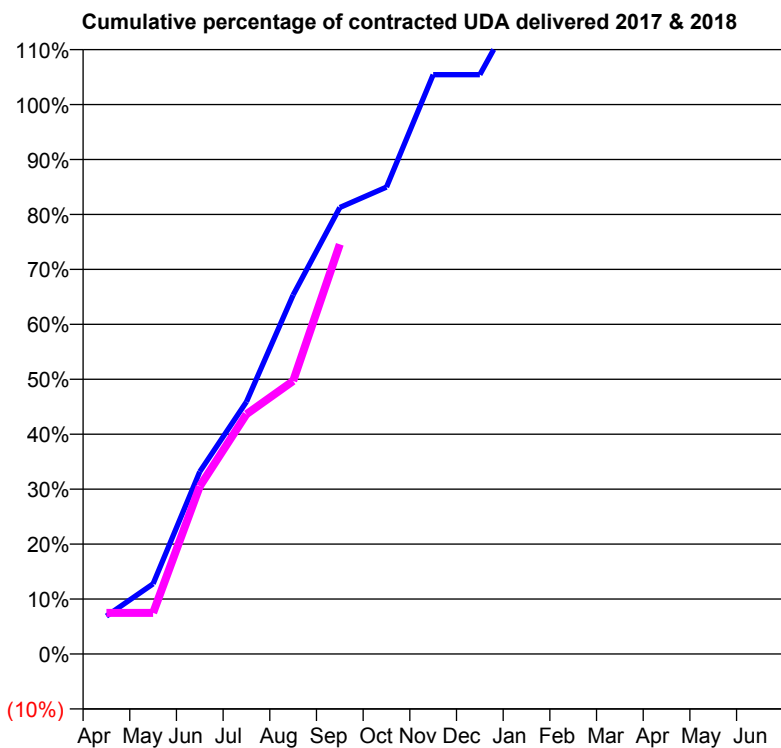
17/18 Contracted general activity (UDA)	1,750
Carry forward general activity (UDA)	-35
17/18 Contracted orthodontic activity (UOA)	0
Carry forward orthodontic activity (UOA)	0
Baseline contract value	£45,749.31

### ACCESS\*

Patients seen in 24 months	Total	Change since previous quarter
Quarter ending September 2016	945	
Quarter ending December 2016	961	→
Quarter ending March 2017	733	↓
Quarter ending June 2017	744	→
Quarter ending September 2017	908	↑
<b>Variance since September 2016</b>	<b>(3.9%)</b>	<b>↓</b>



### ACTIVITY



Month	Adjusted Scheduled Activity (UDA)	
	2017	2018
April	121	131
May	223	131
June	581	534
July	803	764
August	1,144	869
September	1,422	1,305
October	1,487	
November	1,845	
December	1,845	
January	2,113	
February	2,187	
March	2,187	
April	2,302	
May	2,302	
June	2,314	

### QUALITY

	Quantity	Base Number	Contract	AT	Region	England
% of FP17s for the same patient ID Re-attending within 3 months - Children	3	211	1.4%	10.0%	11.6%	11.9%
% of FP17s for the same patient ID Re-attending within 3 months - Adults	74	659	11.2%	13.4%	15.2%	15.9%
% of FP17s for the same patient ID Re-attending between 3 & 9 months - Children	80	211	37.9%	59.8%	59.1%	58.1%
% of FP17s for the same patient ID Re-attending between 3 & 9 months - Adults	213	659	32.3%	54.7%	51.7%	50.6%
% of FP17s for Band 1 Urgent Courses	84	798	10.5%	7.2%	8.0%	9.1%
% of FP17s Relating to Free Repair or Replacements	1	798	0.1%	0.9%	0.8%	0.8%
% of FP17s Relating to Continuations	1	798	0.1%	1.2%	1.0%	1.1%
% of Patients satisfied with the dentistry they have received	3	3	N/A	92.0%	91.5%	91.4%
% of Patients satisfied with the time they had to wait for an appointment	2	3	N/A	89.4%	88.2%	87.7%

\* This is based on patients treated on this contract for their most recent course of treatment. Figures in italics indicate the base number of FP17s or Patient Questionnaire responses are less than 100. N/A is shown where the base number of responses is less than 10 during the period. % is calculated as Quantity/Base number\*100

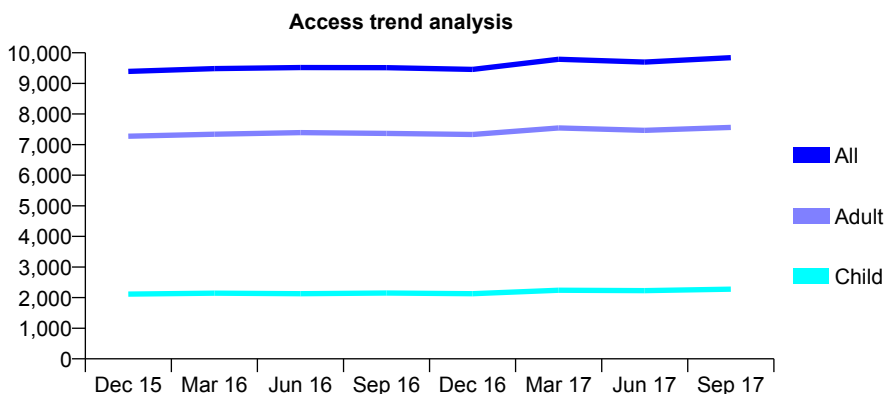
## Q60 - Vital Signs At a Glance Contract Report for 249726/0001 - September 2017

Name or company name	MR AA DUGGAL
Contract type name	GDS Contract
Purpose of contract	General
Contract start date	01/04/2006
Contract end date	

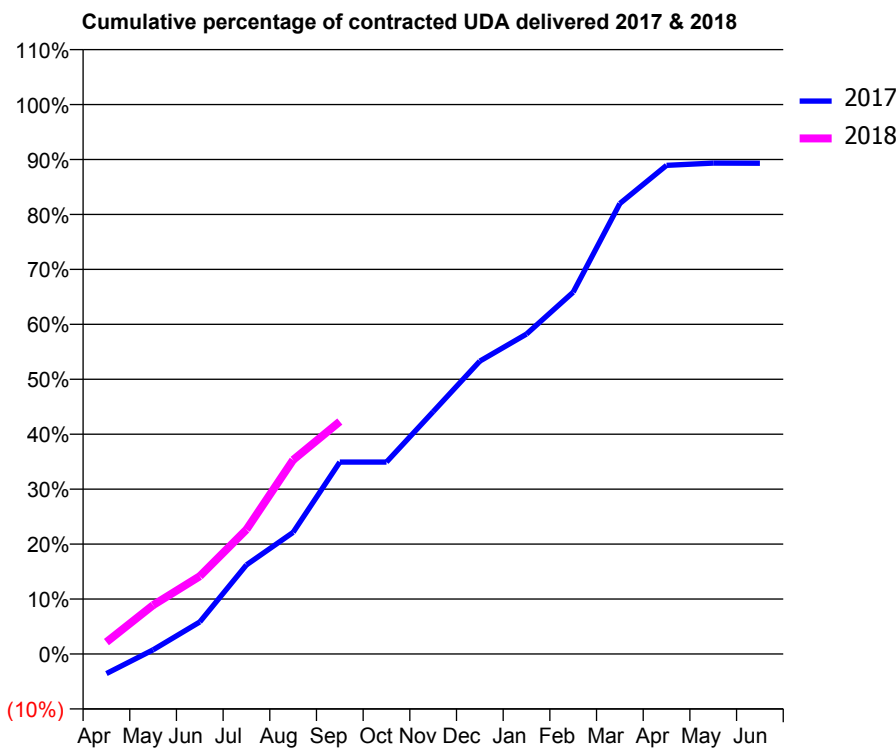
17/18 Contracted general activity (UDA)	27,030
Carry forward general activity (UDA)	0
17/18 Contracted orthodontic activity (UOA)	0
Carry forward orthodontic activity (UOA)	0
Baseline contract value	£732,012.03

### ACCESS\*

Patients seen in 24 months	Total	Change since previous quarter
Quarter ending September 2016	9,516	
Quarter ending December 2016	9,458	→
Quarter ending March 2017	9,788	↑
Quarter ending June 2017	9,695	→
Quarter ending September 2017	9,841	→
<b>Variance since September 2016</b>	<b>3.4%</b>	<b>↑</b>



### ACTIVITY



Month	Adjusted Scheduled Activity (UDA)	
	2017	2018
April	-969	587
May	206	2,403
June	1,578	3,826
July	4,385	6,126
August	5,985	9,546
September	9,442	11,439
October	9,442	
November	11,924	
December	14,406	
January	15,741	
February	17,802	
March	22,163	
April	24,039	
May	24,149	
June	24,143	

### QUALITY

	Quantity	Base Number	Contract	AT	Region	England
% of FP17s for the same patient ID Re-attending within 3 months - Children	59	1,472	4.0%	10.0%	11.6%	11.9%
% of FP17s for the same patient ID Re-attending within 3 months - Adults	372	4,886	7.6%	13.4%	15.2%	15.9%
% of FP17s for the same patient ID Re-attending between 3 & 9 months - Children	851	1,472	57.8%	59.8%	59.1%	58.1%
% of FP17s for the same patient ID Re-attending between 3 & 9 months - Adults	2,985	4,886	61.1%	54.7%	51.7%	50.6%
% of FP17s for Band 1 Urgent Courses	148	5,498	2.7%	7.2%	8.0%	9.1%
% of FP17s Relating to Free Repair or Replacements	74	5,498	1.3%	0.9%	0.8%	0.8%
% of FP17s Relating to Continuations	37	5,498	0.7%	1.2%	1.0%	1.1%
% of Patients satisfied with the dentistry they have received	39	41	95.1%	92.0%	91.5%	91.4%
% of Patients satisfied with the time they had to wait for an appointment	39	41	95.1%	89.4%	88.2%	87.7%

\* This is based on patients treated on this contract for their most recent course of treatment. Figures in italics indicate the base number of FP17s or Patient Questionnaire responses are less than 100. N/A is shown where the base number of responses is less than 10 during the period. % is calculated as Quantity/Base number\*100

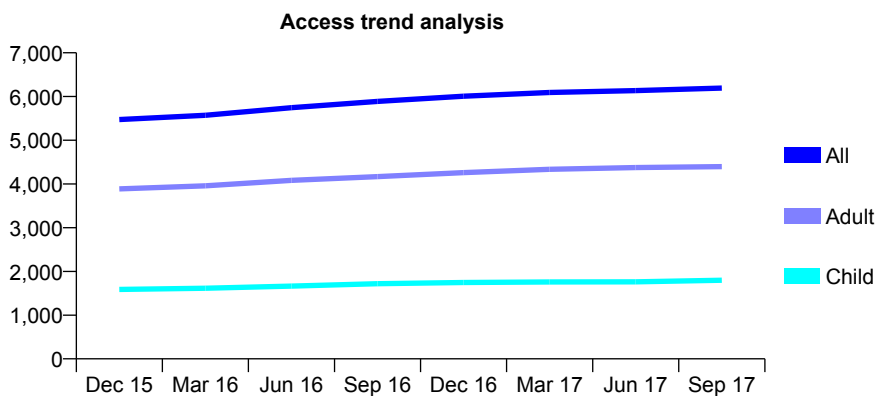
## Q60 - Vital Signs At a Glance Contract Report for 257907/0001 - September 2017

Name or company name	MR CC CHUNG
Contract type name	GDS Contract
Purpose of contract	General
Contract start date	01/04/2006
Contract end date	

17/18 Contracted general activity (UDA)	18,443
Carry forward general activity (UDA)	0
17/18 Contracted orthodontic activity (UOA)	0
Carry forward orthodontic activity (UOA)	0
Baseline contract value	£504,254.47

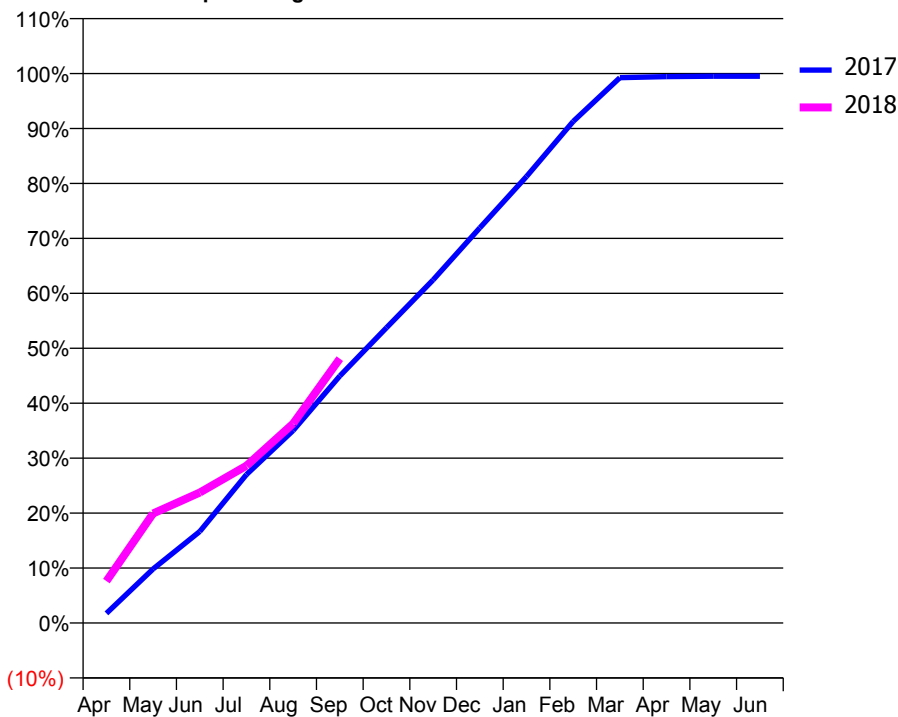
### ACCESS\*

Patients seen in 24 months	Total	Change since previous quarter
Quarter ending September 2016	5,887	
Quarter ending December 2016	6,007	↑
Quarter ending March 2017	6,092	→
Quarter ending June 2017	6,135	→
Quarter ending September 2017	6,194	→
<b>Variance since September 2016</b>	<b>5.2%</b>	<b>↑</b>



### ACTIVITY

Cumulative percentage of contracted UDA delivered 2017 & 2018



Adjusted Scheduled Activity (UDA)

Month	2017	2018
April	323	1,409
May	1,816	3,677
June	3,071	4,381
July	4,984	5,280
August	6,461	6,693
September	8,292	8,875
October	9,912	
November	11,520	
December	13,265	
January	14,985	
February	16,837	
March	18,303	
April	18,341	
May	18,351	
June	18,354	

### QUALITY

	Quantity	Base Number	Contract	AT	Region	England
% of FP17s for the same patient ID Re-attending within 3 months - Children	80	1,544	5.2%	10.0%	11.6%	11.9%
% of FP17s for the same patient ID Re-attending within 3 months - Adults	399	3,777	10.6%	13.4%	15.2%	15.9%
% of FP17s for the same patient ID Re-attending between 3 & 9 months - Children	1,094	1,544	70.9%	59.8%	59.1%	58.1%
% of FP17s for the same patient ID Re-attending between 3 & 9 months - Adults	2,632	3,777	69.7%	54.7%	51.7%	50.6%
% of FP17s for Band 1 Urgent Courses	212	5,275	4.0%	7.2%	8.0%	9.1%
% of FP17s Relating to Free Repair or Replacements	51	5,275	1.0%	0.9%	0.8%	0.8%
% of FP17s Relating to Continuations	65	5,275	1.2%	1.2%	1.0%	1.1%
% of Patients satisfied with the dentistry they have received	13	13	100.0%	92.0%	91.5%	91.4%
% of Patients satisfied with the time they had to wait for an appointment	13	13	100.0%	89.4%	88.2%	87.7%

\* This is based on patients treated on this contract for their most recent course of treatment. Figures in italics indicate the base number of FP17s or Patient Questionnaire responses are less than 100. N/A is shown where the base number of responses is less than 10 during the period. % is calculated as Quantity/Base number\*100



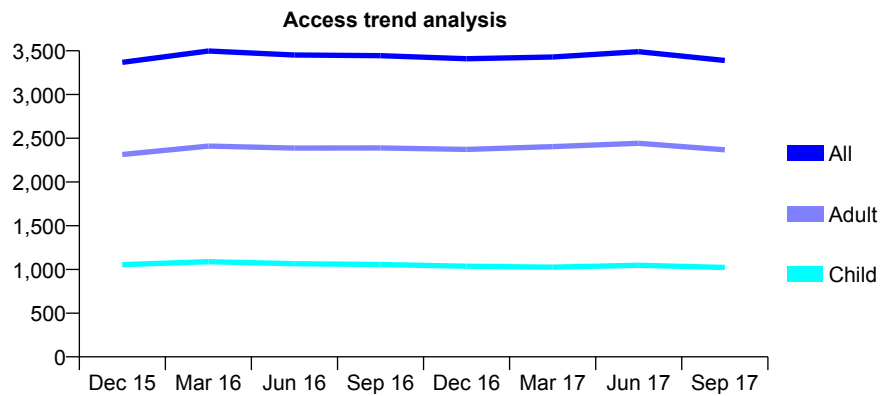
## Q60 - Vital Signs At a Glance Contract Report for 270016/0001 - September 2017

Name or company name	MISS S KHAN
Contract type name	GDS Contract
Purpose of contract	General
Contract start date	01/01/2013
Contract end date	

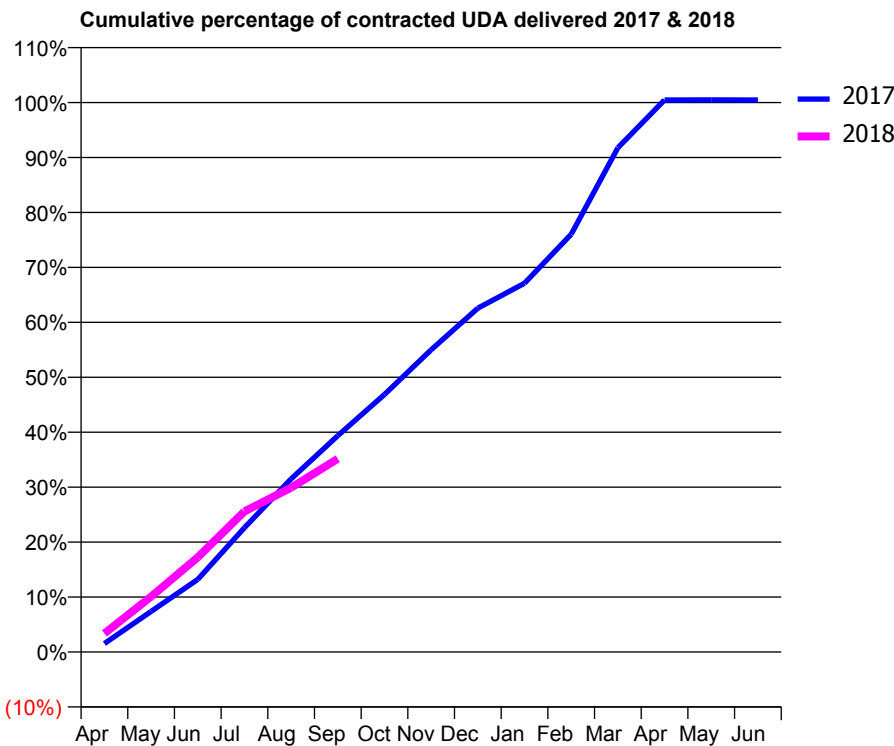
17/18 Contracted general activity (UDA)	11,407
Carry forward general activity (UDA)	-52
17/18 Contracted orthodontic activity (UOA)	0
Carry forward orthodontic activity (UOA)	0
Baseline contract value	£309,316.57

### ACCESS\*

Patients seen in 24 months	Total	Change since previous quarter
Quarter ending September 2016	3,445	
Quarter ending December 2016	3,409	↓
Quarter ending March 2017	3,429	→
Quarter ending June 2017	3,490	→
Quarter ending September 2017	3,389	↓
<b>Variance since September 2016</b>	<b>(1.6%)</b>	<b>↓</b>



### ACTIVITY



Month	Adjusted Scheduled Activity (UDA)	
	2017	2018
April	175	385
May	844	1,151
June	1,507	1,967
July	2,581	2,919
August	3,596	3,412
September	4,490	4,013
October	5,345	
November	6,274	
December	7,139	
January	7,656	
February	8,671	
March	10,469	
April	11,460	
May	11,461	
June	11,459	

### QUALITY

	Quantity	Base Number	Contract	AT	Region	England
% of FP17s for the same patient ID Re-attending within 3 months - Children	26	580	4.5%	10.0%	11.6%	11.9%
% of FP17s for the same patient ID Re-attending within 3 months - Adults	230	1,366	16.8%	13.4%	15.2%	15.9%
% of FP17s for the same patient ID Re-attending between 3 & 9 months - Children	323	580	55.7%	59.8%	59.1%	58.1%
% of FP17s for the same patient ID Re-attending between 3 & 9 months - Adults	666	1,366	48.8%	54.7%	51.7%	50.6%
% of FP17s for Band 1 Urgent Courses	119	1,717	6.9%	7.2%	8.0%	9.1%
% of FP17s Relating to Free Repair or Replacements	21	1,717	1.2%	0.9%	0.8%	0.8%
% of FP17s Relating to Continuations	15	1,717	0.9%	1.2%	1.0%	1.1%
% of Patients satisfied with the dentistry they have received	7	8	N/A	92.0%	91.5%	91.4%
% of Patients satisfied with the time they had to wait for an appointment	7	8	N/A	89.4%	88.2%	87.7%

\* This is based on patients treated on this contract for their most recent course of treatment. Figures in italics indicate the base number of FP17s or Patient Questionnaire responses are less than 100. N/A is shown where the base number of responses is less than 10 during the period. % is calculated as Quantity/Base number\*100

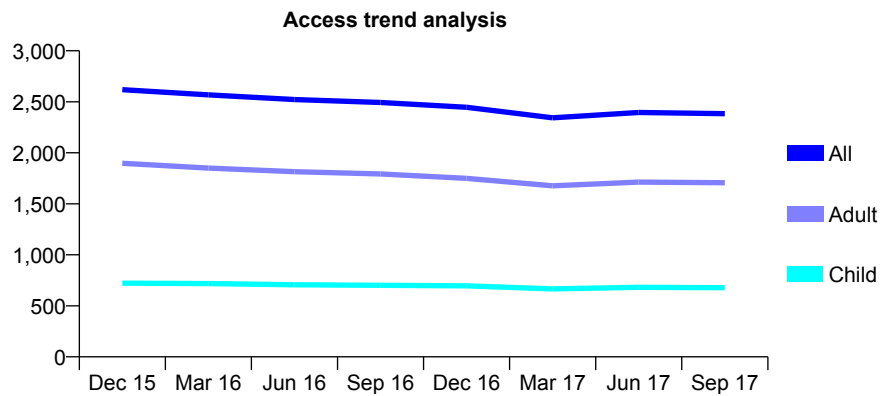
## Q60 - Vital Signs At a Glance Contract Report for 274011/0003 - September 2017

Name or company name	MR JW WILLIS
Contract type name	GDS Contract
Purpose of contract	General
Contract start date	01/05/2008
Contract end date	

17/18 Contracted general activity (UDA)	10,500
Carry forward general activity (UDA)	0
17/18 Contracted orthodontic activity (UOA)	0
Carry forward orthodontic activity (UOA)	0
Baseline contract value	£299,205.96

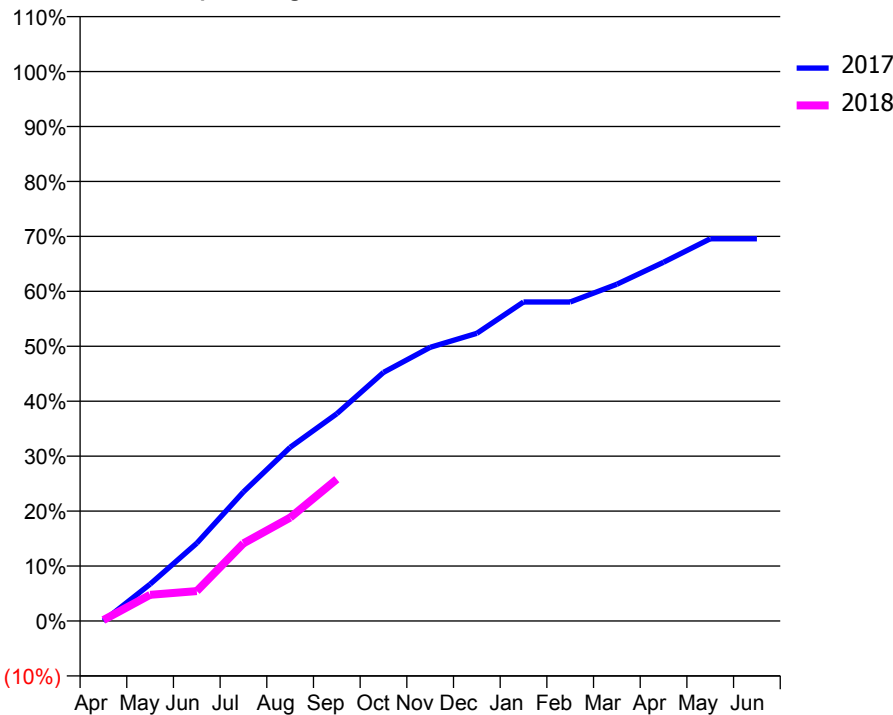
### ACCESS\*

Patients seen in 24 months	Total	Change since previous quarter
Quarter ending September 2016	2,494	
Quarter ending December 2016	2,446	↓
Quarter ending March 2017	2,343	↓
Quarter ending June 2017	2,395	↑
Quarter ending September 2017	2,384	→
<b>Variance since September 2016</b>	<b>(4.4%)</b>	<b>↓</b>



### ACTIVITY

Cumulative percentage of contracted UDA delivered 2017 & 2018



Month	Adjusted Scheduled Activity (UDA)	
	2017	2018
April	0	20
May	705	500
June	1,488	572
July	2,469	1,483
August	3,320	1,977
September	3,961	2,710
October	4,752	
November	5,229	
December	5,497	
January	6,097	
February	6,097	
March	6,435	
April	6,855	
May	7,304	
June	7,304	

### QUALITY

	Quantity	Base Number	Contract	AT	Region	England
% of FP17s for the same patient ID Re-attending within 3 months - Children	63	725	8.7%	10.0%	11.6%	11.9%
% of FP17s for the same patient ID Re-attending within 3 months - Adults	216	1,590	13.6%	13.4%	15.2%	15.9%
% of FP17s for the same patient ID Re-attending between 3 & 9 months - Children	380	725	52.4%	59.8%	59.1%	58.1%
% of FP17s for the same patient ID Re-attending between 3 & 9 months - Adults	808	1,590	50.8%	54.7%	51.7%	50.6%
% of FP17s for Band 1 Urgent Courses	70	1,418	4.9%	7.2%	8.0%	9.1%
% of FP17s Relating to Free Repair or Replacements	10	1,418	0.7%	0.9%	0.8%	0.8%
% of FP17s Relating to Continuations	2	1,418	0.1%	1.2%	1.0%	1.1%
% of Patients satisfied with the dentistry they have received	12	14	85.7%	92.0%	91.5%	91.4%
% of Patients satisfied with the time they had to wait for an appointment	13	14	92.9%	89.4%	88.2%	87.7%

\* This is based on patients treated on this contract for their most recent course of treatment. Figures in italics indicate the base number of FP17s or Patient Questionnaire responses are less than 100. N/A is shown where the base number of responses is less than 10 during the period. % is calculated as Quantity/Base number\*100

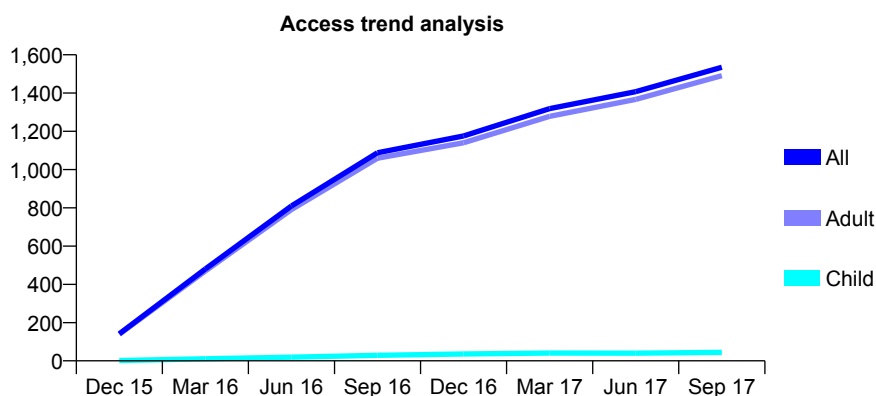
## Q60 - Vital Signs At a Glance Contract Report for 274798/0003 - September 2017

Name or company name	MRS R SREENIVASAN
Contract type name	PDS Contract
Purpose of contract	General
Contract start date	01/07/2015
Contract end date	31/03/2020

17/18 Contracted general activity (UDA)	3,600
Carry forward general activity (UDA)	0
17/18 Contracted orthodontic activity (UOA)	0
Carry forward orthodontic activity (UOA)	0
Baseline contract value	£146,768.52

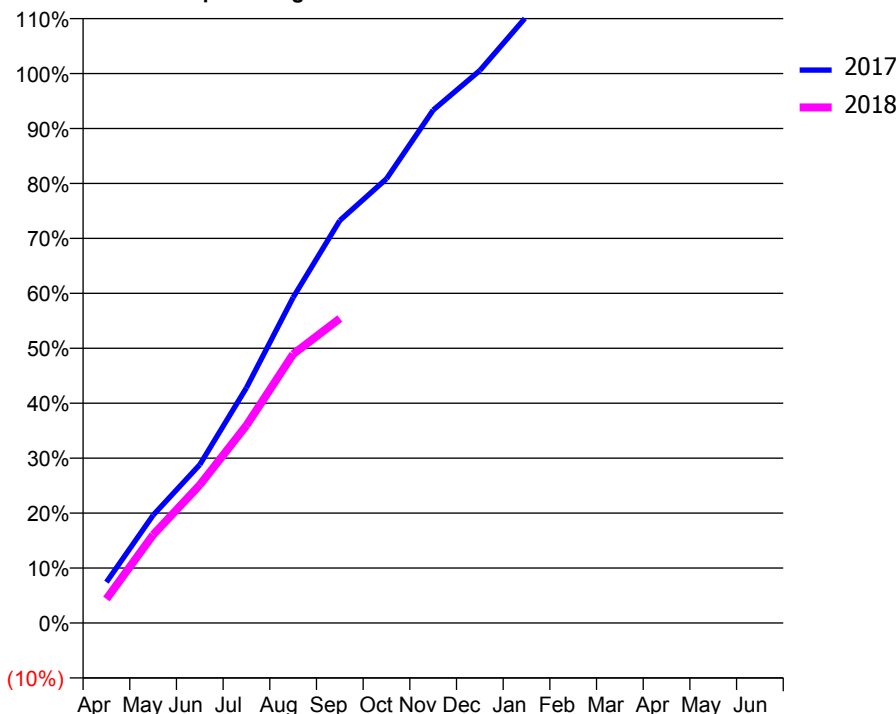
### ACCESS\*

Patients seen in 24 months	Total	Change since previous quarter
Quarter ending September 2016	1,088	
Quarter ending December 2016	1,176	↑
Quarter ending March 2017	1,319	↑
Quarter ending June 2017	1,407	↑
Quarter ending September 2017	1,535	↑
<b>Variance since September 2016</b>	<b>41.1%</b>	<b>↑</b>



### ACTIVITY

Cumulative percentage of contracted UDA delivered 2017 & 2018



Month	Adjusted Scheduled Activity (UDA)	
	2017	2018
April	268	158
May	706	578
June	1,037	905
July	1,541	1,295
August	2,133	1,762
September	2,637	1,995
October	2,910	
November	3,360	
December	3,619	
January	3,973	
February	4,408	
March	4,847	
April	5,024	
May	5,024	
June	5,024	

### QUALITY

	Quantity	Base Number	Contract	AT	Region	England
% of FP17s for the same patient ID Re-attending within 3 months - Children	0	32	0.0%	10.0%	11.6%	11.9%
% of FP17s for the same patient ID Re-attending within 3 months - Adults	12	722	1.7%	13.4%	15.2%	15.9%
% of FP17s for the same patient ID Re-attending between 3 & 9 months - Children	1	32	3.1%	59.8%	59.1%	58.1%
% of FP17s for the same patient ID Re-attending between 3 & 9 months - Adults	3	722	0.4%	54.7%	51.7%	50.6%
% of FP17s for Band 1 Urgent Courses	0	691	0.0%	7.2%	8.0%	9.1%
% of FP17s Relating to Free Repair or Replacements	0	691	0.0%	0.9%	0.8%	0.8%
% of FP17s Relating to Continuations	0	691	0.0%	1.2%	1.0%	1.1%
% of Patients satisfied with the dentistry they have received	1	1	N/A	92.0%	91.5%	91.4%
% of Patients satisfied with the time they had to wait for an appointment	1	1	N/A	89.4%	88.2%	87.7%

\* This is based on patients treated on this contract for their most recent course of treatment. Figures in italics indicate the base number of FP17s or Patient Questionnaire responses are less than 100. N/A is shown where the base number of responses is less than 10 during the period. % is calculated as Quantity/Base number\*100

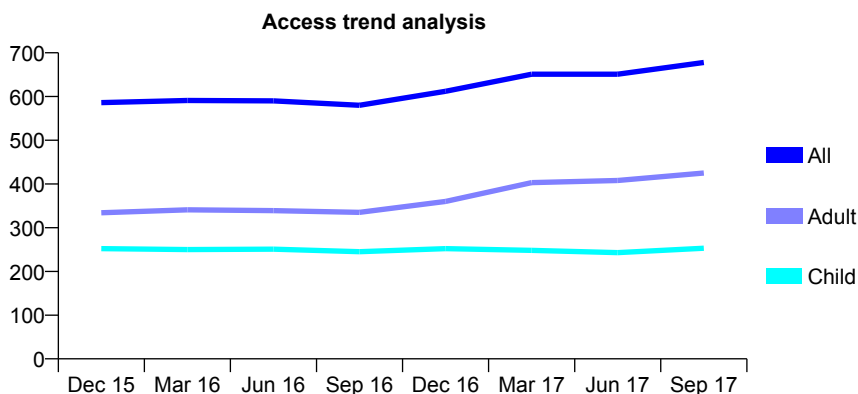
## Q60 - Vital Signs At a Glance Contract Report for 287822/0001 - September 2017

Name or company name	COURTYARD DENTAL PRACTICE
Contract type name	GDS Contract
Purpose of contract	General
Contract start date	16/08/2013
Contract end date	

17/18 Contracted general activity (UDA)	2,700
Carry forward general activity (UDA)	0
17/18 Contracted orthodontic activity (UOA)	0
Carry forward orthodontic activity (UOA)	0
Baseline contract value	£53,575.09

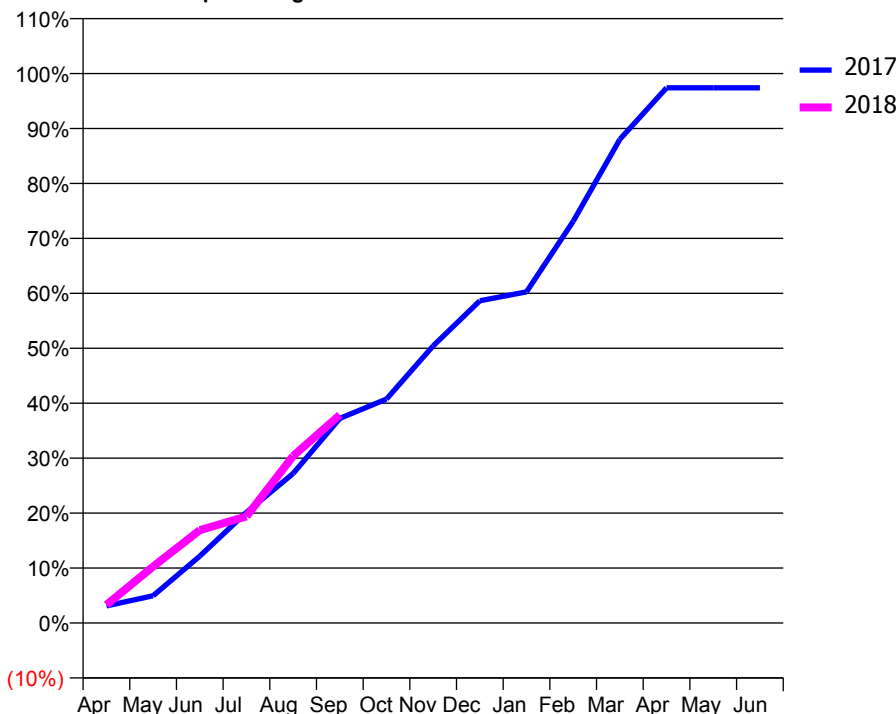
### ACCESS\*

Patients seen in 24 months	Total	Change since previous quarter
Quarter ending September 2016	580	
Quarter ending December 2016	612	↑
Quarter ending March 2017	651	↑
Quarter ending June 2017	651	→
Quarter ending September 2017	678	↑
<b>Variance since September 2016</b>	<b>16.9%</b>	<b>↑</b>



### ACTIVITY

Cumulative percentage of contracted UDA delivered 2017 & 2018



Adjusted Scheduled Activity (UDA)		
Month	2017	2018
April	84	89
May	134	277
June	328	456
July	544	524
August	735	821
September	1,005	1,022
October	1,101	
November	1,362	
December	1,583	
January	1,627	
February	1,974	
March	2,377	
April	2,630	
May	2,630	
June	2,630	

### QUALITY

	Quantity	Base Number	Contract	AT	Region	England
% of FP17s for the same patient ID Re-attending within 3 months - Children	8	194	4.1%	10.0%	11.6%	11.9%
% of FP17s for the same patient ID Re-attending within 3 months - Adults	33	305	10.8%	13.4%	15.2%	15.9%
% of FP17s for the same patient ID Re-attending between 3 & 9 months - Children	126	194	64.9%	59.8%	59.1%	58.1%
% of FP17s for the same patient ID Re-attending between 3 & 9 months - Adults	179	305	58.7%	54.7%	51.7%	50.6%
% of FP17s for Band 1 Urgent Courses	7	450	1.6%	7.2%	8.0%	9.1%
% of FP17s Relating to Free Repair or Replacements	0	450	0.0%	0.9%	0.8%	0.8%
% of FP17s Relating to Continuations	4	450	0.9%	1.2%	1.0%	1.1%
% of Patients satisfied with the dentistry they have received	3	4	N/A	92.0%	91.5%	91.4%
% of Patients satisfied with the time they had to wait for an appointment	4	4	N/A	89.4%	88.2%	87.7%

\* This is based on patients treated on this contract for their most recent course of treatment. Figures in italics indicate the base number of FP17s or Patient Questionnaire responses are less than 100. N/A is shown where the base number of responses is less than 10 during the period. % is calculated as Quantity/Base number\*100

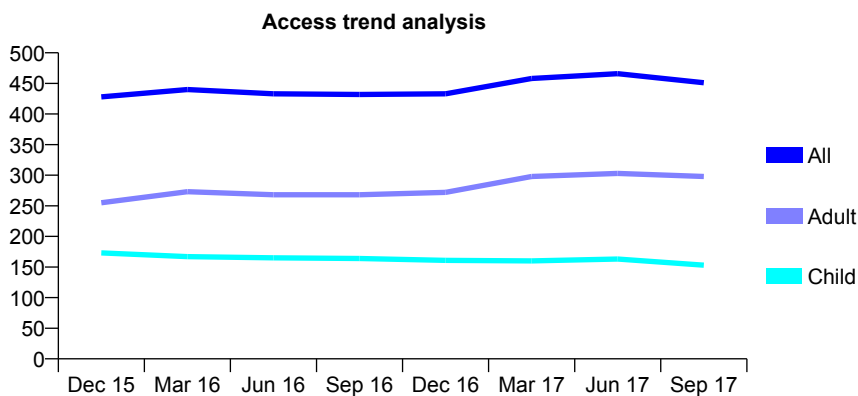
## Q60 - Vital Signs At a Glance Contract Report for 303496/0002 - September 2017

Name or company name	MR AR FEE
Contract type name	GDS Contract
Purpose of contract	General and Orthodontic
Contract start date	13/09/2010
Contract end date	

17/18 Contracted general activity (UDA)	1,774
Carry forward general activity (UDA)	4
17/18 Contracted orthodontic activity (UOA)	208
Carry forward orthodontic activity (UOA)	-4
Baseline contract value	£60,661.20

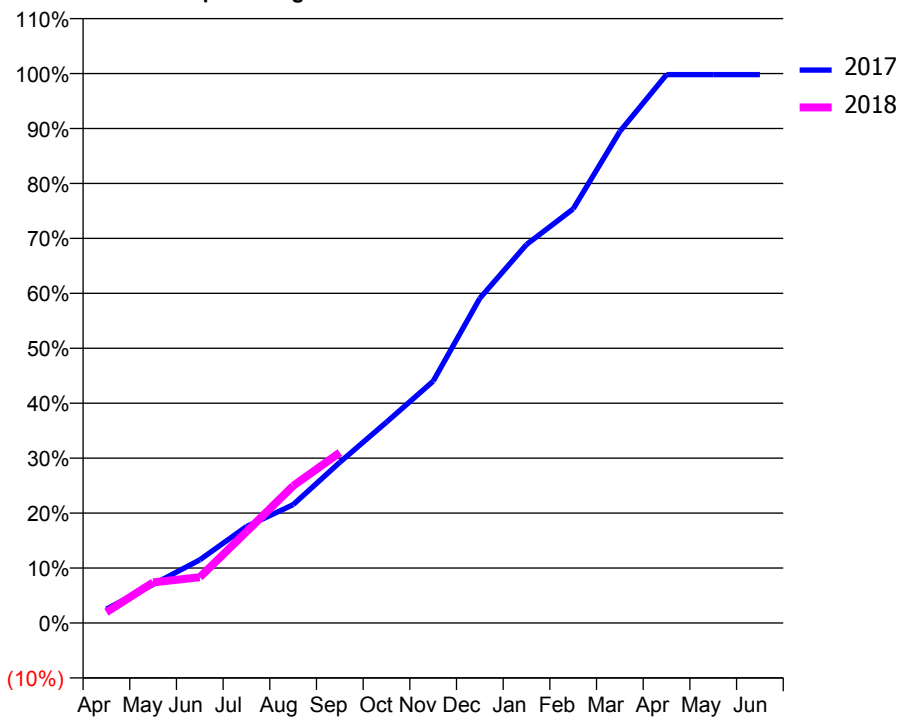
### ACCESS\*

Patients seen in 24 months	Total	Change since previous quarter
Quarter ending September 2016	432	
Quarter ending December 2016	433	→
Quarter ending March 2017	458	↑
Quarter ending June 2017	466	→
Quarter ending September 2017	451	↓
<b>Variance since September 2016</b>	<b>4.4%</b>	<b>↑</b>



### ACTIVITY

Cumulative percentage of contracted UDA delivered 2017 & 2018



Month	Adjusted Scheduled Activity (UDA)	
	2017	2018
April	45	35
May	125	131
June	204	148
July	311	295
August	382	443
September	519	551
October	649	
November	781	
December	1,048	
January	1,222	
February	1,337	
March	1,587	
April	1,770	
May	1,770	
June	1,770	

### QUALITY

	Quantity	Base Number	Contract	AT	Region	England
% of FP17s for the same patient ID Re-attending within 3 months - Children	10	175	5.7%	10.0%	11.6%	11.9%
% of FP17s for the same patient ID Re-attending within 3 months - Adults	29	212	13.7%	13.4%	15.2%	15.9%
% of FP17s for the same patient ID Re-attending between 3 & 9 months - Children	131	175	74.9%	59.8%	59.1%	58.1%
% of FP17s for the same patient ID Re-attending between 3 & 9 months - Adults	114	212	53.8%	54.7%	51.7%	50.6%
% of FP17s for Band 1 Urgent Courses	38	294	12.9%	7.2%	8.0%	9.1%
% of FP17s Relating to Free Repair or Replacements	0	294	0.0%	0.9%	0.8%	0.8%
% of FP17s Relating to Continuations	2	294	0.7%	1.2%	1.0%	1.1%
% of Patients satisfied with the dentistry they have received	1	1	N/A	92.0%	91.5%	91.4%
% of Patients satisfied with the time they had to wait for an appointment	1	1	N/A	89.4%	88.2%	87.7%

\* This is based on patients treated on this contract for their most recent course of treatment. Figures in italics indicate the base number of FP17s or Patient Questionnaire responses are less than 100. N/A is shown where the base number of responses is less than 10 during the period. % is calculated as Quantity/Base number\*100

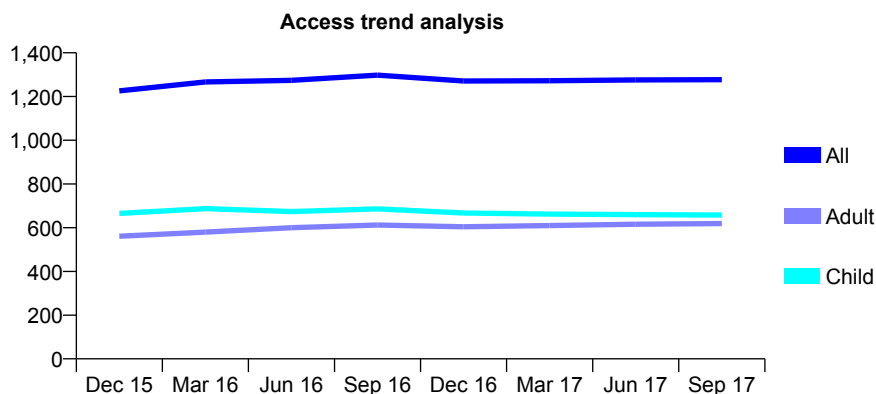
## Q60 - Vital Signs At a Glance Contract Report for 305006/0001 - September 2017

Name or company name	MR TM PARSONS
Contract type name	GDS Contract
Purpose of contract	General
Contract start date	01/04/2006
Contract end date	

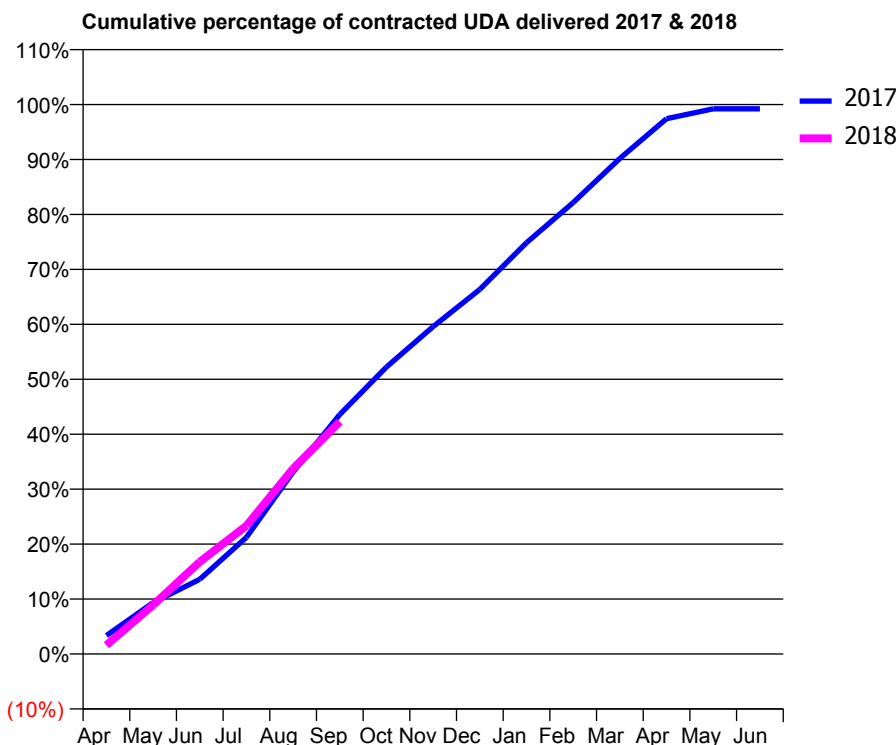
17/18 Contracted general activity (UDA)	2,977
Carry forward general activity (UDA)	0
17/18 Contracted orthodontic activity (UOA)	0
Carry forward orthodontic activity (UOA)	0
Baseline contract value	£75,691.50

### ACCESS\*

Patients seen in 24 months	Total	Change since previous quarter
Quarter ending September 2016	1,298	
Quarter ending December 2016	1,271	↓
Quarter ending March 2017	1,272	→
Quarter ending June 2017	1,276	→
Quarter ending September 2017	1,277	→
<b>Variance since September 2016</b>	<b>(1.6%)</b>	<b>↓</b>



### ACTIVITY



Month	Adjusted Scheduled Activity (UDA)	
	2017	2018
April	100	48
May	278	266
June	405	499
July	632	695
August	986	1,005
September	1,298	1,259
October	1,555	
November	1,774	
December	1,975	
January	2,228	
February	2,446	
March	2,685	
April	2,900	
May	2,954	
June	2,954	

### QUALITY

	Quantity	Base Number	Contract	AT	Region	England
% of FP17s for the same patient ID Re-attending within 3 months - Children	47	547	8.6%	10.0%	11.6%	11.9%
% of FP17s for the same patient ID Re-attending within 3 months - Adults	43	404	10.6%	13.4%	15.2%	15.9%
% of FP17s for the same patient ID Re-attending between 3 & 9 months - Children	314	547	57.4%	59.8%	59.1%	58.1%
% of FP17s for the same patient ID Re-attending between 3 & 9 months - Adults	232	404	57.4%	54.7%	51.7%	50.6%
% of FP17s for Band 1 Urgent Courses	45	789	5.7%	7.2%	8.0%	9.1%
% of FP17s Relating to Free Repair or Replacements	1	789	0.1%	0.9%	0.8%	0.8%
% of FP17s Relating to Continuations	2	789	0.3%	1.2%	1.0%	1.1%
% of Patients satisfied with the dentistry they have received	1	1	N/A	92.0%	91.5%	91.4%
% of Patients satisfied with the time they had to wait for an appointment	1	1	N/A	89.4%	88.2%	87.7%

\* This is based on patients treated on this contract for their most recent course of treatment. Figures in italics indicate the base number of FP17s or Patient Questionnaire responses are less than 100. N/A is shown where the base number of responses is less than 10 during the period. % is calculated as Quantity/Base number\*100

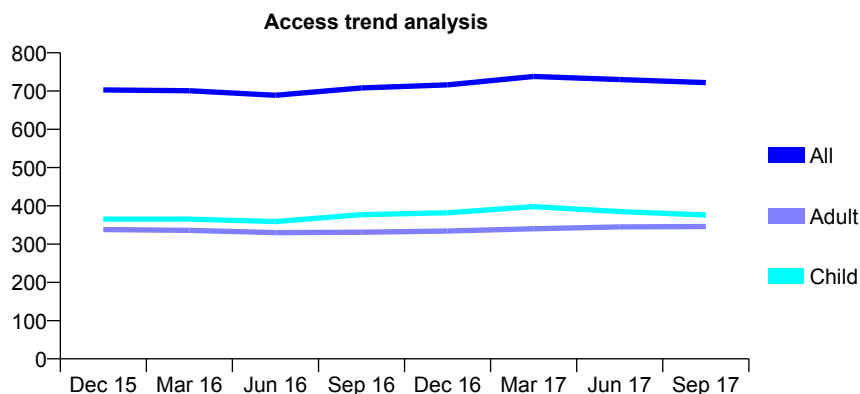
## Q60 - Vital Signs At a Glance Contract Report for 319163/0001 - September 2017

Name or company name	MRS UF PENCAVEL
Contract type name	GDS Contract
Purpose of contract	General and Orthodontic
Contract start date	01/04/2006
Contract end date	

17/18 Contracted general activity (UDA)	2,276
Carry forward general activity (UDA)	0
17/18 Contracted orthodontic activity (UOA)	0
Carry forward orthodontic activity (UOA)	0
Baseline contract value	£62,595.23

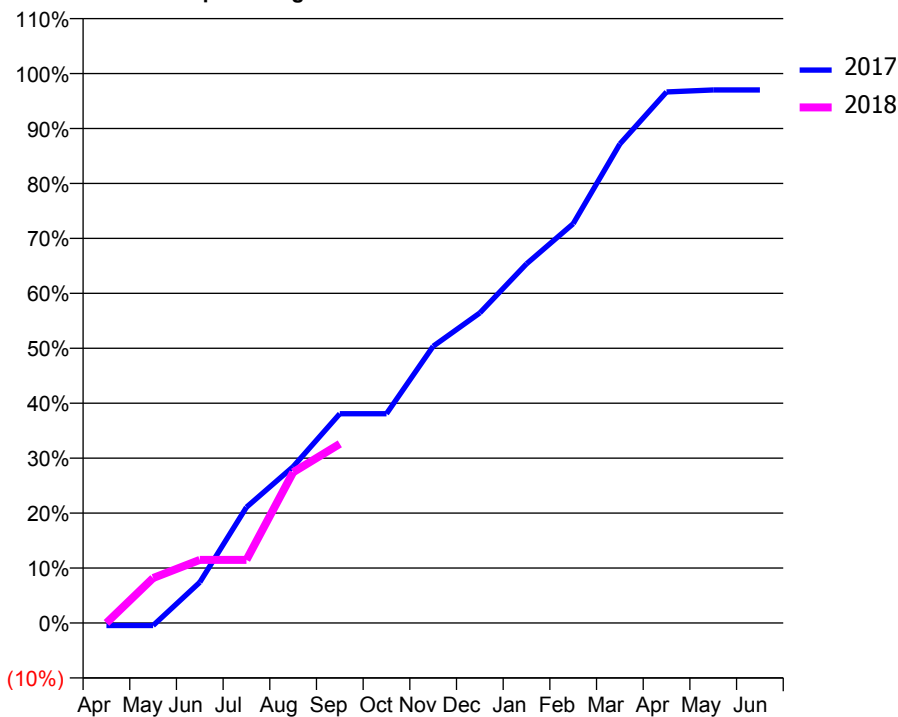
### ACCESS\*

Patients seen in 24 months	Total	Change since previous quarter
Quarter ending September 2016	708	
Quarter ending December 2016	716	→
Quarter ending March 2017	738	↑
Quarter ending June 2017	730	↓
Quarter ending September 2017	722	↓
<b>Variance since September 2016</b>	<b>2.0%</b>	<b>→</b>



### ACTIVITY

Cumulative percentage of contracted UDA delivered 2017 & 2018



Adjusted Scheduled Activity (UDA)		
Month	2017	2018
April	-11	0
May	-11	186
June	169	262
July	480	262
August	647	624
September	867	742
October	867	
November	1,146	
December	1,284	
January	1,488	
February	1,654	
March	1,984	
April	2,200	
May	2,208	
June	2,208	

### QUALITY

	Quantity	Base Number	Contract	AT	Region	England
% of FP17s for the same patient ID Re-attending within 3 months - Children	32	304	10.5%	10.0%	11.6%	11.9%
% of FP17s for the same patient ID Re-attending within 3 months - Adults	33	236	14.0%	13.4%	15.2%	15.9%
% of FP17s for the same patient ID Re-attending between 3 & 9 months - Children	225	304	74.0%	59.8%	59.1%	58.1%
% of FP17s for the same patient ID Re-attending between 3 & 9 months - Adults	126	236	53.4%	54.7%	51.7%	50.6%
% of FP17s for Band 1 Urgent Courses	36	440	8.2%	7.2%	8.0%	9.1%
% of FP17s Relating to Free Repair or Replacements	2	440	0.5%	0.9%	0.8%	0.8%
% of FP17s Relating to Continuations	0	440	0.0%	1.2%	1.0%	1.1%
% of Patients satisfied with the dentistry they have received	1	1	N/A	92.0%	91.5%	91.4%
% of Patients satisfied with the time they had to wait for an appointment	1	1	N/A	89.4%	88.2%	87.7%

\* This is based on patients treated on this contract for their most recent course of treatment. Figures in italics indicate the base number of FP17s or Patient Questionnaire responses are less than 100. N/A is shown where the base number of responses is less than 10 during the period. % is calculated as Quantity/Base number\*100

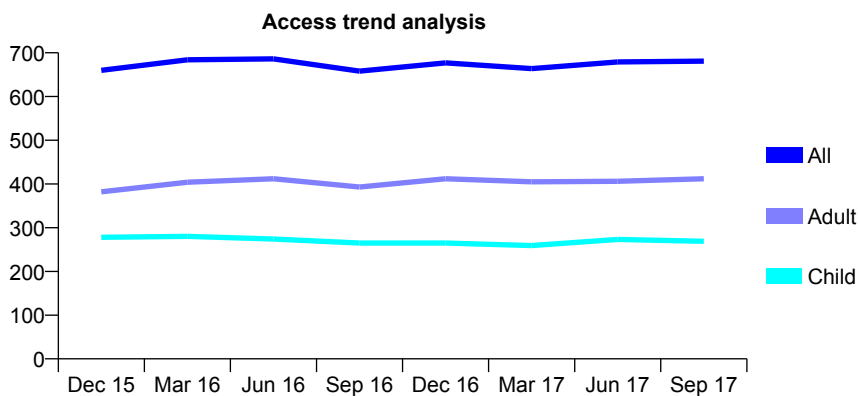
## Q60 - Vital Signs At a Glance Contract Report for 320137/0001 - September 2017

Name or company name	MR LS BARNES
Contract type name	GDS Contract
Purpose of contract	General
Contract start date	01/04/2006
Contract end date	

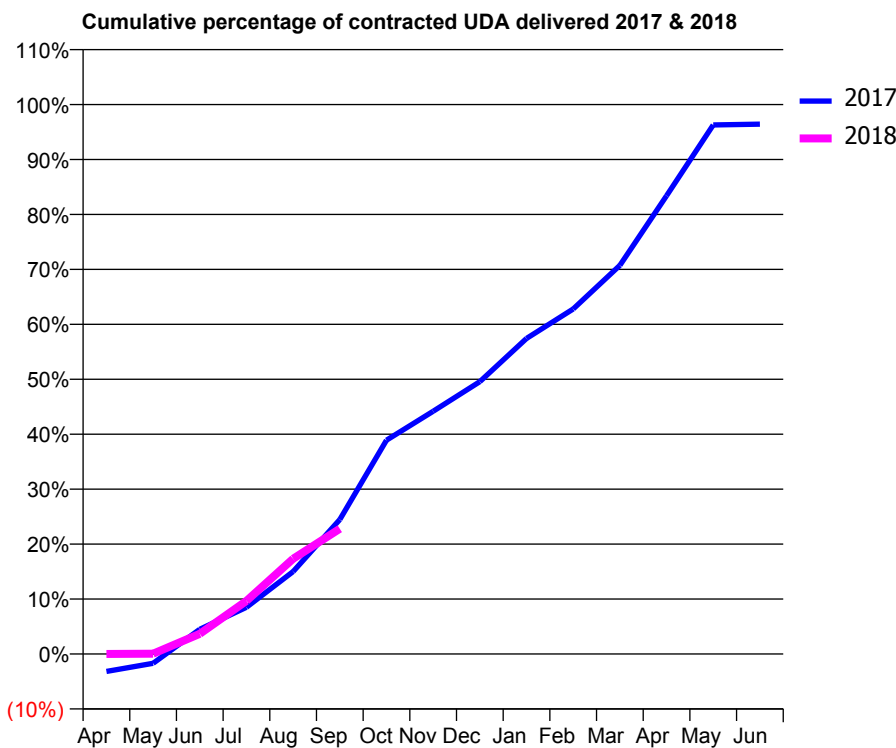
17/18 Contracted general activity (UDA)	2,000
Carry forward general activity (UDA)	0
17/18 Contracted orthodontic activity (UOA)	0
Carry forward orthodontic activity (UOA)	0
Baseline contract value	£37,496.37

### ACCESS\*

Patients seen in 24 months	Total	Change since previous quarter
Quarter ending September 2016	658	
Quarter ending December 2016	677	↑
Quarter ending March 2017	664	↓
Quarter ending June 2017	679	↑
Quarter ending September 2017	681	→
<b>Variance since September 2016</b>	<b>3.5%</b>	<b>↑</b>



### ACTIVITY



Month	Adjusted Scheduled Activity (UDA)	
	2017	2018
April	-64	0
May	-34	1
June	90	74
July	170	194
August	300	347
September	489	456
October	778	
November	884	
December	991	
January	1,149	
February	1,256	
March	1,414	
April	1,668	
May	1,926	
June	1,929	

### QUALITY

	Quantity	Base Number	Contract	AT	Region	England
% of FP17s for the same patient ID Re-attending within 3 months - Children	9	211	4.3%	10.0%	11.6%	11.9%
% of FP17s for the same patient ID Re-attending within 3 months - Adults	54	299	18.1%	13.4%	15.2%	15.9%
% of FP17s for the same patient ID Re-attending between 3 & 9 months - Children	125	211	59.2%	59.8%	59.1%	58.1%
% of FP17s for the same patient ID Re-attending between 3 & 9 months - Adults	148	299	49.5%	54.7%	51.7%	50.6%
% of FP17s for Band 1 Urgent Courses	6	241	2.5%	7.2%	8.0%	9.1%
% of FP17s Relating to Free Repair or Replacements	7	241	2.9%	0.9%	0.8%	0.8%
% of FP17s Relating to Continuations	1	241	0.4%	1.2%	1.0%	1.1%
% of Patients satisfied with the dentistry they have received	1	1	N/A	92.0%	91.5%	91.4%
% of Patients satisfied with the time they had to wait for an appointment	1	1	N/A	89.4%	88.2%	87.7%

\* This is based on patients treated on this contract for their most recent course of treatment. Figures in italics indicate the base number of FP17s or Patient Questionnaire responses are less than 100. N/A is shown where the base number of responses is less than 10 during the period. % is calculated as Quantity/Base number\*100



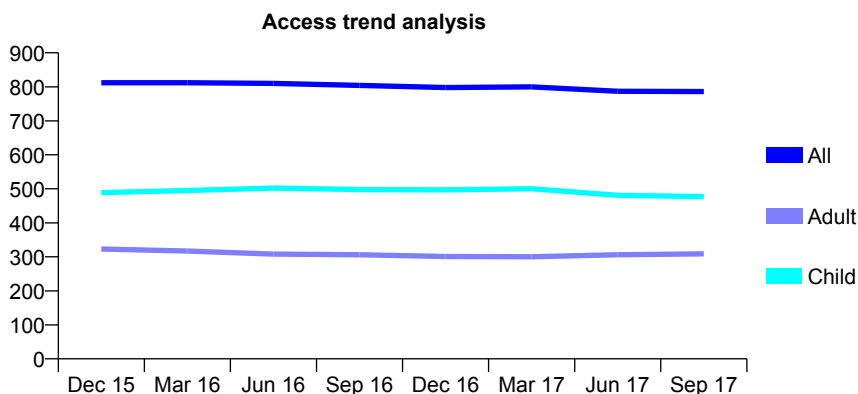
## Q60 - Vital Signs At a Glance Contract Report for 323853/0001 - September 2017

Name or company name	MR PB GARBUTT
Contract type name	GDS Contract
Purpose of contract	General
Contract start date	01/04/2006
Contract end date	

17/18 Contracted general activity (UDA)	2,000
Carry forward general activity (UDA)	0
17/18 Contracted orthodontic activity (UOA)	0
Carry forward orthodontic activity (UOA)	0
Baseline contract value	£40,704.57

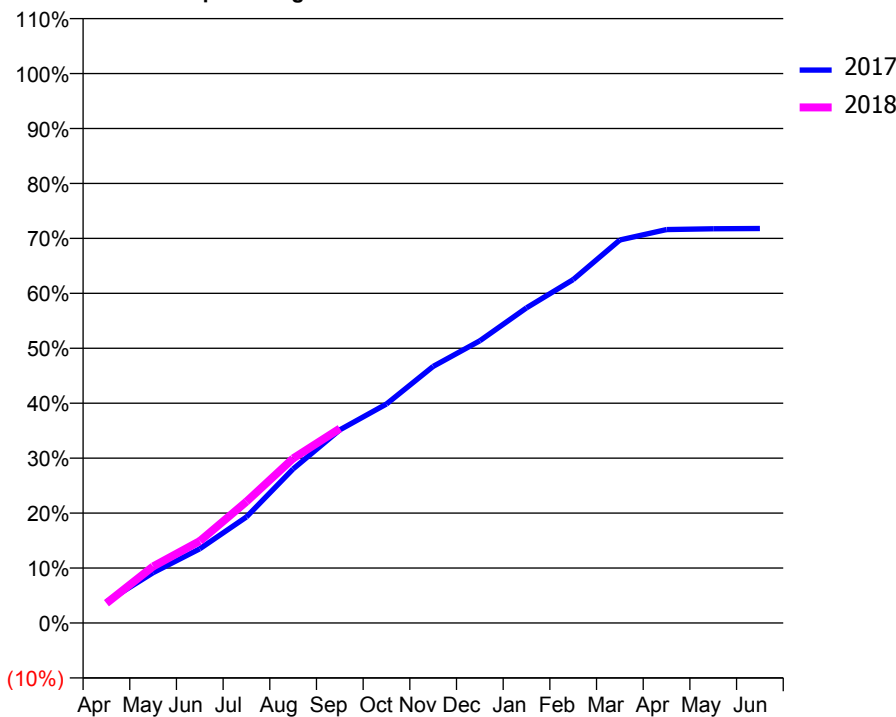
### ACCESS\*

Patients seen in 24 months	Total	Change since previous quarter
Quarter ending September 2016	804	
Quarter ending December 2016	798	→
Quarter ending March 2017	800	→
Quarter ending June 2017	787	↓
Quarter ending September 2017	786	→
<b>Variance since September 2016</b>	<b>(2.2%)</b>	<b>↓</b>



### ACTIVITY

Cumulative percentage of contracted UDA delivered 2017 & 2018



Adjusted Scheduled Activity (UDA)

Month	2017	2018
April	77	72
May	183	206
June	270	298
July	386	442
August	561	599
September	703	708
October	797	
November	934	
December	1,027	
January	1,147	
February	1,250	
March	1,394	
April	1,432	
May	1,435	
June	1,436	

### QUALITY

	Quantity	Base Number	Contract	AT	Region	England
% of FP17s for the same patient ID Re-attending within 3 months - Children	20	390	5.1%	10.0%	11.6%	11.9%
% of FP17s for the same patient ID Re-attending within 3 months - Adults	15	180	8.3%	13.4%	15.2%	15.9%
% of FP17s for the same patient ID Re-attending between 3 & 9 months - Children	295	390	75.6%	59.8%	59.1%	58.1%
% of FP17s for the same patient ID Re-attending between 3 & 9 months - Adults	108	180	60.0%	54.7%	51.7%	50.6%
% of FP17s for Band 1 Urgent Courses	0	537	0.0%	7.2%	8.0%	9.1%
% of FP17s Relating to Free Repair or Replacements	1	537	0.2%	0.9%	0.8%	0.8%
% of FP17s Relating to Continuations	0	537	0.0%	1.2%	1.0%	1.1%
% of Patients satisfied with the dentistry they have received	0	1	N/A	92.0%	91.5%	91.4%
% of Patients satisfied with the time they had to wait for an appointment	0	1	N/A	89.4%	88.2%	87.7%

\* This is based on patients treated on this contract for their most recent course of treatment. Figures in italics indicate the base number of FP17s or Patient Questionnaire responses are less than 100. N/A is shown where the base number of responses is less than 10 during the period. % is calculated as Quantity/Base number\*100

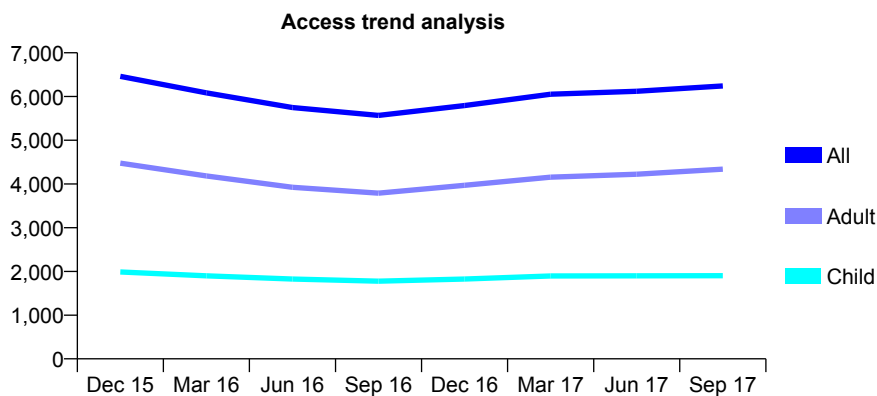
## Q60 - Vital Signs At a Glance Contract Report for 326372/0001 - September 2017

Name or company name	Dawley Family Dental Centre
Contract type name	GDS Contract
Purpose of contract	General
Contract start date	01/04/2006
Contract end date	

17/18 Contracted general activity (UDA)	19,726
Carry forward general activity (UDA)	0
17/18 Contracted orthodontic activity (UOA)	0
Carry forward orthodontic activity (UOA)	0
Baseline contract value	£564,759.07

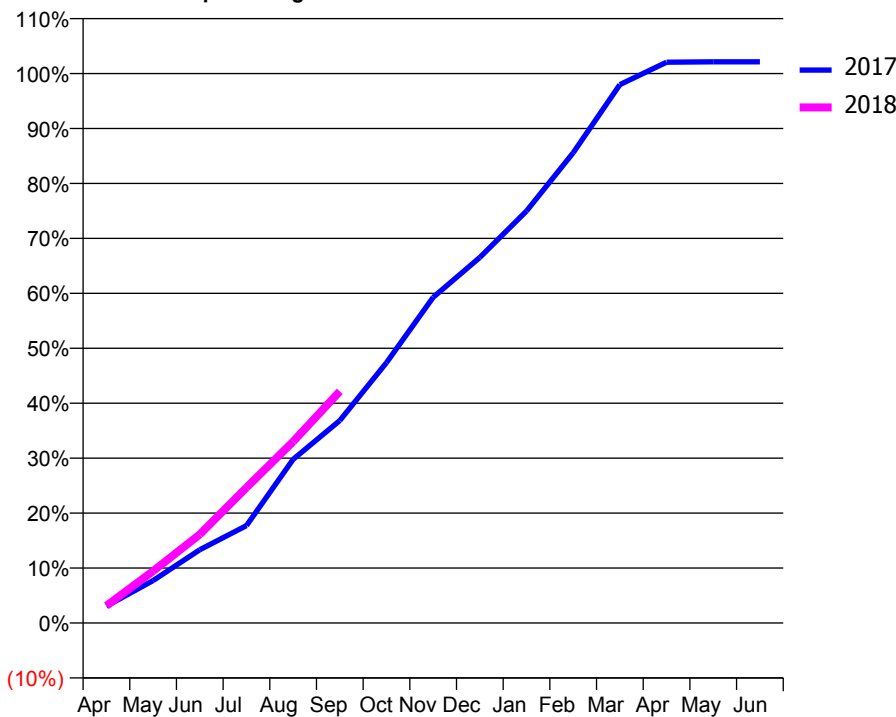
### ACCESS\*

Patients seen in 24 months	Total	Change since previous quarter
Quarter ending September 2016	5,568	
Quarter ending December 2016	5,794	↑
Quarter ending March 2017	6,054	↑
Quarter ending June 2017	6,121	→
Quarter ending September 2017	6,241	→
<b>Variance since September 2016</b>	<b>12.1%</b>	<b>↑</b>



### ACTIVITY

Cumulative percentage of contracted UDA delivered 2017 & 2018



Month	Adjusted Scheduled Activity (UDA)	
	2017	2018
April	607	621
May	1,526	1,865
June	2,633	3,180
July	3,496	4,860
August	5,876	6,511
September	7,267	8,316
October	9,345	
November	11,693	
December	13,123	
January	14,789	
February	16,881	
March	19,326	
April	20,133	
May	20,144	
June	20,147	

### QUALITY

	Quantity	Base Number	Contract	AT	Region	England
% of FP17s for the same patient ID Re-attending within 3 months - Children	108	1,290	8.4%	10.0%	11.6%	11.9%
% of FP17s for the same patient ID Re-attending within 3 months - Adults	356	2,775	12.8%	13.4%	15.2%	15.9%
% of FP17s for the same patient ID Re-attending between 3 & 9 months - Children	710	1,290	55.0%	59.8%	59.1%	58.1%
% of FP17s for the same patient ID Re-attending between 3 & 9 months - Adults	1,325	2,775	47.7%	54.7%	51.7%	50.6%
% of FP17s for Band 1 Urgent Courses	261	3,698	7.1%	7.2%	8.0%	9.1%
% of FP17s Relating to Free Repair or Replacements	28	3,698	0.8%	0.9%	0.8%	0.8%
% of FP17s Relating to Continuations	83	3,698	2.2%	1.2%	1.0%	1.1%
% of Patients satisfied with the dentistry they have received	13	13	100.0%	92.0%	91.5%	91.4%
% of Patients satisfied with the time they had to wait for an appointment	12	13	92.3%	89.4%	88.2%	87.7%

\* This is based on patients treated on this contract for their most recent course of treatment. Figures in italics indicate the base number of FP17s or Patient Questionnaire responses are less than 100. N/A is shown where the base number of responses is less than 10 during the period. % is calculated as Quantity/Base number\*100

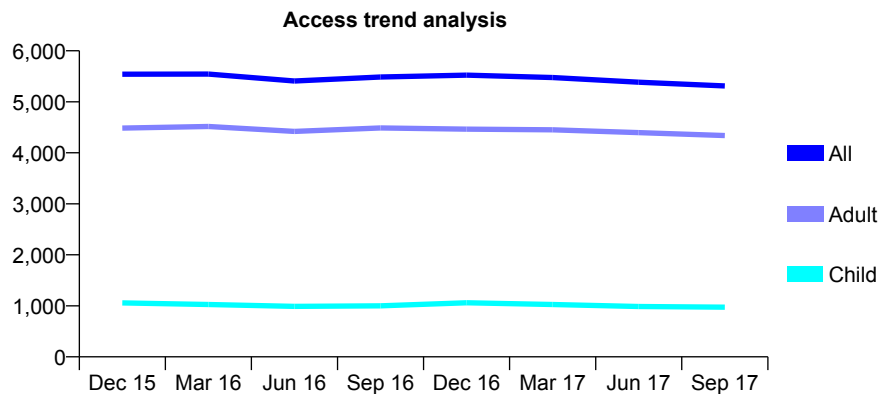
## Q60 - Vital Signs At a Glance Contract Report for 335770/0001 - September 2017

Name or company name	MR PJ MCELHONE
Contract type name	GDS Contract
Purpose of contract	General
Contract start date	01/04/2006
Contract end date	

17/18 Contracted general activity (UDA)	13,159
Carry forward general activity (UDA)	0
17/18 Contracted orthodontic activity (UOA)	0
Carry forward orthodontic activity (UOA)	0
Baseline contract value	£366,879.01

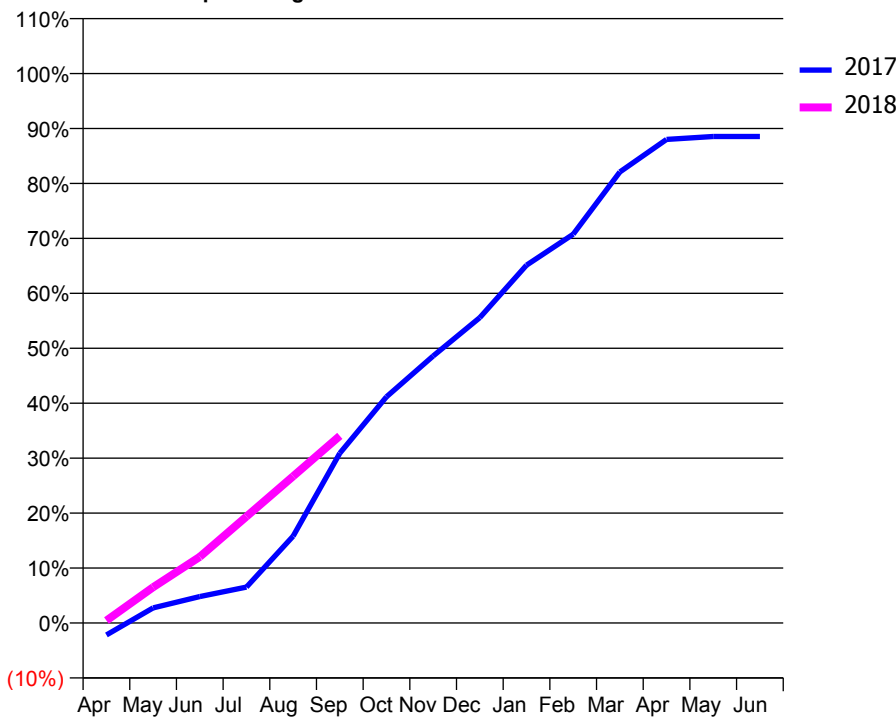
### ACCESS\*

Patients seen in 24 months	Total	Change since previous quarter
Quarter ending September 2016	5,487	
Quarter ending December 2016	5,524	→
Quarter ending March 2017	5,477	→
Quarter ending June 2017	5,385	↓
Quarter ending September 2017	5,312	↓
<b>Variance since September 2016</b>	<b>(3.2%)</b>	<b>↓</b>



### ACTIVITY

Cumulative percentage of contracted UDA delivered 2017 & 2018



Month	Adjusted Scheduled Activity (UDA)	
	2017	2018
April	-290	59
May	361	856
June	634	1,585
July	859	2,548
August	2,080	3,514
September	4,067	4,482
October	5,418	
November	6,395	
December	7,315	
January	8,568	
February	9,311	
March	10,801	
April	11,581	
May	11,651	
June	11,652	

### QUALITY

	Quantity	Base Number	Contract	AT	Region	England
% of FP17s for the same patient ID Re-attending within 3 months - Children	38	497	7.6%	10.0%	11.6%	11.9%
% of FP17s for the same patient ID Re-attending within 3 months - Adults	273	1,978	13.8%	13.4%	15.2%	15.9%
% of FP17s for the same patient ID Re-attending between 3 & 9 months - Children	178	497	35.8%	59.8%	59.1%	58.1%
% of FP17s for the same patient ID Re-attending between 3 & 9 months - Adults	646	1,978	32.7%	54.7%	51.7%	50.6%
% of FP17s for Band 1 Urgent Courses	185	2,093	8.8%	7.2%	8.0%	9.1%
% of FP17s Relating to Free Repair or Replacements	51	2,093	2.4%	0.9%	0.8%	0.8%
% of FP17s Relating to Continuations	15	2,093	0.7%	1.2%	1.0%	1.1%
% of Patients satisfied with the dentistry they have received	11	11	100.0%	92.0%	91.5%	91.4%
% of Patients satisfied with the time they had to wait for an appointment	11	11	100.0%	89.4%	88.2%	87.7%

\* This is based on patients treated on this contract for their most recent course of treatment. Figures in italics indicate the base number of FP17s or Patient Questionnaire responses are less than 100. N/A is shown where the base number of responses is less than 10 during the period. % is calculated as Quantity/Base number\*100

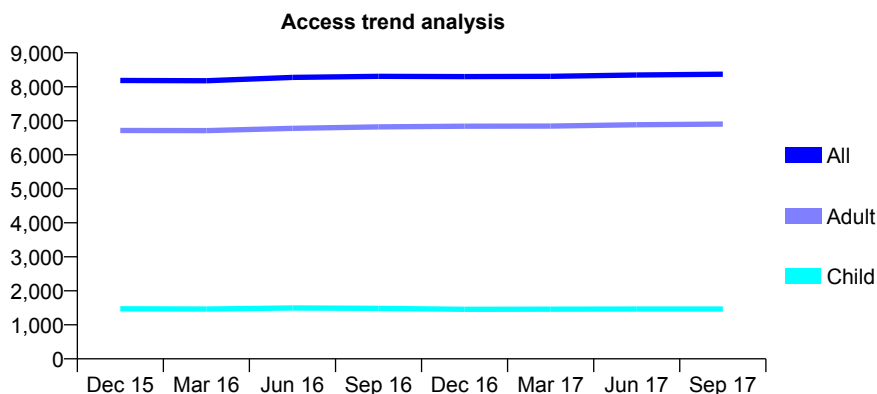
## Q60 - Vital Signs At a Glance Contract Report for 336289/0001 - September 2017

Name or company name	MR AJ GRIFFITHS
Contract type name	GDS Contract
Purpose of contract	General
Contract start date	01/04/2006
Contract end date	

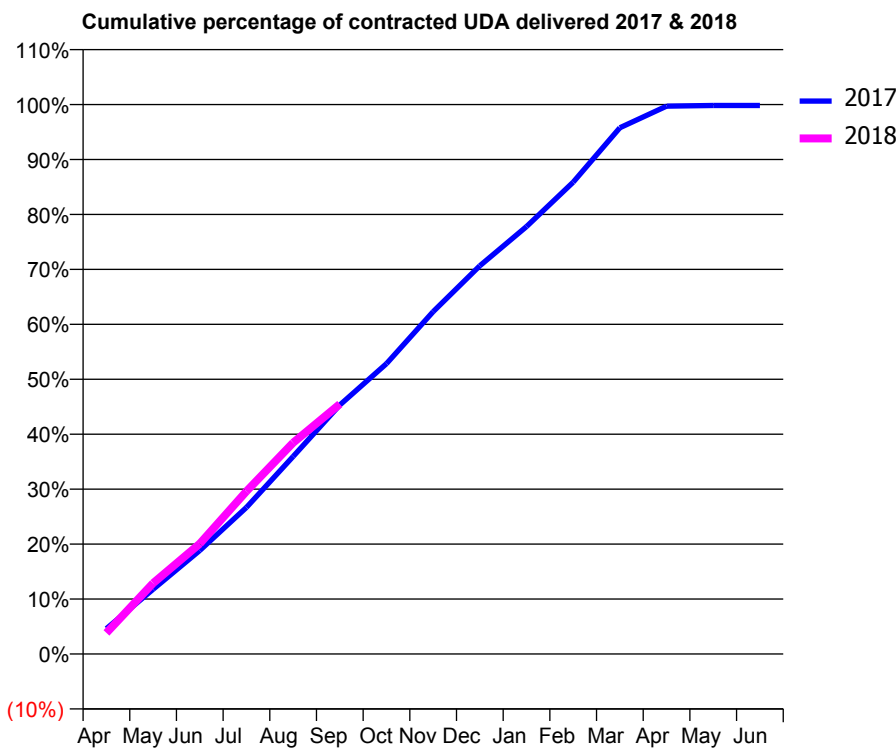
17/18 Contracted general activity (UDA)	22,233
Carry forward general activity (UDA)	0
17/18 Contracted orthodontic activity (UOA)	0
Carry forward orthodontic activity (UOA)	0
Baseline contract value	£613,738.73

### ACCESS\*

Patients seen in 24 months	Total	Change since previous quarter
Quarter ending September 2016	8,306	
Quarter ending December 2016	8,299	→
Quarter ending March 2017	8,307	→
Quarter ending June 2017	8,348	→
Quarter ending September 2017	8,370	→
<b>Variance since September 2016</b>	<b>0.8%</b>	<b>→</b>



### ACTIVITY



Month	Adjusted Scheduled Activity (UDA)	
	2017	2018
April	1,025	856
May	2,622	2,870
June	4,192	4,462
July	5,933	6,586
August	7,992	8,548
September	10,076	10,112
October	11,747	
November	13,851	
December	15,710	
January	17,296	
February	19,091	
March	21,295	
April	22,165	
May	22,192	
June	22,194	

### QUALITY

	Quantity	Base Number	Contract	AT	Region	England
% of FP17s for the same patient ID Re-attending within 3 months - Children	124	1,341	9.2%	10.0%	11.6%	11.9%
% of FP17s for the same patient ID Re-attending within 3 months - Adults	789	5,191	15.2%	13.4%	15.2%	15.9%
% of FP17s for the same patient ID Re-attending between 3 & 9 months - Children	933	1,341	69.6%	59.8%	59.1%	58.1%
% of FP17s for the same patient ID Re-attending between 3 & 9 months - Adults	2,416	5,191	46.5%	54.7%	51.7%	50.6%
% of FP17s for Band 1 Urgent Courses	384	5,516	7.0%	7.2%	8.0%	9.1%
% of FP17s Relating to Free Repair or Replacements	148	5,516	2.7%	0.9%	0.8%	0.8%
% of FP17s Relating to Continuations	79	5,516	1.4%	1.2%	1.0%	1.1%
% of Patients satisfied with the dentistry they have received	17	17	100.0%	92.0%	91.5%	91.4%
% of Patients satisfied with the time they had to wait for an appointment	16	17	94.1%	89.4%	88.2%	87.7%

\* This is based on patients treated on this contract for their most recent course of treatment. Figures in italics indicate the base number of FP17s or Patient Questionnaire responses are less than 100. N/A is shown where the base number of responses is less than 10 during the period. % is calculated as Quantity/Base number\*100

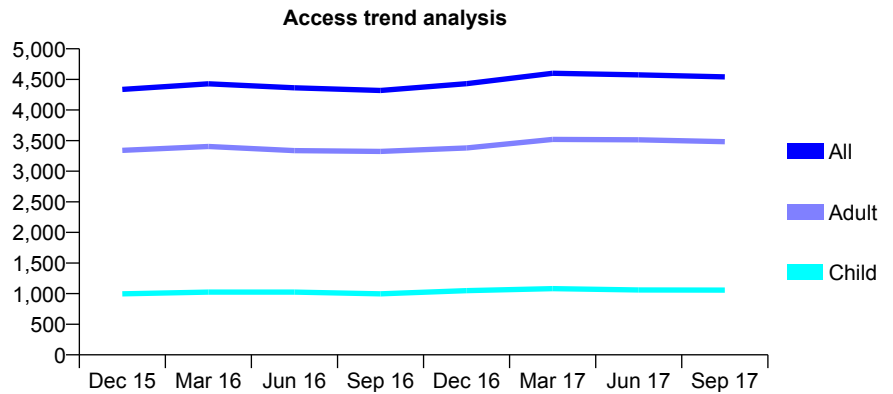
## Q60 - Vital Signs At a Glance Contract Report for 338524/0001 - September 2017

Name or company name	MR M SEGAL
Contract type name	GDS Contract
Purpose of contract	General
Contract start date	01/04/2006
Contract end date	

17/18 Contracted general activity (UDA)	15,000
Carry forward general activity (UDA)	321
17/18 Contracted orthodontic activity (UOA)	0
Carry forward orthodontic activity (UOA)	0
Baseline contract value	£375,888.24

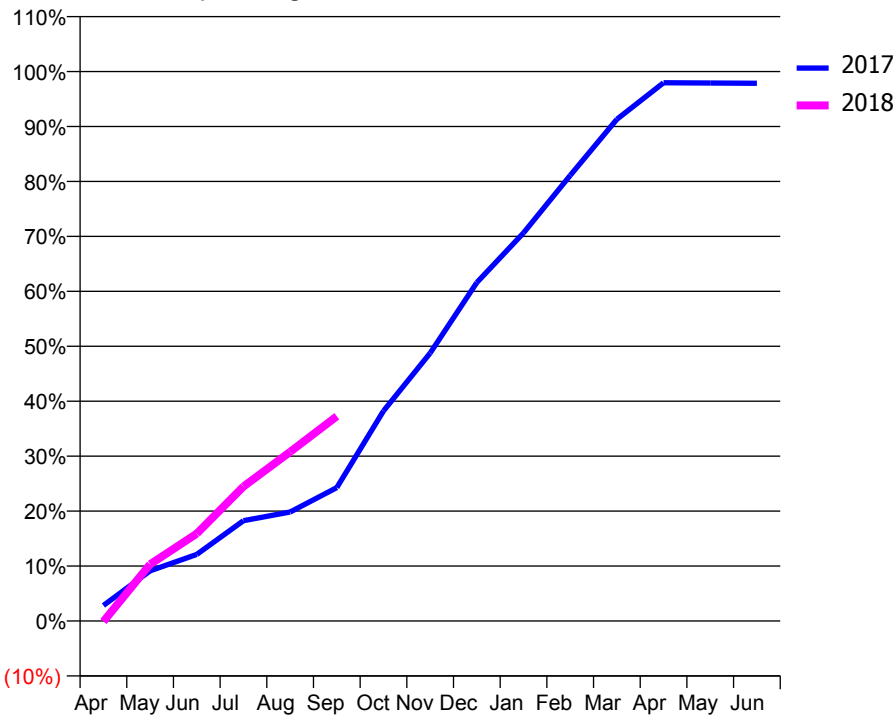
### ACCESS\*

Patients seen in 24 months	Total	Change since previous quarter
Quarter ending September 2016	4,320	
Quarter ending December 2016	4,431	↑
Quarter ending March 2017	4,601	↑
Quarter ending June 2017	4,574	→
Quarter ending September 2017	4,541	→
<b>Variance since September 2016</b>	<b>5.1%</b>	<b>↑</b>



### ACTIVITY

Cumulative percentage of contracted UDA delivered 2017 & 2018



Month	Adjusted Scheduled Activity (UDA)	
	2017	2018
April	424	-17
May	1,371	1,547
June	1,816	2,385
July	2,739	3,669
August	2,977	4,616
September	3,641	5,590
October	5,736	
November	7,314	
December	9,241	
January	10,594	
February	12,165	
March	13,697	
April	14,693	
May	14,684	
June	14,679	

### QUALITY

	Quantity	Base Number	Contract	AT	Region	England
% of FP17s for the same patient ID Re-attending within 3 months - Children	58	695	8.3%	10.0%	11.6%	11.9%
% of FP17s for the same patient ID Re-attending within 3 months - Adults	338	2,033	16.6%	13.4%	15.2%	15.9%
% of FP17s for the same patient ID Re-attending between 3 & 9 months - Children	436	695	62.7%	59.8%	59.1%	58.1%
% of FP17s for the same patient ID Re-attending between 3 & 9 months - Adults	964	2,033	47.4%	54.7%	51.7%	50.6%
% of FP17s for Band 1 Urgent Courses	207	2,436	8.5%	7.2%	8.0%	9.1%
% of FP17s Relating to Free Repair or Replacements	79	2,436	3.2%	0.9%	0.8%	0.8%
% of FP17s Relating to Continuations	25	2,436	1.0%	1.2%	1.0%	1.1%
% of Patients satisfied with the dentistry they have received	15	15	100.0%	92.0%	91.5%	91.4%
% of Patients satisfied with the time they had to wait for an appointment	12	15	80.0%	89.4%	88.2%	87.7%

\* This is based on patients treated on this contract for their most recent course of treatment. Figures in italics indicate the base number of FP17s or Patient Questionnaire responses are less than 100. N/A is shown where the base number of responses is less than 10 during the period. % is calculated as Quantity/Base number\*100

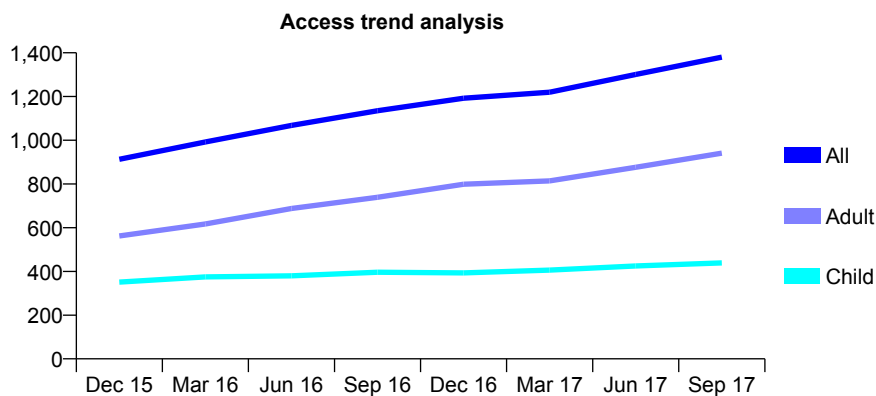
## Q60 - Vital Signs At a Glance Contract Report for 353736/0001 - September 2017

Name or company name	MRS S SINGH
Contract type name	GDS Contract
Purpose of contract	General
Contract start date	05/05/2009
Contract end date	

17/18 Contracted general activity (UDA)	3,544
Carry forward general activity (UDA)	0
17/18 Contracted orthodontic activity (UOA)	0
Carry forward orthodontic activity (UOA)	0
Baseline contract value	£81,686.03

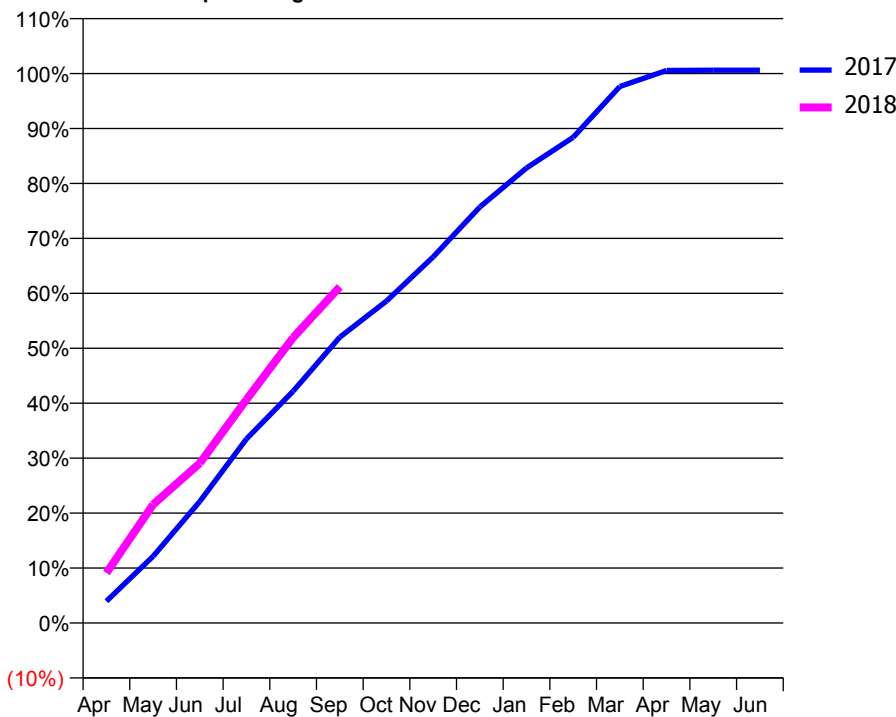
### ACCESS\*

Patients seen in 24 months	Total	Change since previous quarter
Quarter ending September 2016	1,135	
Quarter ending December 2016	1,192	↑
Quarter ending March 2017	1,220	↑
Quarter ending June 2017	1,301	↑
Quarter ending September 2017	1,380	↑
<b>Variance since September 2016</b>	<b>21.6%</b>	<b>↑</b>



### ACTIVITY

Cumulative percentage of contracted UDA delivered 2017 & 2018



Adjusted Scheduled Activity (UDA)

Month	2017	2018
April	141	323
May	431	764
June	784	1,031
July	1,187	1,441
August	1,495	1,841
September	1,843	2,169
October	2,076	
November	2,361	
December	2,683	
January	2,935	
February	3,133	
March	3,460	
April	3,564	
May	3,565	
June	3,565	

### QUALITY

	Quantity	Base Number	Contract	AT	Region	England
% of FP17s for the same patient ID Re-attending within 3 months - Children	68	512	13.3%	10.0%	11.6%	11.9%
% of FP17s for the same patient ID Re-attending within 3 months - Adults	122	828	14.7%	13.4%	15.2%	15.9%
% of FP17s for the same patient ID Re-attending between 3 & 9 months - Children	315	512	61.5%	59.8%	59.1%	58.1%
% of FP17s for the same patient ID Re-attending between 3 & 9 months - Adults	470	828	56.8%	54.7%	51.7%	50.6%
% of FP17s for Band 1 Urgent Courses	38	1,279	3.0%	7.2%	8.0%	9.1%
% of FP17s Relating to Free Repair or Replacements	5	1,279	0.4%	0.9%	0.8%	0.8%
% of FP17s Relating to Continuations	9	1,279	0.7%	1.2%	1.0%	1.1%
% of Patients satisfied with the dentistry they have received	3	3	N/A	92.0%	91.5%	91.4%
% of Patients satisfied with the time they had to wait for an appointment	3	3	N/A	89.4%	88.2%	87.7%

\* This is based on patients treated on this contract for their most recent course of treatment. Figures in italics indicate the base number of FP17s or Patient Questionnaire responses are less than 100. N/A is shown where the base number of responses is less than 10 during the period. % is calculated as Quantity/Base number\*100

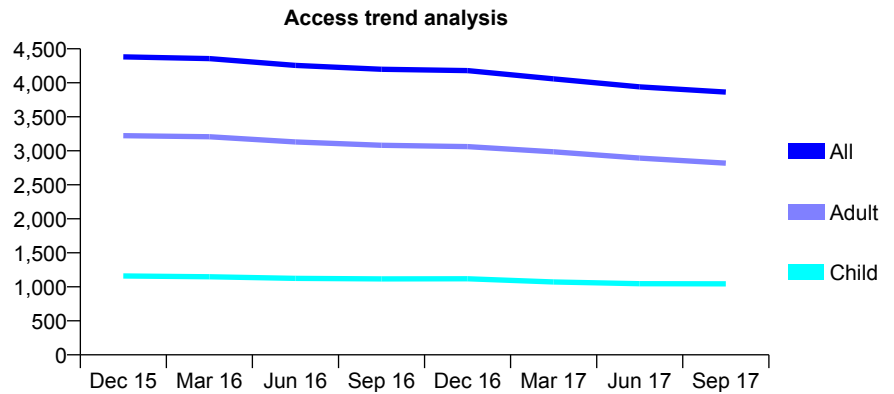
## Q60 - Vital Signs At a Glance Contract Report for 359920/0002 - September 2017

Name or company name	MR TJ RATLABYANE
Contract type name	GDS Contract
Purpose of contract	General
Contract start date	01/12/2006
Contract end date	

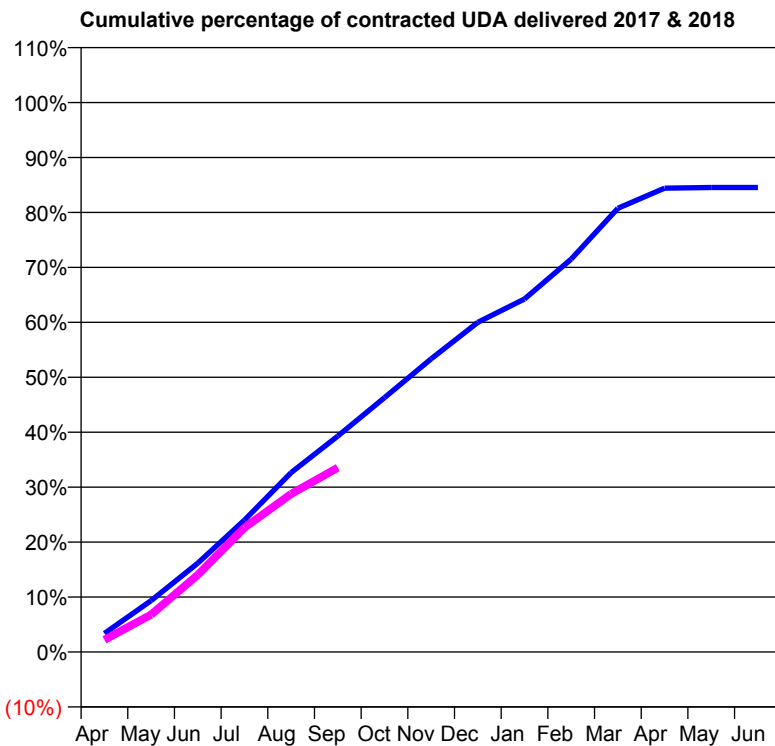
17/18 Contracted general activity (UDA)	15,516
Carry forward general activity (UDA)	0
17/18 Contracted orthodontic activity (UOA)	0
Carry forward orthodontic activity (UOA)	0
Baseline contract value	£398,689.55

### ACCESS\*

Patients seen in 24 months	Total	Change since previous quarter
Quarter ending September 2016	4,199	
Quarter ending December 2016	4,179	→
Quarter ending March 2017	4,057	↓
Quarter ending June 2017	3,940	↓
Quarter ending September 2017	3,864	↓
<b>Variance since September 2016</b>	<b>(8.0%)</b>	<b>↓</b>



### ACTIVITY



Month	Adjusted Scheduled Activity (UDA)	
	2017	2018
April	524	344
May	1,451	1,055
June	2,508	2,179
July	3,725	3,512
August	5,066	4,463
September	6,096	5,205
October	7,181	
November	8,276	
December	9,311	
January	9,970	
February	11,093	
March	12,530	
April	13,096	
May	13,116	
June	13,116	

### QUALITY

	Quantity	Base Number	Contract	AT	Region	England
% of FP17s for the same patient ID Re-attending within 3 months - Children	46	626	7.3%	10.0%	11.6%	11.9%
% of FP17s for the same patient ID Re-attending within 3 months - Adults	245	1,658	14.8%	13.4%	15.2%	15.9%
% of FP17s for the same patient ID Re-attending between 3 & 9 months - Children	336	626	53.7%	59.8%	59.1%	58.1%
% of FP17s for the same patient ID Re-attending between 3 & 9 months - Adults	939	1,658	56.6%	54.7%	51.7%	50.6%
% of FP17s for Band 1 Urgent Courses	99	2,037	4.9%	7.2%	8.0%	9.1%
% of FP17s Relating to Free Repair or Replacements	20	2,037	1.0%	0.9%	0.8%	0.8%
% of FP17s Relating to Continuations	13	2,037	0.6%	1.2%	1.0%	1.1%
% of Patients satisfied with the dentistry they have received	11	11	100.0%	92.0%	91.5%	91.4%
% of Patients satisfied with the time they had to wait for an appointment	9	11	81.8%	89.4%	88.2%	87.7%

\* This is based on patients treated on this contract for their most recent course of treatment. Figures in italics indicate the base number of FP17s or Patient Questionnaire responses are less than 100. N/A is shown where the base number of responses is less than 10 during the period. % is calculated as Quantity/Base number\*100

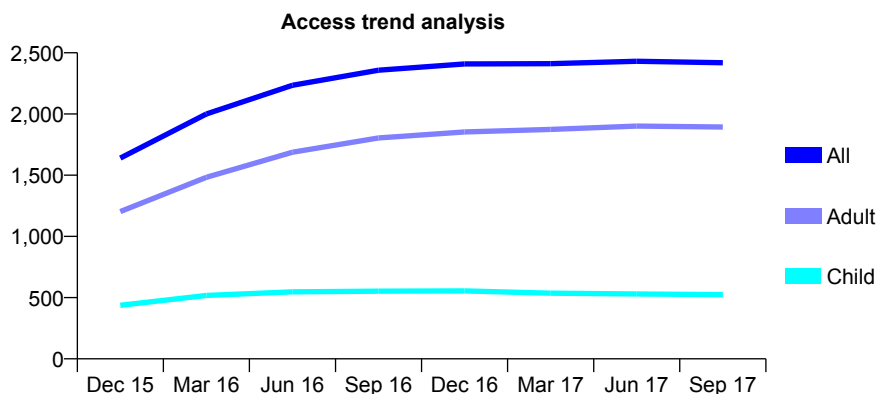
## Q60 - Vital Signs At a Glance Contract Report for 361747/0001 - September 2017

Name or company name	MRS NK SUNNER
Contract type name	GDS Contract
Purpose of contract	General and Orthodontic
Contract start date	01/06/2015
Contract end date	

17/18 Contracted general activity (UDA)	6,987
Carry forward general activity (UDA)	20
17/18 Contracted orthodontic activity (UOA)	214
Carry forward orthodontic activity (UOA)	0
Baseline contract value	£186,499.47

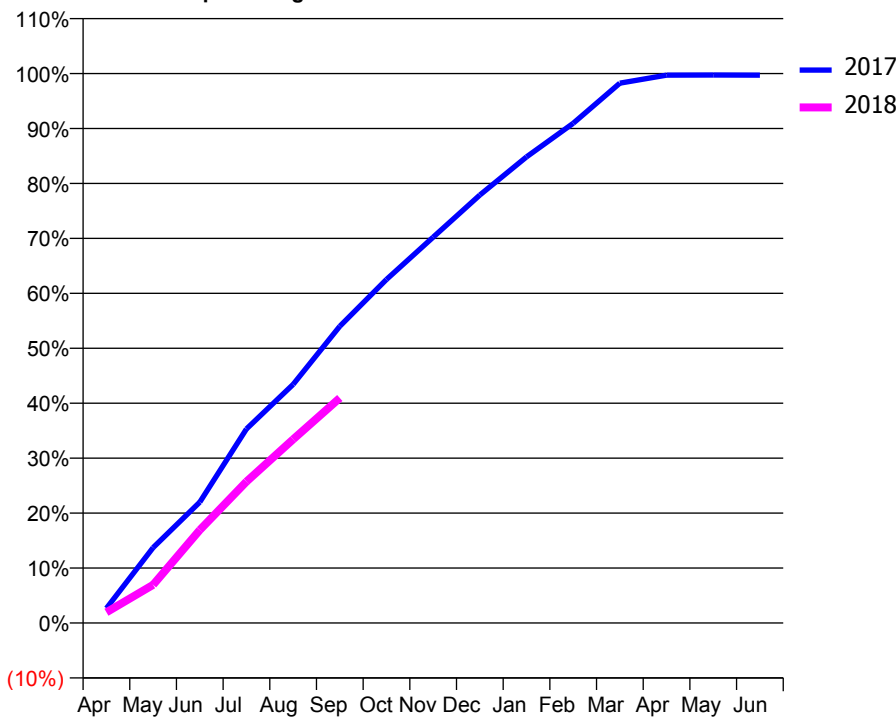
### ACCESS\*

Patients seen in 24 months	Total	Change since previous quarter
Quarter ending September 2016	2,358	
Quarter ending December 2016	2,409	↑
Quarter ending March 2017	2,411	→
Quarter ending June 2017	2,431	→
Quarter ending September 2017	2,419	→
<b>Variance since September 2016</b>	<b>2.6%</b>	<b>↑</b>



### ACTIVITY

Cumulative percentage of contracted UDA delivered 2017 & 2018



Adjusted Scheduled Activity (UDA)

Month	2017	2018
April	187	136
May	959	486
June	1,537	1,182
July	2,467	1,797
August	3,035	2,336
September	3,774	2,860
October	4,368	
November	4,906	
December	5,441	
January	5,926	
February	6,354	
March	6,864	
April	6,966	
May	6,967	
June	6,967	

### QUALITY

	Quantity	Base Number	Contract	AT	Region	England
% of FP17s for the same patient ID Re-attending within 3 months - Children	30	472	6.4%	10.0%	11.6%	11.9%
% of FP17s for the same patient ID Re-attending within 3 months - Adults	208	1,408	14.8%	13.4%	15.2%	15.9%
% of FP17s for the same patient ID Re-attending between 3 & 9 months - Children	290	472	61.4%	59.8%	59.1%	58.1%
% of FP17s for the same patient ID Re-attending between 3 & 9 months - Adults	798	1,408	56.7%	54.7%	51.7%	50.6%
% of FP17s for Band 1 Urgent Courses	137	1,784	7.7%	7.2%	8.0%	9.1%
% of FP17s Relating to Free Repair or Replacements	16	1,784	0.9%	0.9%	0.8%	0.8%
% of FP17s Relating to Continuations	12	1,784	0.7%	1.2%	1.0%	1.1%
% of Patients satisfied with the dentistry they have received	7	8	N/A	92.0%	91.5%	91.4%
% of Patients satisfied with the time they had to wait for an appointment	7	8	N/A	89.4%	88.2%	87.7%

\* This is based on patients treated on this contract for their most recent course of treatment. Figures in italics indicate the base number of FP17s or Patient Questionnaire responses are less than 100. N/A is shown where the base number of responses is less than 10 during the period. % is calculated as Quantity/Base number\*100



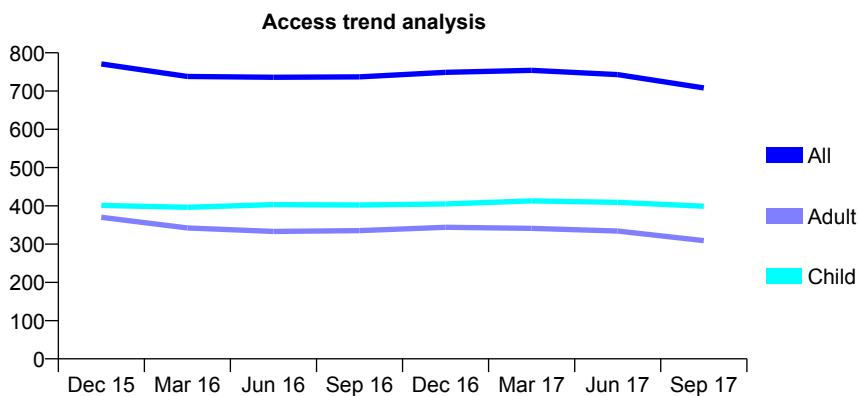
## Q60 - Vital Signs At a Glance Contract Report for 532312/0001 - September 2017

Name or company name	MR GG WU
Contract type name	GDS Contract
Purpose of contract	General
Contract start date	01/08/2013
Contract end date	

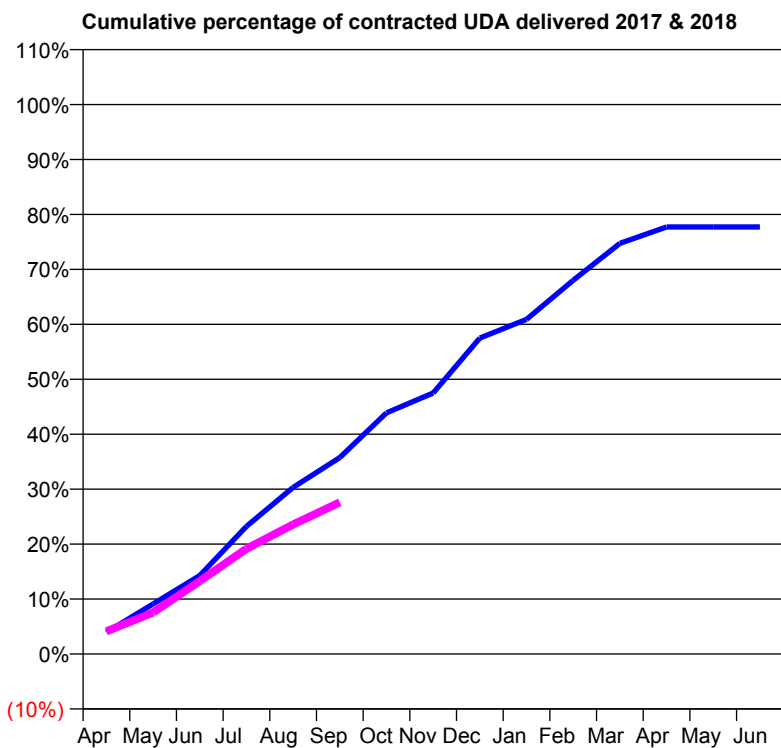
17/18 Contracted general activity (UDA)	2,326
Carry forward general activity (UDA)	0
17/18 Contracted orthodontic activity (UOA)	0
Carry forward orthodontic activity (UOA)	0
Baseline contract value	£52,690.80

### ACCESS\*

Patients seen in 24 months	Total	Change since previous quarter
Quarter ending September 2016	737	
Quarter ending December 2016	749	→
Quarter ending March 2017	754	→
Quarter ending June 2017	743	↓
Quarter ending September 2017	708	↓
<b>Variance since September 2016</b>	<b>(3.9%)</b>	<b>↓</b>



### ACTIVITY



Adjusted Scheduled Activity (UDA)		
Month	2017	2018
April	92	96
May	212	176
June	332	309
July	540	446
August	705	548
September	832	642
October	1,021	
November	1,105	
December	1,337	
January	1,417	
February	1,582	
March	1,738	
April	1,807	
May	1,807	
June	1,807	

### QUALITY

	Quantity	Base Number	Contract	AT	Region	England
% of FP17s for the same patient ID Re-attending within 3 months - Children	11	256	4.3%	10.0%	11.6%	11.9%
% of FP17s for the same patient ID Re-attending within 3 months - Adults	17	190	8.9%	13.4%	15.2%	15.9%
% of FP17s for the same patient ID Re-attending between 3 & 9 months - Children	184	256	71.9%	59.8%	59.1%	58.1%
% of FP17s for the same patient ID Re-attending between 3 & 9 months - Adults	142	190	74.7%	54.7%	51.7%	50.6%
% of FP17s for Band 1 Urgent Courses	16	400	4.0%	7.2%	8.0%	9.1%
% of FP17s Relating to Free Repair or Replacements	1	400	0.3%	0.9%	0.8%	0.8%
% of FP17s Relating to Continuations	3	400	0.8%	1.2%	1.0%	1.1%
% of Patients satisfied with the dentistry they have received	0	0	N/A	92.0%	91.5%	91.4%
% of Patients satisfied with the time they had to wait for an appointment	0	0	N/A	89.4%	88.2%	87.7%

\* This is based on patients treated on this contract for their most recent course of treatment. Figures in italics indicate the base number of FP17s or Patient Questionnaire responses are less than 100. N/A is shown where the base number of responses is less than 10 during the period. % is calculated as Quantity/Base number\*100

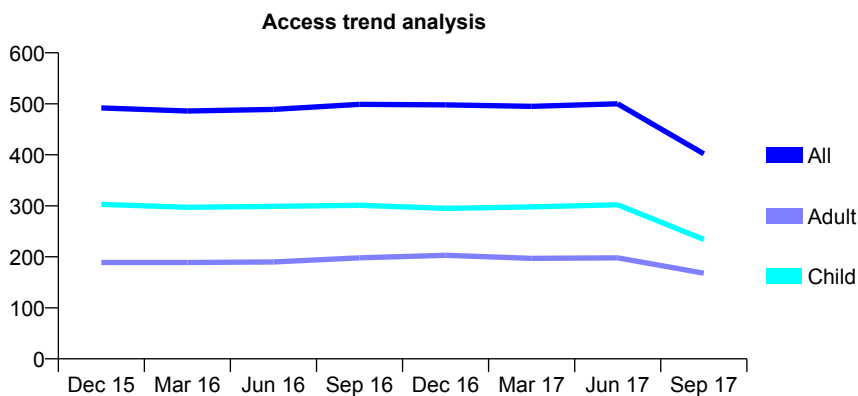
## Q60 - Vital Signs At a Glance Contract Report for 566888/0003 - September 2017

Name or company name	MR RE LIVER
Contract type name	GDS Contract
Purpose of contract	General and Orthodontic
Contract start date	21/09/2009
Contract end date	31/07/2017

17/18 Contracted general activity (UDA)	411
Carry forward general activity (UDA)	0
17/18 Contracted orthodontic activity (UOA)	78
Carry forward orthodontic activity (UOA)	0
Baseline contract value	£16,136.06

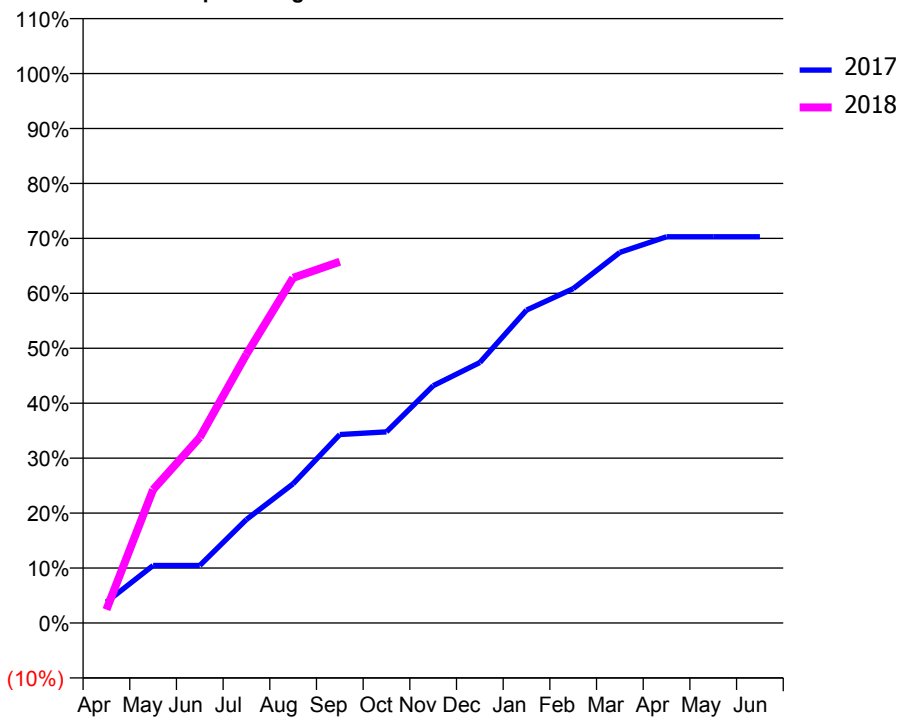
### ACCESS\*

Patients seen in 24 months	Total	Change since previous quarter
Quarter ending September 2016	499	
Quarter ending December 2016	498	→
Quarter ending March 2017	495	→
Quarter ending June 2017	500	→
Quarter ending September 2017	402	↓
<b>Variance since September 2016</b>	<b>(19.4%)</b>	<b>↓</b>



### ACTIVITY

Cumulative percentage of contracted UDA delivered 2017 & 2018



Month	Adjusted Scheduled Activity (UDA)	
	2017	2018
April	47	10
May	129	100
June	129	139
July	232	201
August	313	258
September	423	270
October	429	
November	532	
December	584	
January	702	
February	750	
March	832	
April	867	
May	867	
June	867	

### QUALITY

	Quantity	Base Number	Contract	AT	Region	England
% of FP17s for the same patient ID Re-attending within 3 months - Children	24	159	15.1%	10.0%	11.6%	11.9%
% of FP17s for the same patient ID Re-attending within 3 months - Adults	3	51	5.9%	13.4%	15.2%	15.9%
% of FP17s for the same patient ID Re-attending between 3 & 9 months - Children	72	159	45.3%	59.8%	59.1%	58.1%
% of FP17s for the same patient ID Re-attending between 3 & 9 months - Adults	7	51	13.7%	54.7%	51.7%	50.6%
% of FP17s for Band 1 Urgent Courses	6	183	3.3%	7.2%	8.0%	9.1%
% of FP17s Relating to Free Repair or Replacements	0	183	0.0%	0.9%	0.8%	0.8%
% of FP17s Relating to Continuations	0	183	0.0%	1.2%	1.0%	1.1%
% of Patients satisfied with the dentistry they have received	0	1	N/A	92.0%	91.5%	91.4%
% of Patients satisfied with the time they had to wait for an appointment	0	1	N/A	89.4%	88.2%	87.7%

\* This is based on patients treated on this contract for their most recent course of treatment. Figures in italics indicate the base number of FP17s or Patient Questionnaire responses are less than 100. N/A is shown where the base number of responses is less than 10 during the period. % is calculated as Quantity/Base number\*100

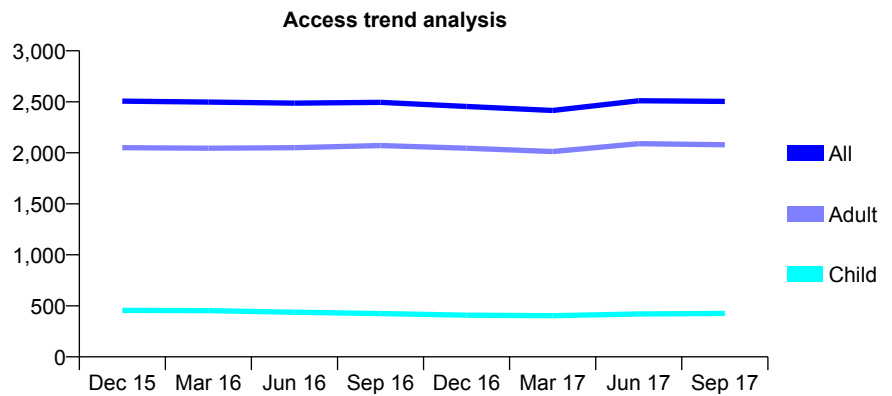
## Q60 - Vital Signs At a Glance Contract Report for 567477/0001 - September 2017

Name or company name	Z Raza Dental Surgeon
Contract type name	GDS Contract
Purpose of contract	General
Contract start date	01/04/2006
Contract end date	

17/18 Contracted general activity (UDA)	8,500
Carry forward general activity (UDA)	116
17/18 Contracted orthodontic activity (UOA)	0
Carry forward orthodontic activity (UOA)	0
Baseline contract value	£187,532.28

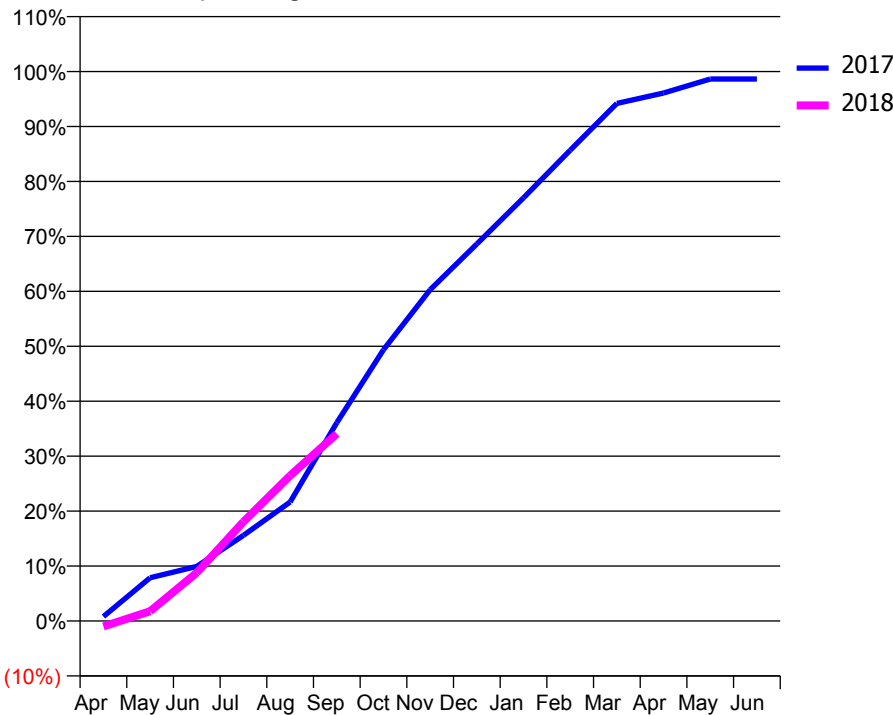
### ACCESS\*

Patients seen in 24 months	Total	Change since previous quarter
Quarter ending September 2016	2,495	
Quarter ending December 2016	2,454	↓
Quarter ending March 2017	2,415	↓
Quarter ending June 2017	2,510	↑
Quarter ending September 2017	2,504	→
<b>Variance since September 2016</b>	<b>0.4%</b>	<b>→</b>



### ACTIVITY

Cumulative percentage of contracted UDA delivered 2017 & 2018



Month	Adjusted Scheduled Activity (UDA)	
	2017	2018
April	68	-86
May	669	152
June	845	749
July	1,325	1,535
August	1,840	2,249
September	3,068	2,898
October	4,197	
November	5,125	
December	5,832	
January	6,547	
February	7,282	
March	8,007	
April	8,168	
May	8,384	
June	8,384	

### QUALITY

	Quantity	Base Number	Contract	AT	Region	England
% of FP17s for the same patient ID Re-attending within 3 months - Children	4	180	2.2%	10.0%	11.6%	11.9%
% of FP17s for the same patient ID Re-attending within 3 months - Adults	117	967	12.1%	13.4%	15.2%	15.9%
% of FP17s for the same patient ID Re-attending between 3 & 9 months - Children	31	180	17.2%	59.8%	59.1%	58.1%
% of FP17s for the same patient ID Re-attending between 3 & 9 months - Adults	306	967	31.6%	54.7%	51.7%	50.6%
% of FP17s for Band 1 Urgent Courses	60	1,037	5.8%	7.2%	8.0%	9.1%
% of FP17s Relating to Free Repair or Replacements	11	1,037	1.1%	0.9%	0.8%	0.8%
% of FP17s Relating to Continuations	5	1,037	0.5%	1.2%	1.0%	1.1%
% of Patients satisfied with the dentistry they have received	7	8	N/A	92.0%	91.5%	91.4%
% of Patients satisfied with the time they had to wait for an appointment	7	8	N/A	89.4%	88.2%	87.7%

\* This is based on patients treated on this contract for their most recent course of treatment. Figures in italics indicate the base number of FP17s or Patient Questionnaire responses are less than 100. N/A is shown where the base number of responses is less than 10 during the period. % is calculated as Quantity/Base number\*100

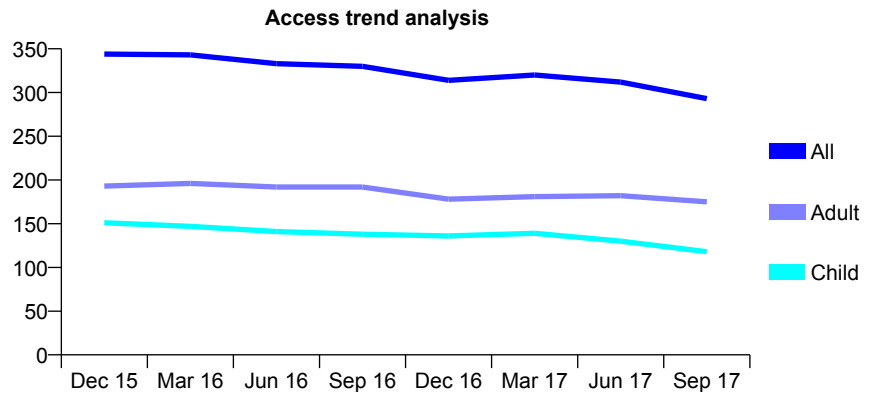
## Q60 - Vital Signs At a Glance Contract Report for 571504/0001 - September 2017

Name or company name	MR IG HUTCHINGS
Contract type name	GDS Contract
Purpose of contract	General
Contract start date	01/04/2006
Contract end date	

17/18 Contracted general activity (UDA)	600
Carry forward general activity (UDA)	0
17/18 Contracted orthodontic activity (UOA)	0
Carry forward orthodontic activity (UOA)	0
Baseline contract value	£12,704.22

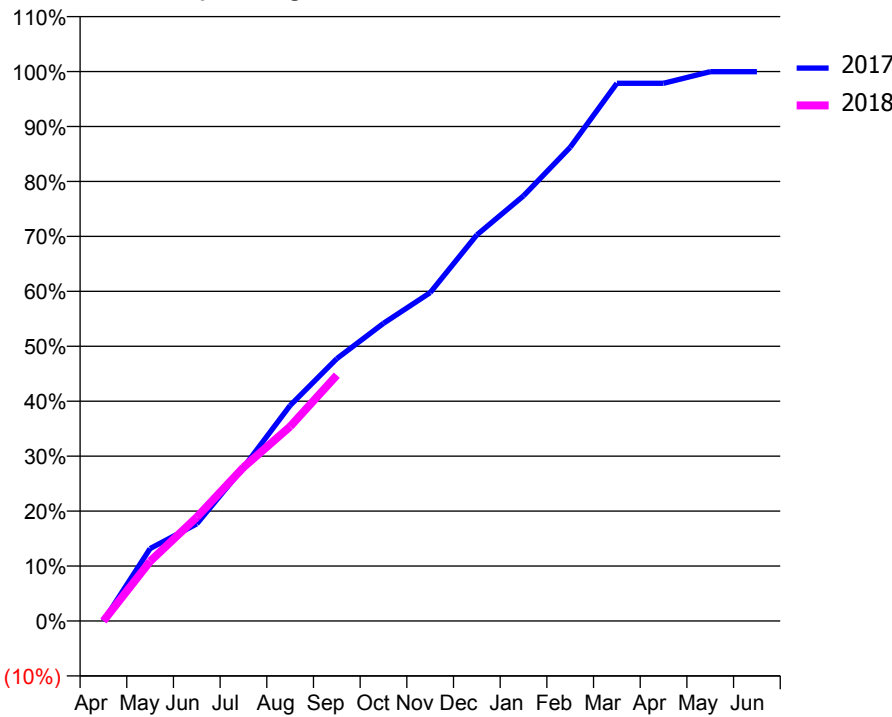
### ACCESS\*

Patients seen in 24 months	Total	Change since previous quarter
Quarter ending September 2016	330	
Quarter ending December 2016	314	↓
Quarter ending March 2017	320	→
Quarter ending June 2017	312	↓
Quarter ending September 2017	293	↓
<b>Variance since September 2016</b>	<b>(11.2%)</b>	<b>↓</b>



### ACTIVITY

Cumulative percentage of contracted UDA delivered 2017 & 2018



Month	Adjusted Scheduled Activity (UDA)	
	2017	2018
April	0	0
May	79	65
June	106	113
July	168	168
August	235	212
September	286	268
October	325	
November	359	
December	422	
January	464	
February	517	
March	587	
April	587	
May	600	
June	600	

### QUALITY

	Quantity	Base Number	Contract	AT	Region	England
% of FP17s for the same patient ID Re-attending within 3 months - Children	6	94	6.4%	10.0%	11.6%	11.9%
% of FP17s for the same patient ID Re-attending within 3 months - Adults	15	91	16.5%	13.4%	15.2%	15.9%
% of FP17s for the same patient ID Re-attending between 3 & 9 months - Children	51	94	54.3%	59.8%	59.1%	58.1%
% of FP17s for the same patient ID Re-attending between 3 & 9 months - Adults	46	91	50.5%	54.7%	51.7%	50.6%
% of FP17s for Band 1 Urgent Courses	22	171	12.9%	7.2%	8.0%	9.1%
% of FP17s Relating to Free Repair or Replacements	0	171	0.0%	0.9%	0.8%	0.8%
% of FP17s Relating to Continuations	0	171	0.0%	1.2%	1.0%	1.1%
% of Patients satisfied with the dentistry they have received	2	2	N/A	92.0%	91.5%	91.4%
% of Patients satisfied with the time they had to wait for an appointment	2	2	N/A	89.4%	88.2%	87.7%

\* This is based on patients treated on this contract for their most recent course of treatment. Figures in italics indicate the base number of FP17s or Patient Questionnaire responses are less than 100. N/A is shown where the base number of responses is less than 10 during the period. % is calculated as Quantity/Base number\*100

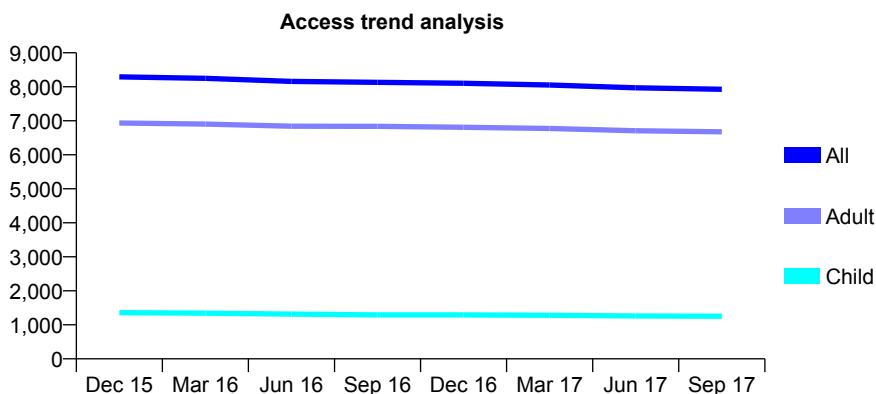
## Q60 - Vital Signs At a Glance Contract Report for 572187/0002 - September 2017

Name or company name	MR PJ PHILLIPS
Contract type name	GDS Contract
Purpose of contract	General
Contract start date	01/05/2013
Contract end date	

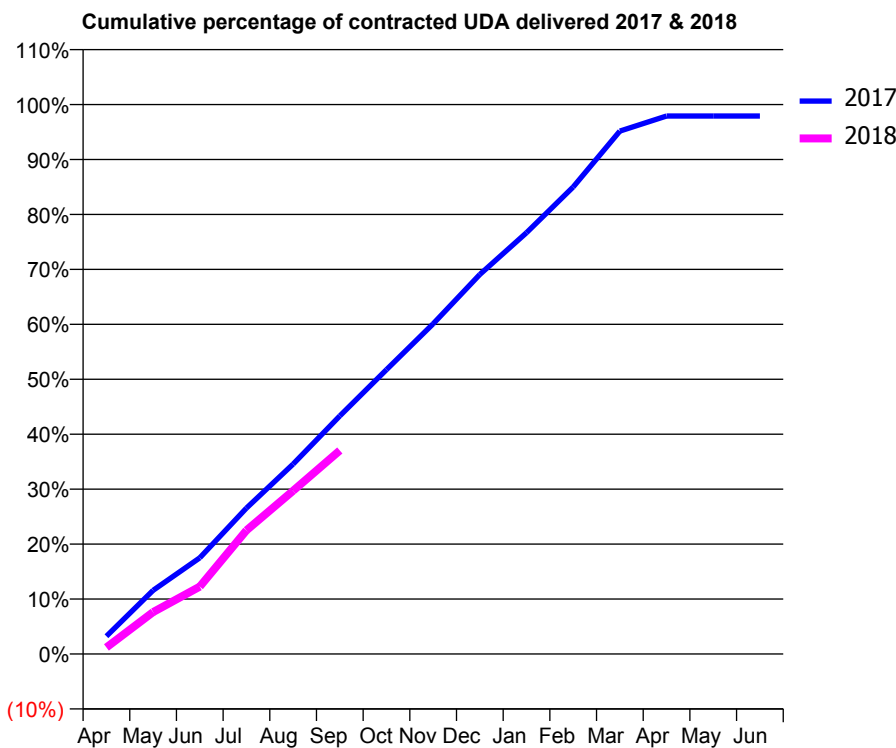
17/18 Contracted general activity (UDA)	25,619
Carry forward general activity (UDA)	535
17/18 Contracted orthodontic activity (UOA)	0
Carry forward orthodontic activity (UOA)	0
Baseline contract value	£620,437.06

### ACCESS\*

Patients seen in 24 months	Total	Change since previous quarter
Quarter ending September 2016	8,132	
Quarter ending December 2016	8,103	→
Quarter ending March 2017	8,052	→
Quarter ending June 2017	7,971	↓
Quarter ending September 2017	7,929	→
<b>Variance since September 2016</b>	<b>(2.5%)</b>	<b>↓</b>



### ACTIVITY



Month	Adjusted Scheduled Activity (UDA)	
	2017	2018
April	832	308
May	2,970	1,953
June	4,483	3,140
July	6,807	5,765
August	8,857	7,613
September	11,100	9,490
October	13,257	
November	15,396	
December	17,697	
January	19,645	
February	21,777	
March	24,381	
April	25,081	
May	25,084	
June	25,084	

### QUALITY

	Quantity	Base Number	Contract	AT	Region	England
% of FP17s for the same patient ID Re-attending within 3 months - Children	82	1,466	5.6%	10.0%	11.6%	11.9%
% of FP17s for the same patient ID Re-attending within 3 months - Adults	695	5,630	12.3%	13.4%	15.2%	15.9%
% of FP17s for the same patient ID Re-attending between 3 & 9 months - Children	1,274	1,466	86.9%	59.8%	59.1%	58.1%
% of FP17s for the same patient ID Re-attending between 3 & 9 months - Adults	3,988	5,630	70.8%	54.7%	51.7%	50.6%
% of FP17s for Band 1 Urgent Courses	468	6,649	7.0%	7.2%	8.0%	9.1%
% of FP17s Relating to Free Repair or Replacements	89	6,649	1.3%	0.9%	0.8%	0.8%
% of FP17s Relating to Continuations	70	6,649	1.1%	1.2%	1.0%	1.1%
% of Patients satisfied with the dentistry they have received	32	34	94.1%	92.0%	91.5%	91.4%
% of Patients satisfied with the time they had to wait for an appointment	32	34	94.1%	89.4%	88.2%	87.7%

\* This is based on patients treated on this contract for their most recent course of treatment. Figures in italics indicate the base number of FP17s or Patient Questionnaire responses are less than 100. N/A is shown where the base number of responses is less than 10 during the period. % is calculated as Quantity/Base number\*100

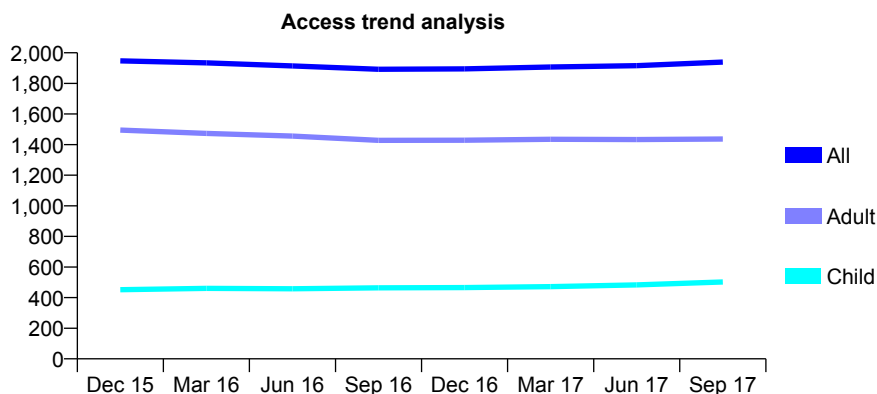
## Q60 - Vital Signs At a Glance Contract Report for 574880/0001 - September 2017

Name or company name	MR MB WARAICH
Contract type name	GDS Contract
Purpose of contract	General and Orthodontic
Contract start date	01/04/2006
Contract end date	

17/18 Contracted general activity (UDA)	6,462
Carry forward general activity (UDA)	0
17/18 Contracted orthodontic activity (UOA)	1,462
Carry forward orthodontic activity (UOA)	0
Baseline contract value	£211,373.52

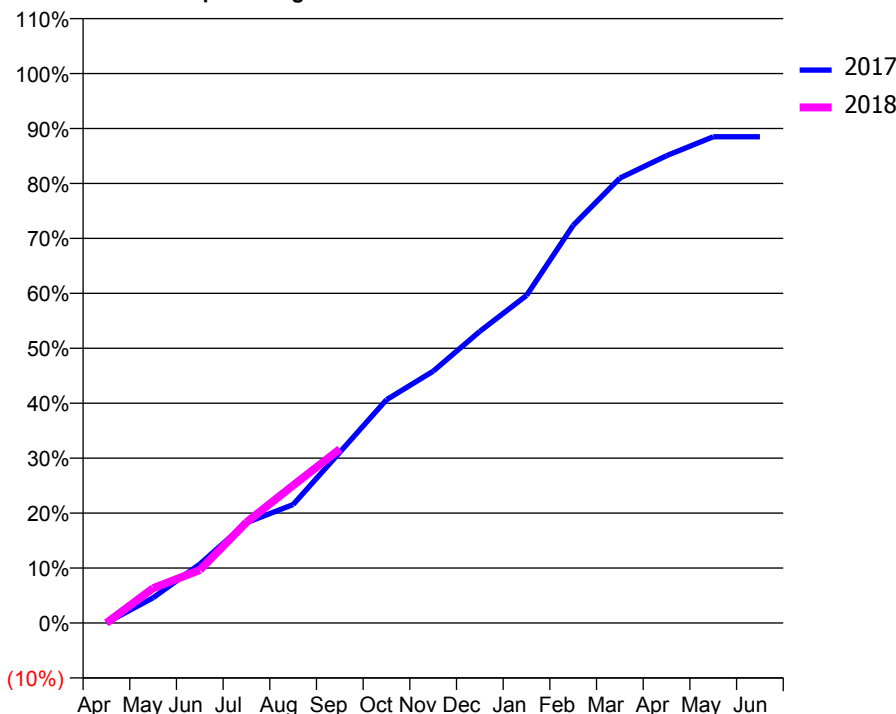
### ACCESS\*

Patients seen in 24 months	Total	Change since previous quarter
Quarter ending September 2016	1,892	
Quarter ending December 2016	1,895	→
Quarter ending March 2017	1,907	→
Quarter ending June 2017	1,916	→
Quarter ending September 2017	1,939	→
<b>Variance since September 2016</b>	<b>2.5%</b>	<b>↑</b>



### ACTIVITY

Cumulative percentage of contracted UDA delivered 2017 & 2018



Month	Adjusted Scheduled Activity (UDA)	
	2017	2018
April	3	0
May	298	411
June	692	624
July	1,180	1,185
August	1,394	1,618
September	2,008	2,045
October	2,626	
November	2,961	
December	3,430	
January	3,853	
February	4,677	
March	5,232	
April	5,496	
May	5,718	
June	5,718	

### QUALITY

	Quantity	Base Number	Contract	AT	Region	England
% of FP17s for the same patient ID Re-attending within 3 months - Children	19	416	4.6%	10.0%	11.6%	11.9%
% of FP17s for the same patient ID Re-attending within 3 months - Adults	175	1,010	17.3%	13.4%	15.2%	15.9%
% of FP17s for the same patient ID Re-attending between 3 & 9 months - Children	167	416	40.1%	59.8%	59.1%	58.1%
% of FP17s for the same patient ID Re-attending between 3 & 9 months - Adults	614	1,010	60.8%	54.7%	51.7%	50.6%
% of FP17s for Band 1 Urgent Courses	57	1,058	5.4%	7.2%	8.0%	9.1%
% of FP17s Relating to Free Repair or Replacements	5	1,058	0.5%	0.9%	0.8%	0.8%
% of FP17s Relating to Continuations	7	1,058	0.7%	1.2%	1.0%	1.1%
% of Patients satisfied with the dentistry they have received	12	12	100.0%	92.0%	91.5%	91.4%
% of Patients satisfied with the time they had to wait for an appointment	12	12	100.0%	89.4%	88.2%	87.7%

\* This is based on patients treated on this contract for their most recent course of treatment. Figures in italics indicate the base number of FP17s or Patient Questionnaire responses are less than 100. N/A is shown where the base number of responses is less than 10 during the period. % is calculated as Quantity/Base number\*100

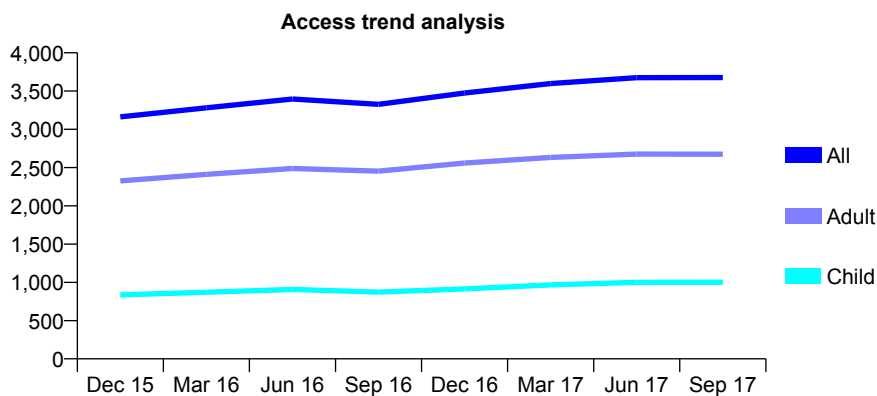
## Q60 - Vital Signs At a Glance Contract Report for 575917/0001 - September 2017

Name or company name	Ambleside Dental Practice
Contract type name	GDS Contract
Purpose of contract	General
Contract start date	01/04/2006
Contract end date	

17/18 Contracted general activity (UDA)	11,628
Carry forward general activity (UDA)	0
17/18 Contracted orthodontic activity (UOA)	0
Carry forward orthodontic activity (UOA)	0
Baseline contract value	£432,413.76

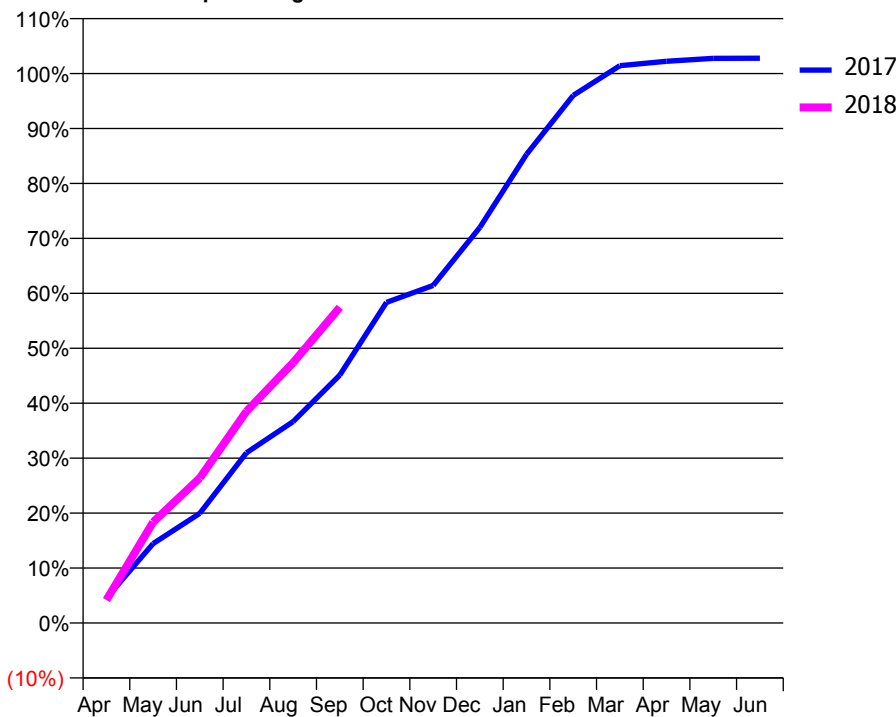
### ACCESS\*

Patients seen in 24 months	Total	Change since previous quarter
Quarter ending September 2016	3,327	
Quarter ending December 2016	3,475	↑
Quarter ending March 2017	3,598	↑
Quarter ending June 2017	3,675	↑
Quarter ending September 2017	3,676	→
<b>Variance since September 2016</b>	<b>10.5%</b>	<b>↑</b>



### ACTIVITY

Cumulative percentage of contracted UDA delivered 2017 & 2018



Month	Adjusted Scheduled Activity (UDA)	
	2017	2018
April	528	488
May	1,681	2,134
June	2,321	3,070
July	3,602	4,480
August	4,261	5,508
September	5,246	6,679
October	6,785	
November	7,142	
December	8,370	
January	9,917	
February	11,165	
March	11,795	
April	11,887	
May	11,949	
June	11,951	

### QUALITY

	Quantity	Base Number	Contract	AT	Region	England
% of FP17s for the same patient ID Re-attending within 3 months - Children	46	869	5.3%	10.0%	11.6%	11.9%
% of FP17s for the same patient ID Re-attending within 3 months - Adults	331	2,206	15.0%	13.4%	15.2%	15.9%
% of FP17s for the same patient ID Re-attending between 3 & 9 months - Children	486	869	55.9%	59.8%	59.1%	58.1%
% of FP17s for the same patient ID Re-attending between 3 & 9 months - Adults	1,166	2,206	52.9%	54.7%	51.7%	50.6%
% of FP17s for Band 1 Urgent Courses	166	2,984	5.6%	7.2%	8.0%	9.1%
% of FP17s Relating to Free Repair or Replacements	51	2,984	1.7%	0.9%	0.8%	0.8%
% of FP17s Relating to Continuations	28	2,984	0.9%	1.2%	1.0%	1.1%
% of Patients satisfied with the dentistry they have received	26	28	92.9%	92.0%	91.5%	91.4%
% of Patients satisfied with the time they had to wait for an appointment	21	28	75.0%	89.4%	88.2%	87.7%

\* This is based on patients treated on this contract for their most recent course of treatment. Figures in italics indicate the base number of FP17s or Patient Questionnaire responses are less than 100. N/A is shown where the base number of responses is less than 10 during the period. % is calculated as Quantity/Base number\*100

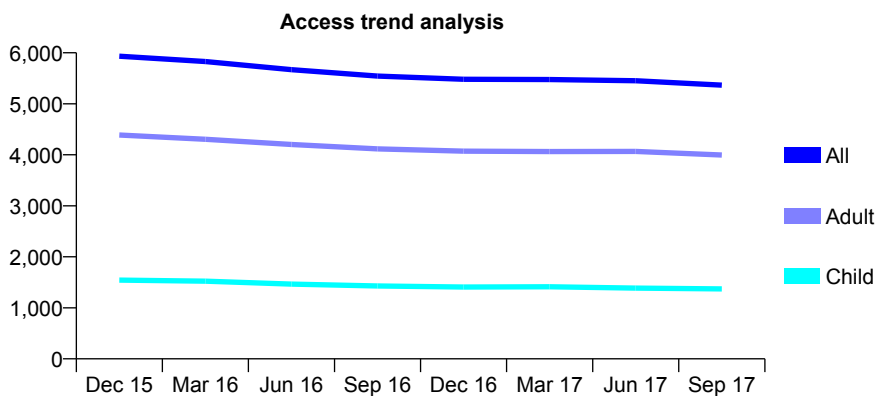
## Q60 - Vital Signs At a Glance Contract Report for 577391/0001 - September 2017

Name or company name	MR KW MYERS
Contract type name	GDS Contract
Purpose of contract	General
Contract start date	01/04/2006
Contract end date	

17/18 Contracted general activity (UDA)	14,335
Carry forward general activity (UDA)	0
17/18 Contracted orthodontic activity (UOA)	0
Carry forward orthodontic activity (UOA)	0
Baseline contract value	£402,196.64

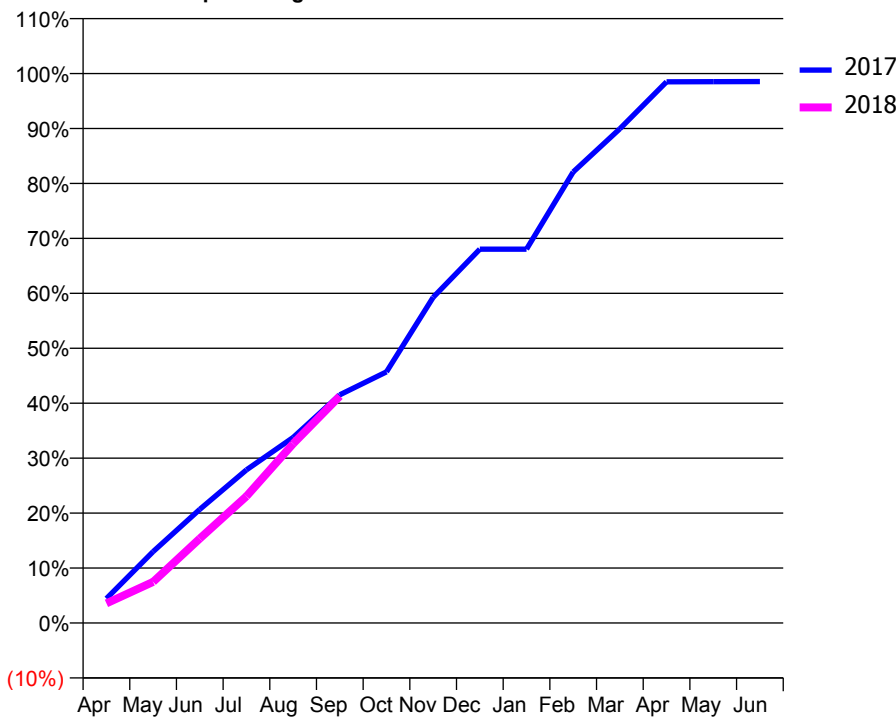
### ACCESS\*

Patients seen in 24 months	Total	Change since previous quarter
Quarter ending September 2016	5,545	
Quarter ending December 2016	5,481	↓
Quarter ending March 2017	5,476	→
Quarter ending June 2017	5,452	→
Quarter ending September 2017	5,366	↓
<b>Variance since September 2016</b>	<b>(3.2%)</b>	<b>↓</b>



### ACTIVITY

Cumulative percentage of contracted UDA delivered 2017 & 2018



Month	Adjusted Scheduled Activity (UDA)	
	2017	2018
April	639	512
May	1,862	1,072
June	2,965	2,202
July	3,994	3,305
August	4,842	4,678
September	5,954	5,920
October	6,552	
November	8,496	
December	9,754	
January	9,754	
February	11,768	
March	12,893	
April	14,119	
May	14,121	
June	14,125	

### QUALITY

	Quantity	Base Number	Contract	AT	Region	England
% of FP17s for the same patient ID Re-attending within 3 months - Children	109	1,334	8.2%	10.0%	11.6%	11.9%
% of FP17s for the same patient ID Re-attending within 3 months - Adults	488	2,965	16.5%	13.4%	15.2%	15.9%
% of FP17s for the same patient ID Re-attending between 3 & 9 months - Children	1,000	1,334	75.0%	59.8%	59.1%	58.1%
% of FP17s for the same patient ID Re-attending between 3 & 9 months - Adults	1,112	2,965	37.5%	54.7%	51.7%	50.6%
% of FP17s for Band 1 Urgent Courses	257	3,686	7.0%	7.2%	8.0%	9.1%
% of FP17s Relating to Free Repair or Replacements	0	3,686	0.0%	0.9%	0.8%	0.8%
% of FP17s Relating to Continuations	120	3,686	3.3%	1.2%	1.0%	1.1%
% of Patients satisfied with the dentistry they have received	19	20	95.0%	92.0%	91.5%	91.4%
% of Patients satisfied with the time they had to wait for an appointment	18	20	90.0%	89.4%	88.2%	87.7%

\* This is based on patients treated on this contract for their most recent course of treatment. Figures in italics indicate the base number of FP17s or Patient Questionnaire responses are less than 100. N/A is shown where the base number of responses is less than 10 during the period. % is calculated as Quantity/Base number\*100



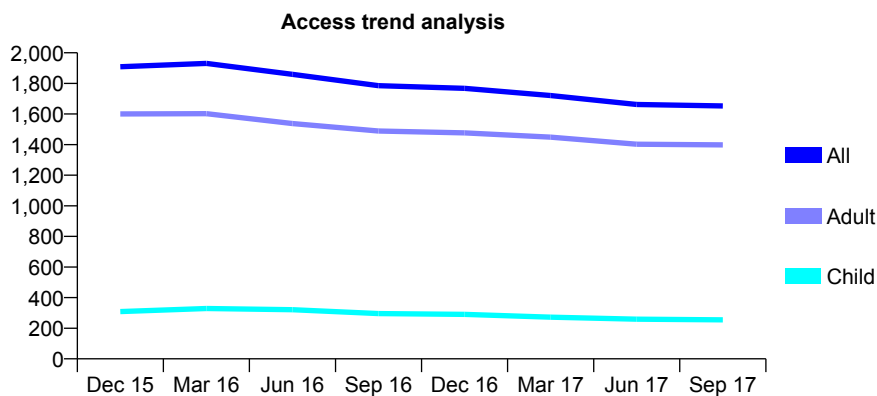
## Q60 - Vital Signs At a Glance Contract Report for 604771/0001 - September 2017

Name or company name	MRS AK Chohan
Contract type name	GDS Contract
Purpose of contract	General
Contract start date	09/03/2013
Contract end date	

17/18 Contracted general activity (UDA)	7,664
Carry forward general activity (UDA)	0
17/18 Contracted orthodontic activity (UOA)	0
Carry forward orthodontic activity (UOA)	0
Baseline contract value	£170,296.92

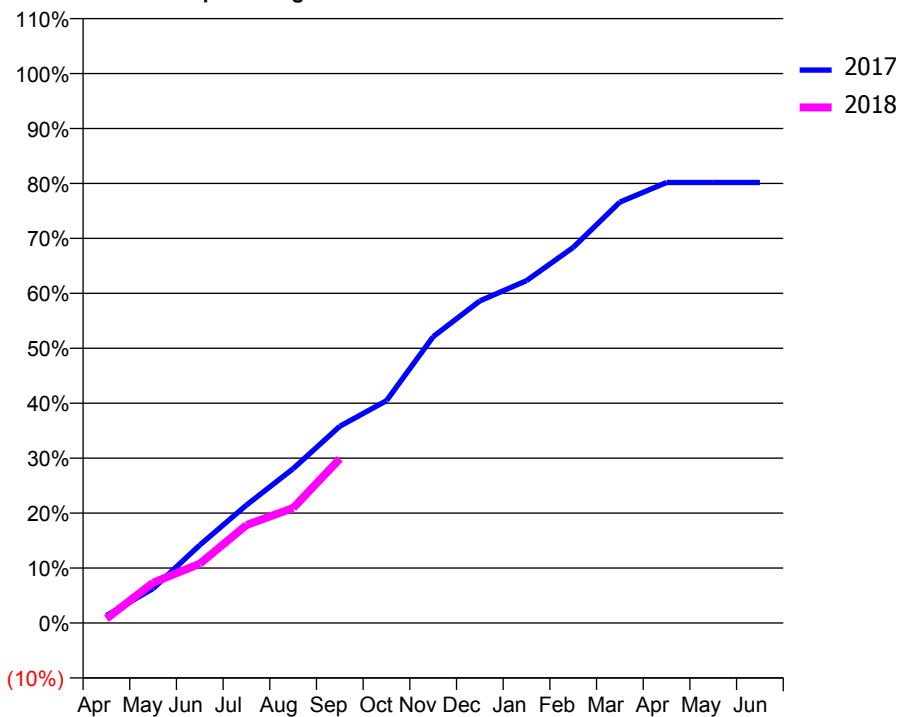
### ACCESS\*

Patients seen in 24 months	Total	Change since previous quarter
Quarter ending September 2016	1,785	
Quarter ending December 2016	1,768	→
Quarter ending March 2017	1,721	↓
Quarter ending June 2017	1,662	↓
Quarter ending September 2017	1,653	→
<b>Variance since September 2016</b>	<b>(7.4%)</b>	<b>↓</b>



### ACTIVITY

Cumulative percentage of contracted UDA delivered 2017 & 2018



Adjusted Scheduled Activity (UDA)

Month	2017	2018
April	102	60
May	481	562
June	1,086	827
July	1,645	1,365
August	2,154	1,604
September	2,744	2,291
October	3,101	
November	3,993	
December	4,492	
January	4,776	
February	5,239	
March	5,871	
April	6,143	
May	6,144	
June	6,144	

### QUALITY

	Quantity	Base Number	Contract	AT	Region	England
% of FP17s for the same patient ID Re-attending within 3 months - Children	8	171	4.7%	10.0%	11.6%	11.9%
% of FP17s for the same patient ID Re-attending within 3 months - Adults	116	936	12.4%	13.4%	15.2%	15.9%
% of FP17s for the same patient ID Re-attending between 3 & 9 months - Children	90	171	52.6%	59.8%	59.1%	58.1%
% of FP17s for the same patient ID Re-attending between 3 & 9 months - Adults	530	936	56.6%	54.7%	51.7%	50.6%
% of FP17s for Band 1 Urgent Courses	58	1,001	5.8%	7.2%	8.0%	9.1%
% of FP17s Relating to Free Repair or Replacements	13	1,001	1.3%	0.9%	0.8%	0.8%
% of FP17s Relating to Continuations	14	1,001	1.4%	1.2%	1.0%	1.1%
% of Patients satisfied with the dentistry they have received	7	8	N/A	92.0%	91.5%	91.4%
% of Patients satisfied with the time they had to wait for an appointment	8	8	N/A	89.4%	88.2%	87.7%

\* This is based on patients treated on this contract for their most recent course of treatment. Figures in italics indicate the base number of FP17s or Patient Questionnaire responses are less than 100. N/A is shown where the base number of responses is less than 10 during the period. % is calculated as Quantity/Base number\*100

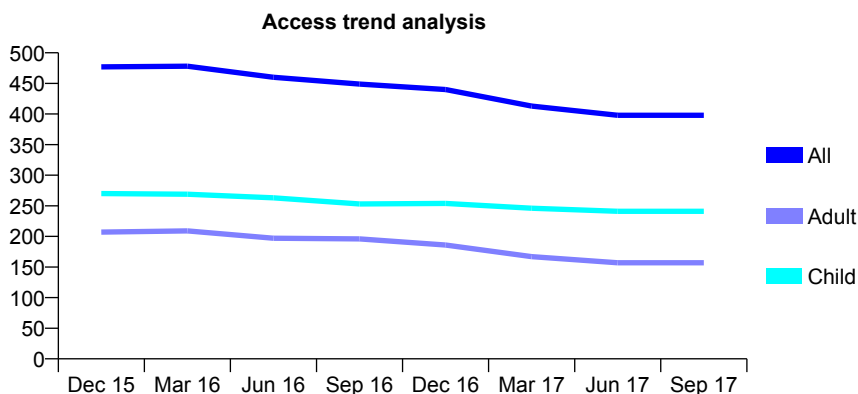
## Q60 - Vital Signs At a Glance Contract Report for 623008/0002 - September 2017

Name or company name	MR H RAVAL
Contract type name	GDS Contract
Purpose of contract	General
Contract start date	12/02/2013
Contract end date	

17/18 Contracted general activity (UDA)	1,882
Carry forward general activity (UDA)	0
17/18 Contracted orthodontic activity (UOA)	0
Carry forward orthodontic activity (UOA)	0
Baseline contract value	£48,583.36

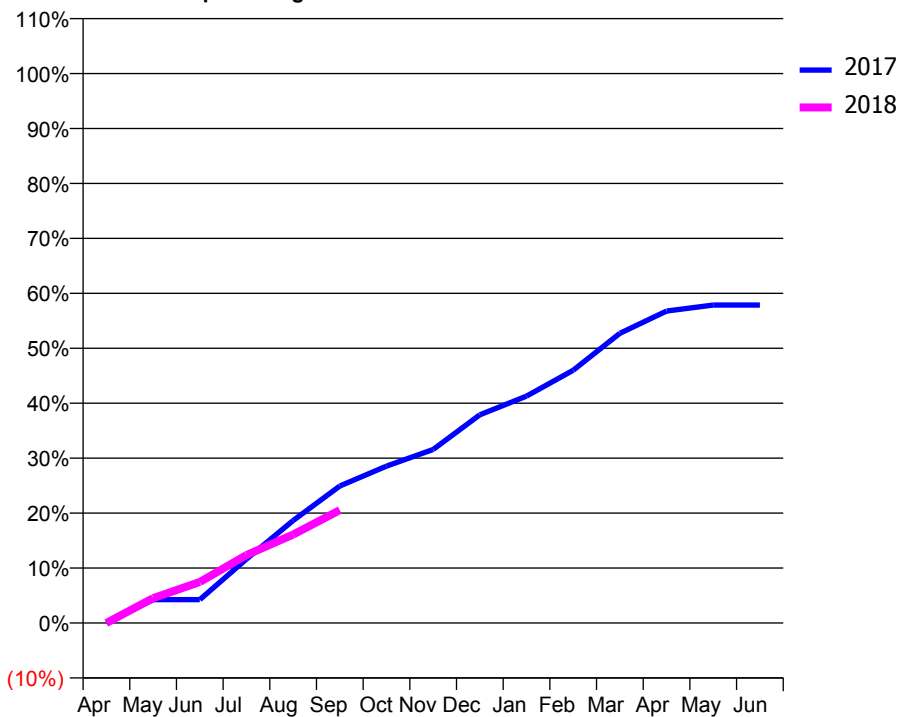
### ACCESS\*

Patients seen in 24 months	Total	Change since previous quarter
Quarter ending September 2016	449	
Quarter ending December 2016	440	↓
Quarter ending March 2017	413	↓
Quarter ending June 2017	398	↓
Quarter ending September 2017	398	→
<b>Variance since September 2016</b>	<b>(11.4%)</b>	<b>↓</b>



### ACTIVITY

Cumulative percentage of contracted UDA delivered 2017 & 2018



Adjusted Scheduled Activity (UDA)

Month	2017	2018
April	0	0
May	80	85
June	80	140
July	219	233
August	351	303
September	469	386
October	537	
November	595	
December	713	
January	777	
February	866	
March	992	
April	1,069	
May	1,089	
June	1,089	

### QUALITY

	Quantity	Base Number	Contract	AT	Region	England
% of FP17s for the same patient ID Re-attending within 3 months - Children	57	241	23.7%	10.0%	11.6%	11.9%
% of FP17s for the same patient ID Re-attending within 3 months - Adults	29	108	26.9%	13.4%	15.2%	15.9%
% of FP17s for the same patient ID Re-attending between 3 & 9 months - Children	136	241	56.4%	59.8%	59.1%	58.1%
% of FP17s for the same patient ID Re-attending between 3 & 9 months - Adults	52	108	48.1%	54.7%	51.7%	50.6%
% of FP17s for Band 1 Urgent Courses	7	283	2.5%	7.2%	8.0%	9.1%
% of FP17s Relating to Free Repair or Replacements	0	283	0.0%	0.9%	0.8%	0.8%
% of FP17s Relating to Continuations	0	283	0.0%	1.2%	1.0%	1.1%
% of Patients satisfied with the dentistry they have received	2	2	N/A	92.0%	91.5%	91.4%
% of Patients satisfied with the time they had to wait for an appointment	2	2	N/A	89.4%	88.2%	87.7%

\* This is based on patients treated on this contract for their most recent course of treatment. Figures in italics indicate the base number of FP17s or Patient Questionnaire responses are less than 100. N/A is shown where the base number of responses is less than 10 during the period. % is calculated as Quantity/Base number\*100

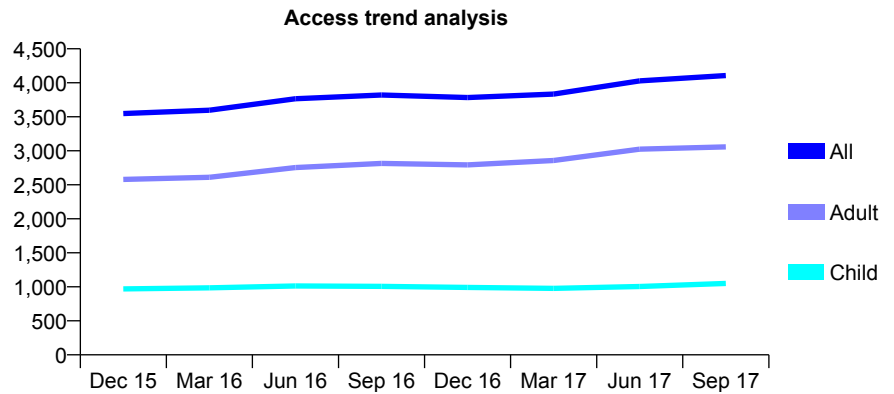
## Q60 - Vital Signs At a Glance Contract Report for 623083/0002 - September 2017

Name or company name	Woodhouse Dental Practice
Contract type name	GDS Contract
Purpose of contract	General
Contract start date	05/08/2010
Contract end date	

17/18 Contracted general activity (UDA)	13,902
Carry forward general activity (UDA)	0
17/18 Contracted orthodontic activity (UOA)	0
Carry forward orthodontic activity (UOA)	0
Baseline contract value	£382,655.54

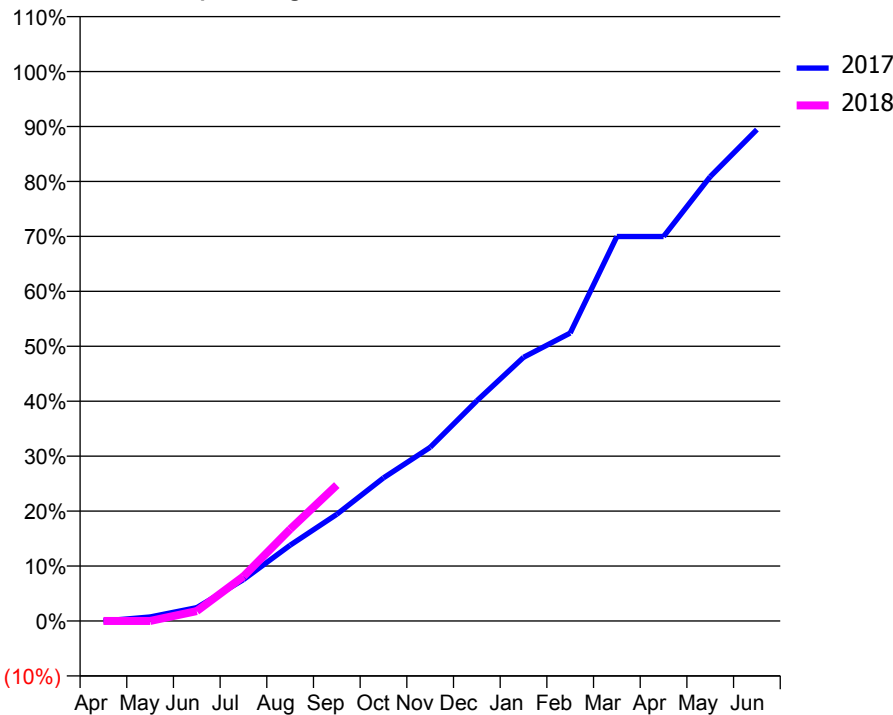
### ACCESS\*

Patients seen in 24 months	Total	Change since previous quarter
Quarter ending September 2016	3,820	
Quarter ending December 2016	3,784	→
Quarter ending March 2017	3,835	→
Quarter ending June 2017	4,028	↑
Quarter ending September 2017	4,107	→
<b>Variance since September 2016</b>	<b>7.5%</b>	<b>↑</b>



### ACTIVITY

Cumulative percentage of contracted UDA delivered 2017 & 2018



Month	Adjusted Scheduled Activity (UDA)	
	2017	2018
April	1	0
May	102	0
June	339	250
July	1,047	1,128
August	1,917	2,322
September	2,699	3,438
October	3,623	
November	4,393	
December	5,570	
January	6,673	
February	7,285	
March	9,728	
April	9,728	
May	11,242	
June	12,432	

### QUALITY

	Quantity	Base Number	Contract	AT	Region	England
% of FP17s for the same patient ID Re-attending within 3 months - Children	87	778	11.2%	10.0%	11.6%	11.9%
% of FP17s for the same patient ID Re-attending within 3 months - Adults	336	2,141	15.7%	13.4%	15.2%	15.9%
% of FP17s for the same patient ID Re-attending between 3 & 9 months - Children	504	778	64.8%	59.8%	59.1%	58.1%
% of FP17s for the same patient ID Re-attending between 3 & 9 months - Adults	1,313	2,141	61.3%	54.7%	51.7%	50.6%
% of FP17s for Band 1 Urgent Courses	99	1,845	5.4%	7.2%	8.0%	9.1%
% of FP17s Relating to Free Repair or Replacements	26	1,845	1.4%	0.9%	0.8%	0.8%
% of FP17s Relating to Continuations	24	1,845	1.3%	1.2%	1.0%	1.1%
% of Patients satisfied with the dentistry they have received	11	11	100.0%	92.0%	91.5%	91.4%
% of Patients satisfied with the time they had to wait for an appointment	10	11	90.9%	89.4%	88.2%	87.7%

\* This is based on patients treated on this contract for their most recent course of treatment. Figures in italics indicate the base number of FP17s or Patient Questionnaire responses are less than 100. N/A is shown where the base number of responses is less than 10 during the period. % is calculated as Quantity/Base number\*100

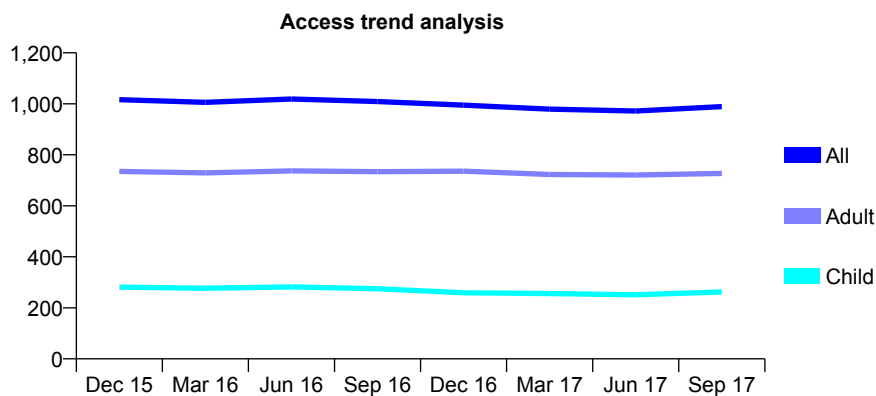
## Q60 - Vital Signs At a Glance Contract Report for 634549/0001 - September 2017

Name or company name	MR JP HEALY
Contract type name	GDS Contract
Purpose of contract	General
Contract start date	01/04/2006
Contract end date	

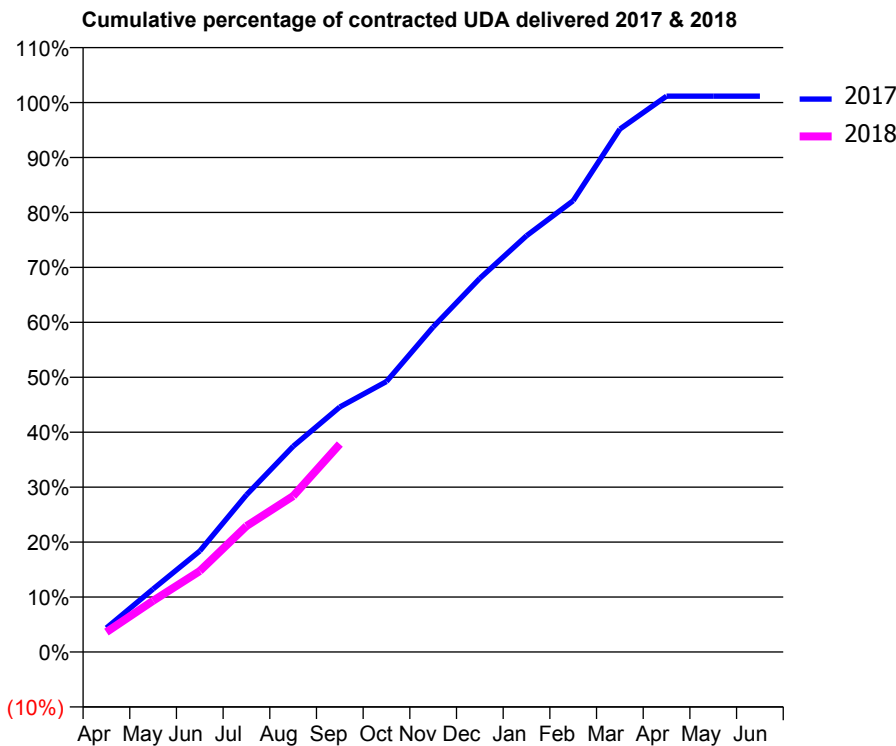
17/18 Contracted general activity (UDA)	3,427
Carry forward general activity (UDA)	-40
17/18 Contracted orthodontic activity (UOA)	0
Carry forward orthodontic activity (UOA)	0
Baseline contract value	£83,520.06

### ACCESS\*

Patients seen in 24 months	Total	Change since previous quarter
Quarter ending September 2016	1,009	
Quarter ending December 2016	995	↓
Quarter ending March 2017	979	↓
Quarter ending June 2017	972	→
Quarter ending September 2017	989	→
<b>Variance since September 2016</b>	<b>(2.0%)</b>	<b>↓</b>



### ACTIVITY



Month	Adjusted Scheduled Activity (UDA)	
	2017	2018
April	150	125
May	393	320
June	630	505
July	980	785
August	1,283	973
September	1,528	1,297
October	1,687	
November	2,027	
December	2,331	
January	2,596	
February	2,815	
March	3,261	
April	3,467	
May	3,467	
June	3,467	

### QUALITY

	Quantity	Base Number	Contract	AT	Region	England
% of FP17s for the same patient ID Re-attending within 3 months - Children	12	203	5.9%	10.0%	11.6%	11.9%
% of FP17s for the same patient ID Re-attending within 3 months - Adults	107	598	17.9%	13.4%	15.2%	15.9%
% of FP17s for the same patient ID Re-attending between 3 & 9 months - Children	128	203	63.1%	59.8%	59.1%	58.1%
% of FP17s for the same patient ID Re-attending between 3 & 9 months - Adults	388	598	64.9%	54.7%	51.7%	50.6%
% of FP17s for Band 1 Urgent Courses	31	739	4.2%	7.2%	8.0%	9.1%
% of FP17s Relating to Free Repair or Replacements	1	739	0.1%	0.9%	0.8%	0.8%
% of FP17s Relating to Continuations	19	739	2.6%	1.2%	1.0%	1.1%
% of Patients satisfied with the dentistry they have received	2	2	N/A	92.0%	91.5%	91.4%
% of Patients satisfied with the time they had to wait for an appointment	2	2	N/A	89.4%	88.2%	87.7%

\* This is based on patients treated on this contract for their most recent course of treatment. Figures in italics indicate the base number of FP17s or Patient Questionnaire responses are less than 100. N/A is shown where the base number of responses is less than 10 during the period. % is calculated as Quantity/Base number\*100

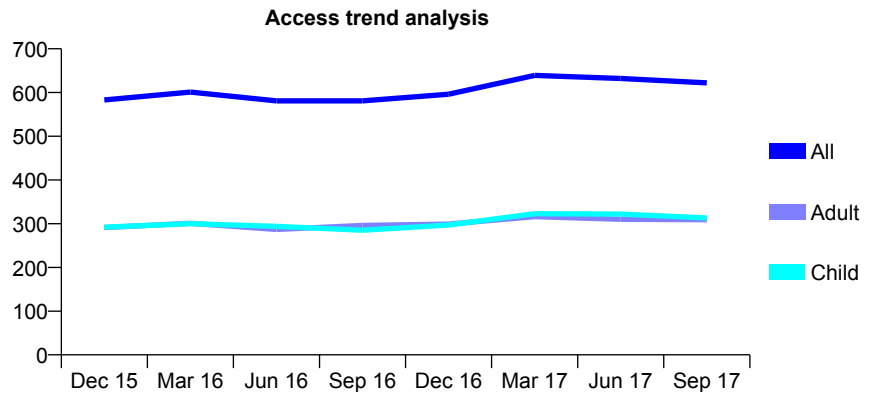
## Q60 - Vital Signs At a Glance Contract Report for 643203/0001 - September 2017

Name or company name	MR GP MANZIE
Contract type name	GDS Contract
Purpose of contract	General and Orthodontic
Contract start date	01/04/2006
Contract end date	

17/18 Contracted general activity (UDA)	1,646
Carry forward general activity (UDA)	68
17/18 Contracted orthodontic activity (UOA)	492
Carry forward orthodontic activity (UOA)	0
Baseline contract value	£80,607.78

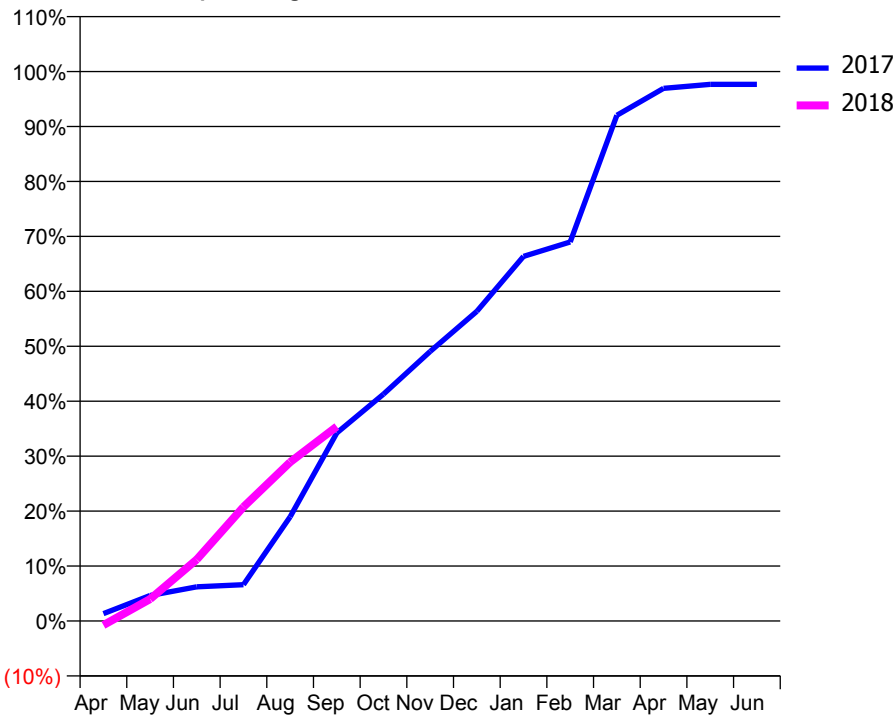
### ACCESS\*

Patients seen in 24 months	Total	Change since previous quarter
Quarter ending September 2016	581	
Quarter ending December 2016	596	↑
Quarter ending March 2017	639	↑
Quarter ending June 2017	632	↓
Quarter ending September 2017	622	↓
<b>Variance since September 2016</b>	<b>7.1%</b>	<b>↑</b>



### ACTIVITY

Cumulative percentage of contracted UDA delivered 2017 & 2018



Adjusted Scheduled Activity (UDA)		
Month	2017	2018
April	22	-13
May	76	66
June	102	184
July	108	342
August	310	476
September	559	582
October	675	
November	801	
December	921	
January	1,084	
February	1,127	
March	1,504	
April	1,584	
May	1,596	
June	1,596	

### QUALITY

	Quantity	Base Number	Contract	AT	Region	England
% of FP17s for the same patient ID Re-attending within 3 months - Children	12	223	5.4%	10.0%	11.6%	11.9%
% of FP17s for the same patient ID Re-attending within 3 months - Adults	41	164	25.0%	13.4%	15.2%	15.9%
% of FP17s for the same patient ID Re-attending between 3 & 9 months - Children	110	223	49.3%	59.8%	59.1%	58.1%
% of FP17s for the same patient ID Re-attending between 3 & 9 months - Adults	61	164	37.2%	54.7%	51.7%	50.6%
% of FP17s for Band 1 Urgent Courses	22	315	7.0%	7.2%	8.0%	9.1%
% of FP17s Relating to Free Repair or Replacements	1	315	0.3%	0.9%	0.8%	0.8%
% of FP17s Relating to Continuations	0	315	0.0%	1.2%	1.0%	1.1%
% of Patients satisfied with the dentistry they have received	1	1	N/A	92.0%	91.5%	91.4%
% of Patients satisfied with the time they had to wait for an appointment	0	1	N/A	89.4%	88.2%	87.7%

\* This is based on patients treated on this contract for their most recent course of treatment. Figures in italics indicate the base number of FP17s or Patient Questionnaire responses are less than 100. N/A is shown where the base number of responses is less than 10 during the period. % is calculated as Quantity/Base number\*100

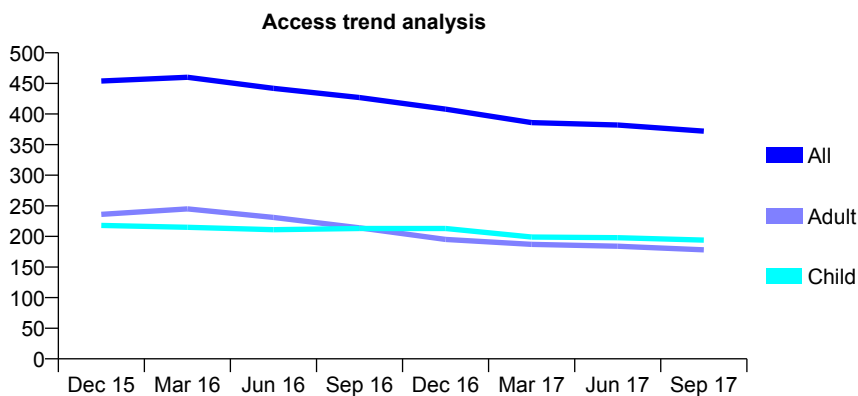
## Q60 - Vital Signs At a Glance Contract Report for 652768/0002 - September 2017

Name or company name	MRS NC LAVELLE
Contract type name	GDS Contract
Purpose of contract	General
Contract start date	01/08/2011
Contract end date	

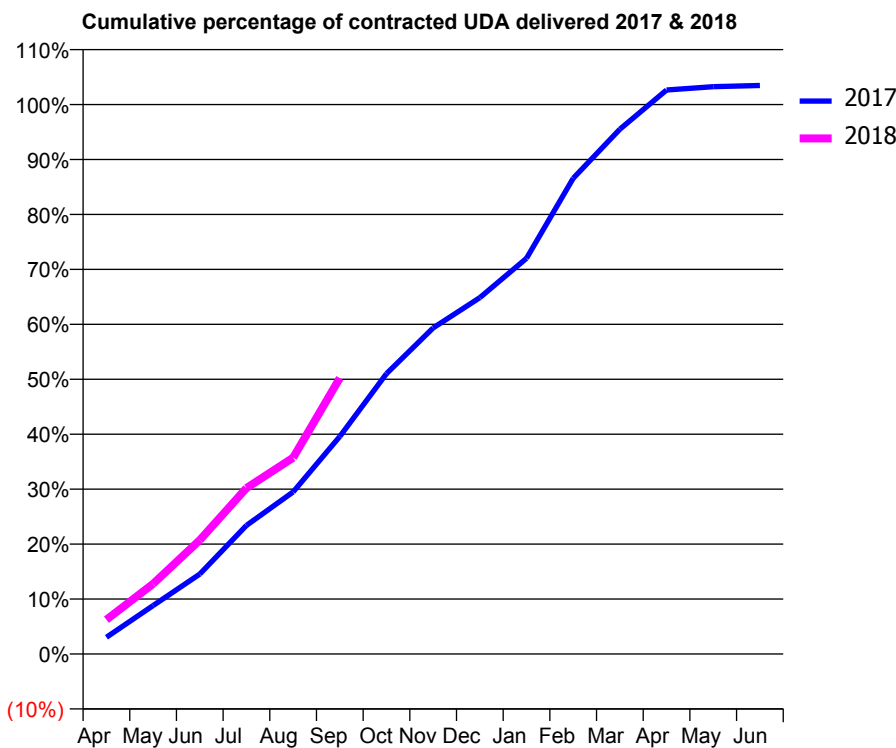
17/18 Contracted general activity (UDA)	1,349
Carry forward general activity (UDA)	-27
17/18 Contracted orthodontic activity (UOA)	0
Carry forward orthodontic activity (UOA)	0
Baseline contract value	£28,339.12

### ACCESS\*

Patients seen in 24 months	Total	Change since previous quarter
Quarter ending September 2016	427	
Quarter ending December 2016	408	↓
Quarter ending March 2017	386	↓
Quarter ending June 2017	382	↓
Quarter ending September 2017	372	↓
<b>Variance since September 2016</b>	<b>(12.9%)</b>	<b>↓</b>



### ACTIVITY



Adjusted Scheduled Activity (UDA)		
Month	2017	2018
April	41	84
May	119	172
June	196	280
July	316	407
August	398	482
September	534	678
October	688	
November	801	
December	875	
January	971	
February	1,168	
March	1,288	
April	1,385	
May	1,393	
June	1,396	

### QUALITY

	Quantity	Base Number	Contract	AT	Region	England
% of FP17s for the same patient ID Re-attending within 3 months - Children	24	182	13.2%	10.0%	11.6%	11.9%
% of FP17s for the same patient ID Re-attending within 3 months - Adults	37	130	28.5%	13.4%	15.2%	15.9%
% of FP17s for the same patient ID Re-attending between 3 & 9 months - Children	127	182	69.8%	59.8%	59.1%	58.1%
% of FP17s for the same patient ID Re-attending between 3 & 9 months - Adults	63	130	48.5%	54.7%	51.7%	50.6%
% of FP17s for Band 1 Urgent Courses	33	284	11.6%	7.2%	8.0%	9.1%
% of FP17s Relating to Free Repair or Replacements	2	284	0.7%	0.9%	0.8%	0.8%
% of FP17s Relating to Continuations	5	284	1.8%	1.2%	1.0%	1.1%
% of Patients satisfied with the dentistry they have received	0	0	N/A	92.0%	91.5%	91.4%
% of Patients satisfied with the time they had to wait for an appointment	0	0	N/A	89.4%	88.2%	87.7%

\* This is based on patients treated on this contract for their most recent course of treatment. Figures in italics indicate the base number of FP17s or Patient Questionnaire responses are less than 100. N/A is shown where the base number of responses is less than 10 during the period. % is calculated as Quantity/Base number\*100

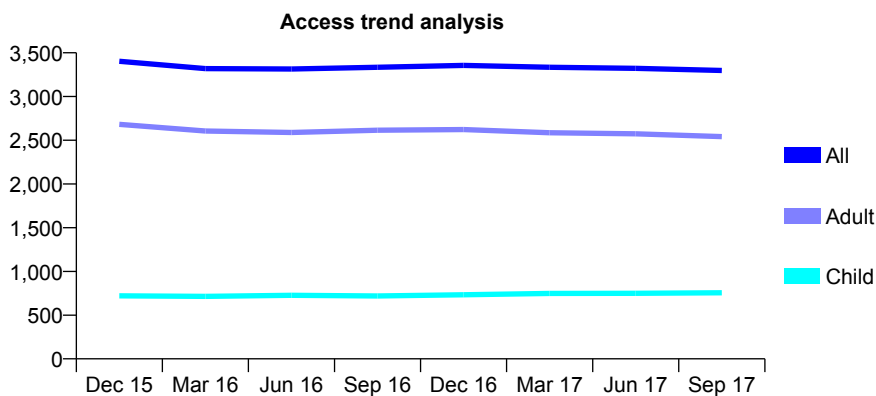
## Q60 - Vital Signs At a Glance Contract Report for 653071/0001 - September 2017

Name or company name	MISS SS KHAIRA
Contract type name	GDS Contract
Purpose of contract	General
Contract start date	01/05/2011
Contract end date	

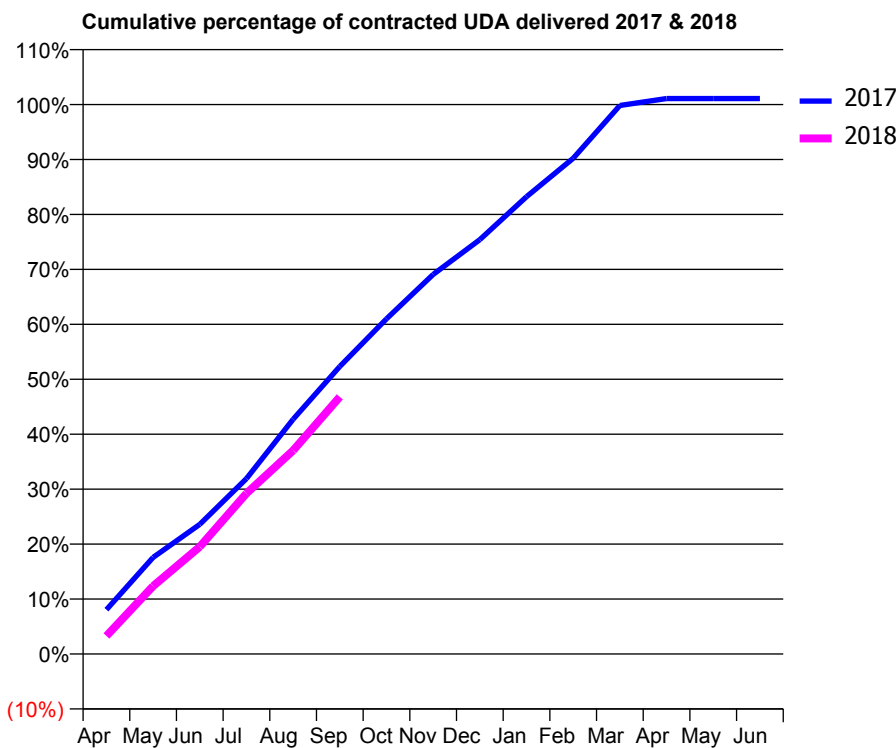
17/18 Contracted general activity (UDA)	9,851
Carry forward general activity (UDA)	-106
17/18 Contracted orthodontic activity (UOA)	0
Carry forward orthodontic activity (UOA)	0
Baseline contract value	£195,327.21

### ACCESS\*

Patients seen in 24 months	Total	Change since previous quarter
Quarter ending September 2016	3,334	
Quarter ending December 2016	3,356	→
Quarter ending March 2017	3,334	→
Quarter ending June 2017	3,323	→
Quarter ending September 2017	3,298	→
<b>Variance since September 2016</b>	<b>(1.1%)</b>	<b>↓</b>



### ACTIVITY



Month	Adjusted Scheduled Activity (UDA)	
	2017	2018
April	795	324
May	1,731	1,217
June	2,324	1,923
July	3,146	2,879
August	4,208	3,650
September	5,155	4,609
October	6,008	
November	6,805	
December	7,429	
January	8,198	
February	8,888	
March	9,833	
April	9,957	
May	9,957	
June	9,957	

### QUALITY

	Quantity	Base Number	Contract	AT	Region	England
% of FP17s for the same patient ID Re-attending within 3 months - Children	41	612	6.7%	10.0%	11.6%	11.9%
% of FP17s for the same patient ID Re-attending within 3 months - Adults	148	1,706	8.7%	13.4%	15.2%	15.9%
% of FP17s for the same patient ID Re-attending between 3 & 9 months - Children	380	612	62.1%	59.8%	59.1%	58.1%
% of FP17s for the same patient ID Re-attending between 3 & 9 months - Adults	1,032	1,706	60.5%	54.7%	51.7%	50.6%
% of FP17s for Band 1 Urgent Courses	66	2,265	2.9%	7.2%	8.0%	9.1%
% of FP17s Relating to Free Repair or Replacements	31	2,265	1.4%	0.9%	0.8%	0.8%
% of FP17s Relating to Continuations	21	2,265	0.9%	1.2%	1.0%	1.1%
% of Patients satisfied with the dentistry they have received	12	15	80.0%	92.0%	91.5%	91.4%
% of Patients satisfied with the time they had to wait for an appointment	15	15	100.0%	89.4%	88.2%	87.7%

\* This is based on patients treated on this contract for their most recent course of treatment. Figures in italics indicate the base number of FP17s or Patient Questionnaire responses are less than 100. N/A is shown where the base number of responses is less than 10 during the period. % is calculated as Quantity/Base number\*100

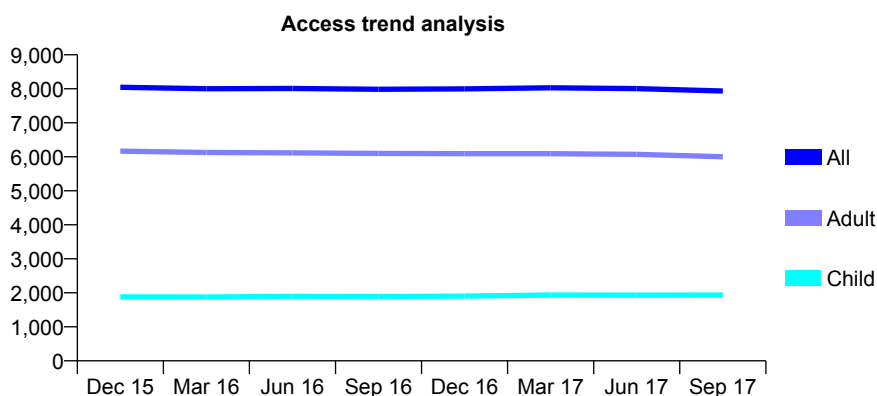
## Q60 - Vital Signs At a Glance Contract Report for 655813/0001 - September 2017

Name or company name	MR PR BASON
Contract type name	GDS Contract
Purpose of contract	General and Orthodontic
Contract start date	01/04/2006
Contract end date	

17/18 Contracted general activity (UDA)	23,040
Carry forward general activity (UDA)	-404
17/18 Contracted orthodontic activity (UOA)	4
Carry forward orthodontic activity (UOA)	0
Baseline contract value	£665,958.28

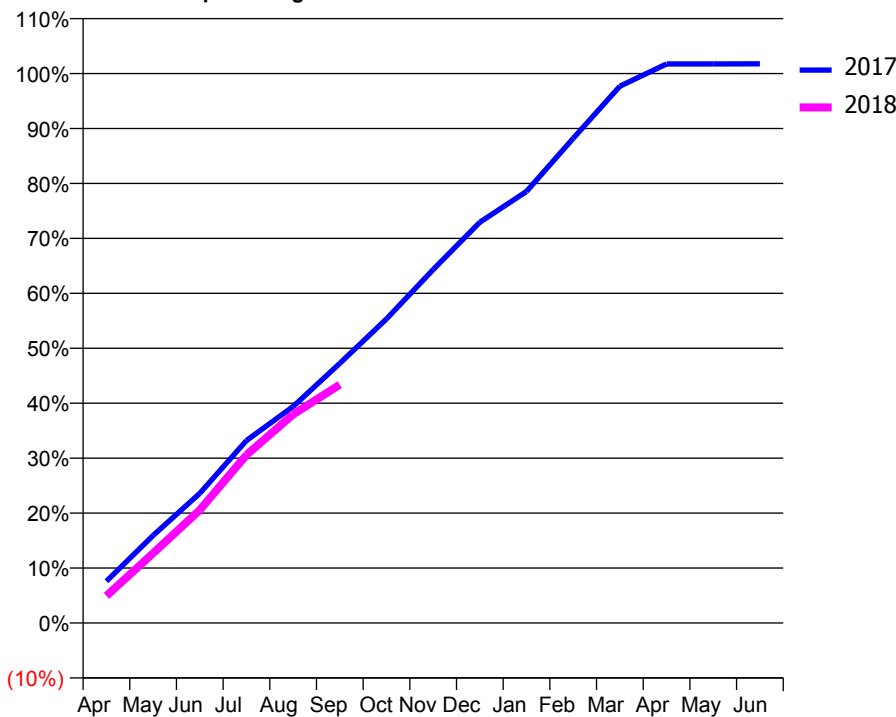
### ACCESS\*

Patients seen in 24 months	Total	Change since previous quarter
Quarter ending September 2016	7,987	
Quarter ending December 2016	7,997	→
Quarter ending March 2017	8,029	→
Quarter ending June 2017	8,005	→
Quarter ending September 2017	7,935	→
<b>Variance since September 2016</b>	<b>(0.7%)</b>	→



### ACTIVITY

**Cumulative percentage of contracted UDA delivered 2017 & 2018**



**Adjusted Scheduled Activity (UDA)**

Month	2017	2018
April	1,751	1,139
May	3,672	2,925
June	5,439	4,738
July	7,651	7,050
August	9,076	8,749
September	10,888	9,992
October	12,753	
November	14,817	
December	16,802	
January	18,096	
February	20,320	
March	22,509	
April	23,440	
May	23,443	
June	23,444	

### QUALITY

	Quantity	Base Number	Contract	AT	Region	England
% of FP17s for the same patient ID Re-attending within 3 months - Children	60	1,463	4.1%	10.0%	11.6%	11.9%
% of FP17s for the same patient ID Re-attending within 3 months - Adults	672	5,028	13.4%	13.4%	15.2%	15.9%
% of FP17s for the same patient ID Re-attending between 3 & 9 months - Children	1,052	1,463	71.9%	59.8%	59.1%	58.1%
% of FP17s for the same patient ID Re-attending between 3 & 9 months - Adults	3,708	5,028	73.7%	54.7%	51.7%	50.6%
% of FP17s for Band 1 Urgent Courses	179	5,967	3.0%	7.2%	8.0%	9.1%
% of FP17s Relating to Free Repair or Replacements	25	5,967	0.4%	0.9%	0.8%	0.8%
% of FP17s Relating to Continuations	169	5,967	2.8%	1.2%	1.0%	1.1%
% of Patients satisfied with the dentistry they have received	21	23	91.3%	92.0%	91.5%	91.4%
% of Patients satisfied with the time they had to wait for an appointment	21	23	91.3%	89.4%	88.2%	87.7%

\* This is based on patients treated on this contract for their most recent course of treatment. Figures in italics indicate the base number of FP17s or Patient Questionnaire responses are less than 100. N/A is shown where the base number of responses is less than 10 during the period. % is calculated as Quantity/Base number\*100



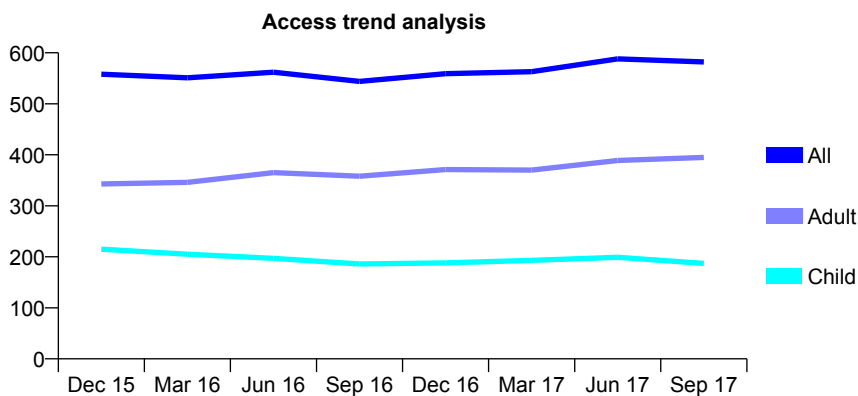
## Q60 - Vital Signs At a Glance Contract Report for 659398/0001 - September 2017

Name or company name	MR FD HARRINGTON
Contract type name	GDS Contract
Purpose of contract	General
Contract start date	01/04/2006
Contract end date	

17/18 Contracted general activity (UDA)	1,282
Carry forward general activity (UDA)	0
17/18 Contracted orthodontic activity (UOA)	0
Carry forward orthodontic activity (UOA)	0
Baseline contract value	£36,013.02

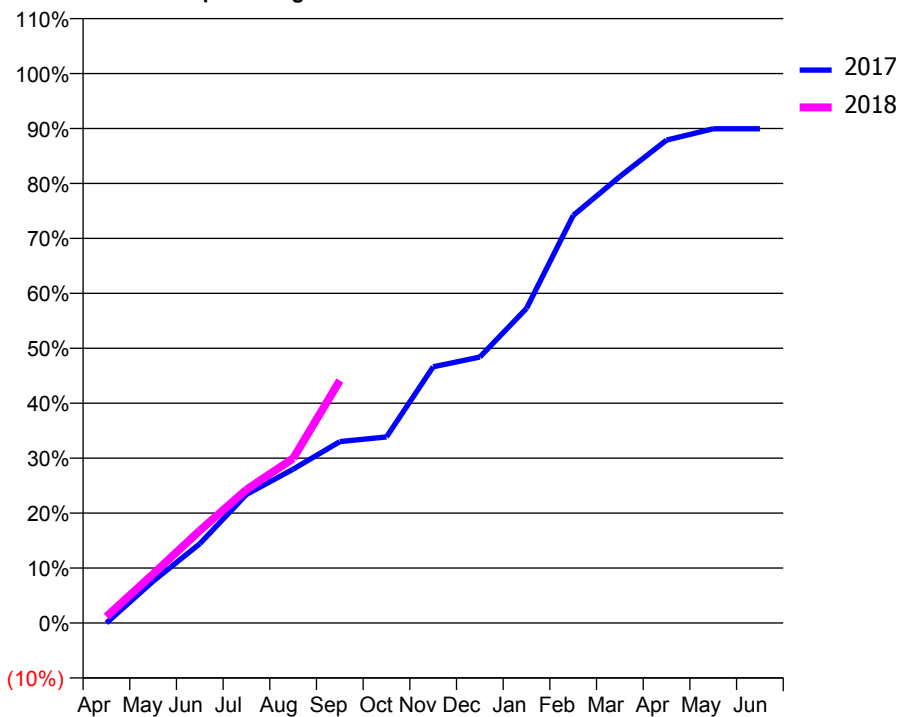
### ACCESS\*

Patients seen in 24 months	Total	Change since previous quarter
Quarter ending September 2016	544	
Quarter ending December 2016	559	↑
Quarter ending March 2017	563	→
Quarter ending June 2017	588	↑
Quarter ending September 2017	582	↓
<b>Variance since September 2016</b>	<b>7.0%</b>	<b>↑</b>



### ACTIVITY

Cumulative percentage of contracted UDA delivered 2017 & 2018



Month	Adjusted Scheduled Activity (UDA)	
	2017	2018
April	0	15
May	98	114
June	185	216
July	300	311
August	359	384
September	423	566
October	434	
November	598	
December	620	
January	734	
February	951	
March	1,042	
April	1,127	
May	1,153	
June	1,153	

### QUALITY

	Quantity	Base Number	Contract	AT	Region	England
% of FP17s for the same patient ID Re-attending within 3 months - Children	1	117	0.9%	10.0%	11.6%	11.9%
% of FP17s for the same patient ID Re-attending within 3 months - Adults	27	227	11.9%	13.4%	15.2%	15.9%
% of FP17s for the same patient ID Re-attending between 3 & 9 months - Children	57	117	48.7%	59.8%	59.1%	58.1%
% of FP17s for the same patient ID Re-attending between 3 & 9 months - Adults	67	227	29.5%	54.7%	51.7%	50.6%
% of FP17s for Band 1 Urgent Courses	44	288	15.3%	7.2%	8.0%	9.1%
% of FP17s Relating to Free Repair or Replacements	0	288	0.0%	0.9%	0.8%	0.8%
% of FP17s Relating to Continuations	0	288	0.0%	1.2%	1.0%	1.1%
% of Patients satisfied with the dentistry they have received	2	2	N/A	92.0%	91.5%	91.4%
% of Patients satisfied with the time they had to wait for an appointment	2	2	N/A	89.4%	88.2%	87.7%

\* This is based on patients treated on this contract for their most recent course of treatment. Figures in italics indicate the base number of FP17s or Patient Questionnaire responses are less than 100. N/A is shown where the base number of responses is less than 10 during the period. % is calculated as Quantity/Base number\*100

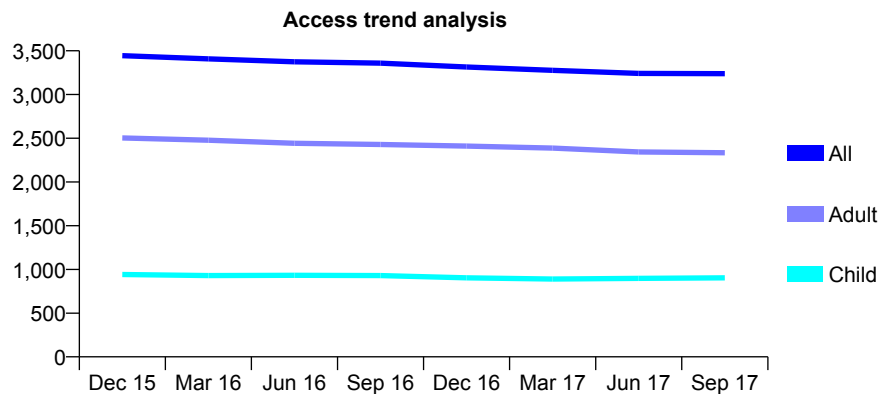
## Q60 - Vital Signs At a Glance Contract Report for 661708/0002 - September 2017

Name or company name	MR HS BASRA
Contract type name	GDS Contract
Purpose of contract	General
Contract start date	01/12/2013
Contract end date	

17/18 Contracted general activity (UDA)	9,034
Carry forward general activity (UDA)	0
17/18 Contracted orthodontic activity (UOA)	0
Carry forward orthodontic activity (UOA)	0
Baseline contract value	£191,554.57

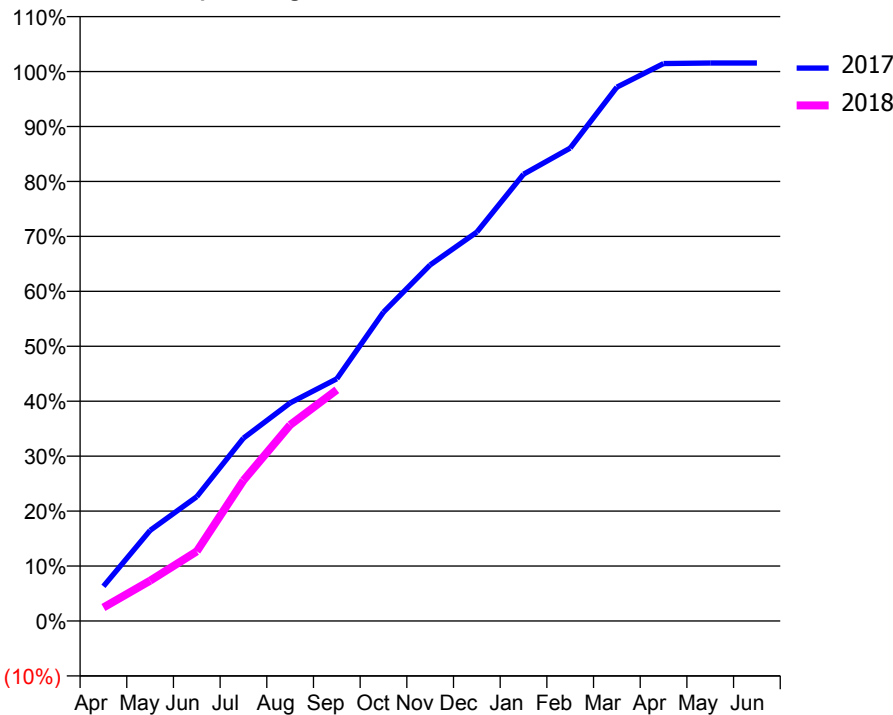
### ACCESS\*

Patients seen in 24 months	Total	Change since previous quarter
Quarter ending September 2016	3,359	
Quarter ending December 2016	3,314	↓
Quarter ending March 2017	3,277	↓
Quarter ending June 2017	3,242	↓
Quarter ending September 2017	3,238	→
<b>Variance since September 2016</b>	<b>(3.6%)</b>	<b>↓</b>



### ACTIVITY

Cumulative percentage of contracted UDA delivered 2017 & 2018



Month	Adjusted Scheduled Activity (UDA)	
	2017	2018
April	570	223
May	1,490	664
June	2,044	1,145
July	3,008	2,313
August	3,586	3,224
September	3,982	3,801
October	5,079	
November	5,854	
December	6,394	
January	7,345	
February	7,776	
March	8,778	
April	9,166	
May	9,174	
June	9,174	

### QUALITY

	Quantity	Base Number	Contract	AT	Region	England
% of FP17s for the same patient ID Re-attending within 3 months - Children	51	826	6.2%	10.0%	11.6%	11.9%
% of FP17s for the same patient ID Re-attending within 3 months - Adults	248	1,893	13.1%	13.4%	15.2%	15.9%
% of FP17s for the same patient ID Re-attending between 3 & 9 months - Children	539	826	65.3%	59.8%	59.1%	58.1%
% of FP17s for the same patient ID Re-attending between 3 & 9 months - Adults	1,300	1,893	68.7%	54.7%	51.7%	50.6%
% of FP17s for Band 1 Urgent Courses	173	2,486	7.0%	7.2%	8.0%	9.1%
% of FP17s Relating to Free Repair or Replacements	18	2,486	0.7%	0.9%	0.8%	0.8%
% of FP17s Relating to Continuations	39	2,486	1.6%	1.2%	1.0%	1.1%
% of Patients satisfied with the dentistry they have received	9	9	N/A	92.0%	91.5%	91.4%
% of Patients satisfied with the time they had to wait for an appointment	9	9	N/A	89.4%	88.2%	87.7%

\* This is based on patients treated on this contract for their most recent course of treatment. Figures in italics indicate the base number of FP17s or Patient Questionnaire responses are less than 100. N/A is shown where the base number of responses is less than 10 during the period. % is calculated as Quantity/Base number\*100

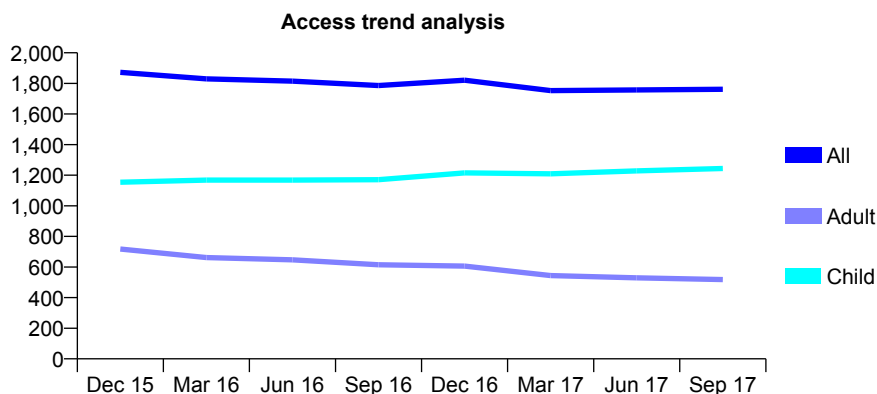
## Q60 - Vital Signs At a Glance Contract Report for 670340/0002 - September 2017

Name or company name	MR LR SUMMERFIELD
Contract type name	GDS Contract
Purpose of contract	General
Contract start date	23/03/2009
Contract end date	

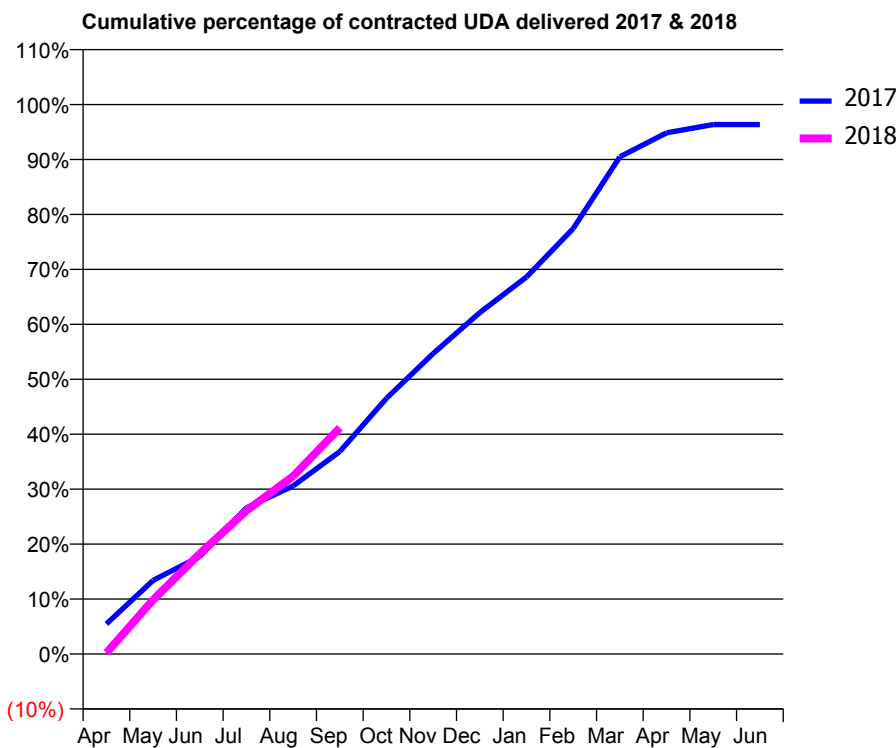
17/18 Contracted general activity (UDA)	6,000
Carry forward general activity (UDA)	0
17/18 Contracted orthodontic activity (UOA)	0
Carry forward orthodontic activity (UOA)	0
Baseline contract value	£161,859.40

### ACCESS\*

Patients seen in 24 months	Total	Change since previous quarter
Quarter ending September 2016	1,786	
Quarter ending December 2016	1,821	→
Quarter ending March 2017	1,753	↓
Quarter ending June 2017	1,757	→
Quarter ending September 2017	1,762	→
<b>Variance since September 2016</b>	<b>(1.3%)</b>	<b>↓</b>



### ACTIVITY



Month	Adjusted Scheduled Activity (UDA)	
	2017	2018
April	328	13
May	804	592
June	1,065	1,095
July	1,597	1,567
August	1,835	1,942
September	2,211	2,470
October	2,791	
November	3,281	
December	3,728	
January	4,117	
February	4,646	
March	5,428	
April	5,690	
May	5,780	
June	5,780	

### QUALITY

	Quantity	Base Number	Contract	AT	Region	England
% of FP17s for the same patient ID Re-attending within 3 months - Children	65	832	7.8%	10.0%	11.6%	11.9%
% of FP17s for the same patient ID Re-attending within 3 months - Adults	26	265	9.8%	13.4%	15.2%	15.9%
% of FP17s for the same patient ID Re-attending between 3 & 9 months - Children	380	832	45.7%	59.8%	59.1%	58.1%
% of FP17s for the same patient ID Re-attending between 3 & 9 months - Adults	120	265	45.3%	54.7%	51.7%	50.6%
% of FP17s for Band 1 Urgent Courses	16	1,025	1.6%	7.2%	8.0%	9.1%
% of FP17s Relating to Free Repair or Replacements	2	1,025	0.2%	0.9%	0.8%	0.8%
% of FP17s Relating to Continuations	0	1,025	0.0%	1.2%	1.0%	1.1%
% of Patients satisfied with the dentistry they have received	2	2	N/A	92.0%	91.5%	91.4%
% of Patients satisfied with the time they had to wait for an appointment	2	2	N/A	89.4%	88.2%	87.7%

\* This is based on patients treated on this contract for their most recent course of treatment. Figures in italics indicate the base number of FP17s or Patient Questionnaire responses are less than 100. N/A is shown where the base number of responses is less than 10 during the period. % is calculated as Quantity/Base number\*100

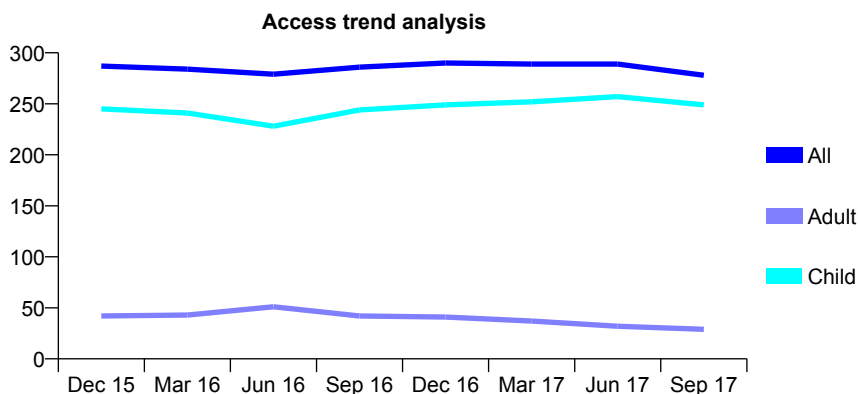
## Q60 - Vital Signs At a Glance Contract Report for 676233/0001 - September 2017

Name or company name	MR NT JENKINS
Contract type name	GDS Contract
Purpose of contract	General
Contract start date	15/09/2006
Contract end date	

17/18 Contracted general activity (UDA)	829
Carry forward general activity (UDA)	0
17/18 Contracted orthodontic activity (UOA)	0
Carry forward orthodontic activity (UOA)	0
Baseline contract value	£19,153.72

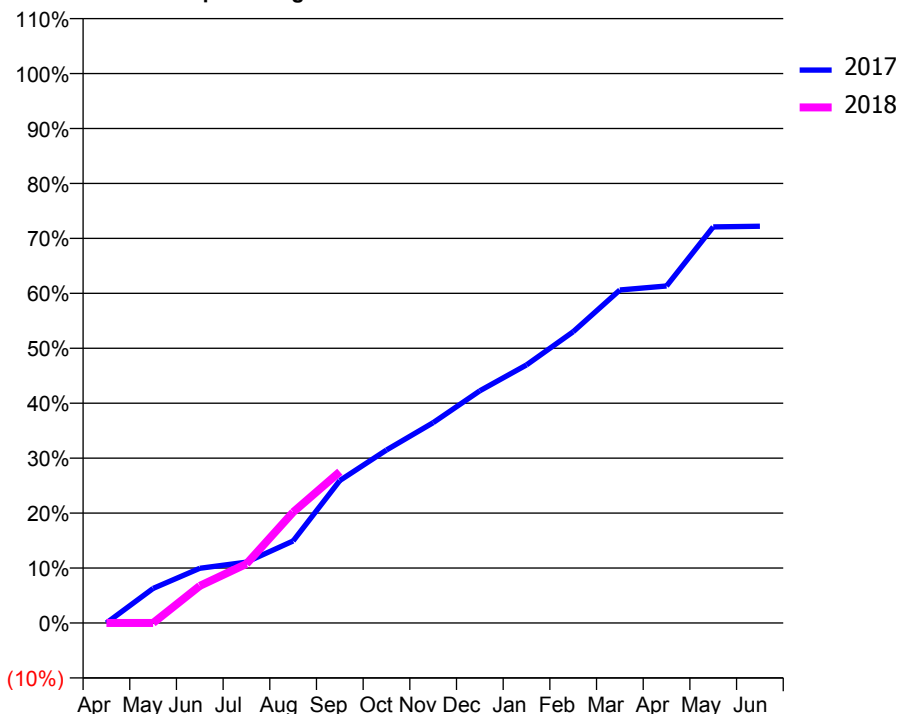
### ACCESS\*

Patients seen in 24 months	Total	Change since previous quarter
Quarter ending September 2016	286	
Quarter ending December 2016	290	→
Quarter ending March 2017	289	→
Quarter ending June 2017	289	→
Quarter ending September 2017	278	↓
<b>Variance since September 2016</b>	<b>(2.8%)</b>	<b>↓</b>



### ACTIVITY

Cumulative percentage of contracted UDA delivered 2017 & 2018



Month	Adjusted Scheduled Activity (UDA)	
	2017	2018
April	0	0
May	52	0
June	83	56
July	92	89
August	124	167
September	215	228
October	261	
November	302	
December	350	
January	389	
February	439	
March	502	
April	508	
May	598	
June	599	

### QUALITY

	Quantity	Base Number	Contract	AT	Region	England
% of FP17s for the same patient ID Re-attending within 3 months - Children	6	212	2.8%	10.0%	11.6%	11.9%
% of FP17s for the same patient ID Re-attending within 3 months - Adults	0	0	N/A	13.4%	15.2%	15.9%
% of FP17s for the same patient ID Re-attending between 3 & 9 months - Children	160	212	75.5%	59.8%	59.1%	58.1%
% of FP17s for the same patient ID Re-attending between 3 & 9 months - Adults	0	0	N/A	54.7%	51.7%	50.6%
% of FP17s for Band 1 Urgent Courses	1	155	0.6%	7.2%	8.0%	9.1%
% of FP17s Relating to Free Repair or Replacements	0	155	0.0%	0.9%	0.8%	0.8%
% of FP17s Relating to Continuations	0	155	0.0%	1.2%	1.0%	1.1%
% of Patients satisfied with the dentistry they have received	1	1	N/A	92.0%	91.5%	91.4%
% of Patients satisfied with the time they had to wait for an appointment	1	1	N/A	89.4%	88.2%	87.7%

\* This is based on patients treated on this contract for their most recent course of treatment. Figures in italics indicate the base number of FP17s or Patient Questionnaire responses are less than 100. N/A is shown where the base number of responses is less than 10 during the period. % is calculated as Quantity/Base number\*100

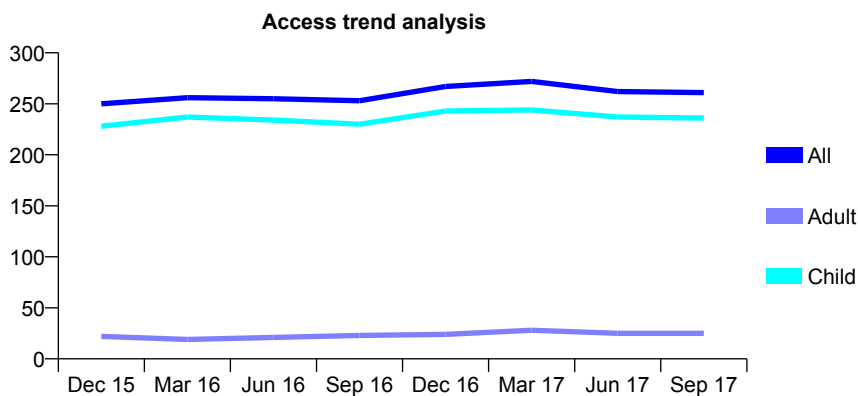
## Q60 - Vital Signs At a Glance Contract Report for 679933/0001 - September 2017

Name or company name	MR CE BROOME
Contract type name	GDS Contract
Purpose of contract	General
Contract start date	01/04/2006
Contract end date	

17/18 Contracted general activity (UDA)	315
Carry forward general activity (UDA)	-6
17/18 Contracted orthodontic activity (UOA)	0
Carry forward orthodontic activity (UOA)	0
Baseline contract value	£7,937.85

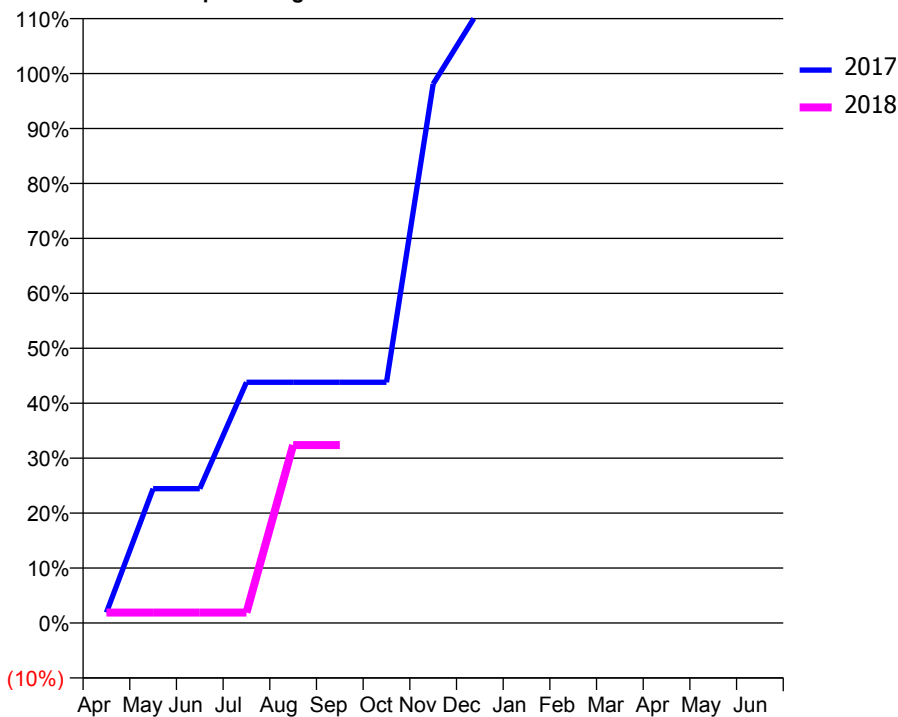
### ACCESS\*

Patients seen in 24 months	Total	Change since previous quarter
Quarter ending September 2016	253	
Quarter ending December 2016	267	↑
Quarter ending March 2017	272	→
Quarter ending June 2017	262	↓
Quarter ending September 2017	261	→
<b>Variance since September 2016</b>	<b>3.2%</b>	<b>↑</b>



### ACTIVITY

Cumulative percentage of contracted UDA delivered 2017 & 2018



Month	Adjusted Scheduled Activity (UDA)	
	2017	2018
April	6	6
May	77	6
June	77	6
July	138	6
August	138	102
September	138	102
October	138	
November	309	
December	352	
January	408	
February	408	
March	408	
April	526	
May	526	
June	526	

### QUALITY

	Quantity	Base Number	Contract	AT	Region	England
% of FP17s for the same patient ID Re-attending within 3 months - Children	2	218	0.9%	10.0%	11.6%	11.9%
% of FP17s for the same patient ID Re-attending within 3 months - Adults	0	0	N/A	13.4%	15.2%	15.9%
% of FP17s for the same patient ID Re-attending between 3 & 9 months - Children	171	218	78.4%	59.8%	59.1%	58.1%
% of FP17s for the same patient ID Re-attending between 3 & 9 months - Adults	0	0	N/A	54.7%	51.7%	50.6%
% of FP17s for Band 1 Urgent Courses	0	128	0.0%	7.2%	8.0%	9.1%
% of FP17s Relating to Free Repair or Replacements	0	128	0.0%	0.9%	0.8%	0.8%
% of FP17s Relating to Continuations	0	128	0.0%	1.2%	1.0%	1.1%
% of Patients satisfied with the dentistry they have received	0	0	N/A	92.0%	91.5%	91.4%
% of Patients satisfied with the time they had to wait for an appointment	0	0	N/A	89.4%	88.2%	87.7%

\* This is based on patients treated on this contract for their most recent course of treatment. Figures in italics indicate the base number of FP17s or Patient Questionnaire responses are less than 100. N/A is shown where the base number of responses is less than 10 during the period. % is calculated as Quantity/Base number\*100

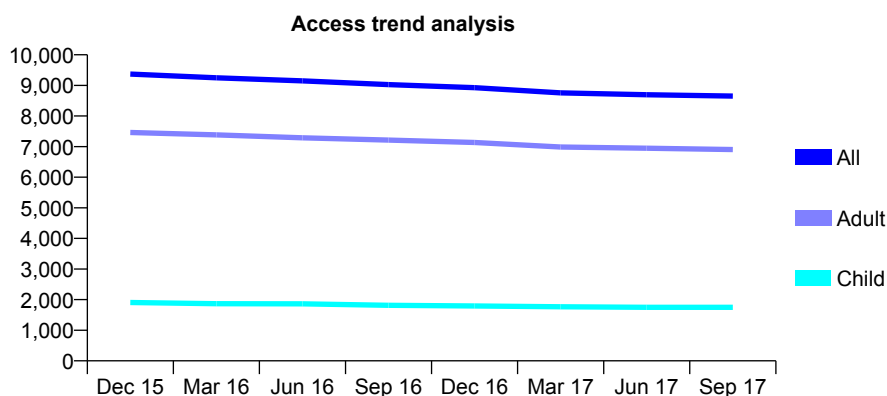
## Q60 - Vital Signs At a Glance Contract Report for 680311/0001 - September 2017

Name or company name	MR D SINGH
Contract type name	GDS Contract
Purpose of contract	General
Contract start date	01/04/2006
Contract end date	

17/18 Contracted general activity (UDA)	25,500
Carry forward general activity (UDA)	132
17/18 Contracted orthodontic activity (UOA)	0
Carry forward orthodontic activity (UOA)	0
Baseline contract value	£622,356.25

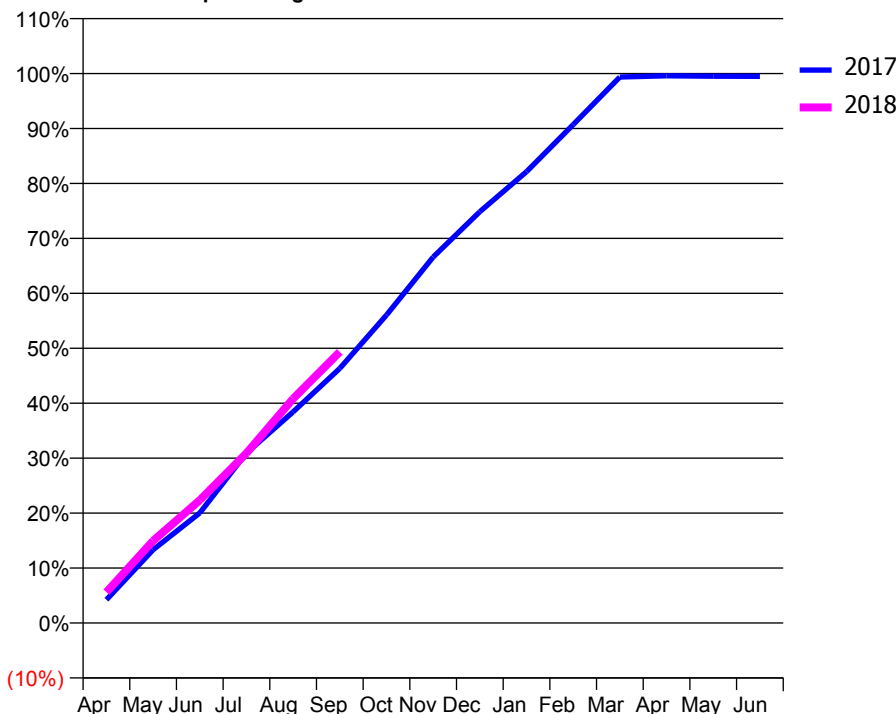
### ACCESS\*

Patients seen in 24 months	Total	Change since previous quarter
Quarter ending September 2016	9,028	
Quarter ending December 2016	8,928	↓
Quarter ending March 2017	8,754	↓
Quarter ending June 2017	8,695	→
Quarter ending September 2017	8,652	→
<b>Variance since September 2016</b>	<b>(4.2%)</b>	<b>↓</b>



### ACTIVITY

Cumulative percentage of contracted UDA delivered 2017 & 2018



Adjusted Scheduled Activity (UDA)

Month	2017	2018
April	1,078	1,432
May	3,401	3,817
June	5,111	5,705
July	7,889	7,881
August	9,801	10,414
September	11,816	12,580
October	14,292	
November	16,980	
December	19,085	
January	20,943	
February	23,126	
March	25,339	
April	25,393	
May	25,373	
June	25,368	

### QUALITY

	Quantity	Base Number	Contract	AT	Region	England
% of FP17s for the same patient ID Re-attending within 3 months - Children	124	1,435	8.6%	10.0%	11.6%	11.9%
% of FP17s for the same patient ID Re-attending within 3 months - Adults	705	4,889	14.4%	13.4%	15.2%	15.9%
% of FP17s for the same patient ID Re-attending between 3 & 9 months - Children	928	1,435	64.7%	59.8%	59.1%	58.1%
% of FP17s for the same patient ID Re-attending between 3 & 9 months - Adults	2,971	4,889	60.8%	54.7%	51.7%	50.6%
% of FP17s for Band 1 Urgent Courses	397	6,066	6.5%	7.2%	8.0%	9.1%
% of FP17s Relating to Free Repair or Replacements	92	6,066	1.5%	0.9%	0.8%	0.8%
% of FP17s Relating to Continuations	37	6,066	0.6%	1.2%	1.0%	1.1%
% of Patients satisfied with the dentistry they have received	35	36	97.2%	92.0%	91.5%	91.4%
% of Patients satisfied with the time they had to wait for an appointment	32	36	88.9%	89.4%	88.2%	87.7%

\* This is based on patients treated on this contract for their most recent course of treatment. Figures in italics indicate the base number of FP17s or Patient Questionnaire responses are less than 100. N/A is shown where the base number of responses is less than 10 during the period. % is calculated as Quantity/Base number\*100

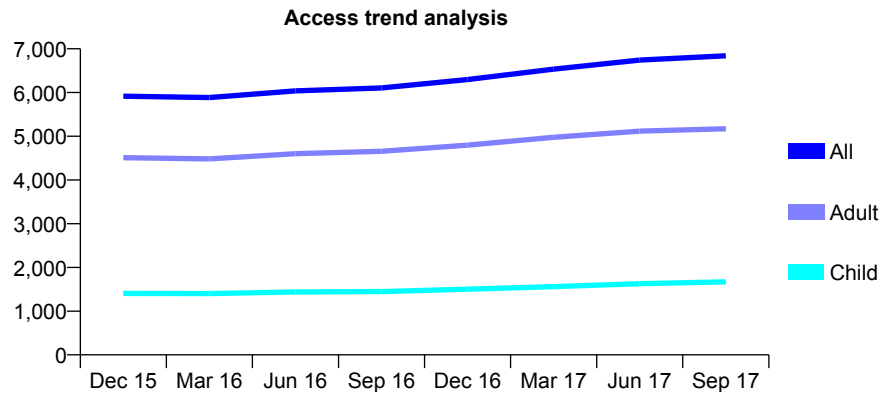
## Q60 - Vital Signs At a Glance Contract Report for 680311/0002 - September 2017

Name or company name	MR D SINGH
Contract type name	PDS Plus Contract
Purpose of contract	General
Contract start date	01/10/2010
Contract end date	30/09/2020

17/18 Contracted general activity (UDA)	23,867
Carry forward general activity (UDA)	0
17/18 Contracted orthodontic activity (UOA)	0
Carry forward orthodontic activity (UOA)	0
Baseline contract value	£591,807.94

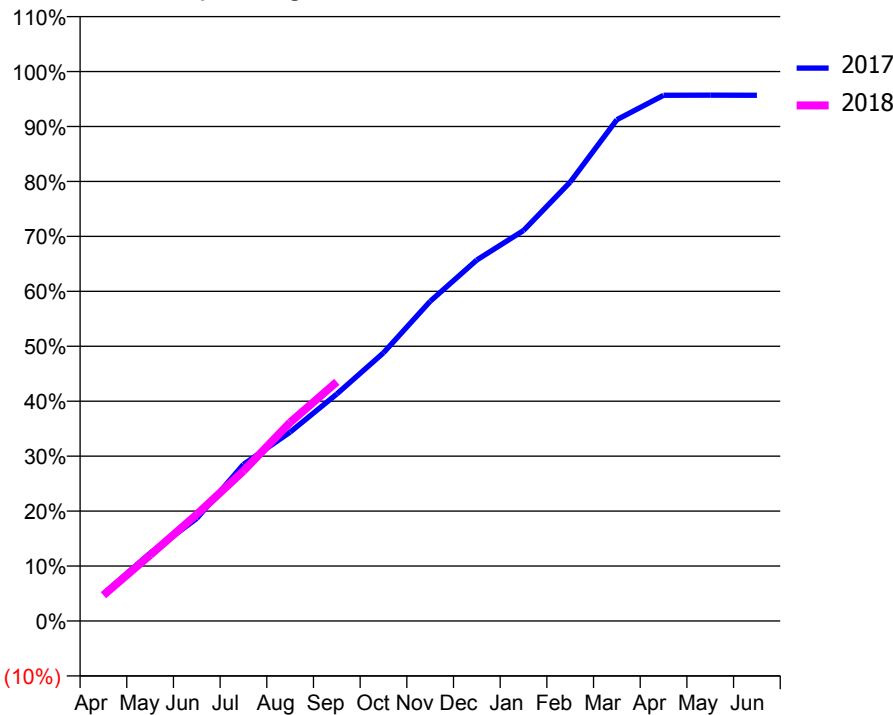
### ACCESS\*

Patients seen in 24 months	Total	Change since previous quarter
Quarter ending September 2016	6,105	
Quarter ending December 2016	6,296	↑
Quarter ending March 2017	6,535	↑
Quarter ending June 2017	6,742	↑
Quarter ending September 2017	6,841	→
<b>Variance since September 2016</b>	<b>12.1%</b>	<b>↑</b>



### ACTIVITY

Cumulative percentage of contracted UDA delivered 2017 & 2018



Month	Adjusted Scheduled Activity (UDA)	
	2017	2018
April	1,177	1,119
May	2,944	2,865
June	4,460	4,629
July	6,801	6,517
August	8,201	8,628
September	9,860	10,387
October	11,650	
November	13,884	
December	15,682	
January	16,964	
February	19,064	
March	21,774	
April	22,835	
May	22,838	
June	22,834	

### QUALITY

	Quantity	Base Number	Contract	AT	Region	England
% of FP17s for the same patient ID Re-attending within 3 months - Children	198	1,851	10.7%	10.0%	11.6%	11.9%
% of FP17s for the same patient ID Re-attending within 3 months - Adults	426	3,814	11.2%	13.4%	15.2%	15.9%
% of FP17s for the same patient ID Re-attending between 3 & 9 months - Children	1,312	1,851	70.9%	59.8%	59.1%	58.1%
% of FP17s for the same patient ID Re-attending between 3 & 9 months - Adults	2,414	3,814	63.3%	54.7%	51.7%	50.6%
% of FP17s for Band 1 Urgent Courses	174	5,229	3.3%	7.2%	8.0%	9.1%
% of FP17s Relating to Free Repair or Replacements	93	5,229	1.8%	0.9%	0.8%	0.8%
% of FP17s Relating to Continuations	43	5,229	0.8%	1.2%	1.0%	1.1%
% of Patients satisfied with the dentistry they have received	15	17	88.2%	92.0%	91.5%	91.4%
% of Patients satisfied with the time they had to wait for an appointment	15	17	88.2%	89.4%	88.2%	87.7%

\* This is based on patients treated on this contract for their most recent course of treatment. Figures in italics indicate the base number of FP17s or Patient Questionnaire responses are less than 100. N/A is shown where the base number of responses is less than 10 during the period. % is calculated as Quantity/Base number\*100

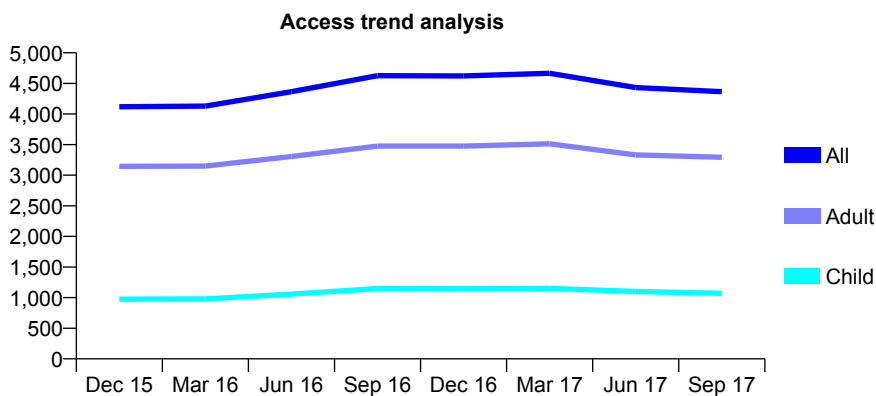
## Q60 - Vital Signs At a Glance Contract Report for 682365/0010 - September 2017

Name or company name	MR QM JAFFRI
Contract type name	GDS Contract
Purpose of contract	General
Contract start date	01/03/2011
Contract end date	

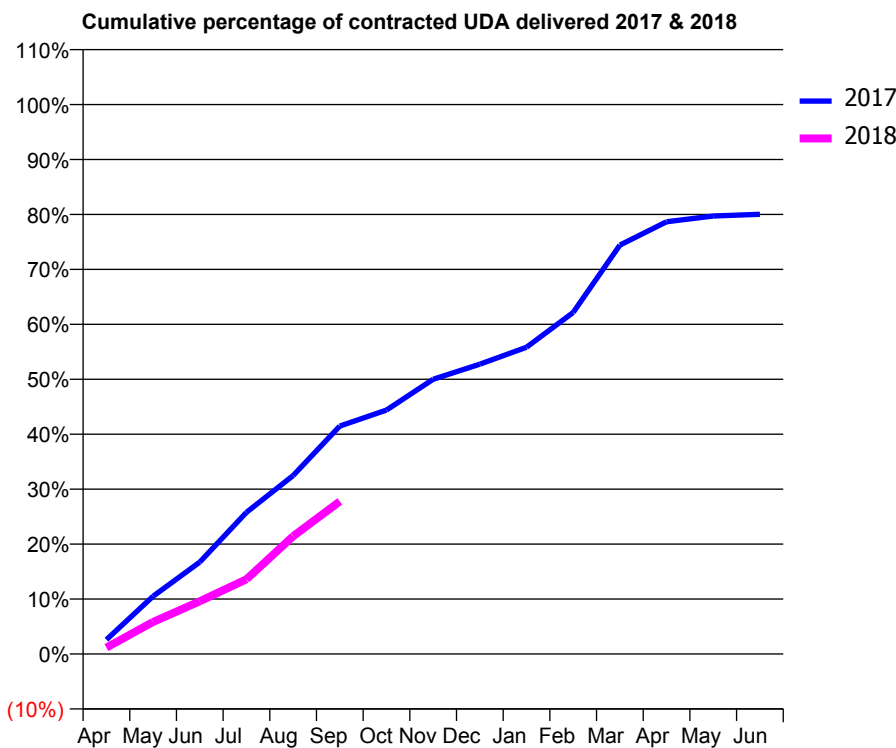
17/18 Contracted general activity (UDA)	15,480
Carry forward general activity (UDA)	0
17/18 Contracted orthodontic activity (UOA)	0
Carry forward orthodontic activity (UOA)	0
Baseline contract value	£417,257.58

### ACCESS\*

Patients seen in 24 months	Total	Change since previous quarter
Quarter ending September 2016	4,626	
Quarter ending December 2016	4,623	→
Quarter ending March 2017	4,665	→
Quarter ending June 2017	4,433	↓
Quarter ending September 2017	4,364	↓
<b>Variance since September 2016</b>	<b>(5.7%)</b>	<b>↓</b>



### ACTIVITY



Month	Adjusted Scheduled Activity (UDA)	
	2017	2018
April	404	181
May	1,630	905
June	2,590	1,487
July	3,992	2,104
August	5,030	3,320
September	6,422	4,298
October	6,874	
November	7,742	
December	8,167	
January	8,643	
February	9,622	
March	11,521	
April	12,178	
May	12,340	
June	12,387	

### QUALITY

	Quantity	Base Number	Contract	AT	Region	England
% of FP17s for the same patient ID Re-attending within 3 months - Children	47	714	6.6%	10.0%	11.6%	11.9%
% of FP17s for the same patient ID Re-attending within 3 months - Adults	222	2,047	10.8%	13.4%	15.2%	15.9%
% of FP17s for the same patient ID Re-attending between 3 & 9 months - Children	401	714	56.2%	59.8%	59.1%	58.1%
% of FP17s for the same patient ID Re-attending between 3 & 9 months - Adults	1,108	2,047	54.1%	54.7%	51.7%	50.6%
% of FP17s for Band 1 Urgent Courses	187	2,375	7.9%	7.2%	8.0%	9.1%
% of FP17s Relating to Free Repair or Replacements	19	2,375	0.8%	0.9%	0.8%	0.8%
% of FP17s Relating to Continuations	19	2,375	0.8%	1.2%	1.0%	1.1%
% of Patients satisfied with the dentistry they have received	6	9	N/A	92.0%	91.5%	91.4%
% of Patients satisfied with the time they had to wait for an appointment	8	9	N/A	89.4%	88.2%	87.7%

\* This is based on patients treated on this contract for their most recent course of treatment. Figures in italics indicate the base number of FP17s or Patient Questionnaire responses are less than 100. N/A is shown where the base number of responses is less than 10 during the period. % is calculated as Quantity/Base number\*100



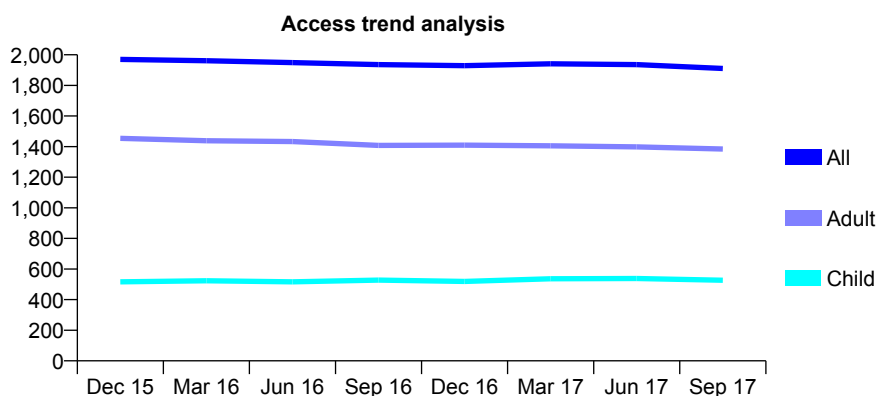
## Q60 - Vital Signs At a Glance Contract Report for 690872/0001 - September 2017

Name or company name	MR NS RAI
Contract type name	GDS Contract
Purpose of contract	General
Contract start date	04/09/2006
Contract end date	

17/18 Contracted general activity (UDA)	7,200
Carry forward general activity (UDA)	272
17/18 Contracted orthodontic activity (UOA)	0
Carry forward orthodontic activity (UOA)	0
Baseline contract value	£177,544.35

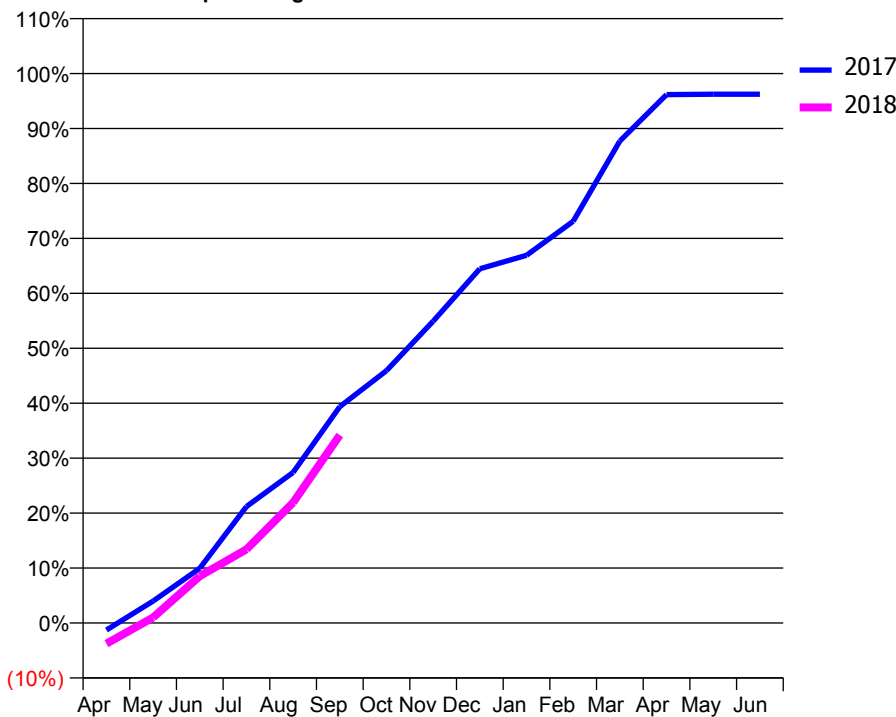
### ACCESS\*

Patients seen in 24 months	Total	Change since previous quarter
Quarter ending September 2016	1,936	
Quarter ending December 2016	1,929	→
Quarter ending March 2017	1,941	→
Quarter ending June 2017	1,936	→
Quarter ending September 2017	1,911	↓
<b>Variance since September 2016</b>	<b>(1.3%)</b>	<b>↓</b>



### ACTIVITY

Cumulative percentage of contracted UDA delivered 2017 & 2018



Month	Adjusted Scheduled Activity (UDA)	
	2017	2018
April	-93	-272
May	288	73
June	717	614
July	1,526	965
August	1,974	1,578
September	2,835	2,463
October	3,307	
November	3,954	
December	4,641	
January	4,817	
February	5,264	
March	6,316	
April	6,923	
May	6,928	
June	6,928	

### QUALITY

	Quantity	Base Number	Contract	AT	Region	England
% of FP17s for the same patient ID Re-attending within 3 months - Children	30	372	8.1%	10.0%	11.6%	11.9%
% of FP17s for the same patient ID Re-attending within 3 months - Adults	124	923	13.4%	13.4%	15.2%	15.9%
% of FP17s for the same patient ID Re-attending between 3 & 9 months - Children	220	372	59.1%	59.8%	59.1%	58.1%
% of FP17s for the same patient ID Re-attending between 3 & 9 months - Adults	481	923	52.1%	54.7%	51.7%	50.6%
% of FP17s for Band 1 Urgent Courses	85	1,082	7.9%	7.2%	8.0%	9.1%
% of FP17s Relating to Free Repair or Replacements	9	1,082	0.8%	0.9%	0.8%	0.8%
% of FP17s Relating to Continuations	16	1,082	1.5%	1.2%	1.0%	1.1%
% of Patients satisfied with the dentistry they have received	5	6	N/A	92.0%	91.5%	91.4%
% of Patients satisfied with the time they had to wait for an appointment	6	6	N/A	89.4%	88.2%	87.7%

\* This is based on patients treated on this contract for their most recent course of treatment. Figures in italics indicate the base number of FP17s or Patient Questionnaire responses are less than 100. N/A is shown where the base number of responses is less than 10 during the period. % is calculated as Quantity/Base number\*100

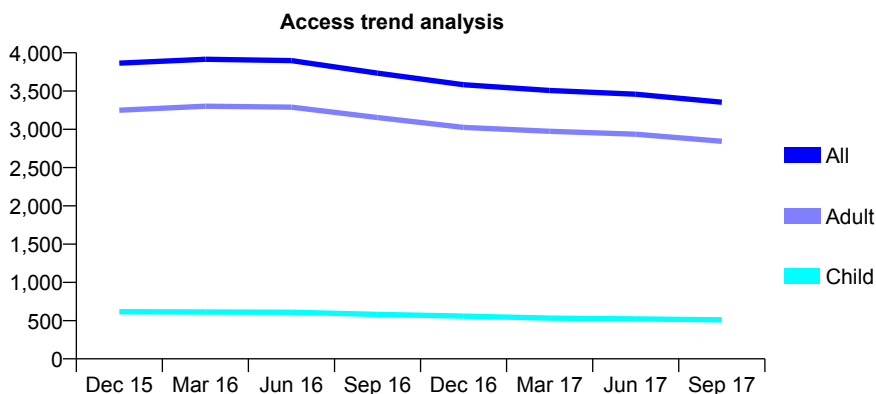
## Q60 - Vital Signs At a Glance Contract Report for 713864/0001 - September 2017

Name or company name	MR VK TOORAY
Contract type name	GDS Contract
Purpose of contract	General
Contract start date	01/06/2014
Contract end date	

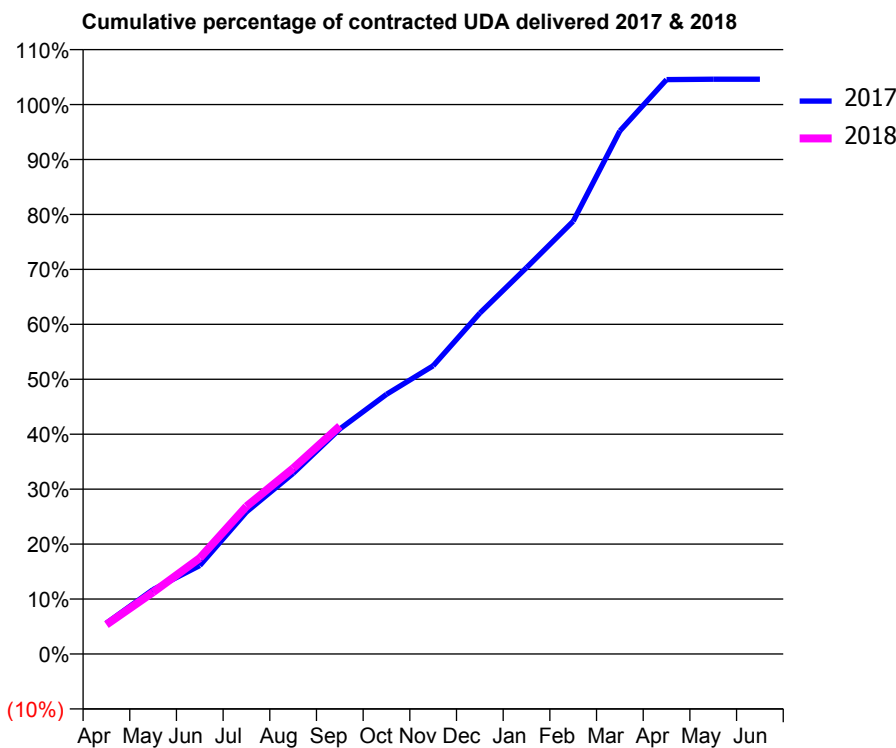
17/18 Contracted general activity (UDA)	12,058
Carry forward general activity (UDA)	-241
17/18 Contracted orthodontic activity (UOA)	0
Carry forward orthodontic activity (UOA)	0
Baseline contract value	£227,292.63

### ACCESS\*

Patients seen in 24 months	Total	Change since previous quarter
Quarter ending September 2016	3,735	
Quarter ending December 2016	3,583	↓
Quarter ending March 2017	3,507	↓
Quarter ending June 2017	3,458	↓
Quarter ending September 2017	3,354	↓
<b>Variance since September 2016</b>	<b>(10.2%)</b>	<b>↓</b>



### ACTIVITY



Month	Adjusted Scheduled Activity (UDA)	
	2017	2018
April	677	647
May	1,415	1,358
June	1,941	2,105
July	3,118	3,241
August	3,962	4,074
September	4,939	5,001
October	5,698	
November	6,326	
December	7,480	
January	8,479	
February	9,498	
March	11,477	
April	12,605	
May	12,612	
June	12,613	

### QUALITY

	Quantity	Base Number	Contract	AT	Region	England
% of FP17s for the same patient ID Re-attending within 3 months - Children	20	397	5.0%	10.0%	11.6%	11.9%
% of FP17s for the same patient ID Re-attending within 3 months - Adults	271	2,037	13.3%	13.4%	15.2%	15.9%
% of FP17s for the same patient ID Re-attending between 3 & 9 months - Children	246	397	62.0%	59.8%	59.1%	58.1%
% of FP17s for the same patient ID Re-attending between 3 & 9 months - Adults	1,332	2,037	65.4%	54.7%	51.7%	50.6%
% of FP17s for Band 1 Urgent Courses	182	2,175	8.4%	7.2%	8.0%	9.1%
% of FP17s Relating to Free Repair or Replacements	2	2,175	0.1%	0.9%	0.8%	0.8%
% of FP17s Relating to Continuations	35	2,175	1.6%	1.2%	1.0%	1.1%
% of Patients satisfied with the dentistry they have received	16	21	76.2%	92.0%	91.5%	91.4%
% of Patients satisfied with the time they had to wait for an appointment	15	21	71.4%	89.4%	88.2%	87.7%

\* This is based on patients treated on this contract for their most recent course of treatment. Figures in italics indicate the base number of FP17s or Patient Questionnaire responses are less than 100. N/A is shown where the base number of responses is less than 10 during the period. % is calculated as Quantity/Base number\*100

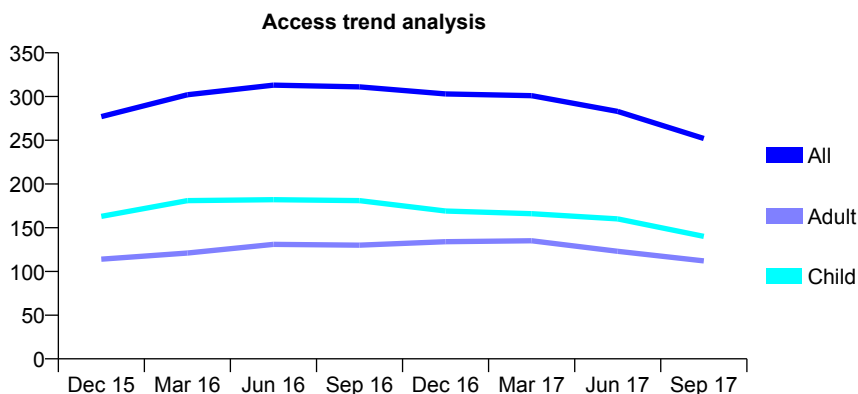
## Q60 - Vital Signs At a Glance Contract Report for 724149/0003 - September 2017

Name or company name	MR RJ GATENBY
Contract type name	GDS Contract
Purpose of contract	General and Orthodontic
Contract start date	21/09/2009
Contract end date	31/07/2017

17/18 Contracted general activity (UDA)	554
Carry forward general activity (UDA)	0
17/18 Contracted orthodontic activity (UOA)	110
Carry forward orthodontic activity (UOA)	0
Baseline contract value	£23,561.43

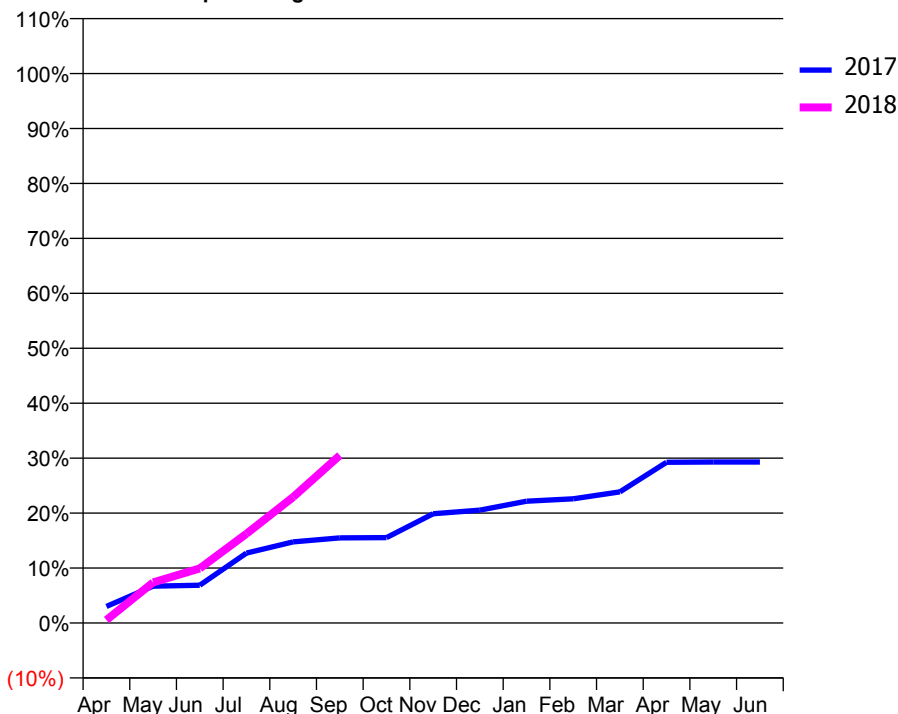
### ACCESS\*

Patients seen in 24 months	Total	Change since previous quarter
Quarter ending September 2016	311	
Quarter ending December 2016	303	↓
Quarter ending March 2017	301	→
Quarter ending June 2017	283	↓
Quarter ending September 2017	252	↓
<b>Variance since September 2016</b>	<b>(19.0%)</b>	<b>↓</b>



### ACTIVITY

Cumulative percentage of contracted UDA delivered 2017 & 2018



Adjusted Scheduled Activity (UDA)

Month	2017	2018
April	50	3
May	111	41
June	114	55
July	211	90
August	245	127
September	257	169
October	258	
November	330	
December	341	
January	369	
February	376	
March	397	
April	486	
May	487	
June	487	

### QUALITY

	Quantity	Base Number	Contract	AT	Region	England
% of FP17s for the same patient ID Re-attending within 3 months - Children	12	109	11.0%	10.0%	11.6%	11.9%
% of FP17s for the same patient ID Re-attending within 3 months - Adults	0	24	0.0%	13.4%	15.2%	15.9%
% of FP17s for the same patient ID Re-attending between 3 & 9 months - Children	34	109	31.2%	59.8%	59.1%	58.1%
% of FP17s for the same patient ID Re-attending between 3 & 9 months - Adults	4	24	16.7%	54.7%	51.7%	50.6%
% of FP17s for Band 1 Urgent Courses	0	81	0.0%	7.2%	8.0%	9.1%
% of FP17s Relating to Free Repair or Replacements	0	81	0.0%	0.9%	0.8%	0.8%
% of FP17s Relating to Continuations	1	81	1.2%	1.2%	1.0%	1.1%
% of Patients satisfied with the dentistry they have received	0	0	N/A	92.0%	91.5%	91.4%
% of Patients satisfied with the time they had to wait for an appointment	0	0	N/A	89.4%	88.2%	87.7%

\* This is based on patients treated on this contract for their most recent course of treatment. Figures in italics indicate the base number of FP17s or Patient Questionnaire responses are less than 100. N/A is shown where the base number of responses is less than 10 during the period. % is calculated as Quantity/Base number\*100

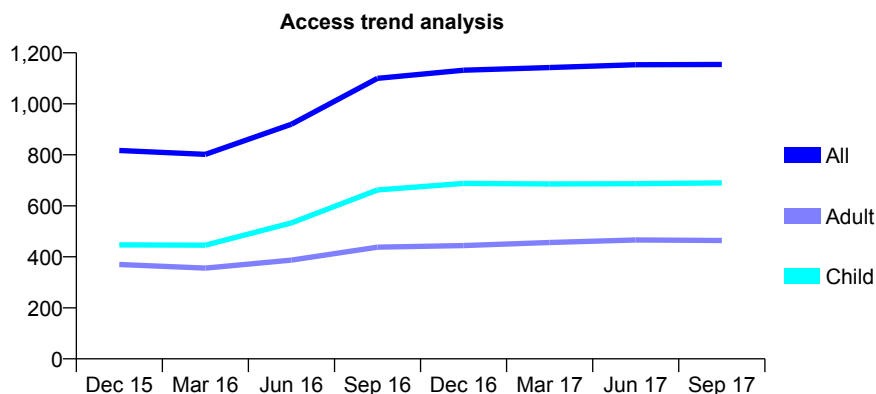
## Q60 - Vital Signs At a Glance Contract Report for 725315/0001 - September 2017

Name or company name	MR IK JARRETT
Contract type name	GDS Contract
Purpose of contract	General
Contract start date	01/04/2006
Contract end date	

17/18 Contracted general activity (UDA)	4,451
Carry forward general activity (UDA)	0
17/18 Contracted orthodontic activity (UOA)	0
Carry forward orthodontic activity (UOA)	0
Baseline contract value	£94,888.01

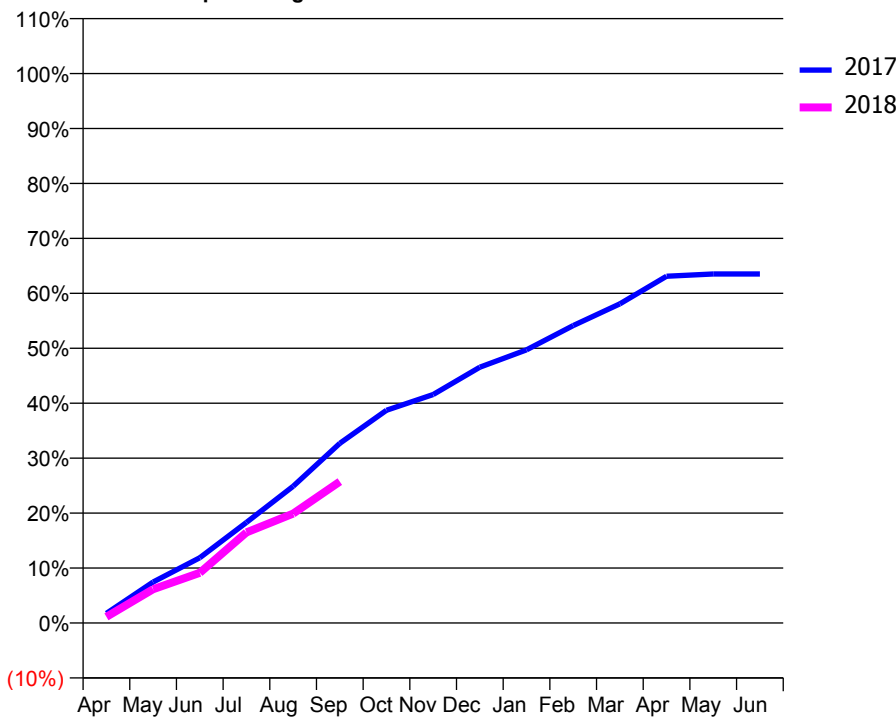
### ACCESS\*

Patients seen in 24 months	Total	Change since previous quarter
Quarter ending September 2016	1,100	
Quarter ending December 2016	1,132	↑
Quarter ending March 2017	1,142	→
Quarter ending June 2017	1,153	→
Quarter ending September 2017	1,154	→
<b>Variance since September 2016</b>	<b>4.9%</b>	<b>↑</b>



### ACTIVITY

Cumulative percentage of contracted UDA delivered 2017 & 2018



Month	Adjusted Scheduled Activity (UDA)	
	2017	2018
April	78	50
May	332	274
June	528	407
July	815	734
August	1,108	886
September	1,456	1,146
October	1,723	
November	1,851	
December	2,073	
January	2,213	
February	2,409	
March	2,585	
April	2,809	
May	2,827	
June	2,827	

### QUALITY

	Quantity	Base Number	Contract	AT	Region	England
% of FP17s for the same patient ID Re-attending within 3 months - Children	27	550	4.9%	10.0%	11.6%	11.9%
% of FP17s for the same patient ID Re-attending within 3 months - Adults	39	297	13.1%	13.4%	15.2%	15.9%
% of FP17s for the same patient ID Re-attending between 3 & 9 months - Children	341	550	62.0%	59.8%	59.1%	58.1%
% of FP17s for the same patient ID Re-attending between 3 & 9 months - Adults	165	297	55.6%	54.7%	51.7%	50.6%
% of FP17s for Band 1 Urgent Courses	19	723	2.6%	7.2%	8.0%	9.1%
% of FP17s Relating to Free Repair or Replacements	0	723	0.0%	0.9%	0.8%	0.8%
% of FP17s Relating to Continuations	0	723	0.0%	1.2%	1.0%	1.1%
% of Patients satisfied with the dentistry they have received	2	2	N/A	92.0%	91.5%	91.4%
% of Patients satisfied with the time they had to wait for an appointment	2	2	N/A	89.4%	88.2%	87.7%

\* This is based on patients treated on this contract for their most recent course of treatment. Figures in italics indicate the base number of FP17s or Patient Questionnaire responses are less than 100. N/A is shown where the base number of responses is less than 10 during the period. % is calculated as Quantity/Base number\*100

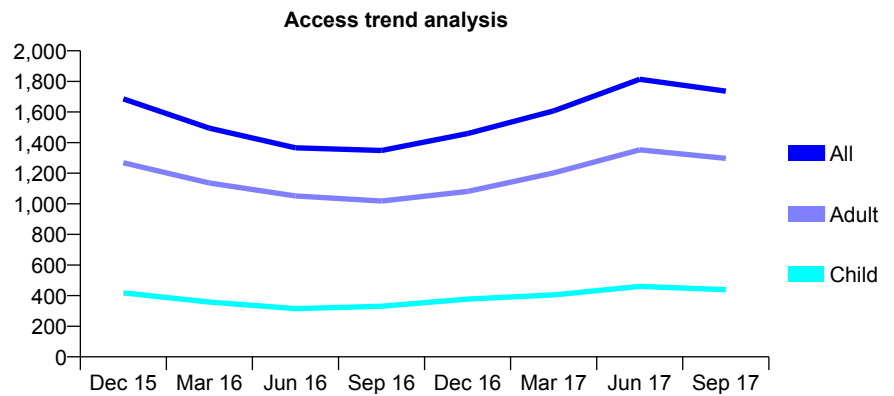
## Q60 - Vital Signs At a Glance Contract Report for 725447/0001 - September 2017

Name or company name	MR PJ MIDDLETON
Contract type name	GDS Contract
Purpose of contract	General
Contract start date	01/04/2006
Contract end date	

17/18 Contracted general activity (UDA)	3,956
Carry forward general activity (UDA)	28
17/18 Contracted orthodontic activity (UOA)	0
Carry forward orthodontic activity (UOA)	0
Baseline contract value	£97,234.67

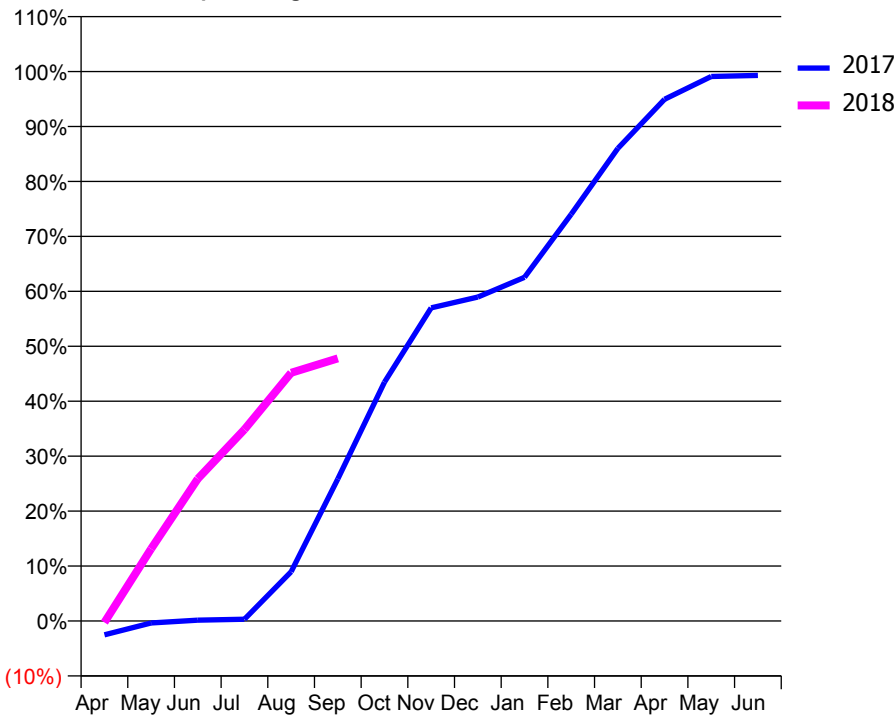
### ACCESS\*

Patients seen in 24 months	Total	Change since previous quarter
Quarter ending September 2016	1,349	
Quarter ending December 2016	1,459	↑
Quarter ending March 2017	1,607	↑
Quarter ending June 2017	1,814	↑
Quarter ending September 2017	1,736	↓
<b>Variance since September 2016</b>	<b>28.7%</b>	<b>↑</b>



### ACTIVITY

Cumulative percentage of contracted UDA delivered 2017 & 2018



Month	Adjusted Scheduled Activity (UDA)	
	2017	2018
April	-100	-11
May	-15	519
June	6	1,023
July	13	1,379
August	354	1,787
September	1,023	1,891
October	1,720	
November	2,255	
December	2,332	
January	2,474	
February	2,928	
March	3,402	
April	3,756	
May	3,920	
June	3,928	

### QUALITY

	Quantity	Base Number	Contract	AT	Region	England
% of FP17s for the same patient ID Re-attending within 3 months - Children	17	316	5.4%	10.0%	11.6%	11.9%
% of FP17s for the same patient ID Re-attending within 3 months - Adults	103	912	11.3%	13.4%	15.2%	15.9%
% of FP17s for the same patient ID Re-attending between 3 & 9 months - Children	110	316	34.8%	59.8%	59.1%	58.1%
% of FP17s for the same patient ID Re-attending between 3 & 9 months - Adults	317	912	34.8%	54.7%	51.7%	50.6%
% of FP17s for Band 1 Urgent Courses	84	980	8.6%	7.2%	8.0%	9.1%
% of FP17s Relating to Free Repair or Replacements	7	980	0.7%	0.9%	0.8%	0.8%
% of FP17s Relating to Continuations	11	980	1.1%	1.2%	1.0%	1.1%
% of Patients satisfied with the dentistry they have received	0	0	N/A	92.0%	91.5%	91.4%
% of Patients satisfied with the time they had to wait for an appointment	0	0	N/A	89.4%	88.2%	87.7%

\* This is based on patients treated on this contract for their most recent course of treatment. Figures in italics indicate the base number of FP17s or Patient Questionnaire responses are less than 100. N/A is shown where the base number of responses is less than 10 during the period. % is calculated as Quantity/Base number\*100

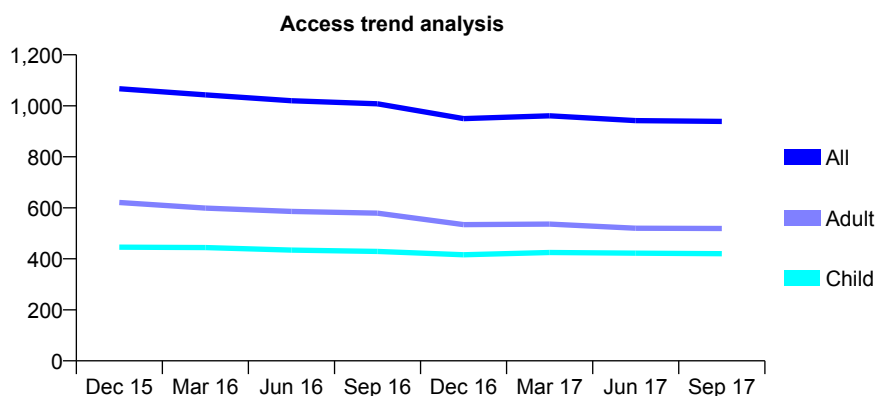
## Q60 - Vital Signs At a Glance Contract Report for 732370/0001 - September 2017

Name or company name	MR AE WOODCOCK
Contract type name	GDS Contract
Purpose of contract	General
Contract start date	01/04/2006
Contract end date	

17/18 Contracted general activity (UDA)	2,550
Carry forward general activity (UDA)	0
17/18 Contracted orthodontic activity (UOA)	0
Carry forward orthodontic activity (UOA)	0
Baseline contract value	£68,979.60

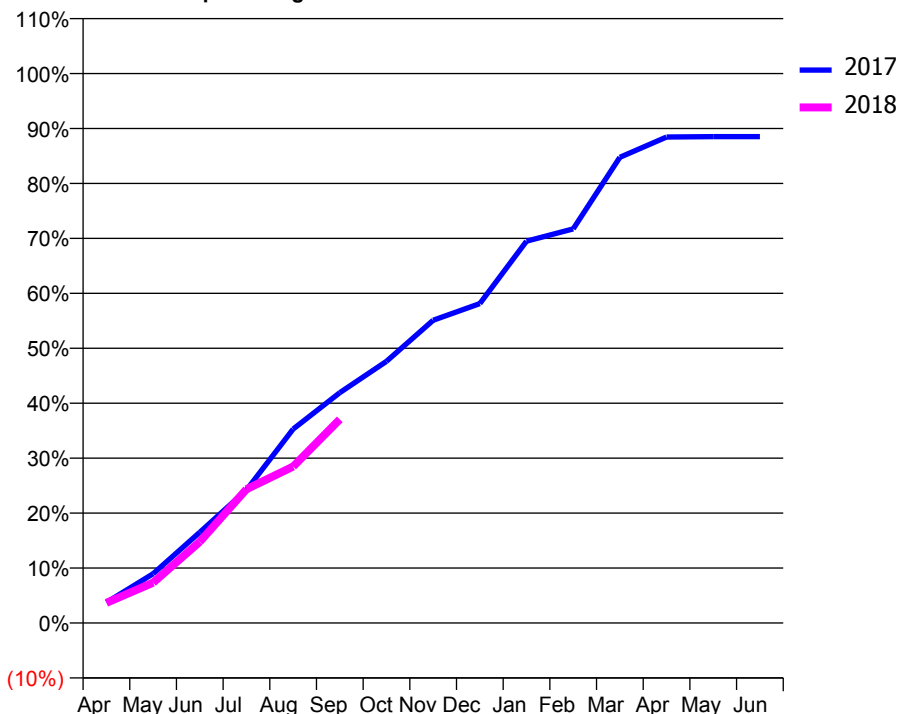
### ACCESS\*

Patients seen in 24 months	Total	Change since previous quarter
Quarter ending September 2016	1,008	
Quarter ending December 2016	950	↓
Quarter ending March 2017	961	→
Quarter ending June 2017	942	↓
Quarter ending September 2017	939	→
<b>Variance since September 2016</b>	<b>(6.8%)</b>	<b>↓</b>



### ACTIVITY

Cumulative percentage of contracted UDA delivered 2017 & 2018



Adjusted Scheduled Activity (UDA)

Month	2017	2018
April	95	94
May	229	187
June	421	377
July	617	621
August	900	726
September	1,069	945
October	1,214	
November	1,405	
December	1,482	
January	1,772	
February	1,829	
March	2,161	
April	2,255	
May	2,257	
June	2,257	

### QUALITY

	Quantity	Base Number	Contract	AT	Region	England
% of FP17s for the same patient ID Re-attending within 3 months - Children	13	231	5.6%	10.0%	11.6%	11.9%
% of FP17s for the same patient ID Re-attending within 3 months - Adults	22	242	9.1%	13.4%	15.2%	15.9%
% of FP17s for the same patient ID Re-attending between 3 & 9 months - Children	48	231	20.8%	59.8%	59.1%	58.1%
% of FP17s for the same patient ID Re-attending between 3 & 9 months - Adults	75	242	31.0%	54.7%	51.7%	50.6%
% of FP17s for Band 1 Urgent Courses	11	432	2.5%	7.2%	8.0%	9.1%
% of FP17s Relating to Free Repair or Replacements	0	432	0.0%	0.9%	0.8%	0.8%
% of FP17s Relating to Continuations	9	432	2.1%	1.2%	1.0%	1.1%
% of Patients satisfied with the dentistry they have received	3	3	N/A	92.0%	91.5%	91.4%
% of Patients satisfied with the time they had to wait for an appointment	3	3	N/A	89.4%	88.2%	87.7%

\* This is based on patients treated on this contract for their most recent course of treatment. Figures in italics indicate the base number of FP17s or Patient Questionnaire responses are less than 100. N/A is shown where the base number of responses is less than 10 during the period. % is calculated as Quantity/Base number\*100

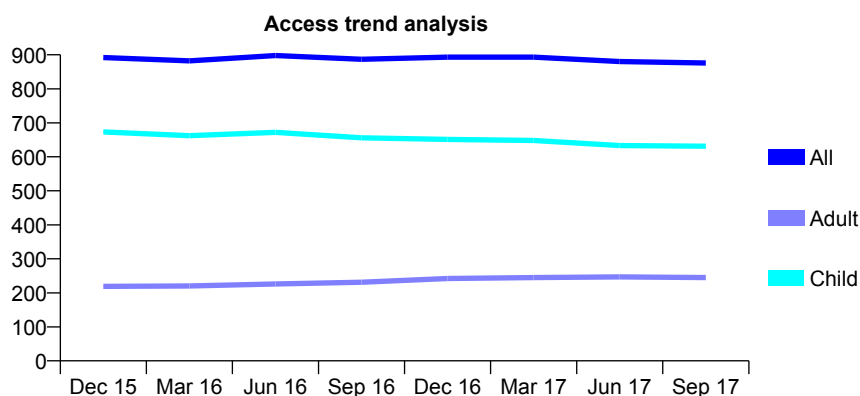
## Q60 - Vital Signs At a Glance Contract Report for 739618/0001 - September 2017

Name or company name	MR J LAMPARD
Contract type name	GDS Contract
Purpose of contract	General and Orthodontic
Contract start date	01/04/2006
Contract end date	

17/18 Contracted general activity (UDA)	1,850
Carry forward general activity (UDA)	0
17/18 Contracted orthodontic activity (UOA)	38
Carry forward orthodontic activity (UOA)	0
Baseline contract value	£50,078.66

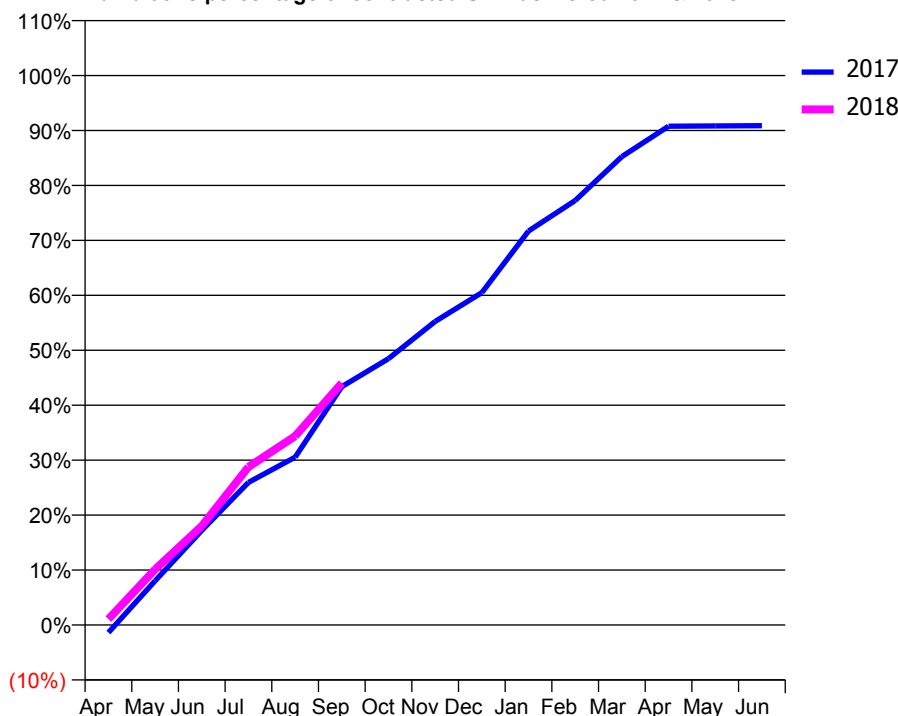
### ACCESS\*

Patients seen in 24 months	Total	Change since previous quarter
Quarter ending September 2016	887	
Quarter ending December 2016	893	→
Quarter ending March 2017	893	→
Quarter ending June 2017	880	↓
Quarter ending September 2017	876	→
<b>Variance since September 2016</b>	<b>(1.2%)</b>	<b>↓</b>



### ACTIVITY

Cumulative percentage of contracted UDA delivered 2017 & 2018



Adjusted Scheduled Activity (UDA)

Month	2017	2018
April	-26	20
May	149	188
June	319	333
July	480	532
August	565	636
September	803	815
October	897	
November	1,022	
December	1,119	
January	1,326	
February	1,429	
March	1,577	
April	1,679	
May	1,680	
June	1,681	

### QUALITY

	Quantity	Base Number	Contract	AT	Region	England
% of FP17s for the same patient ID Re-attending within 3 months - Children	36	598	6.0%	10.0%	11.6%	11.9%
% of FP17s for the same patient ID Re-attending within 3 months - Adults	2	133	1.5%	13.4%	15.2%	15.9%
% of FP17s for the same patient ID Re-attending between 3 & 9 months - Children	442	598	73.9%	59.8%	59.1%	58.1%
% of FP17s for the same patient ID Re-attending between 3 & 9 months - Adults	93	133	69.9%	54.7%	51.7%	50.6%
% of FP17s for Band 1 Urgent Courses	13	642	2.0%	7.2%	8.0%	9.1%
% of FP17s Relating to Free Repair or Replacements	0	642	0.0%	0.9%	0.8%	0.8%
% of FP17s Relating to Continuations	0	642	0.0%	1.2%	1.0%	1.1%
% of Patients satisfied with the dentistry they have received	0	0	N/A	92.0%	91.5%	91.4%
% of Patients satisfied with the time they had to wait for an appointment	0	0	N/A	89.4%	88.2%	87.7%

\* This is based on patients treated on this contract for their most recent course of treatment. Figures in italics indicate the base number of FP17s or Patient Questionnaire responses are less than 100. N/A is shown where the base number of responses is less than 10 during the period. % is calculated as Quantity/Base number\*100

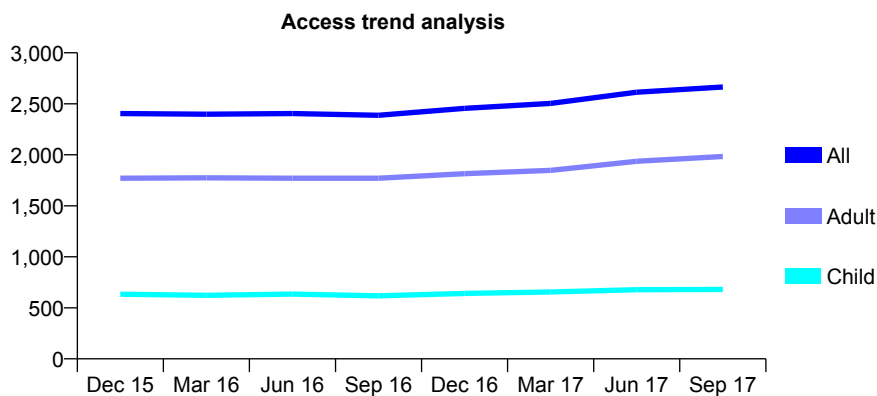
## Q60 - Vital Signs At a Glance Contract Report for 740993/0001 - September 2017

Name or company name	MR JC WONG
Contract type name	GDS Contract
Purpose of contract	General
Contract start date	01/04/2006
Contract end date	

17/18 Contracted general activity (UDA)	8,120
Carry forward general activity (UDA)	0
17/18 Contracted orthodontic activity (UOA)	0
Carry forward orthodontic activity (UOA)	0
Baseline contract value	£234,876.39

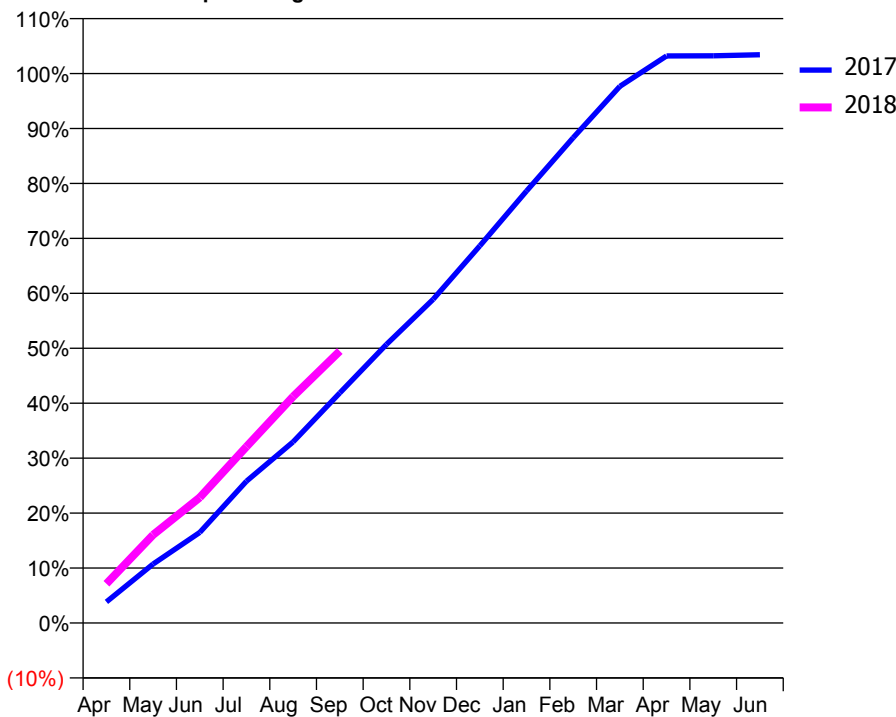
### ACCESS\*

Patients seen in 24 months	Total	Change since previous quarter
Quarter ending September 2016	2,387	
Quarter ending December 2016	2,456	↑
Quarter ending March 2017	2,504	→
Quarter ending June 2017	2,614	↑
Quarter ending September 2017	2,665	→
<b>Variance since September 2016</b>	<b>11.6%</b>	<b>↑</b>



### ACTIVITY

Cumulative percentage of contracted UDA delivered 2017 & 2018



Month	Adjusted Scheduled Activity (UDA)	
	2017	2018
April	312	580
May	873	1,304
June	1,339	1,856
July	2,096	2,606
August	2,676	3,347
September	3,401	4,018
October	4,117	
November	4,784	
December	5,573	
January	6,383	
February	7,171	
March	7,930	
April	8,380	
May	8,381	
June	8,396	

### QUALITY

	Quantity	Base Number	Contract	AT	Region	England
% of FP17s for the same patient ID Re-attending within 3 months - Children	33	604	5.5%	10.0%	11.6%	11.9%
% of FP17s for the same patient ID Re-attending within 3 months - Adults	225	1,821	12.4%	13.4%	15.2%	15.9%
% of FP17s for the same patient ID Re-attending between 3 & 9 months - Children	400	604	66.2%	59.8%	59.1%	58.1%
% of FP17s for the same patient ID Re-attending between 3 & 9 months - Adults	1,086	1,821	59.6%	54.7%	51.7%	50.6%
% of FP17s for Band 1 Urgent Courses	197	2,180	9.0%	7.2%	8.0%	9.1%
% of FP17s Relating to Free Repair or Replacements	12	2,180	0.6%	0.9%	0.8%	0.8%
% of FP17s Relating to Continuations	36	2,180	1.7%	1.2%	1.0%	1.1%
% of Patients satisfied with the dentistry they have received	9	9	N/A	92.0%	91.5%	91.4%
% of Patients satisfied with the time they had to wait for an appointment	9	9	N/A	89.4%	88.2%	87.7%

\* This is based on patients treated on this contract for their most recent course of treatment. Figures in italics indicate the base number of FP17s or Patient Questionnaire responses are less than 100. N/A is shown where the base number of responses is less than 10 during the period. % is calculated as Quantity/Base number\*100



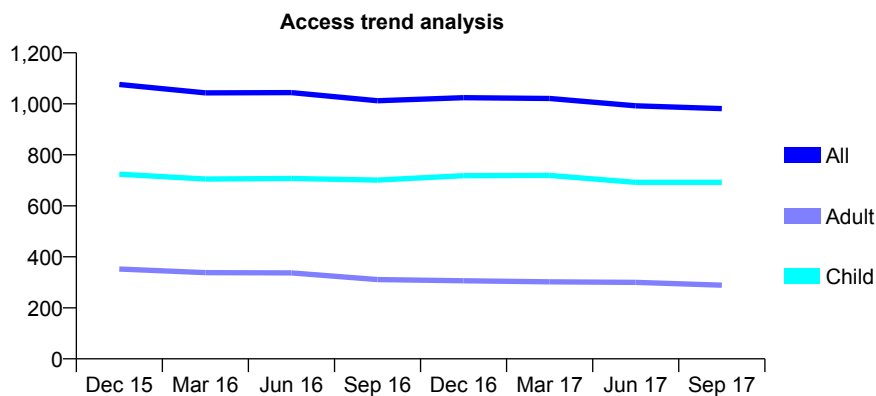
## Q60 - Vital Signs At a Glance Contract Report for 741361/0001 - September 2017

Name or company name	MISS SM BATHO
Contract type name	GDS Contract
Purpose of contract	General
Contract start date	01/04/2006
Contract end date	

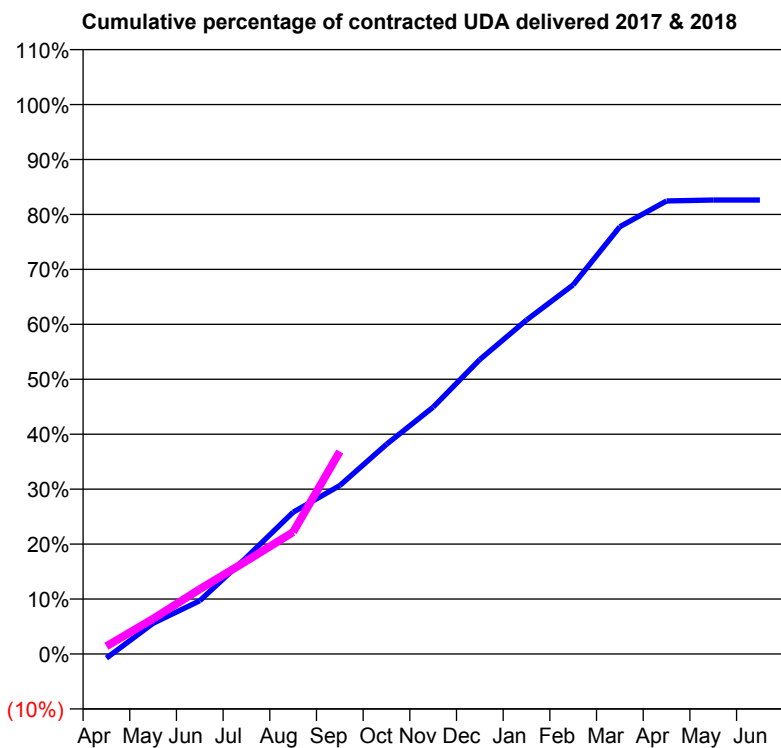
17/18 Contracted general activity (UDA)	2,500
Carry forward general activity (UDA)	0
17/18 Contracted orthodontic activity (UOA)	0
Carry forward orthodontic activity (UOA)	0
Baseline contract value	£56,197.62

### ACCESS\*

Patients seen in 24 months	Total	Change since previous quarter
Quarter ending September 2016	1,012	
Quarter ending December 2016	1,024	→
Quarter ending March 2017	1,021	→
Quarter ending June 2017	992	↓
Quarter ending September 2017	981	↓
<b>Variance since September 2016</b>	<b>(3.1%)</b>	<b>↓</b>



### ACTIVITY



Month	Adjusted Scheduled Activity (UDA)	
	2017	2018
April	-19	35
May	140	161
June	243	295
July	440	423
August	645	555
September	766	921
October	954	
November	1,123	
December	1,340	
January	1,519	
February	1,680	
March	1,944	
April	2,061	
May	2,065	
June	2,065	

### QUALITY

	Quantity	Base Number	Contract	AT	Region	England
% of FP17s for the same patient ID Re-attending within 3 months - Children	49	527	9.3%	10.0%	11.6%	11.9%
% of FP17s for the same patient ID Re-attending within 3 months - Adults	32	176	18.2%	13.4%	15.2%	15.9%
% of FP17s for the same patient ID Re-attending between 3 & 9 months - Children	303	527	57.5%	59.8%	59.1%	58.1%
% of FP17s for the same patient ID Re-attending between 3 & 9 months - Adults	75	176	42.6%	54.7%	51.7%	50.6%
% of FP17s for Band 1 Urgent Courses	40	624	6.4%	7.2%	8.0%	9.1%
% of FP17s Relating to Free Repair or Replacements	0	624	0.0%	0.9%	0.8%	0.8%
% of FP17s Relating to Continuations	0	624	0.0%	1.2%	1.0%	1.1%
% of Patients satisfied with the dentistry they have received	1	1	N/A	92.0%	91.5%	91.4%
% of Patients satisfied with the time they had to wait for an appointment	1	1	N/A	89.4%	88.2%	87.7%

\* This is based on patients treated on this contract for their most recent course of treatment. Figures in italics indicate the base number of FP17s or Patient Questionnaire responses are less than 100. N/A is shown where the base number of responses is less than 10 during the period. % is calculated as Quantity/Base number\*100

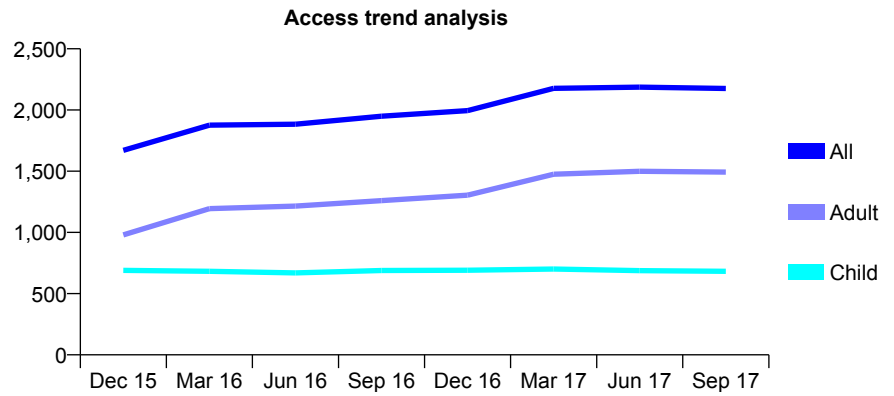
## Q60 - Vital Signs At a Glance Contract Report for 741396/0001 - September 2017

Name or company name	MR D CHILCOTT
Contract type name	GDS Contract
Purpose of contract	General
Contract start date	01/04/2006
Contract end date	

17/18 Contracted general activity (UDA)	5,679
Carry forward general activity (UDA)	0
17/18 Contracted orthodontic activity (UOA)	0
Carry forward orthodontic activity (UOA)	0
Baseline contract value	£148,910.89

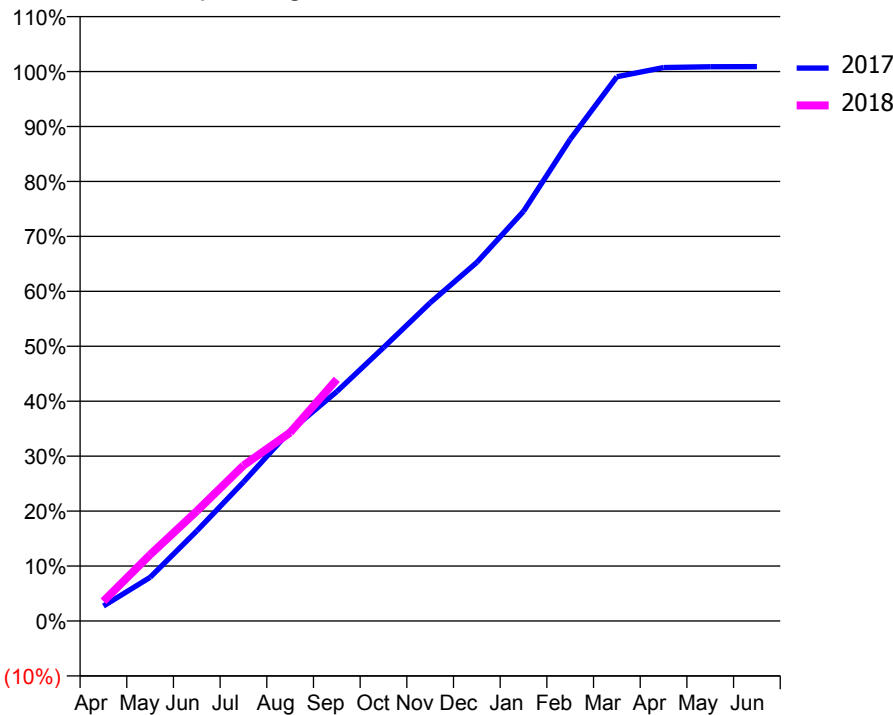
### ACCESS\*

Patients seen in 24 months	Total	Change since previous quarter
Quarter ending September 2016	1,949	
Quarter ending December 2016	1,995	↑
Quarter ending March 2017	2,177	↑
Quarter ending June 2017	2,187	→
Quarter ending September 2017	2,176	→
<b>Variance since September 2016</b>	<b>11.6%</b>	<b>↑</b>



### ACTIVITY

**Cumulative percentage of contracted UDA delivered 2017 & 2018**



Month	Adjusted Scheduled Activity (UDA)	
	2017	2018
April	155	204
May	451	686
June	931	1,136
July	1,437	1,607
August	1,966	1,948
September	2,371	2,498
October	2,826	
November	3,288	
December	3,707	
January	4,234	
February	4,978	
March	5,624	
April	5,719	
May	5,728	
June	5,729	

### QUALITY

	Quantity	Base Number	Contract	AT	Region	England
% of FP17s for the same patient ID Re-attending within 3 months - Children	42	550	7.6%	10.0%	11.6%	11.9%
% of FP17s for the same patient ID Re-attending within 3 months - Adults	101	835	12.1%	13.4%	15.2%	15.9%
% of FP17s for the same patient ID Re-attending between 3 & 9 months - Children	373	550	67.8%	59.8%	59.1%	58.1%
% of FP17s for the same patient ID Re-attending between 3 & 9 months - Adults	504	835	60.4%	54.7%	51.7%	50.6%
% of FP17s for Band 1 Urgent Courses	9	1,314	0.7%	7.2%	8.0%	9.1%
% of FP17s Relating to Free Repair or Replacements	6	1,314	0.5%	0.9%	0.8%	0.8%
% of FP17s Relating to Continuations	18	1,314	1.4%	1.2%	1.0%	1.1%
% of Patients satisfied with the dentistry they have received	5	5	N/A	92.0%	91.5%	91.4%
% of Patients satisfied with the time they had to wait for an appointment	5	5	N/A	89.4%	88.2%	87.7%

\* This is based on patients treated on this contract for their most recent course of treatment. Figures in italics indicate the base number of FP17s or Patient Questionnaire responses are less than 100. N/A is shown where the base number of responses is less than 10 during the period. % is calculated as Quantity/Base number\*100

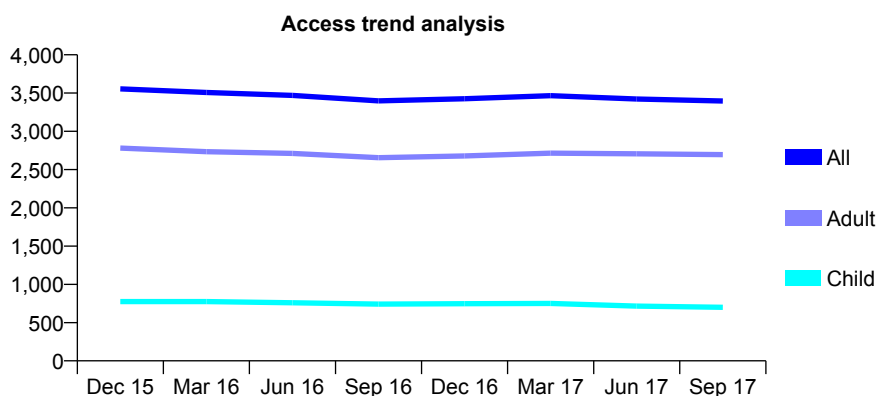
## Q60 - Vital Signs At a Glance Contract Report for 745804/0001 - September 2017

Name or company name	MR YM TSO
Contract type name	GDS Contract
Purpose of contract	General
Contract start date	01/04/2006
Contract end date	

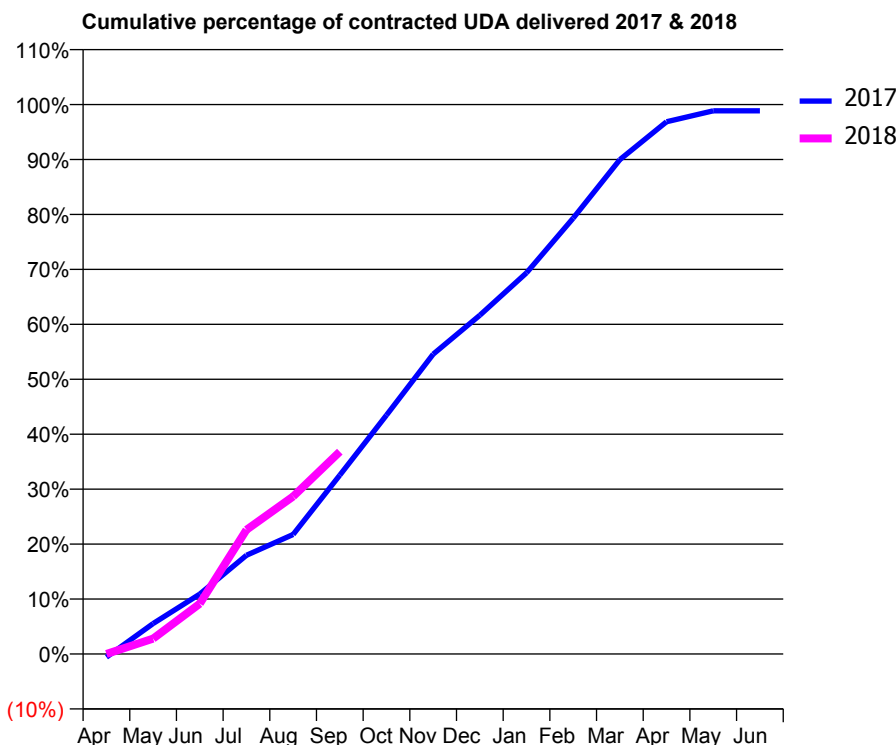
17/18 Contracted general activity (UDA)	8,200
Carry forward general activity (UDA)	0
17/18 Contracted orthodontic activity (UOA)	0
Carry forward orthodontic activity (UOA)	0
Baseline contract value	£239,108.40

### ACCESS\*

Patients seen in 24 months	Total	Change since previous quarter
Quarter ending September 2016	3,398	
Quarter ending December 2016	3,425	→
Quarter ending March 2017	3,465	→
Quarter ending June 2017	3,422	↓
Quarter ending September 2017	3,396	→
<b>Variance since September 2016</b>	<b>(0.1%)</b>	<b>→</b>



### ACTIVITY



Month	Adjusted Scheduled Activity (UDA)	
	2017	2018
April	-48	0
May	455	229
June	895	752
July	1,474	1,853
August	1,783	2,351
September	2,670	3,021
October	3,565	
November	4,474	
December	5,055	
January	5,689	
February	6,504	
March	7,378	
April	7,943	
May	8,105	
June	8,105	

### QUALITY

	Quantity	Base Number	Contract	AT	Region	England
% of FP17s for the same patient ID Re-attending within 3 months - Children	16	364	4.4%	10.0%	11.6%	11.9%
% of FP17s for the same patient ID Re-attending within 3 months - Adults	219	1,387	15.8%	13.4%	15.2%	15.9%
% of FP17s for the same patient ID Re-attending between 3 & 9 months - Children	93	364	25.5%	59.8%	59.1%	58.1%
% of FP17s for the same patient ID Re-attending between 3 & 9 months - Adults	273	1,387	19.7%	54.7%	51.7%	50.6%
% of FP17s for Band 1 Urgent Courses	132	1,476	8.9%	7.2%	8.0%	9.1%
% of FP17s Relating to Free Repair or Replacements	57	1,476	3.9%	0.9%	0.8%	0.8%
% of FP17s Relating to Continuations	29	1,476	2.0%	1.2%	1.0%	1.1%
% of Patients satisfied with the dentistry they have received	6	7	N/A	92.0%	91.5%	91.4%
% of Patients satisfied with the time they had to wait for an appointment	7	7	N/A	89.4%	88.2%	87.7%

\* This is based on patients treated on this contract for their most recent course of treatment. Figures in italics indicate the base number of FP17s or Patient Questionnaire responses are less than 100. N/A is shown where the base number of responses is less than 10 during the period. % is calculated as Quantity/Base number\*100

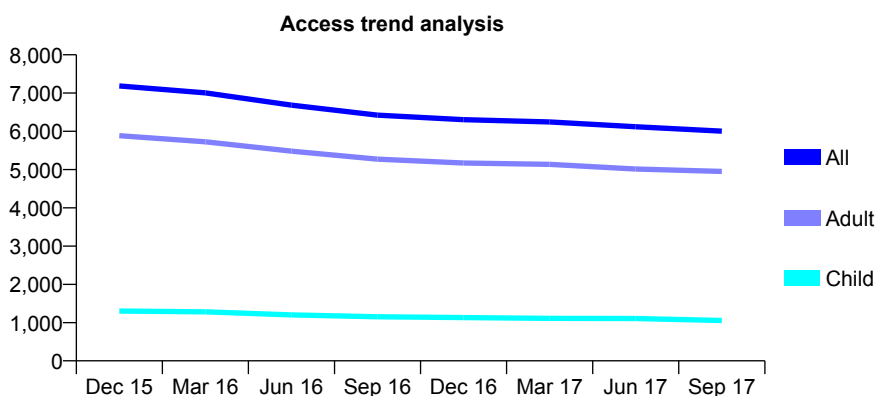
## Q60 - Vital Signs At a Glance Contract Report for 749559/0001 - September 2017

Name or company name	MR JC PREECE
Contract type name	GDS Contract
Purpose of contract	General
Contract start date	01/04/2006
Contract end date	

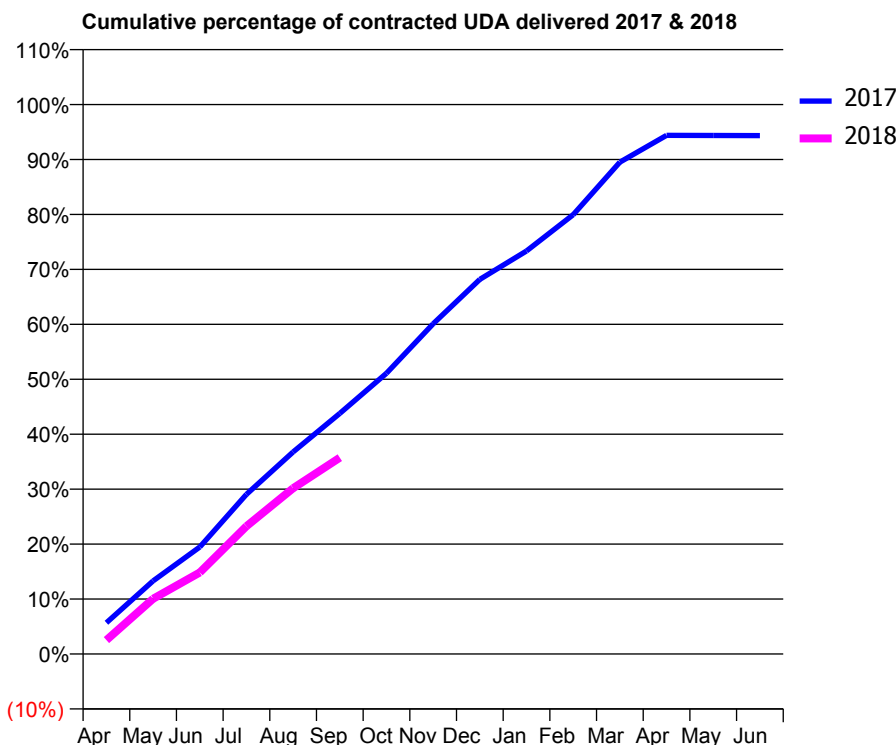
17/18 Contracted general activity (UDA)	19,778
Carry forward general activity (UDA)	0
17/18 Contracted orthodontic activity (UOA)	0
Carry forward orthodontic activity (UOA)	0
Baseline contract value	£567,448.17

### ACCESS\*

Patients seen in 24 months	Total	Change since previous quarter
Quarter ending September 2016	6,424	
Quarter ending December 2016	6,304	↓
Quarter ending March 2017	6,245	→
Quarter ending June 2017	6,121	↓
Quarter ending September 2017	6,004	↓
<b>Variance since September 2016</b>	<b>(6.5%)</b>	<b>↓</b>



### ACTIVITY



Month	Adjusted Scheduled Activity (UDA)	
	2017	2018
April	1,126	500
May	2,632	1,990
June	3,852	2,933
July	5,746	4,598
August	7,271	5,966
September	8,660	7,066
October	10,105	
November	11,885	
December	13,485	
January	14,507	
February	15,811	
March	17,703	
April	18,669	
May	18,661	
June	18,659	

### QUALITY

	Quantity	Base Number	Contract	AT	Region	England
% of FP17s for the same patient ID Re-attending within 3 months - Children	42	740	5.7%	10.0%	11.6%	11.9%
% of FP17s for the same patient ID Re-attending within 3 months - Adults	520	3,773	13.8%	13.4%	15.2%	15.9%
% of FP17s for the same patient ID Re-attending between 3 & 9 months - Children	495	740	66.9%	59.8%	59.1%	58.1%
% of FP17s for the same patient ID Re-attending between 3 & 9 months - Adults	2,656	3,773	70.4%	54.7%	51.7%	50.6%
% of FP17s for Band 1 Urgent Courses	433	4,110	10.5%	7.2%	8.0%	9.1%
% of FP17s Relating to Free Repair or Replacements	20	4,110	0.5%	0.9%	0.8%	0.8%
% of FP17s Relating to Continuations	23	4,110	0.6%	1.2%	1.0%	1.1%
% of Patients satisfied with the dentistry they have received	24	24	100.0%	92.0%	91.5%	91.4%
% of Patients satisfied with the time they had to wait for an appointment	22	24	91.7%	89.4%	88.2%	87.7%

\* This is based on patients treated on this contract for their most recent course of treatment. Figures in italics indicate the base number of FP17s or Patient Questionnaire responses are less than 100. N/A is shown where the base number of responses is less than 10 during the period. % is calculated as Quantity/Base number\*100

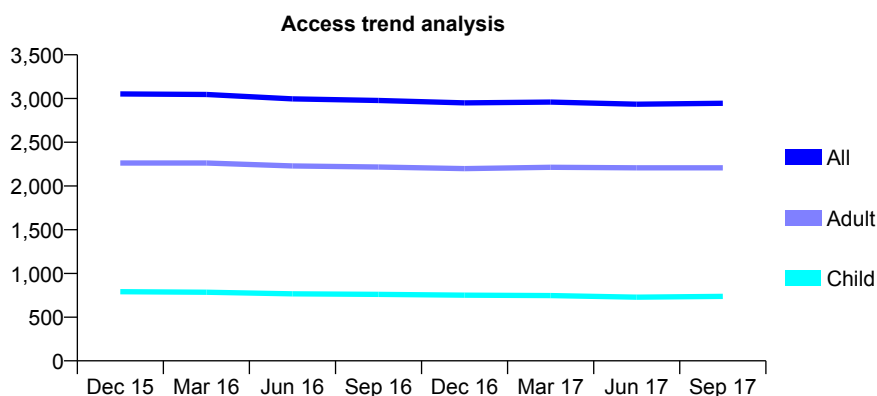
## Q60 - Vital Signs At a Glance Contract Report for 755362/0001 - September 2017

Name or company name	MR KS HUGHES
Contract type name	GDS Contract
Purpose of contract	General
Contract start date	01/04/2006
Contract end date	

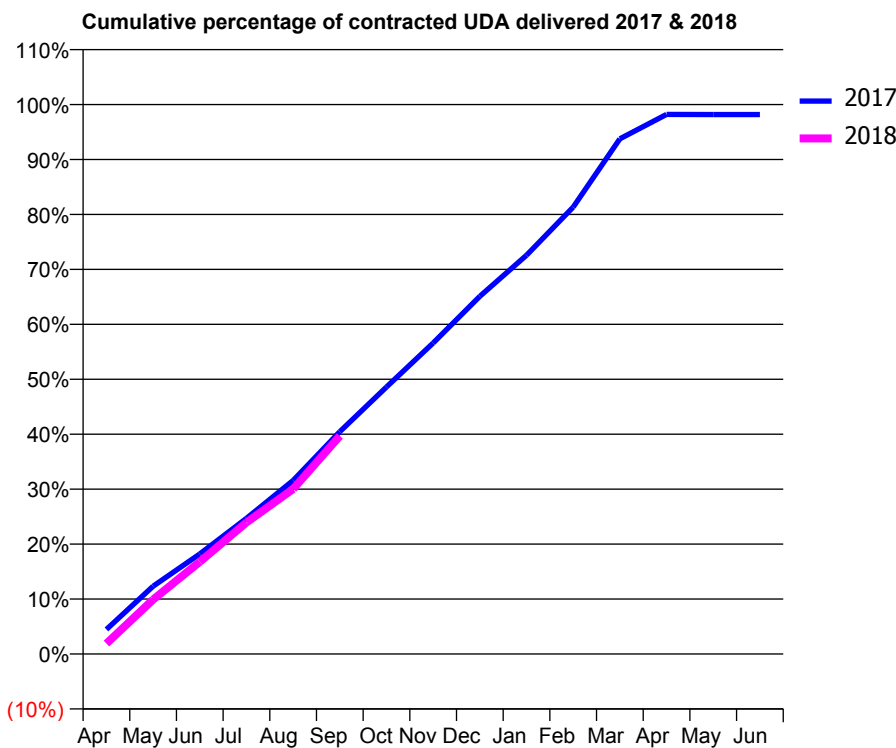
17/18 Contracted general activity (UDA)	9,315
Carry forward general activity (UDA)	170
17/18 Contracted orthodontic activity (UOA)	0
Carry forward orthodontic activity (UOA)	0
Baseline contract value	£250,954.46

### ACCESS\*

Patients seen in 24 months	Total	Change since previous quarter
Quarter ending September 2016	2,978	
Quarter ending December 2016	2,950	→
Quarter ending March 2017	2,960	→
Quarter ending June 2017	2,935	→
Quarter ending September 2017	2,945	→
<b>Variance since September 2016</b>	<b>(1.1%)</b>	<b>↓</b>



### ACTIVITY



Month	Adjusted Scheduled Activity (UDA)	
	2017	2018
April	416	178
May	1,149	923
June	1,698	1,563
July	2,299	2,229
August	2,942	2,798
September	3,769	3,696
October	4,526	
November	5,272	
December	6,064	
January	6,760	
February	7,575	
March	8,734	
April	9,146	
May	9,145	
June	9,145	

### QUALITY

	Quantity	Base Number	Contract	AT	Region	England
% of FP17s for the same patient ID Re-attending within 3 months - Children	39	650	6.0%	10.0%	11.6%	11.9%
% of FP17s for the same patient ID Re-attending within 3 months - Adults	198	1,642	12.1%	13.4%	15.2%	15.9%
% of FP17s for the same patient ID Re-attending between 3 & 9 months - Children	510	650	78.5%	59.8%	59.1%	58.1%
% of FP17s for the same patient ID Re-attending between 3 & 9 months - Adults	1,060	1,642	64.6%	54.7%	51.7%	50.6%
% of FP17s for Band 1 Urgent Courses	106	2,089	5.1%	7.2%	8.0%	9.1%
% of FP17s Relating to Free Repair or Replacements	22	2,089	1.1%	0.9%	0.8%	0.8%
% of FP17s Relating to Continuations	18	2,089	0.9%	1.2%	1.0%	1.1%
% of Patients satisfied with the dentistry they have received	9	9	N/A	92.0%	91.5%	91.4%
% of Patients satisfied with the time they had to wait for an appointment	9	9	N/A	89.4%	88.2%	87.7%

\* This is based on patients treated on this contract for their most recent course of treatment. Figures in italics indicate the base number of FP17s or Patient Questionnaire responses are less than 100. N/A is shown where the base number of responses is less than 10 during the period. % is calculated as Quantity/Base number\*100

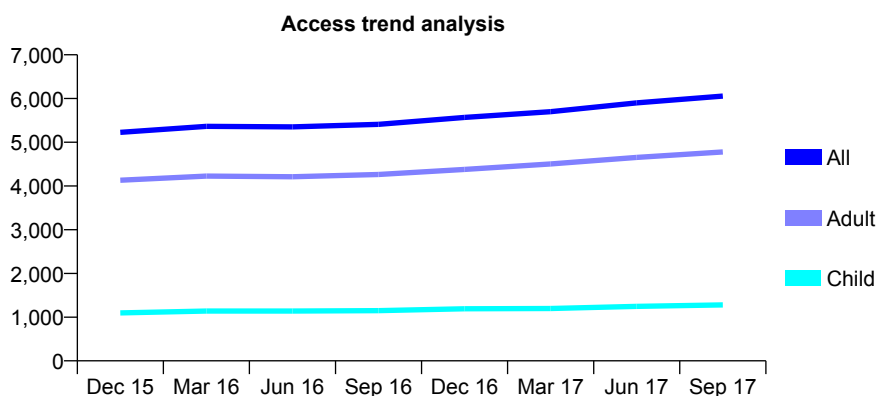
## Q60 - Vital Signs At a Glance Contract Report for 762571/0001 - September 2017

Name or company name	Cleobury Dental Practice Partnership
Contract type name	GDS Contract
Purpose of contract	General
Contract start date	01/12/2011
Contract end date	

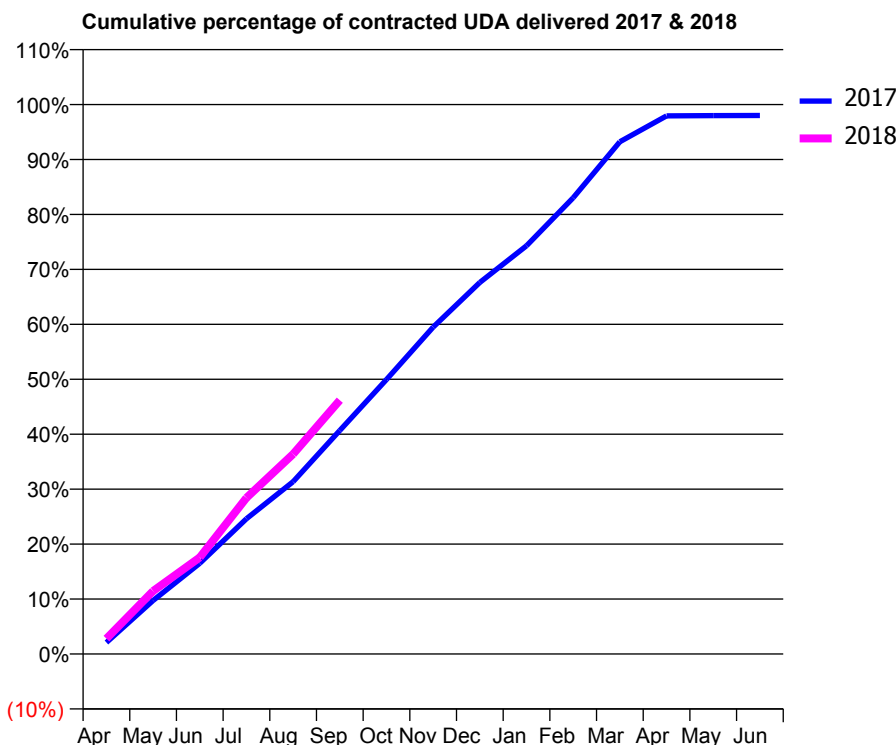
17/18 Contracted general activity (UDA)	15,000
Carry forward general activity (UDA)	0
17/18 Contracted orthodontic activity (UOA)	0
Carry forward orthodontic activity (UOA)	0
Baseline contract value	£391,317.35

### ACCESS\*

Patients seen in 24 months	Total	Change since previous quarter
Quarter ending September 2016	5,410	
Quarter ending December 2016	5,567	↑
Quarter ending March 2017	5,700	↑
Quarter ending June 2017	5,900	↑
Quarter ending September 2017	6,055	↑
<b>Variance since September 2016</b>	<b>11.9%</b>	<b>↑</b>



### ACTIVITY



Month	Adjusted Scheduled Activity (UDA)	
	2017	2018
April	314	422
May	1,462	1,721
June	2,478	2,637
July	3,691	4,264
August	4,705	5,458
September	6,104	6,928
October	7,493	
November	8,922	
December	10,144	
January	11,143	
February	12,453	
March	13,983	
April	14,689	
May	14,695	
June	14,700	

### QUALITY

	Quantity	Base Number	Contract	AT	Region	England
% of FP17s for the same patient ID Re-attending within 3 months - Children	94	1,112	8.5%	10.0%	11.6%	11.9%
% of FP17s for the same patient ID Re-attending within 3 months - Adults	335	3,360	10.0%	13.4%	15.2%	15.9%
% of FP17s for the same patient ID Re-attending between 3 & 9 months - Children	718	1,112	64.6%	59.8%	59.1%	58.1%
% of FP17s for the same patient ID Re-attending between 3 & 9 months - Adults	1,940	3,360	57.7%	54.7%	51.7%	50.6%
% of FP17s for Band 1 Urgent Courses	161	3,671	4.4%	7.2%	8.0%	9.1%
% of FP17s Relating to Free Repair or Replacements	23	3,671	0.6%	0.9%	0.8%	0.8%
% of FP17s Relating to Continuations	24	3,671	0.7%	1.2%	1.0%	1.1%
% of Patients satisfied with the dentistry they have received	20	22	90.9%	92.0%	91.5%	91.4%
% of Patients satisfied with the time they had to wait for an appointment	18	22	81.8%	89.4%	88.2%	87.7%

\* This is based on patients treated on this contract for their most recent course of treatment. Figures in italics indicate the base number of FP17s or Patient Questionnaire responses are less than 100. N/A is shown where the base number of responses is less than 10 during the period. % is calculated as Quantity/Base number\*100

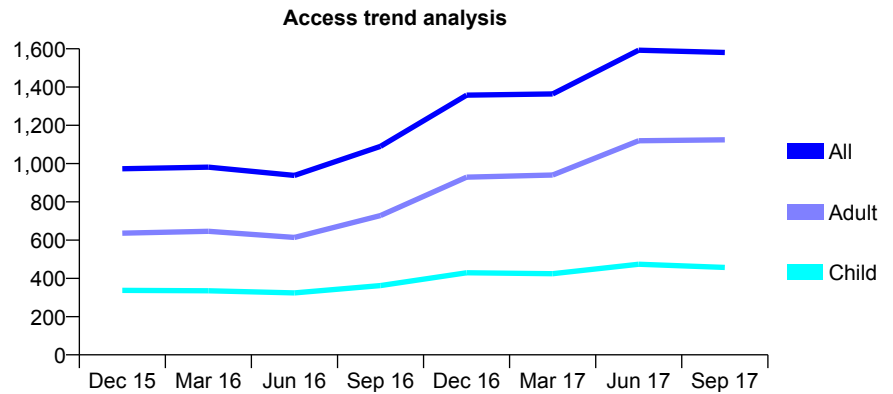
## Q60 - Vital Signs At a Glance Contract Report for 762776/0001 - September 2017

Name or company name	MR A SHAMSI
Contract type name	GDS Contract
Purpose of contract	General
Contract start date	01/04/2006
Contract end date	

17/18 Contracted general activity (UDA)	6,178
Carry forward general activity (UDA)	-107
17/18 Contracted orthodontic activity (UOA)	0
Carry forward orthodontic activity (UOA)	0
Baseline contract value	£160,459.95

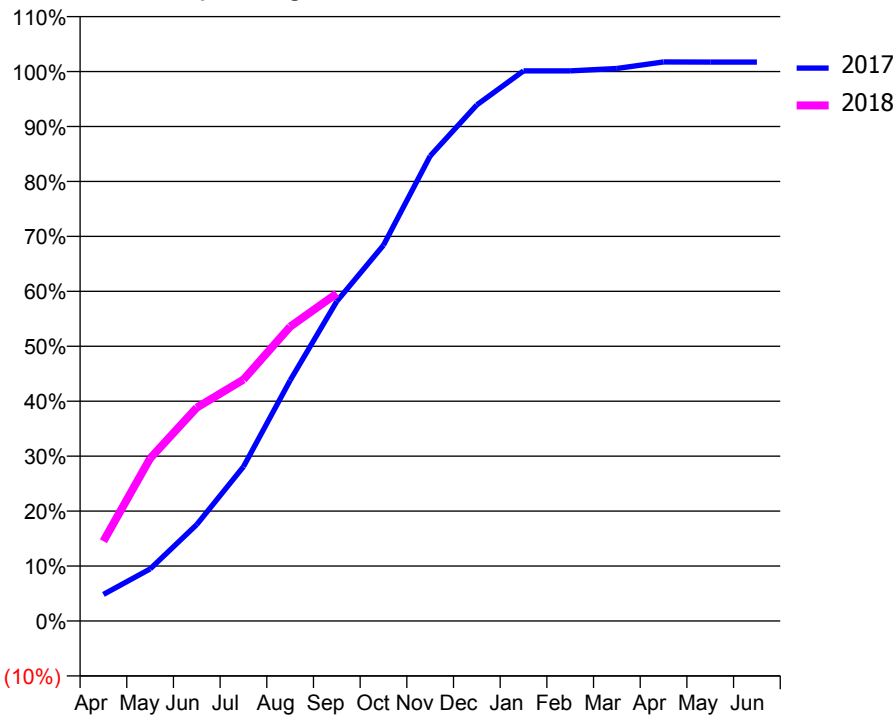
### ACCESS\*

Patients seen in 24 months	Total	Change since previous quarter
Quarter ending September 2016	1,090	
Quarter ending December 2016	1,358	↑
Quarter ending March 2017	1,364	→
Quarter ending June 2017	1,593	↑
Quarter ending September 2017	1,581	→
<b>Variance since September 2016</b>	<b>45.0%</b>	<b>↑</b>



### ACTIVITY

Cumulative percentage of contracted UDA delivered 2017 & 2018



Month	Adjusted Scheduled Activity (UDA)	
	2017	2018
April	299	897
May	585	1,829
June	1,085	2,399
July	1,735	2,714
August	2,706	3,310
September	3,595	3,683
October	4,225	
November	5,229	
December	5,803	
January	6,185	
February	6,185	
March	6,212	
April	6,286	
May	6,285	
June	6,285	

### QUALITY

	Quantity	Base Number	Contract	AT	Region	England
% of FP17s for the same patient ID Re-attending within 3 months - Children	26	376	6.9%	10.0%	11.6%	11.9%
% of FP17s for the same patient ID Re-attending within 3 months - Adults	132	922	14.3%	13.4%	15.2%	15.9%
% of FP17s for the same patient ID Re-attending between 3 & 9 months - Children	203	376	54.0%	59.8%	59.1%	58.1%
% of FP17s for the same patient ID Re-attending between 3 & 9 months - Adults	423	922	45.9%	54.7%	51.7%	50.6%
% of FP17s for Band 1 Urgent Courses	10	1,267	0.8%	7.2%	8.0%	9.1%
% of FP17s Relating to Free Repair or Replacements	0	1,267	0.0%	0.9%	0.8%	0.8%
% of FP17s Relating to Continuations	3	1,267	0.2%	1.2%	1.0%	1.1%
% of Patients satisfied with the dentistry they have received	2	3	N/A	92.0%	91.5%	91.4%
% of Patients satisfied with the time they had to wait for an appointment	3	3	N/A	89.4%	88.2%	87.7%

\* This is based on patients treated on this contract for their most recent course of treatment. Figures in italics indicate the base number of FP17s or Patient Questionnaire responses are less than 100. N/A is shown where the base number of responses is less than 10 during the period. % is calculated as Quantity/Base number\*100

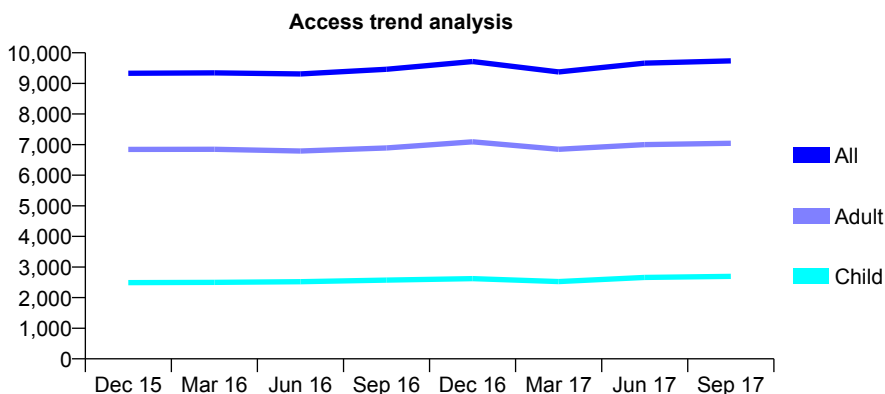
## Q60 - Vital Signs At a Glance Contract Report for 762776/0002 - September 2017

Name or company name	MR A SHAMSI
Contract type name	PDS Plus Contract
Purpose of contract	General
Contract start date	01/02/2011
Contract end date	31/03/2021

17/18 Contracted general activity (UDA)	33,500
Carry forward general activity (UDA)	0
17/18 Contracted orthodontic activity (UOA)	0
Carry forward orthodontic activity (UOA)	0
Baseline contract value	£627,688.27

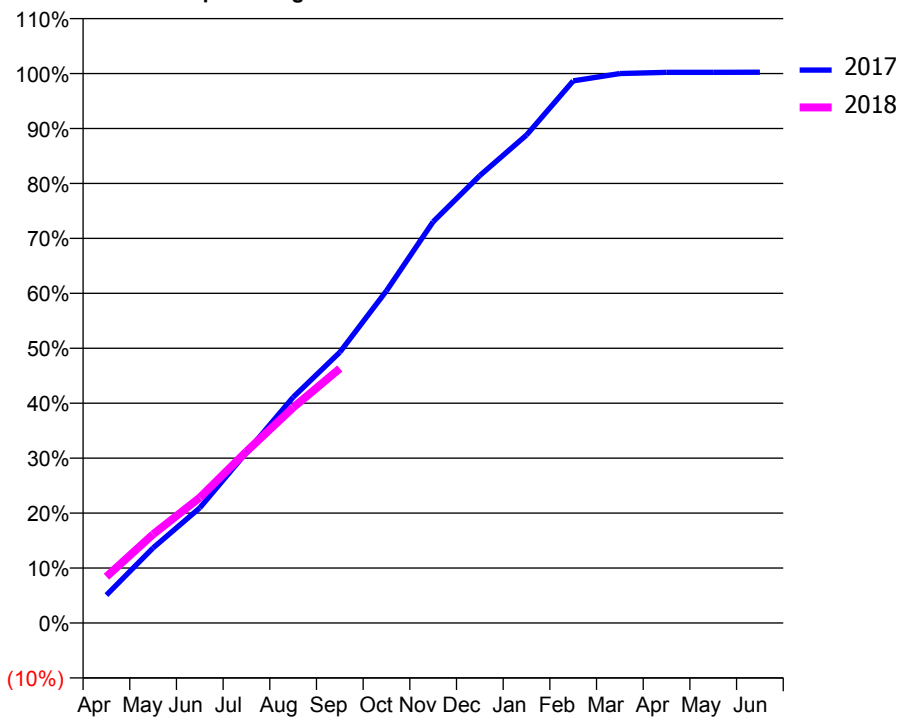
### ACCESS\*

Patients seen in 24 months	Total	Change since previous quarter
Quarter ending September 2016	9,462	
Quarter ending December 2016	9,713	↑
Quarter ending March 2017	9,375	↓
Quarter ending June 2017	9,662	↑
Quarter ending September 2017	9,738	→
<b>Variance since September 2016</b>	<b>2.9%</b>	<b>↑</b>



### ACTIVITY

Cumulative percentage of contracted UDA delivered 2017 & 2018



Month	Adjusted Scheduled Activity (UDA)	
	2017	2018
April	1,700	2,828
May	4,584	5,412
June	7,021	7,644
July	10,404	10,462
August	13,764	13,133
September	16,511	15,514
October	20,258	
November	24,462	
December	27,275	
January	29,748	
February	33,053	
March	33,501	
April	33,573	
May	33,574	
June	33,577	

### QUALITY

	Quantity	Base Number	Contract	AT	Region	England
% of FP17s for the same patient ID Re-attending within 3 months - Children	74	1,456	5.1%	10.0%	11.6%	11.9%
% of FP17s for the same patient ID Re-attending within 3 months - Adults	194	3,114	6.2%	13.4%	15.2%	15.9%
% of FP17s for the same patient ID Re-attending between 3 & 9 months - Children	524	1,456	36.0%	59.8%	59.1%	58.1%
% of FP17s for the same patient ID Re-attending between 3 & 9 months - Adults	1,000	3,114	32.1%	54.7%	51.7%	50.6%
% of FP17s for Band 1 Urgent Courses	141	4,541	3.1%	7.2%	8.0%	9.1%
% of FP17s Relating to Free Repair or Replacements	24	4,541	0.5%	0.9%	0.8%	0.8%
% of FP17s Relating to Continuations	18	4,541	0.4%	1.2%	1.0%	1.1%
% of Patients satisfied with the dentistry they have received	24	26	92.3%	92.0%	91.5%	91.4%
% of Patients satisfied with the time they had to wait for an appointment	24	26	92.3%	89.4%	88.2%	87.7%

\* This is based on patients treated on this contract for their most recent course of treatment. Figures in italics indicate the base number of FP17s or Patient Questionnaire responses are less than 100. N/A is shown where the base number of responses is less than 10 during the period. % is calculated as Quantity/Base number\*100



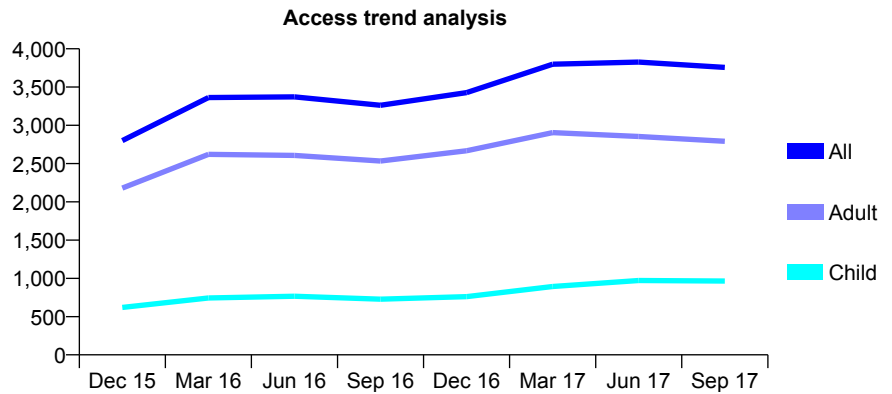
## Q60 - Vital Signs At a Glance Contract Report for 764442/0003 - September 2017

Name or company name	MR KS GAKHAL
Contract type name	GDS Contract
Purpose of contract	General
Contract start date	01/01/2012
Contract end date	

17/18 Contracted general activity (UDA)	9,882
Carry forward general activity (UDA)	0
17/18 Contracted orthodontic activity (UOA)	0
Carry forward orthodontic activity (UOA)	0
Baseline contract value	£266,407.73

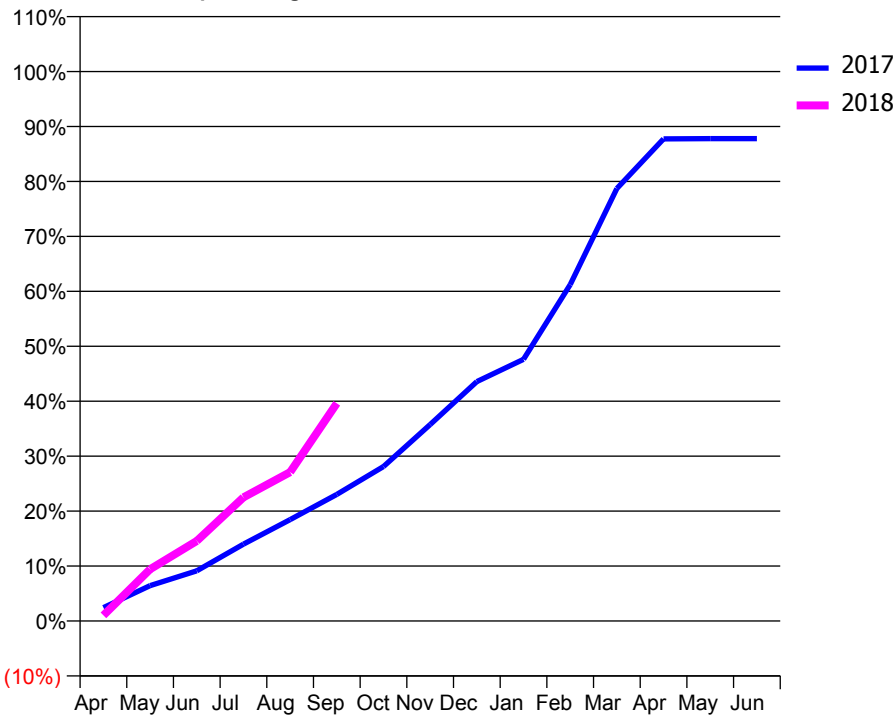
### ACCESS\*

Patients seen in 24 months	Total	Change since previous quarter
Quarter ending September 2016	3,262	
Quarter ending December 2016	3,428	↑
Quarter ending March 2017	3,799	↑
Quarter ending June 2017	3,826	→
Quarter ending September 2017	3,756	↓
<b>Variance since September 2016</b>	<b>15.1%</b>	<b>↑</b>



### ACTIVITY

Cumulative percentage of contracted UDA delivered 2017 & 2018



Month	Adjusted Scheduled Activity (UDA)	
	2017	2018
April	242	102
May	636	931
June	903	1,439
July	1,381	2,223
August	1,824	2,678
September	2,277	3,915
October	2,778	
November	3,534	
December	4,306	
January	4,707	
February	6,050	
March	7,778	
April	8,671	
May	8,675	
June	8,675	

### QUALITY

	Quantity	Base Number	Contract	AT	Region	England
% of FP17s for the same patient ID Re-attending within 3 months - Children	34	585	5.8%	10.0%	11.6%	11.9%
% of FP17s for the same patient ID Re-attending within 3 months - Adults	190	1,543	12.3%	13.4%	15.2%	15.9%
% of FP17s for the same patient ID Re-attending between 3 & 9 months - Children	220	585	37.6%	59.8%	59.1%	58.1%
% of FP17s for the same patient ID Re-attending between 3 & 9 months - Adults	515	1,543	33.4%	54.7%	51.7%	50.6%
% of FP17s for Band 1 Urgent Courses	393	1,821	21.6%	7.2%	8.0%	9.1%
% of FP17s Relating to Free Repair or Replacements	18	1,821	1.0%	0.9%	0.8%	0.8%
% of FP17s Relating to Continuations	13	1,821	0.7%	1.2%	1.0%	1.1%
% of Patients satisfied with the dentistry they have received	4	5	N/A	92.0%	91.5%	91.4%
% of Patients satisfied with the time they had to wait for an appointment	5	5	N/A	89.4%	88.2%	87.7%

\* This is based on patients treated on this contract for their most recent course of treatment. Figures in italics indicate the base number of FP17s or Patient Questionnaire responses are less than 100. N/A is shown where the base number of responses is less than 10 during the period. % is calculated as Quantity/Base number\*100

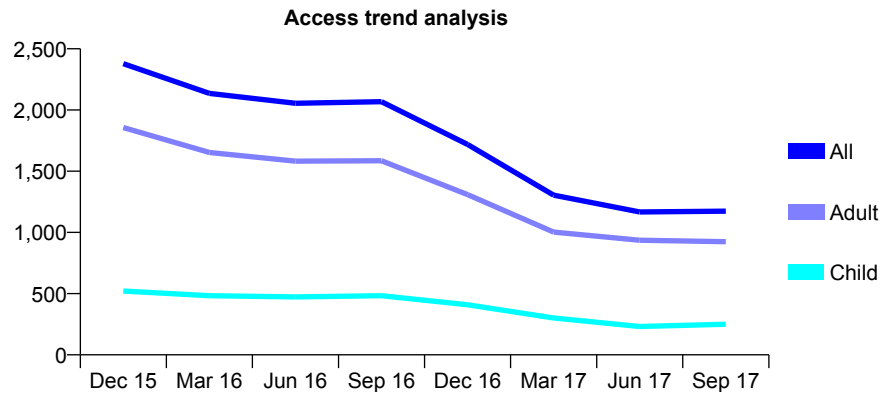
## Q60 - Vital Signs At a Glance Contract Report for 764442/0004 - September 2017

Name or company name	MR KS GAKHAL
Contract type name	PDS Contract
Purpose of contract	General
Contract start date	01/01/2012
Contract end date	31/12/2021

17/18 Contracted general activity (UDA)	5,401
Carry forward general activity (UDA)	0
17/18 Contracted orthodontic activity (UOA)	0
Carry forward orthodontic activity (UOA)	0
Baseline contract value	£150,212.70

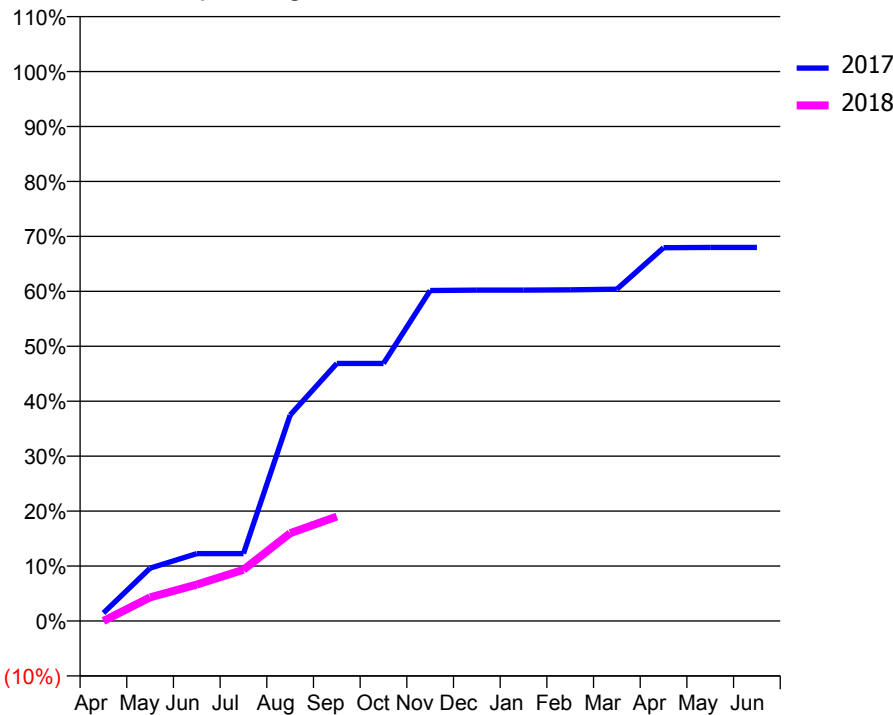
### ACCESS\*

Patients seen in 24 months	Total	Change since previous quarter
Quarter ending September 2016	2,068	
Quarter ending December 2016	1,718	↓
Quarter ending March 2017	1,304	↓
Quarter ending June 2017	1,167	↓
Quarter ending September 2017	1,174	→
<b>Variance since September 2016</b>	<b>(43.2%)</b>	<b>↓</b>



### ACTIVITY

Cumulative percentage of contracted UDA delivered 2017 & 2018



Month	Adjusted Scheduled Activity (UDA)	
	2017	2018
April	79	0
May	520	233
June	662	359
July	662	503
August	2,024	863
September	2,531	1,027
October	2,531	
November	3,249	
December	3,253	
January	3,253	
February	3,256	
March	3,262	
April	3,669	
May	3,672	
June	3,672	

### QUALITY

	Quantity	Base Number	Contract	AT	Region	England
% of FP17s for the same patient ID Re-attending within 3 months - Children	1	156	0.6%	10.0%	11.6%	11.9%
% of FP17s for the same patient ID Re-attending within 3 months - Adults	30	579	5.2%	13.4%	15.2%	15.9%
% of FP17s for the same patient ID Re-attending between 3 & 9 months - Children	3	156	1.9%	59.8%	59.1%	58.1%
% of FP17s for the same patient ID Re-attending between 3 & 9 months - Adults	19	579	3.3%	54.7%	51.7%	50.6%
% of FP17s for Band 1 Urgent Courses	331	559	59.2%	7.2%	8.0%	9.1%
% of FP17s Relating to Free Repair or Replacements	3	559	0.5%	0.9%	0.8%	0.8%
% of FP17s Relating to Continuations	1	559	0.2%	1.2%	1.0%	1.1%
% of Patients satisfied with the dentistry they have received	1	2	N/A	92.0%	91.5%	91.4%
% of Patients satisfied with the time they had to wait for an appointment	2	2	N/A	89.4%	88.2%	87.7%

\* This is based on patients treated on this contract for their most recent course of treatment. Figures in italics indicate the base number of FP17s or Patient Questionnaire responses are less than 100. N/A is shown where the base number of responses is less than 10 during the period. % is calculated as Quantity/Base number\*100

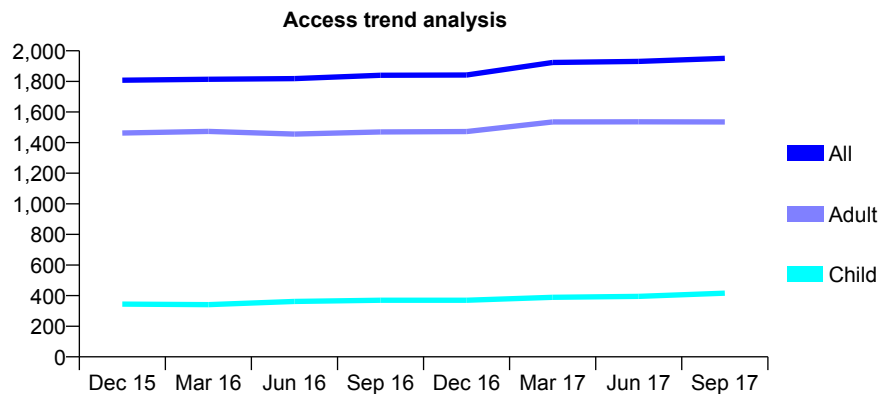
## Q60 - Vital Signs At a Glance Contract Report for 764442/0005 - September 2017

Name or company name	Mr BD Coleyshaw
Contract type name	GDS Contract
Purpose of contract	General
Contract start date	01/04/2012
Contract end date	

17/18 Contracted general activity (UDA)	5,918
Carry forward general activity (UDA)	0
17/18 Contracted orthodontic activity (UOA)	0
Carry forward orthodontic activity (UOA)	0
Baseline contract value	£133,604.01

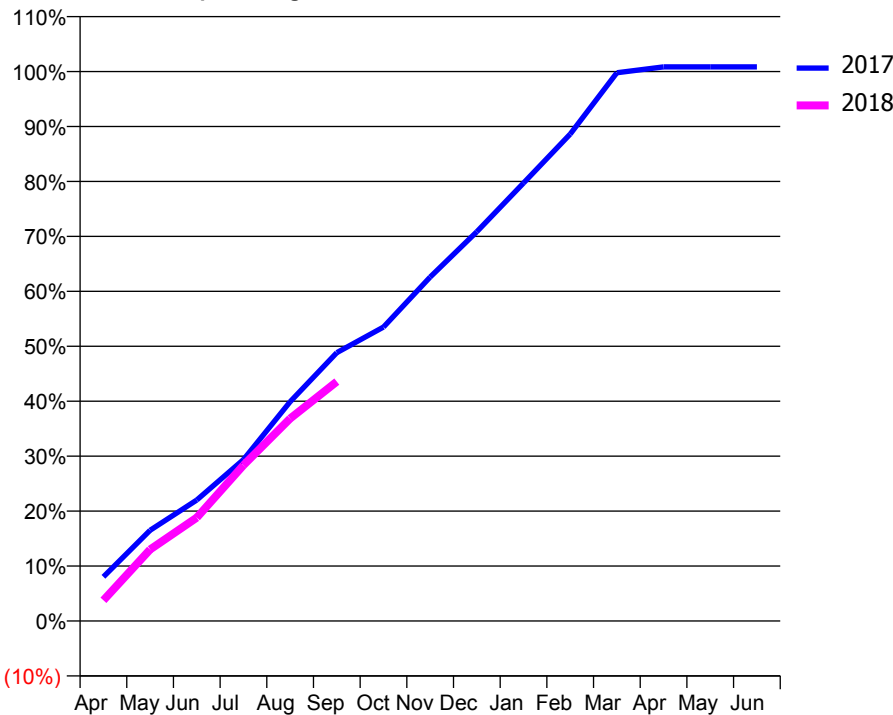
### ACCESS\*

Patients seen in 24 months	Total	Change since previous quarter
Quarter ending September 2016	1,840	
Quarter ending December 2016	1,842	→
Quarter ending March 2017	1,924	↑
Quarter ending June 2017	1,931	→
Quarter ending September 2017	1,951	→
<b>Variance since September 2016</b>	<b>6.0%</b>	<b>↑</b>



### ACTIVITY

Cumulative percentage of contracted UDA delivered 2017 & 2018



Month	Adjusted Scheduled Activity (UDA)	
	2017	2018
April	477	223
May	977	770
June	1,303	1,113
July	1,738	1,678
August	2,361	2,181
September	2,890	2,578
October	3,166	
November	3,704	
December	4,193	
January	4,717	
February	5,243	
March	5,904	
April	5,968	
May	5,968	
June	5,968	

### QUALITY

	Quantity	Base Number	Contract	AT	Region	England
% of FP17s for the same patient ID Re-attending within 3 months - Children	31	349	8.9%	10.0%	11.6%	11.9%
% of FP17s for the same patient ID Re-attending within 3 months - Adults	164	1,156	14.2%	13.4%	15.2%	15.9%
% of FP17s for the same patient ID Re-attending between 3 & 9 months - Children	224	349	64.2%	59.8%	59.1%	58.1%
% of FP17s for the same patient ID Re-attending between 3 & 9 months - Adults	747	1,156	64.6%	54.7%	51.7%	50.6%
% of FP17s for Band 1 Urgent Courses	172	1,472	11.7%	7.2%	8.0%	9.1%
% of FP17s Relating to Free Repair or Replacements	11	1,472	0.7%	0.9%	0.8%	0.8%
% of FP17s Relating to Continuations	14	1,472	1.0%	1.2%	1.0%	1.1%
% of Patients satisfied with the dentistry they have received	6	7	N/A	92.0%	91.5%	91.4%
% of Patients satisfied with the time they had to wait for an appointment	7	7	N/A	89.4%	88.2%	87.7%

\* This is based on patients treated on this contract for their most recent course of treatment. Figures in italics indicate the base number of FP17s or Patient Questionnaire responses are less than 100. N/A is shown where the base number of responses is less than 10 during the period. % is calculated as Quantity/Base number\*100

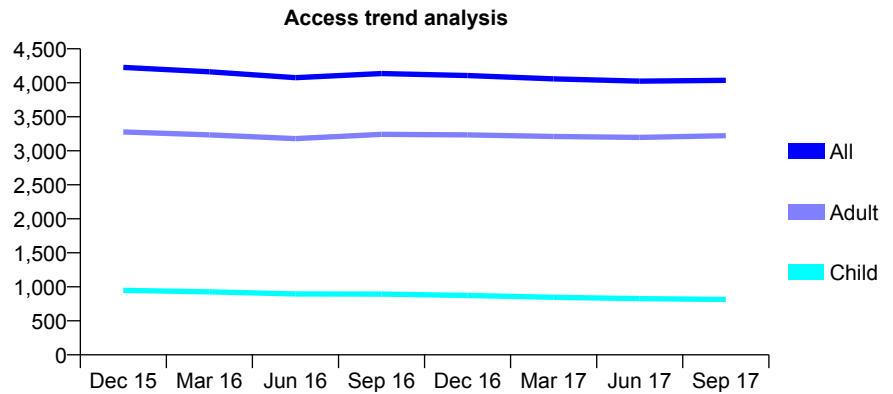
## Q60 - Vital Signs At a Glance Contract Report for 765554/0001 - September 2017

Name or company name	MR MA FARAHZAD
Contract type name	GDS Contract
Purpose of contract	General
Contract start date	01/04/2006
Contract end date	

17/18 Contracted general activity (UDA)	11,601
Carry forward general activity (UDA)	425
17/18 Contracted orthodontic activity (UOA)	0
Carry forward orthodontic activity (UOA)	0
Baseline contract value	£298,944.29

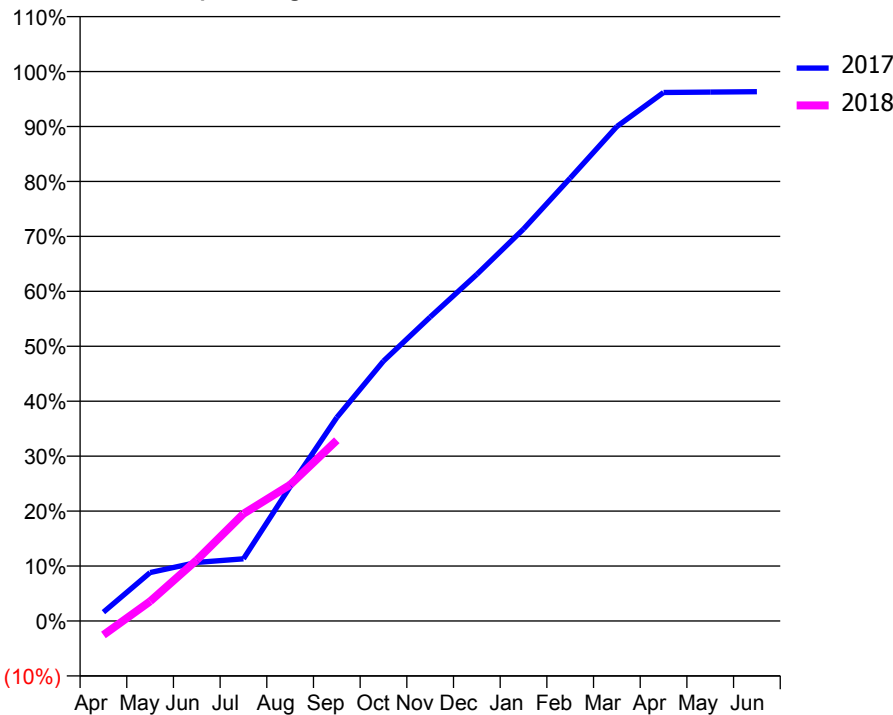
### ACCESS\*

Patients seen in 24 months	Total	Change since previous quarter
Quarter ending September 2016	4,136	
Quarter ending December 2016	4,107	→
Quarter ending March 2017	4,057	↓
Quarter ending June 2017	4,024	→
Quarter ending September 2017	4,037	→
<b>Variance since September 2016</b>	<b>(2.4%)</b>	<b>↓</b>



### ACTIVITY

Cumulative percentage of contracted UDA delivered 2017 & 2018



Month	Adjusted Scheduled Activity (UDA)	
	2017	2018
April	188	-296
May	1,025	414
June	1,236	1,288
July	1,313	2,266
August	2,835	2,875
September	4,298	3,817
October	5,488	
November	6,416	
December	7,318	
January	8,276	
February	9,351	
March	10,439	
April	11,159	
May	11,168	
June	11,176	

### QUALITY

	Quantity	Base Number	Contract	AT	Region	England
% of FP17s for the same patient ID Re-attending within 3 months - Children	32	453	7.1%	10.0%	11.6%	11.9%
% of FP17s for the same patient ID Re-attending within 3 months - Adults	269	1,928	14.0%	13.4%	15.2%	15.9%
% of FP17s for the same patient ID Re-attending between 3 & 9 months - Children	185	453	40.8%	59.8%	59.1%	58.1%
% of FP17s for the same patient ID Re-attending between 3 & 9 months - Adults	973	1,928	50.5%	54.7%	51.7%	50.6%
% of FP17s for Band 1 Urgent Courses	102	2,047	5.0%	7.2%	8.0%	9.1%
% of FP17s Relating to Free Repair or Replacements	3	2,047	0.1%	0.9%	0.8%	0.8%
% of FP17s Relating to Continuations	11	2,047	0.5%	1.2%	1.0%	1.1%
% of Patients satisfied with the dentistry they have received	8	10	80.0%	92.0%	91.5%	91.4%
% of Patients satisfied with the time they had to wait for an appointment	10	10	100.0%	89.4%	88.2%	87.7%

\* This is based on patients treated on this contract for their most recent course of treatment. Figures in italics indicate the base number of FP17s or Patient Questionnaire responses are less than 100. N/A is shown where the base number of responses is less than 10 during the period. % is calculated as Quantity/Base number\*100

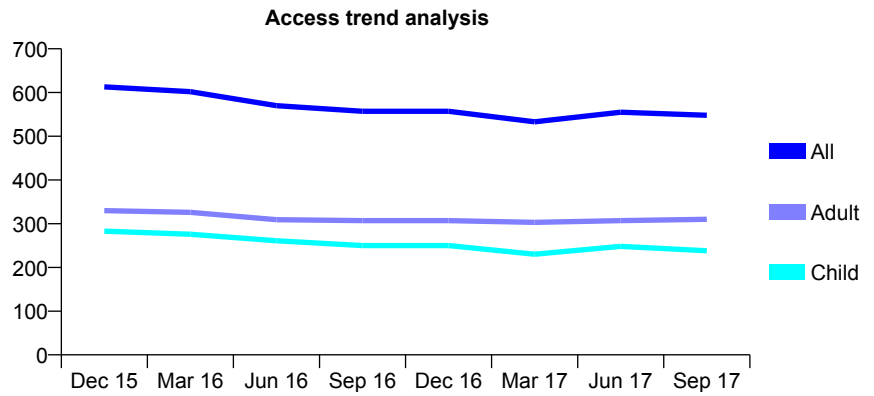
## Q60 - Vital Signs At a Glance Contract Report for 768650/0002 - September 2017

Name or company name	MR RB ROUGH
Contract type name	GDS Contract
Purpose of contract	General
Contract start date	18/01/2013
Contract end date	

17/18 Contracted general activity (UDA)	1,646
Carry forward general activity (UDA)	0
17/18 Contracted orthodontic activity (UOA)	0
Carry forward orthodontic activity (UOA)	0
Baseline contract value	£36,703.25

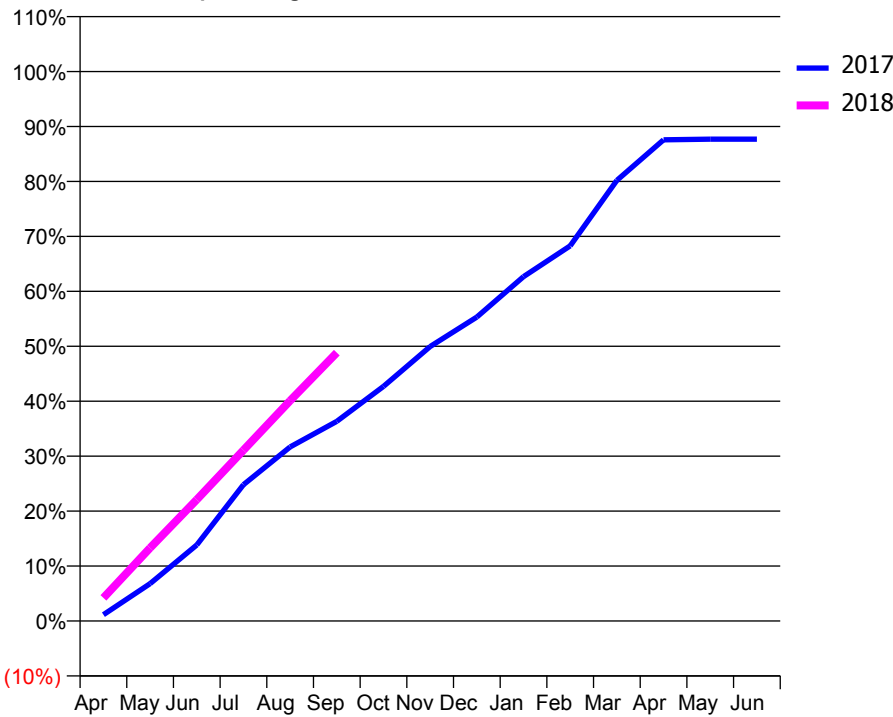
### ACCESS\*

Patients seen in 24 months	Total	Change since previous quarter
Quarter ending September 2016	557	
Quarter ending December 2016	557	→
Quarter ending March 2017	533	↓
Quarter ending June 2017	555	↑
Quarter ending September 2017	548	↓
<b>Variance since September 2016</b>	<b>(1.6%)</b>	<b>↓</b>



### ACTIVITY

Cumulative percentage of contracted UDA delivered 2017 & 2018



Month	Adjusted Scheduled Activity (UDA)	
	2017	2018
April	19	69
May	112	219
June	228	364
July	409	512
August	522	660
September	598	804
October	703	
November	822	
December	911	
January	1,032	
February	1,124	
March	1,320	
April	1,441	
May	1,443	
June	1,443	

### QUALITY

	Quantity	Base Number	Contract	AT	Region	England
% of FP17s for the same patient ID Re-attending within 3 months - Children	32	256	12.5%	10.0%	11.6%	11.9%
% of FP17s for the same patient ID Re-attending within 3 months - Adults	38	238	16.0%	13.4%	15.2%	15.9%
% of FP17s for the same patient ID Re-attending between 3 & 9 months - Children	157	256	61.3%	59.8%	59.1%	58.1%
% of FP17s for the same patient ID Re-attending between 3 & 9 months - Adults	118	238	49.6%	54.7%	51.7%	50.6%
% of FP17s for Band 1 Urgent Courses	29	451	6.4%	7.2%	8.0%	9.1%
% of FP17s Relating to Free Repair or Replacements	0	451	0.0%	0.9%	0.8%	0.8%
% of FP17s Relating to Continuations	0	451	0.0%	1.2%	1.0%	1.1%
% of Patients satisfied with the dentistry they have received	0	1	N/A	92.0%	91.5%	91.4%
% of Patients satisfied with the time they had to wait for an appointment	1	1	N/A	89.4%	88.2%	87.7%

\* This is based on patients treated on this contract for their most recent course of treatment. Figures in italics indicate the base number of FP17s or Patient Questionnaire responses are less than 100. N/A is shown where the base number of responses is less than 10 during the period. % is calculated as Quantity/Base number\*100

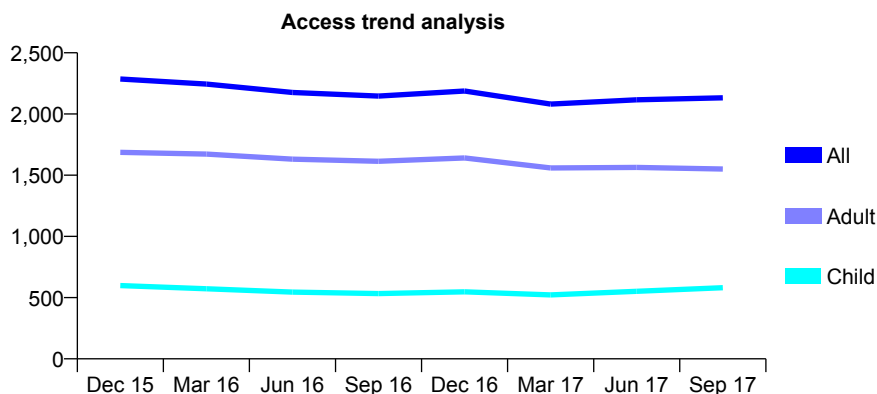
## Q60 - Vital Signs At a Glance Contract Report for 771244/0002 - September 2017

Name or company name	MRS H HELLER
Contract type name	GDS Contract
Purpose of contract	General
Contract start date	01/04/2006
Contract end date	

17/18 Contracted general activity (UDA)	5,415
Carry forward general activity (UDA)	0
17/18 Contracted orthodontic activity (UOA)	0
Carry forward orthodontic activity (UOA)	0
Baseline contract value	£154,353.23

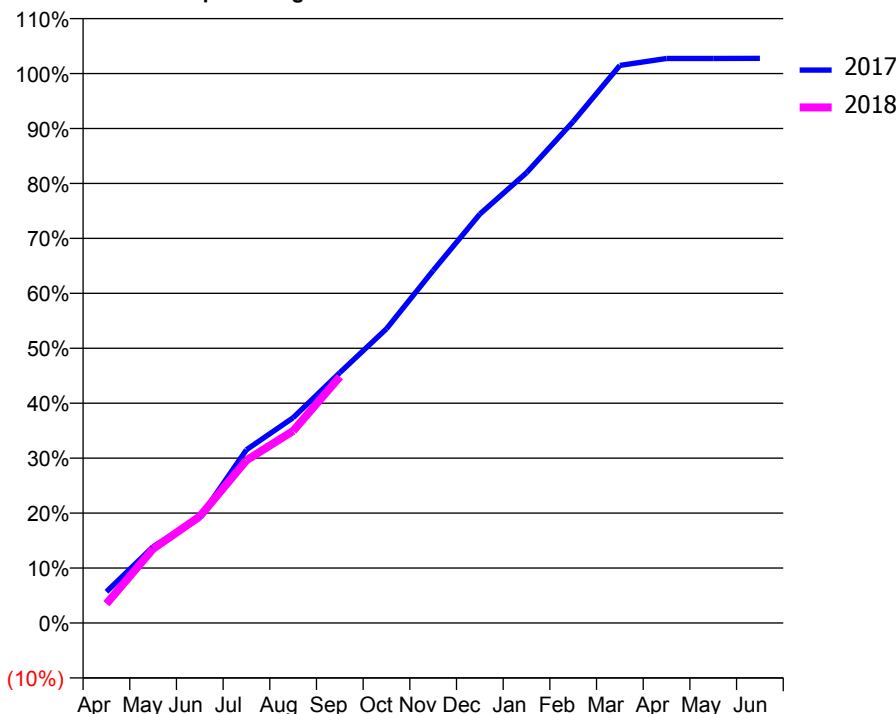
### ACCESS\*

Patients seen in 24 months	Total	Change since previous quarter
Quarter ending September 2016	2,147	
Quarter ending December 2016	2,188	→
Quarter ending March 2017	2,081	↓
Quarter ending June 2017	2,116	→
Quarter ending September 2017	2,132	→
<b>Variance since September 2016</b>	<b>(0.7%)</b>	<b>→</b>



### ACTIVITY

Cumulative percentage of contracted UDA delivered 2017 & 2018



Adjusted Scheduled Activity (UDA)

Month	2017	2018
April	308	190
May	752	731
June	1,040	1,050
July	1,707	1,604
August	2,023	1,893
September	2,468	2,426
October	2,900	
November	3,474	
December	4,030	
January	4,437	
February	4,942	
March	5,495	
April	5,563	
May	5,564	
June	5,565	

### QUALITY

	Quantity	Base Number	Contract	AT	Region	England
% of FP17s for the same patient ID Re-attending within 3 months - Children	13	424	3.1%	10.0%	11.6%	11.9%
% of FP17s for the same patient ID Re-attending within 3 months - Adults	93	956	9.7%	13.4%	15.2%	15.9%
% of FP17s for the same patient ID Re-attending between 3 & 9 months - Children	188	424	44.3%	59.8%	59.1%	58.1%
% of FP17s for the same patient ID Re-attending between 3 & 9 months - Adults	403	956	42.2%	54.7%	51.7%	50.6%
% of FP17s for Band 1 Urgent Courses	117	1,354	8.6%	7.2%	8.0%	9.1%
% of FP17s Relating to Free Repair or Replacements	0	1,354	0.0%	0.9%	0.8%	0.8%
% of FP17s Relating to Continuations	17	1,354	1.3%	1.2%	1.0%	1.1%
% of Patients satisfied with the dentistry they have received	6	7	N/A	92.0%	91.5%	91.4%
% of Patients satisfied with the time they had to wait for an appointment	5	7	N/A	89.4%	88.2%	87.7%

\* This is based on patients treated on this contract for their most recent course of treatment. Figures in italics indicate the base number of FP17s or Patient Questionnaire responses are less than 100. N/A is shown where the base number of responses is less than 10 during the period. % is calculated as Quantity/Base number\*100

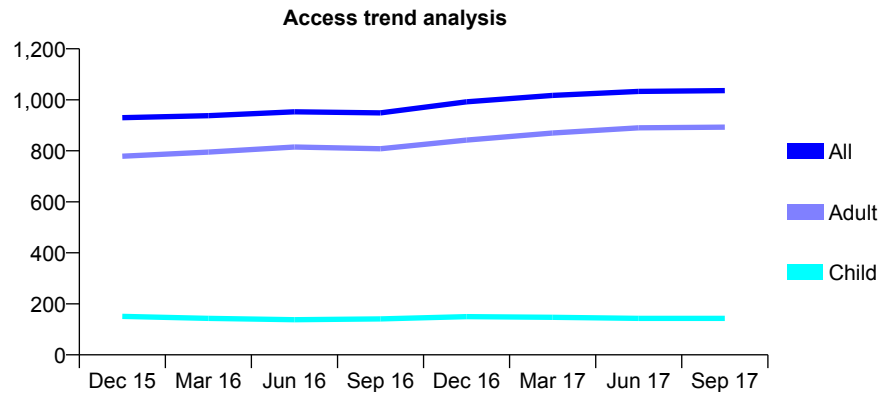
## Q60 - Vital Signs At a Glance Contract Report for 773662/0002 - September 2017

Name or company name	MR N O'DONOVAN
Contract type name	GDS Contract
Purpose of contract	General
Contract start date	10/12/2006
Contract end date	

17/18 Contracted general activity (UDA)	4,079
Carry forward general activity (UDA)	0
17/18 Contracted orthodontic activity (UOA)	0
Carry forward orthodontic activity (UOA)	0
Baseline contract value	£142,879.92

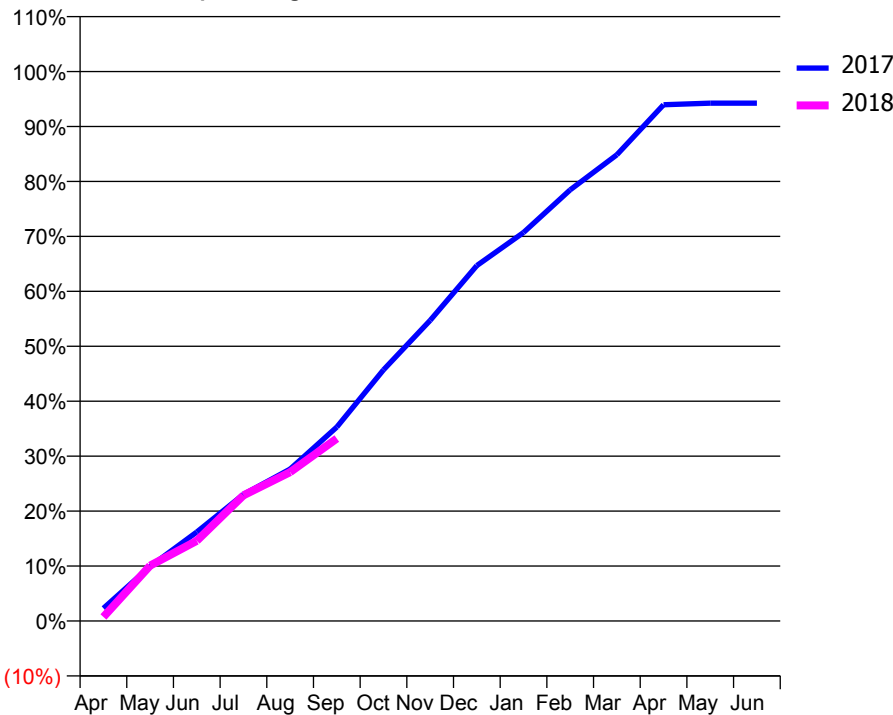
### ACCESS\*

Patients seen in 24 months	Total	Change since previous quarter
Quarter ending September 2016	949	
Quarter ending December 2016	992	↑
Quarter ending March 2017	1,017	↑
Quarter ending June 2017	1,033	→
Quarter ending September 2017	1,036	→
<b>Variance since September 2016</b>	<b>9.2%</b>	<b>↑</b>



### ACTIVITY

Cumulative percentage of contracted UDA delivered 2017 & 2018



Month	Adjusted Scheduled Activity (UDA)	
	2017	2018
April	95	31
May	405	411
June	661	595
July	940	933
August	1,128	1,105
September	1,440	1,354
October	1,864	
November	2,232	
December	2,638	
January	2,884	
February	3,201	
March	3,461	
April	3,832	
May	3,844	
June	3,844	

### QUALITY

	Quantity	Base Number	Contract	AT	Region	England
% of FP17s for the same patient ID Re-attending within 3 months - Children	8	95	8.4%	10.0%	11.6%	11.9%
% of FP17s for the same patient ID Re-attending within 3 months - Adults	73	614	11.9%	13.4%	15.2%	15.9%
% of FP17s for the same patient ID Re-attending between 3 & 9 months - Children	54	95	56.8%	59.8%	59.1%	58.1%
% of FP17s for the same patient ID Re-attending between 3 & 9 months - Adults	389	614	63.4%	54.7%	51.7%	50.6%
% of FP17s for Band 1 Urgent Courses	36	575	6.3%	7.2%	8.0%	9.1%
% of FP17s Relating to Free Repair or Replacements	7	575	1.2%	0.9%	0.8%	0.8%
% of FP17s Relating to Continuations	6	575	1.0%	1.2%	1.0%	1.1%
% of Patients satisfied with the dentistry they have received	3	4	N/A	92.0%	91.5%	91.4%
% of Patients satisfied with the time they had to wait for an appointment	3	4	N/A	89.4%	88.2%	87.7%

\* This is based on patients treated on this contract for their most recent course of treatment. Figures in italics indicate the base number of FP17s or Patient Questionnaire responses are less than 100. N/A is shown where the base number of responses is less than 10 during the period. % is calculated as Quantity/Base number\*100

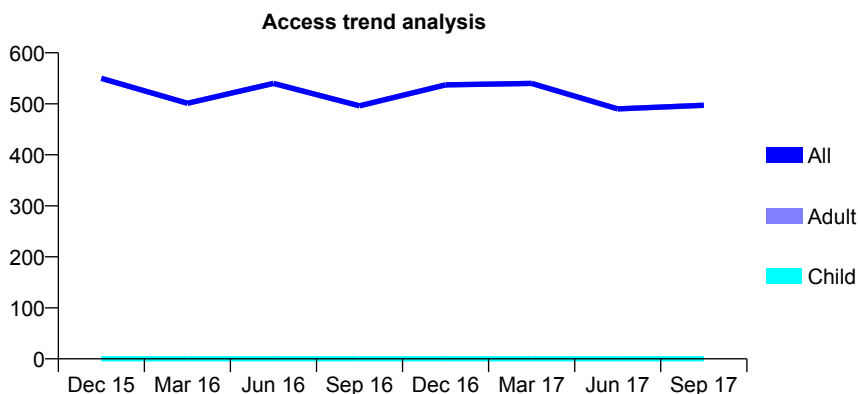
## Q60 - Vital Signs At a Glance Contract Report for 775029/0001 - September 2017

Name or company name	MR JS HEAR
Contract type name	GDS Contract
Purpose of contract	General
Contract start date	01/04/2006
Contract end date	

17/18 Contracted general activity (UDA)	2,766
Carry forward general activity (UDA)	-1
17/18 Contracted orthodontic activity (UOA)	0
Carry forward orthodontic activity (UOA)	0
Baseline contract value	£82,635.21

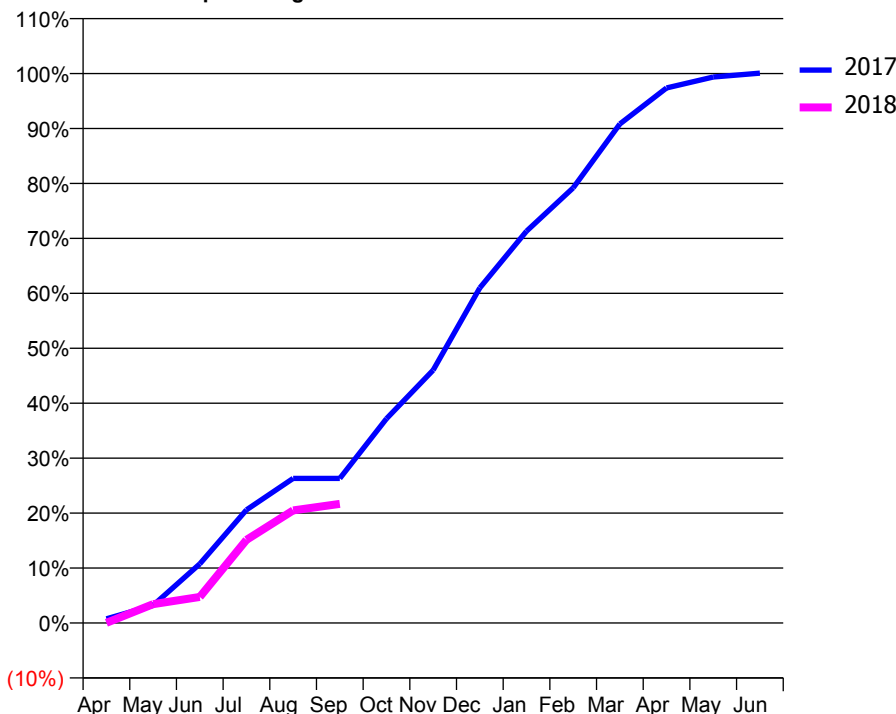
### ACCESS\*

Patients seen in 24 months	Total	Change since previous quarter
Quarter ending September 2016	496	
Quarter ending December 2016	537	↑
Quarter ending March 2017	540	→
Quarter ending June 2017	490	↓
Quarter ending September 2017	497	→
<b>Variance since September 2016</b>	<b>0.2%</b>	<b>→</b>



### ACTIVITY

Cumulative percentage of contracted UDA delivered 2017 & 2018



Month	Adjusted Scheduled Activity (UDA)	
	2017	2018
April	13	1
May	55	95
June	184	131
July	352	418
August	450	567
September	450	600
October	636	
November	787	
December	1,043	
January	1,219	
February	1,354	
March	1,553	
April	1,665	
May	1,699	
June	1,711	

### QUALITY

	Quantity	Base Number	Contract	AT	Region	England
% of FP17s for the same patient ID Re-attending within 3 months - Children	0	0	N/A	10.0%	11.6%	11.9%
% of FP17s for the same patient ID Re-attending within 3 months - Adults	10	153	6.5%	13.4%	15.2%	15.9%
% of FP17s for the same patient ID Re-attending between 3 & 9 months - Children	0	0	N/A	59.8%	59.1%	58.1%
% of FP17s for the same patient ID Re-attending between 3 & 9 months - Adults	17	153	11.1%	54.7%	51.7%	50.6%
% of FP17s for Band 1 Urgent Courses	3	120	2.5%	7.2%	8.0%	9.1%
% of FP17s Relating to Free Repair or Replacements	0	120	0.0%	0.9%	0.8%	0.8%
% of FP17s Relating to Continuations	0	120	0.0%	1.2%	1.0%	1.1%
% of Patients satisfied with the dentistry they have received	1	2	N/A	92.0%	91.5%	91.4%
% of Patients satisfied with the time they had to wait for an appointment	2	2	N/A	89.4%	88.2%	87.7%

\* This is based on patients treated on this contract for their most recent course of treatment. Figures in italics indicate the base number of FP17s or Patient Questionnaire responses are less than 100. N/A is shown where the base number of responses is less than 10 during the period. % is calculated as Quantity/Base number\*100



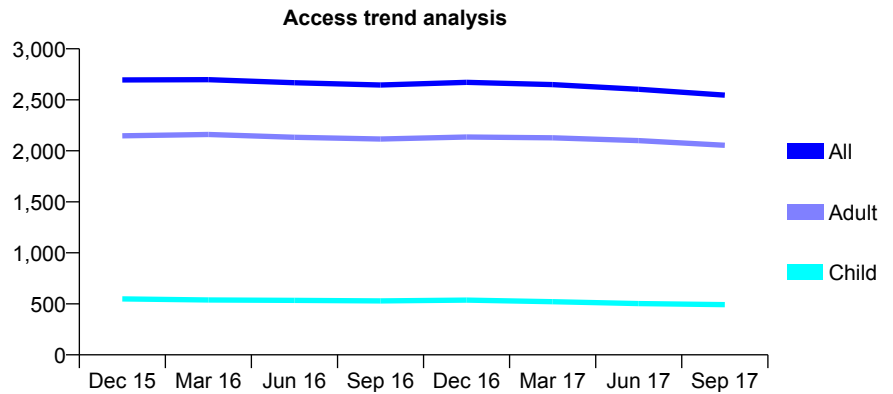
## Q60 - Vital Signs At a Glance Contract Report for 775207/0001 - September 2017

Name or company name	MISS AL CHANDLER
Contract type name	GDS Contract
Purpose of contract	General
Contract start date	18/11/2007
Contract end date	

17/18 Contracted general activity (UDA)	8,967
Carry forward general activity (UDA)	0
17/18 Contracted orthodontic activity (UOA)	0
Carry forward orthodontic activity (UOA)	0
Baseline contract value	£212,792.25

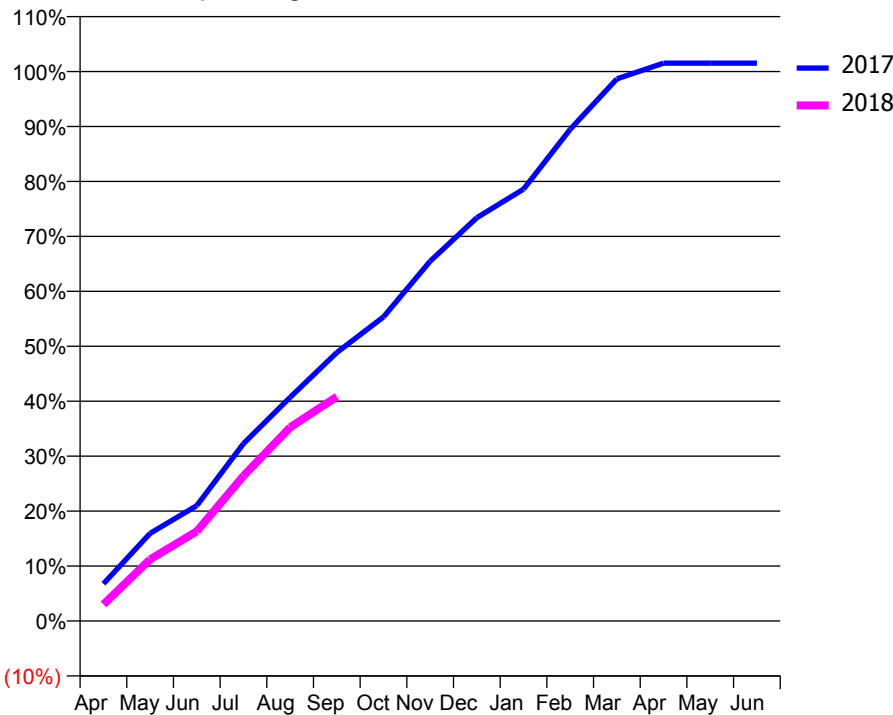
### ACCESS\*

Patients seen in 24 months	Total	Change since previous quarter
Quarter ending September 2016	2,645	
Quarter ending December 2016	2,671	→
Quarter ending March 2017	2,649	→
Quarter ending June 2017	2,603	↓
Quarter ending September 2017	2,546	↓
<b>Variance since September 2016</b>	<b>(3.7%)</b>	<b>↓</b>



### ACTIVITY

Cumulative percentage of contracted UDA delivered 2017 & 2018



Month	Adjusted Scheduled Activity (UDA)	
	2017	2018
April	607	271
May	1,431	1,007
June	1,883	1,464
July	2,896	2,368
August	3,649	3,161
September	4,382	3,662
October	4,961	
November	5,872	
December	6,581	
January	7,047	
February	8,024	
March	8,847	
April	9,104	
May	9,104	
June	9,104	

### QUALITY

	Quantity	Base Number	Contract	AT	Region	England
% of FP17s for the same patient ID Re-attending within 3 months - Children	40	395	10.1%	10.0%	11.6%	11.9%
% of FP17s for the same patient ID Re-attending within 3 months - Adults	262	1,591	16.5%	13.4%	15.2%	15.9%
% of FP17s for the same patient ID Re-attending between 3 & 9 months - Children	262	395	66.3%	59.8%	59.1%	58.1%
% of FP17s for the same patient ID Re-attending between 3 & 9 months - Adults	919	1,591	57.8%	54.7%	51.7%	50.6%
% of FP17s for Band 1 Urgent Courses	104	1,891	5.5%	7.2%	8.0%	9.1%
% of FP17s Relating to Free Repair or Replacements	33	1,891	1.7%	0.9%	0.8%	0.8%
% of FP17s Relating to Continuations	77	1,891	4.1%	1.2%	1.0%	1.1%
% of Patients satisfied with the dentistry they have received	6	6	N/A	92.0%	91.5%	91.4%
% of Patients satisfied with the time they had to wait for an appointment	6	6	N/A	89.4%	88.2%	87.7%

\* This is based on patients treated on this contract for their most recent course of treatment. Figures in italics indicate the base number of FP17s or Patient Questionnaire responses are less than 100. N/A is shown where the base number of responses is less than 10 during the period. % is calculated as Quantity/Base number\*100

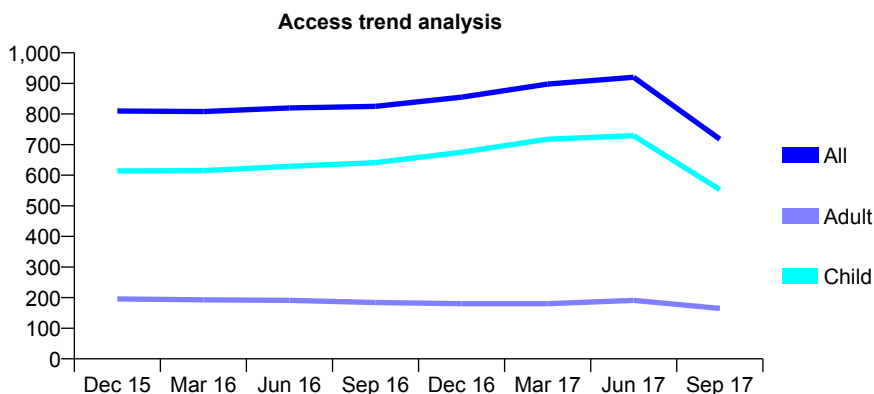
## Q60 - Vital Signs At a Glance Contract Report for 807508/0004 - September 2017

Name or company name	MR SG MAIN
Contract type name	GDS Contract
Purpose of contract	General and Orthodontic
Contract start date	21/09/2009
Contract end date	31/07/2017

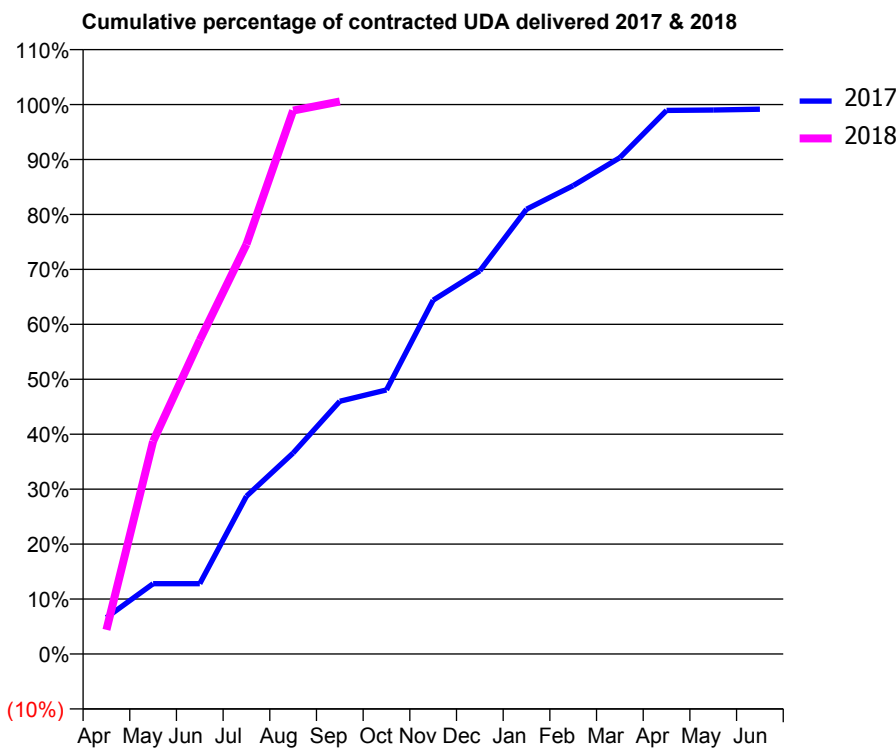
17/18 Contracted general activity (UDA)	544
Carry forward general activity (UDA)	0
17/18 Contracted orthodontic activity (UOA)	92
Carry forward orthodontic activity (UOA)	0
Baseline contract value	£20,428.22

### ACCESS\*

Patients seen in 24 months	Total	Change since previous quarter
Quarter ending September 2016	825	
Quarter ending December 2016	855	↑
Quarter ending March 2017	898	↑
Quarter ending June 2017	920	↑
Quarter ending September 2017	718	↓
<b>Variance since September 2016</b>	<b>(13.0%)</b>	<b>↓</b>



### ACTIVITY



Month	Adjusted Scheduled Activity (UDA)	
	2017	2018
April	108	24
May	209	211
June	209	311
July	469	406
August	597	538
September	751	547
October	785	
November	1,051	
December	1,139	
January	1,322	
February	1,392	
March	1,475	
April	1,616	
May	1,617	
June	1,619	

### QUALITY

	Quantity	Base Number	Contract	AT	Region	England
% of FP17s for the same patient ID Re-attending within 3 months - Children	20	455	4.4%	10.0%	11.6%	11.9%
% of FP17s for the same patient ID Re-attending within 3 months - Adults	0	45	0.0%	13.4%	15.2%	15.9%
% of FP17s for the same patient ID Re-attending between 3 & 9 months - Children	216	455	47.5%	59.8%	59.1%	58.1%
% of FP17s for the same patient ID Re-attending between 3 & 9 months - Adults	17	45	37.8%	54.7%	51.7%	50.6%
% of FP17s for Band 1 Urgent Courses	10	372	2.7%	7.2%	8.0%	9.1%
% of FP17s Relating to Free Repair or Replacements	1	372	0.3%	0.9%	0.8%	0.8%
% of FP17s Relating to Continuations	0	372	0.0%	1.2%	1.0%	1.1%
% of Patients satisfied with the dentistry they have received	0	0	N/A	92.0%	91.5%	91.4%
% of Patients satisfied with the time they had to wait for an appointment	0	0	N/A	89.4%	88.2%	87.7%

\* This is based on patients treated on this contract for their most recent course of treatment. Figures in italics indicate the base number of FP17s or Patient Questionnaire responses are less than 100. N/A is shown where the base number of responses is less than 10 during the period. % is calculated as Quantity/Base number\*100

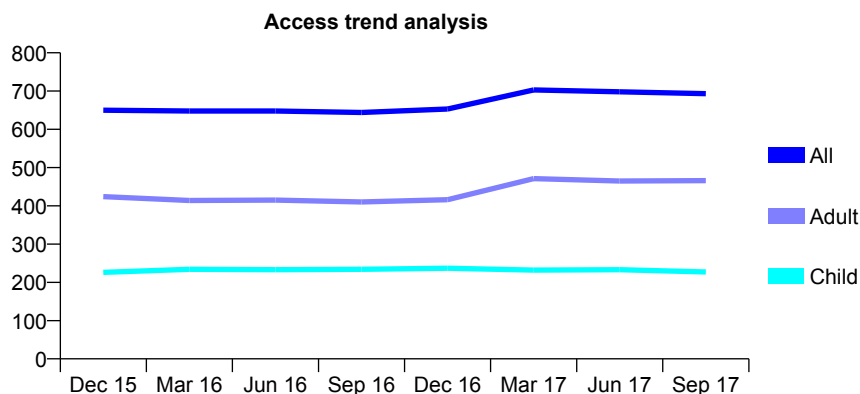
## Q60 - Vital Signs At a Glance Contract Report for 809977/0001 - September 2017

Name or company name	MR JM ATKINSON
Contract type name	GDS Contract
Purpose of contract	General
Contract start date	01/04/2006
Contract end date	

17/18 Contracted general activity (UDA)	1,904
Carry forward general activity (UDA)	39
17/18 Contracted orthodontic activity (UOA)	0
Carry forward orthodontic activity (UOA)	0
Baseline contract value	£46,095.72

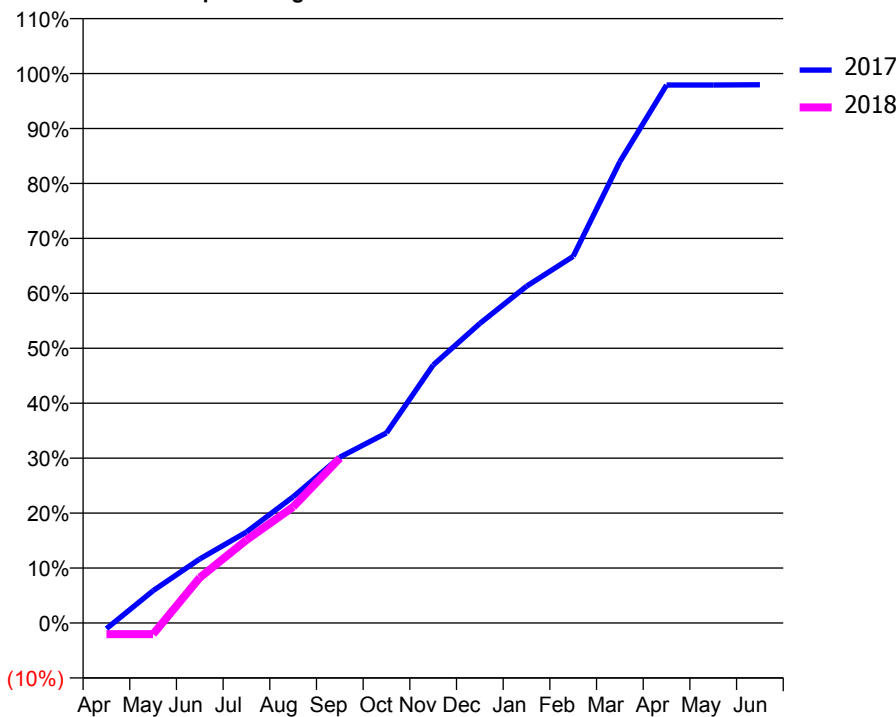
### ACCESS\*

Patients seen in 24 months	Total	Change since previous quarter
Quarter ending September 2016	644	
Quarter ending December 2016	653	→
Quarter ending March 2017	703	↑
Quarter ending June 2017	698	→
Quarter ending September 2017	693	→
<b>Variance since September 2016</b>	<b>7.6%</b>	<b>↑</b>



### ACTIVITY

Cumulative percentage of contracted UDA delivered 2017 & 2018



Month	Adjusted Scheduled Activity (UDA)	
	2017	2018
April	-20	-39
May	112	-39
June	222	157
July	315	288
August	437	402
September	574	571
October	659	
November	894	
December	1,038	
January	1,167	
February	1,270	
March	1,599	
April	1,864	
May	1,864	
June	1,865	

### QUALITY

	Quantity	Base Number	Contract	AT	Region	England
% of FP17s for the same patient ID Re-attending within 3 months - Children	9	141	6.4%	10.0%	11.6%	11.9%
% of FP17s for the same patient ID Re-attending within 3 months - Adults	8	258	3.1%	13.4%	15.2%	15.9%
% of FP17s for the same patient ID Re-attending between 3 & 9 months - Children	76	141	53.9%	59.8%	59.1%	58.1%
% of FP17s for the same patient ID Re-attending between 3 & 9 months - Adults	140	258	54.3%	54.7%	51.7%	50.6%
% of FP17s for Band 1 Urgent Courses	7	294	2.4%	7.2%	8.0%	9.1%
% of FP17s Relating to Free Repair or Replacements	0	294	0.0%	0.9%	0.8%	0.8%
% of FP17s Relating to Continuations	0	294	0.0%	1.2%	1.0%	1.1%
% of Patients satisfied with the dentistry they have received	1	1	N/A	92.0%	91.5%	91.4%
% of Patients satisfied with the time they had to wait for an appointment	1	1	N/A	89.4%	88.2%	87.7%

\* This is based on patients treated on this contract for their most recent course of treatment. Figures in italics indicate the base number of FP17s or Patient Questionnaire responses are less than 100. N/A is shown where the base number of responses is less than 10 during the period. % is calculated as Quantity/Base number\*100

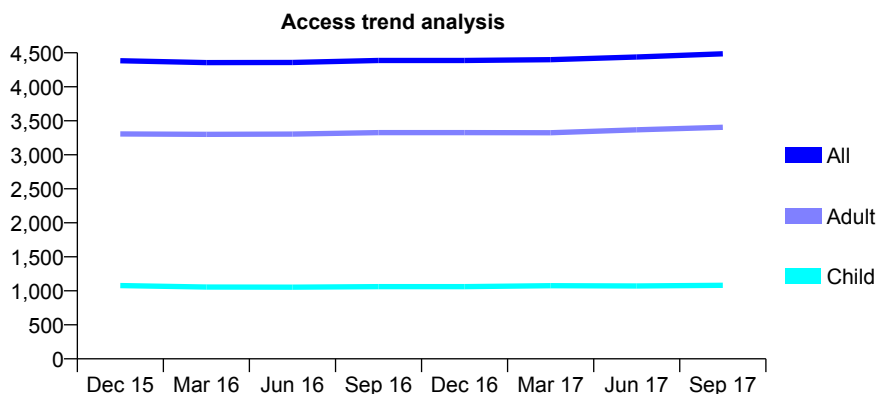
## Q60 - Vital Signs At a Glance Contract Report for 812242/0001 - September 2017

Name or company name	MR JA BLAYNEY
Contract type name	GDS Contract
Purpose of contract	General
Contract start date	01/04/2006
Contract end date	

17/18 Contracted general activity (UDA)	12,840
Carry forward general activity (UDA)	-257
17/18 Contracted orthodontic activity (UOA)	0
Carry forward orthodontic activity (UOA)	0
Baseline contract value	£360,419.94

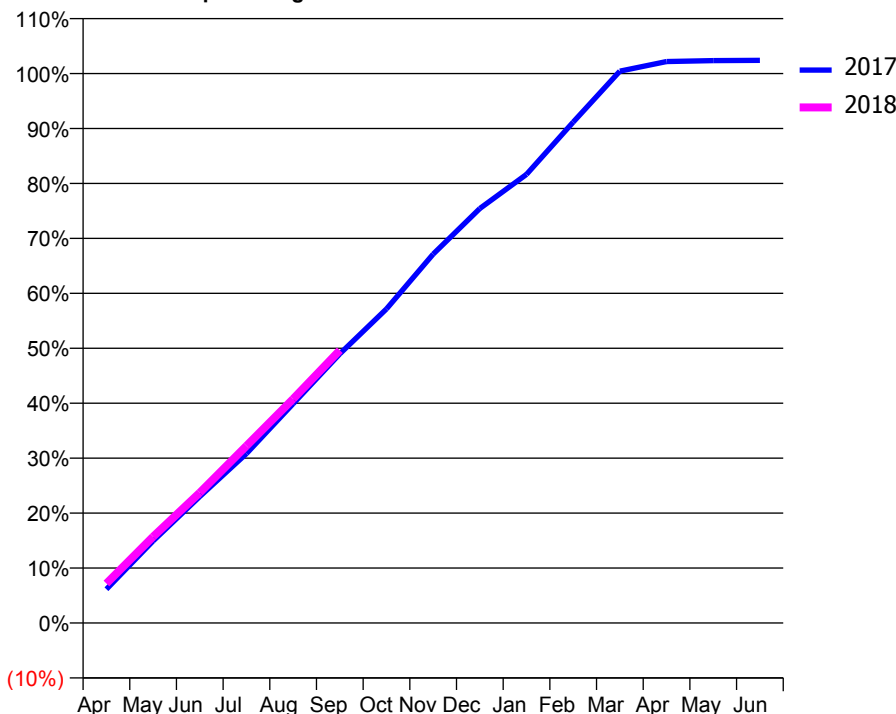
### ACCESS\*

Patients seen in 24 months	Total	Change since previous quarter
Quarter ending September 2016	4,388	
Quarter ending December 2016	4,387	→
Quarter ending March 2017	4,399	→
Quarter ending June 2017	4,439	→
Quarter ending September 2017	4,486	→
<b>Variance since September 2016</b>	<b>2.2%</b>	<b>↑</b>



### ACTIVITY

Cumulative percentage of contracted UDA delivered 2017 & 2018



Adjusted Scheduled Activity (UDA)

Month	2017	2018
April	791	922
May	1,917	2,018
June	2,954	3,047
July	3,958	4,140
August	5,125	5,236
September	6,288	6,375
October	7,339	
November	8,621	
December	9,685	
January	10,483	
February	11,704	
March	12,895	
April	13,121	
May	13,143	
June	13,147	

### QUALITY

	Quantity	Base Number	Contract	AT	Region	England
% of FP17s for the same patient ID Re-attending within 3 months - Children	44	798	5.5%	10.0%	11.6%	11.9%
% of FP17s for the same patient ID Re-attending within 3 months - Adults	245	2,267	10.8%	13.4%	15.2%	15.9%
% of FP17s for the same patient ID Re-attending between 3 & 9 months - Children	423	798	53.0%	59.8%	59.1%	58.1%
% of FP17s for the same patient ID Re-attending between 3 & 9 months - Adults	1,158	2,267	51.1%	54.7%	51.7%	50.6%
% of FP17s for Band 1 Urgent Courses	139	2,923	4.8%	7.2%	8.0%	9.1%
% of FP17s Relating to Free Repair or Replacements	13	2,923	0.4%	0.9%	0.8%	0.8%
% of FP17s Relating to Continuations	19	2,923	0.7%	1.2%	1.0%	1.1%
% of Patients satisfied with the dentistry they have received	7	7	N/A	92.0%	91.5%	91.4%
% of Patients satisfied with the time they had to wait for an appointment	7	7	N/A	89.4%	88.2%	87.7%

\* This is based on patients treated on this contract for their most recent course of treatment. Figures in italics indicate the base number of FP17s or Patient Questionnaire responses are less than 100. N/A is shown where the base number of responses is less than 10 during the period. % is calculated as Quantity/Base number\*100

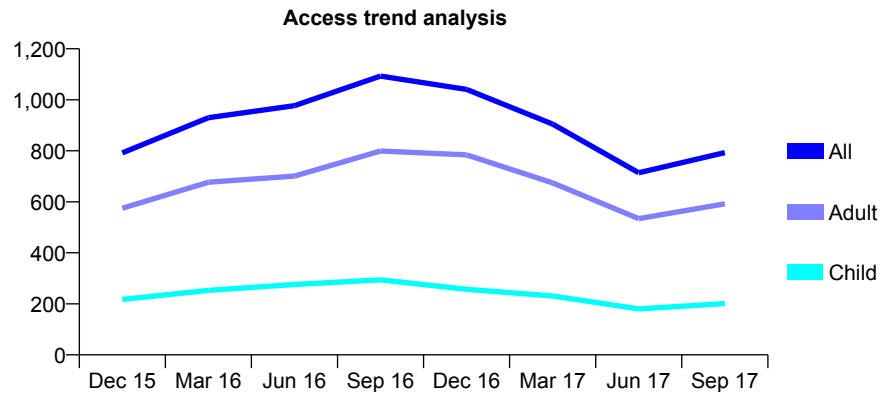
## Q60 - Vital Signs At a Glance Contract Report for 824453/0001 - September 2017

Name or company name	Mr P J Middleton
Contract type name	GDS Contract
Purpose of contract	General
Contract start date	01/04/2006
Contract end date	

17/18 Contracted general activity (UDA)	2,428
Carry forward general activity (UDA)	-17
17/18 Contracted orthodontic activity (UOA)	0
Carry forward orthodontic activity (UOA)	0
Baseline contract value	£50,652.18

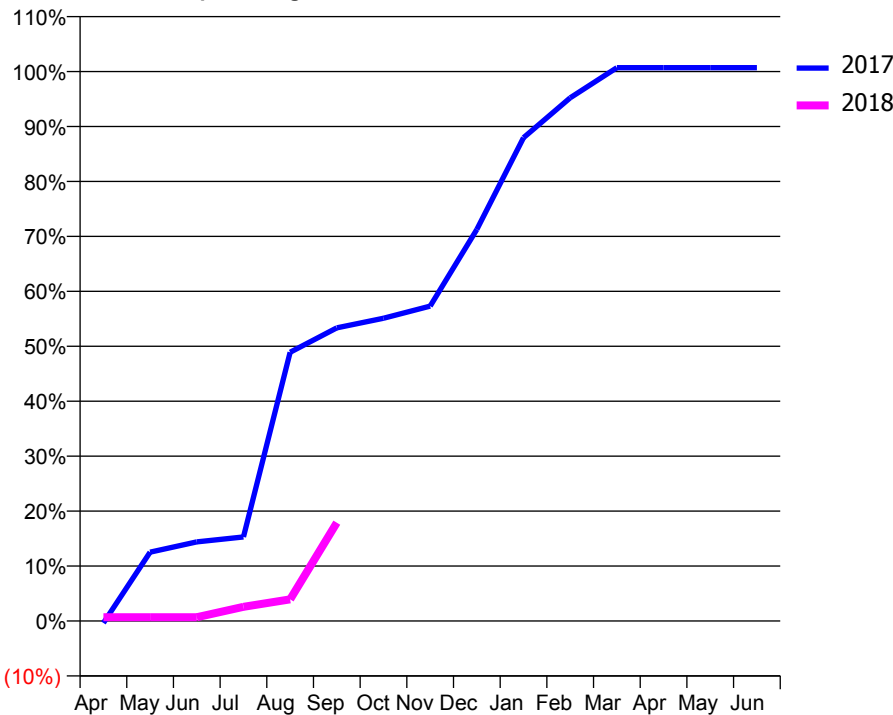
### ACCESS\*

Patients seen in 24 months	Total	Change since previous quarter
Quarter ending September 2016	1,093	
Quarter ending December 2016	1,041	↓
Quarter ending March 2017	905	↓
Quarter ending June 2017	714	↓
Quarter ending September 2017	793	↑
<b>Variance since September 2016</b>	<b>(27.4%)</b>	<b>↓</b>



### ACTIVITY

Cumulative percentage of contracted UDA delivered 2017 & 2018



Month	Adjusted Scheduled Activity (UDA)	
	2017	2018
April	-9	17
May	305	17
June	350	17
July	372	63
August	1,188	96
September	1,296	435
October	1,338	
November	1,391	
December	1,730	
January	2,135	
February	2,312	
March	2,445	
April	2,445	
May	2,445	
June	2,445	

### QUALITY

	Quantity	Base Number	Contract	AT	Region	England
% of FP17s for the same patient ID Re-attending within 3 months - Children	0	70	0.0%	10.0%	11.6%	11.9%
% of FP17s for the same patient ID Re-attending within 3 months - Adults	1	177	0.6%	13.4%	15.2%	15.9%
% of FP17s for the same patient ID Re-attending between 3 & 9 months - Children	10	70	14.3%	59.8%	59.1%	58.1%
% of FP17s for the same patient ID Re-attending between 3 & 9 months - Adults	17	177	9.6%	54.7%	51.7%	50.6%
% of FP17s for Band 1 Urgent Courses	20	247	8.1%	7.2%	8.0%	9.1%
% of FP17s Relating to Free Repair or Replacements	0	247	0.0%	0.9%	0.8%	0.8%
% of FP17s Relating to Continuations	0	247	0.0%	1.2%	1.0%	1.1%
% of Patients satisfied with the dentistry they have received	2	2	N/A	92.0%	91.5%	91.4%
% of Patients satisfied with the time they had to wait for an appointment	2	2	N/A	89.4%	88.2%	87.7%

\* This is based on patients treated on this contract for their most recent course of treatment. Figures in italics indicate the base number of FP17s or Patient Questionnaire responses are less than 100. N/A is shown where the base number of responses is less than 10 during the period. % is calculated as Quantity/Base number\*100

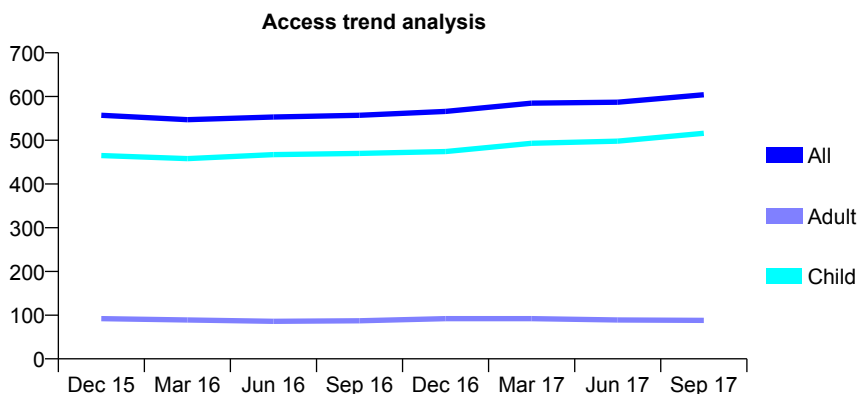
## Q60 - Vital Signs At a Glance Contract Report for 825085/0001 - September 2017

Name or company name	MR PB NADIN
Contract type name	GDS Contract
Purpose of contract	General
Contract start date	01/04/2006
Contract end date	

17/18 Contracted general activity (UDA)	1,686
Carry forward general activity (UDA)	0
17/18 Contracted orthodontic activity (UOA)	0
Carry forward orthodontic activity (UOA)	0
Baseline contract value	£43,781.57

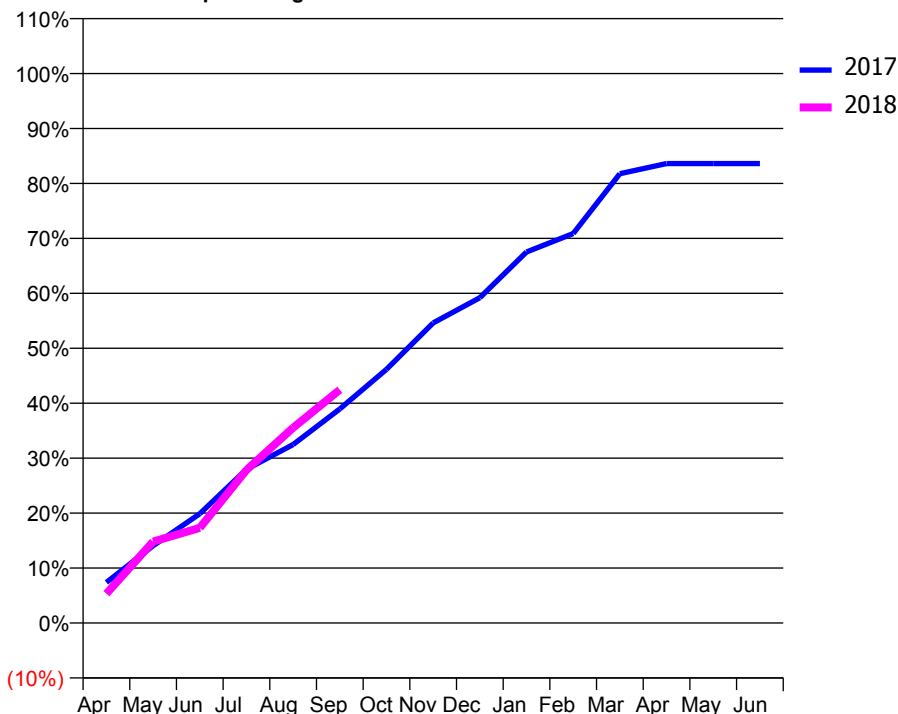
### ACCESS\*

Patients seen in 24 months	Total	Change since previous quarter
Quarter ending September 2016	557	
Quarter ending December 2016	566	→
Quarter ending March 2017	585	↑
Quarter ending June 2017	587	→
Quarter ending September 2017	604	↑
<b>Variance since September 2016</b>	<b>8.4%</b>	<b>↑</b>



### ACTIVITY

Cumulative percentage of contracted UDA delivered 2017 & 2018



Adjusted Scheduled Activity (UDA)

Month	2017	2018
April	124	90
May	237	250
June	335	292
July	471	470
August	548	599
September	657	716
October	778	
November	921	
December	998	
January	1,139	
February	1,195	
March	1,378	
April	1,410	
May	1,410	
June	1,410	

### QUALITY

	Quantity	Base Number	Contract	AT	Region	England
% of FP17s for the same patient ID Re-attending within 3 months - Children	38	473	8.0%	10.0%	11.6%	11.9%
% of FP17s for the same patient ID Re-attending within 3 months - Adults	10	47	21.3%	13.4%	15.2%	15.9%
% of FP17s for the same patient ID Re-attending between 3 & 9 months - Children	316	473	66.8%	59.8%	59.1%	58.1%
% of FP17s for the same patient ID Re-attending between 3 & 9 months - Adults	28	47	59.6%	54.7%	51.7%	50.6%
% of FP17s for Band 1 Urgent Courses	19	501	3.8%	7.2%	8.0%	9.1%
% of FP17s Relating to Free Repair or Replacements	0	501	0.0%	0.9%	0.8%	0.8%
% of FP17s Relating to Continuations	7	501	1.4%	1.2%	1.0%	1.1%
% of Patients satisfied with the dentistry they have received	1	1	N/A	92.0%	91.5%	91.4%
% of Patients satisfied with the time they had to wait for an appointment	1	1	N/A	89.4%	88.2%	87.7%

\* This is based on patients treated on this contract for their most recent course of treatment. Figures in italics indicate the base number of FP17s or Patient Questionnaire responses are less than 100. N/A is shown where the base number of responses is less than 10 during the period. % is calculated as Quantity/Base number\*100

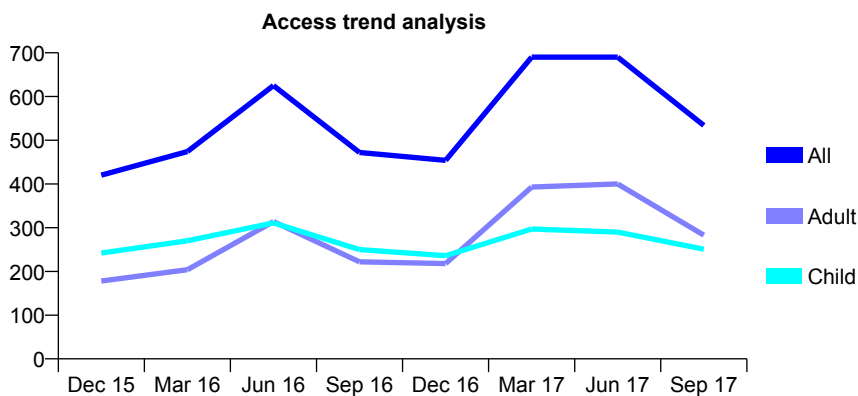
## Q60 - Vital Signs At a Glance Contract Report for 833304/0001 - September 2017

Name or company name	MR AP JAMES
Contract type name	GDS Contract
Purpose of contract	General and Orthodontic
Contract start date	01/04/2006
Contract end date	

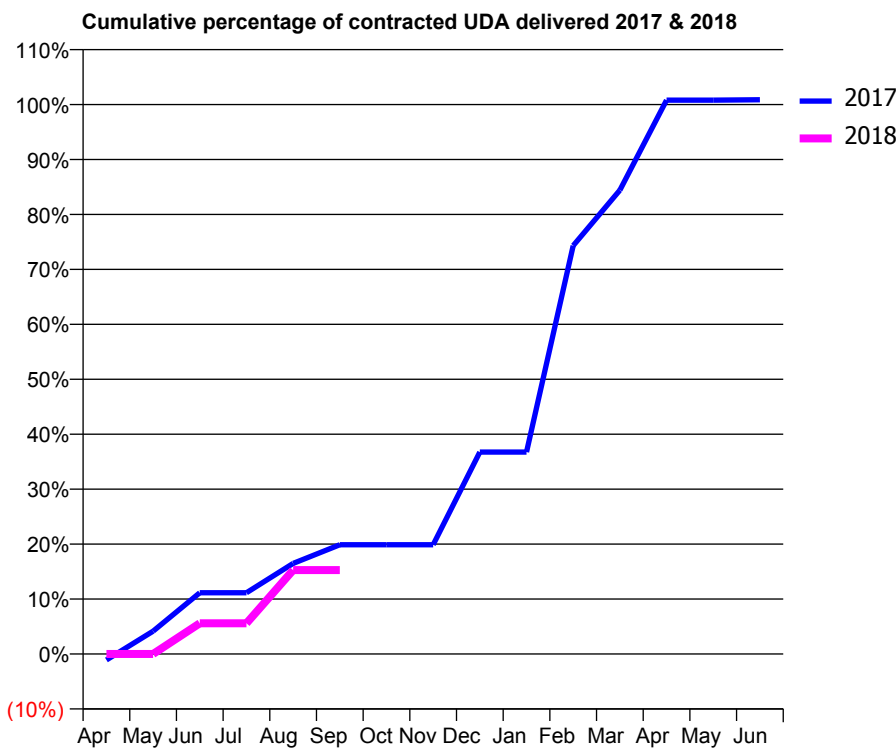
17/18 Contracted general activity (UDA)	1,526
Carry forward general activity (UDA)	0
17/18 Contracted orthodontic activity (UOA)	80
Carry forward orthodontic activity (UOA)	0
Baseline contract value	£47,308.66

### ACCESS\*

Patients seen in 24 months	Total	Change since previous quarter
Quarter ending September 2016	472	
Quarter ending December 2016	454	↓
Quarter ending March 2017	690	↑
Quarter ending June 2017	690	→
Quarter ending September 2017	534	↓
<b>Variance since September 2016</b>	<b>13.1%</b>	<b>↑</b>



### ACTIVITY



Month	Adjusted Scheduled Activity (UDA)	
	2017	2018
April	-17	0
May	63	0
June	170	85
July	170	85
August	252	233
September	304	233
October	304	
November	304	
December	561	
January	561	
February	1,134	
March	1,288	
April	1,538	
May	1,538	
June	1,539	

### QUALITY

	Quantity	Base Number	Contract	AT	Region	England
% of FP17s for the same patient ID Re-attending within 3 months - Children	17	170	10.0%	10.0%	11.6%	11.9%
% of FP17s for the same patient ID Re-attending within 3 months - Adults	8	173	4.6%	13.4%	15.2%	15.9%
% of FP17s for the same patient ID Re-attending between 3 & 9 months - Children	89	170	52.4%	59.8%	59.1%	58.1%
% of FP17s for the same patient ID Re-attending between 3 & 9 months - Adults	40	173	23.1%	54.7%	51.7%	50.6%
% of FP17s for Band 1 Urgent Courses	13	179	7.3%	7.2%	8.0%	9.1%
% of FP17s Relating to Free Repair or Replacements	0	179	0.0%	0.9%	0.8%	0.8%
% of FP17s Relating to Continuations	0	179	0.0%	1.2%	1.0%	1.1%
% of Patients satisfied with the dentistry they have received	0	0	N/A	92.0%	91.5%	91.4%
% of Patients satisfied with the time they had to wait for an appointment	0	0	N/A	89.4%	88.2%	87.7%

\* This is based on patients treated on this contract for their most recent course of treatment. Figures in italics indicate the base number of FP17s or Patient Questionnaire responses are less than 100. N/A is shown where the base number of responses is less than 10 during the period. % is calculated as Quantity/Base number\*100

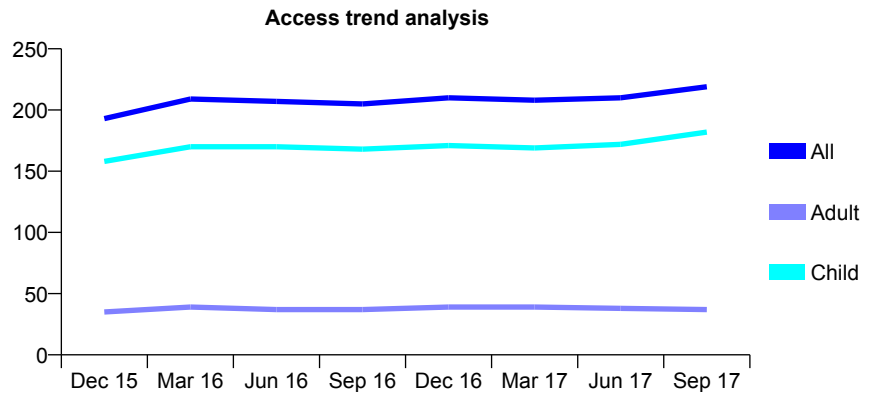
## Q60 - Vital Signs At a Glance Contract Report for 840319/0001 - September 2017

Name or company name	MISS SJ WORSKETT
Contract type name	GDS Contract
Purpose of contract	General
Contract start date	01/04/2006
Contract end date	

17/18 Contracted general activity (UDA)	373
Carry forward general activity (UDA)	14
17/18 Contracted orthodontic activity (UOA)	0
Carry forward orthodontic activity (UOA)	0
Baseline contract value	£7,739.90

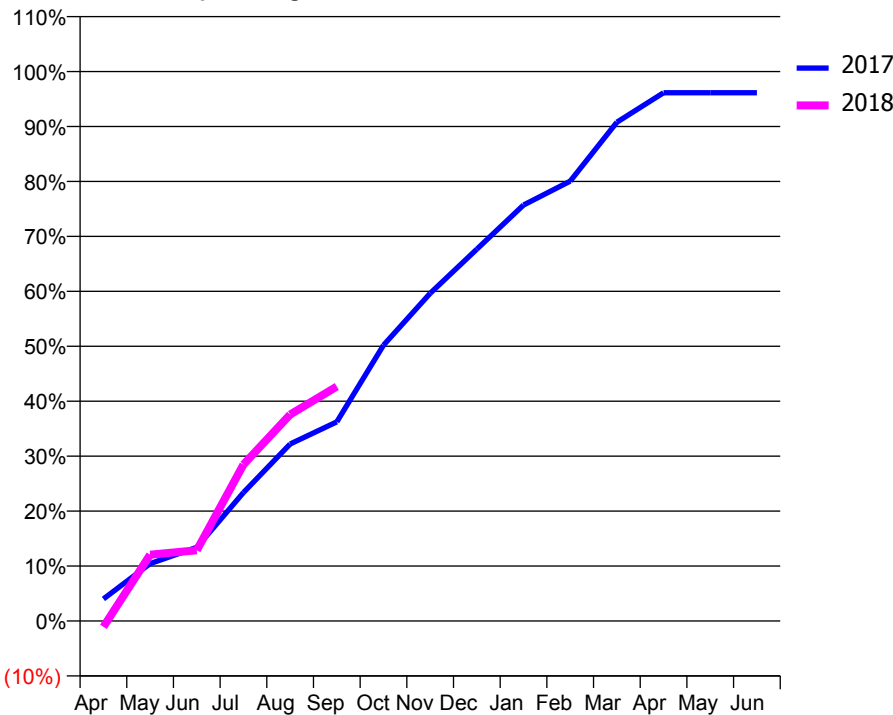
### ACCESS\*

Patients seen in 24 months	Total	Change since previous quarter
Quarter ending September 2016	205	
Quarter ending December 2016	210	↑
Quarter ending March 2017	208	→
Quarter ending June 2017	210	→
Quarter ending September 2017	219	↑
<b>Variance since September 2016</b>	<b>6.8%</b>	<b>↑</b>



### ACTIVITY

Cumulative percentage of contracted UDA delivered 2017 & 2018



Month	Adjusted Scheduled Activity (UDA)	
	2017	2018
April	15	-4
May	39	45
June	50	48
July	87	106
August	120	140
September	135	159
October	187	
November	222	
December	252	
January	282	
February	299	
March	339	
April	359	
May	359	
June	359	

### QUALITY

	Quantity	Base Number	Contract	AT	Region	England
% of FP17s for the same patient ID Re-attending within 3 months - Children	8	127	6.3%	10.0%	11.6%	11.9%
% of FP17s for the same patient ID Re-attending within 3 months - Adults	0	19	0.0%	13.4%	15.2%	15.9%
% of FP17s for the same patient ID Re-attending between 3 & 9 months - Children	62	127	48.8%	59.8%	59.1%	58.1%
% of FP17s for the same patient ID Re-attending between 3 & 9 months - Adults	7	19	36.8%	54.7%	51.7%	50.6%
% of FP17s for Band 1 Urgent Courses	1	134	0.7%	7.2%	8.0%	9.1%
% of FP17s Relating to Free Repair or Replacements	0	134	0.0%	0.9%	0.8%	0.8%
% of FP17s Relating to Continuations	0	134	0.0%	1.2%	1.0%	1.1%
% of Patients satisfied with the dentistry they have received	0	0	N/A	92.0%	91.5%	91.4%
% of Patients satisfied with the time they had to wait for an appointment	0	0	N/A	89.4%	88.2%	87.7%

\* This is based on patients treated on this contract for their most recent course of treatment. Figures in italics indicate the base number of FP17s or Patient Questionnaire responses are less than 100. N/A is shown where the base number of responses is less than 10 during the period. % is calculated as Quantity/Base number\*100



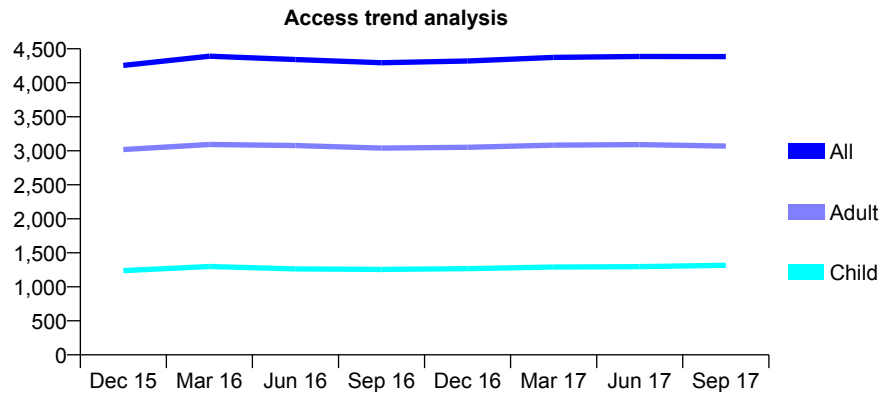
## Q60 - Vital Signs At a Glance Contract Report for 840610/0001 - September 2017

Name or company name	MR RK NAHAR
Contract type name	GDS Contract
Purpose of contract	General and Orthodontic
Contract start date	01/04/2006
Contract end date	

17/18 Contracted general activity (UDA)	14,203
Carry forward general activity (UDA)	0
17/18 Contracted orthodontic activity (UOA)	656
Carry forward orthodontic activity (UOA)	0
Baseline contract value	£378,142.55

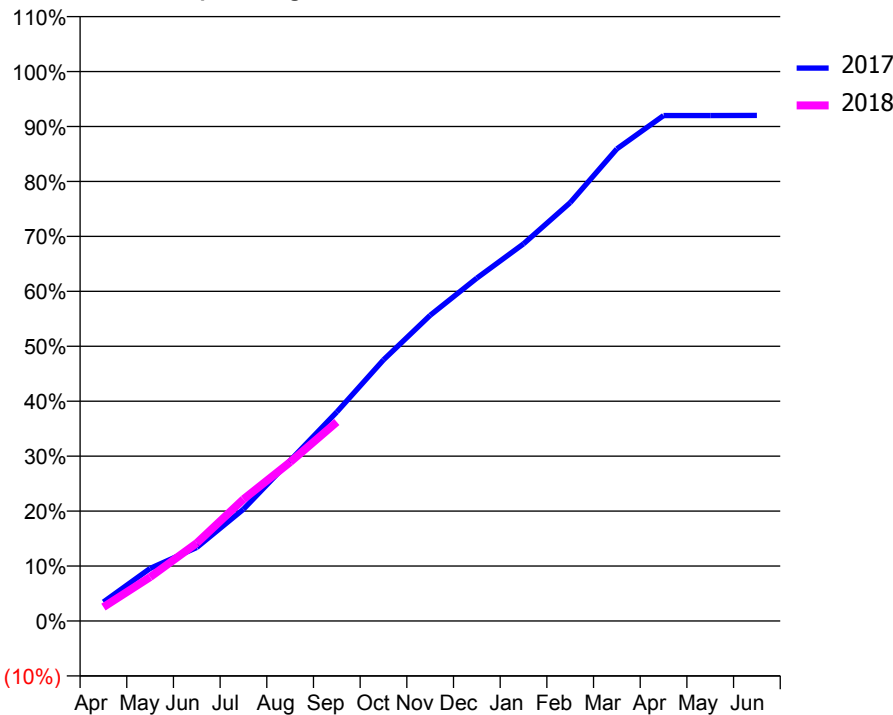
### ACCESS\*

Patients seen in 24 months	Total	Change since previous quarter
Quarter ending September 2016	4,296	
Quarter ending December 2016	4,320	→
Quarter ending March 2017	4,374	→
Quarter ending June 2017	4,388	→
Quarter ending September 2017	4,386	→
<b>Variance since September 2016</b>	<b>2.1%</b>	<b>↑</b>



### ACTIVITY

Cumulative percentage of contracted UDA delivered 2017 & 2018



Month	Adjusted Scheduled Activity (UDA)	
	2017	2018
April	490	361
May	1,358	1,135
June	1,902	2,013
July	2,890	3,148
August	4,147	4,106
September	5,401	5,145
October	6,751	
November	7,902	
December	8,864	
January	9,750	
February	10,813	
March	12,201	
April	13,064	
May	13,065	
June	13,068	

### QUALITY

	Quantity	Base Number	Contract	AT	Region	England
% of FP17s for the same patient ID Re-attending within 3 months - Children	106	1,076	9.9%	10.0%	11.6%	11.9%
% of FP17s for the same patient ID Re-attending within 3 months - Adults	297	2,154	13.8%	13.4%	15.2%	15.9%
% of FP17s for the same patient ID Re-attending between 3 & 9 months - Children	687	1,076	63.8%	59.8%	59.1%	58.1%
% of FP17s for the same patient ID Re-attending between 3 & 9 months - Adults	1,300	2,154	60.4%	54.7%	51.7%	50.6%
% of FP17s for Band 1 Urgent Courses	124	2,837	4.4%	7.2%	8.0%	9.1%
% of FP17s Relating to Free Repair or Replacements	29	2,837	1.0%	0.9%	0.8%	0.8%
% of FP17s Relating to Continuations	70	2,837	2.5%	1.2%	1.0%	1.1%
% of Patients satisfied with the dentistry they have received	11	11	100.0%	92.0%	91.5%	91.4%
% of Patients satisfied with the time they had to wait for an appointment	10	11	90.9%	89.4%	88.2%	87.7%

\* This is based on patients treated on this contract for their most recent course of treatment. Figures in italics indicate the base number of FP17s or Patient Questionnaire responses are less than 100. N/A is shown where the base number of responses is less than 10 during the period. % is calculated as Quantity/Base number\*100

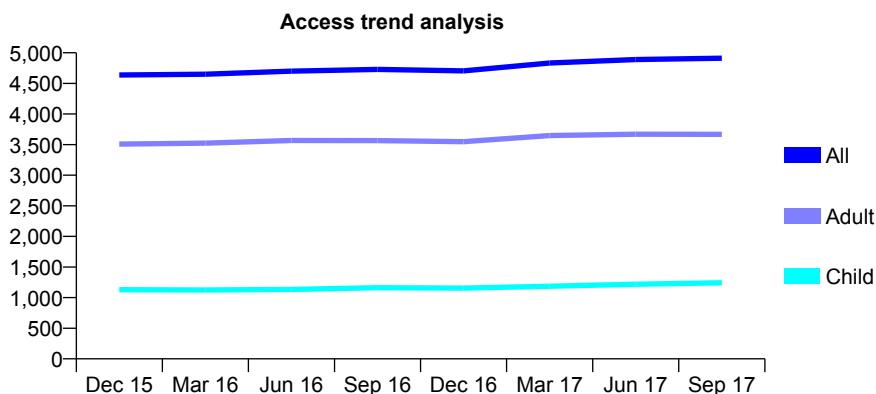
## Q60 - Vital Signs At a Glance Contract Report for 844691/0001 - September 2017

Name or company name	MR G SHIRAVI
Contract type name	GDS Contract
Purpose of contract	General
Contract start date	01/04/2006
Contract end date	

17/18 Contracted general activity (UDA)	14,295
Carry forward general activity (UDA)	0
17/18 Contracted orthodontic activity (UOA)	0
Carry forward orthodontic activity (UOA)	0
Baseline contract value	£401,716.49

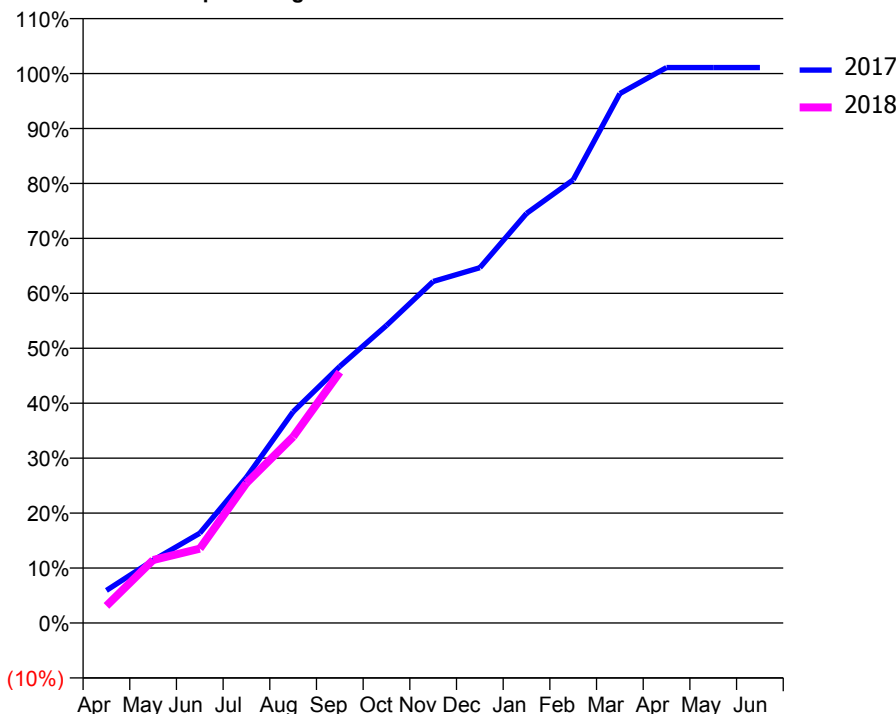
### ACCESS\*

Patients seen in 24 months	Total	Change since previous quarter
Quarter ending September 2016	4,728	
Quarter ending December 2016	4,705	→
Quarter ending March 2017	4,834	↑
Quarter ending June 2017	4,889	→
Quarter ending September 2017	4,911	→
<b>Variance since September 2016</b>	<b>3.9%</b>	<b>↑</b>



### ACTIVITY

Cumulative percentage of contracted UDA delivered 2017 & 2018



Adjusted Scheduled Activity (UDA)

Month	2017	2018
April	849	446
May	1,633	1,638
June	2,337	1,932
July	3,792	3,639
August	5,497	4,844
September	6,678	6,526
October	7,740	
November	8,885	
December	9,243	
January	10,654	
February	11,530	
March	13,775	
April	14,449	
May	14,449	
June	14,449	

### QUALITY

	Quantity	Base Number	Contract	AT	Region	England
% of FP17s for the same patient ID Re-attending within 3 months - Children	107	1,000	10.7%	10.0%	11.6%	11.9%
% of FP17s for the same patient ID Re-attending within 3 months - Adults	442	2,788	15.9%	13.4%	15.2%	15.9%
% of FP17s for the same patient ID Re-attending between 3 & 9 months - Children	558	1,000	55.8%	59.8%	59.1%	58.1%
% of FP17s for the same patient ID Re-attending between 3 & 9 months - Adults	1,575	2,788	56.5%	54.7%	51.7%	50.6%
% of FP17s for Band 1 Urgent Courses	211	3,488	6.0%	7.2%	8.0%	9.1%
% of FP17s Relating to Free Repair or Replacements	28	3,488	0.8%	0.9%	0.8%	0.8%
% of FP17s Relating to Continuations	38	3,488	1.1%	1.2%	1.0%	1.1%
% of Patients satisfied with the dentistry they have received	11	14	78.6%	92.0%	91.5%	91.4%
% of Patients satisfied with the time they had to wait for an appointment	12	14	85.7%	89.4%	88.2%	87.7%

\* This is based on patients treated on this contract for their most recent course of treatment. Figures in italics indicate the base number of FP17s or Patient Questionnaire responses are less than 100. N/A is shown where the base number of responses is less than 10 during the period. % is calculated as Quantity/Base number\*100

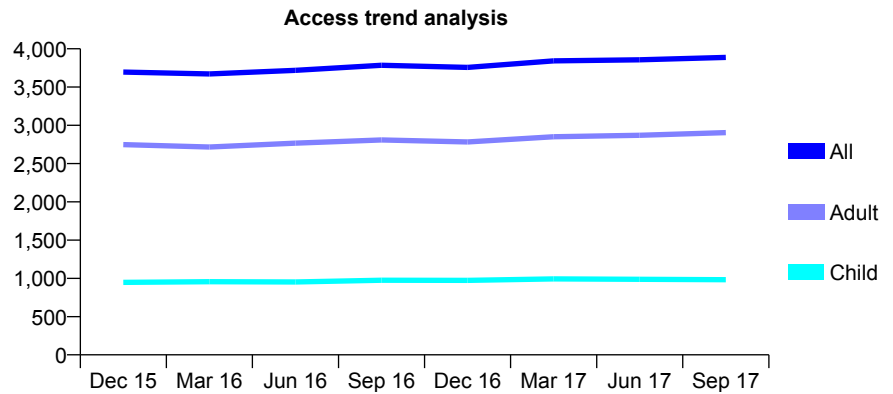
## Q60 - Vital Signs At a Glance Contract Report for 847739/0002 - September 2017

Name or company name	MR E MOORE
Contract type name	GDS Contract
Purpose of contract	General
Contract start date	01/04/2006
Contract end date	

17/18 Contracted general activity (UDA)	9,482
Carry forward general activity (UDA)	64
17/18 Contracted orthodontic activity (UOA)	0
Carry forward orthodontic activity (UOA)	0
Baseline contract value	£223,188.49

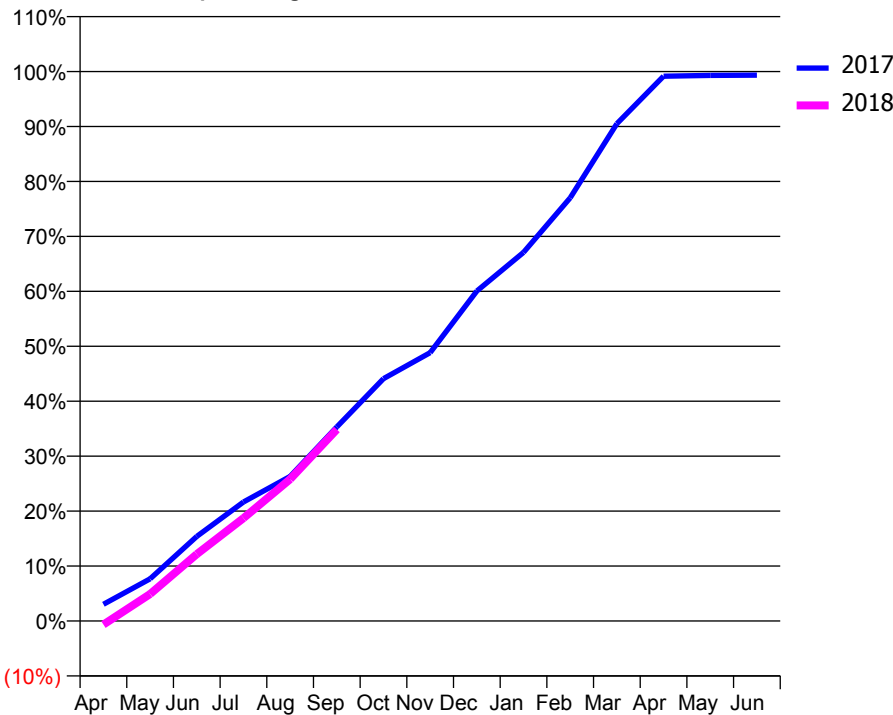
### ACCESS\*

Patients seen in 24 months	Total	Change since previous quarter
Quarter ending September 2016	3,785	
Quarter ending December 2016	3,756	→
Quarter ending March 2017	3,843	↑
Quarter ending June 2017	3,856	→
Quarter ending September 2017	3,888	→
<b>Variance since September 2016</b>	<b>2.7%</b>	<b>↑</b>



### ACTIVITY

Cumulative percentage of contracted UDA delivered 2017 & 2018



Month	Adjusted Scheduled Activity (UDA)	
	2017	2018
April	289	-64
May	729	467
June	1,460	1,153
July	2,054	1,776
August	2,496	2,448
September	3,348	3,306
October	4,181	
November	4,632	
December	5,694	
January	6,362	
February	7,301	
March	8,581	
April	9,401	
May	9,415	
June	9,418	

### QUALITY

	Quantity	Base Number	Contract	AT	Region	England
% of FP17s for the same patient ID Re-attending within 3 months - Children	37	663	5.6%	10.0%	11.6%	11.9%
% of FP17s for the same patient ID Re-attending within 3 months - Adults	215	1,796	12.0%	13.4%	15.2%	15.9%
% of FP17s for the same patient ID Re-attending between 3 & 9 months - Children	378	663	57.0%	59.8%	59.1%	58.1%
% of FP17s for the same patient ID Re-attending between 3 & 9 months - Adults	918	1,796	51.1%	54.7%	51.7%	50.6%
% of FP17s for Band 1 Urgent Courses	82	1,632	5.0%	7.2%	8.0%	9.1%
% of FP17s Relating to Free Repair or Replacements	3	1,632	0.2%	0.9%	0.8%	0.8%
% of FP17s Relating to Continuations	7	1,632	0.4%	1.2%	1.0%	1.1%
% of Patients satisfied with the dentistry they have received	5	6	N/A	92.0%	91.5%	91.4%
% of Patients satisfied with the time they had to wait for an appointment	6	6	N/A	89.4%	88.2%	87.7%

\* This is based on patients treated on this contract for their most recent course of treatment. Figures in italics indicate the base number of FP17s or Patient Questionnaire responses are less than 100. N/A is shown where the base number of responses is less than 10 during the period. % is calculated as Quantity/Base number\*100

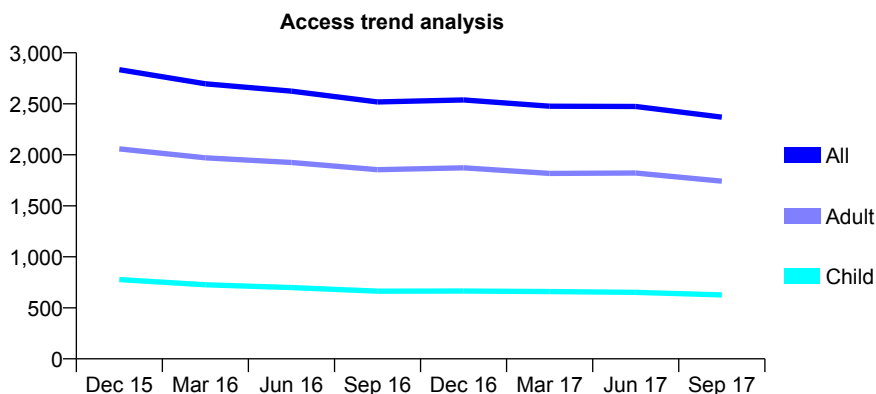
## Q60 - Vital Signs At a Glance Contract Report for 849227/0001 - September 2017

Name or company name	MR BS AHITAN
Contract type name	GDS Contract
Purpose of contract	General
Contract start date	01/04/2006
Contract end date	

17/18 Contracted general activity (UDA)	10,030
Carry forward general activity (UDA)	0
17/18 Contracted orthodontic activity (UOA)	0
Carry forward orthodontic activity (UOA)	0
Baseline contract value	£231,534.96

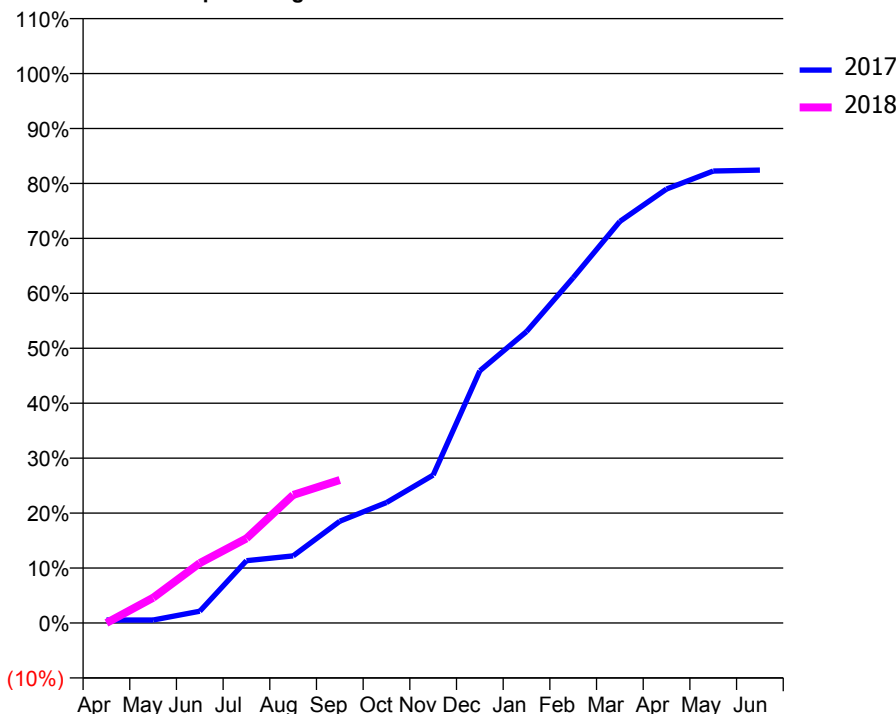
### ACCESS\*

Patients seen in 24 months	Total	Change since previous quarter
Quarter ending September 2016	2,518	
Quarter ending December 2016	2,538	→
Quarter ending March 2017	2,476	↓
Quarter ending June 2017	2,474	→
Quarter ending September 2017	2,369	↓
<b>Variance since September 2016</b>	<b>(5.9%)</b>	<b>↓</b>



### ACTIVITY

Cumulative percentage of contracted UDA delivered 2017 & 2018



Month	Adjusted Scheduled Activity (UDA)	
	2017	2018
April	55	0
May	55	461
June	215	1,094
July	1,137	1,544
August	1,226	2,338
September	1,858	2,610
October	2,198	
November	2,701	
December	4,605	
January	5,319	
February	6,303	
March	7,331	
April	7,921	
May	8,251	
June	8,266	

### QUALITY

	Quantity	Base Number	Contract	AT	Region	England
% of FP17s for the same patient ID Re-attending within 3 months - Children	33	322	10.2%	10.0%	11.6%	11.9%
% of FP17s for the same patient ID Re-attending within 3 months - Adults	156	838	18.6%	13.4%	15.2%	15.9%
% of FP17s for the same patient ID Re-attending between 3 & 9 months - Children	111	322	34.5%	59.8%	59.1%	58.1%
% of FP17s for the same patient ID Re-attending between 3 & 9 months - Adults	220	838	26.3%	54.7%	51.7%	50.6%
% of FP17s for Band 1 Urgent Courses	33	918	3.6%	7.2%	8.0%	9.1%
% of FP17s Relating to Free Repair or Replacements	34	918	3.7%	0.9%	0.8%	0.8%
% of FP17s Relating to Continuations	26	918	2.8%	1.2%	1.0%	1.1%
% of Patients satisfied with the dentistry they have received	4	5	N/A	92.0%	91.5%	91.4%
% of Patients satisfied with the time they had to wait for an appointment	5	5	N/A	89.4%	88.2%	87.7%

\* This is based on patients treated on this contract for their most recent course of treatment. Figures in italics indicate the base number of FP17s or Patient Questionnaire responses are less than 100. N/A is shown where the base number of responses is less than 10 during the period. % is calculated as Quantity/Base number\*100

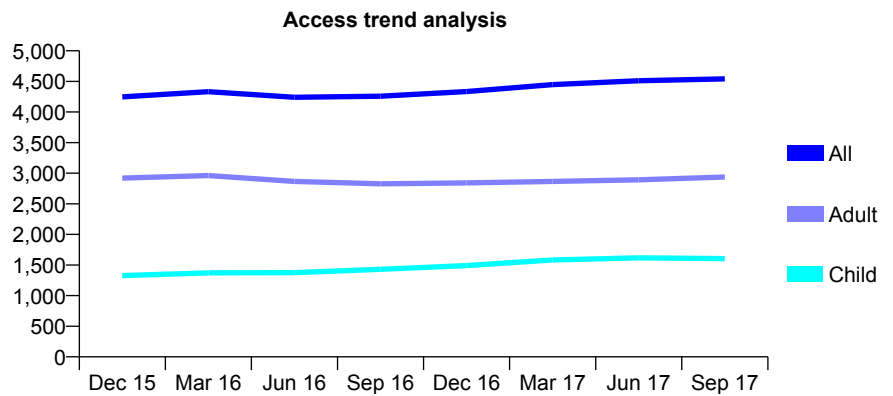
## Q60 - Vital Signs At a Glance Contract Report for 856622/0001 - September 2017

Name or company name	MR N BARCHHA
Contract type name	GDS Contract
Purpose of contract	General
Contract start date	01/04/2006
Contract end date	

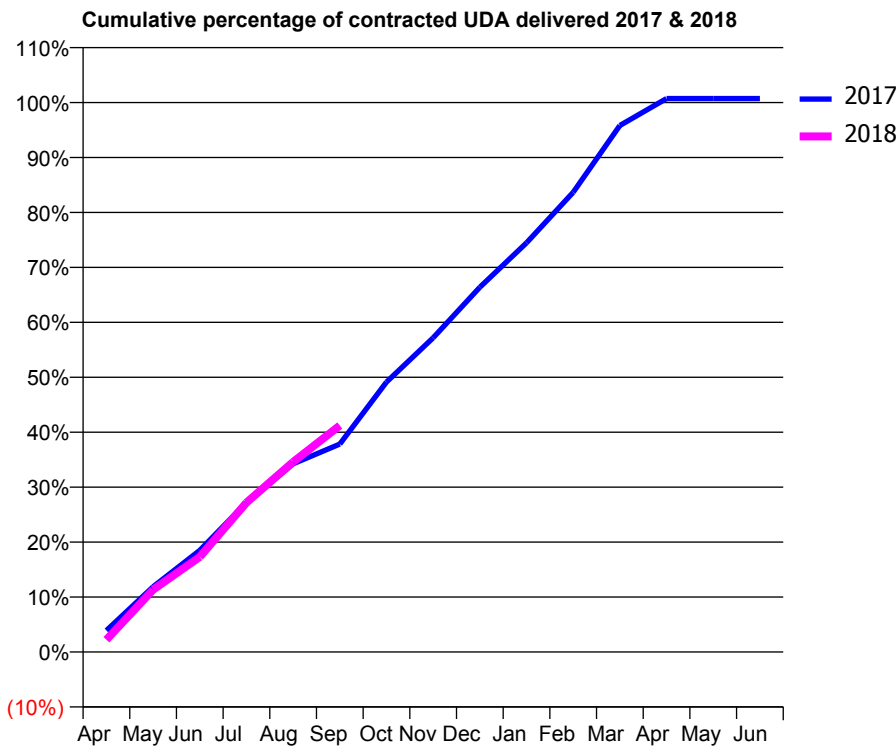
17/18 Contracted general activity (UDA)	16,093
Carry forward general activity (UDA)	-117
17/18 Contracted orthodontic activity (UOA)	0
Carry forward orthodontic activity (UOA)	0
Baseline contract value	£400,598.69

### ACCESS\*

Patients seen in 24 months	Total	Change since previous quarter
Quarter ending September 2016	4,258	
Quarter ending December 2016	4,334	→
Quarter ending March 2017	4,448	↑
Quarter ending June 2017	4,511	→
Quarter ending September 2017	4,542	→
<b>Variance since September 2016</b>	<b>6.7%</b>	<b>↑</b>



### ACTIVITY



Month	Adjusted Scheduled Activity (UDA)	
	2017	2018
April	630	361
May	1,910	1,825
June	2,979	2,785
July	4,380	4,375
August	5,511	5,568
September	6,091	6,631
October	7,907	
November	9,203	
December	10,682	
January	11,984	
February	13,465	
March	15,419	
April	16,208	
May	16,208	
June	16,210	

### QUALITY

	Quantity	Base Number	Contract	AT	Region	England
% of FP17s for the same patient ID Re-attending within 3 months - Children	89	1,145	7.8%	10.0%	11.6%	11.9%
% of FP17s for the same patient ID Re-attending within 3 months - Adults	408	2,137	19.1%	13.4%	15.2%	15.9%
% of FP17s for the same patient ID Re-attending between 3 & 9 months - Children	751	1,145	65.6%	59.8%	59.1%	58.1%
% of FP17s for the same patient ID Re-attending between 3 & 9 months - Adults	1,167	2,137	54.6%	54.7%	51.7%	50.6%
% of FP17s for Band 1 Urgent Courses	206	2,995	6.9%	7.2%	8.0%	9.1%
% of FP17s Relating to Free Repair or Replacements	22	2,995	0.7%	0.9%	0.8%	0.8%
% of FP17s Relating to Continuations	99	2,995	3.3%	1.2%	1.0%	1.1%
% of Patients satisfied with the dentistry they have received	7	7	N/A	92.0%	91.5%	91.4%
% of Patients satisfied with the time they had to wait for an appointment	6	7	N/A	89.4%	88.2%	87.7%

\* This is based on patients treated on this contract for their most recent course of treatment. Figures in italics indicate the base number of FP17s or Patient Questionnaire responses are less than 100. N/A is shown where the base number of responses is less than 10 during the period. % is calculated as Quantity/Base number\*100

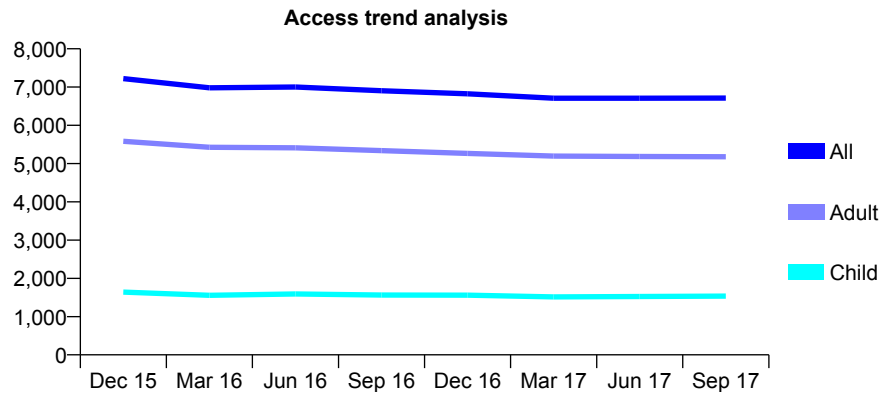
## Q60 - Vital Signs At a Glance Contract Report for 857866/0001 - September 2017

Name or company name	MR LG THOTA
Contract type name	GDS Contract
Purpose of contract	General
Contract start date	01/04/2006
Contract end date	

17/18 Contracted general activity (UDA)	26,500
Carry forward general activity (UDA)	0
17/18 Contracted orthodontic activity (UOA)	0
Carry forward orthodontic activity (UOA)	0
Baseline contract value	£563,191.61

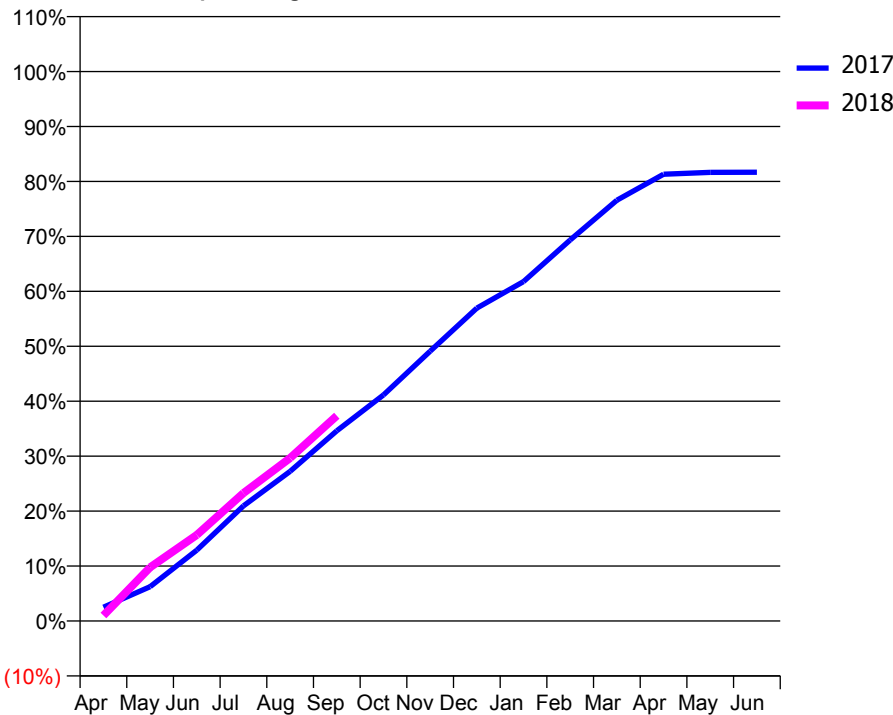
### ACCESS\*

Patients seen in 24 months	Total	Change since previous quarter
Quarter ending September 2016	6,904	
Quarter ending December 2016	6,825	↓
Quarter ending March 2017	6,710	↓
Quarter ending June 2017	6,710	→
Quarter ending September 2017	6,712	→
<b>Variance since September 2016</b>	<b>(2.8%)</b>	<b>↓</b>



### ACTIVITY

Cumulative percentage of contracted UDA delivered 2017 & 2018



Month	Adjusted Scheduled Activity (UDA)	
	2017	2018
April	665	266
May	1,655	2,587
June	3,415	4,151
July	5,555	6,171
August	7,220	7,863
September	9,172	9,899
October	10,906	
November	13,016	
December	15,090	
January	16,371	
February	18,377	
March	20,292	
April	21,545	
May	21,638	
June	21,640	

### QUALITY

	Quantity	Base Number	Contract	AT	Region	England
% of FP17s for the same patient ID Re-attending within 3 months - Children	72	1,205	6.0%	10.0%	11.6%	11.9%
% of FP17s for the same patient ID Re-attending within 3 months - Adults	532	4,128	12.9%	13.4%	15.2%	15.9%
% of FP17s for the same patient ID Re-attending between 3 & 9 months - Children	702	1,205	58.3%	59.8%	59.1%	58.1%
% of FP17s for the same patient ID Re-attending between 3 & 9 months - Adults	2,525	4,128	61.2%	54.7%	51.7%	50.6%
% of FP17s for Band 1 Urgent Courses	461	4,789	9.6%	7.2%	8.0%	9.1%
% of FP17s Relating to Free Repair or Replacements	18	4,789	0.4%	0.9%	0.8%	0.8%
% of FP17s Relating to Continuations	28	4,789	0.6%	1.2%	1.0%	1.1%
% of Patients satisfied with the dentistry they have received	9	11	81.8%	92.0%	91.5%	91.4%
% of Patients satisfied with the time they had to wait for an appointment	11	11	100.0%	89.4%	88.2%	87.7%

\* This is based on patients treated on this contract for their most recent course of treatment. Figures in italics indicate the base number of FP17s or Patient Questionnaire responses are less than 100. N/A is shown where the base number of responses is less than 10 during the period. % is calculated as Quantity/Base number\*100

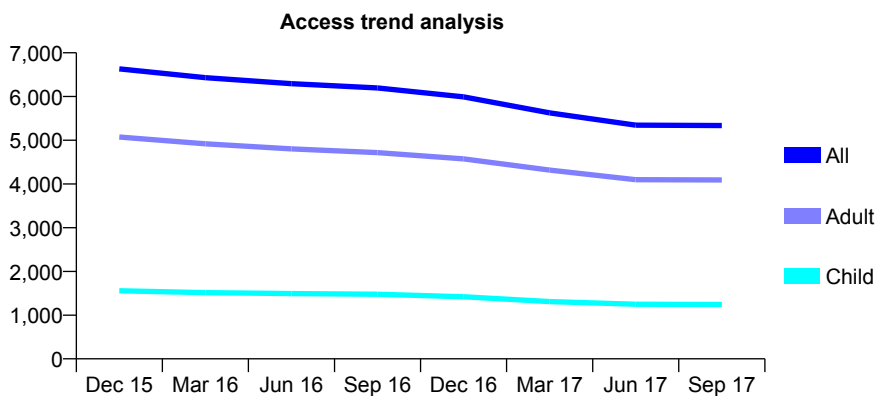
## Q60 - Vital Signs At a Glance Contract Report for 906611/0002 - September 2017

Name or company name	MR RJ COOPER
Contract type name	GDS Contract
Purpose of contract	General
Contract start date	01/04/2009
Contract end date	

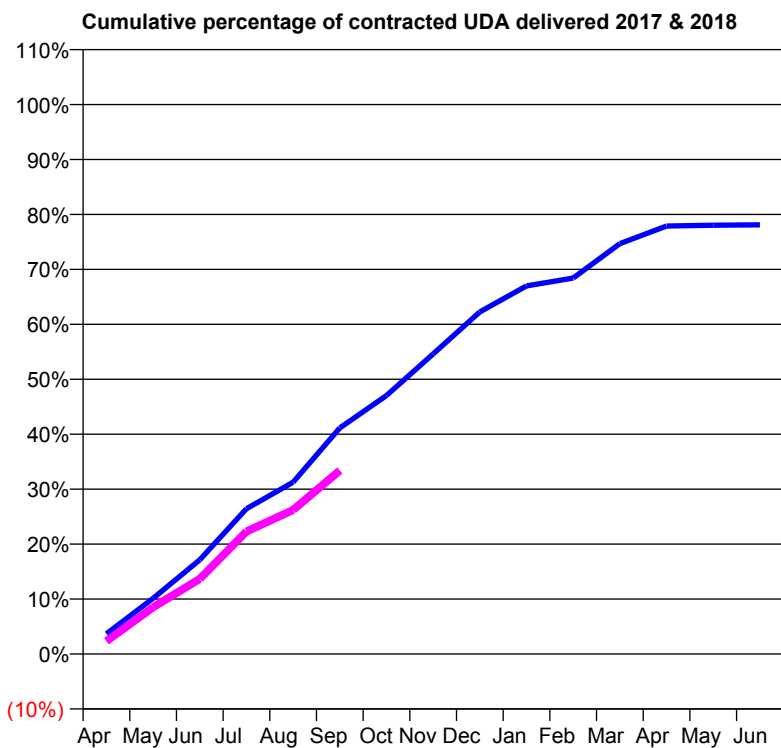
17/18 Contracted general activity (UDA)	18,833
Carry forward general activity (UDA)	0
17/18 Contracted orthodontic activity (UOA)	0
Carry forward orthodontic activity (UOA)	0
Baseline contract value	£456,136.25

### ACCESS\*

Patients seen in 24 months	Total	Change since previous quarter
Quarter ending September 2016	6,197	
Quarter ending December 2016	5,993	↓
Quarter ending March 2017	5,626	↓
Quarter ending June 2017	5,346	↓
Quarter ending September 2017	5,336	→
<b>Variance since September 2016</b>	<b>(13.9%)</b>	<b>↓</b>



### ACTIVITY



Month	Adjusted Scheduled Activity (UDA)	
	2017	2018
April	550	439
May	1,518	1,601
June	2,573	2,574
July	3,966	4,199
August	4,690	4,937
September	6,173	6,289
October	7,057	
November	8,193	
December	9,337	
January	10,049	
February	10,262	
March	11,202	
April	11,682	
May	11,706	
June	11,717	

### QUALITY

	Quantity	Base Number	Contract	AT	Region	England
% of FP17s for the same patient ID Re-attending within 3 months - Children	51	991	5.1%	10.0%	11.6%	11.9%
% of FP17s for the same patient ID Re-attending within 3 months - Adults	261	3,063	8.5%	13.4%	15.2%	15.9%
% of FP17s for the same patient ID Re-attending between 3 & 9 months - Children	459	991	46.3%	59.8%	59.1%	58.1%
% of FP17s for the same patient ID Re-attending between 3 & 9 months - Adults	1,411	3,063	46.1%	54.7%	51.7%	50.6%
% of FP17s for Band 1 Urgent Courses	127	2,992	4.2%	7.2%	8.0%	9.1%
% of FP17s Relating to Free Repair or Replacements	11	2,992	0.4%	0.9%	0.8%	0.8%
% of FP17s Relating to Continuations	71	2,992	2.4%	1.2%	1.0%	1.1%
% of Patients satisfied with the dentistry they have received	16	17	94.1%	92.0%	91.5%	91.4%
% of Patients satisfied with the time they had to wait for an appointment	16	17	94.1%	89.4%	88.2%	87.7%

\* This is based on patients treated on this contract for their most recent course of treatment. Figures in italics indicate the base number of FP17s or Patient Questionnaire responses are less than 100. N/A is shown where the base number of responses is less than 10 during the period. % is calculated as Quantity/Base number\*100

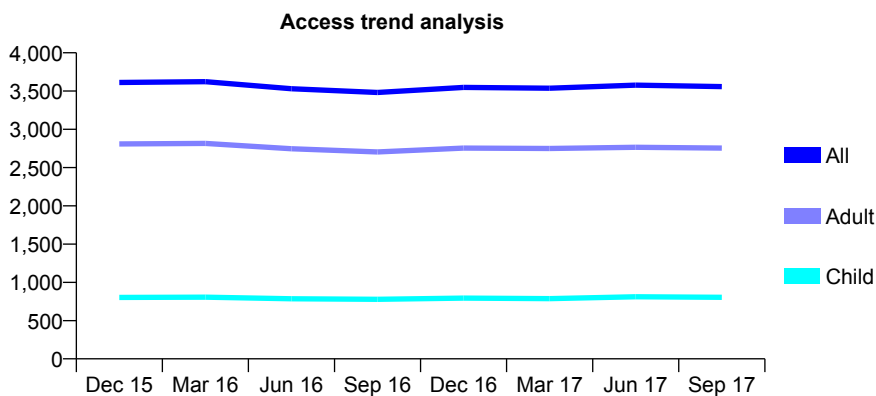
## Q60 - Vital Signs At a Glance Contract Report for 909939/0001 - September 2017

Name or company name	Pride Hill Dental Surgery
Contract type name	GDS Contract
Purpose of contract	General
Contract start date	01/04/2006
Contract end date	

17/18 Contracted general activity (UDA)	8,800
Carry forward general activity (UDA)	0
17/18 Contracted orthodontic activity (UOA)	0
Carry forward orthodontic activity (UOA)	0
Baseline contract value	£246,910.81

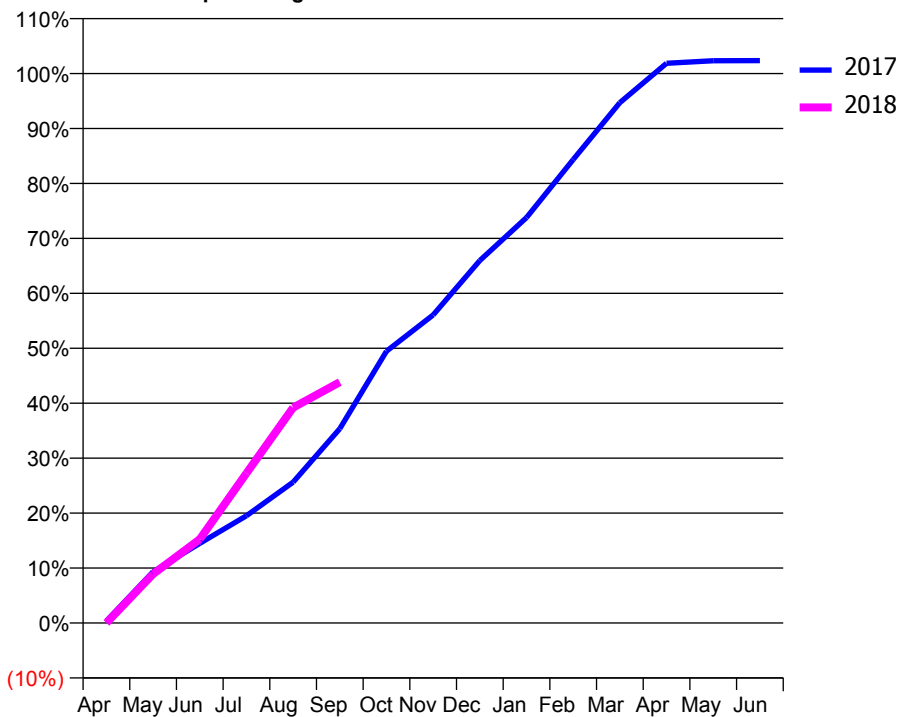
### ACCESS\*

Patients seen in 24 months	Total	Change since previous quarter
Quarter ending September 2016	3,482	
Quarter ending December 2016	3,548	→
Quarter ending March 2017	3,537	→
Quarter ending June 2017	3,577	→
Quarter ending September 2017	3,559	→
<b>Variance since September 2016</b>	<b>2.2%</b>	<b>↑</b>



### ACTIVITY

Cumulative percentage of contracted UDA delivered 2017 & 2018



Month	Adjusted Scheduled Activity (UDA)	
	2017	2018
April	33	0
May	822	785
June	1,276	1,342
July	1,717	2,399
August	2,255	3,450
September	3,112	3,858
October	4,353	
November	4,935	
December	5,805	
January	6,493	
February	7,421	
March	8,333	
April	8,964	
May	9,005	
June	9,006	

### QUALITY

	Quantity	Base Number	Contract	AT	Region	England
% of FP17s for the same patient ID Re-attending within 3 months - Children	15	440	3.4%	10.0%	11.6%	11.9%
% of FP17s for the same patient ID Re-attending within 3 months - Adults	174	1,495	11.6%	13.4%	15.2%	15.9%
% of FP17s for the same patient ID Re-attending between 3 & 9 months - Children	121	440	27.5%	59.8%	59.1%	58.1%
% of FP17s for the same patient ID Re-attending between 3 & 9 months - Adults	353	1,495	23.6%	54.7%	51.7%	50.6%
% of FP17s for Band 1 Urgent Courses	190	1,673	11.4%	7.2%	8.0%	9.1%
% of FP17s Relating to Free Repair or Replacements	29	1,673	1.7%	0.9%	0.8%	0.8%
% of FP17s Relating to Continuations	39	1,673	2.3%	1.2%	1.0%	1.1%
% of Patients satisfied with the dentistry they have received	10	10	100.0%	92.0%	91.5%	91.4%
% of Patients satisfied with the time they had to wait for an appointment	10	10	100.0%	89.4%	88.2%	87.7%

\* This is based on patients treated on this contract for their most recent course of treatment. Figures in italics indicate the base number of FP17s or Patient Questionnaire responses are less than 100. N/A is shown where the base number of responses is less than 10 during the period. % is calculated as Quantity/Base number\*100



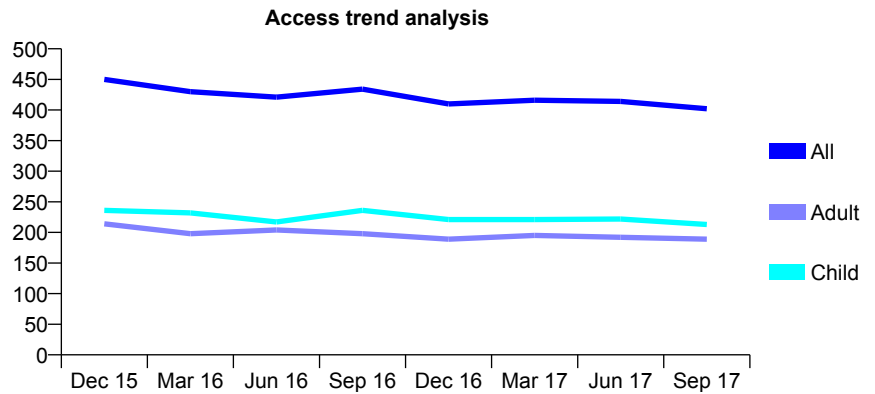
## Q60 - Vital Signs At a Glance Contract Report for 910066/0001 - September 2017

Name or company name	DR AJ FAGG
Contract type name	GDS Contract
Purpose of contract	General and Orthodontic
Contract start date	01/04/2006
Contract end date	

17/18 Contracted general activity (UDA)	777
Carry forward general activity (UDA)	27
17/18 Contracted orthodontic activity (UOA)	1,378
Carry forward orthodontic activity (UOA)	0
Baseline contract value	£89,593.43

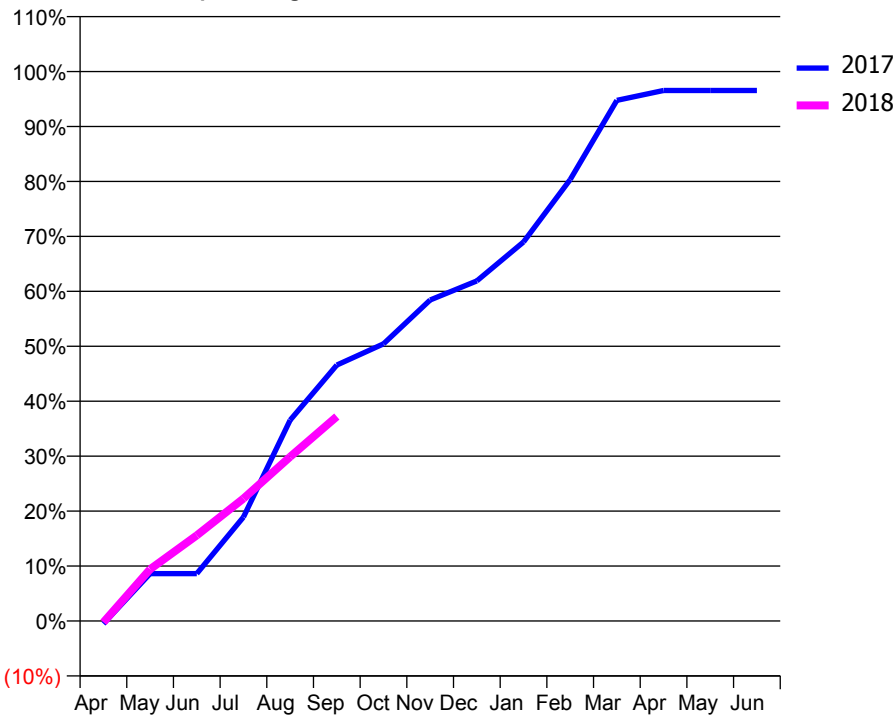
### ACCESS\*

Patients seen in 24 months	Total	Change since previous quarter
Quarter ending September 2016	434	
Quarter ending December 2016	410	↓
Quarter ending March 2017	416	→
Quarter ending June 2017	414	→
Quarter ending September 2017	402	↓
<b>Variance since September 2016</b>	<b>(7.4%)</b>	<b>↓</b>



### ACTIVITY

Cumulative percentage of contracted UDA delivered 2017 & 2018



Month	Adjusted Scheduled Activity (UDA)	
	2017	2018
April	-4	-2
May	67	73
June	67	121
July	147	173
August	284	232
September	362	289
October	392	
November	454	
December	481	
January	536	
February	624	
March	736	
April	750	
May	750	
June	750	

### QUALITY

	Quantity	Base Number	Contract	AT	Region	England
% of FP17s for the same patient ID Re-attending within 3 months - Children	9	221	4.1%	10.0%	11.6%	11.9%
% of FP17s for the same patient ID Re-attending within 3 months - Adults	14	120	11.7%	13.4%	15.2%	15.9%
% of FP17s for the same patient ID Re-attending between 3 & 9 months - Children	81	221	36.7%	59.8%	59.1%	58.1%
% of FP17s for the same patient ID Re-attending between 3 & 9 months - Adults	68	120	56.7%	54.7%	51.7%	50.6%
% of FP17s for Band 1 Urgent Courses	1	228	0.4%	7.2%	8.0%	9.1%
% of FP17s Relating to Free Repair or Replacements	0	228	0.0%	0.9%	0.8%	0.8%
% of FP17s Relating to Continuations	0	228	0.0%	1.2%	1.0%	1.1%
% of Patients satisfied with the dentistry they have received	1	1	N/A	92.0%	91.5%	91.4%
% of Patients satisfied with the time they had to wait for an appointment	1	1	N/A	89.4%	88.2%	87.7%

\* This is based on patients treated on this contract for their most recent course of treatment. Figures in italics indicate the base number of FP17s or Patient Questionnaire responses are less than 100. N/A is shown where the base number of responses is less than 10 during the period. % is calculated as Quantity/Base number\*100

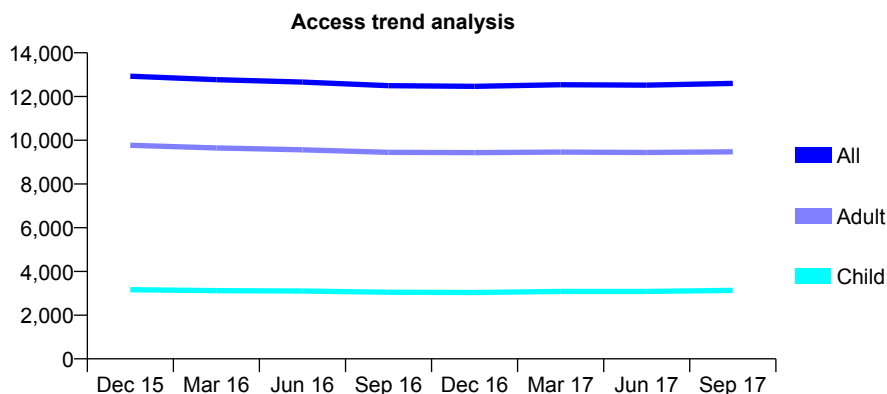
## Q60 - Vital Signs At a Glance Contract Report for 912891/0001 - September 2017

Name or company name	Rosslyn House Dental
Contract type name	GDS Contract
Purpose of contract	General
Contract start date	01/04/2006
Contract end date	

17/18 Contracted general activity (UDA)	32,649
Carry forward general activity (UDA)	-653
17/18 Contracted orthodontic activity (UOA)	0
Carry forward orthodontic activity (UOA)	0
Baseline contract value	£702,147.78

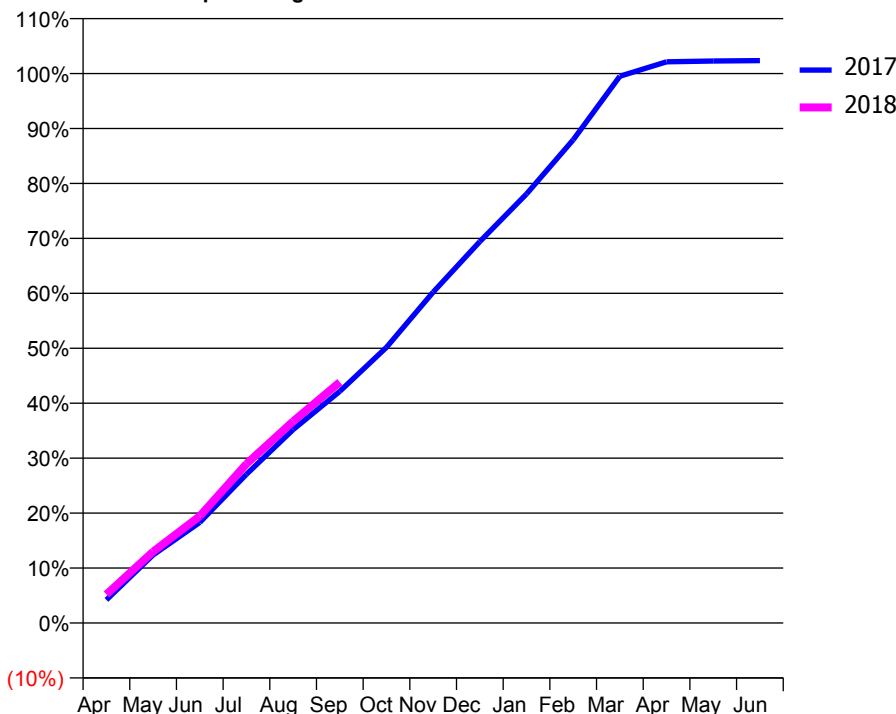
### ACCESS\*

Patients seen in 24 months	Total	Change since previous quarter
Quarter ending September 2016	12,496	
Quarter ending December 2016	12,465	→
Quarter ending March 2017	12,539	→
Quarter ending June 2017	12,523	→
Quarter ending September 2017	12,600	→
<b>Variance since September 2016</b>	<b>0.8%</b>	<b>→</b>



### ACTIVITY

Cumulative percentage of contracted UDA delivered 2017 & 2018



Month	Adjusted Scheduled Activity (UDA)	
	2017	2018
April	1,373	1,698
May	4,044	4,239
June	5,980	6,347
July	8,841	9,453
August	11,492	11,982
September	13,764	14,315
October	16,381	
November	19,664	
December	22,662	
January	25,494	
February	28,711	
March	32,486	
April	33,346	
May	33,389	
June	33,413	

### QUALITY

	Quantity	Base Number	Contract	AT	Region	England
% of FP17s for the same patient ID Re-attending within 3 months - Children	110	2,305	4.8%	10.0%	11.6%	11.9%
% of FP17s for the same patient ID Re-attending within 3 months - Adults	589	6,749	8.7%	13.4%	15.2%	15.9%
% of FP17s for the same patient ID Re-attending between 3 & 9 months - Children	1,525	2,305	66.2%	59.8%	59.1%	58.1%
% of FP17s for the same patient ID Re-attending between 3 & 9 months - Adults	4,574	6,749	67.8%	54.7%	51.7%	50.6%
% of FP17s for Band 1 Urgent Courses	308	8,483	3.6%	7.2%	8.0%	9.1%
% of FP17s Relating to Free Repair or Replacements	35	8,483	0.4%	0.9%	0.8%	0.8%
% of FP17s Relating to Continuations	121	8,483	1.4%	1.2%	1.0%	1.1%
% of Patients satisfied with the dentistry they have received	25	26	96.2%	92.0%	91.5%	91.4%
% of Patients satisfied with the time they had to wait for an appointment	23	26	88.5%	89.4%	88.2%	87.7%

\* This is based on patients treated on this contract for their most recent course of treatment. Figures in italics indicate the base number of FP17s or Patient Questionnaire responses are less than 100. N/A is shown where the base number of responses is less than 10 during the period. % is calculated as Quantity/Base number\*100

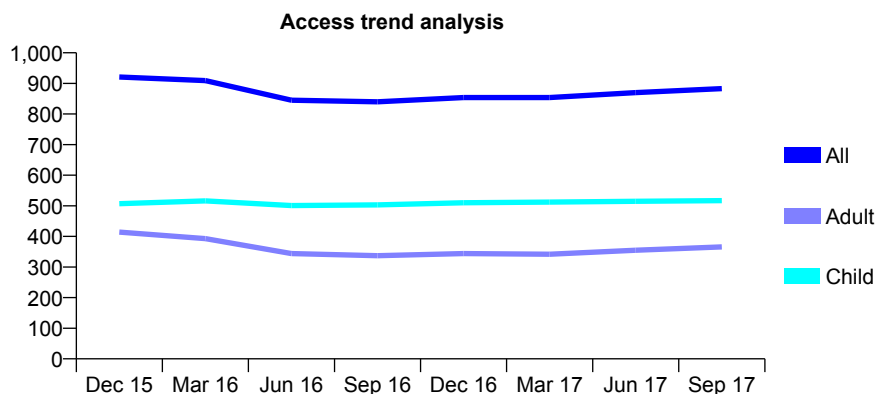
## Q60 - Vital Signs At a Glance Contract Report for 913006/0001 - September 2017

Name or company name	MRS AJ MORRIS
Contract type name	GDS Contract
Purpose of contract	General
Contract start date	01/04/2006
Contract end date	

17/18 Contracted general activity (UDA)	2,400
Carry forward general activity (UDA)	0
17/18 Contracted orthodontic activity (UOA)	0
Carry forward orthodontic activity (UOA)	0
Baseline contract value	£59,518.87

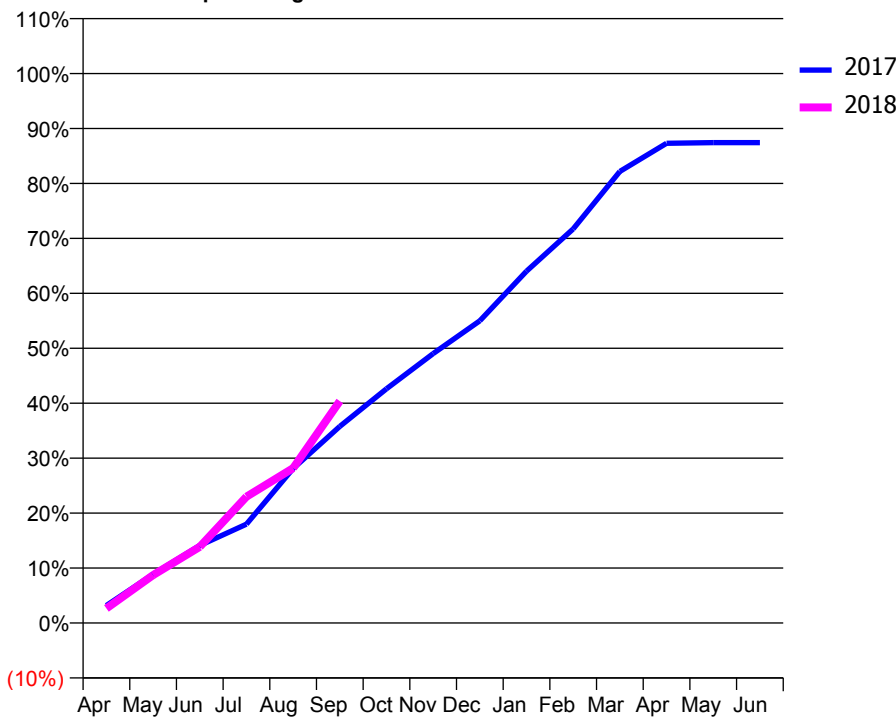
### ACCESS\*

Patients seen in 24 months	Total	Change since previous quarter
Quarter ending September 2016	840	
Quarter ending December 2016	854	→
Quarter ending March 2017	854	→
Quarter ending June 2017	870	→
Quarter ending September 2017	883	→
<b>Variance since September 2016</b>	<b>5.1%</b>	<b>↑</b>



### ACTIVITY

Cumulative percentage of contracted UDA delivered 2017 & 2018



Month	Adjusted Scheduled Activity (UDA)	
	2017	2018
April	80	64
May	223	210
June	355	333
July	452	552
August	706	676
September	899	970
October	1,071	
November	1,232	
December	1,382	
January	1,609	
February	1,802	
March	2,065	
April	2,194	
May	2,197	
June	2,197	

### QUALITY

	Quantity	Base Number	Contract	AT	Region	England
% of FP17s for the same patient ID Re-attending within 3 months - Children	31	449	6.9%	10.0%	11.6%	11.9%
% of FP17s for the same patient ID Re-attending within 3 months - Adults	35	267	13.1%	13.4%	15.2%	15.9%
% of FP17s for the same patient ID Re-attending between 3 & 9 months - Children	312	449	69.5%	59.8%	59.1%	58.1%
% of FP17s for the same patient ID Re-attending between 3 & 9 months - Adults	153	267	57.3%	54.7%	51.7%	50.6%
% of FP17s for Band 1 Urgent Courses	48	637	7.5%	7.2%	8.0%	9.1%
% of FP17s Relating to Free Repair or Replacements	2	637	0.3%	0.9%	0.8%	0.8%
% of FP17s Relating to Continuations	7	637	1.1%	1.2%	1.0%	1.1%
% of Patients satisfied with the dentistry they have received	1	1	N/A	92.0%	91.5%	91.4%
% of Patients satisfied with the time they had to wait for an appointment	1	1	N/A	89.4%	88.2%	87.7%

\* This is based on patients treated on this contract for their most recent course of treatment. Figures in italics indicate the base number of FP17s or Patient Questionnaire responses are less than 100. N/A is shown where the base number of responses is less than 10 during the period. % is calculated as Quantity/Base number\*100

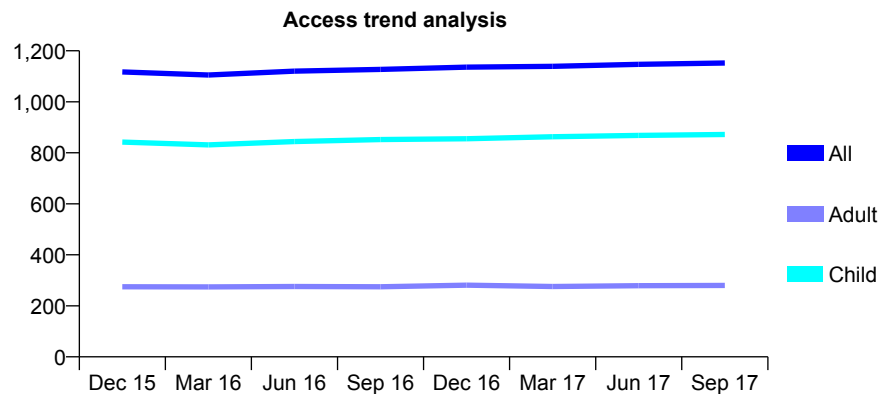
## Q60 - Vital Signs At a Glance Contract Report for 916013/0003 - September 2017

Name or company name	MR BJ GRAINGER
Contract type name	GDS Contract
Purpose of contract	General and Orthodontic
Contract start date	14/04/2008
Contract end date	

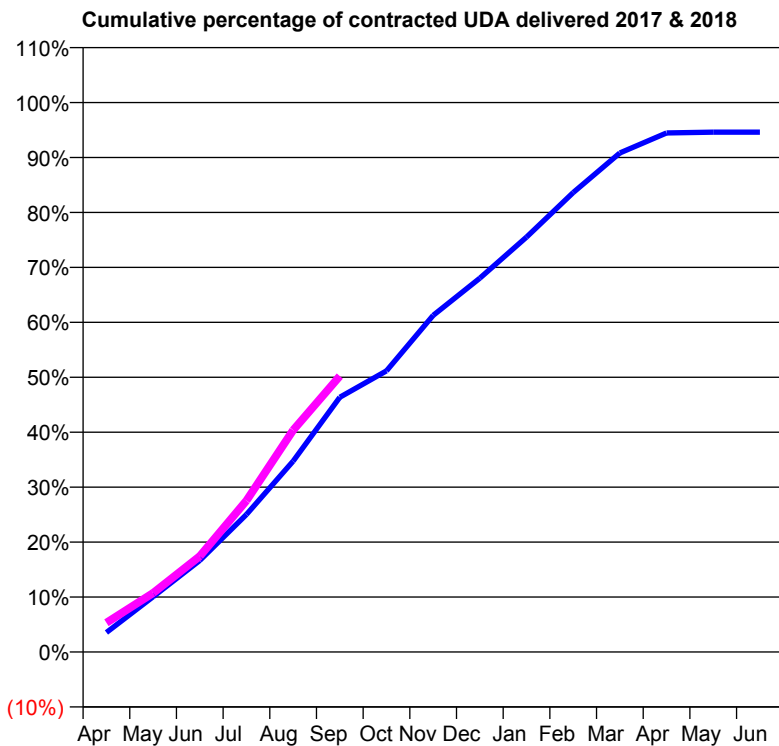
17/18 Contracted general activity (UDA)	2,000
Carry forward general activity (UDA)	0
17/18 Contracted orthodontic activity (UOA)	210
Carry forward orthodontic activity (UOA)	0
Baseline contract value	£59,575.48

### ACCESS\*

Patients seen in 24 months	Total	Change since previous quarter
Quarter ending September 2016	1,127	
Quarter ending December 2016	1,136	→
Quarter ending March 2017	1,139	→
Quarter ending June 2017	1,147	→
Quarter ending September 2017	1,152	→
<b>Variance since September 2016</b>	<b>2.2%</b>	<b>↑</b>



### ACTIVITY



Month	Adjusted Scheduled Activity (UDA)	
	2017	2018
April	71	106
May	201	215
June	333	349
July	500	551
August	695	807
September	927	1,005
October	1,023	
November	1,225	
December	1,361	
January	1,510	
February	1,672	
March	1,816	
April	1,889	
May	1,892	
June	1,892	

### QUALITY

	Quantity	Base Number	Contract	AT	Region	England
% of FP17s for the same patient ID Re-attending within 3 months - Children	14	602	2.3%	10.0%	11.6%	11.9%
% of FP17s for the same patient ID Re-attending within 3 months - Adults	3	127	2.4%	13.4%	15.2%	15.9%
% of FP17s for the same patient ID Re-attending between 3 & 9 months - Children	292	602	48.5%	59.8%	59.1%	58.1%
% of FP17s for the same patient ID Re-attending between 3 & 9 months - Adults	49	127	38.6%	54.7%	51.7%	50.6%
% of FP17s for Band 1 Urgent Courses	8	669	1.2%	7.2%	8.0%	9.1%
% of FP17s Relating to Free Repair or Replacements	0	669	0.0%	0.9%	0.8%	0.8%
% of FP17s Relating to Continuations	0	669	0.0%	1.2%	1.0%	1.1%
% of Patients satisfied with the dentistry they have received	1	1	N/A	92.0%	91.5%	91.4%
% of Patients satisfied with the time they had to wait for an appointment	1	1	N/A	89.4%	88.2%	87.7%

\* This is based on patients treated on this contract for their most recent course of treatment. Figures in italics indicate the base number of FP17s or Patient Questionnaire responses are less than 100. N/A is shown where the base number of responses is less than 10 during the period. % is calculated as Quantity/Base number\*100

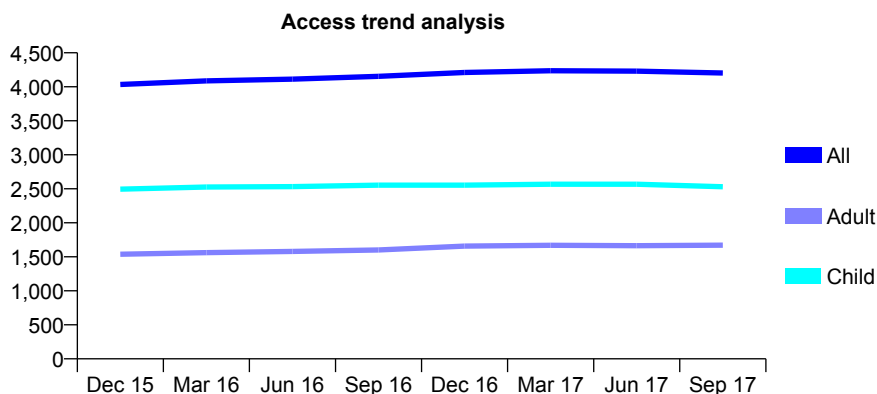
## Q60 - Vital Signs At a Glance Contract Report for 920231/0001 - September 2017

Name or company name	MRS HL CHAPMAN
Contract type name	GDS Contract
Purpose of contract	General
Contract start date	01/04/2006
Contract end date	

17/18 Contracted general activity (UDA)	11,000
Carry forward general activity (UDA)	0
17/18 Contracted orthodontic activity (UOA)	0
Carry forward orthodontic activity (UOA)	0
Baseline contract value	£290,261.69

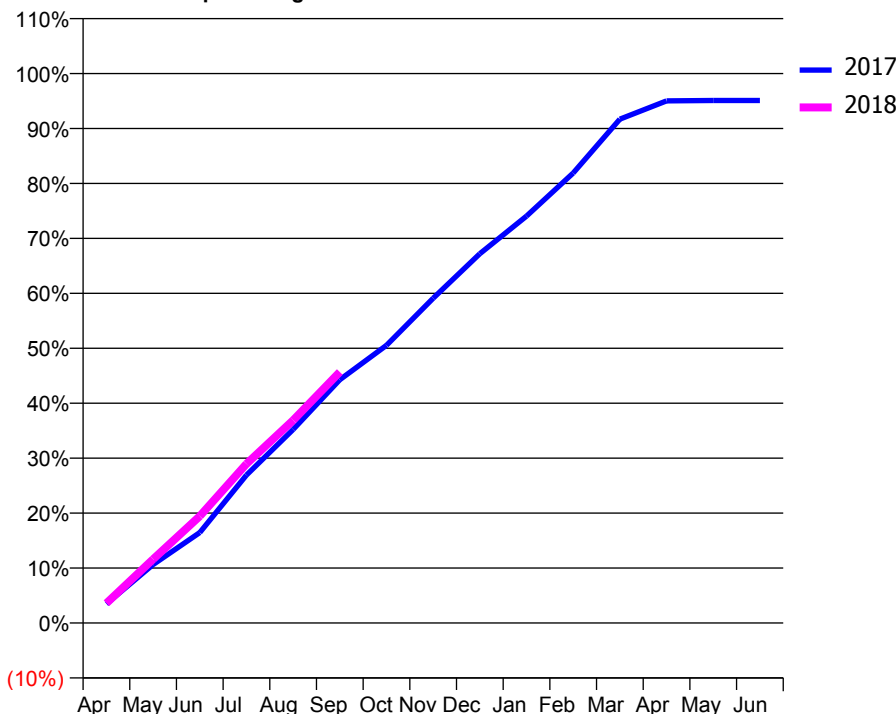
### ACCESS\*

Patients seen in 24 months	Total	Change since previous quarter
Quarter ending September 2016	4,153	
Quarter ending December 2016	4,211	→
Quarter ending March 2017	4,237	→
Quarter ending June 2017	4,231	→
Quarter ending September 2017	4,202	→
<b>Variance since September 2016</b>	<b>1.2%</b>	<b>→</b>



### ACTIVITY

Cumulative percentage of contracted UDA delivered 2017 & 2018



Adjusted Scheduled Activity (UDA)

Month	2017	2018
April	414	395
May	1,268	1,276
June	1,963	2,139
July	3,209	3,186
August	4,198	4,059
September	5,275	5,024
October	6,023	
November	7,042	
December	8,009	
January	8,825	
February	9,759	
March	10,927	
April	11,322	
May	11,331	
June	11,332	

### QUALITY

	Quantity	Base Number	Contract	AT	Region	England
% of FP17s for the same patient ID Re-attending within 3 months - Children	211	2,053	10.3%	10.0%	11.6%	11.9%
% of FP17s for the same patient ID Re-attending within 3 months - Adults	182	1,124	16.2%	13.4%	15.2%	15.9%
% of FP17s for the same patient ID Re-attending between 3 & 9 months - Children	1,241	2,053	60.4%	59.8%	59.1%	58.1%
% of FP17s for the same patient ID Re-attending between 3 & 9 months - Adults	672	1,124	59.8%	54.7%	51.7%	50.6%
% of FP17s for Band 1 Urgent Courses	181	2,943	6.2%	7.2%	8.0%	9.1%
% of FP17s Relating to Free Repair or Replacements	0	2,943	0.0%	0.9%	0.8%	0.8%
% of FP17s Relating to Continuations	4	2,943	0.1%	1.2%	1.0%	1.1%
% of Patients satisfied with the dentistry they have received	5	7	N/A	92.0%	91.5%	91.4%
% of Patients satisfied with the time they had to wait for an appointment	6	7	N/A	89.4%	88.2%	87.7%

\* This is based on patients treated on this contract for their most recent course of treatment. Figures in italics indicate the base number of FP17s or Patient Questionnaire responses are less than 100. N/A is shown where the base number of responses is less than 10 during the period. % is calculated as Quantity/Base number\*100

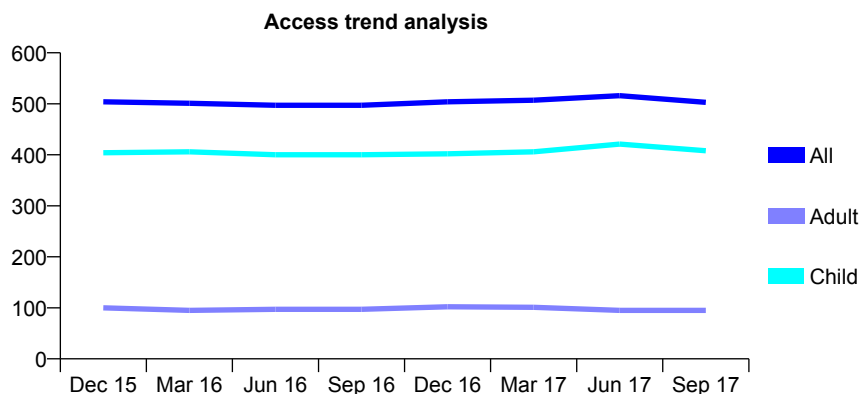
## Q60 - Vital Signs At a Glance Contract Report for 925713/0001 - September 2017

Name or company name	MR IH KHAN
Contract type name	GDS Contract
Purpose of contract	General
Contract start date	01/04/2006
Contract end date	

17/18 Contracted general activity (UDA)	1,200
Carry forward general activity (UDA)	0
17/18 Contracted orthodontic activity (UOA)	0
Carry forward orthodontic activity (UOA)	0
Baseline contract value	£28,005.31

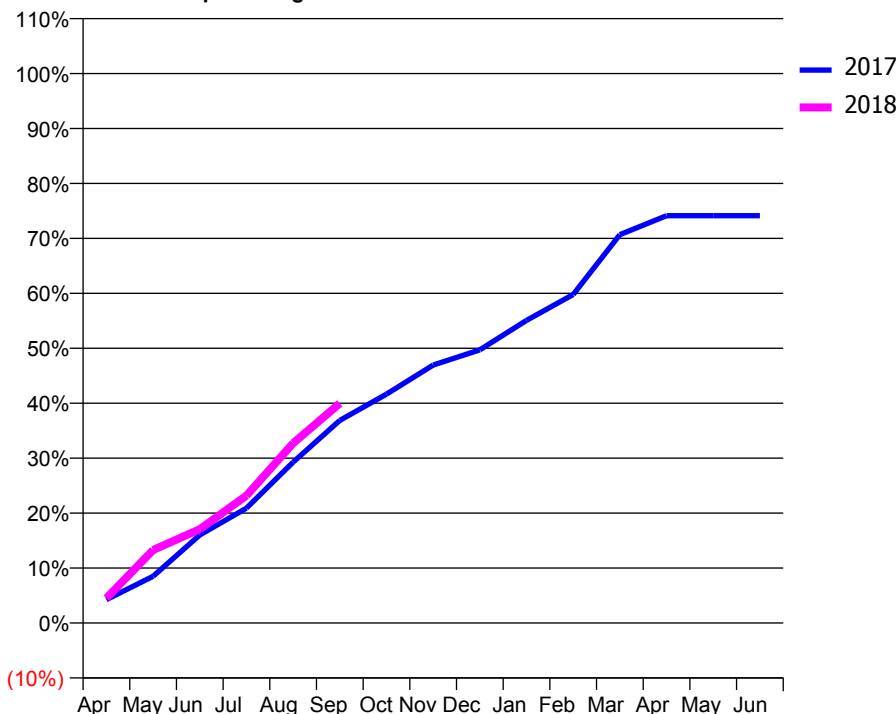
### ACCESS\*

Patients seen in 24 months	Total	Change since previous quarter
Quarter ending September 2016	497	
Quarter ending December 2016	504	→
Quarter ending March 2017	507	→
Quarter ending June 2017	516	→
Quarter ending September 2017	503	↓
<b>Variance since September 2016</b>	<b>1.2%</b>	<b>→</b>



### ACTIVITY

Cumulative percentage of contracted UDA delivered 2017 & 2018



Month	Adjusted Scheduled Activity (UDA)	
	2017	2018
April	51	54
May	102	159
June	192	205
July	251	278
August	351	393
September	442	480
October	500	
November	563	
December	597	
January	661	
February	717	
March	848	
April	889	
May	889	
June	889	

### QUALITY

	Quantity	Base Number	Contract	AT	Region	England
% of FP17s for the same patient ID Re-attending within 3 months - Children	22	342	6.4%	10.0%	11.6%	11.9%
% of FP17s for the same patient ID Re-attending within 3 months - Adults	3	51	5.9%	13.4%	15.2%	15.9%
% of FP17s for the same patient ID Re-attending between 3 & 9 months - Children	189	342	55.3%	59.8%	59.1%	58.1%
% of FP17s for the same patient ID Re-attending between 3 & 9 months - Adults	28	51	54.9%	54.7%	51.7%	50.6%
% of FP17s for Band 1 Urgent Courses	14	369	3.8%	7.2%	8.0%	9.1%
% of FP17s Relating to Free Repair or Replacements	0	369	0.0%	0.9%	0.8%	0.8%
% of FP17s Relating to Continuations	1	369	0.3%	1.2%	1.0%	1.1%
% of Patients satisfied with the dentistry they have received	0	0	N/A	92.0%	91.5%	91.4%
% of Patients satisfied with the time they had to wait for an appointment	0	0	N/A	89.4%	88.2%	87.7%

\* This is based on patients treated on this contract for their most recent course of treatment. Figures in italics indicate the base number of FP17s or Patient Questionnaire responses are less than 100. N/A is shown where the base number of responses is less than 10 during the period. % is calculated as Quantity/Base number\*100

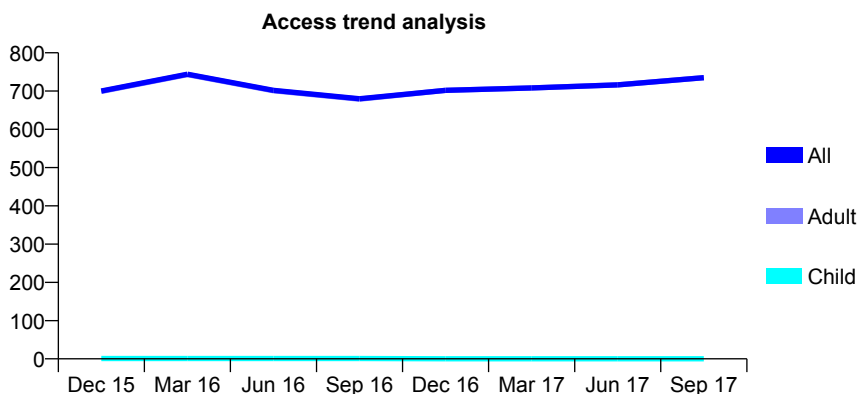
## Q60 - Vital Signs At a Glance Contract Report for 925829/0001 - September 2017

Name or company name	MR KS AULAK
Contract type name	GDS Contract
Purpose of contract	General
Contract start date	01/04/2006
Contract end date	

17/18 Contracted general activity (UDA)	2,901
Carry forward general activity (UDA)	0
17/18 Contracted orthodontic activity (UOA)	0
Carry forward orthodontic activity (UOA)	0
Baseline contract value	£77,701.88

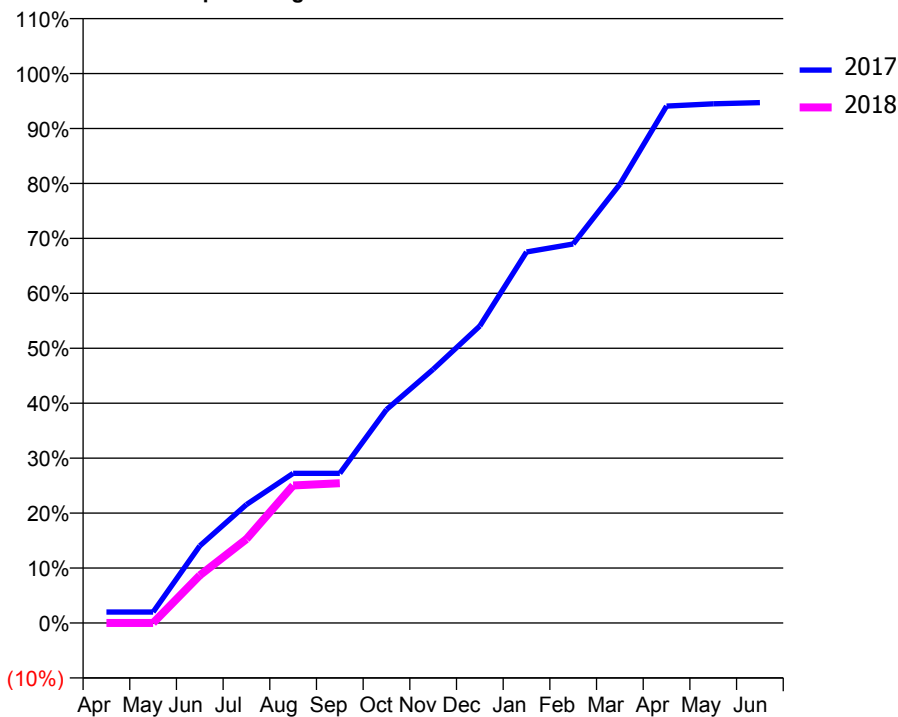
### ACCESS\*

Patients seen in 24 months	Total	Change since previous quarter
Quarter ending September 2016	680	
Quarter ending December 2016	702	↑
Quarter ending March 2017	708	→
Quarter ending June 2017	716	→
Quarter ending September 2017	735	↑
<b>Variance since September 2016</b>	<b>8.1%</b>	<b>↑</b>



### ACTIVITY

Cumulative percentage of contracted UDA delivered 2017 & 2018



Month	Adjusted Scheduled Activity (UDA)	
	2017	2018
April	58	0
May	58	0
June	407	252
July	626	443
August	790	726
September	790	738
October	1,127	
November	1,339	
December	1,568	
January	1,959	
February	2,001	
March	2,317	
April	2,729	
May	2,741	
June	2,747	

### QUALITY

	Quantity	Base Number	Contract	AT	Region	England
% of FP17s for the same patient ID Re-attending within 3 months - Children	0	0	N/A	10.0%	11.6%	11.9%
% of FP17s for the same patient ID Re-attending within 3 months - Adults	84	357	23.5%	13.4%	15.2%	15.9%
% of FP17s for the same patient ID Re-attending between 3 & 9 months - Children	0	0	N/A	59.8%	59.1%	58.1%
% of FP17s for the same patient ID Re-attending between 3 & 9 months - Adults	45	357	12.6%	54.7%	51.7%	50.6%
% of FP17s for Band 1 Urgent Courses	83	229	36.2%	7.2%	8.0%	9.1%
% of FP17s Relating to Free Repair or Replacements	0	229	0.0%	0.9%	0.8%	0.8%
% of FP17s Relating to Continuations	0	229	0.0%	1.2%	1.0%	1.1%
% of Patients satisfied with the dentistry they have received	0	0	N/A	92.0%	91.5%	91.4%
% of Patients satisfied with the time they had to wait for an appointment	0	0	N/A	89.4%	88.2%	87.7%

\* This is based on patients treated on this contract for their most recent course of treatment. Figures in italics indicate the base number of FP17s or Patient Questionnaire responses are less than 100. N/A is shown where the base number of responses is less than 10 during the period. % is calculated as Quantity/Base number\*100

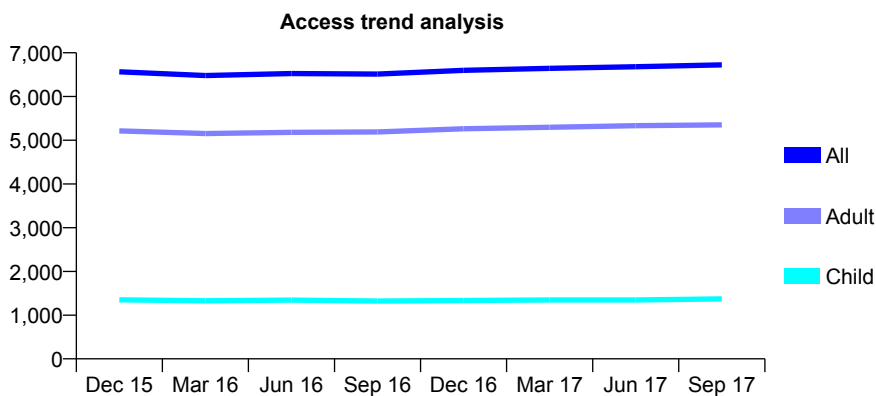
## Q60 - Vital Signs At a Glance Contract Report for 927201/0001 - September 2017

Name or company name	MR N AHMED
Contract type name	GDS Contract
Purpose of contract	General and Orthodontic
Contract start date	01/04/2006
Contract end date	

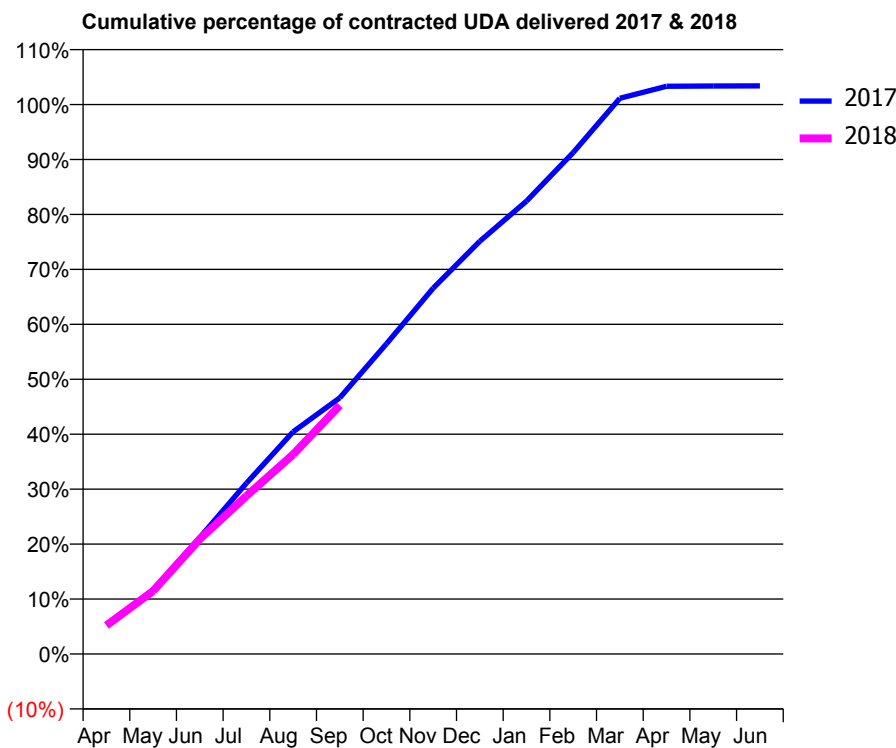
17/18 Contracted general activity (UDA)	17,708
Carry forward general activity (UDA)	-20
17/18 Contracted orthodontic activity (UOA)	2,688
Carry forward orthodontic activity (UOA)	0
Baseline contract value	£601,799.70

### ACCESS\*

Patients seen in 24 months	Total	Change since previous quarter
Quarter ending September 2016	6,512	
Quarter ending December 2016	6,598	→
Quarter ending March 2017	6,644	→
Quarter ending June 2017	6,680	→
Quarter ending September 2017	6,724	→
<b>Variance since September 2016</b>	<b>3.3%</b>	<b>↑</b>



### ACTIVITY



Month	Adjusted Scheduled Activity (UDA)	
	2017	2018
April	948	920
May	2,053	2,030
June	3,741	3,701
July	5,492	5,096
August	7,141	6,429
September	8,234	8,014
October	9,970	
November	11,756	
December	13,268	
January	14,554	
February	16,118	
March	17,860	
April	18,244	
May	18,254	
June	18,258	

### QUALITY

	Quantity	Base Number	Contract	AT	Region	England
% of FP17s for the same patient ID Re-attending within 3 months - Children	47	1,090	4.3%	10.0%	11.6%	11.9%
% of FP17s for the same patient ID Re-attending within 3 months - Adults	235	3,270	7.2%	13.4%	15.2%	15.9%
% of FP17s for the same patient ID Re-attending between 3 & 9 months - Children	466	1,090	42.8%	59.8%	59.1%	58.1%
% of FP17s for the same patient ID Re-attending between 3 & 9 months - Adults	1,630	3,270	49.8%	54.7%	51.7%	50.6%
% of FP17s for Band 1 Urgent Courses	10	3,919	0.3%	7.2%	8.0%	9.1%
% of FP17s Relating to Free Repair or Replacements	43	3,919	1.1%	0.9%	0.8%	0.8%
% of FP17s Relating to Continuations	27	3,919	0.7%	1.2%	1.0%	1.1%
% of Patients satisfied with the dentistry they have received	17	17	100.0%	92.0%	91.5%	91.4%
% of Patients satisfied with the time they had to wait for an appointment	17	17	100.0%	89.4%	88.2%	87.7%

\* This is based on patients treated on this contract for their most recent course of treatment. Figures in italics indicate the base number of FP17s or Patient Questionnaire responses are less than 100. N/A is shown where the base number of responses is less than 10 during the period. % is calculated as Quantity/Base number\*100



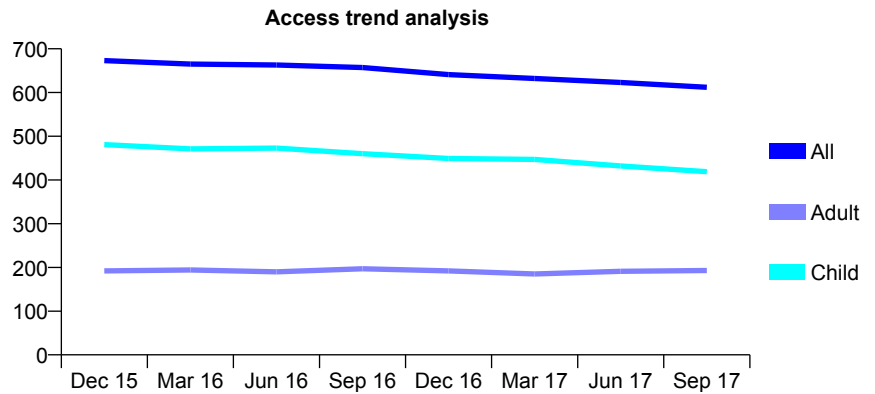
## Q60 - Vital Signs At a Glance Contract Report for 927341/0001 - September 2017

Name or company name	MR JG LANGLEY
Contract type name	GDS Contract
Purpose of contract	General
Contract start date	01/04/2006
Contract end date	

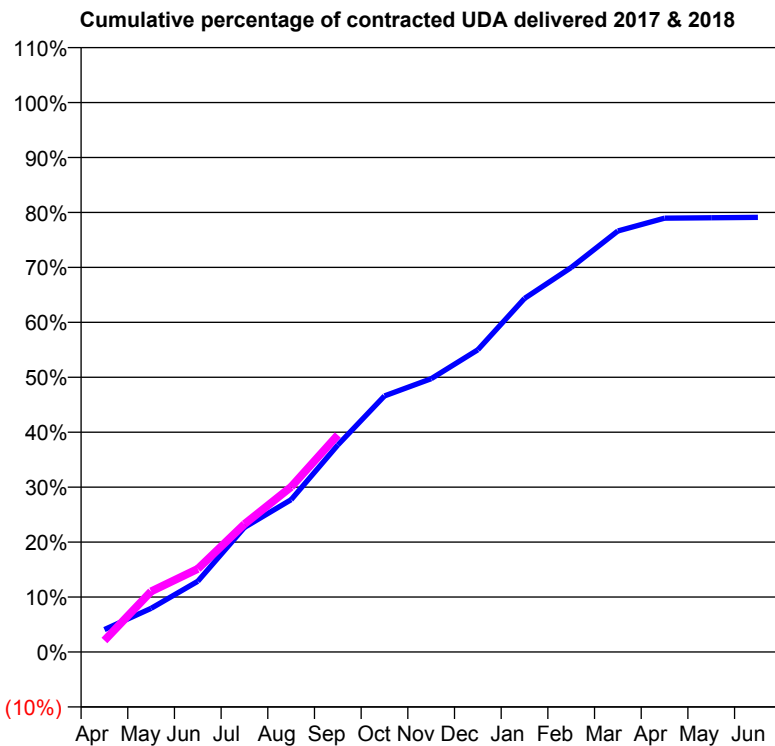
17/18 Contracted general activity (UDA)	1,380
Carry forward general activity (UDA)	0
17/18 Contracted orthodontic activity (UOA)	0
Carry forward orthodontic activity (UOA)	0
Baseline contract value	£30,616.08

### ACCESS\*

Patients seen in 24 months	Total	Change since previous quarter
Quarter ending September 2016	657	
Quarter ending December 2016	641	↓
Quarter ending March 2017	632	↓
Quarter ending June 2017	623	↓
Quarter ending September 2017	612	↓
<b>Variance since September 2016</b>	<b>(6.8%)</b>	<b>↓</b>



### ACTIVITY



Adjusted Scheduled Activity (UDA)		
Month	2017	2018
April	56	29
May	110	152
June	178	209
July	313	321
August	383	415
September	520	545
October	643	
November	686	
December	759	
January	888	
February	966	
March	1,057	
April	1,090	
May	1,091	
June	1,092	

### QUALITY

	Quantity	Base Number	Contract	AT	Region	England
% of FP17s for the same patient ID Re-attending within 3 months - Children	20	336	6.0%	10.0%	11.6%	11.9%
% of FP17s for the same patient ID Re-attending within 3 months - Adults	1	93	1.1%	13.4%	15.2%	15.9%
% of FP17s for the same patient ID Re-attending between 3 & 9 months - Children	202	336	60.1%	59.8%	59.1%	58.1%
% of FP17s for the same patient ID Re-attending between 3 & 9 months - Adults	55	93	59.1%	54.7%	51.7%	50.6%
% of FP17s for Band 1 Urgent Courses	10	399	2.5%	7.2%	8.0%	9.1%
% of FP17s Relating to Free Repair or Replacements	0	399	0.0%	0.9%	0.8%	0.8%
% of FP17s Relating to Continuations	0	399	0.0%	1.2%	1.0%	1.1%
% of Patients satisfied with the dentistry they have received	0	0	N/A	92.0%	91.5%	91.4%
% of Patients satisfied with the time they had to wait for an appointment	0	0	N/A	89.4%	88.2%	87.7%

\* This is based on patients treated on this contract for their most recent course of treatment. Figures in italics indicate the base number of FP17s or Patient Questionnaire responses are less than 100. N/A is shown where the base number of responses is less than 10 during the period. % is calculated as Quantity/Base number\*100

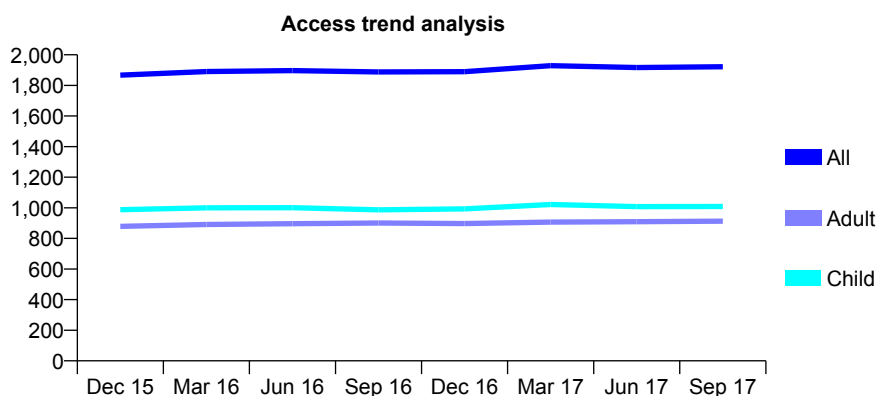
## Q60 - Vital Signs At a Glance Contract Report for 927724/0003 - September 2017

Name or company name	MR SS DEHAL
Contract type name	GDS Contract
Purpose of contract	General and Orthodontic
Contract start date	01/06/2008
Contract end date	

17/18 Contracted general activity (UDA)	5,493
Carry forward general activity (UDA)	-27
17/18 Contracted orthodontic activity (UOA)	0
Carry forward orthodontic activity (UOA)	0
Baseline contract value	£135,216.37

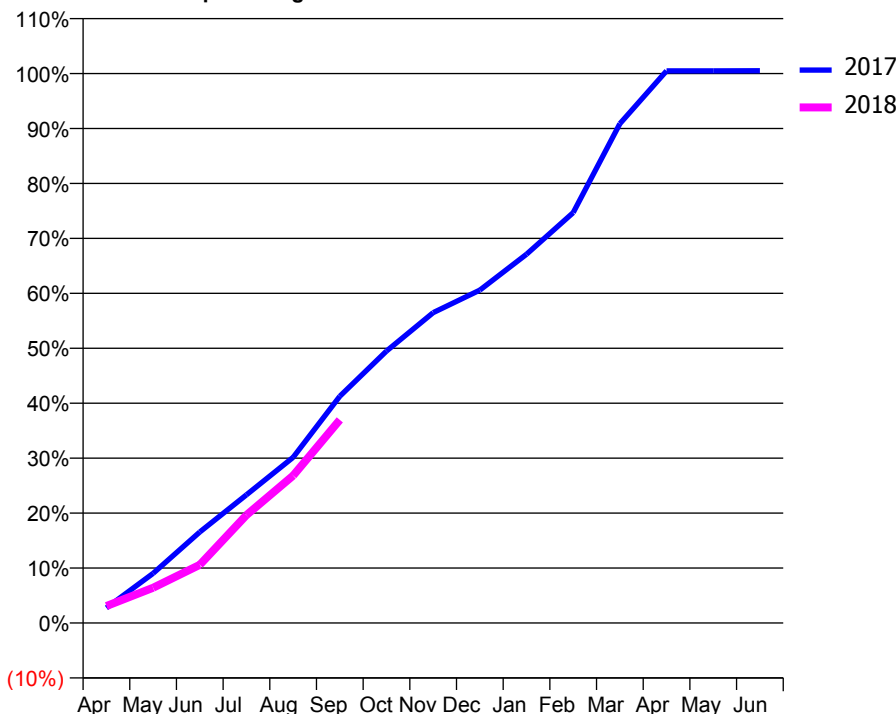
### ACCESS\*

Patients seen in 24 months	Total	Change since previous quarter
Quarter ending September 2016	1,888	
Quarter ending December 2016	1,890	→
Quarter ending March 2017	1,929	↑
Quarter ending June 2017	1,917	→
Quarter ending September 2017	1,922	→
<b>Variance since September 2016</b>	<b>1.8%</b>	<b>→</b>



### ACTIVITY

Cumulative percentage of contracted UDA delivered 2017 & 2018



Adjusted Scheduled Activity (UDA)

Month	2017	2018
April	151	170
May	497	352
June	909	581
July	1,282	1,078
August	1,656	1,474
September	2,267	2,031
October	2,718	
November	3,102	
December	3,327	
January	3,686	
February	4,102	
March	4,992	
April	5,519	
May	5,519	
June	5,520	

### QUALITY

	Quantity	Base Number	Contract	AT	Region	England
% of FP17s for the same patient ID Re-attending within 3 months - Children	139	962	14.4%	10.0%	11.6%	11.9%
% of FP17s for the same patient ID Re-attending within 3 months - Adults	103	674	15.3%	13.4%	15.2%	15.9%
% of FP17s for the same patient ID Re-attending between 3 & 9 months - Children	676	962	70.3%	59.8%	59.1%	58.1%
% of FP17s for the same patient ID Re-attending between 3 & 9 months - Adults	435	674	64.5%	54.7%	51.7%	50.6%
% of FP17s for Band 1 Urgent Courses	40	1,345	3.0%	7.2%	8.0%	9.1%
% of FP17s Relating to Free Repair or Replacements	8	1,345	0.6%	0.9%	0.8%	0.8%
% of FP17s Relating to Continuations	33	1,345	2.5%	1.2%	1.0%	1.1%
% of Patients satisfied with the dentistry they have received	2	2	N/A	92.0%	91.5%	91.4%
% of Patients satisfied with the time they had to wait for an appointment	2	2	N/A	89.4%	88.2%	87.7%

\* This is based on patients treated on this contract for their most recent course of treatment. Figures in italics indicate the base number of FP17s or Patient Questionnaire responses are less than 100. N/A is shown where the base number of responses is less than 10 during the period. % is calculated as Quantity/Base number\*100

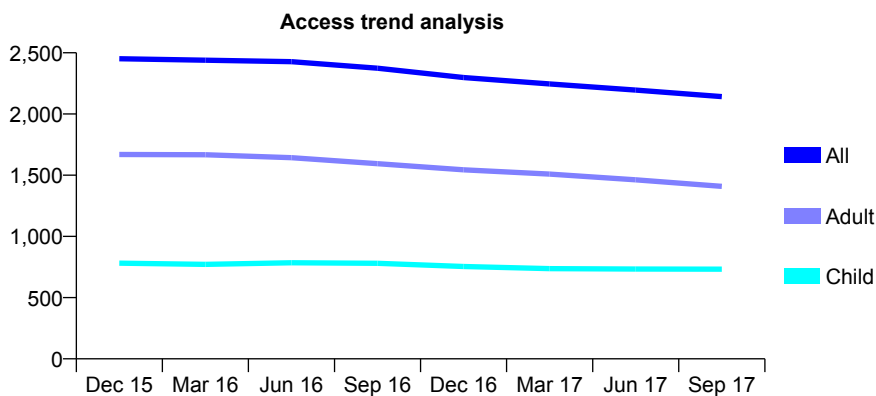
## Q60 - Vital Signs At a Glance Contract Report for 932779/0002 - September 2017

Name or company name	MR GC CUMMINGS
Contract type name	GDS Contract
Purpose of contract	General
Contract start date	01/10/2009
Contract end date	

17/18 Contracted general activity (UDA)	6,764
Carry forward general activity (UDA)	267
17/18 Contracted orthodontic activity (UOA)	0
Carry forward orthodontic activity (UOA)	0
Baseline contract value	£184,835.31

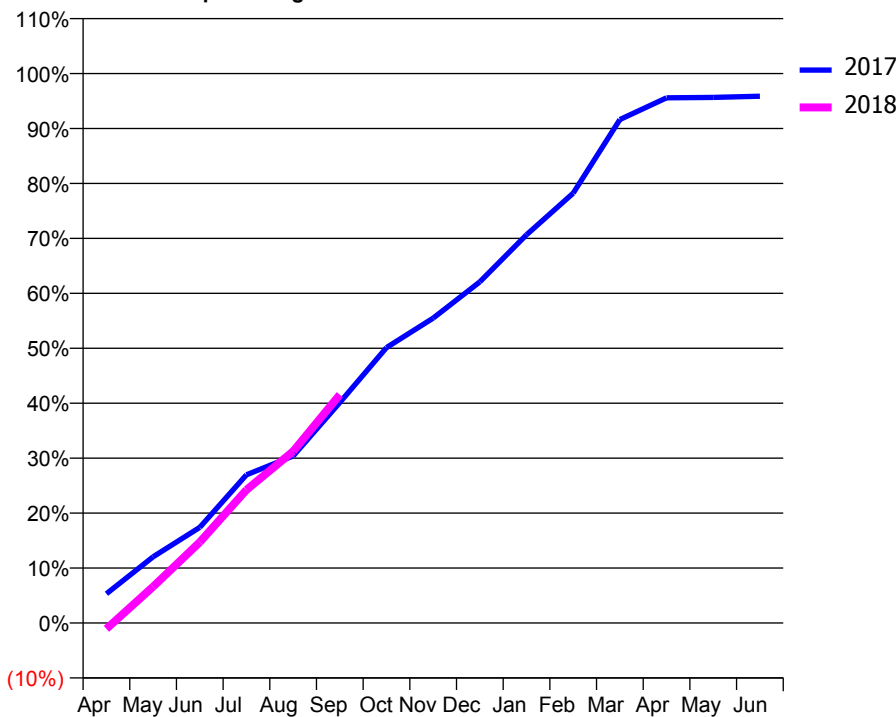
### ACCESS\*

Patients seen in 24 months	Total	Change since previous quarter
Quarter ending September 2016	2,374	
Quarter ending December 2016	2,298	↓
Quarter ending March 2017	2,246	↓
Quarter ending June 2017	2,196	↓
Quarter ending September 2017	2,142	↓
<b>Variance since September 2016</b>	<b>(9.8%)</b>	<b>↓</b>



### ACTIVITY

Cumulative percentage of contracted UDA delivered 2017 & 2018



Adjusted Scheduled Activity (UDA)

Month	2017	2018
April	361	-73
May	815	447
June	1,177	995
July	1,825	1,640
August	2,056	2,113
September	2,713	2,811
October	3,391	
November	3,753	
December	4,199	
January	4,780	
February	5,291	
March	6,198	
April	6,465	
May	6,469	
June	6,484	

### QUALITY

	Quantity	Base Number	Contract	AT	Region	England
% of FP17s for the same patient ID Re-attending within 3 months - Children	158	880	18.0%	10.0%	11.6%	11.9%
% of FP17s for the same patient ID Re-attending within 3 months - Adults	140	1,084	12.9%	13.4%	15.2%	15.9%
% of FP17s for the same patient ID Re-attending between 3 & 9 months - Children	567	880	64.4%	59.8%	59.1%	58.1%
% of FP17s for the same patient ID Re-attending between 3 & 9 months - Adults	735	1,084	67.8%	54.7%	51.7%	50.6%
% of FP17s for Band 1 Urgent Courses	21	1,780	1.2%	7.2%	8.0%	9.1%
% of FP17s Relating to Free Repair or Replacements	38	1,780	2.1%	0.9%	0.8%	0.8%
% of FP17s Relating to Continuations	14	1,780	0.8%	1.2%	1.0%	1.1%
% of Patients satisfied with the dentistry they have received	5	5	N/A	92.0%	91.5%	91.4%
% of Patients satisfied with the time they had to wait for an appointment	4	5	N/A	89.4%	88.2%	87.7%

\* This is based on patients treated on this contract for their most recent course of treatment. Figures in italics indicate the base number of FP17s or Patient Questionnaire responses are less than 100. N/A is shown where the base number of responses is less than 10 during the period. % is calculated as Quantity/Base number\*100

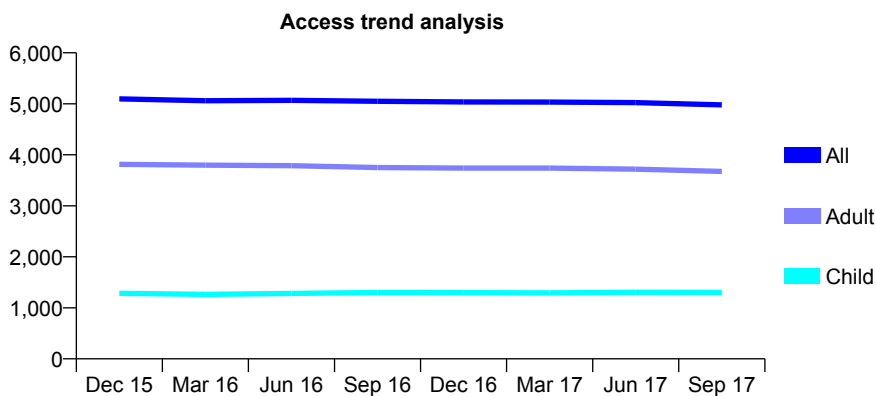
## Q60 - Vital Signs At a Glance Contract Report for 934925/0002 - September 2017

Name or company name	MR S SABZEVARI
Contract type name	GDS Contract
Purpose of contract	General
Contract start date	01/04/2006
Contract end date	

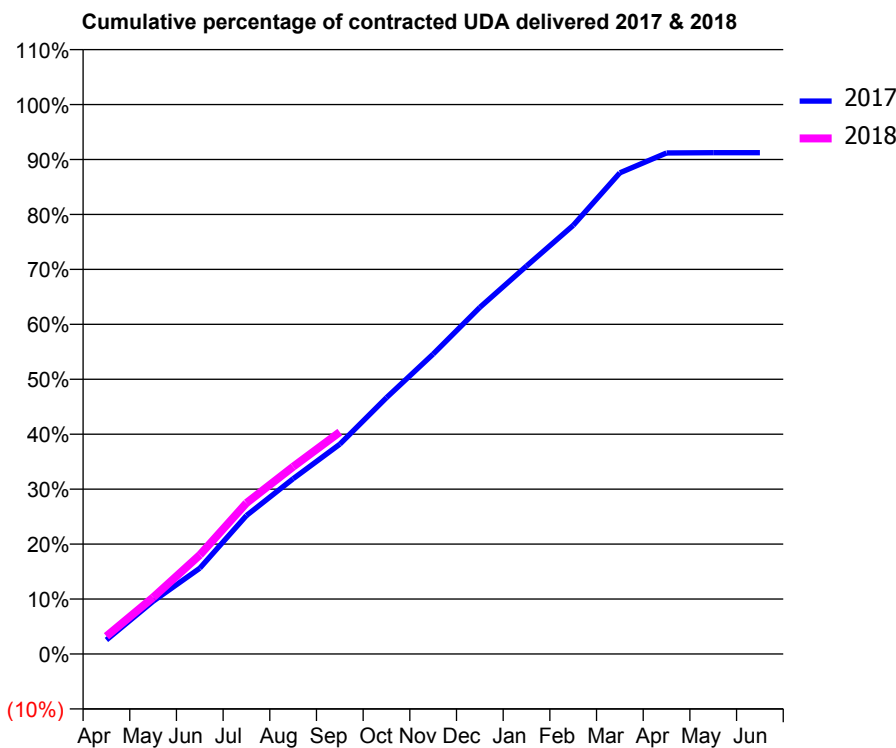
17/18 Contracted general activity (UDA)	16,212
Carry forward general activity (UDA)	0
17/18 Contracted orthodontic activity (UOA)	0
Carry forward orthodontic activity (UOA)	0
Baseline contract value	£399,285.97

### ACCESS\*

Patients seen in 24 months	Total	Change since previous quarter
Quarter ending September 2016	5,050	
Quarter ending December 2016	5,037	→
Quarter ending March 2017	5,034	→
Quarter ending June 2017	5,023	→
Quarter ending September 2017	4,978	→
<b>Variance since September 2016</b>	<b>(1.4%)</b>	<b>↓</b>



### ACTIVITY



Month	Adjusted Scheduled Activity (UDA)	
	2017	2018
April	417	525
May	1,556	1,668
June	2,530	2,920
July	4,084	4,456
August	5,170	5,524
September	6,191	6,547
October	7,563	
November	8,849	
December	10,225	
January	11,447	
February	12,646	
March	14,198	
April	14,783	
May	14,789	
June	14,789	

### QUALITY

	Quantity	Base Number	Contract	AT	Region	England
% of FP17s for the same patient ID Re-attending within 3 months - Children	64	948	6.8%	10.0%	11.6%	11.9%
% of FP17s for the same patient ID Re-attending within 3 months - Adults	408	2,759	14.8%	13.4%	15.2%	15.9%
% of FP17s for the same patient ID Re-attending between 3 & 9 months - Children	594	948	62.7%	59.8%	59.1%	58.1%
% of FP17s for the same patient ID Re-attending between 3 & 9 months - Adults	1,760	2,759	63.8%	54.7%	51.7%	50.6%
% of FP17s for Band 1 Urgent Courses	304	3,422	8.9%	7.2%	8.0%	9.1%
% of FP17s Relating to Free Repair or Replacements	53	3,422	1.5%	0.9%	0.8%	0.8%
% of FP17s Relating to Continuations	24	3,422	0.7%	1.2%	1.0%	1.1%
% of Patients satisfied with the dentistry they have received	18	19	94.7%	92.0%	91.5%	91.4%
% of Patients satisfied with the time they had to wait for an appointment	15	19	78.9%	89.4%	88.2%	87.7%

\* This is based on patients treated on this contract for their most recent course of treatment. Figures in italics indicate the base number of FP17s or Patient Questionnaire responses are less than 100. N/A is shown where the base number of responses is less than 10 during the period. % is calculated as Quantity/Base number\*100

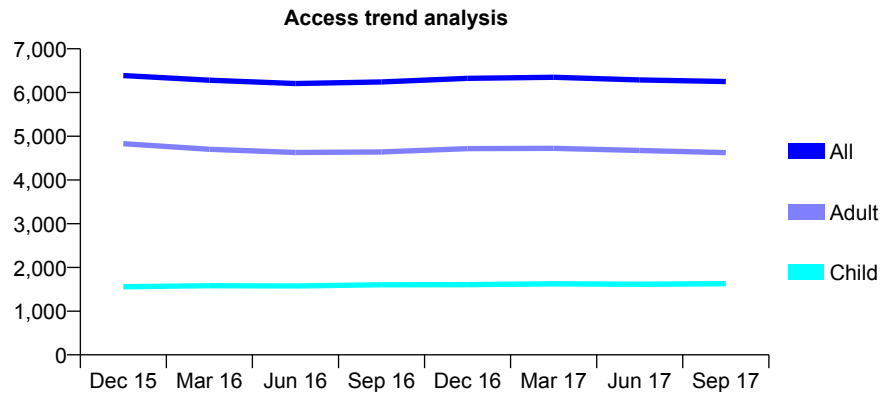
## Q60 - Vital Signs At a Glance Contract Report for 934984/0001 - September 2017

Name or company name	MR P SANGHA
Contract type name	GDS Contract
Purpose of contract	General
Contract start date	01/04/2006
Contract end date	

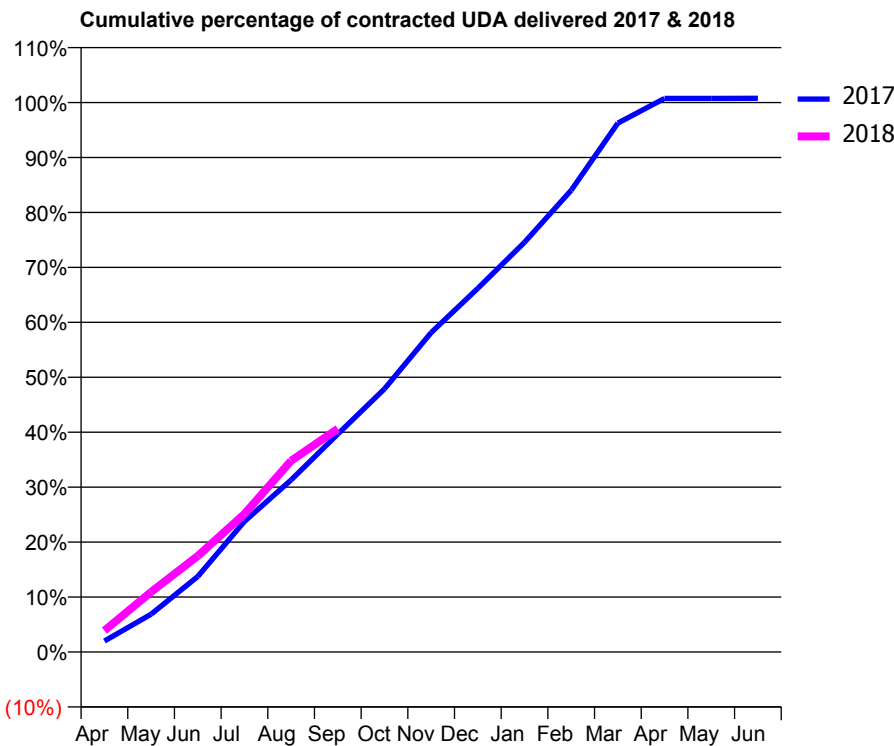
17/18 Contracted general activity (UDA)	18,888
Carry forward general activity (UDA)	-144
17/18 Contracted orthodontic activity (UOA)	0
Carry forward orthodontic activity (UOA)	0
Baseline contract value	£450,385.25

### ACCESS\*

Patients seen in 24 months	Total	Change since previous quarter
Quarter ending September 2016	6,243	
Quarter ending December 2016	6,323	→
Quarter ending March 2017	6,348	→
Quarter ending June 2017	6,289	→
Quarter ending September 2017	6,250	→
<b>Variance since September 2016</b>	<b>0.1%</b>	<b>→</b>



### ACTIVITY



Month	Adjusted Scheduled Activity (UDA)	
	2017	2018
April	379	736
May	1,298	2,066
June	2,595	3,301
July	4,489	4,745
August	5,916	6,577
September	7,490	7,676
October	9,044	
November	10,980	
December	12,502	
January	14,081	
February	15,871	
March	18,180	
April	19,029	
May	19,028	
June	19,032	

### QUALITY

	Quantity	Base Number	Contract	AT	Region	England
% of FP17s for the same patient ID Re-attending within 3 months - Children	81	1,202	6.7%	10.0%	11.6%	11.9%
% of FP17s for the same patient ID Re-attending within 3 months - Adults	390	2,768	14.1%	13.4%	15.2%	15.9%
% of FP17s for the same patient ID Re-attending between 3 & 9 months - Children	880	1,202	73.2%	59.8%	59.1%	58.1%
% of FP17s for the same patient ID Re-attending between 3 & 9 months - Adults	1,538	2,768	55.6%	54.7%	51.7%	50.6%
% of FP17s for Band 1 Urgent Courses	195	3,676	5.3%	7.2%	8.0%	9.1%
% of FP17s Relating to Free Repair or Replacements	72	3,676	2.0%	0.9%	0.8%	0.8%
% of FP17s Relating to Continuations	14	3,676	0.4%	1.2%	1.0%	1.1%
% of Patients satisfied with the dentistry they have received	10	15	66.7%	92.0%	91.5%	91.4%
% of Patients satisfied with the time they had to wait for an appointment	14	15	93.3%	89.4%	88.2%	87.7%

\* This is based on patients treated on this contract for their most recent course of treatment. Figures in italics indicate the base number of FP17s or Patient Questionnaire responses are less than 100. N/A is shown where the base number of responses is less than 10 during the period. % is calculated as Quantity/Base number\*100

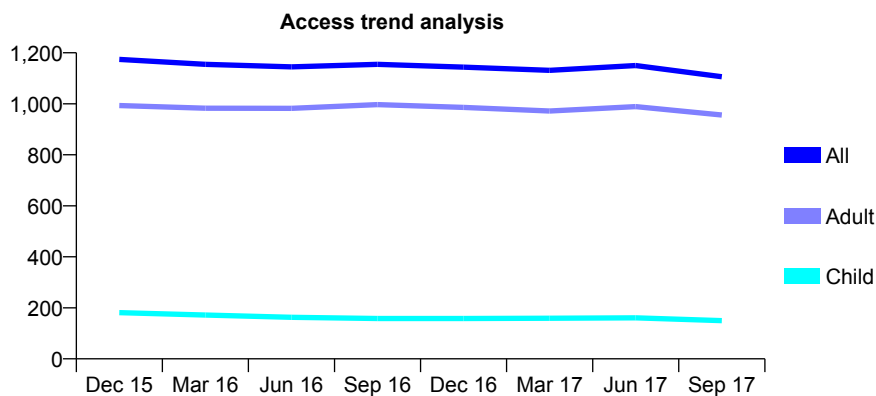
## Q60 - Vital Signs At a Glance Contract Report for 986801/0004 - September 2017

Name or company name	MR MN DEVLIN
Contract type name	GDS Contract
Purpose of contract	General
Contract start date	03/10/2007
Contract end date	

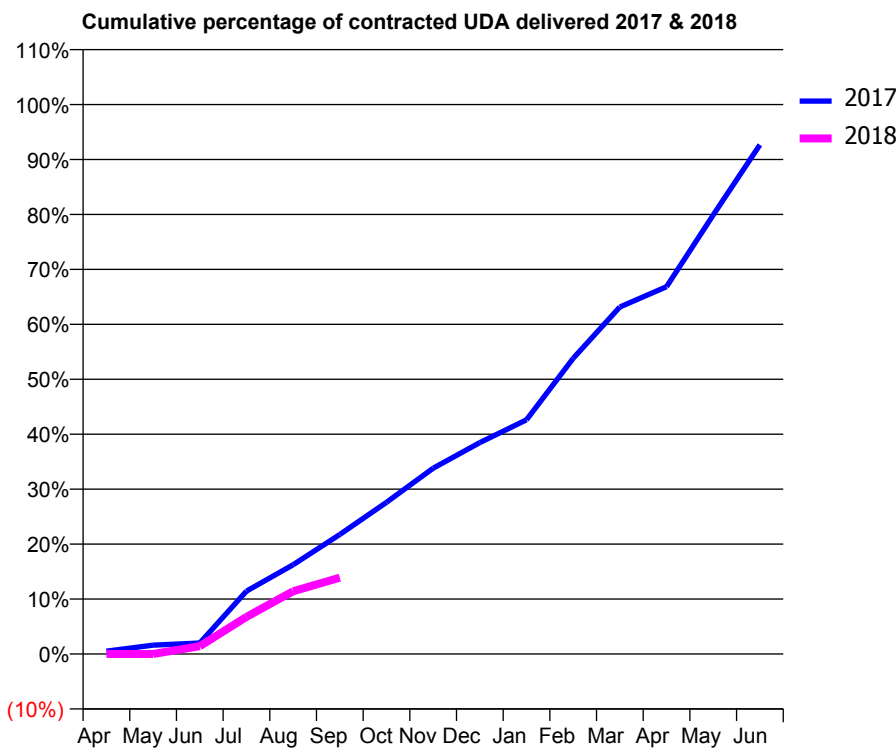
17/18 Contracted general activity (UDA)	3,848
Carry forward general activity (UDA)	0
17/18 Contracted orthodontic activity (UOA)	0
Carry forward orthodontic activity (UOA)	0
Baseline contract value	£88,427.82

### ACCESS\*

Patients seen in 24 months	Total	Change since previous quarter
Quarter ending September 2016	1,155	
Quarter ending December 2016	1,144	→
Quarter ending March 2017	1,131	↓
Quarter ending June 2017	1,150	→
Quarter ending September 2017	1,106	↓
<b>Variance since September 2016</b>	<b>(4.2%)</b>	<b>↓</b>



### ACTIVITY



Month	Adjusted Scheduled Activity (UDA)	
	2017	2018
April	20	0
May	62	0
June	77	54
July	441	260
August	626	439
September	837	534
October	1,062	
November	1,301	
December	1,481	
January	1,640	
February	2,071	
March	2,430	
April	2,572	
May	3,075	
June	3,566	

### QUALITY

	Quantity	Base Number	Contract	AT	Region	England
% of FP17s for the same patient ID Re-attending within 3 months - Children	9	86	10.5%	10.0%	11.6%	11.9%
% of FP17s for the same patient ID Re-attending within 3 months - Adults	91	639	14.2%	13.4%	15.2%	15.9%
% of FP17s for the same patient ID Re-attending between 3 & 9 months - Children	55	86	64.0%	59.8%	59.1%	58.1%
% of FP17s for the same patient ID Re-attending between 3 & 9 months - Adults	402	639	62.9%	54.7%	51.7%	50.6%
% of FP17s for Band 1 Urgent Courses	41	379	10.8%	7.2%	8.0%	9.1%
% of FP17s Relating to Free Repair or Replacements	5	379	1.3%	0.9%	0.8%	0.8%
% of FP17s Relating to Continuations	1	379	0.3%	1.2%	1.0%	1.1%
% of Patients satisfied with the dentistry they have received	6	6	N/A	92.0%	91.5%	91.4%
% of Patients satisfied with the time they had to wait for an appointment	6	6	N/A	89.4%	88.2%	87.7%

\* This is based on patients treated on this contract for their most recent course of treatment. Figures in italics indicate the base number of FP17s or Patient Questionnaire responses are less than 100. N/A is shown where the base number of responses is less than 10 during the period. % is calculated as Quantity/Base number\*100