

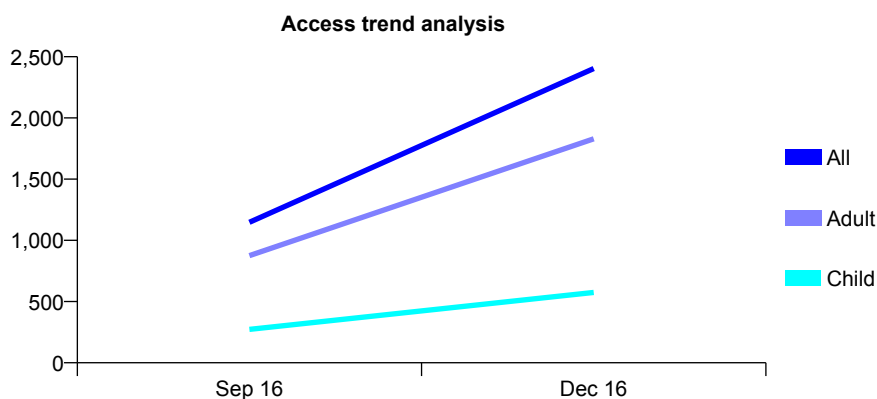
## Q61 - Vital Signs At a Glance Contract Report for 100175/0000 - December 2016

Name or company name	Nilesh Patel
Contract type name	PDS Contract
Purpose of contract	General
Contract start date	13/06/2016
Contract end date	12/06/2023

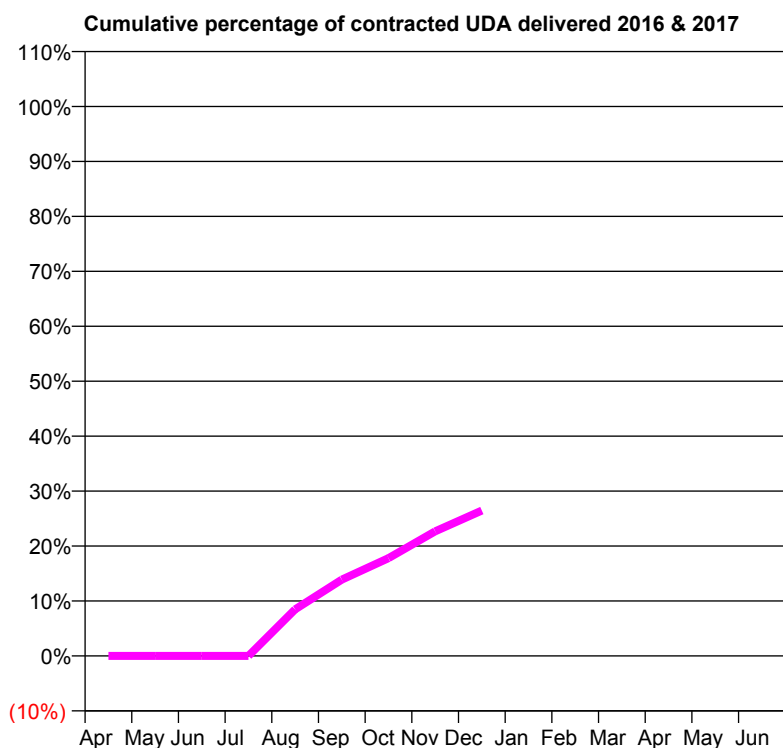
16/17 Contracted general activity (UDA)	14,400
Carry forward general activity (UDA)	0
16/17 Contracted orthodontic activity (UOA)	0
Carry forward orthodontic activity (UOA)	0
Baseline contract value	£252,000.00

### ACCESS\*

Patients seen in 24 months	Total	Change since previous quarter
Quarter ending December 2015	0	
Quarter ending March 2016	0	
Quarter ending June 2016	0	
Quarter ending September 2016	1,148	↑
Quarter ending December 2016	2,404	↑
<b>Variance since December 2015</b>	N/A	



### ACTIVITY



Month	Adjusted Scheduled Activity (UDA)	
	2016	2017
April	0	0
May	0	0
June	0	0
July	0	0
August	0	1,221
September	0	2,000
October	0	2,565
November	0	3,265
December	0	3,810
January	0	
February	0	
March	0	
April	0	
May	0	
June	0	

### QUALITY

	Quantity	Base Number	Contract	AT	Region	England
% of FP17s for the same patient ID Re-attending within 3 months - Children	15	448	3.3%	11.3%	11.9%	12.4%
% of FP17s for the same patient ID Re-attending within 3 months - Adults	85	1,490	5.7%	16.3%	17.1%	16.6%
% of FP17s for the same patient ID Re-attending between 3 & 9 months - Children	18	448	4.0%	41.7%	46.2%	57.5%
% of FP17s for the same patient ID Re-attending between 3 & 9 months - Adults	39	1,490	2.6%	35.2%	37.8%	50.4%
% of FP17s for Band 1 Urgent Courses	121	1,938	6.2%	10.7%	10.6%	9.1%
% of FP17s Relating to Free Repair or Replacements	0	1,938	0.0%	0.5%	0.6%	0.8%
% of FP17s Relating to Continuations	3	1,938	0.2%	0.9%	0.9%	1.3%
% of Patients satisfied with the dentistry they have received	0	0	N/A	89.2%	90.3%	92.7%
% of Patients satisfied with the time they had to wait for an appointment	0	0	N/A	81.2%	83.8%	88.8%

\* This is based on patients treated on this contract for their most recent course of treatment. Figures in italics indicate the base number of FP17s or Patient Questionnaire responses are less than 100. N/A is shown where the base number of responses is less than 10 during the period. % is calculated as Quantity/Base number\*100

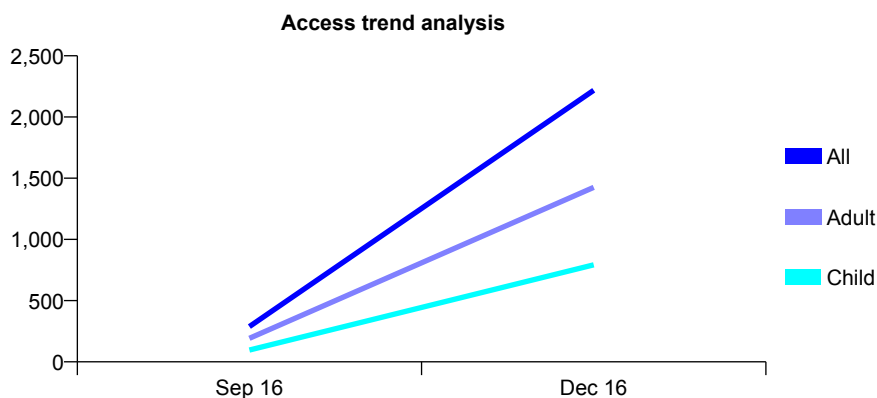
## Q61 - Vital Signs At a Glance Contract Report for 100207/0000 - December 2016

Name or company name	Preventdent Limited
Contract type name	GDS Contract
Purpose of contract	General
Contract start date	19/08/2016
Contract end date	

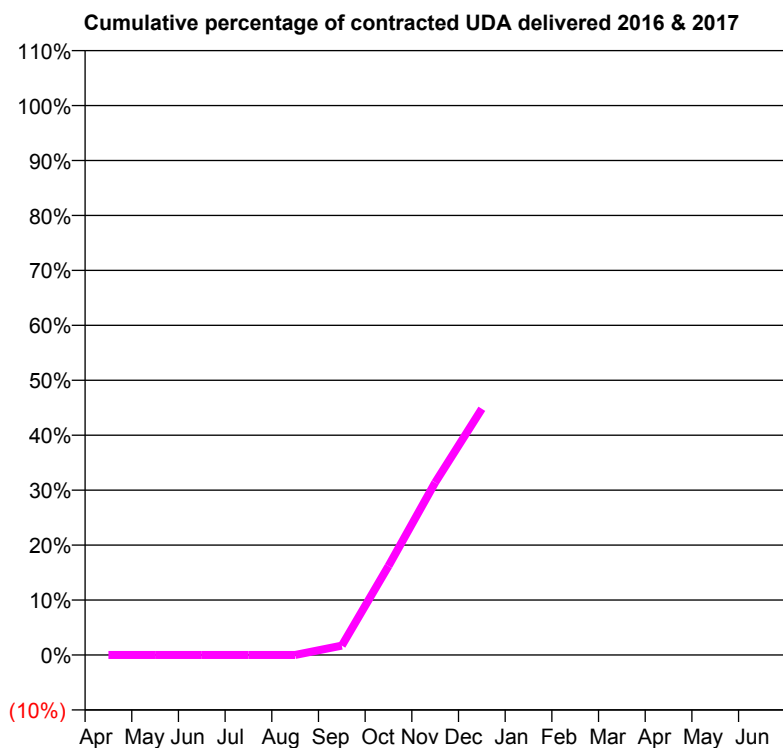
16/17 Contracted general activity (UDA)	11,356
Carry forward general activity (UDA)	0
16/17 Contracted orthodontic activity (UOA)	0
Carry forward orthodontic activity (UOA)	0
Baseline contract value	£388,919.63

### ACCESS\*

Patients seen in 24 months	Total	Change since previous quarter
Quarter ending December 2015	0	
Quarter ending March 2016	0	
Quarter ending June 2016	0	
Quarter ending September 2016	288	↑
Quarter ending December 2016	2,218	↑
<b>Variance since December 2015</b>	N/A	



### ACTIVITY



Month	Adjusted Scheduled Activity (UDA)	
	2016	2017
April	0	0
May	0	0
June	0	0
July	0	0
August	0	0
September	0	196
October	0	1,838
November	0	3,566
December	0	5,089
January	0	
February	0	
March	0	
April	0	
May	0	
June	0	

### QUALITY

	Quantity	Base Number	Contract	AT	Region	England
% of FP17s for the same patient ID Re-attending within 3 months - Children	43	780	5.5%	11.3%	11.9%	12.4%
% of FP17s for the same patient ID Re-attending within 3 months - Adults	157	1,681	9.3%	16.3%	17.1%	16.6%
% of FP17s for the same patient ID Re-attending between 3 & 9 months - Children	0	780	0.0%	41.7%	46.2%	57.5%
% of FP17s for the same patient ID Re-attending between 3 & 9 months - Adults	6	1,681	0.4%	35.2%	37.8%	50.4%
% of FP17s for Band 1 Urgent Courses	469	2,461	19.1%	10.7%	10.6%	9.1%
% of FP17s Relating to Free Repair or Replacements	5	2,461	0.2%	0.5%	0.6%	0.8%
% of FP17s Relating to Continuations	19	2,461	0.8%	0.9%	0.9%	1.3%
% of Patients satisfied with the dentistry they have received	0	0	N/A	89.2%	90.3%	92.7%
% of Patients satisfied with the time they had to wait for an appointment	0	0	N/A	81.2%	83.8%	88.8%

\* This is based on patients treated on this contract for their most recent course of treatment. Figures in italics indicate the base number of FP17s or Patient Questionnaire responses are less than 100. N/A is shown where the base number of responses is less than 10 during the period. % is calculated as Quantity/Base number\*100

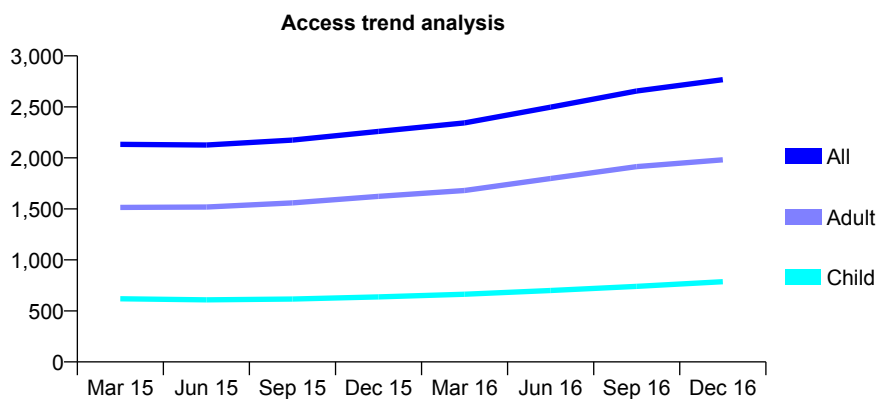
## Q61 - Vital Signs At a Glance Contract Report for 101281/0037 - December 2016

Name or company name	OASIS DENTAL CARE LTD
Contract type name	GDS Contract
Purpose of contract	General
Contract start date	01/04/2006
Contract end date	

16/17 Contracted general activity (UDA)	5,905
Carry forward general activity (UDA)	78
16/17 Contracted orthodontic activity (UOA)	0
Carry forward orthodontic activity (UOA)	0
Baseline contract value	£138,377.46

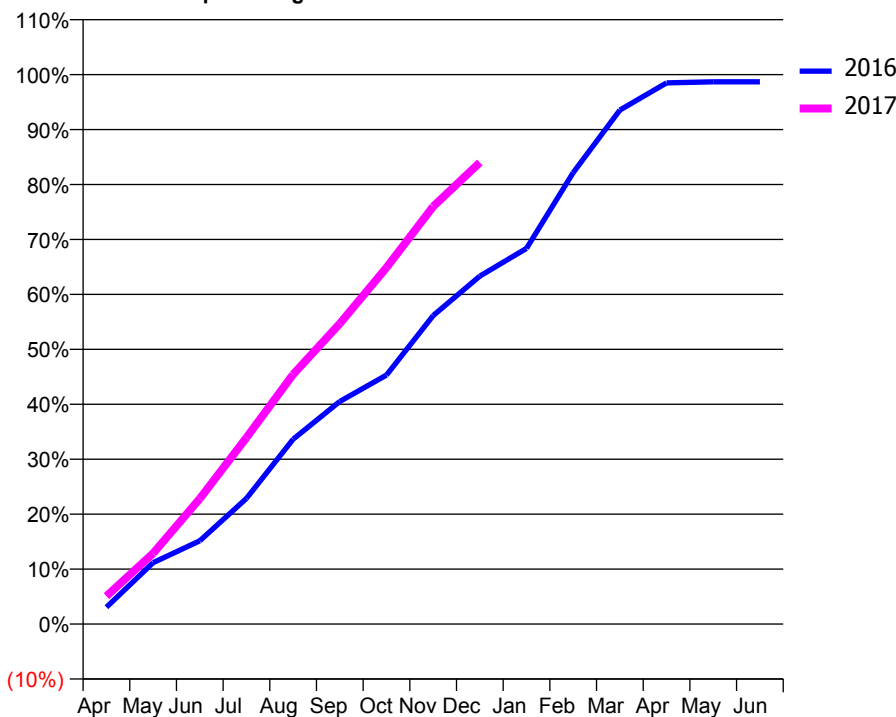
### ACCESS\*

Patients seen in 24 months	Total	Change since previous quarter
Quarter ending December 2015	2,260	
Quarter ending March 2016	2,343	↑
Quarter ending June 2016	2,498	↑
Quarter ending September 2016	2,655	↑
Quarter ending December 2016	2,767	↑
<b>Variance since December 2015</b>	<b>22.4%</b>	<b>↑</b>



### ACTIVITY

Cumulative percentage of contracted UDA delivered 2016 & 2017



Month	Adjusted Scheduled Activity (UDA)	
	2016	2017
April	182	300
May	660	760
June	895	1,348
July	1,351	2,004
August	1,986	2,683
September	2,393	3,229
October	2,676	3,831
November	3,315	4,487
December	3,740	4,961
January	4,037	
February	4,852	
March	5,523	
April	5,815	
May	5,827	
June	5,827	

### QUALITY

	Quantity	Base Number	Contract	AT	Region	England
% of FP17s for the same patient ID Re-attending within 3 months - Children	48	869	5.5%	11.3%	11.9%	12.4%
% of FP17s for the same patient ID Re-attending within 3 months - Adults	269	1,996	13.5%	16.3%	17.1%	16.6%
% of FP17s for the same patient ID Re-attending between 3 & 9 months - Children	488	869	56.2%	41.7%	46.2%	57.5%
% of FP17s for the same patient ID Re-attending between 3 & 9 months - Adults	971	1,996	48.6%	35.2%	37.8%	50.4%
% of FP17s for Band 1 Urgent Courses	193	2,723	7.1%	10.7%	10.6%	9.1%
% of FP17s Relating to Free Repair or Replacements	15	2,723	0.6%	0.5%	0.6%	0.8%
% of FP17s Relating to Continuations	58	2,723	2.1%	0.9%	0.9%	1.3%
% of Patients satisfied with the dentistry they have received	1	1	N/A	89.2%	90.3%	92.7%
% of Patients satisfied with the time they had to wait for an appointment	1	1	N/A	81.2%	83.8%	88.8%

\* This is based on patients treated on this contract for their most recent course of treatment. Figures in italics indicate the base number of FP17s or Patient Questionnaire responses are less than 100. N/A is shown where the base number of responses is less than 10 during the period. % is calculated as Quantity/Base number\*100

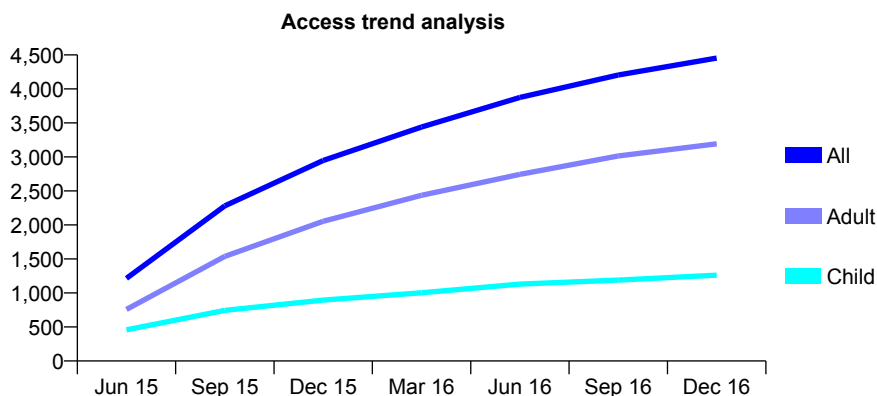
## Q61 - Vital Signs At a Glance Contract Report for 101370/0143 - December 2016

Name or company name	Petrie Tucker & Partners Ltd
Contract type name	GDS Contract
Purpose of contract	General and Orthodontic
Contract start date	01/04/2015
Contract end date	

16/17 Contracted general activity (UDA)	18,993
Carry forward general activity (UDA)	0
16/17 Contracted orthodontic activity (UOA)	1,381
Carry forward orthodontic activity (UOA)	0
Baseline contract value	£559,037.26

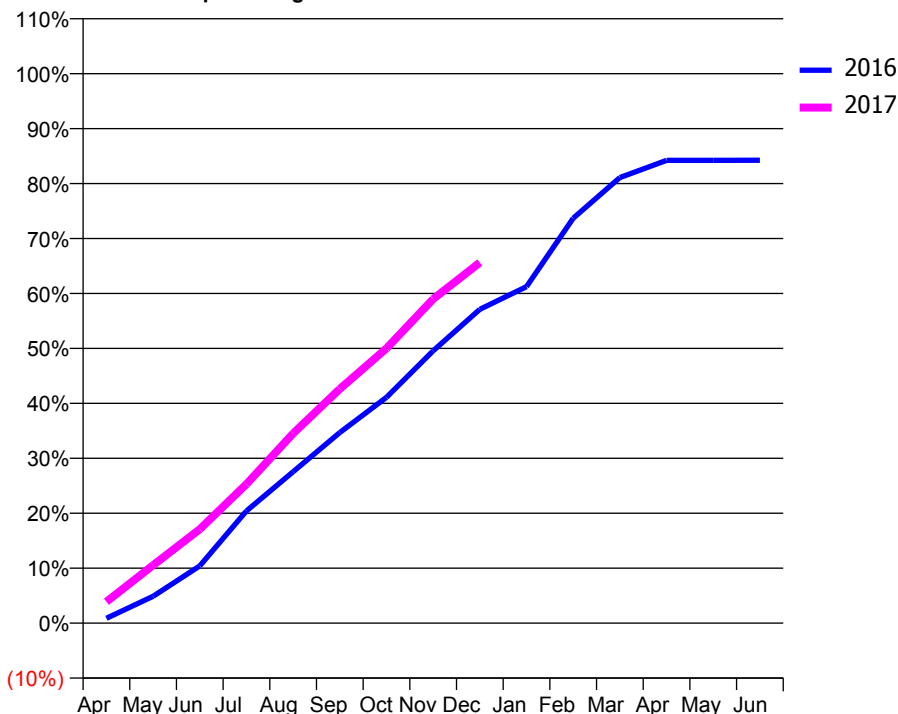
### ACCESS\*

Patients seen in 24 months	Total	Change since previous quarter
Quarter ending December 2015	2,949	
Quarter ending March 2016	3,440	↑
Quarter ending June 2016	3,875	↑
Quarter ending September 2016	4,204	↑
Quarter ending December 2016	4,454	↑
<b>Variance since December 2015</b>	<b>51.0%</b>	<b>↑</b>



### ACTIVITY

Cumulative percentage of contracted UDA delivered 2016 & 2017



Month	Adjusted Scheduled Activity (UDA)	
	2016	2017
April	170	741
May	928	2,003
June	1,982	3,245
July	3,879	4,807
August	5,232	6,555
September	6,587	8,095
October	7,808	9,495
November	9,412	11,203
December	10,848	12,464
January	11,632	
February	13,995	
March	15,403	
April	15,997	
May	15,998	
June	16,002	

### QUALITY

	Quantity	Base Number	Contract	AT	Region	England
% of FP17s for the same patient ID Re-attending within 3 months - Children	130	1,640	7.9%	11.3%	11.9%	12.4%
% of FP17s for the same patient ID Re-attending within 3 months - Adults	371	3,066	12.1%	16.3%	17.1%	16.6%
% of FP17s for the same patient ID Re-attending between 3 & 9 months - Children	975	1,640	59.5%	41.7%	46.2%	57.5%
% of FP17s for the same patient ID Re-attending between 3 & 9 months - Adults	1,468	3,066	47.9%	35.2%	37.8%	50.4%
% of FP17s for Band 1 Urgent Courses	242	4,340	5.6%	10.7%	10.6%	9.1%
% of FP17s Relating to Free Repair or Replacements	30	4,340	0.7%	0.5%	0.6%	0.8%
% of FP17s Relating to Continuations	91	4,340	2.1%	0.9%	0.9%	1.3%
% of Patients satisfied with the dentistry they have received	2	2	N/A	89.2%	90.3%	92.7%
% of Patients satisfied with the time they had to wait for an appointment	2	2	N/A	81.2%	83.8%	88.8%

\* This is based on patients treated on this contract for their most recent course of treatment. Figures in italics indicate the base number of FP17s or Patient Questionnaire responses are less than 100. N/A is shown where the base number of responses is less than 10 during the period. % is calculated as Quantity/Base number\*100



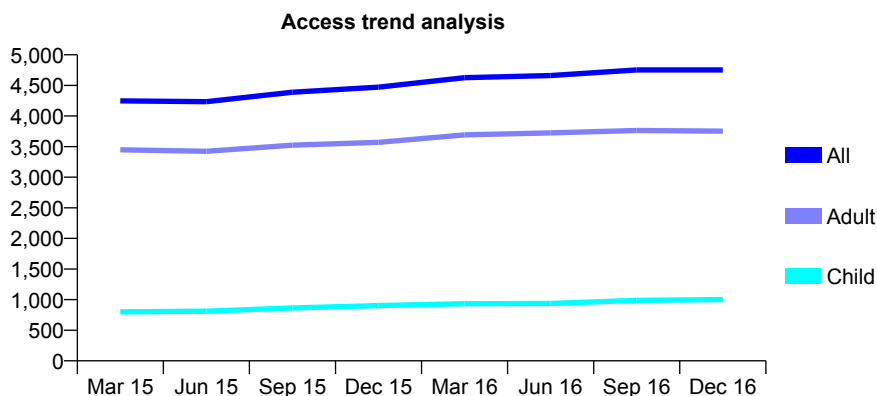
## Q61 - Vital Signs At a Glance Contract Report for 101435/0015 - December 2016

Name or company name	IDH Limited
Contract type name	GDS Contract
Purpose of contract	General
Contract start date	01/04/2006
Contract end date	

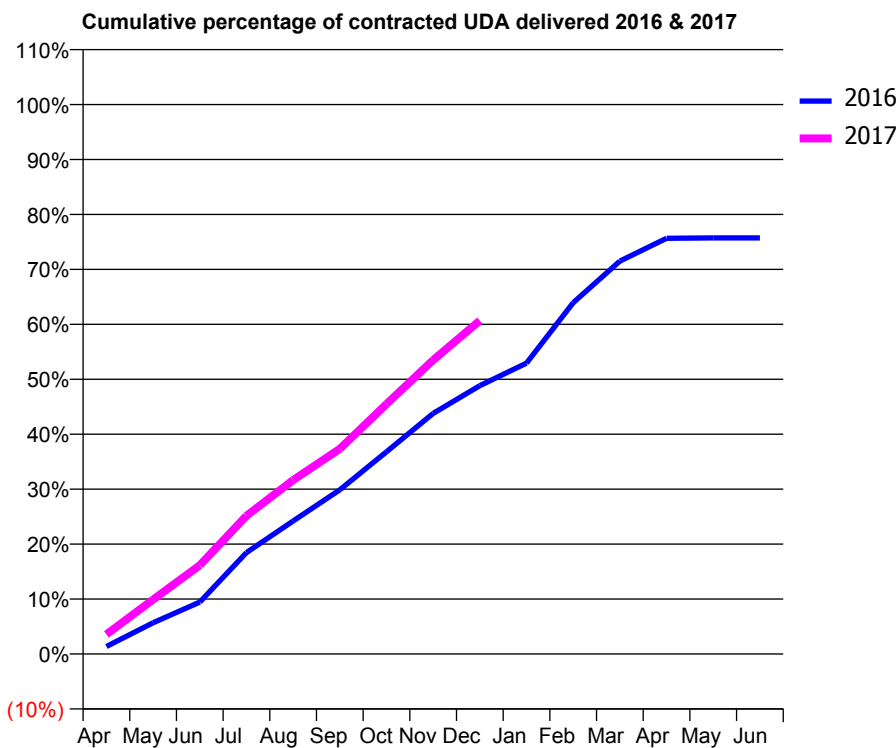
16/17 Contracted general activity (UDA)	15,246
Carry forward general activity (UDA)	0
16/17 Contracted orthodontic activity (UOA)	0
Carry forward orthodontic activity (UOA)	0
Baseline contract value	£394,396.48

### ACCESS\*

Patients seen in 24 months	Total	Change since previous quarter
Quarter ending December 2015	4,472	
Quarter ending March 2016	4,626	↑
Quarter ending June 2016	4,662	→
Quarter ending September 2016	4,752	→
Quarter ending December 2016	4,752	→
<b>Variance since December 2015</b>	<b>6.3%</b>	<b>↑</b>



### ACTIVITY



Month	Adjusted Scheduled Activity (UDA)	
	2016	2017
April	208	547
May	867	1,511
June	1,441	2,461
July	2,812	3,835
August	3,691	4,825
September	4,555	5,691
October	5,612	6,937
November	6,676	8,156
December	7,446	9,253
January	8,071	
February	9,748	
March	10,902	
April	11,533	
May	11,546	
June	11,544	

### QUALITY

	Quantity	Base Number	Contract	AT	Region	England
% of FP17s for the same patient ID Re-attending within 3 months - Children	72	946	7.6%	11.3%	11.9%	12.4%
% of FP17s for the same patient ID Re-attending within 3 months - Adults	414	2,991	13.8%	16.3%	17.1%	16.6%
% of FP17s for the same patient ID Re-attending between 3 & 9 months - Children	394	946	41.6%	41.7%	46.2%	57.5%
% of FP17s for the same patient ID Re-attending between 3 & 9 months - Adults	1,124	2,991	37.6%	35.2%	37.8%	50.4%
% of FP17s for Band 1 Urgent Courses	330	3,705	8.9%	10.7%	10.6%	9.1%
% of FP17s Relating to Free Repair or Replacements	25	3,705	0.7%	0.5%	0.6%	0.8%
% of FP17s Relating to Continuations	79	3,705	2.1%	0.9%	0.9%	1.3%
% of Patients satisfied with the dentistry they have received	6	6	N/A	89.2%	90.3%	92.7%
% of Patients satisfied with the time they had to wait for an appointment	5	6	N/A	81.2%	83.8%	88.8%

\* This is based on patients treated on this contract for their most recent course of treatment. Figures in italics indicate the base number of FP17s or Patient Questionnaire responses are less than 100. N/A is shown where the base number of responses is less than 10 during the period. % is calculated as Quantity/Base number\*100

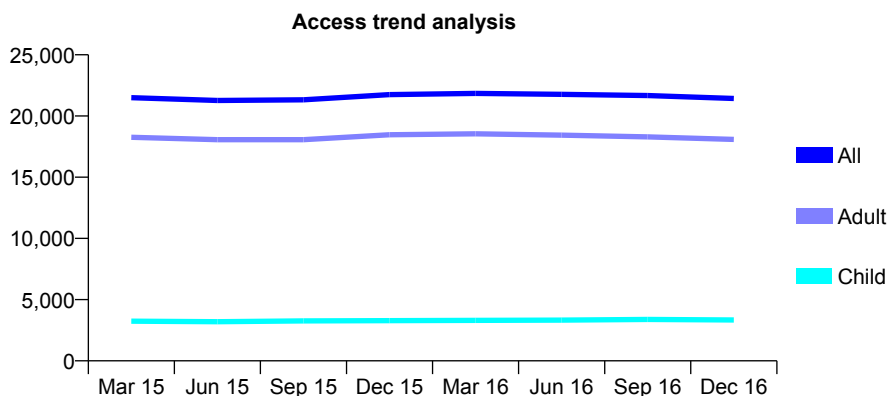
## Q61 - Vital Signs At a Glance Contract Report for 101877/0001 - December 2016

Name or company name	Pickerings Dental Surgery Ltd.
Contract type name	GDS Contract
Purpose of contract	General
Contract start date	01/04/2006
Contract end date	

16/17 Contracted general activity (UDA)	54,000
Carry forward general activity (UDA)	-1,080
16/17 Contracted orthodontic activity (UOA)	0
Carry forward orthodontic activity (UOA)	0
Baseline contract value	£1,748,035.35

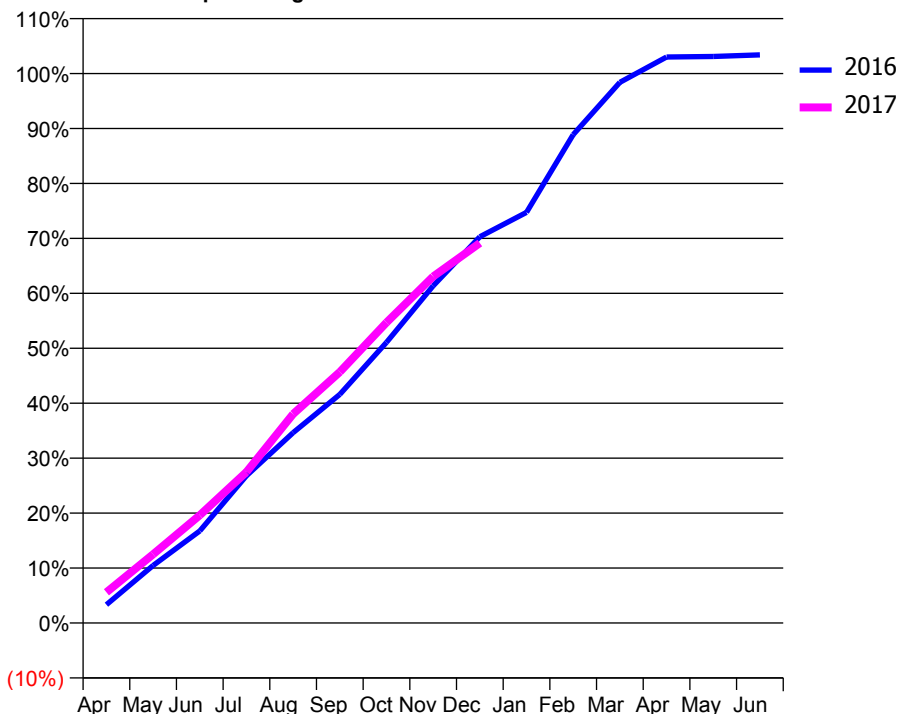
### ACCESS\*

Patients seen in 24 months	Total	Change since previous quarter
Quarter ending December 2015	21,747	
Quarter ending March 2016	21,851	→
Quarter ending June 2016	21,767	→
Quarter ending September 2016	21,675	→
Quarter ending December 2016	21,433	↓
<b>Variance since December 2015</b>	<b>(1.4%)</b>	<b>↓</b>



### ACTIVITY

Cumulative percentage of contracted UDA delivered 2016 & 2017



Month	Adjusted Scheduled Activity (UDA)	
	2016	2017
April	1,801	3,022
May	5,653	6,758
June	9,045	10,592
July	14,479	14,845
August	18,705	20,539
September	22,470	24,665
October	27,584	29,536
November	33,136	34,058
December	37,953	37,346
January	40,353	
February	47,987	
March	53,135	
April	55,618	
May	55,669	
June	55,832	

### QUALITY

	Quantity	Base Number	Contract	AT	Region	England
% of FP17s for the same patient ID Re-attending within 3 months - Children	140	2,613	5.4%	11.3%	11.9%	12.4%
% of FP17s for the same patient ID Re-attending within 3 months - Adults	862	12,090	7.1%	16.3%	17.1%	16.6%
% of FP17s for the same patient ID Re-attending between 3 & 9 months - Children	1,005	2,613	38.5%	41.7%	46.2%	57.5%
% of FP17s for the same patient ID Re-attending between 3 & 9 months - Adults	3,710	12,090	30.7%	35.2%	37.8%	50.4%
% of FP17s for Band 1 Urgent Courses	939	13,695	6.9%	10.7%	10.6%	9.1%
% of FP17s Relating to Free Repair or Replacements	48	13,695	0.4%	0.5%	0.6%	0.8%
% of FP17s Relating to Continuations	42	13,695	0.3%	0.9%	0.9%	1.3%
% of Patients satisfied with the dentistry they have received	7	10	70.0%	89.2%	90.3%	92.7%
% of Patients satisfied with the time they had to wait for an appointment	8	10	80.0%	81.2%	83.8%	88.8%

\* This is based on patients treated on this contract for their most recent course of treatment. Figures in italics indicate the base number of FP17s or Patient Questionnaire responses are less than 100. N/A is shown where the base number of responses is less than 10 during the period. % is calculated as Quantity/Base number\*100

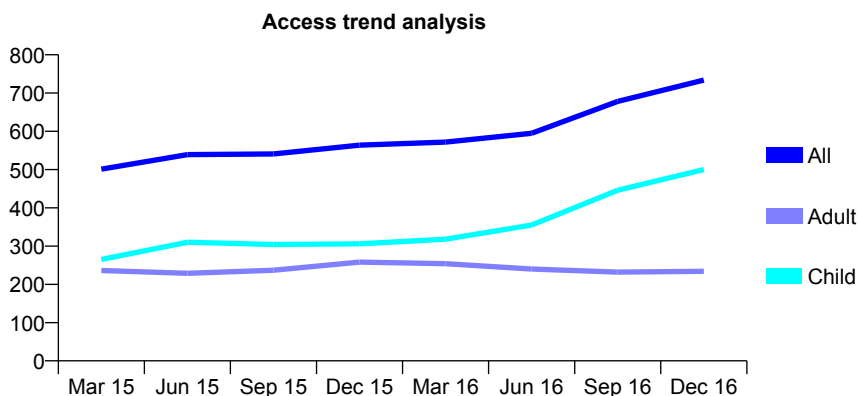
## Q61 - Vital Signs At a Glance Contract Report for 102431/0001 - December 2016

Name or company name	Barking & Dagenham SCCDS
Contract type name	PDS Contract
Purpose of contract	General
Contract start date	01/04/2010
Contract end date	31/03/2020

16/17 Contracted general activity (UDA)	1,200
Carry forward general activity (UDA)	0
16/17 Contracted orthodontic activity (UOA)	0
Carry forward orthodontic activity (UOA)	0
Baseline contract value	£0.00

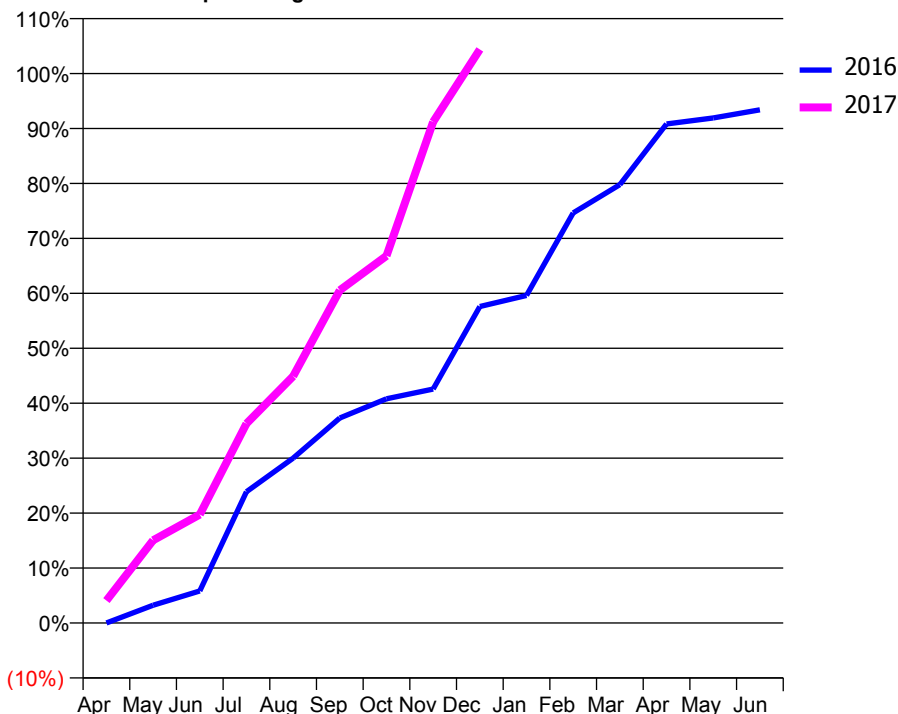
### ACCESS\*

Patients seen in 24 months	Total	Change since previous quarter
Quarter ending December 2015	564	
Quarter ending March 2016	572	→
Quarter ending June 2016	595	↑
Quarter ending September 2016	678	↑
Quarter ending December 2016	734	↑
<b>Variance since December 2015</b>	<b>30.1%</b>	<b>↑</b>



### ACTIVITY

**Cumulative percentage of contracted UDA delivered 2016 & 2017**



Month	Adjusted Scheduled Activity (UDA)	
	2016	2017
April	0	49
May	39	181
June	70	237
July	287	436
August	360	539
September	448	727
October	490	802
November	511	1,095
December	691	1,253
January	715	
February	896	
March	957	
April	1,090	
May	1,103	
June	1,121	

### QUALITY

	Quantity	Base Number	Contract	AT	Region	England
% of FP17s for the same patient ID Re-attending within 3 months - Children	23	501	4.6%	11.3%	11.9%	12.4%
% of FP17s for the same patient ID Re-attending within 3 months - Adults	10	152	6.6%	16.3%	17.1%	16.6%
% of FP17s for the same patient ID Re-attending between 3 & 9 months - Children	46	501	9.2%	41.7%	46.2%	57.5%
% of FP17s for the same patient ID Re-attending between 3 & 9 months - Adults	28	152	18.4%	35.2%	37.8%	50.4%
% of FP17s for Band 1 Urgent Courses	45	563	8.0%	10.7%	10.6%	9.1%
% of FP17s Relating to Free Repair or Replacements	0	563	0.0%	0.5%	0.6%	0.8%
% of FP17s Relating to Continuations	0	563	0.0%	0.9%	0.9%	1.3%
% of Patients satisfied with the dentistry they have received	1	1	N/A	89.2%	90.3%	92.7%
% of Patients satisfied with the time they had to wait for an appointment	0	1	N/A	81.2%	83.8%	88.8%

\* This is based on patients treated on this contract for their most recent course of treatment. Figures in italics indicate the base number of FP17s or Patient Questionnaire responses are less than 100. N/A is shown where the base number of responses is less than 10 during the period. % is calculated as Quantity/Base number\*100

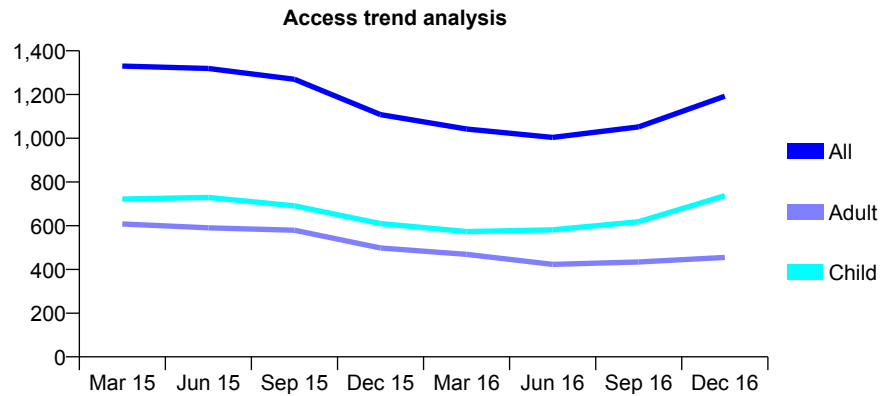
## Q61 - Vital Signs At a Glance Contract Report for 102431/0002 - December 2016

Name or company name	Barking & Dagenham SCCDS
Contract type name	PDS Contract
Purpose of contract	General
Contract start date	01/04/2010
Contract end date	31/03/2020

16/17 Contracted general activity (UDA)	2,000
Carry forward general activity (UDA)	0
16/17 Contracted orthodontic activity (UOA)	0
Carry forward orthodontic activity (UOA)	0
Baseline contract value	£0.00

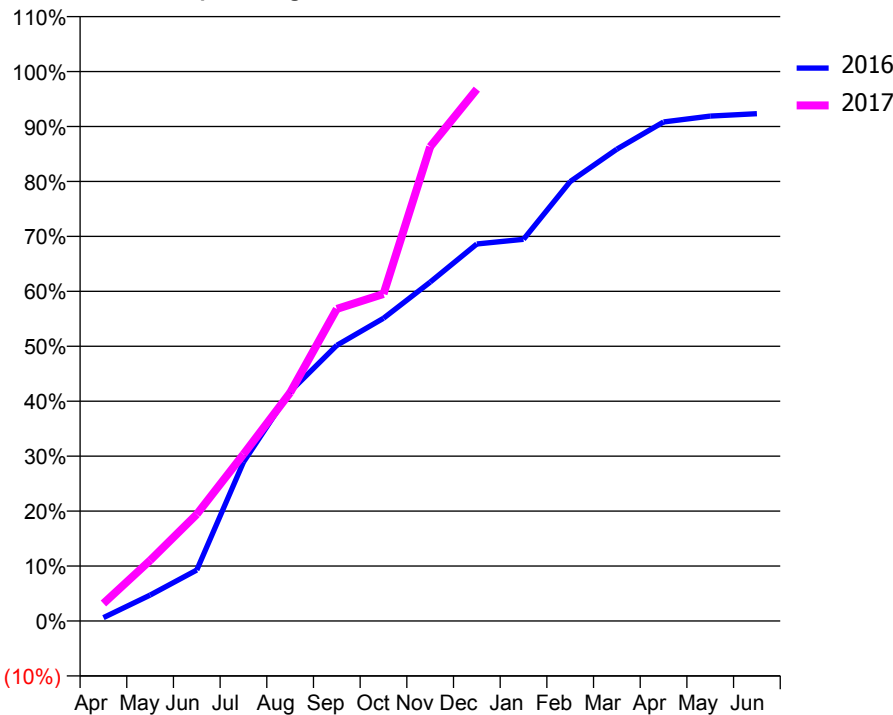
### ACCESS\*

Patients seen in 24 months	Total	Change since previous quarter
Quarter ending December 2015	1,108	
Quarter ending March 2016	1,042	↓
Quarter ending June 2016	1,004	↓
Quarter ending September 2016	1,052	↑
Quarter ending December 2016	1,192	↑
<b>Variance since December 2015</b>	<b>7.6%</b>	<b>↑</b>



### ACTIVITY

Cumulative percentage of contracted UDA delivered 2016 & 2017



Month	Adjusted Scheduled Activity (UDA)	
	2016	2017
April	12	64
May	94	221
June	186	388
July	578	607
August	835	831
September	1,004	1,136
October	1,102	1,190
November	1,234	1,726
December	1,372	1,936
January	1,389	
February	1,599	
March	1,717	
April	1,817	
May	1,838	
June	1,847	

### QUALITY

	Quantity	Base Number	Contract	AT	Region	England
% of FP17s for the same patient ID Re-attending within 3 months - Children	50	755	6.6%	11.3%	11.9%	12.4%
% of FP17s for the same patient ID Re-attending within 3 months - Adults	42	365	11.5%	16.3%	17.1%	16.6%
% of FP17s for the same patient ID Re-attending between 3 & 9 months - Children	125	755	16.6%	41.7%	46.2%	57.5%
% of FP17s for the same patient ID Re-attending between 3 & 9 months - Adults	93	365	25.5%	35.2%	37.8%	50.4%
% of FP17s for Band 1 Urgent Courses	65	1,013	6.4%	10.7%	10.6%	9.1%
% of FP17s Relating to Free Repair or Replacements	0	1,013	0.0%	0.5%	0.6%	0.8%
% of FP17s Relating to Continuations	0	1,013	0.0%	0.9%	0.9%	1.3%
% of Patients satisfied with the dentistry they have received	0	0	N/A	89.2%	90.3%	92.7%
% of Patients satisfied with the time they had to wait for an appointment	0	0	N/A	81.2%	83.8%	88.8%

\* This is based on patients treated on this contract for their most recent course of treatment. Figures in italics indicate the base number of FP17s or Patient Questionnaire responses are less than 100. N/A is shown where the base number of responses is less than 10 during the period. % is calculated as Quantity/Base number\*100

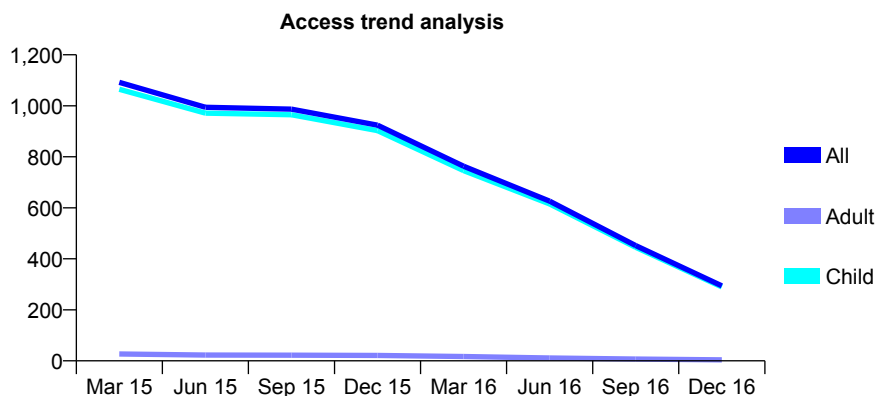
## Q61 - Vital Signs At a Glance Contract Report for 102431/0005 - December 2016

Name or company name	Barking & Dagenham SCCDS
Contract type name	PDS Contract
Purpose of contract	General
Contract start date	01/04/2010
Contract end date	31/03/2020

16/17 Contracted general activity (UDA)	3,220
Carry forward general activity (UDA)	0
16/17 Contracted orthodontic activity (UOA)	0
Carry forward orthodontic activity (UOA)	0
Baseline contract value	£0.00

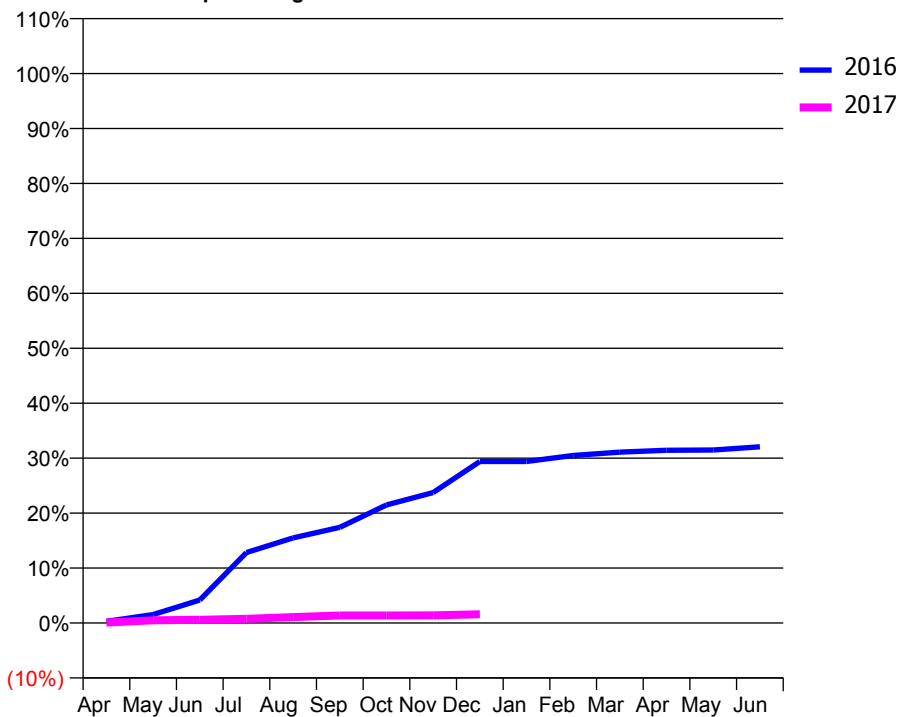
### ACCESS\*

Patients seen in 24 months	Total	Change since previous quarter
Quarter ending December 2015	924	
Quarter ending March 2016	763	↓
Quarter ending June 2016	626	↓
Quarter ending September 2016	452	↓
Quarter ending December 2016	294	↓
<b>Variance since December 2015</b>	<b>(68.2%)</b>	<b>↓</b>



### ACTIVITY

Cumulative percentage of contracted UDA delivered 2016 & 2017



Month	Adjusted Scheduled Activity (UDA)	
	2016	2017
April	10	3
May	50	16
June	135	19
July	413	25
August	499	35
September	561	44
October	692	44
November	765	45
December	947	51
January	947	
February	982	
March	1,002	
April	1,013	
May	1,014	
June	1,033	

### QUALITY

	Quantity	Base Number	Contract	AT	Region	England
% of FP17s for the same patient ID Re-attending within 3 months - Children	2	42	4.8%	11.3%	11.9%	12.4%
% of FP17s for the same patient ID Re-attending within 3 months - Adults	0	0	N/A	16.3%	17.1%	16.6%
% of FP17s for the same patient ID Re-attending between 3 & 9 months - Children	4	42	9.5%	41.7%	46.2%	57.5%
% of FP17s for the same patient ID Re-attending between 3 & 9 months - Adults	0	0	N/A	35.2%	37.8%	50.4%
% of FP17s for Band 1 Urgent Courses	0	20	0.0%	10.7%	10.6%	9.1%
% of FP17s Relating to Free Repair or Replacements	0	20	0.0%	0.5%	0.6%	0.8%
% of FP17s Relating to Continuations	0	20	0.0%	0.9%	0.9%	1.3%
% of Patients satisfied with the dentistry they have received	0	0	N/A	89.2%	90.3%	92.7%
% of Patients satisfied with the time they had to wait for an appointment	0	0	N/A	81.2%	83.8%	88.8%

\* This is based on patients treated on this contract for their most recent course of treatment. Figures in italics indicate the base number of FP17s or Patient Questionnaire responses are less than 100. N/A is shown where the base number of responses is less than 10 during the period. % is calculated as Quantity/Base number\*100

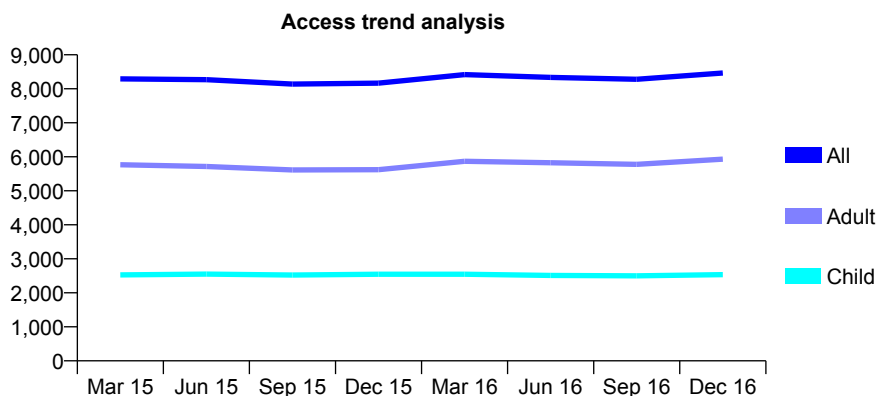
## Q61 - Vital Signs At a Glance Contract Report for 102520/0001 - December 2016

Name or company name	Clements Road Dental
Contract type name	GDS Contract
Purpose of contract	General
Contract start date	07/07/2008
Contract end date	

16/17 Contracted general activity (UDA)	25,935
Carry forward general activity (UDA)	-33
16/17 Contracted orthodontic activity (UOA)	0
Carry forward orthodontic activity (UOA)	0
Baseline contract value	£916,481.40

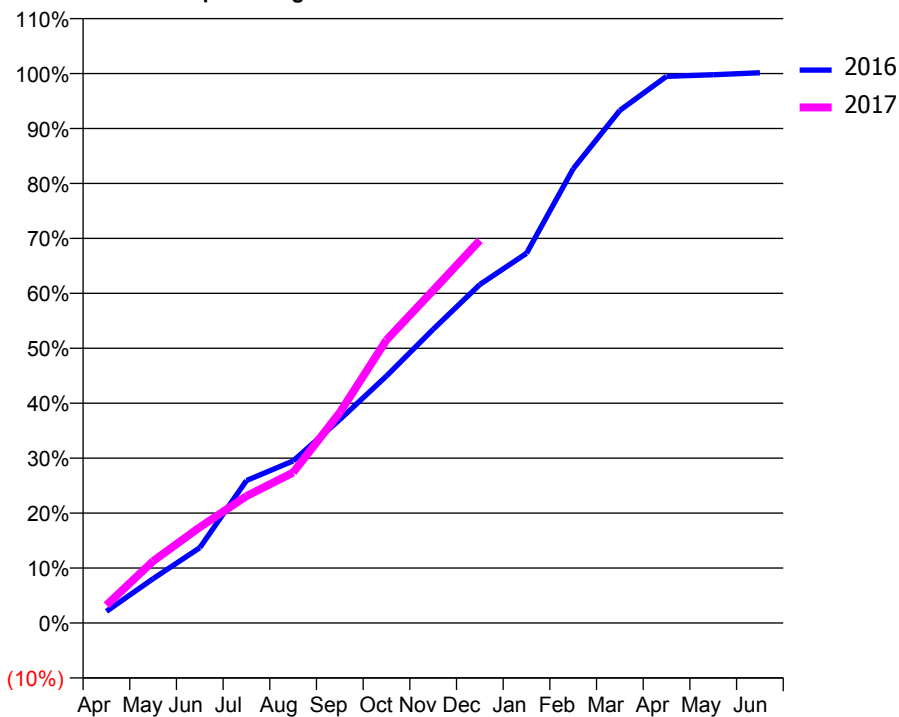
### ACCESS\*

Patients seen in 24 months	Total	Change since previous quarter
Quarter ending December 2015	8,167	
Quarter ending March 2016	8,418	↑
Quarter ending June 2016	8,335	→
Quarter ending September 2016	8,281	→
Quarter ending December 2016	8,466	↑
<b>Variance since December 2015</b>	<b>3.7%</b>	<b>↑</b>



### ACTIVITY

Cumulative percentage of contracted UDA delivered 2016 & 2017



Month	Adjusted Scheduled Activity (UDA)	
	2016	2017
April	551	842
May	2,095	2,923
June	3,552	4,524
July	6,728	5,987
August	7,647	7,104
September	9,598	9,933
October	11,660	13,355
November	13,864	15,700
December	15,975	18,060
January	17,451	
February	21,441	
March	24,195	
April	25,801	
May	25,874	
June	25,968	

### QUALITY

	Quantity	Base Number	Contract	AT	Region	England
% of FP17s for the same patient ID Re-attending within 3 months - Children	156	2,172	7.2%	11.3%	11.9%	12.4%
% of FP17s for the same patient ID Re-attending within 3 months - Adults	866	4,921	17.6%	16.3%	17.1%	16.6%
% of FP17s for the same patient ID Re-attending between 3 & 9 months - Children	953	2,172	43.9%	41.7%	46.2%	57.5%
% of FP17s for the same patient ID Re-attending between 3 & 9 months - Adults	1,773	4,921	36.0%	35.2%	37.8%	50.4%
% of FP17s for Band 1 Urgent Courses	868	6,536	13.3%	10.7%	10.6%	9.1%
% of FP17s Relating to Free Repair or Replacements	53	6,536	0.8%	0.5%	0.6%	0.8%
% of FP17s Relating to Continuations	23	6,536	0.4%	0.9%	0.9%	1.3%
% of Patients satisfied with the dentistry they have received	10	14	71.4%	89.2%	90.3%	92.7%
% of Patients satisfied with the time they had to wait for an appointment	8	14	57.1%	81.2%	83.8%	88.8%

\* This is based on patients treated on this contract for their most recent course of treatment. Figures in italics indicate the base number of FP17s or Patient Questionnaire responses are less than 100. N/A is shown where the base number of responses is less than 10 during the period. % is calculated as Quantity/Base number\*100

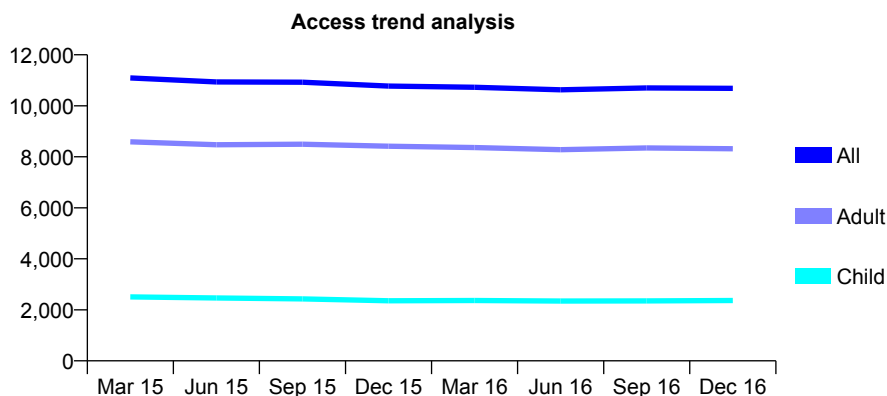
## Q61 - Vital Signs At a Glance Contract Report for 102911/0001 - December 2016

Name or company name	Mawney (DS) Limited
Contract type name	GDS Contract
Purpose of contract	General
Contract start date	01/04/2011
Contract end date	

16/17 Contracted general activity (UDA)	33,191
Carry forward general activity (UDA)	0
16/17 Contracted orthodontic activity (UOA)	0
Carry forward orthodontic activity (UOA)	0
Baseline contract value	£993,734.91

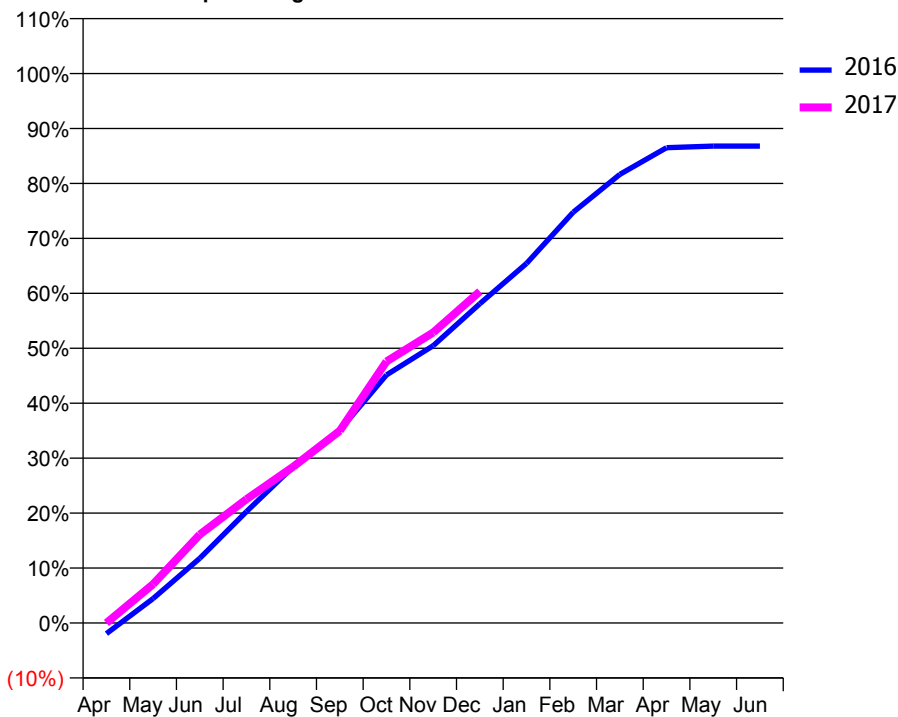
### ACCESS\*

Patients seen in 24 months	Total	Change since previous quarter
Quarter ending December 2015	10,775	
Quarter ending March 2016	10,728	→
Quarter ending June 2016	10,625	→
Quarter ending September 2016	10,699	→
Quarter ending December 2016	10,684	→
<b>Variance since December 2015</b>	<b>(0.8%)</b>	→



### ACTIVITY

Cumulative percentage of contracted UDA delivered 2016 & 2017



Month	Adjusted Scheduled Activity (UDA)	
	2016	2017
April	-645	0
May	1,479	2,351
June	3,914	5,346
July	6,731	7,479
August	9,439	9,439
September	11,654	11,608
October	14,985	15,801
November	16,749	17,543
December	19,285	20,029
January	21,715	
February	24,814	
March	27,100	
April	28,712	
May	28,806	
June	28,807	

### QUALITY

	Quantity	Base Number	Contract	AT	Region	England
% of FP17s for the same patient ID Re-attending within 3 months - Children	117	2,052	5.7%	11.3%	11.9%	12.4%
% of FP17s for the same patient ID Re-attending within 3 months - Adults	1,043	6,996	14.9%	16.3%	17.1%	16.6%
% of FP17s for the same patient ID Re-attending between 3 & 9 months - Children	875	2,052	42.6%	41.7%	46.2%	57.5%
% of FP17s for the same patient ID Re-attending between 3 & 9 months - Adults	2,672	6,996	38.2%	35.2%	37.8%	50.4%
% of FP17s for Band 1 Urgent Courses	867	8,248	10.5%	10.7%	10.6%	9.1%
% of FP17s Relating to Free Repair or Replacements	112	8,248	1.4%	0.5%	0.6%	0.8%
% of FP17s Relating to Continuations	158	8,248	1.9%	0.9%	0.9%	1.3%
% of Patients satisfied with the dentistry they have received	10	11	90.9%	89.2%	90.3%	92.7%
% of Patients satisfied with the time they had to wait for an appointment	10	11	90.9%	81.2%	83.8%	88.8%

\* This is based on patients treated on this contract for their most recent course of treatment. Figures in italics indicate the base number of FP17s or Patient Questionnaire responses are less than 100. N/A is shown where the base number of responses is less than 10 during the period. % is calculated as Quantity/Base number\*100



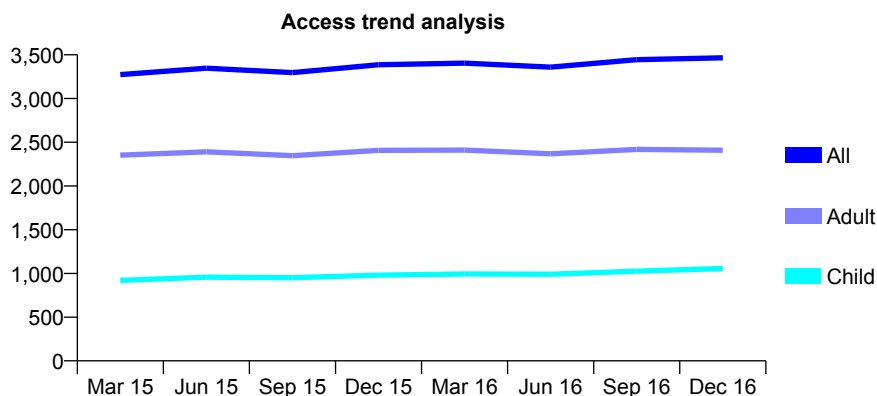
## Q61 - Vital Signs At a Glance Contract Report for 103551/0002 - December 2016

Name or company name	Excel Dental Care
Contract type name	GDS Contract
Purpose of contract	General
Contract start date	01/10/2007
Contract end date	

16/17 Contracted general activity (UDA)	8,000
Carry forward general activity (UDA)	96
16/17 Contracted orthodontic activity (UOA)	0
Carry forward orthodontic activity (UOA)	0
Baseline contract value	£200,424.95

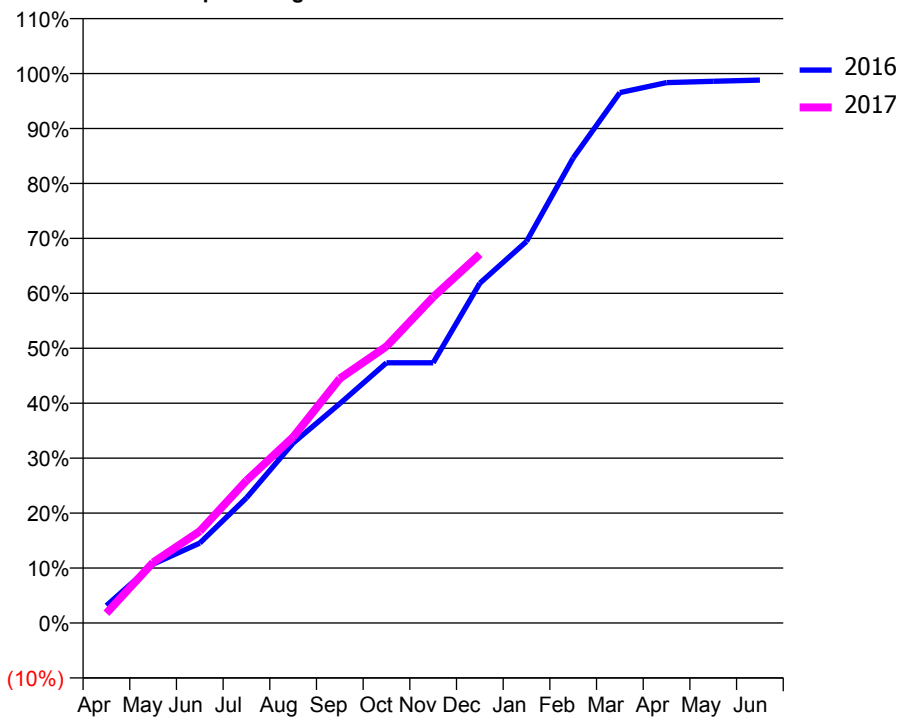
### ACCESS\*

Patients seen in 24 months	Total	Change since previous quarter
Quarter ending December 2015	3,387	
Quarter ending March 2016	3,404	→
Quarter ending June 2016	3,359	↓
Quarter ending September 2016	3,444	↑
Quarter ending December 2016	3,465	→
<b>Variance since December 2015</b>	<b>2.3%</b>	<b>↑</b>



### ACTIVITY

Cumulative percentage of contracted UDA delivered 2016 & 2017



Month	Adjusted Scheduled Activity (UDA)	
	2016	2017
April	253	143
May	858	883
June	1,164	1,336
July	1,822	2,075
August	2,619	2,707
September	3,194	3,559
October	3,788	4,028
November	3,788	4,745
December	4,948	5,368
January	5,555	
February	6,770	
March	7,721	
April	7,868	
May	7,887	
June	7,904	

### QUALITY

	Quantity	Base Number	Contract	AT	Region	England
% of FP17s for the same patient ID Re-attending within 3 months - Children	35	835	4.2%	11.3%	11.9%	12.4%
% of FP17s for the same patient ID Re-attending within 3 months - Adults	125	1,461	8.6%	16.3%	17.1%	16.6%
% of FP17s for the same patient ID Re-attending between 3 & 9 months - Children	372	835	44.6%	41.7%	46.2%	57.5%
% of FP17s for the same patient ID Re-attending between 3 & 9 months - Adults	437	1,461	29.9%	35.2%	37.8%	50.4%
% of FP17s for Band 1 Urgent Courses	45	2,074	2.2%	10.7%	10.6%	9.1%
% of FP17s Relating to Free Repair or Replacements	16	2,074	0.8%	0.5%	0.6%	0.8%
% of FP17s Relating to Continuations	15	2,074	0.7%	0.9%	0.9%	1.3%
% of Patients satisfied with the dentistry they have received	3	3	N/A	89.2%	90.3%	92.7%
% of Patients satisfied with the time they had to wait for an appointment	2	3	N/A	81.2%	83.8%	88.8%

\* This is based on patients treated on this contract for their most recent course of treatment. Figures in italics indicate the base number of FP17s or Patient Questionnaire responses are less than 100. N/A is shown where the base number of responses is less than 10 during the period. % is calculated as Quantity/Base number\*100



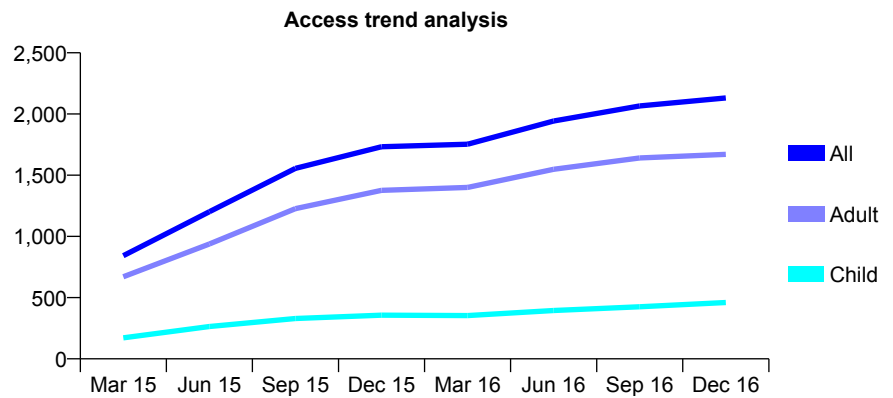
## Q61 - Vital Signs At a Glance Contract Report for 104396/0001 - December 2016

Name or company name	Azad Eyrumlu, Honar Shakir and Kamil Sae
Contract type name	GDS Contract
Purpose of contract	General
Contract start date	01/08/2014
Contract end date	

16/17 Contracted general activity (UDA)	7,568
Carry forward general activity (UDA)	-61
16/17 Contracted orthodontic activity (UOA)	0
Carry forward orthodontic activity (UOA)	0
Baseline contract value	£293,271.06

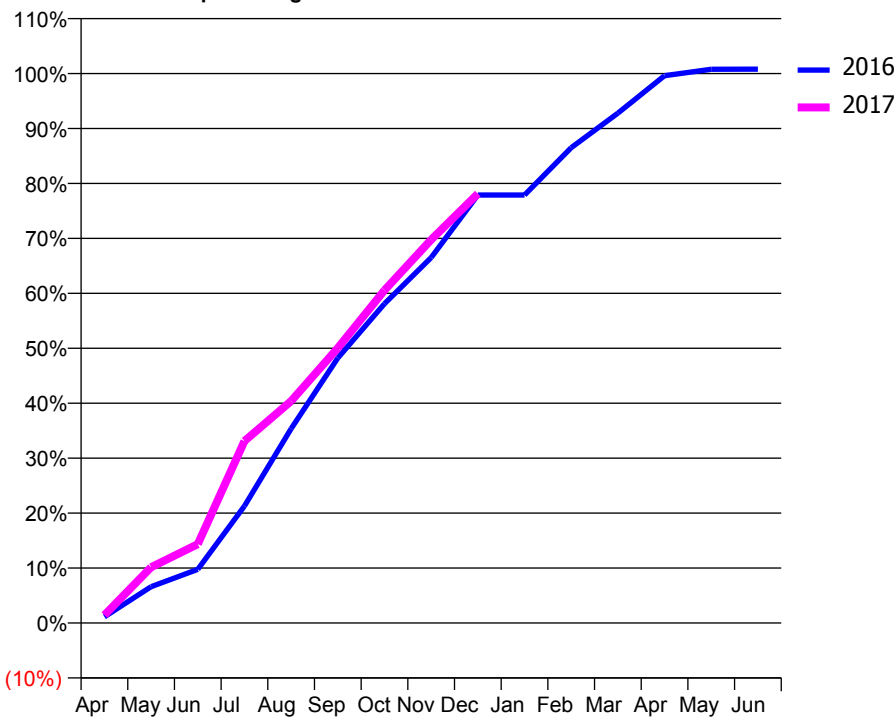
### ACCESS\*

Patients seen in 24 months	Total	Change since previous quarter
Quarter ending December 2015	1,733	
Quarter ending March 2016	1,753	→
Quarter ending June 2016	1,943	↑
Quarter ending September 2016	2,066	↑
Quarter ending December 2016	2,131	↑
<b>Variance since December 2015</b>	<b>23.0%</b>	<b>↑</b>



### ACTIVITY

Cumulative percentage of contracted UDA delivered 2016 & 2017



Month	Adjusted Scheduled Activity (UDA)	
	2016	2017
April	86	110
May	501	768
June	740	1,087
July	1,612	2,506
August	2,677	3,057
September	3,651	3,788
October	4,398	4,583
November	5,032	5,280
December	5,895	5,913
January	5,895	
February	6,547	
March	7,022	
April	7,537	
May	7,626	
June	7,629	

### QUALITY

	Quantity	Base Number	Contract	AT	Region	England
% of FP17s for the same patient ID Re-attending within 3 months - Children	40	404	9.9%	11.3%	11.9%	12.4%
% of FP17s for the same patient ID Re-attending within 3 months - Adults	169	1,240	13.6%	16.3%	17.1%	16.6%
% of FP17s for the same patient ID Re-attending between 3 & 9 months - Children	100	404	24.8%	41.7%	46.2%	57.5%
% of FP17s for the same patient ID Re-attending between 3 & 9 months - Adults	273	1,240	22.0%	35.2%	37.8%	50.4%
% of FP17s for Band 1 Urgent Courses	177	1,501	11.8%	10.7%	10.6%	9.1%
% of FP17s Relating to Free Repair or Replacements	10	1,501	0.7%	0.5%	0.6%	0.8%
% of FP17s Relating to Continuations	26	1,501	1.7%	0.9%	0.9%	1.3%
% of Patients satisfied with the dentistry they have received	0	0	N/A	89.2%	90.3%	92.7%
% of Patients satisfied with the time they had to wait for an appointment	0	0	N/A	81.2%	83.8%	88.8%

\* This is based on patients treated on this contract for their most recent course of treatment. Figures in italics indicate the base number of FP17s or Patient Questionnaire responses are less than 100. N/A is shown where the base number of responses is less than 10 during the period. % is calculated as Quantity/Base number\*100

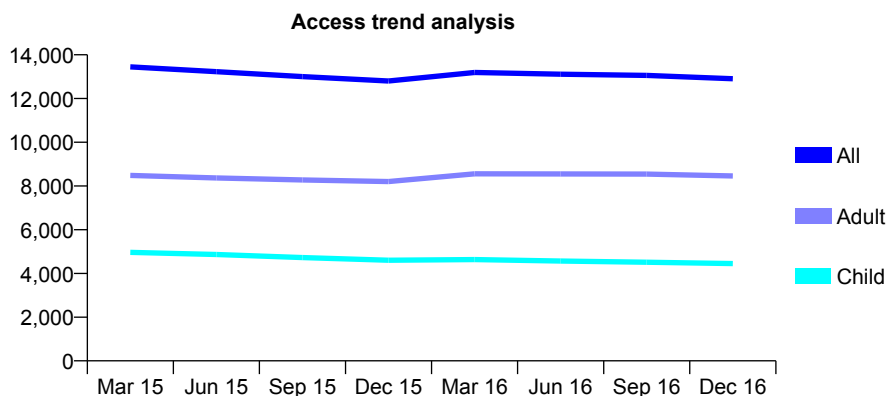
## Q61 - Vital Signs At a Glance Contract Report for 104817/0001 - December 2016

Name or company name	Ms G Staneviciene and Mr J Schonberg
Contract type name	GDS Contract
Purpose of contract	General
Contract start date	01/09/2012
Contract end date	

16/17 Contracted general activity (UDA)	34,092
Carry forward general activity (UDA)	671
16/17 Contracted orthodontic activity (UOA)	0
Carry forward orthodontic activity (UOA)	0
Baseline contract value	£1,297,467.77

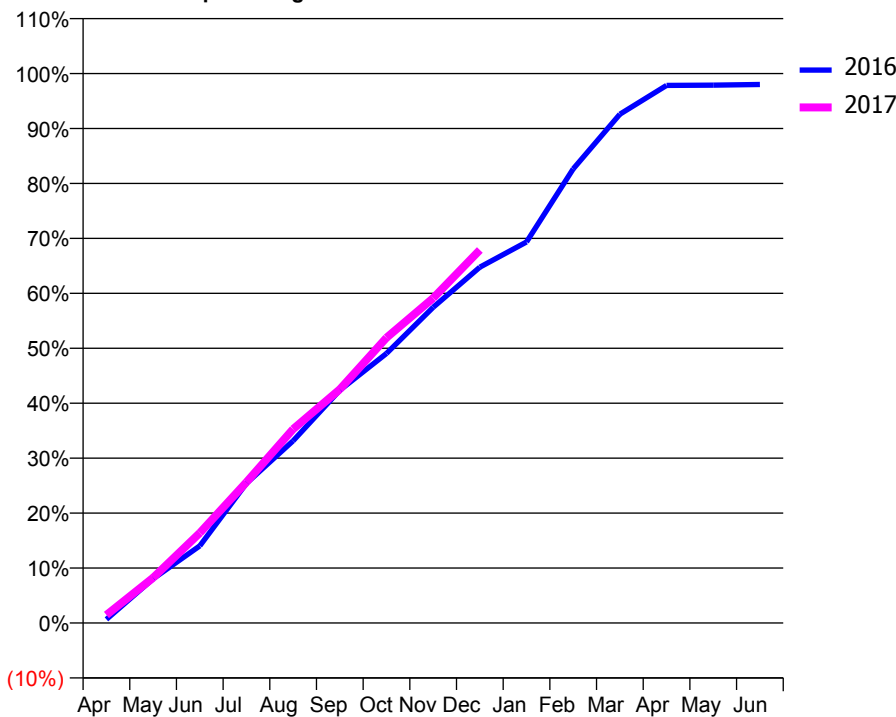
### ACCESS\*

Patients seen in 24 months	Total	Change since previous quarter
Quarter ending December 2015	12,803	
Quarter ending March 2016	13,190	↑
Quarter ending June 2016	13,110	→
Quarter ending September 2016	13,056	→
Quarter ending December 2016	12,907	↓
<b>Variance since December 2015</b>	<b>0.8%</b>	<b>→</b>



### ACTIVITY

Cumulative percentage of contracted UDA delivered 2016 & 2017



Month	Adjusted Scheduled Activity (UDA)	
	2016	2017
April	225	500
May	2,746	2,807
June	4,788	5,591
July	8,667	8,738
August	11,303	12,033
September	14,443	14,502
October	16,728	17,702
November	19,590	20,161
December	22,078	23,143
January	23,642	
February	28,177	
March	31,566	
April	33,352	
May	33,373	
June	33,414	

### QUALITY

	Quantity	Base Number	Contract	AT	Region	England
% of FP17s for the same patient ID Re-attending within 3 months - Children	317	3,820	8.3%	11.3%	11.9%	12.4%
% of FP17s for the same patient ID Re-attending within 3 months - Adults	1,162	7,191	16.2%	16.3%	17.1%	16.6%
% of FP17s for the same patient ID Re-attending between 3 & 9 months - Children	1,243	3,820	32.5%	41.7%	46.2%	57.5%
% of FP17s for the same patient ID Re-attending between 3 & 9 months - Adults	2,470	7,191	34.3%	35.2%	37.8%	50.4%
% of FP17s for Band 1 Urgent Courses	1,125	10,274	10.9%	10.7%	10.6%	9.1%
% of FP17s Relating to Free Repair or Replacements	97	10,274	0.9%	0.5%	0.6%	0.8%
% of FP17s Relating to Continuations	27	10,274	0.3%	0.9%	0.9%	1.3%
% of Patients satisfied with the dentistry they have received	11	12	91.7%	89.2%	90.3%	92.7%
% of Patients satisfied with the time they had to wait for an appointment	8	12	66.7%	81.2%	83.8%	88.8%

\* This is based on patients treated on this contract for their most recent course of treatment. Figures in italics indicate the base number of FP17s or Patient Questionnaire responses are less than 100. N/A is shown where the base number of responses is less than 10 during the period. % is calculated as Quantity/Base number\*100

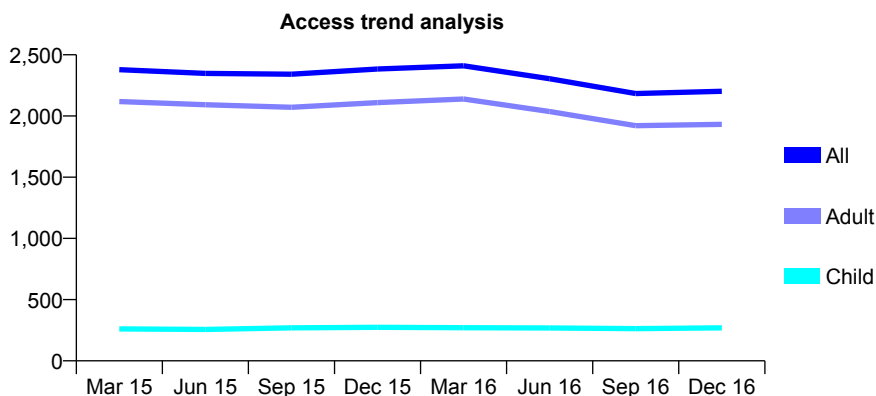
## Q61 - Vital Signs At a Glance Contract Report for 105104/0001 - December 2016

Name or company name	Grays Inn Dental Surgery
Contract type name	GDS Contract
Purpose of contract	General
Contract start date	01/04/2011
Contract end date	

16/17 Contracted general activity (UDA)	6,178
Carry forward general activity (UDA)	-57
16/17 Contracted orthodontic activity (UOA)	0
Carry forward orthodontic activity (UOA)	0
Baseline contract value	£183,211.72

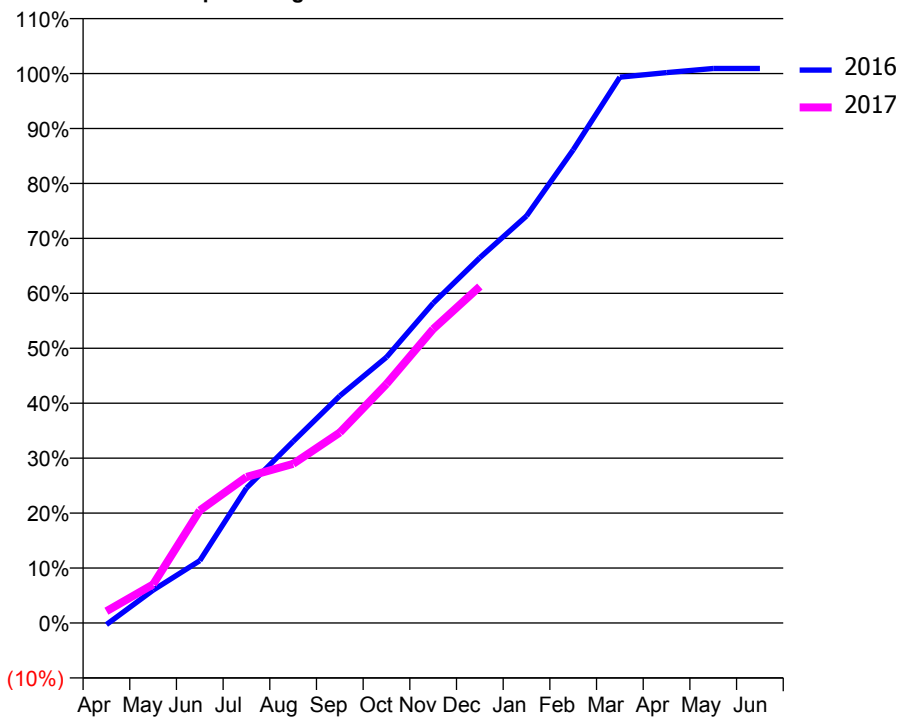
### ACCESS\*

Patients seen in 24 months	Total	Change since previous quarter
Quarter ending December 2015	2,384	
Quarter ending March 2016	2,410	→
Quarter ending June 2016	2,304	↓
Quarter ending September 2016	2,184	↓
Quarter ending December 2016	2,202	→
<b>Variance since December 2015</b>	<b>(7.6%)</b>	<b>↓</b>



### ACTIVITY

Cumulative percentage of contracted UDA delivered 2016 & 2017



Adjusted Scheduled Activity (UDA)

Month	2016	2017
April	-19	132
May	369	434
June	701	1,267
July	1,518	1,643
August	2,041	1,790
September	2,554	2,142
October	2,989	2,687
November	3,595	3,305
December	4,107	3,784
January	4,577	
February	5,320	
March	6,137	
April	6,187	
May	6,235	
June	6,235	

### QUALITY

	Quantity	Base Number	Contract	AT	Region	England
% of FP17s for the same patient ID Re-attending within 3 months - Children	7	153	4.6%	11.3%	11.9%	12.4%
% of FP17s for the same patient ID Re-attending within 3 months - Adults	79	1,018	7.8%	16.3%	17.1%	16.6%
% of FP17s for the same patient ID Re-attending between 3 & 9 months - Children	34	153	22.2%	41.7%	46.2%	57.5%
% of FP17s for the same patient ID Re-attending between 3 & 9 months - Adults	208	1,018	20.4%	35.2%	37.8%	50.4%
% of FP17s for Band 1 Urgent Courses	125	1,117	11.2%	10.7%	10.6%	9.1%
% of FP17s Relating to Free Repair or Replacements	8	1,117	0.7%	0.5%	0.6%	0.8%
% of FP17s Relating to Continuations	2	1,117	0.2%	0.9%	0.9%	1.3%
% of Patients satisfied with the dentistry they have received	0	0	N/A	89.2%	90.3%	92.7%
% of Patients satisfied with the time they had to wait for an appointment	0	0	N/A	81.2%	83.8%	88.8%

\* This is based on patients treated on this contract for their most recent course of treatment. Figures in italics indicate the base number of FP17s or Patient Questionnaire responses are less than 100. N/A is shown where the base number of responses is less than 10 during the period. % is calculated as Quantity/Base number\*100

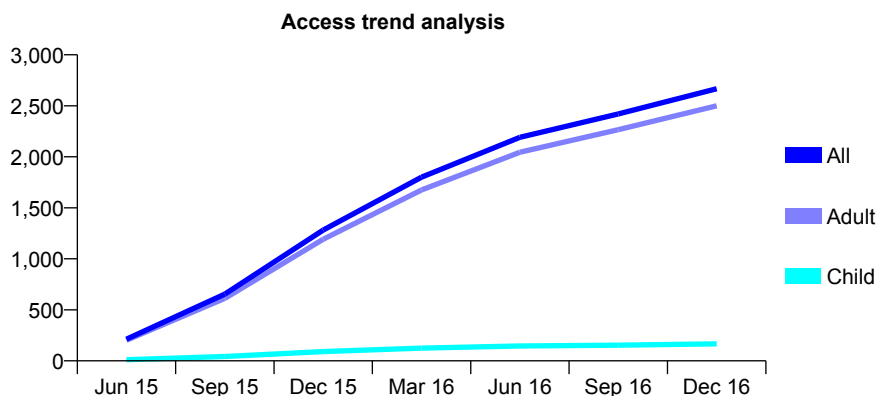
## Q61 - Vital Signs At a Glance Contract Report for 105244/0001 - December 2016

Name or company name	Mr H Al-Hariri & Mrs N Al-Hariri
Contract type name	GDS Contract
Purpose of contract	General
Contract start date	01/04/2015
Contract end date	

16/17 Contracted general activity (UDA)	7,000
Carry forward general activity (UDA)	110
16/17 Contracted orthodontic activity (UOA)	0
Carry forward orthodontic activity (UOA)	0
Baseline contract value	£229,054.65

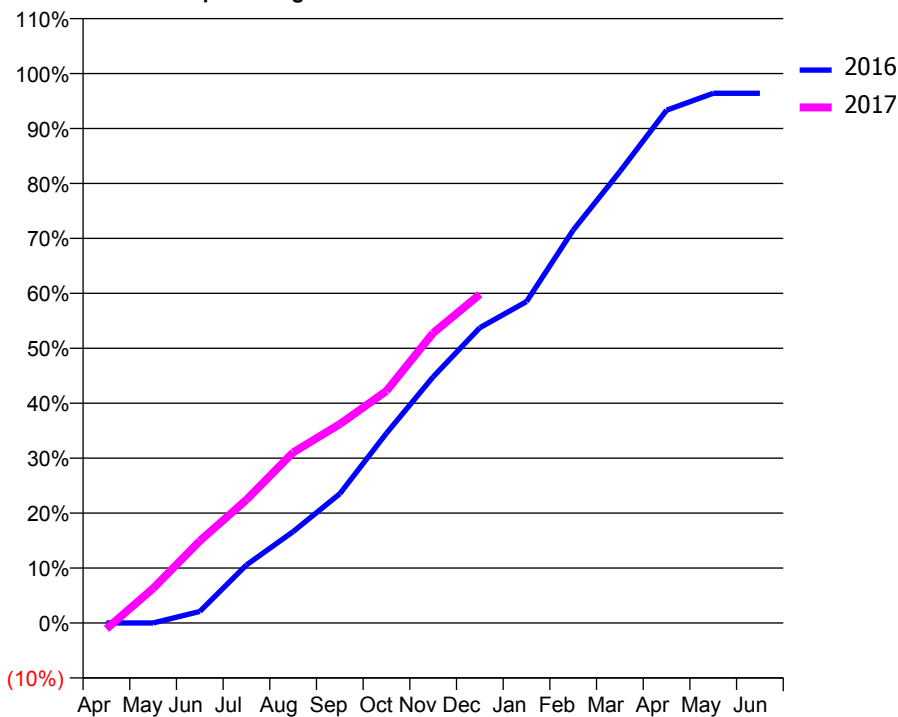
### ACCESS\*

Patients seen in 24 months	Total	Change since previous quarter
Quarter ending December 2015	1,282	
Quarter ending March 2016	1,800	↑
Quarter ending June 2016	2,191	↑
Quarter ending September 2016	2,420	↑
Quarter ending December 2016	2,667	↑
<b>Variance since December 2015</b>	<b>108.0%</b>	<b>↑</b>



### ACTIVITY

Cumulative percentage of contracted UDA delivered 2016 & 2017



Month	Adjusted Scheduled Activity (UDA)	
	2016	2017
April	0	-76
May	0	440
June	147	1,045
July	739	1,571
August	1,165	2,174
September	1,646	2,534
October	2,417	2,956
November	3,137	3,696
December	3,762	4,187
January	4,095	
February	5,006	
March	5,751	
April	6,532	
May	6,748	
June	6,748	

### QUALITY

	Quantity	Base Number	Contract	AT	Region	England
% of FP17s for the same patient ID Re-attending within 3 months - Children	4	115	3.5%	11.3%	11.9%	12.4%
% of FP17s for the same patient ID Re-attending within 3 months - Adults	151	1,749	8.6%	16.3%	17.1%	16.6%
% of FP17s for the same patient ID Re-attending between 3 & 9 months - Children	23	115	20.0%	41.7%	46.2%	57.5%
% of FP17s for the same patient ID Re-attending between 3 & 9 months - Adults	277	1,749	15.8%	35.2%	37.8%	50.4%
% of FP17s for Band 1 Urgent Courses	196	1,571	12.5%	10.7%	10.6%	9.1%
% of FP17s Relating to Free Repair or Replacements	10	1,571	0.6%	0.5%	0.6%	0.8%
% of FP17s Relating to Continuations	21	1,571	1.3%	0.9%	0.9%	1.3%
% of Patients satisfied with the dentistry they have received	1	2	N/A	89.2%	90.3%	92.7%
% of Patients satisfied with the time they had to wait for an appointment	2	2	N/A	81.2%	83.8%	88.8%

\* This is based on patients treated on this contract for their most recent course of treatment. Figures in italics indicate the base number of FP17s or Patient Questionnaire responses are less than 100. N/A is shown where the base number of responses is less than 10 during the period. % is calculated as Quantity/Base number\*100

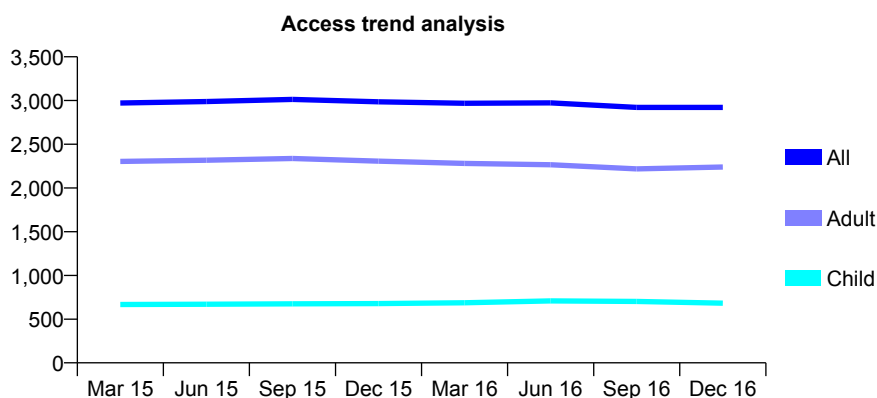
## Q61 - Vital Signs At a Glance Contract Report for 105511/0001 - December 2016

Name or company name	Mr CE Ojji & Mr PE Aimiuwu
Contract type name	GDS Contract
Purpose of contract	General
Contract start date	01/04/2010
Contract end date	

16/17 Contracted general activity (UDA)	8,941
Carry forward general activity (UDA)	-175
16/17 Contracted orthodontic activity (UOA)	0
Carry forward orthodontic activity (UOA)	0
Baseline contract value	£294,505.76

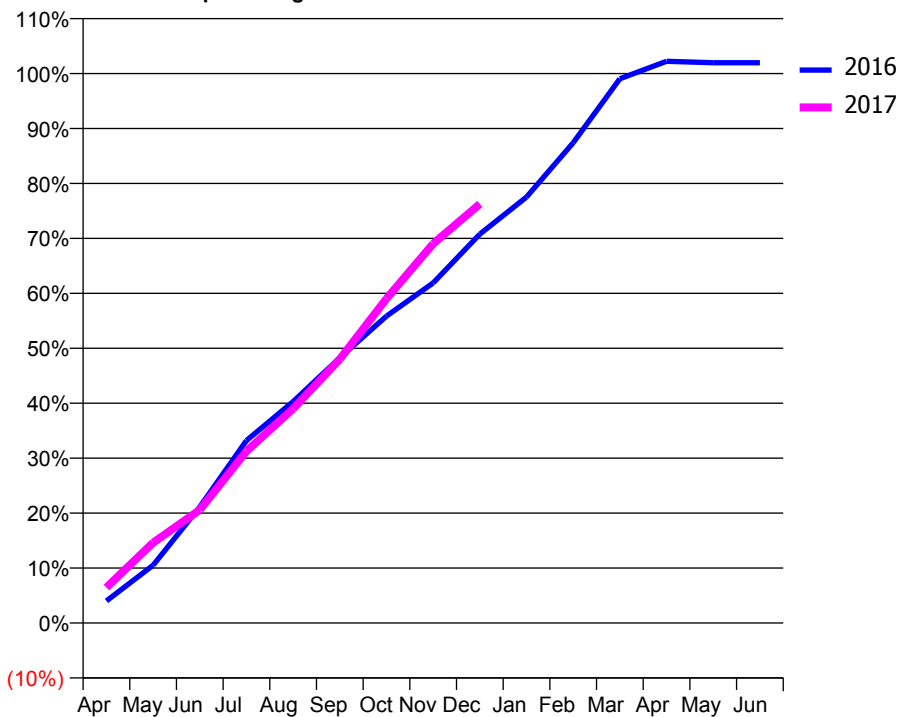
### ACCESS\*

Patients seen in 24 months	Total	Change since previous quarter
Quarter ending December 2015	2,985	
Quarter ending March 2016	2,968	→
Quarter ending June 2016	2,973	→
Quarter ending September 2016	2,921	↓
Quarter ending December 2016	2,922	→
<b>Variance since December 2015</b>	<b>(2.1%)</b>	<b>↓</b>



### ACTIVITY

Cumulative percentage of contracted UDA delivered 2016 & 2017



Month	Adjusted Scheduled Activity (UDA)	
	2016	2017
April	360	579
May	942	1,308
June	1,889	1,842
July	2,970	2,796
August	3,602	3,487
September	4,316	4,293
October	4,995	5,277
November	5,534	6,171
December	6,328	6,819
January	6,930	
February	7,815	
March	8,855	
April	9,140	
May	9,116	
June	9,116	

### QUALITY

	Quantity	Base Number	Contract	AT	Region	England
% of FP17s for the same patient ID Re-attending within 3 months - Children	31	461	6.7%	11.3%	11.9%	12.4%
% of FP17s for the same patient ID Re-attending within 3 months - Adults	274	1,632	16.8%	16.3%	17.1%	16.6%
% of FP17s for the same patient ID Re-attending between 3 & 9 months - Children	118	461	25.6%	41.7%	46.2%	57.5%
% of FP17s for the same patient ID Re-attending between 3 & 9 months - Adults	402	1,632	24.6%	35.2%	37.8%	50.4%
% of FP17s for Band 1 Urgent Courses	206	2,002	10.3%	10.7%	10.6%	9.1%
% of FP17s Relating to Free Repair or Replacements	21	2,002	1.0%	0.5%	0.6%	0.8%
% of FP17s Relating to Continuations	60	2,002	3.0%	0.9%	0.9%	1.3%
% of Patients satisfied with the dentistry they have received	1	1	N/A	89.2%	90.3%	92.7%
% of Patients satisfied with the time they had to wait for an appointment	1	1	N/A	81.2%	83.8%	88.8%

\* This is based on patients treated on this contract for their most recent course of treatment. Figures in italics indicate the base number of FP17s or Patient Questionnaire responses are less than 100. N/A is shown where the base number of responses is less than 10 during the period. % is calculated as Quantity/Base number\*100

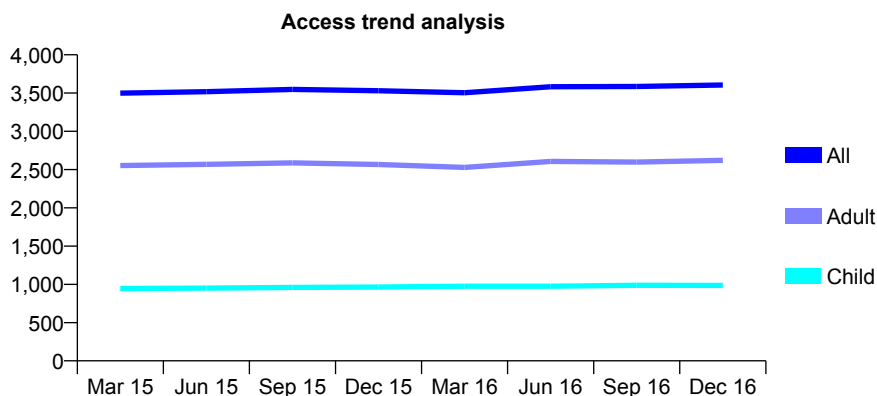
## Q61 - Vital Signs At a Glance Contract Report for 105562/0001 - December 2016

Name or company name	Southend Road Dental Surgery Limited
Contract type name	GDS Contract
Purpose of contract	General
Contract start date	01/04/2008
Contract end date	

16/17 Contracted general activity (UDA)	13,304
Carry forward general activity (UDA)	0
16/17 Contracted orthodontic activity (UOA)	0
Carry forward orthodontic activity (UOA)	0
Baseline contract value	£403,385.43

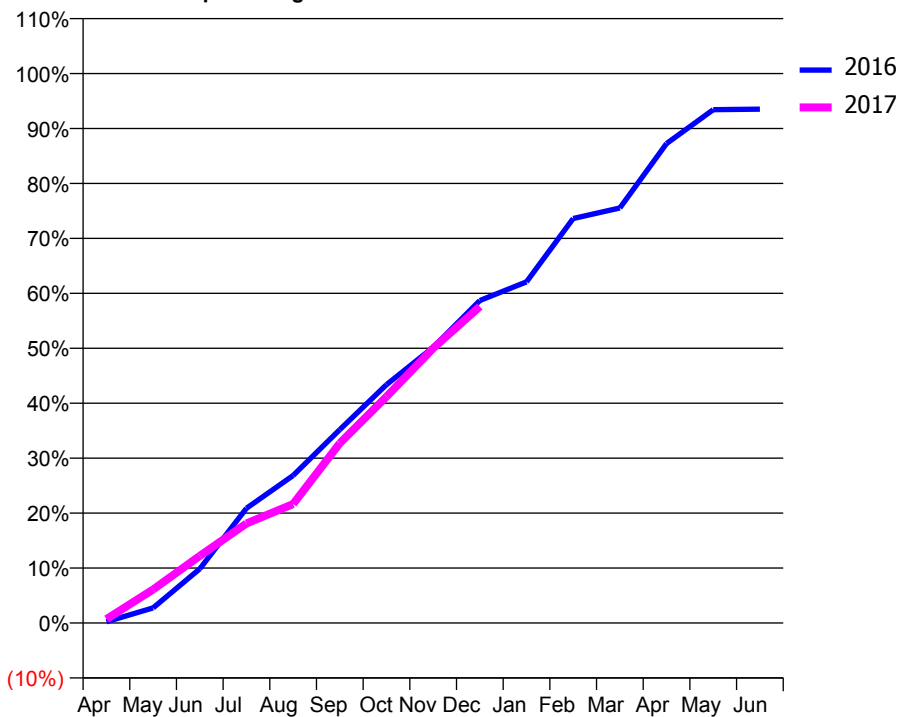
### ACCESS\*

Patients seen in 24 months	Total	Change since previous quarter
Quarter ending December 2015	3,530	
Quarter ending March 2016	3,504	→
Quarter ending June 2016	3,582	↑
Quarter ending September 2016	3,586	→
Quarter ending December 2016	3,606	→
<b>Variance since December 2015</b>	<b>2.2%</b>	<b>↑</b>



### ACTIVITY

Cumulative percentage of contracted UDA delivered 2016 & 2017



Month	Adjusted Scheduled Activity (UDA)	
	2016	2017
April	31	96
May	366	811
June	1,312	1,624
July	2,777	2,410
August	3,573	2,882
September	4,682	4,354
October	5,771	5,481
November	6,674	6,652
December	7,808	7,663
January	8,261	
February	9,794	
March	10,050	
April	11,607	
May	12,429	
June	12,441	

### QUALITY

	Quantity	Base Number	Contract	AT	Region	England
% of FP17s for the same patient ID Re-attending within 3 months - Children	70	874	8.0%	11.3%	11.9%	12.4%
% of FP17s for the same patient ID Re-attending within 3 months - Adults	321	2,177	14.7%	16.3%	17.1%	16.6%
% of FP17s for the same patient ID Re-attending between 3 & 9 months - Children	337	874	38.6%	41.7%	46.2%	57.5%
% of FP17s for the same patient ID Re-attending between 3 & 9 months - Adults	662	2,177	30.4%	35.2%	37.8%	50.4%
% of FP17s for Band 1 Urgent Courses	309	2,508	12.3%	10.7%	10.6%	9.1%
% of FP17s Relating to Free Repair or Replacements	29	2,508	1.2%	0.5%	0.6%	0.8%
% of FP17s Relating to Continuations	20	2,508	0.8%	0.9%	0.9%	1.3%
% of Patients satisfied with the dentistry they have received	5	5	N/A	89.2%	90.3%	92.7%
% of Patients satisfied with the time they had to wait for an appointment	5	5	N/A	81.2%	83.8%	88.8%

\* This is based on patients treated on this contract for their most recent course of treatment. Figures in italics indicate the base number of FP17s or Patient Questionnaire responses are less than 100. N/A is shown where the base number of responses is less than 10 during the period. % is calculated as Quantity/Base number\*100

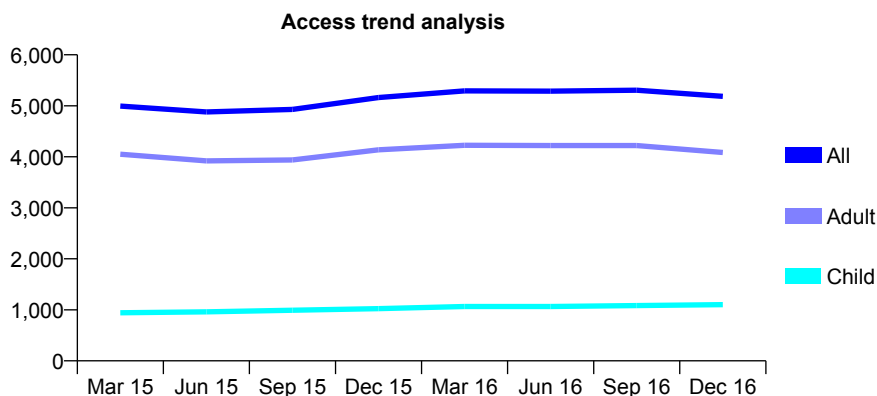
## Q61 - Vital Signs At a Glance Contract Report for 105643/0001 - December 2016

Name or company name	E8 Dental Care
Contract type name	GDS Contract
Purpose of contract	General
Contract start date	01/08/2012
Contract end date	

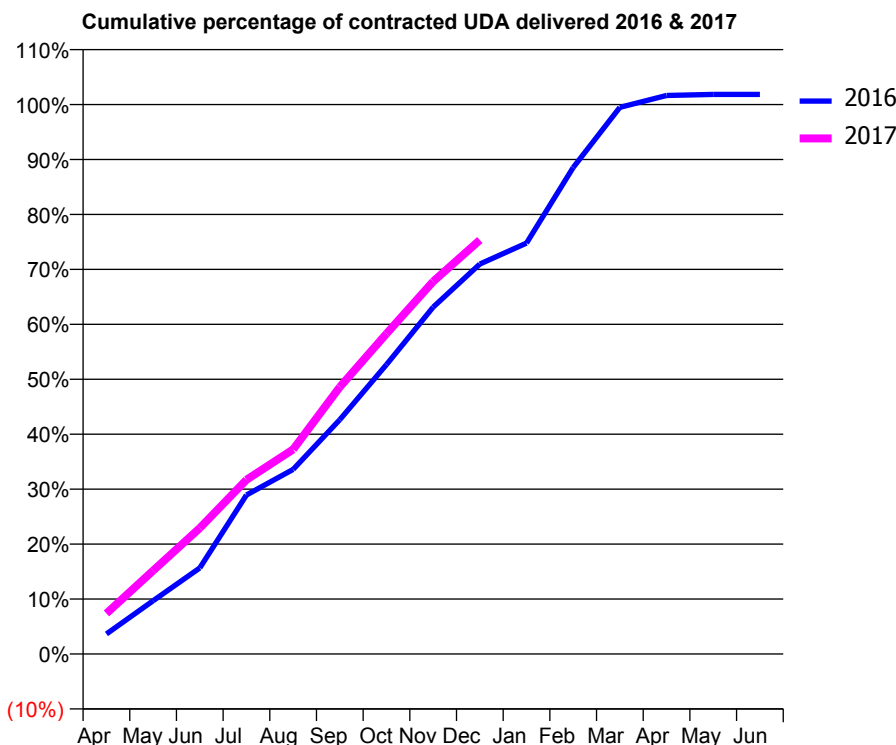
16/17 Contracted general activity (UDA)	14,337
Carry forward general activity (UDA)	-262
16/17 Contracted orthodontic activity (UOA)	0
Carry forward orthodontic activity (UOA)	0
Baseline contract value	£354,507.48

### ACCESS\*

Patients seen in 24 months	Total	Change since previous quarter
Quarter ending December 2015	5,161	
Quarter ending March 2016	5,293	↑
Quarter ending June 2016	5,288	→
Quarter ending September 2016	5,305	→
Quarter ending December 2016	5,186	↓
<b>Variance since December 2015</b>	<b>0.5%</b>	<b>→</b>



### ACTIVITY



Month	Adjusted Scheduled Activity (UDA)	
	2016	2017
April	522	1,060
May	1,389	2,177
June	2,246	3,285
July	4,150	4,547
August	4,818	5,339
September	6,115	6,967
October	7,553	8,358
November	9,052	9,720
December	10,176	10,801
January	10,719	
February	12,695	
March	14,261	
April	14,572	
May	14,599	
June	14,599	

### QUALITY

	Quantity	Base Number	Contract	AT	Region	England
% of FP17s for the same patient ID Re-attending within 3 months - Children	84	834	10.1%	11.3%	11.9%	12.4%
% of FP17s for the same patient ID Re-attending within 3 months - Adults	507	2,914	17.4%	16.3%	17.1%	16.6%
% of FP17s for the same patient ID Re-attending between 3 & 9 months - Children	255	834	30.6%	41.7%	46.2%	57.5%
% of FP17s for the same patient ID Re-attending between 3 & 9 months - Adults	808	2,914	27.7%	35.2%	37.8%	50.4%
% of FP17s for Band 1 Urgent Courses	662	3,614	18.3%	10.7%	10.6%	9.1%
% of FP17s Relating to Free Repair or Replacements	37	3,614	1.0%	0.5%	0.6%	0.8%
% of FP17s Relating to Continuations	16	3,614	0.4%	0.9%	0.9%	1.3%
% of Patients satisfied with the dentistry they have received	2	2	N/A	89.2%	90.3%	92.7%
% of Patients satisfied with the time they had to wait for an appointment	2	2	N/A	81.2%	83.8%	88.8%

\* This is based on patients treated on this contract for their most recent course of treatment. Figures in italics indicate the base number of FP17s or Patient Questionnaire responses are less than 100. N/A is shown where the base number of responses is less than 10 during the period. % is calculated as Quantity/Base number\*100



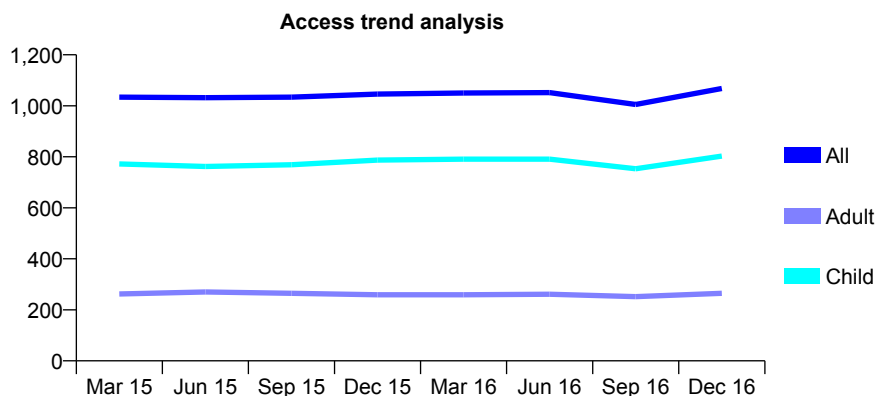
## Q61 - Vital Signs At a Glance Contract Report for 105910/0001 - December 2016

Name or company name	Cavendish House Dental Surgery
Contract type name	GDS Contract
Purpose of contract	General
Contract start date	01/08/2007
Contract end date	

16/17 Contracted general activity (UDA)	3,096
Carry forward general activity (UDA)	0
16/17 Contracted orthodontic activity (UOA)	0
Carry forward orthodontic activity (UOA)	0
Baseline contract value	£66,656.37

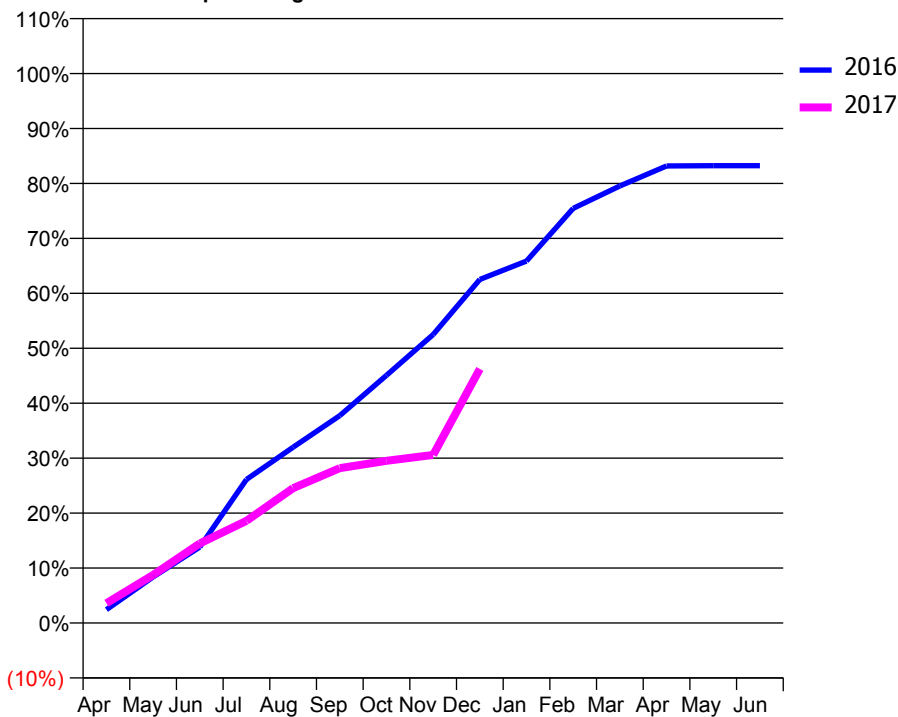
### ACCESS\*

Patients seen in 24 months	Total	Change since previous quarter
Quarter ending December 2015	1,046	
Quarter ending March 2016	1,050	→
Quarter ending June 2016	1,052	→
Quarter ending September 2016	1,005	↓
Quarter ending December 2016	1,068	↑
<b>Variance since December 2015</b>	<b>2.1%</b>	<b>↑</b>



### ACTIVITY

Cumulative percentage of contracted UDA delivered 2016 & 2017



Month	Adjusted Scheduled Activity (UDA)	
	2016	2017
April	75	112
May	259	271
June	428	448
July	809	576
August	991	760
September	1,169	873
October	1,396	914
November	1,625	947
December	1,935	1,432
January	2,039	
February	2,336	
March	2,462	
April	2,575	
May	2,576	
June	2,576	

### QUALITY

	Quantity	Base Number	Contract	AT	Region	England
% of FP17s for the same patient ID Re-attending within 3 months - Children	40	747	5.4%	11.3%	11.9%	12.4%
% of FP17s for the same patient ID Re-attending within 3 months - Adults	28	191	14.7%	16.3%	17.1%	16.6%
% of FP17s for the same patient ID Re-attending between 3 & 9 months - Children	377	747	50.5%	41.7%	46.2%	57.5%
% of FP17s for the same patient ID Re-attending between 3 & 9 months - Adults	75	191	39.3%	35.2%	37.8%	50.4%
% of FP17s for Band 1 Urgent Courses	53	873	6.1%	10.7%	10.6%	9.1%
% of FP17s Relating to Free Repair or Replacements	0	873	0.0%	0.5%	0.6%	0.8%
% of FP17s Relating to Continuations	0	873	0.0%	0.9%	0.9%	1.3%
% of Patients satisfied with the dentistry they have received	2	2	N/A	89.2%	90.3%	92.7%
% of Patients satisfied with the time they had to wait for an appointment	2	2	N/A	81.2%	83.8%	88.8%

\* This is based on patients treated on this contract for their most recent course of treatment. Figures in italics indicate the base number of FP17s or Patient Questionnaire responses are less than 100. N/A is shown where the base number of responses is less than 10 during the period. % is calculated as Quantity/Base number\*100



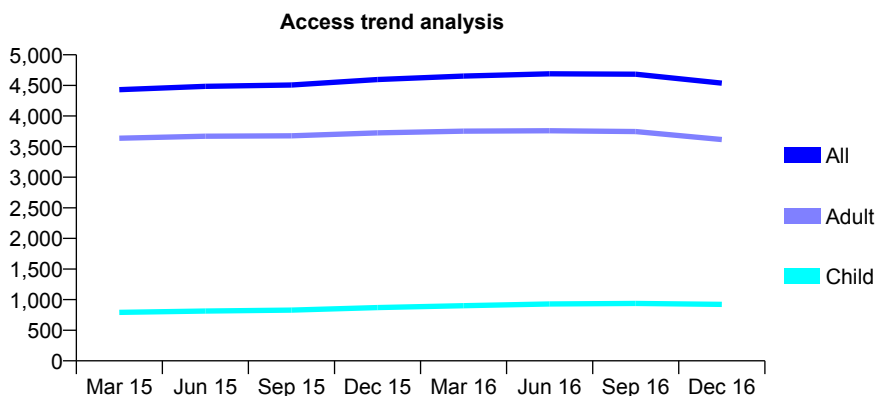
## Q61 - Vital Signs At a Glance Contract Report for 106143/0001 - December 2016

Name or company name	M & D Healthcare LTD
Contract type name	GDS Contract
Purpose of contract	General
Contract start date	01/04/2010
Contract end date	

16/17 Contracted general activity (UDA)	11,000
Carry forward general activity (UDA)	0
16/17 Contracted orthodontic activity (UOA)	0
Carry forward orthodontic activity (UOA)	0
Baseline contract value	£434,425.89

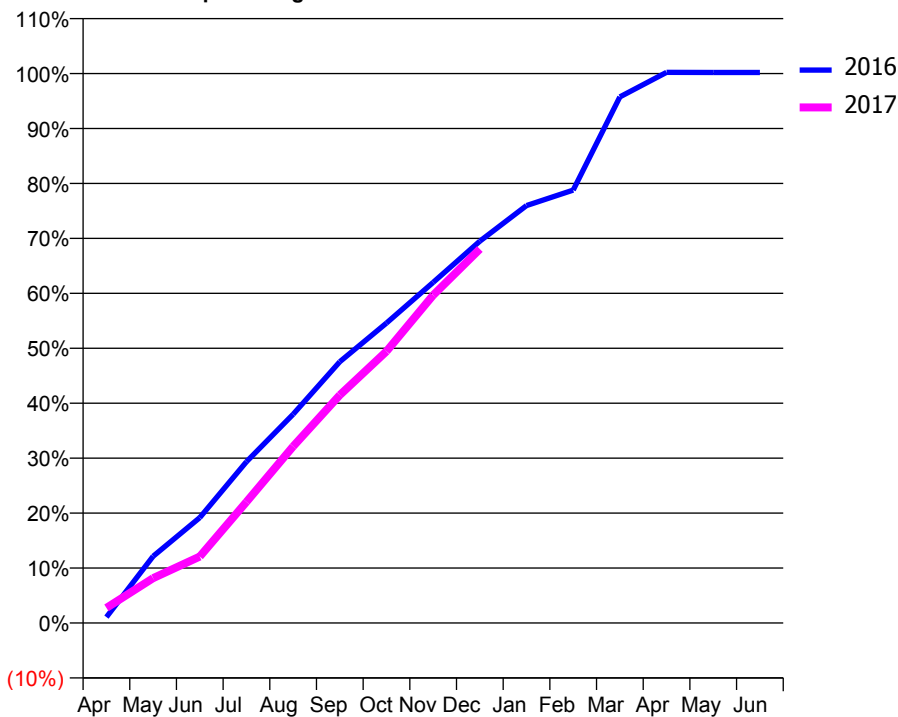
### ACCESS\*

Patients seen in 24 months	Total	Change since previous quarter
Quarter ending December 2015	4,596	
Quarter ending March 2016	4,653	→
Quarter ending June 2016	4,689	→
Quarter ending September 2016	4,684	→
Quarter ending December 2016	4,538	↓
<b>Variance since December 2015</b>	<b>(1.3%)</b>	<b>↓</b>



### ACTIVITY

Cumulative percentage of contracted UDA delivered 2016 & 2017



Month	Adjusted Scheduled Activity (UDA)	
	2016	2017
April	118	303
May	1,335	898
June	2,110	1,329
July	3,230	2,426
August	4,179	3,537
September	5,232	4,562
October	6,005	5,438
November	6,819	6,562
December	7,645	7,485
January	8,356	
February	8,666	
March	10,533	
April	11,022	
May	11,021	
June	11,019	

### QUALITY

	Quantity	Base Number	Contract	AT	Region	England
% of FP17s for the same patient ID Re-attending within 3 months - Children	65	746	8.7%	11.3%	11.9%	12.4%
% of FP17s for the same patient ID Re-attending within 3 months - Adults	373	2,620	14.2%	16.3%	17.1%	16.6%
% of FP17s for the same patient ID Re-attending between 3 & 9 months - Children	266	746	35.7%	41.7%	46.2%	57.5%
% of FP17s for the same patient ID Re-attending between 3 & 9 months - Adults	679	2,620	25.9%	35.2%	37.8%	50.4%
% of FP17s for Band 1 Urgent Courses	441	2,830	15.6%	10.7%	10.6%	9.1%
% of FP17s Relating to Free Repair or Replacements	4	2,830	0.1%	0.5%	0.6%	0.8%
% of FP17s Relating to Continuations	6	2,830	0.2%	0.9%	0.9%	1.3%
% of Patients satisfied with the dentistry they have received	5	5	N/A	89.2%	90.3%	92.7%
% of Patients satisfied with the time they had to wait for an appointment	5	5	N/A	81.2%	83.8%	88.8%

\* This is based on patients treated on this contract for their most recent course of treatment. Figures in italics indicate the base number of FP17s or Patient Questionnaire responses are less than 100. N/A is shown where the base number of responses is less than 10 during the period. % is calculated as Quantity/Base number\*100

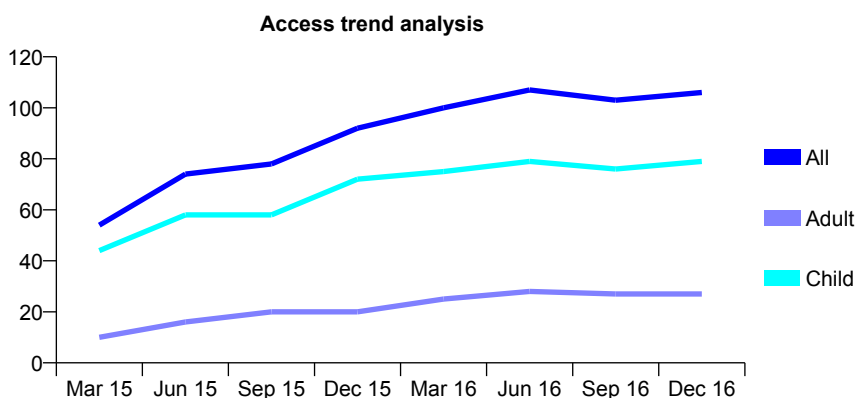
## Q61 - Vital Signs At a Glance Contract Report for 107042/0002 - December 2016

Name or company name	Sudhir Thakerar & Partners
Contract type name	GDS Contract
Purpose of contract	General
Contract start date	01/08/2014
Contract end date	

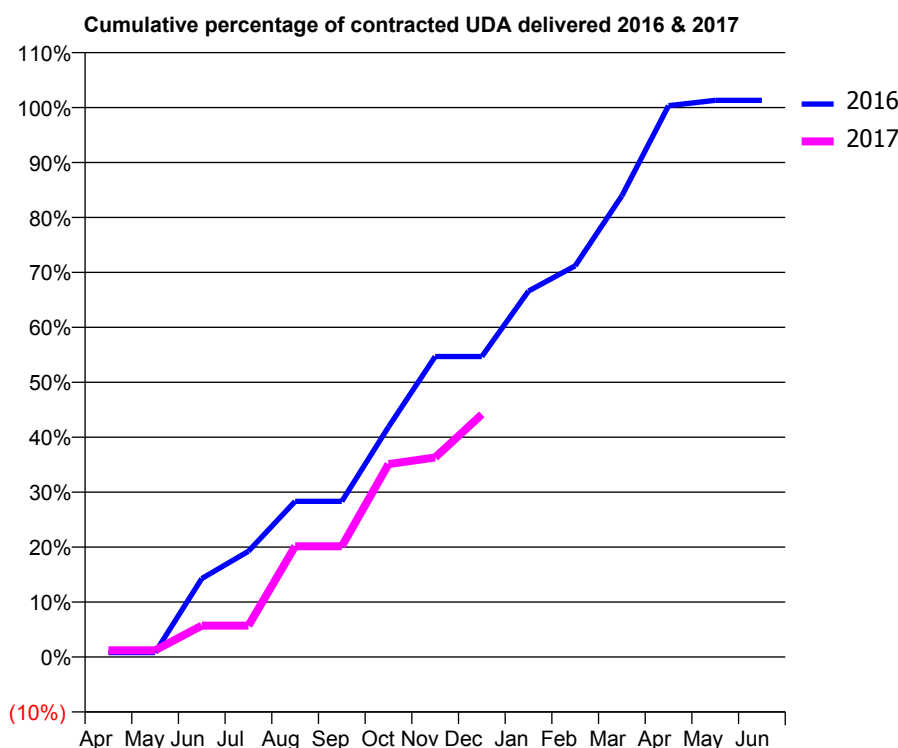
16/17 Contracted general activity (UDA)	245
Carry forward general activity (UDA)	-3
16/17 Contracted orthodontic activity (UOA)	0
Carry forward orthodontic activity (UOA)	0
Baseline contract value	£7,884.80

### ACCESS\*

Patients seen in 24 months	Total	Change since previous quarter
Quarter ending December 2015	92	
Quarter ending March 2016	100	↑
Quarter ending June 2016	107	↑
Quarter ending September 2016	103	↓
Quarter ending December 2016	106	↑
<b>Variance since December 2015</b>	<b>15.2%</b>	<b>↑</b>



### ACTIVITY



Month	Adjusted Scheduled Activity (UDA)	
	2016	2017
April	2	3
May	2	3
June	35	14
July	47	14
August	69	49
September	69	49
October	103	86
November	134	89
December	134	108
January	163	
February	174	
March	206	
April	246	
May	248	
June	248	

### QUALITY

	Quantity	Base Number	Contract	AT	Region	England
% of FP17s for the same patient ID Re-attending within 3 months - Children	2	48	4.2%	11.3%	11.9%	12.4%
% of FP17s for the same patient ID Re-attending within 3 months - Adults	5	23	21.7%	16.3%	17.1%	16.6%
% of FP17s for the same patient ID Re-attending between 3 & 9 months - Children	21	48	43.8%	41.7%	46.2%	57.5%
% of FP17s for the same patient ID Re-attending between 3 & 9 months - Adults	8	23	34.8%	35.2%	37.8%	50.4%
% of FP17s for Band 1 Urgent Courses	6	58	10.3%	10.7%	10.6%	9.1%
% of FP17s Relating to Free Repair or Replacements	0	58	0.0%	0.5%	0.6%	0.8%
% of FP17s Relating to Continuations	0	58	0.0%	0.9%	0.9%	1.3%
% of Patients satisfied with the dentistry they have received	0	0	N/A	89.2%	90.3%	92.7%
% of Patients satisfied with the time they had to wait for an appointment	0	0	N/A	81.2%	83.8%	88.8%

\* This is based on patients treated on this contract for their most recent course of treatment. Figures in italics indicate the base number of FP17s or Patient Questionnaire responses are less than 100. N/A is shown where the base number of responses is less than 10 during the period. % is calculated as Quantity/Base number\*100

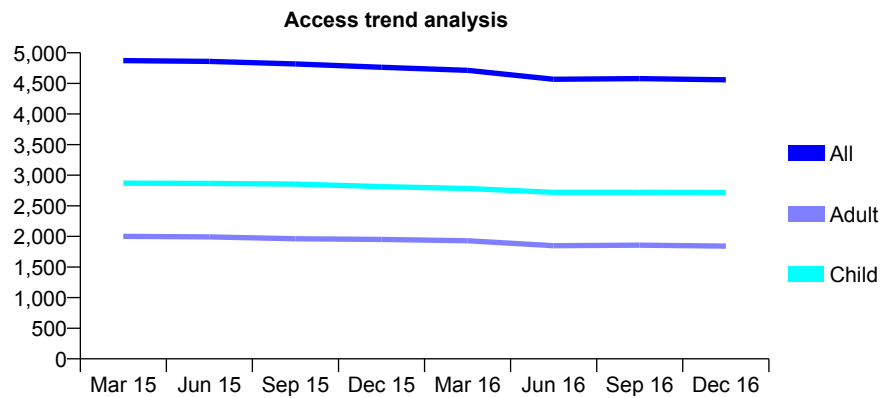
## Q61 - Vital Signs At a Glance Contract Report for 109061/0001 - December 2016

Name or company name	Davidoff Dental Practice
Contract type name	GDS Contract
Purpose of contract	General and Orthodontic
Contract start date	23/11/2012
Contract end date	

16/17 Contracted general activity (UDA)	14,478
Carry forward general activity (UDA)	-29
16/17 Contracted orthodontic activity (UOA)	1,420
Carry forward orthodontic activity (UOA)	-25
Baseline contract value	£514,042.94

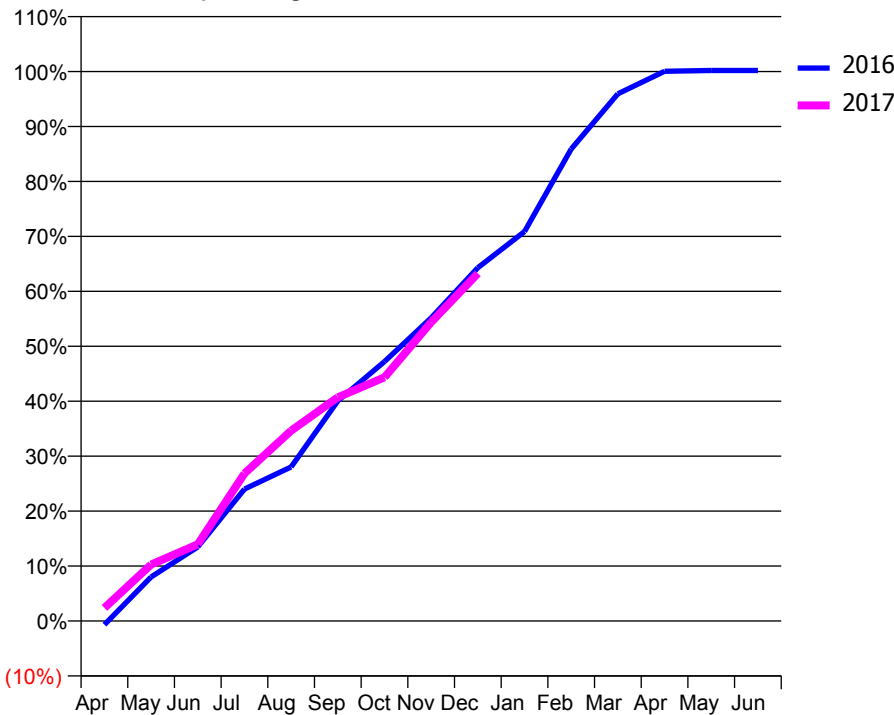
### ACCESS\*

Patients seen in 24 months	Total	Change since previous quarter
Quarter ending December 2015	4,764	
Quarter ending March 2016	4,714	↓
Quarter ending June 2016	4,567	↓
Quarter ending September 2016	4,579	→
Quarter ending December 2016	4,559	→
<b>Variance since December 2015</b>	<b>(4.3%)</b>	<b>↓</b>



### ACTIVITY

Cumulative percentage of contracted UDA delivered 2016 & 2017



Month	Adjusted Scheduled Activity (UDA)	
	2016	2017
April	-101	347
May	1,160	1,487
June	1,951	2,021
July	3,476	3,886
August	4,059	5,014
September	5,799	5,894
October	6,835	6,421
November	7,986	7,873
December	9,309	9,159
January	10,262	
February	12,436	
March	13,892	
April	14,484	
May	14,507	
June	14,507	

### QUALITY

	Quantity	Base Number	Contract	AT	Region	England
% of FP17s for the same patient ID Re-attending within 3 months - Children	474	3,114	15.2%	11.3%	11.9%	12.4%
% of FP17s for the same patient ID Re-attending within 3 months - Adults	390	1,815	21.5%	16.3%	17.1%	16.6%
% of FP17s for the same patient ID Re-attending between 3 & 9 months - Children	1,588	3,114	51.0%	41.7%	46.2%	57.5%
% of FP17s for the same patient ID Re-attending between 3 & 9 months - Adults	936	1,815	51.6%	35.2%	37.8%	50.4%
% of FP17s for Band 1 Urgent Courses	736	4,346	16.9%	10.7%	10.6%	9.1%
% of FP17s Relating to Free Repair or Replacements	0	4,346	0.0%	0.5%	0.6%	0.8%
% of FP17s Relating to Continuations	3	4,346	0.1%	0.9%	0.9%	1.3%
% of Patients satisfied with the dentistry they have received	4	6	N/A	89.2%	90.3%	92.7%
% of Patients satisfied with the time they had to wait for an appointment	3	6	N/A	81.2%	83.8%	88.8%

\* This is based on patients treated on this contract for their most recent course of treatment. Figures in italics indicate the base number of FP17s or Patient Questionnaire responses are less than 100. N/A is shown where the base number of responses is less than 10 during the period. % is calculated as Quantity/Base number\*100

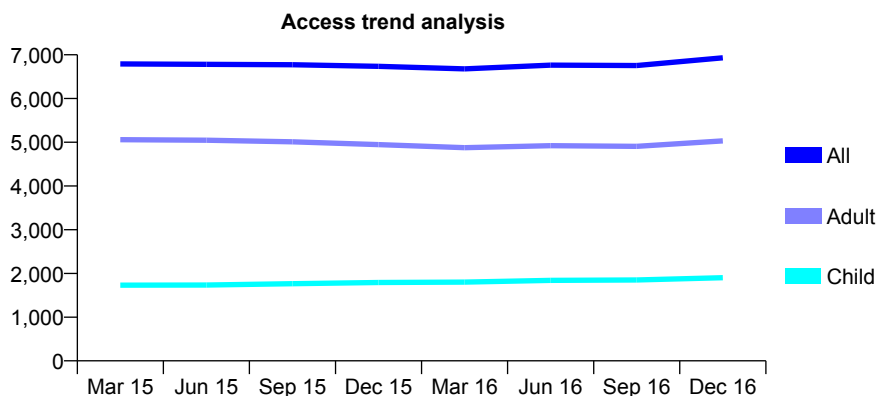
## Q61 - Vital Signs At a Glance Contract Report for 109665/0001 - December 2016

Name or company name	Woodford Dental Care
Contract type name	Pilot Contract
Purpose of contract	General and Orthodontic
Contract start date	01/11/2006
Contract end date	

16/17 Contracted general activity (UDA)	15,510
Carry forward general activity (UDA)	0
16/17 Contracted orthodontic activity (UOA)	215
Carry forward orthodontic activity (UOA)	0
Baseline contract value	£530,745.20

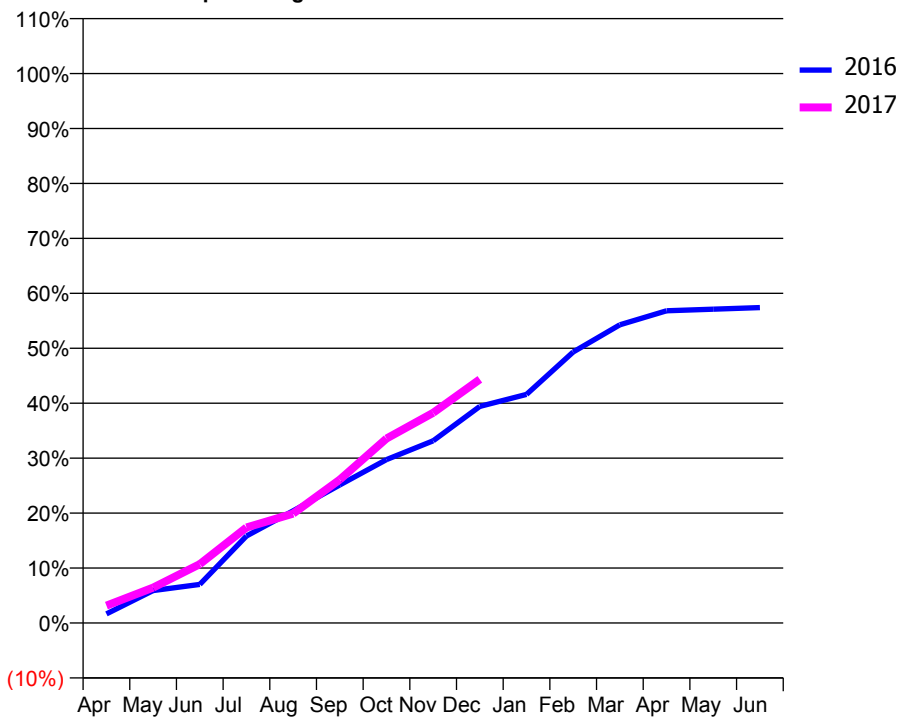
### ACCESS\*

Patients seen in 24 months	Total	Change since previous quarter
Quarter ending December 2015	6,737	
Quarter ending March 2016	6,678	→
Quarter ending June 2016	6,763	→
Quarter ending September 2016	6,755	→
Quarter ending December 2016	6,932	↑
<b>Variance since December 2015</b>	<b>2.9%</b>	<b>↑</b>



### ACTIVITY

Cumulative percentage of contracted UDA delivered 2016 & 2017



Month	Adjusted Scheduled Activity (UDA)	
	2016	2017
April	259	490
May	916	999
June	1,090	1,663
July	2,455	2,697
August	3,168	3,089
September	3,897	4,048
October	4,613	5,206
November	5,142	5,933
December	6,114	6,880
January	6,454	
February	7,648	
March	8,416	
April	8,814	
May	8,860	
June	8,904	

### QUALITY

	Quantity	Base Number	Contract	AT	Region	England
% of FP17s for the same patient ID Re-attending within 3 months - Children	141	1,806	7.8%	11.3%	11.9%	12.4%
% of FP17s for the same patient ID Re-attending within 3 months - Adults	442	3,497	12.6%	16.3%	17.1%	16.6%
% of FP17s for the same patient ID Re-attending between 3 & 9 months - Children	788	1,806	43.6%	41.7%	46.2%	57.5%
% of FP17s for the same patient ID Re-attending between 3 & 9 months - Adults	823	3,497	23.5%	35.2%	37.8%	50.4%
% of FP17s for Band 1 Urgent Courses	538	4,426	12.2%	10.7%	10.6%	9.1%
% of FP17s Relating to Free Repair or Replacements	7	4,426	0.2%	0.5%	0.6%	0.8%
% of FP17s Relating to Continuations	3	4,426	0.1%	0.9%	0.9%	1.3%
% of Patients satisfied with the dentistry they have received	4	4	N/A	89.2%	90.3%	92.7%
% of Patients satisfied with the time they had to wait for an appointment	3	4	N/A	81.2%	83.8%	88.8%

\* This is based on patients treated on this contract for their most recent course of treatment. Figures in italics indicate the base number of FP17s or Patient Questionnaire responses are less than 100. N/A is shown where the base number of responses is less than 10 during the period. % is calculated as Quantity/Base number\*100

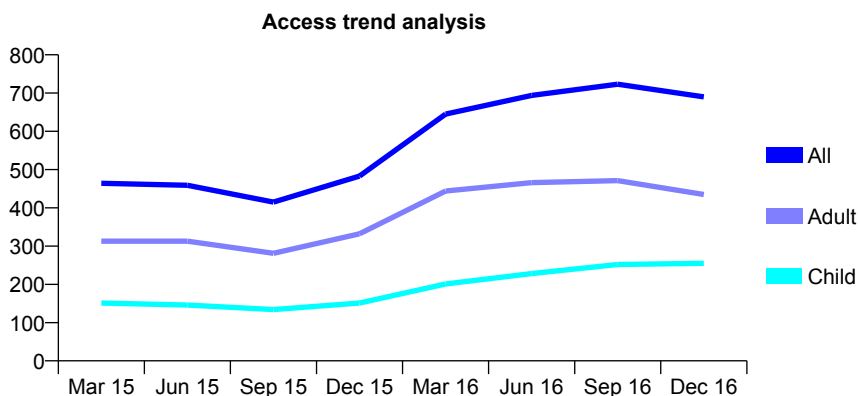
## Q61 - Vital Signs At a Glance Contract Report for 109959/0001 - December 2016

Name or company name	Dr I Sapiro & Dr A Stogios
Contract type name	GDS Contract
Purpose of contract	General
Contract start date	01/01/2012
Contract end date	

16/17 Contracted general activity (UDA)	1,272
Carry forward general activity (UDA)	1
16/17 Contracted orthodontic activity (UOA)	0
Carry forward orthodontic activity (UOA)	0
Baseline contract value	£35,381.92

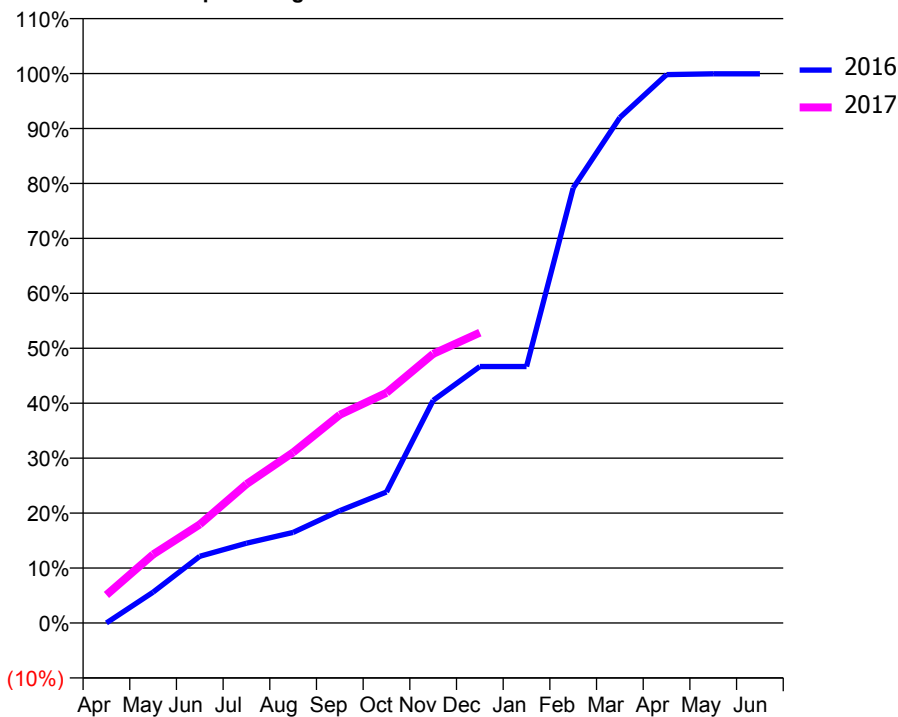
### ACCESS\*

Patients seen in 24 months	Total	Change since previous quarter
Quarter ending December 2015	483	
Quarter ending March 2016	645	↑
Quarter ending June 2016	694	↑
Quarter ending September 2016	723	↑
Quarter ending December 2016	690	↓
<b>Variance since December 2015</b>	<b>42.9%</b>	<b>↑</b>



### ACTIVITY

Cumulative percentage of contracted UDA delivered 2016 & 2017



Month	Adjusted Scheduled Activity (UDA)	
	2016	2017
April	0	65
May	72	159
June	155	228
July	185	321
August	210	395
September	260	482
October	303	533
November	515	623
December	594	672
January	594	
February	1,007	
March	1,170	
April	1,269	
May	1,271	
June	1,271	

### QUALITY

	Quantity	Base Number	Contract	AT	Region	England
% of FP17s for the same patient ID Re-attending within 3 months - Children	1	224	0.4%	11.3%	11.9%	12.4%
% of FP17s for the same patient ID Re-attending within 3 months - Adults	12	165	7.3%	16.3%	17.1%	16.6%
% of FP17s for the same patient ID Re-attending between 3 & 9 months - Children	97	224	43.3%	41.7%	46.2%	57.5%
% of FP17s for the same patient ID Re-attending between 3 & 9 months - Adults	55	165	33.3%	35.2%	37.8%	50.4%
% of FP17s for Band 1 Urgent Courses	10	363	2.8%	10.7%	10.6%	9.1%
% of FP17s Relating to Free Repair or Replacements	0	363	0.0%	0.5%	0.6%	0.8%
% of FP17s Relating to Continuations	0	363	0.0%	0.9%	0.9%	1.3%
% of Patients satisfied with the dentistry they have received	1	1	N/A	89.2%	90.3%	92.7%
% of Patients satisfied with the time they had to wait for an appointment	1	1	N/A	81.2%	83.8%	88.8%

\* This is based on patients treated on this contract for their most recent course of treatment. Figures in italics indicate the base number of FP17s or Patient Questionnaire responses are less than 100. N/A is shown where the base number of responses is less than 10 during the period. % is calculated as Quantity/Base number\*100

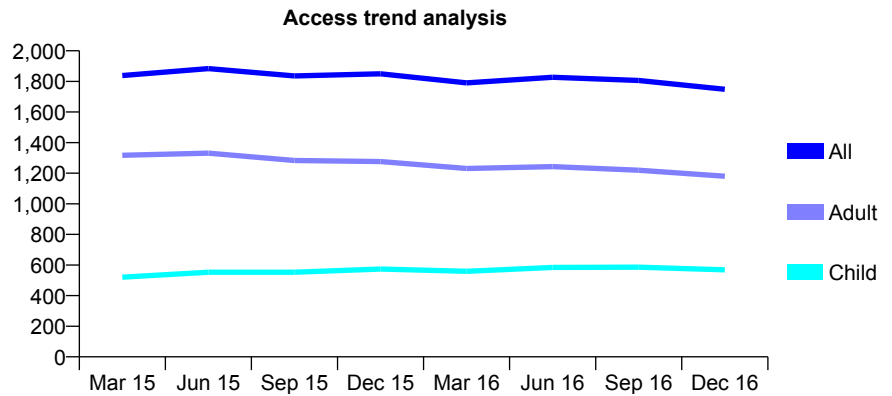
## Q61 - Vital Signs At a Glance Contract Report for 110043/0001 - December 2016

Name or company name	Care Dental Practice
Contract type name	GDS Contract
Purpose of contract	General
Contract start date	01/10/2007
Contract end date	

16/17 Contracted general activity (UDA)	5,915
Carry forward general activity (UDA)	0
16/17 Contracted orthodontic activity (UOA)	0
Carry forward orthodontic activity (UOA)	0
Baseline contract value	£186,083.11

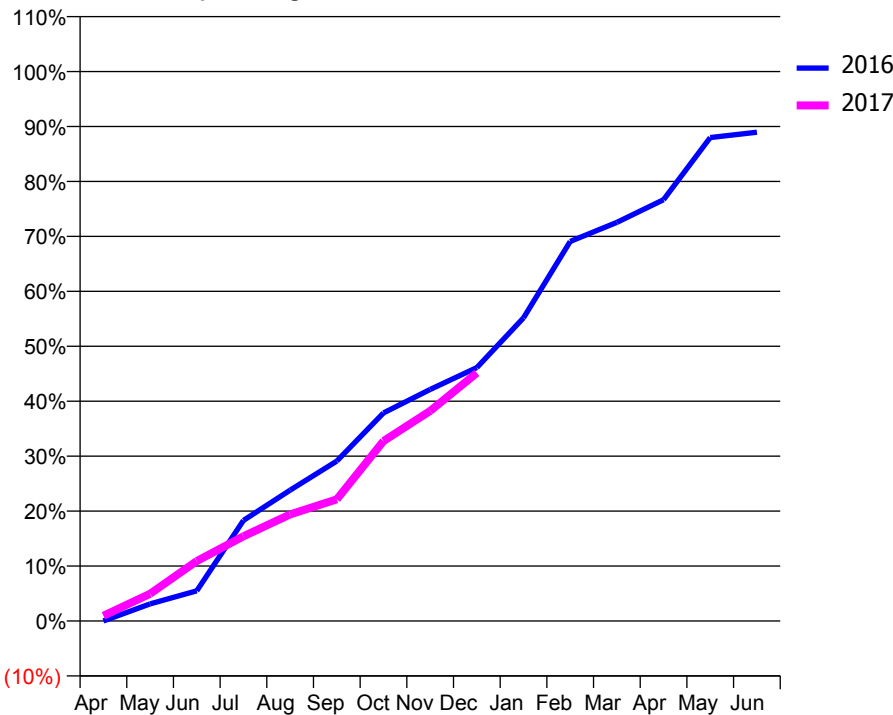
### ACCESS\*

Patients seen in 24 months	Total	Change since previous quarter
Quarter ending December 2015	1,850	
Quarter ending March 2016	1,790	↓
Quarter ending June 2016	1,827	↑
Quarter ending September 2016	1,806	↓
Quarter ending December 2016	1,749	↓
<b>Variance since December 2015</b>	<b>(5.5%)</b>	<b>↓</b>



### ACTIVITY

Cumulative percentage of contracted UDA delivered 2016 & 2017



Month	Adjusted Scheduled Activity (UDA)	
	2016	2017
April	0	57
May	184	294
June	325	645
July	1,083	912
August	1,409	1,148
September	1,722	1,310
October	2,239	1,938
November	2,492	2,261
December	2,728	2,671
January	3,264	
February	4,085	
March	4,292	
April	4,535	
May	5,203	
June	5,261	

### QUALITY

	Quantity	Base Number	Contract	AT	Region	England
% of FP17s for the same patient ID Re-attending within 3 months - Children	41	395	10.4%	11.3%	11.9%	12.4%
% of FP17s for the same patient ID Re-attending within 3 months - Adults	190	936	20.3%	16.3%	17.1%	16.6%
% of FP17s for the same patient ID Re-attending between 3 & 9 months - Children	82	395	20.8%	41.7%	46.2%	57.5%
% of FP17s for the same patient ID Re-attending between 3 & 9 months - Adults	204	936	21.8%	35.2%	37.8%	50.4%
% of FP17s for Band 1 Urgent Courses	184	1,010	18.2%	10.7%	10.6%	9.1%
% of FP17s Relating to Free Repair or Replacements	5	1,010	0.5%	0.5%	0.6%	0.8%
% of FP17s Relating to Continuations	2	1,010	0.2%	0.9%	0.9%	1.3%
% of Patients satisfied with the dentistry they have received	0	0	N/A	89.2%	90.3%	92.7%
% of Patients satisfied with the time they had to wait for an appointment	0	0	N/A	81.2%	83.8%	88.8%

\* This is based on patients treated on this contract for their most recent course of treatment. Figures in italics indicate the base number of FP17s or Patient Questionnaire responses are less than 100. N/A is shown where the base number of responses is less than 10 during the period. % is calculated as Quantity/Base number\*100

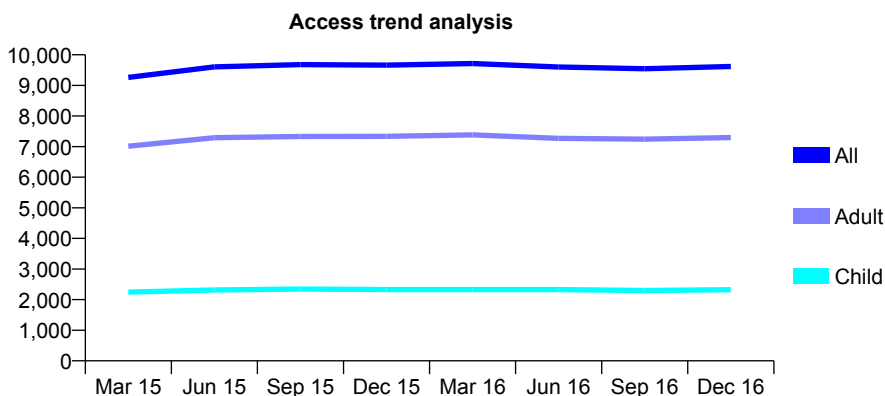
## Q61 - Vital Signs At a Glance Contract Report for 110167/0001 - December 2016

Name or company name	Mr K Esmail and M K Velji
Contract type name	GDS Contract
Purpose of contract	General
Contract start date	01/05/2013
Contract end date	

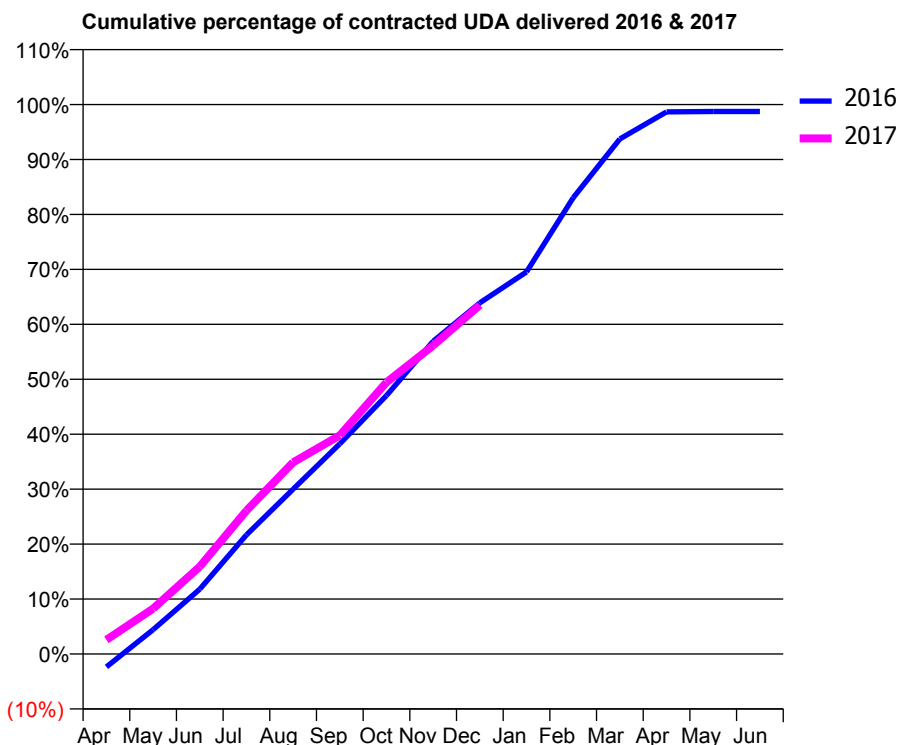
16/17 Contracted general activity (UDA)	26,714
Carry forward general activity (UDA)	338
16/17 Contracted orthodontic activity (UOA)	0
Carry forward orthodontic activity (UOA)	0
Baseline contract value	£707,932.75

### ACCESS\*

Patients seen in 24 months	Total	Change since previous quarter
Quarter ending December 2015	9,662	
Quarter ending March 2016	9,715	→
Quarter ending June 2016	9,600	↓
Quarter ending September 2016	9,545	→
Quarter ending December 2016	9,620	→
<b>Variance since December 2015</b>	<b>(0.4%)</b>	<b>→</b>



### ACTIVITY



Month	Adjusted Scheduled Activity (UDA)	
	2016	2017
April	-634	694
May	1,182	2,205
June	3,153	4,251
July	5,794	6,969
August	8,014	9,320
September	10,221	10,628
October	12,565	13,208
November	15,202	14,997
December	17,074	16,963
January	18,577	
February	22,181	
March	25,037	
April	26,353	
May	26,376	
June	26,376	

### QUALITY

	Quantity	Base Number	Contract	AT	Region	England
% of FP17s for the same patient ID Re-attending within 3 months - Children	168	1,931	8.7%	11.3%	11.9%	12.4%
% of FP17s for the same patient ID Re-attending within 3 months - Adults	1,037	5,682	18.3%	16.3%	17.1%	16.6%
% of FP17s for the same patient ID Re-attending between 3 & 9 months - Children	676	1,931	35.0%	41.7%	46.2%	57.5%
% of FP17s for the same patient ID Re-attending between 3 & 9 months - Adults	1,839	5,682	32.4%	35.2%	37.8%	50.4%
% of FP17s for Band 1 Urgent Courses	1,031	7,143	14.4%	10.7%	10.6%	9.1%
% of FP17s Relating to Free Repair or Replacements	23	7,143	0.3%	0.5%	0.6%	0.8%
% of FP17s Relating to Continuations	105	7,143	1.5%	0.9%	0.9%	1.3%
% of Patients satisfied with the dentistry they have received	7	7	N/A	89.2%	90.3%	92.7%
% of Patients satisfied with the time they had to wait for an appointment	7	7	N/A	81.2%	83.8%	88.8%

\* This is based on patients treated on this contract for their most recent course of treatment. Figures in italics indicate the base number of FP17s or Patient Questionnaire responses are less than 100. N/A is shown where the base number of responses is less than 10 during the period. % is calculated as Quantity/Base number\*100



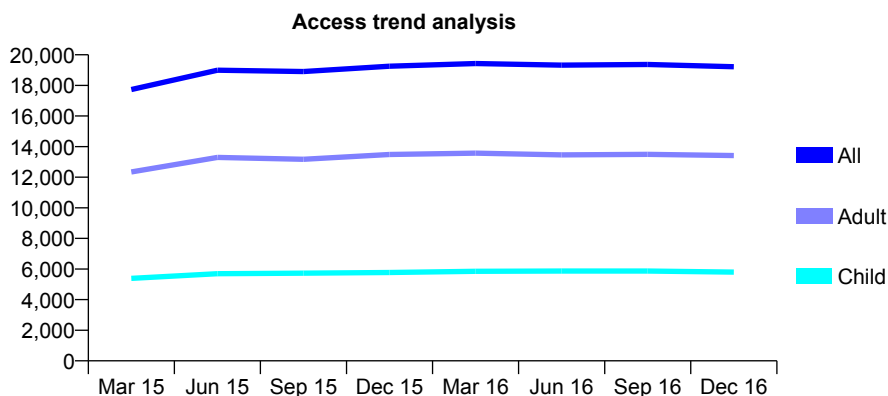
## Q61 - Vital Signs At a Glance Contract Report for 110167/0002 - December 2016

Name or company name	Mr K Esmail and M K Velji
Contract type name	GDS Contract
Purpose of contract	General
Contract start date	01/05/2013
Contract end date	

16/17 Contracted general activity (UDA)	53,705
Carry forward general activity (UDA)	-251
16/17 Contracted orthodontic activity (UOA)	0
Carry forward orthodontic activity (UOA)	0
Baseline contract value	£1,449,493.54

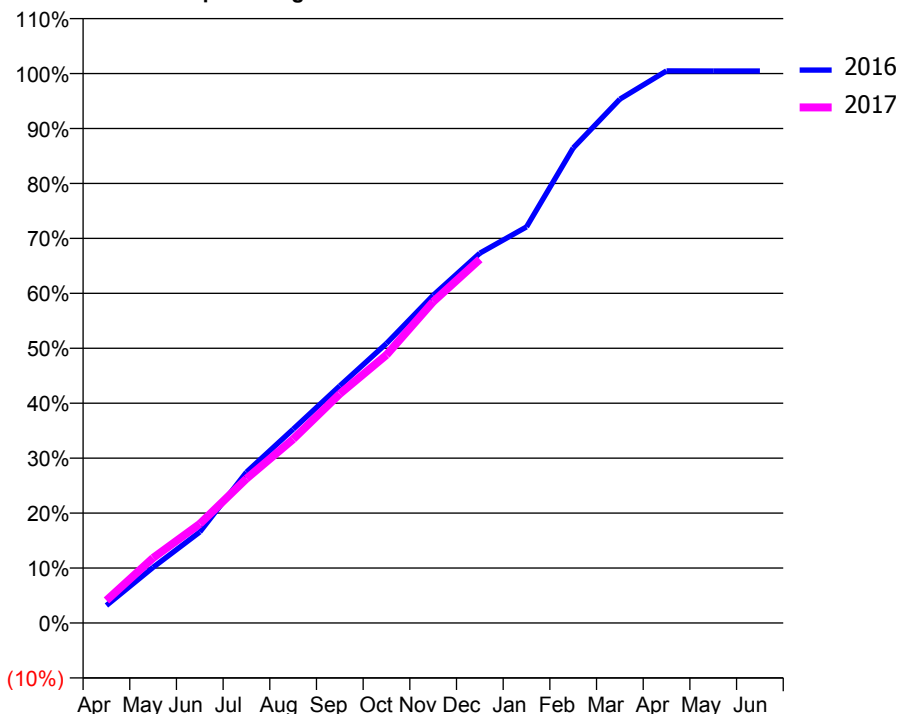
### ACCESS\*

Patients seen in 24 months	Total	Change since previous quarter
Quarter ending December 2015	19,258	
Quarter ending March 2016	19,426	→
Quarter ending June 2016	19,327	→
Quarter ending September 2016	19,370	→
Quarter ending December 2016	19,217	→
<b>Variance since December 2015</b>	<b>(0.2%)</b>	→



### ACTIVITY

Cumulative percentage of contracted UDA delivered 2016 & 2017



Month	Adjusted Scheduled Activity (UDA)	
	2016	2017
April	1,709	2,207
May	5,440	6,361
June	8,890	9,689
July	14,753	14,102
August	18,937	17,966
September	23,174	22,401
October	27,325	26,202
November	32,029	31,403
December	36,143	35,544
January	38,714	
February	46,430	
March	51,204	
April	53,959	
May	53,953	
June	53,953	

### QUALITY

	Quantity	Base Number	Contract	AT	Region	England
% of FP17s for the same patient ID Re-attending within 3 months - Children	375	4,285	8.8%	11.3%	11.9%	12.4%
% of FP17s for the same patient ID Re-attending within 3 months - Adults	1,648	9,833	16.8%	16.3%	17.1%	16.6%
% of FP17s for the same patient ID Re-attending between 3 & 9 months - Children	1,285	4,285	30.0%	41.7%	46.2%	57.5%
% of FP17s for the same patient ID Re-attending between 3 & 9 months - Adults	2,856	9,833	29.0%	35.2%	37.8%	50.4%
% of FP17s for Band 1 Urgent Courses	2,249	13,083	17.2%	10.7%	10.6%	9.1%
% of FP17s Relating to Free Repair or Replacements	42	13,083	0.3%	0.5%	0.6%	0.8%
% of FP17s Relating to Continuations	84	13,083	0.6%	0.9%	0.9%	1.3%
% of Patients satisfied with the dentistry they have received	13	14	92.9%	89.2%	90.3%	92.7%
% of Patients satisfied with the time they had to wait for an appointment	10	14	71.4%	81.2%	83.8%	88.8%

\* This is based on patients treated on this contract for their most recent course of treatment. Figures in italics indicate the base number of FP17s or Patient Questionnaire responses are less than 100. N/A is shown where the base number of responses is less than 10 during the period. % is calculated as Quantity/Base number\*100



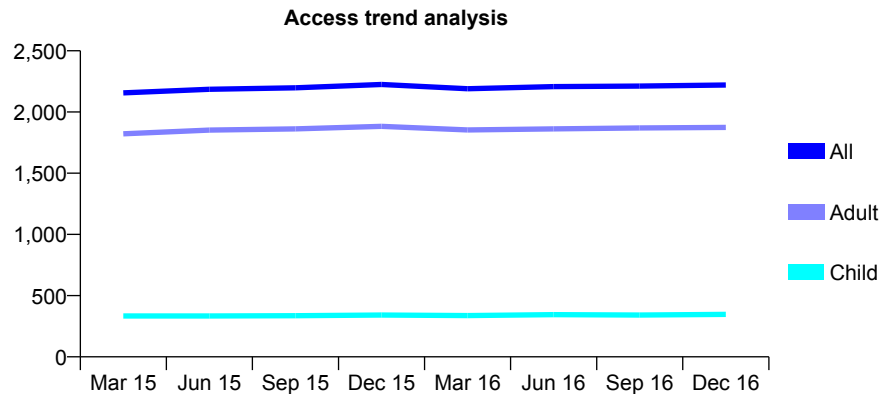
## Q61 - Vital Signs At a Glance Contract Report for 110175/0001 - December 2016

Name or company name	Dr N Radia and Dr K Rughani
Contract type name	GDS Contract
Purpose of contract	General
Contract start date	03/12/2012
Contract end date	

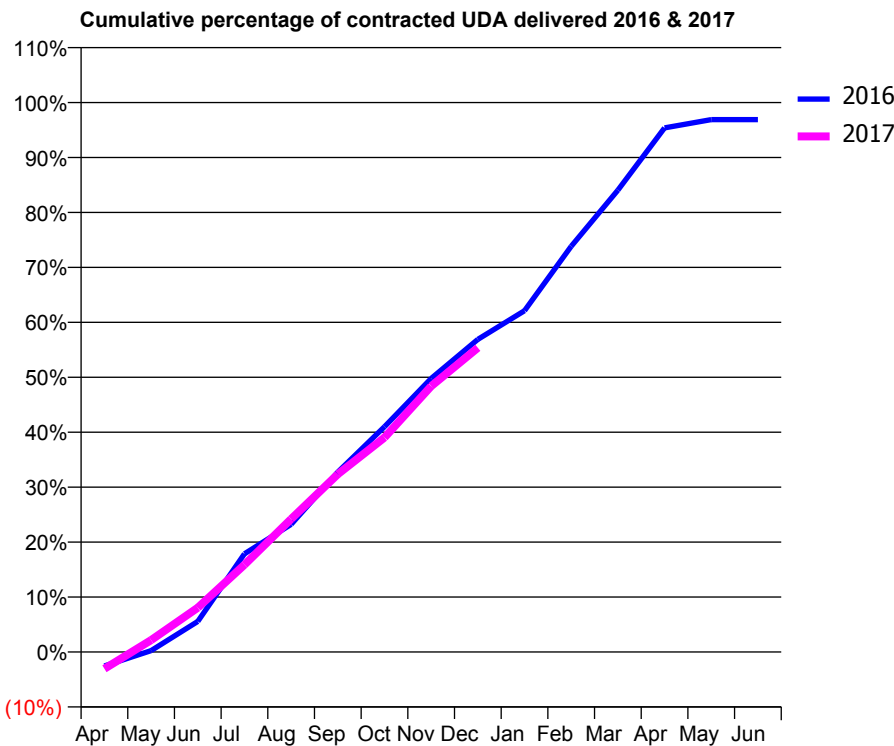
16/17 Contracted general activity (UDA)	6,929
Carry forward general activity (UDA)	216
16/17 Contracted orthodontic activity (UOA)	0
Carry forward orthodontic activity (UOA)	0
Baseline contract value	£188,191.33

### ACCESS\*

Patients seen in 24 months	Total	Change since previous quarter
Quarter ending December 2015	2,225	
Quarter ending March 2016	2,190	↓
Quarter ending June 2016	2,207	→
Quarter ending September 2016	2,212	→
Quarter ending December 2016	2,221	→
<b>Variance since December 2015</b>	<b>(0.2%)</b>	→



### ACTIVITY



Month	Adjusted Scheduled Activity (UDA)	
	2016	2017
April	-178	-213
May	17	151
June	386	559
July	1,238	1,100
August	1,610	1,677
September	2,269	2,241
October	2,840	2,705
November	3,450	3,353
December	3,942	3,836
January	4,304	
February	5,116	
March	5,823	
April	6,609	
May	6,713	
June	6,713	

### QUALITY

	Quantity	Base Number	Contract	AT	Region	England
% of FP17s for the same patient ID Re-attending within 3 months - Children	35	417	8.4%	11.3%	11.9%	12.4%
% of FP17s for the same patient ID Re-attending within 3 months - Adults	228	2,115	10.8%	16.3%	17.1%	16.6%
% of FP17s for the same patient ID Re-attending between 3 & 9 months - Children	268	417	64.3%	41.7%	46.2%	57.5%
% of FP17s for the same patient ID Re-attending between 3 & 9 months - Adults	1,383	2,115	65.4%	35.2%	37.8%	50.4%
% of FP17s for Band 1 Urgent Courses	129	2,177	5.9%	10.7%	10.6%	9.1%
% of FP17s Relating to Free Repair or Replacements	14	2,177	0.6%	0.5%	0.6%	0.8%
% of FP17s Relating to Continuations	31	2,177	1.4%	0.9%	0.9%	1.3%
% of Patients satisfied with the dentistry they have received	4	5	N/A	89.2%	90.3%	92.7%
% of Patients satisfied with the time they had to wait for an appointment	4	5	N/A	81.2%	83.8%	88.8%

\* This is based on patients treated on this contract for their most recent course of treatment. Figures in italics indicate the base number of FP17s or Patient Questionnaire responses are less than 100. N/A is shown where the base number of responses is less than 10 during the period. % is calculated as Quantity/Base number\*100

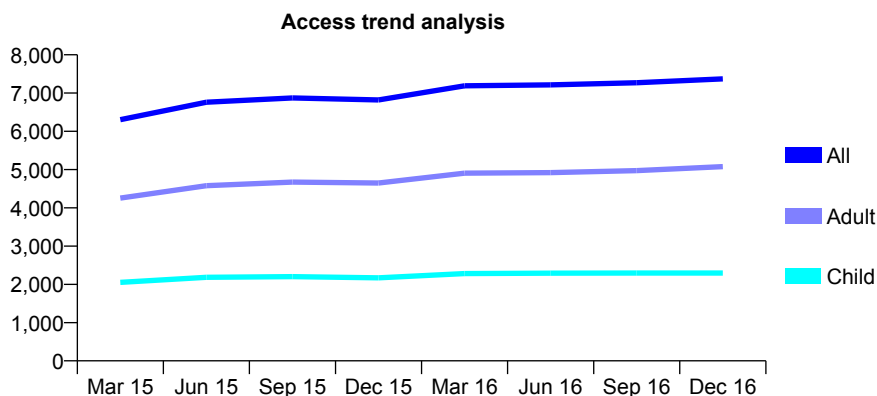
## Q61 - Vital Signs At a Glance Contract Report for 110582/0001 - December 2016

Name or company name	Mr S Darvish-Kojouri and Hedieh Riazi
Contract type name	GDS Contract
Purpose of contract	General
Contract start date	01/06/2013
Contract end date	

16/17 Contracted general activity (UDA)	21,262
Carry forward general activity (UDA)	-18
16/17 Contracted orthodontic activity (UOA)	0
Carry forward orthodontic activity (UOA)	0
Baseline contract value	£607,387.06

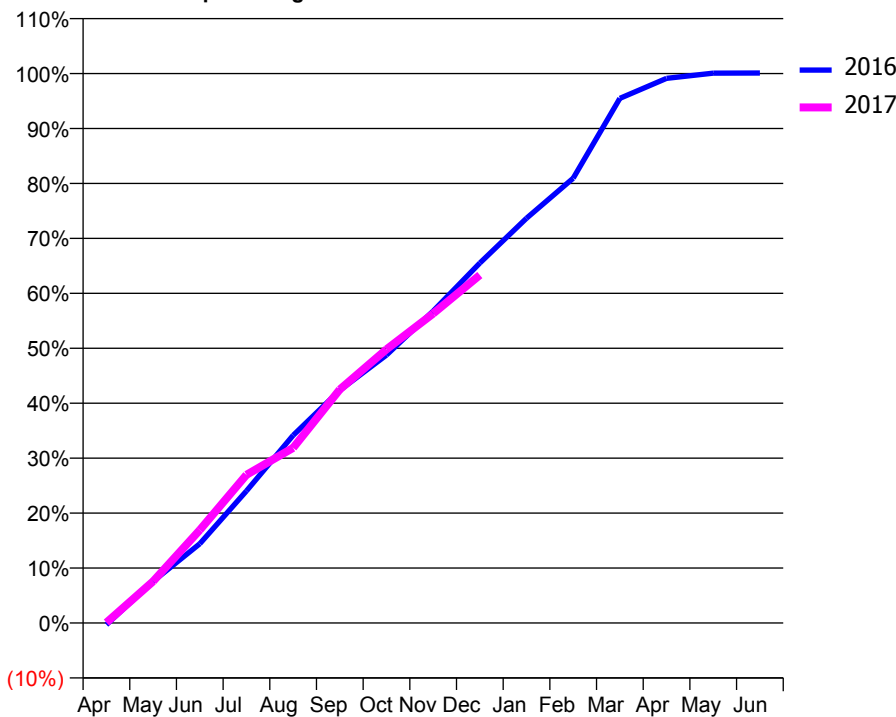
### ACCESS\*

Patients seen in 24 months	Total	Change since previous quarter
Quarter ending December 2015	6,819	
Quarter ending March 2016	7,188	↑
Quarter ending June 2016	7,215	→
Quarter ending September 2016	7,270	→
Quarter ending December 2016	7,372	→
<b>Variance since December 2015</b>	<b>8.1%</b>	<b>↑</b>



### ACTIVITY

Cumulative percentage of contracted UDA delivered 2016 & 2017



Month	Adjusted Scheduled Activity (UDA)	
	2016	2017
April	-69	18
May	1,612	1,613
June	3,069	3,600
July	5,109	5,733
August	7,261	6,779
September	9,008	9,035
October	10,366	10,589
November	12,073	11,972
December	13,930	13,462
January	15,661	
February	17,211	
March	20,298	
April	21,074	
May	21,278	
June	21,280	

### QUALITY

	Quantity	Base Number	Contract	AT	Region	England
% of FP17s for the same patient ID Re-attending within 3 months - Children	172	1,782	9.7%	11.3%	11.9%	12.4%
% of FP17s for the same patient ID Re-attending within 3 months - Adults	540	3,629	14.9%	16.3%	17.1%	16.6%
% of FP17s for the same patient ID Re-attending between 3 & 9 months - Children	694	1,782	38.9%	41.7%	46.2%	57.5%
% of FP17s for the same patient ID Re-attending between 3 & 9 months - Adults	1,300	3,629	35.8%	35.2%	37.8%	50.4%
% of FP17s for Band 1 Urgent Courses	748	5,069	14.8%	10.7%	10.6%	9.1%
% of FP17s Relating to Free Repair or Replacements	43	5,069	0.8%	0.5%	0.6%	0.8%
% of FP17s Relating to Continuations	71	5,069	1.4%	0.9%	0.9%	1.3%
% of Patients satisfied with the dentistry they have received	4	4	N/A	89.2%	90.3%	92.7%
% of Patients satisfied with the time they had to wait for an appointment	4	4	N/A	81.2%	83.8%	88.8%

\* This is based on patients treated on this contract for their most recent course of treatment. Figures in italics indicate the base number of FP17s or Patient Questionnaire responses are less than 100. N/A is shown where the base number of responses is less than 10 during the period. % is calculated as Quantity/Base number\*100

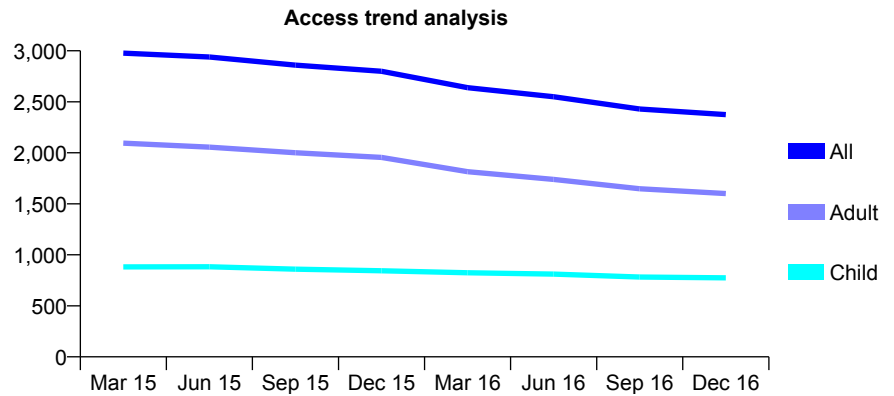
## Q61 - Vital Signs At a Glance Contract Report for 110981/0001 - December 2016

Name or company name	Wellesley House Dental Practice Ltd
Contract type name	GDS Contract
Purpose of contract	General
Contract start date	01/06/2011
Contract end date	

16/17 Contracted general activity (UDA)	10,303
Carry forward general activity (UDA)	-206
16/17 Contracted orthodontic activity (UOA)	0
Carry forward orthodontic activity (UOA)	0
Baseline contract value	£332,214.13

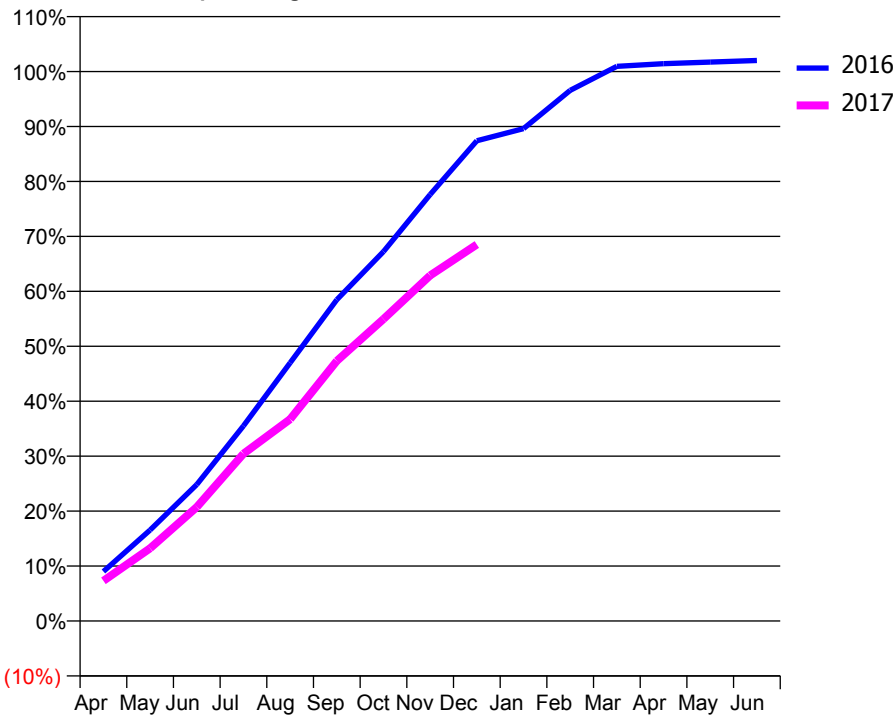
### ACCESS\*

Patients seen in 24 months	Total	Change since previous quarter
Quarter ending December 2015	2,799	
Quarter ending March 2016	2,639	↓
Quarter ending June 2016	2,550	↓
Quarter ending September 2016	2,430	↓
Quarter ending December 2016	2,375	↓
<b>Variance since December 2015</b>	<b>(15.1%)</b>	<b>↓</b>



### ACTIVITY

Cumulative percentage of contracted UDA delivered 2016 & 2017



Month	Adjusted Scheduled Activity (UDA)	
	2016	2017
April	929	754
May	1,707	1,364
June	2,560	2,136
July	3,659	3,136
August	4,843	3,783
September	6,025	4,877
October	6,927	5,662
November	7,996	6,480
December	9,004	7,061
January	9,232	
February	9,951	
March	10,399	
April	10,450	
May	10,480	
June	10,510	

### QUALITY

	Quantity	Base Number	Contract	AT	Region	England
% of FP17s for the same patient ID Re-attending within 3 months - Children	71	756	9.4%	11.3%	11.9%	12.4%
% of FP17s for the same patient ID Re-attending within 3 months - Adults	195	1,335	14.6%	16.3%	17.1%	16.6%
% of FP17s for the same patient ID Re-attending between 3 & 9 months - Children	335	756	44.3%	41.7%	46.2%	57.5%
% of FP17s for the same patient ID Re-attending between 3 & 9 months - Adults	512	1,335	38.4%	35.2%	37.8%	50.4%
% of FP17s for Band 1 Urgent Courses	78	2,039	3.8%	10.7%	10.6%	9.1%
% of FP17s Relating to Free Repair or Replacements	23	2,039	1.1%	0.5%	0.6%	0.8%
% of FP17s Relating to Continuations	14	2,039	0.7%	0.9%	0.9%	1.3%
% of Patients satisfied with the dentistry they have received	1	2	N/A	89.2%	90.3%	92.7%
% of Patients satisfied with the time they had to wait for an appointment	1	2	N/A	81.2%	83.8%	88.8%

\* This is based on patients treated on this contract for their most recent course of treatment. Figures in italics indicate the base number of FP17s or Patient Questionnaire responses are less than 100. N/A is shown where the base number of responses is less than 10 during the period. % is calculated as Quantity/Base number\*100

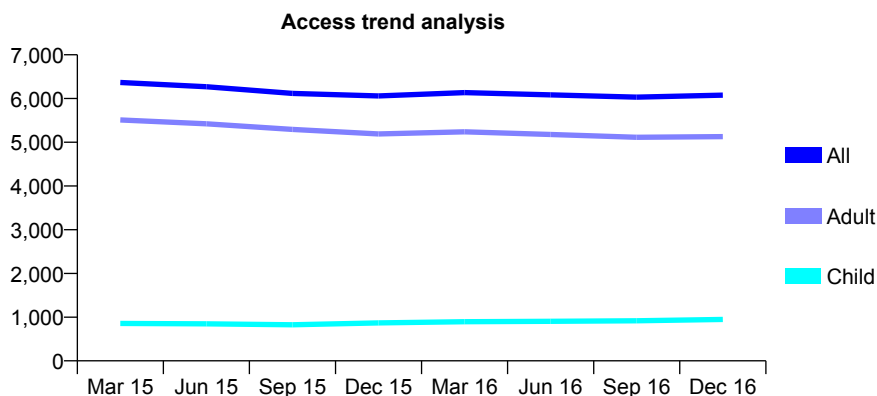
## Q61 - Vital Signs At a Glance Contract Report for 111007/0001 - December 2016

Name or company name	Camden Dental Centre
Contract type name	GDS Contract
Purpose of contract	General
Contract start date	01/06/2010
Contract end date	

16/17 Contracted general activity (UDA)	20,108
Carry forward general activity (UDA)	-390
16/17 Contracted orthodontic activity (UOA)	0
Carry forward orthodontic activity (UOA)	0
Baseline contract value	£562,591.68

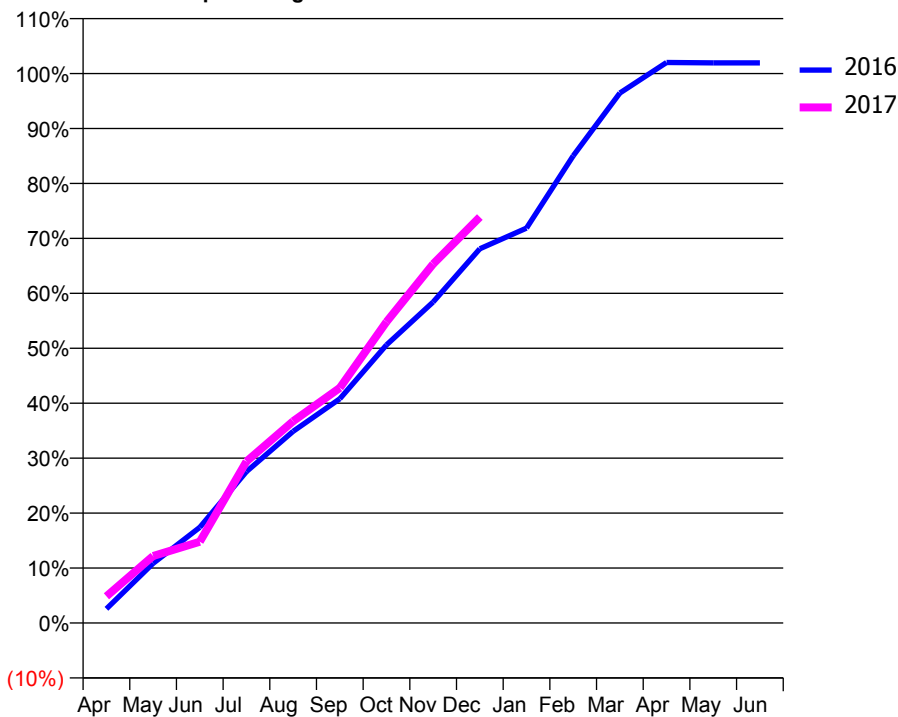
### ACCESS\*

Patients seen in 24 months	Total	Change since previous quarter
Quarter ending December 2015	6,058	
Quarter ending March 2016	6,134	→
Quarter ending June 2016	6,084	→
Quarter ending September 2016	6,031	→
Quarter ending December 2016	6,077	→
<b>Variance since December 2015</b>	<b>0.3%</b>	<b>→</b>



### ACTIVITY

Cumulative percentage of contracted UDA delivered 2016 & 2017



Month	Adjusted Scheduled Activity (UDA)	
	2016	2017
April	522	980
May	2,183	2,450
June	3,503	2,973
July	5,542	5,912
August	7,014	7,387
September	8,207	8,603
October	10,174	11,022
November	11,746	13,136
December	13,694	14,855
January	14,450	
February	17,095	
March	19,393	
April	20,509	
May	20,498	
June	20,498	

### QUALITY

	Quantity	Base Number	Contract	AT	Region	England
% of FP17s for the same patient ID Re-attending within 3 months - Children	69	843	8.2%	11.3%	11.9%	12.4%
% of FP17s for the same patient ID Re-attending within 3 months - Adults	508	3,807	13.3%	16.3%	17.1%	16.6%
% of FP17s for the same patient ID Re-attending between 3 & 9 months - Children	297	843	35.2%	41.7%	46.2%	57.5%
% of FP17s for the same patient ID Re-attending between 3 & 9 months - Adults	1,185	3,807	31.1%	35.2%	37.8%	50.4%
% of FP17s for Band 1 Urgent Courses	725	4,330	16.7%	10.7%	10.6%	9.1%
% of FP17s Relating to Free Repair or Replacements	60	4,330	1.4%	0.5%	0.6%	0.8%
% of FP17s Relating to Continuations	5	4,330	0.1%	0.9%	0.9%	1.3%
% of Patients satisfied with the dentistry they have received	13	14	92.9%	89.2%	90.3%	92.7%
% of Patients satisfied with the time they had to wait for an appointment	12	14	85.7%	81.2%	83.8%	88.8%

\* This is based on patients treated on this contract for their most recent course of treatment. Figures in italics indicate the base number of FP17s or Patient Questionnaire responses are less than 100. N/A is shown where the base number of responses is less than 10 during the period. % is calculated as Quantity/Base number\*100

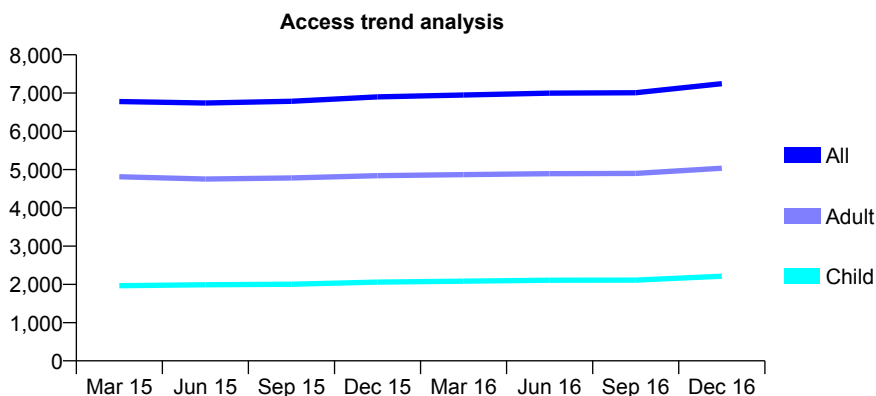
## Q61 - Vital Signs At a Glance Contract Report for 11171/0001 - December 2016

Name or company name	Gale Street Limited
Contract type name	GDS Contract
Purpose of contract	General
Contract start date	01/08/2011
Contract end date	

16/17 Contracted general activity (UDA)	21,775
Carry forward general activity (UDA)	-435
16/17 Contracted orthodontic activity (UOA)	0
Carry forward orthodontic activity (UOA)	0
Baseline contract value	£702,028.34

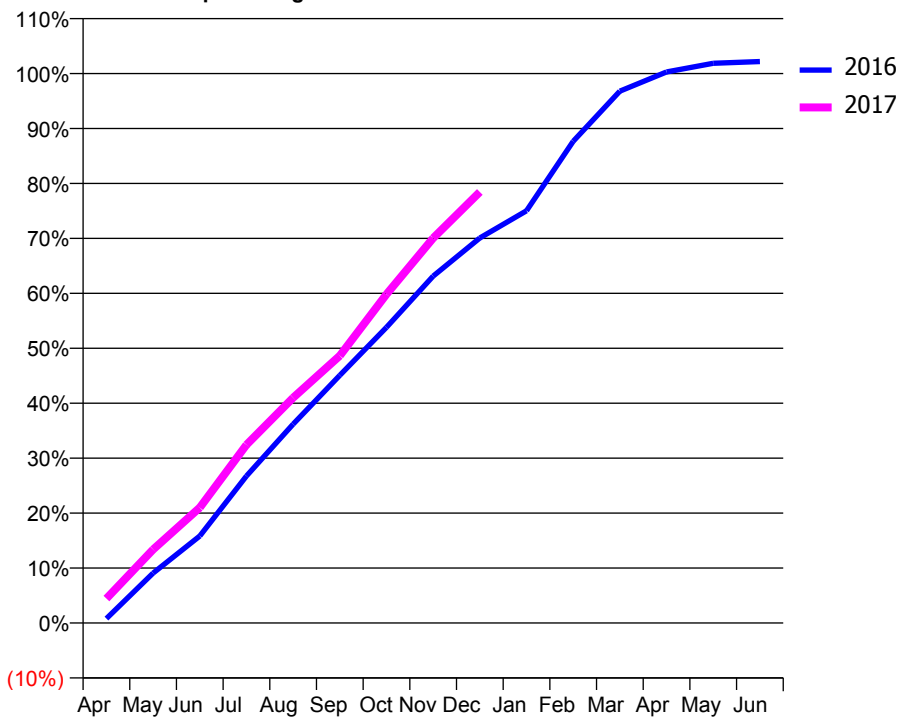
### ACCESS\*

Patients seen in 24 months	Total	Change since previous quarter
Quarter ending December 2015	6,899	
Quarter ending March 2016	6,950	→
Quarter ending June 2016	6,999	→
Quarter ending September 2016	7,010	→
Quarter ending December 2016	7,247	↑
<b>Variance since December 2015</b>	<b>5.0%</b>	<b>↑</b>



### ACTIVITY

Cumulative percentage of contracted UDA delivered 2016 & 2017



Month	Adjusted Scheduled Activity (UDA)	
	2016	2017
April	179	972
May	1,978	2,915
June	3,450	4,573
July	5,827	7,060
August	7,883	8,927
September	9,818	10,594
October	11,715	13,030
November	13,748	15,250
December	15,256	17,079
January	16,338	
February	19,089	
March	21,077	
April	21,837	
May	22,180	
June	22,248	

### QUALITY

	Quantity	Base Number	Contract	AT	Region	England
% of FP17s for the same patient ID Re-attending within 3 months - Children	91	1,632	5.6%	11.3%	11.9%	12.4%
% of FP17s for the same patient ID Re-attending within 3 months - Adults	604	4,021	15.0%	16.3%	17.1%	16.6%
% of FP17s for the same patient ID Re-attending between 3 & 9 months - Children	453	1,632	27.8%	41.7%	46.2%	57.5%
% of FP17s for the same patient ID Re-attending between 3 & 9 months - Adults	1,177	4,021	29.3%	35.2%	37.8%	50.4%
% of FP17s for Band 1 Urgent Courses	402	5,189	7.7%	10.7%	10.6%	9.1%
% of FP17s Relating to Free Repair or Replacements	101	5,189	1.9%	0.5%	0.6%	0.8%
% of FP17s Relating to Continuations	77	5,189	1.5%	0.9%	0.9%	1.3%
% of Patients satisfied with the dentistry they have received	3	3	N/A	89.2%	90.3%	92.7%
% of Patients satisfied with the time they had to wait for an appointment	3	3	N/A	81.2%	83.8%	88.8%

\* This is based on patients treated on this contract for their most recent course of treatment. Figures in italics indicate the base number of FP17s or Patient Questionnaire responses are less than 100. N/A is shown where the base number of responses is less than 10 during the period. % is calculated as Quantity/Base number\*100

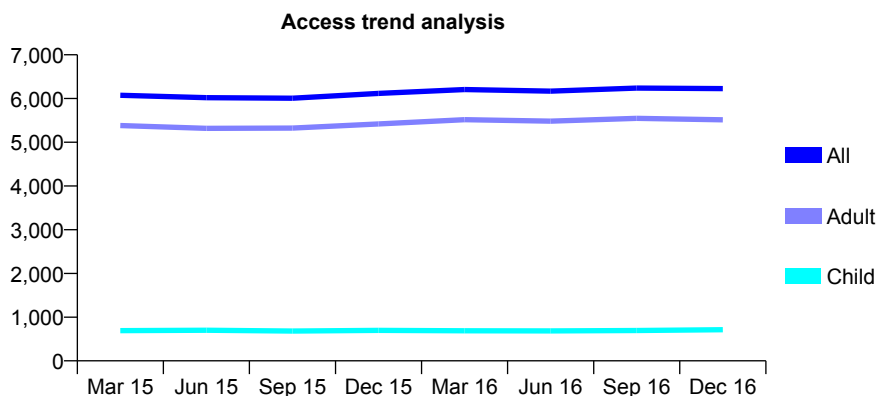
## Q61 - Vital Signs At a Glance Contract Report for 113247/0001 - December 2016

Name or company name	Chalton Street Dental
Contract type name	GDS Contract
Purpose of contract	General
Contract start date	01/04/2010
Contract end date	

16/17 Contracted general activity (UDA)	14,297
Carry forward general activity (UDA)	-95
16/17 Contracted orthodontic activity (UOA)	0
Carry forward orthodontic activity (UOA)	0
Baseline contract value	£376,810.91

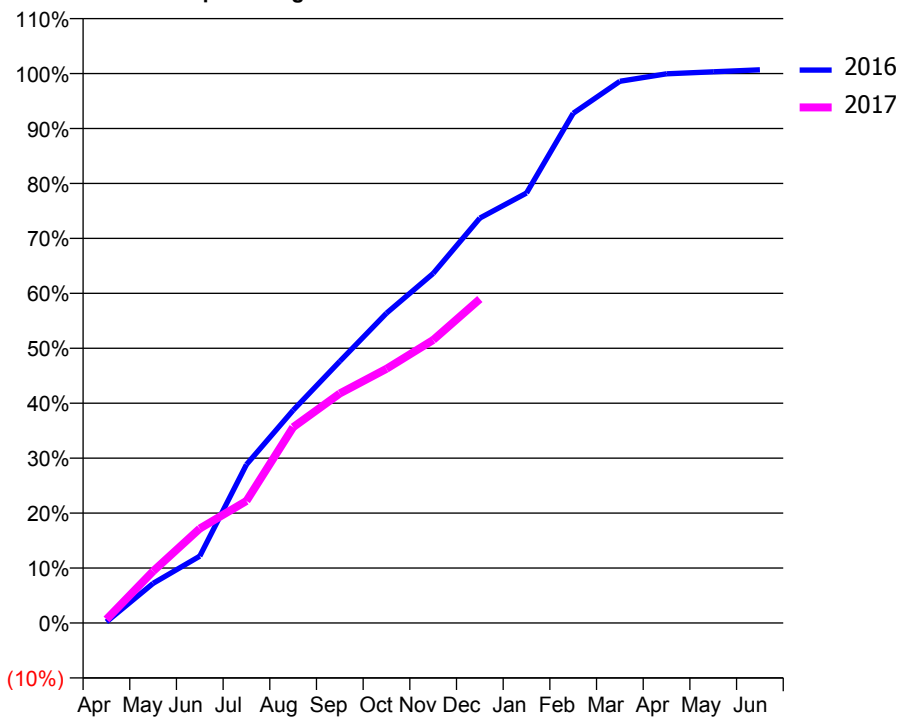
### ACCESS\*

Patients seen in 24 months	Total	Change since previous quarter
Quarter ending December 2015	6,116	
Quarter ending March 2016	6,204	→
Quarter ending June 2016	6,168	→
Quarter ending September 2016	6,240	→
Quarter ending December 2016	6,226	→
<b>Variance since December 2015</b>	<b>1.8%</b>	<b>→</b>



### ACTIVITY

Cumulative percentage of contracted UDA delivered 2016 & 2017



Month	Adjusted Scheduled Activity (UDA)	
	2016	2017
April	31	95
May	1,032	1,346
June	1,741	2,458
July	4,123	3,175
August	5,536	5,095
September	6,808	5,972
October	8,063	6,614
November	9,096	7,364
December	10,536	8,430
January	11,189	
February	13,262	
March	14,093	
April	14,288	
May	14,341	
June	14,392	

### QUALITY

	Quantity	Base Number	Contract	AT	Region	England
% of FP17s for the same patient ID Re-attending within 3 months - Children	18	517	3.5%	11.3%	11.9%	12.4%
% of FP17s for the same patient ID Re-attending within 3 months - Adults	298	3,390	8.8%	16.3%	17.1%	16.6%
% of FP17s for the same patient ID Re-attending between 3 & 9 months - Children	191	517	36.9%	41.7%	46.2%	57.5%
% of FP17s for the same patient ID Re-attending between 3 & 9 months - Adults	1,258	3,390	37.1%	35.2%	37.8%	50.4%
% of FP17s for Band 1 Urgent Courses	228	3,758	6.1%	10.7%	10.6%	9.1%
% of FP17s Relating to Free Repair or Replacements	13	3,758	0.3%	0.5%	0.6%	0.8%
% of FP17s Relating to Continuations	9	3,758	0.2%	0.9%	0.9%	1.3%
% of Patients satisfied with the dentistry they have received	2	3	N/A	89.2%	90.3%	92.7%
% of Patients satisfied with the time they had to wait for an appointment	1	3	N/A	81.2%	83.8%	88.8%

\* This is based on patients treated on this contract for their most recent course of treatment. Figures in italics indicate the base number of FP17s or Patient Questionnaire responses are less than 100. N/A is shown where the base number of responses is less than 10 during the period. % is calculated as Quantity/Base number\*100

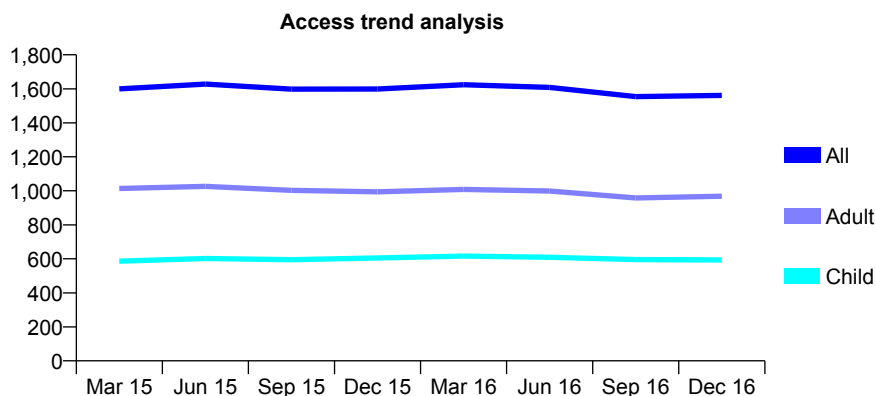
## Q61 - Vital Signs At a Glance Contract Report for 114723/0001 - December 2016

Name or company name	Romford Road Dental Centre
Contract type name	GDS Contract
Purpose of contract	General
Contract start date	01/01/2011
Contract end date	

16/17 Contracted general activity (UDA)	5,482
Carry forward general activity (UDA)	103
16/17 Contracted orthodontic activity (UOA)	0
Carry forward orthodontic activity (UOA)	0
Baseline contract value	£146,878.75

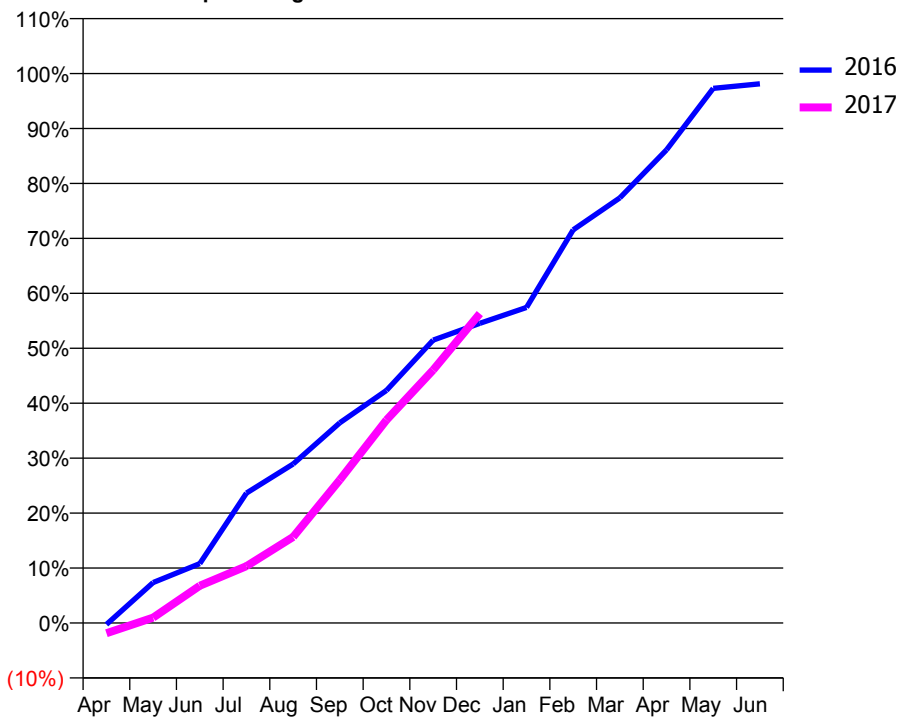
### ACCESS\*

Patients seen in 24 months	Total	Change since previous quarter
Quarter ending December 2015	1,599	
Quarter ending March 2016	1,624	→
Quarter ending June 2016	1,608	→
Quarter ending September 2016	1,554	↓
Quarter ending December 2016	1,561	→
<b>Variance since December 2015</b>	<b>(2.4%)</b>	<b>↓</b>



### ACTIVITY

Cumulative percentage of contracted UDA delivered 2016 & 2017



Month	Adjusted Scheduled Activity (UDA)	
	2016	2017
April	-15	-103
May	404	54
June	593	372
July	1,296	567
August	1,587	859
September	1,997	1,429
October	2,320	2,025
November	2,822	2,525
December	2,990	3,087
January	3,149	
February	3,922	
March	4,242	
April	4,721	
May	5,334	
June	5,379	

### QUALITY

	Quantity	Base Number	Contract	AT	Region	England
% of FP17s for the same patient ID Re-attending within 3 months - Children	39	410	9.5%	11.3%	11.9%	12.4%
% of FP17s for the same patient ID Re-attending within 3 months - Adults	72	650	11.1%	16.3%	17.1%	16.6%
% of FP17s for the same patient ID Re-attending between 3 & 9 months - Children	61	410	14.9%	41.7%	46.2%	57.5%
% of FP17s for the same patient ID Re-attending between 3 & 9 months - Adults	121	650	18.6%	35.2%	37.8%	50.4%
% of FP17s for Band 1 Urgent Courses	112	802	14.0%	10.7%	10.6%	9.1%
% of FP17s Relating to Free Repair or Replacements	2	802	0.2%	0.5%	0.6%	0.8%
% of FP17s Relating to Continuations	0	802	0.0%	0.9%	0.9%	1.3%
% of Patients satisfied with the dentistry they have received	0	0	N/A	89.2%	90.3%	92.7%
% of Patients satisfied with the time they had to wait for an appointment	0	0	N/A	81.2%	83.8%	88.8%

\* This is based on patients treated on this contract for their most recent course of treatment. Figures in italics indicate the base number of FP17s or Patient Questionnaire responses are less than 100. N/A is shown where the base number of responses is less than 10 during the period. % is calculated as Quantity/Base number\*100



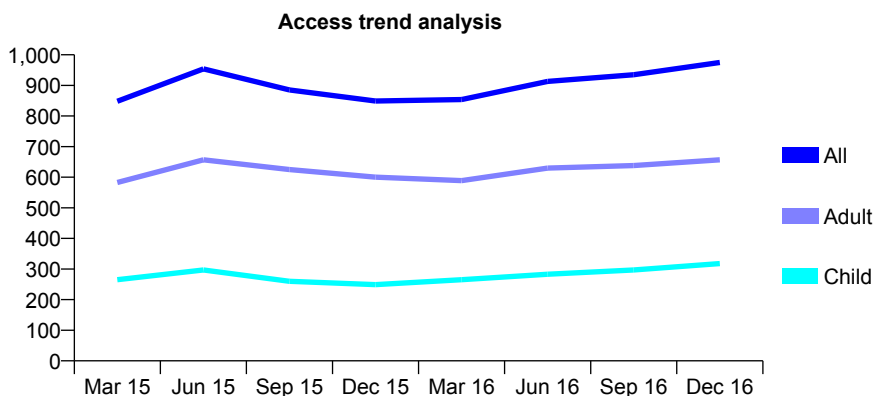
## Q61 - Vital Signs At a Glance Contract Report for 115398/0001 - December 2016

Name or company name	Mrs S Hossein Pour Tehrani, Mr P Negahb:
Contract type name	GDS Contract
Purpose of contract	General
Contract start date	04/09/2013
Contract end date	

16/17 Contracted general activity (UDA)	3,202
Carry forward general activity (UDA)	5
16/17 Contracted orthodontic activity (UOA)	0
Carry forward orthodontic activity (UOA)	0
Baseline contract value	£83,884.84

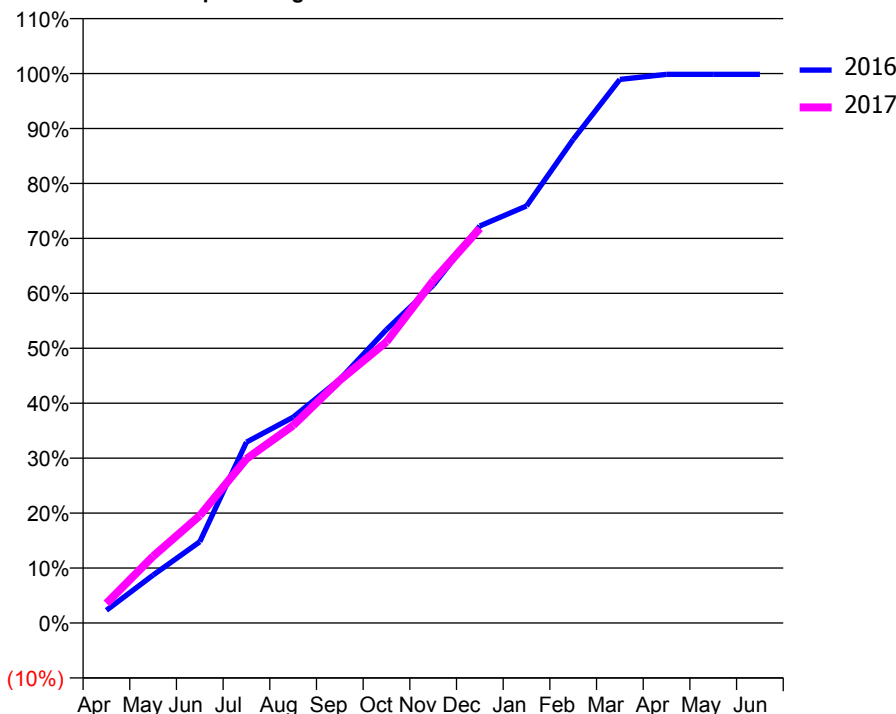
### ACCESS\*

Patients seen in 24 months	Total	Change since previous quarter
Quarter ending December 2015	849	
Quarter ending March 2016	854	→
Quarter ending June 2016	913	↑
Quarter ending September 2016	935	↑
Quarter ending December 2016	975	↑
<b>Variance since December 2015</b>	<b>14.8%</b>	<b>↑</b>



### ACTIVITY

Cumulative percentage of contracted UDA delivered 2016 & 2017



Adjusted Scheduled Activity (UDA)

Month	2016	2017
April	74	115
May	279	389
June	473	626
July	1,054	957
August	1,199	1,151
September	1,420	1,414
October	1,710	1,638
November	1,968	1,994
December	2,313	2,300
January	2,430	
February	2,818	
March	3,167	
April	3,197	
May	3,197	
June	3,197	

### QUALITY

	Quantity	Base Number	Contract	AT	Region	England
% of FP17s for the same patient ID Re-attending within 3 months - Children	8	307	2.6%	11.3%	11.9%	12.4%
% of FP17s for the same patient ID Re-attending within 3 months - Adults	22	499	4.4%	16.3%	17.1%	16.6%
% of FP17s for the same patient ID Re-attending between 3 & 9 months - Children	88	307	28.7%	41.7%	46.2%	57.5%
% of FP17s for the same patient ID Re-attending between 3 & 9 months - Adults	115	499	23.0%	35.2%	37.8%	50.4%
% of FP17s for Band 1 Urgent Courses	98	794	12.3%	10.7%	10.6%	9.1%
% of FP17s Relating to Free Repair or Replacements	0	794	0.0%	0.5%	0.6%	0.8%
% of FP17s Relating to Continuations	0	794	0.0%	0.9%	0.9%	1.3%
% of Patients satisfied with the dentistry they have received	0	0	N/A	89.2%	90.3%	92.7%
% of Patients satisfied with the time they had to wait for an appointment	0	0	N/A	81.2%	83.8%	88.8%

\* This is based on patients treated on this contract for their most recent course of treatment. Figures in italics indicate the base number of FP17s or Patient Questionnaire responses are less than 100. N/A is shown where the base number of responses is less than 10 during the period. % is calculated as Quantity/Base number\*100



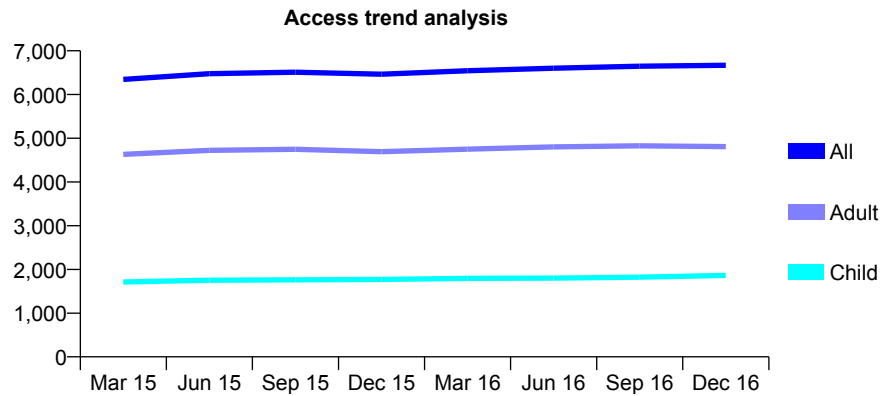
## Q61 - Vital Signs At a Glance Contract Report for 117021/0001 - December 2016

Name or company name	N12 Dental Care
Contract type name	GDS Contract
Purpose of contract	General
Contract start date	01/11/2007
Contract end date	

16/17 Contracted general activity (UDA)	17,477
Carry forward general activity (UDA)	32
16/17 Contracted orthodontic activity (UOA)	0
Carry forward orthodontic activity (UOA)	0
Baseline contract value	£428,599.35

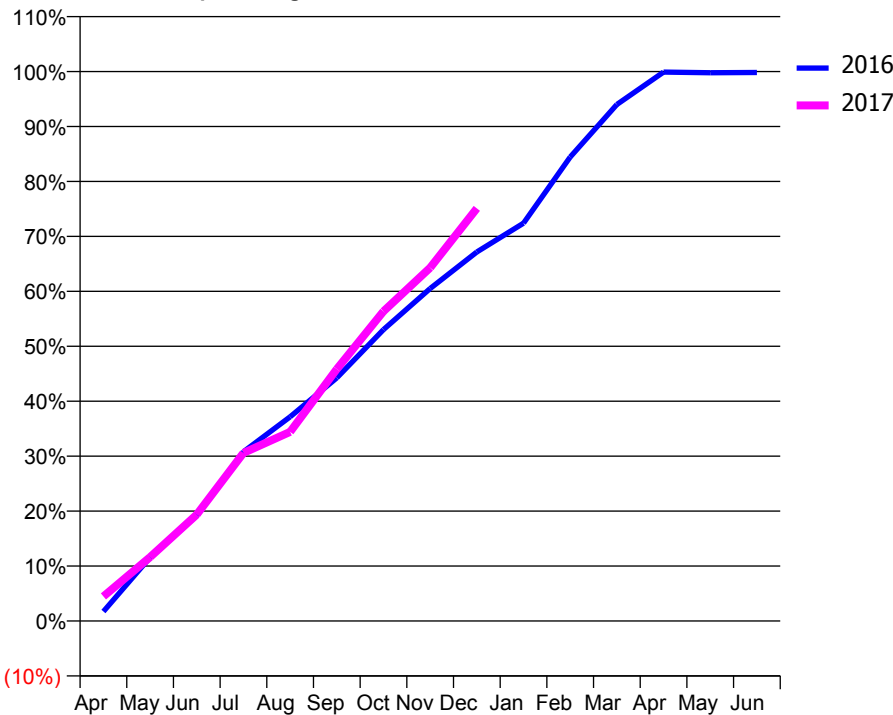
### ACCESS\*

Patients seen in 24 months	Total	Change since previous quarter
Quarter ending December 2015	6,465	
Quarter ending March 2016	6,544	→
Quarter ending June 2016	6,602	→
Quarter ending September 2016	6,648	→
Quarter ending December 2016	6,670	→
<b>Variance since December 2015</b>	<b>3.2%</b>	<b>↑</b>



### ACTIVITY

Cumulative percentage of contracted UDA delivered 2016 & 2017



Month	Adjusted Scheduled Activity (UDA)	
	2016	2017
April	305	782
May	2,026	2,035
June	3,363	3,388
July	5,385	5,346
August	6,497	6,017
September	7,735	8,015
October	9,267	9,850
November	10,577	11,235
December	11,737	13,122
January	12,654	
February	14,758	
March	16,429	
April	17,460	
May	17,437	
June	17,445	

### QUALITY

	Quantity	Base Number	Contract	AT	Region	England
% of FP17s for the same patient ID Re-attending within 3 months - Children	134	1,765	7.6%	11.3%	11.9%	12.4%
% of FP17s for the same patient ID Re-attending within 3 months - Adults	638	3,945	16.2%	16.3%	17.1%	16.6%
% of FP17s for the same patient ID Re-attending between 3 & 9 months - Children	793	1,765	44.9%	41.7%	46.2%	57.5%
% of FP17s for the same patient ID Re-attending between 3 & 9 months - Adults	1,420	3,945	36.0%	35.2%	37.8%	50.4%
% of FP17s for Band 1 Urgent Courses	596	5,303	11.2%	10.7%	10.6%	9.1%
% of FP17s Relating to Free Repair or Replacements	2	5,303	0.0%	0.5%	0.6%	0.8%
% of FP17s Relating to Continuations	60	5,303	1.1%	0.9%	0.9%	1.3%
% of Patients satisfied with the dentistry they have received	3	3	N/A	89.2%	90.3%	92.7%
% of Patients satisfied with the time they had to wait for an appointment	2	3	N/A	81.2%	83.8%	88.8%

\* This is based on patients treated on this contract for their most recent course of treatment. Figures in italics indicate the base number of FP17s or Patient Questionnaire responses are less than 100. N/A is shown where the base number of responses is less than 10 during the period. % is calculated as Quantity/Base number\*100

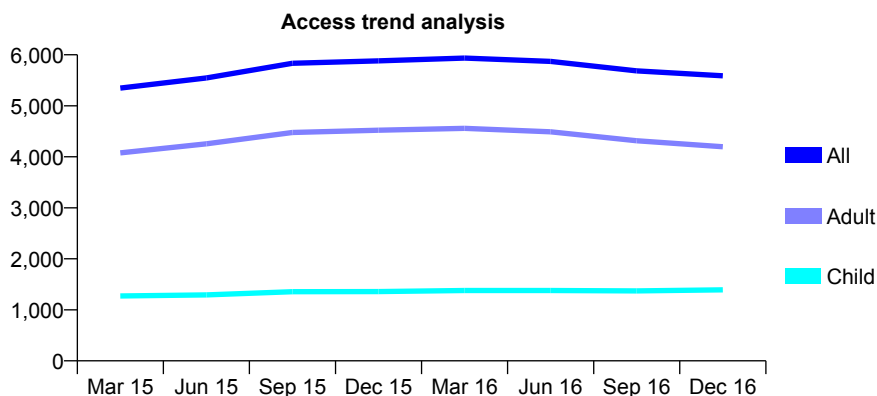
## Q61 - Vital Signs At a Glance Contract Report for 117439/0001 - December 2016

Name or company name	Wapping Dental Centre
Contract type name	GDS Contract
Purpose of contract	General
Contract start date	01/04/2013
Contract end date	

16/17 Contracted general activity (UDA)	14,000
Carry forward general activity (UDA)	0
16/17 Contracted orthodontic activity (UOA)	0
Carry forward orthodontic activity (UOA)	0
Baseline contract value	£467,689.53

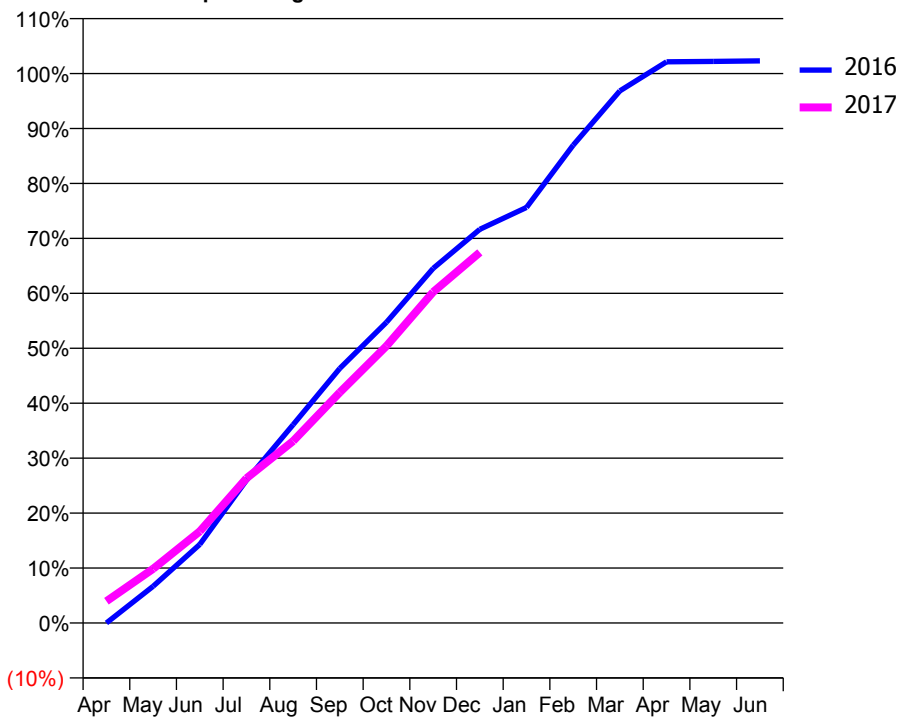
### ACCESS\*

Patients seen in 24 months	Total	Change since previous quarter
Quarter ending December 2015	5,881	
Quarter ending March 2016	5,937	→
Quarter ending June 2016	5,871	↓
Quarter ending September 2016	5,686	↓
Quarter ending December 2016	5,588	↓
<b>Variance since December 2015</b>	<b>(5.0%)</b>	<b>↓</b>



### ACTIVITY

Cumulative percentage of contracted UDA delivered 2016 & 2017



Month	Adjusted Scheduled Activity (UDA)	
	2016	2017
April	0	554
May	938	1,381
June	2,003	2,334
July	3,636	3,688
August	5,052	4,635
September	6,489	5,875
October	7,663	7,056
November	9,036	8,433
December	10,030	9,444
January	10,587	
February	12,174	
March	13,556	
April	14,296	
May	14,306	
June	14,321	

### QUALITY

	Quantity	Base Number	Contract	AT	Region	England
% of FP17s for the same patient ID Re-attending within 3 months - Children	122	1,424	8.6%	11.3%	11.9%	12.4%
% of FP17s for the same patient ID Re-attending within 3 months - Adults	516	3,515	14.7%	16.3%	17.1%	16.6%
% of FP17s for the same patient ID Re-attending between 3 & 9 months - Children	652	1,424	45.8%	41.7%	46.2%	57.5%
% of FP17s for the same patient ID Re-attending between 3 & 9 months - Adults	1,410	3,515	40.1%	35.2%	37.8%	50.4%
% of FP17s for Band 1 Urgent Courses	632	4,533	13.9%	10.7%	10.6%	9.1%
% of FP17s Relating to Free Repair or Replacements	21	4,533	0.5%	0.5%	0.6%	0.8%
% of FP17s Relating to Continuations	10	4,533	0.2%	0.9%	0.9%	1.3%
% of Patients satisfied with the dentistry they have received	1	1	N/A	89.2%	90.3%	92.7%
% of Patients satisfied with the time they had to wait for an appointment	0	1	N/A	81.2%	83.8%	88.8%

\* This is based on patients treated on this contract for their most recent course of treatment. Figures in italics indicate the base number of FP17s or Patient Questionnaire responses are less than 100. N/A is shown where the base number of responses is less than 10 during the period. % is calculated as Quantity/Base number\*100

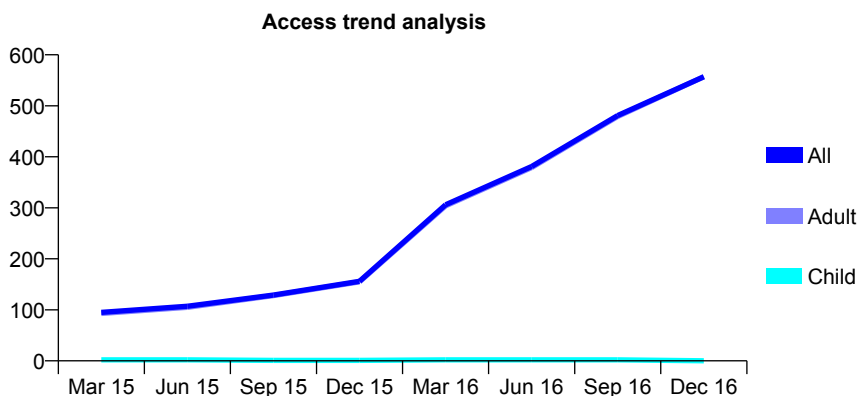
## Q61 - Vital Signs At a Glance Contract Report for 118001/0006 - December 2016

Name or company name	Community Dental Service
Contract type name	PDS Contract
Purpose of contract	General
Contract start date	01/04/2014
Contract end date	31/03/2017

16/17 Contracted general activity (UDA)	900
Carry forward general activity (UDA)	0
16/17 Contracted orthodontic activity (UOA)	0
Carry forward orthodontic activity (UOA)	0
Baseline contract value	£55,988.37

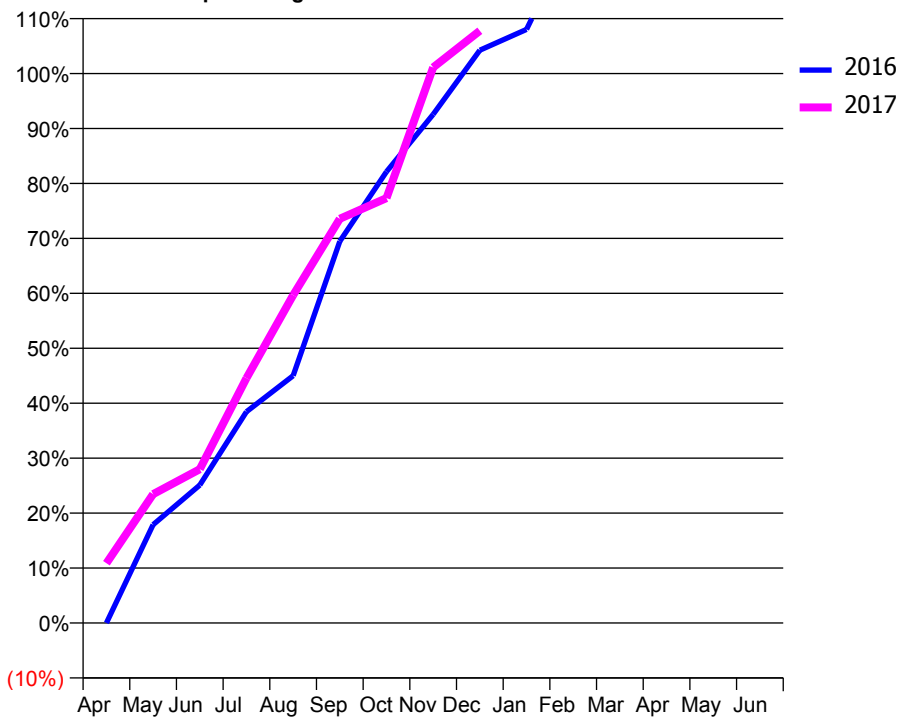
### ACCESS\*

Patients seen in 24 months	Total	Change since previous quarter
Quarter ending December 2015	156	
Quarter ending March 2016	306	↑
Quarter ending June 2016	381	↑
Quarter ending September 2016	481	↑
Quarter ending December 2016	557	↑
<b>Variance since December 2015</b>	<b>257.1%</b>	<b>↑</b>



### ACTIVITY

Cumulative percentage of contracted UDA delivered 2016 & 2017



Month	Adjusted Scheduled Activity (UDA)	
	2016	2017
April	0	98
May	161	211
June	226	252
July	346	401
August	405	537
September	625	662
October	739	696
November	833	910
December	938	970
January	972	
February	1,128	
March	1,297	
April	1,355	
May	1,359	
June	1,359	

### QUALITY

	Quantity	Base Number	Contract	AT	Region	England
% of FP17s for the same patient ID Re-attending within 3 months - Children	0	1	0.0%	11.3%	11.9%	12.4%
% of FP17s for the same patient ID Re-attending within 3 months - Adults	3	446	0.7%	16.3%	17.1%	16.6%
% of FP17s for the same patient ID Re-attending between 3 & 9 months - Children	0	1	0.0%	41.7%	46.2%	57.5%
% of FP17s for the same patient ID Re-attending between 3 & 9 months - Adults	1	446	0.2%	35.2%	37.8%	50.4%
% of FP17s for Band 1 Urgent Courses	0	411	0.0%	10.7%	10.6%	9.1%
% of FP17s Relating to Free Repair or Replacements	0	411	0.0%	0.5%	0.6%	0.8%
% of FP17s Relating to Continuations	0	411	0.0%	0.9%	0.9%	1.3%
% of Patients satisfied with the dentistry they have received	0	0	N/A	89.2%	90.3%	92.7%
% of Patients satisfied with the time they had to wait for an appointment	0	0	N/A	81.2%	83.8%	88.8%

\* This is based on patients treated on this contract for their most recent course of treatment. Figures in italics indicate the base number of FP17s or Patient Questionnaire responses are less than 100. N/A is shown where the base number of responses is less than 10 during the period. % is calculated as Quantity/Base number\*100

## Q61 - Vital Signs At a Glance Contract Report for 118001/0007 - December 2016

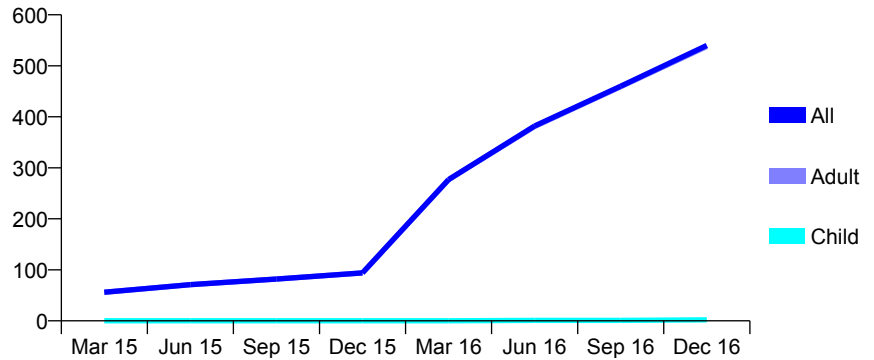
Name or company name	Community Dental Service
Contract type name	PDS Contract
Purpose of contract	General
Contract start date	01/04/2014
Contract end date	31/03/2017

16/17 Contracted general activity (UDA)	900
Carry forward general activity (UDA)	0
16/17 Contracted orthodontic activity (UOA)	0
Carry forward orthodontic activity (UOA)	0
Baseline contract value	£55,988.37

### ACCESS\*

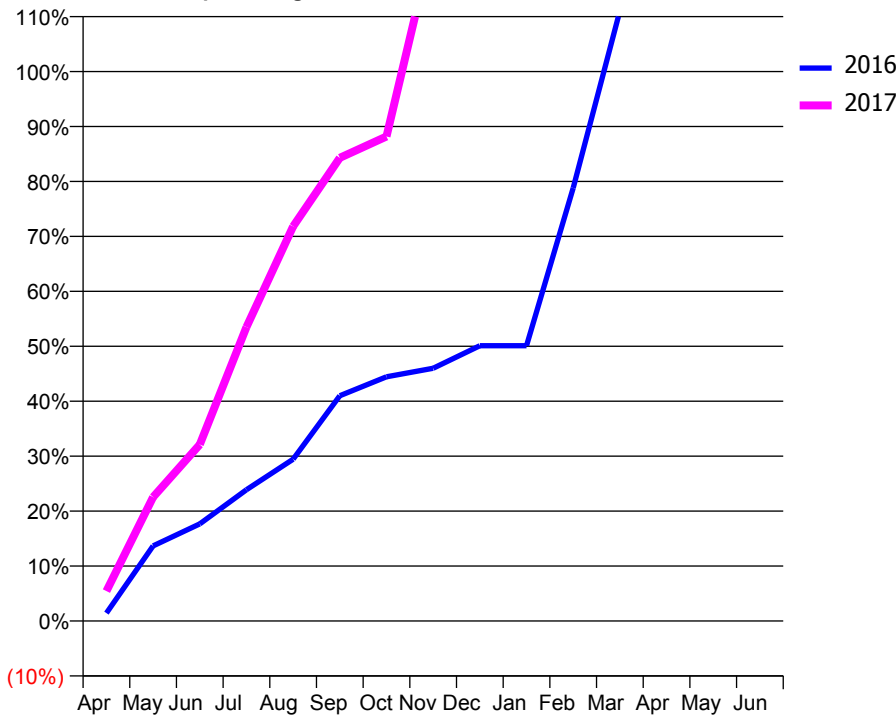
Patients seen in 24 months	Total	Change since previous quarter
Quarter ending December 2015	94	
Quarter ending March 2016	277	↑
Quarter ending June 2016	382	↑
Quarter ending September 2016	460	↑
Quarter ending December 2016	540	↑
<b>Variance since December 2015</b>	<b>474.5%</b>	<b>↑</b>

### Access trend analysis



### ACTIVITY

#### Cumulative percentage of contracted UDA delivered 2016 & 2017



Month	Adjusted Scheduled Activity (UDA)	
	2016	2017
April	13	49
May	123	203
June	159	289
July	215	481
August	265	646
September	369	759
October	400	794
November	414	1,115
December	451	1,133
January	451	
February	709	
March	998	
April	1,056	
May	1,062	
June	1,062	

### QUALITY

	Quantity	Base Number	Contract	AT	Region	England
% of FP17s for the same patient ID Re-attending within 3 months - Children	0	3	0.0%	11.3%	11.9%	12.4%
% of FP17s for the same patient ID Re-attending within 3 months - Adults	7	436	1.6%	16.3%	17.1%	16.6%
% of FP17s for the same patient ID Re-attending between 3 & 9 months - Children	0	3	0.0%	41.7%	46.2%	57.5%
% of FP17s for the same patient ID Re-attending between 3 & 9 months - Adults	0	436	0.0%	35.2%	37.8%	50.4%
% of FP17s for Band 1 Urgent Courses	3	413	0.7%	10.7%	10.6%	9.1%
% of FP17s Relating to Free Repair or Replacements	0	413	0.0%	0.5%	0.6%	0.8%
% of FP17s Relating to Continuations	1	413	0.2%	0.9%	0.9%	1.3%
% of Patients satisfied with the dentistry they have received	1	1	N/A	89.2%	90.3%	92.7%
% of Patients satisfied with the time they had to wait for an appointment	0	1	N/A	81.2%	83.8%	88.8%

\* This is based on patients treated on this contract for their most recent course of treatment. Figures in italics indicate the base number of FP17s or Patient Questionnaire responses are less than 100. N/A is shown where the base number of responses is less than 10 during the period. % is calculated as Quantity/Base number\*100

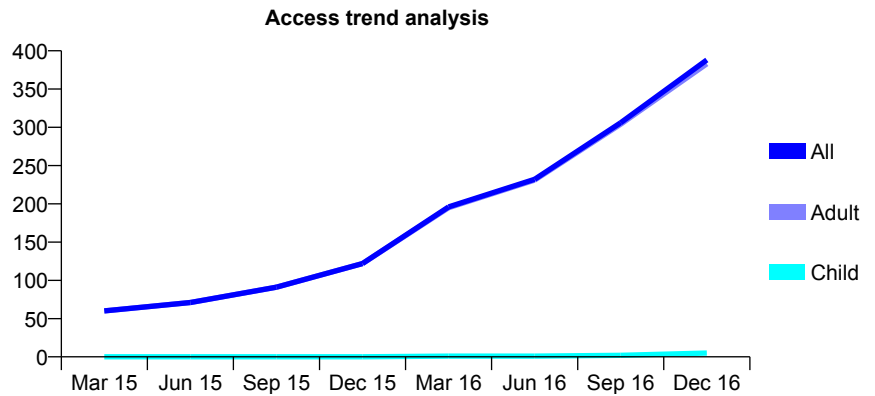
## Q61 - Vital Signs At a Glance Contract Report for 118001/0008 - December 2016

Name or company name	Community Dental Service
Contract type name	PDS Contract
Purpose of contract	General
Contract start date	01/04/2014
Contract end date	31/03/2017

16/17 Contracted general activity (UDA)	900
Carry forward general activity (UDA)	0
16/17 Contracted orthodontic activity (UOA)	0
Carry forward orthodontic activity (UOA)	0
Baseline contract value	£55,988.37

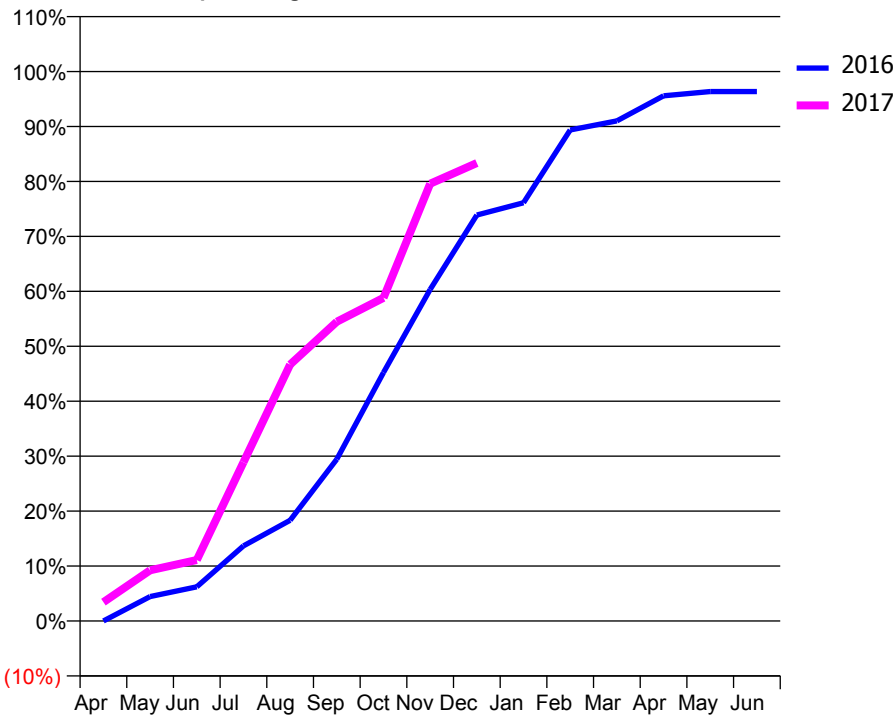
### ACCESS\*

Patients seen in 24 months	Total	Change since previous quarter
Quarter ending December 2015	122	
Quarter ending March 2016	196	↑
Quarter ending June 2016	232	↑
Quarter ending September 2016	306	↑
Quarter ending December 2016	388	↑
<b>Variance since December 2015</b>	<b>218.0%</b>	<b>↑</b>



### ACTIVITY

Cumulative percentage of contracted UDA delivered 2016 & 2017



Month	Adjusted Scheduled Activity (UDA)	
	2016	2017
April	0	31
May	40	83
June	56	100
July	123	260
August	165	420
September	265	490
October	407	529
November	543	716
December	665	750
January	685	
February	804	
March	819	
April	860	
May	867	
June	867	

### QUALITY

	Quantity	Base Number	Contract	AT	Region	England
% of FP17s for the same patient ID Re-attending within 3 months - Children	0	4	0.0%	11.3%	11.9%	12.4%
% of FP17s for the same patient ID Re-attending within 3 months - Adults	1	317	0.3%	16.3%	17.1%	16.6%
% of FP17s for the same patient ID Re-attending between 3 & 9 months - Children	0	4	0.0%	41.7%	46.2%	57.5%
% of FP17s for the same patient ID Re-attending between 3 & 9 months - Adults	1	317	0.3%	35.2%	37.8%	50.4%
% of FP17s for Band 1 Urgent Courses	1	292	0.3%	10.7%	10.6%	9.1%
% of FP17s Relating to Free Repair or Replacements	0	292	0.0%	0.5%	0.6%	0.8%
% of FP17s Relating to Continuations	1	292	0.3%	0.9%	0.9%	1.3%
% of Patients satisfied with the dentistry they have received	0	0	N/A	89.2%	90.3%	92.7%
% of Patients satisfied with the time they had to wait for an appointment	0	0	N/A	81.2%	83.8%	88.8%

\* This is based on patients treated on this contract for their most recent course of treatment. Figures in italics indicate the base number of FP17s or Patient Questionnaire responses are less than 100. N/A is shown where the base number of responses is less than 10 during the period. % is calculated as Quantity/Base number\*100

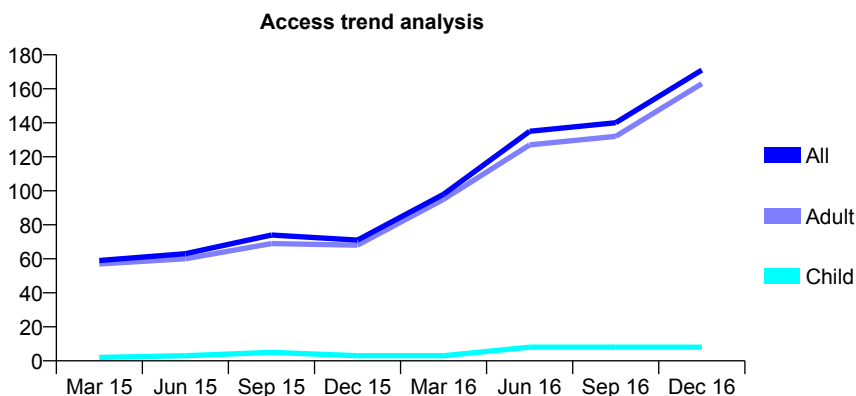
## Q61 - Vital Signs At a Glance Contract Report for 118052/0001 - December 2016

Name or company name	Newham Family Dental Care Ltd
Contract type name	PDS Contract
Purpose of contract	General
Contract start date	20/04/2009
Contract end date	31/03/2017

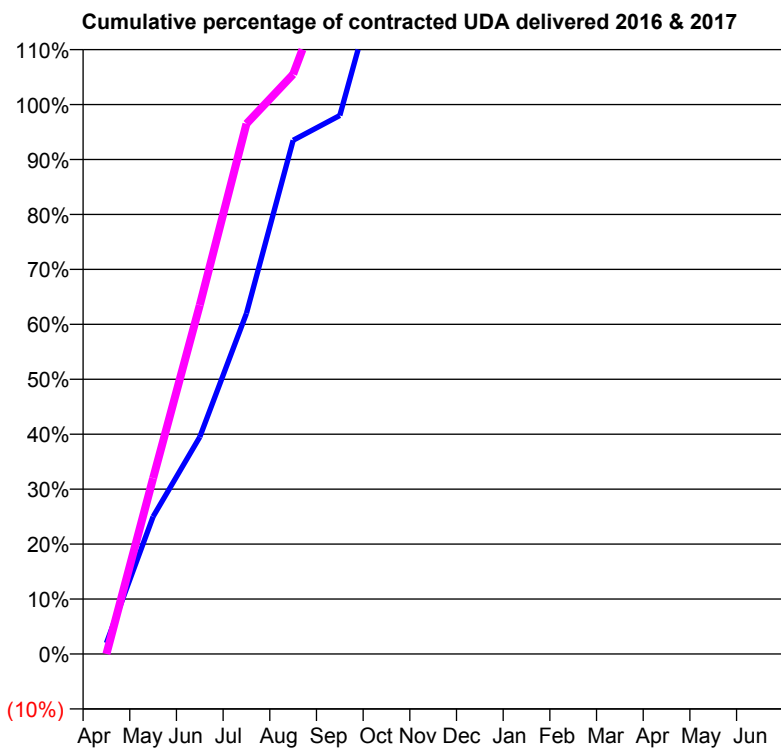
16/17 Contracted general activity (UDA)	200
Carry forward general activity (UDA)	0
16/17 Contracted orthodontic activity (UOA)	0
Carry forward orthodontic activity (UOA)	0
Baseline contract value	£48,983.70

### ACCESS\*

Patients seen in 24 months	Total	Change since previous quarter
Quarter ending December 2015	71	
Quarter ending March 2016	98	↑
Quarter ending June 2016	135	↑
Quarter ending September 2016	140	↑
Quarter ending December 2016	171	↑
<b>Variance since December 2015</b>	<b>140.8%</b>	<b>↑</b>



### ACTIVITY



Month	Adjusted Scheduled Activity (UDA)	
	2016	2017
April	4	0
May	50	64
June	79	127
July	124	193
August	187	211
September	196	256
October	257	332
November	317	378
December	401	410
January	401	
February	503	
March	565	
April	592	
May	592	
June	592	

### QUALITY

	Quantity	Base Number	Contract	AT	Region	England
% of FP17s for the same patient ID Re-attending within 3 months - Children	1	16	6.3%	11.3%	11.9%	12.4%
% of FP17s for the same patient ID Re-attending within 3 months - Adults	1	133	0.8%	16.3%	17.1%	16.6%
% of FP17s for the same patient ID Re-attending between 3 & 9 months - Children	0	16	0.0%	41.7%	46.2%	57.5%
% of FP17s for the same patient ID Re-attending between 3 & 9 months - Adults	0	133	0.0%	35.2%	37.8%	50.4%
% of FP17s for Band 1 Urgent Courses	2	140	1.4%	10.7%	10.6%	9.1%
% of FP17s Relating to Free Repair or Replacements	0	140	0.0%	0.5%	0.6%	0.8%
% of FP17s Relating to Continuations	0	140	0.0%	0.9%	0.9%	1.3%
% of Patients satisfied with the dentistry they have received	0	0	N/A	89.2%	90.3%	92.7%
% of Patients satisfied with the time they had to wait for an appointment	0	0	N/A	81.2%	83.8%	88.8%

\* This is based on patients treated on this contract for their most recent course of treatment. Figures in italics indicate the base number of FP17s or Patient Questionnaire responses are less than 100. N/A is shown where the base number of responses is less than 10 during the period. % is calculated as Quantity/Base number\*100

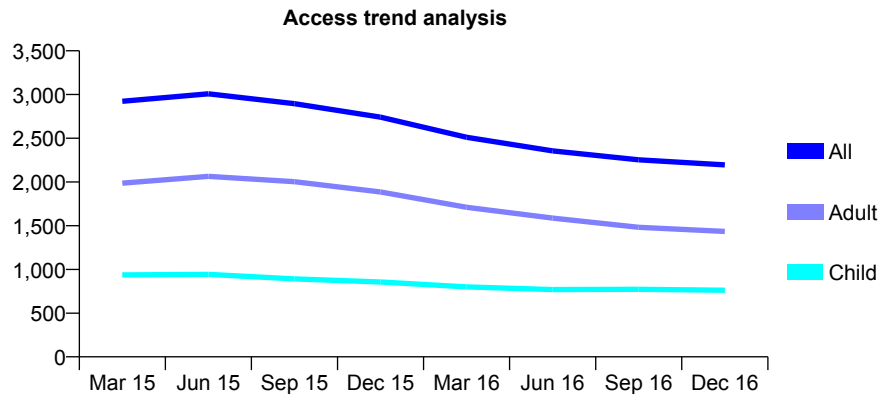
## Q61 - Vital Signs At a Glance Contract Report for 118206/0001 - December 2016

Name or company name	Mr Chirag Patel and Mr Manish Patel
Contract type name	GDS Contract
Purpose of contract	General
Contract start date	01/06/2011
Contract end date	

16/17 Contracted general activity (UDA)	5,643
Carry forward general activity (UDA)	173
16/17 Contracted orthodontic activity (UOA)	0
Carry forward orthodontic activity (UOA)	0
Baseline contract value	£153,293.21

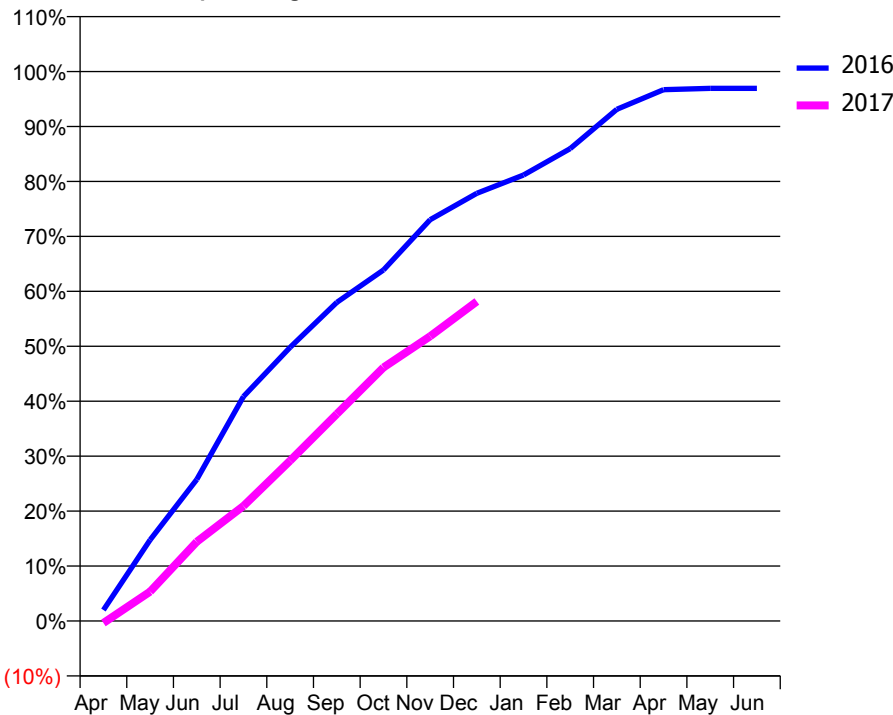
### ACCESS\*

Patients seen in 24 months	Total	Change since previous quarter
Quarter ending December 2015	2,742	
Quarter ending March 2016	2,511	↓
Quarter ending June 2016	2,356	↓
Quarter ending September 2016	2,254	↓
Quarter ending December 2016	2,196	↓
<b>Variance since December 2015</b>	<b>(19.9%)</b>	<b>↓</b>



### ACTIVITY

Cumulative percentage of contracted UDA delivered 2016 & 2017



Month	Adjusted Scheduled Activity (UDA)	
	2016	2017
April	113	-21
May	833	302
June	1,454	814
July	2,305	1,181
August	2,811	1,646
September	3,272	2,126
October	3,605	2,604
November	4,121	2,924
December	4,393	3,282
January	4,580	
February	4,851	
March	5,255	
April	5,457	
May	5,470	
June	5,470	

### QUALITY

	Quantity	Base Number	Contract	AT	Region	England
% of FP17s for the same patient ID Re-attending within 3 months - Children	51	719	7.1%	11.3%	11.9%	12.4%
% of FP17s for the same patient ID Re-attending within 3 months - Adults	170	1,105	15.4%	16.3%	17.1%	16.6%
% of FP17s for the same patient ID Re-attending between 3 & 9 months - Children	311	719	43.3%	41.7%	46.2%	57.5%
% of FP17s for the same patient ID Re-attending between 3 & 9 months - Adults	291	1,105	26.3%	35.2%	37.8%	50.4%
% of FP17s for Band 1 Urgent Courses	212	1,743	12.2%	10.7%	10.6%	9.1%
% of FP17s Relating to Free Repair or Replacements	1	1,743	0.1%	0.5%	0.6%	0.8%
% of FP17s Relating to Continuations	18	1,743	1.0%	0.9%	0.9%	1.3%
% of Patients satisfied with the dentistry they have received	1	1	N/A	89.2%	90.3%	92.7%
% of Patients satisfied with the time they had to wait for an appointment	1	1	N/A	81.2%	83.8%	88.8%

\* This is based on patients treated on this contract for their most recent course of treatment. Figures in italics indicate the base number of FP17s or Patient Questionnaire responses are less than 100. N/A is shown where the base number of responses is less than 10 during the period. % is calculated as Quantity/Base number\*100



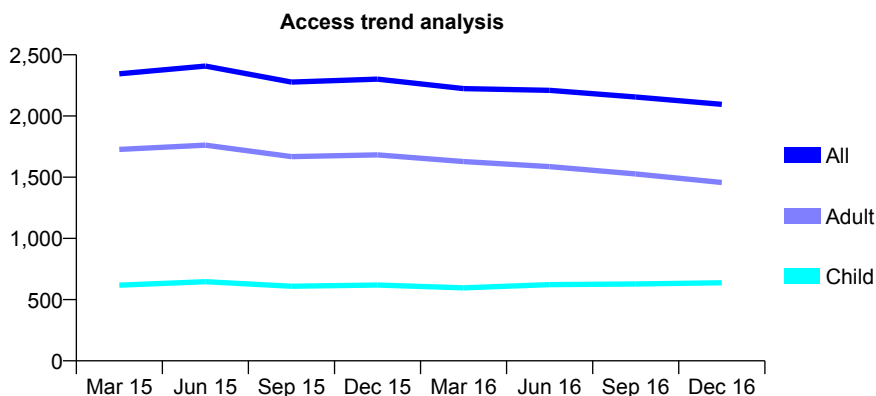
## Q61 - Vital Signs At a Glance Contract Report for 118206/0002 - December 2016

Name or company name	Mr Chirag Patel and Mr Manish Patel
Contract type name	GDS Contract
Purpose of contract	General
Contract start date	01/10/2011
Contract end date	

16/17 Contracted general activity (UDA)	4,674
Carry forward general activity (UDA)	112
16/17 Contracted orthodontic activity (UOA)	0
Carry forward orthodontic activity (UOA)	0
Baseline contract value	£127,905.12

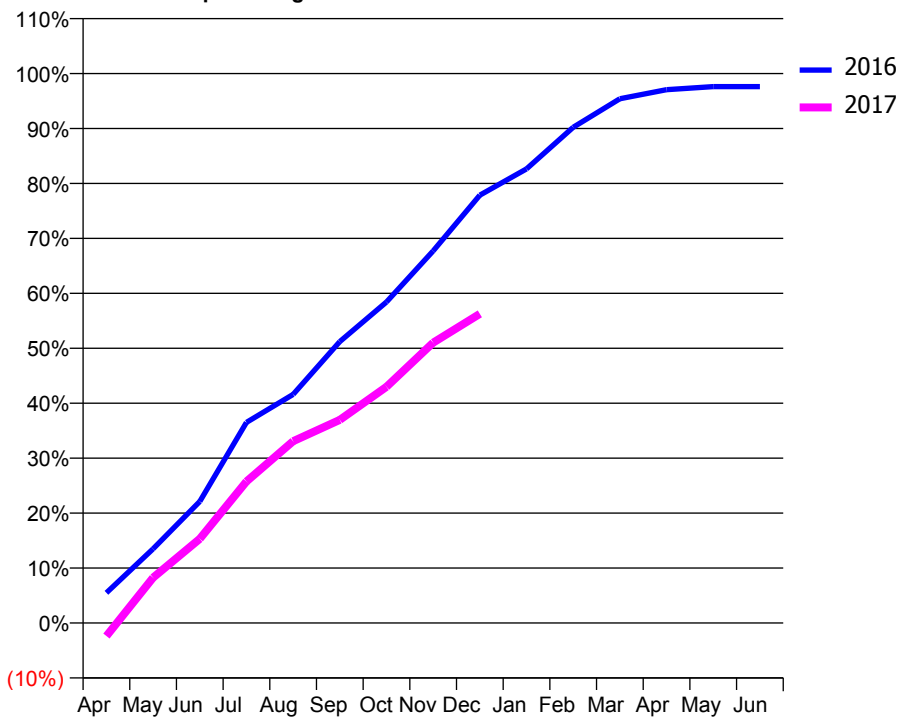
### ACCESS\*

Patients seen in 24 months	Total	Change since previous quarter
Quarter ending December 2015	2,301	
Quarter ending March 2016	2,224	↓
Quarter ending June 2016	2,210	→
Quarter ending September 2016	2,155	↓
Quarter ending December 2016	2,095	↓
<b>Variance since December 2015</b>	<b>(9.0%)</b>	<b>↓</b>



### ACTIVITY

Cumulative percentage of contracted UDA delivered 2016 & 2017



Month	Adjusted Scheduled Activity (UDA)	
	2016	2017
April	256	-112
May	631	386
June	1,034	717
July	1,707	1,204
August	1,945	1,547
September	2,394	1,728
October	2,730	2,009
November	3,165	2,385
December	3,640	2,630
January	3,863	
February	4,216	
March	4,460	
April	4,536	
May	4,562	
June	4,562	

### QUALITY

	Quantity	Base Number	Contract	AT	Region	England
% of FP17s for the same patient ID Re-attending within 3 months - Children	30	543	5.5%	11.3%	11.9%	12.4%
% of FP17s for the same patient ID Re-attending within 3 months - Adults	148	965	15.3%	16.3%	17.1%	16.6%
% of FP17s for the same patient ID Re-attending between 3 & 9 months - Children	181	543	33.3%	41.7%	46.2%	57.5%
% of FP17s for the same patient ID Re-attending between 3 & 9 months - Adults	247	965	25.6%	35.2%	37.8%	50.4%
% of FP17s for Band 1 Urgent Courses	233	1,459	16.0%	10.7%	10.6%	9.1%
% of FP17s Relating to Free Repair or Replacements	5	1,459	0.3%	0.5%	0.6%	0.8%
% of FP17s Relating to Continuations	16	1,459	1.1%	0.9%	0.9%	1.3%
% of Patients satisfied with the dentistry they have received	1	1	N/A	89.2%	90.3%	92.7%
% of Patients satisfied with the time they had to wait for an appointment	1	1	N/A	81.2%	83.8%	88.8%

\* This is based on patients treated on this contract for their most recent course of treatment. Figures in italics indicate the base number of FP17s or Patient Questionnaire responses are less than 100. N/A is shown where the base number of responses is less than 10 during the period. % is calculated as Quantity/Base number\*100

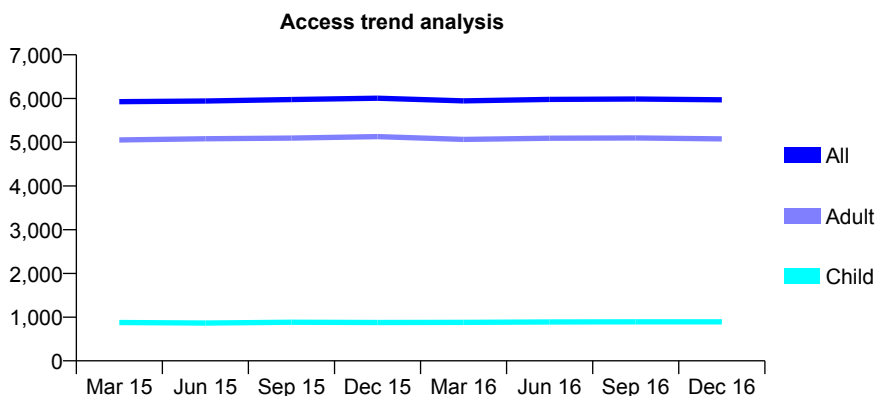
## Q61 - Vital Signs At a Glance Contract Report for 119083/0001 - December 2016

Name or company name	Parkway Dental Care
Contract type name	GDS Contract
Purpose of contract	General
Contract start date	01/03/2011
Contract end date	

16/17 Contracted general activity (UDA)	19,435
Carry forward general activity (UDA)	0
16/17 Contracted orthodontic activity (UOA)	0
Carry forward orthodontic activity (UOA)	0
Baseline contract value	£414,401.17

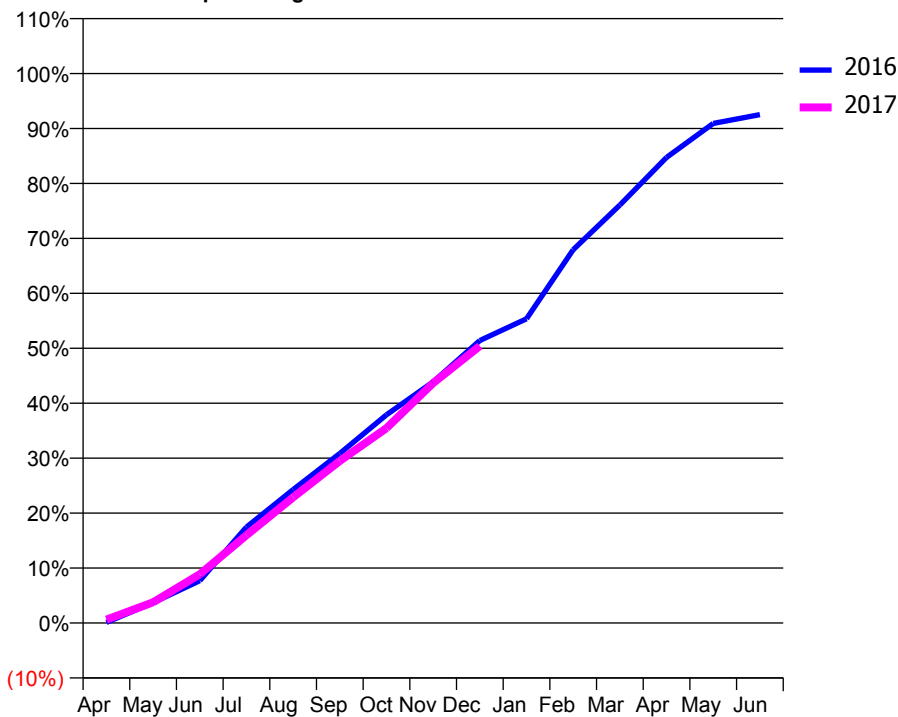
### ACCESS\*

Patients seen in 24 months	Total	Change since previous quarter
Quarter ending December 2015	6,006	
Quarter ending March 2016	5,946	→
Quarter ending June 2016	5,981	→
Quarter ending September 2016	5,990	→
Quarter ending December 2016	5,971	→
<b>Variance since December 2015</b>	<b>(0.6%)</b>	→



### ACTIVITY

Cumulative percentage of contracted UDA delivered 2016 & 2017



Month	Adjusted Scheduled Activity (UDA)	
	2016	2017
April	19	121
May	721	734
June	1,499	1,725
July	3,394	3,105
August	4,720	4,445
September	5,994	5,730
October	7,364	6,891
November	8,530	8,486
December	9,991	9,798
January	10,760	
February	13,203	
March	14,781	
April	16,468	
May	17,670	
June	17,982	

### QUALITY

	Quantity	Base Number	Contract	AT	Region	England
% of FP17s for the same patient ID Re-attending within 3 months - Children	36	714	5.0%	11.3%	11.9%	12.4%
% of FP17s for the same patient ID Re-attending within 3 months - Adults	521	4,002	13.0%	16.3%	17.1%	16.6%
% of FP17s for the same patient ID Re-attending between 3 & 9 months - Children	261	714	36.6%	41.7%	46.2%	57.5%
% of FP17s for the same patient ID Re-attending between 3 & 9 months - Adults	1,546	4,002	38.6%	35.2%	37.8%	50.4%
% of FP17s for Band 1 Urgent Courses	239	4,016	6.0%	10.7%	10.6%	9.1%
% of FP17s Relating to Free Repair or Replacements	34	4,016	0.8%	0.5%	0.6%	0.8%
% of FP17s Relating to Continuations	51	4,016	1.3%	0.9%	0.9%	1.3%
% of Patients satisfied with the dentistry they have received	5	5	N/A	89.2%	90.3%	92.7%
% of Patients satisfied with the time they had to wait for an appointment	4	5	N/A	81.2%	83.8%	88.8%

\* This is based on patients treated on this contract for their most recent course of treatment. Figures in italics indicate the base number of FP17s or Patient Questionnaire responses are less than 100. N/A is shown where the base number of responses is less than 10 during the period. % is calculated as Quantity/Base number\*100

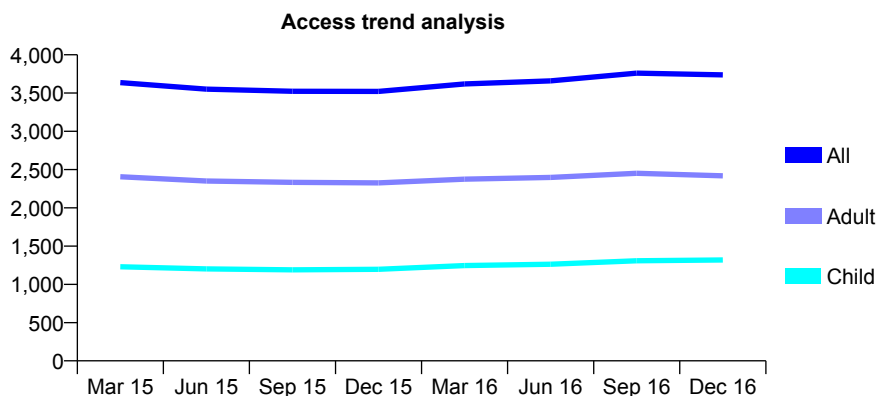
## Q61 - Vital Signs At a Glance Contract Report for 119156/0001 - December 2016

Name or company name	Amshell Ltd
Contract type name	GDS Contract
Purpose of contract	General
Contract start date	01/10/2011
Contract end date	

16/17 Contracted general activity (UDA)	12,506
Carry forward general activity (UDA)	-146
16/17 Contracted orthodontic activity (UOA)	0
Carry forward orthodontic activity (UOA)	0
Baseline contract value	£520,209.92

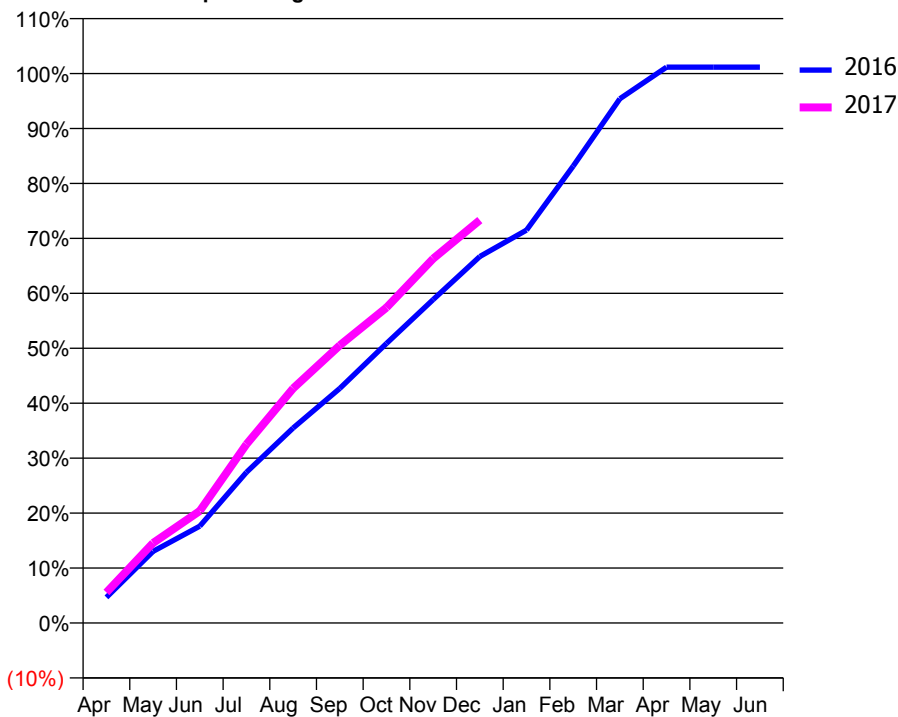
### ACCESS\*

Patients seen in 24 months	Total	Change since previous quarter
Quarter ending December 2015	3,522	
Quarter ending March 2016	3,620	↑
Quarter ending June 2016	3,659	→
Quarter ending September 2016	3,760	↑
Quarter ending December 2016	3,737	→
<b>Variance since December 2015</b>	<b>6.1%</b>	<b>↑</b>



### ACTIVITY

Cumulative percentage of contracted UDA delivered 2016 & 2017



Month	Adjusted Scheduled Activity (UDA)	
	2016	2017
April	585	695
May	1,632	1,822
June	2,204	2,550
July	3,430	4,068
August	4,437	5,340
September	5,339	6,321
October	6,363	7,178
November	7,360	8,292
December	8,342	9,169
January	8,942	
February	10,398	
March	11,932	
April	12,651	
May	12,652	
June	12,652	

### QUALITY

	Quantity	Base Number	Contract	AT	Region	England
% of FP17s for the same patient ID Re-attending within 3 months - Children	104	1,207	8.6%	11.3%	11.9%	12.4%
% of FP17s for the same patient ID Re-attending within 3 months - Adults	343	2,004	17.1%	16.3%	17.1%	16.6%
% of FP17s for the same patient ID Re-attending between 3 & 9 months - Children	492	1,207	40.8%	41.7%	46.2%	57.5%
% of FP17s for the same patient ID Re-attending between 3 & 9 months - Adults	584	2,004	29.1%	35.2%	37.8%	50.4%
% of FP17s for Band 1 Urgent Courses	531	3,000	17.7%	10.7%	10.6%	9.1%
% of FP17s Relating to Free Repair or Replacements	11	3,000	0.4%	0.5%	0.6%	0.8%
% of FP17s Relating to Continuations	6	3,000	0.2%	0.9%	0.9%	1.3%
% of Patients satisfied with the dentistry they have received	2	2	N/A	89.2%	90.3%	92.7%
% of Patients satisfied with the time they had to wait for an appointment	2	2	N/A	81.2%	83.8%	88.8%

\* This is based on patients treated on this contract for their most recent course of treatment. Figures in italics indicate the base number of FP17s or Patient Questionnaire responses are less than 100. N/A is shown where the base number of responses is less than 10 during the period. % is calculated as Quantity/Base number\*100

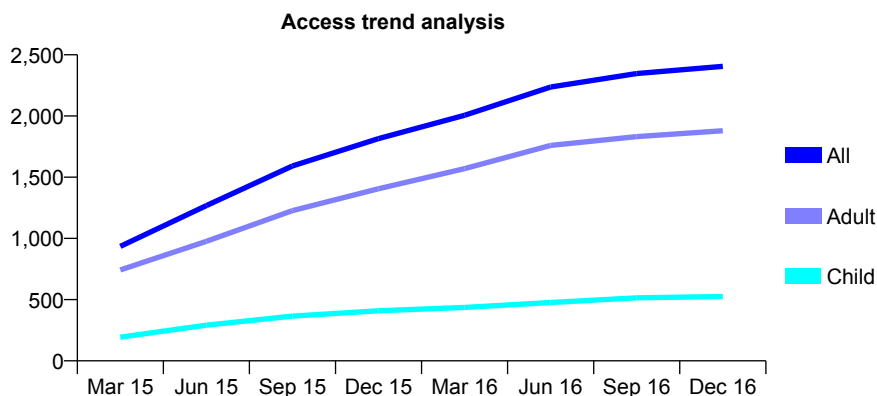
## Q61 - Vital Signs At a Glance Contract Report for 119881/0001 - December 2016

Name or company name	Mr Ashish Patel
Contract type name	GDS Contract
Purpose of contract	General
Contract start date	01/08/2014
Contract end date	

16/17 Contracted general activity (UDA)	6,300
Carry forward general activity (UDA)	-11
16/17 Contracted orthodontic activity (UOA)	0
Carry forward orthodontic activity (UOA)	0
Baseline contract value	£143,238.49

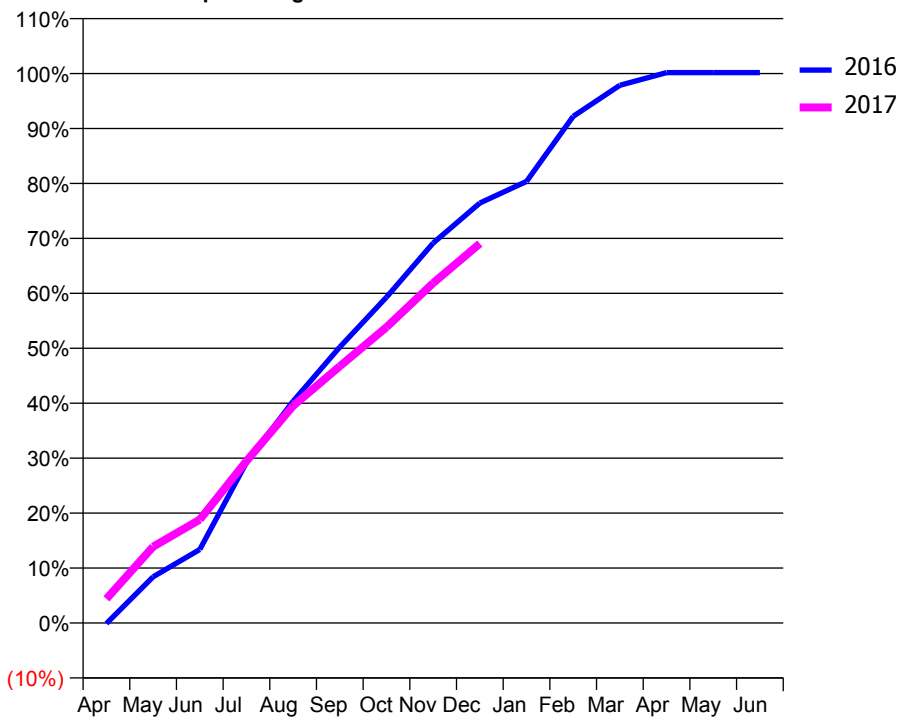
### ACCESS\*

Patients seen in 24 months	Total	Change since previous quarter
Quarter ending December 2015	1,815	
Quarter ending March 2016	2,006	↑
Quarter ending June 2016	2,237	↑
Quarter ending September 2016	2,347	↑
Quarter ending December 2016	2,406	↑
<b>Variance since December 2015</b>	<b>32.6%</b>	<b>↑</b>



### ACTIVITY

Cumulative percentage of contracted UDA delivered 2016 & 2017



Month	Adjusted Scheduled Activity (UDA)	
	2016	2017
April	-7	278
May	529	876
June	843	1,185
July	1,839	1,857
August	2,543	2,490
September	3,163	2,943
October	3,735	3,392
November	4,357	3,897
December	4,815	4,350
January	5,063	
February	5,809	
March	6,164	
April	6,311	
May	6,311	
June	6,311	

### QUALITY

	Quantity	Base Number	Contract	AT	Region	England
% of FP17s for the same patient ID Re-attending within 3 months - Children	34	424	8.0%	11.3%	11.9%	12.4%
% of FP17s for the same patient ID Re-attending within 3 months - Adults	285	1,510	18.9%	16.3%	17.1%	16.6%
% of FP17s for the same patient ID Re-attending between 3 & 9 months - Children	118	424	27.8%	41.7%	46.2%	57.5%
% of FP17s for the same patient ID Re-attending between 3 & 9 months - Adults	380	1,510	25.2%	35.2%	37.8%	50.4%
% of FP17s for Band 1 Urgent Courses	344	1,880	18.3%	10.7%	10.6%	9.1%
% of FP17s Relating to Free Repair or Replacements	9	1,880	0.5%	0.5%	0.6%	0.8%
% of FP17s Relating to Continuations	7	1,880	0.4%	0.9%	0.9%	1.3%
% of Patients satisfied with the dentistry they have received	0	0	N/A	89.2%	90.3%	92.7%
% of Patients satisfied with the time they had to wait for an appointment	0	0	N/A	81.2%	83.8%	88.8%

\* This is based on patients treated on this contract for their most recent course of treatment. Figures in italics indicate the base number of FP17s or Patient Questionnaire responses are less than 100. N/A is shown where the base number of responses is less than 10 during the period. % is calculated as Quantity/Base number\*100

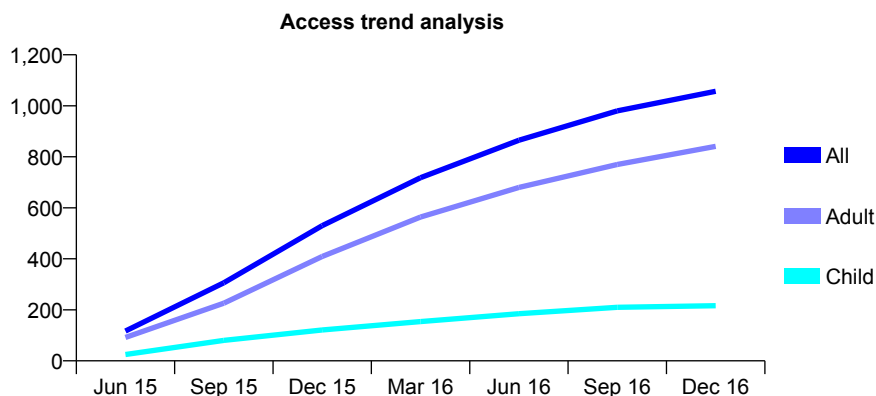
## Q61 - Vital Signs At a Glance Contract Report for 120219/0001 - December 2016

Name or company name	SMILE DENT - Green Lanes
Contract type name	GDS Contract
Purpose of contract	General
Contract start date	01/04/2015
Contract end date	

16/17 Contracted general activity (UDA)	3,786
Carry forward general activity (UDA)	0
16/17 Contracted orthodontic activity (UOA)	0
Carry forward orthodontic activity (UOA)	0
Baseline contract value	£104,646.11

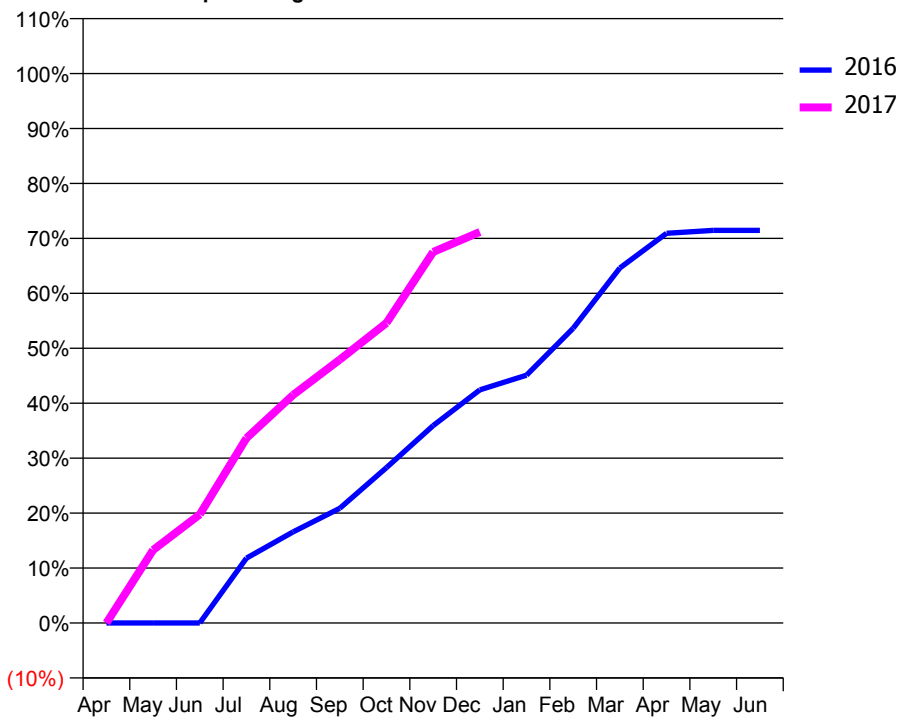
### ACCESS\*

Patients seen in 24 months	Total	Change since previous quarter
Quarter ending December 2015	530	
Quarter ending March 2016	718	↑
Quarter ending June 2016	865	↑
Quarter ending September 2016	980	↑
Quarter ending December 2016	1,057	↑
<b>Variance since December 2015</b>	<b>99.4%</b>	<b>↑</b>



### ACTIVITY

Cumulative percentage of contracted UDA delivered 2016 & 2017



Month	Adjusted Scheduled Activity (UDA)	
	2016	2017
April	0	0
May	0	503
June	0	749
July	447	1,274
August	628	1,571
September	790	1,815
October	1,071	2,067
November	1,360	2,557
December	1,607	2,694
January	1,707	
February	2,031	
March	2,446	
April	2,685	
May	2,705	
June	2,705	

### QUALITY

	Quantity	Base Number	Contract	AT	Region	England
% of FP17s for the same patient ID Re-attending within 3 months - Children	23	240	9.6%	11.3%	11.9%	12.4%
% of FP17s for the same patient ID Re-attending within 3 months - Adults	150	865	17.3%	16.3%	17.1%	16.6%
% of FP17s for the same patient ID Re-attending between 3 & 9 months - Children	104	240	43.3%	41.7%	46.2%	57.5%
% of FP17s for the same patient ID Re-attending between 3 & 9 months - Adults	298	865	34.5%	35.2%	37.8%	50.4%
% of FP17s for Band 1 Urgent Courses	81	1,009	8.0%	10.7%	10.6%	9.1%
% of FP17s Relating to Free Repair or Replacements	20	1,009	2.0%	0.5%	0.6%	0.8%
% of FP17s Relating to Continuations	11	1,009	1.1%	0.9%	0.9%	1.3%
% of Patients satisfied with the dentistry they have received	1	1	N/A	89.2%	90.3%	92.7%
% of Patients satisfied with the time they had to wait for an appointment	1	1	N/A	81.2%	83.8%	88.8%

\* This is based on patients treated on this contract for their most recent course of treatment. Figures in italics indicate the base number of FP17s or Patient Questionnaire responses are less than 100. N/A is shown where the base number of responses is less than 10 during the period. % is calculated as Quantity/Base number\*100

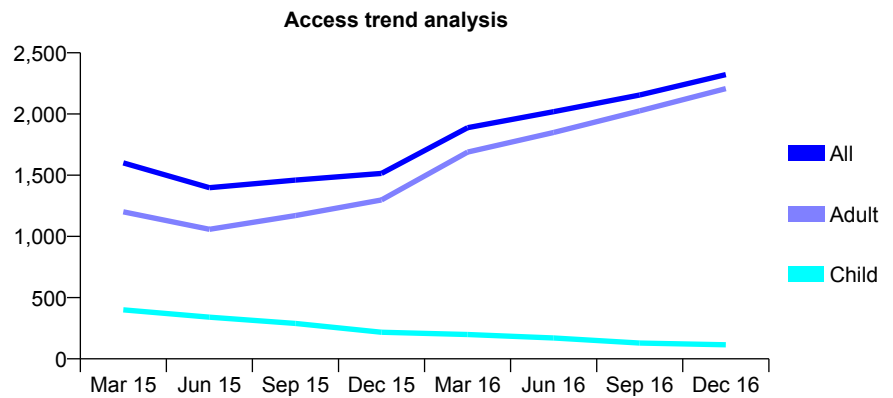
## Q61 - Vital Signs At a Glance Contract Report for 120340/0001 - December 2016

Name or company name	MR MR MANBAJOOD
Contract type name	GDS Contract
Purpose of contract	General
Contract start date	11/04/2013
Contract end date	

16/17 Contracted general activity (UDA)	3,657
Carry forward general activity (UDA)	-14
16/17 Contracted orthodontic activity (UOA)	0
Carry forward orthodontic activity (UOA)	0
Baseline contract value	£104,735.76

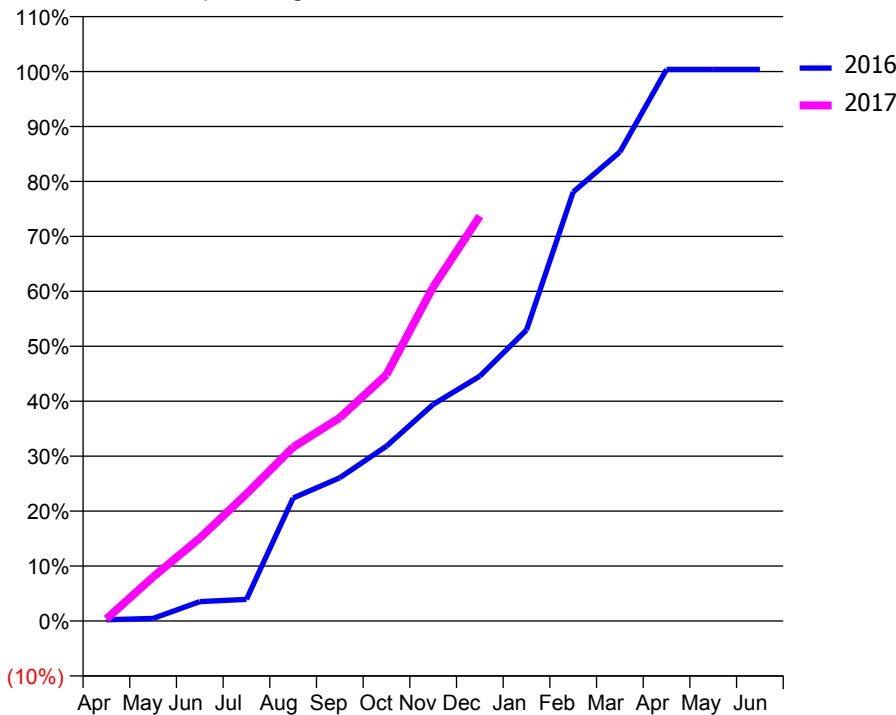
### ACCESS\*

Patients seen in 24 months	Total	Change since previous quarter
Quarter ending December 2015	1,515	
Quarter ending March 2016	1,888	↑
Quarter ending June 2016	2,019	↑
Quarter ending September 2016	2,155	↑
Quarter ending December 2016	2,322	↑
<b>Variance since December 2015</b>	<b>53.3%</b>	<b>↑</b>



### ACTIVITY

Cumulative percentage of contracted UDA delivered 2016 & 2017



Month	Adjusted Scheduled Activity (UDA)	
	2016	2017
April	8	14
May	17	293
June	129	552
July	144	846
August	818	1,157
September	953	1,353
October	1,164	1,639
November	1,442	2,224
December	1,629	2,695
January	1,936	
February	2,855	
March	3,121	
April	3,671	
May	3,671	
June	3,671	

### QUALITY

	Quantity	Base Number	Contract	AT	Region	England
% of FP17s for the same patient ID Re-attending within 3 months - Children	2	58	3.4%	11.3%	11.9%	12.4%
% of FP17s for the same patient ID Re-attending within 3 months - Adults	104	1,492	7.0%	16.3%	17.1%	16.6%
% of FP17s for the same patient ID Re-attending between 3 & 9 months - Children	9	58	15.5%	41.7%	46.2%	57.5%
% of FP17s for the same patient ID Re-attending between 3 & 9 months - Adults	146	1,492	9.8%	35.2%	37.8%	50.4%
% of FP17s for Band 1 Urgent Courses	140	1,288	10.9%	10.7%	10.6%	9.1%
% of FP17s Relating to Free Repair or Replacements	4	1,288	0.3%	0.5%	0.6%	0.8%
% of FP17s Relating to Continuations	16	1,288	1.2%	0.9%	0.9%	1.3%
% of Patients satisfied with the dentistry they have received	3	3	N/A	89.2%	90.3%	92.7%
% of Patients satisfied with the time they had to wait for an appointment	1	3	N/A	81.2%	83.8%	88.8%

\* This is based on patients treated on this contract for their most recent course of treatment. Figures in italics indicate the base number of FP17s or Patient Questionnaire responses are less than 100. N/A is shown where the base number of responses is less than 10 during the period. % is calculated as Quantity/Base number\*100

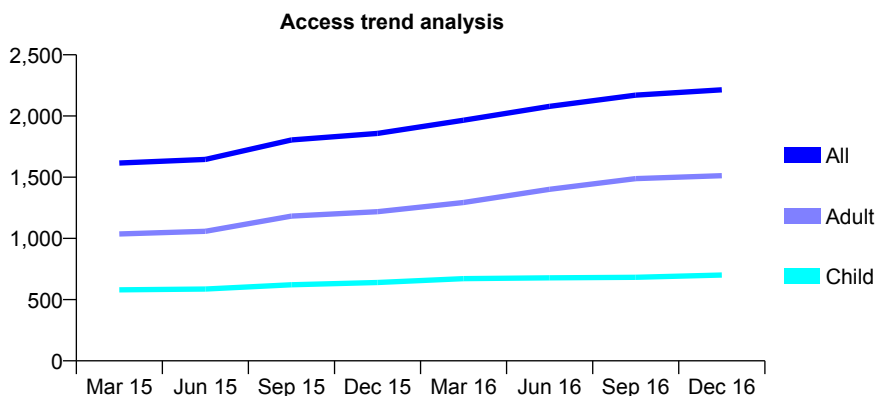
## Q61 - Vital Signs At a Glance Contract Report for 121592/0001 - December 2016

Name or company name	Colney Hatch Dental Practice Ltd
Contract type name	Pilot Contract
Purpose of contract	General
Contract start date	01/07/2008
Contract end date	

16/17 Contracted general activity (UDA)	5,744
Carry forward general activity (UDA)	0
16/17 Contracted orthodontic activity (UOA)	0
Carry forward orthodontic activity (UOA)	0
Baseline contract value	£181,313.00

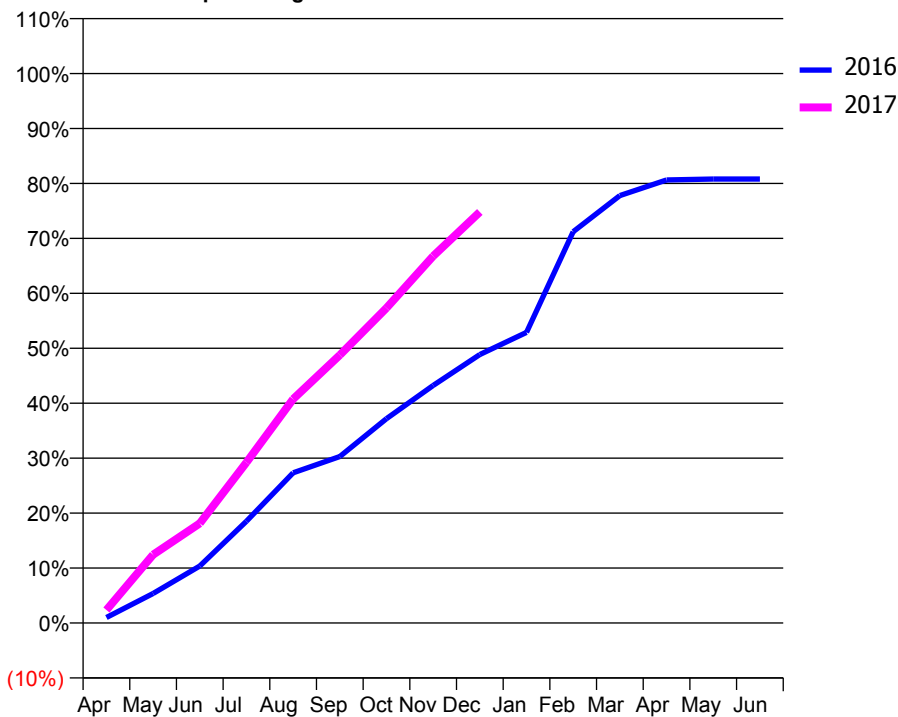
### ACCESS\*

Patients seen in 24 months	Total	Change since previous quarter
Quarter ending December 2015	1,858	
Quarter ending March 2016	1,966	↑
Quarter ending June 2016	2,079	↑
Quarter ending September 2016	2,171	↑
Quarter ending December 2016	2,214	→
<b>Variance since December 2015</b>	<b>19.2%</b>	<b>↑</b>



### ACTIVITY

Cumulative percentage of contracted UDA delivered 2016 & 2017



Adjusted Scheduled Activity (UDA)

Month	2016	2017
April	58	136
May	309	714
June	595	1,042
July	1,065	1,679
August	1,570	2,341
September	1,740	2,801
October	2,136	3,293
November	2,483	3,836
December	2,806	4,296
January	3,037	
February	4,090	
March	4,468	
April	4,631	
May	4,641	
June	4,641	

### QUALITY

	Quantity	Base Number	Contract	AT	Region	England
% of FP17s for the same patient ID Re-attending within 3 months - Children	74	740	10.0%	11.3%	11.9%	12.4%
% of FP17s for the same patient ID Re-attending within 3 months - Adults	198	1,199	16.5%	16.3%	17.1%	16.6%
% of FP17s for the same patient ID Re-attending between 3 & 9 months - Children	365	740	49.3%	41.7%	46.2%	57.5%
% of FP17s for the same patient ID Re-attending between 3 & 9 months - Adults	334	1,199	27.9%	35.2%	37.8%	50.4%
% of FP17s for Band 1 Urgent Courses	255	1,874	13.6%	10.7%	10.6%	9.1%
% of FP17s Relating to Free Repair or Replacements	4	1,874	0.2%	0.5%	0.6%	0.8%
% of FP17s Relating to Continuations	16	1,874	0.9%	0.9%	0.9%	1.3%
% of Patients satisfied with the dentistry they have received	2	2	N/A	89.2%	90.3%	92.7%
% of Patients satisfied with the time they had to wait for an appointment	2	2	N/A	81.2%	83.8%	88.8%

\* This is based on patients treated on this contract for their most recent course of treatment. Figures in italics indicate the base number of FP17s or Patient Questionnaire responses are less than 100. N/A is shown where the base number of responses is less than 10 during the period. % is calculated as Quantity/Base number\*100



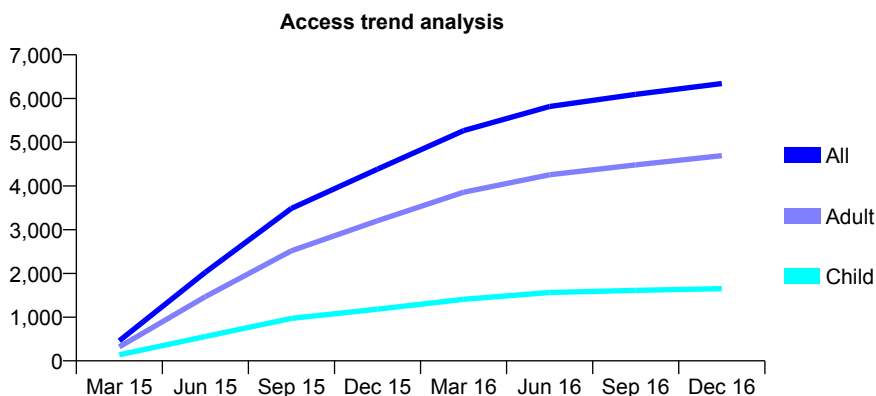
## Q61 - Vital Signs At a Glance Contract Report for 122734/0001 - December 2016

Name or company name	Woodford Partnership
Contract type name	GDS Contract
Purpose of contract	General
Contract start date	01/02/2015
Contract end date	

16/17 Contracted general activity (UDA)	18,678
Carry forward general activity (UDA)	0
16/17 Contracted orthodontic activity (UOA)	0
Carry forward orthodontic activity (UOA)	0
Baseline contract value	£461,194.21

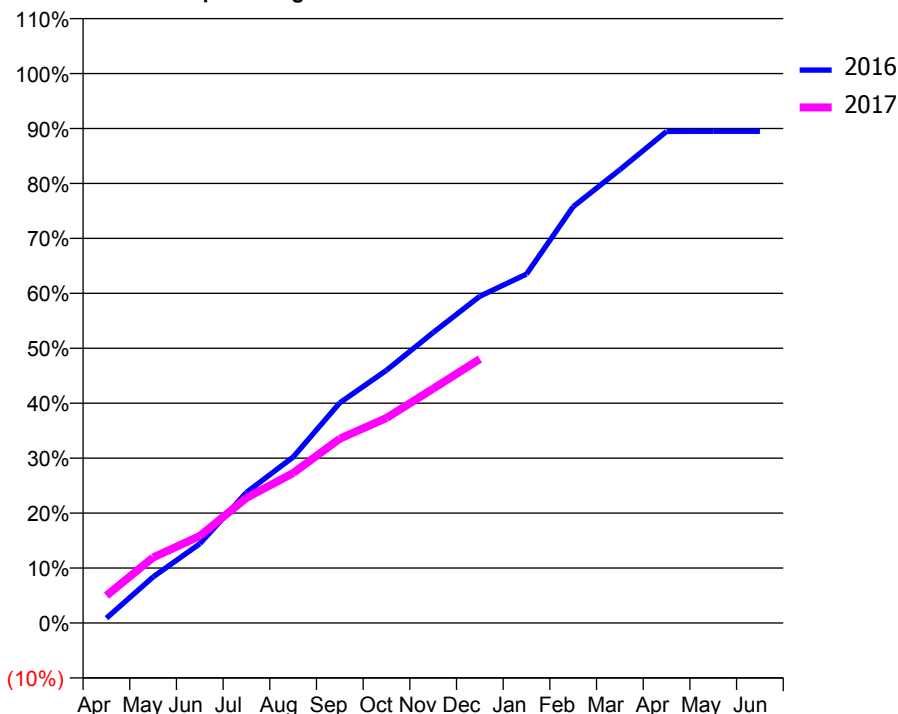
### ACCESS\*

Patients seen in 24 months	Total	Change since previous quarter
Quarter ending December 2015	4,385	
Quarter ending March 2016	5,266	↑
Quarter ending June 2016	5,818	↑
Quarter ending September 2016	6,096	↑
Quarter ending December 2016	6,344	↑
<b>Variance since December 2015</b>	<b>44.7%</b>	<b>↑</b>



### ACTIVITY

Cumulative percentage of contracted UDA delivered 2016 & 2017



Adjusted Scheduled Activity (UDA)

Month	2016	2017
April	165	934
May	1,565	2,229
June	2,696	2,959
July	4,441	4,256
August	5,640	5,099
September	7,487	6,266
October	8,592	6,968
November	9,874	7,967
December	11,106	8,972
January	11,860	
February	14,152	
March	15,409	
April	16,708	
May	16,713	
June	16,713	

### QUALITY

	Quantity	Base Number	Contract	AT	Region	England
% of FP17s for the same patient ID Re-attending within 3 months - Children	160	1,370	11.7%	11.3%	11.9%	12.4%
% of FP17s for the same patient ID Re-attending within 3 months - Adults	664	3,488	19.0%	16.3%	17.1%	16.6%
% of FP17s for the same patient ID Re-attending between 3 & 9 months - Children	496	1,370	36.2%	41.7%	46.2%	57.5%
% of FP17s for the same patient ID Re-attending between 3 & 9 months - Adults	1,122	3,488	32.2%	35.2%	37.8%	50.4%
% of FP17s for Band 1 Urgent Courses	384	4,296	8.9%	10.7%	10.6%	9.1%
% of FP17s Relating to Free Repair or Replacements	14	4,296	0.3%	0.5%	0.6%	0.8%
% of FP17s Relating to Continuations	174	4,296	4.1%	0.9%	0.9%	1.3%
% of Patients satisfied with the dentistry they have received	5	6	N/A	89.2%	90.3%	92.7%
% of Patients satisfied with the time they had to wait for an appointment	6	6	N/A	81.2%	83.8%	88.8%

\* This is based on patients treated on this contract for their most recent course of treatment. Figures in italics indicate the base number of FP17s or Patient Questionnaire responses are less than 100. N/A is shown where the base number of responses is less than 10 during the period. % is calculated as Quantity/Base number\*100

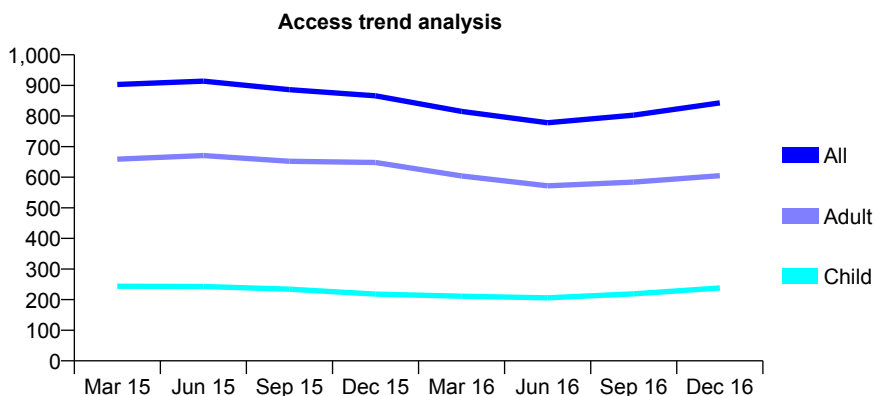
## Q61 - Vital Signs At a Glance Contract Report for 122831/0001 - December 2016

Name or company name	Mrs N Mistry & Miss P Mistry
Contract type name	GDS Contract
Purpose of contract	General
Contract start date	01/02/2012
Contract end date	

16/17 Contracted general activity (UDA)	1,902
Carry forward general activity (UDA)	0
16/17 Contracted orthodontic activity (UOA)	0
Carry forward orthodontic activity (UOA)	0
Baseline contract value	£49,048.12

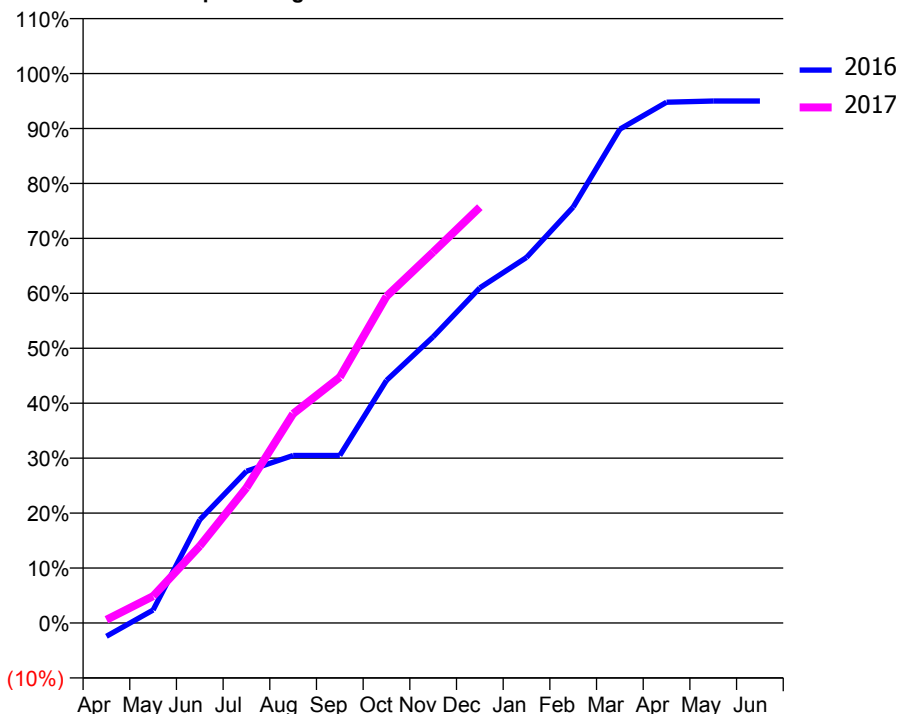
### ACCESS\*

Patients seen in 24 months	Total	Change since previous quarter
Quarter ending December 2015	866	
Quarter ending March 2016	815	↓
Quarter ending June 2016	778	↓
Quarter ending September 2016	803	↑
Quarter ending December 2016	843	↑
<b>Variance since December 2015</b>	<b>(2.7%)</b>	<b>↓</b>



### ACTIVITY

Cumulative percentage of contracted UDA delivered 2016 & 2017



Month	Adjusted Scheduled Activity (UDA)	
	2016	2017
April	-46	11
May	45	93
June	358	266
July	525	468
August	580	724
September	580	851
October	840	1,131
November	991	1,284
December	1,160	1,439
January	1,265	
February	1,440	
March	1,709	
April	1,803	
May	1,807	
June	1,807	

### QUALITY

	Quantity	Base Number	Contract	AT	Region	England
% of FP17s for the same patient ID Re-attending within 3 months - Children	11	193	5.7%	11.3%	11.9%	12.4%
% of FP17s for the same patient ID Re-attending within 3 months - Adults	47	461	10.2%	16.3%	17.1%	16.6%
% of FP17s for the same patient ID Re-attending between 3 & 9 months - Children	59	193	30.6%	41.7%	46.2%	57.5%
% of FP17s for the same patient ID Re-attending between 3 & 9 months - Adults	126	461	27.3%	35.2%	37.8%	50.4%
% of FP17s for Band 1 Urgent Courses	81	627	12.9%	10.7%	10.6%	9.1%
% of FP17s Relating to Free Repair or Replacements	4	627	0.6%	0.5%	0.6%	0.8%
% of FP17s Relating to Continuations	6	627	1.0%	0.9%	0.9%	1.3%
% of Patients satisfied with the dentistry they have received	1	1	N/A	89.2%	90.3%	92.7%
% of Patients satisfied with the time they had to wait for an appointment	1	1	N/A	81.2%	83.8%	88.8%

\* This is based on patients treated on this contract for their most recent course of treatment. Figures in italics indicate the base number of FP17s or Patient Questionnaire responses are less than 100. N/A is shown where the base number of responses is less than 10 during the period. % is calculated as Quantity/Base number\*100

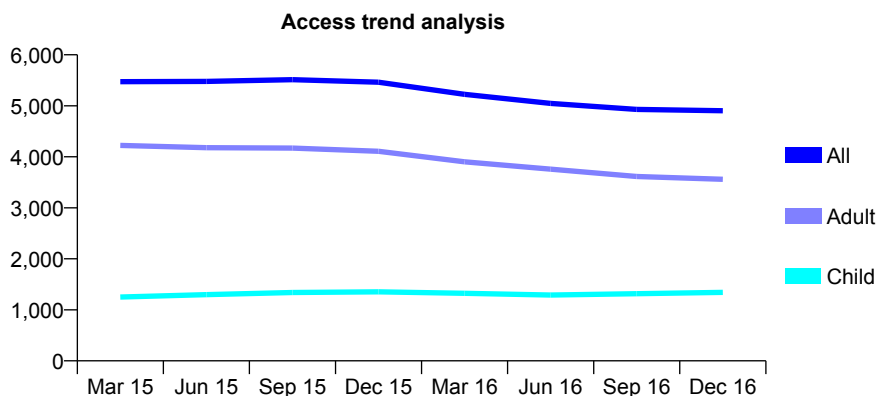
## Q61 - Vital Signs At a Glance Contract Report for 123331/0001 - December 2016

Name or company name	East India Dock Road Dental Practice
Contract type name	GDS Contract
Purpose of contract	General
Contract start date	01/04/2007
Contract end date	

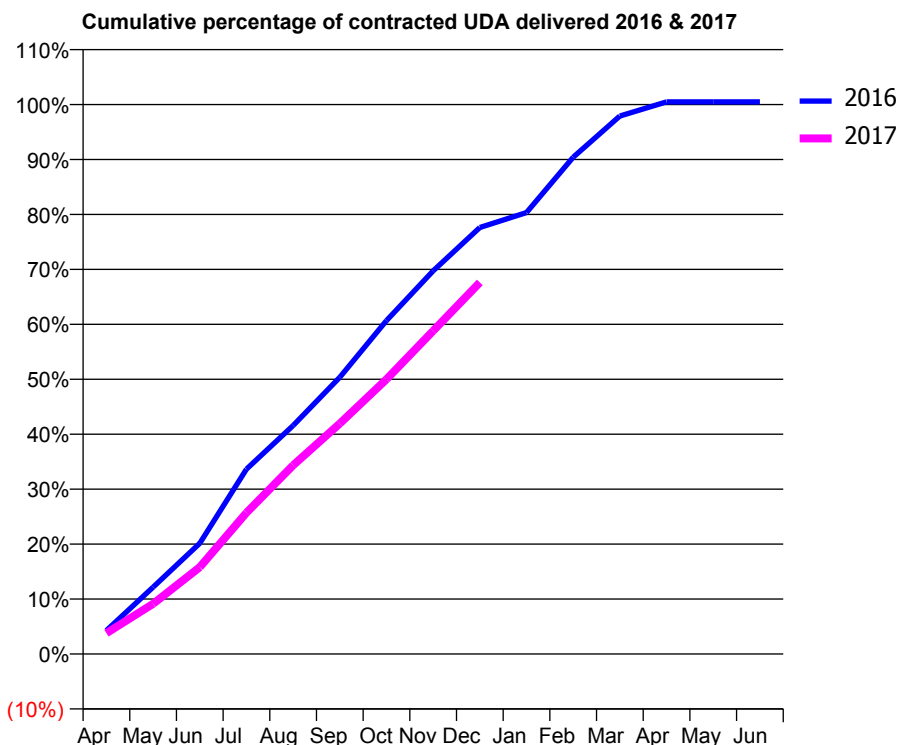
16/17 Contracted general activity (UDA)	13,697
Carry forward general activity (UDA)	-67
16/17 Contracted orthodontic activity (UOA)	0
Carry forward orthodontic activity (UOA)	0
Baseline contract value	£396,970.36

### ACCESS\*

Patients seen in 24 months	Total	Change since previous quarter
Quarter ending December 2015	5,462	
Quarter ending March 2016	5,225	↓
Quarter ending June 2016	5,046	↓
Quarter ending September 2016	4,930	↓
Quarter ending December 2016	4,902	→
<b>Variance since December 2015</b>	<b>(10.3%)</b>	<b>↓</b>



### ACTIVITY



Month	Adjusted Scheduled Activity (UDA)	
	2016	2017
April	586	519
May	1,668	1,250
June	2,762	2,167
July	4,609	3,523
August	5,697	4,706
September	6,898	5,744
October	8,311	6,848
November	9,550	8,054
December	10,630	9,263
January	11,005	
February	12,382	
March	13,410	
April	13,763	
May	13,763	
June	13,764	

### QUALITY

	Quantity	Base Number	Contract	AT	Region	England
% of FP17s for the same patient ID Re-attending within 3 months - Children	60	1,167	5.1%	11.3%	11.9%	12.4%
% of FP17s for the same patient ID Re-attending within 3 months - Adults	246	2,749	8.9%	16.3%	17.1%	16.6%
% of FP17s for the same patient ID Re-attending between 3 & 9 months - Children	368	1,167	31.5%	41.7%	46.2%	57.5%
% of FP17s for the same patient ID Re-attending between 3 & 9 months - Adults	838	2,749	30.5%	35.2%	37.8%	50.4%
% of FP17s for Band 1 Urgent Courses	336	3,773	8.9%	10.7%	10.6%	9.1%
% of FP17s Relating to Free Repair or Replacements	22	3,773	0.6%	0.5%	0.6%	0.8%
% of FP17s Relating to Continuations	11	3,773	0.3%	0.9%	0.9%	1.3%
% of Patients satisfied with the dentistry they have received	3	3	N/A	89.2%	90.3%	92.7%
% of Patients satisfied with the time they had to wait for an appointment	3	3	N/A	81.2%	83.8%	88.8%

\* This is based on patients treated on this contract for their most recent course of treatment. Figures in italics indicate the base number of FP17s or Patient Questionnaire responses are less than 100. N/A is shown where the base number of responses is less than 10 during the period. % is calculated as Quantity/Base number\*100

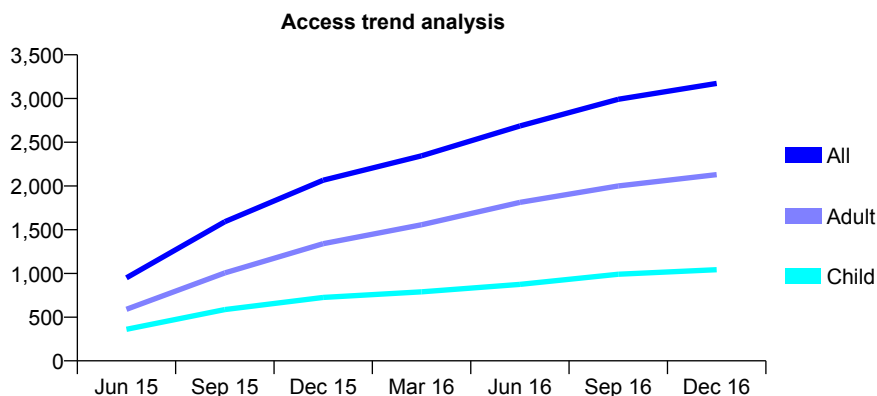
## Q61 - Vital Signs At a Glance Contract Report for 124699/0001 - December 2016

Name or company name	Finchley Dental Care Practice Partnership
Contract type name	GDS Contract
Purpose of contract	General
Contract start date	01/03/2015
Contract end date	

16/17 Contracted general activity (UDA)	7,500
Carry forward general activity (UDA)	142
16/17 Contracted orthodontic activity (UOA)	0
Carry forward orthodontic activity (UOA)	0
Baseline contract value	£196,146.56

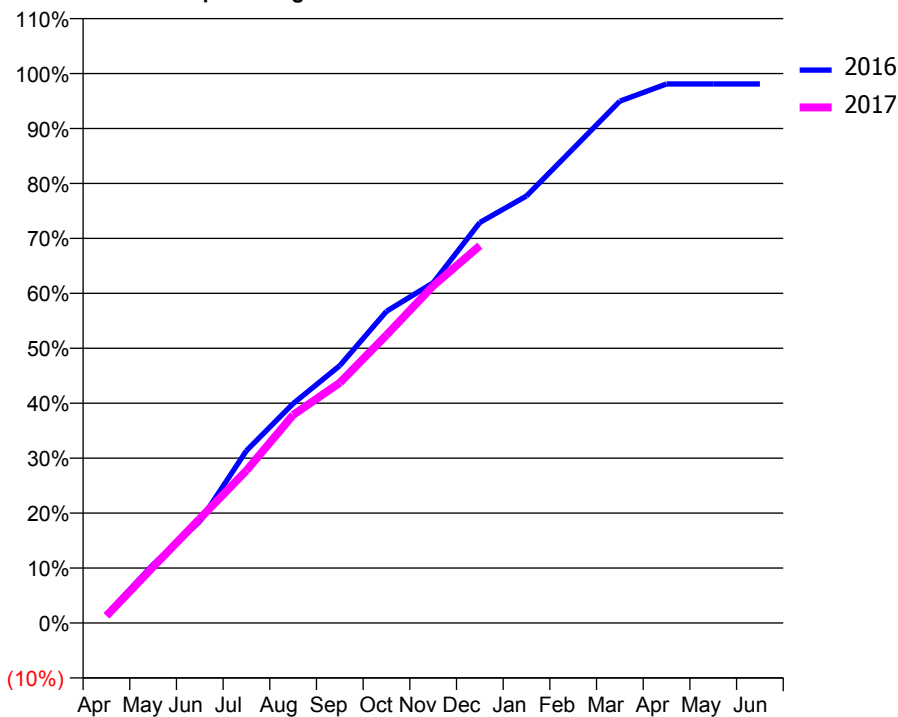
### ACCESS\*

Patients seen in 24 months	Total	Change since previous quarter
Quarter ending December 2015	2,065	
Quarter ending March 2016	2,345	↑
Quarter ending June 2016	2,686	↑
Quarter ending September 2016	2,991	↑
Quarter ending December 2016	3,173	↑
<b>Variance since December 2015</b>	<b>53.7%</b>	<b>↑</b>



### ACTIVITY

Cumulative percentage of contracted UDA delivered 2016 & 2017



Month	Adjusted Scheduled Activity (UDA)	
	2016	2017
April	115	97
May	797	765
June	1,387	1,424
July	2,352	2,082
August	2,994	2,841
September	3,513	3,279
October	4,253	3,931
November	4,644	4,602
December	5,466	5,149
January	5,829	
February	6,475	
March	7,122	
April	7,357	
May	7,357	
June	7,358	

### QUALITY

	Quantity	Base Number	Contract	AT	Region	England
% of FP17s for the same patient ID Re-attending within 3 months - Children	87	969	9.0%	11.3%	11.9%	12.4%
% of FP17s for the same patient ID Re-attending within 3 months - Adults	267	1,747	15.3%	16.3%	17.1%	16.6%
% of FP17s for the same patient ID Re-attending between 3 & 9 months - Children	347	969	35.8%	41.7%	46.2%	57.5%
% of FP17s for the same patient ID Re-attending between 3 & 9 months - Adults	533	1,747	30.5%	35.2%	37.8%	50.4%
% of FP17s for Band 1 Urgent Courses	205	2,613	7.8%	10.7%	10.6%	9.1%
% of FP17s Relating to Free Repair or Replacements	1	2,613	0.0%	0.5%	0.6%	0.8%
% of FP17s Relating to Continuations	70	2,613	2.7%	0.9%	0.9%	1.3%
% of Patients satisfied with the dentistry they have received	2	3	N/A	89.2%	90.3%	92.7%
% of Patients satisfied with the time they had to wait for an appointment	2	3	N/A	81.2%	83.8%	88.8%

\* This is based on patients treated on this contract for their most recent course of treatment. Figures in italics indicate the base number of FP17s or Patient Questionnaire responses are less than 100. N/A is shown where the base number of responses is less than 10 during the period. % is calculated as Quantity/Base number\*100

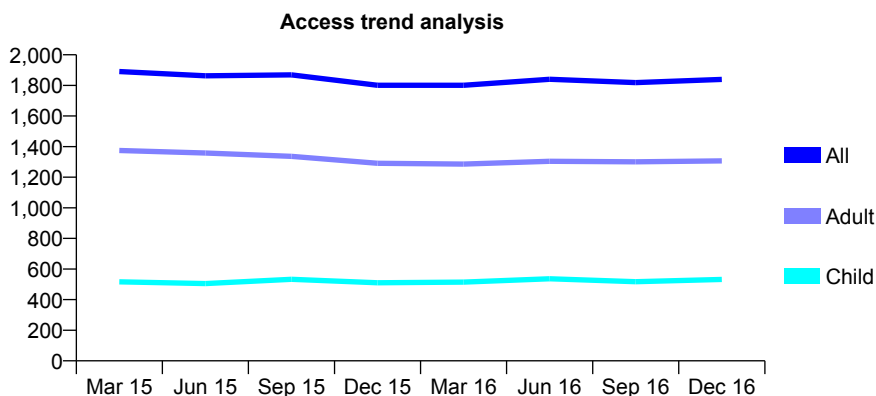
## Q61 - Vital Signs At a Glance Contract Report for 124850/0001 - December 2016

Name or company name	Mona Lisa Smiles
Contract type name	GDS Contract
Purpose of contract	General
Contract start date	01/04/2008
Contract end date	

16/17 Contracted general activity (UDA)	5,343
Carry forward general activity (UDA)	0
16/17 Contracted orthodontic activity (UOA)	0
Carry forward orthodontic activity (UOA)	0
Baseline contract value	£126,395.08

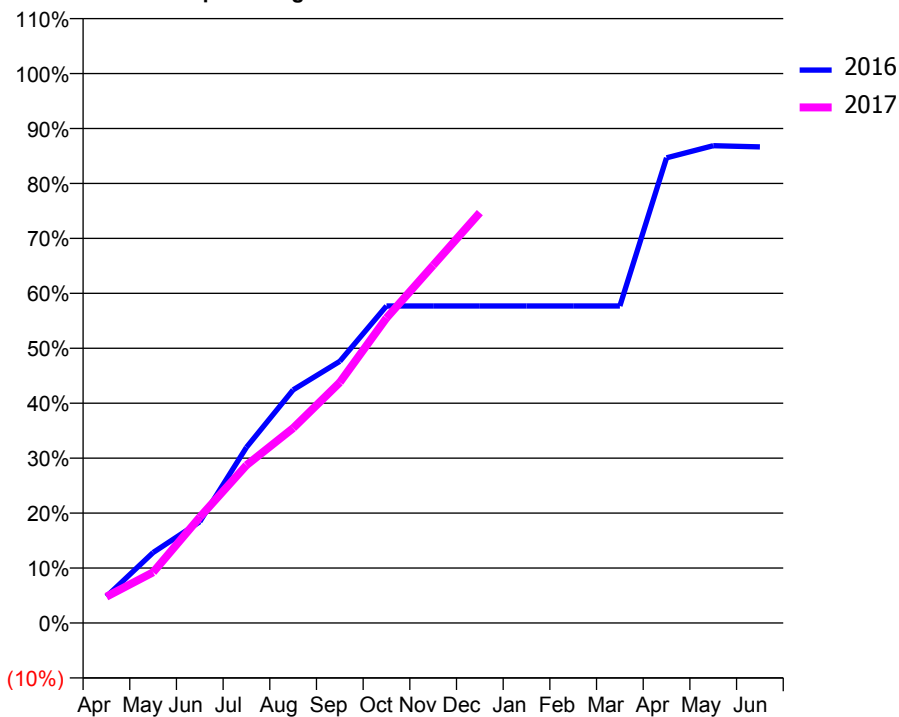
### ACCESS\*

Patients seen in 24 months	Total	Change since previous quarter
Quarter ending December 2015	1,801	
Quarter ending March 2016	1,801	→
Quarter ending June 2016	1,840	↑
Quarter ending September 2016	1,818	↓
Quarter ending December 2016	1,839	→
<b>Variance since December 2015</b>	<b>2.1%</b>	<b>↑</b>



### ACTIVITY

Cumulative percentage of contracted UDA delivered 2016 & 2017



Month	Adjusted Scheduled Activity (UDA)	
	2016	2017
April	257	256
May	685	493
June	984	1,028
July	1,708	1,535
August	2,267	1,895
September	2,545	2,339
October	3,082	2,966
November	3,082	3,478
December	3,082	3,990
January	3,082	
February	3,082	
March	3,082	
April	4,524	
May	4,641	
June	4,629	

### QUALITY

	Quantity	Base Number	Contract	AT	Region	England
% of FP17s for the same patient ID Re-attending within 3 months - Children	76	806	9.4%	11.3%	11.9%	12.4%
% of FP17s for the same patient ID Re-attending within 3 months - Adults	238	1,823	13.1%	16.3%	17.1%	16.6%
% of FP17s for the same patient ID Re-attending between 3 & 9 months - Children	364	806	45.2%	41.7%	46.2%	57.5%
% of FP17s for the same patient ID Re-attending between 3 & 9 months - Adults	869	1,823	47.7%	35.2%	37.8%	50.4%
% of FP17s for Band 1 Urgent Courses	166	1,935	8.6%	10.7%	10.6%	9.1%
% of FP17s Relating to Free Repair or Replacements	15	1,935	0.8%	0.5%	0.6%	0.8%
% of FP17s Relating to Continuations	2	1,935	0.1%	0.9%	0.9%	1.3%
% of Patients satisfied with the dentistry they have received	0	0	N/A	89.2%	90.3%	92.7%
% of Patients satisfied with the time they had to wait for an appointment	0	0	N/A	81.2%	83.8%	88.8%

\* This is based on patients treated on this contract for their most recent course of treatment. Figures in italics indicate the base number of FP17s or Patient Questionnaire responses are less than 100. N/A is shown where the base number of responses is less than 10 during the period. % is calculated as Quantity/Base number\*100

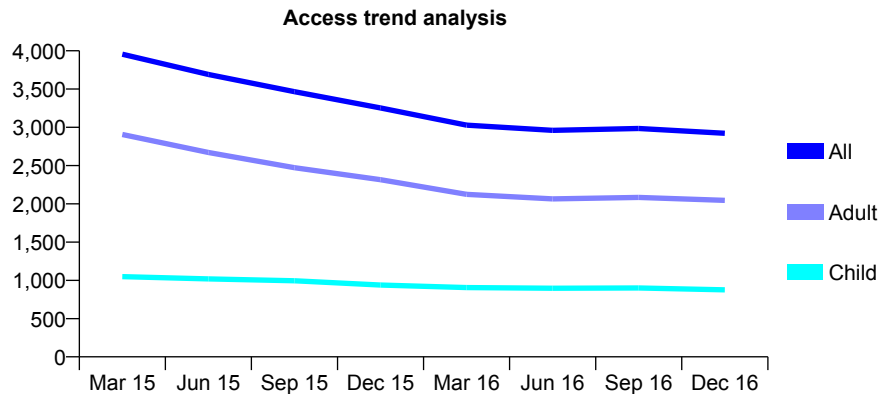
## Q61 - Vital Signs At a Glance Contract Report for 125970/0001 - December 2016

Name or company name	Dr's V & S Patel
Contract type name	GDS Contract
Purpose of contract	General
Contract start date	01/04/2008
Contract end date	

16/17 Contracted general activity (UDA)	12,365
Carry forward general activity (UDA)	-2
16/17 Contracted orthodontic activity (UOA)	0
Carry forward orthodontic activity (UOA)	0
Baseline contract value	£452,341.81

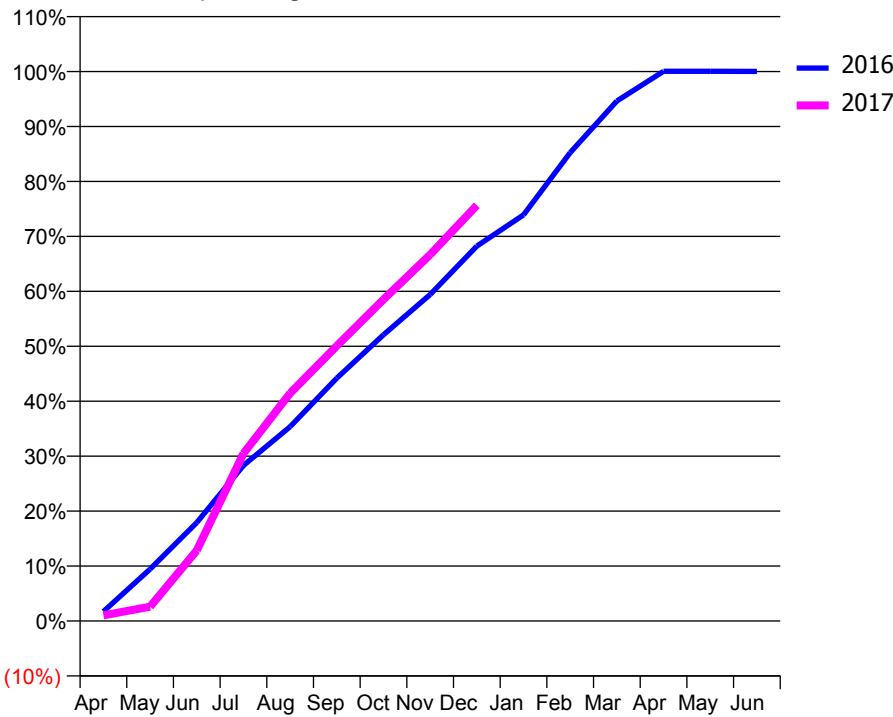
### ACCESS\*

Patients seen in 24 months	Total	Change since previous quarter
Quarter ending December 2015	3,254	
Quarter ending March 2016	3,029	↓
Quarter ending June 2016	2,961	↓
Quarter ending September 2016	2,984	→
Quarter ending December 2016	2,922	↓
<b>Variance since December 2015</b>	<b>(10.2%)</b>	<b>↓</b>



### ACTIVITY

Cumulative percentage of contracted UDA delivered 2016 & 2017



Month	Adjusted Scheduled Activity (UDA)	
	2016	2017
April	214	128
May	1,170	323
June	2,217	1,590
July	3,501	3,770
August	4,374	5,126
September	5,466	6,192
October	6,441	7,237
November	7,348	8,244
December	8,435	9,355
January	9,139	
February	10,539	
March	11,702	
April	12,370	
May	12,370	
June	12,367	

### QUALITY

	Quantity	Base Number	Contract	AT	Region	England
% of FP17s for the same patient ID Re-attending within 3 months - Children	106	963	11.0%	11.3%	11.9%	12.4%
% of FP17s for the same patient ID Re-attending within 3 months - Adults	263	1,793	14.7%	16.3%	17.1%	16.6%
% of FP17s for the same patient ID Re-attending between 3 & 9 months - Children	496	963	51.5%	41.7%	46.2%	57.5%
% of FP17s for the same patient ID Re-attending between 3 & 9 months - Adults	702	1,793	39.2%	35.2%	37.8%	50.4%
% of FP17s for Band 1 Urgent Courses	215	2,543	8.5%	10.7%	10.6%	9.1%
% of FP17s Relating to Free Repair or Replacements	11	2,543	0.4%	0.5%	0.6%	0.8%
% of FP17s Relating to Continuations	30	2,543	1.2%	0.9%	0.9%	1.3%
% of Patients satisfied with the dentistry they have received	2	2	N/A	89.2%	90.3%	92.7%
% of Patients satisfied with the time they had to wait for an appointment	2	2	N/A	81.2%	83.8%	88.8%

\* This is based on patients treated on this contract for their most recent course of treatment. Figures in italics indicate the base number of FP17s or Patient Questionnaire responses are less than 100. N/A is shown where the base number of responses is less than 10 during the period. % is calculated as Quantity/Base number\*100

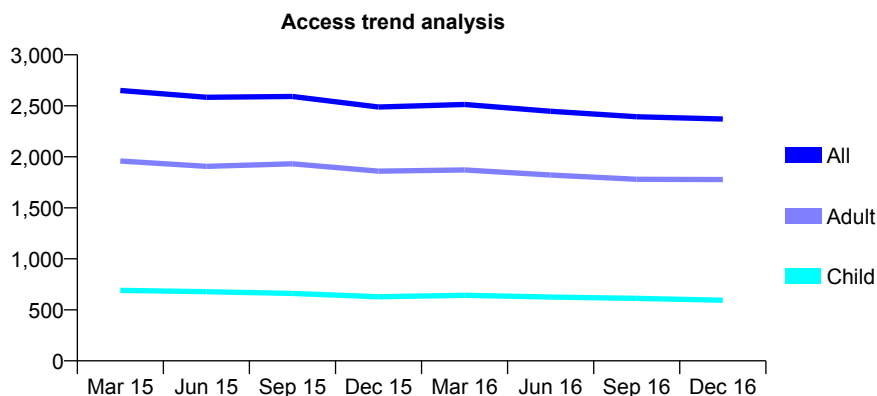
## Q61 - Vital Signs At a Glance Contract Report for 126063/0001 - December 2016

Name or company name	Valentine Dental Practice Ltd
Contract type name	GDS Contract
Purpose of contract	General
Contract start date	01/07/2011
Contract end date	

16/17 Contracted general activity (UDA)	6,231
Carry forward general activity (UDA)	84
16/17 Contracted orthodontic activity (UOA)	0
Carry forward orthodontic activity (UOA)	0
Baseline contract value	£173,586.61

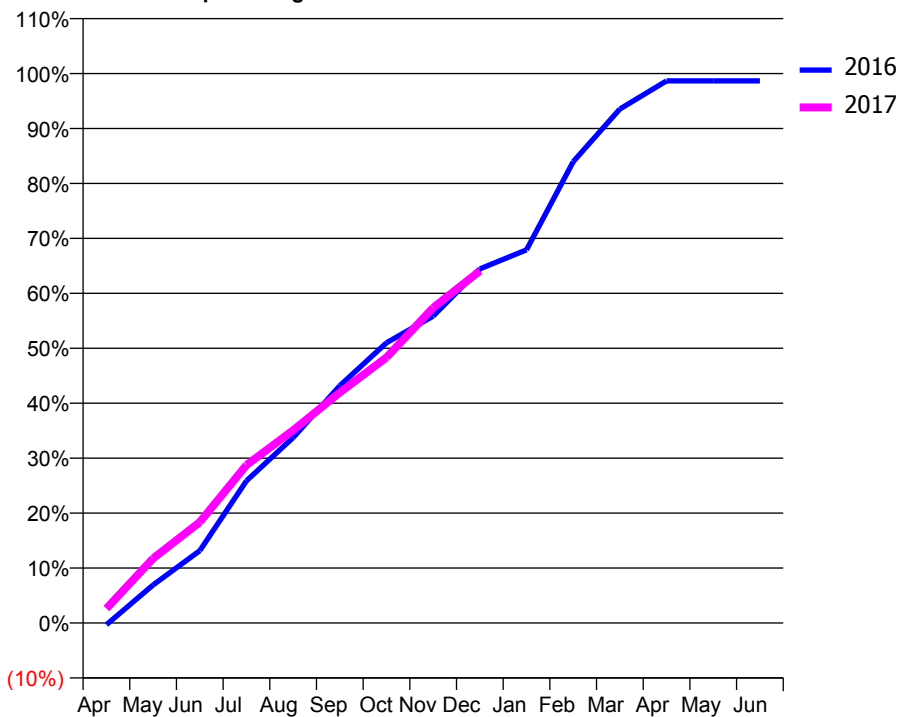
### ACCESS\*

Patients seen in 24 months	Total	Change since previous quarter
Quarter ending December 2015	2,488	
Quarter ending March 2016	2,513	→
Quarter ending June 2016	2,447	↓
Quarter ending September 2016	2,393	↓
Quarter ending December 2016	2,371	→
<b>Variance since December 2015</b>	<b>(4.7%)</b>	<b>↓</b>



### ACTIVITY

Cumulative percentage of contracted UDA delivered 2016 & 2017



Month	Adjusted Scheduled Activity (UDA)	
	2016	2017
April	-21	164
May	432	733
June	820	1,144
July	1,613	1,791
August	2,103	2,185
September	2,690	2,614
October	3,177	3,011
November	3,480	3,575
December	4,015	3,993
January	4,231	
February	5,231	
March	5,828	
April	6,147	
May	6,147	
June	6,147	

### QUALITY

	Quantity	Base Number	Contract	AT	Region	England
% of FP17s for the same patient ID Re-attending within 3 months - Children	24	396	6.1%	11.3%	11.9%	12.4%
% of FP17s for the same patient ID Re-attending within 3 months - Adults	205	1,362	15.1%	16.3%	17.1%	16.6%
% of FP17s for the same patient ID Re-attending between 3 & 9 months - Children	93	396	23.5%	41.7%	46.2%	57.5%
% of FP17s for the same patient ID Re-attending between 3 & 9 months - Adults	549	1,362	40.3%	35.2%	37.8%	50.4%
% of FP17s for Band 1 Urgent Courses	229	1,637	14.0%	10.7%	10.6%	9.1%
% of FP17s Relating to Free Repair or Replacements	23	1,637	1.4%	0.5%	0.6%	0.8%
% of FP17s Relating to Continuations	30	1,637	1.8%	0.9%	0.9%	1.3%
% of Patients satisfied with the dentistry they have received	6	7	N/A	89.2%	90.3%	92.7%
% of Patients satisfied with the time they had to wait for an appointment	5	7	N/A	81.2%	83.8%	88.8%

\* This is based on patients treated on this contract for their most recent course of treatment. Figures in italics indicate the base number of FP17s or Patient Questionnaire responses are less than 100. N/A is shown where the base number of responses is less than 10 during the period. % is calculated as Quantity/Base number\*100



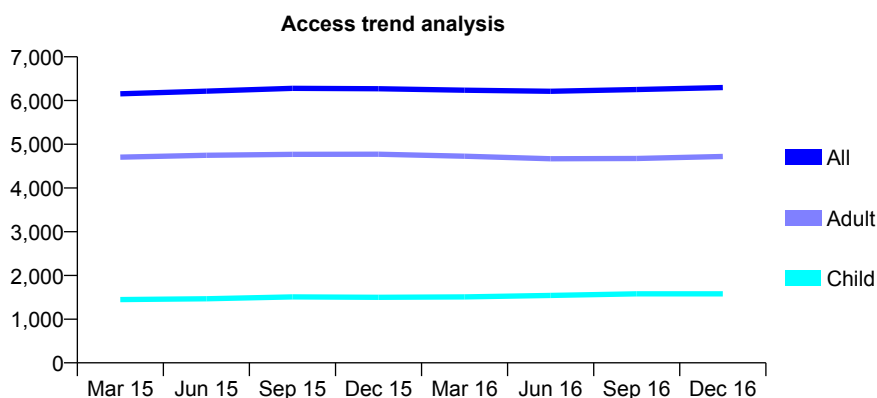
## Q61 - Vital Signs At a Glance Contract Report for 126489/0001 - December 2016

Name or company name	Mr Mansour Ezzati
Contract type name	GDS Contract
Purpose of contract	General
Contract start date	01/01/2009
Contract end date	

16/17 Contracted general activity (UDA)	18,134
Carry forward general activity (UDA)	195
16/17 Contracted orthodontic activity (UOA)	0
Carry forward orthodontic activity (UOA)	0
Baseline contract value	£536,681.67

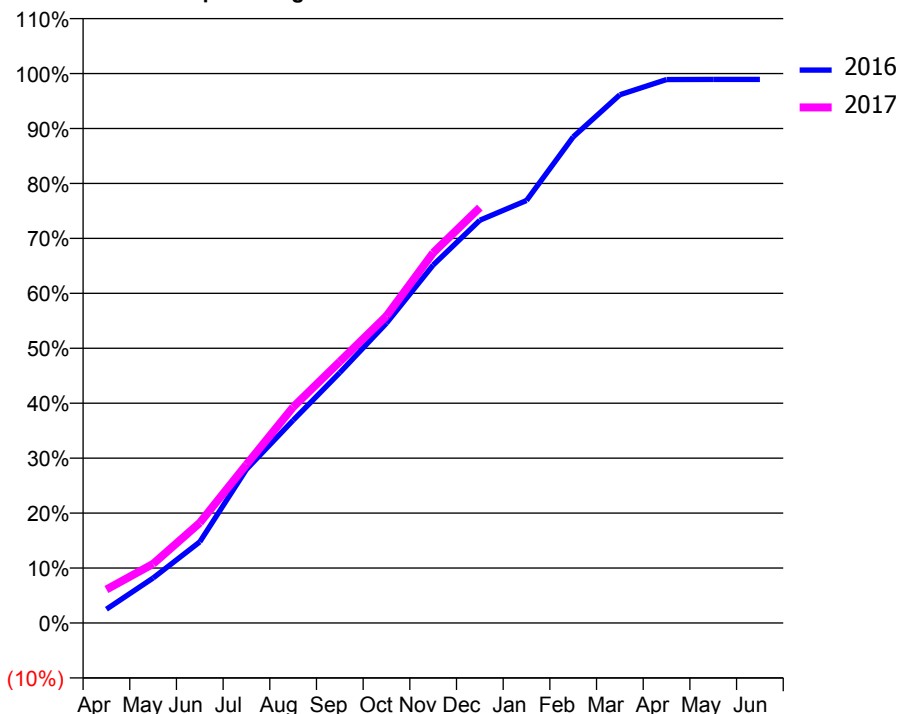
### ACCESS\*

Patients seen in 24 months	Total	Change since previous quarter
Quarter ending December 2015	6,271	
Quarter ending March 2016	6,235	→
Quarter ending June 2016	6,212	→
Quarter ending September 2016	6,251	→
Quarter ending December 2016	6,297	→
<b>Variance since December 2015</b>	<b>0.4%</b>	<b>→</b>



### ACTIVITY

Cumulative percentage of contracted UDA delivered 2016 & 2017



Month	Adjusted Scheduled Activity (UDA)	
	2016	2017
April	455	1,107
May	1,487	1,953
June	2,676	3,306
July	5,072	5,231
August	6,692	7,127
September	8,261	8,628
October	9,894	10,130
November	11,811	12,220
December	13,292	13,708
January	13,943	
February	16,044	
March	17,435	
April	17,936	
May	17,939	
June	17,939	

### QUALITY

	Quantity	Base Number	Contract	AT	Region	England
% of FP17s for the same patient ID Re-attending within 3 months - Children	55	1,197	4.6%	11.3%	11.9%	12.4%
% of FP17s for the same patient ID Re-attending within 3 months - Adults	275	2,917	9.4%	16.3%	17.1%	16.6%
% of FP17s for the same patient ID Re-attending between 3 & 9 months - Children	368	1,197	30.7%	41.7%	46.2%	57.5%
% of FP17s for the same patient ID Re-attending between 3 & 9 months - Adults	696	2,917	23.9%	35.2%	37.8%	50.4%
% of FP17s for Band 1 Urgent Courses	330	3,928	8.4%	10.7%	10.6%	9.1%
% of FP17s Relating to Free Repair or Replacements	3	3,928	0.1%	0.5%	0.6%	0.8%
% of FP17s Relating to Continuations	9	3,928	0.2%	0.9%	0.9%	1.3%
% of Patients satisfied with the dentistry they have received	5	5	N/A	89.2%	90.3%	92.7%
% of Patients satisfied with the time they had to wait for an appointment	5	5	N/A	81.2%	83.8%	88.8%

\* This is based on patients treated on this contract for their most recent course of treatment. Figures in italics indicate the base number of FP17s or Patient Questionnaire responses are less than 100. N/A is shown where the base number of responses is less than 10 during the period. % is calculated as Quantity/Base number\*100

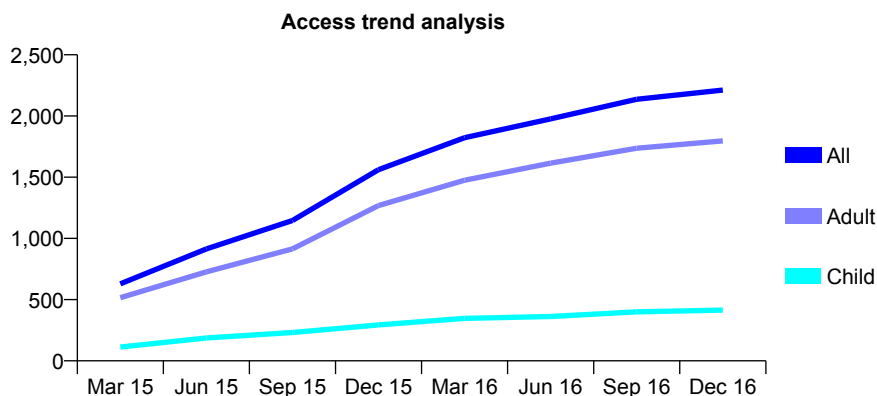
## Q61 - Vital Signs At a Glance Contract Report for 127183/0001 - December 2016

Name or company name	NL Partners
Contract type name	GDS Contract
Purpose of contract	General
Contract start date	01/11/2014
Contract end date	

16/17 Contracted general activity (UDA)	7,359
Carry forward general activity (UDA)	0
16/17 Contracted orthodontic activity (UOA)	0
Carry forward orthodontic activity (UOA)	0
Baseline contract value	£223,917.24

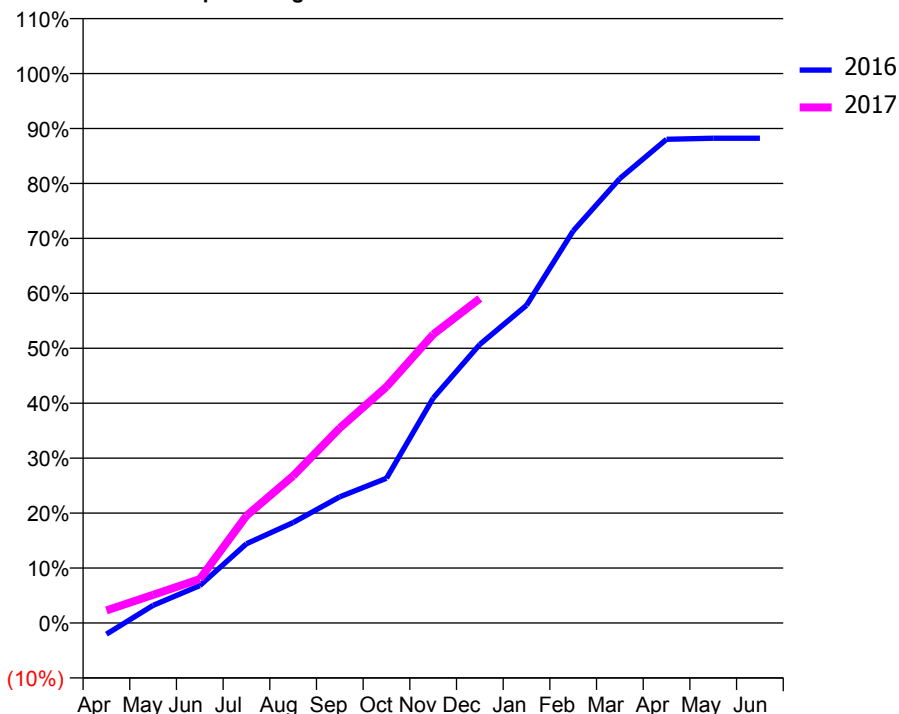
### ACCESS\*

Patients seen in 24 months	Total	Change since previous quarter
Quarter ending December 2015	1,562	
Quarter ending March 2016	1,823	↑
Quarter ending June 2016	1,977	↑
Quarter ending September 2016	2,137	↑
Quarter ending December 2016	2,212	↑
<b>Variance since December 2015</b>	<b>41.6%</b>	<b>↑</b>



### ACTIVITY

Cumulative percentage of contracted UDA delivered 2016 & 2017



Month	Adjusted Scheduled Activity (UDA)	
	2016	2017
April	-151	169
May	237	377
June	500	589
July	1,062	1,436
August	1,345	1,970
September	1,690	2,613
October	1,938	3,164
November	3,012	3,866
December	3,732	4,345
January	4,255	
February	5,252	
March	5,953	
April	6,478	
May	6,493	
June	6,493	

### QUALITY

	Quantity	Base Number	Contract	AT	Region	England
% of FP17s for the same patient ID Re-attending within 3 months - Children	10	333	3.0%	11.3%	11.9%	12.4%
% of FP17s for the same patient ID Re-attending within 3 months - Adults	109	1,274	8.6%	16.3%	17.1%	16.6%
% of FP17s for the same patient ID Re-attending between 3 & 9 months - Children	143	333	42.9%	41.7%	46.2%	57.5%
% of FP17s for the same patient ID Re-attending between 3 & 9 months - Adults	458	1,274	35.9%	35.2%	37.8%	50.4%
% of FP17s for Band 1 Urgent Courses	30	1,448	2.1%	10.7%	10.6%	9.1%
% of FP17s Relating to Free Repair or Replacements	4	1,448	0.3%	0.5%	0.6%	0.8%
% of FP17s Relating to Continuations	6	1,448	0.4%	0.9%	0.9%	1.3%
% of Patients satisfied with the dentistry they have received	2	2	N/A	89.2%	90.3%	92.7%
% of Patients satisfied with the time they had to wait for an appointment	2	2	N/A	81.2%	83.8%	88.8%

\* This is based on patients treated on this contract for their most recent course of treatment. Figures in italics indicate the base number of FP17s or Patient Questionnaire responses are less than 100. N/A is shown where the base number of responses is less than 10 during the period. % is calculated as Quantity/Base number\*100

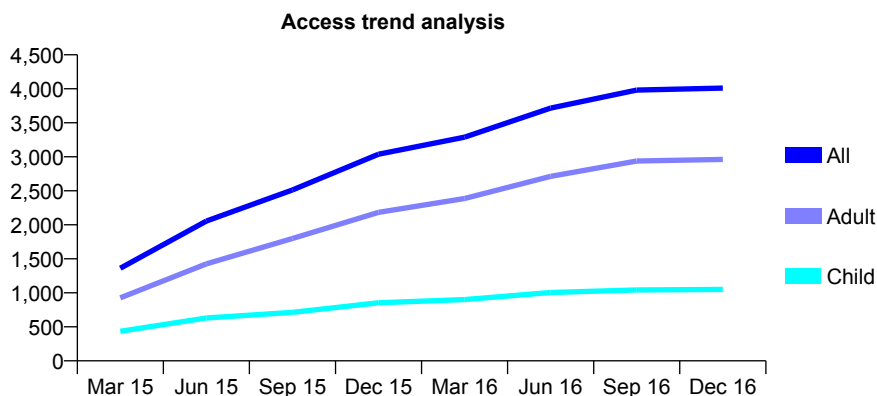
## Q61 - Vital Signs At a Glance Contract Report for 127183/0002 - December 2016

Name or company name	NL Partners
Contract type name	GDS Contract
Purpose of contract	General
Contract start date	01/11/2014
Contract end date	

16/17 Contracted general activity (UDA)	10,565
Carry forward general activity (UDA)	-71
16/17 Contracted orthodontic activity (UOA)	0
Carry forward orthodontic activity (UOA)	0
Baseline contract value	£291,576.31

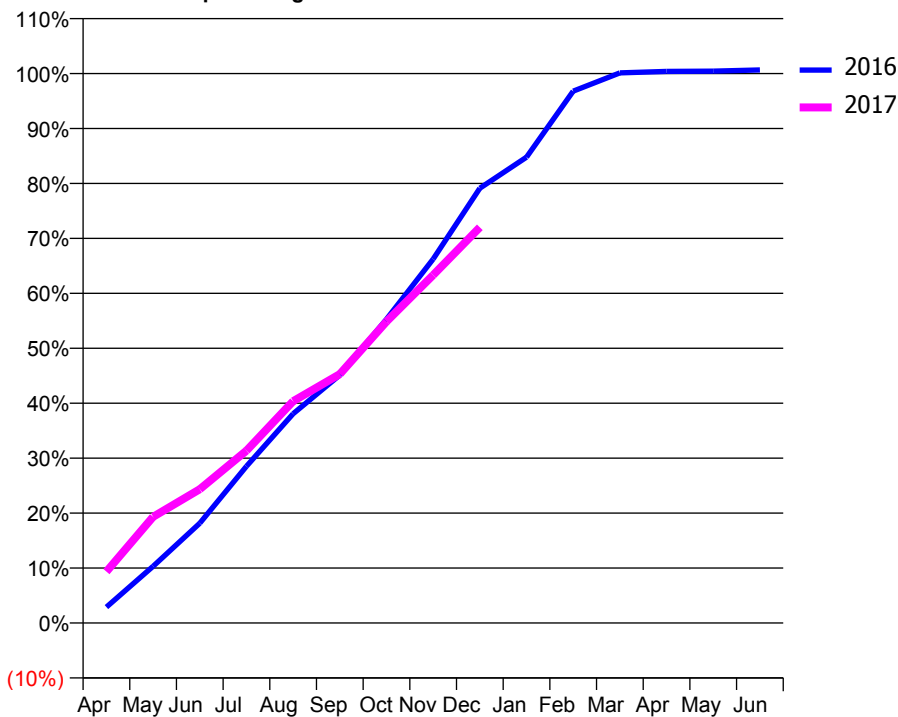
### ACCESS\*

Patients seen in 24 months	Total	Change since previous quarter
Quarter ending December 2015	3,038	
Quarter ending March 2016	3,289	↑
Quarter ending June 2016	3,717	↑
Quarter ending September 2016	3,981	↑
Quarter ending December 2016	4,011	→
<b>Variance since December 2015</b>	<b>32.0%</b>	<b>↑</b>



### ACTIVITY

Cumulative percentage of contracted UDA delivered 2016 & 2017



Month	Adjusted Scheduled Activity (UDA)	
	2016	2017
April	306	989
May	1,092	2,041
June	1,919	2,572
July	3,014	3,313
August	4,024	4,264
September	4,767	4,786
October	5,841	5,796
November	6,997	6,690
December	8,359	7,608
January	8,957	
February	10,225	
March	10,576	
April	10,606	
May	10,609	
June	10,633	

### QUALITY

	Quantity	Base Number	Contract	AT	Region	England
% of FP17s for the same patient ID Re-attending within 3 months - Children	69	817	8.4%	11.3%	11.9%	12.4%
% of FP17s for the same patient ID Re-attending within 3 months - Adults	173	1,883	9.2%	16.3%	17.1%	16.6%
% of FP17s for the same patient ID Re-attending between 3 & 9 months - Children	249	817	30.5%	41.7%	46.2%	57.5%
% of FP17s for the same patient ID Re-attending between 3 & 9 months - Adults	479	1,883	25.4%	35.2%	37.8%	50.4%
% of FP17s for Band 1 Urgent Courses	82	2,663	3.1%	10.7%	10.6%	9.1%
% of FP17s Relating to Free Repair or Replacements	6	2,663	0.2%	0.5%	0.6%	0.8%
% of FP17s Relating to Continuations	25	2,663	0.9%	0.9%	0.9%	1.3%
% of Patients satisfied with the dentistry they have received	2	2	N/A	89.2%	90.3%	92.7%
% of Patients satisfied with the time they had to wait for an appointment	2	2	N/A	81.2%	83.8%	88.8%

\* This is based on patients treated on this contract for their most recent course of treatment. Figures in italics indicate the base number of FP17s or Patient Questionnaire responses are less than 100. N/A is shown where the base number of responses is less than 10 during the period. % is calculated as Quantity/Base number\*100

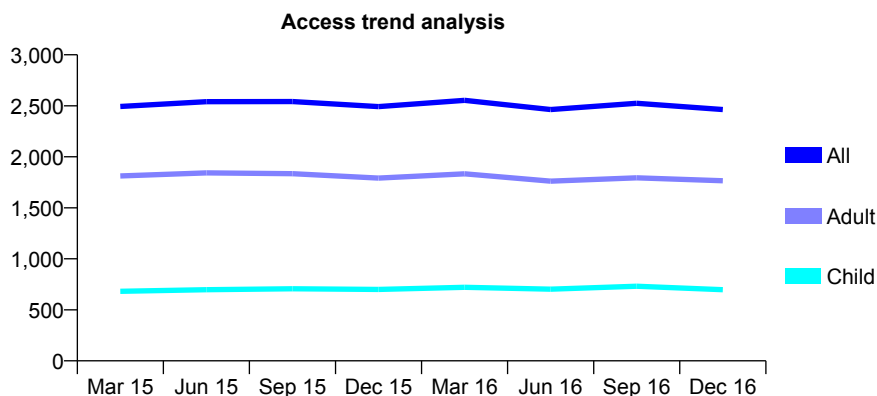
## Q61 - Vital Signs At a Glance Contract Report for 127256/0001 - December 2016

Name or company name	Hainualt Gentle Dental Care Ltd
Contract type name	GDS Contract
Purpose of contract	General
Contract start date	01/05/2011
Contract end date	

16/17 Contracted general activity (UDA)	6,575
Carry forward general activity (UDA)	32
16/17 Contracted orthodontic activity (UOA)	0
Carry forward orthodontic activity (UOA)	0
Baseline contract value	£172,165.14

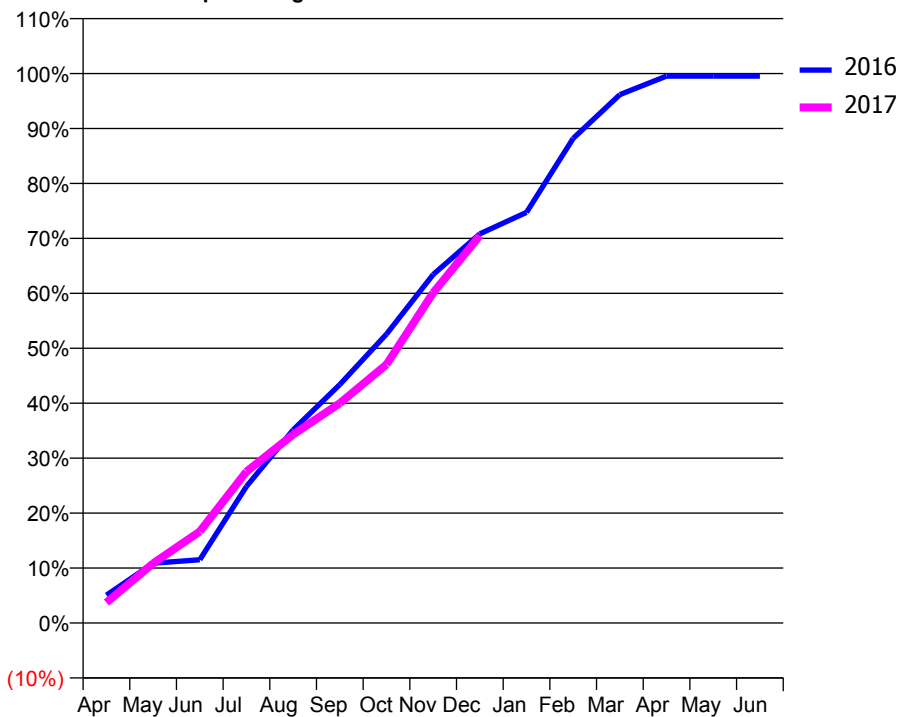
### ACCESS\*

Patients seen in 24 months	Total	Change since previous quarter
Quarter ending December 2015	2,492	
Quarter ending March 2016	2,554	↑
Quarter ending June 2016	2,464	↓
Quarter ending September 2016	2,525	↑
Quarter ending December 2016	2,463	↓
<b>Variance since December 2015</b>	<b>(1.2%)</b>	<b>↓</b>



### ACTIVITY

Cumulative percentage of contracted UDA delivered 2016 & 2017



Month	Adjusted Scheduled Activity (UDA)	
	2016	2017
April	332	244
May	715	713
June	756	1,096
July	1,634	1,812
August	2,311	2,255
September	2,853	2,631
October	3,457	3,093
November	4,170	3,951
December	4,656	4,637
January	4,914	
February	5,799	
March	6,323	
April	6,543	
May	6,543	
June	6,543	

### QUALITY

	Quantity	Base Number	Contract	AT	Region	England
% of FP17s for the same patient ID Re-attending within 3 months - Children	24	509	4.7%	11.3%	11.9%	12.4%
% of FP17s for the same patient ID Re-attending within 3 months - Adults	103	1,051	9.8%	16.3%	17.1%	16.6%
% of FP17s for the same patient ID Re-attending between 3 & 9 months - Children	162	509	31.8%	41.7%	46.2%	57.5%
% of FP17s for the same patient ID Re-attending between 3 & 9 months - Adults	237	1,051	22.5%	35.2%	37.8%	50.4%
% of FP17s for Band 1 Urgent Courses	123	1,255	9.8%	10.7%	10.6%	9.1%
% of FP17s Relating to Free Repair or Replacements	4	1,255	0.3%	0.5%	0.6%	0.8%
% of FP17s Relating to Continuations	5	1,255	0.4%	0.9%	0.9%	1.3%
% of Patients satisfied with the dentistry they have received	3	3	N/A	89.2%	90.3%	92.7%
% of Patients satisfied with the time they had to wait for an appointment	3	3	N/A	81.2%	83.8%	88.8%

\* This is based on patients treated on this contract for their most recent course of treatment. Figures in italics indicate the base number of FP17s or Patient Questionnaire responses are less than 100. N/A is shown where the base number of responses is less than 10 during the period. % is calculated as Quantity/Base number\*100

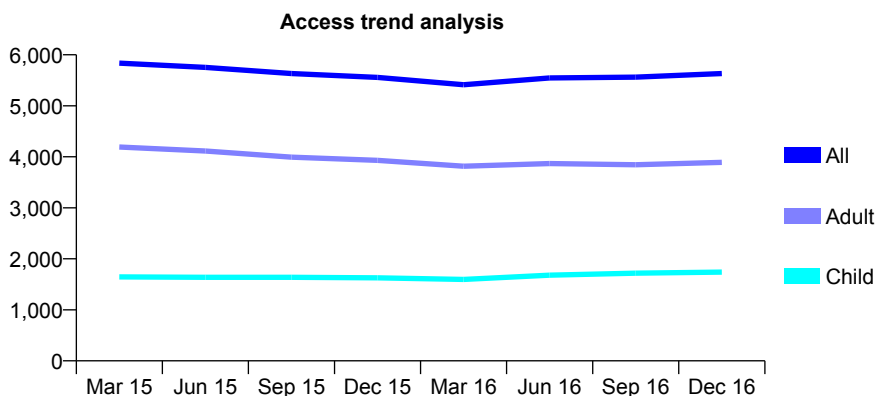
## Q61 - Vital Signs At a Glance Contract Report for 127280/0001 - December 2016

Name or company name	Well Street Dental Care
Contract type name	GDS Contract
Purpose of contract	General
Contract start date	01/05/2011
Contract end date	

16/17 Contracted general activity (UDA)	23,003
Carry forward general activity (UDA)	785
16/17 Contracted orthodontic activity (UOA)	0
Carry forward orthodontic activity (UOA)	0
Baseline contract value	£664,513.49

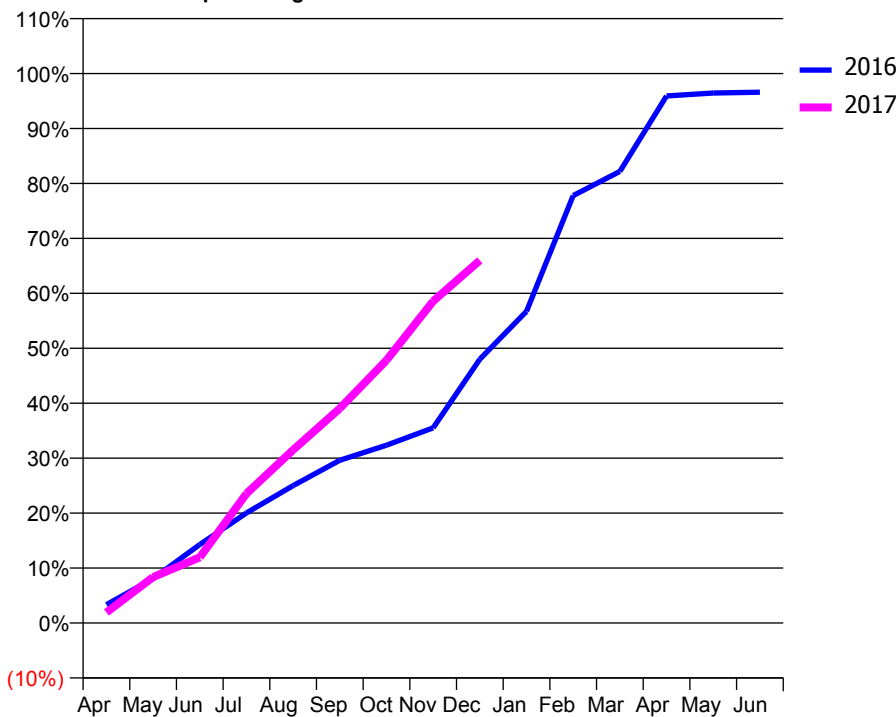
### ACCESS\*

Patients seen in 24 months	Total	Change since previous quarter
Quarter ending December 2015	5,558	
Quarter ending March 2016	5,413	↓
Quarter ending June 2016	5,546	↑
Quarter ending September 2016	5,563	→
Quarter ending December 2016	5,632	→
<b>Variance since December 2015</b>	<b>1.3%</b>	<b>→</b>



### ACTIVITY

Cumulative percentage of contracted UDA delivered 2016 & 2017



Month	Adjusted Scheduled Activity (UDA)	
	2016	2017
April	768	443
May	1,862	1,924
June	3,285	2,749
July	4,608	5,418
August	5,753	7,250
September	6,815	8,986
October	7,445	11,000
November	8,168	13,472
December	11,042	15,183
January	13,046	
February	17,895	
March	18,903	
April	22,066	
May	22,188	
June	22,218	

### QUALITY

	Quantity	Base Number	Contract	AT	Region	England
% of FP17s for the same patient ID Re-attending within 3 months - Children	139	1,671	8.3%	11.3%	11.9%	12.4%
% of FP17s for the same patient ID Re-attending within 3 months - Adults	619	3,506	17.7%	16.3%	17.1%	16.6%
% of FP17s for the same patient ID Re-attending between 3 & 9 months - Children	589	1,671	35.2%	41.7%	46.2%	57.5%
% of FP17s for the same patient ID Re-attending between 3 & 9 months - Adults	927	3,506	26.4%	35.2%	37.8%	50.4%
% of FP17s for Band 1 Urgent Courses	550	4,417	12.5%	10.7%	10.6%	9.1%
% of FP17s Relating to Free Repair or Replacements	7	4,417	0.2%	0.5%	0.6%	0.8%
% of FP17s Relating to Continuations	94	4,417	2.1%	0.9%	0.9%	1.3%
% of Patients satisfied with the dentistry they have received	1	2	N/A	89.2%	90.3%	92.7%
% of Patients satisfied with the time they had to wait for an appointment	1	2	N/A	81.2%	83.8%	88.8%

\* This is based on patients treated on this contract for their most recent course of treatment. Figures in italics indicate the base number of FP17s or Patient Questionnaire responses are less than 100. N/A is shown where the base number of responses is less than 10 during the period. % is calculated as Quantity/Base number\*100

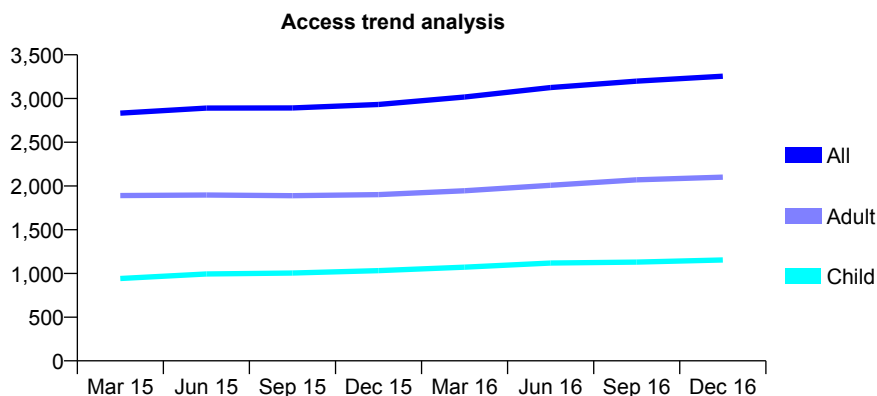
## Q61 - Vital Signs At a Glance Contract Report for 127833/0001 - December 2016

Name or company name	Oris Dental Centre
Contract type name	GDS Contract
Purpose of contract	General
Contract start date	01/12/2008
Contract end date	

16/17 Contracted general activity (UDA)	10,757
Carry forward general activity (UDA)	-13
16/17 Contracted orthodontic activity (UOA)	0
Carry forward orthodontic activity (UOA)	0
Baseline contract value	£268,126.76

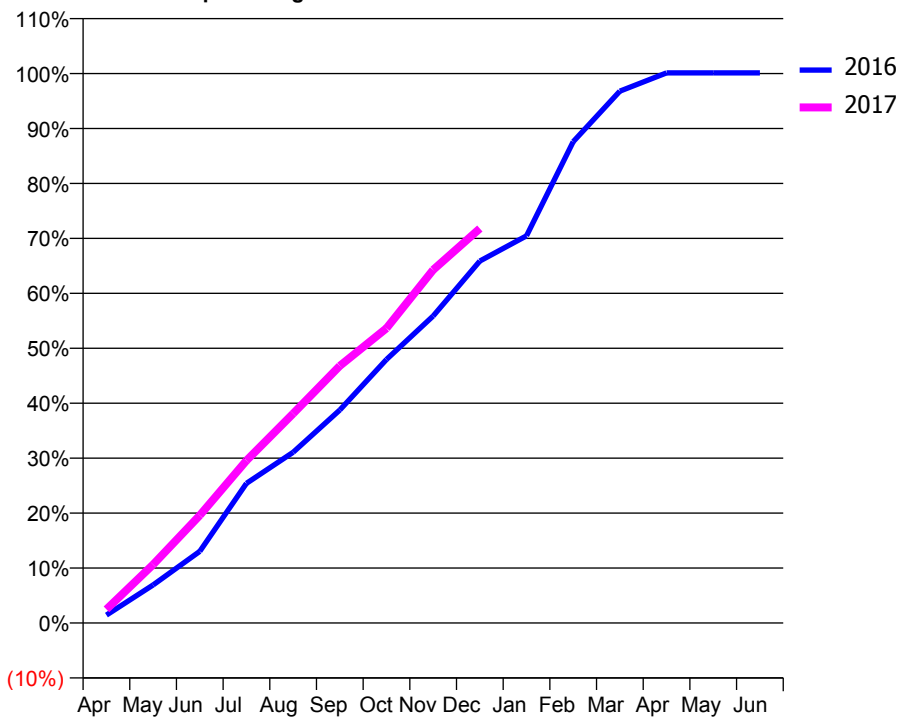
### ACCESS\*

Patients seen in 24 months	Total	Change since previous quarter
Quarter ending December 2015	2,932	
Quarter ending March 2016	3,017	↑
Quarter ending June 2016	3,125	↑
Quarter ending September 2016	3,199	↑
Quarter ending December 2016	3,255	→
<b>Variance since December 2015</b>	<b>11.0%</b>	<b>↑</b>



### ACTIVITY

Cumulative percentage of contracted UDA delivered 2016 & 2017



Month	Adjusted Scheduled Activity (UDA)	
	2016	2017
April	156	268
May	744	1,144
June	1,402	2,107
July	2,735	3,182
August	3,342	4,101
September	4,171	5,033
October	5,158	5,771
November	6,011	6,913
December	7,086	7,722
January	7,579	
February	9,421	
March	10,412	
April	10,770	
May	10,770	
June	10,770	

### QUALITY

	Quantity	Base Number	Contract	AT	Region	England
% of FP17s for the same patient ID Re-attending within 3 months - Children	77	1,052	7.3%	11.3%	11.9%	12.4%
% of FP17s for the same patient ID Re-attending within 3 months - Adults	385	1,910	20.2%	16.3%	17.1%	16.6%
% of FP17s for the same patient ID Re-attending between 3 & 9 months - Children	488	1,052	46.4%	41.7%	46.2%	57.5%
% of FP17s for the same patient ID Re-attending between 3 & 9 months - Adults	668	1,910	35.0%	35.2%	37.8%	50.4%
% of FP17s for Band 1 Urgent Courses	271	2,518	10.8%	10.7%	10.6%	9.1%
% of FP17s Relating to Free Repair or Replacements	56	2,518	2.2%	0.5%	0.6%	0.8%
% of FP17s Relating to Continuations	52	2,518	2.1%	0.9%	0.9%	1.3%
% of Patients satisfied with the dentistry they have received	6	7	N/A	89.2%	90.3%	92.7%
% of Patients satisfied with the time they had to wait for an appointment	7	7	N/A	81.2%	83.8%	88.8%

\* This is based on patients treated on this contract for their most recent course of treatment. Figures in italics indicate the base number of FP17s or Patient Questionnaire responses are less than 100. N/A is shown where the base number of responses is less than 10 during the period. % is calculated as Quantity/Base number\*100

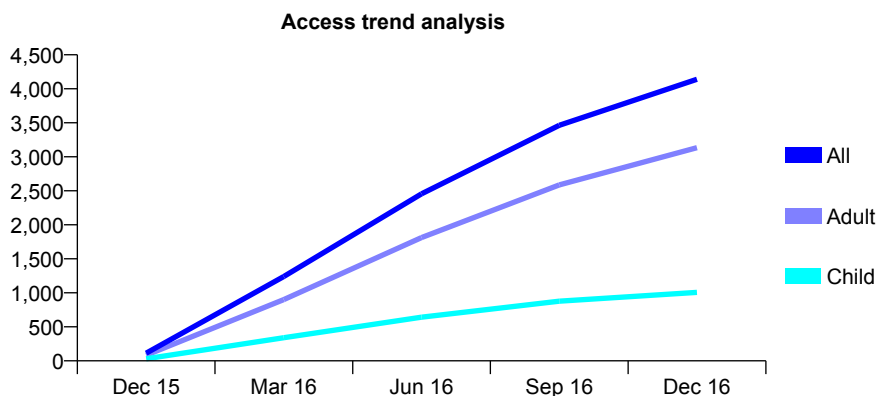
## Q61 - Vital Signs At a Glance Contract Report for 127965/0001 - December 2016

Name or company name	Manor House DS
Contract type name	GDS Contract
Purpose of contract	General
Contract start date	01/12/2015
Contract end date	

16/17 Contracted general activity (UDA)	17,735
Carry forward general activity (UDA)	0
16/17 Contracted orthodontic activity (UOA)	0
Carry forward orthodontic activity (UOA)	0
Baseline contract value	£614,245.40

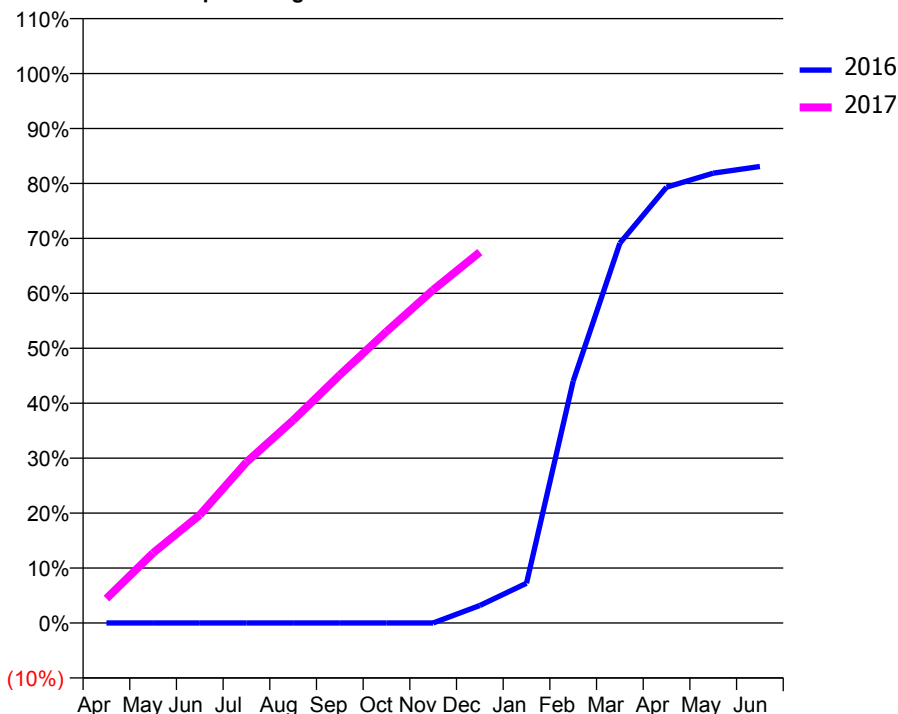
### ACCESS\*

Patients seen in 24 months	Total	Change since previous quarter
Quarter ending December 2015	113	
Quarter ending March 2016	1,241	↑
Quarter ending June 2016	2,456	↑
Quarter ending September 2016	3,464	↑
Quarter ending December 2016	4,141	↑
<b>Variance since December 2015</b>	<b>3564.6%</b>	<b>↑</b>



### ACTIVITY

Cumulative percentage of contracted UDA delivered 2016 & 2017



Month	Adjusted Scheduled Activity (UDA)	
	2016	2017
April	0	790
May	0	2,261
June	0	3,489
July	0	5,192
August	0	6,543
September	0	8,009
October	0	9,404
November	0	10,751
December	188	11,972
January	428	
February	2,603	
March	4,087	
April	4,689	
May	4,840	
June	4,912	

### QUALITY

	Quantity	Base Number	Contract	AT	Region	England
% of FP17s for the same patient ID Re-attending within 3 months - Children	7	960	0.7%	11.3%	11.9%	12.4%
% of FP17s for the same patient ID Re-attending within 3 months - Adults	34	2,807	1.2%	16.3%	17.1%	16.6%
% of FP17s for the same patient ID Re-attending between 3 & 9 months - Children	133	960	13.9%	41.7%	46.2%	57.5%
% of FP17s for the same patient ID Re-attending between 3 & 9 months - Adults	373	2,807	13.3%	35.2%	37.8%	50.4%
% of FP17s for Band 1 Urgent Courses	38	3,548	1.1%	10.7%	10.6%	9.1%
% of FP17s Relating to Free Repair or Replacements	2	3,548	0.1%	0.5%	0.6%	0.8%
% of FP17s Relating to Continuations	0	3,548	0.0%	0.9%	0.9%	1.3%
% of Patients satisfied with the dentistry they have received	1	1	N/A	89.2%	90.3%	92.7%
% of Patients satisfied with the time they had to wait for an appointment	1	1	N/A	81.2%	83.8%	88.8%

\* This is based on patients treated on this contract for their most recent course of treatment. Figures in italics indicate the base number of FP17s or Patient Questionnaire responses are less than 100. N/A is shown where the base number of responses is less than 10 during the period. % is calculated as Quantity/Base number\*100



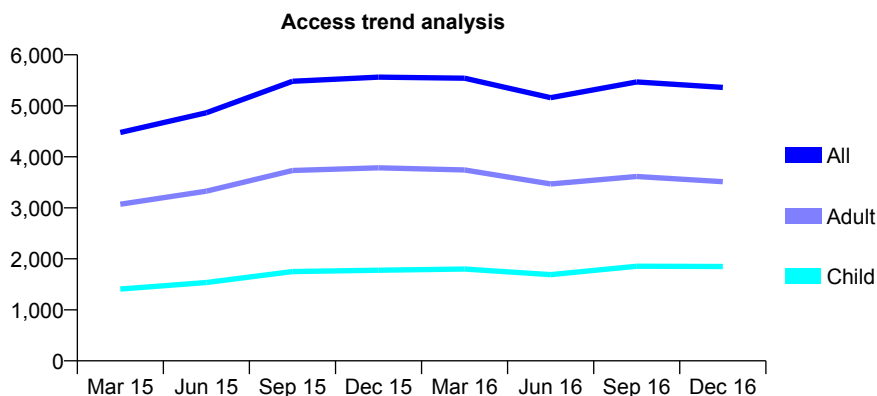
## Q61 - Vital Signs At a Glance Contract Report for 128163/0006 - December 2016

Name or company name	Aspire Dental Care Limited
Contract type name	GDS Contract
Purpose of contract	General
Contract start date	11/12/2012
Contract end date	

16/17 Contracted general activity (UDA)	13,436
Carry forward general activity (UDA)	0
16/17 Contracted orthodontic activity (UOA)	0
Carry forward orthodontic activity (UOA)	0
Baseline contract value	£319,099.96

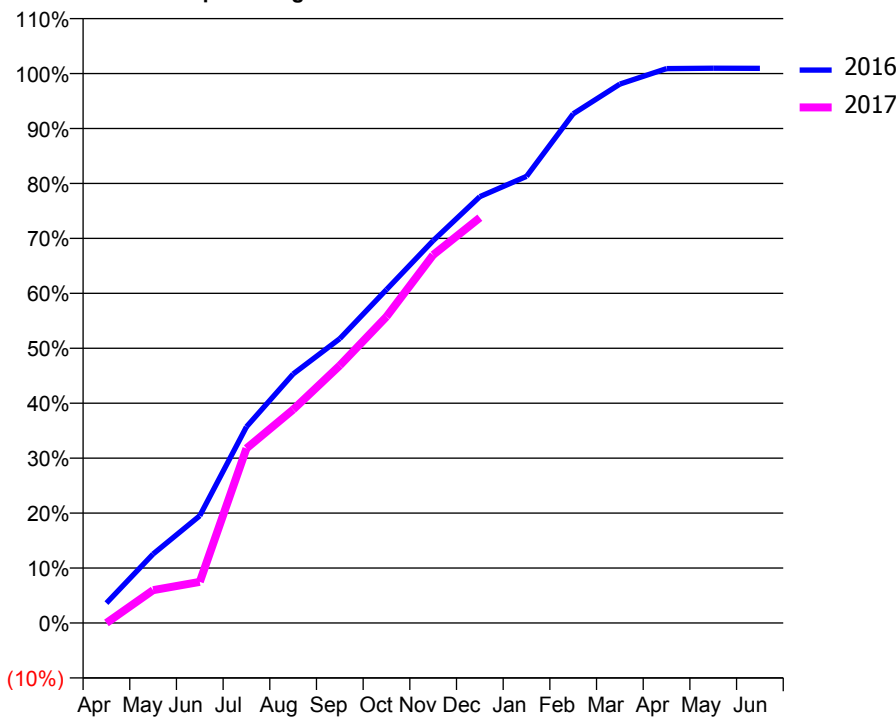
### ACCESS\*

Patients seen in 24 months	Total	Change since previous quarter
Quarter ending December 2015	5,561	
Quarter ending March 2016	5,542	→
Quarter ending June 2016	5,159	↓
Quarter ending September 2016	5,469	↑
Quarter ending December 2016	5,362	↓
<b>Variance since December 2015</b>	<b>(3.6%)</b>	<b>↓</b>



### ACTIVITY

Cumulative percentage of contracted UDA delivered 2016 & 2017



Month	Adjusted Scheduled Activity (UDA)	
	2016	2017
April	545	0
May	1,884	802
June	2,927	1,005
July	5,357	4,271
August	6,796	5,217
September	7,762	6,296
October	9,102	7,492
November	10,437	8,999
December	11,641	9,911
January	12,193	
February	13,898	
March	14,712	
April	15,133	
May	15,143	
June	15,142	

### QUALITY

	Quantity	Base Number	Contract	AT	Region	England
% of FP17s for the same patient ID Re-attending within 3 months - Children	142	1,600	8.9%	11.3%	11.9%	12.4%
% of FP17s for the same patient ID Re-attending within 3 months - Adults	419	2,839	14.8%	16.3%	17.1%	16.6%
% of FP17s for the same patient ID Re-attending between 3 & 9 months - Children	646	1,600	40.4%	41.7%	46.2%	57.5%
% of FP17s for the same patient ID Re-attending between 3 & 9 months - Adults	839	2,839	29.6%	35.2%	37.8%	50.4%
% of FP17s for Band 1 Urgent Courses	876	4,264	20.5%	10.7%	10.6%	9.1%
% of FP17s Relating to Free Repair or Replacements	47	4,264	1.1%	0.5%	0.6%	0.8%
% of FP17s Relating to Continuations	6	4,264	0.1%	0.9%	0.9%	1.3%
% of Patients satisfied with the dentistry they have received	6	6	N/A	89.2%	90.3%	92.7%
% of Patients satisfied with the time they had to wait for an appointment	4	6	N/A	81.2%	83.8%	88.8%

\* This is based on patients treated on this contract for their most recent course of treatment. Figures in italics indicate the base number of FP17s or Patient Questionnaire responses are less than 100. N/A is shown where the base number of responses is less than 10 during the period. % is calculated as Quantity/Base number\*100

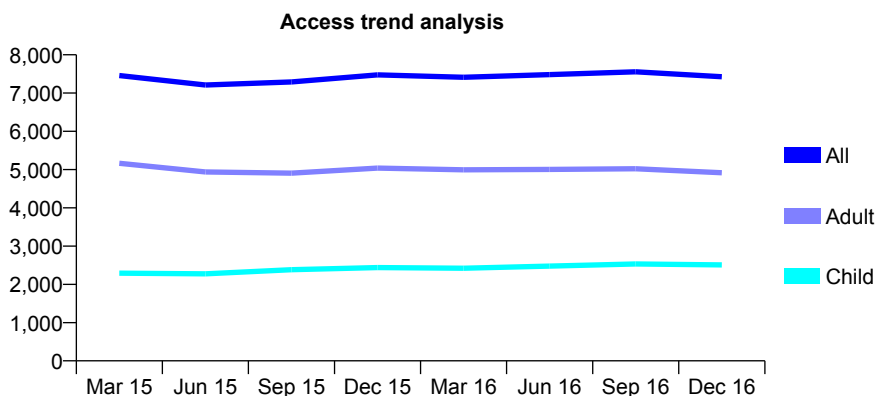
## Q61 - Vital Signs At a Glance Contract Report for 128422/0001 - December 2016

Name or company name	MR JL VARA DR NJ VARA DR RJ VARA
Contract type name	GDS Contract
Purpose of contract	General
Contract start date	01/04/2013
Contract end date	

16/17 Contracted general activity (UDA)	20,521
Carry forward general activity (UDA)	-70
16/17 Contracted orthodontic activity (UOA)	0
Carry forward orthodontic activity (UOA)	0
Baseline contract value	£570,488.67

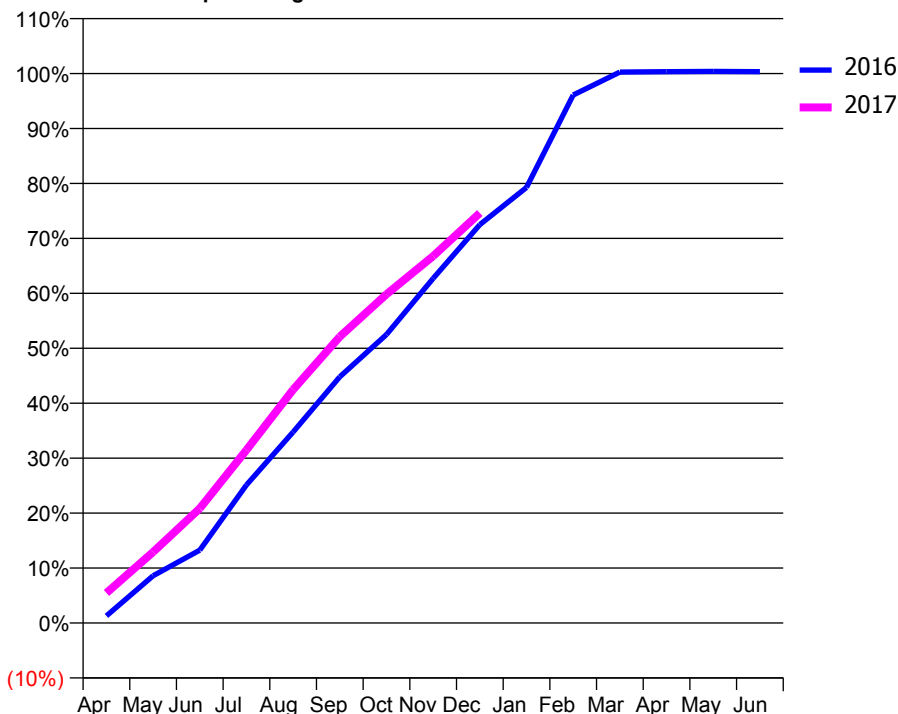
### ACCESS\*

Patients seen in 24 months	Total	Change since previous quarter
Quarter ending December 2015	7,476	
Quarter ending March 2016	7,413	→
Quarter ending June 2016	7,481	→
Quarter ending September 2016	7,555	→
Quarter ending December 2016	7,425	↓
<b>Variance since December 2015</b>	<b>(0.7%)</b>	<b>→</b>



### ACTIVITY

Cumulative percentage of contracted UDA delivered 2016 & 2017



Month	Adjusted Scheduled Activity (UDA)	
	2016	2017
April	267	1,122
May	1,767	2,653
June	2,722	4,278
July	5,158	6,461
August	7,135	8,717
September	9,194	10,694
October	10,771	12,277
November	12,869	13,702
December	14,875	15,313
January	16,265	
February	19,718	
March	20,574	
April	20,588	
May	20,601	
June	20,591	

### QUALITY

	Quantity	Base Number	Contract	AT	Region	England
% of FP17s for the same patient ID Re-attending within 3 months - Children	104	2,028	5.1%	11.3%	11.9%	12.4%
% of FP17s for the same patient ID Re-attending within 3 months - Adults	290	3,290	8.8%	16.3%	17.1%	16.6%
% of FP17s for the same patient ID Re-attending between 3 & 9 months - Children	779	2,028	38.4%	41.7%	46.2%	57.5%
% of FP17s for the same patient ID Re-attending between 3 & 9 months - Adults	1,029	3,290	31.3%	35.2%	37.8%	50.4%
% of FP17s for Band 1 Urgent Courses	334	5,299	6.3%	10.7%	10.6%	9.1%
% of FP17s Relating to Free Repair or Replacements	11	5,299	0.2%	0.5%	0.6%	0.8%
% of FP17s Relating to Continuations	18	5,299	0.3%	0.9%	0.9%	1.3%
% of Patients satisfied with the dentistry they have received	5	6	N/A	89.2%	90.3%	92.7%
% of Patients satisfied with the time they had to wait for an appointment	6	6	N/A	81.2%	83.8%	88.8%

\* This is based on patients treated on this contract for their most recent course of treatment. Figures in italics indicate the base number of FP17s or Patient Questionnaire responses are less than 100. N/A is shown where the base number of responses is less than 10 during the period. % is calculated as Quantity/Base number\*100

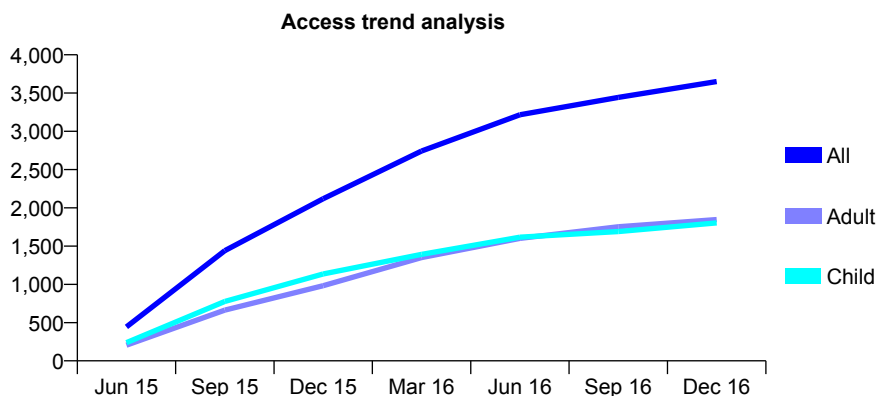
## Q61 - Vital Signs At a Glance Contract Report for 128473/0001 - December 2016

Name or company name	The Anna House Partnership
Contract type name	GDS Contract
Purpose of contract	General
Contract start date	01/05/2015
Contract end date	

16/17 Contracted general activity (UDA)	17,027
Carry forward general activity (UDA)	-132
16/17 Contracted orthodontic activity (UOA)	0
Carry forward orthodontic activity (UOA)	0
Baseline contract value	£520,912.76

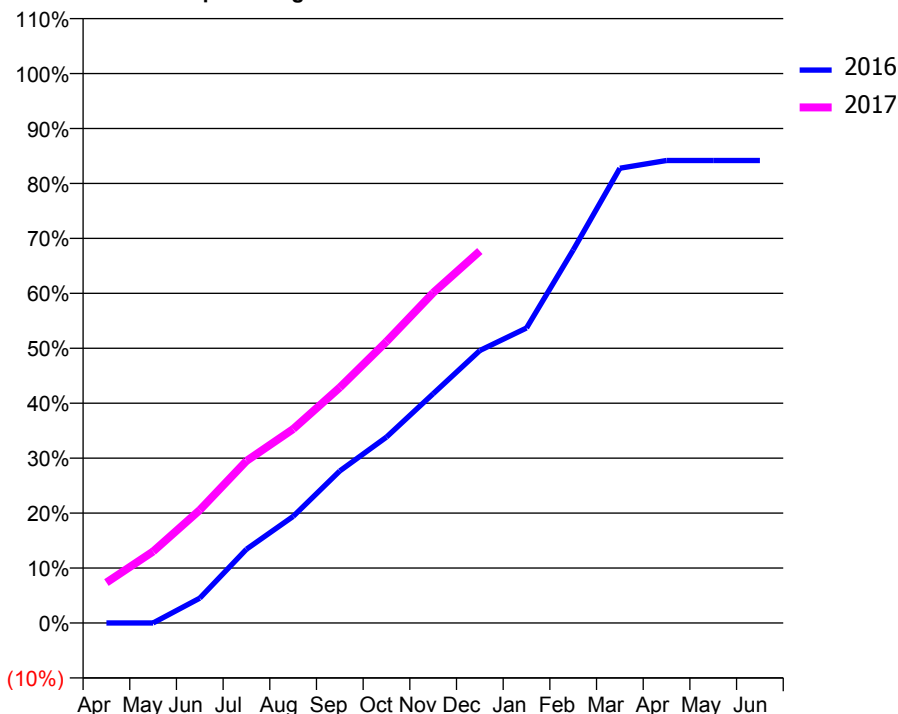
### ACCESS\*

Patients seen in 24 months	Total	Change since previous quarter
Quarter ending December 2015	2,118	
Quarter ending March 2016	2,742	↑
Quarter ending June 2016	3,217	↑
Quarter ending September 2016	3,443	↑
Quarter ending December 2016	3,650	↑
<b>Variance since December 2015</b>	<b>72.3%</b>	<b>↑</b>



### ACTIVITY

Cumulative percentage of contracted UDA delivered 2016 & 2017



Month	Adjusted Scheduled Activity (UDA)	
	2016	2017
April	0	1,255
May	0	2,216
June	706	3,501
July	2,098	5,021
August	3,030	6,009
September	4,321	7,301
October	5,281	8,721
November	6,511	10,234
December	7,741	11,525
January	8,380	
February	10,595	
March	12,919	
April	13,135	
May	13,138	
June	13,138	

### QUALITY

	Quantity	Base Number	Contract	AT	Region	England
% of FP17s for the same patient ID Re-attending within 3 months - Children	123	1,909	6.4%	11.3%	11.9%	12.4%
% of FP17s for the same patient ID Re-attending within 3 months - Adults	182	1,667	10.9%	16.3%	17.1%	16.6%
% of FP17s for the same patient ID Re-attending between 3 & 9 months - Children	1,036	1,909	54.3%	41.7%	46.2%	57.5%
% of FP17s for the same patient ID Re-attending between 3 & 9 months - Adults	754	1,667	45.2%	35.2%	37.8%	50.4%
% of FP17s for Band 1 Urgent Courses	138	3,467	4.0%	10.7%	10.6%	9.1%
% of FP17s Relating to Free Repair or Replacements	0	3,467	0.0%	0.5%	0.6%	0.8%
% of FP17s Relating to Continuations	37	3,467	1.1%	0.9%	0.9%	1.3%
% of Patients satisfied with the dentistry they have received	4	5	N/A	89.2%	90.3%	92.7%
% of Patients satisfied with the time they had to wait for an appointment	5	5	N/A	81.2%	83.8%	88.8%

\* This is based on patients treated on this contract for their most recent course of treatment. Figures in italics indicate the base number of FP17s or Patient Questionnaire responses are less than 100. N/A is shown where the base number of responses is less than 10 during the period. % is calculated as Quantity/Base number\*100

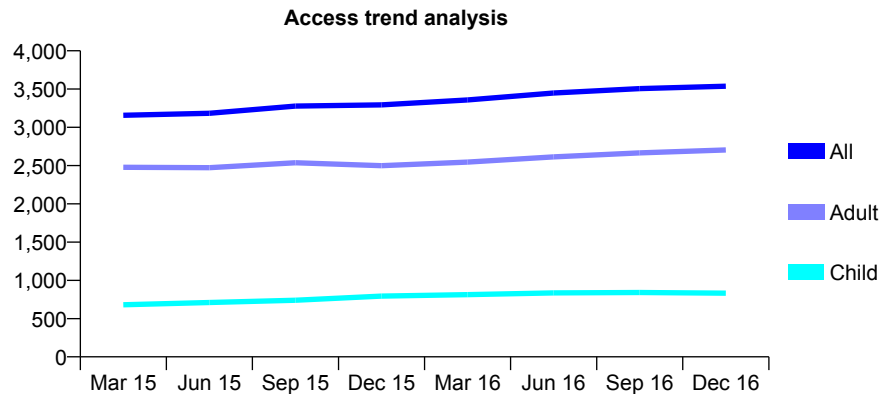
## Q61 - Vital Signs At a Glance Contract Report for 129453/0001 - December 2016

Name or company name	Dr Margarita Vochaiti & Dr Aris Psathopoulk
Contract type name	GDS Contract
Purpose of contract	General
Contract start date	01/12/2012
Contract end date	

16/17 Contracted general activity (UDA)	7,242
Carry forward general activity (UDA)	-22
16/17 Contracted orthodontic activity (UOA)	0
Carry forward orthodontic activity (UOA)	0
Baseline contract value	£205,719.25

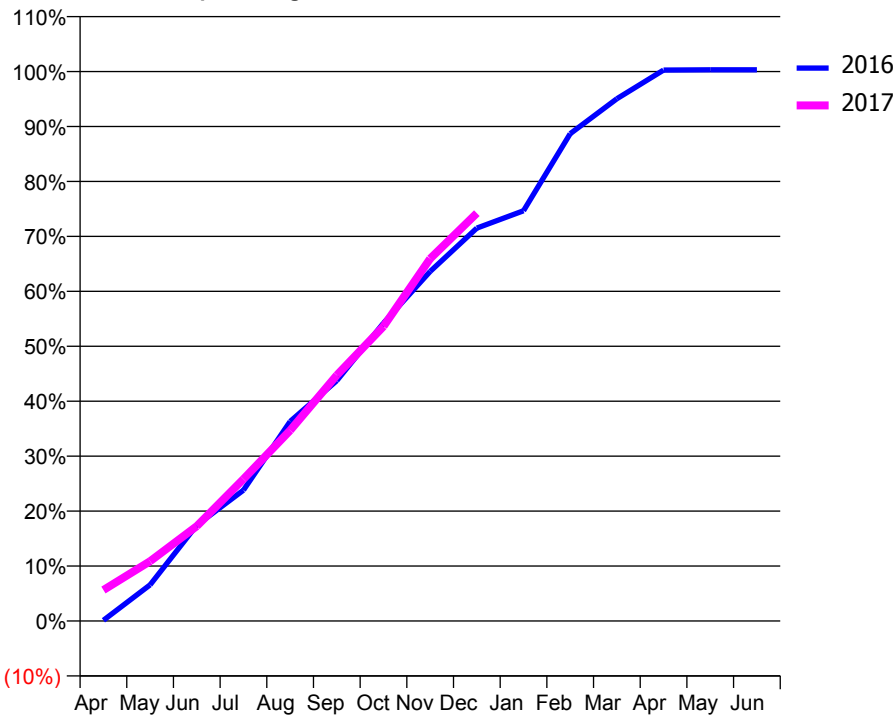
### ACCESS\*

Patients seen in 24 months	Total	Change since previous quarter
Quarter ending December 2015	3,293	
Quarter ending March 2016	3,358	→
Quarter ending June 2016	3,449	↑
Quarter ending September 2016	3,506	→
Quarter ending December 2016	3,537	→
<b>Variance since December 2015</b>	<b>7.4%</b>	<b>↑</b>



### ACTIVITY

Cumulative percentage of contracted UDA delivered 2016 & 2017



Month	Adjusted Scheduled Activity (UDA)	
	2016	2017
April	9	409
May	477	788
June	1,263	1,251
July	1,725	1,871
August	2,631	2,512
September	3,169	3,240
October	3,927	3,884
November	4,607	4,776
December	5,178	5,374
January	5,406	
February	6,423	
March	6,883	
April	7,261	
May	7,264	
June	7,264	

### QUALITY

	Quantity	Base Number	Contract	AT	Region	England
% of FP17s for the same patient ID Re-attending within 3 months - Children	44	626	7.0%	11.3%	11.9%	12.4%
% of FP17s for the same patient ID Re-attending within 3 months - Adults	325	2,135	15.2%	16.3%	17.1%	16.6%
% of FP17s for the same patient ID Re-attending between 3 & 9 months - Children	229	626	36.6%	41.7%	46.2%	57.5%
% of FP17s for the same patient ID Re-attending between 3 & 9 months - Adults	474	2,135	22.2%	35.2%	37.8%	50.4%
% of FP17s for Band 1 Urgent Courses	247	2,613	9.5%	10.7%	10.6%	9.1%
% of FP17s Relating to Free Repair or Replacements	12	2,613	0.5%	0.5%	0.6%	0.8%
% of FP17s Relating to Continuations	26	2,613	1.0%	0.9%	0.9%	1.3%
% of Patients satisfied with the dentistry they have received	0	0	N/A	89.2%	90.3%	92.7%
% of Patients satisfied with the time they had to wait for an appointment	0	0	N/A	81.2%	83.8%	88.8%

\* This is based on patients treated on this contract for their most recent course of treatment. Figures in italics indicate the base number of FP17s or Patient Questionnaire responses are less than 100. N/A is shown where the base number of responses is less than 10 during the period. % is calculated as Quantity/Base number\*100

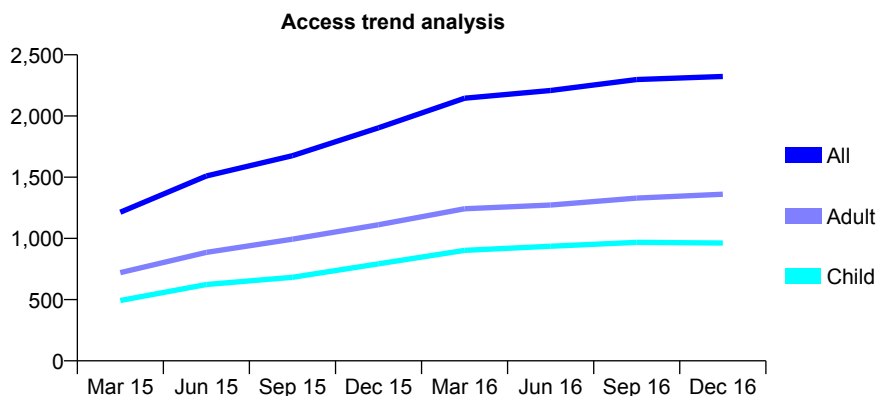
## Q61 - Vital Signs At a Glance Contract Report for 129526/0001 - December 2016

Name or company name	L Rouzdar, F Zarza, S Emami and A P Satt
Contract type name	GDS Contract
Purpose of contract	General
Contract start date	01/04/2014
Contract end date	

16/17 Contracted general activity (UDA)	7,074
Carry forward general activity (UDA)	0
16/17 Contracted orthodontic activity (UOA)	0
Carry forward orthodontic activity (UOA)	0
Baseline contract value	£253,059.72

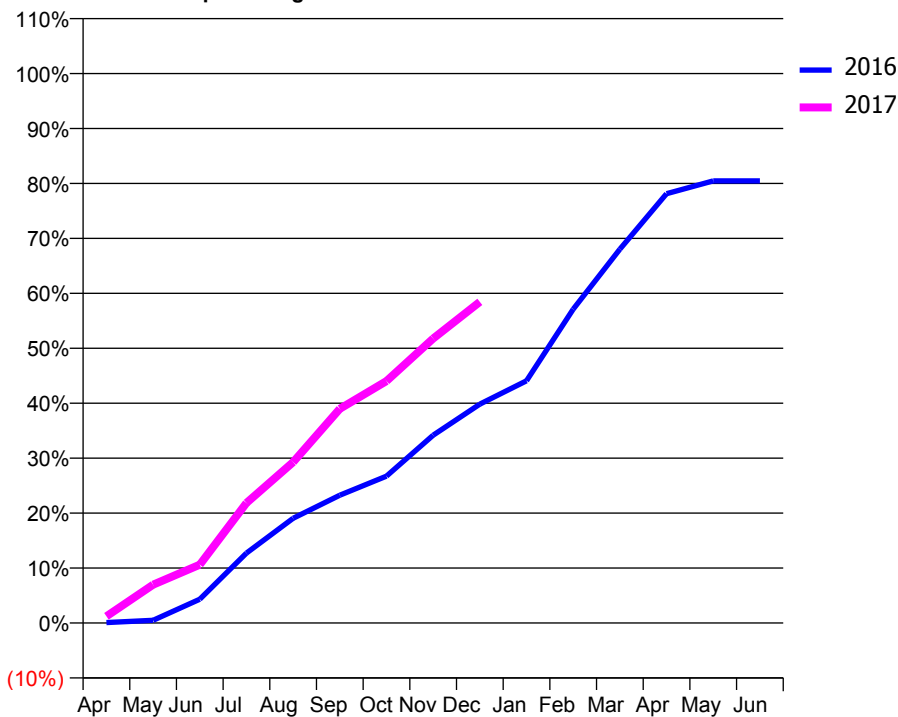
### ACCESS\*

Patients seen in 24 months	Total	Change since previous quarter
Quarter ending December 2015	1,904	
Quarter ending March 2016	2,145	↑
Quarter ending June 2016	2,209	↑
Quarter ending September 2016	2,298	↑
Quarter ending December 2016	2,323	→
<b>Variance since December 2015</b>	<b>22.0%</b>	<b>↑</b>



### ACTIVITY

**Cumulative percentage of contracted UDA delivered 2016 & 2017**



Month	Adjusted Scheduled Activity (UDA)	
	2016	2017
April	5	87
May	36	493
June	306	752
July	901	1,546
August	1,349	2,071
September	1,645	2,757
October	1,890	3,114
November	2,417	3,662
December	2,818	4,134
January	3,118	
February	4,040	
March	4,813	
April	5,527	
May	5,691	
June	5,691	

### QUALITY

	Quantity	Base Number	Contract	AT	Region	England
% of FP17s for the same patient ID Re-attending within 3 months - Children	53	778	6.8%	11.3%	11.9%	12.4%
% of FP17s for the same patient ID Re-attending within 3 months - Adults	141	1,033	13.6%	16.3%	17.1%	16.6%
% of FP17s for the same patient ID Re-attending between 3 & 9 months - Children	332	778	42.7%	41.7%	46.2%	57.5%
% of FP17s for the same patient ID Re-attending between 3 & 9 months - Adults	374	1,033	36.2%	35.2%	37.8%	50.4%
% of FP17s for Band 1 Urgent Courses	119	1,471	8.1%	10.7%	10.6%	9.1%
% of FP17s Relating to Free Repair or Replacements	2	1,471	0.1%	0.5%	0.6%	0.8%
% of FP17s Relating to Continuations	5	1,471	0.3%	0.9%	0.9%	1.3%
% of Patients satisfied with the dentistry they have received	1	1	N/A	89.2%	90.3%	92.7%
% of Patients satisfied with the time they had to wait for an appointment	1	1	N/A	81.2%	83.8%	88.8%

\* This is based on patients treated on this contract for their most recent course of treatment. Figures in italics indicate the base number of FP17s or Patient Questionnaire responses are less than 100. N/A is shown where the base number of responses is less than 10 during the period. % is calculated as Quantity/Base number\*100

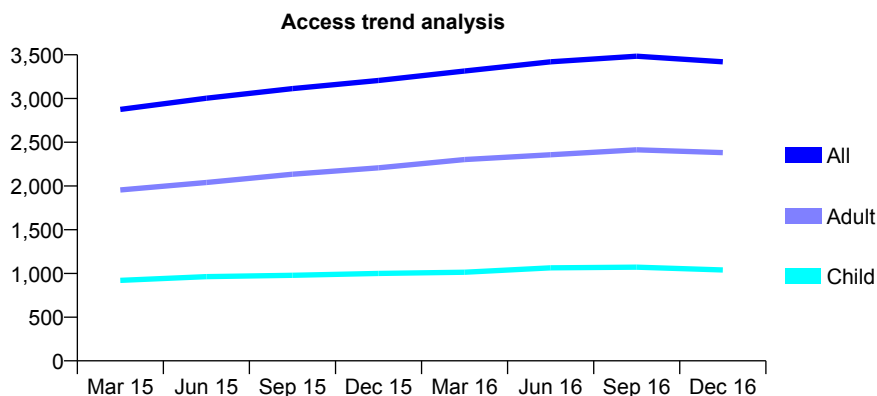
## Q61 - Vital Signs At a Glance Contract Report for 130303/0001 - December 2016

Name or company name	Salmon Lane Dental Care
Contract type name	GDS Contract
Purpose of contract	General
Contract start date	19/11/2010
Contract end date	

16/17 Contracted general activity (UDA)	7,879
Carry forward general activity (UDA)	-84
16/17 Contracted orthodontic activity (UOA)	0
Carry forward orthodontic activity (UOA)	0
Baseline contract value	£223,033.42

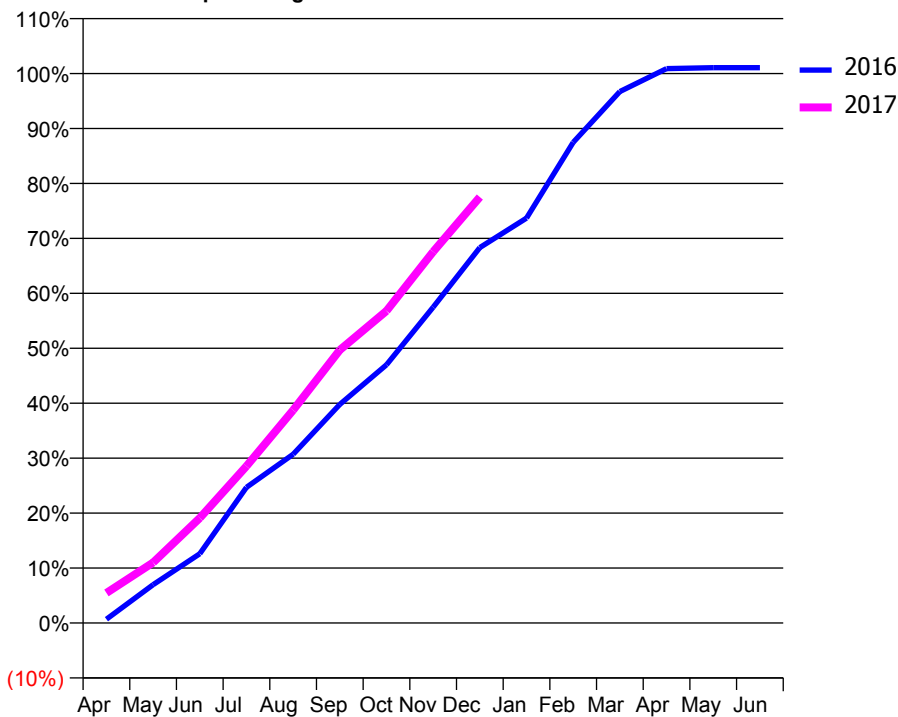
### ACCESS\*

Patients seen in 24 months	Total	Change since previous quarter
Quarter ending December 2015	3,206	
Quarter ending March 2016	3,315	↑
Quarter ending June 2016	3,420	↑
Quarter ending September 2016	3,484	→
Quarter ending December 2016	3,420	↓
<b>Variance since December 2015</b>	<b>6.7%</b>	<b>↑</b>



### ACTIVITY

Cumulative percentage of contracted UDA delivered 2016 & 2017



Month	Adjusted Scheduled Activity (UDA)	
	2016	2017
April	54	431
May	549	868
June	994	1,505
July	1,945	2,249
August	2,419	3,052
September	3,135	3,915
October	3,703	4,475
November	4,529	5,323
December	5,383	6,108
January	5,806	
February	6,892	
March	7,619	
April	7,949	
May	7,963	
June	7,963	

### QUALITY

	Quantity	Base Number	Contract	AT	Region	England
% of FP17s for the same patient ID Re-attending within 3 months - Children	70	798	8.8%	11.3%	11.9%	12.4%
% of FP17s for the same patient ID Re-attending within 3 months - Adults	298	1,827	16.3%	16.3%	17.1%	16.6%
% of FP17s for the same patient ID Re-attending between 3 & 9 months - Children	200	798	25.1%	41.7%	46.2%	57.5%
% of FP17s for the same patient ID Re-attending between 3 & 9 months - Adults	413	1,827	22.6%	35.2%	37.8%	50.4%
% of FP17s for Band 1 Urgent Courses	350	2,067	16.9%	10.7%	10.6%	9.1%
% of FP17s Relating to Free Repair or Replacements	0	2,067	0.0%	0.5%	0.6%	0.8%
% of FP17s Relating to Continuations	10	2,067	0.5%	0.9%	0.9%	1.3%
% of Patients satisfied with the dentistry they have received	3	3	N/A	89.2%	90.3%	92.7%
% of Patients satisfied with the time they had to wait for an appointment	3	3	N/A	81.2%	83.8%	88.8%

\* This is based on patients treated on this contract for their most recent course of treatment. Figures in italics indicate the base number of FP17s or Patient Questionnaire responses are less than 100. N/A is shown where the base number of responses is less than 10 during the period. % is calculated as Quantity/Base number\*100

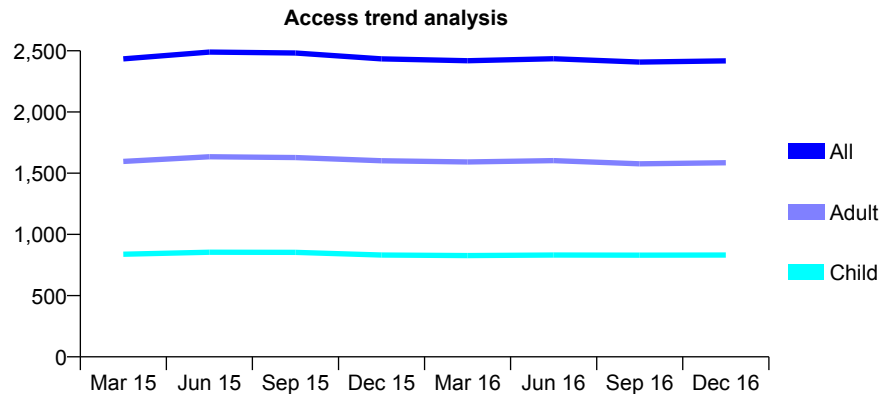
## Q61 - Vital Signs At a Glance Contract Report for 131245/0001 - December 2016

Name or company name	Bullsmoor Dental Practice
Contract type name	GDS Contract
Purpose of contract	General
Contract start date	01/07/2013
Contract end date	

16/17 Contracted general activity (UDA)	7,000
Carry forward general activity (UDA)	229
16/17 Contracted orthodontic activity (UOA)	0
Carry forward orthodontic activity (UOA)	0
Baseline contract value	£174,925.43

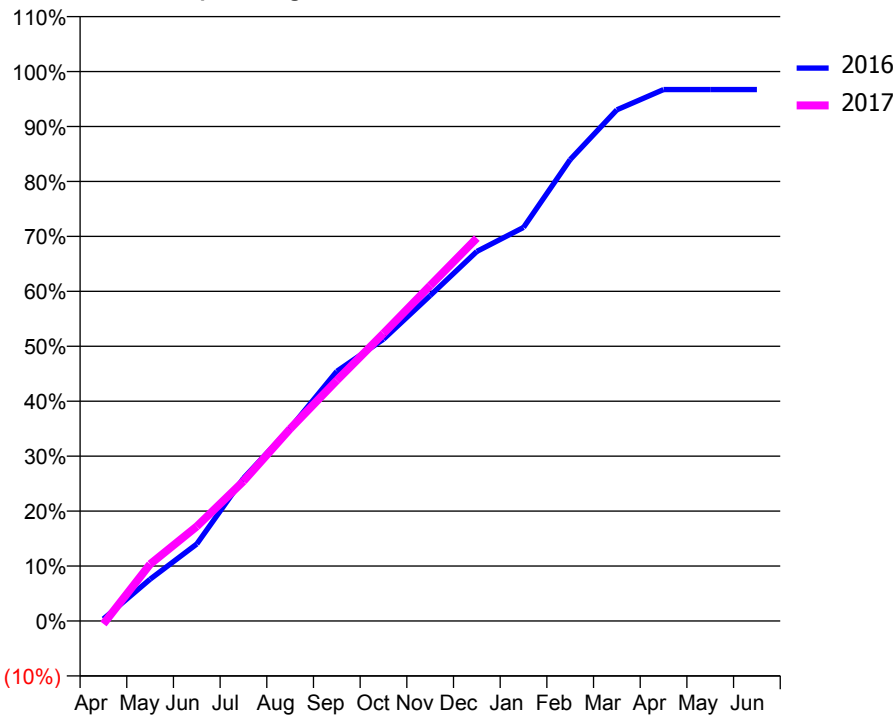
### ACCESS\*

Patients seen in 24 months	Total	Change since previous quarter
Quarter ending December 2015	2,434	
Quarter ending March 2016	2,419	→
Quarter ending June 2016	2,435	→
Quarter ending September 2016	2,408	↓
Quarter ending December 2016	2,418	→
<b>Variance since December 2015</b>	<b>(0.7%)</b>	<b>→</b>



### ACTIVITY

Cumulative percentage of contracted UDA delivered 2016 & 2017



Month	Adjusted Scheduled Activity (UDA)	
	2016	2017
April	26	-38
May	533	724
June	981	1,205
July	1,819	1,781
August	2,457	2,448
September	3,180	3,065
October	3,591	3,664
November	4,145	4,273
December	4,707	4,878
January	5,014	
February	5,878	
March	6,513	
April	6,770	
May	6,771	
June	6,771	

### QUALITY

	Quantity	Base Number	Contract	AT	Region	England
% of FP17s for the same patient ID Re-attending within 3 months - Children	61	1,020	6.0%	11.3%	11.9%	12.4%
% of FP17s for the same patient ID Re-attending within 3 months - Adults	202	1,788	11.3%	16.3%	17.1%	16.6%
% of FP17s for the same patient ID Re-attending between 3 & 9 months - Children	678	1,020	66.5%	41.7%	46.2%	57.5%
% of FP17s for the same patient ID Re-attending between 3 & 9 months - Adults	902	1,788	50.4%	35.2%	37.8%	50.4%
% of FP17s for Band 1 Urgent Courses	149	2,668	5.6%	10.7%	10.6%	9.1%
% of FP17s Relating to Free Repair or Replacements	6	2,668	0.2%	0.5%	0.6%	0.8%
% of FP17s Relating to Continuations	15	2,668	0.6%	0.9%	0.9%	1.3%
% of Patients satisfied with the dentistry they have received	4	4	N/A	89.2%	90.3%	92.7%
% of Patients satisfied with the time they had to wait for an appointment	4	4	N/A	81.2%	83.8%	88.8%

\* This is based on patients treated on this contract for their most recent course of treatment. Figures in italics indicate the base number of FP17s or Patient Questionnaire responses are less than 100. N/A is shown where the base number of responses is less than 10 during the period. % is calculated as Quantity/Base number\*100



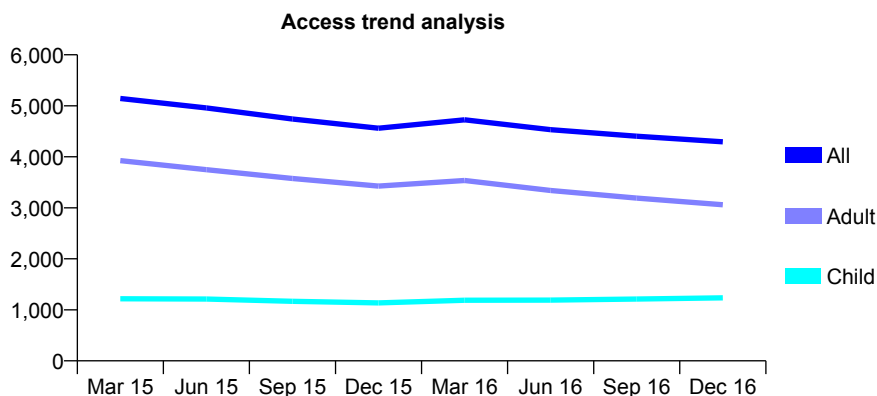
## Q61 - Vital Signs At a Glance Contract Report for 132586/0001 - December 2016

Name or company name	Sct. Apollonia Dental Practice
Contract type name	GDS Contract
Purpose of contract	General
Contract start date	01/05/2007
Contract end date	

16/17 Contracted general activity (UDA)	14,164
Carry forward general activity (UDA)	194
16/17 Contracted orthodontic activity (UOA)	0
Carry forward orthodontic activity (UOA)	0
Baseline contract value	£389,656.60

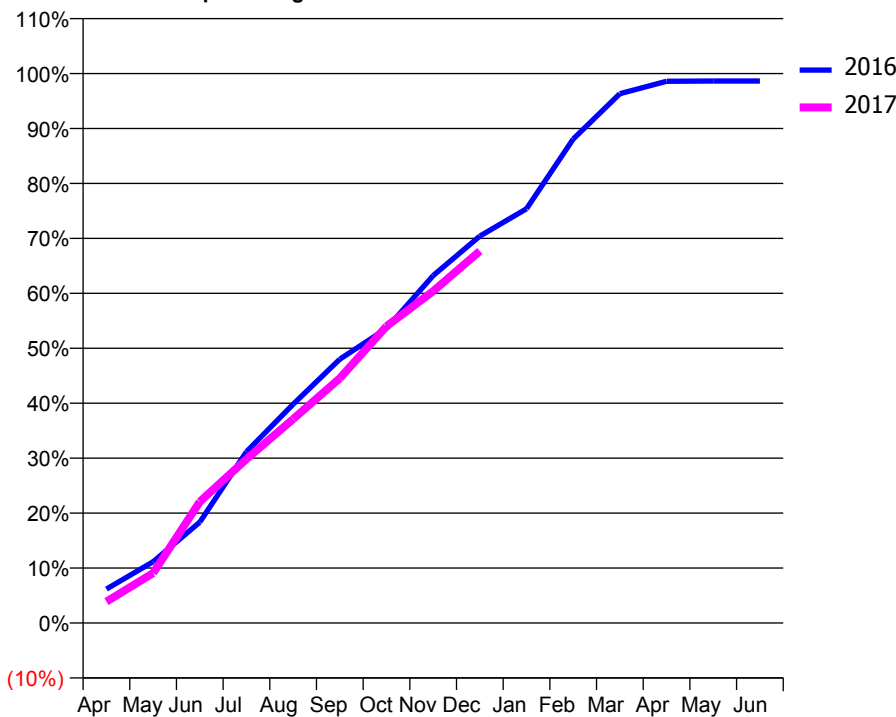
### ACCESS\*

Patients seen in 24 months	Total	Change since previous quarter
Quarter ending December 2015	4,560	
Quarter ending March 2016	4,725	↑
Quarter ending June 2016	4,532	↓
Quarter ending September 2016	4,403	↓
Quarter ending December 2016	4,294	↓
<b>Variance since December 2015</b>	<b>(5.8%)</b>	<b>↓</b>



### ACTIVITY

Cumulative percentage of contracted UDA delivered 2016 & 2017



Adjusted Scheduled Activity (UDA)

Month	2016	2017
April	876	553
May	1,579	1,289
June	2,599	3,127
July	4,416	4,225
August	5,639	5,257
September	6,801	6,310
October	7,590	7,651
November	8,954	8,553
December	9,973	9,587
January	10,677	
February	12,475	
March	13,644	
April	13,965	
May	13,969	
June	13,970	

### QUALITY

	Quantity	Base Number	Contract	AT	Region	England
% of FP17s for the same patient ID Re-attending within 3 months - Children	81	1,138	7.1%	11.3%	11.9%	12.4%
% of FP17s for the same patient ID Re-attending within 3 months - Adults	342	2,213	15.5%	16.3%	17.1%	16.6%
% of FP17s for the same patient ID Re-attending between 3 & 9 months - Children	466	1,138	40.9%	41.7%	46.2%	57.5%
% of FP17s for the same patient ID Re-attending between 3 & 9 months - Adults	734	2,213	33.2%	35.2%	37.8%	50.4%
% of FP17s for Band 1 Urgent Courses	432	3,211	13.5%	10.7%	10.6%	9.1%
% of FP17s Relating to Free Repair or Replacements	17	3,211	0.5%	0.5%	0.6%	0.8%
% of FP17s Relating to Continuations	1	3,211	0.0%	0.9%	0.9%	1.3%
% of Patients satisfied with the dentistry they have received	2	2	N/A	89.2%	90.3%	92.7%
% of Patients satisfied with the time they had to wait for an appointment	1	2	N/A	81.2%	83.8%	88.8%

\* This is based on patients treated on this contract for their most recent course of treatment. Figures in italics indicate the base number of FP17s or Patient Questionnaire responses are less than 100. N/A is shown where the base number of responses is less than 10 during the period. % is calculated as Quantity/Base number\*100

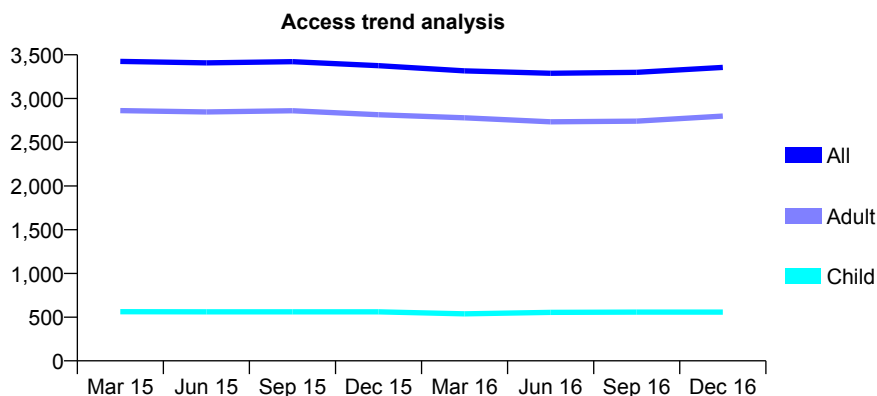
## Q61 - Vital Signs At a Glance Contract Report for 132993/0001 - December 2016

Name or company name	Church View Dental Practice
Contract type name	GDS Contract
Purpose of contract	General
Contract start date	01/04/2010
Contract end date	

16/17 Contracted general activity (UDA)	14,120
Carry forward general activity (UDA)	0
16/17 Contracted orthodontic activity (UOA)	0
Carry forward orthodontic activity (UOA)	0
Baseline contract value	£437,743.04

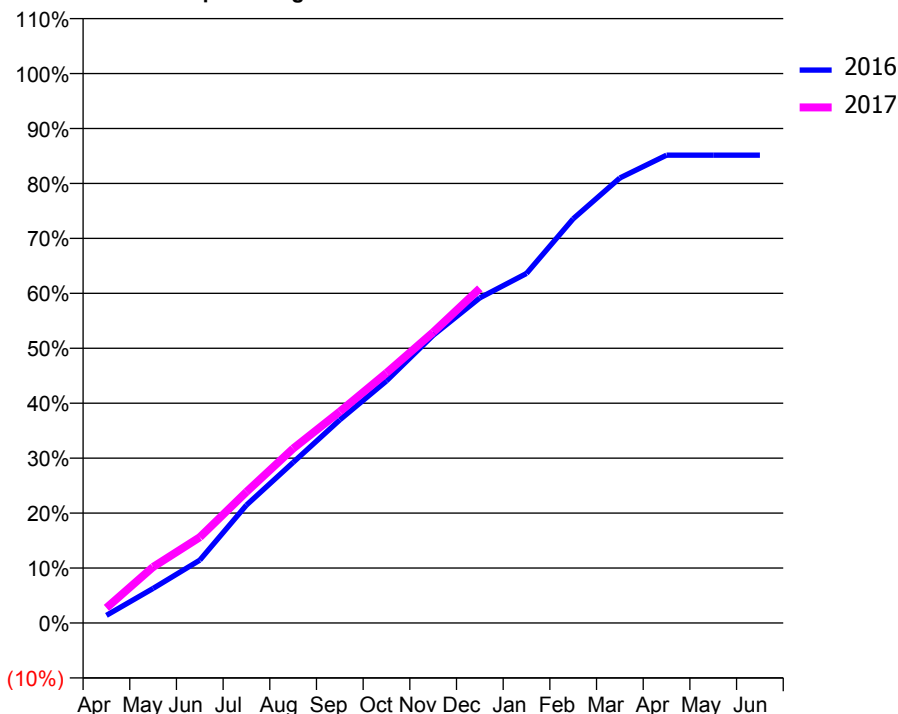
### ACCESS\*

Patients seen in 24 months	Total	Change since previous quarter
Quarter ending December 2015	3,376	
Quarter ending March 2016	3,316	↓
Quarter ending June 2016	3,289	→
Quarter ending September 2016	3,299	→
Quarter ending December 2016	3,356	→
<b>Variance since December 2015</b>	<b>(0.6%)</b>	→



### ACTIVITY

Cumulative percentage of contracted UDA delivered 2016 & 2017



Month	Adjusted Scheduled Activity (UDA)	
	2016	2017
April	199	389
May	891	1,439
June	1,617	2,205
July	3,029	3,369
August	4,126	4,485
September	5,221	5,433
October	6,221	6,427
November	7,393	7,471
December	8,357	8,599
January	8,983	
February	10,386	
March	11,436	
April	12,020	
May	12,020	
June	12,020	

### QUALITY

	Quantity	Base Number	Contract	AT	Region	England
% of FP17s for the same patient ID Re-attending within 3 months - Children	58	654	8.9%	11.3%	11.9%	12.4%
% of FP17s for the same patient ID Re-attending within 3 months - Adults	844	3,447	24.5%	16.3%	17.1%	16.6%
% of FP17s for the same patient ID Re-attending between 3 & 9 months - Children	381	654	58.3%	41.7%	46.2%	57.5%
% of FP17s for the same patient ID Re-attending between 3 & 9 months - Adults	1,733	3,447	50.3%	35.2%	37.8%	50.4%
% of FP17s for Band 1 Urgent Courses	425	3,894	10.9%	10.7%	10.6%	9.1%
% of FP17s Relating to Free Repair or Replacements	82	3,894	2.1%	0.5%	0.6%	0.8%
% of FP17s Relating to Continuations	87	3,894	2.2%	0.9%	0.9%	1.3%
% of Patients satisfied with the dentistry they have received	5	5	N/A	89.2%	90.3%	92.7%
% of Patients satisfied with the time they had to wait for an appointment	5	5	N/A	81.2%	83.8%	88.8%

\* This is based on patients treated on this contract for their most recent course of treatment. Figures in italics indicate the base number of FP17s or Patient Questionnaire responses are less than 100. N/A is shown where the base number of responses is less than 10 during the period. % is calculated as Quantity/Base number\*100

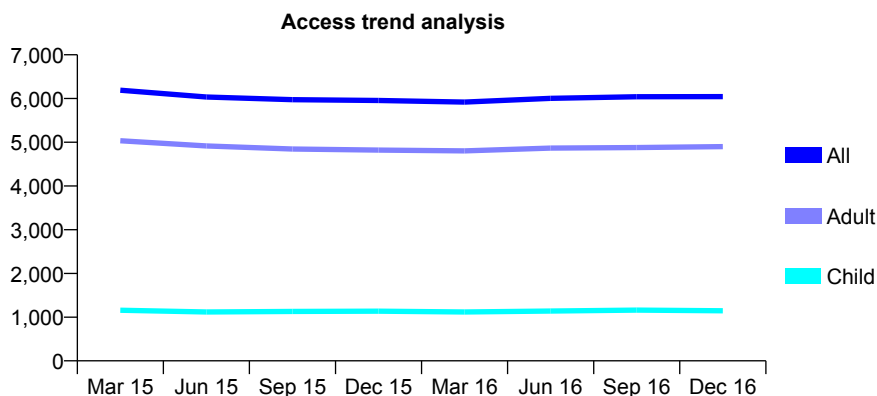
## Q61 - Vital Signs At a Glance Contract Report for 133078/0001 - December 2016

Name or company name	R G Matthey Ltd
Contract type name	GDS Contract
Purpose of contract	General
Contract start date	01/01/2009
Contract end date	

16/17 Contracted general activity (UDA)	20,451
Carry forward general activity (UDA)	220
16/17 Contracted orthodontic activity (UOA)	0
Carry forward orthodontic activity (UOA)	0
Baseline contract value	£528,126.33

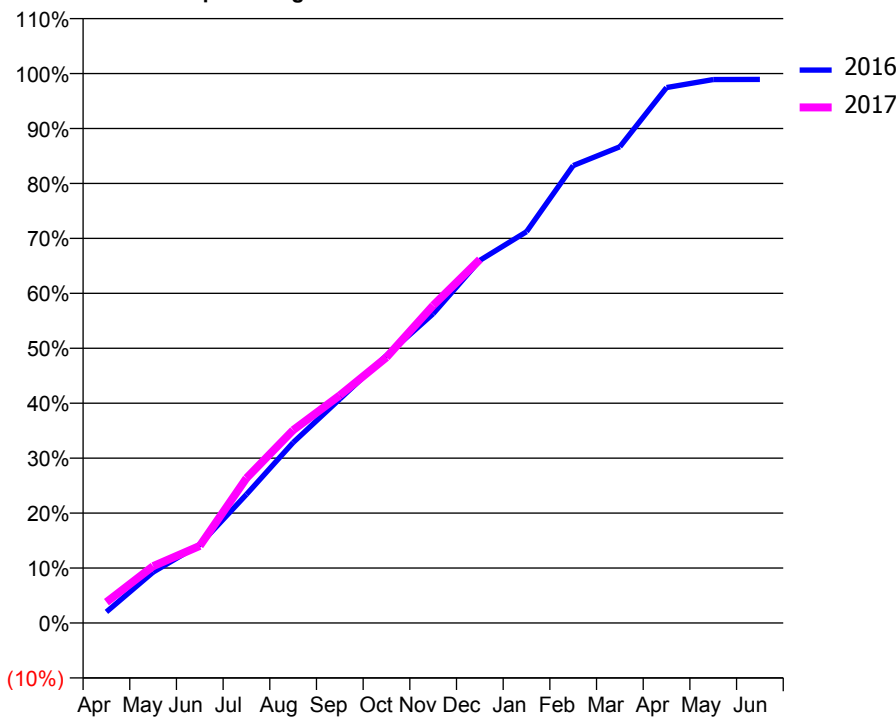
### ACCESS\*

Patients seen in 24 months	Total	Change since previous quarter
Quarter ending December 2015	5,956	
Quarter ending March 2016	5,918	→
Quarter ending June 2016	6,005	→
Quarter ending September 2016	6,040	→
Quarter ending December 2016	6,044	→
<b>Variance since December 2015</b>	<b>1.5%</b>	<b>→</b>



### ACTIVITY

Cumulative percentage of contracted UDA delivered 2016 & 2017



Month	Adjusted Scheduled Activity (UDA)	
	2016	2017
April	415	778
May	1,895	2,115
June	2,921	2,873
July	4,785	5,394
August	6,717	7,178
September	8,337	8,472
October	9,957	9,890
November	11,512	11,817
December	13,494	13,529
January	14,566	
February	17,024	
March	17,727	
April	19,926	
May	20,227	
June	20,231	

### QUALITY

	Quantity	Base Number	Contract	AT	Region	England
% of FP17s for the same patient ID Re-attending within 3 months - Children	189	1,587	11.9%	11.3%	11.9%	12.4%
% of FP17s for the same patient ID Re-attending within 3 months - Adults	453	4,801	9.4%	16.3%	17.1%	16.6%
% of FP17s for the same patient ID Re-attending between 3 & 9 months - Children	889	1,587	56.0%	41.7%	46.2%	57.5%
% of FP17s for the same patient ID Re-attending between 3 & 9 months - Adults	2,456	4,801	51.2%	35.2%	37.8%	50.4%
% of FP17s for Band 1 Urgent Courses	340	5,529	6.1%	10.7%	10.6%	9.1%
% of FP17s Relating to Free Repair or Replacements	38	5,529	0.7%	0.5%	0.6%	0.8%
% of FP17s Relating to Continuations	76	5,529	1.4%	0.9%	0.9%	1.3%
% of Patients satisfied with the dentistry they have received	6	8	N/A	89.2%	90.3%	92.7%
% of Patients satisfied with the time they had to wait for an appointment	8	8	N/A	81.2%	83.8%	88.8%

\* This is based on patients treated on this contract for their most recent course of treatment. Figures in italics indicate the base number of FP17s or Patient Questionnaire responses are less than 100. N/A is shown where the base number of responses is less than 10 during the period. % is calculated as Quantity/Base number\*100

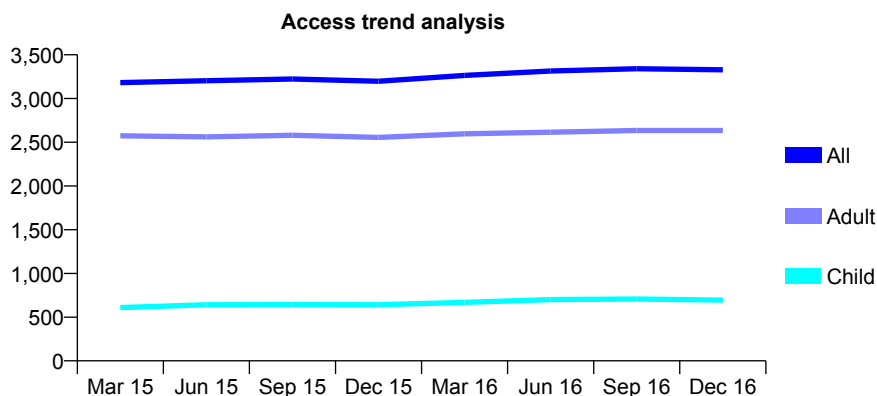
## Q61 - Vital Signs At a Glance Contract Report for 133086/0001 - December 2016

Name or company name	Sennik Ltd
Contract type name	GDS Contract
Purpose of contract	General
Contract start date	01/04/2012
Contract end date	

16/17 Contracted general activity (UDA)	10,567
Carry forward general activity (UDA)	3
16/17 Contracted orthodontic activity (UOA)	0
Carry forward orthodontic activity (UOA)	0
Baseline contract value	£342,252.48

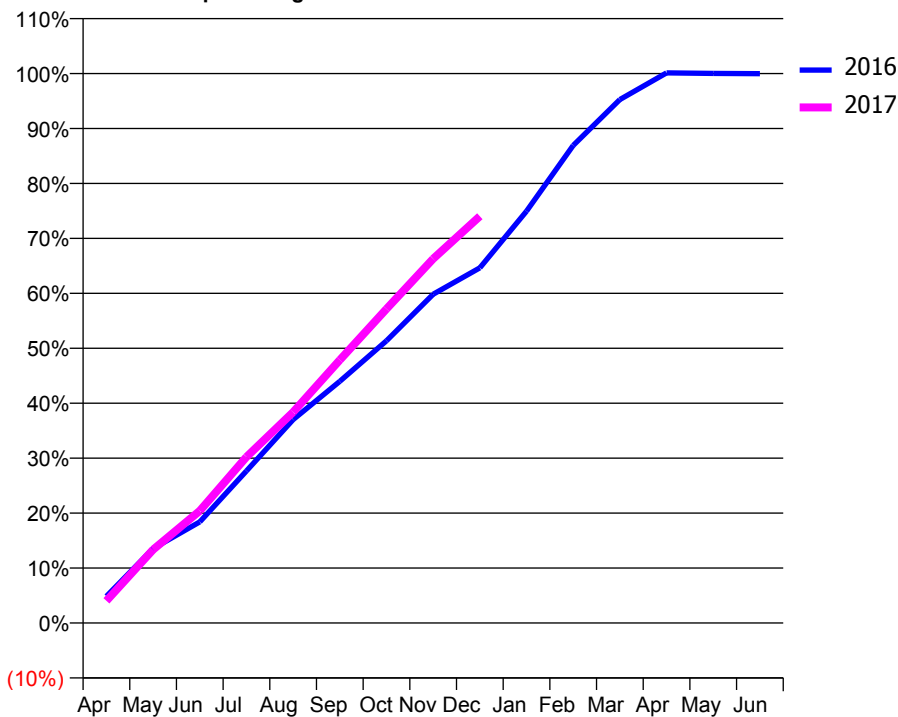
### ACCESS\*

Patients seen in 24 months	Total	Change since previous quarter
Quarter ending December 2015	3,197	
Quarter ending March 2016	3,265	↑
Quarter ending June 2016	3,315	→
Quarter ending September 2016	3,341	→
Quarter ending December 2016	3,329	→
<b>Variance since December 2015</b>	<b>4.1%</b>	<b>↑</b>



### ACTIVITY

Cumulative percentage of contracted UDA delivered 2016 & 2017



Month	Adjusted Scheduled Activity (UDA)	
	2016	2017
April	514	428
May	1,432	1,411
June	1,945	2,157
July	2,925	3,195
August	3,912	4,054
September	4,647	5,059
October	5,427	6,040
November	6,323	7,005
December	6,831	7,822
January	7,921	
February	9,185	
March	10,067	
April	10,578	
May	10,568	
June	10,564	

### QUALITY

	Quantity	Base Number	Contract	AT	Region	England
% of FP17s for the same patient ID Re-attending within 3 months - Children	39	676	5.8%	11.3%	11.9%	12.4%
% of FP17s for the same patient ID Re-attending within 3 months - Adults	368	2,343	15.7%	16.3%	17.1%	16.6%
% of FP17s for the same patient ID Re-attending between 3 & 9 months - Children	303	676	44.8%	41.7%	46.2%	57.5%
% of FP17s for the same patient ID Re-attending between 3 & 9 months - Adults	890	2,343	38.0%	35.2%	37.8%	50.4%
% of FP17s for Band 1 Urgent Courses	277	2,844	9.7%	10.7%	10.6%	9.1%
% of FP17s Relating to Free Repair or Replacements	24	2,844	0.8%	0.5%	0.6%	0.8%
% of FP17s Relating to Continuations	16	2,844	0.6%	0.9%	0.9%	1.3%
% of Patients satisfied with the dentistry they have received	4	4	N/A	89.2%	90.3%	92.7%
% of Patients satisfied with the time they had to wait for an appointment	4	4	N/A	81.2%	83.8%	88.8%

\* This is based on patients treated on this contract for their most recent course of treatment. Figures in italics indicate the base number of FP17s or Patient Questionnaire responses are less than 100. N/A is shown where the base number of responses is less than 10 during the period. % is calculated as Quantity/Base number\*100

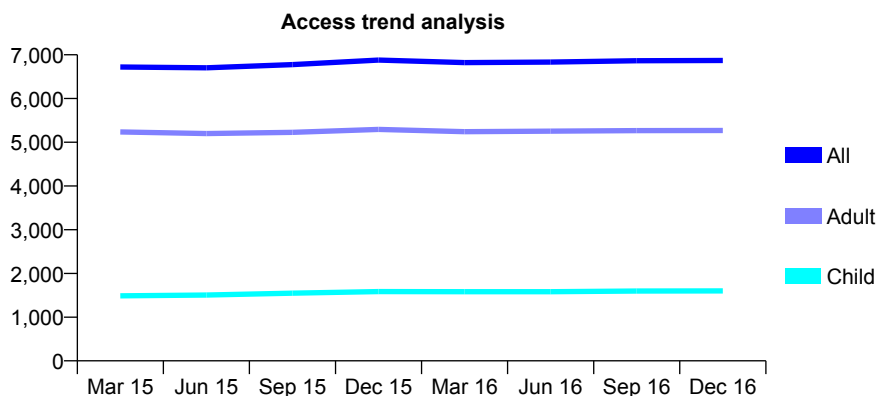
## Q61 - Vital Signs At a Glance Contract Report for 133205/0001 - December 2016

Name or company name	Broadway Dental Care
Contract type name	GDS Contract
Purpose of contract	General
Contract start date	06/06/2012
Contract end date	

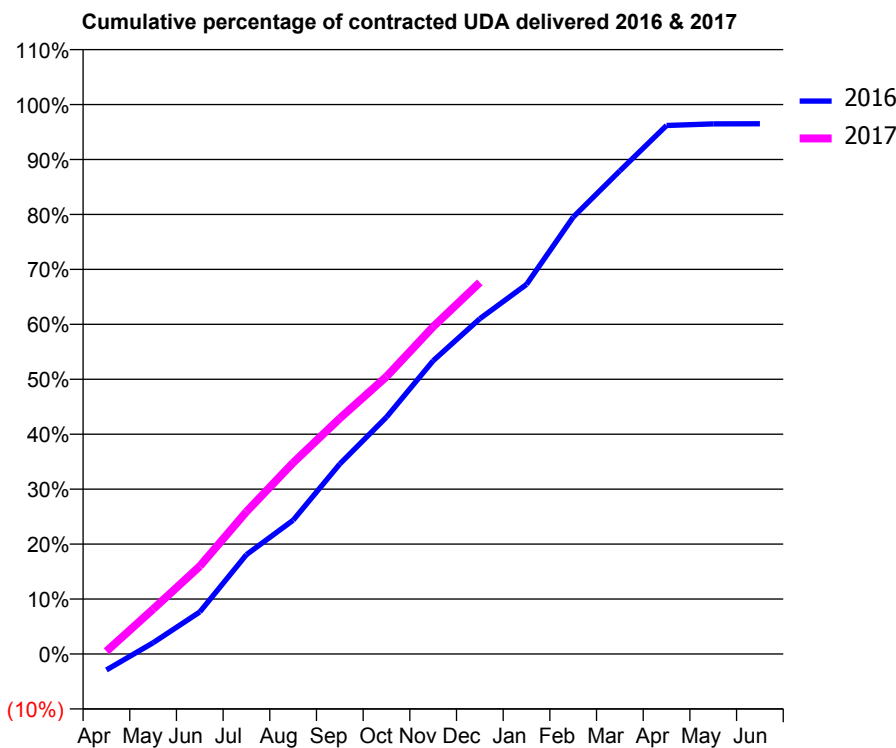
16/17 Contracted general activity (UDA)	18,422
Carry forward general activity (UDA)	395
16/17 Contracted orthodontic activity (UOA)	0
Carry forward orthodontic activity (UOA)	0
Baseline contract value	£530,184.68

### ACCESS\*

Patients seen in 24 months	Total	Change since previous quarter
Quarter ending December 2015	6,879	
Quarter ending March 2016	6,822	→
Quarter ending June 2016	6,835	→
Quarter ending September 2016	6,865	→
Quarter ending December 2016	6,870	→
<b>Variance since December 2015</b>	<b>(0.1%)</b>	→



### ACTIVITY



Month	Adjusted Scheduled Activity (UDA)	
	2016	2017
April	-539	93
May	376	1,506
June	1,411	2,945
July	3,331	4,771
August	4,486	6,413
September	6,372	7,902
October	7,942	9,299
November	9,832	10,974
December	11,243	12,456
January	12,390	
February	14,650	
March	16,198	
April	17,718	
May	17,771	
June	17,779	

### QUALITY

	Quantity	Base Number	Contract	AT	Region	England
% of FP17s for the same patient ID Re-attending within 3 months - Children	98	1,598	6.1%	11.3%	11.9%	12.4%
% of FP17s for the same patient ID Re-attending within 3 months - Adults	575	4,942	11.6%	16.3%	17.1%	16.6%
% of FP17s for the same patient ID Re-attending between 3 & 9 months - Children	861	1,598	53.9%	41.7%	46.2%	57.5%
% of FP17s for the same patient ID Re-attending between 3 & 9 months - Adults	2,485	4,942	50.3%	35.2%	37.8%	50.4%
% of FP17s for Band 1 Urgent Courses	436	5,705	7.6%	10.7%	10.6%	9.1%
% of FP17s Relating to Free Repair or Replacements	57	5,705	1.0%	0.5%	0.6%	0.8%
% of FP17s Relating to Continuations	42	5,705	0.7%	0.9%	0.9%	1.3%
% of Patients satisfied with the dentistry they have received	12	12	100.0%	89.2%	90.3%	92.7%
% of Patients satisfied with the time they had to wait for an appointment	10	12	83.3%	81.2%	83.8%	88.8%

\* This is based on patients treated on this contract for their most recent course of treatment. Figures in italics indicate the base number of FP17s or Patient Questionnaire responses are less than 100. N/A is shown where the base number of responses is less than 10 during the period. % is calculated as Quantity/Base number\*100

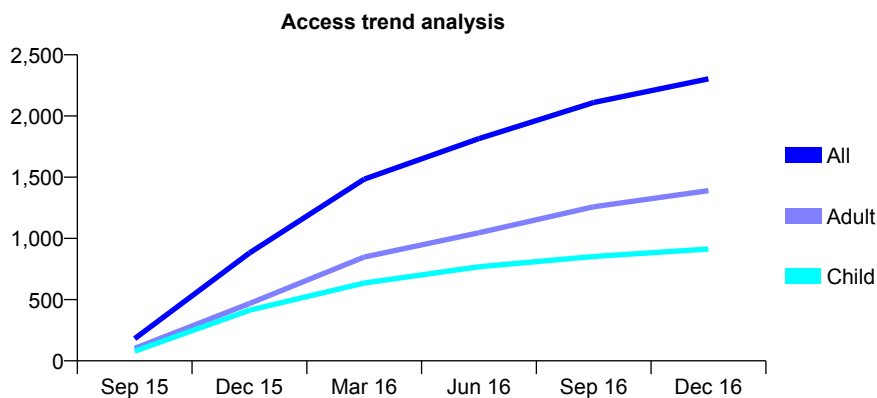
## Q61 - Vital Signs At a Glance Contract Report for 133655/0001 - December 2016

Name or company name	Crouch Hall Dental Care
Contract type name	GDS Contract
Purpose of contract	General
Contract start date	01/05/2015
Contract end date	

16/17 Contracted general activity (UDA)	6,025
Carry forward general activity (UDA)	47
16/17 Contracted orthodontic activity (UOA)	0
Carry forward orthodontic activity (UOA)	0
Baseline contract value	£136,064.00

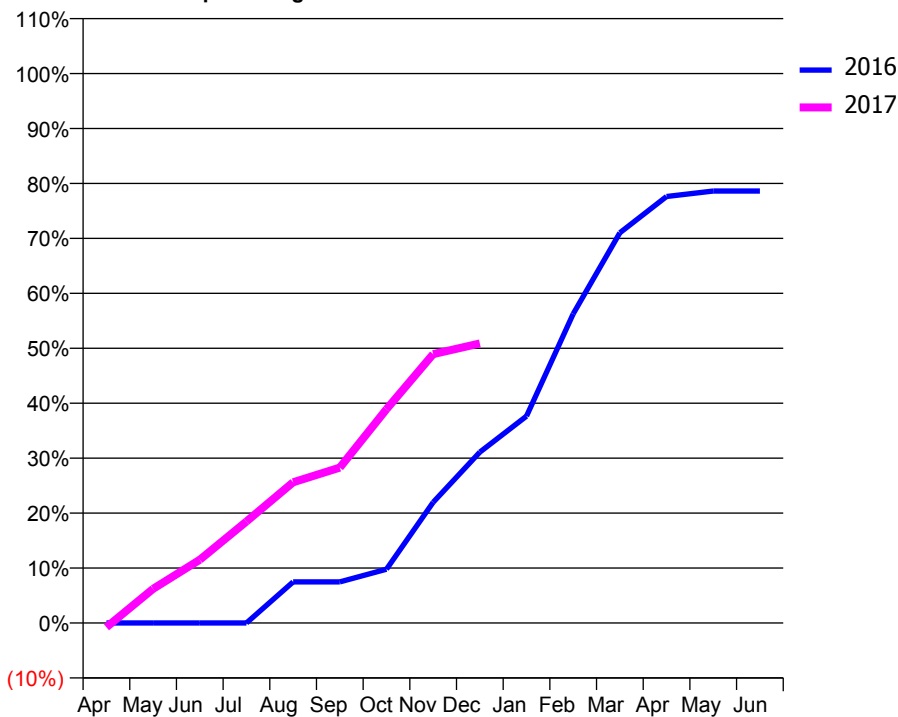
### ACCESS\*

Patients seen in 24 months	Total	Change since previous quarter
Quarter ending December 2015	881	
Quarter ending March 2016	1,484	↑
Quarter ending June 2016	1,815	↑
Quarter ending September 2016	2,111	↑
Quarter ending December 2016	2,303	↑
<b>Variance since December 2015</b>	<b>161.4%</b>	<b>↑</b>



### ACTIVITY

Cumulative percentage of contracted UDA delivered 2016 & 2017



Month	Adjusted Scheduled Activity (UDA)	
	2016	2017
April	0	-47
May	0	375
June	0	694
July	0	1,114
August	414	1,544
September	414	1,704
October	541	2,344
November	1,213	2,949
December	1,718	3,066
January	2,078	
February	3,107	
March	3,921	
April	4,286	
May	4,341	
June	4,341	

### QUALITY

	Quantity	Base Number	Contract	AT	Region	England
% of FP17s for the same patient ID Re-attending within 3 months - Children	45	763	5.9%	11.3%	11.9%	12.4%
% of FP17s for the same patient ID Re-attending within 3 months - Adults	56	974	5.7%	16.3%	17.1%	16.6%
% of FP17s for the same patient ID Re-attending between 3 & 9 months - Children	262	763	34.3%	41.7%	46.2%	57.5%
% of FP17s for the same patient ID Re-attending between 3 & 9 months - Adults	264	974	27.1%	35.2%	37.8%	50.4%
% of FP17s for Band 1 Urgent Courses	49	1,568	3.1%	10.7%	10.6%	9.1%
% of FP17s Relating to Free Repair or Replacements	0	1,568	0.0%	0.5%	0.6%	0.8%
% of FP17s Relating to Continuations	19	1,568	1.2%	0.9%	0.9%	1.3%
% of Patients satisfied with the dentistry they have received	1	1	N/A	89.2%	90.3%	92.7%
% of Patients satisfied with the time they had to wait for an appointment	1	1	N/A	81.2%	83.8%	88.8%

\* This is based on patients treated on this contract for their most recent course of treatment. Figures in italics indicate the base number of FP17s or Patient Questionnaire responses are less than 100. N/A is shown where the base number of responses is less than 10 during the period. % is calculated as Quantity/Base number\*100

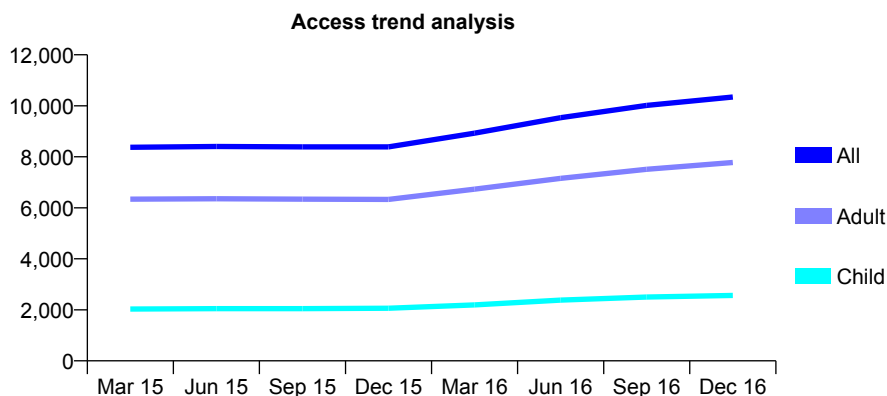
## Q61 - Vital Signs At a Glance Contract Report for 134805/0001 - December 2016

Name or company name	Whalebone Lane Limited
Contract type name	GDS Contract
Purpose of contract	General
Contract start date	01/08/2011
Contract end date	

16/17 Contracted general activity (UDA)	38,503
Carry forward general activity (UDA)	589
16/17 Contracted orthodontic activity (UOA)	0
Carry forward orthodontic activity (UOA)	0
Baseline contract value	£1,771,252.59

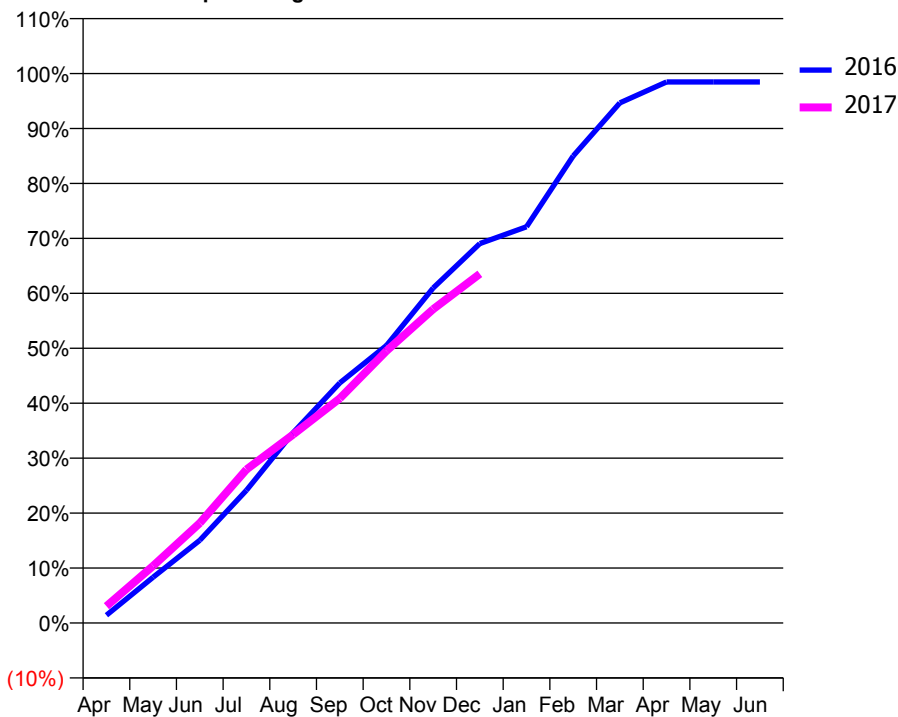
### ACCESS\*

Patients seen in 24 months	Total	Change since previous quarter
Quarter ending December 2015	8,391	
Quarter ending March 2016	8,928	↑
Quarter ending June 2016	9,537	↑
Quarter ending September 2016	10,015	↑
Quarter ending December 2016	10,344	↑
<b>Variance since December 2015</b>	<b>23.3%</b>	<b>↑</b>



### ACTIVITY

Cumulative percentage of contracted UDA delivered 2016 & 2017



Month	Adjusted Scheduled Activity (UDA)	
	2016	2017
April	547	1,180
May	3,214	4,002
June	5,795	7,000
July	9,303	10,755
August	13,333	13,206
September	16,822	15,738
October	19,447	19,065
November	23,477	21,990
December	26,585	24,467
January	27,767	
February	32,730	
March	36,448	
April	37,914	
May	37,914	
June	37,914	

### QUALITY

	Quantity	Base Number	Contract	AT	Region	England
% of FP17s for the same patient ID Re-attending within 3 months - Children	261	2,399	10.9%	11.3%	11.9%	12.4%
% of FP17s for the same patient ID Re-attending within 3 months - Adults	1,410	6,767	20.8%	16.3%	17.1%	16.6%
% of FP17s for the same patient ID Re-attending between 3 & 9 months - Children	661	2,399	27.6%	41.7%	46.2%	57.5%
% of FP17s for the same patient ID Re-attending between 3 & 9 months - Adults	1,409	6,767	20.8%	35.2%	37.8%	50.4%
% of FP17s for Band 1 Urgent Courses	613	8,721	7.0%	10.7%	10.6%	9.1%
% of FP17s Relating to Free Repair or Replacements	22	8,721	0.3%	0.5%	0.6%	0.8%
% of FP17s Relating to Continuations	684	8,721	7.8%	0.9%	0.9%	1.3%
% of Patients satisfied with the dentistry they have received	4	6	N/A	89.2%	90.3%	92.7%
% of Patients satisfied with the time they had to wait for an appointment	4	6	N/A	81.2%	83.8%	88.8%

\* This is based on patients treated on this contract for their most recent course of treatment. Figures in italics indicate the base number of FP17s or Patient Questionnaire responses are less than 100. N/A is shown where the base number of responses is less than 10 during the period. % is calculated as Quantity/Base number\*100



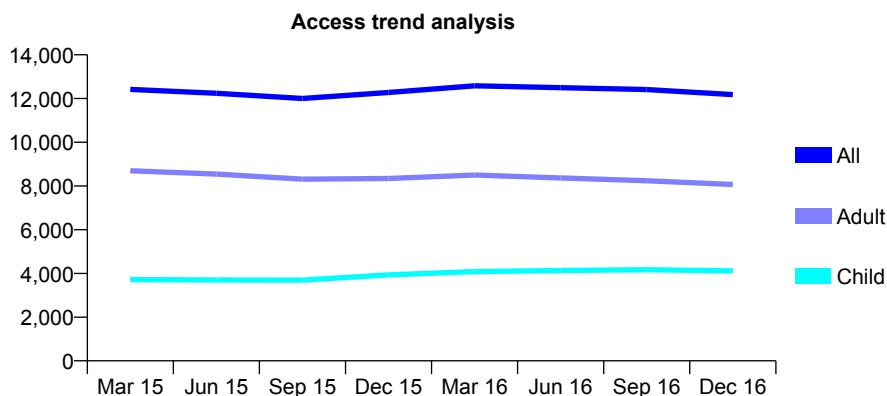
## Q61 - Vital Signs At a Glance Contract Report for 134929/0001 - December 2016

Name or company name	Du Toit & Burger Partnership Ltd
Contract type name	GDS Contract
Purpose of contract	General
Contract start date	01/04/2007
Contract end date	

16/17 Contracted general activity (UDA)	35,374
Carry forward general activity (UDA)	48
16/17 Contracted orthodontic activity (UOA)	0
Carry forward orthodontic activity (UOA)	0
Baseline contract value	£1,080,547.59

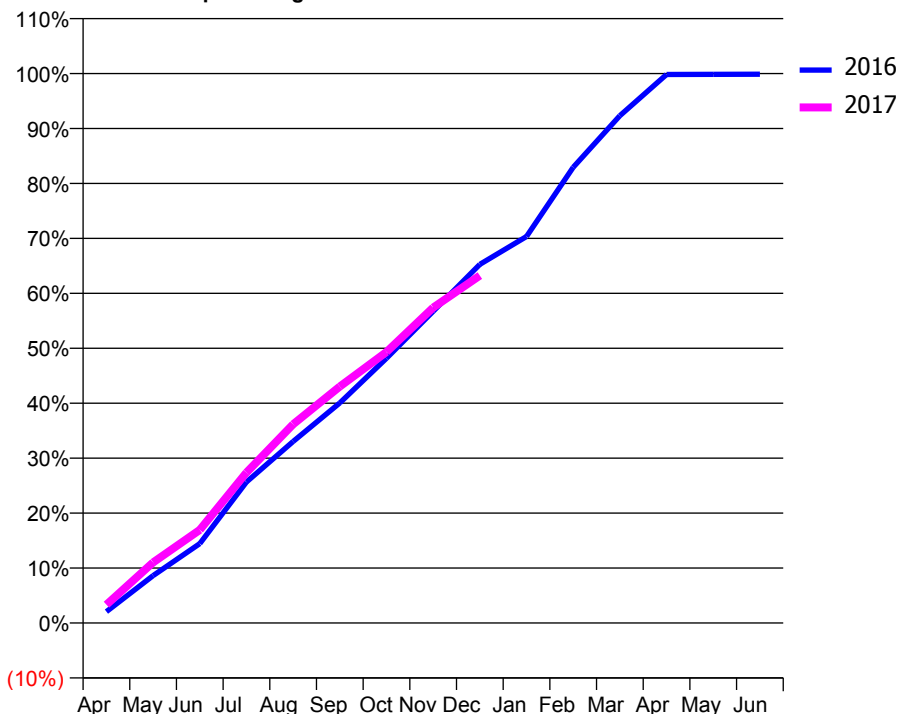
### ACCESS\*

Patients seen in 24 months	Total	Change since previous quarter
Quarter ending December 2015	12,274	
Quarter ending March 2016	12,584	↑
Quarter ending June 2016	12,496	→
Quarter ending September 2016	12,410	→
Quarter ending December 2016	12,182	↓
<b>Variance since December 2015</b>	<b>(0.7%)</b>	→



### ACTIVITY

Cumulative percentage of contracted UDA delivered 2016 & 2017



Month	Adjusted Scheduled Activity (UDA)	
	2016	2017
April	730	1,180
May	3,052	3,906
June	5,110	6,000
July	9,077	9,686
August	11,687	12,794
September	14,169	15,227
October	17,045	17,450
November	20,066	20,302
December	23,090	22,365
January	24,882	
February	29,337	
March	32,660	
April	35,308	
May	35,316	
June	35,326	

### QUALITY

	Quantity	Base Number	Contract	AT	Region	England
% of FP17s for the same patient ID Re-attending within 3 months - Children	162	3,366	4.8%	11.3%	11.9%	12.4%
% of FP17s for the same patient ID Re-attending within 3 months - Adults	658	6,182	10.6%	16.3%	17.1%	16.6%
% of FP17s for the same patient ID Re-attending between 3 & 9 months - Children	1,305	3,366	38.8%	41.7%	46.2%	57.5%
% of FP17s for the same patient ID Re-attending between 3 & 9 months - Adults	1,988	6,182	32.2%	35.2%	37.8%	50.4%
% of FP17s for Band 1 Urgent Courses	627	8,700	7.2%	10.7%	10.6%	9.1%
% of FP17s Relating to Free Repair or Replacements	32	8,700	0.4%	0.5%	0.6%	0.8%
% of FP17s Relating to Continuations	97	8,700	1.1%	0.9%	0.9%	1.3%
% of Patients satisfied with the dentistry they have received	9	12	75.0%	89.2%	90.3%	92.7%
% of Patients satisfied with the time they had to wait for an appointment	8	12	66.7%	81.2%	83.8%	88.8%

\* This is based on patients treated on this contract for their most recent course of treatment. Figures in italics indicate the base number of FP17s or Patient Questionnaire responses are less than 100. N/A is shown where the base number of responses is less than 10 during the period. % is calculated as Quantity/Base number\*100

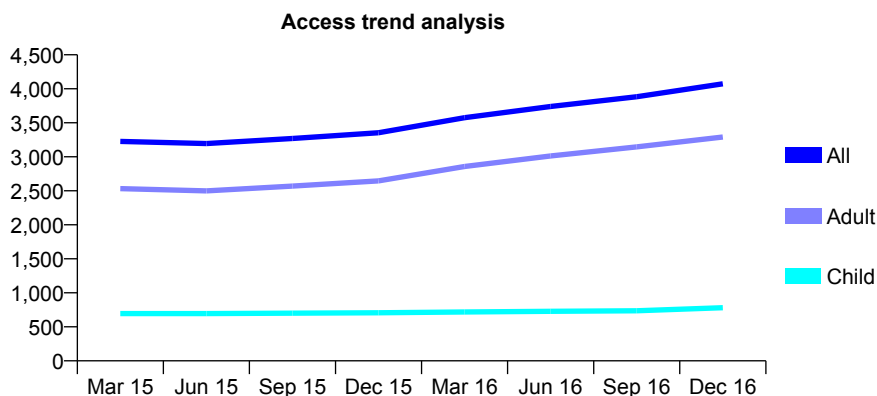
## Q61 - Vital Signs At a Glance Contract Report for 135674/0002 - December 2016

Name or company name	East Side Dental Practice
Contract type name	GDS Contract
Purpose of contract	General
Contract start date	01/09/2007
Contract end date	

16/17 Contracted general activity (UDA)	10,888
Carry forward general activity (UDA)	-83
16/17 Contracted orthodontic activity (UOA)	0
Carry forward orthodontic activity (UOA)	0
Baseline contract value	£344,079.75

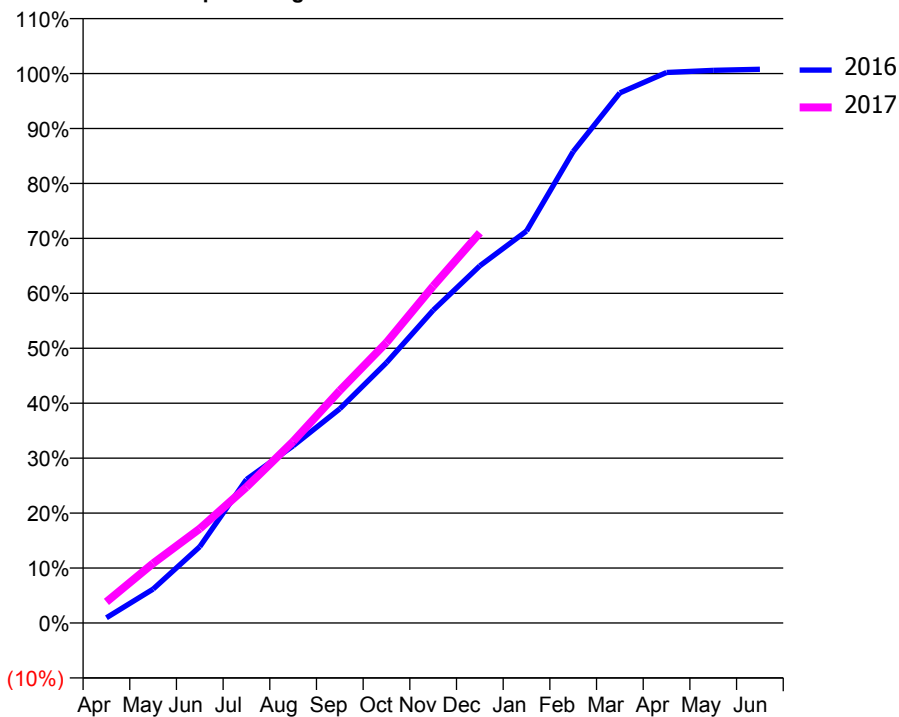
### ACCESS\*

Patients seen in 24 months	Total	Change since previous quarter
Quarter ending December 2015	3,353	
Quarter ending March 2016	3,576	↑
Quarter ending June 2016	3,740	↑
Quarter ending September 2016	3,883	↑
Quarter ending December 2016	4,074	↑
<b>Variance since December 2015</b>	<b>21.5%</b>	<b>↑</b>



### ACTIVITY

Cumulative percentage of contracted UDA delivered 2016 & 2017



Month	Adjusted Scheduled Activity (UDA)	
	2016	2017
April	105	419
May	672	1,182
June	1,512	1,869
July	2,844	2,693
August	3,511	3,596
September	4,244	4,608
October	5,159	5,558
November	6,196	6,674
December	7,076	7,733
January	7,767	
February	9,341	
March	10,504	
April	10,908	
May	10,951	
June	10,971	

### QUALITY

	Quantity	Base Number	Contract	AT	Region	England
% of FP17s for the same patient ID Re-attending within 3 months - Children	45	580	7.8%	11.3%	11.9%	12.4%
% of FP17s for the same patient ID Re-attending within 3 months - Adults	351	2,376	14.8%	16.3%	17.1%	16.6%
% of FP17s for the same patient ID Re-attending between 3 & 9 months - Children	152	580	26.2%	41.7%	46.2%	57.5%
% of FP17s for the same patient ID Re-attending between 3 & 9 months - Adults	400	2,376	16.8%	35.2%	37.8%	50.4%
% of FP17s for Band 1 Urgent Courses	445	2,754	16.2%	10.7%	10.6%	9.1%
% of FP17s Relating to Free Repair or Replacements	1	2,754	0.0%	0.5%	0.6%	0.8%
% of FP17s Relating to Continuations	9	2,754	0.3%	0.9%	0.9%	1.3%
% of Patients satisfied with the dentistry they have received	1	1	N/A	89.2%	90.3%	92.7%
% of Patients satisfied with the time they had to wait for an appointment	1	1	N/A	81.2%	83.8%	88.8%

\* This is based on patients treated on this contract for their most recent course of treatment. Figures in italics indicate the base number of FP17s or Patient Questionnaire responses are less than 100. N/A is shown where the base number of responses is less than 10 during the period. % is calculated as Quantity/Base number\*100

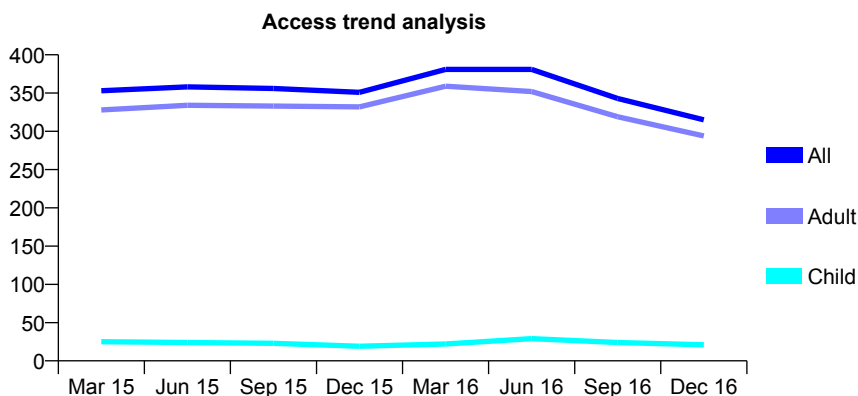
## Q61 - Vital Signs At a Glance Contract Report for 136158/0001 - December 2016

Name or company name	Dental Solutions Urgent Treatment Service
Contract type name	GDS Contract
Purpose of contract	General
Contract start date	16/12/2009
Contract end date	

16/17 Contracted general activity (UDA)	624
Carry forward general activity (UDA)	-5
16/17 Contracted orthodontic activity (UOA)	0
Carry forward orthodontic activity (UOA)	0
Baseline contract value	£29,334.76

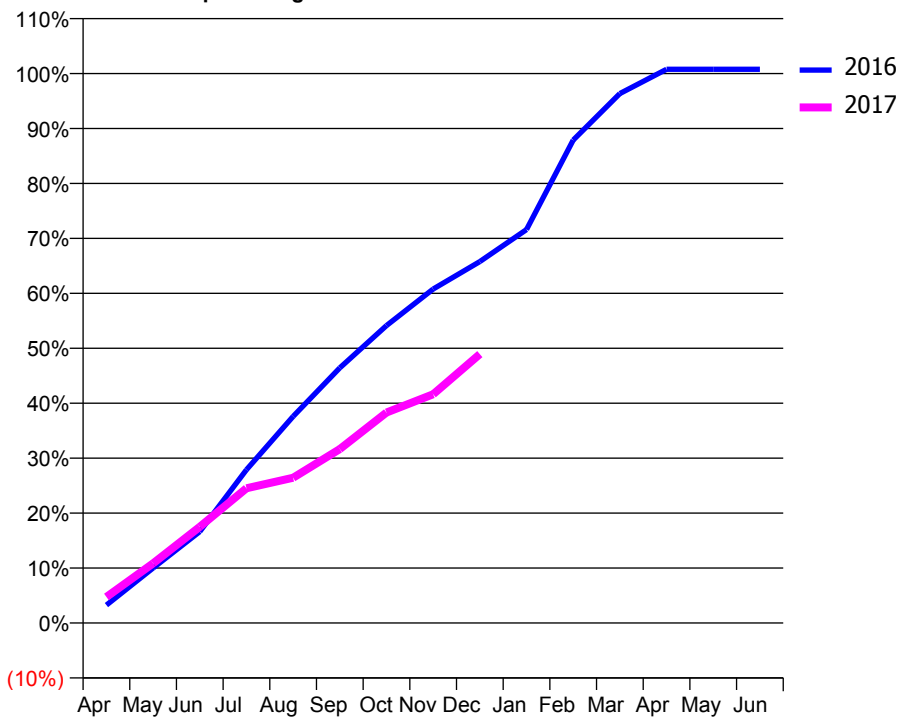
### ACCESS\*

Patients seen in 24 months	Total	Change since previous quarter
Quarter ending December 2015	351	
Quarter ending March 2016	381	↑
Quarter ending June 2016	381	→
Quarter ending September 2016	343	↓
Quarter ending December 2016	315	↓
<b>Variance since December 2015</b>	<b>(10.3%)</b>	<b>↓</b>



### ACTIVITY

Cumulative percentage of contracted UDA delivered 2016 & 2017



Month	Adjusted Scheduled Activity (UDA)	
	2016	2017
April	20	30
May	62	68
June	104	109
July	174	153
August	235	165
September	290	198
October	338	239
November	379	260
December	410	305
January	447	
February	548	
March	601	
April	629	
May	629	
June	629	

### QUALITY

	Quantity	Base Number	Contract	AT	Region	England
% of FP17s for the same patient ID Re-attending within 3 months - Children	2	30	6.7%	11.3%	11.9%	12.4%
% of FP17s for the same patient ID Re-attending within 3 months - Adults	6	204	2.9%	16.3%	17.1%	16.6%
% of FP17s for the same patient ID Re-attending between 3 & 9 months - Children	0	30	0.0%	41.7%	46.2%	57.5%
% of FP17s for the same patient ID Re-attending between 3 & 9 months - Adults	3	204	1.5%	35.2%	37.8%	50.4%
% of FP17s for Band 1 Urgent Courses	184	214	86.0%	10.7%	10.6%	9.1%
% of FP17s Relating to Free Repair or Replacements	0	214	0.0%	0.5%	0.6%	0.8%
% of FP17s Relating to Continuations	0	214	0.0%	0.9%	0.9%	1.3%
% of Patients satisfied with the dentistry they have received	0	0	N/A	89.2%	90.3%	92.7%
% of Patients satisfied with the time they had to wait for an appointment	0	0	N/A	81.2%	83.8%	88.8%

\* This is based on patients treated on this contract for their most recent course of treatment. Figures in italics indicate the base number of FP17s or Patient Questionnaire responses are less than 100. N/A is shown where the base number of responses is less than 10 during the period. % is calculated as Quantity/Base number\*100

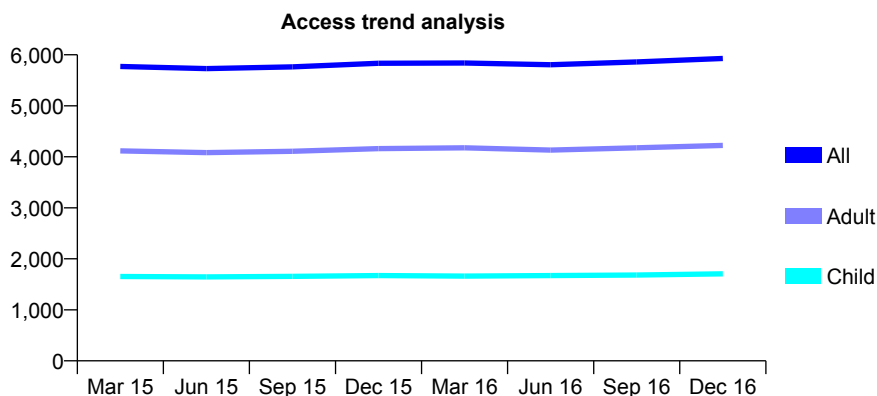
## Q61 - Vital Signs At a Glance Contract Report for 136409/0001 - December 2016

Name or company name	High Barnet Dental Care
Contract type name	GDS Contract
Purpose of contract	General
Contract start date	01/08/2007
Contract end date	

16/17 Contracted general activity (UDA)	16,426
Carry forward general activity (UDA)	429
16/17 Contracted orthodontic activity (UOA)	0
Carry forward orthodontic activity (UOA)	0
Baseline contract value	£461,485.69

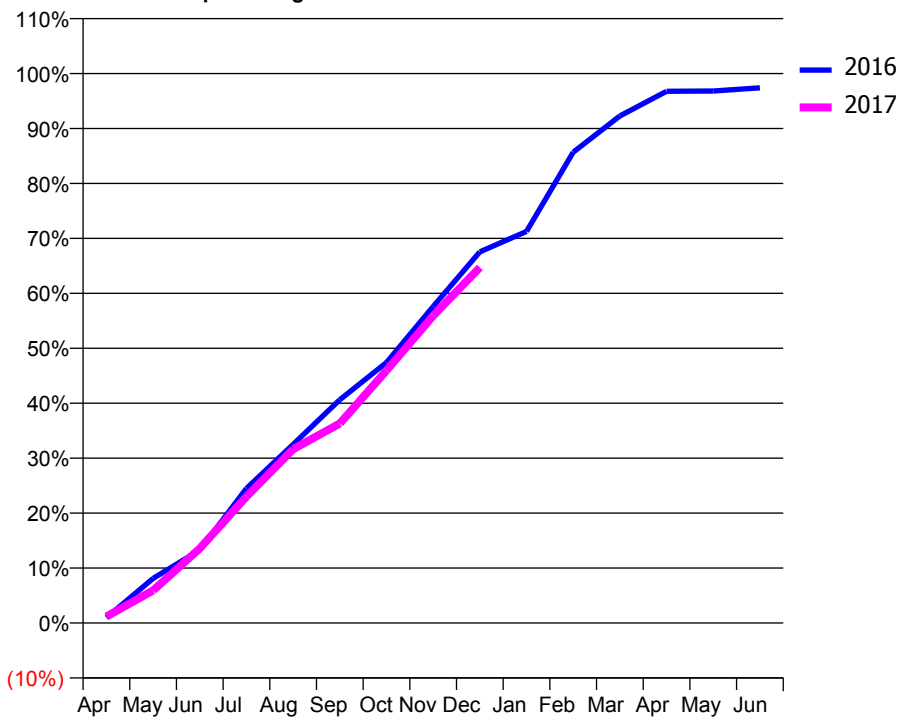
### ACCESS\*

Patients seen in 24 months	Total	Change since previous quarter
Quarter ending December 2015	5,834	
Quarter ending March 2016	5,839	→
Quarter ending June 2016	5,806	→
Quarter ending September 2016	5,859	→
Quarter ending December 2016	5,929	→
<b>Variance since December 2015</b>	<b>1.6%</b>	<b>→</b>



### ACTIVITY

Cumulative percentage of contracted UDA delivered 2016 & 2017



Month	Adjusted Scheduled Activity (UDA)	
	2016	2017
April	161	193
May	1,334	974
June	2,182	2,230
July	4,023	3,781
August	5,338	5,196
September	6,677	5,964
October	7,786	7,549
November	9,460	9,187
December	11,097	10,629
January	11,704	
February	14,074	
March	15,157	
April	15,896	
May	15,903	
June	15,997	

### QUALITY

	Quantity	Base Number	Contract	AT	Region	England
% of FP17s for the same patient ID Re-attending within 3 months - Children	123	1,707	7.2%	11.3%	11.9%	12.4%
% of FP17s for the same patient ID Re-attending within 3 months - Adults	690	3,767	18.3%	16.3%	17.1%	16.6%
% of FP17s for the same patient ID Re-attending between 3 & 9 months - Children	846	1,707	49.6%	41.7%	46.2%	57.5%
% of FP17s for the same patient ID Re-attending between 3 & 9 months - Adults	1,529	3,767	40.6%	35.2%	37.8%	50.4%
% of FP17s for Band 1 Urgent Courses	691	5,078	13.6%	10.7%	10.6%	9.1%
% of FP17s Relating to Free Repair or Replacements	46	5,078	0.9%	0.5%	0.6%	0.8%
% of FP17s Relating to Continuations	21	5,078	0.4%	0.9%	0.9%	1.3%
% of Patients satisfied with the dentistry they have received	3	4	N/A	89.2%	90.3%	92.7%
% of Patients satisfied with the time they had to wait for an appointment	2	4	N/A	81.2%	83.8%	88.8%

\* This is based on patients treated on this contract for their most recent course of treatment. Figures in italics indicate the base number of FP17s or Patient Questionnaire responses are less than 100. N/A is shown where the base number of responses is less than 10 during the period. % is calculated as Quantity/Base number\*100

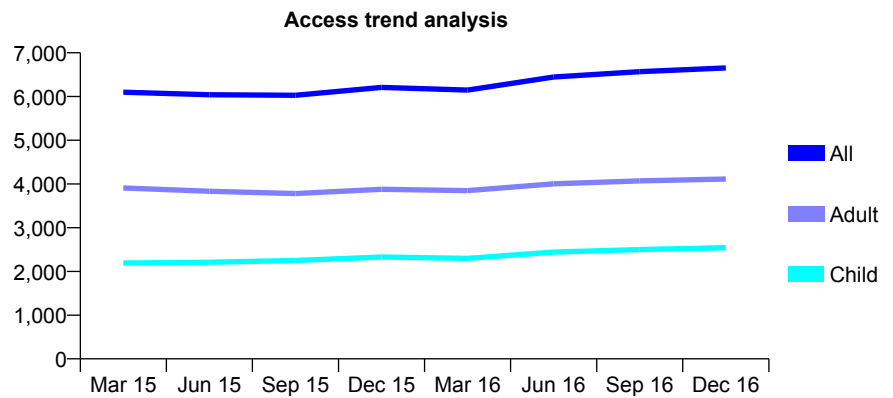
## Q61 - Vital Signs At a Glance Contract Report for 136557/0001 - December 2016

Name or company name	Beckton Dental Centre
Contract type name	GDS Contract
Purpose of contract	General
Contract start date	01/04/2011
Contract end date	

16/17 Contracted general activity (UDA)	21,193
Carry forward general activity (UDA)	26
16/17 Contracted orthodontic activity (UOA)	0
Carry forward orthodontic activity (UOA)	0
Baseline contract value	£566,102.61

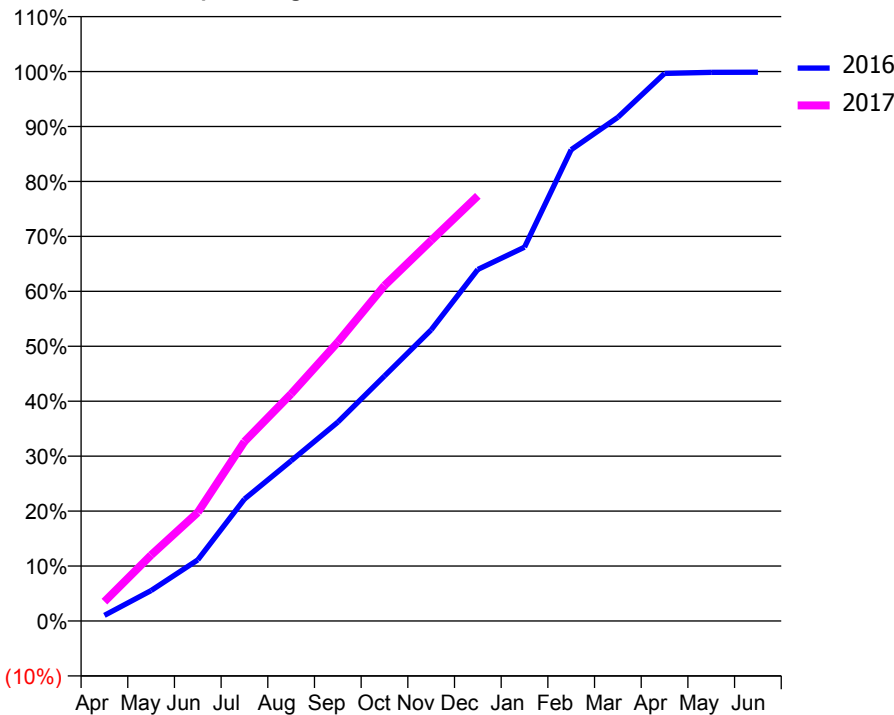
### ACCESS\*

Patients seen in 24 months	Total	Change since previous quarter
Quarter ending December 2015	6,207	
Quarter ending March 2016	6,148	→
Quarter ending June 2016	6,445	↑
Quarter ending September 2016	6,568	→
Quarter ending December 2016	6,655	→
<b>Variance since December 2015</b>	<b>7.2%</b>	<b>↑</b>



### ACTIVITY

Cumulative percentage of contracted UDA delivered 2016 & 2017



Month	Adjusted Scheduled Activity (UDA)	
	2016	2017
April	220	750
May	1,174	2,545
June	2,358	4,188
July	4,705	6,919
August	6,177	8,762
September	7,672	10,755
October	9,453	12,936
November	11,230	14,675
December	13,558	16,401
January	14,416	
February	18,179	
March	19,427	
April	21,120	
May	21,161	
June	21,167	

### QUALITY

	Quantity	Base Number	Contract	AT	Region	England
% of FP17s for the same patient ID Re-attending within 3 months - Children	134	2,309	5.8%	11.3%	11.9%	12.4%
% of FP17s for the same patient ID Re-attending within 3 months - Adults	289	3,535	8.2%	16.3%	17.1%	16.6%
% of FP17s for the same patient ID Re-attending between 3 & 9 months - Children	841	2,309	36.4%	41.7%	46.2%	57.5%
% of FP17s for the same patient ID Re-attending between 3 & 9 months - Adults	1,151	3,535	32.6%	35.2%	37.8%	50.4%
% of FP17s for Band 1 Urgent Courses	368	5,302	6.9%	10.7%	10.6%	9.1%
% of FP17s Relating to Free Repair or Replacements	8	5,302	0.2%	0.5%	0.6%	0.8%
% of FP17s Relating to Continuations	21	5,302	0.4%	0.9%	0.9%	1.3%
% of Patients satisfied with the dentistry they have received	4	4	N/A	89.2%	90.3%	92.7%
% of Patients satisfied with the time they had to wait for an appointment	0	4	N/A	81.2%	83.8%	88.8%

\* This is based on patients treated on this contract for their most recent course of treatment. Figures in italics indicate the base number of FP17s or Patient Questionnaire responses are less than 100. N/A is shown where the base number of responses is less than 10 during the period. % is calculated as Quantity/Base number\*100

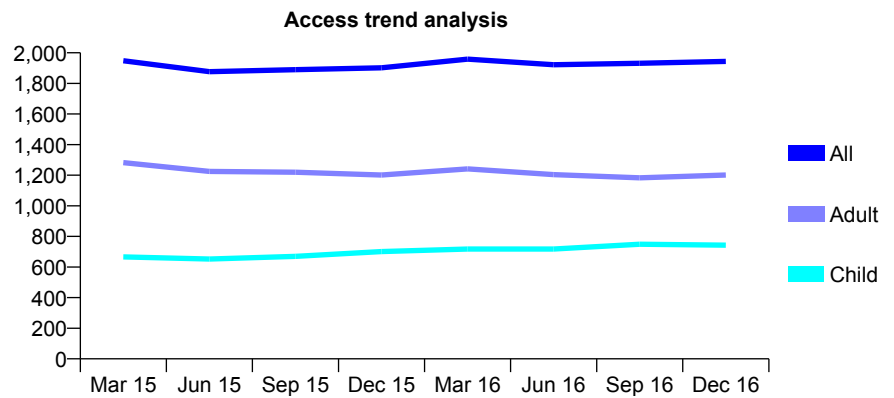
## Q61 - Vital Signs At a Glance Contract Report for 137081/0001 - December 2016

Name or company name	Dental Living
Contract type name	GDS Contract
Purpose of contract	General
Contract start date	01/07/2009
Contract end date	

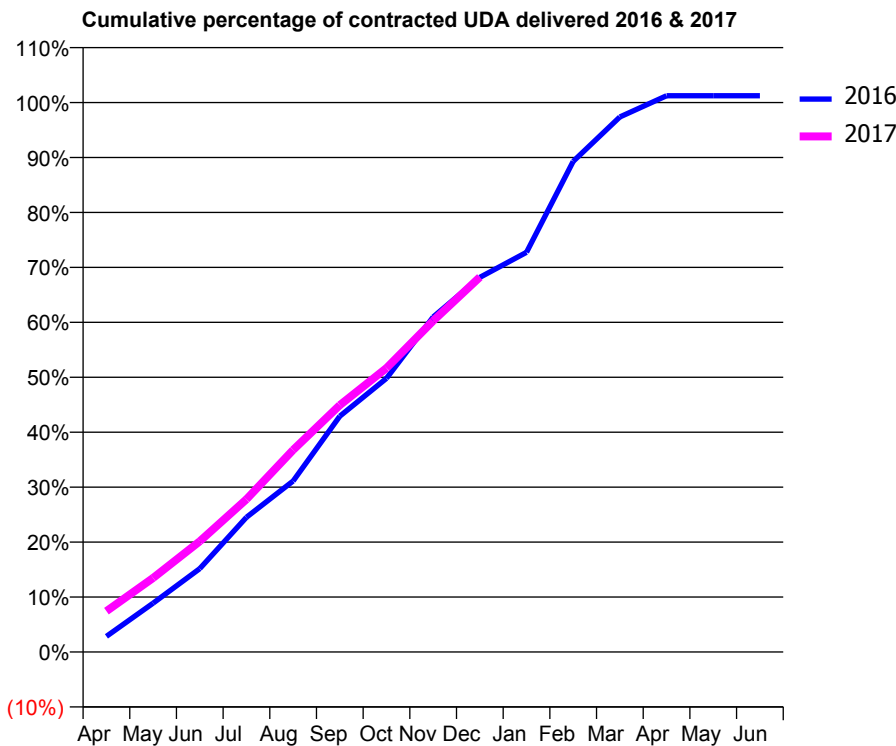
16/17 Contracted general activity (UDA)	4,301
Carry forward general activity (UDA)	-53
16/17 Contracted orthodontic activity (UOA)	0
Carry forward orthodontic activity (UOA)	0
Baseline contract value	£109,414.41

### ACCESS\*

Patients seen in 24 months	Total	Change since previous quarter
Quarter ending December 2015	1,902	
Quarter ending March 2016	1,959	↑
Quarter ending June 2016	1,922	↓
Quarter ending September 2016	1,932	→
Quarter ending December 2016	1,944	→
<b>Variance since December 2015</b>	<b>2.2%</b>	<b>↑</b>



### ACTIVITY



Month	Adjusted Scheduled Activity (UDA)	
	2016	2017
April	123	320
May	382	580
June	653	867
July	1,055	1,195
August	1,339	1,582
September	1,846	1,932
October	2,142	2,222
November	2,622	2,592
December	2,933	2,934
January	3,128	
February	3,840	
March	4,188	
April	4,354	
May	4,354	
June	4,354	

### QUALITY

	Quantity	Base Number	Contract	AT	Region	England
% of FP17s for the same patient ID Re-attending within 3 months - Children	41	633	6.5%	11.3%	11.9%	12.4%
% of FP17s for the same patient ID Re-attending within 3 months - Adults	94	824	11.4%	16.3%	17.1%	16.6%
% of FP17s for the same patient ID Re-attending between 3 & 9 months - Children	237	633	37.4%	41.7%	46.2%	57.5%
% of FP17s for the same patient ID Re-attending between 3 & 9 months - Adults	265	824	32.2%	35.2%	37.8%	50.4%
% of FP17s for Band 1 Urgent Courses	111	1,388	8.0%	10.7%	10.6%	9.1%
% of FP17s Relating to Free Repair or Replacements	1	1,388	0.1%	0.5%	0.6%	0.8%
% of FP17s Relating to Continuations	17	1,388	1.2%	0.9%	0.9%	1.3%
% of Patients satisfied with the dentistry they have received	0	0	N/A	89.2%	90.3%	92.7%
% of Patients satisfied with the time they had to wait for an appointment	0	0	N/A	81.2%	83.8%	88.8%

\* This is based on patients treated on this contract for their most recent course of treatment. Figures in italics indicate the base number of FP17s or Patient Questionnaire responses are less than 100. N/A is shown where the base number of responses is less than 10 during the period. % is calculated as Quantity/Base number\*100

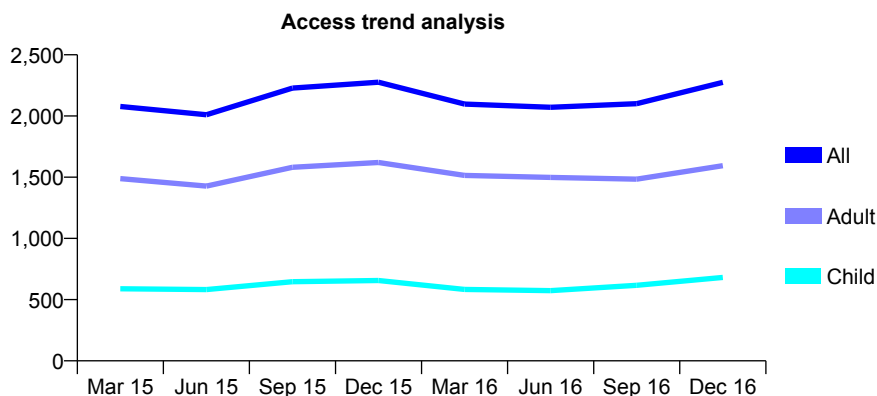
## Q61 - Vital Signs At a Glance Contract Report for 137723/0001 - December 2016

Name or company name	Miss Chaudry & Dr M Siddique
Contract type name	GDS Contract
Purpose of contract	General
Contract start date	01/02/2012
Contract end date	

16/17 Contracted general activity (UDA)	6,879
Carry forward general activity (UDA)	4
16/17 Contracted orthodontic activity (UOA)	0
Carry forward orthodontic activity (UOA)	0
Baseline contract value	£195,523.04

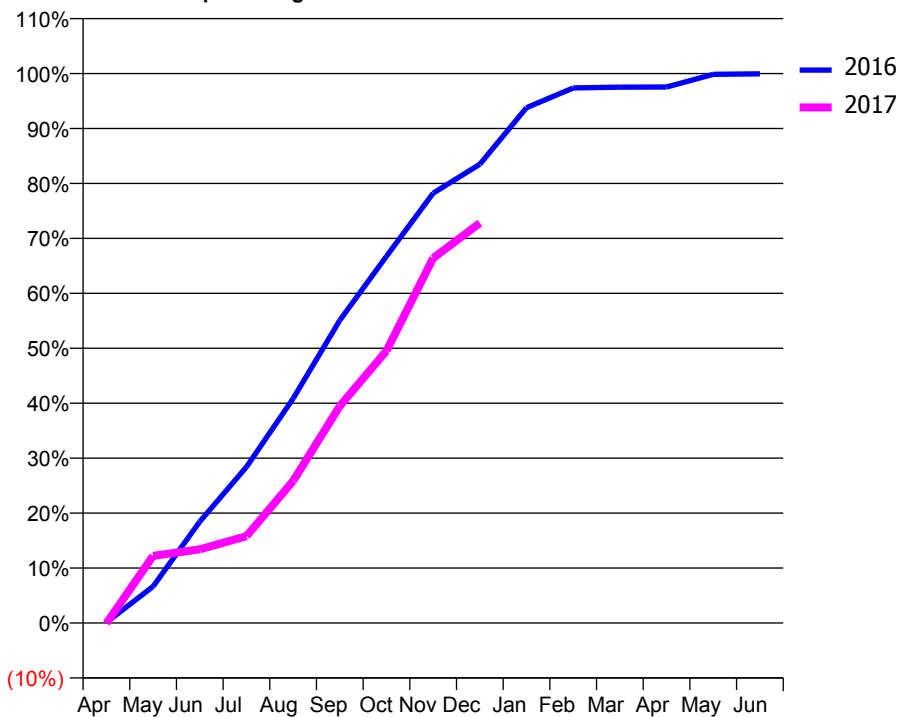
### ACCESS\*

Patients seen in 24 months	Total	Change since previous quarter
Quarter ending December 2015	2,276	
Quarter ending March 2016	2,098	↓
Quarter ending June 2016	2,071	↓
Quarter ending September 2016	2,101	→
Quarter ending December 2016	2,275	↑
<b>Variance since December 2015</b>	<b>(0.0%)</b>	→



### ACTIVITY

Cumulative percentage of contracted UDA delivered 2016 & 2017



Month	Adjusted Scheduled Activity (UDA)	
	2016	2017
April	7	-4
May	458	841
June	1,269	923
July	1,953	1,088
August	2,810	1,779
September	3,790	2,716
October	4,591	3,408
November	5,380	4,569
December	5,743	5,008
January	6,451	
February	6,699	
March	6,708	
April	6,711	
May	6,868	
June	6,875	

### QUALITY

	Quantity	Base Number	Contract	AT	Region	England
% of FP17s for the same patient ID Re-attending within 3 months - Children	25	560	4.5%	11.3%	11.9%	12.4%
% of FP17s for the same patient ID Re-attending within 3 months - Adults	135	1,220	11.1%	16.3%	17.1%	16.6%
% of FP17s for the same patient ID Re-attending between 3 & 9 months - Children	114	560	20.4%	41.7%	46.2%	57.5%
% of FP17s for the same patient ID Re-attending between 3 & 9 months - Adults	255	1,220	20.9%	35.2%	37.8%	50.4%
% of FP17s for Band 1 Urgent Courses	214	1,689	12.7%	10.7%	10.6%	9.1%
% of FP17s Relating to Free Repair or Replacements	8	1,689	0.5%	0.5%	0.6%	0.8%
% of FP17s Relating to Continuations	4	1,689	0.2%	0.9%	0.9%	1.3%
% of Patients satisfied with the dentistry they have received	1	1	N/A	89.2%	90.3%	92.7%
% of Patients satisfied with the time they had to wait for an appointment	0	1	N/A	81.2%	83.8%	88.8%

\* This is based on patients treated on this contract for their most recent course of treatment. Figures in italics indicate the base number of FP17s or Patient Questionnaire responses are less than 100. N/A is shown where the base number of responses is less than 10 during the period. % is calculated as Quantity/Base number\*100



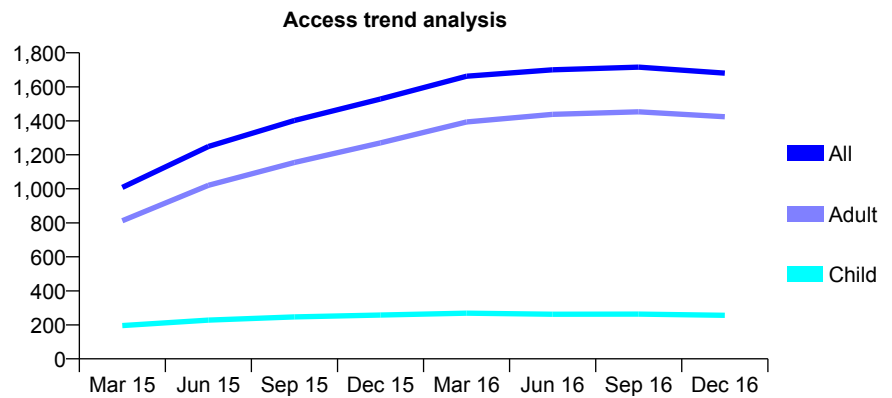
## Q61 - Vital Signs At a Glance Contract Report for 137871/0001 - December 2016

Name or company name	Harpinder Dhamu and Geo Vellappany Mat
Contract type name	Pilot Contract
Purpose of contract	General
Contract start date	01/05/2014
Contract end date	

16/17 Contracted general activity (UDA)	3,252
Carry forward general activity (UDA)	0
16/17 Contracted orthodontic activity (UOA)	0
Carry forward orthodontic activity (UOA)	0
Baseline contract value	£170,944.15

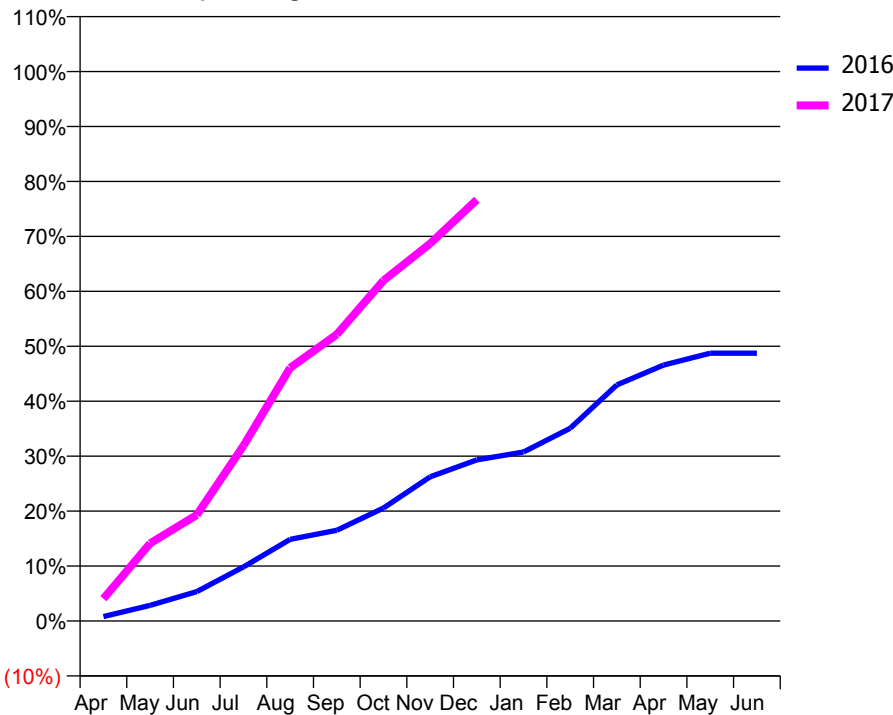
### ACCESS\*

Patients seen in 24 months	Total	Change since previous quarter
Quarter ending December 2015	1,528	
Quarter ending March 2016	1,662	↑
Quarter ending June 2016	1,700	↑
Quarter ending September 2016	1,716	→
Quarter ending December 2016	1,680	↓
<b>Variance since December 2015</b>	<b>9.9%</b>	<b>↑</b>



### ACTIVITY

Cumulative percentage of contracted UDA delivered 2016 & 2017



Month	Adjusted Scheduled Activity (UDA)	
	2016	2017
April	27	132
May	93	460
June	174	628
July	320	1,037
August	483	1,498
September	537	1,696
October	669	2,015
November	853	2,233
December	954	2,493
January	1,000	
February	1,141	
March	1,397	
April	1,515	
May	1,585	
June	1,585	

### QUALITY

	Quantity	Base Number	Contract	AT	Region	England
% of FP17s for the same patient ID Re-attending within 3 months - Children	17	214	7.9%	11.3%	11.9%	12.4%
% of FP17s for the same patient ID Re-attending within 3 months - Adults	93	791	11.8%	16.3%	17.1%	16.6%
% of FP17s for the same patient ID Re-attending between 3 & 9 months - Children	101	214	47.2%	41.7%	46.2%	57.5%
% of FP17s for the same patient ID Re-attending between 3 & 9 months - Adults	156	791	19.7%	35.2%	37.8%	50.4%
% of FP17s for Band 1 Urgent Courses	46	695	6.6%	10.7%	10.6%	9.1%
% of FP17s Relating to Free Repair or Replacements	1	695	0.1%	0.5%	0.6%	0.8%
% of FP17s Relating to Continuations	3	695	0.4%	0.9%	0.9%	1.3%
% of Patients satisfied with the dentistry they have received	2	2	N/A	89.2%	90.3%	92.7%
% of Patients satisfied with the time they had to wait for an appointment	2	2	N/A	81.2%	83.8%	88.8%

\* This is based on patients treated on this contract for their most recent course of treatment. Figures in italics indicate the base number of FP17s or Patient Questionnaire responses are less than 100. N/A is shown where the base number of responses is less than 10 during the period. % is calculated as Quantity/Base number\*100

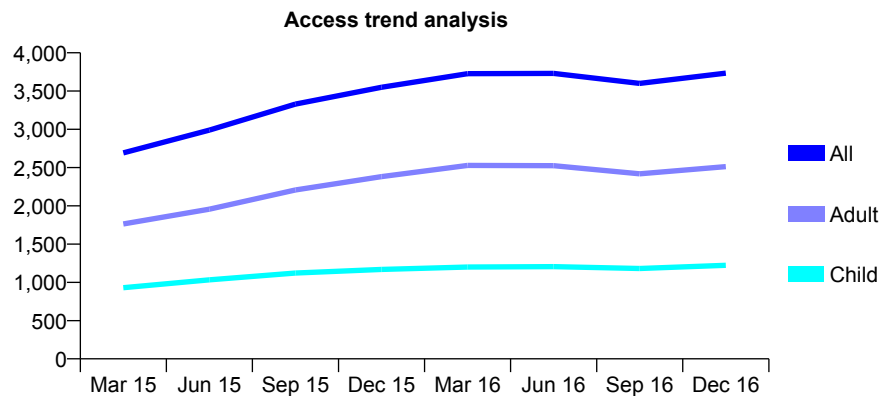
## Q61 - Vital Signs At a Glance Contract Report for 137901/0001 - December 2016

Name or company name	Smiles Dental Care Limited
Contract type name	GDS Contract
Purpose of contract	General
Contract start date	01/04/2014
Contract end date	

16/17 Contracted general activity (UDA)	7,500
Carry forward general activity (UDA)	-23
16/17 Contracted orthodontic activity (UOA)	0
Carry forward orthodontic activity (UOA)	0
Baseline contract value	£205,207.81

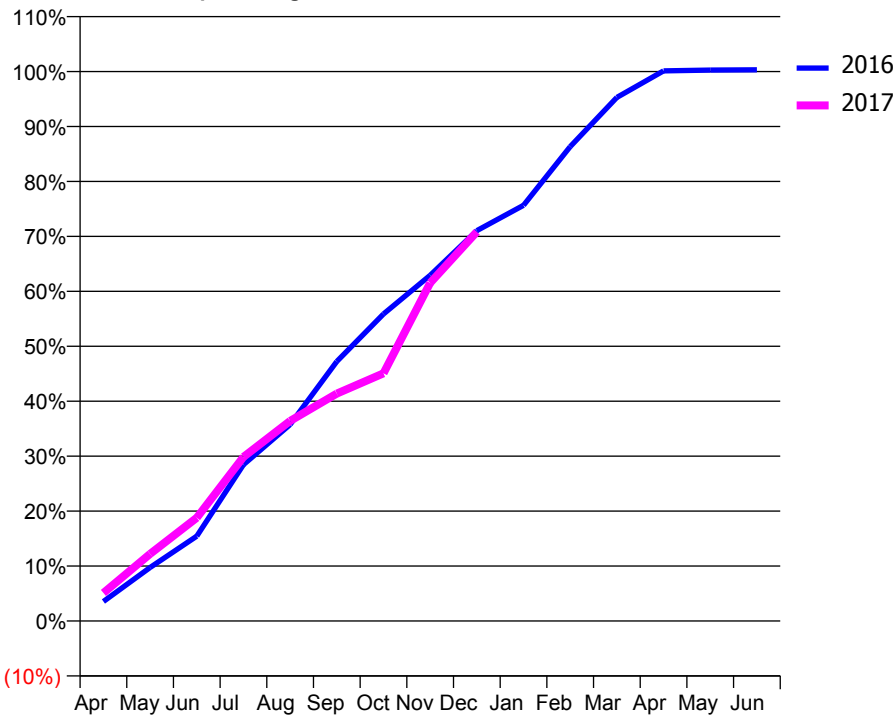
### ACCESS\*

Patients seen in 24 months	Total	Change since previous quarter
Quarter ending December 2015	3,550	
Quarter ending March 2016	3,728	↑
Quarter ending June 2016	3,731	→
Quarter ending September 2016	3,600	↓
Quarter ending December 2016	3,734	↑
<b>Variance since December 2015</b>	<b>5.2%</b>	<b>↑</b>



### ACTIVITY

Cumulative percentage of contracted UDA delivered 2016 & 2017



Month	Adjusted Scheduled Activity (UDA)	
	2016	2017
April	266	382
May	730	917
June	1,158	1,409
July	2,133	2,239
August	2,682	2,731
September	3,543	3,104
October	4,190	3,380
November	4,718	4,614
December	5,328	5,311
January	5,673	
February	6,475	
March	7,146	
April	7,508	
May	7,520	
June	7,523	

### QUALITY

	Quantity	Base Number	Contract	AT	Region	England
% of FP17s for the same patient ID Re-attending within 3 months - Children	60	1,091	5.5%	11.3%	11.9%	12.4%
% of FP17s for the same patient ID Re-attending within 3 months - Adults	124	1,785	6.9%	16.3%	17.1%	16.6%
% of FP17s for the same patient ID Re-attending between 3 & 9 months - Children	434	1,091	39.8%	41.7%	46.2%	57.5%
% of FP17s for the same patient ID Re-attending between 3 & 9 months - Adults	520	1,785	29.1%	35.2%	37.8%	50.4%
% of FP17s for Band 1 Urgent Courses	171	2,649	6.5%	10.7%	10.6%	9.1%
% of FP17s Relating to Free Repair or Replacements	18	2,649	0.7%	0.5%	0.6%	0.8%
% of FP17s Relating to Continuations	25	2,649	0.9%	0.9%	0.9%	1.3%
% of Patients satisfied with the dentistry they have received	3	3	N/A	89.2%	90.3%	92.7%
% of Patients satisfied with the time they had to wait for an appointment	3	3	N/A	81.2%	83.8%	88.8%

\* This is based on patients treated on this contract for their most recent course of treatment. Figures in italics indicate the base number of FP17s or Patient Questionnaire responses are less than 100. N/A is shown where the base number of responses is less than 10 during the period. % is calculated as Quantity/Base number\*100

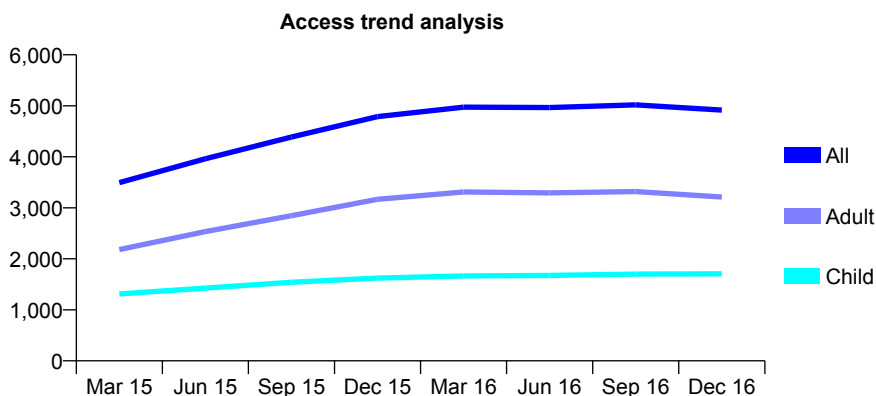
## Q61 - Vital Signs At a Glance Contract Report for 138037/0001 - December 2016

Name or company name	Mr Punit Shah, Mrs Priya Punit Shah
Contract type name	GDS Contract
Purpose of contract	General
Contract start date	10/02/2014
Contract end date	

16/17 Contracted general activity (UDA)	7,567
Carry forward general activity (UDA)	-151
16/17 Contracted orthodontic activity (UOA)	0
Carry forward orthodontic activity (UOA)	0
Baseline contract value	£224,891.36

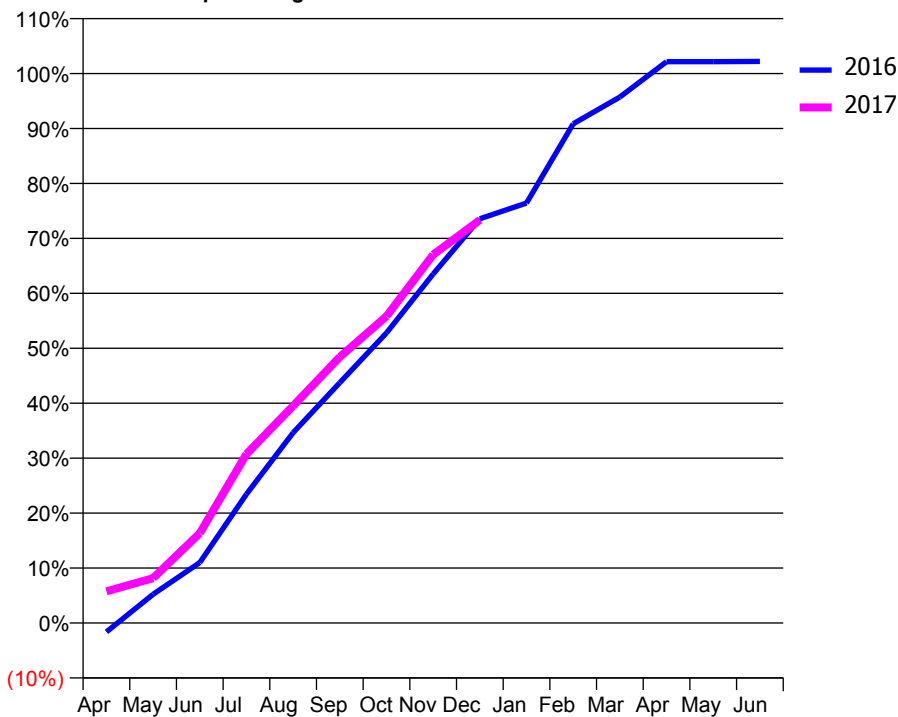
### ACCESS\*

Patients seen in 24 months	Total	Change since previous quarter
Quarter ending December 2015	4,788	
Quarter ending March 2016	4,973	↑
Quarter ending June 2016	4,966	→
Quarter ending September 2016	5,019	→
Quarter ending December 2016	4,916	↓
<b>Variance since December 2015</b>	<b>2.7%</b>	<b>↑</b>



### ACTIVITY

Cumulative percentage of contracted UDA delivered 2016 & 2017



Month	Adjusted Scheduled Activity (UDA)	
	2016	2017
April	-124	437
May	395	617
June	833	1,237
July	1,775	2,327
August	2,621	2,990
September	3,310	3,665
October	3,995	4,224
November	4,806	5,072
December	5,566	5,550
January	5,784	
February	6,873	
March	7,243	
April	7,731	
May	7,731	
June	7,734	

### QUALITY

	Quantity	Base Number	Contract	AT	Region	England
% of FP17s for the same patient ID Re-attending within 3 months - Children	66	1,304	5.1%	11.3%	11.9%	12.4%
% of FP17s for the same patient ID Re-attending within 3 months - Adults	228	2,171	10.5%	16.3%	17.1%	16.6%
% of FP17s for the same patient ID Re-attending between 3 & 9 months - Children	453	1,304	34.7%	41.7%	46.2%	57.5%
% of FP17s for the same patient ID Re-attending between 3 & 9 months - Adults	494	2,171	22.8%	35.2%	37.8%	50.4%
% of FP17s for Band 1 Urgent Courses	200	3,016	6.6%	10.7%	10.6%	9.1%
% of FP17s Relating to Free Repair or Replacements	5	3,016	0.2%	0.5%	0.6%	0.8%
% of FP17s Relating to Continuations	57	3,016	1.9%	0.9%	0.9%	1.3%
% of Patients satisfied with the dentistry they have received	9	9	N/A	89.2%	90.3%	92.7%
% of Patients satisfied with the time they had to wait for an appointment	9	9	N/A	81.2%	83.8%	88.8%

\* This is based on patients treated on this contract for their most recent course of treatment. Figures in italics indicate the base number of FP17s or Patient Questionnaire responses are less than 100. N/A is shown where the base number of responses is less than 10 during the period. % is calculated as Quantity/Base number\*100

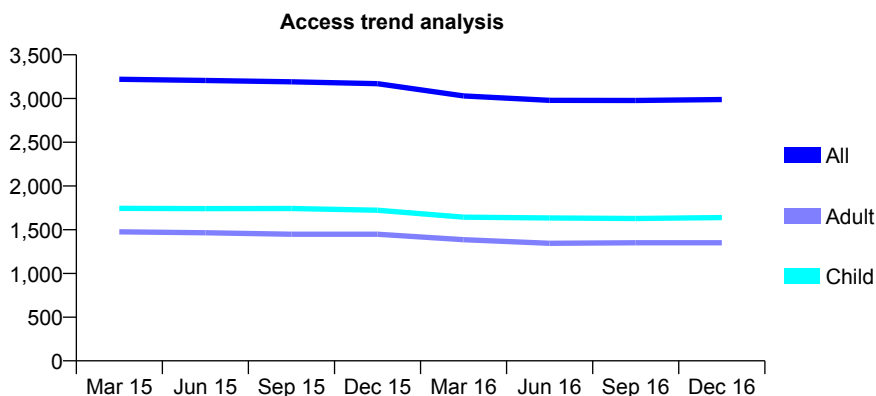
## Q61 - Vital Signs At a Glance Contract Report for 139262/0001 - December 2016

Name or company name	St Johns Dental Practice Limited
Contract type name	GDS Contract
Purpose of contract	General
Contract start date	01/12/2011
Contract end date	

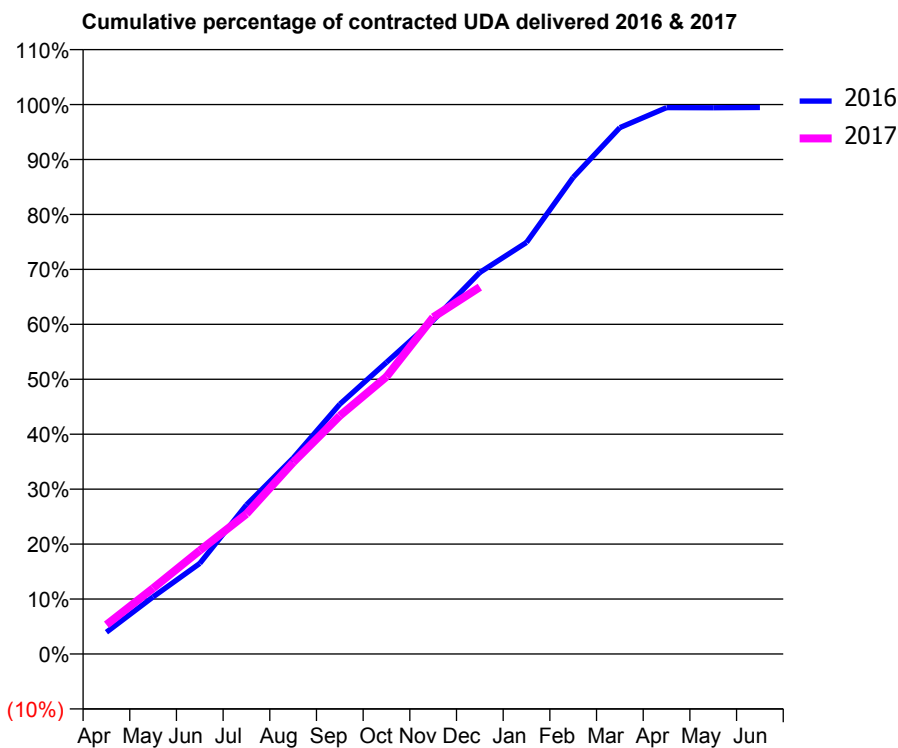
16/17 Contracted general activity (UDA)	7,247
Carry forward general activity (UDA)	39
16/17 Contracted orthodontic activity (UOA)	0
Carry forward orthodontic activity (UOA)	0
Baseline contract value	£158,308.15

### ACCESS\*

Patients seen in 24 months	Total	Change since previous quarter
Quarter ending December 2015	3,170	
Quarter ending March 2016	3,029	↓
Quarter ending June 2016	2,979	↓
Quarter ending September 2016	2,978	→
Quarter ending December 2016	2,989	→
<b>Variance since December 2015</b>	<b>(5.7%)</b>	<b>↓</b>



### ACTIVITY



Month	Adjusted Scheduled Activity (UDA)	
	2016	2017
April	287	386
May	753	868
June	1,195	1,366
July	1,967	1,848
August	2,585	2,525
September	3,295	3,142
October	3,846	3,658
November	4,401	4,441
December	5,032	4,839
January	5,428	
February	6,286	
March	6,943	
April	7,206	
May	7,205	
June	7,208	

### QUALITY

	Quantity	Base Number	Contract	AT	Region	England
% of FP17s for the same patient ID Re-attending within 3 months - Children	129	1,853	7.0%	11.3%	11.9%	12.4%
% of FP17s for the same patient ID Re-attending within 3 months - Adults	197	1,248	15.8%	16.3%	17.1%	16.6%
% of FP17s for the same patient ID Re-attending between 3 & 9 months - Children	1,209	1,853	65.2%	41.7%	46.2%	57.5%
% of FP17s for the same patient ID Re-attending between 3 & 9 months - Adults	729	1,248	58.4%	35.2%	37.8%	50.4%
% of FP17s for Band 1 Urgent Courses	134	2,922	4.6%	10.7%	10.6%	9.1%
% of FP17s Relating to Free Repair or Replacements	1	2,922	0.0%	0.5%	0.6%	0.8%
% of FP17s Relating to Continuations	8	2,922	0.3%	0.9%	0.9%	1.3%
% of Patients satisfied with the dentistry they have received	2	2	N/A	89.2%	90.3%	92.7%
% of Patients satisfied with the time they had to wait for an appointment	2	2	N/A	81.2%	83.8%	88.8%

\* This is based on patients treated on this contract for their most recent course of treatment. Figures in italics indicate the base number of FP17s or Patient Questionnaire responses are less than 100. N/A is shown where the base number of responses is less than 10 during the period. % is calculated as Quantity/Base number\*100

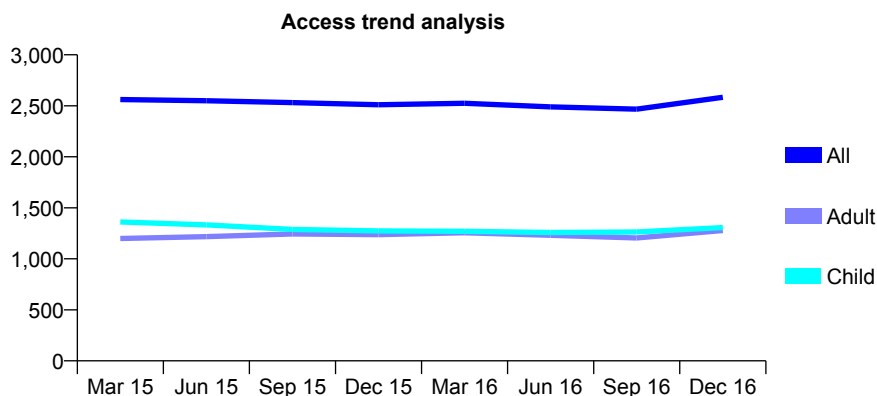
## Q61 - Vital Signs At a Glance Contract Report for 140252/0001 - December 2016

Name or company name	Mrs S Talwar & Dr R Khera
Contract type name	GDS Contract
Purpose of contract	General and Orthodontic
Contract start date	10/01/2009
Contract end date	

16/17 Contracted general activity (UDA)	3,745
Carry forward general activity (UDA)	-75
16/17 Contracted orthodontic activity (UOA)	2,645
Carry forward orthodontic activity (UOA)	4
Baseline contract value	£269,840.52

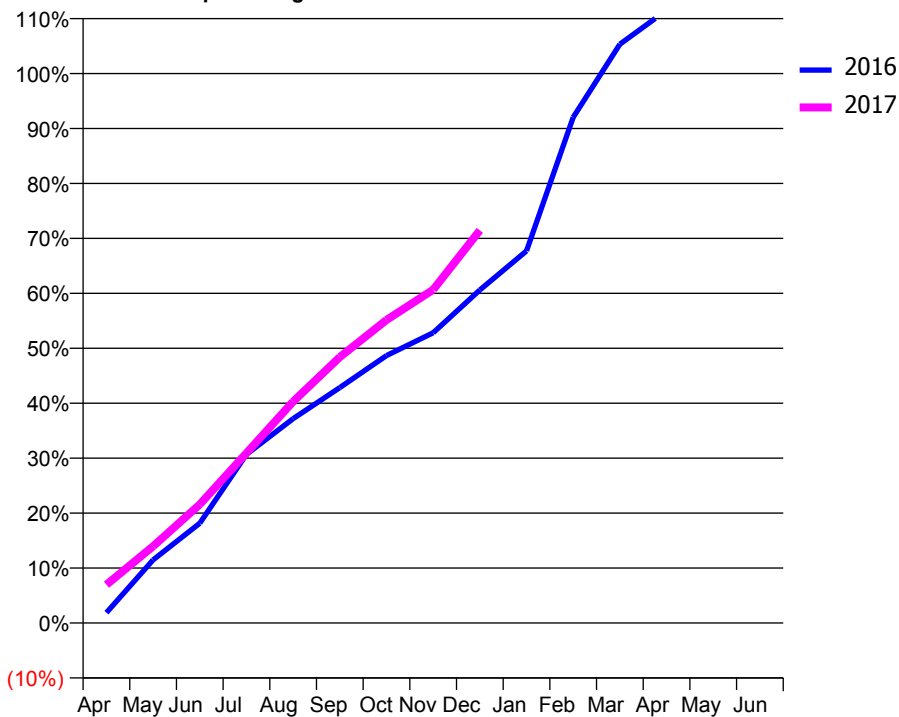
### ACCESS\*

Patients seen in 24 months	Total	Change since previous quarter
Quarter ending December 2015	2,511	
Quarter ending March 2016	2,525	→
Quarter ending June 2016	2,489	↓
Quarter ending September 2016	2,467	→
Quarter ending December 2016	2,584	↑
<b>Variance since December 2015</b>	<b>2.9%</b>	<b>↑</b>



### ACTIVITY

Cumulative percentage of contracted UDA delivered 2016 & 2017



Month	Adjusted Scheduled Activity (UDA)	
	2016	2017
April	71	261
May	430	523
June	680	808
July	1,149	1,158
August	1,393	1,509
September	1,605	1,813
October	1,822	2,065
November	1,978	2,271
December	2,270	2,676
January	2,536	
February	3,447	
March	3,944	
April	4,175	
May	4,175	
June	4,175	

### QUALITY

	Quantity	Base Number	Contract	AT	Region	England
% of FP17s for the same patient ID Re-attending within 3 months - Children	99	1,218	8.1%	11.3%	11.9%	12.4%
% of FP17s for the same patient ID Re-attending within 3 months - Adults	95	836	11.4%	16.3%	17.1%	16.6%
% of FP17s for the same patient ID Re-attending between 3 & 9 months - Children	337	1,218	27.7%	41.7%	46.2%	57.5%
% of FP17s for the same patient ID Re-attending between 3 & 9 months - Adults	200	836	23.9%	35.2%	37.8%	50.4%
% of FP17s for Band 1 Urgent Courses	122	1,184	10.3%	10.7%	10.6%	9.1%
% of FP17s Relating to Free Repair or Replacements	0	1,184	0.0%	0.5%	0.6%	0.8%
% of FP17s Relating to Continuations	15	1,184	1.3%	0.9%	0.9%	1.3%
% of Patients satisfied with the dentistry they have received	1	1	N/A	89.2%	90.3%	92.7%
% of Patients satisfied with the time they had to wait for an appointment	1	1	N/A	81.2%	83.8%	88.8%

\* This is based on patients treated on this contract for their most recent course of treatment. Figures in italics indicate the base number of FP17s or Patient Questionnaire responses are less than 100. N/A is shown where the base number of responses is less than 10 during the period. % is calculated as Quantity/Base number\*100

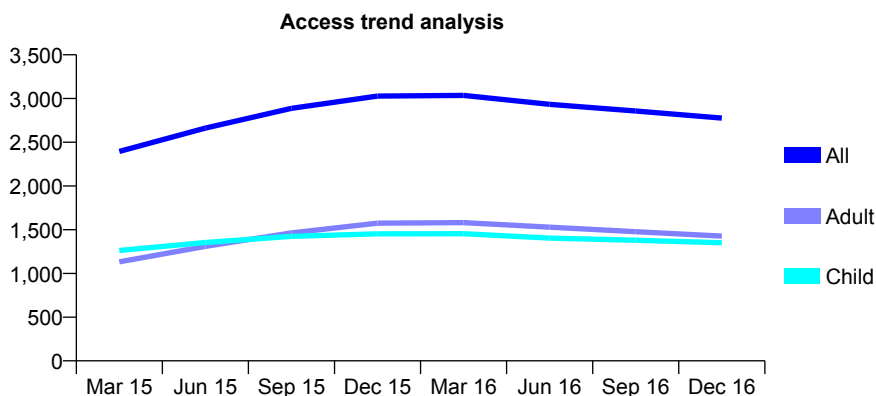
## Q61 - Vital Signs At a Glance Contract Report for 140473/0001 - December 2016

Name or company name	Barnet Smiles Dental Care Limited
Contract type name	GDS Contract
Purpose of contract	General
Contract start date	01/04/2014
Contract end date	

16/17 Contracted general activity (UDA)	7,560
Carry forward general activity (UDA)	-110
16/17 Contracted orthodontic activity (UOA)	0
Carry forward orthodontic activity (UOA)	0
Baseline contract value	£187,172.46

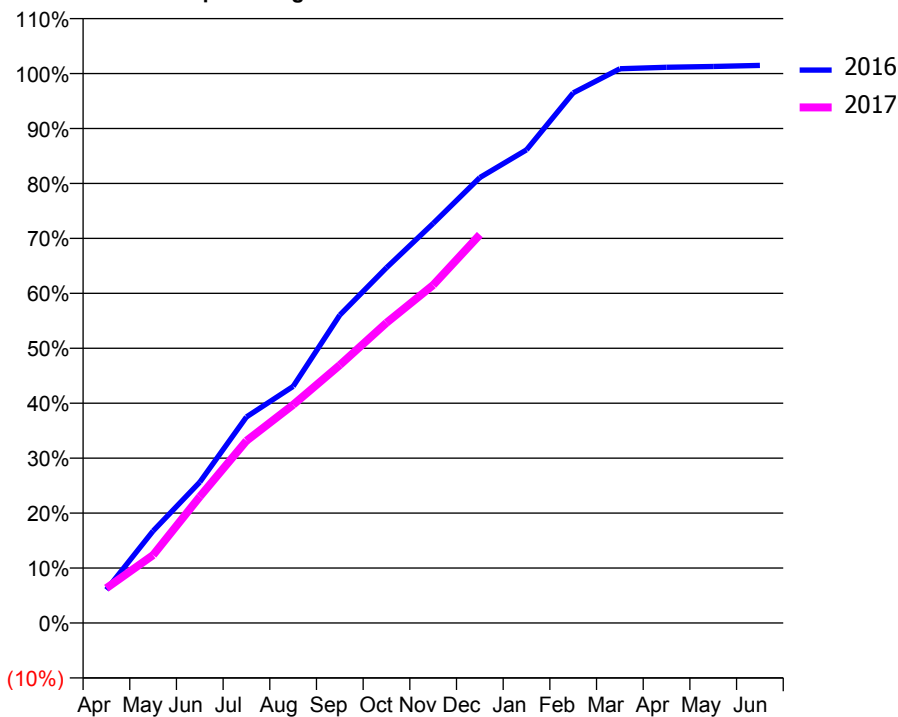
### ACCESS\*

Patients seen in 24 months	Total	Change since previous quarter
Quarter ending December 2015	3,028	
Quarter ending March 2016	3,035	→
Quarter ending June 2016	2,933	↓
Quarter ending September 2016	2,857	↓
Quarter ending December 2016	2,777	↓
<b>Variance since December 2015</b>	<b>(8.3%)</b>	<b>↓</b>



### ACTIVITY

Cumulative percentage of contracted UDA delivered 2016 & 2017



Month	Adjusted Scheduled Activity (UDA)	
	2016	2017
April	457	480
May	1,266	934
June	1,938	1,738
July	2,835	2,508
August	3,256	3,003
September	4,236	3,550
October	4,889	4,130
November	5,497	4,649
December	6,128	5,343
January	6,510	
February	7,294	
March	7,625	
April	7,645	
May	7,657	
June	7,670	

### QUALITY

	Quantity	Base Number	Contract	AT	Region	England
% of FP17s for the same patient ID Re-attending within 3 months - Children	145	1,449	10.0%	11.3%	11.9%	12.4%
% of FP17s for the same patient ID Re-attending within 3 months - Adults	226	1,150	19.7%	16.3%	17.1%	16.6%
% of FP17s for the same patient ID Re-attending between 3 & 9 months - Children	785	1,449	54.2%	41.7%	46.2%	57.5%
% of FP17s for the same patient ID Re-attending between 3 & 9 months - Adults	516	1,150	44.9%	35.2%	37.8%	50.4%
% of FP17s for Band 1 Urgent Courses	151	2,583	5.8%	10.7%	10.6%	9.1%
% of FP17s Relating to Free Repair or Replacements	4	2,583	0.2%	0.5%	0.6%	0.8%
% of FP17s Relating to Continuations	2	2,583	0.1%	0.9%	0.9%	1.3%
% of Patients satisfied with the dentistry they have received	3	3	N/A	89.2%	90.3%	92.7%
% of Patients satisfied with the time they had to wait for an appointment	3	3	N/A	81.2%	83.8%	88.8%

\* This is based on patients treated on this contract for their most recent course of treatment. Figures in italics indicate the base number of FP17s or Patient Questionnaire responses are less than 100. N/A is shown where the base number of responses is less than 10 during the period. % is calculated as Quantity/Base number\*100

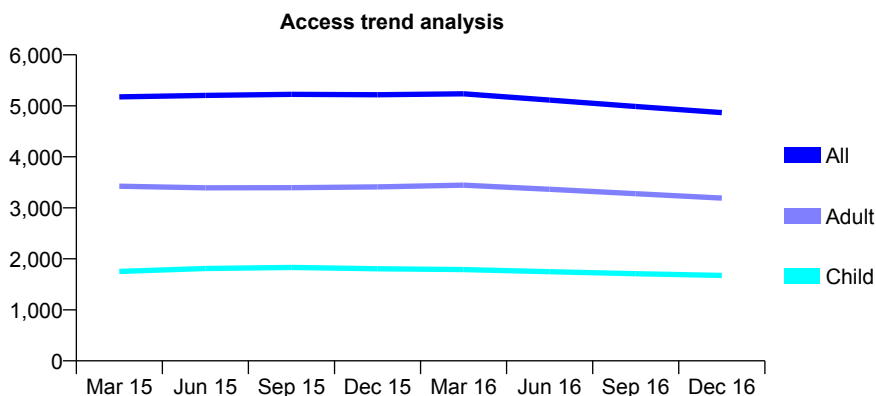
## Q61 - Vital Signs At a Glance Contract Report for 140740/0001 - December 2016

Name or company name	Mr S Atkar
Contract type name	GDS Contract
Purpose of contract	General
Contract start date	01/09/2012
Contract end date	

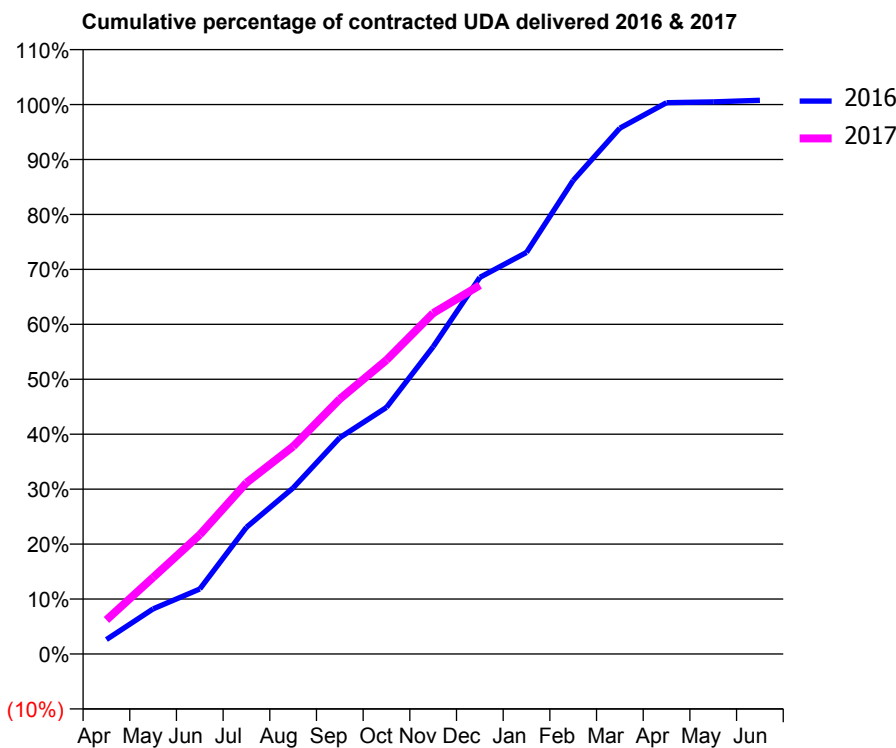
16/17 Contracted general activity (UDA)	13,433
Carry forward general activity (UDA)	-104
16/17 Contracted orthodontic activity (UOA)	0
Carry forward orthodontic activity (UOA)	0
Baseline contract value	£401,430.30

### ACCESS\*

Patients seen in 24 months	Total	Change since previous quarter
Quarter ending December 2015	5,216	
Quarter ending March 2016	5,234	→
Quarter ending June 2016	5,113	↓
Quarter ending September 2016	4,986	↓
Quarter ending December 2016	4,867	↓
<b>Variance since December 2015</b>	<b>(6.7%)</b>	<b>↓</b>



### ACTIVITY



Month	Adjusted Scheduled Activity (UDA)	
	2016	2017
April	352	833
May	1,102	1,874
June	1,589	2,916
July	3,098	4,186
August	4,059	5,073
September	5,287	6,233
October	6,027	7,187
November	7,513	8,333
December	9,207	9,016
January	9,818	
February	11,576	
March	12,855	
April	13,477	
May	13,496	
June	13,537	

### QUALITY

	Quantity	Base Number	Contract	AT	Region	England
% of FP17s for the same patient ID Re-attending within 3 months - Children	94	1,488	6.3%	11.3%	11.9%	12.4%
% of FP17s for the same patient ID Re-attending within 3 months - Adults	264	2,647	10.0%	16.3%	17.1%	16.6%
% of FP17s for the same patient ID Re-attending between 3 & 9 months - Children	762	1,488	51.2%	41.7%	46.2%	57.5%
% of FP17s for the same patient ID Re-attending between 3 & 9 months - Adults	1,467	2,647	55.4%	35.2%	37.8%	50.4%
% of FP17s for Band 1 Urgent Courses	143	3,521	4.1%	10.7%	10.6%	9.1%
% of FP17s Relating to Free Repair or Replacements	8	3,521	0.2%	0.5%	0.6%	0.8%
% of FP17s Relating to Continuations	19	3,521	0.5%	0.9%	0.9%	1.3%
% of Patients satisfied with the dentistry they have received	4	4	N/A	89.2%	90.3%	92.7%
% of Patients satisfied with the time they had to wait for an appointment	3	4	N/A	81.2%	83.8%	88.8%

\* This is based on patients treated on this contract for their most recent course of treatment. Figures in italics indicate the base number of FP17s or Patient Questionnaire responses are less than 100. N/A is shown where the base number of responses is less than 10 during the period. % is calculated as Quantity/Base number\*100



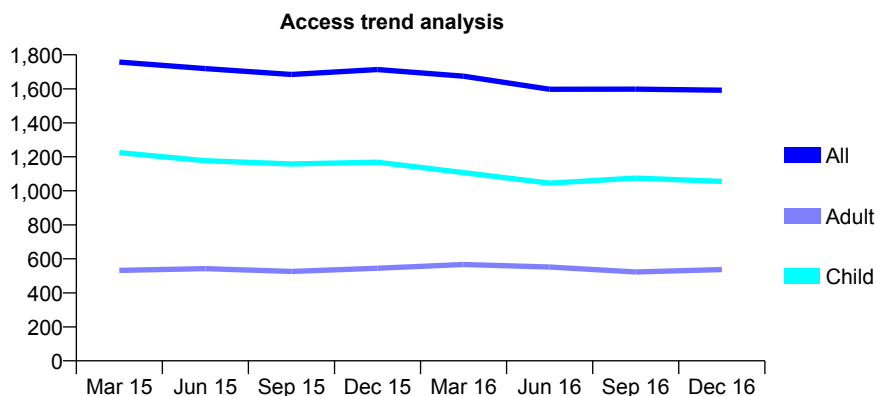
## Q61 - Vital Signs At a Glance Contract Report for 141046/0001 - December 2016

Name or company name	Newham Community Dental Service
Contract type name	PDS Contract
Purpose of contract	General
Contract start date	01/02/2011
Contract end date	31/01/2021

16/17 Contracted general activity (UDA)	2,095
Carry forward general activity (UDA)	0
16/17 Contracted orthodontic activity (UOA)	0
Carry forward orthodontic activity (UOA)	0
Baseline contract value	£1,771,636.43

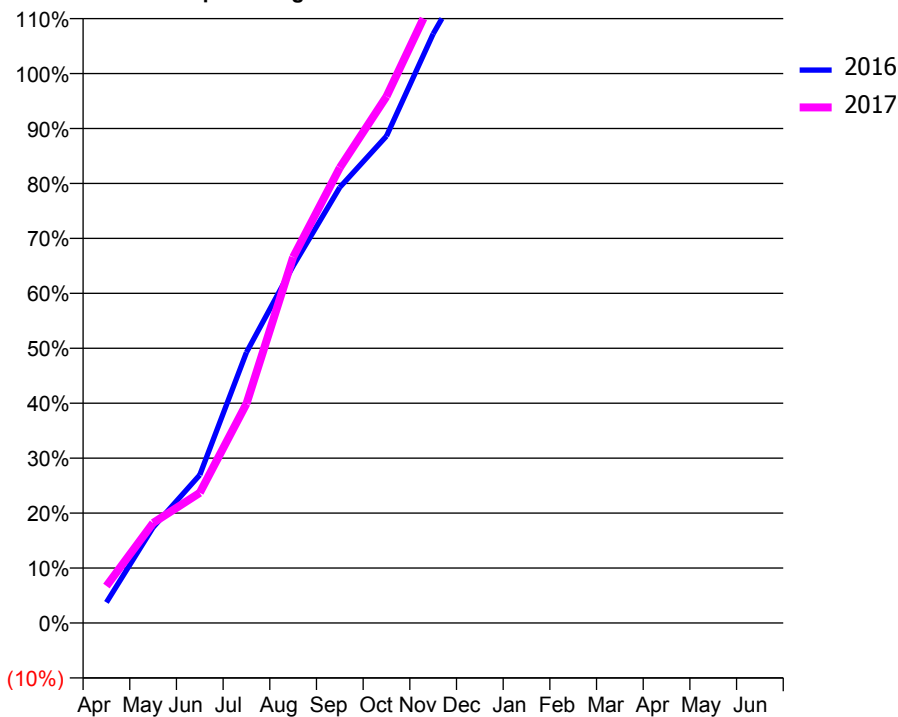
### ACCESS\*

Patients seen in 24 months	Total	Change since previous quarter
Quarter ending December 2015	1,713	
Quarter ending March 2016	1,674	↓
Quarter ending June 2016	1,597	↓
Quarter ending September 2016	1,598	→
Quarter ending December 2016	1,592	→
<b>Variance since December 2015</b>	<b>(7.1%)</b>	<b>↓</b>



### ACTIVITY

Cumulative percentage of contracted UDA delivered 2016 & 2017



Month	Adjusted Scheduled Activity (UDA)	
	2016	2017
April	79	141
May	365	382
June	564	496
July	1,032	836
August	1,361	1,395
September	1,661	1,736
October	1,856	2,007
November	2,246	2,382
December	2,554	2,694
January	2,728	
February	2,929	
March	2,929	
April	3,587	
May	3,582	
June	3,581	

### QUALITY

	Quantity	Base Number	Contract	AT	Region	England
% of FP17s for the same patient ID Re-attending within 3 months - Children	108	1,125	9.6%	11.3%	11.9%	12.4%
% of FP17s for the same patient ID Re-attending within 3 months - Adults	50	422	11.8%	16.3%	17.1%	16.6%
% of FP17s for the same patient ID Re-attending between 3 & 9 months - Children	133	1,125	11.8%	41.7%	46.2%	57.5%
% of FP17s for the same patient ID Re-attending between 3 & 9 months - Adults	82	422	19.4%	35.2%	37.8%	50.4%
% of FP17s for Band 1 Urgent Courses	87	1,225	7.1%	10.7%	10.6%	9.1%
% of FP17s Relating to Free Repair or Replacements	1	1,225	0.1%	0.5%	0.6%	0.8%
% of FP17s Relating to Continuations	1	1,225	0.1%	0.9%	0.9%	1.3%
% of Patients satisfied with the dentistry they have received	0	0	N/A	89.2%	90.3%	92.7%
% of Patients satisfied with the time they had to wait for an appointment	0	0	N/A	81.2%	83.8%	88.8%

\* This is based on patients treated on this contract for their most recent course of treatment. Figures in italics indicate the base number of FP17s or Patient Questionnaire responses are less than 100. N/A is shown where the base number of responses is less than 10 during the period. % is calculated as Quantity/Base number\*100

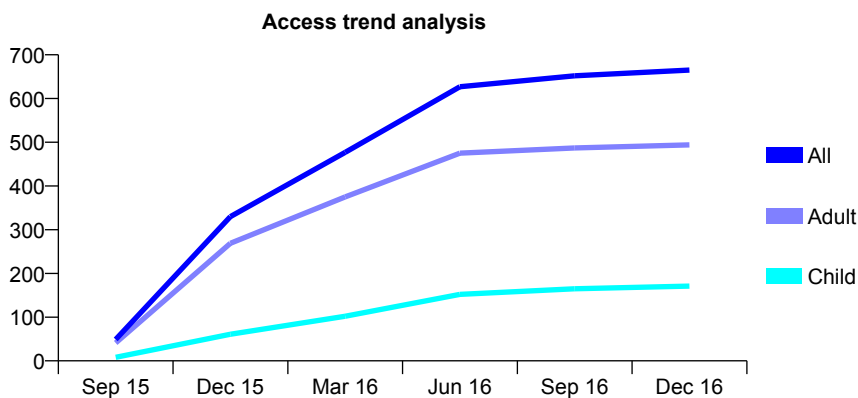
## Q61 - Vital Signs At a Glance Contract Report for 141798/0001 - December 2016

Name or company name	Noorani, Noorani
Contract type name	GDS Contract
Purpose of contract	General
Contract start date	01/07/2015
Contract end date	

16/17 Contracted general activity (UDA)	2,074
Carry forward general activity (UDA)	-41
16/17 Contracted orthodontic activity (UOA)	0
Carry forward orthodontic activity (UOA)	0
Baseline contract value	£49,536.03

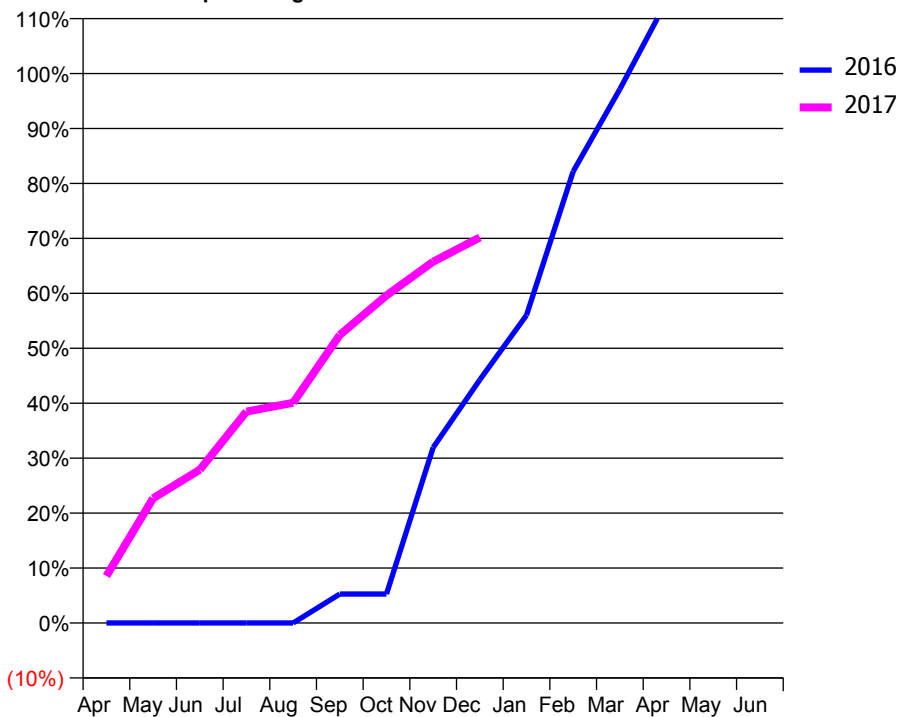
### ACCESS\*

Patients seen in 24 months	Total	Change since previous quarter
Quarter ending December 2015	330	
Quarter ending March 2016	477	↑
Quarter ending June 2016	627	↑
Quarter ending September 2016	652	↑
Quarter ending December 2016	665	→
<b>Variance since December 2015</b>	<b>101.5%</b>	<b>↑</b>



### ACTIVITY

Cumulative percentage of contracted UDA delivered 2016 & 2017



Month	Adjusted Scheduled Activity (UDA)	
	2016	2017
April	0	177
May	0	471
June	0	578
July	0	798
August	0	831
September	82	1,087
October	82	1,236
November	497	1,364
December	689	1,455
January	872	
February	1,279	
March	1,512	
April	1,760	
May	1,771	
June	1,771	

### QUALITY

	Quantity	Base Number	Contract	AT	Region	England
% of FP17s for the same patient ID Re-attending within 3 months - Children	16	197	8.1%	11.3%	11.9%	12.4%
% of FP17s for the same patient ID Re-attending within 3 months - Adults	128	534	24.0%	16.3%	17.1%	16.6%
% of FP17s for the same patient ID Re-attending between 3 & 9 months - Children	86	197	43.7%	41.7%	46.2%	57.5%
% of FP17s for the same patient ID Re-attending between 3 & 9 months - Adults	246	534	46.1%	35.2%	37.8%	50.4%
% of FP17s for Band 1 Urgent Courses	61	631	9.7%	10.7%	10.6%	9.1%
% of FP17s Relating to Free Repair or Replacements	4	631	0.6%	0.5%	0.6%	0.8%
% of FP17s Relating to Continuations	17	631	2.7%	0.9%	0.9%	1.3%
% of Patients satisfied with the dentistry they have received	0	0	N/A	89.2%	90.3%	92.7%
% of Patients satisfied with the time they had to wait for an appointment	0	0	N/A	81.2%	83.8%	88.8%

\* This is based on patients treated on this contract for their most recent course of treatment. Figures in italics indicate the base number of FP17s or Patient Questionnaire responses are less than 100. N/A is shown where the base number of responses is less than 10 during the period. % is calculated as Quantity/Base number\*100

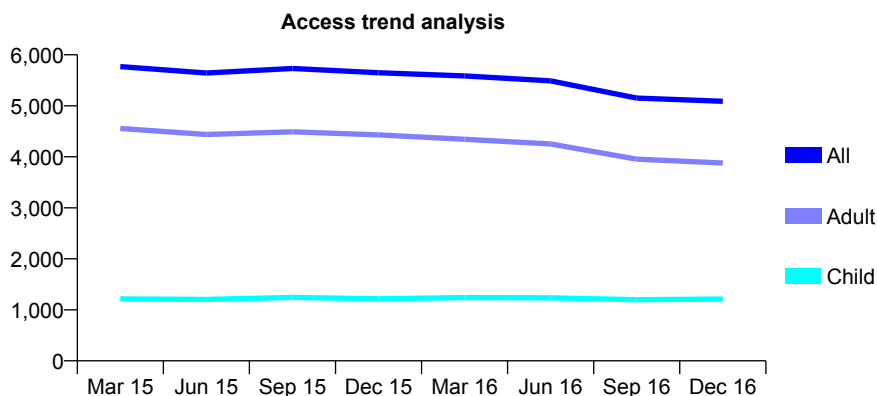
## Q61 - Vital Signs At a Glance Contract Report for 142794/0001 - December 2016

Name or company name	Ace Dental
Contract type name	GDS Contract
Purpose of contract	General
Contract start date	01/04/2010
Contract end date	

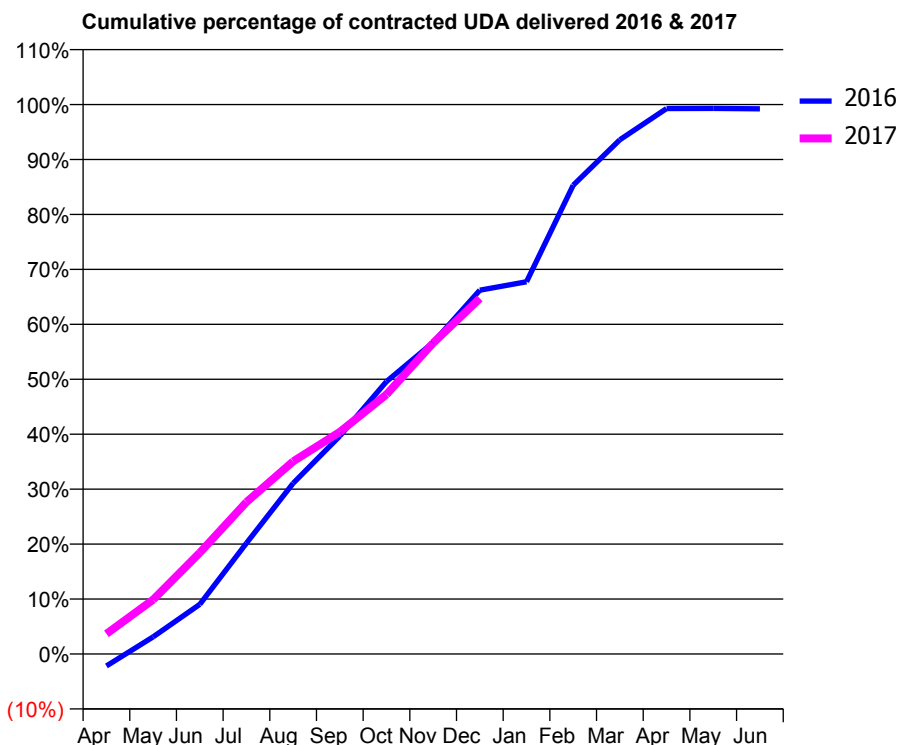
16/17 Contracted general activity (UDA)	15,340
Carry forward general activity (UDA)	6
16/17 Contracted orthodontic activity (UOA)	0
Carry forward orthodontic activity (UOA)	0
Baseline contract value	£418,064.05

### ACCESS\*

Patients seen in 24 months	Total	Change since previous quarter
Quarter ending December 2015	5,648	
Quarter ending March 2016	5,586	↓
Quarter ending June 2016	5,488	↓
Quarter ending September 2016	5,152	↓
Quarter ending December 2016	5,090	↓
<b>Variance since December 2015</b>	<b>(9.9%)</b>	<b>↓</b>



### ACTIVITY



Month	Adjusted Scheduled Activity (UDA)	
	2016	2017
April	-337	565
May	477	1,515
June	1,385	2,829
July	3,096	4,240
August	4,767	5,377
September	6,083	6,200
October	7,608	7,245
November	8,698	8,682
December	10,156	9,926
January	10,393	
February	13,088	
March	14,356	
April	15,227	
May	15,232	
June	15,221	

### QUALITY

	Quantity	Base Number	Contract	AT	Region	England
% of FP17s for the same patient ID Re-attending within 3 months - Children	64	1,031	6.2%	11.3%	11.9%	12.4%
% of FP17s for the same patient ID Re-attending within 3 months - Adults	302	2,917	10.4%	16.3%	17.1%	16.6%
% of FP17s for the same patient ID Re-attending between 3 & 9 months - Children	451	1,031	43.7%	41.7%	46.2%	57.5%
% of FP17s for the same patient ID Re-attending between 3 & 9 months - Adults	1,107	2,917	37.9%	35.2%	37.8%	50.4%
% of FP17s for Band 1 Urgent Courses	336	3,648	9.2%	10.7%	10.6%	9.1%
% of FP17s Relating to Free Repair or Replacements	25	3,648	0.7%	0.5%	0.6%	0.8%
% of FP17s Relating to Continuations	18	3,648	0.5%	0.9%	0.9%	1.3%
% of Patients satisfied with the dentistry they have received	0	1	N/A	89.2%	90.3%	92.7%
% of Patients satisfied with the time they had to wait for an appointment	0	1	N/A	81.2%	83.8%	88.8%

\* This is based on patients treated on this contract for their most recent course of treatment. Figures in italics indicate the base number of FP17s or Patient Questionnaire responses are less than 100. N/A is shown where the base number of responses is less than 10 during the period. % is calculated as Quantity/Base number\*100

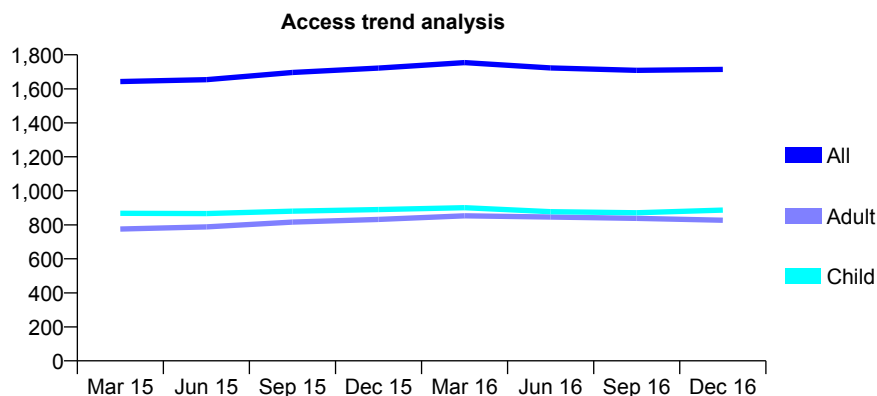
## Q61 - Vital Signs At a Glance Contract Report for 143693/0003 - December 2016

Name or company name	Newham Family Dental Care Ltd
Contract type name	GDS Contract
Purpose of contract	General
Contract start date	12/03/2008
Contract end date	

16/17 Contracted general activity (UDA)	4,723
Carry forward general activity (UDA)	0
16/17 Contracted orthodontic activity (UOA)	0
Carry forward orthodontic activity (UOA)	0
Baseline contract value	£209,060.31

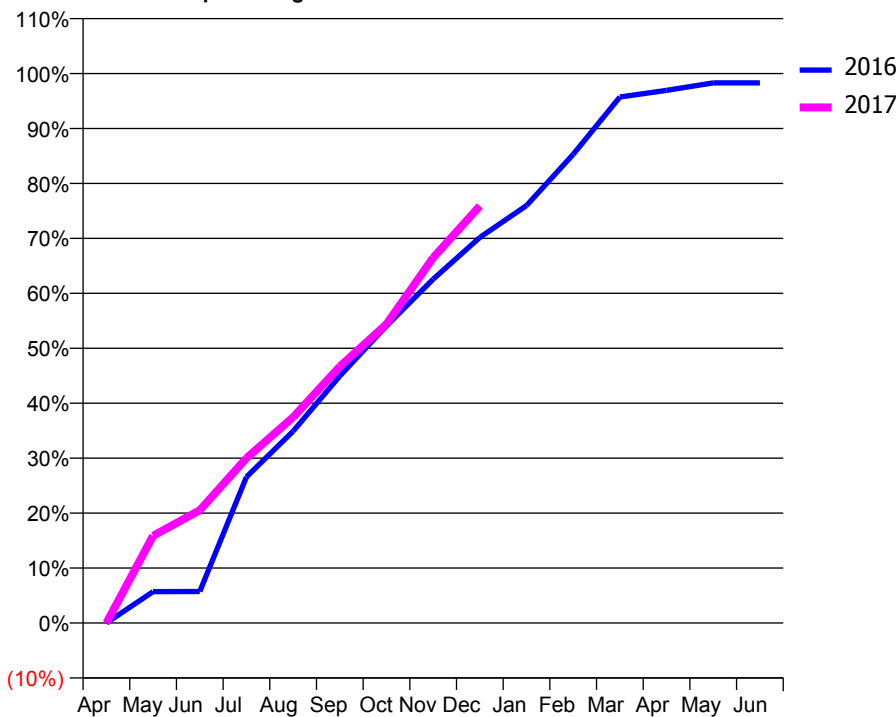
### ACCESS\*

Patients seen in 24 months	Total	Change since previous quarter
Quarter ending December 2015	1,722	
Quarter ending March 2016	1,754	→
Quarter ending June 2016	1,723	↓
Quarter ending September 2016	1,709	→
Quarter ending December 2016	1,714	→
<b>Variance since December 2015</b>	<b>(0.5%)</b>	<b>→</b>



### ACTIVITY

Cumulative percentage of contracted UDA delivered 2016 & 2017



Month	Adjusted Scheduled Activity (UDA)	
	2016	2017
April	0	0
May	270	750
June	271	969
July	1,255	1,417
August	1,648	1,769
September	2,124	2,205
October	2,554	2,569
November	2,956	3,140
December	3,314	3,584
January	3,588	
February	4,029	
March	4,521	
April	4,578	
May	4,642	
June	4,642	

### QUALITY

	Quantity	Base Number	Contract	AT	Region	England
% of FP17s for the same patient ID Re-attending within 3 months - Children	41	830	4.9%	11.3%	11.9%	12.4%
% of FP17s for the same patient ID Re-attending within 3 months - Adults	42	637	6.6%	16.3%	17.1%	16.6%
% of FP17s for the same patient ID Re-attending between 3 & 9 months - Children	370	830	44.6%	41.7%	46.2%	57.5%
% of FP17s for the same patient ID Re-attending between 3 & 9 months - Adults	179	637	28.1%	35.2%	37.8%	50.4%
% of FP17s for Band 1 Urgent Courses	150	1,388	10.8%	10.7%	10.6%	9.1%
% of FP17s Relating to Free Repair or Replacements	5	1,388	0.4%	0.5%	0.6%	0.8%
% of FP17s Relating to Continuations	5	1,388	0.4%	0.9%	0.9%	1.3%
% of Patients satisfied with the dentistry they have received	1	1	N/A	89.2%	90.3%	92.7%
% of Patients satisfied with the time they had to wait for an appointment	1	1	N/A	81.2%	83.8%	88.8%

\* This is based on patients treated on this contract for their most recent course of treatment. Figures in italics indicate the base number of FP17s or Patient Questionnaire responses are less than 100. N/A is shown where the base number of responses is less than 10 during the period. % is calculated as Quantity/Base number\*100

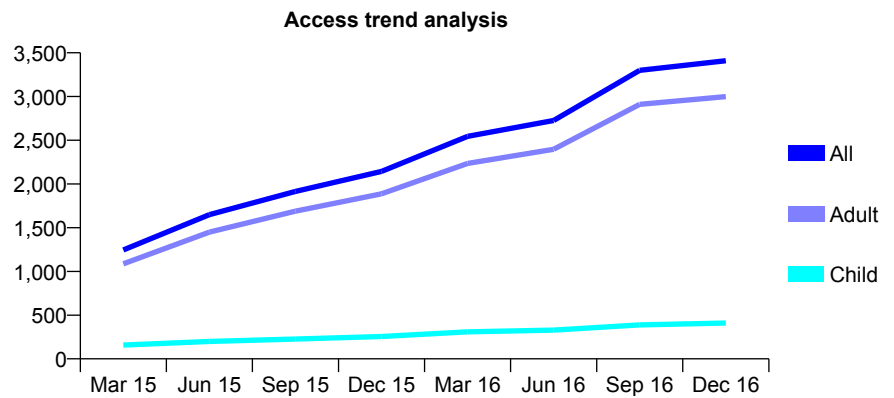
## Q61 - Vital Signs At a Glance Contract Report for 143693/0004 - December 2016

Name or company name	Newham Family Dental Care Ltd
Contract type name	PDS Contract
Purpose of contract	General
Contract start date	01/04/2014
Contract end date	

16/17 Contracted general activity (UDA)	3,885
Carry forward general activity (UDA)	0
16/17 Contracted orthodontic activity (UOA)	0
Carry forward orthodontic activity (UOA)	0
Baseline contract value	£177,234.31

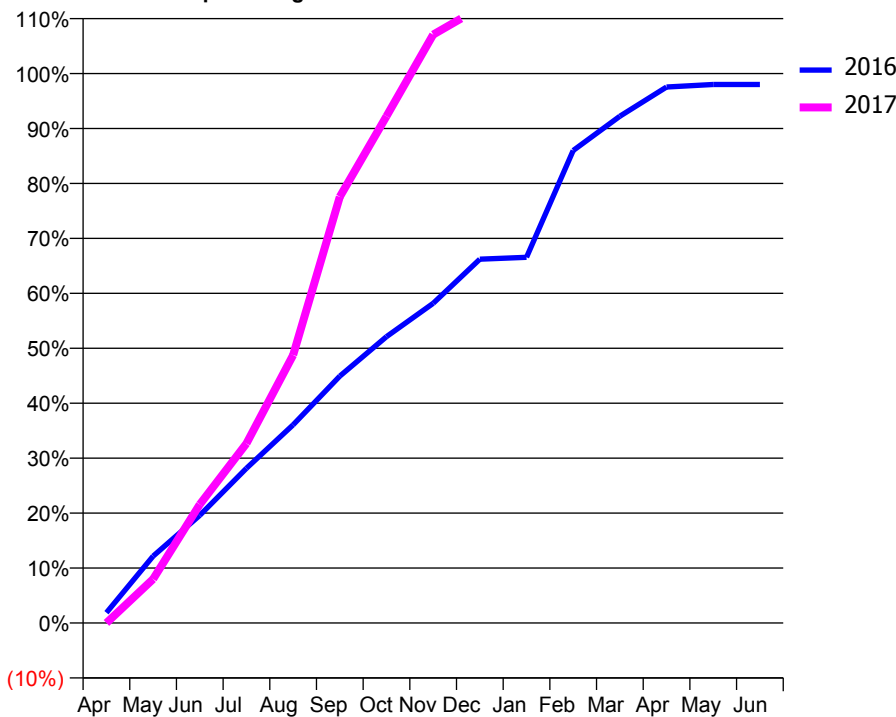
### ACCESS\*

Patients seen in 24 months	Total	Change since previous quarter
Quarter ending December 2015	2,144	
Quarter ending March 2016	2,544	↑
Quarter ending June 2016	2,726	↑
Quarter ending September 2016	3,299	↑
Quarter ending December 2016	3,409	↑
<b>Variance since December 2015</b>	<b>59.0%</b>	<b>↑</b>



### ACTIVITY

**Cumulative percentage of contracted UDA delivered 2016 & 2017**



Month	Adjusted Scheduled Activity (UDA)	
	2016	2017
April	73	0
May	472	311
June	762	839
July	1,094	1,269
August	1,401	1,895
September	1,746	3,013
October	2,025	3,583
November	2,260	4,160
December	2,572	4,350
January	2,585	
February	3,341	
March	3,583	
April	3,789	
May	3,807	
June	3,807	

### QUALITY

	Quantity	Base Number	Contract	AT	Region	England
% of FP17s for the same patient ID Re-attending within 3 months - Children	12	503	2.4%	11.3%	11.9%	12.4%
% of FP17s for the same patient ID Re-attending within 3 months - Adults	90	3,303	2.7%	16.3%	17.1%	16.6%
% of FP17s for the same patient ID Re-attending between 3 & 9 months - Children	1	503	0.2%	41.7%	46.2%	57.5%
% of FP17s for the same patient ID Re-attending between 3 & 9 months - Adults	16	3,303	0.5%	35.2%	37.8%	50.4%
% of FP17s for Band 1 Urgent Courses	3,574	3,621	98.7%	10.7%	10.6%	9.1%
% of FP17s Relating to Free Repair or Replacements	0	3,621	0.0%	0.5%	0.6%	0.8%
% of FP17s Relating to Continuations	0	3,621	0.0%	0.9%	0.9%	1.3%
% of Patients satisfied with the dentistry they have received	1	1	N/A	89.2%	90.3%	92.7%
% of Patients satisfied with the time they had to wait for an appointment	1	1	N/A	81.2%	83.8%	88.8%

\* This is based on patients treated on this contract for their most recent course of treatment. Figures in italics indicate the base number of FP17s or Patient Questionnaire responses are less than 100. N/A is shown where the base number of responses is less than 10 during the period. % is calculated as Quantity/Base number\*100

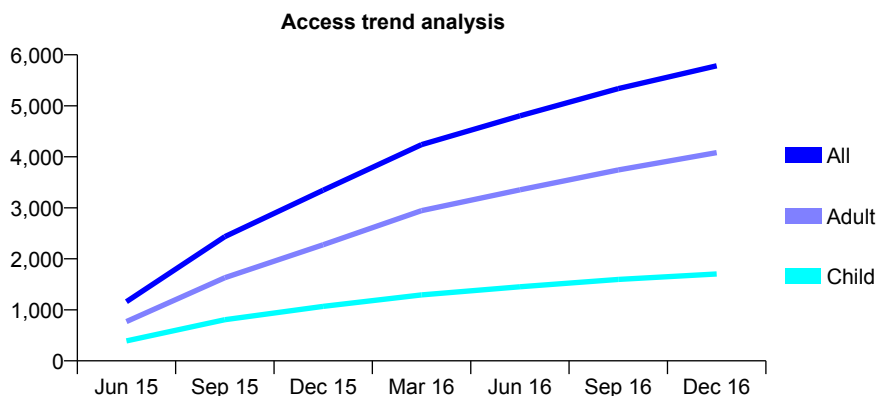
## Q61 - Vital Signs At a Glance Contract Report for 144231/0001 - December 2016

Name or company name	Lea Bridge Road Dental Surgery
Contract type name	GDS Contract
Purpose of contract	General
Contract start date	01/04/2015
Contract end date	

16/17 Contracted general activity (UDA)	16,249
Carry forward general activity (UDA)	353
16/17 Contracted orthodontic activity (UOA)	0
Carry forward orthodontic activity (UOA)	0
Baseline contract value	£422,011.82

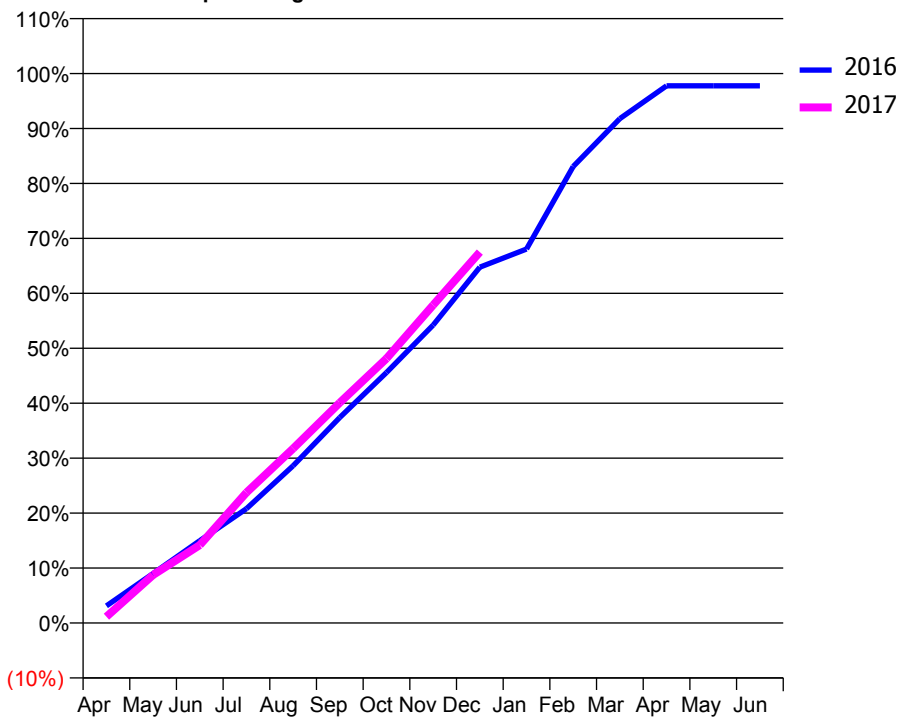
### ACCESS\*

Patients seen in 24 months	Total	Change since previous quarter
Quarter ending December 2015	3,344	
Quarter ending March 2016	4,240	↑
Quarter ending June 2016	4,804	↑
Quarter ending September 2016	5,338	↑
Quarter ending December 2016	5,784	↑
<b>Variance since December 2015</b>	<b>73.0%</b>	<b>↑</b>



### ACTIVITY

Cumulative percentage of contracted UDA delivered 2016 & 2017



Month	Adjusted Scheduled Activity (UDA)	
	2016	2017
April	508	187
May	1,464	1,423
June	2,434	2,304
July	3,381	3,858
August	4,651	5,160
September	6,080	6,516
October	7,409	7,822
November	8,813	9,403
December	10,521	10,970
January	11,060	
February	13,498	
March	14,916	
April	15,883	
May	15,883	
June	15,885	

### QUALITY

	Quantity	Base Number	Contract	AT	Region	England
% of FP17s for the same patient ID Re-attending within 3 months - Children	65	1,478	4.4%	11.3%	11.9%	12.4%
% of FP17s for the same patient ID Re-attending within 3 months - Adults	267	3,229	8.3%	16.3%	17.1%	16.6%
% of FP17s for the same patient ID Re-attending between 3 & 9 months - Children	588	1,478	39.8%	41.7%	46.2%	57.5%
% of FP17s for the same patient ID Re-attending between 3 & 9 months - Adults	1,216	3,229	37.7%	35.2%	37.8%	50.4%
% of FP17s for Band 1 Urgent Courses	188	4,202	4.5%	10.7%	10.6%	9.1%
% of FP17s Relating to Free Repair or Replacements	31	4,202	0.7%	0.5%	0.6%	0.8%
% of FP17s Relating to Continuations	45	4,202	1.1%	0.9%	0.9%	1.3%
% of Patients satisfied with the dentistry they have received	2	2	N/A	89.2%	90.3%	92.7%
% of Patients satisfied with the time they had to wait for an appointment	2	2	N/A	81.2%	83.8%	88.8%

\* This is based on patients treated on this contract for their most recent course of treatment. Figures in italics indicate the base number of FP17s or Patient Questionnaire responses are less than 100. N/A is shown where the base number of responses is less than 10 during the period. % is calculated as Quantity/Base number\*100

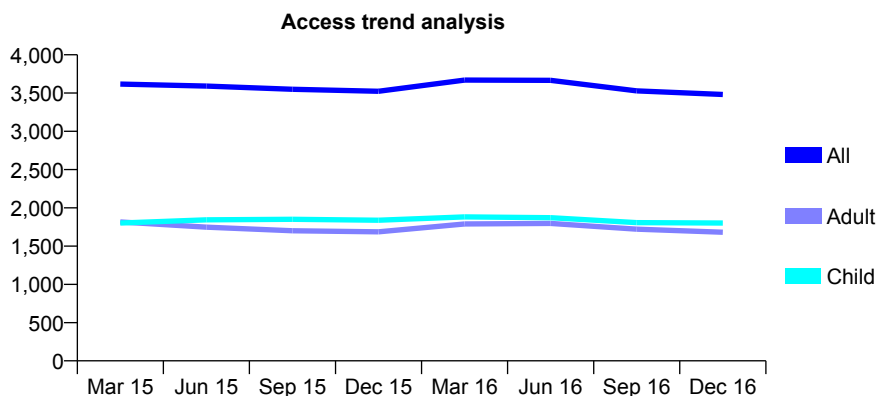
## Q61 - Vital Signs At a Glance Contract Report for 144339/0001 - December 2016

Name or company name	Mr F K Banjo and Mrs D O Banjo
Contract type name	GDS Contract
Purpose of contract	General
Contract start date	16/05/2007
Contract end date	

16/17 Contracted general activity (UDA)	9,399
Carry forward general activity (UDA)	-102
16/17 Contracted orthodontic activity (UOA)	0
Carry forward orthodontic activity (UOA)	0
Baseline contract value	£306,808.30

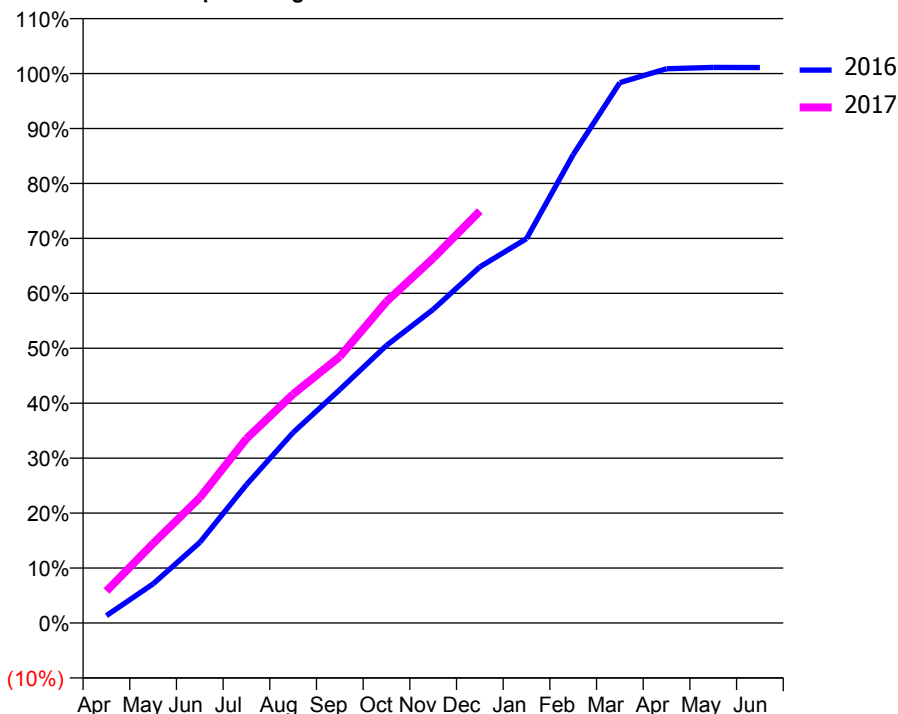
### ACCESS\*

Patients seen in 24 months	Total	Change since previous quarter
Quarter ending December 2015	3,524	
Quarter ending March 2016	3,670	↑
Quarter ending June 2016	3,667	→
Quarter ending September 2016	3,528	↓
Quarter ending December 2016	3,482	↓
<b>Variance since December 2015</b>	<b>(1.2%)</b>	<b>↓</b>



### ACTIVITY

Cumulative percentage of contracted UDA delivered 2016 & 2017



Month	Adjusted Scheduled Activity (UDA)	
	2016	2017
April	127	546
May	670	1,361
June	1,380	2,143
July	2,366	3,154
August	3,258	3,915
September	3,992	4,557
October	4,747	5,499
November	5,363	6,239
December	6,091	7,047
January	6,575	
February	8,011	
March	9,244	
April	9,481	
May	9,502	
June	9,501	

### QUALITY

	Quantity	Base Number	Contract	AT	Region	England
% of FP17s for the same patient ID Re-attending within 3 months - Children	107	1,546	6.9%	11.3%	11.9%	12.4%
% of FP17s for the same patient ID Re-attending within 3 months - Adults	234	1,450	16.1%	16.3%	17.1%	16.6%
% of FP17s for the same patient ID Re-attending between 3 & 9 months - Children	683	1,546	44.2%	41.7%	46.2%	57.5%
% of FP17s for the same patient ID Re-attending between 3 & 9 months - Adults	573	1,450	39.5%	35.2%	37.8%	50.4%
% of FP17s for Band 1 Urgent Courses	145	2,890	5.0%	10.7%	10.6%	9.1%
% of FP17s Relating to Free Repair or Replacements	0	2,890	0.0%	0.5%	0.6%	0.8%
% of FP17s Relating to Continuations	1	2,890	0.0%	0.9%	0.9%	1.3%
% of Patients satisfied with the dentistry they have received	0	0	N/A	89.2%	90.3%	92.7%
% of Patients satisfied with the time they had to wait for an appointment	0	0	N/A	81.2%	83.8%	88.8%

\* This is based on patients treated on this contract for their most recent course of treatment. Figures in italics indicate the base number of FP17s or Patient Questionnaire responses are less than 100. N/A is shown where the base number of responses is less than 10 during the period. % is calculated as Quantity/Base number\*100



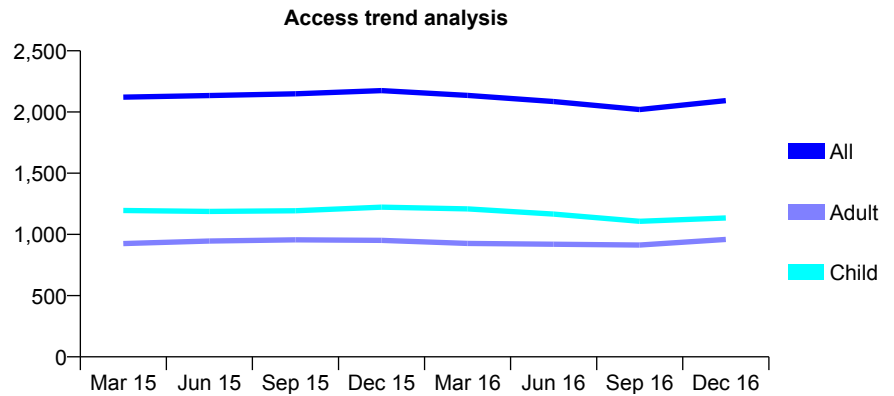
## Q61 - Vital Signs At a Glance Contract Report for 144371/0002 - December 2016

Name or company name	Camden Pct Community Dental Services
Contract type name	PDS Contract
Purpose of contract	General
Contract start date	01/04/2008
Contract end date	31/03/2018

16/17 Contracted general activity (UDA)	5,000
Carry forward general activity (UDA)	0
16/17 Contracted orthodontic activity (UOA)	0
Carry forward orthodontic activity (UOA)	0
Baseline contract value	£0.00

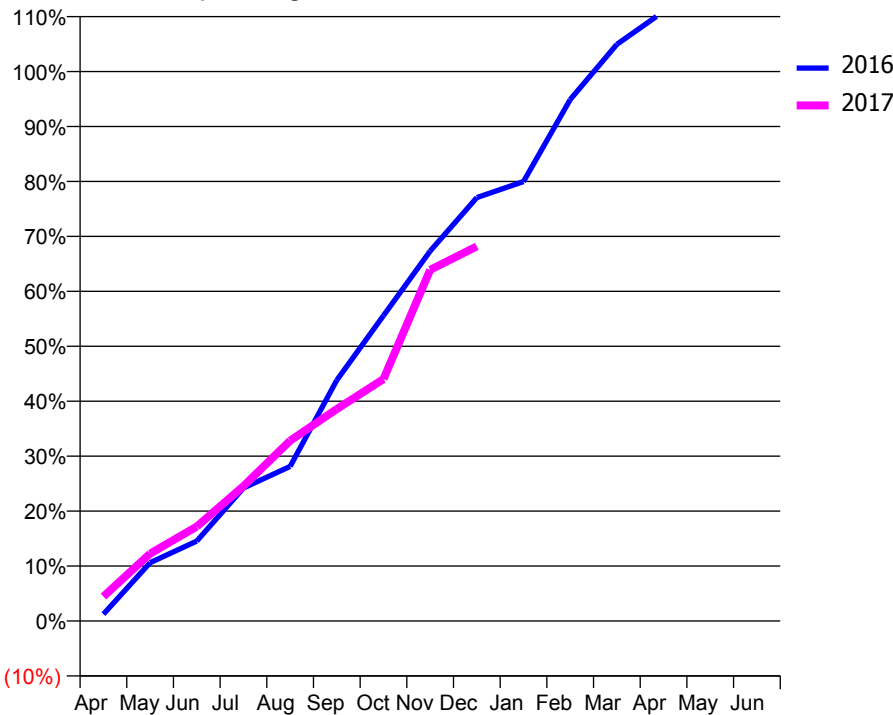
### ACCESS\*

Patients seen in 24 months	Total	Change since previous quarter
Quarter ending December 2015	2,175	
Quarter ending March 2016	2,136	↓
Quarter ending June 2016	2,086	↓
Quarter ending September 2016	2,020	↓
Quarter ending December 2016	2,093	↑
<b>Variance since December 2015</b>	<b>(3.8%)</b>	<b>↓</b>



### ACTIVITY

Cumulative percentage of contracted UDA delivered 2016 & 2017



Month	Adjusted Scheduled Activity (UDA)	
	2016	2017
April	63	222
May	531	613
June	728	860
July	1,211	1,227
August	1,407	1,641
September	2,192	1,929
October	2,779	2,202
November	3,366	3,195
December	3,853	3,409
January	3,999	
February	4,745	
March	5,247	
April	5,546	
May	5,571	
June	5,574	

### QUALITY

	Quantity	Base Number	Contract	AT	Region	England
% of FP17s for the same patient ID Re-attending within 3 months - Children	199	1,180	16.9%	11.3%	11.9%	12.4%
% of FP17s for the same patient ID Re-attending within 3 months - Adults	135	846	16.0%	16.3%	17.1%	16.6%
% of FP17s for the same patient ID Re-attending between 3 & 9 months - Children	648	1,180	54.9%	41.7%	46.2%	57.5%
% of FP17s for the same patient ID Re-attending between 3 & 9 months - Adults	384	846	45.4%	35.2%	37.8%	50.4%
% of FP17s for Band 1 Urgent Courses	75	1,838	4.1%	10.7%	10.6%	9.1%
% of FP17s Relating to Free Repair or Replacements	0	1,838	0.0%	0.5%	0.6%	0.8%
% of FP17s Relating to Continuations	0	1,838	0.0%	0.9%	0.9%	1.3%
% of Patients satisfied with the dentistry they have received	1	1	N/A	89.2%	90.3%	92.7%
% of Patients satisfied with the time they had to wait for an appointment	1	1	N/A	81.2%	83.8%	88.8%

\* This is based on patients treated on this contract for their most recent course of treatment. Figures in italics indicate the base number of FP17s or Patient Questionnaire responses are less than 100. N/A is shown where the base number of responses is less than 10 during the period. % is calculated as Quantity/Base number\*100

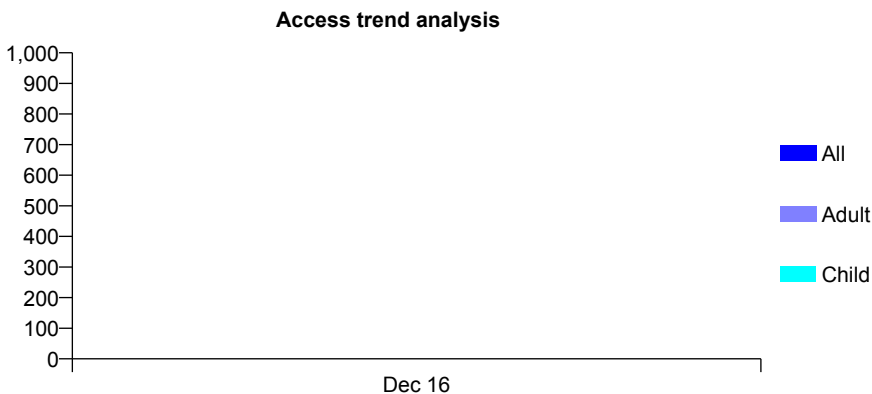
## Q61 - Vital Signs At a Glance Contract Report for 145076/0001 - December 2016

Name or company name	Harford Street Dental Practice
Contract type name	PDS Contract
Purpose of contract	General
Contract start date	01/04/2015
Contract end date	31/03/2020

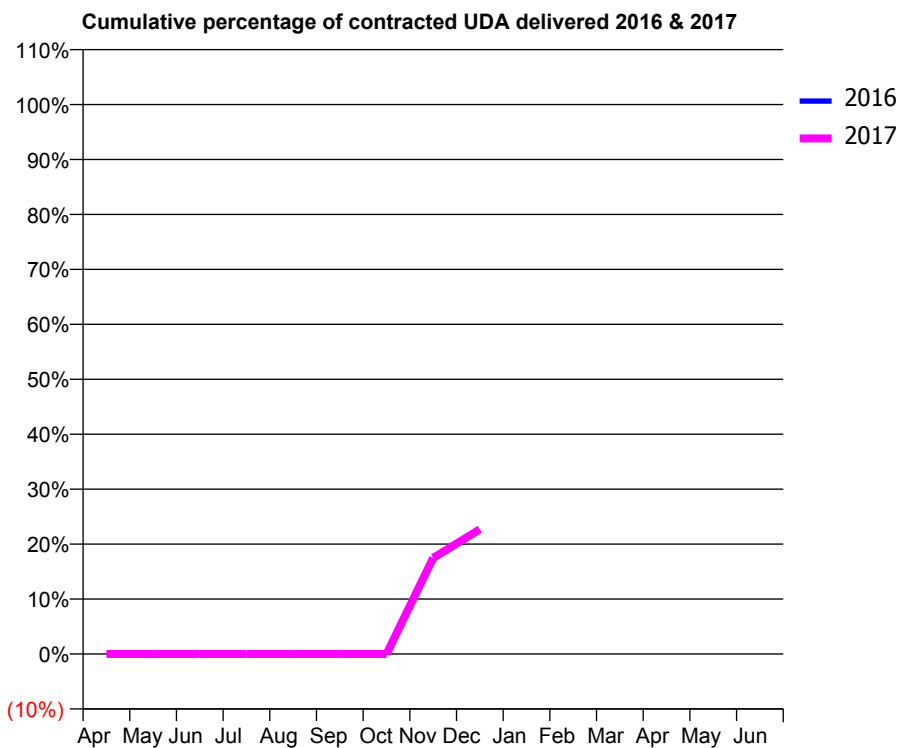
16/17 Contracted general activity (UDA)	13,000
Carry forward general activity (UDA)	0
16/17 Contracted orthodontic activity (UOA)	0
Carry forward orthodontic activity (UOA)	0
Baseline contract value	£278,624.76

### ACCESS\*

Patients seen in 24 months	Total	Change since previous quarter
Quarter ending December 2015	0	
Quarter ending March 2016	0	
Quarter ending June 2016	0	
Quarter ending September 2016	0	
Quarter ending December 2016	961	↑
<b>Variance since December 2015</b>	N/A	



### ACTIVITY



Month	Adjusted Scheduled Activity (UDA)	
	2016	2017
April	0	0
May	0	0
June	0	0
July	0	0
August	0	0
September	0	0
October	0	0
November	0	2,273
December	0	2,952
January	0	
February	0	
March	0	
April	0	
May	0	
June	0	

### QUALITY

	Quantity	Base Number	Contract	AT	Region	England
% of FP17s for the same patient ID Re-attending within 3 months - Children	15	372	4.0%	11.3%	11.9%	12.4%
% of FP17s for the same patient ID Re-attending within 3 months - Adults	32	690	4.6%	16.3%	17.1%	16.6%
% of FP17s for the same patient ID Re-attending between 3 & 9 months - Children	21	372	5.6%	41.7%	46.2%	57.5%
% of FP17s for the same patient ID Re-attending between 3 & 9 months - Adults	31	690	4.5%	35.2%	37.8%	50.4%
% of FP17s for Band 1 Urgent Courses	82	1,062	7.7%	10.7%	10.6%	9.1%
% of FP17s Relating to Free Repair or Replacements	0	1,062	0.0%	0.5%	0.6%	0.8%
% of FP17s Relating to Continuations	2	1,062	0.2%	0.9%	0.9%	1.3%
% of Patients satisfied with the dentistry they have received	0	0	N/A	89.2%	90.3%	92.7%
% of Patients satisfied with the time they had to wait for an appointment	0	0	N/A	81.2%	83.8%	88.8%

\* This is based on patients treated on this contract for their most recent course of treatment. Figures in italics indicate the base number of FP17s or Patient Questionnaire responses are less than 100. N/A is shown where the base number of responses is less than 10 during the period. % is calculated as Quantity/Base number\*100

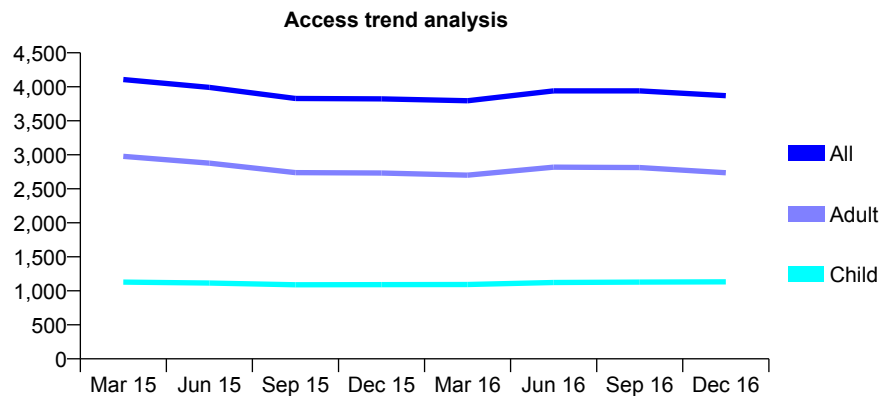
## Q61 - Vital Signs At a Glance Contract Report for 145475/0001 - December 2016

Name or company name	Du Toit & Burger Partnership (Stratford) Ltc
Contract type name	GDS Contract
Purpose of contract	General
Contract start date	01/04/2007
Contract end date	

16/17 Contracted general activity (UDA)	11,363
Carry forward general activity (UDA)	-227
16/17 Contracted orthodontic activity (UOA)	0
Carry forward orthodontic activity (UOA)	0
Baseline contract value	£315,403.88

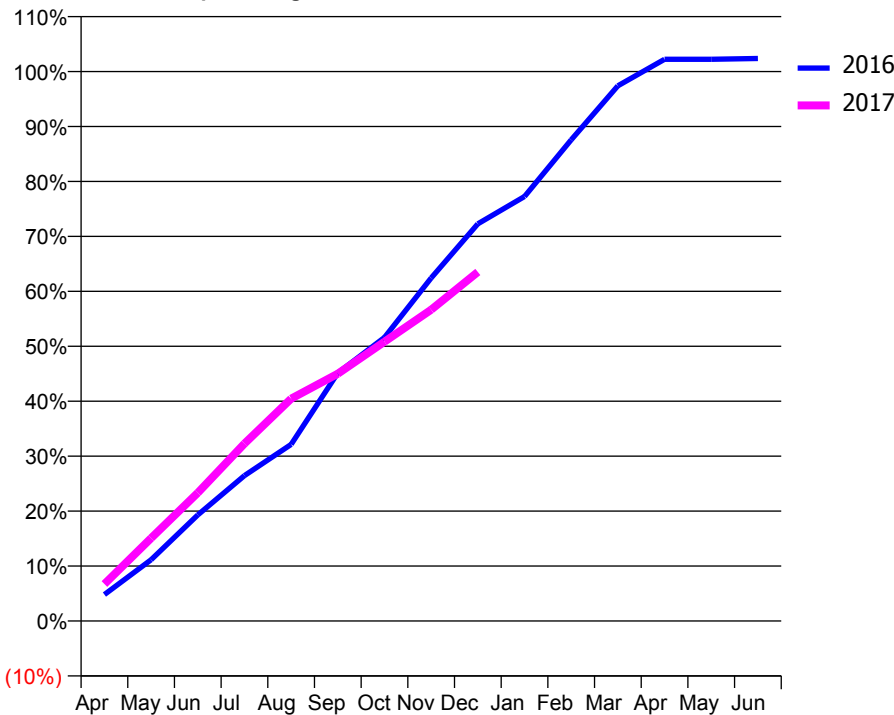
### ACCESS\*

Patients seen in 24 months	Total	Change since previous quarter
Quarter ending December 2015	3,823	
Quarter ending March 2016	3,795	→
Quarter ending June 2016	3,941	↑
Quarter ending September 2016	3,941	→
Quarter ending December 2016	3,870	↓
<b>Variance since December 2015</b>	<b>1.2%</b>	<b>→</b>



### ACTIVITY

Cumulative percentage of contracted UDA delivered 2016 & 2017



Month	Adjusted Scheduled Activity (UDA)	
	2016	2017
April	547	766
May	1,267	1,714
June	2,194	2,651
July	3,007	3,669
August	3,653	4,597
September	5,130	5,114
October	5,863	5,777
November	7,094	6,437
December	8,212	7,218
January	8,780	
February	9,951	
March	11,066	
April	11,616	
May	11,616	
June	11,633	

### QUALITY

	Quantity	Base Number	Contract	AT	Region	England
% of FP17s for the same patient ID Re-attending within 3 months - Children	64	1,065	6.0%	11.3%	11.9%	12.4%
% of FP17s for the same patient ID Re-attending within 3 months - Adults	274	2,394	11.4%	16.3%	17.1%	16.6%
% of FP17s for the same patient ID Re-attending between 3 & 9 months - Children	554	1,065	52.0%	41.7%	46.2%	57.5%
% of FP17s for the same patient ID Re-attending between 3 & 9 months - Adults	1,034	2,394	43.2%	35.2%	37.8%	50.4%
% of FP17s for Band 1 Urgent Courses	226	3,237	7.0%	10.7%	10.6%	9.1%
% of FP17s Relating to Free Repair or Replacements	23	3,237	0.7%	0.5%	0.6%	0.8%
% of FP17s Relating to Continuations	49	3,237	1.5%	0.9%	0.9%	1.3%
% of Patients satisfied with the dentistry they have received	3	3	N/A	89.2%	90.3%	92.7%
% of Patients satisfied with the time they had to wait for an appointment	2	3	N/A	81.2%	83.8%	88.8%

\* This is based on patients treated on this contract for their most recent course of treatment. Figures in italics indicate the base number of FP17s or Patient Questionnaire responses are less than 100. N/A is shown where the base number of responses is less than 10 during the period. % is calculated as Quantity/Base number\*100

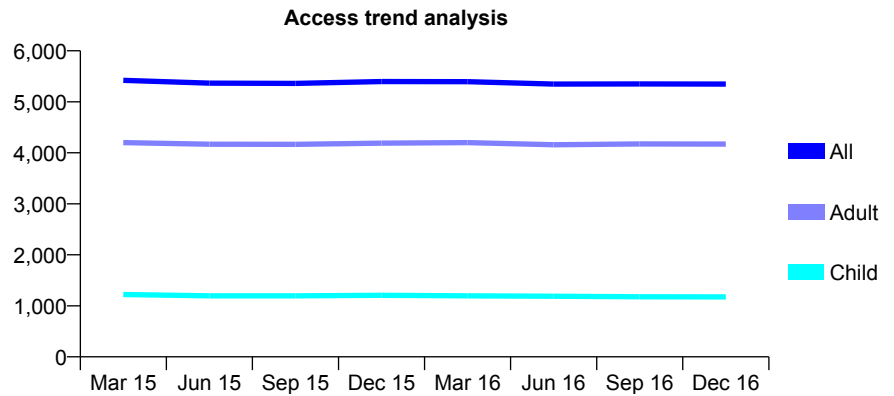
## Q61 - Vital Signs At a Glance Contract Report for 145548/0001 - December 2016

Name or company name	Cranham Dental Centre Ltd
Contract type name	GDS Contract
Purpose of contract	General
Contract start date	01/04/2011
Contract end date	

16/17 Contracted general activity (UDA)	16,681
Carry forward general activity (UDA)	0
16/17 Contracted orthodontic activity (UOA)	0
Carry forward orthodontic activity (UOA)	0
Baseline contract value	£381,881.05

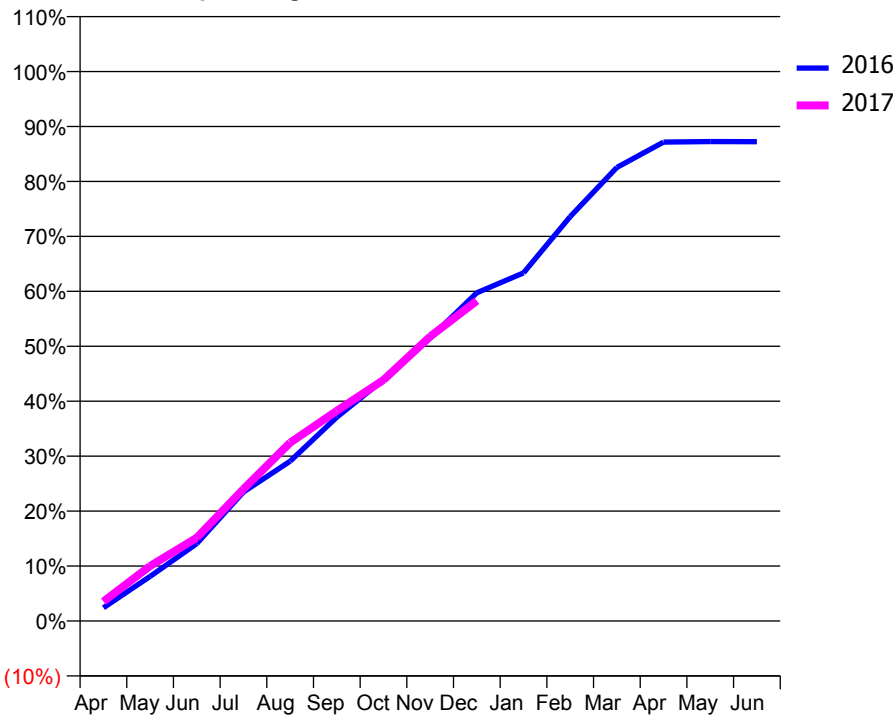
### ACCESS\*

Patients seen in 24 months	Total	Change since previous quarter
Quarter ending December 2015	5,397	
Quarter ending March 2016	5,396	→
Quarter ending June 2016	5,347	→
Quarter ending September 2016	5,350	→
Quarter ending December 2016	5,348	→
<b>Variance since December 2015</b>	<b>(0.9%)</b>	<b>→</b>



### ACTIVITY

Cumulative percentage of contracted UDA delivered 2016 & 2017



Month	Adjusted Scheduled Activity (UDA)	
	2016	2017
April	402	594
May	1,352	1,668
June	2,348	2,529
July	3,916	4,005
August	4,850	5,415
September	6,189	6,381
October	7,326	7,317
November	8,596	8,637
December	9,964	9,722
January	10,568	
February	12,276	
March	13,768	
April	14,540	
May	14,553	
June	14,552	

### QUALITY

	Quantity	Base Number	Contract	AT	Region	England
% of FP17s for the same patient ID Re-attending within 3 months - Children	59	1,340	4.4%	11.3%	11.9%	12.4%
% of FP17s for the same patient ID Re-attending within 3 months - Adults	460	4,397	10.5%	16.3%	17.1%	16.6%
% of FP17s for the same patient ID Re-attending between 3 & 9 months - Children	873	1,340	65.1%	41.7%	46.2%	57.5%
% of FP17s for the same patient ID Re-attending between 3 & 9 months - Adults	2,737	4,397	62.2%	35.2%	37.8%	50.4%
% of FP17s for Band 1 Urgent Courses	345	5,325	6.5%	10.7%	10.6%	9.1%
% of FP17s Relating to Free Repair or Replacements	35	5,325	0.7%	0.5%	0.6%	0.8%
% of FP17s Relating to Continuations	21	5,325	0.4%	0.9%	0.9%	1.3%
% of Patients satisfied with the dentistry they have received	6	7	N/A	89.2%	90.3%	92.7%
% of Patients satisfied with the time they had to wait for an appointment	6	7	N/A	81.2%	83.8%	88.8%

\* This is based on patients treated on this contract for their most recent course of treatment. Figures in italics indicate the base number of FP17s or Patient Questionnaire responses are less than 100. N/A is shown where the base number of responses is less than 10 during the period. % is calculated as Quantity/Base number\*100

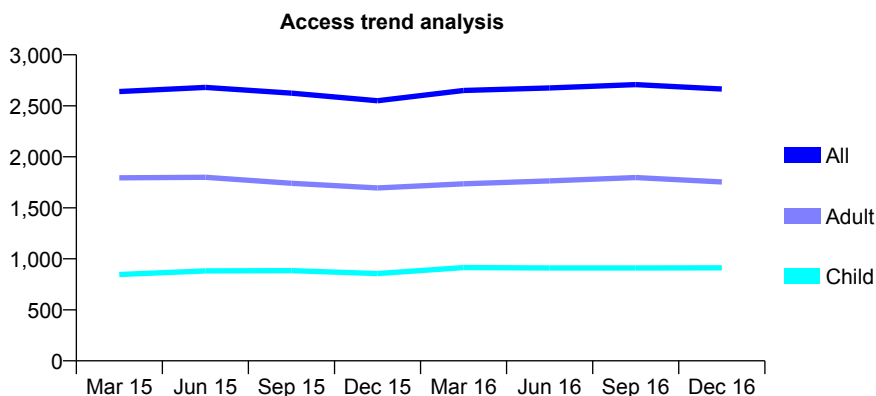
## Q61 - Vital Signs At a Glance Contract Report for 146110/0001 - December 2016

Name or company name	Du Toit & Burger Partnership (Silvertown) L
Contract type name	GDS Contract
Purpose of contract	General
Contract start date	01/04/2007
Contract end date	

16/17 Contracted general activity (UDA)	6,974
Carry forward general activity (UDA)	25
16/17 Contracted orthodontic activity (UOA)	0
Carry forward orthodontic activity (UOA)	0
Baseline contract value	£212,869.94

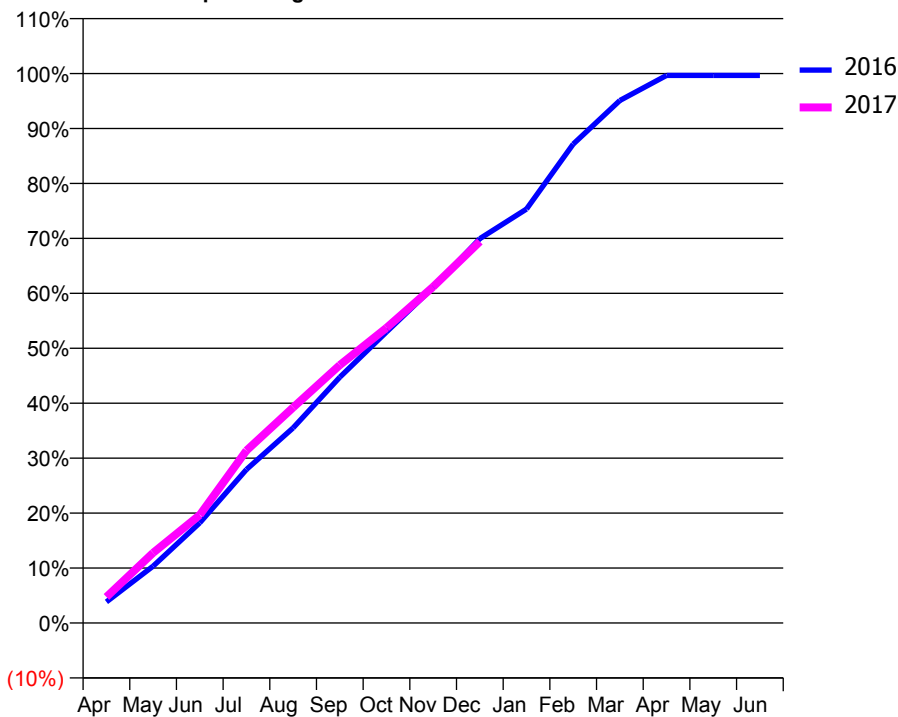
### ACCESS\*

Patients seen in 24 months	Total	Change since previous quarter
Quarter ending December 2015	2,550	
Quarter ending March 2016	2,650	↑
Quarter ending June 2016	2,675	→
Quarter ending September 2016	2,708	→
Quarter ending December 2016	2,665	↓
<b>Variance since December 2015</b>	<b>4.5%</b>	<b>↑</b>



### ACTIVITY

Cumulative percentage of contracted UDA delivered 2016 & 2017



Month	Adjusted Scheduled Activity (UDA)	
	2016	2017
April	269	331
May	722	891
June	1,272	1,372
July	1,950	2,189
August	2,477	2,735
September	3,121	3,274
October	3,693	3,746
November	4,258	4,267
December	4,879	4,841
January	5,253	
February	6,078	
March	6,631	
April	6,949	
May	6,949	
June	6,949	

### QUALITY

	Quantity	Base Number	Contract	AT	Region	England
% of FP17s for the same patient ID Re-attending within 3 months - Children	37	774	4.8%	11.3%	11.9%	12.4%
% of FP17s for the same patient ID Re-attending within 3 months - Adults	130	1,454	8.9%	16.3%	17.1%	16.6%
% of FP17s for the same patient ID Re-attending between 3 & 9 months - Children	318	774	41.1%	41.7%	46.2%	57.5%
% of FP17s for the same patient ID Re-attending between 3 & 9 months - Adults	599	1,454	41.2%	35.2%	37.8%	50.4%
% of FP17s for Band 1 Urgent Courses	139	2,096	6.6%	10.7%	10.6%	9.1%
% of FP17s Relating to Free Repair or Replacements	7	2,096	0.3%	0.5%	0.6%	0.8%
% of FP17s Relating to Continuations	9	2,096	0.4%	0.9%	0.9%	1.3%
% of Patients satisfied with the dentistry they have received	0	0	N/A	89.2%	90.3%	92.7%
% of Patients satisfied with the time they had to wait for an appointment	0	0	N/A	81.2%	83.8%	88.8%

\* This is based on patients treated on this contract for their most recent course of treatment. Figures in italics indicate the base number of FP17s or Patient Questionnaire responses are less than 100. N/A is shown where the base number of responses is less than 10 during the period. % is calculated as Quantity/Base number\*100

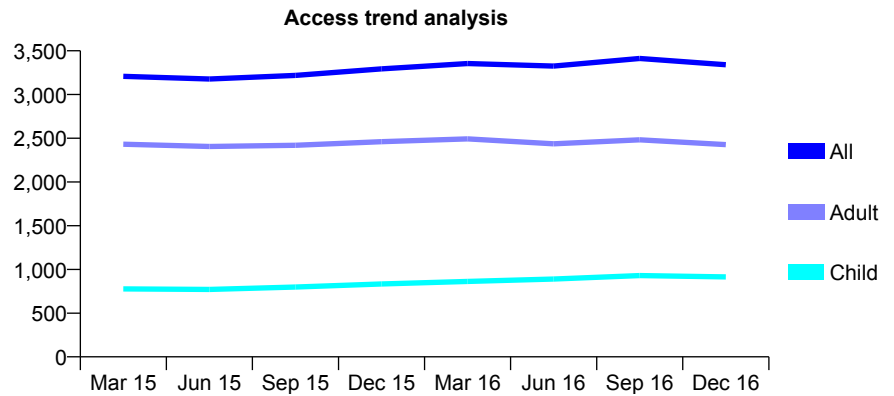
## Q61 - Vital Signs At a Glance Contract Report for 147990/0001 - December 2016

Name or company name	Mr CC Bailie & Mr JG Mallon
Contract type name	GDS Contract
Purpose of contract	General
Contract start date	01/11/2011
Contract end date	

16/17 Contracted general activity (UDA)	11,605
Carry forward general activity (UDA)	13
16/17 Contracted orthodontic activity (UOA)	0
Carry forward orthodontic activity (UOA)	0
Baseline contract value	£295,354.28

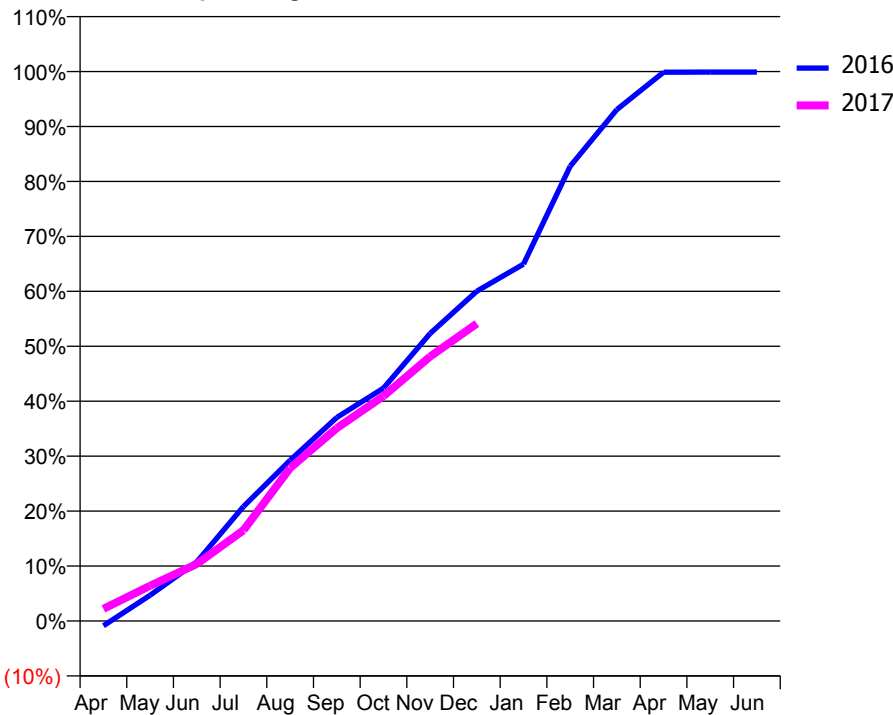
### ACCESS\*

Patients seen in 24 months	Total	Change since previous quarter
Quarter ending December 2015	3,294	
Quarter ending March 2016	3,354	→
Quarter ending June 2016	3,326	→
Quarter ending September 2016	3,412	↑
Quarter ending December 2016	3,341	↓
<b>Variance since December 2015</b>	<b>1.4%</b>	<b>→</b>



### ACTIVITY

Cumulative percentage of contracted UDA delivered 2016 & 2017



Month	Adjusted Scheduled Activity (UDA)	
	2016	2017
April	-102	256
May	545	745
June	1,249	1,204
July	2,418	1,918
August	3,395	3,232
September	4,299	4,073
October	4,918	4,750
November	6,072	5,587
December	6,967	6,282
January	7,537	
February	9,604	
March	10,802	
April	11,589	
May	11,592	
June	11,592	

### QUALITY

	Quantity	Base Number	Contract	AT	Region	England
% of FP17s for the same patient ID Re-attending within 3 months - Children	98	703	13.9%	11.3%	11.9%	12.4%
% of FP17s for the same patient ID Re-attending within 3 months - Adults	487	1,946	25.0%	16.3%	17.1%	16.6%
% of FP17s for the same patient ID Re-attending between 3 & 9 months - Children	207	703	29.4%	41.7%	46.2%	57.5%
% of FP17s for the same patient ID Re-attending between 3 & 9 months - Adults	549	1,946	28.2%	35.2%	37.8%	50.4%
% of FP17s for Band 1 Urgent Courses	485	2,464	19.7%	10.7%	10.6%	9.1%
% of FP17s Relating to Free Repair or Replacements	32	2,464	1.3%	0.5%	0.6%	0.8%
% of FP17s Relating to Continuations	31	2,464	1.3%	0.9%	0.9%	1.3%
% of Patients satisfied with the dentistry they have received	0	0	N/A	89.2%	90.3%	92.7%
% of Patients satisfied with the time they had to wait for an appointment	0	0	N/A	81.2%	83.8%	88.8%

\* This is based on patients treated on this contract for their most recent course of treatment. Figures in italics indicate the base number of FP17s or Patient Questionnaire responses are less than 100. N/A is shown where the base number of responses is less than 10 during the period. % is calculated as Quantity/Base number\*100

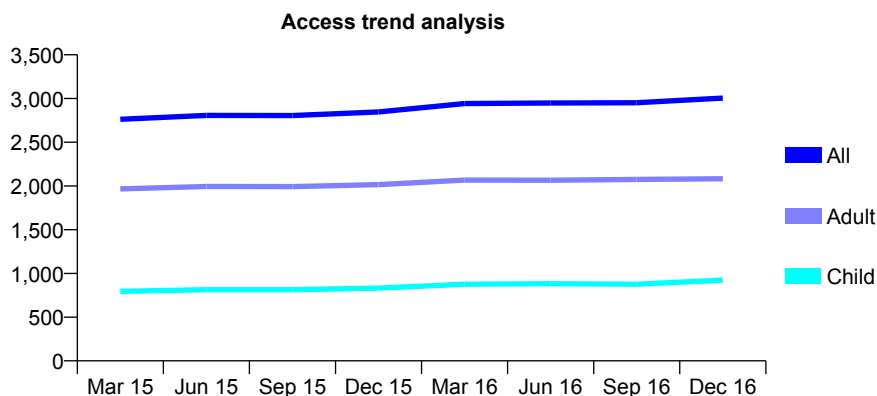
## Q61 - Vital Signs At a Glance Contract Report for 148121/0001 - December 2016

Name or company name	Belmont Dental Practice
Contract type name	GDS Contract
Purpose of contract	General
Contract start date	16/04/2007
Contract end date	

16/17 Contracted general activity (UDA)	9,226
Carry forward general activity (UDA)	95
16/17 Contracted orthodontic activity (UOA)	0
Carry forward orthodontic activity (UOA)	0
Baseline contract value	£244,222.59

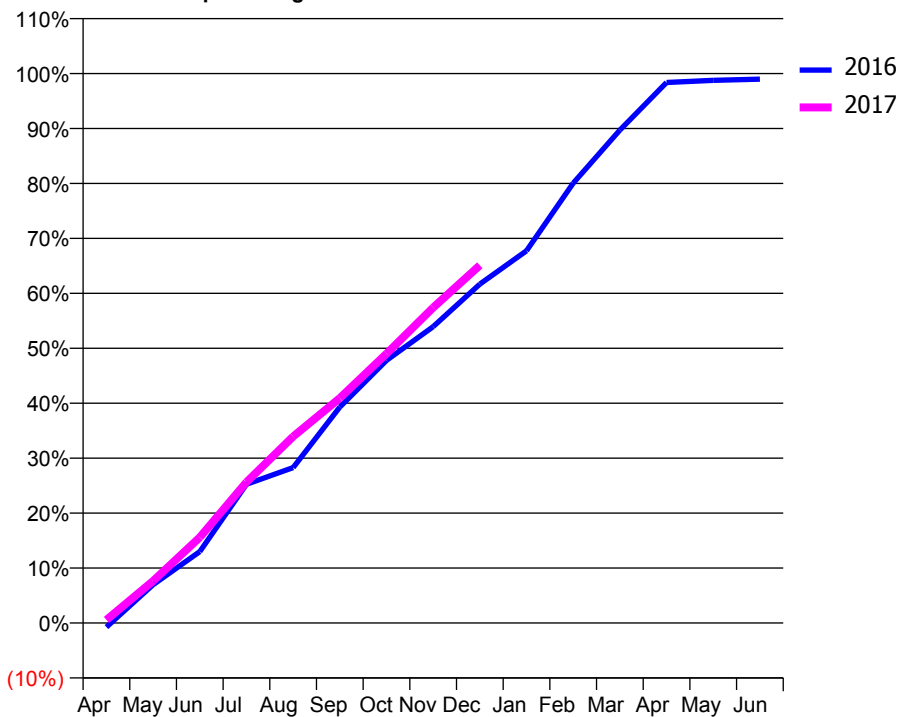
### ACCESS\*

Patients seen in 24 months	Total	Change since previous quarter
Quarter ending December 2015	2,847	
Quarter ending March 2016	2,943	↑
Quarter ending June 2016	2,948	→
Quarter ending September 2016	2,951	→
Quarter ending December 2016	3,005	→
<b>Variance since December 2015</b>	<b>5.5%</b>	<b>↑</b>



### ACTIVITY

Cumulative percentage of contracted UDA delivered 2016 & 2017



Month	Adjusted Scheduled Activity (UDA)	
	2016	2017
April	-71	52
May	644	707
June	1,200	1,439
July	2,329	2,366
August	2,609	3,130
September	3,626	3,776
October	4,410	4,521
November	4,976	5,297
December	5,689	6,005
January	6,249	
February	7,386	
March	8,277	
April	9,074	
May	9,110	
June	9,131	

### QUALITY

	Quantity	Base Number	Contract	AT	Region	England
% of FP17s for the same patient ID Re-attending within 3 months - Children	103	806	12.8%	11.3%	11.9%	12.4%
% of FP17s for the same patient ID Re-attending within 3 months - Adults	345	1,652	20.9%	16.3%	17.1%	16.6%
% of FP17s for the same patient ID Re-attending between 3 & 9 months - Children	227	806	28.2%	41.7%	46.2%	57.5%
% of FP17s for the same patient ID Re-attending between 3 & 9 months - Adults	399	1,652	24.2%	35.2%	37.8%	50.4%
% of FP17s for Band 1 Urgent Courses	404	2,212	18.3%	10.7%	10.6%	9.1%
% of FP17s Relating to Free Repair or Replacements	21	2,212	0.9%	0.5%	0.6%	0.8%
% of FP17s Relating to Continuations	51	2,212	2.3%	0.9%	0.9%	1.3%
% of Patients satisfied with the dentistry they have received	8	8	N/A	89.2%	90.3%	92.7%
% of Patients satisfied with the time they had to wait for an appointment	6	8	N/A	81.2%	83.8%	88.8%

\* This is based on patients treated on this contract for their most recent course of treatment. Figures in italics indicate the base number of FP17s or Patient Questionnaire responses are less than 100. N/A is shown where the base number of responses is less than 10 during the period. % is calculated as Quantity/Base number\*100



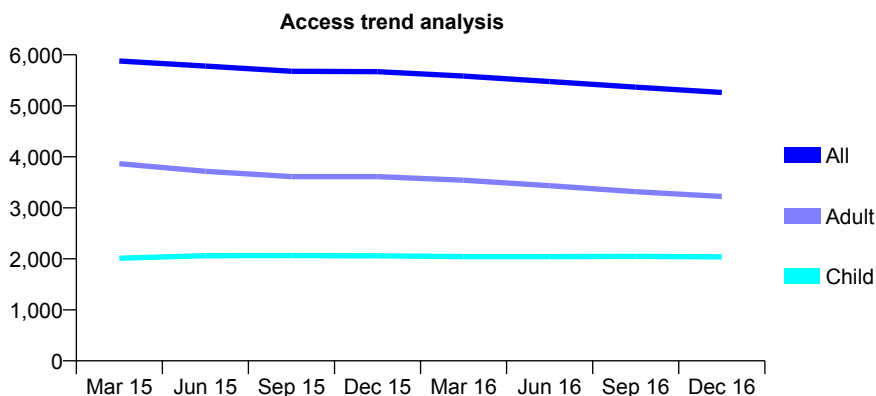
## Q61 - Vital Signs At a Glance Contract Report for 149578/0001 - December 2016

Name or company name	Dentasmile Ltd
Contract type name	GDS Contract
Purpose of contract	General
Contract start date	11/11/2012
Contract end date	

16/17 Contracted general activity (UDA)	19,880
Carry forward general activity (UDA)	182
16/17 Contracted orthodontic activity (UOA)	0
Carry forward orthodontic activity (UOA)	0
Baseline contract value	£582,236.95

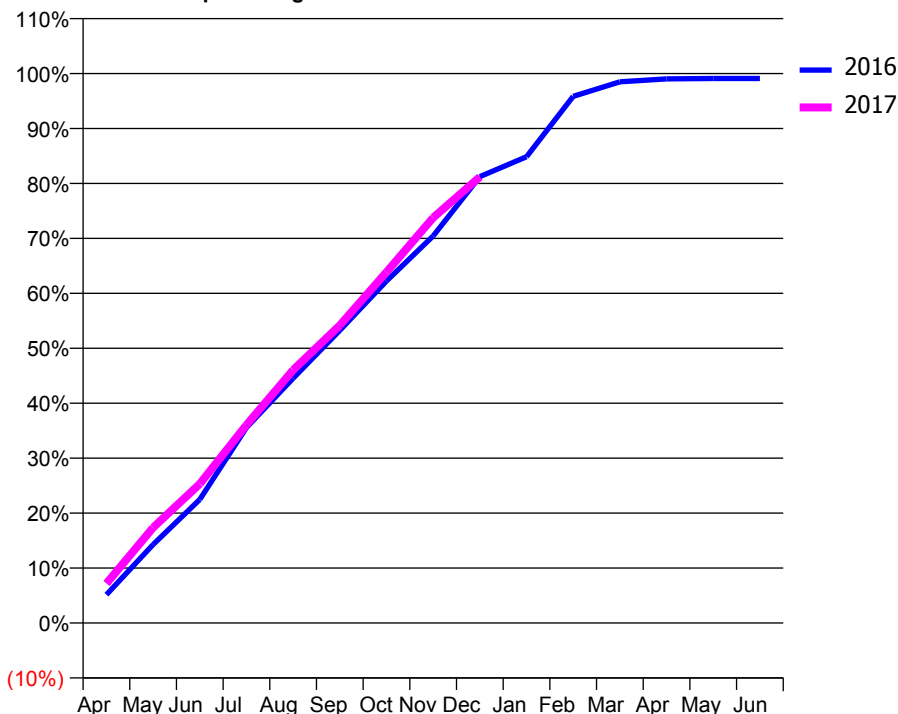
### ACCESS\*

Patients seen in 24 months	Total	Change since previous quarter
Quarter ending December 2015	5,670	
Quarter ending March 2016	5,583	↓
Quarter ending June 2016	5,477	↓
Quarter ending September 2016	5,365	↓
Quarter ending December 2016	5,261	↓
<b>Variance since December 2015</b>	<b>(7.2%)</b>	<b>↓</b>



### ACTIVITY

Cumulative percentage of contracted UDA delivered 2016 & 2017



Month	Adjusted Scheduled Activity (UDA)	
	2016	2017
April	1,023	1,429
May	2,841	3,449
June	4,472	5,032
July	7,071	7,169
August	8,854	9,153
September	10,588	10,770
October	12,373	12,697
November	14,001	14,662
December	16,149	16,139
January	16,870	
February	19,053	
March	19,578	
April	19,688	
May	19,698	
June	19,698	

### QUALITY

	Quantity	Base Number	Contract	AT	Region	England
% of FP17s for the same patient ID Re-attending within 3 months - Children	150	2,030	7.4%	11.3%	11.9%	12.4%
% of FP17s for the same patient ID Re-attending within 3 months - Adults	429	2,924	14.7%	16.3%	17.1%	16.6%
% of FP17s for the same patient ID Re-attending between 3 & 9 months - Children	833	2,030	41.0%	41.7%	46.2%	57.5%
% of FP17s for the same patient ID Re-attending between 3 & 9 months - Adults	1,155	2,924	39.5%	35.2%	37.8%	50.4%
% of FP17s for Band 1 Urgent Courses	270	4,919	5.5%	10.7%	10.6%	9.1%
% of FP17s Relating to Free Repair or Replacements	10	4,919	0.2%	0.5%	0.6%	0.8%
% of FP17s Relating to Continuations	10	4,919	0.2%	0.9%	0.9%	1.3%
% of Patients satisfied with the dentistry they have received	5	5	N/A	89.2%	90.3%	92.7%
% of Patients satisfied with the time they had to wait for an appointment	3	5	N/A	81.2%	83.8%	88.8%

\* This is based on patients treated on this contract for their most recent course of treatment. Figures in italics indicate the base number of FP17s or Patient Questionnaire responses are less than 100. N/A is shown where the base number of responses is less than 10 during the period. % is calculated as Quantity/Base number\*100

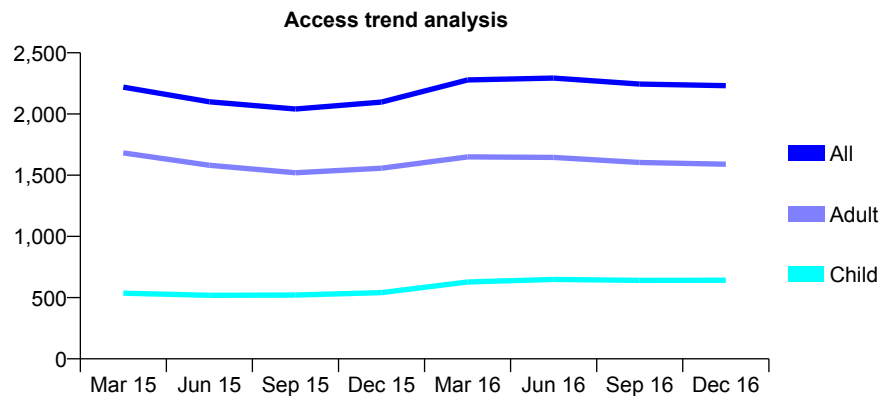
## Q61 - Vital Signs At a Glance Contract Report for 150053/0001 - December 2016

Name or company name	Malli and Donnelly Dental Partnership
Contract type name	GDS Contract
Purpose of contract	General
Contract start date	01/07/2010
Contract end date	

16/17 Contracted general activity (UDA)	6,403
Carry forward general activity (UDA)	224
16/17 Contracted orthodontic activity (UOA)	0
Carry forward orthodontic activity (UOA)	0
Baseline contract value	£218,796.19

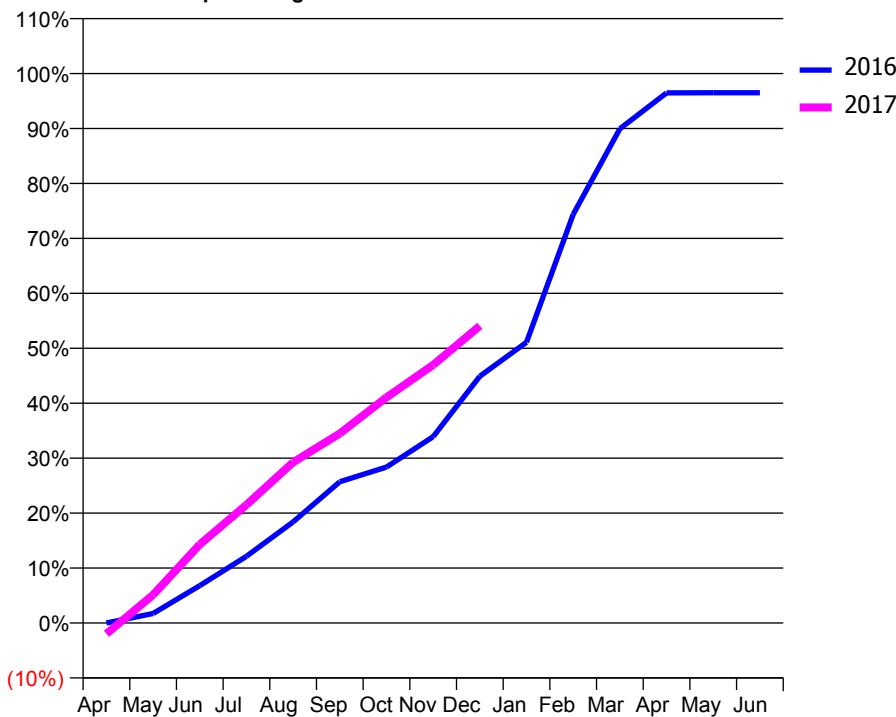
### ACCESS\*

Patients seen in 24 months	Total	Change since previous quarter
Quarter ending December 2015	2,098	
Quarter ending March 2016	2,278	↑
Quarter ending June 2016	2,294	→
Quarter ending September 2016	2,245	↓
Quarter ending December 2016	2,232	→
<b>Variance since December 2015</b>	<b>6.4%</b>	<b>↑</b>



### ACTIVITY

Cumulative percentage of contracted UDA delivered 2016 & 2017



Month	Adjusted Scheduled Activity (UDA)	
	2016	2017
April	0	-127
May	111	329
June	436	915
July	777	1,378
August	1,179	1,873
September	1,646	2,209
October	1,817	2,630
November	2,172	3,008
December	2,875	3,463
January	3,271	
February	4,761	
March	5,759	
April	6,177	
May	6,179	
June	6,179	

### QUALITY

	Quantity	Base Number	Contract	AT	Region	England
% of FP17s for the same patient ID Re-attending within 3 months - Children	38	386	9.8%	11.3%	11.9%	12.4%
% of FP17s for the same patient ID Re-attending within 3 months - Adults	134	1,044	12.8%	16.3%	17.1%	16.6%
% of FP17s for the same patient ID Re-attending between 3 & 9 months - Children	78	386	20.2%	41.7%	46.2%	57.5%
% of FP17s for the same patient ID Re-attending between 3 & 9 months - Adults	276	1,044	26.4%	35.2%	37.8%	50.4%
% of FP17s for Band 1 Urgent Courses	148	1,324	11.2%	10.7%	10.6%	9.1%
% of FP17s Relating to Free Repair or Replacements	5	1,324	0.4%	0.5%	0.6%	0.8%
% of FP17s Relating to Continuations	2	1,324	0.2%	0.9%	0.9%	1.3%
% of Patients satisfied with the dentistry they have received	1	1	N/A	89.2%	90.3%	92.7%
% of Patients satisfied with the time they had to wait for an appointment	1	1	N/A	81.2%	83.8%	88.8%

\* This is based on patients treated on this contract for their most recent course of treatment. Figures in italics indicate the base number of FP17s or Patient Questionnaire responses are less than 100. N/A is shown where the base number of responses is less than 10 during the period. % is calculated as Quantity/Base number\*100

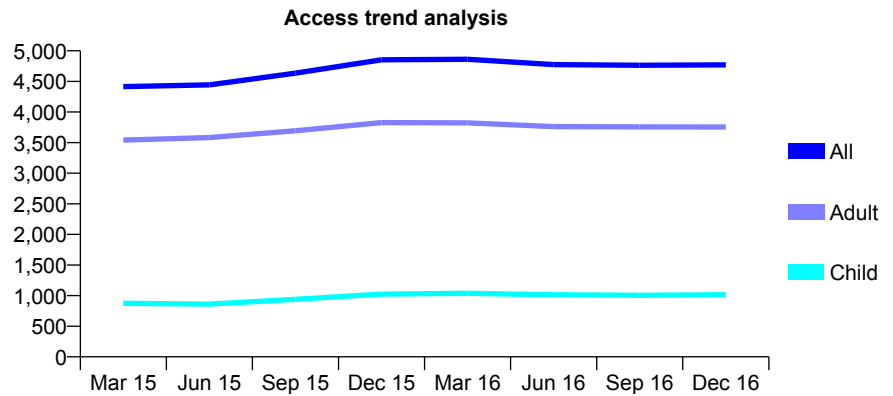
## Q61 - Vital Signs At a Glance Contract Report for 150061/0001 - December 2016

Name or company name	The Garden Dental Practice
Contract type name	GDS Contract
Purpose of contract	General
Contract start date	01/07/2008
Contract end date	

16/17 Contracted general activity (UDA)	14,522
Carry forward general activity (UDA)	-27
16/17 Contracted orthodontic activity (UOA)	0
Carry forward orthodontic activity (UOA)	0
Baseline contract value	£390,906.42

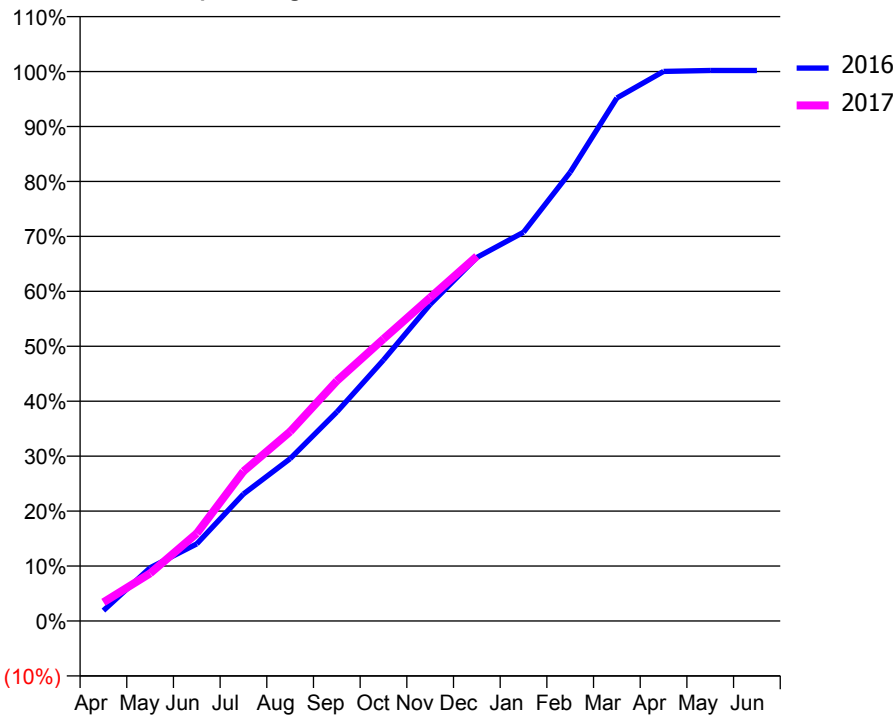
### ACCESS\*

Patients seen in 24 months	Total	Change since previous quarter
Quarter ending December 2015	4,852	
Quarter ending March 2016	4,862	→
Quarter ending June 2016	4,775	↓
Quarter ending September 2016	4,763	→
Quarter ending December 2016	4,770	→
<b>Variance since December 2015</b>	<b>(1.7%)</b>	<b>↓</b>



### ACTIVITY

Cumulative percentage of contracted UDA delivered 2016 & 2017



Month	Adjusted Scheduled Activity (UDA)	
	2016	2017
April	275	497
May	1,406	1,259
June	2,038	2,316
July	3,357	3,957
August	4,292	5,007
September	5,523	6,344
October	6,897	7,454
November	8,368	8,546
December	9,610	9,641
January	10,276	
February	11,859	
March	13,825	
April	14,524	
May	14,549	
June	14,549	

### QUALITY

	Quantity	Base Number	Contract	AT	Region	England
% of FP17s for the same patient ID Re-attending within 3 months - Children	41	925	4.4%	11.3%	11.9%	12.4%
% of FP17s for the same patient ID Re-attending within 3 months - Adults	141	2,518	5.6%	16.3%	17.1%	16.6%
% of FP17s for the same patient ID Re-attending between 3 & 9 months - Children	442	925	47.8%	41.7%	46.2%	57.5%
% of FP17s for the same patient ID Re-attending between 3 & 9 months - Adults	850	2,518	33.8%	35.2%	37.8%	50.4%
% of FP17s for Band 1 Urgent Courses	356	3,231	11.0%	10.7%	10.6%	9.1%
% of FP17s Relating to Free Repair or Replacements	2	3,231	0.1%	0.5%	0.6%	0.8%
% of FP17s Relating to Continuations	0	3,231	0.0%	0.9%	0.9%	1.3%
% of Patients satisfied with the dentistry they have received	3	3	N/A	89.2%	90.3%	92.7%
% of Patients satisfied with the time they had to wait for an appointment	3	3	N/A	81.2%	83.8%	88.8%

\* This is based on patients treated on this contract for their most recent course of treatment. Figures in italics indicate the base number of FP17s or Patient Questionnaire responses are less than 100. N/A is shown where the base number of responses is less than 10 during the period. % is calculated as Quantity/Base number\*100

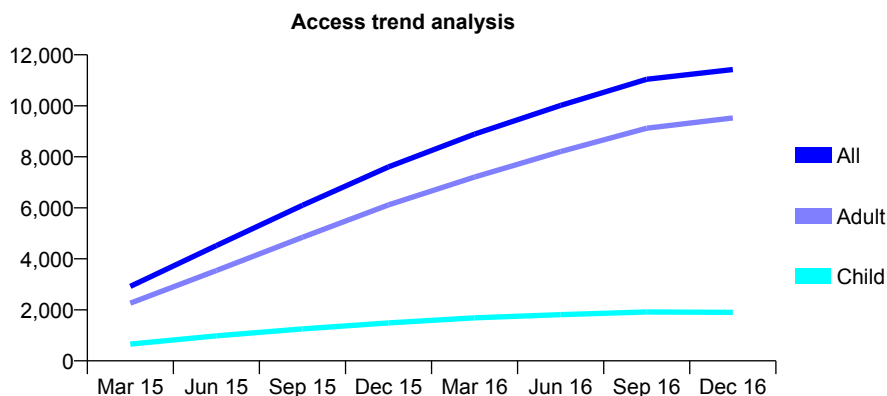
## Q61 - Vital Signs At a Glance Contract Report for 150525/0001 - December 2016

Name or company name	The Nightingale Clinic
Contract type name	GDS Contract
Purpose of contract	General
Contract start date	05/09/2014
Contract end date	

16/17 Contracted general activity (UDA)	25,573
Carry forward general activity (UDA)	-210
16/17 Contracted orthodontic activity (UOA)	0
Carry forward orthodontic activity (UOA)	0
Baseline contract value	£1,515,742.57

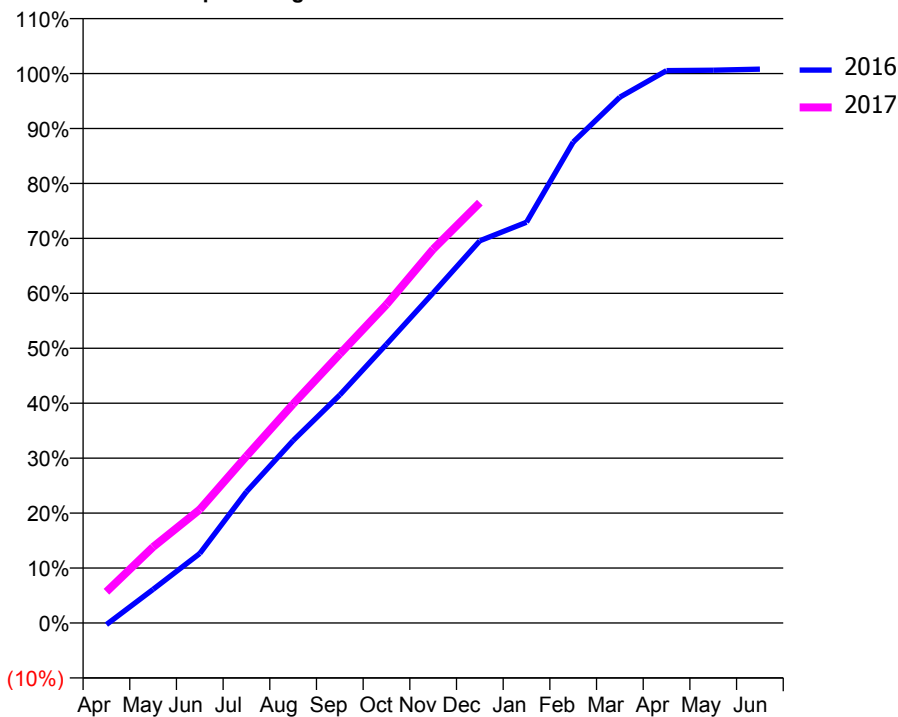
### ACCESS\*

Patients seen in 24 months	Total	Change since previous quarter
Quarter ending December 2015	7,607	
Quarter ending March 2016	8,891	↑
Quarter ending June 2016	10,016	↑
Quarter ending September 2016	11,039	↑
Quarter ending December 2016	11,421	↑
<b>Variance since December 2015</b>	<b>50.1%</b>	<b>↑</b>



### ACTIVITY

**Cumulative percentage of contracted UDA delivered 2016 & 2017**



Month	Adjusted Scheduled Activity (UDA)	
	2016	2017
April	-79	1,453
May	1,568	3,540
June	3,239	5,284
July	6,109	7,769
August	8,494	10,193
September	10,613	12,518
October	12,970	14,823
November	15,359	17,397
December	17,789	19,563
January	18,651	
February	22,380	
March	24,475	
April	25,708	
May	25,729	
June	25,779	

### QUALITY

	Quantity	Base Number	Contract	AT	Region	England
% of FP17s for the same patient ID Re-attending within 3 months - Children	27	1,315	2.1%	11.3%	11.9%	12.4%
% of FP17s for the same patient ID Re-attending within 3 months - Adults	190	6,251	3.0%	16.3%	17.1%	16.6%
% of FP17s for the same patient ID Re-attending between 3 & 9 months - Children	24	1,315	1.8%	41.7%	46.2%	57.5%
% of FP17s for the same patient ID Re-attending between 3 & 9 months - Adults	51	6,251	0.8%	35.2%	37.8%	50.4%
% of FP17s for Band 1 Urgent Courses	7	6,986	0.1%	10.7%	10.6%	9.1%
% of FP17s Relating to Free Repair or Replacements	0	6,986	0.0%	0.5%	0.6%	0.8%
% of FP17s Relating to Continuations	52	6,986	0.7%	0.9%	0.9%	1.3%
% of Patients satisfied with the dentistry they have received	0	0	N/A	89.2%	90.3%	92.7%
% of Patients satisfied with the time they had to wait for an appointment	0	0	N/A	81.2%	83.8%	88.8%

\* This is based on patients treated on this contract for their most recent course of treatment. Figures in italics indicate the base number of FP17s or Patient Questionnaire responses are less than 100. N/A is shown where the base number of responses is less than 10 during the period. % is calculated as Quantity/Base number\*100

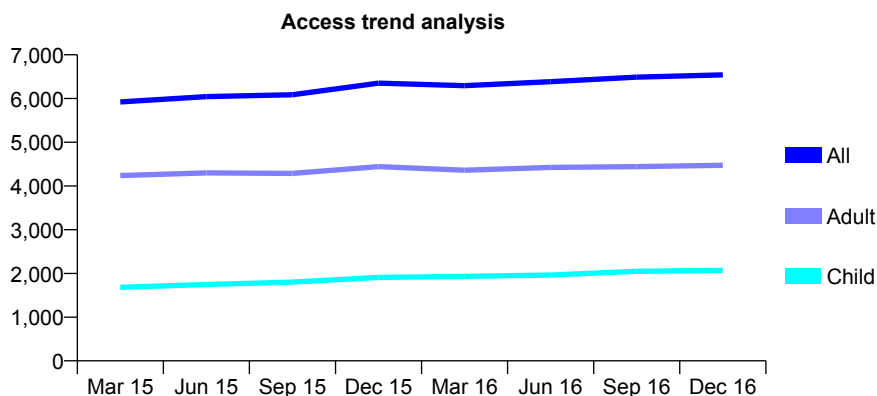
## Q61 - Vital Signs At a Glance Contract Report for 151297/0001 - December 2016

Name or company name	Newham Family Dental Care Ltd
Contract type name	GDS Contract
Purpose of contract	General
Contract start date	01/04/2009
Contract end date	

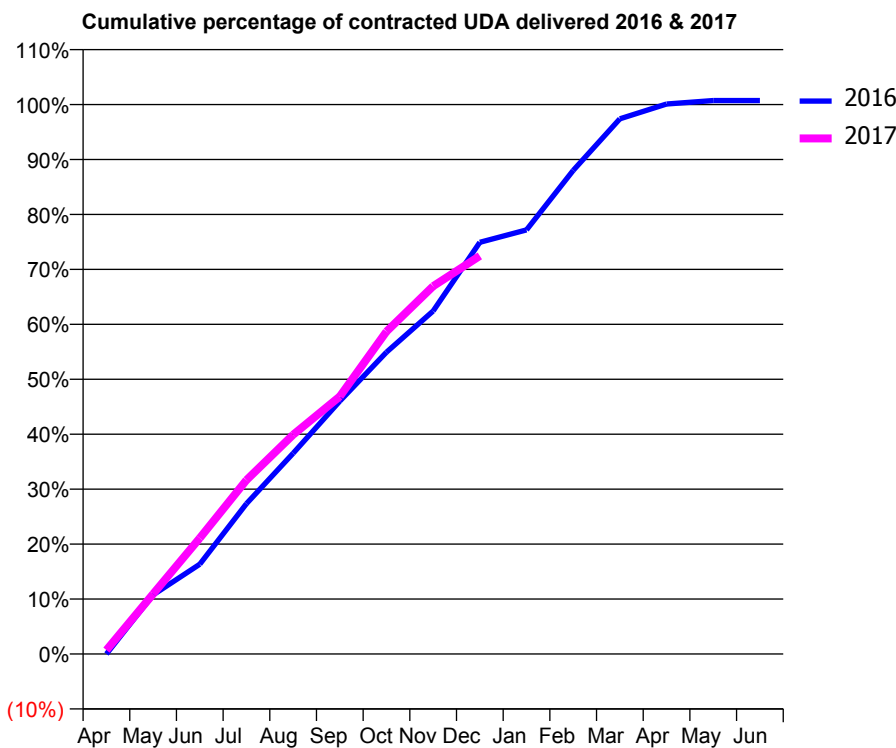
16/17 Contracted general activity (UDA)	17,579
Carry forward general activity (UDA)	-126
16/17 Contracted orthodontic activity (UOA)	0
Carry forward orthodontic activity (UOA)	0
Baseline contract value	£451,394.98

### ACCESS\*

Patients seen in 24 months	Total	Change since previous quarter
Quarter ending December 2015	6,351	
Quarter ending March 2016	6,293	→
Quarter ending June 2016	6,386	→
Quarter ending September 2016	6,489	→
Quarter ending December 2016	6,541	→
<b>Variance since December 2015</b>	<b>3.0%</b>	<b>↑</b>



### ACTIVITY



Month	Adjusted Scheduled Activity (UDA)	
	2016	2017
April	3	126
May	1,892	1,920
June	2,874	3,708
July	4,810	5,564
August	6,423	7,015
September	8,091	8,239
October	9,654	10,315
November	10,974	11,768
December	13,172	12,736
January	13,566	
February	15,471	
March	17,122	
April	17,593	
May	17,708	
June	17,705	

### QUALITY

	Quantity	Base Number	Contract	AT	Region	England
% of FP17s for the same patient ID Re-attending within 3 months - Children	124	1,563	7.9%	11.3%	11.9%	12.4%
% of FP17s for the same patient ID Re-attending within 3 months - Adults	442	3,060	14.4%	16.3%	17.1%	16.6%
% of FP17s for the same patient ID Re-attending between 3 & 9 months - Children	413	1,563	26.4%	41.7%	46.2%	57.5%
% of FP17s for the same patient ID Re-attending between 3 & 9 months - Adults	721	3,060	23.6%	35.2%	37.8%	50.4%
% of FP17s for Band 1 Urgent Courses	968	4,401	22.0%	10.7%	10.6%	9.1%
% of FP17s Relating to Free Repair or Replacements	23	4,401	0.5%	0.5%	0.6%	0.8%
% of FP17s Relating to Continuations	8	4,401	0.2%	0.9%	0.9%	1.3%
% of Patients satisfied with the dentistry they have received	4	4	N/A	89.2%	90.3%	92.7%
% of Patients satisfied with the time they had to wait for an appointment	4	4	N/A	81.2%	83.8%	88.8%

\* This is based on patients treated on this contract for their most recent course of treatment. Figures in italics indicate the base number of FP17s or Patient Questionnaire responses are less than 100. N/A is shown where the base number of responses is less than 10 during the period. % is calculated as Quantity/Base number\*100

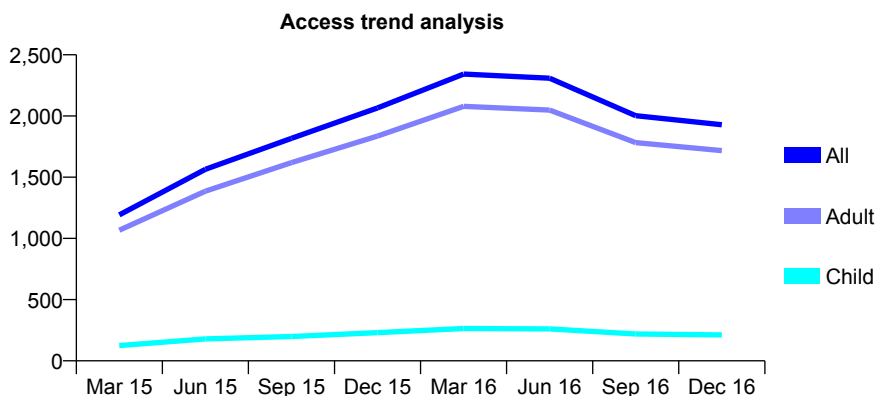
## Q61 - Vital Signs At a Glance Contract Report for 151297/0002 - December 2016

Name or company name	Newham Family Dental Care Ltd
Contract type name	PDS Contract
Purpose of contract	General
Contract start date	01/04/2014
Contract end date	

16/17 Contracted general activity (UDA)	3,885
Carry forward general activity (UDA)	0
16/17 Contracted orthodontic activity (UOA)	0
Carry forward orthodontic activity (UOA)	0
Baseline contract value	£177,234.31

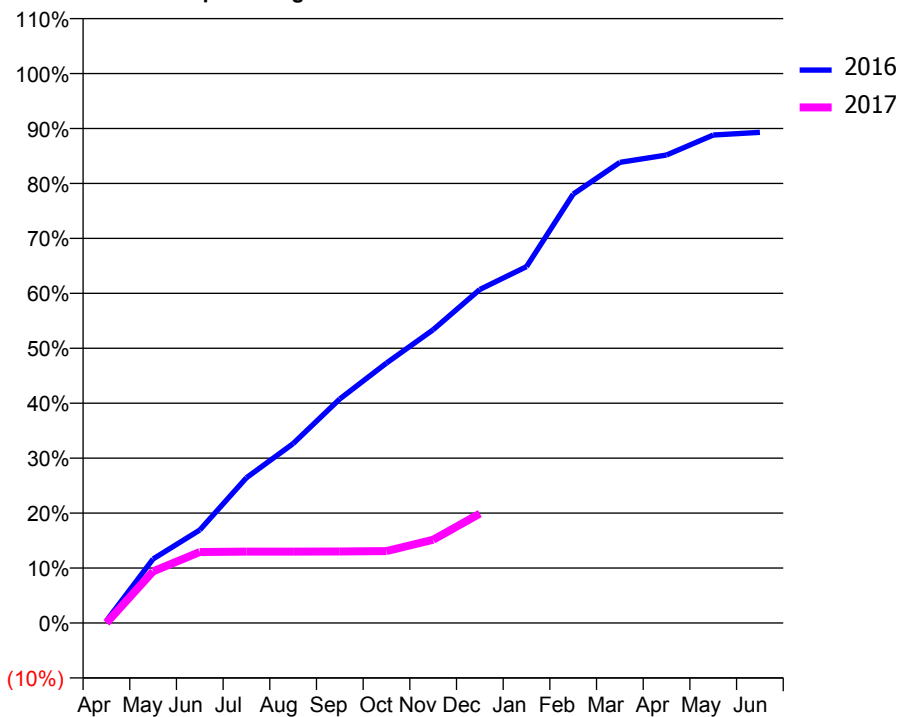
### ACCESS\*

Patients seen in 24 months	Total	Change since previous quarter
Quarter ending December 2015	2,066	
Quarter ending March 2016	2,343	↑
Quarter ending June 2016	2,309	↓
Quarter ending September 2016	2,003	↓
Quarter ending December 2016	1,929	↓
<b>Variance since December 2015</b>	<b>(6.6%)</b>	<b>↓</b>



### ACTIVITY

Cumulative percentage of contracted UDA delivered 2016 & 2017



Month	Adjusted Scheduled Activity (UDA)	
	2016	2017
April	16	0
May	453	365
June	658	502
July	1,027	505
August	1,269	505
September	1,585	506
October	1,838	509
November	2,074	589
December	2,358	773
January	2,520	
February	3,032	
March	3,257	
April	3,308	
May	3,450	
June	3,469	

### QUALITY

	Quantity	Base Number	Contract	AT	Region	England
% of FP17s for the same patient ID Re-attending within 3 months - Children	1	115	0.9%	11.3%	11.9%	12.4%
% of FP17s for the same patient ID Re-attending within 3 months - Adults	16	702	2.3%	16.3%	17.1%	16.6%
% of FP17s for the same patient ID Re-attending between 3 & 9 months - Children	0	115	0.0%	41.7%	46.2%	57.5%
% of FP17s for the same patient ID Re-attending between 3 & 9 months - Adults	8	702	1.1%	35.2%	37.8%	50.4%
% of FP17s for Band 1 Urgent Courses	636	640	99.4%	10.7%	10.6%	9.1%
% of FP17s Relating to Free Repair or Replacements	0	640	0.0%	0.5%	0.6%	0.8%
% of FP17s Relating to Continuations	0	640	0.0%	0.9%	0.9%	1.3%
% of Patients satisfied with the dentistry they have received	0	0	N/A	89.2%	90.3%	92.7%
% of Patients satisfied with the time they had to wait for an appointment	0	0	N/A	81.2%	83.8%	88.8%

\* This is based on patients treated on this contract for their most recent course of treatment. Figures in italics indicate the base number of FP17s or Patient Questionnaire responses are less than 100. N/A is shown where the base number of responses is less than 10 during the period. % is calculated as Quantity/Base number\*100

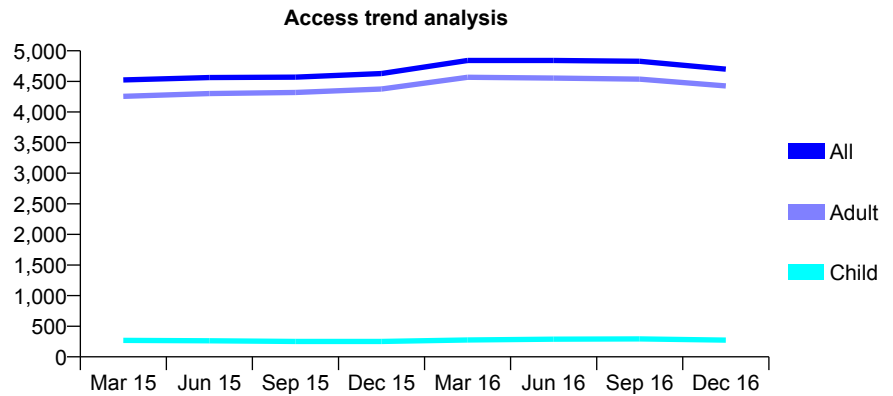
## Q61 - Vital Signs At a Glance Contract Report for 152935/0001 - December 2016

Name or company name	Kentish Town Urgent Dental Centre Islingto
Contract type name	PDS Contract
Purpose of contract	General
Contract start date	01/12/2009
Contract end date	30/11/2019

16/17 Contracted general activity (UDA)	6,000
Carry forward general activity (UDA)	-120
16/17 Contracted orthodontic activity (UOA)	0
Carry forward orthodontic activity (UOA)	0
Baseline contract value	£192,311.44

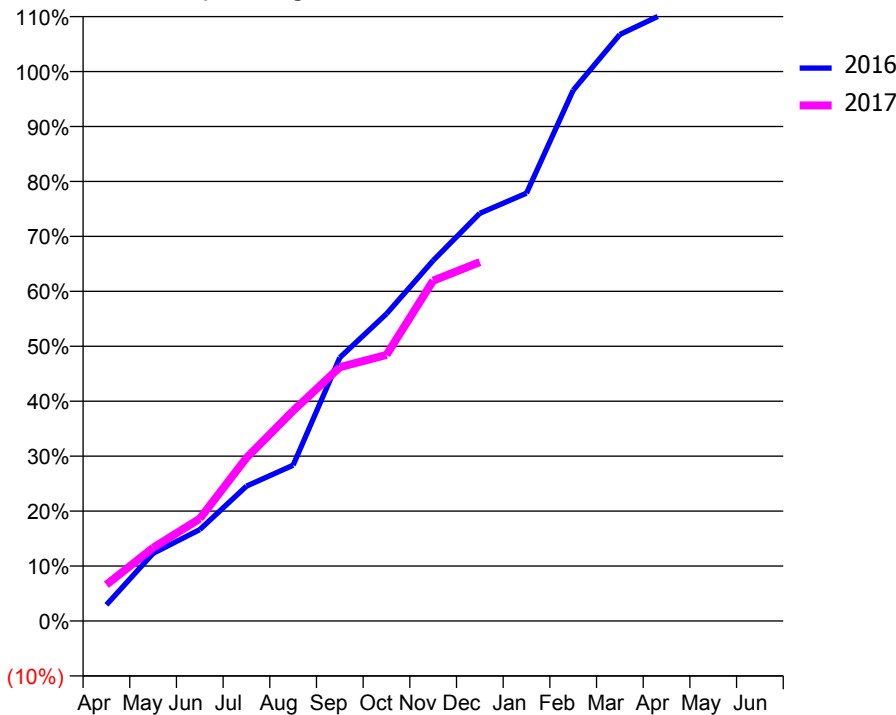
### ACCESS\*

Patients seen in 24 months	Total	Change since previous quarter
Quarter ending December 2015	4,628	
Quarter ending March 2016	4,843	↑
Quarter ending June 2016	4,842	→
Quarter ending September 2016	4,828	→
Quarter ending December 2016	4,701	↓
<b>Variance since December 2015</b>	1.6%	→



### ACTIVITY

Cumulative percentage of contracted UDA delivered 2016 & 2017



Month	Adjusted Scheduled Activity (UDA)	
	2016	2017
April	176	397
May	739	800
June	998	1,118
July	1,473	1,782
August	1,701	2,296
September	2,877	2,772
October	3,354	2,905
November	3,936	3,717
December	4,452	3,918
January	4,671	
February	5,796	
March	6,405	
April	6,646	
May	6,646	
June	6,651	

### QUALITY

	Quantity	Base Number	Contract	AT	Region	England
% of FP17s for the same patient ID Re-attending within 3 months - Children	5	262	1.9%	11.3%	11.9%	12.4%
% of FP17s for the same patient ID Re-attending within 3 months - Adults	135	3,111	4.3%	16.3%	17.1%	16.6%
% of FP17s for the same patient ID Re-attending between 3 & 9 months - Children	2	262	0.8%	41.7%	46.2%	57.5%
% of FP17s for the same patient ID Re-attending between 3 & 9 months - Adults	88	3,111	2.8%	35.2%	37.8%	50.4%
% of FP17s for Band 1 Urgent Courses	3,151	3,167	99.5%	10.7%	10.6%	9.1%
% of FP17s Relating to Free Repair or Replacements	1	3,167	0.0%	0.5%	0.6%	0.8%
% of FP17s Relating to Continuations	0	3,167	0.0%	0.9%	0.9%	1.3%
% of Patients satisfied with the dentistry they have received	1	1	N/A	89.2%	90.3%	92.7%
% of Patients satisfied with the time they had to wait for an appointment	1	1	N/A	81.2%	83.8%	88.8%

\* This is based on patients treated on this contract for their most recent course of treatment. Figures in italics indicate the base number of FP17s or Patient Questionnaire responses are less than 100. N/A is shown where the base number of responses is less than 10 during the period. % is calculated as Quantity/Base number\*100



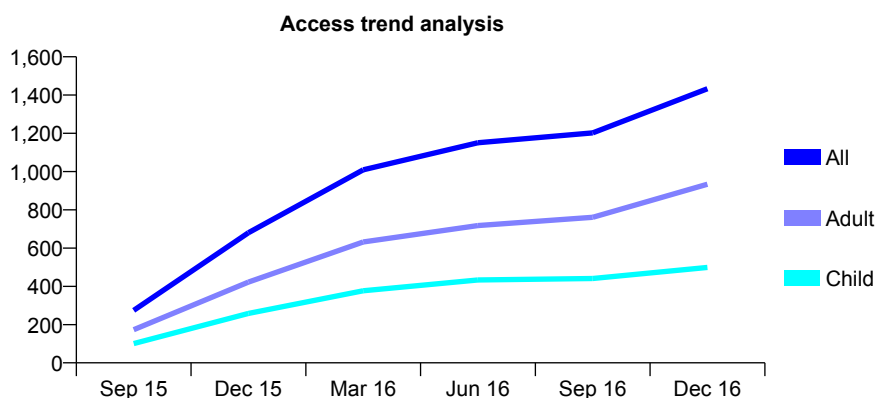
## Q61 - Vital Signs At a Glance Contract Report for 153338/0001 - December 2016

Name or company name	Orchard Dental Practice
Contract type name	GDS Contract
Purpose of contract	General
Contract start date	01/07/2015
Contract end date	

16/17 Contracted general activity (UDA)	4,645
Carry forward general activity (UDA)	-93
16/17 Contracted orthodontic activity (UOA)	0
Carry forward orthodontic activity (UOA)	0
Baseline contract value	£162,553.45

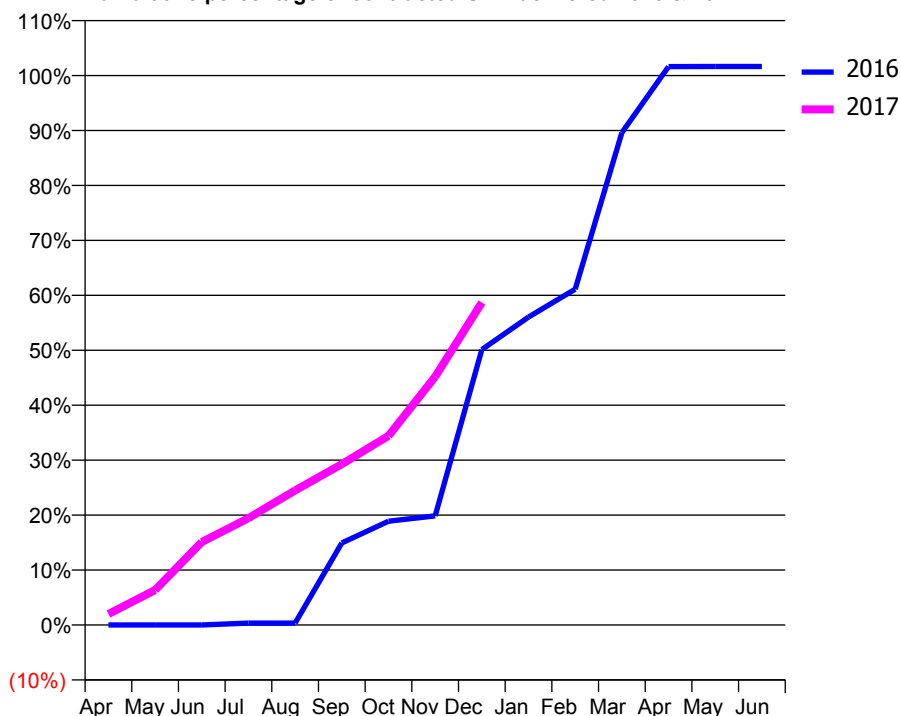
### ACCESS\*

Patients seen in 24 months	Total	Change since previous quarter
Quarter ending December 2015	680	
Quarter ending March 2016	1,009	↑
Quarter ending June 2016	1,151	↑
Quarter ending September 2016	1,202	↑
Quarter ending December 2016	1,433	↑
<b>Variance since December 2015</b>	<b>110.7%</b>	<b>↑</b>



### ACTIVITY

**Cumulative percentage of contracted UDA delivered 2016 & 2017**



Month	Adjusted Scheduled Activity (UDA)	
	2016	2017
April	0	93
May	0	296
June	0	702
July	12	903
August	12	1,138
September	521	1,360
October	658	1,599
November	692	2,100
December	1,746	2,726
January	1,953	
February	2,129	
March	3,122	
April	3,540	
May	3,541	
June	3,541	

### QUALITY

	Quantity	Base Number	Contract	AT	Region	England
% of FP17s for the same patient ID Re-attending within 3 months - Children	25	409	6.1%	11.3%	11.9%	12.4%
% of FP17s for the same patient ID Re-attending within 3 months - Adults	146	801	18.2%	16.3%	17.1%	16.6%
% of FP17s for the same patient ID Re-attending between 3 & 9 months - Children	142	409	34.7%	41.7%	46.2%	57.5%
% of FP17s for the same patient ID Re-attending between 3 & 9 months - Adults	199	801	24.8%	35.2%	37.8%	50.4%
% of FP17s for Band 1 Urgent Courses	230	1,071	21.5%	10.7%	10.6%	9.1%
% of FP17s Relating to Free Repair or Replacements	13	1,071	1.2%	0.5%	0.6%	0.8%
% of FP17s Relating to Continuations	1	1,071	0.1%	0.9%	0.9%	1.3%
% of Patients satisfied with the dentistry they have received	2	3	N/A	89.2%	90.3%	92.7%
% of Patients satisfied with the time they had to wait for an appointment	2	3	N/A	81.2%	83.8%	88.8%

\* This is based on patients treated on this contract for their most recent course of treatment. Figures in italics indicate the base number of FP17s or Patient Questionnaire responses are less than 100. N/A is shown where the base number of responses is less than 10 during the period. % is calculated as Quantity/Base number\*100

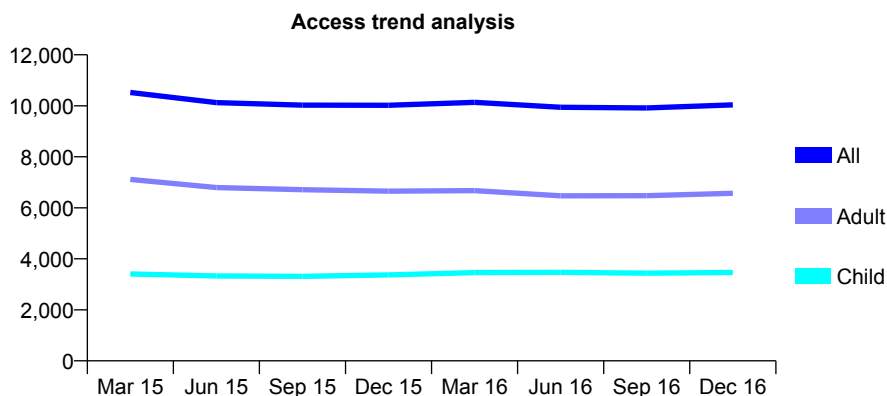
## Q61 - Vital Signs At a Glance Contract Report for 153710/0001 - December 2016

Name or company name	Inspire Dental Dagenham Ltd
Contract type name	GDS Contract
Purpose of contract	General and Orthodontic
Contract start date	01/12/2007
Contract end date	

16/17 Contracted general activity (UDA)	28,268
Carry forward general activity (UDA)	288
16/17 Contracted orthodontic activity (UOA)	2,513
Carry forward orthodontic activity (UOA)	-50
Baseline contract value	£920,464.68

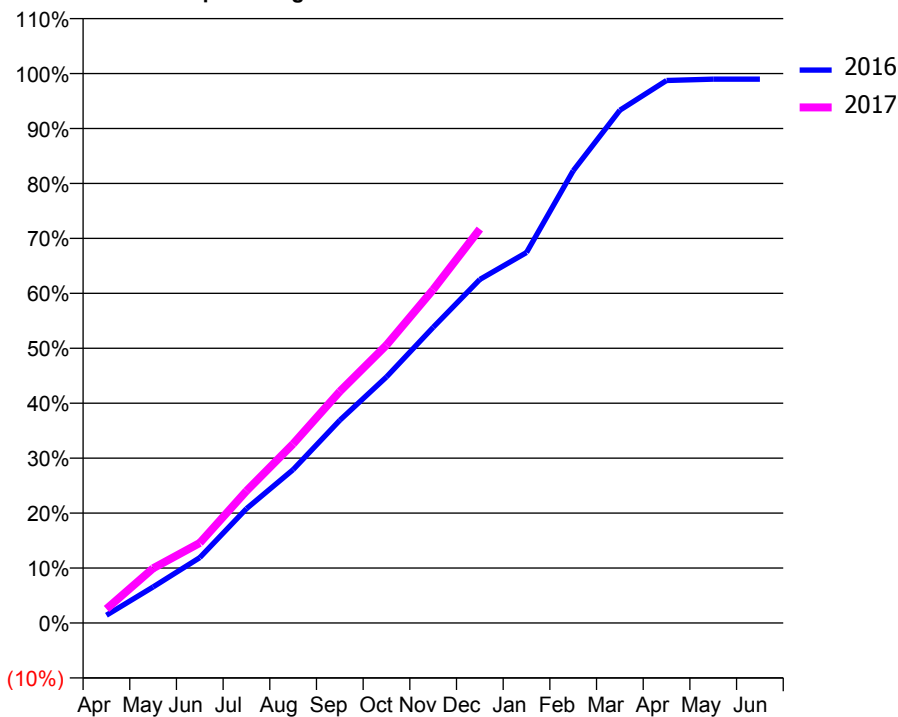
### ACCESS\*

Patients seen in 24 months	Total	Change since previous quarter
Quarter ending December 2015	10,021	
Quarter ending March 2016	10,134	→
Quarter ending June 2016	9,944	↓
Quarter ending September 2016	9,918	→
Quarter ending December 2016	10,034	→
<b>Variance since December 2015</b>	<b>0.1%</b>	<b>→</b>



### ACTIVITY

Cumulative percentage of contracted UDA delivered 2016 & 2017



Month	Adjusted Scheduled Activity (UDA)	
	2016	2017
April	404	725
May	1,859	2,818
June	3,362	4,121
July	5,881	6,792
August	7,893	9,214
September	10,429	11,914
October	12,661	14,302
November	15,213	17,153
December	17,672	20,267
January	19,058	
February	23,265	
March	26,382	
April	27,912	
May	27,977	
June	27,980	

### QUALITY

	Quantity	Base Number	Contract	AT	Region	England
% of FP17s for the same patient ID Re-attending within 3 months - Children	233	3,159	7.4%	11.3%	11.9%	12.4%
% of FP17s for the same patient ID Re-attending within 3 months - Adults	624	5,056	12.3%	16.3%	17.1%	16.6%
% of FP17s for the same patient ID Re-attending between 3 & 9 months - Children	1,266	3,159	40.1%	41.7%	46.2%	57.5%
% of FP17s for the same patient ID Re-attending between 3 & 9 months - Adults	1,629	5,056	32.2%	35.2%	37.8%	50.4%
% of FP17s for Band 1 Urgent Courses	631	7,474	8.4%	10.7%	10.6%	9.1%
% of FP17s Relating to Free Repair or Replacements	36	7,474	0.5%	0.5%	0.6%	0.8%
% of FP17s Relating to Continuations	50	7,474	0.7%	0.9%	0.9%	1.3%
% of Patients satisfied with the dentistry they have received	9	12	75.0%	89.2%	90.3%	92.7%
% of Patients satisfied with the time they had to wait for an appointment	8	12	66.7%	81.2%	83.8%	88.8%

\* This is based on patients treated on this contract for their most recent course of treatment. Figures in italics indicate the base number of FP17s or Patient Questionnaire responses are less than 100. N/A is shown where the base number of responses is less than 10 during the period. % is calculated as Quantity/Base number\*100

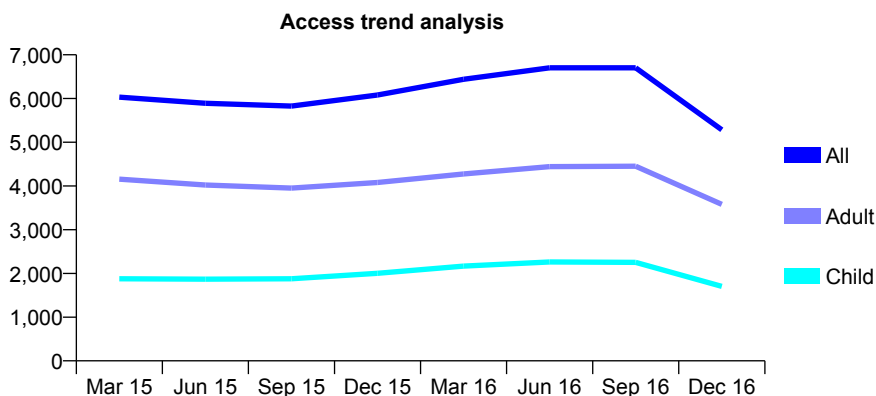
## Q61 - Vital Signs At a Glance Contract Report for 155683/0001 - December 2016

Name or company name	Preventdent Limited
Contract type name	PDS Contract
Purpose of contract	General
Contract start date	01/04/2009
Contract end date	18/08/2016

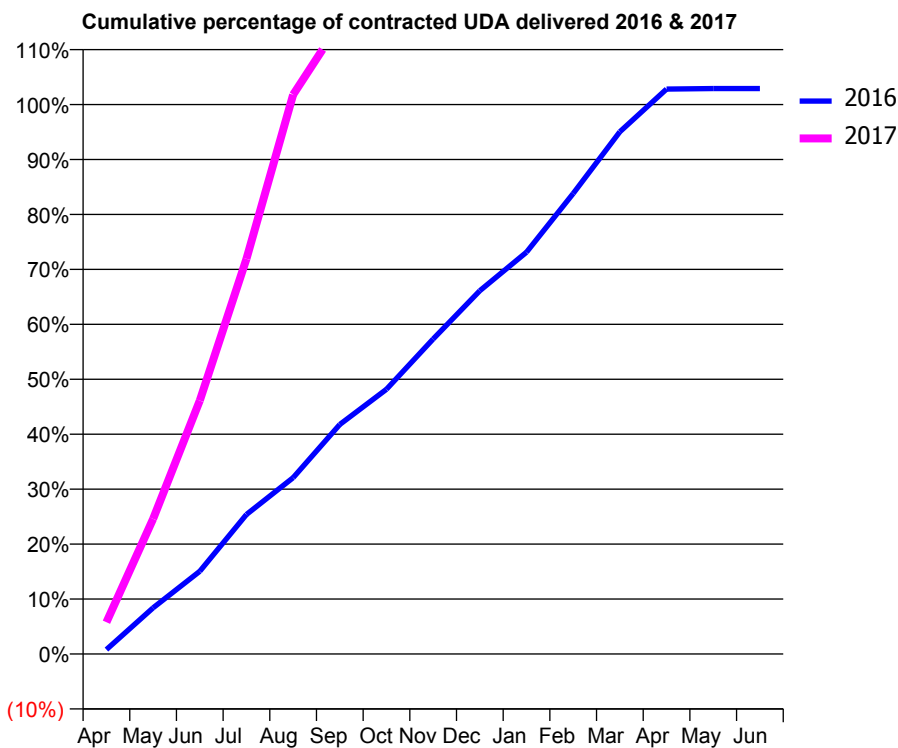
16/17 Contracted general activity (UDA)	5,688
Carry forward general activity (UDA)	298
16/17 Contracted orthodontic activity (UOA)	0
Carry forward orthodontic activity (UOA)	0
Baseline contract value	£210,563.04

### ACCESS\*

Patients seen in 24 months	Total	Change since previous quarter
Quarter ending December 2015	6,081	
Quarter ending March 2016	6,441	↑
Quarter ending June 2016	6,703	↑
Quarter ending September 2016	6,704	→
Quarter ending December 2016	5,283	↓
<b>Variance since December 2015</b>	<b>(13.1%)</b>	<b>↓</b>



### ACTIVITY



Month	Adjusted Scheduled Activity (UDA)	
	2016	2017
April	121	330
May	1,253	1,399
June	2,242	2,623
July	3,784	4,091
August	4,782	5,790
September	6,224	6,528
October	7,179	6,933
November	8,544	7,012
December	9,849	7,018
January	10,895	
February	12,487	
March	14,161	
April	15,320	
May	15,333	
June	15,334	

### QUALITY

	Quantity	Base Number	Contract	AT	Region	England
% of FP17s for the same patient ID Re-attending within 3 months - Children	142	1,400	10.1%	11.3%	11.9%	12.4%
% of FP17s for the same patient ID Re-attending within 3 months - Adults	520	2,851	18.2%	16.3%	17.1%	16.6%
% of FP17s for the same patient ID Re-attending between 3 & 9 months - Children	535	1,400	38.2%	41.7%	46.2%	57.5%
% of FP17s for the same patient ID Re-attending between 3 & 9 months - Adults	753	2,851	26.4%	35.2%	37.8%	50.4%
% of FP17s for Band 1 Urgent Courses	490	3,339	14.7%	10.7%	10.6%	9.1%
% of FP17s Relating to Free Repair or Replacements	13	3,339	0.4%	0.5%	0.6%	0.8%
% of FP17s Relating to Continuations	58	3,339	1.7%	0.9%	0.9%	1.3%
% of Patients satisfied with the dentistry they have received	1	1	N/A	89.2%	90.3%	92.7%
% of Patients satisfied with the time they had to wait for an appointment	1	1	N/A	81.2%	83.8%	88.8%

\* This is based on patients treated on this contract for their most recent course of treatment. Figures in italics indicate the base number of FP17s or Patient Questionnaire responses are less than 100. N/A is shown where the base number of responses is less than 10 during the period. % is calculated as Quantity/Base number\*100

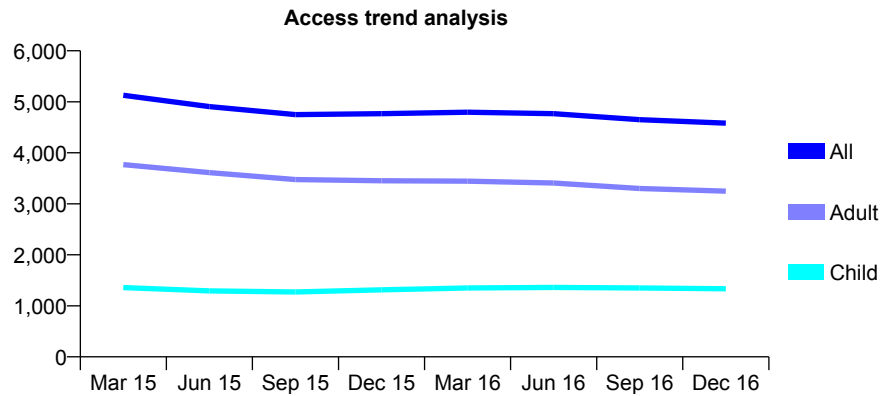
## Q61 - Vital Signs At a Glance Contract Report for 158615/0001 - December 2016

Name or company name	Mr R NAidu and Mrs P Naidu
Contract type name	GDS Contract
Purpose of contract	General
Contract start date	01/04/2010
Contract end date	

16/17 Contracted general activity (UDA)	12,066
Carry forward general activity (UDA)	267
16/17 Contracted orthodontic activity (UOA)	0
Carry forward orthodontic activity (UOA)	0
Baseline contract value	£325,986.59

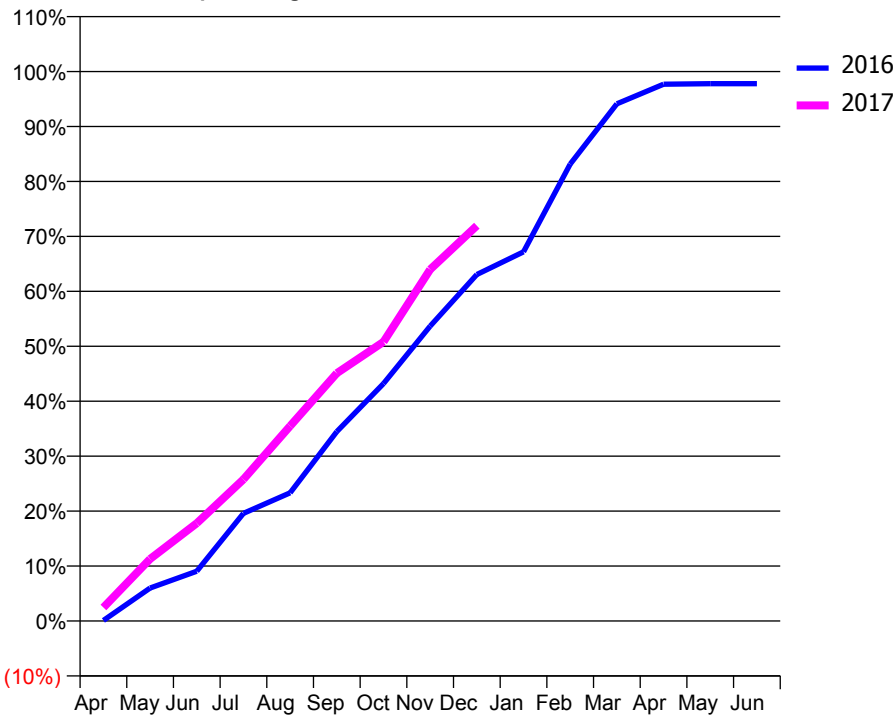
### ACCESS\*

Patients seen in 24 months	Total	Change since previous quarter
Quarter ending December 2015	4,767	
Quarter ending March 2016	4,795	→
Quarter ending June 2016	4,768	→
Quarter ending September 2016	4,650	↓
Quarter ending December 2016	4,583	↓
<b>Variance since December 2015</b>	<b>(3.9%)</b>	<b>↓</b>



### ACTIVITY

Cumulative percentage of contracted UDA delivered 2016 & 2017



Month	Adjusted Scheduled Activity (UDA)	
	2016	2017
April	12	298
May	725	1,363
June	1,093	2,148
July	2,365	3,110
August	2,816	4,283
September	4,159	5,442
October	5,213	6,129
November	6,477	7,719
December	7,609	8,680
January	8,105	
February	10,032	
March	11,356	
April	11,786	
May	11,800	
June	11,799	

### QUALITY

	Quantity	Base Number	Contract	AT	Region	England
% of FP17s for the same patient ID Re-attending within 3 months - Children	127	1,347	9.4%	11.3%	11.9%	12.4%
% of FP17s for the same patient ID Re-attending within 3 months - Adults	341	2,926	11.7%	16.3%	17.1%	16.6%
% of FP17s for the same patient ID Re-attending between 3 & 9 months - Children	724	1,347	53.7%	41.7%	46.2%	57.5%
% of FP17s for the same patient ID Re-attending between 3 & 9 months - Adults	1,570	2,926	53.7%	35.2%	37.8%	50.4%
% of FP17s for Band 1 Urgent Courses	264	4,079	6.5%	10.7%	10.6%	9.1%
% of FP17s Relating to Free Repair or Replacements	30	4,079	0.7%	0.5%	0.6%	0.8%
% of FP17s Relating to Continuations	47	4,079	1.2%	0.9%	0.9%	1.3%
% of Patients satisfied with the dentistry they have received	5	5	N/A	89.2%	90.3%	92.7%
% of Patients satisfied with the time they had to wait for an appointment	5	5	N/A	81.2%	83.8%	88.8%

\* This is based on patients treated on this contract for their most recent course of treatment. Figures in italics indicate the base number of FP17s or Patient Questionnaire responses are less than 100. N/A is shown where the base number of responses is less than 10 during the period. % is calculated as Quantity/Base number\*100

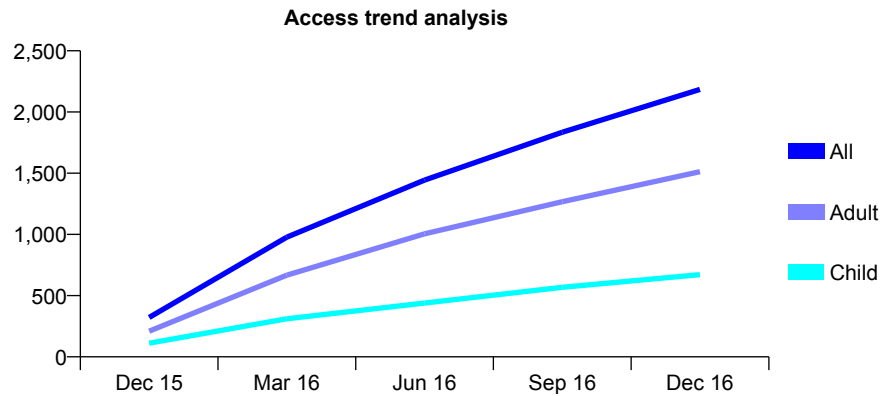
## Q61 - Vital Signs At a Glance Contract Report for 158860/0001 - December 2016

Name or company name	Ashish Patel
Contract type name	GDS Contract
Purpose of contract	General
Contract start date	01/11/2015
Contract end date	

16/17 Contracted general activity (UDA)	6,902
Carry forward general activity (UDA)	-79
16/17 Contracted orthodontic activity (UOA)	0
Carry forward orthodontic activity (UOA)	0
Baseline contract value	£274,756.72

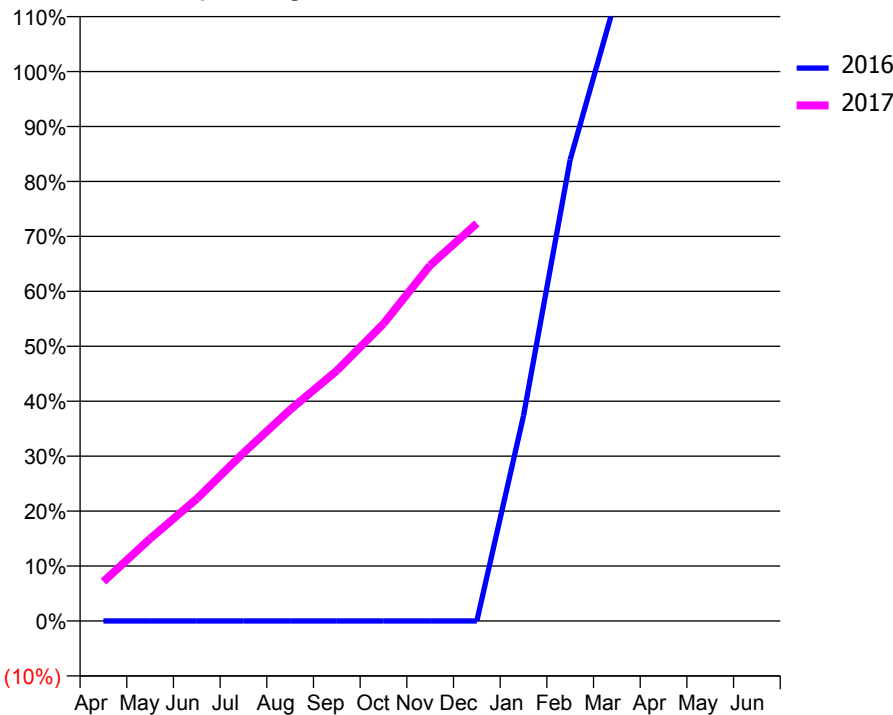
### ACCESS\*

Patients seen in 24 months	Total	Change since previous quarter
Quarter ending December 2015	322	
Quarter ending March 2016	978	↑
Quarter ending June 2016	1,444	↑
Quarter ending September 2016	1,835	↑
Quarter ending December 2016	2,185	↑
<b>Variance since December 2015</b>	<b>578.6%</b>	<b>↑</b>



### ACTIVITY

Cumulative percentage of contracted UDA delivered 2016 & 2017



Month	Adjusted Scheduled Activity (UDA)	
	2016	2017
April	0	495
May	0	1,035
June	0	1,534
July	0	2,111
August	0	2,653
September	0	3,145
October	0	3,734
November	0	4,468
December	0	4,993
January	860	
February	1,932	
March	2,619	
April	2,919	
May	2,926	
June	2,926	

### QUALITY

	Quantity	Base Number	Contract	AT	Region	England
% of FP17s for the same patient ID Re-attending within 3 months - Children	78	641	12.2%	11.3%	11.9%	12.4%
% of FP17s for the same patient ID Re-attending within 3 months - Adults	306	1,625	18.8%	16.3%	17.1%	16.6%
% of FP17s for the same patient ID Re-attending between 3 & 9 months - Children	98	641	15.3%	41.7%	46.2%	57.5%
% of FP17s for the same patient ID Re-attending between 3 & 9 months - Adults	242	1,625	14.9%	35.2%	37.8%	50.4%
% of FP17s for Band 1 Urgent Courses	361	2,154	16.8%	10.7%	10.6%	9.1%
% of FP17s Relating to Free Repair or Replacements	7	2,154	0.3%	0.5%	0.6%	0.8%
% of FP17s Relating to Continuations	16	2,154	0.7%	0.9%	0.9%	1.3%
% of Patients satisfied with the dentistry they have received	1	2	N/A	89.2%	90.3%	92.7%
% of Patients satisfied with the time they had to wait for an appointment	2	2	N/A	81.2%	83.8%	88.8%

\* This is based on patients treated on this contract for their most recent course of treatment. Figures in italics indicate the base number of FP17s or Patient Questionnaire responses are less than 100. N/A is shown where the base number of responses is less than 10 during the period. % is calculated as Quantity/Base number\*100

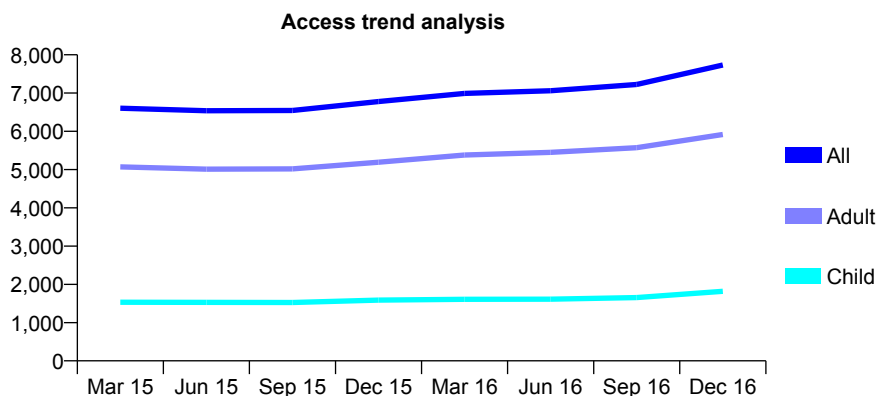
## Q61 - Vital Signs At a Glance Contract Report for 159050/0001 - December 2016

Name or company name	THE HARROW DENTAL PRACTICE LIMIT
Contract type name	GDS Contract
Purpose of contract	General
Contract start date	01/04/2011
Contract end date	

16/17 Contracted general activity (UDA)	19,469
Carry forward general activity (UDA)	385
16/17 Contracted orthodontic activity (UOA)	0
Carry forward orthodontic activity (UOA)	0
Baseline contract value	£501,360.99

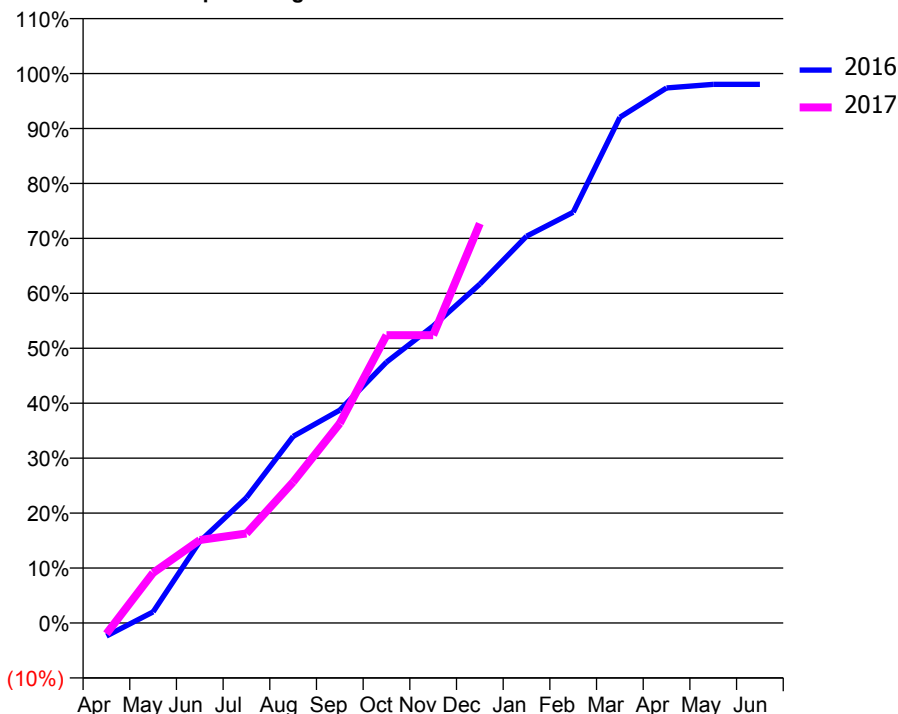
### ACCESS\*

Patients seen in 24 months	Total	Change since previous quarter
Quarter ending December 2015	6,779	
Quarter ending March 2016	6,990	↑
Quarter ending June 2016	7,062	→
Quarter ending September 2016	7,226	↑
Quarter ending December 2016	7,735	↑
<b>Variance since December 2015</b>	<b>14.1%</b>	<b>↑</b>



### ACTIVITY

Cumulative percentage of contracted UDA delivered 2016 & 2017



Adjusted Scheduled Activity (UDA)

Month	2016	2017
April	-467	-385
May	392	1,777
June	2,889	2,940
July	4,441	3,173
August	6,611	4,997
September	7,541	7,075
October	9,243	10,196
November	10,523	10,196
December	12,009	14,152
January	13,703	
February	14,556	
March	17,920	
April	18,958	
May	19,084	
June	19,084	

### QUALITY

	Quantity	Base Number	Contract	AT	Region	England
% of FP17s for the same patient ID Re-attending within 3 months - Children	75	1,804	4.2%	11.3%	11.9%	12.4%
% of FP17s for the same patient ID Re-attending within 3 months - Adults	497	5,434	9.1%	16.3%	17.1%	16.6%
% of FP17s for the same patient ID Re-attending between 3 & 9 months - Children	835	1,804	46.3%	41.7%	46.2%	57.5%
% of FP17s for the same patient ID Re-attending between 3 & 9 months - Adults	2,689	5,434	49.5%	35.2%	37.8%	50.4%
% of FP17s for Band 1 Urgent Courses	224	6,734	3.3%	10.7%	10.6%	9.1%
% of FP17s Relating to Free Repair or Replacements	30	6,734	0.4%	0.5%	0.6%	0.8%
% of FP17s Relating to Continuations	95	6,734	1.4%	0.9%	0.9%	1.3%
% of Patients satisfied with the dentistry they have received	7	8	N/A	89.2%	90.3%	92.7%
% of Patients satisfied with the time they had to wait for an appointment	8	8	N/A	81.2%	83.8%	88.8%

\* This is based on patients treated on this contract for their most recent course of treatment. Figures in italics indicate the base number of FP17s or Patient Questionnaire responses are less than 100. N/A is shown where the base number of responses is less than 10 during the period. % is calculated as Quantity/Base number\*100

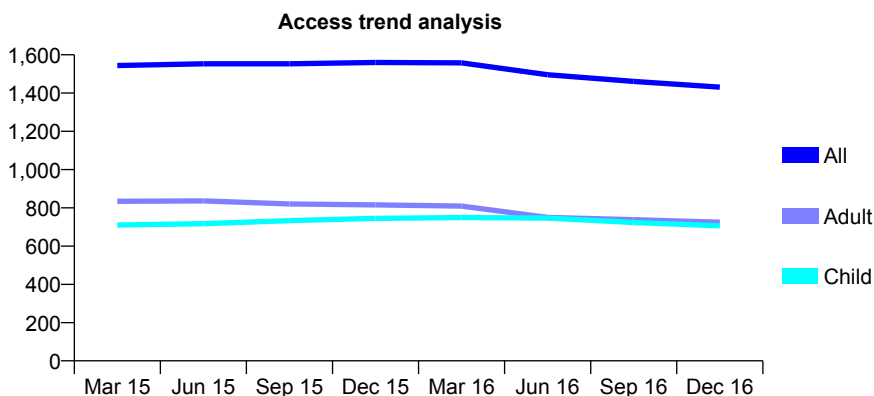
## Q61 - Vital Signs At a Glance Contract Report for 159557/0001 - December 2016

Name or company name	Ilford Lane Family Dental Surgery
Contract type name	GDS Contract
Purpose of contract	General
Contract start date	01/04/2013
Contract end date	

16/17 Contracted general activity (UDA)	4,998
Carry forward general activity (UDA)	-8
16/17 Contracted orthodontic activity (UOA)	0
Carry forward orthodontic activity (UOA)	0
Baseline contract value	£170,762.55

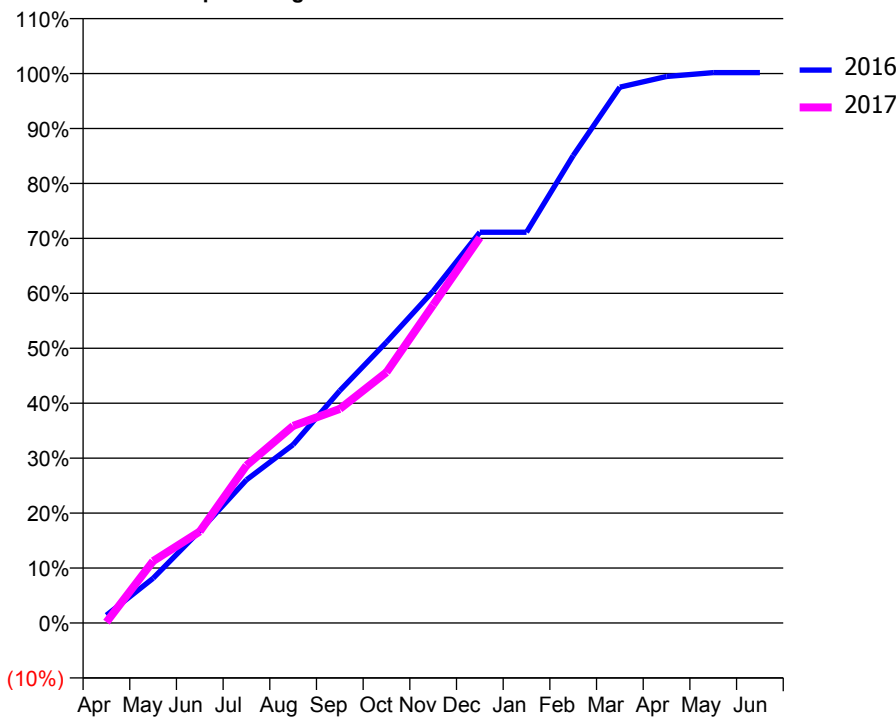
### ACCESS\*

Patients seen in 24 months	Total	Change since previous quarter
Quarter ending December 2015	1,560	
Quarter ending March 2016	1,558	→
Quarter ending June 2016	1,496	↓
Quarter ending September 2016	1,461	↓
Quarter ending December 2016	1,431	↓
<b>Variance since December 2015</b>	<b>(8.3%)</b>	<b>↓</b>



### ACTIVITY

Cumulative percentage of contracted UDA delivered 2016 & 2017



Month	Adjusted Scheduled Activity (UDA)	
	2016	2017
April	71	8
May	407	563
June	839	833
July	1,302	1,433
August	1,622	1,793
September	2,113	1,948
October	2,555	2,280
November	3,020	2,893
December	3,554	3,506
January	3,554	
February	4,252	
March	4,874	
April	4,971	
May	5,006	
June	5,006	

### QUALITY

	Quantity	Base Number	Contract	AT	Region	England
% of FP17s for the same patient ID Re-attending within 3 months - Children	73	520	14.0%	11.3%	11.9%	12.4%
% of FP17s for the same patient ID Re-attending within 3 months - Adults	188	634	29.7%	16.3%	17.1%	16.6%
% of FP17s for the same patient ID Re-attending between 3 & 9 months - Children	134	520	25.8%	41.7%	46.2%	57.5%
% of FP17s for the same patient ID Re-attending between 3 & 9 months - Adults	132	634	20.8%	35.2%	37.8%	50.4%
% of FP17s for Band 1 Urgent Courses	285	1,122	25.4%	10.7%	10.6%	9.1%
% of FP17s Relating to Free Repair or Replacements	0	1,122	0.0%	0.5%	0.6%	0.8%
% of FP17s Relating to Continuations	0	1,122	0.0%	0.9%	0.9%	1.3%
% of Patients satisfied with the dentistry they have received	2	2	N/A	89.2%	90.3%	92.7%
% of Patients satisfied with the time they had to wait for an appointment	1	2	N/A	81.2%	83.8%	88.8%

\* This is based on patients treated on this contract for their most recent course of treatment. Figures in italics indicate the base number of FP17s or Patient Questionnaire responses are less than 100. N/A is shown where the base number of responses is less than 10 during the period. % is calculated as Quantity/Base number\*100



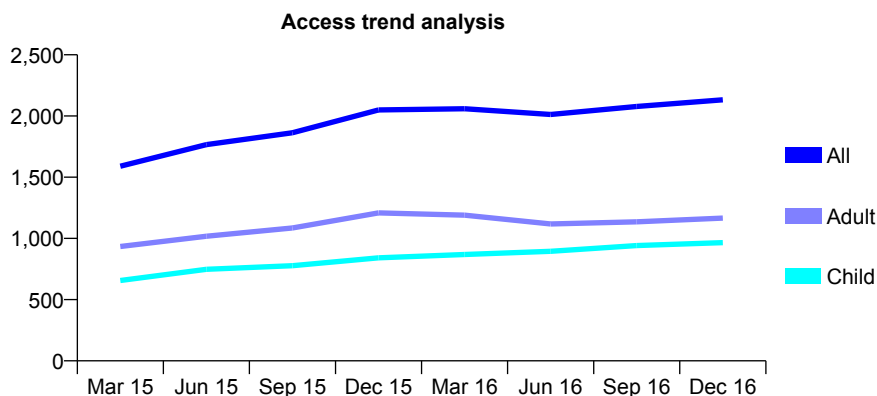
## Q61 - Vital Signs At a Glance Contract Report for 160946/0001 - December 2016

Name or company name	Charles Landau
Contract type name	GDS Contract
Purpose of contract	General
Contract start date	08/02/2014
Contract end date	

16/17 Contracted general activity (UDA)	6,500
Carry forward general activity (UDA)	-91
16/17 Contracted orthodontic activity (UOA)	0
Carry forward orthodontic activity (UOA)	0
Baseline contract value	£174,967.11

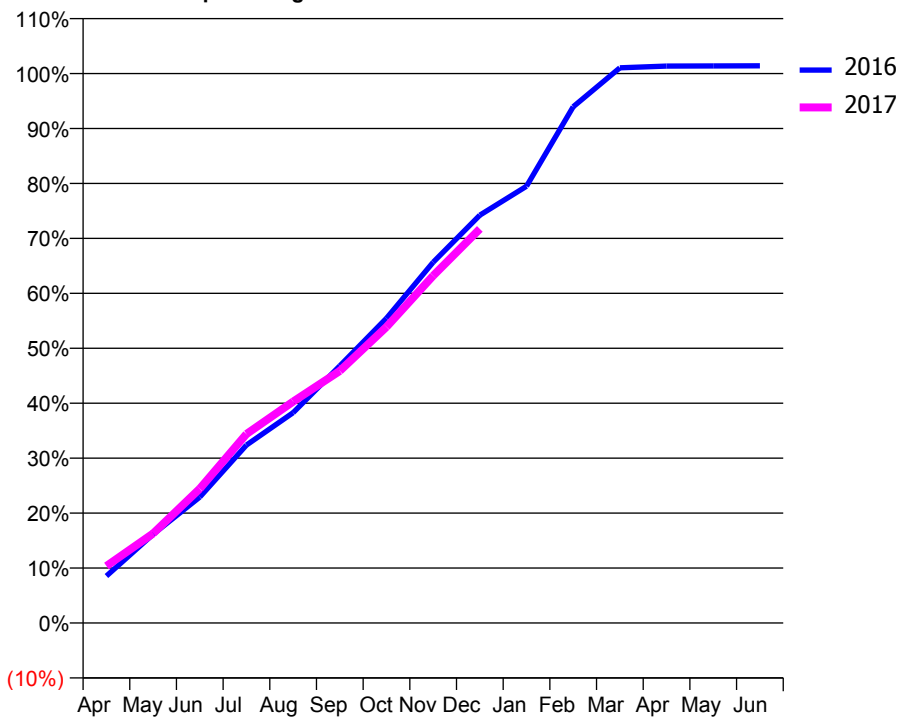
### ACCESS\*

Patients seen in 24 months	Total	Change since previous quarter
Quarter ending December 2015	2,050	
Quarter ending March 2016	2,059	→
Quarter ending June 2016	2,013	↓
Quarter ending September 2016	2,078	↑
Quarter ending December 2016	2,132	↑
<b>Variance since December 2015</b>	<b>4.0%</b>	<b>↑</b>



### ACTIVITY

Cumulative percentage of contracted UDA delivered 2016 & 2017



Month	Adjusted Scheduled Activity (UDA)	
	2016	2017
April	557	675
May	1,050	1,059
June	1,489	1,589
July	2,106	2,236
August	2,488	2,619
September	3,041	2,982
October	3,605	3,503
November	4,268	4,108
December	4,824	4,662
January	5,166	
February	6,106	
March	6,568	
April	6,588	
May	6,590	
June	6,591	

### QUALITY

	Quantity	Base Number	Contract	AT	Region	England
% of FP17s for the same patient ID Re-attending within 3 months - Children	88	921	9.6%	11.3%	11.9%	12.4%
% of FP17s for the same patient ID Re-attending within 3 months - Adults	216	906	23.8%	16.3%	17.1%	16.6%
% of FP17s for the same patient ID Re-attending between 3 & 9 months - Children	418	921	45.4%	41.7%	46.2%	57.5%
% of FP17s for the same patient ID Re-attending between 3 & 9 months - Adults	281	906	31.0%	35.2%	37.8%	50.4%
% of FP17s for Band 1 Urgent Courses	171	1,814	9.4%	10.7%	10.6%	9.1%
% of FP17s Relating to Free Repair or Replacements	5	1,814	0.3%	0.5%	0.6%	0.8%
% of FP17s Relating to Continuations	3	1,814	0.2%	0.9%	0.9%	1.3%
% of Patients satisfied with the dentistry they have received	0	0	N/A	89.2%	90.3%	92.7%
% of Patients satisfied with the time they had to wait for an appointment	0	0	N/A	81.2%	83.8%	88.8%

\* This is based on patients treated on this contract for their most recent course of treatment. Figures in italics indicate the base number of FP17s or Patient Questionnaire responses are less than 100. N/A is shown where the base number of responses is less than 10 during the period. % is calculated as Quantity/Base number\*100

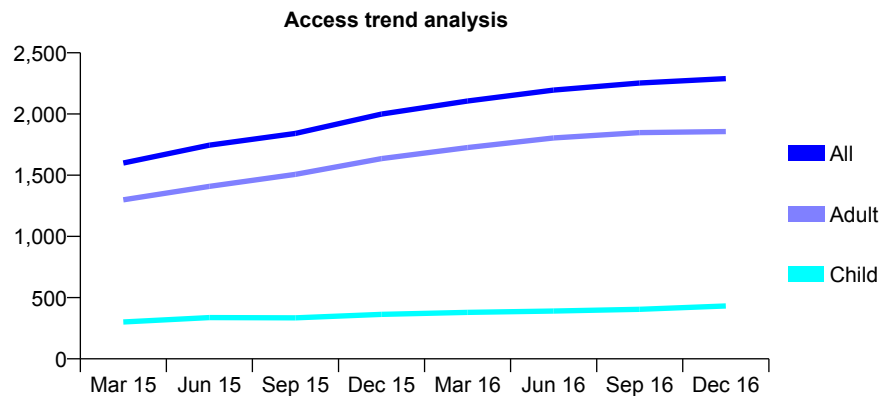
## Q61 - Vital Signs At a Glance Contract Report for 161462/0001 - December 2016

Name or company name	NEWHAM FAMILY DENTAL CARE LTD
Contract type name	GDS Contract
Purpose of contract	General
Contract start date	15/10/2012
Contract end date	

16/17 Contracted general activity (UDA)	6,000
Carry forward general activity (UDA)	0
16/17 Contracted orthodontic activity (UOA)	0
Carry forward orthodontic activity (UOA)	0
Baseline contract value	£181,056.01

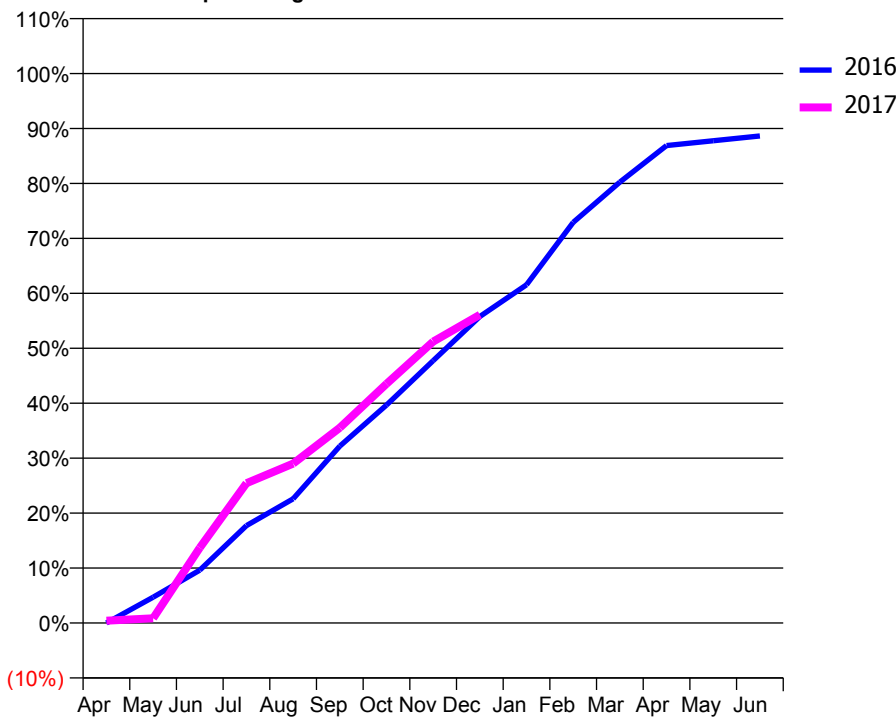
### ACCESS\*

Patients seen in 24 months	Total	Change since previous quarter
Quarter ending December 2015	1,999	
Quarter ending March 2016	2,106	↑
Quarter ending June 2016	2,195	↑
Quarter ending September 2016	2,253	↑
Quarter ending December 2016	2,289	→
<b>Variance since December 2015</b>	<b>14.5%</b>	<b>↑</b>



### ACTIVITY

Cumulative percentage of contracted UDA delivered 2016 & 2017



Month	Adjusted Scheduled Activity (UDA)	
	2016	2017
April	0	25
May	281	52
June	577	822
July	1,064	1,527
August	1,356	1,741
September	1,932	2,132
October	2,379	2,612
November	2,865	3,072
December	3,346	3,365
January	3,694	
February	4,374	
March	4,815	
April	5,214	
May	5,266	
June	5,319	

### QUALITY

	Quantity	Base Number	Contract	AT	Region	England
% of FP17s for the same patient ID Re-attending within 3 months - Children	19	311	6.1%	11.3%	11.9%	12.4%
% of FP17s for the same patient ID Re-attending within 3 months - Adults	121	1,134	10.7%	16.3%	17.1%	16.6%
% of FP17s for the same patient ID Re-attending between 3 & 9 months - Children	123	311	39.5%	41.7%	46.2%	57.5%
% of FP17s for the same patient ID Re-attending between 3 & 9 months - Adults	306	1,134	27.0%	35.2%	37.8%	50.4%
% of FP17s for Band 1 Urgent Courses	216	1,273	17.0%	10.7%	10.6%	9.1%
% of FP17s Relating to Free Repair or Replacements	7	1,273	0.5%	0.5%	0.6%	0.8%
% of FP17s Relating to Continuations	3	1,273	0.2%	0.9%	0.9%	1.3%
% of Patients satisfied with the dentistry they have received	3	3	N/A	89.2%	90.3%	92.7%
% of Patients satisfied with the time they had to wait for an appointment	2	3	N/A	81.2%	83.8%	88.8%

\* This is based on patients treated on this contract for their most recent course of treatment. Figures in italics indicate the base number of FP17s or Patient Questionnaire responses are less than 100. N/A is shown where the base number of responses is less than 10 during the period. % is calculated as Quantity/Base number\*100

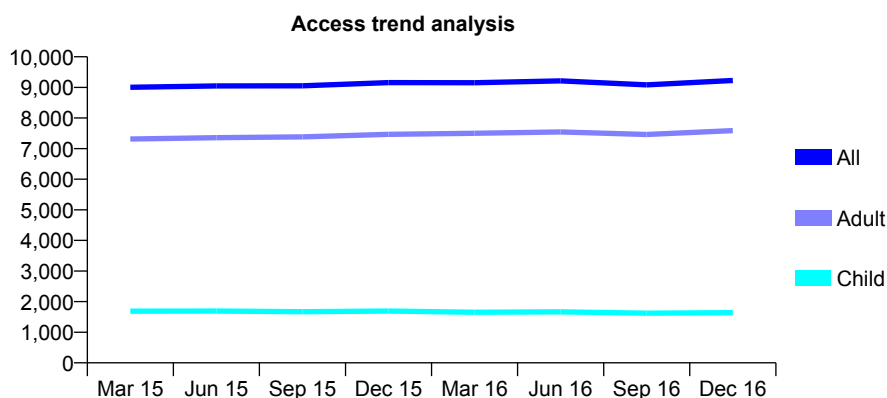
## Q61 - Vital Signs At a Glance Contract Report for 162574/0001 - December 2016

Name or company name	10 Hall Lane Dental Practice Ltd
Contract type name	GDS Contract
Purpose of contract	General
Contract start date	01/04/2010
Contract end date	

16/17 Contracted general activity (UDA)	21,964
Carry forward general activity (UDA)	-231
16/17 Contracted orthodontic activity (UOA)	0
Carry forward orthodontic activity (UOA)	0
Baseline contract value	£705,800.87

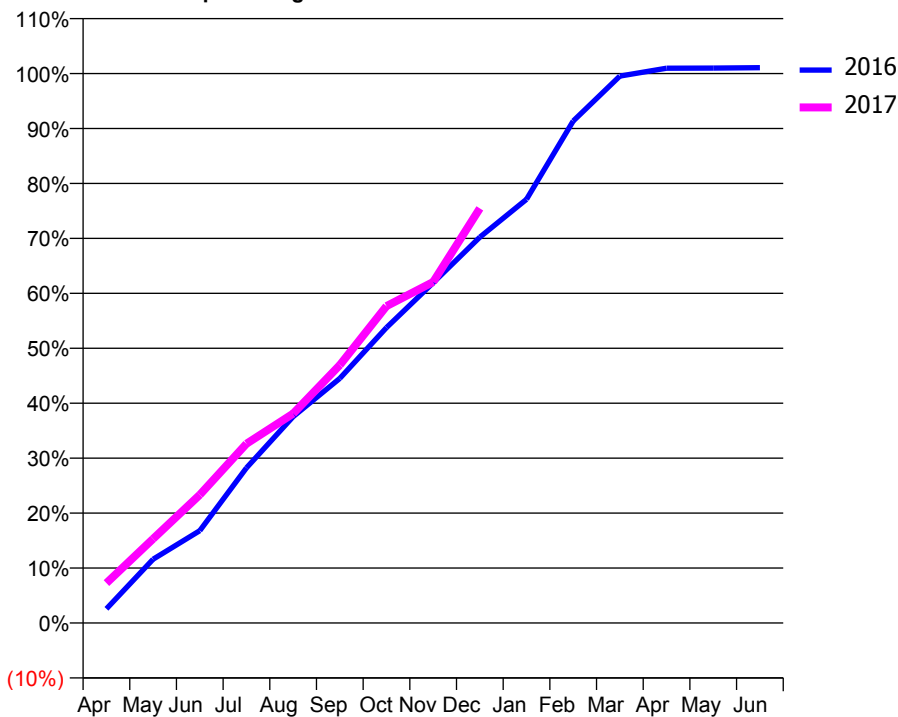
### ACCESS\*

Patients seen in 24 months	Total	Change since previous quarter
Quarter ending December 2015	9,159	
Quarter ending March 2016	9,153	→
Quarter ending June 2016	9,212	→
Quarter ending September 2016	9,083	↓
Quarter ending December 2016	9,228	→
<b>Variance since December 2015</b>	<b>0.8%</b>	<b>→</b>



### ACTIVITY

Cumulative percentage of contracted UDA delivered 2016 & 2017



Month	Adjusted Scheduled Activity (UDA)	
	2016	2017
April	566	1,599
May	2,551	3,368
June	3,693	5,126
July	6,200	7,164
August	8,247	8,369
September	9,776	10,309
October	11,809	12,669
November	13,597	13,630
December	15,420	16,573
January	16,934	
February	20,063	
March	21,859	
April	22,173	
May	22,182	
June	22,195	

### QUALITY

	Quantity	Base Number	Contract	AT	Region	England
% of FP17s for the same patient ID Re-attending within 3 months - Children	84	1,632	5.1%	11.3%	11.9%	12.4%
% of FP17s for the same patient ID Re-attending within 3 months - Adults	956	6,998	13.7%	16.3%	17.1%	16.6%
% of FP17s for the same patient ID Re-attending between 3 & 9 months - Children	770	1,632	47.2%	41.7%	46.2%	57.5%
% of FP17s for the same patient ID Re-attending between 3 & 9 months - Adults	2,586	6,998	37.0%	35.2%	37.8%	50.4%
% of FP17s for Band 1 Urgent Courses	694	8,445	8.2%	10.7%	10.6%	9.1%
% of FP17s Relating to Free Repair or Replacements	135	8,445	1.6%	0.5%	0.6%	0.8%
% of FP17s Relating to Continuations	63	8,445	0.7%	0.9%	0.9%	1.3%
% of Patients satisfied with the dentistry they have received	7	8	N/A	89.2%	90.3%	92.7%
% of Patients satisfied with the time they had to wait for an appointment	8	8	N/A	81.2%	83.8%	88.8%

\* This is based on patients treated on this contract for their most recent course of treatment. Figures in italics indicate the base number of FP17s or Patient Questionnaire responses are less than 100. N/A is shown where the base number of responses is less than 10 during the period. % is calculated as Quantity/Base number\*100

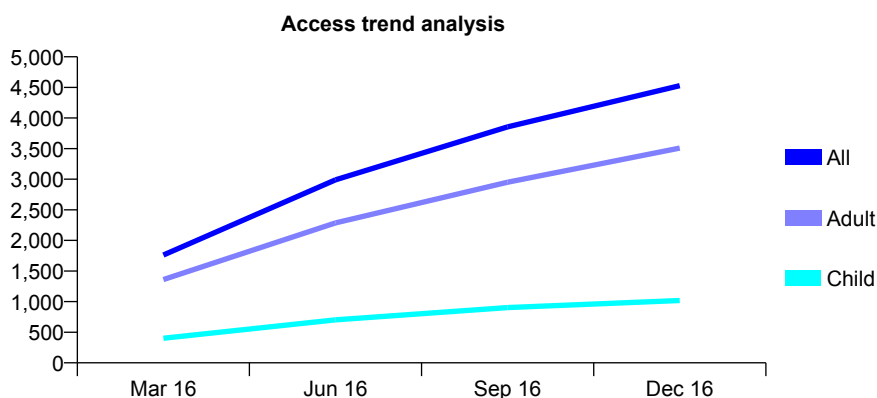
## Q61 - Vital Signs At a Glance Contract Report for 164461/0001 - December 2016

Name or company name	Mohsin Ali
Contract type name	GDS Contract
Purpose of contract	General
Contract start date	01/12/2015
Contract end date	

16/17 Contracted general activity (UDA)	14,800
Carry forward general activity (UDA)	0
16/17 Contracted orthodontic activity (UOA)	0
Carry forward orthodontic activity (UOA)	0
Baseline contract value	£279,564.54

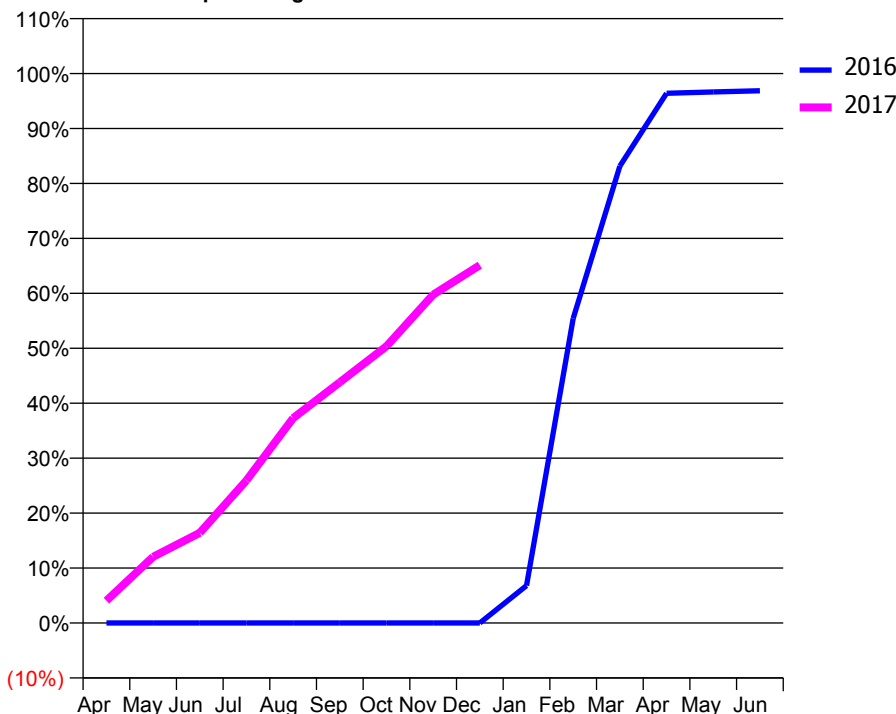
### ACCESS\*

Patients seen in 24 months	Total	Change since previous quarter
Quarter ending December 2015	0	
Quarter ending March 2016	1,762	
Quarter ending June 2016	2,990	↑
Quarter ending September 2016	3,855	↑
Quarter ending December 2016	4,528	↑
<b>Variance since December 2015</b>	N/A	



### ACTIVITY

Cumulative percentage of contracted UDA delivered 2016 & 2017



Month	Adjusted Scheduled Activity (UDA)	
	2016	2017
April	0	601
May	0	1,784
June	0	2,429
July	0	3,839
August	0	5,517
September	0	6,483
October	0	7,453
November	0	8,844
December	0	9,639
January	336	
February	2,735	
March	4,102	
April	4,756	
May	4,768	
June	4,778	

### QUALITY

	Quantity	Base Number	Contract	AT	Region	England
% of FP17s for the same patient ID Re-attending within 3 months - Children	64	1,080	5.9%	11.3%	11.9%	12.4%
% of FP17s for the same patient ID Re-attending within 3 months - Adults	631	3,882	16.3%	16.3%	17.1%	16.6%
% of FP17s for the same patient ID Re-attending between 3 & 9 months - Children	248	1,080	23.0%	41.7%	46.2%	57.5%
% of FP17s for the same patient ID Re-attending between 3 & 9 months - Adults	859	3,882	22.1%	35.2%	37.8%	50.4%
% of FP17s for Band 1 Urgent Courses	497	4,670	10.6%	10.7%	10.6%	9.1%
% of FP17s Relating to Free Repair or Replacements	19	4,670	0.4%	0.5%	0.6%	0.8%
% of FP17s Relating to Continuations	88	4,670	1.9%	0.9%	0.9%	1.3%
% of Patients satisfied with the dentistry they have received	5	5	N/A	89.2%	90.3%	92.7%
% of Patients satisfied with the time they had to wait for an appointment	5	5	N/A	81.2%	83.8%	88.8%

\* This is based on patients treated on this contract for their most recent course of treatment. Figures in italics indicate the base number of FP17s or Patient Questionnaire responses are less than 100. N/A is shown where the base number of responses is less than 10 during the period. % is calculated as Quantity/Base number\*100

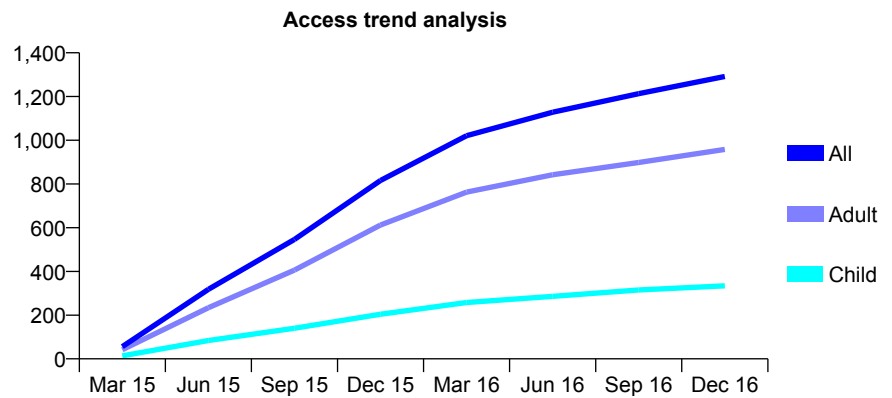
## Q61 - Vital Signs At a Glance Contract Report for 165069/0001 - December 2016

Name or company name	The Fenton Dental Surgery
Contract type name	GDS Contract
Purpose of contract	General
Contract start date	01/02/2015
Contract end date	

16/17 Contracted general activity (UDA)	4,369
Carry forward general activity (UDA)	-87
16/17 Contracted orthodontic activity (UOA)	0
Carry forward orthodontic activity (UOA)	0
Baseline contract value	£124,914.28

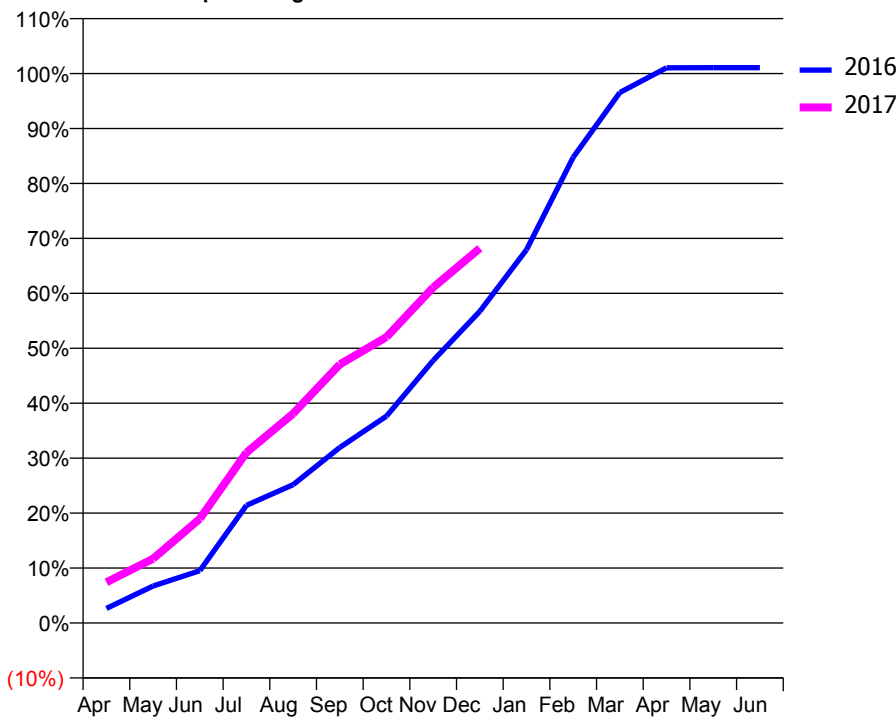
### ACCESS\*

Patients seen in 24 months	Total	Change since previous quarter
Quarter ending December 2015	816	
Quarter ending March 2016	1,021	↑
Quarter ending June 2016	1,128	↑
Quarter ending September 2016	1,213	↑
Quarter ending December 2016	1,292	↑
<b>Variance since December 2015</b>	<b>58.3%</b>	<b>↑</b>



### ACTIVITY

Cumulative percentage of contracted UDA delivered 2016 & 2017



Month	Adjusted Scheduled Activity (UDA)	
	2016	2017
April	116	324
May	294	511
June	416	829
July	935	1,355
August	1,100	1,665
September	1,396	2,056
October	1,645	2,273
November	2,087	2,668
December	2,478	2,980
January	2,968	
February	3,703	
March	4,218	
April	4,415	
May	4,416	
June	4,416	

### QUALITY

	Quantity	Base Number	Contract	AT	Region	England
% of FP17s for the same patient ID Re-attending within 3 months - Children	17	310	5.5%	11.3%	11.9%	12.4%
% of FP17s for the same patient ID Re-attending within 3 months - Adults	170	916	18.6%	16.3%	17.1%	16.6%
% of FP17s for the same patient ID Re-attending between 3 & 9 months - Children	159	310	51.3%	41.7%	46.2%	57.5%
% of FP17s for the same patient ID Re-attending between 3 & 9 months - Adults	433	916	47.3%	35.2%	37.8%	50.4%
% of FP17s for Band 1 Urgent Courses	130	1,168	11.1%	10.7%	10.6%	9.1%
% of FP17s Relating to Free Repair or Replacements	0	1,168	0.0%	0.5%	0.6%	0.8%
% of FP17s Relating to Continuations	10	1,168	0.9%	0.9%	0.9%	1.3%
% of Patients satisfied with the dentistry they have received	2	2	N/A	89.2%	90.3%	92.7%
% of Patients satisfied with the time they had to wait for an appointment	2	2	N/A	81.2%	83.8%	88.8%

\* This is based on patients treated on this contract for their most recent course of treatment. Figures in italics indicate the base number of FP17s or Patient Questionnaire responses are less than 100. N/A is shown where the base number of responses is less than 10 during the period. % is calculated as Quantity/Base number\*100

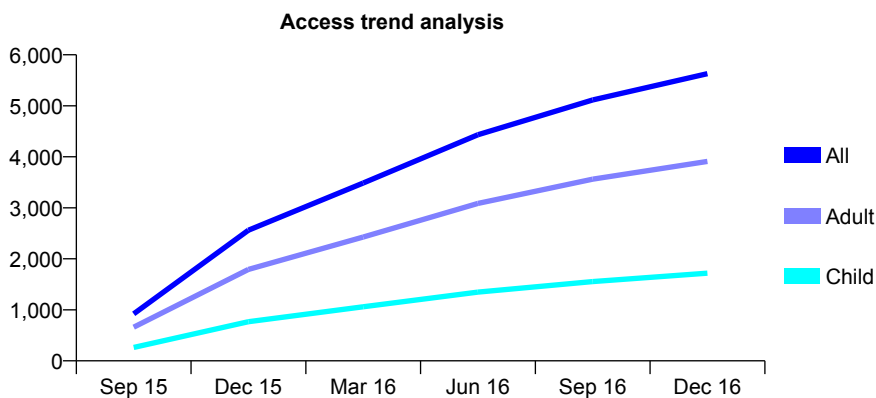
## Q61 - Vital Signs At a Glance Contract Report for 165336/0001 - December 2016

Name or company name	Inspire Dental
Contract type name	GDS Contract
Purpose of contract	General
Contract start date	01/07/2015
Contract end date	

16/17 Contracted general activity (UDA)	15,860
Carry forward general activity (UDA)	-180
16/17 Contracted orthodontic activity (UOA)	0
Carry forward orthodontic activity (UOA)	0
Baseline contract value	£437,178.69

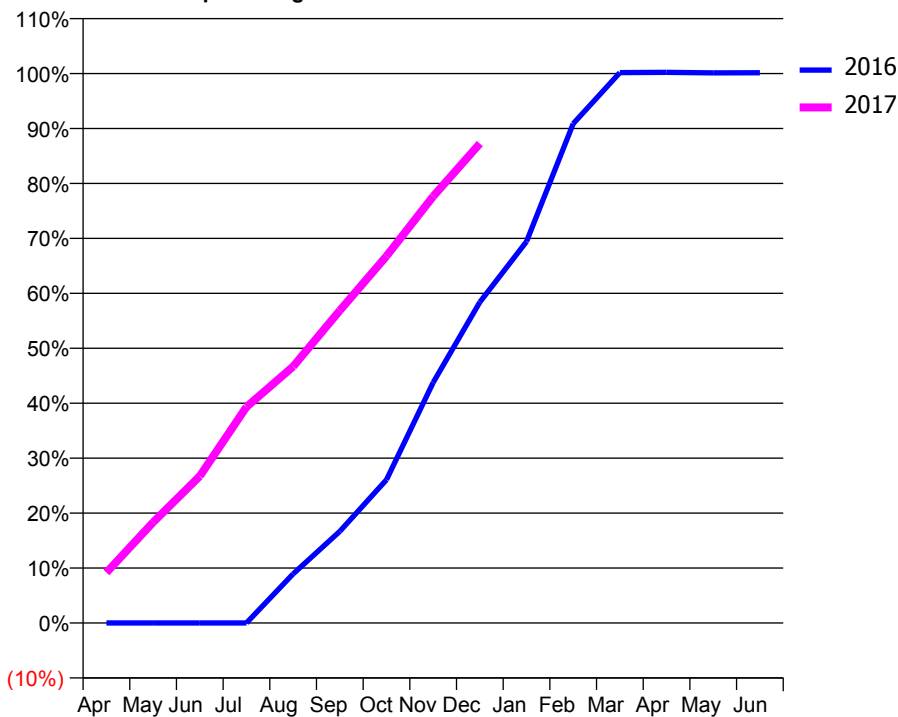
### ACCESS\*

Patients seen in 24 months	Total	Change since previous quarter
Quarter ending December 2015	2,560	
Quarter ending March 2016	3,487	↑
Quarter ending June 2016	4,432	↑
Quarter ending September 2016	5,116	↑
Quarter ending December 2016	5,629	↑
<b>Variance since December 2015</b>	<b>119.9%</b>	<b>↑</b>



### ACTIVITY

Cumulative percentage of contracted UDA delivered 2016 & 2017



Month	Adjusted Scheduled Activity (UDA)	
	2016	2017
April	0	1,455
May	0	2,907
June	0	4,240
July	0	6,239
August	1,063	7,405
September	1,984	9,019
October	3,102	10,591
November	5,205	12,313
December	6,947	13,840
January	8,256	
February	10,808	
March	11,914	
April	11,920	
May	11,910	
June	11,911	

### QUALITY

	Quantity	Base Number	Contract	AT	Region	England
% of FP17s for the same patient ID Re-attending within 3 months - Children	116	1,704	6.8%	11.3%	11.9%	12.4%
% of FP17s for the same patient ID Re-attending within 3 months - Adults	596	3,570	16.7%	16.3%	17.1%	16.6%
% of FP17s for the same patient ID Re-attending between 3 & 9 months - Children	678	1,704	39.8%	41.7%	46.2%	57.5%
% of FP17s for the same patient ID Re-attending between 3 & 9 months - Adults	1,140	3,570	31.9%	35.2%	37.8%	50.4%
% of FP17s for Band 1 Urgent Courses	485	5,263	9.2%	10.7%	10.6%	9.1%
% of FP17s Relating to Free Repair or Replacements	22	5,263	0.4%	0.5%	0.6%	0.8%
% of FP17s Relating to Continuations	4	5,263	0.1%	0.9%	0.9%	1.3%
% of Patients satisfied with the dentistry they have received	3	3	N/A	89.2%	90.3%	92.7%
% of Patients satisfied with the time they had to wait for an appointment	1	3	N/A	81.2%	83.8%	88.8%

\* This is based on patients treated on this contract for their most recent course of treatment. Figures in italics indicate the base number of FP17s or Patient Questionnaire responses are less than 100. N/A is shown where the base number of responses is less than 10 during the period. % is calculated as Quantity/Base number\*100

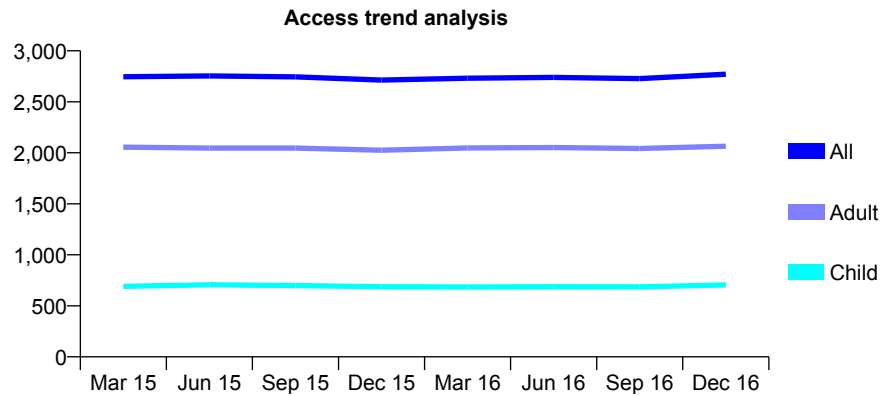
## Q61 - Vital Signs At a Glance Contract Report for 165476/0001 - December 2016

Name or company name	Altmore Dental Care
Contract type name	GDS Contract
Purpose of contract	General
Contract start date	28/12/2012
Contract end date	

16/17 Contracted general activity (UDA)	7,716
Carry forward general activity (UDA)	80
16/17 Contracted orthodontic activity (UOA)	0
Carry forward orthodontic activity (UOA)	0
Baseline contract value	£224,595.06

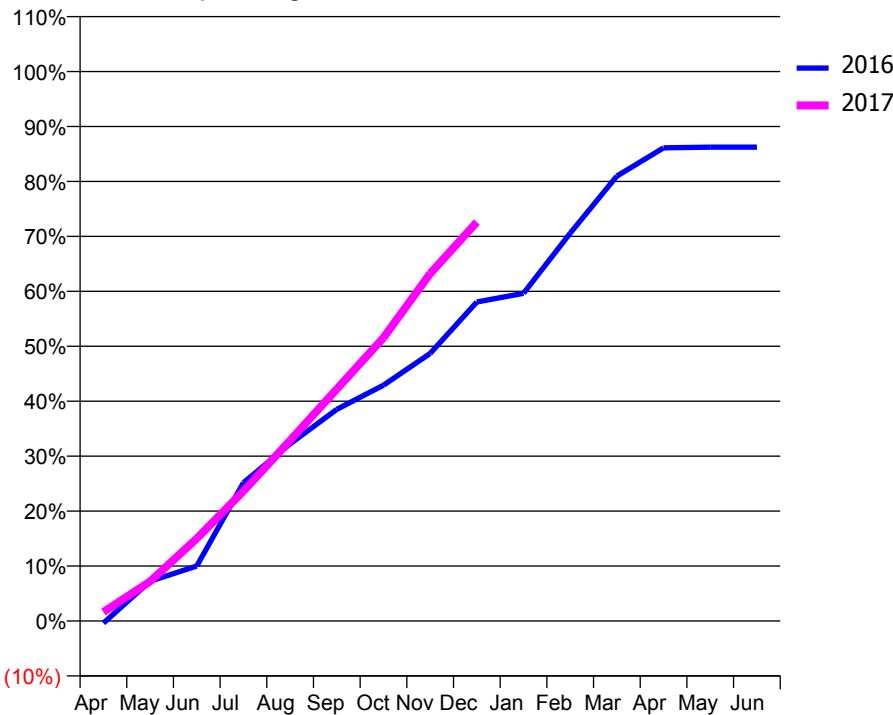
### ACCESS\*

Patients seen in 24 months	Total	Change since previous quarter
Quarter ending December 2015	2,713	
Quarter ending March 2016	2,732	→
Quarter ending June 2016	2,739	→
Quarter ending September 2016	2,727	→
Quarter ending December 2016	2,770	→
<b>Variance since December 2015</b>	<b>2.1%</b>	<b>↑</b>



### ACTIVITY

Cumulative percentage of contracted UDA delivered 2016 & 2017



Month	Adjusted Scheduled Activity (UDA)	
	2016	2017
April	-30	127
May	558	556
June	772	1,159
July	1,943	1,825
August	2,487	2,536
September	2,972	3,258
October	3,312	3,977
November	3,756	4,878
December	4,479	5,601
January	4,601	
February	5,446	
March	6,247	
April	6,645	
May	6,654	
June	6,654	

### QUALITY

	Quantity	Base Number	Contract	AT	Region	England
% of FP17s for the same patient ID Re-attending within 3 months - Children	71	626	11.3%	11.3%	11.9%	12.4%
% of FP17s for the same patient ID Re-attending within 3 months - Adults	361	1,808	20.0%	16.3%	17.1%	16.6%
% of FP17s for the same patient ID Re-attending between 3 & 9 months - Children	167	626	26.7%	41.7%	46.2%	57.5%
% of FP17s for the same patient ID Re-attending between 3 & 9 months - Adults	478	1,808	26.4%	35.2%	37.8%	50.4%
% of FP17s for Band 1 Urgent Courses	455	2,259	20.1%	10.7%	10.6%	9.1%
% of FP17s Relating to Free Repair or Replacements	0	2,259	0.0%	0.5%	0.6%	0.8%
% of FP17s Relating to Continuations	34	2,259	1.5%	0.9%	0.9%	1.3%
% of Patients satisfied with the dentistry they have received	1	2	N/A	89.2%	90.3%	92.7%
% of Patients satisfied with the time they had to wait for an appointment	2	2	N/A	81.2%	83.8%	88.8%

\* This is based on patients treated on this contract for their most recent course of treatment. Figures in italics indicate the base number of FP17s or Patient Questionnaire responses are less than 100. N/A is shown where the base number of responses is less than 10 during the period. % is calculated as Quantity/Base number\*100



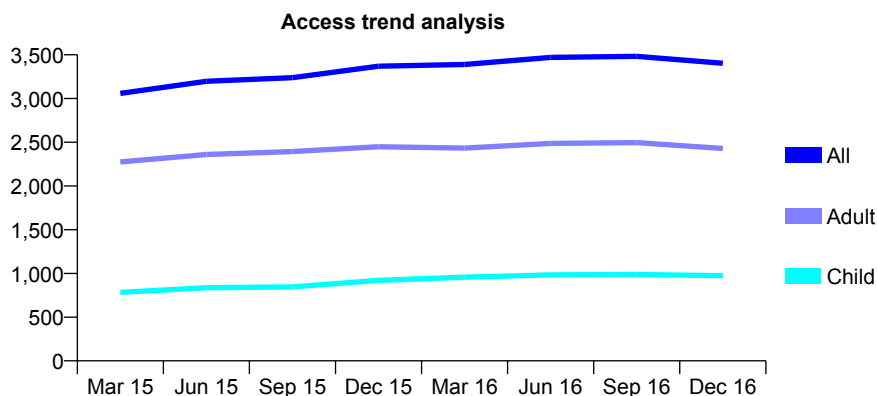
## Q61 - Vital Signs At a Glance Contract Report for 165484/0001 - December 2016

Name or company name	Romford Smile Dental Practice Limited
Contract type name	GDS Contract
Purpose of contract	General
Contract start date	04/12/2009
Contract end date	

16/17 Contracted general activity (UDA)	10,634
Carry forward general activity (UDA)	-3
16/17 Contracted orthodontic activity (UOA)	0
Carry forward orthodontic activity (UOA)	0
Baseline contract value	£287,854.75

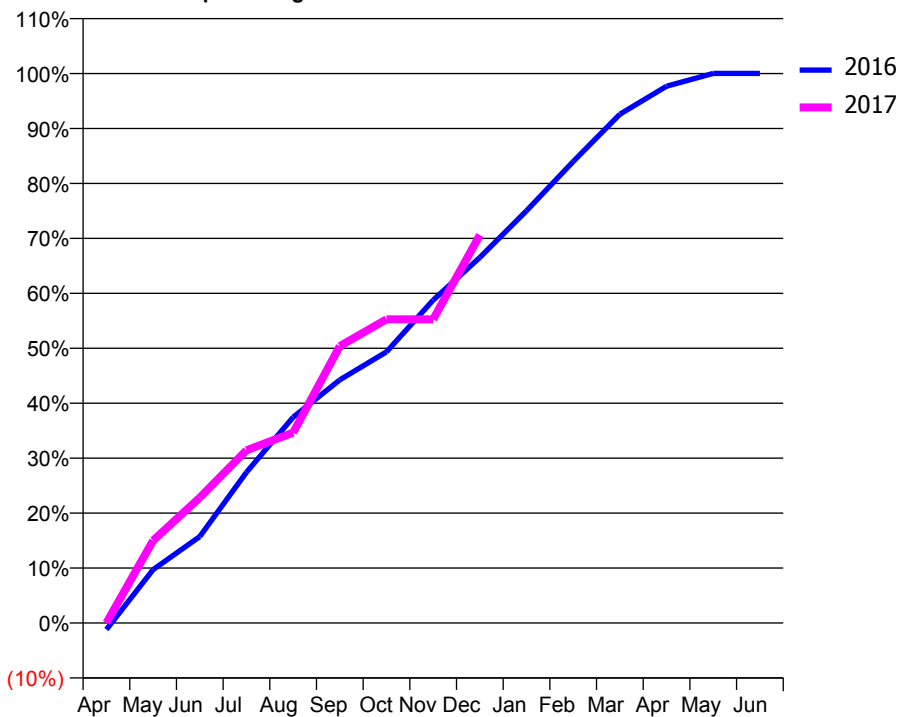
### ACCESS\*

Patients seen in 24 months	Total	Change since previous quarter
Quarter ending December 2015	3,369	
Quarter ending March 2016	3,390	→
Quarter ending June 2016	3,470	↑
Quarter ending September 2016	3,483	→
Quarter ending December 2016	3,403	↓
<b>Variance since December 2015</b>	<b>1.0%</b>	<b>→</b>



### ACTIVITY

Cumulative percentage of contracted UDA delivered 2016 & 2017



Month	Adjusted Scheduled Activity (UDA)	
	2016	2017
April	-129	3
May	1,033	1,596
June	1,672	2,428
July	2,918	3,343
August	3,982	3,684
September	4,705	5,358
October	5,247	5,878
November	6,248	5,878
December	7,074	7,508
January	7,978	
February	8,931	
March	9,846	
April	10,387	
May	10,637	
June	10,637	

### QUALITY

	Quantity	Base Number	Contract	AT	Region	England
% of FP17s for the same patient ID Re-attending within 3 months - Children	78	929	8.4%	11.3%	11.9%	12.4%
% of FP17s for the same patient ID Re-attending within 3 months - Adults	320	2,218	14.4%	16.3%	17.1%	16.6%
% of FP17s for the same patient ID Re-attending between 3 & 9 months - Children	458	929	49.3%	41.7%	46.2%	57.5%
% of FP17s for the same patient ID Re-attending between 3 & 9 months - Adults	964	2,218	43.5%	35.2%	37.8%	50.4%
% of FP17s for Band 1 Urgent Courses	326	2,825	11.5%	10.7%	10.6%	9.1%
% of FP17s Relating to Free Repair or Replacements	27	2,825	1.0%	0.5%	0.6%	0.8%
% of FP17s Relating to Continuations	13	2,825	0.5%	0.9%	0.9%	1.3%
% of Patients satisfied with the dentistry they have received	0	1	N/A	89.2%	90.3%	92.7%
% of Patients satisfied with the time they had to wait for an appointment	0	1	N/A	81.2%	83.8%	88.8%

\* This is based on patients treated on this contract for their most recent course of treatment. Figures in italics indicate the base number of FP17s or Patient Questionnaire responses are less than 100. N/A is shown where the base number of responses is less than 10 during the period. % is calculated as Quantity/Base number\*100

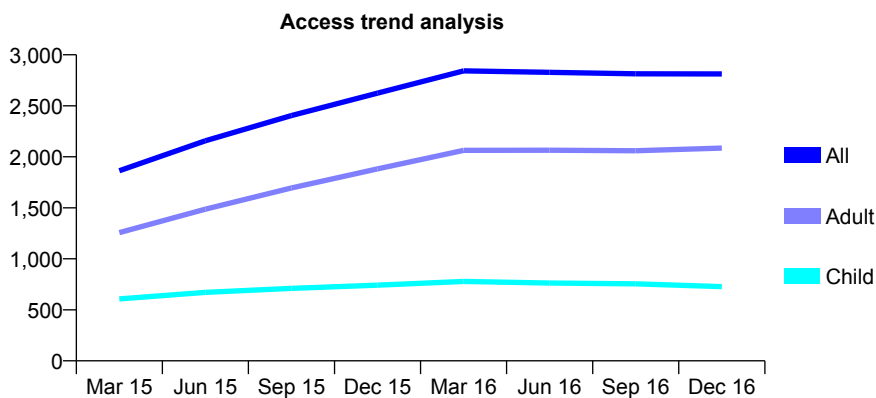
## Q61 - Vital Signs At a Glance Contract Report for 166251/0001 - December 2016

Name or company name	David Lipsitz
Contract type name	GDS Contract
Purpose of contract	General
Contract start date	01/04/2014
Contract end date	

16/17 Contracted general activity (UDA)	8,771
Carry forward general activity (UDA)	-15
16/17 Contracted orthodontic activity (UOA)	0
Carry forward orthodontic activity (UOA)	0
Baseline contract value	£227,351.39

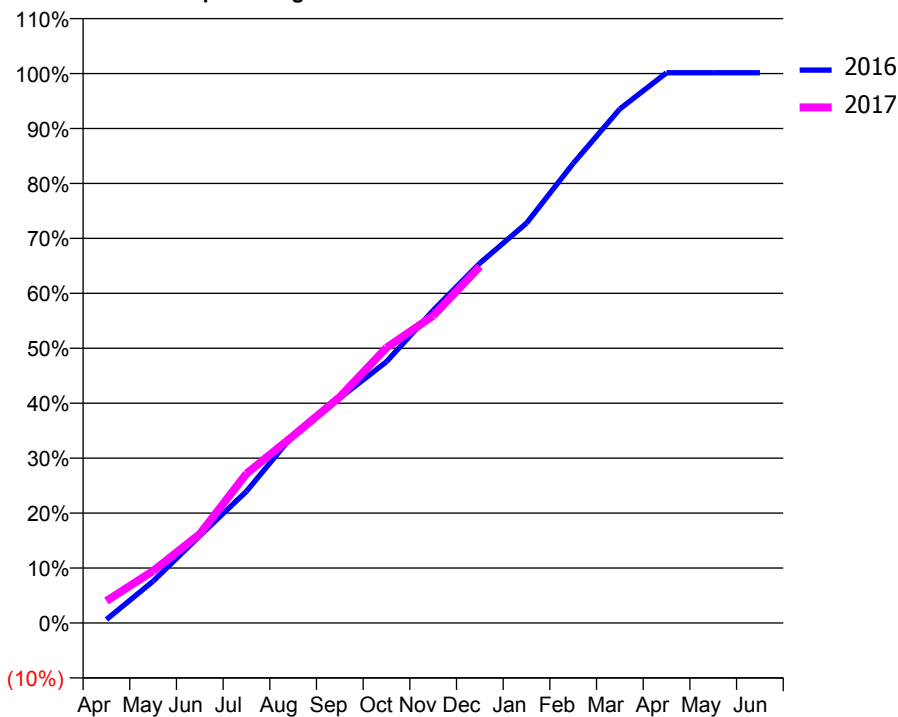
### ACCESS\*

Patients seen in 24 months	Total	Change since previous quarter
Quarter ending December 2015	2,624	
Quarter ending March 2016	2,842	↑
Quarter ending June 2016	2,828	→
Quarter ending September 2016	2,814	→
Quarter ending December 2016	2,813	→
<b>Variance since December 2015</b>	<b>7.2%</b>	<b>↑</b>



### ACTIVITY

Cumulative percentage of contracted UDA delivered 2016 & 2017



Month	Adjusted Scheduled Activity (UDA)	
	2016	2017
April	57	353
May	667	832
June	1,392	1,420
July	2,102	2,385
August	3,002	2,987
September	3,593	3,608
October	4,170	4,394
November	4,989	4,904
December	5,744	5,691
January	6,383	
February	7,336	
March	8,207	
April	8,782	
May	8,783	
June	8,783	

### QUALITY

	Quantity	Base Number	Contract	AT	Region	England
% of FP17s for the same patient ID Re-attending within 3 months - Children	65	712	9.1%	11.3%	11.9%	12.4%
% of FP17s for the same patient ID Re-attending within 3 months - Adults	238	1,548	15.4%	16.3%	17.1%	16.6%
% of FP17s for the same patient ID Re-attending between 3 & 9 months - Children	336	712	47.2%	41.7%	46.2%	57.5%
% of FP17s for the same patient ID Re-attending between 3 & 9 months - Adults	525	1,548	33.9%	35.2%	37.8%	50.4%
% of FP17s for Band 1 Urgent Courses	231	2,089	11.1%	10.7%	10.6%	9.1%
% of FP17s Relating to Free Repair or Replacements	28	2,089	1.3%	0.5%	0.6%	0.8%
% of FP17s Relating to Continuations	38	2,089	1.8%	0.9%	0.9%	1.3%
% of Patients satisfied with the dentistry they have received	0	0	N/A	89.2%	90.3%	92.7%
% of Patients satisfied with the time they had to wait for an appointment	0	0	N/A	81.2%	83.8%	88.8%

\* This is based on patients treated on this contract for their most recent course of treatment. Figures in italics indicate the base number of FP17s or Patient Questionnaire responses are less than 100. N/A is shown where the base number of responses is less than 10 during the period. % is calculated as Quantity/Base number\*100

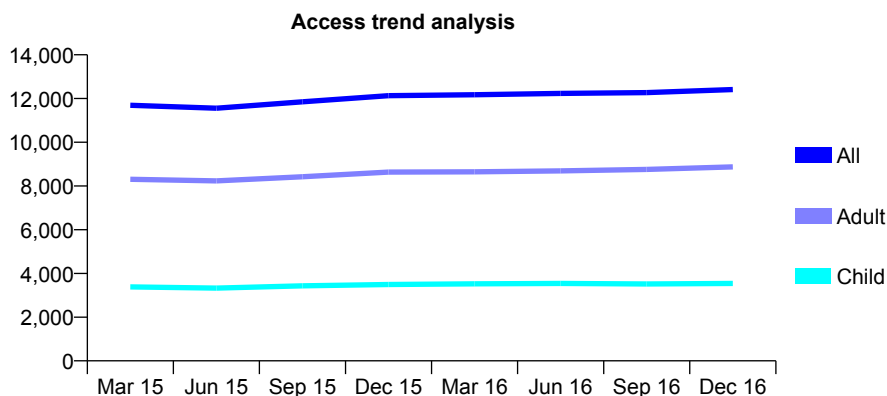
## Q61 - Vital Signs At a Glance Contract Report for 166618/0001 - December 2016

Name or company name	DENTAL ARTS STUDIO ( DENTAL CARE)
Contract type name	GDS Contract
Purpose of contract	General
Contract start date	01/06/2010
Contract end date	

16/17 Contracted general activity (UDA)	34,835
Carry forward general activity (UDA)	1,225
16/17 Contracted orthodontic activity (UOA)	0
Carry forward orthodontic activity (UOA)	0
Baseline contract value	£905,524.15

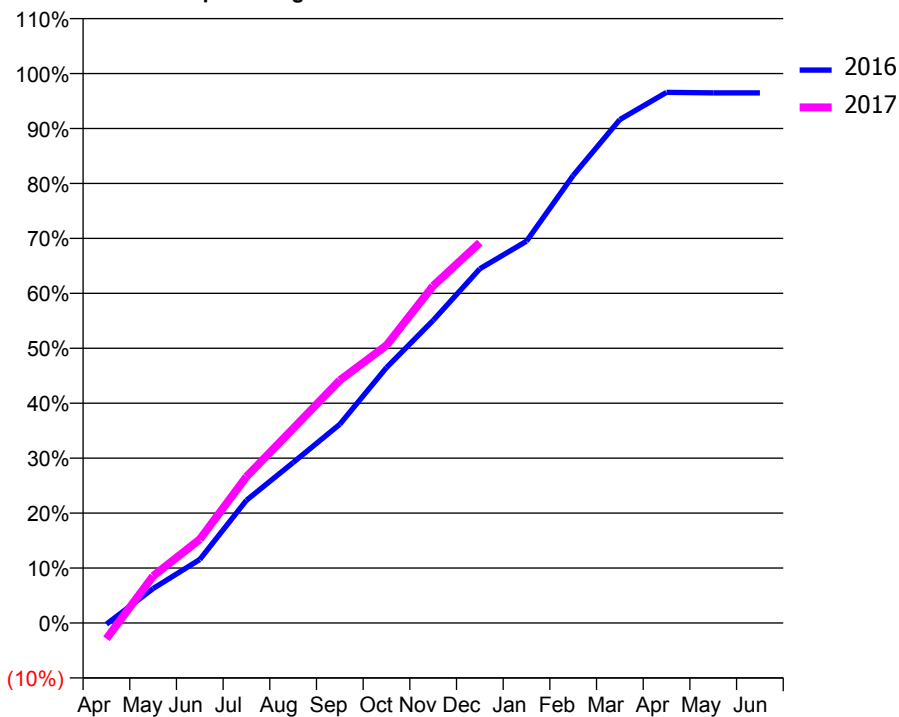
### ACCESS\*

Patients seen in 24 months	Total	Change since previous quarter
Quarter ending December 2015	12,129	
Quarter ending March 2016	12,171	→
Quarter ending June 2016	12,231	→
Quarter ending September 2016	12,272	→
Quarter ending December 2016	12,412	→
<b>Variance since December 2015</b>	<b>2.3%</b>	<b>↑</b>



### ACTIVITY

Cumulative percentage of contracted UDA delivered 2016 & 2017



Month	Adjusted Scheduled Activity (UDA)	
	2016	2017
April	-79	-1,000
May	2,185	2,983
June	4,027	5,301
July	7,778	9,277
August	10,172	12,330
September	12,601	15,392
October	16,192	17,607
November	19,183	21,373
December	22,454	24,110
January	24,209	
February	28,371	
March	31,917	
April	33,642	
May	33,610	
June	33,610	

### QUALITY

	Quantity	Base Number	Contract	AT	Region	England
% of FP17s for the same patient ID Re-attending within 3 months - Children	235	3,057	7.7%	11.3%	11.9%	12.4%
% of FP17s for the same patient ID Re-attending within 3 months - Adults	1,159	7,272	15.9%	16.3%	17.1%	16.6%
% of FP17s for the same patient ID Re-attending between 3 & 9 months - Children	1,248	3,057	40.8%	41.7%	46.2%	57.5%
% of FP17s for the same patient ID Re-attending between 3 & 9 months - Adults	2,615	7,272	36.0%	35.2%	37.8%	50.4%
% of FP17s for Band 1 Urgent Courses	1,294	9,762	13.3%	10.7%	10.6%	9.1%
% of FP17s Relating to Free Repair or Replacements	54	9,762	0.6%	0.5%	0.6%	0.8%
% of FP17s Relating to Continuations	84	9,762	0.9%	0.9%	0.9%	1.3%
% of Patients satisfied with the dentistry they have received	8	11	72.7%	89.2%	90.3%	92.7%
% of Patients satisfied with the time they had to wait for an appointment	9	11	81.8%	81.2%	83.8%	88.8%

\* This is based on patients treated on this contract for their most recent course of treatment. Figures in italics indicate the base number of FP17s or Patient Questionnaire responses are less than 100. N/A is shown where the base number of responses is less than 10 during the period. % is calculated as Quantity/Base number\*100

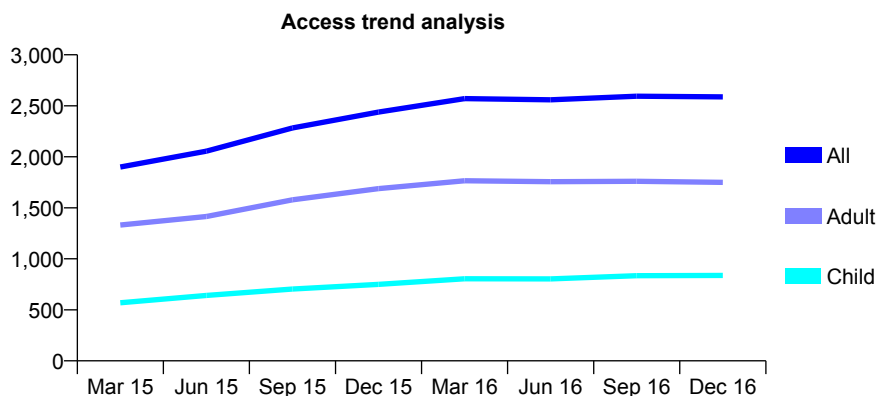
## Q61 - Vital Signs At a Glance Contract Report for 166790/0001 - December 2016

Name or company name	East London Dental Care
Contract type name	GDS Contract
Purpose of contract	General
Contract start date	10/02/2014
Contract end date	

16/17 Contracted general activity (UDA)	6,171
Carry forward general activity (UDA)	-78
16/17 Contracted orthodontic activity (UOA)	0
Carry forward orthodontic activity (UOA)	0
Baseline contract value	£159,149.89

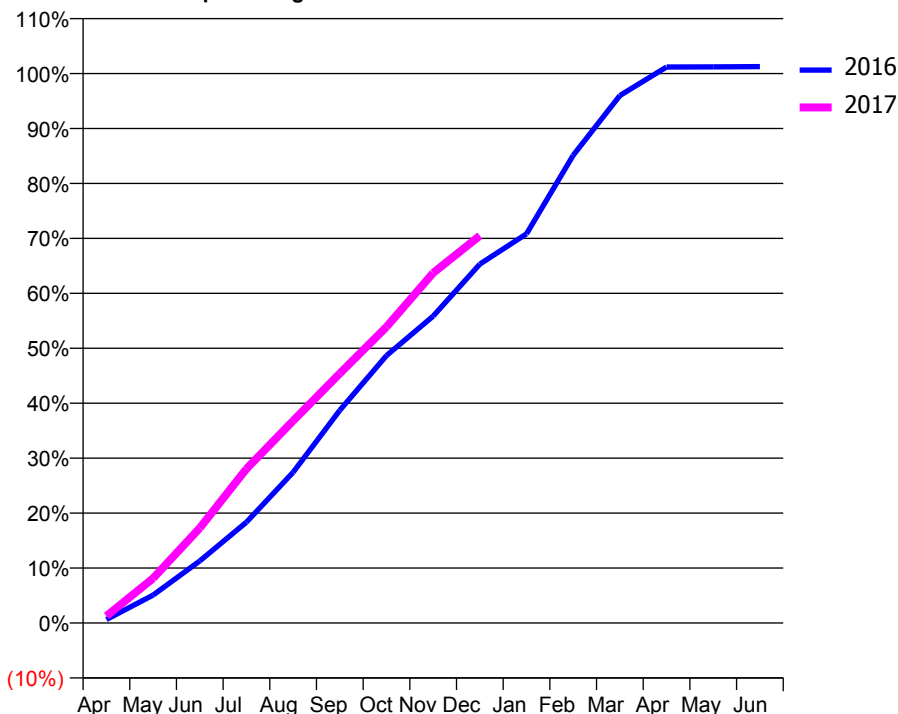
### ACCESS\*

Patients seen in 24 months	Total	Change since previous quarter
Quarter ending December 2015	2,438	
Quarter ending March 2016	2,570	↑
Quarter ending June 2016	2,559	→
Quarter ending September 2016	2,594	→
Quarter ending December 2016	2,587	→
<b>Variance since December 2015</b>	<b>6.1%</b>	<b>↑</b>



### ACTIVITY

Cumulative percentage of contracted UDA delivered 2016 & 2017



Month	Adjusted Scheduled Activity (UDA)	
	2016	2017
April	40	78
May	314	502
June	698	1,067
July	1,133	1,733
August	1,692	2,271
September	2,390	2,802
October	3,004	3,326
November	3,447	3,932
December	4,031	4,350
January	4,370	
February	5,253	
March	5,924	
April	6,244	
May	6,246	
June	6,249	

### QUALITY

	Quantity	Base Number	Contract	AT	Region	England
% of FP17s for the same patient ID Re-attending within 3 months - Children	28	626	4.5%	11.3%	11.9%	12.4%
% of FP17s for the same patient ID Re-attending within 3 months - Adults	139	1,215	11.4%	16.3%	17.1%	16.6%
% of FP17s for the same patient ID Re-attending between 3 & 9 months - Children	221	626	35.3%	41.7%	46.2%	57.5%
% of FP17s for the same patient ID Re-attending between 3 & 9 months - Adults	377	1,215	31.0%	35.2%	37.8%	50.4%
% of FP17s for Band 1 Urgent Courses	49	1,705	2.9%	10.7%	10.6%	9.1%
% of FP17s Relating to Free Repair or Replacements	1	1,705	0.1%	0.5%	0.6%	0.8%
% of FP17s Relating to Continuations	27	1,705	1.6%	0.9%	0.9%	1.3%
% of Patients satisfied with the dentistry they have received	3	3	N/A	89.2%	90.3%	92.7%
% of Patients satisfied with the time they had to wait for an appointment	2	3	N/A	81.2%	83.8%	88.8%

\* This is based on patients treated on this contract for their most recent course of treatment. Figures in italics indicate the base number of FP17s or Patient Questionnaire responses are less than 100. N/A is shown where the base number of responses is less than 10 during the period. % is calculated as Quantity/Base number\*100

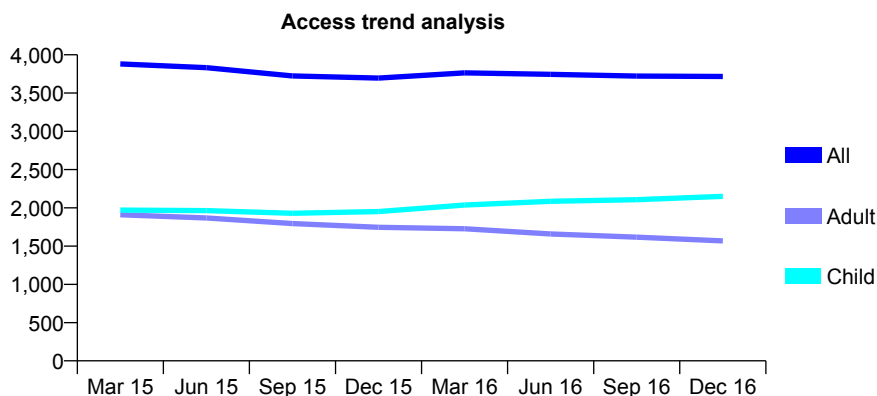
## Q61 - Vital Signs At a Glance Contract Report for 166839/0001 - December 2016

Name or company name	Dr S Hirekodi and Mrs A Hirekodi
Contract type name	GDS Contract
Purpose of contract	General
Contract start date	01/04/2012
Contract end date	

16/17 Contracted general activity (UDA)	11,785
Carry forward general activity (UDA)	-29
16/17 Contracted orthodontic activity (UOA)	0
Carry forward orthodontic activity (UOA)	0
Baseline contract value	£378,456.16

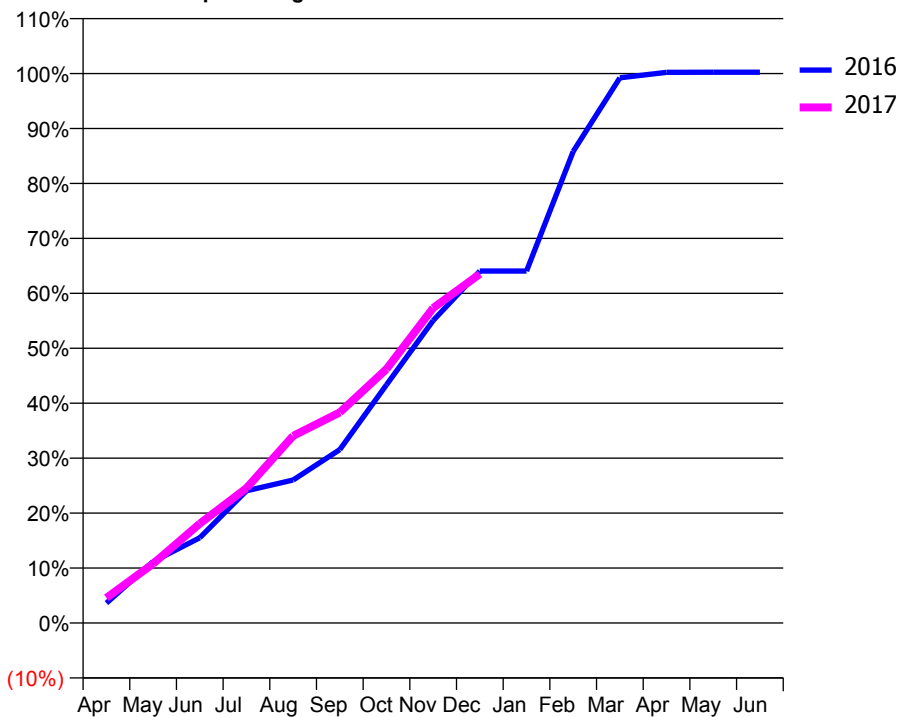
### ACCESS\*

Patients seen in 24 months	Total	Change since previous quarter
Quarter ending December 2015	3,696	
Quarter ending March 2016	3,764	→
Quarter ending June 2016	3,744	→
Quarter ending September 2016	3,722	→
Quarter ending December 2016	3,717	→
<b>Variance since December 2015</b>	<b>0.6%</b>	<b>→</b>



### ACTIVITY

Cumulative percentage of contracted UDA delivered 2016 & 2017



Month	Adjusted Scheduled Activity (UDA)	
	2016	2017
April	427	538
May	1,318	1,270
June	1,829	2,132
July	2,835	2,893
August	3,069	4,014
September	3,719	4,516
October	5,109	5,446
November	6,488	6,755
December	7,548	7,485
January	7,548	
February	10,114	
March	11,693	
April	11,809	
May	11,813	
June	11,814	

### QUALITY

	Quantity	Base Number	Contract	AT	Region	England
% of FP17s for the same patient ID Re-attending within 3 months - Children	183	1,981	9.2%	11.3%	11.9%	12.4%
% of FP17s for the same patient ID Re-attending within 3 months - Adults	415	1,438	28.9%	16.3%	17.1%	16.6%
% of FP17s for the same patient ID Re-attending between 3 & 9 months - Children	1,006	1,981	50.8%	41.7%	46.2%	57.5%
% of FP17s for the same patient ID Re-attending between 3 & 9 months - Adults	454	1,438	31.6%	35.2%	37.8%	50.4%
% of FP17s for Band 1 Urgent Courses	484	3,350	14.4%	10.7%	10.6%	9.1%
% of FP17s Relating to Free Repair or Replacements	0	3,350	0.0%	0.5%	0.6%	0.8%
% of FP17s Relating to Continuations	22	3,350	0.7%	0.9%	0.9%	1.3%
% of Patients satisfied with the dentistry they have received	2	3	N/A	89.2%	90.3%	92.7%
% of Patients satisfied with the time they had to wait for an appointment	2	3	N/A	81.2%	83.8%	88.8%

\* This is based on patients treated on this contract for their most recent course of treatment. Figures in italics indicate the base number of FP17s or Patient Questionnaire responses are less than 100. N/A is shown where the base number of responses is less than 10 during the period. % is calculated as Quantity/Base number\*100

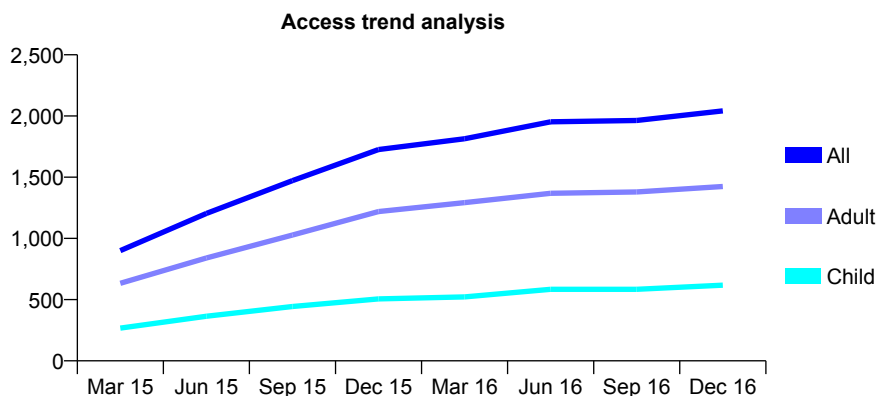
## Q61 - Vital Signs At a Glance Contract Report for 167371/0001 - December 2016

Name or company name	All Smiles Dental Care
Contract type name	GDS Contract
Purpose of contract	General
Contract start date	01/09/2014
Contract end date	

16/17 Contracted general activity (UDA)	5,168
Carry forward general activity (UDA)	-90
16/17 Contracted orthodontic activity (UOA)	0
Carry forward orthodontic activity (UOA)	0
Baseline contract value	£146,650.62

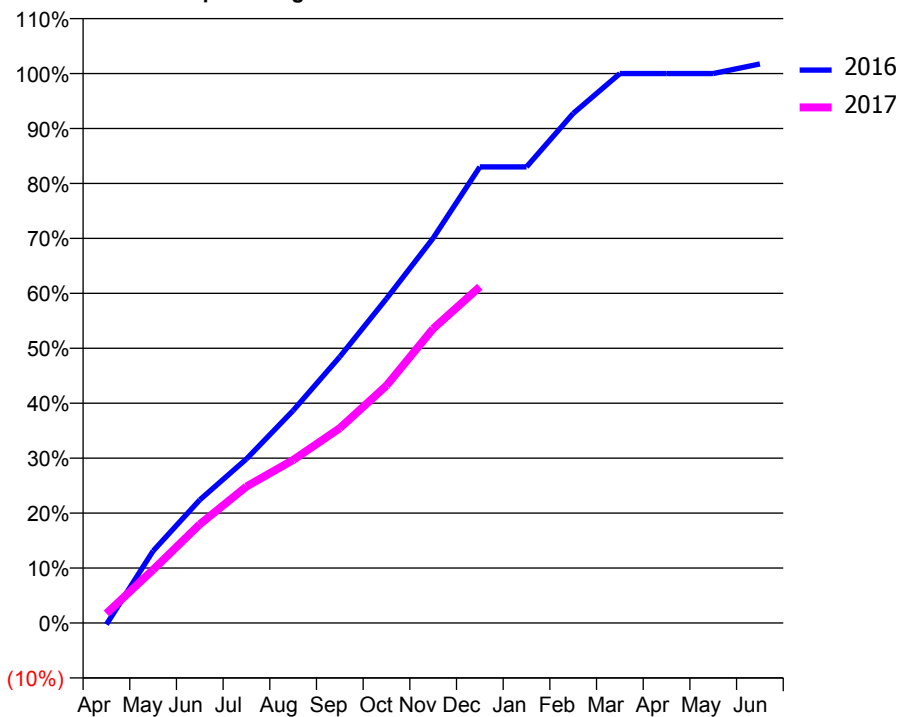
### ACCESS\*

Patients seen in 24 months	Total	Change since previous quarter
Quarter ending December 2015	1,726	
Quarter ending March 2016	1,814	↑
Quarter ending June 2016	1,953	↑
Quarter ending September 2016	1,964	→
Quarter ending December 2016	2,042	↑
<b>Variance since December 2015</b>	<b>18.3%</b>	<b>↑</b>



### ACTIVITY

Cumulative percentage of contracted UDA delivered 2016 & 2017



Month	Adjusted Scheduled Activity (UDA)	
	2016	2017
April	-14	90
May	678	501
June	1,158	928
July	1,543	1,284
August	1,998	1,533
September	2,504	1,832
October	3,051	2,233
November	3,620	2,769
December	4,290	3,162
January	4,290	
February	4,793	
March	5,168	
April	5,168	
May	5,168	
June	5,258	

### QUALITY

	Quantity	Base Number	Contract	AT	Region	England
% of FP17s for the same patient ID Re-attending within 3 months - Children	26	458	5.7%	11.3%	11.9%	12.4%
% of FP17s for the same patient ID Re-attending within 3 months - Adults	102	918	11.1%	16.3%	17.1%	16.6%
% of FP17s for the same patient ID Re-attending between 3 & 9 months - Children	90	458	19.7%	41.7%	46.2%	57.5%
% of FP17s for the same patient ID Re-attending between 3 & 9 months - Adults	220	918	24.0%	35.2%	37.8%	50.4%
% of FP17s for Band 1 Urgent Courses	166	1,352	12.3%	10.7%	10.6%	9.1%
% of FP17s Relating to Free Repair or Replacements	6	1,352	0.4%	0.5%	0.6%	0.8%
% of FP17s Relating to Continuations	8	1,352	0.6%	0.9%	0.9%	1.3%
% of Patients satisfied with the dentistry they have received	2	2	N/A	89.2%	90.3%	92.7%
% of Patients satisfied with the time they had to wait for an appointment	2	2	N/A	81.2%	83.8%	88.8%

\* This is based on patients treated on this contract for their most recent course of treatment. Figures in italics indicate the base number of FP17s or Patient Questionnaire responses are less than 100. N/A is shown where the base number of responses is less than 10 during the period. % is calculated as Quantity/Base number\*100

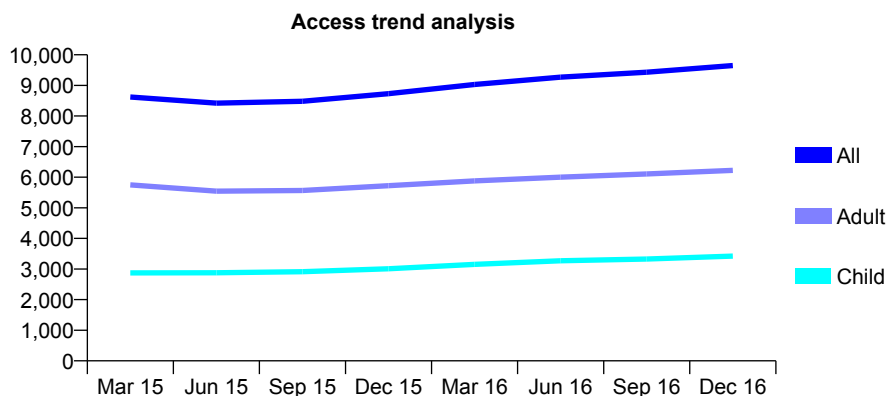
## Q61 - Vital Signs At a Glance Contract Report for 168009/0001 - December 2016

Name or company name	East Street Dental Ltd
Contract type name	GDS Contract
Purpose of contract	General
Contract start date	01/12/2007
Contract end date	

16/17 Contracted general activity (UDA)	24,937
Carry forward general activity (UDA)	-158
16/17 Contracted orthodontic activity (UOA)	0
Carry forward orthodontic activity (UOA)	0
Baseline contract value	£784,226.24

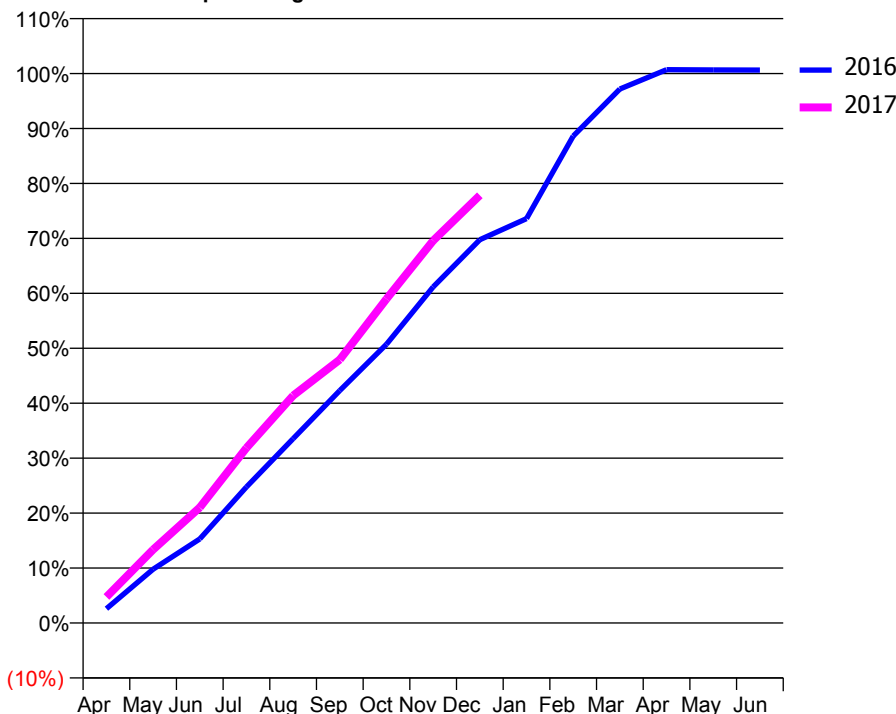
### ACCESS\*

Patients seen in 24 months	Total	Change since previous quarter
Quarter ending December 2015	8,732	
Quarter ending March 2016	9,030	↑
Quarter ending June 2016	9,272	↑
Quarter ending September 2016	9,432	→
Quarter ending December 2016	9,650	↑
<b>Variance since December 2015</b>	<b>10.5%</b>	<b>↑</b>



### ACTIVITY

Cumulative percentage of contracted UDA delivered 2016 & 2017



Month	Adjusted Scheduled Activity (UDA)	
	2016	2017
April	651	1,181
May	2,444	3,331
June	3,817	5,245
July	6,178	7,946
August	8,367	10,318
September	10,548	11,953
October	12,648	14,710
November	15,253	17,351
December	17,392	19,408
January	18,350	
February	22,097	
March	24,230	
April	25,108	
May	25,098	
June	25,095	

### QUALITY

	Quantity	Base Number	Contract	AT	Region	England
% of FP17s for the same patient ID Re-attending within 3 months - Children	178	3,094	5.8%	11.3%	11.9%	12.4%
% of FP17s for the same patient ID Re-attending within 3 months - Adults	438	4,714	9.3%	16.3%	17.1%	16.6%
% of FP17s for the same patient ID Re-attending between 3 & 9 months - Children	1,320	3,094	42.7%	41.7%	46.2%	57.5%
% of FP17s for the same patient ID Re-attending between 3 & 9 months - Adults	1,619	4,714	34.3%	35.2%	37.8%	50.4%
% of FP17s for Band 1 Urgent Courses	470	7,440	6.3%	10.7%	10.6%	9.1%
% of FP17s Relating to Free Repair or Replacements	40	7,440	0.5%	0.5%	0.6%	0.8%
% of FP17s Relating to Continuations	23	7,440	0.3%	0.9%	0.9%	1.3%
% of Patients satisfied with the dentistry they have received	2	3	N/A	89.2%	90.3%	92.7%
% of Patients satisfied with the time they had to wait for an appointment	2	3	N/A	81.2%	83.8%	88.8%

\* This is based on patients treated on this contract for their most recent course of treatment. Figures in italics indicate the base number of FP17s or Patient Questionnaire responses are less than 100. N/A is shown where the base number of responses is less than 10 during the period. % is calculated as Quantity/Base number\*100



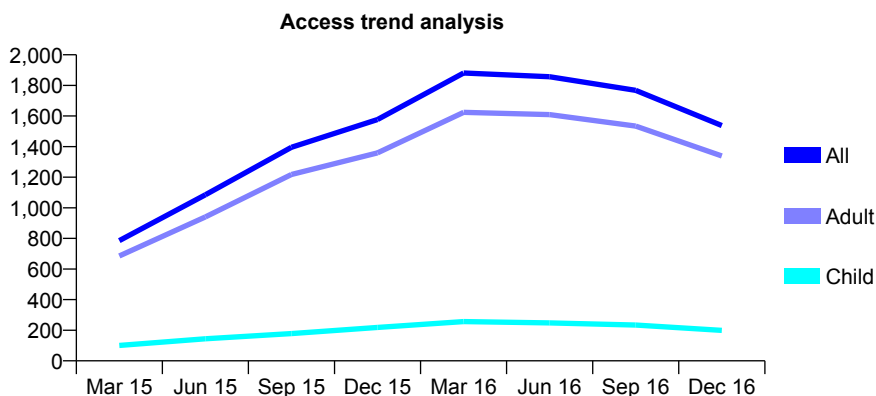
## Q61 - Vital Signs At a Glance Contract Report for 169161/0001 - December 2016

Name or company name	Whittington Health OOHUDES
Contract type name	PDS Contract
Purpose of contract	General
Contract start date	01/04/2014
Contract end date	31/07/2016

16/17 Contracted general activity (UDA)	1,295
Carry forward general activity (UDA)	0
16/17 Contracted orthodontic activity (UOA)	0
Carry forward orthodontic activity (UOA)	0
Baseline contract value	£57,735.42

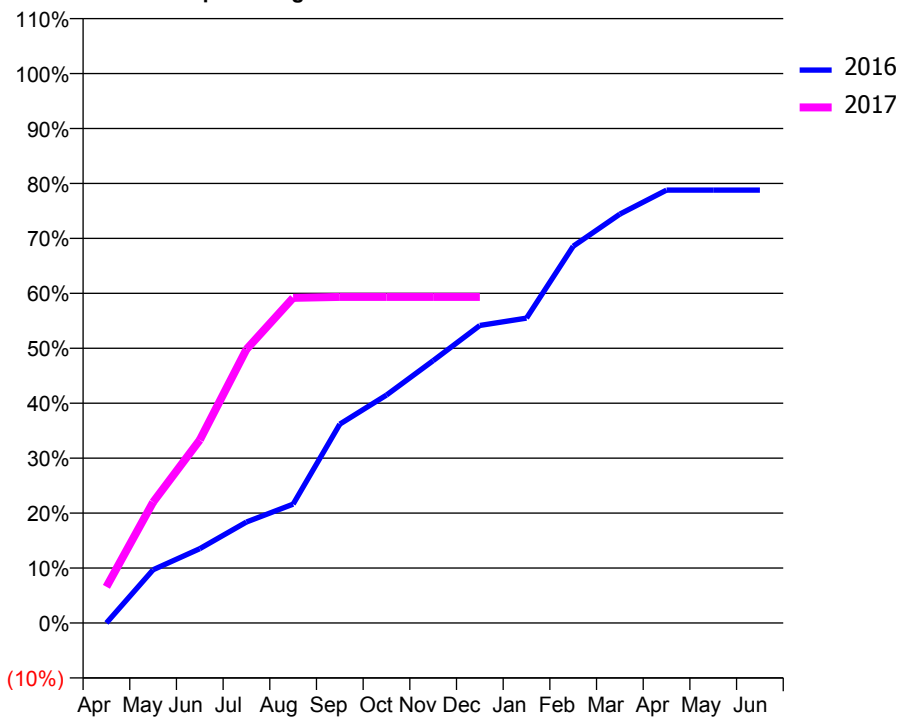
### ACCESS\*

Patients seen in 24 months	Total	Change since previous quarter
Quarter ending December 2015	1,577	
Quarter ending March 2016	1,881	↑
Quarter ending June 2016	1,857	↓
Quarter ending September 2016	1,768	↓
Quarter ending December 2016	1,538	↓
<b>Variance since December 2015</b>	<b>(2.5%)</b>	<b>↓</b>



### ACTIVITY

Cumulative percentage of contracted UDA delivered 2016 & 2017



Month	Adjusted Scheduled Activity (UDA)	
	2016	2017
April	0	85
May	377	285
June	526	431
July	715	645
August	841	766
September	1,406	769
October	1,612	769
November	1,855	769
December	2,104	769
January	2,155	
February	2,664	
March	2,891	
April	3,061	
May	3,061	
June	3,061	

### QUALITY

	Quantity	Base Number	Contract	AT	Region	England
% of FP17s for the same patient ID Re-attending within 3 months - Children	3	91	3.3%	11.3%	11.9%	12.4%
% of FP17s for the same patient ID Re-attending within 3 months - Adults	15	691	2.2%	16.3%	17.1%	16.6%
% of FP17s for the same patient ID Re-attending between 3 & 9 months - Children	0	91	0.0%	41.7%	46.2%	57.5%
% of FP17s for the same patient ID Re-attending between 3 & 9 months - Adults	7	691	1.0%	35.2%	37.8%	50.4%
% of FP17s for Band 1 Urgent Courses	638	640	99.7%	10.7%	10.6%	9.1%
% of FP17s Relating to Free Repair or Replacements	0	640	0.0%	0.5%	0.6%	0.8%
% of FP17s Relating to Continuations	0	640	0.0%	0.9%	0.9%	1.3%
% of Patients satisfied with the dentistry they have received	0	0	N/A	89.2%	90.3%	92.7%
% of Patients satisfied with the time they had to wait for an appointment	0	0	N/A	81.2%	83.8%	88.8%

\* This is based on patients treated on this contract for their most recent course of treatment. Figures in italics indicate the base number of FP17s or Patient Questionnaire responses are less than 100. N/A is shown where the base number of responses is less than 10 during the period. % is calculated as Quantity/Base number\*100

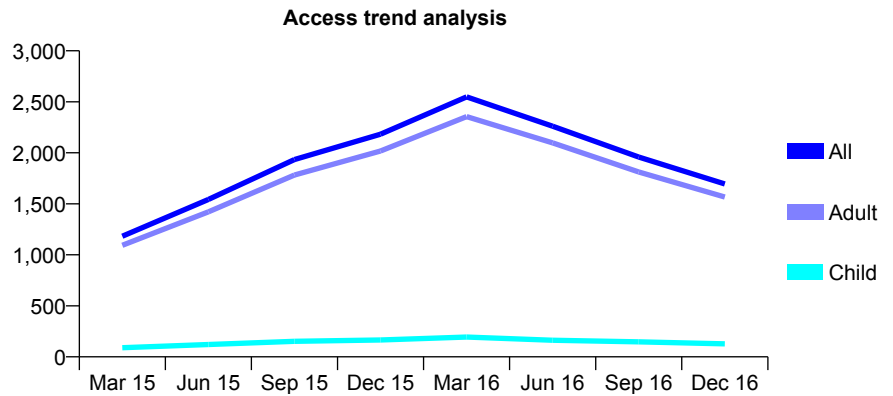
## Q61 - Vital Signs At a Glance Contract Report for 169161/0002 - December 2016

Name or company name	Whittington Health OOHUHS
Contract type name	PDS Contract
Purpose of contract	General
Contract start date	01/04/2014
Contract end date	31/07/2016

16/17 Contracted general activity (UDA)	1,598
Carry forward general activity (UDA)	0
16/17 Contracted orthodontic activity (UOA)	0
Carry forward orthodontic activity (UOA)	0
Baseline contract value	£71,259.03

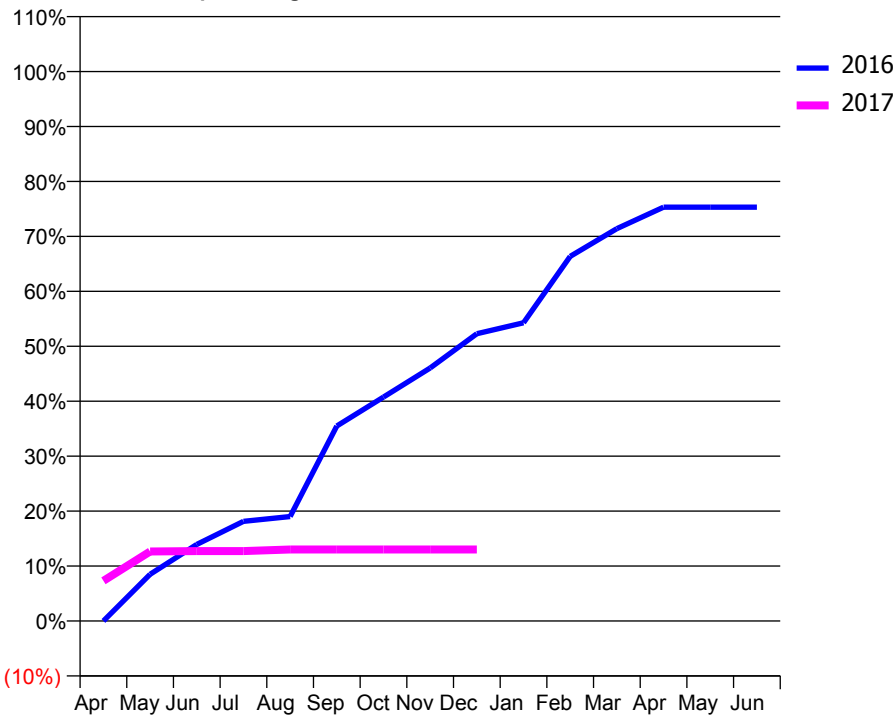
### ACCESS\*

Patients seen in 24 months	Total	Change since previous quarter
Quarter ending December 2015	2,183	
Quarter ending March 2016	2,549	↑
Quarter ending June 2016	2,261	↓
Quarter ending September 2016	1,959	↓
Quarter ending December 2016	1,695	↓
<b>Variance since December 2015</b>	<b>(22.4%)</b>	<b>↓</b>



### ACTIVITY

Cumulative percentage of contracted UDA delivered 2016 & 2017



Month	Adjusted Scheduled Activity (UDA)	
	2016	2017
April	0	117
May	407	202
June	669	203
July	870	203
August	912	208
September	1,702	208
October	1,954	208
November	2,207	208
December	2,507	208
January	2,603	
February	3,182	
March	3,424	
April	3,611	
May	3,611	
June	3,611	

### QUALITY

	Quantity	Base Number	Contract	AT	Region	England
% of FP17s for the same patient ID Re-attending within 3 months - Children	0	28	0.0%	11.3%	11.9%	12.4%
% of FP17s for the same patient ID Re-attending within 3 months - Adults	5	301	1.7%	16.3%	17.1%	16.6%
% of FP17s for the same patient ID Re-attending between 3 & 9 months - Children	0	28	0.0%	41.7%	46.2%	57.5%
% of FP17s for the same patient ID Re-attending between 3 & 9 months - Adults	1	301	0.3%	35.2%	37.8%	50.4%
% of FP17s for Band 1 Urgent Courses	171	172	99.4%	10.7%	10.6%	9.1%
% of FP17s Relating to Free Repair or Replacements	0	172	0.0%	0.5%	0.6%	0.8%
% of FP17s Relating to Continuations	0	172	0.0%	0.9%	0.9%	1.3%
% of Patients satisfied with the dentistry they have received	1	1	N/A	89.2%	90.3%	92.7%
% of Patients satisfied with the time they had to wait for an appointment	1	1	N/A	81.2%	83.8%	88.8%

\* This is based on patients treated on this contract for their most recent course of treatment. Figures in italics indicate the base number of FP17s or Patient Questionnaire responses are less than 100. N/A is shown where the base number of responses is less than 10 during the period. % is calculated as Quantity/Base number\*100

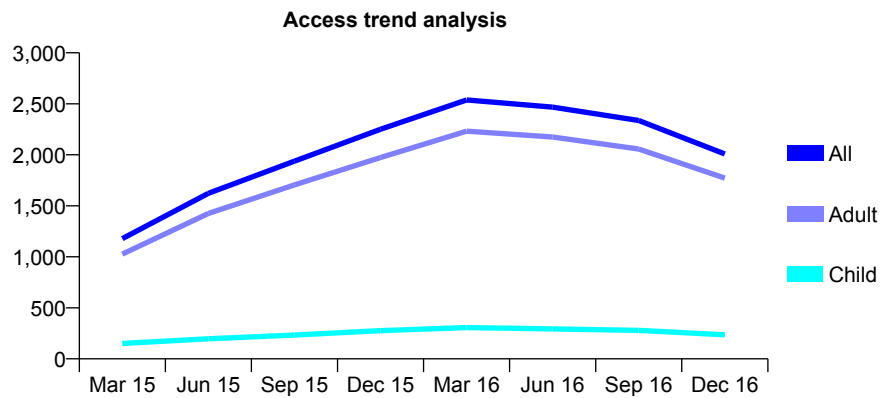
## Q61 - Vital Signs At a Glance Contract Report for 169161/0003 - December 2016

Name or company name	Whittington Health OOHUHS
Contract type name	PDS Contract
Purpose of contract	General
Contract start date	01/04/2014
Contract end date	31/07/2016

16/17 Contracted general activity (UDA)	1,598
Carry forward general activity (UDA)	0
16/17 Contracted orthodontic activity (UOA)	0
Carry forward orthodontic activity (UOA)	0
Baseline contract value	£71,259.03

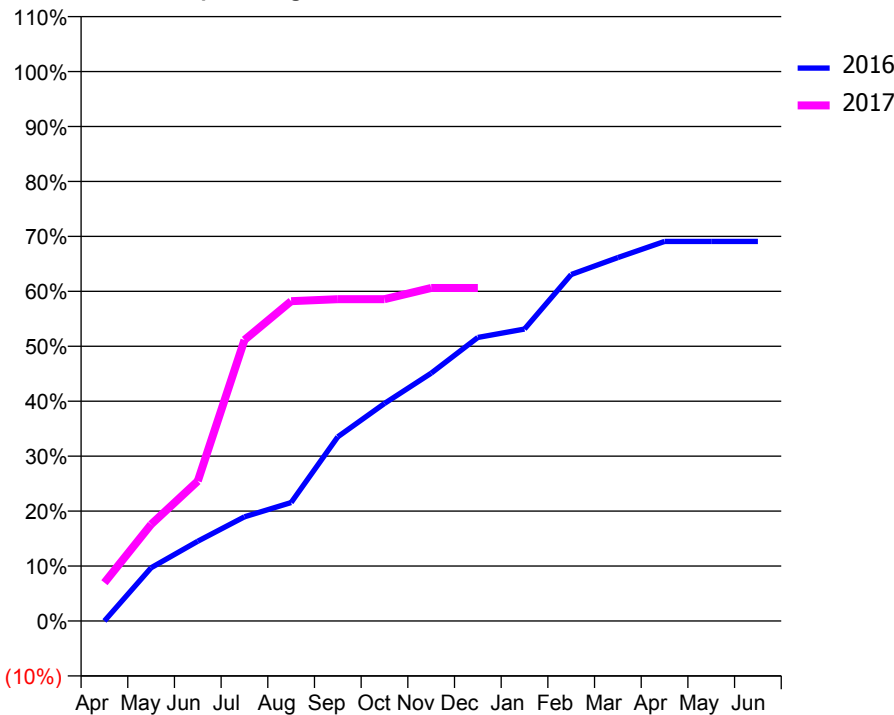
### ACCESS\*

Patients seen in 24 months	Total	Change since previous quarter
Quarter ending December 2015	2,250	
Quarter ending March 2016	2,538	↑
Quarter ending June 2016	2,467	↓
Quarter ending September 2016	2,336	↓
Quarter ending December 2016	2,008	↓
<b>Variance since December 2015</b>	<b>(10.8%)</b>	<b>↓</b>



### ACTIVITY

Cumulative percentage of contracted UDA delivered 2016 & 2017



Month	Adjusted Scheduled Activity (UDA)	
	2016	2017
April	0	112
May	464	281
June	696	407
July	910	817
August	1,034	930
September	1,607	936
October	1,899	936
November	2,163	968
December	2,474	968
January	2,547	
February	3,023	
March	3,171	
April	3,312	
May	3,312	
June	3,312	

### QUALITY

	Quantity	Base Number	Contract	AT	Region	England
% of FP17s for the same patient ID Re-attending within 3 months - Children	2	140	1.4%	11.3%	11.9%	12.4%
% of FP17s for the same patient ID Re-attending within 3 months - Adults	9	794	1.1%	16.3%	17.1%	16.6%
% of FP17s for the same patient ID Re-attending between 3 & 9 months - Children	0	140	0.0%	41.7%	46.2%	57.5%
% of FP17s for the same patient ID Re-attending between 3 & 9 months - Adults	3	794	0.4%	35.2%	37.8%	50.4%
% of FP17s for Band 1 Urgent Courses	807	809	99.8%	10.7%	10.6%	9.1%
% of FP17s Relating to Free Repair or Replacements	0	809	0.0%	0.5%	0.6%	0.8%
% of FP17s Relating to Continuations	0	809	0.0%	0.9%	0.9%	1.3%
% of Patients satisfied with the dentistry they have received	0	0	N/A	89.2%	90.3%	92.7%
% of Patients satisfied with the time they had to wait for an appointment	0	0	N/A	81.2%	83.8%	88.8%

\* This is based on patients treated on this contract for their most recent course of treatment. Figures in italics indicate the base number of FP17s or Patient Questionnaire responses are less than 100. N/A is shown where the base number of responses is less than 10 during the period. % is calculated as Quantity/Base number\*100

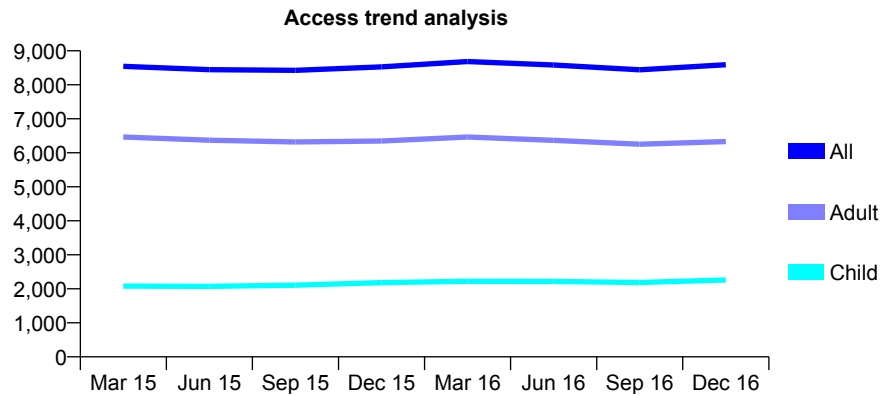
## Q61 - Vital Signs At a Glance Contract Report for 169234/0001 - December 2016

Name or company name	Hoe St Dental Surgery Ltd
Contract type name	GDS Contract
Purpose of contract	General
Contract start date	01/11/2011
Contract end date	

16/17 Contracted general activity (UDA)	24,870
Carry forward general activity (UDA)	534
16/17 Contracted orthodontic activity (UOA)	0
Carry forward orthodontic activity (UOA)	0
Baseline contract value	£695,115.92

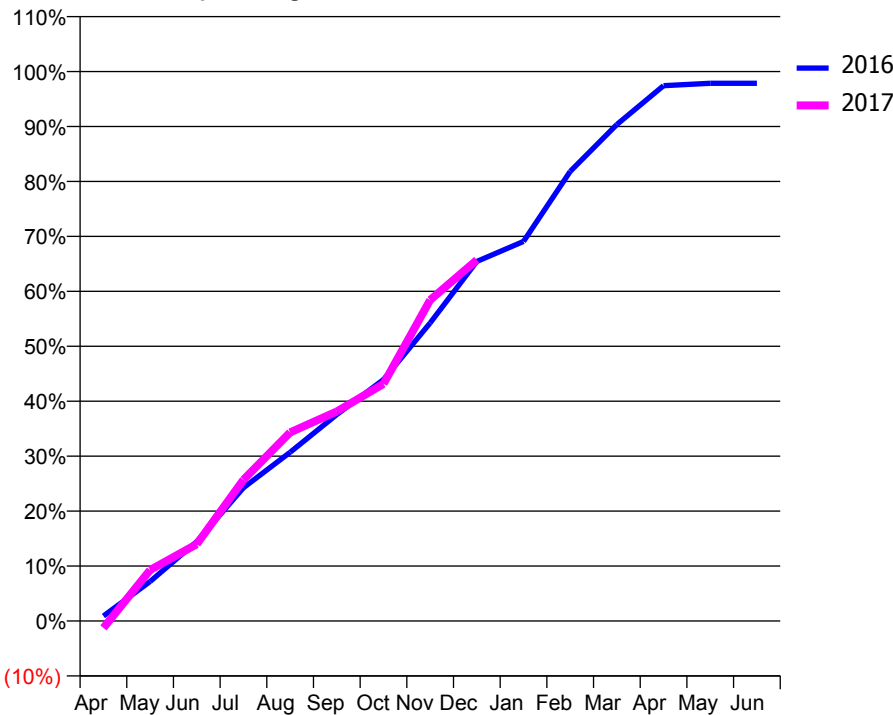
### ACCESS\*

Patients seen in 24 months	Total	Change since previous quarter
Quarter ending December 2015	8,528	
Quarter ending March 2016	8,684	→
Quarter ending June 2016	8,584	↓
Quarter ending September 2016	8,442	↓
Quarter ending December 2016	8,592	→
<b>Variance since December 2015</b>	<b>0.8%</b>	<b>→</b>



### ACTIVITY

Cumulative percentage of contracted UDA delivered 2016 & 2017



Month	Adjusted Scheduled Activity (UDA)	
	2016	2017
April	225	-319
May	1,787	2,309
June	3,594	3,477
July	6,030	6,394
August	7,635	8,534
September	9,345	9,484
October	10,927	10,735
November	13,490	14,532
December	16,275	16,338
January	17,180	
February	20,349	
March	22,472	
April	24,226	
May	24,336	
June	24,336	

### QUALITY

	Quantity	Base Number	Contract	AT	Region	England
% of FP17s for the same patient ID Re-attending within 3 months - Children	132	1,538	8.6%	11.3%	11.9%	12.4%
% of FP17s for the same patient ID Re-attending within 3 months - Adults	470	4,049	11.6%	16.3%	17.1%	16.6%
% of FP17s for the same patient ID Re-attending between 3 & 9 months - Children	350	1,538	22.8%	41.7%	46.2%	57.5%
% of FP17s for the same patient ID Re-attending between 3 & 9 months - Adults	843	4,049	20.8%	35.2%	37.8%	50.4%
% of FP17s for Band 1 Urgent Courses	477	4,874	9.8%	10.7%	10.6%	9.1%
% of FP17s Relating to Free Repair or Replacements	27	4,874	0.6%	0.5%	0.6%	0.8%
% of FP17s Relating to Continuations	89	4,874	1.8%	0.9%	0.9%	1.3%
% of Patients satisfied with the dentistry they have received	5	5	N/A	89.2%	90.3%	92.7%
% of Patients satisfied with the time they had to wait for an appointment	3	5	N/A	81.2%	83.8%	88.8%

\* This is based on patients treated on this contract for their most recent course of treatment. Figures in italics indicate the base number of FP17s or Patient Questionnaire responses are less than 100. N/A is shown where the base number of responses is less than 10 during the period. % is calculated as Quantity/Base number\*100

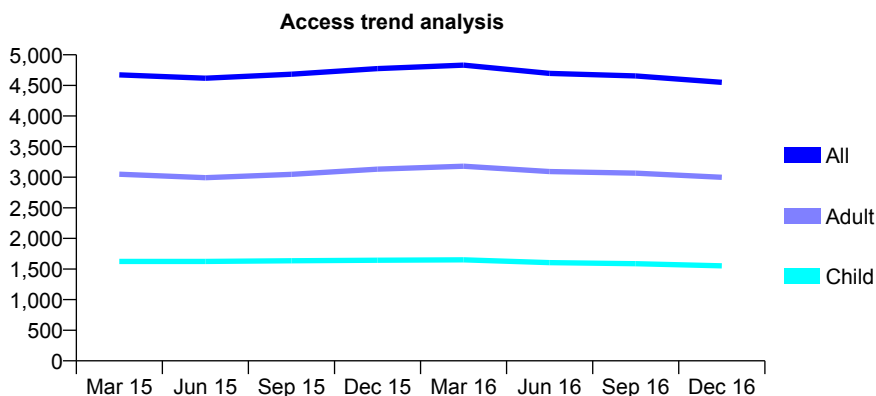
## Q61 - Vital Signs At a Glance Contract Report for 169285/0001 - December 2016

Name or company name	TMG Dentistry Ltd
Contract type name	GDS Contract
Purpose of contract	General
Contract start date	01/04/2010
Contract end date	

16/17 Contracted general activity (UDA)	12,000
Carry forward general activity (UDA)	-240
16/17 Contracted orthodontic activity (UOA)	0
Carry forward orthodontic activity (UOA)	0
Baseline contract value	£363,474.06

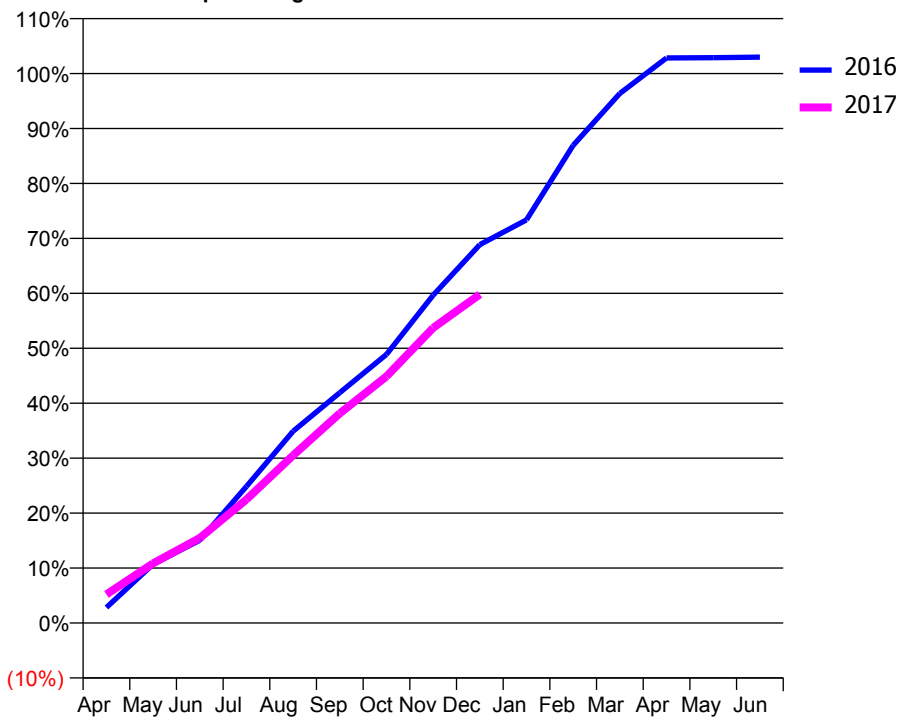
### ACCESS\*

Patients seen in 24 months	Total	Change since previous quarter
Quarter ending December 2015	4,774	
Quarter ending March 2016	4,831	→
Quarter ending June 2016	4,697	↓
Quarter ending September 2016	4,654	→
Quarter ending December 2016	4,551	↓
<b>Variance since December 2015</b>	<b>(4.7%)</b>	<b>↓</b>



### ACTIVITY

Cumulative percentage of contracted UDA delivered 2016 & 2017



Month	Adjusted Scheduled Activity (UDA)	
	2016	2017
April	338	625
May	1,286	1,303
June	1,807	1,858
July	2,983	2,697
August	4,188	3,662
September	5,030	4,579
October	5,865	5,384
November	7,158	6,446
December	8,262	7,175
January	8,804	
February	10,433	
March	11,566	
April	12,339	
May	12,344	
June	12,356	

### QUALITY

	Quantity	Base Number	Contract	AT	Region	England
% of FP17s for the same patient ID Re-attending within 3 months - Children	87	1,172	7.4%	11.3%	11.9%	12.4%
% of FP17s for the same patient ID Re-attending within 3 months - Adults	396	2,114	18.7%	16.3%	17.1%	16.6%
% of FP17s for the same patient ID Re-attending between 3 & 9 months - Children	473	1,172	40.4%	41.7%	46.2%	57.5%
% of FP17s for the same patient ID Re-attending between 3 & 9 months - Adults	672	2,114	31.8%	35.2%	37.8%	50.4%
% of FP17s for Band 1 Urgent Courses	306	3,007	10.2%	10.7%	10.6%	9.1%
% of FP17s Relating to Free Repair or Replacements	30	3,007	1.0%	0.5%	0.6%	0.8%
% of FP17s Relating to Continuations	38	3,007	1.3%	0.9%	0.9%	1.3%
% of Patients satisfied with the dentistry they have received	4	4	N/A	89.2%	90.3%	92.7%
% of Patients satisfied with the time they had to wait for an appointment	3	4	N/A	81.2%	83.8%	88.8%

\* This is based on patients treated on this contract for their most recent course of treatment. Figures in italics indicate the base number of FP17s or Patient Questionnaire responses are less than 100. N/A is shown where the base number of responses is less than 10 during the period. % is calculated as Quantity/Base number\*100

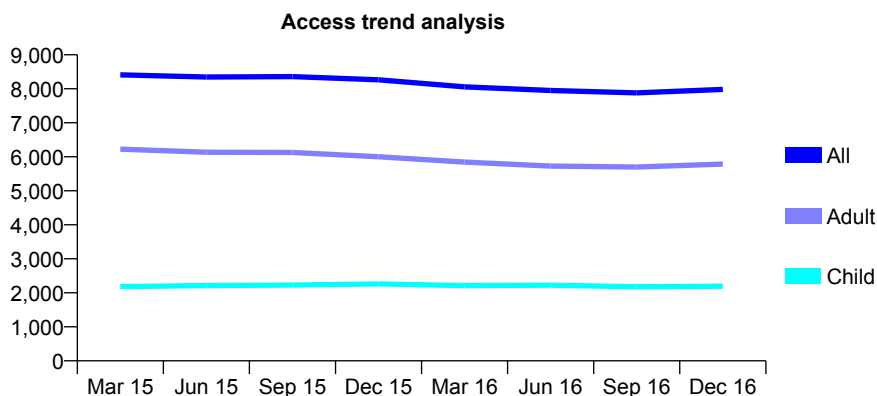
## Q61 - Vital Signs At a Glance Contract Report for 170070/0001 - December 2016

Name or company name	Chadwell Dental Practice Ltd
Contract type name	GDS Contract
Purpose of contract	General
Contract start date	01/06/2011
Contract end date	

16/17 Contracted general activity (UDA)	23,737
Carry forward general activity (UDA)	-475
16/17 Contracted orthodontic activity (UOA)	0
Carry forward orthodontic activity (UOA)	0
Baseline contract value	£565,468.21

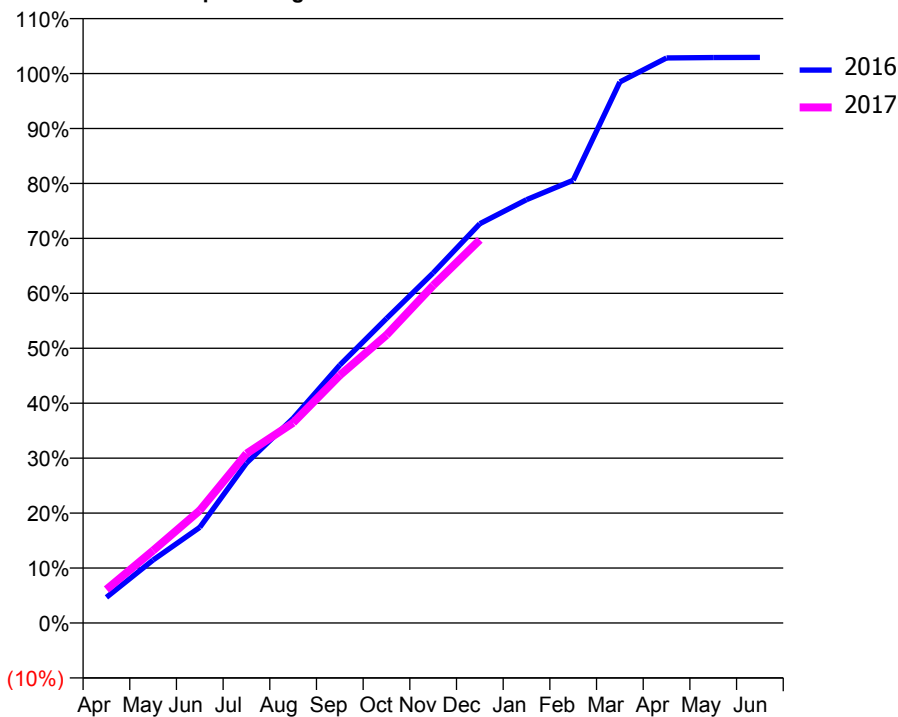
### ACCESS\*

Patients seen in 24 months	Total	Change since previous quarter
Quarter ending December 2015	8,264	
Quarter ending March 2016	8,058	↓
Quarter ending June 2016	7,952	↓
Quarter ending September 2016	7,880	→
Quarter ending December 2016	7,984	→
<b>Variance since December 2015</b>	<b>(3.4%)</b>	<b>↓</b>



### ACTIVITY

Cumulative percentage of contracted UDA delivered 2016 & 2017



Month	Adjusted Scheduled Activity (UDA)	
	2016	2017
April	1,108	1,447
May	2,721	3,128
June	4,132	4,867
July	6,910	7,317
August	8,842	8,648
September	11,141	10,697
October	13,151	12,437
November	15,123	14,583
December	17,249	16,554
January	18,288	
February	19,125	
March	23,370	
April	24,410	
May	24,428	
June	24,430	

### QUALITY

	Quantity	Base Number	Contract	AT	Region	England
% of FP17s for the same patient ID Re-attending within 3 months - Children	187	1,928	9.7%	11.3%	11.9%	12.4%
% of FP17s for the same patient ID Re-attending within 3 months - Adults	1,016	5,243	19.4%	16.3%	17.1%	16.6%
% of FP17s for the same patient ID Re-attending between 3 & 9 months - Children	906	1,928	47.0%	41.7%	46.2%	57.5%
% of FP17s for the same patient ID Re-attending between 3 & 9 months - Adults	2,414	5,243	46.0%	35.2%	37.8%	50.4%
% of FP17s for Band 1 Urgent Courses	366	7,535	4.9%	10.7%	10.6%	9.1%
% of FP17s Relating to Free Repair or Replacements	89	7,535	1.2%	0.5%	0.6%	0.8%
% of FP17s Relating to Continuations	43	7,535	0.6%	0.9%	0.9%	1.3%
% of Patients satisfied with the dentistry they have received	5	5	N/A	89.2%	90.3%	92.7%
% of Patients satisfied with the time they had to wait for an appointment	4	5	N/A	81.2%	83.8%	88.8%

\* This is based on patients treated on this contract for their most recent course of treatment. Figures in italics indicate the base number of FP17s or Patient Questionnaire responses are less than 100. N/A is shown where the base number of responses is less than 10 during the period. % is calculated as Quantity/Base number\*100

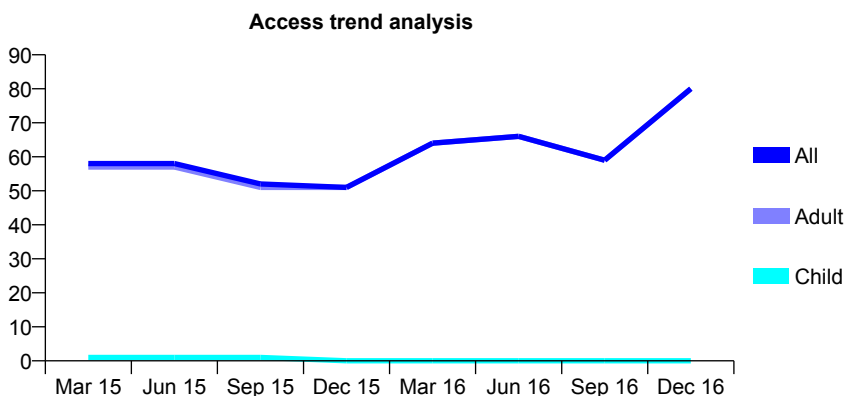
## Q61 - Vital Signs At a Glance Contract Report for 170615/0001 - December 2016

Name or company name	Mr N.Nagpaul & Mr J. Ginty
Contract type name	PDS Contract
Purpose of contract	General
Contract start date	01/04/2009
Contract end date	31/03/2017

16/17 Contracted general activity (UDA)	276
Carry forward general activity (UDA)	-6
16/17 Contracted orthodontic activity (UOA)	0
Carry forward orthodontic activity (UOA)	0
Baseline contract value	£54,427.00

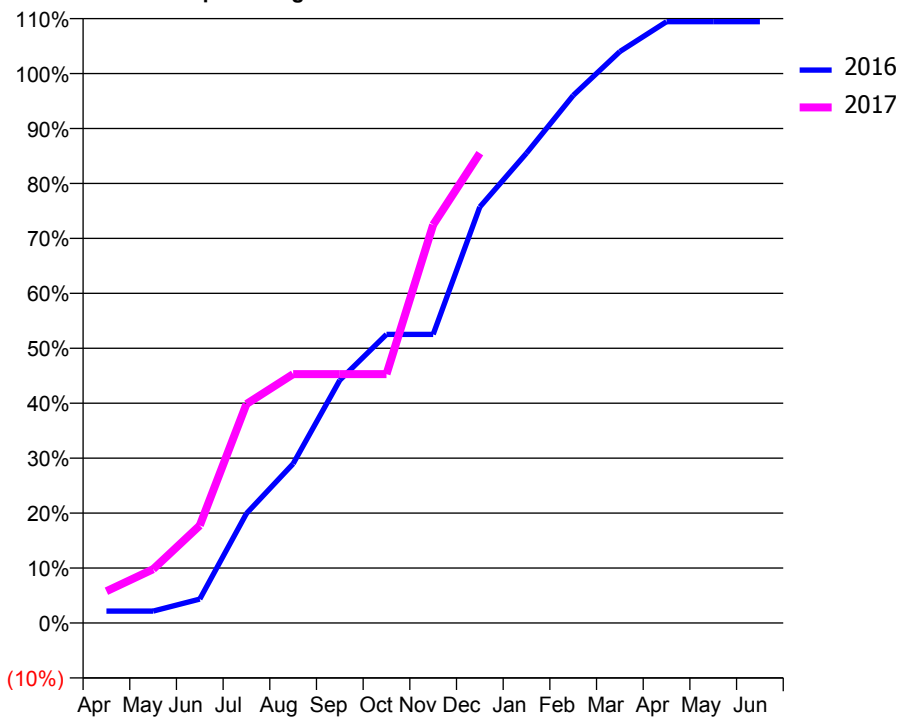
### ACCESS\*

Patients seen in 24 months	Total	Change since previous quarter
Quarter ending December 2015	51	
Quarter ending March 2016	64	↑
Quarter ending June 2016	66	↑
Quarter ending September 2016	59	↓
Quarter ending December 2016	80	↑
<b>Variance since December 2015</b>	<b>56.9%</b>	<b>↑</b>



### ACTIVITY

Cumulative percentage of contracted UDA delivered 2016 & 2017



Month	Adjusted Scheduled Activity (UDA)	
	2016	2017
April	6	16
May	6	27
June	12	49
July	55	110
August	80	125
September	122	125
October	145	125
November	145	200
December	209	236
January	236	
February	265	
March	287	
April	302	
May	302	
June	302	

### QUALITY

	Quantity	Base Number	Contract	AT	Region	England
% of FP17s for the same patient ID Re-attending within 3 months - Children	0	0	N/A	11.3%	11.9%	12.4%
% of FP17s for the same patient ID Re-attending within 3 months - Adults	0	90	0.0%	16.3%	17.1%	16.6%
% of FP17s for the same patient ID Re-attending between 3 & 9 months - Children	0	0	N/A	41.7%	46.2%	57.5%
% of FP17s for the same patient ID Re-attending between 3 & 9 months - Adults	0	90	0.0%	35.2%	37.8%	50.4%
% of FP17s for Band 1 Urgent Courses	0	84	0.0%	10.7%	10.6%	9.1%
% of FP17s Relating to Free Repair or Replacements	0	84	0.0%	0.5%	0.6%	0.8%
% of FP17s Relating to Continuations	0	84	0.0%	0.9%	0.9%	1.3%
% of Patients satisfied with the dentistry they have received	0	0	N/A	89.2%	90.3%	92.7%
% of Patients satisfied with the time they had to wait for an appointment	0	0	N/A	81.2%	83.8%	88.8%

\* This is based on patients treated on this contract for their most recent course of treatment. Figures in italics indicate the base number of FP17s or Patient Questionnaire responses are less than 100. N/A is shown where the base number of responses is less than 10 during the period. % is calculated as Quantity/Base number\*100



## Q61 - Vital Signs At a Glance Contract Report for 170615/0002 - December 2016

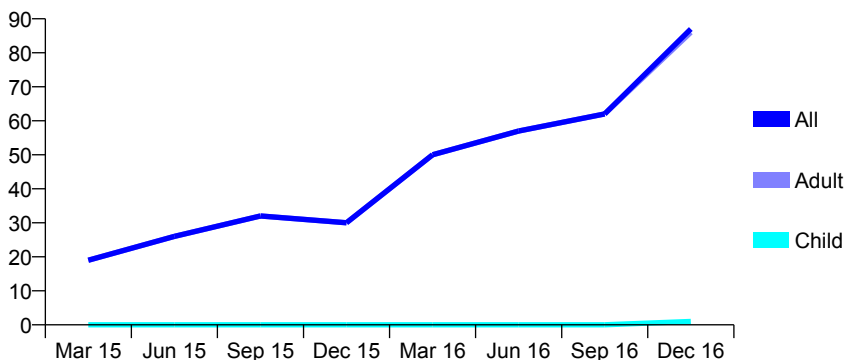
Name or company name	Mr N.Nagpaul & Mr J. Ginty
Contract type name	PDS Contract
Purpose of contract	General
Contract start date	01/11/2009
Contract end date	31/03/2017

16/17 Contracted general activity (UDA)	300
Carry forward general activity (UDA)	0
16/17 Contracted orthodontic activity (UOA)	0
Carry forward orthodontic activity (UOA)	0
Baseline contract value	£60,586.68

### ACCESS\*

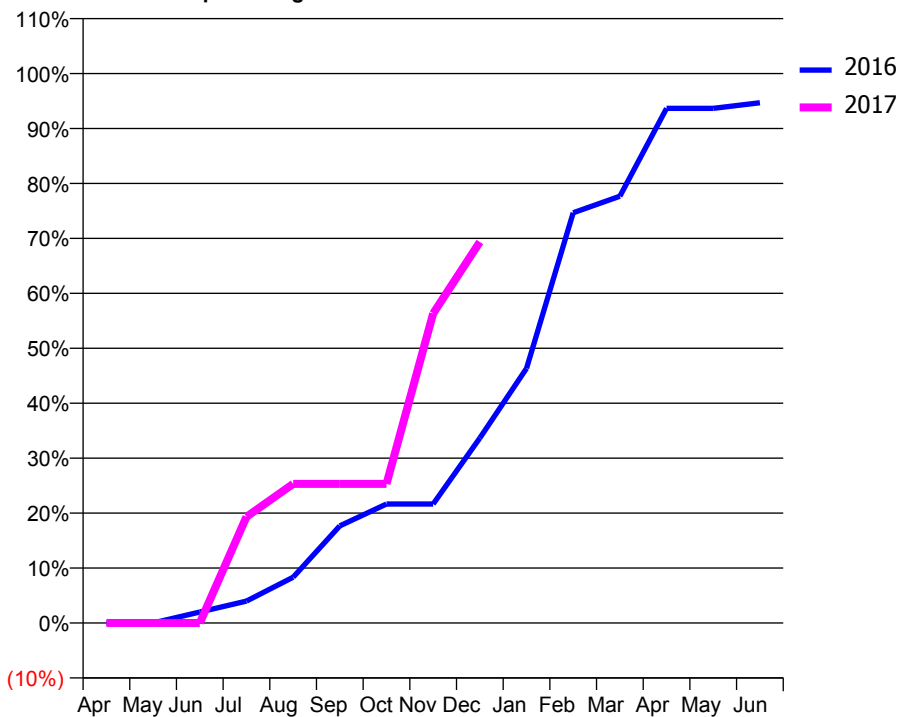
Patients seen in 24 months	Total	Change since previous quarter
Quarter ending December 2015	30	
Quarter ending March 2016	50	↑
Quarter ending June 2016	57	↑
Quarter ending September 2016	62	↑
Quarter ending December 2016	87	↑
<b>Variance since December 2015</b>	<b>190.0%</b>	<b>↑</b>

Access trend analysis



### ACTIVITY

Cumulative percentage of contracted UDA delivered 2016 & 2017



Adjusted Scheduled Activity (UDA)

Month	2016	2017
April	0	0
May	0	0
June	6	0
July	12	58
August	25	76
September	53	76
October	65	76
November	65	169
December	101	208
January	139	
February	224	
March	233	
April	281	
May	281	
June	284	

### QUALITY

	Quantity	Base Number	Contract	AT	Region	England
% of FP17s for the same patient ID Re-attending within 3 months - Children	0	2	0.0%	11.3%	11.9%	12.4%
% of FP17s for the same patient ID Re-attending within 3 months - Adults	0	90	0.0%	16.3%	17.1%	16.6%
% of FP17s for the same patient ID Re-attending between 3 & 9 months - Children	0	2	0.0%	41.7%	46.2%	57.5%
% of FP17s for the same patient ID Re-attending between 3 & 9 months - Adults	0	90	0.0%	35.2%	37.8%	50.4%
% of FP17s for Band 1 Urgent Courses	0	72	0.0%	10.7%	10.6%	9.1%
% of FP17s Relating to Free Repair or Replacements	0	72	0.0%	0.5%	0.6%	0.8%
% of FP17s Relating to Continuations	0	72	0.0%	0.9%	0.9%	1.3%
% of Patients satisfied with the dentistry they have received	0	0	N/A	89.2%	90.3%	92.7%
% of Patients satisfied with the time they had to wait for an appointment	0	0	N/A	81.2%	83.8%	88.8%

\* This is based on patients treated on this contract for their most recent course of treatment. Figures in italics indicate the base number of FP17s or Patient Questionnaire responses are less than 100. N/A is shown where the base number of responses is less than 10 during the period. % is calculated as Quantity/Base number\*100

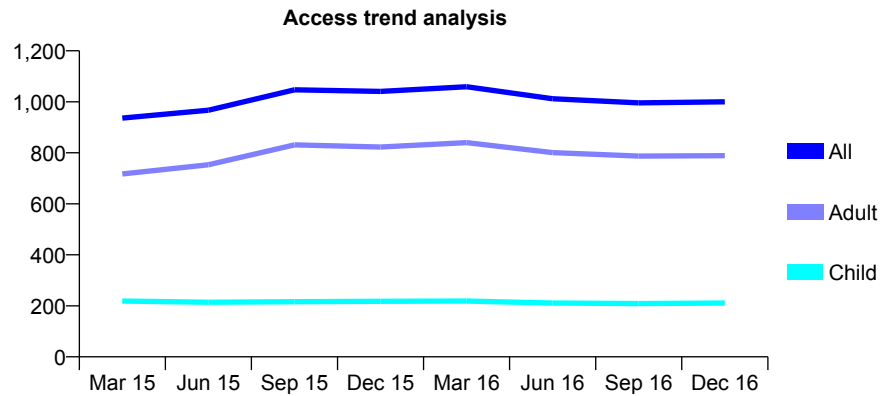
## Q61 - Vital Signs At a Glance Contract Report for 170801/0001 - December 2016

Name or company name	Mr C Kaher & Ms S H Kotecha
Contract type name	GDS Contract
Purpose of contract	General
Contract start date	01/06/2012
Contract end date	

16/17 Contracted general activity (UDA)	3,861
Carry forward general activity (UDA)	0
16/17 Contracted orthodontic activity (UOA)	0
Carry forward orthodontic activity (UOA)	0
Baseline contract value	£107,147.29

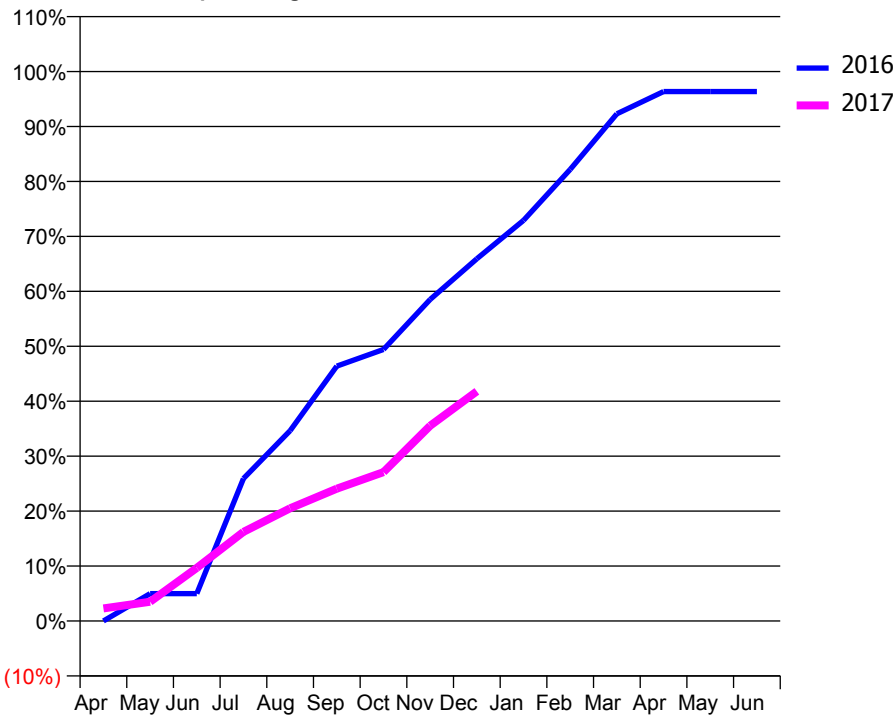
### ACCESS\*

Patients seen in 24 months	Total	Change since previous quarter
Quarter ending December 2015	1,041	
Quarter ending March 2016	1,059	→
Quarter ending June 2016	1,012	↓
Quarter ending September 2016	996	↓
Quarter ending December 2016	1,000	→
<b>Variance since December 2015</b>	<b>(3.9%)</b>	<b>↓</b>



### ACTIVITY

Cumulative percentage of contracted UDA delivered 2016 & 2017



Month	Adjusted Scheduled Activity (UDA)	
	2016	2017
April	0	89
May	142	135
June	142	373
July	735	626
August	982	792
September	1,315	930
October	1,401	1,046
November	1,659	1,372
December	1,868	1,614
January	2,066	
February	2,329	
March	2,616	
April	2,731	
May	2,731	
June	2,731	

### QUALITY

	Quantity	Base Number	Contract	AT	Region	England
% of FP17s for the same patient ID Re-attending within 3 months - Children	6	111	5.4%	11.3%	11.9%	12.4%
% of FP17s for the same patient ID Re-attending within 3 months - Adults	58	476	12.2%	16.3%	17.1%	16.6%
% of FP17s for the same patient ID Re-attending between 3 & 9 months - Children	23	111	20.7%	41.7%	46.2%	57.5%
% of FP17s for the same patient ID Re-attending between 3 & 9 months - Adults	93	476	19.5%	35.2%	37.8%	50.4%
% of FP17s for Band 1 Urgent Courses	73	558	13.1%	10.7%	10.6%	9.1%
% of FP17s Relating to Free Repair or Replacements	0	558	0.0%	0.5%	0.6%	0.8%
% of FP17s Relating to Continuations	4	558	0.7%	0.9%	0.9%	1.3%
% of Patients satisfied with the dentistry they have received	0	0	N/A	89.2%	90.3%	92.7%
% of Patients satisfied with the time they had to wait for an appointment	0	0	N/A	81.2%	83.8%	88.8%

\* This is based on patients treated on this contract for their most recent course of treatment. Figures in italics indicate the base number of FP17s or Patient Questionnaire responses are less than 100. N/A is shown where the base number of responses is less than 10 during the period. % is calculated as Quantity/Base number\*100

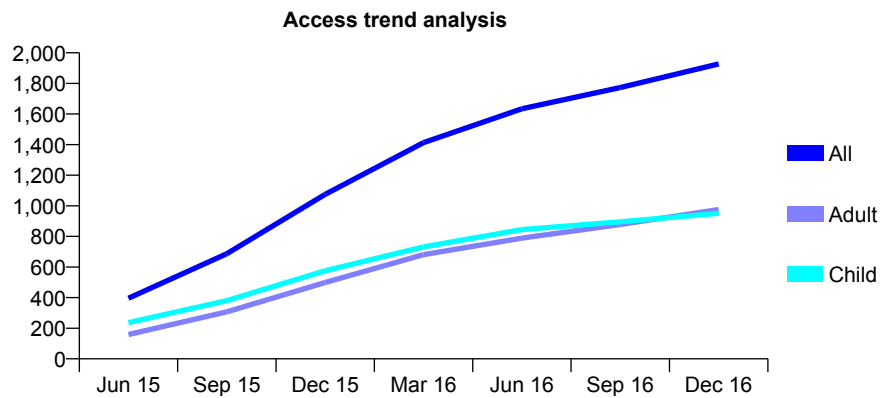
## Q61 - Vital Signs At a Glance Contract Report for 171190/0001 - December 2016

Name or company name	The Dental Surgery
Contract type name	GDS Contract
Purpose of contract	General
Contract start date	01/03/2015
Contract end date	

16/17 Contracted general activity (UDA)	4,098
Carry forward general activity (UDA)	-77
16/17 Contracted orthodontic activity (UOA)	0
Carry forward orthodontic activity (UOA)	0
Baseline contract value	£135,211.61

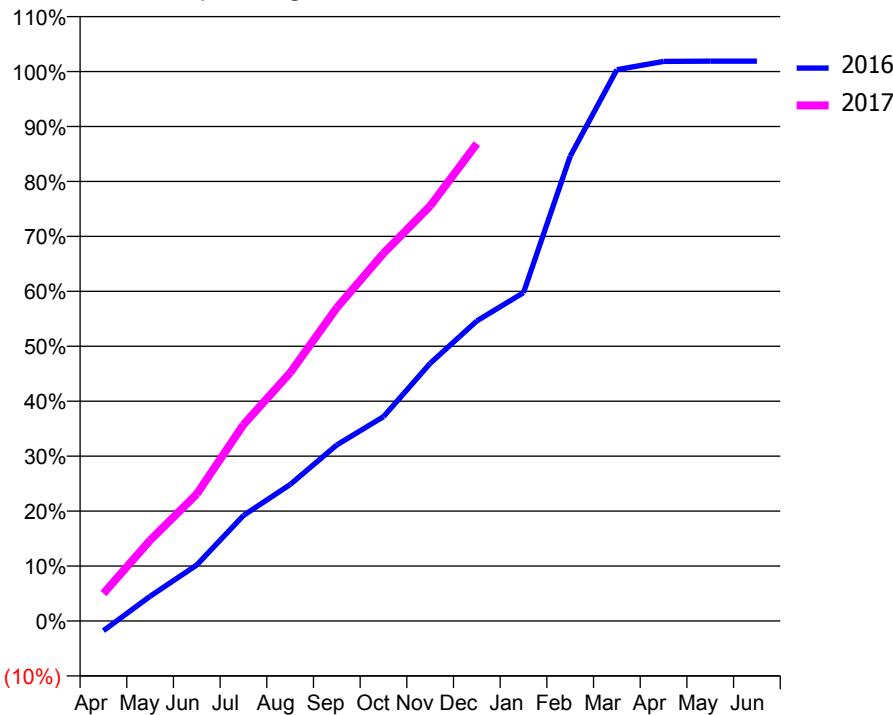
### ACCESS\*

Patients seen in 24 months	Total	Change since previous quarter
Quarter ending December 2015	1,075	
Quarter ending March 2016	1,413	↑
Quarter ending June 2016	1,634	↑
Quarter ending September 2016	1,773	↑
Quarter ending December 2016	1,927	↑
<b>Variance since December 2015</b>	<b>79.3%</b>	<b>↑</b>



### ACTIVITY

Cumulative percentage of contracted UDA delivered 2016 & 2017



Month	Adjusted Scheduled Activity (UDA)	
	2016	2017
April	-73	205
May	185	603
June	418	947
July	787	1,464
August	1,017	1,851
September	1,313	2,336
October	1,524	2,742
November	1,922	3,096
December	2,238	3,560
January	2,449	
February	3,466	
March	4,112	
April	4,173	
May	4,175	
June	4,175	

### QUALITY

	Quantity	Base Number	Contract	AT	Region	England
% of FP17s for the same patient ID Re-attending within 3 months - Children	48	751	6.4%	11.3%	11.9%	12.4%
% of FP17s for the same patient ID Re-attending within 3 months - Adults	150	831	18.1%	16.3%	17.1%	16.6%
% of FP17s for the same patient ID Re-attending between 3 & 9 months - Children	307	751	40.9%	41.7%	46.2%	57.5%
% of FP17s for the same patient ID Re-attending between 3 & 9 months - Adults	275	831	33.1%	35.2%	37.8%	50.4%
% of FP17s for Band 1 Urgent Courses	174	1,540	11.3%	10.7%	10.6%	9.1%
% of FP17s Relating to Free Repair or Replacements	8	1,540	0.5%	0.5%	0.6%	0.8%
% of FP17s Relating to Continuations	19	1,540	1.2%	0.9%	0.9%	1.3%
% of Patients satisfied with the dentistry they have received	2	2	N/A	89.2%	90.3%	92.7%
% of Patients satisfied with the time they had to wait for an appointment	1	2	N/A	81.2%	83.8%	88.8%

\* This is based on patients treated on this contract for their most recent course of treatment. Figures in italics indicate the base number of FP17s or Patient Questionnaire responses are less than 100. N/A is shown where the base number of responses is less than 10 during the period. % is calculated as Quantity/Base number\*100

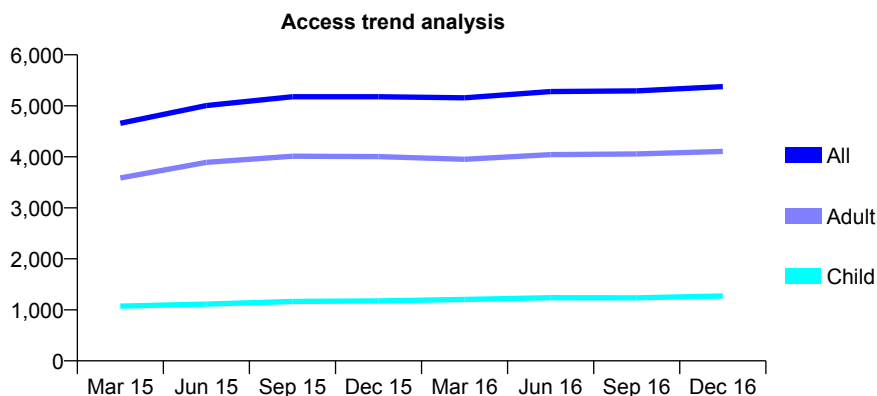
## Q61 - Vital Signs At a Glance Contract Report for 173231/0001 - December 2016

Name or company name	S Shah and A Patel
Contract type name	GDS Contract
Purpose of contract	General
Contract start date	22/08/2013
Contract end date	

16/17 Contracted general activity (UDA)	14,477
Carry forward general activity (UDA)	-221
16/17 Contracted orthodontic activity (UOA)	0
Carry forward orthodontic activity (UOA)	0
Baseline contract value	£338,250.33

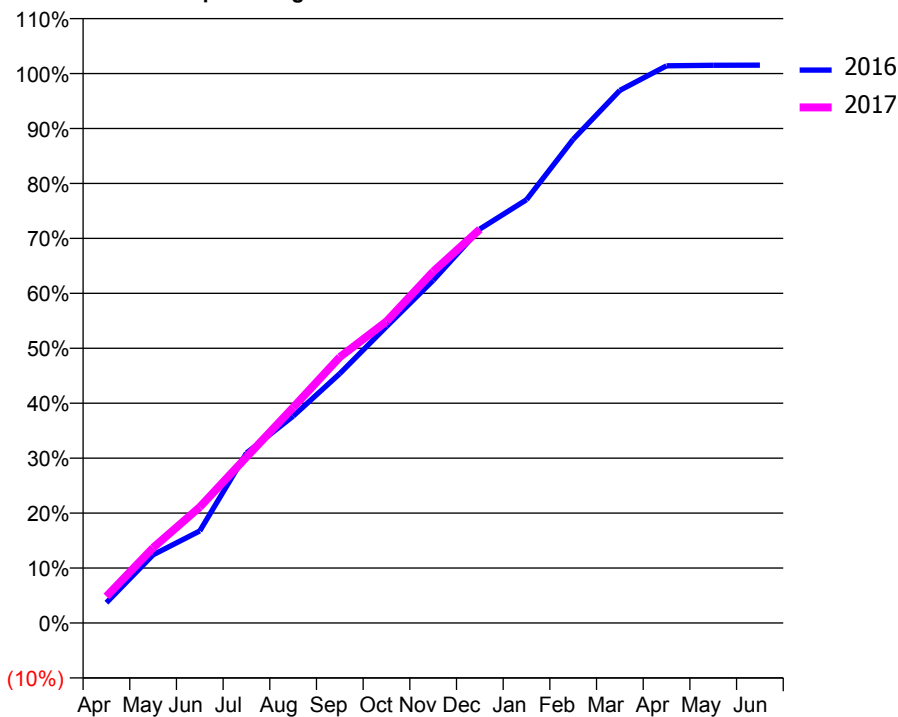
### ACCESS\*

Patients seen in 24 months	Total	Change since previous quarter
Quarter ending December 2015	5,179	
Quarter ending March 2016	5,157	→
Quarter ending June 2016	5,279	↑
Quarter ending September 2016	5,293	→
Quarter ending December 2016	5,377	→
<b>Variance since December 2015</b>	<b>3.8%</b>	<b>↑</b>



### ACTIVITY

Cumulative percentage of contracted UDA delivered 2016 & 2017



Month	Adjusted Scheduled Activity (UDA)	
	2016	2017
April	535	699
May	1,796	1,982
June	2,426	3,054
July	4,478	4,370
August	5,450	5,678
September	6,573	7,006
October	7,811	7,944
November	9,028	9,257
December	10,379	10,373
January	11,154	
February	12,743	
March	14,032	
April	14,681	
May	14,693	
June	14,698	

### QUALITY

	Quantity	Base Number	Contract	AT	Region	England
% of FP17s for the same patient ID Re-attending within 3 months - Children	107	1,268	8.4%	11.3%	11.9%	12.4%
% of FP17s for the same patient ID Re-attending within 3 months - Adults	523	3,575	14.6%	16.3%	17.1%	16.6%
% of FP17s for the same patient ID Re-attending between 3 & 9 months - Children	602	1,268	47.5%	41.7%	46.2%	57.5%
% of FP17s for the same patient ID Re-attending between 3 & 9 months - Adults	1,438	3,575	40.2%	35.2%	37.8%	50.4%
% of FP17s for Band 1 Urgent Courses	490	4,568	10.7%	10.7%	10.6%	9.1%
% of FP17s Relating to Free Repair or Replacements	27	4,568	0.6%	0.5%	0.6%	0.8%
% of FP17s Relating to Continuations	20	4,568	0.4%	0.9%	0.9%	1.3%
% of Patients satisfied with the dentistry they have received	3	6	N/A	89.2%	90.3%	92.7%
% of Patients satisfied with the time they had to wait for an appointment	5	6	N/A	81.2%	83.8%	88.8%

\* This is based on patients treated on this contract for their most recent course of treatment. Figures in italics indicate the base number of FP17s or Patient Questionnaire responses are less than 100. N/A is shown where the base number of responses is less than 10 during the period. % is calculated as Quantity/Base number\*100

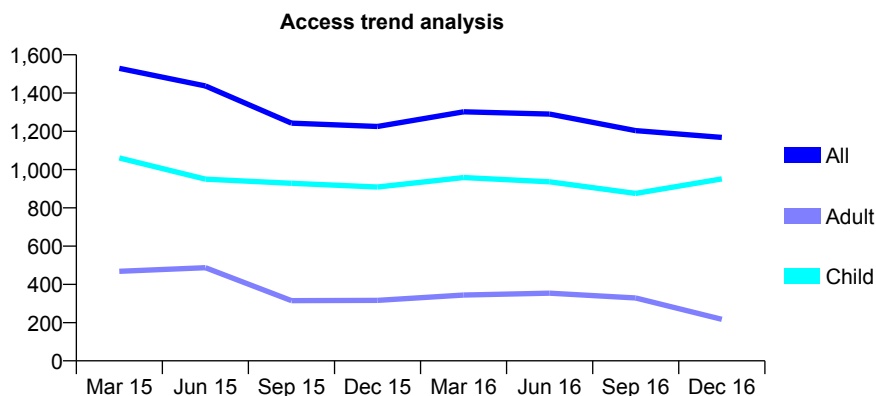
## Q61 - Vital Signs At a Glance Contract Report for 174122/0001 - December 2016

Name or company name	Mr Matthew Power, Mrs Nicola Power and M
Contract type name	GDS Contract
Purpose of contract	General and Orthodontic
Contract start date	01/11/2010
Contract end date	

16/17 Contracted general activity (UDA)	529
Carry forward general activity (UDA)	-11
16/17 Contracted orthodontic activity (UOA)	10,864
Carry forward orthodontic activity (UOA)	-179
Baseline contract value	£753,485.84

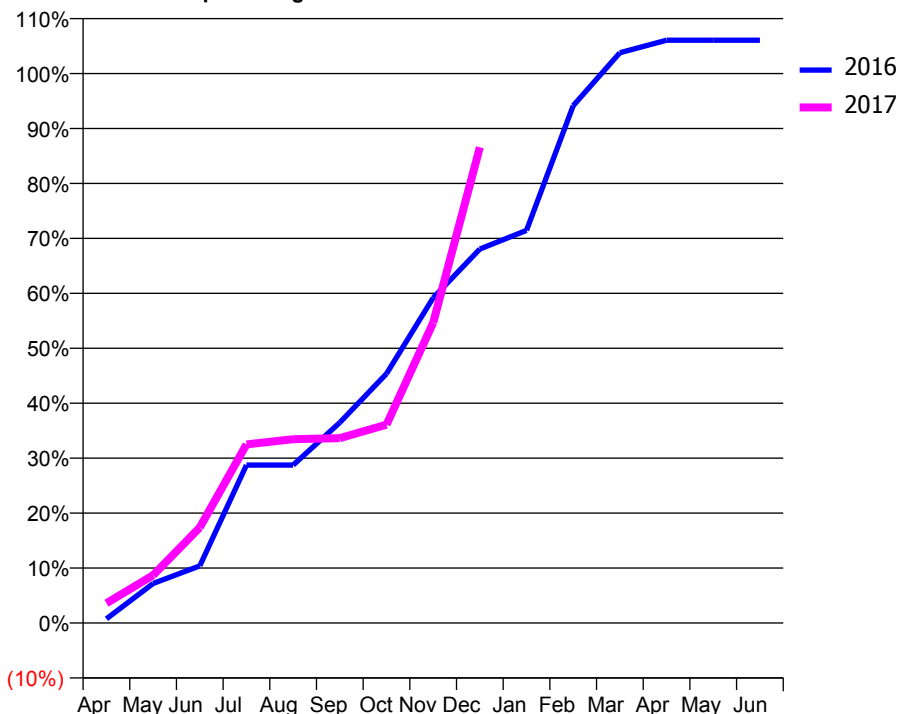
### ACCESS\*

Patients seen in 24 months	Total	Change since previous quarter
Quarter ending December 2015	1,225	
Quarter ending March 2016	1,302	↑
Quarter ending June 2016	1,290	→
Quarter ending September 2016	1,204	↓
Quarter ending December 2016	1,168	↓
<b>Variance since December 2015</b>	<b>(4.7%)</b>	<b>↓</b>



### ACTIVITY

Cumulative percentage of contracted UDA delivered 2016 & 2017



Month	Adjusted Scheduled Activity (UDA)	
	2016	2017
April	4	19
May	38	46
June	55	92
July	152	172
August	152	177
September	193	178
October	240	191
November	313	289
December	360	458
January	378	
February	498	
March	549	
April	561	
May	561	
June	561	

### QUALITY

	Quantity	Base Number	Contract	AT	Region	England
% of FP17s for the same patient ID Re-attending within 3 months - Children	55	1,089	5.1%	11.3%	11.9%	12.4%
% of FP17s for the same patient ID Re-attending within 3 months - Adults	0	49	0.0%	16.3%	17.1%	16.6%
% of FP17s for the same patient ID Re-attending between 3 & 9 months - Children	114	1,089	10.5%	41.7%	46.2%	57.5%
% of FP17s for the same patient ID Re-attending between 3 & 9 months - Adults	6	49	12.2%	35.2%	37.8%	50.4%
% of FP17s for Band 1 Urgent Courses	0	427	0.0%	10.7%	10.6%	9.1%
% of FP17s Relating to Free Repair or Replacements	0	427	0.0%	0.5%	0.6%	0.8%
% of FP17s Relating to Continuations	0	427	0.0%	0.9%	0.9%	1.3%
% of Patients satisfied with the dentistry they have received	0	0	N/A	89.2%	90.3%	92.7%
% of Patients satisfied with the time they had to wait for an appointment	0	0	N/A	81.2%	83.8%	88.8%

\* This is based on patients treated on this contract for their most recent course of treatment. Figures in italics indicate the base number of FP17s or Patient Questionnaire responses are less than 100. N/A is shown where the base number of responses is less than 10 during the period. % is calculated as Quantity/Base number\*100

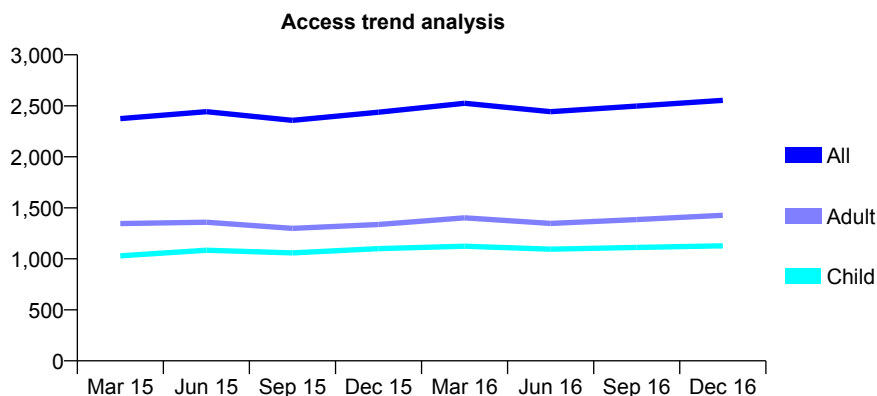
## Q61 - Vital Signs At a Glance Contract Report for 175773/0001 - December 2016

Name or company name	Mr Monsur Hannan & Mr Amin Mandegarar
Contract type name	GDS Contract
Purpose of contract	General
Contract start date	01/04/2008
Contract end date	

16/17 Contracted general activity (UDA)	5,256
Carry forward general activity (UDA)	151
16/17 Contracted orthodontic activity (UOA)	0
Carry forward orthodontic activity (UOA)	0
Baseline contract value	£143,045.40

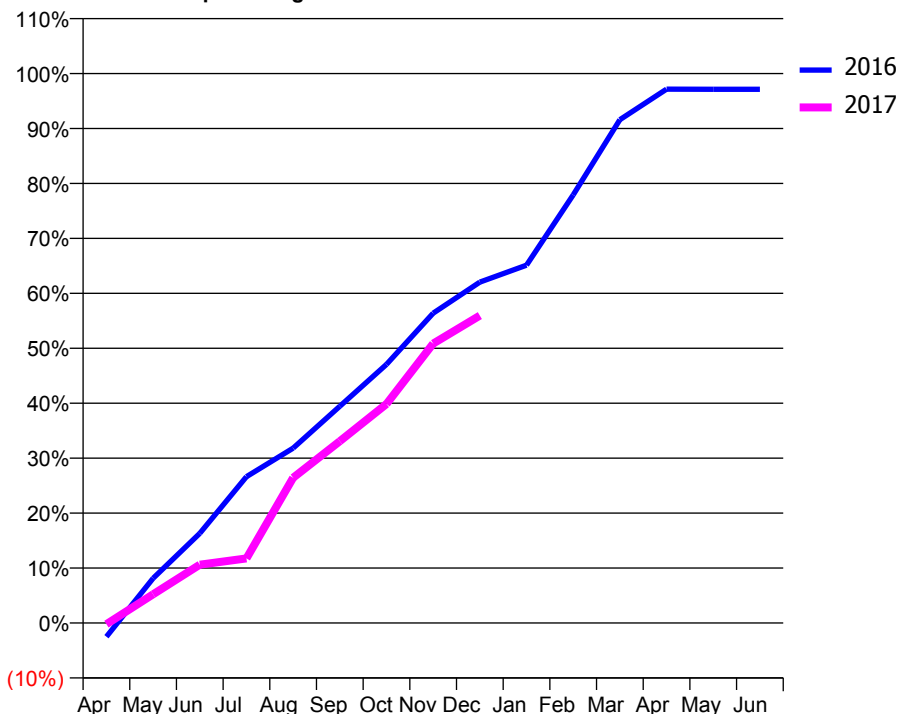
### ACCESS\*

Patients seen in 24 months	Total	Change since previous quarter
Quarter ending December 2015	2,437	
Quarter ending March 2016	2,525	↑
Quarter ending June 2016	2,442	↓
Quarter ending September 2016	2,497	↑
Quarter ending December 2016	2,554	↑
<b>Variance since December 2015</b>	<b>4.8%</b>	<b>↑</b>



### ACTIVITY

Cumulative percentage of contracted UDA delivered 2016 & 2017



Month	Adjusted Scheduled Activity (UDA)	
	2016	2017
April	-132	-12
May	428	275
June	858	557
July	1,399	618
August	1,672	1,389
September	2,073	1,739
October	2,473	2,095
November	2,963	2,673
December	3,261	2,940
January	3,422	
February	4,095	
March	4,815	
April	5,106	
May	5,105	
June	5,105	

### QUALITY

	Quantity	Base Number	Contract	AT	Region	England
% of FP17s for the same patient ID Re-attending within 3 months - Children	70	951	7.4%	11.3%	11.9%	12.4%
% of FP17s for the same patient ID Re-attending within 3 months - Adults	139	1,021	13.6%	16.3%	17.1%	16.6%
% of FP17s for the same patient ID Re-attending between 3 & 9 months - Children	462	951	48.6%	41.7%	46.2%	57.5%
% of FP17s for the same patient ID Re-attending between 3 & 9 months - Adults	359	1,021	35.2%	35.2%	37.8%	50.4%
% of FP17s for Band 1 Urgent Courses	181	1,810	10.0%	10.7%	10.6%	9.1%
% of FP17s Relating to Free Repair or Replacements	4	1,810	0.2%	0.5%	0.6%	0.8%
% of FP17s Relating to Continuations	2	1,810	0.1%	0.9%	0.9%	1.3%
% of Patients satisfied with the dentistry they have received	0	0	N/A	89.2%	90.3%	92.7%
% of Patients satisfied with the time they had to wait for an appointment	0	0	N/A	81.2%	83.8%	88.8%

\* This is based on patients treated on this contract for their most recent course of treatment. Figures in italics indicate the base number of FP17s or Patient Questionnaire responses are less than 100. N/A is shown where the base number of responses is less than 10 during the period. % is calculated as Quantity/Base number\*100

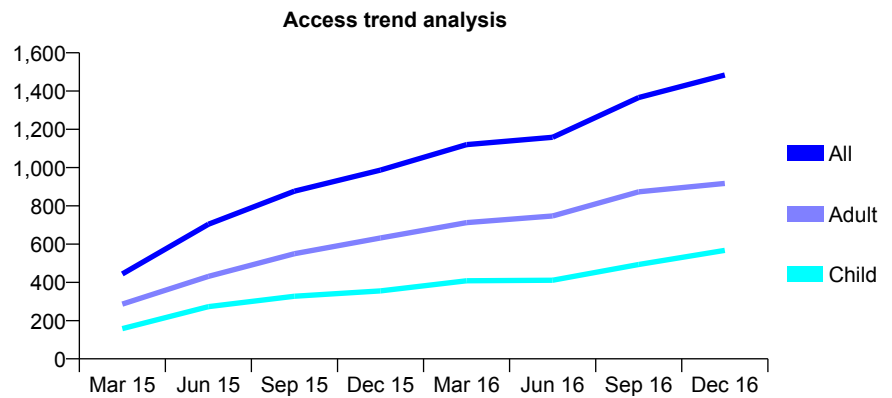
## Q61 - Vital Signs At a Glance Contract Report for 176230/0001 - December 2016

Name or company name	Bell Lane Smile Dental Practice
Contract type name	GDS Contract
Purpose of contract	General
Contract start date	01/11/2014
Contract end date	

16/17 Contracted general activity (UDA)	5,430
Carry forward general activity (UDA)	72
16/17 Contracted orthodontic activity (UOA)	0
Carry forward orthodontic activity (UOA)	0
Baseline contract value	£152,194.86

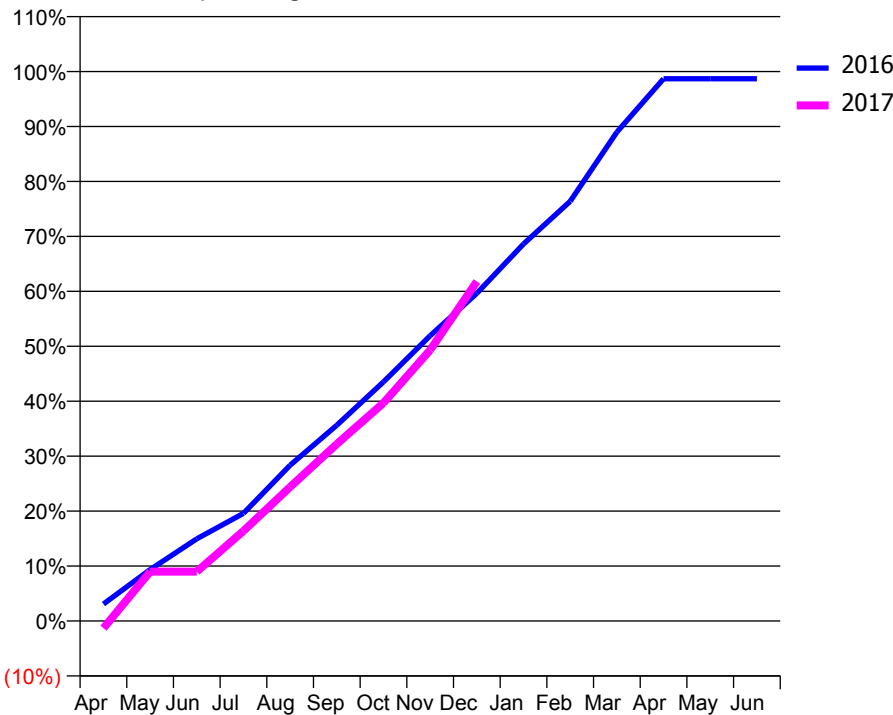
### ACCESS\*

Patients seen in 24 months	Total	Change since previous quarter
Quarter ending December 2015	987	
Quarter ending March 2016	1,120	↑
Quarter ending June 2016	1,158	↑
Quarter ending September 2016	1,366	↑
Quarter ending December 2016	1,484	↑
<b>Variance since December 2015</b>	<b>50.4%</b>	<b>↑</b>



### ACTIVITY

Cumulative percentage of contracted UDA delivered 2016 & 2017



Month	Adjusted Scheduled Activity (UDA)	
	2016	2017
April	168	-72
May	508	488
June	813	488
July	1,065	890
August	1,540	1,325
September	1,936	1,749
October	2,364	2,155
November	2,820	2,678
December	3,238	3,356
January	3,726	
February	4,147	
March	4,831	
April	5,358	
May	5,358	
June	5,358	

### QUALITY

	Quantity	Base Number	Contract	AT	Region	England
% of FP17s for the same patient ID Re-attending within 3 months - Children	62	593	10.5%	11.3%	11.9%	12.4%
% of FP17s for the same patient ID Re-attending within 3 months - Adults	101	665	15.2%	16.3%	17.1%	16.6%
% of FP17s for the same patient ID Re-attending between 3 & 9 months - Children	175	593	29.5%	41.7%	46.2%	57.5%
% of FP17s for the same patient ID Re-attending between 3 & 9 months - Adults	173	665	26.0%	35.2%	37.8%	50.4%
% of FP17s for Band 1 Urgent Courses	95	1,144	8.3%	10.7%	10.6%	9.1%
% of FP17s Relating to Free Repair or Replacements	0	1,144	0.0%	0.5%	0.6%	0.8%
% of FP17s Relating to Continuations	17	1,144	1.5%	0.9%	0.9%	1.3%
% of Patients satisfied with the dentistry they have received	0	0	N/A	89.2%	90.3%	92.7%
% of Patients satisfied with the time they had to wait for an appointment	0	0	N/A	81.2%	83.8%	88.8%

\* This is based on patients treated on this contract for their most recent course of treatment. Figures in italics indicate the base number of FP17s or Patient Questionnaire responses are less than 100. N/A is shown where the base number of responses is less than 10 during the period. % is calculated as Quantity/Base number\*100



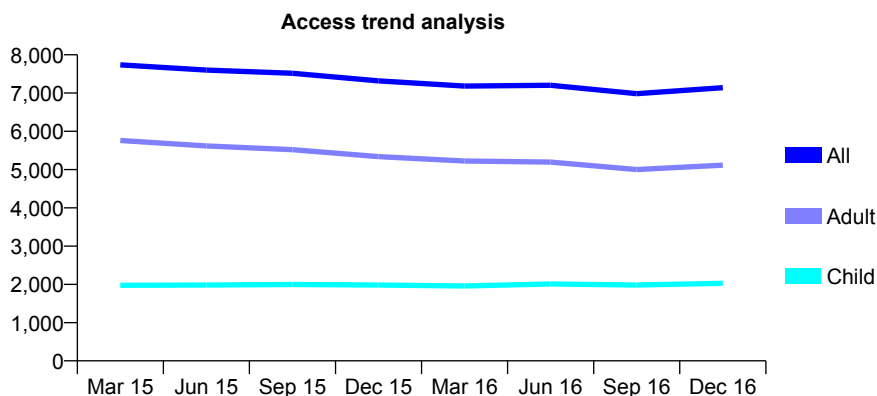
## Q61 - Vital Signs At a Glance Contract Report for 176729/0001 - December 2016

Name or company name	Dr Vahid Haghghi and Dr Katayoun Shams
Contract type name	GDS Contract
Purpose of contract	General
Contract start date	01/12/2011
Contract end date	

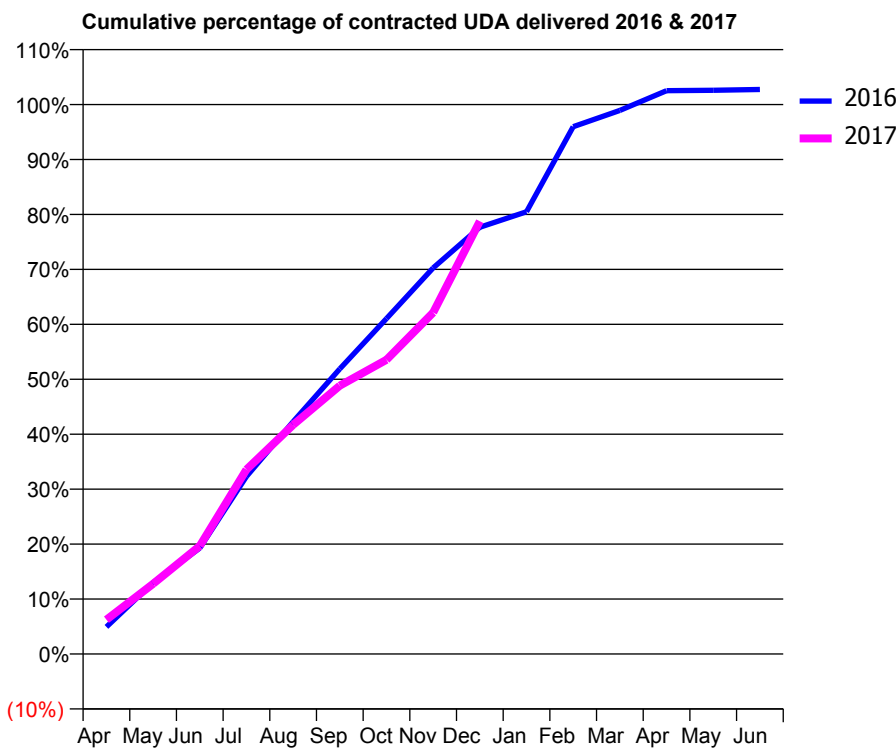
16/17 Contracted general activity (UDA)	18,762
Carry forward general activity (UDA)	-375
16/17 Contracted orthodontic activity (UOA)	0
Carry forward orthodontic activity (UOA)	0
Baseline contract value	£494,758.47

### ACCESS\*

Patients seen in 24 months	Total	Change since previous quarter
Quarter ending December 2015	7,317	
Quarter ending March 2016	7,183	↓
Quarter ending June 2016	7,205	→
Quarter ending September 2016	6,983	↓
Quarter ending December 2016	7,141	↑
<b>Variance since December 2015</b>	<b>(2.4%)</b>	<b>↓</b>



### ACTIVITY



Month	Adjusted Scheduled Activity (UDA)	
	2016	2017
April	928	1,172
May	2,439	2,396
June	3,618	3,690
July	6,061	6,300
August	7,936	7,822
September	9,736	9,161
October	11,454	10,047
November	13,185	11,660
December	14,572	14,778
January	15,100	
February	18,004	
March	18,559	
April	19,234	
May	19,248	
June	19,273	

### QUALITY

	Quantity	Base Number	Contract	AT	Region	England
% of FP17s for the same patient ID Re-attending within 3 months - Children	107	1,743	6.1%	11.3%	11.9%	12.4%
% of FP17s for the same patient ID Re-attending within 3 months - Adults	536	3,904	13.7%	16.3%	17.1%	16.6%
% of FP17s for the same patient ID Re-attending between 3 & 9 months - Children	601	1,743	34.5%	41.7%	46.2%	57.5%
% of FP17s for the same patient ID Re-attending between 3 & 9 months - Adults	1,032	3,904	26.4%	35.2%	37.8%	50.4%
% of FP17s for Band 1 Urgent Courses	505	5,355	9.4%	10.7%	10.6%	9.1%
% of FP17s Relating to Free Repair or Replacements	14	5,355	0.3%	0.5%	0.6%	0.8%
% of FP17s Relating to Continuations	71	5,355	1.3%	0.9%	0.9%	1.3%
% of Patients satisfied with the dentistry they have received	2	2	N/A	89.2%	90.3%	92.7%
% of Patients satisfied with the time they had to wait for an appointment	1	2	N/A	81.2%	83.8%	88.8%

\* This is based on patients treated on this contract for their most recent course of treatment. Figures in italics indicate the base number of FP17s or Patient Questionnaire responses are less than 100. N/A is shown where the base number of responses is less than 10 during the period. % is calculated as Quantity/Base number\*100

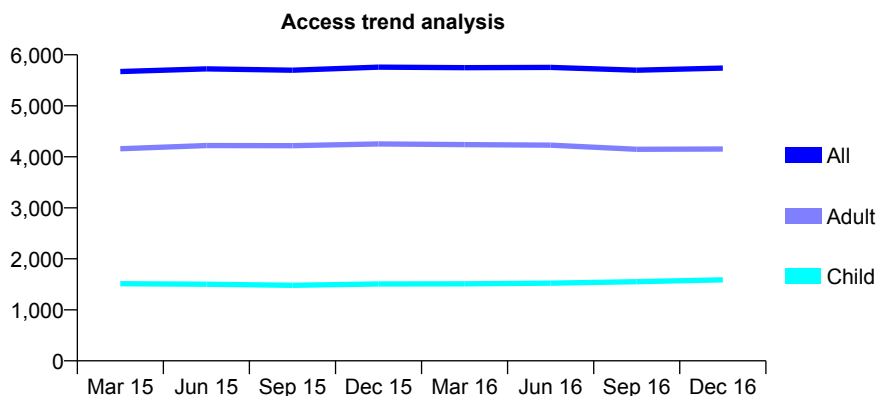
## Q61 - Vital Signs At a Glance Contract Report for 177180/0001 - December 2016

Name or company name	Cosmo Clinic Ltd.
Contract type name	GDS Contract
Purpose of contract	General
Contract start date	01/05/2010
Contract end date	

16/17 Contracted general activity (UDA)	21,931
Carry forward general activity (UDA)	-355
16/17 Contracted orthodontic activity (UOA)	0
Carry forward orthodontic activity (UOA)	0
Baseline contract value	£606,516.56

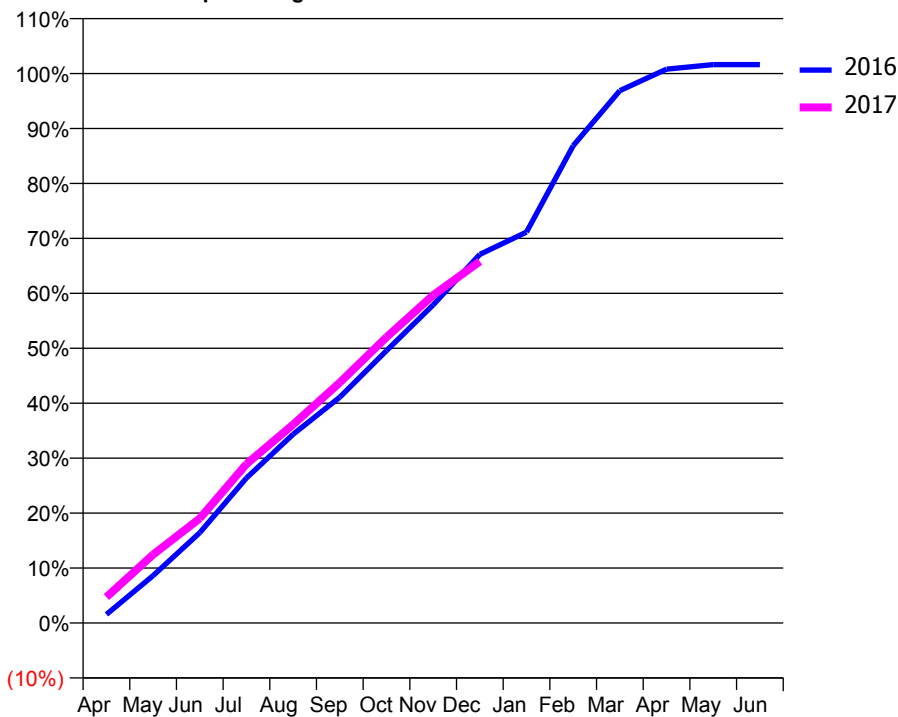
### ACCESS\*

Patients seen in 24 months	Total	Change since previous quarter
Quarter ending December 2015	5,759	
Quarter ending March 2016	5,747	→
Quarter ending June 2016	5,752	→
Quarter ending September 2016	5,699	→
Quarter ending December 2016	5,740	→
<b>Variance since December 2015</b>	<b>(0.3%)</b>	→



### ACTIVITY

Cumulative percentage of contracted UDA delivered 2016 & 2017



Month	Adjusted Scheduled Activity (UDA)	
	2016	2017
April	341	1,034
May	1,894	2,734
June	3,607	4,173
July	5,788	6,346
August	7,535	7,922
September	9,013	9,597
October	10,872	11,406
November	12,695	13,087
December	14,712	14,430
January	15,603	
February	19,052	
March	21,247	
April	22,102	
May	22,286	
June	22,286	

### QUALITY

	Quantity	Base Number	Contract	AT	Region	England
% of FP17s for the same patient ID Re-attending within 3 months - Children	108	1,146	9.4%	11.3%	11.9%	12.4%
% of FP17s for the same patient ID Re-attending within 3 months - Adults	449	2,645	17.0%	16.3%	17.1%	16.6%
% of FP17s for the same patient ID Re-attending between 3 & 9 months - Children	271	1,146	23.6%	41.7%	46.2%	57.5%
% of FP17s for the same patient ID Re-attending between 3 & 9 months - Adults	639	2,645	24.2%	35.2%	37.8%	50.4%
% of FP17s for Band 1 Urgent Courses	238	3,553	6.7%	10.7%	10.6%	9.1%
% of FP17s Relating to Free Repair or Replacements	28	3,553	0.8%	0.5%	0.6%	0.8%
% of FP17s Relating to Continuations	3	3,553	0.1%	0.9%	0.9%	1.3%
% of Patients satisfied with the dentistry they have received	2	2	N/A	89.2%	90.3%	92.7%
% of Patients satisfied with the time they had to wait for an appointment	2	2	N/A	81.2%	83.8%	88.8%

\* This is based on patients treated on this contract for their most recent course of treatment. Figures in italics indicate the base number of FP17s or Patient Questionnaire responses are less than 100. N/A is shown where the base number of responses is less than 10 during the period. % is calculated as Quantity/Base number\*100

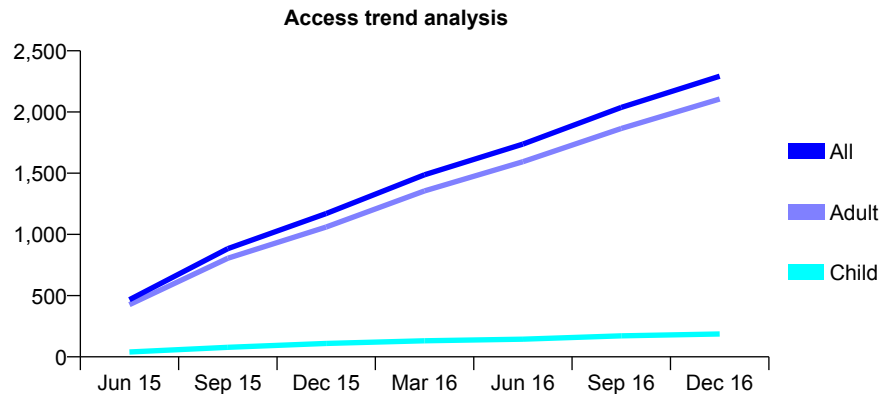
## Q61 - Vital Signs At a Glance Contract Report for 177431/0001 - December 2016

Name or company name	Mr H Al-Hariri & Mrs N Al-Hariri
Contract type name	GDS Contract
Purpose of contract	General
Contract start date	01/04/2015
Contract end date	

16/17 Contracted general activity (UDA)	5,441
Carry forward general activity (UDA)	233
16/17 Contracted orthodontic activity (UOA)	0
Carry forward orthodontic activity (UOA)	0
Baseline contract value	£171,176.58

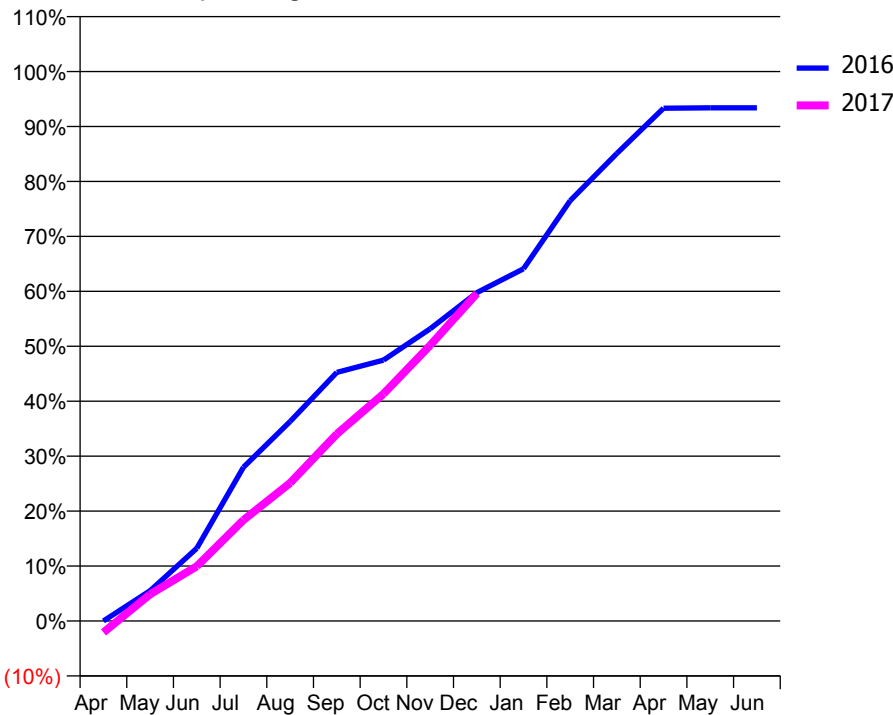
### ACCESS\*

Patients seen in 24 months	Total	Change since previous quarter
Quarter ending December 2015	1,170	
Quarter ending March 2016	1,487	↑
Quarter ending June 2016	1,738	↑
Quarter ending September 2016	2,038	↑
Quarter ending December 2016	2,293	↑
<b>Variance since December 2015</b>	<b>96.0%</b>	<b>↑</b>



### ACTIVITY

Cumulative percentage of contracted UDA delivered 2016 & 2017



Month	Adjusted Scheduled Activity (UDA)	
	2016	2017
April	0	-114
May	300	265
June	720	542
July	1,522	1,001
August	1,976	1,367
September	2,461	1,852
October	2,584	2,249
November	2,893	2,730
December	3,251	3,244
January	3,487	
February	4,163	
March	4,630	
April	5,078	
May	5,082	
June	5,082	

### QUALITY

	Quantity	Base Number	Contract	AT	Region	England
% of FP17s for the same patient ID Re-attending within 3 months - Children	4	148	2.7%	11.3%	11.9%	12.4%
% of FP17s for the same patient ID Re-attending within 3 months - Adults	146	1,696	8.6%	16.3%	17.1%	16.6%
% of FP17s for the same patient ID Re-attending between 3 & 9 months - Children	44	148	29.7%	41.7%	46.2%	57.5%
% of FP17s for the same patient ID Re-attending between 3 & 9 months - Adults	370	1,696	21.8%	35.2%	37.8%	50.4%
% of FP17s for Band 1 Urgent Courses	280	1,709	16.4%	10.7%	10.6%	9.1%
% of FP17s Relating to Free Repair or Replacements	6	1,709	0.4%	0.5%	0.6%	0.8%
% of FP17s Relating to Continuations	7	1,709	0.4%	0.9%	0.9%	1.3%
% of Patients satisfied with the dentistry they have received	1	1	N/A	89.2%	90.3%	92.7%
% of Patients satisfied with the time they had to wait for an appointment	1	1	N/A	81.2%	83.8%	88.8%

\* This is based on patients treated on this contract for their most recent course of treatment. Figures in italics indicate the base number of FP17s or Patient Questionnaire responses are less than 100. N/A is shown where the base number of responses is less than 10 during the period. % is calculated as Quantity/Base number\*100

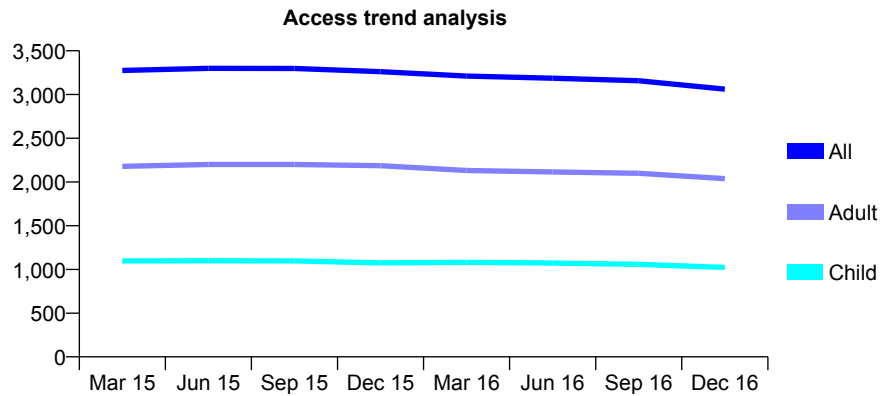
## Q61 - Vital Signs At a Glance Contract Report for 177660/0001 - December 2016

Name or company name	Fladbury Dental Surgery
Contract type name	GDS Contract
Purpose of contract	General
Contract start date	01/03/2012
Contract end date	

16/17 Contracted general activity (UDA)	9,916
Carry forward general activity (UDA)	-198
16/17 Contracted orthodontic activity (UOA)	0
Carry forward orthodontic activity (UOA)	0
Baseline contract value	£258,747.54

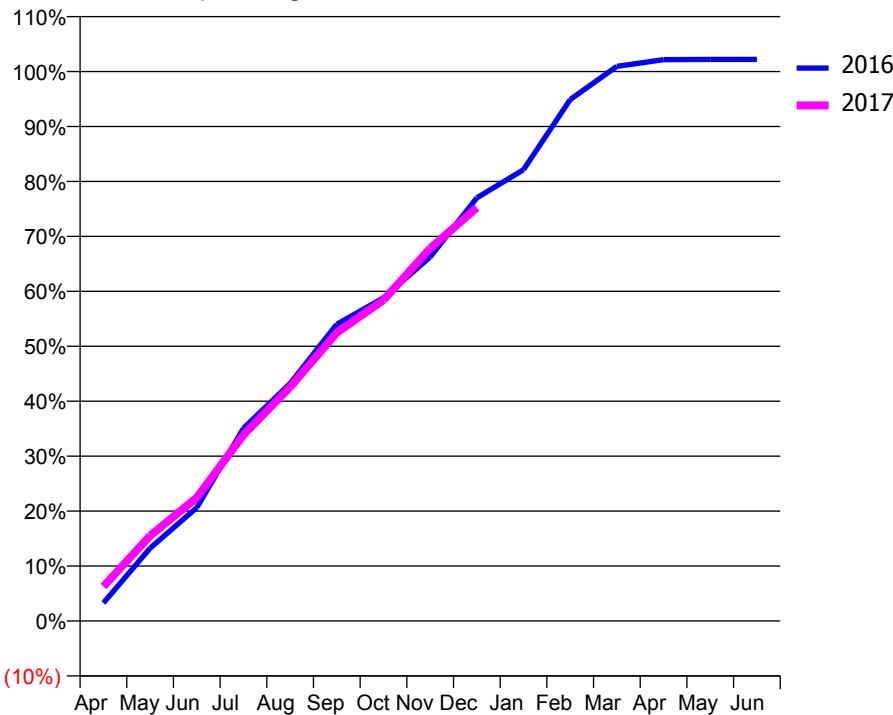
### ACCESS\*

Patients seen in 24 months	Total	Change since previous quarter
Quarter ending December 2015	3,261	
Quarter ending March 2016	3,211	↓
Quarter ending June 2016	3,187	→
Quarter ending September 2016	3,157	→
Quarter ending December 2016	3,061	↓
<b>Variance since December 2015</b>	<b>(6.1%)</b>	<b>↓</b>



### ACTIVITY

Cumulative percentage of contracted UDA delivered 2016 & 2017



Month	Adjusted Scheduled Activity (UDA)	
	2016	2017
April	326	622
May	1,315	1,539
June	2,046	2,228
July	3,477	3,358
August	4,288	4,221
September	5,356	5,204
October	5,832	5,791
November	6,570	6,725
December	7,637	7,458
January	8,145	
February	9,409	
March	10,009	
April	10,130	
May	10,134	
June	10,134	

### QUALITY

	Quantity	Base Number	Contract	AT	Region	England
% of FP17s for the same patient ID Re-attending within 3 months - Children	164	1,111	14.8%	11.3%	11.9%	12.4%
% of FP17s for the same patient ID Re-attending within 3 months - Adults	383	1,878	20.4%	16.3%	17.1%	16.6%
% of FP17s for the same patient ID Re-attending between 3 & 9 months - Children	508	1,111	45.7%	41.7%	46.2%	57.5%
% of FP17s for the same patient ID Re-attending between 3 & 9 months - Adults	707	1,878	37.6%	35.2%	37.8%	50.4%
% of FP17s for Band 1 Urgent Courses	375	2,931	12.8%	10.7%	10.6%	9.1%
% of FP17s Relating to Free Repair or Replacements	11	2,931	0.4%	0.5%	0.6%	0.8%
% of FP17s Relating to Continuations	20	2,931	0.7%	0.9%	0.9%	1.3%
% of Patients satisfied with the dentistry they have received	3	3	N/A	89.2%	90.3%	92.7%
% of Patients satisfied with the time they had to wait for an appointment	3	3	N/A	81.2%	83.8%	88.8%

\* This is based on patients treated on this contract for their most recent course of treatment. Figures in italics indicate the base number of FP17s or Patient Questionnaire responses are less than 100. N/A is shown where the base number of responses is less than 10 during the period. % is calculated as Quantity/Base number\*100

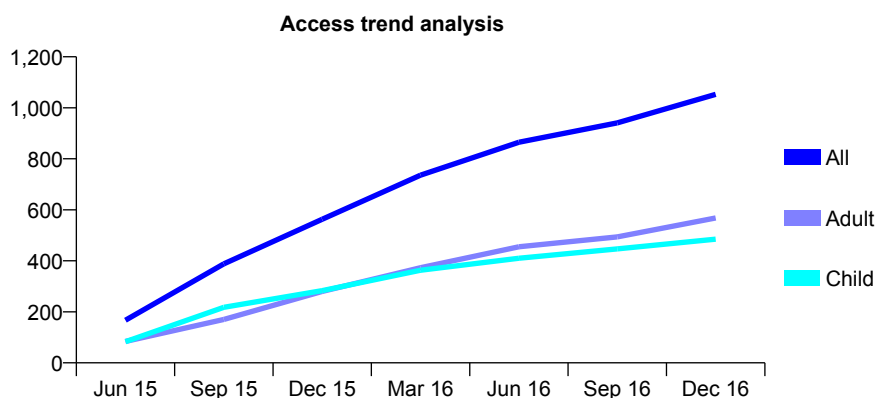
## Q61 - Vital Signs At a Glance Contract Report for 177695/0001 - December 2016

Name or company name	Mrs F Ghani, Mr M Spencer Brown & Mr JF
Contract type name	GDS Contract
Purpose of contract	General
Contract start date	01/04/2015
Contract end date	

16/17 Contracted general activity (UDA)	3,738
Carry forward general activity (UDA)	-15
16/17 Contracted orthodontic activity (UOA)	0
Carry forward orthodontic activity (UOA)	0
Baseline contract value	£117,704.24

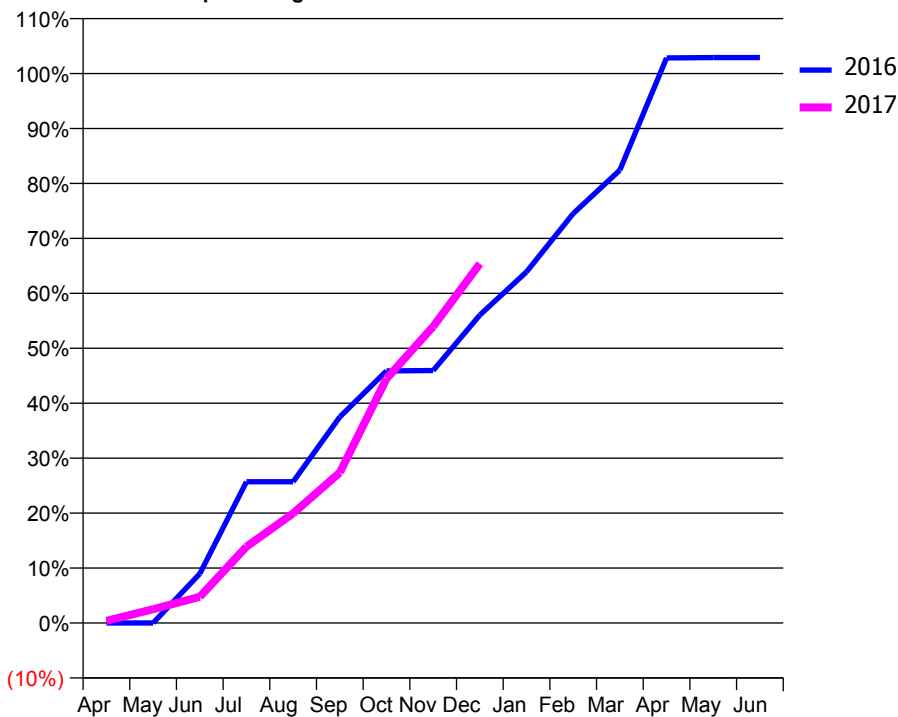
### ACCESS\*

Patients seen in 24 months	Total	Change since previous quarter
Quarter ending December 2015	563	
Quarter ending March 2016	736	↑
Quarter ending June 2016	865	↑
Quarter ending September 2016	941	↑
Quarter ending December 2016	1,053	↑
<b>Variance since December 2015</b>	<b>87.0%</b>	<b>↑</b>



### ACTIVITY

**Cumulative percentage of contracted UDA delivered 2016 & 2017**



Month	Adjusted Scheduled Activity (UDA)	
	2016	2017
April	0	15
May	0	94
June	335	178
July	961	519
August	961	746
September	1,402	1,023
October	1,715	1,662
November	1,718	2,017
December	2,095	2,444
January	2,389	
February	2,785	
March	3,081	
April	3,844	
May	3,847	
June	3,847	

### QUALITY

	Quantity	Base Number	Contract	AT	Region	England
% of FP17s for the same patient ID Re-attending within 3 months - Children	45	442	10.2%	11.3%	11.9%	12.4%
% of FP17s for the same patient ID Re-attending within 3 months - Adults	62	543	11.4%	16.3%	17.1%	16.6%
% of FP17s for the same patient ID Re-attending between 3 & 9 months - Children	113	442	25.6%	41.7%	46.2%	57.5%
% of FP17s for the same patient ID Re-attending between 3 & 9 months - Adults	104	543	19.2%	35.2%	37.8%	50.4%
% of FP17s for Band 1 Urgent Courses	89	744	12.0%	10.7%	10.6%	9.1%
% of FP17s Relating to Free Repair or Replacements	0	744	0.0%	0.5%	0.6%	0.8%
% of FP17s Relating to Continuations	0	744	0.0%	0.9%	0.9%	1.3%
% of Patients satisfied with the dentistry they have received	2	2	N/A	89.2%	90.3%	92.7%
% of Patients satisfied with the time they had to wait for an appointment	0	2	N/A	81.2%	83.8%	88.8%

\* This is based on patients treated on this contract for their most recent course of treatment. Figures in italics indicate the base number of FP17s or Patient Questionnaire responses are less than 100. N/A is shown where the base number of responses is less than 10 during the period. % is calculated as Quantity/Base number\*100

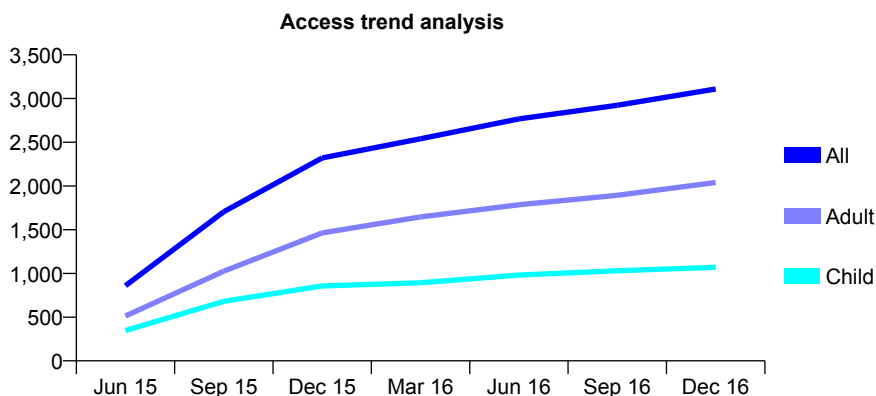
## Q61 - Vital Signs At a Glance Contract Report for 178527/0001 - December 2016

Name or company name	Golders Green Dental Care
Contract type name	GDS Contract
Purpose of contract	General
Contract start date	01/04/2015
Contract end date	

16/17 Contracted general activity (UDA)	9,424
Carry forward general activity (UDA)	-60
16/17 Contracted orthodontic activity (UOA)	0
Carry forward orthodontic activity (UOA)	0
Baseline contract value	£277,345.71

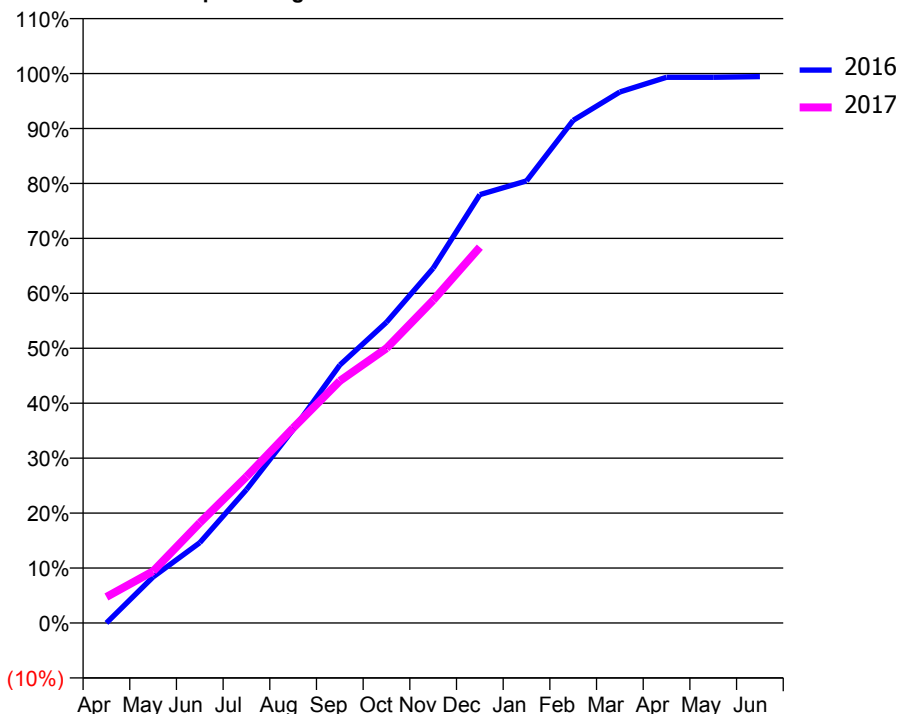
### ACCESS\*

Patients seen in 24 months	Total	Change since previous quarter
Quarter ending December 2015	2,320	
Quarter ending March 2016	2,540	↑
Quarter ending June 2016	2,767	↑
Quarter ending September 2016	2,923	↑
Quarter ending December 2016	3,109	↑
<b>Variance since December 2015</b>	<b>34.0%</b>	<b>↑</b>



### ACTIVITY

Cumulative percentage of contracted UDA delivered 2016 & 2017



Adjusted Scheduled Activity (UDA)

Month	2016	2017
April	0	447
May	789	888
June	1,378	1,719
July	2,287	2,510
August	3,317	3,344
September	4,424	4,151
October	5,159	4,712
November	6,085	5,536
December	7,346	6,447
January	7,582	
February	8,621	
March	9,109	
April	9,359	
May	9,359	
June	9,371	

### QUALITY

	Quantity	Base Number	Contract	AT	Region	England
% of FP17s for the same patient ID Re-attending within 3 months - Children	104	1,078	9.6%	11.3%	11.9%	12.4%
% of FP17s for the same patient ID Re-attending within 3 months - Adults	251	1,666	15.1%	16.3%	17.1%	16.6%
% of FP17s for the same patient ID Re-attending between 3 & 9 months - Children	440	1,078	40.8%	41.7%	46.2%	57.5%
% of FP17s for the same patient ID Re-attending between 3 & 9 months - Adults	678	1,666	40.7%	35.2%	37.8%	50.4%
% of FP17s for Band 1 Urgent Courses	223	2,678	8.3%	10.7%	10.6%	9.1%
% of FP17s Relating to Free Repair or Replacements	21	2,678	0.8%	0.5%	0.6%	0.8%
% of FP17s Relating to Continuations	24	2,678	0.9%	0.9%	0.9%	1.3%
% of Patients satisfied with the dentistry they have received	1	1	N/A	89.2%	90.3%	92.7%
% of Patients satisfied with the time they had to wait for an appointment	1	1	N/A	81.2%	83.8%	88.8%

\* This is based on patients treated on this contract for their most recent course of treatment. Figures in italics indicate the base number of FP17s or Patient Questionnaire responses are less than 100. N/A is shown where the base number of responses is less than 10 during the period. % is calculated as Quantity/Base number\*100

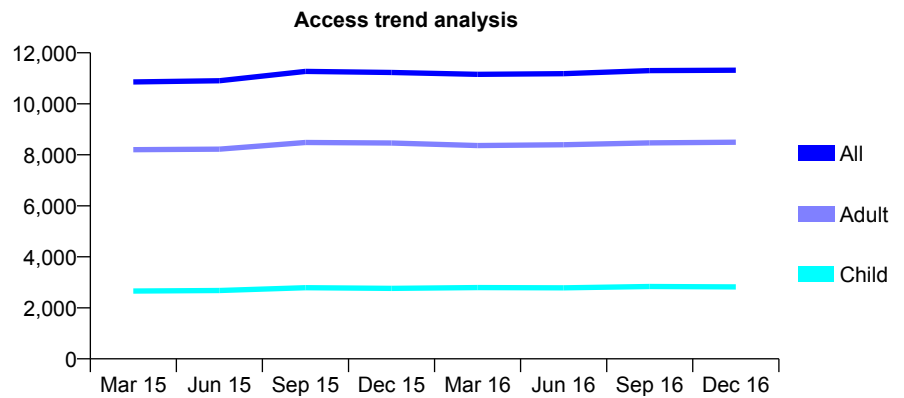
## Q61 - Vital Signs At a Glance Contract Report for 178950/0001 - December 2016

Name or company name	MC Dentistry Ltd
Contract type name	GDS Contract
Purpose of contract	General
Contract start date	01/04/2012
Contract end date	

16/17 Contracted general activity (UDA)	36,284
Carry forward general activity (UDA)	0
16/17 Contracted orthodontic activity (UOA)	0
Carry forward orthodontic activity (UOA)	0
Baseline contract value	£978,028.21

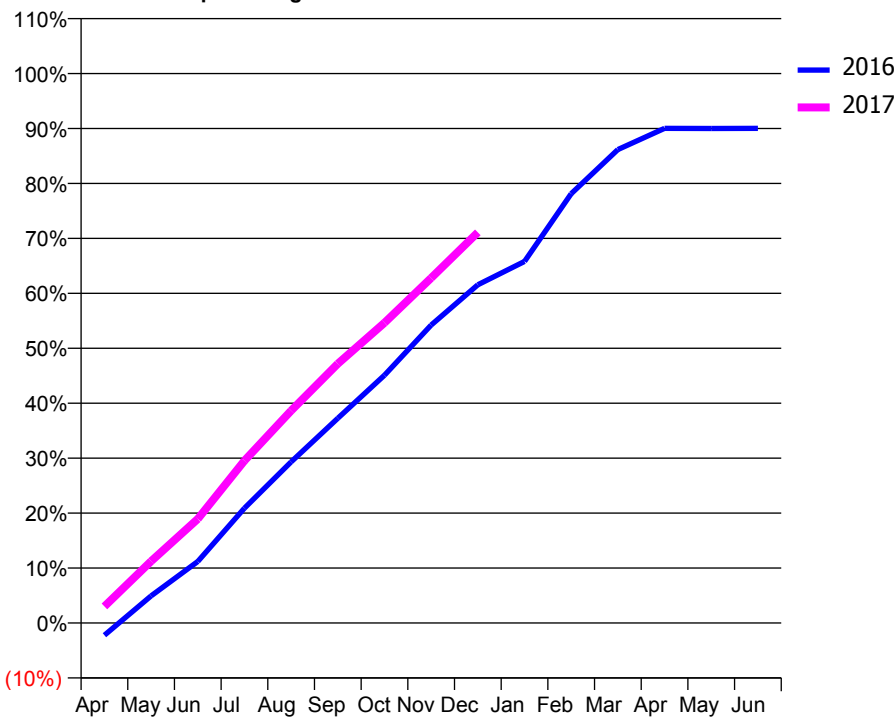
### ACCESS\*

Patients seen in 24 months	Total	Change since previous quarter
Quarter ending December 2015	11,229	
Quarter ending March 2016	11,158	→
Quarter ending June 2016	11,181	→
Quarter ending September 2016	11,304	→
Quarter ending December 2016	11,317	→
<b>Variance since December 2015</b>	<b>0.8%</b>	<b>→</b>



### ACTIVITY

Cumulative percentage of contracted UDA delivered 2016 & 2017



Month	Adjusted Scheduled Activity (UDA)	
	2016	2017
April	-817	1,093
May	1,793	4,084
June	4,067	6,875
July	7,584	10,716
August	10,638	14,025
September	13,518	17,123
October	16,362	19,825
November	19,672	22,783
December	22,336	25,793
January	23,877	
February	28,348	
March	31,261	
April	32,666	
May	32,656	
June	32,662	

### QUALITY

	Quantity	Base Number	Contract	AT	Region	England
% of FP17s for the same patient ID Re-attending within 3 months - Children	126	2,058	6.1%	11.3%	11.9%	12.4%
% of FP17s for the same patient ID Re-attending within 3 months - Adults	739	6,298	11.7%	16.3%	17.1%	16.6%
% of FP17s for the same patient ID Re-attending between 3 & 9 months - Children	488	2,058	23.7%	41.7%	46.2%	57.5%
% of FP17s for the same patient ID Re-attending between 3 & 9 months - Adults	1,817	6,298	28.9%	35.2%	37.8%	50.4%
% of FP17s for Band 1 Urgent Courses	588	7,920	7.4%	10.7%	10.6%	9.1%
% of FP17s Relating to Free Repair or Replacements	37	7,920	0.5%	0.5%	0.6%	0.8%
% of FP17s Relating to Continuations	90	7,920	1.1%	0.9%	0.9%	1.3%
% of Patients satisfied with the dentistry they have received	5	5	N/A	89.2%	90.3%	92.7%
% of Patients satisfied with the time they had to wait for an appointment	5	5	N/A	81.2%	83.8%	88.8%

\* This is based on patients treated on this contract for their most recent course of treatment. Figures in italics indicate the base number of FP17s or Patient Questionnaire responses are less than 100. N/A is shown where the base number of responses is less than 10 during the period. % is calculated as Quantity/Base number\*100



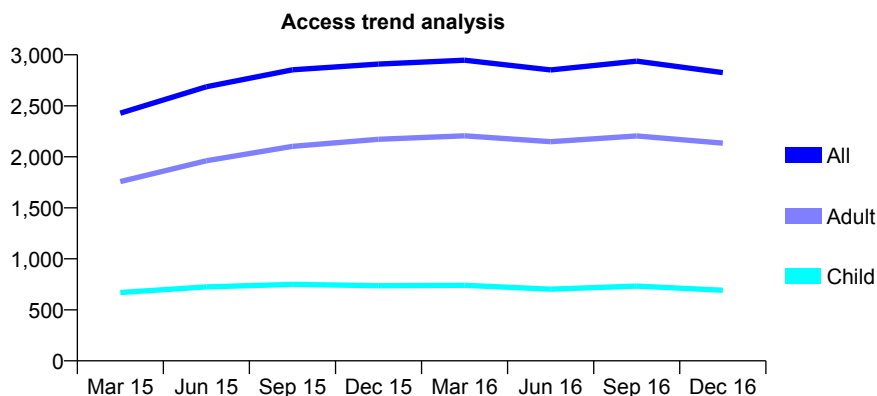
## Q61 - Vital Signs At a Glance Contract Report for 178969/0001 - December 2016

Name or company name	Mr D T Patel & Mrs B Patel
Contract type name	GDS Contract
Purpose of contract	General
Contract start date	05/09/2013
Contract end date	

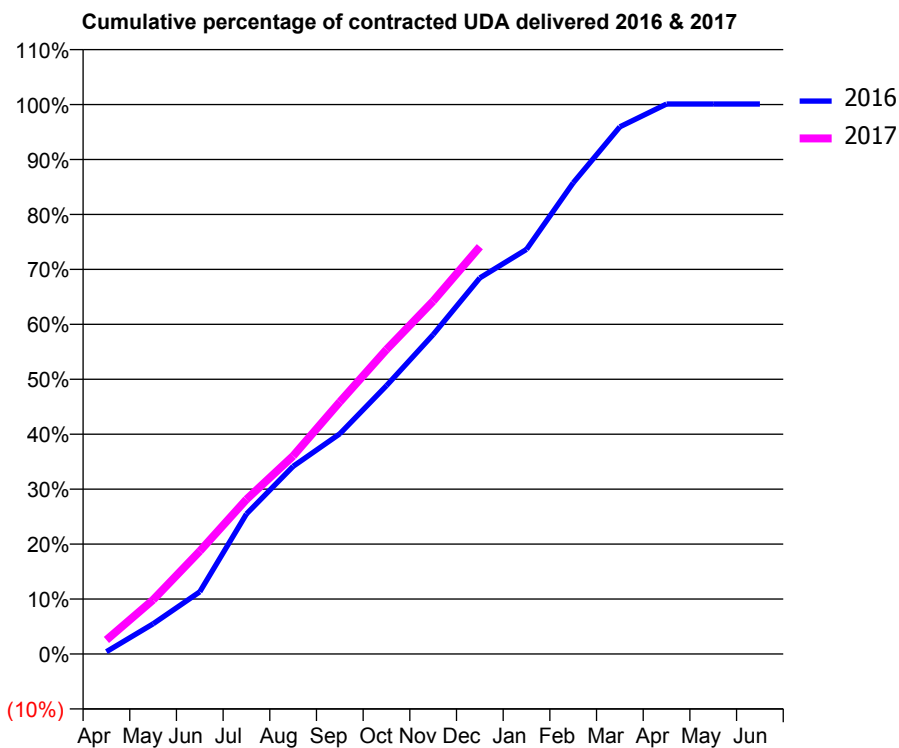
16/17 Contracted general activity (UDA)	10,107
Carry forward general activity (UDA)	-10
16/17 Contracted orthodontic activity (UOA)	0
Carry forward orthodontic activity (UOA)	0
Baseline contract value	£366,854.89

### ACCESS\*

Patients seen in 24 months	Total	Change since previous quarter
Quarter ending December 2015	2,909	
Quarter ending March 2016	2,947	→
Quarter ending June 2016	2,851	↓
Quarter ending September 2016	2,938	↑
Quarter ending December 2016	2,826	↓
<b>Variance since December 2015</b>	<b>(2.9%)</b>	<b>↓</b>



### ACTIVITY



Month	Adjusted Scheduled Activity (UDA)	
	2016	2017
April	43	259
May	556	996
June	1,143	1,893
July	2,577	2,844
August	3,451	3,644
September	4,050	4,637
October	4,937	5,600
November	5,875	6,492
December	6,918	7,493
January	7,444	
February	8,666	
March	9,696	
April	10,116	
May	10,117	
June	10,117	

### QUALITY

	Quantity	Base Number	Contract	AT	Region	England
% of FP17s for the same patient ID Re-attending within 3 months - Children	58	554	10.5%	11.3%	11.9%	12.4%
% of FP17s for the same patient ID Re-attending within 3 months - Adults	405	1,701	23.8%	16.3%	17.1%	16.6%
% of FP17s for the same patient ID Re-attending between 3 & 9 months - Children	148	554	26.7%	41.7%	46.2%	57.5%
% of FP17s for the same patient ID Re-attending between 3 & 9 months - Adults	416	1,701	24.5%	35.2%	37.8%	50.4%
% of FP17s for Band 1 Urgent Courses	214	2,157	9.9%	10.7%	10.6%	9.1%
% of FP17s Relating to Free Repair or Replacements	14	2,157	0.6%	0.5%	0.6%	0.8%
% of FP17s Relating to Continuations	0	2,157	0.0%	0.9%	0.9%	1.3%
% of Patients satisfied with the dentistry they have received	0	0	N/A	89.2%	90.3%	92.7%
% of Patients satisfied with the time they had to wait for an appointment	0	0	N/A	81.2%	83.8%	88.8%

\* This is based on patients treated on this contract for their most recent course of treatment. Figures in italics indicate the base number of FP17s or Patient Questionnaire responses are less than 100. N/A is shown where the base number of responses is less than 10 during the period. % is calculated as Quantity/Base number\*100

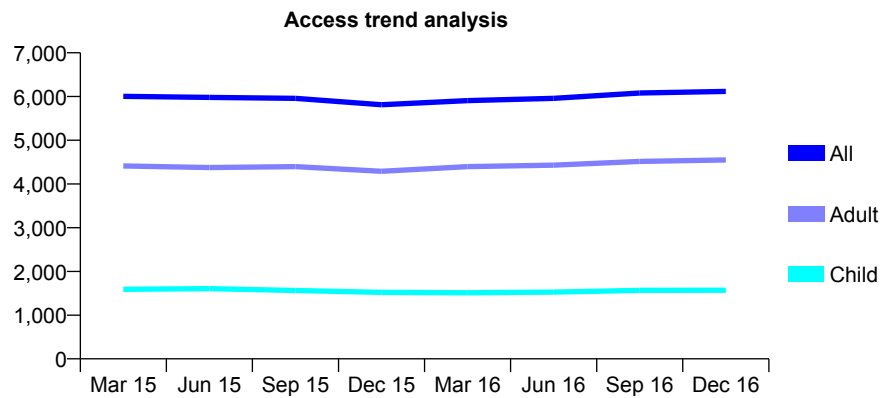
## Q61 - Vital Signs At a Glance Contract Report for 179450/0001 - December 2016

Name or company name	Inglehurst Dental Practice Ltd
Contract type name	GDS Contract
Purpose of contract	General
Contract start date	01/06/2011
Contract end date	

16/17 Contracted general activity (UDA)	16,064
Carry forward general activity (UDA)	-321
16/17 Contracted orthodontic activity (UOA)	0
Carry forward orthodontic activity (UOA)	0
Baseline contract value	£412,770.97

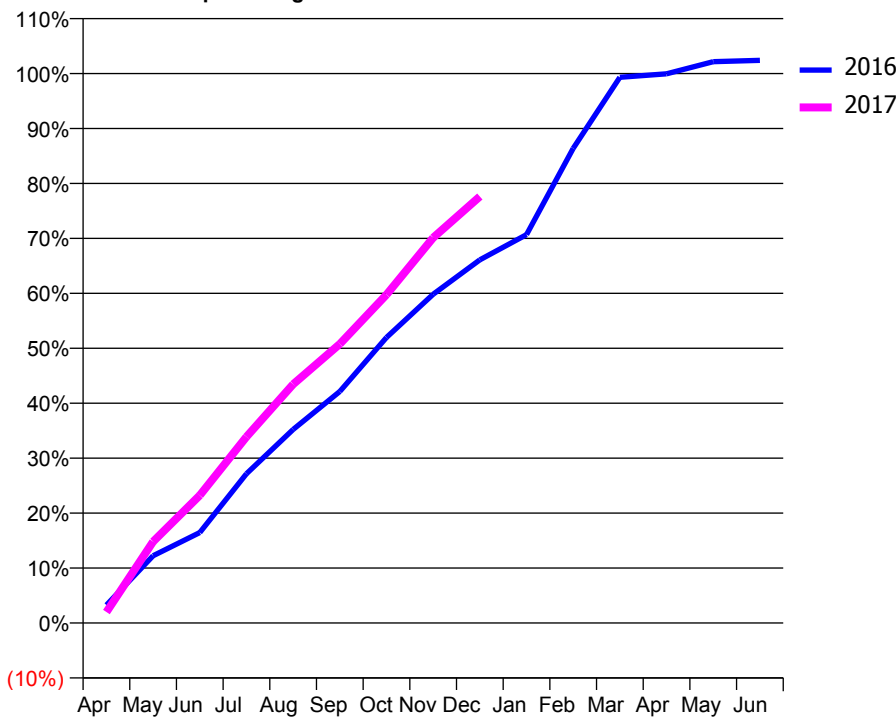
### ACCESS\*

Patients seen in 24 months	Total	Change since previous quarter
Quarter ending December 2015	5,812	
Quarter ending March 2016	5,907	→
Quarter ending June 2016	5,959	→
Quarter ending September 2016	6,081	↑
Quarter ending December 2016	6,117	→
<b>Variance since December 2015</b>	<b>5.2%</b>	<b>↑</b>



### ACTIVITY

Cumulative percentage of contracted UDA delivered 2016 & 2017



Month	Adjusted Scheduled Activity (UDA)	
	2016	2017
April	525	321
May	1,968	2,380
June	2,644	3,732
July	4,364	5,444
August	5,659	6,980
September	6,769	8,159
October	8,348	9,601
November	9,609	11,265
December	10,616	12,468
January	11,355	
February	13,874	
March	15,954	
April	16,053	
May	16,410	
June	16,448	

### QUALITY

	Quantity	Base Number	Contract	AT	Region	England
% of FP17s for the same patient ID Re-attending within 3 months - Children	77	1,271	6.1%	11.3%	11.9%	12.4%
% of FP17s for the same patient ID Re-attending within 3 months - Adults	431	3,261	13.2%	16.3%	17.1%	16.6%
% of FP17s for the same patient ID Re-attending between 3 & 9 months - Children	485	1,271	38.2%	41.7%	46.2%	57.5%
% of FP17s for the same patient ID Re-attending between 3 & 9 months - Adults	1,038	3,261	31.8%	35.2%	37.8%	50.4%
% of FP17s for Band 1 Urgent Courses	336	3,918	8.6%	10.7%	10.6%	9.1%
% of FP17s Relating to Free Repair or Replacements	34	3,918	0.9%	0.5%	0.6%	0.8%
% of FP17s Relating to Continuations	80	3,918	2.0%	0.9%	0.9%	1.3%
% of Patients satisfied with the dentistry they have received	5	5	N/A	89.2%	90.3%	92.7%
% of Patients satisfied with the time they had to wait for an appointment	4	5	N/A	81.2%	83.8%	88.8%

\* This is based on patients treated on this contract for their most recent course of treatment. Figures in italics indicate the base number of FP17s or Patient Questionnaire responses are less than 100. N/A is shown where the base number of responses is less than 10 during the period. % is calculated as Quantity/Base number\*100

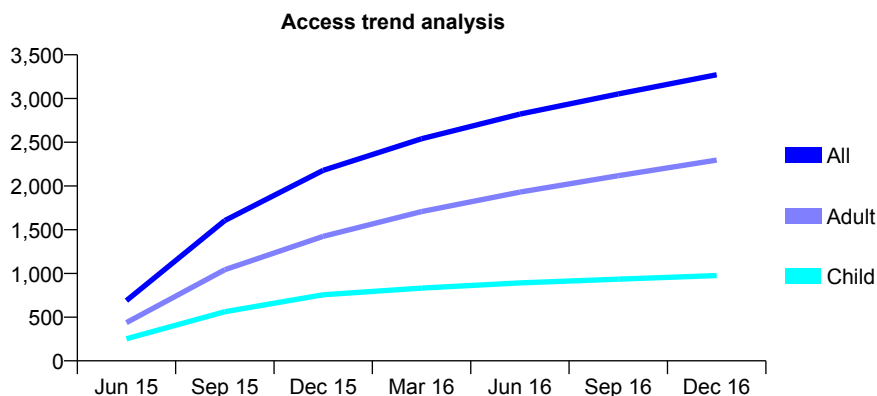
## Q61 - Vital Signs At a Glance Contract Report for 179574/0001 - December 2016

Name or company name	Mr Korb and Mr Joffe
Contract type name	GDS Contract
Purpose of contract	General
Contract start date	01/04/2015
Contract end date	

16/17 Contracted general activity (UDA)	9,314
Carry forward general activity (UDA)	-61
16/17 Contracted orthodontic activity (UOA)	0
Carry forward orthodontic activity (UOA)	0
Baseline contract value	£328,102.69

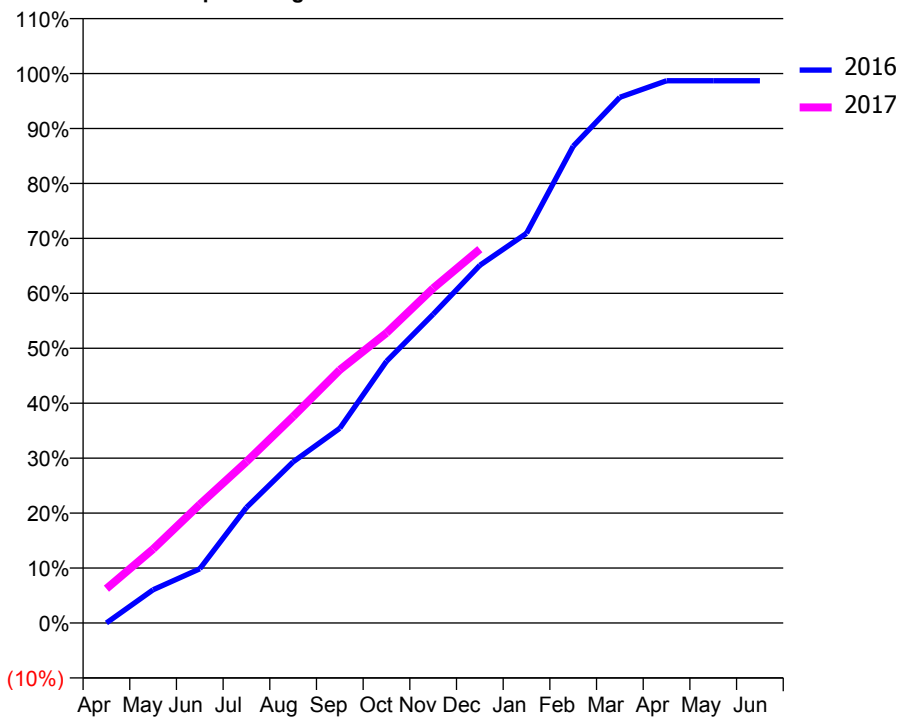
### ACCESS\*

Patients seen in 24 months	Total	Change since previous quarter
Quarter ending December 2015	2,178	
Quarter ending March 2016	2,540	↑
Quarter ending June 2016	2,822	↑
Quarter ending September 2016	3,052	↑
Quarter ending December 2016	3,272	↑
<b>Variance since December 2015</b>	<b>50.2%</b>	<b>↑</b>



### ACTIVITY

**Cumulative percentage of contracted UDA delivered 2016 & 2017**



Month	Adjusted Scheduled Activity (UDA)	
	2016	2017
April	0	583
May	563	1,252
June	919	2,010
July	1,959	2,734
August	2,731	3,500
September	3,300	4,292
October	4,435	4,917
November	5,234	5,674
December	6,062	6,336
January	6,605	
February	8,082	
March	8,912	
April	9,192	
May	9,192	
June	9,192	

### QUALITY

	Quantity	Base Number	Contract	AT	Region	England
% of FP17s for the same patient ID Re-attending within 3 months - Children	52	963	5.4%	11.3%	11.9%	12.4%
% of FP17s for the same patient ID Re-attending within 3 months - Adults	211	1,945	10.8%	16.3%	17.1%	16.6%
% of FP17s for the same patient ID Re-attending between 3 & 9 months - Children	484	963	50.3%	41.7%	46.2%	57.5%
% of FP17s for the same patient ID Re-attending between 3 & 9 months - Adults	934	1,945	48.0%	35.2%	37.8%	50.4%
% of FP17s for Band 1 Urgent Courses	180	2,777	6.5%	10.7%	10.6%	9.1%
% of FP17s Relating to Free Repair or Replacements	3	2,777	0.1%	0.5%	0.6%	0.8%
% of FP17s Relating to Continuations	35	2,777	1.3%	0.9%	0.9%	1.3%
% of Patients satisfied with the dentistry they have received	2	2	N/A	89.2%	90.3%	92.7%
% of Patients satisfied with the time they had to wait for an appointment	1	2	N/A	81.2%	83.8%	88.8%

\* This is based on patients treated on this contract for their most recent course of treatment. Figures in italics indicate the base number of FP17s or Patient Questionnaire responses are less than 100. N/A is shown where the base number of responses is less than 10 during the period. % is calculated as Quantity/Base number\*100

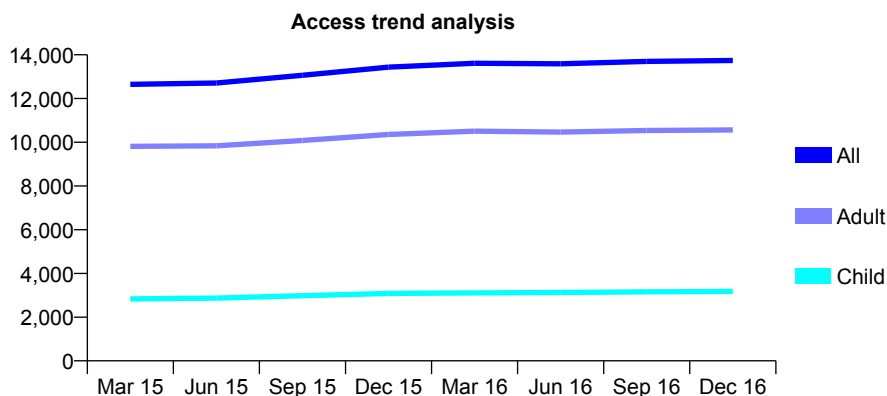
## Q61 - Vital Signs At a Glance Contract Report for 181978/0001 - December 2016

Name or company name	M C DENTISTRY LTD
Contract type name	GDS Contract
Purpose of contract	General
Contract start date	01/04/2006
Contract end date	

16/17 Contracted general activity (UDA)	57,747
Carry forward general activity (UDA)	0
16/17 Contracted orthodontic activity (UOA)	0
Carry forward orthodontic activity (UOA)	0
Baseline contract value	£1,654,574.06

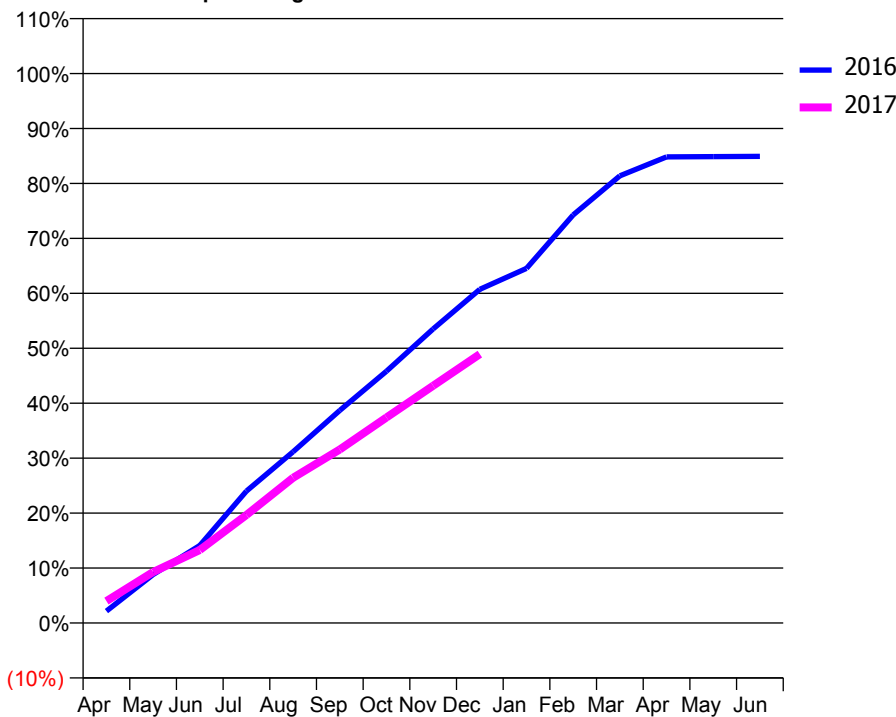
### ACCESS\*

Patients seen in 24 months	Total	Change since previous quarter
Quarter ending December 2015	13,434	
Quarter ending March 2016	13,614	→
Quarter ending June 2016	13,588	→
Quarter ending September 2016	13,698	→
Quarter ending December 2016	13,739	→
<b>Variance since December 2015</b>	<b>2.3%</b>	<b>↑</b>



### ACTIVITY

Cumulative percentage of contracted UDA delivered 2016 & 2017



Month	Adjusted Scheduled Activity (UDA)	
	2016	2017
April	1,250	2,301
May	5,097	5,355
June	8,154	7,678
July	13,866	11,357
August	17,998	15,267
September	22,344	18,235
October	26,459	21,601
November	30,911	24,943
December	35,067	28,251
January	37,269	
February	42,894	
March	46,998	
April	48,980	
May	49,009	
June	49,037	

### QUALITY

	Quantity	Base Number	Contract	AT	Region	England
% of FP17s for the same patient ID Re-attending within 3 months - Children	198	2,688	7.4%	11.3%	11.9%	12.4%
% of FP17s for the same patient ID Re-attending within 3 months - Adults	1,013	8,222	12.3%	16.3%	17.1%	16.6%
% of FP17s for the same patient ID Re-attending between 3 & 9 months - Children	1,061	2,688	39.5%	41.7%	46.2%	57.5%
% of FP17s for the same patient ID Re-attending between 3 & 9 months - Adults	3,269	8,222	39.8%	35.2%	37.8%	50.4%
% of FP17s for Band 1 Urgent Courses	890	10,225	8.7%	10.7%	10.6%	9.1%
% of FP17s Relating to Free Repair or Replacements	55	10,225	0.5%	0.5%	0.6%	0.8%
% of FP17s Relating to Continuations	143	10,225	1.4%	0.9%	0.9%	1.3%
% of Patients satisfied with the dentistry they have received	9	13	69.2%	89.2%	90.3%	92.7%
% of Patients satisfied with the time they had to wait for an appointment	8	13	61.5%	81.2%	83.8%	88.8%

\* This is based on patients treated on this contract for their most recent course of treatment. Figures in italics indicate the base number of FP17s or Patient Questionnaire responses are less than 100. N/A is shown where the base number of responses is less than 10 during the period. % is calculated as Quantity/Base number\*100

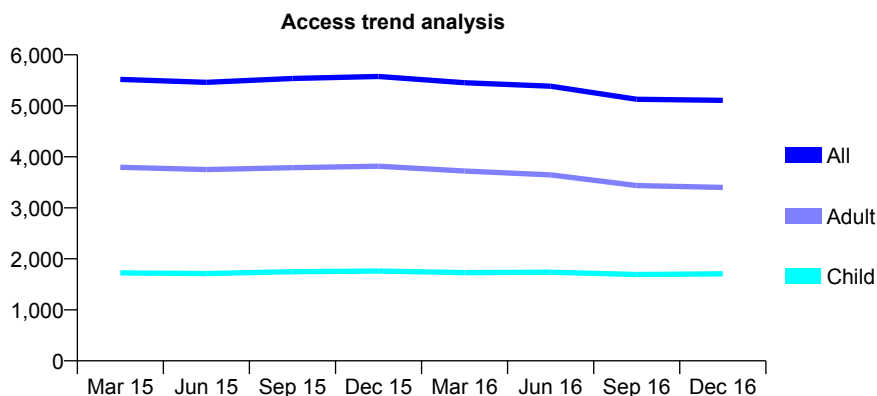
## Q61 - Vital Signs At a Glance Contract Report for 182095/0001 - December 2016

Name or company name	WGDC LTD
Contract type name	GDS Contract
Purpose of contract	General
Contract start date	01/07/2011
Contract end date	

16/17 Contracted general activity (UDA)	12,739
Carry forward general activity (UDA)	-139
16/17 Contracted orthodontic activity (UOA)	0
Carry forward orthodontic activity (UOA)	0
Baseline contract value	£350,281.61

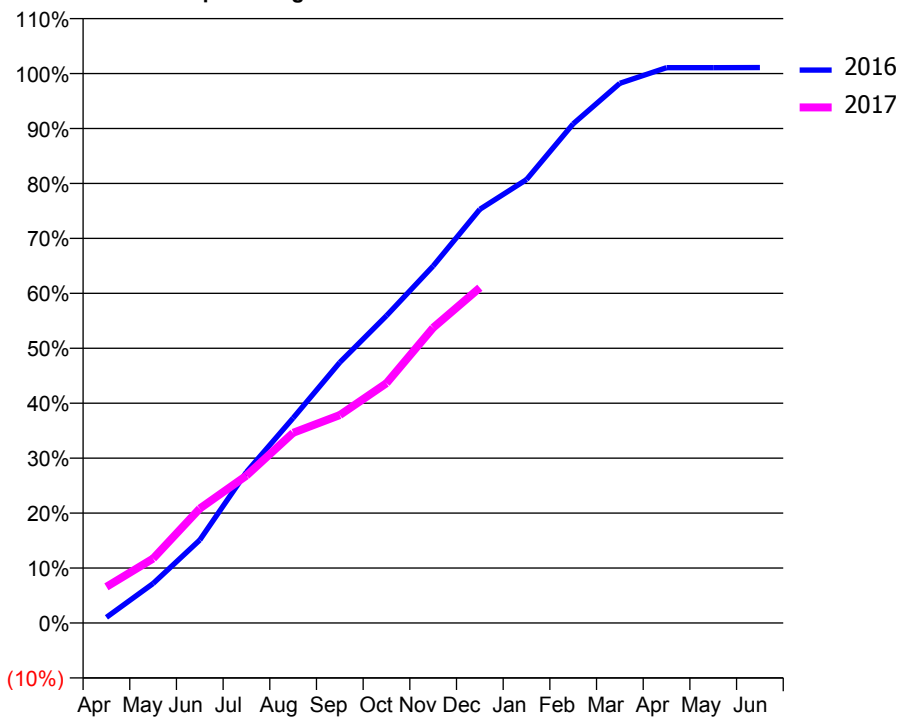
### ACCESS\*

Patients seen in 24 months	Total	Change since previous quarter
Quarter ending December 2015	5,576	
Quarter ending March 2016	5,451	↓
Quarter ending June 2016	5,385	↓
Quarter ending September 2016	5,129	↓
Quarter ending December 2016	5,106	→
<b>Variance since December 2015</b>	<b>(8.4%)</b>	<b>↓</b>



### ACTIVITY

Cumulative percentage of contracted UDA delivered 2016 & 2017



Month	Adjusted Scheduled Activity (UDA)	
	2016	2017
April	132	841
May	917	1,496
June	1,925	2,654
July	3,502	3,417
August	4,752	4,411
September	6,041	4,822
October	7,125	5,561
November	8,276	6,845
December	9,591	7,774
January	10,281	
February	11,573	
March	12,512	
April	12,873	
May	12,873	
June	12,878	

### QUALITY

	Quantity	Base Number	Contract	AT	Region	England
% of FP17s for the same patient ID Re-attending within 3 months - Children	80	1,265	6.3%	11.3%	11.9%	12.4%
% of FP17s for the same patient ID Re-attending within 3 months - Adults	379	2,301	16.5%	16.3%	17.1%	16.6%
% of FP17s for the same patient ID Re-attending between 3 & 9 months - Children	374	1,265	29.6%	41.7%	46.2%	57.5%
% of FP17s for the same patient ID Re-attending between 3 & 9 months - Adults	606	2,301	26.3%	35.2%	37.8%	50.4%
% of FP17s for Band 1 Urgent Courses	253	2,881	8.8%	10.7%	10.6%	9.1%
% of FP17s Relating to Free Repair or Replacements	30	2,881	1.0%	0.5%	0.6%	0.8%
% of FP17s Relating to Continuations	27	2,881	0.9%	0.9%	0.9%	1.3%
% of Patients satisfied with the dentistry they have received	4	5	N/A	89.2%	90.3%	92.7%
% of Patients satisfied with the time they had to wait for an appointment	3	5	N/A	81.2%	83.8%	88.8%

\* This is based on patients treated on this contract for their most recent course of treatment. Figures in italics indicate the base number of FP17s or Patient Questionnaire responses are less than 100. N/A is shown where the base number of responses is less than 10 during the period. % is calculated as Quantity/Base number\*100

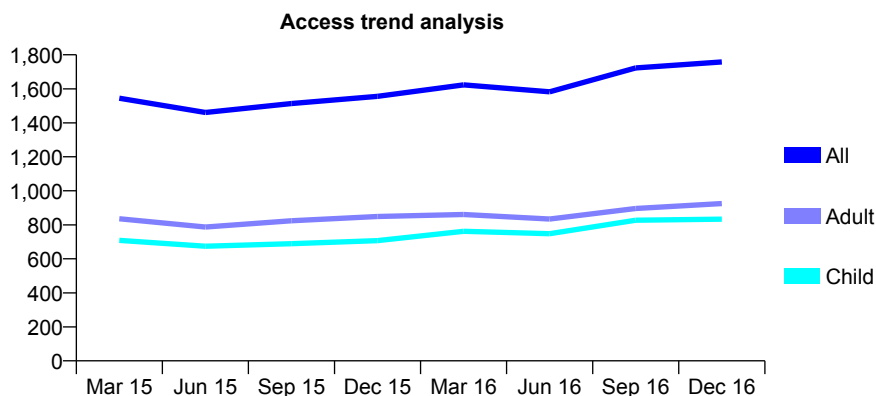
## Q61 - Vital Signs At a Glance Contract Report for 182303/0001 - December 2016

Name or company name	NHS Waltham Forest
Contract type name	PDS Contract
Purpose of contract	General
Contract start date	01/07/2012
Contract end date	30/06/2022

16/17 Contracted general activity (UDA)	4,000
Carry forward general activity (UDA)	0
16/17 Contracted orthodontic activity (UOA)	0
Carry forward orthodontic activity (UOA)	0
Baseline contract value	£0.00

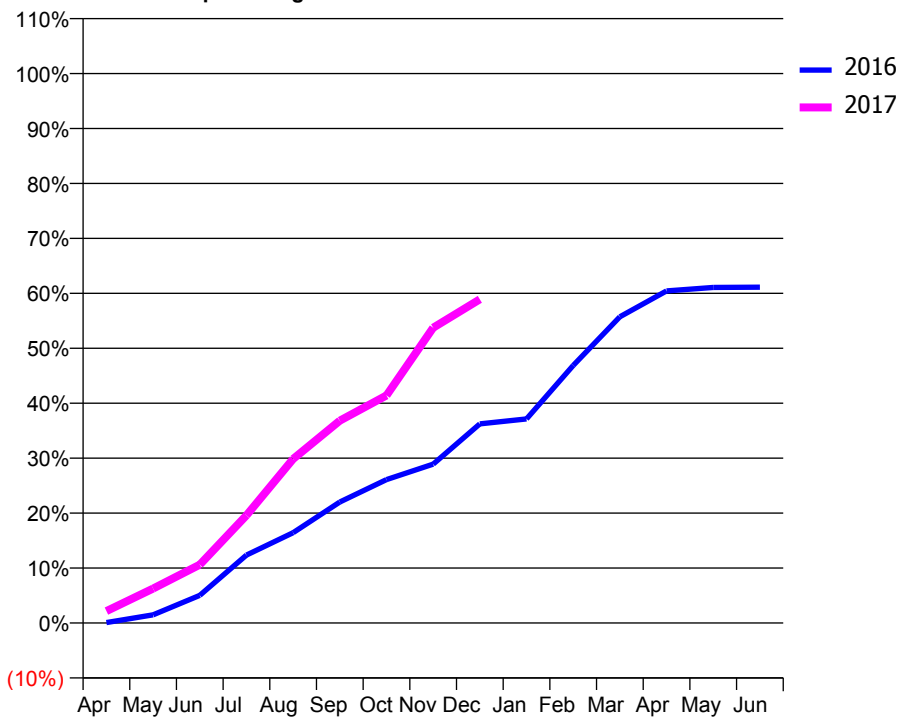
### ACCESS\*

Patients seen in 24 months	Total	Change since previous quarter
Quarter ending December 2015	1,556	
Quarter ending March 2016	1,623	↑
Quarter ending June 2016	1,582	↓
Quarter ending September 2016	1,723	↑
Quarter ending December 2016	1,758	↑
<b>Variance since December 2015</b>	<b>13.0%</b>	<b>↑</b>



### ACTIVITY

Cumulative percentage of contracted UDA delivered 2016 & 2017



Month	Adjusted Scheduled Activity (UDA)	
	2016	2017
April	3	87
May	60	251
June	202	424
July	495	783
August	658	1,195
September	881	1,473
October	1,044	1,656
November	1,157	2,149
December	1,450	2,356
January	1,486	
February	1,875	
March	2,229	
April	2,417	
May	2,442	
June	2,444	

### QUALITY

	Quantity	Base Number	Contract	AT	Region	England
% of FP17s for the same patient ID Re-attending within 3 months - Children	39	687	5.7%	11.3%	11.9%	12.4%
% of FP17s for the same patient ID Re-attending within 3 months - Adults	35	658	5.3%	16.3%	17.1%	16.6%
% of FP17s for the same patient ID Re-attending between 3 & 9 months - Children	169	687	24.6%	41.7%	46.2%	57.5%
% of FP17s for the same patient ID Re-attending between 3 & 9 months - Adults	173	658	26.3%	35.2%	37.8%	50.4%
% of FP17s for Band 1 Urgent Courses	37	1,212	3.1%	10.7%	10.6%	9.1%
% of FP17s Relating to Free Repair or Replacements	0	1,212	0.0%	0.5%	0.6%	0.8%
% of FP17s Relating to Continuations	4	1,212	0.3%	0.9%	0.9%	1.3%
% of Patients satisfied with the dentistry they have received	1	1	N/A	89.2%	90.3%	92.7%
% of Patients satisfied with the time they had to wait for an appointment	0	1	N/A	81.2%	83.8%	88.8%

\* This is based on patients treated on this contract for their most recent course of treatment. Figures in italics indicate the base number of FP17s or Patient Questionnaire responses are less than 100. N/A is shown where the base number of responses is less than 10 during the period. % is calculated as Quantity/Base number\*100

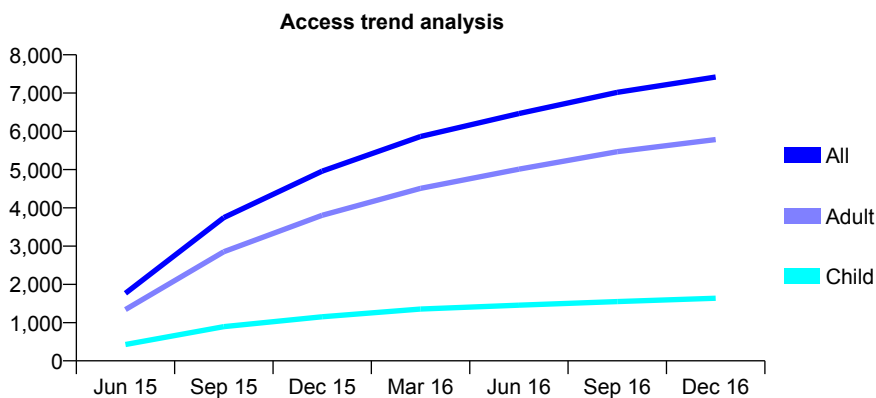
## Q61 - Vital Signs At a Glance Contract Report for 182346/0001 - December 2016

Name or company name	Trinity Dental Surgery Ltd
Contract type name	GDS Contract
Purpose of contract	General
Contract start date	01/04/2015
Contract end date	

16/17 Contracted general activity (UDA)	19,476
Carry forward general activity (UDA)	637
16/17 Contracted orthodontic activity (UOA)	0
Carry forward orthodontic activity (UOA)	0
Baseline contract value	£521,986.70

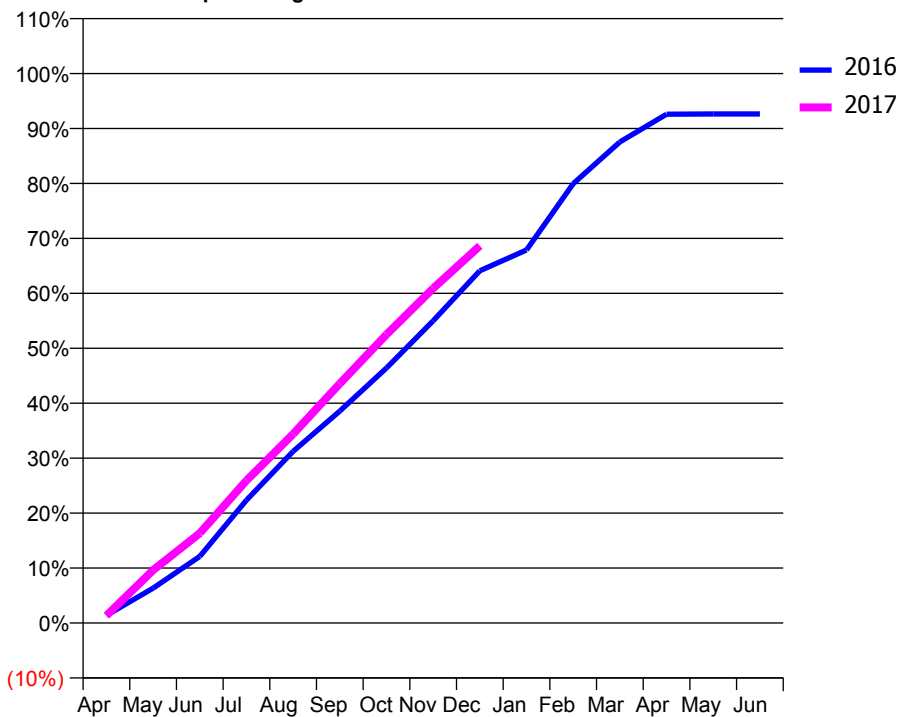
### ACCESS\*

Patients seen in 24 months	Total	Change since previous quarter
Quarter ending December 2015	4,957	
Quarter ending March 2016	5,864	↑
Quarter ending June 2016	6,465	↑
Quarter ending September 2016	7,017	↑
Quarter ending December 2016	7,419	↑
<b>Variance since December 2015</b>	<b>49.7%</b>	<b>↑</b>



### ACTIVITY

Cumulative percentage of contracted UDA delivered 2016 & 2017



Month	Adjusted Scheduled Activity (UDA)	
	2016	2017
April	273	263
May	1,234	1,876
June	2,363	3,183
July	4,354	5,052
August	6,086	6,700
September	7,512	8,488
October	9,041	10,225
November	10,711	11,860
December	12,485	13,370
January	13,222	
February	15,573	
March	17,048	
April	18,033	
May	18,042	
June	18,045	

### QUALITY

	Quantity	Base Number	Contract	AT	Region	England
% of FP17s for the same patient ID Re-attending within 3 months - Children	98	1,490	6.6%	11.3%	11.9%	12.4%
% of FP17s for the same patient ID Re-attending within 3 months - Adults	1,030	5,770	17.9%	16.3%	17.1%	16.6%
% of FP17s for the same patient ID Re-attending between 3 & 9 months - Children	642	1,490	43.1%	41.7%	46.2%	57.5%
% of FP17s for the same patient ID Re-attending between 3 & 9 months - Adults	2,260	5,770	39.2%	35.2%	37.8%	50.4%
% of FP17s for Band 1 Urgent Courses	604	6,782	8.9%	10.7%	10.6%	9.1%
% of FP17s Relating to Free Repair or Replacements	50	6,782	0.7%	0.5%	0.6%	0.8%
% of FP17s Relating to Continuations	205	6,782	3.0%	0.9%	0.9%	1.3%
% of Patients satisfied with the dentistry they have received	7	8	N/A	89.2%	90.3%	92.7%
% of Patients satisfied with the time they had to wait for an appointment	6	8	N/A	81.2%	83.8%	88.8%

\* This is based on patients treated on this contract for their most recent course of treatment. Figures in italics indicate the base number of FP17s or Patient Questionnaire responses are less than 100. N/A is shown where the base number of responses is less than 10 during the period. % is calculated as Quantity/Base number\*100



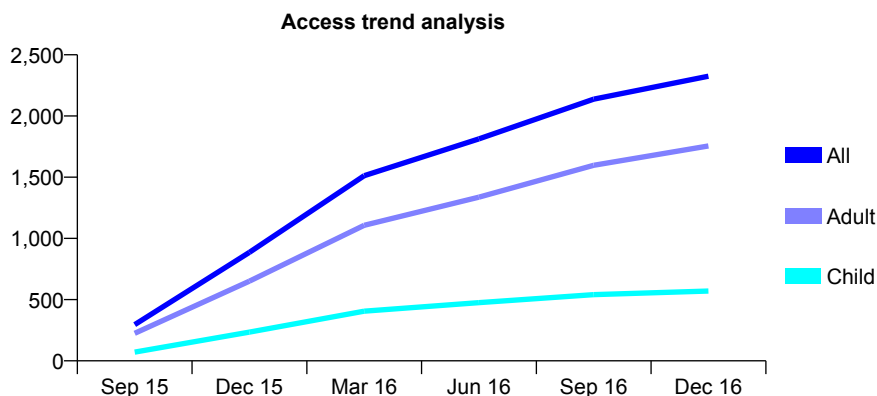
## Q61 - Vital Signs At a Glance Contract Report for 183466/0001 - December 2016

Name or company name	Dharmesh Patel
Contract type name	GDS Contract
Purpose of contract	General
Contract start date	01/08/2015
Contract end date	

16/17 Contracted general activity (UDA)	8,498
Carry forward general activity (UDA)	121
16/17 Contracted orthodontic activity (UOA)	0
Carry forward orthodontic activity (UOA)	0
Baseline contract value	£249,295.13

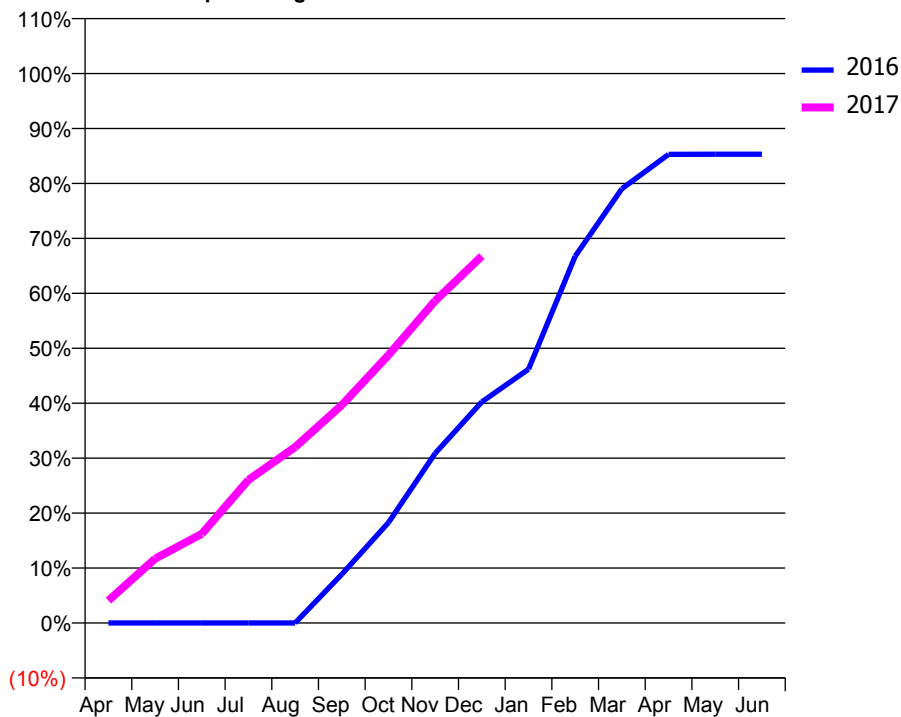
### ACCESS\*

Patients seen in 24 months	Total	Change since previous quarter
Quarter ending December 2015	886	
Quarter ending March 2016	1,513	↑
Quarter ending June 2016	1,813	↑
Quarter ending September 2016	2,138	↑
Quarter ending December 2016	2,325	↑
<b>Variance since December 2015</b>	<b>162.4%</b>	<b>↑</b>



### ACTIVITY

Cumulative percentage of contracted UDA delivered 2016 & 2017



Month	Adjusted Scheduled Activity (UDA)	
	2016	2017
April	0	347
May	0	995
June	0	1,378
July	0	2,214
August	0	2,720
September	503	3,371
October	1,036	4,144
November	1,749	4,983
December	2,281	5,674
January	2,617	
February	3,782	
March	4,478	
April	4,833	
May	4,834	
June	4,833	

### QUALITY

	Quantity	Base Number	Contract	AT	Region	England
% of FP17s for the same patient ID Re-attending within 3 months - Children	53	584	9.1%	11.3%	11.9%	12.4%
% of FP17s for the same patient ID Re-attending within 3 months - Adults	350	1,754	20.0%	16.3%	17.1%	16.6%
% of FP17s for the same patient ID Re-attending between 3 & 9 months - Children	250	584	42.8%	41.7%	46.2%	57.5%
% of FP17s for the same patient ID Re-attending between 3 & 9 months - Adults	503	1,754	28.7%	35.2%	37.8%	50.4%
% of FP17s for Band 1 Urgent Courses	239	2,180	11.0%	10.7%	10.6%	9.1%
% of FP17s Relating to Free Repair or Replacements	39	2,180	1.8%	0.5%	0.6%	0.8%
% of FP17s Relating to Continuations	7	2,180	0.3%	0.9%	0.9%	1.3%
% of Patients satisfied with the dentistry they have received	0	1	N/A	89.2%	90.3%	92.7%
% of Patients satisfied with the time they had to wait for an appointment	0	1	N/A	81.2%	83.8%	88.8%

\* This is based on patients treated on this contract for their most recent course of treatment. Figures in italics indicate the base number of FP17s or Patient Questionnaire responses are less than 100. N/A is shown where the base number of responses is less than 10 during the period. % is calculated as Quantity/Base number\*100

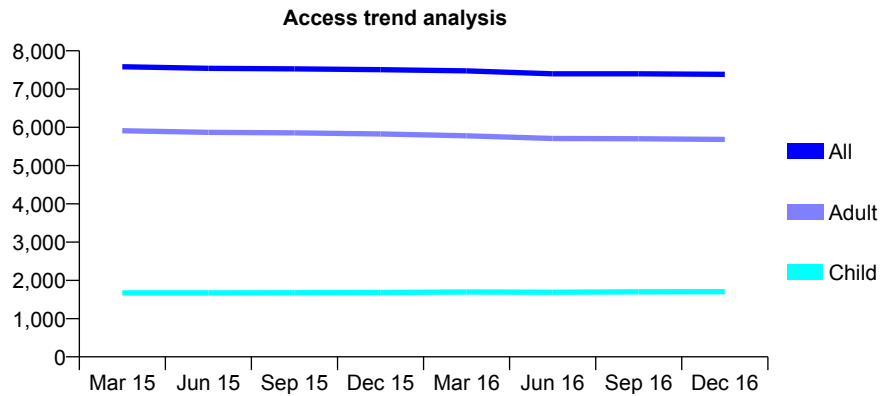
## Q61 - Vital Signs At a Glance Contract Report for 185817/0001 - December 2016

Name or company name	DIPS Dental Surgery
Contract type name	GDS Contract
Purpose of contract	General
Contract start date	01/06/2006
Contract end date	

16/17 Contracted general activity (UDA)	24,000
Carry forward general activity (UDA)	0
16/17 Contracted orthodontic activity (UOA)	0
Carry forward orthodontic activity (UOA)	0
Baseline contract value	£665,041.45

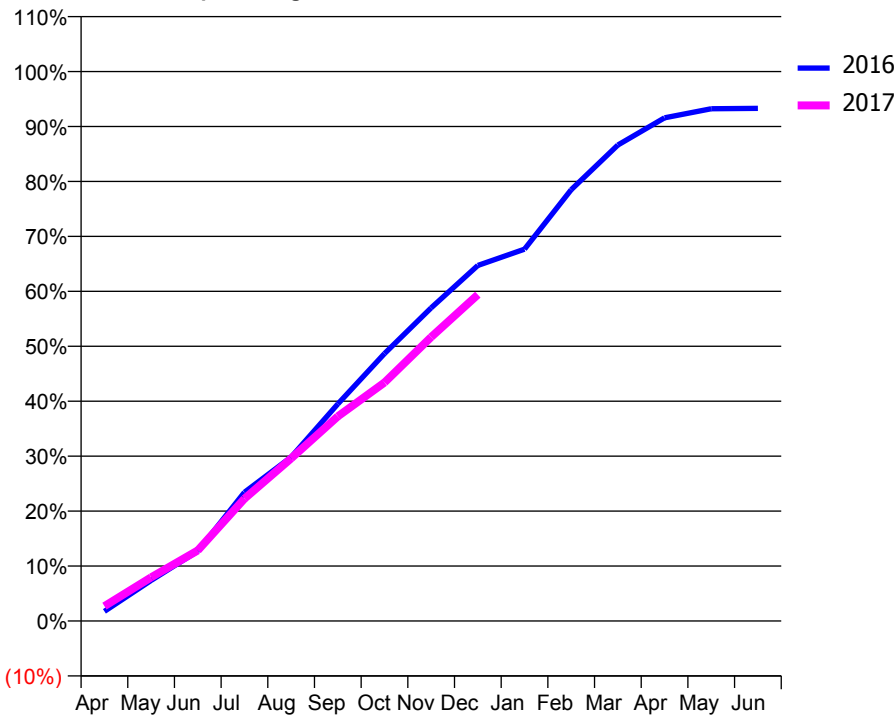
### ACCESS\*

Patients seen in 24 months	Total	Change since previous quarter
Quarter ending December 2015	7,508	
Quarter ending March 2016	7,474	→
Quarter ending June 2016	7,398	↓
Quarter ending September 2016	7,400	→
Quarter ending December 2016	7,385	→
<b>Variance since December 2015</b>	<b>(1.6%)</b>	<b>↓</b>



### ACTIVITY

Cumulative percentage of contracted UDA delivered 2016 & 2017



Month	Adjusted Scheduled Activity (UDA)	
	2016	2017
April	421	647
May	1,771	1,910
June	3,053	3,082
July	5,625	5,346
August	7,163	7,101
September	9,478	8,934
October	11,680	10,417
November	13,676	12,400
December	15,528	14,253
January	16,242	
February	18,838	
March	20,790	
April	21,977	
May	22,372	
June	22,390	

### QUALITY

	Quantity	Base Number	Contract	AT	Region	England
% of FP17s for the same patient ID Re-attending within 3 months - Children	77	1,433	5.4%	11.3%	11.9%	12.4%
% of FP17s for the same patient ID Re-attending within 3 months - Adults	382	4,172	9.2%	16.3%	17.1%	16.6%
% of FP17s for the same patient ID Re-attending between 3 & 9 months - Children	628	1,433	43.8%	41.7%	46.2%	57.5%
% of FP17s for the same patient ID Re-attending between 3 & 9 months - Adults	1,476	4,172	35.4%	35.2%	37.8%	50.4%
% of FP17s for Band 1 Urgent Courses	317	4,915	6.4%	10.7%	10.6%	9.1%
% of FP17s Relating to Free Repair or Replacements	108	4,915	2.2%	0.5%	0.6%	0.8%
% of FP17s Relating to Continuations	27	4,915	0.5%	0.9%	0.9%	1.3%
% of Patients satisfied with the dentistry they have received	8	8	N/A	89.2%	90.3%	92.7%
% of Patients satisfied with the time they had to wait for an appointment	8	8	N/A	81.2%	83.8%	88.8%

\* This is based on patients treated on this contract for their most recent course of treatment. Figures in italics indicate the base number of FP17s or Patient Questionnaire responses are less than 100. N/A is shown where the base number of responses is less than 10 during the period. % is calculated as Quantity/Base number\*100

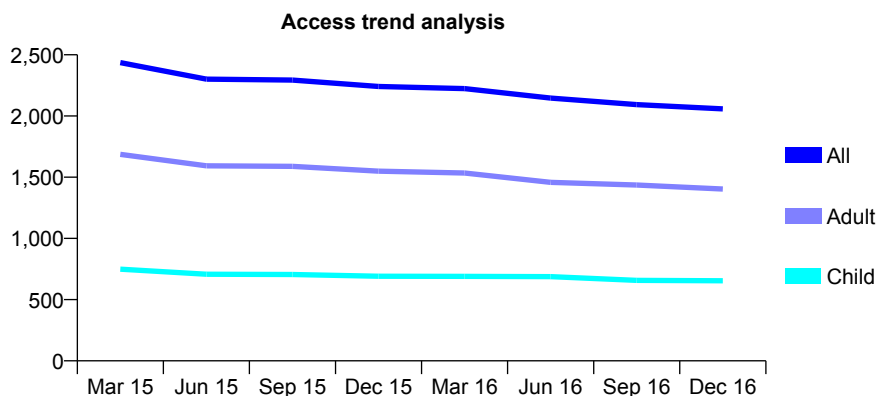
## Q61 - Vital Signs At a Glance Contract Report for 187062/0001 - December 2016

Name or company name	I E Barmania and A Vawda
Contract type name	GDS Contract
Purpose of contract	General
Contract start date	26/01/2009
Contract end date	

16/17 Contracted general activity (UDA)	7,047
Carry forward general activity (UDA)	-13
16/17 Contracted orthodontic activity (UOA)	0
Carry forward orthodontic activity (UOA)	0
Baseline contract value	£183,869.90

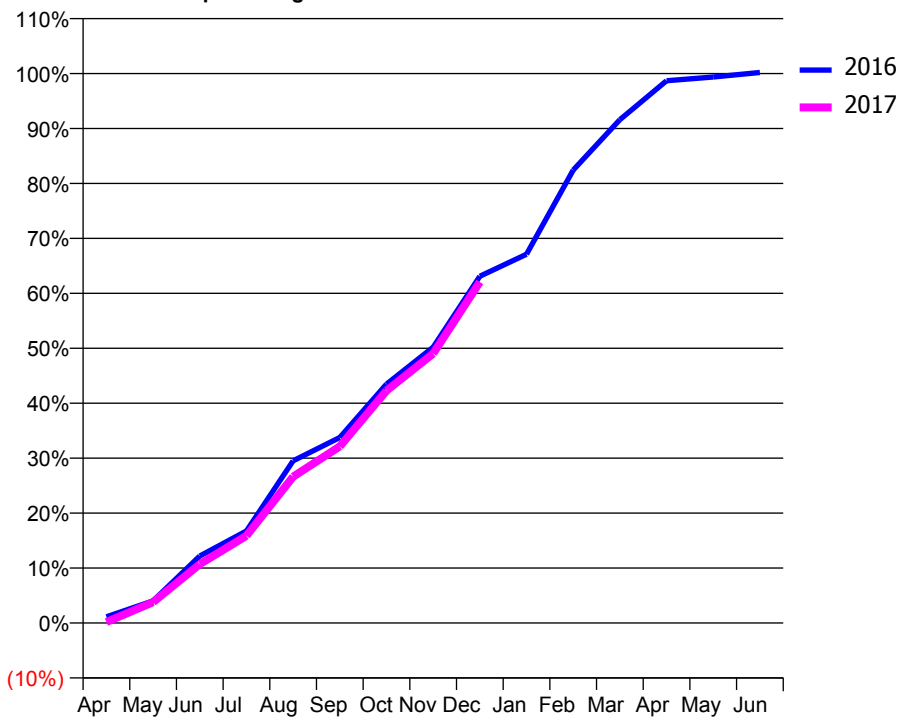
### ACCESS\*

Patients seen in 24 months	Total	Change since previous quarter
Quarter ending December 2015	2,241	
Quarter ending March 2016	2,224	→
Quarter ending June 2016	2,146	↓
Quarter ending September 2016	2,093	↓
Quarter ending December 2016	2,058	↓
<b>Variance since December 2015</b>	<b>(8.2%)</b>	<b>↓</b>



### ACTIVITY

Cumulative percentage of contracted UDA delivered 2016 & 2017



Month	Adjusted Scheduled Activity (UDA)	
	2016	2017
April	79	13
May	285	268
June	859	755
July	1,182	1,118
August	2,081	1,877
September	2,379	2,266
October	3,064	2,979
November	3,538	3,456
December	4,448	4,373
January	4,730	
February	5,809	
March	6,454	
April	6,953	
May	7,002	
June	7,060	

### QUALITY

	Quantity	Base Number	Contract	AT	Region	England
% of FP17s for the same patient ID Re-attending within 3 months - Children	20	564	3.5%	11.3%	11.9%	12.4%
% of FP17s for the same patient ID Re-attending within 3 months - Adults	102	1,157	8.8%	16.3%	17.1%	16.6%
% of FP17s for the same patient ID Re-attending between 3 & 9 months - Children	242	564	42.9%	41.7%	46.2%	57.5%
% of FP17s for the same patient ID Re-attending between 3 & 9 months - Adults	518	1,157	44.8%	35.2%	37.8%	50.4%
% of FP17s for Band 1 Urgent Courses	115	1,567	7.3%	10.7%	10.6%	9.1%
% of FP17s Relating to Free Repair or Replacements	0	1,567	0.0%	0.5%	0.6%	0.8%
% of FP17s Relating to Continuations	8	1,567	0.5%	0.9%	0.9%	1.3%
% of Patients satisfied with the dentistry they have received	5	5	N/A	89.2%	90.3%	92.7%
% of Patients satisfied with the time they had to wait for an appointment	5	5	N/A	81.2%	83.8%	88.8%

\* This is based on patients treated on this contract for their most recent course of treatment. Figures in italics indicate the base number of FP17s or Patient Questionnaire responses are less than 100. N/A is shown where the base number of responses is less than 10 during the period. % is calculated as Quantity/Base number\*100

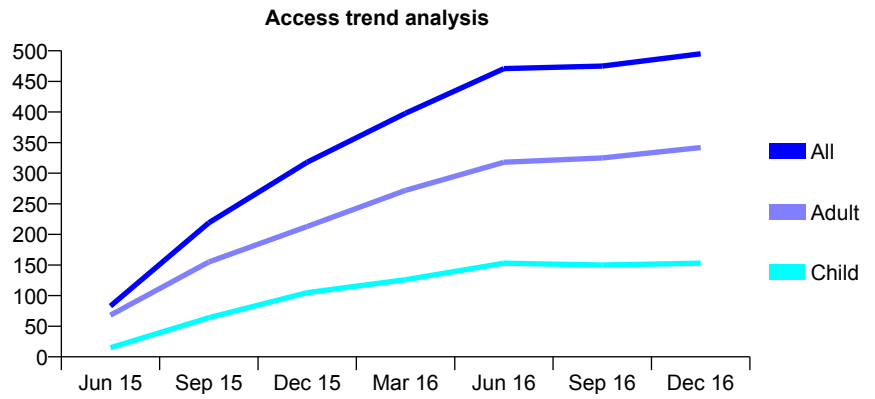
## Q61 - Vital Signs At a Glance Contract Report for 188697/0001 - December 2016

Name or company name	F Mian Dental Surgery
Contract type name	GDS Contract
Purpose of contract	General
Contract start date	01/03/2015
Contract end date	

16/17 Contracted general activity (UDA)	2,177
Carry forward general activity (UDA)	-44
16/17 Contracted orthodontic activity (UOA)	0
Carry forward orthodontic activity (UOA)	0
Baseline contract value	£61,646.55

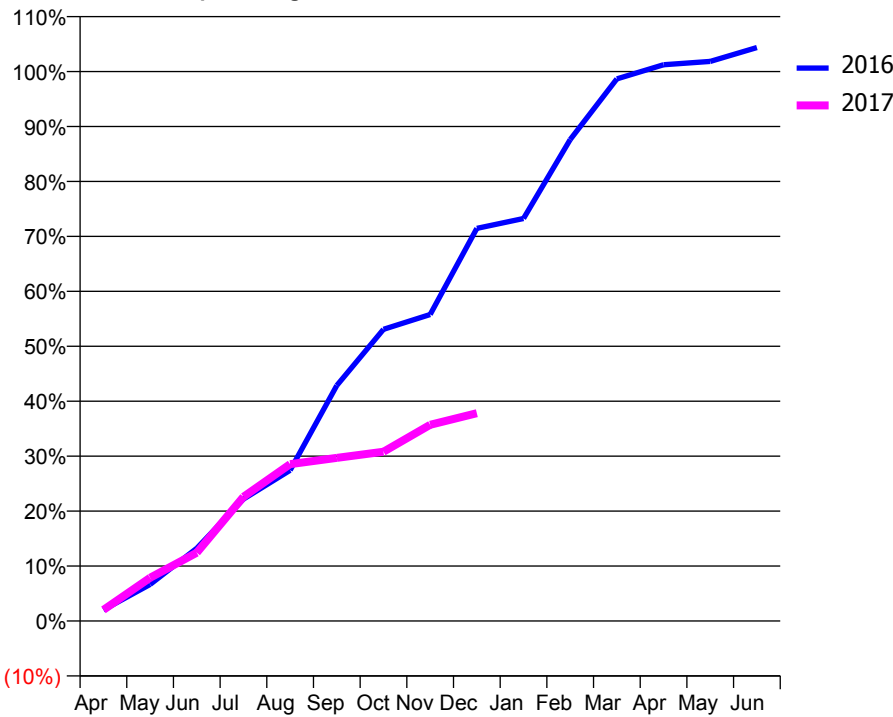
### ACCESS\*

Patients seen in 24 months	Total	Change since previous quarter
Quarter ending December 2015	318	
Quarter ending March 2016	398	↑
Quarter ending June 2016	471	↑
Quarter ending September 2016	475	→
Quarter ending December 2016	495	↑
<b>Variance since December 2015</b>	<b>55.7%</b>	<b>↑</b>



### ACTIVITY

Cumulative percentage of contracted UDA delivered 2016 & 2017



Month	Adjusted Scheduled Activity (UDA)	
	2016	2017
April	44	44
May	145	171
June	288	271
July	483	492
August	597	621
September	933	647
October	1,155	671
November	1,214	778
December	1,556	824
January	1,595	
February	1,908	
March	2,148	
April	2,204	
May	2,217	
June	2,272	

### QUALITY

	Quantity	Base Number	Contract	AT	Region	England
% of FP17s for the same patient ID Re-attending within 3 months - Children	2	64	3.1%	11.3%	11.9%	12.4%
% of FP17s for the same patient ID Re-attending within 3 months - Adults	4	141	2.8%	16.3%	17.1%	16.6%
% of FP17s for the same patient ID Re-attending between 3 & 9 months - Children	11	64	17.2%	41.7%	46.2%	57.5%
% of FP17s for the same patient ID Re-attending between 3 & 9 months - Adults	25	141	17.7%	35.2%	37.8%	50.4%
% of FP17s for Band 1 Urgent Courses	8	167	4.8%	10.7%	10.6%	9.1%
% of FP17s Relating to Free Repair or Replacements	0	167	0.0%	0.5%	0.6%	0.8%
% of FP17s Relating to Continuations	0	167	0.0%	0.9%	0.9%	1.3%
% of Patients satisfied with the dentistry they have received	0	0	N/A	89.2%	90.3%	92.7%
% of Patients satisfied with the time they had to wait for an appointment	0	0	N/A	81.2%	83.8%	88.8%

\* This is based on patients treated on this contract for their most recent course of treatment. Figures in italics indicate the base number of FP17s or Patient Questionnaire responses are less than 100. N/A is shown where the base number of responses is less than 10 during the period. % is calculated as Quantity/Base number\*100

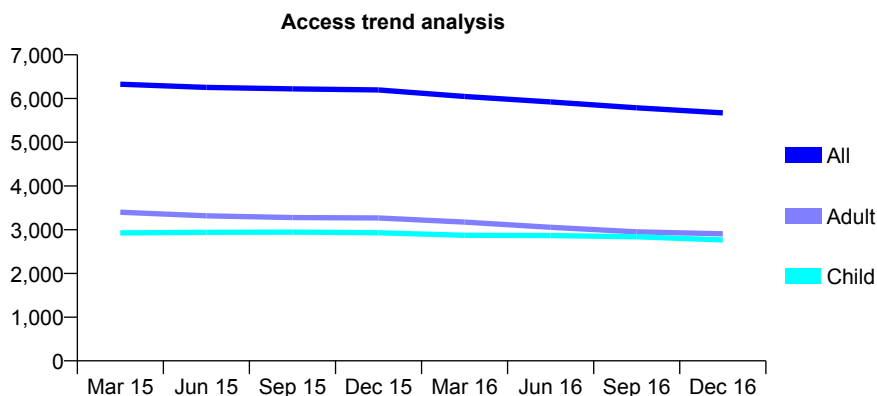
## Q61 - Vital Signs At a Glance Contract Report for 188883/0001 - December 2016

Name or company name	The Angel Dental Practice Ltd
Contract type name	GDS Contract
Purpose of contract	General
Contract start date	01/04/2012
Contract end date	

16/17 Contracted general activity (UDA)	18,415
Carry forward general activity (UDA)	60
16/17 Contracted orthodontic activity (UOA)	0
Carry forward orthodontic activity (UOA)	0
Baseline contract value	£522,284.66

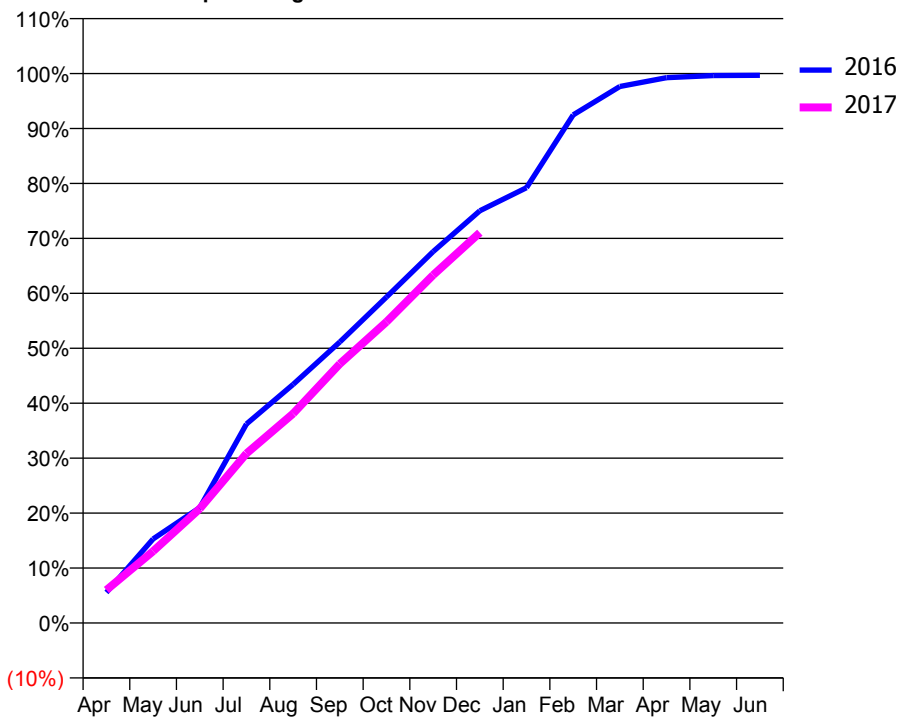
### ACCESS\*

Patients seen in 24 months	Total	Change since previous quarter
Quarter ending December 2015	6,197	
Quarter ending March 2016	6,048	↓
Quarter ending June 2016	5,922	↓
Quarter ending September 2016	5,788	↓
Quarter ending December 2016	5,671	↓
<b>Variance since December 2015</b>	<b>(8.5%)</b>	<b>↓</b>



### ACTIVITY

Cumulative percentage of contracted UDA delivered 2016 & 2017



### QUALITY

	Quantity	Base Number	Contract	AT	Region	England
% of FP17s for the same patient ID Re-attending within 3 months - Children	309	2,721	11.4%	11.3%	11.9%	12.4%
% of FP17s for the same patient ID Re-attending within 3 months - Adults	584	2,573	22.7%	16.3%	17.1%	16.6%
% of FP17s for the same patient ID Re-attending between 3 & 9 months - Children	1,068	2,721	39.3%	41.7%	46.2%	57.5%
% of FP17s for the same patient ID Re-attending between 3 & 9 months - Adults	872	2,573	33.9%	35.2%	37.8%	50.4%
% of FP17s for Band 1 Urgent Courses	666	5,136	13.0%	10.7%	10.6%	9.1%
% of FP17s Relating to Free Repair or Replacements	31	5,136	0.6%	0.5%	0.6%	0.8%
% of FP17s Relating to Continuations	6	5,136	0.1%	0.9%	0.9%	1.3%
% of Patients satisfied with the dentistry they have received	3	3	N/A	89.2%	90.3%	92.7%
% of Patients satisfied with the time they had to wait for an appointment	2	3	N/A	81.2%	83.8%	88.8%

\* This is based on patients treated on this contract for their most recent course of treatment. Figures in italics indicate the base number of FP17s or Patient Questionnaire responses are less than 100. N/A is shown where the base number of responses is less than 10 during the period. % is calculated as Quantity/Base number\*100

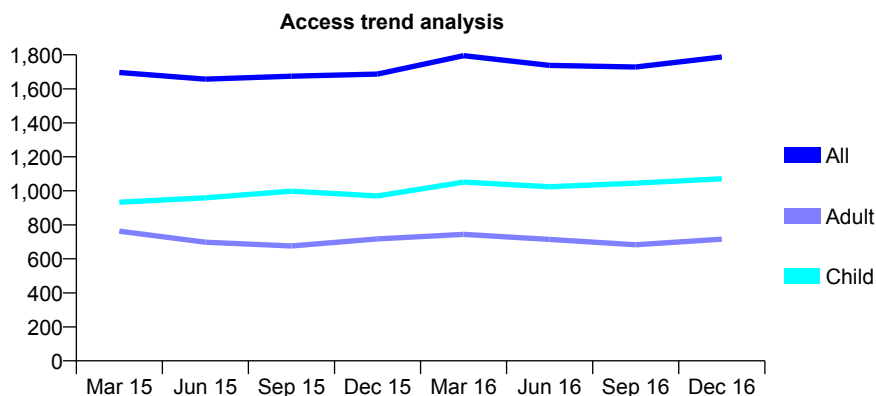
## Q61 - Vital Signs At a Glance Contract Report for 189774/0001 - December 2016

Name or company name	NHS Redbridge
Contract type name	PDS Contract
Purpose of contract	General
Contract start date	01/07/2012
Contract end date	30/06/2022

16/17 Contracted general activity (UDA)	4,000
Carry forward general activity (UDA)	0
16/17 Contracted orthodontic activity (UOA)	0
Carry forward orthodontic activity (UOA)	0
Baseline contract value	£0.00

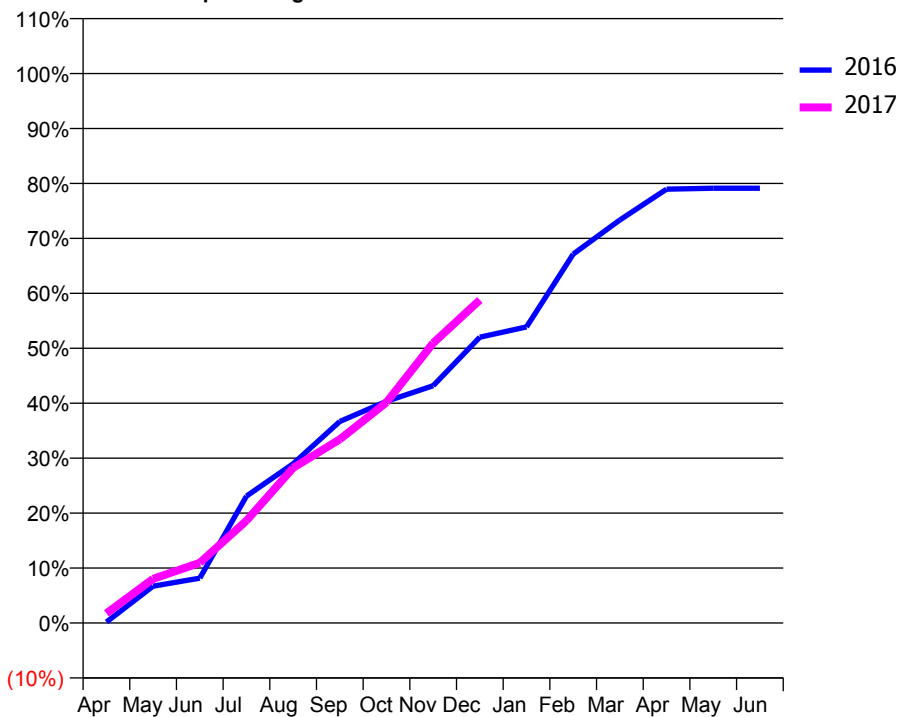
### ACCESS\*

Patients seen in 24 months	Total	Change since previous quarter
Quarter ending December 2015	1,687	
Quarter ending March 2016	1,795	↑
Quarter ending June 2016	1,738	↓
Quarter ending September 2016	1,728	→
Quarter ending December 2016	1,787	↑
<b>Variance since December 2015</b>	<b>5.9%</b>	<b>↑</b>



### ACTIVITY

Cumulative percentage of contracted UDA delivered 2016 & 2017



Month	Adjusted Scheduled Activity (UDA)	
	2016	2017
April	7	70
May	269	322
June	326	439
July	923	745
August	1,159	1,129
September	1,467	1,337
October	1,614	1,606
November	1,727	2,038
December	2,081	2,352
January	2,156	
February	2,685	
March	2,934	
April	3,158	
May	3,165	
June	3,165	

### QUALITY

	Quantity	Base Number	Contract	AT	Region	England
% of FP17s for the same patient ID Re-attending within 3 months - Children	46	881	5.2%	11.3%	11.9%	12.4%
% of FP17s for the same patient ID Re-attending within 3 months - Adults	30	501	6.0%	16.3%	17.1%	16.6%
% of FP17s for the same patient ID Re-attending between 3 & 9 months - Children	139	881	15.8%	41.7%	46.2%	57.5%
% of FP17s for the same patient ID Re-attending between 3 & 9 months - Adults	119	501	23.8%	35.2%	37.8%	50.4%
% of FP17s for Band 1 Urgent Courses	54	1,249	4.3%	10.7%	10.6%	9.1%
% of FP17s Relating to Free Repair or Replacements	5	1,249	0.4%	0.5%	0.6%	0.8%
% of FP17s Relating to Continuations	2	1,249	0.2%	0.9%	0.9%	1.3%
% of Patients satisfied with the dentistry they have received	1	1	N/A	89.2%	90.3%	92.7%
% of Patients satisfied with the time they had to wait for an appointment	0	1	N/A	81.2%	83.8%	88.8%

\* This is based on patients treated on this contract for their most recent course of treatment. Figures in italics indicate the base number of FP17s or Patient Questionnaire responses are less than 100. N/A is shown where the base number of responses is less than 10 during the period. % is calculated as Quantity/Base number\*100

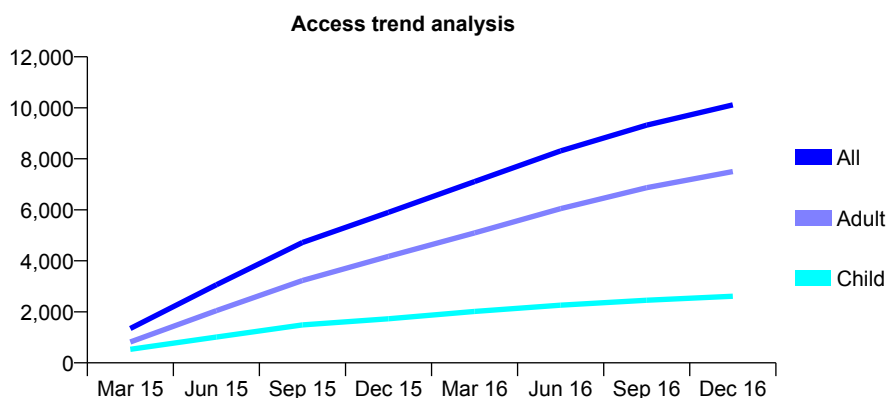
## Q61 - Vital Signs At a Glance Contract Report for 190799/0001 - December 2016

Name or company name	P J Dental Surgery
Contract type name	GDS Contract
Purpose of contract	General and Orthodontic
Contract start date	01/02/2015
Contract end date	

16/17 Contracted general activity (UDA)	29,693
Carry forward general activity (UDA)	330
16/17 Contracted orthodontic activity (UOA)	1,614
Carry forward orthodontic activity (UOA)	7
Baseline contract value	£1,021,883.16

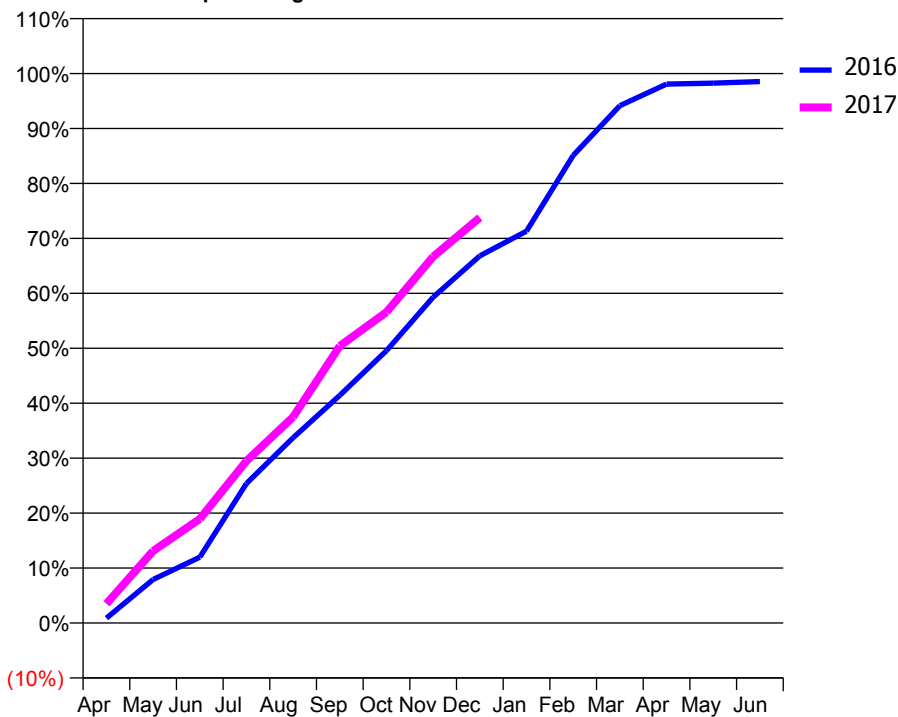
### ACCESS\*

Patients seen in 24 months	Total	Change since previous quarter
Quarter ending December 2015	5,903	
Quarter ending March 2016	7,109	↑
Quarter ending June 2016	8,309	↑
Quarter ending September 2016	9,320	↑
Quarter ending December 2016	10,114	↑
<b>Variance since December 2015</b>	<b>71.3%</b>	<b>↑</b>



### ACTIVITY

Cumulative percentage of contracted UDA delivered 2016 & 2017



Month	Adjusted Scheduled Activity (UDA)	
	2016	2017
April	261	1,043
May	2,354	3,896
June	3,559	5,621
July	7,538	8,760
August	10,010	11,136
September	12,306	14,972
October	14,717	16,803
November	17,606	19,798
December	19,839	21,908
January	21,176	
February	25,269	
March	27,955	
April	29,121	
May	29,173	
June	29,260	

### QUALITY

	Quantity	Base Number	Contract	AT	Region	England
% of FP17s for the same patient ID Re-attending within 3 months - Children	167	2,277	7.3%	11.3%	11.9%	12.4%
% of FP17s for the same patient ID Re-attending within 3 months - Adults	438	5,199	8.4%	16.3%	17.1%	16.6%
% of FP17s for the same patient ID Re-attending between 3 & 9 months - Children	852	2,277	37.4%	41.7%	46.2%	57.5%
% of FP17s for the same patient ID Re-attending between 3 & 9 months - Adults	1,302	5,199	25.0%	35.2%	37.8%	50.4%
% of FP17s for Band 1 Urgent Courses	609	6,980	8.7%	10.7%	10.6%	9.1%
% of FP17s Relating to Free Repair or Replacements	2	6,980	0.0%	0.5%	0.6%	0.8%
% of FP17s Relating to Continuations	52	6,980	0.7%	0.9%	0.9%	1.3%
% of Patients satisfied with the dentistry they have received	3	4	N/A	89.2%	90.3%	92.7%
% of Patients satisfied with the time they had to wait for an appointment	4	4	N/A	81.2%	83.8%	88.8%

\* This is based on patients treated on this contract for their most recent course of treatment. Figures in italics indicate the base number of FP17s or Patient Questionnaire responses are less than 100. N/A is shown where the base number of responses is less than 10 during the period. % is calculated as Quantity/Base number\*100



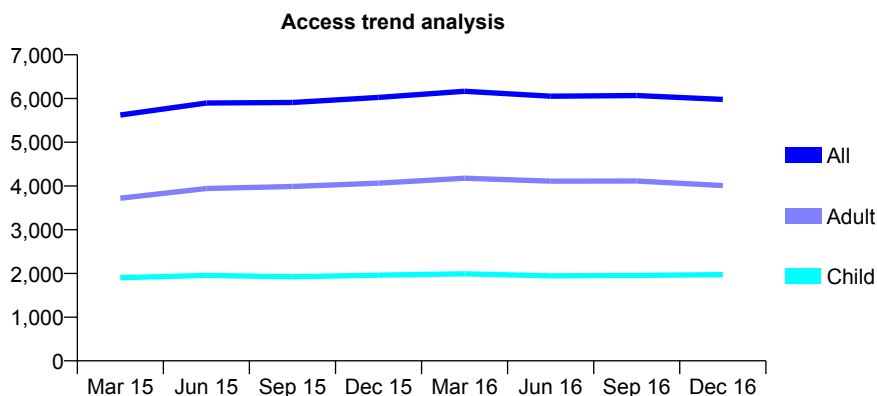
## Q61 - Vital Signs At a Glance Contract Report for 190993/0001 - December 2016

Name or company name	MR JP SHAH and MS M SHAH
Contract type name	GDS Contract
Purpose of contract	General
Contract start date	01/07/2013
Contract end date	

16/17 Contracted general activity (UDA)	20,236
Carry forward general activity (UDA)	-405
16/17 Contracted orthodontic activity (UOA)	0
Carry forward orthodontic activity (UOA)	0
Baseline contract value	£596,831.66

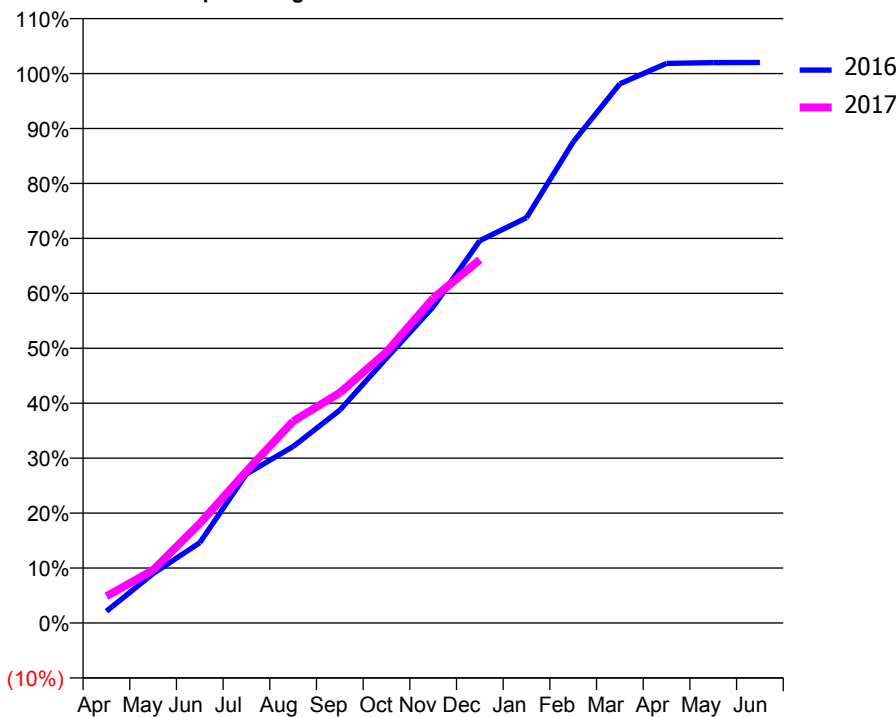
### ACCESS\*

Patients seen in 24 months	Total	Change since previous quarter
Quarter ending December 2015	6,025	
Quarter ending March 2016	6,167	↑
Quarter ending June 2016	6,054	↓
Quarter ending September 2016	6,068	→
Quarter ending December 2016	5,981	↓
<b>Variance since December 2015</b>	<b>(0.7%)</b>	<b>→</b>



### ACTIVITY

Cumulative percentage of contracted UDA delivered 2016 & 2017



Month	Adjusted Scheduled Activity (UDA)	
	2016	2017
April	436	984
May	1,819	1,953
June	2,958	3,668
July	5,487	5,588
August	6,498	7,433
September	7,841	8,480
October	9,756	9,983
November	11,639	11,958
December	14,082	13,379
January	14,927	
February	17,715	
March	19,857	
April	20,608	
May	20,639	
June	20,642	

### QUALITY

	Quantity	Base Number	Contract	AT	Region	England
% of FP17s for the same patient ID Re-attending within 3 months - Children	95	1,663	5.7%	11.3%	11.9%	12.4%
% of FP17s for the same patient ID Re-attending within 3 months - Adults	709	3,644	19.5%	16.3%	17.1%	16.6%
% of FP17s for the same patient ID Re-attending between 3 & 9 months - Children	732	1,663	44.0%	41.7%	46.2%	57.5%
% of FP17s for the same patient ID Re-attending between 3 & 9 months - Adults	1,530	3,644	42.0%	35.2%	37.8%	50.4%
% of FP17s for Band 1 Urgent Courses	539	4,966	10.9%	10.7%	10.6%	9.1%
% of FP17s Relating to Free Repair or Replacements	20	4,966	0.4%	0.5%	0.6%	0.8%
% of FP17s Relating to Continuations	55	4,966	1.1%	0.9%	0.9%	1.3%
% of Patients satisfied with the dentistry they have received	8	9	N/A	89.2%	90.3%	92.7%
% of Patients satisfied with the time they had to wait for an appointment	6	9	N/A	81.2%	83.8%	88.8%

\* This is based on patients treated on this contract for their most recent course of treatment. Figures in italics indicate the base number of FP17s or Patient Questionnaire responses are less than 100. N/A is shown where the base number of responses is less than 10 during the period. % is calculated as Quantity/Base number\*100

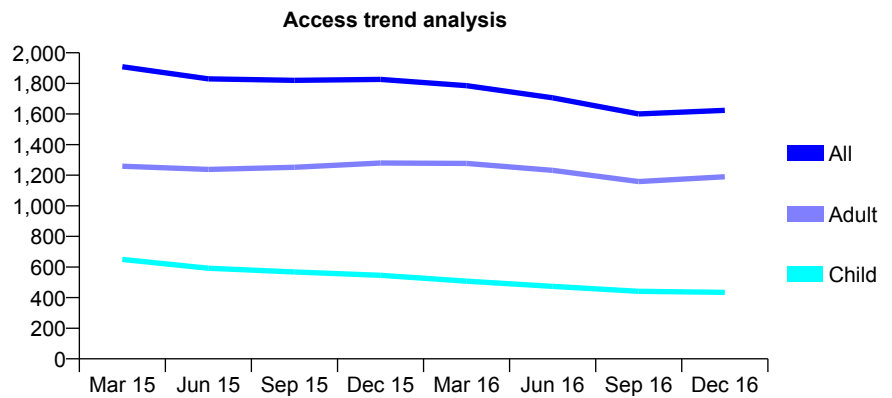
## Q61 - Vital Signs At a Glance Contract Report for 191019/0001 - December 2016

Name or company name	Dental Care
Contract type name	GDS Contract
Purpose of contract	General
Contract start date	01/03/2012
Contract end date	

16/17 Contracted general activity (UDA)	5,037
Carry forward general activity (UDA)	0
16/17 Contracted orthodontic activity (UOA)	0
Carry forward orthodontic activity (UOA)	0
Baseline contract value	£191,891.97

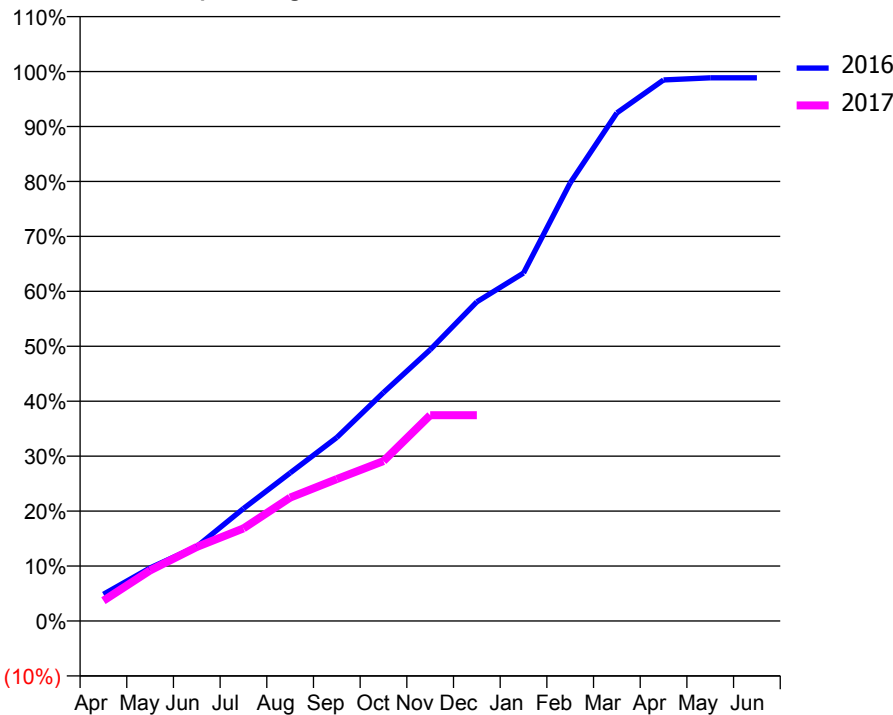
### ACCESS\*

Patients seen in 24 months	Total	Change since previous quarter
Quarter ending December 2015	1,826	
Quarter ending March 2016	1,785	↓
Quarter ending June 2016	1,706	↓
Quarter ending September 2016	1,600	↓
Quarter ending December 2016	1,624	→
<b>Variance since December 2015</b>	<b>(11.1%)</b>	<b>↓</b>



### ACTIVITY

Cumulative percentage of contracted UDA delivered 2016 & 2017



Month	Adjusted Scheduled Activity (UDA)	
	2016	2017
April	245	186
May	487	464
June	683	679
July	1,032	849
August	1,357	1,132
September	1,682	1,301
October	2,095	1,467
November	2,487	1,887
December	2,926	1,887
January	3,189	
February	4,016	
March	4,658	
April	4,960	
May	4,980	
June	4,980	

### QUALITY

	Quantity	Base Number	Contract	AT	Region	England
% of FP17s for the same patient ID Re-attending within 3 months - Children	6	184	3.3%	11.3%	11.9%	12.4%
% of FP17s for the same patient ID Re-attending within 3 months - Adults	71	458	15.5%	16.3%	17.1%	16.6%
% of FP17s for the same patient ID Re-attending between 3 & 9 months - Children	37	184	20.1%	41.7%	46.2%	57.5%
% of FP17s for the same patient ID Re-attending between 3 & 9 months - Adults	122	458	26.6%	35.2%	37.8%	50.4%
% of FP17s for Band 1 Urgent Courses	50	545	9.2%	10.7%	10.6%	9.1%
% of FP17s Relating to Free Repair or Replacements	0	545	0.0%	0.5%	0.6%	0.8%
% of FP17s Relating to Continuations	8	545	1.5%	0.9%	0.9%	1.3%
% of Patients satisfied with the dentistry they have received	1	1	N/A	89.2%	90.3%	92.7%
% of Patients satisfied with the time they had to wait for an appointment	1	1	N/A	81.2%	83.8%	88.8%

\* This is based on patients treated on this contract for their most recent course of treatment. Figures in italics indicate the base number of FP17s or Patient Questionnaire responses are less than 100. N/A is shown where the base number of responses is less than 10 during the period. % is calculated as Quantity/Base number\*100

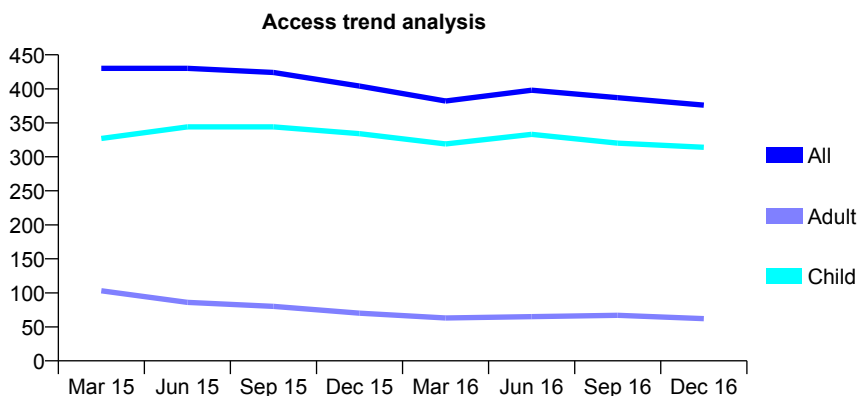
## Q61 - Vital Signs At a Glance Contract Report for 192570/0001 - December 2016

Name or company name	Hampden Clinics Limited
Contract type name	PDS Contract
Purpose of contract	General
Contract start date	01/01/2011
Contract end date	31/03/2017

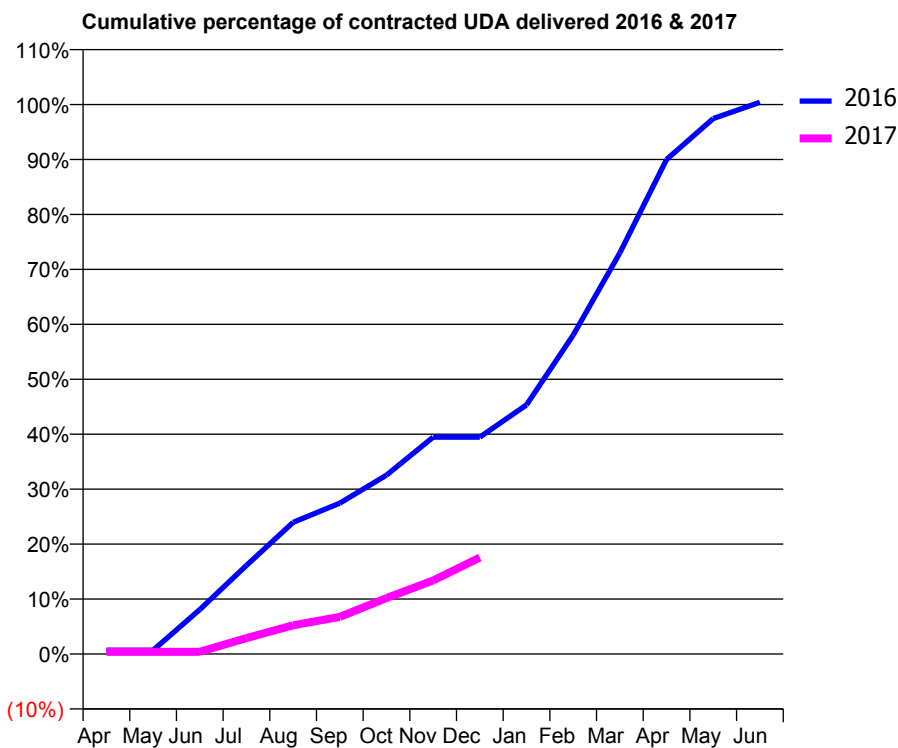
16/17 Contracted general activity (UDA)	1,759
Carry forward general activity (UDA)	-7
16/17 Contracted orthodontic activity (UOA)	0
Carry forward orthodontic activity (UOA)	0
Baseline contract value	£44,501.08

### ACCESS\*

Patients seen in 24 months	Total	Change since previous quarter
Quarter ending December 2015	404	
Quarter ending March 2016	382	↓
Quarter ending June 2016	398	↑
Quarter ending September 2016	387	↓
Quarter ending December 2016	376	↓
<b>Variance since December 2015</b>	<b>(6.9%)</b>	<b>↓</b>



### ACTIVITY



Month	Adjusted Scheduled Activity (UDA)	
	2016	2017
April	12	7
May	12	7
June	142	7
July	284	51
August	422	92
September	483	119
October	573	179
November	694	235
December	694	309
January	798	
February	1,021	
March	1,284	
April	1,583	
May	1,714	
June	1,766	

### QUALITY

	Quantity	Base Number	Contract	AT	Region	England
% of FP17s for the same patient ID Re-attending within 3 months - Children	9	253	3.6%	11.3%	11.9%	12.4%
% of FP17s for the same patient ID Re-attending within 3 months - Adults	0	27	0.0%	16.3%	17.1%	16.6%
% of FP17s for the same patient ID Re-attending between 3 & 9 months - Children	114	253	45.1%	41.7%	46.2%	57.5%
% of FP17s for the same patient ID Re-attending between 3 & 9 months - Adults	8	27	29.6%	35.2%	37.8%	50.4%
% of FP17s for Band 1 Urgent Courses	5	162	3.1%	10.7%	10.6%	9.1%
% of FP17s Relating to Free Repair or Replacements	0	162	0.0%	0.5%	0.6%	0.8%
% of FP17s Relating to Continuations	0	162	0.0%	0.9%	0.9%	1.3%
% of Patients satisfied with the dentistry they have received	0	0	N/A	89.2%	90.3%	92.7%
% of Patients satisfied with the time they had to wait for an appointment	0	0	N/A	81.2%	83.8%	88.8%

\* This is based on patients treated on this contract for their most recent course of treatment. Figures in italics indicate the base number of FP17s or Patient Questionnaire responses are less than 100. N/A is shown where the base number of responses is less than 10 during the period. % is calculated as Quantity/Base number\*100

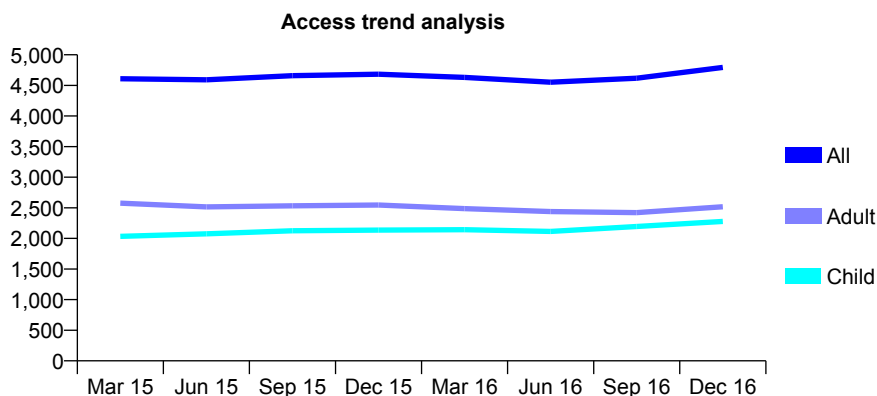
## Q61 - Vital Signs At a Glance Contract Report for 192651/0001 - December 2016

Name or company name	Goodmayes Dental Practice Ltd
Contract type name	GDS Contract
Purpose of contract	General
Contract start date	01/09/2010
Contract end date	

16/17 Contracted general activity (UDA)	13,676
Carry forward general activity (UDA)	379
16/17 Contracted orthodontic activity (UOA)	0
Carry forward orthodontic activity (UOA)	0
Baseline contract value	£431,540.80

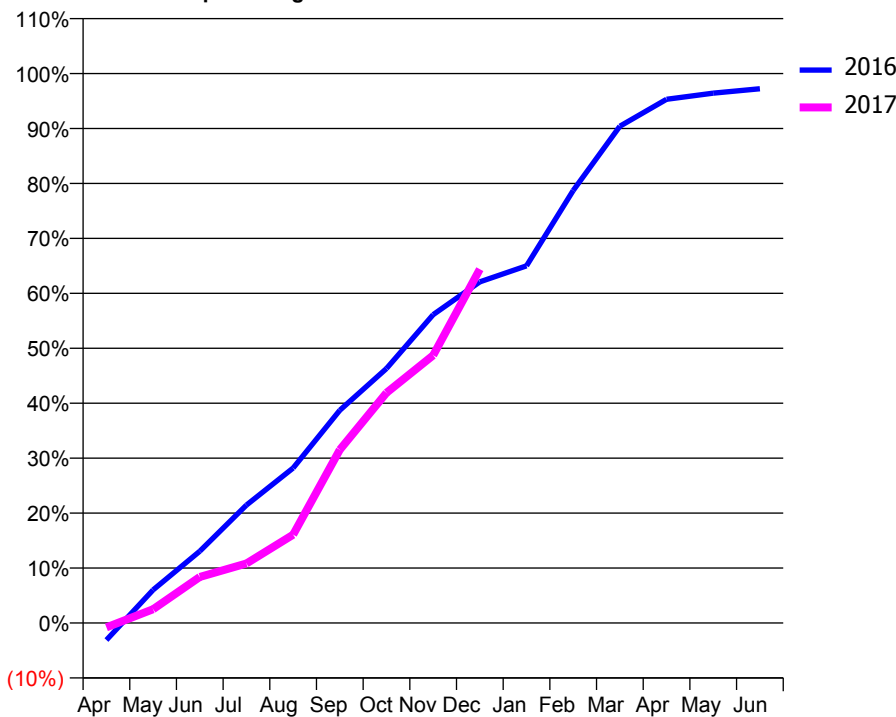
### ACCESS\*

Patients seen in 24 months	Total	Change since previous quarter
Quarter ending December 2015	4,683	
Quarter ending March 2016	4,631	↓
Quarter ending June 2016	4,553	↓
Quarter ending September 2016	4,618	→
Quarter ending December 2016	4,795	↑
<b>Variance since December 2015</b>	<b>2.4%</b>	<b>↑</b>



### ACTIVITY

Cumulative percentage of contracted UDA delivered 2016 & 2017



Month	Adjusted Scheduled Activity (UDA)	
	2016	2017
April	-427	-112
May	826	343
June	1,788	1,147
July	2,936	1,481
August	3,856	2,200
September	5,295	4,313
October	6,334	5,729
November	7,674	6,663
December	8,491	8,805
January	8,889	
February	10,763	
March	12,365	
April	13,033	
May	13,187	
June	13,297	

### QUALITY

	Quantity	Base Number	Contract	AT	Region	England
% of FP17s for the same patient ID Re-attending within 3 months - Children	202	2,149	9.4%	11.3%	11.9%	12.4%
% of FP17s for the same patient ID Re-attending within 3 months - Adults	428	2,077	20.6%	16.3%	17.1%	16.6%
% of FP17s for the same patient ID Re-attending between 3 & 9 months - Children	947	2,149	44.1%	41.7%	46.2%	57.5%
% of FP17s for the same patient ID Re-attending between 3 & 9 months - Adults	689	2,077	33.2%	35.2%	37.8%	50.4%
% of FP17s for Band 1 Urgent Courses	330	3,800	8.7%	10.7%	10.6%	9.1%
% of FP17s Relating to Free Repair or Replacements	19	3,800	0.5%	0.5%	0.6%	0.8%
% of FP17s Relating to Continuations	1	3,800	0.0%	0.9%	0.9%	1.3%
% of Patients satisfied with the dentistry they have received	1	1	N/A	89.2%	90.3%	92.7%
% of Patients satisfied with the time they had to wait for an appointment	1	1	N/A	81.2%	83.8%	88.8%

\* This is based on patients treated on this contract for their most recent course of treatment. Figures in italics indicate the base number of FP17s or Patient Questionnaire responses are less than 100. N/A is shown where the base number of responses is less than 10 during the period. % is calculated as Quantity/Base number\*100

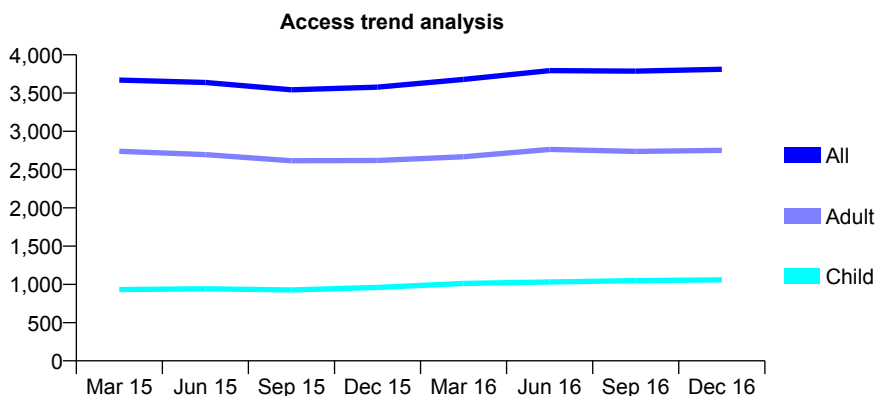
## Q61 - Vital Signs At a Glance Contract Report for 193127/0001 - December 2016

Name or company name	RUSHDENT LIMITED
Contract type name	GDS Contract
Purpose of contract	General
Contract start date	01/04/2011
Contract end date	

16/17 Contracted general activity (UDA)	9,924
Carry forward general activity (UDA)	-25
16/17 Contracted orthodontic activity (UOA)	0
Carry forward orthodontic activity (UOA)	0
Baseline contract value	£264,251.39

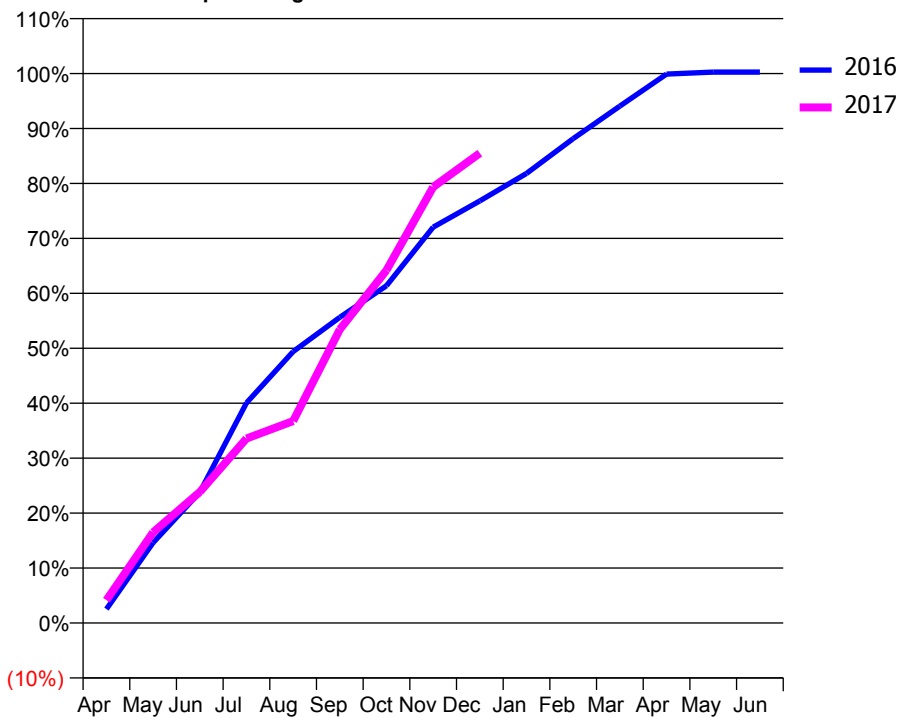
### ACCESS\*

Patients seen in 24 months	Total	Change since previous quarter
Quarter ending December 2015	3,578	
Quarter ending March 2016	3,679	↑
Quarter ending June 2016	3,794	↑
Quarter ending September 2016	3,786	→
Quarter ending December 2016	3,811	→
<b>Variance since December 2015</b>	<b>6.5%</b>	<b>↑</b>



### ACTIVITY

Cumulative percentage of contracted UDA delivered 2016 & 2017



Month	Adjusted Scheduled Activity (UDA)	
	2016	2017
April	251	413
May	1,450	1,638
June	2,362	2,365
July	3,976	3,332
August	4,901	3,648
September	5,520	5,302
October	6,092	6,372
November	7,150	7,873
December	7,624	8,485
January	8,120	
February	8,747	
March	9,335	
April	9,914	
May	9,949	
June	9,949	

### QUALITY

	Quantity	Base Number	Contract	AT	Region	England
% of FP17s for the same patient ID Re-attending within 3 months - Children	42	1,018	4.1%	11.3%	11.9%	12.4%
% of FP17s for the same patient ID Re-attending within 3 months - Adults	151	2,742	5.5%	16.3%	17.1%	16.6%
% of FP17s for the same patient ID Re-attending between 3 & 9 months - Children	488	1,018	47.9%	41.7%	46.2%	57.5%
% of FP17s for the same patient ID Re-attending between 3 & 9 months - Adults	1,104	2,742	40.3%	35.2%	37.8%	50.4%
% of FP17s for Band 1 Urgent Courses	29	3,471	0.8%	10.7%	10.6%	9.1%
% of FP17s Relating to Free Repair or Replacements	1	3,471	0.0%	0.5%	0.6%	0.8%
% of FP17s Relating to Continuations	0	3,471	0.0%	0.9%	0.9%	1.3%
% of Patients satisfied with the dentistry they have received	2	2	N/A	89.2%	90.3%	92.7%
% of Patients satisfied with the time they had to wait for an appointment	2	2	N/A	81.2%	83.8%	88.8%

\* This is based on patients treated on this contract for their most recent course of treatment. Figures in italics indicate the base number of FP17s or Patient Questionnaire responses are less than 100. N/A is shown where the base number of responses is less than 10 during the period. % is calculated as Quantity/Base number\*100

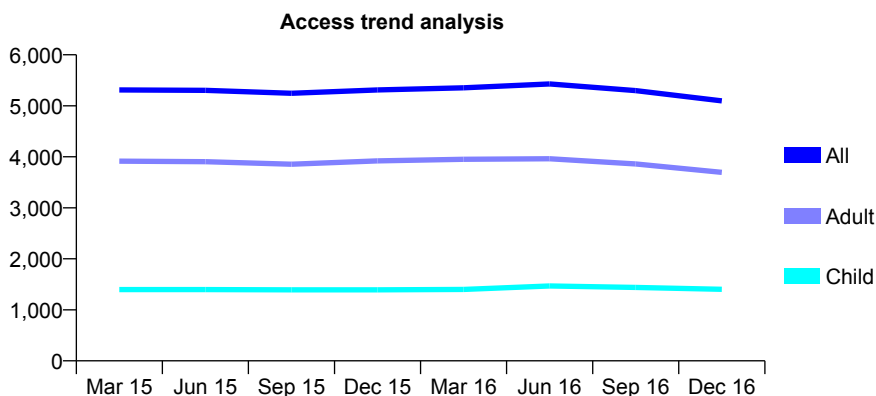
## Q61 - Vital Signs At a Glance Contract Report for 193798/0001 - December 2016

Name or company name	Dr S S Dhami & Dr J S Gill
Contract type name	GDS Contract
Purpose of contract	General
Contract start date	21/09/2011
Contract end date	

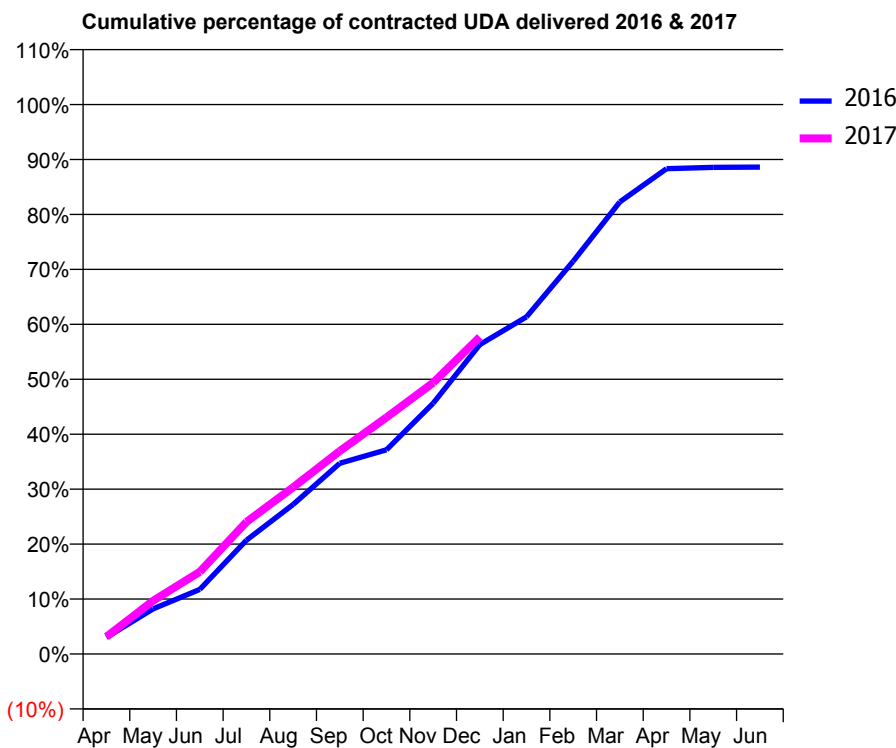
16/17 Contracted general activity (UDA)	15,151
Carry forward general activity (UDA)	0
16/17 Contracted orthodontic activity (UOA)	0
Carry forward orthodontic activity (UOA)	0
Baseline contract value	£377,836.51

### ACCESS\*

Patients seen in 24 months	Total	Change since previous quarter
Quarter ending December 2015	5,311	
Quarter ending March 2016	5,352	→
Quarter ending June 2016	5,429	→
Quarter ending September 2016	5,298	↓
Quarter ending December 2016	5,098	↓
<b>Variance since December 2015</b>	<b>(4.0%)</b>	<b>↓</b>



### ACTIVITY



Month	Adjusted Scheduled Activity (UDA)	
	2016	2017
April	457	476
May	1,245	1,469
June	1,783	2,265
July	3,137	3,640
August	4,124	4,597
September	5,260	5,599
October	5,632	6,525
November	6,913	7,481
December	8,532	8,743
January	9,296	
February	10,829	
March	12,467	
April	13,380	
May	13,418	
June	13,426	

### QUALITY

	Quantity	Base Number	Contract	AT	Region	England
% of FP17s for the same patient ID Re-attending within 3 months - Children	82	1,028	8.0%	11.3%	11.9%	12.4%
% of FP17s for the same patient ID Re-attending within 3 months - Adults	441	2,560	17.2%	16.3%	17.1%	16.6%
% of FP17s for the same patient ID Re-attending between 3 & 9 months - Children	227	1,028	22.1%	41.7%	46.2%	57.5%
% of FP17s for the same patient ID Re-attending between 3 & 9 months - Adults	533	2,560	20.8%	35.2%	37.8%	50.4%
% of FP17s for Band 1 Urgent Courses	738	3,260	22.6%	10.7%	10.6%	9.1%
% of FP17s Relating to Free Repair or Replacements	31	3,260	1.0%	0.5%	0.6%	0.8%
% of FP17s Relating to Continuations	18	3,260	0.6%	0.9%	0.9%	1.3%
% of Patients satisfied with the dentistry they have received	2	2	N/A	89.2%	90.3%	92.7%
% of Patients satisfied with the time they had to wait for an appointment	1	2	N/A	81.2%	83.8%	88.8%

\* This is based on patients treated on this contract for their most recent course of treatment. Figures in italics indicate the base number of FP17s or Patient Questionnaire responses are less than 100. N/A is shown where the base number of responses is less than 10 during the period. % is calculated as Quantity/Base number\*100

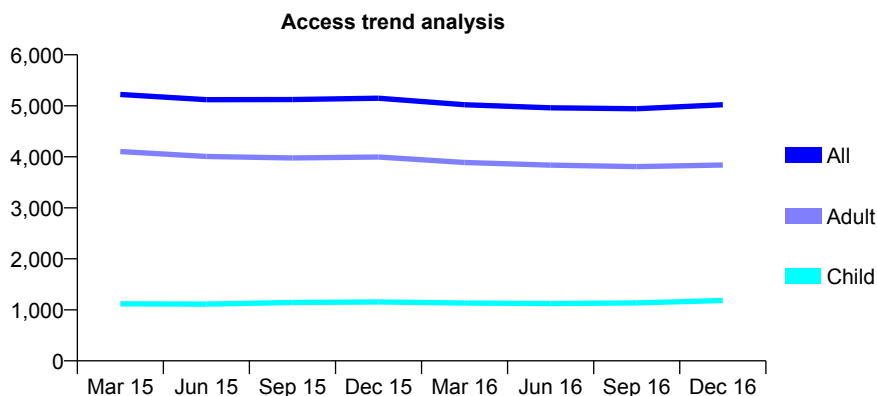
## Q61 - Vital Signs At a Glance Contract Report for 194050/0001 - December 2016

Name or company name	Woodberry Downs Dental Practice
Contract type name	PDS Contract
Purpose of contract	General
Contract start date	01/04/2010
Contract end date	31/03/2020

16/17 Contracted general activity (UDA)	12,649
Carry forward general activity (UDA)	49
16/17 Contracted orthodontic activity (UOA)	0
Carry forward orthodontic activity (UOA)	0
Baseline contract value	£456,116.30

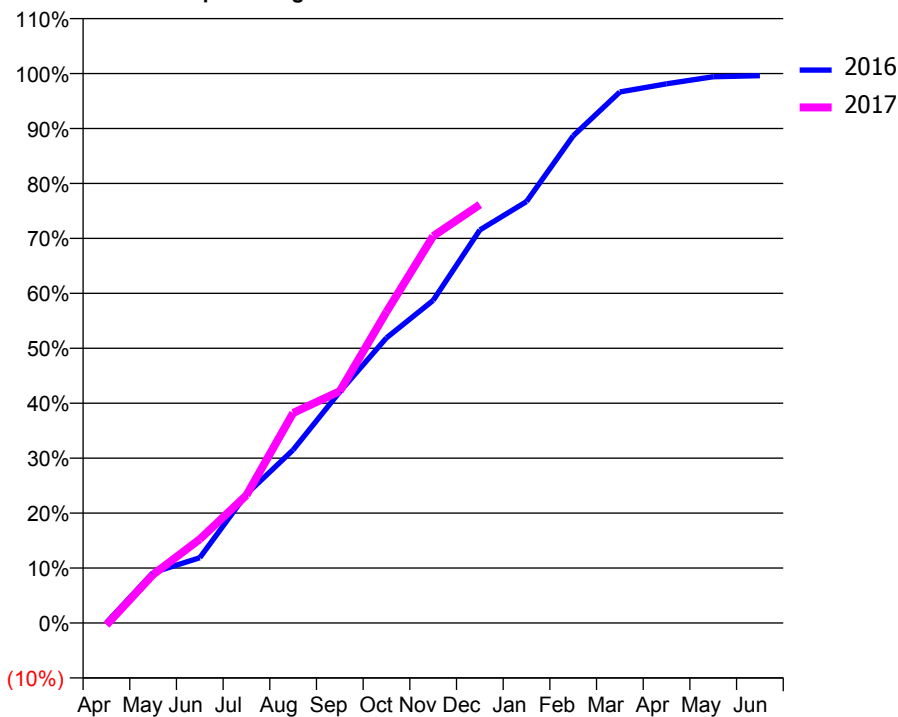
### ACCESS\*

Patients seen in 24 months	Total	Change since previous quarter
Quarter ending December 2015	5,150	
Quarter ending March 2016	5,021	↓
Quarter ending June 2016	4,960	↓
Quarter ending September 2016	4,942	→
Quarter ending December 2016	5,021	→
<b>Variance since December 2015</b>	<b>(2.5%)</b>	<b>↓</b>



### ACTIVITY

Cumulative percentage of contracted UDA delivered 2016 & 2017



Month	Adjusted Scheduled Activity (UDA)	
	2016	2017
April	8	-49
May	1,162	1,117
June	1,502	1,929
July	2,968	2,941
August	3,986	4,837
September	5,325	5,338
October	6,564	7,162
November	7,427	8,905
December	9,046	9,631
January	9,701	
February	11,215	
March	12,225	
April	12,413	
May	12,576	
June	12,600	

### QUALITY

	Quantity	Base Number	Contract	AT	Region	England
% of FP17s for the same patient ID Re-attending within 3 months - Children	58	906	6.4%	11.3%	11.9%	12.4%
% of FP17s for the same patient ID Re-attending within 3 months - Adults	321	2,751	11.7%	16.3%	17.1%	16.6%
% of FP17s for the same patient ID Re-attending between 3 & 9 months - Children	240	906	26.5%	41.7%	46.2%	57.5%
% of FP17s for the same patient ID Re-attending between 3 & 9 months - Adults	828	2,751	30.1%	35.2%	37.8%	50.4%
% of FP17s for Band 1 Urgent Courses	253	3,522	7.2%	10.7%	10.6%	9.1%
% of FP17s Relating to Free Repair or Replacements	27	3,522	0.8%	0.5%	0.6%	0.8%
% of FP17s Relating to Continuations	17	3,522	0.5%	0.9%	0.9%	1.3%
% of Patients satisfied with the dentistry they have received	2	2	N/A	89.2%	90.3%	92.7%
% of Patients satisfied with the time they had to wait for an appointment	1	2	N/A	81.2%	83.8%	88.8%

\* This is based on patients treated on this contract for their most recent course of treatment. Figures in italics indicate the base number of FP17s or Patient Questionnaire responses are less than 100. N/A is shown where the base number of responses is less than 10 during the period. % is calculated as Quantity/Base number\*100



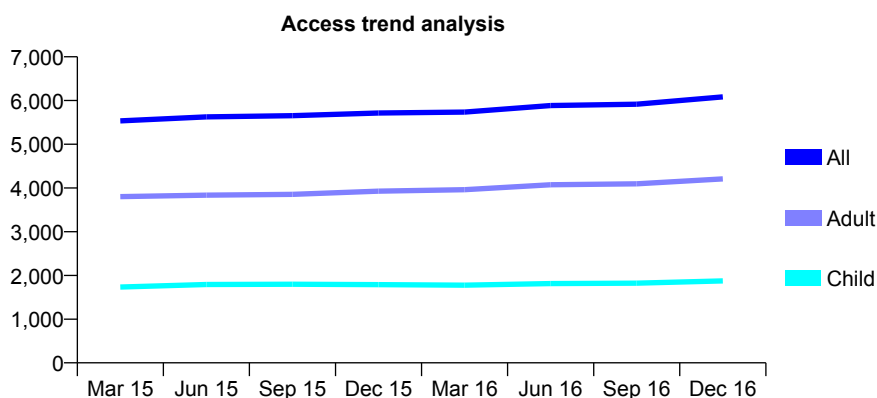
## Q61 - Vital Signs At a Glance Contract Report for 194069/0001 - December 2016

Name or company name	Bluebell Dental Practice
Contract type name	GDS Contract
Purpose of contract	General
Contract start date	01/11/2007
Contract end date	

16/17 Contracted general activity (UDA)	11,460
Carry forward general activity (UDA)	222
16/17 Contracted orthodontic activity (UOA)	0
Carry forward orthodontic activity (UOA)	0
Baseline contract value	£312,054.31

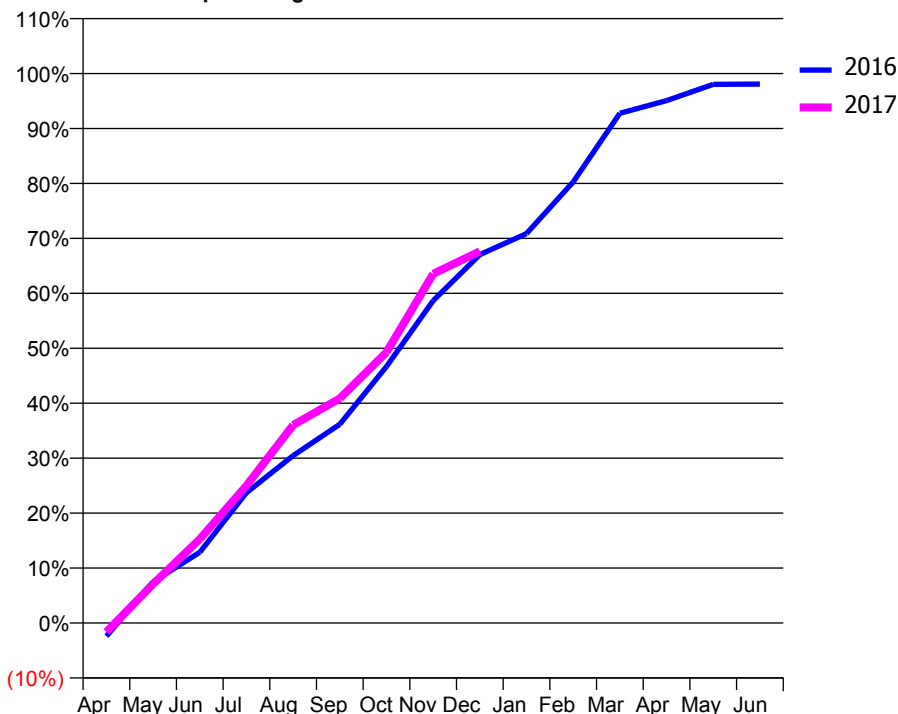
### ACCESS\*

Patients seen in 24 months	Total	Change since previous quarter
Quarter ending December 2015	5,715	
Quarter ending March 2016	5,737	→
Quarter ending June 2016	5,885	↑
Quarter ending September 2016	5,916	→
Quarter ending December 2016	6,082	↑
<b>Variance since December 2015</b>	<b>6.4%</b>	<b>↑</b>



### ACTIVITY

Cumulative percentage of contracted UDA delivered 2016 & 2017



Adjusted Scheduled Activity (UDA)

Month	2016	2017
April	-278	-187
May	859	814
June	1,474	1,752
July	2,717	2,866
August	3,491	4,128
September	4,144	4,684
October	5,348	5,647
November	6,724	7,281
December	7,684	7,751
January	8,121	
February	9,199	
March	10,631	
April	10,895	
May	11,234	
June	11,238	

### QUALITY

	Quantity	Base Number	Contract	AT	Region	England
% of FP17s for the same patient ID Re-attending within 3 months - Children	93	1,701	5.5%	11.3%	11.9%	12.4%
% of FP17s for the same patient ID Re-attending within 3 months - Adults	327	3,220	10.2%	16.3%	17.1%	16.6%
% of FP17s for the same patient ID Re-attending between 3 & 9 months - Children	830	1,701	48.8%	41.7%	46.2%	57.5%
% of FP17s for the same patient ID Re-attending between 3 & 9 months - Adults	1,015	3,220	31.5%	35.2%	37.8%	50.4%
% of FP17s for Band 1 Urgent Courses	365	4,611	7.9%	10.7%	10.6%	9.1%
% of FP17s Relating to Free Repair or Replacements	22	4,611	0.5%	0.5%	0.6%	0.8%
% of FP17s Relating to Continuations	8	4,611	0.2%	0.9%	0.9%	1.3%
% of Patients satisfied with the dentistry they have received	3	3	N/A	89.2%	90.3%	92.7%
% of Patients satisfied with the time they had to wait for an appointment	3	3	N/A	81.2%	83.8%	88.8%

\* This is based on patients treated on this contract for their most recent course of treatment. Figures in italics indicate the base number of FP17s or Patient Questionnaire responses are less than 100. N/A is shown where the base number of responses is less than 10 during the period. % is calculated as Quantity/Base number\*100

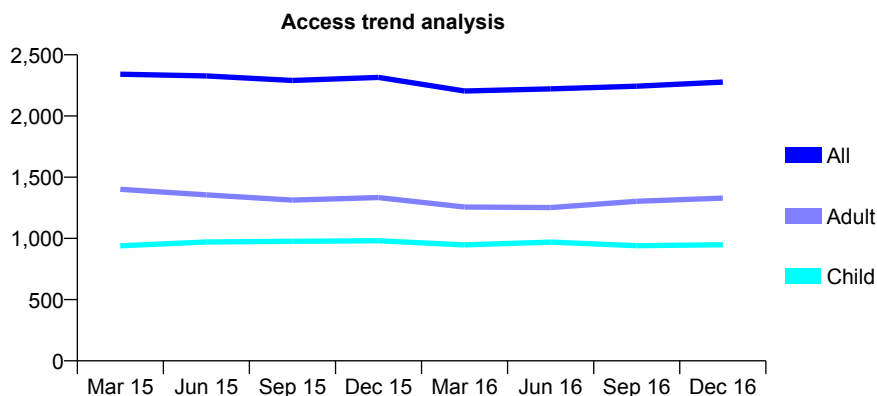
## Q61 - Vital Signs At a Glance Contract Report for 194662/0001 - December 2016

Name or company name	Barkingside Dental Care Ltd
Contract type name	GDS Contract
Purpose of contract	General
Contract start date	01/05/2011
Contract end date	

16/17 Contracted general activity (UDA)	5,103
Carry forward general activity (UDA)	-36
16/17 Contracted orthodontic activity (UOA)	0
Carry forward orthodontic activity (UOA)	0
Baseline contract value	£132,615.40

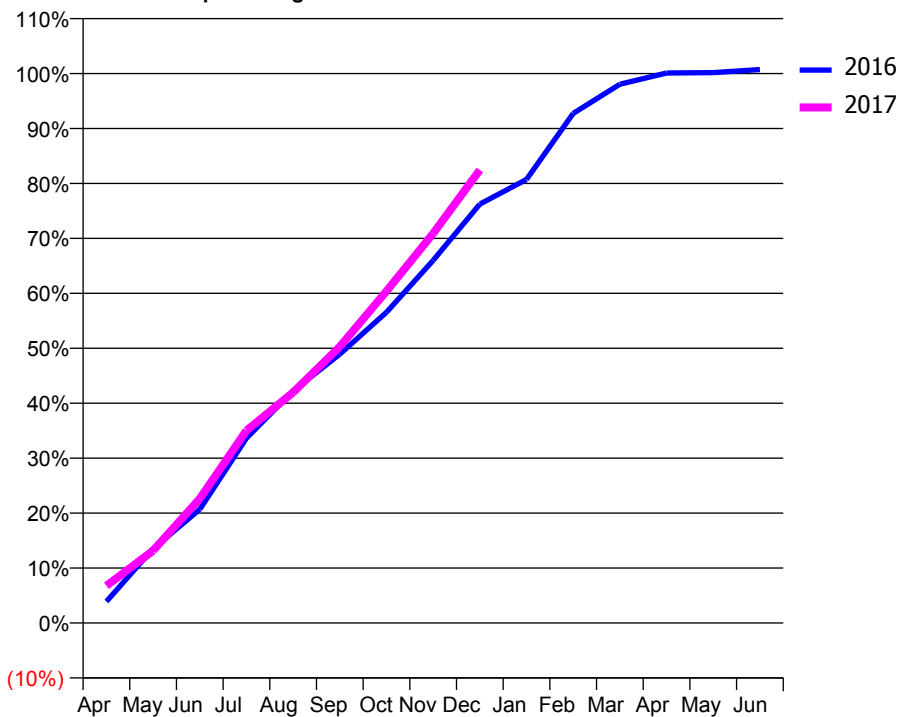
### ACCESS\*

Patients seen in 24 months	Total	Change since previous quarter
Quarter ending December 2015	2,315	
Quarter ending March 2016	2,204	↓
Quarter ending June 2016	2,222	→
Quarter ending September 2016	2,244	→
Quarter ending December 2016	2,277	→
<b>Variance since December 2015</b>	<b>(1.6%)</b>	<b>↓</b>



### ACTIVITY

Cumulative percentage of contracted UDA delivered 2016 & 2017



Month	Adjusted Scheduled Activity (UDA)	
	2016	2017
April	200	346
May	690	672
June	1,056	1,155
July	1,717	1,787
August	2,155	2,142
September	2,497	2,567
October	2,886	3,082
November	3,368	3,618
December	3,890	4,208
January	4,120	
February	4,733	
March	5,004	
April	5,108	
May	5,111	
June	5,139	

### QUALITY

	Quantity	Base Number	Contract	AT	Region	England
% of FP17s for the same patient ID Re-attending within 3 months - Children	32	805	4.0%	11.3%	11.9%	12.4%
% of FP17s for the same patient ID Re-attending within 3 months - Adults	118	1,059	11.1%	16.3%	17.1%	16.6%
% of FP17s for the same patient ID Re-attending between 3 & 9 months - Children	329	805	40.9%	41.7%	46.2%	57.5%
% of FP17s for the same patient ID Re-attending between 3 & 9 months - Adults	349	1,059	33.0%	35.2%	37.8%	50.4%
% of FP17s for Band 1 Urgent Courses	105	1,792	5.9%	10.7%	10.6%	9.1%
% of FP17s Relating to Free Repair or Replacements	18	1,792	1.0%	0.5%	0.6%	0.8%
% of FP17s Relating to Continuations	6	1,792	0.3%	0.9%	0.9%	1.3%
% of Patients satisfied with the dentistry they have received	4	5	N/A	89.2%	90.3%	92.7%
% of Patients satisfied with the time they had to wait for an appointment	5	5	N/A	81.2%	83.8%	88.8%

\* This is based on patients treated on this contract for their most recent course of treatment. Figures in italics indicate the base number of FP17s or Patient Questionnaire responses are less than 100. N/A is shown where the base number of responses is less than 10 during the period. % is calculated as Quantity/Base number\*100

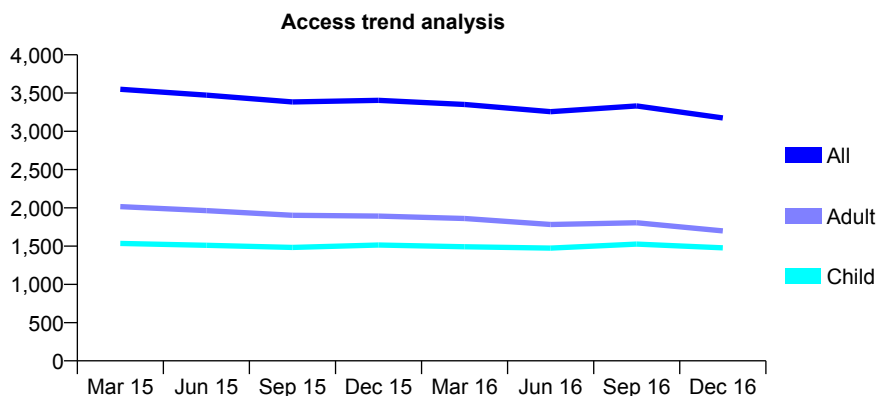
## Q61 - Vital Signs At a Glance Contract Report for 195065/0001 - December 2016

Name or company name	Island Health Dental Practice
Contract type name	GDS Contract
Purpose of contract	General
Contract start date	15/10/2010
Contract end date	

16/17 Contracted general activity (UDA)	9,120
Carry forward general activity (UDA)	-182
16/17 Contracted orthodontic activity (UOA)	0
Carry forward orthodontic activity (UOA)	0
Baseline contract value	£283,077.34

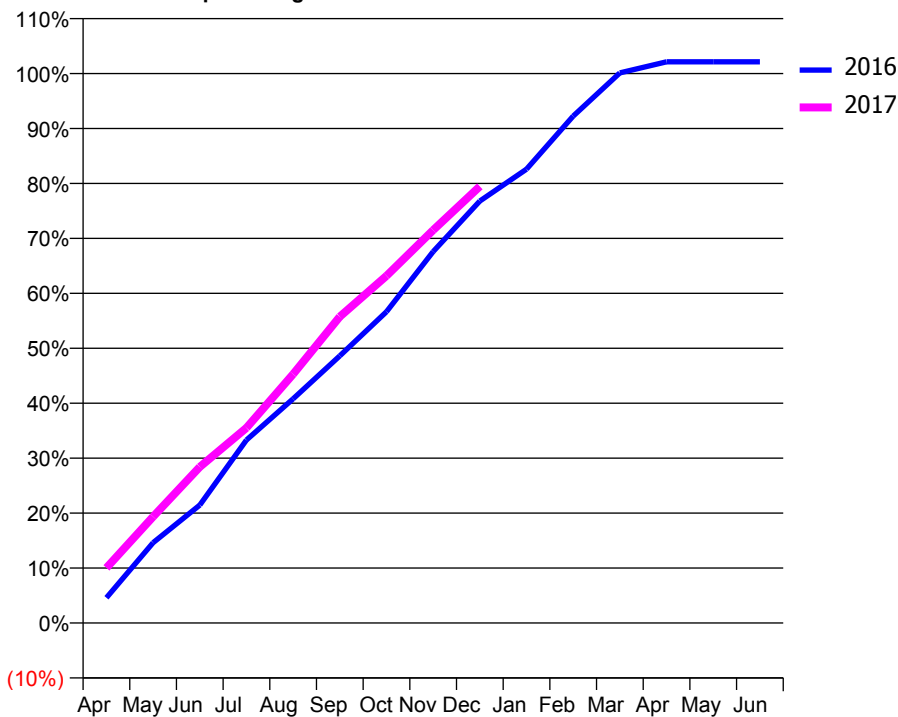
### ACCESS\*

Patients seen in 24 months	Total	Change since previous quarter
Quarter ending December 2015	3,405	
Quarter ending March 2016	3,351	↓
Quarter ending June 2016	3,256	↓
Quarter ending September 2016	3,331	↑
Quarter ending December 2016	3,175	↓
<b>Variance since December 2015</b>	<b>(6.8%)</b>	<b>↓</b>



### ACTIVITY

Cumulative percentage of contracted UDA delivered 2016 & 2017



Month	Adjusted Scheduled Activity (UDA)	
	2016	2017
April	419	915
May	1,334	1,765
June	1,958	2,590
July	3,037	3,239
August	3,720	4,131
September	4,433	5,084
October	5,166	5,763
November	6,165	6,520
December	7,003	7,247
January	7,533	
February	8,413	
March	9,131	
April	9,313	
May	9,313	
June	9,313	

### QUALITY

	Quantity	Base Number	Contract	AT	Region	England
% of FP17s for the same patient ID Re-attending within 3 months - Children	130	1,371	9.5%	11.3%	11.9%	12.4%
% of FP17s for the same patient ID Re-attending within 3 months - Adults	400	1,712	23.4%	16.3%	17.1%	16.6%
% of FP17s for the same patient ID Re-attending between 3 & 9 months - Children	540	1,371	39.4%	41.7%	46.2%	57.5%
% of FP17s for the same patient ID Re-attending between 3 & 9 months - Adults	613	1,712	35.8%	35.2%	37.8%	50.4%
% of FP17s for Band 1 Urgent Courses	298	3,015	9.9%	10.7%	10.6%	9.1%
% of FP17s Relating to Free Repair or Replacements	7	3,015	0.2%	0.5%	0.6%	0.8%
% of FP17s Relating to Continuations	1	3,015	0.0%	0.9%	0.9%	1.3%
% of Patients satisfied with the dentistry they have received	0	2	N/A	89.2%	90.3%	92.7%
% of Patients satisfied with the time they had to wait for an appointment	0	2	N/A	81.2%	83.8%	88.8%

\* This is based on patients treated on this contract for their most recent course of treatment. Figures in italics indicate the base number of FP17s or Patient Questionnaire responses are less than 100. N/A is shown where the base number of responses is less than 10 during the period. % is calculated as Quantity/Base number\*100

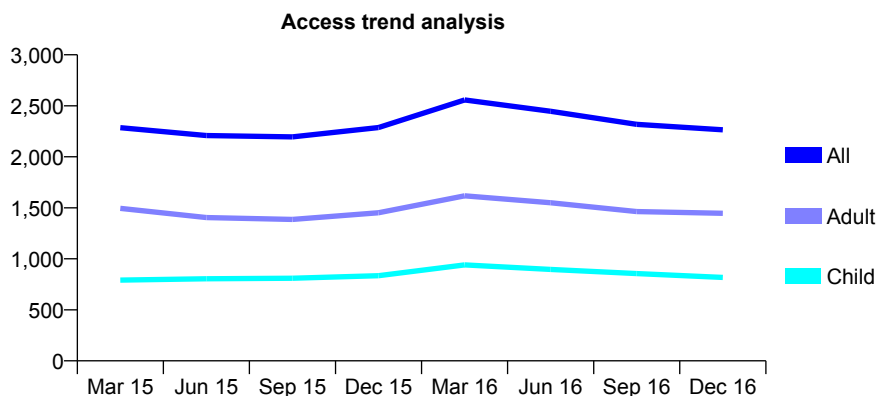
## Q61 - Vital Signs At a Glance Contract Report for 196711/0001 - December 2016

Name or company name	Miss Chaudry & Dr M Siddique
Contract type name	GDS Contract
Purpose of contract	General
Contract start date	01/02/2012
Contract end date	

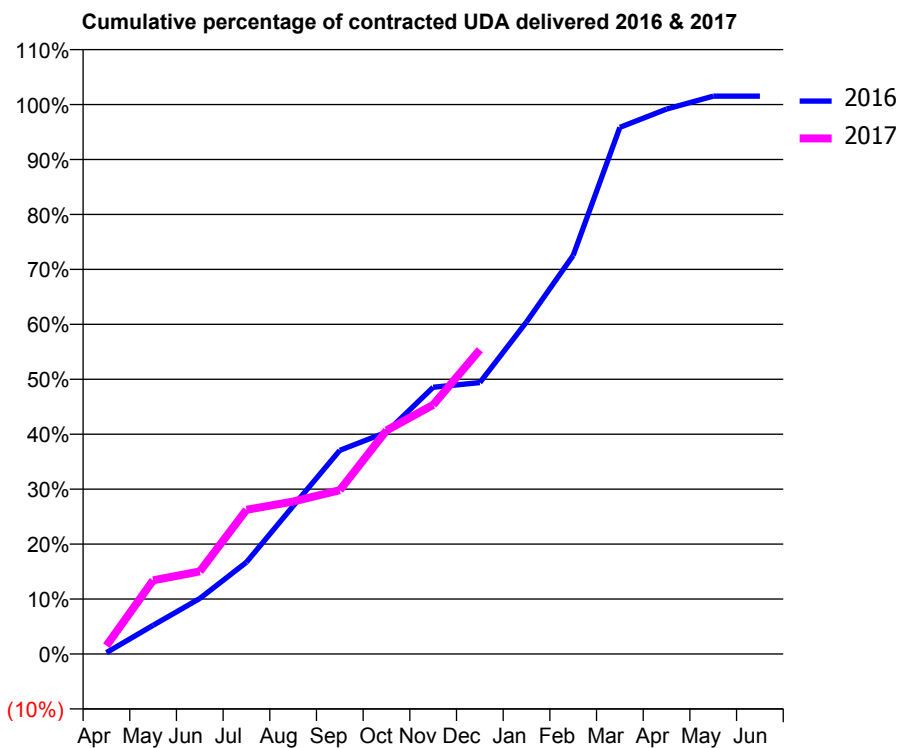
16/17 Contracted general activity (UDA)	6,879
Carry forward general activity (UDA)	-105
16/17 Contracted orthodontic activity (UOA)	0
Carry forward orthodontic activity (UOA)	0
Baseline contract value	£173,962.72

### ACCESS\*

Patients seen in 24 months	Total	Change since previous quarter
Quarter ending December 2015	2,287	
Quarter ending March 2016	2,558	↑
Quarter ending June 2016	2,446	↓
Quarter ending September 2016	2,318	↓
Quarter ending December 2016	2,265	↓
<b>Variance since December 2015</b>	<b>(1.0%)</b>	→



### ACTIVITY



Month	Adjusted Scheduled Activity (UDA)	
	2016	2017
April	18	105
May	360	923
June	696	1,035
July	1,149	1,806
August	1,852	1,908
September	2,550	2,051
October	2,777	2,798
November	3,339	3,120
December	3,398	3,808
January	4,157	
February	4,991	
March	6,593	
April	6,822	
May	6,984	
June	6,984	

### QUALITY

	Quantity	Base Number	Contract	AT	Region	England
% of FP17s for the same patient ID Re-attending within 3 months - Children	50	520	9.6%	11.3%	11.9%	12.4%
% of FP17s for the same patient ID Re-attending within 3 months - Adults	196	946	20.7%	16.3%	17.1%	16.6%
% of FP17s for the same patient ID Re-attending between 3 & 9 months - Children	140	520	26.9%	41.7%	46.2%	57.5%
% of FP17s for the same patient ID Re-attending between 3 & 9 months - Adults	154	946	16.3%	35.2%	37.8%	50.4%
% of FP17s for Band 1 Urgent Courses	207	1,260	16.4%	10.7%	10.6%	9.1%
% of FP17s Relating to Free Repair or Replacements	3	1,260	0.2%	0.5%	0.6%	0.8%
% of FP17s Relating to Continuations	2	1,260	0.2%	0.9%	0.9%	1.3%
% of Patients satisfied with the dentistry they have received	0	0	N/A	89.2%	90.3%	92.7%
% of Patients satisfied with the time they had to wait for an appointment	0	0	N/A	81.2%	83.8%	88.8%

\* This is based on patients treated on this contract for their most recent course of treatment. Figures in italics indicate the base number of FP17s or Patient Questionnaire responses are less than 100. N/A is shown where the base number of responses is less than 10 during the period. % is calculated as Quantity/Base number\*100

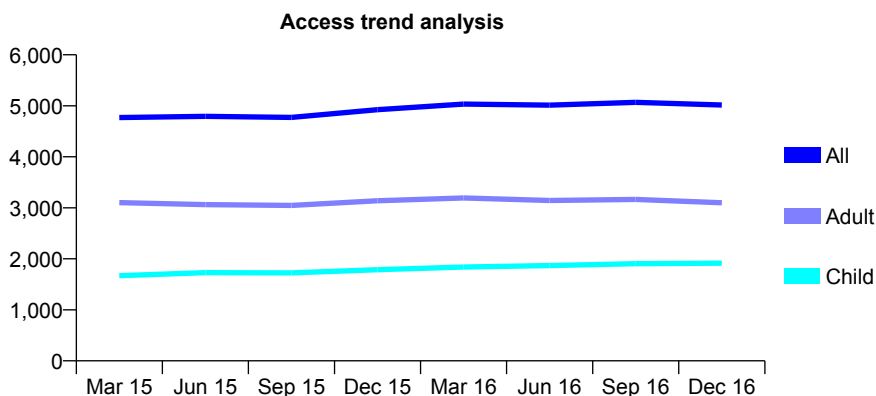
## Q61 - Vital Signs At a Glance Contract Report for 196975/0001 - December 2016

Name or company name	Dental Art Studio
Contract type name	GDS Contract
Purpose of contract	General
Contract start date	01/10/2010
Contract end date	

16/17 Contracted general activity (UDA)	11,429
Carry forward general activity (UDA)	-19
16/17 Contracted orthodontic activity (UOA)	0
Carry forward orthodontic activity (UOA)	0
Baseline contract value	£313,422.51

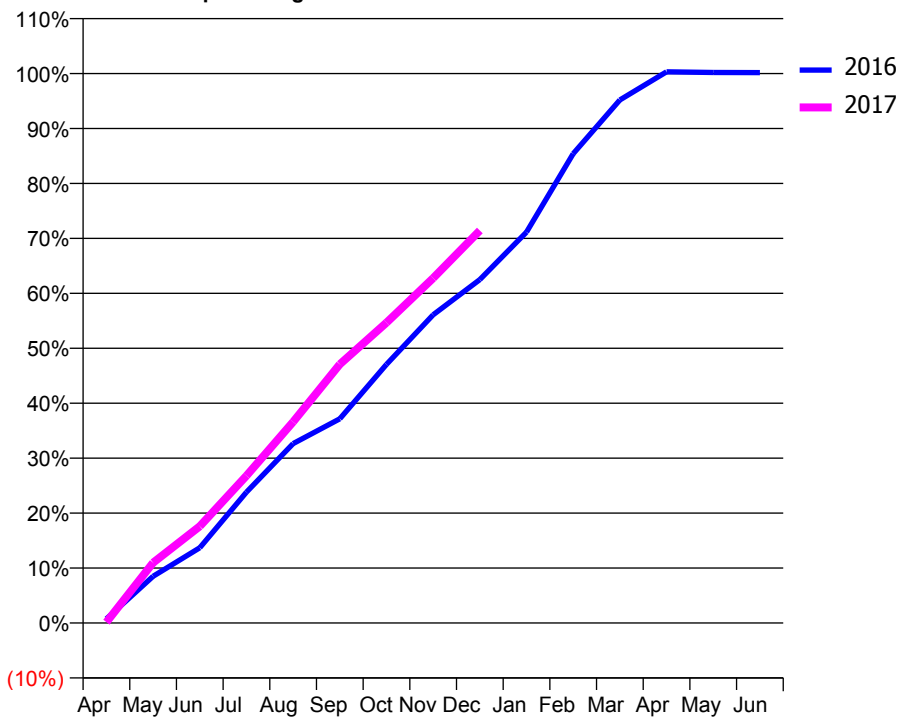
### ACCESS\*

Patients seen in 24 months	Total	Change since previous quarter
Quarter ending December 2015	4,925	
Quarter ending March 2016	5,033	↑
Quarter ending June 2016	5,013	→
Quarter ending September 2016	5,068	→
Quarter ending December 2016	5,016	↓
<b>Variance since December 2015</b>	<b>1.8%</b>	<b>→</b>



### ACTIVITY

Cumulative percentage of contracted UDA delivered 2016 & 2017



Month	Adjusted Scheduled Activity (UDA)	
	2016	2017
April	86	19
May	972	1,255
June	1,565	2,011
July	2,723	3,062
August	3,732	4,185
September	4,248	5,383
October	5,380	6,246
November	6,412	7,173
December	7,143	8,165
January	8,130	
February	9,763	
March	10,880	
April	11,465	
May	11,451	
June	11,448	

### QUALITY

	Quantity	Base Number	Contract	AT	Region	England
% of FP17s for the same patient ID Re-attending within 3 months - Children	156	1,685	9.3%	11.3%	11.9%	12.4%
% of FP17s for the same patient ID Re-attending within 3 months - Adults	302	2,009	15.0%	16.3%	17.1%	16.6%
% of FP17s for the same patient ID Re-attending between 3 & 9 months - Children	758	1,685	45.0%	41.7%	46.2%	57.5%
% of FP17s for the same patient ID Re-attending between 3 & 9 months - Adults	672	2,009	33.4%	35.2%	37.8%	50.4%
% of FP17s for Band 1 Urgent Courses	250	3,503	7.1%	10.7%	10.6%	9.1%
% of FP17s Relating to Free Repair or Replacements	15	3,503	0.4%	0.5%	0.6%	0.8%
% of FP17s Relating to Continuations	10	3,503	0.3%	0.9%	0.9%	1.3%
% of Patients satisfied with the dentistry they have received	4	5	N/A	89.2%	90.3%	92.7%
% of Patients satisfied with the time they had to wait for an appointment	5	5	N/A	81.2%	83.8%	88.8%

\* This is based on patients treated on this contract for their most recent course of treatment. Figures in italics indicate the base number of FP17s or Patient Questionnaire responses are less than 100. N/A is shown where the base number of responses is less than 10 during the period. % is calculated as Quantity/Base number\*100

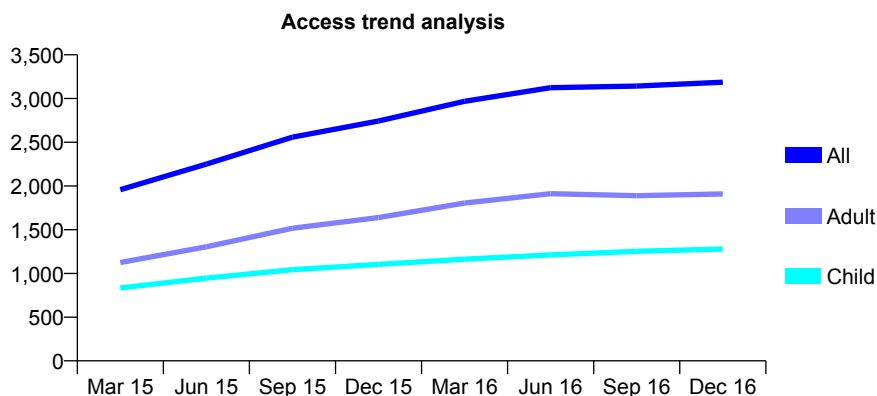
## Q61 - Vital Signs At a Glance Contract Report for 197866/0001 - December 2016

Name or company name	Morris House Dental Surgery
Contract type name	GDS Contract
Purpose of contract	General
Contract start date	06/06/2014
Contract end date	

16/17 Contracted general activity (UDA)	10,306
Carry forward general activity (UDA)	-64
16/17 Contracted orthodontic activity (UOA)	0
Carry forward orthodontic activity (UOA)	0
Baseline contract value	£323,394.82

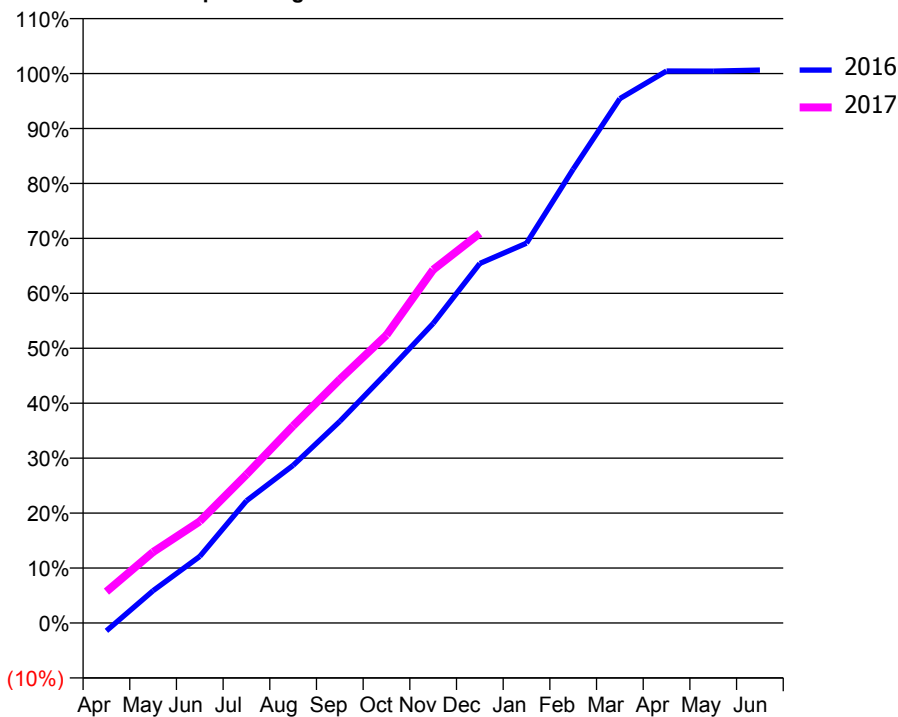
### ACCESS\*

Patients seen in 24 months	Total	Change since previous quarter
Quarter ending December 2015	2,743	
Quarter ending March 2016	2,968	↑
Quarter ending June 2016	3,124	↑
Quarter ending September 2016	3,142	→
Quarter ending December 2016	3,187	→
<b>Variance since December 2015</b>	<b>16.2%</b>	<b>↑</b>



### ACTIVITY

Cumulative percentage of contracted UDA delivered 2016 & 2017



Month	Adjusted Scheduled Activity (UDA)	
	2016	2017
April	-149	590
May	606	1,332
June	1,250	1,908
July	2,293	2,784
August	2,957	3,698
September	3,784	4,571
October	4,687	5,402
November	5,618	6,626
December	6,743	7,310
January	7,124	
February	8,513	
March	9,836	
April	10,353	
May	10,350	
June	10,370	

### QUALITY

	Quantity	Base Number	Contract	AT	Region	England
% of FP17s for the same patient ID Re-attending within 3 months - Children	27	1,103	2.4%	11.3%	11.9%	12.4%
% of FP17s for the same patient ID Re-attending within 3 months - Adults	141	1,435	9.8%	16.3%	17.1%	16.6%
% of FP17s for the same patient ID Re-attending between 3 & 9 months - Children	465	1,103	42.2%	41.7%	46.2%	57.5%
% of FP17s for the same patient ID Re-attending between 3 & 9 months - Adults	468	1,435	32.6%	35.2%	37.8%	50.4%
% of FP17s for Band 1 Urgent Courses	165	2,365	7.0%	10.7%	10.6%	9.1%
% of FP17s Relating to Free Repair or Replacements	4	2,365	0.2%	0.5%	0.6%	0.8%
% of FP17s Relating to Continuations	3	2,365	0.1%	0.9%	0.9%	1.3%
% of Patients satisfied with the dentistry they have received	1	1	N/A	89.2%	90.3%	92.7%
% of Patients satisfied with the time they had to wait for an appointment	1	1	N/A	81.2%	83.8%	88.8%

\* This is based on patients treated on this contract for their most recent course of treatment. Figures in italics indicate the base number of FP17s or Patient Questionnaire responses are less than 100. N/A is shown where the base number of responses is less than 10 during the period. % is calculated as Quantity/Base number\*100

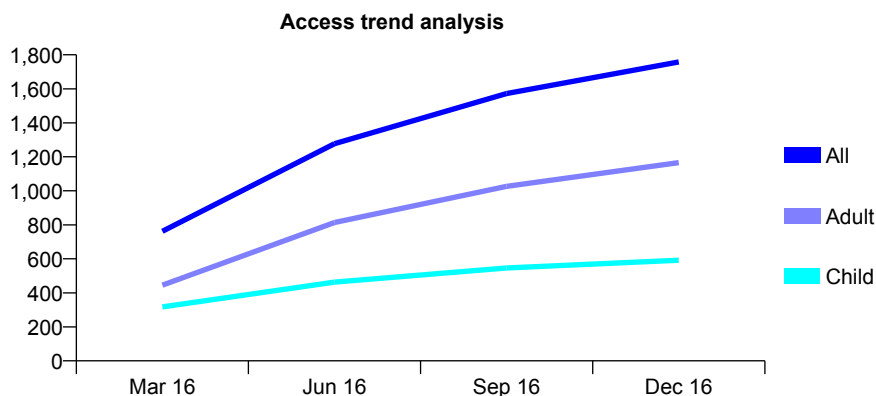
## Q61 - Vital Signs At a Glance Contract Report for 198323/0001 - December 2016

Name or company name	Fowell and Lodhia and Dhuggal
Contract type name	GDS Contract
Purpose of contract	General
Contract start date	01/12/2015
Contract end date	

16/17 Contracted general activity (UDA)	6,262
Carry forward general activity (UDA)	-91
16/17 Contracted orthodontic activity (UOA)	0
Carry forward orthodontic activity (UOA)	0
Baseline contract value	£210,540.36

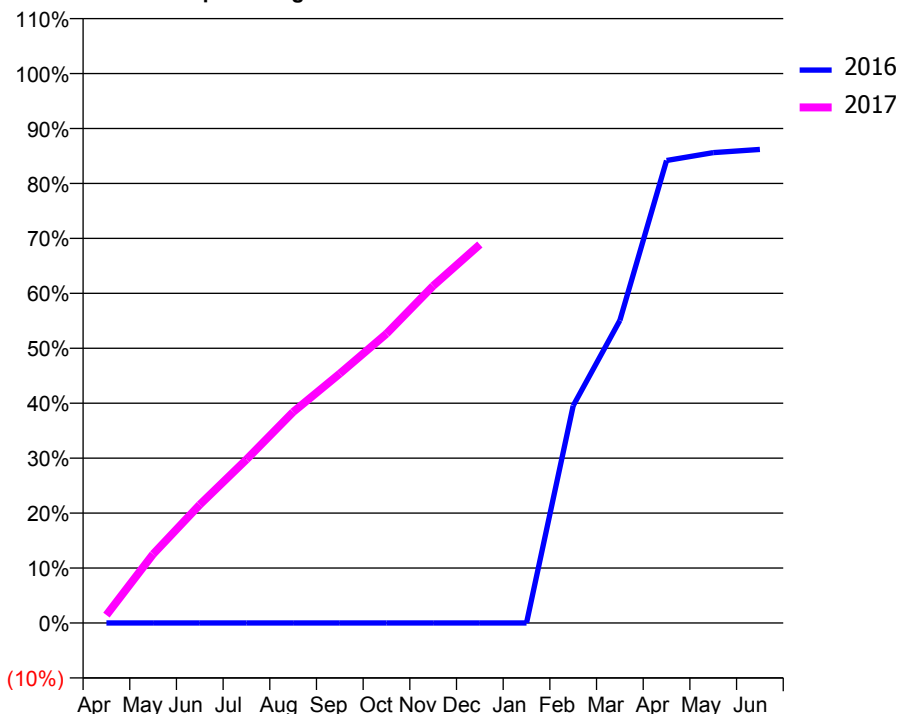
### ACCESS\*

Patients seen in 24 months	Total	Change since previous quarter
Quarter ending December 2015	0	
Quarter ending March 2016	762	
Quarter ending June 2016	1,277	↑
Quarter ending September 2016	1,572	↑
Quarter ending December 2016	1,758	↑
<b>Variance since December 2015</b>	N/A	



### ACTIVITY

Cumulative percentage of contracted UDA delivered 2016 & 2017



Month	Adjusted Scheduled Activity (UDA)	
	2016	2017
April	0	91
May	0	785
June	0	1,349
July	0	1,864
August	0	2,405
September	0	2,843
October	0	3,297
November	0	3,842
December	0	4,313
January	0	
February	825	
March	1,149	
April	1,757	
May	1,787	
June	1,799	

### QUALITY

	Quantity	Base Number	Contract	AT	Region	England
% of FP17s for the same patient ID Re-attending within 3 months - Children	54	650	8.3%	11.3%	11.9%	12.4%
% of FP17s for the same patient ID Re-attending within 3 months - Adults	200	1,399	14.3%	16.3%	17.1%	16.6%
% of FP17s for the same patient ID Re-attending between 3 & 9 months - Children	188	650	28.9%	41.7%	46.2%	57.5%
% of FP17s for the same patient ID Re-attending between 3 & 9 months - Adults	285	1,399	20.4%	35.2%	37.8%	50.4%
% of FP17s for Band 1 Urgent Courses	122	1,803	6.8%	10.7%	10.6%	9.1%
% of FP17s Relating to Free Repair or Replacements	15	1,803	0.8%	0.5%	0.6%	0.8%
% of FP17s Relating to Continuations	30	1,803	1.7%	0.9%	0.9%	1.3%
% of Patients satisfied with the dentistry they have received	2	2	N/A	89.2%	90.3%	92.7%
% of Patients satisfied with the time they had to wait for an appointment	2	2	N/A	81.2%	83.8%	88.8%

\* This is based on patients treated on this contract for their most recent course of treatment. Figures in italics indicate the base number of FP17s or Patient Questionnaire responses are less than 100. N/A is shown where the base number of responses is less than 10 during the period. % is calculated as Quantity/Base number\*100



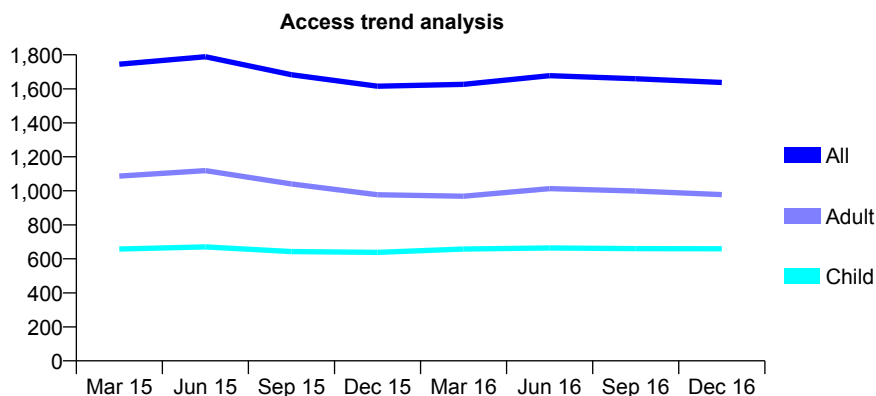
## Q61 - Vital Signs At a Glance Contract Report for 198455/0001 - December 2016

Name or company name	Cambridge Park Dental Practice
Contract type name	GDS Contract
Purpose of contract	General
Contract start date	01/06/2008
Contract end date	

16/17 Contracted general activity (UDA)	4,037
Carry forward general activity (UDA)	-81
16/17 Contracted orthodontic activity (UOA)	0
Carry forward orthodontic activity (UOA)	0
Baseline contract value	£109,408.22

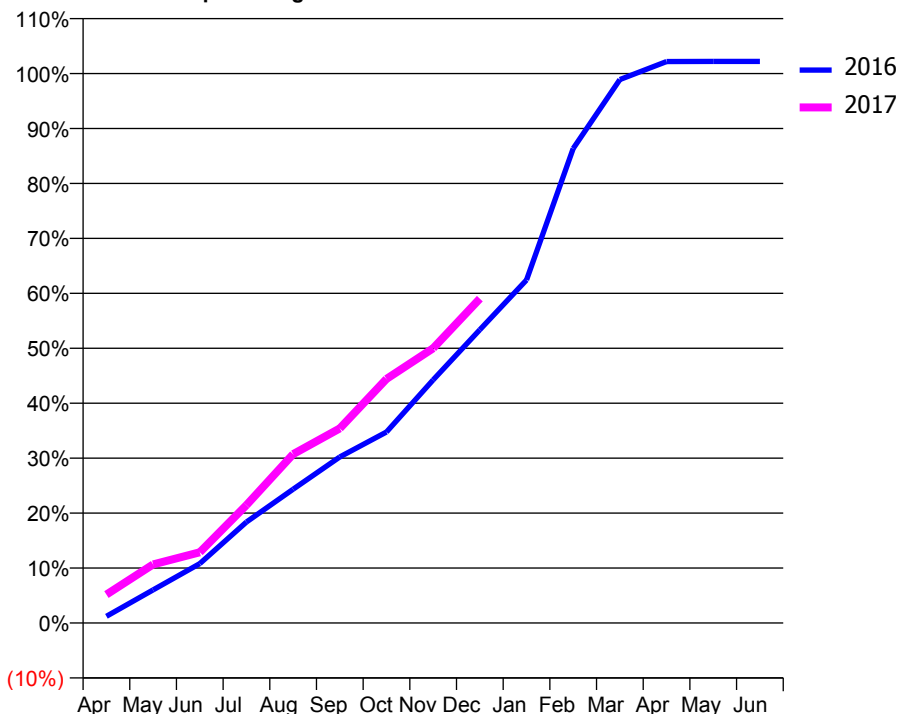
### ACCESS\*

Patients seen in 24 months	Total	Change since previous quarter
Quarter ending December 2015	1,615	
Quarter ending March 2016	1,626	→
Quarter ending June 2016	1,677	↑
Quarter ending September 2016	1,659	↓
Quarter ending December 2016	1,637	↓
<b>Variance since December 2015</b>	<b>1.4%</b>	<b>→</b>



### ACTIVITY

Cumulative percentage of contracted UDA delivered 2016 & 2017



Month	Adjusted Scheduled Activity (UDA)	
	2016	2017
April	49	209
May	244	430
June	437	519
July	742	867
August	983	1,241
September	1,220	1,430
October	1,403	1,793
November	1,786	2,019
December	2,155	2,383
January	2,521	
February	3,486	
March	3,993	
April	4,125	
May	4,126	
June	4,126	

### QUALITY

	Quantity	Base Number	Contract	AT	Region	England
% of FP17s for the same patient ID Re-attending within 3 months - Children	42	527	8.0%	11.3%	11.9%	12.4%
% of FP17s for the same patient ID Re-attending within 3 months - Adults	92	820	11.2%	16.3%	17.1%	16.6%
% of FP17s for the same patient ID Re-attending between 3 & 9 months - Children	212	527	40.2%	41.7%	46.2%	57.5%
% of FP17s for the same patient ID Re-attending between 3 & 9 months - Adults	308	820	37.6%	35.2%	37.8%	50.4%
% of FP17s for Band 1 Urgent Courses	56	602	9.3%	10.7%	10.6%	9.1%
% of FP17s Relating to Free Repair or Replacements	6	602	1.0%	0.5%	0.6%	0.8%
% of FP17s Relating to Continuations	1	602	0.2%	0.9%	0.9%	1.3%
% of Patients satisfied with the dentistry they have received	0	1	N/A	89.2%	90.3%	92.7%
% of Patients satisfied with the time they had to wait for an appointment	0	1	N/A	81.2%	83.8%	88.8%

\* This is based on patients treated on this contract for their most recent course of treatment. Figures in italics indicate the base number of FP17s or Patient Questionnaire responses are less than 100. N/A is shown where the base number of responses is less than 10 during the period. % is calculated as Quantity/Base number\*100

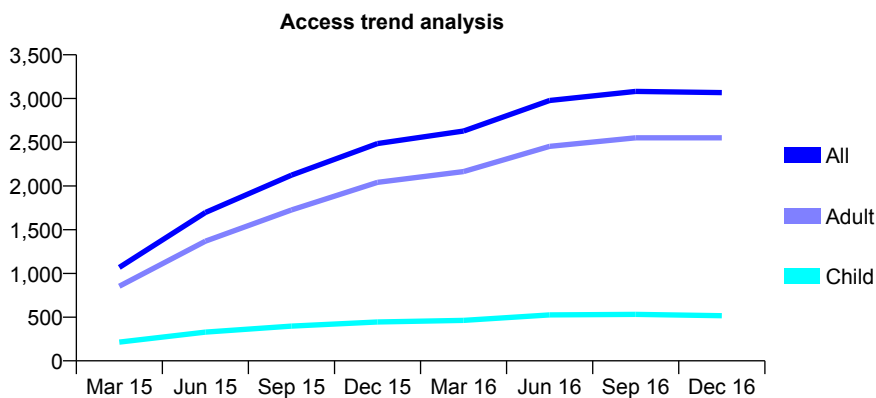
## Q61 - Vital Signs At a Glance Contract Report for 198579/0001 - December 2016

Name or company name	MP Wong & Associates
Contract type name	GDS Contract
Purpose of contract	General
Contract start date	18/08/2014
Contract end date	

16/17 Contracted general activity (UDA)	8,716
Carry forward general activity (UDA)	-174
16/17 Contracted orthodontic activity (UOA)	0
Carry forward orthodontic activity (UOA)	0
Baseline contract value	£238,659.15

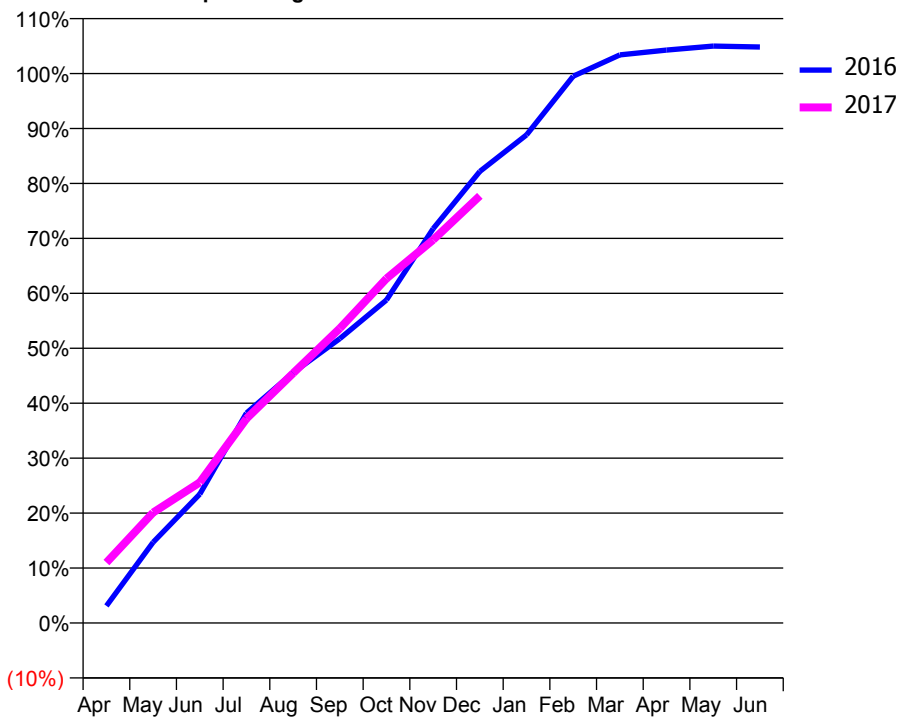
### ACCESS\*

Patients seen in 24 months	Total	Change since previous quarter
Quarter ending December 2015	2,485	
Quarter ending March 2016	2,628	↑
Quarter ending June 2016	2,978	↑
Quarter ending September 2016	3,081	↑
Quarter ending December 2016	3,067	→
<b>Variance since December 2015</b>	<b>23.4%</b>	<b>↑</b>



### ACTIVITY

Cumulative percentage of contracted UDA delivered 2016 & 2017



Month	Adjusted Scheduled Activity (UDA)	
	2016	2017
April	271	960
May	1,281	1,752
June	2,045	2,230
July	3,330	3,242
August	3,971	3,963
September	4,510	4,674
October	5,124	5,465
November	6,256	6,078
December	7,163	6,775
January	7,743	
February	8,672	
March	9,012	
April	9,088	
May	9,152	
June	9,137	

### QUALITY

	Quantity	Base Number	Contract	AT	Region	England
% of FP17s for the same patient ID Re-attending within 3 months - Children	17	399	4.3%	11.3%	11.9%	12.4%
% of FP17s for the same patient ID Re-attending within 3 months - Adults	92	1,688	5.5%	16.3%	17.1%	16.6%
% of FP17s for the same patient ID Re-attending between 3 & 9 months - Children	95	399	23.8%	41.7%	46.2%	57.5%
% of FP17s for the same patient ID Re-attending between 3 & 9 months - Adults	378	1,688	22.4%	35.2%	37.8%	50.4%
% of FP17s for Band 1 Urgent Courses	115	2,033	5.7%	10.7%	10.6%	9.1%
% of FP17s Relating to Free Repair or Replacements	5	2,033	0.2%	0.5%	0.6%	0.8%
% of FP17s Relating to Continuations	9	2,033	0.4%	0.9%	0.9%	1.3%
% of Patients satisfied with the dentistry they have received	7	7	N/A	89.2%	90.3%	92.7%
% of Patients satisfied with the time they had to wait for an appointment	6	7	N/A	81.2%	83.8%	88.8%

\* This is based on patients treated on this contract for their most recent course of treatment. Figures in italics indicate the base number of FP17s or Patient Questionnaire responses are less than 100. N/A is shown where the base number of responses is less than 10 during the period. % is calculated as Quantity/Base number\*100

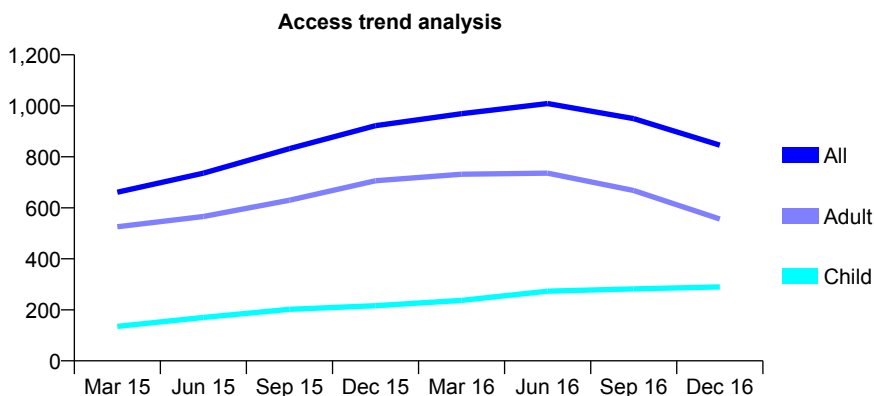
## Q61 - Vital Signs At a Glance Contract Report for 198676/0001 - December 2016

Name or company name	Mrs Priya Shah and Mr Punit Shah
Contract type name	GDS Contract
Purpose of contract	General
Contract start date	01/05/2014
Contract end date	

16/17 Contracted general activity (UDA)	1,785
Carry forward general activity (UDA)	4
16/17 Contracted orthodontic activity (UOA)	0
Carry forward orthodontic activity (UOA)	0
Baseline contract value	£48,452.22

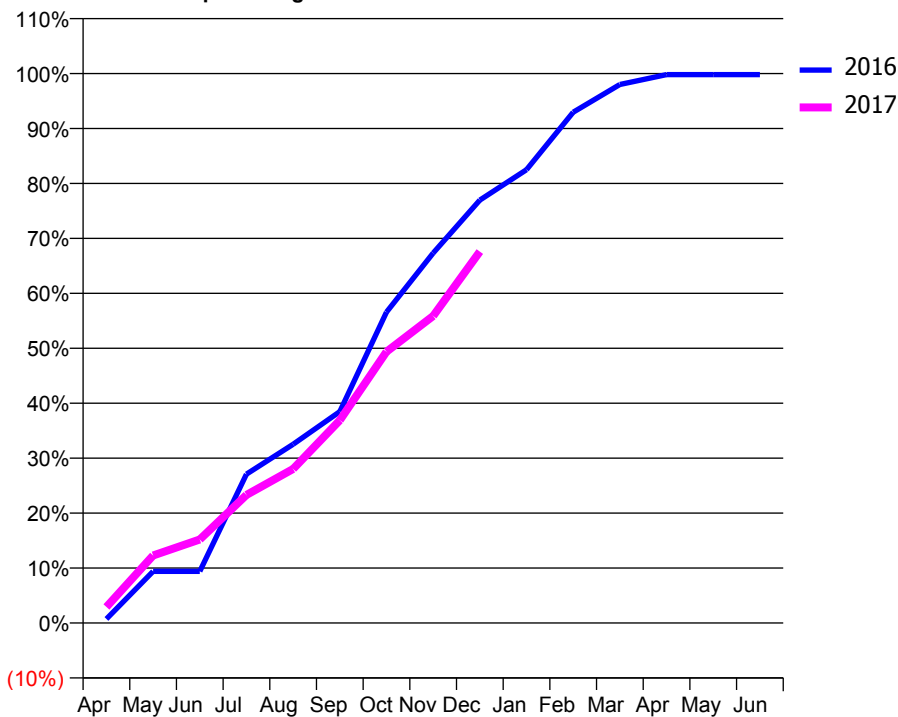
### ACCESS\*

Patients seen in 24 months	Total	Change since previous quarter
Quarter ending December 2015	922	
Quarter ending March 2016	969	↑
Quarter ending June 2016	1,009	↑
Quarter ending September 2016	950	↓
Quarter ending December 2016	846	↓
<b>Variance since December 2015</b>	<b>(8.2%)</b>	<b>↓</b>



### ACTIVITY

Cumulative percentage of contracted UDA delivered 2016 & 2017



Month	Adjusted Scheduled Activity (UDA)	
	2016	2017
April	13	52
May	168	219
June	168	271
July	484	416
August	581	500
September	687	659
October	1,010	881
November	1,202	997
December	1,374	1,206
January	1,473	
February	1,659	
March	1,749	
April	1,781	
May	1,781	
June	1,781	

### QUALITY

	Quantity	Base Number	Contract	AT	Region	England
% of FP17s for the same patient ID Re-attending within 3 months - Children	13	262	5.0%	11.3%	11.9%	12.4%
% of FP17s for the same patient ID Re-attending within 3 months - Adults	28	377	7.4%	16.3%	17.1%	16.6%
% of FP17s for the same patient ID Re-attending between 3 & 9 months - Children	93	262	35.5%	41.7%	46.2%	57.5%
% of FP17s for the same patient ID Re-attending between 3 & 9 months - Adults	78	377	20.7%	35.2%	37.8%	50.4%
% of FP17s for Band 1 Urgent Courses	62	617	10.0%	10.7%	10.6%	9.1%
% of FP17s Relating to Free Repair or Replacements	0	617	0.0%	0.5%	0.6%	0.8%
% of FP17s Relating to Continuations	4	617	0.6%	0.9%	0.9%	1.3%
% of Patients satisfied with the dentistry they have received	0	0	N/A	89.2%	90.3%	92.7%
% of Patients satisfied with the time they had to wait for an appointment	0	0	N/A	81.2%	83.8%	88.8%

\* This is based on patients treated on this contract for their most recent course of treatment. Figures in italics indicate the base number of FP17s or Patient Questionnaire responses are less than 100. N/A is shown where the base number of responses is less than 10 during the period. % is calculated as Quantity/Base number\*100

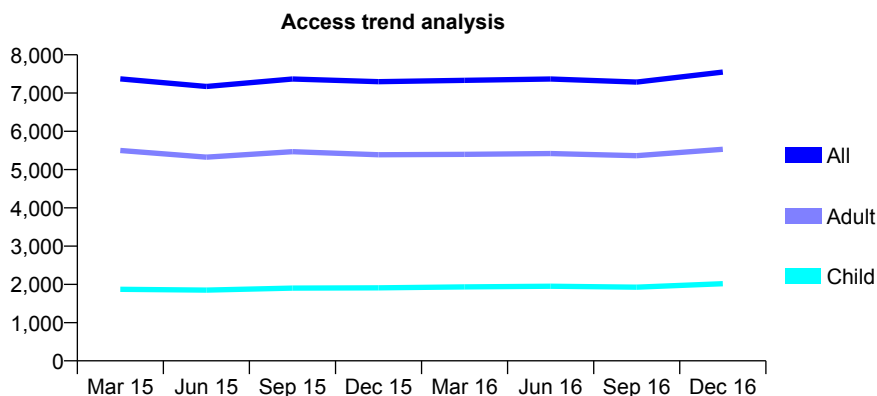
## Q61 - Vital Signs At a Glance Contract Report for 198781/0001 - December 2016

Name or company name	Orchard Road (DS) Limited
Contract type name	GDS Contract
Purpose of contract	General
Contract start date	01/08/2011
Contract end date	

16/17 Contracted general activity (UDA)	26,107
Carry forward general activity (UDA)	0
16/17 Contracted orthodontic activity (UOA)	0
Carry forward orthodontic activity (UOA)	0
Baseline contract value	£750,886.76

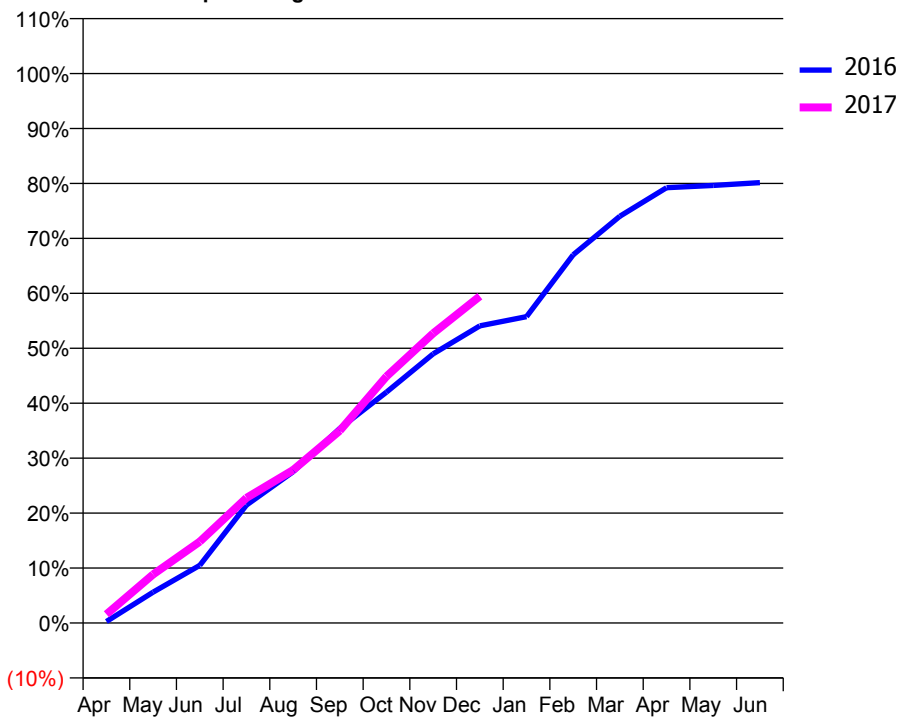
### ACCESS\*

Patients seen in 24 months	Total	Change since previous quarter
Quarter ending December 2015	7,297	
Quarter ending March 2016	7,332	→
Quarter ending June 2016	7,366	→
Quarter ending September 2016	7,287	↓
Quarter ending December 2016	7,548	↑
<b>Variance since December 2015</b>	<b>3.4%</b>	<b>↑</b>



### ACTIVITY

Cumulative percentage of contracted UDA delivered 2016 & 2017



Month	Adjusted Scheduled Activity (UDA)	
	2016	2017
April	76	415
May	1,468	2,311
June	2,741	3,870
July	5,605	5,943
August	7,188	7,273
September	9,248	9,138
October	10,969	11,720
November	12,790	13,763
December	14,116	15,525
January	14,555	
February	17,496	
March	19,328	
April	20,679	
May	20,793	
June	20,924	

### QUALITY

	Quantity	Base Number	Contract	AT	Region	England
% of FP17s for the same patient ID Re-attending within 3 months - Children	118	1,595	7.4%	11.3%	11.9%	12.4%
% of FP17s for the same patient ID Re-attending within 3 months - Adults	727	4,412	16.5%	16.3%	17.1%	16.6%
% of FP17s for the same patient ID Re-attending between 3 & 9 months - Children	515	1,595	32.3%	41.7%	46.2%	57.5%
% of FP17s for the same patient ID Re-attending between 3 & 9 months - Adults	1,228	4,412	27.8%	35.2%	37.8%	50.4%
% of FP17s for Band 1 Urgent Courses	692	5,508	12.6%	10.7%	10.6%	9.1%
% of FP17s Relating to Free Repair or Replacements	44	5,508	0.8%	0.5%	0.6%	0.8%
% of FP17s Relating to Continuations	61	5,508	1.1%	0.9%	0.9%	1.3%
% of Patients satisfied with the dentistry they have received	9	9	N/A	89.2%	90.3%	92.7%
% of Patients satisfied with the time they had to wait for an appointment	8	9	N/A	81.2%	83.8%	88.8%

\* This is based on patients treated on this contract for their most recent course of treatment. Figures in italics indicate the base number of FP17s or Patient Questionnaire responses are less than 100. N/A is shown where the base number of responses is less than 10 during the period. % is calculated as Quantity/Base number\*100

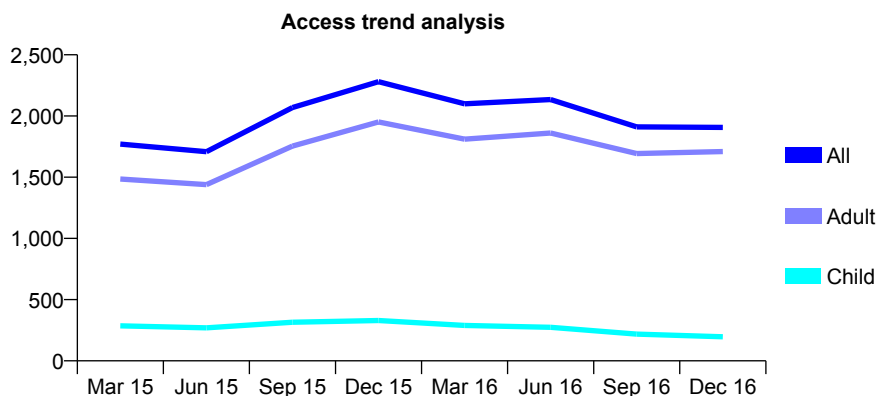
## Q61 - Vital Signs At a Glance Contract Report for 199400/0001 - December 2016

Name or company name	Drs D & J Levenstein
Contract type name	GDS Contract
Purpose of contract	General
Contract start date	01/12/2011
Contract end date	

16/17 Contracted general activity (UDA)	6,501
Carry forward general activity (UDA)	-5
16/17 Contracted orthodontic activity (UOA)	0
Carry forward orthodontic activity (UOA)	0
Baseline contract value	£206,279.97

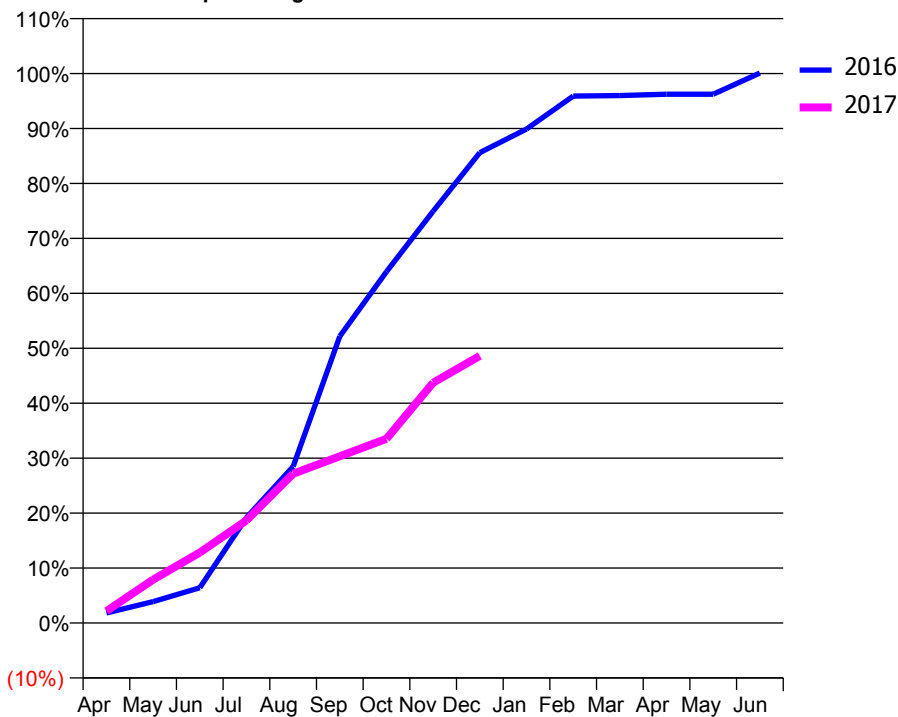
### ACCESS\*

Patients seen in 24 months	Total	Change since previous quarter
Quarter ending December 2015	2,281	
Quarter ending March 2016	2,100	↓
Quarter ending June 2016	2,135	→
Quarter ending September 2016	1,911	↓
Quarter ending December 2016	1,907	→
<b>Variance since December 2015</b>	<b>(16.4%)</b>	<b>↓</b>



### ACTIVITY

Cumulative percentage of contracted UDA delivered 2016 & 2017



Adjusted Scheduled Activity (UDA)

Month	2016	2017
April	118	141
May	253	514
June	417	834
July	1,247	1,214
August	1,851	1,767
September	3,392	1,972
October	4,155	2,179
November	4,872	2,844
December	5,565	3,161
January	5,844	
February	6,234	
March	6,240	
April	6,257	
May	6,257	
June	6,506	

### QUALITY

	Quantity	Base Number	Contract	AT	Region	England
% of FP17s for the same patient ID Re-attending within 3 months - Children	13	127	10.2%	11.3%	11.9%	12.4%
% of FP17s for the same patient ID Re-attending within 3 months - Adults	168	1,271	13.2%	16.3%	17.1%	16.6%
% of FP17s for the same patient ID Re-attending between 3 & 9 months - Children	13	127	10.2%	41.7%	46.2%	57.5%
% of FP17s for the same patient ID Re-attending between 3 & 9 months - Adults	123	1,271	9.7%	35.2%	37.8%	50.4%
% of FP17s for Band 1 Urgent Courses	377	1,237	30.5%	10.7%	10.6%	9.1%
% of FP17s Relating to Free Repair or Replacements	3	1,237	0.2%	0.5%	0.6%	0.8%
% of FP17s Relating to Continuations	4	1,237	0.3%	0.9%	0.9%	1.3%
% of Patients satisfied with the dentistry they have received	1	2	N/A	89.2%	90.3%	92.7%
% of Patients satisfied with the time they had to wait for an appointment	2	2	N/A	81.2%	83.8%	88.8%

\* This is based on patients treated on this contract for their most recent course of treatment. Figures in italics indicate the base number of FP17s or Patient Questionnaire responses are less than 100. N/A is shown where the base number of responses is less than 10 during the period. % is calculated as Quantity/Base number\*100

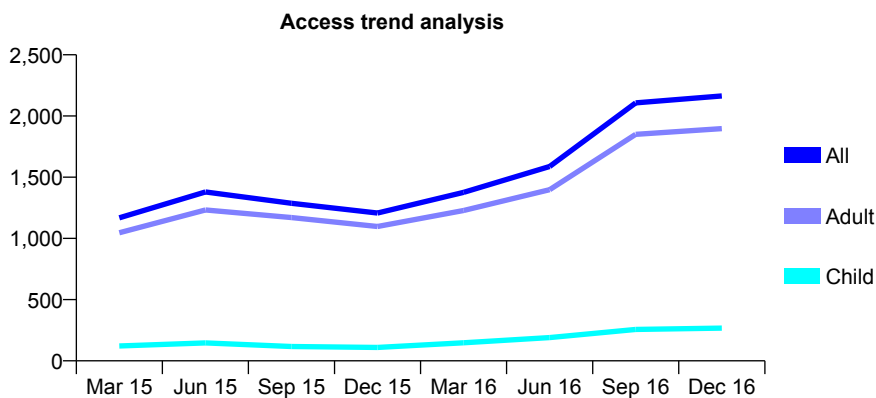
## Q61 - Vital Signs At a Glance Contract Report for 199400/0002 - December 2016

Name or company name	Drs D & J Levenstein
Contract type name	PDS Contract
Purpose of contract	General
Contract start date	01/04/2012
Contract end date	31/03/2022

16/17 Contracted general activity (UDA)	5,249
Carry forward general activity (UDA)	0
16/17 Contracted orthodontic activity (UOA)	0
Carry forward orthodontic activity (UOA)	0
Baseline contract value	£216,734.98

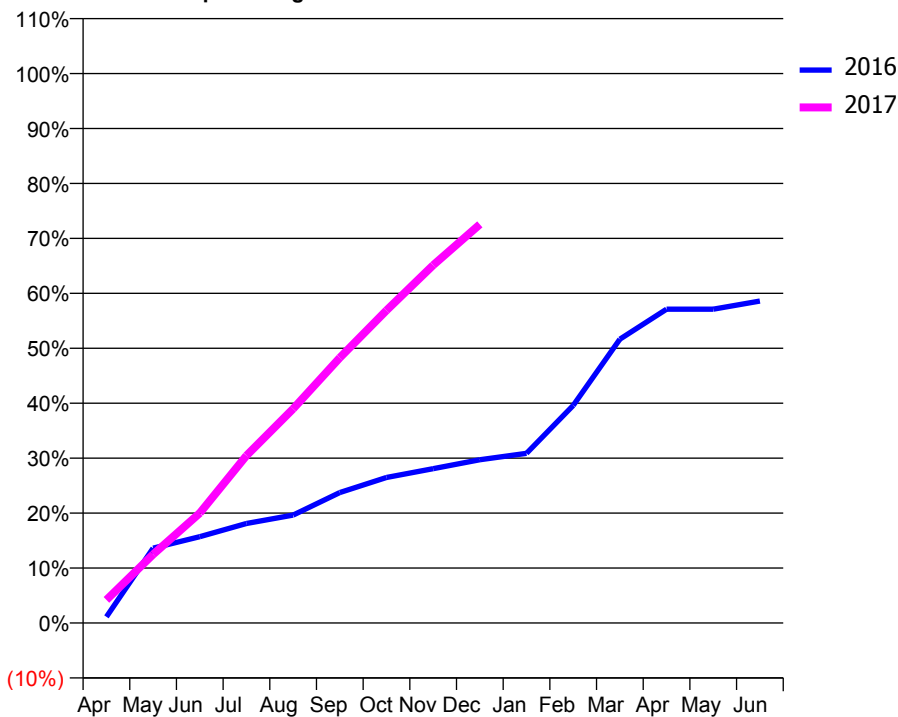
### ACCESS\*

Patients seen in 24 months	Total	Change since previous quarter
Quarter ending December 2015	1,207	
Quarter ending March 2016	1,376	↑
Quarter ending June 2016	1,588	↑
Quarter ending September 2016	2,107	↑
Quarter ending December 2016	2,164	↑
<b>Variance since December 2015</b>	<b>79.3%</b>	<b>↑</b>



### ACTIVITY

Cumulative percentage of contracted UDA delivered 2016 & 2017



Month	Adjusted Scheduled Activity (UDA)	
	2016	2017
April	59	221
May	715	655
June	824	1,051
July	951	1,599
August	1,031	2,047
September	1,247	2,534
October	1,391	2,986
November	1,475	3,418
December	1,560	3,808
January	1,621	
February	2,078	
March	2,711	
April	2,997	
May	2,997	
June	3,076	

### QUALITY

	Quantity	Base Number	Contract	AT	Region	England
% of FP17s for the same patient ID Re-attending within 3 months - Children	17	280	6.1%	11.3%	11.9%	12.4%
% of FP17s for the same patient ID Re-attending within 3 months - Adults	192	1,858	10.3%	16.3%	17.1%	16.6%
% of FP17s for the same patient ID Re-attending between 3 & 9 months - Children	29	280	10.4%	41.7%	46.2%	57.5%
% of FP17s for the same patient ID Re-attending between 3 & 9 months - Adults	154	1,858	8.3%	35.2%	37.8%	50.4%
% of FP17s for Band 1 Urgent Courses	445	1,387	32.1%	10.7%	10.6%	9.1%
% of FP17s Relating to Free Repair or Replacements	5	1,387	0.4%	0.5%	0.6%	0.8%
% of FP17s Relating to Continuations	3	1,387	0.2%	0.9%	0.9%	1.3%
% of Patients satisfied with the dentistry they have received	0	0	N/A	89.2%	90.3%	92.7%
% of Patients satisfied with the time they had to wait for an appointment	0	0	N/A	81.2%	83.8%	88.8%

\* This is based on patients treated on this contract for their most recent course of treatment. Figures in italics indicate the base number of FP17s or Patient Questionnaire responses are less than 100. N/A is shown where the base number of responses is less than 10 during the period. % is calculated as Quantity/Base number\*100

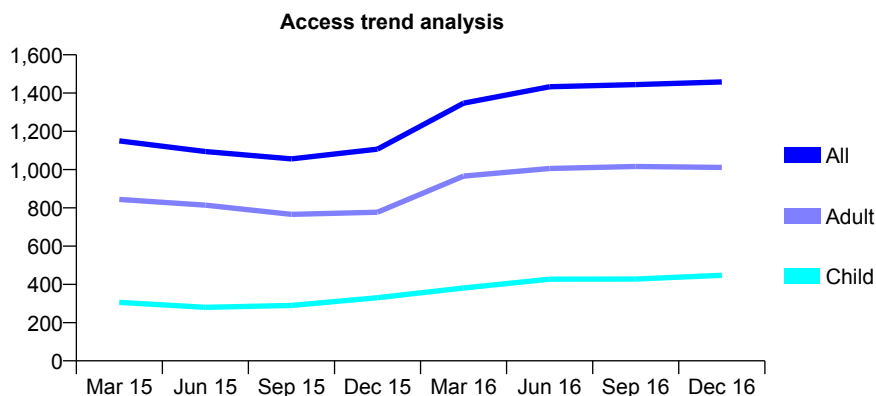
## Q61 - Vital Signs At a Glance Contract Report for 199478/0001 - December 2016

Name or company name	Mr I S Mohsin & Mr M Siddiqui
Contract type name	GDS Contract
Purpose of contract	General
Contract start date	01/02/2012
Contract end date	

16/17 Contracted general activity (UDA)	5,441
Carry forward general activity (UDA)	138
16/17 Contracted orthodontic activity (UOA)	0
Carry forward orthodontic activity (UOA)	0
Baseline contract value	£177,877.00

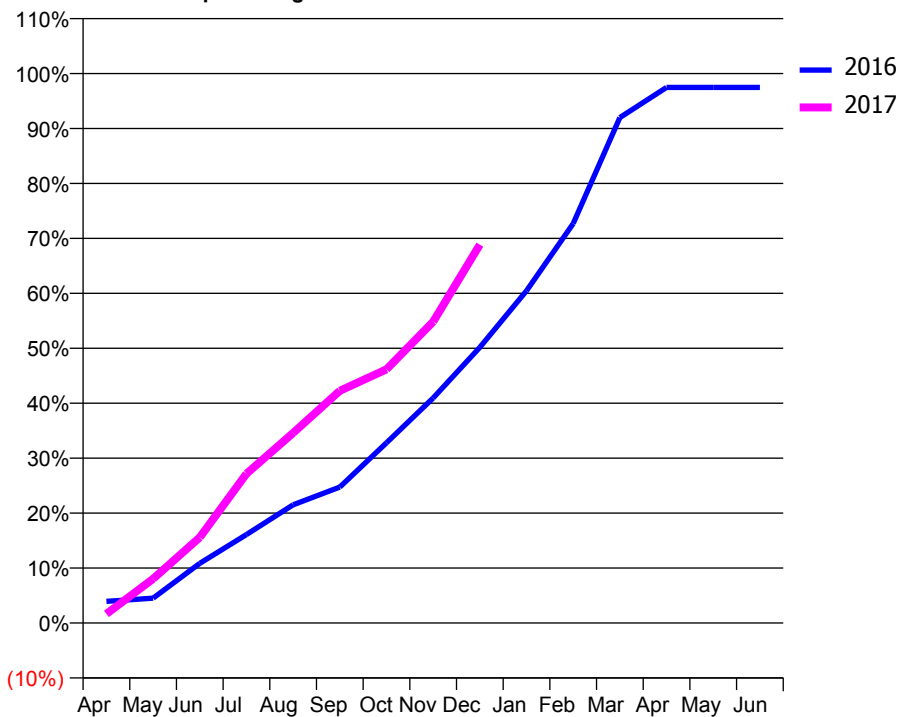
### ACCESS\*

Patients seen in 24 months	Total	Change since previous quarter
Quarter ending December 2015	1,107	
Quarter ending March 2016	1,347	↑
Quarter ending June 2016	1,433	↑
Quarter ending September 2016	1,444	→
Quarter ending December 2016	1,458	→
<b>Variance since December 2015</b>	<b>31.7%</b>	<b>↑</b>



### ACTIVITY

Cumulative percentage of contracted UDA delivered 2016 & 2017



Month	Adjusted Scheduled Activity (UDA)	
	2016	2017
April	214	90
May	246	437
June	591	849
July	876	1,478
August	1,170	1,882
September	1,346	2,299
October	1,784	2,512
November	2,228	2,983
December	2,730	3,747
January	3,289	
February	3,955	
March	5,004	
April	5,303	
May	5,303	
June	5,303	

### QUALITY

	Quantity	Base Number	Contract	AT	Region	England
% of FP17s for the same patient ID Re-attending within 3 months - Children	59	396	14.9%	11.3%	11.9%	12.4%
% of FP17s for the same patient ID Re-attending within 3 months - Adults	214	805	26.6%	16.3%	17.1%	16.6%
% of FP17s for the same patient ID Re-attending between 3 & 9 months - Children	87	396	22.0%	41.7%	46.2%	57.5%
% of FP17s for the same patient ID Re-attending between 3 & 9 months - Adults	149	805	18.5%	35.2%	37.8%	50.4%
% of FP17s for Band 1 Urgent Courses	474	1,095	43.3%	10.7%	10.6%	9.1%
% of FP17s Relating to Free Repair or Replacements	4	1,095	0.4%	0.5%	0.6%	0.8%
% of FP17s Relating to Continuations	0	1,095	0.0%	0.9%	0.9%	1.3%
% of Patients satisfied with the dentistry they have received	2	2	N/A	89.2%	90.3%	92.7%
% of Patients satisfied with the time they had to wait for an appointment	2	2	N/A	81.2%	83.8%	88.8%

\* This is based on patients treated on this contract for their most recent course of treatment. Figures in italics indicate the base number of FP17s or Patient Questionnaire responses are less than 100. N/A is shown where the base number of responses is less than 10 during the period. % is calculated as Quantity/Base number\*100



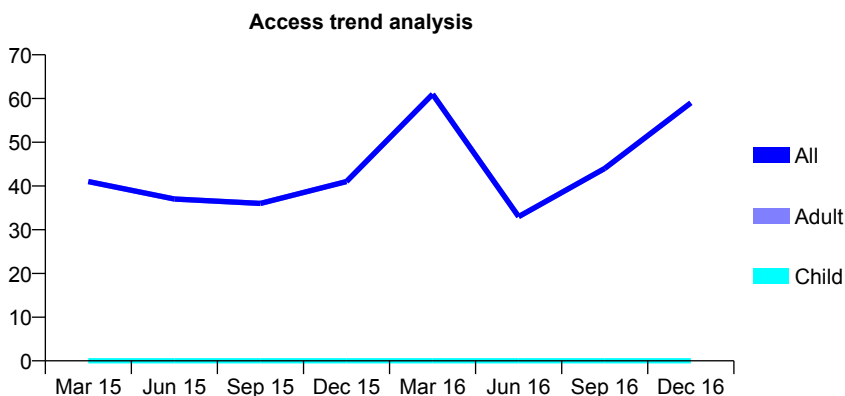
## Q61 - Vital Signs At a Glance Contract Report for 199850/0002 - December 2016

Name or company name	The Brace Orthodontic Centre
Contract type name	PDS Contract
Purpose of contract	General
Contract start date	01/01/2010
Contract end date	31/03/2017

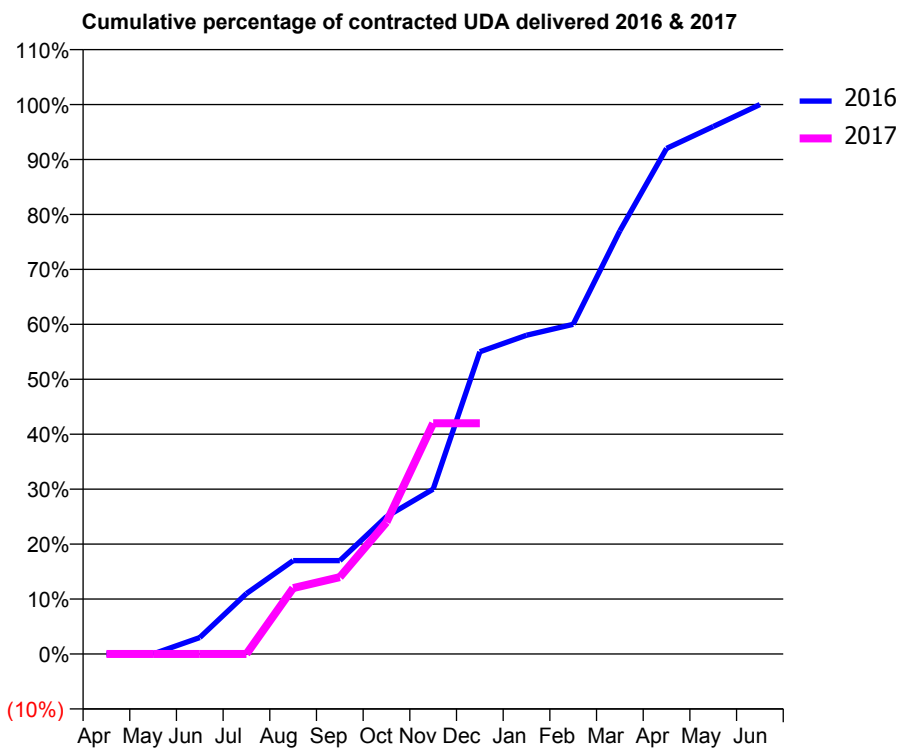
16/17 Contracted general activity (UDA)	300
Carry forward general activity (UDA)	0
16/17 Contracted orthodontic activity (UOA)	0
Carry forward orthodontic activity (UOA)	0
Baseline contract value	£53,146.21

### ACCESS\*

Patients seen in 24 months	Total	Change since previous quarter
Quarter ending December 2015	41	
Quarter ending March 2016	61	↑
Quarter ending June 2016	33	↓
Quarter ending September 2016	44	↑
Quarter ending December 2016	59	↑
<b>Variance since December 2015</b>	<b>43.9%</b>	<b>↑</b>



### ACTIVITY



Month	Adjusted Scheduled Activity (UDA)	
	2016	2017
April	0	0
May	0	0
June	9	0
July	33	0
August	51	36
September	51	42
October	75	72
November	90	126
December	165	126
January	174	
February	180	
March	231	
April	276	
May	288	
June	300	

### QUALITY

	Quantity	Base Number	Contract	AT	Region	England
% of FP17s for the same patient ID Re-attending within 3 months - Children	0	1	0.0%	11.3%	11.9%	12.4%
% of FP17s for the same patient ID Re-attending within 3 months - Adults	0	63	0.0%	16.3%	17.1%	16.6%
% of FP17s for the same patient ID Re-attending between 3 & 9 months - Children	0	1	0.0%	41.7%	46.2%	57.5%
% of FP17s for the same patient ID Re-attending between 3 & 9 months - Adults	0	63	0.0%	35.2%	37.8%	50.4%
% of FP17s for Band 1 Urgent Courses	0	42	0.0%	10.7%	10.6%	9.1%
% of FP17s Relating to Free Repair or Replacements	0	42	0.0%	0.5%	0.6%	0.8%
% of FP17s Relating to Continuations	0	42	0.0%	0.9%	0.9%	1.3%
% of Patients satisfied with the dentistry they have received	0	0	N/A	89.2%	90.3%	92.7%
% of Patients satisfied with the time they had to wait for an appointment	0	0	N/A	81.2%	83.8%	88.8%

\* This is based on patients treated on this contract for their most recent course of treatment. Figures in italics indicate the base number of FP17s or Patient Questionnaire responses are less than 100. N/A is shown where the base number of responses is less than 10 during the period. % is calculated as Quantity/Base number\*100

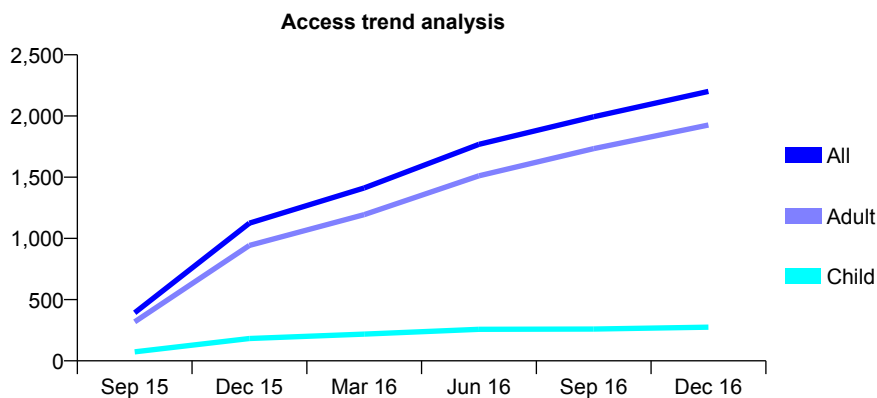
## Q61 - Vital Signs At a Glance Contract Report for 207799/0002 - December 2016

Name or company name	MR RS LEVY
Contract type name	GDS Contract
Purpose of contract	General
Contract start date	01/07/2015
Contract end date	

16/17 Contracted general activity (UDA)	10,000
Carry forward general activity (UDA)	0
16/17 Contracted orthodontic activity (UOA)	0
Carry forward orthodontic activity (UOA)	0
Baseline contract value	£296,559.00

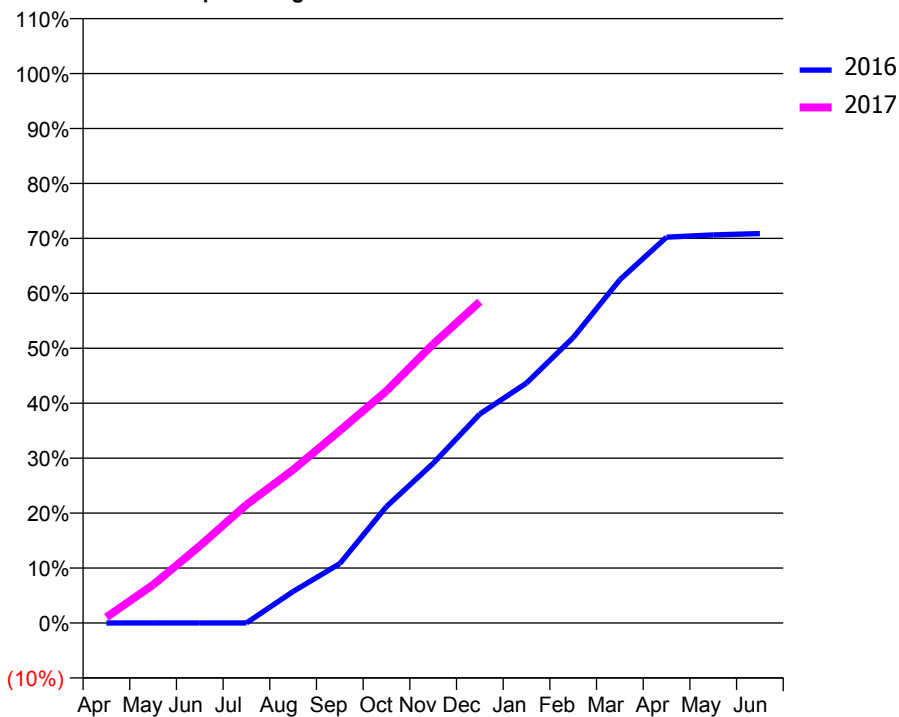
### ACCESS\*

Patients seen in 24 months	Total	Change since previous quarter
Quarter ending December 2015	1,125	
Quarter ending March 2016	1,412	↑
Quarter ending June 2016	1,769	↑
Quarter ending September 2016	1,994	↑
Quarter ending December 2016	2,201	↑
<b>Variance since December 2015</b>	<b>95.6%</b>	<b>↑</b>



### ACTIVITY

Cumulative percentage of contracted UDA delivered 2016 & 2017



Month	Adjusted Scheduled Activity (UDA)	
	2016	2017
April	0	105
May	0	695
June	0	1,403
July	0	2,153
August	430	2,788
September	811	3,500
October	1,590	4,223
November	2,179	5,076
December	2,852	5,848
January	3,274	
February	3,895	
March	4,685	
April	5,265	
May	5,296	
June	5,314	

### QUALITY

	Quantity	Base Number	Contract	AT	Region	England
% of FP17s for the same patient ID Re-attending within 3 months - Children	19	302	6.3%	11.3%	11.9%	12.4%
% of FP17s for the same patient ID Re-attending within 3 months - Adults	158	1,878	8.4%	16.3%	17.1%	16.6%
% of FP17s for the same patient ID Re-attending between 3 & 9 months - Children	162	302	53.6%	41.7%	46.2%	57.5%
% of FP17s for the same patient ID Re-attending between 3 & 9 months - Adults	794	1,878	42.3%	35.2%	37.8%	50.4%
% of FP17s for Band 1 Urgent Courses	145	1,977	7.3%	10.7%	10.6%	9.1%
% of FP17s Relating to Free Repair or Replacements	7	1,977	0.4%	0.5%	0.6%	0.8%
% of FP17s Relating to Continuations	12	1,977	0.6%	0.9%	0.9%	1.3%
% of Patients satisfied with the dentistry they have received	3	3	N/A	89.2%	90.3%	92.7%
% of Patients satisfied with the time they had to wait for an appointment	2	3	N/A	81.2%	83.8%	88.8%

\* This is based on patients treated on this contract for their most recent course of treatment. Figures in italics indicate the base number of FP17s or Patient Questionnaire responses are less than 100. N/A is shown where the base number of responses is less than 10 during the period. % is calculated as Quantity/Base number\*100

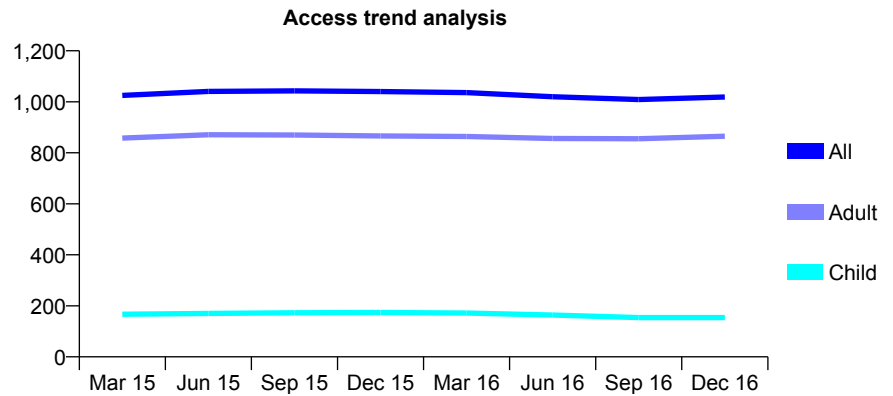
## Q61 - Vital Signs At a Glance Contract Report for 208493/0001 - December 2016

Name or company name	MR PC WEE
Contract type name	GDS Contract
Purpose of contract	General
Contract start date	01/04/2006
Contract end date	

16/17 Contracted general activity (UDA)	3,505
Carry forward general activity (UDA)	-70
16/17 Contracted orthodontic activity (UOA)	0
Carry forward orthodontic activity (UOA)	0
Baseline contract value	£105,248.09

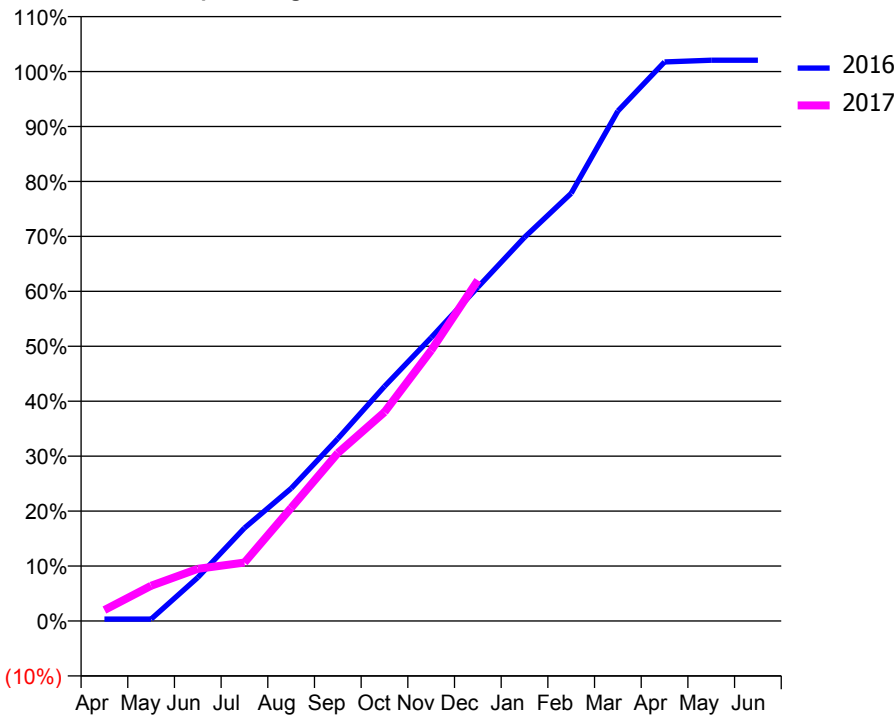
### ACCESS\*

Patients seen in 24 months	Total	Change since previous quarter
Quarter ending December 2015	1,040	
Quarter ending March 2016	1,036	→
Quarter ending June 2016	1,020	↓
Quarter ending September 2016	1,009	↓
Quarter ending December 2016	1,019	→
<b>Variance since December 2015</b>	<b>(2.0%)</b>	<b>↓</b>



### ACTIVITY

Cumulative percentage of contracted UDA delivered 2016 & 2017



Month	Adjusted Scheduled Activity (UDA)	
	2016	2017
April	12	70
May	12	225
June	277	333
July	594	373
August	846	722
September	1,163	1,071
October	1,497	1,332
November	1,808	1,726
December	2,130	2,174
January	2,448	
February	2,728	
March	3,253	
April	3,566	
May	3,577	
June	3,577	

### QUALITY

	Quantity	Base Number	Contract	AT	Region	England
% of FP17s for the same patient ID Re-attending within 3 months - Children	4	119	3.4%	11.3%	11.9%	12.4%
% of FP17s for the same patient ID Re-attending within 3 months - Adults	57	690	8.3%	16.3%	17.1%	16.6%
% of FP17s for the same patient ID Re-attending between 3 & 9 months - Children	61	119	51.3%	41.7%	46.2%	57.5%
% of FP17s for the same patient ID Re-attending between 3 & 9 months - Adults	326	690	47.2%	35.2%	37.8%	50.4%
% of FP17s for Band 1 Urgent Courses	28	714	3.9%	10.7%	10.6%	9.1%
% of FP17s Relating to Free Repair or Replacements	0	714	0.0%	0.5%	0.6%	0.8%
% of FP17s Relating to Continuations	0	714	0.0%	0.9%	0.9%	1.3%
% of Patients satisfied with the dentistry they have received	0	0	N/A	89.2%	90.3%	92.7%
% of Patients satisfied with the time they had to wait for an appointment	0	0	N/A	81.2%	83.8%	88.8%

\* This is based on patients treated on this contract for their most recent course of treatment. Figures in italics indicate the base number of FP17s or Patient Questionnaire responses are less than 100. N/A is shown where the base number of responses is less than 10 during the period. % is calculated as Quantity/Base number\*100

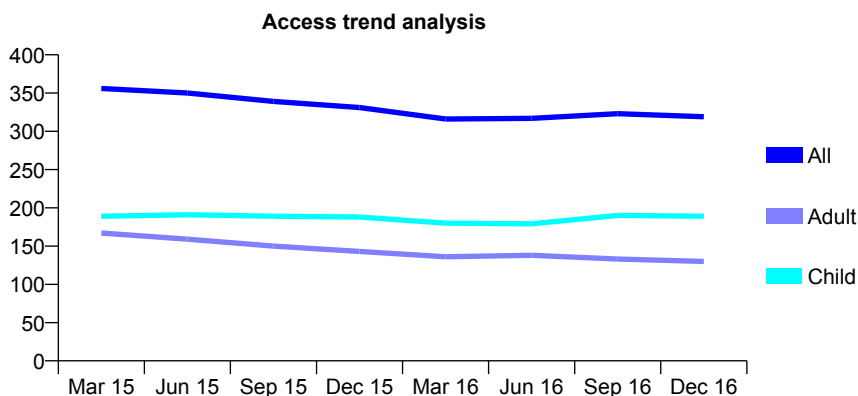
## Q61 - Vital Signs At a Glance Contract Report for 209392/0001 - December 2016

Name or company name	MR LH BAUM
Contract type name	GDS Contract
Purpose of contract	General
Contract start date	01/04/2006
Contract end date	

16/17 Contracted general activity (UDA)	703
Carry forward general activity (UDA)	0
16/17 Contracted orthodontic activity (UOA)	0
Carry forward orthodontic activity (UOA)	0
Baseline contract value	£15,659.13

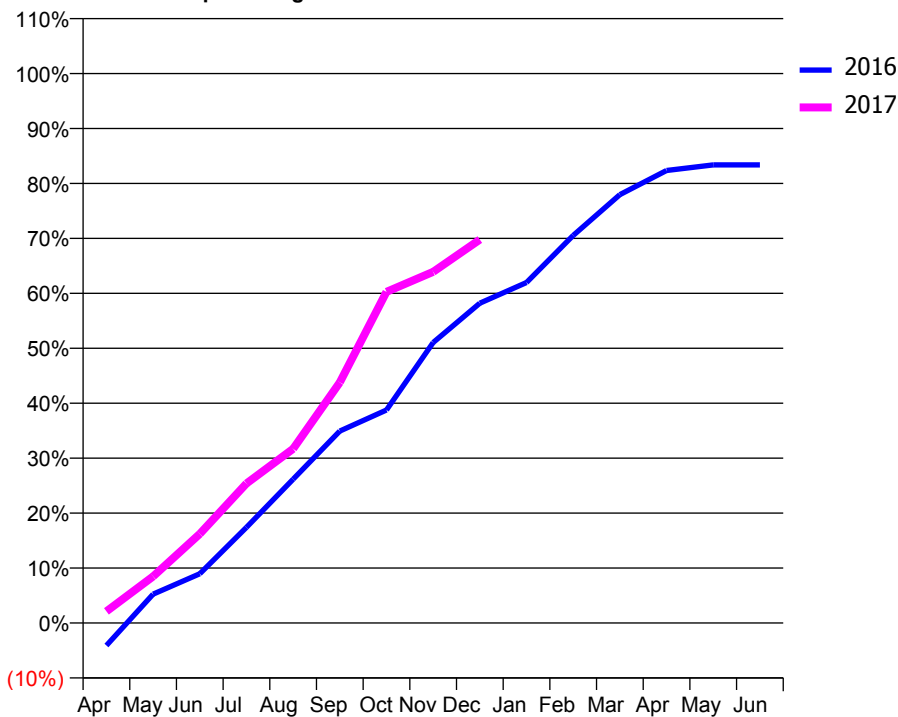
### ACCESS\*

Patients seen in 24 months	Total	Change since previous quarter
Quarter ending December 2015	331	
Quarter ending March 2016	316	↓
Quarter ending June 2016	317	→
Quarter ending September 2016	323	→
Quarter ending December 2016	319	↓
<b>Variance since December 2015</b>	<b>(3.6%)</b>	<b>↓</b>



### ACTIVITY

Cumulative percentage of contracted UDA delivered 2016 & 2017



Adjusted Scheduled Activity (UDA)

Month	2016	2017
April	-29	15
May	37	60
June	63	114
July	122	179
August	184	223
September	246	308
October	273	424
November	359	449
December	409	491
January	436	
February	496	
March	548	
April	579	
May	586	
June	586	

### QUALITY

	Quantity	Base Number	Contract	AT	Region	England
% of FP17s for the same patient ID Re-attending within 3 months - Children	20	188	10.6%	11.3%	11.9%	12.4%
% of FP17s for the same patient ID Re-attending within 3 months - Adults	18	114	15.8%	16.3%	17.1%	16.6%
% of FP17s for the same patient ID Re-attending between 3 & 9 months - Children	59	188	31.4%	41.7%	46.2%	57.5%
% of FP17s for the same patient ID Re-attending between 3 & 9 months - Adults	40	114	35.1%	35.2%	37.8%	50.4%
% of FP17s for Band 1 Urgent Courses	19	255	7.5%	10.7%	10.6%	9.1%
% of FP17s Relating to Free Repair or Replacements	0	255	0.0%	0.5%	0.6%	0.8%
% of FP17s Relating to Continuations	0	255	0.0%	0.9%	0.9%	1.3%
% of Patients satisfied with the dentistry they have received	0	0	N/A	89.2%	90.3%	92.7%
% of Patients satisfied with the time they had to wait for an appointment	0	0	N/A	81.2%	83.8%	88.8%

\* This is based on patients treated on this contract for their most recent course of treatment. Figures in italics indicate the base number of FP17s or Patient Questionnaire responses are less than 100. N/A is shown where the base number of responses is less than 10 during the period. % is calculated as Quantity/Base number\*100

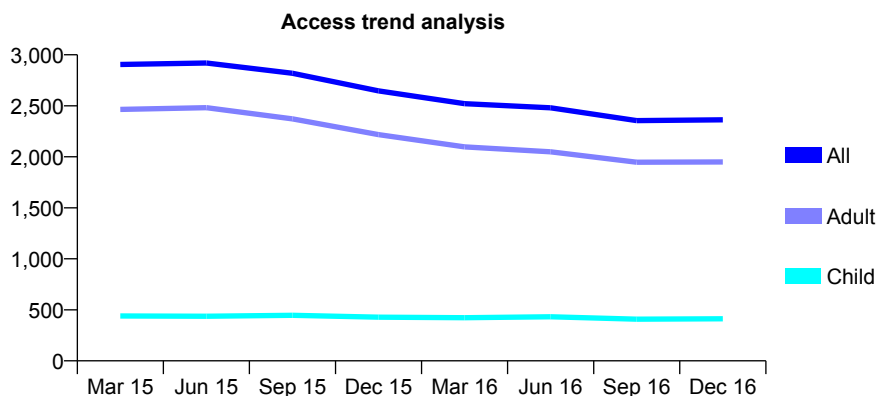
## Q61 - Vital Signs At a Glance Contract Report for 209511/0001 - December 2016

Name or company name	MR AD PATEL
Contract type name	GDS Contract
Purpose of contract	General
Contract start date	01/04/2006
Contract end date	

16/17 Contracted general activity (UDA)	11,956
Carry forward general activity (UDA)	-110
16/17 Contracted orthodontic activity (UOA)	0
Carry forward orthodontic activity (UOA)	0
Baseline contract value	£293,616.76

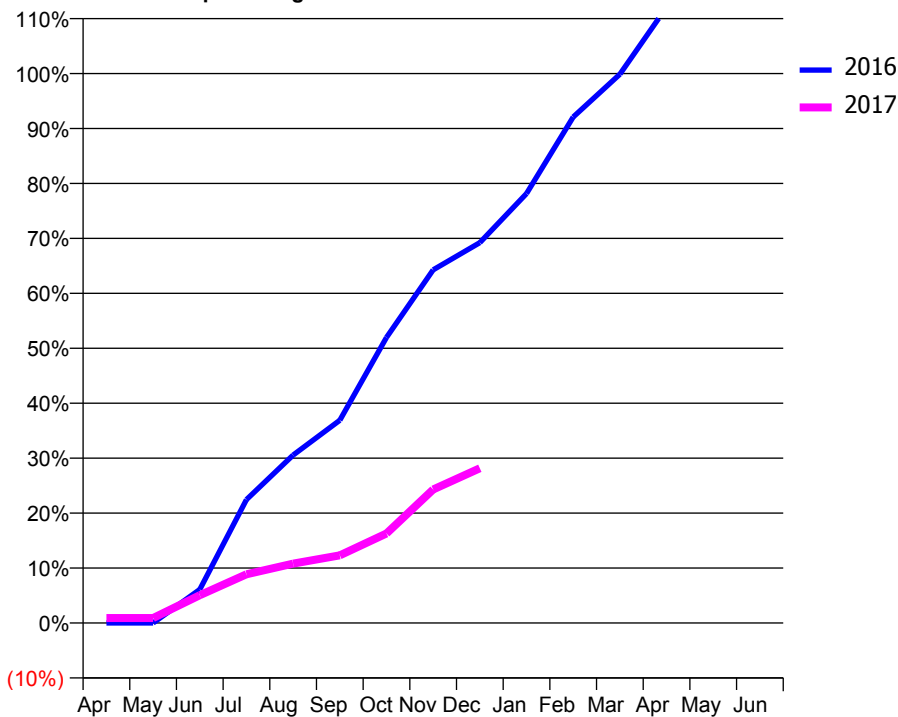
### ACCESS\*

Patients seen in 24 months	Total	Change since previous quarter
Quarter ending December 2015	2,646	
Quarter ending March 2016	2,521	↓
Quarter ending June 2016	2,481	↓
Quarter ending September 2016	2,355	↓
Quarter ending December 2016	2,363	→
<b>Variance since December 2015</b>	<b>(10.7%)</b>	<b>↓</b>



### ACTIVITY

Cumulative percentage of contracted UDA delivered 2016 & 2017



Month	Adjusted Scheduled Activity (UDA)	
	2016	2017
April	0	110
May	0	110
June	336	604
July	1,236	1,061
August	1,681	1,293
September	2,030	1,472
October	2,858	1,950
November	3,535	2,906
December	3,807	3,367
January	4,298	
February	5,064	
March	5,493	
April	6,163	
May	6,666	
June	6,680	

### QUALITY

	Quantity	Base Number	Contract	AT	Region	England
% of FP17s for the same patient ID Re-attending within 3 months - Children	13	303	4.3%	11.3%	11.9%	12.4%
% of FP17s for the same patient ID Re-attending within 3 months - Adults	148	1,490	9.9%	16.3%	17.1%	16.6%
% of FP17s for the same patient ID Re-attending between 3 & 9 months - Children	93	303	30.7%	41.7%	46.2%	57.5%
% of FP17s for the same patient ID Re-attending between 3 & 9 months - Adults	526	1,490	35.3%	35.2%	37.8%	50.4%
% of FP17s for Band 1 Urgent Courses	185	1,304	14.2%	10.7%	10.6%	9.1%
% of FP17s Relating to Free Repair or Replacements	4	1,304	0.3%	0.5%	0.6%	0.8%
% of FP17s Relating to Continuations	22	1,304	1.7%	0.9%	0.9%	1.3%
% of Patients satisfied with the dentistry they have received	3	3	N/A	89.2%	90.3%	92.7%
% of Patients satisfied with the time they had to wait for an appointment	3	3	N/A	81.2%	83.8%	88.8%

\* This is based on patients treated on this contract for their most recent course of treatment. Figures in italics indicate the base number of FP17s or Patient Questionnaire responses are less than 100. N/A is shown where the base number of responses is less than 10 during the period. % is calculated as Quantity/Base number\*100

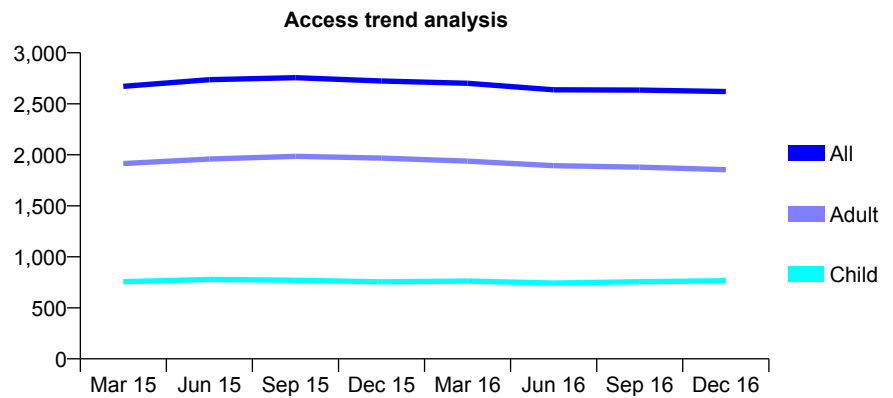
## Q61 - Vital Signs At a Glance Contract Report for 215260/0002 - December 2016

Name or company name	MR M WIEDER
Contract type name	GDS Contract
Purpose of contract	General and Orthodontic
Contract start date	01/04/2006
Contract end date	

16/17 Contracted general activity (UDA)	8,606
Carry forward general activity (UDA)	0
16/17 Contracted orthodontic activity (UOA)	119
Carry forward orthodontic activity (UOA)	0
Baseline contract value	£242,498.35

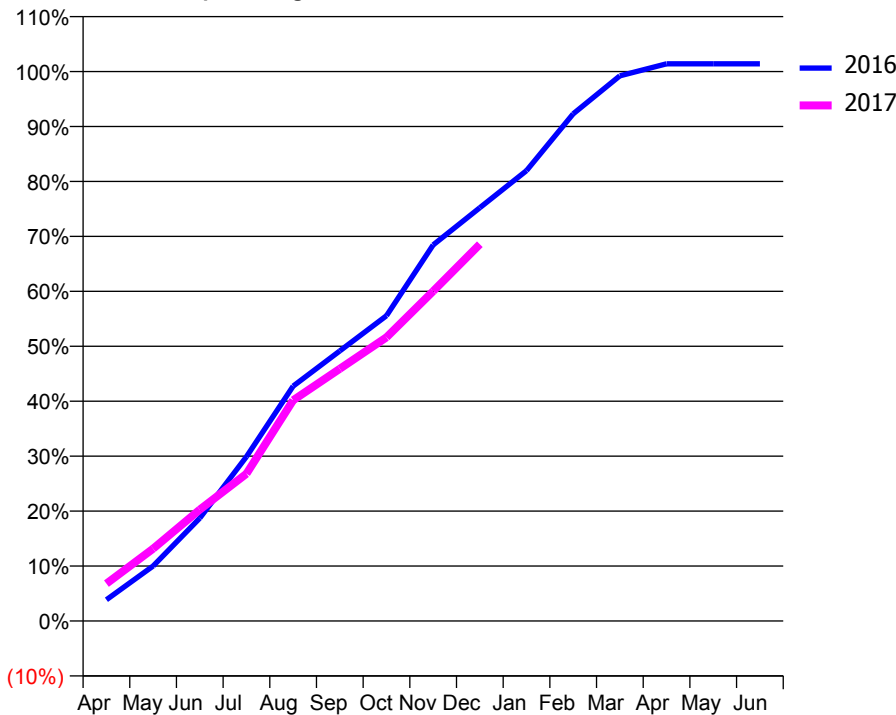
### ACCESS\*

Patients seen in 24 months	Total	Change since previous quarter
Quarter ending December 2015	2,723	
Quarter ending March 2016	2,701	→
Quarter ending June 2016	2,637	↓
Quarter ending September 2016	2,635	→
Quarter ending December 2016	2,620	→
<b>Variance since December 2015</b>	<b>(3.8%)</b>	<b>↓</b>



### ACTIVITY

Cumulative percentage of contracted UDA delivered 2016 & 2017



Month	Adjusted Scheduled Activity (UDA)	
	2016	2017
April	334	586
May	862	1,134
June	1,612	1,746
July	2,574	2,308
August	3,679	3,457
September	4,229	3,951
October	4,781	4,444
November	5,890	5,167
December	6,474	5,902
January	7,054	
February	7,944	
March	8,538	
April	8,727	
May	8,727	
June	8,727	

### QUALITY

	Quantity	Base Number	Contract	AT	Region	England
% of FP17s for the same patient ID Re-attending within 3 months - Children	69	717	9.6%	11.3%	11.9%	12.4%
% of FP17s for the same patient ID Re-attending within 3 months - Adults	248	1,583	15.7%	16.3%	17.1%	16.6%
% of FP17s for the same patient ID Re-attending between 3 & 9 months - Children	331	717	46.2%	41.7%	46.2%	57.5%
% of FP17s for the same patient ID Re-attending between 3 & 9 months - Adults	588	1,583	37.1%	35.2%	37.8%	50.4%
% of FP17s for Band 1 Urgent Courses	184	1,994	9.2%	10.7%	10.6%	9.1%
% of FP17s Relating to Free Repair or Replacements	23	1,994	1.2%	0.5%	0.6%	0.8%
% of FP17s Relating to Continuations	46	1,994	2.3%	0.9%	0.9%	1.3%
% of Patients satisfied with the dentistry they have received	4	4	N/A	89.2%	90.3%	92.7%
% of Patients satisfied with the time they had to wait for an appointment	4	4	N/A	81.2%	83.8%	88.8%

\* This is based on patients treated on this contract for their most recent course of treatment. Figures in italics indicate the base number of FP17s or Patient Questionnaire responses are less than 100. N/A is shown where the base number of responses is less than 10 during the period. % is calculated as Quantity/Base number\*100

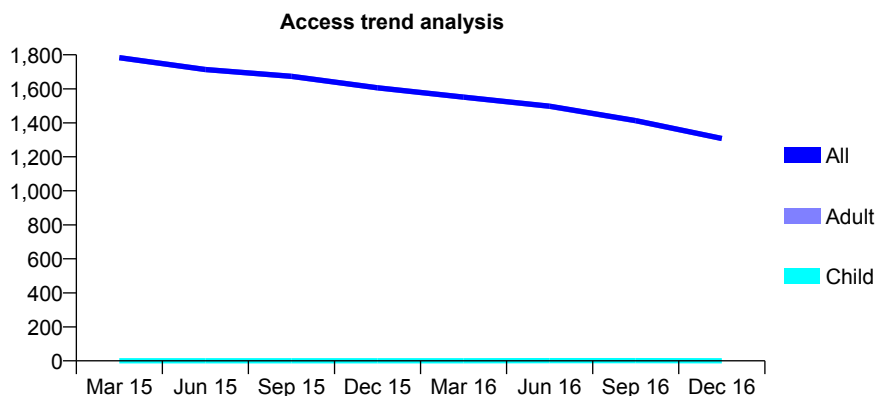
## Q61 - Vital Signs At a Glance Contract Report for 215481/0001 - December 2016

Name or company name	MRS CK JONES
Contract type name	GDS Contract
Purpose of contract	General
Contract start date	01/04/2006
Contract end date	

16/17 Contracted general activity (UDA)	3,255
Carry forward general activity (UDA)	109
16/17 Contracted orthodontic activity (UOA)	0
Carry forward orthodontic activity (UOA)	0
Baseline contract value	£78,508.16

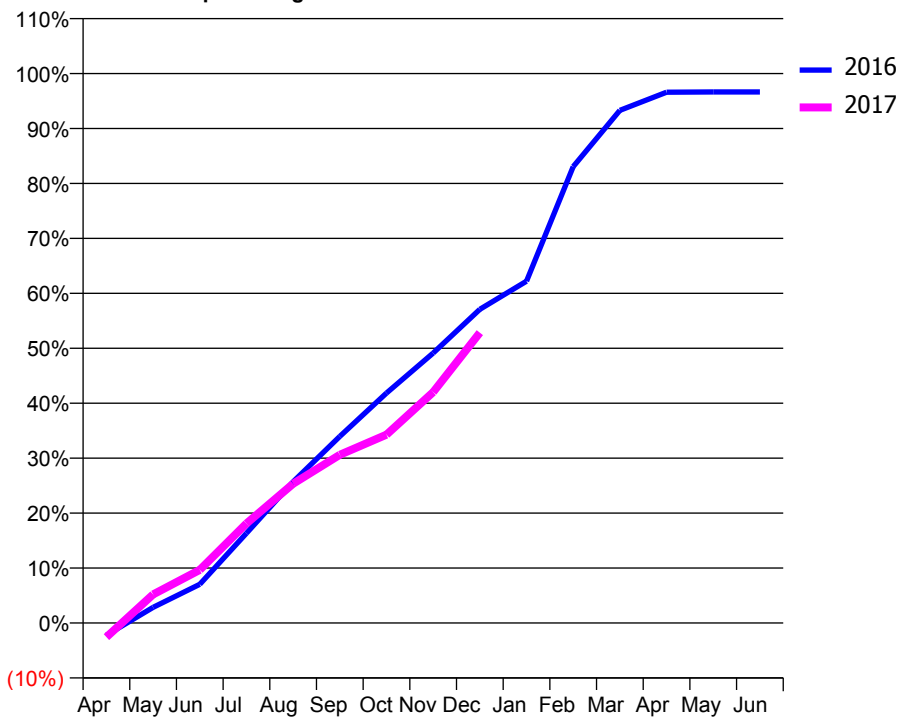
### ACCESS\*

Patients seen in 24 months	Total	Change since previous quarter
Quarter ending December 2015	1,606	
Quarter ending March 2016	1,551	↓
Quarter ending June 2016	1,498	↓
Quarter ending September 2016	1,413	↓
Quarter ending December 2016	1,308	↓
<b>Variance since December 2015</b>	<b>(18.6%)</b>	<b>↓</b>



### ACTIVITY

Cumulative percentage of contracted UDA delivered 2016 & 2017



Month	Adjusted Scheduled Activity (UDA)	
	2016	2017
April	-73	-84
May	93	170
June	229	314
July	532	590
August	837	825
September	1,106	997
October	1,362	1,116
November	1,599	1,368
December	1,858	1,720
January	2,025	
February	2,703	
March	3,037	
April	3,144	
May	3,146	
June	3,146	

### QUALITY

	Quantity	Base Number	Contract	AT	Region	England
% of FP17s for the same patient ID Re-attending within 3 months - Children	0	3	0.0%	11.3%	11.9%	12.4%
% of FP17s for the same patient ID Re-attending within 3 months - Adults	105	999	10.5%	16.3%	17.1%	16.6%
% of FP17s for the same patient ID Re-attending between 3 & 9 months - Children	0	3	0.0%	41.7%	46.2%	57.5%
% of FP17s for the same patient ID Re-attending between 3 & 9 months - Adults	523	999	52.4%	35.2%	37.8%	50.4%
% of FP17s for Band 1 Urgent Courses	91	955	9.5%	10.7%	10.6%	9.1%
% of FP17s Relating to Free Repair or Replacements	5	955	0.5%	0.5%	0.6%	0.8%
% of FP17s Relating to Continuations	3	955	0.3%	0.9%	0.9%	1.3%
% of Patients satisfied with the dentistry they have received	2	2	N/A	89.2%	90.3%	92.7%
% of Patients satisfied with the time they had to wait for an appointment	2	2	N/A	81.2%	83.8%	88.8%

\* This is based on patients treated on this contract for their most recent course of treatment. Figures in italics indicate the base number of FP17s or Patient Questionnaire responses are less than 100. N/A is shown where the base number of responses is less than 10 during the period. % is calculated as Quantity/Base number\*100



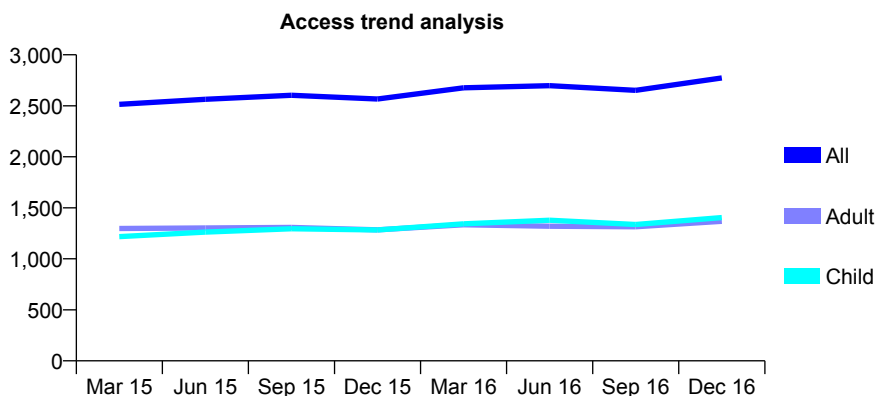
## Q61 - Vital Signs At a Glance Contract Report for 221554/0001 - December 2016

Name or company name	MR NN PATEL
Contract type name	GDS Contract
Purpose of contract	General
Contract start date	01/04/2006
Contract end date	

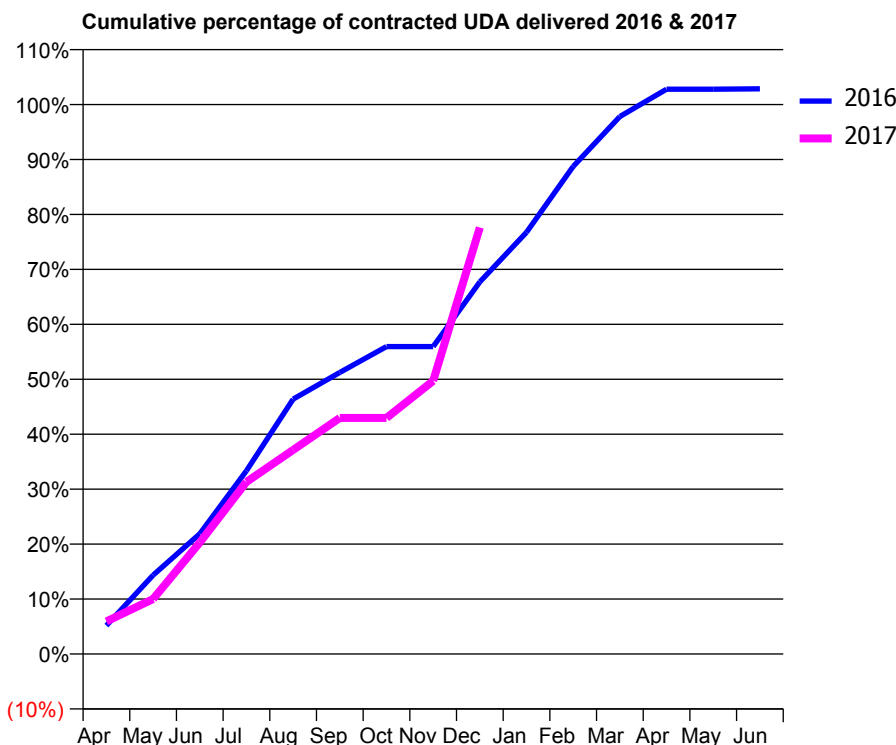
16/17 Contracted general activity (UDA)	7,338
Carry forward general activity (UDA)	-147
16/17 Contracted orthodontic activity (UOA)	0
Carry forward orthodontic activity (UOA)	0
Baseline contract value	£232,689.29

### ACCESS\*

Patients seen in 24 months	Total	Change since previous quarter
Quarter ending December 2015	2,567	
Quarter ending March 2016	2,677	↑
Quarter ending June 2016	2,698	→
Quarter ending September 2016	2,651	↓
Quarter ending December 2016	2,773	↑
<b>Variance since December 2015</b>	<b>8.0%</b>	<b>↑</b>



### ACTIVITY



Month	Adjusted Scheduled Activity (UDA)	
	2016	2017
April	380	436
May	1,053	734
June	1,605	1,490
July	2,448	2,298
August	3,404	2,725
September	3,761	3,153
October	4,105	3,153
November	4,105	3,648
December	4,969	5,696
January	5,632	
February	6,511	
March	7,176	
April	7,542	
May	7,542	
June	7,547	

### QUALITY

	Quantity	Base Number	Contract	AT	Region	England
% of FP17s for the same patient ID Re-attending within 3 months - Children	150	1,540	9.7%	11.3%	11.9%	12.4%
% of FP17s for the same patient ID Re-attending within 3 months - Adults	134	1,099	12.2%	16.3%	17.1%	16.6%
% of FP17s for the same patient ID Re-attending between 3 & 9 months - Children	885	1,540	57.5%	41.7%	46.2%	57.5%
% of FP17s for the same patient ID Re-attending between 3 & 9 months - Adults	492	1,099	44.8%	35.2%	37.8%	50.4%
% of FP17s for Band 1 Urgent Courses	163	2,061	7.9%	10.7%	10.6%	9.1%
% of FP17s Relating to Free Repair or Replacements	1	2,061	0.0%	0.5%	0.6%	0.8%
% of FP17s Relating to Continuations	4	2,061	0.2%	0.9%	0.9%	1.3%
% of Patients satisfied with the dentistry they have received	3	4	N/A	89.2%	90.3%	92.7%
% of Patients satisfied with the time they had to wait for an appointment	3	4	N/A	81.2%	83.8%	88.8%

\* This is based on patients treated on this contract for their most recent course of treatment. Figures in italics indicate the base number of FP17s or Patient Questionnaire responses are less than 100. N/A is shown where the base number of responses is less than 10 during the period. % is calculated as Quantity/Base number\*100

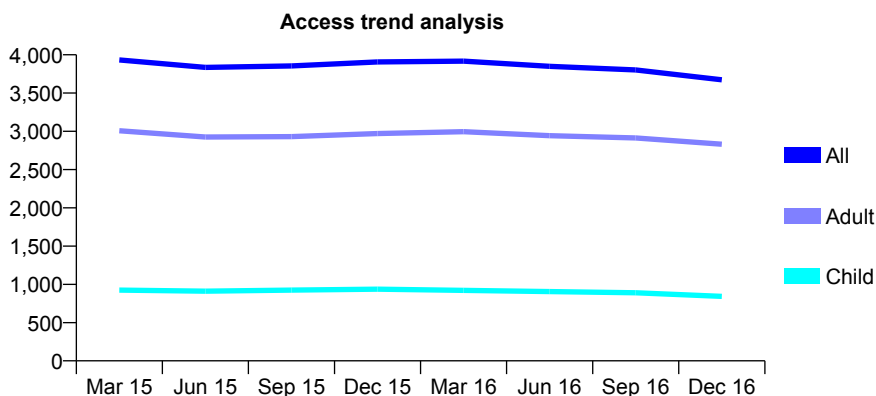
## Q61 - Vital Signs At a Glance Contract Report for 229210/0001 - December 2016

Name or company name	MR SM MUGHAL
Contract type name	GDS Contract
Purpose of contract	General
Contract start date	01/04/2006
Contract end date	

16/17 Contracted general activity (UDA)	12,135
Carry forward general activity (UDA)	34
16/17 Contracted orthodontic activity (UOA)	0
Carry forward orthodontic activity (UOA)	0
Baseline contract value	£293,232.49

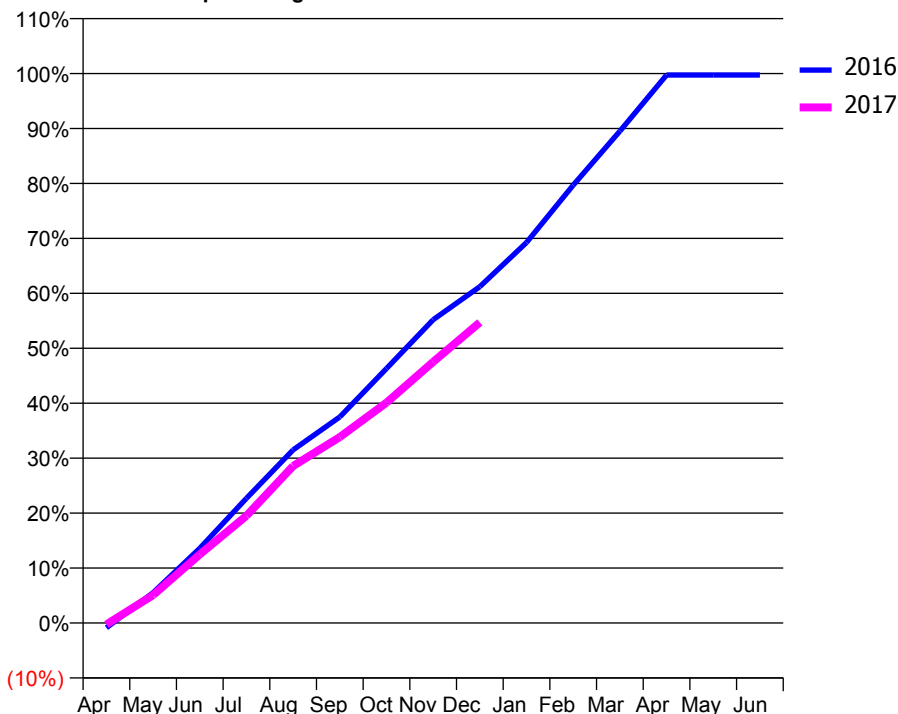
### ACCESS\*

Patients seen in 24 months	Total	Change since previous quarter
Quarter ending December 2015	3,907	
Quarter ending March 2016	3,918	→
Quarter ending June 2016	3,849	↓
Quarter ending September 2016	3,802	↓
Quarter ending December 2016	3,673	↓
<b>Variance since December 2015</b>	<b>(6.0%)</b>	↓



### ACTIVITY

Cumulative percentage of contracted UDA delivered 2016 & 2017



Month	Adjusted Scheduled Activity (UDA)	
	2016	2017
April	-108	-34
May	669	617
June	1,650	1,515
July	2,754	2,368
August	3,823	3,468
September	4,551	4,108
October	5,619	4,865
November	6,699	5,768
December	7,428	6,640
January	8,404	
February	9,669	
March	10,862	
April	12,101	
May	12,101	
June	12,101	

### QUALITY

	Quantity	Base Number	Contract	AT	Region	England
% of FP17s for the same patient ID Re-attending within 3 months - Children	72	635	11.3%	11.3%	11.9%	12.4%
% of FP17s for the same patient ID Re-attending within 3 months - Adults	283	2,103	13.5%	16.3%	17.1%	16.6%
% of FP17s for the same patient ID Re-attending between 3 & 9 months - Children	203	635	32.0%	41.7%	46.2%	57.5%
% of FP17s for the same patient ID Re-attending between 3 & 9 months - Adults	685	2,103	32.6%	35.2%	37.8%	50.4%
% of FP17s for Band 1 Urgent Courses	252	2,332	10.8%	10.7%	10.6%	9.1%
% of FP17s Relating to Free Repair or Replacements	0	2,332	0.0%	0.5%	0.6%	0.8%
% of FP17s Relating to Continuations	11	2,332	0.5%	0.9%	0.9%	1.3%
% of Patients satisfied with the dentistry they have received	0	1	N/A	89.2%	90.3%	92.7%
% of Patients satisfied with the time they had to wait for an appointment	1	1	N/A	81.2%	83.8%	88.8%

\* This is based on patients treated on this contract for their most recent course of treatment. Figures in italics indicate the base number of FP17s or Patient Questionnaire responses are less than 100. N/A is shown where the base number of responses is less than 10 during the period. % is calculated as Quantity/Base number\*100

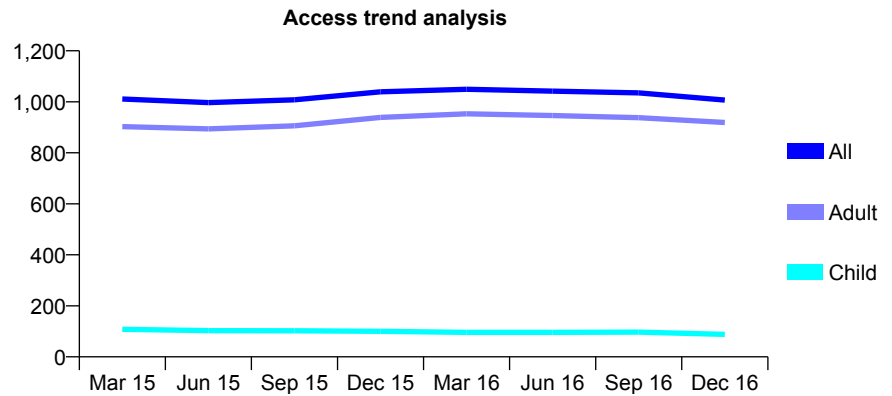
## Q61 - Vital Signs At a Glance Contract Report for 230480/0001 - December 2016

Name or company name	MR K SHAH
Contract type name	GDS Contract
Purpose of contract	General
Contract start date	01/04/2006
Contract end date	

16/17 Contracted general activity (UDA)	3,482
Carry forward general activity (UDA)	7
16/17 Contracted orthodontic activity (UOA)	0
Carry forward orthodontic activity (UOA)	0
Baseline contract value	£101,210.89

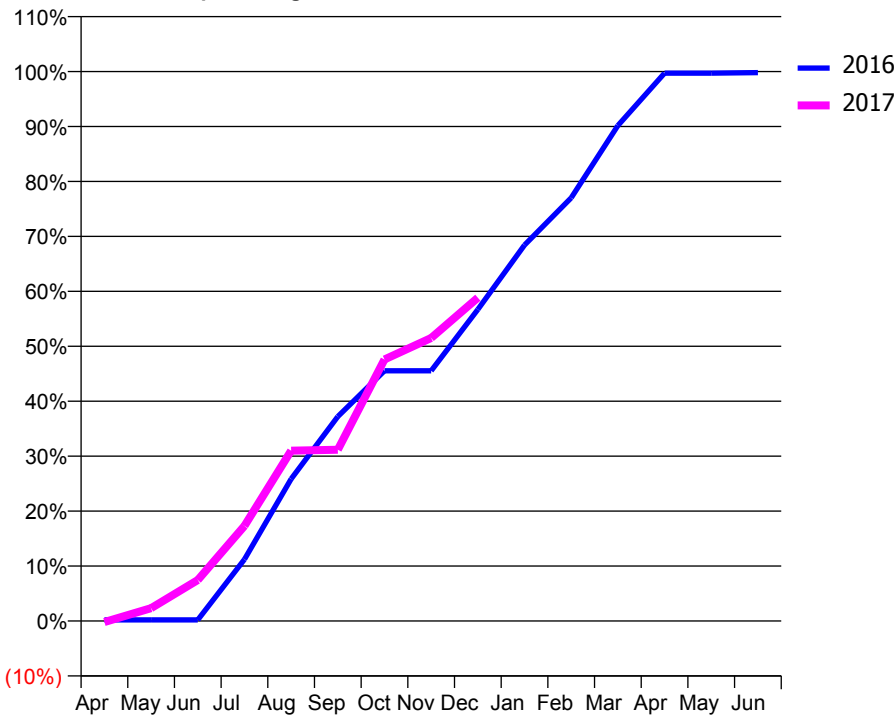
### ACCESS\*

Patients seen in 24 months	Total	Change since previous quarter
Quarter ending December 2015	1,039	
Quarter ending March 2016	1,049	→
Quarter ending June 2016	1,042	→
Quarter ending September 2016	1,035	→
Quarter ending December 2016	1,007	↓
<b>Variance since December 2015</b>	<b>(3.1%)</b>	<b>↓</b>



### ACTIVITY

Cumulative percentage of contracted UDA delivered 2016 & 2017



Month	Adjusted Scheduled Activity (UDA)	
	2016	2017
April	7	-7
May	7	81
June	7	260
July	390	603
August	901	1,079
September	1,296	1,085
October	1,585	1,658
November	1,585	1,794
December	1,974	2,049
January	2,382	
February	2,682	
March	3,140	
April	3,472	
May	3,472	
June	3,475	

### QUALITY

	Quantity	Base Number	Contract	AT	Region	England
% of FP17s for the same patient ID Re-attending within 3 months - Children	2	66	3.0%	11.3%	11.9%	12.4%
% of FP17s for the same patient ID Re-attending within 3 months - Adults	33	545	6.1%	16.3%	17.1%	16.6%
% of FP17s for the same patient ID Re-attending between 3 & 9 months - Children	21	66	31.8%	41.7%	46.2%	57.5%
% of FP17s for the same patient ID Re-attending between 3 & 9 months - Adults	154	545	28.3%	35.2%	37.8%	50.4%
% of FP17s for Band 1 Urgent Courses	24	545	4.4%	10.7%	10.6%	9.1%
% of FP17s Relating to Free Repair or Replacements	0	545	0.0%	0.5%	0.6%	0.8%
% of FP17s Relating to Continuations	0	545	0.0%	0.9%	0.9%	1.3%
% of Patients satisfied with the dentistry they have received	2	2	N/A	89.2%	90.3%	92.7%
% of Patients satisfied with the time they had to wait for an appointment	2	2	N/A	81.2%	83.8%	88.8%

\* This is based on patients treated on this contract for their most recent course of treatment. Figures in italics indicate the base number of FP17s or Patient Questionnaire responses are less than 100. N/A is shown where the base number of responses is less than 10 during the period. % is calculated as Quantity/Base number\*100

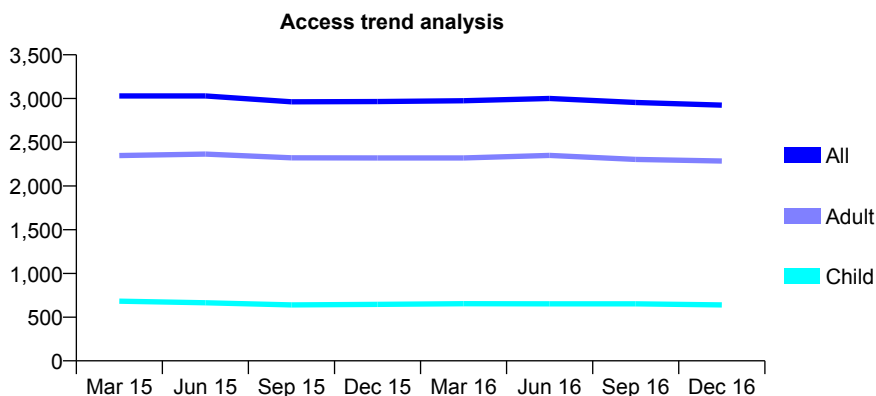
## Q61 - Vital Signs At a Glance Contract Report for 232815/0001 - December 2016

Name or company name	MR HS GOUW
Contract type name	GDS Contract
Purpose of contract	General
Contract start date	01/04/2006
Contract end date	

16/17 Contracted general activity (UDA)	9,434
Carry forward general activity (UDA)	-101
16/17 Contracted orthodontic activity (UOA)	0
Carry forward orthodontic activity (UOA)	0
Baseline contract value	£236,755.01

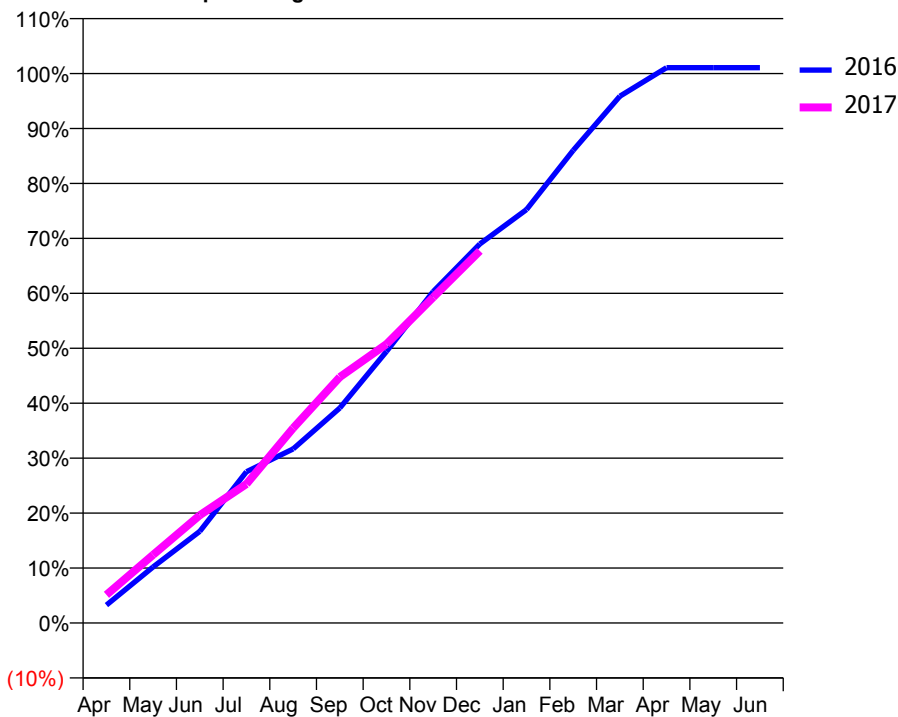
### ACCESS\*

Patients seen in 24 months	Total	Change since previous quarter
Quarter ending December 2015	2,966	
Quarter ending March 2016	2,975	→
Quarter ending June 2016	3,001	→
Quarter ending September 2016	2,955	↓
Quarter ending December 2016	2,924	↓
<b>Variance since December 2015</b>	<b>(1.4%)</b>	<b>↓</b>



### ACTIVITY

Cumulative percentage of contracted UDA delivered 2016 & 2017



Month	Adjusted Scheduled Activity (UDA)	
	2016	2017
April	309	485
May	964	1,171
June	1,575	1,851
July	2,598	2,388
August	2,989	3,347
September	3,691	4,222
October	4,661	4,789
November	5,690	5,592
December	6,508	6,389
January	7,097	
February	8,114	
March	9,043	
April	9,534	
May	9,535	
June	9,535	

### QUALITY

	Quantity	Base Number	Contract	AT	Region	England
% of FP17s for the same patient ID Re-attending within 3 months - Children	30	471	6.4%	11.3%	11.9%	12.4%
% of FP17s for the same patient ID Re-attending within 3 months - Adults	276	1,767	15.6%	16.3%	17.1%	16.6%
% of FP17s for the same patient ID Re-attending between 3 & 9 months - Children	164	471	34.8%	41.7%	46.2%	57.5%
% of FP17s for the same patient ID Re-attending between 3 & 9 months - Adults	475	1,767	26.9%	35.2%	37.8%	50.4%
% of FP17s for Band 1 Urgent Courses	274	2,100	13.0%	10.7%	10.6%	9.1%
% of FP17s Relating to Free Repair or Replacements	0	2,100	0.0%	0.5%	0.6%	0.8%
% of FP17s Relating to Continuations	0	2,100	0.0%	0.9%	0.9%	1.3%
% of Patients satisfied with the dentistry they have received	2	2	N/A	89.2%	90.3%	92.7%
% of Patients satisfied with the time they had to wait for an appointment	2	2	N/A	81.2%	83.8%	88.8%

\* This is based on patients treated on this contract for their most recent course of treatment. Figures in italics indicate the base number of FP17s or Patient Questionnaire responses are less than 100. N/A is shown where the base number of responses is less than 10 during the period. % is calculated as Quantity/Base number\*100

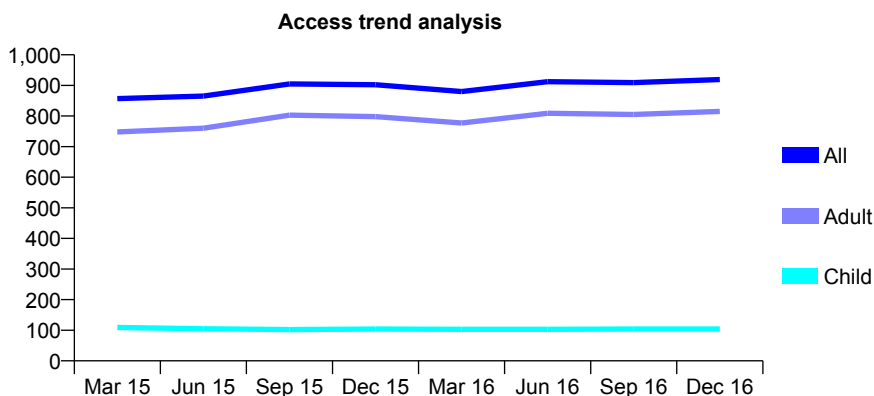
## Q61 - Vital Signs At a Glance Contract Report for 233439/0001 - December 2016

Name or company name	MR MA CONNELL
Contract type name	GDS Contract
Purpose of contract	General
Contract start date	01/04/2006
Contract end date	

16/17 Contracted general activity (UDA)	4,281
Carry forward general activity (UDA)	80
16/17 Contracted orthodontic activity (UOA)	0
Carry forward orthodontic activity (UOA)	0
Baseline contract value	£119,211.02

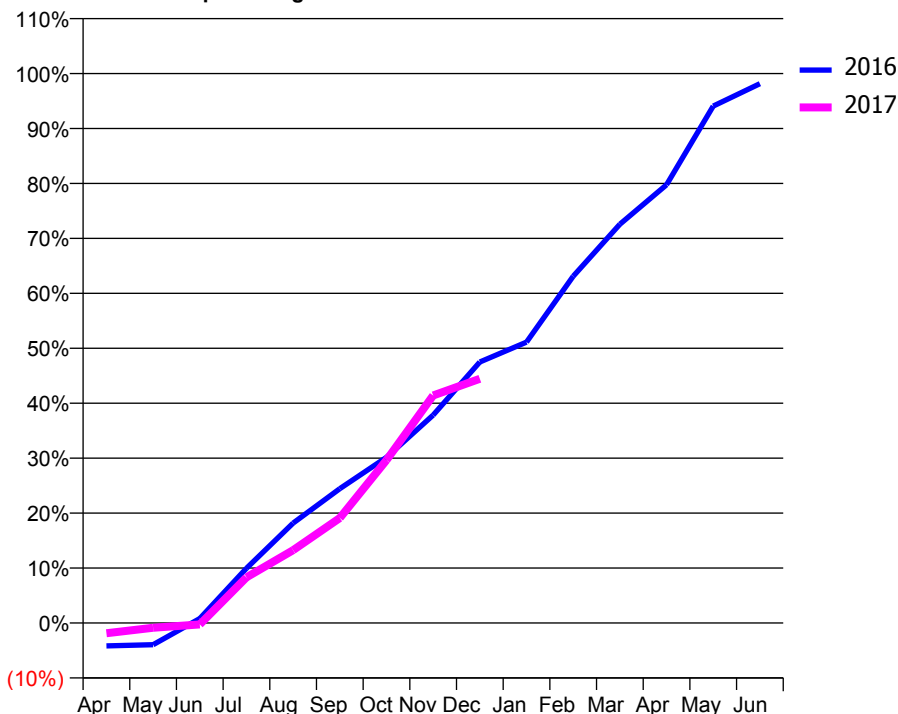
### ACCESS\*

Patients seen in 24 months	Total	Change since previous quarter
Quarter ending December 2015	902	
Quarter ending March 2016	880	↓
Quarter ending June 2016	912	↑
Quarter ending September 2016	909	→
Quarter ending December 2016	919	→
<b>Variance since December 2015</b>	<b>1.9%</b>	<b>→</b>



### ACTIVITY

Cumulative percentage of contracted UDA delivered 2016 & 2017



Month	Adjusted Scheduled Activity (UDA)	
	2016	2017
April	-179	-80
May	-170	-38
June	34	-12
July	427	355
August	779	568
September	1,047	818
October	1,290	1,269
November	1,620	1,773
December	2,034	1,903
January	2,189	
February	2,702	
March	3,107	
April	3,414	
May	4,027	
June	4,201	

### QUALITY

	Quantity	Base Number	Contract	AT	Region	England
% of FP17s for the same patient ID Re-attending within 3 months - Children	1	82	1.2%	11.3%	11.9%	12.4%
% of FP17s for the same patient ID Re-attending within 3 months - Adults	68	661	10.3%	16.3%	17.1%	16.6%
% of FP17s for the same patient ID Re-attending between 3 & 9 months - Children	29	82	35.4%	41.7%	46.2%	57.5%
% of FP17s for the same patient ID Re-attending between 3 & 9 months - Adults	268	661	40.5%	35.2%	37.8%	50.4%
% of FP17s for Band 1 Urgent Courses	9	500	1.8%	10.7%	10.6%	9.1%
% of FP17s Relating to Free Repair or Replacements	4	500	0.8%	0.5%	0.6%	0.8%
% of FP17s Relating to Continuations	10	500	2.0%	0.9%	0.9%	1.3%
% of Patients satisfied with the dentistry they have received	3	3	N/A	89.2%	90.3%	92.7%
% of Patients satisfied with the time they had to wait for an appointment	3	3	N/A	81.2%	83.8%	88.8%

\* This is based on patients treated on this contract for their most recent course of treatment. Figures in italics indicate the base number of FP17s or Patient Questionnaire responses are less than 100. N/A is shown where the base number of responses is less than 10 during the period. % is calculated as Quantity/Base number\*100

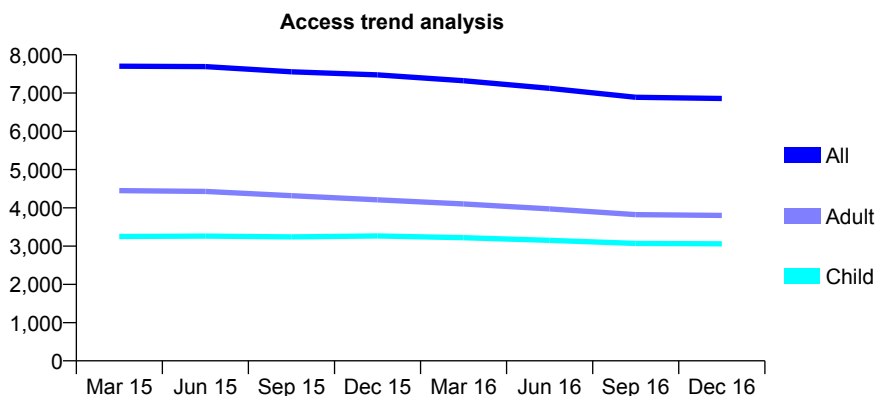
## Q61 - Vital Signs At a Glance Contract Report for 234125/0001 - December 2016

Name or company name	MR NI AMIN
Contract type name	GDS Contract
Purpose of contract	General and Orthodontic
Contract start date	01/04/2006
Contract end date	

16/17 Contracted general activity (UDA)	16,536
Carry forward general activity (UDA)	-74
16/17 Contracted orthodontic activity (UOA)	823
Carry forward orthodontic activity (UOA)	-13
Baseline contract value	£536,808.43

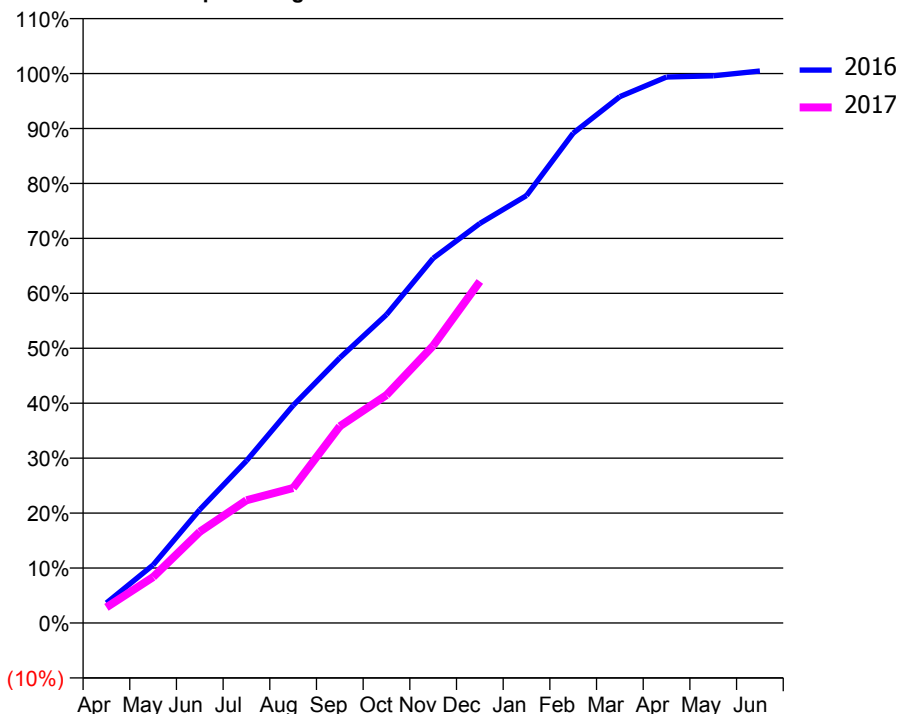
### ACCESS\*

Patients seen in 24 months	Total	Change since previous quarter
Quarter ending December 2015	7,476	
Quarter ending March 2016	7,321	↓
Quarter ending June 2016	7,124	↓
Quarter ending September 2016	6,891	↓
Quarter ending December 2016	6,859	→
<b>Variance since December 2015</b>	<b>(8.3%)</b>	<b>↓</b>



### ACTIVITY

Cumulative percentage of contracted UDA delivered 2016 & 2017



Month	Adjusted Scheduled Activity (UDA)	
	2016	2017
April	604	473
May	1,749	1,384
June	3,414	2,746
July	4,882	3,692
August	6,548	4,062
September	7,978	5,920
October	9,281	6,860
November	10,977	8,344
December	12,025	10,279
January	12,862	
February	14,741	
March	15,839	
April	16,429	
May	16,468	
June	16,610	

### QUALITY

	Quantity	Base Number	Contract	AT	Region	England
% of FP17s for the same patient ID Re-attending within 3 months - Children	173	2,414	7.2%	11.3%	11.9%	12.4%
% of FP17s for the same patient ID Re-attending within 3 months - Adults	382	2,754	13.9%	16.3%	17.1%	16.6%
% of FP17s for the same patient ID Re-attending between 3 & 9 months - Children	941	2,414	39.0%	41.7%	46.2%	57.5%
% of FP17s for the same patient ID Re-attending between 3 & 9 months - Adults	978	2,754	35.5%	35.2%	37.8%	50.4%
% of FP17s for Band 1 Urgent Courses	393	4,347	9.0%	10.7%	10.6%	9.1%
% of FP17s Relating to Free Repair or Replacements	26	4,347	0.6%	0.5%	0.6%	0.8%
% of FP17s Relating to Continuations	15	4,347	0.3%	0.9%	0.9%	1.3%
% of Patients satisfied with the dentistry they have received	3	3	N/A	89.2%	90.3%	92.7%
% of Patients satisfied with the time they had to wait for an appointment	1	3	N/A	81.2%	83.8%	88.8%

\* This is based on patients treated on this contract for their most recent course of treatment. Figures in italics indicate the base number of FP17s or Patient Questionnaire responses are less than 100. N/A is shown where the base number of responses is less than 10 during the period. % is calculated as Quantity/Base number\*100

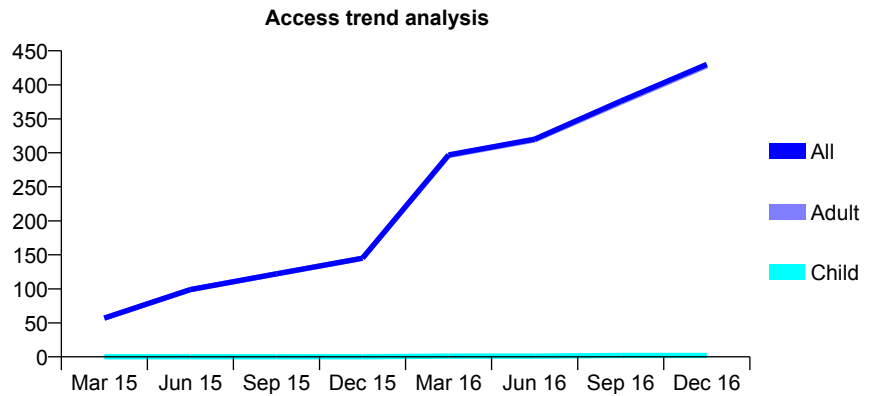
## Q61 - Vital Signs At a Glance Contract Report for 234125/0003 - December 2016

Name or company name	MR NI AMIN
Contract type name	PDS Contract
Purpose of contract	General
Contract start date	01/04/2014
Contract end date	31/03/2017

16/17 Contracted general activity (UDA)	900
Carry forward general activity (UDA)	-18
16/17 Contracted orthodontic activity (UOA)	0
Carry forward orthodontic activity (UOA)	0
Baseline contract value	£55,988.37

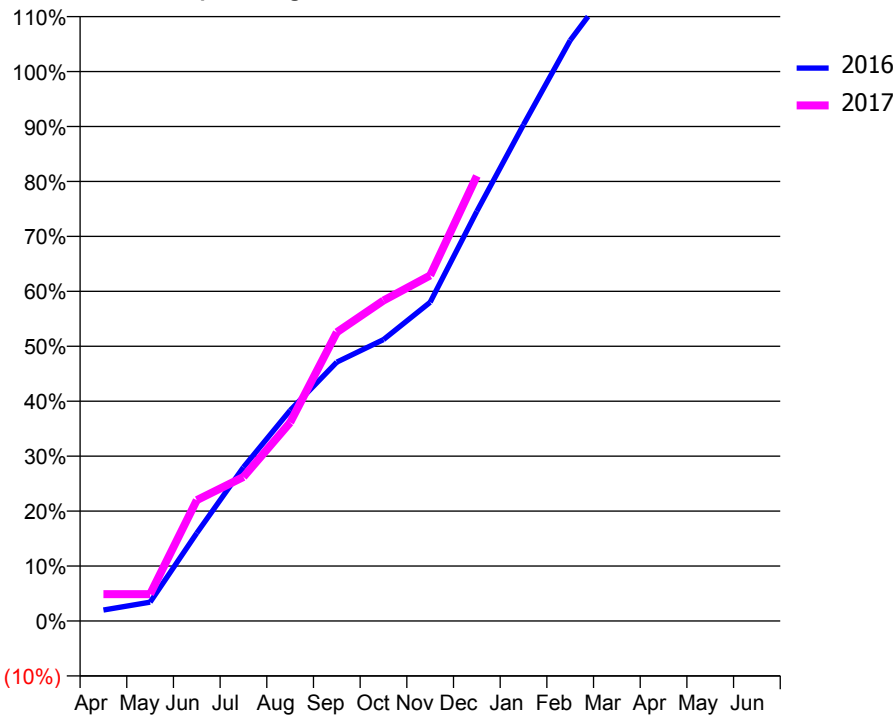
### ACCESS\*

Patients seen in 24 months	Total	Change since previous quarter
Quarter ending December 2015	145	
Quarter ending March 2016	297	↑
Quarter ending June 2016	320	↑
Quarter ending September 2016	376	↑
Quarter ending December 2016	430	↑
<b>Variance since December 2015</b>	<b>196.6%</b>	<b>↑</b>



### ACTIVITY

Cumulative percentage of contracted UDA delivered 2016 & 2017



Month	Adjusted Scheduled Activity (UDA)	
	2016	2017
April	18	44
May	31	44
June	144	198
July	252	236
August	345	325
September	424	473
October	461	525
November	522	566
December	671	729
January	813	
February	951	
March	1,053	
April	1,223	
May	1,223	
June	1,223	

### QUALITY

	Quantity	Base Number	Contract	AT	Region	England
% of FP17s for the same patient ID Re-attending within 3 months - Children	0	3	0.0%	11.3%	11.9%	12.4%
% of FP17s for the same patient ID Re-attending within 3 months - Adults	1	337	0.3%	16.3%	17.1%	16.6%
% of FP17s for the same patient ID Re-attending between 3 & 9 months - Children	0	3	0.0%	41.7%	46.2%	57.5%
% of FP17s for the same patient ID Re-attending between 3 & 9 months - Adults	3	337	0.9%	35.2%	37.8%	50.4%
% of FP17s for Band 1 Urgent Courses	0	275	0.0%	10.7%	10.6%	9.1%
% of FP17s Relating to Free Repair or Replacements	0	275	0.0%	0.5%	0.6%	0.8%
% of FP17s Relating to Continuations	0	275	0.0%	0.9%	0.9%	1.3%
% of Patients satisfied with the dentistry they have received	0	0	N/A	89.2%	90.3%	92.7%
% of Patients satisfied with the time they had to wait for an appointment	0	0	N/A	81.2%	83.8%	88.8%

\* This is based on patients treated on this contract for their most recent course of treatment. Figures in italics indicate the base number of FP17s or Patient Questionnaire responses are less than 100. N/A is shown where the base number of responses is less than 10 during the period. % is calculated as Quantity/Base number\*100



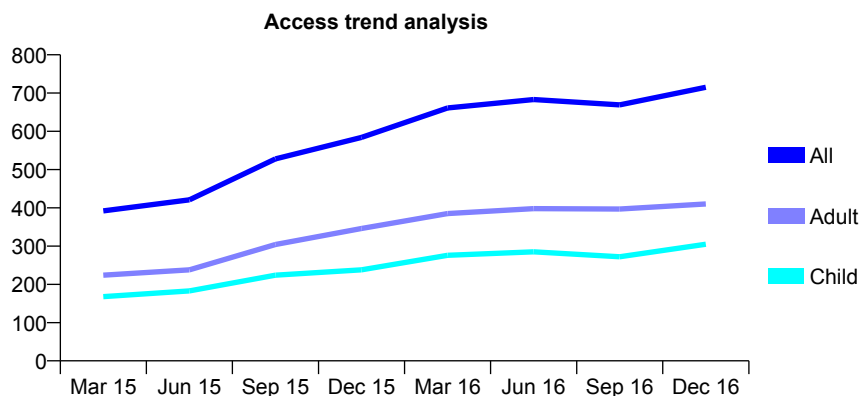
## Q61 - Vital Signs At a Glance Contract Report for 237159/0002 - December 2016

Name or company name	MR HJ PAY
Contract type name	GDS Contract
Purpose of contract	General
Contract start date	01/05/2014
Contract end date	

16/17 Contracted general activity (UDA)	1,345
Carry forward general activity (UDA)	8
16/17 Contracted orthodontic activity (UOA)	0
Carry forward orthodontic activity (UOA)	0
Baseline contract value	£39,311.06

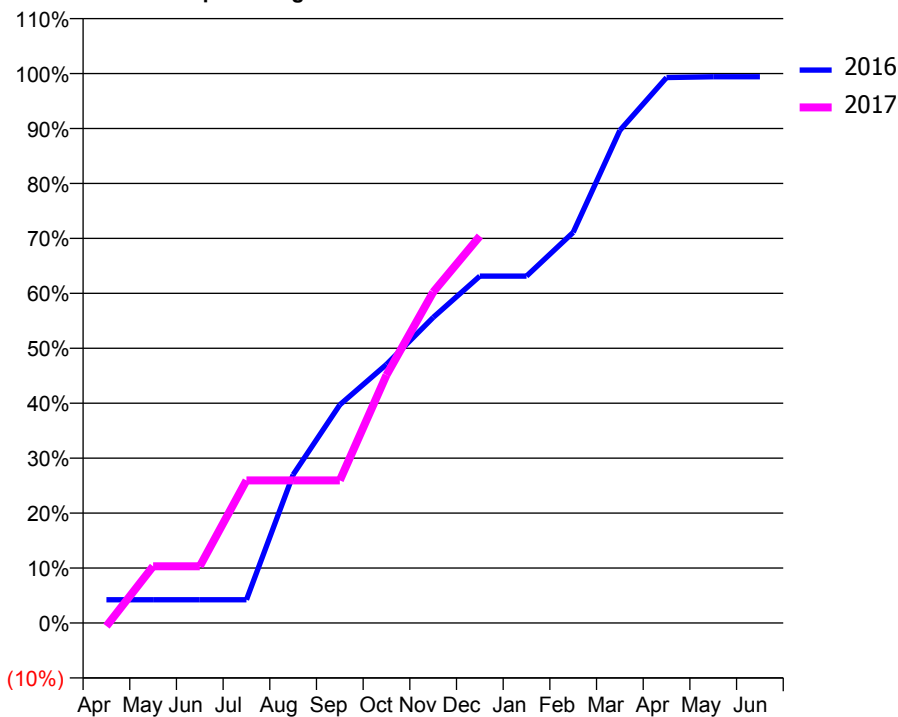
### ACCESS\*

Patients seen in 24 months	Total	Change since previous quarter
Quarter ending December 2015	584	
Quarter ending March 2016	661	↑
Quarter ending June 2016	683	↑
Quarter ending September 2016	669	↓
Quarter ending December 2016	715	↑
<b>Variance since December 2015</b>	<b>22.4%</b>	<b>↑</b>



### ACTIVITY

Cumulative percentage of contracted UDA delivered 2016 & 2017



Month	Adjusted Scheduled Activity (UDA)	
	2016	2017
April	57	-8
May	57	139
June	57	139
July	57	349
August	363	349
September	534	349
October	633	607
November	748	810
December	849	947
January	849	
February	956	
March	1,206	
April	1,335	
May	1,337	
June	1,337	

### QUALITY

	Quantity	Base Number	Contract	AT	Region	England
% of FP17s for the same patient ID Re-attending within 3 months - Children	35	311	11.3%	11.3%	11.9%	12.4%
% of FP17s for the same patient ID Re-attending within 3 months - Adults	11	260	4.2%	16.3%	17.1%	16.6%
% of FP17s for the same patient ID Re-attending between 3 & 9 months - Children	141	311	45.3%	41.7%	46.2%	57.5%
% of FP17s for the same patient ID Re-attending between 3 & 9 months - Adults	85	260	32.7%	35.2%	37.8%	50.4%
% of FP17s for Band 1 Urgent Courses	0	512	0.0%	10.7%	10.6%	9.1%
% of FP17s Relating to Free Repair or Replacements	0	512	0.0%	0.5%	0.6%	0.8%
% of FP17s Relating to Continuations	2	512	0.4%	0.9%	0.9%	1.3%
% of Patients satisfied with the dentistry they have received	5	6	N/A	89.2%	90.3%	92.7%
% of Patients satisfied with the time they had to wait for an appointment	6	6	N/A	81.2%	83.8%	88.8%

\* This is based on patients treated on this contract for their most recent course of treatment. Figures in italics indicate the base number of FP17s or Patient Questionnaire responses are less than 100. N/A is shown where the base number of responses is less than 10 during the period. % is calculated as Quantity/Base number\*100

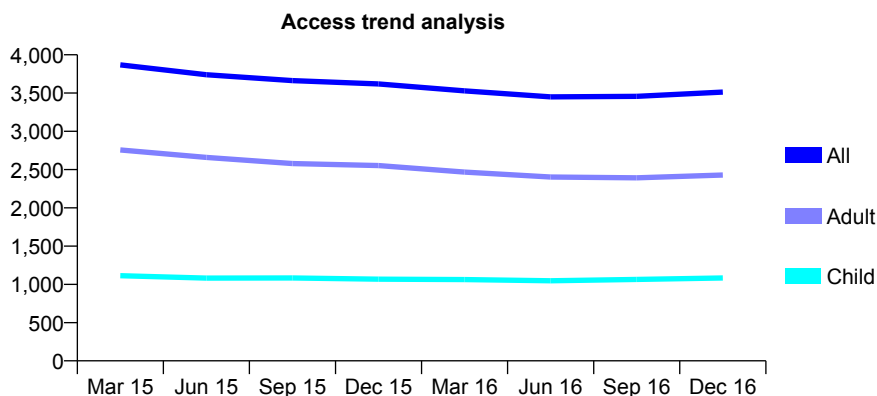
## Q61 - Vital Signs At a Glance Contract Report for 238627/0001 - December 2016

Name or company name	Mr Bernard Weinbaum
Contract type name	GDS Contract
Purpose of contract	General
Contract start date	01/04/2006
Contract end date	

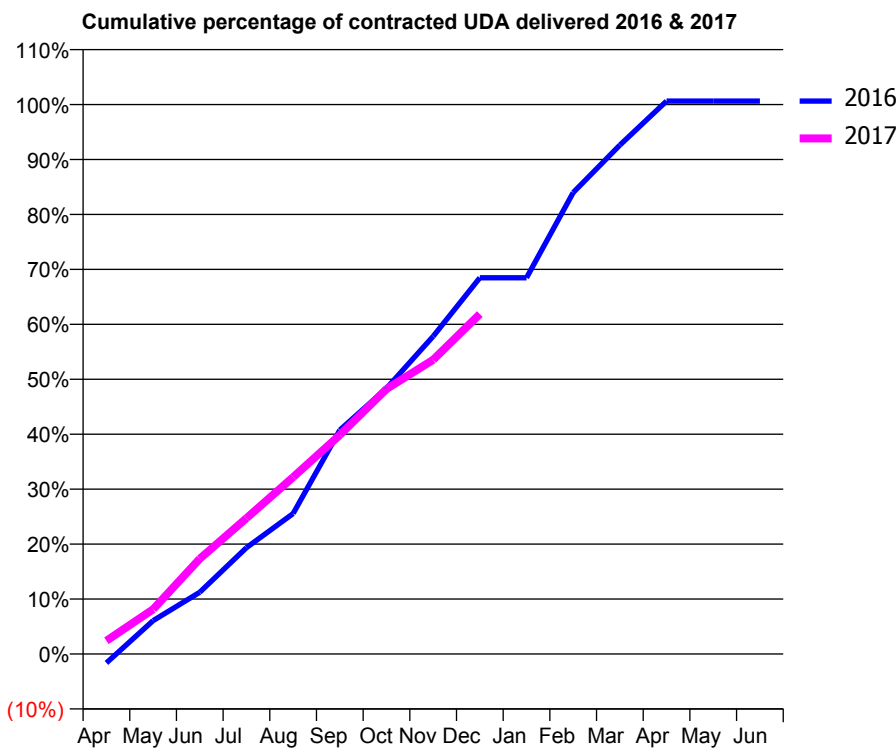
16/17 Contracted general activity (UDA)	6,804
Carry forward general activity (UDA)	-42
16/17 Contracted orthodontic activity (UOA)	0
Carry forward orthodontic activity (UOA)	0
Baseline contract value	£186,806.06

### ACCESS\*

Patients seen in 24 months	Total	Change since previous quarter
Quarter ending December 2015	3,619	
Quarter ending March 2016	3,529	↓
Quarter ending June 2016	3,450	↓
Quarter ending September 2016	3,457	→
Quarter ending December 2016	3,513	→
<b>Variance since December 2015</b>	<b>(2.9%)</b>	<b>↓</b>



### ACTIVITY



Month	Adjusted Scheduled Activity (UDA)	
	2016	2017
April	-112	164
May	414	554
June	766	1,180
July	1,317	1,681
August	1,739	2,190
September	2,774	2,712
October	3,290	3,282
November	3,933	3,644
December	4,659	4,210
January	4,659	
February	5,714	
March	6,302	
April	6,846	
May	6,846	
June	6,846	

### QUALITY

	Quantity	Base Number	Contract	AT	Region	England
% of FP17s for the same patient ID Re-attending within 3 months - Children	60	894	6.7%	11.3%	11.9%	12.4%
% of FP17s for the same patient ID Re-attending within 3 months - Adults	195	1,639	11.9%	16.3%	17.1%	16.6%
% of FP17s for the same patient ID Re-attending between 3 & 9 months - Children	270	894	30.2%	41.7%	46.2%	57.5%
% of FP17s for the same patient ID Re-attending between 3 & 9 months - Adults	368	1,639	22.5%	35.2%	37.8%	50.4%
% of FP17s for Band 1 Urgent Courses	189	2,294	8.2%	10.7%	10.6%	9.1%
% of FP17s Relating to Free Repair or Replacements	3	2,294	0.1%	0.5%	0.6%	0.8%
% of FP17s Relating to Continuations	48	2,294	2.1%	0.9%	0.9%	1.3%
% of Patients satisfied with the dentistry they have received	2	2	N/A	89.2%	90.3%	92.7%
% of Patients satisfied with the time they had to wait for an appointment	2	2	N/A	81.2%	83.8%	88.8%

\* This is based on patients treated on this contract for their most recent course of treatment. Figures in italics indicate the base number of FP17s or Patient Questionnaire responses are less than 100. N/A is shown where the base number of responses is less than 10 during the period. % is calculated as Quantity/Base number\*100

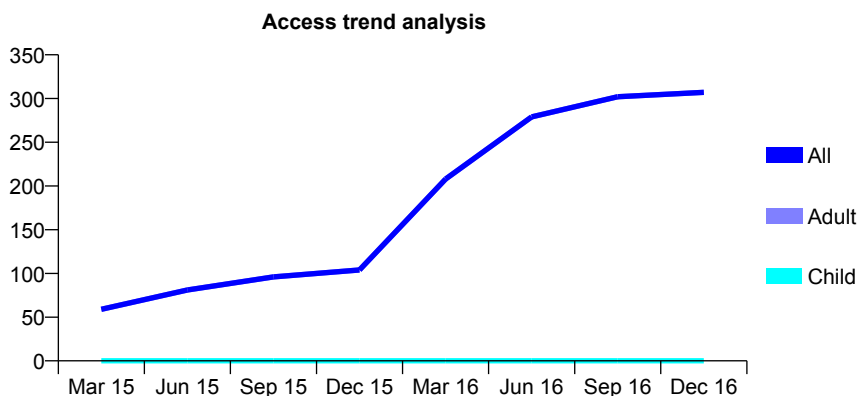
## Q61 - Vital Signs At a Glance Contract Report for 238627/0010 - December 2016

Name or company name	MR D FREEDMAN
Contract type name	PDS Contract
Purpose of contract	General
Contract start date	01/04/2014
Contract end date	31/03/2017

16/17 Contracted general activity (UDA)	900
Carry forward general activity (UDA)	0
16/17 Contracted orthodontic activity (UOA)	0
Carry forward orthodontic activity (UOA)	0
Baseline contract value	£46,656.98

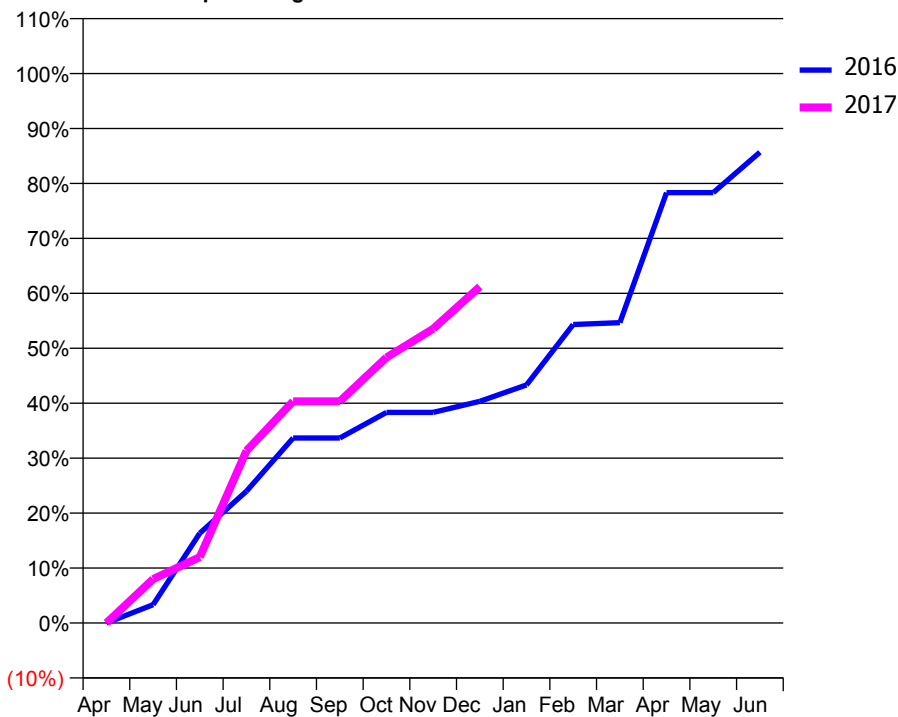
### ACCESS\*

Patients seen in 24 months	Total	Change since previous quarter
Quarter ending December 2015	104	
Quarter ending March 2016	208	↑
Quarter ending June 2016	279	↑
Quarter ending September 2016	302	↑
Quarter ending December 2016	307	→
<b>Variance since December 2015</b>	<b>195.2%</b>	<b>↑</b>



### ACTIVITY

Cumulative percentage of contracted UDA delivered 2016 & 2017



Month	2016	2017
April	0	0
May	30	72
June	147	108
July	216	282
August	303	363
September	303	363
October	345	435
November	345	482
December	363	551
January	390	
February	489	
March	492	
April	705	
May	705	
June	771	

### QUALITY

	Quantity	Base Number	Contract	AT	Region	England
% of FP17s for the same patient ID Re-attending within 3 months - Children	0	0	N/A	11.3%	11.9%	12.4%
% of FP17s for the same patient ID Re-attending within 3 months - Adults	34	278	12.2%	16.3%	17.1%	16.6%
% of FP17s for the same patient ID Re-attending between 3 & 9 months - Children	0	0	N/A	41.7%	46.2%	57.5%
% of FP17s for the same patient ID Re-attending between 3 & 9 months - Adults	1	278	0.4%	35.2%	37.8%	50.4%
% of FP17s for Band 1 Urgent Courses	0	185	0.0%	10.7%	10.6%	9.1%
% of FP17s Relating to Free Repair or Replacements	0	185	0.0%	0.5%	0.6%	0.8%
% of FP17s Relating to Continuations	0	185	0.0%	0.9%	0.9%	1.3%
% of Patients satisfied with the dentistry they have received	1	1	N/A	89.2%	90.3%	92.7%
% of Patients satisfied with the time they had to wait for an appointment	0	1	N/A	81.2%	83.8%	88.8%

\* This is based on patients treated on this contract for their most recent course of treatment. Figures in italics indicate the base number of FP17s or Patient Questionnaire responses are less than 100. N/A is shown where the base number of responses is less than 10 during the period. % is calculated as Quantity/Base number\*100

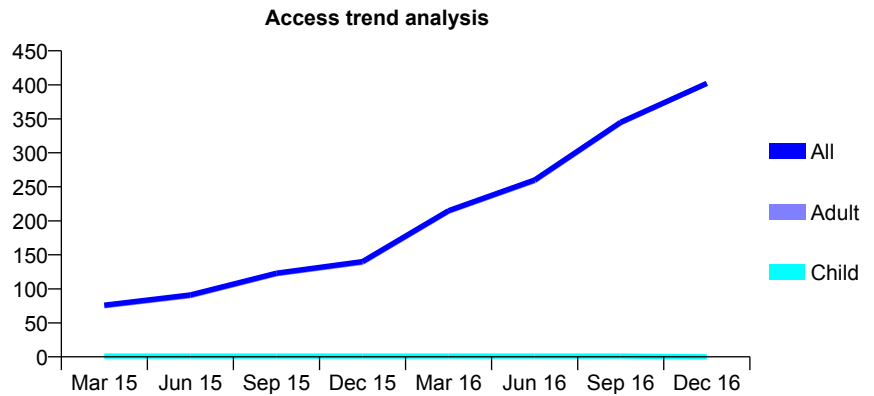
## Q61 - Vital Signs At a Glance Contract Report for 238627/0011 - December 2016

Name or company name	MR D FREEDMAN
Contract type name	PDS Contract
Purpose of contract	General
Contract start date	01/04/2014
Contract end date	31/03/2017

16/17 Contracted general activity (UDA)	900
Carry forward general activity (UDA)	0
16/17 Contracted orthodontic activity (UOA)	0
Carry forward orthodontic activity (UOA)	0
Baseline contract value	£55,988.37

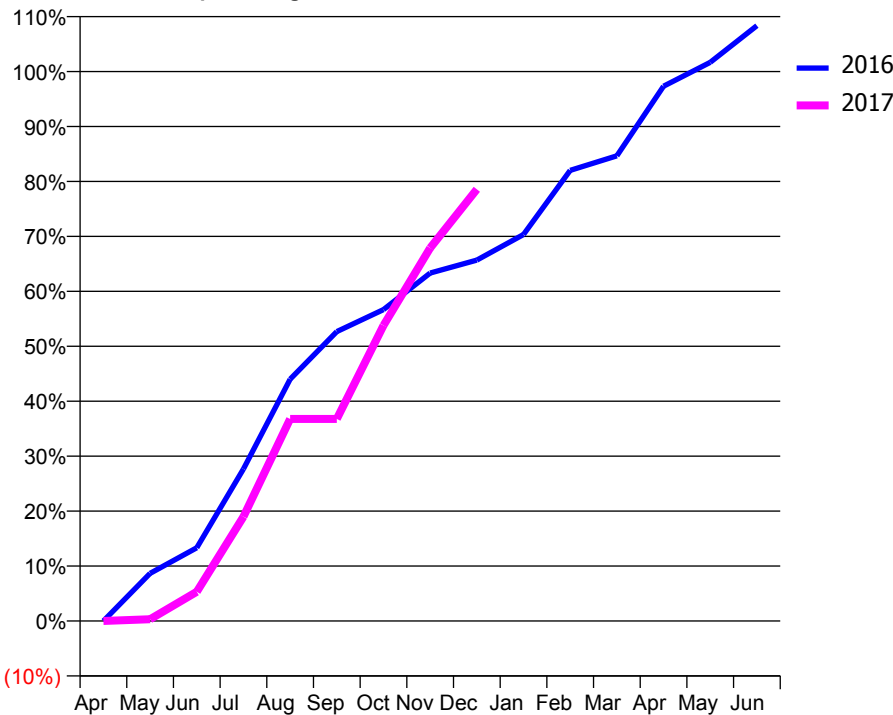
### ACCESS\*

Patients seen in 24 months	Total	Change since previous quarter
Quarter ending December 2015	140	
Quarter ending March 2016	215	↑
Quarter ending June 2016	260	↑
Quarter ending September 2016	345	↑
Quarter ending December 2016	402	↑
<b>Variance since December 2015</b>	<b>187.1%</b>	<b>↑</b>



### ACTIVITY

Cumulative percentage of contracted UDA delivered 2016 & 2017



Month	Adjusted Scheduled Activity (UDA)	
	2016	2017
April	0	0
May	78	3
June	120	48
July	249	171
August	396	331
September	474	331
October	510	484
November	570	611
December	591	707
January	633	
February	738	
March	762	
April	876	
May	915	
June	975	

### QUALITY

	Quantity	Base Number	Contract	AT	Region	England
% of FP17s for the same patient ID Re-attending within 3 months - Children	0	0	N/A	11.3%	11.9%	12.4%
% of FP17s for the same patient ID Re-attending within 3 months - Adults	13	314	4.1%	16.3%	17.1%	16.6%
% of FP17s for the same patient ID Re-attending between 3 & 9 months - Children	0	0	N/A	41.7%	46.2%	57.5%
% of FP17s for the same patient ID Re-attending between 3 & 9 months - Adults	17	314	5.4%	35.2%	37.8%	50.4%
% of FP17s for Band 1 Urgent Courses	0	243	0.0%	10.7%	10.6%	9.1%
% of FP17s Relating to Free Repair or Replacements	0	243	0.0%	0.5%	0.6%	0.8%
% of FP17s Relating to Continuations	0	243	0.0%	0.9%	0.9%	1.3%
% of Patients satisfied with the dentistry they have received	0	0	N/A	89.2%	90.3%	92.7%
% of Patients satisfied with the time they had to wait for an appointment	0	0	N/A	81.2%	83.8%	88.8%

\* This is based on patients treated on this contract for their most recent course of treatment. Figures in italics indicate the base number of FP17s or Patient Questionnaire responses are less than 100. N/A is shown where the base number of responses is less than 10 during the period. % is calculated as Quantity/Base number\*100

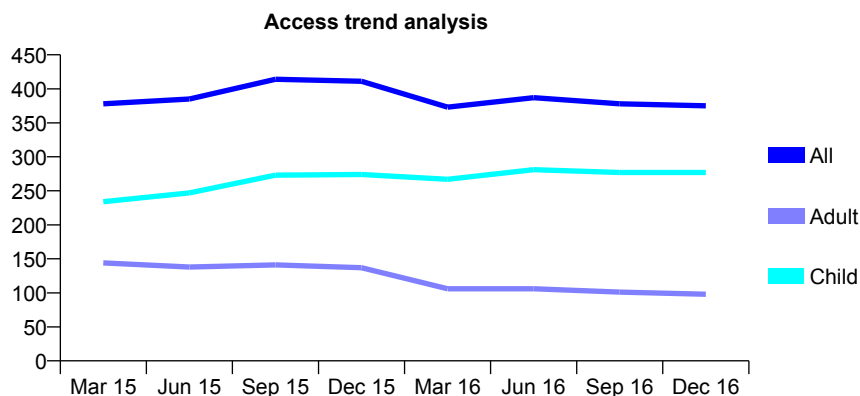
## Q61 - Vital Signs At a Glance Contract Report for 241172/0001 - December 2016

Name or company name	MR RS RAO
Contract type name	GDS Contract
Purpose of contract	General
Contract start date	01/04/2006
Contract end date	

16/17 Contracted general activity (UDA)	817
Carry forward general activity (UDA)	17
16/17 Contracted orthodontic activity (UOA)	0
Carry forward orthodontic activity (UOA)	0
Baseline contract value	£19,976.59

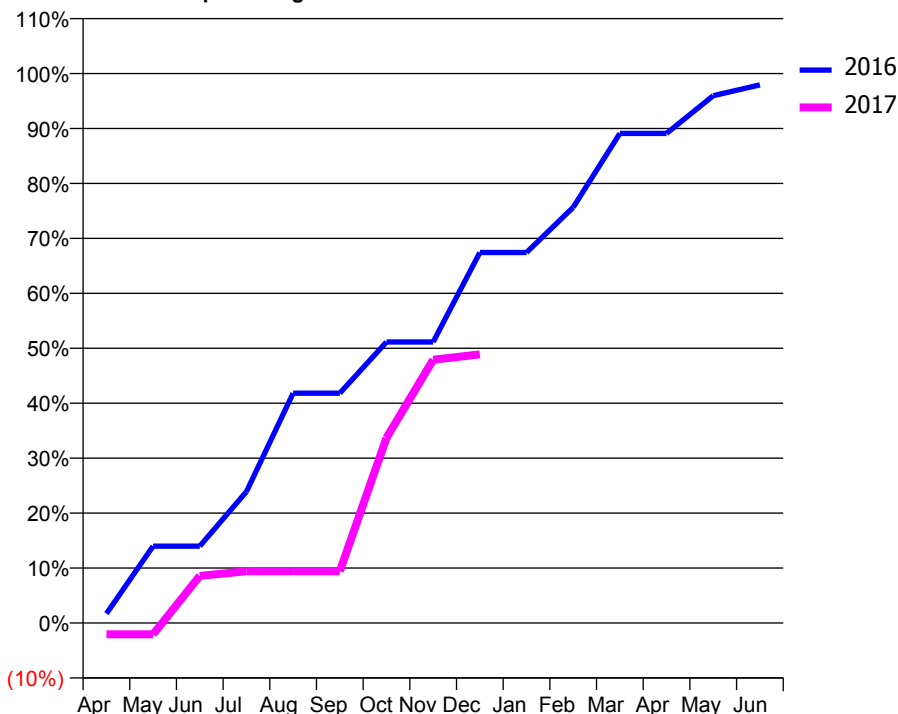
### ACCESS\*

Patients seen in 24 months	Total	Change since previous quarter
Quarter ending December 2015	411	
Quarter ending March 2016	373	↓
Quarter ending June 2016	387	↑
Quarter ending September 2016	378	↓
Quarter ending December 2016	375	→
<b>Variance since December 2015</b>	<b>(8.8%)</b>	<b>↓</b>



### ACTIVITY

Cumulative percentage of contracted UDA delivered 2016 & 2017



Month	Adjusted Scheduled Activity (UDA)	
	2016	2017
April	14	-17
May	114	-17
June	114	70
July	195	77
August	342	77
September	342	77
October	418	275
November	418	391
December	551	399
January	551	
February	618	
March	728	
April	728	
May	784	
June	800	

### QUALITY

	Quantity	Base Number	Contract	AT	Region	England
% of FP17s for the same patient ID Re-attending within 3 months - Children	8	199	4.0%	11.3%	11.9%	12.4%
% of FP17s for the same patient ID Re-attending within 3 months - Adults	7	40	17.5%	16.3%	17.1%	16.6%
% of FP17s for the same patient ID Re-attending between 3 & 9 months - Children	55	199	27.6%	41.7%	46.2%	57.5%
% of FP17s for the same patient ID Re-attending between 3 & 9 months - Adults	11	40	27.5%	35.2%	37.8%	50.4%
% of FP17s for Band 1 Urgent Courses	2	206	1.0%	10.7%	10.6%	9.1%
% of FP17s Relating to Free Repair or Replacements	0	206	0.0%	0.5%	0.6%	0.8%
% of FP17s Relating to Continuations	0	206	0.0%	0.9%	0.9%	1.3%
% of Patients satisfied with the dentistry they have received	1	1	N/A	89.2%	90.3%	92.7%
% of Patients satisfied with the time they had to wait for an appointment	1	1	N/A	81.2%	83.8%	88.8%

\* This is based on patients treated on this contract for their most recent course of treatment. Figures in italics indicate the base number of FP17s or Patient Questionnaire responses are less than 100. N/A is shown where the base number of responses is less than 10 during the period. % is calculated as Quantity/Base number\*100

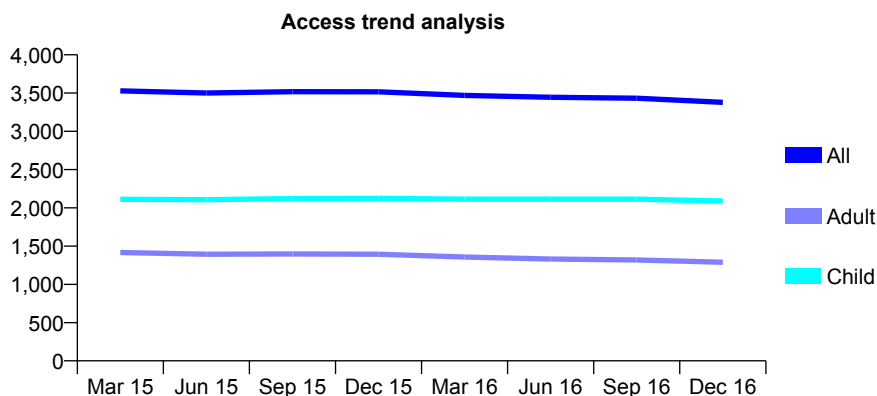
## Q61 - Vital Signs At a Glance Contract Report for 244538/0001 - December 2016

Name or company name	MR MS MACMANUS
Contract type name	GDS Contract
Purpose of contract	General
Contract start date	01/04/2006
Contract end date	

16/17 Contracted general activity (UDA)	9,054
Carry forward general activity (UDA)	-63
16/17 Contracted orthodontic activity (UOA)	0
Carry forward orthodontic activity (UOA)	0
Baseline contract value	£217,132.60

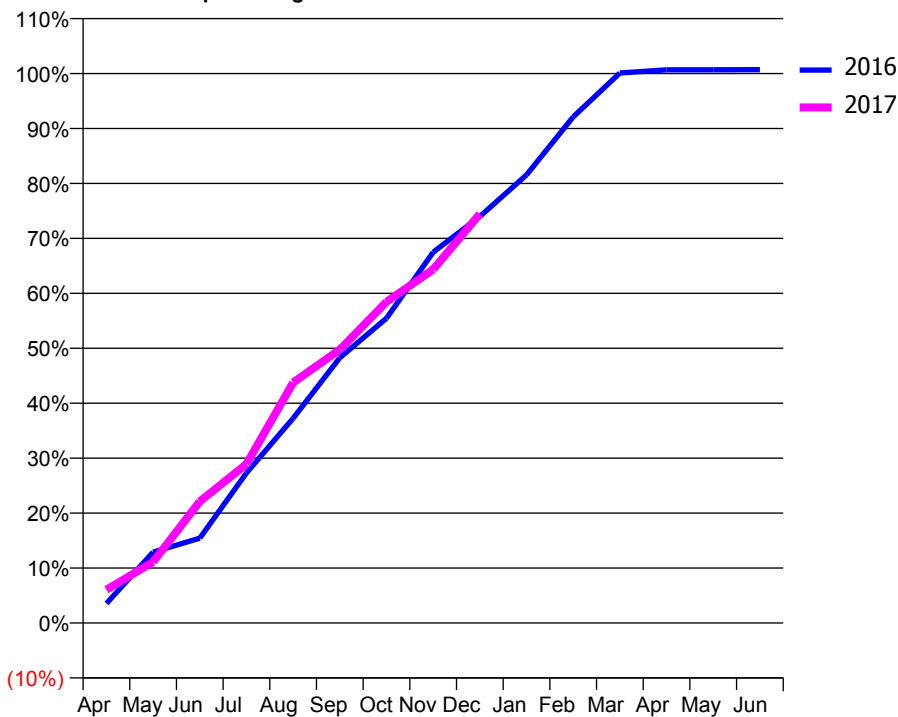
### ACCESS\*

Patients seen in 24 months	Total	Change since previous quarter
Quarter ending December 2015	3,517	
Quarter ending March 2016	3,470	↓
Quarter ending June 2016	3,445	→
Quarter ending September 2016	3,432	→
Quarter ending December 2016	3,378	↓
<b>Variance since December 2015</b>	<b>(4.0%)</b>	<b>↓</b>



### ACTIVITY

Cumulative percentage of contracted UDA delivered 2016 & 2017



Month	Adjusted Scheduled Activity (UDA)	
	2016	2017
April	323	548
May	1,167	1,007
June	1,398	2,002
July	2,473	2,620
August	3,373	3,963
September	4,371	4,506
October	5,023	5,291
November	6,109	5,826
December	6,697	6,742
January	7,384	
February	8,340	
March	9,063	
April	9,114	
May	9,116	
June	9,117	

### QUALITY

	Quantity	Base Number	Contract	AT	Region	England
% of FP17s for the same patient ID Re-attending within 3 months - Children	87	2,109	4.1%	11.3%	11.9%	12.4%
% of FP17s for the same patient ID Re-attending within 3 months - Adults	167	969	17.2%	16.3%	17.1%	16.6%
% of FP17s for the same patient ID Re-attending between 3 & 9 months - Children	1,065	2,109	50.5%	41.7%	46.2%	57.5%
% of FP17s for the same patient ID Re-attending between 3 & 9 months - Adults	360	969	37.2%	35.2%	37.8%	50.4%
% of FP17s for Band 1 Urgent Courses	235	3,055	7.7%	10.7%	10.6%	9.1%
% of FP17s Relating to Free Repair or Replacements	0	3,055	0.0%	0.5%	0.6%	0.8%
% of FP17s Relating to Continuations	0	3,055	0.0%	0.9%	0.9%	1.3%
% of Patients satisfied with the dentistry they have received	2	2	N/A	89.2%	90.3%	92.7%
% of Patients satisfied with the time they had to wait for an appointment	2	2	N/A	81.2%	83.8%	88.8%

\* This is based on patients treated on this contract for their most recent course of treatment. Figures in italics indicate the base number of FP17s or Patient Questionnaire responses are less than 100. N/A is shown where the base number of responses is less than 10 during the period. % is calculated as Quantity/Base number\*100

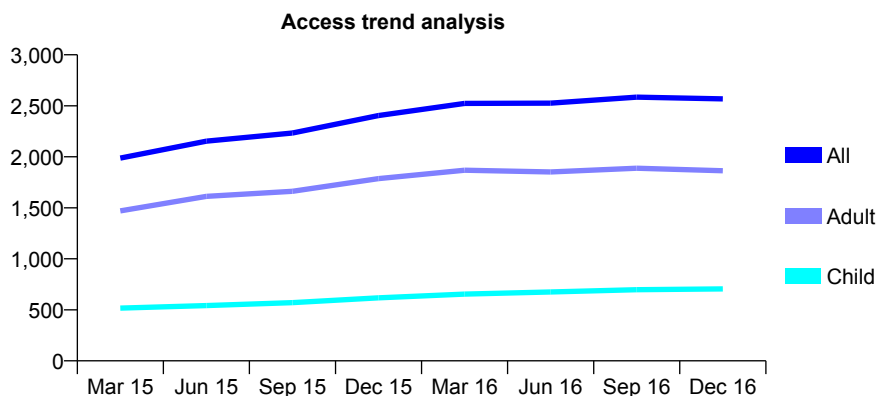
## Q61 - Vital Signs At a Glance Contract Report for 245690/0002 - December 2016

Name or company name	MR N AGRAWAL
Contract type name	GDS Contract
Purpose of contract	General
Contract start date	01/04/2006
Contract end date	

16/17 Contracted general activity (UDA)	5,231
Carry forward general activity (UDA)	-41
16/17 Contracted orthodontic activity (UOA)	0
Carry forward orthodontic activity (UOA)	0
Baseline contract value	£168,731.24

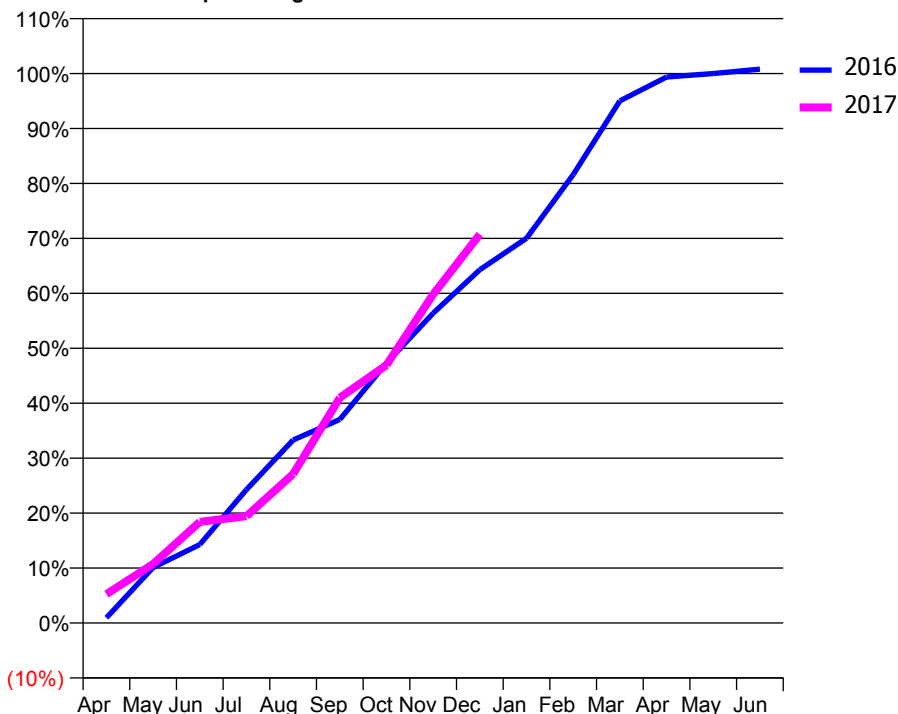
### ACCESS\*

Patients seen in 24 months	Total	Change since previous quarter
Quarter ending December 2015	2,404	
Quarter ending March 2016	2,523	↑
Quarter ending June 2016	2,526	→
Quarter ending September 2016	2,585	↑
Quarter ending December 2016	2,568	→
<b>Variance since December 2015</b>	<b>6.8%</b>	<b>↑</b>



### ACTIVITY

Cumulative percentage of contracted UDA delivered 2016 & 2017



Month	Adjusted Scheduled Activity (UDA)	
	2016	2017
April	50	274
May	529	562
June	747	962
July	1,270	1,017
August	1,742	1,419
September	1,938	2,145
October	2,475	2,455
November	2,950	3,129
December	3,364	3,700
January	3,663	
February	4,268	
March	4,970	
April	5,197	
May	5,230	
June	5,272	

### QUALITY

	Quantity	Base Number	Contract	AT	Region	England
% of FP17s for the same patient ID Re-attending within 3 months - Children	36	541	6.7%	11.3%	11.9%	12.4%
% of FP17s for the same patient ID Re-attending within 3 months - Adults	184	1,306	14.1%	16.3%	17.1%	16.6%
% of FP17s for the same patient ID Re-attending between 3 & 9 months - Children	190	541	35.1%	41.7%	46.2%	57.5%
% of FP17s for the same patient ID Re-attending between 3 & 9 months - Adults	367	1,306	28.1%	35.2%	37.8%	50.4%
% of FP17s for Band 1 Urgent Courses	192	1,380	13.9%	10.7%	10.6%	9.1%
% of FP17s Relating to Free Repair or Replacements	6	1,380	0.4%	0.5%	0.6%	0.8%
% of FP17s Relating to Continuations	19	1,380	1.4%	0.9%	0.9%	1.3%
% of Patients satisfied with the dentistry they have received	1	1	N/A	89.2%	90.3%	92.7%
% of Patients satisfied with the time they had to wait for an appointment	0	1	N/A	81.2%	83.8%	88.8%

\* This is based on patients treated on this contract for their most recent course of treatment. Figures in italics indicate the base number of FP17s or Patient Questionnaire responses are less than 100. N/A is shown where the base number of responses is less than 10 during the period. % is calculated as Quantity/Base number\*100



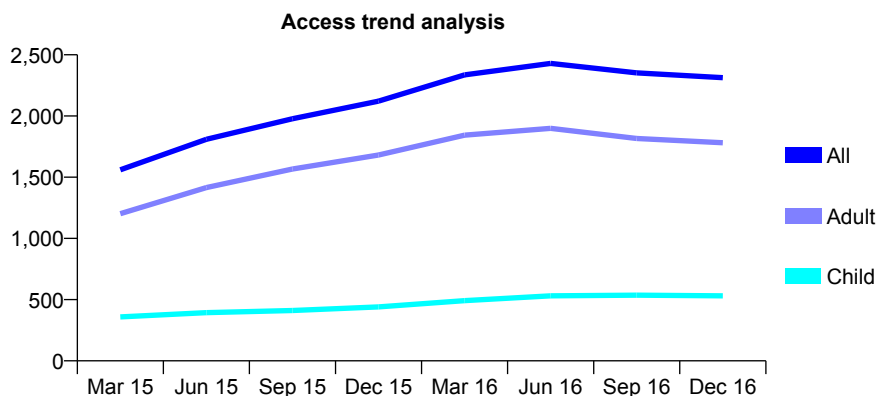
## Q61 - Vital Signs At a Glance Contract Report for 250279/0004 - December 2016

Name or company name	MR S OLUBUNMI-OKE
Contract type name	GDS Contract
Purpose of contract	General
Contract start date	01/06/2014
Contract end date	

16/17 Contracted general activity (UDA)	9,194
Carry forward general activity (UDA)	-49
16/17 Contracted orthodontic activity (UOA)	0
Carry forward orthodontic activity (UOA)	0
Baseline contract value	£283,659.41

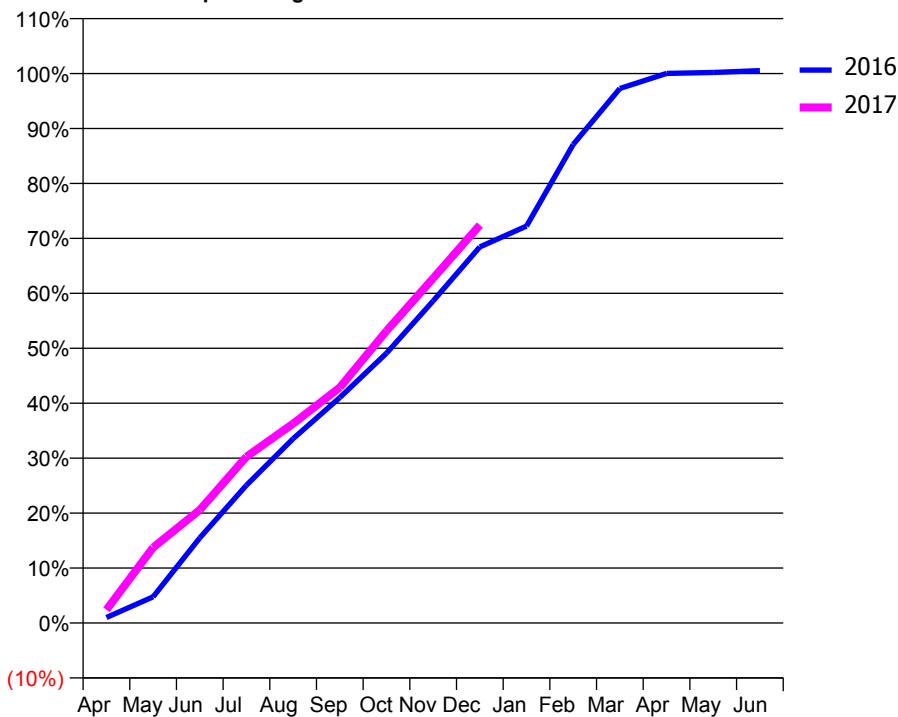
### ACCESS\*

Patients seen in 24 months	Total	Change since previous quarter
Quarter ending December 2015	2,122	
Quarter ending March 2016	2,336	↑
Quarter ending June 2016	2,430	↑
Quarter ending September 2016	2,352	↓
Quarter ending December 2016	2,313	↓
<b>Variance since December 2015</b>	<b>9.0%</b>	<b>↑</b>



### ACTIVITY

Cumulative percentage of contracted UDA delivered 2016 & 2017



Month	Adjusted Scheduled Activity (UDA)	
	2016	2017
April	92	222
May	438	1,264
June	1,425	1,892
July	2,307	2,782
August	3,084	3,336
September	3,772	3,941
October	4,514	4,888
November	5,390	5,769
December	6,292	6,658
January	6,642	
February	8,005	
March	8,943	
April	9,195	
May	9,211	
June	9,243	

### QUALITY

	Quantity	Base Number	Contract	AT	Region	England
% of FP17s for the same patient ID Re-attending within 3 months - Children	45	511	8.8%	11.3%	11.9%	12.4%
% of FP17s for the same patient ID Re-attending within 3 months - Adults	214	1,396	15.3%	16.3%	17.1%	16.6%
% of FP17s for the same patient ID Re-attending between 3 & 9 months - Children	212	511	41.5%	41.7%	46.2%	57.5%
% of FP17s for the same patient ID Re-attending between 3 & 9 months - Adults	472	1,396	33.8%	35.2%	37.8%	50.4%
% of FP17s for Band 1 Urgent Courses	171	1,815	9.4%	10.7%	10.6%	9.1%
% of FP17s Relating to Free Repair or Replacements	9	1,815	0.5%	0.5%	0.6%	0.8%
% of FP17s Relating to Continuations	11	1,815	0.6%	0.9%	0.9%	1.3%
% of Patients satisfied with the dentistry they have received	0	0	N/A	89.2%	90.3%	92.7%
% of Patients satisfied with the time they had to wait for an appointment	0	0	N/A	81.2%	83.8%	88.8%

\* This is based on patients treated on this contract for their most recent course of treatment. Figures in italics indicate the base number of FP17s or Patient Questionnaire responses are less than 100. N/A is shown where the base number of responses is less than 10 during the period. % is calculated as Quantity/Base number\*100

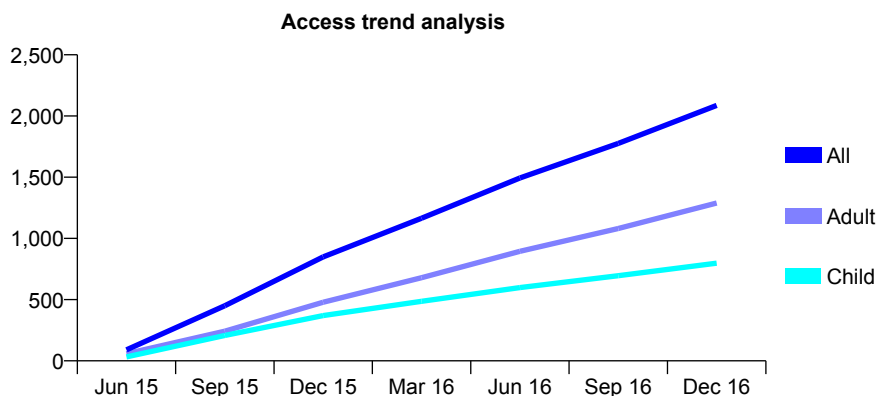
## Q61 - Vital Signs At a Glance Contract Report for 250643/0001 - December 2016

Name or company name	MISS SY BHUIYAN
Contract type name	GDS Contract
Purpose of contract	General and Orthodontic
Contract start date	01/06/2015
Contract end date	

16/17 Contracted general activity (UDA)	5,300
Carry forward general activity (UDA)	212
16/17 Contracted orthodontic activity (UOA)	6,850
Carry forward orthodontic activity (UOA)	52
Baseline contract value	£713,424.34

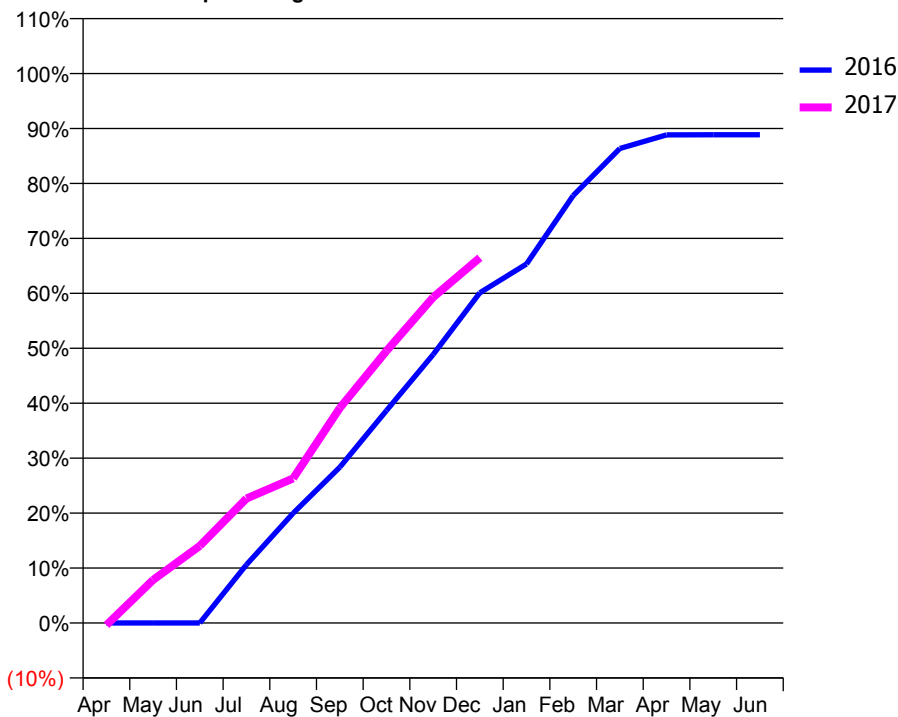
### ACCESS\*

Patients seen in 24 months	Total	Change since previous quarter
Quarter ending December 2015	849	
Quarter ending March 2016	1,165	↑
Quarter ending June 2016	1,494	↑
Quarter ending September 2016	1,776	↑
Quarter ending December 2016	2,087	↑
<b>Variance since December 2015</b>	<b>145.8%</b>	<b>↑</b>



### ACTIVITY

Cumulative percentage of contracted UDA delivered 2016 & 2017



Month	Adjusted Scheduled Activity (UDA)	
	2016	2017
April	0	-21
May	0	416
June	0	743
July	469	1,201
August	883	1,395
September	1,252	2,074
October	1,708	2,625
November	2,158	3,142
December	2,655	3,524
January	2,886	
February	3,436	
March	3,814	
April	3,923	
May	3,924	
June	3,924	

### QUALITY

	Quantity	Base Number	Contract	AT	Region	England
% of FP17s for the same patient ID Re-attending within 3 months - Children	88	889	9.9%	11.3%	11.9%	12.4%
% of FP17s for the same patient ID Re-attending within 3 months - Adults	212	1,102	19.2%	16.3%	17.1%	16.6%
% of FP17s for the same patient ID Re-attending between 3 & 9 months - Children	160	889	18.0%	41.7%	46.2%	57.5%
% of FP17s for the same patient ID Re-attending between 3 & 9 months - Adults	184	1,102	16.7%	35.2%	37.8%	50.4%
% of FP17s for Band 1 Urgent Courses	123	1,564	7.9%	10.7%	10.6%	9.1%
% of FP17s Relating to Free Repair or Replacements	7	1,564	0.4%	0.5%	0.6%	0.8%
% of FP17s Relating to Continuations	11	1,564	0.7%	0.9%	0.9%	1.3%
% of Patients satisfied with the dentistry they have received	0	0	N/A	89.2%	90.3%	92.7%
% of Patients satisfied with the time they had to wait for an appointment	0	0	N/A	81.2%	83.8%	88.8%

\* This is based on patients treated on this contract for their most recent course of treatment. Figures in italics indicate the base number of FP17s or Patient Questionnaire responses are less than 100. N/A is shown where the base number of responses is less than 10 during the period. % is calculated as Quantity/Base number\*100

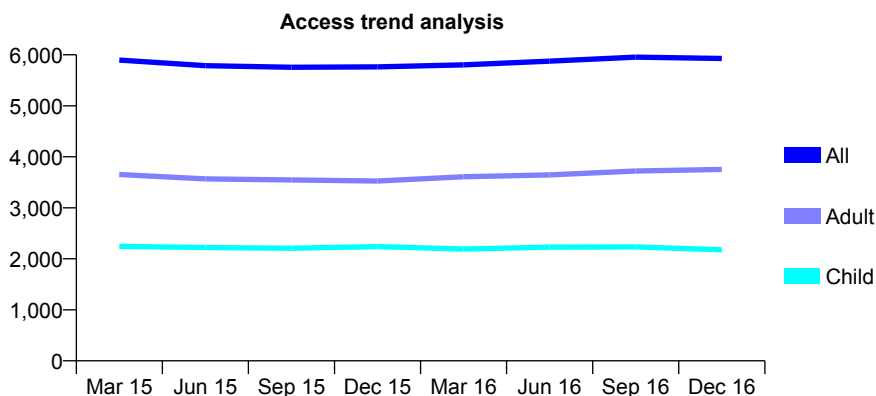
## Q61 - Vital Signs At a Glance Contract Report for 250678/0001 - December 2016

Name or company name	MR GS COHEN
Contract type name	GDS Contract
Purpose of contract	General
Contract start date	01/04/2006
Contract end date	

16/17 Contracted general activity (UDA)	12,460
Carry forward general activity (UDA)	223
16/17 Contracted orthodontic activity (UOA)	0
Carry forward orthodontic activity (UOA)	0
Baseline contract value	£315,488.64

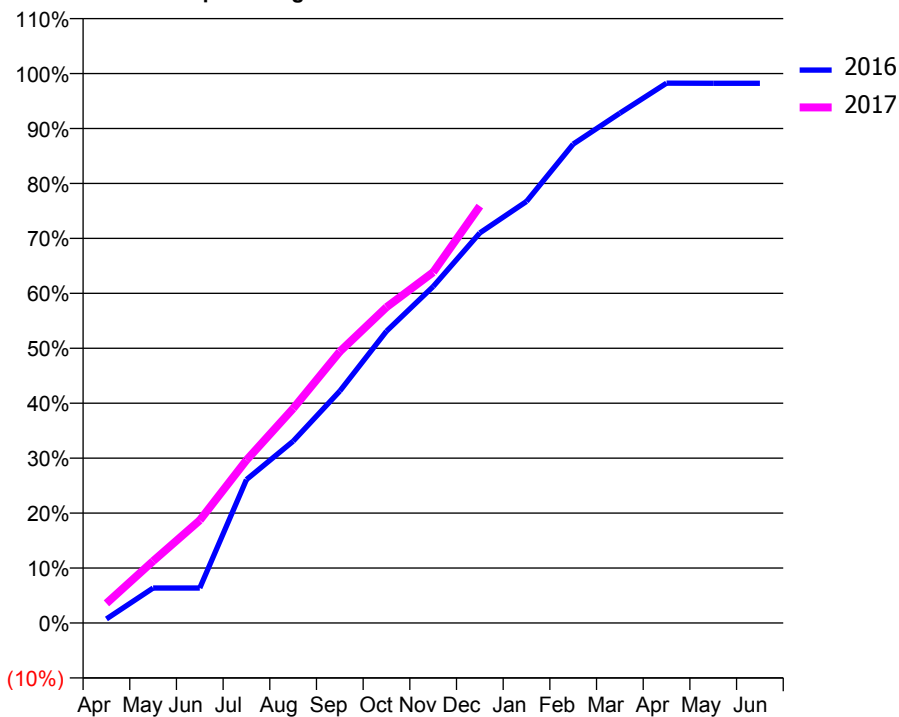
### ACCESS\*

Patients seen in 24 months	Total	Change since previous quarter
Quarter ending December 2015	5,764	
Quarter ending March 2016	5,802	→
Quarter ending June 2016	5,876	→
Quarter ending September 2016	5,954	→
Quarter ending December 2016	5,928	→
<b>Variance since December 2015</b>	<b>2.8%</b>	<b>↑</b>



### ACTIVITY

Cumulative percentage of contracted UDA delivered 2016 & 2017



Month	Adjusted Scheduled Activity (UDA)	
	2016	2017
April	91	446
May	792	1,405
June	792	2,331
July	3,251	3,694
August	4,122	4,864
September	5,259	6,156
October	6,617	7,160
November	7,630	7,954
December	8,847	9,454
January	9,559	
February	10,859	
March	11,561	
April	12,240	
May	12,238	
June	12,237	

### QUALITY

	Quantity	Base Number	Contract	AT	Region	England
% of FP17s for the same patient ID Re-attending within 3 months - Children	154	2,100	7.3%	11.3%	11.9%	12.4%
% of FP17s for the same patient ID Re-attending within 3 months - Adults	577	3,301	17.5%	16.3%	17.1%	16.6%
% of FP17s for the same patient ID Re-attending between 3 & 9 months - Children	750	2,100	35.7%	41.7%	46.2%	57.5%
% of FP17s for the same patient ID Re-attending between 3 & 9 months - Adults	1,120	3,301	33.9%	35.2%	37.8%	50.4%
% of FP17s for Band 1 Urgent Courses	624	5,079	12.3%	10.7%	10.6%	9.1%
% of FP17s Relating to Free Repair or Replacements	23	5,079	0.5%	0.5%	0.6%	0.8%
% of FP17s Relating to Continuations	41	5,079	0.8%	0.9%	0.9%	1.3%
% of Patients satisfied with the dentistry they have received	4	4	N/A	89.2%	90.3%	92.7%
% of Patients satisfied with the time they had to wait for an appointment	3	4	N/A	81.2%	83.8%	88.8%

\* This is based on patients treated on this contract for their most recent course of treatment. Figures in italics indicate the base number of FP17s or Patient Questionnaire responses are less than 100. N/A is shown where the base number of responses is less than 10 during the period. % is calculated as Quantity/Base number\*100

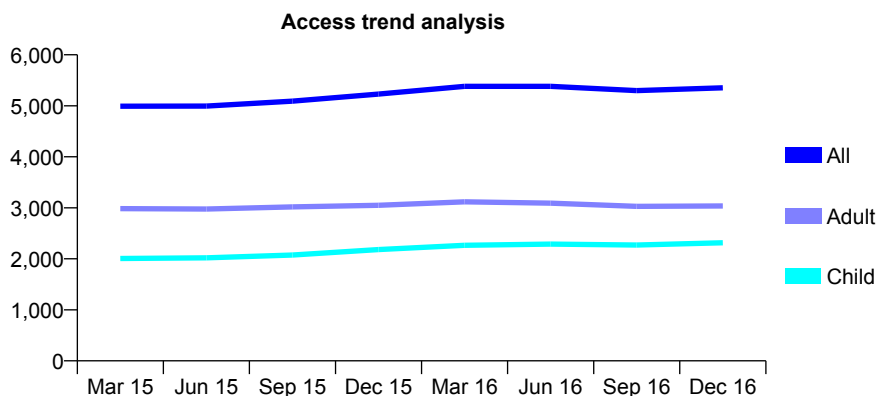
## Q61 - Vital Signs At a Glance Contract Report for 250805/0001 - December 2016

Name or company name	MRS A CHAGGER
Contract type name	GDS Contract
Purpose of contract	General
Contract start date	01/04/2006
Contract end date	

16/17 Contracted general activity (UDA)	20,606
Carry forward general activity (UDA)	-26
16/17 Contracted orthodontic activity (UOA)	0
Carry forward orthodontic activity (UOA)	0
Baseline contract value	£583,822.36

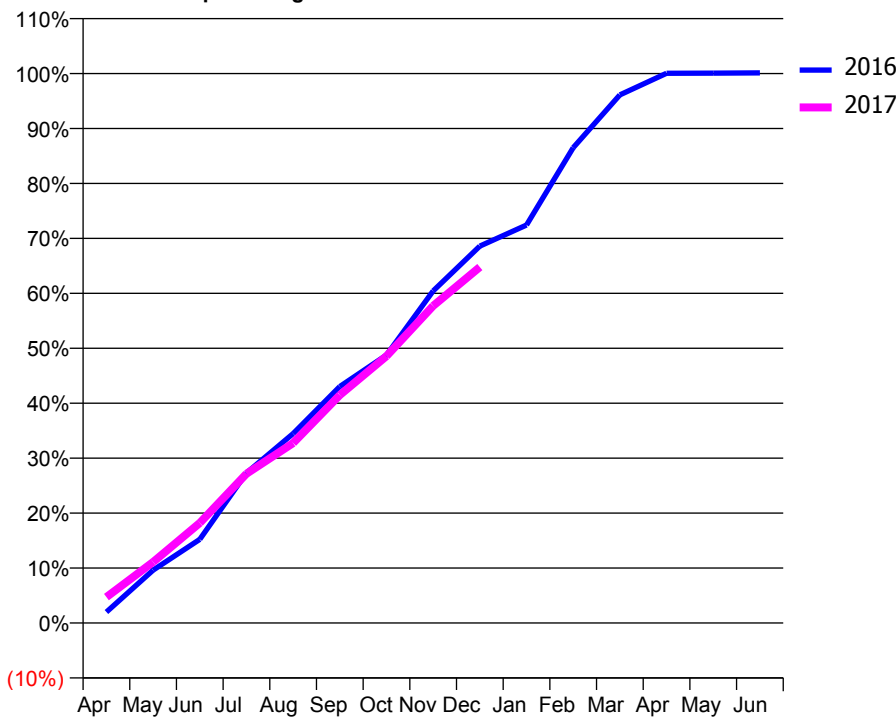
### ACCESS\*

Patients seen in 24 months	Total	Change since previous quarter
Quarter ending December 2015	5,231	
Quarter ending March 2016	5,383	↑
Quarter ending June 2016	5,381	→
Quarter ending September 2016	5,299	↓
Quarter ending December 2016	5,352	→
<b>Variance since December 2015</b>	<b>2.3%</b>	<b>↑</b>



### ACTIVITY

Cumulative percentage of contracted UDA delivered 2016 & 2017



Month	Adjusted Scheduled Activity (UDA)	
	2016	2017
April	412	975
May	1,984	2,286
June	3,137	3,751
July	5,627	5,596
August	7,102	6,750
September	8,869	8,546
October	10,051	10,008
November	12,452	11,894
December	14,133	13,348
January	14,922	
February	17,822	
March	19,806	
April	20,615	
May	20,618	
June	20,632	

### QUALITY

	Quantity	Base Number	Contract	AT	Region	England
% of FP17s for the same patient ID Re-attending within 3 months - Children	93	2,040	4.6%	11.3%	11.9%	12.4%
% of FP17s for the same patient ID Re-attending within 3 months - Adults	347	2,380	14.6%	16.3%	17.1%	16.6%
% of FP17s for the same patient ID Re-attending between 3 & 9 months - Children	971	2,040	47.6%	41.7%	46.2%	57.5%
% of FP17s for the same patient ID Re-attending between 3 & 9 months - Adults	826	2,380	34.7%	35.2%	37.8%	50.4%
% of FP17s for Band 1 Urgent Courses	403	4,185	9.6%	10.7%	10.6%	9.1%
% of FP17s Relating to Free Repair or Replacements	1	4,185	0.0%	0.5%	0.6%	0.8%
% of FP17s Relating to Continuations	7	4,185	0.2%	0.9%	0.9%	1.3%
% of Patients satisfied with the dentistry they have received	4	4	N/A	89.2%	90.3%	92.7%
% of Patients satisfied with the time they had to wait for an appointment	4	4	N/A	81.2%	83.8%	88.8%

\* This is based on patients treated on this contract for their most recent course of treatment. Figures in italics indicate the base number of FP17s or Patient Questionnaire responses are less than 100. N/A is shown where the base number of responses is less than 10 during the period. % is calculated as Quantity/Base number\*100

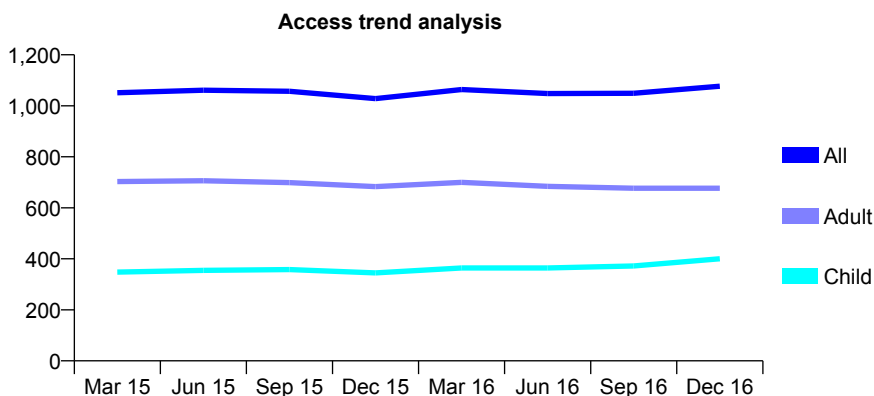
## Q61 - Vital Signs At a Glance Contract Report for 250805/0004 - December 2016

Name or company name	MRS A CHAGGER
Contract type name	GDS Contract
Purpose of contract	General
Contract start date	01/02/2011
Contract end date	

16/17 Contracted general activity (UDA)	3,369
Carry forward general activity (UDA)	36
16/17 Contracted orthodontic activity (UOA)	0
Carry forward orthodontic activity (UOA)	0
Baseline contract value	£103,054.21

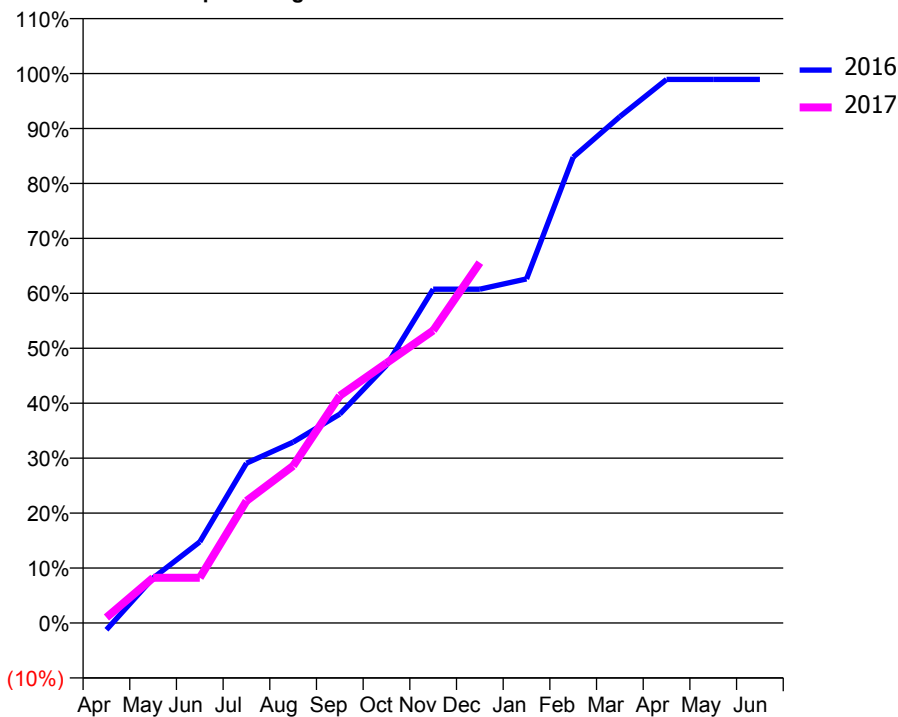
### ACCESS\*

Patients seen in 24 months	Total	Change since previous quarter
Quarter ending December 2015	1,028	
Quarter ending March 2016	1,064	↑
Quarter ending June 2016	1,048	↓
Quarter ending September 2016	1,049	→
Quarter ending December 2016	1,077	↑
<b>Variance since December 2015</b>	<b>4.8%</b>	<b>↑</b>



### ACTIVITY

Cumulative percentage of contracted UDA delivered 2016 & 2017



Month	Adjusted Scheduled Activity (UDA)	
	2016	2017
April	-42	34
May	276	278
June	497	278
July	980	749
August	1,109	964
September	1,281	1,394
October	1,580	1,594
November	2,047	1,794
December	2,047	2,210
January	2,110	
February	2,856	
March	3,105	
April	3,333	
May	3,333	
June	3,333	

### QUALITY

	Quantity	Base Number	Contract	AT	Region	England
% of FP17s for the same patient ID Re-attending within 3 months - Children	38	442	8.6%	11.3%	11.9%	12.4%
% of FP17s for the same patient ID Re-attending within 3 months - Adults	85	681	12.5%	16.3%	17.1%	16.6%
% of FP17s for the same patient ID Re-attending between 3 & 9 months - Children	241	442	54.5%	41.7%	46.2%	57.5%
% of FP17s for the same patient ID Re-attending between 3 & 9 months - Adults	393	681	57.7%	35.2%	37.8%	50.4%
% of FP17s for Band 1 Urgent Courses	58	1,029	5.6%	10.7%	10.6%	9.1%
% of FP17s Relating to Free Repair or Replacements	10	1,029	1.0%	0.5%	0.6%	0.8%
% of FP17s Relating to Continuations	5	1,029	0.5%	0.9%	0.9%	1.3%
% of Patients satisfied with the dentistry they have received	3	3	N/A	89.2%	90.3%	92.7%
% of Patients satisfied with the time they had to wait for an appointment	3	3	N/A	81.2%	83.8%	88.8%

\* This is based on patients treated on this contract for their most recent course of treatment. Figures in italics indicate the base number of FP17s or Patient Questionnaire responses are less than 100. N/A is shown where the base number of responses is less than 10 during the period. % is calculated as Quantity/Base number\*100

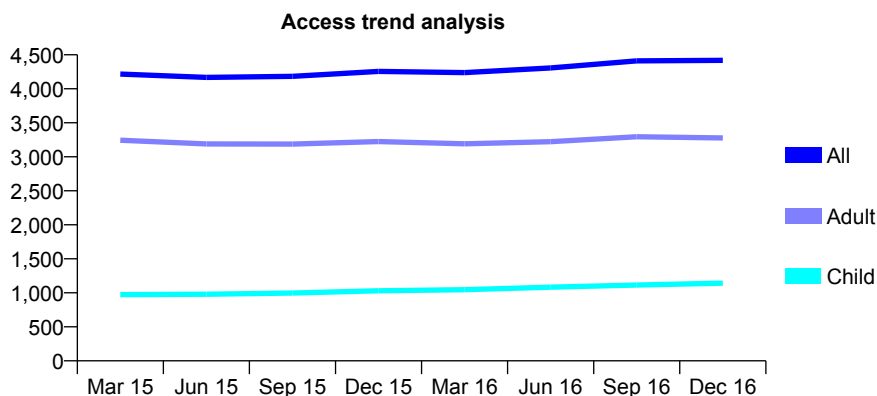
## Q61 - Vital Signs At a Glance Contract Report for 251348/0001 - December 2016

Name or company name	MR A MOTAMEDARDAMEH
Contract type name	GDS Contract
Purpose of contract	General
Contract start date	01/04/2006
Contract end date	

16/17 Contracted general activity (UDA)	15,139
Carry forward general activity (UDA)	479
16/17 Contracted orthodontic activity (UOA)	0
Carry forward orthodontic activity (UOA)	0
Baseline contract value	£389,882.92

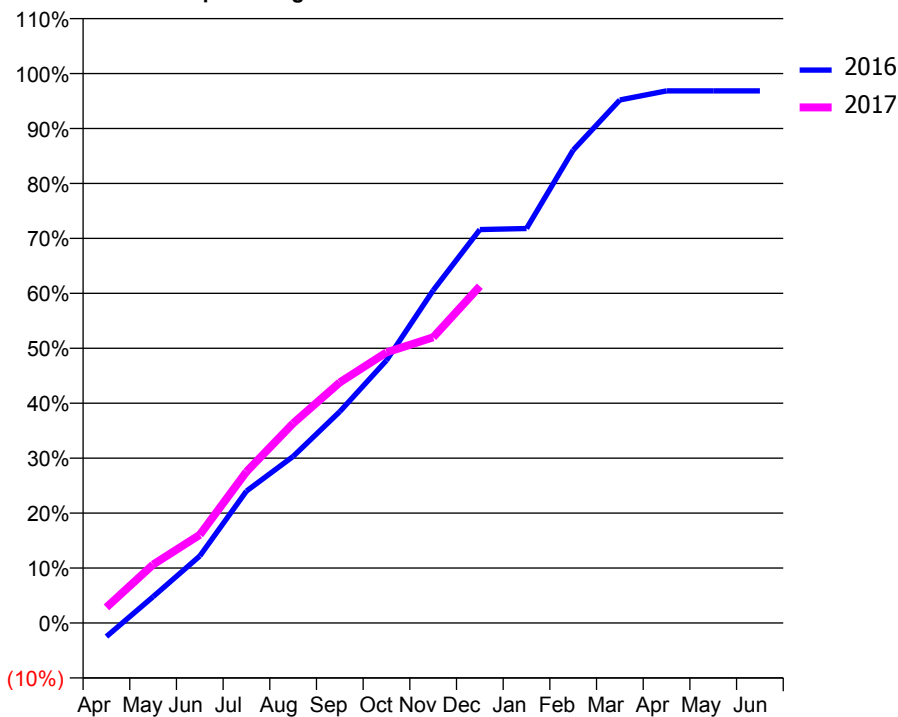
### ACCESS\*

Patients seen in 24 months	Total	Change since previous quarter
Quarter ending December 2015	4,256	
Quarter ending March 2016	4,238	→
Quarter ending June 2016	4,307	→
Quarter ending September 2016	4,411	↑
Quarter ending December 2016	4,419	→
<b>Variance since December 2015</b>	<b>3.8%</b>	<b>↑</b>



### ACTIVITY

Cumulative percentage of contracted UDA delivered 2016 & 2017



Month	Adjusted Scheduled Activity (UDA)	
	2016	2017
April	-376	430
May	725	1,611
June	1,847	2,432
July	3,634	4,167
August	4,590	5,503
September	5,823	6,629
October	7,236	7,454
November	9,165	7,873
December	10,840	9,278
January	10,869	
February	13,031	
March	14,411	
April	14,660	
May	14,660	
June	14,660	

### QUALITY

	Quantity	Base Number	Contract	AT	Region	England
% of FP17s for the same patient ID Re-attending within 3 months - Children	60	949	6.3%	11.3%	11.9%	12.4%
% of FP17s for the same patient ID Re-attending within 3 months - Adults	401	2,390	16.8%	16.3%	17.1%	16.6%
% of FP17s for the same patient ID Re-attending between 3 & 9 months - Children	340	949	35.8%	41.7%	46.2%	57.5%
% of FP17s for the same patient ID Re-attending between 3 & 9 months - Adults	678	2,390	28.4%	35.2%	37.8%	50.4%
% of FP17s for Band 1 Urgent Courses	480	3,288	14.6%	10.7%	10.6%	9.1%
% of FP17s Relating to Free Repair or Replacements	27	3,288	0.8%	0.5%	0.6%	0.8%
% of FP17s Relating to Continuations	7	3,288	0.2%	0.9%	0.9%	1.3%
% of Patients satisfied with the dentistry they have received	3	3	N/A	89.2%	90.3%	92.7%
% of Patients satisfied with the time they had to wait for an appointment	3	3	N/A	81.2%	83.8%	88.8%

\* This is based on patients treated on this contract for their most recent course of treatment. Figures in italics indicate the base number of FP17s or Patient Questionnaire responses are less than 100. N/A is shown where the base number of responses is less than 10 during the period. % is calculated as Quantity/Base number\*100

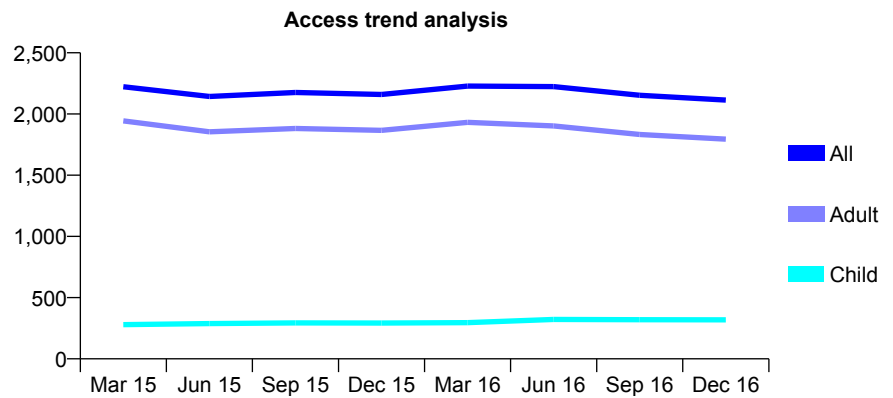
## Q61 - Vital Signs At a Glance Contract Report for 256722/0001 - December 2016

Name or company name	MR S PATEL
Contract type name	GDS Contract
Purpose of contract	General
Contract start date	01/04/2006
Contract end date	

16/17 Contracted general activity (UDA)	4,834
Carry forward general activity (UDA)	208
16/17 Contracted orthodontic activity (UOA)	0
Carry forward orthodontic activity (UOA)	0
Baseline contract value	£170,640.96

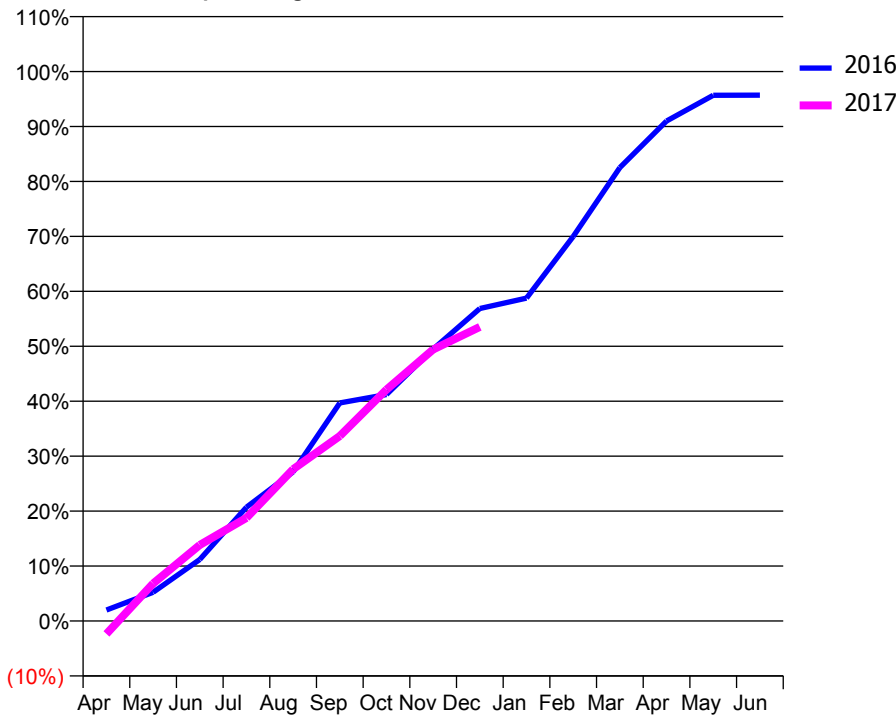
### ACCESS\*

Patients seen in 24 months	Total	Change since previous quarter
Quarter ending December 2015	2,160	
Quarter ending March 2016	2,228	↑
Quarter ending June 2016	2,224	→
Quarter ending September 2016	2,153	↓
Quarter ending December 2016	2,114	↓
<b>Variance since December 2015</b>	<b>(2.1%)</b>	<b>↓</b>



### ACTIVITY

Cumulative percentage of contracted UDA delivered 2016 & 2017



Month	Adjusted Scheduled Activity (UDA)	
	2016	2017
April	97	-115
May	252	330
June	541	669
July	1,001	907
August	1,312	1,335
September	1,919	1,628
October	1,993	2,036
November	2,392	2,389
December	2,749	2,587
January	2,841	
February	3,383	
March	3,989	
April	4,399	
May	4,625	
June	4,626	

### QUALITY

	Quantity	Base Number	Contract	AT	Region	England
% of FP17s for the same patient ID Re-attending within 3 months - Children	23	329	7.0%	11.3%	11.9%	12.4%
% of FP17s for the same patient ID Re-attending within 3 months - Adults	131	1,315	10.0%	16.3%	17.1%	16.6%
% of FP17s for the same patient ID Re-attending between 3 & 9 months - Children	178	329	54.1%	41.7%	46.2%	57.5%
% of FP17s for the same patient ID Re-attending between 3 & 9 months - Adults	661	1,315	50.3%	35.2%	37.8%	50.4%
% of FP17s for Band 1 Urgent Courses	59	1,113	5.3%	10.7%	10.6%	9.1%
% of FP17s Relating to Free Repair or Replacements	8	1,113	0.7%	0.5%	0.6%	0.8%
% of FP17s Relating to Continuations	1	1,113	0.1%	0.9%	0.9%	1.3%
% of Patients satisfied with the dentistry they have received	1	1	N/A	89.2%	90.3%	92.7%
% of Patients satisfied with the time they had to wait for an appointment	1	1	N/A	81.2%	83.8%	88.8%

\* This is based on patients treated on this contract for their most recent course of treatment. Figures in italics indicate the base number of FP17s or Patient Questionnaire responses are less than 100. N/A is shown where the base number of responses is less than 10 during the period. % is calculated as Quantity/Base number\*100



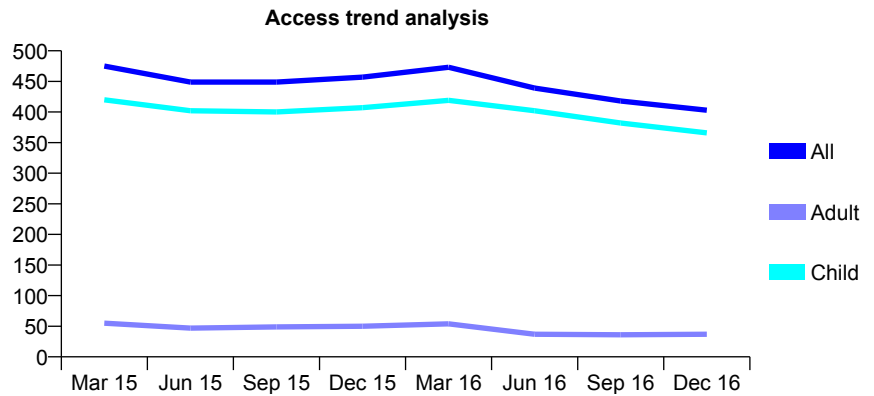
## Q61 - Vital Signs At a Glance Contract Report for 256951/0001 - December 2016

Name or company name	MR I DAVIS
Contract type name	GDS Contract
Purpose of contract	General
Contract start date	01/04/2006
Contract end date	

16/17 Contracted general activity (UDA)	735
Carry forward general activity (UDA)	-4
16/17 Contracted orthodontic activity (UOA)	0
Carry forward orthodontic activity (UOA)	0
Baseline contract value	£17,432.67

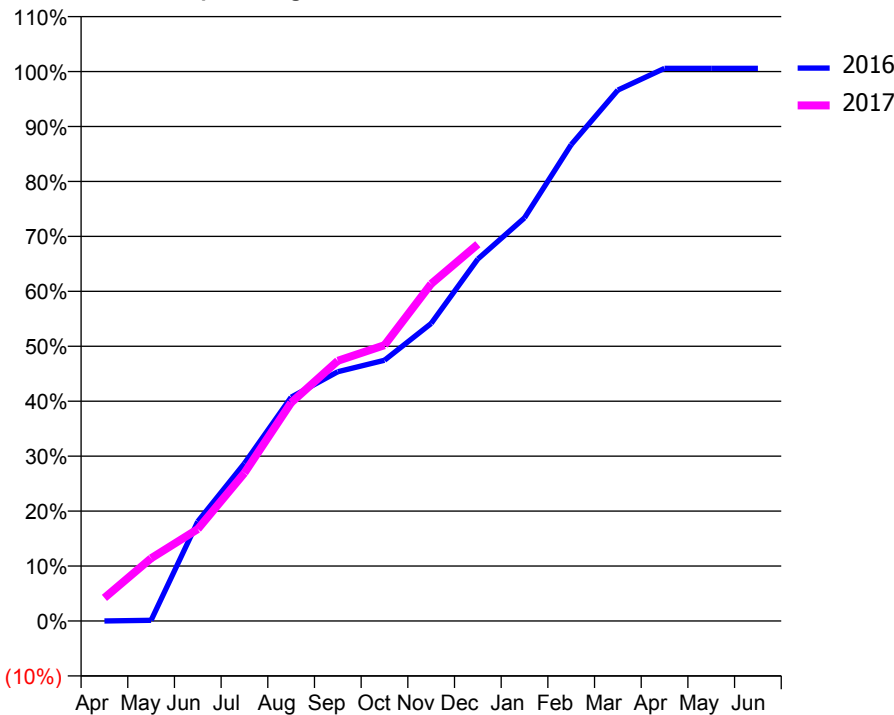
### ACCESS\*

Patients seen in 24 months	Total	Change since previous quarter
Quarter ending December 2015	457	
Quarter ending March 2016	473	↑
Quarter ending June 2016	439	↓
Quarter ending September 2016	418	↓
Quarter ending December 2016	403	↓
<b>Variance since December 2015</b>	<b>(11.8%)</b>	<b>↓</b>



### ACTIVITY

Cumulative percentage of contracted UDA delivered 2016 & 2017



Month	Adjusted Scheduled Activity (UDA)	
	2016	2017
April	0	31
May	1	84
June	133	123
July	211	198
August	299	292
September	333	348
October	349	369
November	398	451
December	484	504
January	539	
February	637	
March	710	
April	739	
May	739	
June	739	

### QUALITY

	Quantity	Base Number	Contract	AT	Region	England
% of FP17s for the same patient ID Re-attending within 3 months - Children	22	327	6.7%	11.3%	11.9%	12.4%
% of FP17s for the same patient ID Re-attending within 3 months - Adults	0	11	0.0%	16.3%	17.1%	16.6%
% of FP17s for the same patient ID Re-attending between 3 & 9 months - Children	158	327	48.3%	41.7%	46.2%	57.5%
% of FP17s for the same patient ID Re-attending between 3 & 9 months - Adults	3	11	27.3%	35.2%	37.8%	50.4%
% of FP17s for Band 1 Urgent Courses	0	320	0.0%	10.7%	10.6%	9.1%
% of FP17s Relating to Free Repair or Replacements	0	320	0.0%	0.5%	0.6%	0.8%
% of FP17s Relating to Continuations	1	320	0.3%	0.9%	0.9%	1.3%
% of Patients satisfied with the dentistry they have received	1	1	N/A	89.2%	90.3%	92.7%
% of Patients satisfied with the time they had to wait for an appointment	1	1	N/A	81.2%	83.8%	88.8%

\* This is based on patients treated on this contract for their most recent course of treatment. Figures in italics indicate the base number of FP17s or Patient Questionnaire responses are less than 100. N/A is shown where the base number of responses is less than 10 during the period. % is calculated as Quantity/Base number\*100

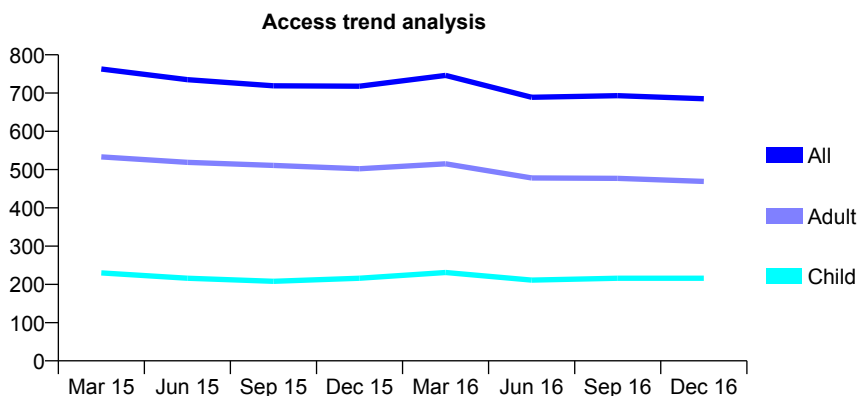
## Q61 - Vital Signs At a Glance Contract Report for 258016/0001 - December 2016

Name or company name	MR L KHALILIBEGLOO
Contract type name	GDS Contract
Purpose of contract	General
Contract start date	01/04/2006
Contract end date	

16/17 Contracted general activity (UDA)	1,900
Carry forward general activity (UDA)	0
16/17 Contracted orthodontic activity (UOA)	0
Carry forward orthodontic activity (UOA)	0
Baseline contract value	£60,447.55

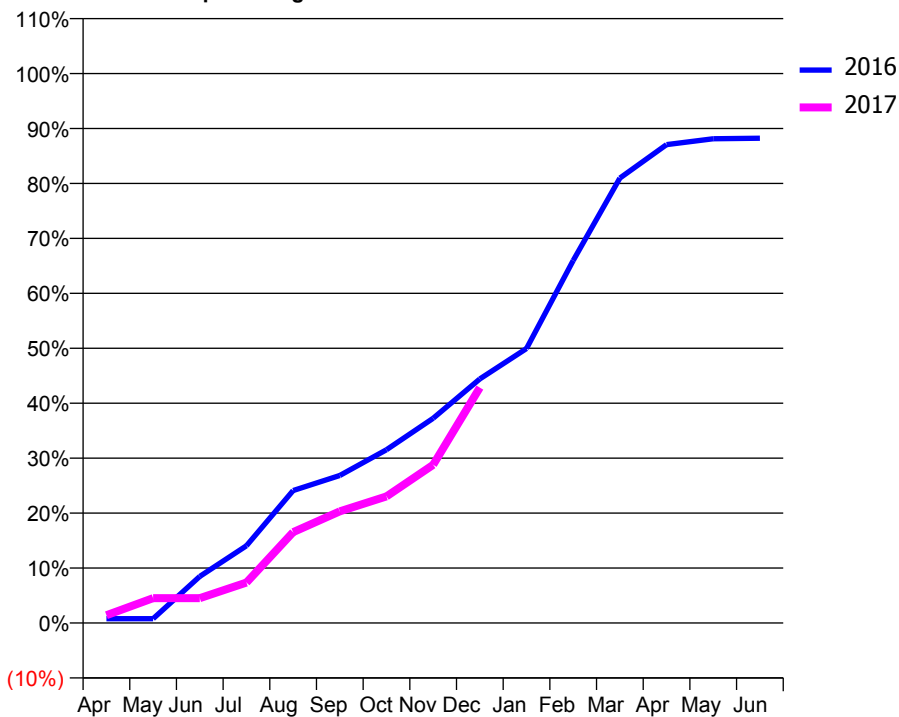
### ACCESS\*

Patients seen in 24 months	Total	Change since previous quarter
Quarter ending December 2015	718	
Quarter ending March 2016	746	↑
Quarter ending June 2016	689	↓
Quarter ending September 2016	693	→
Quarter ending December 2016	685	↓
<b>Variance since December 2015</b>	<b>(4.6%)</b>	<b>↓</b>



### ACTIVITY

Cumulative percentage of contracted UDA delivered 2016 & 2017



Month	Adjusted Scheduled Activity (UDA)	
	2016	2017
April	15	27
May	15	86
June	161	86
July	267	140
August	458	314
September	510	386
October	599	438
November	708	547
December	844	814
January	949	
February	1,253	
March	1,538	
April	1,654	
May	1,674	
June	1,676	

### QUALITY

	Quantity	Base Number	Contract	AT	Region	England
% of FP17s for the same patient ID Re-attending within 3 months - Children	2	142	1.4%	11.3%	11.9%	12.4%
% of FP17s for the same patient ID Re-attending within 3 months - Adults	8	241	3.3%	16.3%	17.1%	16.6%
% of FP17s for the same patient ID Re-attending between 3 & 9 months - Children	47	142	33.1%	41.7%	46.2%	57.5%
% of FP17s for the same patient ID Re-attending between 3 & 9 months - Adults	63	241	26.1%	35.2%	37.8%	50.4%
% of FP17s for Band 1 Urgent Courses	0	349	0.0%	10.7%	10.6%	9.1%
% of FP17s Relating to Free Repair or Replacements	0	349	0.0%	0.5%	0.6%	0.8%
% of FP17s Relating to Continuations	2	349	0.6%	0.9%	0.9%	1.3%
% of Patients satisfied with the dentistry they have received	1	1	N/A	89.2%	90.3%	92.7%
% of Patients satisfied with the time they had to wait for an appointment	1	1	N/A	81.2%	83.8%	88.8%

\* This is based on patients treated on this contract for their most recent course of treatment. Figures in italics indicate the base number of FP17s or Patient Questionnaire responses are less than 100. N/A is shown where the base number of responses is less than 10 during the period. % is calculated as Quantity/Base number\*100

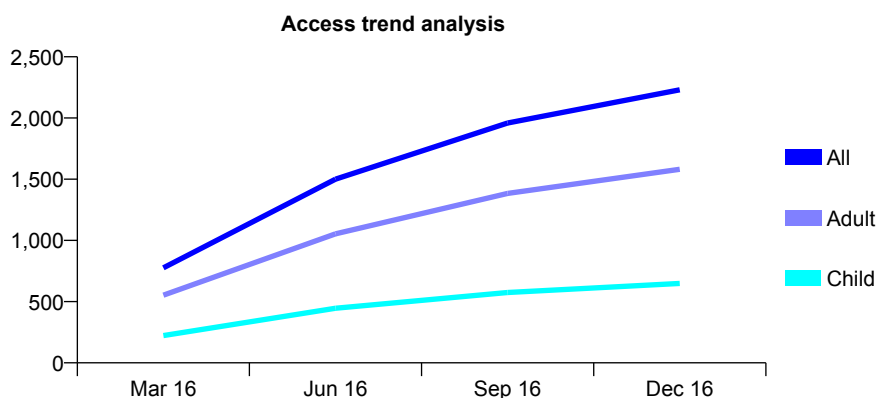
## Q61 - Vital Signs At a Glance Contract Report for 269824/0001 - December 2016

Name or company name	MR A SHARMA
Contract type name	GDS Contract
Purpose of contract	General
Contract start date	01/01/2016
Contract end date	

16/17 Contracted general activity (UDA)	8,143
Carry forward general activity (UDA)	94
16/17 Contracted orthodontic activity (UOA)	0
Carry forward orthodontic activity (UOA)	0
Baseline contract value	£213,208.88

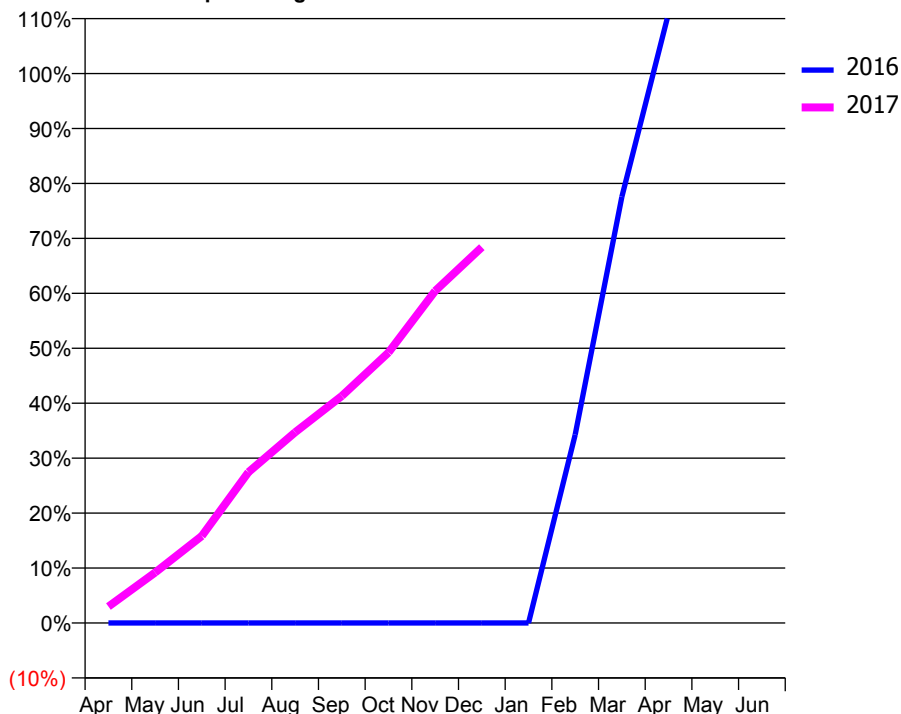
### ACCESS\*

Patients seen in 24 months	Total	Change since previous quarter
Quarter ending December 2015	0	
Quarter ending March 2016	776	
Quarter ending June 2016	1,500	↑
Quarter ending September 2016	1,959	↑
Quarter ending December 2016	2,230	↑
<b>Variance since December 2015</b>	N/A	



### ACTIVITY

**Cumulative percentage of contracted UDA delivered 2016 & 2017**



Month	Adjusted Scheduled Activity (UDA)	
	2016	2017
April	0	244
May	0	749
June	0	1,289
July	0	2,235
August	0	2,827
September	0	3,364
October	0	4,008
November	0	4,921
December	0	5,570
January	0	
February	698	
March	1,578	
April	2,257	
May	2,269	
June	2,269	

### QUALITY

	Quantity	Base Number	Contract	AT	Region	England
% of FP17s for the same patient ID Re-attending within 3 months - Children	59	811	7.3%	11.3%	11.9%	12.4%
% of FP17s for the same patient ID Re-attending within 3 months - Adults	254	2,034	12.5%	16.3%	17.1%	16.6%
% of FP17s for the same patient ID Re-attending between 3 & 9 months - Children	226	811	27.9%	41.7%	46.2%	57.5%
% of FP17s for the same patient ID Re-attending between 3 & 9 months - Adults	555	2,034	27.3%	35.2%	37.8%	50.4%
% of FP17s for Band 1 Urgent Courses	215	2,633	8.2%	10.7%	10.6%	9.1%
% of FP17s Relating to Free Repair or Replacements	14	2,633	0.5%	0.5%	0.6%	0.8%
% of FP17s Relating to Continuations	7	2,633	0.3%	0.9%	0.9%	1.3%
% of Patients satisfied with the dentistry they have received	3	4	N/A	89.2%	90.3%	92.7%
% of Patients satisfied with the time they had to wait for an appointment	4	4	N/A	81.2%	83.8%	88.8%

\* This is based on patients treated on this contract for their most recent course of treatment. Figures in italics indicate the base number of FP17s or Patient Questionnaire responses are less than 100. N/A is shown where the base number of responses is less than 10 during the period. % is calculated as Quantity/Base number\*100

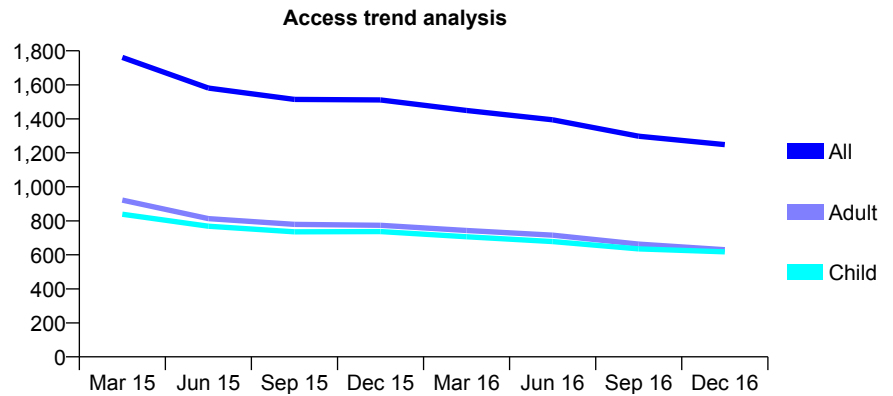
## Q61 - Vital Signs At a Glance Contract Report for 270180/0001 - December 2016

Name or company name	MR SS SIHRA
Contract type name	GDS Contract
Purpose of contract	General
Contract start date	01/04/2006
Contract end date	

16/17 Contracted general activity (UDA)	4,009
Carry forward general activity (UDA)	20
16/17 Contracted orthodontic activity (UOA)	0
Carry forward orthodontic activity (UOA)	0
Baseline contract value	£128,460.74

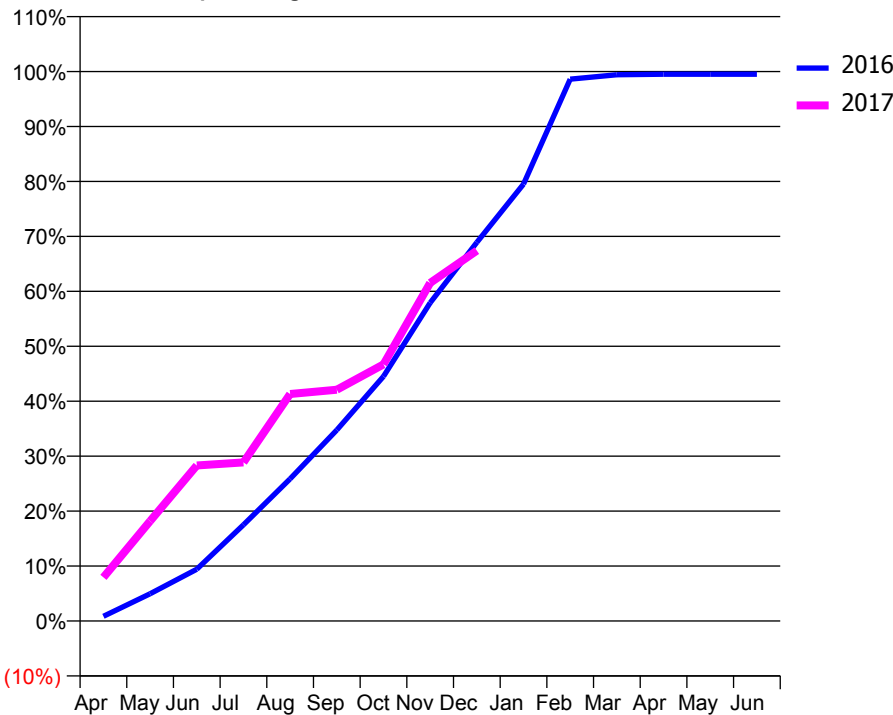
### ACCESS\*

Patients seen in 24 months	Total	Change since previous quarter
Quarter ending December 2015	1,511	
Quarter ending March 2016	1,449	↓
Quarter ending June 2016	1,394	↓
Quarter ending September 2016	1,298	↓
Quarter ending December 2016	1,248	↓
<b>Variance since December 2015</b>	<b>(17.4%)</b>	<b>↓</b>



### ACTIVITY

Cumulative percentage of contracted UDA delivered 2016 & 2017



Month	Adjusted Scheduled Activity (UDA)	
	2016	2017
April	35	319
May	199	730
June	378	1,135
July	702	1,157
August	1,037	1,656
September	1,394	1,687
October	1,784	1,873
November	2,321	2,467
December	2,762	2,702
January	3,188	
February	3,953	
March	3,985	
April	3,989	
May	3,989	
June	3,989	

### QUALITY

	Quantity	Base Number	Contract	AT	Region	England
% of FP17s for the same patient ID Re-attending within 3 months - Children	36	574	6.3%	11.3%	11.9%	12.4%
% of FP17s for the same patient ID Re-attending within 3 months - Adults	41	427	9.6%	16.3%	17.1%	16.6%
% of FP17s for the same patient ID Re-attending between 3 & 9 months - Children	323	574	56.3%	41.7%	46.2%	57.5%
% of FP17s for the same patient ID Re-attending between 3 & 9 months - Adults	189	427	44.3%	35.2%	37.8%	50.4%
% of FP17s for Band 1 Urgent Courses	51	997	5.1%	10.7%	10.6%	9.1%
% of FP17s Relating to Free Repair or Replacements	0	997	0.0%	0.5%	0.6%	0.8%
% of FP17s Relating to Continuations	11	997	1.1%	0.9%	0.9%	1.3%
% of Patients satisfied with the dentistry they have received	0	0	N/A	89.2%	90.3%	92.7%
% of Patients satisfied with the time they had to wait for an appointment	0	0	N/A	81.2%	83.8%	88.8%

\* This is based on patients treated on this contract for their most recent course of treatment. Figures in italics indicate the base number of FP17s or Patient Questionnaire responses are less than 100. N/A is shown where the base number of responses is less than 10 during the period. % is calculated as Quantity/Base number\*100

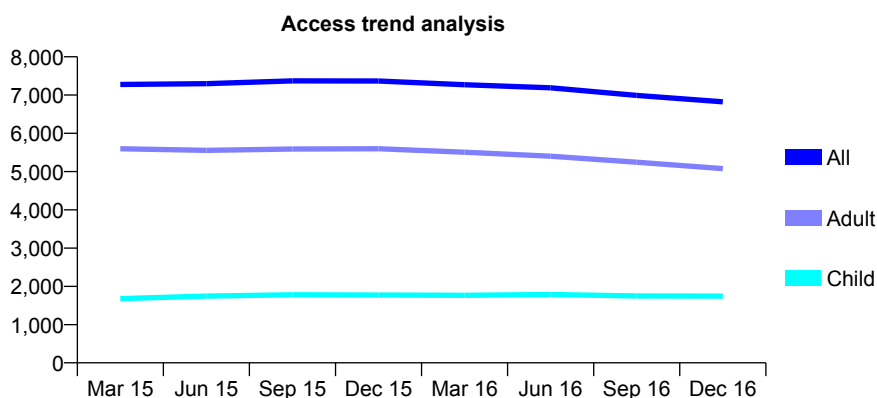
## Q61 - Vital Signs At a Glance Contract Report for 277371/0001 - December 2016

Name or company name	MRS K SIVAGURUNATHAN
Contract type name	GDS Contract
Purpose of contract	General
Contract start date	01/04/2006
Contract end date	

16/17 Contracted general activity (UDA)	20,252
Carry forward general activity (UDA)	-73
16/17 Contracted orthodontic activity (UOA)	0
Carry forward orthodontic activity (UOA)	0
Baseline contract value	£520,178.78

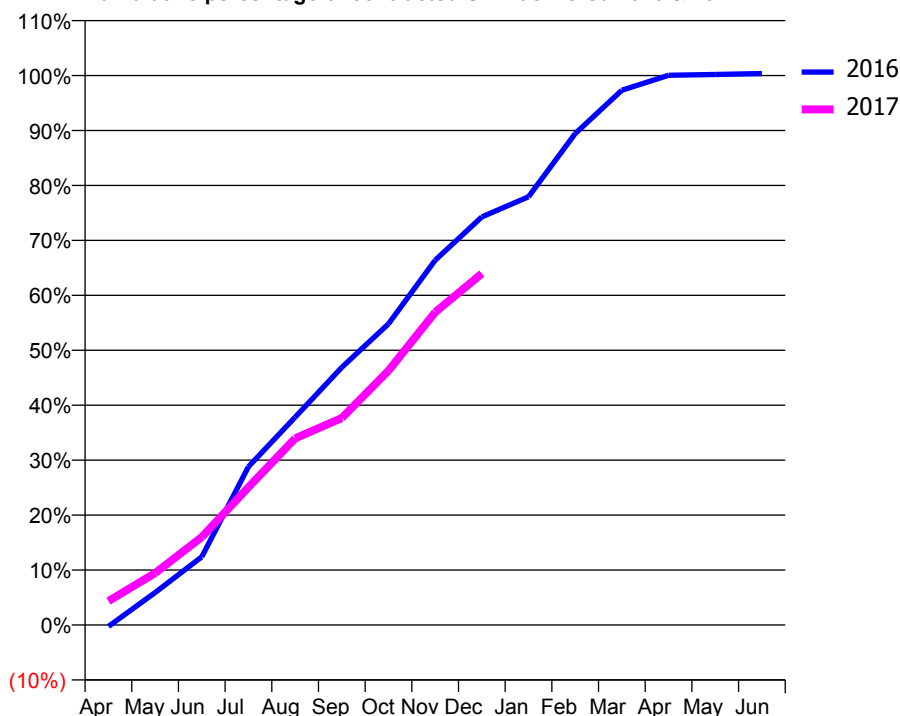
### ACCESS\*

Patients seen in 24 months	Total	Change since previous quarter
Quarter ending December 2015	7,368	
Quarter ending March 2016	7,271	↓
Quarter ending June 2016	7,189	↓
Quarter ending September 2016	6,992	↓
Quarter ending December 2016	6,822	↓
<b>Variance since December 2015</b>	<b>(7.4%)</b>	<b>↓</b>



### ACTIVITY

Cumulative percentage of contracted UDA delivered 2016 & 2017



Month	Adjusted Scheduled Activity (UDA)	
	2016	2017
April	-59	884
May	1,195	1,912
June	2,516	3,241
July	5,837	5,079
August	7,661	6,876
September	9,496	7,631
October	11,099	9,374
November	13,442	11,528
December	15,041	12,950
January	15,785	
February	18,111	
March	19,710	
April	20,259	
May	20,288	
June	20,325	

### QUALITY

	Quantity	Base Number	Contract	AT	Region	England
% of FP17s for the same patient ID Re-attending within 3 months - Children	81	1,481	5.5%	11.3%	11.9%	12.4%
% of FP17s for the same patient ID Re-attending within 3 months - Adults	370	3,710	10.0%	16.3%	17.1%	16.6%
% of FP17s for the same patient ID Re-attending between 3 & 9 months - Children	544	1,481	36.7%	41.7%	46.2%	57.5%
% of FP17s for the same patient ID Re-attending between 3 & 9 months - Adults	1,119	3,710	30.2%	35.2%	37.8%	50.4%
% of FP17s for Band 1 Urgent Courses	410	4,927	8.3%	10.7%	10.6%	9.1%
% of FP17s Relating to Free Repair or Replacements	17	4,927	0.3%	0.5%	0.6%	0.8%
% of FP17s Relating to Continuations	32	4,927	0.6%	0.9%	0.9%	1.3%
% of Patients satisfied with the dentistry they have received	3	3	N/A	89.2%	90.3%	92.7%
% of Patients satisfied with the time they had to wait for an appointment	2	3	N/A	81.2%	83.8%	88.8%

\* This is based on patients treated on this contract for their most recent course of treatment. Figures in italics indicate the base number of FP17s or Patient Questionnaire responses are less than 100. N/A is shown where the base number of responses is less than 10 during the period. % is calculated as Quantity/Base number\*100

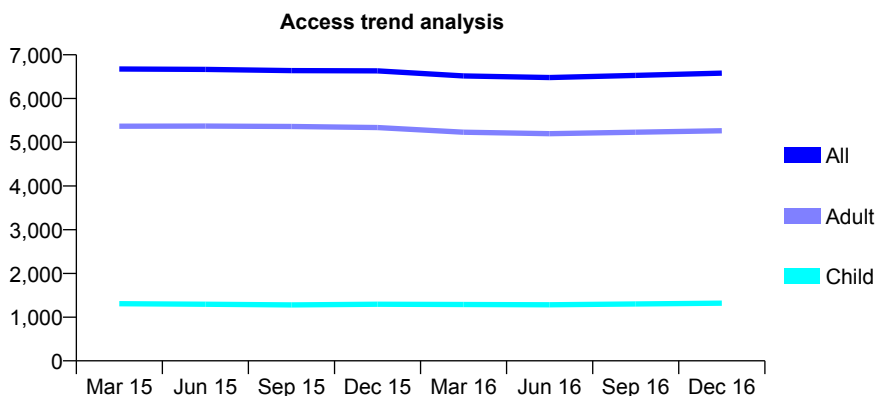
## Q61 - Vital Signs At a Glance Contract Report for 277371/0002 - December 2016

Name or company name	MRS K SIVAGURUNATHAN
Contract type name	GDS Contract
Purpose of contract	General
Contract start date	01/11/2007
Contract end date	

16/17 Contracted general activity (UDA)	19,281
Carry forward general activity (UDA)	-207
16/17 Contracted orthodontic activity (UOA)	0
Carry forward orthodontic activity (UOA)	0
Baseline contract value	£544,409.79

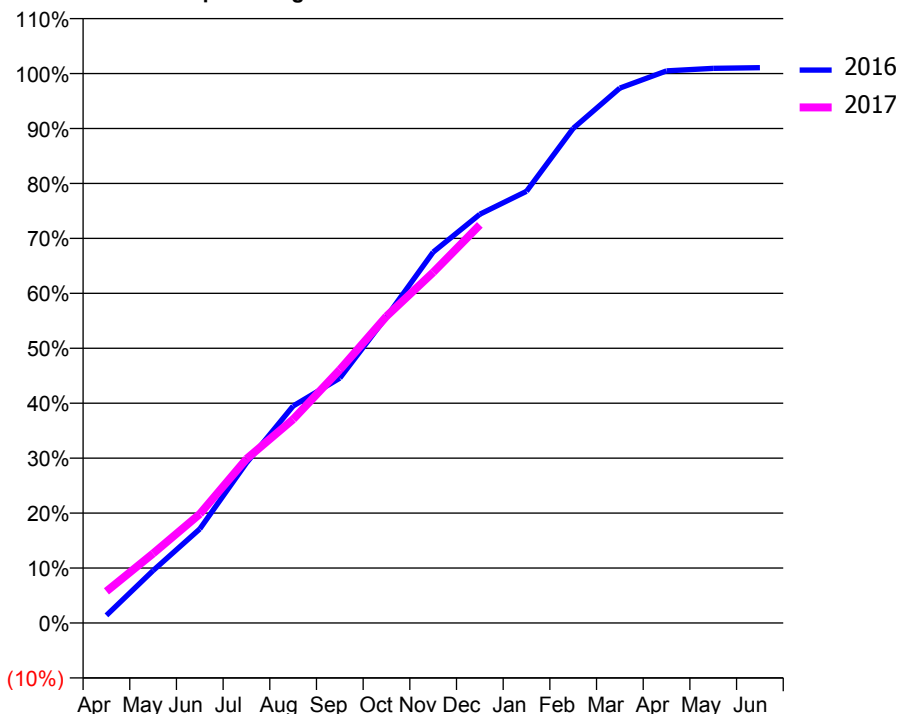
### ACCESS\*

Patients seen in 24 months	Total	Change since previous quarter
Quarter ending December 2015	6,631	
Quarter ending March 2016	6,516	↓
Quarter ending June 2016	6,479	→
Quarter ending September 2016	6,530	→
Quarter ending December 2016	6,581	→
<b>Variance since December 2015</b>	<b>(0.8%)</b>	→



### ACTIVITY

Cumulative percentage of contracted UDA delivered 2016 & 2017



Adjusted Scheduled Activity (UDA)

Month	2016	2017
April	269	1,111
May	1,842	2,438
June	3,299	3,823
July	5,618	5,756
August	7,613	7,146
September	8,591	8,887
October	10,744	10,764
November	13,016	12,304
December	14,343	13,970
January	15,150	
February	17,358	
March	18,769	
April	19,374	
May	19,462	
June	19,488	

### QUALITY

	Quantity	Base Number	Contract	AT	Region	England
% of FP17s for the same patient ID Re-attending within 3 months - Children	102	1,203	8.5%	11.3%	11.9%	12.4%
% of FP17s for the same patient ID Re-attending within 3 months - Adults	298	3,621	8.2%	16.3%	17.1%	16.6%
% of FP17s for the same patient ID Re-attending between 3 & 9 months - Children	501	1,203	41.6%	41.7%	46.2%	57.5%
% of FP17s for the same patient ID Re-attending between 3 & 9 months - Adults	1,109	3,621	30.6%	35.2%	37.8%	50.4%
% of FP17s for Band 1 Urgent Courses	75	4,588	1.6%	10.7%	10.6%	9.1%
% of FP17s Relating to Free Repair or Replacements	8	4,588	0.2%	0.5%	0.6%	0.8%
% of FP17s Relating to Continuations	5	4,588	0.1%	0.9%	0.9%	1.3%
% of Patients satisfied with the dentistry they have received	1	2	N/A	89.2%	90.3%	92.7%
% of Patients satisfied with the time they had to wait for an appointment	2	2	N/A	81.2%	83.8%	88.8%

\* This is based on patients treated on this contract for their most recent course of treatment. Figures in italics indicate the base number of FP17s or Patient Questionnaire responses are less than 100. N/A is shown where the base number of responses is less than 10 during the period. % is calculated as Quantity/Base number\*100

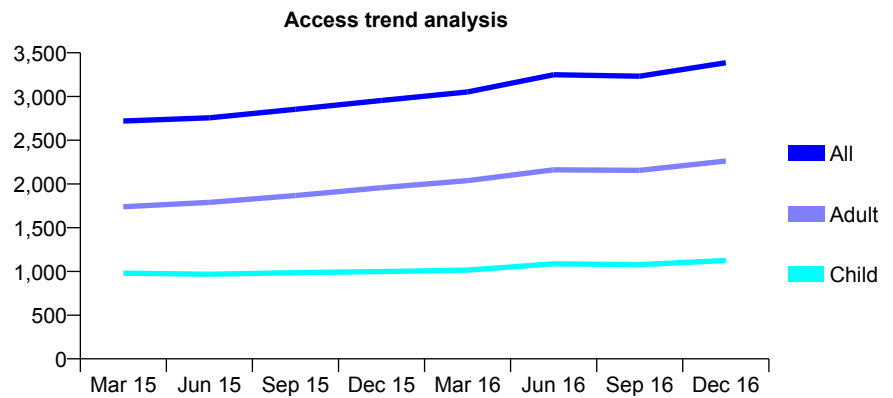
## Q61 - Vital Signs At a Glance Contract Report for 277495/0001 - December 2016

Name or company name	DR A ALSAM
Contract type name	GDS Contract
Purpose of contract	General
Contract start date	01/04/2006
Contract end date	

16/17 Contracted general activity (UDA)	7,861
Carry forward general activity (UDA)	189
16/17 Contracted orthodontic activity (UOA)	0
Carry forward orthodontic activity (UOA)	0
Baseline contract value	£220,135.00

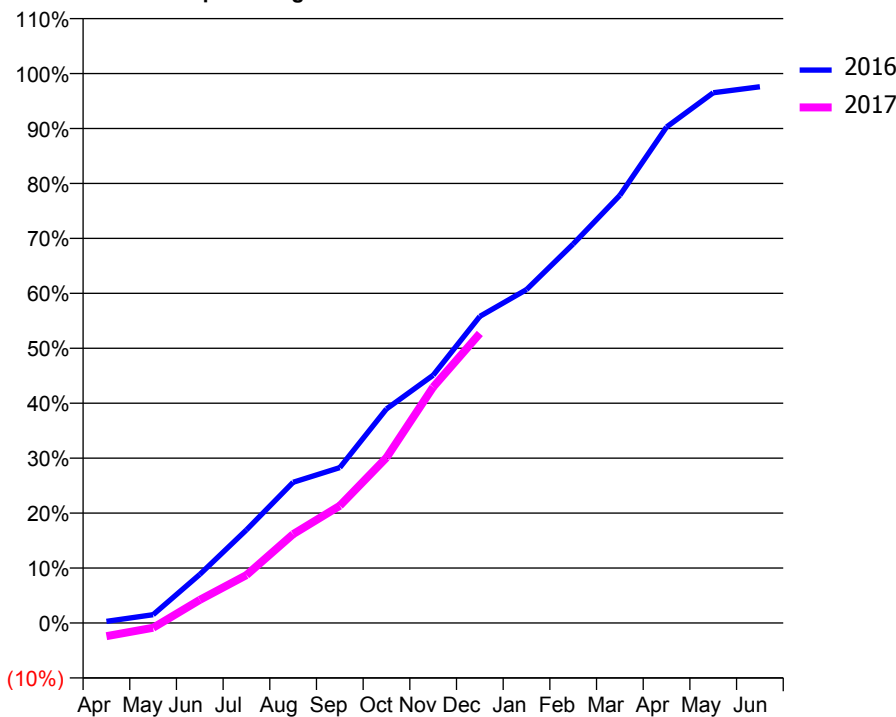
### ACCESS\*

Patients seen in 24 months	Total	Change since previous quarter
Quarter ending December 2015	2,955	
Quarter ending March 2016	3,053	↑
Quarter ending June 2016	3,249	↑
Quarter ending September 2016	3,233	→
Quarter ending December 2016	3,387	↑
<b>Variance since December 2015</b>	<b>14.6%</b>	<b>↑</b>



### ACTIVITY

Cumulative percentage of contracted UDA delivered 2016 & 2017



Month	Adjusted Scheduled Activity (UDA)	
	2016	2017
April	23	-189
May	120	-70
June	696	331
July	1,333	685
August	2,014	1,271
September	2,223	1,677
October	3,064	2,366
November	3,546	3,376
December	4,386	4,143
January	4,770	
February	5,423	
March	6,119	
April	7,096	
May	7,585	
June	7,672	

### QUALITY

	Quantity	Base Number	Contract	AT	Region	England
% of FP17s for the same patient ID Re-attending within 3 months - Children	36	844	4.3%	11.3%	11.9%	12.4%
% of FP17s for the same patient ID Re-attending within 3 months - Adults	107	1,480	7.2%	16.3%	17.1%	16.6%
% of FP17s for the same patient ID Re-attending between 3 & 9 months - Children	301	844	35.7%	41.7%	46.2%	57.5%
% of FP17s for the same patient ID Re-attending between 3 & 9 months - Adults	348	1,480	23.5%	35.2%	37.8%	50.4%
% of FP17s for Band 1 Urgent Courses	215	1,730	12.4%	10.7%	10.6%	9.1%
% of FP17s Relating to Free Repair or Replacements	0	1,730	0.0%	0.5%	0.6%	0.8%
% of FP17s Relating to Continuations	3	1,730	0.2%	0.9%	0.9%	1.3%
% of Patients satisfied with the dentistry they have received	1	1	N/A	89.2%	90.3%	92.7%
% of Patients satisfied with the time they had to wait for an appointment	1	1	N/A	81.2%	83.8%	88.8%

\* This is based on patients treated on this contract for their most recent course of treatment. Figures in italics indicate the base number of FP17s or Patient Questionnaire responses are less than 100. N/A is shown where the base number of responses is less than 10 during the period. % is calculated as Quantity/Base number\*100



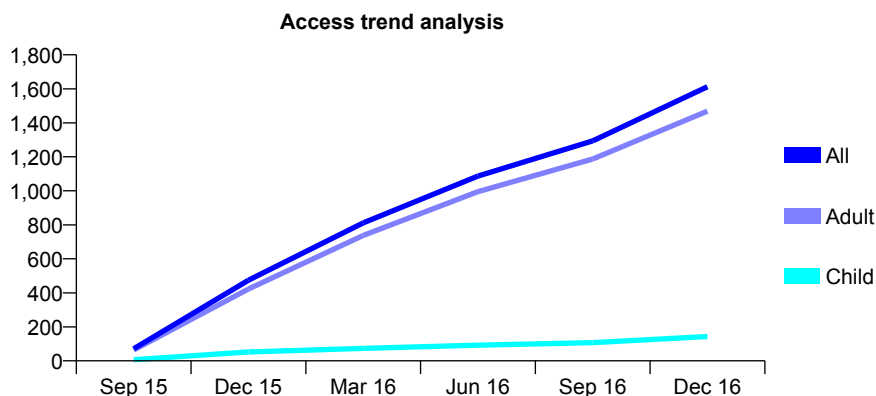
## Q61 - Vital Signs At a Glance Contract Report for 285978/0002 - December 2016

Name or company name	MR A DEMETRIOU
Contract type name	GDS Contract
Purpose of contract	General
Contract start date	01/09/2015
Contract end date	

16/17 Contracted general activity (UDA)	6,809
Carry forward general activity (UDA)	0
16/17 Contracted orthodontic activity (UOA)	0
Carry forward orthodontic activity (UOA)	0
Baseline contract value	£149,211.09

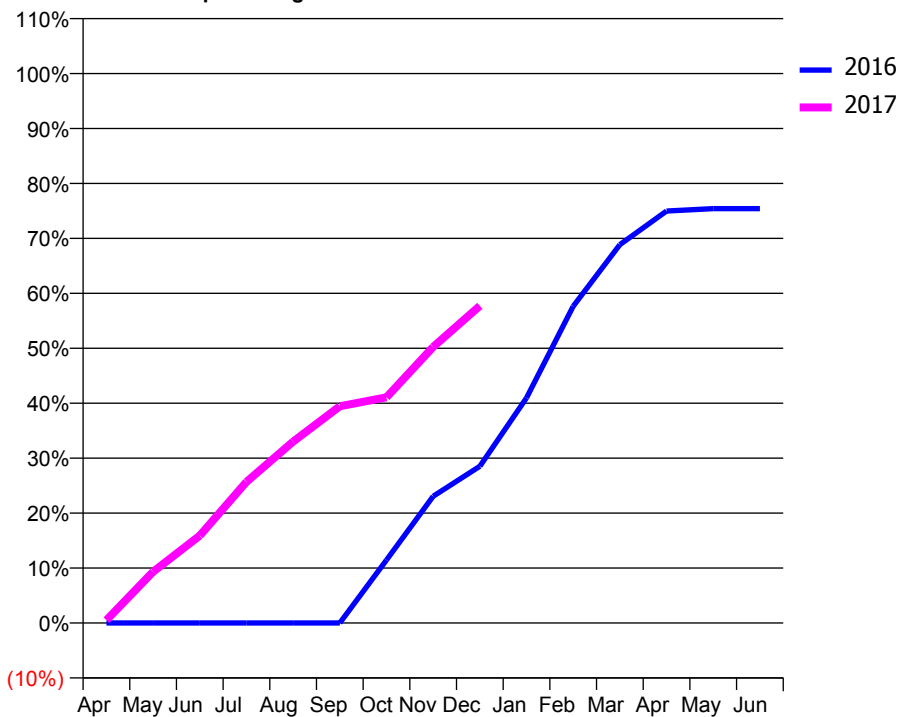
### ACCESS\*

Patients seen in 24 months	Total	Change since previous quarter
Quarter ending December 2015	474	
Quarter ending March 2016	811	↑
Quarter ending June 2016	1,087	↑
Quarter ending September 2016	1,294	↑
Quarter ending December 2016	1,612	↑
<b>Variance since December 2015</b>	<b>240.1%</b>	<b>↑</b>



### ACTIVITY

Cumulative percentage of contracted UDA delivered 2016 & 2017



Month	Adjusted Scheduled Activity (UDA)	
	2016	2017
April	0	35
May	0	636
June	0	1,083
July	0	1,750
August	0	2,247
September	0	2,686
October	520	2,797
November	1,047	3,421
December	1,294	3,931
January	1,860	
February	2,617	
March	3,126	
April	3,403	
May	3,423	
June	3,423	

### QUALITY

	Quantity	Base Number	Contract	AT	Region	England
% of FP17s for the same patient ID Re-attending within 3 months - Children	5	105	4.8%	11.3%	11.9%	12.4%
% of FP17s for the same patient ID Re-attending within 3 months - Adults	117	1,164	10.1%	16.3%	17.1%	16.6%
% of FP17s for the same patient ID Re-attending between 3 & 9 months - Children	22	105	21.0%	41.7%	46.2%	57.5%
% of FP17s for the same patient ID Re-attending between 3 & 9 months - Adults	286	1,164	24.6%	35.2%	37.8%	50.4%
% of FP17s for Band 1 Urgent Courses	43	1,198	3.6%	10.7%	10.6%	9.1%
% of FP17s Relating to Free Repair or Replacements	24	1,198	2.0%	0.5%	0.6%	0.8%
% of FP17s Relating to Continuations	2	1,198	0.2%	0.9%	0.9%	1.3%
% of Patients satisfied with the dentistry they have received	14	18	77.8%	89.2%	90.3%	92.7%
% of Patients satisfied with the time they had to wait for an appointment	17	18	94.4%	81.2%	83.8%	88.8%

\* This is based on patients treated on this contract for their most recent course of treatment. Figures in italics indicate the base number of FP17s or Patient Questionnaire responses are less than 100. N/A is shown where the base number of responses is less than 10 during the period. % is calculated as Quantity/Base number\*100

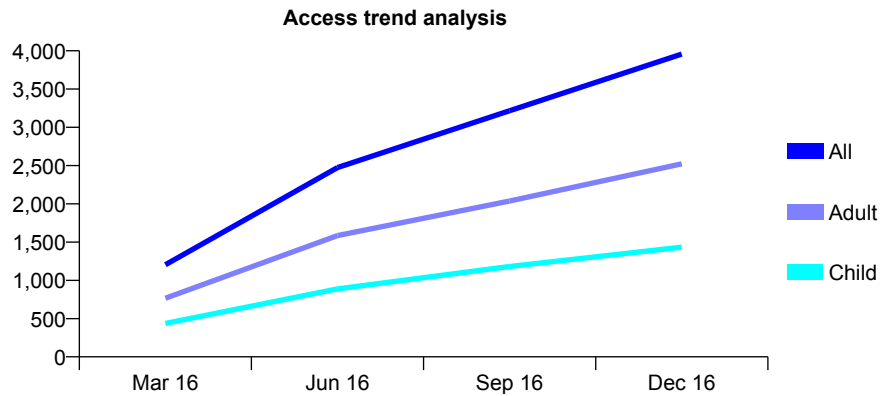
## Q61 - Vital Signs At a Glance Contract Report for 299049/0001 - December 2016

Name or company name	MISS R SHAH
Contract type name	GDS Contract
Purpose of contract	General
Contract start date	01/01/2016
Contract end date	

16/17 Contracted general activity (UDA)	14,112
Carry forward general activity (UDA)	348
16/17 Contracted orthodontic activity (UOA)	0
Carry forward orthodontic activity (UOA)	0
Baseline contract value	£349,693.51

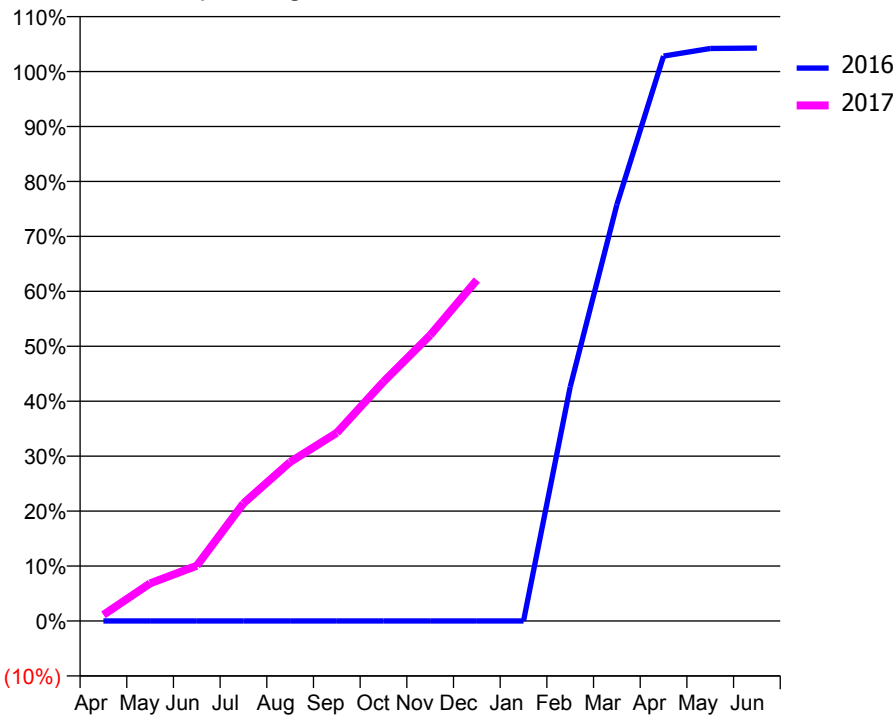
### ACCESS\*

Patients seen in 24 months	Total	Change since previous quarter
Quarter ending December 2015	0	
Quarter ending March 2016	1,203	
Quarter ending June 2016	2,474	↑
Quarter ending September 2016	3,216	↑
Quarter ending December 2016	3,957	↑
<b>Variance since December 2015</b>	N/A	



### ACTIVITY

Cumulative percentage of contracted UDA delivered 2016 & 2017



Month	Adjusted Scheduled Activity (UDA)	
	2016	2017
April	0	160
May	0	966
June	0	1,420
July	0	3,022
August	0	4,083
September	0	4,833
October	0	6,147
November	0	7,340
December	0	8,759
January	0	
February	1,503	
March	2,673	
April	3,627	
May	3,676	
June	3,678	

### QUALITY

	Quantity	Base Number	Contract	AT	Region	England
% of FP17s for the same patient ID Re-attending within 3 months - Children	76	1,699	4.5%	11.3%	11.9%	12.4%
% of FP17s for the same patient ID Re-attending within 3 months - Adults	197	2,876	6.8%	16.3%	17.1%	16.6%
% of FP17s for the same patient ID Re-attending between 3 & 9 months - Children	500	1,699	29.4%	41.7%	46.2%	57.5%
% of FP17s for the same patient ID Re-attending between 3 & 9 months - Adults	882	2,876	30.7%	35.2%	37.8%	50.4%
% of FP17s for Band 1 Urgent Courses	221	4,178	5.3%	10.7%	10.6%	9.1%
% of FP17s Relating to Free Repair or Replacements	34	4,178	0.8%	0.5%	0.6%	0.8%
% of FP17s Relating to Continuations	4	4,178	0.1%	0.9%	0.9%	1.3%
% of Patients satisfied with the dentistry they have received	10	11	90.9%	89.2%	90.3%	92.7%
% of Patients satisfied with the time they had to wait for an appointment	8	11	72.7%	81.2%	83.8%	88.8%

\* This is based on patients treated on this contract for their most recent course of treatment. Figures in italics indicate the base number of FP17s or Patient Questionnaire responses are less than 100. N/A is shown where the base number of responses is less than 10 during the period. % is calculated as Quantity/Base number\*100

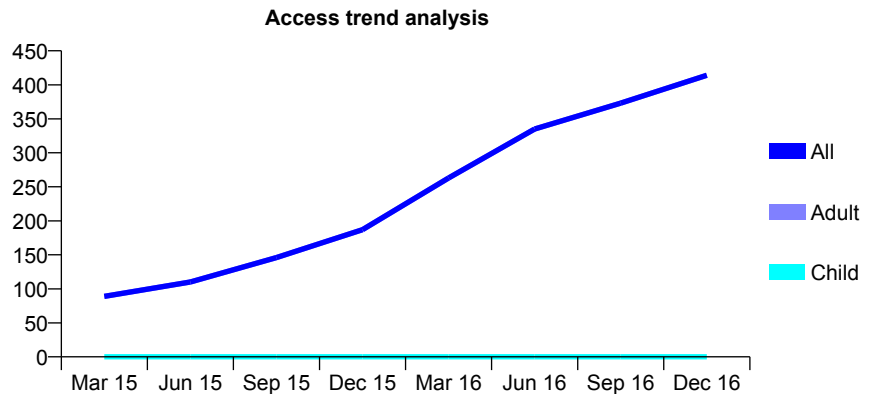
## Q61 - Vital Signs At a Glance Contract Report for 302139/0003 - December 2016

Name or company name	MR VA PATEL
Contract type name	PDS Contract
Purpose of contract	General
Contract start date	01/04/2014
Contract end date	31/03/2017

16/17 Contracted general activity (UDA)	900
Carry forward general activity (UDA)	-18
16/17 Contracted orthodontic activity (UOA)	0
Carry forward orthodontic activity (UOA)	0
Baseline contract value	£46,656.98

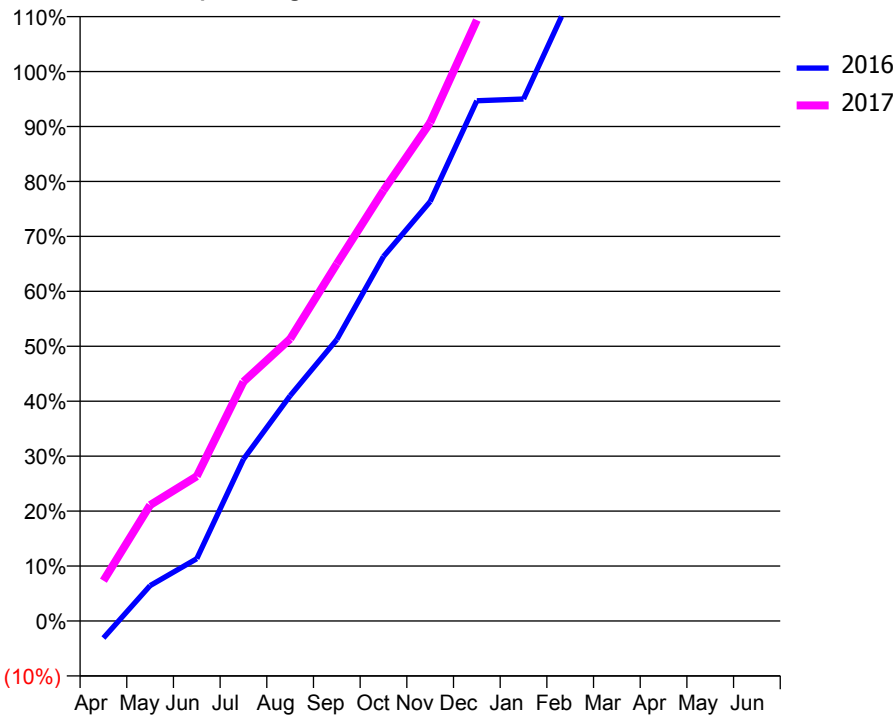
### ACCESS\*

Patients seen in 24 months	Total	Change since previous quarter
Quarter ending December 2015	187	
Quarter ending March 2016	263	↑
Quarter ending June 2016	335	↑
Quarter ending September 2016	373	↑
Quarter ending December 2016	414	↑
<b>Variance since December 2015</b>	<b>121.4%</b>	<b>↑</b>



### ACTIVITY

Cumulative percentage of contracted UDA delivered 2016 & 2017



Month	Adjusted Scheduled Activity (UDA)	
	2016	2017
April	-28	66
May	58	190
June	102	237
July	265	392
August	369	462
September	461	585
October	597	705
November	687	816
December	852	984
January	855	
February	1,020	
March	1,100	
April	1,122	
May	1,122	
June	1,122	

### QUALITY

	Quantity	Base Number	Contract	AT	Region	England
% of FP17s for the same patient ID Re-attending within 3 months - Children	0	1	0.0%	11.3%	11.9%	12.4%
% of FP17s for the same patient ID Re-attending within 3 months - Adults	10	340	2.9%	16.3%	17.1%	16.6%
% of FP17s for the same patient ID Re-attending between 3 & 9 months - Children	0	1	0.0%	41.7%	46.2%	57.5%
% of FP17s for the same patient ID Re-attending between 3 & 9 months - Adults	0	340	0.0%	35.2%	37.8%	50.4%
% of FP17s for Band 1 Urgent Courses	1	330	0.3%	10.7%	10.6%	9.1%
% of FP17s Relating to Free Repair or Replacements	0	330	0.0%	0.5%	0.6%	0.8%
% of FP17s Relating to Continuations	0	330	0.0%	0.9%	0.9%	1.3%
% of Patients satisfied with the dentistry they have received	0	0	N/A	89.2%	90.3%	92.7%
% of Patients satisfied with the time they had to wait for an appointment	0	0	N/A	81.2%	83.8%	88.8%

\* This is based on patients treated on this contract for their most recent course of treatment. Figures in italics indicate the base number of FP17s or Patient Questionnaire responses are less than 100. N/A is shown where the base number of responses is less than 10 during the period. % is calculated as Quantity/Base number\*100

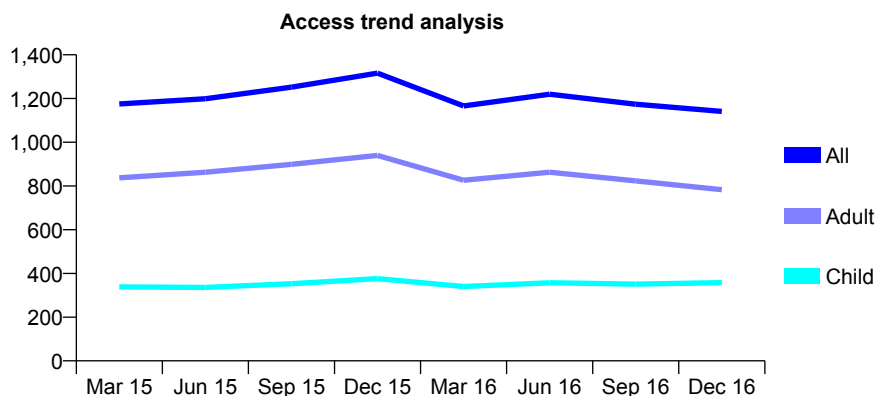
## Q61 - Vital Signs At a Glance Contract Report for 305286/0001 - December 2016

Name or company name	MR S LEIGH
Contract type name	GDS Contract
Purpose of contract	General
Contract start date	01/04/2006
Contract end date	

16/17 Contracted general activity (UDA)	3,000
Carry forward general activity (UDA)	-60
16/17 Contracted orthodontic activity (UOA)	0
Carry forward orthodontic activity (UOA)	0
Baseline contract value	£84,609.31

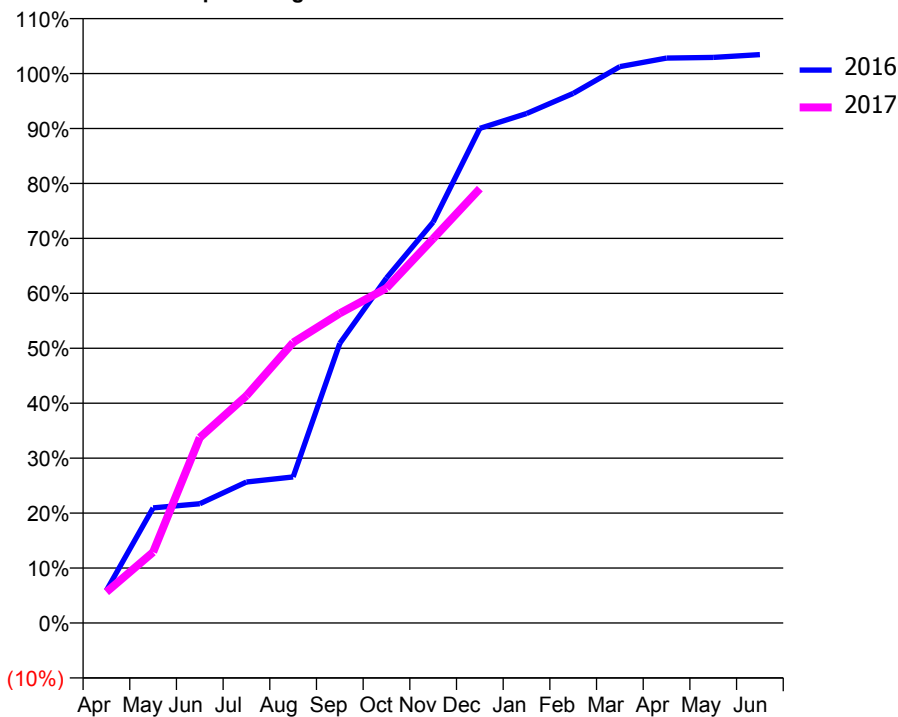
### ACCESS\*

Patients seen in 24 months	Total	Change since previous quarter
Quarter ending December 2015	1,316	
Quarter ending March 2016	1,166	↓
Quarter ending June 2016	1,220	↑
Quarter ending September 2016	1,174	↓
Quarter ending December 2016	1,141	↓
<b>Variance since December 2015</b>	<b>(13.3%)</b>	<b>↓</b>



### ACTIVITY

Cumulative percentage of contracted UDA delivered 2016 & 2017



Month	Adjusted Scheduled Activity (UDA)	
	2016	2017
April	178	170
May	629	387
June	651	1,013
July	770	1,241
August	798	1,531
September	1,527	1,691
October	1,884	1,828
November	2,188	2,098
December	2,700	2,372
January	2,781	
February	2,891	
March	3,038	
April	3,084	
May	3,088	
June	3,103	

### QUALITY

	Quantity	Base Number	Contract	AT	Region	England
% of FP17s for the same patient ID Re-attending within 3 months - Children	16	351	4.6%	11.3%	11.9%	12.4%
% of FP17s for the same patient ID Re-attending within 3 months - Adults	93	672	13.8%	16.3%	17.1%	16.6%
% of FP17s for the same patient ID Re-attending between 3 & 9 months - Children	133	351	37.9%	41.7%	46.2%	57.5%
% of FP17s for the same patient ID Re-attending between 3 & 9 months - Adults	250	672	37.2%	35.2%	37.8%	50.4%
% of FP17s for Band 1 Urgent Courses	127	993	12.8%	10.7%	10.6%	9.1%
% of FP17s Relating to Free Repair or Replacements	1	993	0.1%	0.5%	0.6%	0.8%
% of FP17s Relating to Continuations	0	993	0.0%	0.9%	0.9%	1.3%
% of Patients satisfied with the dentistry they have received	0	0	N/A	89.2%	90.3%	92.7%
% of Patients satisfied with the time they had to wait for an appointment	0	0	N/A	81.2%	83.8%	88.8%

\* This is based on patients treated on this contract for their most recent course of treatment. Figures in italics indicate the base number of FP17s or Patient Questionnaire responses are less than 100. N/A is shown where the base number of responses is less than 10 during the period. % is calculated as Quantity/Base number\*100

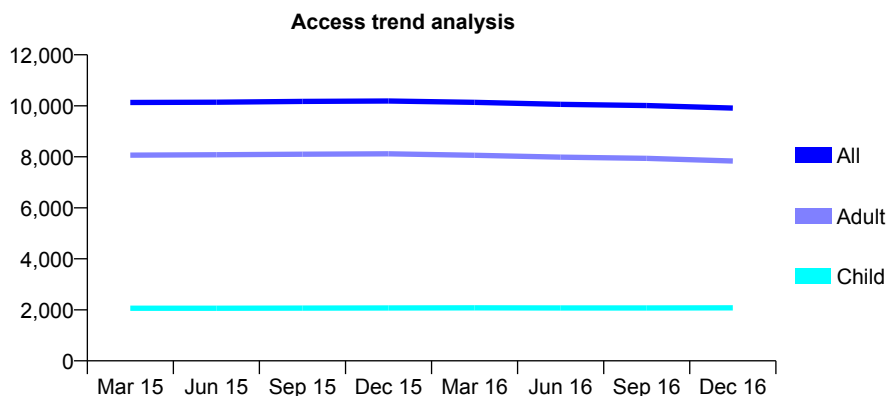
## Q61 - Vital Signs At a Glance Contract Report for 306711/0001 - December 2016

Name or company name	Raydens Dental Surgery
Contract type name	GDS Contract
Purpose of contract	General
Contract start date	01/04/2006
Contract end date	

16/17 Contracted general activity (UDA)	25,759
Carry forward general activity (UDA)	0
16/17 Contracted orthodontic activity (UOA)	0
Carry forward orthodontic activity (UOA)	0
Baseline contract value	£586,121.07

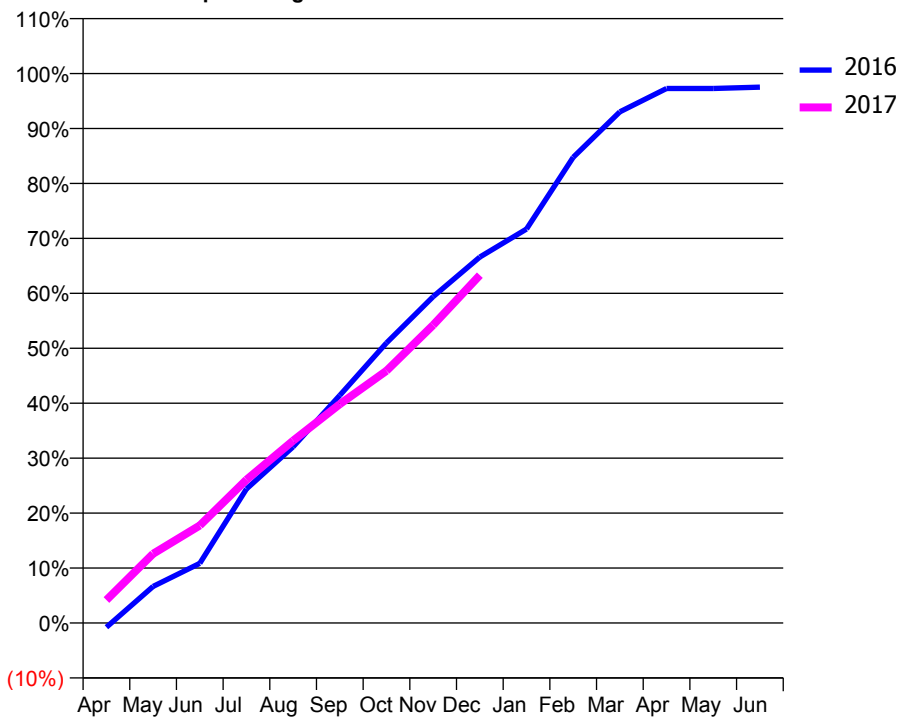
### ACCESS\*

Patients seen in 24 months	Total	Change since previous quarter
Quarter ending December 2015	10,190	
Quarter ending March 2016	10,137	→
Quarter ending June 2016	10,058	→
Quarter ending September 2016	10,009	→
Quarter ending December 2016	9,911	→
<b>Variance since December 2015</b>	<b>(2.7%)</b>	<b>↓</b>



### ACTIVITY

**Cumulative percentage of contracted UDA delivered 2016 & 2017**



Month	Adjusted Scheduled Activity (UDA)	
	2016	2017
April	-202	1,081
May	1,714	3,249
June	2,797	4,571
July	6,286	6,718
August	8,262	8,548
September	10,675	10,262
October	13,133	11,821
November	15,300	13,965
December	17,153	16,306
January	18,470	
February	21,834	
March	23,961	
April	25,055	
May	25,057	
June	25,122	

### QUALITY

	Quantity	Base Number	Contract	AT	Region	England
% of FP17s for the same patient ID Re-attending within 3 months - Children	140	1,739	8.1%	11.3%	11.9%	12.4%
% of FP17s for the same patient ID Re-attending within 3 months - Adults	1,003	6,333	15.8%	16.3%	17.1%	16.6%
% of FP17s for the same patient ID Re-attending between 3 & 9 months - Children	456	1,739	26.2%	41.7%	46.2%	57.5%
% of FP17s for the same patient ID Re-attending between 3 & 9 months - Adults	1,754	6,333	27.7%	35.2%	37.8%	50.4%
% of FP17s for Band 1 Urgent Courses	868	7,503	11.6%	10.7%	10.6%	9.1%
% of FP17s Relating to Free Repair or Replacements	143	7,503	1.9%	0.5%	0.6%	0.8%
% of FP17s Relating to Continuations	112	7,503	1.5%	0.9%	0.9%	1.3%
% of Patients satisfied with the dentistry they have received	7	7	N/A	89.2%	90.3%	92.7%
% of Patients satisfied with the time they had to wait for an appointment	7	7	N/A	81.2%	83.8%	88.8%

\* This is based on patients treated on this contract for their most recent course of treatment. Figures in italics indicate the base number of FP17s or Patient Questionnaire responses are less than 100. N/A is shown where the base number of responses is less than 10 during the period. % is calculated as Quantity/Base number\*100

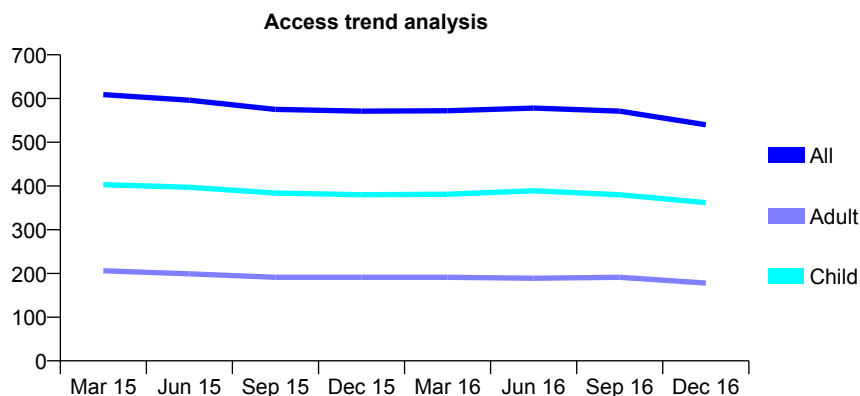
## Q61 - Vital Signs At a Glance Contract Report for 307386/0001 - December 2016

Name or company name	Meeson Family Dental Practice
Contract type name	GDS Contract
Purpose of contract	General
Contract start date	01/04/2006
Contract end date	

16/17 Contracted general activity (UDA)	1,900
Carry forward general activity (UDA)	0
16/17 Contracted orthodontic activity (UOA)	0
Carry forward orthodontic activity (UOA)	0
Baseline contract value	£39,380.90

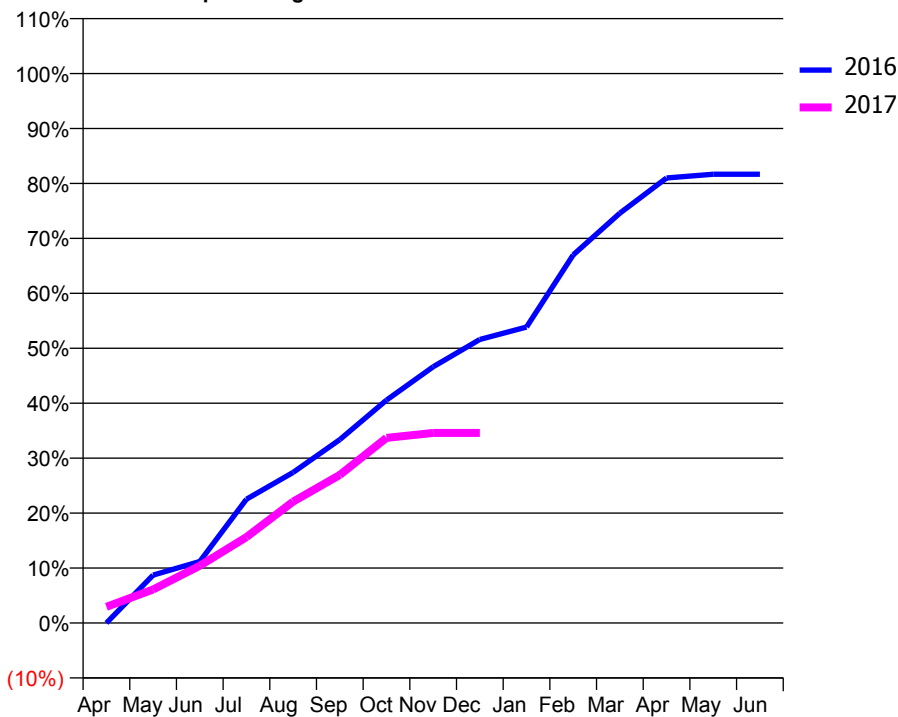
### ACCESS\*

Patients seen in 24 months	Total	Change since previous quarter
Quarter ending December 2015	571	
Quarter ending March 2016	572	→
Quarter ending June 2016	578	→
Quarter ending September 2016	571	↓
Quarter ending December 2016	540	↓
<b>Variance since December 2015</b>	<b>(5.4%)</b>	<b>↓</b>



### ACTIVITY

Cumulative percentage of contracted UDA delivered 2016 & 2017



Month	Adjusted Scheduled Activity (UDA)	
	2016	2017
April	0	56
May	166	116
June	213	198
July	428	297
August	521	420
September	634	512
October	771	640
November	886	657
December	980	657
January	1,023	
February	1,273	
March	1,417	
April	1,539	
May	1,552	
June	1,552	

### QUALITY

	Quantity	Base Number	Contract	AT	Region	England
% of FP17s for the same patient ID Re-attending within 3 months - Children	9	270	3.3%	11.3%	11.9%	12.4%
% of FP17s for the same patient ID Re-attending within 3 months - Adults	13	105	12.4%	16.3%	17.1%	16.6%
% of FP17s for the same patient ID Re-attending between 3 & 9 months - Children	129	270	47.8%	41.7%	46.2%	57.5%
% of FP17s for the same patient ID Re-attending between 3 & 9 months - Adults	51	105	48.6%	35.2%	37.8%	50.4%
% of FP17s for Band 1 Urgent Courses	7	320	2.2%	10.7%	10.6%	9.1%
% of FP17s Relating to Free Repair or Replacements	0	320	0.0%	0.5%	0.6%	0.8%
% of FP17s Relating to Continuations	0	320	0.0%	0.9%	0.9%	1.3%
% of Patients satisfied with the dentistry they have received	1	1	N/A	89.2%	90.3%	92.7%
% of Patients satisfied with the time they had to wait for an appointment	1	1	N/A	81.2%	83.8%	88.8%

\* This is based on patients treated on this contract for their most recent course of treatment. Figures in italics indicate the base number of FP17s or Patient Questionnaire responses are less than 100. N/A is shown where the base number of responses is less than 10 during the period. % is calculated as Quantity/Base number\*100

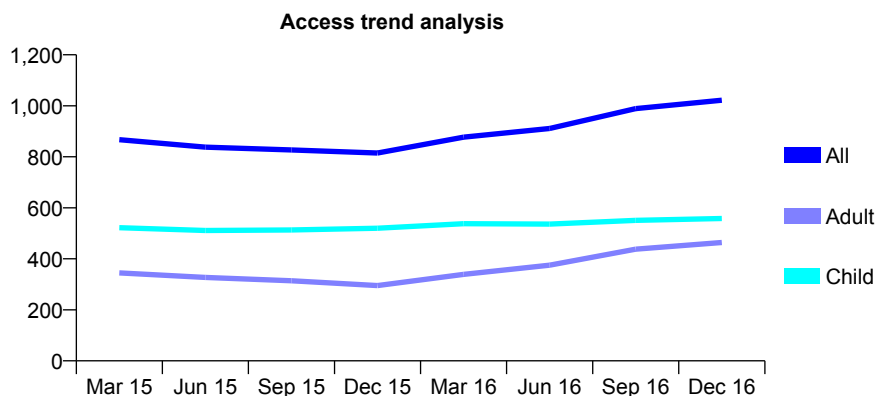
## Q61 - Vital Signs At a Glance Contract Report for 308536/0001 - December 2016

Name or company name	MR AR ROSS
Contract type name	GDS Contract
Purpose of contract	General
Contract start date	01/04/2006
Contract end date	

16/17 Contracted general activity (UDA)	1,393
Carry forward general activity (UDA)	16
16/17 Contracted orthodontic activity (UOA)	0
Carry forward orthodontic activity (UOA)	0
Baseline contract value	£28,938.33

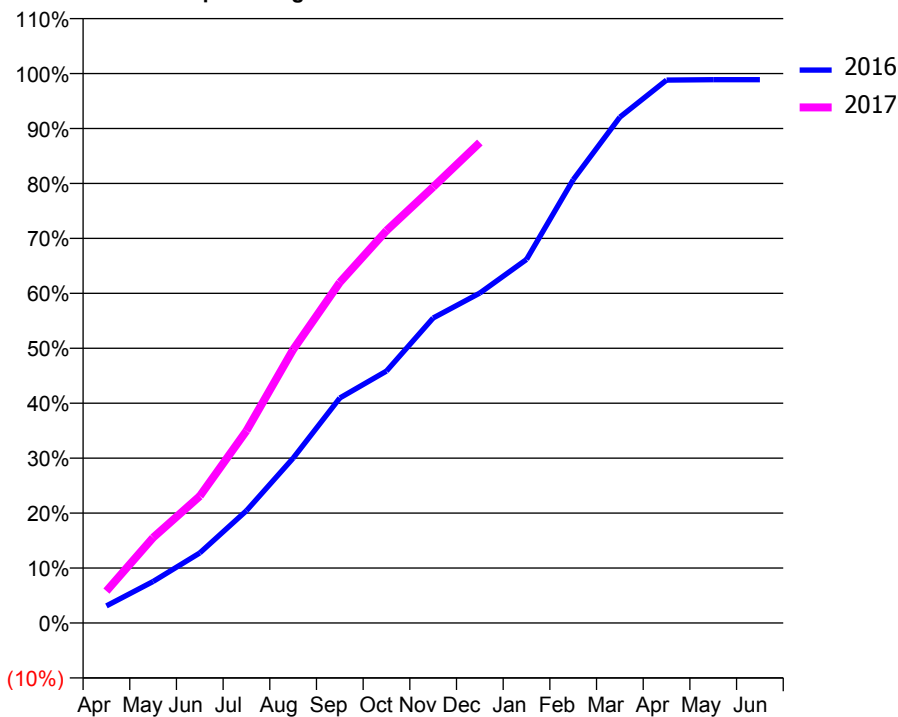
### ACCESS\*

Patients seen in 24 months	Total	Change since previous quarter
Quarter ending December 2015	815	
Quarter ending March 2016	877	↑
Quarter ending June 2016	911	↑
Quarter ending September 2016	989	↑
Quarter ending December 2016	1,022	↑
<b>Variance since December 2015</b>	<b>25.4%</b>	<b>↑</b>



### ACTIVITY

Cumulative percentage of contracted UDA delivered 2016 & 2017



Month	Adjusted Scheduled Activity (UDA)	
	2016	2017
April	43	81
May	105	217
June	178	322
July	285	487
August	418	693
September	570	863
October	639	995
November	773	1,105
December	836	1,218
January	922	
February	1,124	
March	1,282	
April	1,376	
May	1,377	
June	1,377	

### QUALITY

	Quantity	Base Number	Contract	AT	Region	England
% of FP17s for the same patient ID Re-attending within 3 months - Children	27	513	5.3%	11.3%	11.9%	12.4%
% of FP17s for the same patient ID Re-attending within 3 months - Adults	46	424	10.8%	16.3%	17.1%	16.6%
% of FP17s for the same patient ID Re-attending between 3 & 9 months - Children	281	513	54.8%	41.7%	46.2%	57.5%
% of FP17s for the same patient ID Re-attending between 3 & 9 months - Adults	102	424	24.1%	35.2%	37.8%	50.4%
% of FP17s for Band 1 Urgent Courses	120	878	13.7%	10.7%	10.6%	9.1%
% of FP17s Relating to Free Repair or Replacements	1	878	0.1%	0.5%	0.6%	0.8%
% of FP17s Relating to Continuations	1	878	0.1%	0.9%	0.9%	1.3%
% of Patients satisfied with the dentistry they have received	0	0	N/A	89.2%	90.3%	92.7%
% of Patients satisfied with the time they had to wait for an appointment	0	0	N/A	81.2%	83.8%	88.8%

\* This is based on patients treated on this contract for their most recent course of treatment. Figures in italics indicate the base number of FP17s or Patient Questionnaire responses are less than 100. N/A is shown where the base number of responses is less than 10 during the period. % is calculated as Quantity/Base number\*100



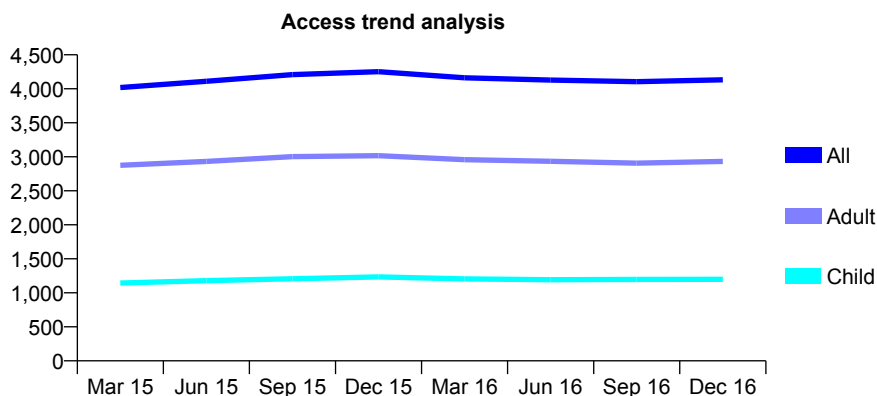
## Q61 - Vital Signs At a Glance Contract Report for 310093/0001 - December 2016

Name or company name	MR DG BORODA
Contract type name	GDS Contract
Purpose of contract	General
Contract start date	01/04/2006
Contract end date	

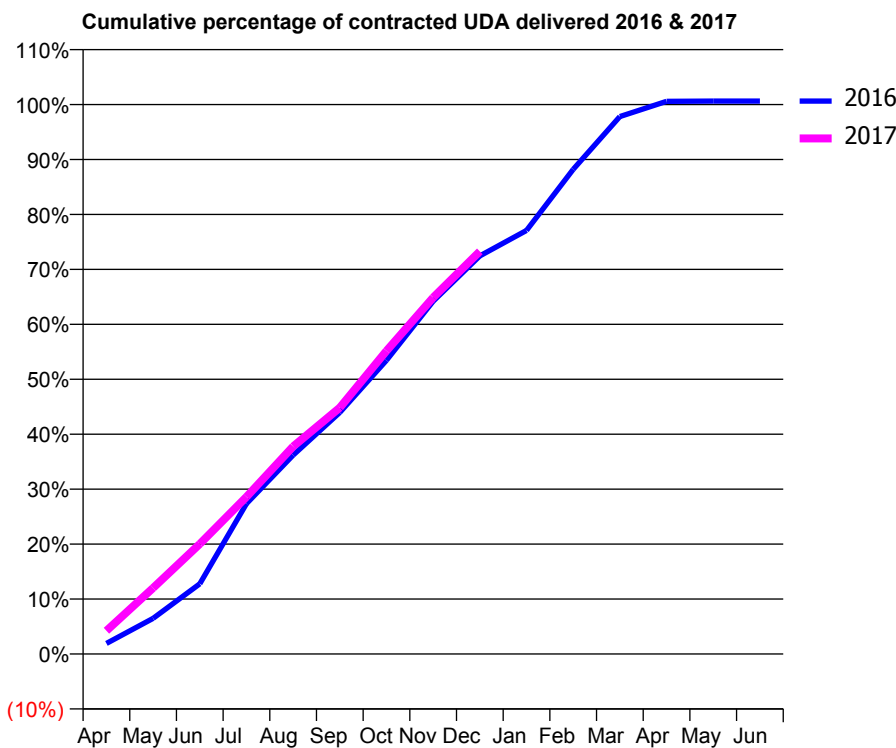
16/17 Contracted general activity (UDA)	10,534
Carry forward general activity (UDA)	-64
16/17 Contracted orthodontic activity (UOA)	0
Carry forward orthodontic activity (UOA)	0
Baseline contract value	£284,325.78

### ACCESS\*

Patients seen in 24 months	Total	Change since previous quarter
Quarter ending December 2015	4,251	
Quarter ending March 2016	4,162	↓
Quarter ending June 2016	4,128	→
Quarter ending September 2016	4,104	→
Quarter ending December 2016	4,132	→
<b>Variance since December 2015</b>	<b>(2.8%)</b>	<b>↓</b>



### ACTIVITY



Month	Adjusted Scheduled Activity (UDA)	
	2016	2017
April	204	446
May	685	1,267
June	1,346	2,110
July	2,882	3,014
August	3,813	3,979
September	4,631	4,723
October	5,629	5,812
November	6,761	6,835
December	7,631	7,719
January	8,121	
February	9,291	
March	10,304	
April	10,595	
May	10,598	
June	10,598	

### QUALITY

	Quantity	Base Number	Contract	AT	Region	England
% of FP17s for the same patient ID Re-attending within 3 months - Children	58	992	5.8%	11.3%	11.9%	12.4%
% of FP17s for the same patient ID Re-attending within 3 months - Adults	240	2,156	11.1%	16.3%	17.1%	16.6%
% of FP17s for the same patient ID Re-attending between 3 & 9 months - Children	385	992	38.8%	41.7%	46.2%	57.5%
% of FP17s for the same patient ID Re-attending between 3 & 9 months - Adults	819	2,156	38.0%	35.2%	37.8%	50.4%
% of FP17s for Band 1 Urgent Courses	129	3,071	4.2%	10.7%	10.6%	9.1%
% of FP17s Relating to Free Repair or Replacements	2	3,071	0.1%	0.5%	0.6%	0.8%
% of FP17s Relating to Continuations	69	3,071	2.2%	0.9%	0.9%	1.3%
% of Patients satisfied with the dentistry they have received	2	2	N/A	89.2%	90.3%	92.7%
% of Patients satisfied with the time they had to wait for an appointment	1	2	N/A	81.2%	83.8%	88.8%

\* This is based on patients treated on this contract for their most recent course of treatment. Figures in italics indicate the base number of FP17s or Patient Questionnaire responses are less than 100. N/A is shown where the base number of responses is less than 10 during the period. % is calculated as Quantity/Base number\*100

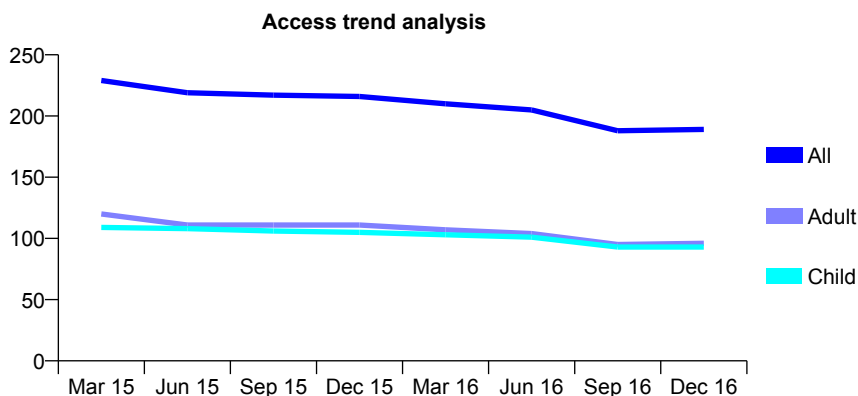
## Q61 - Vital Signs At a Glance Contract Report for 319694/0001 - December 2016

Name or company name	MR A LANGDON
Contract type name	GDS Contract
Purpose of contract	General
Contract start date	01/04/2006
Contract end date	

16/17 Contracted general activity (UDA)	800
Carry forward general activity (UDA)	0
16/17 Contracted orthodontic activity (UOA)	0
Carry forward orthodontic activity (UOA)	0
Baseline contract value	£17,949.45

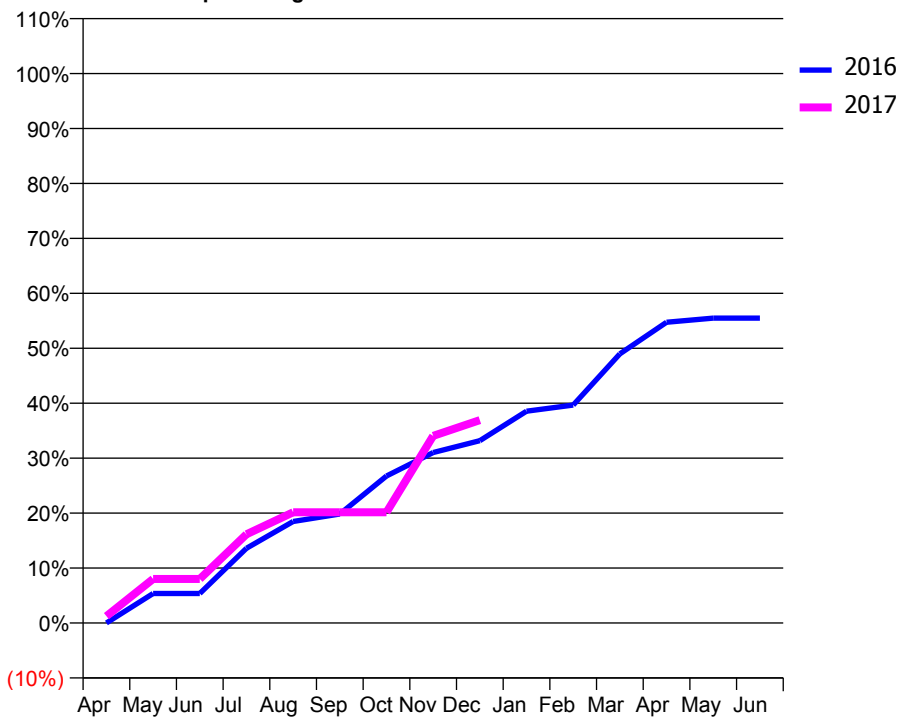
### ACCESS\*

Patients seen in 24 months	Total	Change since previous quarter
Quarter ending December 2015	216	
Quarter ending March 2016	210	↓
Quarter ending June 2016	205	↓
Quarter ending September 2016	188	↓
Quarter ending December 2016	189	→
<b>Variance since December 2015</b>	<b>(12.5%)</b>	<b>↓</b>



### ACTIVITY

Cumulative percentage of contracted UDA delivered 2016 & 2017



Month	Adjusted Scheduled Activity (UDA)	
	2016	2017
April	0	10
May	43	64
June	43	64
July	109	129
August	148	161
September	159	161
October	214	161
November	248	272
December	265	295
January	308	
February	317	
March	392	
April	438	
May	444	
June	444	

### QUALITY

	Quantity	Base Number	Contract	AT	Region	England
% of FP17s for the same patient ID Re-attending within 3 months - Children	4	82	4.9%	11.3%	11.9%	12.4%
% of FP17s for the same patient ID Re-attending within 3 months - Adults	19	83	22.9%	16.3%	17.1%	16.6%
% of FP17s for the same patient ID Re-attending between 3 & 9 months - Children	36	82	43.9%	41.7%	46.2%	57.5%
% of FP17s for the same patient ID Re-attending between 3 & 9 months - Adults	25	83	30.1%	35.2%	37.8%	50.4%
% of FP17s for Band 1 Urgent Courses	2	145	1.4%	10.7%	10.6%	9.1%
% of FP17s Relating to Free Repair or Replacements	4	145	2.8%	0.5%	0.6%	0.8%
% of FP17s Relating to Continuations	10	145	6.9%	0.9%	0.9%	1.3%
% of Patients satisfied with the dentistry they have received	2	2	N/A	89.2%	90.3%	92.7%
% of Patients satisfied with the time they had to wait for an appointment	2	2	N/A	81.2%	83.8%	88.8%

\* This is based on patients treated on this contract for their most recent course of treatment. Figures in italics indicate the base number of FP17s or Patient Questionnaire responses are less than 100. N/A is shown where the base number of responses is less than 10 during the period. % is calculated as Quantity/Base number\*100

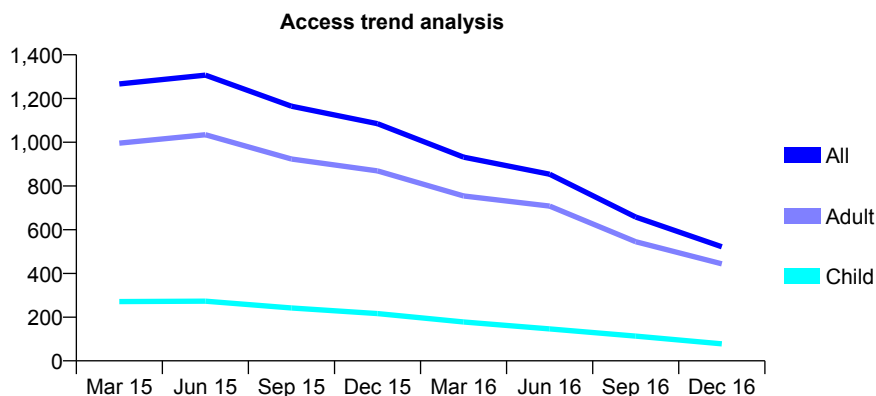
## Q61 - Vital Signs At a Glance Contract Report for 319880/0001 - December 2016

Name or company name	MR M TACKIE
Contract type name	GDS Contract
Purpose of contract	General
Contract start date	01/04/2006
Contract end date	

16/17 Contracted general activity (UDA)	3,551
Carry forward general activity (UDA)	0
16/17 Contracted orthodontic activity (UOA)	0
Carry forward orthodontic activity (UOA)	0
Baseline contract value	£125,279.25

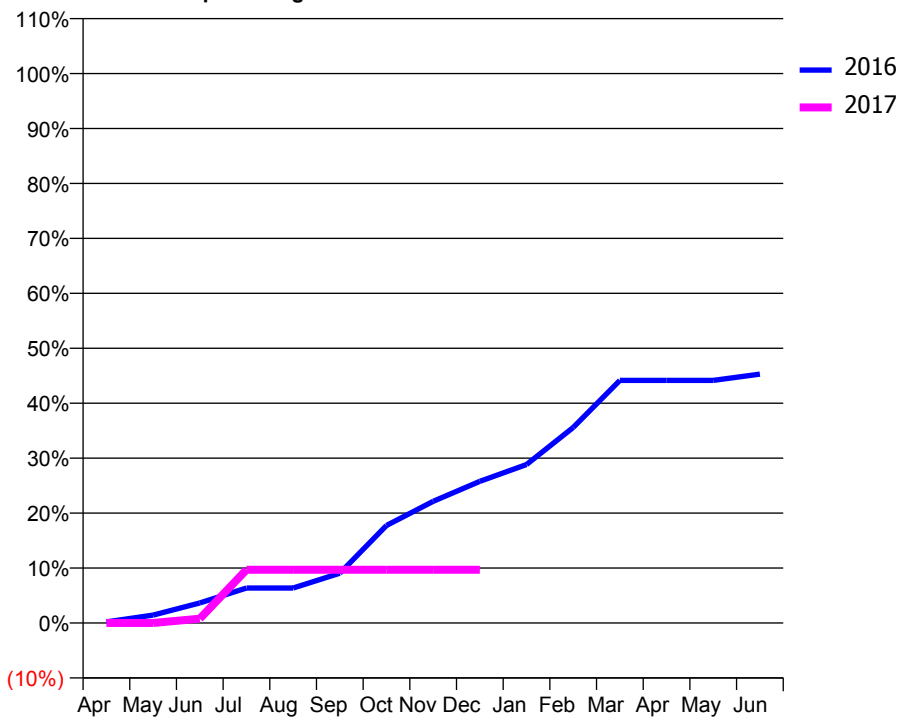
### ACCESS\*

Patients seen in 24 months	Total	Change since previous quarter
Quarter ending December 2015	1,085	
Quarter ending March 2016	932	↓
Quarter ending June 2016	854	↓
Quarter ending September 2016	658	↓
Quarter ending December 2016	522	↓
<b>Variance since December 2015</b>	<b>(51.9%)</b>	<b>↓</b>



### ACTIVITY

Cumulative percentage of contracted UDA delivered 2016 & 2017



Adjusted Scheduled Activity (UDA)

Month	2016	2017
April	7	0
May	51	0
June	130	28
July	226	344
August	226	344
September	322	344
October	630	344
November	786	344
December	916	344
January	1,024	
February	1,264	
March	1,568	
April	1,568	
May	1,568	
June	1,608	

### QUALITY

	Quantity	Base Number	Contract	AT	Region	England
% of FP17s for the same patient ID Re-attending within 3 months - Children	0	0	N/A	11.3%	11.9%	12.4%
% of FP17s for the same patient ID Re-attending within 3 months - Adults	6	66	9.1%	16.3%	17.1%	16.6%
% of FP17s for the same patient ID Re-attending between 3 & 9 months - Children	0	0	N/A	41.7%	46.2%	57.5%
% of FP17s for the same patient ID Re-attending between 3 & 9 months - Adults	4	66	6.1%	35.2%	37.8%	50.4%
% of FP17s for Band 1 Urgent Courses	0	42	0.0%	10.7%	10.6%	9.1%
% of FP17s Relating to Free Repair or Replacements	0	42	0.0%	0.5%	0.6%	0.8%
% of FP17s Relating to Continuations	0	42	0.0%	0.9%	0.9%	1.3%
% of Patients satisfied with the dentistry they have received	0	0	N/A	89.2%	90.3%	92.7%
% of Patients satisfied with the time they had to wait for an appointment	0	0	N/A	81.2%	83.8%	88.8%

\* This is based on patients treated on this contract for their most recent course of treatment. Figures in italics indicate the base number of FP17s or Patient Questionnaire responses are less than 100. N/A is shown where the base number of responses is less than 10 during the period. % is calculated as Quantity/Base number\*100

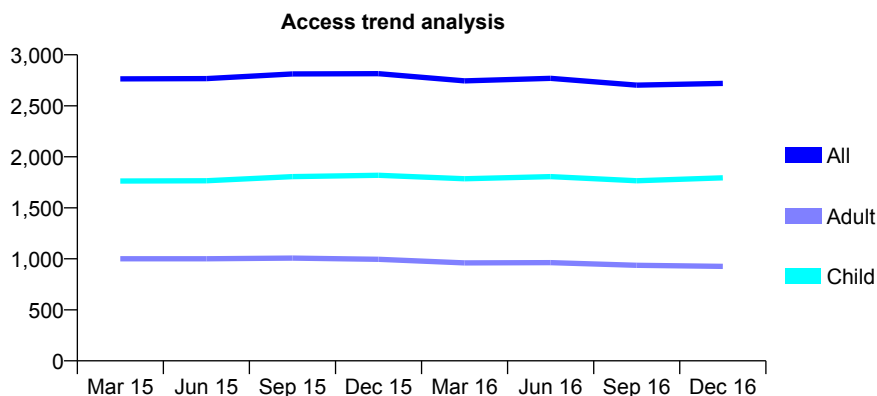
## Q61 - Vital Signs At a Glance Contract Report for 325775/0001 - December 2016

Name or company name	MR R BABBAR
Contract type name	GDS Contract
Purpose of contract	General
Contract start date	01/04/2006
Contract end date	

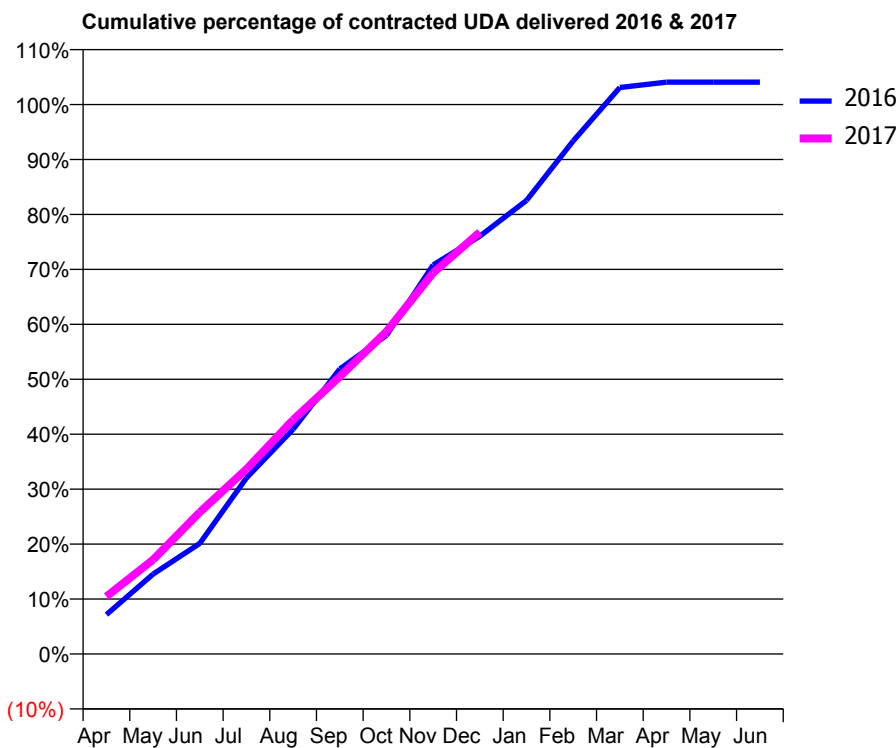
16/17 Contracted general activity (UDA)	5,818
Carry forward general activity (UDA)	-116
16/17 Contracted orthodontic activity (UOA)	0
Carry forward orthodontic activity (UOA)	0
Baseline contract value	£151,017.15

### ACCESS\*

Patients seen in 24 months	Total	Change since previous quarter
Quarter ending December 2015	2,815	
Quarter ending March 2016	2,745	↓
Quarter ending June 2016	2,769	→
Quarter ending September 2016	2,702	↓
Quarter ending December 2016	2,720	→
<b>Variance since December 2015</b>	<b>(3.4%)</b>	<b>↓</b>



### ACTIVITY



Month	Adjusted Scheduled Activity (UDA)	
	2016	2017
April	417	609
May	846	999
June	1,171	1,501
July	1,864	1,957
August	2,379	2,480
September	3,018	2,937
October	3,374	3,414
November	4,119	4,036
December	4,424	4,467
January	4,803	
February	5,433	
March	5,999	
April	6,055	
May	6,055	
June	6,055	

### QUALITY

	Quantity	Base Number	Contract	AT	Region	England
% of FP17s for the same patient ID Re-attending within 3 months - Children	110	1,707	6.4%	11.3%	11.9%	12.4%
% of FP17s for the same patient ID Re-attending within 3 months - Adults	197	755	26.1%	16.3%	17.1%	16.6%
% of FP17s for the same patient ID Re-attending between 3 & 9 months - Children	742	1,707	43.5%	41.7%	46.2%	57.5%
% of FP17s for the same patient ID Re-attending between 3 & 9 months - Adults	230	755	30.5%	35.2%	37.8%	50.4%
% of FP17s for Band 1 Urgent Courses	243	2,430	10.0%	10.7%	10.6%	9.1%
% of FP17s Relating to Free Repair or Replacements	1	2,430	0.0%	0.5%	0.6%	0.8%
% of FP17s Relating to Continuations	29	2,430	1.2%	0.9%	0.9%	1.3%
% of Patients satisfied with the dentistry they have received	1	1	N/A	89.2%	90.3%	92.7%
% of Patients satisfied with the time they had to wait for an appointment	1	1	N/A	81.2%	83.8%	88.8%

\* This is based on patients treated on this contract for their most recent course of treatment. Figures in italics indicate the base number of FP17s or Patient Questionnaire responses are less than 100. N/A is shown where the base number of responses is less than 10 during the period. % is calculated as Quantity/Base number\*100

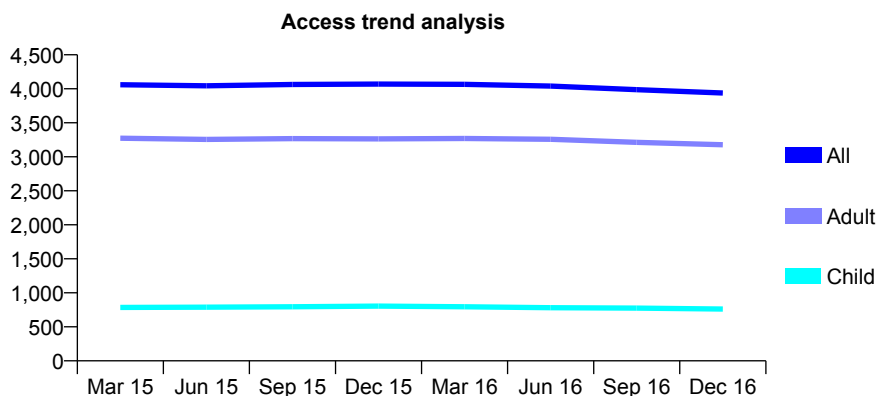
## Q61 - Vital Signs At a Glance Contract Report for 326216/0001 - December 2016

Name or company name	MR LC WONG
Contract type name	GDS Contract
Purpose of contract	General
Contract start date	01/04/2006
Contract end date	

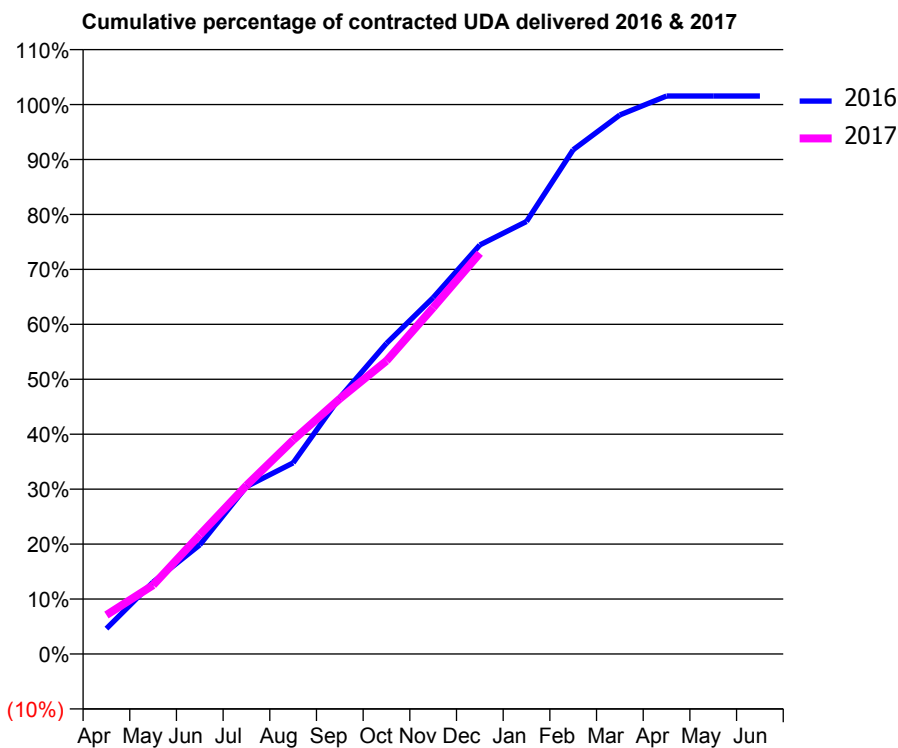
16/17 Contracted general activity (UDA)	14,316
Carry forward general activity (UDA)	-222
16/17 Contracted orthodontic activity (UOA)	0
Carry forward orthodontic activity (UOA)	0
Baseline contract value	£350,561.44

### ACCESS\*

Patients seen in 24 months	Total	Change since previous quarter
Quarter ending December 2015	4,069	
Quarter ending March 2016	4,065	→
Quarter ending June 2016	4,040	→
Quarter ending September 2016	3,987	↓
Quarter ending December 2016	3,938	↓
<b>Variance since December 2015</b>	<b>(3.2%)</b>	<b>↓</b>



### ACTIVITY



Month	Adjusted Scheduled Activity (UDA)	
	2016	2017
April	660	1,017
May	1,874	1,795
June	2,844	3,103
July	4,360	4,392
August	4,979	5,575
September	6,681	6,652
October	8,092	7,637
November	9,284	9,023
December	10,658	10,443
January	11,268	
February	13,136	
March	14,042	
April	14,536	
May	14,536	
June	14,538	

### QUALITY

	Quantity	Base Number	Contract	AT	Region	England
% of FP17s for the same patient ID Re-attending within 3 months - Children	50	776	6.4%	11.3%	11.9%	12.4%
% of FP17s for the same patient ID Re-attending within 3 months - Adults	592	3,334	17.8%	16.3%	17.1%	16.6%
% of FP17s for the same patient ID Re-attending between 3 & 9 months - Children	422	776	54.4%	41.7%	46.2%	57.5%
% of FP17s for the same patient ID Re-attending between 3 & 9 months - Adults	1,568	3,334	47.0%	35.2%	37.8%	50.4%
% of FP17s for Band 1 Urgent Courses	300	3,915	7.7%	10.7%	10.6%	9.1%
% of FP17s Relating to Free Repair or Replacements	41	3,915	1.0%	0.5%	0.6%	0.8%
% of FP17s Relating to Continuations	92	3,915	2.3%	0.9%	0.9%	1.3%
% of Patients satisfied with the dentistry they have received	6	6	N/A	89.2%	90.3%	92.7%
% of Patients satisfied with the time they had to wait for an appointment	5	6	N/A	81.2%	83.8%	88.8%

\* This is based on patients treated on this contract for their most recent course of treatment. Figures in italics indicate the base number of FP17s or Patient Questionnaire responses are less than 100. N/A is shown where the base number of responses is less than 10 during the period. % is calculated as Quantity/Base number\*100

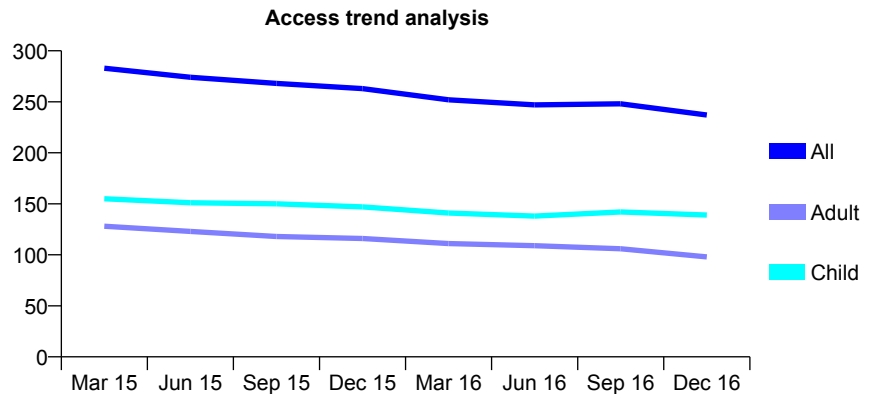
## Q61 - Vital Signs At a Glance Contract Report for 327948/0001 - December 2016

Name or company name	MR LK GEORGHIOU
Contract type name	GDS Contract
Purpose of contract	General
Contract start date	01/04/2006
Contract end date	

16/17 Contracted general activity (UDA)	481
Carry forward general activity (UDA)	12
16/17 Contracted orthodontic activity (UOA)	0
Carry forward orthodontic activity (UOA)	0
Baseline contract value	£11,772.05

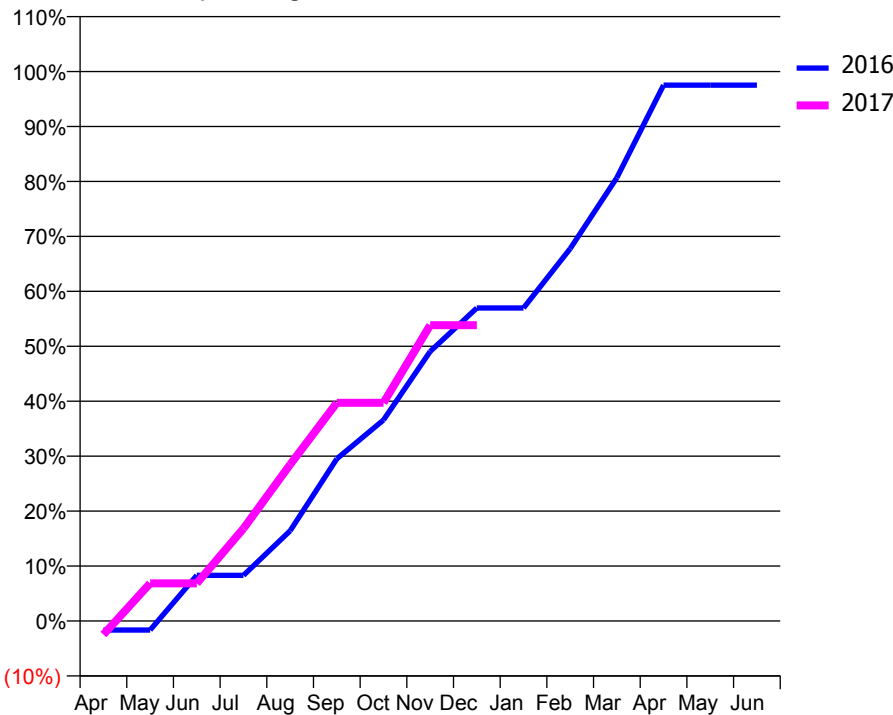
### ACCESS\*

Patients seen in 24 months	Total	Change since previous quarter
Quarter ending December 2015	263	
Quarter ending March 2016	252	↓
Quarter ending June 2016	247	↓
Quarter ending September 2016	248	→
Quarter ending December 2016	237	↓
<b>Variance since December 2015</b>	<b>(9.9%)</b>	<b>↓</b>



### ACTIVITY

**Cumulative percentage of contracted UDA delivered 2016 & 2017**



Month	Adjusted Scheduled Activity (UDA)	
	2016	2017
April	-8	-12
May	-8	33
June	40	33
July	40	81
August	79	137
September	142	191
October	176	191
November	236	259
December	274	259
January	274	
February	326	
March	388	
April	469	
May	469	
June	469	

### QUALITY

	Quantity	Base Number	Contract	AT	Region	England
% of FP17s for the same patient ID Re-attending within 3 months - Children	4	144	2.8%	11.3%	11.9%	12.4%
% of FP17s for the same patient ID Re-attending within 3 months - Adults	0	62	0.0%	16.3%	17.1%	16.6%
% of FP17s for the same patient ID Re-attending between 3 & 9 months - Children	93	144	64.6%	41.7%	46.2%	57.5%
% of FP17s for the same patient ID Re-attending between 3 & 9 months - Adults	33	62	53.2%	35.2%	37.8%	50.4%
% of FP17s for Band 1 Urgent Courses	0	173	0.0%	10.7%	10.6%	9.1%
% of FP17s Relating to Free Repair or Replacements	0	173	0.0%	0.5%	0.6%	0.8%
% of FP17s Relating to Continuations	1	173	0.6%	0.9%	0.9%	1.3%
% of Patients satisfied with the dentistry they have received	0	0	N/A	89.2%	90.3%	92.7%
% of Patients satisfied with the time they had to wait for an appointment	0	0	N/A	81.2%	83.8%	88.8%

\* This is based on patients treated on this contract for their most recent course of treatment. Figures in italics indicate the base number of FP17s or Patient Questionnaire responses are less than 100. N/A is shown where the base number of responses is less than 10 during the period. % is calculated as Quantity/Base number\*100

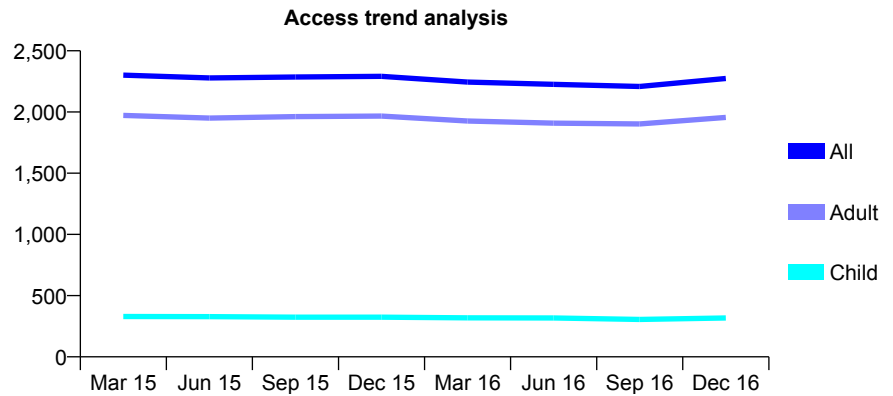
## Q61 - Vital Signs At a Glance Contract Report for 328766/0001 - December 2016

Name or company name	MR RB TRAVERS
Contract type name	GDS Contract
Purpose of contract	General
Contract start date	01/04/2006
Contract end date	

16/17 Contracted general activity (UDA)	8,132
Carry forward general activity (UDA)	-163
16/17 Contracted orthodontic activity (UOA)	0
Carry forward orthodontic activity (UOA)	0
Baseline contract value	£248,598.34

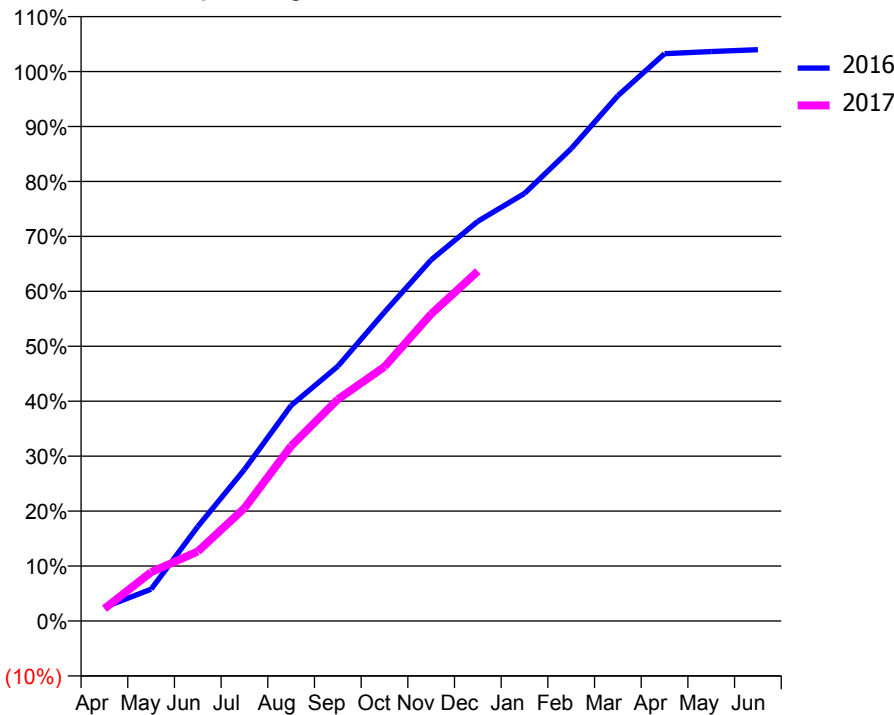
### ACCESS\*

Patients seen in 24 months	Total	Change since previous quarter
Quarter ending December 2015	2,291	
Quarter ending March 2016	2,245	↓
Quarter ending June 2016	2,226	→
Quarter ending September 2016	2,209	→
Quarter ending December 2016	2,274	↑
<b>Variance since December 2015</b>	<b>(0.7%)</b>	→



### ACTIVITY

Cumulative percentage of contracted UDA delivered 2016 & 2017



Month	Adjusted Scheduled Activity (UDA)	
	2016	2017
April	205	182
May	471	723
June	1,398	1,029
July	2,243	1,671
August	3,191	2,589
September	3,771	3,281
October	4,571	3,763
November	5,345	4,544
December	5,914	5,177
January	6,328	
February	6,990	
March	7,774	
April	8,396	
May	8,427	
June	8,456	

### QUALITY

	Quantity	Base Number	Contract	AT	Region	England
% of FP17s for the same patient ID Re-attending within 3 months - Children	7	242	2.9%	11.3%	11.9%	12.4%
% of FP17s for the same patient ID Re-attending within 3 months - Adults	116	1,419	8.2%	16.3%	17.1%	16.6%
% of FP17s for the same patient ID Re-attending between 3 & 9 months - Children	72	242	29.8%	41.7%	46.2%	57.5%
% of FP17s for the same patient ID Re-attending between 3 & 9 months - Adults	419	1,419	29.5%	35.2%	37.8%	50.4%
% of FP17s for Band 1 Urgent Courses	48	1,456	3.3%	10.7%	10.6%	9.1%
% of FP17s Relating to Free Repair or Replacements	17	1,456	1.2%	0.5%	0.6%	0.8%
% of FP17s Relating to Continuations	17	1,456	1.2%	0.9%	0.9%	1.3%
% of Patients satisfied with the dentistry they have received	2	3	N/A	89.2%	90.3%	92.7%
% of Patients satisfied with the time they had to wait for an appointment	3	3	N/A	81.2%	83.8%	88.8%

\* This is based on patients treated on this contract for their most recent course of treatment. Figures in italics indicate the base number of FP17s or Patient Questionnaire responses are less than 100. N/A is shown where the base number of responses is less than 10 during the period. % is calculated as Quantity/Base number\*100



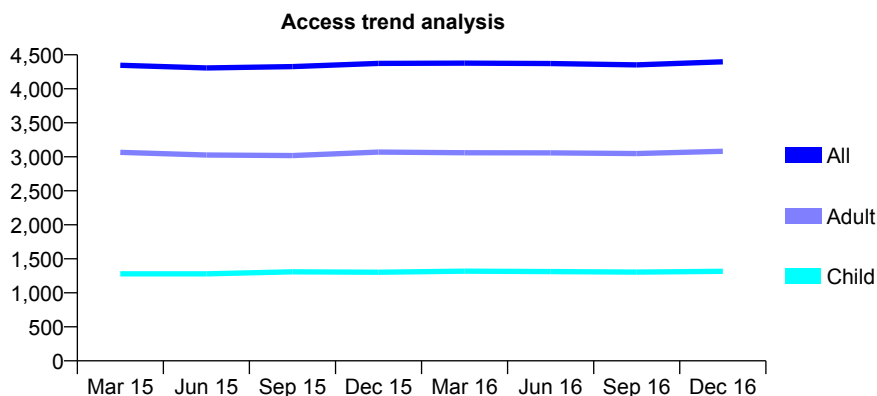
## Q61 - Vital Signs At a Glance Contract Report for 329665/0002 - December 2016

Name or company name	MR A GANDECHA
Contract type name	GDS Contract
Purpose of contract	General
Contract start date	01/04/2006
Contract end date	

16/17 Contracted general activity (UDA)	14,047
Carry forward general activity (UDA)	610
16/17 Contracted orthodontic activity (UOA)	0
Carry forward orthodontic activity (UOA)	0
Baseline contract value	£361,583.71

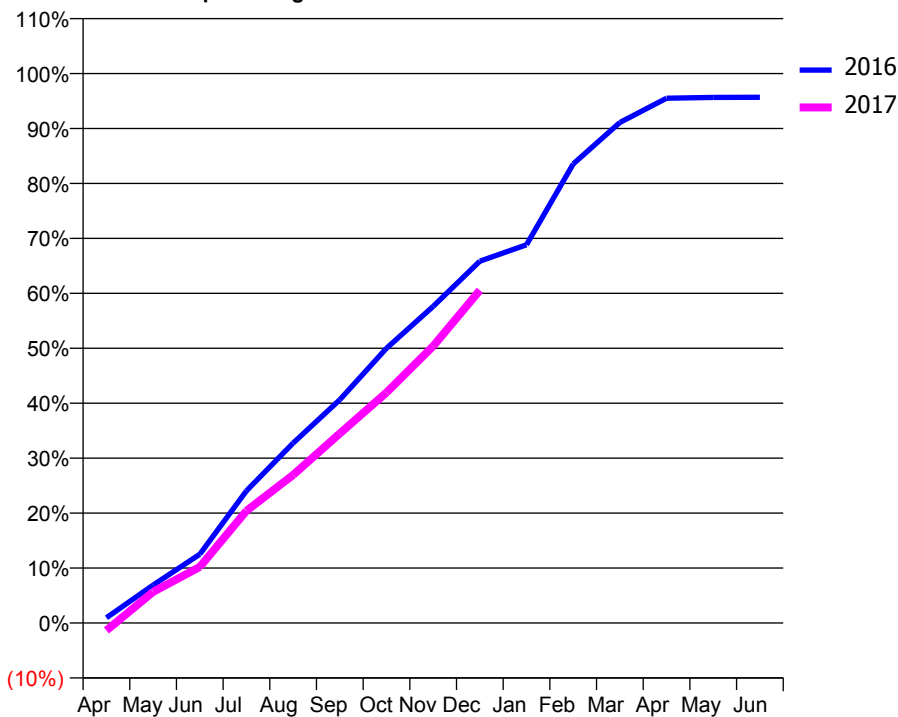
### ACCESS\*

Patients seen in 24 months	Total	Change since previous quarter
Quarter ending December 2015	4,373	
Quarter ending March 2016	4,377	→
Quarter ending June 2016	4,371	→
Quarter ending September 2016	4,352	→
Quarter ending December 2016	4,398	→
<b>Variance since December 2015</b>	<b>0.6%</b>	<b>→</b>



### ACTIVITY

Cumulative percentage of contracted UDA delivered 2016 & 2017



Month	Adjusted Scheduled Activity (UDA)	
	2016	2017
April	135	-192
May	971	795
June	1,758	1,433
July	3,381	2,867
August	4,600	3,785
September	5,707	4,846
October	7,023	5,892
November	8,093	7,079
December	9,251	8,506
January	9,668	
February	11,734	
March	12,794	
April	13,414	
May	13,436	
June	13,437	

### QUALITY

	Quantity	Base Number	Contract	AT	Region	England
% of FP17s for the same patient ID Re-attending within 3 months - Children	90	1,285	7.0%	11.3%	11.9%	12.4%
% of FP17s for the same patient ID Re-attending within 3 months - Adults	387	2,690	14.4%	16.3%	17.1%	16.6%
% of FP17s for the same patient ID Re-attending between 3 & 9 months - Children	650	1,285	50.6%	41.7%	46.2%	57.5%
% of FP17s for the same patient ID Re-attending between 3 & 9 months - Adults	1,195	2,690	44.4%	35.2%	37.8%	50.4%
% of FP17s for Band 1 Urgent Courses	320	3,726	8.6%	10.7%	10.6%	9.1%
% of FP17s Relating to Free Repair or Replacements	53	3,726	1.4%	0.5%	0.6%	0.8%
% of FP17s Relating to Continuations	10	3,726	0.3%	0.9%	0.9%	1.3%
% of Patients satisfied with the dentistry they have received	2	3	N/A	89.2%	90.3%	92.7%
% of Patients satisfied with the time they had to wait for an appointment	2	3	N/A	81.2%	83.8%	88.8%

\* This is based on patients treated on this contract for their most recent course of treatment. Figures in italics indicate the base number of FP17s or Patient Questionnaire responses are less than 100. N/A is shown where the base number of responses is less than 10 during the period. % is calculated as Quantity/Base number\*100

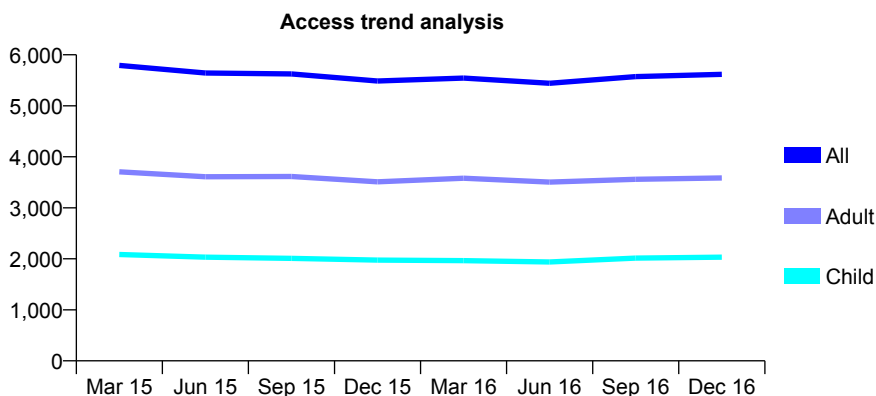
## Q61 - Vital Signs At a Glance Contract Report for 332542/0001 - December 2016

Name or company name	MR V BAKSHI
Contract type name	GDS Contract
Purpose of contract	General
Contract start date	01/04/2006
Contract end date	

16/17 Contracted general activity (UDA)	12,606
Carry forward general activity (UDA)	0
16/17 Contracted orthodontic activity (UOA)	0
Carry forward orthodontic activity (UOA)	0
Baseline contract value	£338,508.90

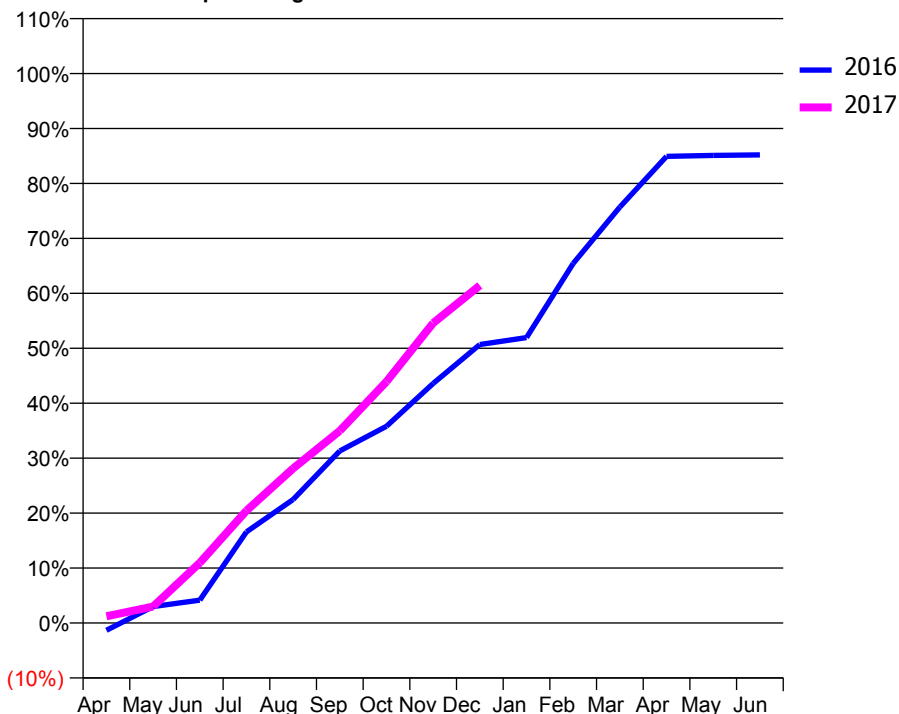
### ACCESS\*

Patients seen in 24 months	Total	Change since previous quarter
Quarter ending December 2015	5,487	
Quarter ending March 2016	5,544	→
Quarter ending June 2016	5,443	↓
Quarter ending September 2016	5,573	↑
Quarter ending December 2016	5,618	→
<b>Variance since December 2015</b>	<b>2.4%</b>	<b>↑</b>



### ACTIVITY

Cumulative percentage of contracted UDA delivered 2016 & 2017



Month	Adjusted Scheduled Activity (UDA)	
	2016	2017
April	-170	154
May	379	379
June	524	1,382
July	2,092	2,577
August	2,835	3,547
September	3,948	4,409
October	4,515	5,538
November	5,495	6,881
December	6,388	7,743
January	6,547	
February	8,250	
March	9,542	
April	10,705	
May	10,726	
June	10,738	

### QUALITY

	Quantity	Base Number	Contract	AT	Region	England
% of FP17s for the same patient ID Re-attending within 3 months - Children	102	1,515	6.7%	11.3%	11.9%	12.4%
% of FP17s for the same patient ID Re-attending within 3 months - Adults	241	2,274	10.6%	16.3%	17.1%	16.6%
% of FP17s for the same patient ID Re-attending between 3 & 9 months - Children	356	1,515	23.5%	41.7%	46.2%	57.5%
% of FP17s for the same patient ID Re-attending between 3 & 9 months - Adults	448	2,274	19.7%	35.2%	37.8%	50.4%
% of FP17s for Band 1 Urgent Courses	282	2,957	9.5%	10.7%	10.6%	9.1%
% of FP17s Relating to Free Repair or Replacements	2	2,957	0.1%	0.5%	0.6%	0.8%
% of FP17s Relating to Continuations	5	2,957	0.2%	0.9%	0.9%	1.3%
% of Patients satisfied with the dentistry they have received	4	5	N/A	89.2%	90.3%	92.7%
% of Patients satisfied with the time they had to wait for an appointment	3	5	N/A	81.2%	83.8%	88.8%

\* This is based on patients treated on this contract for their most recent course of treatment. Figures in italics indicate the base number of FP17s or Patient Questionnaire responses are less than 100. N/A is shown where the base number of responses is less than 10 during the period. % is calculated as Quantity/Base number\*100

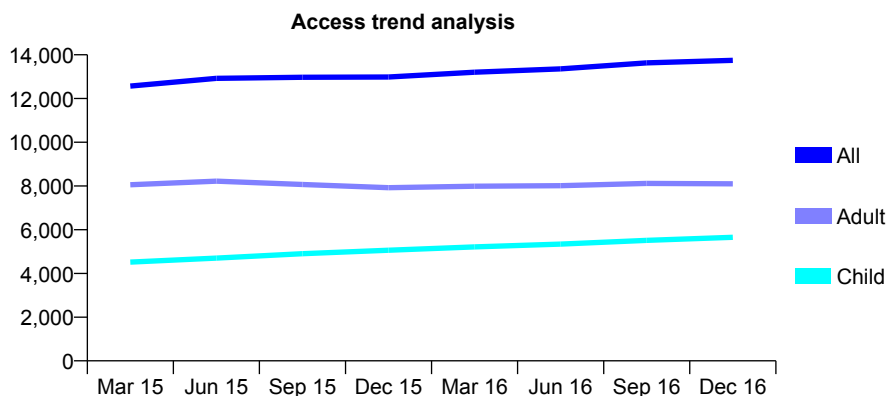
## Q61 - Vital Signs At a Glance Contract Report for 332852/0001 - December 2016

Name or company name	MISS SK DHINDSA
Contract type name	GDS Contract
Purpose of contract	General
Contract start date	01/05/2013
Contract end date	

16/17 Contracted general activity (UDA)	33,873
Carry forward general activity (UDA)	190
16/17 Contracted orthodontic activity (UOA)	0
Carry forward orthodontic activity (UOA)	0
Baseline contract value	£1,162,650.80

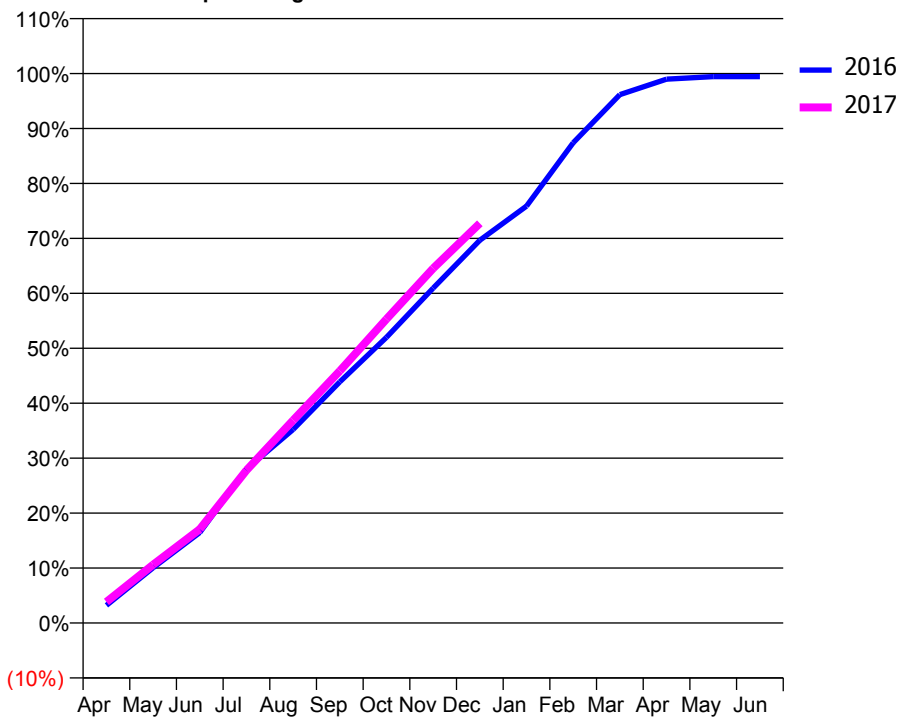
### ACCESS\*

Patients seen in 24 months	Total	Change since previous quarter
Quarter ending December 2015	12,982	
Quarter ending March 2016	13,202	→
Quarter ending June 2016	13,354	→
Quarter ending September 2016	13,630	↑
Quarter ending December 2016	13,746	→
<b>Variance since December 2015</b>	<b>5.9%</b>	<b>↑</b>



### ACTIVITY

Cumulative percentage of contracted UDA delivered 2016 & 2017



Month	Adjusted Scheduled Activity (UDA)	
	2016	2017
April	1,091	1,302
May	3,405	3,600
June	5,577	5,784
July	9,489	9,415
August	11,934	12,497
September	14,862	15,537
October	17,612	18,739
November	20,643	21,864
December	23,598	24,642
January	25,701	
February	29,607	
March	32,575	
April	33,528	
May	33,683	
June	33,683	

### QUALITY

	Quantity	Base Number	Contract	AT	Region	England
% of FP17s for the same patient ID Re-attending within 3 months - Children	362	4,843	7.5%	11.3%	11.9%	12.4%
% of FP17s for the same patient ID Re-attending within 3 months - Adults	950	6,704	14.2%	16.3%	17.1%	16.6%
% of FP17s for the same patient ID Re-attending between 3 & 9 months - Children	1,752	4,843	36.2%	41.7%	46.2%	57.5%
% of FP17s for the same patient ID Re-attending between 3 & 9 months - Adults	2,462	6,704	36.7%	35.2%	37.8%	50.4%
% of FP17s for Band 1 Urgent Courses	1,395	10,995	12.7%	10.7%	10.6%	9.1%
% of FP17s Relating to Free Repair or Replacements	24	10,995	0.2%	0.5%	0.6%	0.8%
% of FP17s Relating to Continuations	14	10,995	0.1%	0.9%	0.9%	1.3%
% of Patients satisfied with the dentistry they have received	9	9	N/A	89.2%	90.3%	92.7%
% of Patients satisfied with the time they had to wait for an appointment	6	9	N/A	81.2%	83.8%	88.8%

\* This is based on patients treated on this contract for their most recent course of treatment. Figures in italics indicate the base number of FP17s or Patient Questionnaire responses are less than 100. N/A is shown where the base number of responses is less than 10 during the period. % is calculated as Quantity/Base number\*100

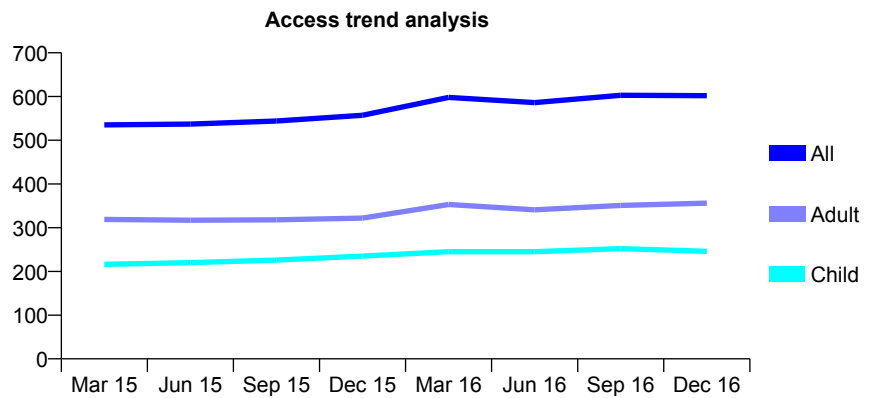
## Q61 - Vital Signs At a Glance Contract Report for 334359/0001 - December 2016

Name or company name	MR A JARVID
Contract type name	GDS Contract
Purpose of contract	General
Contract start date	01/04/2006
Contract end date	

16/17 Contracted general activity (UDA)	1,322
Carry forward general activity (UDA)	4
16/17 Contracted orthodontic activity (UOA)	0
Carry forward orthodontic activity (UOA)	0
Baseline contract value	£41,301.18

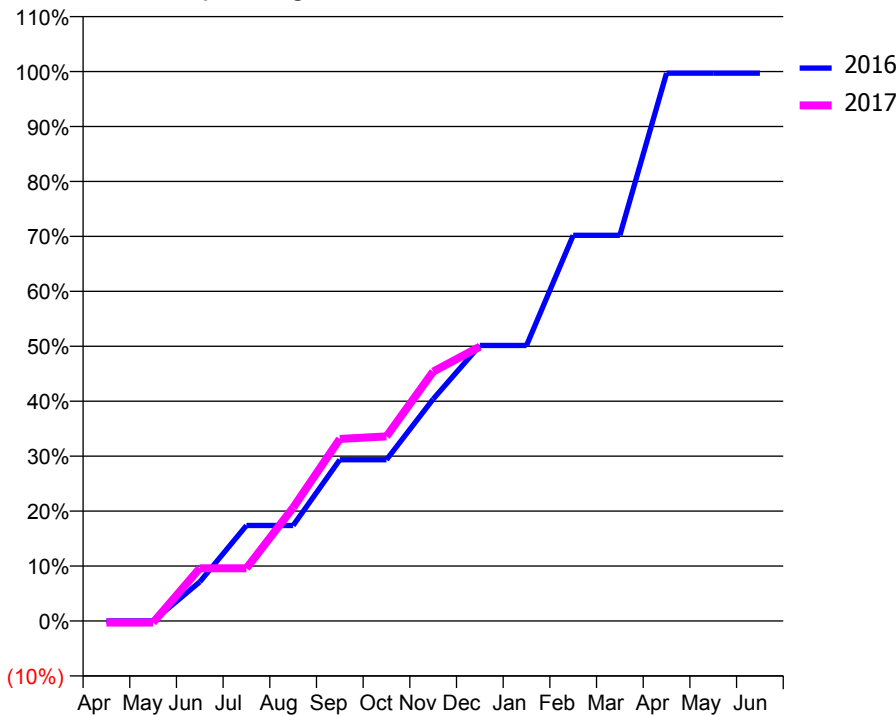
### ACCESS\*

Patients seen in 24 months	Total	Change since previous quarter
Quarter ending December 2015	557	
Quarter ending March 2016	598	↑
Quarter ending June 2016	586	↓
Quarter ending September 2016	603	↑
Quarter ending December 2016	602	→
<b>Variance since December 2015</b>	<b>8.1%</b>	<b>↑</b>



### ACTIVITY

Cumulative percentage of contracted UDA delivered 2016 & 2017



Month	Adjusted Scheduled Activity (UDA)	
	2016	2017
April	0	-4
May	0	-4
June	94	127
July	230	127
August	230	273
September	388	438
October	388	444
November	534	600
December	663	660
January	663	
February	928	
March	928	
April	1,318	
May	1,318	
June	1,318	

### QUALITY

	Quantity	Base Number	Contract	AT	Region	England
% of FP17s for the same patient ID Re-attending within 3 months - Children	12	189	6.3%	11.3%	11.9%	12.4%
% of FP17s for the same patient ID Re-attending within 3 months - Adults	24	219	11.0%	16.3%	17.1%	16.6%
% of FP17s for the same patient ID Re-attending between 3 & 9 months - Children	44	189	23.3%	41.7%	46.2%	57.5%
% of FP17s for the same patient ID Re-attending between 3 & 9 months - Adults	51	219	23.3%	35.2%	37.8%	50.4%
% of FP17s for Band 1 Urgent Courses	0	304	0.0%	10.7%	10.6%	9.1%
% of FP17s Relating to Free Repair or Replacements	1	304	0.3%	0.5%	0.6%	0.8%
% of FP17s Relating to Continuations	0	304	0.0%	0.9%	0.9%	1.3%
% of Patients satisfied with the dentistry they have received	0	0	N/A	89.2%	90.3%	92.7%
% of Patients satisfied with the time they had to wait for an appointment	0	0	N/A	81.2%	83.8%	88.8%

\* This is based on patients treated on this contract for their most recent course of treatment. Figures in italics indicate the base number of FP17s or Patient Questionnaire responses are less than 100. N/A is shown where the base number of responses is less than 10 during the period. % is calculated as Quantity/Base number\*100

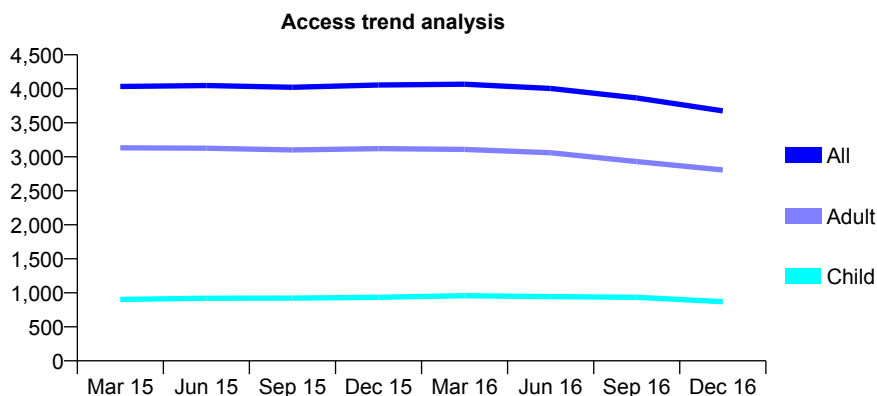
## Q61 - Vital Signs At a Glance Contract Report for 335495/0001 - December 2016

Name or company name	MISS A HOQUE
Contract type name	GDS Contract
Purpose of contract	General
Contract start date	01/04/2006
Contract end date	

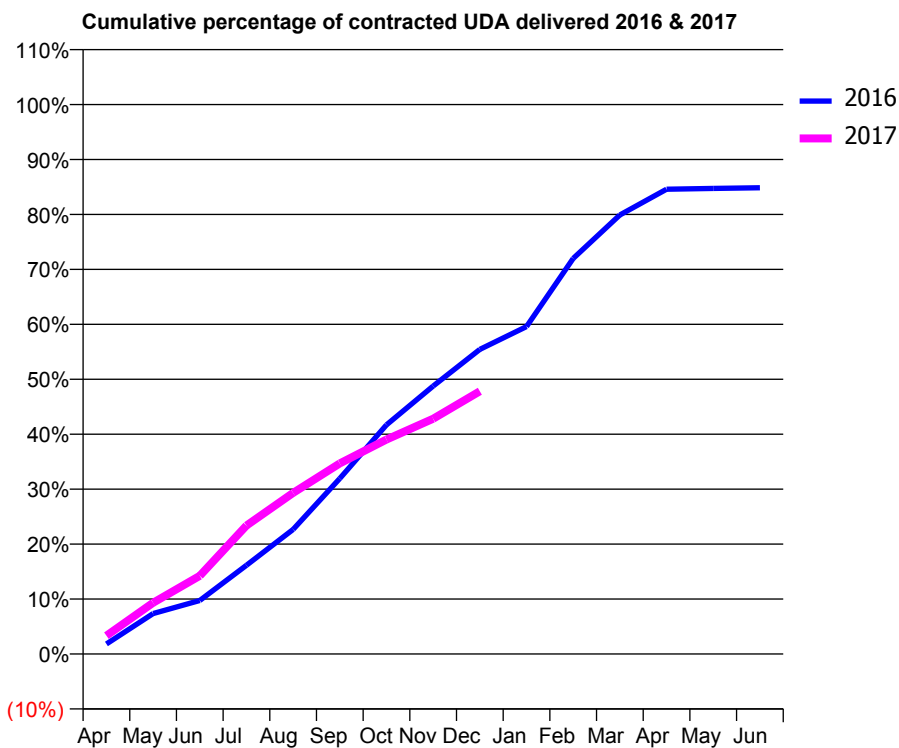
16/17 Contracted general activity (UDA)	13,234
Carry forward general activity (UDA)	0
16/17 Contracted orthodontic activity (UOA)	0
Carry forward orthodontic activity (UOA)	0
Baseline contract value	£361,258.64

### ACCESS\*

Patients seen in 24 months	Total	Change since previous quarter
Quarter ending December 2015	4,055	
Quarter ending March 2016	4,067	→
Quarter ending June 2016	4,004	↓
Quarter ending September 2016	3,866	↓
Quarter ending December 2016	3,676	↓
<b>Variance since December 2015</b>	<b>(9.3%)</b>	<b>↓</b>



### ACTIVITY



Month	Adjusted Scheduled Activity (UDA)	
	2016	2017
April	243	440
May	976	1,236
June	1,291	1,885
July	2,138	3,094
August	3,003	3,881
September	4,227	4,592
October	5,518	5,167
November	6,454	5,666
December	7,337	6,328
January	7,885	
February	9,528	
March	10,574	
April	11,193	
May	11,213	
June	11,228	

### QUALITY

	Quantity	Base Number	Contract	AT	Region	England
% of FP17s for the same patient ID Re-attending within 3 months - Children	43	565	7.6%	11.3%	11.9%	12.4%
% of FP17s for the same patient ID Re-attending within 3 months - Adults	305	1,873	16.3%	16.3%	17.1%	16.6%
% of FP17s for the same patient ID Re-attending between 3 & 9 months - Children	177	565	31.3%	41.7%	46.2%	57.5%
% of FP17s for the same patient ID Re-attending between 3 & 9 months - Adults	556	1,873	29.7%	35.2%	37.8%	50.4%
% of FP17s for Band 1 Urgent Courses	283	2,240	12.6%	10.7%	10.6%	9.1%
% of FP17s Relating to Free Repair or Replacements	25	2,240	1.1%	0.5%	0.6%	0.8%
% of FP17s Relating to Continuations	23	2,240	1.0%	0.9%	0.9%	1.3%
% of Patients satisfied with the dentistry they have received	0	1	N/A	89.2%	90.3%	92.7%
% of Patients satisfied with the time they had to wait for an appointment	1	1	N/A	81.2%	83.8%	88.8%

\* This is based on patients treated on this contract for their most recent course of treatment. Figures in italics indicate the base number of FP17s or Patient Questionnaire responses are less than 100. N/A is shown where the base number of responses is less than 10 during the period. % is calculated as Quantity/Base number\*100

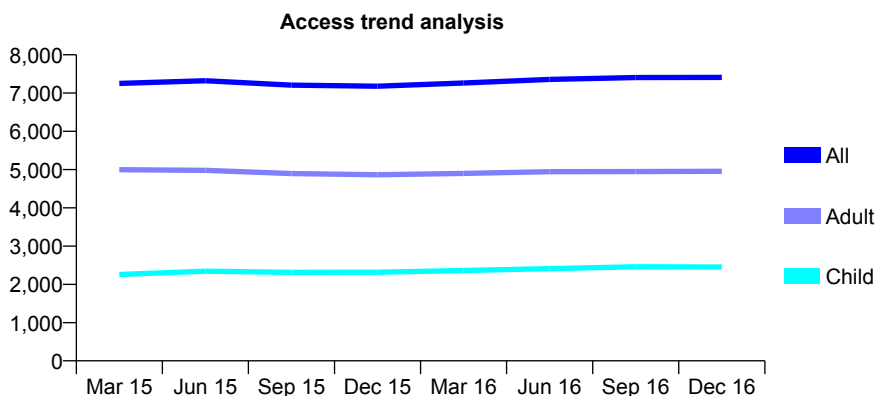
## Q61 - Vital Signs At a Glance Contract Report for 336955/0004 - December 2016

Name or company name	MR SM HUSSAIN
Contract type name	GDS Contract
Purpose of contract	General
Contract start date	01/04/2006
Contract end date	

16/17 Contracted general activity (UDA)	20,008
Carry forward general activity (UDA)	254
16/17 Contracted orthodontic activity (UOA)	0
Carry forward orthodontic activity (UOA)	0
Baseline contract value	£543,190.98

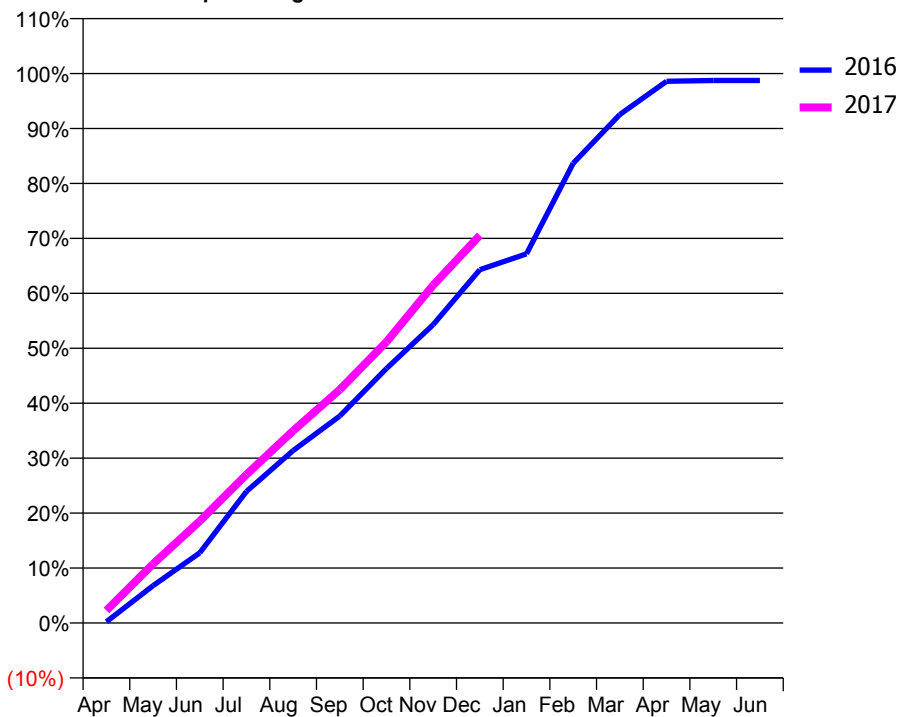
### ACCESS\*

Patients seen in 24 months	Total	Change since previous quarter
Quarter ending December 2015	7,179	
Quarter ending March 2016	7,262	→
Quarter ending June 2016	7,356	→
Quarter ending September 2016	7,407	→
Quarter ending December 2016	7,409	→
<b>Variance since December 2015</b>	<b>3.2%</b>	<b>↑</b>



### ACTIVITY

Cumulative percentage of contracted UDA delivered 2016 & 2017



Month	Adjusted Scheduled Activity (UDA)	
	2016	2017
April	45	460
May	1,363	2,153
June	2,557	3,712
July	4,791	5,407
August	6,280	6,999
September	7,536	8,499
October	9,266	10,236
November	10,863	12,299
December	12,866	14,118
January	13,440	
February	16,738	
March	18,513	
April	19,725	
May	19,754	
June	19,754	

### QUALITY

	Quantity	Base Number	Contract	AT	Region	England
% of FP17s for the same patient ID Re-attending within 3 months - Children	97	2,070	4.7%	11.3%	11.9%	12.4%
% of FP17s for the same patient ID Re-attending within 3 months - Adults	305	3,765	8.1%	16.3%	17.1%	16.6%
% of FP17s for the same patient ID Re-attending between 3 & 9 months - Children	815	2,070	39.4%	41.7%	46.2%	57.5%
% of FP17s for the same patient ID Re-attending between 3 & 9 months - Adults	1,334	3,765	35.4%	35.2%	37.8%	50.4%
% of FP17s for Band 1 Urgent Courses	419	5,370	7.8%	10.7%	10.6%	9.1%
% of FP17s Relating to Free Repair or Replacements	12	5,370	0.2%	0.5%	0.6%	0.8%
% of FP17s Relating to Continuations	14	5,370	0.3%	0.9%	0.9%	1.3%
% of Patients satisfied with the dentistry they have received	8	8	N/A	89.2%	90.3%	92.7%
% of Patients satisfied with the time they had to wait for an appointment	5	8	N/A	81.2%	83.8%	88.8%

\* This is based on patients treated on this contract for their most recent course of treatment. Figures in italics indicate the base number of FP17s or Patient Questionnaire responses are less than 100. N/A is shown where the base number of responses is less than 10 during the period. % is calculated as Quantity/Base number\*100

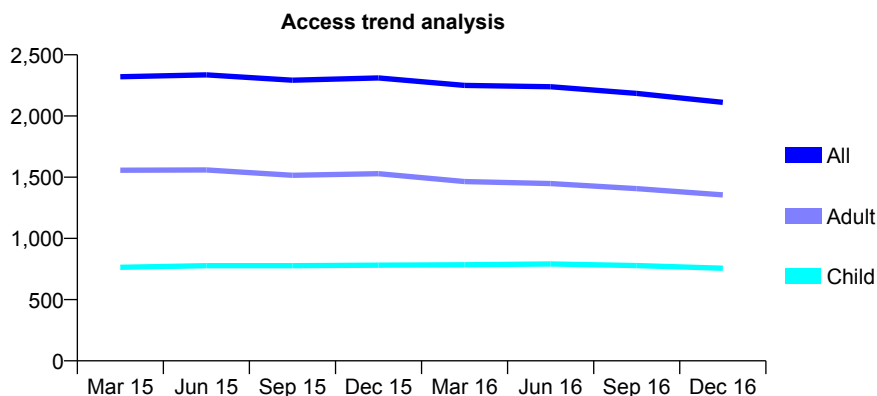
## Q61 - Vital Signs At a Glance Contract Report for 337781/0001 - December 2016

Name or company name	MR R HEJAZI-TEHRANI
Contract type name	GDS Contract
Purpose of contract	General
Contract start date	01/04/2006
Contract end date	

16/17 Contracted general activity (UDA)	4,625
Carry forward general activity (UDA)	-93
16/17 Contracted orthodontic activity (UOA)	0
Carry forward orthodontic activity (UOA)	0
Baseline contract value	£125,397.45

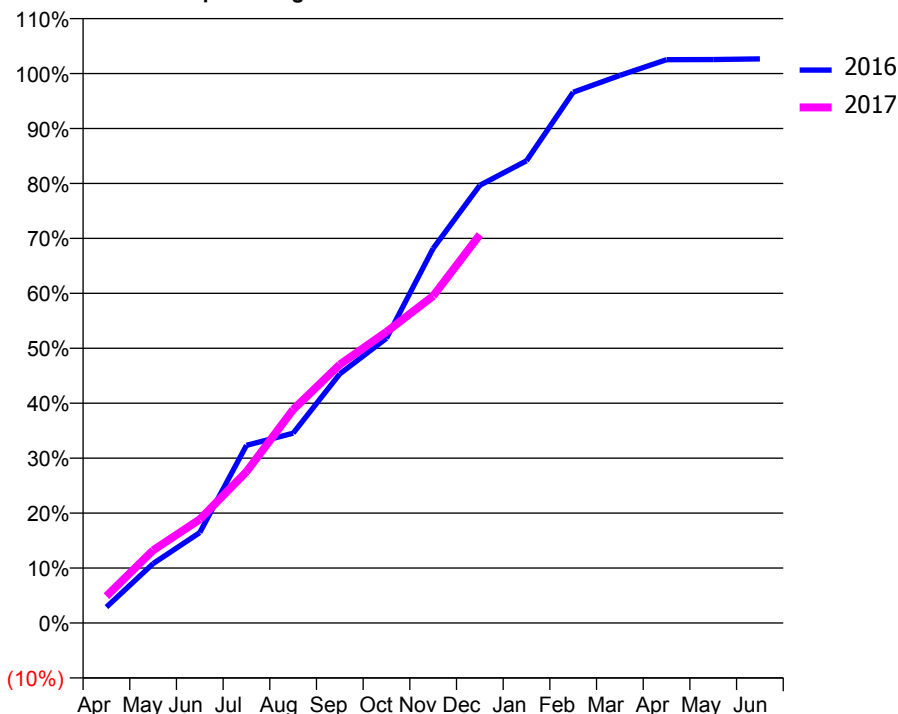
### ACCESS\*

Patients seen in 24 months	Total	Change since previous quarter
Quarter ending December 2015	2,311	
Quarter ending March 2016	2,250	↓
Quarter ending June 2016	2,239	→
Quarter ending September 2016	2,185	↓
Quarter ending December 2016	2,112	↓
<b>Variance since December 2015</b>	<b>(8.6%)</b>	<b>↓</b>



### ACTIVITY

Cumulative percentage of contracted UDA delivered 2016 & 2017



Month	Adjusted Scheduled Activity (UDA)	
	2016	2017
April	134	226
May	500	612
June	762	873
July	1,495	1,273
August	1,598	1,796
September	2,097	2,176
October	2,397	2,451
November	3,154	2,753
December	3,685	3,269
January	3,891	
February	4,467	
March	4,609	
April	4,741	
May	4,742	
June	4,748	

### QUALITY

	Quantity	Base Number	Contract	AT	Region	England
% of FP17s for the same patient ID Re-attending within 3 months - Children	24	706	3.4%	11.3%	11.9%	12.4%
% of FP17s for the same patient ID Re-attending within 3 months - Adults	89	1,080	8.2%	16.3%	17.1%	16.6%
% of FP17s for the same patient ID Re-attending between 3 & 9 months - Children	343	706	48.6%	41.7%	46.2%	57.5%
% of FP17s for the same patient ID Re-attending between 3 & 9 months - Adults	456	1,080	42.2%	35.2%	37.8%	50.4%
% of FP17s for Band 1 Urgent Courses	18	1,707	1.1%	10.7%	10.6%	9.1%
% of FP17s Relating to Free Repair or Replacements	0	1,707	0.0%	0.5%	0.6%	0.8%
% of FP17s Relating to Continuations	3	1,707	0.2%	0.9%	0.9%	1.3%
% of Patients satisfied with the dentistry they have received	0	1	N/A	89.2%	90.3%	92.7%
% of Patients satisfied with the time they had to wait for an appointment	0	1	N/A	81.2%	83.8%	88.8%

\* This is based on patients treated on this contract for their most recent course of treatment. Figures in italics indicate the base number of FP17s or Patient Questionnaire responses are less than 100. N/A is shown where the base number of responses is less than 10 during the period. % is calculated as Quantity/Base number\*100



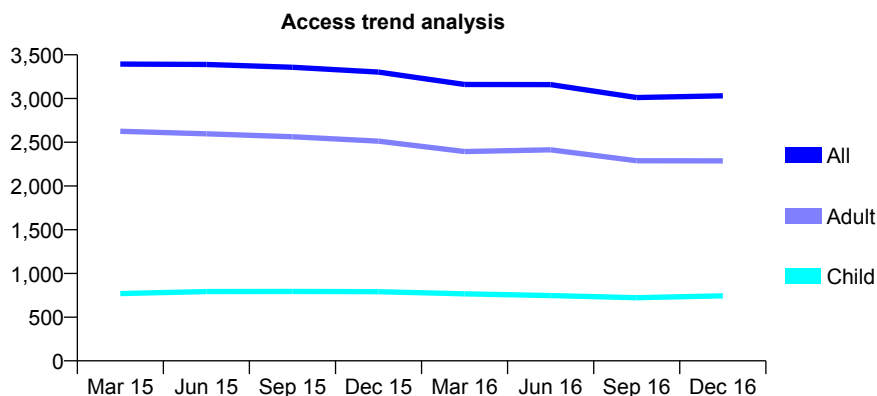
## Q61 - Vital Signs At a Glance Contract Report for 338761/0001 - December 2016

Name or company name	MR MS KHAN
Contract type name	GDS Contract
Purpose of contract	General
Contract start date	01/04/2006
Contract end date	

16/17 Contracted general activity (UDA)	11,004
Carry forward general activity (UDA)	25
16/17 Contracted orthodontic activity (UOA)	0
Carry forward orthodontic activity (UOA)	0
Baseline contract value	£330,610.17

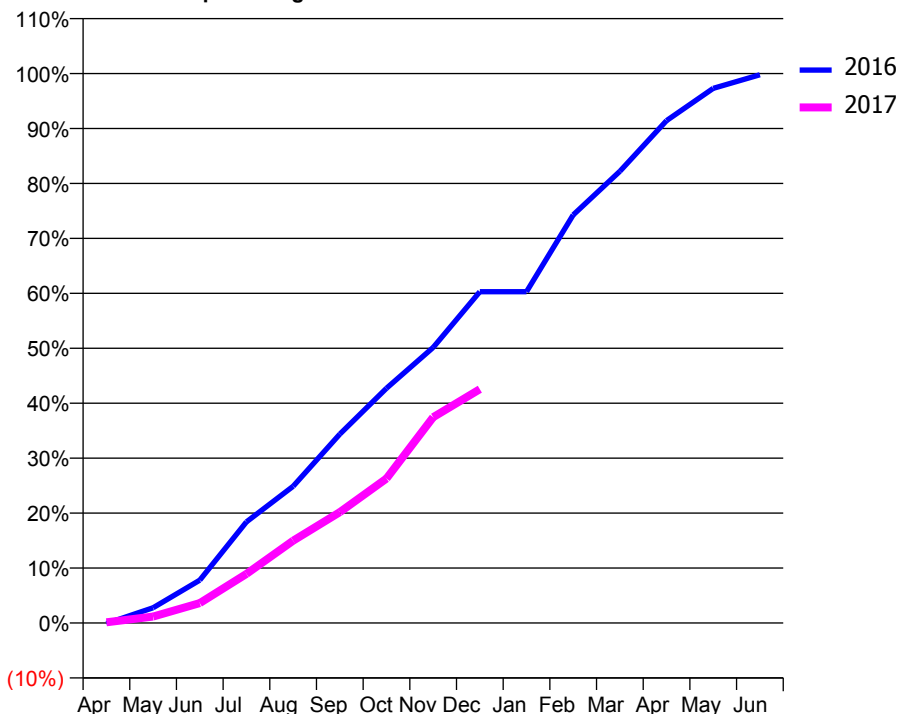
### ACCESS\*

Patients seen in 24 months	Total	Change since previous quarter
Quarter ending December 2015	3,303	
Quarter ending March 2016	3,160	↓
Quarter ending June 2016	3,159	→
Quarter ending September 2016	3,011	↓
Quarter ending December 2016	3,031	→
<b>Variance since December 2015</b>	<b>(8.2%)</b>	<b>↓</b>



### ACTIVITY

Cumulative percentage of contracted UDA delivered 2016 & 2017



Month	Adjusted Scheduled Activity (UDA)	
	2016	2017
April	-13	15
May	305	129
June	859	400
July	2,027	984
August	2,738	1,649
September	3,782	2,221
October	4,702	2,895
November	5,519	4,122
December	6,635	4,683
January	6,635	
February	8,172	
March	9,047	
April	10,059	
May	10,707	
June	10,979	

### QUALITY

	Quantity	Base Number	Contract	AT	Region	England
% of FP17s for the same patient ID Re-attending within 3 months - Children	97	633	15.3%	11.3%	11.9%	12.4%
% of FP17s for the same patient ID Re-attending within 3 months - Adults	530	1,890	28.0%	16.3%	17.1%	16.6%
% of FP17s for the same patient ID Re-attending between 3 & 9 months - Children	234	633	37.0%	41.7%	46.2%	57.5%
% of FP17s for the same patient ID Re-attending between 3 & 9 months - Adults	572	1,890	30.3%	35.2%	37.8%	50.4%
% of FP17s for Band 1 Urgent Courses	496	1,893	26.2%	10.7%	10.6%	9.1%
% of FP17s Relating to Free Repair or Replacements	8	1,893	0.4%	0.5%	0.6%	0.8%
% of FP17s Relating to Continuations	41	1,893	2.2%	0.9%	0.9%	1.3%
% of Patients satisfied with the dentistry they have received	0	1	N/A	89.2%	90.3%	92.7%
% of Patients satisfied with the time they had to wait for an appointment	1	1	N/A	81.2%	83.8%	88.8%

\* This is based on patients treated on this contract for their most recent course of treatment. Figures in italics indicate the base number of FP17s or Patient Questionnaire responses are less than 100. N/A is shown where the base number of responses is less than 10 during the period. % is calculated as Quantity/Base number\*100

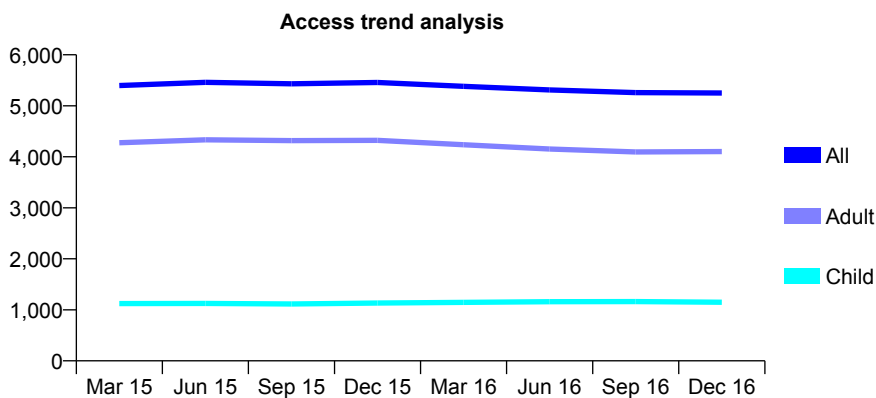
## Q61 - Vital Signs At a Glance Contract Report for 338877/0001 - December 2016

Name or company name	MR MC MARCOU
Contract type name	GDS Contract
Purpose of contract	General
Contract start date	01/04/2006
Contract end date	

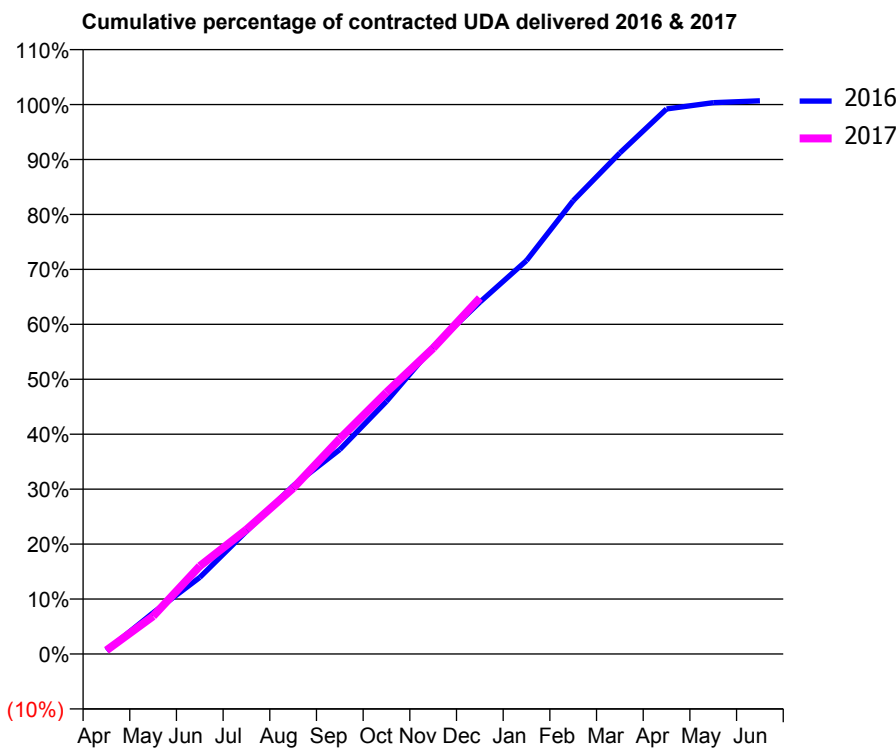
16/17 Contracted general activity (UDA)	15,124
Carry forward general activity (UDA)	-100
16/17 Contracted orthodontic activity (UOA)	0
Carry forward orthodontic activity (UOA)	0
Baseline contract value	£400,533.64

### ACCESS\*

Patients seen in 24 months	Total	Change since previous quarter
Quarter ending December 2015	5,457	
Quarter ending March 2016	5,383	↓
Quarter ending June 2016	5,312	↓
Quarter ending September 2016	5,258	↓
Quarter ending December 2016	5,252	→
<b>Variance since December 2015</b>	<b>(3.8%)</b>	<b>↓</b>



### ACTIVITY



Month	Adjusted Scheduled Activity (UDA)	
	2016	2017
April	96	100
May	1,137	1,042
June	2,109	2,419
July	3,377	3,428
August	4,630	4,565
September	5,629	5,927
October	6,954	7,202
November	8,453	8,418
December	9,685	9,798
January	10,827	
February	12,478	
March	13,790	
April	15,002	
May	15,176	
June	15,224	

### QUALITY

	Quantity	Base Number	Contract	AT	Region	England
% of FP17s for the same patient ID Re-attending within 3 months - Children	57	988	5.8%	11.3%	11.9%	12.4%
% of FP17s for the same patient ID Re-attending within 3 months - Adults	442	3,611	12.2%	16.3%	17.1%	16.6%
% of FP17s for the same patient ID Re-attending between 3 & 9 months - Children	437	988	44.2%	41.7%	46.2%	57.5%
% of FP17s for the same patient ID Re-attending between 3 & 9 months - Adults	1,597	3,611	44.2%	35.2%	37.8%	50.4%
% of FP17s for Band 1 Urgent Courses	296	3,758	7.9%	10.7%	10.6%	9.1%
% of FP17s Relating to Free Repair or Replacements	18	3,758	0.5%	0.5%	0.6%	0.8%
% of FP17s Relating to Continuations	7	3,758	0.2%	0.9%	0.9%	1.3%
% of Patients satisfied with the dentistry they have received	8	11	72.7%	89.2%	90.3%	92.7%
% of Patients satisfied with the time they had to wait for an appointment	7	11	63.6%	81.2%	83.8%	88.8%

\* This is based on patients treated on this contract for their most recent course of treatment. Figures in italics indicate the base number of FP17s or Patient Questionnaire responses are less than 100. N/A is shown where the base number of responses is less than 10 during the period. % is calculated as Quantity/Base number\*100

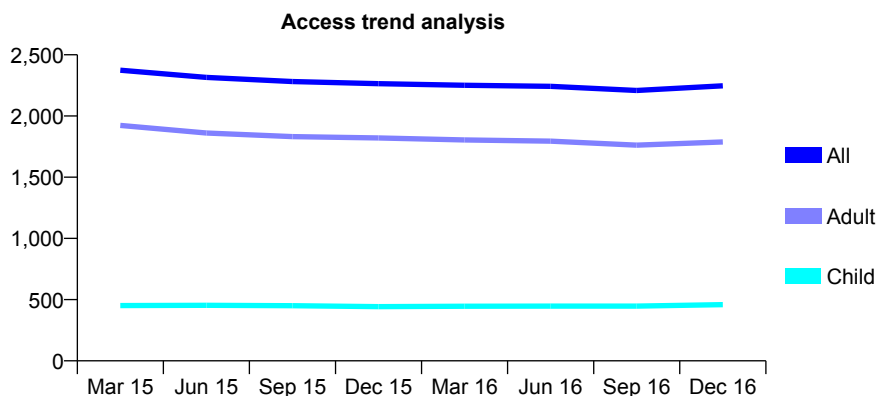
## Q61 - Vital Signs At a Glance Contract Report for 339288/0001 - December 2016

Name or company name	MR SA HAMA SAIED
Contract type name	GDS Contract
Purpose of contract	General
Contract start date	01/04/2006
Contract end date	

16/17 Contracted general activity (UDA)	8,013
Carry forward general activity (UDA)	-160
16/17 Contracted orthodontic activity (UOA)	0
Carry forward orthodontic activity (UOA)	0
Baseline contract value	£236,194.06

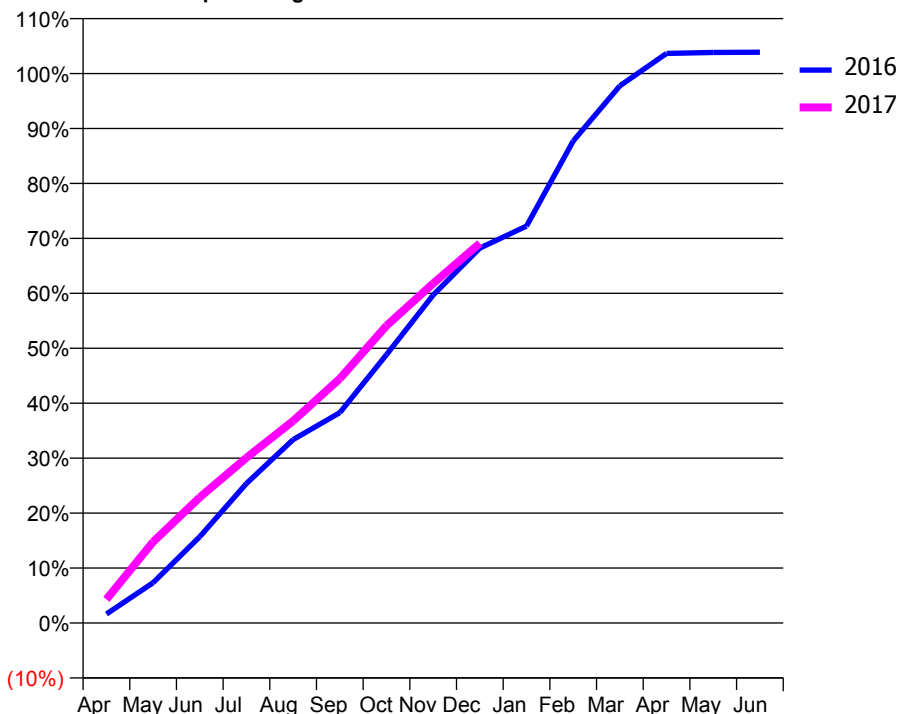
### ACCESS\*

Patients seen in 24 months	Total	Change since previous quarter
Quarter ending December 2015	2,264	
Quarter ending March 2016	2,251	→
Quarter ending June 2016	2,242	→
Quarter ending September 2016	2,209	↓
Quarter ending December 2016	2,247	→
<b>Variance since December 2015</b>	<b>(0.8%)</b>	<b>→</b>



### ACTIVITY

Cumulative percentage of contracted UDA delivered 2016 & 2017



Month	Adjusted Scheduled Activity (UDA)	
	2016	2017
April	132	346
May	589	1,183
June	1,259	1,833
July	2,035	2,410
August	2,675	2,946
September	3,068	3,564
October	3,913	4,336
November	4,783	4,952
December	5,467	5,538
January	5,788	
February	7,028	
March	7,834	
April	8,306	
May	8,320	
June	8,324	

### QUALITY

	Quantity	Base Number	Contract	AT	Region	England
% of FP17s for the same patient ID Re-attending within 3 months - Children	23	388	5.9%	11.3%	11.9%	12.4%
% of FP17s for the same patient ID Re-attending within 3 months - Adults	233	1,632	14.3%	16.3%	17.1%	16.6%
% of FP17s for the same patient ID Re-attending between 3 & 9 months - Children	183	388	47.2%	41.7%	46.2%	57.5%
% of FP17s for the same patient ID Re-attending between 3 & 9 months - Adults	802	1,632	49.1%	35.2%	37.8%	50.4%
% of FP17s for Band 1 Urgent Courses	4	1,901	0.2%	10.7%	10.6%	9.1%
% of FP17s Relating to Free Repair or Replacements	0	1,901	0.0%	0.5%	0.6%	0.8%
% of FP17s Relating to Continuations	65	1,901	3.4%	0.9%	0.9%	1.3%
% of Patients satisfied with the dentistry they have received	3	3	N/A	89.2%	90.3%	92.7%
% of Patients satisfied with the time they had to wait for an appointment	3	3	N/A	81.2%	83.8%	88.8%

\* This is based on patients treated on this contract for their most recent course of treatment. Figures in italics indicate the base number of FP17s or Patient Questionnaire responses are less than 100. N/A is shown where the base number of responses is less than 10 during the period. % is calculated as Quantity/Base number\*100

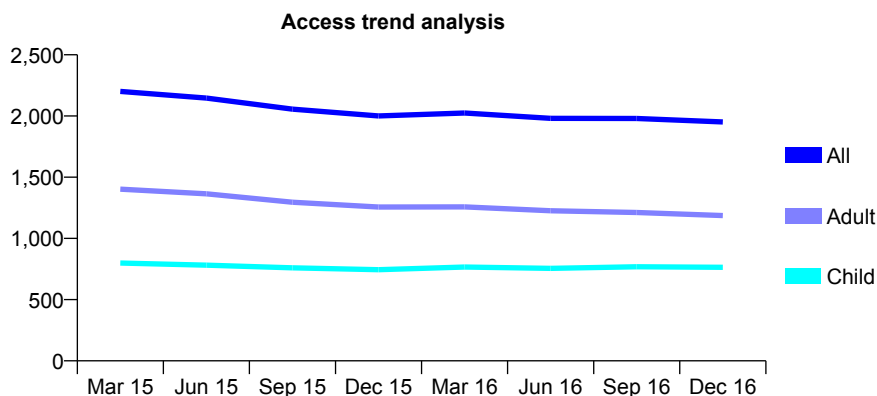
## Q61 - Vital Signs At a Glance Contract Report for 339407/0001 - December 2016

Name or company name	MR H HAMBARCHIAN
Contract type name	GDS Contract
Purpose of contract	General
Contract start date	01/04/2006
Contract end date	

16/17 Contracted general activity (UDA)	10,663
Carry forward general activity (UDA)	-205
16/17 Contracted orthodontic activity (UOA)	0
Carry forward orthodontic activity (UOA)	0
Baseline contract value	£343,424.01

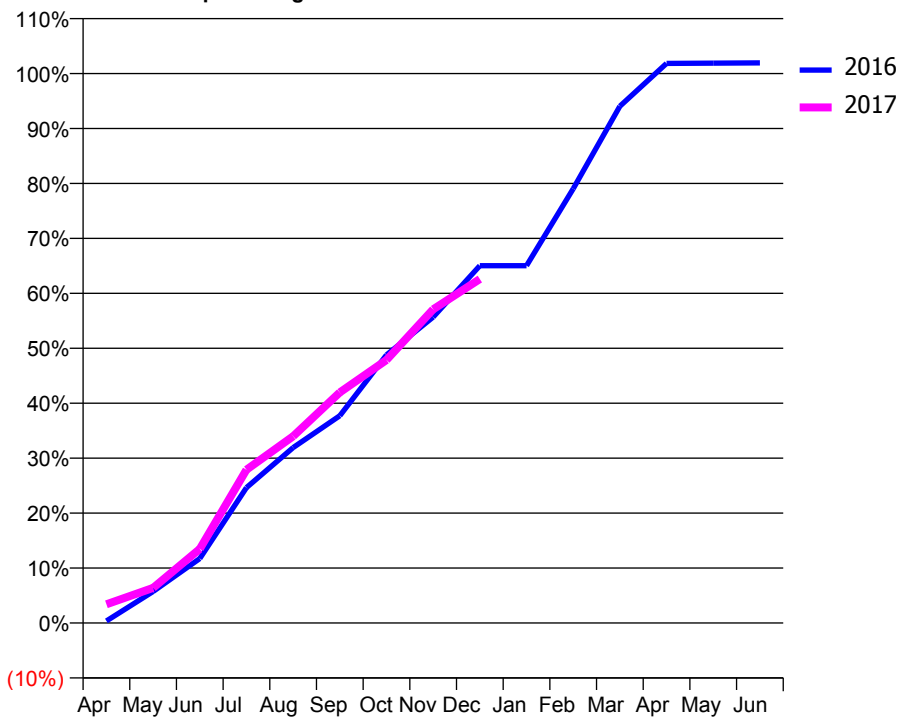
### ACCESS\*

Patients seen in 24 months	Total	Change since previous quarter
Quarter ending December 2015	2,001	
Quarter ending March 2016	2,024	→
Quarter ending June 2016	1,981	↓
Quarter ending September 2016	1,980	→
Quarter ending December 2016	1,951	↓
<b>Variance since December 2015</b>	<b>(2.5%)</b>	<b>↓</b>



### ACTIVITY

Cumulative percentage of contracted UDA delivered 2016 & 2017



Month	Adjusted Scheduled Activity (UDA)	
	2016	2017
April	41	364
May	612	681
June	1,252	1,439
July	2,627	2,975
August	3,405	3,624
September	4,022	4,474
October	5,202	5,105
November	5,936	6,087
December	6,934	6,675
January	6,934	
February	8,427	
March	10,027	
April	10,858	
May	10,864	
June	10,868	

### QUALITY

	Quantity	Base Number	Contract	AT	Region	England
% of FP17s for the same patient ID Re-attending within 3 months - Children	47	785	6.0%	11.3%	11.9%	12.4%
% of FP17s for the same patient ID Re-attending within 3 months - Adults	191	1,213	15.7%	16.3%	17.1%	16.6%
% of FP17s for the same patient ID Re-attending between 3 & 9 months - Children	487	785	62.0%	41.7%	46.2%	57.5%
% of FP17s for the same patient ID Re-attending between 3 & 9 months - Adults	719	1,213	59.3%	35.2%	37.8%	50.4%
% of FP17s for Band 1 Urgent Courses	68	1,802	3.8%	10.7%	10.6%	9.1%
% of FP17s Relating to Free Repair or Replacements	0	1,802	0.0%	0.5%	0.6%	0.8%
% of FP17s Relating to Continuations	0	1,802	0.0%	0.9%	0.9%	1.3%
% of Patients satisfied with the dentistry they have received	0	0	N/A	89.2%	90.3%	92.7%
% of Patients satisfied with the time they had to wait for an appointment	0	0	N/A	81.2%	83.8%	88.8%

\* This is based on patients treated on this contract for their most recent course of treatment. Figures in italics indicate the base number of FP17s or Patient Questionnaire responses are less than 100. N/A is shown where the base number of responses is less than 10 during the period. % is calculated as Quantity/Base number\*100

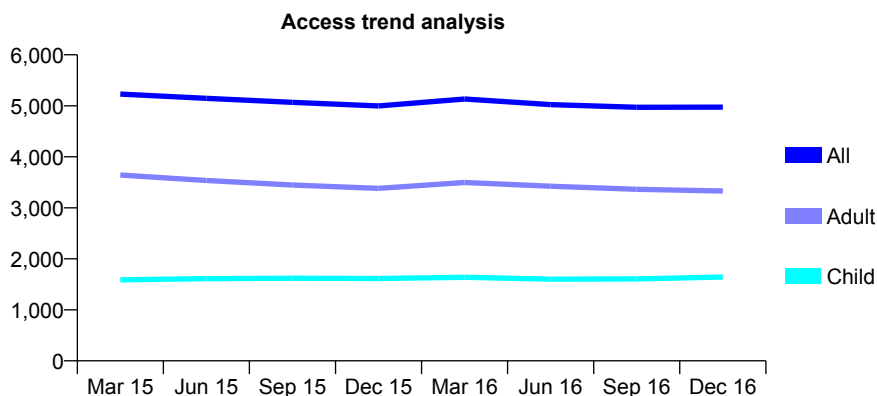
## Q61 - Vital Signs At a Glance Contract Report for 340561/0001 - December 2016

Name or company name	MR S RAJAYOGAN
Contract type name	GDS Contract
Purpose of contract	General
Contract start date	01/04/2006
Contract end date	

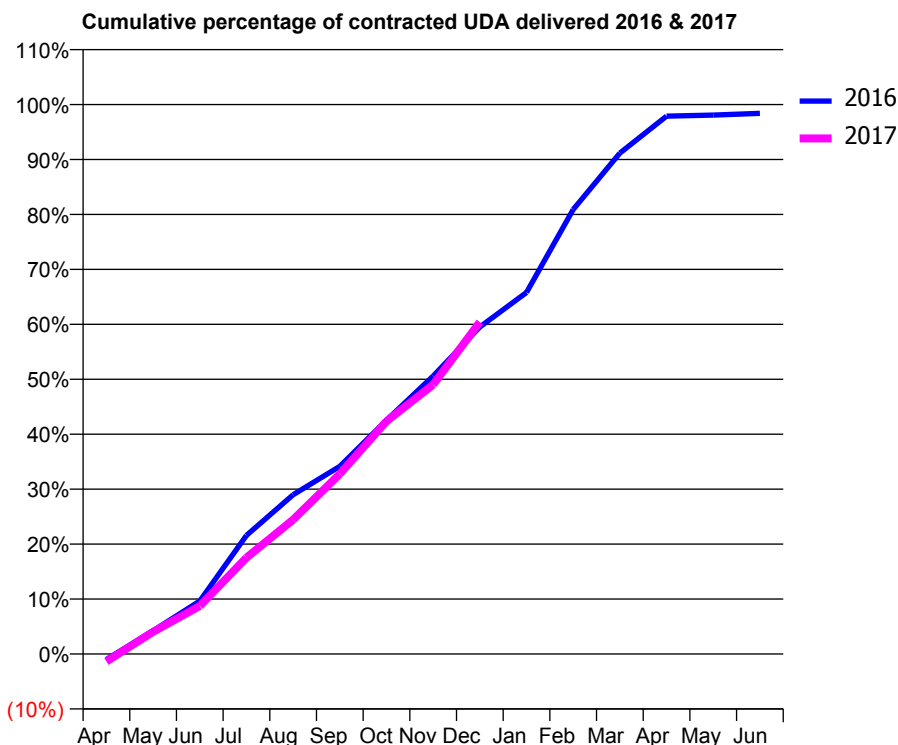
16/17 Contracted general activity (UDA)	13,563
Carry forward general activity (UDA)	217
16/17 Contracted orthodontic activity (UOA)	0
Carry forward orthodontic activity (UOA)	0
Baseline contract value	£376,243.02

### ACCESS\*

Patients seen in 24 months	Total	Change since previous quarter
Quarter ending December 2015	4,998	
Quarter ending March 2016	5,134	↑
Quarter ending June 2016	5,024	↓
Quarter ending September 2016	4,970	↓
Quarter ending December 2016	4,973	→
<b>Variance since December 2015</b>	<b>(0.5%)</b>	<b>→</b>



### ACTIVITY



Month	Adjusted Scheduled Activity (UDA)	
	2016	2017
April	-138	-184
May	575	546
June	1,308	1,186
July	2,929	2,380
August	3,930	3,317
September	4,634	4,444
October	5,771	5,744
November	6,860	6,651
December	8,070	8,193
January	8,925	
February	10,971	
March	12,364	
April	13,275	
May	13,301	
June	13,346	

### QUALITY

	Quantity	Base Number	Contract	AT	Region	England
% of FP17s for the same patient ID Re-attending within 3 months - Children	83	1,160	7.2%	11.3%	11.9%	12.4%
% of FP17s for the same patient ID Re-attending within 3 months - Adults	278	2,153	12.9%	16.3%	17.1%	16.6%
% of FP17s for the same patient ID Re-attending between 3 & 9 months - Children	299	1,160	25.8%	41.7%	46.2%	57.5%
% of FP17s for the same patient ID Re-attending between 3 & 9 months - Adults	501	2,153	23.3%	35.2%	37.8%	50.4%
% of FP17s for Band 1 Urgent Courses	452	2,961	15.3%	10.7%	10.6%	9.1%
% of FP17s Relating to Free Repair or Replacements	0	2,961	0.0%	0.5%	0.6%	0.8%
% of FP17s Relating to Continuations	4	2,961	0.1%	0.9%	0.9%	1.3%
% of Patients satisfied with the dentistry they have received	2	2	N/A	89.2%	90.3%	92.7%
% of Patients satisfied with the time they had to wait for an appointment	1	2	N/A	81.2%	83.8%	88.8%

\* This is based on patients treated on this contract for their most recent course of treatment. Figures in italics indicate the base number of FP17s or Patient Questionnaire responses are less than 100. N/A is shown where the base number of responses is less than 10 during the period. % is calculated as Quantity/Base number\*100

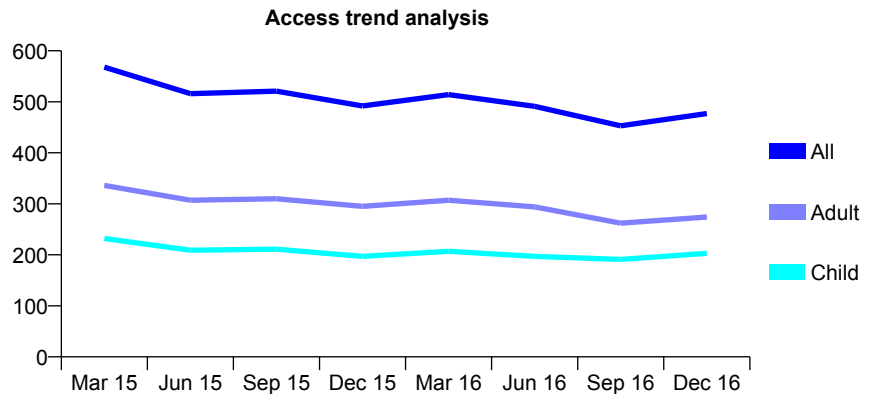
## Q61 - Vital Signs At a Glance Contract Report for 341320/0001 - December 2016

Name or company name	MR HS JOSHI
Contract type name	GDS Contract
Purpose of contract	General
Contract start date	01/04/2006
Contract end date	

16/17 Contracted general activity (UDA)	1,646
Carry forward general activity (UDA)	28
16/17 Contracted orthodontic activity (UOA)	0
Carry forward orthodontic activity (UOA)	0
Baseline contract value	£81,739.00

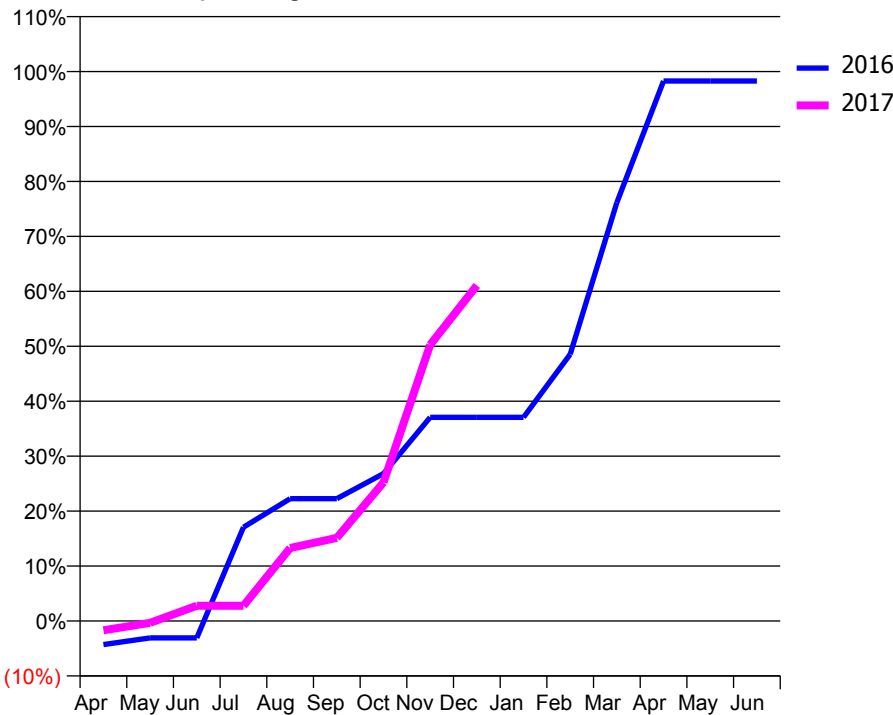
### ACCESS\*

Patients seen in 24 months	Total	Change since previous quarter
Quarter ending December 2015	492	
Quarter ending March 2016	514	↑
Quarter ending June 2016	491	↓
Quarter ending September 2016	453	↓
Quarter ending December 2016	477	↑
<b>Variance since December 2015</b>	<b>(3.0%)</b>	<b>↓</b>



### ACTIVITY

Cumulative percentage of contracted UDA delivered 2016 & 2017



Month	Adjusted Scheduled Activity (UDA)	
	2016	2017
April	-71	-28
May	-51	-6
June	-51	46
July	281	46
August	367	219
September	367	249
October	442	415
November	610	828
December	610	1,005
January	610	
February	799	
March	1,254	
April	1,618	
May	1,618	
June	1,618	

### QUALITY

	Quantity	Base Number	Contract	AT	Region	England
% of FP17s for the same patient ID Re-attending within 3 months - Children	18	176	10.2%	11.3%	11.9%	12.4%
% of FP17s for the same patient ID Re-attending within 3 months - Adults	18	206	8.7%	16.3%	17.1%	16.6%
% of FP17s for the same patient ID Re-attending between 3 & 9 months - Children	57	176	32.4%	41.7%	46.2%	57.5%
% of FP17s for the same patient ID Re-attending between 3 & 9 months - Adults	88	206	42.7%	35.2%	37.8%	50.4%
% of FP17s for Band 1 Urgent Courses	26	293	8.9%	10.7%	10.6%	9.1%
% of FP17s Relating to Free Repair or Replacements	0	293	0.0%	0.5%	0.6%	0.8%
% of FP17s Relating to Continuations	0	293	0.0%	0.9%	0.9%	1.3%
% of Patients satisfied with the dentistry they have received	0	0	N/A	89.2%	90.3%	92.7%
% of Patients satisfied with the time they had to wait for an appointment	0	0	N/A	81.2%	83.8%	88.8%

\* This is based on patients treated on this contract for their most recent course of treatment. Figures in italics indicate the base number of FP17s or Patient Questionnaire responses are less than 100. N/A is shown where the base number of responses is less than 10 during the period. % is calculated as Quantity/Base number\*100

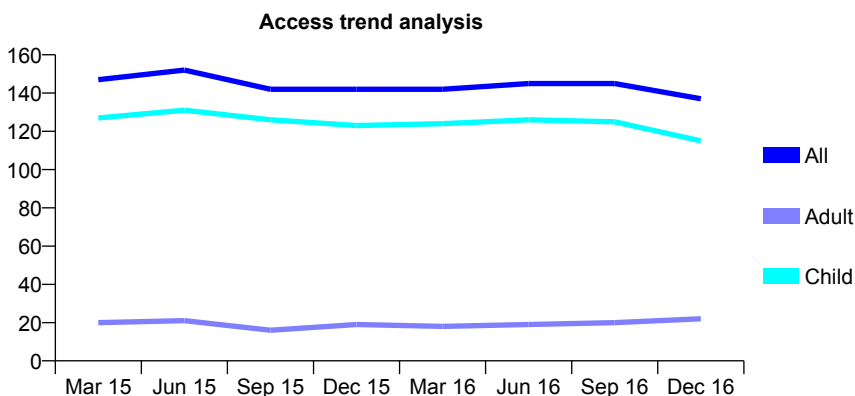
## Q61 - Vital Signs At a Glance Contract Report for 342858/0002 - December 2016

Name or company name	MRS B SALEK-HADDADI
Contract type name	GDS Contract
Purpose of contract	General
Contract start date	01/04/2006
Contract end date	

16/17 Contracted general activity (UDA)	314
Carry forward general activity (UDA)	-6
16/17 Contracted orthodontic activity (UOA)	0
Carry forward orthodontic activity (UOA)	0
Baseline contract value	£12,585.53

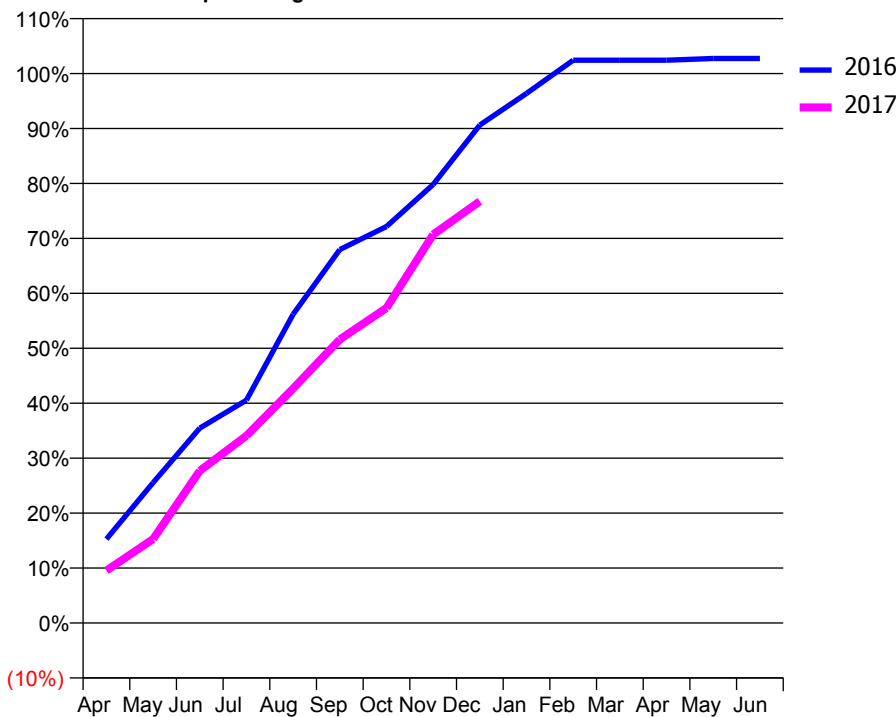
### ACCESS\*

Patients seen in 24 months	Total	Change since previous quarter
Quarter ending December 2015	142	
Quarter ending March 2016	142	→
Quarter ending June 2016	145	↑
Quarter ending September 2016	145	→
Quarter ending December 2016	137	↓
<b>Variance since December 2015</b>	<b>(3.5%)</b>	<b>↓</b>



### ACTIVITY

Cumulative percentage of contracted UDA delivered 2016 & 2017



Adjusted Scheduled Activity (UDA)

Month	2016	2017
April	48	30
May	80	48
June	111	87
July	127	107
August	176	134
September	213	162
October	227	180
November	251	222
December	285	241
January	303	
February	322	
March	322	
April	322	
May	323	
June	323	

### QUALITY

	Quantity	Base Number	Contract	AT	Region	England
% of FP17s for the same patient ID Re-attending within 3 months - Children	6	115	5.2%	11.3%	11.9%	12.4%
% of FP17s for the same patient ID Re-attending within 3 months - Adults	2	15	13.3%	16.3%	17.1%	16.6%
% of FP17s for the same patient ID Re-attending between 3 & 9 months - Children	59	115	51.3%	41.7%	46.2%	57.5%
% of FP17s for the same patient ID Re-attending between 3 & 9 months - Adults	7	15	46.7%	35.2%	37.8%	50.4%
% of FP17s for Band 1 Urgent Courses	0	128	0.0%	10.7%	10.6%	9.1%
% of FP17s Relating to Free Repair or Replacements	0	128	0.0%	0.5%	0.6%	0.8%
% of FP17s Relating to Continuations	0	128	0.0%	0.9%	0.9%	1.3%
% of Patients satisfied with the dentistry they have received	0	0	N/A	89.2%	90.3%	92.7%
% of Patients satisfied with the time they had to wait for an appointment	0	0	N/A	81.2%	83.8%	88.8%

\* This is based on patients treated on this contract for their most recent course of treatment. Figures in italics indicate the base number of FP17s or Patient Questionnaire responses are less than 100. N/A is shown where the base number of responses is less than 10 during the period. % is calculated as Quantity/Base number\*100



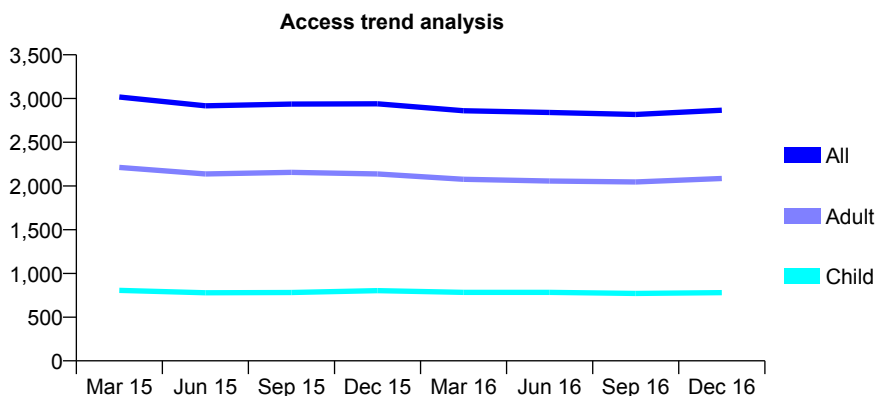
## Q61 - Vital Signs At a Glance Contract Report for 343587/0001 - December 2016

Name or company name	MR F AMINI
Contract type name	GDS Contract
Purpose of contract	General
Contract start date	01/04/2006
Contract end date	

16/17 Contracted general activity (UDA)	10,546
Carry forward general activity (UDA)	0
16/17 Contracted orthodontic activity (UOA)	0
Carry forward orthodontic activity (UOA)	0
Baseline contract value	£307,892.91

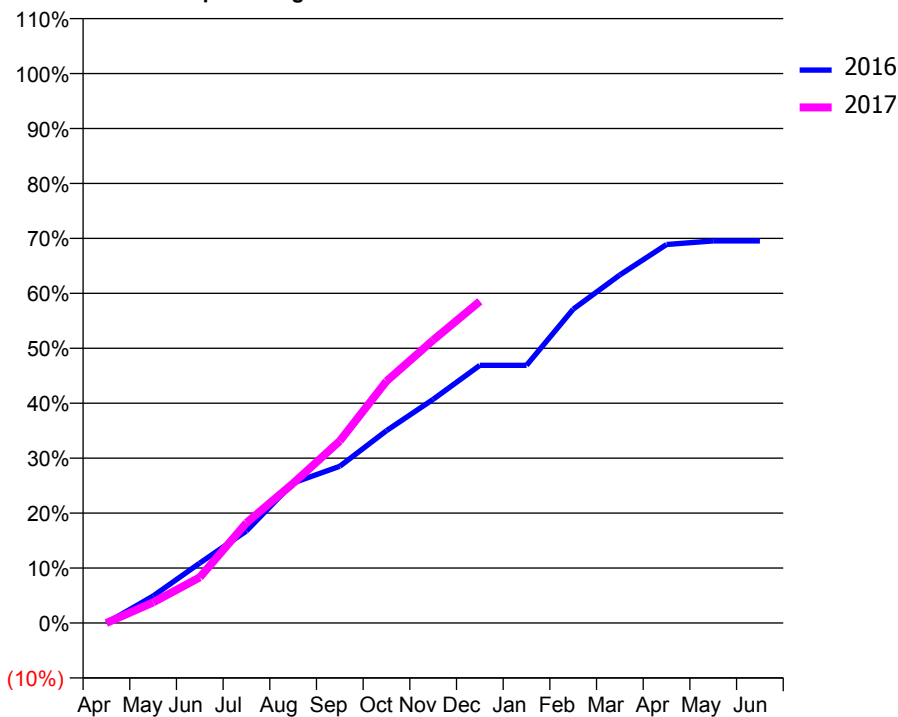
### ACCESS\*

Patients seen in 24 months	Total	Change since previous quarter
Quarter ending December 2015	2,940	
Quarter ending March 2016	2,860	↓
Quarter ending June 2016	2,840	→
Quarter ending September 2016	2,817	→
Quarter ending December 2016	2,866	→
<b>Variance since December 2015</b>	<b>(2.5%)</b>	<b>↓</b>



### ACTIVITY

Cumulative percentage of contracted UDA delivered 2016 & 2017



Month	Adjusted Scheduled Activity (UDA)	
	2016	2017
April	0	0
May	519	395
June	1,150	877
July	1,768	1,924
August	2,687	2,680
September	3,008	3,496
October	3,692	4,642
November	4,293	5,430
December	4,947	6,175
January	4,947	
February	6,022	
March	6,682	
April	7,263	
May	7,333	
June	7,333	

### QUALITY

	Quantity	Base Number	Contract	AT	Region	England
% of FP17s for the same patient ID Re-attending within 3 months - Children	69	623	11.1%	11.3%	11.9%	12.4%
% of FP17s for the same patient ID Re-attending within 3 months - Adults	453	1,757	25.8%	16.3%	17.1%	16.6%
% of FP17s for the same patient ID Re-attending between 3 & 9 months - Children	175	623	28.1%	41.7%	46.2%	57.5%
% of FP17s for the same patient ID Re-attending between 3 & 9 months - Adults	372	1,757	21.2%	35.2%	37.8%	50.4%
% of FP17s for Band 1 Urgent Courses	595	2,090	28.5%	10.7%	10.6%	9.1%
% of FP17s Relating to Free Repair or Replacements	14	2,090	0.7%	0.5%	0.6%	0.8%
% of FP17s Relating to Continuations	24	2,090	1.1%	0.9%	0.9%	1.3%
% of Patients satisfied with the dentistry they have received	1	2	N/A	89.2%	90.3%	92.7%
% of Patients satisfied with the time they had to wait for an appointment	1	2	N/A	81.2%	83.8%	88.8%

\* This is based on patients treated on this contract for their most recent course of treatment. Figures in italics indicate the base number of FP17s or Patient Questionnaire responses are less than 100. N/A is shown where the base number of responses is less than 10 during the period. % is calculated as Quantity/Base number\*100

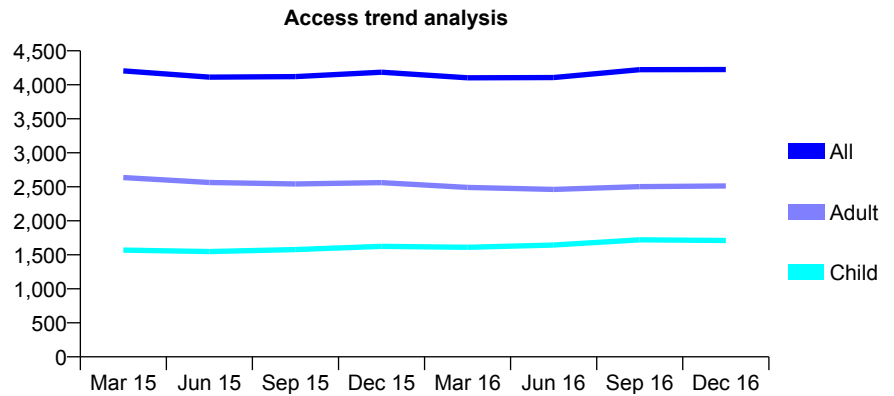
## Q61 - Vital Signs At a Glance Contract Report for 344516/0001 - December 2016

Name or company name	MS MK MORADI
Contract type name	GDS Contract
Purpose of contract	General
Contract start date	01/04/2006
Contract end date	

16/17 Contracted general activity (UDA)	11,486
Carry forward general activity (UDA)	-5
16/17 Contracted orthodontic activity (UOA)	0
Carry forward orthodontic activity (UOA)	0
Baseline contract value	£332,856.85

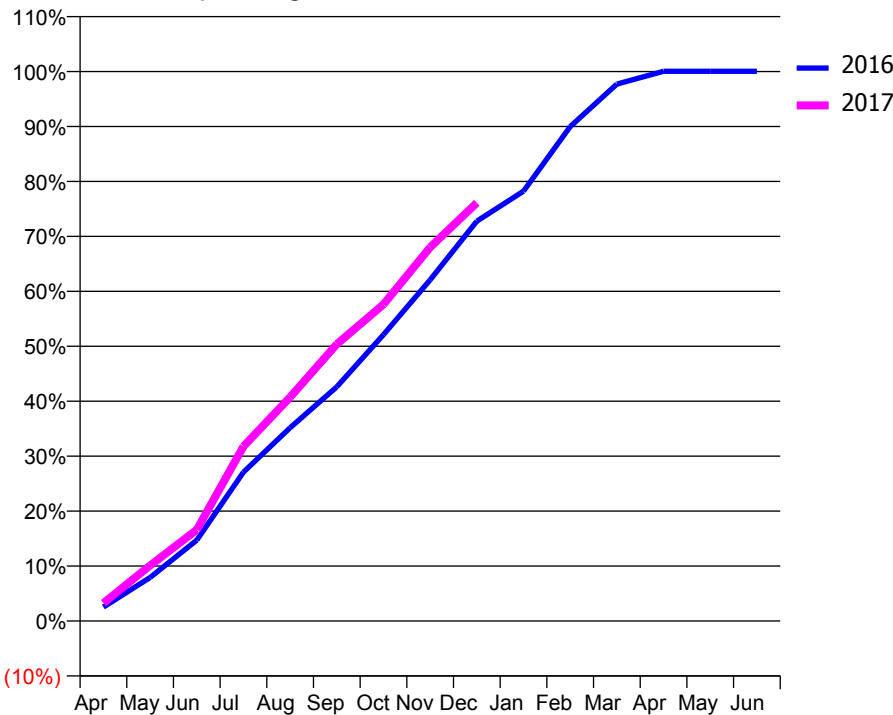
### ACCESS\*

Patients seen in 24 months	Total	Change since previous quarter
Quarter ending December 2015	4,186	
Quarter ending March 2016	4,103	↓
Quarter ending June 2016	4,106	→
Quarter ending September 2016	4,223	↑
Quarter ending December 2016	4,224	→
<b>Variance since December 2015</b>	<b>0.9%</b>	<b>→</b>



### ACTIVITY

Cumulative percentage of contracted UDA delivered 2016 & 2017



Month	Adjusted Scheduled Activity (UDA)	
	2016	2017
April	291	375
May	910	1,160
June	1,689	1,909
July	3,112	3,651
August	4,041	4,680
September	4,895	5,788
October	5,987	6,617
November	7,130	7,811
December	8,359	8,743
January	8,986	
February	10,334	
March	11,224	
April	11,491	
May	11,491	
June	11,491	

### QUALITY

	Quantity	Base Number	Contract	AT	Region	England
% of FP17s for the same patient ID Re-attending within 3 months - Children	74	1,378	5.4%	11.3%	11.9%	12.4%
% of FP17s for the same patient ID Re-attending within 3 months - Adults	159	1,790	8.9%	16.3%	17.1%	16.6%
% of FP17s for the same patient ID Re-attending between 3 & 9 months - Children	527	1,378	38.2%	41.7%	46.2%	57.5%
% of FP17s for the same patient ID Re-attending between 3 & 9 months - Adults	581	1,790	32.5%	35.2%	37.8%	50.4%
% of FP17s for Band 1 Urgent Courses	121	3,084	3.9%	10.7%	10.6%	9.1%
% of FP17s Relating to Free Repair or Replacements	18	3,084	0.6%	0.5%	0.6%	0.8%
% of FP17s Relating to Continuations	6	3,084	0.2%	0.9%	0.9%	1.3%
% of Patients satisfied with the dentistry they have received	5	5	N/A	89.2%	90.3%	92.7%
% of Patients satisfied with the time they had to wait for an appointment	4	5	N/A	81.2%	83.8%	88.8%

\* This is based on patients treated on this contract for their most recent course of treatment. Figures in italics indicate the base number of FP17s or Patient Questionnaire responses are less than 100. N/A is shown where the base number of responses is less than 10 during the period. % is calculated as Quantity/Base number\*100

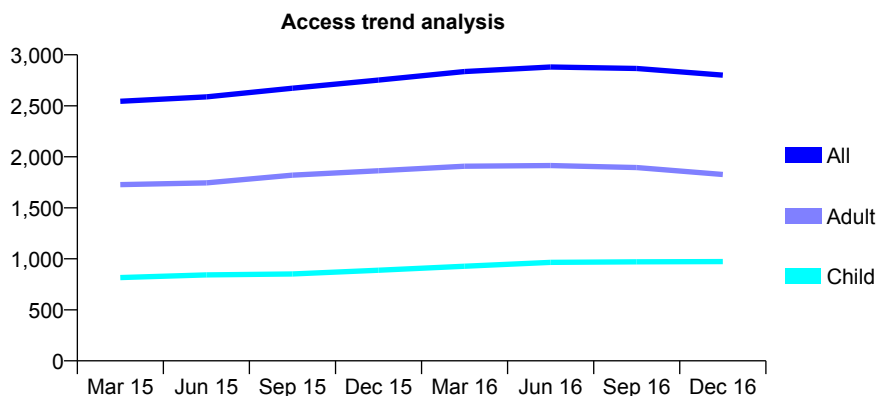
## Q61 - Vital Signs At a Glance Contract Report for 345725/0002 - December 2016

Name or company name	DR OO AJANAKU
Contract type name	GDS Contract
Purpose of contract	General
Contract start date	05/04/2006
Contract end date	

16/17 Contracted general activity (UDA)	6,509
Carry forward general activity (UDA)	-80
16/17 Contracted orthodontic activity (UOA)	0
Carry forward orthodontic activity (UOA)	0
Baseline contract value	£173,995.95

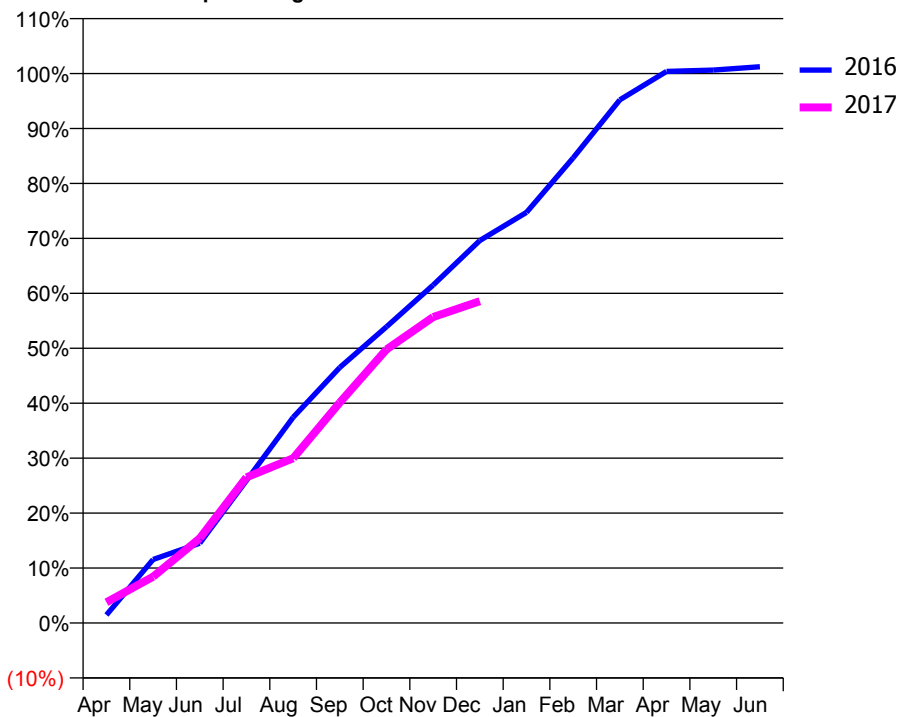
### ACCESS\*

Patients seen in 24 months	Total	Change since previous quarter
Quarter ending December 2015	2,752	
Quarter ending March 2016	2,836	↑
Quarter ending June 2016	2,880	→
Quarter ending September 2016	2,866	→
Quarter ending December 2016	2,800	↓
<b>Variance since December 2015</b>	<b>1.7%</b>	<b>→</b>



### ACTIVITY

Cumulative percentage of contracted UDA delivered 2016 & 2017



Month	Adjusted Scheduled Activity (UDA)	
	2016	2017
April	95	245
May	753	549
June	945	1,003
July	1,688	1,725
August	2,436	1,951
September	3,027	2,611
October	3,508	3,241
November	4,003	3,624
December	4,531	3,812
January	4,864	
February	5,510	
March	6,197	
April	6,534	
May	6,550	
June	6,589	

### QUALITY

	Quantity	Base Number	Contract	AT	Region	England
% of FP17s for the same patient ID Re-attending within 3 months - Children	34	731	4.7%	11.3%	11.9%	12.4%
% of FP17s for the same patient ID Re-attending within 3 months - Adults	130	1,107	11.7%	16.3%	17.1%	16.6%
% of FP17s for the same patient ID Re-attending between 3 & 9 months - Children	272	731	37.2%	41.7%	46.2%	57.5%
% of FP17s for the same patient ID Re-attending between 3 & 9 months - Adults	252	1,107	22.8%	35.2%	37.8%	50.4%
% of FP17s for Band 1 Urgent Courses	26	1,663	1.6%	10.7%	10.6%	9.1%
% of FP17s Relating to Free Repair or Replacements	9	1,663	0.5%	0.5%	0.6%	0.8%
% of FP17s Relating to Continuations	12	1,663	0.7%	0.9%	0.9%	1.3%
% of Patients satisfied with the dentistry they have received	1	1	N/A	89.2%	90.3%	92.7%
% of Patients satisfied with the time they had to wait for an appointment	1	1	N/A	81.2%	83.8%	88.8%

\* This is based on patients treated on this contract for their most recent course of treatment. Figures in italics indicate the base number of FP17s or Patient Questionnaire responses are less than 100. N/A is shown where the base number of responses is less than 10 during the period. % is calculated as Quantity/Base number\*100

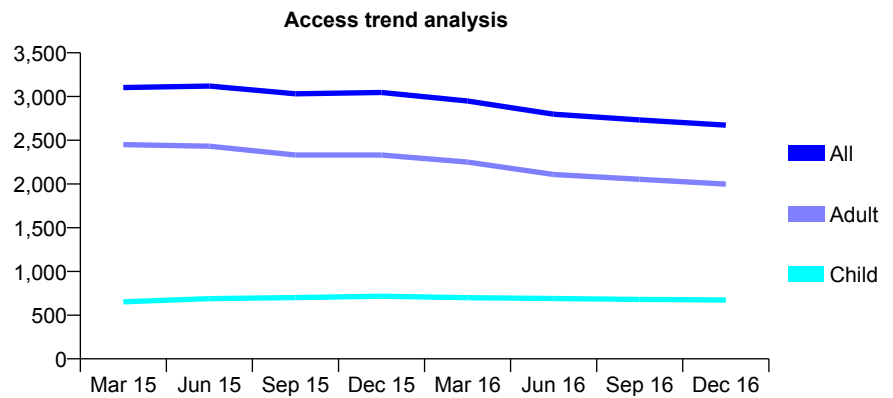
## Q61 - Vital Signs At a Glance Contract Report for 347477/0001 - December 2016

Name or company name	MRS B CROWTHER
Contract type name	GDS Contract
Purpose of contract	General
Contract start date	01/04/2008
Contract end date	

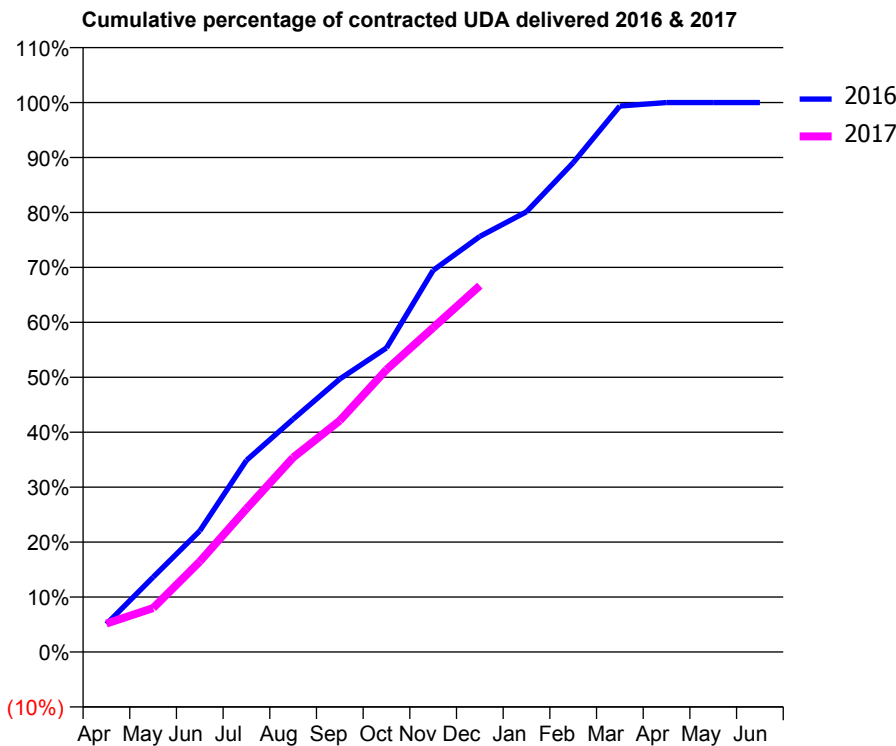
16/17 Contracted general activity (UDA)	7,747
Carry forward general activity (UDA)	1
16/17 Contracted orthodontic activity (UOA)	0
Carry forward orthodontic activity (UOA)	0
Baseline contract value	£237,748.21

### ACCESS\*

Patients seen in 24 months	Total	Change since previous quarter
Quarter ending December 2015	3,047	
Quarter ending March 2016	2,949	↓
Quarter ending June 2016	2,798	↓
Quarter ending September 2016	2,732	↓
Quarter ending December 2016	2,672	↓
<b>Variance since December 2015</b>	<b>(12.3%)</b>	<b>↓</b>



### ACTIVITY



Month	Adjusted Scheduled Activity (UDA)	
	2016	2017
April	394	402
May	1,056	620
June	1,709	1,276
July	2,703	2,019
August	3,284	2,742
September	3,848	3,263
October	4,287	3,980
November	5,382	4,573
December	5,860	5,166
January	6,206	
February	6,899	
March	7,697	
April	7,746	
May	7,746	
June	7,746	

### QUALITY

	Quantity	Base Number	Contract	AT	Region	England
% of FP17s for the same patient ID Re-attending within 3 months - Children	75	515	14.6%	11.3%	11.9%	12.4%
% of FP17s for the same patient ID Re-attending within 3 months - Adults	278	1,466	19.0%	16.3%	17.1%	16.6%
% of FP17s for the same patient ID Re-attending between 3 & 9 months - Children	131	515	25.4%	41.7%	46.2%	57.5%
% of FP17s for the same patient ID Re-attending between 3 & 9 months - Adults	298	1,466	20.3%	35.2%	37.8%	50.4%
% of FP17s for Band 1 Urgent Courses	459	1,976	23.2%	10.7%	10.6%	9.1%
% of FP17s Relating to Free Repair or Replacements	1	1,976	0.1%	0.5%	0.6%	0.8%
% of FP17s Relating to Continuations	10	1,976	0.5%	0.9%	0.9%	1.3%
% of Patients satisfied with the dentistry they have received	1	1	N/A	89.2%	90.3%	92.7%
% of Patients satisfied with the time they had to wait for an appointment	1	1	N/A	81.2%	83.8%	88.8%

\* This is based on patients treated on this contract for their most recent course of treatment. Figures in italics indicate the base number of FP17s or Patient Questionnaire responses are less than 100. N/A is shown where the base number of responses is less than 10 during the period. % is calculated as Quantity/Base number\*100

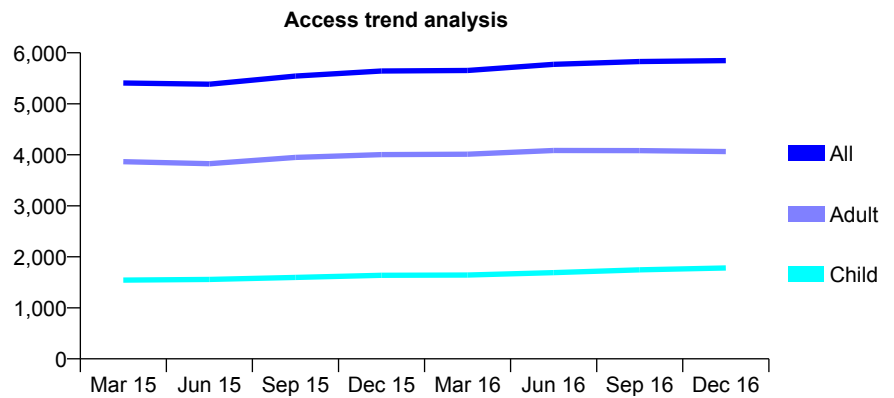
## Q61 - Vital Signs At a Glance Contract Report for 353302/0002 - December 2016

Name or company name	MRS A BROGAN
Contract type name	GDS Contract
Purpose of contract	General
Contract start date	01/02/2007
Contract end date	

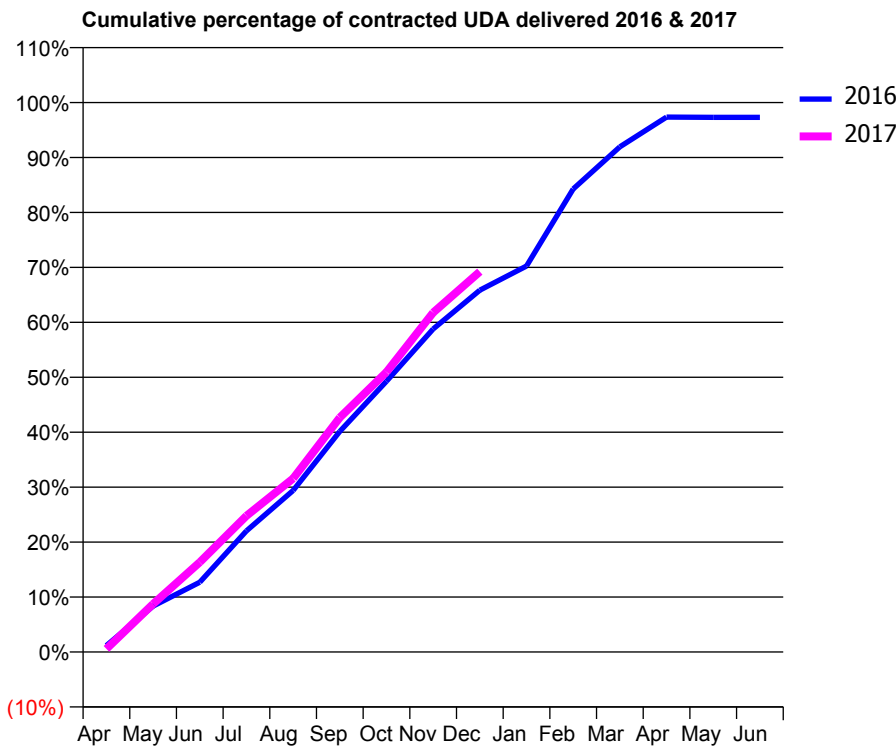
16/17 Contracted general activity (UDA)	15,436
Carry forward general activity (UDA)	418
16/17 Contracted orthodontic activity (UOA)	0
Carry forward orthodontic activity (UOA)	0
Baseline contract value	£326,661.73

### ACCESS\*

Patients seen in 24 months	Total	Change since previous quarter
Quarter ending December 2015	5,644	
Quarter ending March 2016	5,654	→
Quarter ending June 2016	5,775	↑
Quarter ending September 2016	5,829	→
Quarter ending December 2016	5,846	→
<b>Variance since December 2015</b>	<b>3.6%</b>	<b>↑</b>



### ACTIVITY



Month	Adjusted Scheduled Activity (UDA)	
	2016	2017
April	181	88
May	1,289	1,350
June	1,960	2,523
July	3,405	3,827
August	4,539	4,877
September	6,198	6,589
October	7,606	7,865
November	9,074	9,533
December	10,166	10,685
January	10,843	
February	13,007	
March	14,192	
April	15,025	
May	15,018	
June	15,018	

### QUALITY

	Quantity	Base Number	Contract	AT	Region	England
% of FP17s for the same patient ID Re-attending within 3 months - Children	156	1,842	8.5%	11.3%	11.9%	12.4%
% of FP17s for the same patient ID Re-attending within 3 months - Adults	456	3,361	13.6%	16.3%	17.1%	16.6%
% of FP17s for the same patient ID Re-attending between 3 & 9 months - Children	946	1,842	51.4%	41.7%	46.2%	57.5%
% of FP17s for the same patient ID Re-attending between 3 & 9 months - Adults	1,372	3,361	40.8%	35.2%	37.8%	50.4%
% of FP17s for Band 1 Urgent Courses	466	4,934	9.4%	10.7%	10.6%	9.1%
% of FP17s Relating to Free Repair or Replacements	40	4,934	0.8%	0.5%	0.6%	0.8%
% of FP17s Relating to Continuations	19	4,934	0.4%	0.9%	0.9%	1.3%
% of Patients satisfied with the dentistry they have received	6	6	N/A	89.2%	90.3%	92.7%
% of Patients satisfied with the time they had to wait for an appointment	5	6	N/A	81.2%	83.8%	88.8%

\* This is based on patients treated on this contract for their most recent course of treatment. Figures in italics indicate the base number of FP17s or Patient Questionnaire responses are less than 100. N/A is shown where the base number of responses is less than 10 during the period. % is calculated as Quantity/Base number\*100

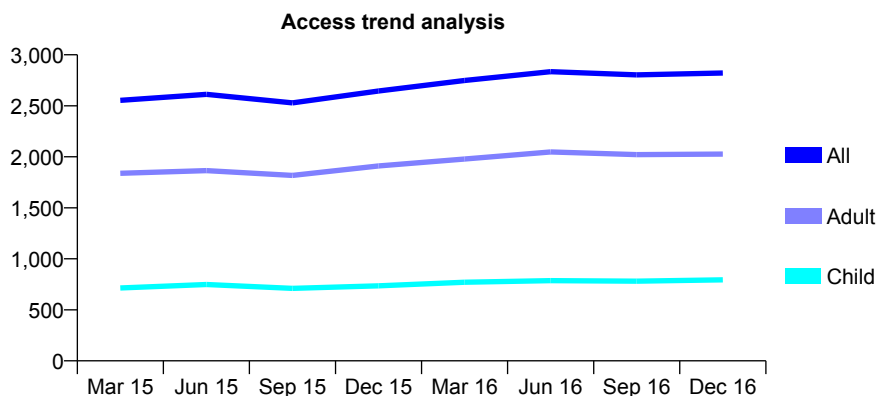
## Q61 - Vital Signs At a Glance Contract Report for 353302/0003 - December 2016

Name or company name	MRS A BROGAN
Contract type name	GDS Contract
Purpose of contract	General
Contract start date	09/06/2008
Contract end date	

16/17 Contracted general activity (UDA)	10,063
Carry forward general activity (UDA)	157
16/17 Contracted orthodontic activity (UOA)	0
Carry forward orthodontic activity (UOA)	0
Baseline contract value	£314,958.57

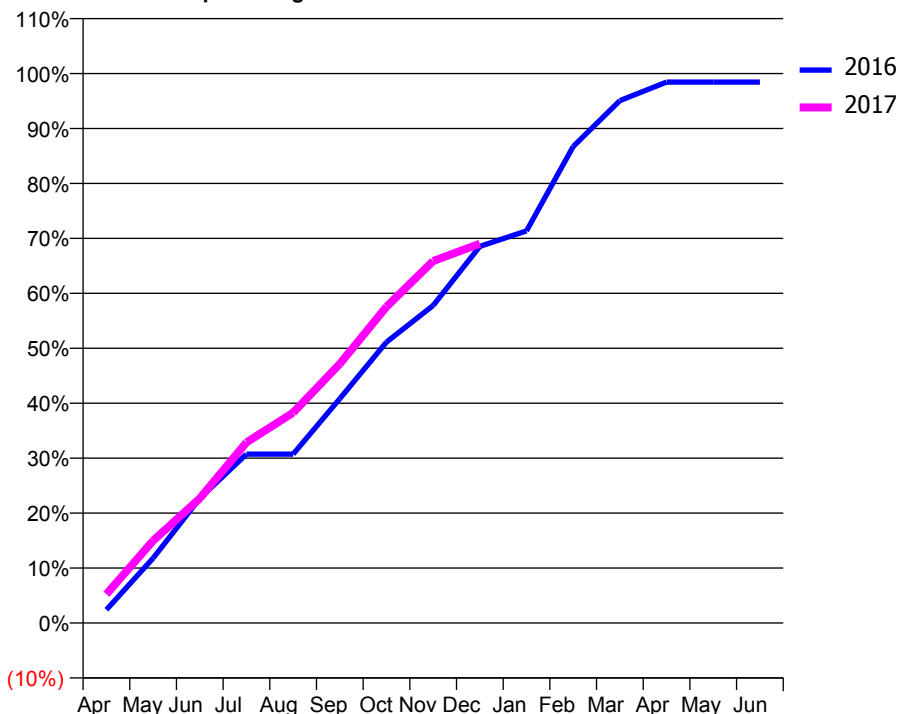
### ACCESS\*

Patients seen in 24 months	Total	Change since previous quarter
Quarter ending December 2015	2,645	
Quarter ending March 2016	2,749	↑
Quarter ending June 2016	2,834	↑
Quarter ending September 2016	2,803	↓
Quarter ending December 2016	2,821	→
<b>Variance since December 2015</b>	<b>6.7%</b>	<b>↑</b>



### ACTIVITY

Cumulative percentage of contracted UDA delivered 2016 & 2017



Adjusted Scheduled Activity (UDA)

Month	2016	2017
April	243	528
May	1,188	1,507
June	2,282	2,282
July	3,093	3,309
August	3,093	3,853
September	4,108	4,746
October	5,144	5,790
November	5,815	6,629
December	6,896	6,947
January	7,180	
February	8,727	
March	9,567	
April	9,906	
May	9,906	
June	9,906	

### QUALITY

	Quantity	Base Number	Contract	AT	Region	England
% of FP17s for the same patient ID Re-attending within 3 months - Children	36	640	5.6%	11.3%	11.9%	12.4%
% of FP17s for the same patient ID Re-attending within 3 months - Adults	188	1,643	11.4%	16.3%	17.1%	16.6%
% of FP17s for the same patient ID Re-attending between 3 & 9 months - Children	233	640	36.4%	41.7%	46.2%	57.5%
% of FP17s for the same patient ID Re-attending between 3 & 9 months - Adults	612	1,643	37.2%	35.2%	37.8%	50.4%
% of FP17s for Band 1 Urgent Courses	248	2,140	11.6%	10.7%	10.6%	9.1%
% of FP17s Relating to Free Repair or Replacements	14	2,140	0.7%	0.5%	0.6%	0.8%
% of FP17s Relating to Continuations	5	2,140	0.2%	0.9%	0.9%	1.3%
% of Patients satisfied with the dentistry they have received	1	1	N/A	89.2%	90.3%	92.7%
% of Patients satisfied with the time they had to wait for an appointment	0	1	N/A	81.2%	83.8%	88.8%

\* This is based on patients treated on this contract for their most recent course of treatment. Figures in italics indicate the base number of FP17s or Patient Questionnaire responses are less than 100. N/A is shown where the base number of responses is less than 10 during the period. % is calculated as Quantity/Base number\*100

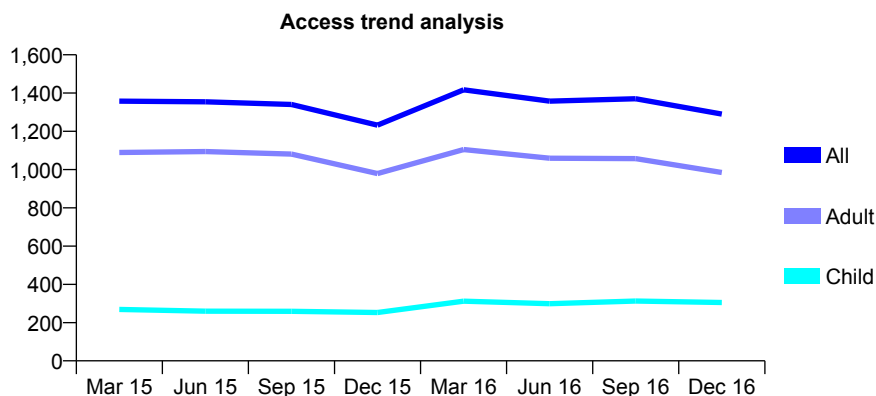
## Q61 - Vital Signs At a Glance Contract Report for 354155/0002 - December 2016

Name or company name	MS M MEHDIANI
Contract type name	GDS Contract
Purpose of contract	General
Contract start date	15/09/2008
Contract end date	

16/17 Contracted general activity (UDA)	8,155
Carry forward general activity (UDA)	0
16/17 Contracted orthodontic activity (UOA)	0
Carry forward orthodontic activity (UOA)	0
Baseline contract value	£237,116.96

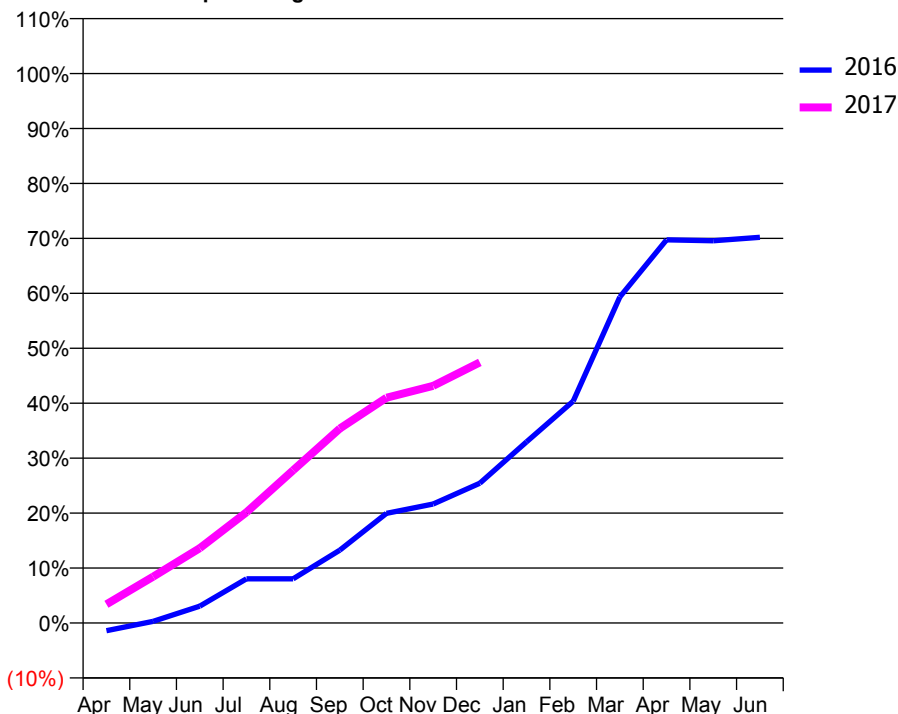
### ACCESS\*

Patients seen in 24 months	Total	Change since previous quarter
Quarter ending December 2015	1,232	
Quarter ending March 2016	1,417	↑
Quarter ending June 2016	1,358	↓
Quarter ending September 2016	1,370	→
Quarter ending December 2016	1,290	↓
<b>Variance since December 2015</b>	<b>4.7%</b>	<b>↑</b>



### ACTIVITY

Cumulative percentage of contracted UDA delivered 2016 & 2017



Month	Adjusted Scheduled Activity (UDA)	
	2016	2017
April	-115	277
May	24	688
June	250	1,112
July	657	1,643
August	657	2,266
September	1,082	2,887
October	1,628	3,343
November	1,766	3,520
December	2,075	3,869
January	2,688	
February	3,293	
March	4,840	
April	5,687	
May	5,674	
June	5,725	

### QUALITY

	Quantity	Base Number	Contract	AT	Region	England
% of FP17s for the same patient ID Re-attending within 3 months - Children	20	212	9.4%	11.3%	11.9%	12.4%
% of FP17s for the same patient ID Re-attending within 3 months - Adults	83	652	12.7%	16.3%	17.1%	16.6%
% of FP17s for the same patient ID Re-attending between 3 & 9 months - Children	61	212	28.8%	41.7%	46.2%	57.5%
% of FP17s for the same patient ID Re-attending between 3 & 9 months - Adults	151	652	23.2%	35.2%	37.8%	50.4%
% of FP17s for Band 1 Urgent Courses	99	714	13.9%	10.7%	10.6%	9.1%
% of FP17s Relating to Free Repair or Replacements	0	714	0.0%	0.5%	0.6%	0.8%
% of FP17s Relating to Continuations	1	714	0.1%	0.9%	0.9%	1.3%
% of Patients satisfied with the dentistry they have received	3	3	N/A	89.2%	90.3%	92.7%
% of Patients satisfied with the time they had to wait for an appointment	2	3	N/A	81.2%	83.8%	88.8%

\* This is based on patients treated on this contract for their most recent course of treatment. Figures in italics indicate the base number of FP17s or Patient Questionnaire responses are less than 100. N/A is shown where the base number of responses is less than 10 during the period. % is calculated as Quantity/Base number\*100



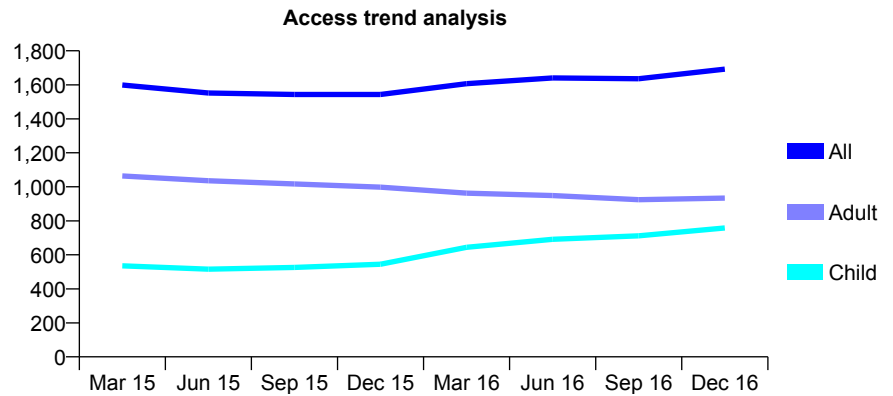
## Q61 - Vital Signs At a Glance Contract Report for 355267/0001 - December 2016

Name or company name	MISS MJ GAJJAR
Contract type name	GDS Contract
Purpose of contract	General
Contract start date	19/05/2008
Contract end date	

16/17 Contracted general activity (UDA)	3,976
Carry forward general activity (UDA)	-80
16/17 Contracted orthodontic activity (UOA)	0
Carry forward orthodontic activity (UOA)	0
Baseline contract value	£114,858.28

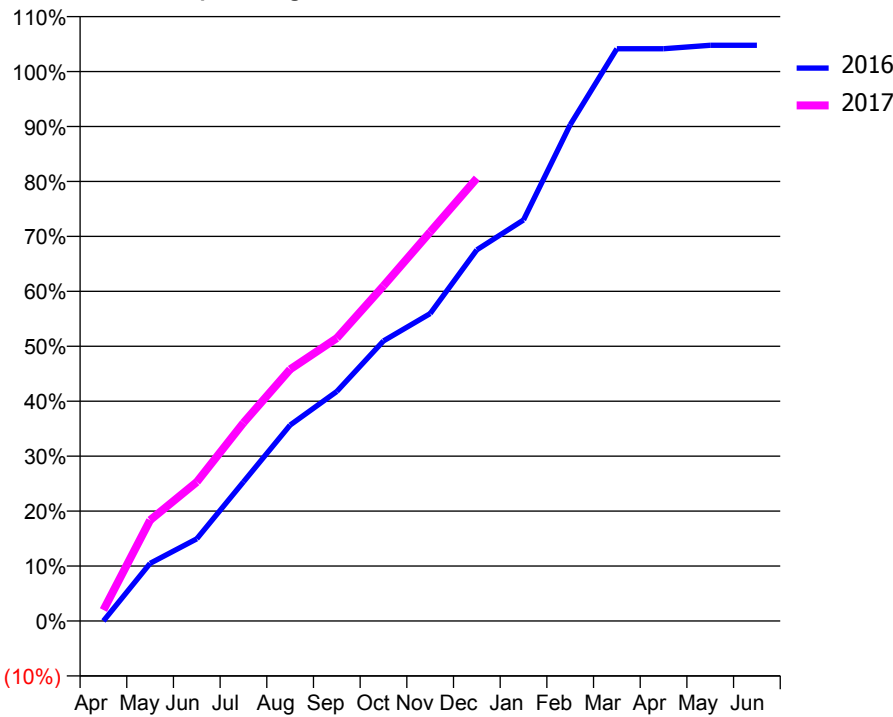
### ACCESS\*

Patients seen in 24 months	Total	Change since previous quarter
Quarter ending December 2015	1,543	
Quarter ending March 2016	1,607	↑
Quarter ending June 2016	1,640	↑
Quarter ending September 2016	1,636	→
Quarter ending December 2016	1,692	↑
<b>Variance since December 2015</b>	<b>9.7%</b>	<b>↑</b>



### ACTIVITY

Cumulative percentage of contracted UDA delivered 2016 & 2017



Month	Adjusted Scheduled Activity (UDA)	
	2016	2017
April	0	80
May	417	730
June	594	1,006
July	1,007	1,434
August	1,418	1,821
September	1,661	2,047
October	2,026	2,425
November	2,224	2,815
December	2,686	3,203
January	2,902	
February	3,590	
March	4,141	
April	4,141	
May	4,165	
June	4,165	

### QUALITY

	Quantity	Base Number	Contract	AT	Region	England
% of FP17s for the same patient ID Re-attending within 3 months - Children	41	759	5.4%	11.3%	11.9%	12.4%
% of FP17s for the same patient ID Re-attending within 3 months - Adults	110	823	13.4%	16.3%	17.1%	16.6%
% of FP17s for the same patient ID Re-attending between 3 & 9 months - Children	369	759	48.6%	41.7%	46.2%	57.5%
% of FP17s for the same patient ID Re-attending between 3 & 9 months - Adults	375	823	45.6%	35.2%	37.8%	50.4%
% of FP17s for Band 1 Urgent Courses	102	1,571	6.5%	10.7%	10.6%	9.1%
% of FP17s Relating to Free Repair or Replacements	28	1,571	1.8%	0.5%	0.6%	0.8%
% of FP17s Relating to Continuations	14	1,571	0.9%	0.9%	0.9%	1.3%
% of Patients satisfied with the dentistry they have received	3	3	N/A	89.2%	90.3%	92.7%
% of Patients satisfied with the time they had to wait for an appointment	3	3	N/A	81.2%	83.8%	88.8%

\* This is based on patients treated on this contract for their most recent course of treatment. Figures in italics indicate the base number of FP17s or Patient Questionnaire responses are less than 100. N/A is shown where the base number of responses is less than 10 during the period. % is calculated as Quantity/Base number\*100

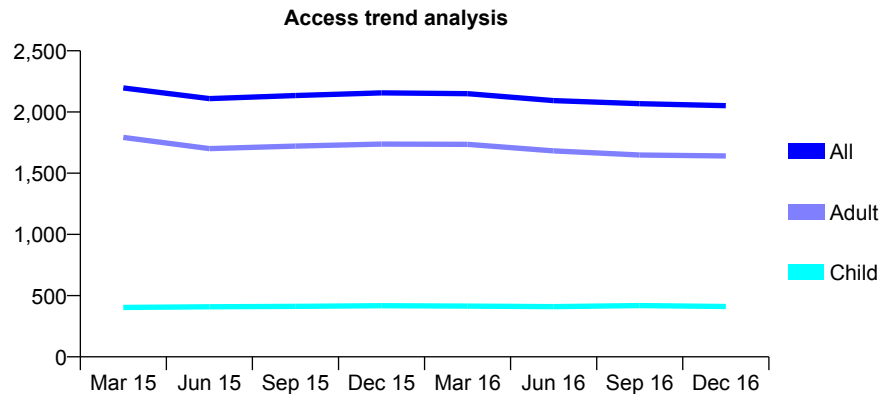
## Q61 - Vital Signs At a Glance Contract Report for 360368/0001 - December 2016

Name or company name	MR J BABAN
Contract type name	GDS Contract
Purpose of contract	General
Contract start date	01/12/2007
Contract end date	

16/17 Contracted general activity (UDA)	5,593
Carry forward general activity (UDA)	-1
16/17 Contracted orthodontic activity (UOA)	0
Carry forward orthodontic activity (UOA)	0
Baseline contract value	£167,381.00

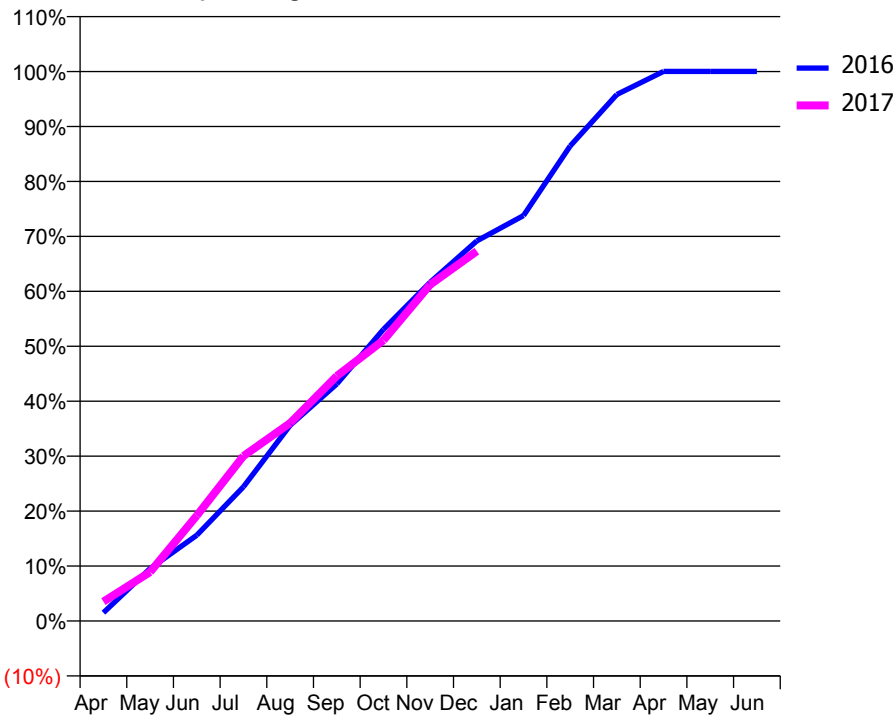
### ACCESS\*

Patients seen in 24 months	Total	Change since previous quarter
Quarter ending December 2015	2,156	
Quarter ending March 2016	2,150	→
Quarter ending June 2016	2,093	↓
Quarter ending September 2016	2,068	↓
Quarter ending December 2016	2,052	→
<b>Variance since December 2015</b>	<b>(4.8%)</b>	<b>↓</b>



### ACTIVITY

Cumulative percentage of contracted UDA delivered 2016 & 2017



Month	Adjusted Scheduled Activity (UDA)	
	2016	2017
April	85	198
May	534	499
June	873	1,073
July	1,366	1,679
August	1,991	2,015
September	2,412	2,493
October	2,969	2,858
November	3,448	3,423
December	3,868	3,765
January	4,127	
February	4,835	
March	5,359	
April	5,594	
May	5,594	
June	5,594	

### QUALITY

	Quantity	Base Number	Contract	AT	Region	England
% of FP17s for the same patient ID Re-attending within 3 months - Children	3	343	0.9%	11.3%	11.9%	12.4%
% of FP17s for the same patient ID Re-attending within 3 months - Adults	24	1,124	2.1%	16.3%	17.1%	16.6%
% of FP17s for the same patient ID Re-attending between 3 & 9 months - Children	141	343	41.1%	41.7%	46.2%	57.5%
% of FP17s for the same patient ID Re-attending between 3 & 9 months - Adults	287	1,124	25.5%	35.2%	37.8%	50.4%
% of FP17s for Band 1 Urgent Courses	70	1,382	5.1%	10.7%	10.6%	9.1%
% of FP17s Relating to Free Repair or Replacements	0	1,382	0.0%	0.5%	0.6%	0.8%
% of FP17s Relating to Continuations	0	1,382	0.0%	0.9%	0.9%	1.3%
% of Patients satisfied with the dentistry they have received	2	3	N/A	89.2%	90.3%	92.7%
% of Patients satisfied with the time they had to wait for an appointment	3	3	N/A	81.2%	83.8%	88.8%

\* This is based on patients treated on this contract for their most recent course of treatment. Figures in italics indicate the base number of FP17s or Patient Questionnaire responses are less than 100. N/A is shown where the base number of responses is less than 10 during the period. % is calculated as Quantity/Base number\*100

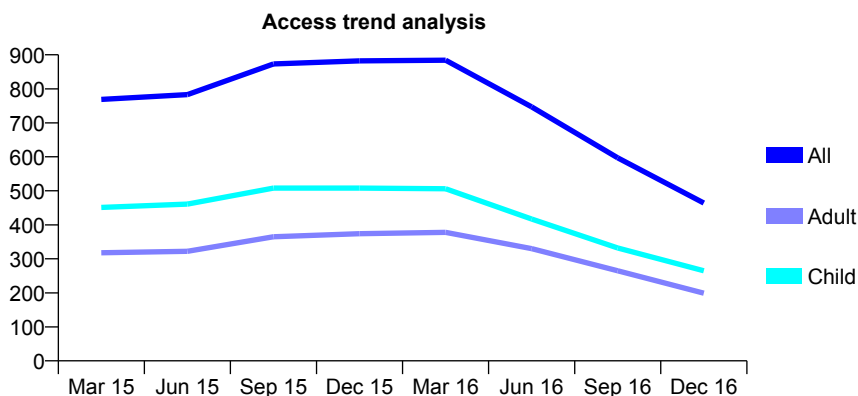
## Q61 - Vital Signs At a Glance Contract Report for 360767/0001 - December 2016

Name or company name	MS DF PAUL
Contract type name	GDS Contract
Purpose of contract	General
Contract start date	05/04/2010
Contract end date	01/04/2016

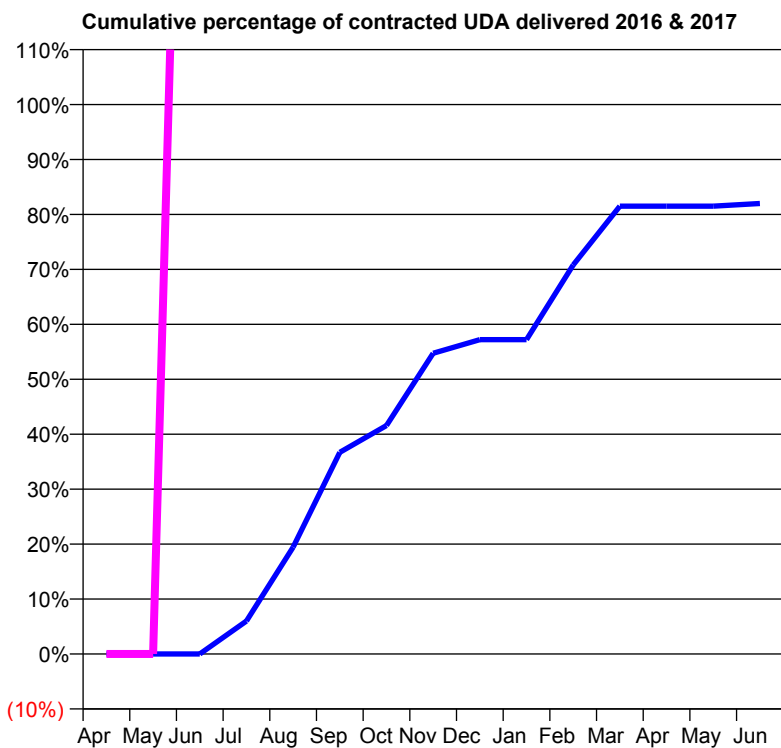
16/17 Contracted general activity (UDA)	6
Carry forward general activity (UDA)	0
16/17 Contracted orthodontic activity (UOA)	0
Carry forward orthodontic activity (UOA)	0
Baseline contract value	£156.41

### ACCESS\*

Patients seen in 24 months	Total	Change since previous quarter
Quarter ending December 2015	882	
Quarter ending March 2016	884	→
Quarter ending June 2016	747	↓
Quarter ending September 2016	597	↓
Quarter ending December 2016	464	↓
<b>Variance since December 2015</b>	<b>(47.4%)</b>	<b>↓</b>



### ACTIVITY



Month	Adjusted Scheduled Activity (UDA)	
	2016	2017
April	0	0
May	0	0
June	0	18
July	136	18
August	440	18
September	830	18
October	940	18
November	1,238	18
December	1,293	18
January	1,293	
February	1,601	
March	1,843	
April	1,843	
May	1,843	
June	1,854	

### QUALITY

	Quantity	Base Number	Contract	AT	Region	England
% of FP17s for the same patient ID Re-attending within 3 months - Children	1	8	12.5%	11.3%	11.9%	12.4%
% of FP17s for the same patient ID Re-attending within 3 months - Adults	3	11	27.3%	16.3%	17.1%	16.6%
% of FP17s for the same patient ID Re-attending between 3 & 9 months - Children	1	8	12.5%	41.7%	46.2%	57.5%
% of FP17s for the same patient ID Re-attending between 3 & 9 months - Adults	6	11	54.5%	35.2%	37.8%	50.4%
% of FP17s for Band 1 Urgent Courses	0	14	0.0%	10.7%	10.6%	9.1%
% of FP17s Relating to Free Repair or Replacements	0	14	0.0%	0.5%	0.6%	0.8%
% of FP17s Relating to Continuations	0	14	0.0%	0.9%	0.9%	1.3%
% of Patients satisfied with the dentistry they have received	1	1	N/A	89.2%	90.3%	92.7%
% of Patients satisfied with the time they had to wait for an appointment	1	1	N/A	81.2%	83.8%	88.8%

\* This is based on patients treated on this contract for their most recent course of treatment. Figures in italics indicate the base number of FP17s or Patient Questionnaire responses are less than 100. N/A is shown where the base number of responses is less than 10 during the period. % is calculated as Quantity/Base number\*100

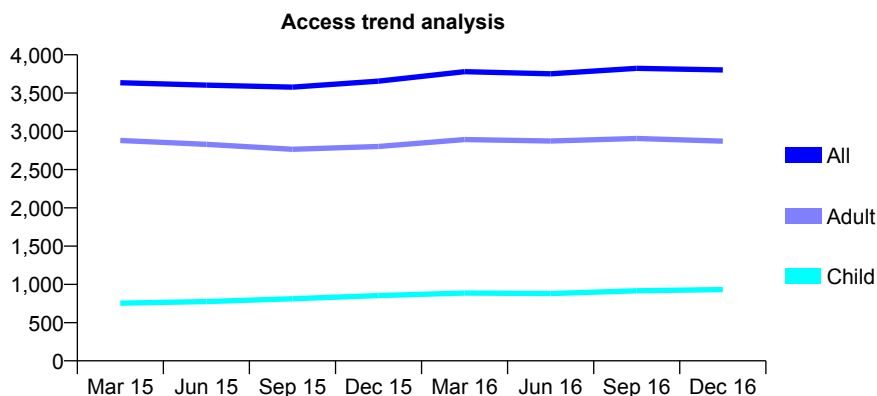
## Q61 - Vital Signs At a Glance Contract Report for 361135/0001 - December 2016

Name or company name	The Dental Suite
Contract type name	GDS Contract
Purpose of contract	General
Contract start date	01/08/2010
Contract end date	

16/17 Contracted general activity (UDA)	7,600
Carry forward general activity (UDA)	0
16/17 Contracted orthodontic activity (UOA)	0
Carry forward orthodontic activity (UOA)	0
Baseline contract value	£215,489.62

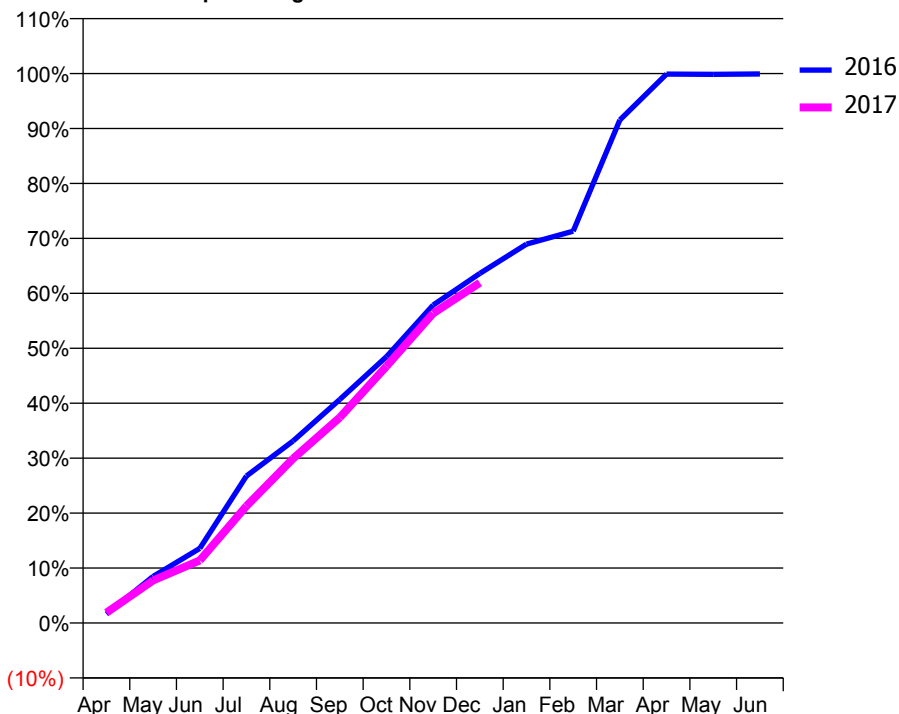
### ACCESS\*

Patients seen in 24 months	Total	Change since previous quarter
Quarter ending December 2015	3,656	
Quarter ending March 2016	3,780	↑
Quarter ending June 2016	3,752	→
Quarter ending September 2016	3,823	→
Quarter ending December 2016	3,803	→
<b>Variance since December 2015</b>	<b>4.0%</b>	<b>↑</b>



### ACTIVITY

Cumulative percentage of contracted UDA delivered 2016 & 2017



Month	Adjusted Scheduled Activity (UDA)	
	2016	2017
April	125	143
May	644	589
June	1,032	865
July	2,033	1,618
August	2,519	2,275
September	3,092	2,843
October	3,684	3,552
November	4,397	4,283
December	4,835	4,706
January	5,241	
February	5,420	
March	6,958	
April	7,592	
May	7,589	
June	7,593	

### QUALITY

	Quantity	Base Number	Contract	AT	Region	England
% of FP17s for the same patient ID Re-attending within 3 months - Children	66	695	9.5%	11.3%	11.9%	12.4%
% of FP17s for the same patient ID Re-attending within 3 months - Adults	259	1,880	13.8%	16.3%	17.1%	16.6%
% of FP17s for the same patient ID Re-attending between 3 & 9 months - Children	196	695	28.2%	41.7%	46.2%	57.5%
% of FP17s for the same patient ID Re-attending between 3 & 9 months - Adults	416	1,880	22.1%	35.2%	37.8%	50.4%
% of FP17s for Band 1 Urgent Courses	319	2,068	15.4%	10.7%	10.6%	9.1%
% of FP17s Relating to Free Repair or Replacements	6	2,068	0.3%	0.5%	0.6%	0.8%
% of FP17s Relating to Continuations	15	2,068	0.7%	0.9%	0.9%	1.3%
% of Patients satisfied with the dentistry they have received	3	3	N/A	89.2%	90.3%	92.7%
% of Patients satisfied with the time they had to wait for an appointment	1	3	N/A	81.2%	83.8%	88.8%

\* This is based on patients treated on this contract for their most recent course of treatment. Figures in italics indicate the base number of FP17s or Patient Questionnaire responses are less than 100. N/A is shown where the base number of responses is less than 10 during the period. % is calculated as Quantity/Base number\*100

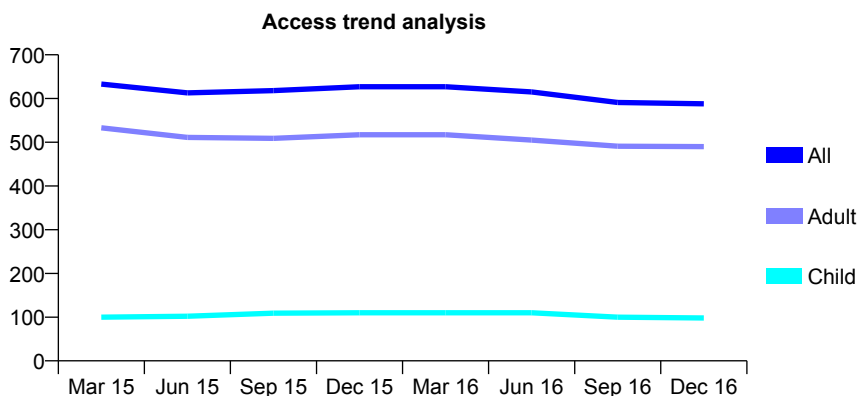
## Q61 - Vital Signs At a Glance Contract Report for 363383/0002 - December 2016

Name or company name	MR ME LICHTIG
Contract type name	GDS Contract
Purpose of contract	General
Contract start date	12/06/2011
Contract end date	

16/17 Contracted general activity (UDA)	1,658
Carry forward general activity (UDA)	-15
16/17 Contracted orthodontic activity (UOA)	0
Carry forward orthodontic activity (UOA)	0
Baseline contract value	£45,078.98

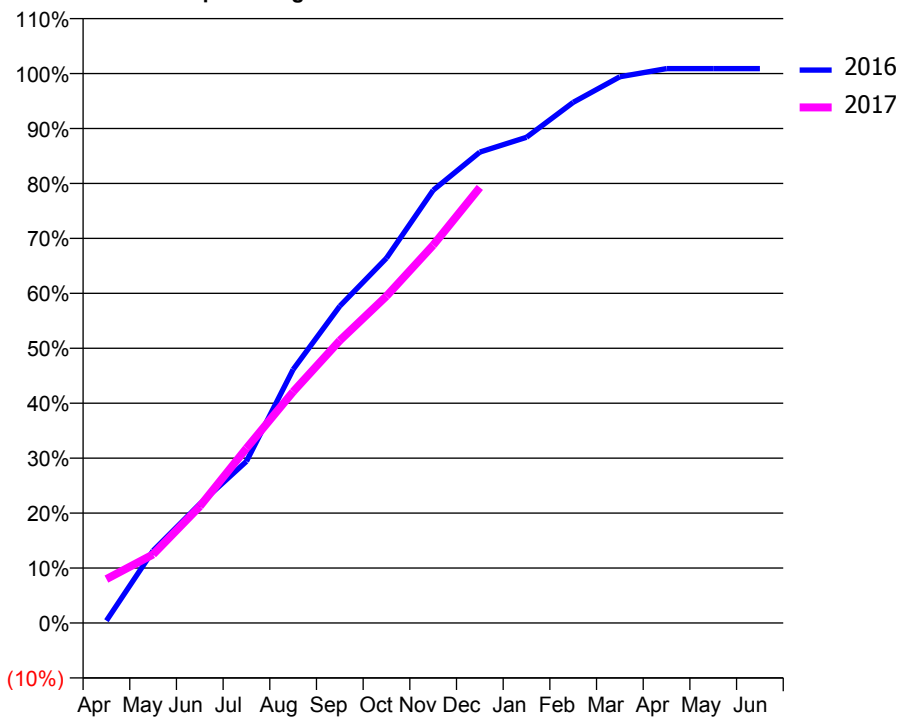
### ACCESS\*

Patients seen in 24 months	Total	Change since previous quarter
Quarter ending December 2015	627	
Quarter ending March 2016	627	→
Quarter ending June 2016	615	↓
Quarter ending September 2016	591	↓
Quarter ending December 2016	588	→
<b>Variance since December 2015</b>	<b>(6.2%)</b>	<b>↓</b>



### ACTIVITY

Cumulative percentage of contracted UDA delivered 2016 & 2017



Month	Adjusted Scheduled Activity (UDA)	
	2016	2017
April	7	132
May	218	207
June	359	352
July	488	527
August	765	698
September	956	852
October	1,101	986
November	1,306	1,140
December	1,421	1,314
January	1,466	
February	1,571	
March	1,648	
April	1,673	
May	1,673	
June	1,673	

### QUALITY

	Quantity	Base Number	Contract	AT	Region	England
% of FP17s for the same patient ID Re-attending within 3 months - Children	8	106	7.5%	11.3%	11.9%	12.4%
% of FP17s for the same patient ID Re-attending within 3 months - Adults	70	500	14.0%	16.3%	17.1%	16.6%
% of FP17s for the same patient ID Re-attending between 3 & 9 months - Children	49	106	46.2%	41.7%	46.2%	57.5%
% of FP17s for the same patient ID Re-attending between 3 & 9 months - Adults	147	500	29.4%	35.2%	37.8%	50.4%
% of FP17s for Band 1 Urgent Courses	67	597	11.2%	10.7%	10.6%	9.1%
% of FP17s Relating to Free Repair or Replacements	7	597	1.2%	0.5%	0.6%	0.8%
% of FP17s Relating to Continuations	11	597	1.8%	0.9%	0.9%	1.3%
% of Patients satisfied with the dentistry they have received	1	1	N/A	89.2%	90.3%	92.7%
% of Patients satisfied with the time they had to wait for an appointment	1	1	N/A	81.2%	83.8%	88.8%

\* This is based on patients treated on this contract for their most recent course of treatment. Figures in italics indicate the base number of FP17s or Patient Questionnaire responses are less than 100. N/A is shown where the base number of responses is less than 10 during the period. % is calculated as Quantity/Base number\*100

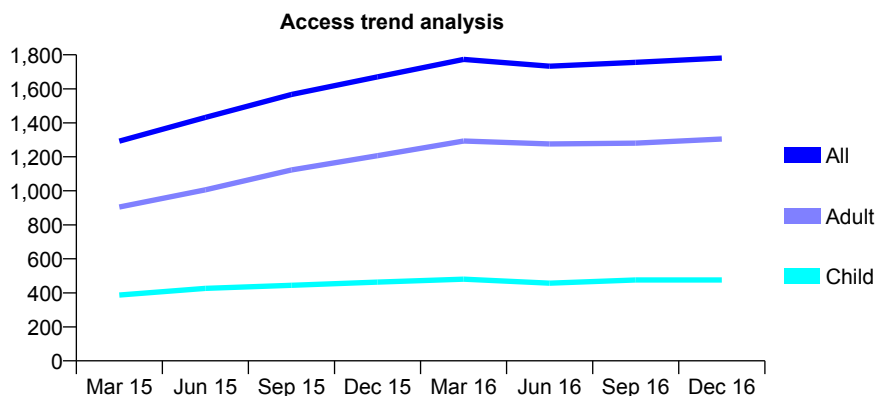
## Q61 - Vital Signs At a Glance Contract Report for 364215/0001 - December 2016

Name or company name	MR GS GILL
Contract type name	GDS Contract
Purpose of contract	General
Contract start date	01/05/2014
Contract end date	

16/17 Contracted general activity (UDA)	7,827
Carry forward general activity (UDA)	-82
16/17 Contracted orthodontic activity (UOA)	0
Carry forward orthodontic activity (UOA)	0
Baseline contract value	£252,032.26

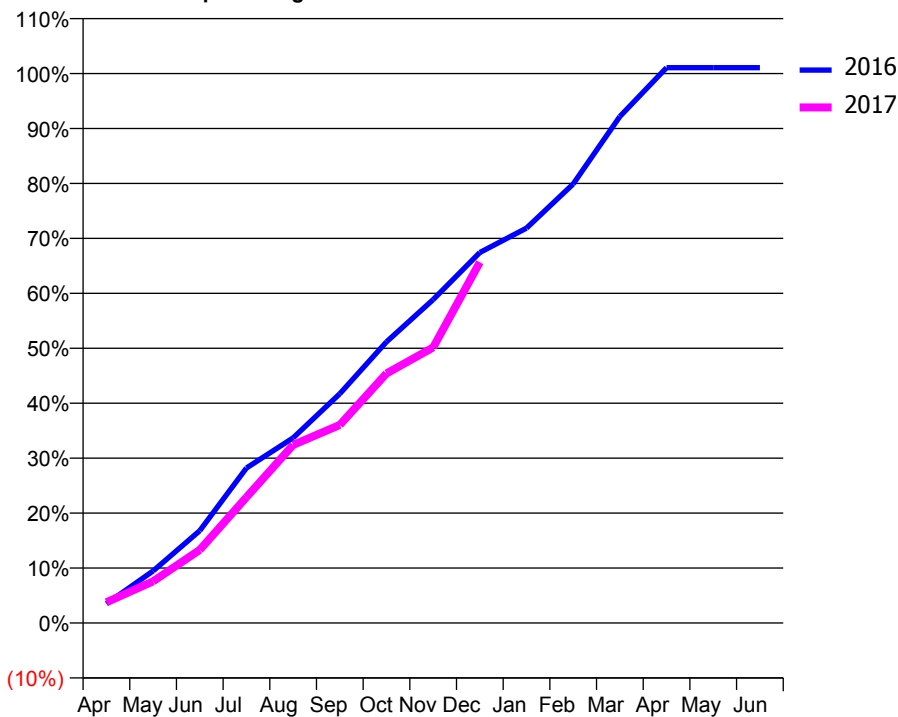
### ACCESS\*

Patients seen in 24 months	Total	Change since previous quarter
Quarter ending December 2015	1,670	
Quarter ending March 2016	1,773	↑
Quarter ending June 2016	1,733	↓
Quarter ending September 2016	1,756	→
Quarter ending December 2016	1,781	→
<b>Variance since December 2015</b>	<b>6.6%</b>	<b>↑</b>



### ACTIVITY

Cumulative percentage of contracted UDA delivered 2016 & 2017



Month	Adjusted Scheduled Activity (UDA)	
	2016	2017
April	275	295
May	742	594
June	1,315	1,042
July	2,208	1,792
August	2,638	2,537
September	3,266	2,822
October	4,005	3,555
November	4,606	3,924
December	5,278	5,138
January	5,625	
February	6,253	
March	7,215	
April	7,909	
May	7,909	
June	7,909	

### QUALITY

	Quantity	Base Number	Contract	AT	Region	England
% of FP17s for the same patient ID Re-attending within 3 months - Children	36	445	8.1%	11.3%	11.9%	12.4%
% of FP17s for the same patient ID Re-attending within 3 months - Adults	263	1,260	20.9%	16.3%	17.1%	16.6%
% of FP17s for the same patient ID Re-attending between 3 & 9 months - Children	212	445	47.6%	41.7%	46.2%	57.5%
% of FP17s for the same patient ID Re-attending between 3 & 9 months - Adults	518	1,260	41.1%	35.2%	37.8%	50.4%
% of FP17s for Band 1 Urgent Courses	290	1,579	18.4%	10.7%	10.6%	9.1%
% of FP17s Relating to Free Repair or Replacements	1	1,579	0.1%	0.5%	0.6%	0.8%
% of FP17s Relating to Continuations	8	1,579	0.5%	0.9%	0.9%	1.3%
% of Patients satisfied with the dentistry they have received	0	0	N/A	89.2%	90.3%	92.7%
% of Patients satisfied with the time they had to wait for an appointment	0	0	N/A	81.2%	83.8%	88.8%

\* This is based on patients treated on this contract for their most recent course of treatment. Figures in italics indicate the base number of FP17s or Patient Questionnaire responses are less than 100. N/A is shown where the base number of responses is less than 10 during the period. % is calculated as Quantity/Base number\*100

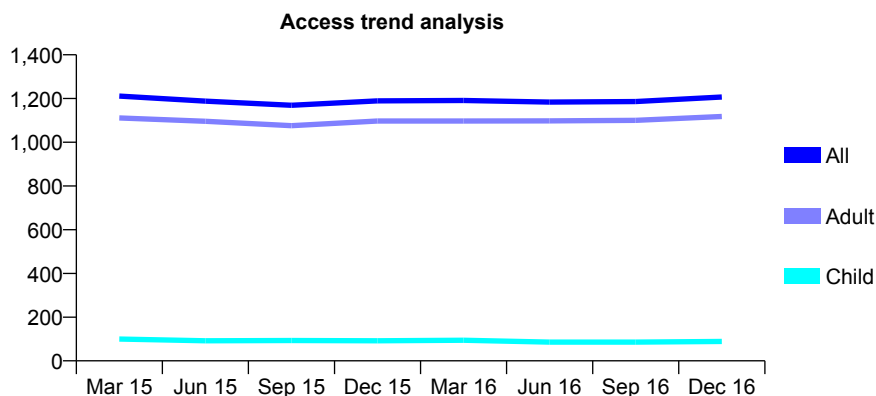
## Q61 - Vital Signs At a Glance Contract Report for 395625/0003 - December 2016

Name or company name	MR CF NG
Contract type name	GDS Contract
Purpose of contract	General
Contract start date	01/11/2006
Contract end date	

16/17 Contracted general activity (UDA)	5,678
Carry forward general activity (UDA)	88
16/17 Contracted orthodontic activity (UOA)	0
Carry forward orthodontic activity (UOA)	0
Baseline contract value	£164,654.25

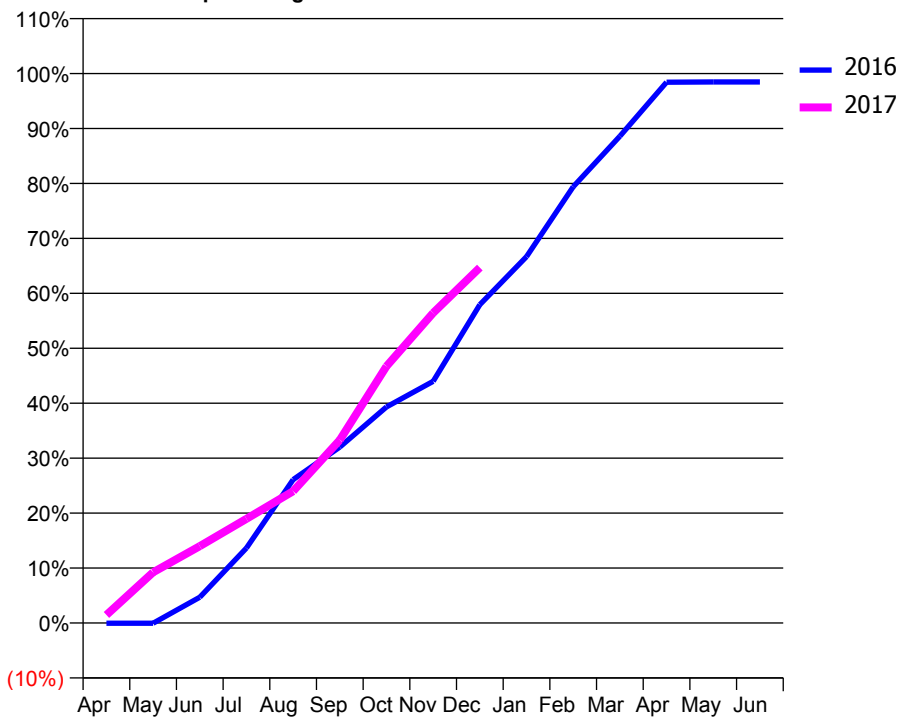
### ACCESS\*

Patients seen in 24 months	Total	Change since previous quarter
Quarter ending December 2015	1,189	
Quarter ending March 2016	1,191	→
Quarter ending June 2016	1,184	→
Quarter ending September 2016	1,186	→
Quarter ending December 2016	1,207	→
<b>Variance since December 2015</b>	<b>1.5%</b>	<b>→</b>



### ACTIVITY

Cumulative percentage of contracted UDA delivered 2016 & 2017



Month	Adjusted Scheduled Activity (UDA)	
	2016	2017
April	-4	83
May	-4	524
June	266	795
July	775	1,077
August	1,482	1,362
September	1,818	1,891
October	2,232	2,653
November	2,497	3,204
December	3,289	3,673
January	3,785	
February	4,508	
March	5,030	
April	5,587	
May	5,590	
June	5,590	

### QUALITY

	Quantity	Base Number	Contract	AT	Region	England
% of FP17s for the same patient ID Re-attending within 3 months - Children	1	68	1.5%	11.3%	11.9%	12.4%
% of FP17s for the same patient ID Re-attending within 3 months - Adults	82	788	10.4%	16.3%	17.1%	16.6%
% of FP17s for the same patient ID Re-attending between 3 & 9 months - Children	23	68	33.8%	41.7%	46.2%	57.5%
% of FP17s for the same patient ID Re-attending between 3 & 9 months - Adults	246	788	31.2%	35.2%	37.8%	50.4%
% of FP17s for Band 1 Urgent Courses	4	754	0.5%	10.7%	10.6%	9.1%
% of FP17s Relating to Free Repair or Replacements	3	754	0.4%	0.5%	0.6%	0.8%
% of FP17s Relating to Continuations	10	754	1.3%	0.9%	0.9%	1.3%
% of Patients satisfied with the dentistry they have received	1	1	N/A	89.2%	90.3%	92.7%
% of Patients satisfied with the time they had to wait for an appointment	1	1	N/A	81.2%	83.8%	88.8%

\* This is based on patients treated on this contract for their most recent course of treatment. Figures in italics indicate the base number of FP17s or Patient Questionnaire responses are less than 100. N/A is shown where the base number of responses is less than 10 during the period. % is calculated as Quantity/Base number\*100



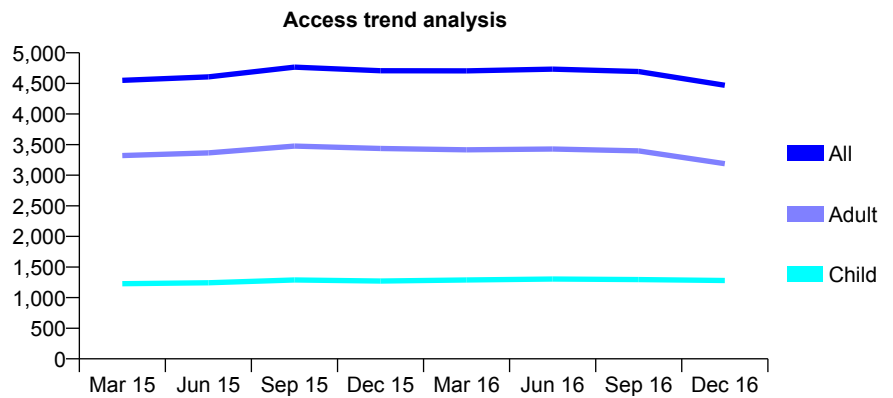
## Q61 - Vital Signs At a Glance Contract Report for 549568/0001 - December 2016

Name or company name	MR C LEWIS
Contract type name	GDS Contract
Purpose of contract	General
Contract start date	01/04/2006
Contract end date	

16/17 Contracted general activity (UDA)	14,514
Carry forward general activity (UDA)	0
16/17 Contracted orthodontic activity (UOA)	0
Carry forward orthodontic activity (UOA)	0
Baseline contract value	£380,440.16

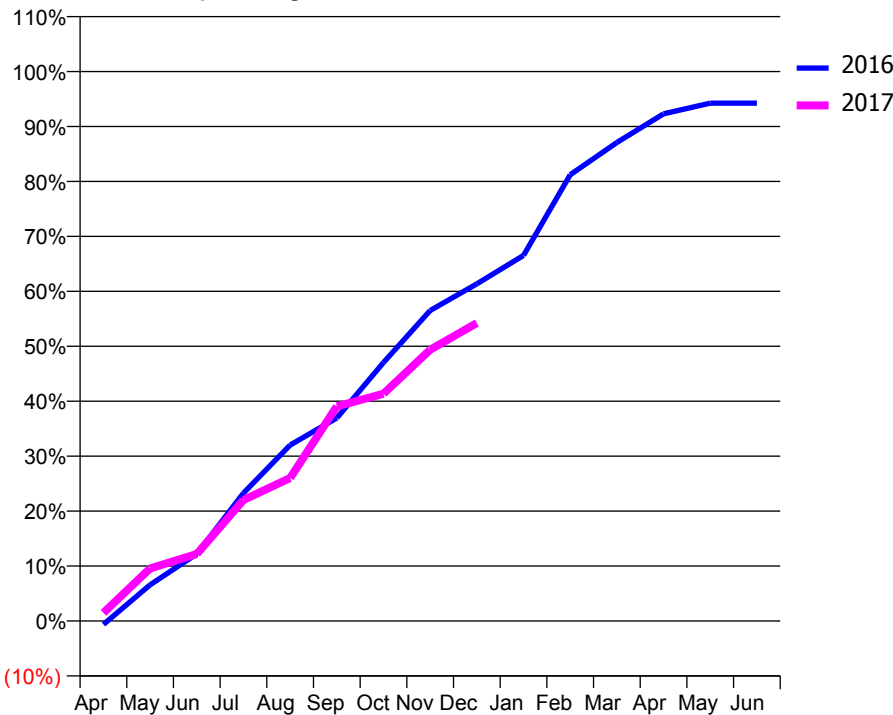
### ACCESS\*

Patients seen in 24 months	Total	Change since previous quarter
Quarter ending December 2015	4,708	
Quarter ending March 2016	4,704	→
Quarter ending June 2016	4,733	→
Quarter ending September 2016	4,693	→
Quarter ending December 2016	4,469	↓
<b>Variance since December 2015</b>	<b>(5.1%)</b>	<b>↓</b>



### ACTIVITY

Cumulative percentage of contracted UDA delivered 2016 & 2017



Month	Adjusted Scheduled Activity (UDA)	
	2016	2017
April	-92	218
May	957	1,389
June	1,773	1,771
July	3,379	3,195
August	4,649	3,777
September	5,363	5,669
October	6,826	6,003
November	8,201	7,165
December	8,905	7,869
January	9,655	
February	11,786	
March	12,638	
April	13,397	
May	13,678	
June	13,678	

### QUALITY

	Quantity	Base Number	Contract	AT	Region	England
% of FP17s for the same patient ID Re-attending within 3 months - Children	107	988	10.8%	11.3%	11.9%	12.4%
% of FP17s for the same patient ID Re-attending within 3 months - Adults	453	2,367	19.1%	16.3%	17.1%	16.6%
% of FP17s for the same patient ID Re-attending between 3 & 9 months - Children	388	988	39.3%	41.7%	46.2%	57.5%
% of FP17s for the same patient ID Re-attending between 3 & 9 months - Adults	848	2,367	35.8%	35.2%	37.8%	50.4%
% of FP17s for Band 1 Urgent Courses	384	2,999	12.8%	10.7%	10.6%	9.1%
% of FP17s Relating to Free Repair or Replacements	26	2,999	0.9%	0.5%	0.6%	0.8%
% of FP17s Relating to Continuations	77	2,999	2.6%	0.9%	0.9%	1.3%
% of Patients satisfied with the dentistry they have received	0	0	N/A	89.2%	90.3%	92.7%
% of Patients satisfied with the time they had to wait for an appointment	0	0	N/A	81.2%	83.8%	88.8%

\* This is based on patients treated on this contract for their most recent course of treatment. Figures in italics indicate the base number of FP17s or Patient Questionnaire responses are less than 100. N/A is shown where the base number of responses is less than 10 during the period. % is calculated as Quantity/Base number\*100

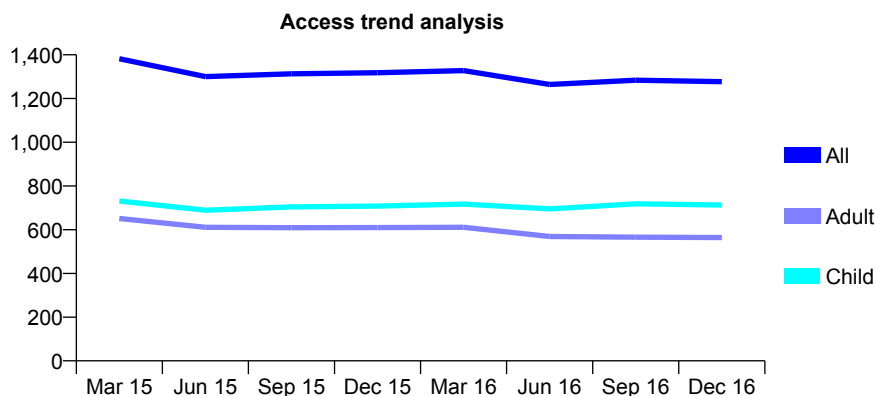
## Q61 - Vital Signs At a Glance Contract Report for 554898/0001 - December 2016

Name or company name	MR AJ TREWELLA
Contract type name	GDS Contract
Purpose of contract	General
Contract start date	01/04/2006
Contract end date	

16/17 Contracted general activity (UDA)	3,740
Carry forward general activity (UDA)	0
16/17 Contracted orthodontic activity (UOA)	0
Carry forward orthodontic activity (UOA)	0
Baseline contract value	£98,757.66

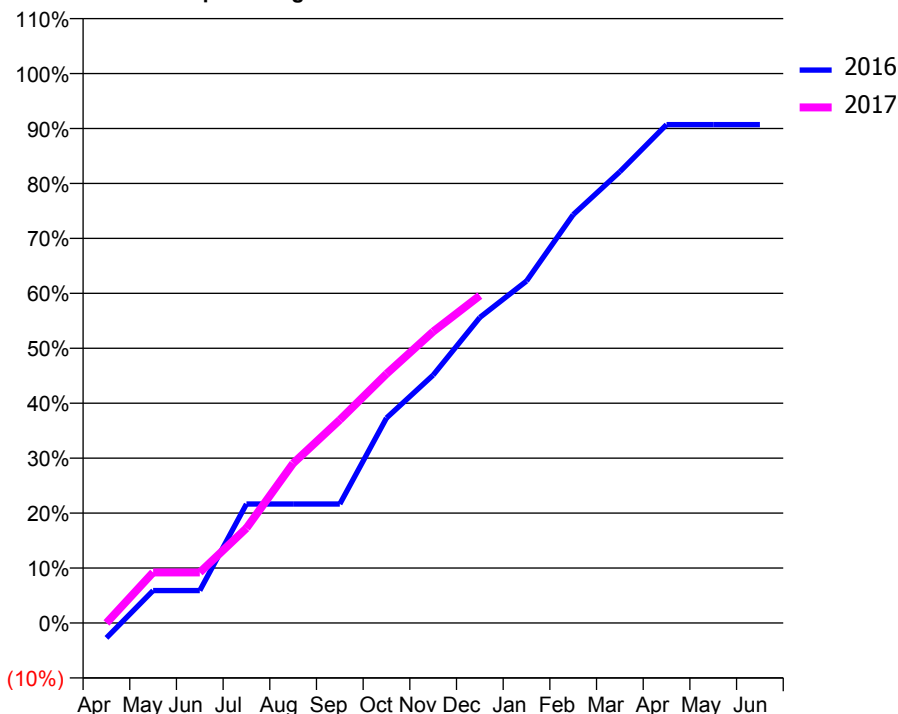
### ACCESS\*

Patients seen in 24 months	Total	Change since previous quarter
Quarter ending December 2015	1,318	
Quarter ending March 2016	1,328	→
Quarter ending June 2016	1,264	↓
Quarter ending September 2016	1,284	→
Quarter ending December 2016	1,277	→
<b>Variance since December 2015</b>	<b>(3.1%)</b>	<b>↓</b>



### ACTIVITY

Cumulative percentage of contracted UDA delivered 2016 & 2017



Month	Adjusted Scheduled Activity (UDA)	
	2016	2017
April	-102	0
May	221	344
June	221	344
July	810	646
August	810	1,087
September	810	1,383
October	1,395	1,696
November	1,688	1,984
December	2,079	2,229
January	2,327	
February	2,779	
March	3,072	
April	3,392	
May	3,392	
June	3,392	

### QUALITY

	Quantity	Base Number	Contract	AT	Region	England
% of FP17s for the same patient ID Re-attending within 3 months - Children	35	637	5.5%	11.3%	11.9%	12.4%
% of FP17s for the same patient ID Re-attending within 3 months - Adults	105	491	21.4%	16.3%	17.1%	16.6%
% of FP17s for the same patient ID Re-attending between 3 & 9 months - Children	307	637	48.2%	41.7%	46.2%	57.5%
% of FP17s for the same patient ID Re-attending between 3 & 9 months - Adults	197	491	40.1%	35.2%	37.8%	50.4%
% of FP17s for Band 1 Urgent Courses	110	984	11.2%	10.7%	10.6%	9.1%
% of FP17s Relating to Free Repair or Replacements	0	984	0.0%	0.5%	0.6%	0.8%
% of FP17s Relating to Continuations	5	984	0.5%	0.9%	0.9%	1.3%
% of Patients satisfied with the dentistry they have received	1	1	N/A	89.2%	90.3%	92.7%
% of Patients satisfied with the time they had to wait for an appointment	1	1	N/A	81.2%	83.8%	88.8%

\* This is based on patients treated on this contract for their most recent course of treatment. Figures in italics indicate the base number of FP17s or Patient Questionnaire responses are less than 100. N/A is shown where the base number of responses is less than 10 during the period. % is calculated as Quantity/Base number\*100

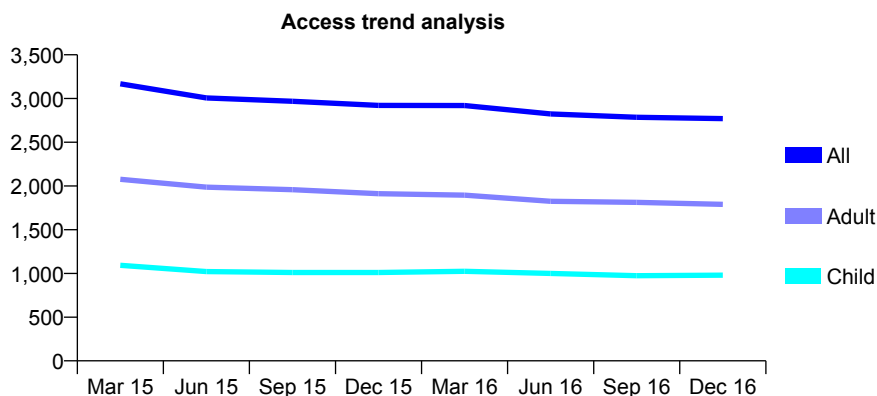
## Q61 - Vital Signs At a Glance Contract Report for 556459/0002 - December 2016

Name or company name	MR GP DINDOL
Contract type name	GDS Contract
Purpose of contract	General and Orthodontic
Contract start date	19/07/2008
Contract end date	

16/17 Contracted general activity (UDA)	5,459
Carry forward general activity (UDA)	-109
16/17 Contracted orthodontic activity (UOA)	2,491
Carry forward orthodontic activity (UOA)	-50
Baseline contract value	£518,234.20

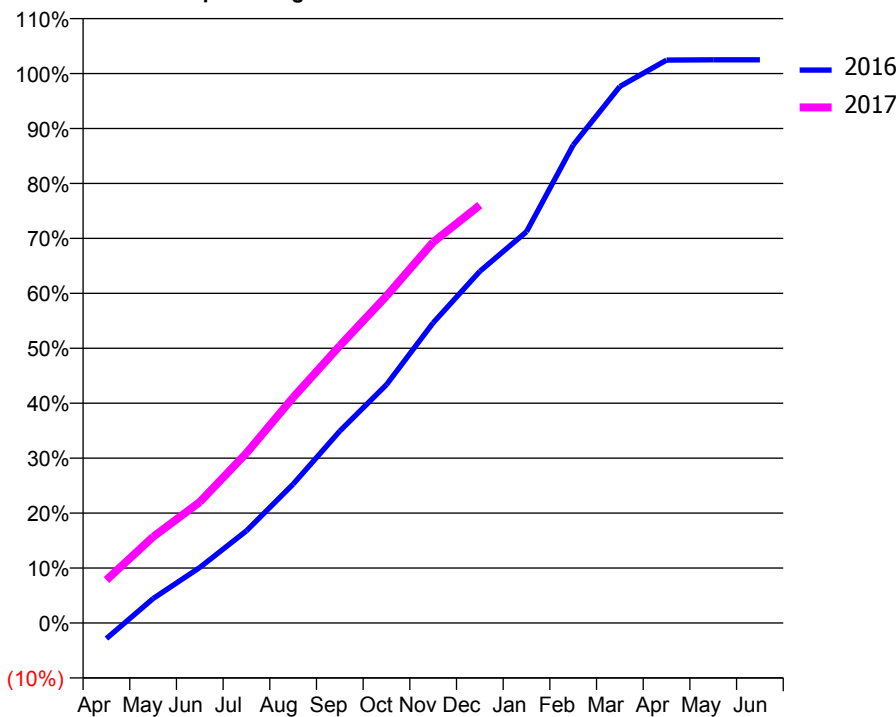
### ACCESS\*

Patients seen in 24 months	Total	Change since previous quarter
Quarter ending December 2015	2,922	
Quarter ending March 2016	2,919	→
Quarter ending June 2016	2,824	↓
Quarter ending September 2016	2,786	↓
Quarter ending December 2016	2,770	→
<b>Variance since December 2015</b>	<b>(5.2%)</b>	<b>↓</b>



### ACTIVITY

Cumulative percentage of contracted UDA delivered 2016 & 2017



Adjusted Scheduled Activity (UDA)

Month	2016	2017
April	-156	427
May	243	856
June	552	1,202
July	915	1,688
August	1,380	2,240
September	1,907	2,755
October	2,369	3,249
November	2,983	3,784
December	3,493	4,151
January	3,887	
February	4,748	
March	5,329	
April	5,592	
May	5,594	
June	5,595	

### QUALITY

	Quantity	Base Number	Contract	AT	Region	England
% of FP17s for the same patient ID Re-attending within 3 months - Children	70	1,009	6.9%	11.3%	11.9%	12.4%
% of FP17s for the same patient ID Re-attending within 3 months - Adults	272	1,505	18.1%	16.3%	17.1%	16.6%
% of FP17s for the same patient ID Re-attending between 3 & 9 months - Children	284	1,009	28.1%	41.7%	46.2%	57.5%
% of FP17s for the same patient ID Re-attending between 3 & 9 months - Adults	484	1,505	32.2%	35.2%	37.8%	50.4%
% of FP17s for Band 1 Urgent Courses	223	1,755	12.7%	10.7%	10.6%	9.1%
% of FP17s Relating to Free Repair or Replacements	8	1,755	0.5%	0.5%	0.6%	0.8%
% of FP17s Relating to Continuations	14	1,755	0.8%	0.9%	0.9%	1.3%
% of Patients satisfied with the dentistry they have received	0	0	N/A	89.2%	90.3%	92.7%
% of Patients satisfied with the time they had to wait for an appointment	0	0	N/A	81.2%	83.8%	88.8%

\* This is based on patients treated on this contract for their most recent course of treatment. Figures in italics indicate the base number of FP17s or Patient Questionnaire responses are less than 100. N/A is shown where the base number of responses is less than 10 during the period. % is calculated as Quantity/Base number\*100

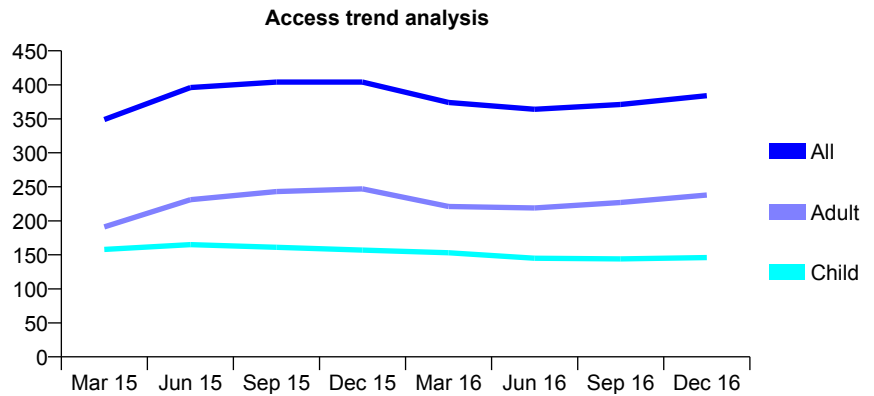
## Q61 - Vital Signs At a Glance Contract Report for 557145/0003 - December 2016

Name or company name	MR A STELLMAN
Contract type name	GDS Contract
Purpose of contract	General
Contract start date	02/01/2007
Contract end date	

16/17 Contracted general activity (UDA)	642
Carry forward general activity (UDA)	-13
16/17 Contracted orthodontic activity (UOA)	0
Carry forward orthodontic activity (UOA)	0
Baseline contract value	£17,075.26

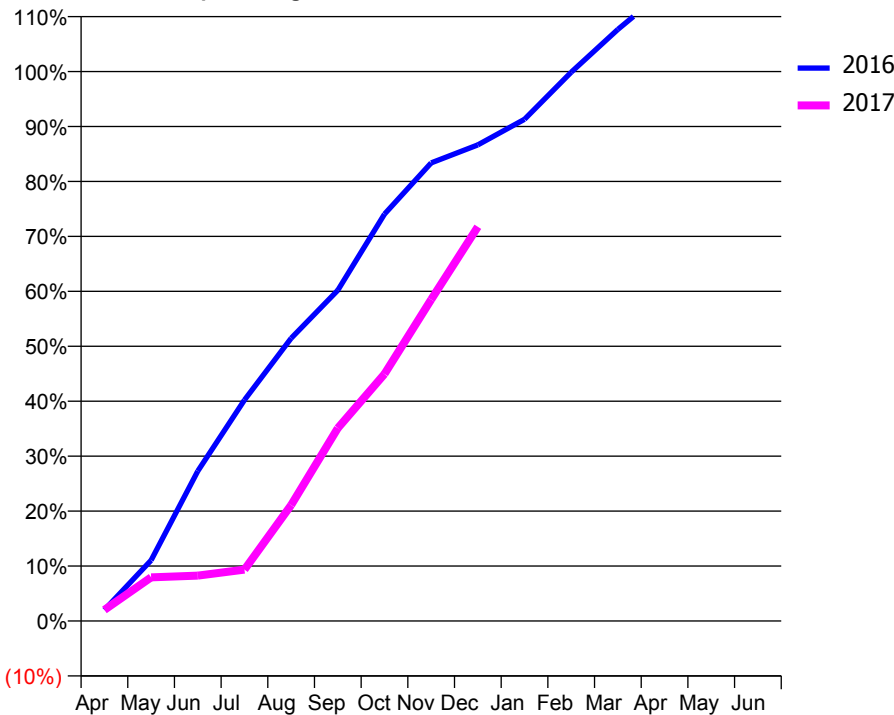
### ACCESS\*

Patients seen in 24 months	Total	Change since previous quarter
Quarter ending December 2015	404	
Quarter ending March 2016	374	↓
Quarter ending June 2016	364	↓
Quarter ending September 2016	371	→
Quarter ending December 2016	384	↑
<b>Variance since December 2015</b>	<b>(5.0%)</b>	<b>↓</b>



### ACTIVITY

Cumulative percentage of contracted UDA delivered 2016 & 2017



Month	Adjusted Scheduled Activity (UDA)	
	2016	2017
April	13	13
May	71	51
June	175	53
July	258	60
August	330	135
September	386	225
October	475	289
November	535	376
December	556	461
January	586	
February	641	
March	691	
April	736	
May	749	
June	749	

### QUALITY

	Quantity	Base Number	Contract	AT	Region	England
% of FP17s for the same patient ID Re-attending within 3 months - Children	5	119	4.2%	11.3%	11.9%	12.4%
% of FP17s for the same patient ID Re-attending within 3 months - Adults	7	139	5.0%	16.3%	17.1%	16.6%
% of FP17s for the same patient ID Re-attending between 3 & 9 months - Children	60	119	50.4%	41.7%	46.2%	57.5%
% of FP17s for the same patient ID Re-attending between 3 & 9 months - Adults	44	139	31.7%	35.2%	37.8%	50.4%
% of FP17s for Band 1 Urgent Courses	3	220	1.4%	10.7%	10.6%	9.1%
% of FP17s Relating to Free Repair or Replacements	1	220	0.5%	0.5%	0.6%	0.8%
% of FP17s Relating to Continuations	0	220	0.0%	0.9%	0.9%	1.3%
% of Patients satisfied with the dentistry they have received	0	0	N/A	89.2%	90.3%	92.7%
% of Patients satisfied with the time they had to wait for an appointment	0	0	N/A	81.2%	83.8%	88.8%

\* This is based on patients treated on this contract for their most recent course of treatment. Figures in italics indicate the base number of FP17s or Patient Questionnaire responses are less than 100. N/A is shown where the base number of responses is less than 10 during the period. % is calculated as Quantity/Base number\*100

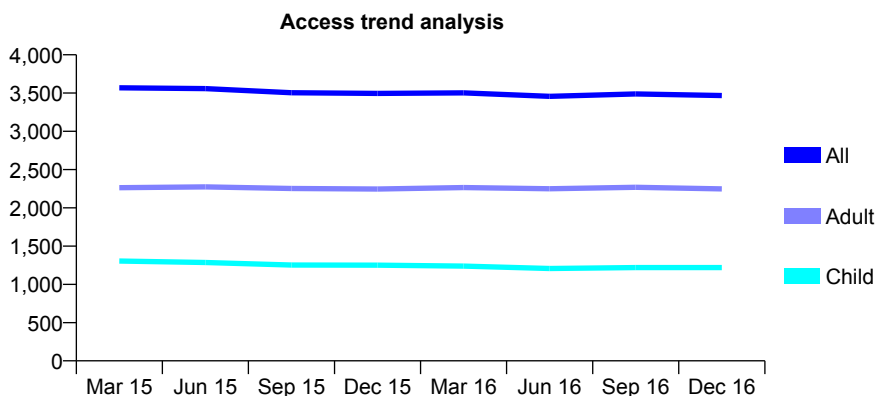
## Q61 - Vital Signs At a Glance Contract Report for 560022/0002 - December 2016

Name or company name	MR J SCHWAB
Contract type name	GDS Contract
Purpose of contract	General
Contract start date	10/08/2011
Contract end date	

16/17 Contracted general activity (UDA)	13,288
Carry forward general activity (UDA)	184
16/17 Contracted orthodontic activity (UOA)	0
Carry forward orthodontic activity (UOA)	0
Baseline contract value	£246,679.52

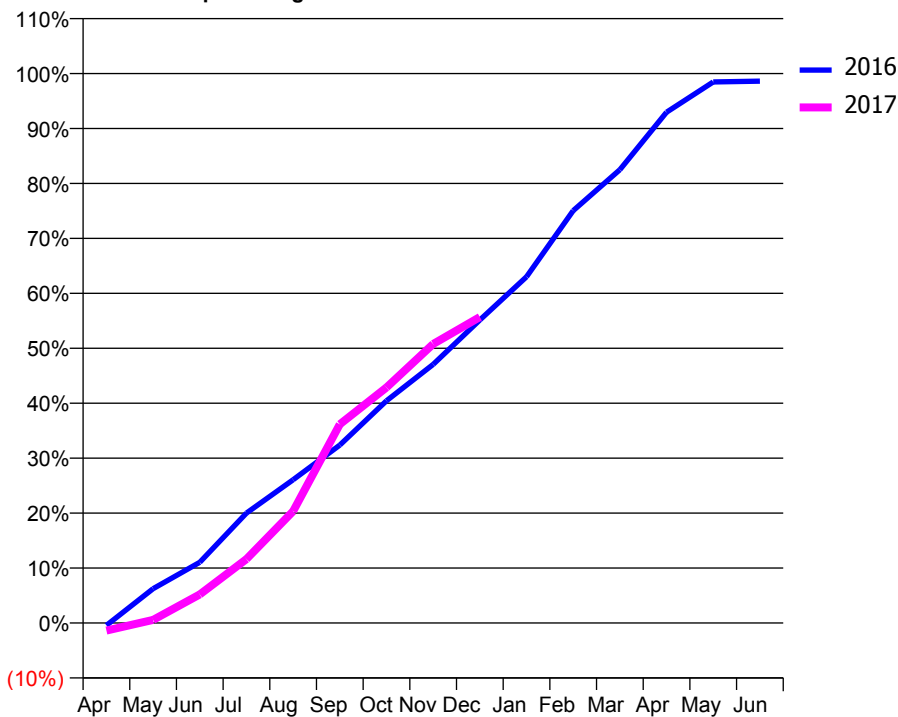
### ACCESS\*

Patients seen in 24 months	Total	Change since previous quarter
Quarter ending December 2015	3,495	
Quarter ending March 2016	3,503	→
Quarter ending June 2016	3,457	↓
Quarter ending September 2016	3,488	→
Quarter ending December 2016	3,468	→
<b>Variance since December 2015</b>	<b>(0.8%)</b>	<b>→</b>



### ACTIVITY

Cumulative percentage of contracted UDA delivered 2016 & 2017



Month	Adjusted Scheduled Activity (UDA)	
	2016	2017
April	-61	-184
May	830	76
June	1,470	693
July	2,659	1,546
August	3,464	2,704
September	4,304	4,806
October	5,374	5,696
November	6,254	6,748
December	7,329	7,399
January	8,372	
February	9,972	
March	10,962	
April	12,351	
May	13,083	
June	13,104	

### QUALITY

	Quantity	Base Number	Contract	AT	Region	England
% of FP17s for the same patient ID Re-attending within 3 months - Children	119	994	12.0%	11.3%	11.9%	12.4%
% of FP17s for the same patient ID Re-attending within 3 months - Adults	393	1,992	19.7%	16.3%	17.1%	16.6%
% of FP17s for the same patient ID Re-attending between 3 & 9 months - Children	374	994	37.6%	41.7%	46.2%	57.5%
% of FP17s for the same patient ID Re-attending between 3 & 9 months - Adults	773	1,992	38.8%	35.2%	37.8%	50.4%
% of FP17s for Band 1 Urgent Courses	397	2,429	16.3%	10.7%	10.6%	9.1%
% of FP17s Relating to Free Repair or Replacements	13	2,429	0.5%	0.5%	0.6%	0.8%
% of FP17s Relating to Continuations	3	2,429	0.1%	0.9%	0.9%	1.3%
% of Patients satisfied with the dentistry they have received	14	15	93.3%	89.2%	90.3%	92.7%
% of Patients satisfied with the time they had to wait for an appointment	6	15	40.0%	81.2%	83.8%	88.8%

\* This is based on patients treated on this contract for their most recent course of treatment. Figures in italics indicate the base number of FP17s or Patient Questionnaire responses are less than 100. N/A is shown where the base number of responses is less than 10 during the period. % is calculated as Quantity/Base number\*100

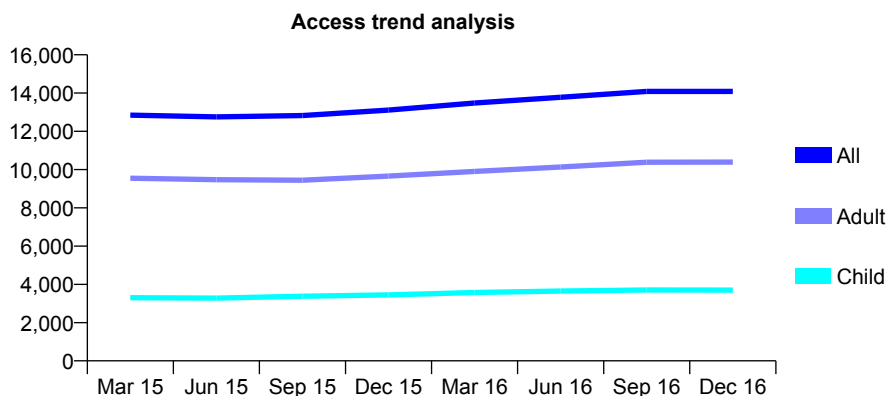
## Q61 - Vital Signs At a Glance Contract Report for 566667/0001 - December 2016

Name or company name	MR RN TORRANCE
Contract type name	GDS Contract
Purpose of contract	General
Contract start date	01/04/2006
Contract end date	

16/17 Contracted general activity (UDA)	54,930
Carry forward general activity (UDA)	2,278
16/17 Contracted orthodontic activity (UOA)	0
Carry forward orthodontic activity (UOA)	0
Baseline contract value	£1,519,675.02

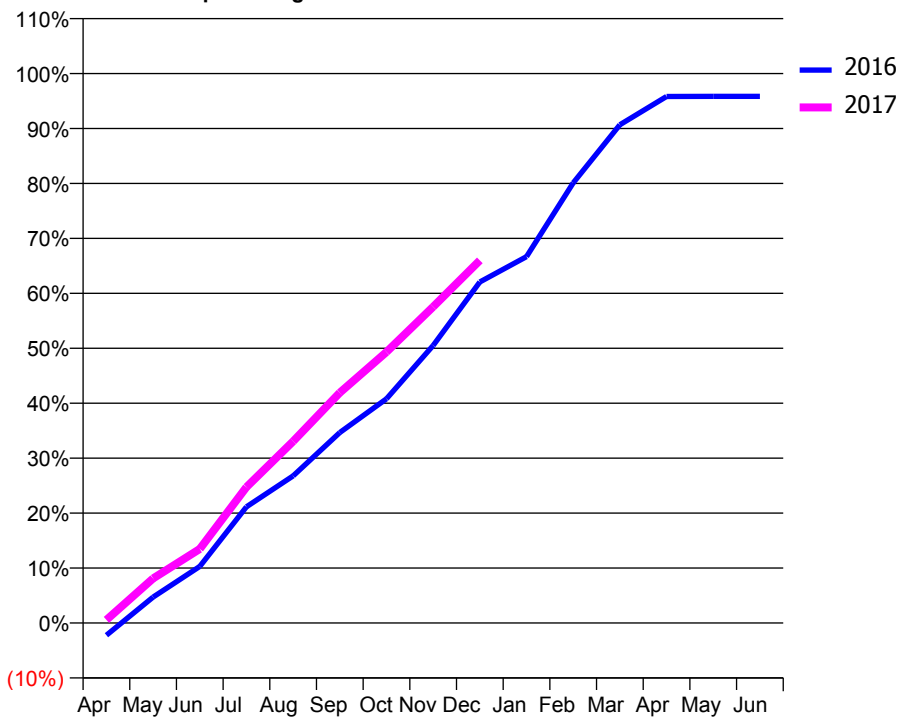
### ACCESS\*

Patients seen in 24 months	Total	Change since previous quarter
Quarter ending December 2015	13,109	
Quarter ending March 2016	13,482	↑
Quarter ending June 2016	13,779	↑
Quarter ending September 2016	14,084	↑
Quarter ending December 2016	14,085	→
<b>Variance since December 2015</b>	<b>7.4%</b>	<b>↑</b>



### ACTIVITY

Cumulative percentage of contracted UDA delivered 2016 & 2017



Month	Adjusted Scheduled Activity (UDA)	
	2016	2017
April	-1,236	310
May	2,597	4,463
June	5,661	7,408
July	11,619	13,595
August	14,709	18,160
September	19,043	23,027
October	22,417	27,098
November	27,746	31,608
December	34,093	36,245
January	36,627	
February	43,996	
March	49,806	
April	52,633	
May	52,645	
June	52,652	

### QUALITY

	Quantity	Base Number	Contract	AT	Region	England
% of FP17s for the same patient ID Re-attending within 3 months - Children	443	3,305	13.4%	11.3%	11.9%	12.4%
% of FP17s for the same patient ID Re-attending within 3 months - Adults	2,019	8,805	22.9%	16.3%	17.1%	16.6%
% of FP17s for the same patient ID Re-attending between 3 & 9 months - Children	1,079	3,305	32.6%	41.7%	46.2%	57.5%
% of FP17s for the same patient ID Re-attending between 3 & 9 months - Adults	2,578	8,805	29.3%	35.2%	37.8%	50.4%
% of FP17s for Band 1 Urgent Courses	1,954	11,278	17.3%	10.7%	10.6%	9.1%
% of FP17s Relating to Free Repair or Replacements	80	11,278	0.7%	0.5%	0.6%	0.8%
% of FP17s Relating to Continuations	87	11,278	0.8%	0.9%	0.9%	1.3%
% of Patients satisfied with the dentistry they have received	12	13	92.3%	89.2%	90.3%	92.7%
% of Patients satisfied with the time they had to wait for an appointment	11	13	84.6%	81.2%	83.8%	88.8%

\* This is based on patients treated on this contract for their most recent course of treatment. Figures in italics indicate the base number of FP17s or Patient Questionnaire responses are less than 100. N/A is shown where the base number of responses is less than 10 during the period. % is calculated as Quantity/Base number\*100

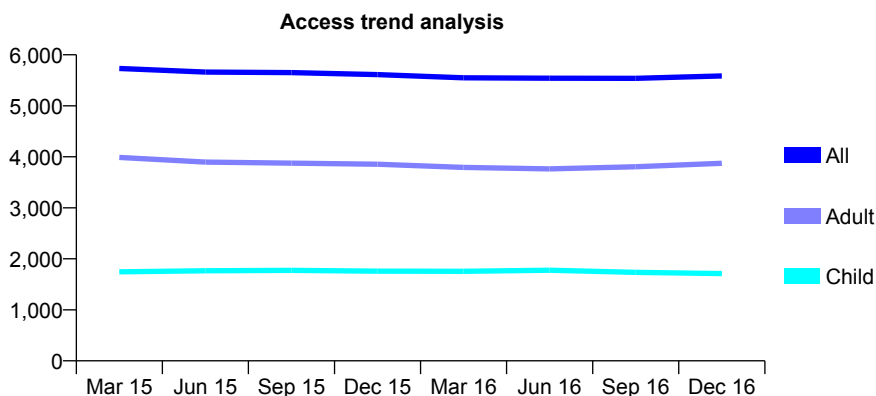
## Q61 - Vital Signs At a Glance Contract Report for 566969/0001 - December 2016

Name or company name	MR R PATEL
Contract type name	GDS Contract
Purpose of contract	General
Contract start date	01/04/2006
Contract end date	

16/17 Contracted general activity (UDA)	17,225
Carry forward general activity (UDA)	-300
16/17 Contracted orthodontic activity (UOA)	0
Carry forward orthodontic activity (UOA)	0
Baseline contract value	£540,163.27

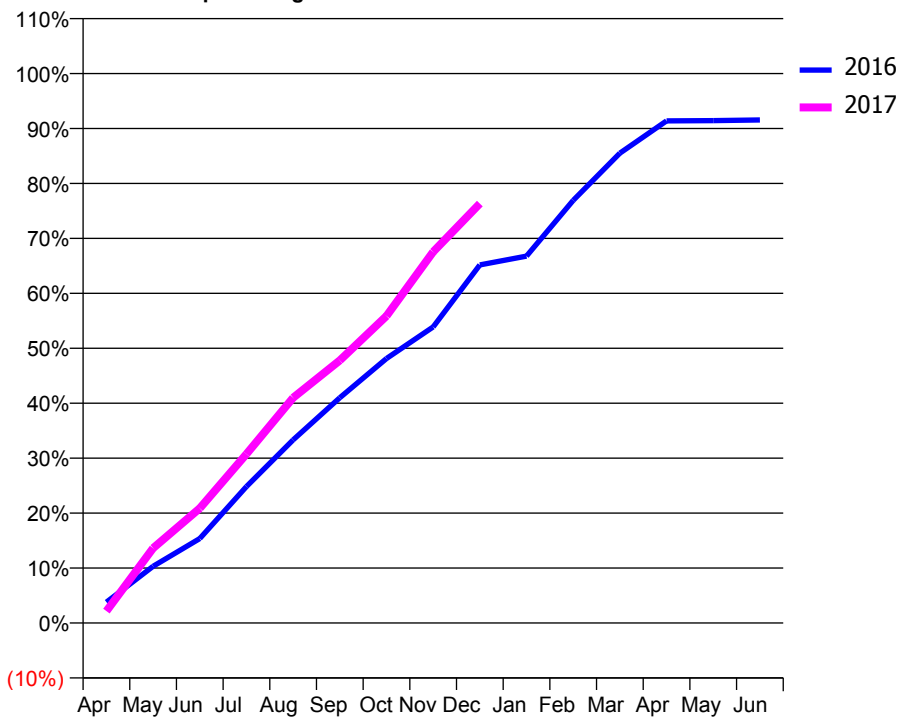
### ACCESS\*

Patients seen in 24 months	Total	Change since previous quarter
Quarter ending December 2015	5,612	
Quarter ending March 2016	5,548	↓
Quarter ending June 2016	5,540	→
Quarter ending September 2016	5,539	→
Quarter ending December 2016	5,585	→
<b>Variance since December 2015</b>	<b>(0.5%)</b>	→



### ACTIVITY

Cumulative percentage of contracted UDA delivered 2016 & 2017



Month	Adjusted Scheduled Activity (UDA)	
	2016	2017
April	655	372
May	1,779	2,348
June	2,647	3,595
July	4,278	5,299
August	5,743	7,060
September	7,061	8,232
October	8,289	9,624
November	9,282	11,636
December	11,225	13,149
January	11,500	
February	13,250	
March	14,726	
April	15,738	
May	15,750	
June	15,768	

### QUALITY

	Quantity	Base Number	Contract	AT	Region	England
% of FP17s for the same patient ID Re-attending within 3 months - Children	137	1,525	9.0%	11.3%	11.9%	12.4%
% of FP17s for the same patient ID Re-attending within 3 months - Adults	720	3,562	20.2%	16.3%	17.1%	16.6%
% of FP17s for the same patient ID Re-attending between 3 & 9 months - Children	556	1,525	36.5%	41.7%	46.2%	57.5%
% of FP17s for the same patient ID Re-attending between 3 & 9 months - Adults	1,197	3,562	33.6%	35.2%	37.8%	50.4%
% of FP17s for Band 1 Urgent Courses	856	4,739	18.1%	10.7%	10.6%	9.1%
% of FP17s Relating to Free Repair or Replacements	20	4,739	0.4%	0.5%	0.6%	0.8%
% of FP17s Relating to Continuations	101	4,739	2.1%	0.9%	0.9%	1.3%
% of Patients satisfied with the dentistry they have received	9	9	N/A	89.2%	90.3%	92.7%
% of Patients satisfied with the time they had to wait for an appointment	8	9	N/A	81.2%	83.8%	88.8%

\* This is based on patients treated on this contract for their most recent course of treatment. Figures in italics indicate the base number of FP17s or Patient Questionnaire responses are less than 100. N/A is shown where the base number of responses is less than 10 during the period. % is calculated as Quantity/Base number\*100



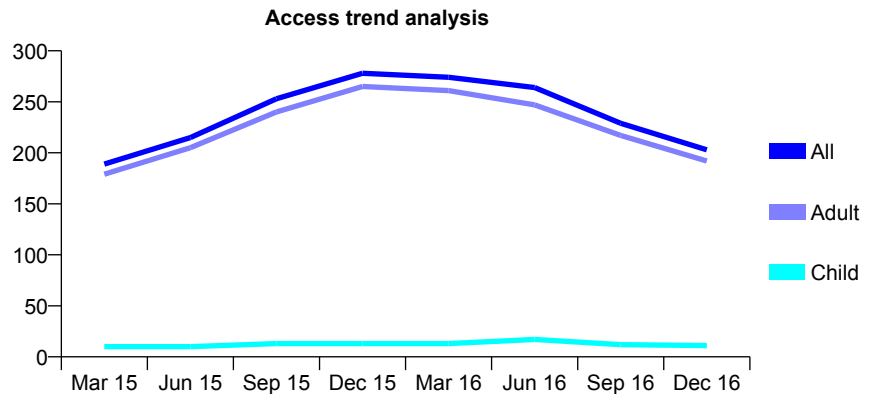
## Q61 - Vital Signs At a Glance Contract Report for 566969/0003 - December 2016

Name or company name	MR R PATEL
Contract type name	PDS Contract
Purpose of contract	General
Contract start date	01/04/2012
Contract end date	

16/17 Contracted general activity (UDA)	4,500
Carry forward general activity (UDA)	0
16/17 Contracted orthodontic activity (UOA)	0
Carry forward orthodontic activity (UOA)	0
Baseline contract value	£183,140.24

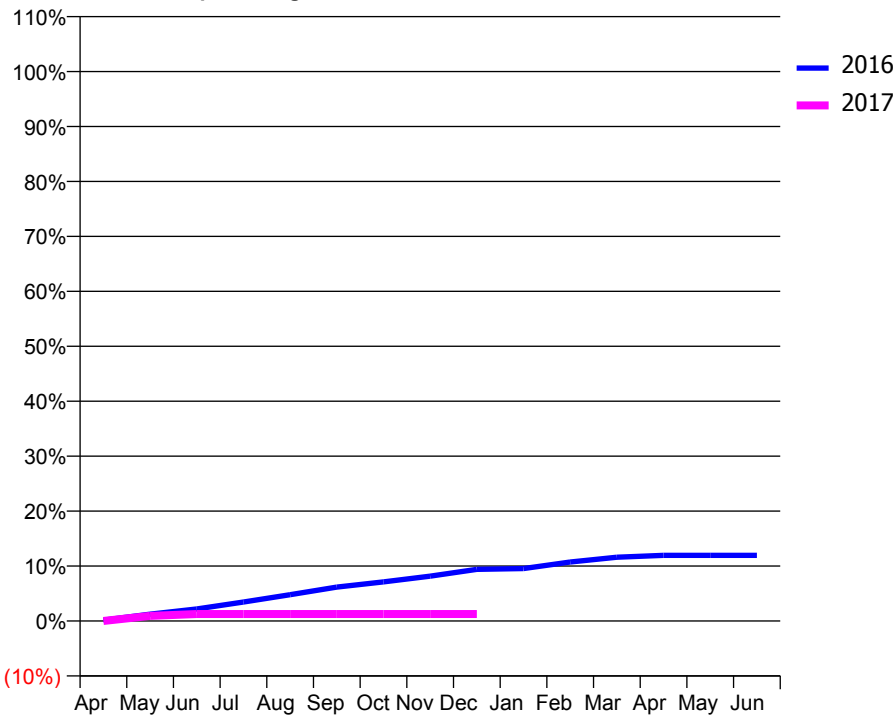
### ACCESS\*

Patients seen in 24 months	Total	Change since previous quarter
Quarter ending December 2015	278	
Quarter ending March 2016	274	↓
Quarter ending June 2016	264	↓
Quarter ending September 2016	229	↓
Quarter ending December 2016	203	↓
<b>Variance since December 2015</b>	<b>(27.0%)</b>	<b>↓</b>



### ACTIVITY

Cumulative percentage of contracted UDA delivered 2016 & 2017



Month	Adjusted Scheduled Activity (UDA)	
	2016	2017
April	7	0
May	56	42
June	99	58
July	156	58
August	216	58
September	278	58
October	320	58
November	368	58
December	423	58
January	430	
February	483	
March	523	
April	538	
May	538	
June	538	

### QUALITY

	Quantity	Base Number	Contract	AT	Region	England
% of FP17s for the same patient ID Re-attending within 3 months - Children	0	8	0.0%	11.3%	11.9%	12.4%
% of FP17s for the same patient ID Re-attending within 3 months - Adults	0	53	0.0%	16.3%	17.1%	16.6%
% of FP17s for the same patient ID Re-attending between 3 & 9 months - Children	0	8	0.0%	41.7%	46.2%	57.5%
% of FP17s for the same patient ID Re-attending between 3 & 9 months - Adults	0	53	0.0%	35.2%	37.8%	50.4%
% of FP17s for Band 1 Urgent Courses	48	48	100.0%	10.7%	10.6%	9.1%
% of FP17s Relating to Free Repair or Replacements	0	48	0.0%	0.5%	0.6%	0.8%
% of FP17s Relating to Continuations	0	48	0.0%	0.9%	0.9%	1.3%
% of Patients satisfied with the dentistry they have received	0	0	N/A	89.2%	90.3%	92.7%
% of Patients satisfied with the time they had to wait for an appointment	0	0	N/A	81.2%	83.8%	88.8%

\* This is based on patients treated on this contract for their most recent course of treatment. Figures in italics indicate the base number of FP17s or Patient Questionnaire responses are less than 100. N/A is shown where the base number of responses is less than 10 during the period. % is calculated as Quantity/Base number\*100

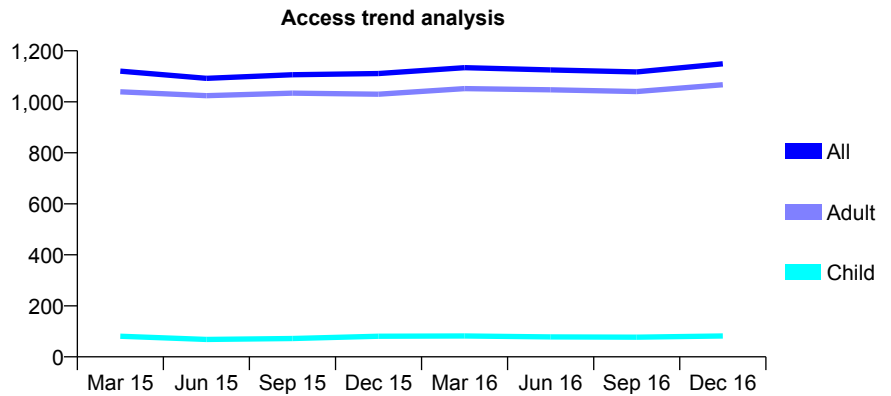
## Q61 - Vital Signs At a Glance Contract Report for 568503/0001 - December 2016

Name or company name	MR NS MUDHAR
Contract type name	GDS Contract
Purpose of contract	General
Contract start date	01/04/2006
Contract end date	

16/17 Contracted general activity (UDA)	4,783
Carry forward general activity (UDA)	-23
16/17 Contracted orthodontic activity (UOA)	0
Carry forward orthodontic activity (UOA)	0
Baseline contract value	£193,557.90

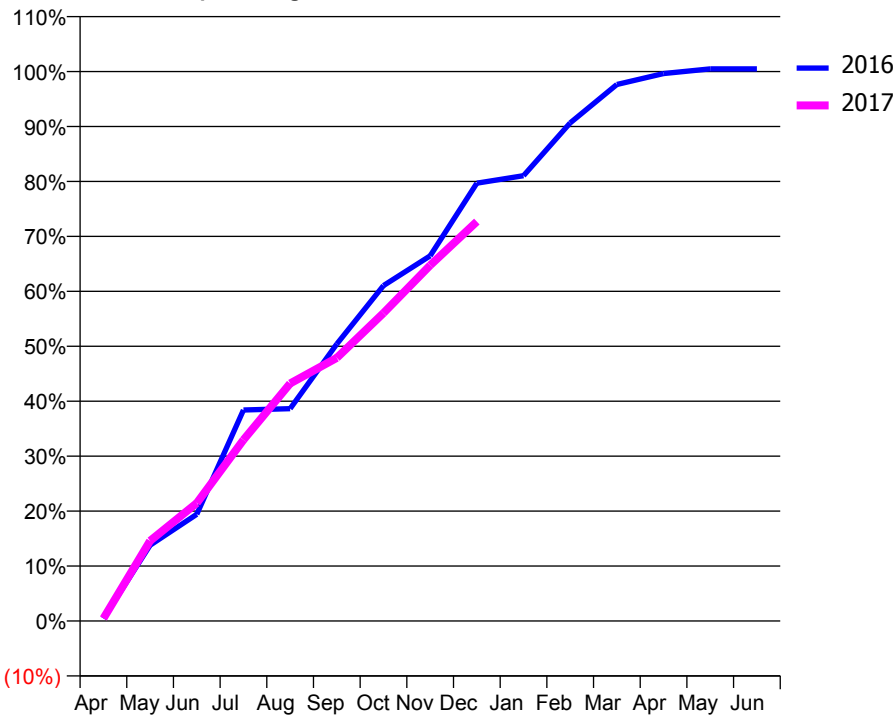
### ACCESS\*

Patients seen in 24 months	Total	Change since previous quarter
Quarter ending December 2015	1,111	
Quarter ending March 2016	1,134	↑
Quarter ending June 2016	1,125	→
Quarter ending September 2016	1,117	→
Quarter ending December 2016	1,149	↑
<b>Variance since December 2015</b>	<b>3.4%</b>	<b>↑</b>



### ACTIVITY

Cumulative percentage of contracted UDA delivered 2016 & 2017



Month	Adjusted Scheduled Activity (UDA)	
	2016	2017
April	23	23
May	659	698
June	929	1,027
July	1,836	1,577
August	1,848	2,067
September	2,412	2,291
October	2,920	2,681
November	3,179	3,096
December	3,811	3,477
January	3,876	
February	4,336	
March	4,670	
April	4,765	
May	4,806	
June	4,806	

### QUALITY

	Quantity	Base Number	Contract	AT	Region	England
% of FP17s for the same patient ID Re-attending within 3 months - Children	1	54	1.9%	11.3%	11.9%	12.4%
% of FP17s for the same patient ID Re-attending within 3 months - Adults	86	760	11.3%	16.3%	17.1%	16.6%
% of FP17s for the same patient ID Re-attending between 3 & 9 months - Children	13	54	24.1%	41.7%	46.2%	57.5%
% of FP17s for the same patient ID Re-attending between 3 & 9 months - Adults	185	760	24.3%	35.2%	37.8%	50.4%
% of FP17s for Band 1 Urgent Courses	89	743	12.0%	10.7%	10.6%	9.1%
% of FP17s Relating to Free Repair or Replacements	1	743	0.1%	0.5%	0.6%	0.8%
% of FP17s Relating to Continuations	4	743	0.5%	0.9%	0.9%	1.3%
% of Patients satisfied with the dentistry they have received	1	1	N/A	89.2%	90.3%	92.7%
% of Patients satisfied with the time they had to wait for an appointment	1	1	N/A	81.2%	83.8%	88.8%

\* This is based on patients treated on this contract for their most recent course of treatment. Figures in italics indicate the base number of FP17s or Patient Questionnaire responses are less than 100. N/A is shown where the base number of responses is less than 10 during the period. % is calculated as Quantity/Base number\*100

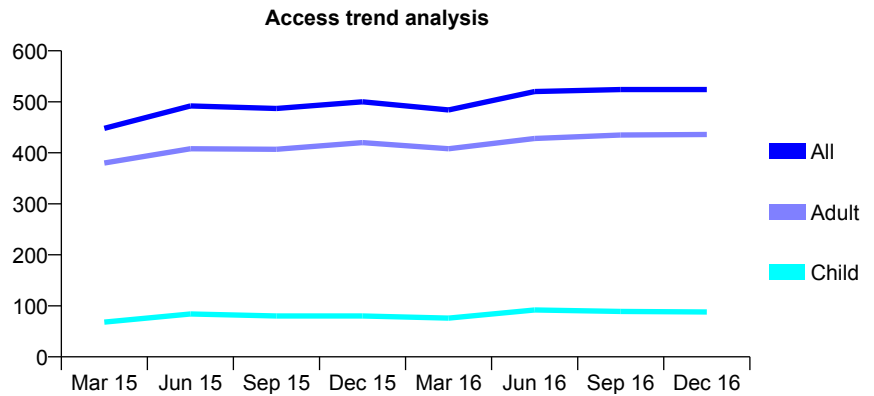
## Q61 - Vital Signs At a Glance Contract Report for 568503/0003 - December 2016

Name or company name	MR NS MUDHAR
Contract type name	GDS Contract
Purpose of contract	General
Contract start date	01/04/2006
Contract end date	

16/17 Contracted general activity (UDA)	1,840
Carry forward general activity (UDA)	-26
16/17 Contracted orthodontic activity (UOA)	0
Carry forward orthodontic activity (UOA)	0
Baseline contract value	£61,831.75

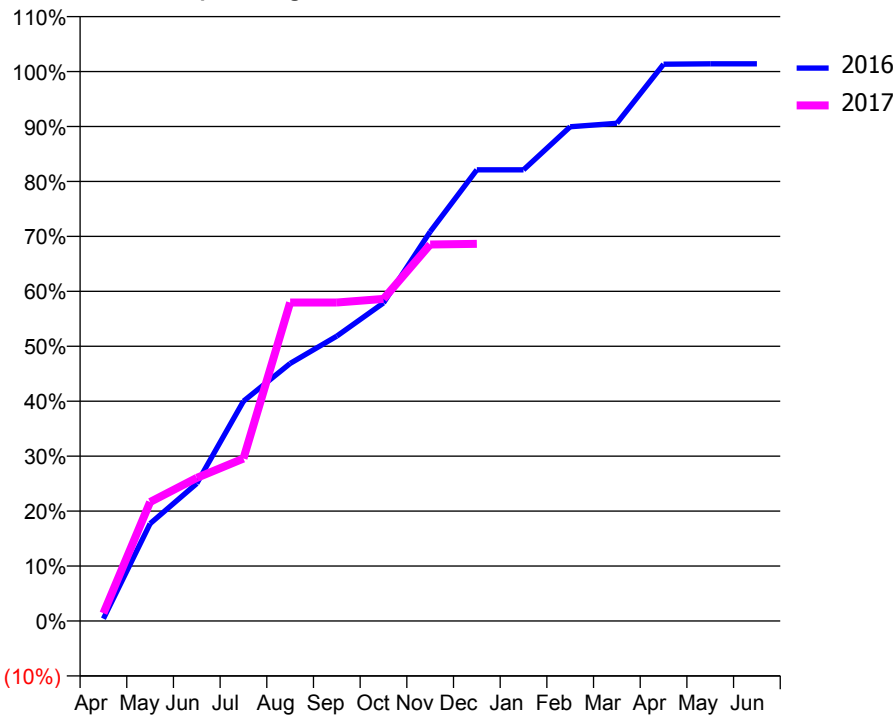
### ACCESS\*

Patients seen in 24 months	Total	Change since previous quarter
Quarter ending December 2015	500	
Quarter ending March 2016	484	↓
Quarter ending June 2016	520	↑
Quarter ending September 2016	524	→
Quarter ending December 2016	524	→
<b>Variance since December 2015</b>	<b>4.8%</b>	<b>↑</b>



### ACTIVITY

Cumulative percentage of contracted UDA delivered 2016 & 2017



Month	Adjusted Scheduled Activity (UDA)	
	2016	2017
April	8	26
May	326	399
June	461	479
July	736	544
August	863	1,066
September	954	1,066
October	1,065	1,078
November	1,304	1,261
December	1,511	1,263
January	1,511	
February	1,655	
March	1,667	
April	1,865	
May	1,866	
June	1,866	

### QUALITY

	Quantity	Base Number	Contract	AT	Region	England
% of FP17s for the same patient ID Re-attending within 3 months - Children	3	59	5.1%	11.3%	11.9%	12.4%
% of FP17s for the same patient ID Re-attending within 3 months - Adults	21	272	7.7%	16.3%	17.1%	16.6%
% of FP17s for the same patient ID Re-attending between 3 & 9 months - Children	11	59	18.6%	41.7%	46.2%	57.5%
% of FP17s for the same patient ID Re-attending between 3 & 9 months - Adults	49	272	18.0%	35.2%	37.8%	50.4%
% of FP17s for Band 1 Urgent Courses	25	253	9.9%	10.7%	10.6%	9.1%
% of FP17s Relating to Free Repair or Replacements	2	253	0.8%	0.5%	0.6%	0.8%
% of FP17s Relating to Continuations	0	253	0.0%	0.9%	0.9%	1.3%
% of Patients satisfied with the dentistry they have received	0	0	N/A	89.2%	90.3%	92.7%
% of Patients satisfied with the time they had to wait for an appointment	0	0	N/A	81.2%	83.8%	88.8%

\* This is based on patients treated on this contract for their most recent course of treatment. Figures in italics indicate the base number of FP17s or Patient Questionnaire responses are less than 100. N/A is shown where the base number of responses is less than 10 during the period. % is calculated as Quantity/Base number\*100

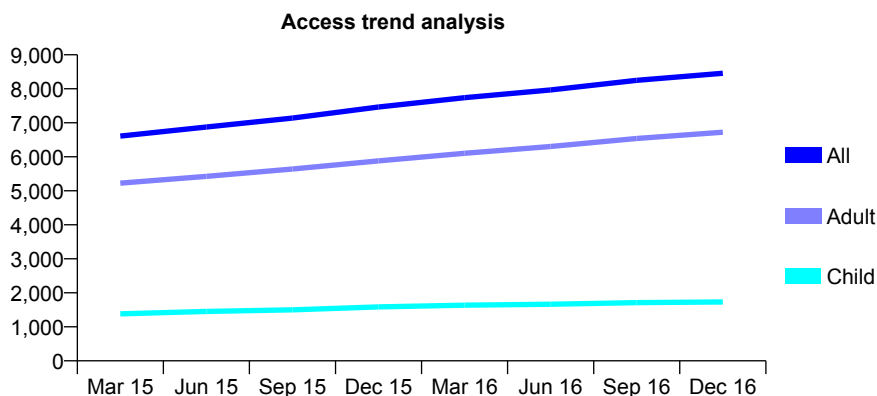
## Q61 - Vital Signs At a Glance Contract Report for 568821/0003 - December 2016

Name or company name	MR BK VEKARIA
Contract type name	GDS Contract
Purpose of contract	General
Contract start date	01/05/2009
Contract end date	

16/17 Contracted general activity (UDA)	17,684
Carry forward general activity (UDA)	-225
16/17 Contracted orthodontic activity (UOA)	0
Carry forward orthodontic activity (UOA)	0
Baseline contract value	£479,363.87

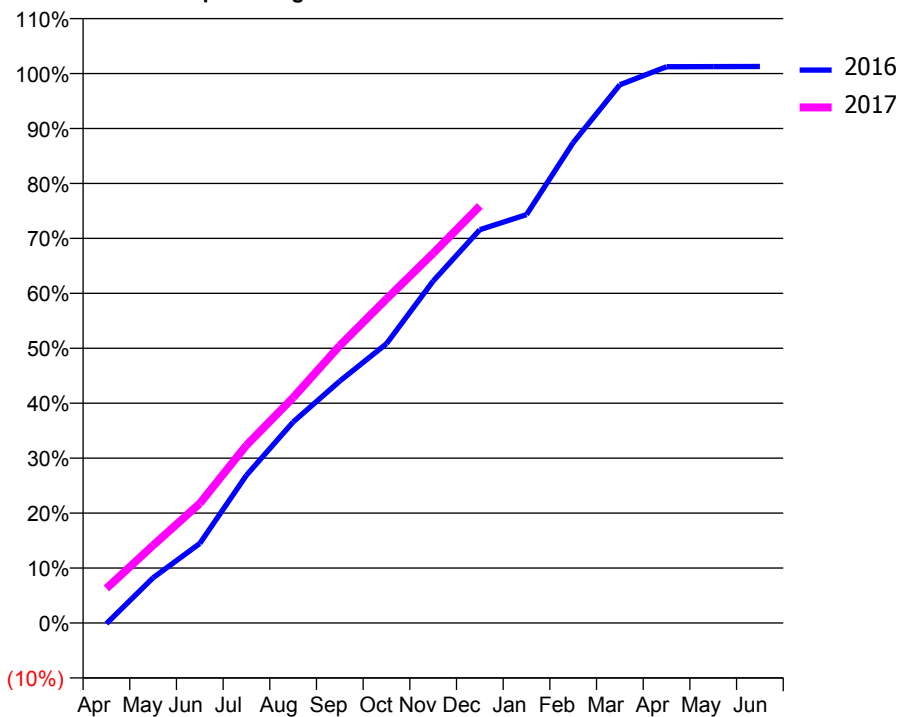
### ACCESS\*

Patients seen in 24 months	Total	Change since previous quarter
Quarter ending December 2015	7,466	
Quarter ending March 2016	7,741	↑
Quarter ending June 2016	7,968	↑
Quarter ending September 2016	8,250	↑
Quarter ending December 2016	8,455	↑
<b>Variance since December 2015</b>	<b>13.2%</b>	<b>↑</b>



### ACTIVITY

Cumulative percentage of contracted UDA delivered 2016 & 2017



Month	Adjusted Scheduled Activity (UDA)	
	2016	2017
April	-22	1,114
May	1,456	2,498
June	2,562	3,847
July	4,759	5,723
August	6,468	7,256
September	7,785	8,927
October	8,988	10,432
November	11,007	11,898
December	12,657	13,422
January	13,142	
February	15,461	
March	17,322	
April	17,902	
May	17,905	
June	17,909	

### QUALITY

	Quantity	Base Number	Contract	AT	Region	England
% of FP17s for the same patient ID Re-attending within 3 months - Children	109	1,472	7.4%	11.3%	11.9%	12.4%
% of FP17s for the same patient ID Re-attending within 3 months - Adults	462	4,560	10.1%	16.3%	17.1%	16.6%
% of FP17s for the same patient ID Re-attending between 3 & 9 months - Children	511	1,472	34.7%	41.7%	46.2%	57.5%
% of FP17s for the same patient ID Re-attending between 3 & 9 months - Adults	1,136	4,560	24.9%	35.2%	37.8%	50.4%
% of FP17s for Band 1 Urgent Courses	699	5,765	12.1%	10.7%	10.6%	9.1%
% of FP17s Relating to Free Repair or Replacements	6	5,765	0.1%	0.5%	0.6%	0.8%
% of FP17s Relating to Continuations	15	5,765	0.3%	0.9%	0.9%	1.3%
% of Patients satisfied with the dentistry they have received	5	5	N/A	89.2%	90.3%	92.7%
% of Patients satisfied with the time they had to wait for an appointment	5	5	N/A	81.2%	83.8%	88.8%

\* This is based on patients treated on this contract for their most recent course of treatment. Figures in italics indicate the base number of FP17s or Patient Questionnaire responses are less than 100. N/A is shown where the base number of responses is less than 10 during the period. % is calculated as Quantity/Base number\*100

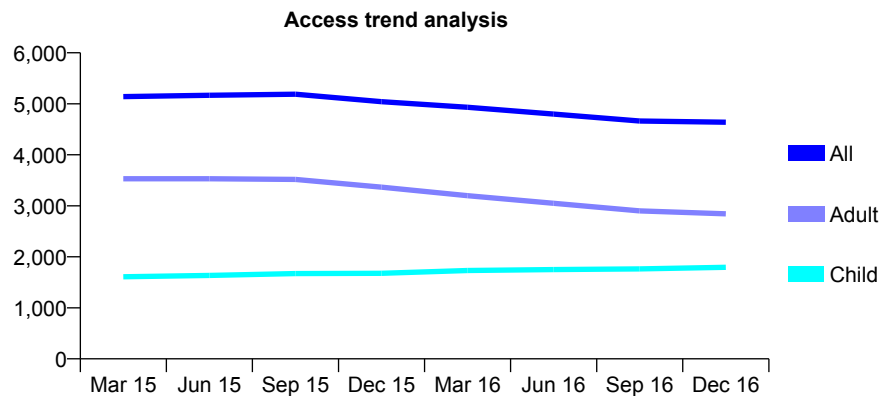
## Q61 - Vital Signs At a Glance Contract Report for 572500/0001 - December 2016

Name or company name	MR ST KAKKAD
Contract type name	GDS Contract
Purpose of contract	General
Contract start date	01/04/2006
Contract end date	

16/17 Contracted general activity (UDA)	11,810
Carry forward general activity (UDA)	-118
16/17 Contracted orthodontic activity (UOA)	0
Carry forward orthodontic activity (UOA)	0
Baseline contract value	£273,631.22

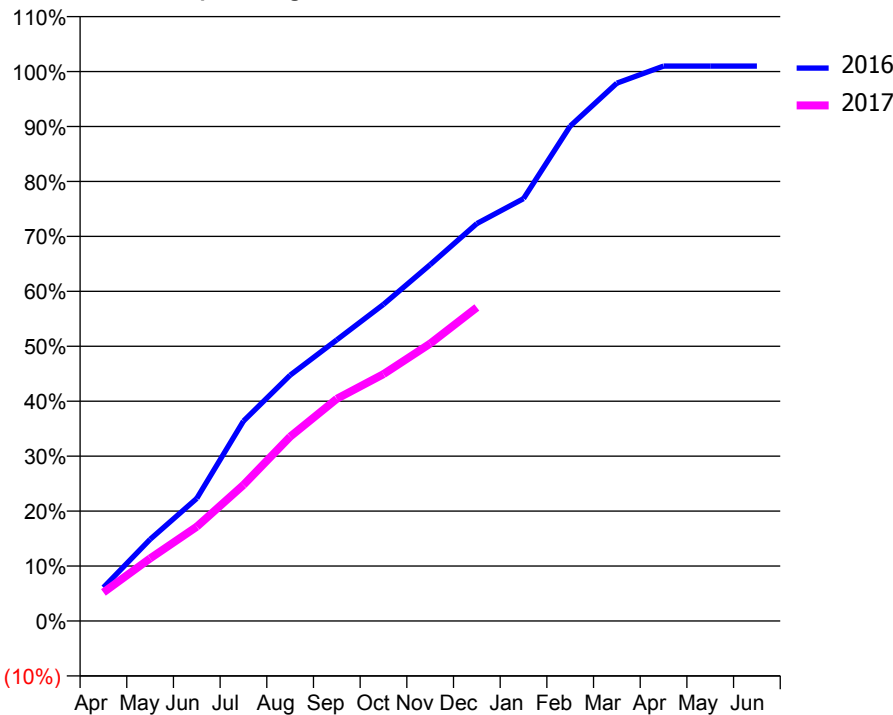
### ACCESS\*

Patients seen in 24 months	Total	Change since previous quarter
Quarter ending December 2015	5,041	
Quarter ending March 2016	4,931	↓
Quarter ending June 2016	4,799	↓
Quarter ending September 2016	4,663	↓
Quarter ending December 2016	4,639	→
<b>Variance since December 2015</b>	<b>(8.0%)</b>	<b>↓</b>



### ACTIVITY

Cumulative percentage of contracted UDA delivered 2016 & 2017



Month	Adjusted Scheduled Activity (UDA)	
	2016	2017
April	720	614
May	1,755	1,347
June	2,636	2,029
July	4,298	2,924
August	5,283	3,962
September	6,042	4,776
October	6,806	5,305
November	7,660	5,962
December	8,541	6,739
January	9,077	
February	10,638	
March	11,559	
April	11,926	
May	11,928	
June	11,928	

### QUALITY

	Quantity	Base Number	Contract	AT	Region	England
% of FP17s for the same patient ID Re-attending within 3 months - Children	175	1,709	10.2%	11.3%	11.9%	12.4%
% of FP17s for the same patient ID Re-attending within 3 months - Adults	385	2,236	17.2%	16.3%	17.1%	16.6%
% of FP17s for the same patient ID Re-attending between 3 & 9 months - Children	839	1,709	49.1%	41.7%	46.2%	57.5%
% of FP17s for the same patient ID Re-attending between 3 & 9 months - Adults	976	2,236	43.6%	35.2%	37.8%	50.4%
% of FP17s for Band 1 Urgent Courses	621	3,723	16.7%	10.7%	10.6%	9.1%
% of FP17s Relating to Free Repair or Replacements	7	3,723	0.2%	0.5%	0.6%	0.8%
% of FP17s Relating to Continuations	45	3,723	1.2%	0.9%	0.9%	1.3%
% of Patients satisfied with the dentistry they have received	5	5	N/A	89.2%	90.3%	92.7%
% of Patients satisfied with the time they had to wait for an appointment	4	5	N/A	81.2%	83.8%	88.8%

\* This is based on patients treated on this contract for their most recent course of treatment. Figures in italics indicate the base number of FP17s or Patient Questionnaire responses are less than 100. N/A is shown where the base number of responses is less than 10 during the period. % is calculated as Quantity/Base number\*100

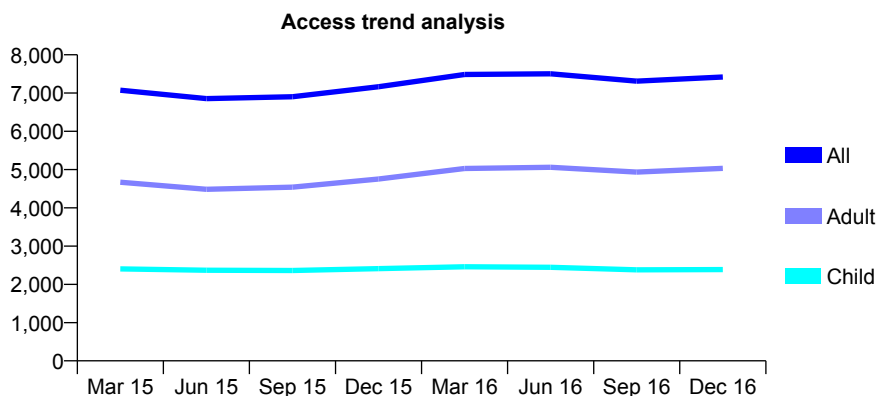
## Q61 - Vital Signs At a Glance Contract Report for 572659/0001 - December 2016

Name or company name	MR LS LEVIN
Contract type name	GDS Contract
Purpose of contract	General
Contract start date	01/04/2006
Contract end date	

16/17 Contracted general activity (UDA)	21,691
Carry forward general activity (UDA)	-46
16/17 Contracted orthodontic activity (UOA)	0
Carry forward orthodontic activity (UOA)	0
Baseline contract value	£617,199.23

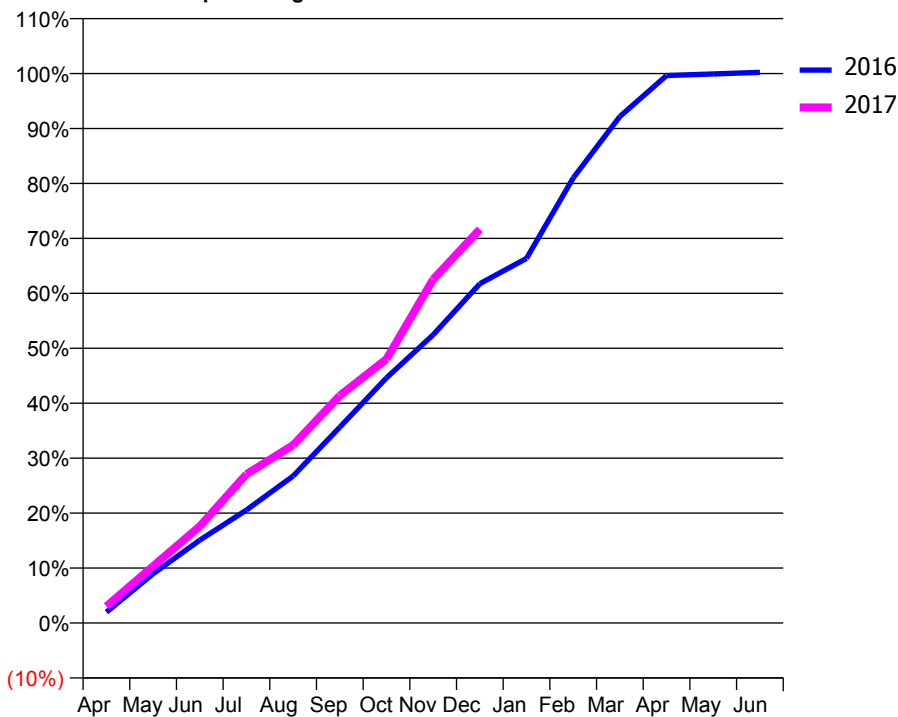
### ACCESS\*

Patients seen in 24 months	Total	Change since previous quarter
Quarter ending December 2015	7,164	
Quarter ending March 2016	7,487	↑
Quarter ending June 2016	7,503	→
Quarter ending September 2016	7,313	↓
Quarter ending December 2016	7,418	→
<b>Variance since December 2015</b>	<b>3.5%</b>	<b>↑</b>



### ACTIVITY

Cumulative percentage of contracted UDA delivered 2016 & 2017



Month	Adjusted Scheduled Activity (UDA)	
	2016	2017
April	431	662
May	1,943	2,243
June	3,271	3,819
July	4,459	5,876
August	5,802	7,023
September	7,729	8,975
October	9,678	10,417
November	11,379	13,569
December	13,393	15,541
January	14,392	
February	17,565	
March	19,994	
April	21,610	
May	21,675	
June	21,737	

### QUALITY

	Quantity	Base Number	Contract	AT	Region	England
% of FP17s for the same patient ID Re-attending within 3 months - Children	177	1,861	9.5%	11.3%	11.9%	12.4%
% of FP17s for the same patient ID Re-attending within 3 months - Adults	658	3,798	17.3%	16.3%	17.1%	16.6%
% of FP17s for the same patient ID Re-attending between 3 & 9 months - Children	666	1,861	35.8%	41.7%	46.2%	57.5%
% of FP17s for the same patient ID Re-attending between 3 & 9 months - Adults	1,129	3,798	29.7%	35.2%	37.8%	50.4%
% of FP17s for Band 1 Urgent Courses	503	5,200	9.7%	10.7%	10.6%	9.1%
% of FP17s Relating to Free Repair or Replacements	60	5,200	1.2%	0.5%	0.6%	0.8%
% of FP17s Relating to Continuations	84	5,200	1.6%	0.9%	0.9%	1.3%
% of Patients satisfied with the dentistry they have received	19	23	82.6%	89.2%	90.3%	92.7%
% of Patients satisfied with the time they had to wait for an appointment	21	23	91.3%	81.2%	83.8%	88.8%

\* This is based on patients treated on this contract for their most recent course of treatment. Figures in italics indicate the base number of FP17s or Patient Questionnaire responses are less than 100. N/A is shown where the base number of responses is less than 10 during the period. % is calculated as Quantity/Base number\*100

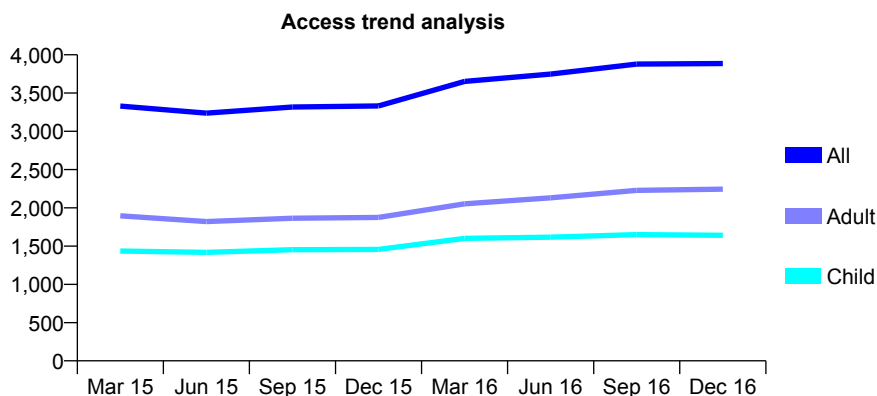
## Q61 - Vital Signs At a Glance Contract Report for 572888/0001 - December 2016

Name or company name	MR R GOGNA
Contract type name	GDS Contract
Purpose of contract	General
Contract start date	01/04/2006
Contract end date	

16/17 Contracted general activity (UDA)	8,928
Carry forward general activity (UDA)	0
16/17 Contracted orthodontic activity (UOA)	0
Carry forward orthodontic activity (UOA)	0
Baseline contract value	£255,293.70

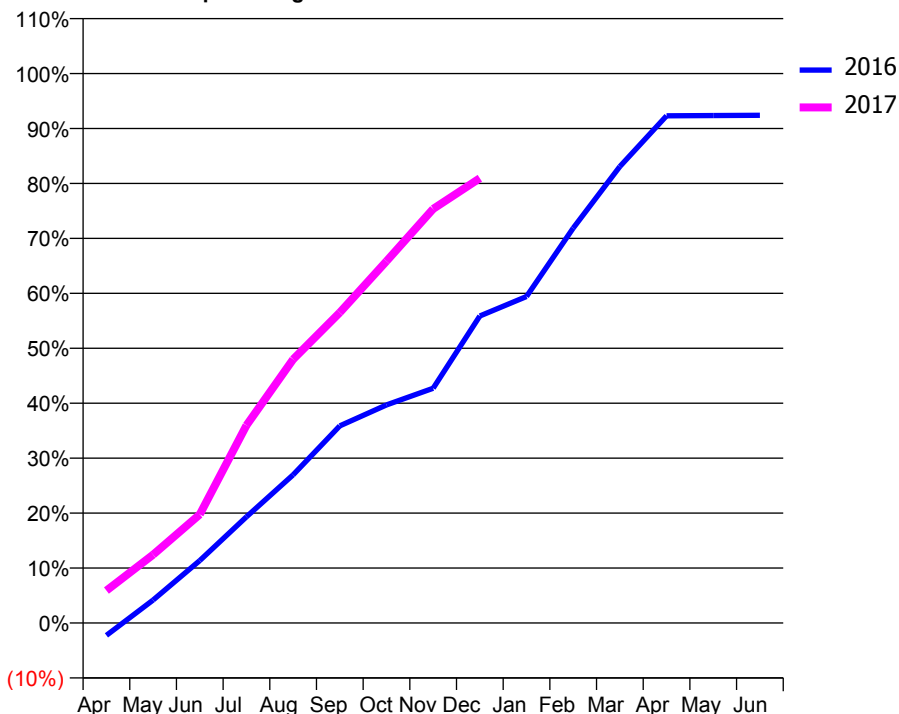
### ACCESS\*

Patients seen in 24 months	Total	Change since previous quarter
Quarter ending December 2015	3,331	
Quarter ending March 2016	3,653	↑
Quarter ending June 2016	3,748	↑
Quarter ending September 2016	3,879	↑
Quarter ending December 2016	3,885	→
<b>Variance since December 2015</b>	<b>16.6%</b>	<b>↑</b>



### ACTIVITY

Cumulative percentage of contracted UDA delivered 2016 & 2017



Month	Adjusted Scheduled Activity (UDA)	
	2016	2017
April	-202	528
May	373	1,110
June	1,015	1,765
July	1,726	3,212
August	2,408	4,284
September	3,203	5,045
October	3,543	5,879
November	3,814	6,728
December	4,989	7,226
January	5,305	
February	6,416	
March	7,417	
April	8,240	
May	8,244	
June	8,249	

### QUALITY

	Quantity	Base Number	Contract	AT	Region	England
% of FP17s for the same patient ID Re-attending within 3 months - Children	178	1,757	10.1%	11.3%	11.9%	12.4%
% of FP17s for the same patient ID Re-attending within 3 months - Adults	360	2,218	16.2%	16.3%	17.1%	16.6%
% of FP17s for the same patient ID Re-attending between 3 & 9 months - Children	972	1,757	55.3%	41.7%	46.2%	57.5%
% of FP17s for the same patient ID Re-attending between 3 & 9 months - Adults	958	2,218	43.2%	35.2%	37.8%	50.4%
% of FP17s for Band 1 Urgent Courses	293	3,313	8.8%	10.7%	10.6%	9.1%
% of FP17s Relating to Free Repair or Replacements	13	3,313	0.4%	0.5%	0.6%	0.8%
% of FP17s Relating to Continuations	25	3,313	0.8%	0.9%	0.9%	1.3%
% of Patients satisfied with the dentistry they have received	7	7	N/A	89.2%	90.3%	92.7%
% of Patients satisfied with the time they had to wait for an appointment	6	7	N/A	81.2%	83.8%	88.8%

\* This is based on patients treated on this contract for their most recent course of treatment. Figures in italics indicate the base number of FP17s or Patient Questionnaire responses are less than 100. N/A is shown where the base number of responses is less than 10 during the period. % is calculated as Quantity/Base number\*100



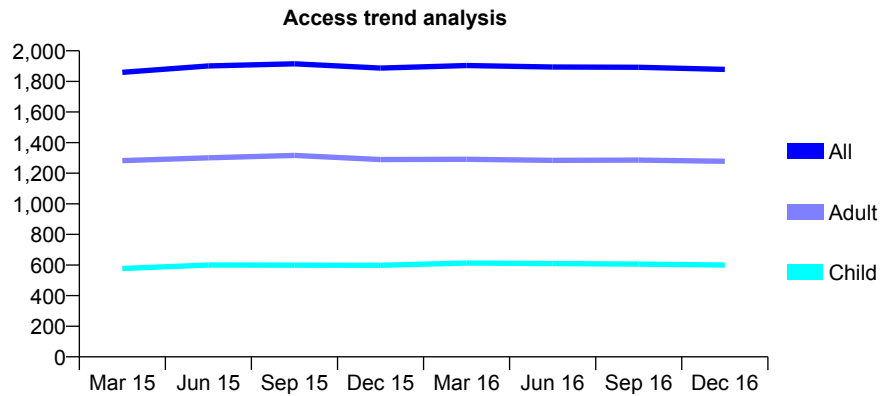
## Q61 - Vital Signs At a Glance Contract Report for 574732/0001 - December 2016

Name or company name	MR B LILADHAR
Contract type name	GDS Contract
Purpose of contract	General and Orthodontic
Contract start date	01/04/2006
Contract end date	

16/17 Contracted general activity (UDA)	3,503
Carry forward general activity (UDA)	0
16/17 Contracted orthodontic activity (UOA)	315
Carry forward orthodontic activity (UOA)	0
Baseline contract value	£127,429.86

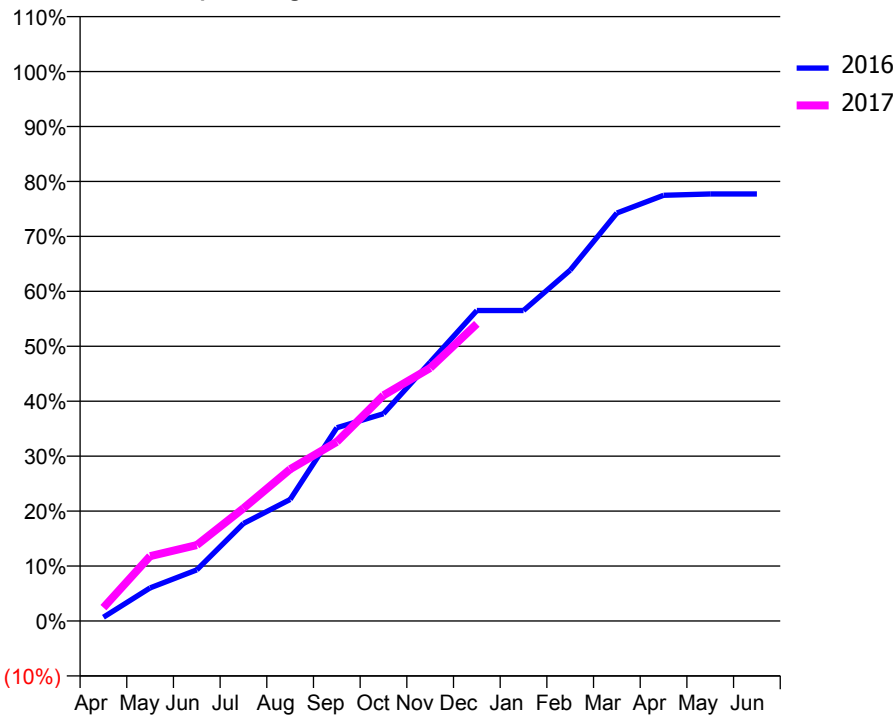
### ACCESS\*

Patients seen in 24 months	Total	Change since previous quarter
Quarter ending December 2015	1,887	
Quarter ending March 2016	1,904	→
Quarter ending June 2016	1,894	→
Quarter ending September 2016	1,892	→
Quarter ending December 2016	1,878	→
<b>Variance since December 2015</b>	<b>(0.5%)</b>	<b>→</b>



### ACTIVITY

Cumulative percentage of contracted UDA delivered 2016 & 2017



Month	Adjusted Scheduled Activity (UDA)	
	2016	2017
April	24	85
May	211	414
June	326	484
July	622	719
August	775	968
September	1,232	1,142
October	1,321	1,438
November	1,650	1,613
December	1,980	1,895
January	1,980	
February	2,237	
March	2,601	
April	2,714	
May	2,723	
June	2,723	

### QUALITY

	Quantity	Base Number	Contract	AT	Region	England
% of FP17s for the same patient ID Re-attending within 3 months - Children	41	593	6.9%	11.3%	11.9%	12.4%
% of FP17s for the same patient ID Re-attending within 3 months - Adults	122	1,146	10.6%	16.3%	17.1%	16.6%
% of FP17s for the same patient ID Re-attending between 3 & 9 months - Children	320	593	54.0%	41.7%	46.2%	57.5%
% of FP17s for the same patient ID Re-attending between 3 & 9 months - Adults	576	1,146	50.3%	35.2%	37.8%	50.4%
% of FP17s for Band 1 Urgent Courses	67	949	7.1%	10.7%	10.6%	9.1%
% of FP17s Relating to Free Repair or Replacements	5	949	0.5%	0.5%	0.6%	0.8%
% of FP17s Relating to Continuations	9	949	0.9%	0.9%	0.9%	1.3%
% of Patients satisfied with the dentistry they have received	0	0	N/A	89.2%	90.3%	92.7%
% of Patients satisfied with the time they had to wait for an appointment	0	0	N/A	81.2%	83.8%	88.8%

\* This is based on patients treated on this contract for their most recent course of treatment. Figures in italics indicate the base number of FP17s or Patient Questionnaire responses are less than 100. N/A is shown where the base number of responses is less than 10 during the period. % is calculated as Quantity/Base number\*100

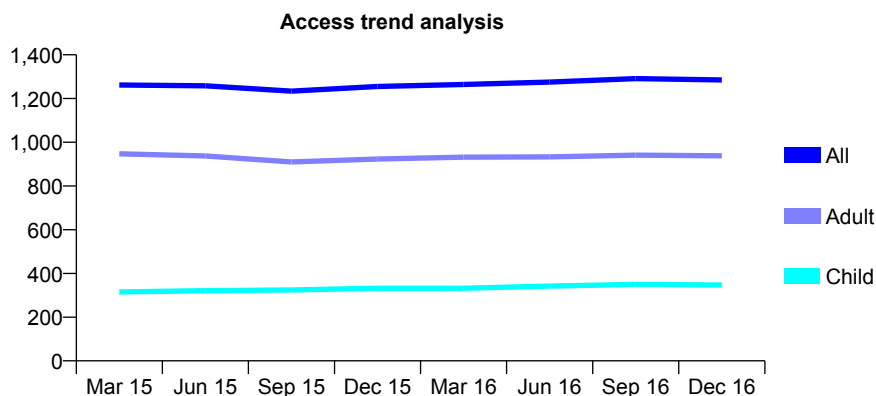
## Q61 - Vital Signs At a Glance Contract Report for 576778/0001 - December 2016

Name or company name	MR AK FANG
Contract type name	GDS Contract
Purpose of contract	General
Contract start date	01/04/2006
Contract end date	

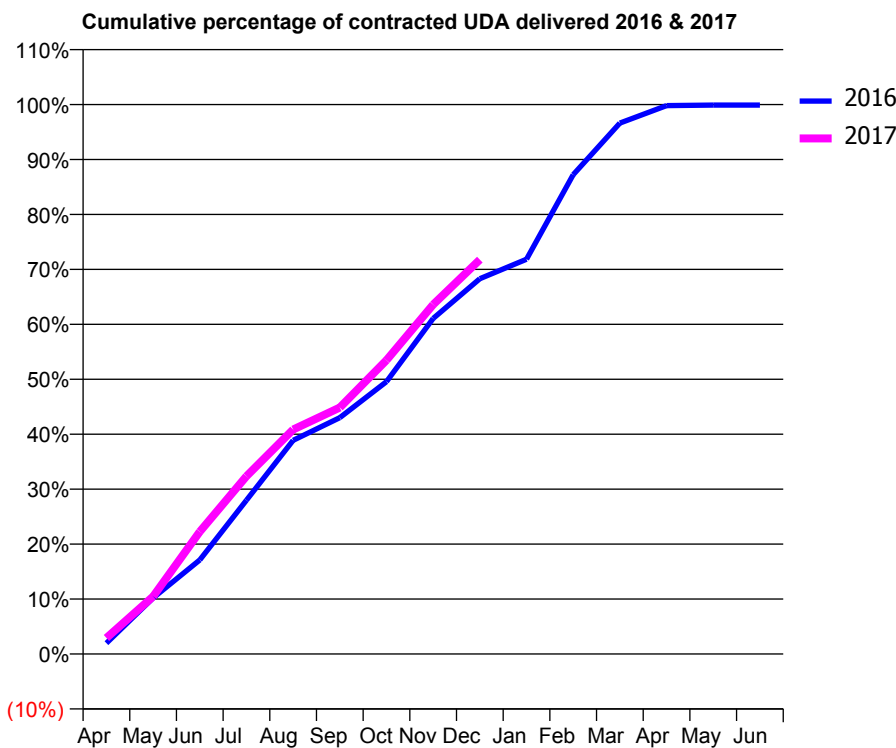
16/17 Contracted general activity (UDA)	4,368
Carry forward general activity (UDA)	4
16/17 Contracted orthodontic activity (UOA)	0
Carry forward orthodontic activity (UOA)	0
Baseline contract value	£120,110.59

### ACCESS\*

Patients seen in 24 months	Total	Change since previous quarter
Quarter ending December 2015	1,255	
Quarter ending March 2016	1,264	→
Quarter ending June 2016	1,275	→
Quarter ending September 2016	1,291	→
Quarter ending December 2016	1,285	→
<b>Variance since December 2015</b>	<b>2.4%</b>	<b>↑</b>



### ACTIVITY



Month	Adjusted Scheduled Activity (UDA)	
	2016	2017
April	86	128
May	446	457
June	748	973
July	1,223	1,413
August	1,698	1,784
September	1,879	1,959
October	2,165	2,336
November	2,668	2,778
December	2,983	3,134
January	3,138	
February	3,810	
March	4,220	
April	4,359	
May	4,364	
June	4,364	

### QUALITY

	Quantity	Base Number	Contract	AT	Region	England
% of FP17s for the same patient ID Re-attending within 3 months - Children	27	398	6.8%	11.3%	11.9%	12.4%
% of FP17s for the same patient ID Re-attending within 3 months - Adults	175	1,063	16.5%	16.3%	17.1%	16.6%
% of FP17s for the same patient ID Re-attending between 3 & 9 months - Children	261	398	65.6%	41.7%	46.2%	57.5%
% of FP17s for the same patient ID Re-attending between 3 & 9 months - Adults	620	1,063	58.3%	35.2%	37.8%	50.4%
% of FP17s for Band 1 Urgent Courses	177	1,392	12.7%	10.7%	10.6%	9.1%
% of FP17s Relating to Free Repair or Replacements	2	1,392	0.1%	0.5%	0.6%	0.8%
% of FP17s Relating to Continuations	0	1,392	0.0%	0.9%	0.9%	1.3%
% of Patients satisfied with the dentistry they have received	4	4	N/A	89.2%	90.3%	92.7%
% of Patients satisfied with the time they had to wait for an appointment	4	4	N/A	81.2%	83.8%	88.8%

\* This is based on patients treated on this contract for their most recent course of treatment. Figures in italics indicate the base number of FP17s or Patient Questionnaire responses are less than 100. N/A is shown where the base number of responses is less than 10 during the period. % is calculated as Quantity/Base number\*100

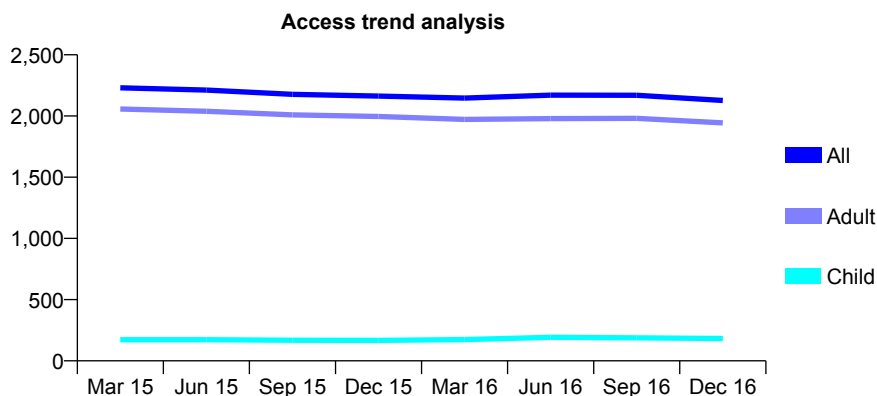
## Q61 - Vital Signs At a Glance Contract Report for 577472/0001 - December 2016

Name or company name	MR NR SHUKLE
Contract type name	GDS Contract
Purpose of contract	General
Contract start date	01/04/2006
Contract end date	

16/17 Contracted general activity (UDA)	5,608
Carry forward general activity (UDA)	-112
16/17 Contracted orthodontic activity (UOA)	0
Carry forward orthodontic activity (UOA)	0
Baseline contract value	£139,241.74

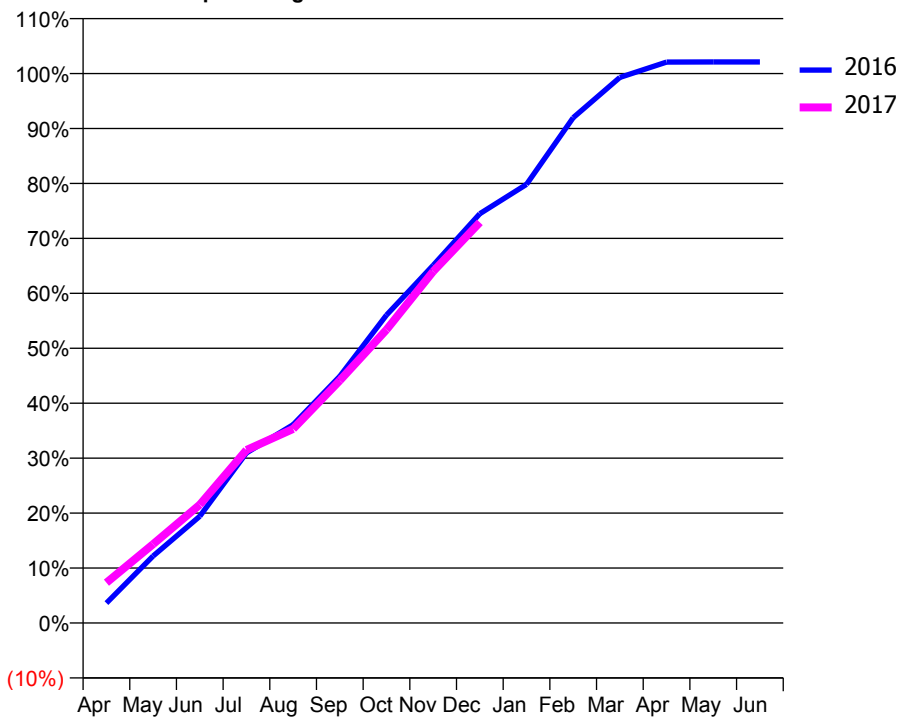
### ACCESS\*

Patients seen in 24 months	Total	Change since previous quarter
Quarter ending December 2015	2,163	
Quarter ending March 2016	2,146	→
Quarter ending June 2016	2,171	→
Quarter ending September 2016	2,169	→
Quarter ending December 2016	2,127	↓
<b>Variance since December 2015</b>	<b>(1.7%)</b>	<b>↓</b>



### ACTIVITY

Cumulative percentage of contracted UDA delivered 2016 & 2017



Month	Adjusted Scheduled Activity (UDA)	
	2016	2017
April	204	412
May	684	804
June	1,089	1,208
July	1,735	1,766
August	2,025	1,981
September	2,518	2,475
October	3,142	2,994
November	3,650	3,587
December	4,177	4,089
January	4,476	
February	5,157	
March	5,568	
April	5,724	
May	5,725	
June	5,725	

### QUALITY

	Quantity	Base Number	Contract	AT	Region	England
% of FP17s for the same patient ID Re-attending within 3 months - Children	7	146	4.8%	11.3%	11.9%	12.4%
% of FP17s for the same patient ID Re-attending within 3 months - Adults	366	1,748	20.9%	16.3%	17.1%	16.6%
% of FP17s for the same patient ID Re-attending between 3 & 9 months - Children	50	146	34.2%	41.7%	46.2%	57.5%
% of FP17s for the same patient ID Re-attending between 3 & 9 months - Adults	601	1,748	34.4%	35.2%	37.8%	50.4%
% of FP17s for Band 1 Urgent Courses	167	1,528	10.9%	10.7%	10.6%	9.1%
% of FP17s Relating to Free Repair or Replacements	40	1,528	2.6%	0.5%	0.6%	0.8%
% of FP17s Relating to Continuations	21	1,528	1.4%	0.9%	0.9%	1.3%
% of Patients satisfied with the dentistry they have received	0	0	N/A	89.2%	90.3%	92.7%
% of Patients satisfied with the time they had to wait for an appointment	0	0	N/A	81.2%	83.8%	88.8%

\* This is based on patients treated on this contract for their most recent course of treatment. Figures in italics indicate the base number of FP17s or Patient Questionnaire responses are less than 100. N/A is shown where the base number of responses is less than 10 during the period. % is calculated as Quantity/Base number\*100

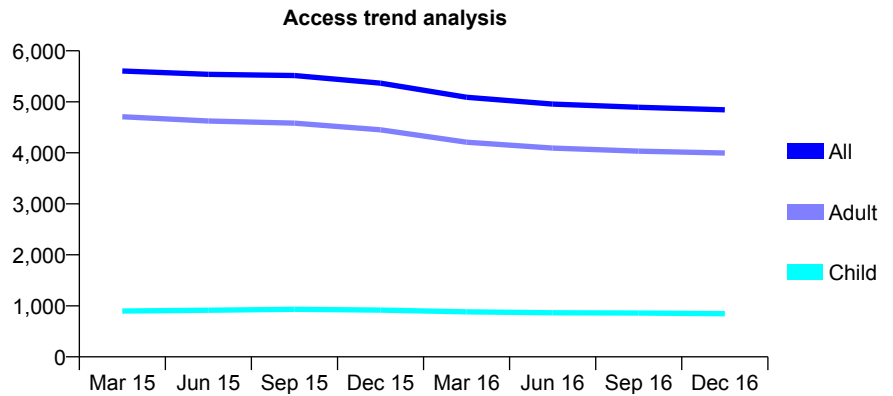
## Q61 - Vital Signs At a Glance Contract Report for 577537/0001 - December 2016

Name or company name	MR A MAKRIDES
Contract type name	GDS Contract
Purpose of contract	General
Contract start date	01/04/2006
Contract end date	

16/17 Contracted general activity (UDA)	13,265
Carry forward general activity (UDA)	187
16/17 Contracted orthodontic activity (UOA)	0
Carry forward orthodontic activity (UOA)	0
Baseline contract value	£431,801.04

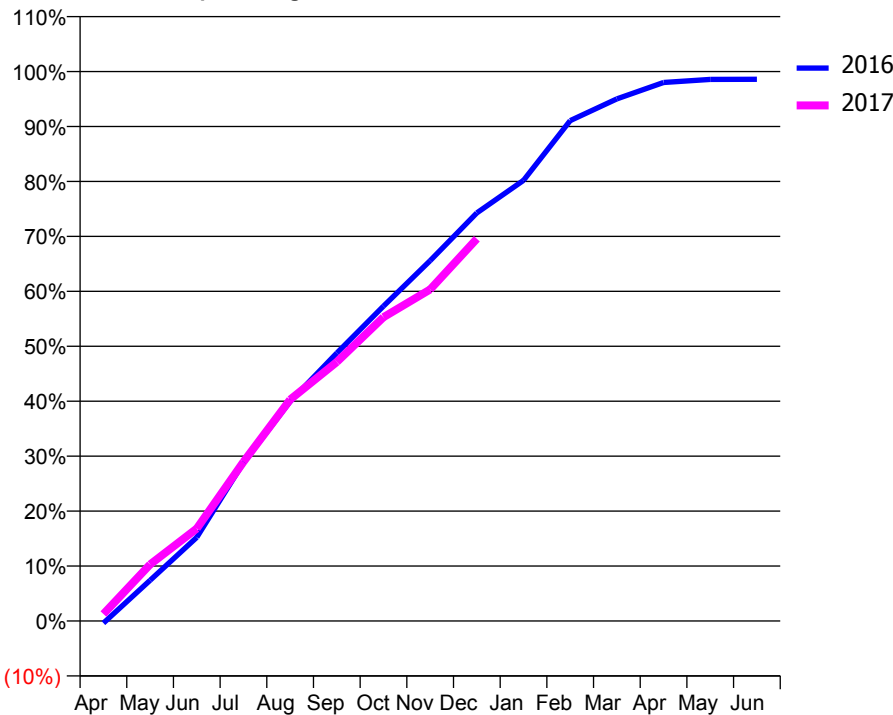
### ACCESS\*

Patients seen in 24 months	Total	Change since previous quarter
Quarter ending December 2015	5,366	
Quarter ending March 2016	5,089	↓
Quarter ending June 2016	4,956	↓
Quarter ending September 2016	4,893	↓
Quarter ending December 2016	4,843	↓
<b>Variance since December 2015</b>	<b>(9.7%)</b>	<b>↓</b>



### ACTIVITY

Cumulative percentage of contracted UDA delivered 2016 & 2017



Month	Adjusted Scheduled Activity (UDA)	
	2016	2017
April	-54	170
May	982	1,366
June	2,021	2,231
July	3,823	3,842
August	5,300	5,344
September	6,470	6,254
October	7,601	7,336
November	8,698	8,004
December	9,853	9,229
January	10,637	
February	12,079	
March	12,603	
April	13,000	
May	13,072	
June	13,078	

### QUALITY

	Quantity	Base Number	Contract	AT	Region	England
% of FP17s for the same patient ID Re-attending within 3 months - Children	45	697	6.5%	11.3%	11.9%	12.4%
% of FP17s for the same patient ID Re-attending within 3 months - Adults	527	3,201	16.5%	16.3%	17.1%	16.6%
% of FP17s for the same patient ID Re-attending between 3 & 9 months - Children	237	697	34.0%	41.7%	46.2%	57.5%
% of FP17s for the same patient ID Re-attending between 3 & 9 months - Adults	1,003	3,201	31.3%	35.2%	37.8%	50.4%
% of FP17s for Band 1 Urgent Courses	434	3,722	11.7%	10.7%	10.6%	9.1%
% of FP17s Relating to Free Repair or Replacements	24	3,722	0.6%	0.5%	0.6%	0.8%
% of FP17s Relating to Continuations	48	3,722	1.3%	0.9%	0.9%	1.3%
% of Patients satisfied with the dentistry they have received	2	2	N/A	89.2%	90.3%	92.7%
% of Patients satisfied with the time they had to wait for an appointment	2	2	N/A	81.2%	83.8%	88.8%

\* This is based on patients treated on this contract for their most recent course of treatment. Figures in italics indicate the base number of FP17s or Patient Questionnaire responses are less than 100. N/A is shown where the base number of responses is less than 10 during the period. % is calculated as Quantity/Base number\*100

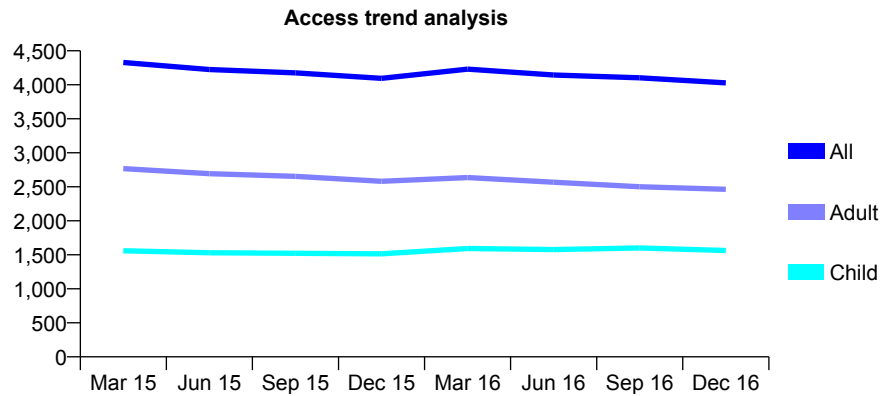
## Q61 - Vital Signs At a Glance Contract Report for 578738/0001 - December 2016

Name or company name	MR OF ABBAS
Contract type name	GDS Contract
Purpose of contract	General
Contract start date	01/04/2006
Contract end date	

16/17 Contracted general activity (UDA)	14,007
Carry forward general activity (UDA)	-52
16/17 Contracted orthodontic activity (UOA)	0
Carry forward orthodontic activity (UOA)	0
Baseline contract value	£362,614.70

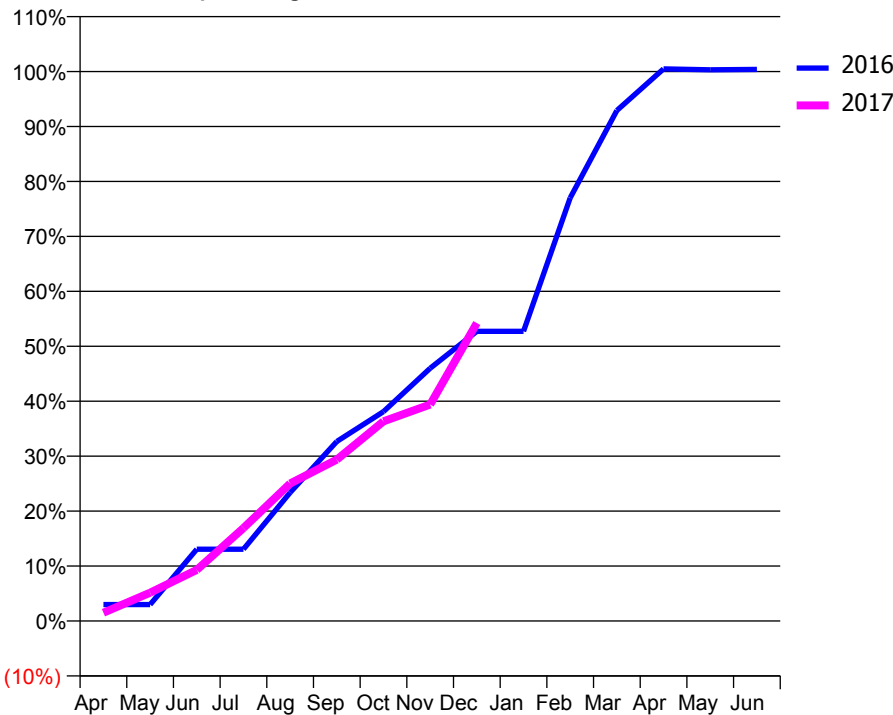
### ACCESS\*

Patients seen in 24 months	Total	Change since previous quarter
Quarter ending December 2015	4,096	
Quarter ending March 2016	4,231	↑
Quarter ending June 2016	4,144	↓
Quarter ending September 2016	4,102	↓
Quarter ending December 2016	4,028	↓
<b>Variance since December 2015</b>	<b>(1.7%)</b>	<b>↓</b>



### ACTIVITY

Cumulative percentage of contracted UDA delivered 2016 & 2017



Month	Adjusted Scheduled Activity (UDA)	
	2016	2017
April	419	213
May	419	723
June	1,832	1,304
July	1,832	2,372
August	3,274	3,506
September	4,577	4,115
October	5,339	5,091
November	6,441	5,517
December	7,383	7,596
January	7,383	
February	10,787	
March	13,012	
April	14,072	
May	14,050	
June	14,059	

### QUALITY

	Quantity	Base Number	Contract	AT	Region	England
% of FP17s for the same patient ID Re-attending within 3 months - Children	58	1,237	4.7%	11.3%	11.9%	12.4%
% of FP17s for the same patient ID Re-attending within 3 months - Adults	125	1,623	7.7%	16.3%	17.1%	16.6%
% of FP17s for the same patient ID Re-attending between 3 & 9 months - Children	510	1,237	41.2%	41.7%	46.2%	57.5%
% of FP17s for the same patient ID Re-attending between 3 & 9 months - Adults	525	1,623	32.3%	35.2%	37.8%	50.4%
% of FP17s for Band 1 Urgent Courses	175	2,594	6.7%	10.7%	10.6%	9.1%
% of FP17s Relating to Free Repair or Replacements	4	2,594	0.2%	0.5%	0.6%	0.8%
% of FP17s Relating to Continuations	3	2,594	0.1%	0.9%	0.9%	1.3%
% of Patients satisfied with the dentistry they have received	1	1	N/A	89.2%	90.3%	92.7%
% of Patients satisfied with the time they had to wait for an appointment	1	1	N/A	81.2%	83.8%	88.8%

\* This is based on patients treated on this contract for their most recent course of treatment. Figures in italics indicate the base number of FP17s or Patient Questionnaire responses are less than 100. N/A is shown where the base number of responses is less than 10 during the period. % is calculated as Quantity/Base number\*100

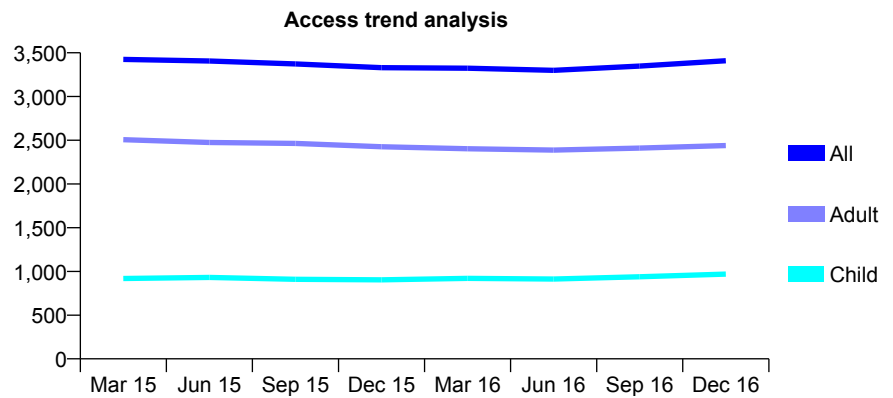
## Q61 - Vital Signs At a Glance Contract Report for 578991/0001 - December 2016

Name or company name	MR TS DEO
Contract type name	GDS Contract
Purpose of contract	General
Contract start date	01/04/2006
Contract end date	

16/17 Contracted general activity (UDA)	10,649
Carry forward general activity (UDA)	-84
16/17 Contracted orthodontic activity (UOA)	0
Carry forward orthodontic activity (UOA)	0
Baseline contract value	£347,476.37

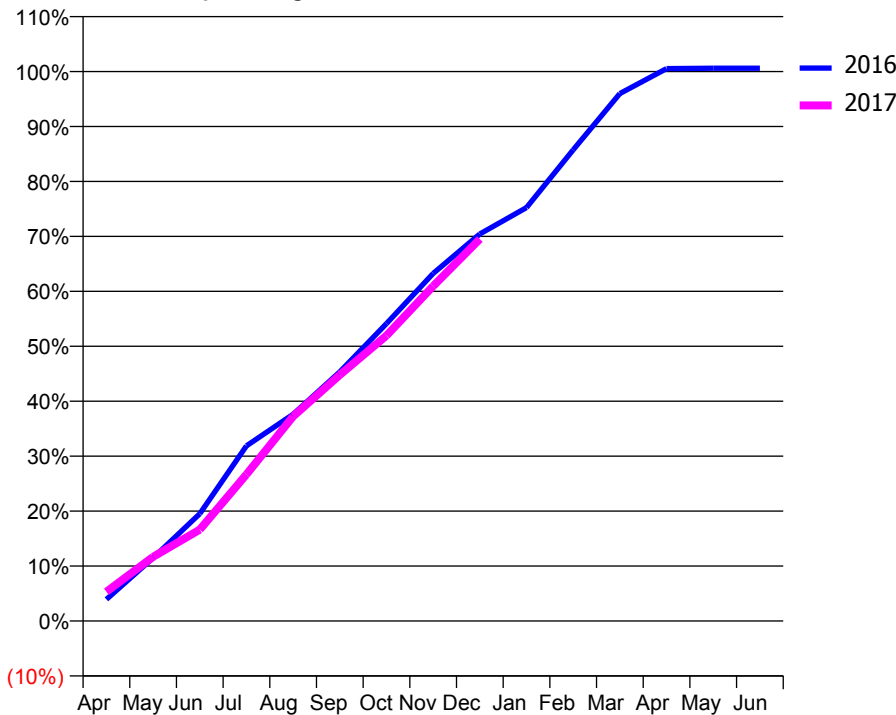
### ACCESS\*

Patients seen in 24 months	Total	Change since previous quarter
Quarter ending December 2015	3,330	
Quarter ending March 2016	3,324	→
Quarter ending June 2016	3,299	→
Quarter ending September 2016	3,348	→
Quarter ending December 2016	3,409	→
<b>Variance since December 2015</b>	<b>2.4%</b>	<b>↑</b>



### ACTIVITY

Cumulative percentage of contracted UDA delivered 2016 & 2017



Month	Adjusted Scheduled Activity (UDA)	
	2016	2017
April	420	568
May	1,224	1,244
June	2,078	1,772
July	3,395	2,842
August	4,008	3,966
September	4,828	4,770
October	5,765	5,531
November	6,735	6,490
December	7,501	7,403
January	8,013	
February	9,131	
March	10,222	
April	10,705	
May	10,714	
June	10,712	

### QUALITY

	Quantity	Base Number	Contract	AT	Region	England
% of FP17s for the same patient ID Re-attending within 3 months - Children	95	987	9.6%	11.3%	11.9%	12.4%
% of FP17s for the same patient ID Re-attending within 3 months - Adults	363	2,280	15.9%	16.3%	17.1%	16.6%
% of FP17s for the same patient ID Re-attending between 3 & 9 months - Children	426	987	43.2%	41.7%	46.2%	57.5%
% of FP17s for the same patient ID Re-attending between 3 & 9 months - Adults	916	2,280	40.2%	35.2%	37.8%	50.4%
% of FP17s for Band 1 Urgent Courses	397	3,080	12.9%	10.7%	10.6%	9.1%
% of FP17s Relating to Free Repair or Replacements	17	3,080	0.6%	0.5%	0.6%	0.8%
% of FP17s Relating to Continuations	6	3,080	0.2%	0.9%	0.9%	1.3%
% of Patients satisfied with the dentistry they have received	5	5	N/A	89.2%	90.3%	92.7%
% of Patients satisfied with the time they had to wait for an appointment	5	5	N/A	81.2%	83.8%	88.8%

\* This is based on patients treated on this contract for their most recent course of treatment. Figures in italics indicate the base number of FP17s or Patient Questionnaire responses are less than 100. N/A is shown where the base number of responses is less than 10 during the period. % is calculated as Quantity/Base number\*100

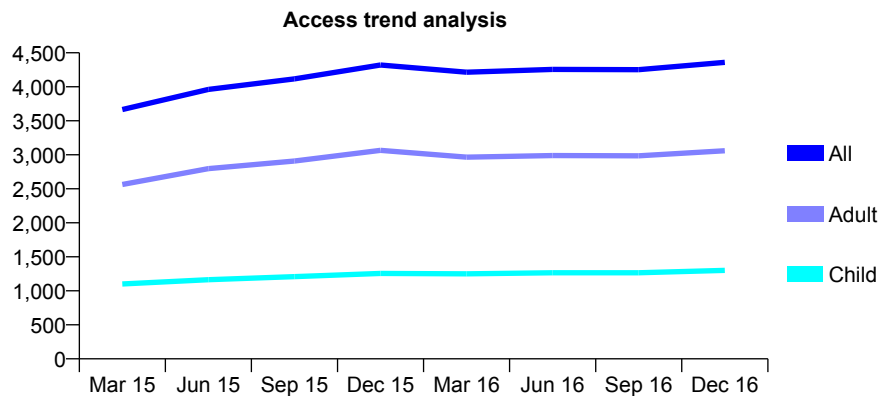
## Q61 - Vital Signs At a Glance Contract Report for 607703/0001 - December 2016

Name or company name	MR R PATEL
Contract type name	GDS Contract
Purpose of contract	General
Contract start date	01/08/2013
Contract end date	

16/17 Contracted general activity (UDA)	9,343
Carry forward general activity (UDA)	401
16/17 Contracted orthodontic activity (UOA)	0
Carry forward orthodontic activity (UOA)	0
Baseline contract value	£232,964.60

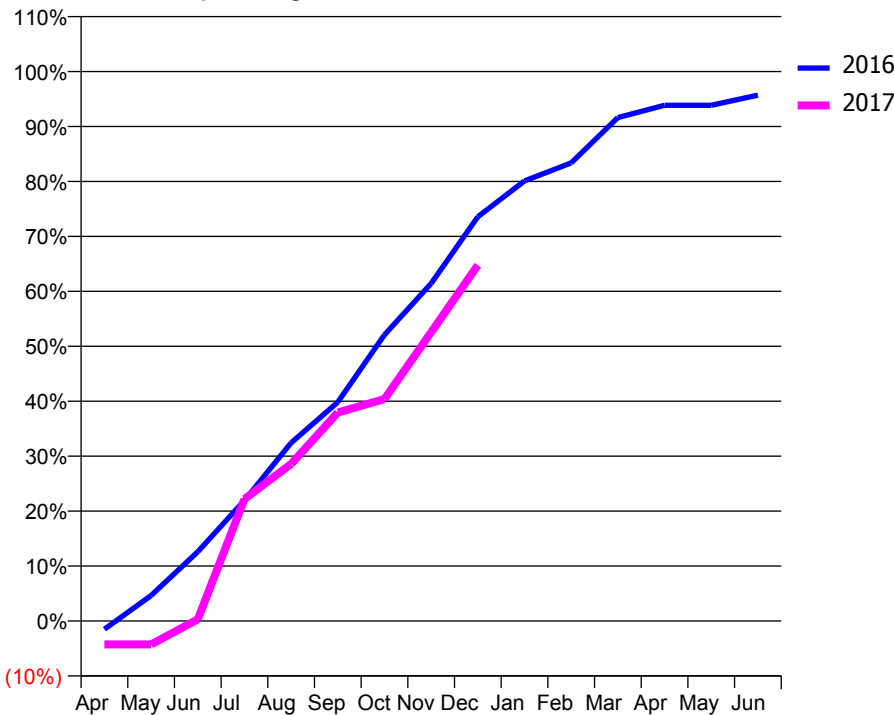
### ACCESS\*

Patients seen in 24 months	Total	Change since previous quarter
Quarter ending December 2015	4,321	
Quarter ending March 2016	4,215	↓
Quarter ending June 2016	4,255	→
Quarter ending September 2016	4,251	→
Quarter ending December 2016	4,359	↑
<b>Variance since December 2015</b>	<b>0.9%</b>	<b>→</b>



### ACTIVITY

Cumulative percentage of contracted UDA delivered 2016 & 2017



Month	Adjusted Scheduled Activity (UDA)	
	2016	2017
April	-142	-401
May	434	-401
June	1,177	28
July	2,050	2,074
August	3,030	2,670
September	3,721	3,545
October	4,866	3,773
November	5,739	4,911
December	6,873	6,049
January	7,484	
February	7,789	
March	8,560	
April	8,769	
May	8,769	
June	8,941	

### QUALITY

	Quantity	Base Number	Contract	AT	Region	England
% of FP17s for the same patient ID Re-attending within 3 months - Children	124	1,315	9.4%	11.3%	11.9%	12.4%
% of FP17s for the same patient ID Re-attending within 3 months - Adults	328	2,305	14.2%	16.3%	17.1%	16.6%
% of FP17s for the same patient ID Re-attending between 3 & 9 months - Children	643	1,315	48.9%	41.7%	46.2%	57.5%
% of FP17s for the same patient ID Re-attending between 3 & 9 months - Adults	732	2,305	31.8%	35.2%	37.8%	50.4%
% of FP17s for Band 1 Urgent Courses	417	3,423	12.2%	10.7%	10.6%	9.1%
% of FP17s Relating to Free Repair or Replacements	15	3,423	0.4%	0.5%	0.6%	0.8%
% of FP17s Relating to Continuations	12	3,423	0.4%	0.9%	0.9%	1.3%
% of Patients satisfied with the dentistry they have received	4	4	N/A	89.2%	90.3%	92.7%
% of Patients satisfied with the time they had to wait for an appointment	4	4	N/A	81.2%	83.8%	88.8%

\* This is based on patients treated on this contract for their most recent course of treatment. Figures in italics indicate the base number of FP17s or Patient Questionnaire responses are less than 100. N/A is shown where the base number of responses is less than 10 during the period. % is calculated as Quantity/Base number\*100



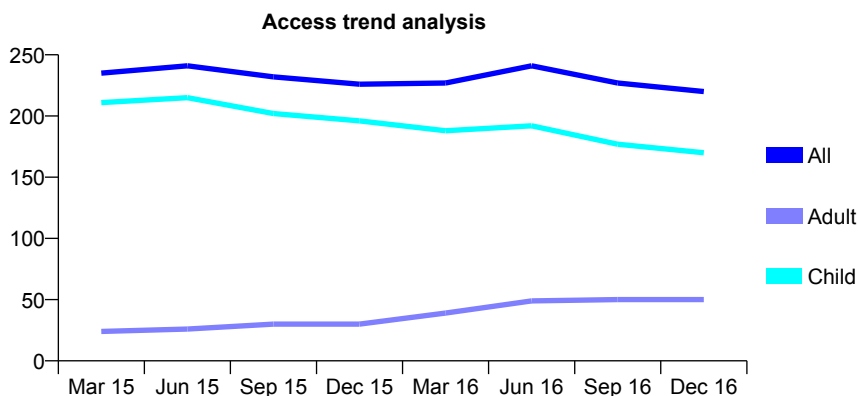
## Q61 - Vital Signs At a Glance Contract Report for 629839/0001 - December 2016

Name or company name	MRS AJ SHAUL
Contract type name	GDS Contract
Purpose of contract	General
Contract start date	01/04/2006
Contract end date	

16/17 Contracted general activity (UDA)	320
Carry forward general activity (UDA)	2
16/17 Contracted orthodontic activity (UOA)	0
Carry forward orthodontic activity (UOA)	0
Baseline contract value	£8,718.56

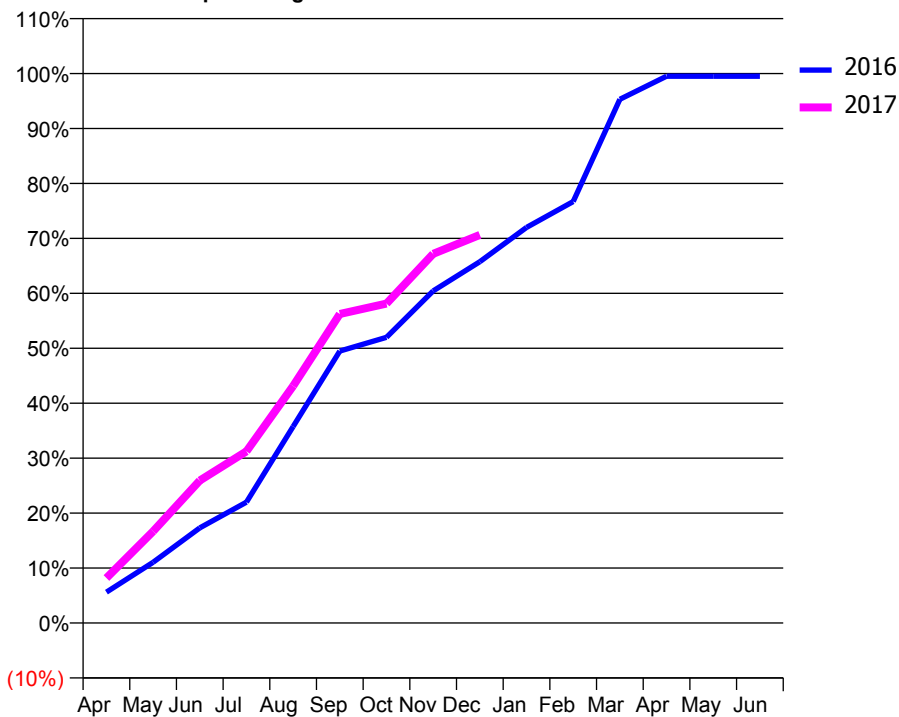
### ACCESS\*

Patients seen in 24 months	Total	Change since previous quarter
Quarter ending December 2015	226	
Quarter ending March 2016	227	→
Quarter ending June 2016	241	↑
Quarter ending September 2016	227	↓
Quarter ending December 2016	220	↓
<b>Variance since December 2015</b>	<b>(2.7%)</b>	<b>↓</b>



### ACTIVITY

Cumulative percentage of contracted UDA delivered 2016 & 2017



Month	Adjusted Scheduled Activity (UDA)	
	2016	2017
April	18	26
May	35	53
June	55	83
July	70	100
August	114	138
September	158	180
October	166	186
November	193	215
December	210	226
January	230	
February	245	
March	305	
April	318	
May	318	
June	318	

### QUALITY

	Quantity	Base Number	Contract	AT	Region	England
% of FP17s for the same patient ID Re-attending within 3 months - Children	8	191	4.2%	11.3%	11.9%	12.4%
% of FP17s for the same patient ID Re-attending within 3 months - Adults	7	41	17.1%	16.3%	17.1%	16.6%
% of FP17s for the same patient ID Re-attending between 3 & 9 months - Children	136	191	71.2%	41.7%	46.2%	57.5%
% of FP17s for the same patient ID Re-attending between 3 & 9 months - Adults	14	41	34.1%	35.2%	37.8%	50.4%
% of FP17s for Band 1 Urgent Courses	25	219	11.4%	10.7%	10.6%	9.1%
% of FP17s Relating to Free Repair or Replacements	0	219	0.0%	0.5%	0.6%	0.8%
% of FP17s Relating to Continuations	0	219	0.0%	0.9%	0.9%	1.3%
% of Patients satisfied with the dentistry they have received	0	0	N/A	89.2%	90.3%	92.7%
% of Patients satisfied with the time they had to wait for an appointment	0	0	N/A	81.2%	83.8%	88.8%

\* This is based on patients treated on this contract for their most recent course of treatment. Figures in italics indicate the base number of FP17s or Patient Questionnaire responses are less than 100. N/A is shown where the base number of responses is less than 10 during the period. % is calculated as Quantity/Base number\*100

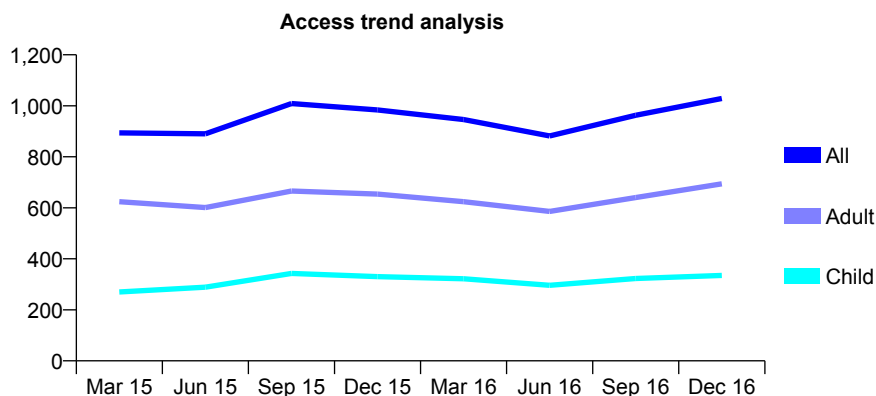
## Q61 - Vital Signs At a Glance Contract Report for 630195/0001 - December 2016

Name or company name	MR M SPENCER BROWN
Contract type name	GDS Contract
Purpose of contract	General
Contract start date	01/04/2006
Contract end date	

16/17 Contracted general activity (UDA)	3,341
Carry forward general activity (UDA)	-26
16/17 Contracted orthodontic activity (UOA)	0
Carry forward orthodontic activity (UOA)	0
Baseline contract value	£127,358.95

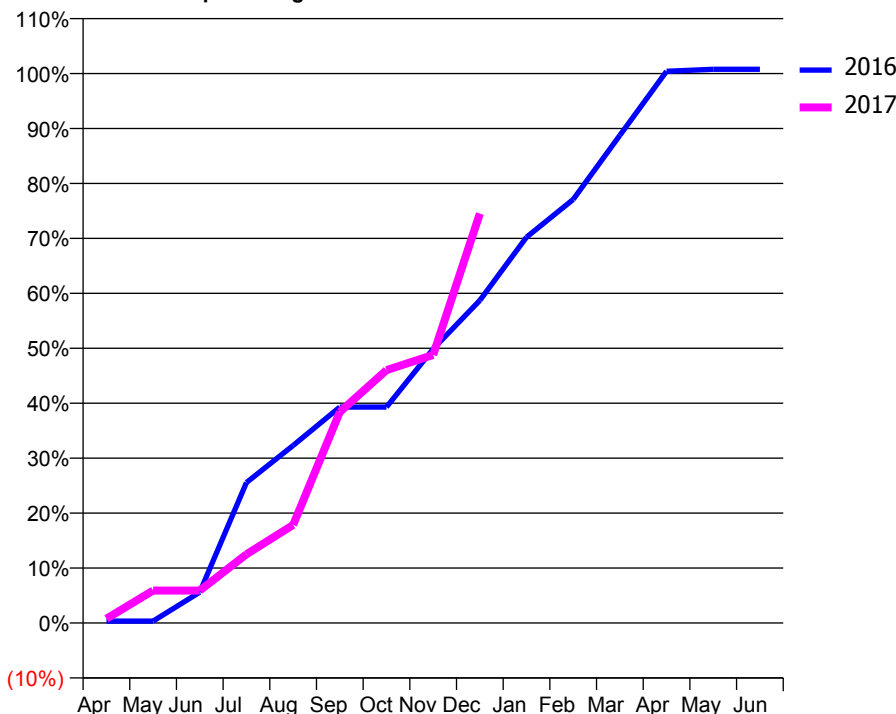
### ACCESS\*

Patients seen in 24 months	Total	Change since previous quarter
Quarter ending December 2015	984	
Quarter ending March 2016	946	↓
Quarter ending June 2016	882	↓
Quarter ending September 2016	963	↑
Quarter ending December 2016	1,029	↑
<b>Variance since December 2015</b>	<b>4.6%</b>	<b>↑</b>



### ACTIVITY

Cumulative percentage of contracted UDA delivered 2016 & 2017



Month	Adjusted Scheduled Activity (UDA)	
	2016	2017
April	12	26
May	12	197
June	187	197
July	854	418
August	1,079	596
September	1,313	1,283
October	1,313	1,538
November	1,667	1,630
December	1,962	2,489
January	2,346	
February	2,575	
March	2,965	
April	3,355	
May	3,367	
June	3,367	

### QUALITY

	Quantity	Base Number	Contract	AT	Region	England
% of FP17s for the same patient ID Re-attending within 3 months - Children	9	245	3.7%	11.3%	11.9%	12.4%
% of FP17s for the same patient ID Re-attending within 3 months - Adults	76	587	12.9%	16.3%	17.1%	16.6%
% of FP17s for the same patient ID Re-attending between 3 & 9 months - Children	36	245	14.7%	41.7%	46.2%	57.5%
% of FP17s for the same patient ID Re-attending between 3 & 9 months - Adults	116	587	19.8%	35.2%	37.8%	50.4%
% of FP17s for Band 1 Urgent Courses	72	628	11.5%	10.7%	10.6%	9.1%
% of FP17s Relating to Free Repair or Replacements	0	628	0.0%	0.5%	0.6%	0.8%
% of FP17s Relating to Continuations	0	628	0.0%	0.9%	0.9%	1.3%
% of Patients satisfied with the dentistry they have received	0	0	N/A	89.2%	90.3%	92.7%
% of Patients satisfied with the time they had to wait for an appointment	0	0	N/A	81.2%	83.8%	88.8%

\* This is based on patients treated on this contract for their most recent course of treatment. Figures in italics indicate the base number of FP17s or Patient Questionnaire responses are less than 100. N/A is shown where the base number of responses is less than 10 during the period. % is calculated as Quantity/Base number\*100

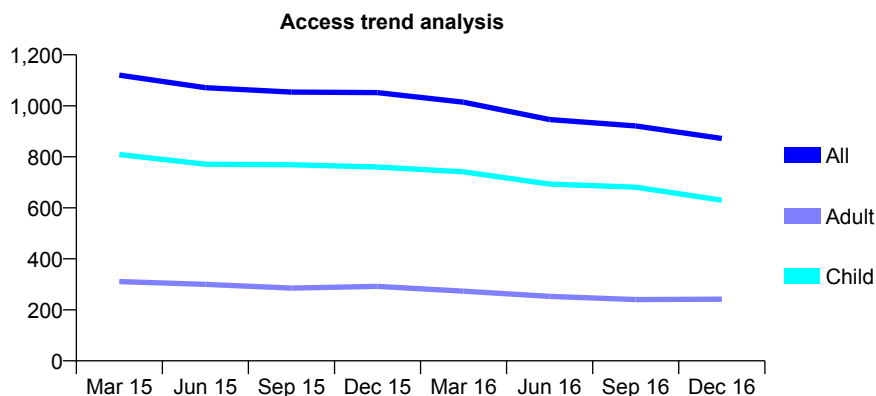
## Q61 - Vital Signs At a Glance Contract Report for 642576/0001 - December 2016

Name or company name	MR CA HAWKES
Contract type name	GDS Contract
Purpose of contract	General
Contract start date	01/04/2006
Contract end date	

16/17 Contracted general activity (UDA)	1,500
Carry forward general activity (UDA)	0
16/17 Contracted orthodontic activity (UOA)	0
Carry forward orthodontic activity (UOA)	0
Baseline contract value	£35,044.05

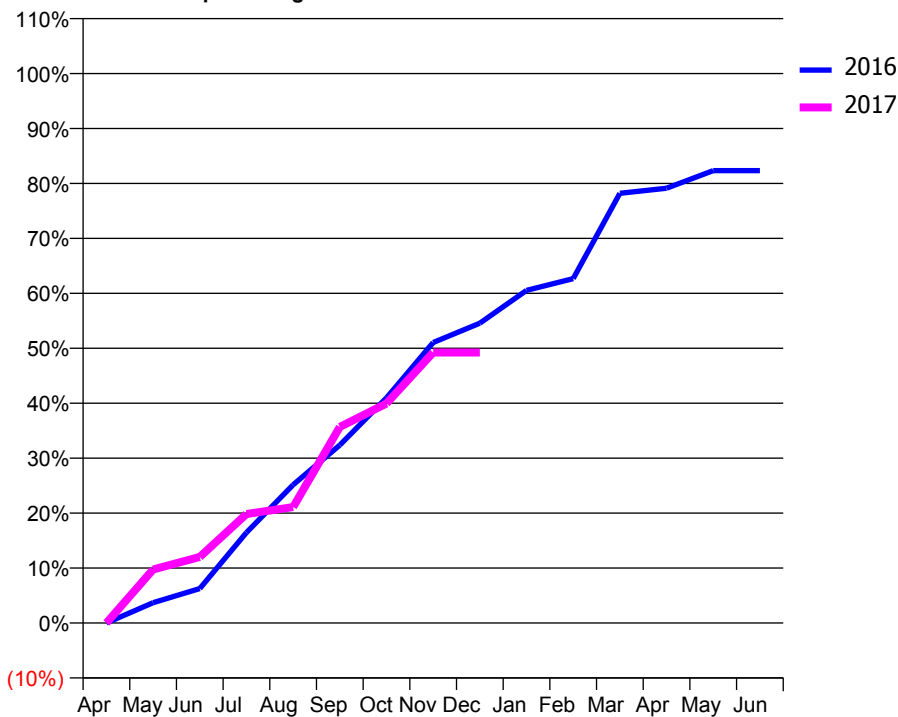
### ACCESS\*

Patients seen in 24 months	Total	Change since previous quarter
Quarter ending December 2015	1,052	
Quarter ending March 2016	1,014	↓
Quarter ending June 2016	946	↓
Quarter ending September 2016	921	↓
Quarter ending December 2016	872	↓
<b>Variance since December 2015</b>	<b>(17.1%)</b>	<b>↓</b>



### ACTIVITY

Cumulative percentage of contracted UDA delivered 2016 & 2017



Month	Adjusted Scheduled Activity (UDA)	
	2016	2017
April	0	0
May	56	146
June	94	180
July	247	297
August	377	316
September	486	535
October	615	599
November	766	738
December	819	738
January	908	
February	940	
March	1,173	
April	1,187	
May	1,235	
June	1,235	

### QUALITY

	Quantity	Base Number	Contract	AT	Region	England
% of FP17s for the same patient ID Re-attending within 3 months - Children	17	395	4.3%	11.3%	11.9%	12.4%
% of FP17s for the same patient ID Re-attending within 3 months - Adults	3	71	4.2%	16.3%	17.1%	16.6%
% of FP17s for the same patient ID Re-attending between 3 & 9 months - Children	117	395	29.6%	41.7%	46.2%	57.5%
% of FP17s for the same patient ID Re-attending between 3 & 9 months - Adults	17	71	23.9%	35.2%	37.8%	50.4%
% of FP17s for Band 1 Urgent Courses	2	426	0.5%	10.7%	10.6%	9.1%
% of FP17s Relating to Free Repair or Replacements	0	426	0.0%	0.5%	0.6%	0.8%
% of FP17s Relating to Continuations	1	426	0.2%	0.9%	0.9%	1.3%
% of Patients satisfied with the dentistry they have received	1	1	N/A	89.2%	90.3%	92.7%
% of Patients satisfied with the time they had to wait for an appointment	1	1	N/A	81.2%	83.8%	88.8%

\* This is based on patients treated on this contract for their most recent course of treatment. Figures in italics indicate the base number of FP17s or Patient Questionnaire responses are less than 100. N/A is shown where the base number of responses is less than 10 during the period. % is calculated as Quantity/Base number\*100

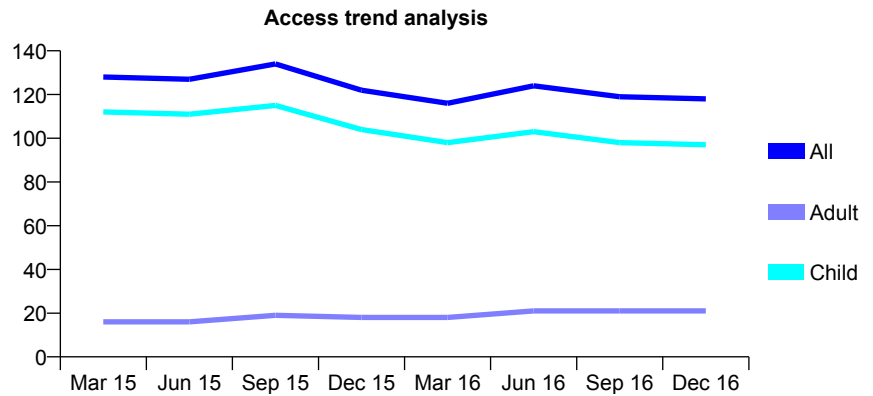
## Q61 - Vital Signs At a Glance Contract Report for 643025/0001 - December 2016

Name or company name	MR PC VASWANI
Contract type name	GDS Contract
Purpose of contract	General
Contract start date	01/04/2006
Contract end date	

16/17 Contracted general activity (UDA)	260
Carry forward general activity (UDA)	0
16/17 Contracted orthodontic activity (UOA)	0
Carry forward orthodontic activity (UOA)	0
Baseline contract value	£5,822.57

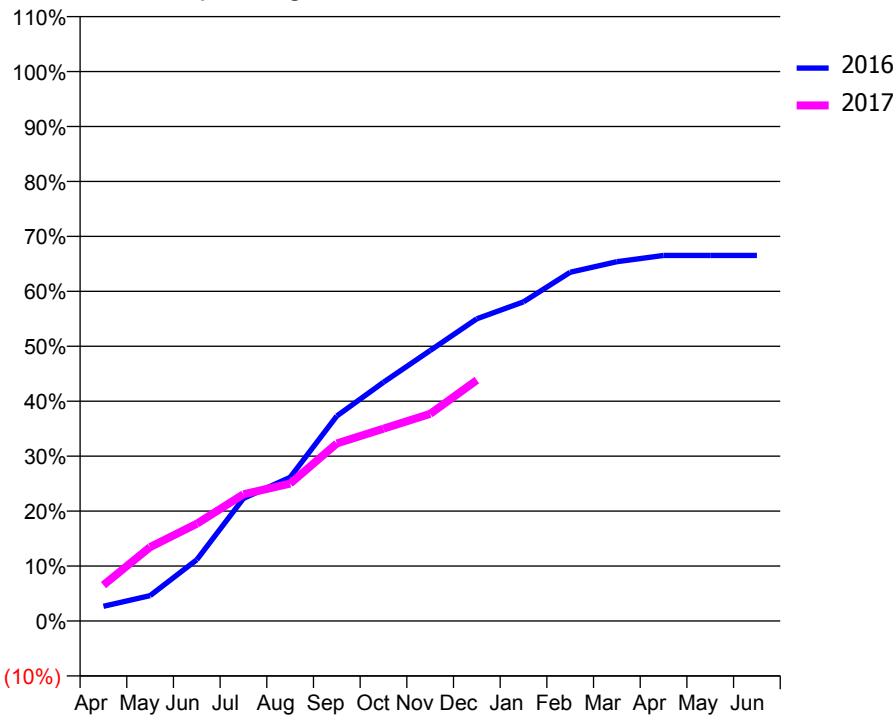
### ACCESS\*

Patients seen in 24 months	Total	Change since previous quarter
Quarter ending December 2015	122	
Quarter ending March 2016	116	↓
Quarter ending June 2016	124	↑
Quarter ending September 2016	119	↓
Quarter ending December 2016	118	→
<b>Variance since December 2015</b>	<b>(3.3%)</b>	<b>↓</b>



### ACTIVITY

Cumulative percentage of contracted UDA delivered 2016 & 2017



Month	Adjusted Scheduled Activity (UDA)	
	2016	2017
April	7	17
May	12	35
June	29	46
July	58	60
August	68	65
September	97	84
October	113	91
November	128	98
December	143	114
January	151	
February	165	
March	170	
April	173	
May	173	
June	173	

### QUALITY

	Quantity	Base Number	Contract	AT	Region	England
% of FP17s for the same patient ID Re-attending within 3 months - Children	1	91	1.1%	11.3%	11.9%	12.4%
% of FP17s for the same patient ID Re-attending within 3 months - Adults	0	4	0.0%	16.3%	17.1%	16.6%
% of FP17s for the same patient ID Re-attending between 3 & 9 months - Children	39	91	42.9%	41.7%	46.2%	57.5%
% of FP17s for the same patient ID Re-attending between 3 & 9 months - Adults	2	4	50.0%	35.2%	37.8%	50.4%
% of FP17s for Band 1 Urgent Courses	0	92	0.0%	10.7%	10.6%	9.1%
% of FP17s Relating to Free Repair or Replacements	0	92	0.0%	0.5%	0.6%	0.8%
% of FP17s Relating to Continuations	0	92	0.0%	0.9%	0.9%	1.3%
% of Patients satisfied with the dentistry they have received	0	0	N/A	89.2%	90.3%	92.7%
% of Patients satisfied with the time they had to wait for an appointment	0	0	N/A	81.2%	83.8%	88.8%

\* This is based on patients treated on this contract for their most recent course of treatment. Figures in italics indicate the base number of FP17s or Patient Questionnaire responses are less than 100. N/A is shown where the base number of responses is less than 10 during the period. % is calculated as Quantity/Base number\*100

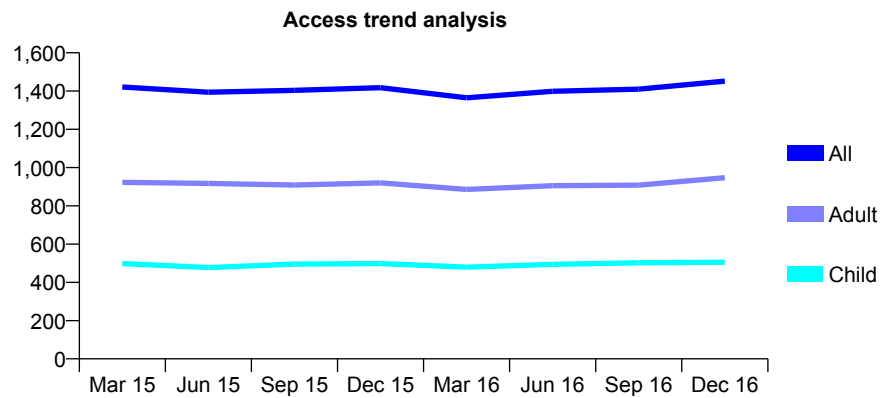
## Q61 - Vital Signs At a Glance Contract Report for 643513/0001 - December 2016

Name or company name	MR JB RAVAL
Contract type name	GDS Contract
Purpose of contract	General
Contract start date	01/04/2006
Contract end date	

16/17 Contracted general activity (UDA)	6,014
Carry forward general activity (UDA)	-120
16/17 Contracted orthodontic activity (UOA)	0
Carry forward orthodontic activity (UOA)	0
Baseline contract value	£188,578.29

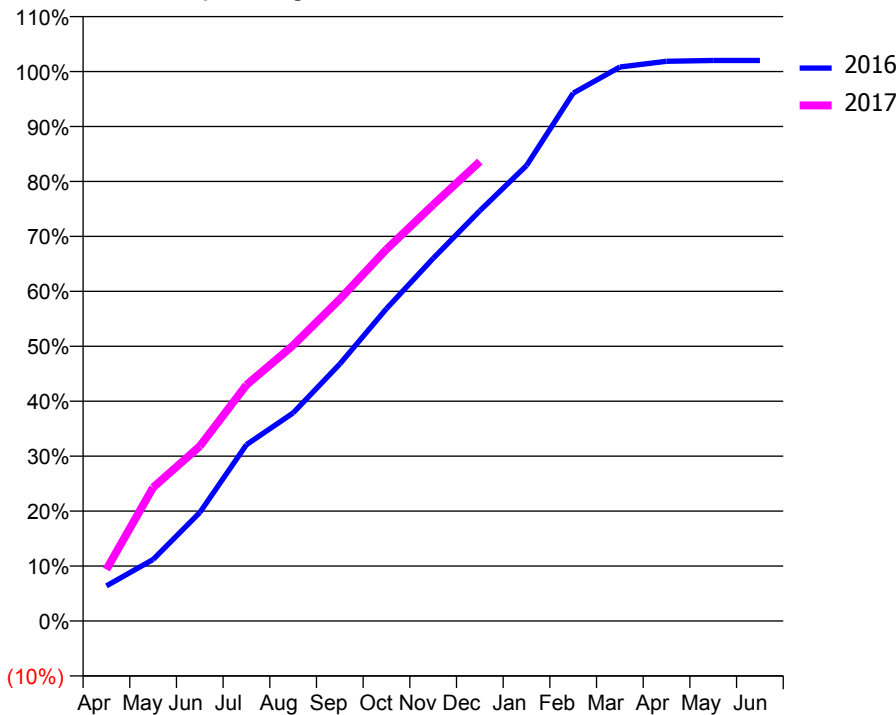
### ACCESS\*

Patients seen in 24 months	Total	Change since previous quarter
Quarter ending December 2015	1,418	
Quarter ending March 2016	1,365	↓
Quarter ending June 2016	1,399	↑
Quarter ending September 2016	1,410	→
Quarter ending December 2016	1,452	↑
<b>Variance since December 2015</b>	<b>2.4%</b>	<b>↑</b>



### ACTIVITY

Cumulative percentage of contracted UDA delivered 2016 & 2017



Month	Adjusted Scheduled Activity (UDA)	
	2016	2017
April	385	563
May	674	1,461
June	1,188	1,913
July	1,931	2,585
August	2,278	3,017
September	2,813	3,523
October	3,418	4,068
November	3,969	4,556
December	4,490	5,029
January	4,985	
February	5,777	
March	6,063	
April	6,126	
May	6,134	
June	6,134	

### QUALITY

	Quantity	Base Number	Contract	AT	Region	England
% of FP17s for the same patient ID Re-attending within 3 months - Children	27	515	5.2%	11.3%	11.9%	12.4%
% of FP17s for the same patient ID Re-attending within 3 months - Adults	53	847	6.3%	16.3%	17.1%	16.6%
% of FP17s for the same patient ID Re-attending between 3 & 9 months - Children	286	515	55.5%	41.7%	46.2%	57.5%
% of FP17s for the same patient ID Re-attending between 3 & 9 months - Adults	396	847	46.8%	35.2%	37.8%	50.4%
% of FP17s for Band 1 Urgent Courses	58	1,324	4.4%	10.7%	10.6%	9.1%
% of FP17s Relating to Free Repair or Replacements	1	1,324	0.1%	0.5%	0.6%	0.8%
% of FP17s Relating to Continuations	0	1,324	0.0%	0.9%	0.9%	1.3%
% of Patients satisfied with the dentistry they have received	1	1	N/A	89.2%	90.3%	92.7%
% of Patients satisfied with the time they had to wait for an appointment	0	1	N/A	81.2%	83.8%	88.8%

\* This is based on patients treated on this contract for their most recent course of treatment. Figures in italics indicate the base number of FP17s or Patient Questionnaire responses are less than 100. N/A is shown where the base number of responses is less than 10 during the period. % is calculated as Quantity/Base number\*100

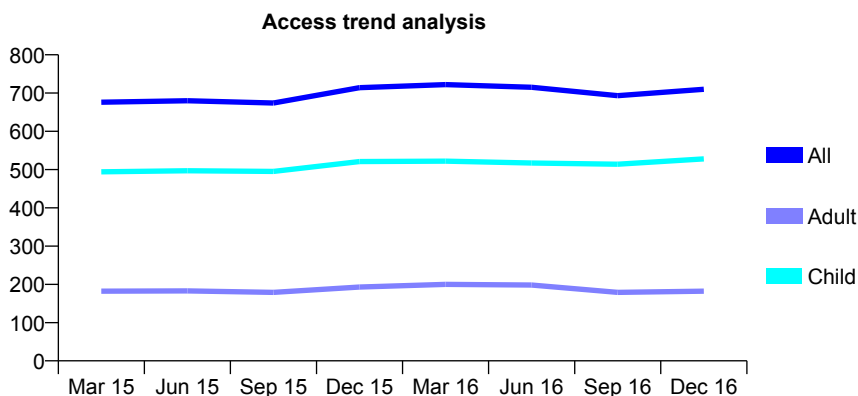
## Q61 - Vital Signs At a Glance Contract Report for 644889/0001 - December 2016

Name or company name	MR C RISOLI
Contract type name	GDS Contract
Purpose of contract	General
Contract start date	01/04/2006
Contract end date	

16/17 Contracted general activity (UDA)	1,488
Carry forward general activity (UDA)	0
16/17 Contracted orthodontic activity (UOA)	0
Carry forward orthodontic activity (UOA)	0
Baseline contract value	£50,694.10

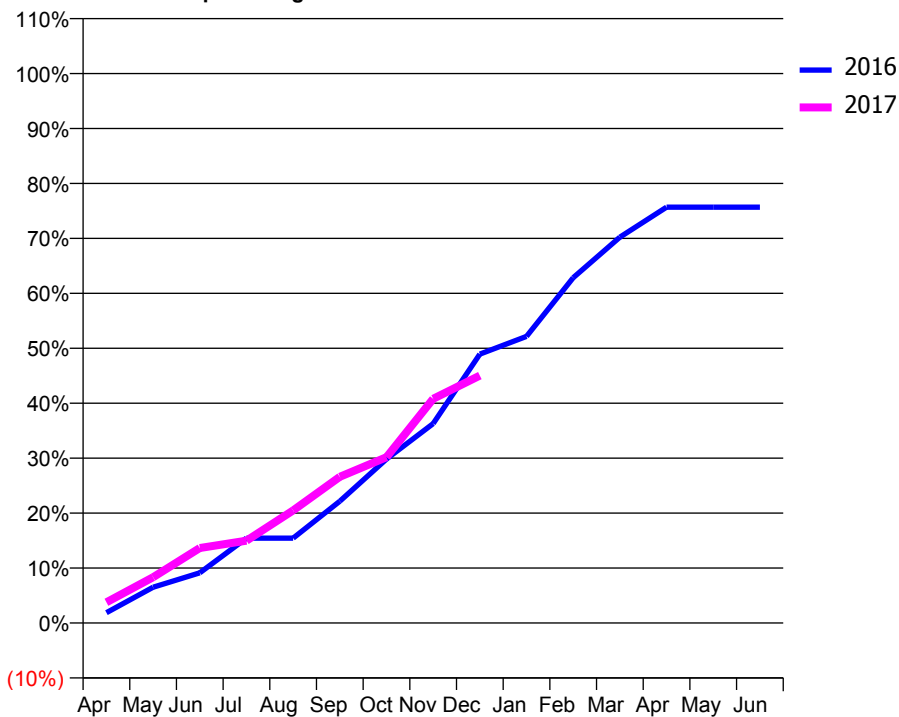
### ACCESS\*

Patients seen in 24 months	Total	Change since previous quarter
Quarter ending December 2015	714	
Quarter ending March 2016	722	→
Quarter ending June 2016	715	→
Quarter ending September 2016	693	↓
Quarter ending December 2016	710	↑
<b>Variance since December 2015</b>	<b>(0.6%)</b>	<b>→</b>



### ACTIVITY

Cumulative percentage of contracted UDA delivered 2016 & 2017



Month	Adjusted Scheduled Activity (UDA)	
	2016	2017
April	28	56
May	97	124
June	136	203
July	230	223
August	230	305
September	330	396
October	444	449
November	540	607
December	728	670
January	776	
February	935	
March	1,045	
April	1,126	
May	1,126	
June	1,126	

### QUALITY

	Quantity	Base Number	Contract	AT	Region	England
% of FP17s for the same patient ID Re-attending within 3 months - Children	28	441	6.3%	11.3%	11.9%	12.4%
% of FP17s for the same patient ID Re-attending within 3 months - Adults	4	85	4.7%	16.3%	17.1%	16.6%
% of FP17s for the same patient ID Re-attending between 3 & 9 months - Children	182	441	41.3%	41.7%	46.2%	57.5%
% of FP17s for the same patient ID Re-attending between 3 & 9 months - Adults	31	85	36.5%	35.2%	37.8%	50.4%
% of FP17s for Band 1 Urgent Courses	0	486	0.0%	10.7%	10.6%	9.1%
% of FP17s Relating to Free Repair or Replacements	0	486	0.0%	0.5%	0.6%	0.8%
% of FP17s Relating to Continuations	8	486	1.6%	0.9%	0.9%	1.3%
% of Patients satisfied with the dentistry they have received	0	0	N/A	89.2%	90.3%	92.7%
% of Patients satisfied with the time they had to wait for an appointment	0	0	N/A	81.2%	83.8%	88.8%

\* This is based on patients treated on this contract for their most recent course of treatment. Figures in italics indicate the base number of FP17s or Patient Questionnaire responses are less than 100. N/A is shown where the base number of responses is less than 10 during the period. % is calculated as Quantity/Base number\*100

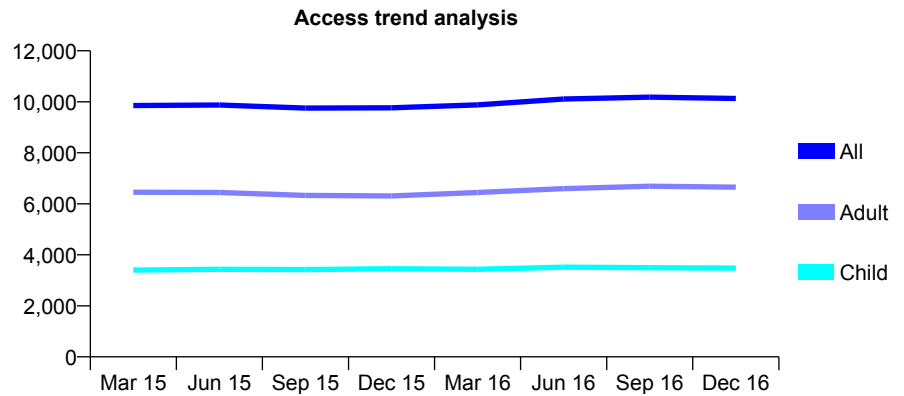
## Q61 - Vital Signs At a Glance Contract Report for 650242/0001 - December 2016

Name or company name	MR H SHAH
Contract type name	GDS Contract
Purpose of contract	General and Orthodontic
Contract start date	01/04/2006
Contract end date	

16/17 Contracted general activity (UDA)	27,477
Carry forward general activity (UDA)	-13
16/17 Contracted orthodontic activity (UOA)	1,314
Carry forward orthodontic activity (UOA)	-19
Baseline contract value	£886,923.03

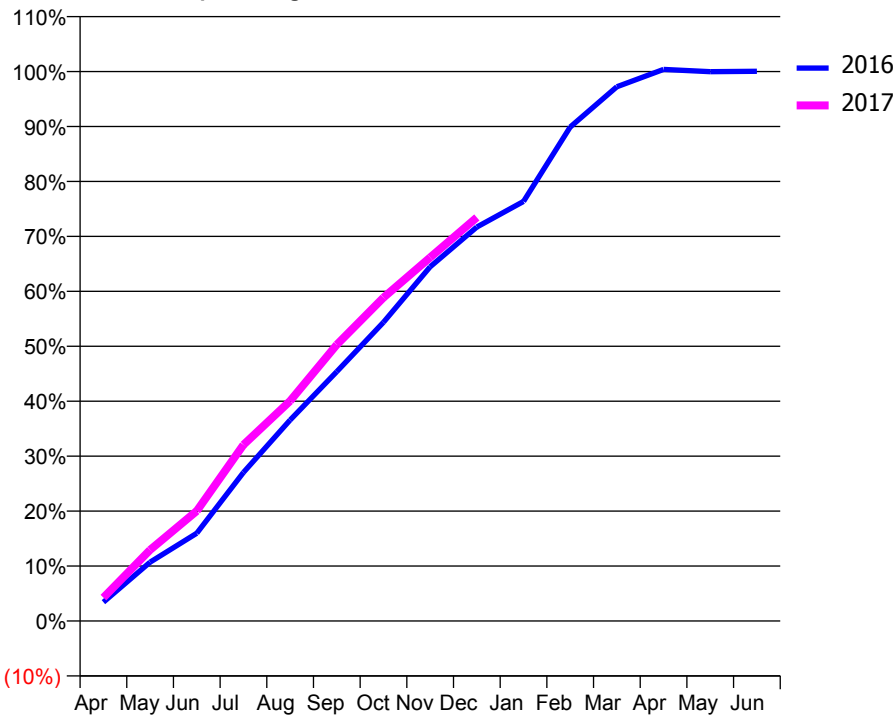
### ACCESS\*

Patients seen in 24 months	Total	Change since previous quarter
Quarter ending December 2015	9,763	
Quarter ending March 2016	9,879	→
Quarter ending June 2016	10,112	↑
Quarter ending September 2016	10,182	→
Quarter ending December 2016	10,132	→
<b>Variance since December 2015</b>	<b>3.8%</b>	<b>↑</b>



### ACTIVITY

Cumulative percentage of contracted UDA delivered 2016 & 2017



Month	Adjusted Scheduled Activity (UDA)	
	2016	2017
April	944	1,168
May	2,944	3,556
June	4,393	5,501
July	7,432	8,810
August	10,052	11,003
September	12,474	13,822
October	14,939	16,170
November	17,711	18,177
December	19,697	20,179
January	20,983	
February	24,701	
March	26,715	
April	27,584	
May	27,470	
June	27,490	

### QUALITY

	Quantity	Base Number	Contract	AT	Region	England
% of FP17s for the same patient ID Re-attending within 3 months - Children	432	3,081	14.0%	11.3%	11.9%	12.4%
% of FP17s for the same patient ID Re-attending within 3 months - Adults	603	4,554	13.2%	16.3%	17.1%	16.6%
% of FP17s for the same patient ID Re-attending between 3 & 9 months - Children	894	3,081	29.0%	41.7%	46.2%	57.5%
% of FP17s for the same patient ID Re-attending between 3 & 9 months - Adults	1,108	4,554	24.3%	35.2%	37.8%	50.4%
% of FP17s for Band 1 Urgent Courses	1,002	6,552	15.3%	10.7%	10.6%	9.1%
% of FP17s Relating to Free Repair or Replacements	44	6,552	0.7%	0.5%	0.6%	0.8%
% of FP17s Relating to Continuations	24	6,552	0.4%	0.9%	0.9%	1.3%
% of Patients satisfied with the dentistry they have received	3	6	N/A	89.2%	90.3%	92.7%
% of Patients satisfied with the time they had to wait for an appointment	4	6	N/A	81.2%	83.8%	88.8%

\* This is based on patients treated on this contract for their most recent course of treatment. Figures in italics indicate the base number of FP17s or Patient Questionnaire responses are less than 100. N/A is shown where the base number of responses is less than 10 during the period. % is calculated as Quantity/Base number\*100



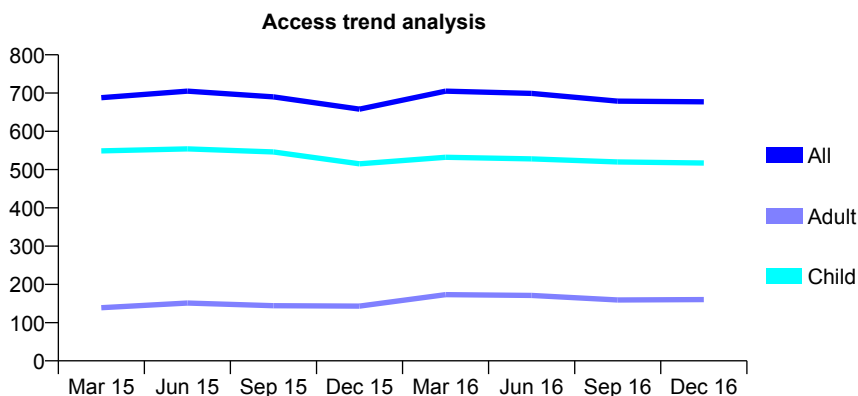
## Q61 - Vital Signs At a Glance Contract Report for 650439/0001 - December 2016

Name or company name	MISS F AZIZ
Contract type name	GDS Contract
Purpose of contract	General
Contract start date	01/01/2013
Contract end date	

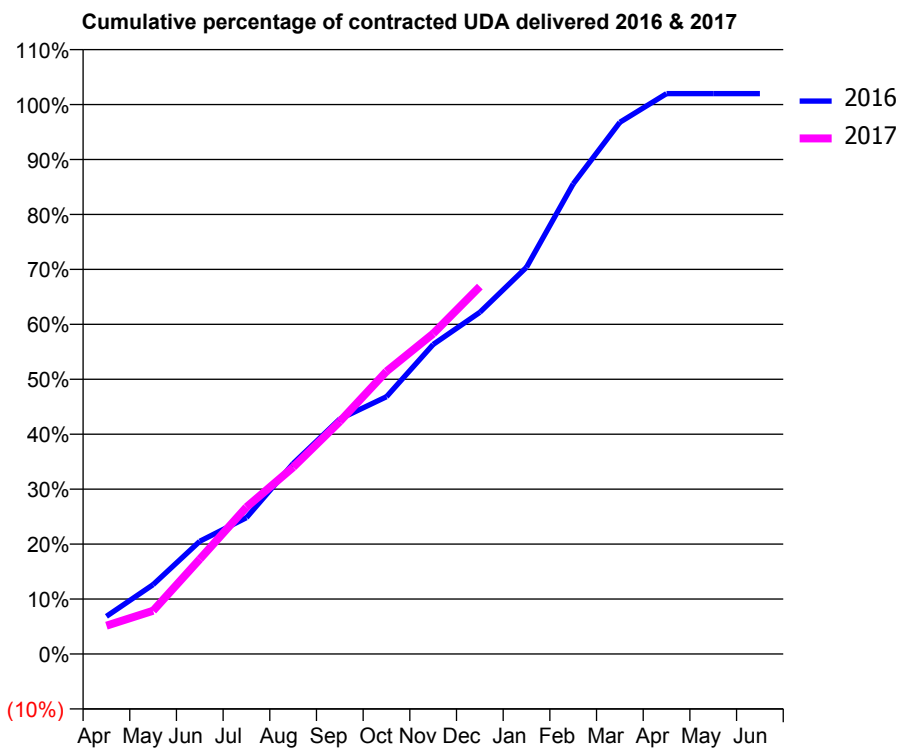
16/17 Contracted general activity (UDA)	1,461
Carry forward general activity (UDA)	-29
16/17 Contracted orthodontic activity (UOA)	0
Carry forward orthodontic activity (UOA)	0
Baseline contract value	£33,425.98

### ACCESS\*

Patients seen in 24 months	Total	Change since previous quarter
Quarter ending December 2015	658	
Quarter ending March 2016	705	↑
Quarter ending June 2016	699	→
Quarter ending September 2016	679	↓
Quarter ending December 2016	677	→
<b>Variance since December 2015</b>	<b>2.9%</b>	<b>↑</b>



### ACTIVITY



Month	Adjusted Scheduled Activity (UDA)	
	2016	2017
April	100	75
May	184	115
June	300	252
July	362	390
August	506	496
September	625	618
October	684	751
November	823	852
December	908	977
January	1,028	
February	1,250	
March	1,414	
April	1,490	
May	1,490	
June	1,490	

### QUALITY

	Quantity	Base Number	Contract	AT	Region	England
% of FP17s for the same patient ID Re-attending within 3 months - Children	33	570	5.8%	11.3%	11.9%	12.4%
% of FP17s for the same patient ID Re-attending within 3 months - Adults	10	113	8.8%	16.3%	17.1%	16.6%
% of FP17s for the same patient ID Re-attending between 3 & 9 months - Children	355	570	62.3%	41.7%	46.2%	57.5%
% of FP17s for the same patient ID Re-attending between 3 & 9 months - Adults	52	113	46.0%	35.2%	37.8%	50.4%
% of FP17s for Band 1 Urgent Courses	29	648	4.5%	10.7%	10.6%	9.1%
% of FP17s Relating to Free Repair or Replacements	0	648	0.0%	0.5%	0.6%	0.8%
% of FP17s Relating to Continuations	0	648	0.0%	0.9%	0.9%	1.3%
% of Patients satisfied with the dentistry they have received	0	0	N/A	89.2%	90.3%	92.7%
% of Patients satisfied with the time they had to wait for an appointment	0	0	N/A	81.2%	83.8%	88.8%

\* This is based on patients treated on this contract for their most recent course of treatment. Figures in italics indicate the base number of FP17s or Patient Questionnaire responses are less than 100. N/A is shown where the base number of responses is less than 10 during the period. % is calculated as Quantity/Base number\*100

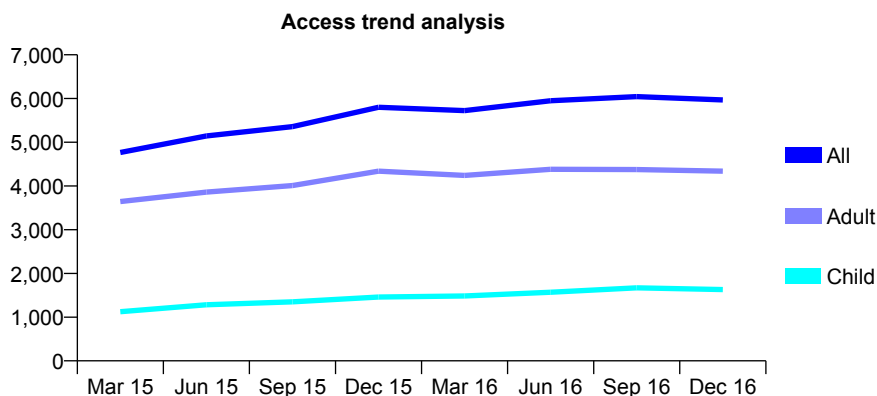
## Q61 - Vital Signs At a Glance Contract Report for 650730/0001 - December 2016

Name or company name	MR SS GOLAR
Contract type name	GDS Contract
Purpose of contract	General
Contract start date	01/04/2006
Contract end date	

16/17 Contracted general activity (UDA)	21,524
Carry forward general activity (UDA)	225
16/17 Contracted orthodontic activity (UOA)	0
Carry forward orthodontic activity (UOA)	0
Baseline contract value	£705,085.47

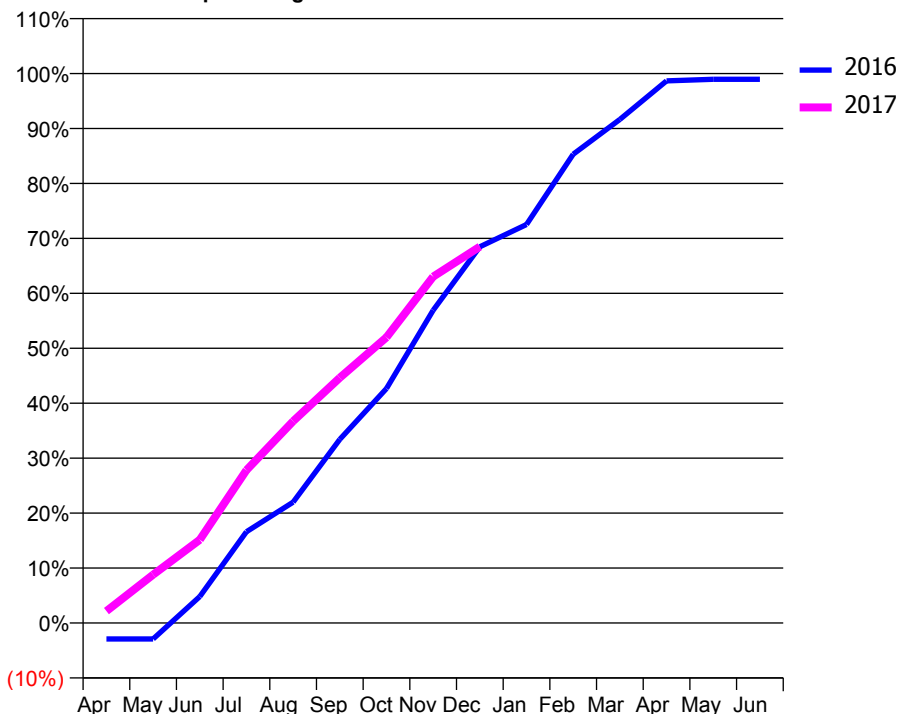
### ACCESS\*

Patients seen in 24 months	Total	Change since previous quarter
Quarter ending December 2015	5,799	
Quarter ending March 2016	5,724	↓
Quarter ending June 2016	5,949	↑
Quarter ending September 2016	6,044	→
Quarter ending December 2016	5,968	↓
<b>Variance since December 2015</b>	<b>2.9%</b>	<b>↑</b>



### ACTIVITY

Cumulative percentage of contracted UDA delivered 2016 & 2017



Month	Adjusted Scheduled Activity (UDA)	
	2016	2017
April	-630	469
May	-630	1,895
June	1,038	3,264
July	3,573	5,987
August	4,736	7,905
September	7,195	9,607
October	9,185	11,190
November	12,253	13,569
December	14,738	14,744
January	15,608	
February	18,360	
March	19,726	
April	21,236	
May	21,297	
June	21,299	

### QUALITY

	Quantity	Base Number	Contract	AT	Region	England
% of FP17s for the same patient ID Re-attending within 3 months - Children	132	1,245	10.6%	11.3%	11.9%	12.4%
% of FP17s for the same patient ID Re-attending within 3 months - Adults	657	3,137	20.9%	16.3%	17.1%	16.6%
% of FP17s for the same patient ID Re-attending between 3 & 9 months - Children	280	1,245	22.5%	41.7%	46.2%	57.5%
% of FP17s for the same patient ID Re-attending between 3 & 9 months - Adults	664	3,137	21.2%	35.2%	37.8%	50.4%
% of FP17s for Band 1 Urgent Courses	661	3,962	16.7%	10.7%	10.6%	9.1%
% of FP17s Relating to Free Repair or Replacements	12	3,962	0.3%	0.5%	0.6%	0.8%
% of FP17s Relating to Continuations	108	3,962	2.7%	0.9%	0.9%	1.3%
% of Patients satisfied with the dentistry they have received	2	2	N/A	89.2%	90.3%	92.7%
% of Patients satisfied with the time they had to wait for an appointment	2	2	N/A	81.2%	83.8%	88.8%

\* This is based on patients treated on this contract for their most recent course of treatment. Figures in italics indicate the base number of FP17s or Patient Questionnaire responses are less than 100. N/A is shown where the base number of responses is less than 10 during the period. % is calculated as Quantity/Base number\*100

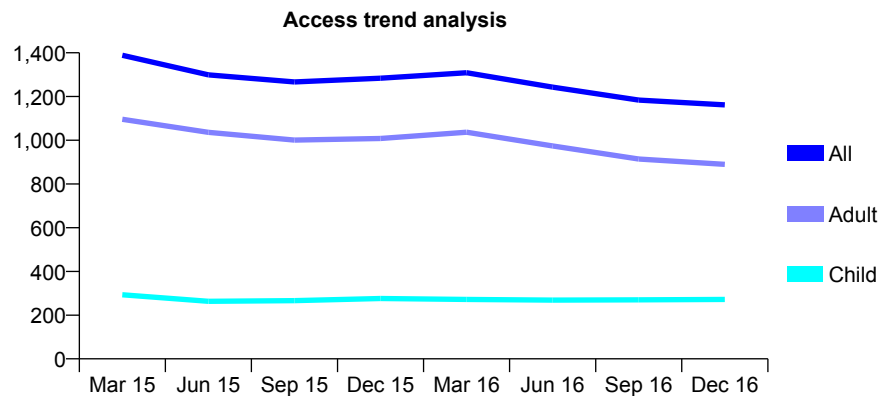
## Q61 - Vital Signs At a Glance Contract Report for 656542/0001 - December 2016

Name or company name	MR JS SURDHAR
Contract type name	GDS Contract
Purpose of contract	General
Contract start date	01/04/2006
Contract end date	

16/17 Contracted general activity (UDA)	3,268
Carry forward general activity (UDA)	27
16/17 Contracted orthodontic activity (UOA)	0
Carry forward orthodontic activity (UOA)	0
Baseline contract value	£112,780.97

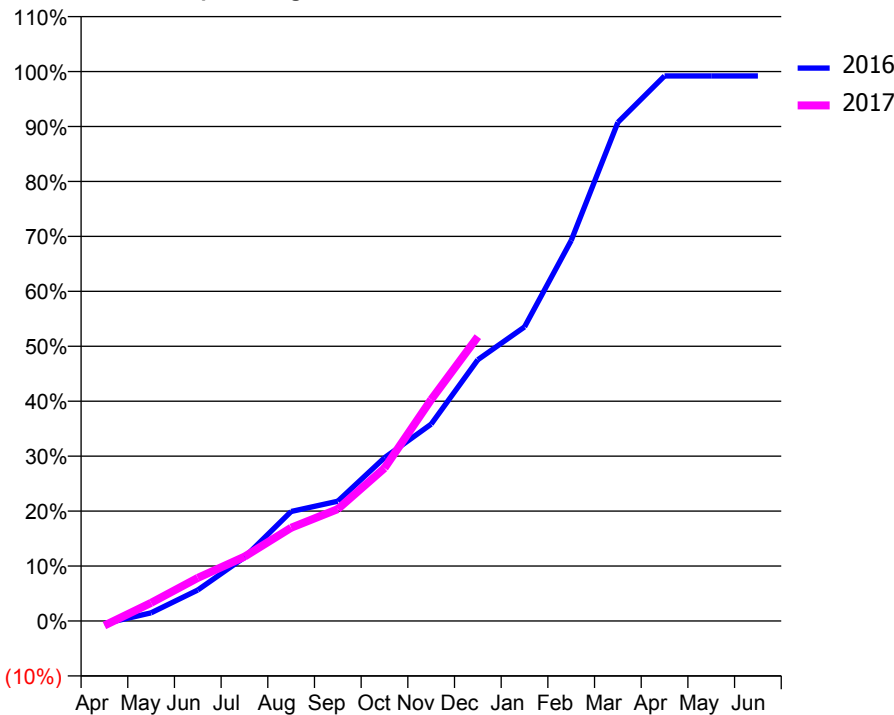
### ACCESS\*

Patients seen in 24 months	Total	Change since previous quarter
Quarter ending December 2015	1,284	
Quarter ending March 2016	1,309	→
Quarter ending June 2016	1,243	↓
Quarter ending September 2016	1,184	↓
Quarter ending December 2016	1,162	↓
<b>Variance since December 2015</b>	<b>(9.5%)</b>	<b>↓</b>



### ACTIVITY

Cumulative percentage of contracted UDA delivered 2016 & 2017



Month	Adjusted Scheduled Activity (UDA)	
	2016	2017
April	-16	-27
May	49	108
June	185	256
July	379	383
August	652	554
September	712	666
October	971	909
November	1,171	1,317
December	1,554	1,691
January	1,749	
February	2,263	
March	2,966	
April	3,241	
May	3,241	
June	3,241	

### QUALITY

	Quantity	Base Number	Contract	AT	Region	England
% of FP17s for the same patient ID Re-attending within 3 months - Children	20	197	10.2%	11.3%	11.9%	12.4%
% of FP17s for the same patient ID Re-attending within 3 months - Adults	65	470	13.8%	16.3%	17.1%	16.6%
% of FP17s for the same patient ID Re-attending between 3 & 9 months - Children	53	197	26.9%	41.7%	46.2%	57.5%
% of FP17s for the same patient ID Re-attending between 3 & 9 months - Adults	103	470	21.9%	35.2%	37.8%	50.4%
% of FP17s for Band 1 Urgent Courses	87	611	14.2%	10.7%	10.6%	9.1%
% of FP17s Relating to Free Repair or Replacements	0	611	0.0%	0.5%	0.6%	0.8%
% of FP17s Relating to Continuations	0	611	0.0%	0.9%	0.9%	1.3%
% of Patients satisfied with the dentistry they have received	2	2	N/A	89.2%	90.3%	92.7%
% of Patients satisfied with the time they had to wait for an appointment	1	2	N/A	81.2%	83.8%	88.8%

\* This is based on patients treated on this contract for their most recent course of treatment. Figures in italics indicate the base number of FP17s or Patient Questionnaire responses are less than 100. N/A is shown where the base number of responses is less than 10 during the period. % is calculated as Quantity/Base number\*100

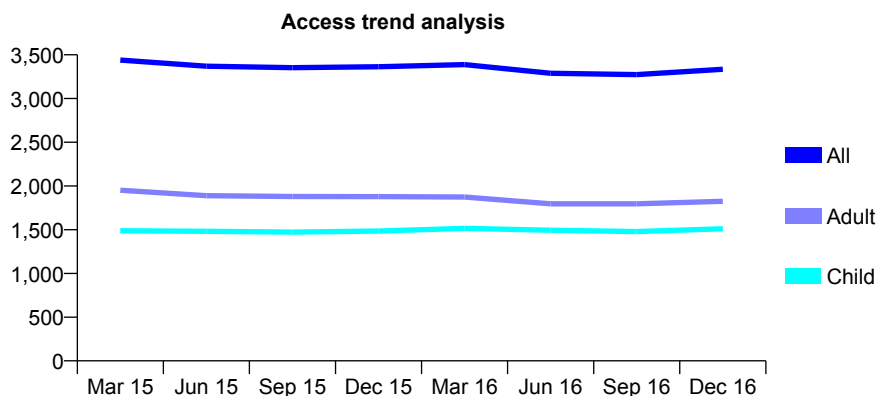
## Q61 - Vital Signs At a Glance Contract Report for 661074/0002 - December 2016

Name or company name	MR SA TAVACKOLLI FARD
Contract type name	GDS Contract
Purpose of contract	General
Contract start date	01/04/2006
Contract end date	

16/17 Contracted general activity (UDA)	11,281
Carry forward general activity (UDA)	-198
16/17 Contracted orthodontic activity (UOA)	0
Carry forward orthodontic activity (UOA)	0
Baseline contract value	£289,742.06

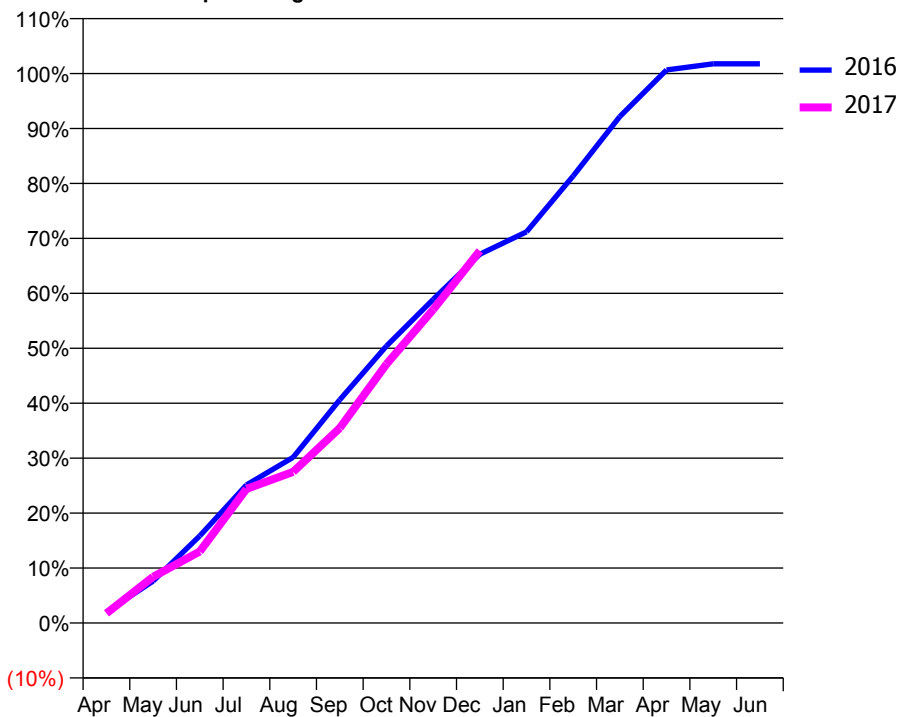
### ACCESS\*

Patients seen in 24 months	Total	Change since previous quarter
Quarter ending December 2015	3,363	
Quarter ending March 2016	3,388	→
Quarter ending June 2016	3,289	↓
Quarter ending September 2016	3,274	→
Quarter ending December 2016	3,334	→
<b>Variance since December 2015</b>	<b>(0.9%)</b>	<b>→</b>



### ACTIVITY

Cumulative percentage of contracted UDA delivered 2016 & 2017



Month	Adjusted Scheduled Activity (UDA)	
	2016	2017
April	226	198
May	861	950
June	1,790	1,470
July	2,835	2,752
August	3,401	3,104
September	4,585	4,004
October	5,689	5,315
November	6,642	6,435
December	7,569	7,643
January	8,029	
February	9,178	
March	10,397	
April	11,355	
May	11,479	
June	11,479	

### QUALITY

	Quantity	Base Number	Contract	AT	Region	England
% of FP17s for the same patient ID Re-attending within 3 months - Children	45	1,129	4.0%	11.3%	11.9%	12.4%
% of FP17s for the same patient ID Re-attending within 3 months - Adults	96	1,208	7.9%	16.3%	17.1%	16.6%
% of FP17s for the same patient ID Re-attending between 3 & 9 months - Children	377	1,129	33.4%	41.7%	46.2%	57.5%
% of FP17s for the same patient ID Re-attending between 3 & 9 months - Adults	352	1,208	29.1%	35.2%	37.8%	50.4%
% of FP17s for Band 1 Urgent Courses	123	2,072	5.9%	10.7%	10.6%	9.1%
% of FP17s Relating to Free Repair or Replacements	0	2,072	0.0%	0.5%	0.6%	0.8%
% of FP17s Relating to Continuations	0	2,072	0.0%	0.9%	0.9%	1.3%
% of Patients satisfied with the dentistry they have received	1	2	N/A	89.2%	90.3%	92.7%
% of Patients satisfied with the time they had to wait for an appointment	2	2	N/A	81.2%	83.8%	88.8%

\* This is based on patients treated on this contract for their most recent course of treatment. Figures in italics indicate the base number of FP17s or Patient Questionnaire responses are less than 100. N/A is shown where the base number of responses is less than 10 during the period. % is calculated as Quantity/Base number\*100

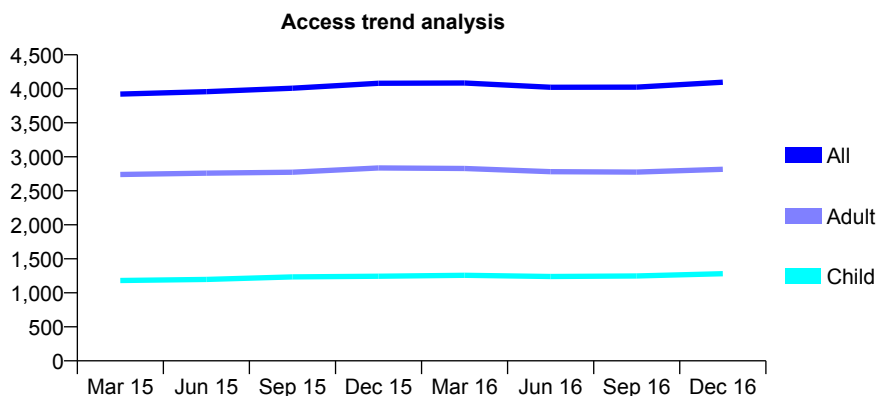
## Q61 - Vital Signs At a Glance Contract Report for 673005/0001 - December 2016

Name or company name	MR C TAN
Contract type name	GDS Contract
Purpose of contract	General
Contract start date	01/04/2006
Contract end date	

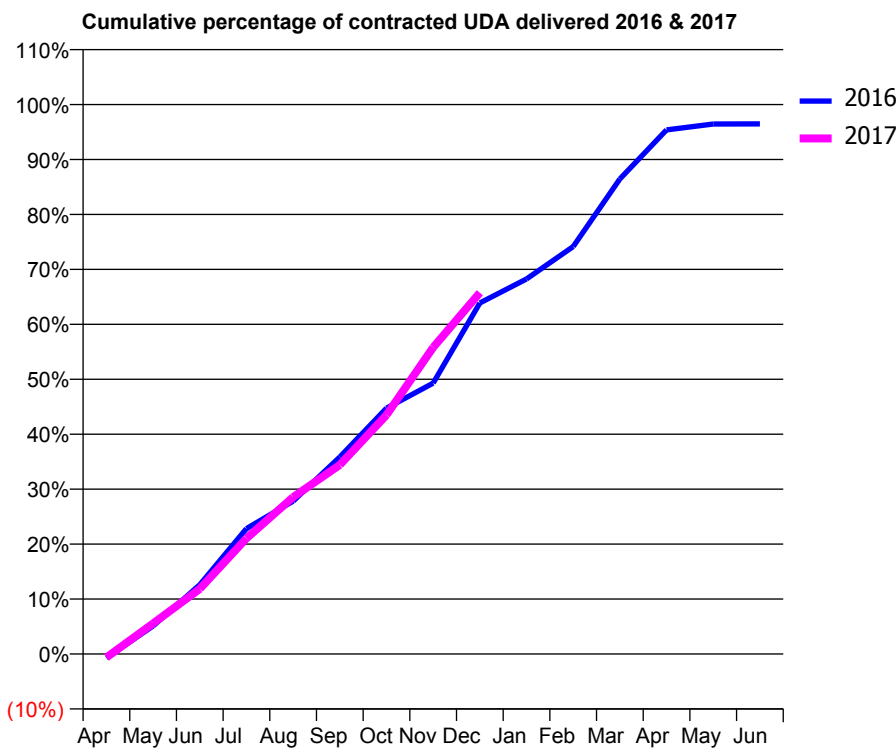
16/17 Contracted general activity (UDA)	11,571
Carry forward general activity (UDA)	409
16/17 Contracted orthodontic activity (UOA)	0
Carry forward orthodontic activity (UOA)	0
Baseline contract value	£432,930.76

### ACCESS\*

Patients seen in 24 months	Total	Change since previous quarter
Quarter ending December 2015	4,082	
Quarter ending March 2016	4,085	→
Quarter ending June 2016	4,022	↓
Quarter ending September 2016	4,024	→
Quarter ending December 2016	4,098	→
<b>Variance since December 2015</b>	<b>0.4%</b>	<b>→</b>



### ACTIVITY



Month	Adjusted Scheduled Activity (UDA)	
	2016	2017
April	-84	-73
May	590	644
June	1,458	1,371
July	2,641	2,437
August	3,220	3,305
September	4,149	3,982
October	5,177	5,033
November	5,704	6,457
December	7,392	7,609
January	7,896	
February	8,581	
March	10,002	
April	11,037	
May	11,161	
June	11,162	

### QUALITY

	Quantity	Base Number	Contract	AT	Region	England
% of FP17s for the same patient ID Re-attending within 3 months - Children	48	1,063	4.5%	11.3%	11.9%	12.4%
% of FP17s for the same patient ID Re-attending within 3 months - Adults	233	2,267	10.3%	16.3%	17.1%	16.6%
% of FP17s for the same patient ID Re-attending between 3 & 9 months - Children	404	1,063	38.0%	41.7%	46.2%	57.5%
% of FP17s for the same patient ID Re-attending between 3 & 9 months - Adults	1,012	2,267	44.6%	35.2%	37.8%	50.4%
% of FP17s for Band 1 Urgent Courses	89	3,004	3.0%	10.7%	10.6%	9.1%
% of FP17s Relating to Free Repair or Replacements	22	3,004	0.7%	0.5%	0.6%	0.8%
% of FP17s Relating to Continuations	90	3,004	3.0%	0.9%	0.9%	1.3%
% of Patients satisfied with the dentistry they have received	4	5	N/A	89.2%	90.3%	92.7%
% of Patients satisfied with the time they had to wait for an appointment	4	5	N/A	81.2%	83.8%	88.8%

\* This is based on patients treated on this contract for their most recent course of treatment. Figures in italics indicate the base number of FP17s or Patient Questionnaire responses are less than 100. N/A is shown where the base number of responses is less than 10 during the period. % is calculated as Quantity/Base number\*100

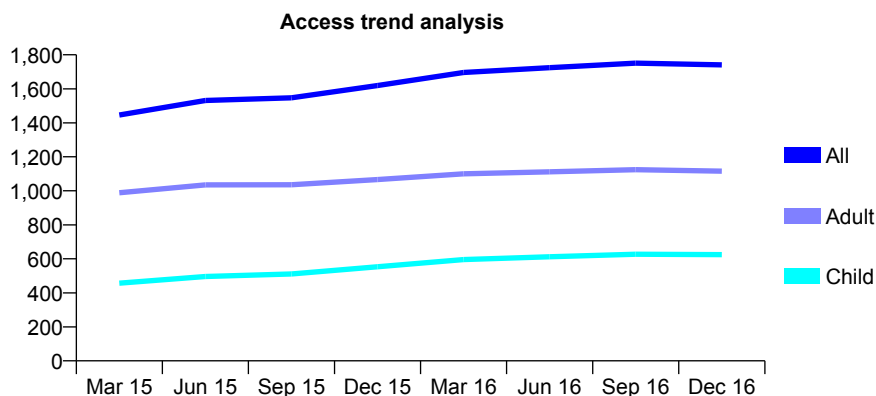
## Q61 - Vital Signs At a Glance Contract Report for 673390/0001 - December 2016

Name or company name	MR A KOUCHEKIAN SABOUR
Contract type name	GDS Contract
Purpose of contract	General
Contract start date	01/04/2006
Contract end date	

16/17 Contracted general activity (UDA)	6,846
Carry forward general activity (UDA)	25
16/17 Contracted orthodontic activity (UOA)	0
Carry forward orthodontic activity (UOA)	0
Baseline contract value	£203,416.91

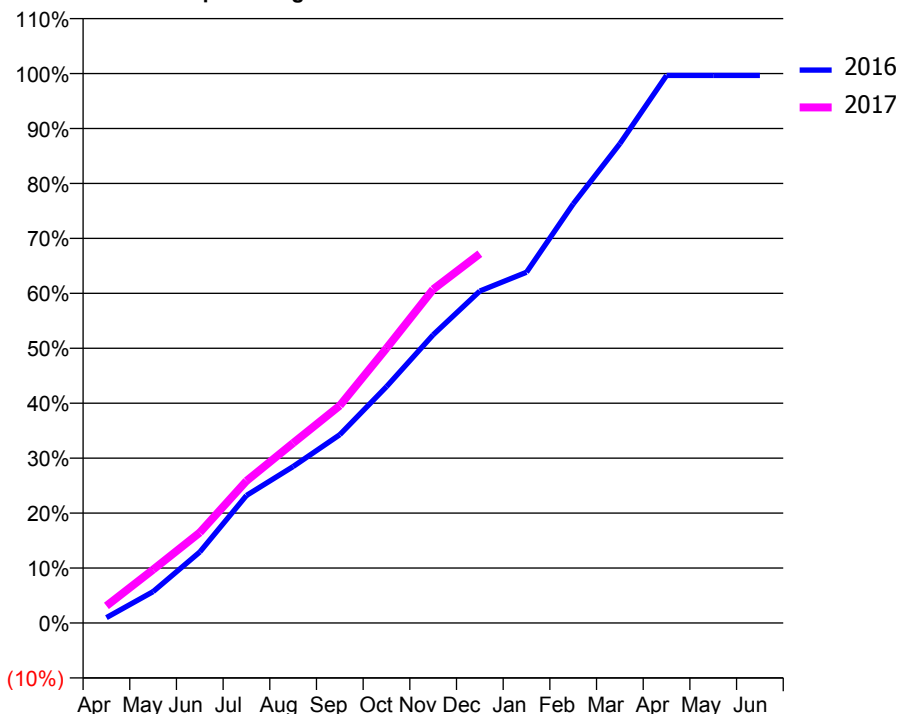
### ACCESS\*

Patients seen in 24 months	Total	Change since previous quarter
Quarter ending December 2015	1,619	
Quarter ending March 2016	1,696	↑
Quarter ending June 2016	1,724	→
Quarter ending September 2016	1,751	→
Quarter ending December 2016	1,741	→
<b>Variance since December 2015</b>	<b>7.5%</b>	<b>↑</b>



### ACTIVITY

Cumulative percentage of contracted UDA delivered 2016 & 2017



Month	Adjusted Scheduled Activity (UDA)	
	2016	2017
April	67	214
May	391	665
June	885	1,128
July	1,589	1,770
August	1,950	2,241
September	2,346	2,709
October	2,944	3,422
November	3,591	4,157
December	4,136	4,600
January	4,370	
February	5,221	
March	5,972	
April	6,821	
May	6,821	
June	6,821	

### QUALITY

	Quantity	Base Number	Contract	AT	Region	England
% of FP17s for the same patient ID Re-attending within 3 months - Children	41	681	6.0%	11.3%	11.9%	12.4%
% of FP17s for the same patient ID Re-attending within 3 months - Adults	140	1,026	13.6%	16.3%	17.1%	16.6%
% of FP17s for the same patient ID Re-attending between 3 & 9 months - Children	456	681	67.0%	41.7%	46.2%	57.5%
% of FP17s for the same patient ID Re-attending between 3 & 9 months - Adults	464	1,026	45.2%	35.2%	37.8%	50.4%
% of FP17s for Band 1 Urgent Courses	252	1,493	16.9%	10.7%	10.6%	9.1%
% of FP17s Relating to Free Repair or Replacements	0	1,493	0.0%	0.5%	0.6%	0.8%
% of FP17s Relating to Continuations	1	1,493	0.1%	0.9%	0.9%	1.3%
% of Patients satisfied with the dentistry they have received	3	4	N/A	89.2%	90.3%	92.7%
% of Patients satisfied with the time they had to wait for an appointment	3	4	N/A	81.2%	83.8%	88.8%

\* This is based on patients treated on this contract for their most recent course of treatment. Figures in italics indicate the base number of FP17s or Patient Questionnaire responses are less than 100. N/A is shown where the base number of responses is less than 10 during the period. % is calculated as Quantity/Base number\*100

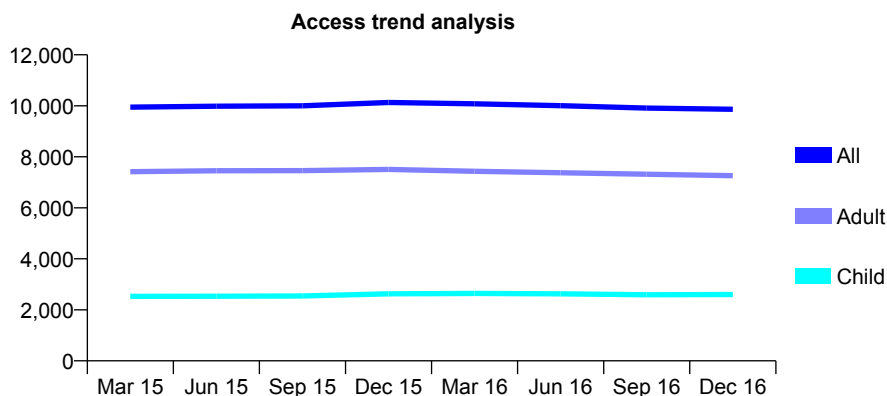
## Q61 - Vital Signs At a Glance Contract Report for 673943/0001 - December 2016

Name or company name	Pashazadeh, Moghadam and Moghaddam
Contract type name	GDS Contract
Purpose of contract	General
Contract start date	01/04/2006
Contract end date	

16/17 Contracted general activity (UDA)	33,784
Carry forward general activity (UDA)	-227
16/17 Contracted orthodontic activity (UOA)	0
Carry forward orthodontic activity (UOA)	0
Baseline contract value	£1,070,030.40

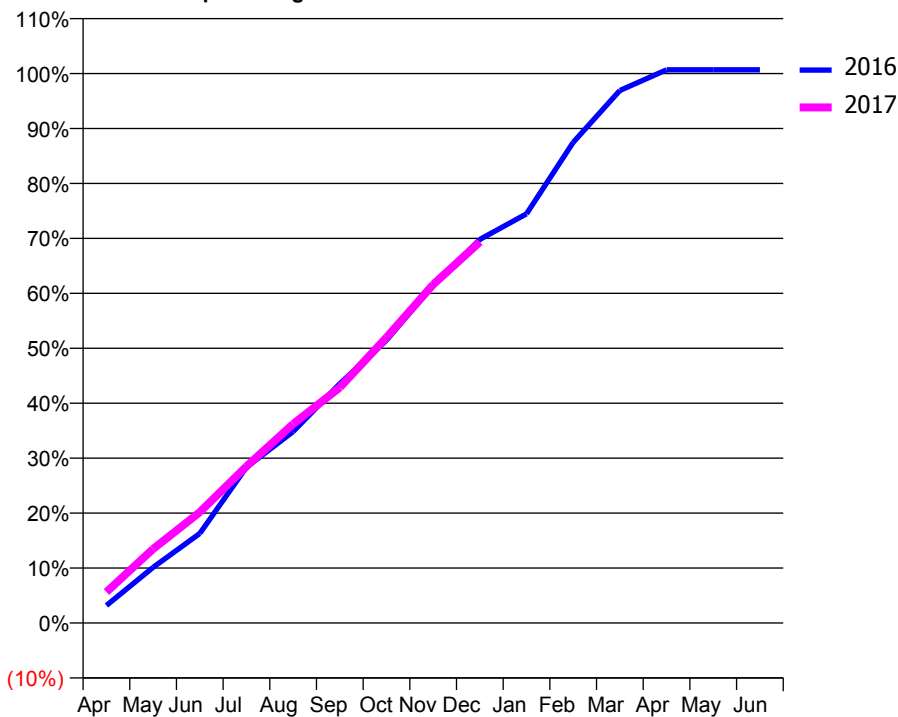
### ACCESS\*

Patients seen in 24 months	Total	Change since previous quarter
Quarter ending December 2015	10,133	
Quarter ending March 2016	10,079	→
Quarter ending June 2016	10,007	→
Quarter ending September 2016	9,909	→
Quarter ending December 2016	9,862	→
<b>Variance since December 2015</b>	<b>(2.7%)</b>	<b>↓</b>



### ACTIVITY

Cumulative percentage of contracted UDA delivered 2016 & 2017



Month	Adjusted Scheduled Activity (UDA)	
	2016	2017
April	1,080	1,903
May	3,423	4,556
June	5,507	6,815
July	9,582	9,630
August	11,765	12,235
September	14,712	14,480
October	17,381	17,557
November	20,765	20,810
December	23,585	23,429
January	25,159	
February	29,551	
March	32,744	
April	34,013	
May	34,011	
June	34,011	

### QUALITY

	Quantity	Base Number	Contract	AT	Region	England
% of FP17s for the same patient ID Re-attending within 3 months - Children	174	1,973	8.8%	11.3%	11.9%	12.4%
% of FP17s for the same patient ID Re-attending within 3 months - Adults	873	5,397	16.2%	16.3%	17.1%	16.6%
% of FP17s for the same patient ID Re-attending between 3 & 9 months - Children	662	1,973	33.6%	41.7%	46.2%	57.5%
% of FP17s for the same patient ID Re-attending between 3 & 9 months - Adults	1,774	5,397	32.9%	35.2%	37.8%	50.4%
% of FP17s for Band 1 Urgent Courses	1,096	7,022	15.6%	10.7%	10.6%	9.1%
% of FP17s Relating to Free Repair or Replacements	23	7,022	0.3%	0.5%	0.6%	0.8%
% of FP17s Relating to Continuations	9	7,022	0.1%	0.9%	0.9%	1.3%
% of Patients satisfied with the dentistry they have received	6	10	60.0%	89.2%	90.3%	92.7%
% of Patients satisfied with the time they had to wait for an appointment	5	10	50.0%	81.2%	83.8%	88.8%

\* This is based on patients treated on this contract for their most recent course of treatment. Figures in italics indicate the base number of FP17s or Patient Questionnaire responses are less than 100. N/A is shown where the base number of responses is less than 10 during the period. % is calculated as Quantity/Base number\*100



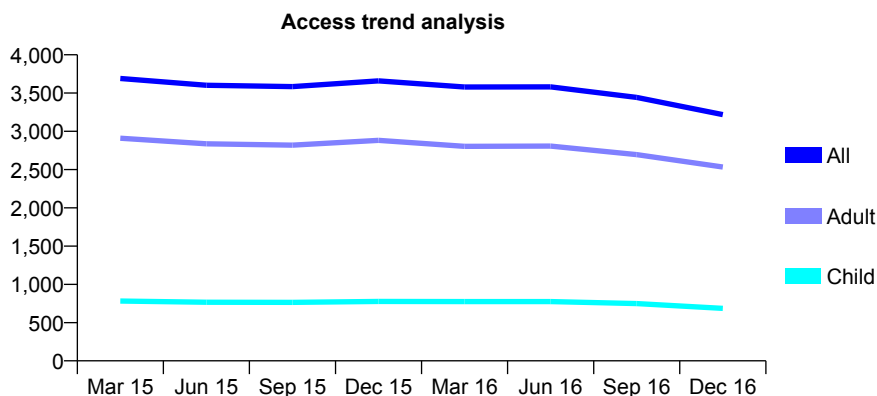
## Q61 - Vital Signs At a Glance Contract Report for 675083/0001 - December 2016

Name or company name	MR S TABIBZADEH
Contract type name	GDS Contract
Purpose of contract	General
Contract start date	01/04/2006
Contract end date	

16/17 Contracted general activity (UDA)	13,995
Carry forward general activity (UDA)	206
16/17 Contracted orthodontic activity (UOA)	0
Carry forward orthodontic activity (UOA)	0
Baseline contract value	£488,616.55

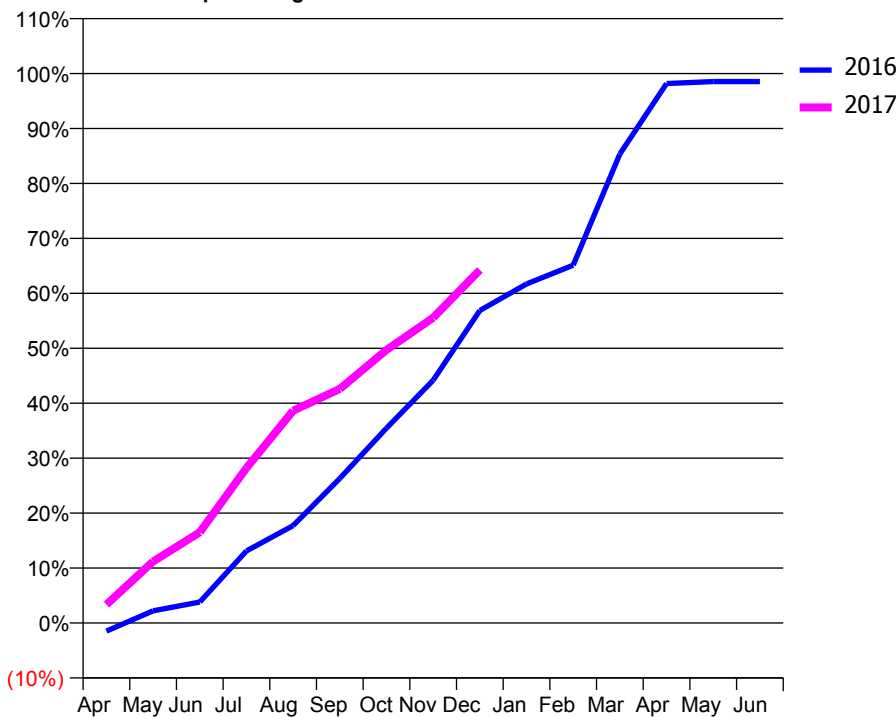
### ACCESS\*

Patients seen in 24 months	Total	Change since previous quarter
Quarter ending December 2015	3,659	
Quarter ending March 2016	3,579	↓
Quarter ending June 2016	3,581	→
Quarter ending September 2016	3,443	↓
Quarter ending December 2016	3,219	↓
<b>Variance since December 2015</b>	<b>(12.0%)</b>	<b>↓</b>



### ACTIVITY

Cumulative percentage of contracted UDA delivered 2016 & 2017



Month	Adjusted Scheduled Activity (UDA)	
	2016	2017
April	-210	470
May	312	1,568
June	533	2,310
July	1,835	3,948
August	2,479	5,410
September	3,682	5,961
October	4,963	6,953
November	6,183	7,776
December	7,957	8,993
January	8,635	
February	9,113	
March	11,948	
April	13,738	
May	13,789	
June	13,789	

### QUALITY

	Quantity	Base Number	Contract	AT	Region	England
% of FP17s for the same patient ID Re-attending within 3 months - Children	30	576	5.2%	11.3%	11.9%	12.4%
% of FP17s for the same patient ID Re-attending within 3 months - Adults	303	1,874	16.2%	16.3%	17.1%	16.6%
% of FP17s for the same patient ID Re-attending between 3 & 9 months - Children	203	576	35.2%	41.7%	46.2%	57.5%
% of FP17s for the same patient ID Re-attending between 3 & 9 months - Adults	570	1,874	30.4%	35.2%	37.8%	50.4%
% of FP17s for Band 1 Urgent Courses	180	2,145	8.4%	10.7%	10.6%	9.1%
% of FP17s Relating to Free Repair or Replacements	0	2,145	0.0%	0.5%	0.6%	0.8%
% of FP17s Relating to Continuations	50	2,145	2.3%	0.9%	0.9%	1.3%
% of Patients satisfied with the dentistry they have received	3	5	N/A	89.2%	90.3%	92.7%
% of Patients satisfied with the time they had to wait for an appointment	4	5	N/A	81.2%	83.8%	88.8%

\* This is based on patients treated on this contract for their most recent course of treatment. Figures in italics indicate the base number of FP17s or Patient Questionnaire responses are less than 100. N/A is shown where the base number of responses is less than 10 during the period. % is calculated as Quantity/Base number\*100

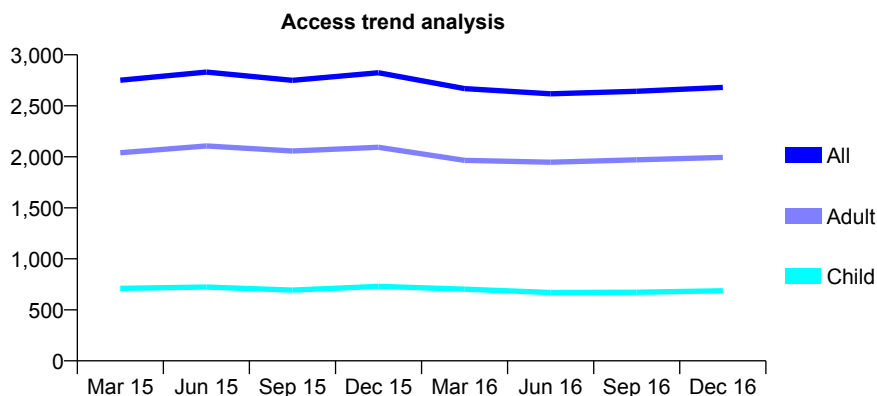
## Q61 - Vital Signs At a Glance Contract Report for 677809/0001 - December 2016

Name or company name	MR QM KHALIL
Contract type name	GDS Contract
Purpose of contract	General
Contract start date	01/04/2006
Contract end date	

16/17 Contracted general activity (UDA)	10,923
Carry forward general activity (UDA)	-113
16/17 Contracted orthodontic activity (UOA)	0
Carry forward orthodontic activity (UOA)	0
Baseline contract value	£327,474.16

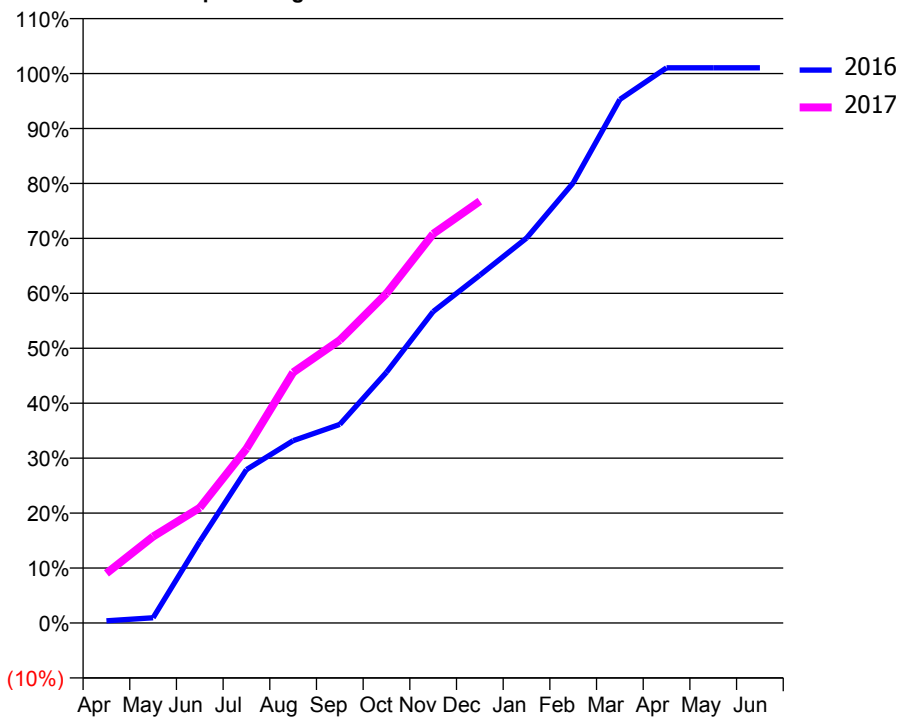
### ACCESS\*

Patients seen in 24 months	Total	Change since previous quarter
Quarter ending December 2015	2,824	
Quarter ending March 2016	2,668	↓
Quarter ending June 2016	2,617	↓
Quarter ending September 2016	2,643	→
Quarter ending December 2016	2,681	→
<b>Variance since December 2015</b>	<b>(5.1%)</b>	<b>↓</b>



### ACTIVITY

Cumulative percentage of contracted UDA delivered 2016 & 2017



Month	Adjusted Scheduled Activity (UDA)	
	2016	2017
April	45	988
May	105	1,719
June	1,621	2,292
July	3,050	3,467
August	3,626	4,983
September	3,949	5,623
October	4,984	6,551
November	6,191	7,736
December	6,914	8,385
January	7,651	
February	8,749	
March	10,407	
April	11,036	
May	11,036	
June	11,036	

### QUALITY

	Quantity	Base Number	Contract	AT	Region	England
% of FP17s for the same patient ID Re-attending within 3 months - Children	83	615	13.5%	11.3%	11.9%	12.4%
% of FP17s for the same patient ID Re-attending within 3 months - Adults	306	1,618	18.9%	16.3%	17.1%	16.6%
% of FP17s for the same patient ID Re-attending between 3 & 9 months - Children	218	615	35.4%	41.7%	46.2%	57.5%
% of FP17s for the same patient ID Re-attending between 3 & 9 months - Adults	483	1,618	29.9%	35.2%	37.8%	50.4%
% of FP17s for Band 1 Urgent Courses	242	2,126	11.4%	10.7%	10.6%	9.1%
% of FP17s Relating to Free Repair or Replacements	17	2,126	0.8%	0.5%	0.6%	0.8%
% of FP17s Relating to Continuations	28	2,126	1.3%	0.9%	0.9%	1.3%
% of Patients satisfied with the dentistry they have received	3	3	N/A	89.2%	90.3%	92.7%
% of Patients satisfied with the time they had to wait for an appointment	3	3	N/A	81.2%	83.8%	88.8%

\* This is based on patients treated on this contract for their most recent course of treatment. Figures in italics indicate the base number of FP17s or Patient Questionnaire responses are less than 100. N/A is shown where the base number of responses is less than 10 during the period. % is calculated as Quantity/Base number\*100

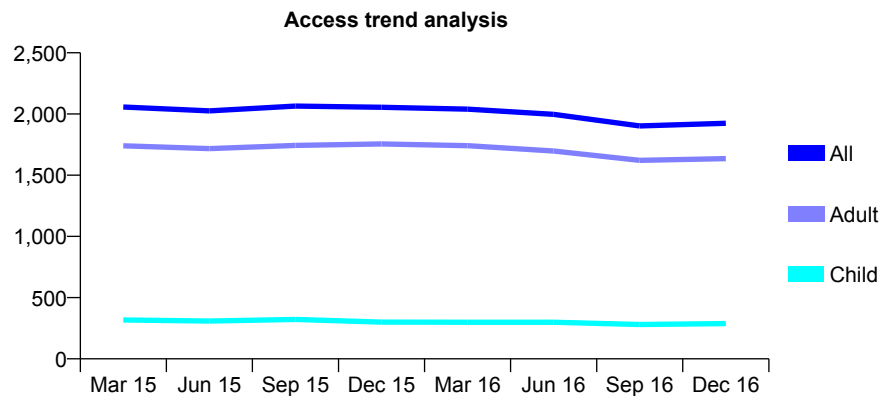
## Q61 - Vital Signs At a Glance Contract Report for 680761/0002 - December 2016

Name or company name	MISS A KHAN
Contract type name	GDS Contract
Purpose of contract	General
Contract start date	15/03/2012
Contract end date	

16/17 Contracted general activity (UDA)	6,000
Carry forward general activity (UDA)	-36
16/17 Contracted orthodontic activity (UOA)	0
Carry forward orthodontic activity (UOA)	0
Baseline contract value	£165,077.65

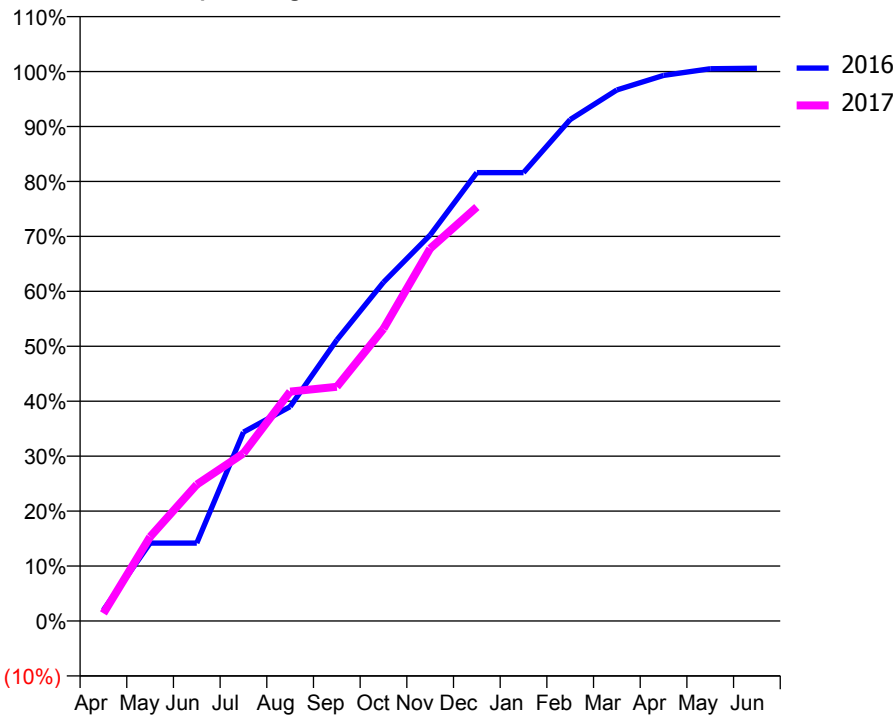
### ACCESS\*

Patients seen in 24 months	Total	Change since previous quarter
Quarter ending December 2015	2,055	
Quarter ending March 2016	2,040	→
Quarter ending June 2016	1,997	↓
Quarter ending September 2016	1,903	↓
Quarter ending December 2016	1,924	→
<b>Variance since December 2015</b>	<b>(6.4%)</b>	<b>↓</b>



### ACTIVITY

Cumulative percentage of contracted UDA delivered 2016 & 2017



Month	Adjusted Scheduled Activity (UDA)	
	2016	2017
April	120	84
May	850	919
June	850	1,490
July	2,062	1,831
August	2,340	2,506
September	3,069	2,557
October	3,698	3,191
November	4,215	4,068
December	4,896	4,520
January	4,896	
February	5,475	
March	5,799	
April	5,957	
May	6,031	
June	6,036	

### QUALITY

	Quantity	Base Number	Contract	AT	Region	England
% of FP17s for the same patient ID Re-attending within 3 months - Children	13	246	5.3%	11.3%	11.9%	12.4%
% of FP17s for the same patient ID Re-attending within 3 months - Adults	285	1,507	18.9%	16.3%	17.1%	16.6%
% of FP17s for the same patient ID Re-attending between 3 & 9 months - Children	81	246	32.9%	41.7%	46.2%	57.5%
% of FP17s for the same patient ID Re-attending between 3 & 9 months - Adults	558	1,507	37.0%	35.2%	37.8%	50.4%
% of FP17s for Band 1 Urgent Courses	198	1,658	11.9%	10.7%	10.6%	9.1%
% of FP17s Relating to Free Repair or Replacements	18	1,658	1.1%	0.5%	0.6%	0.8%
% of FP17s Relating to Continuations	14	1,658	0.8%	0.9%	0.9%	1.3%
% of Patients satisfied with the dentistry they have received	1	1	N/A	89.2%	90.3%	92.7%
% of Patients satisfied with the time they had to wait for an appointment	1	1	N/A	81.2%	83.8%	88.8%

\* This is based on patients treated on this contract for their most recent course of treatment. Figures in italics indicate the base number of FP17s or Patient Questionnaire responses are less than 100. N/A is shown where the base number of responses is less than 10 during the period. % is calculated as Quantity/Base number\*100

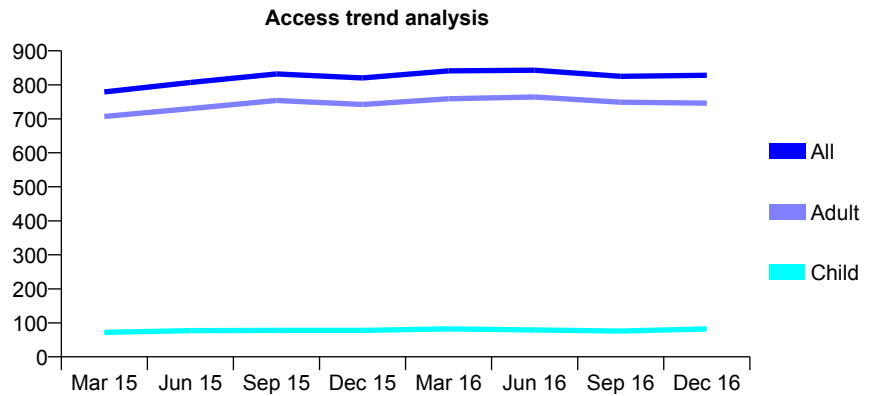
## Q61 - Vital Signs At a Glance Contract Report for 681601/0001 - December 2016

Name or company name	MR A FARZEH-SAEID
Contract type name	GDS Contract
Purpose of contract	General
Contract start date	01/04/2006
Contract end date	

16/17 Contracted general activity (UDA)	3,000
Carry forward general activity (UDA)	-60
16/17 Contracted orthodontic activity (UOA)	0
Carry forward orthodontic activity (UOA)	0
Baseline contract value	£79,622.62

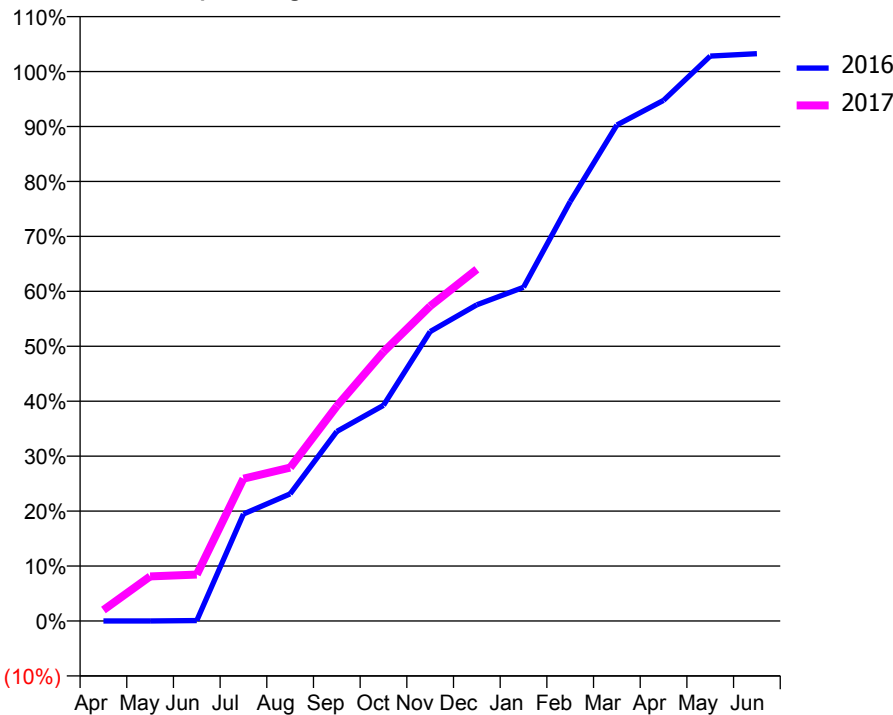
### ACCESS\*

Patients seen in 24 months	Total	Change since previous quarter
Quarter ending December 2015	820	
Quarter ending March 2016	841	↑
Quarter ending June 2016	843	→
Quarter ending September 2016	825	↓
Quarter ending December 2016	828	→
<b>Variance since December 2015</b>	<b>1.0%</b>	<b>→</b>



### ACTIVITY

Cumulative percentage of contracted UDA delivered 2016 & 2017



Month	Adjusted Scheduled Activity (UDA)	
	2016	2017
April	0	60
May	0	243
June	2	254
July	584	777
August	694	837
September	1,035	1,173
October	1,178	1,469
November	1,580	1,719
December	1,727	1,920
January	1,822	
February	2,290	
March	2,708	
April	2,842	
May	3,084	
June	3,098	

### QUALITY

	Quantity	Base Number	Contract	AT	Region	England
% of FP17s for the same patient ID Re-attending within 3 months - Children	3	63	4.8%	11.3%	11.9%	12.4%
% of FP17s for the same patient ID Re-attending within 3 months - Adults	40	423	9.5%	16.3%	17.1%	16.6%
% of FP17s for the same patient ID Re-attending between 3 & 9 months - Children	13	63	20.6%	41.7%	46.2%	57.5%
% of FP17s for the same patient ID Re-attending between 3 & 9 months - Adults	75	423	17.7%	35.2%	37.8%	50.4%
% of FP17s for Band 1 Urgent Courses	39	372	10.5%	10.7%	10.6%	9.1%
% of FP17s Relating to Free Repair or Replacements	5	372	1.3%	0.5%	0.6%	0.8%
% of FP17s Relating to Continuations	1	372	0.3%	0.9%	0.9%	1.3%
% of Patients satisfied with the dentistry they have received	1	1	N/A	89.2%	90.3%	92.7%
% of Patients satisfied with the time they had to wait for an appointment	0	1	N/A	81.2%	83.8%	88.8%

\* This is based on patients treated on this contract for their most recent course of treatment. Figures in italics indicate the base number of FP17s or Patient Questionnaire responses are less than 100. N/A is shown where the base number of responses is less than 10 during the period. % is calculated as Quantity/Base number\*100

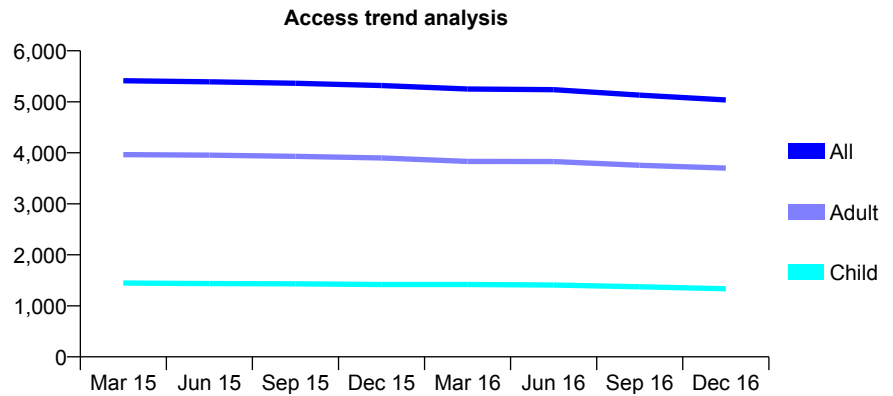
## Q61 - Vital Signs At a Glance Contract Report for 683116/0001 - December 2016

Name or company name	MR SC KAPADIA
Contract type name	GDS Contract
Purpose of contract	General
Contract start date	01/04/2009
Contract end date	

16/17 Contracted general activity (UDA)	13,747
Carry forward general activity (UDA)	0
16/17 Contracted orthodontic activity (UOA)	0
Carry forward orthodontic activity (UOA)	0
Baseline contract value	£329,097.50

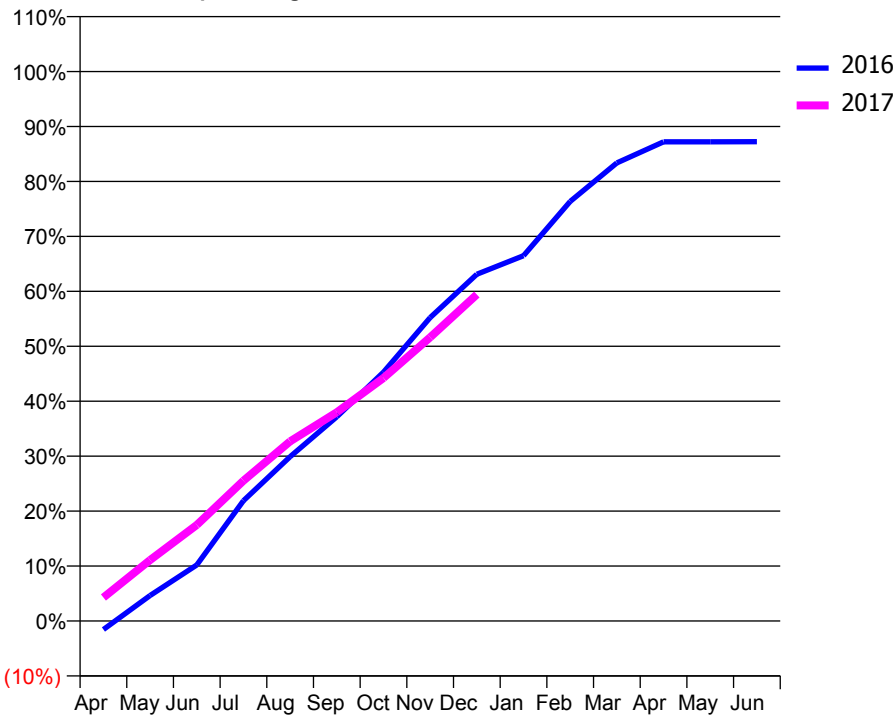
### ACCESS\*

Patients seen in 24 months	Total	Change since previous quarter
Quarter ending December 2015	5,319	
Quarter ending March 2016	5,251	↓
Quarter ending June 2016	5,237	→
Quarter ending September 2016	5,130	↓
Quarter ending December 2016	5,036	↓
<b>Variance since December 2015</b>	<b>(5.3%)</b>	<b>↓</b>



### ACTIVITY

Cumulative percentage of contracted UDA delivered 2016 & 2017



Month	Adjusted Scheduled Activity (UDA)	
	2016	2017
April	-215	588
May	638	1,528
June	1,403	2,404
July	3,010	3,511
August	4,112	4,496
September	5,109	5,223
October	6,226	6,080
November	7,591	7,098
December	8,674	8,168
January	9,140	
February	10,496	
March	11,460	
April	11,989	
May	11,989	
June	11,990	

### QUALITY

	Quantity	Base Number	Contract	AT	Region	England
% of FP17s for the same patient ID Re-attending within 3 months - Children	58	1,126	5.2%	11.3%	11.9%	12.4%
% of FP17s for the same patient ID Re-attending within 3 months - Adults	324	2,924	11.1%	16.3%	17.1%	16.6%
% of FP17s for the same patient ID Re-attending between 3 & 9 months - Children	523	1,126	46.4%	41.7%	46.2%	57.5%
% of FP17s for the same patient ID Re-attending between 3 & 9 months - Adults	1,222	2,924	41.8%	35.2%	37.8%	50.4%
% of FP17s for Band 1 Urgent Courses	215	3,819	5.6%	10.7%	10.6%	9.1%
% of FP17s Relating to Free Repair or Replacements	25	3,819	0.7%	0.5%	0.6%	0.8%
% of FP17s Relating to Continuations	48	3,819	1.3%	0.9%	0.9%	1.3%
% of Patients satisfied with the dentistry they have received	3	3	N/A	89.2%	90.3%	92.7%
% of Patients satisfied with the time they had to wait for an appointment	2	3	N/A	81.2%	83.8%	88.8%

\* This is based on patients treated on this contract for their most recent course of treatment. Figures in italics indicate the base number of FP17s or Patient Questionnaire responses are less than 100. N/A is shown where the base number of responses is less than 10 during the period. % is calculated as Quantity/Base number\*100

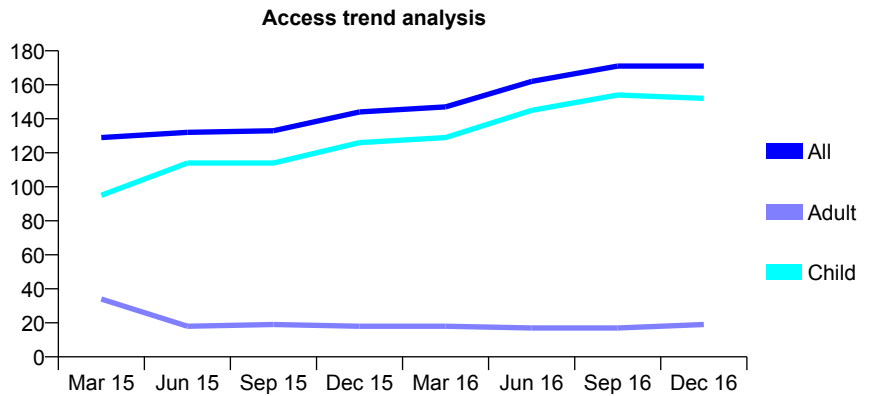
## Q61 - Vital Signs At a Glance Contract Report for 683434/0001 - December 2016

Name or company name	MR F BASSEGGHI
Contract type name	GDS Contract
Purpose of contract	General
Contract start date	01/04/2006
Contract end date	

16/17 Contracted general activity (UDA)	320
Carry forward general activity (UDA)	12
16/17 Contracted orthodontic activity (UOA)	0
Carry forward orthodontic activity (UOA)	0
Baseline contract value	£11,964.09

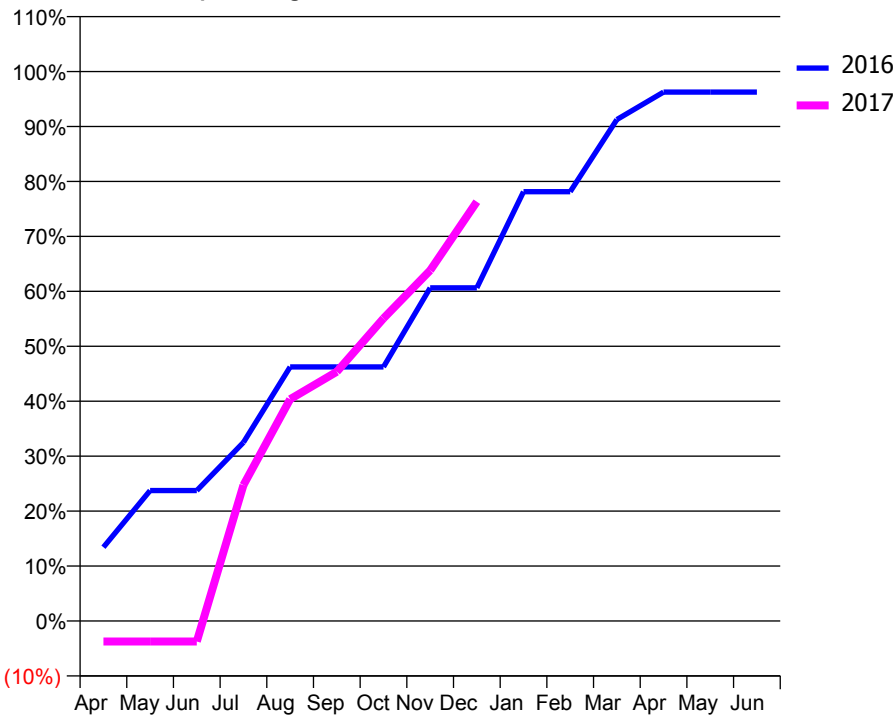
### ACCESS\*

Patients seen in 24 months	Total	Change since previous quarter
Quarter ending December 2015	144	
Quarter ending March 2016	147	↑
Quarter ending June 2016	162	↑
Quarter ending September 2016	171	↑
Quarter ending December 2016	171	→
<b>Variance since December 2015</b>	<b>18.8%</b>	<b>↑</b>



### ACTIVITY

Cumulative percentage of contracted UDA delivered 2016 & 2017



Month	Adjusted Scheduled Activity (UDA)	
	2016	2017
April	43	-12
May	76	-12
June	76	-12
July	104	79
August	148	129
September	148	145
October	148	176
November	194	204
December	194	244
January	250	
February	250	
March	292	
April	308	
May	308	
June	308	

### QUALITY

	Quantity	Base Number	Contract	AT	Region	England
% of FP17s for the same patient ID Re-attending within 3 months - Children	12	158	7.6%	11.3%	11.9%	12.4%
% of FP17s for the same patient ID Re-attending within 3 months - Adults	0	5	0.0%	16.3%	17.1%	16.6%
% of FP17s for the same patient ID Re-attending between 3 & 9 months - Children	69	158	43.7%	41.7%	46.2%	57.5%
% of FP17s for the same patient ID Re-attending between 3 & 9 months - Adults	3	5	60.0%	35.2%	37.8%	50.4%
% of FP17s for Band 1 Urgent Courses	1	150	0.7%	10.7%	10.6%	9.1%
% of FP17s Relating to Free Repair or Replacements	0	150	0.0%	0.5%	0.6%	0.8%
% of FP17s Relating to Continuations	1	150	0.7%	0.9%	0.9%	1.3%
% of Patients satisfied with the dentistry they have received	0	0	N/A	89.2%	90.3%	92.7%
% of Patients satisfied with the time they had to wait for an appointment	0	0	N/A	81.2%	83.8%	88.8%

\* This is based on patients treated on this contract for their most recent course of treatment. Figures in italics indicate the base number of FP17s or Patient Questionnaire responses are less than 100. N/A is shown where the base number of responses is less than 10 during the period. % is calculated as Quantity/Base number\*100

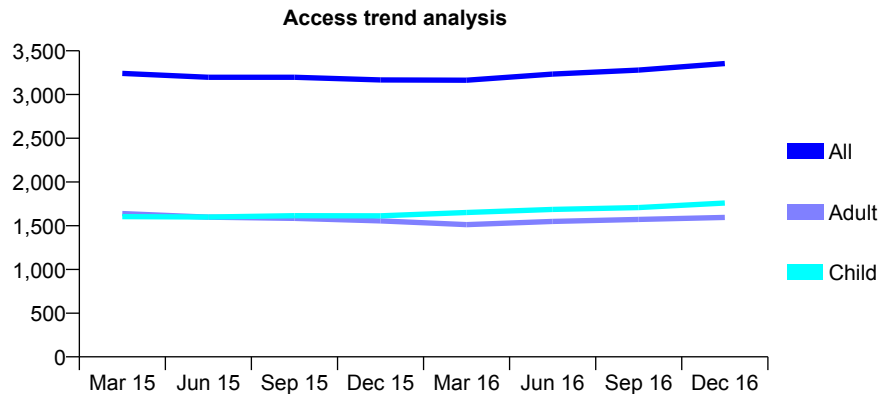
## Q61 - Vital Signs At a Glance Contract Report for 685763/0001 - December 2016

Name or company name	MR S CHAUDHURI
Contract type name	GDS Contract
Purpose of contract	General
Contract start date	01/04/2008
Contract end date	

16/17 Contracted general activity (UDA)	12,935
Carry forward general activity (UDA)	78
16/17 Contracted orthodontic activity (UOA)	0
Carry forward orthodontic activity (UOA)	0
Baseline contract value	£385,883.32

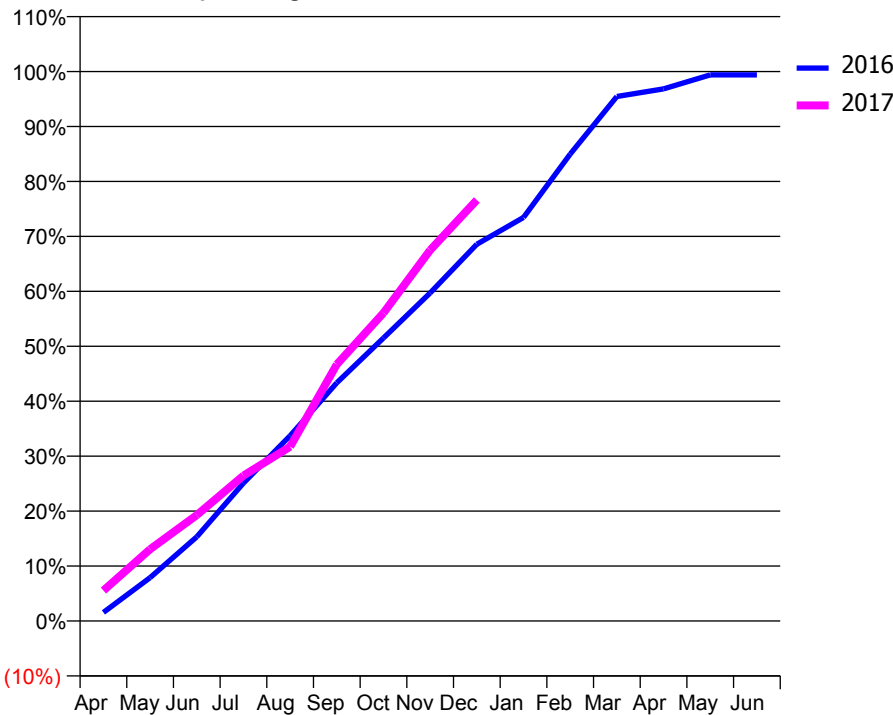
### ACCESS\*

Patients seen in 24 months	Total	Change since previous quarter
Quarter ending December 2015	3,167	
Quarter ending March 2016	3,163	→
Quarter ending June 2016	3,234	↑
Quarter ending September 2016	3,279	→
Quarter ending December 2016	3,354	↑
<b>Variance since December 2015</b>	<b>5.9%</b>	<b>↑</b>



### ACTIVITY

Cumulative percentage of contracted UDA delivered 2016 & 2017



Month	Adjusted Scheduled Activity (UDA)	
	2016	2017
April	201	717
May	1,023	1,689
June	1,981	2,495
July	3,247	3,423
August	4,361	4,104
September	5,607	6,040
October	6,661	7,253
November	7,724	8,732
December	8,868	9,910
January	9,499	
February	10,991	
March	12,348	
April	12,526	
May	12,857	
June	12,857	

### QUALITY

	Quantity	Base Number	Contract	AT	Region	England
% of FP17s for the same patient ID Re-attending within 3 months - Children	227	2,064	11.0%	11.3%	11.9%	12.4%
% of FP17s for the same patient ID Re-attending within 3 months - Adults	470	1,839	25.6%	16.3%	17.1%	16.6%
% of FP17s for the same patient ID Re-attending between 3 & 9 months - Children	989	2,064	47.9%	41.7%	46.2%	57.5%
% of FP17s for the same patient ID Re-attending between 3 & 9 months - Adults	743	1,839	40.4%	35.2%	37.8%	50.4%
% of FP17s for Band 1 Urgent Courses	508	3,721	13.7%	10.7%	10.6%	9.1%
% of FP17s Relating to Free Repair or Replacements	12	3,721	0.3%	0.5%	0.6%	0.8%
% of FP17s Relating to Continuations	6	3,721	0.2%	0.9%	0.9%	1.3%
% of Patients satisfied with the dentistry they have received	1	1	N/A	89.2%	90.3%	92.7%
% of Patients satisfied with the time they had to wait for an appointment	1	1	N/A	81.2%	83.8%	88.8%

\* This is based on patients treated on this contract for their most recent course of treatment. Figures in italics indicate the base number of FP17s or Patient Questionnaire responses are less than 100. N/A is shown where the base number of responses is less than 10 during the period. % is calculated as Quantity/Base number\*100



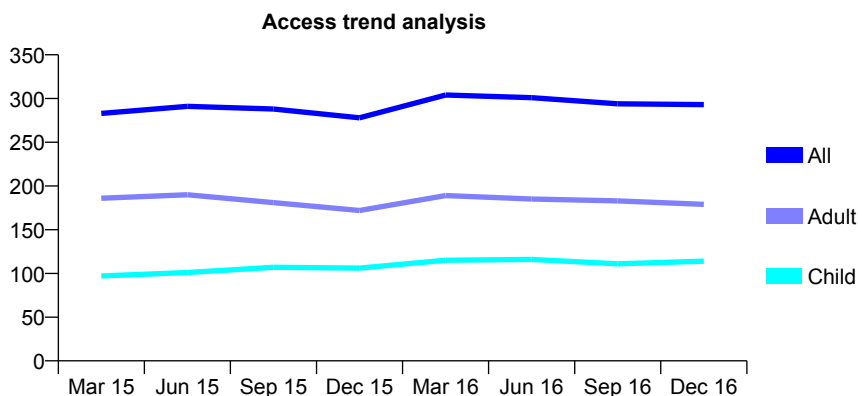
## Q61 - Vital Signs At a Glance Contract Report for 687073/0001 - December 2016

Name or company name	MR H ALI
Contract type name	GDS Contract
Purpose of contract	General
Contract start date	01/04/2008
Contract end date	

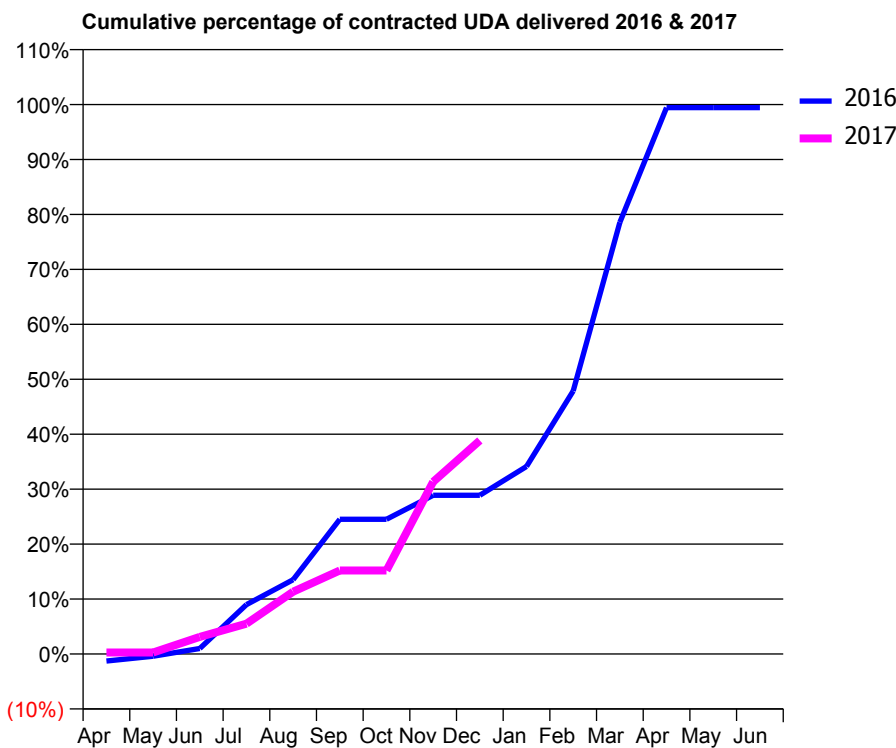
16/17 Contracted general activity (UDA)	1,376
Carry forward general activity (UDA)	8
16/17 Contracted orthodontic activity (UOA)	0
Carry forward orthodontic activity (UOA)	0
Baseline contract value	£37,559.68

### ACCESS\*

Patients seen in 24 months	Total	Change since previous quarter
Quarter ending December 2015	278	
Quarter ending March 2016	304	↑
Quarter ending June 2016	301	→
Quarter ending September 2016	294	↓
Quarter ending December 2016	293	→
<b>Variance since December 2015</b>	<b>5.4%</b>	<b>↑</b>



### ACTIVITY



Month	Adjusted Scheduled Activity (UDA)	
	2016	2017
April	-18	4
May	-6	4
June	14	43
July	124	76
August	186	156
September	337	209
October	337	209
November	398	431
December	398	535
January	470	
February	659	
March	1,081	
April	1,368	
May	1,368	
June	1,368	

### QUALITY

	Quantity	Base Number	Contract	AT	Region	England
% of FP17s for the same patient ID Re-attending within 3 months - Children	1	57	1.8%	11.3%	11.9%	12.4%
% of FP17s for the same patient ID Re-attending within 3 months - Adults	4	110	3.6%	16.3%	17.1%	16.6%
% of FP17s for the same patient ID Re-attending between 3 & 9 months - Children	30	57	52.6%	41.7%	46.2%	57.5%
% of FP17s for the same patient ID Re-attending between 3 & 9 months - Adults	46	110	41.8%	35.2%	37.8%	50.4%
% of FP17s for Band 1 Urgent Courses	3	135	2.2%	10.7%	10.6%	9.1%
% of FP17s Relating to Free Repair or Replacements	0	135	0.0%	0.5%	0.6%	0.8%
% of FP17s Relating to Continuations	0	135	0.0%	0.9%	0.9%	1.3%
% of Patients satisfied with the dentistry they have received	0	0	N/A	89.2%	90.3%	92.7%
% of Patients satisfied with the time they had to wait for an appointment	0	0	N/A	81.2%	83.8%	88.8%

\* This is based on patients treated on this contract for their most recent course of treatment. Figures in italics indicate the base number of FP17s or Patient Questionnaire responses are less than 100. N/A is shown where the base number of responses is less than 10 during the period. % is calculated as Quantity/Base number\*100

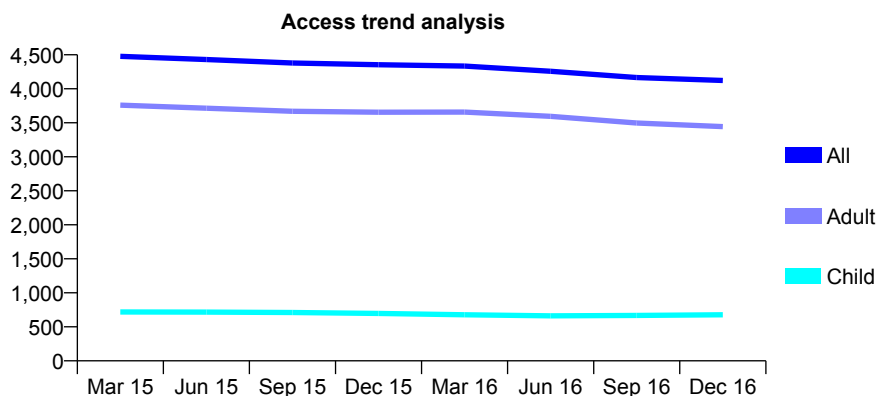
## Q61 - Vital Signs At a Glance Contract Report for 687359/0001 - December 2016

Name or company name	MR K HADJI ALI AHMADI
Contract type name	GDS Contract
Purpose of contract	General
Contract start date	01/04/2006
Contract end date	

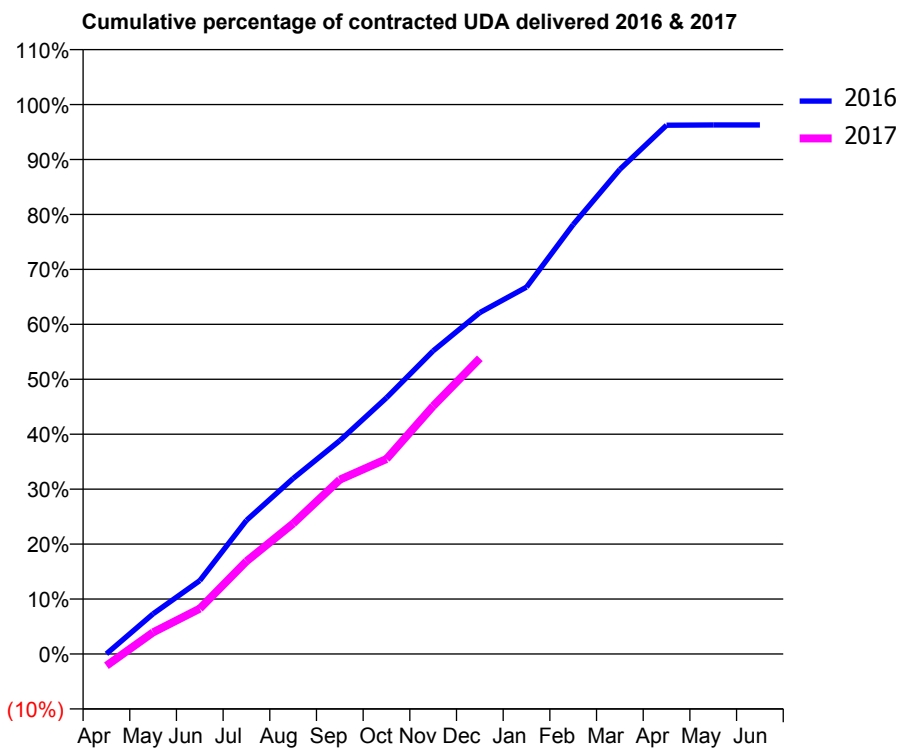
16/17 Contracted general activity (UDA)	17,540
Carry forward general activity (UDA)	653
16/17 Contracted orthodontic activity (UOA)	0
Carry forward orthodontic activity (UOA)	0
Baseline contract value	£630,705.52

### ACCESS\*

Patients seen in 24 months	Total	Change since previous quarter
Quarter ending December 2015	4,353	
Quarter ending March 2016	4,335	→
Quarter ending June 2016	4,258	↓
Quarter ending September 2016	4,166	↓
Quarter ending December 2016	4,122	↓
<b>Variance since December 2015</b>	<b>(5.3%)</b>	<b>↓</b>



### ACTIVITY



Month	Adjusted Scheduled Activity (UDA)	
	2016	2017
April	8	-375
May	1,284	693
June	2,345	1,449
July	4,266	2,959
August	5,602	4,164
September	6,813	5,567
October	8,179	6,225
November	9,678	7,916
December	10,897	9,439
January	11,713	
February	13,709	
March	15,471	
April	16,879	
May	16,888	
June	16,887	

### QUALITY

	Quantity	Base Number	Contract	AT	Region	England
% of FP17s for the same patient ID Re-attending within 3 months - Children	14	440	3.2%	11.3%	11.9%	12.4%
% of FP17s for the same patient ID Re-attending within 3 months - Adults	102	2,151	4.7%	16.3%	17.1%	16.6%
% of FP17s for the same patient ID Re-attending between 3 & 9 months - Children	91	440	20.7%	41.7%	46.2%	57.5%
% of FP17s for the same patient ID Re-attending between 3 & 9 months - Adults	481	2,151	22.4%	35.2%	37.8%	50.4%
% of FP17s for Band 1 Urgent Courses	32	2,352	1.4%	10.7%	10.6%	9.1%
% of FP17s Relating to Free Repair or Replacements	13	2,352	0.6%	0.5%	0.6%	0.8%
% of FP17s Relating to Continuations	9	2,352	0.4%	0.9%	0.9%	1.3%
% of Patients satisfied with the dentistry they have received	2	3	N/A	89.2%	90.3%	92.7%
% of Patients satisfied with the time they had to wait for an appointment	2	3	N/A	81.2%	83.8%	88.8%

\* This is based on patients treated on this contract for their most recent course of treatment. Figures in italics indicate the base number of FP17s or Patient Questionnaire responses are less than 100. N/A is shown where the base number of responses is less than 10 during the period. % is calculated as Quantity/Base number\*100

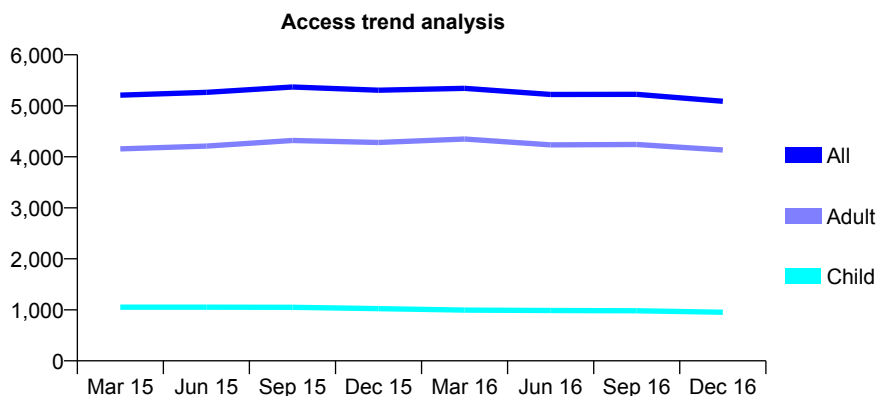
## Q61 - Vital Signs At a Glance Contract Report for 688045/0001 - December 2016

Name or company name	MR M MOBASSERI
Contract type name	GDS Contract
Purpose of contract	General
Contract start date	03/07/2006
Contract end date	

16/17 Contracted general activity (UDA)	18,111
Carry forward general activity (UDA)	602
16/17 Contracted orthodontic activity (UOA)	0
Carry forward orthodontic activity (UOA)	0
Baseline contract value	£591,376.57

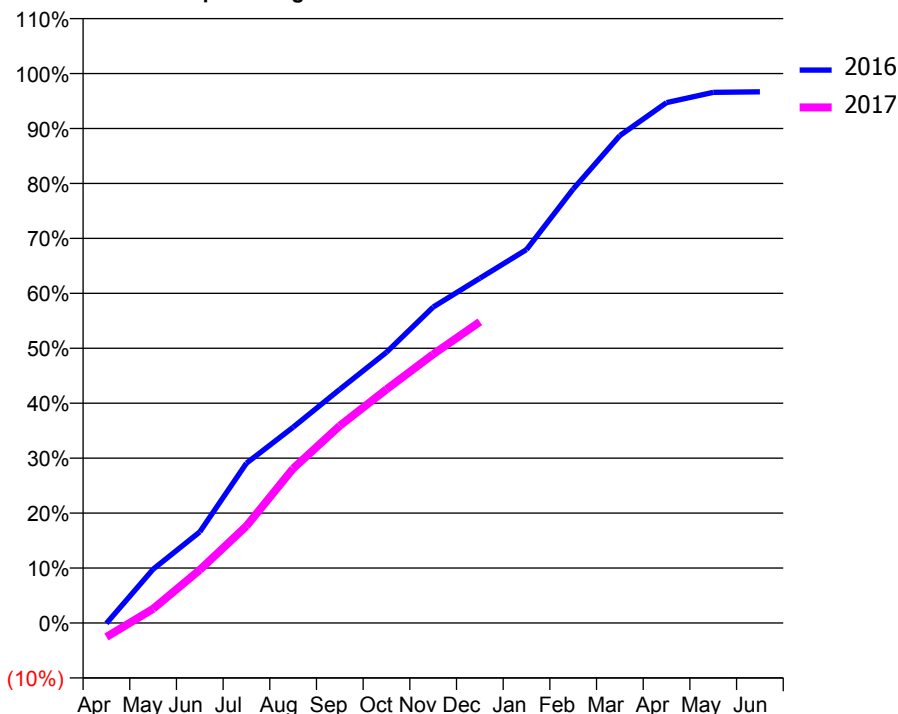
### ACCESS\*

Patients seen in 24 months	Total	Change since previous quarter
Quarter ending December 2015	5,305	
Quarter ending March 2016	5,342	→
Quarter ending June 2016	5,221	↓
Quarter ending September 2016	5,226	→
Quarter ending December 2016	5,088	↓
<b>Variance since December 2015</b>	<b>(4.1%)</b>	<b>↓</b>



### ACTIVITY

Cumulative percentage of contracted UDA delivered 2016 & 2017



Month	Adjusted Scheduled Activity (UDA)	
	2016	2017
April	-15	-464
May	1,775	467
June	3,002	1,753
July	5,266	3,197
August	6,452	5,091
September	7,704	6,503
October	8,924	7,703
November	10,414	8,859
December	11,362	9,926
January	12,307	
February	14,305	
March	16,065	
April	17,152	
May	17,489	
June	17,509	

### QUALITY

	Quantity	Base Number	Contract	AT	Region	England
% of FP17s for the same patient ID Re-attending within 3 months - Children	56	750	7.5%	11.3%	11.9%	12.4%
% of FP17s for the same patient ID Re-attending within 3 months - Adults	360	2,694	13.4%	16.3%	17.1%	16.6%
% of FP17s for the same patient ID Re-attending between 3 & 9 months - Children	294	750	39.2%	41.7%	46.2%	57.5%
% of FP17s for the same patient ID Re-attending between 3 & 9 months - Adults	701	2,694	26.0%	35.2%	37.8%	50.4%
% of FP17s for Band 1 Urgent Courses	503	3,052	16.5%	10.7%	10.6%	9.1%
% of FP17s Relating to Free Repair or Replacements	17	3,052	0.6%	0.5%	0.6%	0.8%
% of FP17s Relating to Continuations	26	3,052	0.9%	0.9%	0.9%	1.3%
% of Patients satisfied with the dentistry they have received	5	6	N/A	89.2%	90.3%	92.7%
% of Patients satisfied with the time they had to wait for an appointment	5	6	N/A	81.2%	83.8%	88.8%

\* This is based on patients treated on this contract for their most recent course of treatment. Figures in italics indicate the base number of FP17s or Patient Questionnaire responses are less than 100. N/A is shown where the base number of responses is less than 10 during the period. % is calculated as Quantity/Base number\*100

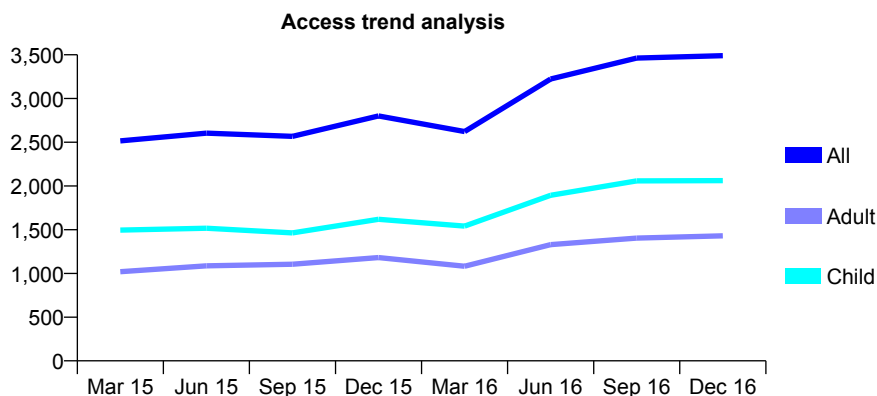
## Q61 - Vital Signs At a Glance Contract Report for 689254/0005 - December 2016

Name or company name	MR M PATEL
Contract type name	GDS Contract
Purpose of contract	General
Contract start date	16/06/2010
Contract end date	

16/17 Contracted general activity (UDA)	9,508
Carry forward general activity (UDA)	41
16/17 Contracted orthodontic activity (UOA)	0
Carry forward orthodontic activity (UOA)	0
Baseline contract value	£807,979.98

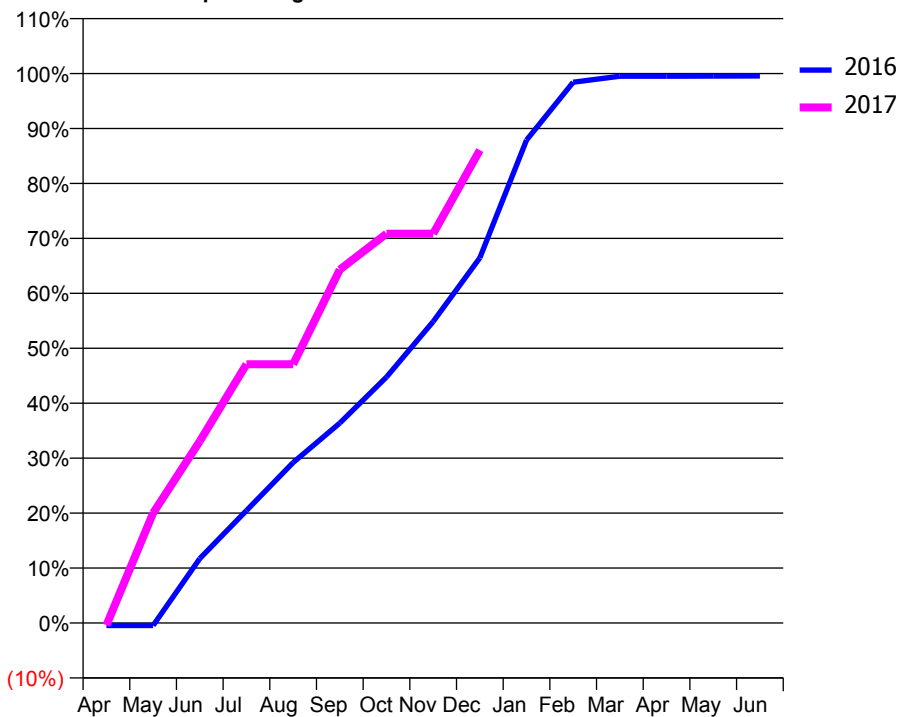
### ACCESS\*

Patients seen in 24 months	Total	Change since previous quarter
Quarter ending December 2015	2,800	
Quarter ending March 2016	2,623	↓
Quarter ending June 2016	3,223	↑
Quarter ending September 2016	3,462	↑
Quarter ending December 2016	3,490	→
<b>Variance since December 2015</b>	<b>24.6%</b>	<b>↑</b>



### ACTIVITY

Cumulative percentage of contracted UDA delivered 2016 & 2017



Month	Adjusted Scheduled Activity (UDA)	
	2016	2017
April	-45	-41
May	-45	1,902
June	1,115	3,147
July	1,946	4,477
August	2,777	4,477
September	3,460	6,115
October	4,257	6,737
November	5,215	6,737
December	6,318	8,183
January	8,357	
February	9,358	
March	9,461	
April	9,461	
May	9,464	
June	9,467	

### QUALITY

	Quantity	Base Number	Contract	AT	Region	England
% of FP17s for the same patient ID Re-attending within 3 months - Children	8	1,638	0.5%	11.3%	11.9%	12.4%
% of FP17s for the same patient ID Re-attending within 3 months - Adults	15	1,051	1.4%	16.3%	17.1%	16.6%
% of FP17s for the same patient ID Re-attending between 3 & 9 months - Children	18	1,638	1.1%	41.7%	46.2%	57.5%
% of FP17s for the same patient ID Re-attending between 3 & 9 months - Adults	8	1,051	0.8%	35.2%	37.8%	50.4%
% of FP17s for Band 1 Urgent Courses	10	2,687	0.4%	10.7%	10.6%	9.1%
% of FP17s Relating to Free Repair or Replacements	0	2,687	0.0%	0.5%	0.6%	0.8%
% of FP17s Relating to Continuations	0	2,687	0.0%	0.9%	0.9%	1.3%
% of Patients satisfied with the dentistry they have received	1	1	N/A	89.2%	90.3%	92.7%
% of Patients satisfied with the time they had to wait for an appointment	1	1	N/A	81.2%	83.8%	88.8%

\* This is based on patients treated on this contract for their most recent course of treatment. Figures in italics indicate the base number of FP17s or Patient Questionnaire responses are less than 100. N/A is shown where the base number of responses is less than 10 during the period. % is calculated as Quantity/Base number\*100

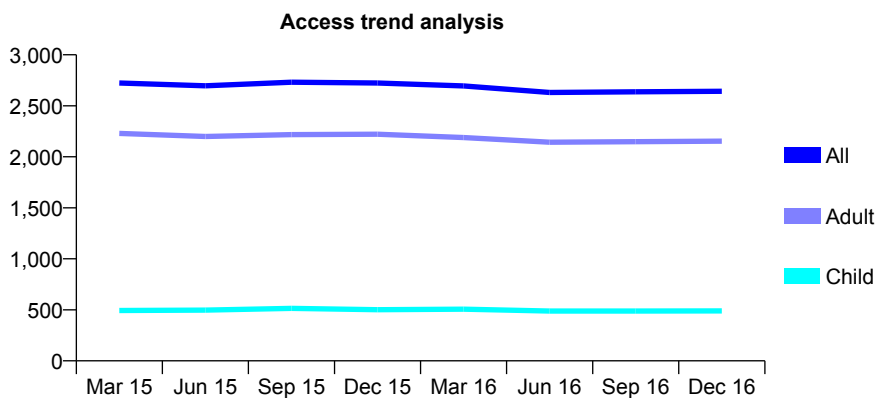
## Q61 - Vital Signs At a Glance Contract Report for 689386/0003 - December 2016

Name or company name	MR SP DHAMI
Contract type name	GDS Contract
Purpose of contract	General
Contract start date	14/01/2010
Contract end date	

16/17 Contracted general activity (UDA)	11,716
Carry forward general activity (UDA)	184
16/17 Contracted orthodontic activity (UOA)	0
Carry forward orthodontic activity (UOA)	0
Baseline contract value	£288,930.81

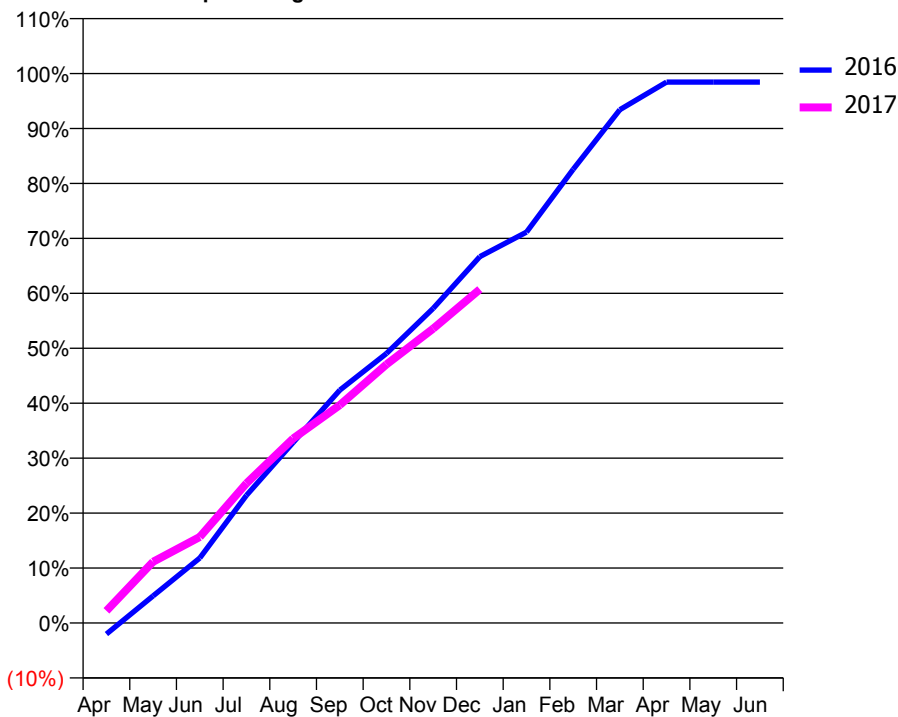
### ACCESS\*

Patients seen in 24 months	Total	Change since previous quarter
Quarter ending December 2015	2,723	
Quarter ending March 2016	2,695	↓
Quarter ending June 2016	2,631	↓
Quarter ending September 2016	2,637	→
Quarter ending December 2016	2,643	→
<b>Variance since December 2015</b>	<b>(2.9%)</b>	<b>↓</b>



### ACTIVITY

Cumulative percentage of contracted UDA delivered 2016 & 2017



Month	Adjusted Scheduled Activity (UDA)	
	2016	2017
April	-238	259
May	579	1,307
June	1,387	1,835
July	2,721	2,977
August	3,848	3,933
September	4,965	4,647
October	5,747	5,514
November	6,709	6,276
December	7,810	7,116
January	8,334	
February	9,673	
March	10,944	
April	11,532	
May	11,532	
June	11,532	

### QUALITY

	Quantity	Base Number	Contract	AT	Region	England
% of FP17s for the same patient ID Re-attending within 3 months - Children	33	403	8.2%	11.3%	11.9%	12.4%
% of FP17s for the same patient ID Re-attending within 3 months - Adults	324	1,779	18.2%	16.3%	17.1%	16.6%
% of FP17s for the same patient ID Re-attending between 3 & 9 months - Children	181	403	44.9%	41.7%	46.2%	57.5%
% of FP17s for the same patient ID Re-attending between 3 & 9 months - Adults	712	1,779	40.0%	35.2%	37.8%	50.4%
% of FP17s for Band 1 Urgent Courses	116	2,065	5.6%	10.7%	10.6%	9.1%
% of FP17s Relating to Free Repair or Replacements	52	2,065	2.5%	0.5%	0.6%	0.8%
% of FP17s Relating to Continuations	73	2,065	3.5%	0.9%	0.9%	1.3%
% of Patients satisfied with the dentistry they have received	4	4	N/A	89.2%	90.3%	92.7%
% of Patients satisfied with the time they had to wait for an appointment	3	4	N/A	81.2%	83.8%	88.8%

\* This is based on patients treated on this contract for their most recent course of treatment. Figures in italics indicate the base number of FP17s or Patient Questionnaire responses are less than 100. N/A is shown where the base number of responses is less than 10 during the period. % is calculated as Quantity/Base number\*100

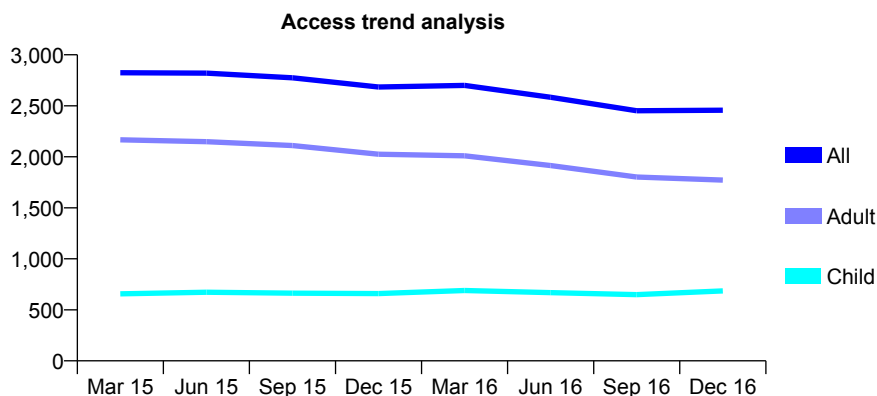
## Q61 - Vital Signs At a Glance Contract Report for 691089/0001 - December 2016

Name or company name	MR R MAHER
Contract type name	GDS Contract
Purpose of contract	General
Contract start date	01/04/2006
Contract end date	

16/17 Contracted general activity (UDA)	8,238
Carry forward general activity (UDA)	34
16/17 Contracted orthodontic activity (UOA)	0
Carry forward orthodontic activity (UOA)	0
Baseline contract value	£230,516.94

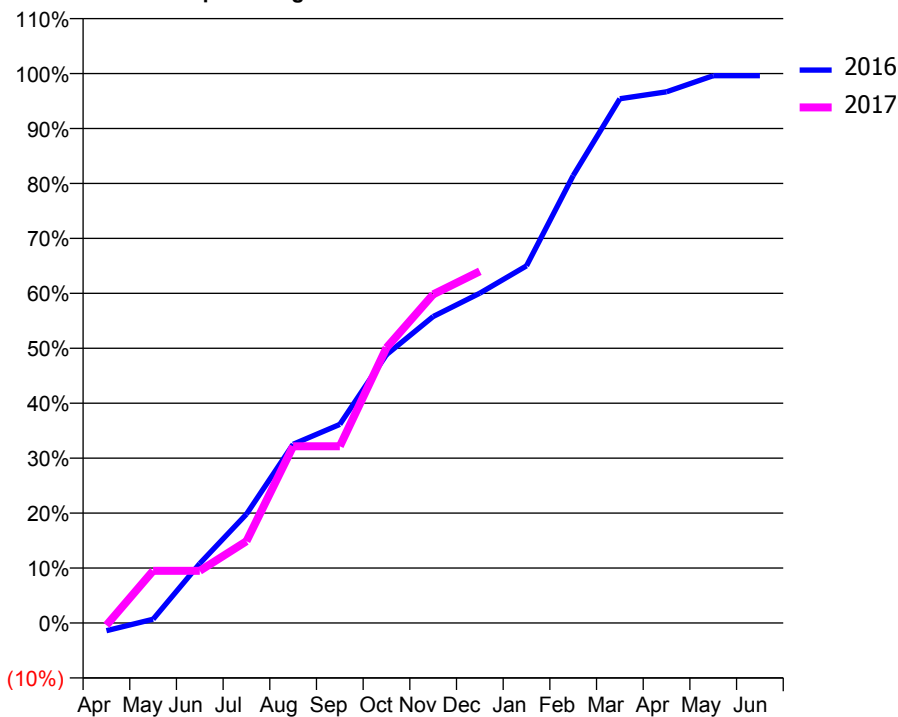
### ACCESS\*

Patients seen in 24 months	Total	Change since previous quarter
Quarter ending December 2015	2,684	
Quarter ending March 2016	2,700	→
Quarter ending June 2016	2,584	↓
Quarter ending September 2016	2,451	↓
Quarter ending December 2016	2,457	→
<b>Variance since December 2015</b>	<b>(8.5%)</b>	<b>↓</b>



### ACTIVITY

Cumulative percentage of contracted UDA delivered 2016 & 2017



Month	Adjusted Scheduled Activity (UDA)	
	2016	2017
April	-116	-34
May	57	783
June	893	783
July	1,633	1,227
August	2,679	2,651
September	2,978	2,651
October	4,024	4,127
November	4,596	4,926
December	4,946	5,273
January	5,354	
February	6,709	
March	7,860	
April	7,963	
May	8,204	
June	8,204	

### QUALITY

	Quantity	Base Number	Contract	AT	Region	England
% of FP17s for the same patient ID Re-attending within 3 months - Children	40	419	9.5%	11.3%	11.9%	12.4%
% of FP17s for the same patient ID Re-attending within 3 months - Adults	208	1,046	19.9%	16.3%	17.1%	16.6%
% of FP17s for the same patient ID Re-attending between 3 & 9 months - Children	107	419	25.5%	41.7%	46.2%	57.5%
% of FP17s for the same patient ID Re-attending between 3 & 9 months - Adults	241	1,046	23.0%	35.2%	37.8%	50.4%
% of FP17s for Band 1 Urgent Courses	402	1,372	29.3%	10.7%	10.6%	9.1%
% of FP17s Relating to Free Repair or Replacements	3	1,372	0.2%	0.5%	0.6%	0.8%
% of FP17s Relating to Continuations	1	1,372	0.1%	0.9%	0.9%	1.3%
% of Patients satisfied with the dentistry they have received	1	1	N/A	89.2%	90.3%	92.7%
% of Patients satisfied with the time they had to wait for an appointment	1	1	N/A	81.2%	83.8%	88.8%

\* This is based on patients treated on this contract for their most recent course of treatment. Figures in italics indicate the base number of FP17s or Patient Questionnaire responses are less than 100. N/A is shown where the base number of responses is less than 10 during the period. % is calculated as Quantity/Base number\*100

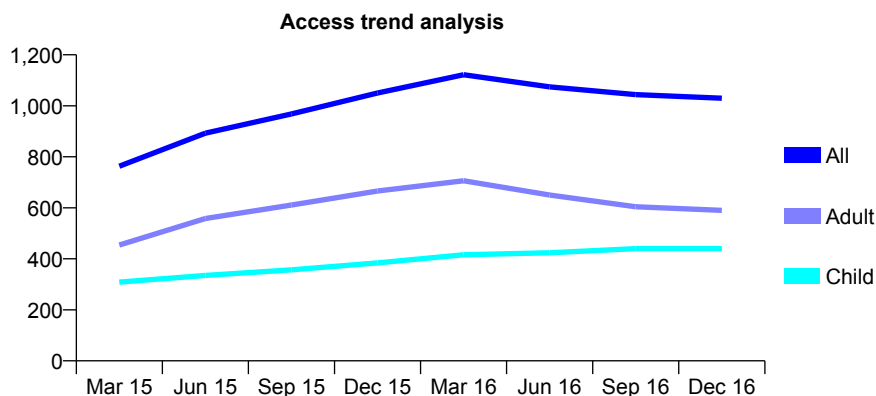
## Q61 - Vital Signs At a Glance Contract Report for 693758/0001 - December 2016

Name or company name	MISS N PATEL
Contract type name	GDS Contract
Purpose of contract	General
Contract start date	01/04/2014
Contract end date	

16/17 Contracted general activity (UDA)	2,137
Carry forward general activity (UDA)	-11
16/17 Contracted orthodontic activity (UOA)	0
Carry forward orthodontic activity (UOA)	0
Baseline contract value	£52,920.57

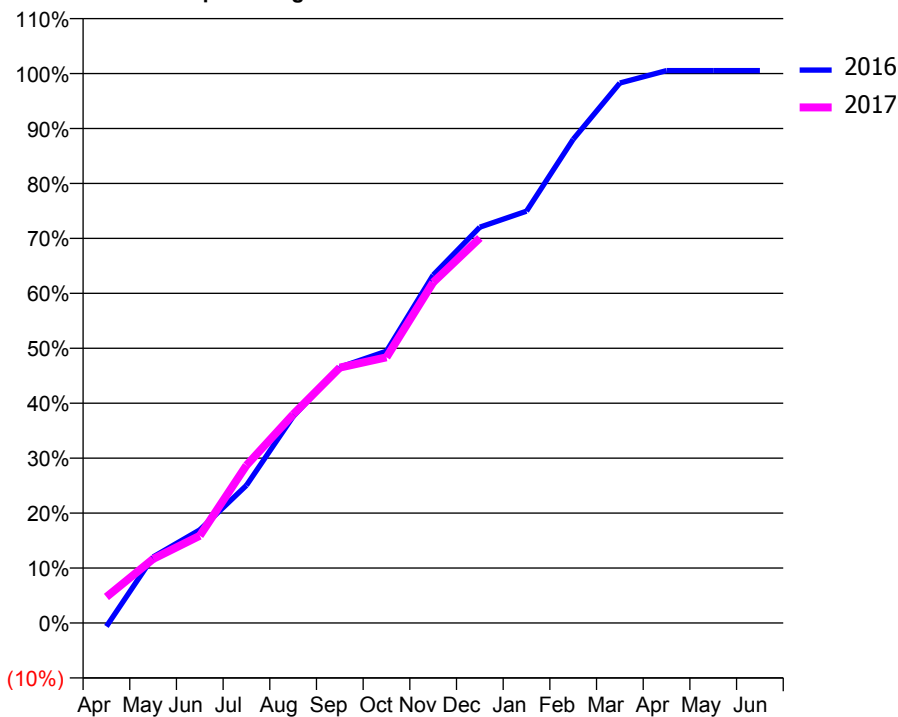
### ACCESS\*

Patients seen in 24 months	Total	Change since previous quarter
Quarter ending December 2015	1,050	
Quarter ending March 2016	1,122	↑
Quarter ending June 2016	1,074	↓
Quarter ending September 2016	1,044	↓
Quarter ending December 2016	1,030	↓
<b>Variance since December 2015</b>	<b>(1.9%)</b>	<b>↓</b>



### ACTIVITY

Cumulative percentage of contracted UDA delivered 2016 & 2017



Month	Adjusted Scheduled Activity (UDA)	
	2016	2017
April	-14	102
May	257	249
June	362	340
July	535	613
August	803	811
September	995	993
October	1,057	1,033
November	1,353	1,325
December	1,539	1,498
January	1,602	
February	1,881	
March	2,100	
April	2,148	
May	2,148	
June	2,148	

### QUALITY

	Quantity	Base Number	Contract	AT	Region	England
% of FP17s for the same patient ID Re-attending within 3 months - Children	32	422	7.6%	11.3%	11.9%	12.4%
% of FP17s for the same patient ID Re-attending within 3 months - Adults	56	377	14.9%	16.3%	17.1%	16.6%
% of FP17s for the same patient ID Re-attending between 3 & 9 months - Children	189	422	44.8%	41.7%	46.2%	57.5%
% of FP17s for the same patient ID Re-attending between 3 & 9 months - Adults	143	377	37.9%	35.2%	37.8%	50.4%
% of FP17s for Band 1 Urgent Courses	43	775	5.5%	10.7%	10.6%	9.1%
% of FP17s Relating to Free Repair or Replacements	7	775	0.9%	0.5%	0.6%	0.8%
% of FP17s Relating to Continuations	37	775	4.8%	0.9%	0.9%	1.3%
% of Patients satisfied with the dentistry they have received	1	1	N/A	89.2%	90.3%	92.7%
% of Patients satisfied with the time they had to wait for an appointment	1	1	N/A	81.2%	83.8%	88.8%

\* This is based on patients treated on this contract for their most recent course of treatment. Figures in italics indicate the base number of FP17s or Patient Questionnaire responses are less than 100. N/A is shown where the base number of responses is less than 10 during the period. % is calculated as Quantity/Base number\*100



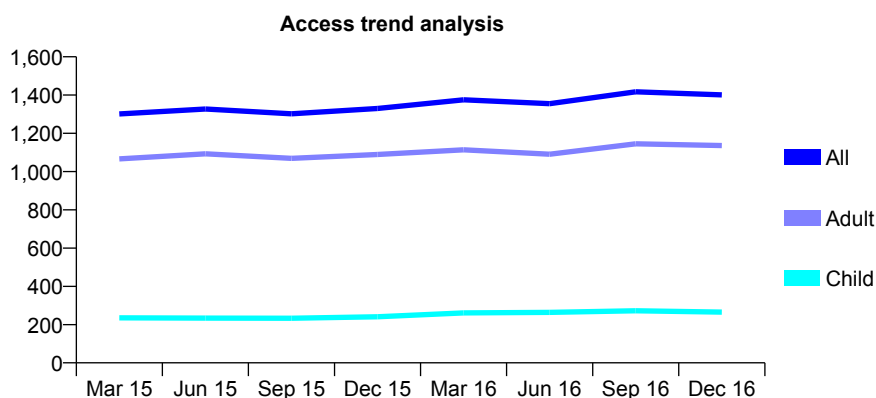
## Q61 - Vital Signs At a Glance Contract Report for 725404/0001 - December 2016

Name or company name	MR K ELIAS
Contract type name	GDS Contract
Purpose of contract	General
Contract start date	01/04/2006
Contract end date	

16/17 Contracted general activity (UDA)	4,333
Carry forward general activity (UDA)	-57
16/17 Contracted orthodontic activity (UOA)	0
Carry forward orthodontic activity (UOA)	0
Baseline contract value	£126,916.74

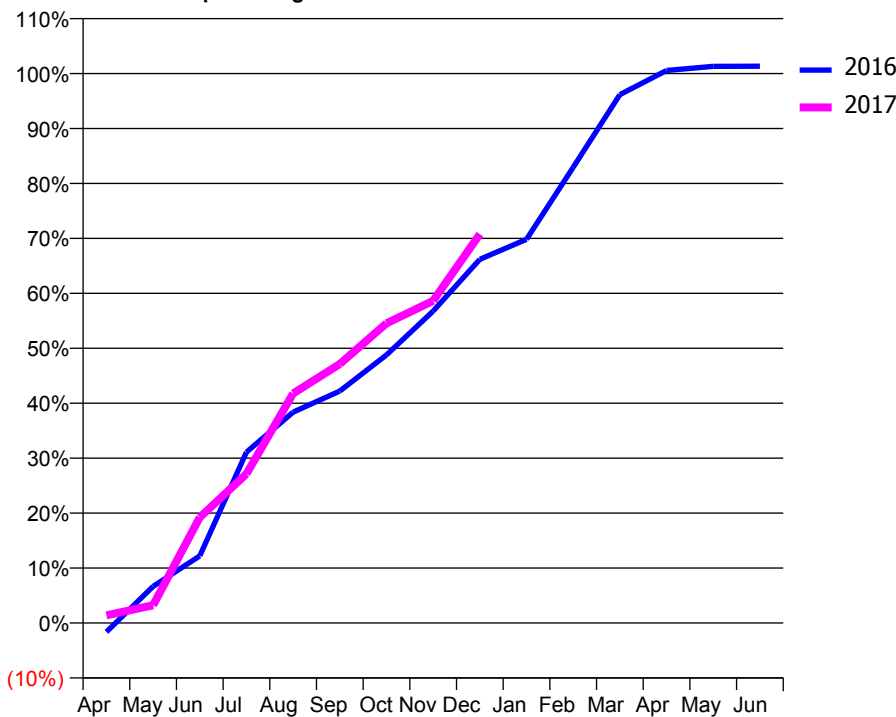
### ACCESS\*

Patients seen in 24 months	Total	Change since previous quarter
Quarter ending December 2015	1,330	
Quarter ending March 2016	1,375	↑
Quarter ending June 2016	1,355	↓
Quarter ending September 2016	1,417	↑
Quarter ending December 2016	1,401	↓
<b>Variance since December 2015</b>	<b>5.3%</b>	<b>↑</b>



### ACTIVITY

Cumulative percentage of contracted UDA delivered 2016 & 2017



Month	Adjusted Scheduled Activity (UDA)	
	2016	2017
April	-71	60
May	289	140
June	530	834
July	1,347	1,176
August	1,663	1,810
September	1,829	2,043
October	2,114	2,363
November	2,460	2,541
December	2,868	3,066
January	3,026	
February	3,593	
March	4,167	
April	4,357	
May	4,389	
June	4,390	

### QUALITY

	Quantity	Base Number	Contract	AT	Region	England
% of FP17s for the same patient ID Re-attending within 3 months - Children	7	184	3.8%	11.3%	11.9%	12.4%
% of FP17s for the same patient ID Re-attending within 3 months - Adults	37	668	5.5%	16.3%	17.1%	16.6%
% of FP17s for the same patient ID Re-attending between 3 & 9 months - Children	58	184	31.5%	41.7%	46.2%	57.5%
% of FP17s for the same patient ID Re-attending between 3 & 9 months - Adults	155	668	23.2%	35.2%	37.8%	50.4%
% of FP17s for Band 1 Urgent Courses	47	780	6.0%	10.7%	10.6%	9.1%
% of FP17s Relating to Free Repair or Replacements	5	780	0.6%	0.5%	0.6%	0.8%
% of FP17s Relating to Continuations	0	780	0.0%	0.9%	0.9%	1.3%
% of Patients satisfied with the dentistry they have received	0	0	N/A	89.2%	90.3%	92.7%
% of Patients satisfied with the time they had to wait for an appointment	0	0	N/A	81.2%	83.8%	88.8%

\* This is based on patients treated on this contract for their most recent course of treatment. Figures in italics indicate the base number of FP17s or Patient Questionnaire responses are less than 100. N/A is shown where the base number of responses is less than 10 during the period. % is calculated as Quantity/Base number\*100

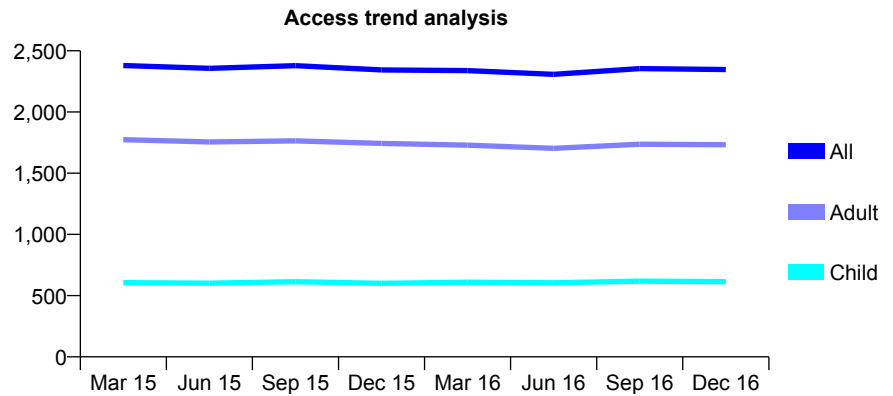
## Q61 - Vital Signs At a Glance Contract Report for 729426/0001 - December 2016

Name or company name	MR AK SACHDEV
Contract type name	GDS Contract
Purpose of contract	General
Contract start date	02/07/2007
Contract end date	

16/17 Contracted general activity (UDA)	5,212
Carry forward general activity (UDA)	1
16/17 Contracted orthodontic activity (UOA)	0
Carry forward orthodontic activity (UOA)	0
Baseline contract value	£141,551.54

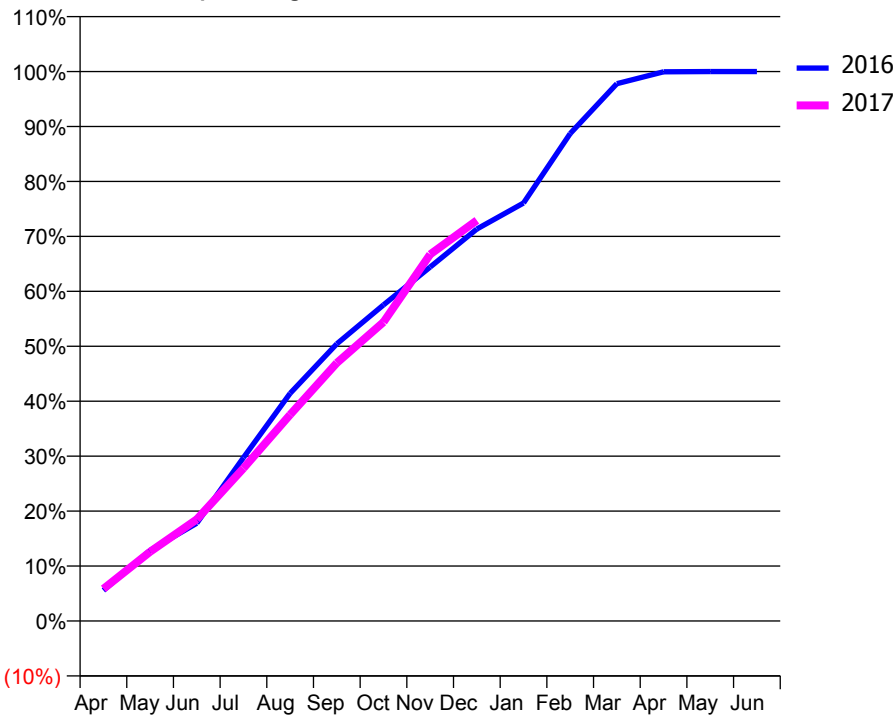
### ACCESS\*

Patients seen in 24 months	Total	Change since previous quarter
Quarter ending December 2015	2,344	
Quarter ending March 2016	2,338	→
Quarter ending June 2016	2,308	↓
Quarter ending September 2016	2,355	↑
Quarter ending December 2016	2,347	→
<b>Variance since December 2015</b>	<b>0.1%</b>	<b>→</b>



### ACTIVITY

Cumulative percentage of contracted UDA delivered 2016 & 2017



Month	Adjusted Scheduled Activity (UDA)	
	2016	2017
April	290	305
May	670	657
June	928	965
July	1,550	1,449
August	2,160	1,957
September	2,628	2,448
October	2,998	2,835
November	3,357	3,478
December	3,718	3,800
January	3,964	
February	4,623	
March	5,097	
April	5,209	
May	5,211	
June	5,211	

### QUALITY

	Quantity	Base Number	Contract	AT	Region	England
% of FP17s for the same patient ID Re-attending within 3 months - Children	11	516	2.1%	11.3%	11.9%	12.4%
% of FP17s for the same patient ID Re-attending within 3 months - Adults	67	1,195	5.6%	16.3%	17.1%	16.6%
% of FP17s for the same patient ID Re-attending between 3 & 9 months - Children	220	516	42.6%	41.7%	46.2%	57.5%
% of FP17s for the same patient ID Re-attending between 3 & 9 months - Adults	417	1,195	34.9%	35.2%	37.8%	50.4%
% of FP17s for Band 1 Urgent Courses	292	1,657	17.6%	10.7%	10.6%	9.1%
% of FP17s Relating to Free Repair or Replacements	1	1,657	0.1%	0.5%	0.6%	0.8%
% of FP17s Relating to Continuations	0	1,657	0.0%	0.9%	0.9%	1.3%
% of Patients satisfied with the dentistry they have received	2	2	N/A	89.2%	90.3%	92.7%
% of Patients satisfied with the time they had to wait for an appointment	2	2	N/A	81.2%	83.8%	88.8%

\* This is based on patients treated on this contract for their most recent course of treatment. Figures in italics indicate the base number of FP17s or Patient Questionnaire responses are less than 100. N/A is shown where the base number of responses is less than 10 during the period. % is calculated as Quantity/Base number\*100

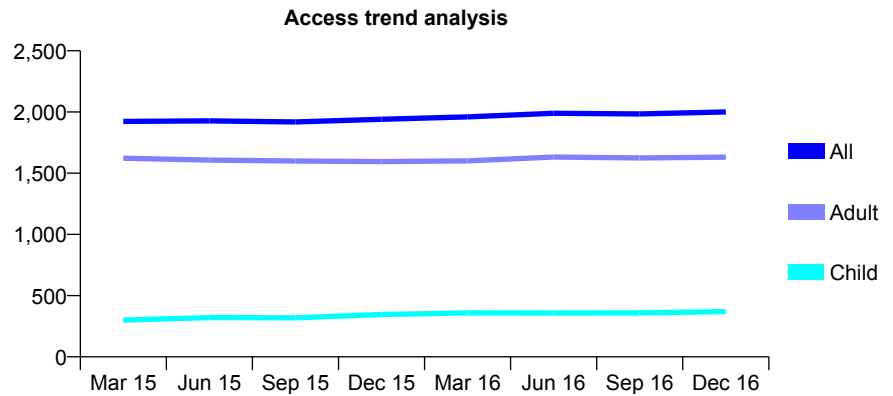
## Q61 - Vital Signs At a Glance Contract Report for 729914/0001 - December 2016

Name or company name	MR ML EVANS
Contract type name	GDS Contract
Purpose of contract	General
Contract start date	01/04/2006
Contract end date	

16/17 Contracted general activity (UDA)	7,180
Carry forward general activity (UDA)	-144
16/17 Contracted orthodontic activity (UOA)	0
Carry forward orthodontic activity (UOA)	0
Baseline contract value	£237,917.64

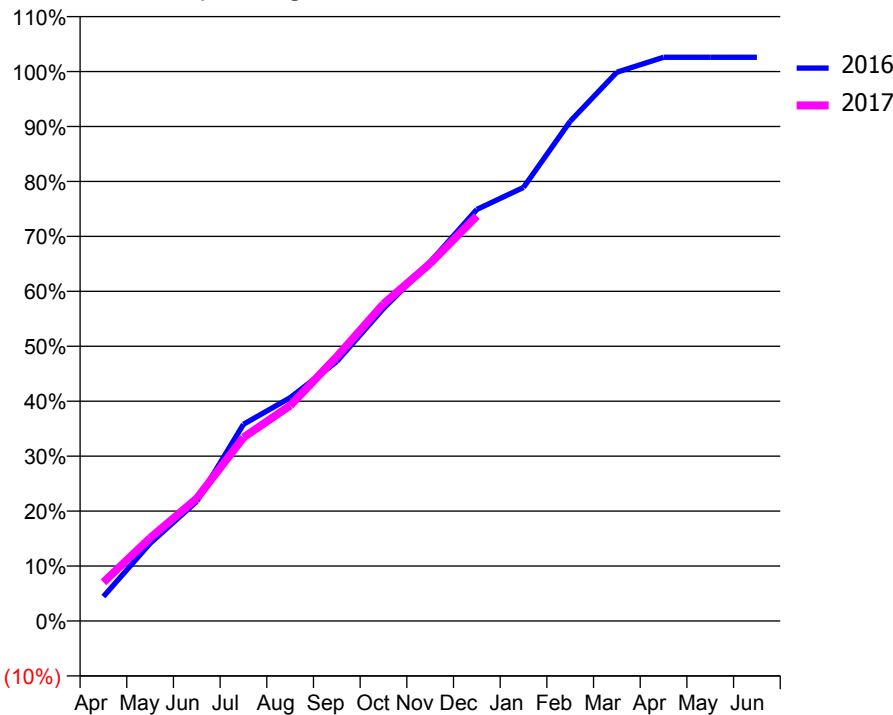
### ACCESS\*

Patients seen in 24 months	Total	Change since previous quarter
Quarter ending December 2015	1,941	
Quarter ending March 2016	1,960	→
Quarter ending June 2016	1,990	→
Quarter ending September 2016	1,984	→
Quarter ending December 2016	2,001	→
<b>Variance since December 2015</b>	<b>3.1%</b>	<b>↑</b>



### ACTIVITY

Cumulative percentage of contracted UDA delivered 2016 & 2017



Month	Adjusted Scheduled Activity (UDA)	
	2016	2017
April	320	507
May	1,015	1,085
June	1,564	1,602
July	2,570	2,398
August	2,917	2,815
September	3,392	3,455
October	4,084	4,144
November	4,692	4,672
December	5,378	5,292
January	5,665	
February	6,530	
March	7,171	
April	7,366	
May	7,366	
June	7,366	

### QUALITY

	Quantity	Base Number	Contract	AT	Region	England
% of FP17s for the same patient ID Re-attending within 3 months - Children	28	292	9.6%	11.3%	11.9%	12.4%
% of FP17s for the same patient ID Re-attending within 3 months - Adults	443	1,542	28.7%	16.3%	17.1%	16.6%
% of FP17s for the same patient ID Re-attending between 3 & 9 months - Children	94	292	32.2%	41.7%	46.2%	57.5%
% of FP17s for the same patient ID Re-attending between 3 & 9 months - Adults	499	1,542	32.4%	35.2%	37.8%	50.4%
% of FP17s for Band 1 Urgent Courses	2	1,743	0.1%	10.7%	10.6%	9.1%
% of FP17s Relating to Free Repair or Replacements	0	1,743	0.0%	0.5%	0.6%	0.8%
% of FP17s Relating to Continuations	298	1,743	17.1%	0.9%	0.9%	1.3%
% of Patients satisfied with the dentistry they have received	1	1	N/A	89.2%	90.3%	92.7%
% of Patients satisfied with the time they had to wait for an appointment	1	1	N/A	81.2%	83.8%	88.8%

\* This is based on patients treated on this contract for their most recent course of treatment. Figures in italics indicate the base number of FP17s or Patient Questionnaire responses are less than 100. N/A is shown where the base number of responses is less than 10 during the period. % is calculated as Quantity/Base number\*100

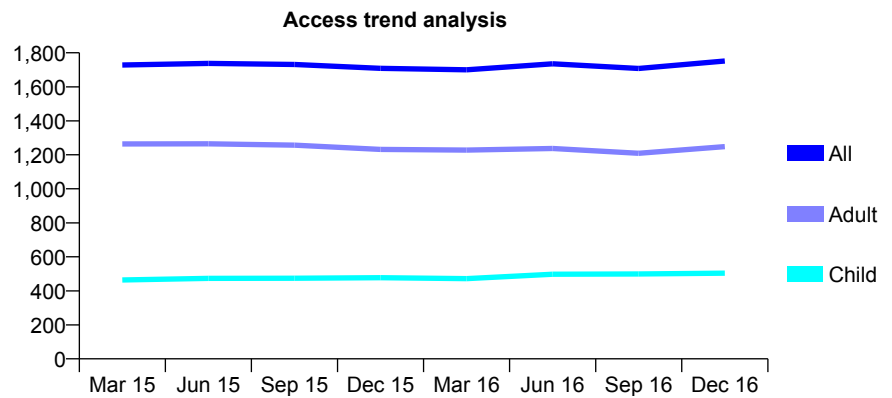
## Q61 - Vital Signs At a Glance Contract Report for 730726/0001 - December 2016

Name or company name	MR K ALI
Contract type name	GDS Contract
Purpose of contract	General
Contract start date	01/04/2006
Contract end date	

16/17 Contracted general activity (UDA)	5,150
Carry forward general activity (UDA)	-103
16/17 Contracted orthodontic activity (UOA)	0
Carry forward orthodontic activity (UOA)	0
Baseline contract value	£187,464.42

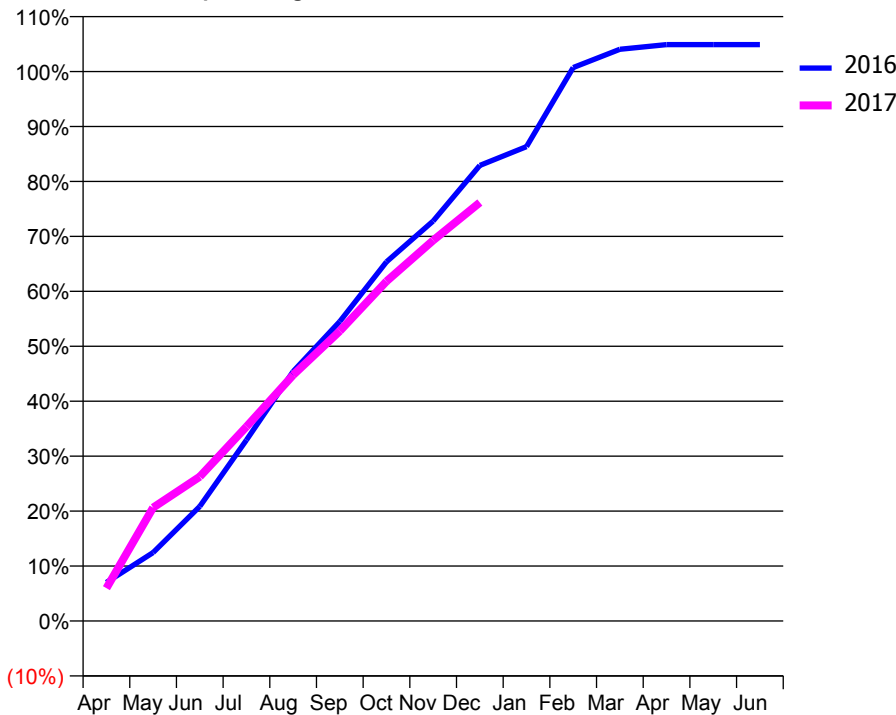
### ACCESS\*

Patients seen in 24 months	Total	Change since previous quarter
Quarter ending December 2015	1,709	
Quarter ending March 2016	1,700	→
Quarter ending June 2016	1,735	↑
Quarter ending September 2016	1,708	↓
Quarter ending December 2016	1,752	↑
<b>Variance since December 2015</b>	<b>2.5%</b>	<b>↑</b>



### ACTIVITY

Cumulative percentage of contracted UDA delivered 2016 & 2017



Month	Adjusted Scheduled Activity (UDA)	
	2016	2017
April	362	308
May	642	1,063
June	1,075	1,353
July	1,696	1,822
August	2,339	2,305
September	2,807	2,717
October	3,366	3,184
November	3,748	3,567
December	4,269	3,922
January	4,447	
February	5,187	
March	5,359	
April	5,402	
May	5,402	
June	5,402	

### QUALITY

	Quantity	Base Number	Contract	AT	Region	England
% of FP17s for the same patient ID Re-attending within 3 months - Children	24	401	6.0%	11.3%	11.9%	12.4%
% of FP17s for the same patient ID Re-attending within 3 months - Adults	34	801	4.2%	16.3%	17.1%	16.6%
% of FP17s for the same patient ID Re-attending between 3 & 9 months - Children	148	401	36.9%	41.7%	46.2%	57.5%
% of FP17s for the same patient ID Re-attending between 3 & 9 months - Adults	258	801	32.2%	35.2%	37.8%	50.4%
% of FP17s for Band 1 Urgent Courses	0	1,191	0.0%	10.7%	10.6%	9.1%
% of FP17s Relating to Free Repair or Replacements	7	1,191	0.6%	0.5%	0.6%	0.8%
% of FP17s Relating to Continuations	2	1,191	0.2%	0.9%	0.9%	1.3%
% of Patients satisfied with the dentistry they have received	0	0	N/A	89.2%	90.3%	92.7%
% of Patients satisfied with the time they had to wait for an appointment	0	0	N/A	81.2%	83.8%	88.8%

\* This is based on patients treated on this contract for their most recent course of treatment. Figures in italics indicate the base number of FP17s or Patient Questionnaire responses are less than 100. N/A is shown where the base number of responses is less than 10 during the period. % is calculated as Quantity/Base number\*100

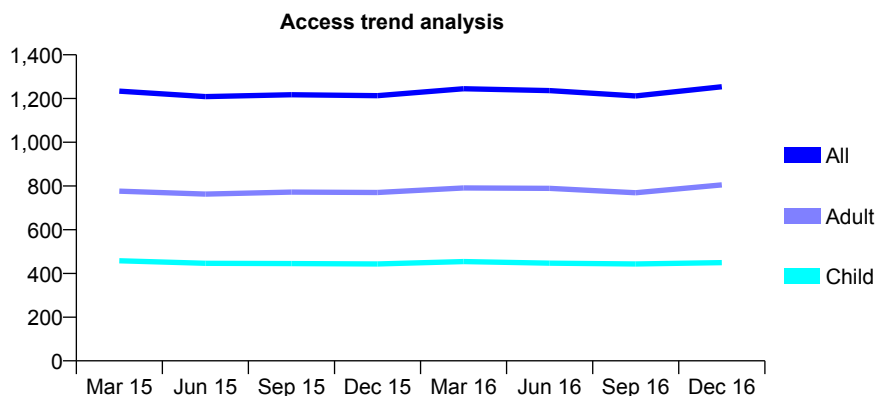
## Q61 - Vital Signs At a Glance Contract Report for 731129/0001 - December 2016

Name or company name	MR AZ MALIK
Contract type name	GDS Contract
Purpose of contract	General
Contract start date	01/04/2006
Contract end date	

16/17 Contracted general activity (UDA)	3,500
Carry forward general activity (UDA)	0
16/17 Contracted orthodontic activity (UOA)	0
Carry forward orthodontic activity (UOA)	0
Baseline contract value	£83,234.89

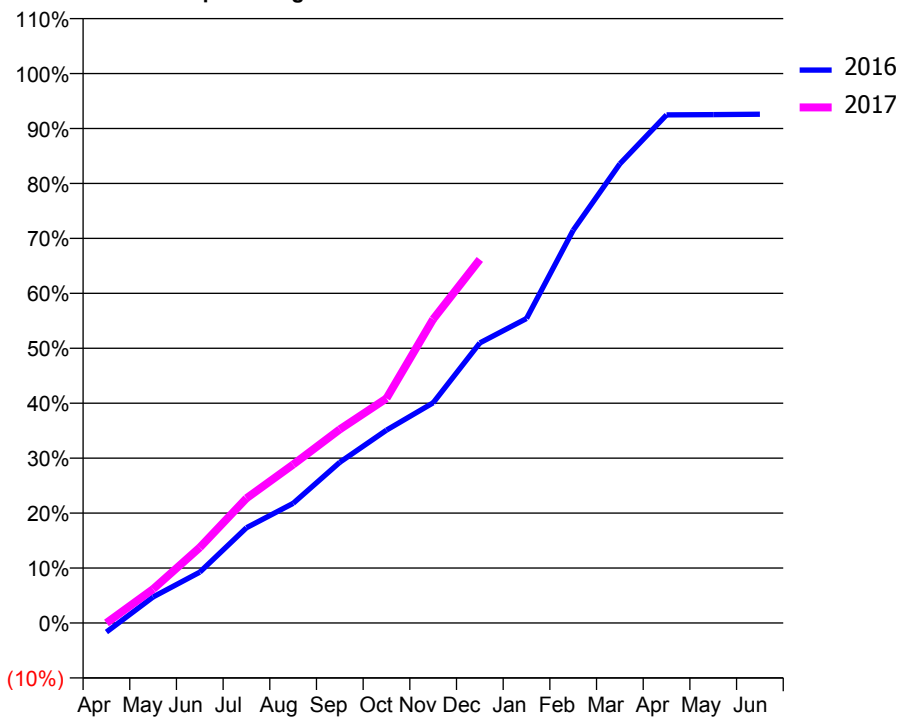
### ACCESS\*

Patients seen in 24 months	Total	Change since previous quarter
Quarter ending December 2015	1,213	
Quarter ending March 2016	1,245	↑
Quarter ending June 2016	1,236	→
Quarter ending September 2016	1,212	↓
Quarter ending December 2016	1,254	↑
<b>Variance since December 2015</b>	<b>3.4%</b>	<b>↑</b>



### ACTIVITY

Cumulative percentage of contracted UDA delivered 2016 & 2017



Month	Adjusted Scheduled Activity (UDA)	
	2016	2017
April	-59	0
May	166	216
June	324	481
July	607	794
August	762	1,010
September	1,024	1,234
October	1,228	1,431
November	1,402	1,935
December	1,784	2,315
January	1,940	
February	2,502	
March	2,925	
April	3,237	
May	3,238	
June	3,241	

### QUALITY

	Quantity	Base Number	Contract	AT	Region	England
% of FP17s for the same patient ID Re-attending within 3 months - Children	29	515	5.6%	11.3%	11.9%	12.4%
% of FP17s for the same patient ID Re-attending within 3 months - Adults	110	617	17.8%	16.3%	17.1%	16.6%
% of FP17s for the same patient ID Re-attending between 3 & 9 months - Children	269	515	52.2%	41.7%	46.2%	57.5%
% of FP17s for the same patient ID Re-attending between 3 & 9 months - Adults	223	617	36.1%	35.2%	37.8%	50.4%
% of FP17s for Band 1 Urgent Courses	121	1,038	11.7%	10.7%	10.6%	9.1%
% of FP17s Relating to Free Repair or Replacements	27	1,038	2.6%	0.5%	0.6%	0.8%
% of FP17s Relating to Continuations	4	1,038	0.4%	0.9%	0.9%	1.3%
% of Patients satisfied with the dentistry they have received	2	2	N/A	89.2%	90.3%	92.7%
% of Patients satisfied with the time they had to wait for an appointment	2	2	N/A	81.2%	83.8%	88.8%

\* This is based on patients treated on this contract for their most recent course of treatment. Figures in italics indicate the base number of FP17s or Patient Questionnaire responses are less than 100. N/A is shown where the base number of responses is less than 10 during the period. % is calculated as Quantity/Base number\*100

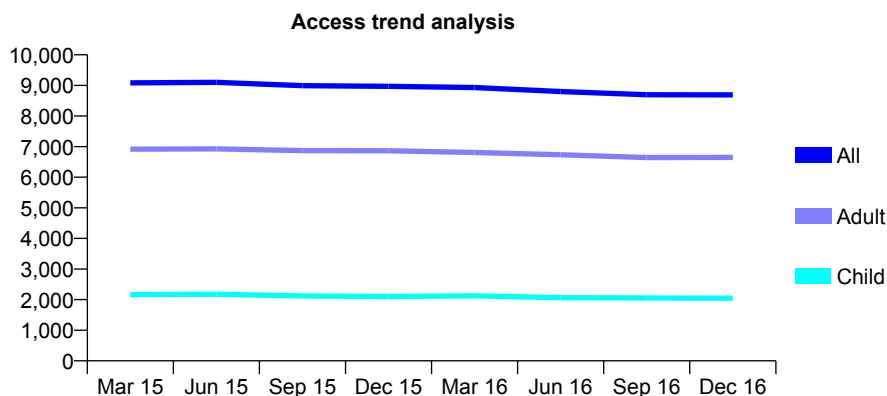
## Q61 - Vital Signs At a Glance Contract Report for 731285/0001 - December 2016

Name or company name	V Barnes & C Wardle
Contract type name	GDS Contract
Purpose of contract	General
Contract start date	01/04/2006
Contract end date	

16/17 Contracted general activity (UDA)	23,933
Carry forward general activity (UDA)	-312
16/17 Contracted orthodontic activity (UOA)	0
Carry forward orthodontic activity (UOA)	0
Baseline contract value	£802,188.51

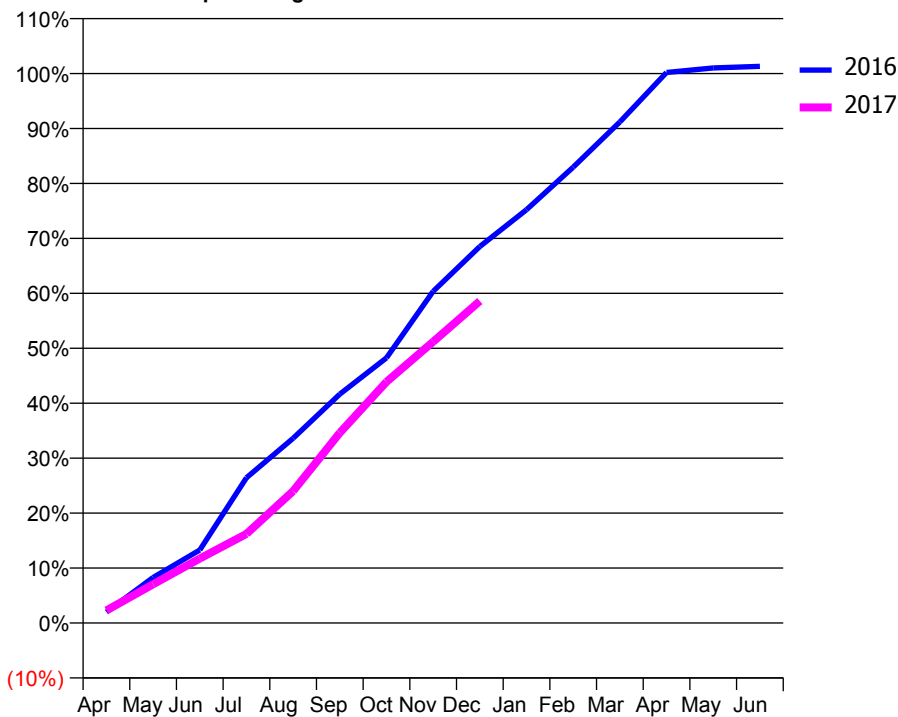
### ACCESS\*

Patients seen in 24 months	Total	Change since previous quarter
Quarter ending December 2015	8,968	
Quarter ending March 2016	8,931	→
Quarter ending June 2016	8,800	↓
Quarter ending September 2016	8,696	↓
Quarter ending December 2016	8,689	→
<b>Variance since December 2015</b>	<b>(3.1%)</b>	<b>↓</b>



### ACTIVITY

Cumulative percentage of contracted UDA delivered 2016 & 2017



Month	Adjusted Scheduled Activity (UDA)	
	2016	2017
April	479	547
May	1,986	1,687
June	3,178	2,805
July	6,329	3,885
August	8,049	5,747
September	9,969	8,283
October	11,551	10,502
November	14,449	12,250
December	16,399	14,021
January	18,002	
February	19,856	
March	21,823	
April	23,975	
May	24,176	
June	24,245	

### QUALITY

	Quantity	Base Number	Contract	AT	Region	England
% of FP17s for the same patient ID Re-attending within 3 months - Children	76	1,606	4.7%	11.3%	11.9%	12.4%
% of FP17s for the same patient ID Re-attending within 3 months - Adults	722	5,768	12.5%	16.3%	17.1%	16.6%
% of FP17s for the same patient ID Re-attending between 3 & 9 months - Children	660	1,606	41.1%	41.7%	46.2%	57.5%
% of FP17s for the same patient ID Re-attending between 3 & 9 months - Adults	2,583	5,768	44.8%	35.2%	37.8%	50.4%
% of FP17s for Band 1 Urgent Courses	373	6,445	5.8%	10.7%	10.6%	9.1%
% of FP17s Relating to Free Repair or Replacements	48	6,445	0.7%	0.5%	0.6%	0.8%
% of FP17s Relating to Continuations	36	6,445	0.6%	0.9%	0.9%	1.3%
% of Patients satisfied with the dentistry they have received	5	6	N/A	89.2%	90.3%	92.7%
% of Patients satisfied with the time they had to wait for an appointment	6	6	N/A	81.2%	83.8%	88.8%

\* This is based on patients treated on this contract for their most recent course of treatment. Figures in italics indicate the base number of FP17s or Patient Questionnaire responses are less than 100. N/A is shown where the base number of responses is less than 10 during the period. % is calculated as Quantity/Base number\*100

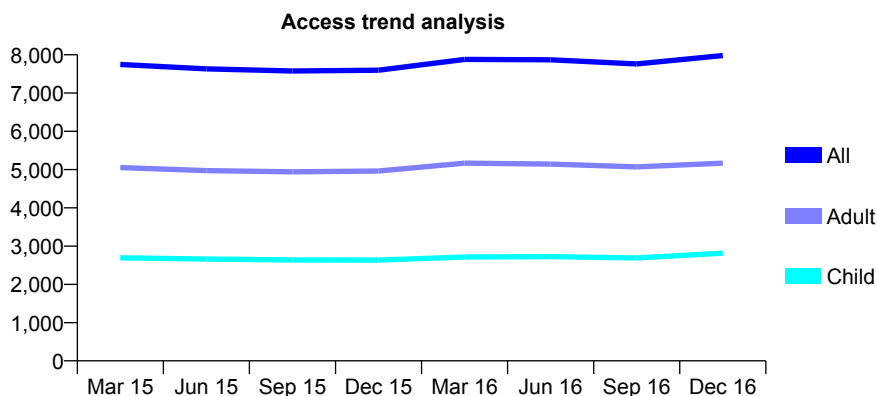
## Q61 - Vital Signs At a Glance Contract Report for 733180/0001 - December 2016

Name or company name	MR P PATEL
Contract type name	GDS Contract
Purpose of contract	General
Contract start date	01/04/2006
Contract end date	

16/17 Contracted general activity (UDA)	20,204
Carry forward general activity (UDA)	-260
16/17 Contracted orthodontic activity (UOA)	0
Carry forward orthodontic activity (UOA)	0
Baseline contract value	£594,316.19

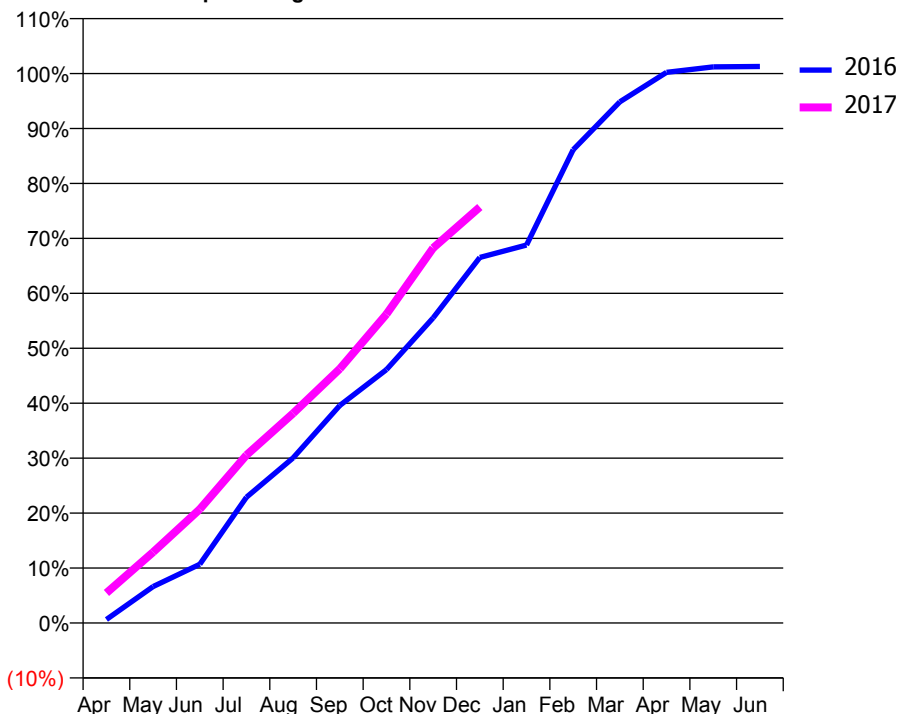
### ACCESS\*

Patients seen in 24 months	Total	Change since previous quarter
Quarter ending December 2015	7,597	
Quarter ending March 2016	7,880	↑
Quarter ending June 2016	7,869	→
Quarter ending September 2016	7,761	↓
Quarter ending December 2016	7,982	↑
<b>Variance since December 2015</b>	<b>5.1%</b>	<b>↑</b>



### ACTIVITY

Cumulative percentage of contracted UDA delivered 2016 & 2017



Month	Adjusted Scheduled Activity (UDA)	
	2016	2017
April	132	1,107
May	1,342	2,608
June	2,159	4,187
July	4,625	6,173
August	6,072	7,712
September	8,000	9,347
October	9,319	11,355
November	11,218	13,791
December	13,441	15,294
January	13,898	
February	17,405	
March	19,162	
April	20,249	
May	20,450	
June	20,464	

### QUALITY

	Quantity	Base Number	Contract	AT	Region	England
% of FP17s for the same patient ID Re-attending within 3 months - Children	243	2,561	9.5%	11.3%	11.9%	12.4%
% of FP17s for the same patient ID Re-attending within 3 months - Adults	699	4,311	16.2%	16.3%	17.1%	16.6%
% of FP17s for the same patient ID Re-attending between 3 & 9 months - Children	1,107	2,561	43.2%	41.7%	46.2%	57.5%
% of FP17s for the same patient ID Re-attending between 3 & 9 months - Adults	1,609	4,311	37.3%	35.2%	37.8%	50.4%
% of FP17s for Band 1 Urgent Courses	635	5,905	10.8%	10.7%	10.6%	9.1%
% of FP17s Relating to Free Repair or Replacements	8	5,905	0.1%	0.5%	0.6%	0.8%
% of FP17s Relating to Continuations	81	5,905	1.4%	0.9%	0.9%	1.3%
% of Patients satisfied with the dentistry they have received	5	6	N/A	89.2%	90.3%	92.7%
% of Patients satisfied with the time they had to wait for an appointment	5	6	N/A	81.2%	83.8%	88.8%

\* This is based on patients treated on this contract for their most recent course of treatment. Figures in italics indicate the base number of FP17s or Patient Questionnaire responses are less than 100. N/A is shown where the base number of responses is less than 10 during the period. % is calculated as Quantity/Base number\*100



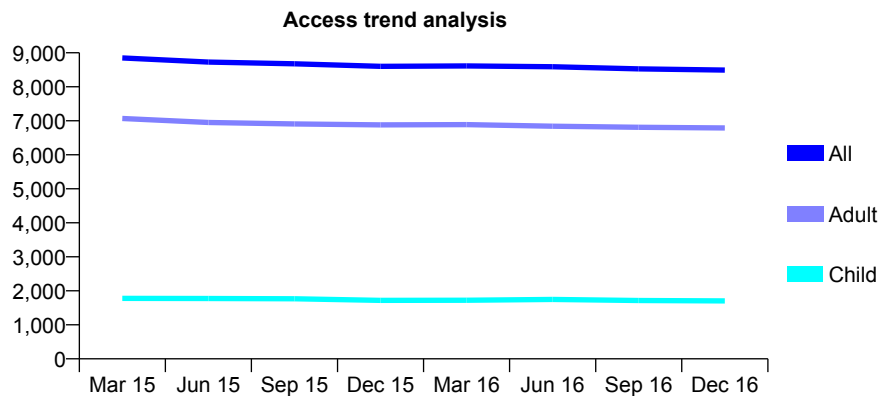
## Q61 - Vital Signs At a Glance Contract Report for 733202/0001 - December 2016

Name or company name	MR CM GAUNT
Contract type name	GDS Contract
Purpose of contract	General
Contract start date	01/04/2006
Contract end date	

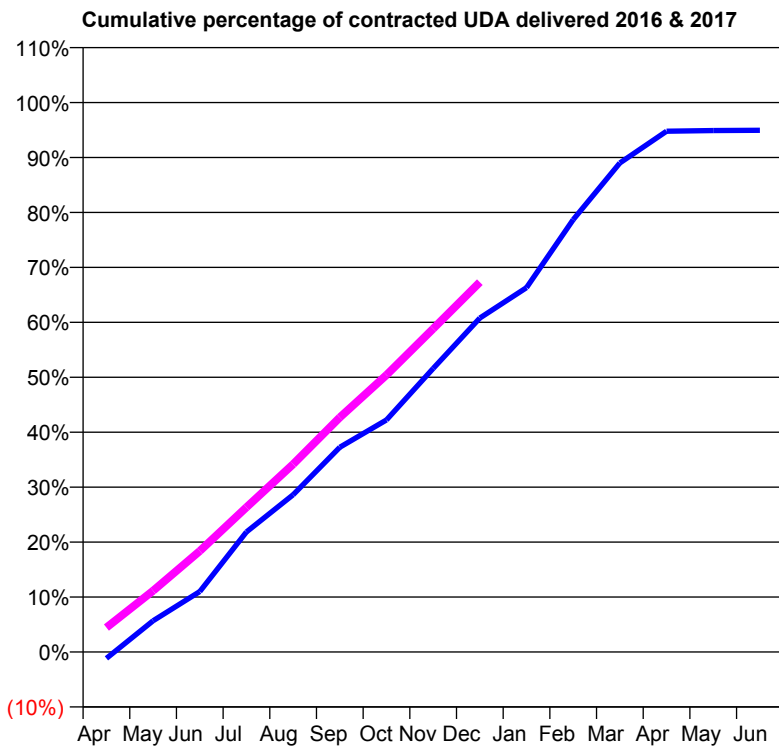
16/17 Contracted general activity (UDA)	24,083
Carry forward general activity (UDA)	0
16/17 Contracted orthodontic activity (UOA)	0
Carry forward orthodontic activity (UOA)	0
Baseline contract value	£682,556.93

### ACCESS\*

Patients seen in 24 months	Total	Change since previous quarter
Quarter ending December 2015	8,602	
Quarter ending March 2016	8,612	→
Quarter ending June 2016	8,591	→
Quarter ending September 2016	8,526	→
Quarter ending December 2016	8,492	→
<b>Variance since December 2015</b>	<b>(1.3%)</b>	<b>↓</b>



### ACTIVITY



Month	Adjusted Scheduled Activity (UDA)	
	2016	2017
April	-283	1,074
May	1,373	2,688
June	2,648	4,429
July	5,260	6,347
August	6,895	8,231
September	8,974	10,285
October	10,173	12,142
November	12,429	14,167
December	14,638	16,211
January	15,972	
February	18,952	
March	21,431	
April	22,825	
May	22,853	
June	22,865	

### QUALITY

	Quantity	Base Number	Contract	AT	Region	England
% of FP17s for the same patient ID Re-attending within 3 months - Children	98	1,690	5.8%	11.3%	11.9%	12.4%
% of FP17s for the same patient ID Re-attending within 3 months - Adults	1,081	6,627	16.3%	16.3%	17.1%	16.6%
% of FP17s for the same patient ID Re-attending between 3 & 9 months - Children	819	1,690	48.5%	41.7%	46.2%	57.5%
% of FP17s for the same patient ID Re-attending between 3 & 9 months - Adults	3,153	6,627	47.6%	35.2%	37.8%	50.4%
% of FP17s for Band 1 Urgent Courses	963	7,839	12.3%	10.7%	10.6%	9.1%
% of FP17s Relating to Free Repair or Replacements	23	7,839	0.3%	0.5%	0.6%	0.8%
% of FP17s Relating to Continuations	117	7,839	1.5%	0.9%	0.9%	1.3%
% of Patients satisfied with the dentistry they have received	13	14	92.9%	89.2%	90.3%	92.7%
% of Patients satisfied with the time they had to wait for an appointment	13	14	92.9%	81.2%	83.8%	88.8%

\* This is based on patients treated on this contract for their most recent course of treatment. Figures in italics indicate the base number of FP17s or Patient Questionnaire responses are less than 100. N/A is shown where the base number of responses is less than 10 during the period. % is calculated as Quantity/Base number\*100

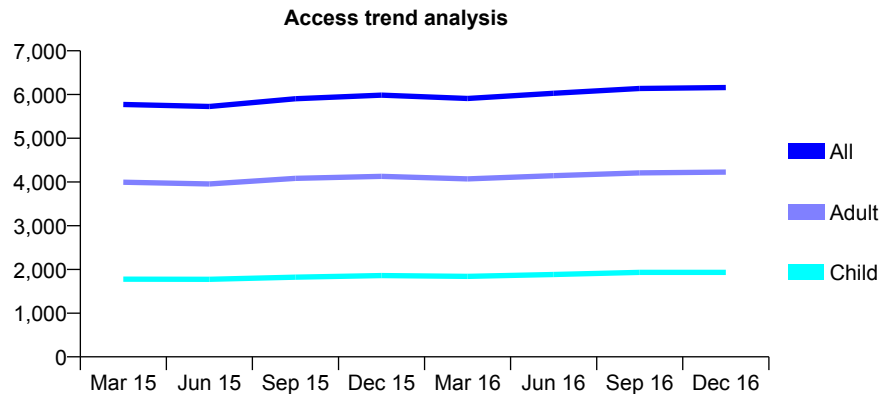
## Q61 - Vital Signs At a Glance Contract Report for 733245/0001 - December 2016

Name or company name	MR AM BOOKEY
Contract type name	GDS Contract
Purpose of contract	General
Contract start date	01/04/2006
Contract end date	

16/17 Contracted general activity (UDA)	13,493
Carry forward general activity (UDA)	-65
16/17 Contracted orthodontic activity (UOA)	0
Carry forward orthodontic activity (UOA)	0
Baseline contract value	£308,526.35

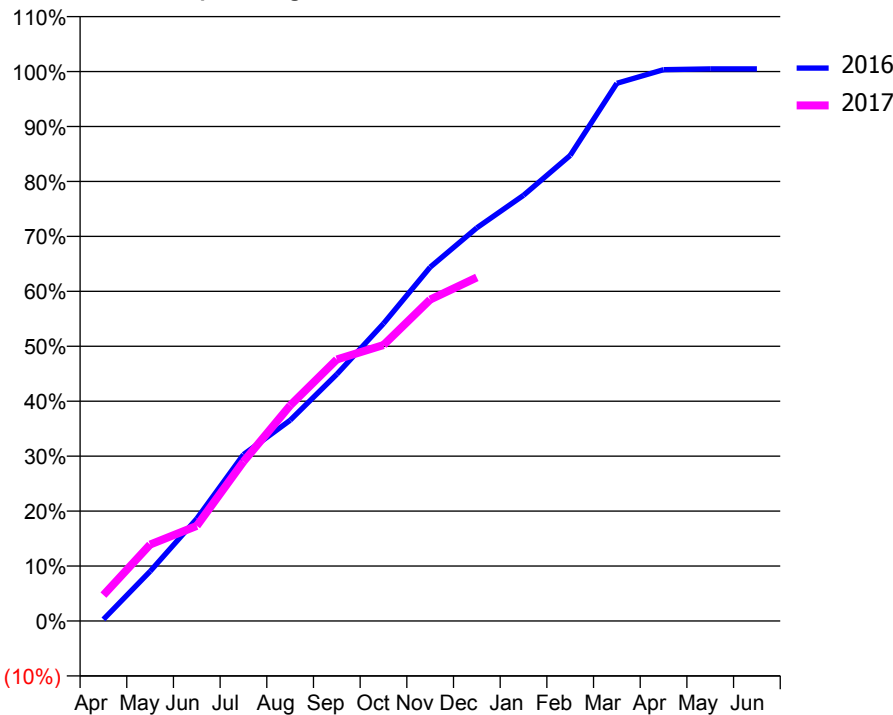
### ACCESS\*

Patients seen in 24 months	Total	Change since previous quarter
Quarter ending December 2015	5,986	
Quarter ending March 2016	5,910	↓
Quarter ending June 2016	6,028	→
Quarter ending September 2016	6,138	→
Quarter ending December 2016	6,159	→
<b>Variance since December 2015</b>	<b>2.9%</b>	<b>↑</b>



### ACTIVITY

Cumulative percentage of contracted UDA delivered 2016 & 2017



Month	Adjusted Scheduled Activity (UDA)	
	2016	2017
April	41	638
May	1,219	1,879
June	2,512	2,337
July	4,087	3,915
August	4,929	5,294
September	6,058	6,424
October	7,305	6,777
November	8,690	7,891
December	9,653	8,437
January	10,453	
February	11,432	
March	13,203	
April	13,537	
May	13,558	
June	13,558	

### QUALITY

	Quantity	Base Number	Contract	AT	Region	England
% of FP17s for the same patient ID Re-attending within 3 months - Children	94	1,581	5.9%	11.3%	11.9%	12.4%
% of FP17s for the same patient ID Re-attending within 3 months - Adults	282	3,003	9.4%	16.3%	17.1%	16.6%
% of FP17s for the same patient ID Re-attending between 3 & 9 months - Children	808	1,581	51.1%	41.7%	46.2%	57.5%
% of FP17s for the same patient ID Re-attending between 3 & 9 months - Adults	1,052	3,003	35.0%	35.2%	37.8%	50.4%
% of FP17s for Band 1 Urgent Courses	365	4,402	8.3%	10.7%	10.6%	9.1%
% of FP17s Relating to Free Repair or Replacements	18	4,402	0.4%	0.5%	0.6%	0.8%
% of FP17s Relating to Continuations	28	4,402	0.6%	0.9%	0.9%	1.3%
% of Patients satisfied with the dentistry they have received	4	4	N/A	89.2%	90.3%	92.7%
% of Patients satisfied with the time they had to wait for an appointment	3	4	N/A	81.2%	83.8%	88.8%

\* This is based on patients treated on this contract for their most recent course of treatment. Figures in italics indicate the base number of FP17s or Patient Questionnaire responses are less than 100. N/A is shown where the base number of responses is less than 10 during the period. % is calculated as Quantity/Base number\*100

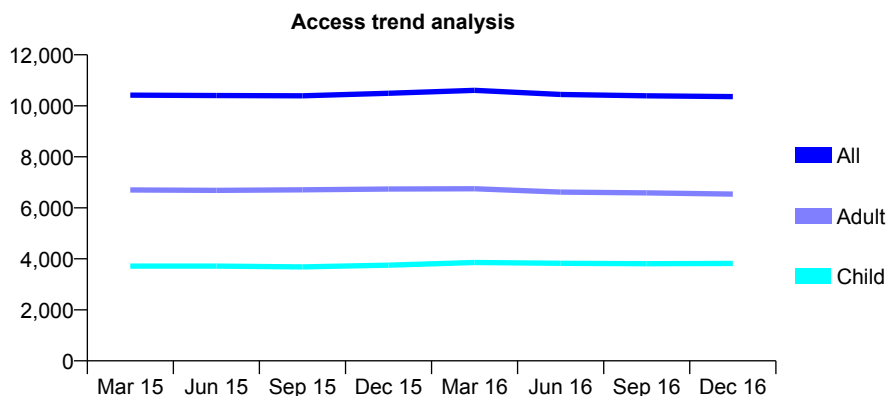
## Q61 - Vital Signs At a Glance Contract Report for 738166/0001 - December 2016

Name or company name	MR S MALHAN
Contract type name	GDS Contract
Purpose of contract	General
Contract start date	01/04/2006
Contract end date	

16/17 Contracted general activity (UDA)	26,571
Carry forward general activity (UDA)	5
16/17 Contracted orthodontic activity (UOA)	0
Carry forward orthodontic activity (UOA)	0
Baseline contract value	£670,754.46

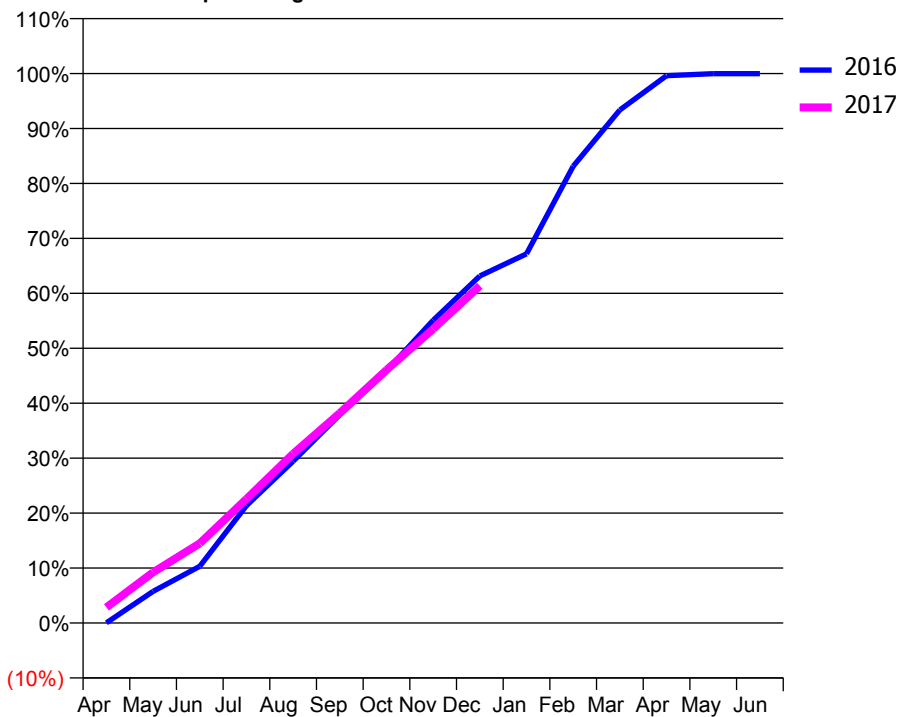
### ACCESS\*

Patients seen in 24 months	Total	Change since previous quarter
Quarter ending December 2015	10,490	
Quarter ending March 2016	10,606	→
Quarter ending June 2016	10,442	↓
Quarter ending September 2016	10,394	→
Quarter ending December 2016	10,361	→
<b>Variance since December 2015</b>	<b>(1.2%)</b>	<b>↓</b>



### ACTIVITY

Cumulative percentage of contracted UDA delivered 2016 & 2017



Month	Adjusted Scheduled Activity (UDA)	
	2016	2017
April	9	759
May	1,535	2,451
June	2,742	3,854
July	5,680	6,000
August	7,825	8,187
September	10,078	10,155
October	12,199	12,236
November	14,637	14,223
December	16,782	16,304
January	17,852	
February	22,088	
March	24,810	
April	26,467	
May	26,560	
June	26,566	

### QUALITY

	Quantity	Base Number	Contract	AT	Region	England
% of FP17s for the same patient ID Re-attending within 3 months - Children	188	2,835	6.6%	11.3%	11.9%	12.4%
% of FP17s for the same patient ID Re-attending within 3 months - Adults	635	4,623	13.7%	16.3%	17.1%	16.6%
% of FP17s for the same patient ID Re-attending between 3 & 9 months - Children	1,220	2,835	43.0%	41.7%	46.2%	57.5%
% of FP17s for the same patient ID Re-attending between 3 & 9 months - Adults	1,628	4,623	35.2%	35.2%	37.8%	50.4%
% of FP17s for Band 1 Urgent Courses	794	6,828	11.6%	10.7%	10.6%	9.1%
% of FP17s Relating to Free Repair or Replacements	55	6,828	0.8%	0.5%	0.6%	0.8%
% of FP17s Relating to Continuations	21	6,828	0.3%	0.9%	0.9%	1.3%
% of Patients satisfied with the dentistry they have received	4	5	N/A	89.2%	90.3%	92.7%
% of Patients satisfied with the time they had to wait for an appointment	4	5	N/A	81.2%	83.8%	88.8%

\* This is based on patients treated on this contract for their most recent course of treatment. Figures in italics indicate the base number of FP17s or Patient Questionnaire responses are less than 100. N/A is shown where the base number of responses is less than 10 during the period. % is calculated as Quantity/Base number\*100

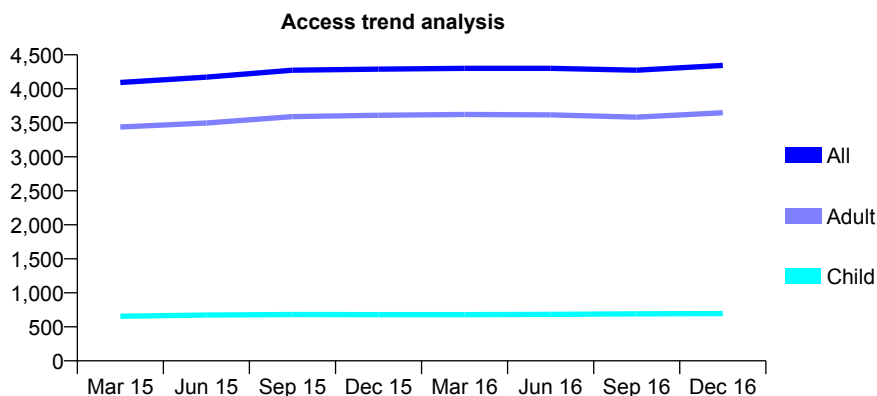
## Q61 - Vital Signs At a Glance Contract Report for 741906/0001 - December 2016

Name or company name	MR DL LEVENSTEIN
Contract type name	GDS Contract
Purpose of contract	General
Contract start date	01/04/2006
Contract end date	

16/17 Contracted general activity (UDA)	11,978
Carry forward general activity (UDA)	159
16/17 Contracted orthodontic activity (UOA)	0
Carry forward orthodontic activity (UOA)	0
Baseline contract value	£333,142.22

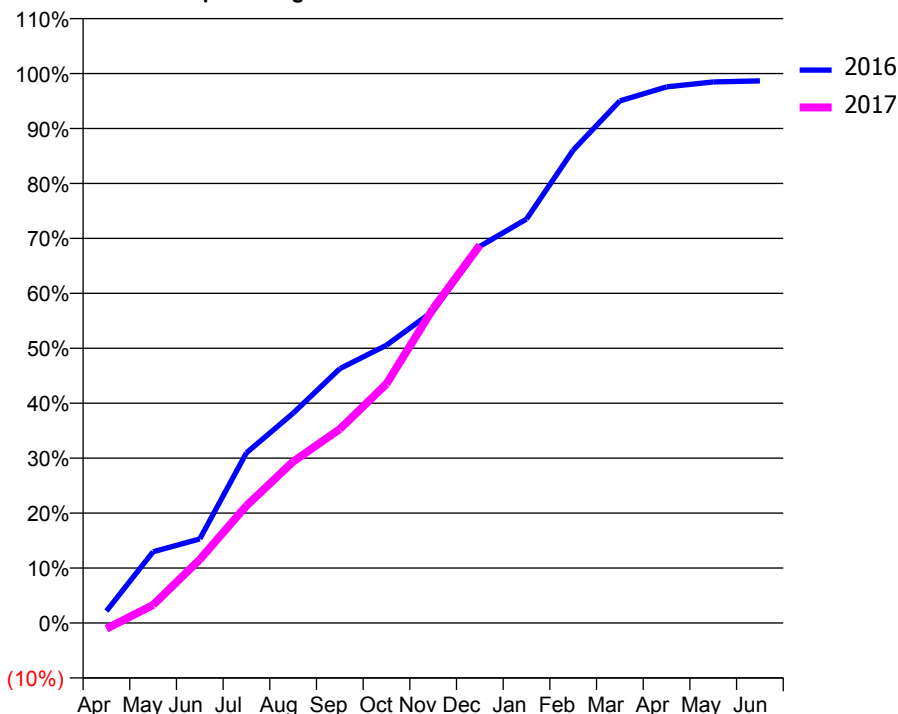
### ACCESS\*

Patients seen in 24 months	Total	Change since previous quarter
Quarter ending December 2015	4,290	
Quarter ending March 2016	4,301	→
Quarter ending June 2016	4,300	→
Quarter ending September 2016	4,274	→
Quarter ending December 2016	4,344	→
<b>Variance since December 2015</b>	<b>1.3%</b>	<b>→</b>



### ACTIVITY

Cumulative percentage of contracted UDA delivered 2016 & 2017



Month	Adjusted Scheduled Activity (UDA)	
	2016	2017
April	261	-128
May	1,553	395
June	1,832	1,385
July	3,711	2,555
August	4,573	3,520
September	5,545	4,229
October	6,057	5,214
November	6,801	6,854
December	8,210	8,236
January	8,807	
February	10,310	
March	11,381	
April	11,686	
May	11,795	
June	11,819	

### QUALITY

	Quantity	Base Number	Contract	AT	Region	England
% of FP17s for the same patient ID Re-attending within 3 months - Children	20	503	4.0%	11.3%	11.9%	12.4%
% of FP17s for the same patient ID Re-attending within 3 months - Adults	319	2,979	10.7%	16.3%	17.1%	16.6%
% of FP17s for the same patient ID Re-attending between 3 & 9 months - Children	161	503	32.0%	41.7%	46.2%	57.5%
% of FP17s for the same patient ID Re-attending between 3 & 9 months - Adults	1,110	2,979	37.3%	35.2%	37.8%	50.4%
% of FP17s for Band 1 Urgent Courses	310	3,331	9.3%	10.7%	10.6%	9.1%
% of FP17s Relating to Free Repair or Replacements	22	3,331	0.7%	0.5%	0.6%	0.8%
% of FP17s Relating to Continuations	6	3,331	0.2%	0.9%	0.9%	1.3%
% of Patients satisfied with the dentistry they have received	2	2	N/A	89.2%	90.3%	92.7%
% of Patients satisfied with the time they had to wait for an appointment	2	2	N/A	81.2%	83.8%	88.8%

\* This is based on patients treated on this contract for their most recent course of treatment. Figures in italics indicate the base number of FP17s or Patient Questionnaire responses are less than 100. N/A is shown where the base number of responses is less than 10 during the period. % is calculated as Quantity/Base number\*100

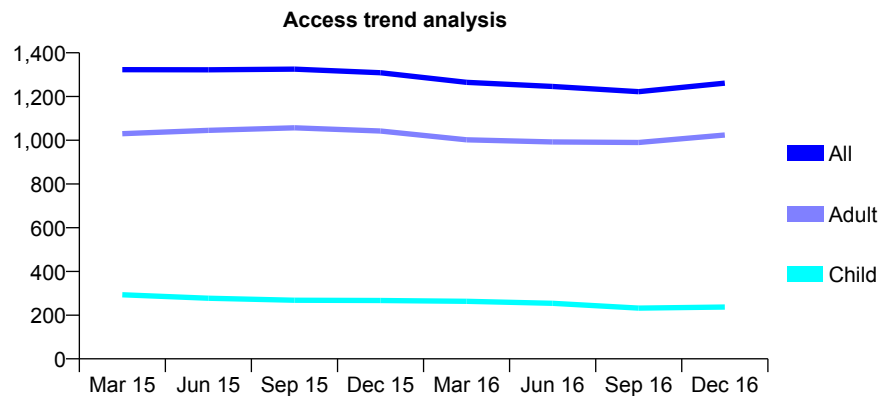
## Q61 - Vital Signs At a Glance Contract Report for 742295/0001 - December 2016

Name or company name	MR JM CHRISTY
Contract type name	GDS Contract
Purpose of contract	General
Contract start date	01/04/2006
Contract end date	

16/17 Contracted general activity (UDA)	5,308
Carry forward general activity (UDA)	36
16/17 Contracted orthodontic activity (UOA)	0
Carry forward orthodontic activity (UOA)	0
Baseline contract value	£183,571.89

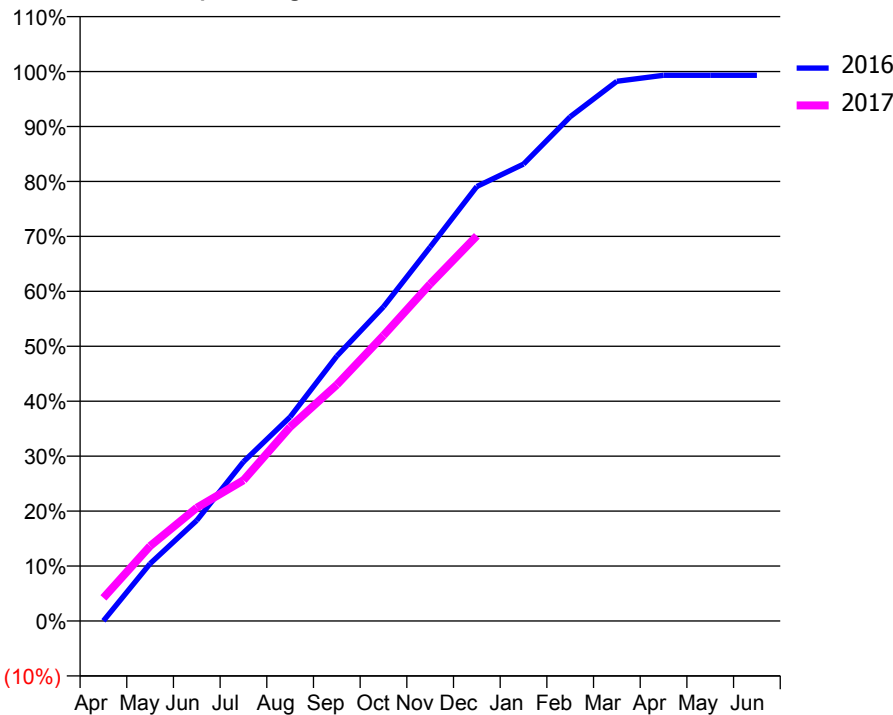
### ACCESS\*

Patients seen in 24 months	Total	Change since previous quarter
Quarter ending December 2015	1,309	
Quarter ending March 2016	1,265	↓
Quarter ending June 2016	1,246	↓
Quarter ending September 2016	1,222	↓
Quarter ending December 2016	1,261	↑
<b>Variance since December 2015</b>	<b>(3.7%)</b>	<b>↓</b>



### ACTIVITY

Cumulative percentage of contracted UDA delivered 2016 & 2017



Month	Adjusted Scheduled Activity (UDA)	
	2016	2017
April	2	224
May	554	724
June	972	1,094
July	1,539	1,359
August	1,972	1,875
September	2,559	2,282
October	3,036	2,758
November	3,612	3,256
December	4,197	3,721
January	4,414	
February	4,871	
March	5,213	
April	5,272	
May	5,272	
June	5,272	

### QUALITY

	Quantity	Base Number	Contract	AT	Region	England
% of FP17s for the same patient ID Re-attending within 3 months - Children	0	154	0.0%	11.3%	11.9%	12.4%
% of FP17s for the same patient ID Re-attending within 3 months - Adults	43	684	6.3%	16.3%	17.1%	16.6%
% of FP17s for the same patient ID Re-attending between 3 & 9 months - Children	49	154	31.8%	41.7%	46.2%	57.5%
% of FP17s for the same patient ID Re-attending between 3 & 9 months - Adults	197	684	28.8%	35.2%	37.8%	50.4%
% of FP17s for Band 1 Urgent Courses	0	813	0.0%	10.7%	10.6%	9.1%
% of FP17s Relating to Free Repair or Replacements	0	813	0.0%	0.5%	0.6%	0.8%
% of FP17s Relating to Continuations	0	813	0.0%	0.9%	0.9%	1.3%
% of Patients satisfied with the dentistry they have received	1	1	N/A	89.2%	90.3%	92.7%
% of Patients satisfied with the time they had to wait for an appointment	1	1	N/A	81.2%	83.8%	88.8%

\* This is based on patients treated on this contract for their most recent course of treatment. Figures in italics indicate the base number of FP17s or Patient Questionnaire responses are less than 100. N/A is shown where the base number of responses is less than 10 during the period. % is calculated as Quantity/Base number\*100

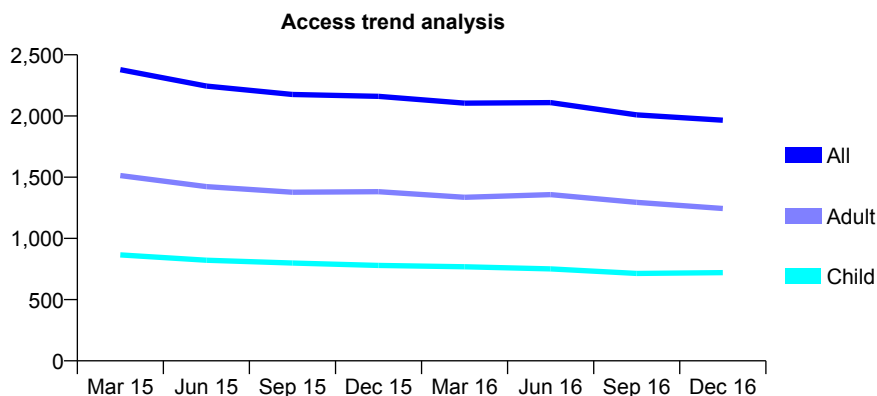
## Q61 - Vital Signs At a Glance Contract Report for 742732/0001 - December 2016

Name or company name	MR R SULLMAN
Contract type name	GDS Contract
Purpose of contract	General
Contract start date	01/04/2006
Contract end date	

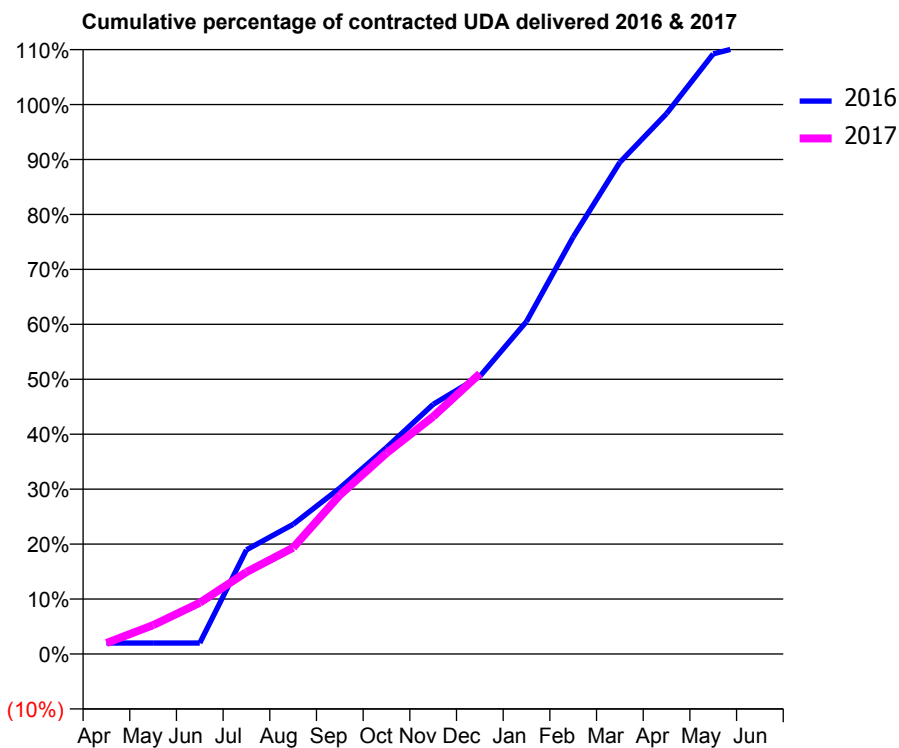
16/17 Contracted general activity (UDA)	6,652
Carry forward general activity (UDA)	-133
16/17 Contracted orthodontic activity (UOA)	0
Carry forward orthodontic activity (UOA)	0
Baseline contract value	£172,475.22

### ACCESS\*

Patients seen in 24 months	Total	Change since previous quarter
Quarter ending December 2015	2,161	
Quarter ending March 2016	2,105	↓
Quarter ending June 2016	2,109	→
Quarter ending September 2016	2,009	↓
Quarter ending December 2016	1,966	↓
<b>Variance since December 2015</b>	<b>(9.0%)</b>	<b>↓</b>



### ACTIVITY



Month	Adjusted Scheduled Activity (UDA)	
	2016	2017
April	133	133
May	133	349
June	133	620
July	1,261	992
August	1,570	1,288
September	2,008	1,923
October	2,499	2,432
November	3,023	2,875
December	3,362	3,394
January	4,024	
February	5,049	
March	5,952	
April	6,542	
May	7,264	
June	7,410	

### QUALITY

	Quantity	Base Number	Contract	AT	Region	England
% of FP17s for the same patient ID Re-attending within 3 months - Children	47	508	9.3%	11.3%	11.9%	12.4%
% of FP17s for the same patient ID Re-attending within 3 months - Adults	154	876	17.6%	16.3%	17.1%	16.6%
% of FP17s for the same patient ID Re-attending between 3 & 9 months - Children	98	508	19.3%	41.7%	46.2%	57.5%
% of FP17s for the same patient ID Re-attending between 3 & 9 months - Adults	243	876	27.7%	35.2%	37.8%	50.4%
% of FP17s for Band 1 Urgent Courses	213	1,049	20.3%	10.7%	10.6%	9.1%
% of FP17s Relating to Free Repair or Replacements	1	1,049	0.1%	0.5%	0.6%	0.8%
% of FP17s Relating to Continuations	0	1,049	0.0%	0.9%	0.9%	1.3%
% of Patients satisfied with the dentistry they have received	0	0	N/A	89.2%	90.3%	92.7%
% of Patients satisfied with the time they had to wait for an appointment	0	0	N/A	81.2%	83.8%	88.8%

\* This is based on patients treated on this contract for their most recent course of treatment. Figures in italics indicate the base number of FP17s or Patient Questionnaire responses are less than 100. N/A is shown where the base number of responses is less than 10 during the period. % is calculated as Quantity/Base number\*100

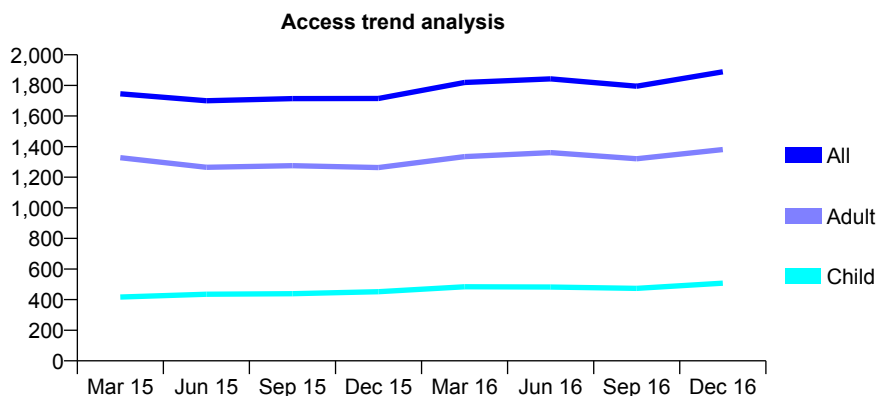
## Q61 - Vital Signs At a Glance Contract Report for 745359/0001 - December 2016

Name or company name	MISS A AGARWAL
Contract type name	GDS Contract
Purpose of contract	General
Contract start date	01/04/2006
Contract end date	

16/17 Contracted general activity (UDA)	4,246
Carry forward general activity (UDA)	0
16/17 Contracted orthodontic activity (UOA)	0
Carry forward orthodontic activity (UOA)	0
Baseline contract value	£132,442.41

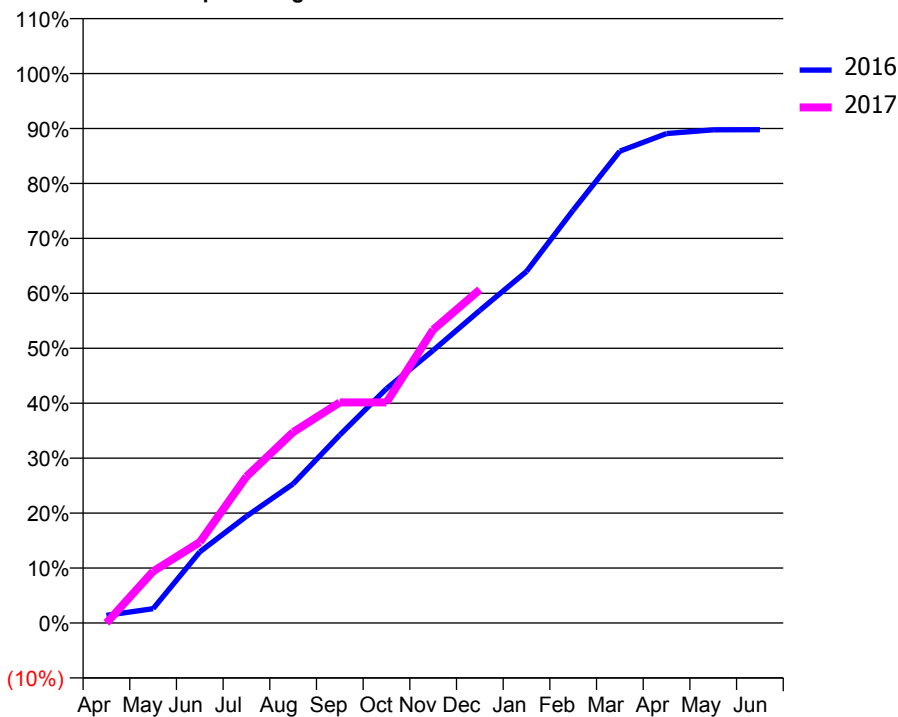
### ACCESS\*

Patients seen in 24 months	Total	Change since previous quarter
Quarter ending December 2015	1,715	
Quarter ending March 2016	1,819	↑
Quarter ending June 2016	1,843	→
Quarter ending September 2016	1,795	↓
Quarter ending December 2016	1,889	↑
<b>Variance since December 2015</b>	<b>10.1%</b>	<b>↑</b>



### ACTIVITY

Cumulative percentage of contracted UDA delivered 2016 & 2017



Month	Adjusted Scheduled Activity (UDA)	
	2016	2017
April	59	0
May	110	399
June	550	625
July	824	1,132
August	1,075	1,475
September	1,453	1,705
October	1,811	1,705
November	2,106	2,267
December	2,416	2,576
January	2,717	
February	3,190	
March	3,646	
April	3,782	
May	3,811	
June	3,812	

### QUALITY

	Quantity	Base Number	Contract	AT	Region	England
% of FP17s for the same patient ID Re-attending within 3 months - Children	22	293	7.5%	11.3%	11.9%	12.4%
% of FP17s for the same patient ID Re-attending within 3 months - Adults	129	863	14.9%	16.3%	17.1%	16.6%
% of FP17s for the same patient ID Re-attending between 3 & 9 months - Children	74	293	25.3%	41.7%	46.2%	57.5%
% of FP17s for the same patient ID Re-attending between 3 & 9 months - Adults	151	863	17.5%	35.2%	37.8%	50.4%
% of FP17s for Band 1 Urgent Courses	157	1,081	14.5%	10.7%	10.6%	9.1%
% of FP17s Relating to Free Repair or Replacements	3	1,081	0.3%	0.5%	0.6%	0.8%
% of FP17s Relating to Continuations	5	1,081	0.5%	0.9%	0.9%	1.3%
% of Patients satisfied with the dentistry they have received	0	0	N/A	89.2%	90.3%	92.7%
% of Patients satisfied with the time they had to wait for an appointment	0	0	N/A	81.2%	83.8%	88.8%

\* This is based on patients treated on this contract for their most recent course of treatment. Figures in italics indicate the base number of FP17s or Patient Questionnaire responses are less than 100. N/A is shown where the base number of responses is less than 10 during the period. % is calculated as Quantity/Base number\*100



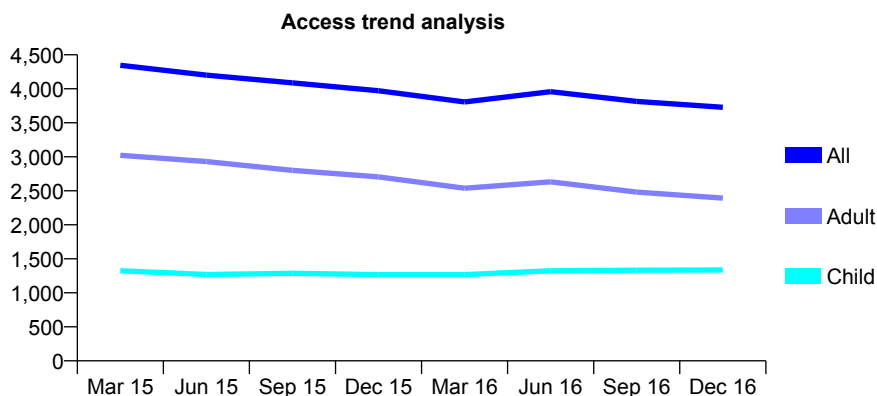
## Q61 - Vital Signs At a Glance Contract Report for 745634/0001 - December 2016

Name or company name	MR DG FOURIE
Contract type name	GDS Contract
Purpose of contract	General
Contract start date	01/04/2006
Contract end date	

16/17 Contracted general activity (UDA)	11,947
Carry forward general activity (UDA)	0
16/17 Contracted orthodontic activity (UOA)	0
Carry forward orthodontic activity (UOA)	0
Baseline contract value	£396,905.02

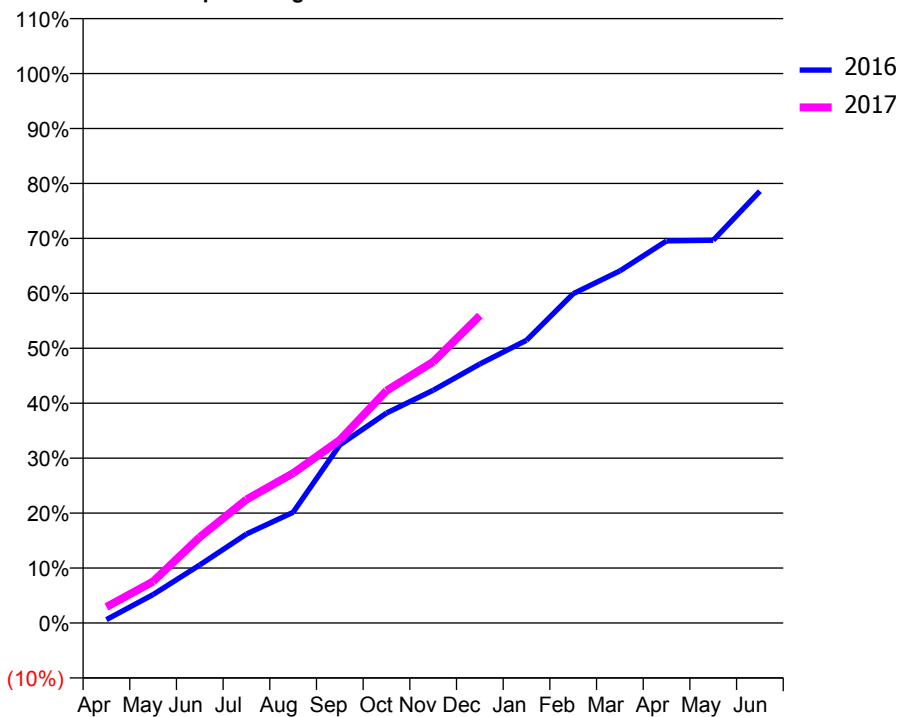
### ACCESS\*

Patients seen in 24 months	Total	Change since previous quarter
Quarter ending December 2015	3,972	
Quarter ending March 2016	3,807	↓
Quarter ending June 2016	3,957	↑
Quarter ending September 2016	3,815	↓
Quarter ending December 2016	3,729	↓
<b>Variance since December 2015</b>	<b>(6.1%)</b>	<b>↓</b>



### ACTIVITY

Cumulative percentage of contracted UDA delivered 2016 & 2017



Month	Adjusted Scheduled Activity (UDA)	
	2016	2017
April	75	350
May	620	902
June	1,262	1,868
July	1,934	2,685
August	2,406	3,258
September	3,873	3,978
October	4,564	5,051
November	5,059	5,677
December	5,631	6,685
January	6,148	
February	7,159	
March	7,656	
April	8,308	
May	8,321	
June	9,390	

### QUALITY

	Quantity	Base Number	Contract	AT	Region	England
% of FP17s for the same patient ID Re-attending within 3 months - Children	83	1,382	6.0%	11.3%	11.9%	12.4%
% of FP17s for the same patient ID Re-attending within 3 months - Adults	352	2,341	15.0%	16.3%	17.1%	16.6%
% of FP17s for the same patient ID Re-attending between 3 & 9 months - Children	686	1,382	49.6%	41.7%	46.2%	57.5%
% of FP17s for the same patient ID Re-attending between 3 & 9 months - Adults	882	2,341	37.7%	35.2%	37.8%	50.4%
% of FP17s for Band 1 Urgent Courses	217	2,877	7.5%	10.7%	10.6%	9.1%
% of FP17s Relating to Free Repair or Replacements	12	2,877	0.4%	0.5%	0.6%	0.8%
% of FP17s Relating to Continuations	6	2,877	0.2%	0.9%	0.9%	1.3%
% of Patients satisfied with the dentistry they have received	9	10	90.0%	89.2%	90.3%	92.7%
% of Patients satisfied with the time they had to wait for an appointment	7	10	70.0%	81.2%	83.8%	88.8%

\* This is based on patients treated on this contract for their most recent course of treatment. Figures in italics indicate the base number of FP17s or Patient Questionnaire responses are less than 100. N/A is shown where the base number of responses is less than 10 during the period. % is calculated as Quantity/Base number\*100

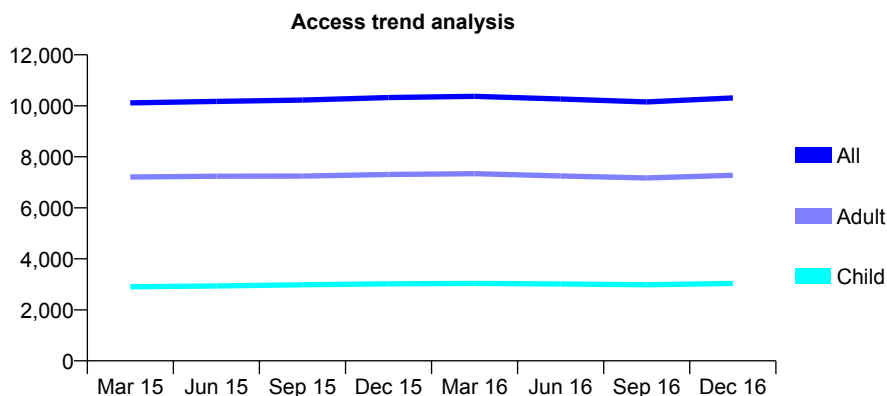
## Q61 - Vital Signs At a Glance Contract Report for 746959/0001 - December 2016

Name or company name	MRS M SHAH
Contract type name	GDS Contract
Purpose of contract	General
Contract start date	01/04/2006
Contract end date	

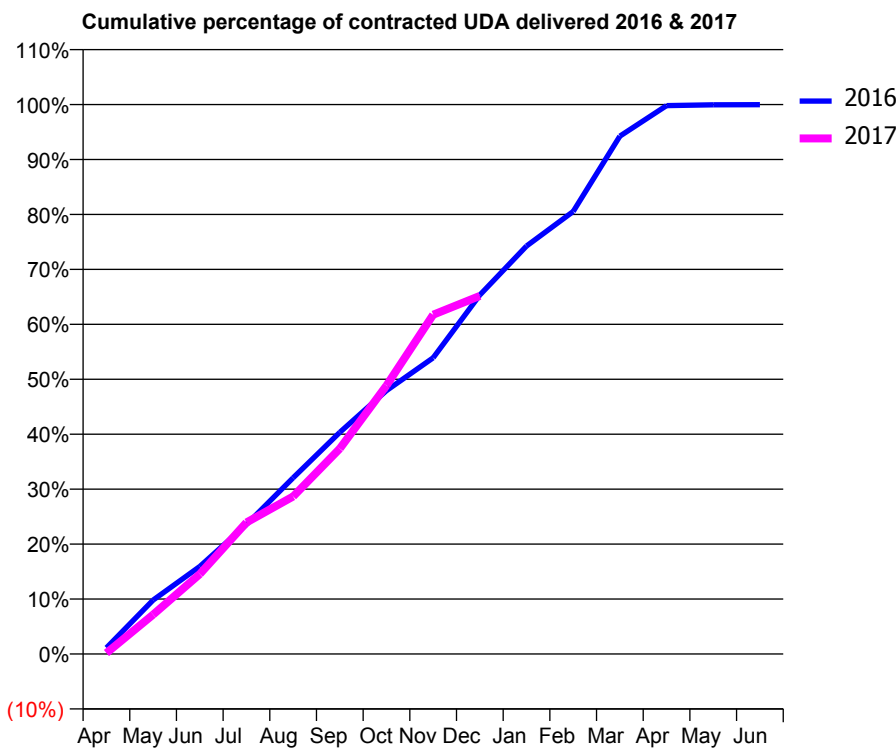
16/17 Contracted general activity (UDA)	22,644
Carry forward general activity (UDA)	5
16/17 Contracted orthodontic activity (UOA)	0
Carry forward orthodontic activity (UOA)	0
Baseline contract value	£491,885.80

### ACCESS\*

Patients seen in 24 months	Total	Change since previous quarter
Quarter ending December 2015	10,326	
Quarter ending March 2016	10,371	→
Quarter ending June 2016	10,267	↓
Quarter ending September 2016	10,151	↓
Quarter ending December 2016	10,307	→
<b>Variance since December 2015</b>	<b>(0.2%)</b>	<b>→</b>



### ACTIVITY



Month	Adjusted Scheduled Activity (UDA)	
	2016	2017
April	257	44
May	2,222	1,625
June	3,608	3,292
July	5,340	5,423
August	7,264	6,491
September	9,135	8,463
October	10,858	11,062
November	12,210	13,979
December	14,796	14,757
January	16,813	
February	18,237	
March	21,340	
April	22,597	
May	22,630	
June	22,639	

### QUALITY

	Quantity	Base Number	Contract	AT	Region	England
% of FP17s for the same patient ID Re-attending within 3 months - Children	229	2,986	7.7%	11.3%	11.9%	12.4%
% of FP17s for the same patient ID Re-attending within 3 months - Adults	935	6,463	14.5%	16.3%	17.1%	16.6%
% of FP17s for the same patient ID Re-attending between 3 & 9 months - Children	1,437	2,986	48.1%	41.7%	46.2%	57.5%
% of FP17s for the same patient ID Re-attending between 3 & 9 months - Adults	2,748	6,463	42.5%	35.2%	37.8%	50.4%
% of FP17s for Band 1 Urgent Courses	954	8,146	11.7%	10.7%	10.6%	9.1%
% of FP17s Relating to Free Repair or Replacements	70	8,146	0.9%	0.5%	0.6%	0.8%
% of FP17s Relating to Continuations	5	8,146	0.1%	0.9%	0.9%	1.3%
% of Patients satisfied with the dentistry they have received	23	24	95.8%	89.2%	90.3%	92.7%
% of Patients satisfied with the time they had to wait for an appointment	22	24	91.7%	81.2%	83.8%	88.8%

\* This is based on patients treated on this contract for their most recent course of treatment. Figures in italics indicate the base number of FP17s or Patient Questionnaire responses are less than 100. N/A is shown where the base number of responses is less than 10 during the period. % is calculated as Quantity/Base number\*100

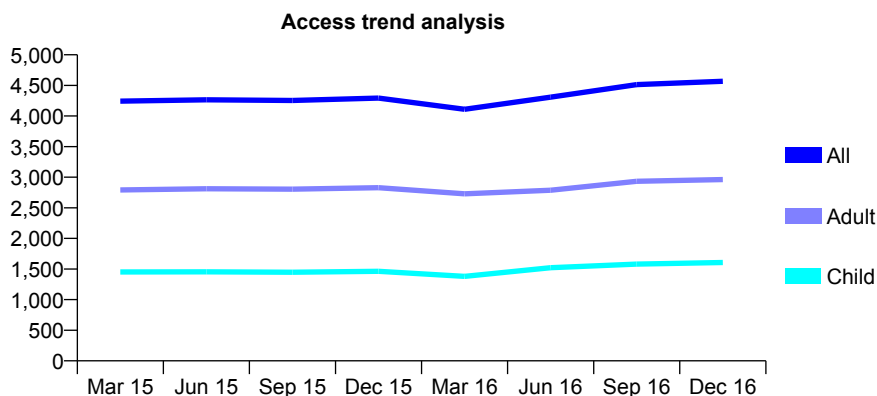
## Q61 - Vital Signs At a Glance Contract Report for 750123/0001 - December 2016

Name or company name	MR S DODHIA
Contract type name	GDS Contract
Purpose of contract	General
Contract start date	01/04/2006
Contract end date	

16/17 Contracted general activity (UDA)	12,420
Carry forward general activity (UDA)	-248
16/17 Contracted orthodontic activity (UOA)	0
Carry forward orthodontic activity (UOA)	0
Baseline contract value	£462,575.34

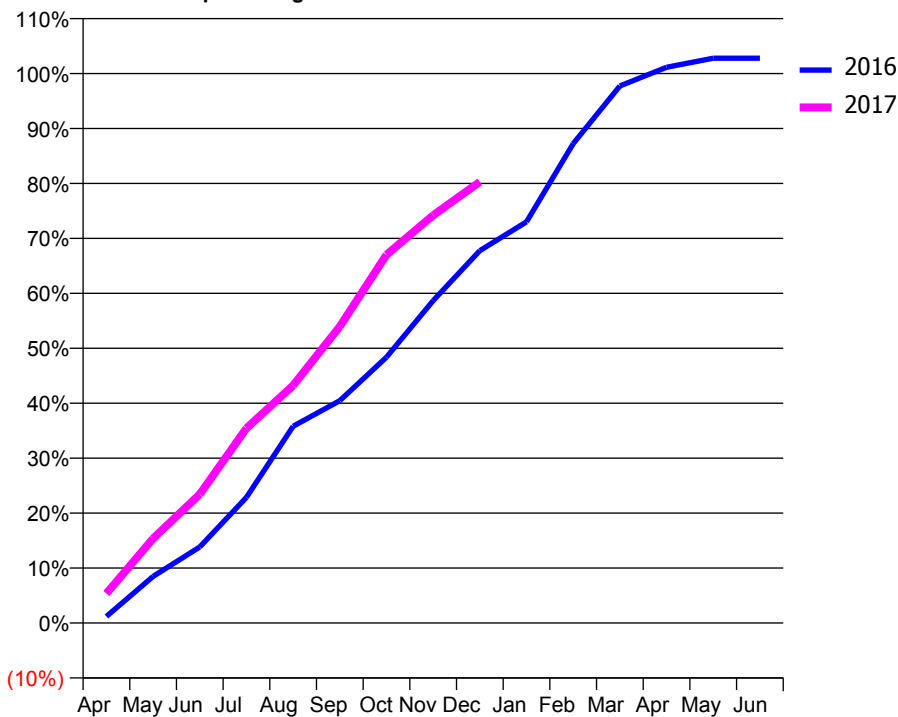
### ACCESS\*

Patients seen in 24 months	Total	Change since previous quarter
Quarter ending December 2015	4,293	
Quarter ending March 2016	4,109	↓
Quarter ending June 2016	4,308	↑
Quarter ending September 2016	4,514	↑
Quarter ending December 2016	4,567	→
<b>Variance since December 2015</b>	<b>6.4%</b>	<b>↑</b>



### ACTIVITY

Cumulative percentage of contracted UDA delivered 2016 & 2017



Adjusted Scheduled Activity (UDA)

Month	2016	2017
April	148	668
May	1,054	1,909
June	1,720	2,909
July	2,840	4,403
August	4,448	5,370
September	5,026	6,702
October	6,010	8,323
November	7,286	9,214
December	8,415	9,971
January	9,068	
February	10,834	
March	12,139	
April	12,559	
May	12,767	
June	12,767	

### QUALITY

	Quantity	Base Number	Contract	AT	Region	England
% of FP17s for the same patient ID Re-attending within 3 months - Children	101	1,197	8.4%	11.3%	11.9%	12.4%
% of FP17s for the same patient ID Re-attending within 3 months - Adults	405	2,137	19.0%	16.3%	17.1%	16.6%
% of FP17s for the same patient ID Re-attending between 3 & 9 months - Children	240	1,197	20.1%	41.7%	46.2%	57.5%
% of FP17s for the same patient ID Re-attending between 3 & 9 months - Adults	477	2,137	22.3%	35.2%	37.8%	50.4%
% of FP17s for Band 1 Urgent Courses	486	3,199	15.2%	10.7%	10.6%	9.1%
% of FP17s Relating to Free Repair or Replacements	4	3,199	0.1%	0.5%	0.6%	0.8%
% of FP17s Relating to Continuations	8	3,199	0.3%	0.9%	0.9%	1.3%
% of Patients satisfied with the dentistry they have received	1	1	N/A	89.2%	90.3%	92.7%
% of Patients satisfied with the time they had to wait for an appointment	0	1	N/A	81.2%	83.8%	88.8%

\* This is based on patients treated on this contract for their most recent course of treatment. Figures in italics indicate the base number of FP17s or Patient Questionnaire responses are less than 100. N/A is shown where the base number of responses is less than 10 during the period. % is calculated as Quantity/Base number\*100

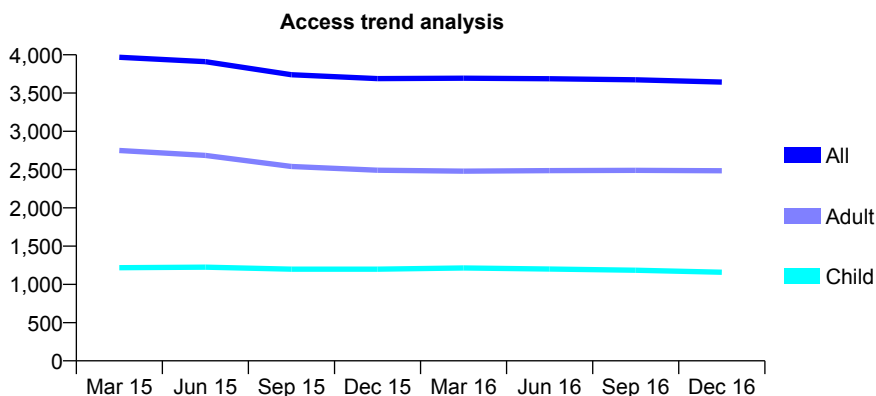
## Q61 - Vital Signs At a Glance Contract Report for 750123/0002 - December 2016

Name or company name	MR S DODHIA
Contract type name	GDS Contract
Purpose of contract	General
Contract start date	01/04/2006
Contract end date	

16/17 Contracted general activity (UDA)	9,575
Carry forward general activity (UDA)	-142
16/17 Contracted orthodontic activity (UOA)	0
Carry forward orthodontic activity (UOA)	0
Baseline contract value	£350,537.90

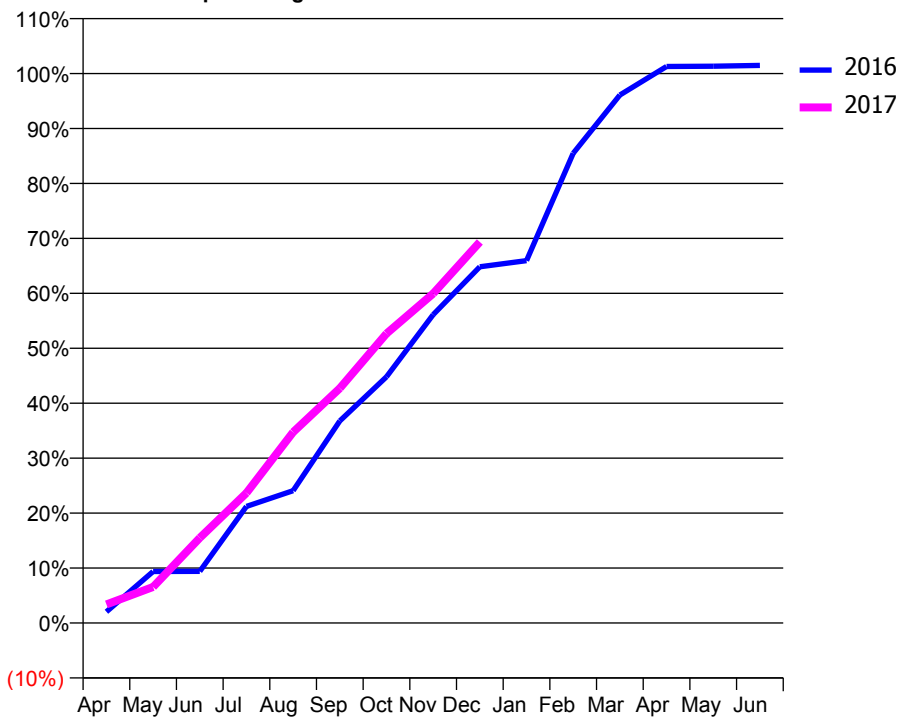
### ACCESS\*

Patients seen in 24 months	Total	Change since previous quarter
Quarter ending December 2015	3,689	
Quarter ending March 2016	3,694	→
Quarter ending June 2016	3,687	→
Quarter ending September 2016	3,674	→
Quarter ending December 2016	3,643	→
<b>Variance since December 2015</b>	<b>(1.2%)</b>	<b>↓</b>



### ACTIVITY

Cumulative percentage of contracted UDA delivered 2016 & 2017



Month	Adjusted Scheduled Activity (UDA)	
	2016	2017
April	197	325
May	898	630
June	901	1,484
July	2,033	2,267
August	2,306	3,326
September	3,522	4,091
October	4,290	5,043
November	5,374	5,741
December	6,208	6,641
January	6,314	
February	8,185	
March	9,201	
April	9,698	
May	9,701	
June	9,717	

### QUALITY

	Quantity	Base Number	Contract	AT	Region	England
% of FP17s for the same patient ID Re-attending within 3 months - Children	75	835	9.0%	11.3%	11.9%	12.4%
% of FP17s for the same patient ID Re-attending within 3 months - Adults	364	1,844	19.7%	16.3%	17.1%	16.6%
% of FP17s for the same patient ID Re-attending between 3 & 9 months - Children	198	835	23.7%	41.7%	46.2%	57.5%
% of FP17s for the same patient ID Re-attending between 3 & 9 months - Adults	427	1,844	23.2%	35.2%	37.8%	50.4%
% of FP17s for Band 1 Urgent Courses	509	2,469	20.6%	10.7%	10.6%	9.1%
% of FP17s Relating to Free Repair or Replacements	12	2,469	0.5%	0.5%	0.6%	0.8%
% of FP17s Relating to Continuations	6	2,469	0.2%	0.9%	0.9%	1.3%
% of Patients satisfied with the dentistry they have received	2	2	N/A	89.2%	90.3%	92.7%
% of Patients satisfied with the time they had to wait for an appointment	1	2	N/A	81.2%	83.8%	88.8%

\* This is based on patients treated on this contract for their most recent course of treatment. Figures in italics indicate the base number of FP17s or Patient Questionnaire responses are less than 100. N/A is shown where the base number of responses is less than 10 during the period. % is calculated as Quantity/Base number\*100

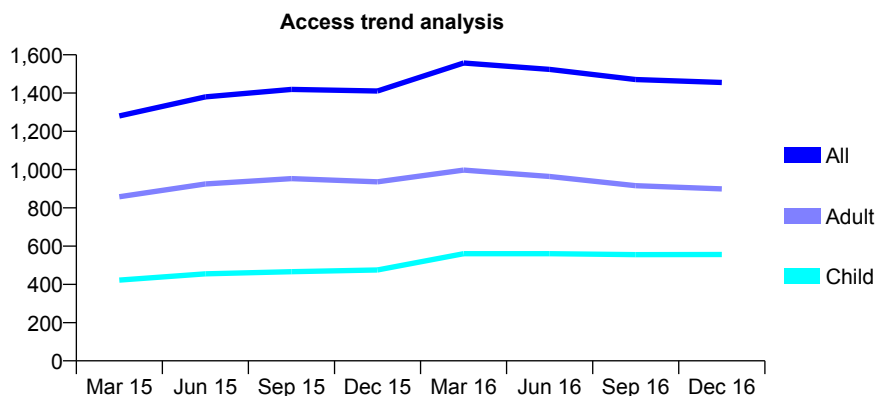
## Q61 - Vital Signs At a Glance Contract Report for 750123/0004 - December 2016

Name or company name	MR S DODHIA
Contract type name	GDS Contract
Purpose of contract	General
Contract start date	27/07/2013
Contract end date	

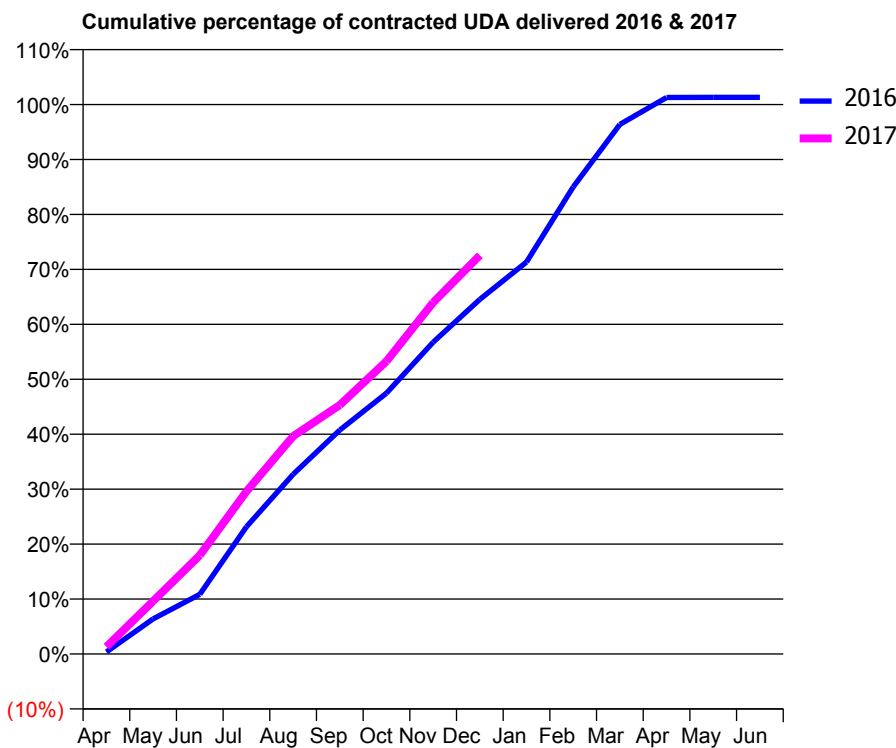
16/17 Contracted general activity (UDA)	4,105
Carry forward general activity (UDA)	-54
16/17 Contracted orthodontic activity (UOA)	0
Carry forward orthodontic activity (UOA)	0
Baseline contract value	£136,532.26

### ACCESS\*

Patients seen in 24 months	Total	Change since previous quarter
Quarter ending December 2015	1,411	
Quarter ending March 2016	1,557	↑
Quarter ending June 2016	1,524	↓
Quarter ending September 2016	1,471	↓
Quarter ending December 2016	1,455	↓
<b>Variance since December 2015</b>	<b>3.1%</b>	<b>↑</b>



### ACTIVITY



Month	Adjusted Scheduled Activity (UDA)	
	2016	2017
April	15	54
May	262	395
June	446	738
July	951	1,214
August	1,343	1,627
September	1,673	1,861
October	1,949	2,187
November	2,330	2,626
December	2,649	2,978
January	2,928	
February	3,489	
March	3,957	
April	4,158	
May	4,159	
June	4,159	

### QUALITY

	Quantity	Base Number	Contract	AT	Region	England
% of FP17s for the same patient ID Re-attending within 3 months - Children	13	297	4.4%	11.3%	11.9%	12.4%
% of FP17s for the same patient ID Re-attending within 3 months - Adults	95	587	16.2%	16.3%	17.1%	16.6%
% of FP17s for the same patient ID Re-attending between 3 & 9 months - Children	58	297	19.5%	41.7%	46.2%	57.5%
% of FP17s for the same patient ID Re-attending between 3 & 9 months - Adults	138	587	23.5%	35.2%	37.8%	50.4%
% of FP17s for Band 1 Urgent Courses	103	827	12.5%	10.7%	10.6%	9.1%
% of FP17s Relating to Free Repair or Replacements	0	827	0.0%	0.5%	0.6%	0.8%
% of FP17s Relating to Continuations	0	827	0.0%	0.9%	0.9%	1.3%
% of Patients satisfied with the dentistry they have received	1	2	N/A	89.2%	90.3%	92.7%
% of Patients satisfied with the time they had to wait for an appointment	0	2	N/A	81.2%	83.8%	88.8%

\* This is based on patients treated on this contract for their most recent course of treatment. Figures in italics indicate the base number of FP17s or Patient Questionnaire responses are less than 100. N/A is shown where the base number of responses is less than 10 during the period. % is calculated as Quantity/Base number\*100

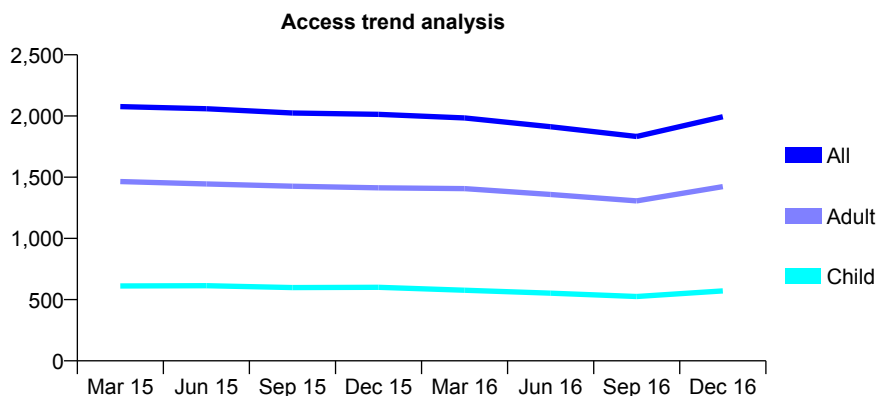
## Q61 - Vital Signs At a Glance Contract Report for 751669/0001 - December 2016

Name or company name	MR V KAJAN
Contract type name	GDS Contract
Purpose of contract	General
Contract start date	01/04/2006
Contract end date	

16/17 Contracted general activity (UDA)	5,139
Carry forward general activity (UDA)	-33
16/17 Contracted orthodontic activity (UOA)	0
Carry forward orthodontic activity (UOA)	0
Baseline contract value	£191,708.79

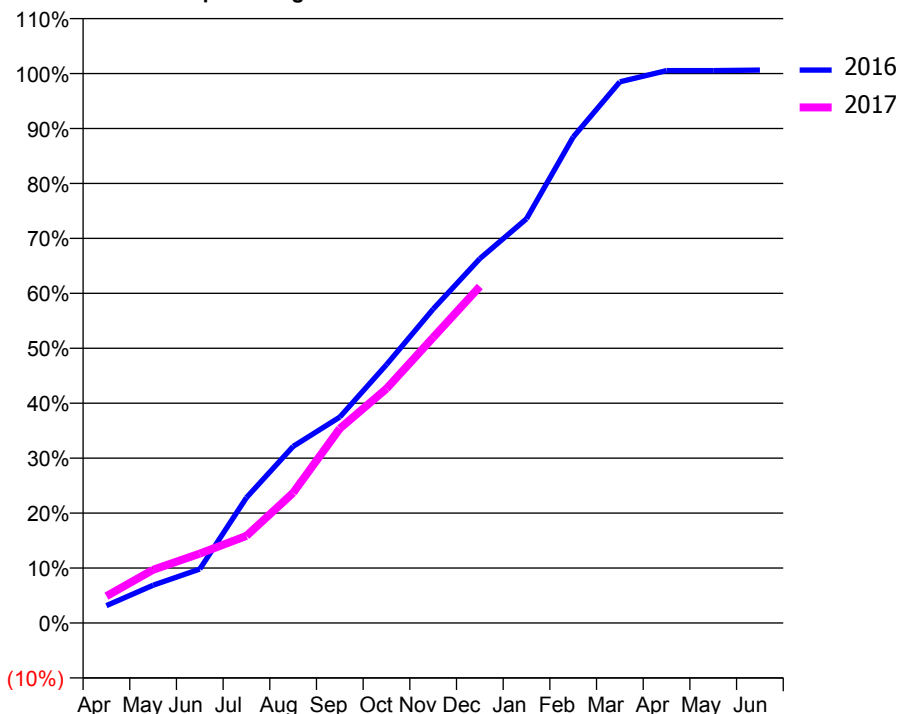
### ACCESS\*

Patients seen in 24 months	Total	Change since previous quarter
Quarter ending December 2015	2,014	
Quarter ending March 2016	1,984	↓
Quarter ending June 2016	1,912	↓
Quarter ending September 2016	1,833	↓
Quarter ending December 2016	1,994	↑
<b>Variance since December 2015</b>	<b>(1.0%)</b>	→



### ACTIVITY

Cumulative percentage of contracted UDA delivered 2016 & 2017



Month	Adjusted Scheduled Activity (UDA)	
	2016	2017
April	162	252
May	353	498
June	505	649
July	1,173	815
August	1,652	1,218
September	1,926	1,819
October	2,416	2,191
November	2,936	2,671
December	3,408	3,147
January	3,780	
February	4,545	
March	5,061	
April	5,166	
May	5,166	
June	5,172	

### QUALITY

	Quantity	Base Number	Contract	AT	Region	England
% of FP17s for the same patient ID Re-attending within 3 months - Children	49	604	8.1%	11.3%	11.9%	12.4%
% of FP17s for the same patient ID Re-attending within 3 months - Adults	225	1,354	16.6%	16.3%	17.1%	16.6%
% of FP17s for the same patient ID Re-attending between 3 & 9 months - Children	320	604	53.0%	41.7%	46.2%	57.5%
% of FP17s for the same patient ID Re-attending between 3 & 9 months - Adults	624	1,354	46.1%	35.2%	37.8%	50.4%
% of FP17s for Band 1 Urgent Courses	142	1,897	7.5%	10.7%	10.6%	9.1%
% of FP17s Relating to Free Repair or Replacements	26	1,897	1.4%	0.5%	0.6%	0.8%
% of FP17s Relating to Continuations	40	1,897	2.1%	0.9%	0.9%	1.3%
% of Patients satisfied with the dentistry they have received	2	2	N/A	89.2%	90.3%	92.7%
% of Patients satisfied with the time they had to wait for an appointment	2	2	N/A	81.2%	83.8%	88.8%

\* This is based on patients treated on this contract for their most recent course of treatment. Figures in italics indicate the base number of FP17s or Patient Questionnaire responses are less than 100. N/A is shown where the base number of responses is less than 10 during the period. % is calculated as Quantity/Base number\*100

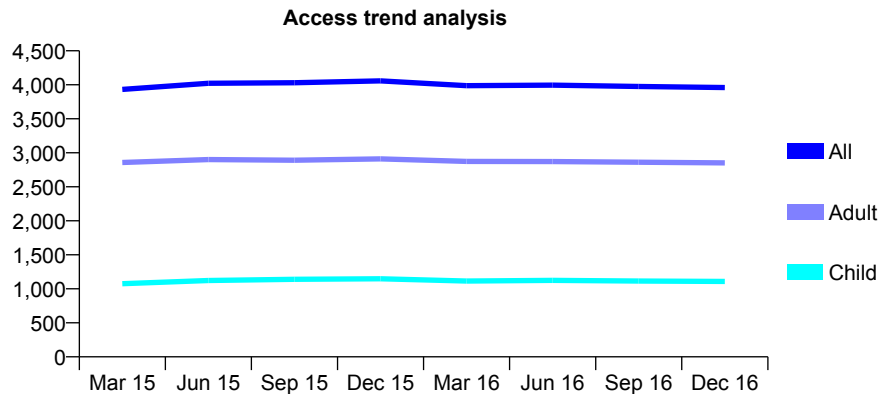
## Q61 - Vital Signs At a Glance Contract Report for 755605/0001 - December 2016

Name or company name	MRS M KHAMBATI
Contract type name	GDS Contract
Purpose of contract	General
Contract start date	01/04/2006
Contract end date	

16/17 Contracted general activity (UDA)	11,817
Carry forward general activity (UDA)	-2
16/17 Contracted orthodontic activity (UOA)	0
Carry forward orthodontic activity (UOA)	0
Baseline contract value	£372,960.63

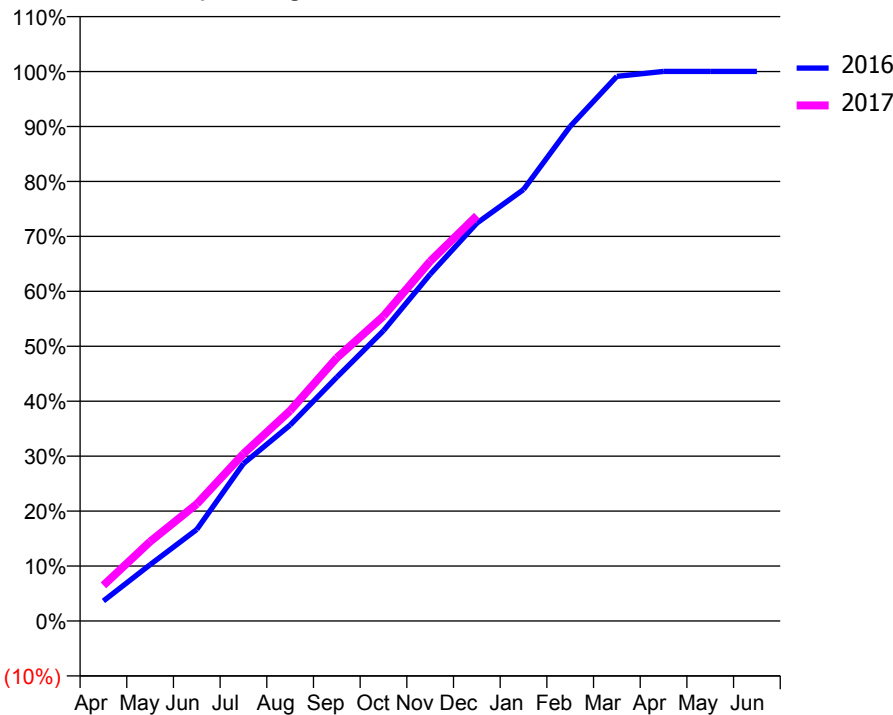
### ACCESS\*

Patients seen in 24 months	Total	Change since previous quarter
Quarter ending December 2015	4,058	
Quarter ending March 2016	3,988	↓
Quarter ending June 2016	3,996	→
Quarter ending September 2016	3,975	→
Quarter ending December 2016	3,960	→
<b>Variance since December 2015</b>	<b>(2.4%)</b>	<b>↓</b>



### ACTIVITY

Cumulative percentage of contracted UDA delivered 2016 & 2017



Month	Adjusted Scheduled Activity (UDA)	
	2016	2017
April	432	766
May	1,210	1,709
June	1,969	2,517
July	3,386	3,597
August	4,214	4,524
September	5,245	5,658
October	6,246	6,557
November	7,458	7,734
December	8,557	8,716
January	9,279	
February	10,637	
March	11,711	
April	11,818	
May	11,818	
June	11,819	

### QUALITY

	Quantity	Base Number	Contract	AT	Region	England
% of FP17s for the same patient ID Re-attending within 3 months - Children	69	920	7.5%	11.3%	11.9%	12.4%
% of FP17s for the same patient ID Re-attending within 3 months - Adults	464	2,455	18.9%	16.3%	17.1%	16.6%
% of FP17s for the same patient ID Re-attending between 3 & 9 months - Children	362	920	39.3%	41.7%	46.2%	57.5%
% of FP17s for the same patient ID Re-attending between 3 & 9 months - Adults	920	2,455	37.5%	35.2%	37.8%	50.4%
% of FP17s for Band 1 Urgent Courses	393	3,305	11.9%	10.7%	10.6%	9.1%
% of FP17s Relating to Free Repair or Replacements	24	3,305	0.7%	0.5%	0.6%	0.8%
% of FP17s Relating to Continuations	49	3,305	1.5%	0.9%	0.9%	1.3%
% of Patients satisfied with the dentistry they have received	2	2	N/A	89.2%	90.3%	92.7%
% of Patients satisfied with the time they had to wait for an appointment	1	2	N/A	81.2%	83.8%	88.8%

\* This is based on patients treated on this contract for their most recent course of treatment. Figures in italics indicate the base number of FP17s or Patient Questionnaire responses are less than 100. N/A is shown where the base number of responses is less than 10 during the period. % is calculated as Quantity/Base number\*100



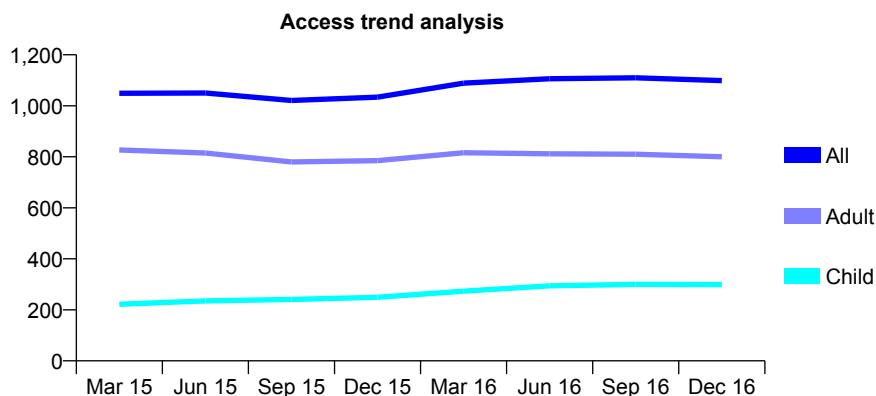
## Q61 - Vital Signs At a Glance Contract Report for 762067/0001 - December 2016

Name or company name	MR M OTIFEH
Contract type name	GDS Contract
Purpose of contract	General
Contract start date	01/04/2006
Contract end date	

16/17 Contracted general activity (UDA)	2,910
Carry forward general activity (UDA)	60
16/17 Contracted orthodontic activity (UOA)	0
Carry forward orthodontic activity (UOA)	0
Baseline contract value	£83,039.42

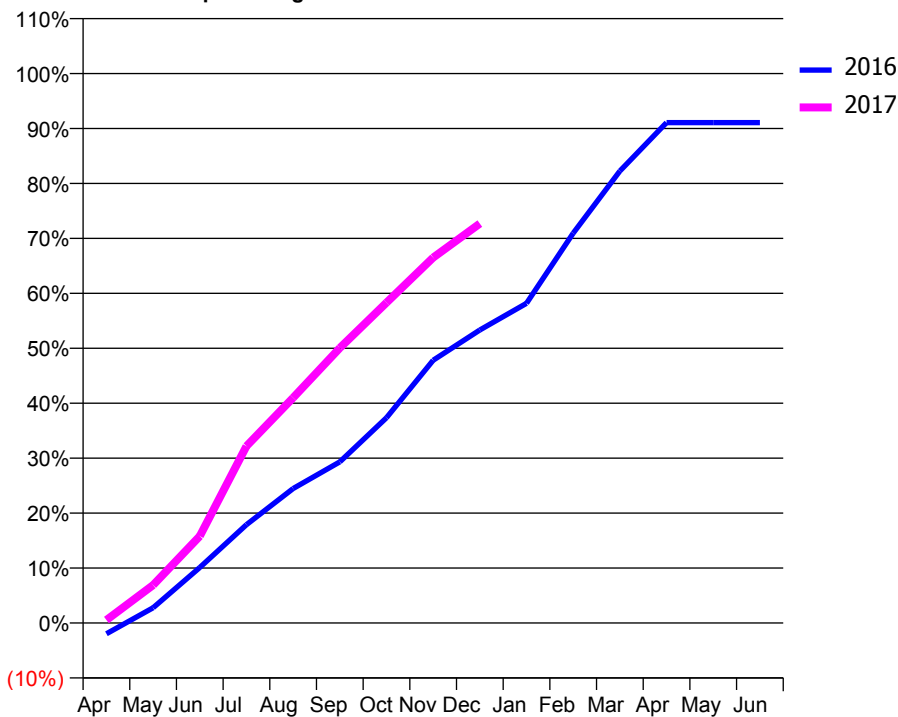
### ACCESS\*

Patients seen in 24 months	Total	Change since previous quarter
Quarter ending December 2015	1,034	
Quarter ending March 2016	1,089	↑
Quarter ending June 2016	1,106	→
Quarter ending September 2016	1,110	→
Quarter ending December 2016	1,099	→
<b>Variance since December 2015</b>	<b>6.3%</b>	<b>↑</b>



### ACTIVITY

Cumulative percentage of contracted UDA delivered 2016 & 2017



Month	Adjusted Scheduled Activity (UDA)	
	2016	2017
April	-58	16
May	81	201
June	294	460
July	521	937
August	712	1,193
September	853	1,457
October	1,087	1,697
November	1,391	1,935
December	1,552	2,115
January	1,693	
February	2,064	
March	2,394	
April	2,650	
May	2,650	
June	2,650	

### QUALITY

	Quantity	Base Number	Contract	AT	Region	England
% of FP17s for the same patient ID Re-attending within 3 months - Children	12	282	4.3%	11.3%	11.9%	12.4%
% of FP17s for the same patient ID Re-attending within 3 months - Adults	77	627	12.3%	16.3%	17.1%	16.6%
% of FP17s for the same patient ID Re-attending between 3 & 9 months - Children	155	282	55.0%	41.7%	46.2%	57.5%
% of FP17s for the same patient ID Re-attending between 3 & 9 months - Adults	195	627	31.1%	35.2%	37.8%	50.4%
% of FP17s for Band 1 Urgent Courses	136	835	16.3%	10.7%	10.6%	9.1%
% of FP17s Relating to Free Repair or Replacements	0	835	0.0%	0.5%	0.6%	0.8%
% of FP17s Relating to Continuations	1	835	0.1%	0.9%	0.9%	1.3%
% of Patients satisfied with the dentistry they have received	0	0	N/A	89.2%	90.3%	92.7%
% of Patients satisfied with the time they had to wait for an appointment	0	0	N/A	81.2%	83.8%	88.8%

\* This is based on patients treated on this contract for their most recent course of treatment. Figures in italics indicate the base number of FP17s or Patient Questionnaire responses are less than 100. N/A is shown where the base number of responses is less than 10 during the period. % is calculated as Quantity/Base number\*100

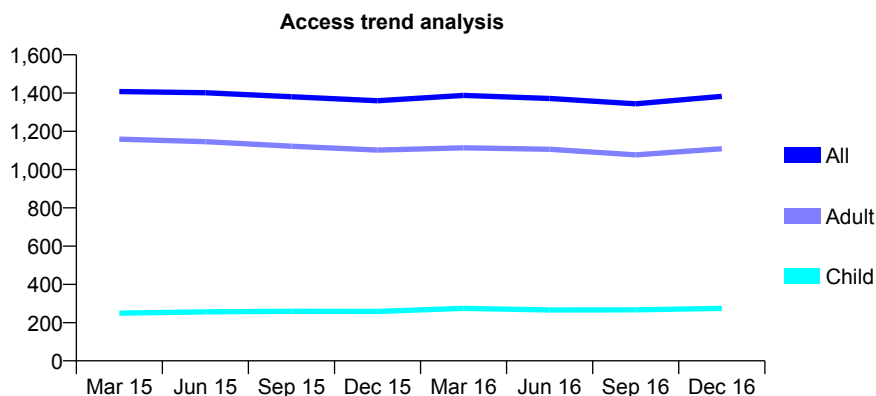
## Q61 - Vital Signs At a Glance Contract Report for 762431/0003 - December 2016

Name or company name	MR N NEKOO-PARVAR
Contract type name	GDS Contract
Purpose of contract	General
Contract start date	08/10/2012
Contract end date	

16/17 Contracted general activity (UDA)	5,304
Carry forward general activity (UDA)	93
16/17 Contracted orthodontic activity (UOA)	0
Carry forward orthodontic activity (UOA)	0
Baseline contract value	£135,185.80

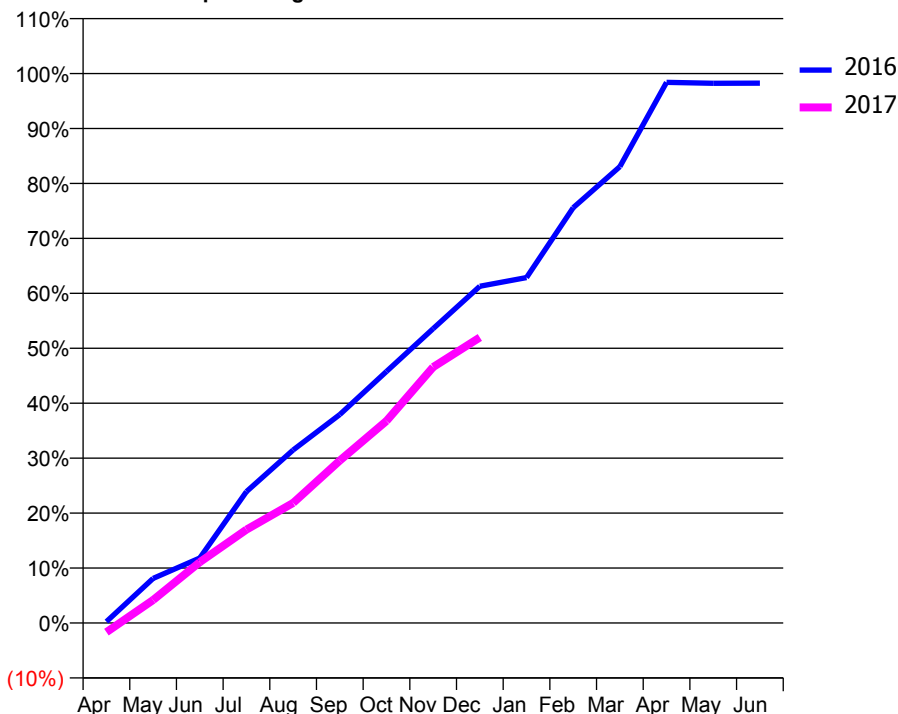
### ACCESS\*

Patients seen in 24 months	Total	Change since previous quarter
Quarter ending December 2015	1,360	
Quarter ending March 2016	1,388	↑
Quarter ending June 2016	1,372	↓
Quarter ending September 2016	1,344	↓
Quarter ending December 2016	1,383	↑
<b>Variance since December 2015</b>	<b>1.7%</b>	→



### ACTIVITY

Cumulative percentage of contracted UDA delivered 2016 & 2017



Month	Adjusted Scheduled Activity (UDA)	
	2016	2017
April	14	-90
May	430	222
June	628	587
July	1,268	901
August	1,670	1,159
September	2,013	1,569
October	2,428	1,951
November	2,841	2,470
December	3,250	2,757
January	3,334	
February	4,009	
March	4,406	
April	5,218	
May	5,210	
June	5,211	

### QUALITY

	Quantity	Base Number	Contract	AT	Region	England
% of FP17s for the same patient ID Re-attending within 3 months - Children	7	166	4.2%	11.3%	11.9%	12.4%
% of FP17s for the same patient ID Re-attending within 3 months - Adults	92	780	11.8%	16.3%	17.1%	16.6%
% of FP17s for the same patient ID Re-attending between 3 & 9 months - Children	33	166	19.9%	41.7%	46.2%	57.5%
% of FP17s for the same patient ID Re-attending between 3 & 9 months - Adults	253	780	32.4%	35.2%	37.8%	50.4%
% of FP17s for Band 1 Urgent Courses	35	768	4.6%	10.7%	10.6%	9.1%
% of FP17s Relating to Free Repair or Replacements	3	768	0.4%	0.5%	0.6%	0.8%
% of FP17s Relating to Continuations	2	768	0.3%	0.9%	0.9%	1.3%
% of Patients satisfied with the dentistry they have received	1	1	N/A	89.2%	90.3%	92.7%
% of Patients satisfied with the time they had to wait for an appointment	1	1	N/A	81.2%	83.8%	88.8%

\* This is based on patients treated on this contract for their most recent course of treatment. Figures in italics indicate the base number of FP17s or Patient Questionnaire responses are less than 100. N/A is shown where the base number of responses is less than 10 during the period. % is calculated as Quantity/Base number\*100

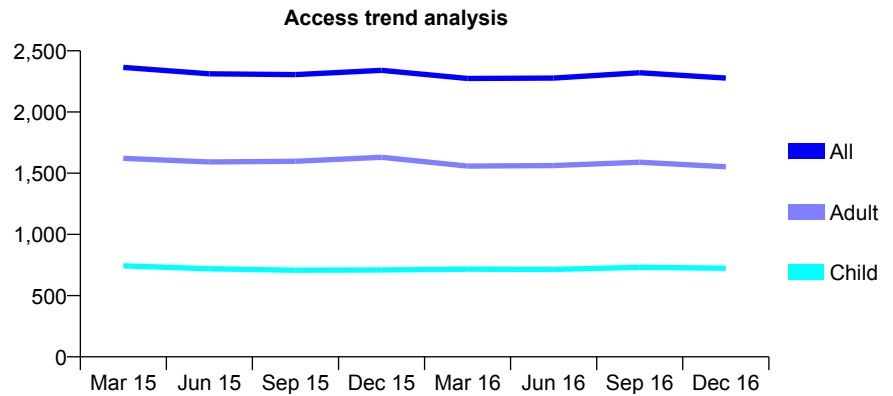
## Q61 - Vital Signs At a Glance Contract Report for 763934/0002 - December 2016

Name or company name	MRS F KHOSRAVI
Contract type name	GDS Contract
Purpose of contract	General
Contract start date	01/04/2006
Contract end date	

16/17 Contracted general activity (UDA)	5,793
Carry forward general activity (UDA)	96
16/17 Contracted orthodontic activity (UOA)	0
Carry forward orthodontic activity (UOA)	0
Baseline contract value	£162,597.38

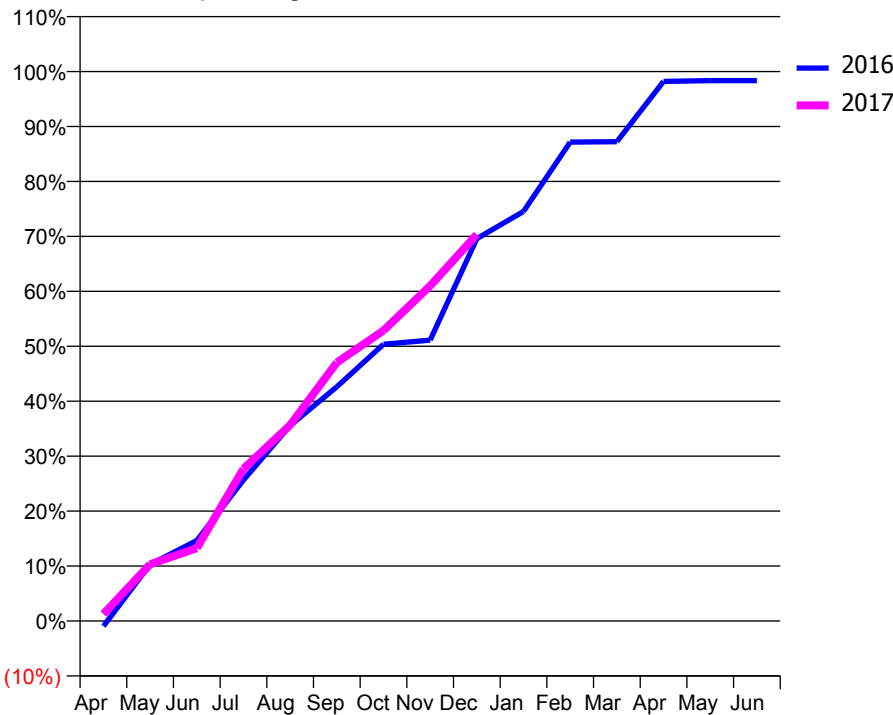
### ACCESS\*

Patients seen in 24 months	Total	Change since previous quarter
Quarter ending December 2015	2,340	
Quarter ending March 2016	2,274	↓
Quarter ending June 2016	2,277	→
Quarter ending September 2016	2,321	→
Quarter ending December 2016	2,277	↓
<b>Variance since December 2015</b>	<b>(2.7%)</b>	<b>↓</b>



### ACTIVITY

Cumulative percentage of contracted UDA delivered 2016 & 2017



Month	Adjusted Scheduled Activity (UDA)	
	2016	2017
April	-55	73
May	596	599
June	849	769
July	1,487	1,604
August	2,060	2,065
September	2,469	2,725
October	2,917	3,063
November	2,961	3,534
December	4,031	4,074
January	4,318	
February	5,049	
March	5,053	
April	5,688	
May	5,697	
June	5,697	

### QUALITY

	Quantity	Base Number	Contract	AT	Region	England
% of FP17s for the same patient ID Re-attending within 3 months - Children	33	612	5.4%	11.3%	11.9%	12.4%
% of FP17s for the same patient ID Re-attending within 3 months - Adults	168	1,184	14.2%	16.3%	17.1%	16.6%
% of FP17s for the same patient ID Re-attending between 3 & 9 months - Children	183	612	29.9%	41.7%	46.2%	57.5%
% of FP17s for the same patient ID Re-attending between 3 & 9 months - Adults	320	1,184	27.0%	35.2%	37.8%	50.4%
% of FP17s for Band 1 Urgent Courses	186	1,525	12.2%	10.7%	10.6%	9.1%
% of FP17s Relating to Free Repair or Replacements	2	1,525	0.1%	0.5%	0.6%	0.8%
% of FP17s Relating to Continuations	2	1,525	0.1%	0.9%	0.9%	1.3%
% of Patients satisfied with the dentistry they have received	5	5	N/A	89.2%	90.3%	92.7%
% of Patients satisfied with the time they had to wait for an appointment	4	5	N/A	81.2%	83.8%	88.8%

\* This is based on patients treated on this contract for their most recent course of treatment. Figures in italics indicate the base number of FP17s or Patient Questionnaire responses are less than 100. N/A is shown where the base number of responses is less than 10 during the period. % is calculated as Quantity/Base number\*100

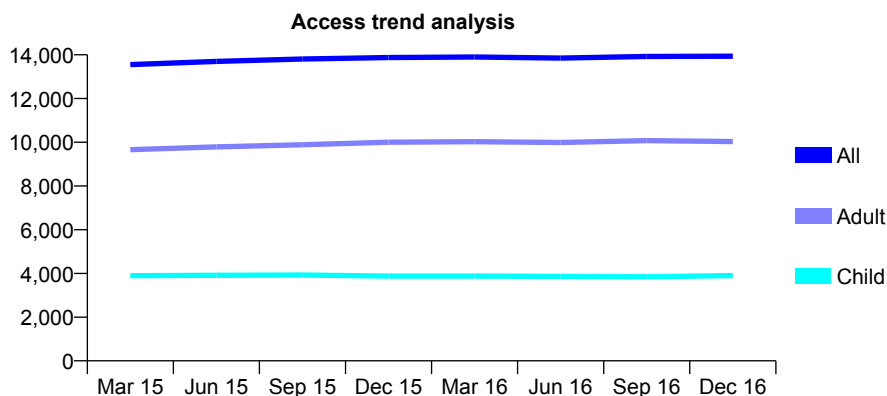
## Q61 - Vital Signs At a Glance Contract Report for 764957/0004 - December 2016

Name or company name	MR GS KUMAR
Contract type name	GDS Contract
Purpose of contract	General
Contract start date	01/04/2006
Contract end date	

16/17 Contracted general activity (UDA)	40,267
Carry forward general activity (UDA)	57
16/17 Contracted orthodontic activity (UOA)	0
Carry forward orthodontic activity (UOA)	0
Baseline contract value	£1,137,007.38

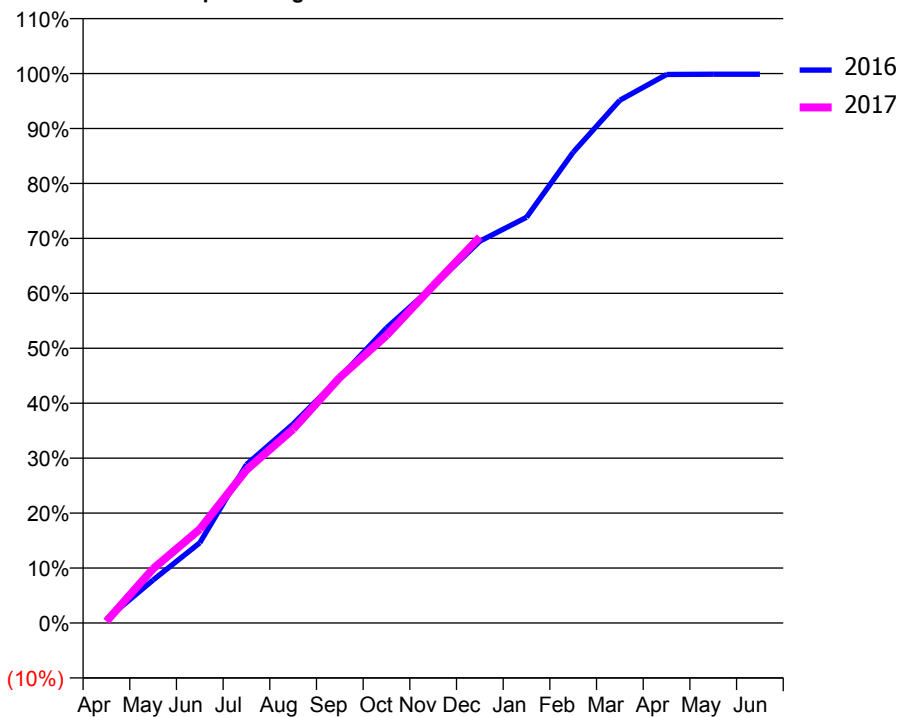
### ACCESS\*

Patients seen in 24 months	Total	Change since previous quarter
Quarter ending December 2015	13,874	
Quarter ending March 2016	13,900	→
Quarter ending June 2016	13,853	→
Quarter ending September 2016	13,923	→
Quarter ending December 2016	13,936	→
<b>Variance since December 2015</b>	<b>0.4%</b>	<b>→</b>



### ACTIVITY

Cumulative percentage of contracted UDA delivered 2016 & 2017



Month	Adjusted Scheduled Activity (UDA)	
	2016	2017
April	282	120
May	3,148	3,979
June	5,873	6,875
July	11,613	11,220
August	14,586	14,205
September	18,005	17,999
October	21,615	21,074
November	24,681	24,718
December	27,979	28,278
January	29,734	
February	34,498	
March	38,312	
April	40,192	
May	40,210	
June	40,210	

### QUALITY

	Quantity	Base Number	Contract	AT	Region	England
% of FP17s for the same patient ID Re-attending within 3 months - Children	236	3,397	6.9%	11.3%	11.9%	12.4%
% of FP17s for the same patient ID Re-attending within 3 months - Adults	696	7,463	9.3%	16.3%	17.1%	16.6%
% of FP17s for the same patient ID Re-attending between 3 & 9 months - Children	1,409	3,397	41.5%	41.7%	46.2%	57.5%
% of FP17s for the same patient ID Re-attending between 3 & 9 months - Adults	2,981	7,463	39.9%	35.2%	37.8%	50.4%
% of FP17s for Band 1 Urgent Courses	410	10,205	4.0%	10.7%	10.6%	9.1%
% of FP17s Relating to Free Repair or Replacements	116	10,205	1.1%	0.5%	0.6%	0.8%
% of FP17s Relating to Continuations	25	10,205	0.2%	0.9%	0.9%	1.3%
% of Patients satisfied with the dentistry they have received	10	11	90.9%	89.2%	90.3%	92.7%
% of Patients satisfied with the time they had to wait for an appointment	9	11	81.8%	81.2%	83.8%	88.8%

\* This is based on patients treated on this contract for their most recent course of treatment. Figures in italics indicate the base number of FP17s or Patient Questionnaire responses are less than 100. N/A is shown where the base number of responses is less than 10 during the period. % is calculated as Quantity/Base number\*100

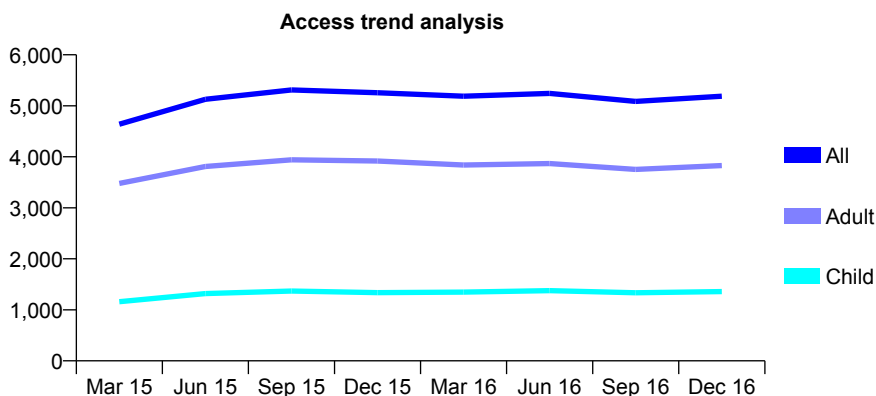
## Q61 - Vital Signs At a Glance Contract Report for 765805/0001 - December 2016

Name or company name	MR JR KANOGO
Contract type name	GDS Contract
Purpose of contract	General
Contract start date	01/04/2006
Contract end date	

16/17 Contracted general activity (UDA)	13,708
Carry forward general activity (UDA)	0
16/17 Contracted orthodontic activity (UOA)	0
Carry forward orthodontic activity (UOA)	0
Baseline contract value	£357,299.00

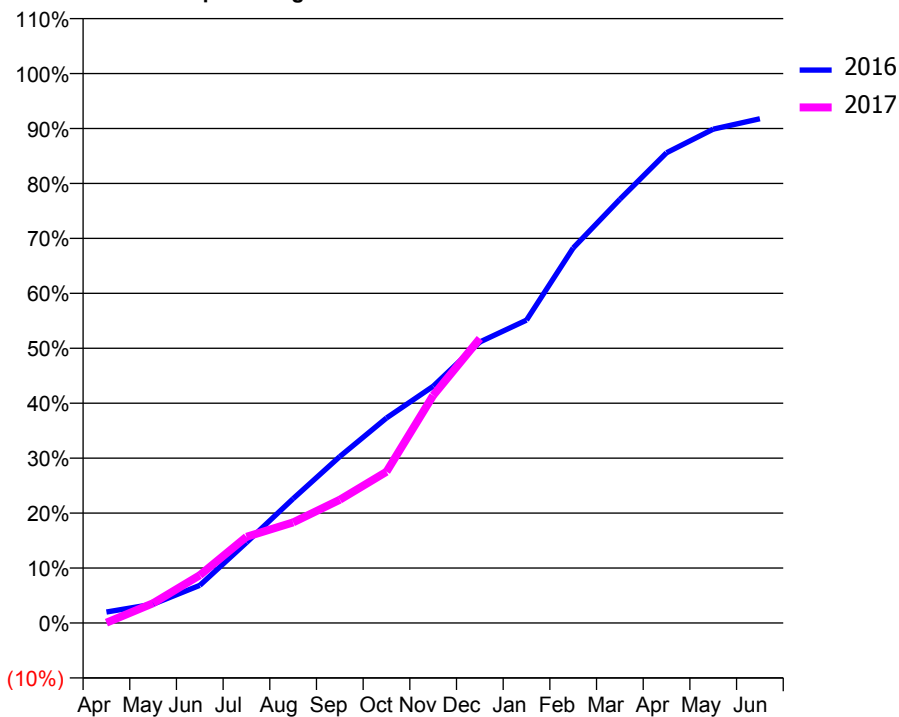
### ACCESS\*

Patients seen in 24 months	Total	Change since previous quarter
Quarter ending December 2015	5,256	
Quarter ending March 2016	5,187	↓
Quarter ending June 2016	5,244	→
Quarter ending September 2016	5,087	↓
Quarter ending December 2016	5,187	→
<b>Variance since December 2015</b>	<b>(1.3%)</b>	<b>↓</b>



### ACTIVITY

Cumulative percentage of contracted UDA delivered 2016 & 2017



Month	Adjusted Scheduled Activity (UDA)	
	2016	2017
April	275	7
May	472	493
June	941	1,192
July	2,008	2,152
August	3,102	2,511
September	4,153	3,075
October	5,114	3,774
November	5,907	5,677
December	7,012	7,096
January	7,558	
February	9,355	
March	10,571	
April	11,732	
May	12,320	
June	12,581	

### QUALITY

	Quantity	Base Number	Contract	AT	Region	England
% of FP17s for the same patient ID Re-attending within 3 months - Children	28	805	3.5%	11.3%	11.9%	12.4%
% of FP17s for the same patient ID Re-attending within 3 months - Adults	132	2,275	5.8%	16.3%	17.1%	16.6%
% of FP17s for the same patient ID Re-attending between 3 & 9 months - Children	134	805	16.6%	41.7%	46.2%	57.5%
% of FP17s for the same patient ID Re-attending between 3 & 9 months - Adults	589	2,275	25.9%	35.2%	37.8%	50.4%
% of FP17s for Band 1 Urgent Courses	152	2,473	6.1%	10.7%	10.6%	9.1%
% of FP17s Relating to Free Repair or Replacements	0	2,473	0.0%	0.5%	0.6%	0.8%
% of FP17s Relating to Continuations	0	2,473	0.0%	0.9%	0.9%	1.3%
% of Patients satisfied with the dentistry they have received	0	0	N/A	89.2%	90.3%	92.7%
% of Patients satisfied with the time they had to wait for an appointment	0	0	N/A	81.2%	83.8%	88.8%

\* This is based on patients treated on this contract for their most recent course of treatment. Figures in italics indicate the base number of FP17s or Patient Questionnaire responses are less than 100. N/A is shown where the base number of responses is less than 10 during the period. % is calculated as Quantity/Base number\*100

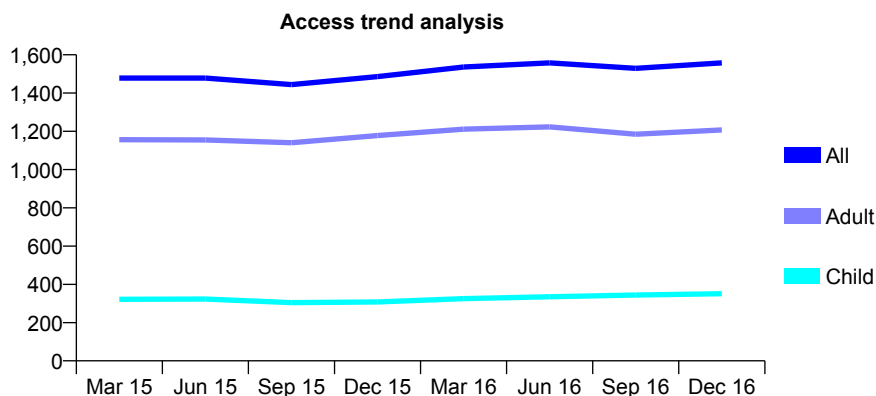
## Q61 - Vital Signs At a Glance Contract Report for 766038/0001 - December 2016

Name or company name	MR VO AKINSOLA
Contract type name	GDS Contract
Purpose of contract	General
Contract start date	01/04/2006
Contract end date	

16/17 Contracted general activity (UDA)	6,225
Carry forward general activity (UDA)	93
16/17 Contracted orthodontic activity (UOA)	0
Carry forward orthodontic activity (UOA)	0
Baseline contract value	£197,661.95

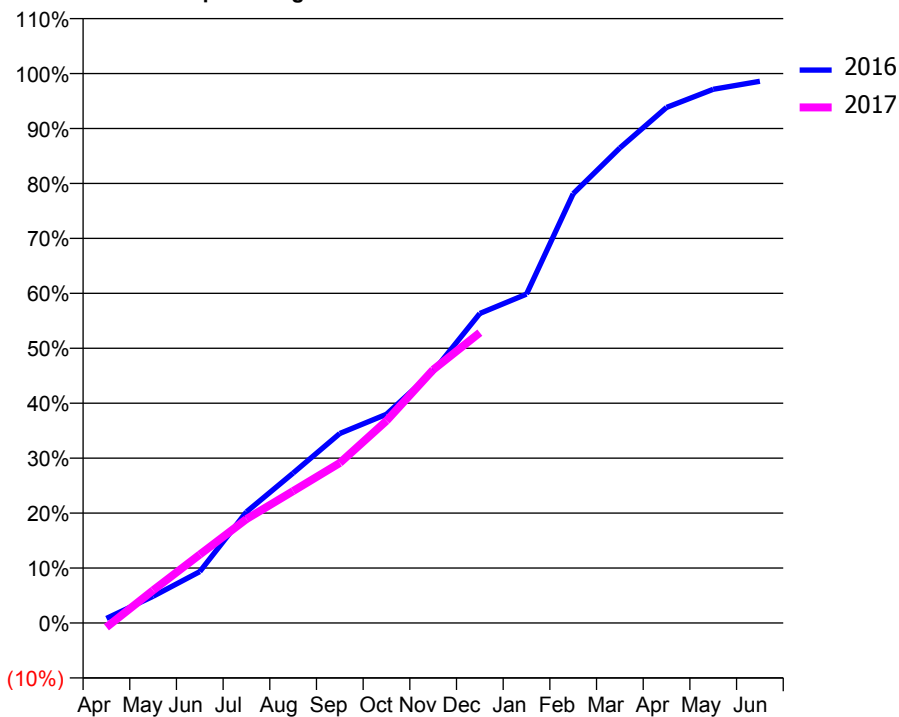
### ACCESS\*

Patients seen in 24 months	Total	Change since previous quarter
Quarter ending December 2015	1,486	
Quarter ending March 2016	1,536	↑
Quarter ending June 2016	1,558	→
Quarter ending September 2016	1,529	↓
Quarter ending December 2016	1,558	→
<b>Variance since December 2015</b>	<b>4.8%</b>	<b>↑</b>



### ACTIVITY

Cumulative percentage of contracted UDA delivered 2016 & 2017



Month	Adjusted Scheduled Activity (UDA)	
	2016	2017
April	55	-50
May	318	371
June	610	776
July	1,320	1,178
August	1,780	1,495
September	2,251	1,813
October	2,478	2,291
November	2,987	2,869
December	3,675	3,289
January	3,905	
February	5,097	
March	5,642	
April	6,122	
May	6,338	
June	6,432	

### QUALITY

	Quantity	Base Number	Contract	AT	Region	England
% of FP17s for the same patient ID Re-attending within 3 months - Children	10	219	4.6%	11.3%	11.9%	12.4%
% of FP17s for the same patient ID Re-attending within 3 months - Adults	133	803	16.6%	16.3%	17.1%	16.6%
% of FP17s for the same patient ID Re-attending between 3 & 9 months - Children	50	219	22.8%	41.7%	46.2%	57.5%
% of FP17s for the same patient ID Re-attending between 3 & 9 months - Adults	169	803	21.0%	35.2%	37.8%	50.4%
% of FP17s for Band 1 Urgent Courses	106	872	12.2%	10.7%	10.6%	9.1%
% of FP17s Relating to Free Repair or Replacements	16	872	1.8%	0.5%	0.6%	0.8%
% of FP17s Relating to Continuations	0	872	0.0%	0.9%	0.9%	1.3%
% of Patients satisfied with the dentistry they have received	2	2	N/A	89.2%	90.3%	92.7%
% of Patients satisfied with the time they had to wait for an appointment	2	2	N/A	81.2%	83.8%	88.8%

\* This is based on patients treated on this contract for their most recent course of treatment. Figures in italics indicate the base number of FP17s or Patient Questionnaire responses are less than 100. N/A is shown where the base number of responses is less than 10 during the period. % is calculated as Quantity/Base number\*100

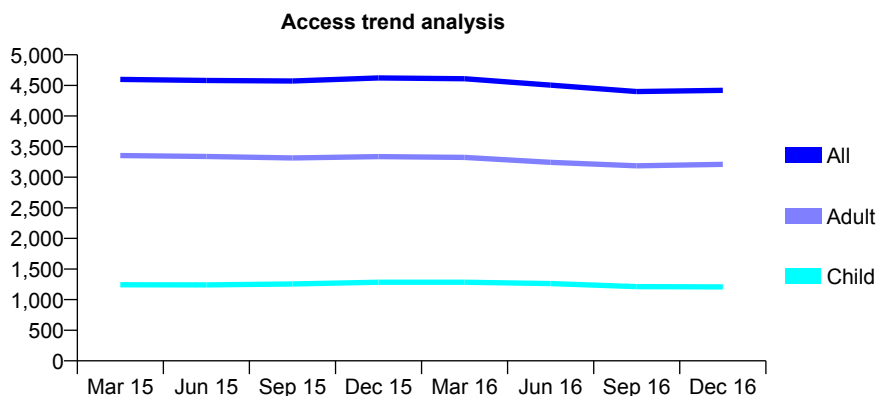
## Q61 - Vital Signs At a Glance Contract Report for 766895/0003 - December 2016

Name or company name	MR M SOLTAN MOHAMMADI KHAYAT
Contract type name	GDS Contract
Purpose of contract	General
Contract start date	01/04/2006
Contract end date	

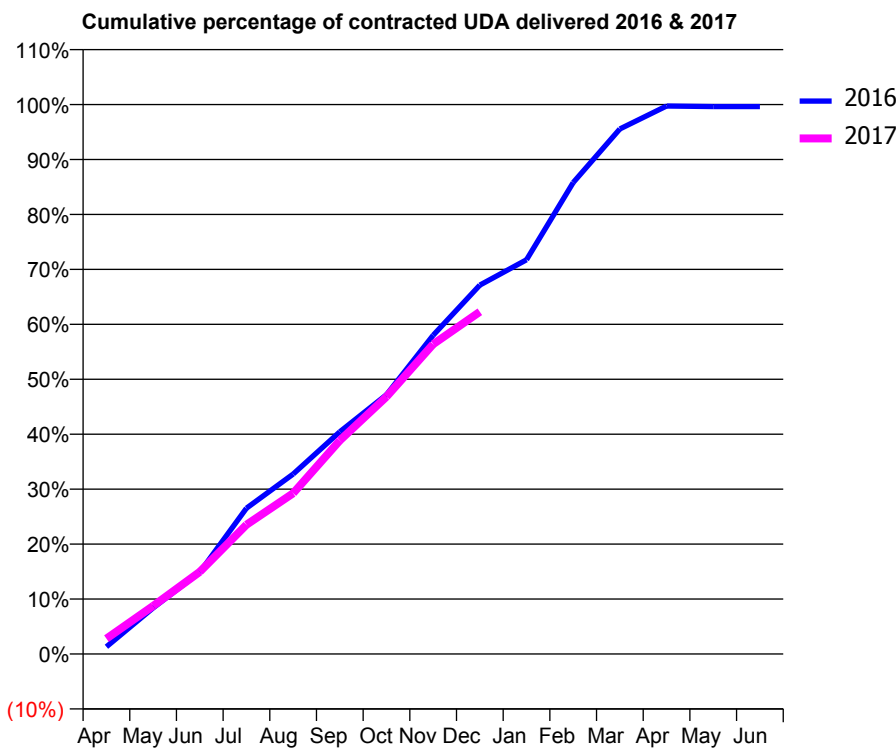
16/17 Contracted general activity (UDA)	15,725
Carry forward general activity (UDA)	58
16/17 Contracted orthodontic activity (UOA)	0
Carry forward orthodontic activity (UOA)	0
Baseline contract value	£392,743.74

### ACCESS\*

Patients seen in 24 months	Total	Change since previous quarter
Quarter ending December 2015	4,621	
Quarter ending March 2016	4,609	→
Quarter ending June 2016	4,504	↓
Quarter ending September 2016	4,399	↓
Quarter ending December 2016	4,419	→
<b>Variance since December 2015</b>	<b>(4.4%)</b>	<b>↓</b>



### ACTIVITY



Month	Adjusted Scheduled Activity (UDA)	
	2016	2017
April	209	443
May	1,317	1,374
June	2,341	2,351
July	4,173	3,699
August	5,150	4,599
September	6,359	6,112
October	7,421	7,363
November	9,123	8,865
December	10,559	9,794
January	11,283	
February	13,492	
March	15,026	
April	15,680	
May	15,667	
June	15,667	

### QUALITY

	Quantity	Base Number	Contract	AT	Region	England
% of FP17s for the same patient ID Re-attending within 3 months - Children	84	971	8.7%	11.3%	11.9%	12.4%
% of FP17s for the same patient ID Re-attending within 3 months - Adults	241	2,027	11.9%	16.3%	17.1%	16.6%
% of FP17s for the same patient ID Re-attending between 3 & 9 months - Children	407	971	41.9%	41.7%	46.2%	57.5%
% of FP17s for the same patient ID Re-attending between 3 & 9 months - Adults	627	2,027	30.9%	35.2%	37.8%	50.4%
% of FP17s for Band 1 Urgent Courses	334	2,832	11.8%	10.7%	10.6%	9.1%
% of FP17s Relating to Free Repair or Replacements	0	2,832	0.0%	0.5%	0.6%	0.8%
% of FP17s Relating to Continuations	26	2,832	0.9%	0.9%	0.9%	1.3%
% of Patients satisfied with the dentistry they have received	3	3	N/A	89.2%	90.3%	92.7%
% of Patients satisfied with the time they had to wait for an appointment	3	3	N/A	81.2%	83.8%	88.8%

\* This is based on patients treated on this contract for their most recent course of treatment. Figures in italics indicate the base number of FP17s or Patient Questionnaire responses are less than 100. N/A is shown where the base number of responses is less than 10 during the period. % is calculated as Quantity/Base number\*100



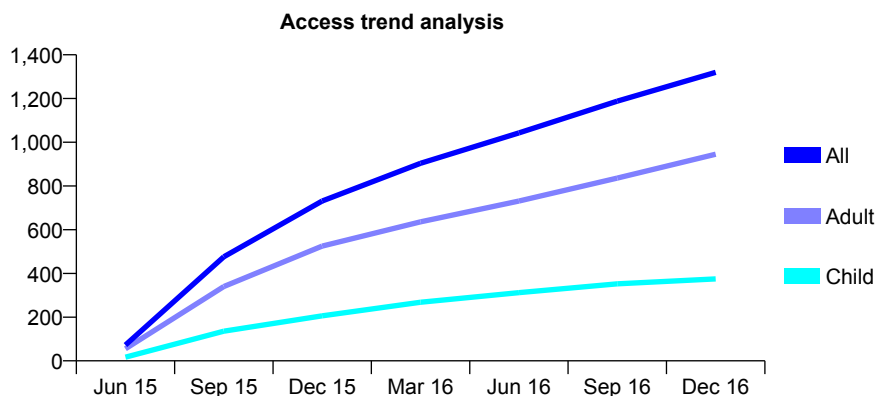
## Q61 - Vital Signs At a Glance Contract Report for 766895/0005 - December 2016

Name or company name	MR M SOLTAN MOHAMMADI KHAYAT
Contract type name	GDS Contract
Purpose of contract	General
Contract start date	01/06/2015
Contract end date	

16/17 Contracted general activity (UDA)	5,000
Carry forward general activity (UDA)	79
16/17 Contracted orthodontic activity (UOA)	0
Carry forward orthodontic activity (UOA)	0
Baseline contract value	£159,008.19

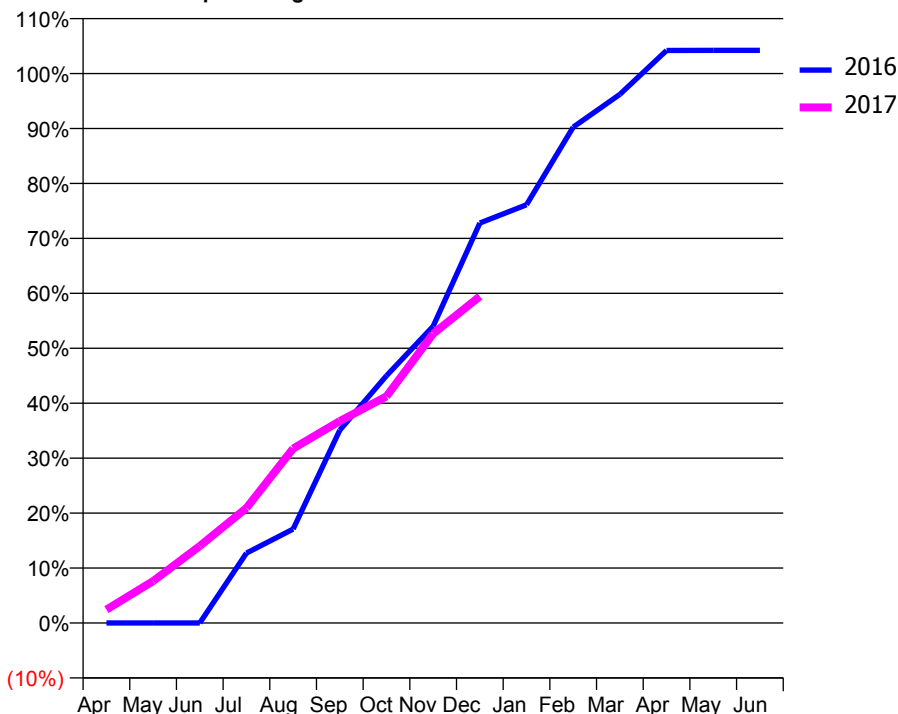
### ACCESS\*

Patients seen in 24 months	Total	Change since previous quarter
Quarter ending December 2015	731	
Quarter ending March 2016	904	↑
Quarter ending June 2016	1,043	↑
Quarter ending September 2016	1,188	↑
Quarter ending December 2016	1,320	↑
<b>Variance since December 2015</b>	<b>80.6%</b>	<b>↑</b>



### ACTIVITY

**Cumulative percentage of contracted UDA delivered 2016 & 2017**



Month	Adjusted Scheduled Activity (UDA)	
	2016	2017
April	0	122
May	0	382
June	0	701
July	530	1,047
August	713	1,588
September	1,462	1,837
October	1,875	2,062
November	2,250	2,632
December	3,032	2,973
January	3,171	
February	3,760	
March	4,008	
April	4,341	
May	4,342	
June	4,342	

### QUALITY

	Quantity	Base Number	Contract	AT	Region	England
% of FP17s for the same patient ID Re-attending within 3 months - Children	19	319	6.0%	11.3%	11.9%	12.4%
% of FP17s for the same patient ID Re-attending within 3 months - Adults	67	746	9.0%	16.3%	17.1%	16.6%
% of FP17s for the same patient ID Re-attending between 3 & 9 months - Children	109	319	34.2%	41.7%	46.2%	57.5%
% of FP17s for the same patient ID Re-attending between 3 & 9 months - Adults	186	746	24.9%	35.2%	37.8%	50.4%
% of FP17s for Band 1 Urgent Courses	58	944	6.1%	10.7%	10.6%	9.1%
% of FP17s Relating to Free Repair or Replacements	2	944	0.2%	0.5%	0.6%	0.8%
% of FP17s Relating to Continuations	3	944	0.3%	0.9%	0.9%	1.3%
% of Patients satisfied with the dentistry they have received	0	0	N/A	89.2%	90.3%	92.7%
% of Patients satisfied with the time they had to wait for an appointment	0	0	N/A	81.2%	83.8%	88.8%

\* This is based on patients treated on this contract for their most recent course of treatment. Figures in italics indicate the base number of FP17s or Patient Questionnaire responses are less than 100. N/A is shown where the base number of responses is less than 10 during the period. % is calculated as Quantity/Base number\*100

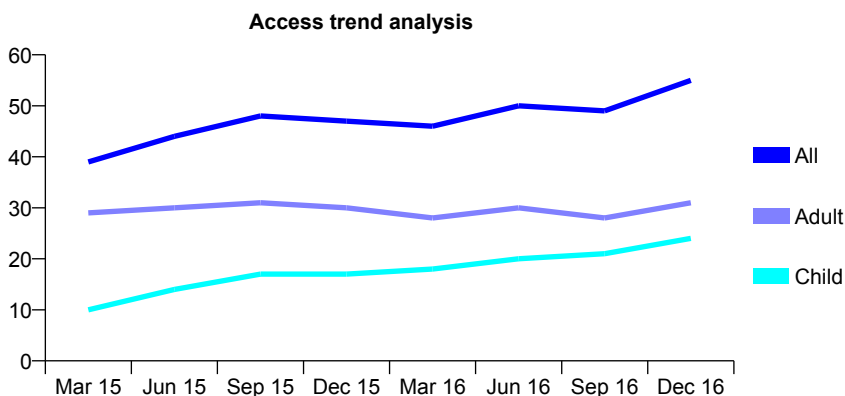
## Q61 - Vital Signs At a Glance Contract Report for 767239/0001 - December 2016

Name or company name	MR N NAGPAUL
Contract type name	PDS Contract
Purpose of contract	General
Contract start date	01/08/2009
Contract end date	31/03/2017

16/17 Contracted general activity (UDA)	200
Carry forward general activity (UDA)	0
16/17 Contracted orthodontic activity (UOA)	0
Carry forward orthodontic activity (UOA)	0
Baseline contract value	£5,791.45

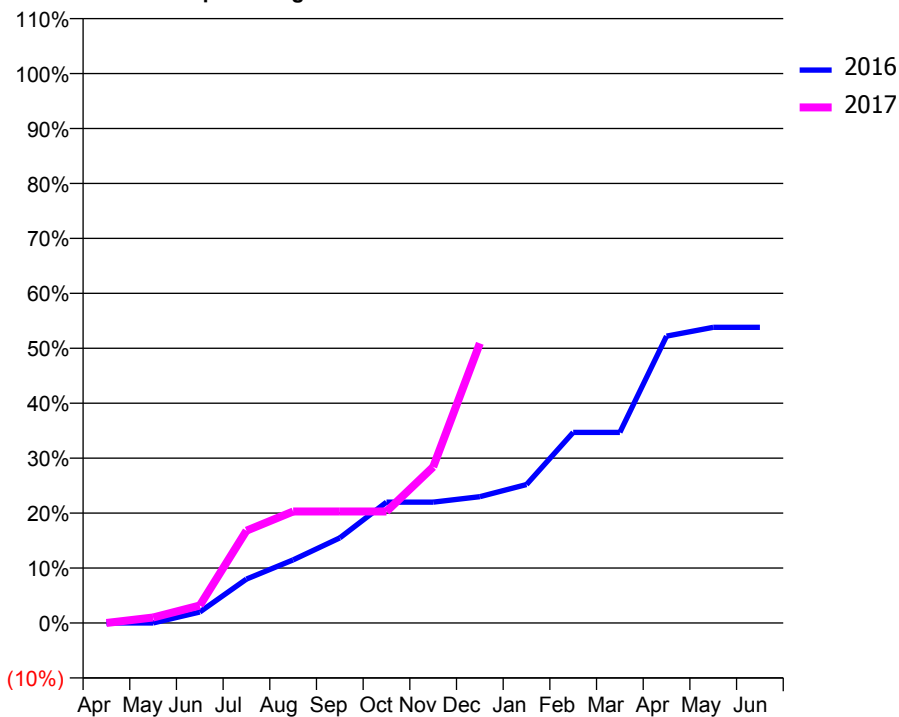
### ACCESS\*

Patients seen in 24 months	Total	Change since previous quarter
Quarter ending December 2015	47	
Quarter ending March 2016	46	↓
Quarter ending June 2016	50	↑
Quarter ending September 2016	49	↓
Quarter ending December 2016	55	↑
<b>Variance since December 2015</b>	17.0%	↑



### ACTIVITY

Cumulative percentage of contracted UDA delivered 2016 & 2017



Adjusted Scheduled Activity (UDA)

Month	2016	2017
April	0	0
May	0	2
June	4	6
July	16	34
August	23	41
September	31	41
October	44	41
November	44	57
December	46	102
January	50	
February	69	
March	69	
April	104	
May	108	
June	108	

### QUALITY

	Quantity	Base Number	Contract	AT	Region	England
% of FP17s for the same patient ID Re-attending within 3 months - Children	1	25	4.0%	11.3%	11.9%	12.4%
% of FP17s for the same patient ID Re-attending within 3 months - Adults	1	26	3.8%	16.3%	17.1%	16.6%
% of FP17s for the same patient ID Re-attending between 3 & 9 months - Children	8	25	32.0%	41.7%	46.2%	57.5%
% of FP17s for the same patient ID Re-attending between 3 & 9 months - Adults	7	26	26.9%	35.2%	37.8%	50.4%
% of FP17s for Band 1 Urgent Courses	4	34	11.8%	10.7%	10.6%	9.1%
% of FP17s Relating to Free Repair or Replacements	0	34	0.0%	0.5%	0.6%	0.8%
% of FP17s Relating to Continuations	1	34	2.9%	0.9%	0.9%	1.3%
% of Patients satisfied with the dentistry they have received	0	0	N/A	89.2%	90.3%	92.7%
% of Patients satisfied with the time they had to wait for an appointment	0	0	N/A	81.2%	83.8%	88.8%

\* This is based on patients treated on this contract for their most recent course of treatment. Figures in italics indicate the base number of FP17s or Patient Questionnaire responses are less than 100. N/A is shown where the base number of responses is less than 10 during the period. % is calculated as Quantity/Base number\*100

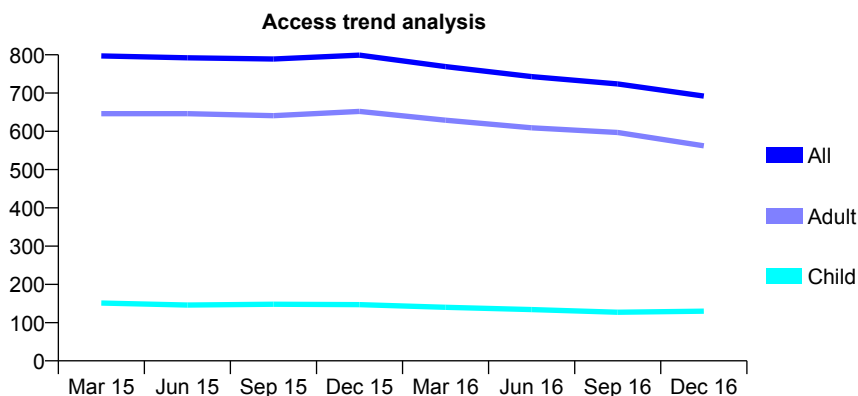
## Q61 - Vital Signs At a Glance Contract Report for 769037/0001 - December 2016

Name or company name	MR B VARNAMKHASTY
Contract type name	GDS Contract
Purpose of contract	General
Contract start date	01/04/2006
Contract end date	

16/17 Contracted general activity (UDA)	2,936
Carry forward general activity (UDA)	0
16/17 Contracted orthodontic activity (UOA)	0
Carry forward orthodontic activity (UOA)	0
Baseline contract value	£94,826.49

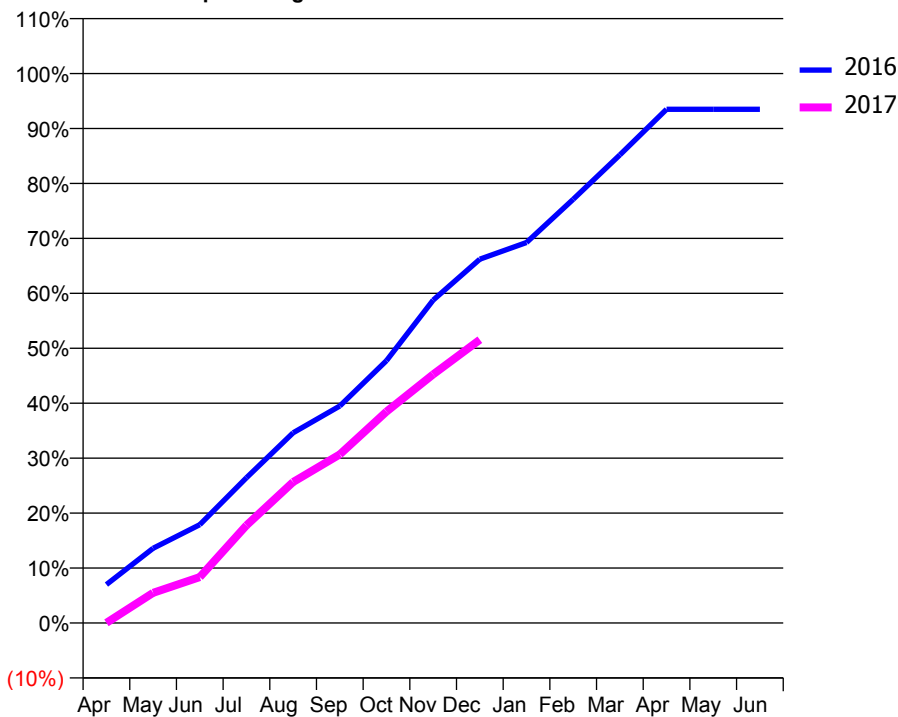
### ACCESS\*

Patients seen in 24 months	Total	Change since previous quarter
Quarter ending December 2015	799	
Quarter ending March 2016	769	↓
Quarter ending June 2016	743	↓
Quarter ending September 2016	724	↓
Quarter ending December 2016	692	↓
<b>Variance since December 2015</b>	<b>(13.4%)</b>	<b>↓</b>



### ACTIVITY

Cumulative percentage of contracted UDA delivered 2016 & 2017



Month	Adjusted Scheduled Activity (UDA)	
	2016	2017
April	205	1
May	399	162
June	525	245
July	776	522
August	1,016	754
September	1,160	901
October	1,402	1,130
November	1,725	1,328
December	1,944	1,514
January	2,033	
February	2,264	
March	2,501	
April	2,745	
May	2,745	
June	2,745	

### QUALITY

	Quantity	Base Number	Contract	AT	Region	England
% of FP17s for the same patient ID Re-attending within 3 months - Children	5	76	6.6%	11.3%	11.9%	12.4%
% of FP17s for the same patient ID Re-attending within 3 months - Adults	23	322	7.1%	16.3%	17.1%	16.6%
% of FP17s for the same patient ID Re-attending between 3 & 9 months - Children	29	76	38.2%	41.7%	46.2%	57.5%
% of FP17s for the same patient ID Re-attending between 3 & 9 months - Adults	124	322	38.5%	35.2%	37.8%	50.4%
% of FP17s for Band 1 Urgent Courses	18	365	4.9%	10.7%	10.6%	9.1%
% of FP17s Relating to Free Repair or Replacements	0	365	0.0%	0.5%	0.6%	0.8%
% of FP17s Relating to Continuations	0	365	0.0%	0.9%	0.9%	1.3%
% of Patients satisfied with the dentistry they have received	0	0	N/A	89.2%	90.3%	92.7%
% of Patients satisfied with the time they had to wait for an appointment	0	0	N/A	81.2%	83.8%	88.8%

\* This is based on patients treated on this contract for their most recent course of treatment. Figures in italics indicate the base number of FP17s or Patient Questionnaire responses are less than 100. N/A is shown where the base number of responses is less than 10 during the period. % is calculated as Quantity/Base number\*100

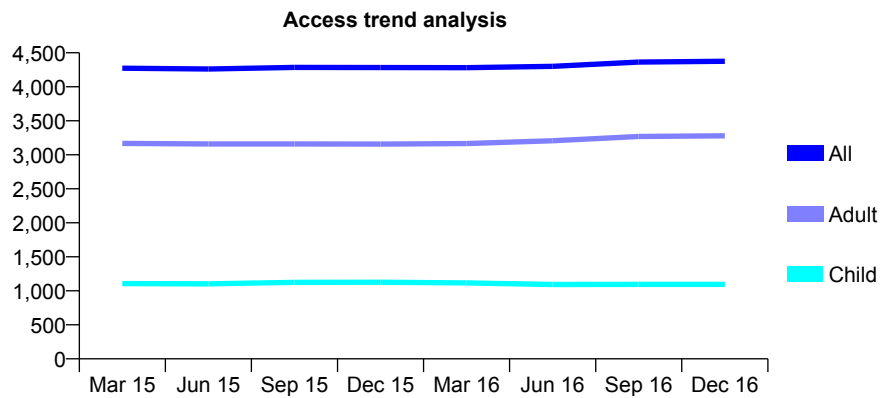
## Q61 - Vital Signs At a Glance Contract Report for 769568/0001 - December 2016

Name or company name	MRS M RAFIEE
Contract type name	GDS Contract
Purpose of contract	General
Contract start date	01/04/2006
Contract end date	

16/17 Contracted general activity (UDA)	12,620
Carry forward general activity (UDA)	-35
16/17 Contracted orthodontic activity (UOA)	0
Carry forward orthodontic activity (UOA)	0
Baseline contract value	£358,534.42

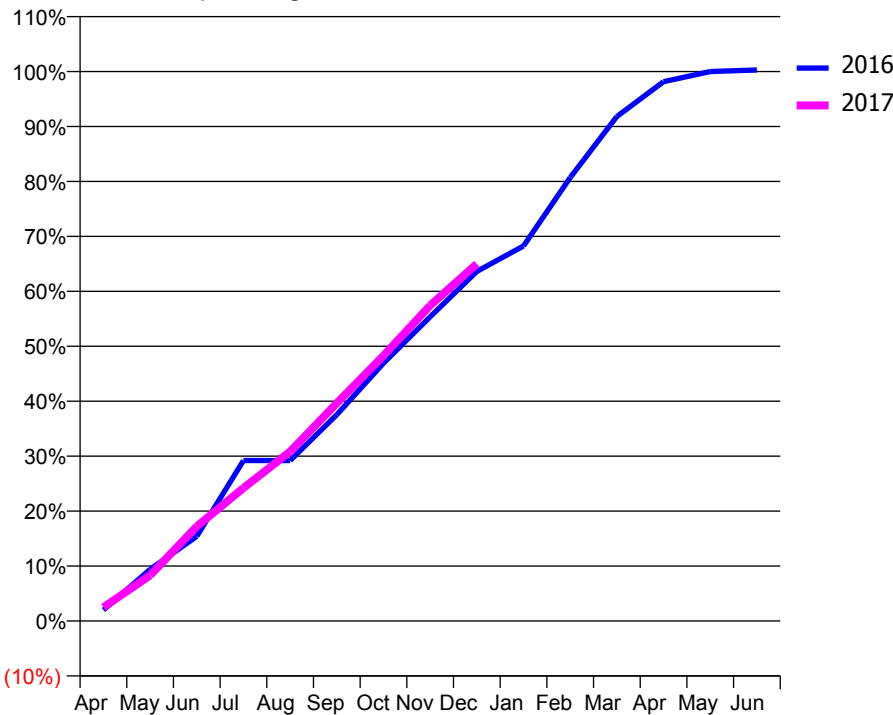
### ACCESS\*

Patients seen in 24 months	Total	Change since previous quarter
Quarter ending December 2015	4,284	
Quarter ending March 2016	4,281	→
Quarter ending June 2016	4,300	→
Quarter ending September 2016	4,364	→
Quarter ending December 2016	4,375	→
<b>Variance since December 2015</b>	<b>2.1%</b>	<b>↑</b>



### ACTIVITY

Cumulative percentage of contracted UDA delivered 2016 & 2017



Month	Adjusted Scheduled Activity (UDA)	
	2016	2017
April	251	314
May	1,186	1,050
June	1,947	2,174
July	3,687	3,053
August	3,687	3,892
September	4,739	5,004
October	5,921	6,092
November	6,987	7,247
December	8,027	8,203
January	8,614	
February	10,185	
March	11,588	
April	12,387	
May	12,619	
June	12,655	

### QUALITY

	Quantity	Base Number	Contract	AT	Region	England
% of FP17s for the same patient ID Re-attending within 3 months - Children	57	1,121	5.1%	11.3%	11.9%	12.4%
% of FP17s for the same patient ID Re-attending within 3 months - Adults	265	2,773	9.6%	16.3%	17.1%	16.6%
% of FP17s for the same patient ID Re-attending between 3 & 9 months - Children	530	1,121	47.3%	41.7%	46.2%	57.5%
% of FP17s for the same patient ID Re-attending between 3 & 9 months - Adults	1,103	2,773	39.8%	35.2%	37.8%	50.4%
% of FP17s for Band 1 Urgent Courses	259	3,501	7.4%	10.7%	10.6%	9.1%
% of FP17s Relating to Free Repair or Replacements	36	3,501	1.0%	0.5%	0.6%	0.8%
% of FP17s Relating to Continuations	37	3,501	1.1%	0.9%	0.9%	1.3%
% of Patients satisfied with the dentistry they have received	8	8	N/A	89.2%	90.3%	92.7%
% of Patients satisfied with the time they had to wait for an appointment	8	8	N/A	81.2%	83.8%	88.8%

\* This is based on patients treated on this contract for their most recent course of treatment. Figures in italics indicate the base number of FP17s or Patient Questionnaire responses are less than 100. N/A is shown where the base number of responses is less than 10 during the period. % is calculated as Quantity/Base number\*100

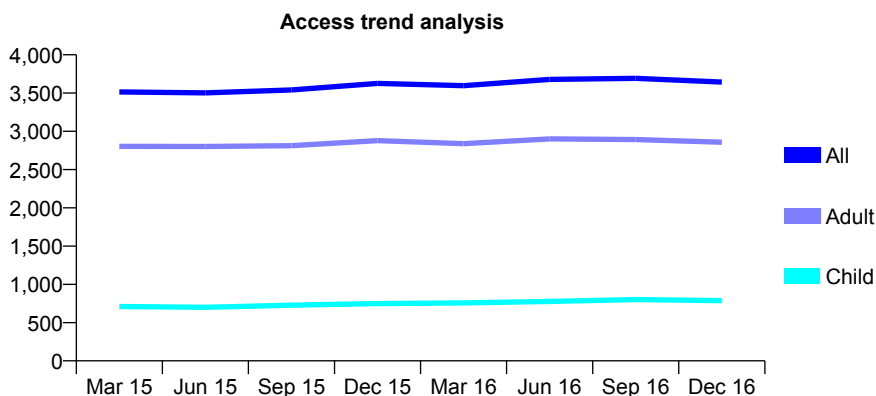
## Q61 - Vital Signs At a Glance Contract Report for 778249/0001 - December 2016

Name or company name	MISS RJ SANGHVI
Contract type name	GDS Contract
Purpose of contract	General
Contract start date	01/09/2011
Contract end date	

16/17 Contracted general activity (UDA)	8,726
Carry forward general activity (UDA)	293
16/17 Contracted orthodontic activity (UOA)	0
Carry forward orthodontic activity (UOA)	0
Baseline contract value	£207,547.19

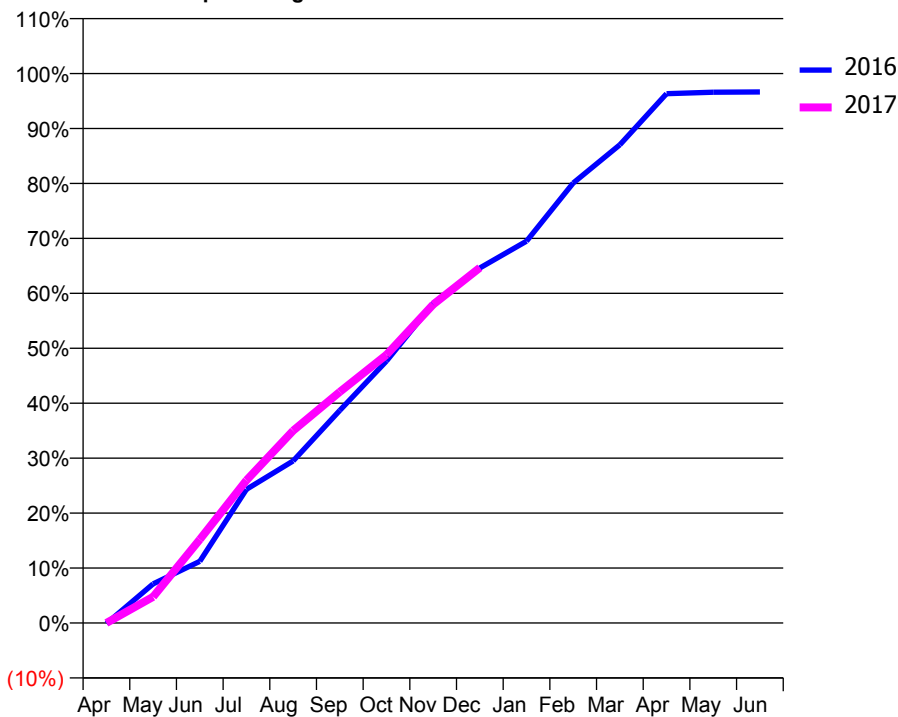
### ACCESS\*

Patients seen in 24 months	Total	Change since previous quarter
Quarter ending December 2015	3,627	
Quarter ending March 2016	3,597	→
Quarter ending June 2016	3,678	↑
Quarter ending September 2016	3,693	→
Quarter ending December 2016	3,644	↓
<b>Variance since December 2015</b>	<b>0.5%</b>	<b>→</b>



### ACTIVITY

Cumulative percentage of contracted UDA delivered 2016 & 2017



Month	Adjusted Scheduled Activity (UDA)	
	2016	2017
April	-10	-0
May	622	416
June	980	1,327
July	2,123	2,267
August	2,573	3,054
September	3,376	3,670
October	4,159	4,259
November	5,074	5,057
December	5,637	5,642
January	6,064	
February	6,988	
March	7,595	
April	8,405	
May	8,430	
June	8,433	

### QUALITY

	Quantity	Base Number	Contract	AT	Region	England
% of FP17s for the same patient ID Re-attending within 3 months - Children	31	543	5.7%	11.3%	11.9%	12.4%
% of FP17s for the same patient ID Re-attending within 3 months - Adults	211	1,985	10.6%	16.3%	17.1%	16.6%
% of FP17s for the same patient ID Re-attending between 3 & 9 months - Children	148	543	27.3%	41.7%	46.2%	57.5%
% of FP17s for the same patient ID Re-attending between 3 & 9 months - Adults	536	1,985	27.0%	35.2%	37.8%	50.4%
% of FP17s for Band 1 Urgent Courses	267	2,272	11.8%	10.7%	10.6%	9.1%
% of FP17s Relating to Free Repair or Replacements	6	2,272	0.3%	0.5%	0.6%	0.8%
% of FP17s Relating to Continuations	13	2,272	0.6%	0.9%	0.9%	1.3%
% of Patients satisfied with the dentistry they have received	3	3	N/A	89.2%	90.3%	92.7%
% of Patients satisfied with the time they had to wait for an appointment	3	3	N/A	81.2%	83.8%	88.8%

\* This is based on patients treated on this contract for their most recent course of treatment. Figures in italics indicate the base number of FP17s or Patient Questionnaire responses are less than 100. N/A is shown where the base number of responses is less than 10 during the period. % is calculated as Quantity/Base number\*100

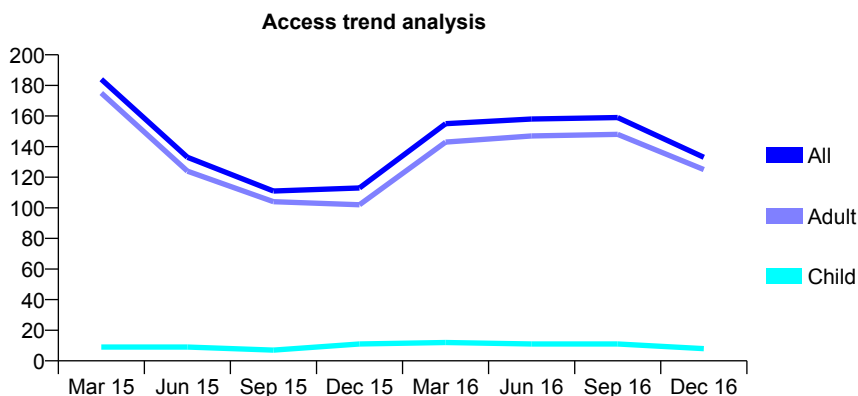
## Q61 - Vital Signs At a Glance Contract Report for 781800/0001 - December 2016

Name or company name	MR B NISAR
Contract type name	GDS Contract
Purpose of contract	General
Contract start date	28/07/2011
Contract end date	

16/17 Contracted general activity (UDA)	325
Carry forward general activity (UDA)	-6
16/17 Contracted orthodontic activity (UOA)	0
Carry forward orthodontic activity (UOA)	0
Baseline contract value	£7,422.75

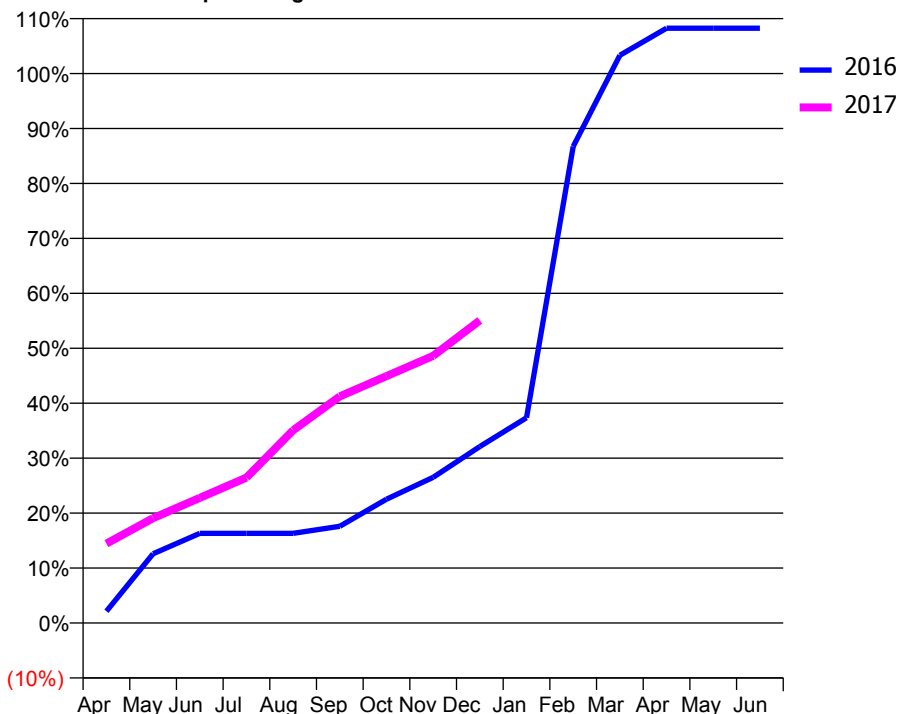
### ACCESS\*

Patients seen in 24 months	Total	Change since previous quarter
Quarter ending December 2015	113	
Quarter ending March 2016	155	↑
Quarter ending June 2016	158	→
Quarter ending September 2016	159	→
Quarter ending December 2016	133	↓
<b>Variance since December 2015</b>	<b>17.7%</b>	<b>↑</b>



### ACTIVITY

Cumulative percentage of contracted UDA delivered 2016 & 2017



Month	Adjusted Scheduled Activity (UDA)	
	2016	2017
April	7	47
May	41	62
June	53	74
July	53	86
August	53	114
September	57	134
October	73	146
November	86	158
December	104	179
January	121	
February	282	
March	336	
April	352	
May	352	
June	352	

### QUALITY

	Quantity	Base Number	Contract	AT	Region	England
% of FP17s for the same patient ID Re-attending within 3 months - Children	0	2	0.0%	11.3%	11.9%	12.4%
% of FP17s for the same patient ID Re-attending within 3 months - Adults	3	34	8.8%	16.3%	17.1%	16.6%
% of FP17s for the same patient ID Re-attending between 3 & 9 months - Children	1	2	50.0%	41.7%	46.2%	57.5%
% of FP17s for the same patient ID Re-attending between 3 & 9 months - Adults	4	34	11.8%	35.2%	37.8%	50.4%
% of FP17s for Band 1 Urgent Courses	0	33	0.0%	10.7%	10.6%	9.1%
% of FP17s Relating to Free Repair or Replacements	0	33	0.0%	0.5%	0.6%	0.8%
% of FP17s Relating to Continuations	0	33	0.0%	0.9%	0.9%	1.3%
% of Patients satisfied with the dentistry they have received	0	0	N/A	89.2%	90.3%	92.7%
% of Patients satisfied with the time they had to wait for an appointment	0	0	N/A	81.2%	83.8%	88.8%

\* This is based on patients treated on this contract for their most recent course of treatment. Figures in italics indicate the base number of FP17s or Patient Questionnaire responses are less than 100. N/A is shown where the base number of responses is less than 10 during the period. % is calculated as Quantity/Base number\*100

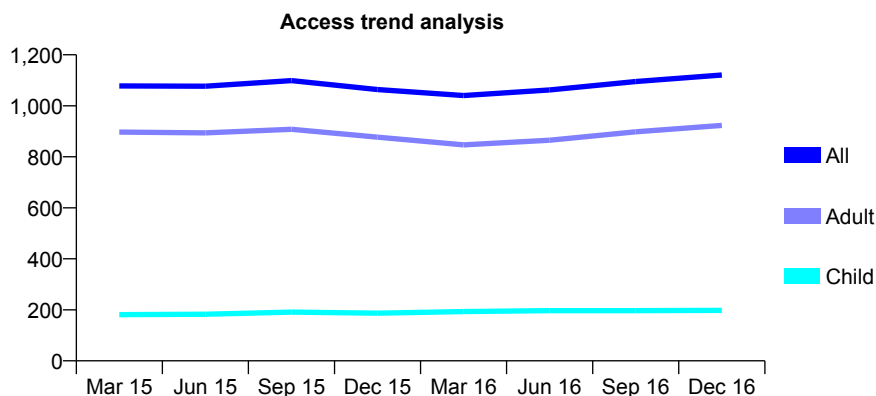
## Q61 - Vital Signs At a Glance Contract Report for 782874/0001 - December 2016

Name or company name	MR DR SADOH
Contract type name	GDS Contract
Purpose of contract	General
Contract start date	01/04/2006
Contract end date	

16/17 Contracted general activity (UDA)	4,263
Carry forward general activity (UDA)	0
16/17 Contracted orthodontic activity (UOA)	0
Carry forward orthodontic activity (UOA)	0
Baseline contract value	£152,227.61

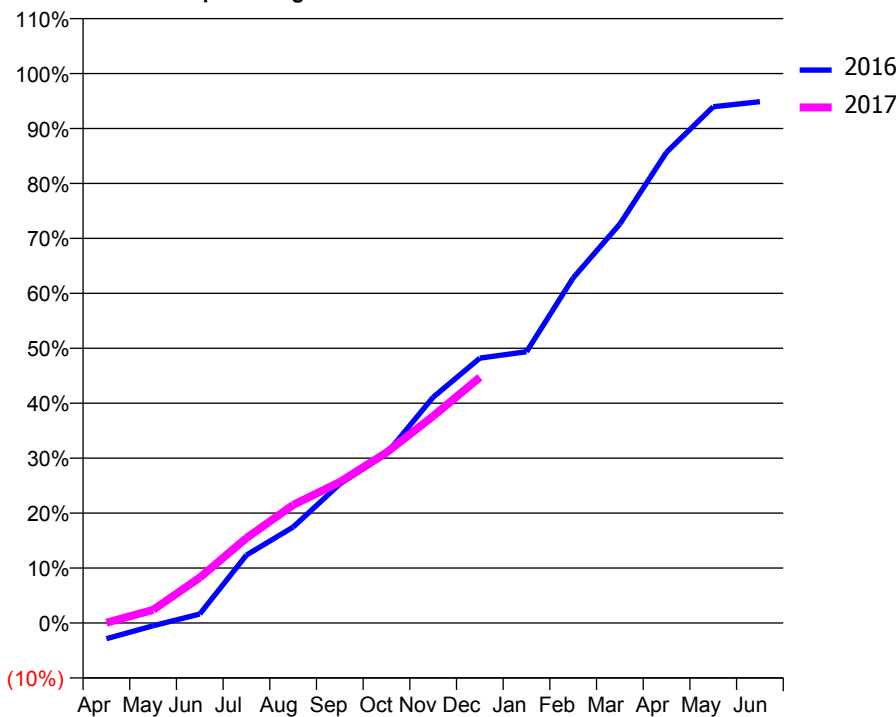
### ACCESS\*

Patients seen in 24 months	Total	Change since previous quarter
Quarter ending December 2015	1,064	
Quarter ending March 2016	1,040	↓
Quarter ending June 2016	1,062	↑
Quarter ending September 2016	1,095	↑
Quarter ending December 2016	1,121	↑
<b>Variance since December 2015</b>	<b>5.4%</b>	<b>↑</b>



### ACTIVITY

Cumulative percentage of contracted UDA delivered 2016 & 2017



Adjusted Scheduled Activity (UDA)

Month	2016	2017
April	-123	3
May	-22	102
June	70	352
July	527	659
August	745	916
September	1,079	1,094
October	1,314	1,323
November	1,752	1,605
December	2,055	1,906
January	2,105	
February	2,678	
March	3,096	
April	3,652	
May	4,005	
June	4,044	

### QUALITY

	Quantity	Base Number	Contract	AT	Region	England
% of FP17s for the same patient ID Re-attending within 3 months - Children	7	149	4.7%	11.3%	11.9%	12.4%
% of FP17s for the same patient ID Re-attending within 3 months - Adults	64	628	10.2%	16.3%	17.1%	16.6%
% of FP17s for the same patient ID Re-attending between 3 & 9 months - Children	50	149	33.6%	41.7%	46.2%	57.5%
% of FP17s for the same patient ID Re-attending between 3 & 9 months - Adults	130	628	20.7%	35.2%	37.8%	50.4%
% of FP17s for Band 1 Urgent Courses	172	658	26.1%	10.7%	10.6%	9.1%
% of FP17s Relating to Free Repair or Replacements	0	658	0.0%	0.5%	0.6%	0.8%
% of FP17s Relating to Continuations	8	658	1.2%	0.9%	0.9%	1.3%
% of Patients satisfied with the dentistry they have received	0	0	N/A	89.2%	90.3%	92.7%
% of Patients satisfied with the time they had to wait for an appointment	0	0	N/A	81.2%	83.8%	88.8%

\* This is based on patients treated on this contract for their most recent course of treatment. Figures in italics indicate the base number of FP17s or Patient Questionnaire responses are less than 100. N/A is shown where the base number of responses is less than 10 during the period. % is calculated as Quantity/Base number\*100



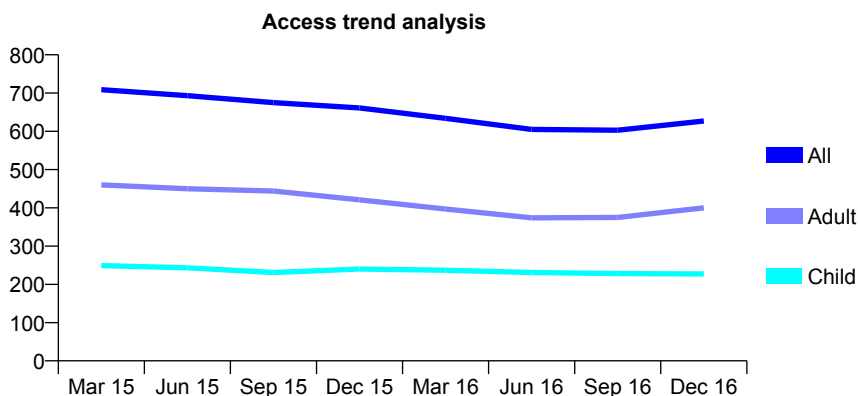
## Q61 - Vital Signs At a Glance Contract Report for 783099/0001 - December 2016

Name or company name	MISS P HEIDARZADEH PASHA
Contract type name	GDS Contract
Purpose of contract	General
Contract start date	01/12/2007
Contract end date	

16/17 Contracted general activity (UDA)	3,600
Carry forward general activity (UDA)	0
16/17 Contracted orthodontic activity (UOA)	0
Carry forward orthodontic activity (UOA)	0
Baseline contract value	£97,190.66

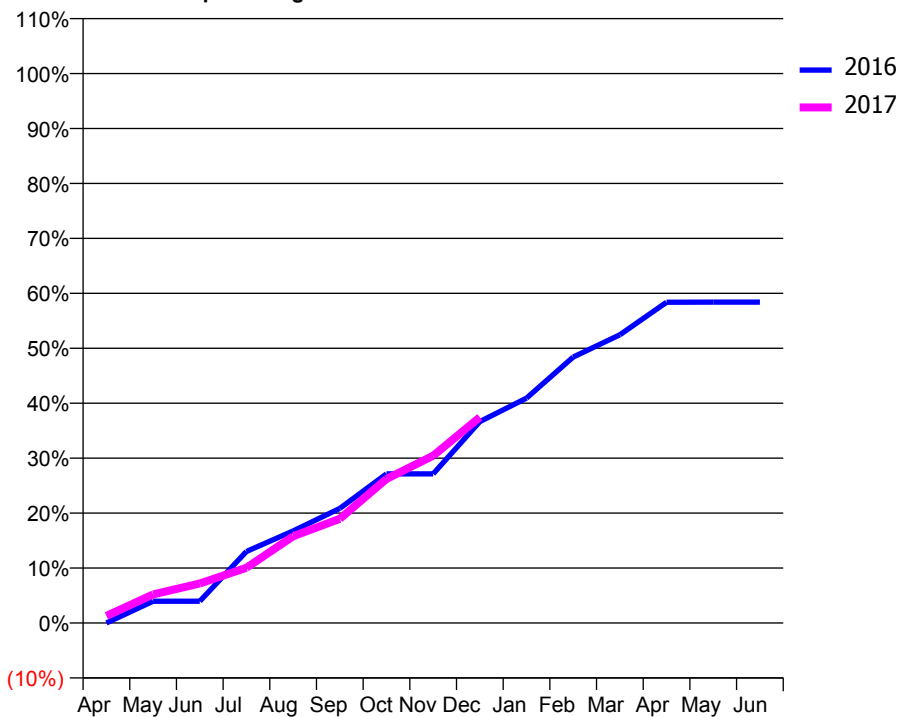
### ACCESS\*

Patients seen in 24 months	Total	Change since previous quarter
Quarter ending December 2015	661	
Quarter ending March 2016	634	↓
Quarter ending June 2016	605	↓
Quarter ending September 2016	603	→
Quarter ending December 2016	627	↑
<b>Variance since December 2015</b>	<b>(5.1%)</b>	<b>↓</b>



### ACTIVITY

Cumulative percentage of contracted UDA delivered 2016 & 2017



Month	Adjusted Scheduled Activity (UDA)	
	2016	2017
April	0	47
May	143	187
June	143	259
July	469	362
August	603	568
September	751	682
October	977	944
November	977	1,096
December	1,319	1,349
January	1,473	
February	1,743	
March	1,889	
April	2,102	
May	2,103	
June	2,103	

### QUALITY

	Quantity	Base Number	Contract	AT	Region	England
% of FP17s for the same patient ID Re-attending within 3 months - Children	5	179	2.8%	11.3%	11.9%	12.4%
% of FP17s for the same patient ID Re-attending within 3 months - Adults	24	285	8.4%	16.3%	17.1%	16.6%
% of FP17s for the same patient ID Re-attending between 3 & 9 months - Children	81	179	45.3%	41.7%	46.2%	57.5%
% of FP17s for the same patient ID Re-attending between 3 & 9 months - Adults	108	285	37.9%	35.2%	37.8%	50.4%
% of FP17s for Band 1 Urgent Courses	3	397	0.8%	10.7%	10.6%	9.1%
% of FP17s Relating to Free Repair or Replacements	3	397	0.8%	0.5%	0.6%	0.8%
% of FP17s Relating to Continuations	0	397	0.0%	0.9%	0.9%	1.3%
% of Patients satisfied with the dentistry they have received	2	3	N/A	89.2%	90.3%	92.7%
% of Patients satisfied with the time they had to wait for an appointment	2	3	N/A	81.2%	83.8%	88.8%

\* This is based on patients treated on this contract for their most recent course of treatment. Figures in italics indicate the base number of FP17s or Patient Questionnaire responses are less than 100. N/A is shown where the base number of responses is less than 10 during the period. % is calculated as Quantity/Base number\*100

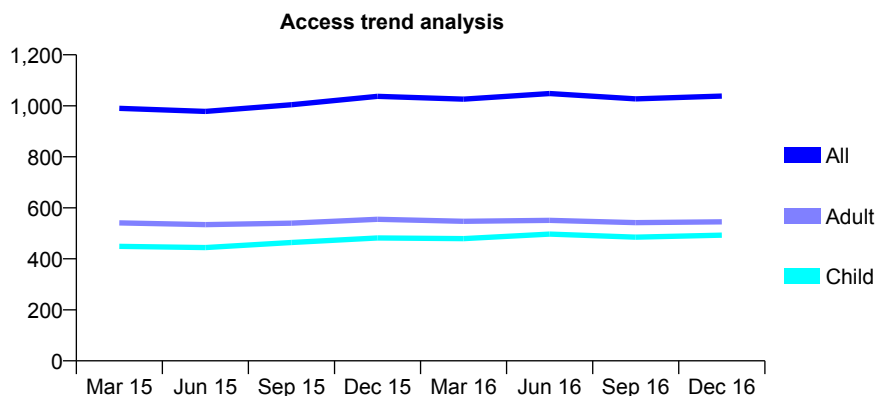
## Q61 - Vital Signs At a Glance Contract Report for 785490/0001 - December 2016

Name or company name	MRS FI OLUYANNWO
Contract type name	GDS Contract
Purpose of contract	General
Contract start date	09/11/2009
Contract end date	

16/17 Contracted general activity (UDA)	2,582
Carry forward general activity (UDA)	2
16/17 Contracted orthodontic activity (UOA)	0
Carry forward orthodontic activity (UOA)	0
Baseline contract value	£92,778.86

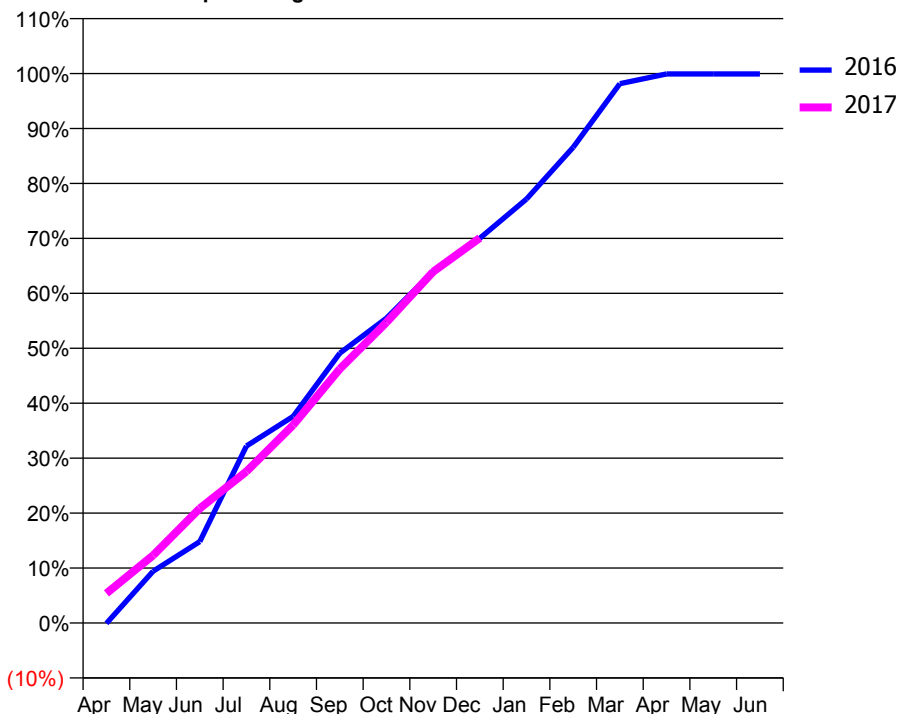
### ACCESS\*

Patients seen in 24 months	Total	Change since previous quarter
Quarter ending December 2015	1,037	
Quarter ending March 2016	1,026	↓
Quarter ending June 2016	1,048	↑
Quarter ending September 2016	1,027	↓
Quarter ending December 2016	1,038	→
<b>Variance since December 2015</b>	<b>0.1%</b>	<b>→</b>



### ACTIVITY

Cumulative percentage of contracted UDA delivered 2016 & 2017



Month	Adjusted Scheduled Activity (UDA)	
	2016	2017
April	-2	139
May	243	318
June	383	539
July	832	712
August	971	930
September	1,268	1,194
October	1,432	1,413
November	1,653	1,651
December	1,808	1,809
January	1,992	
February	2,235	
March	2,534	
April	2,580	
May	2,580	
June	2,580	

### QUALITY

	Quantity	Base Number	Contract	AT	Region	England
% of FP17s for the same patient ID Re-attending within 3 months - Children	16	470	3.4%	11.3%	11.9%	12.4%
% of FP17s for the same patient ID Re-attending within 3 months - Adults	27	430	6.3%	16.3%	17.1%	16.6%
% of FP17s for the same patient ID Re-attending between 3 & 9 months - Children	274	470	58.3%	41.7%	46.2%	57.5%
% of FP17s for the same patient ID Re-attending between 3 & 9 months - Adults	194	430	45.1%	35.2%	37.8%	50.4%
% of FP17s for Band 1 Urgent Courses	35	880	4.0%	10.7%	10.6%	9.1%
% of FP17s Relating to Free Repair or Replacements	0	880	0.0%	0.5%	0.6%	0.8%
% of FP17s Relating to Continuations	1	880	0.1%	0.9%	0.9%	1.3%
% of Patients satisfied with the dentistry they have received	1	1	N/A	89.2%	90.3%	92.7%
% of Patients satisfied with the time they had to wait for an appointment	1	1	N/A	81.2%	83.8%	88.8%

\* This is based on patients treated on this contract for their most recent course of treatment. Figures in italics indicate the base number of FP17s or Patient Questionnaire responses are less than 100. N/A is shown where the base number of responses is less than 10 during the period. % is calculated as Quantity/Base number\*100

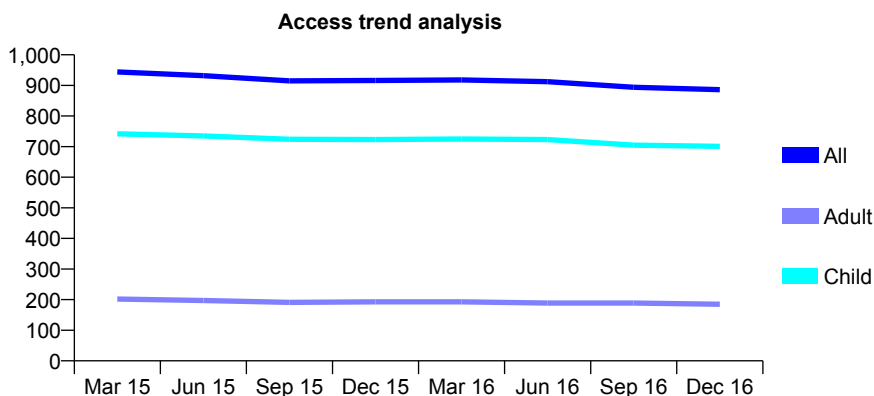
## Q61 - Vital Signs At a Glance Contract Report for 785806/0001 - December 2016

Name or company name	MR M BHARDWAJ
Contract type name	GDS Contract
Purpose of contract	General
Contract start date	01/01/2013
Contract end date	

16/17 Contracted general activity (UDA)	1,850
Carry forward general activity (UDA)	-37
16/17 Contracted orthodontic activity (UOA)	0
Carry forward orthodontic activity (UOA)	0
Baseline contract value	£47,558.22

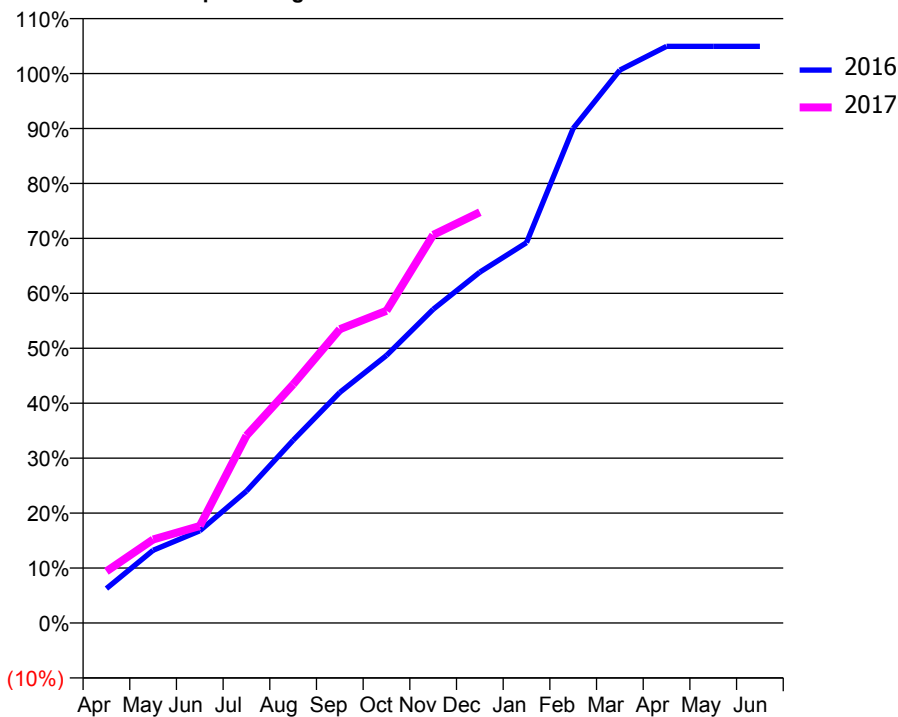
### ACCESS\*

Patients seen in 24 months	Total	Change since previous quarter
Quarter ending December 2015	916	
Quarter ending March 2016	918	→
Quarter ending June 2016	912	→
Quarter ending September 2016	894	↓
Quarter ending December 2016	886	→
<b>Variance since December 2015</b>	<b>(3.3%)</b>	<b>↓</b>



### ACTIVITY

Cumulative percentage of contracted UDA delivered 2016 & 2017



Month	Adjusted Scheduled Activity (UDA)	
	2016	2017
April	116	174
May	245	281
June	311	327
July	444	631
August	615	803
September	777	989
October	901	1,051
November	1,056	1,307
December	1,181	1,383
January	1,280	
February	1,665	
March	1,862	
April	1,941	
May	1,941	
June	1,941	

### QUALITY

	Quantity	Base Number	Contract	AT	Region	England
% of FP17s for the same patient ID Re-attending within 3 months - Children	47	646	7.3%	11.3%	11.9%	12.4%
% of FP17s for the same patient ID Re-attending within 3 months - Adults	12	86	14.0%	16.3%	17.1%	16.6%
% of FP17s for the same patient ID Re-attending between 3 & 9 months - Children	250	646	38.7%	41.7%	46.2%	57.5%
% of FP17s for the same patient ID Re-attending between 3 & 9 months - Adults	41	86	47.7%	35.2%	37.8%	50.4%
% of FP17s for Band 1 Urgent Courses	25	695	3.6%	10.7%	10.6%	9.1%
% of FP17s Relating to Free Repair or Replacements	1	695	0.1%	0.5%	0.6%	0.8%
% of FP17s Relating to Continuations	8	695	1.2%	0.9%	0.9%	1.3%
% of Patients satisfied with the dentistry they have received	1	1	N/A	89.2%	90.3%	92.7%
% of Patients satisfied with the time they had to wait for an appointment	1	1	N/A	81.2%	83.8%	88.8%

\* This is based on patients treated on this contract for their most recent course of treatment. Figures in italics indicate the base number of FP17s or Patient Questionnaire responses are less than 100. N/A is shown where the base number of responses is less than 10 during the period. % is calculated as Quantity/Base number\*100

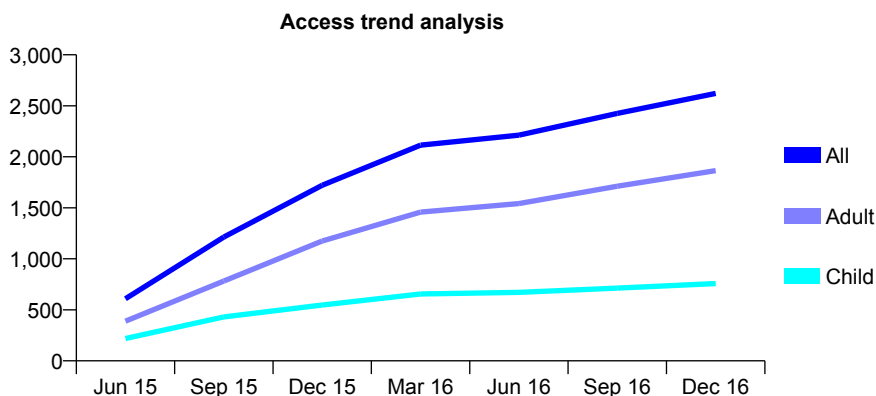
## Q61 - Vital Signs At a Glance Contract Report for 785946/0001 - December 2016

Name or company name	MR M BEHNAM
Contract type name	GDS Contract
Purpose of contract	General
Contract start date	01/04/2015
Contract end date	

16/17 Contracted general activity (UDA)	9,969
Carry forward general activity (UDA)	256
16/17 Contracted orthodontic activity (UOA)	0
Carry forward orthodontic activity (UOA)	0
Baseline contract value	£241,090.29

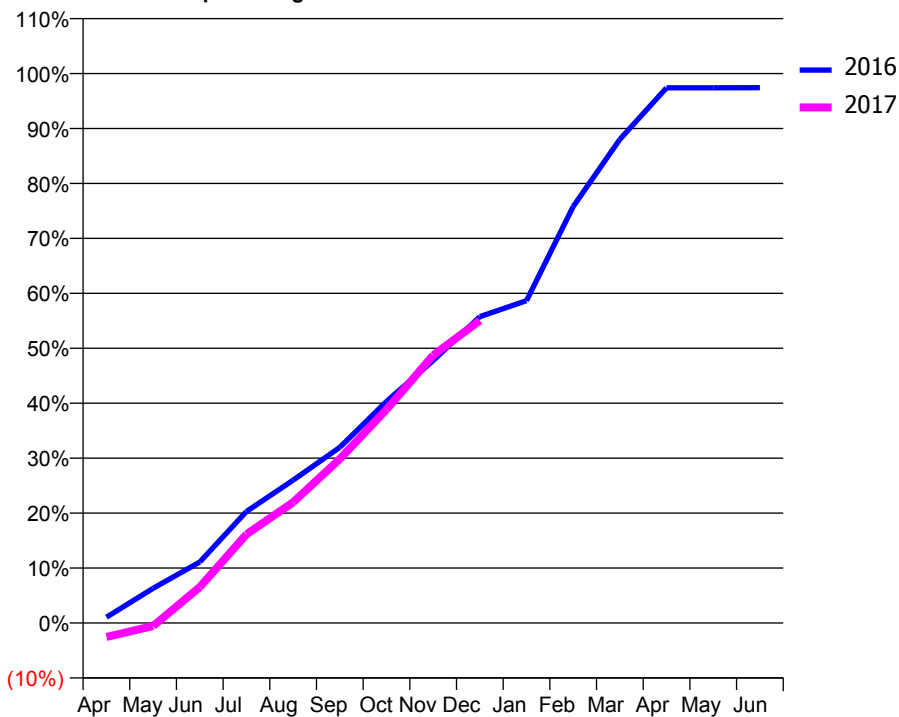
### ACCESS\*

Patients seen in 24 months	Total	Change since previous quarter
Quarter ending December 2015	1,721	
Quarter ending March 2016	2,114	↑
Quarter ending June 2016	2,213	↑
Quarter ending September 2016	2,425	↑
Quarter ending December 2016	2,622	↑
<b>Variance since December 2015</b>	<b>52.4%</b>	<b>↑</b>



### ACTIVITY

**Cumulative percentage of contracted UDA delivered 2016 & 2017**



Month	Adjusted Scheduled Activity (UDA)	
	2016	2017
April	106	-256
May	631	-56
June	1,106	651
July	2,024	1,609
August	2,591	2,190
September	3,187	2,978
October	4,019	3,873
November	4,763	4,855
December	5,559	5,487
January	5,849	
February	7,557	
March	8,776	
April	9,710	
May	9,710	
June	9,713	

### QUALITY

	Quantity	Base Number	Contract	AT	Region	England
% of FP17s for the same patient ID Re-attending within 3 months - Children	40	668	6.0%	11.3%	11.9%	12.4%
% of FP17s for the same patient ID Re-attending within 3 months - Adults	162	1,408	11.5%	16.3%	17.1%	16.6%
% of FP17s for the same patient ID Re-attending between 3 & 9 months - Children	305	668	45.7%	41.7%	46.2%	57.5%
% of FP17s for the same patient ID Re-attending between 3 & 9 months - Adults	462	1,408	32.8%	35.2%	37.8%	50.4%
% of FP17s for Band 1 Urgent Courses	255	1,850	13.8%	10.7%	10.6%	9.1%
% of FP17s Relating to Free Repair or Replacements	7	1,850	0.4%	0.5%	0.6%	0.8%
% of FP17s Relating to Continuations	2	1,850	0.1%	0.9%	0.9%	1.3%
% of Patients satisfied with the dentistry they have received	3	3	N/A	89.2%	90.3%	92.7%
% of Patients satisfied with the time they had to wait for an appointment	2	3	N/A	81.2%	83.8%	88.8%

\* This is based on patients treated on this contract for their most recent course of treatment. Figures in italics indicate the base number of FP17s or Patient Questionnaire responses are less than 100. N/A is shown where the base number of responses is less than 10 during the period. % is calculated as Quantity/Base number\*100

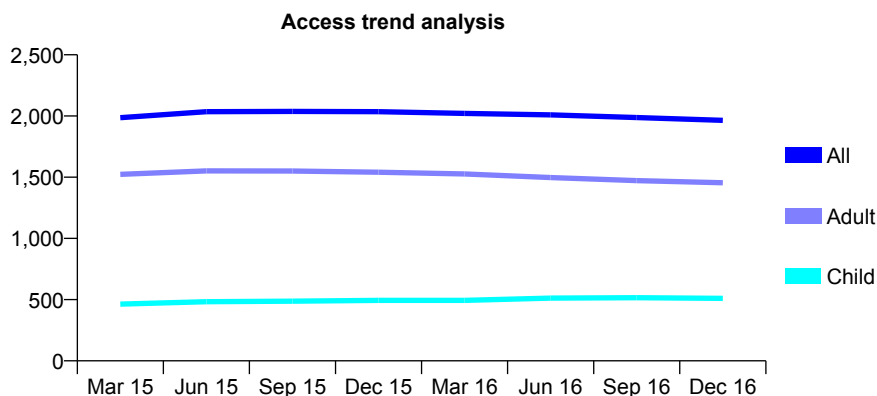
## Q61 - Vital Signs At a Glance Contract Report for 787566/0001 - December 2016

Name or company name	DR P ZIAHOSSEINI
Contract type name	GDS Contract
Purpose of contract	General
Contract start date	15/04/2008
Contract end date	

16/17 Contracted general activity (UDA)	6,876
Carry forward general activity (UDA)	0
16/17 Contracted orthodontic activity (UOA)	0
Carry forward orthodontic activity (UOA)	0
Baseline contract value	£201,479.43

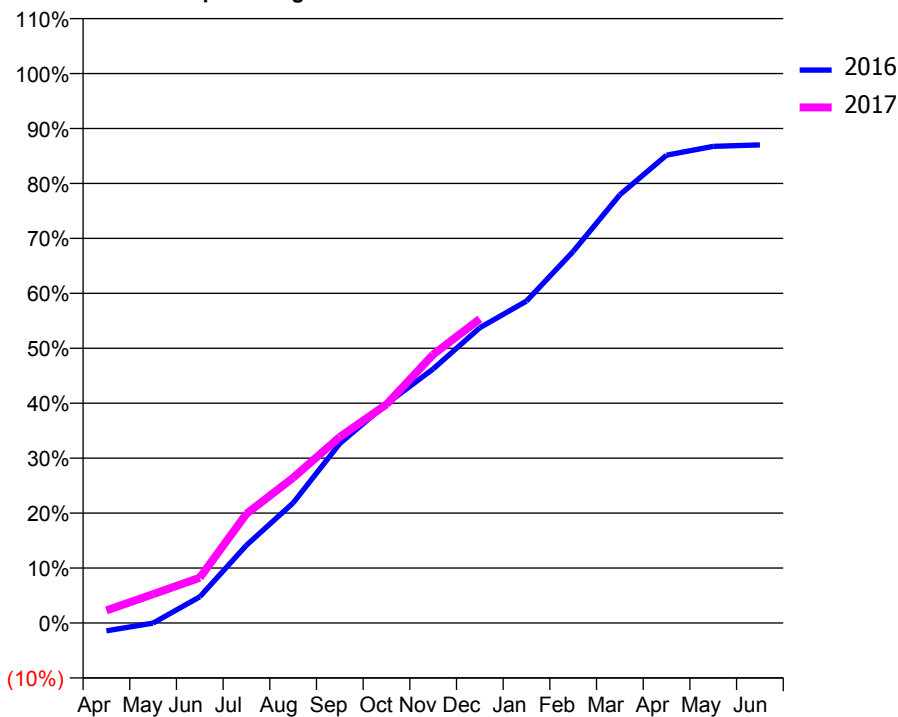
### ACCESS\*

Patients seen in 24 months	Total	Change since previous quarter
Quarter ending December 2015	2,035	
Quarter ending March 2016	2,021	→
Quarter ending June 2016	2,009	→
Quarter ending September 2016	1,988	↓
Quarter ending December 2016	1,965	↓
<b>Variance since December 2015</b>	<b>(3.4%)</b>	<b>↓</b>



### ACTIVITY

Cumulative percentage of contracted UDA delivered 2016 & 2017



Month	Adjusted Scheduled Activity (UDA)	
	2016	2017
April	-99	157
May	-3	362
June	328	567
July	974	1,367
August	1,502	1,818
September	2,247	2,328
October	2,742	2,735
November	3,179	3,359
December	3,695	3,806
January	4,028	
February	4,650	
March	5,359	
April	5,854	
May	5,964	
June	5,983	

### QUALITY

	Quantity	Base Number	Contract	AT	Region	England
% of FP17s for the same patient ID Re-attending within 3 months - Children	59	556	10.6%	11.3%	11.9%	12.4%
% of FP17s for the same patient ID Re-attending within 3 months - Adults	215	1,220	17.6%	16.3%	17.1%	16.6%
% of FP17s for the same patient ID Re-attending between 3 & 9 months - Children	309	556	55.6%	41.7%	46.2%	57.5%
% of FP17s for the same patient ID Re-attending between 3 & 9 months - Adults	472	1,220	38.7%	35.2%	37.8%	50.4%
% of FP17s for Band 1 Urgent Courses	295	1,546	19.1%	10.7%	10.6%	9.1%
% of FP17s Relating to Free Repair or Replacements	8	1,546	0.5%	0.5%	0.6%	0.8%
% of FP17s Relating to Continuations	2	1,546	0.1%	0.9%	0.9%	1.3%
% of Patients satisfied with the dentistry they have received	1	1	N/A	89.2%	90.3%	92.7%
% of Patients satisfied with the time they had to wait for an appointment	1	1	N/A	81.2%	83.8%	88.8%

\* This is based on patients treated on this contract for their most recent course of treatment. Figures in italics indicate the base number of FP17s or Patient Questionnaire responses are less than 100. N/A is shown where the base number of responses is less than 10 during the period. % is calculated as Quantity/Base number\*100

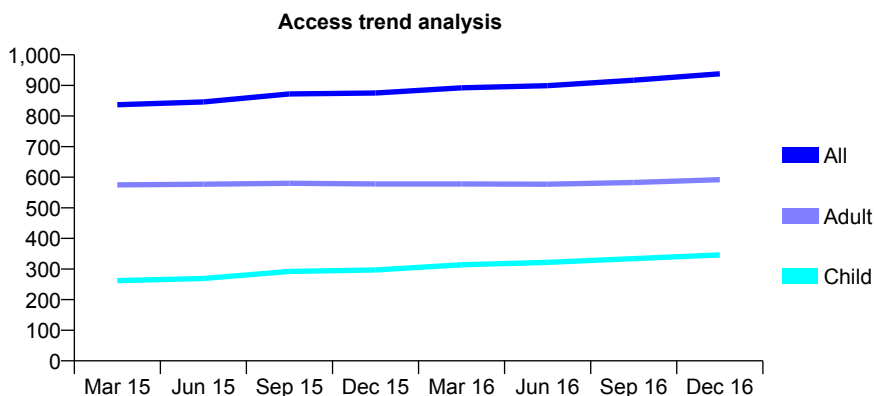
## Q61 - Vital Signs At a Glance Contract Report for 789518/0001 - December 2016

Name or company name	The Fenton Dental Studios
Contract type name	GDS Contract
Purpose of contract	General
Contract start date	18/02/2010
Contract end date	

16/17 Contracted general activity (UDA)	2,481
Carry forward general activity (UDA)	-25
16/17 Contracted orthodontic activity (UOA)	0
Carry forward orthodontic activity (UOA)	0
Baseline contract value	£76,798.98

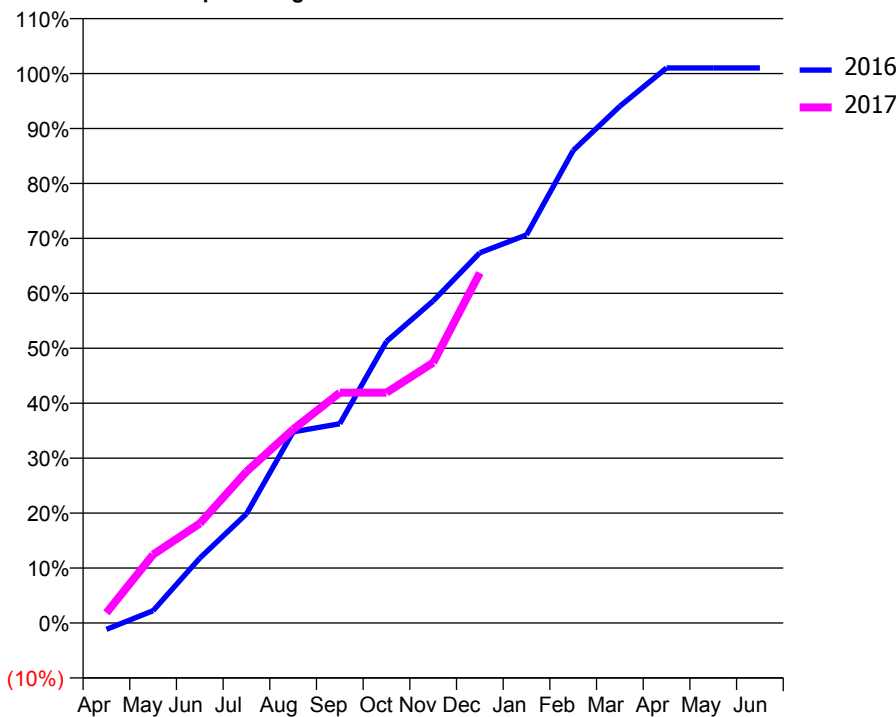
### ACCESS\*

Patients seen in 24 months	Total	Change since previous quarter
Quarter ending December 2015	875	
Quarter ending March 2016	892	→
Quarter ending June 2016	899	→
Quarter ending September 2016	917	↑
Quarter ending December 2016	938	↑
<b>Variance since December 2015</b>	<b>7.2%</b>	<b>↑</b>



### ACTIVITY

Cumulative percentage of contracted UDA delivered 2016 & 2017



Month	Adjusted Scheduled Activity (UDA)	
	2016	2017
April	-29	46
May	55	309
June	293	449
July	493	684
August	863	874
September	900	1,040
October	1,271	1,040
November	1,454	1,176
December	1,672	1,581
January	1,753	
February	2,133	
March	2,333	
April	2,506	
May	2,506	
June	2,506	

### QUALITY

	Quantity	Base Number	Contract	AT	Region	England
% of FP17s for the same patient ID Re-attending within 3 months - Children	8	383	2.1%	11.3%	11.9%	12.4%
% of FP17s for the same patient ID Re-attending within 3 months - Adults	68	592	11.5%	16.3%	17.1%	16.6%
% of FP17s for the same patient ID Re-attending between 3 & 9 months - Children	234	383	61.1%	41.7%	46.2%	57.5%
% of FP17s for the same patient ID Re-attending between 3 & 9 months - Adults	355	592	60.0%	35.2%	37.8%	50.4%
% of FP17s for Band 1 Urgent Courses	30	893	3.4%	10.7%	10.6%	9.1%
% of FP17s Relating to Free Repair or Replacements	0	893	0.0%	0.5%	0.6%	0.8%
% of FP17s Relating to Continuations	5	893	0.6%	0.9%	0.9%	1.3%
% of Patients satisfied with the dentistry they have received	0	0	N/A	89.2%	90.3%	92.7%
% of Patients satisfied with the time they had to wait for an appointment	0	0	N/A	81.2%	83.8%	88.8%

\* This is based on patients treated on this contract for their most recent course of treatment. Figures in italics indicate the base number of FP17s or Patient Questionnaire responses are less than 100. N/A is shown where the base number of responses is less than 10 during the period. % is calculated as Quantity/Base number\*100

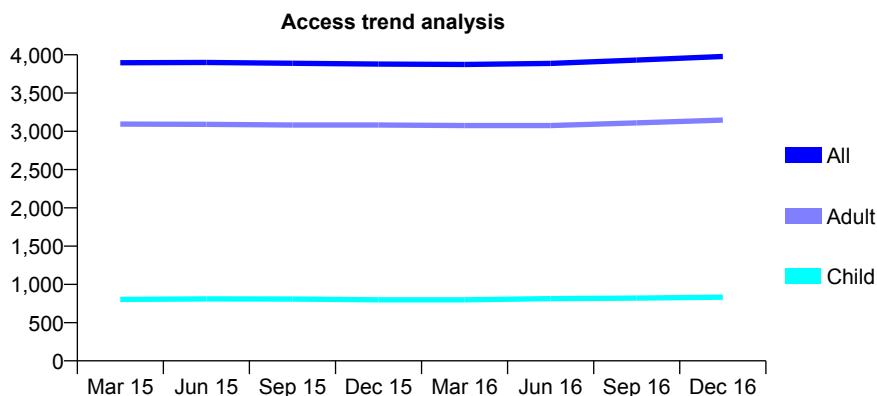
## Q61 - Vital Signs At a Glance Contract Report for 794821/0001 - December 2016

Name or company name	Devalia, Devalia and Soffair Partnership
Contract type name	GDS Contract
Purpose of contract	General
Contract start date	01/04/2006
Contract end date	

16/17 Contracted general activity (UDA)	11,819
Carry forward general activity (UDA)	88
16/17 Contracted orthodontic activity (UOA)	0
Carry forward orthodontic activity (UOA)	0
Baseline contract value	£346,604.73

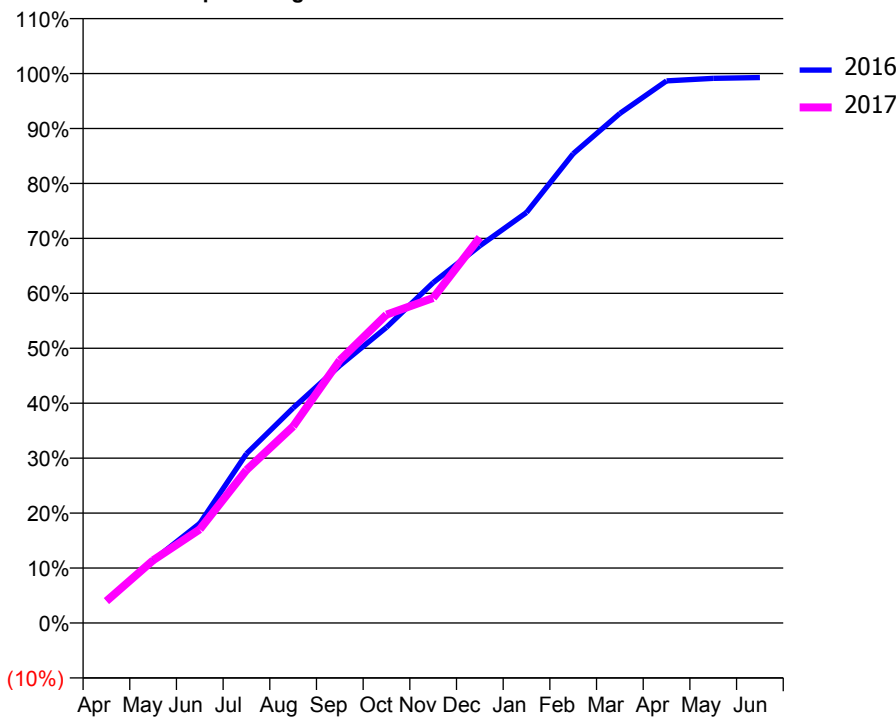
### ACCESS\*

Patients seen in 24 months	Total	Change since previous quarter
Quarter ending December 2015	3,879	
Quarter ending March 2016	3,873	→
Quarter ending June 2016	3,888	→
Quarter ending September 2016	3,931	→
Quarter ending December 2016	3,978	→
<b>Variance since December 2015</b>	<b>2.6%</b>	<b>↑</b>



### ACTIVITY

Cumulative percentage of contracted UDA delivered 2016 & 2017



Month	Adjusted Scheduled Activity (UDA)	
	2016	2017
April	485	471
May	1,350	1,351
June	2,143	2,014
July	3,641	3,290
August	4,624	4,230
September	5,536	5,652
October	6,360	6,634
November	7,322	6,992
December	8,112	8,294
January	8,828	
February	10,095	
March	10,961	
April	11,660	
May	11,714	
June	11,731	

### QUALITY

	Quantity	Base Number	Contract	AT	Region	England
% of FP17s for the same patient ID Re-attending within 3 months - Children	145	1,034	14.0%	11.3%	11.9%	12.4%
% of FP17s for the same patient ID Re-attending within 3 months - Adults	899	3,742	24.0%	16.3%	17.1%	16.6%
% of FP17s for the same patient ID Re-attending between 3 & 9 months - Children	574	1,034	55.5%	41.7%	46.2%	57.5%
% of FP17s for the same patient ID Re-attending between 3 & 9 months - Adults	1,754	3,742	46.9%	35.2%	37.8%	50.4%
% of FP17s for Band 1 Urgent Courses	882	4,389	20.1%	10.7%	10.6%	9.1%
% of FP17s Relating to Free Repair or Replacements	106	4,389	2.4%	0.5%	0.6%	0.8%
% of FP17s Relating to Continuations	44	4,389	1.0%	0.9%	0.9%	1.3%
% of Patients satisfied with the dentistry they have received	6	6	N/A	89.2%	90.3%	92.7%
% of Patients satisfied with the time they had to wait for an appointment	5	6	N/A	81.2%	83.8%	88.8%

\* This is based on patients treated on this contract for their most recent course of treatment. Figures in italics indicate the base number of FP17s or Patient Questionnaire responses are less than 100. N/A is shown where the base number of responses is less than 10 during the period. % is calculated as Quantity/Base number\*100



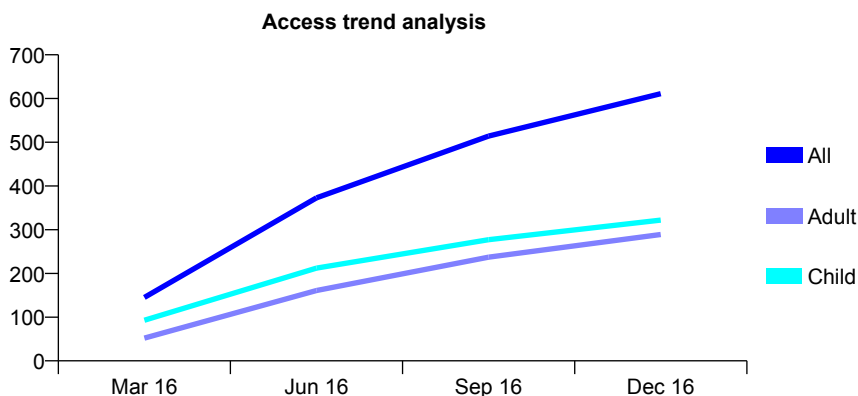
## Q61 - Vital Signs At a Glance Contract Report for 805424/0001 - December 2016

Name or company name	MR RS SHETH
Contract type name	GDS Contract
Purpose of contract	General
Contract start date	01/01/2016
Contract end date	

16/17 Contracted general activity (UDA)	1,995
Carry forward general activity (UDA)	0
16/17 Contracted orthodontic activity (UOA)	0
Carry forward orthodontic activity (UOA)	0
Baseline contract value	£45,396.56

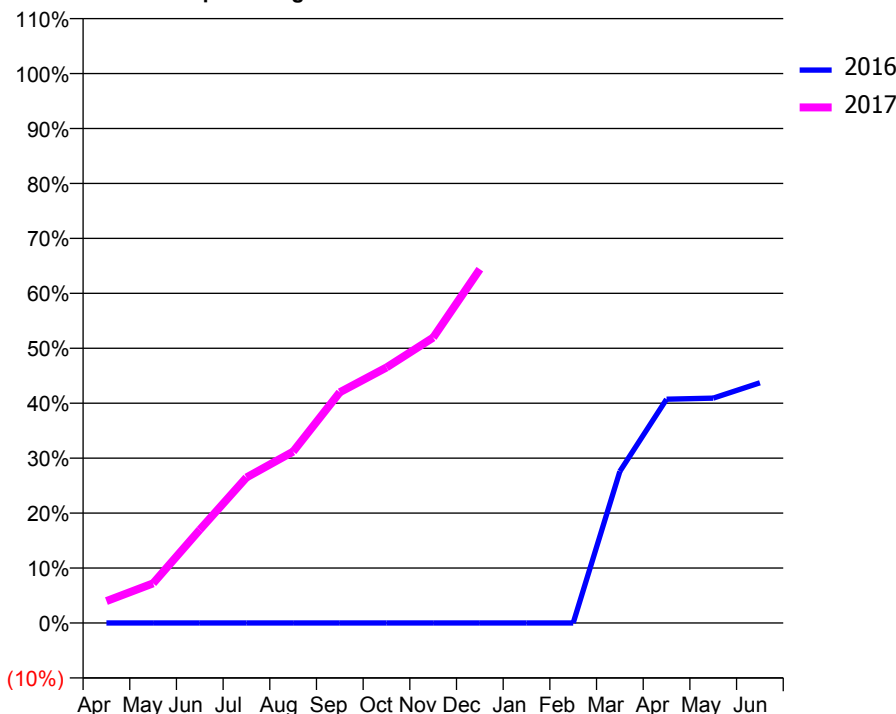
### ACCESS\*

Patients seen in 24 months	Total	Change since previous quarter
Quarter ending December 2015	0	
Quarter ending March 2016	145	
Quarter ending June 2016	373	↑
Quarter ending September 2016	514	↑
Quarter ending December 2016	611	↑
<b>Variance since December 2015</b>	N/A	



### ACTIVITY

Cumulative percentage of contracted UDA delivered 2016 & 2017



Month	Adjusted Scheduled Activity (UDA)	
	2016	2017
April	0	79
May	0	144
June	0	339
July	0	528
August	0	622
September	0	838
October	0	928
November	0	1,036
December	0	1,285
January	0	
February	0	
March	138	
April	203	
May	204	
June	218	

### QUALITY

	Quantity	Base Number	Contract	AT	Region	England
% of FP17s for the same patient ID Re-attending within 3 months - Children	28	477	5.9%	11.3%	11.9%	12.4%
% of FP17s for the same patient ID Re-attending within 3 months - Adults	49	370	13.2%	16.3%	17.1%	16.6%
% of FP17s for the same patient ID Re-attending between 3 & 9 months - Children	152	477	31.9%	41.7%	46.2%	57.5%
% of FP17s for the same patient ID Re-attending between 3 & 9 months - Adults	85	370	23.0%	35.2%	37.8%	50.4%
% of FP17s for Band 1 Urgent Courses	48	781	6.1%	10.7%	10.6%	9.1%
% of FP17s Relating to Free Repair or Replacements	3	781	0.4%	0.5%	0.6%	0.8%
% of FP17s Relating to Continuations	5	781	0.6%	0.9%	0.9%	1.3%
% of Patients satisfied with the dentistry they have received	0	0	N/A	89.2%	90.3%	92.7%
% of Patients satisfied with the time they had to wait for an appointment	0	0	N/A	81.2%	83.8%	88.8%

\* This is based on patients treated on this contract for their most recent course of treatment. Figures in italics indicate the base number of FP17s or Patient Questionnaire responses are less than 100. N/A is shown where the base number of responses is less than 10 during the period. % is calculated as Quantity/Base number\*100

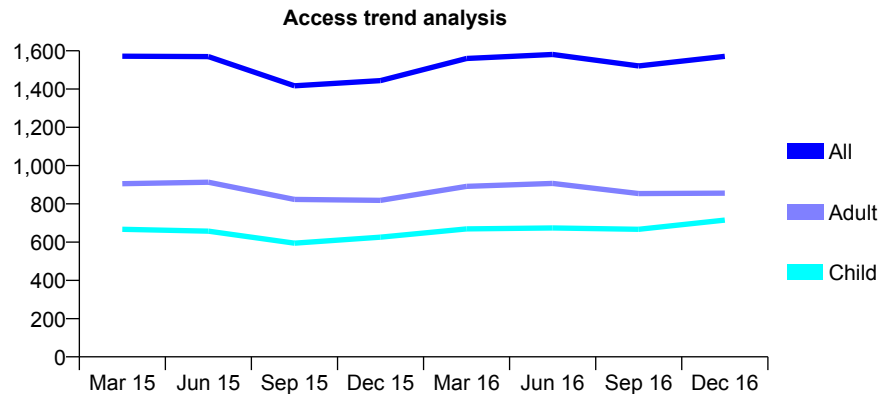
## Q61 - Vital Signs At a Glance Contract Report for 808369/0001 - December 2016

Name or company name	MR JR SROTYR
Contract type name	GDS Contract
Purpose of contract	General
Contract start date	01/04/2006
Contract end date	

16/17 Contracted general activity (UDA)	4,757
Carry forward general activity (UDA)	-95
16/17 Contracted orthodontic activity (UOA)	0
Carry forward orthodontic activity (UOA)	0
Baseline contract value	£154,390.52

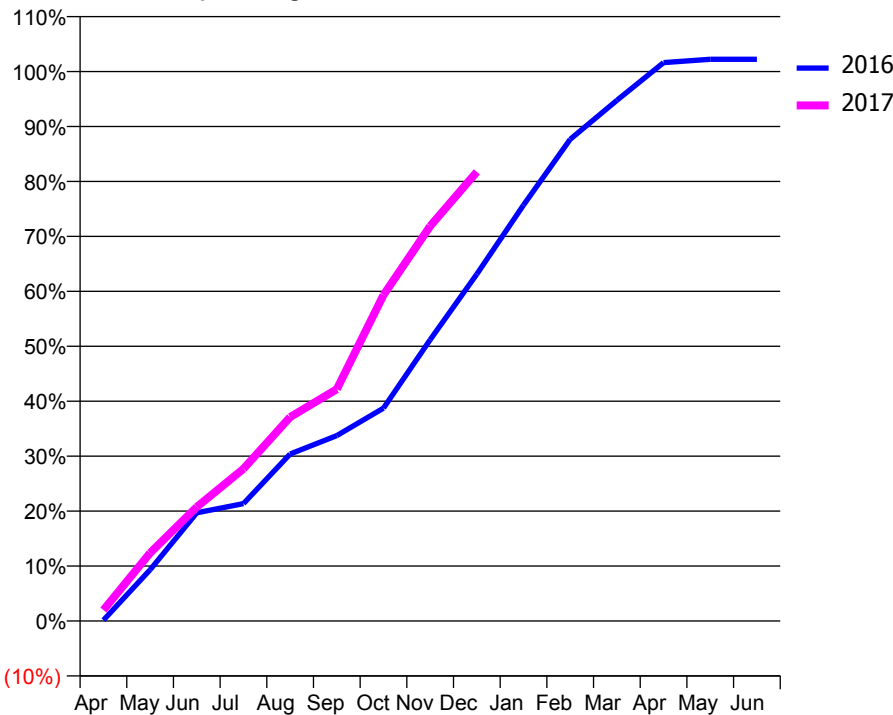
### ACCESS\*

Patients seen in 24 months	Total	Change since previous quarter
Quarter ending December 2015	1,444	
Quarter ending March 2016	1,560	↑
Quarter ending June 2016	1,581	→
Quarter ending September 2016	1,521	↓
Quarter ending December 2016	1,571	↑
<b>Variance since December 2015</b>	<b>8.8%</b>	<b>↑</b>



### ACTIVITY

Cumulative percentage of contracted UDA delivered 2016 & 2017



Month	Adjusted Scheduled Activity (UDA)	
	2016	2017
April	7	95
May	444	590
June	937	987
July	1,016	1,318
August	1,446	1,766
September	1,605	2,007
October	1,843	2,822
November	2,435	3,419
December	3,004	3,889
January	3,602	
February	4,170	
March	4,508	
April	4,833	
May	4,863	
June	4,863	

### QUALITY

	Quantity	Base Number	Contract	AT	Region	England
% of FP17s for the same patient ID Re-attending within 3 months - Children	31	523	5.9%	11.3%	11.9%	12.4%
% of FP17s for the same patient ID Re-attending within 3 months - Adults	125	661	18.9%	16.3%	17.1%	16.6%
% of FP17s for the same patient ID Re-attending between 3 & 9 months - Children	118	523	22.6%	41.7%	46.2%	57.5%
% of FP17s for the same patient ID Re-attending between 3 & 9 months - Adults	127	661	19.2%	35.2%	37.8%	50.4%
% of FP17s for Band 1 Urgent Courses	167	967	17.3%	10.7%	10.6%	9.1%
% of FP17s Relating to Free Repair or Replacements	0	967	0.0%	0.5%	0.6%	0.8%
% of FP17s Relating to Continuations	0	967	0.0%	0.9%	0.9%	1.3%
% of Patients satisfied with the dentistry they have received	0	0	N/A	89.2%	90.3%	92.7%
% of Patients satisfied with the time they had to wait for an appointment	0	0	N/A	81.2%	83.8%	88.8%

\* This is based on patients treated on this contract for their most recent course of treatment. Figures in italics indicate the base number of FP17s or Patient Questionnaire responses are less than 100. N/A is shown where the base number of responses is less than 10 during the period. % is calculated as Quantity/Base number\*100

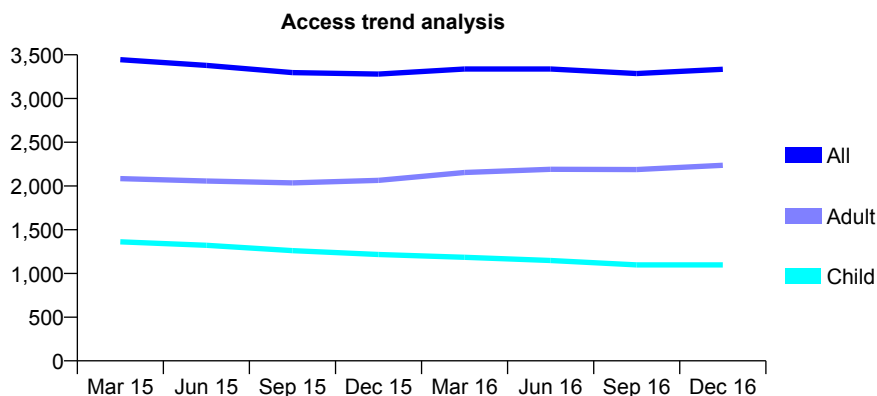
## Q61 - Vital Signs At a Glance Contract Report for 809543/0002 - December 2016

Name or company name	MR SV PATEL
Contract type name	GDS Contract
Purpose of contract	General
Contract start date	14/05/2007
Contract end date	

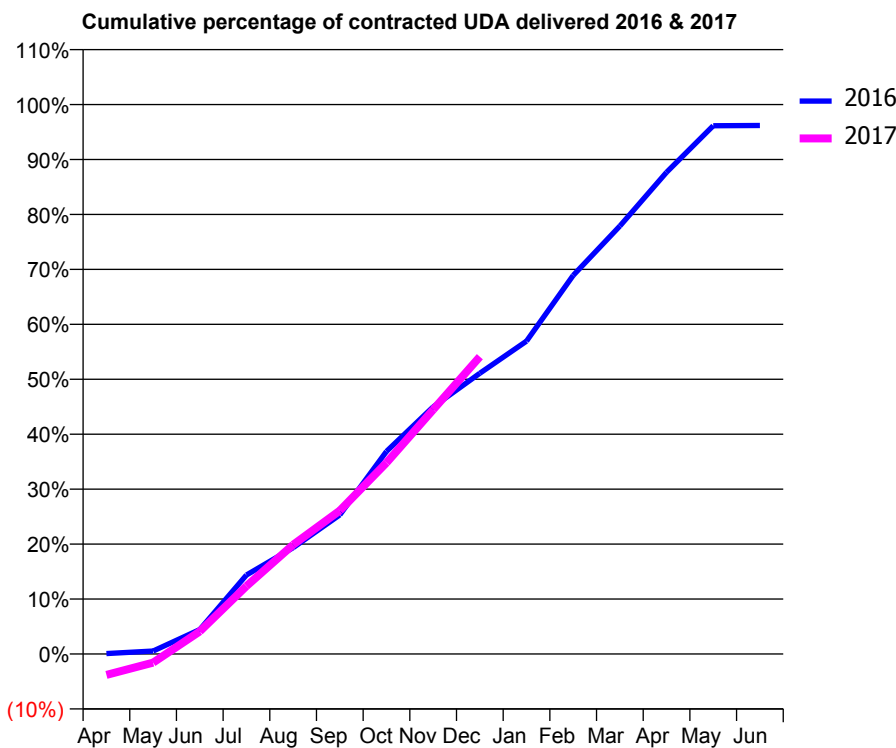
16/17 Contracted general activity (UDA)	13,086
Carry forward general activity (UDA)	501
16/17 Contracted orthodontic activity (UOA)	0
Carry forward orthodontic activity (UOA)	0
Baseline contract value	£336,215.37

### ACCESS\*

Patients seen in 24 months	Total	Change since previous quarter
Quarter ending December 2015	3,280	
Quarter ending March 2016	3,338	→
Quarter ending June 2016	3,337	→
Quarter ending September 2016	3,285	↓
Quarter ending December 2016	3,335	→
<b>Variance since December 2015</b>	<b>1.7%</b>	<b>→</b>



### ACTIVITY



Month	Adjusted Scheduled Activity (UDA)	
	2016	2017
April	12	-501
May	71	-207
June	584	538
July	1,882	1,619
August	2,533	2,603
September	3,314	3,414
October	4,826	4,555
November	5,885	5,819
December	6,687	7,081
January	7,451	
February	9,017	
March	10,193	
April	11,471	
May	12,581	
June	12,585	

### QUALITY

	Quantity	Base Number	Contract	AT	Region	England
% of FP17s for the same patient ID Re-attending within 3 months - Children	89	1,110	8.0%	11.3%	11.9%	12.4%
% of FP17s for the same patient ID Re-attending within 3 months - Adults	395	2,210	17.9%	16.3%	17.1%	16.6%
% of FP17s for the same patient ID Re-attending between 3 & 9 months - Children	570	1,110	51.4%	41.7%	46.2%	57.5%
% of FP17s for the same patient ID Re-attending between 3 & 9 months - Adults	1,016	2,210	46.0%	35.2%	37.8%	50.4%
% of FP17s for Band 1 Urgent Courses	135	2,612	5.2%	10.7%	10.6%	9.1%
% of FP17s Relating to Free Repair or Replacements	3	2,612	0.1%	0.5%	0.6%	0.8%
% of FP17s Relating to Continuations	82	2,612	3.1%	0.9%	0.9%	1.3%
% of Patients satisfied with the dentistry they have received	2	3	N/A	89.2%	90.3%	92.7%
% of Patients satisfied with the time they had to wait for an appointment	2	3	N/A	81.2%	83.8%	88.8%

\* This is based on patients treated on this contract for their most recent course of treatment. Figures in italics indicate the base number of FP17s or Patient Questionnaire responses are less than 100. N/A is shown where the base number of responses is less than 10 during the period. % is calculated as Quantity/Base number\*100

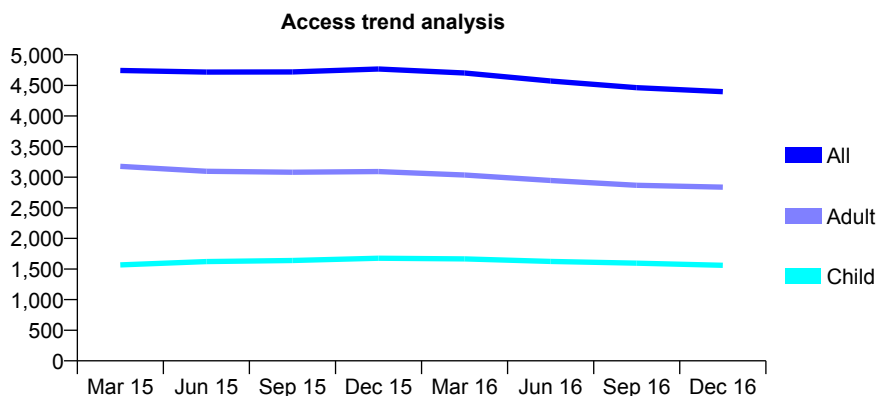
## Q61 - Vital Signs At a Glance Contract Report for 812994/0001 - December 2016

Name or company name	Mr Anoushiravan Pashmi
Contract type name	GDS Contract
Purpose of contract	General
Contract start date	01/04/2006
Contract end date	

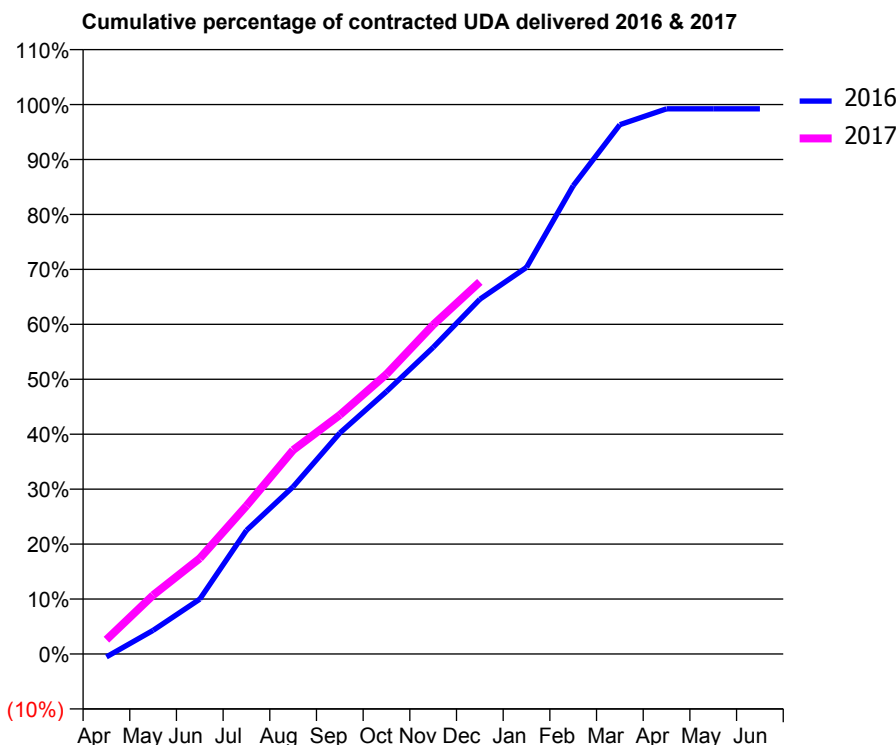
16/17 Contracted general activity (UDA)	11,039
Carry forward general activity (UDA)	87
16/17 Contracted orthodontic activity (UOA)	0
Carry forward orthodontic activity (UOA)	0
Baseline contract value	£336,529.16

### ACCESS\*

Patients seen in 24 months	Total	Change since previous quarter
Quarter ending December 2015	4,769	
Quarter ending March 2016	4,702	↓
Quarter ending June 2016	4,571	↓
Quarter ending September 2016	4,464	↓
Quarter ending December 2016	4,398	↓
<b>Variance since December 2015</b>	<b>(7.8%)</b>	<b>↓</b>



### ACTIVITY



Month	Adjusted Scheduled Activity (UDA)	
	2016	2017
April	-60	287
May	475	1,181
June	1,103	1,922
July	2,484	2,978
August	3,362	4,096
September	4,440	4,801
October	5,272	5,620
November	6,160	6,613
December	7,127	7,475
January	7,768	
February	9,407	
March	10,634	
April	10,951	
May	10,952	
June	10,952	

### QUALITY

	Quantity	Base Number	Contract	AT	Region	England
% of FP17s for the same patient ID Re-attending within 3 months - Children	56	1,535	3.6%	11.3%	11.9%	12.4%
% of FP17s for the same patient ID Re-attending within 3 months - Adults	177	2,163	8.2%	16.3%	17.1%	16.6%
% of FP17s for the same patient ID Re-attending between 3 & 9 months - Children	951	1,535	62.0%	41.7%	46.2%	57.5%
% of FP17s for the same patient ID Re-attending between 3 & 9 months - Adults	1,100	2,163	50.9%	35.2%	37.8%	50.4%
% of FP17s for Band 1 Urgent Courses	167	3,549	4.7%	10.7%	10.6%	9.1%
% of FP17s Relating to Free Repair or Replacements	11	3,549	0.3%	0.5%	0.6%	0.8%
% of FP17s Relating to Continuations	7	3,549	0.2%	0.9%	0.9%	1.3%
% of Patients satisfied with the dentistry they have received	5	5	N/A	89.2%	90.3%	92.7%
% of Patients satisfied with the time they had to wait for an appointment	4	5	N/A	81.2%	83.8%	88.8%

\* This is based on patients treated on this contract for their most recent course of treatment. Figures in italics indicate the base number of FP17s or Patient Questionnaire responses are less than 100. N/A is shown where the base number of responses is less than 10 during the period. % is calculated as Quantity/Base number\*100

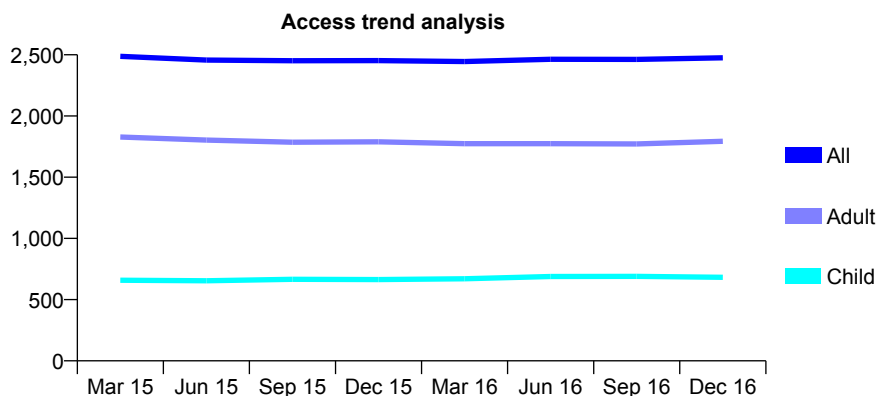
## Q61 - Vital Signs At a Glance Contract Report for 815144/0001 - December 2016

Name or company name	MR A MARCUS
Contract type name	GDS Contract
Purpose of contract	General
Contract start date	01/04/2006
Contract end date	

16/17 Contracted general activity (UDA)	5,705
Carry forward general activity (UDA)	243
16/17 Contracted orthodontic activity (UOA)	0
Carry forward orthodontic activity (UOA)	0
Baseline contract value	£139,307.26

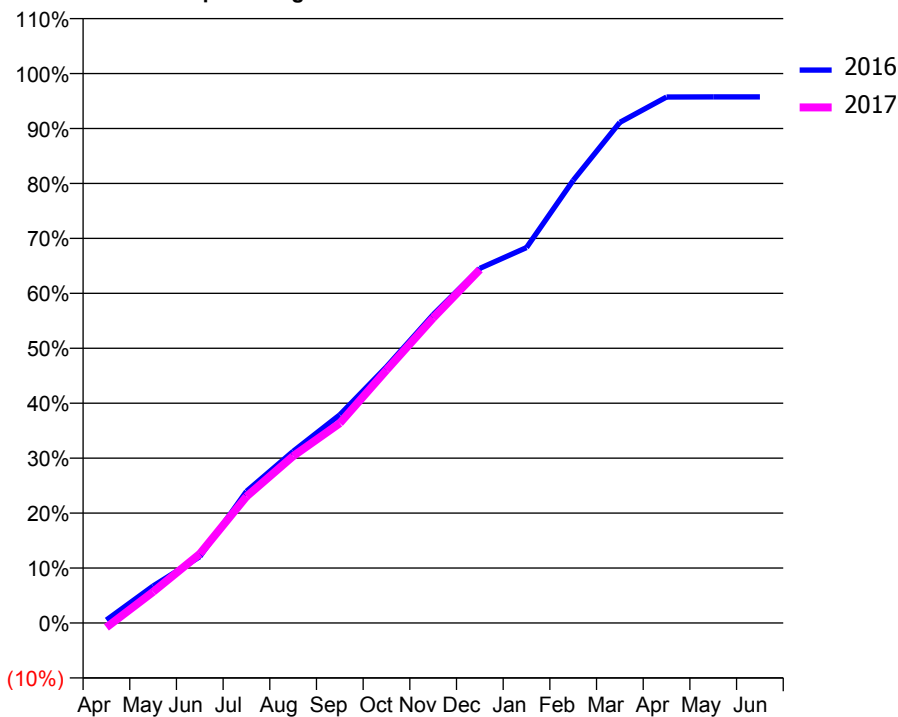
### ACCESS\*

Patients seen in 24 months	Total	Change since previous quarter
Quarter ending December 2015	2,453	
Quarter ending March 2016	2,445	→
Quarter ending June 2016	2,463	→
Quarter ending September 2016	2,462	→
Quarter ending December 2016	2,476	→
<b>Variance since December 2015</b>	<b>0.9%</b>	<b>→</b>



### ACTIVITY

Cumulative percentage of contracted UDA delivered 2016 & 2017



Month	Adjusted Scheduled Activity (UDA)	
	2016	2017
April	31	-47
May	384	324
June	689	718
July	1,367	1,313
August	1,782	1,733
September	2,162	2,075
October	2,660	2,626
November	3,202	3,167
December	3,682	3,669
January	3,897	
February	4,595	
March	5,198	
April	5,461	
May	5,462	
June	5,462	

### QUALITY

	Quantity	Base Number	Contract	AT	Region	England
% of FP17s for the same patient ID Re-attending within 3 months - Children	47	707	6.6%	11.3%	11.9%	12.4%
% of FP17s for the same patient ID Re-attending within 3 months - Adults	157	1,566	10.0%	16.3%	17.1%	16.6%
% of FP17s for the same patient ID Re-attending between 3 & 9 months - Children	374	707	52.9%	41.7%	46.2%	57.5%
% of FP17s for the same patient ID Re-attending between 3 & 9 months - Adults	780	1,566	49.8%	35.2%	37.8%	50.4%
% of FP17s for Band 1 Urgent Courses	157	2,142	7.3%	10.7%	10.6%	9.1%
% of FP17s Relating to Free Repair or Replacements	0	2,142	0.0%	0.5%	0.6%	0.8%
% of FP17s Relating to Continuations	22	2,142	1.0%	0.9%	0.9%	1.3%
% of Patients satisfied with the dentistry they have received	1	2	N/A	89.2%	90.3%	92.7%
% of Patients satisfied with the time they had to wait for an appointment	1	2	N/A	81.2%	83.8%	88.8%

\* This is based on patients treated on this contract for their most recent course of treatment. Figures in italics indicate the base number of FP17s or Patient Questionnaire responses are less than 100. N/A is shown where the base number of responses is less than 10 during the period. % is calculated as Quantity/Base number\*100

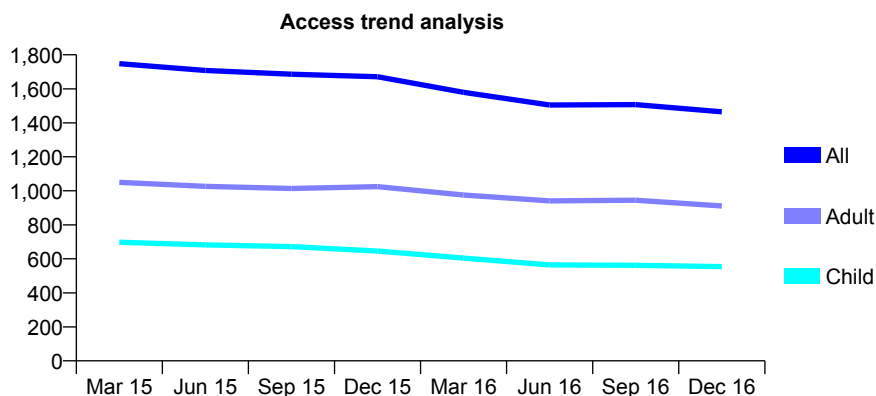
## Q61 - Vital Signs At a Glance Contract Report for 820075/0001 - December 2016

Name or company name	MR CP BALCOMBE
Contract type name	GDS Contract
Purpose of contract	General
Contract start date	01/04/2006
Contract end date	

16/17 Contracted general activity (UDA)	2,759
Carry forward general activity (UDA)	-55
16/17 Contracted orthodontic activity (UOA)	0
Carry forward orthodontic activity (UOA)	0
Baseline contract value	£67,604.70

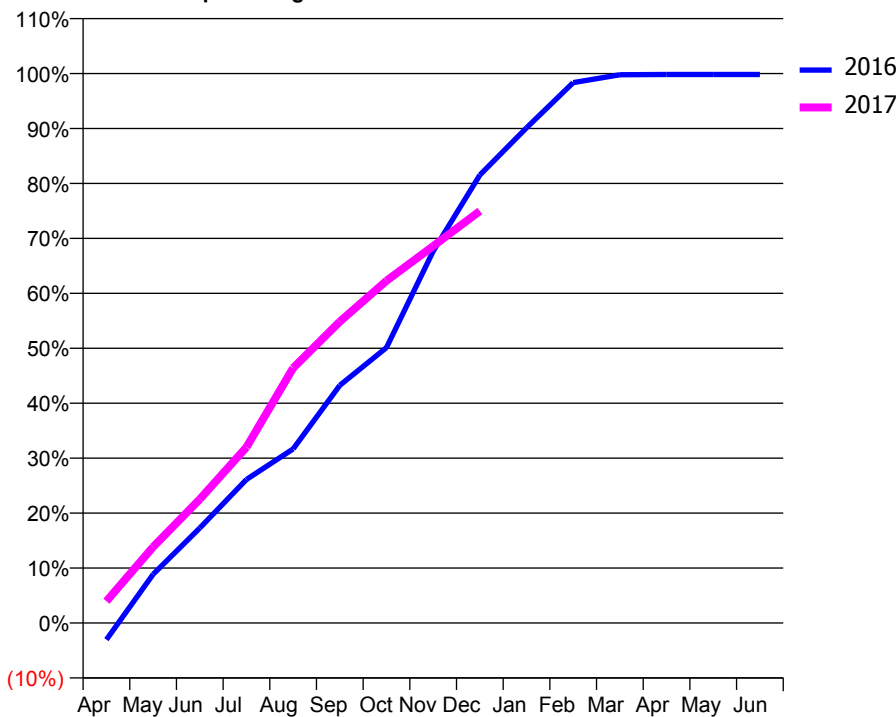
### ACCESS\*

Patients seen in 24 months	Total	Change since previous quarter
Quarter ending December 2015	1,671	
Quarter ending March 2016	1,579	↓
Quarter ending June 2016	1,505	↓
Quarter ending September 2016	1,507	→
Quarter ending December 2016	1,465	↓
<b>Variance since December 2015</b>	<b>(12.3%)</b>	<b>↓</b>



### ACTIVITY

Cumulative percentage of contracted UDA delivered 2016 & 2017



Month	Adjusted Scheduled Activity (UDA)	
	2016	2017
April	-84	110
May	245	382
June	477	622
July	721	883
August	874	1,280
September	1,193	1,513
October	1,383	1,718
November	1,867	1,892
December	2,249	2,069
January	2,487	
February	2,713	
March	2,753	
April	2,754	
May	2,754	
June	2,754	

### QUALITY

	Quantity	Base Number	Contract	AT	Region	England
% of FP17s for the same patient ID Re-attending within 3 months - Children	17	516	3.3%	11.3%	11.9%	12.4%
% of FP17s for the same patient ID Re-attending within 3 months - Adults	62	664	9.3%	16.3%	17.1%	16.6%
% of FP17s for the same patient ID Re-attending between 3 & 9 months - Children	188	516	36.4%	41.7%	46.2%	57.5%
% of FP17s for the same patient ID Re-attending between 3 & 9 months - Adults	216	664	32.5%	35.2%	37.8%	50.4%
% of FP17s for Band 1 Urgent Courses	123	1,179	10.4%	10.7%	10.6%	9.1%
% of FP17s Relating to Free Repair or Replacements	5	1,179	0.4%	0.5%	0.6%	0.8%
% of FP17s Relating to Continuations	0	1,179	0.0%	0.9%	0.9%	1.3%
% of Patients satisfied with the dentistry they have received	1	1	N/A	89.2%	90.3%	92.7%
% of Patients satisfied with the time they had to wait for an appointment	1	1	N/A	81.2%	83.8%	88.8%

\* This is based on patients treated on this contract for their most recent course of treatment. Figures in italics indicate the base number of FP17s or Patient Questionnaire responses are less than 100. N/A is shown where the base number of responses is less than 10 during the period. % is calculated as Quantity/Base number\*100

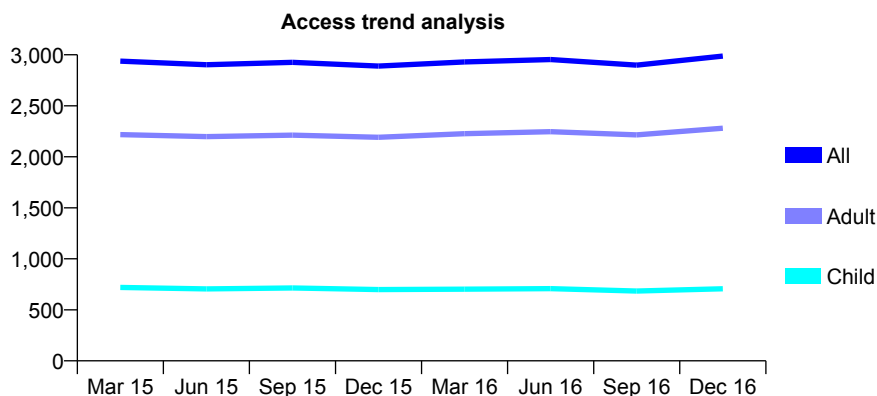
## Q61 - Vital Signs At a Glance Contract Report for 824127/0001 - December 2016

Name or company name	MR AM HATHI
Contract type name	GDS Contract
Purpose of contract	General
Contract start date	01/04/2006
Contract end date	

16/17 Contracted general activity (UDA)	7,590
Carry forward general activity (UDA)	-152
16/17 Contracted orthodontic activity (UOA)	0
Carry forward orthodontic activity (UOA)	0
Baseline contract value	£218,840.90

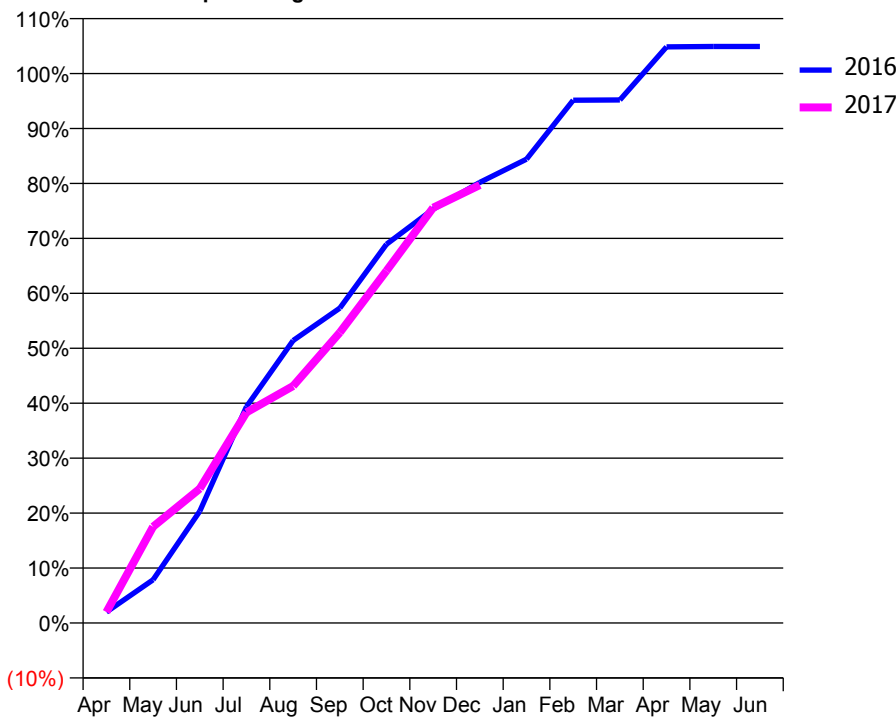
### ACCESS\*

Patients seen in 24 months	Total	Change since previous quarter
Quarter ending December 2015	2,890	
Quarter ending March 2016	2,930	→
Quarter ending June 2016	2,954	→
Quarter ending September 2016	2,899	↓
Quarter ending December 2016	2,987	↑
<b>Variance since December 2015</b>	<b>3.4%</b>	<b>↑</b>



### ACTIVITY

Cumulative percentage of contracted UDA delivered 2016 & 2017



Month	Adjusted Scheduled Activity (UDA)	
	2016	2017
April	152	152
May	597	1,332
June	1,544	1,855
July	2,989	2,908
August	3,902	3,274
September	4,349	4,012
October	5,232	4,866
November	5,716	5,737
December	6,087	6,050
January	6,407	
February	7,221	
March	7,224	
April	7,957	
May	7,963	
June	7,963	

### QUALITY

	Quantity	Base Number	Contract	AT	Region	England
% of FP17s for the same patient ID Re-attending within 3 months - Children	42	691	6.1%	11.3%	11.9%	12.4%
% of FP17s for the same patient ID Re-attending within 3 months - Adults	357	2,124	16.8%	16.3%	17.1%	16.6%
% of FP17s for the same patient ID Re-attending between 3 & 9 months - Children	211	691	30.5%	41.7%	46.2%	57.5%
% of FP17s for the same patient ID Re-attending between 3 & 9 months - Adults	641	2,124	30.2%	35.2%	37.8%	50.4%
% of FP17s for Band 1 Urgent Courses	219	2,351	9.3%	10.7%	10.6%	9.1%
% of FP17s Relating to Free Repair or Replacements	8	2,351	0.3%	0.5%	0.6%	0.8%
% of FP17s Relating to Continuations	36	2,351	1.5%	0.9%	0.9%	1.3%
% of Patients satisfied with the dentistry they have received	4	4	N/A	89.2%	90.3%	92.7%
% of Patients satisfied with the time they had to wait for an appointment	4	4	N/A	81.2%	83.8%	88.8%

\* This is based on patients treated on this contract for their most recent course of treatment. Figures in italics indicate the base number of FP17s or Patient Questionnaire responses are less than 100. N/A is shown where the base number of responses is less than 10 during the period. % is calculated as Quantity/Base number\*100



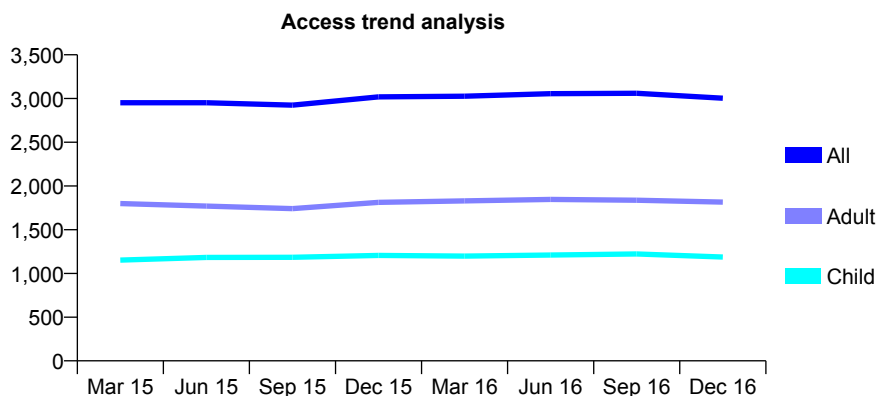
## Q61 - Vital Signs At a Glance Contract Report for 824259/0001 - December 2016

Name or company name	MR RF PRAIS
Contract type name	GDS Contract
Purpose of contract	General
Contract start date	01/04/2006
Contract end date	

16/17 Contracted general activity (UDA)	6,711
Carry forward general activity (UDA)	-119
16/17 Contracted orthodontic activity (UOA)	0
Carry forward orthodontic activity (UOA)	0
Baseline contract value	£209,861.20

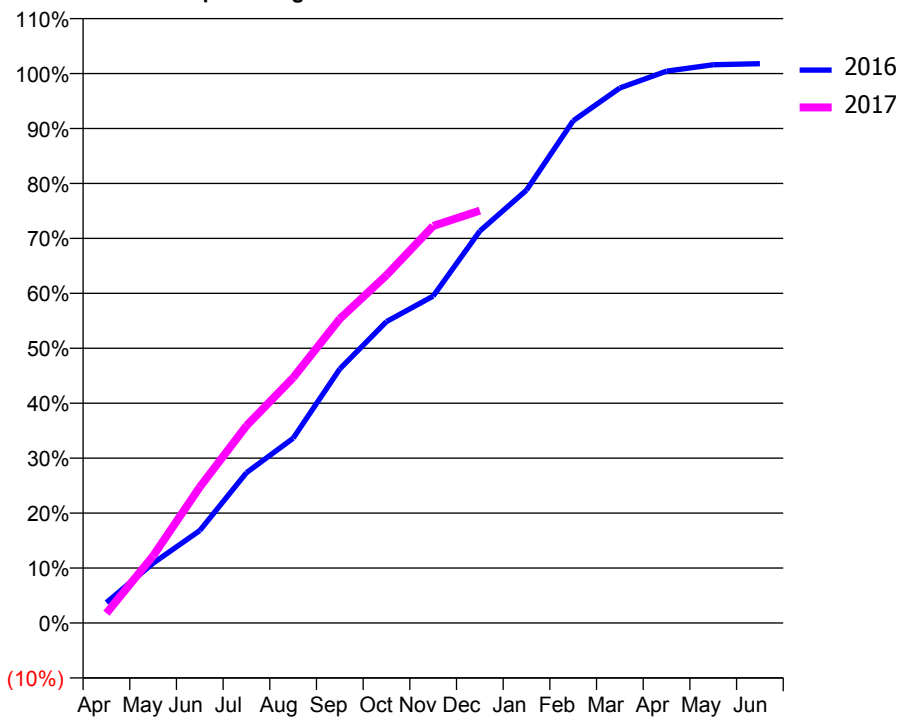
### ACCESS\*

Patients seen in 24 months	Total	Change since previous quarter
Quarter ending December 2015	3,019	
Quarter ending March 2016	3,027	→
Quarter ending June 2016	3,056	→
Quarter ending September 2016	3,060	→
Quarter ending December 2016	3,003	↓
<b>Variance since December 2015</b>	<b>(0.5%)</b>	→



### ACTIVITY

Cumulative percentage of contracted UDA delivered 2016 & 2017



Month	Adjusted Scheduled Activity (UDA)	
	2016	2017
April	249	119
May	731	820
June	1,129	1,660
July	1,835	2,409
August	2,256	2,995
September	3,103	3,716
October	3,681	4,248
November	3,992	4,849
December	4,787	5,037
January	5,286	
February	6,134	
March	6,535	
April	6,740	
May	6,817	
June	6,830	

### QUALITY

	Quantity	Base Number	Contract	AT	Region	England
% of FP17s for the same patient ID Re-attending within 3 months - Children	82	1,223	6.7%	11.3%	11.9%	12.4%
% of FP17s for the same patient ID Re-attending within 3 months - Adults	190	1,479	12.8%	16.3%	17.1%	16.6%
% of FP17s for the same patient ID Re-attending between 3 & 9 months - Children	675	1,223	55.2%	41.7%	46.2%	57.5%
% of FP17s for the same patient ID Re-attending between 3 & 9 months - Adults	681	1,479	46.0%	35.2%	37.8%	50.4%
% of FP17s for Band 1 Urgent Courses	120	2,550	4.7%	10.7%	10.6%	9.1%
% of FP17s Relating to Free Repair or Replacements	9	2,550	0.4%	0.5%	0.6%	0.8%
% of FP17s Relating to Continuations	18	2,550	0.7%	0.9%	0.9%	1.3%
% of Patients satisfied with the dentistry they have received	0	0	N/A	89.2%	90.3%	92.7%
% of Patients satisfied with the time they had to wait for an appointment	0	0	N/A	81.2%	83.8%	88.8%

\* This is based on patients treated on this contract for their most recent course of treatment. Figures in italics indicate the base number of FP17s or Patient Questionnaire responses are less than 100. N/A is shown where the base number of responses is less than 10 during the period. % is calculated as Quantity/Base number\*100

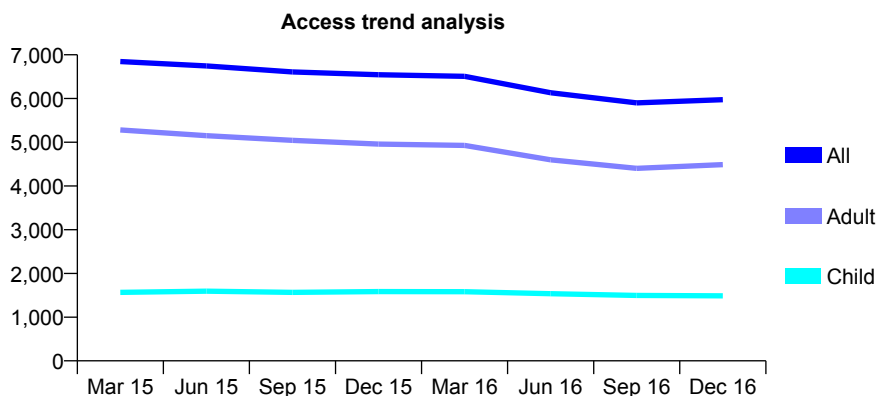
## Q61 - Vital Signs At a Glance Contract Report for 825247/0001 - December 2016

Name or company name	MR JE DINEEN
Contract type name	GDS Contract
Purpose of contract	General
Contract start date	01/04/2006
Contract end date	

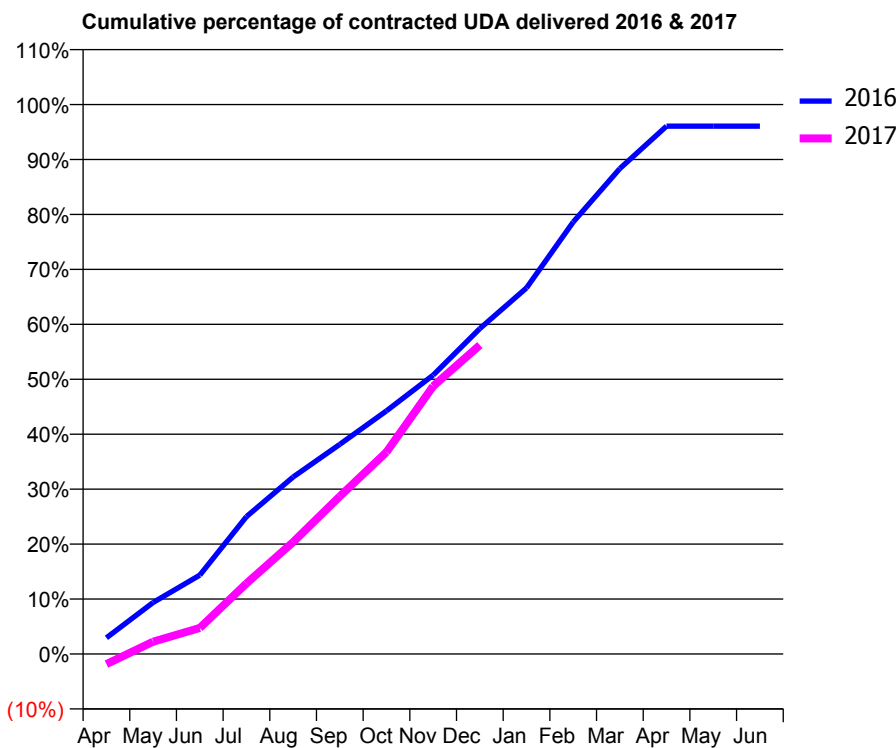
16/17 Contracted general activity (UDA)	21,166
Carry forward general activity (UDA)	831
16/17 Contracted orthodontic activity (UOA)	0
Carry forward orthodontic activity (UOA)	0
Baseline contract value	£717,501.99

### ACCESS\*

Patients seen in 24 months	Total	Change since previous quarter
Quarter ending December 2015	6,543	
Quarter ending March 2016	6,508	→
Quarter ending June 2016	6,133	↓
Quarter ending September 2016	5,899	↓
Quarter ending December 2016	5,975	→
<b>Variance since December 2015</b>	<b>(8.7%)</b>	<b>↓</b>



### ACTIVITY



Month	Adjusted Scheduled Activity (UDA)	
	2016	2017
April	626	-394
May	1,984	475
June	3,036	1,006
July	5,295	2,720
August	6,819	4,313
September	8,079	6,075
October	9,368	7,778
November	10,741	10,317
December	12,538	11,896
January	14,101	
February	16,638	
March	18,701	
April	20,331	
May	20,335	
June	20,335	

### QUALITY

	Quantity	Base Number	Contract	AT	Region	England
% of FP17s for the same patient ID Re-attending within 3 months - Children	70	997	7.0%	11.3%	11.9%	12.4%
% of FP17s for the same patient ID Re-attending within 3 months - Adults	321	2,879	11.1%	16.3%	17.1%	16.6%
% of FP17s for the same patient ID Re-attending between 3 & 9 months - Children	241	997	24.2%	41.7%	46.2%	57.5%
% of FP17s for the same patient ID Re-attending between 3 & 9 months - Adults	766	2,879	26.6%	35.2%	37.8%	50.4%
% of FP17s for Band 1 Urgent Courses	130	3,475	3.7%	10.7%	10.6%	9.1%
% of FP17s Relating to Free Repair or Replacements	3	3,475	0.1%	0.5%	0.6%	0.8%
% of FP17s Relating to Continuations	0	3,475	0.0%	0.9%	0.9%	1.3%
% of Patients satisfied with the dentistry they have received	1	1	N/A	89.2%	90.3%	92.7%
% of Patients satisfied with the time they had to wait for an appointment	1	1	N/A	81.2%	83.8%	88.8%

\* This is based on patients treated on this contract for their most recent course of treatment. Figures in italics indicate the base number of FP17s or Patient Questionnaire responses are less than 100. N/A is shown where the base number of responses is less than 10 during the period. % is calculated as Quantity/Base number\*100

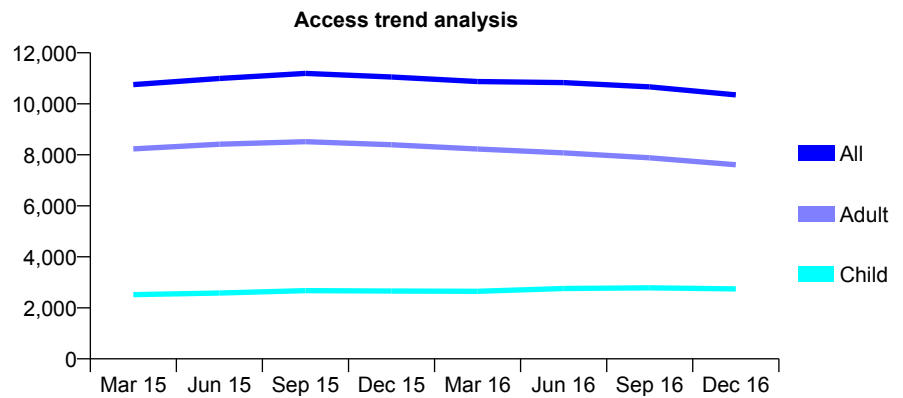
## Q61 - Vital Signs At a Glance Contract Report for 825948/0001 - December 2016

Name or company name	MR JK KOTECHA
Contract type name	GDS Contract
Purpose of contract	General
Contract start date	01/04/2006
Contract end date	

16/17 Contracted general activity (UDA)	32,638
Carry forward general activity (UDA)	-653
16/17 Contracted orthodontic activity (UOA)	0
Carry forward orthodontic activity (UOA)	0
Baseline contract value	£1,010,090.90

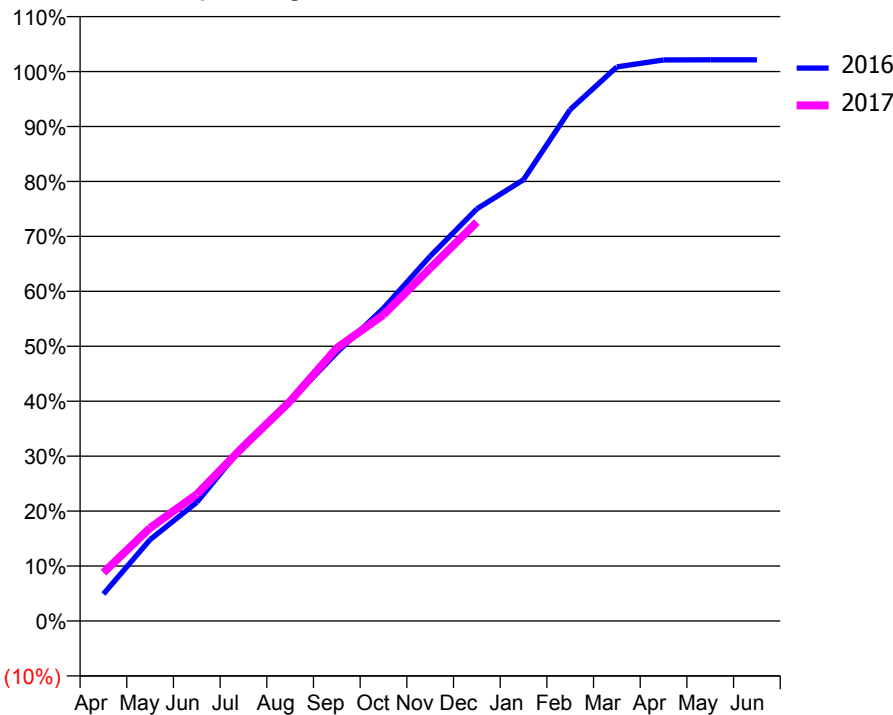
### ACCESS\*

Patients seen in 24 months	Total	Change since previous quarter
Quarter ending December 2015	11,052	
Quarter ending March 2016	10,874	↓
Quarter ending June 2016	10,832	→
Quarter ending September 2016	10,665	↓
Quarter ending December 2016	10,352	↓
<b>Variance since December 2015</b>	<b>(6.3%)</b>	<b>↓</b>



### ACTIVITY

Cumulative percentage of contracted UDA delivered 2016 & 2017



Month	2016	2017
April	1,605	2,872
May	4,831	5,536
June	7,055	7,526
July	10,427	10,370
August	13,050	13,056
September	15,950	16,213
October	18,576	18,192
November	21,663	20,953
December	24,476	23,691
January	26,210	
February	30,378	
March	32,915	
April	33,323	
May	33,334	
June	33,336	

### QUALITY

	Quantity	Base Number	Contract	AT	Region	England
% of FP17s for the same patient ID Re-attending within 3 months - Children	116	2,440	4.8%	11.3%	11.9%	12.4%
% of FP17s for the same patient ID Re-attending within 3 months - Adults	435	5,871	7.4%	16.3%	17.1%	16.6%
% of FP17s for the same patient ID Re-attending between 3 & 9 months - Children	1,053	2,440	43.2%	41.7%	46.2%	57.5%
% of FP17s for the same patient ID Re-attending between 3 & 9 months - Adults	2,404	5,871	40.9%	35.2%	37.8%	50.4%
% of FP17s for Band 1 Urgent Courses	327	8,174	4.0%	10.7%	10.6%	9.1%
% of FP17s Relating to Free Repair or Replacements	17	8,174	0.2%	0.5%	0.6%	0.8%
% of FP17s Relating to Continuations	14	8,174	0.2%	0.9%	0.9%	1.3%
% of Patients satisfied with the dentistry they have received	3	4	N/A	89.2%	90.3%	92.7%
% of Patients satisfied with the time they had to wait for an appointment	2	4	N/A	81.2%	83.8%	88.8%

\* This is based on patients treated on this contract for their most recent course of treatment. Figures in italics indicate the base number of FP17s or Patient Questionnaire responses are less than 100. N/A is shown where the base number of responses is less than 10 during the period. % is calculated as Quantity/Base number\*100

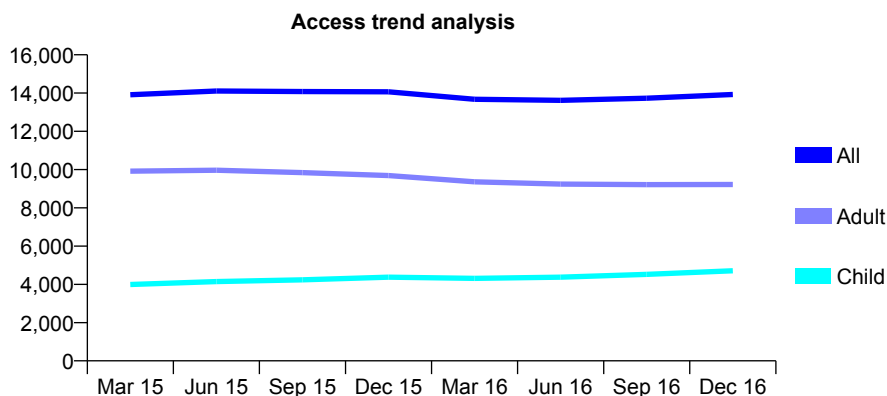
## Q61 - Vital Signs At a Glance Contract Report for 825948/0002 - December 2016

Name or company name	MR JK KOTECHEA
Contract type name	GDS Contract
Purpose of contract	General
Contract start date	01/04/2006
Contract end date	

16/17 Contracted general activity (UDA)	36,854
Carry forward general activity (UDA)	-704
16/17 Contracted orthodontic activity (UOA)	0
Carry forward orthodontic activity (UOA)	0
Baseline contract value	£1,047,400.59

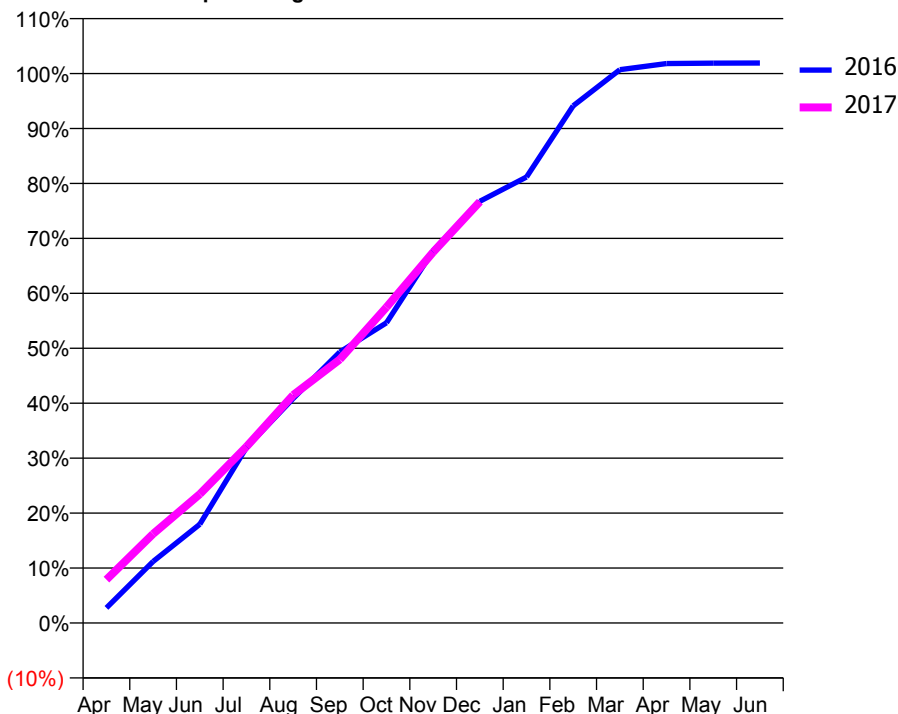
### ACCESS\*

Patients seen in 24 months	Total	Change since previous quarter
Quarter ending December 2015	14,062	
Quarter ending March 2016	13,674	↓
Quarter ending June 2016	13,619	→
Quarter ending September 2016	13,730	→
Quarter ending December 2016	13,924	→
<b>Variance since December 2015</b>	<b>(1.0%)</b>	→



### ACTIVITY

Cumulative percentage of contracted UDA delivered 2016 & 2017



Month	Adjusted Scheduled Activity (UDA)	
	2016	2017
April	1,016	2,910
May	4,126	5,975
June	6,623	8,640
July	11,776	11,827
August	15,054	15,288
September	18,177	17,673
October	20,140	21,183
November	24,967	24,875
December	28,280	28,254
January	29,910	
February	34,685	
March	37,108	
April	37,521	
May	37,553	
June	37,558	

### QUALITY

	Quantity	Base Number	Contract	AT	Region	England
% of FP17s for the same patient ID Re-attending within 3 months - Children	251	4,350	5.8%	11.3%	11.9%	12.4%
% of FP17s for the same patient ID Re-attending within 3 months - Adults	855	7,436	11.5%	16.3%	17.1%	16.6%
% of FP17s for the same patient ID Re-attending between 3 & 9 months - Children	1,911	4,350	43.9%	41.7%	46.2%	57.5%
% of FP17s for the same patient ID Re-attending between 3 & 9 months - Adults	2,876	7,436	38.7%	35.2%	37.8%	50.4%
% of FP17s for Band 1 Urgent Courses	709	11,591	6.1%	10.7%	10.6%	9.1%
% of FP17s Relating to Free Repair or Replacements	71	11,591	0.6%	0.5%	0.6%	0.8%
% of FP17s Relating to Continuations	22	11,591	0.2%	0.9%	0.9%	1.3%
% of Patients satisfied with the dentistry they have received	8	9	N/A	89.2%	90.3%	92.7%
% of Patients satisfied with the time they had to wait for an appointment	6	9	N/A	81.2%	83.8%	88.8%

\* This is based on patients treated on this contract for their most recent course of treatment. Figures in italics indicate the base number of FP17s or Patient Questionnaire responses are less than 100. N/A is shown where the base number of responses is less than 10 during the period. % is calculated as Quantity/Base number\*100

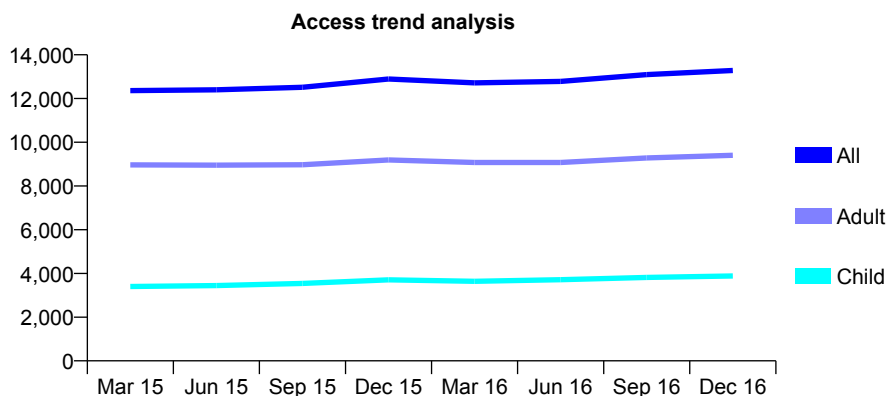
## Q61 - Vital Signs At a Glance Contract Report for 825948/0003 - December 2016

Name or company name	MR JK KOTECHA
Contract type name	GDS Contract
Purpose of contract	General
Contract start date	01/04/2006
Contract end date	

16/17 Contracted general activity (UDA)	37,108
Carry forward general activity (UDA)	-696
16/17 Contracted orthodontic activity (UOA)	0
Carry forward orthodontic activity (UOA)	0
Baseline contract value	£1,137,420.64

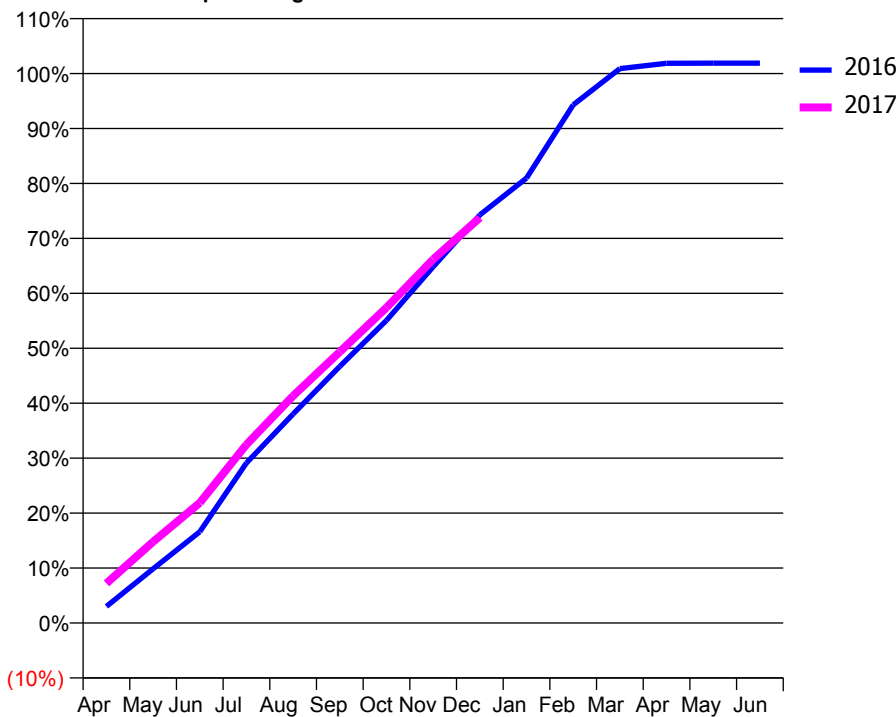
### ACCESS\*

Patients seen in 24 months	Total	Change since previous quarter
Quarter ending December 2015	12,891	
Quarter ending March 2016	12,714	↓
Quarter ending June 2016	12,782	→
Quarter ending September 2016	13,095	↑
Quarter ending December 2016	13,285	→
<b>Variance since December 2015</b>	<b>3.1%</b>	<b>↑</b>



### ACTIVITY

Cumulative percentage of contracted UDA delivered 2016 & 2017



Month	Adjusted Scheduled Activity (UDA)	
	2016	2017
April	1,119	2,683
May	3,658	5,485
June	6,166	8,119
July	10,815	12,050
August	14,111	15,343
September	17,332	18,313
October	20,441	21,301
November	24,053	24,564
December	27,559	27,373
January	30,041	
February	34,988	
March	37,439	
April	37,802	
May	37,804	
June	37,804	

### QUALITY

	Quantity	Base Number	Contract	AT	Region	England
% of FP17s for the same patient ID Re-attending within 3 months - Children	176	3,246	5.4%	11.3%	11.9%	12.4%
% of FP17s for the same patient ID Re-attending within 3 months - Adults	1,009	7,218	14.0%	16.3%	17.1%	16.6%
% of FP17s for the same patient ID Re-attending between 3 & 9 months - Children	1,320	3,246	40.7%	41.7%	46.2%	57.5%
% of FP17s for the same patient ID Re-attending between 3 & 9 months - Adults	2,468	7,218	34.2%	35.2%	37.8%	50.4%
% of FP17s for Band 1 Urgent Courses	1,019	10,316	9.9%	10.7%	10.6%	9.1%
% of FP17s Relating to Free Repair or Replacements	67	10,316	0.6%	0.5%	0.6%	0.8%
% of FP17s Relating to Continuations	63	10,316	0.6%	0.9%	0.9%	1.3%
% of Patients satisfied with the dentistry they have received	12	13	92.3%	89.2%	90.3%	92.7%
% of Patients satisfied with the time they had to wait for an appointment	12	13	92.3%	81.2%	83.8%	88.8%

\* This is based on patients treated on this contract for their most recent course of treatment. Figures in italics indicate the base number of FP17s or Patient Questionnaire responses are less than 100. N/A is shown where the base number of responses is less than 10 during the period. % is calculated as Quantity/Base number\*100

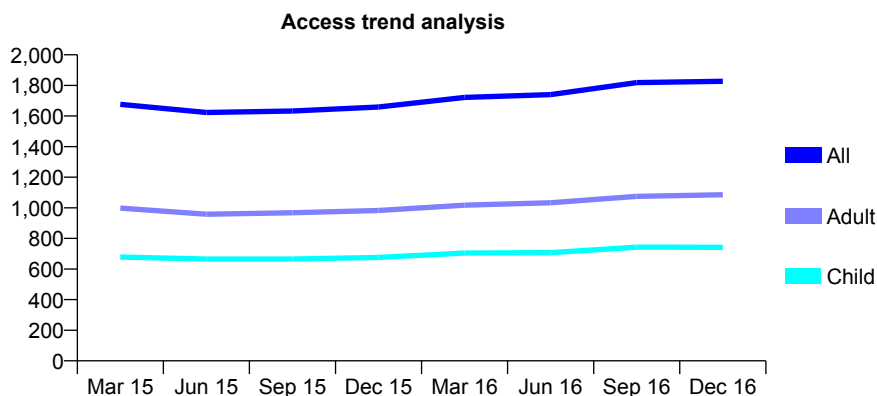
## Q61 - Vital Signs At a Glance Contract Report for 828211/0001 - December 2016

Name or company name	MR J PRASHAR
Contract type name	GDS Contract
Purpose of contract	General
Contract start date	01/04/2006
Contract end date	

16/17 Contracted general activity (UDA)	3,968
Carry forward general activity (UDA)	-48
16/17 Contracted orthodontic activity (UOA)	0
Carry forward orthodontic activity (UOA)	0
Baseline contract value	£107,260.68

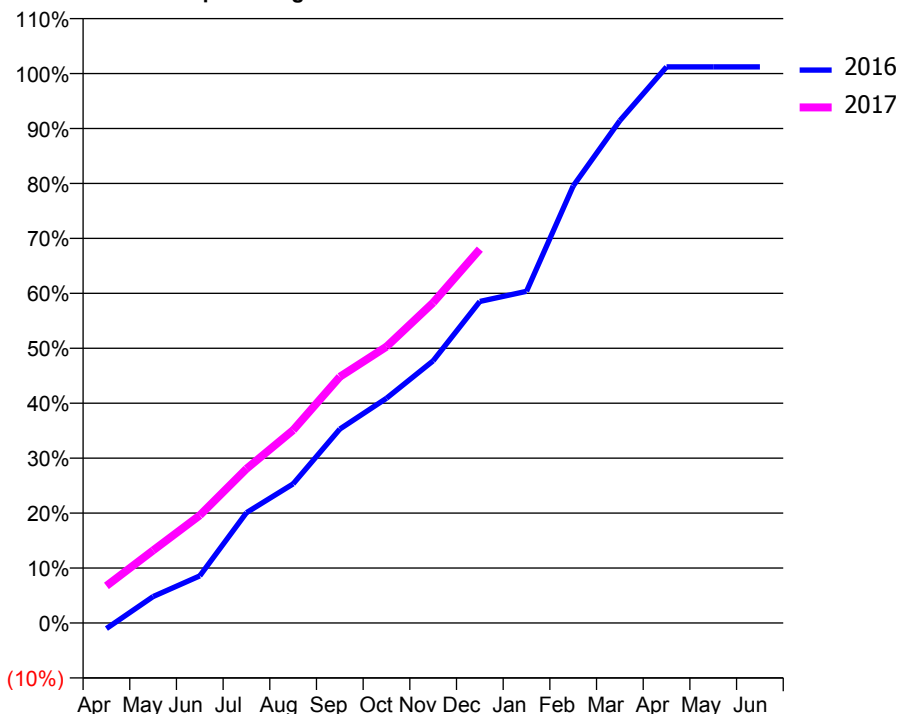
### ACCESS\*

Patients seen in 24 months	Total	Change since previous quarter
Quarter ending December 2015	1,659	
Quarter ending March 2016	1,722	↑
Quarter ending June 2016	1,740	→
Quarter ending September 2016	1,818	↑
Quarter ending December 2016	1,827	→
<b>Variance since December 2015</b>	<b>10.1%</b>	<b>↑</b>



### ACTIVITY

Cumulative percentage of contracted UDA delivered 2016 & 2017



Month	Adjusted Scheduled Activity (UDA)	
	2016	2017
April	-41	269
May	191	525
June	340	777
July	797	1,114
August	1,005	1,393
September	1,401	1,778
October	1,623	1,996
November	1,893	2,314
December	2,322	2,699
January	2,395	
February	3,156	
March	3,627	
April	4,016	
May	4,016	
June	4,016	

### QUALITY

	Quantity	Base Number	Contract	AT	Region	England
% of FP17s for the same patient ID Re-attending within 3 months - Children	34	614	5.5%	11.3%	11.9%	12.4%
% of FP17s for the same patient ID Re-attending within 3 months - Adults	105	791	13.3%	16.3%	17.1%	16.6%
% of FP17s for the same patient ID Re-attending between 3 & 9 months - Children	245	614	39.9%	41.7%	46.2%	57.5%
% of FP17s for the same patient ID Re-attending between 3 & 9 months - Adults	249	791	31.5%	35.2%	37.8%	50.4%
% of FP17s for Band 1 Urgent Courses	96	1,231	7.8%	10.7%	10.6%	9.1%
% of FP17s Relating to Free Repair or Replacements	0	1,231	0.0%	0.5%	0.6%	0.8%
% of FP17s Relating to Continuations	20	1,231	1.6%	0.9%	0.9%	1.3%
% of Patients satisfied with the dentistry they have received	5	5	N/A	89.2%	90.3%	92.7%
% of Patients satisfied with the time they had to wait for an appointment	5	5	N/A	81.2%	83.8%	88.8%

\* This is based on patients treated on this contract for their most recent course of treatment. Figures in italics indicate the base number of FP17s or Patient Questionnaire responses are less than 100. N/A is shown where the base number of responses is less than 10 during the period. % is calculated as Quantity/Base number\*100

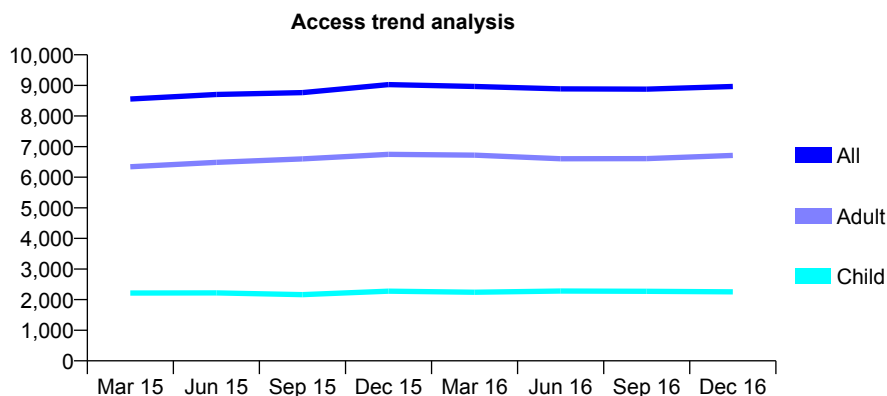
## Q61 - Vital Signs At a Glance Contract Report for 828262/0001 - December 2016

Name or company name	MRS GT WARD
Contract type name	GDS Contract
Purpose of contract	General
Contract start date	01/04/2006
Contract end date	

16/17 Contracted general activity (UDA)	17,513
Carry forward general activity (UDA)	342
16/17 Contracted orthodontic activity (UOA)	0
Carry forward orthodontic activity (UOA)	0
Baseline contract value	£455,226.57

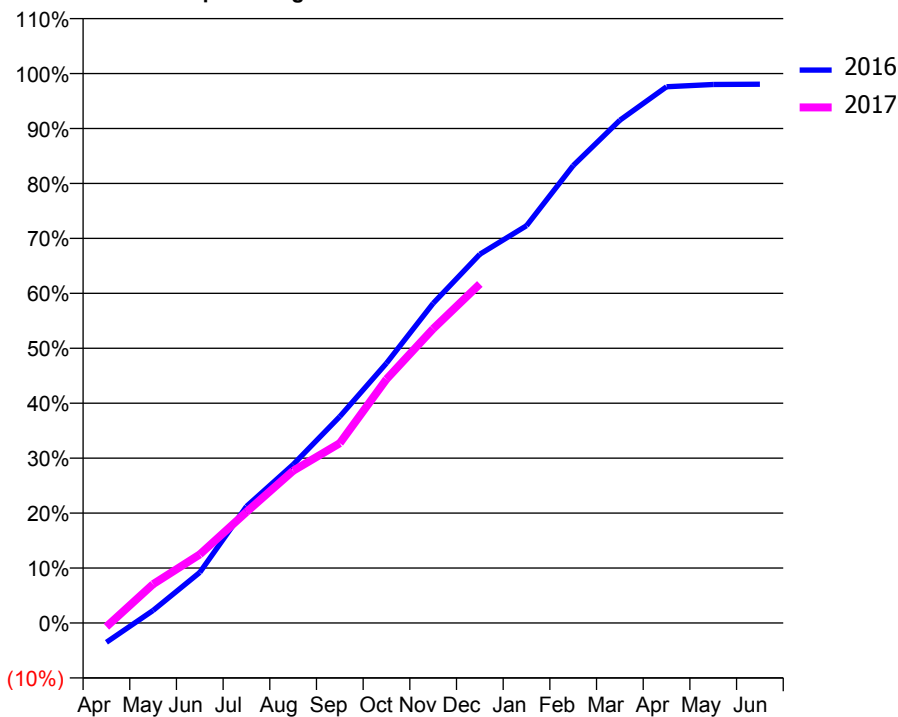
### ACCESS\*

Patients seen in 24 months	Total	Change since previous quarter
Quarter ending December 2015	9,024	
Quarter ending March 2016	8,963	→
Quarter ending June 2016	8,885	→
Quarter ending September 2016	8,878	→
Quarter ending December 2016	8,967	→
<b>Variance since December 2015</b>	<b>(0.6%)</b>	→



### ACTIVITY

Cumulative percentage of contracted UDA delivered 2016 & 2017



Month	Adjusted Scheduled Activity (UDA)	
	2016	2017
April	-617	-121
May	401	1,240
June	1,615	2,186
July	3,717	3,537
August	5,053	4,853
September	6,583	5,731
October	8,281	7,772
November	10,187	9,377
December	11,754	10,807
January	12,664	
February	14,581	
March	16,025	
April	17,092	
May	17,164	
June	17,171	

### QUALITY

	Quantity	Base Number	Contract	AT	Region	England
% of FP17s for the same patient ID Re-attending within 3 months - Children	57	1,627	3.5%	11.3%	11.9%	12.4%
% of FP17s for the same patient ID Re-attending within 3 months - Adults	767	4,831	15.9%	16.3%	17.1%	16.6%
% of FP17s for the same patient ID Re-attending between 3 & 9 months - Children	500	1,627	30.7%	41.7%	46.2%	57.5%
% of FP17s for the same patient ID Re-attending between 3 & 9 months - Adults	1,063	4,831	22.0%	35.2%	37.8%	50.4%
% of FP17s for Band 1 Urgent Courses	807	5,416	14.9%	10.7%	10.6%	9.1%
% of FP17s Relating to Free Repair or Replacements	96	5,416	1.8%	0.5%	0.6%	0.8%
% of FP17s Relating to Continuations	43	5,416	0.8%	0.9%	0.9%	1.3%
% of Patients satisfied with the dentistry they have received	1	2	N/A	89.2%	90.3%	92.7%
% of Patients satisfied with the time they had to wait for an appointment	1	2	N/A	81.2%	83.8%	88.8%

\* This is based on patients treated on this contract for their most recent course of treatment. Figures in italics indicate the base number of FP17s or Patient Questionnaire responses are less than 100. N/A is shown where the base number of responses is less than 10 during the period. % is calculated as Quantity/Base number\*100



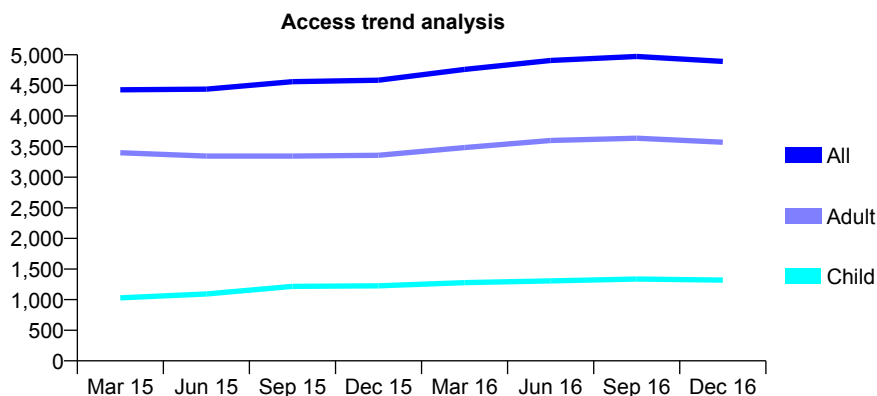
## Q61 - Vital Signs At a Glance Contract Report for 828262/0002 - December 2016

Name or company name	MRS GT WARD
Contract type name	GDS Contract
Purpose of contract	General
Contract start date	20/12/2011
Contract end date	

16/17 Contracted general activity (UDA)	10,554
Carry forward general activity (UDA)	412
16/17 Contracted orthodontic activity (UOA)	0
Carry forward orthodontic activity (UOA)	0
Baseline contract value	£284,397.60

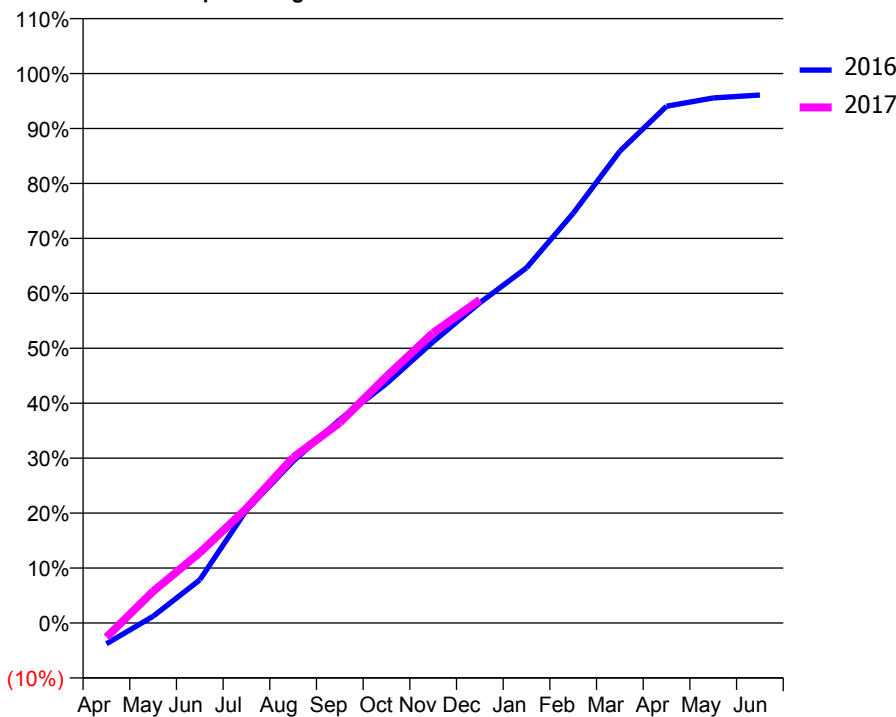
### ACCESS\*

Patients seen in 24 months	Total	Change since previous quarter
Quarter ending December 2015	4,584	
Quarter ending March 2016	4,761	↑
Quarter ending June 2016	4,907	↑
Quarter ending September 2016	4,973	→
Quarter ending December 2016	4,892	↓
<b>Variance since December 2015</b>	<b>6.7%</b>	<b>↑</b>



### ACTIVITY

Cumulative percentage of contracted UDA delivered 2016 & 2017



Month	Adjusted Scheduled Activity (UDA)	
	2016	2017
April	-400	-274
May	130	608
June	830	1,351
July	2,167	2,202
August	3,108	3,180
September	3,907	3,848
October	4,599	4,738
November	5,403	5,575
December	6,150	6,206
January	6,822	
February	7,870	
March	9,063	
April	9,925	
May	10,085	
June	10,142	

### QUALITY

	Quantity	Base Number	Contract	AT	Region	England
% of FP17s for the same patient ID Re-attending within 3 months - Children	45	926	4.9%	11.3%	11.9%	12.4%
% of FP17s for the same patient ID Re-attending within 3 months - Adults	274	2,571	10.7%	16.3%	17.1%	16.6%
% of FP17s for the same patient ID Re-attending between 3 & 9 months - Children	266	926	28.7%	41.7%	46.2%	57.5%
% of FP17s for the same patient ID Re-attending between 3 & 9 months - Adults	506	2,571	19.7%	35.2%	37.8%	50.4%
% of FP17s for Band 1 Urgent Courses	400	3,064	13.1%	10.7%	10.6%	9.1%
% of FP17s Relating to Free Repair or Replacements	27	3,064	0.9%	0.5%	0.6%	0.8%
% of FP17s Relating to Continuations	9	3,064	0.3%	0.9%	0.9%	1.3%
% of Patients satisfied with the dentistry they have received	2	3	N/A	89.2%	90.3%	92.7%
% of Patients satisfied with the time they had to wait for an appointment	2	3	N/A	81.2%	83.8%	88.8%

\* This is based on patients treated on this contract for their most recent course of treatment. Figures in italics indicate the base number of FP17s or Patient Questionnaire responses are less than 100. N/A is shown where the base number of responses is less than 10 during the period. % is calculated as Quantity/Base number\*100

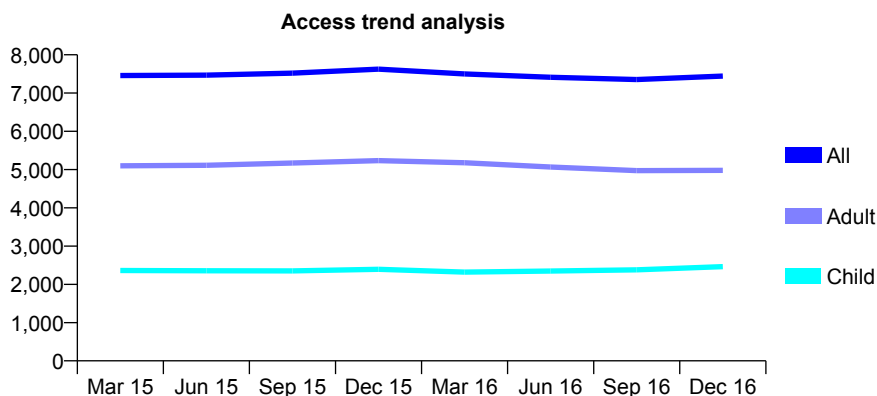
## Q61 - Vital Signs At a Glance Contract Report for 829285/0001 - December 2016

Name or company name	MRS CO ADELOYE
Contract type name	GDS Contract
Purpose of contract	General
Contract start date	01/04/2006
Contract end date	

16/17 Contracted general activity (UDA)	22,618
Carry forward general activity (UDA)	18
16/17 Contracted orthodontic activity (UOA)	0
Carry forward orthodontic activity (UOA)	0
Baseline contract value	£559,172.25

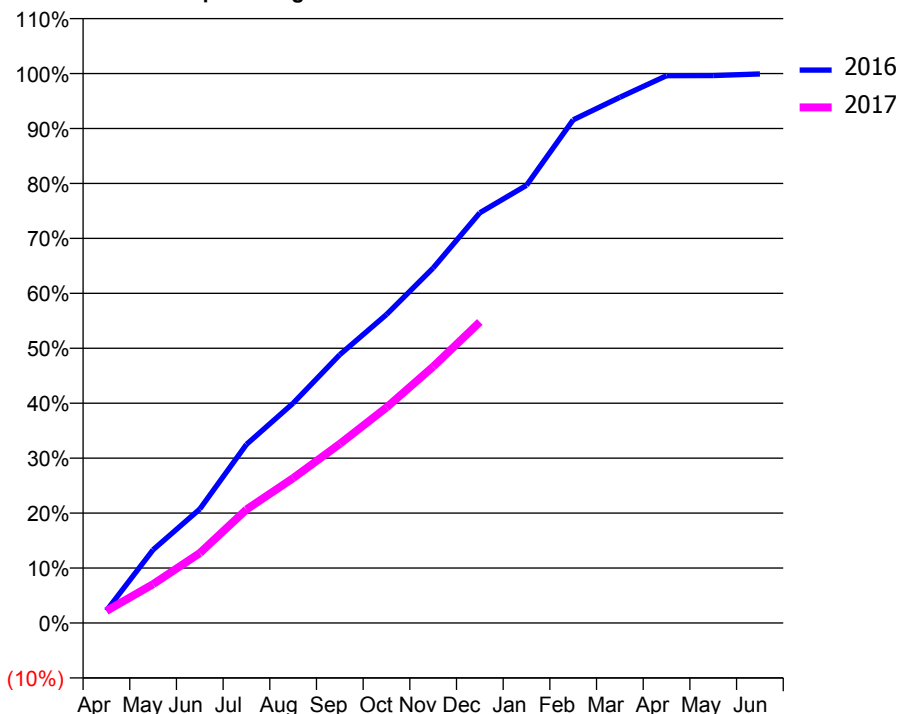
### ACCESS\*

Patients seen in 24 months	Total	Change since previous quarter
Quarter ending December 2015	7,626	
Quarter ending March 2016	7,499	↓
Quarter ending June 2016	7,413	↓
Quarter ending September 2016	7,352	→
Quarter ending December 2016	7,444	→
<b>Variance since December 2015</b>	<b>(2.4%)</b>	<b>↓</b>



### ACTIVITY

Cumulative percentage of contracted UDA delivered 2016 & 2017



Month	Adjusted Scheduled Activity (UDA)	
	2016	2017
April	508	499
May	3,014	1,602
June	4,691	2,877
July	7,354	4,676
August	9,049	5,961
September	11,045	7,374
October	12,699	8,872
November	14,616	10,554
December	16,884	12,392
January	18,018	
February	20,713	
March	21,639	
April	22,527	
May	22,533	
June	22,600	

### QUALITY

	Quantity	Base Number	Contract	AT	Region	England
% of FP17s for the same patient ID Re-attending within 3 months - Children	118	2,019	5.8%	11.3%	11.9%	12.4%
% of FP17s for the same patient ID Re-attending within 3 months - Adults	348	3,125	11.1%	16.3%	17.1%	16.6%
% of FP17s for the same patient ID Re-attending between 3 & 9 months - Children	655	2,019	32.4%	41.7%	46.2%	57.5%
% of FP17s for the same patient ID Re-attending between 3 & 9 months - Adults	878	3,125	28.1%	35.2%	37.8%	50.4%
% of FP17s for Band 1 Urgent Courses	201	4,756	4.2%	10.7%	10.6%	9.1%
% of FP17s Relating to Free Repair or Replacements	27	4,756	0.6%	0.5%	0.6%	0.8%
% of FP17s Relating to Continuations	14	4,756	0.3%	0.9%	0.9%	1.3%
% of Patients satisfied with the dentistry they have received	2	2	N/A	89.2%	90.3%	92.7%
% of Patients satisfied with the time they had to wait for an appointment	2	2	N/A	81.2%	83.8%	88.8%

\* This is based on patients treated on this contract for their most recent course of treatment. Figures in italics indicate the base number of FP17s or Patient Questionnaire responses are less than 100. N/A is shown where the base number of responses is less than 10 during the period. % is calculated as Quantity/Base number\*100

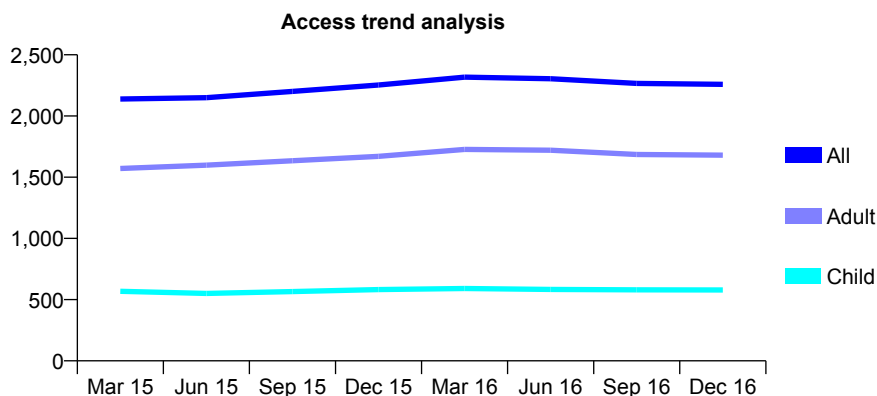
## Q61 - Vital Signs At a Glance Contract Report for 831522/0001 - December 2016

Name or company name	MISS G HAKHAMANESHI
Contract type name	GDS Contract
Purpose of contract	General
Contract start date	01/04/2006
Contract end date	

16/17 Contracted general activity (UDA)	7,126
Carry forward general activity (UDA)	131
16/17 Contracted orthodontic activity (UOA)	0
Carry forward orthodontic activity (UOA)	0
Baseline contract value	£247,591.12

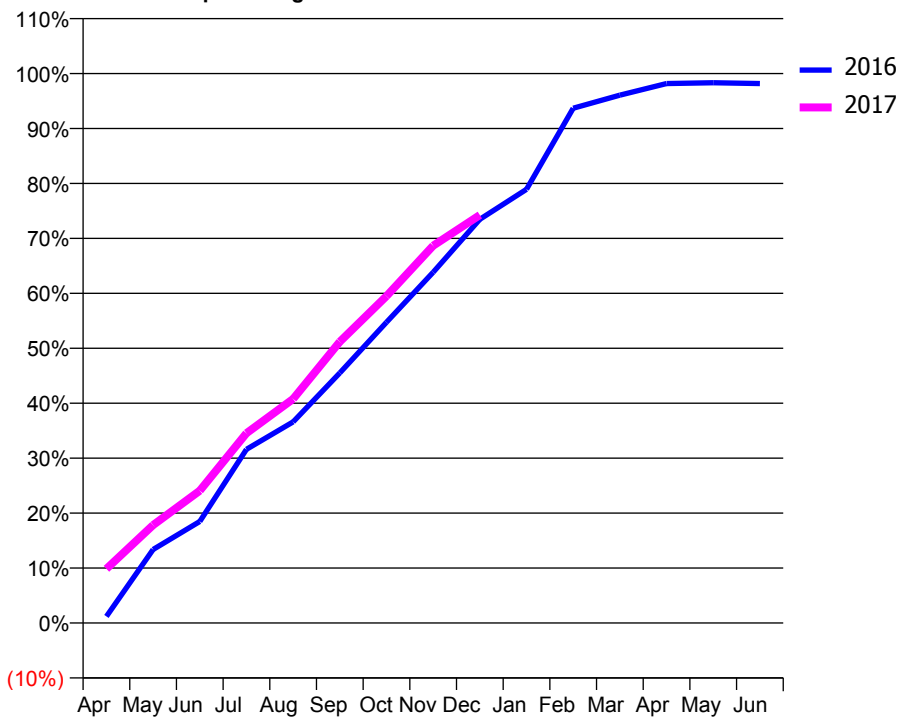
### ACCESS\*

Patients seen in 24 months	Total	Change since previous quarter
Quarter ending December 2015	2,253	
Quarter ending March 2016	2,318	↑
Quarter ending June 2016	2,304	→
Quarter ending September 2016	2,266	↓
Quarter ending December 2016	2,259	→
<b>Variance since December 2015</b>	<b>0.3%</b>	<b>→</b>



### ACTIVITY

Cumulative percentage of contracted UDA delivered 2016 & 2017



Month	Adjusted Scheduled Activity (UDA)	
	2016	2017
April	85	704
May	953	1,270
June	1,316	1,716
July	2,253	2,462
August	2,609	2,905
September	3,244	3,648
October	3,900	4,239
November	4,550	4,893
December	5,236	5,291
January	5,624	
February	6,676	
March	6,845	
April	6,995	
May	7,006	
June	6,995	

### QUALITY

	Quantity	Base Number	Contract	AT	Region	England
% of FP17s for the same patient ID Re-attending within 3 months - Children	46	654	7.0%	11.3%	11.9%	12.4%
% of FP17s for the same patient ID Re-attending within 3 months - Adults	248	1,679	14.8%	16.3%	17.1%	16.6%
% of FP17s for the same patient ID Re-attending between 3 & 9 months - Children	397	654	60.7%	41.7%	46.2%	57.5%
% of FP17s for the same patient ID Re-attending between 3 & 9 months - Adults	803	1,679	47.8%	35.2%	37.8%	50.4%
% of FP17s for Band 1 Urgent Courses	101	2,238	4.5%	10.7%	10.6%	9.1%
% of FP17s Relating to Free Repair or Replacements	7	2,238	0.3%	0.5%	0.6%	0.8%
% of FP17s Relating to Continuations	40	2,238	1.8%	0.9%	0.9%	1.3%
% of Patients satisfied with the dentistry they have received	3	4	N/A	89.2%	90.3%	92.7%
% of Patients satisfied with the time they had to wait for an appointment	4	4	N/A	81.2%	83.8%	88.8%

\* This is based on patients treated on this contract for their most recent course of treatment. Figures in italics indicate the base number of FP17s or Patient Questionnaire responses are less than 100. N/A is shown where the base number of responses is less than 10 during the period. % is calculated as Quantity/Base number\*100

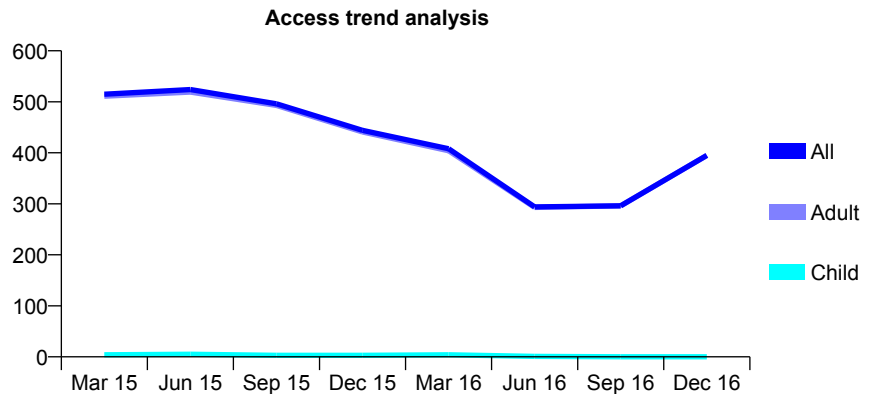
## Q61 - Vital Signs At a Glance Contract Report for 832391/0002 - December 2016

Name or company name	MR M TORZ
Contract type name	PDS Contract
Purpose of contract	General
Contract start date	01/04/2006
Contract end date	31/03/2017

16/17 Contracted general activity (UDA)	2,137
Carry forward general activity (UDA)	0
16/17 Contracted orthodontic activity (UOA)	0
Carry forward orthodontic activity (UOA)	0
Baseline contract value	£108,988.74

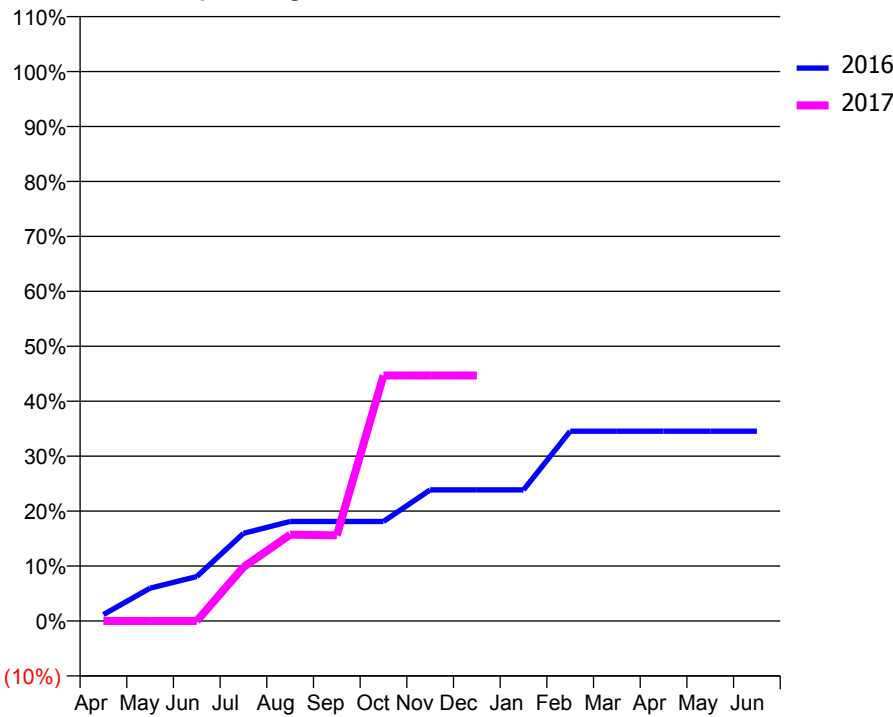
### ACCESS\*

Patients seen in 24 months	Total	Change since previous quarter
Quarter ending December 2015	444	
Quarter ending March 2016	408	↓
Quarter ending June 2016	294	↓
Quarter ending September 2016	296	→
Quarter ending December 2016	395	↑
<b>Variance since December 2015</b>	<b>(11.0%)</b>	<b>↓</b>



### ACTIVITY

Cumulative percentage of contracted UDA delivered 2016 & 2017



Month	Adjusted Scheduled Activity (UDA)	
	2016	2017
April	25	0
May	128	0
June	173	0
July	341	210
August	387	336
September	387	333
October	387	955
November	510	955
December	510	955
January	510	
February	738	
March	738	
April	738	
May	738	
June	738	

### QUALITY

	Quantity	Base Number	Contract	AT	Region	England
% of FP17s for the same patient ID Re-attending within 3 months - Children	0	0	N/A	11.3%	11.9%	12.4%
% of FP17s for the same patient ID Re-attending within 3 months - Adults	2	332	0.6%	16.3%	17.1%	16.6%
% of FP17s for the same patient ID Re-attending between 3 & 9 months - Children	0	0	N/A	41.7%	46.2%	57.5%
% of FP17s for the same patient ID Re-attending between 3 & 9 months - Adults	0	332	0.0%	35.2%	37.8%	50.4%
% of FP17s for Band 1 Urgent Courses	0	331	0.0%	10.7%	10.6%	9.1%
% of FP17s Relating to Free Repair or Replacements	0	331	0.0%	0.5%	0.6%	0.8%
% of FP17s Relating to Continuations	2	331	0.6%	0.9%	0.9%	1.3%
% of Patients satisfied with the dentistry they have received	1	1	N/A	89.2%	90.3%	92.7%
% of Patients satisfied with the time they had to wait for an appointment	0	1	N/A	81.2%	83.8%	88.8%

\* This is based on patients treated on this contract for their most recent course of treatment. Figures in italics indicate the base number of FP17s or Patient Questionnaire responses are less than 100. N/A is shown where the base number of responses is less than 10 during the period. % is calculated as Quantity/Base number\*100

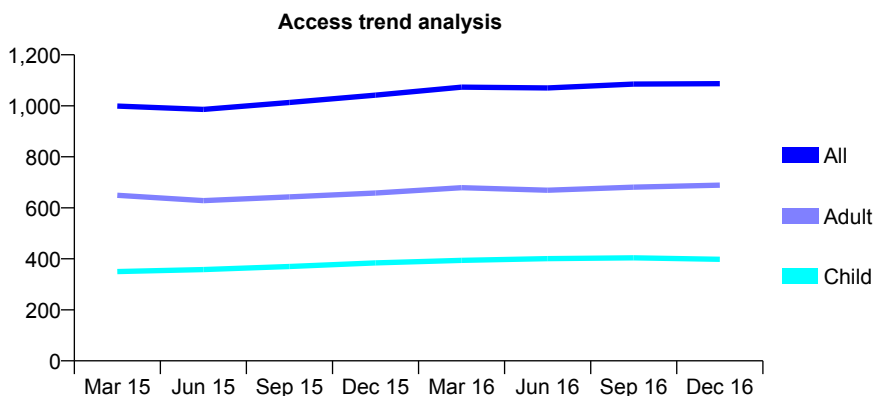
## Q61 - Vital Signs At a Glance Contract Report for 839167/0001 - December 2016

Name or company name	Promenade Dental Practice
Contract type name	GDS Contract
Purpose of contract	General
Contract start date	01/04/2006
Contract end date	

16/17 Contracted general activity (UDA)	1,992
Carry forward general activity (UDA)	-40
16/17 Contracted orthodontic activity (UOA)	0
Carry forward orthodontic activity (UOA)	0
Baseline contract value	£61,729.18

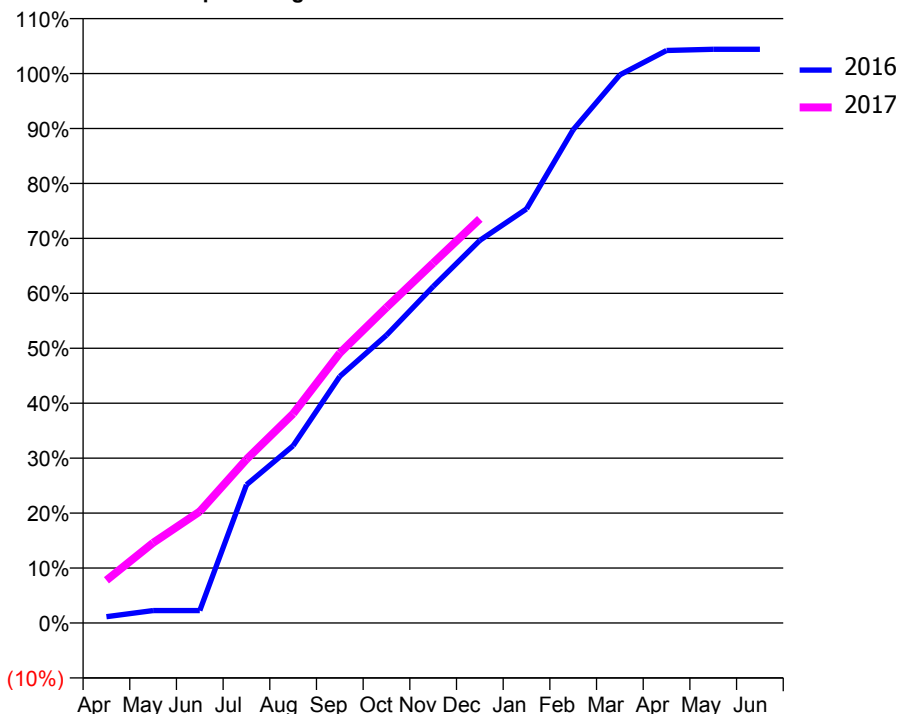
### ACCESS\*

Patients seen in 24 months	Total	Change since previous quarter
Quarter ending December 2015	1,042	
Quarter ending March 2016	1,073	↑
Quarter ending June 2016	1,070	→
Quarter ending September 2016	1,085	→
Quarter ending December 2016	1,087	→
<b>Variance since December 2015</b>	<b>4.3%</b>	<b>↑</b>



### ACTIVITY

Cumulative percentage of contracted UDA delivered 2016 & 2017



Month	Adjusted Scheduled Activity (UDA)	
	2016	2017
April	23	155
May	45	291
June	45	404
July	501	594
August	643	759
September	894	979
October	1,043	1,144
November	1,220	1,305
December	1,387	1,465
January	1,501	
February	1,788	
March	1,987	
April	2,076	
May	2,080	
June	2,080	

### QUALITY

	Quantity	Base Number	Contract	AT	Region	England
% of FP17s for the same patient ID Re-attending within 3 months - Children	18	363	5.0%	11.3%	11.9%	12.4%
% of FP17s for the same patient ID Re-attending within 3 months - Adults	66	572	11.5%	16.3%	17.1%	16.6%
% of FP17s for the same patient ID Re-attending between 3 & 9 months - Children	162	363	44.6%	41.7%	46.2%	57.5%
% of FP17s for the same patient ID Re-attending between 3 & 9 months - Adults	233	572	40.7%	35.2%	37.8%	50.4%
% of FP17s for Band 1 Urgent Courses	104	887	11.7%	10.7%	10.6%	9.1%
% of FP17s Relating to Free Repair or Replacements	0	887	0.0%	0.5%	0.6%	0.8%
% of FP17s Relating to Continuations	1	887	0.1%	0.9%	0.9%	1.3%
% of Patients satisfied with the dentistry they have received	2	2	N/A	89.2%	90.3%	92.7%
% of Patients satisfied with the time they had to wait for an appointment	1	2	N/A	81.2%	83.8%	88.8%

\* This is based on patients treated on this contract for their most recent course of treatment. Figures in italics indicate the base number of FP17s or Patient Questionnaire responses are less than 100. N/A is shown where the base number of responses is less than 10 during the period. % is calculated as Quantity/Base number\*100

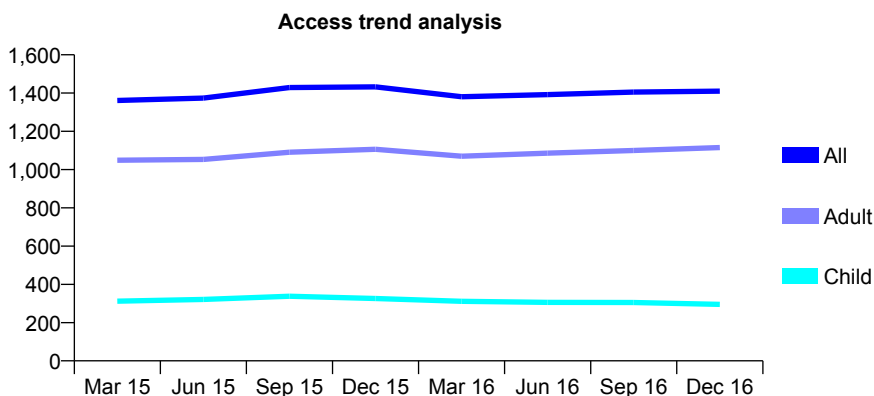
## Q61 - Vital Signs At a Glance Contract Report for 839779/0001 - December 2016

Name or company name	MR M SIMYAB
Contract type name	GDS Contract
Purpose of contract	General
Contract start date	01/04/2006
Contract end date	

16/17 Contracted general activity (UDA)	3,780
Carry forward general activity (UDA)	-76
16/17 Contracted orthodontic activity (UOA)	0
Carry forward orthodontic activity (UOA)	0
Baseline contract value	£136,307.21

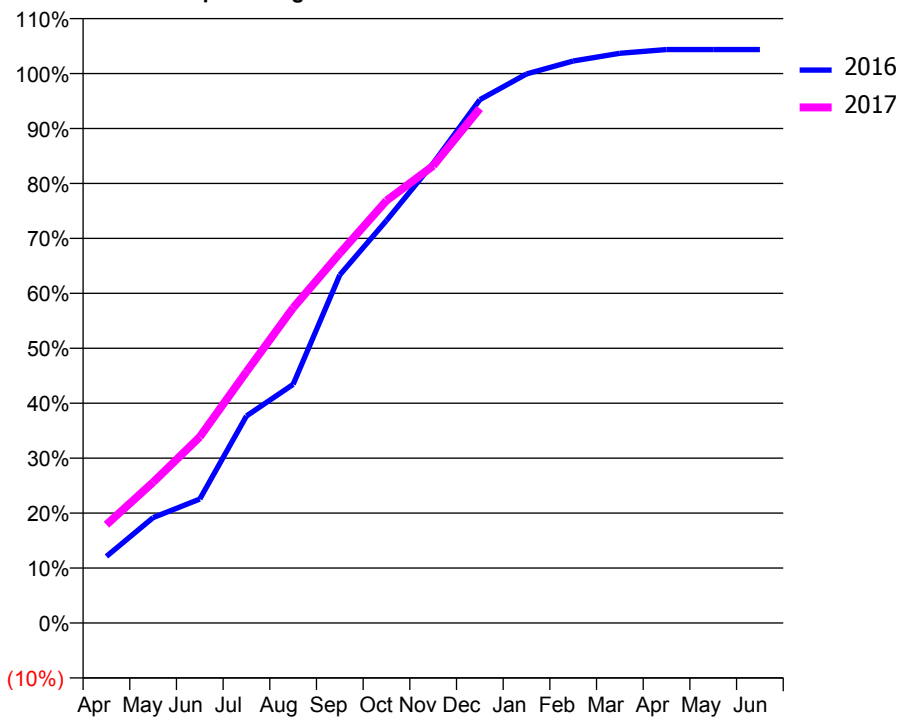
### ACCESS\*

Patients seen in 24 months	Total	Change since previous quarter
Quarter ending December 2015	1,432	
Quarter ending March 2016	1,381	↓
Quarter ending June 2016	1,392	→
Quarter ending September 2016	1,405	→
Quarter ending December 2016	1,410	→
<b>Variance since December 2015</b>	<b>(1.5%)</b>	<b>↓</b>



### ACTIVITY

Cumulative percentage of contracted UDA delivered 2016 & 2017



Month	Adjusted Scheduled Activity (UDA)	
	2016	2017
April	459	677
May	725	969
June	852	1,280
July	1,424	1,728
August	1,642	2,168
September	2,395	2,543
October	2,769	2,906
November	3,162	3,145
December	3,600	3,539
January	3,777	
February	3,866	
March	3,919	
April	3,945	
May	3,945	
June	3,945	

### QUALITY

	Quantity	Base Number	Contract	AT	Region	England
% of FP17s for the same patient ID Re-attending within 3 months - Children	17	264	6.4%	11.3%	11.9%	12.4%
% of FP17s for the same patient ID Re-attending within 3 months - Adults	176	1,045	16.8%	16.3%	17.1%	16.6%
% of FP17s for the same patient ID Re-attending between 3 & 9 months - Children	99	264	37.5%	41.7%	46.2%	57.5%
% of FP17s for the same patient ID Re-attending between 3 & 9 months - Adults	400	1,045	38.3%	35.2%	37.8%	50.4%
% of FP17s for Band 1 Urgent Courses	115	1,290	8.9%	10.7%	10.6%	9.1%
% of FP17s Relating to Free Repair or Replacements	0	1,290	0.0%	0.5%	0.6%	0.8%
% of FP17s Relating to Continuations	56	1,290	4.3%	0.9%	0.9%	1.3%
% of Patients satisfied with the dentistry they have received	2	2	N/A	89.2%	90.3%	92.7%
% of Patients satisfied with the time they had to wait for an appointment	2	2	N/A	81.2%	83.8%	88.8%

\* This is based on patients treated on this contract for their most recent course of treatment. Figures in italics indicate the base number of FP17s or Patient Questionnaire responses are less than 100. N/A is shown where the base number of responses is less than 10 during the period. % is calculated as Quantity/Base number\*100

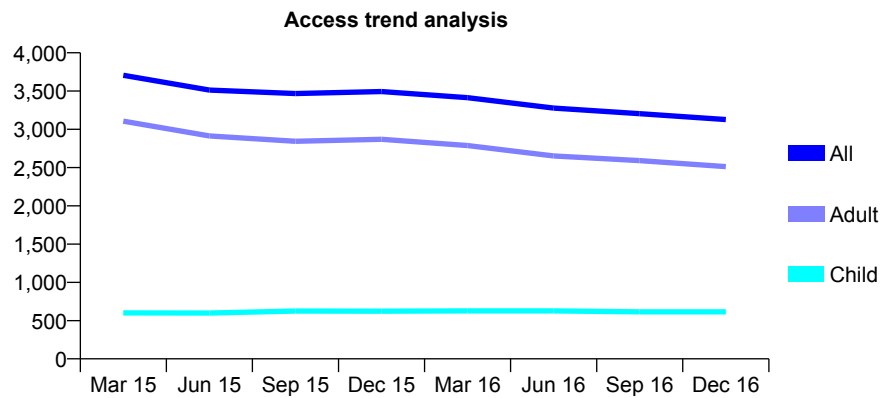
## Q61 - Vital Signs At a Glance Contract Report for 841242/0001 - December 2016

Name or company name	MRS O SULAIMAN
Contract type name	GDS Contract
Purpose of contract	General
Contract start date	01/04/2006
Contract end date	

16/17 Contracted general activity (UDA)	6,663
Carry forward general activity (UDA)	-105
16/17 Contracted orthodontic activity (UOA)	0
Carry forward orthodontic activity (UOA)	0
Baseline contract value	£185,212.56

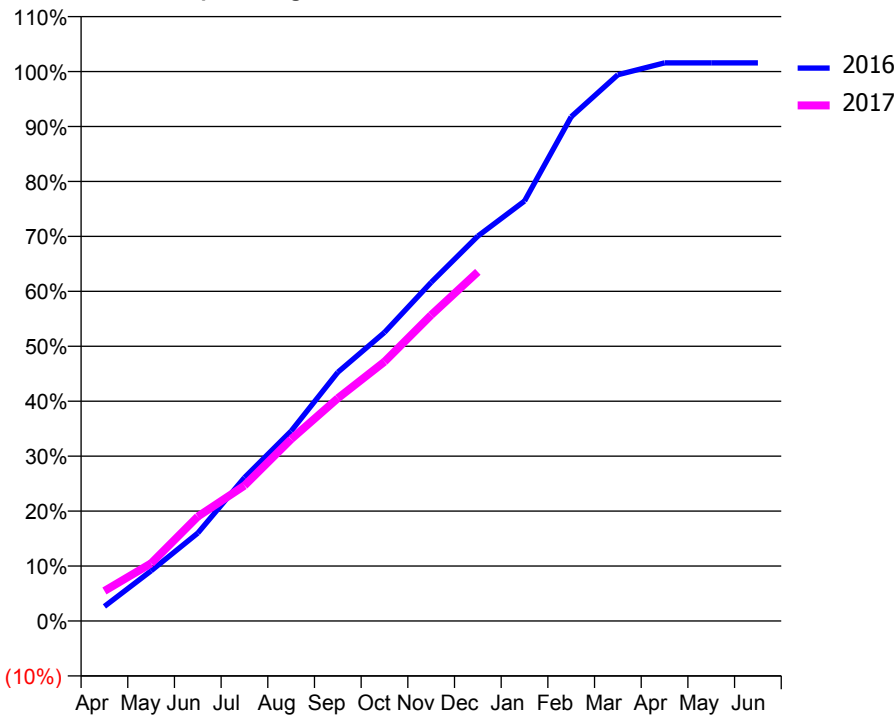
### ACCESS\*

Patients seen in 24 months	Total	Change since previous quarter
Quarter ending December 2015	3,493	
Quarter ending March 2016	3,414	↓
Quarter ending June 2016	3,278	↓
Quarter ending September 2016	3,205	↓
Quarter ending December 2016	3,128	↓
<b>Variance since December 2015</b>	<b>(10.4%)</b>	<b>↓</b>



### ACTIVITY

Cumulative percentage of contracted UDA delivered 2016 & 2017



Month	Adjusted Scheduled Activity (UDA)	
	2016	2017
April	178	365
May	609	699
June	1,066	1,267
July	1,739	1,642
August	2,303	2,205
September	3,016	2,702
October	3,500	3,145
November	4,106	3,709
December	4,667	4,233
January	5,092	
February	6,114	
March	6,623	
April	6,767	
May	6,767	
June	6,768	

### QUALITY

	Quantity	Base Number	Contract	AT	Region	England
% of FP17s for the same patient ID Re-attending within 3 months - Children	77	536	14.4%	11.3%	11.9%	12.4%
% of FP17s for the same patient ID Re-attending within 3 months - Adults	207	1,641	12.6%	16.3%	17.1%	16.6%
% of FP17s for the same patient ID Re-attending between 3 & 9 months - Children	215	536	40.1%	41.7%	46.2%	57.5%
% of FP17s for the same patient ID Re-attending between 3 & 9 months - Adults	512	1,641	31.2%	35.2%	37.8%	50.4%
% of FP17s for Band 1 Urgent Courses	251	2,099	12.0%	10.7%	10.6%	9.1%
% of FP17s Relating to Free Repair or Replacements	0	2,099	0.0%	0.5%	0.6%	0.8%
% of FP17s Relating to Continuations	0	2,099	0.0%	0.9%	0.9%	1.3%
% of Patients satisfied with the dentistry they have received	1	1	N/A	89.2%	90.3%	92.7%
% of Patients satisfied with the time they had to wait for an appointment	1	1	N/A	81.2%	83.8%	88.8%

\* This is based on patients treated on this contract for their most recent course of treatment. Figures in italics indicate the base number of FP17s or Patient Questionnaire responses are less than 100. N/A is shown where the base number of responses is less than 10 during the period. % is calculated as Quantity/Base number\*100



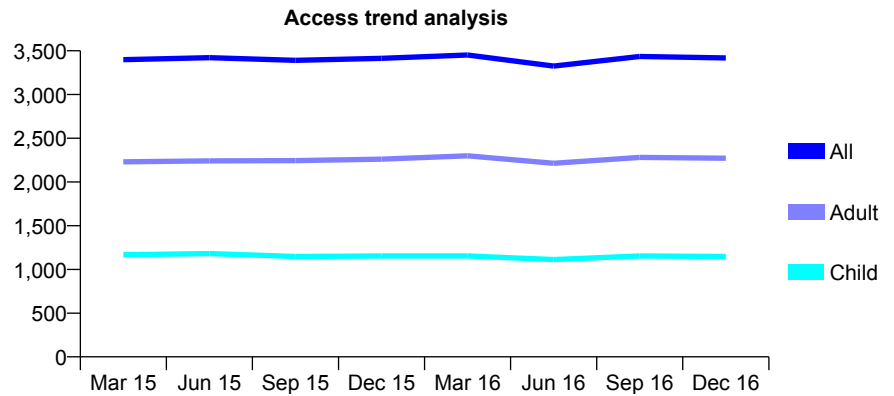
## Q61 - Vital Signs At a Glance Contract Report for 841390/0001 - December 2016

Name or company name	MR AG PATEL
Contract type name	GDS Contract
Purpose of contract	General
Contract start date	01/04/2006
Contract end date	

16/17 Contracted general activity (UDA)	6,499
Carry forward general activity (UDA)	-128
16/17 Contracted orthodontic activity (UOA)	0
Carry forward orthodontic activity (UOA)	0
Baseline contract value	£183,374.34

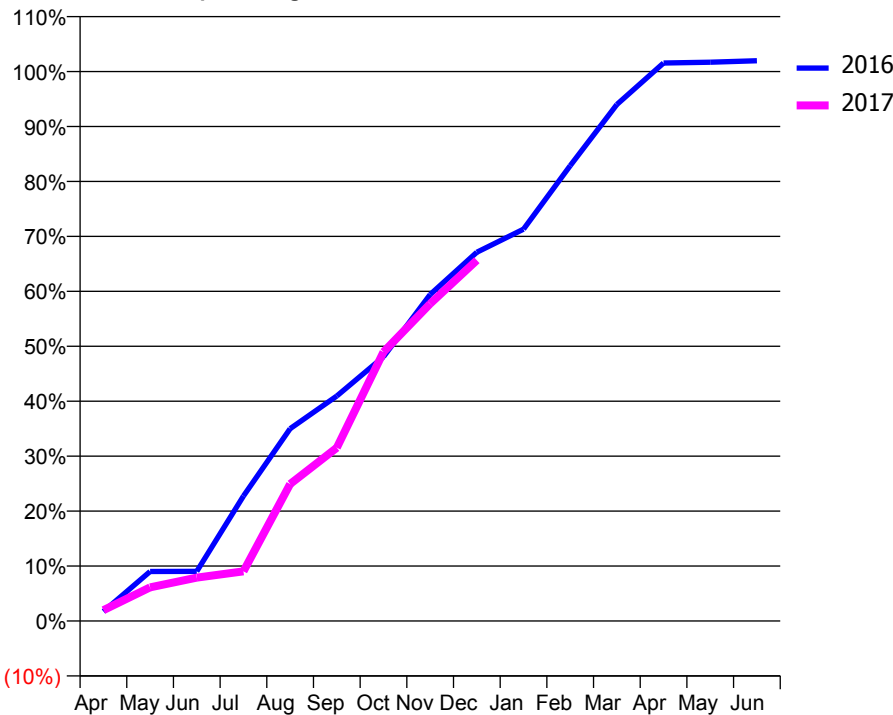
### ACCESS\*

Patients seen in 24 months	Total	Change since previous quarter
Quarter ending December 2015	3,414	
Quarter ending March 2016	3,452	→
Quarter ending June 2016	3,325	↓
Quarter ending September 2016	3,435	↑
Quarter ending December 2016	3,418	→
<b>Variance since December 2015</b>	<b>0.1%</b>	<b>→</b>



### ACTIVITY

Cumulative percentage of contracted UDA delivered 2016 & 2017



Month	Adjusted Scheduled Activity (UDA)	
	2016	2017
April	113	128
May	586	398
June	588	513
July	1,479	587
August	2,274	1,620
September	2,662	2,049
October	3,126	3,181
November	3,862	3,752
December	4,361	4,268
January	4,635	
February	5,384	
March	6,110	
April	6,600	
May	6,610	
June	6,627	

### QUALITY

	Quantity	Base Number	Contract	AT	Region	England
% of FP17s for the same patient ID Re-attending within 3 months - Children	10	759	1.3%	11.3%	11.9%	12.4%
% of FP17s for the same patient ID Re-attending within 3 months - Adults	67	1,485	4.5%	16.3%	17.1%	16.6%
% of FP17s for the same patient ID Re-attending between 3 & 9 months - Children	209	759	27.5%	41.7%	46.2%	57.5%
% of FP17s for the same patient ID Re-attending between 3 & 9 months - Adults	414	1,485	27.9%	35.2%	37.8%	50.4%
% of FP17s for Band 1 Urgent Courses	3	2,053	0.1%	10.7%	10.6%	9.1%
% of FP17s Relating to Free Repair or Replacements	5	2,053	0.2%	0.5%	0.6%	0.8%
% of FP17s Relating to Continuations	0	2,053	0.0%	0.9%	0.9%	1.3%
% of Patients satisfied with the dentistry they have received	7	8	N/A	89.2%	90.3%	92.7%
% of Patients satisfied with the time they had to wait for an appointment	7	8	N/A	81.2%	83.8%	88.8%

\* This is based on patients treated on this contract for their most recent course of treatment. Figures in italics indicate the base number of FP17s or Patient Questionnaire responses are less than 100. N/A is shown where the base number of responses is less than 10 during the period. % is calculated as Quantity/Base number\*100

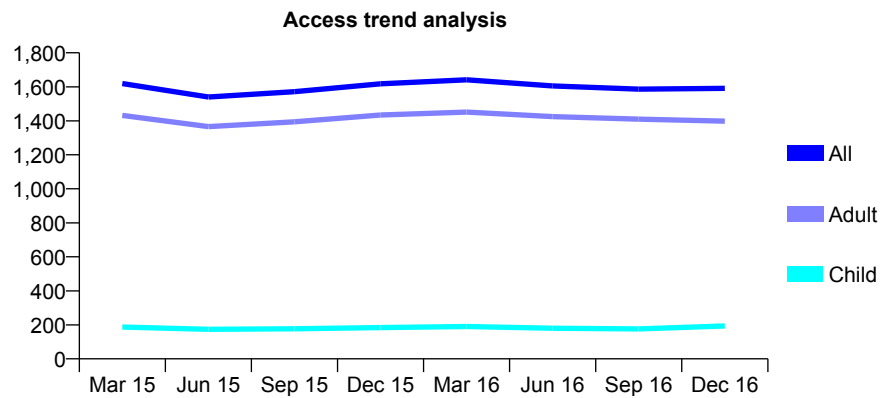
## Q61 - Vital Signs At a Glance Contract Report for 841463/0001 - December 2016

Name or company name	MR H TOSI
Contract type name	GDS Contract
Purpose of contract	General
Contract start date	01/04/2006
Contract end date	

16/17 Contracted general activity (UDA)	3,786
Carry forward general activity (UDA)	-23
16/17 Contracted orthodontic activity (UOA)	0
Carry forward orthodontic activity (UOA)	0
Baseline contract value	£191,693.86

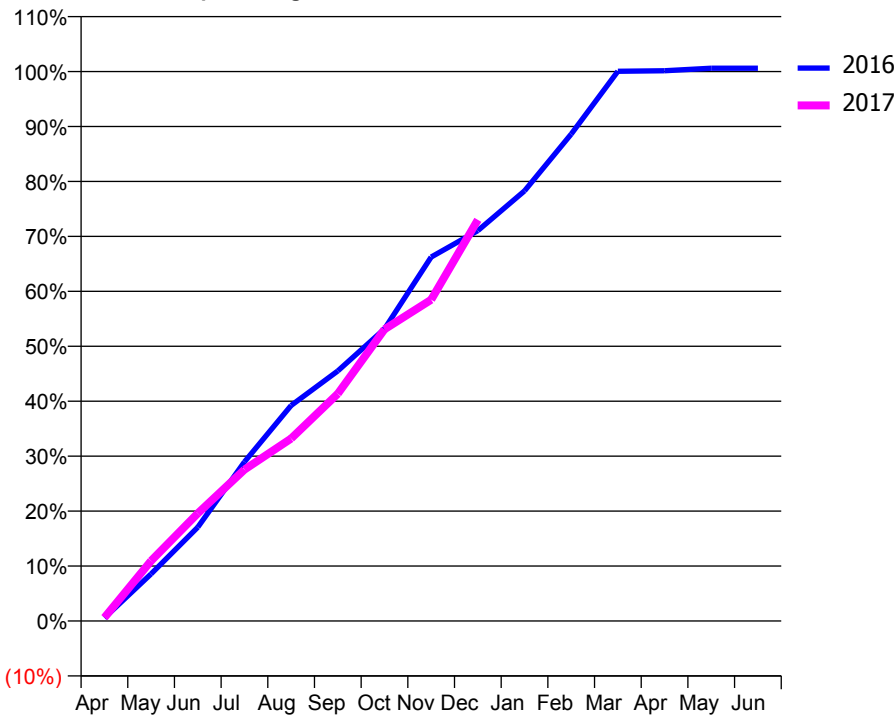
### ACCESS\*

Patients seen in 24 months	Total	Change since previous quarter
Quarter ending December 2015	1,618	
Quarter ending March 2016	1,641	→
Quarter ending June 2016	1,605	↓
Quarter ending September 2016	1,586	↓
Quarter ending December 2016	1,591	→
<b>Variance since December 2015</b>	<b>(1.7%)</b>	<b>↓</b>



### ACTIVITY

Cumulative percentage of contracted UDA delivered 2016 & 2017



Month	Adjusted Scheduled Activity (UDA)	
	2016	2017
April	22	23
May	325	415
June	646	742
July	1,097	1,043
August	1,485	1,257
September	1,723	1,566
October	2,012	2,010
November	2,508	2,214
December	2,689	2,764
January	2,964	
February	3,355	
March	3,788	
April	3,792	
May	3,809	
June	3,809	

### QUALITY

	Quantity	Base Number	Contract	AT	Region	England
% of FP17s for the same patient ID Re-attending within 3 months - Children	9	140	6.4%	11.3%	11.9%	12.4%
% of FP17s for the same patient ID Re-attending within 3 months - Adults	95	902	10.5%	16.3%	17.1%	16.6%
% of FP17s for the same patient ID Re-attending between 3 & 9 months - Children	23	140	16.4%	41.7%	46.2%	57.5%
% of FP17s for the same patient ID Re-attending between 3 & 9 months - Adults	171	902	19.0%	35.2%	37.8%	50.4%
% of FP17s for Band 1 Urgent Courses	171	1,036	16.5%	10.7%	10.6%	9.1%
% of FP17s Relating to Free Repair or Replacements	0	1,036	0.0%	0.5%	0.6%	0.8%
% of FP17s Relating to Continuations	2	1,036	0.2%	0.9%	0.9%	1.3%
% of Patients satisfied with the dentistry they have received	2	2	N/A	89.2%	90.3%	92.7%
% of Patients satisfied with the time they had to wait for an appointment	1	2	N/A	81.2%	83.8%	88.8%

\* This is based on patients treated on this contract for their most recent course of treatment. Figures in italics indicate the base number of FP17s or Patient Questionnaire responses are less than 100. N/A is shown where the base number of responses is less than 10 during the period. % is calculated as Quantity/Base number\*100

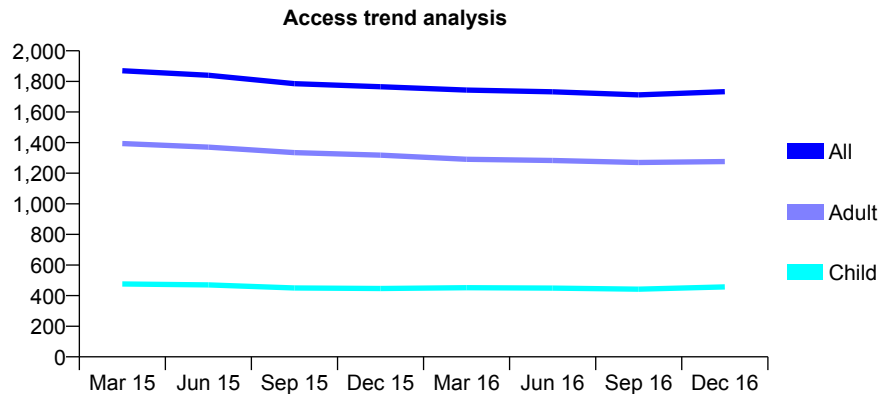
## Q61 - Vital Signs At a Glance Contract Report for 842567/0001 - December 2016

Name or company name	MR P PATEL
Contract type name	GDS Contract
Purpose of contract	General
Contract start date	01/04/2006
Contract end date	

16/17 Contracted general activity (UDA)	10,481
Carry forward general activity (UDA)	-105
16/17 Contracted orthodontic activity (UOA)	0
Carry forward orthodontic activity (UOA)	0
Baseline contract value	£279,527.13

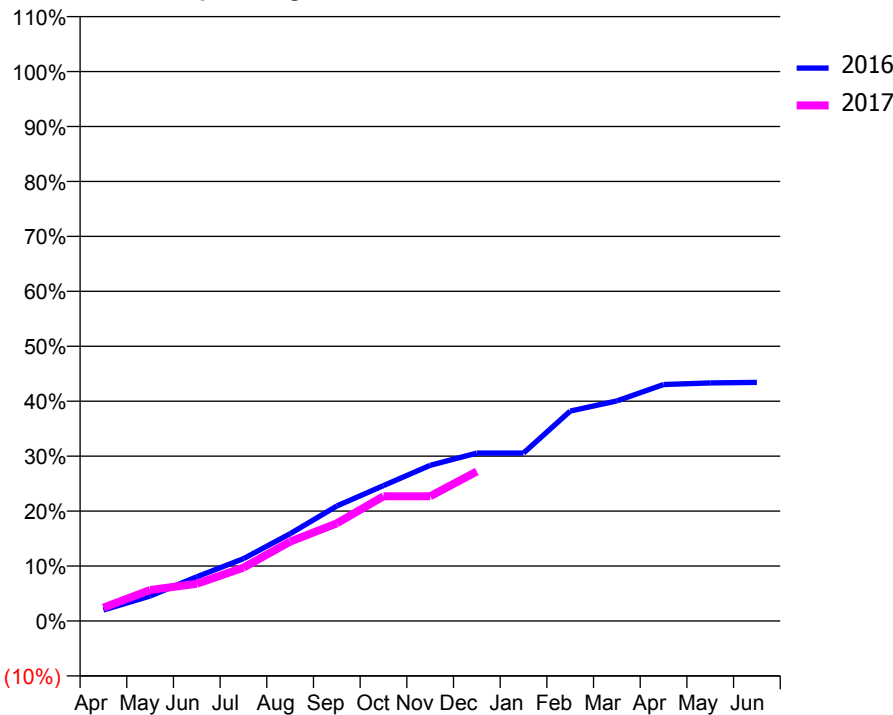
### ACCESS\*

Patients seen in 24 months	Total	Change since previous quarter
Quarter ending December 2015	1,765	
Quarter ending March 2016	1,743	↓
Quarter ending June 2016	1,732	→
Quarter ending September 2016	1,712	↓
Quarter ending December 2016	1,733	→
<b>Variance since December 2015</b>	<b>(1.8%)</b>	<b>↓</b>



### ACTIVITY

Cumulative percentage of contracted UDA delivered 2016 & 2017



Month	Adjusted Scheduled Activity (UDA)	
	2016	2017
April	209	256
May	476	591
June	844	710
July	1,189	1,019
August	1,664	1,515
September	2,193	1,863
October	2,582	2,379
November	2,969	2,379
December	3,205	2,853
January	3,205	
February	4,004	
March	4,197	
April	4,512	
May	4,542	
June	4,552	

### QUALITY

	Quantity	Base Number	Contract	AT	Region	England
% of FP17s for the same patient ID Re-attending within 3 months - Children	9	381	2.4%	11.3%	11.9%	12.4%
% of FP17s for the same patient ID Re-attending within 3 months - Adults	82	957	8.6%	16.3%	17.1%	16.6%
% of FP17s for the same patient ID Re-attending between 3 & 9 months - Children	167	381	43.8%	41.7%	46.2%	57.5%
% of FP17s for the same patient ID Re-attending between 3 & 9 months - Adults	371	957	38.8%	35.2%	37.8%	50.4%
% of FP17s for Band 1 Urgent Courses	48	1,172	4.1%	10.7%	10.6%	9.1%
% of FP17s Relating to Free Repair or Replacements	5	1,172	0.4%	0.5%	0.6%	0.8%
% of FP17s Relating to Continuations	10	1,172	0.9%	0.9%	0.9%	1.3%
% of Patients satisfied with the dentistry they have received	6	7	N/A	89.2%	90.3%	92.7%
% of Patients satisfied with the time they had to wait for an appointment	6	7	N/A	81.2%	83.8%	88.8%

\* This is based on patients treated on this contract for their most recent course of treatment. Figures in italics indicate the base number of FP17s or Patient Questionnaire responses are less than 100. N/A is shown where the base number of responses is less than 10 during the period. % is calculated as Quantity/Base number\*100

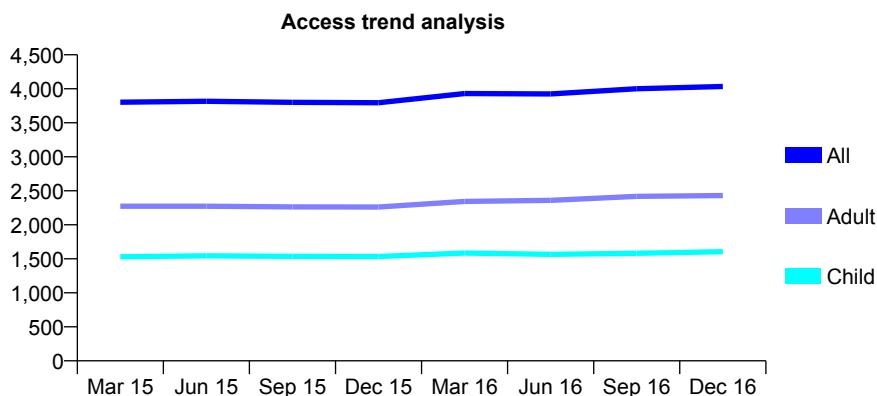
## Q61 - Vital Signs At a Glance Contract Report for 842605/0001 - December 2016

Name or company name	MR GS UBHI
Contract type name	GDS Contract
Purpose of contract	General
Contract start date	01/04/2006
Contract end date	

16/17 Contracted general activity (UDA)	12,053
Carry forward general activity (UDA)	-241
16/17 Contracted orthodontic activity (UOA)	0
Carry forward orthodontic activity (UOA)	0
Baseline contract value	£352,132.02

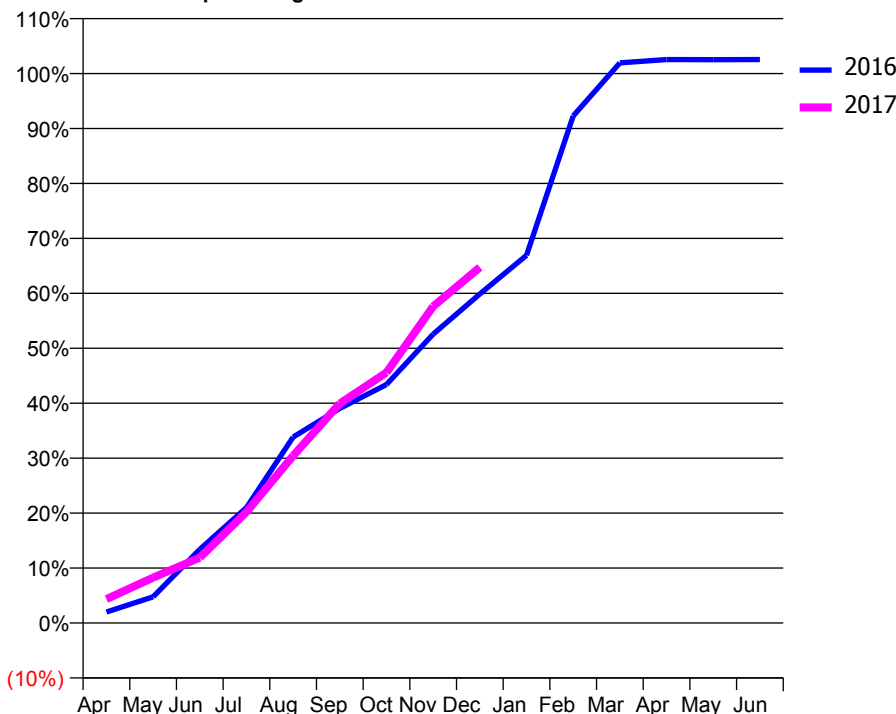
### ACCESS\*

Patients seen in 24 months	Total	Change since previous quarter
Quarter ending December 2015	3,796	
Quarter ending March 2016	3,930	↑
Quarter ending June 2016	3,925	→
Quarter ending September 2016	4,001	→
Quarter ending December 2016	4,035	→
<b>Variance since December 2015</b>	<b>6.3%</b>	<b>↑</b>



### ACTIVITY

Cumulative percentage of contracted UDA delivered 2016 & 2017



Adjusted Scheduled Activity (UDA)

Month	2016	2017
April	241	525
May	576	997
June	1,615	1,436
July	2,531	2,434
August	4,079	3,670
September	4,708	4,815
October	5,232	5,495
November	6,336	6,944
December	7,218	7,802
January	8,067	
February	11,122	
March	12,285	
April	12,358	
May	12,358	
June	12,359	

### QUALITY

	Quantity	Base Number	Contract	AT	Region	England
% of FP17s for the same patient ID Re-attending within 3 months - Children	83	1,138	7.3%	11.3%	11.9%	12.4%
% of FP17s for the same patient ID Re-attending within 3 months - Adults	134	1,472	9.1%	16.3%	17.1%	16.6%
% of FP17s for the same patient ID Re-attending between 3 & 9 months - Children	377	1,138	33.1%	41.7%	46.2%	57.5%
% of FP17s for the same patient ID Re-attending between 3 & 9 months - Adults	410	1,472	27.9%	35.2%	37.8%	50.4%
% of FP17s for Band 1 Urgent Courses	212	2,080	10.2%	10.7%	10.6%	9.1%
% of FP17s Relating to Free Repair or Replacements	6	2,080	0.3%	0.5%	0.6%	0.8%
% of FP17s Relating to Continuations	11	2,080	0.5%	0.9%	0.9%	1.3%
% of Patients satisfied with the dentistry they have received	1	1	N/A	89.2%	90.3%	92.7%
% of Patients satisfied with the time they had to wait for an appointment	1	1	N/A	81.2%	83.8%	88.8%

\* This is based on patients treated on this contract for their most recent course of treatment. Figures in italics indicate the base number of FP17s or Patient Questionnaire responses are less than 100. N/A is shown where the base number of responses is less than 10 during the period. % is calculated as Quantity/Base number\*100

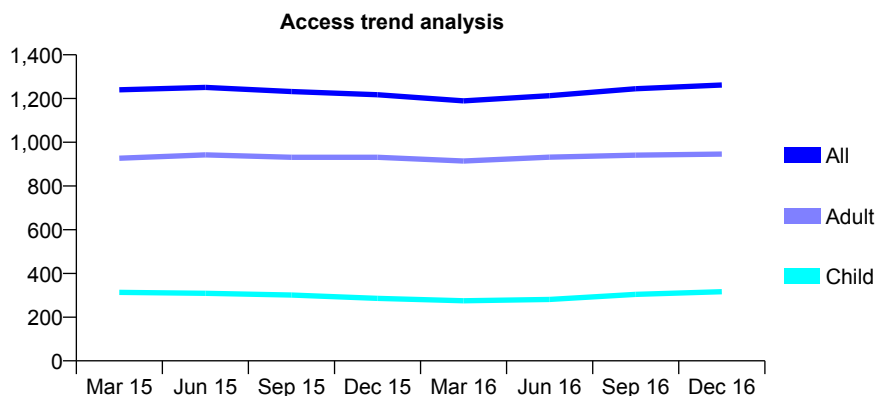
## Q61 - Vital Signs At a Glance Contract Report for 843148/0002 - December 2016

Name or company name	MR SR MANAFI
Contract type name	GDS Contract
Purpose of contract	General
Contract start date	01/04/2006
Contract end date	

16/17 Contracted general activity (UDA)	4,613
Carry forward general activity (UDA)	-49
16/17 Contracted orthodontic activity (UOA)	0
Carry forward orthodontic activity (UOA)	0
Baseline contract value	£154,451.90

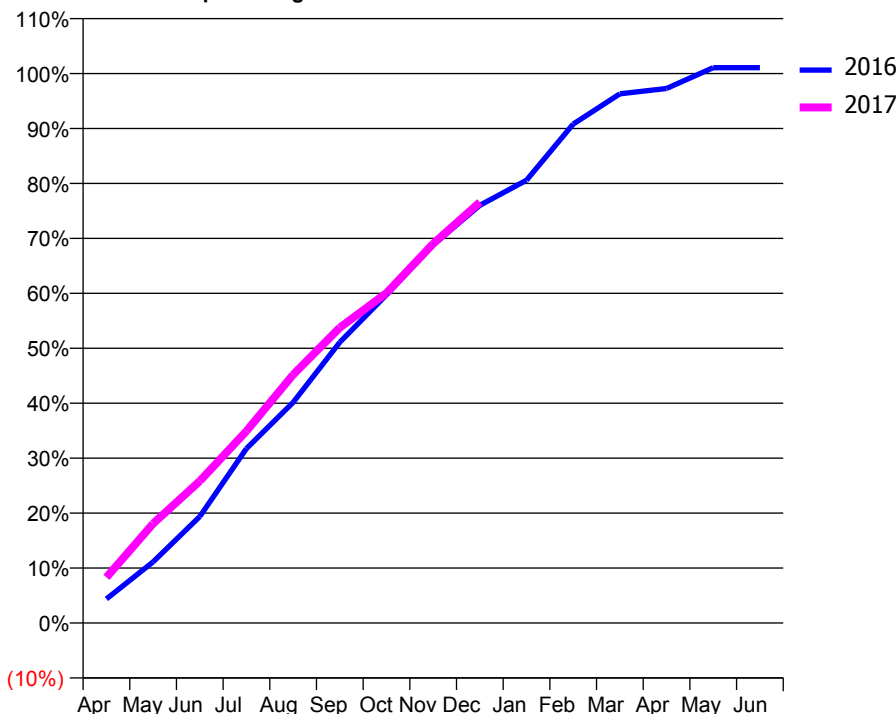
### ACCESS\*

Patients seen in 24 months	Total	Change since previous quarter
Quarter ending December 2015	1,217	
Quarter ending March 2016	1,189	↓
Quarter ending June 2016	1,213	↑
Quarter ending September 2016	1,245	↑
Quarter ending December 2016	1,262	→
<b>Variance since December 2015</b>	<b>3.7%</b>	<b>↑</b>



### ACTIVITY

Cumulative percentage of contracted UDA delivered 2016 & 2017



Adjusted Scheduled Activity (UDA)

Month	2016	2017
April	202	383
May	513	834
June	894	1,192
July	1,465	1,611
August	1,852	2,084
September	2,357	2,480
October	2,755	2,770
November	3,174	3,184
December	3,507	3,532
January	3,717	
February	4,188	
March	4,443	
April	4,487	
May	4,662	
June	4,662	

### QUALITY

	Quantity	Base Number	Contract	AT	Region	England
% of FP17s for the same patient ID Re-attending within 3 months - Children	21	278	7.6%	11.3%	11.9%	12.4%
% of FP17s for the same patient ID Re-attending within 3 months - Adults	100	737	13.6%	16.3%	17.1%	16.6%
% of FP17s for the same patient ID Re-attending between 3 & 9 months - Children	125	278	45.0%	41.7%	46.2%	57.5%
% of FP17s for the same patient ID Re-attending between 3 & 9 months - Adults	238	737	32.3%	35.2%	37.8%	50.4%
% of FP17s for Band 1 Urgent Courses	135	949	14.2%	10.7%	10.6%	9.1%
% of FP17s Relating to Free Repair or Replacements	3	949	0.3%	0.5%	0.6%	0.8%
% of FP17s Relating to Continuations	1	949	0.1%	0.9%	0.9%	1.3%
% of Patients satisfied with the dentistry they have received	0	1	N/A	89.2%	90.3%	92.7%
% of Patients satisfied with the time they had to wait for an appointment	0	1	N/A	81.2%	83.8%	88.8%

\* This is based on patients treated on this contract for their most recent course of treatment. Figures in italics indicate the base number of FP17s or Patient Questionnaire responses are less than 100. N/A is shown where the base number of responses is less than 10 during the period. % is calculated as Quantity/Base number\*100

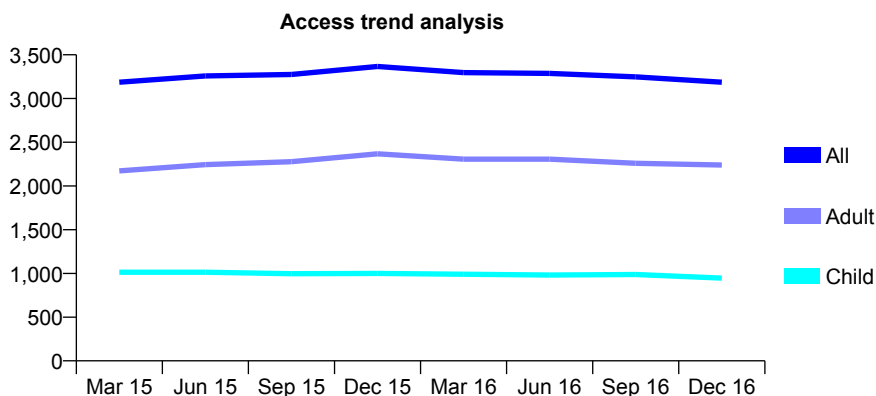
## Q61 - Vital Signs At a Glance Contract Report for 843148/0003 - December 2016

Name or company name	MR SR MANAFI
Contract type name	GDS Contract
Purpose of contract	General
Contract start date	01/04/2006
Contract end date	

16/17 Contracted general activity (UDA)	9,676
Carry forward general activity (UDA)	44
16/17 Contracted orthodontic activity (UOA)	0
Carry forward orthodontic activity (UOA)	0
Baseline contract value	£320,465.76

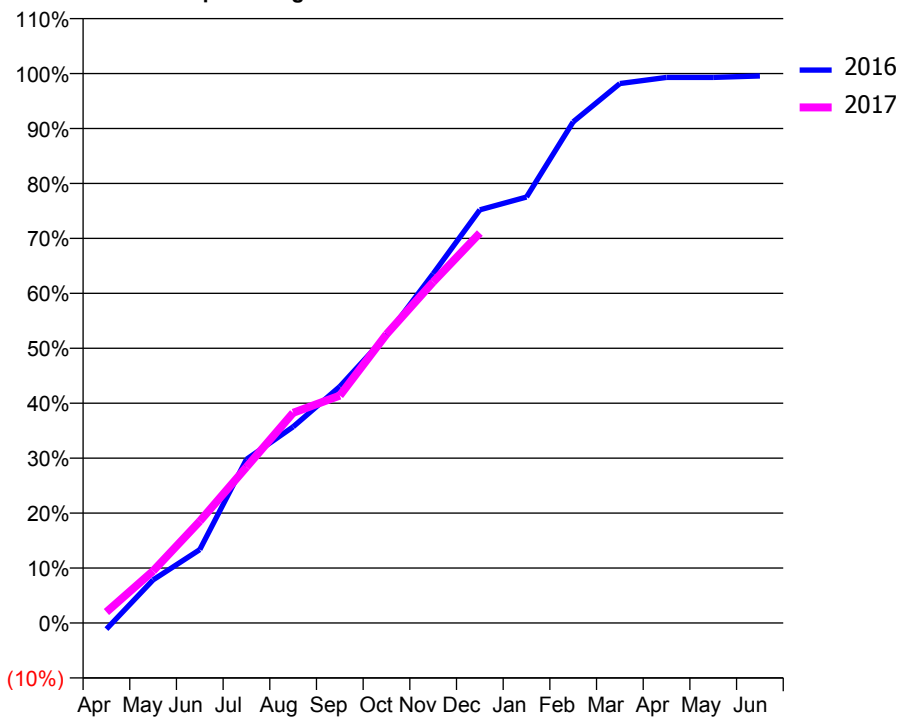
### ACCESS\*

Patients seen in 24 months	Total	Change since previous quarter
Quarter ending December 2015	3,367	
Quarter ending March 2016	3,297	↓
Quarter ending June 2016	3,288	→
Quarter ending September 2016	3,248	↓
Quarter ending December 2016	3,187	↓
<b>Variance since December 2015</b>	<b>(5.3%)</b>	<b>↓</b>



### ACTIVITY

Cumulative percentage of contracted UDA delivered 2016 & 2017



Month	Adjusted Scheduled Activity (UDA)	
	2016	2017
April	-109	194
May	759	917
June	1,294	1,793
July	2,883	2,747
August	3,454	3,702
September	4,165	4,004
October	5,061	5,084
November	6,151	6,005
December	7,276	6,868
January	7,501	
February	8,826	
March	9,499	
April	9,607	
May	9,607	
June	9,632	

### QUALITY

	Quantity	Base Number	Contract	AT	Region	England
% of FP17s for the same patient ID Re-attending within 3 months - Children	44	663	6.6%	11.3%	11.9%	12.4%
% of FP17s for the same patient ID Re-attending within 3 months - Adults	203	1,482	13.7%	16.3%	17.1%	16.6%
% of FP17s for the same patient ID Re-attending between 3 & 9 months - Children	199	663	30.0%	41.7%	46.2%	57.5%
% of FP17s for the same patient ID Re-attending between 3 & 9 months - Adults	365	1,482	24.6%	35.2%	37.8%	50.4%
% of FP17s for Band 1 Urgent Courses	338	2,098	16.1%	10.7%	10.6%	9.1%
% of FP17s Relating to Free Repair or Replacements	1	2,098	0.0%	0.5%	0.6%	0.8%
% of FP17s Relating to Continuations	15	2,098	0.7%	0.9%	0.9%	1.3%
% of Patients satisfied with the dentistry they have received	1	2	N/A	89.2%	90.3%	92.7%
% of Patients satisfied with the time they had to wait for an appointment	2	2	N/A	81.2%	83.8%	88.8%

\* This is based on patients treated on this contract for their most recent course of treatment. Figures in italics indicate the base number of FP17s or Patient Questionnaire responses are less than 100. N/A is shown where the base number of responses is less than 10 during the period. % is calculated as Quantity/Base number\*100

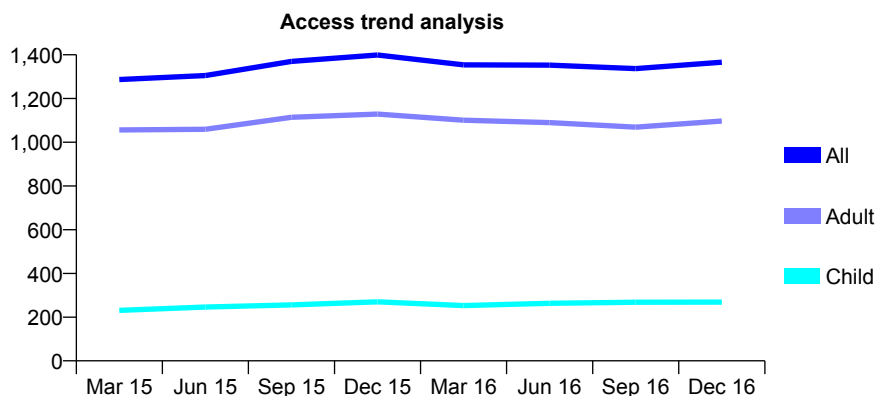
## Q61 - Vital Signs At a Glance Contract Report for 843253/0001 - December 2016

Name or company name	MS AL DOBRE
Contract type name	GDS Contract
Purpose of contract	General
Contract start date	01/04/2006
Contract end date	

16/17 Contracted general activity (UDA)	3,786
Carry forward general activity (UDA)	-3
16/17 Contracted orthodontic activity (UOA)	0
Carry forward orthodontic activity (UOA)	0
Baseline contract value	£192,096.41

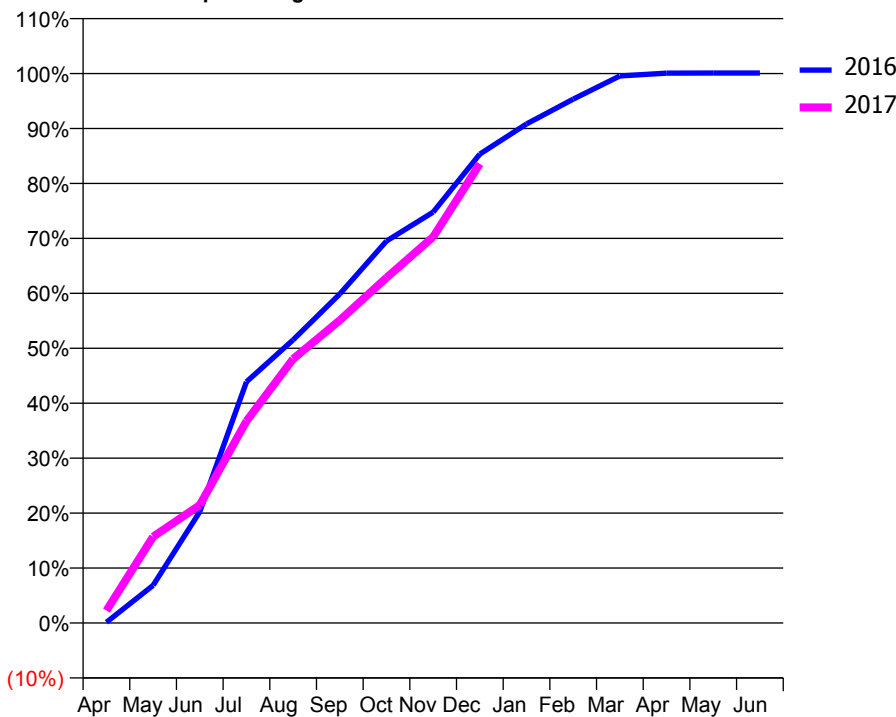
### ACCESS\*

Patients seen in 24 months	Total	Change since previous quarter
Quarter ending December 2015	1,399	
Quarter ending March 2016	1,354	↓
Quarter ending June 2016	1,353	→
Quarter ending September 2016	1,337	↓
Quarter ending December 2016	1,366	↑
<b>Variance since December 2015</b>	<b>(2.4%)</b>	<b>↓</b>



### ACTIVITY

Cumulative percentage of contracted UDA delivered 2016 & 2017



Month	Adjusted Scheduled Activity (UDA)	
	2016	2017
April	5	86
May	259	595
June	767	812
July	1,661	1,391
August	1,951	1,819
September	2,267	2,086
October	2,631	2,379
November	2,831	2,660
December	3,231	3,164
January	3,438	
February	3,609	
March	3,769	
April	3,788	
May	3,789	
June	3,789	

### QUALITY

	Quantity	Base Number	Contract	AT	Region	England
% of FP17s for the same patient ID Re-attending within 3 months - Children	19	246	7.7%	11.3%	11.9%	12.4%
% of FP17s for the same patient ID Re-attending within 3 months - Adults	62	778	8.0%	16.3%	17.1%	16.6%
% of FP17s for the same patient ID Re-attending between 3 & 9 months - Children	46	246	18.7%	41.7%	46.2%	57.5%
% of FP17s for the same patient ID Re-attending between 3 & 9 months - Adults	152	778	19.5%	35.2%	37.8%	50.4%
% of FP17s for Band 1 Urgent Courses	94	1,016	9.3%	10.7%	10.6%	9.1%
% of FP17s Relating to Free Repair or Replacements	1	1,016	0.1%	0.5%	0.6%	0.8%
% of FP17s Relating to Continuations	4	1,016	0.4%	0.9%	0.9%	1.3%
% of Patients satisfied with the dentistry they have received	1	1	N/A	89.2%	90.3%	92.7%
% of Patients satisfied with the time they had to wait for an appointment	1	1	N/A	81.2%	83.8%	88.8%

\* This is based on patients treated on this contract for their most recent course of treatment. Figures in italics indicate the base number of FP17s or Patient Questionnaire responses are less than 100. N/A is shown where the base number of responses is less than 10 during the period. % is calculated as Quantity/Base number\*100



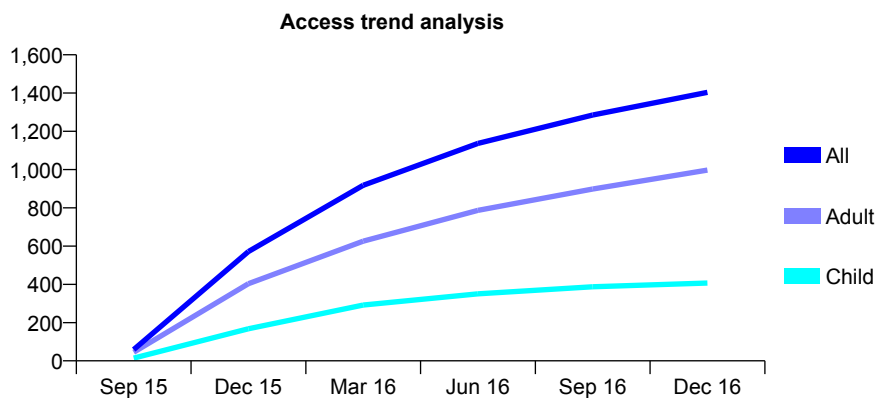
## Q61 - Vital Signs At a Glance Contract Report for 845531/0001 - December 2016

Name or company name	MR J SHAH
Contract type name	GDS Contract
Purpose of contract	General
Contract start date	01/09/2015
Contract end date	

16/17 Contracted general activity (UDA)	7,427
Carry forward general activity (UDA)	-99
16/17 Contracted orthodontic activity (UOA)	0
Carry forward orthodontic activity (UOA)	0
Baseline contract value	£215,257.73

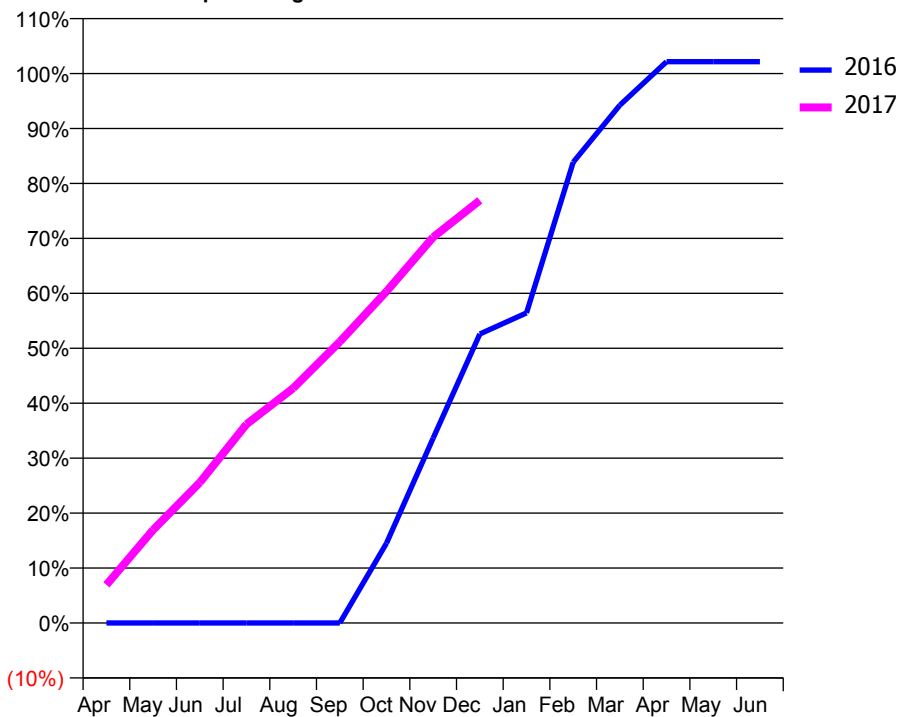
### ACCESS\*

Patients seen in 24 months	Total	Change since previous quarter
Quarter ending December 2015	571	
Quarter ending March 2016	918	↑
Quarter ending June 2016	1,137	↑
Quarter ending September 2016	1,285	↑
Quarter ending December 2016	1,404	↑
<b>Variance since December 2015</b>	<b>145.9%</b>	<b>↑</b>



### ACTIVITY

Cumulative percentage of contracted UDA delivered 2016 & 2017



Month	Adjusted Scheduled Activity (UDA)	
	2016	2017
April	0	516
May	0	1,260
June	0	1,898
July	0	2,686
August	0	3,172
September	0	3,801
October	629	4,481
November	1,457	5,215
December	2,277	5,713
January	2,444	
February	3,630	
March	4,081	
April	4,423	
May	4,423	
June	4,423	

### QUALITY

	Quantity	Base Number	Contract	AT	Region	England
% of FP17s for the same patient ID Re-attending within 3 months - Children	45	481	9.4%	11.3%	11.9%	12.4%
% of FP17s for the same patient ID Re-attending within 3 months - Adults	205	967	21.2%	16.3%	17.1%	16.6%
% of FP17s for the same patient ID Re-attending between 3 & 9 months - Children	234	481	48.6%	41.7%	46.2%	57.5%
% of FP17s for the same patient ID Re-attending between 3 & 9 months - Adults	293	967	30.3%	35.2%	37.8%	50.4%
% of FP17s for Band 1 Urgent Courses	155	1,369	11.3%	10.7%	10.6%	9.1%
% of FP17s Relating to Free Repair or Replacements	0	1,369	0.0%	0.5%	0.6%	0.8%
% of FP17s Relating to Continuations	23	1,369	1.7%	0.9%	0.9%	1.3%
% of Patients satisfied with the dentistry they have received	2	2	N/A	89.2%	90.3%	92.7%
% of Patients satisfied with the time they had to wait for an appointment	1	2	N/A	81.2%	83.8%	88.8%

\* This is based on patients treated on this contract for their most recent course of treatment. Figures in italics indicate the base number of FP17s or Patient Questionnaire responses are less than 100. N/A is shown where the base number of responses is less than 10 during the period. % is calculated as Quantity/Base number\*100

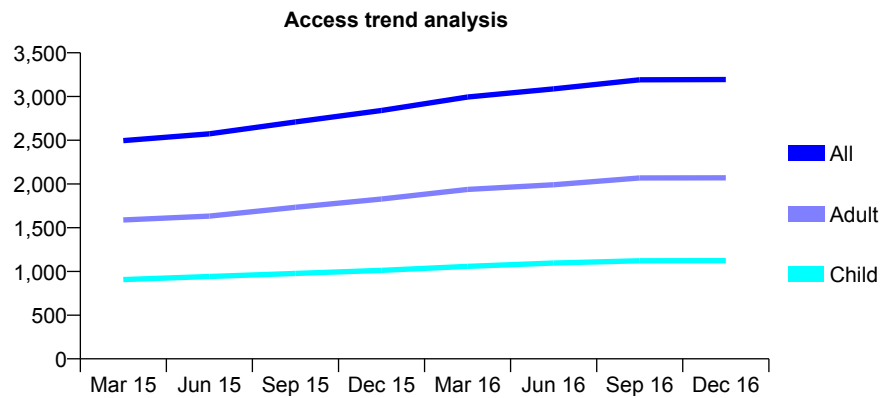
## Q61 - Vital Signs At a Glance Contract Report for 847283/0001 - December 2016

Name or company name	MR SK MALIK
Contract type name	GDS Contract
Purpose of contract	General
Contract start date	01/04/2006
Contract end date	

16/17 Contracted general activity (UDA)	5,694
Carry forward general activity (UDA)	134
16/17 Contracted orthodontic activity (UOA)	0
Carry forward orthodontic activity (UOA)	0
Baseline contract value	£147,589.58

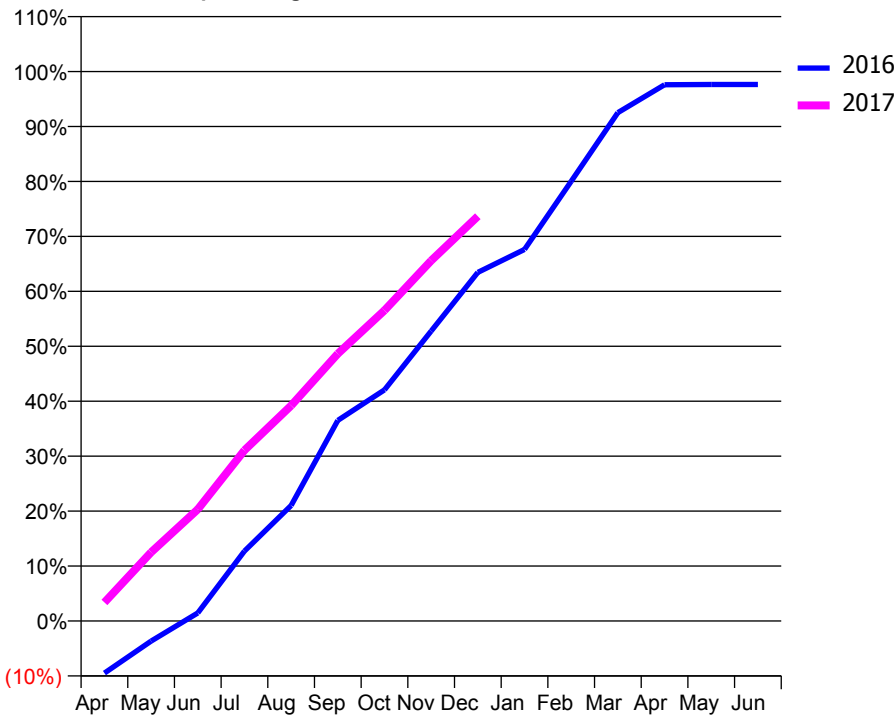
### ACCESS\*

Patients seen in 24 months	Total	Change since previous quarter
Quarter ending December 2015	2,840	
Quarter ending March 2016	2,995	↑
Quarter ending June 2016	3,087	↑
Quarter ending September 2016	3,191	↑
Quarter ending December 2016	3,194	→
<b>Variance since December 2015</b>	<b>12.5%</b>	<b>↑</b>



### ACTIVITY

Cumulative percentage of contracted UDA delivered 2016 & 2017



Month	Adjusted Scheduled Activity (UDA)	
	2016	2017
April	-542	193
May	-210	712
June	83	1,158
July	724	1,770
August	1,197	2,232
September	2,079	2,770
October	2,395	3,219
November	3,004	3,734
December	3,613	4,194
January	3,850	
February	4,556	
March	5,269	
April	5,557	
May	5,560	
June	5,560	

### QUALITY

	Quantity	Base Number	Contract	AT	Region	England
% of FP17s for the same patient ID Re-attending within 3 months - Children	94	1,014	9.3%	11.3%	11.9%	12.4%
% of FP17s for the same patient ID Re-attending within 3 months - Adults	187	1,573	11.9%	16.3%	17.1%	16.6%
% of FP17s for the same patient ID Re-attending between 3 & 9 months - Children	483	1,014	47.6%	41.7%	46.2%	57.5%
% of FP17s for the same patient ID Re-attending between 3 & 9 months - Adults	664	1,573	42.2%	35.2%	37.8%	50.4%
% of FP17s for Band 1 Urgent Courses	195	2,034	9.6%	10.7%	10.6%	9.1%
% of FP17s Relating to Free Repair or Replacements	3	2,034	0.1%	0.5%	0.6%	0.8%
% of FP17s Relating to Continuations	11	2,034	0.5%	0.9%	0.9%	1.3%
% of Patients satisfied with the dentistry they have received	5	6	N/A	89.2%	90.3%	92.7%
% of Patients satisfied with the time they had to wait for an appointment	3	6	N/A	81.2%	83.8%	88.8%

\* This is based on patients treated on this contract for their most recent course of treatment. Figures in italics indicate the base number of FP17s or Patient Questionnaire responses are less than 100. N/A is shown where the base number of responses is less than 10 during the period. % is calculated as Quantity/Base number\*100

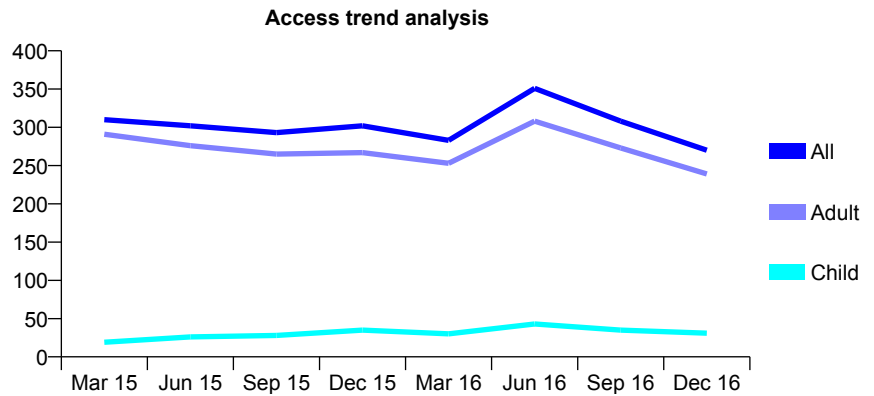
## Q61 - Vital Signs At a Glance Contract Report for 847283/0002 - December 2016

Name or company name	MR SK MALIK
Contract type name	PDS Contract
Purpose of contract	General
Contract start date	01/04/2012
Contract end date	31/03/2022

16/17 Contracted general activity (UDA)	612
Carry forward general activity (UDA)	0
16/17 Contracted orthodontic activity (UOA)	0
Carry forward orthodontic activity (UOA)	0
Baseline contract value	£31,129.72

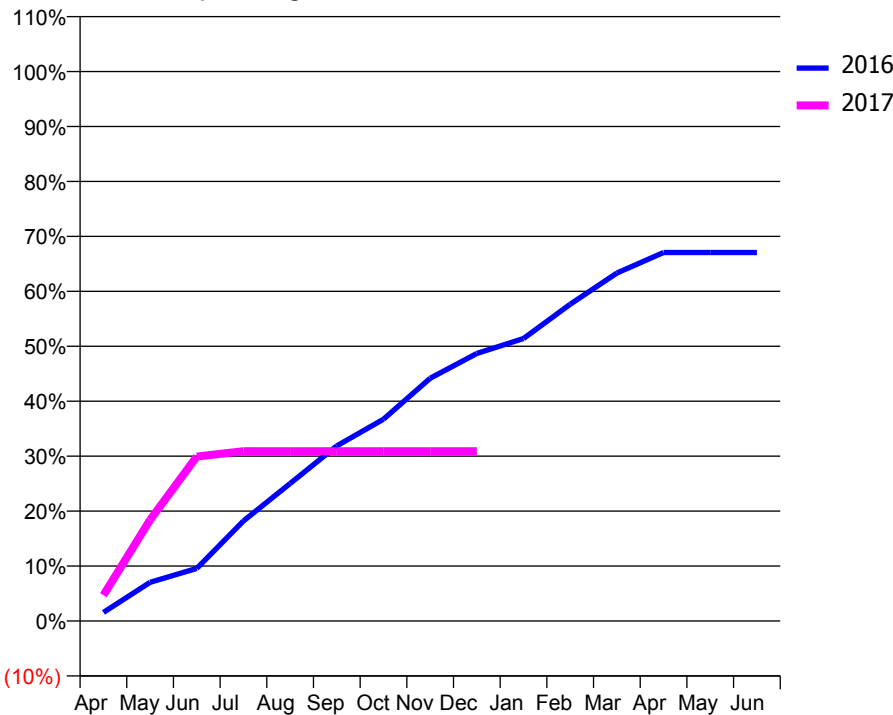
### ACCESS\*

Patients seen in 24 months	Total	Change since previous quarter
Quarter ending December 2015	302	
Quarter ending March 2016	283	↓
Quarter ending June 2016	351	↑
Quarter ending September 2016	308	↓
Quarter ending December 2016	270	↓
<b>Variance since December 2015</b>	<b>(10.6%)</b>	<b>↓</b>



### ACTIVITY

Cumulative percentage of contracted UDA delivered 2016 & 2017



Month	Adjusted Scheduled Activity (UDA)	
	2016	2017
April	10	29
May	43	113
June	59	183
July	111	189
August	153	189
September	195	189
October	225	189
November	270	189
December	298	189
January	315	
February	353	
March	388	
April	410	
May	410	
June	410	

### QUALITY

	Quantity	Base Number	Contract	AT	Region	England
% of FP17s for the same patient ID Re-attending within 3 months - Children	0	21	0.0%	11.3%	11.9%	12.4%
% of FP17s for the same patient ID Re-attending within 3 months - Adults	2	155	1.3%	16.3%	17.1%	16.6%
% of FP17s for the same patient ID Re-attending between 3 & 9 months - Children	0	21	0.0%	41.7%	46.2%	57.5%
% of FP17s for the same patient ID Re-attending between 3 & 9 months - Adults	0	155	0.0%	35.2%	37.8%	50.4%
% of FP17s for Band 1 Urgent Courses	156	158	98.7%	10.7%	10.6%	9.1%
% of FP17s Relating to Free Repair or Replacements	0	158	0.0%	0.5%	0.6%	0.8%
% of FP17s Relating to Continuations	0	158	0.0%	0.9%	0.9%	1.3%
% of Patients satisfied with the dentistry they have received	0	0	N/A	89.2%	90.3%	92.7%
% of Patients satisfied with the time they had to wait for an appointment	0	0	N/A	81.2%	83.8%	88.8%

\* This is based on patients treated on this contract for their most recent course of treatment. Figures in italics indicate the base number of FP17s or Patient Questionnaire responses are less than 100. N/A is shown where the base number of responses is less than 10 during the period. % is calculated as Quantity/Base number\*100

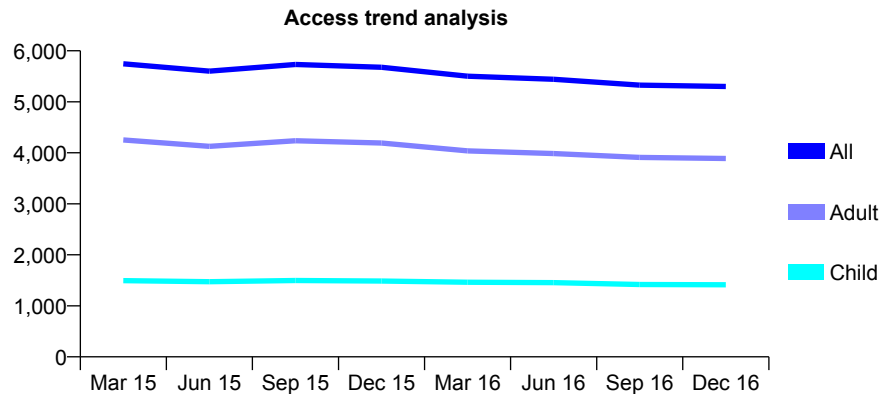
## Q61 - Vital Signs At a Glance Contract Report for 853933/0001 - December 2016

Name or company name	MR M HASHEMI KHATOUN ABADI
Contract type name	PDS Contract
Purpose of contract	General
Contract start date	01/04/2006
Contract end date	

16/17 Contracted general activity (UDA)	12,854
Carry forward general activity (UDA)	0
16/17 Contracted orthodontic activity (UOA)	0
Carry forward orthodontic activity (UOA)	0
Baseline contract value	£356,906.19

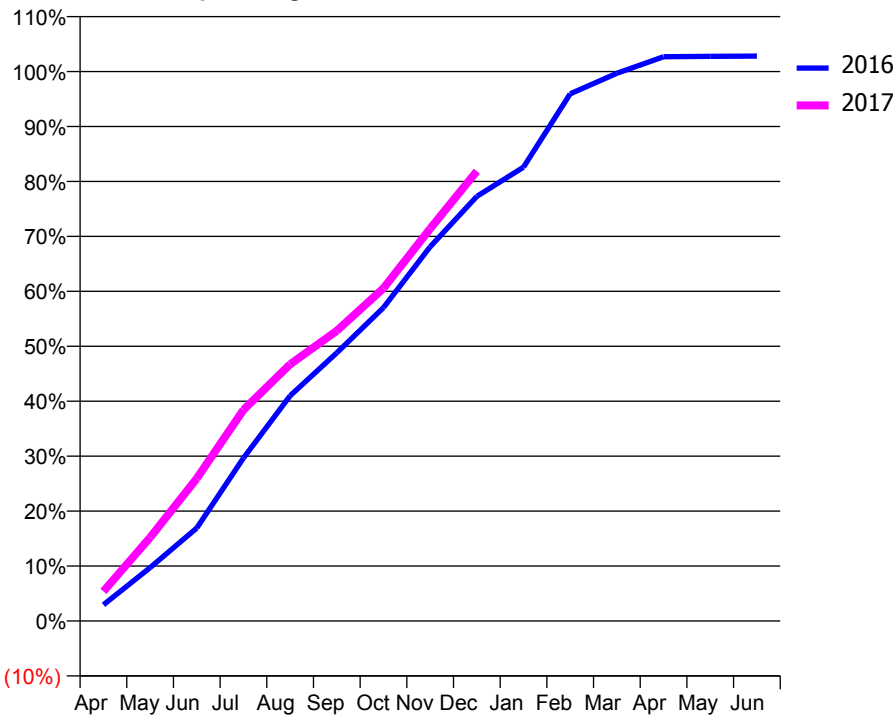
### ACCESS\*

Patients seen in 24 months	Total	Change since previous quarter
Quarter ending December 2015	5,676	
Quarter ending March 2016	5,503	↓
Quarter ending June 2016	5,441	↓
Quarter ending September 2016	5,327	↓
Quarter ending December 2016	5,301	→
<b>Variance since December 2015</b>	<b>(6.6%)</b>	<b>↓</b>



### ACTIVITY

Cumulative percentage of contracted UDA delivered 2016 & 2017



Month	Adjusted Scheduled Activity (UDA)	
	2016	2017
April	379	695
May	1,249	1,954
June	2,176	3,336
July	3,812	4,939
August	5,269	6,006
September	6,274	6,789
October	7,332	7,784
November	8,754	9,180
December	9,933	10,522
January	10,615	
February	12,331	
March	12,813	
April	13,199	
May	13,209	
June	13,215	

### QUALITY

	Quantity	Base Number	Contract	AT	Region	England
% of FP17s for the same patient ID Re-attending within 3 months - Children	96	1,291	7.4%	11.3%	11.9%	12.4%
% of FP17s for the same patient ID Re-attending within 3 months - Adults	610	3,792	16.1%	16.3%	17.1%	16.6%
% of FP17s for the same patient ID Re-attending between 3 & 9 months - Children	570	1,291	44.2%	41.7%	46.2%	57.5%
% of FP17s for the same patient ID Re-attending between 3 & 9 months - Adults	1,612	3,792	42.5%	35.2%	37.8%	50.4%
% of FP17s for Band 1 Urgent Courses	508	4,882	10.4%	10.7%	10.6%	9.1%
% of FP17s Relating to Free Repair or Replacements	179	4,882	3.7%	0.5%	0.6%	0.8%
% of FP17s Relating to Continuations	53	4,882	1.1%	0.9%	0.9%	1.3%
% of Patients satisfied with the dentistry they have received	6	7	N/A	89.2%	90.3%	92.7%
% of Patients satisfied with the time they had to wait for an appointment	7	7	N/A	81.2%	83.8%	88.8%

\* This is based on patients treated on this contract for their most recent course of treatment. Figures in italics indicate the base number of FP17s or Patient Questionnaire responses are less than 100. N/A is shown where the base number of responses is less than 10 during the period. % is calculated as Quantity/Base number\*100

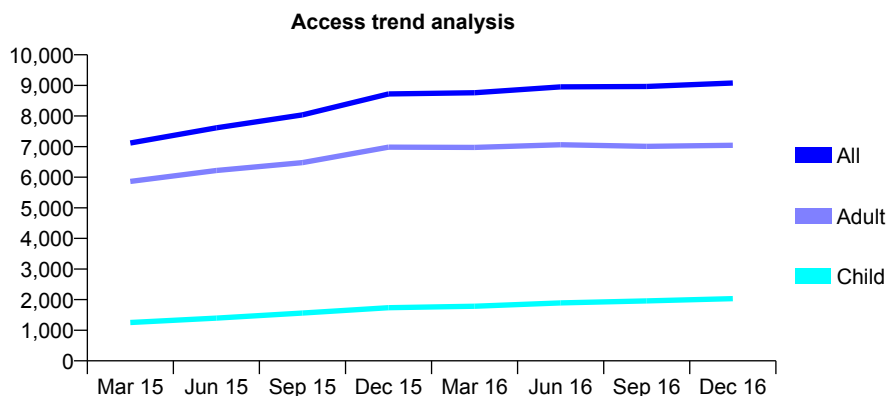
## Q61 - Vital Signs At a Glance Contract Report for 855510/0001 - December 2016

Name or company name	MR MR MANBAJOOD
Contract type name	GDS Contract
Purpose of contract	General
Contract start date	01/04/2006
Contract end date	

16/17 Contracted general activity (UDA)	23,411
Carry forward general activity (UDA)	-249
16/17 Contracted orthodontic activity (UOA)	0
Carry forward orthodontic activity (UOA)	0
Baseline contract value	£755,641.24

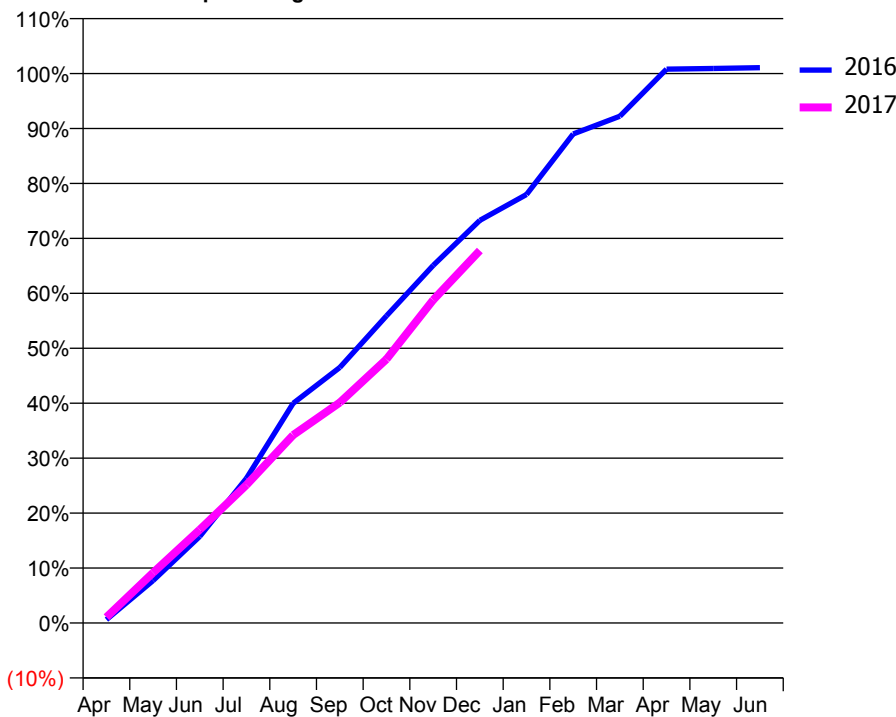
### ACCESS\*

Patients seen in 24 months	Total	Change since previous quarter
Quarter ending December 2015	8,719	
Quarter ending March 2016	8,761	→
Quarter ending June 2016	8,954	↑
Quarter ending September 2016	8,965	→
Quarter ending December 2016	9,078	→
<b>Variance since December 2015</b>	<b>4.1%</b>	<b>↑</b>



### ACTIVITY

Cumulative percentage of contracted UDA delivered 2016 & 2017



Month	Adjusted Scheduled Activity (UDA)	
	2016	2017
April	143	249
May	1,809	2,145
June	3,690	3,981
July	6,168	5,884
August	9,357	8,006
September	10,891	9,391
October	13,088	11,237
November	15,233	13,765
December	17,154	15,868
January	18,257	
February	20,838	
March	21,592	
April	23,596	
May	23,623	
June	23,660	

### QUALITY

	Quantity	Base Number	Contract	AT	Region	England
% of FP17s for the same patient ID Re-attending within 3 months - Children	80	1,481	5.4%	11.3%	11.9%	12.4%
% of FP17s for the same patient ID Re-attending within 3 months - Adults	363	4,248	8.5%	16.3%	17.1%	16.6%
% of FP17s for the same patient ID Re-attending between 3 & 9 months - Children	375	1,481	25.3%	41.7%	46.2%	57.5%
% of FP17s for the same patient ID Re-attending between 3 & 9 months - Adults	794	4,248	18.7%	35.2%	37.8%	50.4%
% of FP17s for Band 1 Urgent Courses	488	5,060	9.6%	10.7%	10.6%	9.1%
% of FP17s Relating to Free Repair or Replacements	16	5,060	0.3%	0.5%	0.6%	0.8%
% of FP17s Relating to Continuations	40	5,060	0.8%	0.9%	0.9%	1.3%
% of Patients satisfied with the dentistry they have received	0	0	N/A	89.2%	90.3%	92.7%
% of Patients satisfied with the time they had to wait for an appointment	0	0	N/A	81.2%	83.8%	88.8%

\* This is based on patients treated on this contract for their most recent course of treatment. Figures in italics indicate the base number of FP17s or Patient Questionnaire responses are less than 100. N/A is shown where the base number of responses is less than 10 during the period. % is calculated as Quantity/Base number\*100

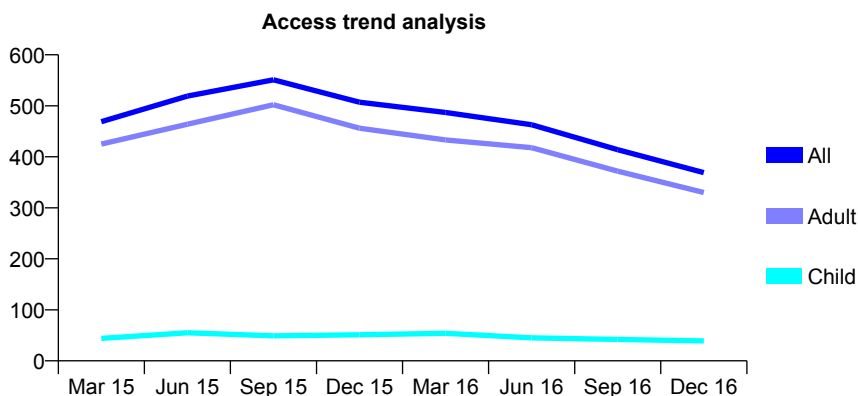
## Q61 - Vital Signs At a Glance Contract Report for 85510/0003 - December 2016

Name or company name	MR MR MANBAJOOD
Contract type name	PDS Contract
Purpose of contract	General
Contract start date	01/04/2012
Contract end date	

16/17 Contracted general activity (UDA)	2,391
Carry forward general activity (UDA)	0
16/17 Contracted orthodontic activity (UOA)	0
Carry forward orthodontic activity (UOA)	0
Baseline contract value	£140,626.14

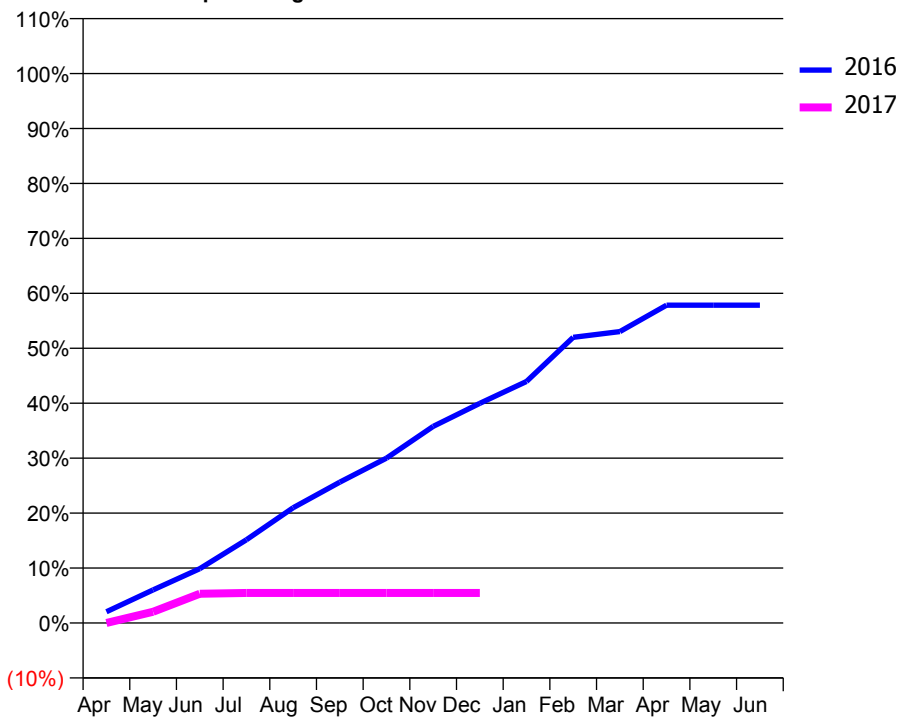
### ACCESS\*

Patients seen in 24 months	Total	Change since previous quarter
Quarter ending December 2015	507	
Quarter ending March 2016	487	↓
Quarter ending June 2016	463	↓
Quarter ending September 2016	414	↓
Quarter ending December 2016	369	↓
<b>Variance since December 2015</b>	<b>(27.2%)</b>	<b>↓</b>



### ACTIVITY

Cumulative percentage of contracted UDA delivered 2016 & 2017



Month	Adjusted Scheduled Activity (UDA)	
	2016	2017
April	49	0
May	144	49
June	236	127
July	362	131
August	501	131
September	613	131
October	717	131
November	855	131
December	956	131
January	1,051	
February	1,243	
March	1,268	
April	1,383	
May	1,383	
June	1,383	

### QUALITY

	Quantity	Base Number	Contract	AT	Region	England
% of FP17s for the same patient ID Re-attending within 3 months - Children	0	31	0.0%	11.3%	11.9%	12.4%
% of FP17s for the same patient ID Re-attending within 3 months - Adults	4	173	2.3%	16.3%	17.1%	16.6%
% of FP17s for the same patient ID Re-attending between 3 & 9 months - Children	0	31	0.0%	41.7%	46.2%	57.5%
% of FP17s for the same patient ID Re-attending between 3 & 9 months - Adults	0	173	0.0%	35.2%	37.8%	50.4%
% of FP17s for Band 1 Urgent Courses	109	109	100.0%	10.7%	10.6%	9.1%
% of FP17s Relating to Free Repair or Replacements	0	109	0.0%	0.5%	0.6%	0.8%
% of FP17s Relating to Continuations	0	109	0.0%	0.9%	0.9%	1.3%
% of Patients satisfied with the dentistry they have received	0	0	N/A	89.2%	90.3%	92.7%
% of Patients satisfied with the time they had to wait for an appointment	0	0	N/A	81.2%	83.8%	88.8%

\* This is based on patients treated on this contract for their most recent course of treatment. Figures in italics indicate the base number of FP17s or Patient Questionnaire responses are less than 100. N/A is shown where the base number of responses is less than 10 during the period. % is calculated as Quantity/Base number\*100

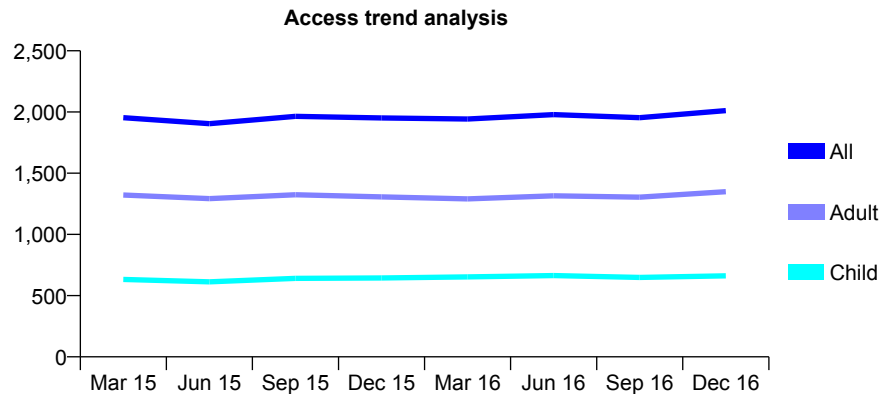
## Q61 - Vital Signs At a Glance Contract Report for 857319/0001 - December 2016

Name or company name	MR A SHAMOSSON
Contract type name	GDS Contract
Purpose of contract	General
Contract start date	01/12/2008
Contract end date	

16/17 Contracted general activity (UDA)	6,675
Carry forward general activity (UDA)	0
16/17 Contracted orthodontic activity (UOA)	0
Carry forward orthodontic activity (UOA)	0
Baseline contract value	£184,987.83

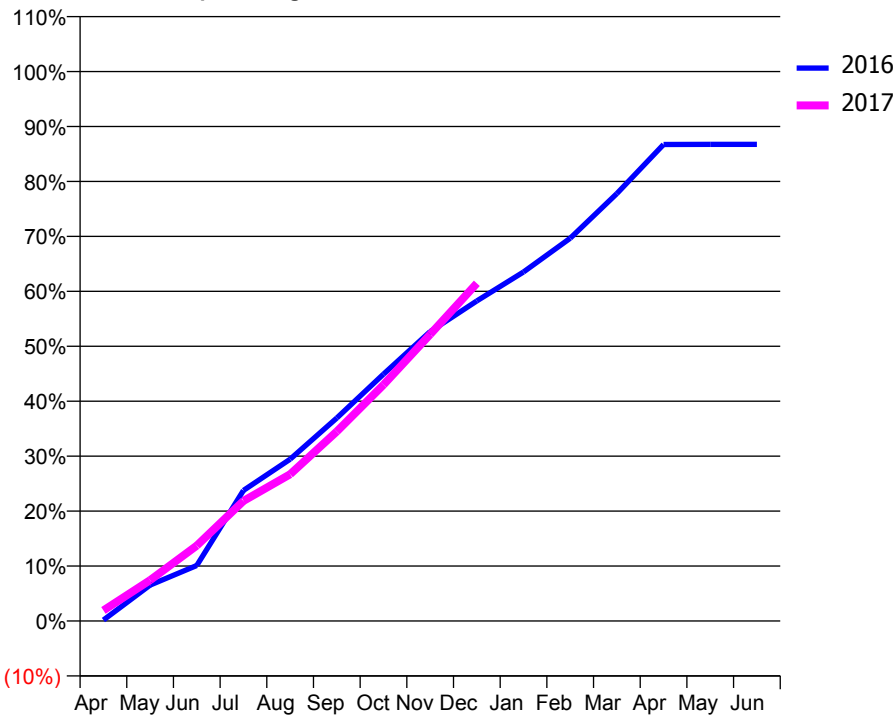
### ACCESS\*

Patients seen in 24 months	Total	Change since previous quarter
Quarter ending December 2015	1,951	
Quarter ending March 2016	1,943	→
Quarter ending June 2016	1,979	→
Quarter ending September 2016	1,954	↓
Quarter ending December 2016	2,011	↑
<b>Variance since December 2015</b>	<b>3.1%</b>	<b>↑</b>



### ACTIVITY

Cumulative percentage of contracted UDA delivered 2016 & 2017



Month	Adjusted Scheduled Activity (UDA)	
	2016	2017
April	12	129
May	437	496
June	675	917
July	1,587	1,459
August	1,966	1,783
September	2,466	2,302
October	2,999	2,869
November	3,516	3,481
December	3,888	4,101
January	4,240	
February	4,649	
March	5,193	
April	5,788	
May	5,789	
June	5,789	

### QUALITY

	Quantity	Base Number	Contract	AT	Region	England
% of FP17s for the same patient ID Re-attending within 3 months - Children	18	486	3.7%	11.3%	11.9%	12.4%
% of FP17s for the same patient ID Re-attending within 3 months - Adults	87	1,084	8.0%	16.3%	17.1%	16.6%
% of FP17s for the same patient ID Re-attending between 3 & 9 months - Children	177	486	36.4%	41.7%	46.2%	57.5%
% of FP17s for the same patient ID Re-attending between 3 & 9 months - Adults	390	1,084	36.0%	35.2%	37.8%	50.4%
% of FP17s for Band 1 Urgent Courses	27	1,385	1.9%	10.7%	10.6%	9.1%
% of FP17s Relating to Free Repair or Replacements	0	1,385	0.0%	0.5%	0.6%	0.8%
% of FP17s Relating to Continuations	0	1,385	0.0%	0.9%	0.9%	1.3%
% of Patients satisfied with the dentistry they have received	0	0	N/A	89.2%	90.3%	92.7%
% of Patients satisfied with the time they had to wait for an appointment	0	0	N/A	81.2%	83.8%	88.8%

\* This is based on patients treated on this contract for their most recent course of treatment. Figures in italics indicate the base number of FP17s or Patient Questionnaire responses are less than 100. N/A is shown where the base number of responses is less than 10 during the period. % is calculated as Quantity/Base number\*100



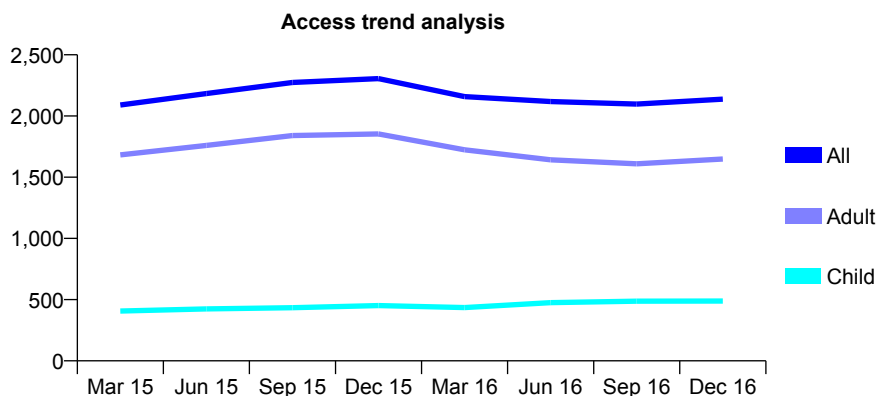
## Q61 - Vital Signs At a Glance Contract Report for 859605/0001 - December 2016

Name or company name	MRS S MEHTA
Contract type name	GDS Contract
Purpose of contract	General
Contract start date	28/01/2008
Contract end date	

16/17 Contracted general activity (UDA)	3,854
Carry forward general activity (UDA)	-29
16/17 Contracted orthodontic activity (UOA)	0
Carry forward orthodontic activity (UOA)	0
Baseline contract value	£104,542.04

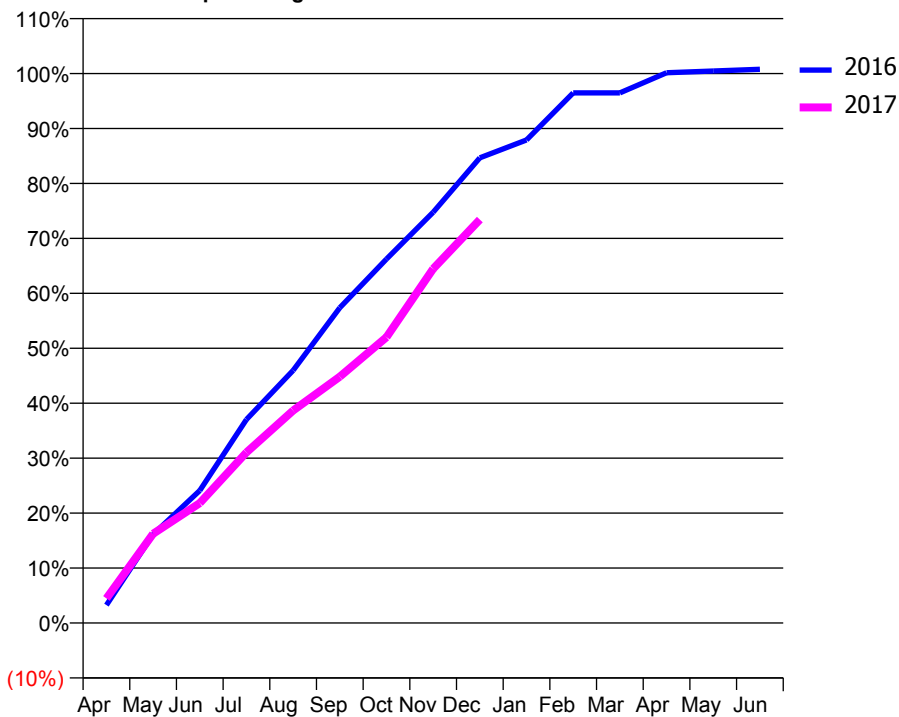
### ACCESS\*

Patients seen in 24 months	Total	Change since previous quarter
Quarter ending December 2015	2,306	
Quarter ending March 2016	2,159	↓
Quarter ending June 2016	2,118	↓
Quarter ending September 2016	2,097	→
Quarter ending December 2016	2,138	→
<b>Variance since December 2015</b>	<b>(7.3%)</b>	<b>↓</b>



### ACTIVITY

Cumulative percentage of contracted UDA delivered 2016 & 2017



Month	Adjusted Scheduled Activity (UDA)	
	2016	2017
April	126	173
May	622	626
June	929	841
July	1,428	1,196
August	1,772	1,490
September	2,212	1,728
October	2,553	2,004
November	2,881	2,485
December	3,262	2,830
January	3,388	
February	3,718	
March	3,718	
April	3,859	
May	3,871	
June	3,883	

### QUALITY

	Quantity	Base Number	Contract	AT	Region	England
% of FP17s for the same patient ID Re-attending within 3 months - Children	48	510	9.4%	11.3%	11.9%	12.4%
% of FP17s for the same patient ID Re-attending within 3 months - Adults	121	1,109	10.9%	16.3%	17.1%	16.6%
% of FP17s for the same patient ID Re-attending between 3 & 9 months - Children	212	510	41.6%	41.7%	46.2%	57.5%
% of FP17s for the same patient ID Re-attending between 3 & 9 months - Adults	294	1,109	26.5%	35.2%	37.8%	50.4%
% of FP17s for Band 1 Urgent Courses	230	1,486	15.5%	10.7%	10.6%	9.1%
% of FP17s Relating to Free Repair or Replacements	0	1,486	0.0%	0.5%	0.6%	0.8%
% of FP17s Relating to Continuations	19	1,486	1.3%	0.9%	0.9%	1.3%
% of Patients satisfied with the dentistry they have received	0	0	N/A	89.2%	90.3%	92.7%
% of Patients satisfied with the time they had to wait for an appointment	0	0	N/A	81.2%	83.8%	88.8%

\* This is based on patients treated on this contract for their most recent course of treatment. Figures in italics indicate the base number of FP17s or Patient Questionnaire responses are less than 100. N/A is shown where the base number of responses is less than 10 during the period. % is calculated as Quantity/Base number\*100

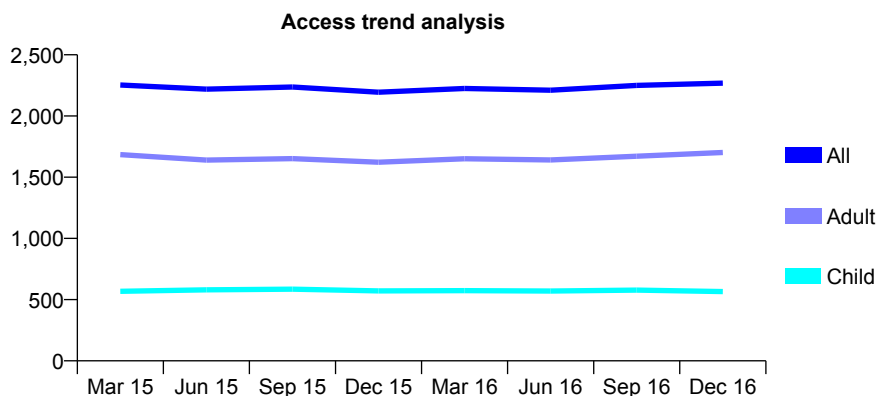
## Q61 - Vital Signs At a Glance Contract Report for 869546/0002 - December 2016

Name or company name	MR A ULLAH
Contract type name	GDS Contract
Purpose of contract	General
Contract start date	01/11/2011
Contract end date	

16/17 Contracted general activity (UDA)	6,060
Carry forward general activity (UDA)	-121
16/17 Contracted orthodontic activity (UOA)	0
Carry forward orthodontic activity (UOA)	0
Baseline contract value	£188,730.32

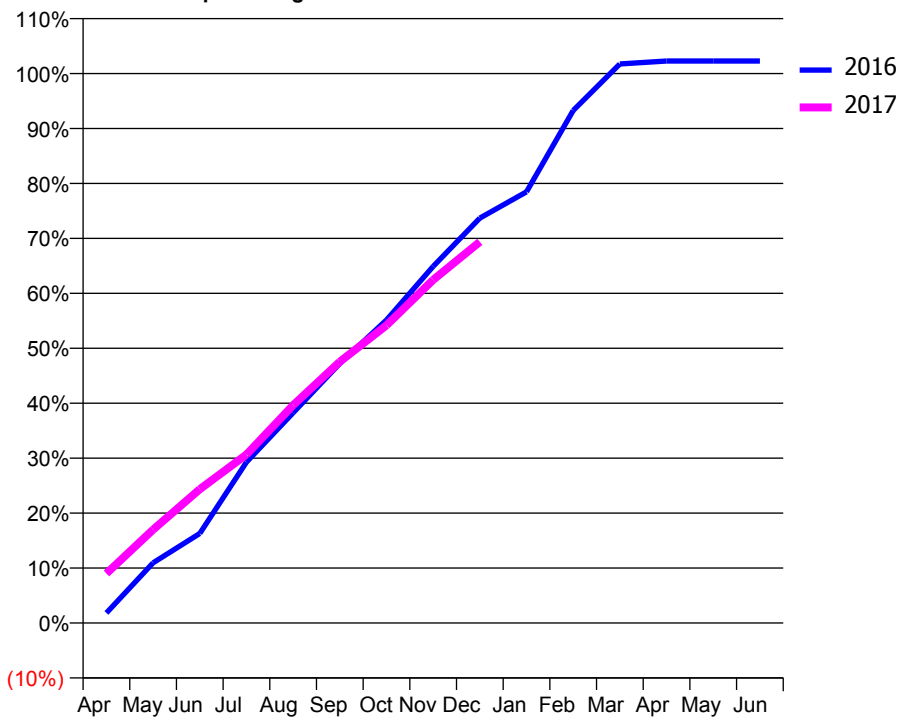
### ACCESS\*

Patients seen in 24 months	Total	Change since previous quarter
Quarter ending December 2015	2,194	
Quarter ending March 2016	2,225	→
Quarter ending June 2016	2,211	→
Quarter ending September 2016	2,250	→
Quarter ending December 2016	2,268	→
<b>Variance since December 2015</b>	<b>3.4%</b>	<b>↑</b>



### ACTIVITY

Cumulative percentage of contracted UDA delivered 2016 & 2017



Month	Adjusted Scheduled Activity (UDA)	
	2016	2017
April	111	547
May	664	1,031
June	987	1,476
July	1,775	1,858
August	2,318	2,402
September	2,863	2,882
October	3,341	3,283
November	3,933	3,784
December	4,466	4,204
January	4,755	
February	5,652	
March	6,165	
April	6,198	
May	6,198	
June	6,198	

### QUALITY

	Quantity	Base Number	Contract	AT	Region	England
% of FP17s for the same patient ID Re-attending within 3 months - Children	22	419	5.3%	11.3%	11.9%	12.4%
% of FP17s for the same patient ID Re-attending within 3 months - Adults	157	1,270	12.4%	16.3%	17.1%	16.6%
% of FP17s for the same patient ID Re-attending between 3 & 9 months - Children	86	419	20.5%	41.7%	46.2%	57.5%
% of FP17s for the same patient ID Re-attending between 3 & 9 months - Adults	310	1,270	24.4%	35.2%	37.8%	50.4%
% of FP17s for Band 1 Urgent Courses	281	1,669	16.8%	10.7%	10.6%	9.1%
% of FP17s Relating to Free Repair or Replacements	28	1,669	1.7%	0.5%	0.6%	0.8%
% of FP17s Relating to Continuations	18	1,669	1.1%	0.9%	0.9%	1.3%
% of Patients satisfied with the dentistry they have received	0	0	N/A	89.2%	90.3%	92.7%
% of Patients satisfied with the time they had to wait for an appointment	0	0	N/A	81.2%	83.8%	88.8%

\* This is based on patients treated on this contract for their most recent course of treatment. Figures in italics indicate the base number of FP17s or Patient Questionnaire responses are less than 100. N/A is shown where the base number of responses is less than 10 during the period. % is calculated as Quantity/Base number\*100

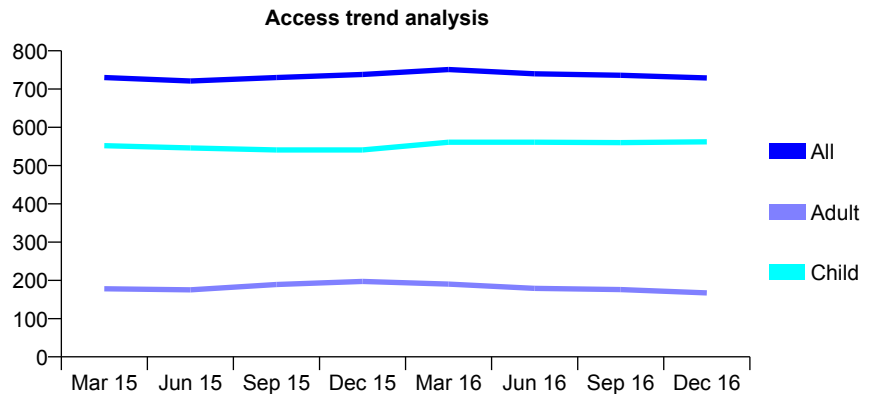
## Q61 - Vital Signs At a Glance Contract Report for 881937/0001 - December 2016

Name or company name	MR A ADAMS
Contract type name	GDS Contract
Purpose of contract	General
Contract start date	01/04/2006
Contract end date	

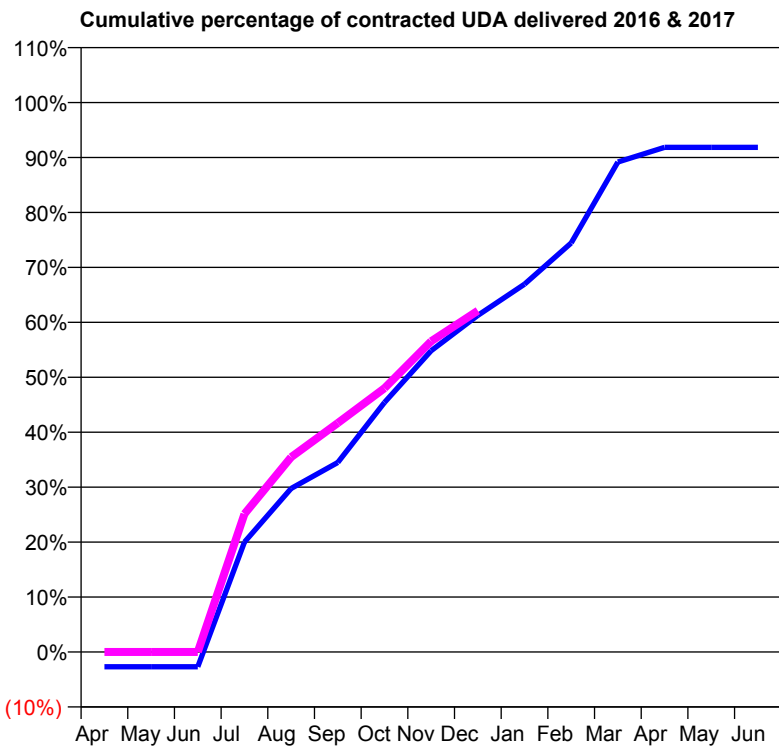
16/17 Contracted general activity (UDA)	1,400
Carry forward general activity (UDA)	0
16/17 Contracted orthodontic activity (UOA)	0
Carry forward orthodontic activity (UOA)	0
Baseline contract value	£32,147.92

### ACCESS\*

Patients seen in 24 months	Total	Change since previous quarter
Quarter ending December 2015	738	
Quarter ending March 2016	751	→
Quarter ending June 2016	740	↓
Quarter ending September 2016	736	→
Quarter ending December 2016	729	→
<b>Variance since December 2015</b>	<b>(1.2%)</b>	<b>↓</b>



### ACTIVITY



Month	Adjusted Scheduled Activity (UDA)	
	2016	2017
April	-38	0
May	-38	0
June	-38	0
July	280	352
August	417	496
September	483	584
October	636	672
November	768	792
December	858	869
January	937	
February	1,042	
March	1,248	
April	1,286	
May	1,286	
June	1,286	

### QUALITY

	Quantity	Base Number	Contract	AT	Region	England
% of FP17s for the same patient ID Re-attending within 3 months - Children	38	632	6.0%	11.3%	11.9%	12.4%
% of FP17s for the same patient ID Re-attending within 3 months - Adults	4	82	4.9%	16.3%	17.1%	16.6%
% of FP17s for the same patient ID Re-attending between 3 & 9 months - Children	398	632	63.0%	41.7%	46.2%	57.5%
% of FP17s for the same patient ID Re-attending between 3 & 9 months - Adults	49	82	59.8%	35.2%	37.8%	50.4%
% of FP17s for Band 1 Urgent Courses	22	668	3.3%	10.7%	10.6%	9.1%
% of FP17s Relating to Free Repair or Replacements	0	668	0.0%	0.5%	0.6%	0.8%
% of FP17s Relating to Continuations	0	668	0.0%	0.9%	0.9%	1.3%
% of Patients satisfied with the dentistry they have received	0	0	N/A	89.2%	90.3%	92.7%
% of Patients satisfied with the time they had to wait for an appointment	0	0	N/A	81.2%	83.8%	88.8%

\* This is based on patients treated on this contract for their most recent course of treatment. Figures in italics indicate the base number of FP17s or Patient Questionnaire responses are less than 100. N/A is shown where the base number of responses is less than 10 during the period. % is calculated as Quantity/Base number\*100

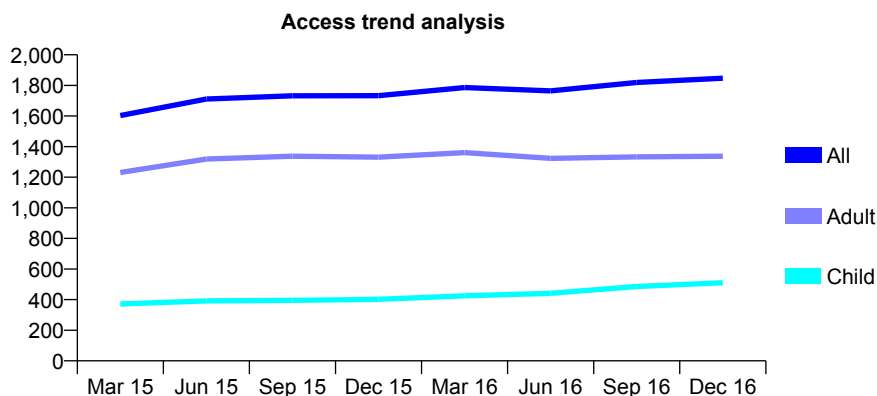
## Q61 - Vital Signs At a Glance Contract Report for 894206/0001 - December 2016

Name or company name	MRS SC ROY
Contract type name	GDS Contract
Purpose of contract	General
Contract start date	01/07/2013
Contract end date	

16/17 Contracted general activity (UDA)	4,858
Carry forward general activity (UDA)	-13
16/17 Contracted orthodontic activity (UOA)	0
Carry forward orthodontic activity (UOA)	0
Baseline contract value	£168,010.75

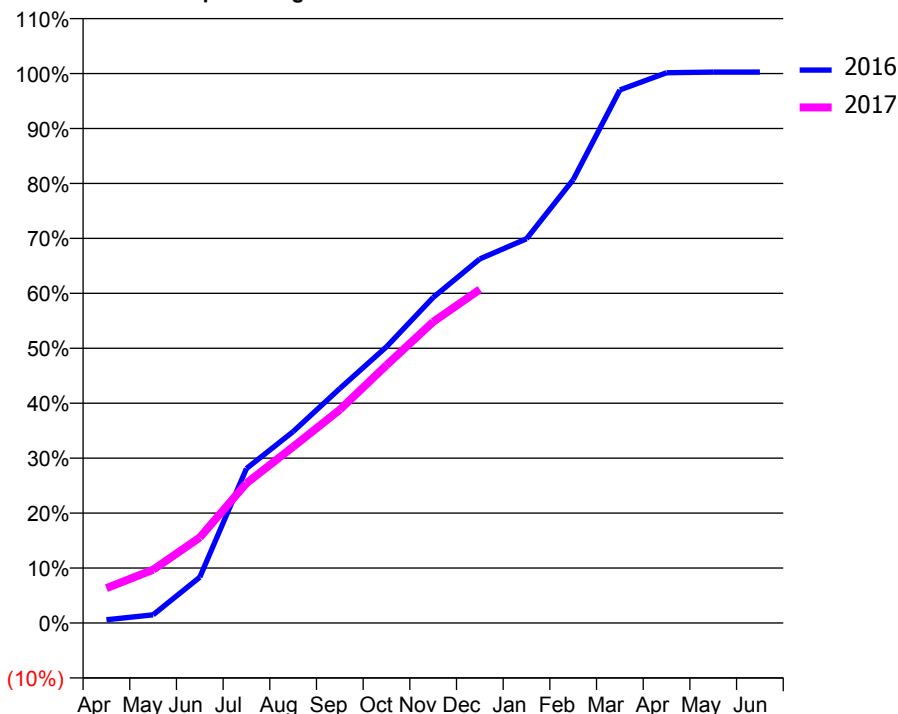
### ACCESS\*

Patients seen in 24 months	Total	Change since previous quarter
Quarter ending December 2015	1,733	
Quarter ending March 2016	1,786	↑
Quarter ending June 2016	1,764	↓
Quarter ending September 2016	1,819	↑
Quarter ending December 2016	1,847	→
<b>Variance since December 2015</b>	<b>6.6%</b>	<b>↑</b>



### ACTIVITY

Cumulative percentage of contracted UDA delivered 2016 & 2017



Month	Adjusted Scheduled Activity (UDA)	
	2016	2017
April	29	308
May	72	471
June	405	756
July	1,365	1,237
August	1,693	1,557
September	2,073	1,885
October	2,443	2,280
November	2,879	2,663
December	3,219	2,949
January	3,397	
February	3,919	
March	4,712	
April	4,865	
May	4,871	
June	4,871	

### QUALITY

	Quantity	Base Number	Contract	AT	Region	England
% of FP17s for the same patient ID Re-attending within 3 months - Children	19	449	4.2%	11.3%	11.9%	12.4%
% of FP17s for the same patient ID Re-attending within 3 months - Adults	83	800	10.4%	16.3%	17.1%	16.6%
% of FP17s for the same patient ID Re-attending between 3 & 9 months - Children	146	449	32.5%	41.7%	46.2%	57.5%
% of FP17s for the same patient ID Re-attending between 3 & 9 months - Adults	216	800	27.0%	35.2%	37.8%	50.4%
% of FP17s for Band 1 Urgent Courses	138	1,189	11.6%	10.7%	10.6%	9.1%
% of FP17s Relating to Free Repair or Replacements	0	1,189	0.0%	0.5%	0.6%	0.8%
% of FP17s Relating to Continuations	0	1,189	0.0%	0.9%	0.9%	1.3%
% of Patients satisfied with the dentistry they have received	0	0	N/A	89.2%	90.3%	92.7%
% of Patients satisfied with the time they had to wait for an appointment	0	0	N/A	81.2%	83.8%	88.8%

\* This is based on patients treated on this contract for their most recent course of treatment. Figures in italics indicate the base number of FP17s or Patient Questionnaire responses are less than 100. N/A is shown where the base number of responses is less than 10 during the period. % is calculated as Quantity/Base number\*100

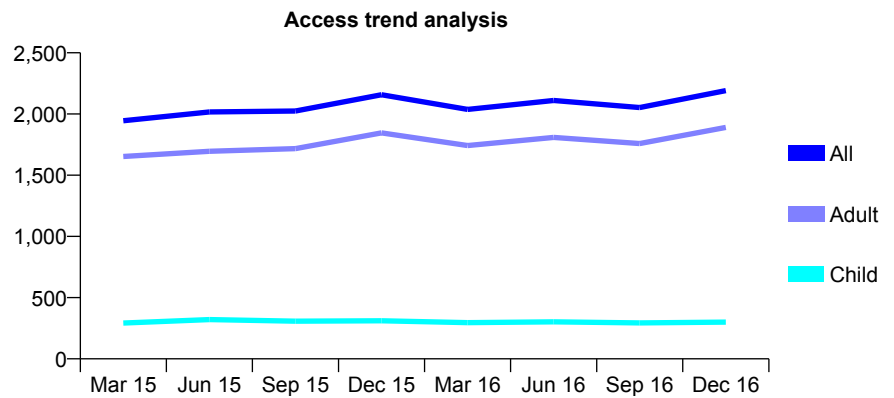
## Q61 - Vital Signs At a Glance Contract Report for 904562/0001 - December 2016

Name or company name	MR DE BASS
Contract type name	GDS Contract
Purpose of contract	General
Contract start date	01/04/2006
Contract end date	

16/17 Contracted general activity (UDA)	7,614
Carry forward general activity (UDA)	-152
16/17 Contracted orthodontic activity (UOA)	0
Carry forward orthodontic activity (UOA)	0
Baseline contract value	£353,201.35

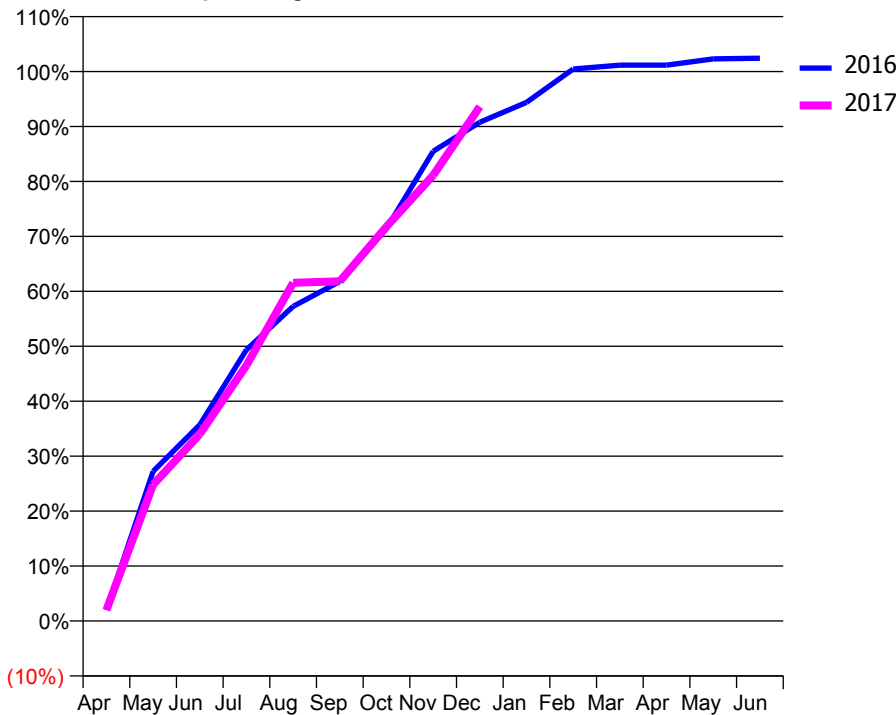
### ACCESS\*

Patients seen in 24 months	Total	Change since previous quarter
Quarter ending December 2015	2,157	
Quarter ending March 2016	2,038	↓
Quarter ending June 2016	2,111	↑
Quarter ending September 2016	2,053	↓
Quarter ending December 2016	2,191	↑
<b>Variance since December 2015</b>	1.6%	→



### ACTIVITY

Cumulative percentage of contracted UDA delivered 2016 & 2017



Month	Adjusted Scheduled Activity (UDA)	
	2016	2017
April	152	152
May	2,074	1,889
June	2,719	2,590
July	3,760	3,543
August	4,359	4,686
September	4,705	4,707
October	5,439	5,464
November	6,508	6,175
December	6,912	7,127
January	7,186	
February	7,648	
March	7,702	
April	7,702	
May	7,788	
June	7,798	

### QUALITY

	Quantity	Base Number	Contract	AT	Region	England
% of FP17s for the same patient ID Re-attending within 3 months - Children	10	231	4.3%	11.3%	11.9%	12.4%
% of FP17s for the same patient ID Re-attending within 3 months - Adults	220	1,588	13.9%	16.3%	17.1%	16.6%
% of FP17s for the same patient ID Re-attending between 3 & 9 months - Children	41	231	17.7%	41.7%	46.2%	57.5%
% of FP17s for the same patient ID Re-attending between 3 & 9 months - Adults	423	1,588	26.6%	35.2%	37.8%	50.4%
% of FP17s for Band 1 Urgent Courses	1	1,794	0.1%	10.7%	10.6%	9.1%
% of FP17s Relating to Free Repair or Replacements	1	1,794	0.1%	0.5%	0.6%	0.8%
% of FP17s Relating to Continuations	0	1,794	0.0%	0.9%	0.9%	1.3%
% of Patients satisfied with the dentistry they have received	1	2	N/A	89.2%	90.3%	92.7%
% of Patients satisfied with the time they had to wait for an appointment	1	2	N/A	81.2%	83.8%	88.8%

\* This is based on patients treated on this contract for their most recent course of treatment. Figures in italics indicate the base number of FP17s or Patient Questionnaire responses are less than 100. N/A is shown where the base number of responses is less than 10 during the period. % is calculated as Quantity/Base number\*100

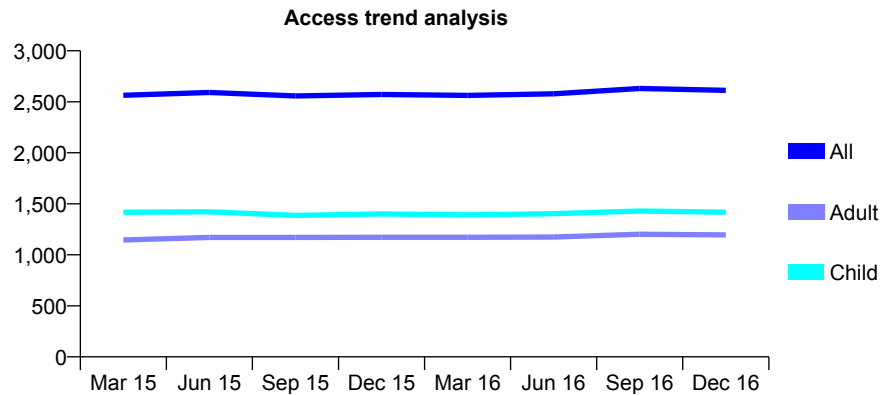
## Q61 - Vital Signs At a Glance Contract Report for 905348/0003 - December 2016

Name or company name	MR HJ KANDLER
Contract type name	GDS Contract
Purpose of contract	General
Contract start date	01/04/2006
Contract end date	

16/17 Contracted general activity (UDA)	5,023
Carry forward general activity (UDA)	-3
16/17 Contracted orthodontic activity (UOA)	0
Carry forward orthodontic activity (UOA)	0
Baseline contract value	£119,165.37

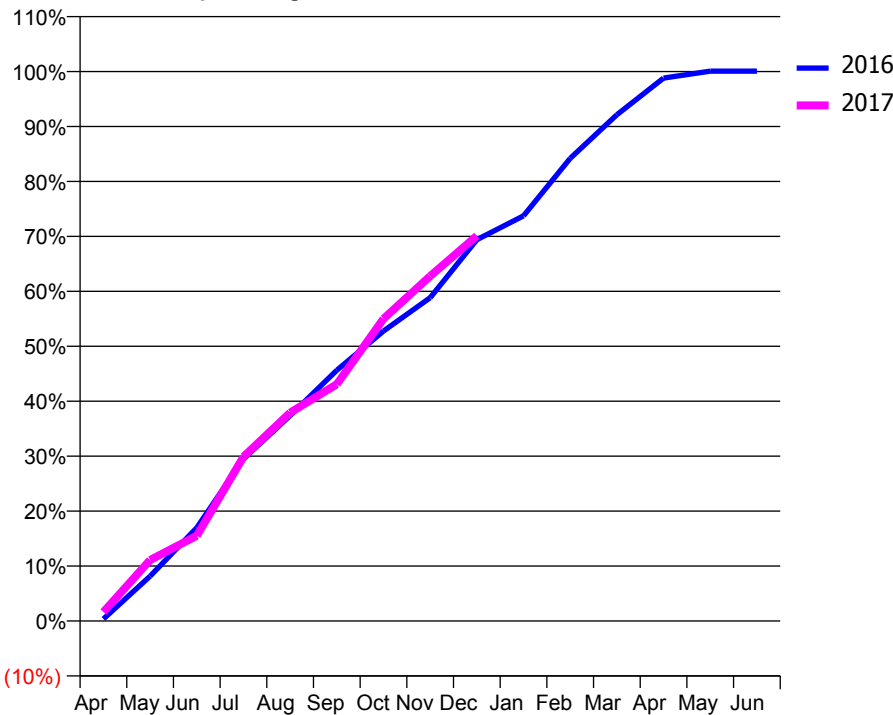
### ACCESS\*

Patients seen in 24 months	Total	Change since previous quarter
Quarter ending December 2015	2,572	
Quarter ending March 2016	2,563	→
Quarter ending June 2016	2,578	→
Quarter ending September 2016	2,631	↑
Quarter ending December 2016	2,612	→
<b>Variance since December 2015</b>	<b>1.6%</b>	<b>→</b>



### ACTIVITY

Cumulative percentage of contracted UDA delivered 2016 & 2017



Month	Adjusted Scheduled Activity (UDA)	
	2016	2017
April	19	83
May	410	558
June	853	779
July	1,481	1,501
August	1,878	1,904
September	2,292	2,164
October	2,650	2,763
November	2,956	3,153
December	3,485	3,521
January	3,703	
February	4,229	
March	4,628	
April	4,963	
May	5,026	
June	5,026	

### QUALITY

	Quantity	Base Number	Contract	AT	Region	England
% of FP17s for the same patient ID Re-attending within 3 months - Children	84	1,237	6.8%	11.3%	11.9%	12.4%
% of FP17s for the same patient ID Re-attending within 3 months - Adults	148	900	16.4%	16.3%	17.1%	16.6%
% of FP17s for the same patient ID Re-attending between 3 & 9 months - Children	519	1,237	42.0%	41.7%	46.2%	57.5%
% of FP17s for the same patient ID Re-attending between 3 & 9 months - Adults	272	900	30.2%	35.2%	37.8%	50.4%
% of FP17s for Band 1 Urgent Courses	227	1,945	11.7%	10.7%	10.6%	9.1%
% of FP17s Relating to Free Repair or Replacements	10	1,945	0.5%	0.5%	0.6%	0.8%
% of FP17s Relating to Continuations	2	1,945	0.1%	0.9%	0.9%	1.3%
% of Patients satisfied with the dentistry they have received	1	1	N/A	89.2%	90.3%	92.7%
% of Patients satisfied with the time they had to wait for an appointment	0	1	N/A	81.2%	83.8%	88.8%

\* This is based on patients treated on this contract for their most recent course of treatment. Figures in italics indicate the base number of FP17s or Patient Questionnaire responses are less than 100. N/A is shown where the base number of responses is less than 10 during the period. % is calculated as Quantity/Base number\*100

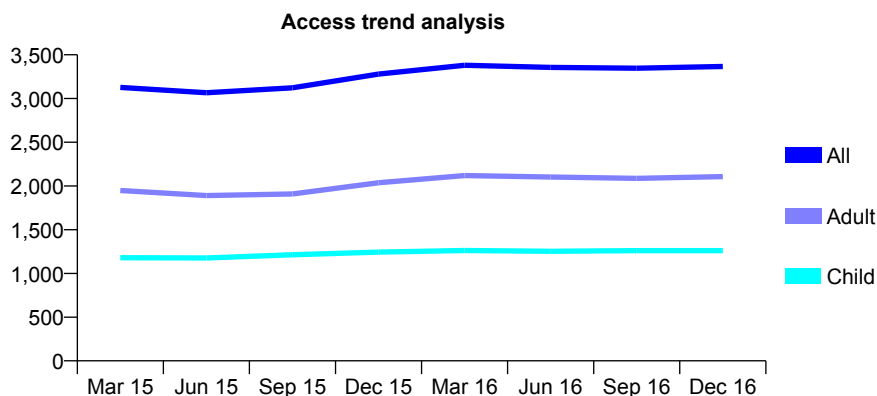
## Q61 - Vital Signs At a Glance Contract Report for 906107/0001 - December 2016

Name or company name	MR HF KAPADIA
Contract type name	GDS Contract
Purpose of contract	General
Contract start date	01/04/2006
Contract end date	

16/17 Contracted general activity (UDA)	8,012
Carry forward general activity (UDA)	-133
16/17 Contracted orthodontic activity (UOA)	0
Carry forward orthodontic activity (UOA)	0
Baseline contract value	£242,363.08

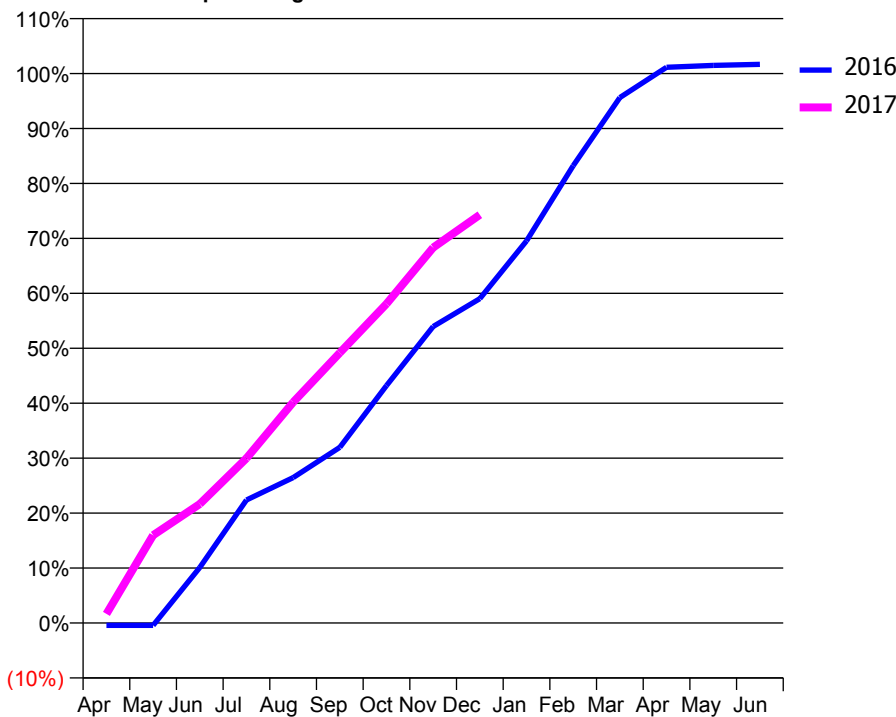
### ACCESS\*

Patients seen in 24 months	Total	Change since previous quarter
Quarter ending December 2015	3,280	
Quarter ending March 2016	3,381	↑
Quarter ending June 2016	3,356	→
Quarter ending September 2016	3,347	→
Quarter ending December 2016	3,367	→
<b>Variance since December 2015</b>	<b>2.7%</b>	<b>↑</b>



### ACTIVITY

Cumulative percentage of contracted UDA delivered 2016 & 2017



Month	Adjusted Scheduled Activity (UDA)	
	2016	2017
April	-35	133
May	-35	1,280
June	810	1,736
July	1,794	2,403
August	2,120	3,220
September	2,562	3,940
October	3,463	4,653
November	4,324	5,475
December	4,729	5,953
January	5,571	
February	6,668	
March	7,661	
April	8,102	
May	8,130	
June	8,145	

### QUALITY

	Quantity	Base Number	Contract	AT	Region	England
% of FP17s for the same patient ID Re-attending within 3 months - Children	29	1,067	2.7%	11.3%	11.9%	12.4%
% of FP17s for the same patient ID Re-attending within 3 months - Adults	161	1,620	9.9%	16.3%	17.1%	16.6%
% of FP17s for the same patient ID Re-attending between 3 & 9 months - Children	532	1,067	49.9%	41.7%	46.2%	57.5%
% of FP17s for the same patient ID Re-attending between 3 & 9 months - Adults	589	1,620	36.4%	35.2%	37.8%	50.4%
% of FP17s for Band 1 Urgent Courses	313	2,267	13.8%	10.7%	10.6%	9.1%
% of FP17s Relating to Free Repair or Replacements	0	2,267	0.0%	0.5%	0.6%	0.8%
% of FP17s Relating to Continuations	1	2,267	0.0%	0.9%	0.9%	1.3%
% of Patients satisfied with the dentistry they have received	3	3	N/A	89.2%	90.3%	92.7%
% of Patients satisfied with the time they had to wait for an appointment	3	3	N/A	81.2%	83.8%	88.8%

\* This is based on patients treated on this contract for their most recent course of treatment. Figures in italics indicate the base number of FP17s or Patient Questionnaire responses are less than 100. N/A is shown where the base number of responses is less than 10 during the period. % is calculated as Quantity/Base number\*100



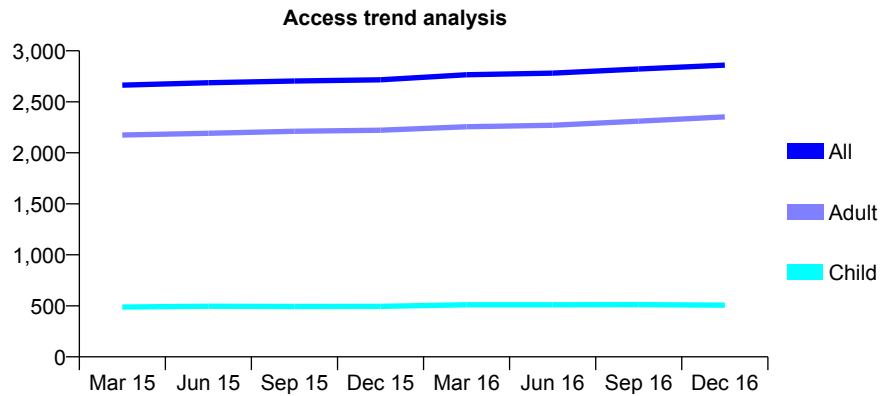
## Q61 - Vital Signs At a Glance Contract Report for 906190/0001 - December 2016

Name or company name	MR BM ROSENBLUM
Contract type name	GDS Contract
Purpose of contract	General
Contract start date	01/04/2006
Contract end date	

16/17 Contracted general activity (UDA)	7,781
Carry forward general activity (UDA)	151
16/17 Contracted orthodontic activity (UOA)	0
Carry forward orthodontic activity (UOA)	0
Baseline contract value	£280,611.32

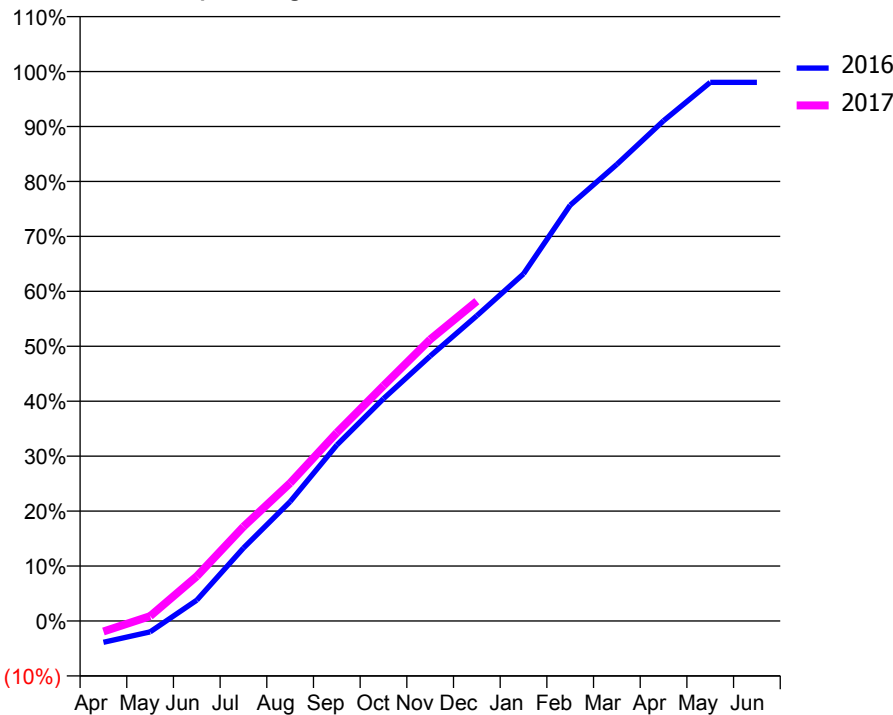
### ACCESS\*

Patients seen in 24 months	Total	Change since previous quarter
Quarter ending December 2015	2,716	
Quarter ending March 2016	2,766	→
Quarter ending June 2016	2,781	→
Quarter ending September 2016	2,822	→
Quarter ending December 2016	2,859	→
<b>Variance since December 2015</b>	<b>5.3%</b>	<b>↑</b>



### ACTIVITY

Cumulative percentage of contracted UDA delivered 2016 & 2017



Month	Adjusted Scheduled Activity (UDA)	
	2016	2017
April	-300	-151
May	-155	69
June	291	634
July	1,020	1,335
August	1,670	1,954
September	2,459	2,668
October	3,108	3,332
November	3,702	3,987
December	4,267	4,529
January	4,853	
February	5,813	
March	6,383	
April	6,993	
May	7,530	
June	7,530	

### QUALITY

	Quantity	Base Number	Contract	AT	Region	England
% of FP17s for the same patient ID Re-attending within 3 months - Children	13	353	3.7%	11.3%	11.9%	12.4%
% of FP17s for the same patient ID Re-attending within 3 months - Adults	295	1,879	15.7%	16.3%	17.1%	16.6%
% of FP17s for the same patient ID Re-attending between 3 & 9 months - Children	71	353	20.1%	41.7%	46.2%	57.5%
% of FP17s for the same patient ID Re-attending between 3 & 9 months - Adults	454	1,879	24.2%	35.2%	37.8%	50.4%
% of FP17s for Band 1 Urgent Courses	49	1,831	2.7%	10.7%	10.6%	9.1%
% of FP17s Relating to Free Repair or Replacements	22	1,831	1.2%	0.5%	0.6%	0.8%
% of FP17s Relating to Continuations	118	1,831	6.4%	0.9%	0.9%	1.3%
% of Patients satisfied with the dentistry they have received	5	5	N/A	89.2%	90.3%	92.7%
% of Patients satisfied with the time they had to wait for an appointment	5	5	N/A	81.2%	83.8%	88.8%

\* This is based on patients treated on this contract for their most recent course of treatment. Figures in italics indicate the base number of FP17s or Patient Questionnaire responses are less than 100. N/A is shown where the base number of responses is less than 10 during the period. % is calculated as Quantity/Base number\*100

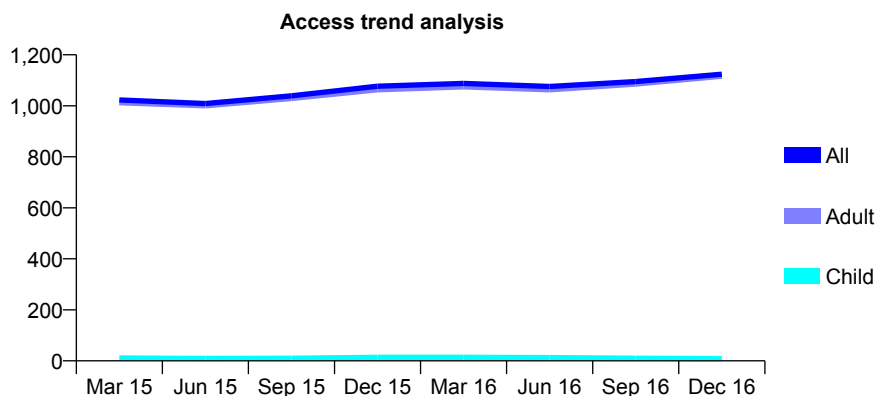
## Q61 - Vital Signs At a Glance Contract Report for 906352/0001 - December 2016

Name or company name	MR HS REEL
Contract type name	GDS Contract
Purpose of contract	General
Contract start date	01/04/2006
Contract end date	

16/17 Contracted general activity (UDA)	5,297
Carry forward general activity (UDA)	-106
16/17 Contracted orthodontic activity (UOA)	0
Carry forward orthodontic activity (UOA)	0
Baseline contract value	£186,191.28

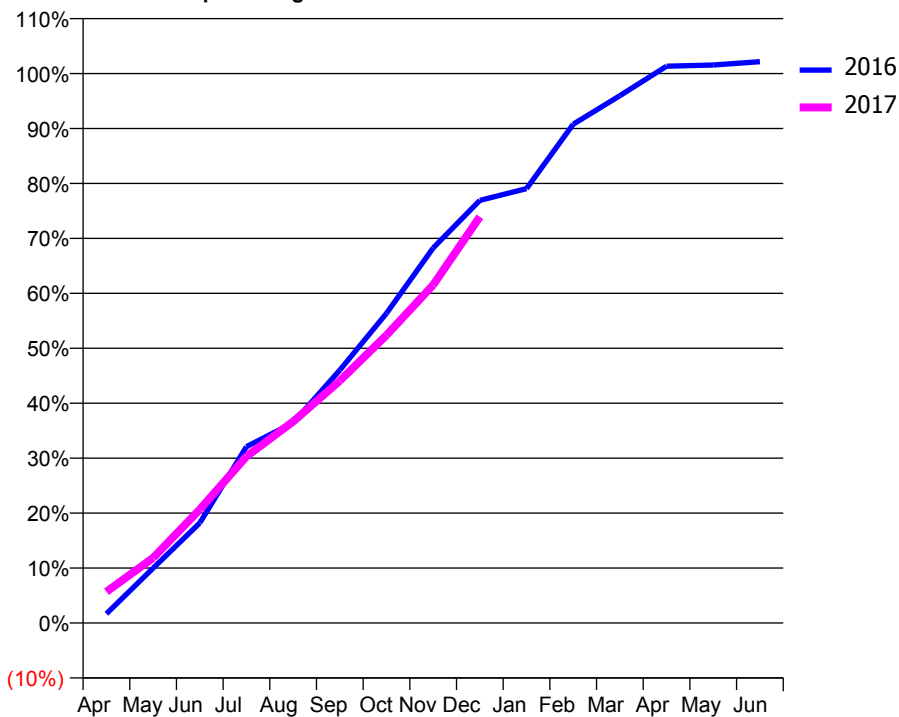
### ACCESS\*

Patients seen in 24 months	Total	Change since previous quarter
Quarter ending December 2015	1,077	
Quarter ending March 2016	1,088	→
Quarter ending June 2016	1,076	↓
Quarter ending September 2016	1,095	→
Quarter ending December 2016	1,124	↑
<b>Variance since December 2015</b>	<b>4.4%</b>	<b>↑</b>



### ACTIVITY

Cumulative percentage of contracted UDA delivered 2016 & 2017



Month	Adjusted Scheduled Activity (UDA)	
	2016	2017
April	89	302
May	529	628
June	964	1,095
July	1,700	1,607
August	1,930	1,941
September	2,437	2,334
October	2,985	2,775
November	3,615	3,259
December	4,074	3,916
January	4,187	
February	4,808	
March	5,083	
April	5,368	
May	5,379	
June	5,411	

### QUALITY

	Quantity	Base Number	Contract	AT	Region	England
% of FP17s for the same patient ID Re-attending within 3 months - Children	1	6	16.7%	11.3%	11.9%	12.4%
% of FP17s for the same patient ID Re-attending within 3 months - Adults	152	874	17.4%	16.3%	17.1%	16.6%
% of FP17s for the same patient ID Re-attending between 3 & 9 months - Children	1	6	16.7%	41.7%	46.2%	57.5%
% of FP17s for the same patient ID Re-attending between 3 & 9 months - Adults	196	874	22.4%	35.2%	37.8%	50.4%
% of FP17s for Band 1 Urgent Courses	158	778	20.3%	10.7%	10.6%	9.1%
% of FP17s Relating to Free Repair or Replacements	1	778	0.1%	0.5%	0.6%	0.8%
% of FP17s Relating to Continuations	8	778	1.0%	0.9%	0.9%	1.3%
% of Patients satisfied with the dentistry they have received	1	1	N/A	89.2%	90.3%	92.7%
% of Patients satisfied with the time they had to wait for an appointment	0	1	N/A	81.2%	83.8%	88.8%

\* This is based on patients treated on this contract for their most recent course of treatment. Figures in italics indicate the base number of FP17s or Patient Questionnaire responses are less than 100. N/A is shown where the base number of responses is less than 10 during the period. % is calculated as Quantity/Base number\*100

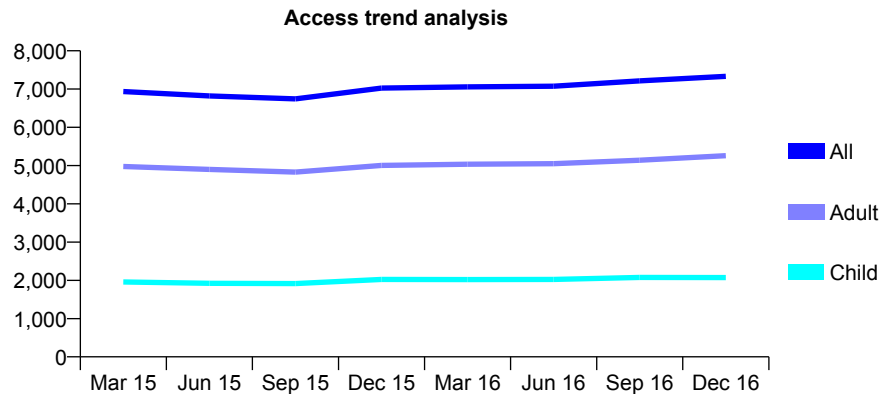
## Q61 - Vital Signs At a Glance Contract Report for 907553/0001 - December 2016

Name or company name	MR AS SHAH
Contract type name	PDS Contract
Purpose of contract	General
Contract start date	01/04/2006
Contract end date	31/03/2018

16/17 Contracted general activity (UDA)	21,077
Carry forward general activity (UDA)	7
16/17 Contracted orthodontic activity (UOA)	0
Carry forward orthodontic activity (UOA)	0
Baseline contract value	£747,319.25

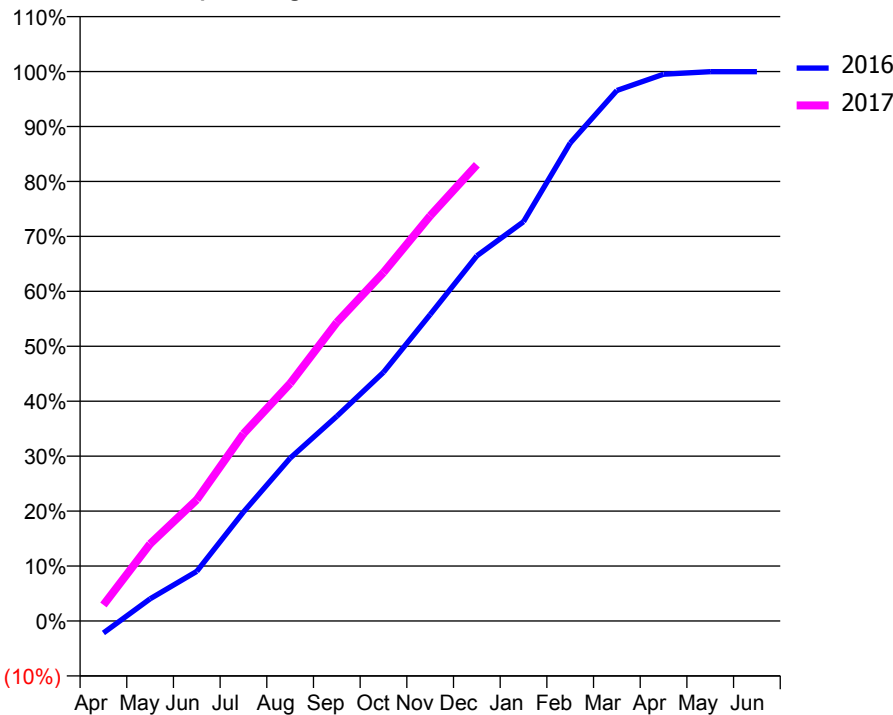
### ACCESS\*

Patients seen in 24 months	Total	Change since previous quarter
Quarter ending December 2015	7,025	
Quarter ending March 2016	7,057	→
Quarter ending June 2016	7,074	→
Quarter ending September 2016	7,214	→
Quarter ending December 2016	7,332	→
<b>Variance since December 2015</b>	<b>4.4%</b>	<b>↑</b>



### ACTIVITY

Cumulative percentage of contracted UDA delivered 2016 & 2017



Month	Adjusted Scheduled Activity (UDA)	
	2016	2017
April	-464	614
May	853	2,957
June	1,905	4,654
July	4,182	7,186
August	6,250	9,110
September	7,855	11,456
October	9,541	13,370
November	11,755	15,543
December	14,005	17,502
January	15,314	
February	18,335	
March	20,348	
April	20,973	
May	21,069	
June	21,070	

### QUALITY

	Quantity	Base Number	Contract	AT	Region	England
% of FP17s for the same patient ID Re-attending within 3 months - Children	204	1,644	12.4%	11.3%	11.9%	12.4%
% of FP17s for the same patient ID Re-attending within 3 months - Adults	883	4,323	20.4%	16.3%	17.1%	16.6%
% of FP17s for the same patient ID Re-attending between 3 & 9 months - Children	430	1,644	26.2%	41.7%	46.2%	57.5%
% of FP17s for the same patient ID Re-attending between 3 & 9 months - Adults	1,190	4,323	27.5%	35.2%	37.8%	50.4%
% of FP17s for Band 1 Urgent Courses	1,069	5,656	18.9%	10.7%	10.6%	9.1%
% of FP17s Relating to Free Repair or Replacements	20	5,656	0.4%	0.5%	0.6%	0.8%
% of FP17s Relating to Continuations	29	5,656	0.5%	0.9%	0.9%	1.3%
% of Patients satisfied with the dentistry they have received	8	9	N/A	89.2%	90.3%	92.7%
% of Patients satisfied with the time they had to wait for an appointment	8	9	N/A	81.2%	83.8%	88.8%

\* This is based on patients treated on this contract for their most recent course of treatment. Figures in italics indicate the base number of FP17s or Patient Questionnaire responses are less than 100. N/A is shown where the base number of responses is less than 10 during the period. % is calculated as Quantity/Base number\*100

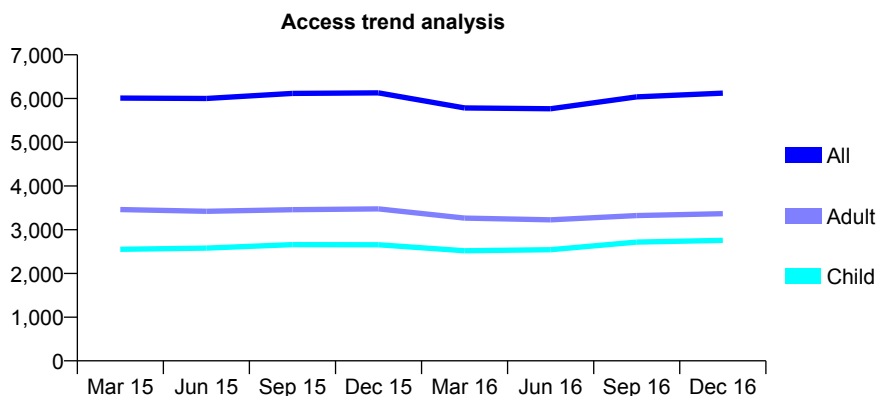
## Q61 - Vital Signs At a Glance Contract Report for 907901/0007 - December 2016

Name or company name	MR GK MALHOTRA
Contract type name	GDS Contract
Purpose of contract	General
Contract start date	01/04/2006
Contract end date	

16/17 Contracted general activity (UDA)	18,691
Carry forward general activity (UDA)	-354
16/17 Contracted orthodontic activity (UOA)	0
Carry forward orthodontic activity (UOA)	0
Baseline contract value	£536,720.28

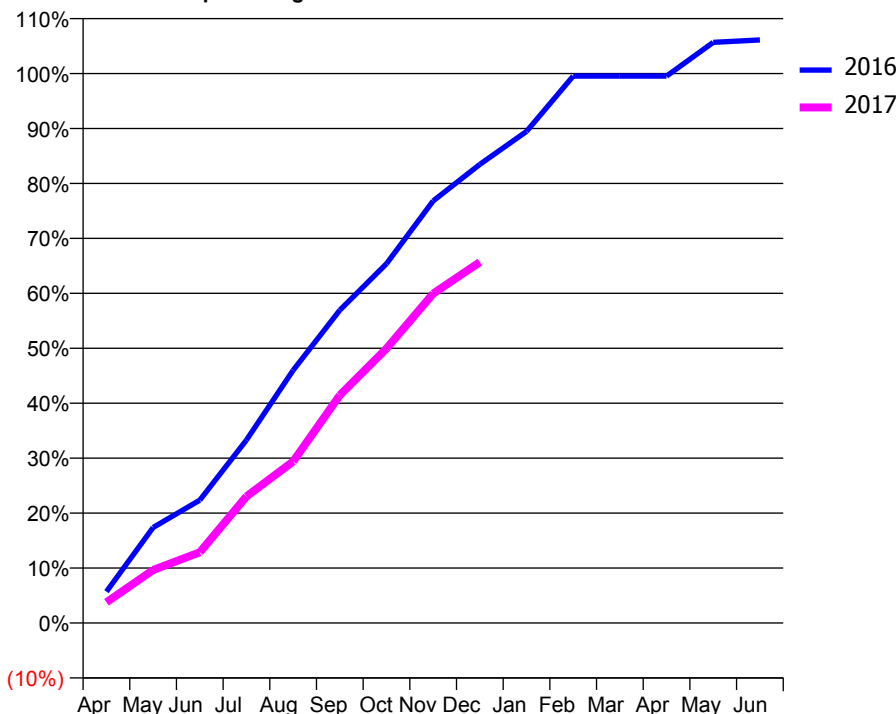
### ACCESS\*

Patients seen in 24 months	Total	Change since previous quarter
Quarter ending December 2015	6,130	
Quarter ending March 2016	5,785	↓
Quarter ending June 2016	5,767	→
Quarter ending September 2016	6,039	↑
Quarter ending December 2016	6,122	→
<b>Variance since December 2015</b>	<b>(0.1%)</b>	→



### ACTIVITY

Cumulative percentage of contracted UDA delivered 2016 & 2017



Month	Adjusted Scheduled Activity (UDA)	
	2016	2017
April	1,011	705
May	3,078	1,802
June	3,958	2,408
July	5,892	4,308
August	8,136	5,497
September	10,072	7,751
October	11,568	9,338
November	13,591	11,206
December	14,765	12,274
January	15,825	
February	17,610	
March	17,610	
April	17,610	
May	18,693	
June	18,773	

### QUALITY

	Quantity	Base Number	Contract	AT	Region	England
% of FP17s for the same patient ID Re-attending within 3 months - Children	154	2,536	6.1%	11.3%	11.9%	12.4%
% of FP17s for the same patient ID Re-attending within 3 months - Adults	280	2,718	10.3%	16.3%	17.1%	16.6%
% of FP17s for the same patient ID Re-attending between 3 & 9 months - Children	804	2,536	31.7%	41.7%	46.2%	57.5%
% of FP17s for the same patient ID Re-attending between 3 & 9 months - Adults	834	2,718	30.7%	35.2%	37.8%	50.4%
% of FP17s for Band 1 Urgent Courses	150	4,732	3.2%	10.7%	10.6%	9.1%
% of FP17s Relating to Free Repair or Replacements	14	4,732	0.3%	0.5%	0.6%	0.8%
% of FP17s Relating to Continuations	61	4,732	1.3%	0.9%	0.9%	1.3%
% of Patients satisfied with the dentistry they have received	1	1	N/A	89.2%	90.3%	92.7%
% of Patients satisfied with the time they had to wait for an appointment	1	1	N/A	81.2%	83.8%	88.8%

\* This is based on patients treated on this contract for their most recent course of treatment. Figures in italics indicate the base number of FP17s or Patient Questionnaire responses are less than 100. N/A is shown where the base number of responses is less than 10 during the period. % is calculated as Quantity/Base number\*100

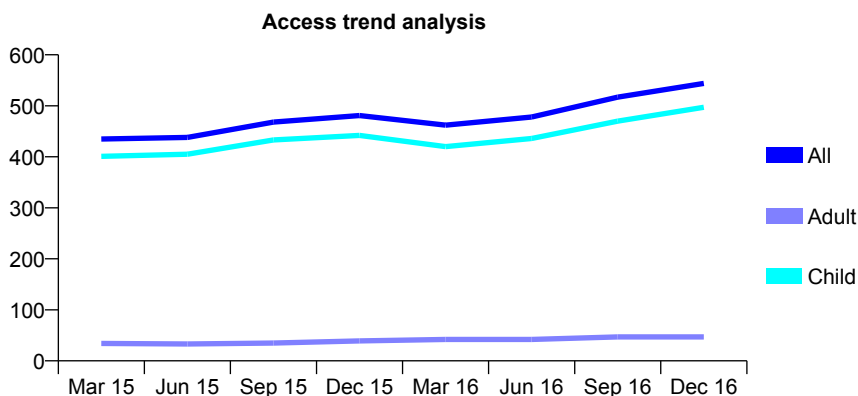
## Q61 - Vital Signs At a Glance Contract Report for 910716/0001 - December 2016

Name or company name	MR JS BLISS
Contract type name	GDS Contract
Purpose of contract	General
Contract start date	01/04/2006
Contract end date	

16/17 Contracted general activity (UDA)	550
Carry forward general activity (UDA)	-7
16/17 Contracted orthodontic activity (UOA)	0
Carry forward orthodontic activity (UOA)	0
Baseline contract value	£13,343.15

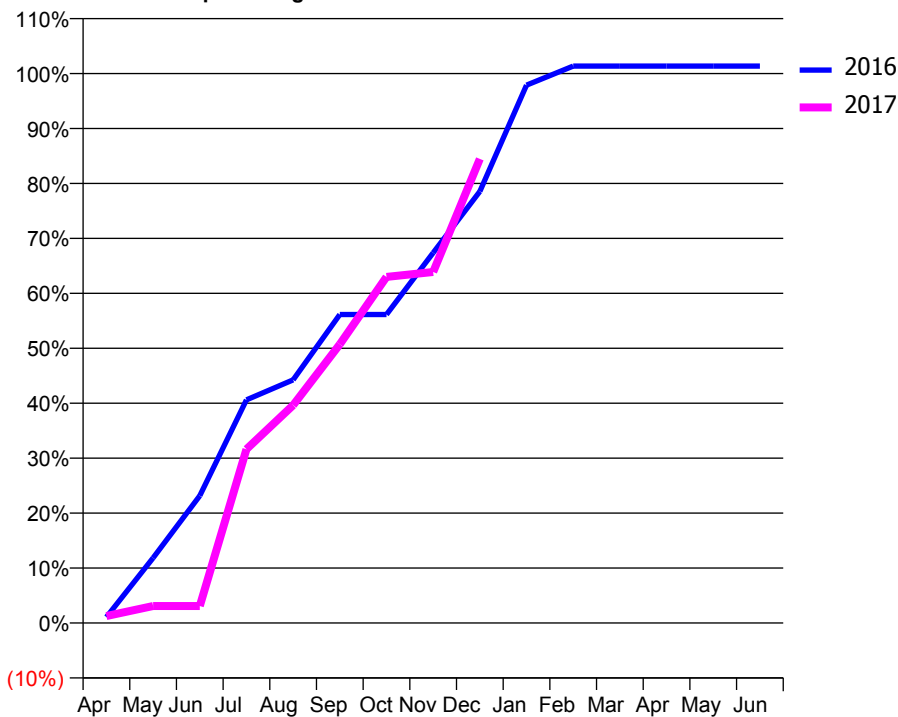
### ACCESS\*

Patients seen in 24 months	Total	Change since previous quarter
Quarter ending December 2015	481	
Quarter ending March 2016	462	↓
Quarter ending June 2016	478	↑
Quarter ending September 2016	517	↑
Quarter ending December 2016	544	↑
<b>Variance since December 2015</b>	<b>13.1%</b>	<b>↑</b>



### ACTIVITY

Cumulative percentage of contracted UDA delivered 2016 & 2017



Month	Adjusted Scheduled Activity (UDA)	
	2016	2017
April	6	7
May	65	17
June	127	17
July	223	174
August	243	218
September	309	279
October	309	346
November	371	351
December	432	465
January	538	
February	557	
March	557	
April	557	
May	557	
June	557	

### QUALITY

	Quantity	Base Number	Contract	AT	Region	England
% of FP17s for the same patient ID Re-attending within 3 months - Children	10	318	3.1%	11.3%	11.9%	12.4%
% of FP17s for the same patient ID Re-attending within 3 months - Adults	1	15	6.7%	16.3%	17.1%	16.6%
% of FP17s for the same patient ID Re-attending between 3 & 9 months - Children	44	318	13.8%	41.7%	46.2%	57.5%
% of FP17s for the same patient ID Re-attending between 3 & 9 months - Adults	4	15	26.7%	35.2%	37.8%	50.4%
% of FP17s for Band 1 Urgent Courses	3	333	0.9%	10.7%	10.6%	9.1%
% of FP17s Relating to Free Repair or Replacements	0	333	0.0%	0.5%	0.6%	0.8%
% of FP17s Relating to Continuations	0	333	0.0%	0.9%	0.9%	1.3%
% of Patients satisfied with the dentistry they have received	0	0	N/A	89.2%	90.3%	92.7%
% of Patients satisfied with the time they had to wait for an appointment	0	0	N/A	81.2%	83.8%	88.8%

\* This is based on patients treated on this contract for their most recent course of treatment. Figures in italics indicate the base number of FP17s or Patient Questionnaire responses are less than 100. N/A is shown where the base number of responses is less than 10 during the period. % is calculated as Quantity/Base number\*100

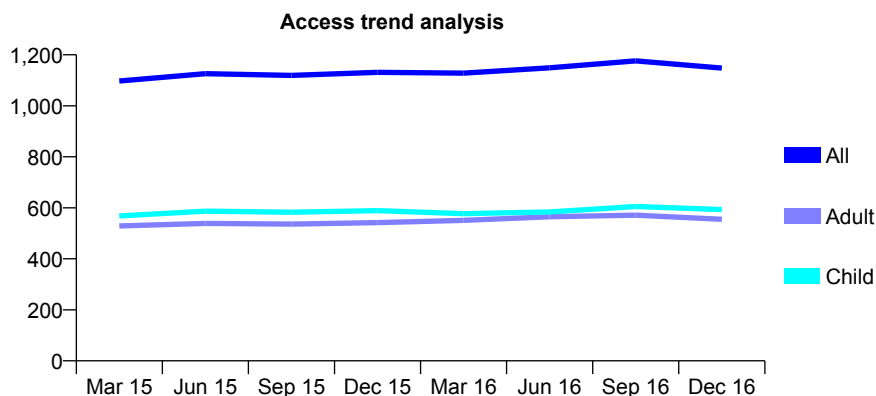
## Q61 - Vital Signs At a Glance Contract Report for 912085/0001 - December 2016

Name or company name	MR MP BASS
Contract type name	GDS Contract
Purpose of contract	General
Contract start date	01/04/2006
Contract end date	

16/17 Contracted general activity (UDA)	2,738
Carry forward general activity (UDA)	38
16/17 Contracted orthodontic activity (UOA)	0
Carry forward orthodontic activity (UOA)	0
Baseline contract value	£59,499.65

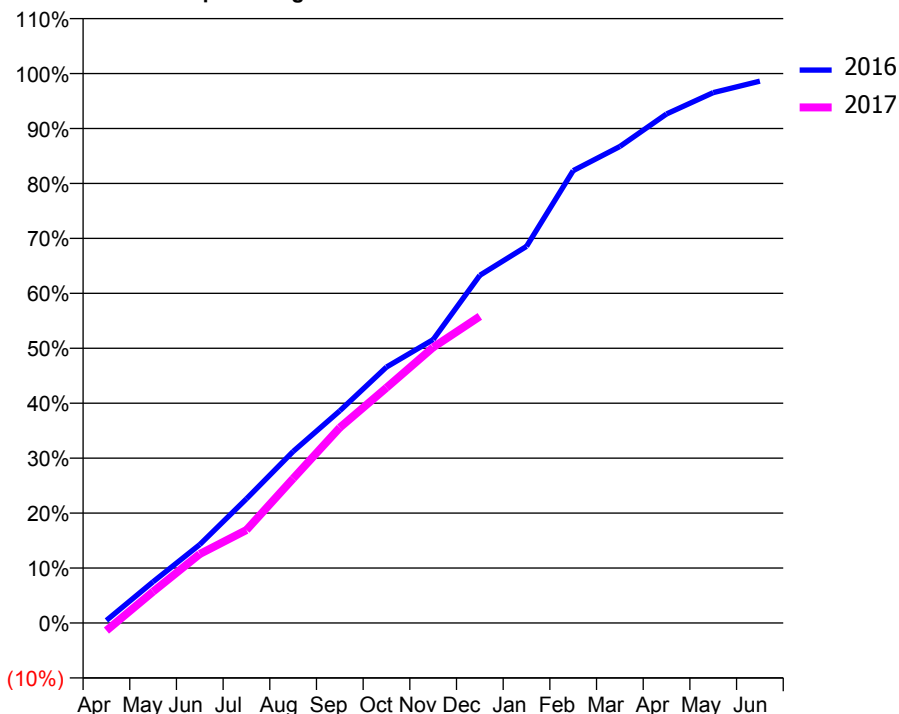
### ACCESS\*

Patients seen in 24 months	Total	Change since previous quarter
Quarter ending December 2015	1,131	
Quarter ending March 2016	1,128	→
Quarter ending June 2016	1,149	→
Quarter ending September 2016	1,176	↑
Quarter ending December 2016	1,148	↓
<b>Variance since December 2015</b>	<b>1.5%</b>	<b>→</b>



### ACTIVITY

Cumulative percentage of contracted UDA delivered 2016 & 2017



Month	Adjusted Scheduled Activity (UDA)	
	2016	2017
April	13	-38
May	205	157
June	391	344
July	619	463
August	855	720
September	1,057	973
October	1,275	1,173
November	1,412	1,374
December	1,732	1,528
January	1,877	
February	2,254	
March	2,374	
April	2,536	
May	2,643	
June	2,700	

### QUALITY

	Quantity	Base Number	Contract	AT	Region	England
% of FP17s for the same patient ID Re-attending within 3 months - Children	45	474	9.5%	11.3%	11.9%	12.4%
% of FP17s for the same patient ID Re-attending within 3 months - Adults	100	485	20.6%	16.3%	17.1%	16.6%
% of FP17s for the same patient ID Re-attending between 3 & 9 months - Children	188	474	39.7%	41.7%	46.2%	57.5%
% of FP17s for the same patient ID Re-attending between 3 & 9 months - Adults	158	485	32.6%	35.2%	37.8%	50.4%
% of FP17s for Band 1 Urgent Courses	40	803	5.0%	10.7%	10.6%	9.1%
% of FP17s Relating to Free Repair or Replacements	15	803	1.9%	0.5%	0.6%	0.8%
% of FP17s Relating to Continuations	5	803	0.6%	0.9%	0.9%	1.3%
% of Patients satisfied with the dentistry they have received	2	2	N/A	89.2%	90.3%	92.7%
% of Patients satisfied with the time they had to wait for an appointment	2	2	N/A	81.2%	83.8%	88.8%

\* This is based on patients treated on this contract for their most recent course of treatment. Figures in italics indicate the base number of FP17s or Patient Questionnaire responses are less than 100. N/A is shown where the base number of responses is less than 10 during the period. % is calculated as Quantity/Base number\*100

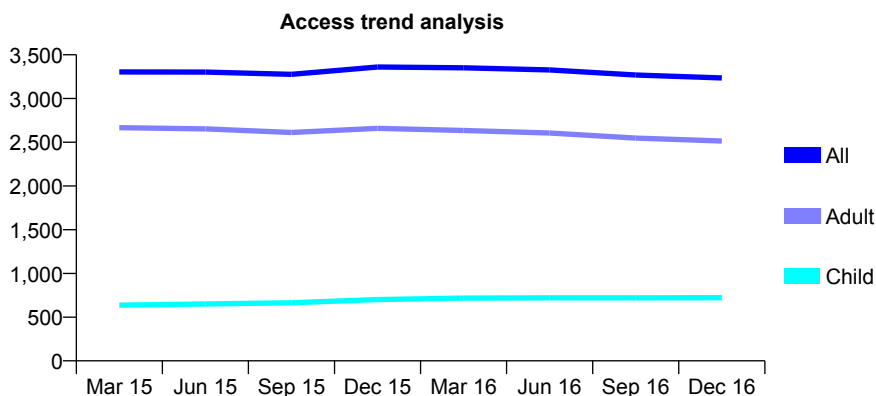
## Q61 - Vital Signs At a Glance Contract Report for 912468/0001 - December 2016

Name or company name	MR KN FALEKKOS
Contract type name	GDS Contract
Purpose of contract	General
Contract start date	01/04/2006
Contract end date	

16/17 Contracted general activity (UDA)	8,701
Carry forward general activity (UDA)	61
16/17 Contracted orthodontic activity (UOA)	0
Carry forward orthodontic activity (UOA)	0
Baseline contract value	£236,435.82

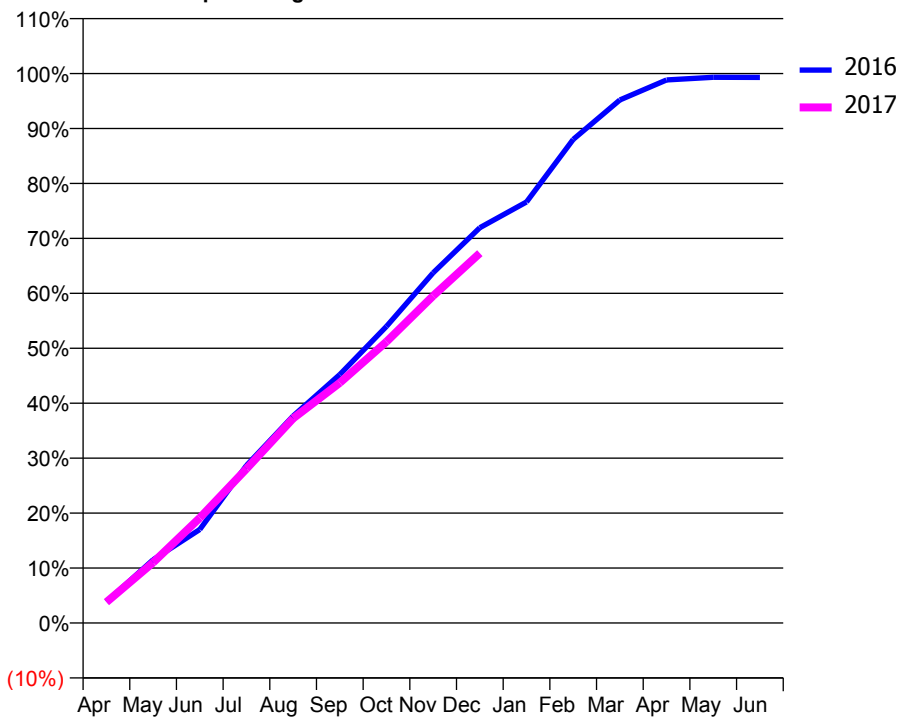
### ACCESS\*

Patients seen in 24 months	Total	Change since previous quarter
Quarter ending December 2015	3,360	
Quarter ending March 2016	3,351	→
Quarter ending June 2016	3,327	→
Quarter ending September 2016	3,269	↓
Quarter ending December 2016	3,236	↓
<b>Variance since December 2015</b>	<b>(3.7%)</b>	<b>↓</b>



### ACTIVITY

Cumulative percentage of contracted UDA delivered 2016 & 2017



Month	Adjusted Scheduled Activity (UDA)	
	2016	2017
April	336	331
May	1,001	958
June	1,482	1,666
July	2,495	2,442
August	3,279	3,239
September	3,935	3,805
October	4,697	4,454
November	5,545	5,180
December	6,259	5,856
January	6,666	
February	7,658	
March	8,282	
April	8,598	
May	8,642	
June	8,640	

### QUALITY

	Quantity	Base Number	Contract	AT	Region	England
% of FP17s for the same patient ID Re-attending within 3 months - Children	33	682	4.8%	11.3%	11.9%	12.4%
% of FP17s for the same patient ID Re-attending within 3 months - Adults	204	2,052	9.9%	16.3%	17.1%	16.6%
% of FP17s for the same patient ID Re-attending between 3 & 9 months - Children	357	682	52.3%	41.7%	46.2%	57.5%
% of FP17s for the same patient ID Re-attending between 3 & 9 months - Adults	858	2,052	41.8%	35.2%	37.8%	50.4%
% of FP17s for Band 1 Urgent Courses	256	2,588	9.9%	10.7%	10.6%	9.1%
% of FP17s Relating to Free Repair or Replacements	2	2,588	0.1%	0.5%	0.6%	0.8%
% of FP17s Relating to Continuations	1	2,588	0.0%	0.9%	0.9%	1.3%
% of Patients satisfied with the dentistry they have received	3	3	N/A	89.2%	90.3%	92.7%
% of Patients satisfied with the time they had to wait for an appointment	3	3	N/A	81.2%	83.8%	88.8%

\* This is based on patients treated on this contract for their most recent course of treatment. Figures in italics indicate the base number of FP17s or Patient Questionnaire responses are less than 100. N/A is shown where the base number of responses is less than 10 during the period. % is calculated as Quantity/Base number\*100



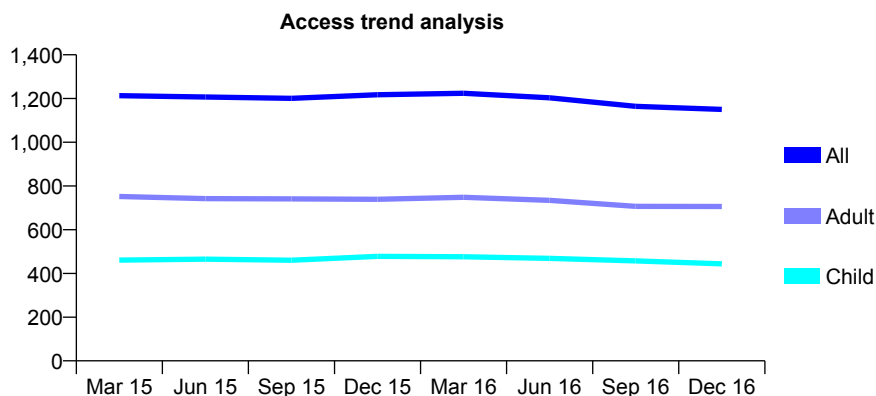
## Q61 - Vital Signs At a Glance Contract Report for 914681/0001 - December 2016

Name or company name	MR VK SETHI
Contract type name	GDS Contract
Purpose of contract	General
Contract start date	01/04/2006
Contract end date	

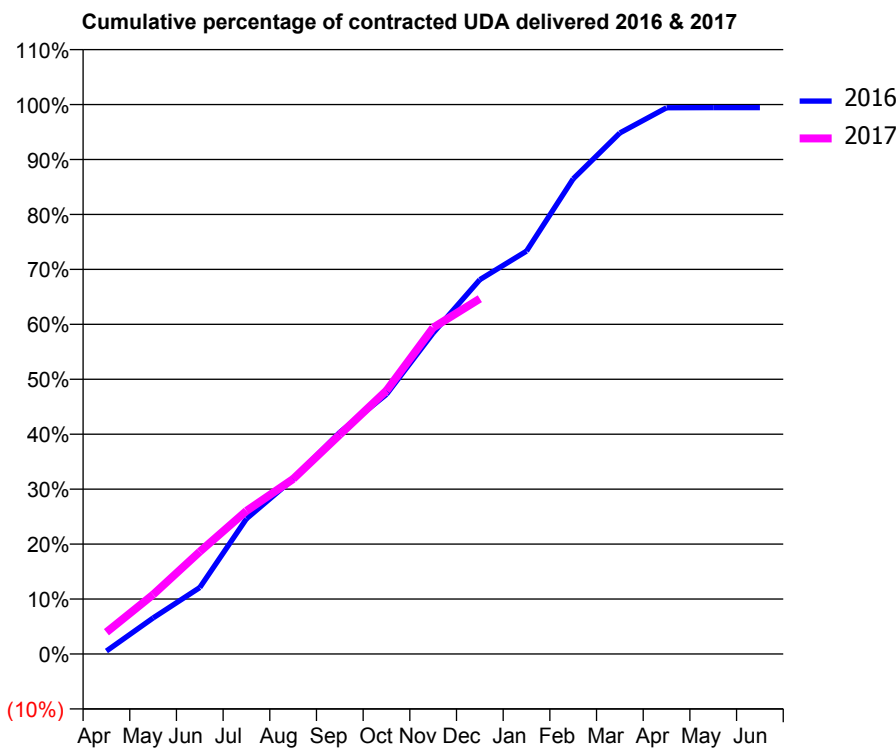
16/17 Contracted general activity (UDA)	4,926
Carry forward general activity (UDA)	28
16/17 Contracted orthodontic activity (UOA)	0
Carry forward orthodontic activity (UOA)	0
Baseline contract value	£169,758.21

### ACCESS\*

Patients seen in 24 months	Total	Change since previous quarter
Quarter ending December 2015	1,217	
Quarter ending March 2016	1,224	→
Quarter ending June 2016	1,203	↓
Quarter ending September 2016	1,164	↓
Quarter ending December 2016	1,150	↓
<b>Variance since December 2015</b>	<b>(5.5%)</b>	<b>↓</b>



### ACTIVITY



Month	Adjusted Scheduled Activity (UDA)	
	2016	2017
April	27	195
May	324	532
June	595	917
July	1,213	1,284
August	1,569	1,569
September	1,987	1,967
October	2,329	2,362
November	2,878	2,925
December	3,356	3,185
January	3,612	
February	4,260	
March	4,671	
April	4,897	
May	4,898	
June	4,898	

### QUALITY

	Quantity	Base Number	Contract	AT	Region	England
% of FP17s for the same patient ID Re-attending within 3 months - Children	43	534	8.1%	11.3%	11.9%	12.4%
% of FP17s for the same patient ID Re-attending within 3 months - Adults	141	699	20.2%	16.3%	17.1%	16.6%
% of FP17s for the same patient ID Re-attending between 3 & 9 months - Children	343	534	64.2%	41.7%	46.2%	57.5%
% of FP17s for the same patient ID Re-attending between 3 & 9 months - Adults	381	699	54.5%	35.2%	37.8%	50.4%
% of FP17s for Band 1 Urgent Courses	99	1,163	8.5%	10.7%	10.6%	9.1%
% of FP17s Relating to Free Repair or Replacements	0	1,163	0.0%	0.5%	0.6%	0.8%
% of FP17s Relating to Continuations	7	1,163	0.6%	0.9%	0.9%	1.3%
% of Patients satisfied with the dentistry they have received	1	2	N/A	89.2%	90.3%	92.7%
% of Patients satisfied with the time they had to wait for an appointment	2	2	N/A	81.2%	83.8%	88.8%

\* This is based on patients treated on this contract for their most recent course of treatment. Figures in italics indicate the base number of FP17s or Patient Questionnaire responses are less than 100. N/A is shown where the base number of responses is less than 10 during the period. % is calculated as Quantity/Base number\*100

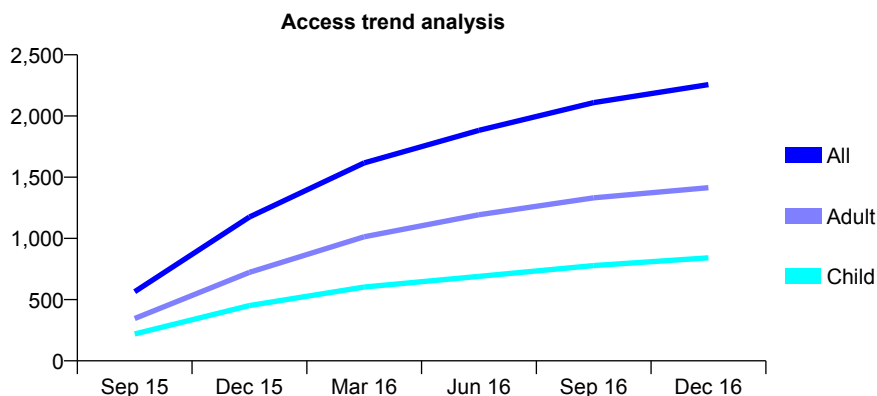
## Q61 - Vital Signs At a Glance Contract Report for 916358/0002 - December 2016

Name or company name	MR PD CLESHAM
Contract type name	GDS Contract
Purpose of contract	General
Contract start date	01/05/2015
Contract end date	

16/17 Contracted general activity (UDA)	7,986
Carry forward general activity (UDA)	119
16/17 Contracted orthodontic activity (UOA)	0
Carry forward orthodontic activity (UOA)	0
Baseline contract value	£217,891.55

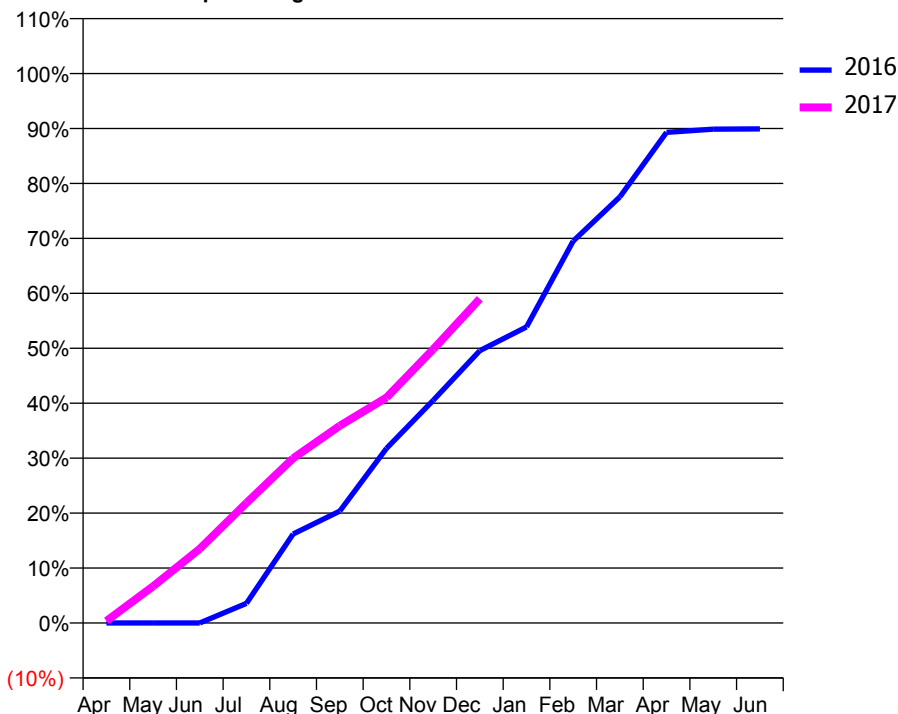
### ACCESS\*

Patients seen in 24 months	Total	Change since previous quarter
Quarter ending December 2015	1,175	
Quarter ending March 2016	1,617	↑
Quarter ending June 2016	1,883	↑
Quarter ending September 2016	2,110	↑
Quarter ending December 2016	2,256	↑
<b>Variance since December 2015</b>	<b>92.0%</b>	<b>↑</b>



### ACTIVITY

Cumulative percentage of contracted UDA delivered 2016 & 2017



Adjusted Scheduled Activity (UDA)

Month	2016	2017
April	0	31
May	0	534
June	0	1,078
July	261	1,745
August	1,186	2,394
September	1,491	2,868
October	2,325	3,277
November	2,965	3,977
December	3,629	4,711
January	3,945	
February	5,088	
March	5,676	
April	6,536	
May	6,579	
June	6,581	

### QUALITY

	Quantity	Base Number	Contract	AT	Region	England
% of FP17s for the same patient ID Re-attending within 3 months - Children	34	718	4.7%	11.3%	11.9%	12.4%
% of FP17s for the same patient ID Re-attending within 3 months - Adults	159	1,287	12.4%	16.3%	17.1%	16.6%
% of FP17s for the same patient ID Re-attending between 3 & 9 months - Children	227	718	31.6%	41.7%	46.2%	57.5%
% of FP17s for the same patient ID Re-attending between 3 & 9 months - Adults	451	1,287	35.0%	35.2%	37.8%	50.4%
% of FP17s for Band 1 Urgent Courses	136	1,767	7.7%	10.7%	10.6%	9.1%
% of FP17s Relating to Free Repair or Replacements	0	1,767	0.0%	0.5%	0.6%	0.8%
% of FP17s Relating to Continuations	1	1,767	0.1%	0.9%	0.9%	1.3%
% of Patients satisfied with the dentistry they have received	2	2	N/A	89.2%	90.3%	92.7%
% of Patients satisfied with the time they had to wait for an appointment	2	2	N/A	81.2%	83.8%	88.8%

\* This is based on patients treated on this contract for their most recent course of treatment. Figures in italics indicate the base number of FP17s or Patient Questionnaire responses are less than 100. N/A is shown where the base number of responses is less than 10 during the period. % is calculated as Quantity/Base number\*100

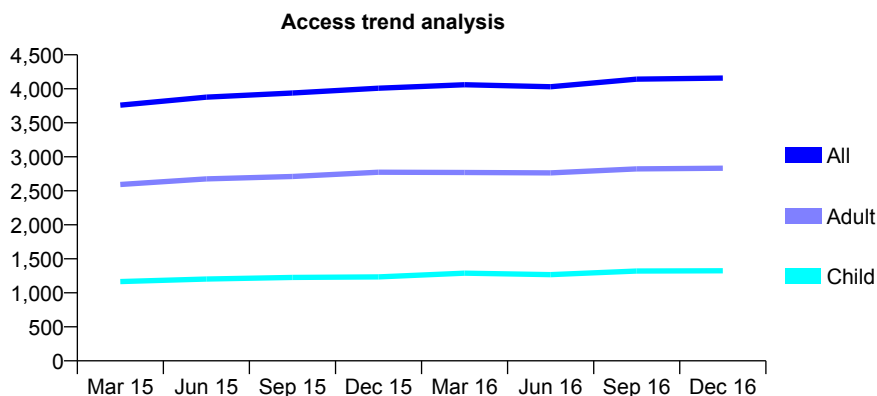
## Q61 - Vital Signs At a Glance Contract Report for 917079/0001 - December 2016

Name or company name	MRS A LEE
Contract type name	GDS Contract
Purpose of contract	General and Orthodontic
Contract start date	01/04/2006
Contract end date	

16/17 Contracted general activity (UDA)	9,302
Carry forward general activity (UDA)	4
16/17 Contracted orthodontic activity (UOA)	1,353
Carry forward orthodontic activity (UOA)	3
Baseline contract value	£374,365.28

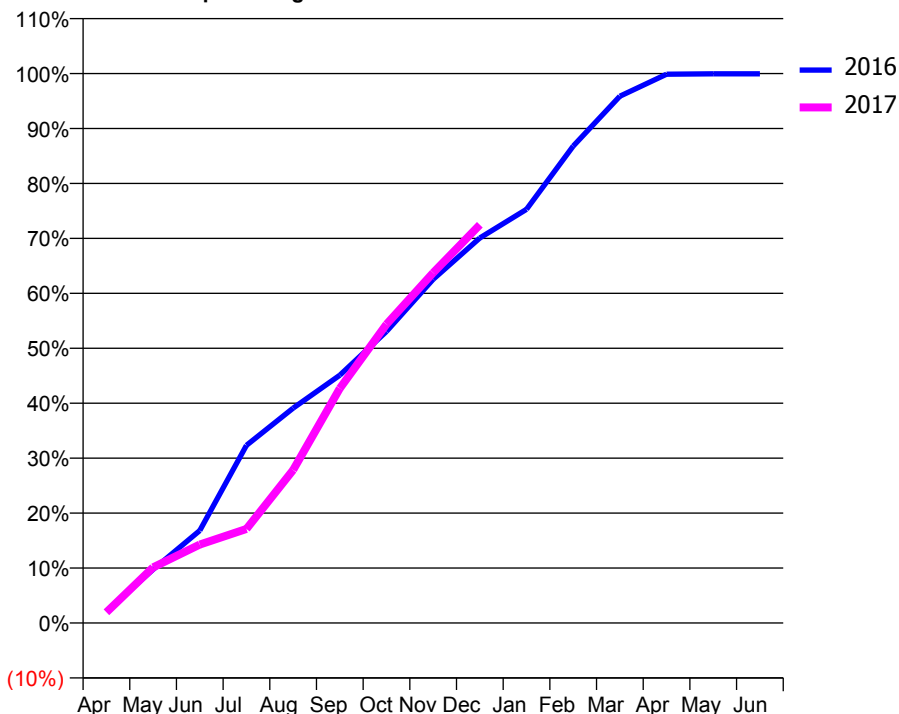
### ACCESS\*

Patients seen in 24 months	Total	Change since previous quarter
Quarter ending December 2015	4,008	
Quarter ending March 2016	4,059	→
Quarter ending June 2016	4,030	→
Quarter ending September 2016	4,143	↑
Quarter ending December 2016	4,157	→
<b>Variance since December 2015</b>	<b>3.7%</b>	<b>↑</b>



### ACTIVITY

Cumulative percentage of contracted UDA delivered 2016 & 2017



Month	Adjusted Scheduled Activity (UDA)	
	2016	2017
April	203	183
May	906	943
June	1,564	1,328
July	3,008	1,593
August	3,637	2,591
September	4,195	3,971
October	4,935	5,056
November	5,819	5,929
December	6,519	6,742
January	7,004	
February	8,074	
March	8,917	
April	9,290	
May	9,298	
June	9,298	

### QUALITY

	Quantity	Base Number	Contract	AT	Region	England
% of FP17s for the same patient ID Re-attending within 3 months - Children	114	1,171	9.7%	11.3%	11.9%	12.4%
% of FP17s for the same patient ID Re-attending within 3 months - Adults	282	2,054	13.7%	16.3%	17.1%	16.6%
% of FP17s for the same patient ID Re-attending between 3 & 9 months - Children	343	1,171	29.3%	41.7%	46.2%	57.5%
% of FP17s for the same patient ID Re-attending between 3 & 9 months - Adults	605	2,054	29.5%	35.2%	37.8%	50.4%
% of FP17s for Band 1 Urgent Courses	202	2,956	6.8%	10.7%	10.6%	9.1%
% of FP17s Relating to Free Repair or Replacements	10	2,956	0.3%	0.5%	0.6%	0.8%
% of FP17s Relating to Continuations	30	2,956	1.0%	0.9%	0.9%	1.3%
% of Patients satisfied with the dentistry they have received	3	3	N/A	89.2%	90.3%	92.7%
% of Patients satisfied with the time they had to wait for an appointment	3	3	N/A	81.2%	83.8%	88.8%

\* This is based on patients treated on this contract for their most recent course of treatment. Figures in italics indicate the base number of FP17s or Patient Questionnaire responses are less than 100. N/A is shown where the base number of responses is less than 10 during the period. % is calculated as Quantity/Base number\*100

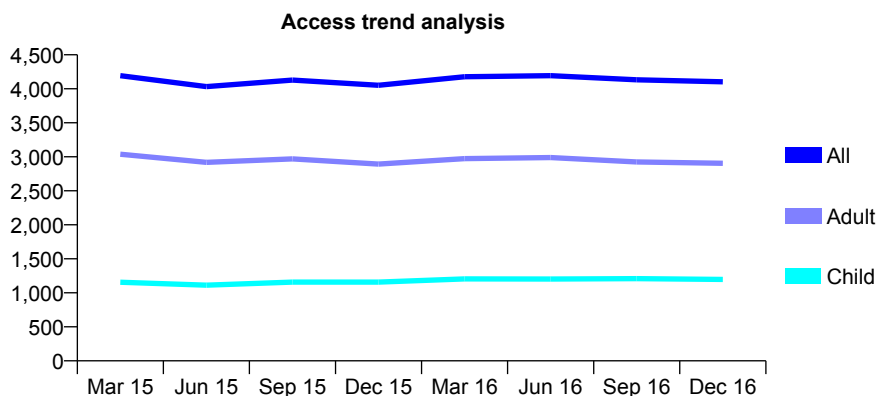
## Q61 - Vital Signs At a Glance Contract Report for 918393/0001 - December 2016

Name or company name	MISS SV SMALL
Contract type name	GDS Contract
Purpose of contract	General
Contract start date	01/04/2006
Contract end date	

16/17 Contracted general activity (UDA)	9,569
Carry forward general activity (UDA)	-191
16/17 Contracted orthodontic activity (UOA)	0
Carry forward orthodontic activity (UOA)	0
Baseline contract value	£269,140.47

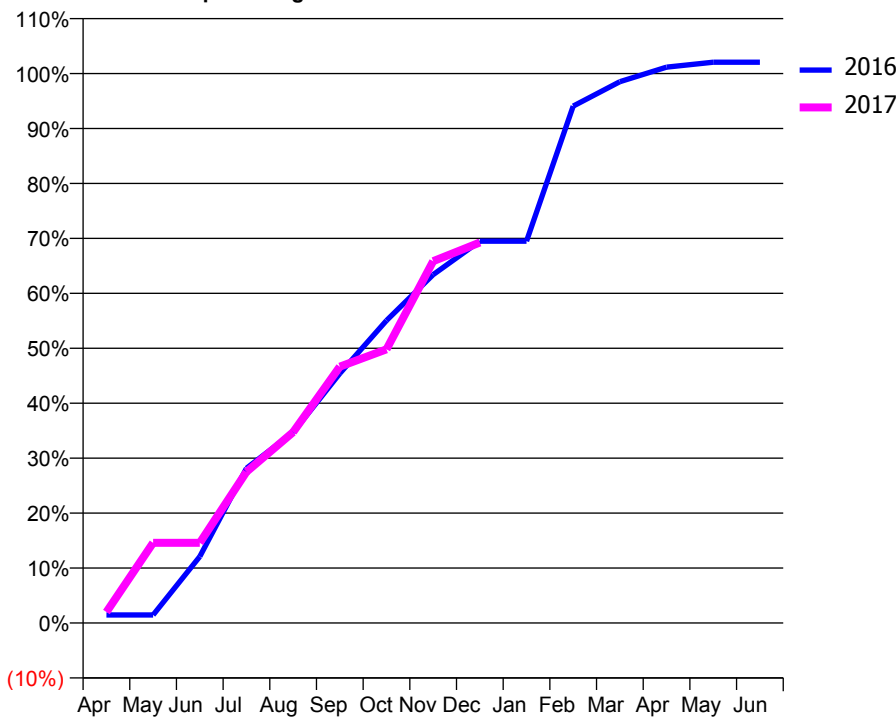
### ACCESS\*

Patients seen in 24 months	Total	Change since previous quarter
Quarter ending December 2015	4,051	
Quarter ending March 2016	4,178	↑
Quarter ending June 2016	4,193	→
Quarter ending September 2016	4,133	↓
Quarter ending December 2016	4,102	→
<b>Variance since December 2015</b>	<b>1.3%</b>	<b>→</b>



### ACTIVITY

Cumulative percentage of contracted UDA delivered 2016 & 2017



Month	Adjusted Scheduled Activity (UDA)	
	2016	2017
April	141	191
May	141	1,397
June	1,157	1,397
July	2,695	2,631
August	3,320	3,325
September	4,346	4,463
October	5,268	4,765
November	6,066	6,301
December	6,649	6,626
January	6,649	
February	9,002	
March	9,427	
April	9,680	
May	9,765	
June	9,765	

### QUALITY

	Quantity	Base Number	Contract	AT	Region	England
% of FP17s for the same patient ID Re-attending within 3 months - Children	136	1,224	11.1%	11.3%	11.9%	12.4%
% of FP17s for the same patient ID Re-attending within 3 months - Adults	479	2,739	17.5%	16.3%	17.1%	16.6%
% of FP17s for the same patient ID Re-attending between 3 & 9 months - Children	686	1,224	56.0%	41.7%	46.2%	57.5%
% of FP17s for the same patient ID Re-attending between 3 & 9 months - Adults	1,377	2,739	50.3%	35.2%	37.8%	50.4%
% of FP17s for Band 1 Urgent Courses	405	3,322	12.2%	10.7%	10.6%	9.1%
% of FP17s Relating to Free Repair or Replacements	14	3,322	0.4%	0.5%	0.6%	0.8%
% of FP17s Relating to Continuations	61	3,322	1.8%	0.9%	0.9%	1.3%
% of Patients satisfied with the dentistry they have received	3	3	N/A	89.2%	90.3%	92.7%
% of Patients satisfied with the time they had to wait for an appointment	3	3	N/A	81.2%	83.8%	88.8%

\* This is based on patients treated on this contract for their most recent course of treatment. Figures in italics indicate the base number of FP17s or Patient Questionnaire responses are less than 100. N/A is shown where the base number of responses is less than 10 during the period. % is calculated as Quantity/Base number\*100

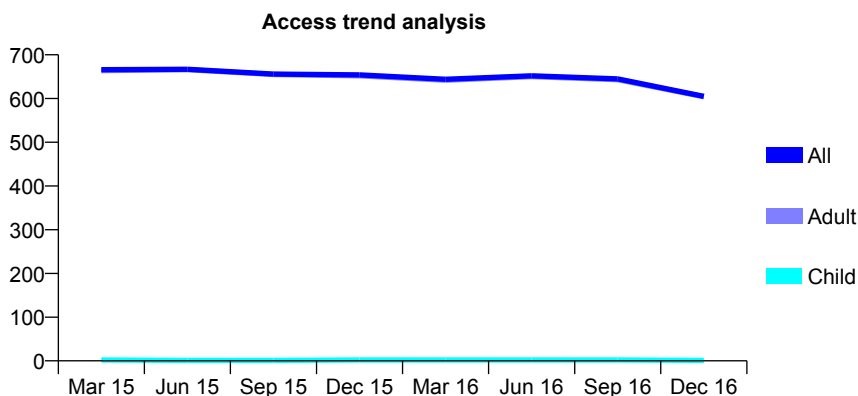
## Q61 - Vital Signs At a Glance Contract Report for 921351/0007 - December 2016

Name or company name	MR PK CHOPRA
Contract type name	GDS Contract
Purpose of contract	General
Contract start date	01/04/2006
Contract end date	

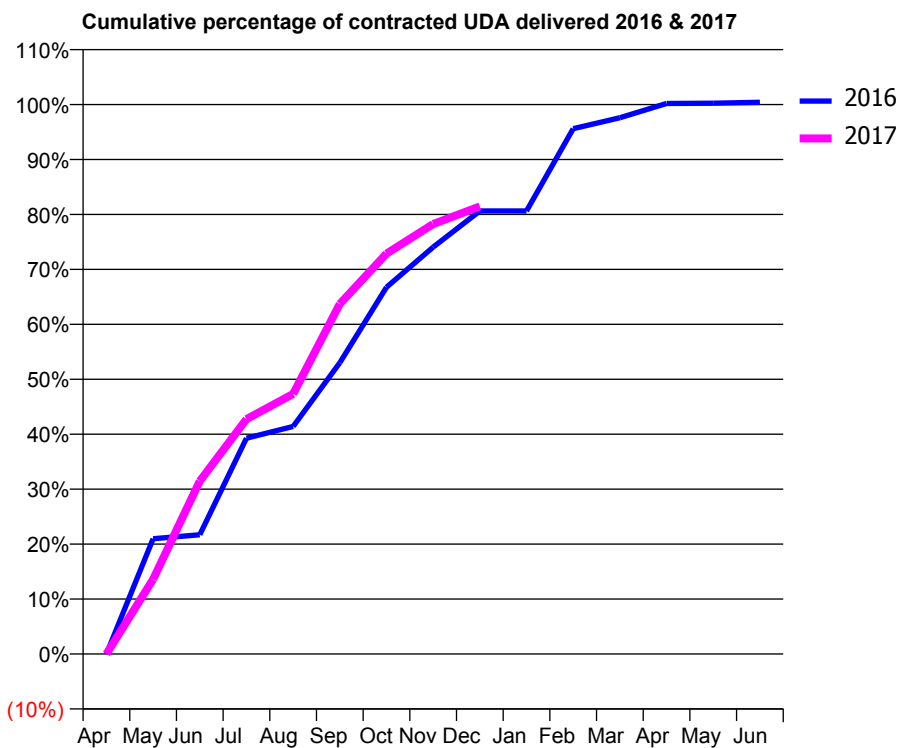
16/17 Contracted general activity (UDA)	1,800
Carry forward general activity (UDA)	0
16/17 Contracted orthodontic activity (UOA)	0
Carry forward orthodontic activity (UOA)	0
Baseline contract value	£51,508.17

### ACCESS\*

Patients seen in 24 months	Total	Change since previous quarter
Quarter ending December 2015	654	
Quarter ending March 2016	644	↓
Quarter ending June 2016	652	→
Quarter ending September 2016	645	↓
Quarter ending December 2016	605	↓
<b>Variance since December 2015</b>	<b>(7.5%)</b>	<b>↓</b>



### ACTIVITY



Month	Adjusted Scheduled Activity (UDA)	
	2016	2017
April	0	0
May	378	245
June	391	566
July	707	770
August	745	852
September	954	1,147
October	1,201	1,311
November	1,333	1,408
December	1,451	1,466
January	1,451	
February	1,721	
March	1,757	
April	1,803	
May	1,804	
June	1,807	

### QUALITY

	Quantity	Base Number	Contract	AT	Region	England
% of FP17s for the same patient ID Re-attending within 3 months - Children	0	0	N/A	11.3%	11.9%	12.4%
% of FP17s for the same patient ID Re-attending within 3 months - Adults	25	316	7.9%	16.3%	17.1%	16.6%
% of FP17s for the same patient ID Re-attending between 3 & 9 months - Children	0	0	N/A	41.7%	46.2%	57.5%
% of FP17s for the same patient ID Re-attending between 3 & 9 months - Adults	19	316	6.0%	35.2%	37.8%	50.4%
% of FP17s for Band 1 Urgent Courses	106	292	36.3%	10.7%	10.6%	9.1%
% of FP17s Relating to Free Repair or Replacements	0	292	0.0%	0.5%	0.6%	0.8%
% of FP17s Relating to Continuations	2	292	0.7%	0.9%	0.9%	1.3%
% of Patients satisfied with the dentistry they have received	0	0	N/A	89.2%	90.3%	92.7%
% of Patients satisfied with the time they had to wait for an appointment	0	0	N/A	81.2%	83.8%	88.8%

\* This is based on patients treated on this contract for their most recent course of treatment. Figures in italics indicate the base number of FP17s or Patient Questionnaire responses are less than 100. N/A is shown where the base number of responses is less than 10 during the period. % is calculated as Quantity/Base number\*100

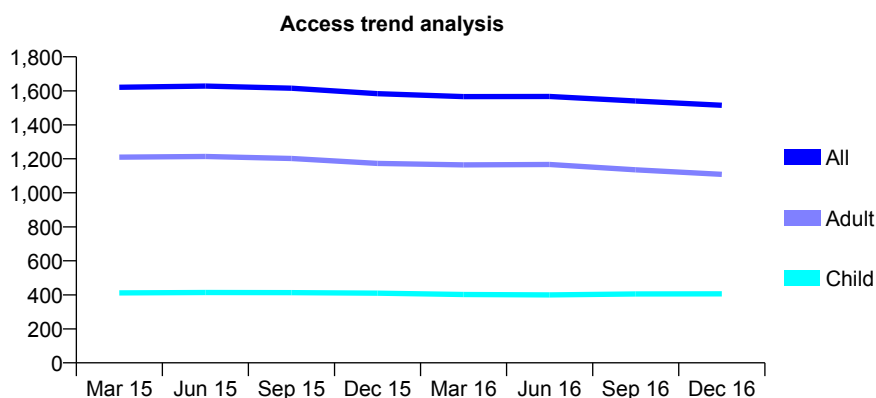
## Q61 - Vital Signs At a Glance Contract Report for 921734/0001 - December 2016

Name or company name	MR N PATEL
Contract type name	GDS Contract
Purpose of contract	General
Contract start date	01/04/2006
Contract end date	

16/17 Contracted general activity (UDA)	5,448
Carry forward general activity (UDA)	-45
16/17 Contracted orthodontic activity (UOA)	0
Carry forward orthodontic activity (UOA)	0
Baseline contract value	£183,829.26

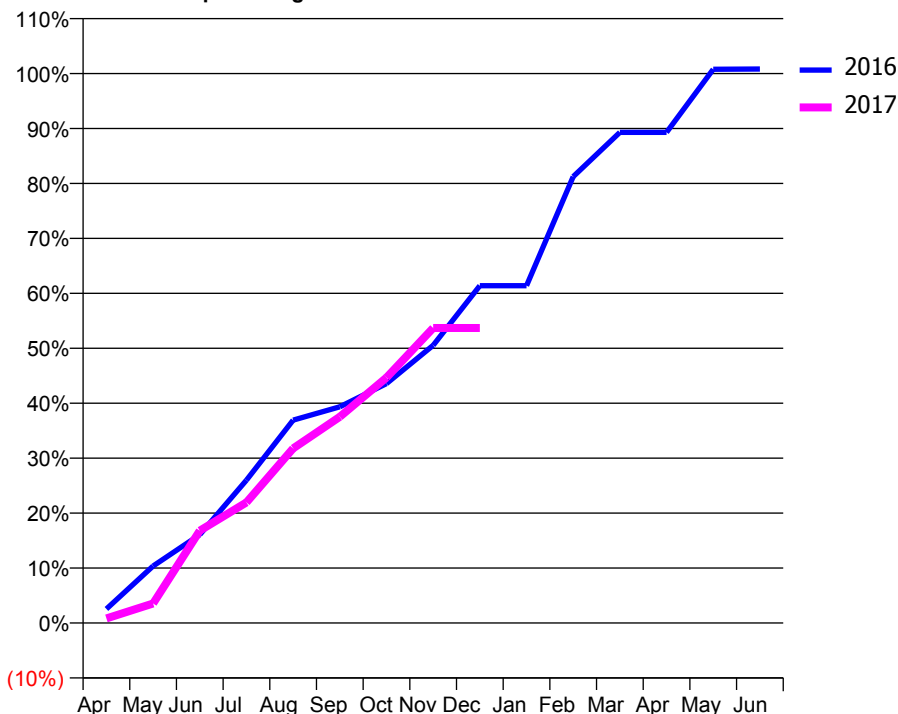
### ACCESS\*

Patients seen in 24 months	Total	Change since previous quarter
Quarter ending December 2015	1,583	
Quarter ending March 2016	1,566	↓
Quarter ending June 2016	1,567	→
Quarter ending September 2016	1,540	↓
Quarter ending December 2016	1,515	↓
<b>Variance since December 2015</b>	<b>(4.3%)</b>	<b>↓</b>



### ACTIVITY

Cumulative percentage of contracted UDA delivered 2016 & 2017



Month	Adjusted Scheduled Activity (UDA)	
	2016	2017
April	140	45
May	565	193
June	876	915
July	1,417	1,195
August	2,012	1,731
September	2,144	2,045
October	2,373	2,433
November	2,754	2,925
December	3,344	2,925
January	3,344	
February	4,425	
March	4,864	
April	4,864	
May	5,490	
June	5,493	

### QUALITY

	Quantity	Base Number	Contract	AT	Region	England
% of FP17s for the same patient ID Re-attending within 3 months - Children	10	262	3.8%	11.3%	11.9%	12.4%
% of FP17s for the same patient ID Re-attending within 3 months - Adults	43	649	6.6%	16.3%	17.1%	16.6%
% of FP17s for the same patient ID Re-attending between 3 & 9 months - Children	104	262	39.7%	41.7%	46.2%	57.5%
% of FP17s for the same patient ID Re-attending between 3 & 9 months - Adults	249	649	38.4%	35.2%	37.8%	50.4%
% of FP17s for Band 1 Urgent Courses	6	795	0.8%	10.7%	10.6%	9.1%
% of FP17s Relating to Free Repair or Replacements	0	795	0.0%	0.5%	0.6%	0.8%
% of FP17s Relating to Continuations	1	795	0.1%	0.9%	0.9%	1.3%
% of Patients satisfied with the dentistry they have received	1	1	N/A	89.2%	90.3%	92.7%
% of Patients satisfied with the time they had to wait for an appointment	1	1	N/A	81.2%	83.8%	88.8%

\* This is based on patients treated on this contract for their most recent course of treatment. Figures in italics indicate the base number of FP17s or Patient Questionnaire responses are less than 100. N/A is shown where the base number of responses is less than 10 during the period. % is calculated as Quantity/Base number\*100

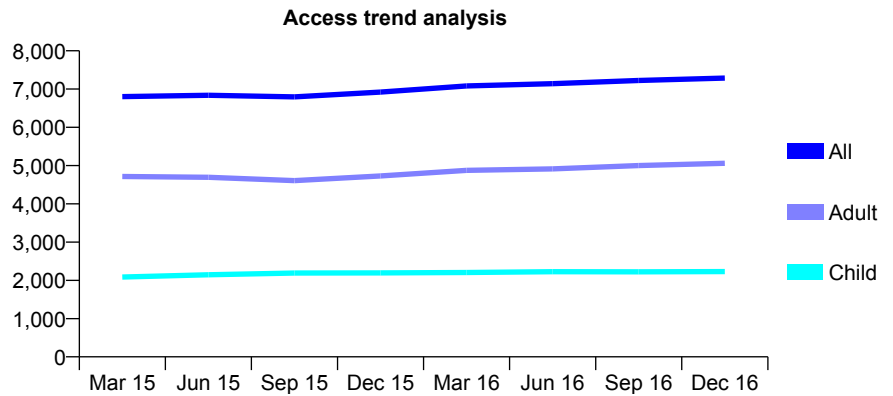
## Q61 - Vital Signs At a Glance Contract Report for 921742/0002 - December 2016

Name or company name	MR AA OJETUNDE
Contract type name	GDS Contract
Purpose of contract	General
Contract start date	01/04/2006
Contract end date	

16/17 Contracted general activity (UDA)	31,006
Carry forward general activity (UDA)	-101
16/17 Contracted orthodontic activity (UOA)	0
Carry forward orthodontic activity (UOA)	0
Baseline contract value	£987,543.43

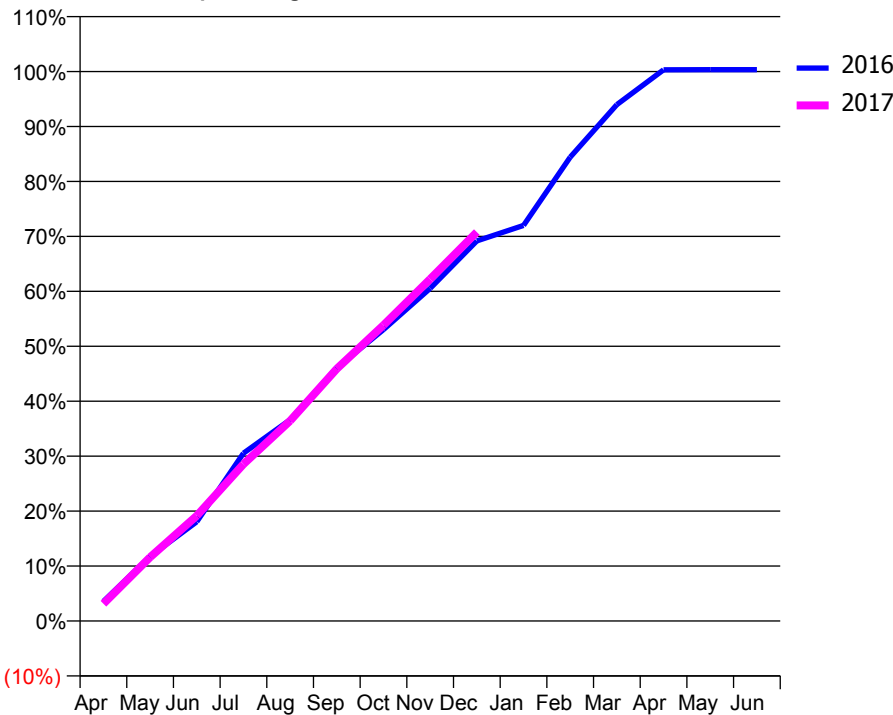
### ACCESS\*

Patients seen in 24 months	Total	Change since previous quarter
Quarter ending December 2015	6,921	
Quarter ending March 2016	7,081	↑
Quarter ending June 2016	7,139	→
Quarter ending September 2016	7,223	→
Quarter ending December 2016	7,288	→
<b>Variance since December 2015</b>	<b>5.3%</b>	<b>↑</b>



### ACTIVITY

Cumulative percentage of contracted UDA delivered 2016 & 2017



Month	Adjusted Scheduled Activity (UDA)	
	2016	2017
April	1,107	975
May	3,645	3,598
June	5,603	5,941
July	9,469	8,855
August	11,359	11,295
September	14,286	14,230
October	16,442	16,694
November	18,770	19,292
December	21,449	21,941
January	22,319	
February	26,170	
March	29,135	
April	31,104	
May	31,107	
June	31,107	

### QUALITY

	Quantity	Base Number	Contract	AT	Region	England
% of FP17s for the same patient ID Re-attending within 3 months - Children	123	1,801	6.8%	11.3%	11.9%	12.4%
% of FP17s for the same patient ID Re-attending within 3 months - Adults	497	3,833	13.0%	16.3%	17.1%	16.6%
% of FP17s for the same patient ID Re-attending between 3 & 9 months - Children	485	1,801	26.9%	41.7%	46.2%	57.5%
% of FP17s for the same patient ID Re-attending between 3 & 9 months - Adults	906	3,833	23.6%	35.2%	37.8%	50.4%
% of FP17s for Band 1 Urgent Courses	529	5,230	10.1%	10.7%	10.6%	9.1%
% of FP17s Relating to Free Repair or Replacements	55	5,230	1.1%	0.5%	0.6%	0.8%
% of FP17s Relating to Continuations	55	5,230	1.1%	0.9%	0.9%	1.3%
% of Patients satisfied with the dentistry they have received	6	7	N/A	89.2%	90.3%	92.7%
% of Patients satisfied with the time they had to wait for an appointment	6	7	N/A	81.2%	83.8%	88.8%

\* This is based on patients treated on this contract for their most recent course of treatment. Figures in italics indicate the base number of FP17s or Patient Questionnaire responses are less than 100. N/A is shown where the base number of responses is less than 10 during the period. % is calculated as Quantity/Base number\*100



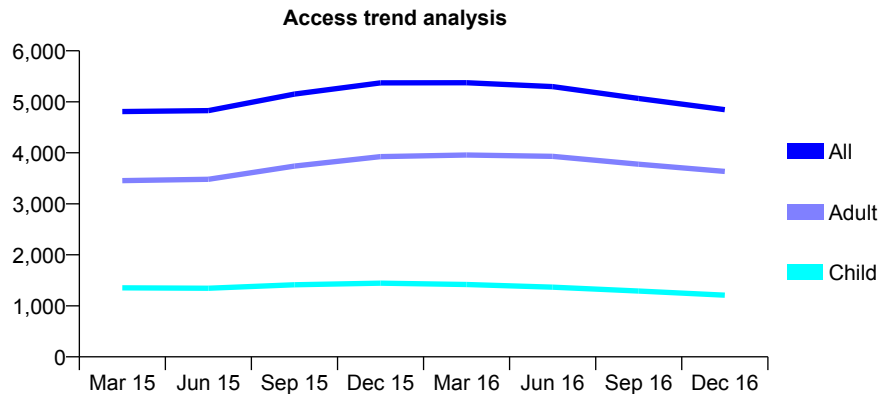
## Q61 - Vital Signs At a Glance Contract Report for 921777/0001 - December 2016

Name or company name	MISS A AGGARWAL
Contract type name	GDS Contract
Purpose of contract	General
Contract start date	01/04/2006
Contract end date	

16/17 Contracted general activity (UDA)	11,405
Carry forward general activity (UDA)	-117
16/17 Contracted orthodontic activity (UOA)	0
Carry forward orthodontic activity (UOA)	0
Baseline contract value	£285,901.44

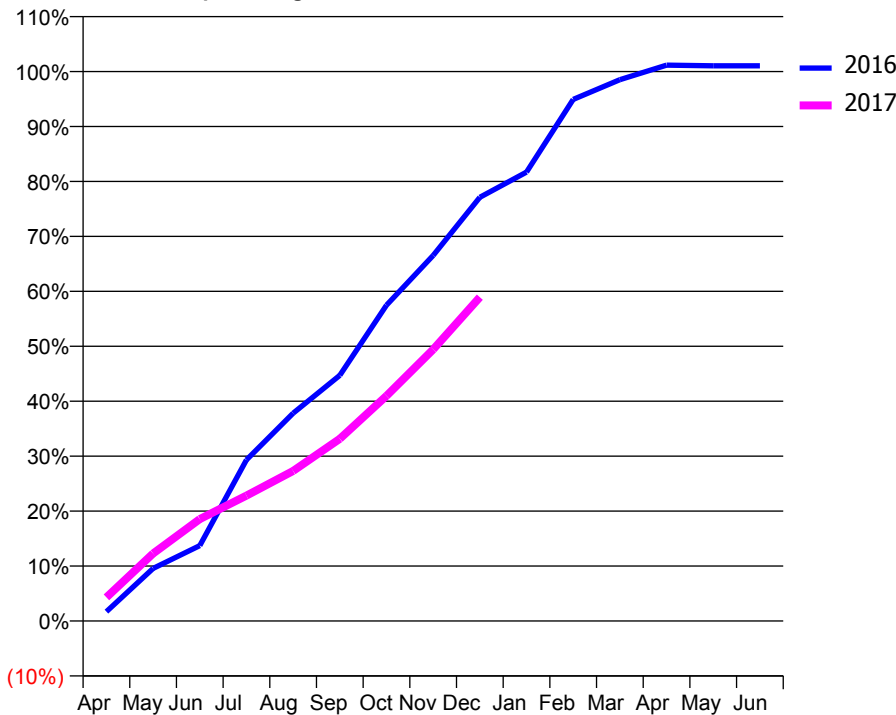
### ACCESS\*

Patients seen in 24 months	Total	Change since previous quarter
Quarter ending December 2015	5,370	
Quarter ending March 2016	5,374	→
Quarter ending June 2016	5,297	↓
Quarter ending September 2016	5,065	↓
Quarter ending December 2016	4,846	↓
<b>Variance since December 2015</b>	<b>(9.8%)</b>	<b>↓</b>



### ACTIVITY

Cumulative percentage of contracted UDA delivered 2016 & 2017



Month	Adjusted Scheduled Activity (UDA)	
	2016	2017
April	194	491
May	1,091	1,401
June	1,564	2,116
July	3,346	2,604
August	4,313	3,115
September	5,100	3,782
October	6,556	4,672
November	7,588	5,637
December	8,794	6,722
January	9,319	
February	10,827	
March	11,235	
April	11,537	
May	11,524	
June	11,522	

### QUALITY

	Quantity	Base Number	Contract	AT	Region	England
% of FP17s for the same patient ID Re-attending within 3 months - Children	106	1,085	9.8%	11.3%	11.9%	12.4%
% of FP17s for the same patient ID Re-attending within 3 months - Adults	394	3,074	12.8%	16.3%	17.1%	16.6%
% of FP17s for the same patient ID Re-attending between 3 & 9 months - Children	561	1,085	51.7%	41.7%	46.2%	57.5%
% of FP17s for the same patient ID Re-attending between 3 & 9 months - Adults	1,671	3,074	54.4%	35.2%	37.8%	50.4%
% of FP17s for Band 1 Urgent Courses	187	3,593	5.2%	10.7%	10.6%	9.1%
% of FP17s Relating to Free Repair or Replacements	21	3,593	0.6%	0.5%	0.6%	0.8%
% of FP17s Relating to Continuations	11	3,593	0.3%	0.9%	0.9%	1.3%
% of Patients satisfied with the dentistry they have received	7	7	N/A	89.2%	90.3%	92.7%
% of Patients satisfied with the time they had to wait for an appointment	6	7	N/A	81.2%	83.8%	88.8%

\* This is based on patients treated on this contract for their most recent course of treatment. Figures in italics indicate the base number of FP17s or Patient Questionnaire responses are less than 100. N/A is shown where the base number of responses is less than 10 during the period. % is calculated as Quantity/Base number\*100

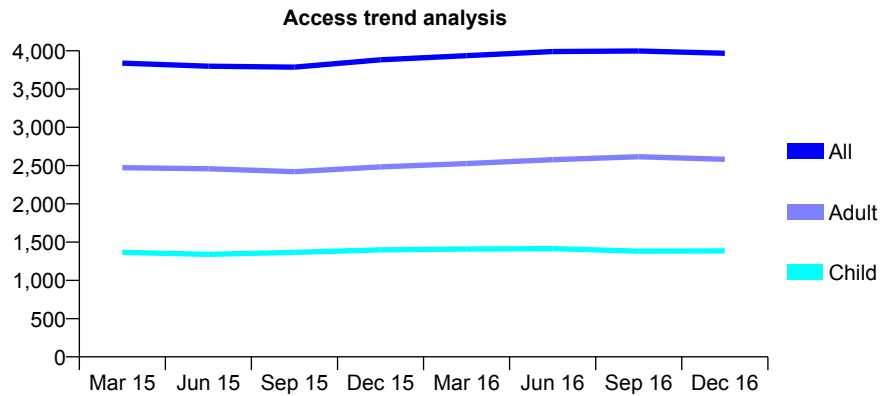
## Q61 - Vital Signs At a Glance Contract Report for 925942/0001 - December 2016

Name or company name	MR YR SARWAR
Contract type name	GDS Contract
Purpose of contract	General
Contract start date	01/04/2006
Contract end date	

16/17 Contracted general activity (UDA)	8,836
Carry forward general activity (UDA)	-36
16/17 Contracted orthodontic activity (UOA)	0
Carry forward orthodontic activity (UOA)	0
Baseline contract value	£222,824.64

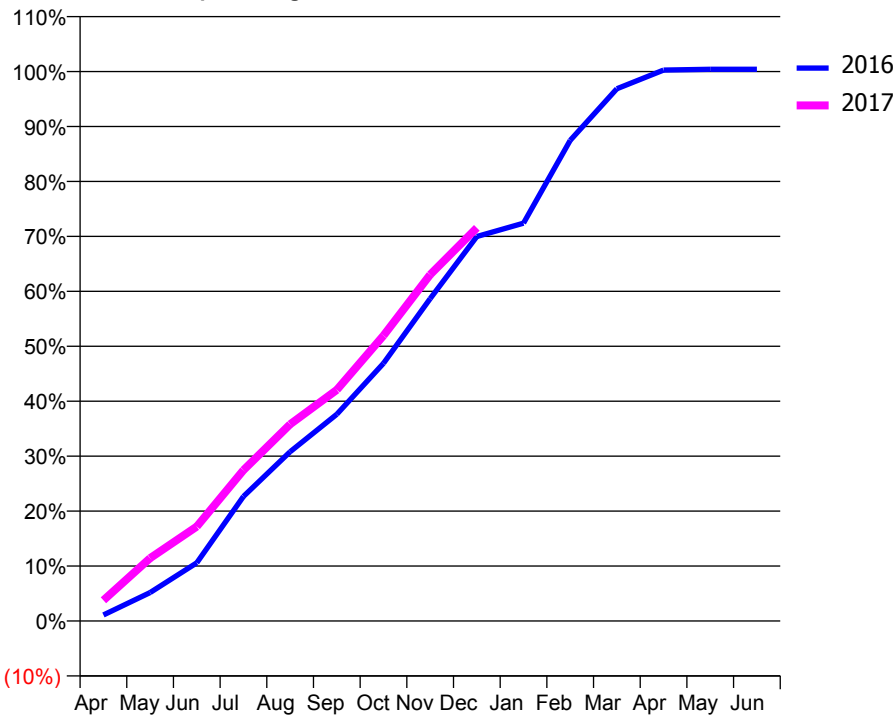
### ACCESS\*

Patients seen in 24 months	Total	Change since previous quarter
Quarter ending December 2015	3,882	
Quarter ending March 2016	3,936	→
Quarter ending June 2016	3,991	→
Quarter ending September 2016	3,997	→
Quarter ending December 2016	3,967	→
<b>Variance since December 2015</b>	<b>2.2%</b>	<b>↑</b>



### ACTIVITY

Cumulative percentage of contracted UDA delivered 2016 & 2017



Month	Adjusted Scheduled Activity (UDA)	
	2016	2017
April	98	333
May	458	1,011
June	937	1,520
July	2,003	2,426
August	2,723	3,164
September	3,325	3,717
October	4,143	4,590
November	5,184	5,570
December	6,182	6,322
January	6,396	
February	7,729	
March	8,559	
April	8,859	
May	8,871	
June	8,872	

### QUALITY

	Quantity	Base Number	Contract	AT	Region	England
% of FP17s for the same patient ID Re-attending within 3 months - Children	75	1,149	6.5%	11.3%	11.9%	12.4%
% of FP17s for the same patient ID Re-attending within 3 months - Adults	204	1,861	11.0%	16.3%	17.1%	16.6%
% of FP17s for the same patient ID Re-attending between 3 & 9 months - Children	472	1,149	41.1%	41.7%	46.2%	57.5%
% of FP17s for the same patient ID Re-attending between 3 & 9 months - Adults	664	1,861	35.7%	35.2%	37.8%	50.4%
% of FP17s for Band 1 Urgent Courses	262	2,546	10.3%	10.7%	10.6%	9.1%
% of FP17s Relating to Free Repair or Replacements	13	2,546	0.5%	0.5%	0.6%	0.8%
% of FP17s Relating to Continuations	34	2,546	1.3%	0.9%	0.9%	1.3%
% of Patients satisfied with the dentistry they have received	2	2	N/A	89.2%	90.3%	92.7%
% of Patients satisfied with the time they had to wait for an appointment	2	2	N/A	81.2%	83.8%	88.8%

\* This is based on patients treated on this contract for their most recent course of treatment. Figures in italics indicate the base number of FP17s or Patient Questionnaire responses are less than 100. N/A is shown where the base number of responses is less than 10 during the period. % is calculated as Quantity/Base number\*100

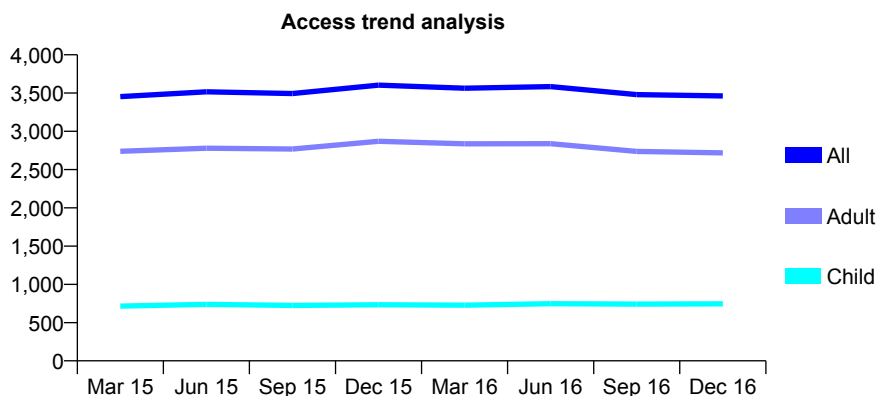
## Q61 - Vital Signs At a Glance Contract Report for 925985/0001 - December 2016

Name or company name	MR S CHOPRA
Contract type name	GDS Contract
Purpose of contract	General
Contract start date	01/04/2006
Contract end date	

16/17 Contracted general activity (UDA)	6,963
Carry forward general activity (UDA)	-139
16/17 Contracted orthodontic activity (UOA)	0
Carry forward orthodontic activity (UOA)	0
Baseline contract value	£240,714.30

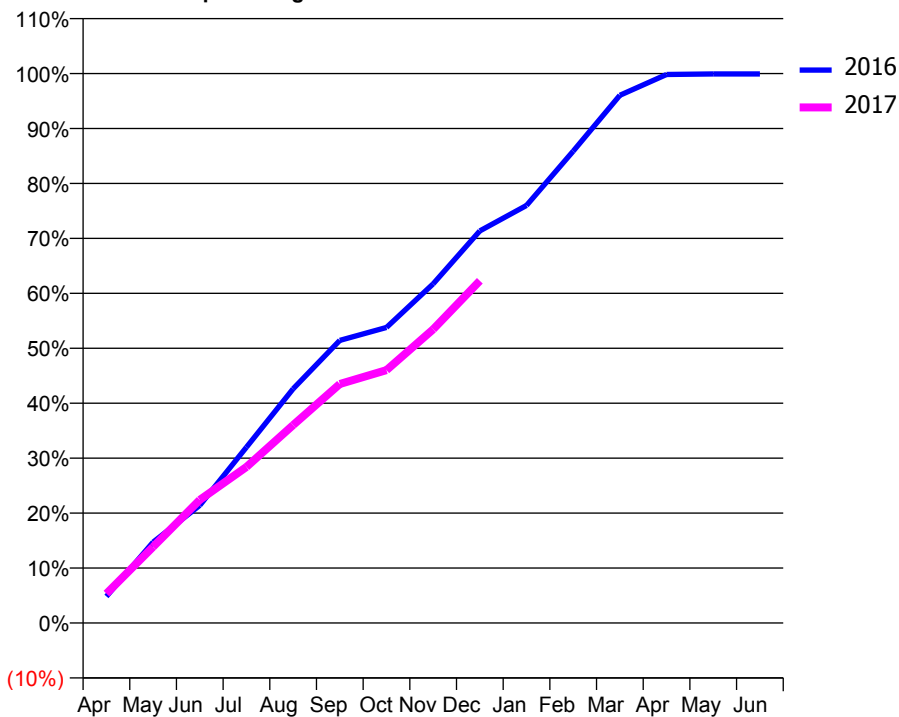
### ACCESS\*

Patients seen in 24 months	Total	Change since previous quarter
Quarter ending December 2015	3,603	
Quarter ending March 2016	3,564	↓
Quarter ending June 2016	3,584	→
Quarter ending September 2016	3,480	↓
Quarter ending December 2016	3,463	→
<b>Variance since December 2015</b>	<b>(3.9%)</b>	<b>↓</b>



### ACTIVITY

Cumulative percentage of contracted UDA delivered 2016 & 2017



Month	Adjusted Scheduled Activity (UDA)	
	2016	2017
April	337	372
May	1,024	965
June	1,491	1,560
July	2,229	1,978
August	2,969	2,509
September	3,582	3,029
October	3,745	3,204
November	4,298	3,721
December	4,968	4,336
January	5,291	
February	5,979	
March	6,687	
April	6,950	
May	6,958	
June	6,958	

### QUALITY

	Quantity	Base Number	Contract	AT	Region	England
% of FP17s for the same patient ID Re-attending within 3 months - Children	50	610	8.2%	11.3%	11.9%	12.4%
% of FP17s for the same patient ID Re-attending within 3 months - Adults	234	1,854	12.6%	16.3%	17.1%	16.6%
% of FP17s for the same patient ID Re-attending between 3 & 9 months - Children	193	610	31.6%	41.7%	46.2%	57.5%
% of FP17s for the same patient ID Re-attending between 3 & 9 months - Adults	574	1,854	31.0%	35.2%	37.8%	50.4%
% of FP17s for Band 1 Urgent Courses	225	1,759	12.8%	10.7%	10.6%	9.1%
% of FP17s Relating to Free Repair or Replacements	4	1,759	0.2%	0.5%	0.6%	0.8%
% of FP17s Relating to Continuations	9	1,759	0.5%	0.9%	0.9%	1.3%
% of Patients satisfied with the dentistry they have received	1	1	N/A	89.2%	90.3%	92.7%
% of Patients satisfied with the time they had to wait for an appointment	0	1	N/A	81.2%	83.8%	88.8%

\* This is based on patients treated on this contract for their most recent course of treatment. Figures in italics indicate the base number of FP17s or Patient Questionnaire responses are less than 100. N/A is shown where the base number of responses is less than 10 during the period. % is calculated as Quantity/Base number\*100

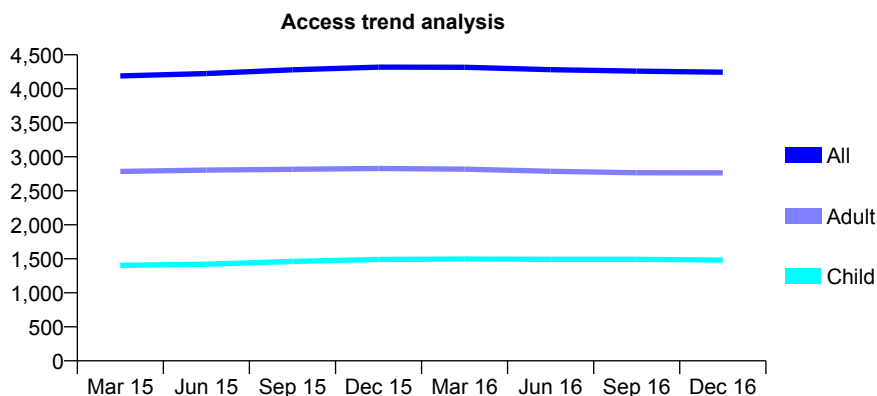
## Q61 - Vital Signs At a Glance Contract Report for 926094/0001 - December 2016

Name or company name	MR AN AL-ATTAR
Contract type name	GDS Contract
Purpose of contract	General
Contract start date	01/04/2006
Contract end date	

16/17 Contracted general activity (UDA)	12,876
Carry forward general activity (UDA)	-72
16/17 Contracted orthodontic activity (UOA)	0
Carry forward orthodontic activity (UOA)	0
Baseline contract value	£387,657.78

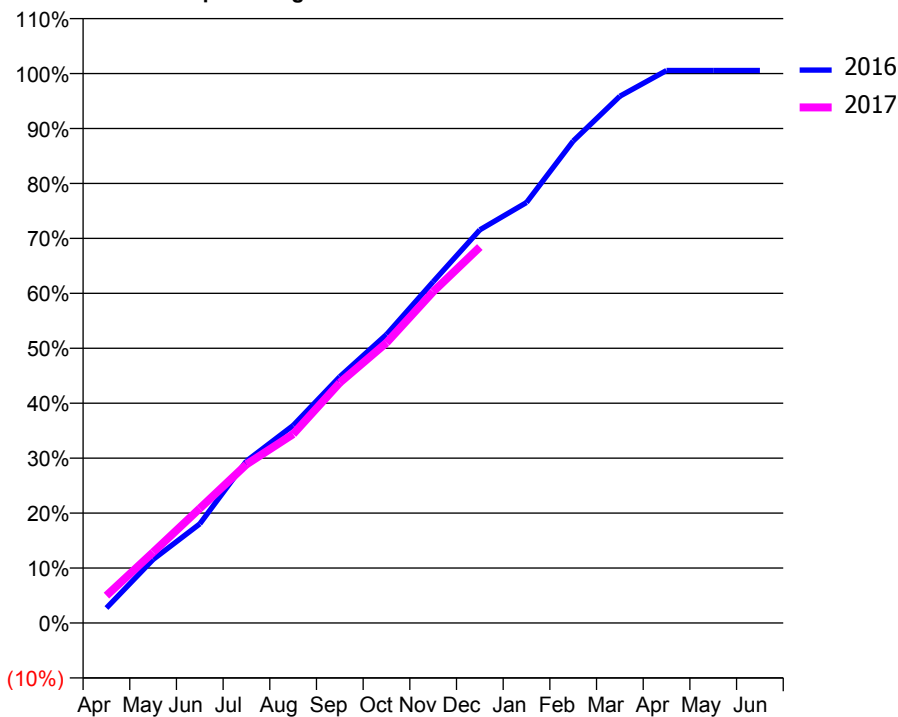
### ACCESS\*

Patients seen in 24 months	Total	Change since previous quarter
Quarter ending December 2015	4,319	
Quarter ending March 2016	4,316	→
Quarter ending June 2016	4,281	→
Quarter ending September 2016	4,259	→
Quarter ending December 2016	4,245	→
<b>Variance since December 2015</b>	<b>(1.7%)</b>	<b>↓</b>



### ACTIVITY

Cumulative percentage of contracted UDA delivered 2016 & 2017



Month	Adjusted Scheduled Activity (UDA)	
	2016	2017
April	350	643
May	1,490	1,658
June	2,323	2,685
July	3,796	3,717
August	4,628	4,426
September	5,774	5,633
October	6,759	6,566
November	7,998	7,762
December	9,213	8,809
January	9,854	
February	11,293	
March	12,344	
April	12,948	
May	12,948	
June	12,948	

### QUALITY

	Quantity	Base Number	Contract	AT	Region	England
% of FP17s for the same patient ID Re-attending within 3 months - Children	146	1,306	11.2%	11.3%	11.9%	12.4%
% of FP17s for the same patient ID Re-attending within 3 months - Adults	620	2,721	22.8%	16.3%	17.1%	16.6%
% of FP17s for the same patient ID Re-attending between 3 & 9 months - Children	479	1,306	36.7%	41.7%	46.2%	57.5%
% of FP17s for the same patient ID Re-attending between 3 & 9 months - Adults	970	2,721	35.6%	35.2%	37.8%	50.4%
% of FP17s for Band 1 Urgent Courses	305	3,793	8.0%	10.7%	10.6%	9.1%
% of FP17s Relating to Free Repair or Replacements	49	3,793	1.3%	0.5%	0.6%	0.8%
% of FP17s Relating to Continuations	140	3,793	3.7%	0.9%	0.9%	1.3%
% of Patients satisfied with the dentistry they have received	3	3	N/A	89.2%	90.3%	92.7%
% of Patients satisfied with the time they had to wait for an appointment	3	3	N/A	81.2%	83.8%	88.8%

\* This is based on patients treated on this contract for their most recent course of treatment. Figures in italics indicate the base number of FP17s or Patient Questionnaire responses are less than 100. N/A is shown where the base number of responses is less than 10 during the period. % is calculated as Quantity/Base number\*100

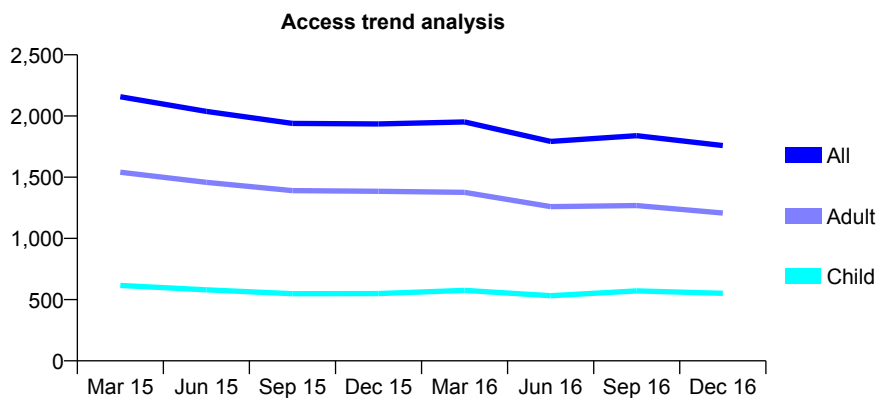
## Q61 - Vital Signs At a Glance Contract Report for 927996/0001 - December 2016

Name or company name	MR WU ABALEKE
Contract type name	GDS Contract
Purpose of contract	General
Contract start date	01/04/2006
Contract end date	

16/17 Contracted general activity (UDA)	5,148
Carry forward general activity (UDA)	-43
16/17 Contracted orthodontic activity (UOA)	0
Carry forward orthodontic activity (UOA)	0
Baseline contract value	£162,669.98

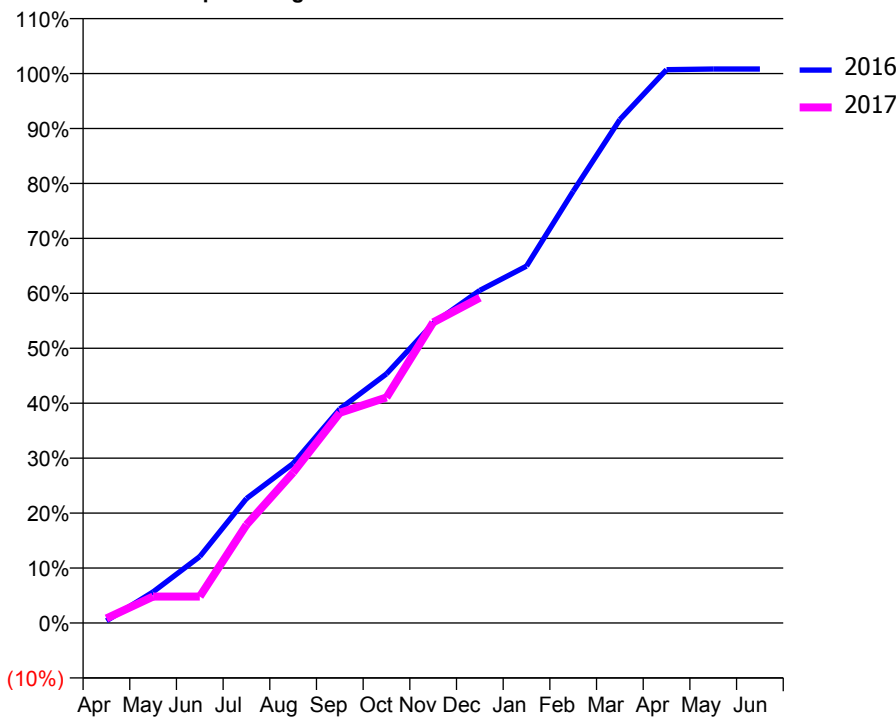
### ACCESS\*

Patients seen in 24 months	Total	Change since previous quarter
Quarter ending December 2015	1,935	
Quarter ending March 2016	1,952	→
Quarter ending June 2016	1,792	↓
Quarter ending September 2016	1,839	↑
Quarter ending December 2016	1,759	↓
<b>Variance since December 2015</b>	<b>(9.1%)</b>	<b>↓</b>



### ACTIVITY

Cumulative percentage of contracted UDA delivered 2016 & 2017



Month	Adjusted Scheduled Activity (UDA)	
	2016	2017
April	20	43
May	292	248
June	623	248
July	1,167	920
August	1,495	1,409
September	2,005	1,969
October	2,335	2,113
November	2,807	2,817
December	3,117	3,048
January	3,344	
February	4,045	
March	4,716	
April	5,183	
May	5,191	
June	5,191	

### QUALITY

	Quantity	Base Number	Contract	AT	Region	England
% of FP17s for the same patient ID Re-attending within 3 months - Children	33	578	5.7%	11.3%	11.9%	12.4%
% of FP17s for the same patient ID Re-attending within 3 months - Adults	168	1,049	16.0%	16.3%	17.1%	16.6%
% of FP17s for the same patient ID Re-attending between 3 & 9 months - Children	343	578	59.3%	41.7%	46.2%	57.5%
% of FP17s for the same patient ID Re-attending between 3 & 9 months - Adults	503	1,049	48.0%	35.2%	37.8%	50.4%
% of FP17s for Band 1 Urgent Courses	90	1,259	7.1%	10.7%	10.6%	9.1%
% of FP17s Relating to Free Repair or Replacements	7	1,259	0.6%	0.5%	0.6%	0.8%
% of FP17s Relating to Continuations	5	1,259	0.4%	0.9%	0.9%	1.3%
% of Patients satisfied with the dentistry they have received	0	0	N/A	89.2%	90.3%	92.7%
% of Patients satisfied with the time they had to wait for an appointment	0	0	N/A	81.2%	83.8%	88.8%

\* This is based on patients treated on this contract for their most recent course of treatment. Figures in italics indicate the base number of FP17s or Patient Questionnaire responses are less than 100. N/A is shown where the base number of responses is less than 10 during the period. % is calculated as Quantity/Base number\*100

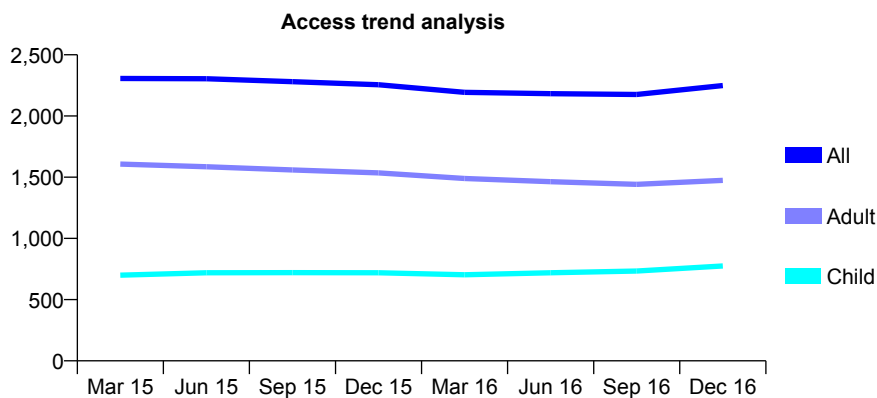
## Q61 - Vital Signs At a Glance Contract Report for 929123/0001 - December 2016

Name or company name	MR R MEHROTRA
Contract type name	GDS Contract
Purpose of contract	General
Contract start date	01/04/2006
Contract end date	

16/17 Contracted general activity (UDA)	6,329
Carry forward general activity (UDA)	198
16/17 Contracted orthodontic activity (UOA)	0
Carry forward orthodontic activity (UOA)	0
Baseline contract value	£224,855.51

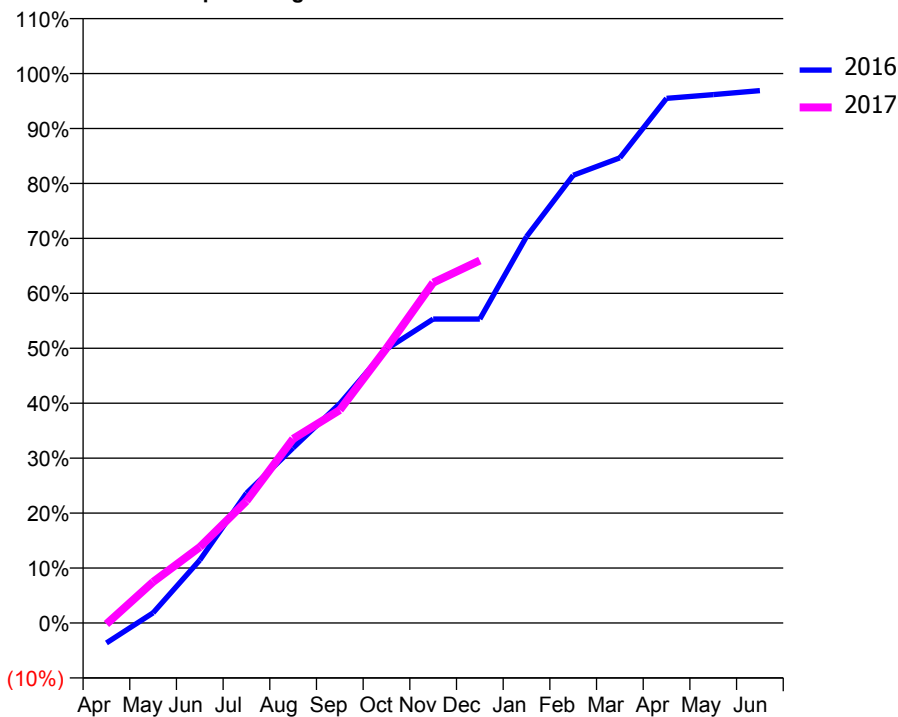
### ACCESS\*

Patients seen in 24 months	Total	Change since previous quarter
Quarter ending December 2015	2,255	
Quarter ending March 2016	2,193	↓
Quarter ending June 2016	2,183	→
Quarter ending September 2016	2,176	→
Quarter ending December 2016	2,249	↑
<b>Variance since December 2015</b>	<b>(0.3%)</b>	→



### ACTIVITY

Cumulative percentage of contracted UDA delivered 2016 & 2017



Month	Adjusted Scheduled Activity (UDA)	
	2016	2017
April	-231	-12
May	117	473
June	724	875
July	1,495	1,404
August	2,018	2,122
September	2,528	2,454
October	3,155	3,165
November	3,502	3,920
December	3,502	4,175
January	4,449	
February	5,156	
March	5,358	
April	6,042	
May	6,086	
June	6,131	

### QUALITY

	Quantity	Base Number	Contract	AT	Region	England
% of FP17s for the same patient ID Re-attending within 3 months - Children	52	786	6.6%	11.3%	11.9%	12.4%
% of FP17s for the same patient ID Re-attending within 3 months - Adults	185	1,276	14.5%	16.3%	17.1%	16.6%
% of FP17s for the same patient ID Re-attending between 3 & 9 months - Children	338	786	43.0%	41.7%	46.2%	57.5%
% of FP17s for the same patient ID Re-attending between 3 & 9 months - Adults	497	1,276	38.9%	35.2%	37.8%	50.4%
% of FP17s for Band 1 Urgent Courses	59	1,736	3.4%	10.7%	10.6%	9.1%
% of FP17s Relating to Free Repair or Replacements	33	1,736	1.9%	0.5%	0.6%	0.8%
% of FP17s Relating to Continuations	50	1,736	2.9%	0.9%	0.9%	1.3%
% of Patients satisfied with the dentistry they have received	3	3	N/A	89.2%	90.3%	92.7%
% of Patients satisfied with the time they had to wait for an appointment	2	3	N/A	81.2%	83.8%	88.8%

\* This is based on patients treated on this contract for their most recent course of treatment. Figures in italics indicate the base number of FP17s or Patient Questionnaire responses are less than 100. N/A is shown where the base number of responses is less than 10 during the period. % is calculated as Quantity/Base number\*100

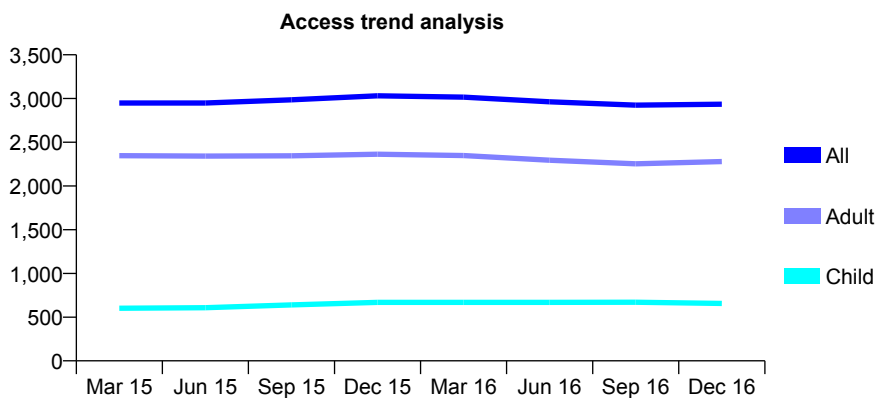
## Q61 - Vital Signs At a Glance Contract Report for 929794/0001 - December 2016

Name or company name	MR NM OPARVAR
Contract type name	GDS Contract
Purpose of contract	General
Contract start date	01/04/2006
Contract end date	

16/17 Contracted general activity (UDA)	6,907
Carry forward general activity (UDA)	62
16/17 Contracted orthodontic activity (UOA)	0
Carry forward orthodontic activity (UOA)	0
Baseline contract value	£180,683.45

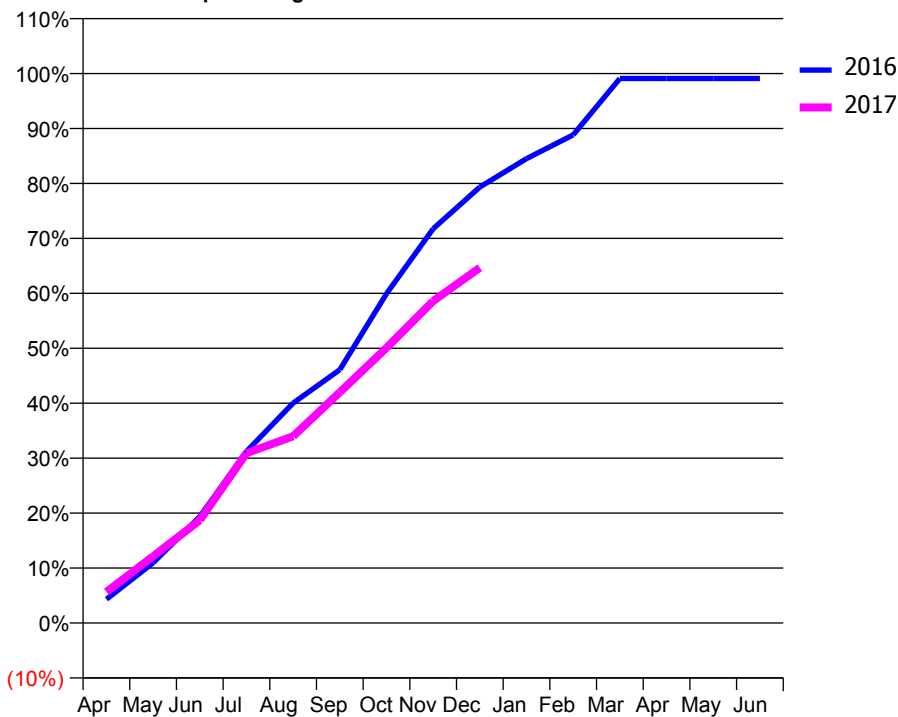
### ACCESS\*

Patients seen in 24 months	Total	Change since previous quarter
Quarter ending December 2015	3,031	
Quarter ending March 2016	3,016	→
Quarter ending June 2016	2,963	↓
Quarter ending September 2016	2,924	↓
Quarter ending December 2016	2,935	→
<b>Variance since December 2015</b>	<b>(3.2%)</b>	<b>↓</b>



### ACTIVITY

Cumulative percentage of contracted UDA delivered 2016 & 2017



Month	Adjusted Scheduled Activity (UDA)	
	2016	2017
April	300	392
May	758	839
June	1,337	1,292
July	2,156	2,134
August	2,765	2,348
September	3,184	2,901
October	4,140	3,459
November	4,955	4,048
December	5,480	4,466
January	5,838	
February	6,135	
March	6,845	
April	6,845	
May	6,845	
June	6,845	

### QUALITY

	Quantity	Base Number	Contract	AT	Region	England
% of FP17s for the same patient ID Re-attending within 3 months - Children	20	610	3.3%	11.3%	11.9%	12.4%
% of FP17s for the same patient ID Re-attending within 3 months - Adults	126	1,863	6.8%	16.3%	17.1%	16.6%
% of FP17s for the same patient ID Re-attending between 3 & 9 months - Children	333	610	54.6%	41.7%	46.2%	57.5%
% of FP17s for the same patient ID Re-attending between 3 & 9 months - Adults	895	1,863	48.0%	35.2%	37.8%	50.4%
% of FP17s for Band 1 Urgent Courses	165	2,473	6.7%	10.7%	10.6%	9.1%
% of FP17s Relating to Free Repair or Replacements	0	2,473	0.0%	0.5%	0.6%	0.8%
% of FP17s Relating to Continuations	16	2,473	0.6%	0.9%	0.9%	1.3%
% of Patients satisfied with the dentistry they have received	14	15	93.3%	89.2%	90.3%	92.7%
% of Patients satisfied with the time they had to wait for an appointment	14	15	93.3%	81.2%	83.8%	88.8%

\* This is based on patients treated on this contract for their most recent course of treatment. Figures in italics indicate the base number of FP17s or Patient Questionnaire responses are less than 100. N/A is shown where the base number of responses is less than 10 during the period. % is calculated as Quantity/Base number\*100



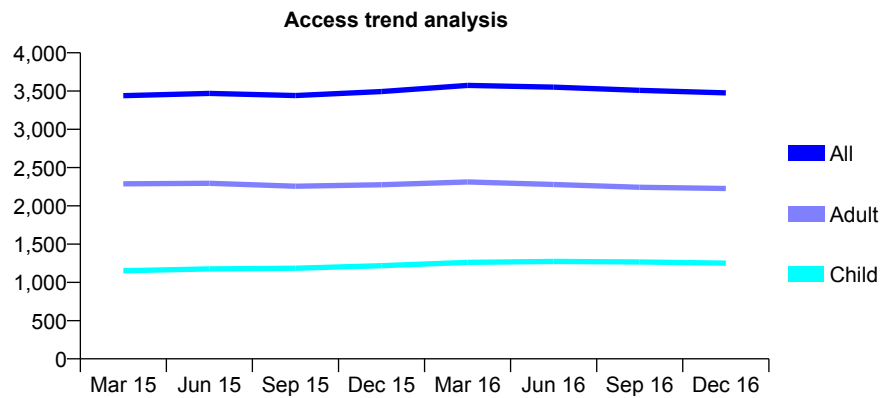
## Q61 - Vital Signs At a Glance Contract Report for 932655/0001 - December 2016

Name or company name	MR M POURHASSAN GHAZIHAJANI
Contract type name	GDS Contract
Purpose of contract	General
Contract start date	01/04/2006
Contract end date	

16/17 Contracted general activity (UDA)	7,776
Carry forward general activity (UDA)	-104
16/17 Contracted orthodontic activity (UOA)	0
Carry forward orthodontic activity (UOA)	0
Baseline contract value	£216,711.02

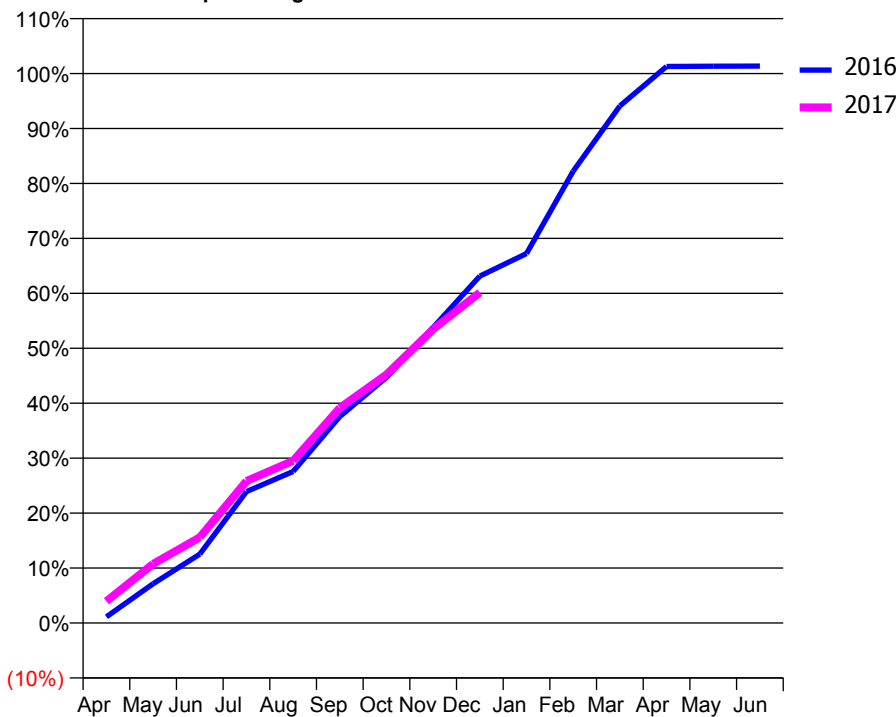
### ACCESS\*

Patients seen in 24 months	Total	Change since previous quarter
Quarter ending December 2015	3,493	
Quarter ending March 2016	3,573	↑
Quarter ending June 2016	3,551	→
Quarter ending September 2016	3,509	↓
Quarter ending December 2016	3,477	→
<b>Variance since December 2015</b>	<b>(0.5%)</b>	→



### ACTIVITY

Cumulative percentage of contracted UDA delivered 2016 & 2017



Month	Adjusted Scheduled Activity (UDA)	
	2016	2017
April	89	309
May	556	838
June	975	1,213
July	1,860	2,009
August	2,144	2,295
September	2,922	3,046
October	3,477	3,516
November	4,183	4,158
December	4,909	4,678
January	5,228	
February	6,393	
March	7,316	
April	7,876	
May	7,879	
June	7,880	

### QUALITY

	Quantity	Base Number	Contract	AT	Region	England
% of FP17s for the same patient ID Re-attending within 3 months - Children	47	960	4.9%	11.3%	11.9%	12.4%
% of FP17s for the same patient ID Re-attending within 3 months - Adults	133	1,479	9.0%	16.3%	17.1%	16.6%
% of FP17s for the same patient ID Re-attending between 3 & 9 months - Children	325	960	33.9%	41.7%	46.2%	57.5%
% of FP17s for the same patient ID Re-attending between 3 & 9 months - Adults	546	1,479	36.9%	35.2%	37.8%	50.4%
% of FP17s for Band 1 Urgent Courses	107	2,190	4.9%	10.7%	10.6%	9.1%
% of FP17s Relating to Free Repair or Replacements	13	2,190	0.6%	0.5%	0.6%	0.8%
% of FP17s Relating to Continuations	11	2,190	0.5%	0.9%	0.9%	1.3%
% of Patients satisfied with the dentistry they have received	10	10	100.0%	89.2%	90.3%	92.7%
% of Patients satisfied with the time they had to wait for an appointment	10	10	100.0%	81.2%	83.8%	88.8%

\* This is based on patients treated on this contract for their most recent course of treatment. Figures in italics indicate the base number of FP17s or Patient Questionnaire responses are less than 100. N/A is shown where the base number of responses is less than 10 during the period. % is calculated as Quantity/Base number\*100

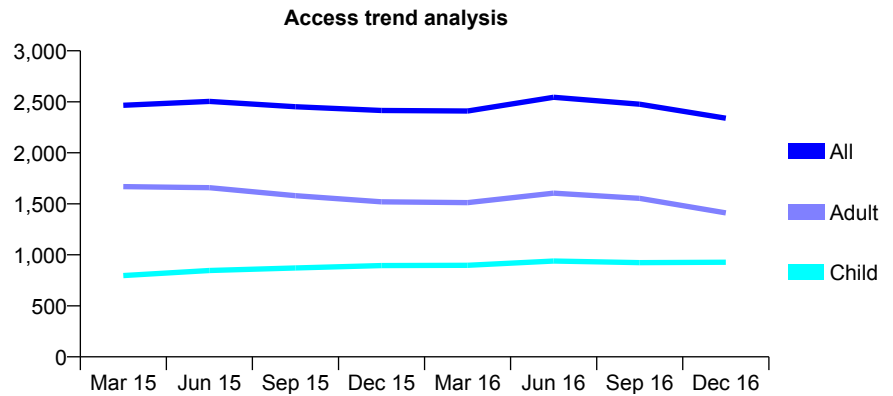
## Q61 - Vital Signs At a Glance Contract Report for 932752/0002 - December 2016

Name or company name	MRS A CASTELLHEIM GHAREH
Contract type name	GDS Contract
Purpose of contract	General
Contract start date	01/04/2006
Contract end date	

16/17 Contracted general activity (UDA)	5,651
Carry forward general activity (UDA)	-113
16/17 Contracted orthodontic activity (UOA)	0
Carry forward orthodontic activity (UOA)	0
Baseline contract value	£164,394.29

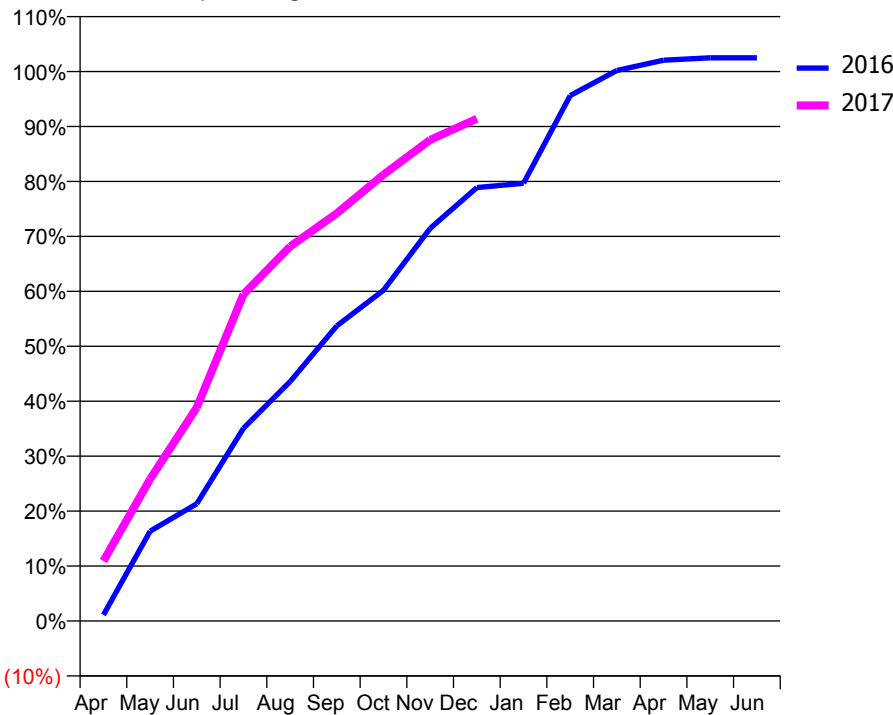
### ACCESS\*

Patients seen in 24 months	Total	Change since previous quarter
Quarter ending December 2015	2,415	
Quarter ending March 2016	2,410	→
Quarter ending June 2016	2,544	↑
Quarter ending September 2016	2,477	↓
Quarter ending December 2016	2,339	↓
<b>Variance since December 2015</b>	<b>(3.1%)</b>	<b>↓</b>



### ACTIVITY

Cumulative percentage of contracted UDA delivered 2016 & 2017



Month	Adjusted Scheduled Activity (UDA)	
	2016	2017
April	62	617
May	923	1,459
June	1,205	2,196
July	1,982	3,360
August	2,462	3,852
September	3,035	4,192
October	3,402	4,590
November	4,037	4,948
December	4,458	5,165
January	4,502	
February	5,404	
March	5,662	
April	5,767	
May	5,791	
June	5,791	

### QUALITY

	Quantity	Base Number	Contract	AT	Region	England
% of FP17s for the same patient ID Re-attending within 3 months - Children	52	887	5.9%	11.3%	11.9%	12.4%
% of FP17s for the same patient ID Re-attending within 3 months - Adults	126	1,058	11.9%	16.3%	17.1%	16.6%
% of FP17s for the same patient ID Re-attending between 3 & 9 months - Children	429	887	48.4%	41.7%	46.2%	57.5%
% of FP17s for the same patient ID Re-attending between 3 & 9 months - Adults	283	1,058	26.7%	35.2%	37.8%	50.4%
% of FP17s for Band 1 Urgent Courses	232	1,867	12.4%	10.7%	10.6%	9.1%
% of FP17s Relating to Free Repair or Replacements	0	1,867	0.0%	0.5%	0.6%	0.8%
% of FP17s Relating to Continuations	0	1,867	0.0%	0.9%	0.9%	1.3%
% of Patients satisfied with the dentistry they have received	2	3	N/A	89.2%	90.3%	92.7%
% of Patients satisfied with the time they had to wait for an appointment	1	3	N/A	81.2%	83.8%	88.8%

\* This is based on patients treated on this contract for their most recent course of treatment. Figures in italics indicate the base number of FP17s or Patient Questionnaire responses are less than 100. N/A is shown where the base number of responses is less than 10 during the period. % is calculated as Quantity/Base number\*100

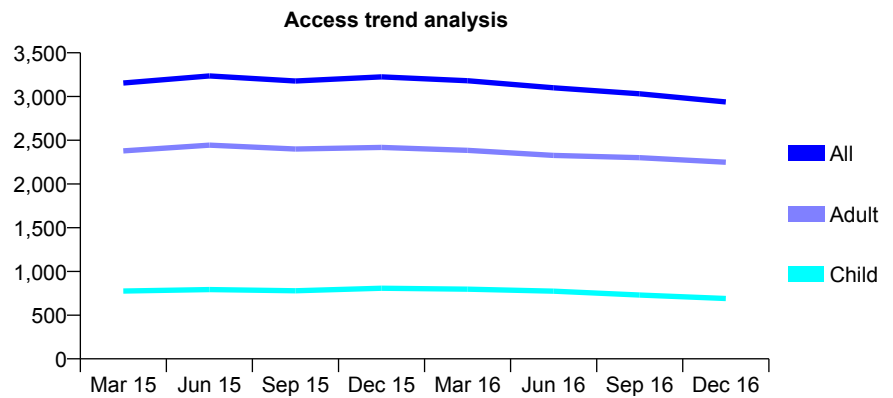
## Q61 - Vital Signs At a Glance Contract Report for 932965/0001 - December 2016

Name or company name	MR A MEHRI
Contract type name	GDS Contract
Purpose of contract	General
Contract start date	01/04/2006
Contract end date	

16/17 Contracted general activity (UDA)	11,839
Carry forward general activity (UDA)	-46
16/17 Contracted orthodontic activity (UOA)	0
Carry forward orthodontic activity (UOA)	0
Baseline contract value	£394,616.02

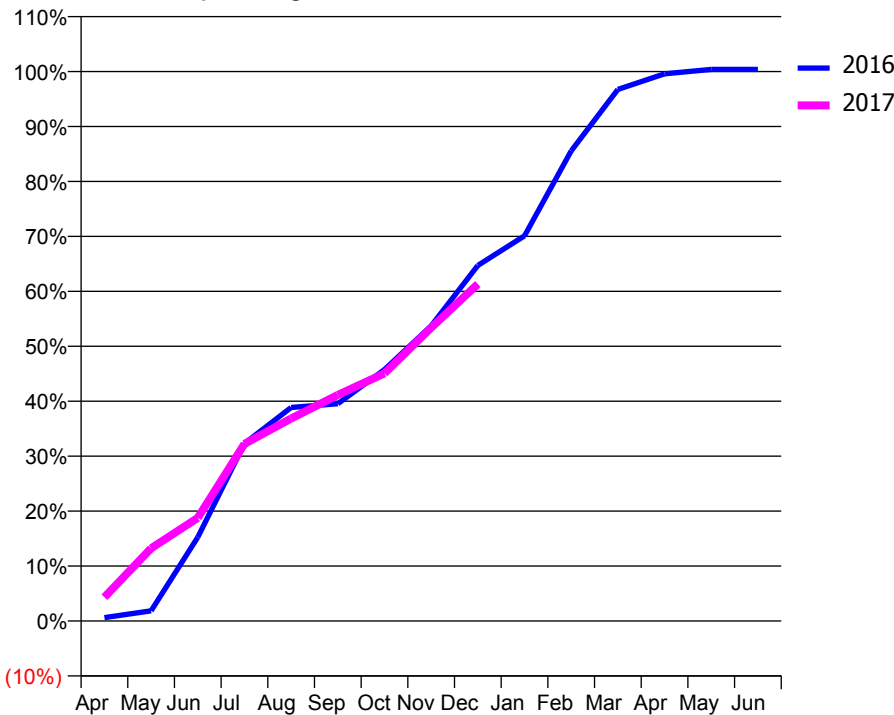
### ACCESS\*

Patients seen in 24 months	Total	Change since previous quarter
Quarter ending December 2015	3,225	
Quarter ending March 2016	3,181	↓
Quarter ending June 2016	3,100	↓
Quarter ending September 2016	3,031	↓
Quarter ending December 2016	2,938	↓
<b>Variance since December 2015</b>	<b>(8.9%)</b>	<b>↓</b>



### ACTIVITY

Cumulative percentage of contracted UDA delivered 2016 & 2017



Month	Adjusted Scheduled Activity (UDA)	
	2016	2017
April	73	513
May	220	1,567
June	1,804	2,223
July	3,826	3,816
August	4,601	4,363
September	4,682	4,872
October	5,417	5,336
November	6,359	6,319
December	7,661	7,260
January	8,297	
February	10,129	
March	11,453	
April	11,790	
May	11,885	
June	11,885	

### QUALITY

	Quantity	Base Number	Contract	AT	Region	England
% of FP17s for the same patient ID Re-attending within 3 months - Children	34	460	7.4%	11.3%	11.9%	12.4%
% of FP17s for the same patient ID Re-attending within 3 months - Adults	190	1,471	12.9%	16.3%	17.1%	16.6%
% of FP17s for the same patient ID Re-attending between 3 & 9 months - Children	160	460	34.8%	41.7%	46.2%	57.5%
% of FP17s for the same patient ID Re-attending between 3 & 9 months - Adults	409	1,471	27.8%	35.2%	37.8%	50.4%
% of FP17s for Band 1 Urgent Courses	162	1,826	8.9%	10.7%	10.6%	9.1%
% of FP17s Relating to Free Repair or Replacements	1	1,826	0.1%	0.5%	0.6%	0.8%
% of FP17s Relating to Continuations	10	1,826	0.5%	0.9%	0.9%	1.3%
% of Patients satisfied with the dentistry they have received	1	1	N/A	89.2%	90.3%	92.7%
% of Patients satisfied with the time they had to wait for an appointment	1	1	N/A	81.2%	83.8%	88.8%

\* This is based on patients treated on this contract for their most recent course of treatment. Figures in italics indicate the base number of FP17s or Patient Questionnaire responses are less than 100. N/A is shown where the base number of responses is less than 10 during the period. % is calculated as Quantity/Base number\*100

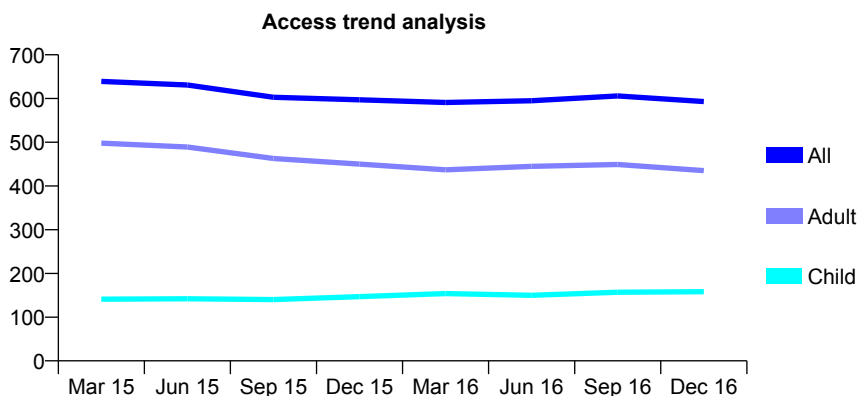
## Q61 - Vital Signs At a Glance Contract Report for 932965/0002 - December 2016

Name or company name	MR A MEHRI
Contract type name	GDS Contract
Purpose of contract	General
Contract start date	01/04/2006
Contract end date	

16/17 Contracted general activity (UDA)	2,866
Carry forward general activity (UDA)	-1
16/17 Contracted orthodontic activity (UOA)	0
Carry forward orthodontic activity (UOA)	0
Baseline contract value	£90,926.98

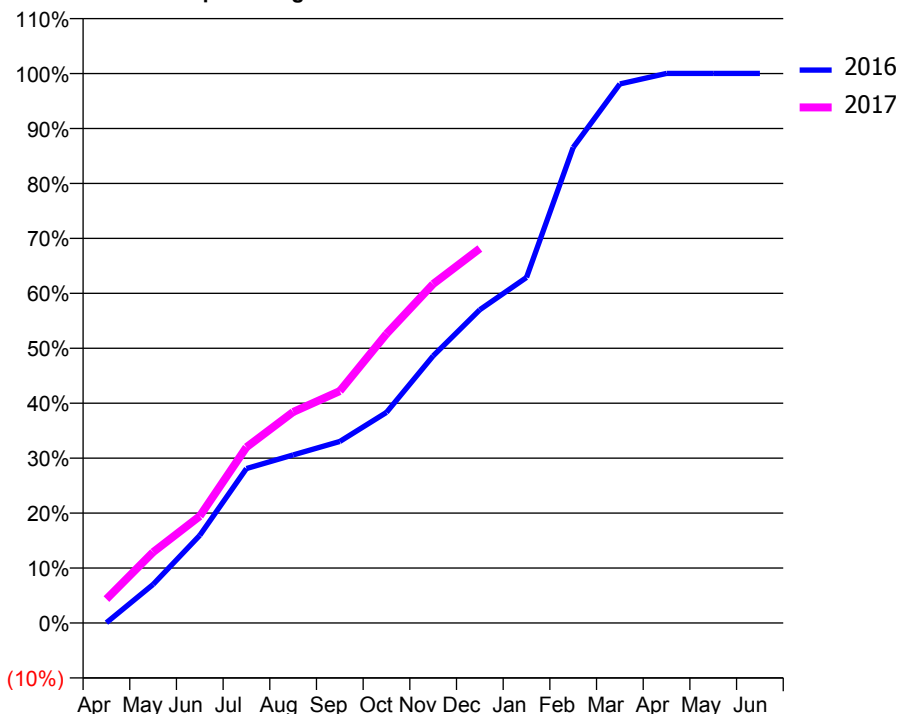
### ACCESS\*

Patients seen in 24 months	Total	Change since previous quarter
Quarter ending December 2015	597	
Quarter ending March 2016	591	↓
Quarter ending June 2016	595	→
Quarter ending September 2016	606	→
Quarter ending December 2016	593	↓
<b>Variance since December 2015</b>	<b>(0.7%)</b>	→



### ACTIVITY

Cumulative percentage of contracted UDA delivered 2016 & 2017



Month	Adjusted Scheduled Activity (UDA)	
	2016	2017
April	2	125
May	201	370
June	457	557
July	806	917
August	877	1,100
September	947	1,210
October	1,099	1,508
November	1,394	1,768
December	1,634	1,954
January	1,802	
February	2,481	
March	2,811	
April	2,867	
May	2,867	
June	2,867	

### QUALITY

	Quantity	Base Number	Contract	AT	Region	England
% of FP17s for the same patient ID Re-attending within 3 months - Children	3	103	2.9%	11.3%	11.9%	12.4%
% of FP17s for the same patient ID Re-attending within 3 months - Adults	32	284	11.3%	16.3%	17.1%	16.6%
% of FP17s for the same patient ID Re-attending between 3 & 9 months - Children	38	103	36.9%	41.7%	46.2%	57.5%
% of FP17s for the same patient ID Re-attending between 3 & 9 months - Adults	78	284	27.5%	35.2%	37.8%	50.4%
% of FP17s for Band 1 Urgent Courses	28	374	7.5%	10.7%	10.6%	9.1%
% of FP17s Relating to Free Repair or Replacements	0	374	0.0%	0.5%	0.6%	0.8%
% of FP17s Relating to Continuations	2	374	0.5%	0.9%	0.9%	1.3%
% of Patients satisfied with the dentistry they have received	2	2	N/A	89.2%	90.3%	92.7%
% of Patients satisfied with the time they had to wait for an appointment	1	2	N/A	81.2%	83.8%	88.8%

\* This is based on patients treated on this contract for their most recent course of treatment. Figures in italics indicate the base number of FP17s or Patient Questionnaire responses are less than 100. N/A is shown where the base number of responses is less than 10 during the period. % is calculated as Quantity/Base number\*100

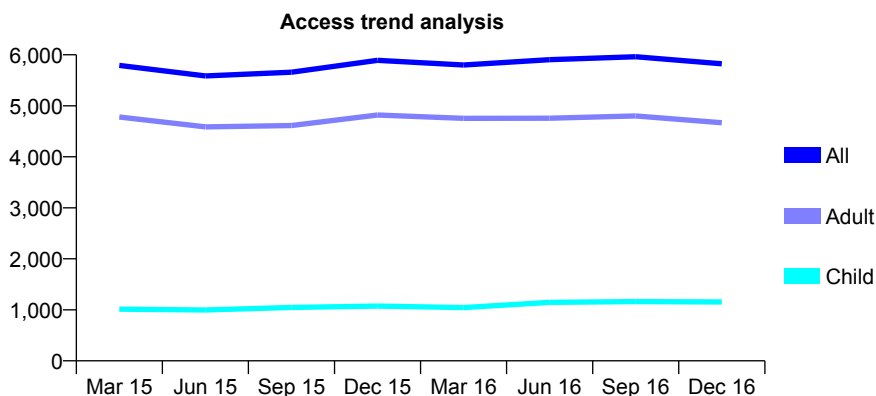
## Q61 - Vital Signs At a Glance Contract Report for 934828/0001 - December 2016

Name or company name	MR L MASHENSKY
Contract type name	GDS Contract
Purpose of contract	General
Contract start date	01/04/2006
Contract end date	

16/17 Contracted general activity (UDA)	10,473
Carry forward general activity (UDA)	181
16/17 Contracted orthodontic activity (UOA)	0
Carry forward orthodontic activity (UOA)	0
Baseline contract value	£380,287.87

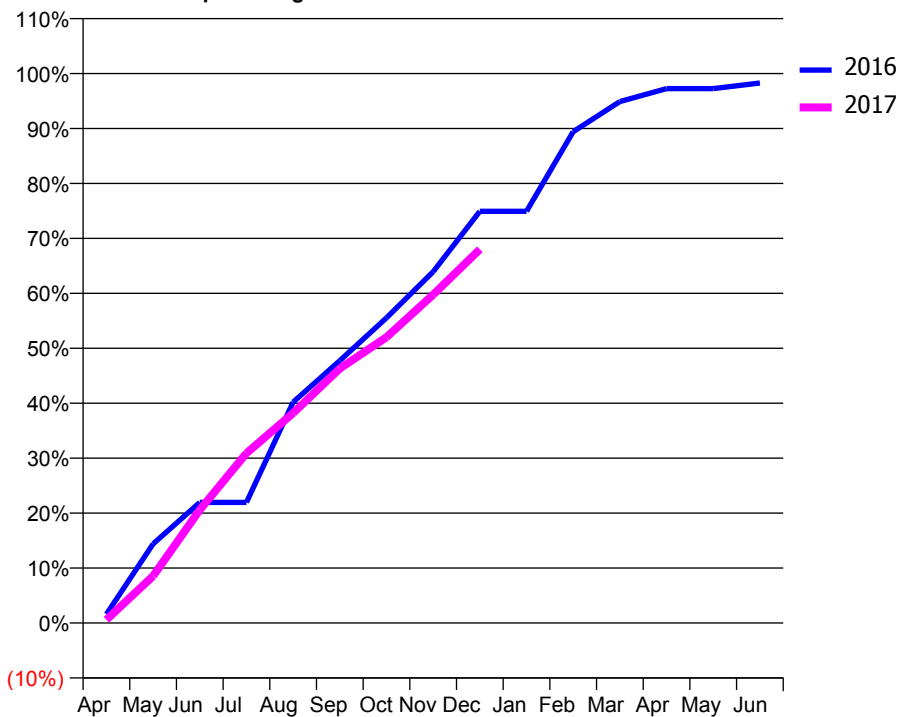
### ACCESS\*

Patients seen in 24 months	Total	Change since previous quarter
Quarter ending December 2015	5,891	
Quarter ending March 2016	5,799	↓
Quarter ending June 2016	5,904	→
Quarter ending September 2016	5,963	→
Quarter ending December 2016	5,824	↓
<b>Variance since December 2015</b>	<b>(1.1%)</b>	<b>↓</b>



### ACTIVITY

Cumulative percentage of contracted UDA delivered 2016 & 2017



Adjusted Scheduled Activity (UDA)

Month	2016	2017
April	169	62
May	1,509	895
June	2,300	2,156
July	2,300	3,237
August	4,209	4,002
September	5,001	4,850
October	5,816	5,449
November	6,696	6,259
December	7,846	7,122
January	7,846	
February	9,365	
March	9,939	
April	10,184	
May	10,184	
June	10,292	

### QUALITY

	Quantity	Base Number	Contract	AT	Region	England
% of FP17s for the same patient ID Re-attending within 3 months - Children	21	798	2.6%	11.3%	11.9%	12.4%
% of FP17s for the same patient ID Re-attending within 3 months - Adults	113	2,657	4.3%	16.3%	17.1%	16.6%
% of FP17s for the same patient ID Re-attending between 3 & 9 months - Children	108	798	13.5%	41.7%	46.2%	57.5%
% of FP17s for the same patient ID Re-attending between 3 & 9 months - Adults	391	2,657	14.7%	35.2%	37.8%	50.4%
% of FP17s for Band 1 Urgent Courses	43	3,215	1.3%	10.7%	10.6%	9.1%
% of FP17s Relating to Free Repair or Replacements	0	3,215	0.0%	0.5%	0.6%	0.8%
% of FP17s Relating to Continuations	4	3,215	0.1%	0.9%	0.9%	1.3%
% of Patients satisfied with the dentistry they have received	4	5	N/A	89.2%	90.3%	92.7%
% of Patients satisfied with the time they had to wait for an appointment	4	5	N/A	81.2%	83.8%	88.8%

\* This is based on patients treated on this contract for their most recent course of treatment. Figures in italics indicate the base number of FP17s or Patient Questionnaire responses are less than 100. N/A is shown where the base number of responses is less than 10 during the period. % is calculated as Quantity/Base number\*100

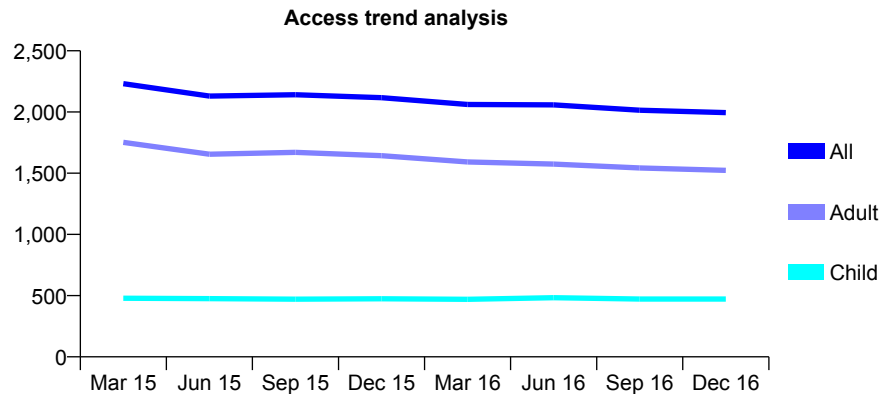
## Q61 - Vital Signs At a Glance Contract Report for 935670/0001 - December 2016

Name or company name	MR PK OCANSEY
Contract type name	GDS Contract
Purpose of contract	General
Contract start date	01/04/2006
Contract end date	

16/17 Contracted general activity (UDA)	7,145
Carry forward general activity (UDA)	94
16/17 Contracted orthodontic activity (UOA)	0
Carry forward orthodontic activity (UOA)	0
Baseline contract value	£201,885.09

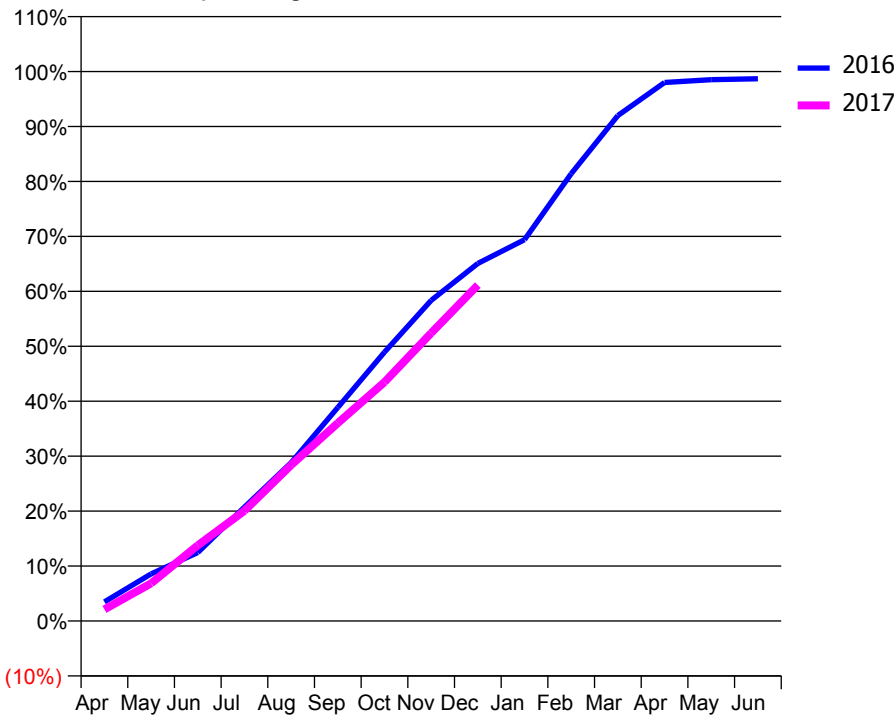
### ACCESS\*

Patients seen in 24 months	Total	Change since previous quarter
Quarter ending December 2015	2,117	
Quarter ending March 2016	2,062	↓
Quarter ending June 2016	2,058	→
Quarter ending September 2016	2,015	↓
Quarter ending December 2016	1,995	→
<b>Variance since December 2015</b>	<b>(5.8%)</b>	<b>↓</b>



### ACTIVITY

Cumulative percentage of contracted UDA delivered 2016 & 2017



Month	Adjusted Scheduled Activity (UDA)	
	2016	2017
April	249	151
May	612	490
June	890	984
July	1,481	1,433
August	2,059	2,029
September	2,777	2,574
October	3,496	3,106
November	4,169	3,744
December	4,650	4,369
January	4,957	
February	5,816	
March	6,572	
April	7,002	
May	7,038	
June	7,051	

### QUALITY

	Quantity	Base Number	Contract	AT	Region	England
% of FP17s for the same patient ID Re-attending within 3 months - Children	30	401	7.5%	11.3%	11.9%	12.4%
% of FP17s for the same patient ID Re-attending within 3 months - Adults	104	1,129	9.2%	16.3%	17.1%	16.6%
% of FP17s for the same patient ID Re-attending between 3 & 9 months - Children	140	401	34.9%	41.7%	46.2%	57.5%
% of FP17s for the same patient ID Re-attending between 3 & 9 months - Adults	378	1,129	33.5%	35.2%	37.8%	50.4%
% of FP17s for Band 1 Urgent Courses	94	1,416	6.6%	10.7%	10.6%	9.1%
% of FP17s Relating to Free Repair or Replacements	3	1,416	0.2%	0.5%	0.6%	0.8%
% of FP17s Relating to Continuations	11	1,416	0.8%	0.9%	0.9%	1.3%
% of Patients satisfied with the dentistry they have received	0	0	N/A	89.2%	90.3%	92.7%
% of Patients satisfied with the time they had to wait for an appointment	0	0	N/A	81.2%	83.8%	88.8%

\* This is based on patients treated on this contract for their most recent course of treatment. Figures in italics indicate the base number of FP17s or Patient Questionnaire responses are less than 100. N/A is shown where the base number of responses is less than 10 during the period. % is calculated as Quantity/Base number\*100

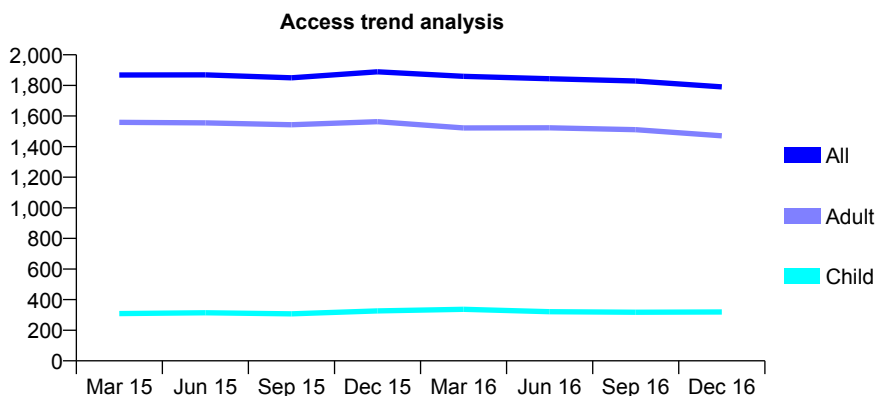
## Q61 - Vital Signs At a Glance Contract Report for 935964/0001 - December 2016

Name or company name	MS KN RAO
Contract type name	GDS Contract
Purpose of contract	General
Contract start date	01/04/2006
Contract end date	

16/17 Contracted general activity (UDA)	7,018
Carry forward general activity (UDA)	0
16/17 Contracted orthodontic activity (UOA)	0
Carry forward orthodontic activity (UOA)	0
Baseline contract value	£206,698.59

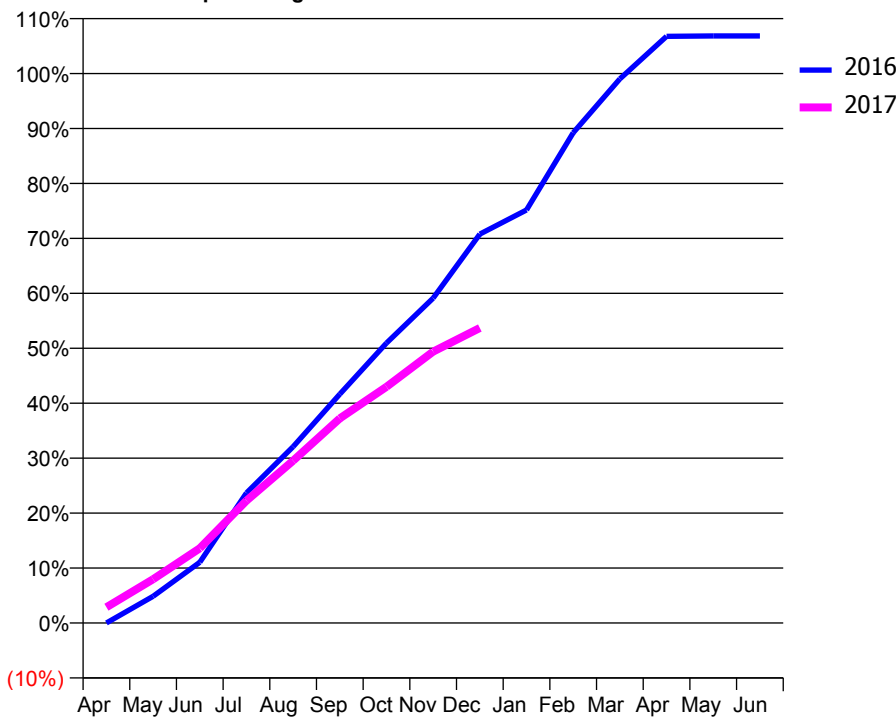
### ACCESS\*

Patients seen in 24 months	Total	Change since previous quarter
Quarter ending December 2015	1,889	
Quarter ending March 2016	1,859	↓
Quarter ending June 2016	1,844	→
Quarter ending September 2016	1,829	→
Quarter ending December 2016	1,790	↓
<b>Variance since December 2015</b>	<b>(5.2%)</b>	<b>↓</b>



### ACTIVITY

Cumulative percentage of contracted UDA delivered 2016 & 2017



Month	Adjusted Scheduled Activity (UDA)	
	2016	2017
April	0	202
May	210	559
June	477	954
July	1,022	1,563
August	1,386	2,073
September	1,799	2,613
October	2,200	3,017
November	2,553	3,467
December	3,056	3,767
January	3,246	
February	3,852	
March	4,276	
April	4,610	
May	4,613	
June	4,613	

### QUALITY

	Quantity	Base Number	Contract	AT	Region	England
% of FP17s for the same patient ID Re-attending within 3 months - Children	5	206	2.4%	11.3%	11.9%	12.4%
% of FP17s for the same patient ID Re-attending within 3 months - Adults	32	935	3.4%	16.3%	17.1%	16.6%
% of FP17s for the same patient ID Re-attending between 3 & 9 months - Children	64	206	31.1%	41.7%	46.2%	57.5%
% of FP17s for the same patient ID Re-attending between 3 & 9 months - Adults	239	935	25.6%	35.2%	37.8%	50.4%
% of FP17s for Band 1 Urgent Courses	97	1,042	9.3%	10.7%	10.6%	9.1%
% of FP17s Relating to Free Repair or Replacements	0	1,042	0.0%	0.5%	0.6%	0.8%
% of FP17s Relating to Continuations	0	1,042	0.0%	0.9%	0.9%	1.3%
% of Patients satisfied with the dentistry they have received	0	0	N/A	89.2%	90.3%	92.7%
% of Patients satisfied with the time they had to wait for an appointment	0	0	N/A	81.2%	83.8%	88.8%

\* This is based on patients treated on this contract for their most recent course of treatment. Figures in italics indicate the base number of FP17s or Patient Questionnaire responses are less than 100. N/A is shown where the base number of responses is less than 10 during the period. % is calculated as Quantity/Base number\*100



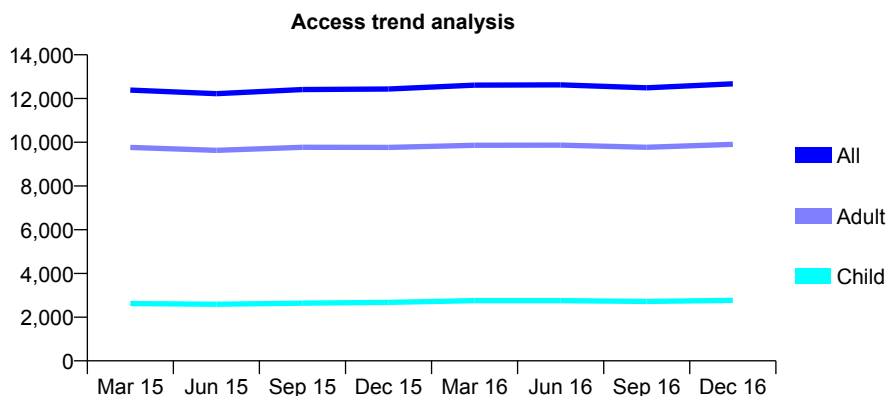
## Q61 - Vital Signs At a Glance Contract Report for 936685/0001 - December 2016

Name or company name	MR K MADJIDZADEH AVAL
Contract type name	GDS Contract
Purpose of contract	General
Contract start date	01/04/2006
Contract end date	

16/17 Contracted general activity (UDA)	33,835
Carry forward general activity (UDA)	22
16/17 Contracted orthodontic activity (UOA)	0
Carry forward orthodontic activity (UOA)	0
Baseline contract value	£950,571.29

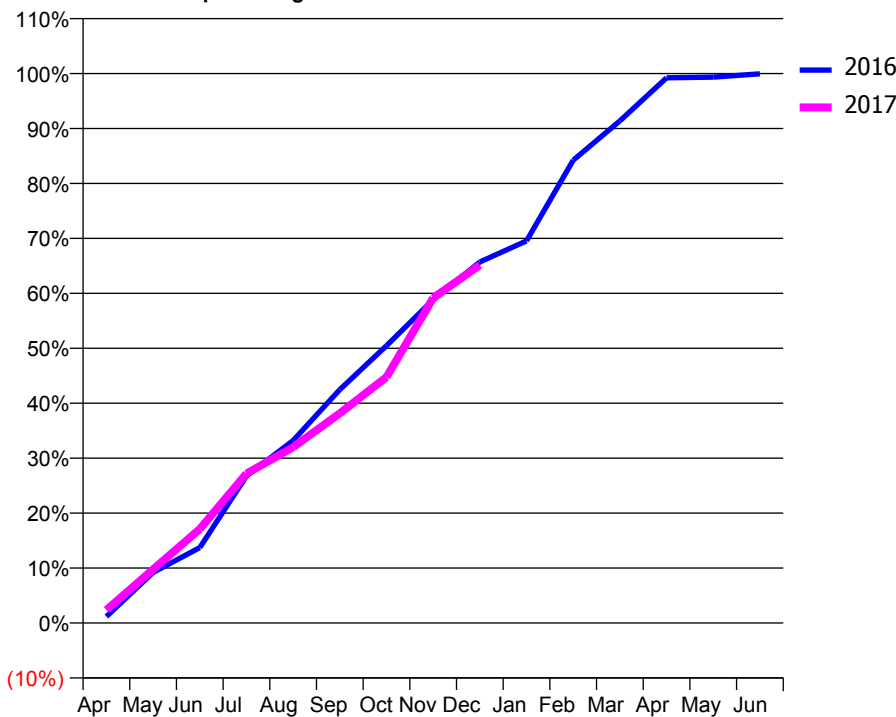
### ACCESS\*

Patients seen in 24 months	Total	Change since previous quarter
Quarter ending December 2015	12,435	
Quarter ending March 2016	12,612	→
Quarter ending June 2016	12,626	→
Quarter ending September 2016	12,488	↓
Quarter ending December 2016	12,671	→
<b>Variance since December 2015</b>	<b>1.9%</b>	<b>→</b>



### ACTIVITY

Cumulative percentage of contracted UDA delivered 2016 & 2017



Month	Adjusted Scheduled Activity (UDA)	
	2016	2017
April	396	801
May	3,115	3,307
June	4,642	5,781
July	9,056	9,198
August	11,239	10,822
September	14,375	12,908
October	17,072	15,146
November	19,909	20,012
December	22,230	22,040
January	23,529	
February	28,492	
March	30,917	
April	33,568	
May	33,607	
June	33,813	

### QUALITY

	Quantity	Base Number	Contract	AT	Region	England
% of FP17s for the same patient ID Re-attending within 3 months - Children	110	2,341	4.7%	11.3%	11.9%	12.4%
% of FP17s for the same patient ID Re-attending within 3 months - Adults	914	8,000	11.4%	16.3%	17.1%	16.6%
% of FP17s for the same patient ID Re-attending between 3 & 9 months - Children	973	2,341	41.6%	41.7%	46.2%	57.5%
% of FP17s for the same patient ID Re-attending between 3 & 9 months - Adults	3,243	8,000	40.5%	35.2%	37.8%	50.4%
% of FP17s for Band 1 Urgent Courses	640	9,205	7.0%	10.7%	10.6%	9.1%
% of FP17s Relating to Free Repair or Replacements	19	9,205	0.2%	0.5%	0.6%	0.8%
% of FP17s Relating to Continuations	85	9,205	0.9%	0.9%	0.9%	1.3%
% of Patients satisfied with the dentistry they have received	14	14	100.0%	89.2%	90.3%	92.7%
% of Patients satisfied with the time they had to wait for an appointment	14	14	100.0%	81.2%	83.8%	88.8%

\* This is based on patients treated on this contract for their most recent course of treatment. Figures in italics indicate the base number of FP17s or Patient Questionnaire responses are less than 100. N/A is shown where the base number of responses is less than 10 during the period. % is calculated as Quantity/Base number\*100

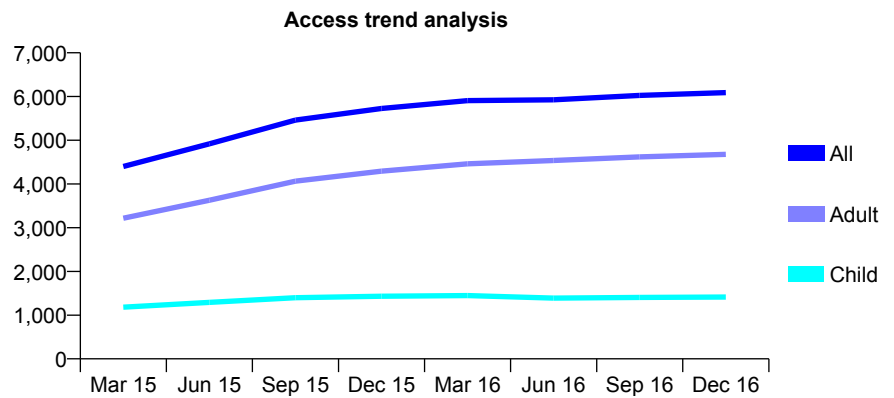
## Q61 - Vital Signs At a Glance Contract Report for 937436/0006 - December 2016

Name or company name	MR DJ SACKWILD
Contract type name	GDS Contract
Purpose of contract	General
Contract start date	01/11/2013
Contract end date	

16/17 Contracted general activity (UDA)	17,260
Carry forward general activity (UDA)	41
16/17 Contracted orthodontic activity (UOA)	0
Carry forward orthodontic activity (UOA)	0
Baseline contract value	£432,377.74

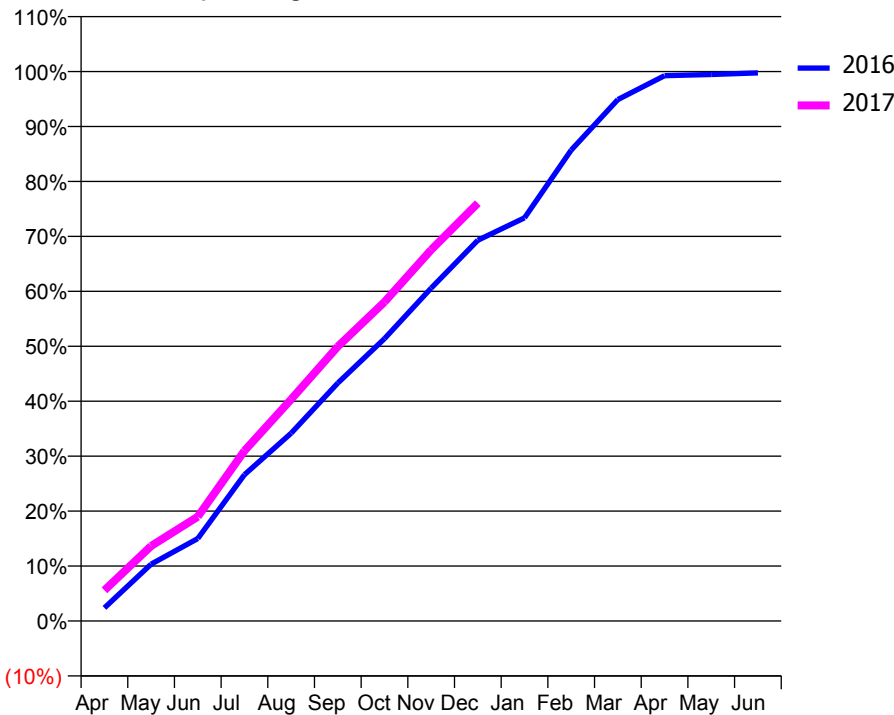
### ACCESS\*

Patients seen in 24 months	Total	Change since previous quarter
Quarter ending December 2015	5,726	
Quarter ending March 2016	5,908	↑
Quarter ending June 2016	5,926	→
Quarter ending September 2016	6,024	→
Quarter ending December 2016	6,091	→
<b>Variance since December 2015</b>	<b>6.4%</b>	<b>↑</b>



### ACTIVITY

Cumulative percentage of contracted UDA delivered 2016 & 2017



Month	Adjusted Scheduled Activity (UDA)	
	2016	2017
April	414	964
May	1,787	2,358
June	2,592	3,276
July	4,599	5,347
August	5,900	6,964
September	7,474	8,622
October	8,867	10,019
November	10,457	11,657
December	11,960	13,124
January	12,662	
February	14,790	
March	16,379	
April	17,128	
May	17,167	
June	17,219	

### QUALITY

	Quantity	Base Number	Contract	AT	Region	England
% of FP17s for the same patient ID Re-attending within 3 months - Children	91	1,132	8.0%	11.3%	11.9%	12.4%
% of FP17s for the same patient ID Re-attending within 3 months - Adults	339	3,371	10.1%	16.3%	17.1%	16.6%
% of FP17s for the same patient ID Re-attending between 3 & 9 months - Children	402	1,132	35.5%	41.7%	46.2%	57.5%
% of FP17s for the same patient ID Re-attending between 3 & 9 months - Adults	851	3,371	25.2%	35.2%	37.8%	50.4%
% of FP17s for Band 1 Urgent Courses	579	4,234	13.7%	10.7%	10.6%	9.1%
% of FP17s Relating to Free Repair or Replacements	0	4,234	0.0%	0.5%	0.6%	0.8%
% of FP17s Relating to Continuations	39	4,234	0.9%	0.9%	0.9%	1.3%
% of Patients satisfied with the dentistry they have received	1	1	N/A	89.2%	90.3%	92.7%
% of Patients satisfied with the time they had to wait for an appointment	1	1	N/A	81.2%	83.8%	88.8%

\* This is based on patients treated on this contract for their most recent course of treatment. Figures in italics indicate the base number of FP17s or Patient Questionnaire responses are less than 100. N/A is shown where the base number of responses is less than 10 during the period. % is calculated as Quantity/Base number\*100

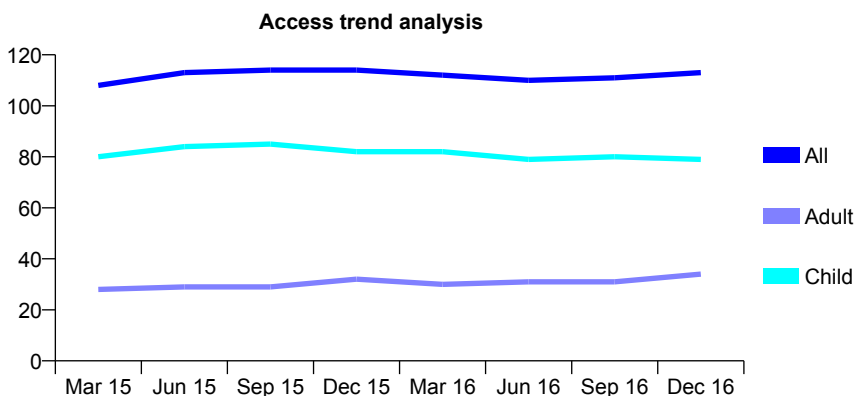
## Q61 - Vital Signs At a Glance Contract Report for 941999/0001 - December 2016

Name or company name	MRS S DASWANI
Contract type name	GDS Contract
Purpose of contract	General
Contract start date	01/04/2006
Contract end date	

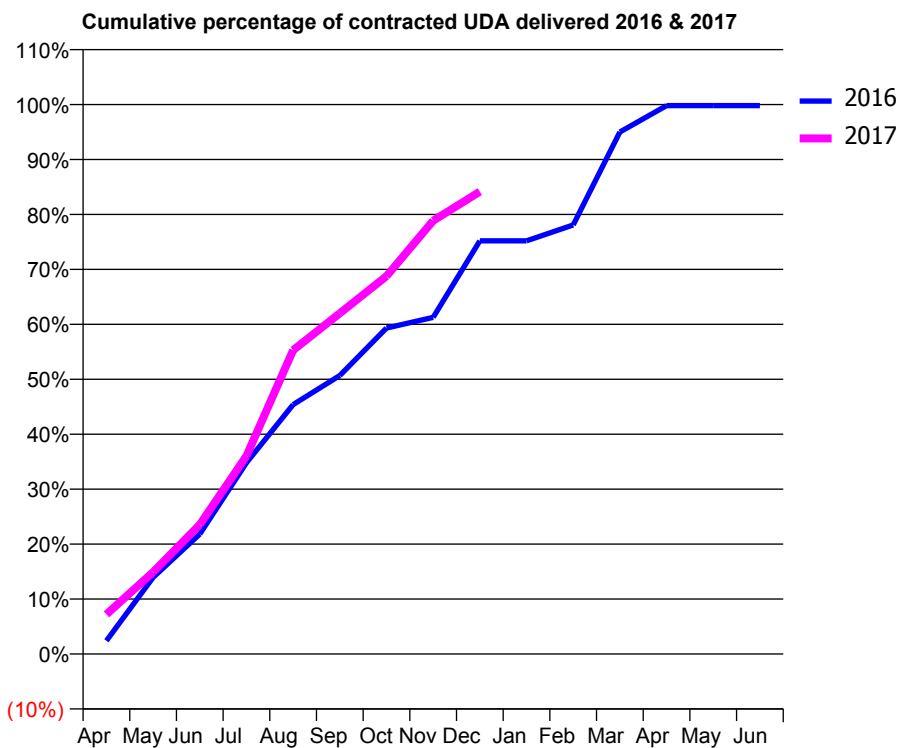
16/17 Contracted general activity (UDA)	208
Carry forward general activity (UDA)	0
16/17 Contracted orthodontic activity (UOA)	0
Carry forward orthodontic activity (UOA)	0
Baseline contract value	£4,871.75

### ACCESS\*

Patients seen in 24 months	Total	Change since previous quarter
Quarter ending December 2015	114	
Quarter ending March 2016	112	↓
Quarter ending June 2016	110	↓
Quarter ending September 2016	111	→
Quarter ending December 2016	113	→
<b>Variance since December 2015</b>	<b>(0.9%)</b>	→



### ACTIVITY



Month	Adjusted Scheduled Activity (UDA)	
	2016	2017
April	5	15
May	29	31
June	45	49
July	72	75
August	94	115
September	105	129
October	123	143
November	127	164
December	156	175
January	156	
February	162	
March	198	
April	208	
May	208	
June	208	

### QUALITY

	Quantity	Base Number	Contract	AT	Region	England
% of FP17s for the same patient ID Re-attending within 3 months - Children	6	89	6.7%	11.3%	11.9%	12.4%
% of FP17s for the same patient ID Re-attending within 3 months - Adults	1	23	4.3%	16.3%	17.1%	16.6%
% of FP17s for the same patient ID Re-attending between 3 & 9 months - Children	49	89	55.1%	41.7%	46.2%	57.5%
% of FP17s for the same patient ID Re-attending between 3 & 9 months - Adults	9	23	39.1%	35.2%	37.8%	50.4%
% of FP17s for Band 1 Urgent Courses	0	106	0.0%	10.7%	10.6%	9.1%
% of FP17s Relating to Free Repair or Replacements	0	106	0.0%	0.5%	0.6%	0.8%
% of FP17s Relating to Continuations	0	106	0.0%	0.9%	0.9%	1.3%
% of Patients satisfied with the dentistry they have received	0	0	N/A	89.2%	90.3%	92.7%
% of Patients satisfied with the time they had to wait for an appointment	0	0	N/A	81.2%	83.8%	88.8%

\* This is based on patients treated on this contract for their most recent course of treatment. Figures in italics indicate the base number of FP17s or Patient Questionnaire responses are less than 100. N/A is shown where the base number of responses is less than 10 during the period. % is calculated as Quantity/Base number\*100

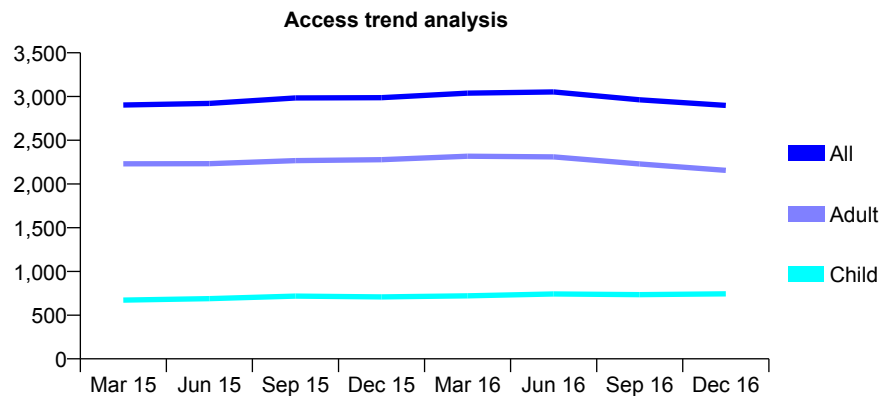
## Q61 - Vital Signs At a Glance Contract Report for 944394/0001 - December 2016

Name or company name	MR R PAUL
Contract type name	GDS Contract
Purpose of contract	General
Contract start date	01/04/2006
Contract end date	

16/17 Contracted general activity (UDA)	9,412
Carry forward general activity (UDA)	11
16/17 Contracted orthodontic activity (UOA)	0
Carry forward orthodontic activity (UOA)	0
Baseline contract value	£240,368.70

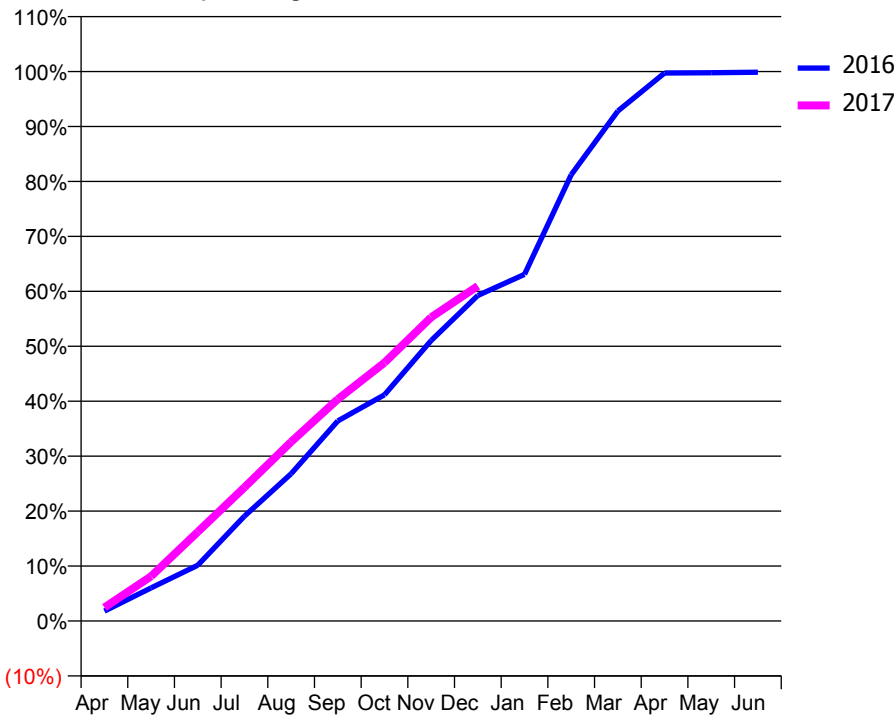
### ACCESS\*

Patients seen in 24 months	Total	Change since previous quarter
Quarter ending December 2015	2,987	
Quarter ending March 2016	3,038	→
Quarter ending June 2016	3,052	→
Quarter ending September 2016	2,963	↓
Quarter ending December 2016	2,898	↓
<b>Variance since December 2015</b>	<b>(3.0%)</b>	<b>↓</b>



### ACTIVITY

Cumulative percentage of contracted UDA delivered 2016 & 2017



Month	Adjusted Scheduled Activity (UDA)	
	2016	2017
April	170	233
May	569	766
June	957	1,526
July	1,796	2,291
August	2,523	3,068
September	3,427	3,799
October	3,876	4,425
November	4,805	5,202
December	5,576	5,738
January	5,937	
February	7,643	
March	8,735	
April	9,387	
May	9,391	
June	9,401	

### QUALITY

	Quantity	Base Number	Contract	AT	Region	England
% of FP17s for the same patient ID Re-attending within 3 months - Children	50	715	7.0%	11.3%	11.9%	12.4%
% of FP17s for the same patient ID Re-attending within 3 months - Adults	248	1,660	14.9%	16.3%	17.1%	16.6%
% of FP17s for the same patient ID Re-attending between 3 & 9 months - Children	218	715	30.5%	41.7%	46.2%	57.5%
% of FP17s for the same patient ID Re-attending between 3 & 9 months - Adults	494	1,660	29.8%	35.2%	37.8%	50.4%
% of FP17s for Band 1 Urgent Courses	172	2,178	7.9%	10.7%	10.6%	9.1%
% of FP17s Relating to Free Repair or Replacements	50	2,178	2.3%	0.5%	0.6%	0.8%
% of FP17s Relating to Continuations	38	2,178	1.7%	0.9%	0.9%	1.3%
% of Patients satisfied with the dentistry they have received	2	2	N/A	89.2%	90.3%	92.7%
% of Patients satisfied with the time they had to wait for an appointment	2	2	N/A	81.2%	83.8%	88.8%

\* This is based on patients treated on this contract for their most recent course of treatment. Figures in italics indicate the base number of FP17s or Patient Questionnaire responses are less than 100. N/A is shown where the base number of responses is less than 10 during the period. % is calculated as Quantity/Base number\*100

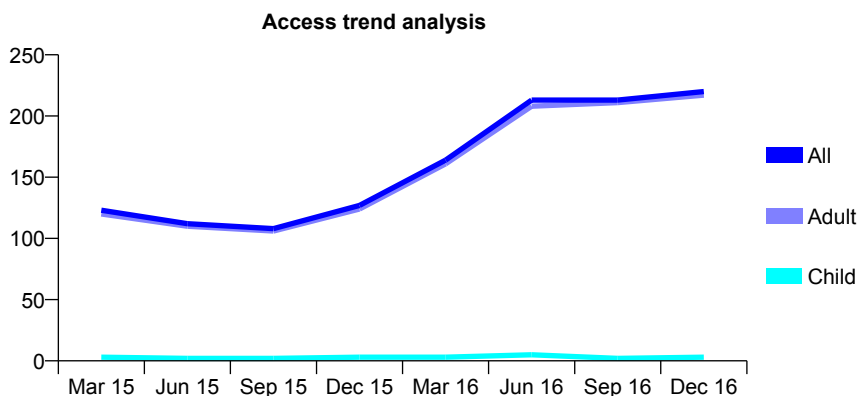
## Q61 - Vital Signs At a Glance Contract Report for 947806/0002 - December 2016

Name or company name	MR PA SHAH
Contract type name	PDS Contract
Purpose of contract	General
Contract start date	01/08/2010
Contract end date	31/03/2017

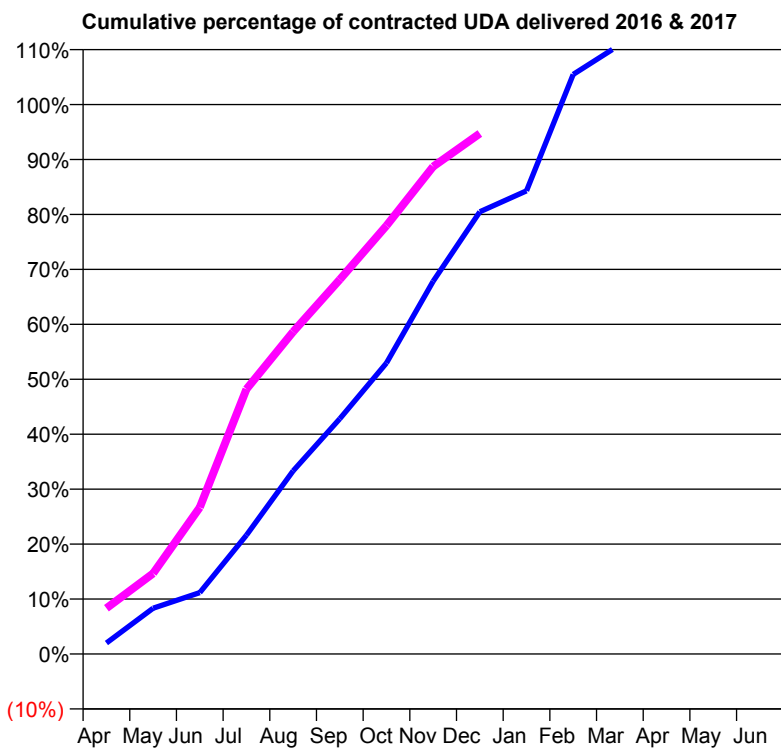
16/17 Contracted general activity (UDA)	948
Carry forward general activity (UDA)	-19
16/17 Contracted orthodontic activity (UOA)	0
Carry forward orthodontic activity (UOA)	0
Baseline contract value	£131,061.52

### ACCESS\*

Patients seen in 24 months	Total	Change since previous quarter
Quarter ending December 2015	127	
Quarter ending March 2016	164	↑
Quarter ending June 2016	213	↑
Quarter ending September 2016	213	→
Quarter ending December 2016	220	↑
<b>Variance since December 2015</b>	<b>73.2%</b>	<b>↑</b>



### ACTIVITY



Month	Adjusted Scheduled Activity (UDA)	
	2016	2017
April	19	79
May	79	139
June	106	253
July	205	457
August	316	556
September	406	646
October	502	739
November	643	841
December	763	898
January	799	
February	1,000	
March	1,051	
April	1,096	
May	1,096	
June	1,096	

### QUALITY

	Quantity	Base Number	Contract	AT	Region	England
% of FP17s for the same patient ID Re-attending within 3 months - Children	0	12	0.0%	11.3%	11.9%	12.4%
% of FP17s for the same patient ID Re-attending within 3 months - Adults	7	296	2.4%	16.3%	17.1%	16.6%
% of FP17s for the same patient ID Re-attending between 3 & 9 months - Children	0	12	0.0%	41.7%	46.2%	57.5%
% of FP17s for the same patient ID Re-attending between 3 & 9 months - Adults	1	296	0.3%	35.2%	37.8%	50.4%
% of FP17s for Band 1 Urgent Courses	0	293	0.0%	10.7%	10.6%	9.1%
% of FP17s Relating to Free Repair or Replacements	0	293	0.0%	0.5%	0.6%	0.8%
% of FP17s Relating to Continuations	0	293	0.0%	0.9%	0.9%	1.3%
% of Patients satisfied with the dentistry they have received	2	2	N/A	89.2%	90.3%	92.7%
% of Patients satisfied with the time they had to wait for an appointment	0	2	N/A	81.2%	83.8%	88.8%

\* This is based on patients treated on this contract for their most recent course of treatment. Figures in italics indicate the base number of FP17s or Patient Questionnaire responses are less than 100. N/A is shown where the base number of responses is less than 10 during the period. % is calculated as Quantity/Base number\*100

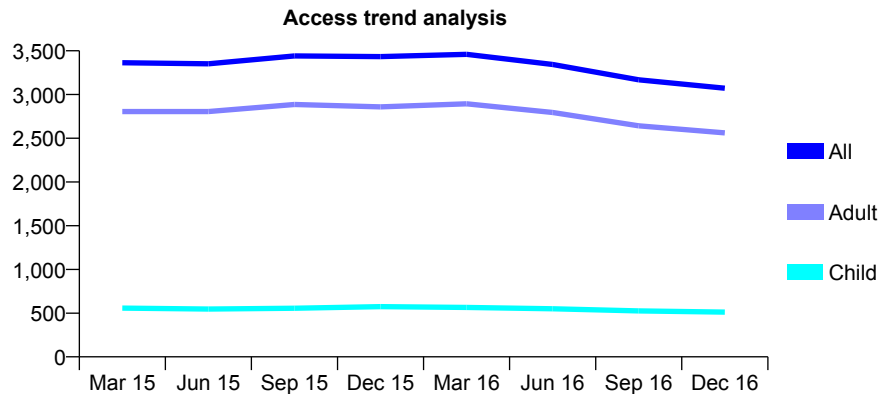
## Q61 - Vital Signs At a Glance Contract Report for 949787/0001 - December 2016

Name or company name	MR OA ADEBIYI
Contract type name	GDS Contract
Purpose of contract	General
Contract start date	01/04/2006
Contract end date	

16/17 Contracted general activity (UDA)	9,518
Carry forward general activity (UDA)	-68
16/17 Contracted orthodontic activity (UOA)	0
Carry forward orthodontic activity (UOA)	0
Baseline contract value	£230,270.92

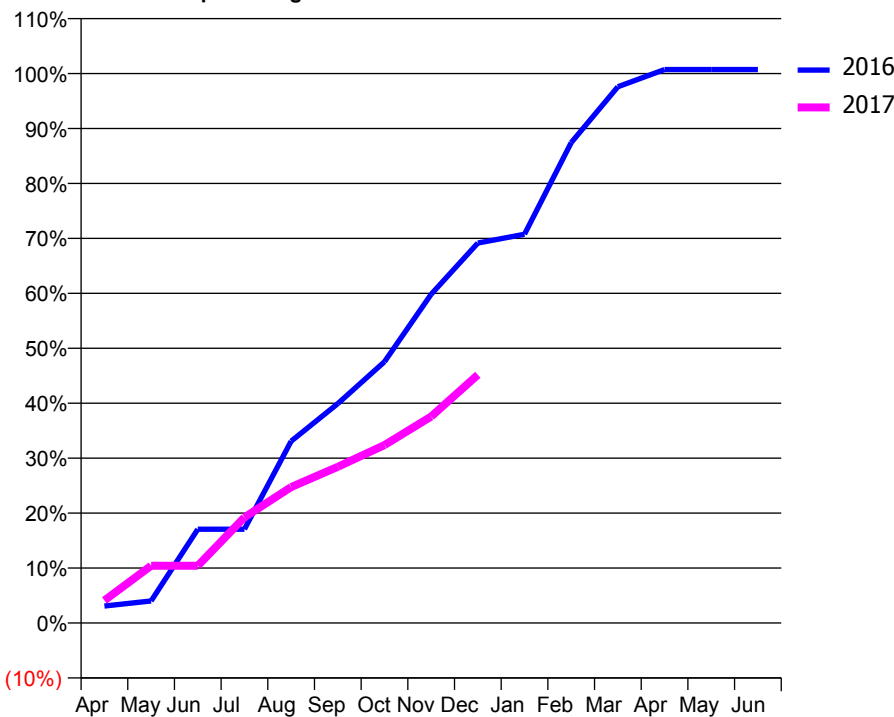
### ACCESS\*

Patients seen in 24 months	Total	Change since previous quarter
Quarter ending December 2015	3,433	
Quarter ending March 2016	3,459	→
Quarter ending June 2016	3,344	↓
Quarter ending September 2016	3,168	↓
Quarter ending December 2016	3,072	↓
<b>Variance since December 2015</b>	<b>(10.5%)</b>	<b>↓</b>



### ACTIVITY

Cumulative percentage of contracted UDA delivered 2016 & 2017



Month	Adjusted Scheduled Activity (UDA)	
	2016	2017
April	295	392
May	382	993
June	1,625	993
July	1,624	1,831
August	3,150	2,356
September	3,801	2,706
October	4,525	3,083
November	5,694	3,577
December	6,581	4,299
January	6,734	
February	8,321	
March	9,289	
April	9,586	
May	9,586	
June	9,586	

### QUALITY

	Quantity	Base Number	Contract	AT	Region	England
% of FP17s for the same patient ID Re-attending within 3 months - Children	17	339	5.0%	11.3%	11.9%	12.4%
% of FP17s for the same patient ID Re-attending within 3 months - Adults	181	1,398	12.9%	16.3%	17.1%	16.6%
% of FP17s for the same patient ID Re-attending between 3 & 9 months - Children	151	339	44.5%	41.7%	46.2%	57.5%
% of FP17s for the same patient ID Re-attending between 3 & 9 months - Adults	465	1,398	33.3%	35.2%	37.8%	50.4%
% of FP17s for Band 1 Urgent Courses	88	1,645	5.3%	10.7%	10.6%	9.1%
% of FP17s Relating to Free Repair or Replacements	3	1,645	0.2%	0.5%	0.6%	0.8%
% of FP17s Relating to Continuations	38	1,645	2.3%	0.9%	0.9%	1.3%
% of Patients satisfied with the dentistry they have received	0	0	N/A	89.2%	90.3%	92.7%
% of Patients satisfied with the time they had to wait for an appointment	0	0	N/A	81.2%	83.8%	88.8%

\* This is based on patients treated on this contract for their most recent course of treatment. Figures in italics indicate the base number of FP17s or Patient Questionnaire responses are less than 100. N/A is shown where the base number of responses is less than 10 during the period. % is calculated as Quantity/Base number\*100

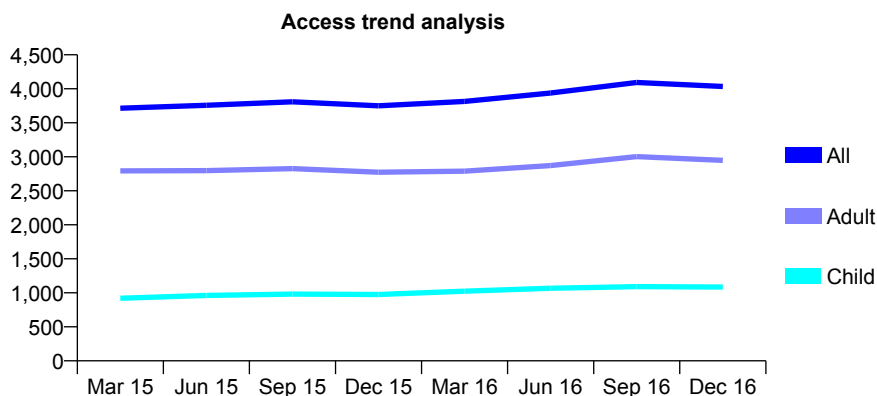
## Q61 - Vital Signs At a Glance Contract Report for 949892/0001 - December 2016

Name or company name	MR KC SHAH
Contract type name	GDS Contract
Purpose of contract	General
Contract start date	21/07/2010
Contract end date	

16/17 Contracted general activity (UDA)	8,870
Carry forward general activity (UDA)	-177
16/17 Contracted orthodontic activity (UOA)	0
Carry forward orthodontic activity (UOA)	0
Baseline contract value	£206,208.02

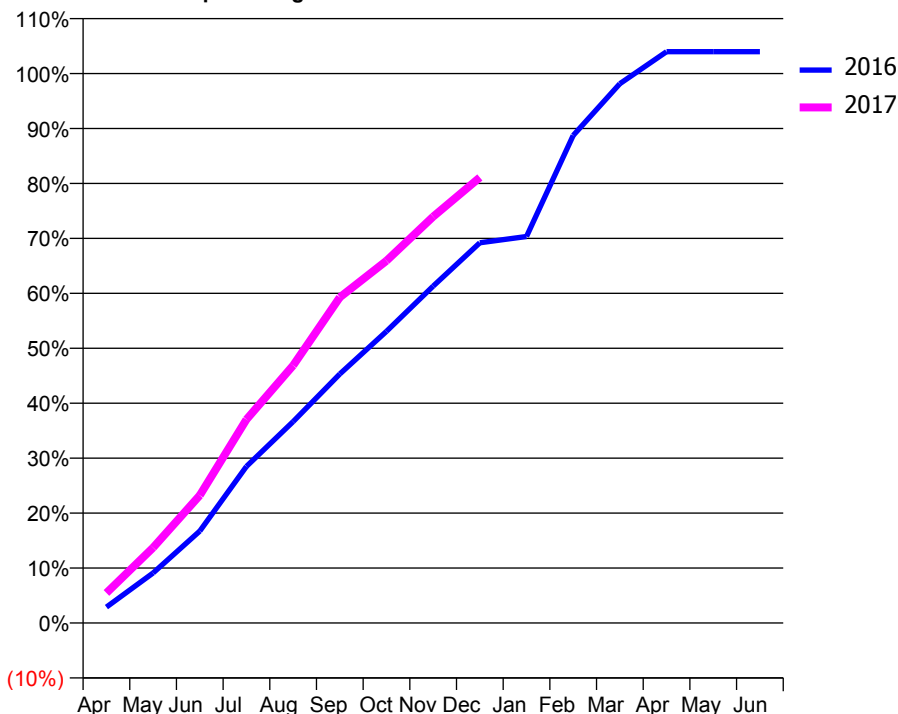
### ACCESS\*

Patients seen in 24 months	Total	Change since previous quarter
Quarter ending December 2015	3,750	
Quarter ending March 2016	3,815	→
Quarter ending June 2016	3,939	↑
Quarter ending September 2016	4,094	↑
Quarter ending December 2016	4,035	↓
<b>Variance since December 2015</b>	<b>7.6%</b>	<b>↑</b>



### ACTIVITY

Cumulative percentage of contracted UDA delivered 2016 & 2017



Month	Adjusted Scheduled Activity (UDA)	
	2016	2017
April	258	485
May	809	1,218
June	1,484	2,061
July	2,528	3,286
August	3,251	4,158
September	4,019	5,258
October	4,709	5,847
November	5,439	6,561
December	6,137	7,193
January	6,239	
February	7,871	
March	8,706	
April	9,222	
May	9,223	
June	9,222	

### QUALITY

	Quantity	Base Number	Contract	AT	Region	England
% of FP17s for the same patient ID Re-attending within 3 months - Children	99	1,138	8.7%	11.3%	11.9%	12.4%
% of FP17s for the same patient ID Re-attending within 3 months - Adults	385	2,540	15.2%	16.3%	17.1%	16.6%
% of FP17s for the same patient ID Re-attending between 3 & 9 months - Children	552	1,138	48.5%	41.7%	46.2%	57.5%
% of FP17s for the same patient ID Re-attending between 3 & 9 months - Adults	953	2,540	37.5%	35.2%	37.8%	50.4%
% of FP17s for Band 1 Urgent Courses	448	3,418	13.1%	10.7%	10.6%	9.1%
% of FP17s Relating to Free Repair or Replacements	8	3,418	0.2%	0.5%	0.6%	0.8%
% of FP17s Relating to Continuations	6	3,418	0.2%	0.9%	0.9%	1.3%
% of Patients satisfied with the dentistry they have received	4	4	N/A	89.2%	90.3%	92.7%
% of Patients satisfied with the time they had to wait for an appointment	3	4	N/A	81.2%	83.8%	88.8%

\* This is based on patients treated on this contract for their most recent course of treatment. Figures in italics indicate the base number of FP17s or Patient Questionnaire responses are less than 100. N/A is shown where the base number of responses is less than 10 during the period. % is calculated as Quantity/Base number\*100



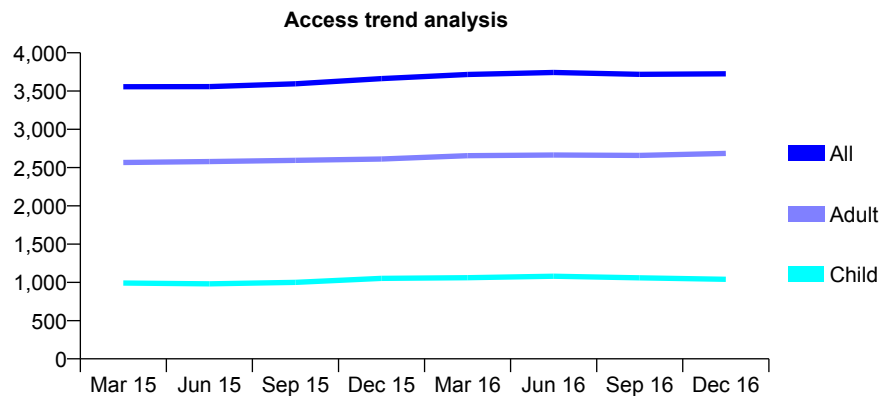
## Q61 - Vital Signs At a Glance Contract Report for 954314/0001 - December 2016

Name or company name	Shradha Innani
Contract type name	GDS Contract
Purpose of contract	General
Contract start date	01/04/2006
Contract end date	

16/17 Contracted general activity (UDA)	10,835
Carry forward general activity (UDA)	0
16/17 Contracted orthodontic activity (UOA)	0
Carry forward orthodontic activity (UOA)	0
Baseline contract value	£309,023.87

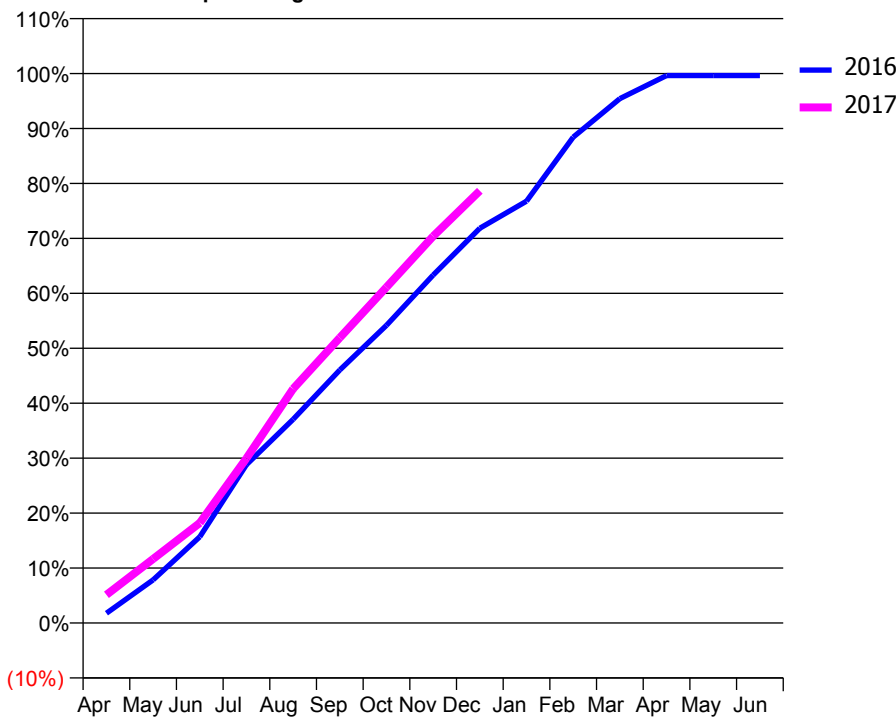
### ACCESS\*

Patients seen in 24 months	Total	Change since previous quarter
Quarter ending December 2015	3,663	
Quarter ending March 2016	3,716	→
Quarter ending June 2016	3,743	→
Quarter ending September 2016	3,718	→
Quarter ending December 2016	3,725	→
<b>Variance since December 2015</b>	<b>1.7%</b>	<b>→</b>



### ACTIVITY

Cumulative percentage of contracted UDA delivered 2016 & 2017



Month	Adjusted Scheduled Activity (UDA)	
	2016	2017
April	194	555
May	851	1,264
June	1,700	1,974
July	3,122	3,250
August	4,017	4,619
September	4,990	5,624
October	5,871	6,622
November	6,861	7,626
December	7,784	8,522
January	8,317	
February	9,579	
March	10,340	
April	10,794	
May	10,794	
June	10,794	

### QUALITY

	Quantity	Base Number	Contract	AT	Region	England
% of FP17s for the same patient ID Re-attending within 3 months - Children	65	902	7.2%	11.3%	11.9%	12.4%
% of FP17s for the same patient ID Re-attending within 3 months - Adults	331	2,255	14.7%	16.3%	17.1%	16.6%
% of FP17s for the same patient ID Re-attending between 3 & 9 months - Children	344	902	38.1%	41.7%	46.2%	57.5%
% of FP17s for the same patient ID Re-attending between 3 & 9 months - Adults	799	2,255	35.4%	35.2%	37.8%	50.4%
% of FP17s for Band 1 Urgent Courses	452	3,001	15.1%	10.7%	10.6%	9.1%
% of FP17s Relating to Free Repair or Replacements	39	3,001	1.3%	0.5%	0.6%	0.8%
% of FP17s Relating to Continuations	21	3,001	0.7%	0.9%	0.9%	1.3%
% of Patients satisfied with the dentistry they have received	1	1	N/A	89.2%	90.3%	92.7%
% of Patients satisfied with the time they had to wait for an appointment	1	1	N/A	81.2%	83.8%	88.8%

\* This is based on patients treated on this contract for their most recent course of treatment. Figures in italics indicate the base number of FP17s or Patient Questionnaire responses are less than 100. N/A is shown where the base number of responses is less than 10 during the period. % is calculated as Quantity/Base number\*100

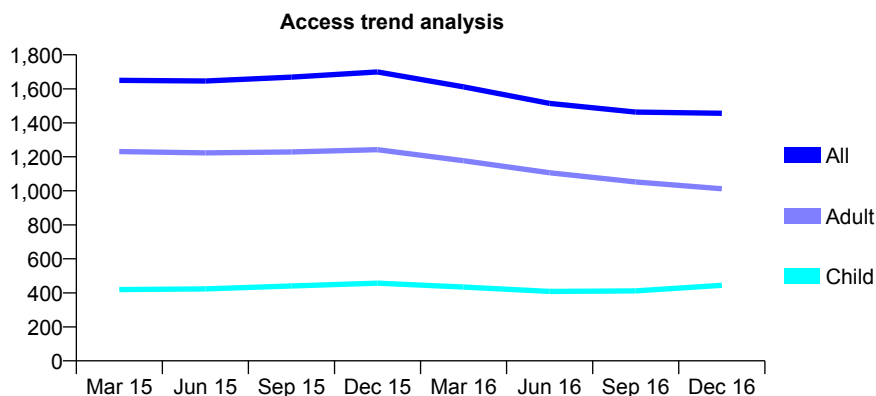
## Q61 - Vital Signs At a Glance Contract Report for 964328/0001 - December 2016

Name or company name	MISS FA RAMJOHN
Contract type name	GDS Contract
Purpose of contract	General
Contract start date	01/11/2011
Contract end date	

16/17 Contracted general activity (UDA)	4,344
Carry forward general activity (UDA)	-87
16/17 Contracted orthodontic activity (UOA)	0
Carry forward orthodontic activity (UOA)	0
Baseline contract value	£123,304.57

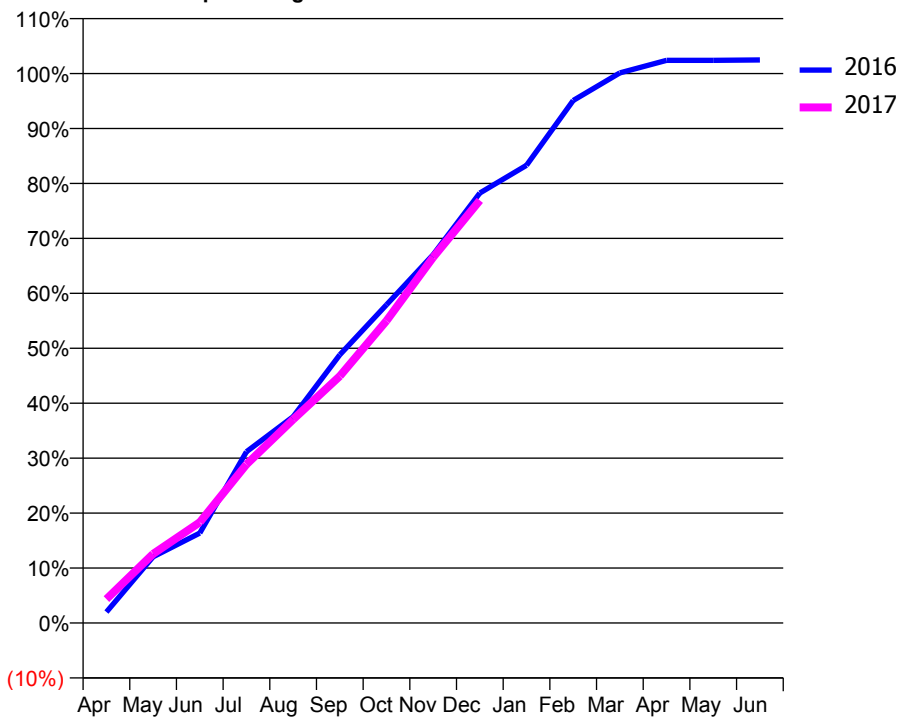
### ACCESS\*

Patients seen in 24 months	Total	Change since previous quarter
Quarter ending December 2015	1,699	
Quarter ending March 2016	1,611	↓
Quarter ending June 2016	1,514	↓
Quarter ending September 2016	1,463	↓
Quarter ending December 2016	1,456	→
<b>Variance since December 2015</b>	<b>(14.3%)</b>	<b>↓</b>



### ACTIVITY

Cumulative percentage of contracted UDA delivered 2016 & 2017



Month	Adjusted Scheduled Activity (UDA)	
	2016	2017
April	87	189
May	524	547
June	711	796
July	1,354	1,254
August	1,632	1,609
September	2,120	1,952
October	2,516	2,389
November	2,912	2,891
December	3,399	3,341
January	3,619	
February	4,130	
March	4,348	
April	4,448	
May	4,448	
June	4,451	

### QUALITY

	Quantity	Base Number	Contract	AT	Region	England
% of FP17s for the same patient ID Re-attending within 3 months - Children	39	408	9.6%	11.3%	11.9%	12.4%
% of FP17s for the same patient ID Re-attending within 3 months - Adults	77	696	11.1%	16.3%	17.1%	16.6%
% of FP17s for the same patient ID Re-attending between 3 & 9 months - Children	178	408	43.6%	41.7%	46.2%	57.5%
% of FP17s for the same patient ID Re-attending between 3 & 9 months - Adults	250	696	35.9%	35.2%	37.8%	50.4%
% of FP17s for Band 1 Urgent Courses	67	1,057	6.3%	10.7%	10.6%	9.1%
% of FP17s Relating to Free Repair or Replacements	0	1,057	0.0%	0.5%	0.6%	0.8%
% of FP17s Relating to Continuations	10	1,057	0.9%	0.9%	0.9%	1.3%
% of Patients satisfied with the dentistry they have received	2	2	N/A	89.2%	90.3%	92.7%
% of Patients satisfied with the time they had to wait for an appointment	1	2	N/A	81.2%	83.8%	88.8%

\* This is based on patients treated on this contract for their most recent course of treatment. Figures in italics indicate the base number of FP17s or Patient Questionnaire responses are less than 100. N/A is shown where the base number of responses is less than 10 during the period. % is calculated as Quantity/Base number\*100

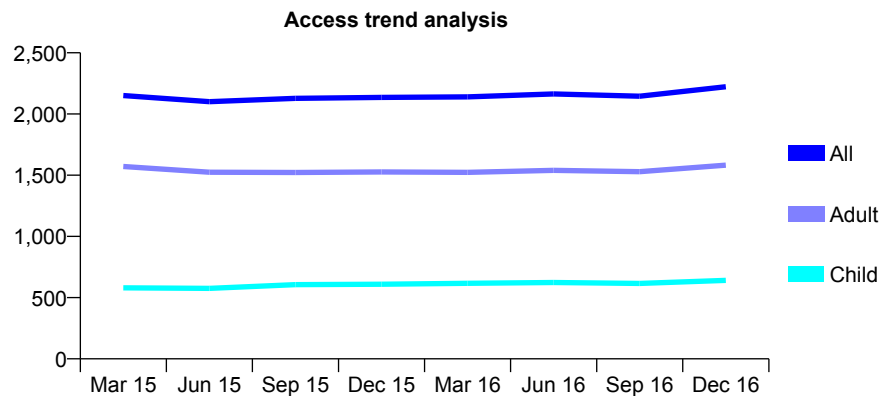
## Q61 - Vital Signs At a Glance Contract Report for 999237/0001 - December 2016

Name or company name	MRS JM TALIB
Contract type name	GDS Contract
Purpose of contract	General
Contract start date	01/04/2006
Contract end date	

16/17 Contracted general activity (UDA)	7,248
Carry forward general activity (UDA)	-145
16/17 Contracted orthodontic activity (UOA)	0
Carry forward orthodontic activity (UOA)	0
Baseline contract value	£229,964.71

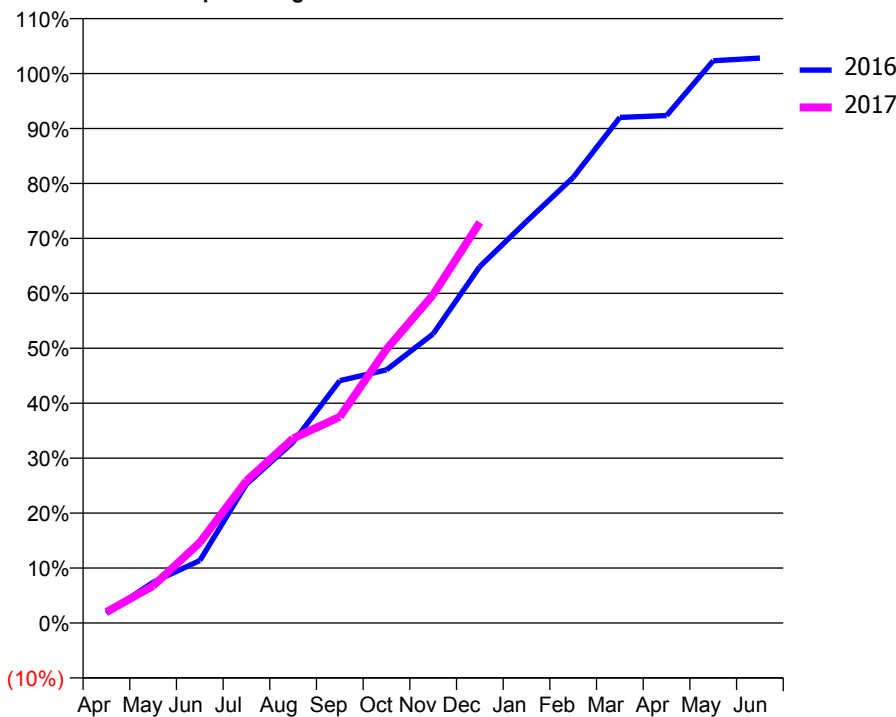
### ACCESS\*

Patients seen in 24 months	Total	Change since previous quarter
Quarter ending December 2015	2,136	
Quarter ending March 2016	2,140	→
Quarter ending June 2016	2,164	→
Quarter ending September 2016	2,145	→
Quarter ending December 2016	2,223	↑
<b>Variance since December 2015</b>	<b>4.1%</b>	<b>↑</b>



### ACTIVITY

Cumulative percentage of contracted UDA delivered 2016 & 2017



Month	Adjusted Scheduled Activity (UDA)	
	2016	2017
April	127	145
May	537	489
June	824	1,062
July	1,832	1,876
August	2,386	2,436
September	3,197	2,720
October	3,339	3,612
November	3,815	4,332
December	4,703	5,285
January	5,297	
February	5,877	
March	6,669	
April	6,693	
May	7,416	
June	7,451	

### QUALITY

	Quantity	Base Number	Contract	AT	Region	England
% of FP17s for the same patient ID Re-attending within 3 months - Children	33	503	6.6%	11.3%	11.9%	12.4%
% of FP17s for the same patient ID Re-attending within 3 months - Adults	152	1,170	13.0%	16.3%	17.1%	16.6%
% of FP17s for the same patient ID Re-attending between 3 & 9 months - Children	142	503	28.2%	41.7%	46.2%	57.5%
% of FP17s for the same patient ID Re-attending between 3 & 9 months - Adults	273	1,170	23.3%	35.2%	37.8%	50.4%
% of FP17s for Band 1 Urgent Courses	193	1,455	13.3%	10.7%	10.6%	9.1%
% of FP17s Relating to Free Repair or Replacements	0	1,455	0.0%	0.5%	0.6%	0.8%
% of FP17s Relating to Continuations	3	1,455	0.2%	0.9%	0.9%	1.3%
% of Patients satisfied with the dentistry they have received	1	1	N/A	89.2%	90.3%	92.7%
% of Patients satisfied with the time they had to wait for an appointment	0	1	N/A	81.2%	83.8%	88.8%

\* This is based on patients treated on this contract for their most recent course of treatment. Figures in italics indicate the base number of FP17s or Patient Questionnaire responses are less than 100. N/A is shown where the base number of responses is less than 10 during the period. % is calculated as Quantity/Base number\*100

## Q62 - Vital Signs At a Glance Contract Report for 100217/0000 - December 2016


Name or company name	Dentistry for You
Contract type name	PDS Plus Contract
Purpose of contract	General
Contract start date	01/10/2016
Contract end date	30/09/2024

16/17 Contracted general activity (UDA)	2,334
Carry forward general activity (UDA)	0
16/17 Contracted orthodontic activity (UOA)	0
Carry forward orthodontic activity (UOA)	0
Baseline contract value	£40,833.50

### ACCESS\*

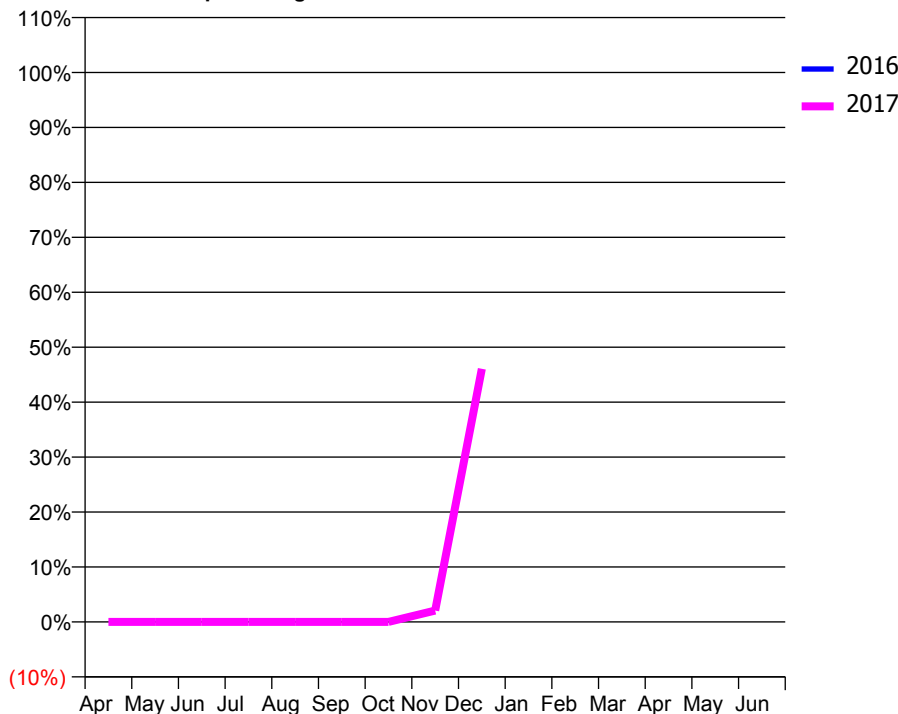
Patients seen in 24 months	Total	Change since previous quarter
Quarter ending December 2015	0	
Quarter ending March 2016	0	
Quarter ending June 2016	0	
Quarter ending September 2016	0	
Quarter ending December 2016	496	↑
Variance since December 2015	N/A	

### Access trend analysis



### ACTIVITY

Cumulative percentage of contracted UDA delivered 2016 & 2017



Adjusted Scheduled Activity (UDA)

Month	2016	2017
April	0	0
May	0	0
June	0	0
July	0	0
August	0	0
September	0	0
October	0	0
November	0	48
December	0	1,075
January	0	
February	0	
March	0	
April	0	
May	0	
June	0	

### QUALITY

	Quantity	Base Number	Contract	AT	Region	England
% of FP17s for the same patient ID Re-attending within 3 months - Children	2	125	1.6%	10.0%	11.9%	12.4%
% of FP17s for the same patient ID Re-attending within 3 months - Adults	13	318	4.1%	16.0%	17.1%	16.6%
% of FP17s for the same patient ID Re-attending between 3 & 9 months - Children	0	125	0.0%	45.8%	46.2%	57.5%
% of FP17s for the same patient ID Re-attending between 3 & 9 months - Adults	0	318	0.0%	37.2%	37.8%	50.4%
% of FP17s for Band 1 Urgent Courses	56	443	12.6%	11.0%	10.6%	9.1%
% of FP17s Relating to Free Repair or Replacements	0	443	0.0%	0.6%	0.6%	0.8%
% of FP17s Relating to Continuations	1	443	0.2%	0.7%	0.9%	1.3%
% of Patients satisfied with the dentistry they have received	0	0	N/A	91.5%	90.3%	92.7%
% of Patients satisfied with the time they had to wait for an appointment	0	0	N/A	84.0%	83.8%	88.8%

\* This is based on patients treated on this contract for their most recent course of treatment. Figures in italics indicate the base number of FP17s or Patient Questionnaire responses are less than 100. N/A is shown where the base number of responses is less than 10 during the period. % is calculated as Quantity/Base number\*100

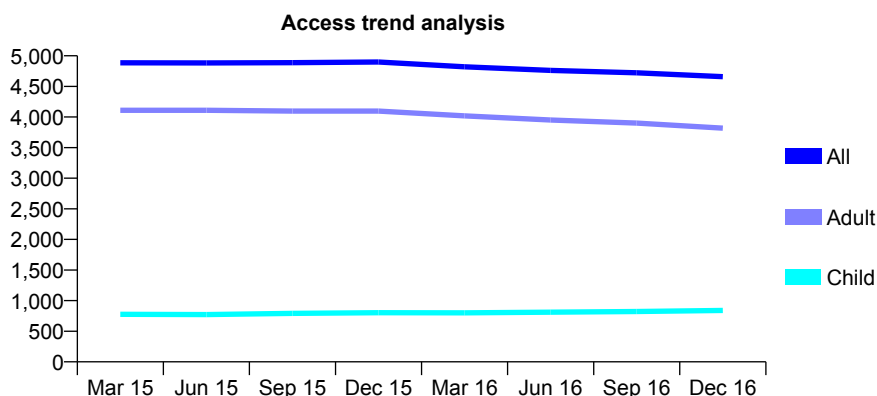
## Q62 - Vital Signs At a Glance Contract Report for 101362/0034 - December 2016

Name or company name	Rodericks Dental Limited
Contract type name	GDS Contract
Purpose of contract	General
Contract start date	01/09/2010
Contract end date	

16/17 Contracted general activity (UDA)	14,797
Carry forward general activity (UDA)	480
16/17 Contracted orthodontic activity (UOA)	0
Carry forward orthodontic activity (UOA)	0
Baseline contract value	£409,751.94

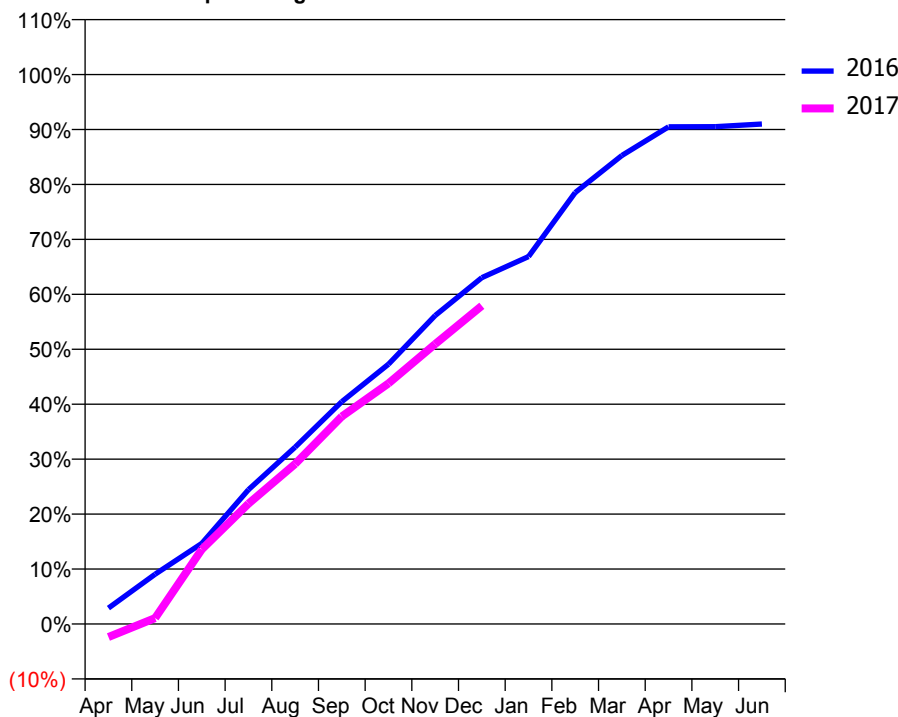
### ACCESS\*

Patients seen in 24 months	Total	Change since previous quarter
Quarter ending December 2015	4,898	
Quarter ending March 2016	4,820	↓
Quarter ending June 2016	4,761	↓
Quarter ending September 2016	4,722	→
Quarter ending December 2016	4,658	↓
<b>Variance since December 2015</b>	<b>(4.9%)</b>	<b>↓</b>



### ACTIVITY

Cumulative percentage of contracted UDA delivered 2016 & 2017



Month	Adjusted Scheduled Activity (UDA)	
	2016	2017
April	462	-353
May	1,448	161
June	2,346	2,010
July	3,912	3,240
August	5,150	4,312
September	6,475	5,590
October	7,565	6,478
November	8,981	7,537
December	10,085	8,569
January	10,698	
February	12,562	
March	13,641	
April	14,477	
May	14,481	
June	14,560	

### QUALITY

	Quantity	Base Number	Contract	AT	Region	England
% of FP17s for the same patient ID Re-attending within 3 months - Children	60	811	7.4%	10.0%	11.9%	12.4%
% of FP17s for the same patient ID Re-attending within 3 months - Adults	511	3,227	15.8%	16.0%	17.1%	16.6%
% of FP17s for the same patient ID Re-attending between 3 & 9 months - Children	421	811	51.9%	45.8%	46.2%	57.5%
% of FP17s for the same patient ID Re-attending between 3 & 9 months - Adults	1,343	3,227	41.6%	37.2%	37.8%	50.4%
% of FP17s for Band 1 Urgent Courses	474	3,751	12.6%	11.0%	10.6%	9.1%
% of FP17s Relating to Free Repair or Replacements	61	3,751	1.6%	0.6%	0.6%	0.8%
% of FP17s Relating to Continuations	12	3,751	0.3%	0.7%	0.9%	1.3%
% of Patients satisfied with the dentistry they have received	9	9	N/A	91.5%	90.3%	92.7%
% of Patients satisfied with the time they had to wait for an appointment	9	9	N/A	84.0%	83.8%	88.8%

\* This is based on patients treated on this contract for their most recent course of treatment. Figures in italics indicate the base number of FP17s or Patient Questionnaire responses are less than 100. N/A is shown where the base number of responses is less than 10 during the period. % is calculated as Quantity/Base number\*100

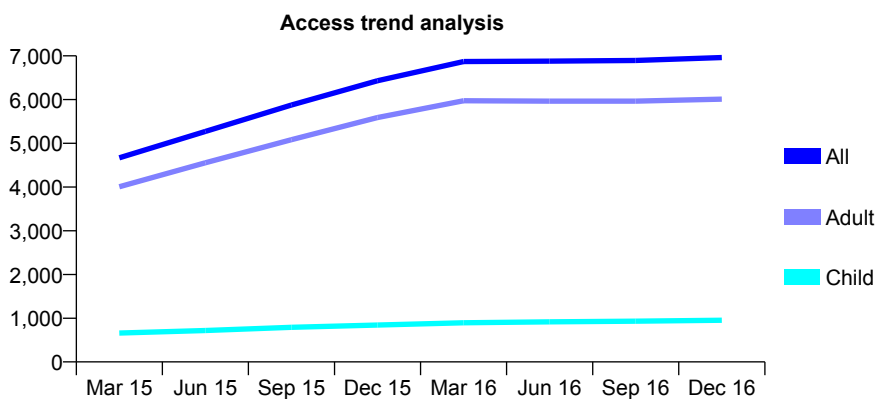
## Q62 - Vital Signs At a Glance Contract Report for 101362/0058 - December 2016

Name or company name	Rodericks Dental Limited
Contract type name	GDS Contract
Purpose of contract	General
Contract start date	01/04/2014
Contract end date	

16/17 Contracted general activity (UDA)	22,598
Carry forward general activity (UDA)	0
16/17 Contracted orthodontic activity (UOA)	0
Carry forward orthodontic activity (UOA)	0
Baseline contract value	£557,431.16

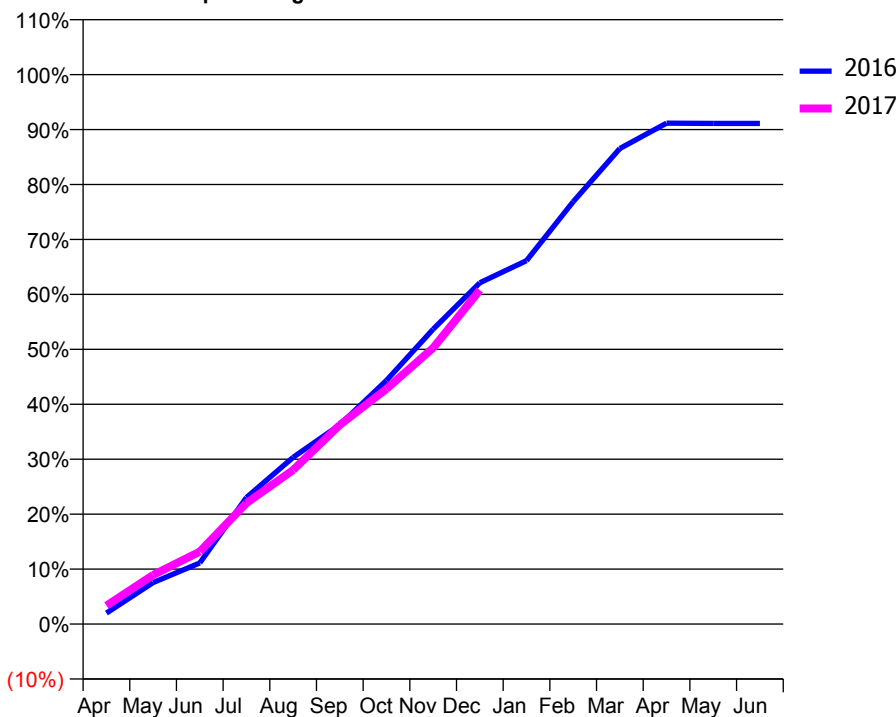
### ACCESS\*

Patients seen in 24 months	Total	Change since previous quarter
Quarter ending December 2015	6,431	
Quarter ending March 2016	6,870	↑
Quarter ending June 2016	6,881	→
Quarter ending September 2016	6,896	→
Quarter ending December 2016	6,961	→
<b>Variance since December 2015</b>	<b>8.2%</b>	<b>↑</b>



### ACTIVITY

Cumulative percentage of contracted UDA delivered 2016 & 2017



Month	Adjusted Scheduled Activity (UDA)	
	2016	2017
April	452	762
May	1,708	2,018
June	2,517	2,980
July	5,208	4,979
August	6,855	6,338
September	8,195	8,189
October	10,022	9,672
November	12,130	11,360
December	14,039	13,737
January	14,946	
February	17,368	
March	19,558	
April	20,601	
May	20,587	
June	20,589	

### QUALITY

	Quantity	Base Number	Contract	AT	Region	England
% of FP17s for the same patient ID Re-attending within 3 months - Children	71	921	7.7%	10.0%	11.9%	12.4%
% of FP17s for the same patient ID Re-attending within 3 months - Adults	697	4,731	14.7%	16.0%	17.1%	16.6%
% of FP17s for the same patient ID Re-attending between 3 & 9 months - Children	485	921	52.7%	45.8%	46.2%	57.5%
% of FP17s for the same patient ID Re-attending between 3 & 9 months - Adults	1,637	4,731	34.6%	37.2%	37.8%	50.4%
% of FP17s for Band 1 Urgent Courses	575	5,330	10.8%	11.0%	10.6%	9.1%
% of FP17s Relating to Free Repair or Replacements	33	5,330	0.6%	0.6%	0.6%	0.8%
% of FP17s Relating to Continuations	25	5,330	0.5%	0.7%	0.9%	1.3%
% of Patients satisfied with the dentistry they have received	5	5	N/A	91.5%	90.3%	92.7%
% of Patients satisfied with the time they had to wait for an appointment	3	5	N/A	84.0%	83.8%	88.8%

\* This is based on patients treated on this contract for their most recent course of treatment. Figures in italics indicate the base number of FP17s or Patient Questionnaire responses are less than 100. N/A is shown where the base number of responses is less than 10 during the period. % is calculated as Quantity/Base number\*100

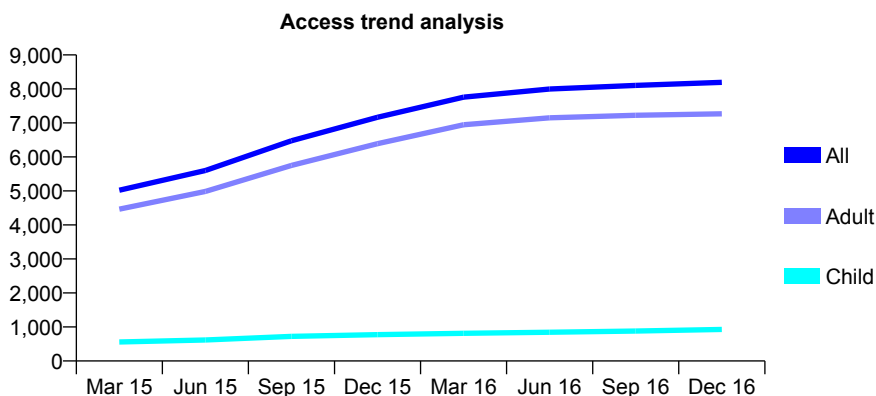
## Q62 - Vital Signs At a Glance Contract Report for 101362/0059 - December 2016

Name or company name	Rodericks Dental Limited
Contract type name	GDS Contract
Purpose of contract	General
Contract start date	01/04/2014
Contract end date	

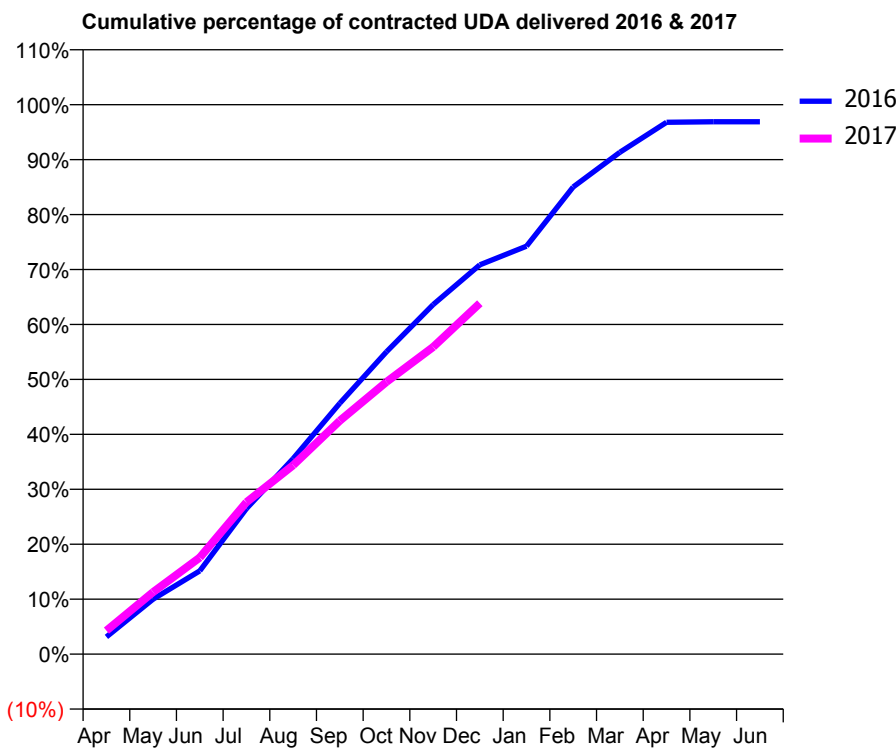
16/17 Contracted general activity (UDA)	22,570
Carry forward general activity (UDA)	0
16/17 Contracted orthodontic activity (UOA)	0
Carry forward orthodontic activity (UOA)	0
Baseline contract value	£532,534.38

### ACCESS\*

Patients seen in 24 months	Total	Change since previous quarter
Quarter ending December 2015	7,165	
Quarter ending March 2016	7,760	↑
Quarter ending June 2016	7,998	↑
Quarter ending September 2016	8,105	→
Quarter ending December 2016	8,195	→
<b>Variance since December 2015</b>	<b>14.4%</b>	<b>↑</b>



### ACTIVITY



Month	Adjusted Scheduled Activity (UDA)	
	2016	2017
April	710	969
May	2,259	2,551
June	3,423	3,967
July	5,979	6,239
August	8,033	7,758
September	10,306	9,588
October	12,420	11,179
November	14,357	12,614
December	15,989	14,411
January	16,758	
February	19,189	
March	20,614	
April	21,844	
May	21,867	
June	21,868	

### QUALITY

	Quantity	Base Number	Contract	AT	Region	England
% of FP17s for the same patient ID Re-attending within 3 months - Children	90	976	9.2%	10.0%	11.9%	12.4%
% of FP17s for the same patient ID Re-attending within 3 months - Adults	667	5,921	11.3%	16.0%	17.1%	16.6%
% of FP17s for the same patient ID Re-attending between 3 & 9 months - Children	501	976	51.3%	45.8%	46.2%	57.5%
% of FP17s for the same patient ID Re-attending between 3 & 9 months - Adults	2,256	5,921	38.1%	37.2%	37.8%	50.4%
% of FP17s for Band 1 Urgent Courses	700	6,255	11.2%	11.0%	10.6%	9.1%
% of FP17s Relating to Free Repair or Replacements	24	6,255	0.4%	0.6%	0.6%	0.8%
% of FP17s Relating to Continuations	29	6,255	0.5%	0.7%	0.9%	1.3%
% of Patients satisfied with the dentistry they have received	8	9	N/A	91.5%	90.3%	92.7%
% of Patients satisfied with the time they had to wait for an appointment	8	9	N/A	84.0%	83.8%	88.8%

\* This is based on patients treated on this contract for their most recent course of treatment. Figures in italics indicate the base number of FP17s or Patient Questionnaire responses are less than 100. N/A is shown where the base number of responses is less than 10 during the period. % is calculated as Quantity/Base number\*100



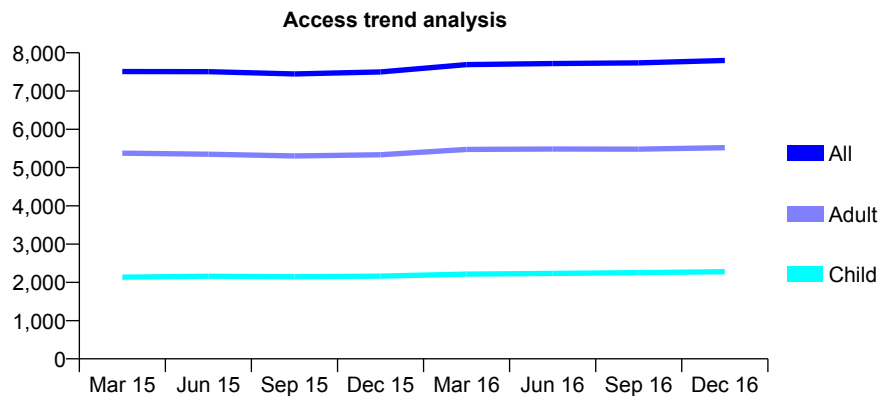
## Q62 - Vital Signs At a Glance Contract Report for 101370/0045 - December 2016

Name or company name	Petrie Tucker & Partners Ltd
Contract type name	GDS Contract
Purpose of contract	General and Orthodontic
Contract start date	01/04/2006
Contract end date	

16/17 Contracted general activity (UDA)	19,022
Carry forward general activity (UDA)	0
16/17 Contracted orthodontic activity (UOA)	1,598
Carry forward orthodontic activity (UOA)	0
Baseline contract value	£671,627.98

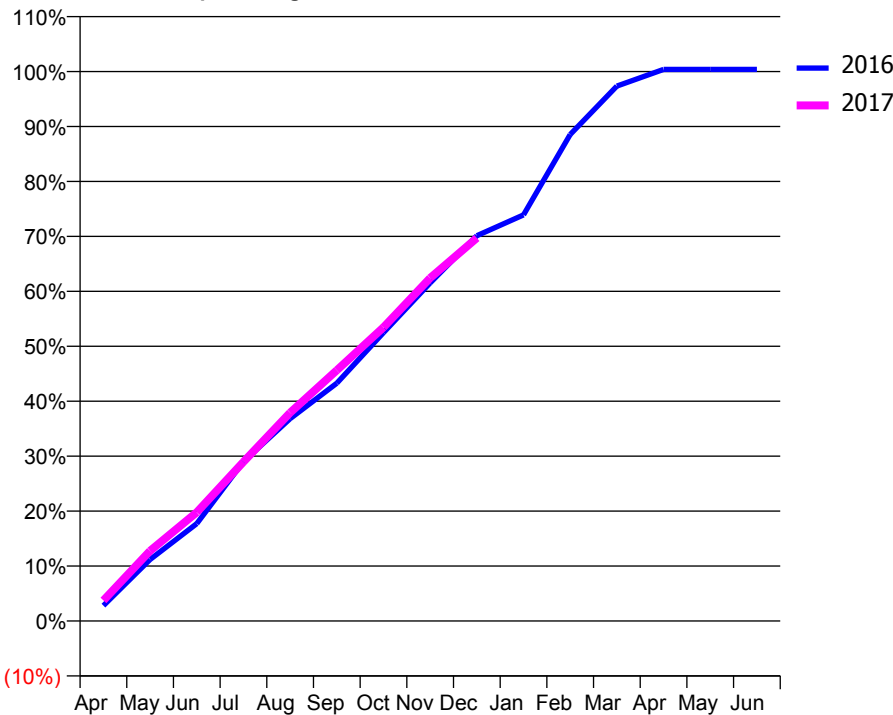
### ACCESS\*

Patients seen in 24 months	Total	Change since previous quarter
Quarter ending December 2015	7,499	
Quarter ending March 2016	7,691	↑
Quarter ending June 2016	7,718	→
Quarter ending September 2016	7,737	→
Quarter ending December 2016	7,799	→
<b>Variance since December 2015</b>	<b>4.0%</b>	<b>↑</b>



### ACTIVITY

Cumulative percentage of contracted UDA delivered 2016 & 2017



Month	Adjusted Scheduled Activity (UDA)	
	2016	2017
April	534	713
May	2,129	2,431
June	3,372	3,766
July	5,519	5,507
August	7,005	7,210
September	8,233	8,678
October	9,981	10,168
November	11,705	11,873
December	13,337	13,257
January	14,057	
February	16,843	
March	18,519	
April	19,094	
May	19,093	
June	19,094	

### QUALITY

	Quantity	Base Number	Contract	AT	Region	England
% of FP17s for the same patient ID Re-attending within 3 months - Children	130	1,835	7.1%	10.0%	11.9%	12.4%
% of FP17s for the same patient ID Re-attending within 3 months - Adults	360	4,012	9.0%	16.0%	17.1%	16.6%
% of FP17s for the same patient ID Re-attending between 3 & 9 months - Children	715	1,835	39.0%	45.8%	46.2%	57.5%
% of FP17s for the same patient ID Re-attending between 3 & 9 months - Adults	1,490	4,012	37.1%	37.2%	37.8%	50.4%
% of FP17s for Band 1 Urgent Courses	286	5,461	5.2%	11.0%	10.6%	9.1%
% of FP17s Relating to Free Repair or Replacements	24	5,461	0.4%	0.6%	0.6%	0.8%
% of FP17s Relating to Continuations	61	5,461	1.1%	0.7%	0.9%	1.3%
% of Patients satisfied with the dentistry they have received	9	9	N/A	91.5%	90.3%	92.7%
% of Patients satisfied with the time they had to wait for an appointment	9	9	N/A	84.0%	83.8%	88.8%

\* This is based on patients treated on this contract for their most recent course of treatment. Figures in italics indicate the base number of FP17s or Patient Questionnaire responses are less than 100. N/A is shown where the base number of responses is less than 10 during the period. % is calculated as Quantity/Base number\*100

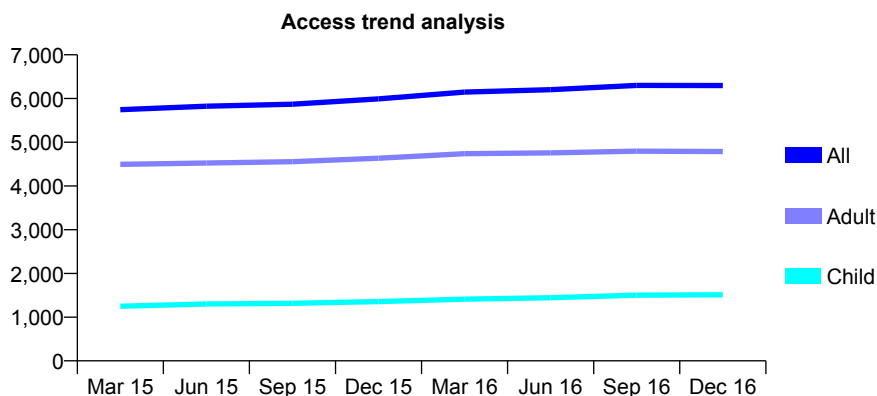
## Q62 - Vital Signs At a Glance Contract Report for 101370/0099 - December 2016

Name or company name	Petrie Tucker & Partners Ltd
Contract type name	GDS Contract
Purpose of contract	General
Contract start date	01/04/2007
Contract end date	

16/17 Contracted general activity (UDA)	14,313
Carry forward general activity (UDA)	-45
16/17 Contracted orthodontic activity (UOA)	0
Carry forward orthodontic activity (UOA)	0
Baseline contract value	£398,247.23

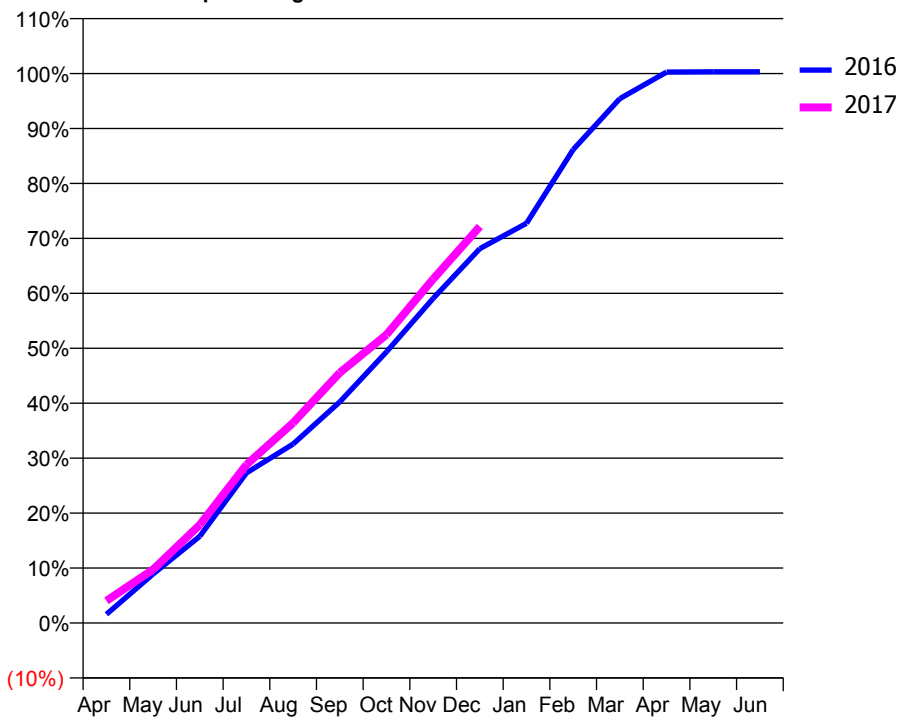
### ACCESS\*

Patients seen in 24 months	Total	Change since previous quarter
Quarter ending December 2015	5,991	
Quarter ending March 2016	6,149	↑
Quarter ending June 2016	6,202	→
Quarter ending September 2016	6,299	→
Quarter ending December 2016	6,298	→
<b>Variance since December 2015</b>	<b>5.1%</b>	<b>↑</b>



### ACTIVITY

Cumulative percentage of contracted UDA delivered 2016 & 2017



Month	Adjusted Scheduled Activity (UDA)	
	2016	2017
April	227	580
May	1,277	1,393
June	2,259	2,559
July	3,909	4,126
August	4,664	5,214
September	5,760	6,522
October	7,064	7,511
November	8,454	8,958
December	9,752	10,328
January	10,413	
February	12,333	
March	13,660	
April	14,350	
May	14,357	
June	14,358	

### QUALITY

	Quantity	Base Number	Contract	AT	Region	England
% of FP17s for the same patient ID Re-attending within 3 months - Children	22	1,039	2.1%	10.0%	11.9%	12.4%
% of FP17s for the same patient ID Re-attending within 3 months - Adults	164	3,007	5.5%	16.0%	17.1%	16.6%
% of FP17s for the same patient ID Re-attending between 3 & 9 months - Children	271	1,039	26.1%	45.8%	46.2%	57.5%
% of FP17s for the same patient ID Re-attending between 3 & 9 months - Adults	828	3,007	27.5%	37.2%	37.8%	50.4%
% of FP17s for Band 1 Urgent Courses	207	3,777	5.5%	11.0%	10.6%	9.1%
% of FP17s Relating to Free Repair or Replacements	22	3,777	0.6%	0.6%	0.6%	0.8%
% of FP17s Relating to Continuations	27	3,777	0.7%	0.7%	0.9%	1.3%
% of Patients satisfied with the dentistry they have received	4	4	N/A	91.5%	90.3%	92.7%
% of Patients satisfied with the time they had to wait for an appointment	4	4	N/A	84.0%	83.8%	88.8%

\* This is based on patients treated on this contract for their most recent course of treatment. Figures in italics indicate the base number of FP17s or Patient Questionnaire responses are less than 100. N/A is shown where the base number of responses is less than 10 during the period. % is calculated as Quantity/Base number\*100

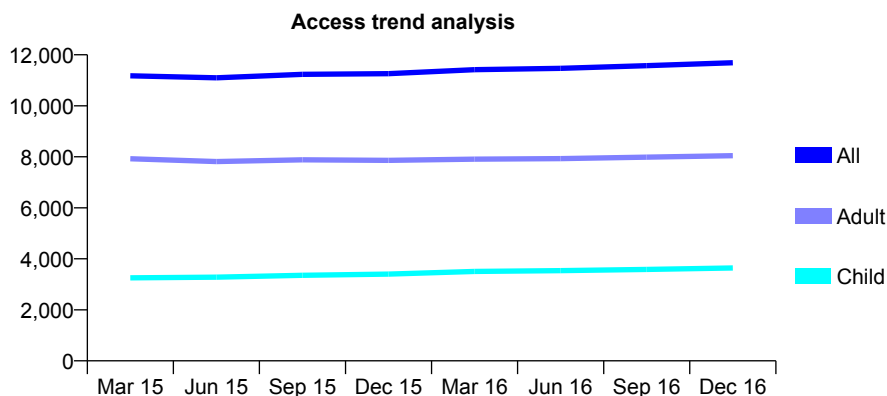
## Q62 - Vital Signs At a Glance Contract Report for 101370/0100 - December 2016

Name or company name	Petrie Tucker & Partners Ltd
Contract type name	GDS Contract
Purpose of contract	General
Contract start date	01/04/2007
Contract end date	

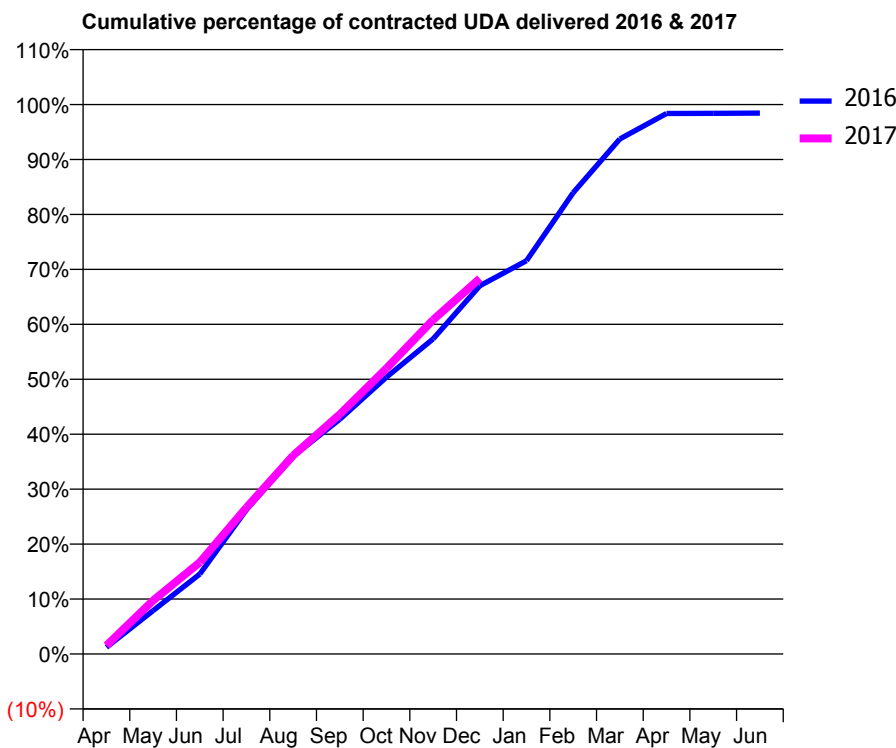
16/17 Contracted general activity (UDA)	30,378
Carry forward general activity (UDA)	475
16/17 Contracted orthodontic activity (UOA)	0
Carry forward orthodontic activity (UOA)	0
Baseline contract value	£747,942.39

### ACCESS\*

Patients seen in 24 months	Total	Change since previous quarter
Quarter ending December 2015	11,261	
Quarter ending March 2016	11,415	→
Quarter ending June 2016	11,468	→
Quarter ending September 2016	11,575	→
Quarter ending December 2016	11,687	→
<b>Variance since December 2015</b>	<b>3.8%</b>	<b>↑</b>



### ACTIVITY



Month	Adjusted Scheduled Activity (UDA)	
	2016	2017
April	372	465
May	2,401	2,962
June	4,419	5,065
July	7,982	8,097
August	10,933	10,972
September	12,980	13,249
October	15,306	15,793
November	17,426	18,475
December	20,354	20,760
January	21,741	
February	25,499	
March	28,473	
April	29,883	
May	29,888	
June	29,903	

### QUALITY

	Quantity	Base Number	Contract	AT	Region	England
% of FP17s for the same patient ID Re-attending within 3 months - Children	164	3,113	5.3%	10.0%	11.9%	12.4%
% of FP17s for the same patient ID Re-attending within 3 months - Adults	588	6,167	9.5%	16.0%	17.1%	16.6%
% of FP17s for the same patient ID Re-attending between 3 & 9 months - Children	1,250	3,113	40.2%	45.8%	46.2%	57.5%
% of FP17s for the same patient ID Re-attending between 3 & 9 months - Adults	2,258	6,167	36.6%	37.2%	37.8%	50.4%
% of FP17s for Band 1 Urgent Courses	285	8,680	3.3%	11.0%	10.6%	9.1%
% of FP17s Relating to Free Repair or Replacements	31	8,680	0.4%	0.6%	0.6%	0.8%
% of FP17s Relating to Continuations	133	8,680	1.5%	0.7%	0.9%	1.3%
% of Patients satisfied with the dentistry they have received	10	11	90.9%	91.5%	90.3%	92.7%
% of Patients satisfied with the time they had to wait for an appointment	10	11	90.9%	84.0%	83.8%	88.8%

\* This is based on patients treated on this contract for their most recent course of treatment. Figures in italics indicate the base number of FP17s or Patient Questionnaire responses are less than 100. N/A is shown where the base number of responses is less than 10 during the period. % is calculated as Quantity/Base number\*100

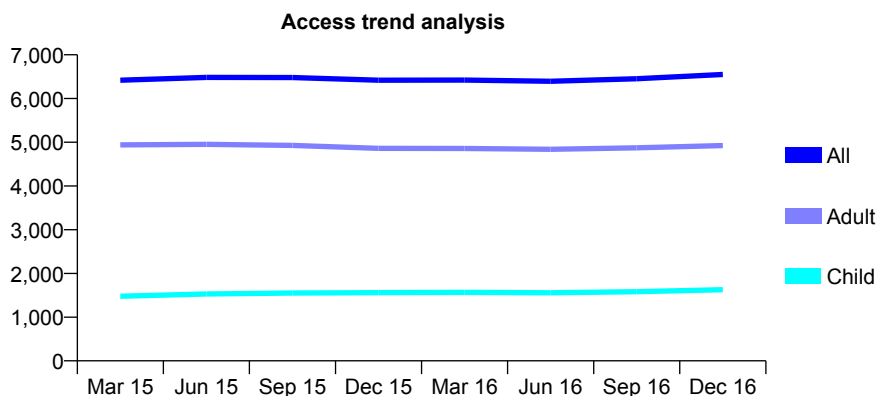
## Q62 - Vital Signs At a Glance Contract Report for 101435/0013 - December 2016

Name or company name	IDH Limited
Contract type name	GDS Contract
Purpose of contract	General
Contract start date	01/04/2006
Contract end date	

16/17 Contracted general activity (UDA)	21,930
Carry forward general activity (UDA)	0
16/17 Contracted orthodontic activity (UOA)	0
Carry forward orthodontic activity (UOA)	0
Baseline contract value	£561,399.49

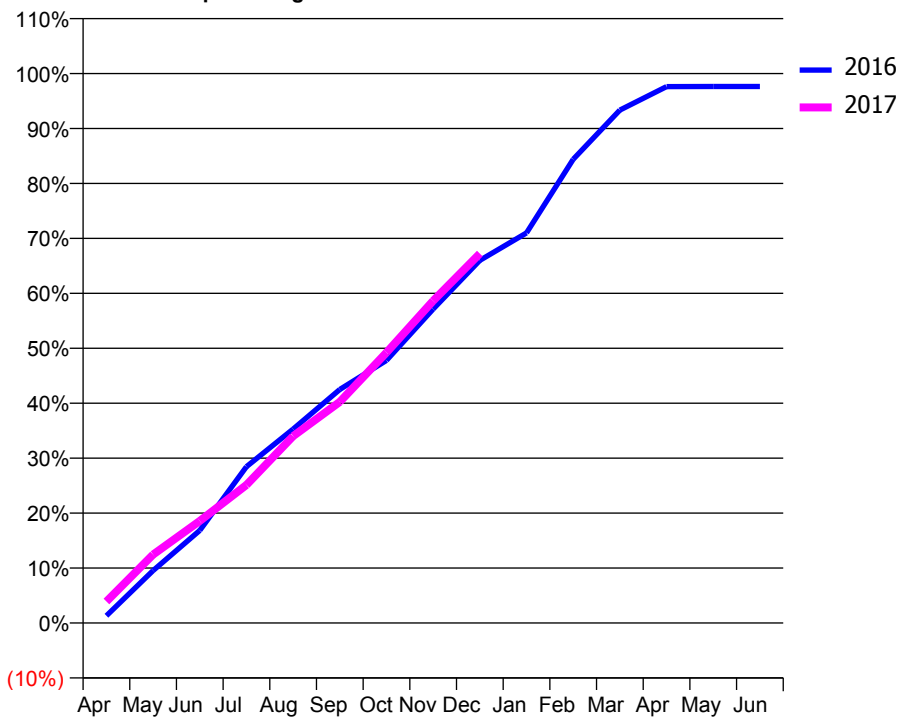
### ACCESS\*

Patients seen in 24 months	Total	Change since previous quarter
Quarter ending December 2015	6,420	
Quarter ending March 2016	6,421	→
Quarter ending June 2016	6,396	→
Quarter ending September 2016	6,453	→
Quarter ending December 2016	6,551	→
<b>Variance since December 2015</b>	<b>2.0%</b>	<b>↑</b>



### ACTIVITY

Cumulative percentage of contracted UDA delivered 2016 & 2017



Month	Adjusted Scheduled Activity (UDA)	
	2016	2017
April	291	857
May	2,092	2,730
June	3,695	4,072
July	6,239	5,510
August	7,742	7,458
September	9,320	8,826
October	10,482	10,796
November	12,529	12,861
December	14,474	14,744
January	15,568	
February	18,504	
March	20,468	
April	21,406	
May	21,413	
June	21,413	

### QUALITY

	Quantity	Base Number	Contract	AT	Region	England
% of FP17s for the same patient ID Re-attending within 3 months - Children	128	1,269	10.1%	10.0%	11.9%	12.4%
% of FP17s for the same patient ID Re-attending within 3 months - Adults	658	3,690	17.8%	16.0%	17.1%	16.6%
% of FP17s for the same patient ID Re-attending between 3 & 9 months - Children	415	1,269	32.7%	45.8%	46.2%	57.5%
% of FP17s for the same patient ID Re-attending between 3 & 9 months - Adults	1,111	3,690	30.1%	37.2%	37.8%	50.4%
% of FP17s for Band 1 Urgent Courses	458	4,645	9.9%	11.0%	10.6%	9.1%
% of FP17s Relating to Free Repair or Replacements	26	4,645	0.6%	0.6%	0.6%	0.8%
% of FP17s Relating to Continuations	81	4,645	1.7%	0.7%	0.9%	1.3%
% of Patients satisfied with the dentistry they have received	16	20	80.0%	91.5%	90.3%	92.7%
% of Patients satisfied with the time they had to wait for an appointment	16	20	80.0%	84.0%	83.8%	88.8%

\* This is based on patients treated on this contract for their most recent course of treatment. Figures in italics indicate the base number of FP17s or Patient Questionnaire responses are less than 100. N/A is shown where the base number of responses is less than 10 during the period. % is calculated as Quantity/Base number\*100

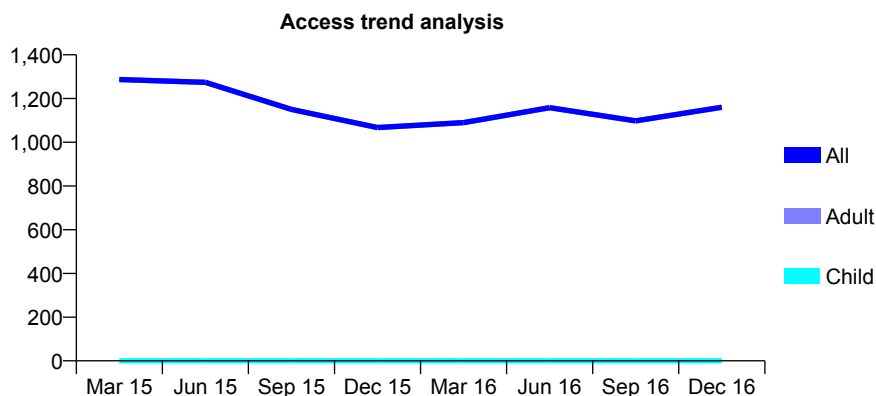
## Q62 - Vital Signs At a Glance Contract Report for 102830/0001 - December 2016

Name or company name	Dr G Kataria
Contract type name	PDS Contract
Purpose of contract	General
Contract start date	01/04/2006
Contract end date	

16/17 Contracted general activity (UDA)	2,432
Carry forward general activity (UDA)	0
16/17 Contracted orthodontic activity (UOA)	0
Carry forward orthodontic activity (UOA)	0
Baseline contract value	£103,582.06

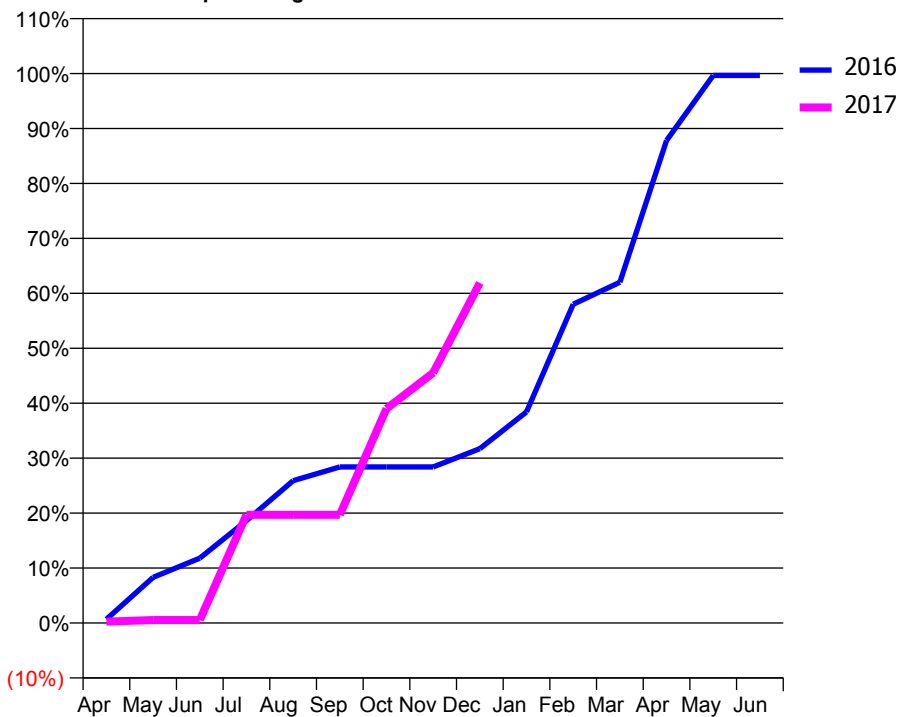
### ACCESS\*

Patients seen in 24 months	Total	Change since previous quarter
Quarter ending December 2015	1,067	
Quarter ending March 2016	1,090	↑
Quarter ending June 2016	1,158	↑
Quarter ending September 2016	1,098	↓
Quarter ending December 2016	1,160	↑
<b>Variance since December 2015</b>	<b>8.7%</b>	<b>↑</b>



### ACTIVITY

Cumulative percentage of contracted UDA delivered 2016 & 2017



Month	Adjusted Scheduled Activity (UDA)	
	2016	2017
April	17	6
May	202	13
June	287	13
July	453	479
August	630	479
September	691	479
October	691	949
November	691	1,108
December	772	1,505
January	934	
February	1,411	
March	1,508	
April	2,135	
May	2,423	
June	2,423	

### QUALITY

	Quantity	Base Number	Contract	AT	Region	England
% of FP17s for the same patient ID Re-attending within 3 months - Children	0	0	N/A	10.0%	11.9%	12.4%
% of FP17s for the same patient ID Re-attending within 3 months - Adults	44	823	5.3%	16.0%	17.1%	16.6%
% of FP17s for the same patient ID Re-attending between 3 & 9 months - Children	0	0	N/A	45.8%	46.2%	57.5%
% of FP17s for the same patient ID Re-attending between 3 & 9 months - Adults	157	823	19.1%	37.2%	37.8%	50.4%
% of FP17s for Band 1 Urgent Courses	32	540	5.9%	11.0%	10.6%	9.1%
% of FP17s Relating to Free Repair or Replacements	0	540	0.0%	0.6%	0.6%	0.8%
% of FP17s Relating to Continuations	0	540	0.0%	0.7%	0.9%	1.3%
% of Patients satisfied with the dentistry they have received	0	0	N/A	91.5%	90.3%	92.7%
% of Patients satisfied with the time they had to wait for an appointment	0	0	N/A	84.0%	83.8%	88.8%

\* This is based on patients treated on this contract for their most recent course of treatment. Figures in italics indicate the base number of FP17s or Patient Questionnaire responses are less than 100. N/A is shown where the base number of responses is less than 10 during the period. % is calculated as Quantity/Base number\*100

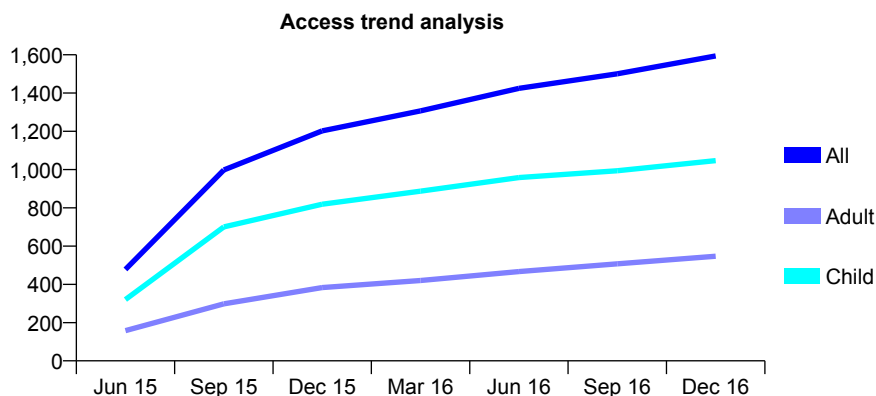
## Q62 - Vital Signs At a Glance Contract Report for 106240/0001 - December 2016

Name or company name	Dr T Tikam & Dr S Ramchandani
Contract type name	GDS Contract
Purpose of contract	General
Contract start date	01/04/2015
Contract end date	

16/17 Contracted general activity (UDA)	3,739
Carry forward general activity (UDA)	-51
16/17 Contracted orthodontic activity (UOA)	0
Carry forward orthodontic activity (UOA)	0
Baseline contract value	£103,941.23

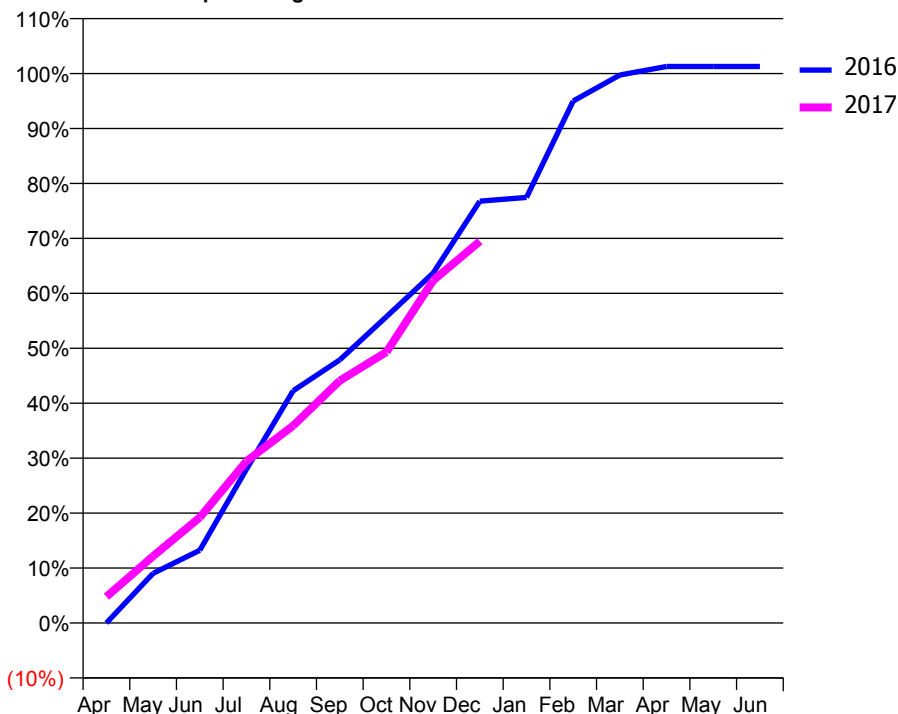
### ACCESS\*

Patients seen in 24 months	Total	Change since previous quarter
Quarter ending December 2015	1,202	
Quarter ending March 2016	1,307	↑
Quarter ending June 2016	1,425	↑
Quarter ending September 2016	1,501	↑
Quarter ending December 2016	1,594	↑
<b>Variance since December 2015</b>	<b>32.6%</b>	<b>↑</b>



### ACTIVITY

Cumulative percentage of contracted UDA delivered 2016 & 2017



Month	Adjusted Scheduled Activity (UDA)	
	2016	2017
April	0	180
May	338	455
June	495	718
July	1,046	1,101
August	1,580	1,342
September	1,790	1,649
October	2,084	1,844
November	2,381	2,331
December	2,870	2,598
January	2,895	
February	3,552	
March	3,729	
April	3,787	
May	3,787	
June	3,787	

### QUALITY

	Quantity	Base Number	Contract	AT	Region	England
% of FP17s for the same patient ID Re-attending within 3 months - Children	56	1,109	5.0%	10.0%	11.9%	12.4%
% of FP17s for the same patient ID Re-attending within 3 months - Adults	48	457	10.5%	16.0%	17.1%	16.6%
% of FP17s for the same patient ID Re-attending between 3 & 9 months - Children	675	1,109	60.9%	45.8%	46.2%	57.5%
% of FP17s for the same patient ID Re-attending between 3 & 9 months - Adults	226	457	49.5%	37.2%	37.8%	50.4%
% of FP17s for Band 1 Urgent Courses	88	1,539	5.7%	11.0%	10.6%	9.1%
% of FP17s Relating to Free Repair or Replacements	10	1,539	0.6%	0.6%	0.6%	0.8%
% of FP17s Relating to Continuations	2	1,539	0.1%	0.7%	0.9%	1.3%
% of Patients satisfied with the dentistry they have received	0	0	N/A	91.5%	90.3%	92.7%
% of Patients satisfied with the time they had to wait for an appointment	0	0	N/A	84.0%	83.8%	88.8%

\* This is based on patients treated on this contract for their most recent course of treatment. Figures in italics indicate the base number of FP17s or Patient Questionnaire responses are less than 100. N/A is shown where the base number of responses is less than 10 during the period. % is calculated as Quantity/Base number\*100

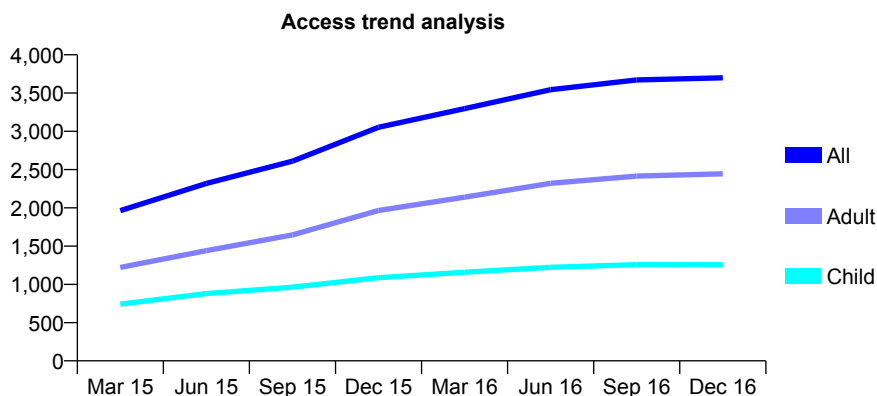
## Q62 - Vital Signs At a Glance Contract Report for 107042/0001 - December 2016

Name or company name	Sudhir Thakerar & Partners
Contract type name	GDS Contract
Purpose of contract	General
Contract start date	01/08/2014
Contract end date	

16/17 Contracted general activity (UDA)	10,073
Carry forward general activity (UDA)	17
16/17 Contracted orthodontic activity (UOA)	0
Carry forward orthodontic activity (UOA)	0
Baseline contract value	£279,606.85

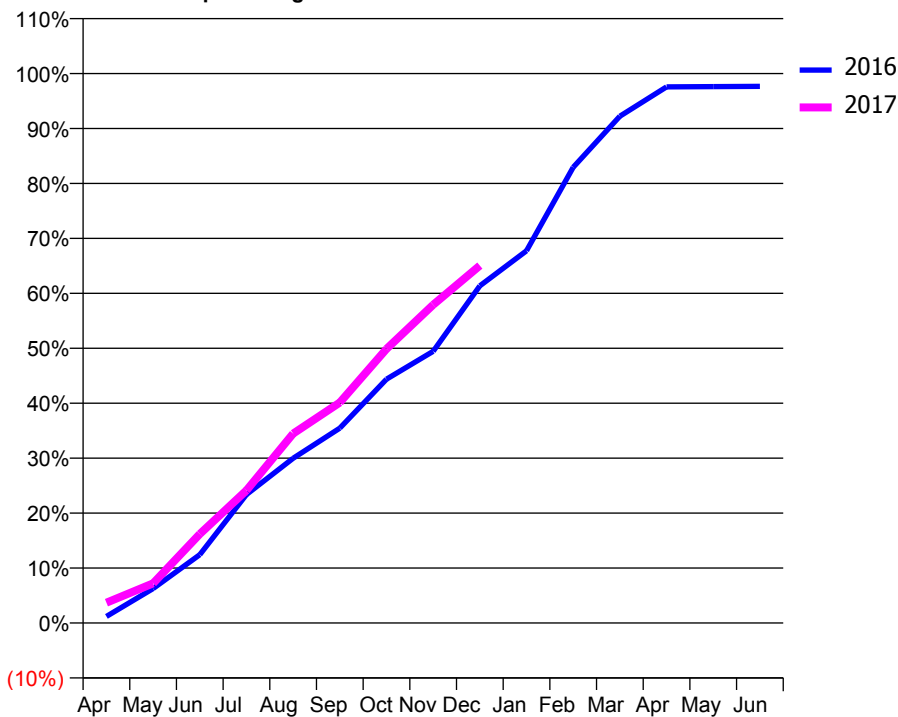
### ACCESS\*

Patients seen in 24 months	Total	Change since previous quarter
Quarter ending December 2015	3,052	
Quarter ending March 2016	3,297	↑
Quarter ending June 2016	3,544	↑
Quarter ending September 2016	3,671	↑
Quarter ending December 2016	3,699	→
<b>Variance since December 2015</b>	<b>21.2%</b>	<b>↑</b>



### ACTIVITY

Cumulative percentage of contracted UDA delivered 2016 & 2017



Month	Adjusted Scheduled Activity (UDA)	
	2016	2017
April	120	373
May	631	728
June	1,254	1,631
July	2,355	2,431
August	3,020	3,471
September	3,572	4,041
October	4,469	5,025
November	4,982	5,835
December	6,180	6,553
January	6,825	
February	8,354	
March	9,289	
April	9,828	
May	9,834	
June	9,837	

### QUALITY

	Quantity	Base Number	Contract	AT	Region	England
% of FP17s for the same patient ID Re-attending within 3 months - Children	133	1,160	11.5%	10.0%	11.9%	12.4%
% of FP17s for the same patient ID Re-attending within 3 months - Adults	474	2,340	20.3%	16.0%	17.1%	16.6%
% of FP17s for the same patient ID Re-attending between 3 & 9 months - Children	484	1,160	41.7%	45.8%	46.2%	57.5%
% of FP17s for the same patient ID Re-attending between 3 & 9 months - Adults	914	2,340	39.1%	37.2%	37.8%	50.4%
% of FP17s for Band 1 Urgent Courses	643	3,212	20.0%	11.0%	10.6%	9.1%
% of FP17s Relating to Free Repair or Replacements	7	3,212	0.2%	0.6%	0.6%	0.8%
% of FP17s Relating to Continuations	21	3,212	0.7%	0.7%	0.9%	1.3%
% of Patients satisfied with the dentistry they have received	6	7	N/A	91.5%	90.3%	92.7%
% of Patients satisfied with the time they had to wait for an appointment	5	7	N/A	84.0%	83.8%	88.8%

\* This is based on patients treated on this contract for their most recent course of treatment. Figures in italics indicate the base number of FP17s or Patient Questionnaire responses are less than 100. N/A is shown where the base number of responses is less than 10 during the period. % is calculated as Quantity/Base number\*100



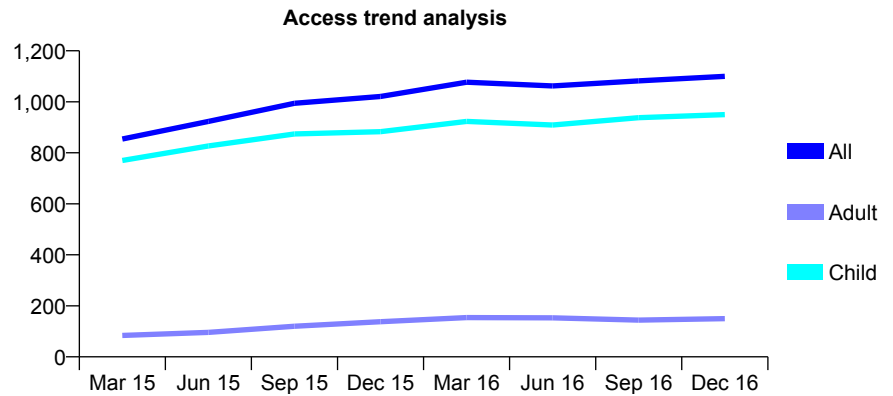
## Q62 - Vital Signs At a Glance Contract Report for 107565/0001 - December 2016

Name or company name	Mrs UP Patel & Mrs N Patel
Contract type name	GDS Contract
Purpose of contract	General
Contract start date	01/04/2014
Contract end date	

16/17 Contracted general activity (UDA)	2,597
Carry forward general activity (UDA)	0
16/17 Contracted orthodontic activity (UOA)	0
Carry forward orthodontic activity (UOA)	0
Baseline contract value	£60,054.11

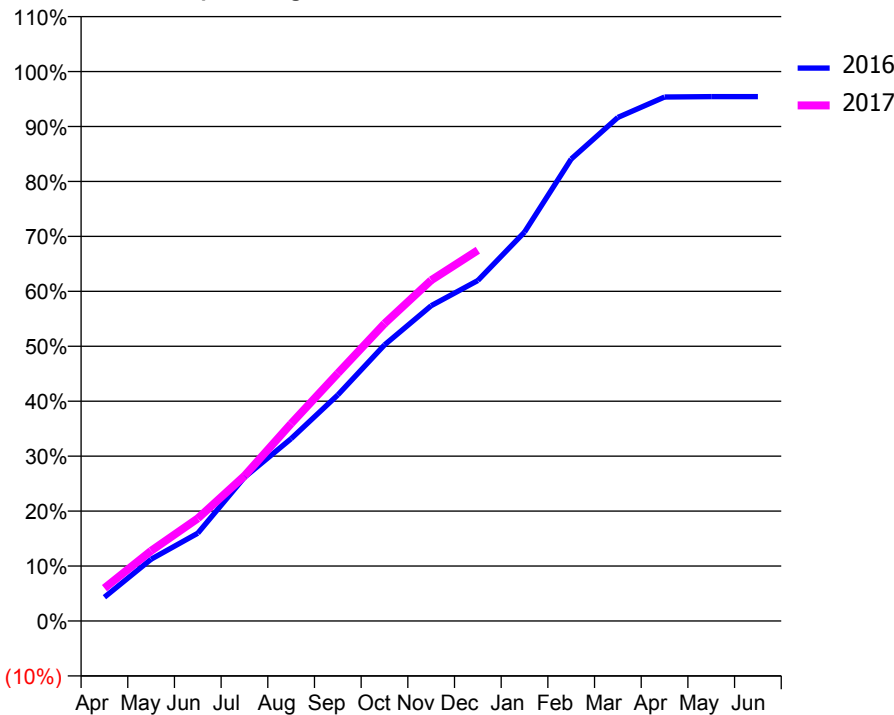
### ACCESS\*

Patients seen in 24 months	Total	Change since previous quarter
Quarter ending December 2015	1,021	
Quarter ending March 2016	1,077	↑
Quarter ending June 2016	1,062	↓
Quarter ending September 2016	1,082	→
Quarter ending December 2016	1,100	→
<b>Variance since December 2015</b>	<b>7.7%</b>	<b>↑</b>



### ACTIVITY

Cumulative percentage of contracted UDA delivered 2016 & 2017



Month	Adjusted Scheduled Activity (UDA)	
	2016	2017
April	112	156
May	292	332
June	415	485
July	679	686
August	862	933
September	1,069	1,170
October	1,305	1,406
November	1,490	1,611
December	1,609	1,753
January	1,838	
February	2,183	
March	2,380	
April	2,476	
May	2,478	
June	2,478	

### QUALITY

	Quantity	Base Number	Contract	AT	Region	England
% of FP17s for the same patient ID Re-attending within 3 months - Children	170	1,237	13.7%	10.0%	11.9%	12.4%
% of FP17s for the same patient ID Re-attending within 3 months - Adults	9	56	16.1%	16.0%	17.1%	16.6%
% of FP17s for the same patient ID Re-attending between 3 & 9 months - Children	750	1,237	60.6%	45.8%	46.2%	57.5%
% of FP17s for the same patient ID Re-attending between 3 & 9 months - Adults	28	56	50.0%	37.2%	37.8%	50.4%
% of FP17s for Band 1 Urgent Courses	28	1,235	2.3%	11.0%	10.6%	9.1%
% of FP17s Relating to Free Repair or Replacements	0	1,235	0.0%	0.6%	0.6%	0.8%
% of FP17s Relating to Continuations	0	1,235	0.0%	0.7%	0.9%	1.3%
% of Patients satisfied with the dentistry they have received	4	4	N/A	91.5%	90.3%	92.7%
% of Patients satisfied with the time they had to wait for an appointment	4	4	N/A	84.0%	83.8%	88.8%

\* This is based on patients treated on this contract for their most recent course of treatment. Figures in italics indicate the base number of FP17s or Patient Questionnaire responses are less than 100. N/A is shown where the base number of responses is less than 10 during the period. % is calculated as Quantity/Base number\*100

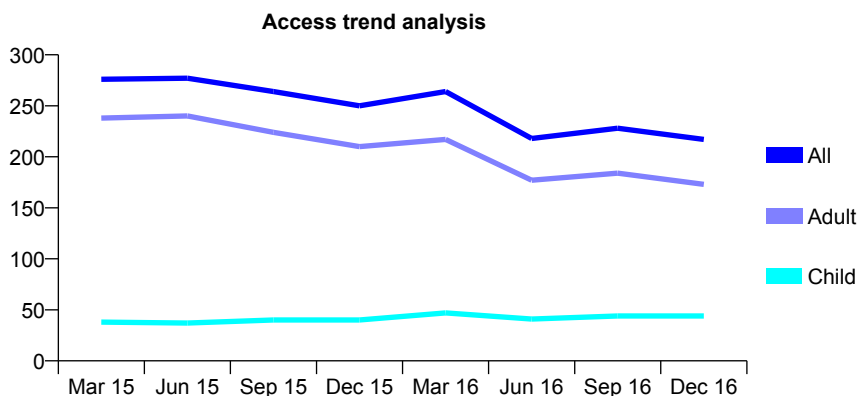
## Q62 - Vital Signs At a Glance Contract Report for 108340/0001 - December 2016

Name or company name	Padayachee and Associates
Contract type name	GDS Contract
Purpose of contract	General
Contract start date	01/04/2011
Contract end date	

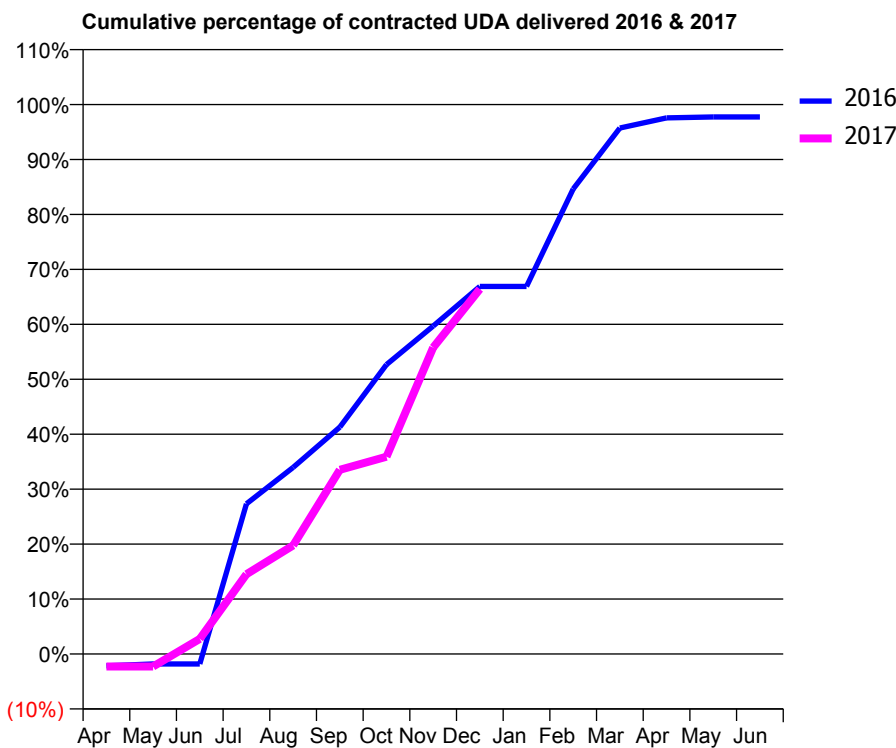
16/17 Contracted general activity (UDA)	655
Carry forward general activity (UDA)	15
16/17 Contracted orthodontic activity (UOA)	0
Carry forward orthodontic activity (UOA)	0
Baseline contract value	£15,326.51

### ACCESS\*

Patients seen in 24 months	Total	Change since previous quarter
Quarter ending December 2015	250	
Quarter ending March 2016	264	↑
Quarter ending June 2016	218	↓
Quarter ending September 2016	228	↑
Quarter ending December 2016	217	↓
<b>Variance since December 2015</b>	<b>(13.2%)</b>	<b>↓</b>



### ACTIVITY



Month	Adjusted Scheduled Activity (UDA)	
	2016	2017
April	-14	-15
May	-12	-15
June	-12	18
July	179	95
August	222	129
September	270	220
October	345	235
November	391	365
December	438	435
January	438	
February	554	
March	627	
April	639	
May	640	
June	640	

### QUALITY

	Quantity	Base Number	Contract	AT	Region	England
% of FP17s for the same patient ID Re-attending within 3 months - Children	0	26	0.0%	10.0%	11.9%	12.4%
% of FP17s for the same patient ID Re-attending within 3 months - Adults	4	161	2.5%	16.0%	17.1%	16.6%
% of FP17s for the same patient ID Re-attending between 3 & 9 months - Children	2	26	7.7%	45.8%	46.2%	57.5%
% of FP17s for the same patient ID Re-attending between 3 & 9 months - Adults	15	161	9.3%	37.2%	37.8%	50.4%
% of FP17s for Band 1 Urgent Courses	30	185	16.2%	11.0%	10.6%	9.1%
% of FP17s Relating to Free Repair or Replacements	0	185	0.0%	0.6%	0.6%	0.8%
% of FP17s Relating to Continuations	0	185	0.0%	0.7%	0.9%	1.3%
% of Patients satisfied with the dentistry they have received	2	2	N/A	91.5%	90.3%	92.7%
% of Patients satisfied with the time they had to wait for an appointment	2	2	N/A	84.0%	83.8%	88.8%

\* This is based on patients treated on this contract for their most recent course of treatment. Figures in italics indicate the base number of FP17s or Patient Questionnaire responses are less than 100. N/A is shown where the base number of responses is less than 10 during the period. % is calculated as Quantity/Base number\*100

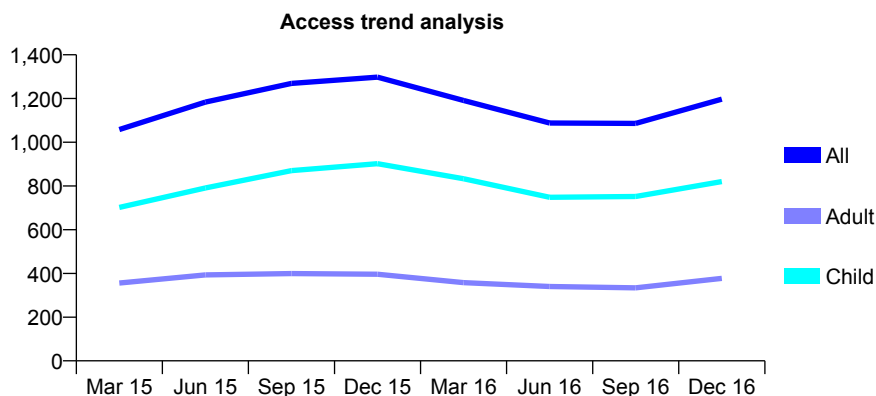
## Q62 - Vital Signs At a Glance Contract Report for 108553/0001 - December 2016

Name or company name	MR MJ HUGHES & MISS K HUGHES
Contract type name	GDS Contract
Purpose of contract	General
Contract start date	01/09/2013
Contract end date	

16/17 Contracted general activity (UDA)	2,507
Carry forward general activity (UDA)	52
16/17 Contracted orthodontic activity (UOA)	0
Carry forward orthodontic activity (UOA)	0
Baseline contract value	£65,326.45

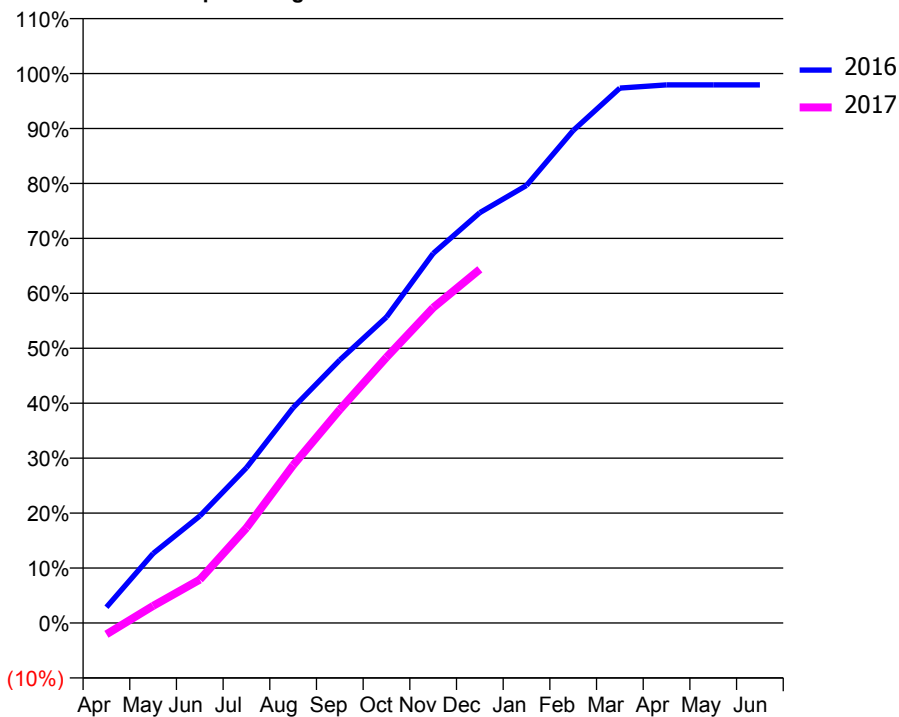
### ACCESS\*

Patients seen in 24 months	Total	Change since previous quarter
Quarter ending December 2015	1,298	
Quarter ending March 2016	1,191	↓
Quarter ending June 2016	1,088	↓
Quarter ending September 2016	1,086	→
Quarter ending December 2016	1,197	↑
<b>Variance since December 2015</b>	<b>(7.8%)</b>	<b>↓</b>



### ACTIVITY

Cumulative percentage of contracted UDA delivered 2016 & 2017



Month	Adjusted Scheduled Activity (UDA)	
	2016	2017
April	72	-52
May	317	78
June	488	198
July	709	434
August	982	720
September	1,200	973
October	1,396	1,212
November	1,686	1,438
December	1,872	1,614
January	1,996	
February	2,247	
March	2,440	
April	2,455	
May	2,455	
June	2,455	

### QUALITY

	Quantity	Base Number	Contract	AT	Region	England
% of FP17s for the same patient ID Re-attending within 3 months - Children	23	769	3.0%	10.0%	11.9%	12.4%
% of FP17s for the same patient ID Re-attending within 3 months - Adults	18	255	7.1%	16.0%	17.1%	16.6%
% of FP17s for the same patient ID Re-attending between 3 & 9 months - Children	315	769	41.0%	45.8%	46.2%	57.5%
% of FP17s for the same patient ID Re-attending between 3 & 9 months - Adults	66	255	25.9%	37.2%	37.8%	50.4%
% of FP17s for Band 1 Urgent Courses	8	1,015	0.8%	11.0%	10.6%	9.1%
% of FP17s Relating to Free Repair or Replacements	2	1,015	0.2%	0.6%	0.6%	0.8%
% of FP17s Relating to Continuations	0	1,015	0.0%	0.7%	0.9%	1.3%
% of Patients satisfied with the dentistry they have received	2	2	N/A	91.5%	90.3%	92.7%
% of Patients satisfied with the time they had to wait for an appointment	1	2	N/A	84.0%	83.8%	88.8%

\* This is based on patients treated on this contract for their most recent course of treatment. Figures in italics indicate the base number of FP17s or Patient Questionnaire responses are less than 100. N/A is shown where the base number of responses is less than 10 during the period. % is calculated as Quantity/Base number\*100

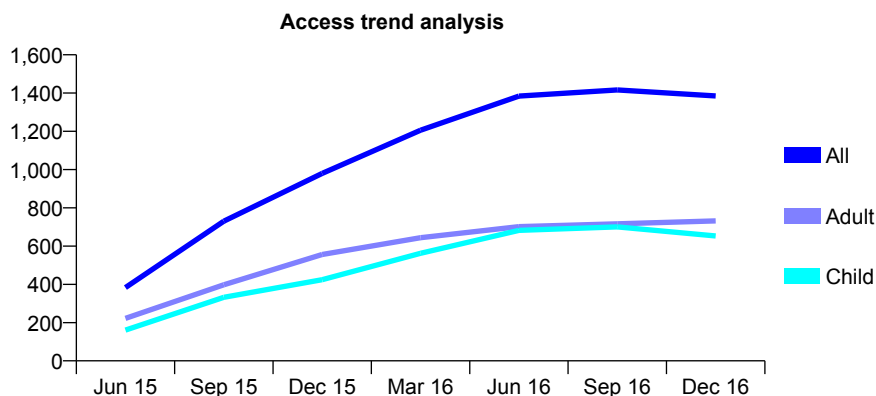
## Q62 - Vital Signs At a Glance Contract Report for 108553/0003 - December 2016

Name or company name	MR MJ HUGHES & MISS K HUGHES
Contract type name	GDS Contract
Purpose of contract	General
Contract start date	01/04/2015
Contract end date	

16/17 Contracted general activity (UDA)	4,500
Carry forward general activity (UDA)	378
16/17 Contracted orthodontic activity (UOA)	0
Carry forward orthodontic activity (UOA)	0
Baseline contract value	£110,012.64

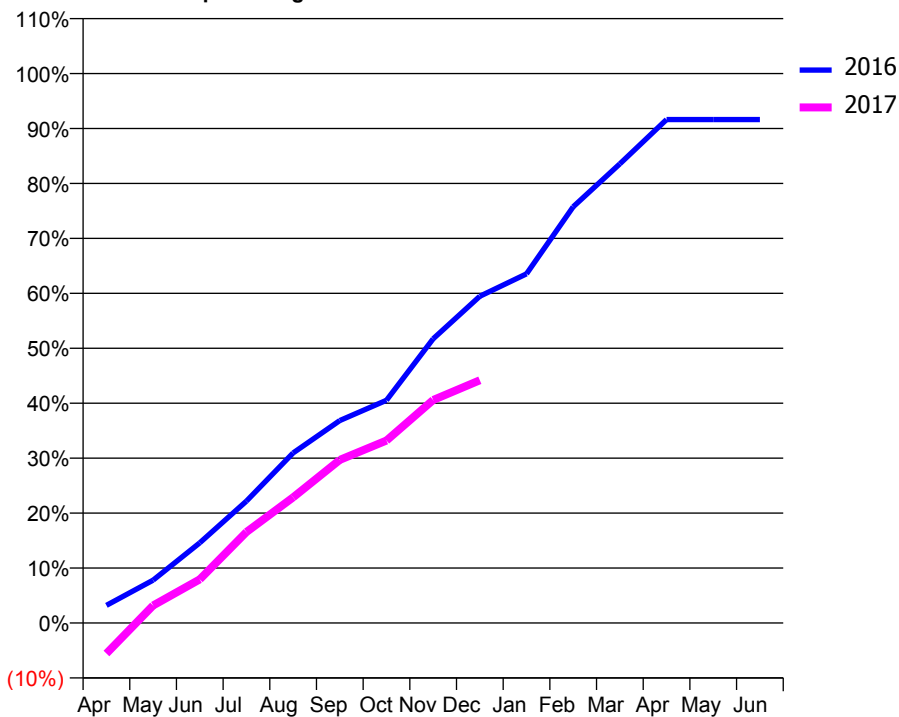
### ACCESS\*

Patients seen in 24 months	Total	Change since previous quarter
Quarter ending December 2015	980	
Quarter ending March 2016	1,206	↑
Quarter ending June 2016	1,384	↑
Quarter ending September 2016	1,416	↑
Quarter ending December 2016	1,385	↓
<b>Variance since December 2015</b>	<b>41.3%</b>	<b>↑</b>



### ACTIVITY

Cumulative percentage of contracted UDA delivered 2016 & 2017



Month	Adjusted Scheduled Activity (UDA)	
	2016	2017
April	144	-251
May	351	143
June	657	358
July	999	745
August	1,393	1,030
September	1,658	1,337
October	1,824	1,494
November	2,327	1,826
December	2,676	1,988
January	2,859	
February	3,408	
March	3,761	
April	4,122	
May	4,122	
June	4,122	

### QUALITY

	Quantity	Base Number	Contract	AT	Region	England
% of FP17s for the same patient ID Re-attending within 3 months - Children	54	823	6.6%	10.0%	11.9%	12.4%
% of FP17s for the same patient ID Re-attending within 3 months - Adults	86	737	11.7%	16.0%	17.1%	16.6%
% of FP17s for the same patient ID Re-attending between 3 & 9 months - Children	328	823	39.9%	45.8%	46.2%	57.5%
% of FP17s for the same patient ID Re-attending between 3 & 9 months - Adults	389	737	52.8%	37.2%	37.8%	50.4%
% of FP17s for Band 1 Urgent Courses	86	1,383	6.2%	11.0%	10.6%	9.1%
% of FP17s Relating to Free Repair or Replacements	2	1,383	0.1%	0.6%	0.6%	0.8%
% of FP17s Relating to Continuations	4	1,383	0.3%	0.7%	0.9%	1.3%
% of Patients satisfied with the dentistry they have received	5	5	N/A	91.5%	90.3%	92.7%
% of Patients satisfied with the time they had to wait for an appointment	5	5	N/A	84.0%	83.8%	88.8%

\* This is based on patients treated on this contract for their most recent course of treatment. Figures in italics indicate the base number of FP17s or Patient Questionnaire responses are less than 100. N/A is shown where the base number of responses is less than 10 during the period. % is calculated as Quantity/Base number\*100

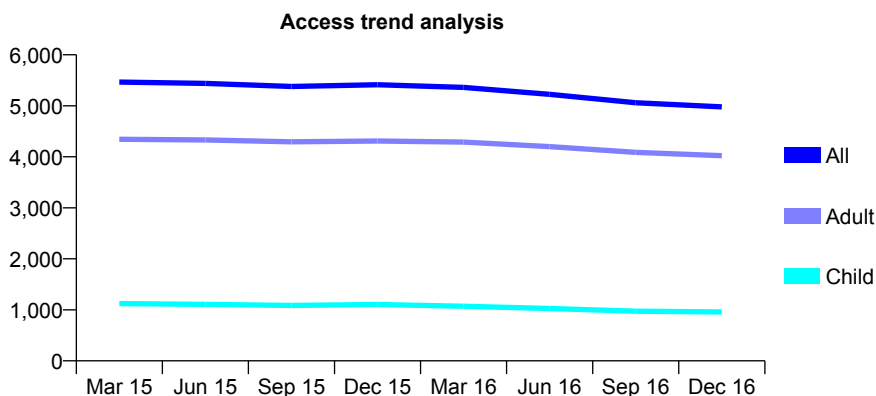
## Q62 - Vital Signs At a Glance Contract Report for 109339/0001 - December 2016

Name or company name	M.A.Shepherd, C.Ruparelia & J.Ruparelia
Contract type name	GDS Contract
Purpose of contract	General
Contract start date	01/02/2010
Contract end date	

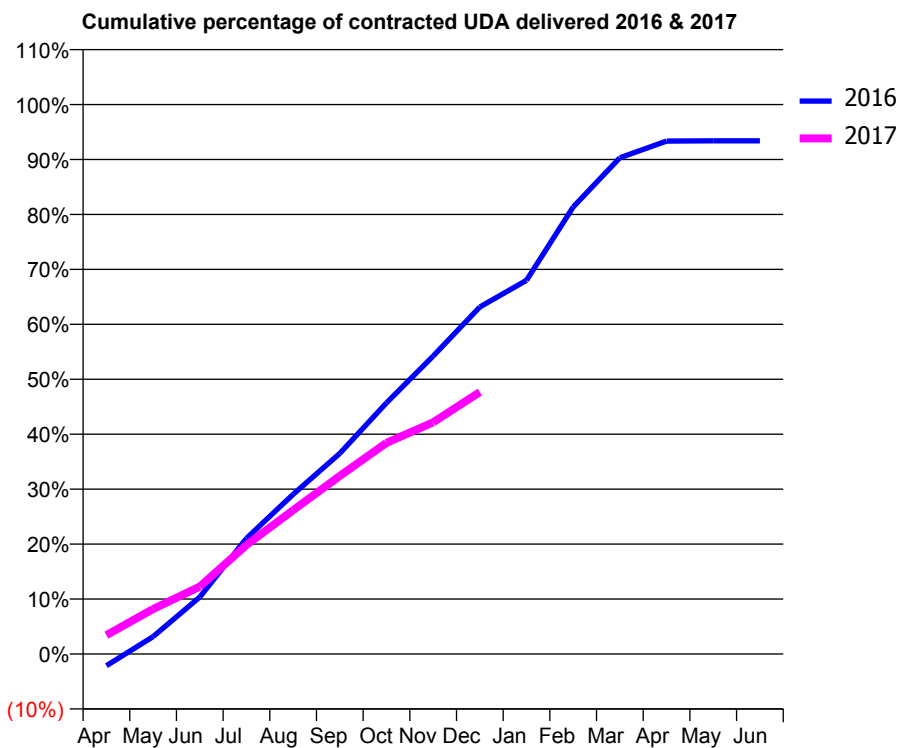
16/17 Contracted general activity (UDA)	15,936
Carry forward general activity (UDA)	0
16/17 Contracted orthodontic activity (UOA)	0
Carry forward orthodontic activity (UOA)	0
Baseline contract value	£390,304.58

### ACCESS\*

Patients seen in 24 months	Total	Change since previous quarter
Quarter ending December 2015	5,414	
Quarter ending March 2016	5,361	→
Quarter ending June 2016	5,226	↓
Quarter ending September 2016	5,061	↓
Quarter ending December 2016	4,980	↓
<b>Variance since December 2015</b>	<b>(8.0%)</b>	<b>↓</b>



### ACTIVITY



Month	Adjusted Scheduled Activity (UDA)	
	2016	2017
April	-344	546
May	503	1,307
June	1,652	1,954
July	3,356	3,163
August	4,633	4,172
September	5,817	5,164
October	7,284	6,124
November	8,642	6,719
December	10,065	7,595
January	10,838	
February	12,966	
March	14,392	
April	14,877	
May	14,882	
June	14,882	

### QUALITY

	Quantity	Base Number	Contract	AT	Region	England
% of FP17s for the same patient ID Re-attending within 3 months - Children	56	841	6.7%	10.0%	11.9%	12.4%
% of FP17s for the same patient ID Re-attending within 3 months - Adults	539	3,295	16.4%	16.0%	17.1%	16.6%
% of FP17s for the same patient ID Re-attending between 3 & 9 months - Children	404	841	48.0%	45.8%	46.2%	57.5%
% of FP17s for the same patient ID Re-attending between 3 & 9 months - Adults	1,276	3,295	38.7%	37.2%	37.8%	50.4%
% of FP17s for Band 1 Urgent Courses	789	3,915	20.2%	11.0%	10.6%	9.1%
% of FP17s Relating to Free Repair or Replacements	47	3,915	1.2%	0.6%	0.6%	0.8%
% of FP17s Relating to Continuations	19	3,915	0.5%	0.7%	0.9%	1.3%
% of Patients satisfied with the dentistry they have received	10	11	90.9%	91.5%	90.3%	92.7%
% of Patients satisfied with the time they had to wait for an appointment	10	11	90.9%	84.0%	83.8%	88.8%

\* This is based on patients treated on this contract for their most recent course of treatment. Figures in italics indicate the base number of FP17s or Patient Questionnaire responses are less than 100. N/A is shown where the base number of responses is less than 10 during the period. % is calculated as Quantity/Base number\*100

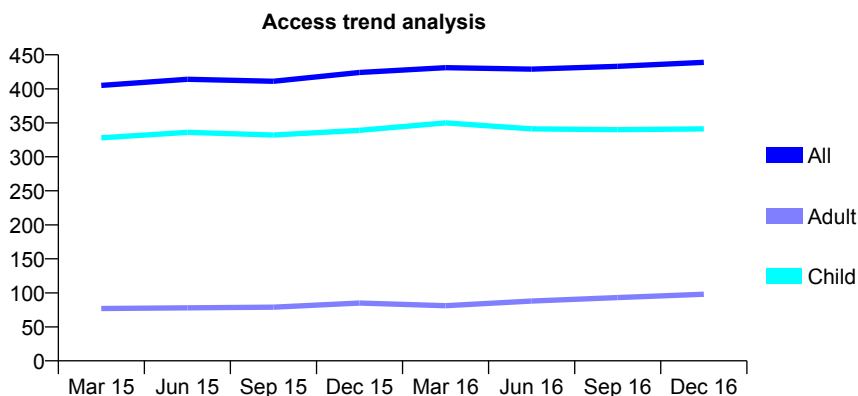
## Q62 - Vital Signs At a Glance Contract Report for 110531/0001 - December 2016

Name or company name	STERLING DENTAL SURGERIES LTD
Contract type name	GDS Contract
Purpose of contract	General
Contract start date	01/04/2006
Contract end date	

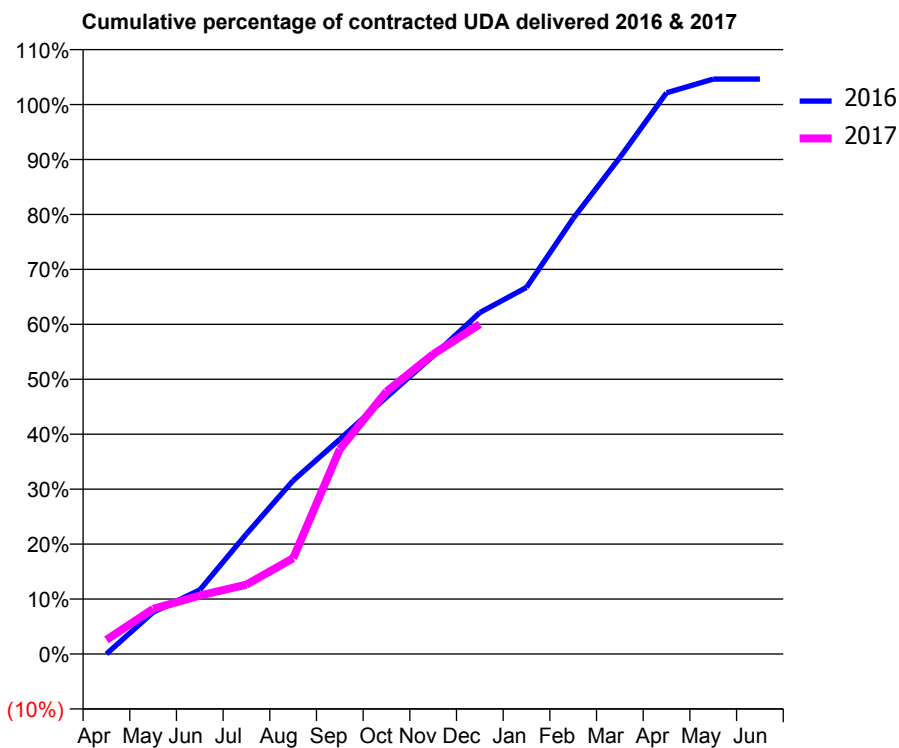
16/17 Contracted general activity (UDA)	1,165
Carry forward general activity (UDA)	-23
16/17 Contracted orthodontic activity (UOA)	0
Carry forward orthodontic activity (UOA)	0
Baseline contract value	£26,437.61

### ACCESS\*

Patients seen in 24 months	Total	Change since previous quarter
Quarter ending December 2015	424	
Quarter ending March 2016	431	→
Quarter ending June 2016	429	→
Quarter ending September 2016	433	→
Quarter ending December 2016	439	→
<b>Variance since December 2015</b>	<b>3.5%</b>	<b>↑</b>



### ACTIVITY



Month	Adjusted Scheduled Activity (UDA)	
	2016	2017
April	0	30
May	89	96
June	136	124
July	255	147
August	368	203
September	455	434
October	545	557
November	632	636
December	724	699
January	777	
February	923	
March	1,053	
April	1,190	
May	1,219	
June	1,219	

### QUALITY

	Quantity	Base Number	Contract	AT	Region	England
% of FP17s for the same patient ID Re-attending within 3 months - Children	19	368	5.2%	10.0%	11.9%	12.4%
% of FP17s for the same patient ID Re-attending within 3 months - Adults	5	51	9.8%	16.0%	17.1%	16.6%
% of FP17s for the same patient ID Re-attending between 3 & 9 months - Children	225	368	61.1%	45.8%	46.2%	57.5%
% of FP17s for the same patient ID Re-attending between 3 & 9 months - Adults	17	51	33.3%	37.2%	37.8%	50.4%
% of FP17s for Band 1 Urgent Courses	11	361	3.0%	11.0%	10.6%	9.1%
% of FP17s Relating to Free Repair or Replacements	1	361	0.3%	0.6%	0.6%	0.8%
% of FP17s Relating to Continuations	0	361	0.0%	0.7%	0.9%	1.3%
% of Patients satisfied with the dentistry they have received	0	0	N/A	91.5%	90.3%	92.7%
% of Patients satisfied with the time they had to wait for an appointment	0	0	N/A	84.0%	83.8%	88.8%

\* This is based on patients treated on this contract for their most recent course of treatment. Figures in italics indicate the base number of FP17s or Patient Questionnaire responses are less than 100. N/A is shown where the base number of responses is less than 10 during the period. % is calculated as Quantity/Base number\*100

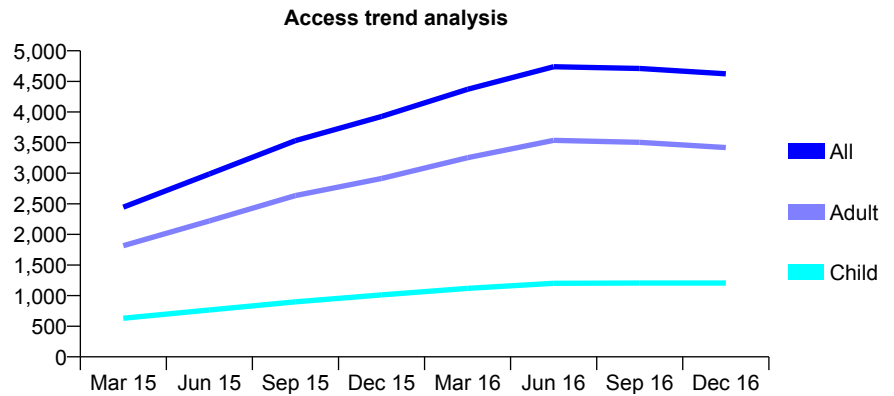
## Q62 - Vital Signs At a Glance Contract Report for 110922/0001 - December 2016

Name or company name	Mr M. H. Bhatt & Mr D. G. Jani
Contract type name	GDS Contract
Purpose of contract	General
Contract start date	01/07/2014
Contract end date	

16/17 Contracted general activity (UDA)	13,288
Carry forward general activity (UDA)	-266
16/17 Contracted orthodontic activity (UOA)	0
Carry forward orthodontic activity (UOA)	0
Baseline contract value	£365,597.00

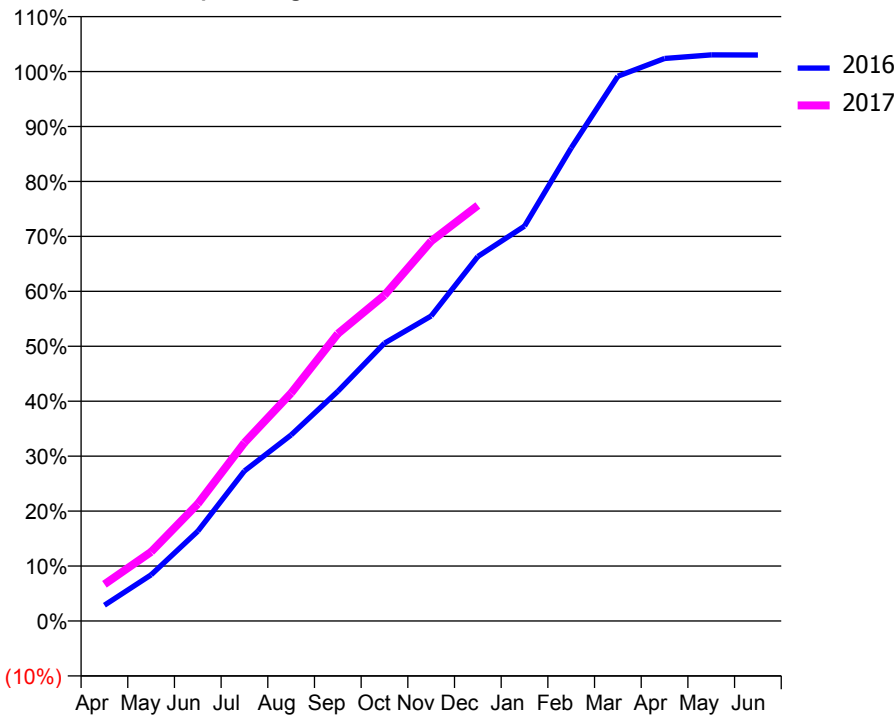
### ACCESS\*

Patients seen in 24 months	Total	Change since previous quarter
Quarter ending December 2015	3,926	
Quarter ending March 2016	4,372	↑
Quarter ending June 2016	4,739	↑
Quarter ending September 2016	4,711	→
Quarter ending December 2016	4,624	↓
<b>Variance since December 2015</b>	<b>17.8%</b>	<b>↑</b>



### ACTIVITY

Cumulative percentage of contracted UDA delivered 2016 & 2017



Month	Adjusted Scheduled Activity (UDA)	
	2016	2017
April	382	887
May	1,118	1,672
June	2,171	2,832
July	3,628	4,312
August	4,501	5,513
September	5,555	6,948
October	6,718	7,879
November	7,377	9,185
December	8,815	10,050
January	9,548	
February	11,439	
March	13,174	
April	13,603	
May	13,689	
June	13,687	

### QUALITY

	Quantity	Base Number	Contract	AT	Region	England
% of FP17s for the same patient ID Re-attending within 3 months - Children	94	945	9.9%	10.0%	11.9%	12.4%
% of FP17s for the same patient ID Re-attending within 3 months - Adults	461	2,426	19.0%	16.0%	17.1%	16.6%
% of FP17s for the same patient ID Re-attending between 3 & 9 months - Children	296	945	31.3%	45.8%	46.2%	57.5%
% of FP17s for the same patient ID Re-attending between 3 & 9 months - Adults	626	2,426	25.8%	37.2%	37.8%	50.4%
% of FP17s for Band 1 Urgent Courses	406	2,998	13.5%	11.0%	10.6%	9.1%
% of FP17s Relating to Free Repair or Replacements	24	2,998	0.8%	0.6%	0.6%	0.8%
% of FP17s Relating to Continuations	55	2,998	1.8%	0.7%	0.9%	1.3%
% of Patients satisfied with the dentistry they have received	3	4	N/A	91.5%	90.3%	92.7%
% of Patients satisfied with the time they had to wait for an appointment	3	4	N/A	84.0%	83.8%	88.8%

\* This is based on patients treated on this contract for their most recent course of treatment. Figures in italics indicate the base number of FP17s or Patient Questionnaire responses are less than 100. N/A is shown where the base number of responses is less than 10 during the period. % is calculated as Quantity/Base number\*100



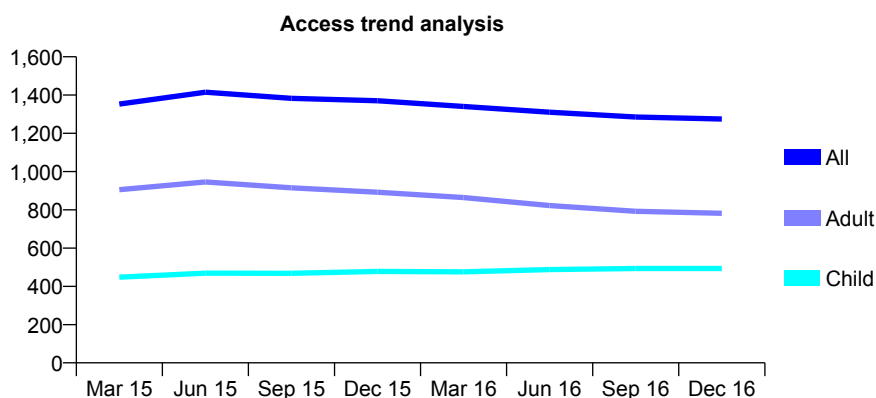
## Q62 - Vital Signs At a Glance Contract Report for 112143/0001 - December 2016

Name or company name	Mr. G. Sumar & Mr. I. Gulamhusein
Contract type name	GDS Contract
Purpose of contract	General
Contract start date	01/07/2013
Contract end date	

16/17 Contracted general activity (UDA)	4,565
Carry forward general activity (UDA)	17
16/17 Contracted orthodontic activity (UOA)	0
Carry forward orthodontic activity (UOA)	0
Baseline contract value	£126,854.38

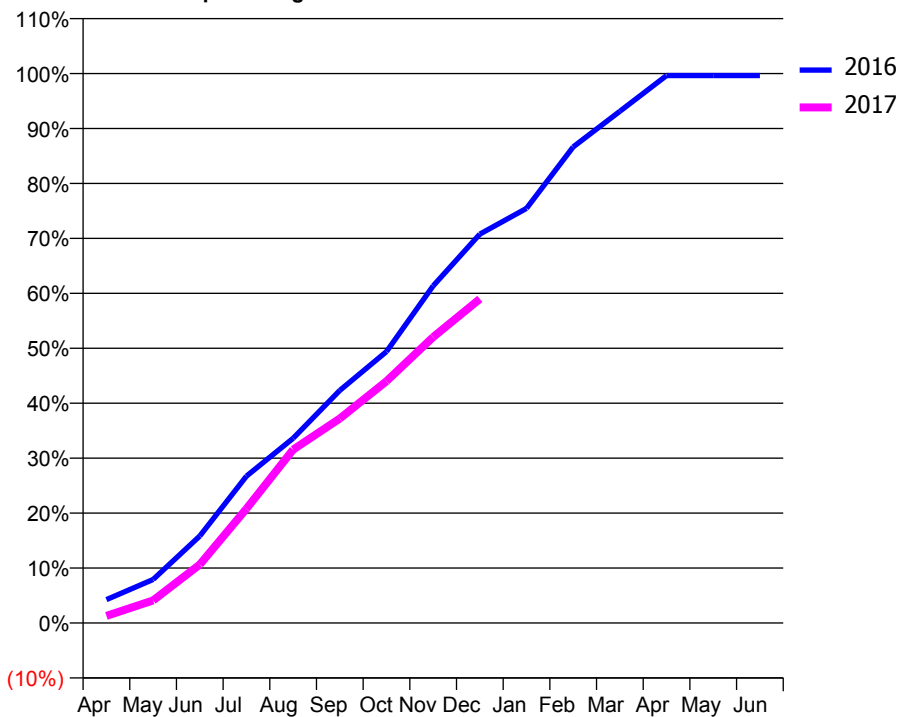
### ACCESS\*

Patients seen in 24 months	Total	Change since previous quarter
Quarter ending December 2015	1,370	
Quarter ending March 2016	1,340	↓
Quarter ending June 2016	1,310	↓
Quarter ending September 2016	1,285	↓
Quarter ending December 2016	1,275	→
<b>Variance since December 2015</b>	<b>(6.9%)</b>	<b>↓</b>



### ACTIVITY

Cumulative percentage of contracted UDA delivered 2016 & 2017



Month	Adjusted Scheduled Activity (UDA)	
	2016	2017
April	194	60
May	362	187
June	723	486
July	1,220	950
August	1,534	1,441
September	1,932	1,698
October	2,255	2,009
November	2,801	2,376
December	3,231	2,692
January	3,445	
February	3,956	
March	4,251	
April	4,548	
May	4,548	
June	4,548	

### QUALITY

	Quantity	Base Number	Contract	AT	Region	England
% of FP17s for the same patient ID Re-attending within 3 months - Children	39	612	6.4%	10.0%	11.9%	12.4%
% of FP17s for the same patient ID Re-attending within 3 months - Adults	96	696	13.8%	16.0%	17.1%	16.6%
% of FP17s for the same patient ID Re-attending between 3 & 9 months - Children	414	612	67.6%	45.8%	46.2%	57.5%
% of FP17s for the same patient ID Re-attending between 3 & 9 months - Adults	388	696	55.7%	37.2%	37.8%	50.4%
% of FP17s for Band 1 Urgent Courses	70	1,110	6.3%	11.0%	10.6%	9.1%
% of FP17s Relating to Free Repair or Replacements	6	1,110	0.5%	0.6%	0.6%	0.8%
% of FP17s Relating to Continuations	2	1,110	0.2%	0.7%	0.9%	1.3%
% of Patients satisfied with the dentistry they have received	0	0	N/A	91.5%	90.3%	92.7%
% of Patients satisfied with the time they had to wait for an appointment	0	0	N/A	84.0%	83.8%	88.8%

\* This is based on patients treated on this contract for their most recent course of treatment. Figures in italics indicate the base number of FP17s or Patient Questionnaire responses are less than 100. N/A is shown where the base number of responses is less than 10 during the period. % is calculated as Quantity/Base number\*100

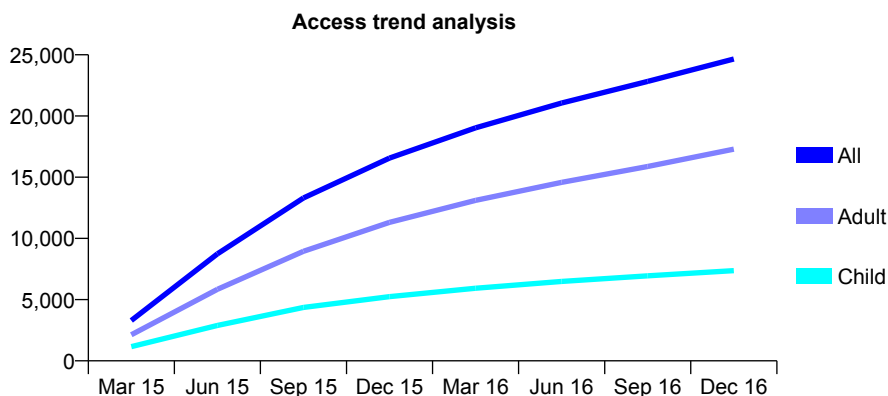
## Q62 - Vital Signs At a Glance Contract Report for 112208/0001 - December 2016

Name or company name	Amarjit Singh Khambay and Gurdip Kaur
Contract type name	GDS Contract
Purpose of contract	General
Contract start date	01/02/2015
Contract end date	

16/17 Contracted general activity (UDA)	64,941
Carry forward general activity (UDA)	-256
16/17 Contracted orthodontic activity (UOA)	0
Carry forward orthodontic activity (UOA)	0
Baseline contract value	£1,803,410.80

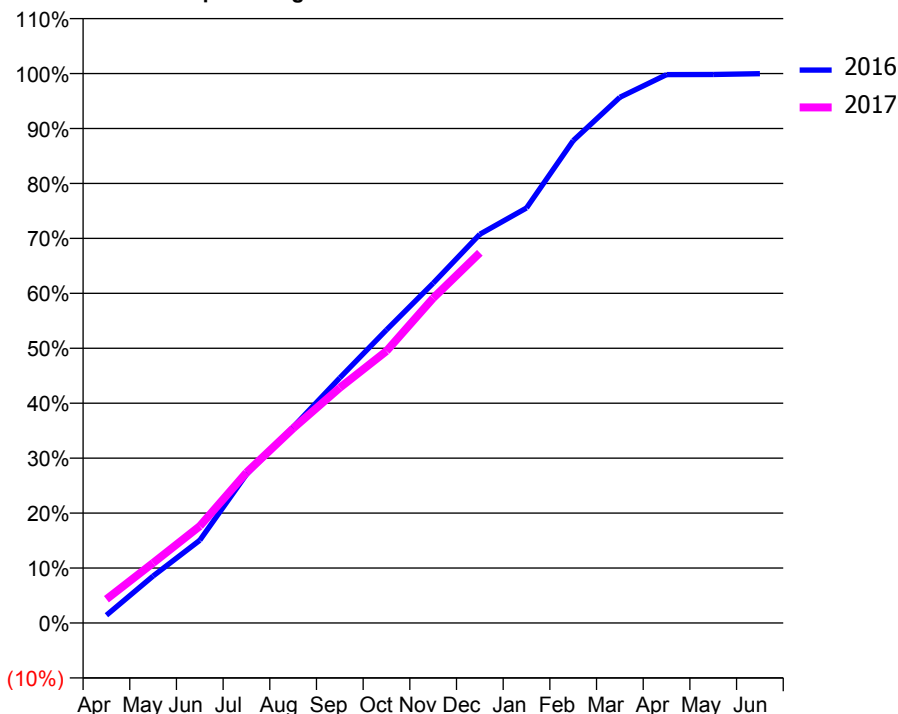
### ACCESS\*

Patients seen in 24 months	Total	Change since previous quarter
Quarter ending December 2015	16,562	
Quarter ending March 2016	19,035	↑
Quarter ending June 2016	21,067	↑
Quarter ending September 2016	22,822	↑
Quarter ending December 2016	24,657	↑
<b>Variance since December 2015</b>	<b>48.9%</b>	<b>↑</b>



### ACTIVITY

Cumulative percentage of contracted UDA delivered 2016 & 2017



Month	Adjusted Scheduled Activity (UDA)	
	2016	2017
April	919	2,811
May	5,548	7,094
June	9,775	11,454
July	17,565	17,780
August	23,165	23,005
September	28,971	27,810
October	34,646	32,140
November	40,159	38,397
December	45,953	43,761
January	49,047	
February	57,009	
March	62,136	
April	64,816	
May	64,831	
June	64,913	

### QUALITY

	Quantity	Base Number	Contract	AT	Region	England
% of FP17s for the same patient ID Re-attending within 3 months - Children	370	6,198	6.0%	10.0%	11.9%	12.4%
% of FP17s for the same patient ID Re-attending within 3 months - Adults	1,480	12,861	11.5%	16.0%	17.1%	16.6%
% of FP17s for the same patient ID Re-attending between 3 & 9 months - Children	2,113	6,198	34.1%	45.8%	46.2%	57.5%
% of FP17s for the same patient ID Re-attending between 3 & 9 months - Adults	3,275	12,861	25.5%	37.2%	37.8%	50.4%
% of FP17s for Band 1 Urgent Courses	3,366	17,860	18.8%	11.0%	10.6%	9.1%
% of FP17s Relating to Free Repair or Replacements	48	17,860	0.3%	0.6%	0.6%	0.8%
% of FP17s Relating to Continuations	154	17,860	0.9%	0.7%	0.9%	1.3%
% of Patients satisfied with the dentistry they have received	14	16	87.5%	91.5%	90.3%	92.7%
% of Patients satisfied with the time they had to wait for an appointment	14	16	87.5%	84.0%	83.8%	88.8%

\* This is based on patients treated on this contract for their most recent course of treatment. Figures in italics indicate the base number of FP17s or Patient Questionnaire responses are less than 100. N/A is shown where the base number of responses is less than 10 during the period. % is calculated as Quantity/Base number\*100

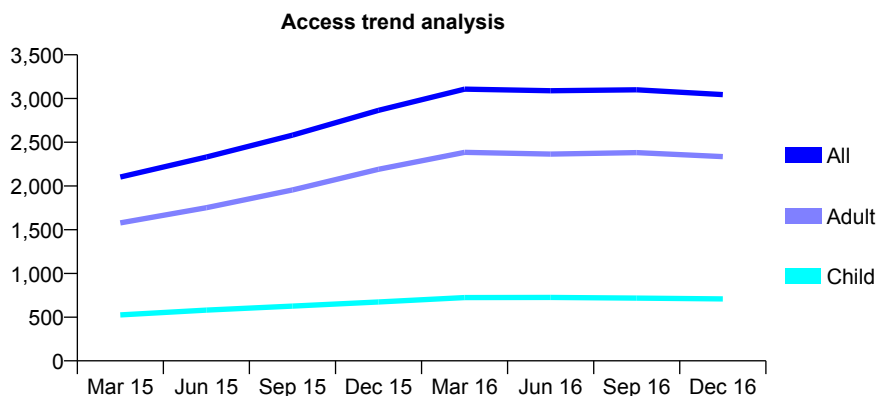
## Q62 - Vital Signs At a Glance Contract Report for 113719/0001 - December 2016

Name or company name	Dr P Patel & Dr A Thethy
Contract type name	GDS Contract
Purpose of contract	General
Contract start date	01/04/2014
Contract end date	

16/17 Contracted general activity (UDA)	10,050
Carry forward general activity (UDA)	0
16/17 Contracted orthodontic activity (UOA)	0
Carry forward orthodontic activity (UOA)	0
Baseline contract value	£304,613.90

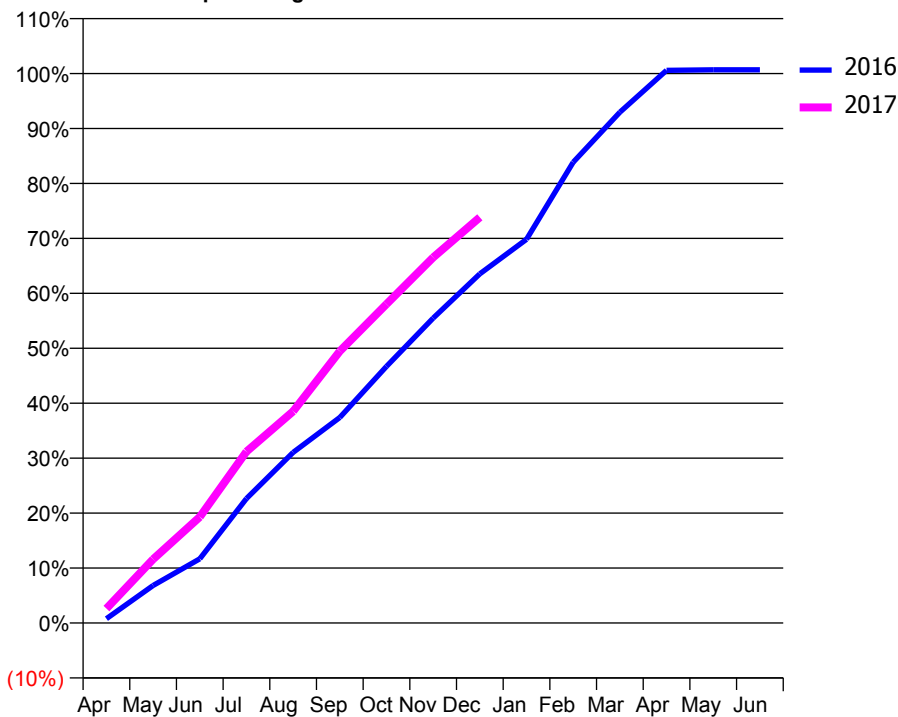
### ACCESS\*

Patients seen in 24 months	Total	Change since previous quarter
Quarter ending December 2015	2,865	
Quarter ending March 2016	3,108	↑
Quarter ending June 2016	3,089	→
Quarter ending September 2016	3,099	→
Quarter ending December 2016	3,045	↓
<b>Variance since December 2015</b>	<b>6.3%</b>	<b>↑</b>



### ACTIVITY

Cumulative percentage of contracted UDA delivered 2016 & 2017



Month	Adjusted Scheduled Activity (UDA)	
	2016	2017
April	79	265
May	685	1,167
June	1,175	1,939
July	2,277	3,134
August	3,120	3,872
September	3,759	4,972
October	4,693	5,834
November	5,576	6,686
December	6,385	7,420
January	7,018	
February	8,427	
March	9,343	
April	10,109	
May	10,118	
June	10,118	

### QUALITY

	Quantity	Base Number	Contract	AT	Region	England
% of FP17s for the same patient ID Re-attending within 3 months - Children	39	705	5.5%	10.0%	11.9%	12.4%
% of FP17s for the same patient ID Re-attending within 3 months - Adults	220	1,988	11.1%	16.0%	17.1%	16.6%
% of FP17s for the same patient ID Re-attending between 3 & 9 months - Children	330	705	46.8%	45.8%	46.2%	57.5%
% of FP17s for the same patient ID Re-attending between 3 & 9 months - Adults	819	1,988	41.2%	37.2%	37.8%	50.4%
% of FP17s for Band 1 Urgent Courses	158	2,475	6.4%	11.0%	10.6%	9.1%
% of FP17s Relating to Free Repair or Replacements	6	2,475	0.2%	0.6%	0.6%	0.8%
% of FP17s Relating to Continuations	5	2,475	0.2%	0.7%	0.9%	1.3%
% of Patients satisfied with the dentistry they have received	3	3	N/A	91.5%	90.3%	92.7%
% of Patients satisfied with the time they had to wait for an appointment	2	3	N/A	84.0%	83.8%	88.8%

\* This is based on patients treated on this contract for their most recent course of treatment. Figures in italics indicate the base number of FP17s or Patient Questionnaire responses are less than 100. N/A is shown where the base number of responses is less than 10 during the period. % is calculated as Quantity/Base number\*100

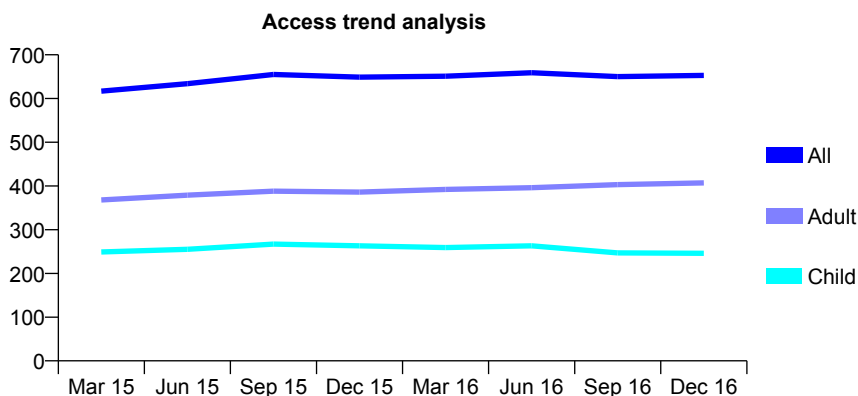
## Q62 - Vital Signs At a Glance Contract Report for 114561/0001 - December 2016

Name or company name	Kenton Clinic
Contract type name	GDS Contract
Purpose of contract	General
Contract start date	01/09/2010
Contract end date	

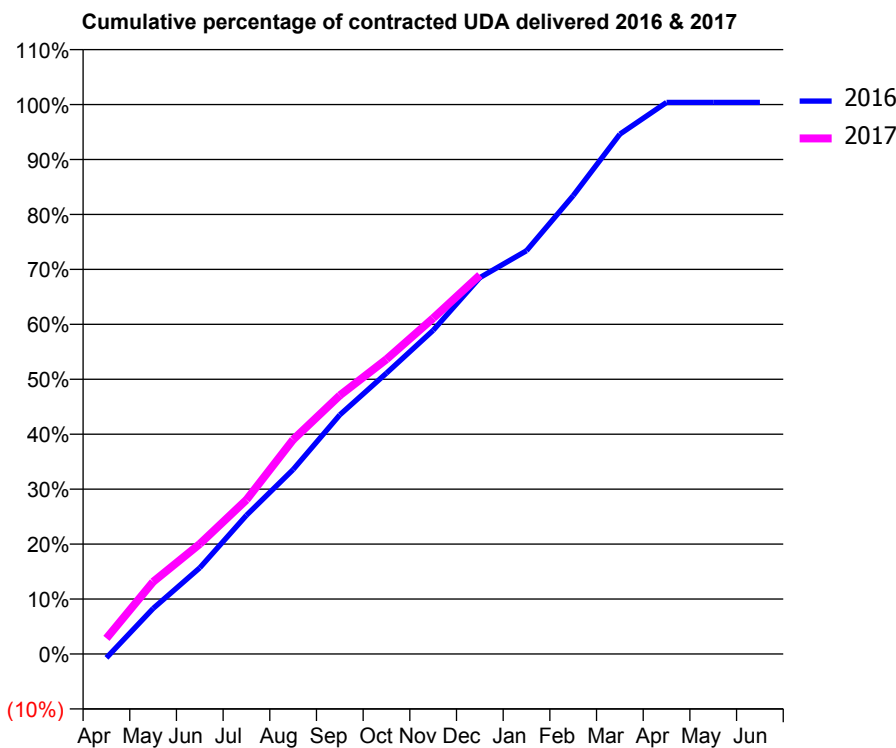
16/17 Contracted general activity (UDA)	1,658
Carry forward general activity (UDA)	-6
16/17 Contracted orthodontic activity (UOA)	0
Carry forward orthodontic activity (UOA)	0
Baseline contract value	£35,639.82

### ACCESS\*

Patients seen in 24 months	Total	Change since previous quarter
Quarter ending December 2015	649	
Quarter ending March 2016	651	→
Quarter ending June 2016	659	→
Quarter ending September 2016	650	↓
Quarter ending December 2016	653	→
<b>Variance since December 2015</b>	<b>0.6%</b>	<b>→</b>



### ACTIVITY



Month	Adjusted Scheduled Activity (UDA)	
	2016	2017
April	-12	47
May	137	218
June	260	332
July	419	465
August	557	647
September	722	780
October	848	889
November	977	1,013
December	1,136	1,143
January	1,217	
February	1,383	
March	1,568	
April	1,664	
May	1,664	
June	1,664	

### QUALITY

	Quantity	Base Number	Contract	AT	Region	England
% of FP17s for the same patient ID Re-attending within 3 months - Children	12	277	4.3%	10.0%	11.9%	12.4%
% of FP17s for the same patient ID Re-attending within 3 months - Adults	46	327	14.1%	16.0%	17.1%	16.6%
% of FP17s for the same patient ID Re-attending between 3 & 9 months - Children	184	277	66.4%	45.8%	46.2%	57.5%
% of FP17s for the same patient ID Re-attending between 3 & 9 months - Adults	134	327	41.0%	37.2%	37.8%	50.4%
% of FP17s for Band 1 Urgent Courses	46	562	8.2%	11.0%	10.6%	9.1%
% of FP17s Relating to Free Repair or Replacements	2	562	0.4%	0.6%	0.6%	0.8%
% of FP17s Relating to Continuations	3	562	0.5%	0.7%	0.9%	1.3%
% of Patients satisfied with the dentistry they have received	0	0	N/A	91.5%	90.3%	92.7%
% of Patients satisfied with the time they had to wait for an appointment	0	0	N/A	84.0%	83.8%	88.8%

\* This is based on patients treated on this contract for their most recent course of treatment. Figures in italics indicate the base number of FP17s or Patient Questionnaire responses are less than 100. N/A is shown where the base number of responses is less than 10 during the period. % is calculated as Quantity/Base number\*100

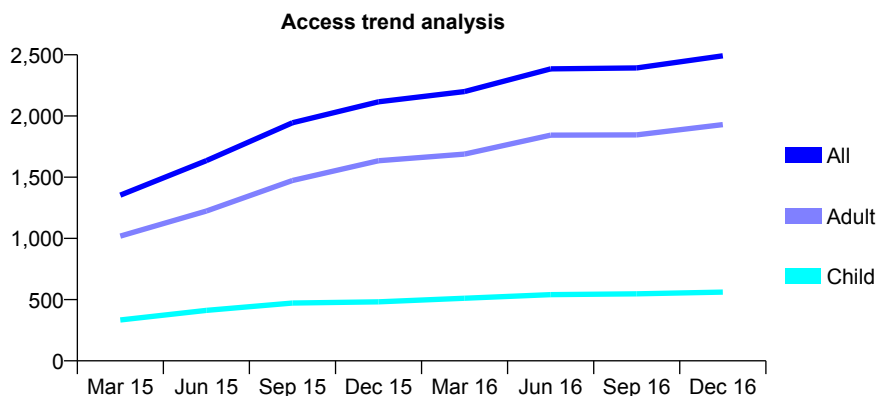
## Q62 - Vital Signs At a Glance Contract Report for 115223/0001 - December 2016

Name or company name	Northfields Dental Practice
Contract type name	GDS Contract
Purpose of contract	General
Contract start date	01/07/2014
Contract end date	

16/17 Contracted general activity (UDA)	5,933
Carry forward general activity (UDA)	-119
16/17 Contracted orthodontic activity (UOA)	0
Carry forward orthodontic activity (UOA)	0
Baseline contract value	£145,137.21

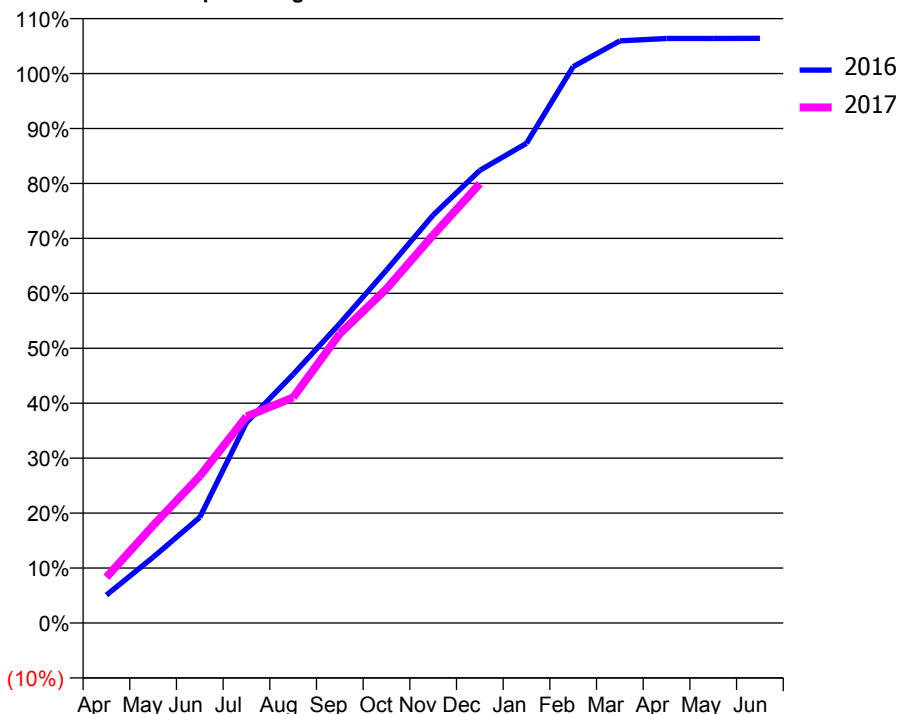
### ACCESS\*

Patients seen in 24 months	Total	Change since previous quarter
Quarter ending December 2015	2,116	
Quarter ending March 2016	2,200	↑
Quarter ending June 2016	2,385	↑
Quarter ending September 2016	2,393	→
Quarter ending December 2016	2,492	↑
<b>Variance since December 2015</b>	<b>17.8%</b>	<b>↑</b>



### ACTIVITY

Cumulative percentage of contracted UDA delivered 2016 & 2017



Month	Adjusted Scheduled Activity (UDA)	
	2016	2017
April	301	495
May	711	1,053
June	1,140	1,586
July	2,164	2,229
August	2,684	2,436
September	3,234	3,124
October	3,811	3,609
November	4,406	4,189
December	4,887	4,743
January	5,180	
February	6,008	
March	6,285	
April	6,312	
May	6,312	
June	6,313	

### QUALITY

	Quantity	Base Number	Contract	AT	Region	England
% of FP17s for the same patient ID Re-attending within 3 months - Children	40	479	8.4%	10.0%	11.9%	12.4%
% of FP17s for the same patient ID Re-attending within 3 months - Adults	292	1,636	17.8%	16.0%	17.1%	16.6%
% of FP17s for the same patient ID Re-attending between 3 & 9 months - Children	141	479	29.4%	45.8%	46.2%	57.5%
% of FP17s for the same patient ID Re-attending between 3 & 9 months - Adults	526	1,636	32.2%	37.2%	37.8%	50.4%
% of FP17s for Band 1 Urgent Courses	277	2,103	13.2%	11.0%	10.6%	9.1%
% of FP17s Relating to Free Repair or Replacements	22	2,103	1.0%	0.6%	0.6%	0.8%
% of FP17s Relating to Continuations	15	2,103	0.7%	0.7%	0.9%	1.3%
% of Patients satisfied with the dentistry they have received	2	2	N/A	91.5%	90.3%	92.7%
% of Patients satisfied with the time they had to wait for an appointment	2	2	N/A	84.0%	83.8%	88.8%

\* This is based on patients treated on this contract for their most recent course of treatment. Figures in italics indicate the base number of FP17s or Patient Questionnaire responses are less than 100. N/A is shown where the base number of responses is less than 10 during the period. % is calculated as Quantity/Base number\*100

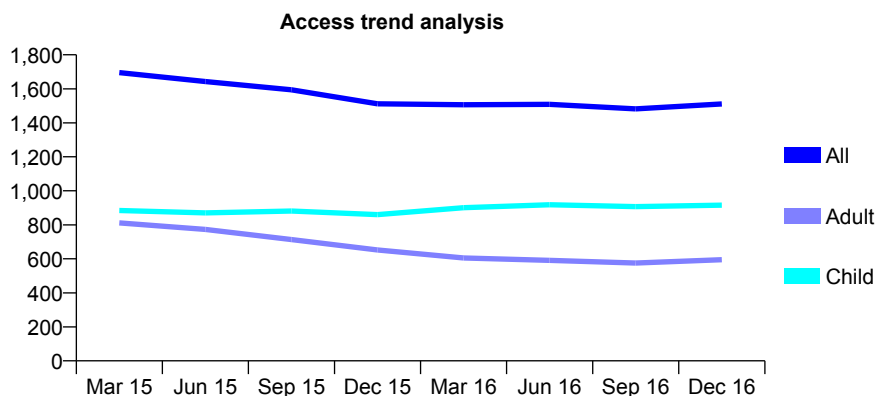
## Q62 - Vital Signs At a Glance Contract Report for 115401/0001 - December 2016

Name or company name	DR M ALI & DR MAWJEE
Contract type name	GDS Contract
Purpose of contract	General
Contract start date	01/06/2012
Contract end date	

16/17 Contracted general activity (UDA)	3,005
Carry forward general activity (UDA)	285
16/17 Contracted orthodontic activity (UOA)	0
Carry forward orthodontic activity (UOA)	0
Baseline contract value	£66,762.35

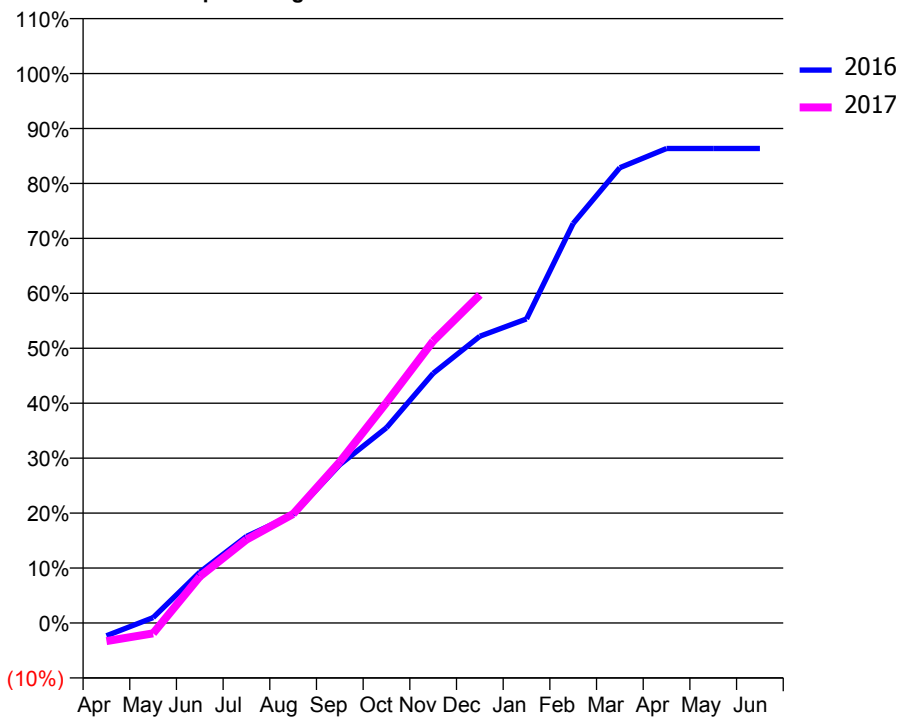
### ACCESS\*

Patients seen in 24 months	Total	Change since previous quarter
Quarter ending December 2015	1,512	
Quarter ending March 2016	1,506	→
Quarter ending June 2016	1,509	→
Quarter ending September 2016	1,482	↓
Quarter ending December 2016	1,511	→
<b>Variance since December 2015</b>	<b>(0.1%)</b>	<b>→</b>



### ACTIVITY

Cumulative percentage of contracted UDA delivered 2016 & 2017



Month	Adjusted Scheduled Activity (UDA)	
	2016	2017
April	-71	-100
May	29	-58
June	278	254
July	474	456
August	592	596
September	866	882
October	1,068	1,206
November	1,365	1,542
December	1,568	1,795
January	1,663	
February	2,185	
March	2,490	
April	2,595	
May	2,595	
June	2,595	

### QUALITY

	Quantity	Base Number	Contract	AT	Region	England
% of FP17s for the same patient ID Re-attending within 3 months - Children	47	764	6.2%	10.0%	11.9%	12.4%
% of FP17s for the same patient ID Re-attending within 3 months - Adults	34	368	9.2%	16.0%	17.1%	16.6%
% of FP17s for the same patient ID Re-attending between 3 & 9 months - Children	365	764	47.8%	45.8%	46.2%	57.5%
% of FP17s for the same patient ID Re-attending between 3 & 9 months - Adults	75	368	20.4%	37.2%	37.8%	50.4%
% of FP17s for Band 1 Urgent Courses	43	1,054	4.1%	11.0%	10.6%	9.1%
% of FP17s Relating to Free Repair or Replacements	0	1,054	0.0%	0.6%	0.6%	0.8%
% of FP17s Relating to Continuations	3	1,054	0.3%	0.7%	0.9%	1.3%
% of Patients satisfied with the dentistry they have received	2	2	N/A	91.5%	90.3%	92.7%
% of Patients satisfied with the time they had to wait for an appointment	2	2	N/A	84.0%	83.8%	88.8%

\* This is based on patients treated on this contract for their most recent course of treatment. Figures in italics indicate the base number of FP17s or Patient Questionnaire responses are less than 100. N/A is shown where the base number of responses is less than 10 during the period. % is calculated as Quantity/Base number\*100

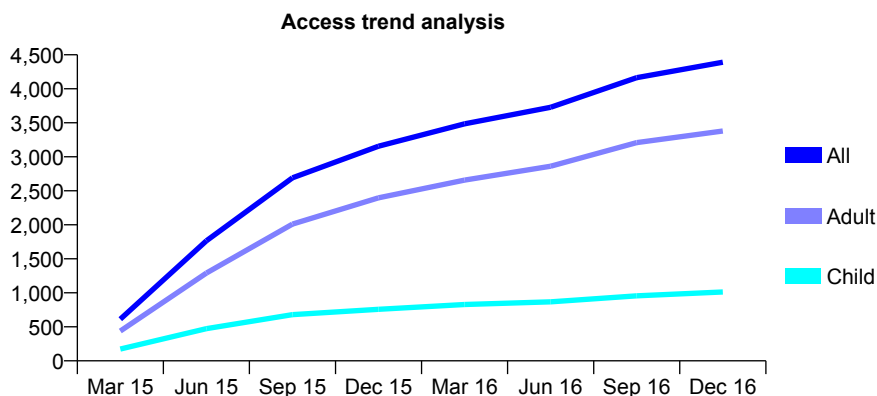
## Q62 - Vital Signs At a Glance Contract Report for 116572/0001 - December 2016

Name or company name	Pearl Dental Care Centre
Contract type name	GDS Contract
Purpose of contract	General
Contract start date	01/01/2015
Contract end date	

16/17 Contracted general activity (UDA)	13,336
Carry forward general activity (UDA)	-94
16/17 Contracted orthodontic activity (UOA)	0
Carry forward orthodontic activity (UOA)	0
Baseline contract value	£307,857.20

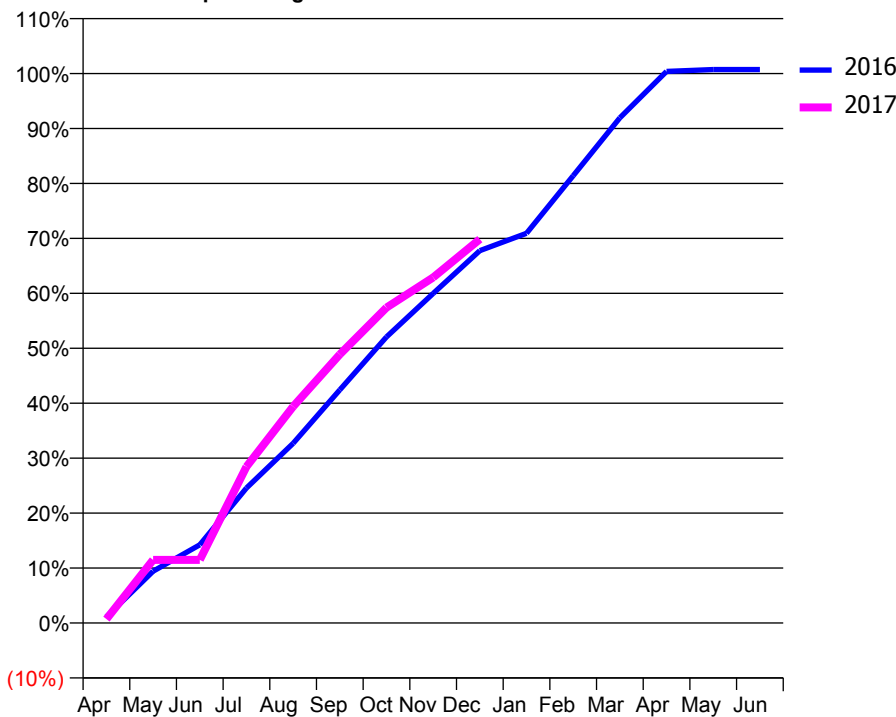
### ACCESS\*

Patients seen in 24 months	Total	Change since previous quarter
Quarter ending December 2015	3,156	
Quarter ending March 2016	3,485	↑
Quarter ending June 2016	3,728	↑
Quarter ending September 2016	4,163	↑
Quarter ending December 2016	4,391	↑
<b>Variance since December 2015</b>	<b>39.1%</b>	<b>↑</b>



### ACTIVITY

Cumulative percentage of contracted UDA delivered 2016 & 2017



Month	Adjusted Scheduled Activity (UDA)	
	2016	2017
April	149	94
May	1,256	1,532
June	1,899	1,532
July	3,276	3,794
August	4,360	5,253
September	5,658	6,520
October	6,944	7,657
November	8,000	8,385
December	9,036	9,317
January	9,459	
February	10,855	
March	12,259	
April	13,387	
May	13,430	
June	13,430	

### QUALITY

	Quantity	Base Number	Contract	AT	Region	England
% of FP17s for the same patient ID Re-attending within 3 months - Children	97	1,083	9.0%	10.0%	11.9%	12.4%
% of FP17s for the same patient ID Re-attending within 3 months - Adults	430	3,000	14.3%	16.0%	17.1%	16.6%
% of FP17s for the same patient ID Re-attending between 3 & 9 months - Children	570	1,083	52.6%	45.8%	46.2%	57.5%
% of FP17s for the same patient ID Re-attending between 3 & 9 months - Adults	1,397	3,000	46.6%	37.2%	37.8%	50.4%
% of FP17s for Band 1 Urgent Courses	388	3,704	10.5%	11.0%	10.6%	9.1%
% of FP17s Relating to Free Repair or Replacements	40	3,704	1.1%	0.6%	0.6%	0.8%
% of FP17s Relating to Continuations	78	3,704	2.1%	0.7%	0.9%	1.3%
% of Patients satisfied with the dentistry they have received	7	7	N/A	91.5%	90.3%	92.7%
% of Patients satisfied with the time they had to wait for an appointment	7	7	N/A	84.0%	83.8%	88.8%

\* This is based on patients treated on this contract for their most recent course of treatment. Figures in italics indicate the base number of FP17s or Patient Questionnaire responses are less than 100. N/A is shown where the base number of responses is less than 10 during the period. % is calculated as Quantity/Base number\*100



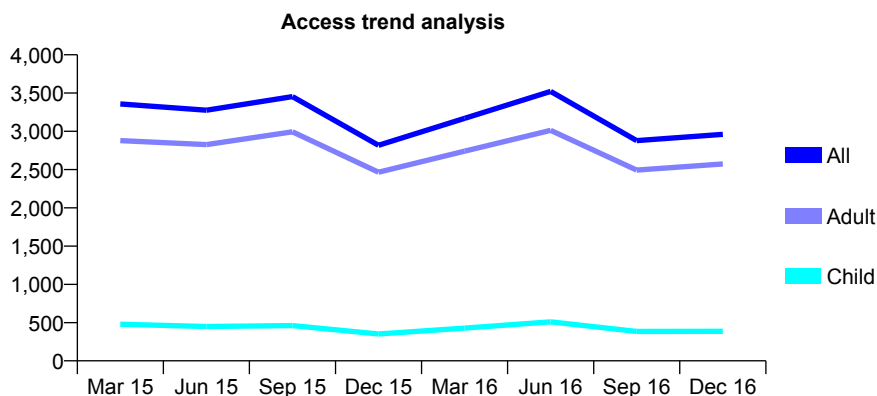
## Q62 - Vital Signs At a Glance Contract Report for 116874/0001 - December 2016

Name or company name	S & Y Golar
Contract type name	GDS Contract
Purpose of contract	General
Contract start date	01/04/2010
Contract end date	

16/17 Contracted general activity (UDA)	15,530
Carry forward general activity (UDA)	0
16/17 Contracted orthodontic activity (UOA)	0
Carry forward orthodontic activity (UOA)	0
Baseline contract value	£512,068.76

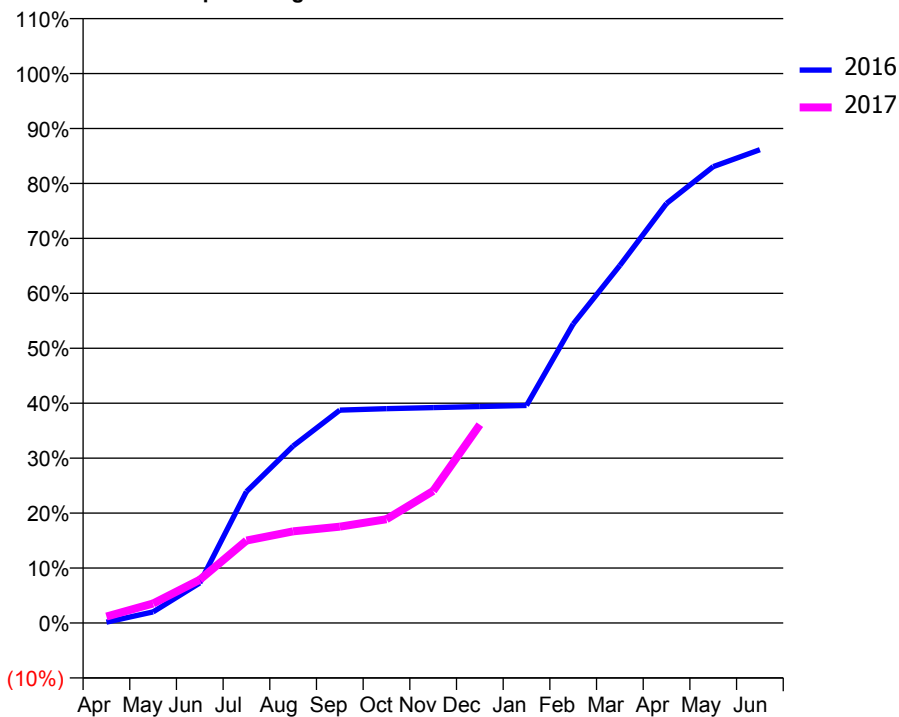
### ACCESS\*

Patients seen in 24 months	Total	Change since previous quarter
Quarter ending December 2015	2,817	
Quarter ending March 2016	3,169	↑
Quarter ending June 2016	3,522	↑
Quarter ending September 2016	2,879	↓
Quarter ending December 2016	2,960	↑
<b>Variance since December 2015</b>	<b>5.1%</b>	<b>↑</b>



### ACTIVITY

Cumulative percentage of contracted UDA delivered 2016 & 2017



Month	Adjusted Scheduled Activity (UDA)	
	2016	2017
April	25	183
May	315	554
June	1,133	1,225
July	3,716	2,329
August	5,004	2,590
September	6,018	2,724
October	6,059	2,932
November	6,089	3,733
December	6,117	5,605
January	6,150	
February	8,450	
March	10,105	
April	11,857	
May	12,899	
June	13,377	

### QUALITY

	Quantity	Base Number	Contract	AT	Region	England
% of FP17s for the same patient ID Re-attending within 3 months - Children	23	366	6.3%	10.0%	11.9%	12.4%
% of FP17s for the same patient ID Re-attending within 3 months - Adults	326	2,275	14.3%	16.0%	17.1%	16.6%
% of FP17s for the same patient ID Re-attending between 3 & 9 months - Children	81	366	22.1%	45.8%	46.2%	57.5%
% of FP17s for the same patient ID Re-attending between 3 & 9 months - Adults	402	2,275	17.7%	37.2%	37.8%	50.4%
% of FP17s for Band 1 Urgent Courses	360	1,691	21.3%	11.0%	10.6%	9.1%
% of FP17s Relating to Free Repair or Replacements	30	1,691	1.8%	0.6%	0.6%	0.8%
% of FP17s Relating to Continuations	11	1,691	0.7%	0.7%	0.9%	1.3%
% of Patients satisfied with the dentistry they have received	7	7	N/A	91.5%	90.3%	92.7%
% of Patients satisfied with the time they had to wait for an appointment	7	7	N/A	84.0%	83.8%	88.8%

\* This is based on patients treated on this contract for their most recent course of treatment. Figures in italics indicate the base number of FP17s or Patient Questionnaire responses are less than 100. N/A is shown where the base number of responses is less than 10 during the period. % is calculated as Quantity/Base number\*100

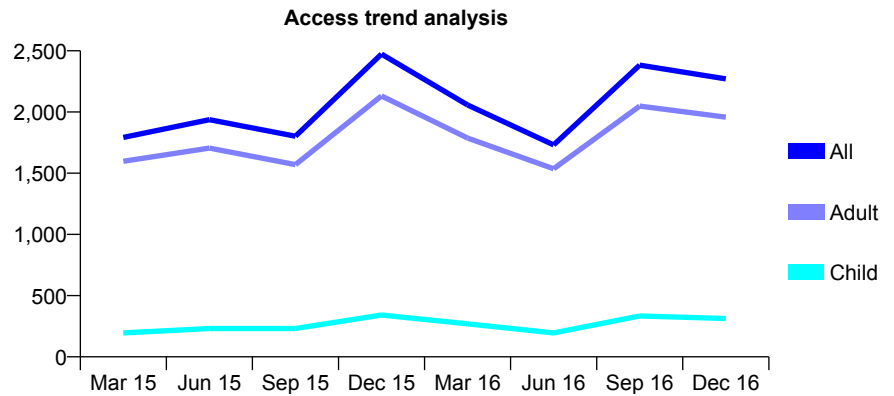
## Q62 - Vital Signs At a Glance Contract Report for 116874/0002 - December 2016

Name or company name	S & Y Golar
Contract type name	PDS Plus Contract
Purpose of contract	General
Contract start date	01/04/2010
Contract end date	31/03/2018

16/17 Contracted general activity (UDA)	12,000
Carry forward general activity (UDA)	0
16/17 Contracted orthodontic activity (UOA)	0
Carry forward orthodontic activity (UOA)	0
Baseline contract value	£319,827.20

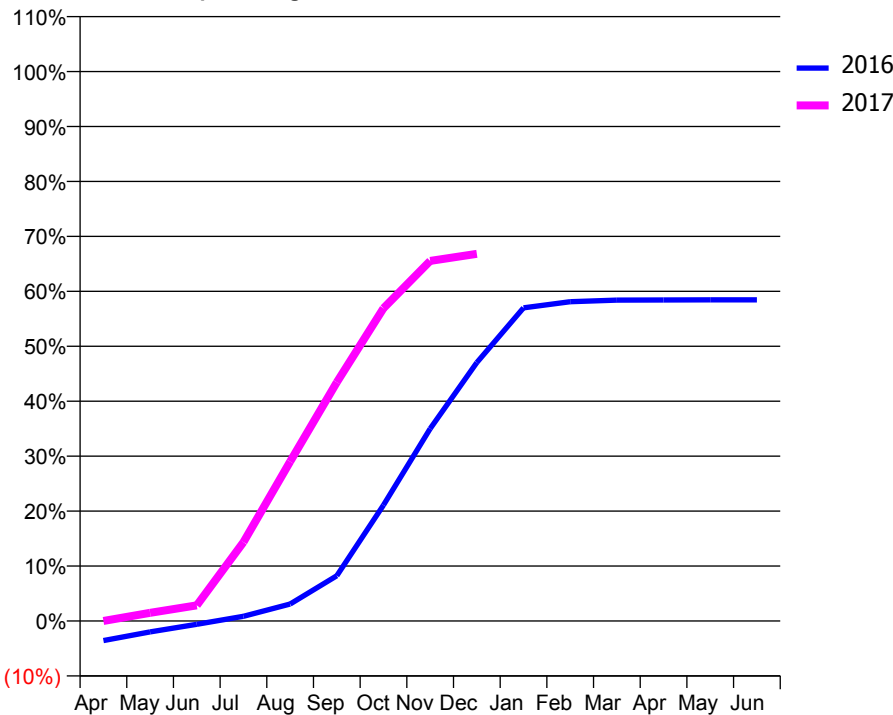
### ACCESS\*

Patients seen in 24 months	Total	Change since previous quarter
Quarter ending December 2015	2,473	
Quarter ending March 2016	2,057	↓
Quarter ending June 2016	1,732	↓
Quarter ending September 2016	2,383	↑
Quarter ending December 2016	2,271	↓
<b>Variance since December 2015</b>	<b>(8.2%)</b>	<b>↓</b>



### ACTIVITY

Cumulative percentage of contracted UDA delivered 2016 & 2017



Month	Adjusted Scheduled Activity (UDA)	
	2016	2017
April	-431	0
May	-241	180
June	-74	342
July	103	1,723
August	371	3,480
September	988	5,215
October	2,532	6,830
November	4,202	7,864
December	5,644	8,018
January	6,839	
February	6,973	
March	7,006	
April	7,009	
May	7,012	
June	7,012	

### QUALITY

	Quantity	Base Number	Contract	AT	Region	England
% of FP17s for the same patient ID Re-attending within 3 months - Children	13	311	4.2%	10.0%	11.9%	12.4%
% of FP17s for the same patient ID Re-attending within 3 months - Adults	167	1,748	9.6%	16.0%	17.1%	16.6%
% of FP17s for the same patient ID Re-attending between 3 & 9 months - Children	25	311	8.0%	45.8%	46.2%	57.5%
% of FP17s for the same patient ID Re-attending between 3 & 9 months - Adults	164	1,748	9.4%	37.2%	37.8%	50.4%
% of FP17s for Band 1 Urgent Courses	345	2,057	16.8%	11.0%	10.6%	9.1%
% of FP17s Relating to Free Repair or Replacements	14	2,057	0.7%	0.6%	0.6%	0.8%
% of FP17s Relating to Continuations	12	2,057	0.6%	0.7%	0.9%	1.3%
% of Patients satisfied with the dentistry they have received	8	9	N/A	91.5%	90.3%	92.7%
% of Patients satisfied with the time they had to wait for an appointment	7	9	N/A	84.0%	83.8%	88.8%

\* This is based on patients treated on this contract for their most recent course of treatment. Figures in italics indicate the base number of FP17s or Patient Questionnaire responses are less than 100. N/A is shown where the base number of responses is less than 10 during the period. % is calculated as Quantity/Base number\*100

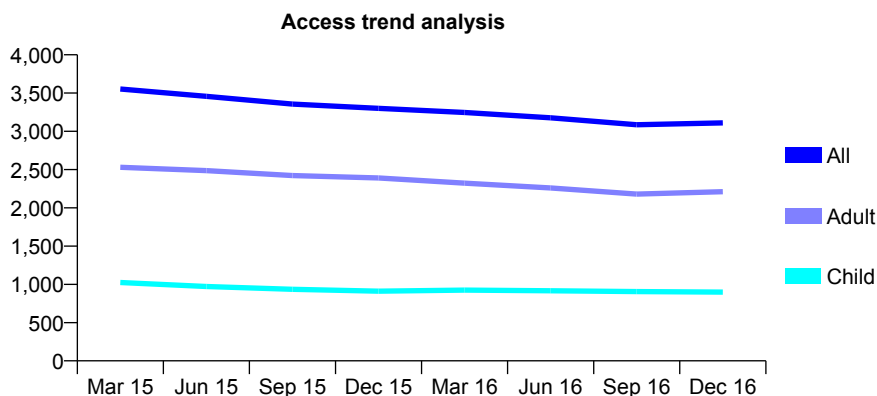
## Q62 - Vital Signs At a Glance Contract Report for 118338/0001 - December 2016

Name or company name	Confident Dental Practices Ltd
Contract type name	PDS Contract
Purpose of contract	General
Contract start date	01/12/2010
Contract end date	30/11/2020

16/17 Contracted general activity (UDA)	10,363
Carry forward general activity (UDA)	0
16/17 Contracted orthodontic activity (UOA)	0
Carry forward orthodontic activity (UOA)	0
Baseline contract value	£303,666.80

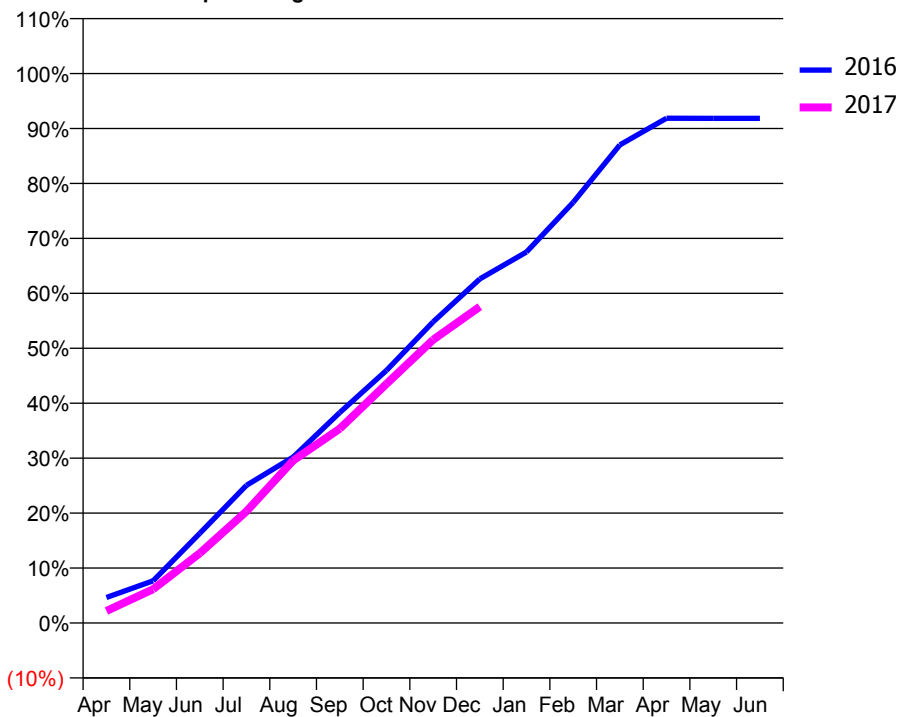
### ACCESS\*

Patients seen in 24 months	Total	Change since previous quarter
Quarter ending December 2015	3,301	
Quarter ending March 2016	3,247	↓
Quarter ending June 2016	3,176	↓
Quarter ending September 2016	3,085	↓
Quarter ending December 2016	3,110	→
<b>Variance since December 2015</b>	<b>(5.8%)</b>	<b>↓</b>



### ACTIVITY

Cumulative percentage of contracted UDA delivered 2016 & 2017



Month	Adjusted Scheduled Activity (UDA)	
	2016	2017
April	481	226
May	796	637
June	1,691	1,317
July	2,597	2,106
August	3,129	3,065
September	3,969	3,666
October	4,764	4,510
November	5,680	5,341
December	6,488	5,967
January	6,997	
February	7,933	
March	9,017	
April	9,520	
May	9,518	
June	9,518	

### QUALITY

	Quantity	Base Number	Contract	AT	Region	England
% of FP17s for the same patient ID Re-attending within 3 months - Children	55	822	6.7%	10.0%	11.9%	12.4%
% of FP17s for the same patient ID Re-attending within 3 months - Adults	225	1,688	13.3%	16.0%	17.1%	16.6%
% of FP17s for the same patient ID Re-attending between 3 & 9 months - Children	329	822	40.0%	45.8%	46.2%	57.5%
% of FP17s for the same patient ID Re-attending between 3 & 9 months - Adults	485	1,688	28.7%	37.2%	37.8%	50.4%
% of FP17s for Band 1 Urgent Courses	131	2,351	5.6%	11.0%	10.6%	9.1%
% of FP17s Relating to Free Repair or Replacements	6	2,351	0.3%	0.6%	0.6%	0.8%
% of FP17s Relating to Continuations	67	2,351	2.8%	0.7%	0.9%	1.3%
% of Patients satisfied with the dentistry they have received	5	5	N/A	91.5%	90.3%	92.7%
% of Patients satisfied with the time they had to wait for an appointment	5	5	N/A	84.0%	83.8%	88.8%

\* This is based on patients treated on this contract for their most recent course of treatment. Figures in italics indicate the base number of FP17s or Patient Questionnaire responses are less than 100. N/A is shown where the base number of responses is less than 10 during the period. % is calculated as Quantity/Base number\*100

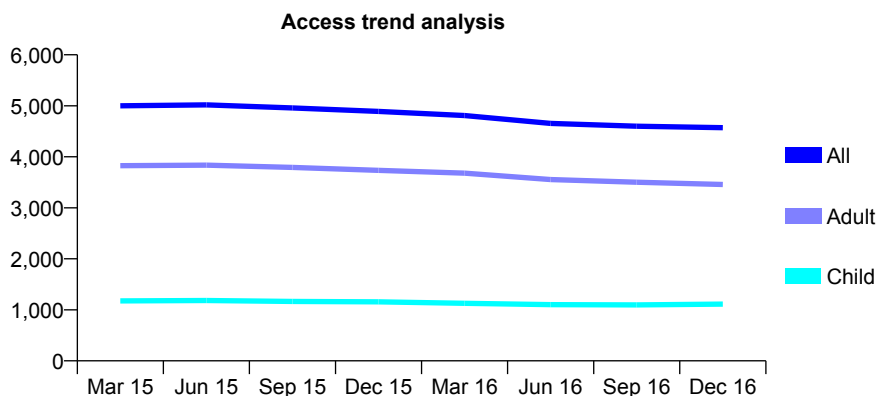
## Q62 - Vital Signs At a Glance Contract Report for 119180/0001 - December 2016

Name or company name	Mr B Metha & Mr S Mehta
Contract type name	GDS Contract
Purpose of contract	General
Contract start date	01/07/2011
Contract end date	

16/17 Contracted general activity (UDA)	12,455
Carry forward general activity (UDA)	248
16/17 Contracted orthodontic activity (UOA)	0
Carry forward orthodontic activity (UOA)	0
Baseline contract value	£392,595.28

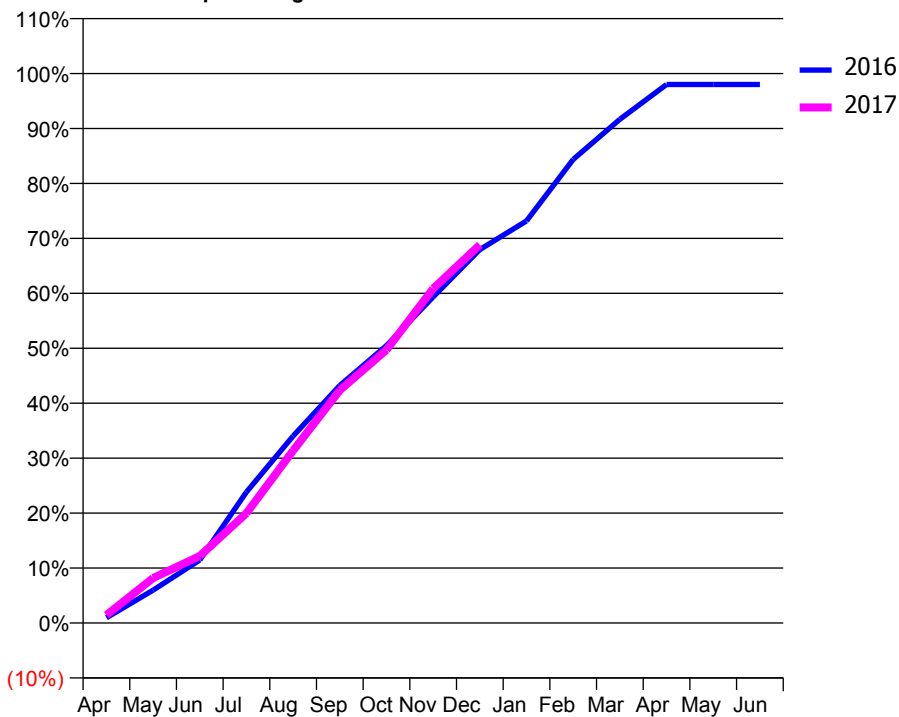
### ACCESS\*

Patients seen in 24 months	Total	Change since previous quarter
Quarter ending December 2015	4,891	
Quarter ending March 2016	4,809	↓
Quarter ending June 2016	4,656	↓
Quarter ending September 2016	4,600	↓
Quarter ending December 2016	4,570	→
<b>Variance since December 2015</b>	<b>(6.6%)</b>	<b>↓</b>



### ACTIVITY

**Cumulative percentage of contracted UDA delivered 2016 & 2017**



Month	Adjusted Scheduled Activity (UDA)	
	2016	2017
April	119	179
May	745	1,020
June	1,430	1,520
July	2,970	2,488
August	4,238	3,911
September	5,384	5,275
October	6,287	6,192
November	7,391	7,578
December	8,464	8,574
January	9,115	
February	10,507	
March	11,416	
April	12,205	
May	12,207	
June	12,207	

### QUALITY

	Quantity	Base Number	Contract	AT	Region	England
% of FP17s for the same patient ID Re-attending within 3 months - Children	71	1,063	6.7%	10.0%	11.9%	12.4%
% of FP17s for the same patient ID Re-attending within 3 months - Adults	394	2,628	15.0%	16.0%	17.1%	16.6%
% of FP17s for the same patient ID Re-attending between 3 & 9 months - Children	528	1,063	49.7%	45.8%	46.2%	57.5%
% of FP17s for the same patient ID Re-attending between 3 & 9 months - Adults	892	2,628	33.9%	37.2%	37.8%	50.4%
% of FP17s for Band 1 Urgent Courses	268	3,414	7.9%	11.0%	10.6%	9.1%
% of FP17s Relating to Free Repair or Replacements	50	3,414	1.5%	0.6%	0.6%	0.8%
% of FP17s Relating to Continuations	97	3,414	2.8%	0.7%	0.9%	1.3%
% of Patients satisfied with the dentistry they have received	3	3	N/A	91.5%	90.3%	92.7%
% of Patients satisfied with the time they had to wait for an appointment	2	3	N/A	84.0%	83.8%	88.8%

\* This is based on patients treated on this contract for their most recent course of treatment. Figures in italics indicate the base number of FP17s or Patient Questionnaire responses are less than 100. N/A is shown where the base number of responses is less than 10 during the period. % is calculated as Quantity/Base number\*100

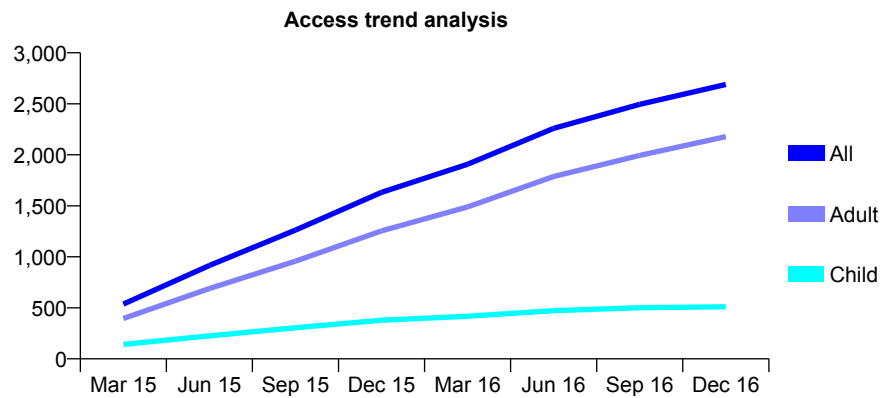
## Q62 - Vital Signs At a Glance Contract Report for 124702/0001 - December 2016

Name or company name	168 Dental Clinic
Contract type name	GDS Contract
Purpose of contract	General
Contract start date	01/01/2015
Contract end date	

16/17 Contracted general activity (UDA)	13,793
Carry forward general activity (UDA)	0
16/17 Contracted orthodontic activity (UOA)	0
Carry forward orthodontic activity (UOA)	0
Baseline contract value	£444,334.16

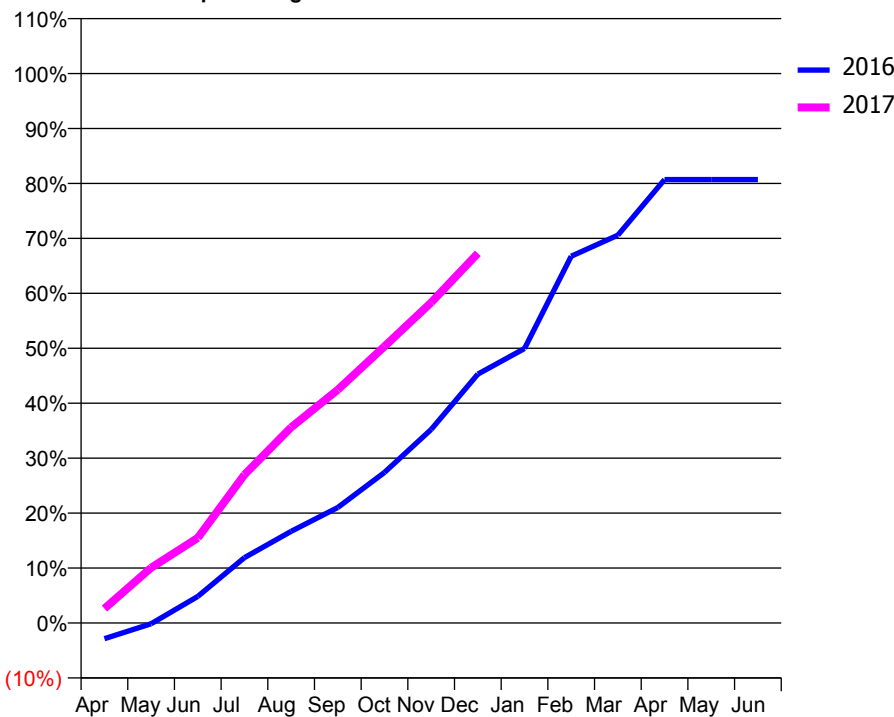
### ACCESS\*

Patients seen in 24 months	Total	Change since previous quarter
Quarter ending December 2015	1,632	
Quarter ending March 2016	1,908	↑
Quarter ending June 2016	2,260	↑
Quarter ending September 2016	2,495	↑
Quarter ending December 2016	2,689	↑
<b>Variance since December 2015</b>	<b>64.8%</b>	<b>↑</b>



### ACTIVITY

Cumulative percentage of contracted UDA delivered 2016 & 2017



Month	Adjusted Scheduled Activity (UDA)	
	2016	2017
April	-398	364
May	-20	1,388
June	669	2,139
July	1,641	3,722
August	2,301	4,911
September	2,901	5,856
October	3,779	6,943
November	4,858	8,044
December	6,247	9,281
January	6,891	
February	9,208	
March	9,734	
April	11,131	
May	11,130	
June	11,131	

### QUALITY

	Quantity	Base Number	Contract	AT	Region	England
% of FP17s for the same patient ID Re-attending within 3 months - Children	59	519	11.4%	10.0%	11.9%	12.4%
% of FP17s for the same patient ID Re-attending within 3 months - Adults	443	2,115	20.9%	16.0%	17.1%	16.6%
% of FP17s for the same patient ID Re-attending between 3 & 9 months - Children	227	519	43.7%	45.8%	46.2%	57.5%
% of FP17s for the same patient ID Re-attending between 3 & 9 months - Adults	638	2,115	30.2%	37.2%	37.8%	50.4%
% of FP17s for Band 1 Urgent Courses	463	2,331	19.9%	11.0%	10.6%	9.1%
% of FP17s Relating to Free Repair or Replacements	16	2,331	0.7%	0.6%	0.6%	0.8%
% of FP17s Relating to Continuations	29	2,331	1.2%	0.7%	0.9%	1.3%
% of Patients satisfied with the dentistry they have received	2	2	N/A	91.5%	90.3%	92.7%
% of Patients satisfied with the time they had to wait for an appointment	2	2	N/A	84.0%	83.8%	88.8%

\* This is based on patients treated on this contract for their most recent course of treatment. Figures in italics indicate the base number of FP17s or Patient Questionnaire responses are less than 100. N/A is shown where the base number of responses is less than 10 during the period. % is calculated as Quantity/Base number\*100

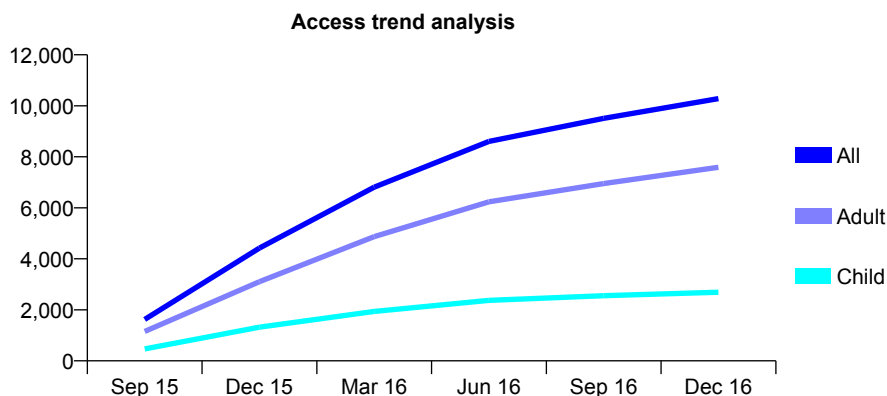
## Q62 - Vital Signs At a Glance Contract Report for 125261/0001 - December 2016

Name or company name	Haven Green Clinic Limited
Contract type name	GDS Contract
Purpose of contract	General
Contract start date	01/08/2015
Contract end date	

16/17 Contracted general activity (UDA)	25,243
Carry forward general activity (UDA)	158
16/17 Contracted orthodontic activity (UOA)	0
Carry forward orthodontic activity (UOA)	0
Baseline contract value	£713,715.85

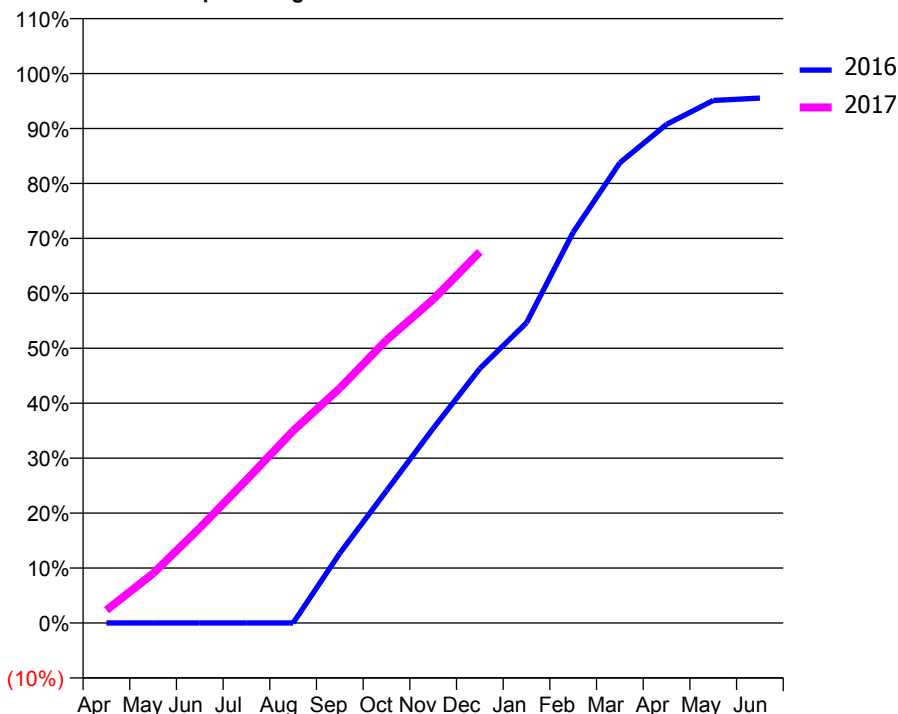
### ACCESS\*

Patients seen in 24 months	Total	Change since previous quarter
Quarter ending December 2015	4,421	
Quarter ending March 2016	6,811	↑
Quarter ending June 2016	8,604	↑
Quarter ending September 2016	9,507	↑
Quarter ending December 2016	10,283	↑
<b>Variance since December 2015</b>	<b>132.6%</b>	<b>↑</b>



### ACTIVITY

Cumulative percentage of contracted UDA delivered 2016 & 2017



Month	Adjusted Scheduled Activity (UDA)	
	2016	2017
April	0	592
May	0	2,277
June	0	4,371
July	0	6,579
August	0	8,832
September	2,138	10,789
October	4,047	12,998
November	5,961	14,861
December	7,795	17,053
January	9,194	
February	11,968	
March	14,095	
April	15,272	
May	16,001	
June	16,078	

### QUALITY

	Quantity	Base Number	Contract	AT	Region	England
% of FP17s for the same patient ID Re-attending within 3 months - Children	198	2,794	7.1%	10.0%	11.9%	12.4%
% of FP17s for the same patient ID Re-attending within 3 months - Adults	1,035	7,735	13.4%	16.0%	17.1%	16.6%
% of FP17s for the same patient ID Re-attending between 3 & 9 months - Children	1,182	2,794	42.3%	45.8%	46.2%	57.5%
% of FP17s for the same patient ID Re-attending between 3 & 9 months - Adults	3,047	7,735	39.4%	37.2%	37.8%	50.4%
% of FP17s for Band 1 Urgent Courses	1,117	9,582	11.7%	11.0%	10.6%	9.1%
% of FP17s Relating to Free Repair or Replacements	47	9,582	0.5%	0.6%	0.6%	0.8%
% of FP17s Relating to Continuations	2	9,582	0.0%	0.7%	0.9%	1.3%
% of Patients satisfied with the dentistry they have received	16	19	84.2%	91.5%	90.3%	92.7%
% of Patients satisfied with the time they had to wait for an appointment	13	19	68.4%	84.0%	83.8%	88.8%

\* This is based on patients treated on this contract for their most recent course of treatment. Figures in italics indicate the base number of FP17s or Patient Questionnaire responses are less than 100. N/A is shown where the base number of responses is less than 10 during the period. % is calculated as Quantity/Base number\*100

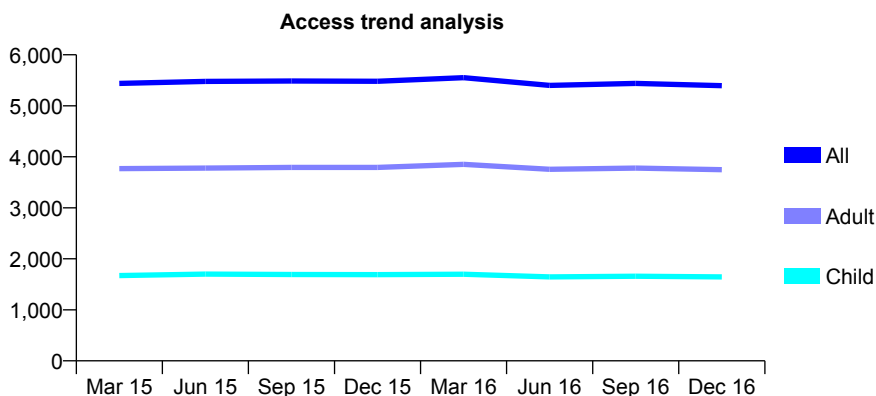
## Q62 - Vital Signs At a Glance Contract Report for 129771/0001 - December 2016

Name or company name	Feltham Dental Care
Contract type name	GDS Contract
Purpose of contract	General
Contract start date	01/06/2012
Contract end date	

16/17 Contracted general activity (UDA)	15,351
Carry forward general activity (UDA)	25
16/17 Contracted orthodontic activity (UOA)	0
Carry forward orthodontic activity (UOA)	0
Baseline contract value	£430,923.56

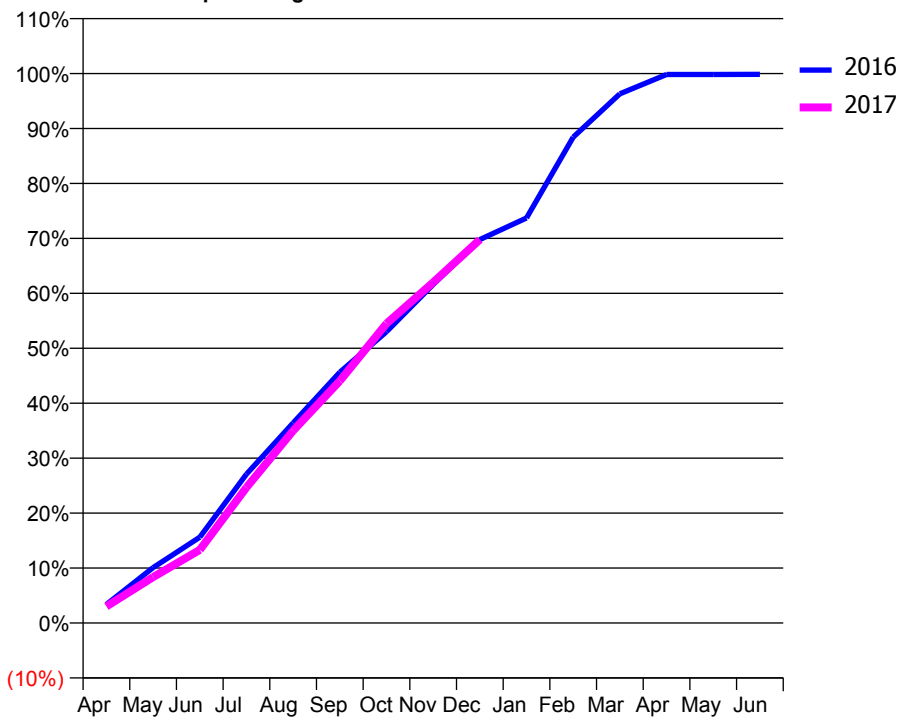
### ACCESS\*

Patients seen in 24 months	Total	Change since previous quarter
Quarter ending December 2015	5,481	
Quarter ending March 2016	5,552	→
Quarter ending June 2016	5,400	↓
Quarter ending September 2016	5,438	→
Quarter ending December 2016	5,394	→
<b>Variance since December 2015</b>	<b>(1.6%)</b>	<b>↓</b>



### ACTIVITY

Cumulative percentage of contracted UDA delivered 2016 & 2017



Month	Adjusted Scheduled Activity (UDA)	
	2016	2017
April	521	465
May	1,550	1,283
June	2,398	2,044
July	4,159	3,785
August	5,590	5,375
September	7,006	6,764
October	8,138	8,364
November	9,457	9,516
December	10,711	10,711
January	11,316	
February	13,571	
March	14,783	
April	15,323	
May	15,324	
June	15,326	

### QUALITY

	Quantity	Base Number	Contract	AT	Region	England
% of FP17s for the same patient ID Re-attending within 3 months - Children	81	1,517	5.3%	10.0%	11.9%	12.4%
% of FP17s for the same patient ID Re-attending within 3 months - Adults	439	3,209	13.7%	16.0%	17.1%	16.6%
% of FP17s for the same patient ID Re-attending between 3 & 9 months - Children	649	1,517	42.8%	45.8%	46.2%	57.5%
% of FP17s for the same patient ID Re-attending between 3 & 9 months - Adults	1,302	3,209	40.6%	37.2%	37.8%	50.4%
% of FP17s for Band 1 Urgent Courses	295	4,518	6.5%	11.0%	10.6%	9.1%
% of FP17s Relating to Free Repair or Replacements	27	4,518	0.6%	0.6%	0.6%	0.8%
% of FP17s Relating to Continuations	58	4,518	1.3%	0.7%	0.9%	1.3%
% of Patients satisfied with the dentistry they have received	7	7	N/A	91.5%	90.3%	92.7%
% of Patients satisfied with the time they had to wait for an appointment	6	7	N/A	84.0%	83.8%	88.8%

\* This is based on patients treated on this contract for their most recent course of treatment. Figures in italics indicate the base number of FP17s or Patient Questionnaire responses are less than 100. N/A is shown where the base number of responses is less than 10 during the period. % is calculated as Quantity/Base number\*100



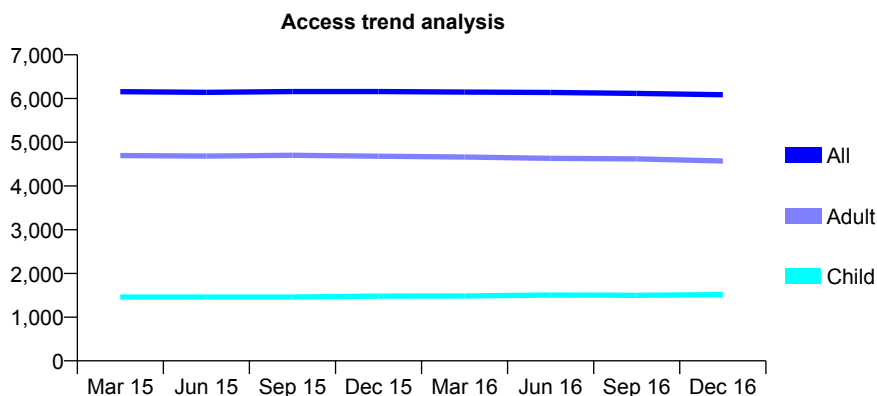
## Q62 - Vital Signs At a Glance Contract Report for 130443/0001 - December 2016

Name or company name	Dr. L. Patel
Contract type name	GDS Contract
Purpose of contract	General
Contract start date	01/06/2011
Contract end date	

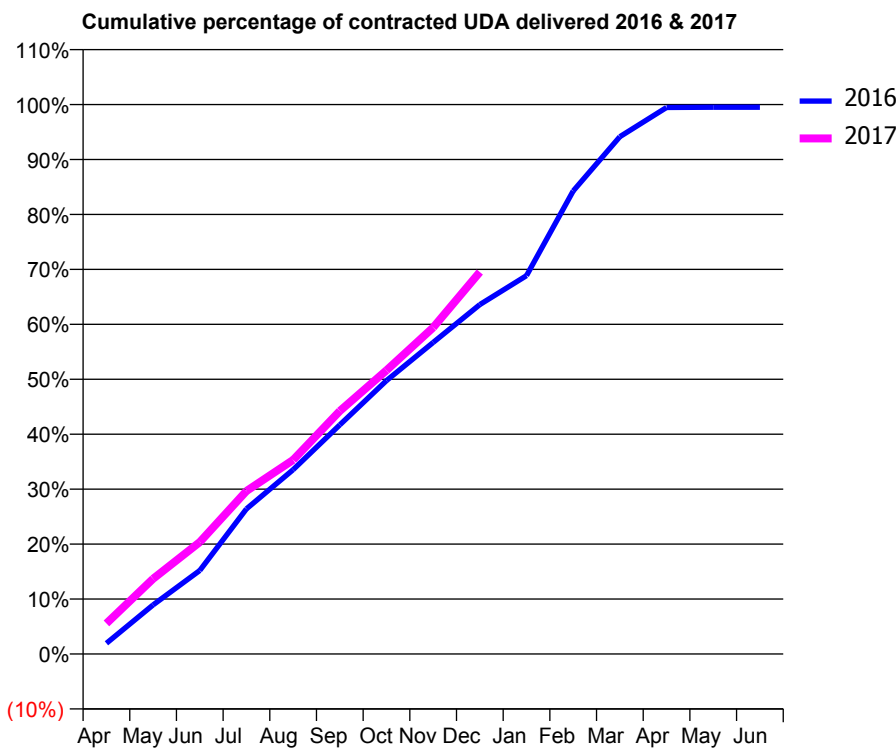
16/17 Contracted general activity (UDA)	14,053
Carry forward general activity (UDA)	-114
16/17 Contracted orthodontic activity (UOA)	0
Carry forward orthodontic activity (UOA)	0
Baseline contract value	£304,338.00

### ACCESS\*

Patients seen in 24 months	Total	Change since previous quarter
Quarter ending December 2015	6,161	
Quarter ending March 2016	6,148	→
Quarter ending June 2016	6,137	→
Quarter ending September 2016	6,117	→
Quarter ending December 2016	6,085	→
<b>Variance since December 2015</b>	<b>(1.2%)</b>	<b>↓</b>



### ACTIVITY



Month	Adjusted Scheduled Activity (UDA)	
	2016	2017
April	273	784
May	1,257	1,927
June	2,135	2,862
July	3,713	4,168
August	4,713	4,965
September	5,859	6,215
October	6,994	7,257
November	7,967	8,349
December	8,937	9,768
January	9,677	
February	11,840	
March	13,231	
April	13,977	
May	13,985	
June	13,983	

### QUALITY

	Quantity	Base Number	Contract	AT	Region	England
% of FP17s for the same patient ID Re-attending within 3 months - Children	84	1,562	5.4%	10.0%	11.9%	12.4%
% of FP17s for the same patient ID Re-attending within 3 months - Adults	349	3,736	9.3%	16.0%	17.1%	16.6%
% of FP17s for the same patient ID Re-attending between 3 & 9 months - Children	927	1,562	59.3%	45.8%	46.2%	57.5%
% of FP17s for the same patient ID Re-attending between 3 & 9 months - Adults	1,758	3,736	47.1%	37.2%	37.8%	50.4%
% of FP17s for Band 1 Urgent Courses	301	4,448	6.8%	11.0%	10.6%	9.1%
% of FP17s Relating to Free Repair or Replacements	26	4,448	0.6%	0.6%	0.6%	0.8%
% of FP17s Relating to Continuations	19	4,448	0.4%	0.7%	0.9%	1.3%
% of Patients satisfied with the dentistry they have received	9	11	81.8%	91.5%	90.3%	92.7%
% of Patients satisfied with the time they had to wait for an appointment	10	11	90.9%	84.0%	83.8%	88.8%

\* This is based on patients treated on this contract for their most recent course of treatment. Figures in italics indicate the base number of FP17s or Patient Questionnaire responses are less than 100. N/A is shown where the base number of responses is less than 10 during the period. % is calculated as Quantity/Base number\*100

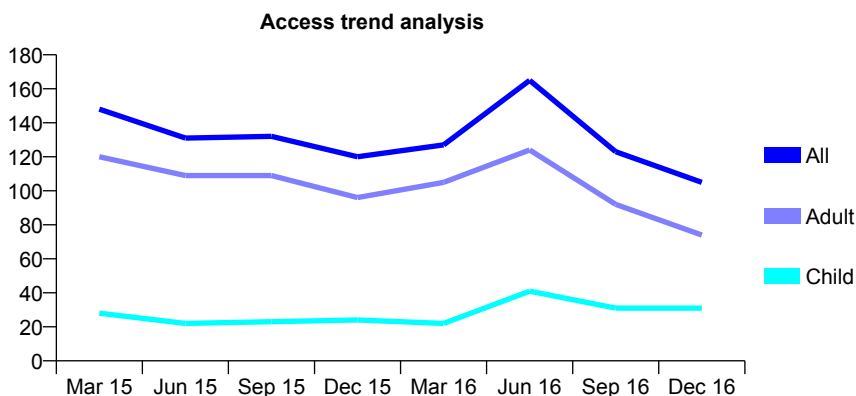
## Q62 - Vital Signs At a Glance Contract Report for 134198/0001 - December 2016

Name or company name	A Vazir & E Vazir
Contract type name	GDS Contract
Purpose of contract	General
Contract start date	01/04/2010
Contract end date	

16/17 Contracted general activity (UDA)	551
Carry forward general activity (UDA)	0
16/17 Contracted orthodontic activity (UOA)	0
Carry forward orthodontic activity (UOA)	0
Baseline contract value	£19,681.57

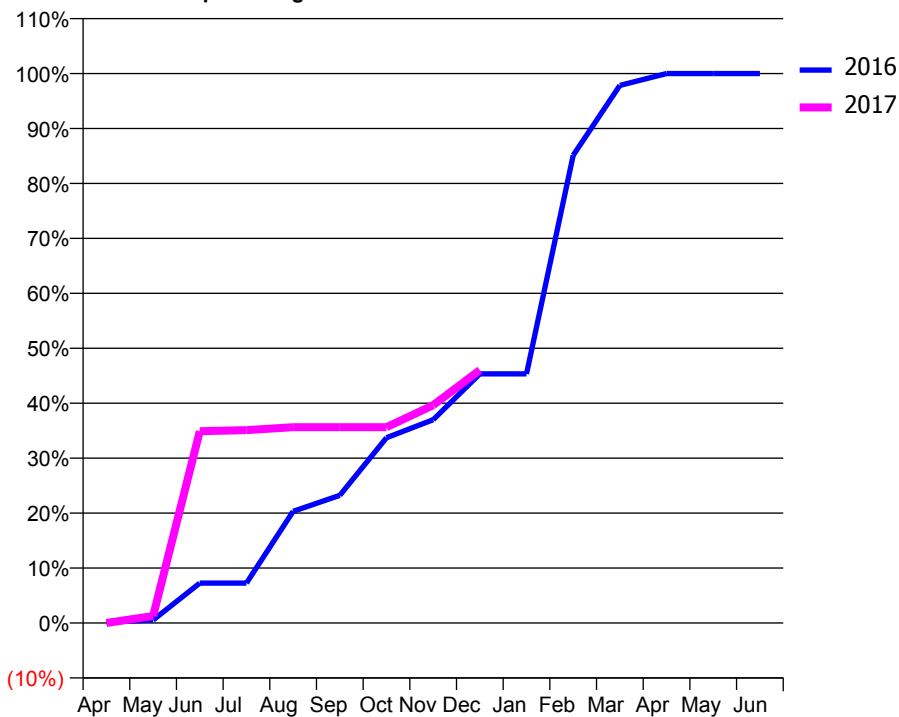
### ACCESS\*

Patients seen in 24 months	Total	Change since previous quarter
Quarter ending December 2015	120	
Quarter ending March 2016	127	↑
Quarter ending June 2016	165	↑
Quarter ending September 2016	123	↓
Quarter ending December 2016	105	↓
<b>Variance since December 2015</b>	<b>(12.5%)</b>	<b>↓</b>



### ACTIVITY

Cumulative percentage of contracted UDA delivered 2016 & 2017



Month	Adjusted Scheduled Activity (UDA)	
	2016	2017
April	1	0
May	3	7
June	40	192
July	40	193
August	112	196
September	128	196
October	186	196
November	204	218
December	250	254
January	250	
February	469	
March	539	
April	551	
May	551	
June	551	

### QUALITY

	Quantity	Base Number	Contract	AT	Region	England
% of FP17s for the same patient ID Re-attending within 3 months - Children	0	27	0.0%	10.0%	11.9%	12.4%
% of FP17s for the same patient ID Re-attending within 3 months - Adults	2	51	3.9%	16.0%	17.1%	16.6%
% of FP17s for the same patient ID Re-attending between 3 & 9 months - Children	1	27	3.7%	45.8%	46.2%	57.5%
% of FP17s for the same patient ID Re-attending between 3 & 9 months - Adults	5	51	9.8%	37.2%	37.8%	50.4%
% of FP17s for Band 1 Urgent Courses	8	77	10.4%	11.0%	10.6%	9.1%
% of FP17s Relating to Free Repair or Replacements	3	77	3.9%	0.6%	0.6%	0.8%
% of FP17s Relating to Continuations	1	77	1.3%	0.7%	0.9%	1.3%
% of Patients satisfied with the dentistry they have received	0	0	N/A	91.5%	90.3%	92.7%
% of Patients satisfied with the time they had to wait for an appointment	0	0	N/A	84.0%	83.8%	88.8%

\* This is based on patients treated on this contract for their most recent course of treatment. Figures in italics indicate the base number of FP17s or Patient Questionnaire responses are less than 100. N/A is shown where the base number of responses is less than 10 during the period. % is calculated as Quantity/Base number\*100

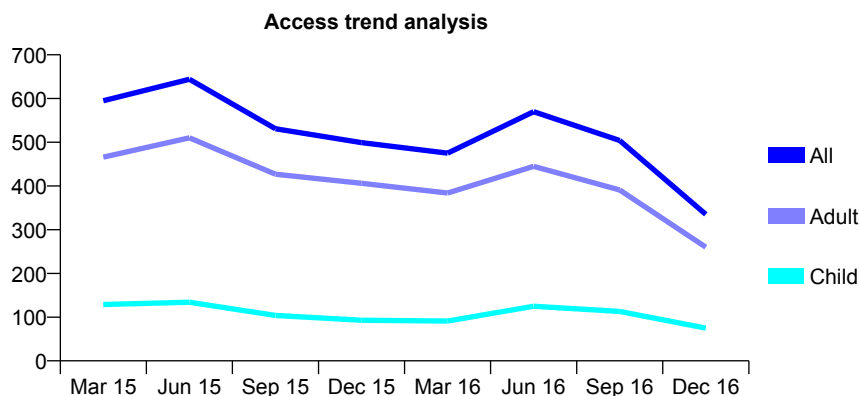
## Q62 - Vital Signs At a Glance Contract Report for 134198/0002 - December 2016

Name or company name	A Vazir & E Vazir
Contract type name	GDS Contract
Purpose of contract	General
Contract start date	01/04/2010
Contract end date	

16/17 Contracted general activity (UDA)	2,327
Carry forward general activity (UDA)	28
16/17 Contracted orthodontic activity (UOA)	0
Carry forward orthodontic activity (UOA)	0
Baseline contract value	£76,203.32

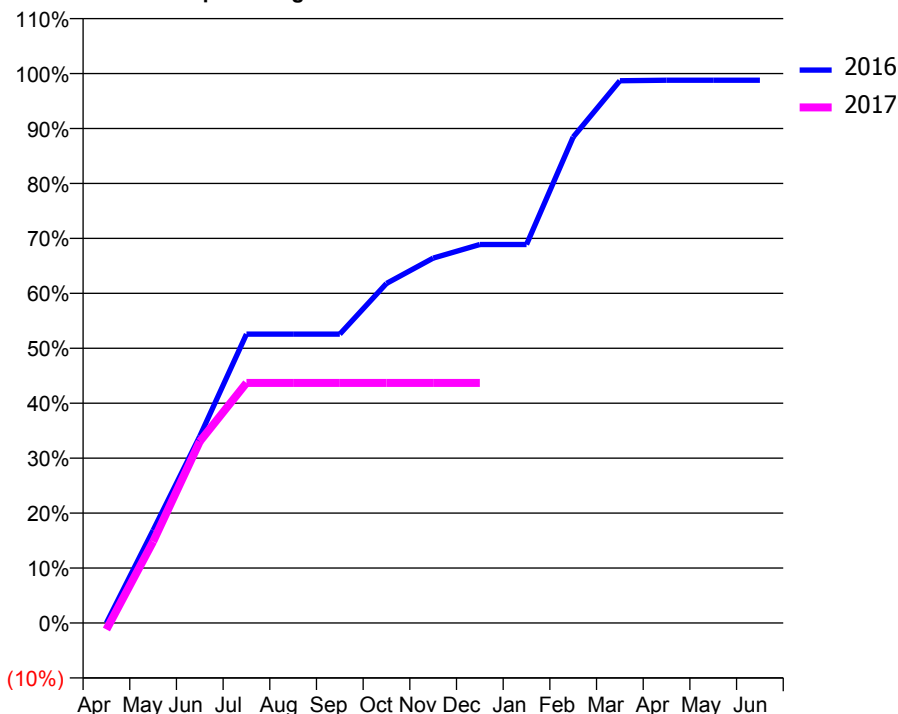
### ACCESS\*

Patients seen in 24 months	Total	Change since previous quarter
Quarter ending December 2015	499	
Quarter ending March 2016	475	↓
Quarter ending June 2016	570	↑
Quarter ending September 2016	504	↓
Quarter ending December 2016	335	↓
<b>Variance since December 2015</b>	<b>(32.9%)</b>	<b>↓</b>



### ACTIVITY

Cumulative percentage of contracted UDA delivered 2016 & 2017



Month	Adjusted Scheduled Activity (UDA)	
	2016	2017
April	0	-28
May	393	345
June	791	769
July	1,224	1,017
August	1,224	1,017
September	1,224	1,017
October	1,438	1,017
November	1,545	1,017
December	1,603	1,017
January	1,603	
February	2,058	
March	2,296	
April	2,299	
May	2,299	
June	2,299	

### QUALITY

	Quantity	Base Number	Contract	AT	Region	England
% of FP17s for the same patient ID Re-attending within 3 months - Children	3	60	5.0%	10.0%	11.9%	12.4%
% of FP17s for the same patient ID Re-attending within 3 months - Adults	12	175	6.9%	16.0%	17.1%	16.6%
% of FP17s for the same patient ID Re-attending between 3 & 9 months - Children	3	60	5.0%	45.8%	46.2%	57.5%
% of FP17s for the same patient ID Re-attending between 3 & 9 months - Adults	17	175	9.7%	37.2%	37.8%	50.4%
% of FP17s for Band 1 Urgent Courses	24	233	10.3%	11.0%	10.6%	9.1%
% of FP17s Relating to Free Repair or Replacements	1	233	0.4%	0.6%	0.6%	0.8%
% of FP17s Relating to Continuations	1	233	0.4%	0.7%	0.9%	1.3%
% of Patients satisfied with the dentistry they have received	0	0	N/A	91.5%	90.3%	92.7%
% of Patients satisfied with the time they had to wait for an appointment	0	0	N/A	84.0%	83.8%	88.8%

\* This is based on patients treated on this contract for their most recent course of treatment. Figures in italics indicate the base number of FP17s or Patient Questionnaire responses are less than 100. N/A is shown where the base number of responses is less than 10 during the period. % is calculated as Quantity/Base number\*100

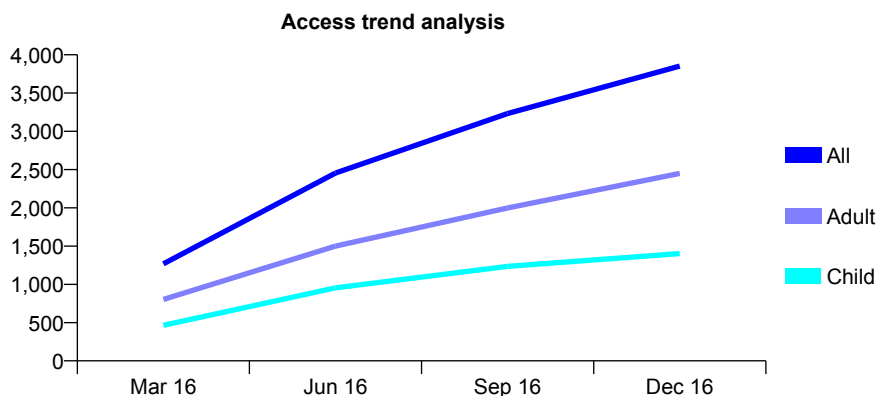
## Q62 - Vital Signs At a Glance Contract Report for 134732/0001 - December 2016

Name or company name	SK Dental Staines Road Dental Practice Pa
Contract type name	GDS Contract
Purpose of contract	General
Contract start date	01/01/2016
Contract end date	

16/17 Contracted general activity (UDA)	16,423
Carry forward general activity (UDA)	0
16/17 Contracted orthodontic activity (UOA)	0
Carry forward orthodontic activity (UOA)	0
Baseline contract value	£503,419.18

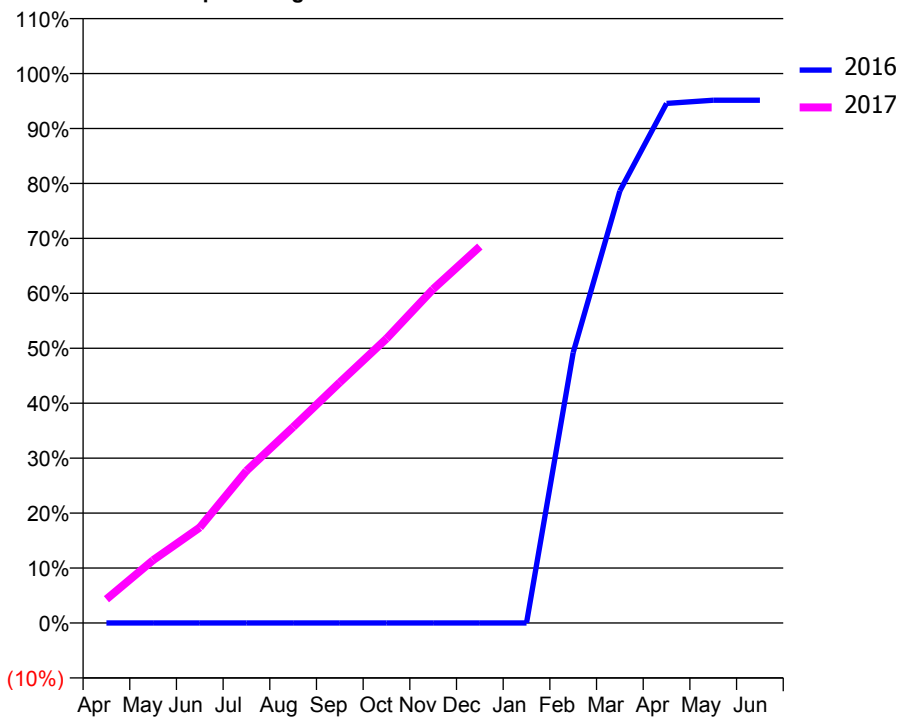
### ACCESS\*

Patients seen in 24 months	Total	Change since previous quarter
Quarter ending December 2015	0	
Quarter ending March 2016	1,268	
Quarter ending June 2016	2,455	↑
Quarter ending September 2016	3,232	↑
Quarter ending December 2016	3,852	↑
<b>Variance since December 2015</b>	N/A	



### ACTIVITY

Cumulative percentage of contracted UDA delivered 2016 & 2017



Adjusted Scheduled Activity (UDA)

Month	2016	2017
April	0	711
May	0	1,877
June	0	2,854
July	0	4,550
August	0	5,857
September	0	7,190
October	0	8,498
November	0	9,982
December	0	11,251
January	0	
February	2,021	
March	3,229	
April	3,882	
May	3,907	
June	3,907	

### QUALITY

	Quantity	Base Number	Contract	AT	Region	England
% of FP17s for the same patient ID Re-attending within 3 months - Children	95	1,663	5.7%	10.0%	11.9%	12.4%
% of FP17s for the same patient ID Re-attending within 3 months - Adults	389	2,996	13.0%	16.0%	17.1%	16.6%
% of FP17s for the same patient ID Re-attending between 3 & 9 months - Children	462	1,663	27.8%	45.8%	46.2%	57.5%
% of FP17s for the same patient ID Re-attending between 3 & 9 months - Adults	739	2,996	24.7%	37.2%	37.8%	50.4%
% of FP17s for Band 1 Urgent Courses	269	4,410	6.1%	11.0%	10.6%	9.1%
% of FP17s Relating to Free Repair or Replacements	27	4,410	0.6%	0.6%	0.6%	0.8%
% of FP17s Relating to Continuations	78	4,410	1.8%	0.7%	0.9%	1.3%
% of Patients satisfied with the dentistry they have received	6	6	N/A	91.5%	90.3%	92.7%
% of Patients satisfied with the time they had to wait for an appointment	3	6	N/A	84.0%	83.8%	88.8%

\* This is based on patients treated on this contract for their most recent course of treatment. Figures in italics indicate the base number of FP17s or Patient Questionnaire responses are less than 100. N/A is shown where the base number of responses is less than 10 during the period. % is calculated as Quantity/Base number\*100

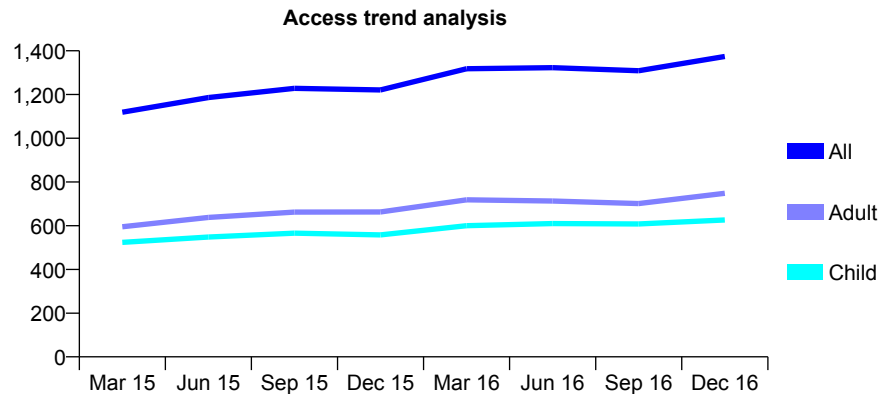
## Q62 - Vital Signs At a Glance Contract Report for 135348/0001 - December 2016

Name or company name	Mr K. K. Kothary & Mr. P. Amin
Contract type name	GDS Contract
Purpose of contract	General
Contract start date	01/11/2013
Contract end date	

16/17 Contracted general activity (UDA)	8,498
Carry forward general activity (UDA)	0
16/17 Contracted orthodontic activity (UOA)	0
Carry forward orthodontic activity (UOA)	0
Baseline contract value	£221,150.09

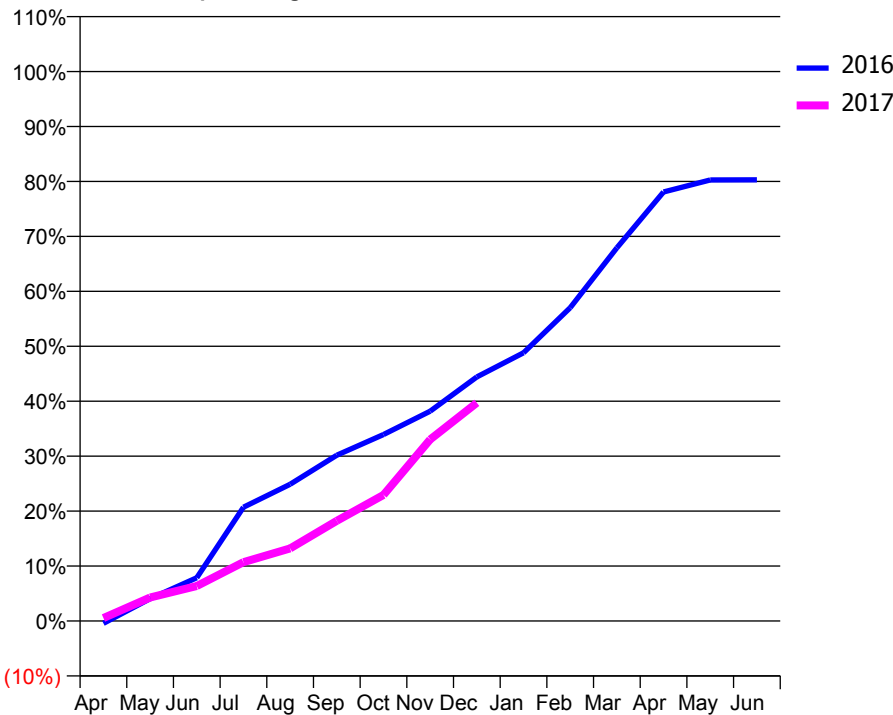
### ACCESS\*

Patients seen in 24 months	Total	Change since previous quarter
Quarter ending December 2015	1,221	
Quarter ending March 2016	1,318	↑
Quarter ending June 2016	1,323	→
Quarter ending September 2016	1,309	↓
Quarter ending December 2016	1,374	↑
<b>Variance since December 2015</b>	<b>12.5%</b>	<b>↑</b>



### ACTIVITY

Cumulative percentage of contracted UDA delivered 2016 & 2017



Month	Adjusted Scheduled Activity (UDA)	
	2016	2017
April	-38	46
May	345	365
June	669	541
July	1,759	910
August	2,114	1,123
September	2,564	1,549
October	2,884	1,950
November	3,245	2,807
December	3,775	3,375
January	4,149	
February	4,845	
March	5,771	
April	6,636	
May	6,820	
June	6,823	

### QUALITY

	Quantity	Base Number	Contract	AT	Region	England
% of FP17s for the same patient ID Re-attending within 3 months - Children	75	700	10.7%	10.0%	11.9%	12.4%
% of FP17s for the same patient ID Re-attending within 3 months - Adults	225	827	27.2%	16.0%	17.1%	16.6%
% of FP17s for the same patient ID Re-attending between 3 & 9 months - Children	347	700	49.6%	45.8%	46.2%	57.5%
% of FP17s for the same patient ID Re-attending between 3 & 9 months - Adults	340	827	41.1%	37.2%	37.8%	50.4%
% of FP17s for Band 1 Urgent Courses	168	926	18.1%	11.0%	10.6%	9.1%
% of FP17s Relating to Free Repair or Replacements	0	926	0.0%	0.6%	0.6%	0.8%
% of FP17s Relating to Continuations	6	926	0.6%	0.7%	0.9%	1.3%
% of Patients satisfied with the dentistry they have received	10	10	100.0%	91.5%	90.3%	92.7%
% of Patients satisfied with the time they had to wait for an appointment	8	10	80.0%	84.0%	83.8%	88.8%

\* This is based on patients treated on this contract for their most recent course of treatment. Figures in italics indicate the base number of FP17s or Patient Questionnaire responses are less than 100. N/A is shown where the base number of responses is less than 10 during the period. % is calculated as Quantity/Base number\*100

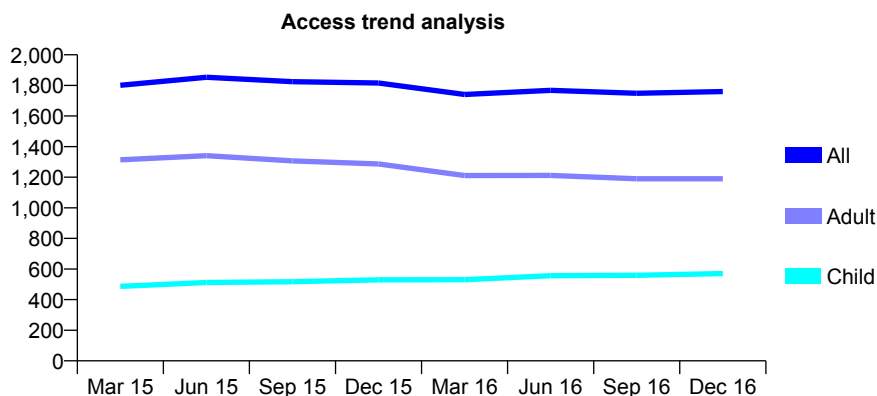
## Q62 - Vital Signs At a Glance Contract Report for 136565/0001 - December 2016

Name or company name	Preeman Limited Smile For Life Dental Clin
Contract type name	GDS Contract
Purpose of contract	General
Contract start date	01/04/2011
Contract end date	

16/17 Contracted general activity (UDA)	6,500
Carry forward general activity (UDA)	-130
16/17 Contracted orthodontic activity (UOA)	0
Carry forward orthodontic activity (UOA)	0
Baseline contract value	£150,103.81

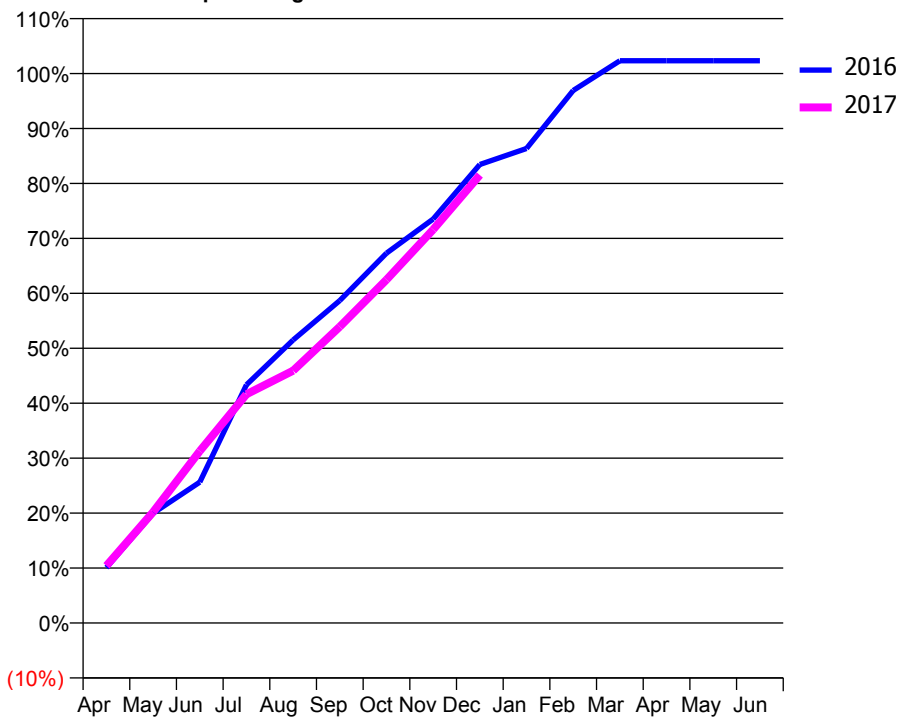
### ACCESS\*

Patients seen in 24 months	Total	Change since previous quarter
Quarter ending December 2015	1,816	
Quarter ending March 2016	1,741	↓
Quarter ending June 2016	1,768	→
Quarter ending September 2016	1,749	↓
Quarter ending December 2016	1,760	→
<b>Variance since December 2015</b>	<b>(3.1%)</b>	<b>↓</b>



### ACTIVITY

Cumulative percentage of contracted UDA delivered 2016 & 2017



Month	Adjusted Scheduled Activity (UDA)	
	2016	2017
April	655	678
May	1,300	1,313
June	1,666	2,034
July	2,817	2,705
August	3,348	2,986
September	3,814	3,505
October	4,375	4,061
November	4,778	4,655
December	5,423	5,300
January	5,613	
February	6,299	
March	6,650	
April	6,650	
May	6,650	
June	6,650	

### QUALITY

	Quantity	Base Number	Contract	AT	Region	England
% of FP17s for the same patient ID Re-attending within 3 months - Children	37	583	6.3%	10.0%	11.9%	12.4%
% of FP17s for the same patient ID Re-attending within 3 months - Adults	78	995	7.8%	16.0%	17.1%	16.6%
% of FP17s for the same patient ID Re-attending between 3 & 9 months - Children	284	583	48.7%	45.8%	46.2%	57.5%
% of FP17s for the same patient ID Re-attending between 3 & 9 months - Adults	393	995	39.5%	37.2%	37.8%	50.4%
% of FP17s for Band 1 Urgent Courses	54	1,578	3.4%	11.0%	10.6%	9.1%
% of FP17s Relating to Free Repair or Replacements	0	1,578	0.0%	0.6%	0.6%	0.8%
% of FP17s Relating to Continuations	18	1,578	1.1%	0.7%	0.9%	1.3%
% of Patients satisfied with the dentistry they have received	1	2	N/A	91.5%	90.3%	92.7%
% of Patients satisfied with the time they had to wait for an appointment	2	2	N/A	84.0%	83.8%	88.8%

\* This is based on patients treated on this contract for their most recent course of treatment. Figures in italics indicate the base number of FP17s or Patient Questionnaire responses are less than 100. N/A is shown where the base number of responses is less than 10 during the period. % is calculated as Quantity/Base number\*100

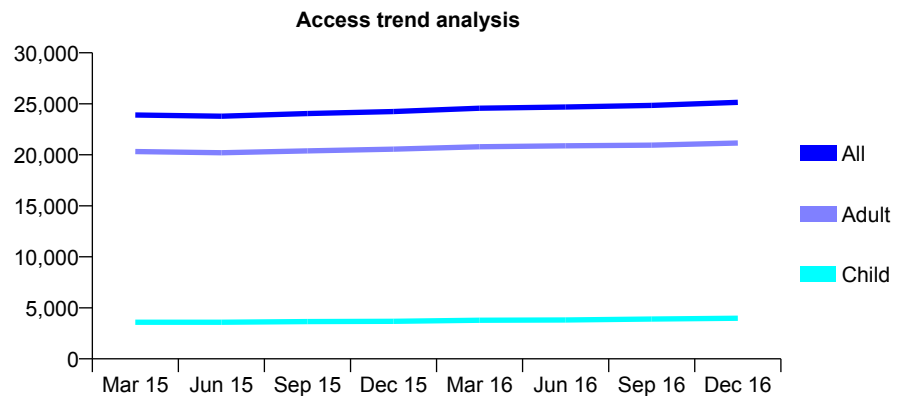
## Q62 - Vital Signs At a Glance Contract Report for 138266/0001 - December 2016

Name or company name	Tooth and Mouth Limited
Contract type name	GDS Contract
Purpose of contract	General
Contract start date	01/04/2008
Contract end date	

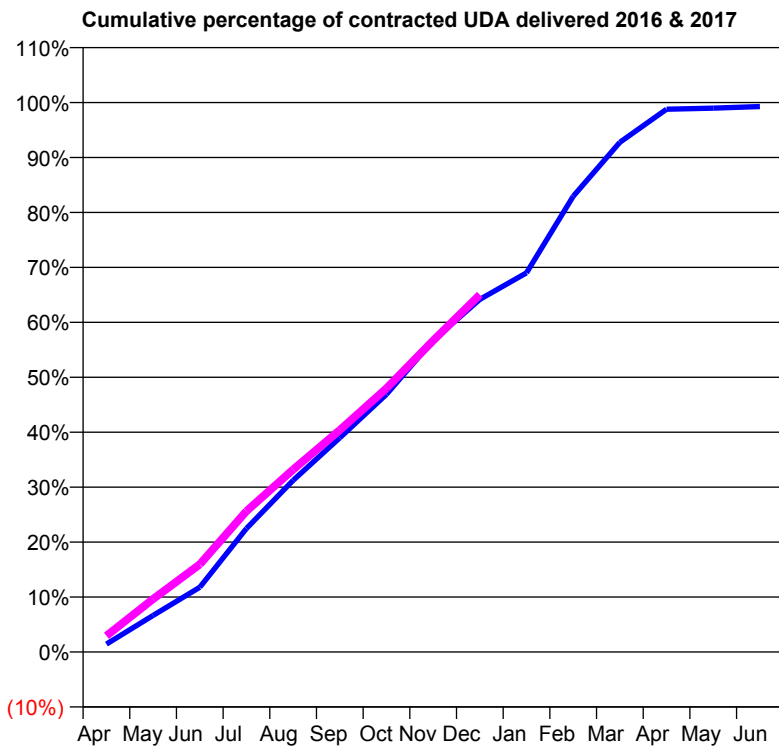
16/17 Contracted general activity (UDA)	70,150
Carry forward general activity (UDA)	508
16/17 Contracted orthodontic activity (UOA)	0
Carry forward orthodontic activity (UOA)	0
Baseline contract value	£2,231,618.71

### ACCESS\*

Patients seen in 24 months	Total	Change since previous quarter
Quarter ending December 2015	24,237	
Quarter ending March 2016	24,571	→
Quarter ending June 2016	24,691	→
Quarter ending September 2016	24,847	→
Quarter ending December 2016	25,138	→
<b>Variance since December 2015</b>	<b>3.7%</b>	<b>↑</b>



### ACTIVITY



Month	Adjusted Scheduled Activity (UDA)	
	2016	2017
April	1,010	2,075
May	4,672	6,770
June	8,269	11,185
July	15,769	17,982
August	21,916	23,293
September	27,343	28,342
October	32,899	33,664
November	39,769	39,764
December	45,016	45,612
January	48,406	
February	58,184	
March	65,072	
April	69,294	
May	69,431	
June	69,642	

### QUALITY

	Quantity	Base Number	Contract	AT	Region	England
% of FP17s for the same patient ID Re-attending within 3 months - Children	277	3,918	7.1%	10.0%	11.9%	12.4%
% of FP17s for the same patient ID Re-attending within 3 months - Adults	2,248	15,982	14.1%	16.0%	17.1%	16.6%
% of FP17s for the same patient ID Re-attending between 3 & 9 months - Children	2,057	3,918	52.5%	45.8%	46.2%	57.5%
% of FP17s for the same patient ID Re-attending between 3 & 9 months - Adults	4,823	15,982	30.2%	37.2%	37.8%	50.4%
% of FP17s for Band 1 Urgent Courses	2,364	18,543	12.7%	11.0%	10.6%	9.1%
% of FP17s Relating to Free Repair or Replacements	129	18,543	0.7%	0.6%	0.6%	0.8%
% of FP17s Relating to Continuations	72	18,543	0.4%	0.7%	0.9%	1.3%
% of Patients satisfied with the dentistry they have received	30	31	96.8%	91.5%	90.3%	92.7%
% of Patients satisfied with the time they had to wait for an appointment	27	31	87.1%	84.0%	83.8%	88.8%

\* This is based on patients treated on this contract for their most recent course of treatment. Figures in italics indicate the base number of FP17s or Patient Questionnaire responses are less than 100. N/A is shown where the base number of responses is less than 10 during the period. % is calculated as Quantity/Base number\*100



## Q62 - Vital Signs At a Glance Contract Report for 138266/0003 - December 2016

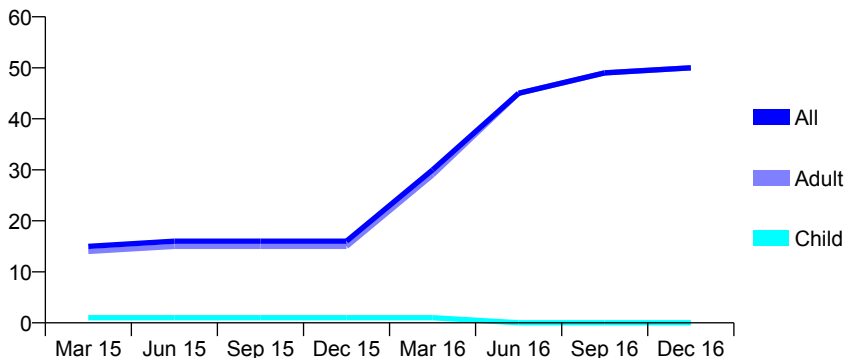
Name or company name	Tooth and Mouth Limited
Contract type name	PDS Contract
Purpose of contract	General
Contract start date	01/04/2009
Contract end date	

16/17 Contracted general activity (UDA)	200
Carry forward general activity (UDA)	0
16/17 Contracted orthodontic activity (UOA)	0
Carry forward orthodontic activity (UOA)	0
Baseline contract value	£25,739.78

### ACCESS\*

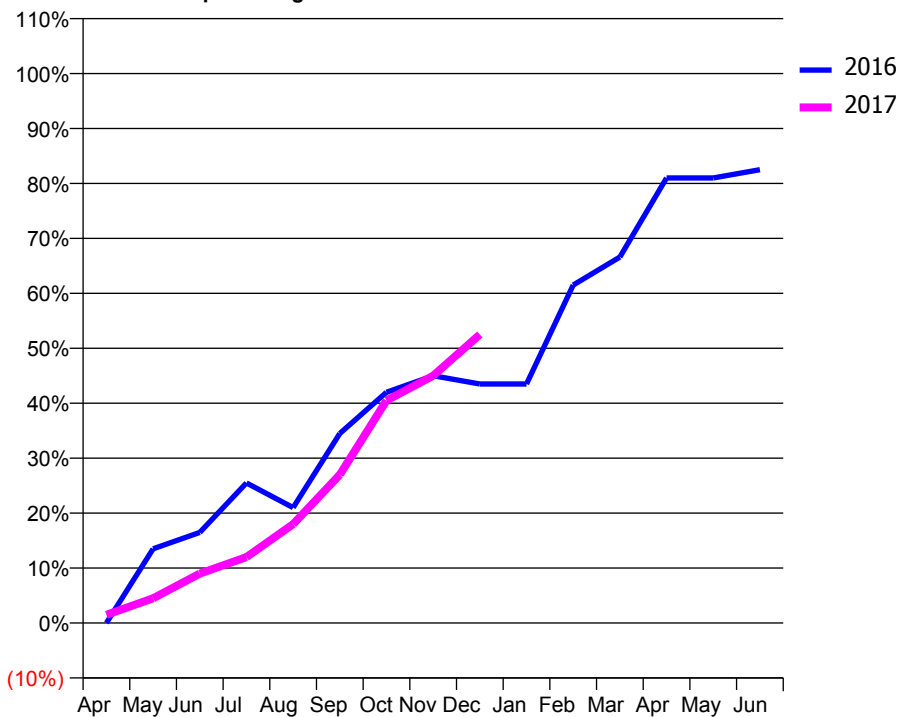
Patients seen in 24 months	Total	Change since previous quarter
Quarter ending December 2015	16	
Quarter ending March 2016	30	↑
Quarter ending June 2016	45	↑
Quarter ending September 2016	49	↑
Quarter ending December 2016	50	↑
<b>Variance since December 2015</b>	<b>212.5%</b>	<b>↑</b>

### Access trend analysis



### ACTIVITY

#### Cumulative percentage of contracted UDA delivered 2016 & 2017



Month	Adjusted Scheduled Activity (UDA)	
	2016	2017
April	0	3
May	27	9
June	33	18
July	51	24
August	42	36
September	69	54
October	84	81
November	90	90
December	87	105
January	87	
February	123	
March	133	
April	162	
May	162	
June	165	

### QUALITY

	Quantity	Base Number	Contract	AT	Region	England
% of FP17s for the same patient ID Re-attending within 3 months - Children	0	0	N/A	10.0%	11.9%	12.4%
% of FP17s for the same patient ID Re-attending within 3 months - Adults	0	44	0.0%	16.0%	17.1%	16.6%
% of FP17s for the same patient ID Re-attending between 3 & 9 months - Children	0	0	N/A	45.8%	46.2%	57.5%
% of FP17s for the same patient ID Re-attending between 3 & 9 months - Adults	0	44	0.0%	37.2%	37.8%	50.4%
% of FP17s for Band 1 Urgent Courses	0	36	0.0%	11.0%	10.6%	9.1%
% of FP17s Relating to Free Repair or Replacements	0	36	0.0%	0.6%	0.6%	0.8%
% of FP17s Relating to Continuations	0	36	0.0%	0.7%	0.9%	1.3%
% of Patients satisfied with the dentistry they have received	0	0	N/A	91.5%	90.3%	92.7%
% of Patients satisfied with the time they had to wait for an appointment	0	0	N/A	84.0%	83.8%	88.8%

\* This is based on patients treated on this contract for their most recent course of treatment. Figures in italics indicate the base number of FP17s or Patient Questionnaire responses are less than 100. N/A is shown where the base number of responses is less than 10 during the period. % is calculated as Quantity/Base number\*100

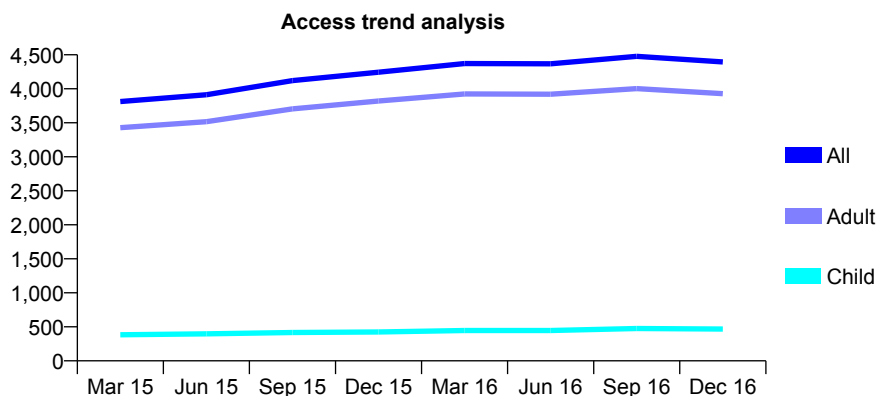
## Q62 - Vital Signs At a Glance Contract Report for 138266/0005 - December 2016

Name or company name	Tooth and Mouth Limited
Contract type name	PDS Plus Contract
Purpose of contract	General
Contract start date	19/12/2011
Contract end date	18/12/2018

16/17 Contracted general activity (UDA)	14,500
Carry forward general activity (UDA)	0
16/17 Contracted orthodontic activity (UOA)	0
Carry forward orthodontic activity (UOA)	0
Baseline contract value	£245,991.00

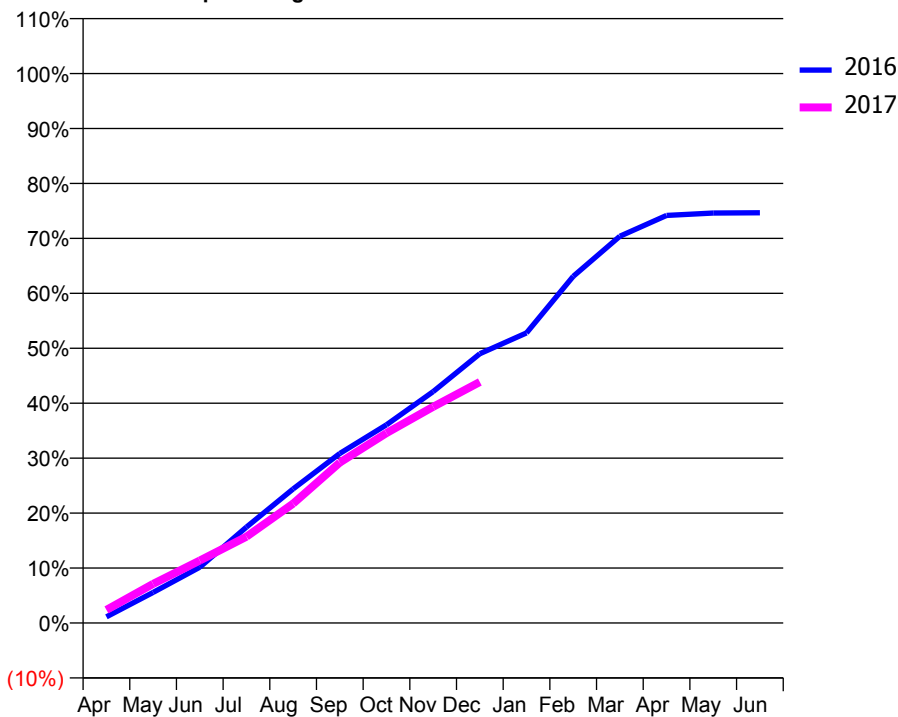
### ACCESS\*

Patients seen in 24 months	Total	Change since previous quarter
Quarter ending December 2015	4,244	
Quarter ending March 2016	4,371	↑
Quarter ending June 2016	4,367	→
Quarter ending September 2016	4,477	↑
Quarter ending December 2016	4,395	↓
<b>Variance since December 2015</b>	<b>3.6%</b>	<b>↑</b>



### ACTIVITY

Cumulative percentage of contracted UDA delivered 2016 & 2017



Adjusted Scheduled Activity (UDA)

Month	2016	2017
April	163	348
May	809	1,031
June	1,473	1,647
July	2,532	2,280
August	3,539	3,151
September	4,473	4,235
October	5,231	5,012
November	6,107	5,704
December	7,106	6,361
January	7,655	
February	9,147	
March	10,208	
April	10,754	
May	10,819	
June	10,826	

### QUALITY

	Quantity	Base Number	Contract	AT	Region	England
% of FP17s for the same patient ID Re-attending within 3 months - Children	20	369	5.4%	10.0%	11.9%	12.4%
% of FP17s for the same patient ID Re-attending within 3 months - Adults	276	2,429	11.4%	16.0%	17.1%	16.6%
% of FP17s for the same patient ID Re-attending between 3 & 9 months - Children	161	369	43.6%	45.8%	46.2%	57.5%
% of FP17s for the same patient ID Re-attending between 3 & 9 months - Adults	583	2,429	24.0%	37.2%	37.8%	50.4%
% of FP17s for Band 1 Urgent Courses	481	2,565	18.8%	11.0%	10.6%	9.1%
% of FP17s Relating to Free Repair or Replacements	3	2,565	0.1%	0.6%	0.6%	0.8%
% of FP17s Relating to Continuations	1	2,565	0.0%	0.7%	0.9%	1.3%
% of Patients satisfied with the dentistry they have received	10	12	83.3%	91.5%	90.3%	92.7%
% of Patients satisfied with the time they had to wait for an appointment	7	12	58.3%	84.0%	83.8%	88.8%

\* This is based on patients treated on this contract for their most recent course of treatment. Figures in italics indicate the base number of FP17s or Patient Questionnaire responses are less than 100. N/A is shown where the base number of responses is less than 10 during the period. % is calculated as Quantity/Base number\*100

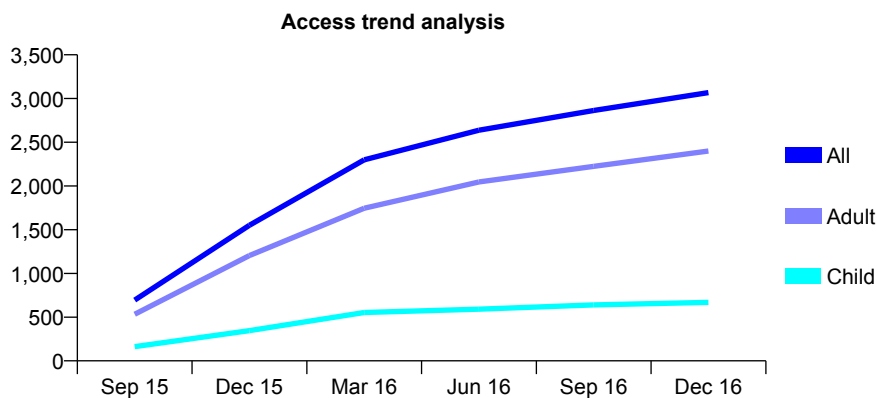
## Q62 - Vital Signs At a Glance Contract Report for 141771/0001 - December 2016

Name or company name	Armytage Dental Practice
Contract type name	GDS Contract
Purpose of contract	General
Contract start date	01/07/2015
Contract end date	

16/17 Contracted general activity (UDA)	11,529
Carry forward general activity (UDA)	71
16/17 Contracted orthodontic activity (UOA)	0
Carry forward orthodontic activity (UOA)	0
Baseline contract value	£343,268.15

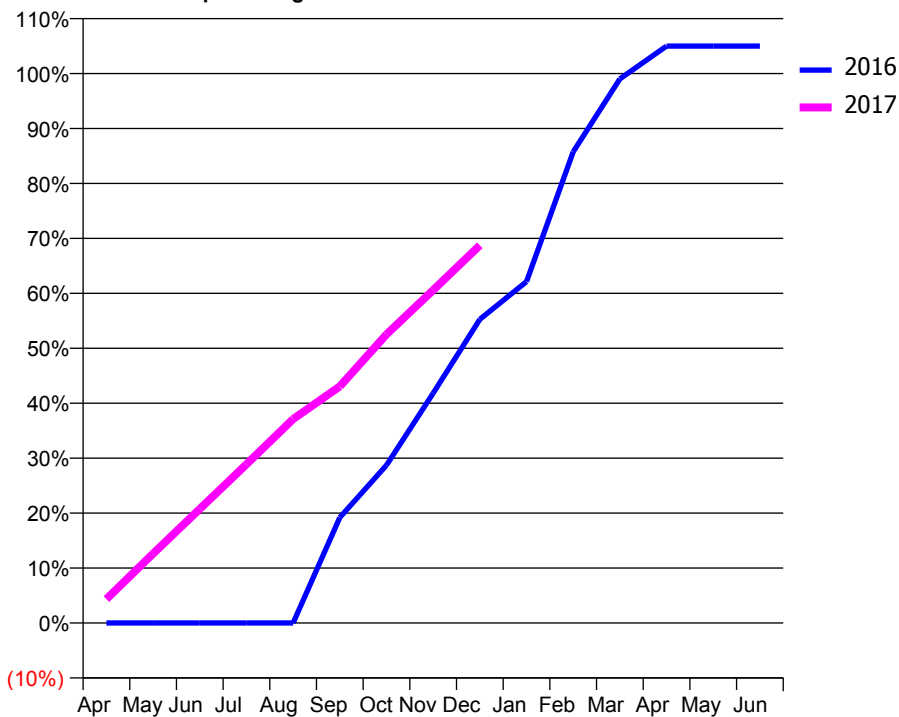
### ACCESS\*

Patients seen in 24 months	Total	Change since previous quarter
Quarter ending December 2015	1,550	
Quarter ending March 2016	2,299	↑
Quarter ending June 2016	2,637	↑
Quarter ending September 2016	2,863	↑
Quarter ending December 2016	3,068	↑
<b>Variance since December 2015</b>	<b>97.9%</b>	<b>↑</b>



### ACTIVITY

Cumulative percentage of contracted UDA delivered 2016 & 2017



Month	Adjusted Scheduled Activity (UDA)	
	2016	2017
April	0	501
May	0	1,457
June	0	2,394
July	0	3,330
August	0	4,280
September	1,661	4,965
October	2,483	6,055
November	3,616	6,985
December	4,778	7,924
January	5,373	
February	7,415	
March	8,561	
April	9,079	
May	9,079	
June	9,079	

### QUALITY

	Quantity	Base Number	Contract	AT	Region	England
% of FP17s for the same patient ID Re-attending within 3 months - Children	35	572	6.1%	10.0%	11.9%	12.4%
% of FP17s for the same patient ID Re-attending within 3 months - Adults	208	1,840	11.3%	16.0%	17.1%	16.6%
% of FP17s for the same patient ID Re-attending between 3 & 9 months - Children	252	572	44.1%	45.8%	46.2%	57.5%
% of FP17s for the same patient ID Re-attending between 3 & 9 months - Adults	629	1,840	34.2%	37.2%	37.8%	50.4%
% of FP17s for Band 1 Urgent Courses	183	2,261	8.1%	11.0%	10.6%	9.1%
% of FP17s Relating to Free Repair or Replacements	37	2,261	1.6%	0.6%	0.6%	0.8%
% of FP17s Relating to Continuations	36	2,261	1.6%	0.7%	0.9%	1.3%
% of Patients satisfied with the dentistry they have received	6	6	N/A	91.5%	90.3%	92.7%
% of Patients satisfied with the time they had to wait for an appointment	3	6	N/A	84.0%	83.8%	88.8%

\* This is based on patients treated on this contract for their most recent course of treatment. Figures in italics indicate the base number of FP17s or Patient Questionnaire responses are less than 100. N/A is shown where the base number of responses is less than 10 during the period. % is calculated as Quantity/Base number\*100

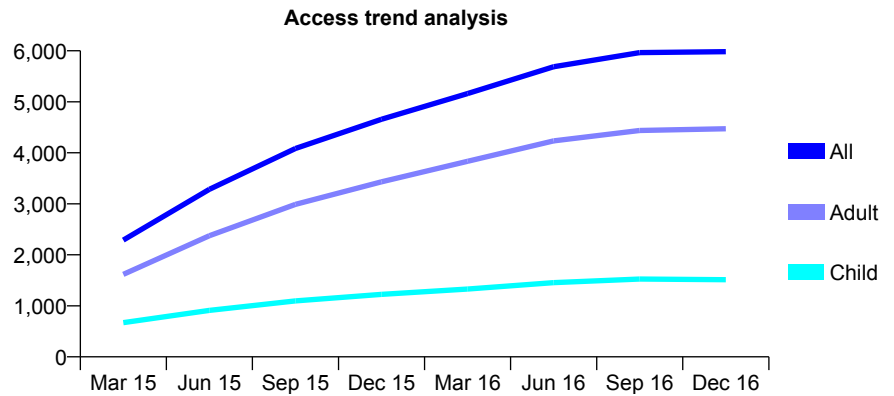
## Q62 - Vital Signs At a Glance Contract Report for 142042/0001 - December 2016

Name or company name	Dr M Patel and Dr S Patel
Contract type name	GDS Contract
Purpose of contract	General
Contract start date	31/10/2014
Contract end date	

16/17 Contracted general activity (UDA)	16,272
Carry forward general activity (UDA)	-315
16/17 Contracted orthodontic activity (UOA)	0
Carry forward orthodontic activity (UOA)	0
Baseline contract value	£460,767.44

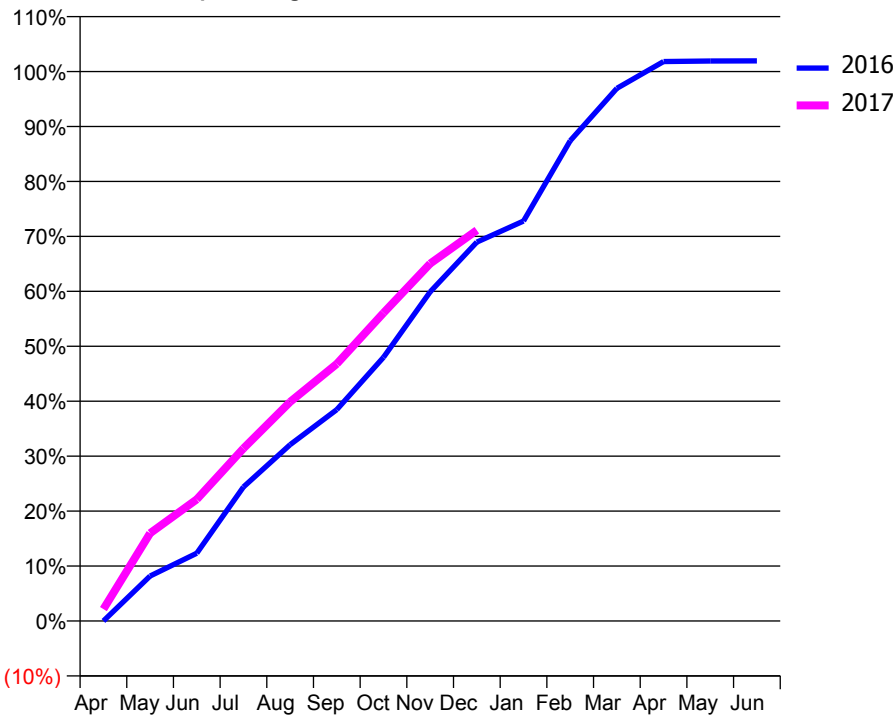
### ACCESS\*

Patients seen in 24 months	Total	Change since previous quarter
Quarter ending December 2015	4,658	
Quarter ending March 2016	5,163	↑
Quarter ending June 2016	5,687	↑
Quarter ending September 2016	5,965	↑
Quarter ending December 2016	5,984	→
<b>Variance since December 2015</b>	<b>28.5%</b>	<b>↑</b>



### ACTIVITY

Cumulative percentage of contracted UDA delivered 2016 & 2017



Month	Adjusted Scheduled Activity (UDA)	
	2016	2017
April	3	352
May	1,331	2,599
June	2,009	3,601
July	3,971	5,113
August	5,221	6,491
September	6,260	7,616
October	7,810	9,123
November	9,747	10,585
December	11,219	11,573
January	11,844	
February	14,222	
March	15,774	
April	16,566	
May	16,581	
June	16,586	

### QUALITY

	Quantity	Base Number	Contract	AT	Region	England
% of FP17s for the same patient ID Re-attending within 3 months - Children	92	1,551	5.9%	10.0%	11.9%	12.4%
% of FP17s for the same patient ID Re-attending within 3 months - Adults	418	3,771	11.1%	16.0%	17.1%	16.6%
% of FP17s for the same patient ID Re-attending between 3 & 9 months - Children	842	1,551	54.3%	45.8%	46.2%	57.5%
% of FP17s for the same patient ID Re-attending between 3 & 9 months - Adults	1,669	3,771	44.3%	37.2%	37.8%	50.4%
% of FP17s for Band 1 Urgent Courses	477	4,876	9.8%	11.0%	10.6%	9.1%
% of FP17s Relating to Free Repair or Replacements	29	4,876	0.6%	0.6%	0.6%	0.8%
% of FP17s Relating to Continuations	8	4,876	0.2%	0.7%	0.9%	1.3%
% of Patients satisfied with the dentistry they have received	2	2	N/A	91.5%	90.3%	92.7%
% of Patients satisfied with the time they had to wait for an appointment	2	2	N/A	84.0%	83.8%	88.8%

\* This is based on patients treated on this contract for their most recent course of treatment. Figures in italics indicate the base number of FP17s or Patient Questionnaire responses are less than 100. N/A is shown where the base number of responses is less than 10 during the period. % is calculated as Quantity/Base number\*100

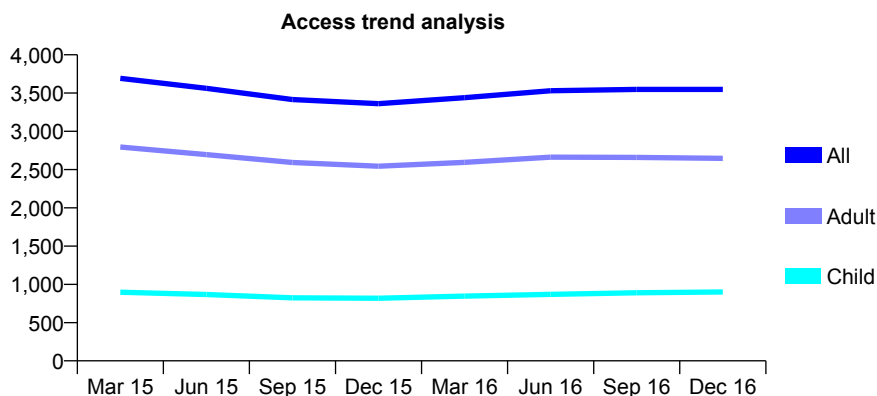
## Q62 - Vital Signs At a Glance Contract Report for 142468/0001 - December 2016

Name or company name	Hill View Dental Practice Limited
Contract type name	GDS Contract
Purpose of contract	General
Contract start date	09/06/2010
Contract end date	

16/17 Contracted general activity (UDA)	12,029
Carry forward general activity (UDA)	-96
16/17 Contracted orthodontic activity (UOA)	0
Carry forward orthodontic activity (UOA)	0
Baseline contract value	£309,909.44

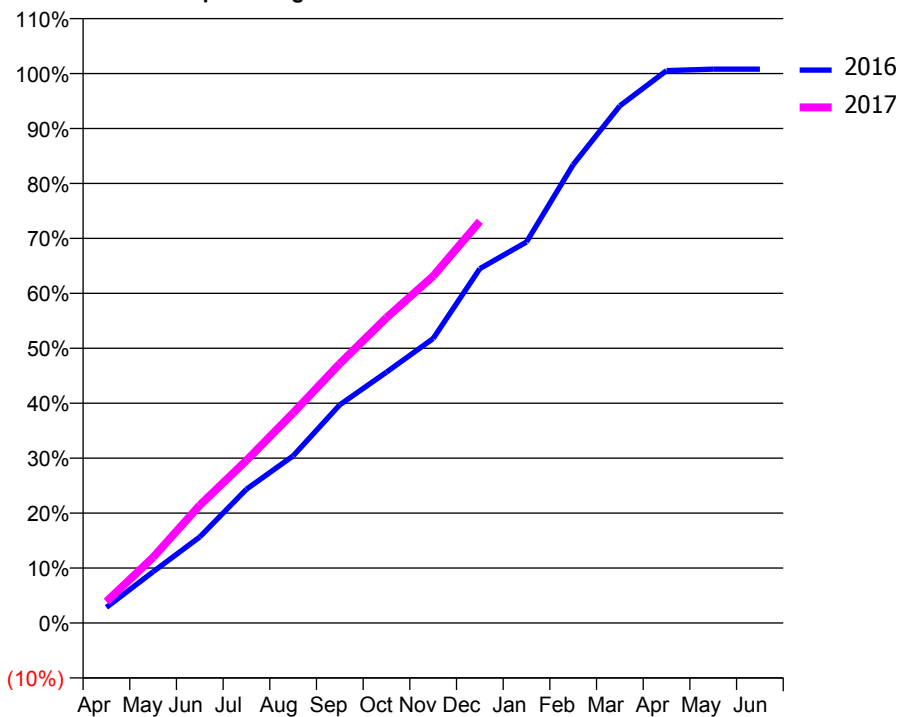
### ACCESS\*

Patients seen in 24 months	Total	Change since previous quarter
Quarter ending December 2015	3,362	
Quarter ending March 2016	3,440	↑
Quarter ending June 2016	3,531	↑
Quarter ending September 2016	3,548	→
Quarter ending December 2016	3,548	→
<b>Variance since December 2015</b>	<b>5.5%</b>	<b>↑</b>



### ACTIVITY

Cumulative percentage of contracted UDA delivered 2016 & 2017



Month	Adjusted Scheduled Activity (UDA)	
	2016	2017
April	342	468
May	1,123	1,438
June	1,885	2,579
July	2,930	3,560
August	3,660	4,598
September	4,776	5,679
October	5,491	6,684
November	6,229	7,594
December	7,757	8,795
January	8,341	
February	10,034	
March	11,322	
April	12,092	
May	12,125	
June	12,125	

### QUALITY

	Quantity	Base Number	Contract	AT	Region	England
% of FP17s for the same patient ID Re-attending within 3 months - Children	59	1,058	5.6%	10.0%	11.9%	12.4%
% of FP17s for the same patient ID Re-attending within 3 months - Adults	422	3,258	13.0%	16.0%	17.1%	16.6%
% of FP17s for the same patient ID Re-attending between 3 & 9 months - Children	655	1,058	61.9%	45.8%	46.2%	57.5%
% of FP17s for the same patient ID Re-attending between 3 & 9 months - Adults	2,120	3,258	65.1%	37.2%	37.8%	50.4%
% of FP17s for Band 1 Urgent Courses	319	4,004	8.0%	11.0%	10.6%	9.1%
% of FP17s Relating to Free Repair or Replacements	14	4,004	0.3%	0.6%	0.6%	0.8%
% of FP17s Relating to Continuations	13	4,004	0.3%	0.7%	0.9%	1.3%
% of Patients satisfied with the dentistry they have received	8	8	N/A	91.5%	90.3%	92.7%
% of Patients satisfied with the time they had to wait for an appointment	7	8	N/A	84.0%	83.8%	88.8%

\* This is based on patients treated on this contract for their most recent course of treatment. Figures in italics indicate the base number of FP17s or Patient Questionnaire responses are less than 100. N/A is shown where the base number of responses is less than 10 during the period. % is calculated as Quantity/Base number\*100

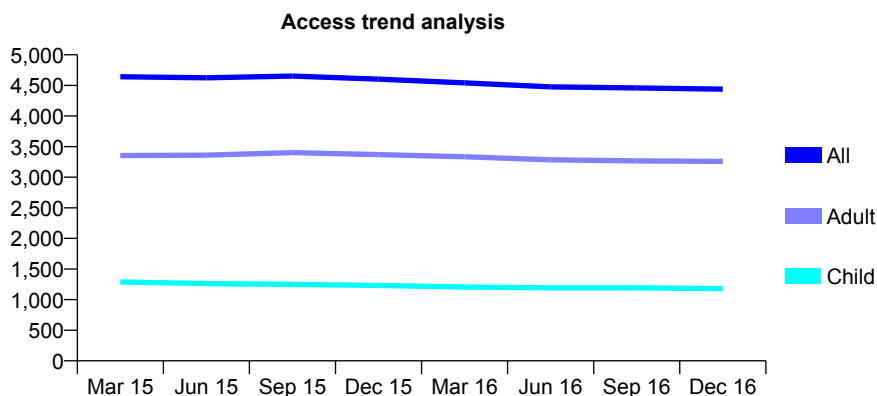
## Q62 - Vital Signs At a Glance Contract Report for 142964/0001 - December 2016

Name or company name	The Bush Dental Clinic
Contract type name	GDS Contract
Purpose of contract	General
Contract start date	01/04/2011
Contract end date	

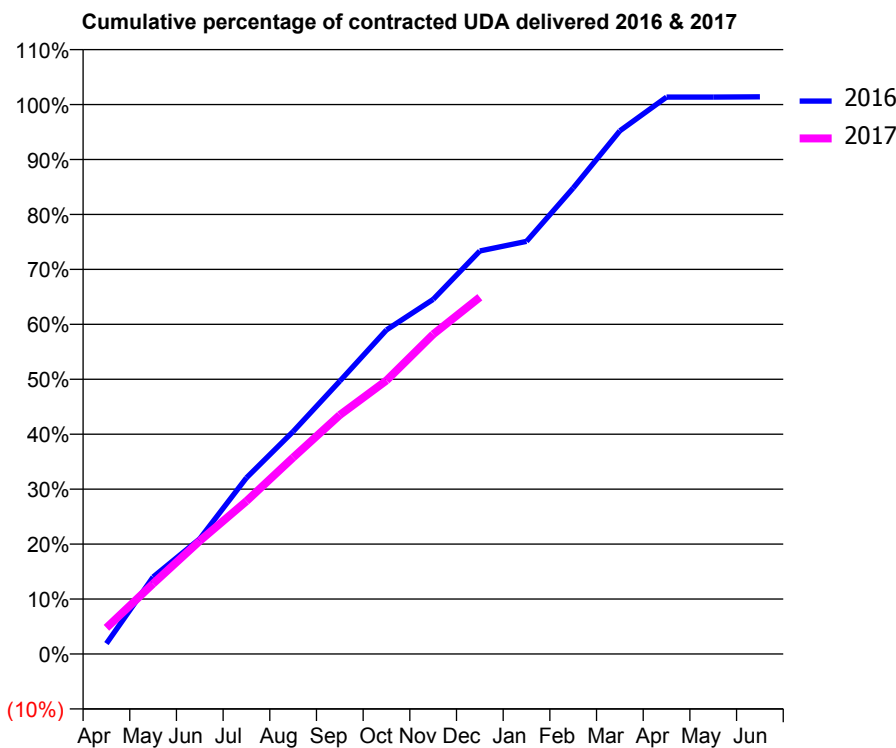
16/17 Contracted general activity (UDA)	12,840
Carry forward general activity (UDA)	-179
16/17 Contracted orthodontic activity (UOA)	0
Carry forward orthodontic activity (UOA)	0
Baseline contract value	£448,026.43

### ACCESS\*

Patients seen in 24 months	Total	Change since previous quarter
Quarter ending December 2015	4,602	
Quarter ending March 2016	4,541	↓
Quarter ending June 2016	4,477	↓
Quarter ending September 2016	4,459	→
Quarter ending December 2016	4,438	→
<b>Variance since December 2015</b>	<b>(3.6%)</b>	<b>↓</b>



### ACTIVITY



Month	Adjusted Scheduled Activity (UDA)	
	2016	2017
April	244	613
May	1,801	1,645
June	2,692	2,643
July	4,119	3,573
August	5,199	4,590
September	6,376	5,584
October	7,574	6,394
November	8,287	7,470
December	9,419	8,338
January	9,643	
February	10,888	
March	12,227	
April	13,013	
May	13,015	
June	13,019	

### QUALITY

	Quantity	Base Number	Contract	AT	Region	England
% of FP17s for the same patient ID Re-attending within 3 months - Children	118	1,375	8.6%	10.0%	11.9%	12.4%
% of FP17s for the same patient ID Re-attending within 3 months - Adults	448	3,131	14.3%	16.0%	17.1%	16.6%
% of FP17s for the same patient ID Re-attending between 3 & 9 months - Children	812	1,375	59.1%	45.8%	46.2%	57.5%
% of FP17s for the same patient ID Re-attending between 3 & 9 months - Adults	1,488	3,131	47.5%	37.2%	37.8%	50.4%
% of FP17s for Band 1 Urgent Courses	388	4,154	9.3%	11.0%	10.6%	9.1%
% of FP17s Relating to Free Repair or Replacements	9	4,154	0.2%	0.6%	0.6%	0.8%
% of FP17s Relating to Continuations	16	4,154	0.4%	0.7%	0.9%	1.3%
% of Patients satisfied with the dentistry they have received	2	3	N/A	91.5%	90.3%	92.7%
% of Patients satisfied with the time they had to wait for an appointment	3	3	N/A	84.0%	83.8%	88.8%

\* This is based on patients treated on this contract for their most recent course of treatment. Figures in italics indicate the base number of FP17s or Patient Questionnaire responses are less than 100. N/A is shown where the base number of responses is less than 10 during the period. % is calculated as Quantity/Base number\*100

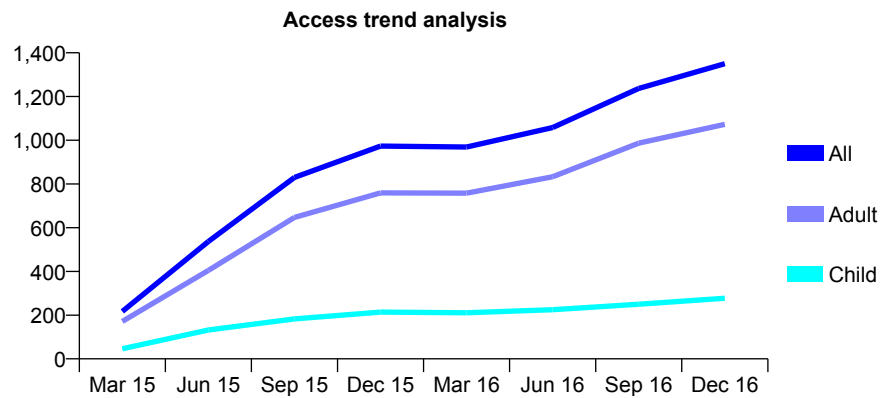
## Q62 - Vital Signs At a Glance Contract Report for 143774/0001 - December 2016

Name or company name	Dr J Jeyaseelan & Dr A Thanki
Contract type name	GDS Contract
Purpose of contract	General
Contract start date	01/12/2014
Contract end date	

16/17 Contracted general activity (UDA)	3,957
Carry forward general activity (UDA)	-79
16/17 Contracted orthodontic activity (UOA)	0
Carry forward orthodontic activity (UOA)	0
Baseline contract value	£121,719.87

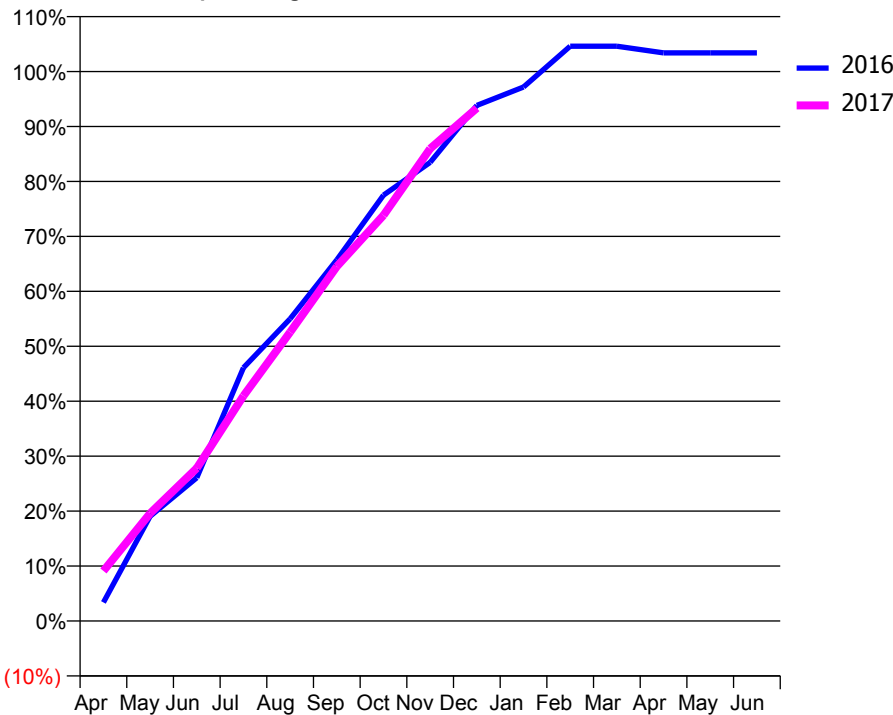
### ACCESS\*

Patients seen in 24 months	Total	Change since previous quarter
Quarter ending December 2015	973	
Quarter ending March 2016	969	→
Quarter ending June 2016	1,058	↑
Quarter ending September 2016	1,237	↑
Quarter ending December 2016	1,350	↑
<b>Variance since December 2015</b>	<b>38.7%</b>	<b>↑</b>



### ACTIVITY

Cumulative percentage of contracted UDA delivered 2016 & 2017



Month	Adjusted Scheduled Activity (UDA)	
	2016	2017
April	134	360
May	754	776
June	1,032	1,101
July	1,824	1,621
August	2,177	2,081
September	2,601	2,553
October	3,067	2,921
November	3,303	3,401
December	3,713	3,693
January	3,845	
February	4,139	
March	4,139	
April	4,091	
May	4,091	
June	4,091	

### QUALITY

	Quantity	Base Number	Contract	AT	Region	England
% of FP17s for the same patient ID Re-attending within 3 months - Children	13	234	5.6%	10.0%	11.9%	12.4%
% of FP17s for the same patient ID Re-attending within 3 months - Adults	70	728	9.6%	16.0%	17.1%	16.6%
% of FP17s for the same patient ID Re-attending between 3 & 9 months - Children	60	234	25.6%	45.8%	46.2%	57.5%
% of FP17s for the same patient ID Re-attending between 3 & 9 months - Adults	132	728	18.1%	37.2%	37.8%	50.4%
% of FP17s for Band 1 Urgent Courses	47	964	4.9%	11.0%	10.6%	9.1%
% of FP17s Relating to Free Repair or Replacements	0	964	0.0%	0.6%	0.6%	0.8%
% of FP17s Relating to Continuations	3	964	0.3%	0.7%	0.9%	1.3%
% of Patients satisfied with the dentistry they have received	3	3	N/A	91.5%	90.3%	92.7%
% of Patients satisfied with the time they had to wait for an appointment	2	3	N/A	84.0%	83.8%	88.8%

\* This is based on patients treated on this contract for their most recent course of treatment. Figures in italics indicate the base number of FP17s or Patient Questionnaire responses are less than 100. N/A is shown where the base number of responses is less than 10 during the period. % is calculated as Quantity/Base number\*100



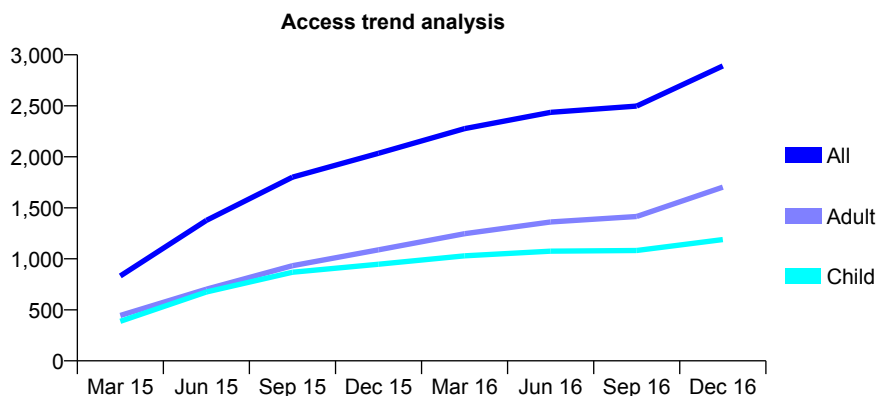
## Q62 - Vital Signs At a Glance Contract Report for 144843/0001 - December 2016

Name or company name	Dr Jeff Sherer and Dr Larry Levin
Contract type name	GDS Contract
Purpose of contract	General
Contract start date	01/12/2014
Contract end date	

16/17 Contracted general activity (UDA)	7,313
Carry forward general activity (UDA)	231
16/17 Contracted orthodontic activity (UOA)	0
Carry forward orthodontic activity (UOA)	0
Baseline contract value	£176,844.75

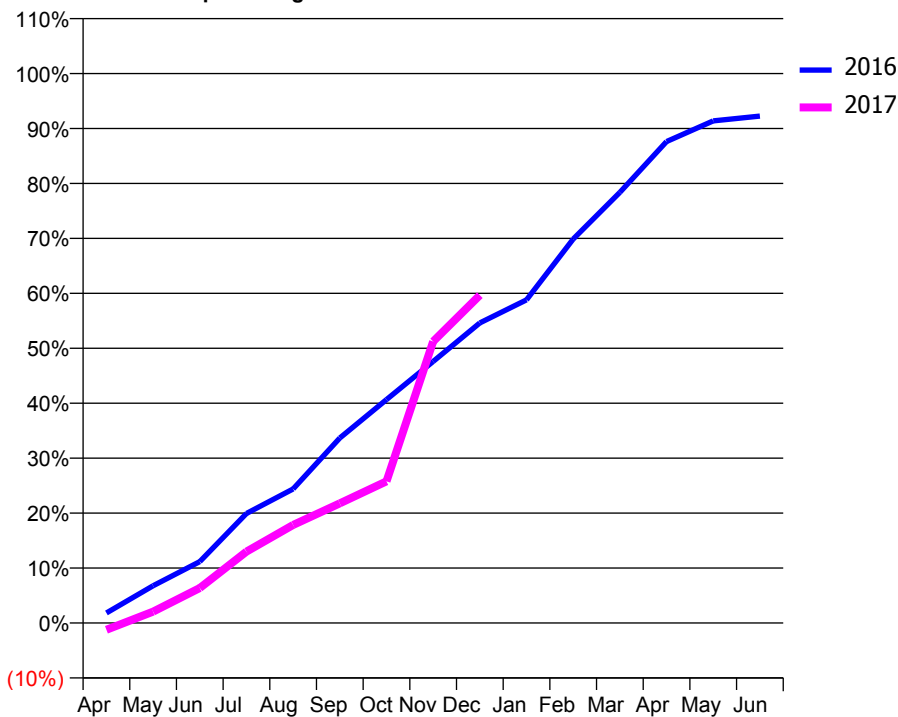
### ACCESS\*

Patients seen in 24 months	Total	Change since previous quarter
Quarter ending December 2015	2,035	
Quarter ending March 2016	2,276	↑
Quarter ending June 2016	2,436	↑
Quarter ending September 2016	2,497	↑
Quarter ending December 2016	2,891	↑
<b>Variance since December 2015</b>	<b>42.1%</b>	<b>↑</b>



### ACTIVITY

**Cumulative percentage of contracted UDA delivered 2016 & 2017**



Month	Adjusted Scheduled Activity (UDA)	
	2016	2017
April	134	-91
May	497	151
June	817	466
July	1,459	950
August	1,785	1,304
September	2,463	1,593
October	2,974	1,886
November	3,482	3,747
December	3,994	4,363
January	4,301	
February	5,110	
March	5,732	
April	6,407	
May	6,683	
June	6,747	

### QUALITY

	Quantity	Base Number	Contract	AT	Region	England
% of FP17s for the same patient ID Re-attending within 3 months - Children	135	1,183	11.4%	10.0%	11.9%	12.4%
% of FP17s for the same patient ID Re-attending within 3 months - Adults	236	1,418	16.6%	16.0%	17.1%	16.6%
% of FP17s for the same patient ID Re-attending between 3 & 9 months - Children	536	1,183	45.3%	45.8%	46.2%	57.5%
% of FP17s for the same patient ID Re-attending between 3 & 9 months - Adults	472	1,418	33.3%	37.2%	37.8%	50.4%
% of FP17s for Band 1 Urgent Courses	302	2,187	13.8%	11.0%	10.6%	9.1%
% of FP17s Relating to Free Repair or Replacements	9	2,187	0.4%	0.6%	0.6%	0.8%
% of FP17s Relating to Continuations	49	2,187	2.2%	0.7%	0.9%	1.3%
% of Patients satisfied with the dentistry they have received	3	3	N/A	91.5%	90.3%	92.7%
% of Patients satisfied with the time they had to wait for an appointment	3	3	N/A	84.0%	83.8%	88.8%

\* This is based on patients treated on this contract for their most recent course of treatment. Figures in italics indicate the base number of FP17s or Patient Questionnaire responses are less than 100. N/A is shown where the base number of responses is less than 10 during the period. % is calculated as Quantity/Base number\*100

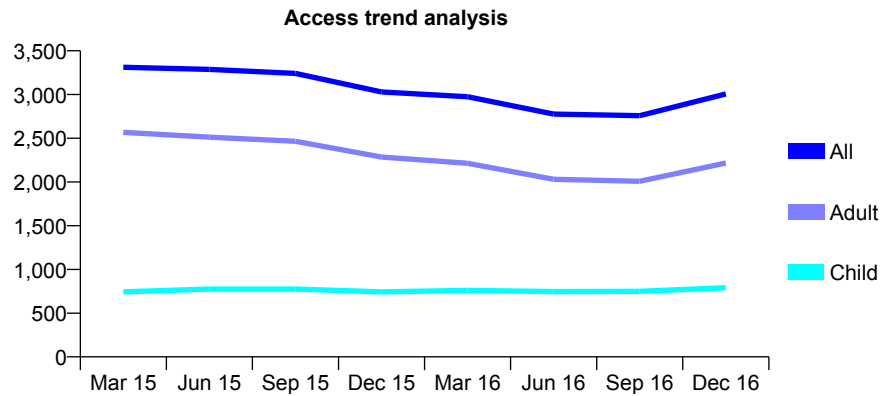
## Q62 - Vital Signs At a Glance Contract Report for 145173/0001 - December 2016

Name or company name	Dr. B.C. Khuroya & Dr. R. Majithia
Contract type name	GDS Contract
Purpose of contract	General
Contract start date	01/04/2013
Contract end date	

16/17 Contracted general activity (UDA)	6,470
Carry forward general activity (UDA)	91
16/17 Contracted orthodontic activity (UOA)	0
Carry forward orthodontic activity (UOA)	0
Baseline contract value	£153,932.50

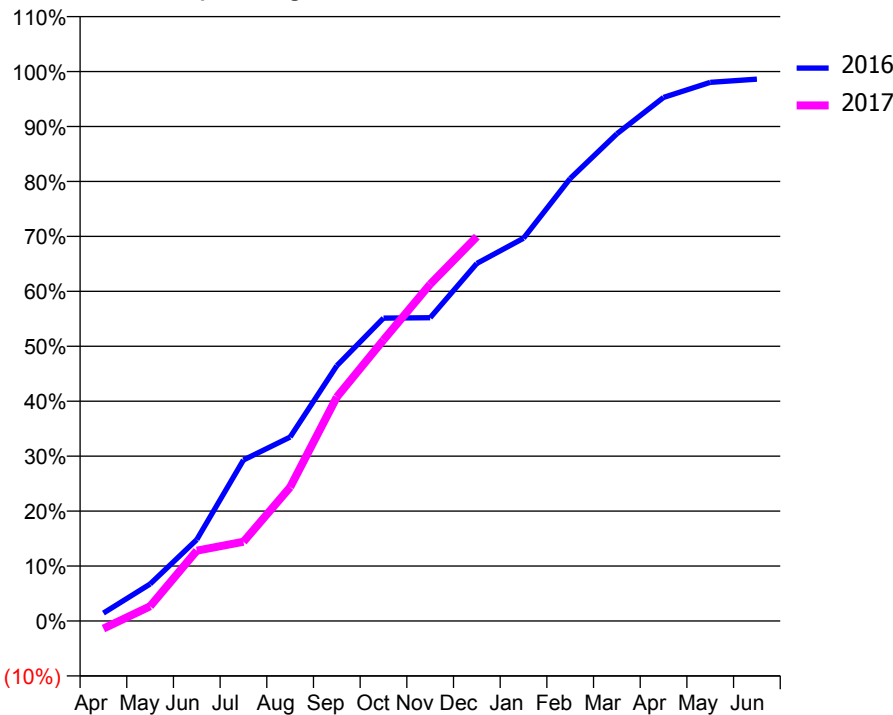
### ACCESS\*

Patients seen in 24 months	Total	Change since previous quarter
Quarter ending December 2015	3,029	
Quarter ending March 2016	2,974	↓
Quarter ending June 2016	2,776	↓
Quarter ending September 2016	2,758	→
Quarter ending December 2016	3,007	↑
<b>Variance since December 2015</b>	<b>(0.7%)</b>	→



### ACTIVITY

Cumulative percentage of contracted UDA delivered 2016 & 2017



Month	Adjusted Scheduled Activity (UDA)	
	2016	2017
April	94	-91
May	436	173
June	959	828
July	1,896	934
August	2,166	1,576
September	3,006	2,637
October	3,567	3,310
November	3,571	3,965
December	4,211	4,525
January	4,507	
February	5,210	
March	5,736	
April	6,165	
May	6,343	
June	6,379	

### QUALITY

	Quantity	Base Number	Contract	AT	Region	England
% of FP17s for the same patient ID Re-attending within 3 months - Children	22	599	3.7%	10.0%	11.9%	12.4%
% of FP17s for the same patient ID Re-attending within 3 months - Adults	243	1,760	13.8%	16.0%	17.1%	16.6%
% of FP17s for the same patient ID Re-attending between 3 & 9 months - Children	191	599	31.9%	45.8%	46.2%	57.5%
% of FP17s for the same patient ID Re-attending between 3 & 9 months - Adults	372	1,760	21.1%	37.2%	37.8%	50.4%
% of FP17s for Band 1 Urgent Courses	385	1,824	21.1%	11.0%	10.6%	9.1%
% of FP17s Relating to Free Repair or Replacements	11	1,824	0.6%	0.6%	0.6%	0.8%
% of FP17s Relating to Continuations	2	1,824	0.1%	0.7%	0.9%	1.3%
% of Patients satisfied with the dentistry they have received	3	5	N/A	91.5%	90.3%	92.7%
% of Patients satisfied with the time they had to wait for an appointment	4	5	N/A	84.0%	83.8%	88.8%

\* This is based on patients treated on this contract for their most recent course of treatment. Figures in italics indicate the base number of FP17s or Patient Questionnaire responses are less than 100. N/A is shown where the base number of responses is less than 10 during the period. % is calculated as Quantity/Base number\*100

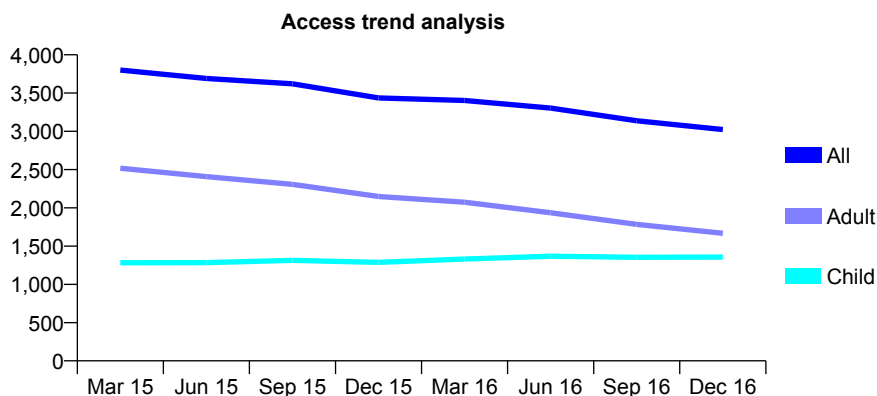
## Q62 - Vital Signs At a Glance Contract Report for 147028/0001 - December 2016

Name or company name	Rose Garden Dental Practice
Contract type name	GDS Contract
Purpose of contract	General
Contract start date	01/09/2010
Contract end date	

16/17 Contracted general activity (UDA)	5,672
Carry forward general activity (UDA)	-113
16/17 Contracted orthodontic activity (UOA)	0
Carry forward orthodontic activity (UOA)	0
Baseline contract value	£157,349.84

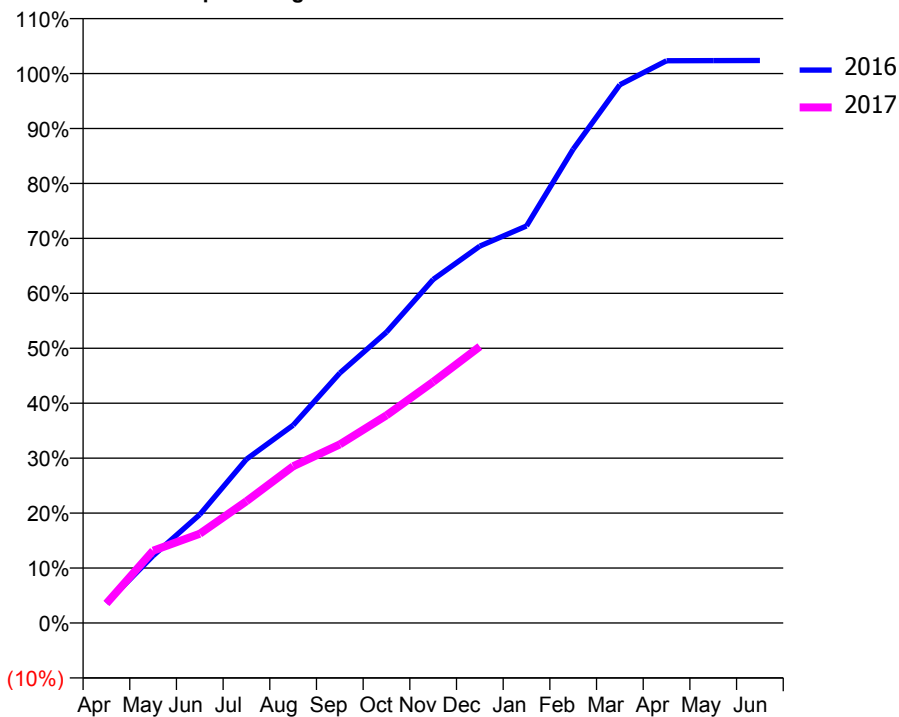
### ACCESS\*

Patients seen in 24 months	Total	Change since previous quarter
Quarter ending December 2015	3,437	
Quarter ending March 2016	3,403	→
Quarter ending June 2016	3,304	↓
Quarter ending September 2016	3,138	↓
Quarter ending December 2016	3,023	↓
<b>Variance since December 2015</b>	<b>(12.0%)</b>	↓



### ACTIVITY

Cumulative percentage of contracted UDA delivered 2016 & 2017



Month	Adjusted Scheduled Activity (UDA)	
	2016	2017
April	204	202
May	694	746
June	1,120	922
July	1,692	1,257
August	2,042	1,618
September	2,580	1,844
October	3,002	2,144
November	3,546	2,489
December	3,891	2,854
January	4,098	
February	4,891	
March	5,556	
April	5,803	
May	5,805	
June	5,807	

### QUALITY

	Quantity	Base Number	Contract	AT	Region	England
% of FP17s for the same patient ID Re-attending within 3 months - Children	72	1,160	6.2%	10.0%	11.9%	12.4%
% of FP17s for the same patient ID Re-attending within 3 months - Adults	113	905	12.5%	16.0%	17.1%	16.6%
% of FP17s for the same patient ID Re-attending between 3 & 9 months - Children	511	1,160	44.1%	45.8%	46.2%	57.5%
% of FP17s for the same patient ID Re-attending between 3 & 9 months - Adults	215	905	23.8%	37.2%	37.8%	50.4%
% of FP17s for Band 1 Urgent Courses	122	1,328	9.2%	11.0%	10.6%	9.1%
% of FP17s Relating to Free Repair or Replacements	0	1,328	0.0%	0.6%	0.6%	0.8%
% of FP17s Relating to Continuations	6	1,328	0.5%	0.7%	0.9%	1.3%
% of Patients satisfied with the dentistry they have received	2	2	N/A	91.5%	90.3%	92.7%
% of Patients satisfied with the time they had to wait for an appointment	2	2	N/A	84.0%	83.8%	88.8%

\* This is based on patients treated on this contract for their most recent course of treatment. Figures in italics indicate the base number of FP17s or Patient Questionnaire responses are less than 100. N/A is shown where the base number of responses is less than 10 during the period. % is calculated as Quantity/Base number\*100

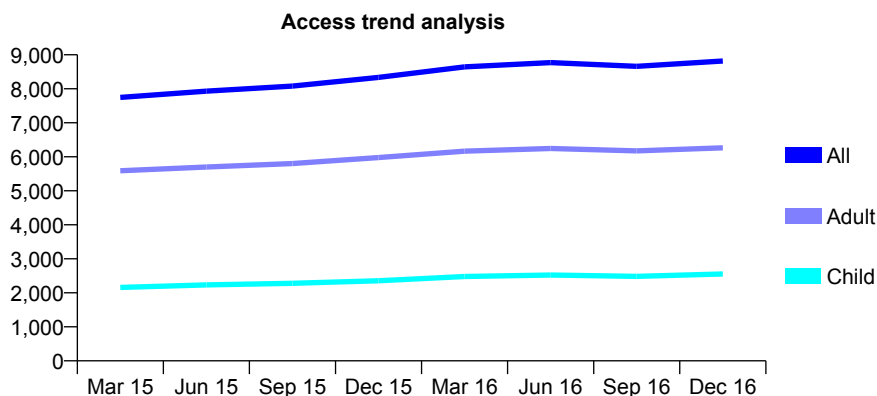
## Q62 - Vital Signs At a Glance Contract Report for 148997/0001 - December 2016

Name or company name	Dr.S.B.Radia and Dr.P.Vaid
Contract type name	GDS Contract
Purpose of contract	General
Contract start date	01/11/2012
Contract end date	

16/17 Contracted general activity (UDA)	25,115
Carry forward general activity (UDA)	413
16/17 Contracted orthodontic activity (UOA)	0
Carry forward orthodontic activity (UOA)	0
Baseline contract value	£721,408.17

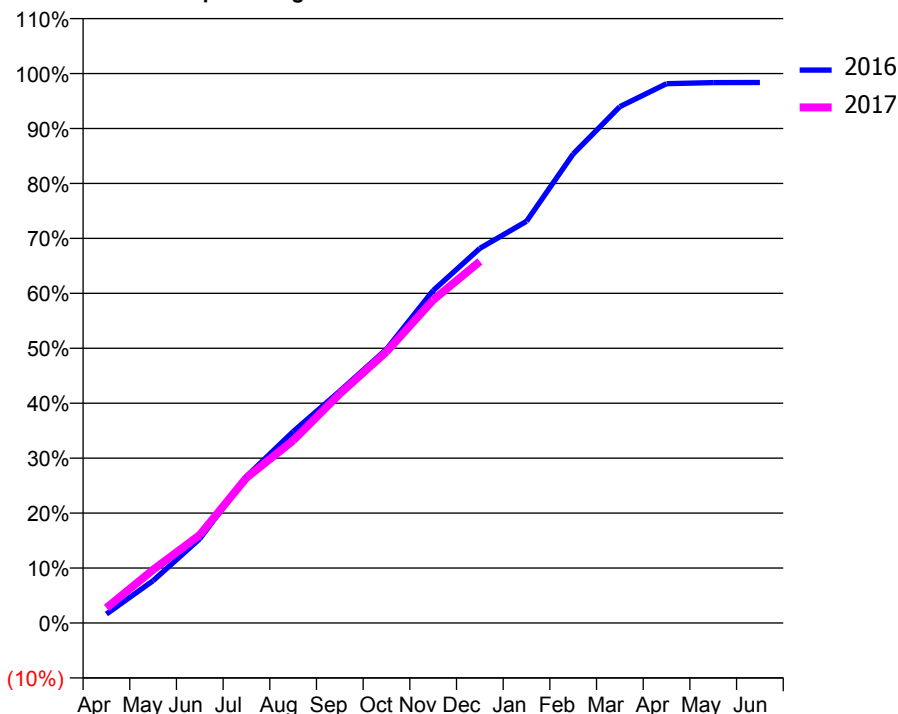
### ACCESS\*

Patients seen in 24 months	Total	Change since previous quarter
Quarter ending December 2015	8,336	
Quarter ending March 2016	8,644	↑
Quarter ending June 2016	8,770	→
Quarter ending September 2016	8,660	↓
Quarter ending December 2016	8,817	→
<b>Variance since December 2015</b>	<b>5.8%</b>	<b>↑</b>



### ACTIVITY

Cumulative percentage of contracted UDA delivered 2016 & 2017



Month	Adjusted Scheduled Activity (UDA)	
	2016	2017
April	410	691
May	1,935	2,437
June	3,846	4,024
July	6,701	6,638
August	8,748	8,341
September	10,603	10,483
October	12,516	12,400
November	15,197	14,764
December	17,125	16,527
January	18,358	
February	21,438	
March	23,604	
April	24,651	
May	24,697	
June	24,702	

### QUALITY

	Quantity	Base Number	Contract	AT	Region	England
% of FP17s for the same patient ID Re-attending within 3 months - Children	151	2,704	5.6%	10.0%	11.9%	12.4%
% of FP17s for the same patient ID Re-attending within 3 months - Adults	538	5,404	10.0%	16.0%	17.1%	16.6%
% of FP17s for the same patient ID Re-attending between 3 & 9 months - Children	1,583	2,704	58.5%	45.8%	46.2%	57.5%
% of FP17s for the same patient ID Re-attending between 3 & 9 months - Adults	2,569	5,404	47.5%	37.2%	37.8%	50.4%
% of FP17s for Band 1 Urgent Courses	537	6,971	7.7%	11.0%	10.6%	9.1%
% of FP17s Relating to Free Repair or Replacements	28	6,971	0.4%	0.6%	0.6%	0.8%
% of FP17s Relating to Continuations	7	6,971	0.1%	0.7%	0.9%	1.3%
% of Patients satisfied with the dentistry they have received	9	10	90.0%	91.5%	90.3%	92.7%
% of Patients satisfied with the time they had to wait for an appointment	7	10	70.0%	84.0%	83.8%	88.8%

\* This is based on patients treated on this contract for their most recent course of treatment. Figures in italics indicate the base number of FP17s or Patient Questionnaire responses are less than 100. N/A is shown where the base number of responses is less than 10 during the period. % is calculated as Quantity/Base number\*100

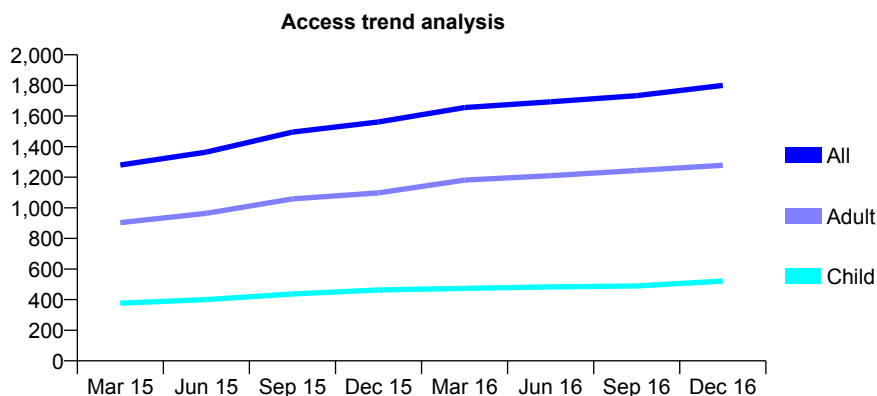
## Q62 - Vital Signs At a Glance Contract Report for 150355/0001 - December 2016

Name or company name	Dr Sapneel Patel, and Dr. Cynthia Patel
Contract type name	GDS Contract
Purpose of contract	General
Contract start date	01/11/2013
Contract end date	

16/17 Contracted general activity (UDA)	3,975
Carry forward general activity (UDA)	-10
16/17 Contracted orthodontic activity (UOA)	0
Carry forward orthodontic activity (UOA)	0
Baseline contract value	£101,228.01

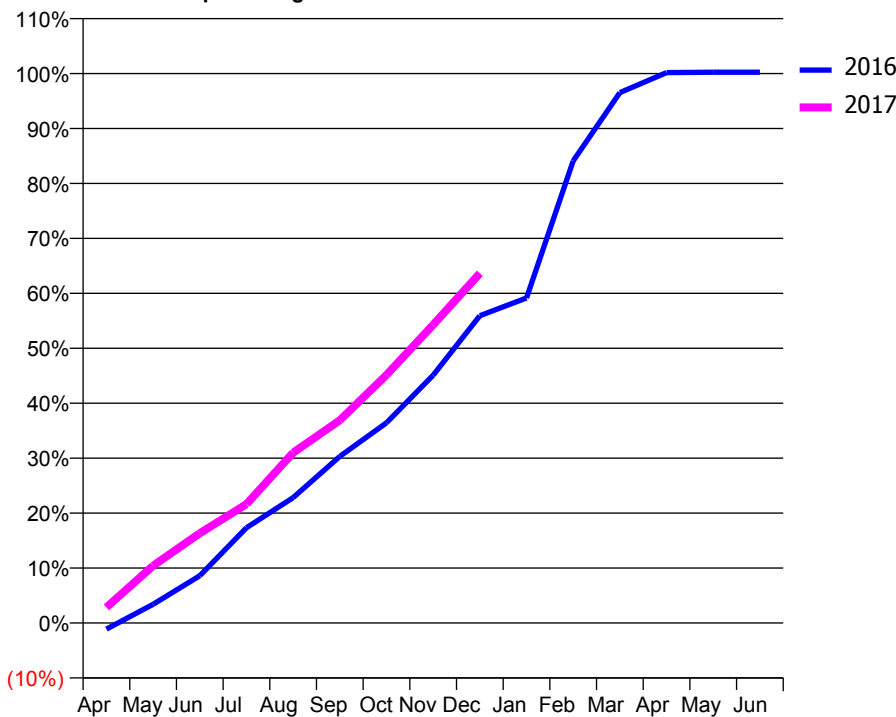
### ACCESS\*

Patients seen in 24 months	Total	Change since previous quarter
Quarter ending December 2015	1,561	
Quarter ending March 2016	1,655	↑
Quarter ending June 2016	1,693	↑
Quarter ending September 2016	1,733	↑
Quarter ending December 2016	1,800	↑
<b>Variance since December 2015</b>	<b>15.3%</b>	<b>↑</b>



### ACTIVITY

Cumulative percentage of contracted UDA delivered 2016 & 2017



Month	Adjusted Scheduled Activity (UDA)	
	2016	2017
April	-45	113
May	136	414
June	342	649
July	690	860
August	908	1,232
September	1,205	1,467
October	1,448	1,795
November	1,792	2,158
December	2,223	2,530
January	2,351	
February	3,343	
March	3,837	
April	3,982	
May	3,985	
June	3,985	

### QUALITY

	Quantity	Base Number	Contract	AT	Region	England
% of FP17s for the same patient ID Re-attending within 3 months - Children	19	501	3.8%	10.0%	11.9%	12.4%
% of FP17s for the same patient ID Re-attending within 3 months - Adults	69	959	7.2%	16.0%	17.1%	16.6%
% of FP17s for the same patient ID Re-attending between 3 & 9 months - Children	236	501	47.1%	45.8%	46.2%	57.5%
% of FP17s for the same patient ID Re-attending between 3 & 9 months - Adults	380	959	39.6%	37.2%	37.8%	50.4%
% of FP17s for Band 1 Urgent Courses	53	1,051	5.0%	11.0%	10.6%	9.1%
% of FP17s Relating to Free Repair or Replacements	7	1,051	0.7%	0.6%	0.6%	0.8%
% of FP17s Relating to Continuations	5	1,051	0.5%	0.7%	0.9%	1.3%
% of Patients satisfied with the dentistry they have received	1	1	N/A	91.5%	90.3%	92.7%
% of Patients satisfied with the time they had to wait for an appointment	1	1	N/A	84.0%	83.8%	88.8%

\* This is based on patients treated on this contract for their most recent course of treatment. Figures in italics indicate the base number of FP17s or Patient Questionnaire responses are less than 100. N/A is shown where the base number of responses is less than 10 during the period. % is calculated as Quantity/Base number\*100

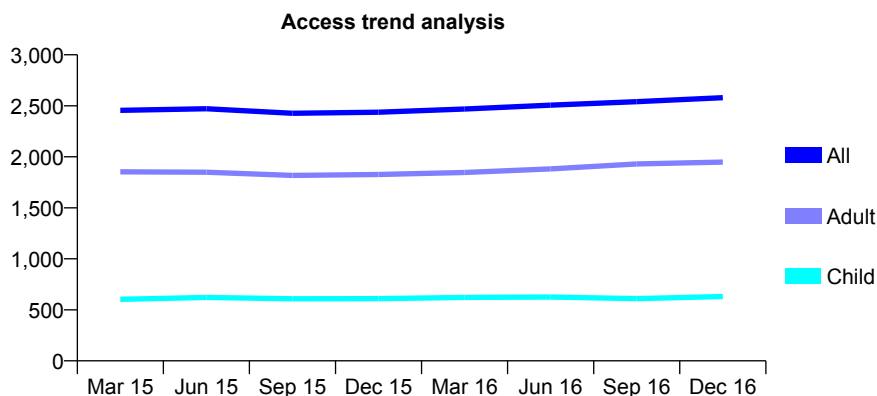
## Q62 - Vital Signs At a Glance Contract Report for 153494/0001 - December 2016

Name or company name	Berkeley Dental Practice
Contract type name	GDS Contract
Purpose of contract	General
Contract start date	13/06/2011
Contract end date	

16/17 Contracted general activity (UDA)	8,420
Carry forward general activity (UDA)	-155
16/17 Contracted orthodontic activity (UOA)	0
Carry forward orthodontic activity (UOA)	0
Baseline contract value	£255,034.88

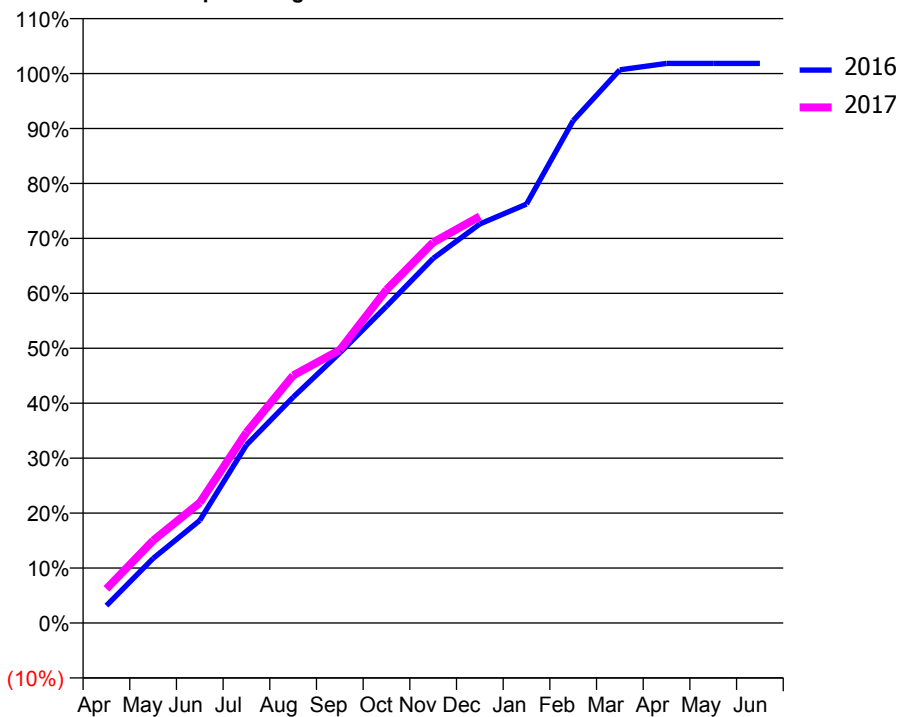
### ACCESS\*

Patients seen in 24 months	Total	Change since previous quarter
Quarter ending December 2015	2,437	
Quarter ending March 2016	2,468	→
Quarter ending June 2016	2,507	→
Quarter ending September 2016	2,540	→
Quarter ending December 2016	2,580	→
<b>Variance since December 2015</b>	<b>5.9%</b>	<b>↑</b>



### ACTIVITY

Cumulative percentage of contracted UDA delivered 2016 & 2017



Month	Adjusted Scheduled Activity (UDA)	
	2016	2017
April	267	523
May	989	1,264
June	1,571	1,844
July	2,728	2,920
August	3,460	3,793
September	4,139	4,184
October	4,855	5,107
November	5,587	5,832
December	6,114	6,231
January	6,419	
February	7,698	
March	8,476	
April	8,575	
May	8,575	
June	8,575	

### QUALITY

	Quantity	Base Number	Contract	AT	Region	England
% of FP17s for the same patient ID Re-attending within 3 months - Children	94	559	16.8%	10.0%	11.9%	12.4%
% of FP17s for the same patient ID Re-attending within 3 months - Adults	387	1,648	23.5%	16.0%	17.1%	16.6%
% of FP17s for the same patient ID Re-attending between 3 & 9 months - Children	214	559	38.3%	45.8%	46.2%	57.5%
% of FP17s for the same patient ID Re-attending between 3 & 9 months - Adults	451	1,648	27.4%	37.2%	37.8%	50.4%
% of FP17s for Band 1 Urgent Courses	511	2,179	23.5%	11.0%	10.6%	9.1%
% of FP17s Relating to Free Repair or Replacements	39	2,179	1.8%	0.6%	0.6%	0.8%
% of FP17s Relating to Continuations	44	2,179	2.0%	0.7%	0.9%	1.3%
% of Patients satisfied with the dentistry they have received	7	7	N/A	91.5%	90.3%	92.7%
% of Patients satisfied with the time they had to wait for an appointment	6	7	N/A	84.0%	83.8%	88.8%

\* This is based on patients treated on this contract for their most recent course of treatment. Figures in italics indicate the base number of FP17s or Patient Questionnaire responses are less than 100. N/A is shown where the base number of responses is less than 10 during the period. % is calculated as Quantity/Base number\*100

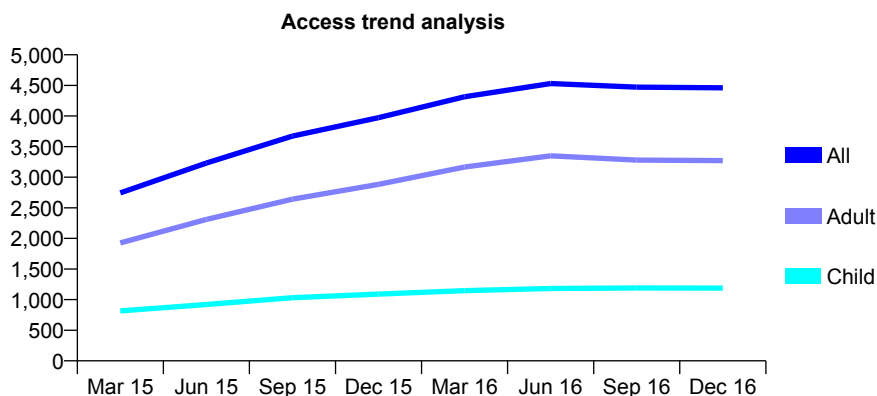
## Q62 - Vital Signs At a Glance Contract Report for 154083/0001 - December 2016

Name or company name	Quality Dental Care Fulham
Contract type name	GDS Contract
Purpose of contract	General
Contract start date	01/07/2014
Contract end date	

16/17 Contracted general activity (UDA)	16,627
Carry forward general activity (UDA)	397
16/17 Contracted orthodontic activity (UOA)	0
Carry forward orthodontic activity (UOA)	0
Baseline contract value	£482,728.87

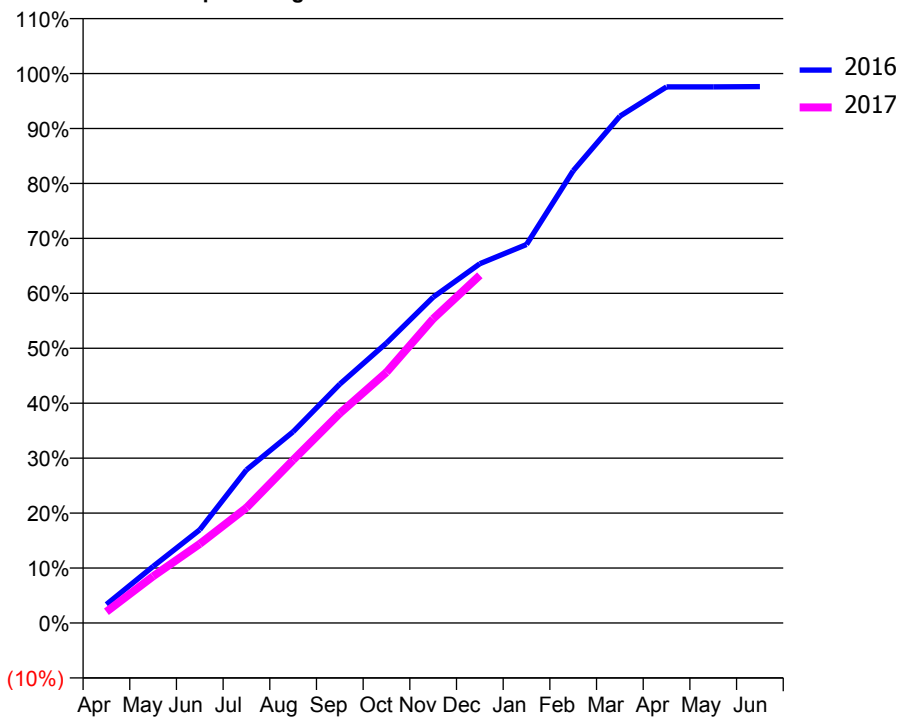
### ACCESS\*

Patients seen in 24 months	Total	Change since previous quarter
Quarter ending December 2015	3,973	
Quarter ending March 2016	4,314	↑
Quarter ending June 2016	4,531	↑
Quarter ending September 2016	4,471	↓
Quarter ending December 2016	4,460	→
<b>Variance since December 2015</b>	<b>12.3%</b>	<b>↑</b>



### ACTIVITY

Cumulative percentage of contracted UDA delivered 2016 & 2017



Month	Adjusted Scheduled Activity (UDA)	
	2016	2017
April	561	342
May	1,714	1,414
June	2,824	2,395
July	4,634	3,487
August	5,786	4,934
September	7,228	6,343
October	8,473	7,589
November	9,861	9,205
December	10,872	10,520
January	11,453	
February	13,685	
March	15,333	
April	16,221	
May	16,222	
June	16,230	

### QUALITY

	Quantity	Base Number	Contract	AT	Region	England
% of FP17s for the same patient ID Re-attending within 3 months - Children	121	1,214	10.0%	10.0%	11.9%	12.4%
% of FP17s for the same patient ID Re-attending within 3 months - Adults	640	2,943	21.7%	16.0%	17.1%	16.6%
% of FP17s for the same patient ID Re-attending between 3 & 9 months - Children	622	1,214	51.2%	45.8%	46.2%	57.5%
% of FP17s for the same patient ID Re-attending between 3 & 9 months - Adults	1,028	2,943	34.9%	37.2%	37.8%	50.4%
% of FP17s for Band 1 Urgent Courses	573	3,637	15.8%	11.0%	10.6%	9.1%
% of FP17s Relating to Free Repair or Replacements	18	3,637	0.5%	0.6%	0.6%	0.8%
% of FP17s Relating to Continuations	54	3,637	1.5%	0.7%	0.9%	1.3%
% of Patients satisfied with the dentistry they have received	3	3	N/A	91.5%	90.3%	92.7%
% of Patients satisfied with the time they had to wait for an appointment	3	3	N/A	84.0%	83.8%	88.8%

\* This is based on patients treated on this contract for their most recent course of treatment. Figures in italics indicate the base number of FP17s or Patient Questionnaire responses are less than 100. N/A is shown where the base number of responses is less than 10 during the period. % is calculated as Quantity/Base number\*100



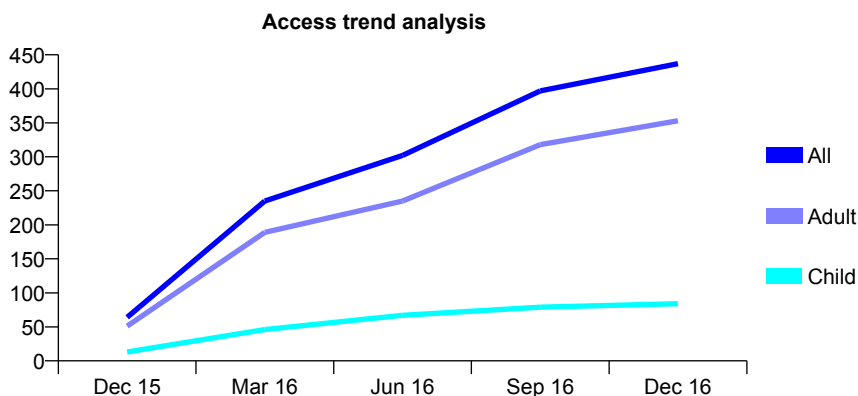
## Q62 - Vital Signs At a Glance Contract Report for 154296/0001 - December 2016

Name or company name	Victoria Dental Centre
Contract type name	GDS Contract
Purpose of contract	General
Contract start date	02/11/2015
Contract end date	

16/17 Contracted general activity (UDA)	1,395
Carry forward general activity (UDA)	52
16/17 Contracted orthodontic activity (UOA)	0
Carry forward orthodontic activity (UOA)	0
Baseline contract value	£32,899.73

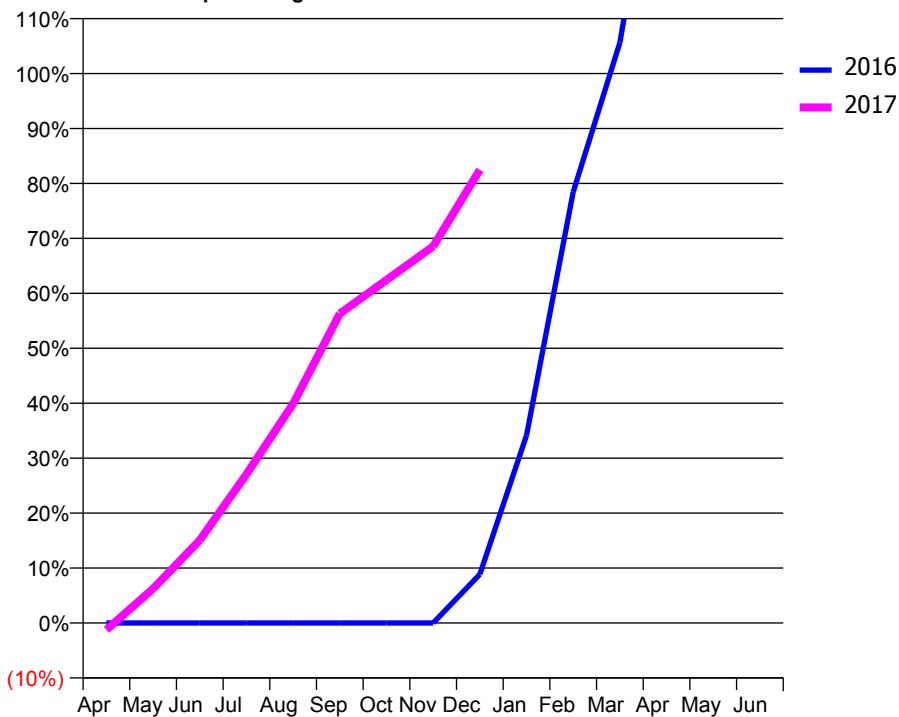
### ACCESS\*

Patients seen in 24 months	Total	Change since previous quarter
Quarter ending December 2015	64	
Quarter ending March 2016	235	↑
Quarter ending June 2016	302	↑
Quarter ending September 2016	397	↑
Quarter ending December 2016	437	↑
<b>Variance since December 2015</b>	<b>582.8%</b>	<b>↑</b>



### ACTIVITY

Cumulative percentage of contracted UDA delivered 2016 & 2017



Month	Adjusted Scheduled Activity (UDA)	
	2016	2017
April	0	-18
May	0	87
June	0	210
July	0	378
August	0	557
September	0	785
October	0	871
November	0	956
December	52	1,151
January	198	
February	456	
March	614	
April	899	
May	902	
June	902	

### QUALITY

	Quantity	Base Number	Contract	AT	Region	England
% of FP17s for the same patient ID Re-attending within 3 months - Children	7	95	7.4%	10.0%	11.9%	12.4%
% of FP17s for the same patient ID Re-attending within 3 months - Adults	39	348	11.2%	16.0%	17.1%	16.6%
% of FP17s for the same patient ID Re-attending between 3 & 9 months - Children	26	95	27.4%	45.8%	46.2%	57.5%
% of FP17s for the same patient ID Re-attending between 3 & 9 months - Adults	79	348	22.7%	37.2%	37.8%	50.4%
% of FP17s for Band 1 Urgent Courses	28	371	7.5%	11.0%	10.6%	9.1%
% of FP17s Relating to Free Repair or Replacements	3	371	0.8%	0.6%	0.6%	0.8%
% of FP17s Relating to Continuations	2	371	0.5%	0.7%	0.9%	1.3%
% of Patients satisfied with the dentistry they have received	1	1	N/A	91.5%	90.3%	92.7%
% of Patients satisfied with the time they had to wait for an appointment	1	1	N/A	84.0%	83.8%	88.8%

\* This is based on patients treated on this contract for their most recent course of treatment. Figures in italics indicate the base number of FP17s or Patient Questionnaire responses are less than 100. N/A is shown where the base number of responses is less than 10 during the period. % is calculated as Quantity/Base number\*100

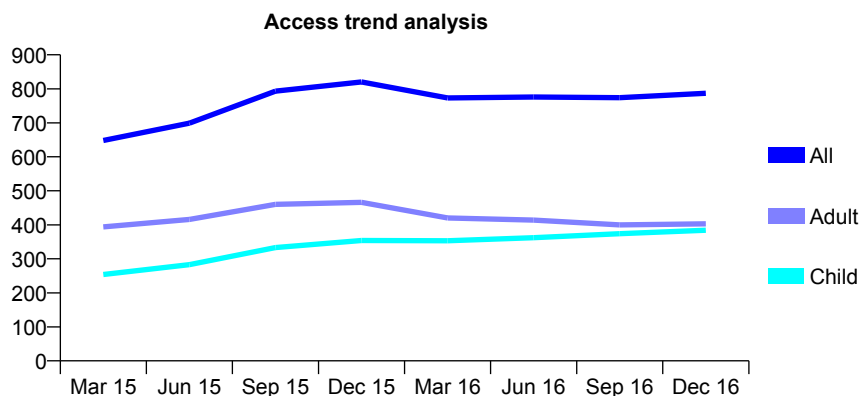
## Q62 - Vital Signs At a Glance Contract Report for 154881/0001 - December 2016

Name or company name	Noorani & Shahid
Contract type name	GDS Contract
Purpose of contract	General
Contract start date	01/08/2009
Contract end date	

16/17 Contracted general activity (UDA)	1,300
Carry forward general activity (UDA)	-26
16/17 Contracted orthodontic activity (UOA)	0
Carry forward orthodontic activity (UOA)	0
Baseline contract value	£37,528.76

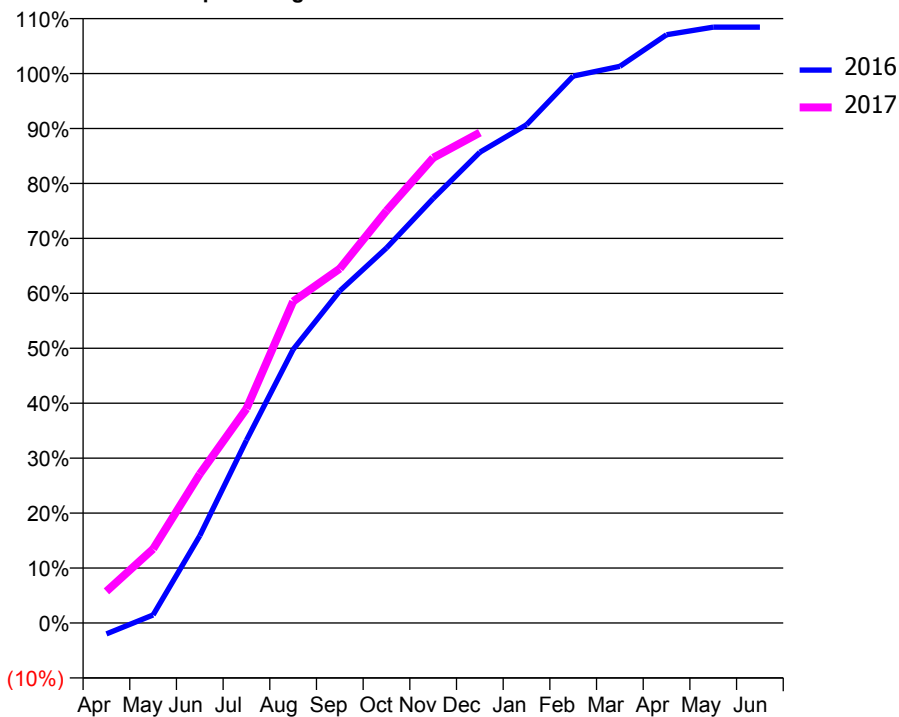
### ACCESS\*

Patients seen in 24 months	Total	Change since previous quarter
Quarter ending December 2015	820	
Quarter ending March 2016	773	↓
Quarter ending June 2016	776	→
Quarter ending September 2016	774	→
Quarter ending December 2016	787	→
<b>Variance since December 2015</b>	<b>(4.0%)</b>	<b>↓</b>



### ACTIVITY

Cumulative percentage of contracted UDA delivered 2016 & 2017



Month	Adjusted Scheduled Activity (UDA)	
	2016	2017
April	-26	75
May	19	175
June	207	352
July	432	507
August	647	761
September	786	838
October	887	975
November	1,004	1,101
December	1,114	1,160
January	1,179	
February	1,294	
March	1,317	
April	1,392	
May	1,410	
June	1,410	

### QUALITY

	Quantity	Base Number	Contract	AT	Region	England
% of FP17s for the same patient ID Re-attending within 3 months - Children	49	429	11.4%	10.0%	11.9%	12.4%
% of FP17s for the same patient ID Re-attending within 3 months - Adults	56	351	16.0%	16.0%	17.1%	16.6%
% of FP17s for the same patient ID Re-attending between 3 & 9 months - Children	220	429	51.3%	45.8%	46.2%	57.5%
% of FP17s for the same patient ID Re-attending between 3 & 9 months - Adults	87	351	24.8%	37.2%	37.8%	50.4%
% of FP17s for Band 1 Urgent Courses	76	713	10.7%	11.0%	10.6%	9.1%
% of FP17s Relating to Free Repair or Replacements	0	713	0.0%	0.6%	0.6%	0.8%
% of FP17s Relating to Continuations	19	713	2.7%	0.7%	0.9%	1.3%
% of Patients satisfied with the dentistry they have received	0	0	N/A	91.5%	90.3%	92.7%
% of Patients satisfied with the time they had to wait for an appointment	0	0	N/A	84.0%	83.8%	88.8%

\* This is based on patients treated on this contract for their most recent course of treatment. Figures in italics indicate the base number of FP17s or Patient Questionnaire responses are less than 100. N/A is shown where the base number of responses is less than 10 during the period. % is calculated as Quantity/Base number\*100

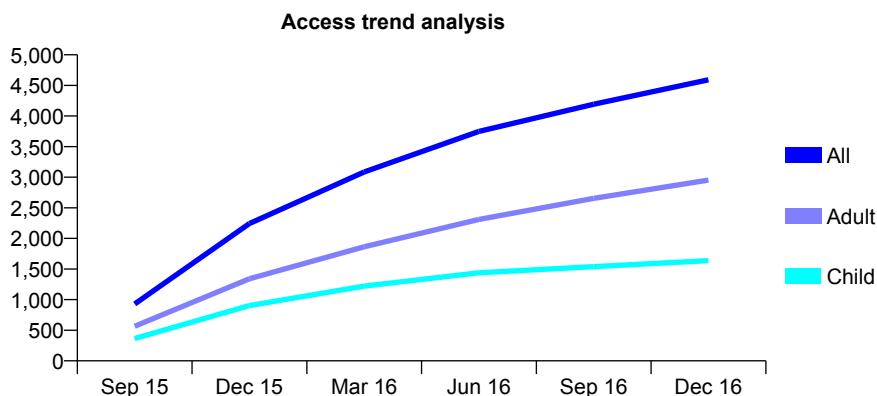
## Q62 - Vital Signs At a Glance Contract Report for 155217/0001 - December 2016

Name or company name	Mr P. S. Sanehi & Mr A. K. Mirza
Contract type name	GDS Contract
Purpose of contract	General
Contract start date	01/04/2015
Contract end date	

16/17 Contracted general activity (UDA)	19,605
Carry forward general activity (UDA)	0
16/17 Contracted orthodontic activity (UOA)	0
Carry forward orthodontic activity (UOA)	0
Baseline contract value	£634,380.94

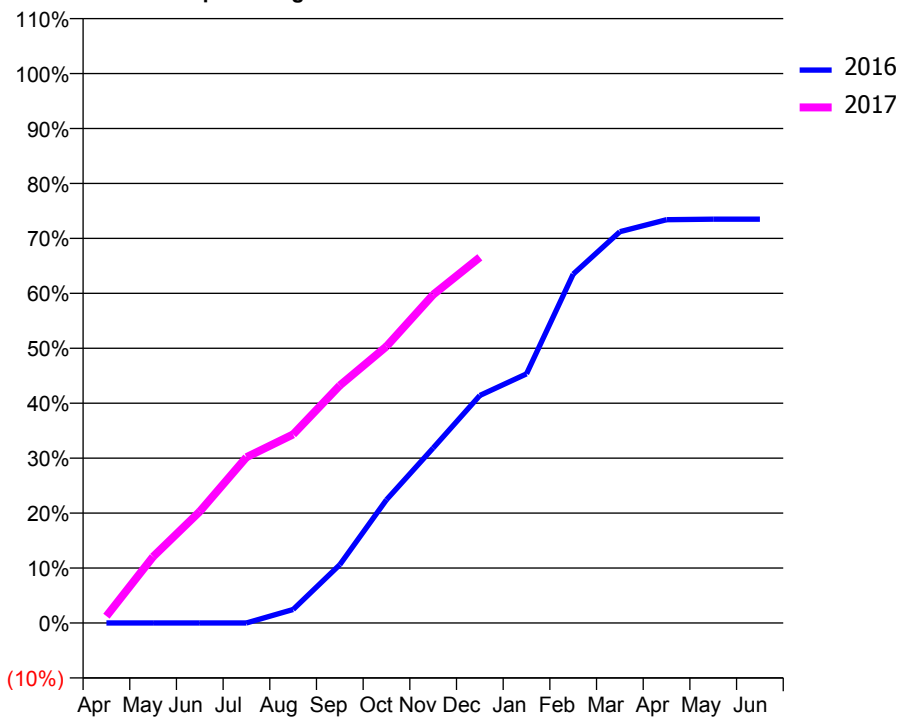
### ACCESS\*

Patients seen in 24 months	Total	Change since previous quarter
Quarter ending December 2015	2,244	
Quarter ending March 2016	3,085	↑
Quarter ending June 2016	3,749	↑
Quarter ending September 2016	4,193	↑
Quarter ending December 2016	4,591	↑
<b>Variance since December 2015</b>	<b>104.6%</b>	<b>↑</b>



### ACTIVITY

Cumulative percentage of contracted UDA delivered 2016 & 2017



Month	Adjusted Scheduled Activity (UDA)	
	2016	2017
April	0	246
May	0	2,365
June	0	3,981
July	0	5,917
August	481	6,731
September	2,082	8,475
October	4,401	9,870
November	6,244	11,713
December	8,119	13,047
January	8,890	
February	12,449	
March	13,959	
April	14,387	
May	14,407	
June	14,407	

### QUALITY

	Quantity	Base Number	Contract	AT	Region	England
% of FP17s for the same patient ID Re-attending within 3 months - Children	143	1,659	8.6%	10.0%	11.9%	12.4%
% of FP17s for the same patient ID Re-attending within 3 months - Adults	418	2,593	16.1%	16.0%	17.1%	16.6%
% of FP17s for the same patient ID Re-attending between 3 & 9 months - Children	810	1,659	48.8%	45.8%	46.2%	57.5%
% of FP17s for the same patient ID Re-attending between 3 & 9 months - Adults	753	2,593	29.0%	37.2%	37.8%	50.4%
% of FP17s for Band 1 Urgent Courses	720	4,092	17.6%	11.0%	10.6%	9.1%
% of FP17s Relating to Free Repair or Replacements	1	4,092	0.0%	0.6%	0.6%	0.8%
% of FP17s Relating to Continuations	1	4,092	0.0%	0.7%	0.9%	1.3%
% of Patients satisfied with the dentistry they have received	5	5	N/A	91.5%	90.3%	92.7%
% of Patients satisfied with the time they had to wait for an appointment	4	5	N/A	84.0%	83.8%	88.8%

\* This is based on patients treated on this contract for their most recent course of treatment. Figures in italics indicate the base number of FP17s or Patient Questionnaire responses are less than 100. N/A is shown where the base number of responses is less than 10 during the period. % is calculated as Quantity/Base number\*100

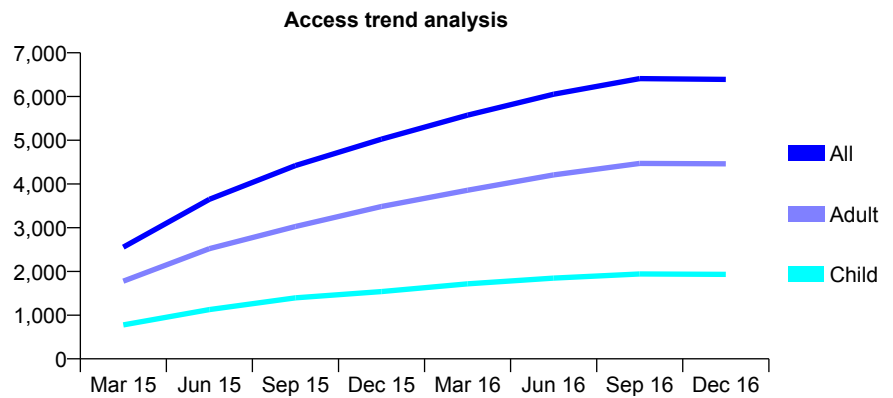
## Q62 - Vital Signs At a Glance Contract Report for 157309/0001 - December 2016

Name or company name	Ms Urvi Shah and Ms Jilna Shah
Contract type name	GDS Contract
Purpose of contract	General
Contract start date	01/10/2014
Contract end date	

16/17 Contracted general activity (UDA)	17,729
Carry forward general activity (UDA)	376
16/17 Contracted orthodontic activity (UOA)	0
Carry forward orthodontic activity (UOA)	0
Baseline contract value	£436,673.27

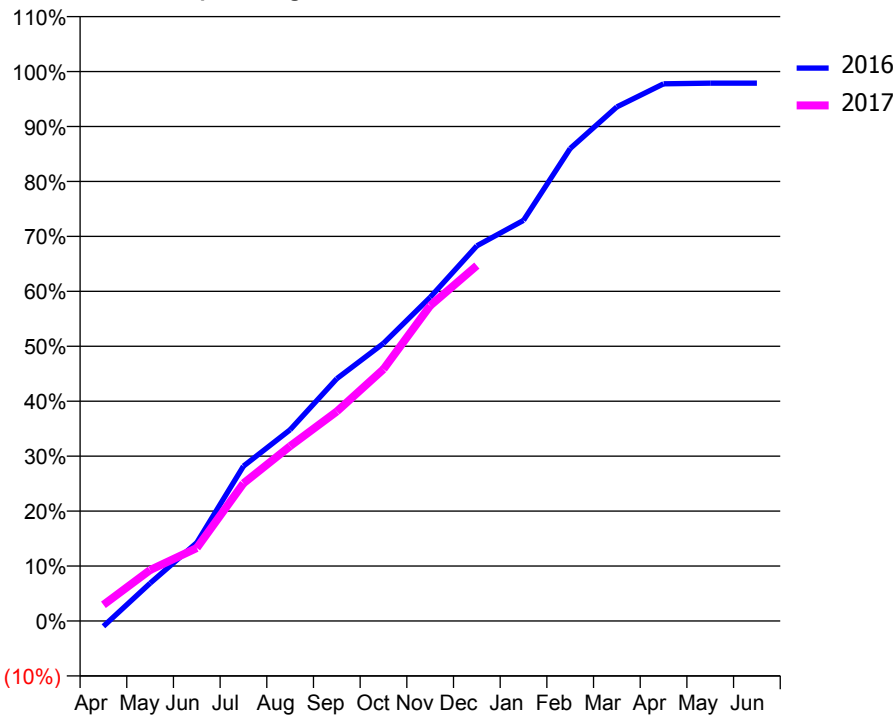
### ACCESS\*

Patients seen in 24 months	Total	Change since previous quarter
Quarter ending December 2015	5,026	
Quarter ending March 2016	5,575	↑
Quarter ending June 2016	6,054	↑
Quarter ending September 2016	6,411	↑
Quarter ending December 2016	6,393	→
<b>Variance since December 2015</b>	<b>27.2%</b>	<b>↑</b>



### ACTIVITY

Cumulative percentage of contracted UDA delivered 2016 & 2017



Month	Adjusted Scheduled Activity (UDA)	
	2016	2017
April	-174	523
May	1,220	1,647
June	2,526	2,355
July	4,997	4,441
August	6,170	5,642
September	7,820	6,762
October	8,961	8,124
November	10,443	10,173
December	12,103	11,470
January	12,924	
February	15,245	
March	16,586	
April	17,331	
May	17,351	
June	17,353	

### QUALITY

	Quantity	Base Number	Contract	AT	Region	England
% of FP17s for the same patient ID Re-attending within 3 months - Children	209	1,897	11.0%	10.0%	11.9%	12.4%
% of FP17s for the same patient ID Re-attending within 3 months - Adults	825	3,860	21.4%	16.0%	17.1%	16.6%
% of FP17s for the same patient ID Re-attending between 3 & 9 months - Children	759	1,897	40.0%	45.8%	46.2%	57.5%
% of FP17s for the same patient ID Re-attending between 3 & 9 months - Adults	1,264	3,860	32.7%	37.2%	37.8%	50.4%
% of FP17s for Band 1 Urgent Courses	929	5,057	18.4%	11.0%	10.6%	9.1%
% of FP17s Relating to Free Repair or Replacements	50	5,057	1.0%	0.6%	0.6%	0.8%
% of FP17s Relating to Continuations	59	5,057	1.2%	0.7%	0.9%	1.3%
% of Patients satisfied with the dentistry they have received	5	6	N/A	91.5%	90.3%	92.7%
% of Patients satisfied with the time they had to wait for an appointment	6	6	N/A	84.0%	83.8%	88.8%

\* This is based on patients treated on this contract for their most recent course of treatment. Figures in italics indicate the base number of FP17s or Patient Questionnaire responses are less than 100. N/A is shown where the base number of responses is less than 10 during the period. % is calculated as Quantity/Base number\*100

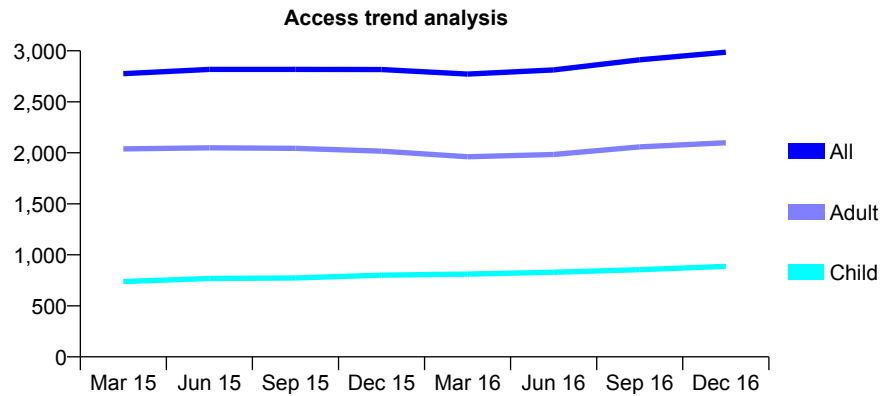
## Q62 - Vital Signs At a Glance Contract Report for 157414/0001 - December 2016

Name or company name	H Patel
Contract type name	GDS Contract
Purpose of contract	General
Contract start date	01/03/2012
Contract end date	

16/17 Contracted general activity (UDA)	6,000
Carry forward general activity (UDA)	0
16/17 Contracted orthodontic activity (UOA)	0
Carry forward orthodontic activity (UOA)	0
Baseline contract value	£137,832.60

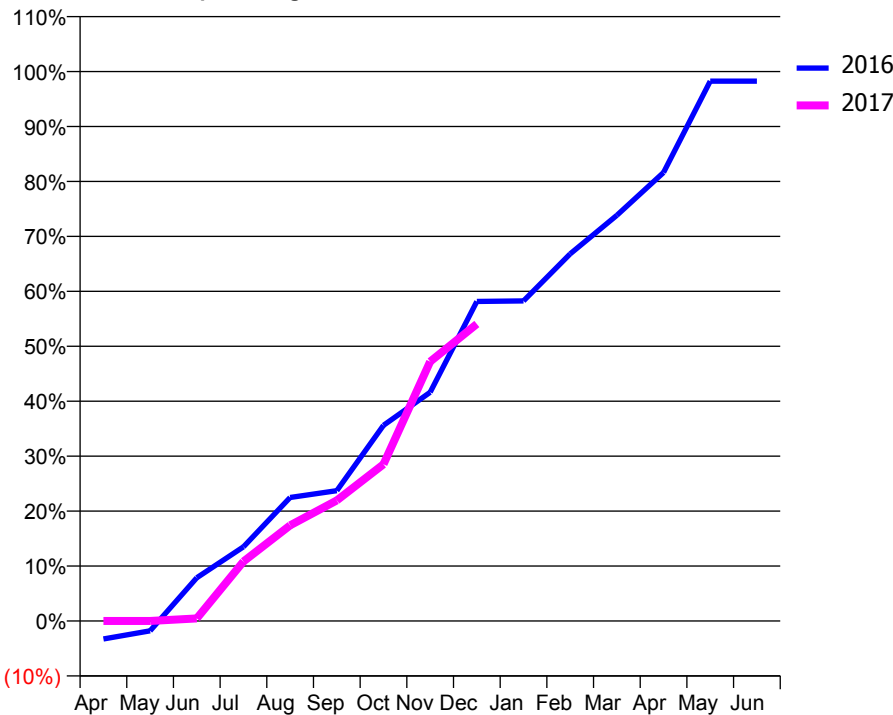
### ACCESS\*

Patients seen in 24 months	Total	Change since previous quarter
Quarter ending December 2015	2,816	
Quarter ending March 2016	2,772	↓
Quarter ending June 2016	2,813	→
Quarter ending September 2016	2,912	↑
Quarter ending December 2016	2,986	↑
<b>Variance since December 2015</b>	<b>6.0%</b>	<b>↑</b>



### ACTIVITY

Cumulative percentage of contracted UDA delivered 2016 & 2017



Month	Adjusted Scheduled Activity (UDA)	
	2016	2017
April	-198	0
May	-109	0
June	472	28
July	810	651
August	1,349	1,045
September	1,423	1,317
October	2,136	1,712
November	2,497	2,833
December	3,490	3,244
January	3,495	
February	4,009	
March	4,429	
April	4,897	
May	5,895	
June	5,895	

### QUALITY

	Quantity	Base Number	Contract	AT	Region	England
% of FP17s for the same patient ID Re-attending within 3 months - Children	37	914	4.0%	10.0%	11.9%	12.4%
% of FP17s for the same patient ID Re-attending within 3 months - Adults	77	1,646	4.7%	16.0%	17.1%	16.6%
% of FP17s for the same patient ID Re-attending between 3 & 9 months - Children	448	914	49.0%	45.8%	46.2%	57.5%
% of FP17s for the same patient ID Re-attending between 3 & 9 months - Adults	551	1,646	33.5%	37.2%	37.8%	50.4%
% of FP17s for Band 1 Urgent Courses	40	1,708	2.3%	11.0%	10.6%	9.1%
% of FP17s Relating to Free Repair or Replacements	2	1,708	0.1%	0.6%	0.6%	0.8%
% of FP17s Relating to Continuations	5	1,708	0.3%	0.7%	0.9%	1.3%
% of Patients satisfied with the dentistry they have received	2	2	N/A	91.5%	90.3%	92.7%
% of Patients satisfied with the time they had to wait for an appointment	2	2	N/A	84.0%	83.8%	88.8%

\* This is based on patients treated on this contract for their most recent course of treatment. Figures in italics indicate the base number of FP17s or Patient Questionnaire responses are less than 100. N/A is shown where the base number of responses is less than 10 during the period. % is calculated as Quantity/Base number\*100

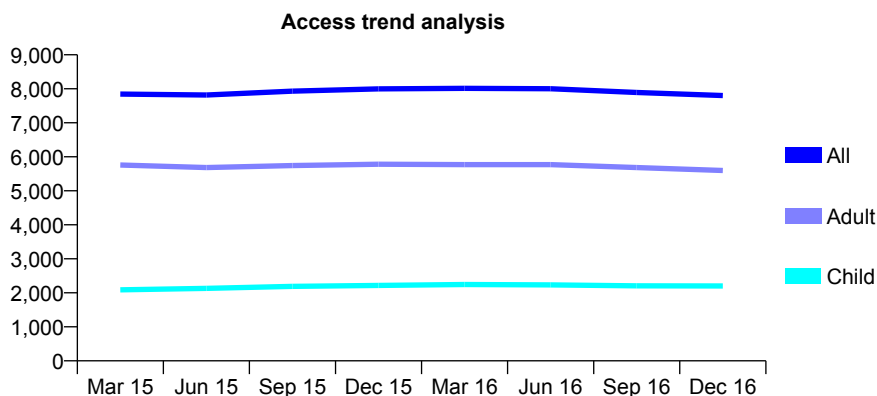
## Q62 - Vital Signs At a Glance Contract Report for 158844/0001 - December 2016

Name or company name	Dr. Y. Nanavati & Dr. T. Mirza
Contract type name	GDS Contract
Purpose of contract	General
Contract start date	01/10/2012
Contract end date	

16/17 Contracted general activity (UDA)	24,603
Carry forward general activity (UDA)	-44
16/17 Contracted orthodontic activity (UOA)	0
Carry forward orthodontic activity (UOA)	0
Baseline contract value	£641,296.77

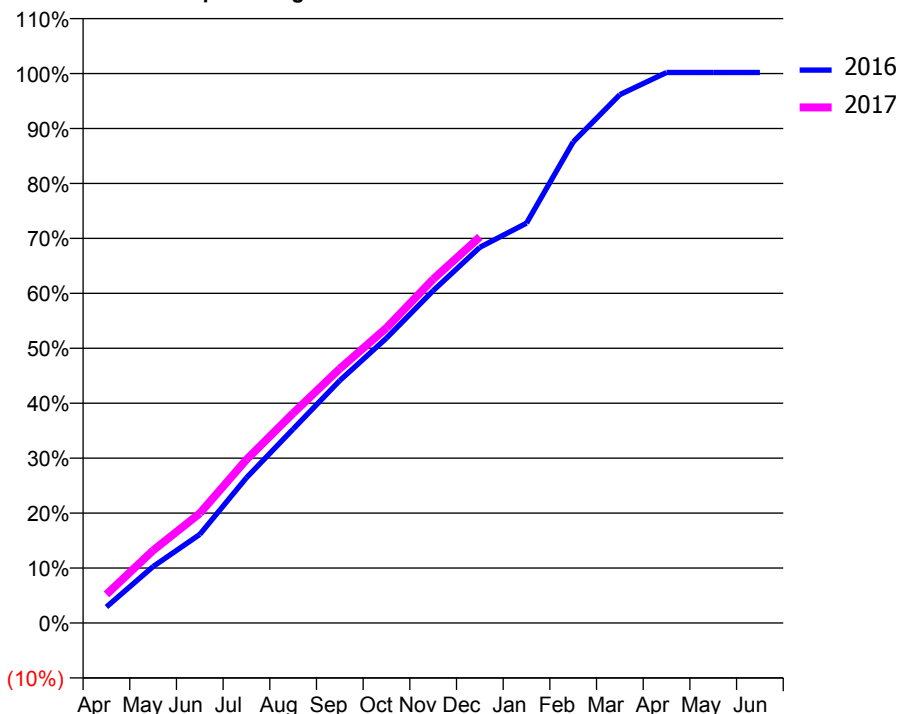
### ACCESS\*

Patients seen in 24 months	Total	Change since previous quarter
Quarter ending December 2015	7,998	
Quarter ending March 2016	8,015	→
Quarter ending June 2016	8,003	→
Quarter ending September 2016	7,892	↓
Quarter ending December 2016	7,800	↓
<b>Variance since December 2015</b>	<b>(2.5%)</b>	<b>↓</b>



### ACTIVITY

Cumulative percentage of contracted UDA delivered 2016 & 2017



Month	Adjusted Scheduled Activity (UDA)	
	2016	2017
April	722	1,280
May	2,529	3,251
June	3,969	4,912
July	6,504	7,314
August	8,684	9,394
September	10,858	11,390
October	12,756	13,215
November	14,881	15,395
December	16,820	17,290
January	17,900	
February	21,536	
March	23,655	
April	24,647	
May	24,647	
June	24,647	

### QUALITY

	Quantity	Base Number	Contract	AT	Region	England
% of FP17s for the same patient ID Re-attending within 3 months - Children	148	2,229	6.6%	10.0%	11.9%	12.4%
% of FP17s for the same patient ID Re-attending within 3 months - Adults	692	4,917	14.1%	16.0%	17.1%	16.6%
% of FP17s for the same patient ID Re-attending between 3 & 9 months - Children	1,054	2,229	47.3%	45.8%	46.2%	57.5%
% of FP17s for the same patient ID Re-attending between 3 & 9 months - Adults	2,063	4,917	42.0%	37.2%	37.8%	50.4%
% of FP17s for Band 1 Urgent Courses	513	6,823	7.5%	11.0%	10.6%	9.1%
% of FP17s Relating to Free Repair or Replacements	47	6,823	0.7%	0.6%	0.6%	0.8%
% of FP17s Relating to Continuations	41	6,823	0.6%	0.7%	0.9%	1.3%
% of Patients satisfied with the dentistry they have received	6	6	N/A	91.5%	90.3%	92.7%
% of Patients satisfied with the time they had to wait for an appointment	5	6	N/A	84.0%	83.8%	88.8%

\* This is based on patients treated on this contract for their most recent course of treatment. Figures in italics indicate the base number of FP17s or Patient Questionnaire responses are less than 100. N/A is shown where the base number of responses is less than 10 during the period. % is calculated as Quantity/Base number\*100

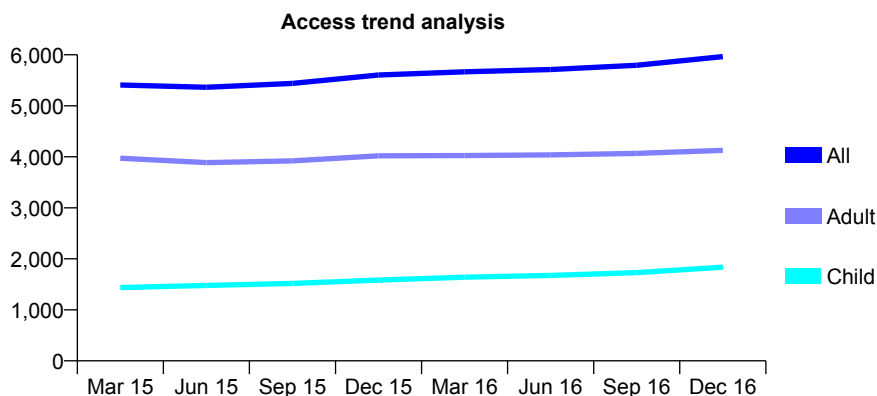
## Q62 - Vital Signs At a Glance Contract Report for 159042/0001 - December 2016

Name or company name	Surgery@102 Limited
Contract type name	GDS Contract
Purpose of contract	General
Contract start date	01/01/2011
Contract end date	

16/17 Contracted general activity (UDA)	13,347
Carry forward general activity (UDA)	454
16/17 Contracted orthodontic activity (UOA)	0
Carry forward orthodontic activity (UOA)	0
Baseline contract value	£350,815.39

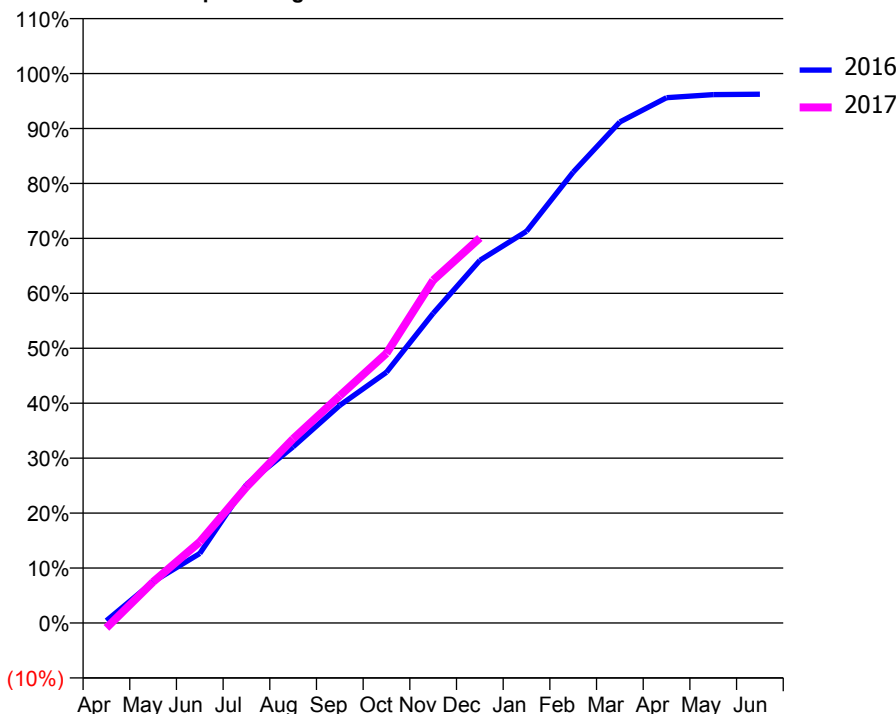
### ACCESS\*

Patients seen in 24 months	Total	Change since previous quarter
Quarter ending December 2015	5,604	
Quarter ending March 2016	5,666	→
Quarter ending June 2016	5,712	→
Quarter ending September 2016	5,796	→
Quarter ending December 2016	5,965	↑
<b>Variance since December 2015</b>	<b>6.4%</b>	<b>↑</b>



### ACTIVITY

Cumulative percentage of contracted UDA delivered 2016 & 2017



Month	Adjusted Scheduled Activity (UDA)	
	2016	2017
April	57	-121
May	1,002	1,000
June	1,690	1,971
July	3,365	3,307
August	4,281	4,473
September	5,288	5,521
October	6,090	6,549
November	7,523	8,325
December	8,808	9,352
January	9,514	
February	10,951	
March	12,171	
April	12,760	
May	12,835	
June	12,844	

### QUALITY

	Quantity	Base Number	Contract	AT	Region	England
% of FP17s for the same patient ID Re-attending within 3 months - Children	169	1,783	9.5%	10.0%	11.9%	12.4%
% of FP17s for the same patient ID Re-attending within 3 months - Adults	687	3,100	22.2%	16.0%	17.1%	16.6%
% of FP17s for the same patient ID Re-attending between 3 & 9 months - Children	727	1,783	40.8%	45.8%	46.2%	57.5%
% of FP17s for the same patient ID Re-attending between 3 & 9 months - Adults	753	3,100	24.3%	37.2%	37.8%	50.4%
% of FP17s for Band 1 Urgent Courses	690	3,913	17.6%	11.0%	10.6%	9.1%
% of FP17s Relating to Free Repair or Replacements	22	3,913	0.6%	0.6%	0.6%	0.8%
% of FP17s Relating to Continuations	32	3,913	0.8%	0.7%	0.9%	1.3%
% of Patients satisfied with the dentistry they have received	1	3	N/A	91.5%	90.3%	92.7%
% of Patients satisfied with the time they had to wait for an appointment	1	3	N/A	84.0%	83.8%	88.8%

\* This is based on patients treated on this contract for their most recent course of treatment. Figures in italics indicate the base number of FP17s or Patient Questionnaire responses are less than 100. N/A is shown where the base number of responses is less than 10 during the period. % is calculated as Quantity/Base number\*100



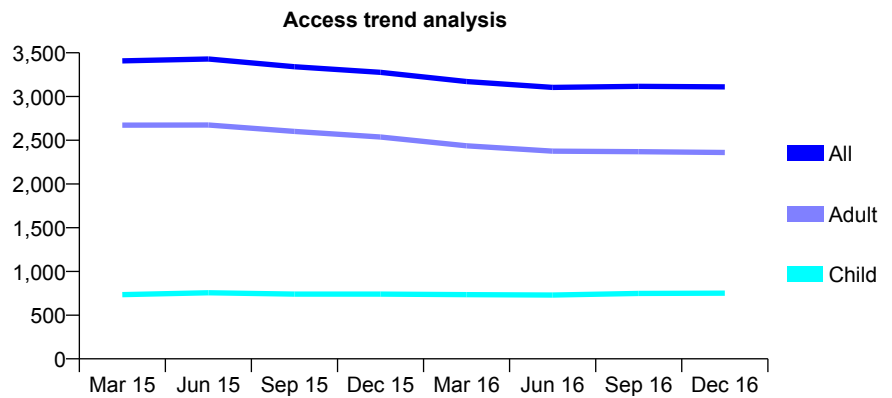
## Q62 - Vital Signs At a Glance Contract Report for 159271/0001 - December 2016

Name or company name	Dr. K. Patel
Contract type name	GDS Contract
Purpose of contract	General
Contract start date	01/11/2012
Contract end date	

16/17 Contracted general activity (UDA)	7,685
Carry forward general activity (UDA)	-126
16/17 Contracted orthodontic activity (UOA)	0
Carry forward orthodontic activity (UOA)	0
Baseline contract value	£218,562.21

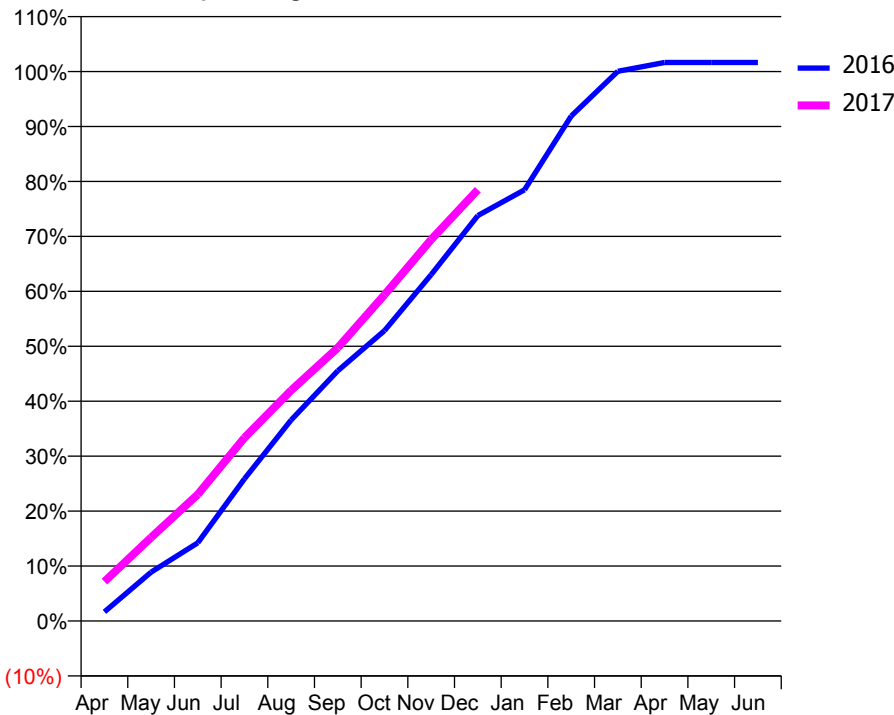
### ACCESS\*

Patients seen in 24 months	Total	Change since previous quarter
Quarter ending December 2015	3,277	
Quarter ending March 2016	3,172	↓
Quarter ending June 2016	3,104	↓
Quarter ending September 2016	3,117	→
Quarter ending December 2016	3,111	→
<b>Variance since December 2015</b>	<b>(5.1%)</b>	<b>↓</b>



### ACTIVITY

Cumulative percentage of contracted UDA delivered 2016 & 2017



Month	Adjusted Scheduled Activity (UDA)	
	2016	2017
April	128	550
May	683	1,169
June	1,094	1,770
July	1,989	2,563
August	2,811	3,225
September	3,499	3,822
October	4,060	4,563
November	4,844	5,335
December	5,671	6,031
January	6,031	
February	7,061	
March	7,689	
April	7,811	
May	7,811	
June	7,811	

### QUALITY

	Quantity	Base Number	Contract	AT	Region	England
% of FP17s for the same patient ID Re-attending within 3 months - Children	41	696	5.9%	10.0%	11.9%	12.4%
% of FP17s for the same patient ID Re-attending within 3 months - Adults	351	2,210	15.9%	16.0%	17.1%	16.6%
% of FP17s for the same patient ID Re-attending between 3 & 9 months - Children	303	696	43.5%	45.8%	46.2%	57.5%
% of FP17s for the same patient ID Re-attending between 3 & 9 months - Adults	983	2,210	44.5%	37.2%	37.8%	50.4%
% of FP17s for Band 1 Urgent Courses	287	2,825	10.2%	11.0%	10.6%	9.1%
% of FP17s Relating to Free Repair or Replacements	8	2,825	0.3%	0.6%	0.6%	0.8%
% of FP17s Relating to Continuations	51	2,825	1.8%	0.7%	0.9%	1.3%
% of Patients satisfied with the dentistry they have received	3	3	N/A	91.5%	90.3%	92.7%
% of Patients satisfied with the time they had to wait for an appointment	3	3	N/A	84.0%	83.8%	88.8%

\* This is based on patients treated on this contract for their most recent course of treatment. Figures in italics indicate the base number of FP17s or Patient Questionnaire responses are less than 100. N/A is shown where the base number of responses is less than 10 during the period. % is calculated as Quantity/Base number\*100

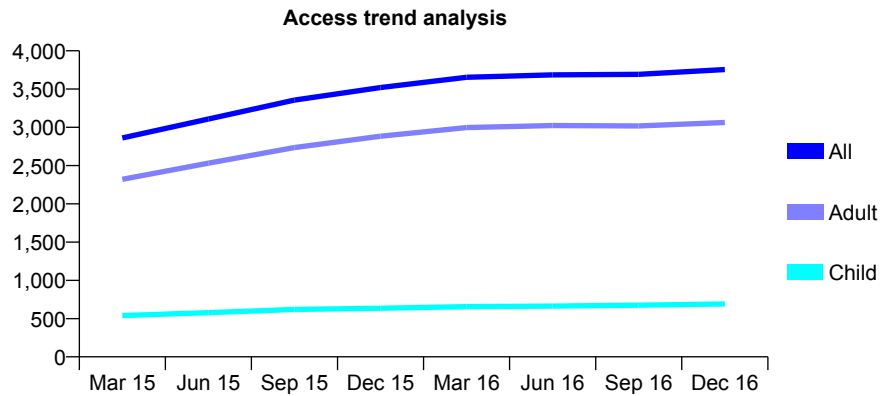
## Q62 - Vital Signs At a Glance Contract Report for 159328/0001 - December 2016

Name or company name	Bhuva Dental Surgery - Pinner
Contract type name	GDS Contract
Purpose of contract	General
Contract start date	01/04/2014
Contract end date	

16/17 Contracted general activity (UDA)	7,956
Carry forward general activity (UDA)	-28
16/17 Contracted orthodontic activity (UOA)	0
Carry forward orthodontic activity (UOA)	0
Baseline contract value	£217,737.81

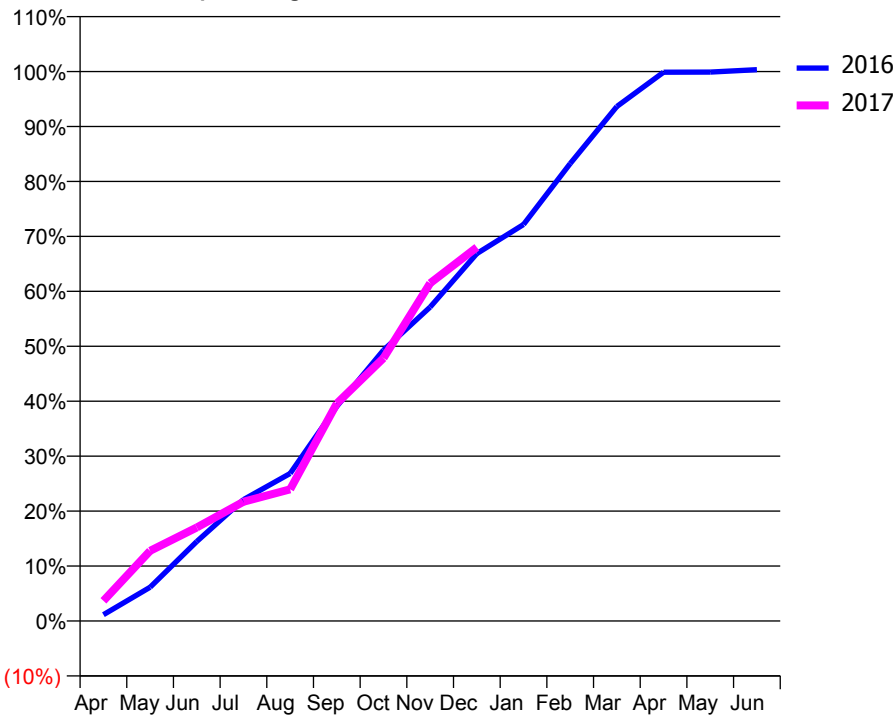
### ACCESS\*

Patients seen in 24 months	Total	Change since previous quarter
Quarter ending December 2015	3,519	
Quarter ending March 2016	3,654	↑
Quarter ending June 2016	3,686	→
Quarter ending September 2016	3,692	→
Quarter ending December 2016	3,755	→
<b>Variance since December 2015</b>	<b>6.7%</b>	<b>↑</b>



### ACTIVITY

Cumulative percentage of contracted UDA delivered 2016 & 2017



Month	Adjusted Scheduled Activity (UDA)	
	2016	2017
April	91	292
May	489	1,016
June	1,151	1,355
July	1,758	1,728
August	2,136	1,907
September	3,108	3,150
October	3,922	3,807
November	4,547	4,892
December	5,320	5,412
January	5,742	
February	6,622	
March	7,449	
April	7,945	
May	7,947	
June	7,983	

### QUALITY

	Quantity	Base Number	Contract	AT	Region	England
% of FP17s for the same patient ID Re-attending within 3 months - Children	23	679	3.4%	10.0%	11.9%	12.4%
% of FP17s for the same patient ID Re-attending within 3 months - Adults	186	2,784	6.7%	16.0%	17.1%	16.6%
% of FP17s for the same patient ID Re-attending between 3 & 9 months - Children	359	679	52.9%	45.8%	46.2%	57.5%
% of FP17s for the same patient ID Re-attending between 3 & 9 months - Adults	1,612	2,784	57.9%	37.2%	37.8%	50.4%
% of FP17s for Band 1 Urgent Courses	128	3,154	4.1%	11.0%	10.6%	9.1%
% of FP17s Relating to Free Repair or Replacements	1	3,154	0.0%	0.6%	0.6%	0.8%
% of FP17s Relating to Continuations	0	3,154	0.0%	0.7%	0.9%	1.3%
% of Patients satisfied with the dentistry they have received	4	4	N/A	91.5%	90.3%	92.7%
% of Patients satisfied with the time they had to wait for an appointment	4	4	N/A	84.0%	83.8%	88.8%

\* This is based on patients treated on this contract for their most recent course of treatment. Figures in italics indicate the base number of FP17s or Patient Questionnaire responses are less than 100. N/A is shown where the base number of responses is less than 10 during the period. % is calculated as Quantity/Base number\*100

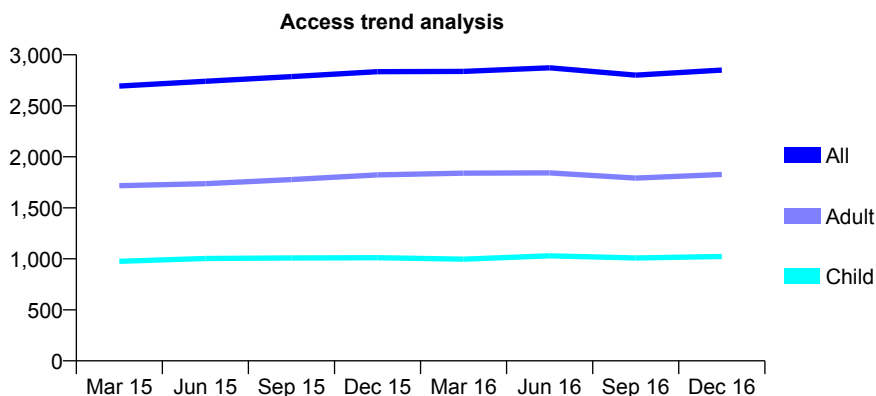
## Q62 - Vital Signs At a Glance Contract Report for 160210/0001 - December 2016

Name or company name	Dr. H. Shakir & Dr. M. Eyrumlu
Contract type name	GDS Contract
Purpose of contract	General
Contract start date	01/11/2012
Contract end date	

16/17 Contracted general activity (UDA)	9,436
Carry forward general activity (UDA)	370
16/17 Contracted orthodontic activity (UOA)	0
Carry forward orthodontic activity (UOA)	0
Baseline contract value	£381,122.47

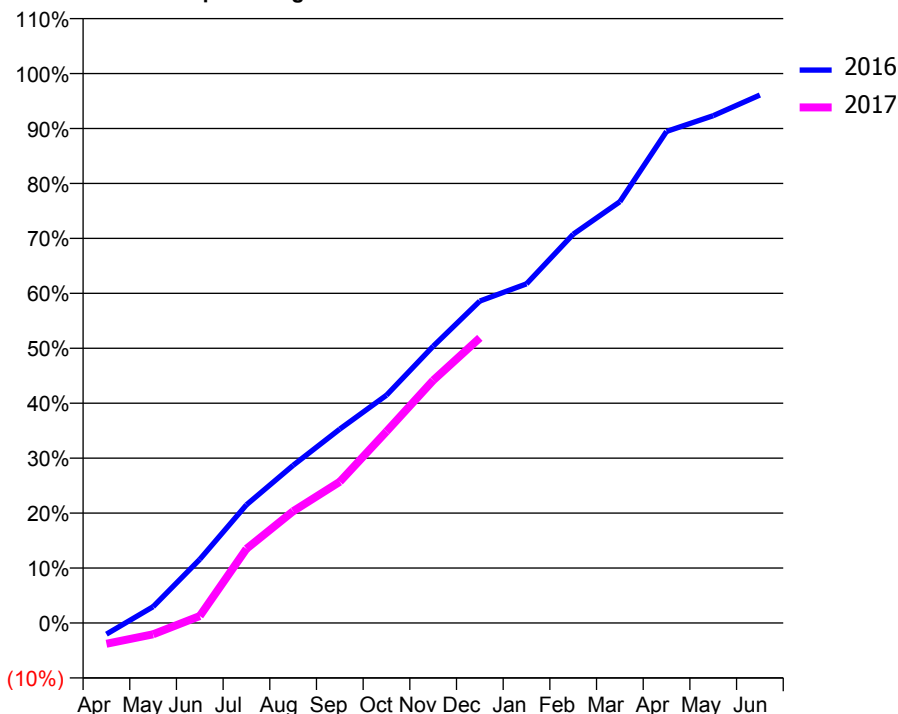
### ACCESS\*

Patients seen in 24 months	Total	Change since previous quarter
Quarter ending December 2015	2,834	
Quarter ending March 2016	2,837	→
Quarter ending June 2016	2,872	→
Quarter ending September 2016	2,800	↓
Quarter ending December 2016	2,850	→
<b>Variance since December 2015</b>	<b>0.6%</b>	<b>→</b>



### ACTIVITY

Cumulative percentage of contracted UDA delivered 2016 & 2017



Month	Adjusted Scheduled Activity (UDA)	
	2016	2017
April	-194	-358
May	281	-197
June	1,094	120
July	2,029	1,274
August	2,708	1,921
September	3,330	2,425
October	3,912	3,290
November	4,753	4,167
December	5,528	4,896
January	5,825	
February	6,676	
March	7,234	
April	8,441	
May	8,711	
June	9,066	

### QUALITY

	Quantity	Base Number	Contract	AT	Region	England
% of FP17s for the same patient ID Re-attending within 3 months - Children	79	981	8.1%	10.0%	11.9%	12.4%
% of FP17s for the same patient ID Re-attending within 3 months - Adults	217	1,480	14.7%	16.0%	17.1%	16.6%
% of FP17s for the same patient ID Re-attending between 3 & 9 months - Children	434	981	44.2%	45.8%	46.2%	57.5%
% of FP17s for the same patient ID Re-attending between 3 & 9 months - Adults	425	1,480	28.7%	37.2%	37.8%	50.4%
% of FP17s for Band 1 Urgent Courses	245	1,830	13.4%	11.0%	10.6%	9.1%
% of FP17s Relating to Free Repair or Replacements	7	1,830	0.4%	0.6%	0.6%	0.8%
% of FP17s Relating to Continuations	14	1,830	0.8%	0.7%	0.9%	1.3%
% of Patients satisfied with the dentistry they have received	0	1	N/A	91.5%	90.3%	92.7%
% of Patients satisfied with the time they had to wait for an appointment	0	1	N/A	84.0%	83.8%	88.8%

\* This is based on patients treated on this contract for their most recent course of treatment. Figures in italics indicate the base number of FP17s or Patient Questionnaire responses are less than 100. N/A is shown where the base number of responses is less than 10 during the period. % is calculated as Quantity/Base number\*100

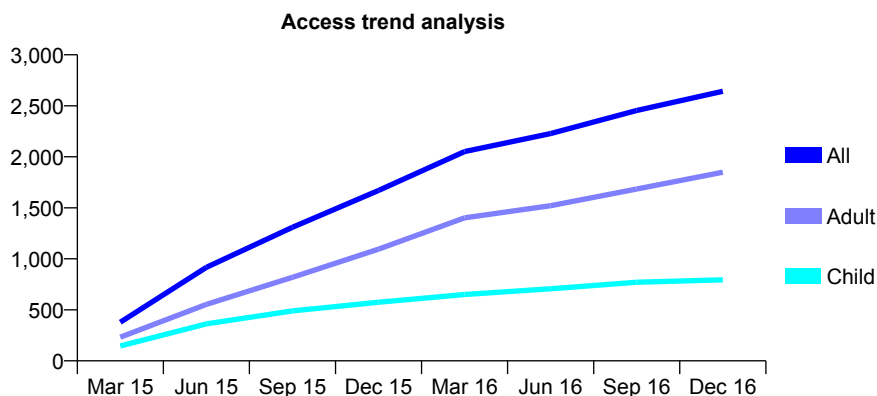
## Q62 - Vital Signs At a Glance Contract Report for 160423/0001 - December 2016

Name or company name	Mr Neil Paryani & Ms Poonam Paryani
Contract type name	GDS Contract
Purpose of contract	General
Contract start date	01/01/2015
Contract end date	

16/17 Contracted general activity (UDA)	8,179
Carry forward general activity (UDA)	-68
16/17 Contracted orthodontic activity (UOA)	0
Carry forward orthodontic activity (UOA)	0
Baseline contract value	£226,746.99

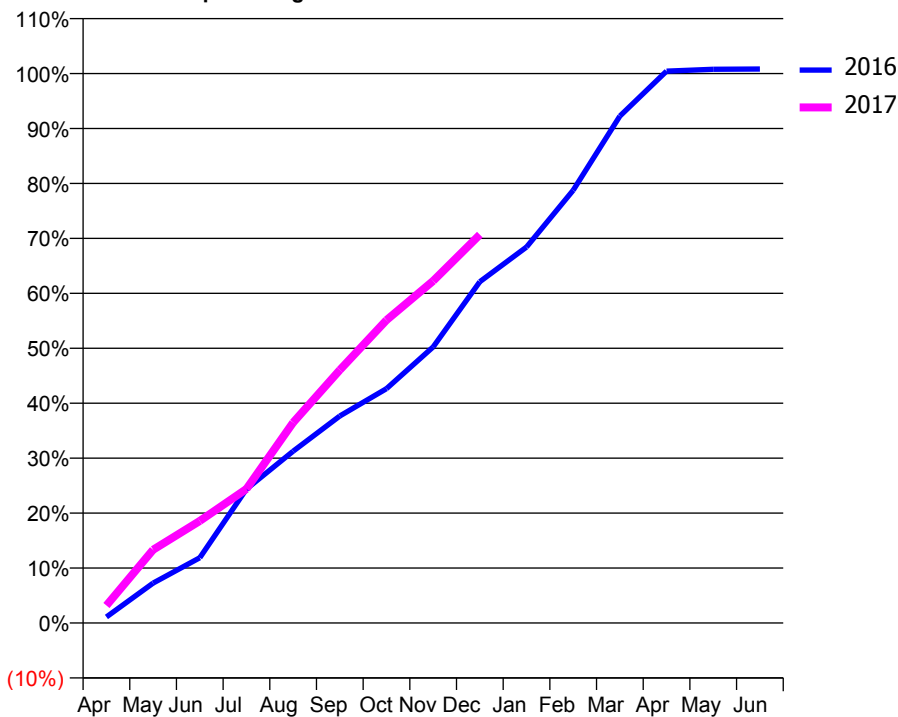
### ACCESS\*

Patients seen in 24 months	Total	Change since previous quarter
Quarter ending December 2015	1,670	
Quarter ending March 2016	2,052	↑
Quarter ending June 2016	2,228	↑
Quarter ending September 2016	2,454	↑
Quarter ending December 2016	2,643	↑
<b>Variance since December 2015</b>	<b>58.3%</b>	<b>↑</b>



### ACTIVITY

**Cumulative percentage of contracted UDA delivered 2016 & 2017**



Month	Adjusted Scheduled Activity (UDA)	
	2016	2017
April	91	261
May	595	1,091
June	971	1,519
July	1,993	1,995
August	2,557	2,983
September	3,082	3,767
October	3,489	4,509
November	4,109	5,092
December	5,081	5,780
January	5,596	
February	6,442	
March	7,545	
April	8,214	
May	8,243	
June	8,247	

### QUALITY

	Quantity	Base Number	Contract	AT	Region	England
% of FP17s for the same patient ID Re-attending within 3 months - Children	120	776	15.5%	10.0%	11.9%	12.4%
% of FP17s for the same patient ID Re-attending within 3 months - Adults	339	1,479	22.9%	16.0%	17.1%	16.6%
% of FP17s for the same patient ID Re-attending between 3 & 9 months - Children	315	776	40.6%	45.8%	46.2%	57.5%
% of FP17s for the same patient ID Re-attending between 3 & 9 months - Adults	457	1,479	30.9%	37.2%	37.8%	50.4%
% of FP17s for Band 1 Urgent Courses	282	2,068	13.6%	11.0%	10.6%	9.1%
% of FP17s Relating to Free Repair or Replacements	5	2,068	0.2%	0.6%	0.6%	0.8%
% of FP17s Relating to Continuations	17	2,068	0.8%	0.7%	0.9%	1.3%
% of Patients satisfied with the dentistry they have received	1	1	N/A	91.5%	90.3%	92.7%
% of Patients satisfied with the time they had to wait for an appointment	0	1	N/A	84.0%	83.8%	88.8%

\* This is based on patients treated on this contract for their most recent course of treatment. Figures in italics indicate the base number of FP17s or Patient Questionnaire responses are less than 100. N/A is shown where the base number of responses is less than 10 during the period. % is calculated as Quantity/Base number\*100

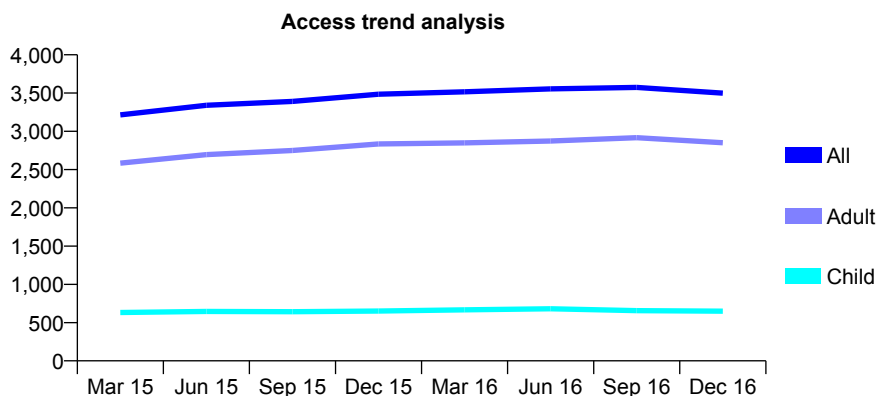
## Q62 - Vital Signs At a Glance Contract Report for 161055/0001 - December 2016

Name or company name	Dental Magic (Care) Ltd
Contract type name	PDS Plus Contract
Purpose of contract	General
Contract start date	01/04/2010
Contract end date	31/03/2020

16/17 Contracted general activity (UDA)	14,779
Carry forward general activity (UDA)	0
16/17 Contracted orthodontic activity (UOA)	0
Carry forward orthodontic activity (UOA)	0
Baseline contract value	£382,662.03

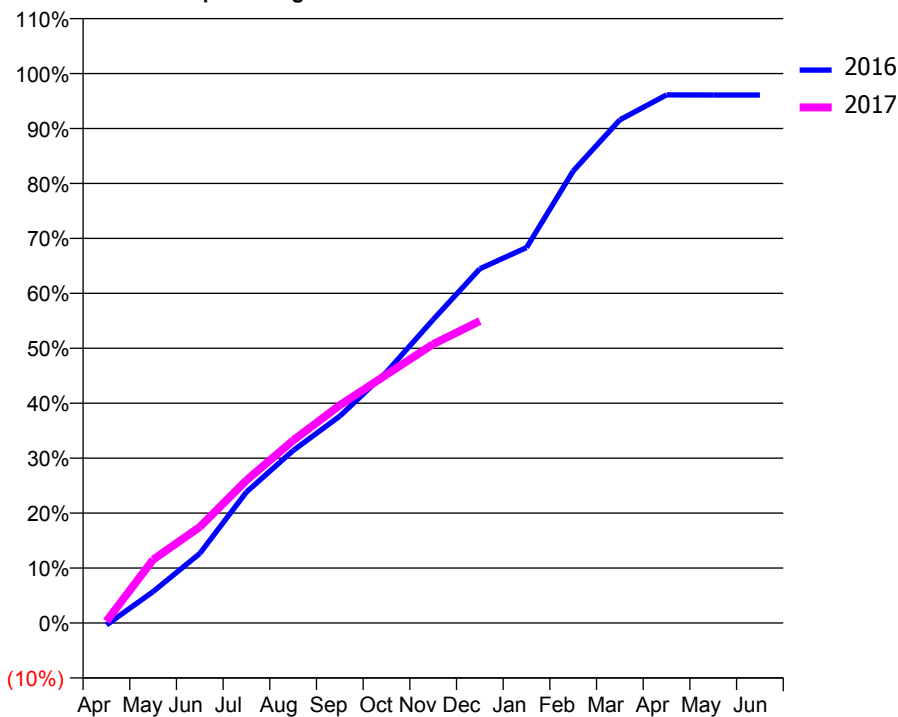
### ACCESS\*

Patients seen in 24 months	Total	Change since previous quarter
Quarter ending December 2015	3,485	
Quarter ending March 2016	3,516	→
Quarter ending June 2016	3,555	→
Quarter ending September 2016	3,573	→
Quarter ending December 2016	3,499	↓
<b>Variance since December 2015</b>	<b>0.4%</b>	<b>→</b>



### ACTIVITY

Cumulative percentage of contracted UDA delivered 2016 & 2017



Month	Adjusted Scheduled Activity (UDA)	
	2016	2017
April	-56	48
May	844	1,705
June	1,869	2,585
July	3,524	3,839
August	4,639	4,911
September	5,564	5,857
October	6,749	6,680
November	8,159	7,500
December	9,529	8,121
January	10,098	
February	12,155	
March	13,534	
April	14,203	
May	14,199	
June	14,199	

### QUALITY

	Quantity	Base Number	Contract	AT	Region	England
% of FP17s for the same patient ID Re-attending within 3 months - Children	49	583	8.4%	10.0%	11.9%	12.4%
% of FP17s for the same patient ID Re-attending within 3 months - Adults	360	2,319	15.5%	16.0%	17.1%	16.6%
% of FP17s for the same patient ID Re-attending between 3 & 9 months - Children	323	583	55.4%	45.8%	46.2%	57.5%
% of FP17s for the same patient ID Re-attending between 3 & 9 months - Adults	1,078	2,319	46.5%	37.2%	37.8%	50.4%
% of FP17s for Band 1 Urgent Courses	286	2,731	10.5%	11.0%	10.6%	9.1%
% of FP17s Relating to Free Repair or Replacements	27	2,731	1.0%	0.6%	0.6%	0.8%
% of FP17s Relating to Continuations	17	2,731	0.6%	0.7%	0.9%	1.3%
% of Patients satisfied with the dentistry they have received	17	19	89.5%	91.5%	90.3%	92.7%
% of Patients satisfied with the time they had to wait for an appointment	16	19	84.2%	84.0%	83.8%	88.8%

\* This is based on patients treated on this contract for their most recent course of treatment. Figures in italics indicate the base number of FP17s or Patient Questionnaire responses are less than 100. N/A is shown where the base number of responses is less than 10 during the period. % is calculated as Quantity/Base number\*100

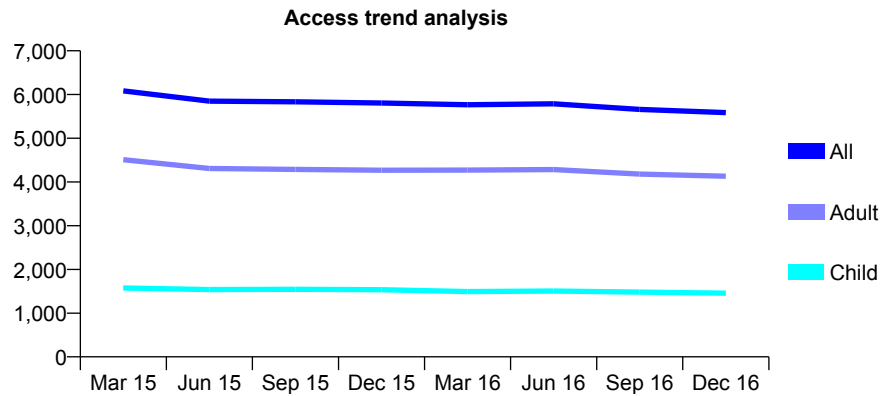
## Q62 - Vital Signs At a Glance Contract Report for 164178/0001 - December 2016

Name or company name	Perfect Smile SDS
Contract type name	GDS Contract
Purpose of contract	General
Contract start date	01/01/2012
Contract end date	

16/17 Contracted general activity (UDA)	21,240
Carry forward general activity (UDA)	0
16/17 Contracted orthodontic activity (UOA)	0
Carry forward orthodontic activity (UOA)	0
Baseline contract value	£667,581.80

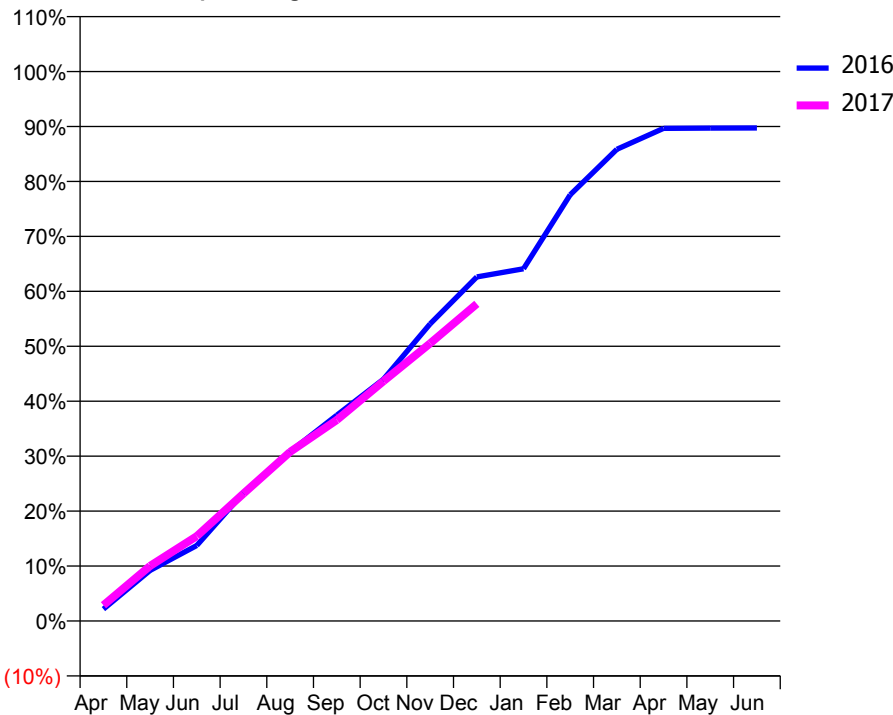
### ACCESS\*

Patients seen in 24 months	Total	Change since previous quarter
Quarter ending December 2015	5,806	
Quarter ending March 2016	5,766	→
Quarter ending June 2016	5,789	→
Quarter ending September 2016	5,659	↓
Quarter ending December 2016	5,587	↓
<b>Variance since December 2015</b>	<b>(3.8%)</b>	<b>↓</b>



### ACTIVITY

Cumulative percentage of contracted UDA delivered 2016 & 2017



Month	Adjusted Scheduled Activity (UDA)	
	2016	2017
April	460	612
May	1,959	2,131
June	2,922	3,281
July	4,958	4,925
August	6,547	6,541
September	7,956	7,768
October	9,347	9,269
November	11,487	10,736
December	13,302	12,260
January	13,617	
February	16,476	
March	18,235	
April	19,040	
May	19,052	
June	19,058	

### QUALITY

	Quantity	Base Number	Contract	AT	Region	England
% of FP17s for the same patient ID Re-attending within 3 months - Children	96	1,226	7.8%	10.0%	11.9%	12.4%
% of FP17s for the same patient ID Re-attending within 3 months - Adults	604	3,363	18.0%	16.0%	17.1%	16.6%
% of FP17s for the same patient ID Re-attending between 3 & 9 months - Children	428	1,226	34.9%	45.8%	46.2%	57.5%
% of FP17s for the same patient ID Re-attending between 3 & 9 months - Adults	1,137	3,363	33.8%	37.2%	37.8%	50.4%
% of FP17s for Band 1 Urgent Courses	278	4,320	6.4%	11.0%	10.6%	9.1%
% of FP17s Relating to Free Repair or Replacements	39	4,320	0.9%	0.6%	0.6%	0.8%
% of FP17s Relating to Continuations	131	4,320	3.0%	0.7%	0.9%	1.3%
% of Patients satisfied with the dentistry they have received	12	13	92.3%	91.5%	90.3%	92.7%
% of Patients satisfied with the time they had to wait for an appointment	13	13	100.0%	84.0%	83.8%	88.8%

\* This is based on patients treated on this contract for their most recent course of treatment. Figures in italics indicate the base number of FP17s or Patient Questionnaire responses are less than 100. N/A is shown where the base number of responses is less than 10 during the period. % is calculated as Quantity/Base number\*100

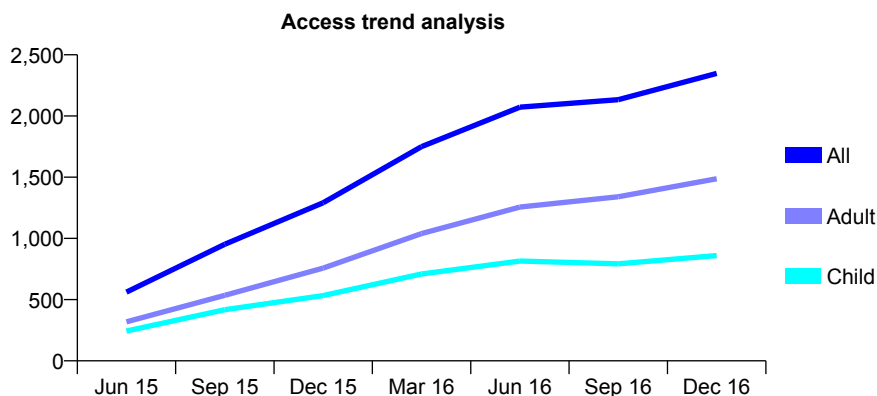
## Q62 - Vital Signs At a Glance Contract Report for 164224/0001 - December 2016

Name or company name	Mr M Takhayori, Mrs P Massoudi
Contract type name	GDS Contract
Purpose of contract	General
Contract start date	01/04/2015
Contract end date	

16/17 Contracted general activity (UDA)	7,991
Carry forward general activity (UDA)	173
16/17 Contracted orthodontic activity (UOA)	0
Carry forward orthodontic activity (UOA)	0
Baseline contract value	£212,213.69

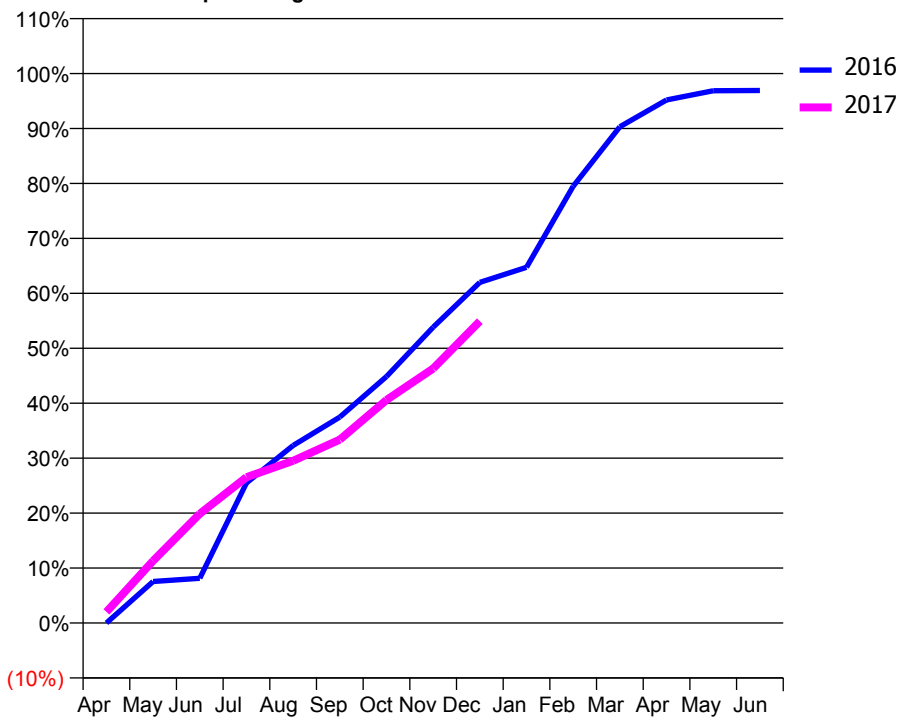
### ACCESS\*

Patients seen in 24 months	Total	Change since previous quarter
Quarter ending December 2015	1,291	
Quarter ending March 2016	1,750	↑
Quarter ending June 2016	2,072	↑
Quarter ending September 2016	2,133	↑
Quarter ending December 2016	2,348	↑
<b>Variance since December 2015</b>	<b>81.9%</b>	<b>↑</b>



### ACTIVITY

**Cumulative percentage of contracted UDA delivered 2016 & 2017**



Month	Adjusted Scheduled Activity (UDA)	
	2016	2017
April	0	161
May	604	904
June	650	1,589
July	2,038	2,121
August	2,581	2,359
September	2,994	2,668
October	3,585	3,243
November	4,302	3,700
December	4,954	4,389
January	5,173	
February	6,351	
March	7,216	
April	7,607	
May	7,740	
June	7,744	

### QUALITY

	Quantity	Base Number	Contract	AT	Region	England
% of FP17s for the same patient ID Re-attending within 3 months - Children	38	642	5.9%	10.0%	11.9%	12.4%
% of FP17s for the same patient ID Re-attending within 3 months - Adults	126	1,091	11.5%	16.0%	17.1%	16.6%
% of FP17s for the same patient ID Re-attending between 3 & 9 months - Children	228	642	35.5%	45.8%	46.2%	57.5%
% of FP17s for the same patient ID Re-attending between 3 & 9 months - Adults	311	1,091	28.5%	37.2%	37.8%	50.4%
% of FP17s for Band 1 Urgent Courses	190	1,547	12.3%	11.0%	10.6%	9.1%
% of FP17s Relating to Free Repair or Replacements	0	1,547	0.0%	0.6%	0.6%	0.8%
% of FP17s Relating to Continuations	8	1,547	0.5%	0.7%	0.9%	1.3%
% of Patients satisfied with the dentistry they have received	9	10	90.0%	91.5%	90.3%	92.7%
% of Patients satisfied with the time they had to wait for an appointment	7	10	70.0%	84.0%	83.8%	88.8%

\* This is based on patients treated on this contract for their most recent course of treatment. Figures in italics indicate the base number of FP17s or Patient Questionnaire responses are less than 100. N/A is shown where the base number of responses is less than 10 during the period. % is calculated as Quantity/Base number\*100



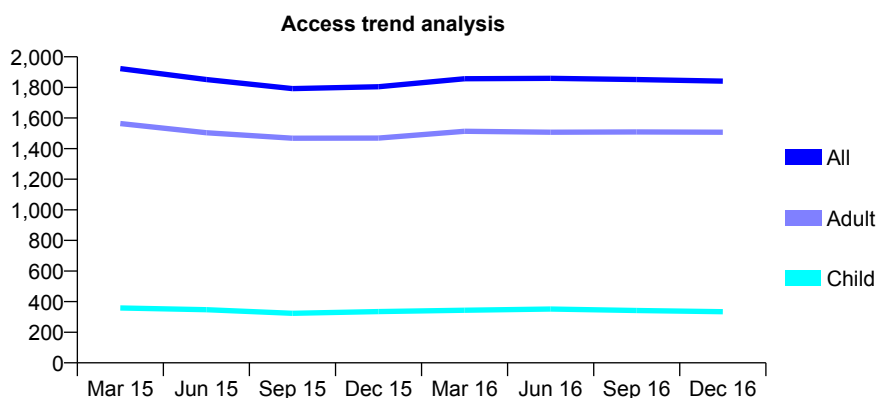
## Q62 - Vital Signs At a Glance Contract Report for 165409/0001 - December 2016

Name or company name	Dr. Satinder Dhama & Dr. Sonia Dhama
Contract type name	GDS Contract
Purpose of contract	General
Contract start date	01/12/2012
Contract end date	

16/17 Contracted general activity (UDA)	7,042
Carry forward general activity (UDA)	0
16/17 Contracted orthodontic activity (UOA)	0
Carry forward orthodontic activity (UOA)	0
Baseline contract value	£183,216.50

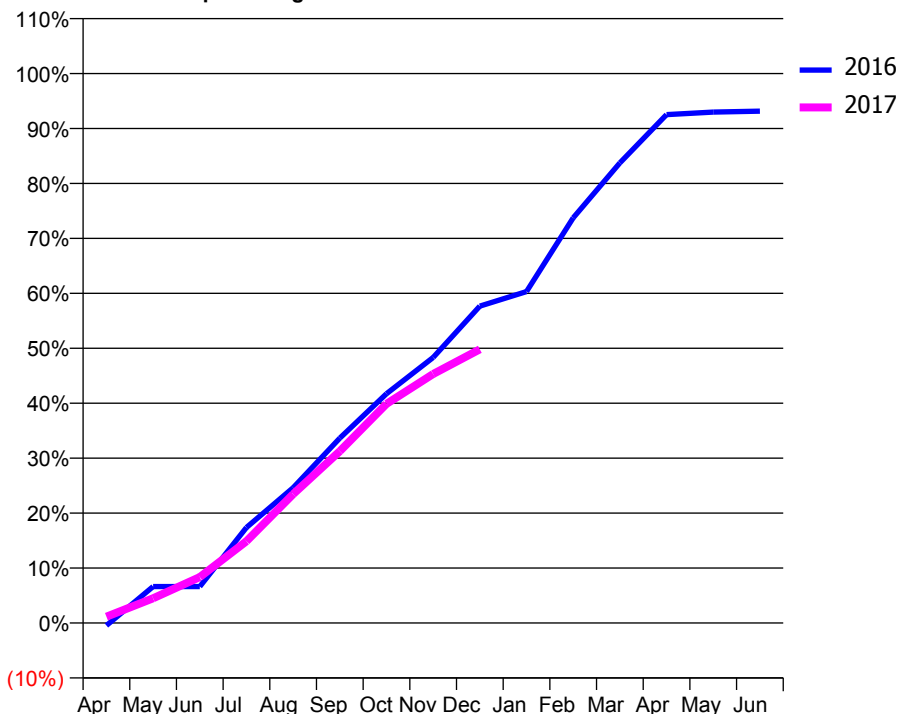
### ACCESS\*

Patients seen in 24 months	Total	Change since previous quarter
Quarter ending December 2015	1,804	
Quarter ending March 2016	1,857	↑
Quarter ending June 2016	1,859	→
Quarter ending September 2016	1,851	→
Quarter ending December 2016	1,841	→
<b>Variance since December 2015</b>	<b>2.1%</b>	<b>↑</b>



### ACTIVITY

Cumulative percentage of contracted UDA delivered 2016 & 2017



Month	Adjusted Scheduled Activity (UDA)	
	2016	2017
April	-34	81
May	467	318
June	467	588
July	1,225	1,048
August	1,733	1,651
September	2,369	2,203
October	2,939	2,808
November	3,403	3,192
December	4,061	3,508
January	4,247	
February	5,192	
March	5,897	
April	6,515	
May	6,548	
June	6,560	

### QUALITY

	Quantity	Base Number	Contract	AT	Region	England
% of FP17s for the same patient ID Re-attending within 3 months - Children	24	302	7.9%	10.0%	11.9%	12.4%
% of FP17s for the same patient ID Re-attending within 3 months - Adults	230	1,243	18.5%	16.0%	17.1%	16.6%
% of FP17s for the same patient ID Re-attending between 3 & 9 months - Children	138	302	45.7%	45.8%	46.2%	57.5%
% of FP17s for the same patient ID Re-attending between 3 & 9 months - Adults	419	1,243	33.7%	37.2%	37.8%	50.4%
% of FP17s for Band 1 Urgent Courses	143	1,143	12.5%	11.0%	10.6%	9.1%
% of FP17s Relating to Free Repair or Replacements	5	1,143	0.4%	0.6%	0.6%	0.8%
% of FP17s Relating to Continuations	11	1,143	1.0%	0.7%	0.9%	1.3%
% of Patients satisfied with the dentistry they have received	4	4	N/A	91.5%	90.3%	92.7%
% of Patients satisfied with the time they had to wait for an appointment	3	4	N/A	84.0%	83.8%	88.8%

\* This is based on patients treated on this contract for their most recent course of treatment. Figures in italics indicate the base number of FP17s or Patient Questionnaire responses are less than 100. N/A is shown where the base number of responses is less than 10 during the period. % is calculated as Quantity/Base number\*100

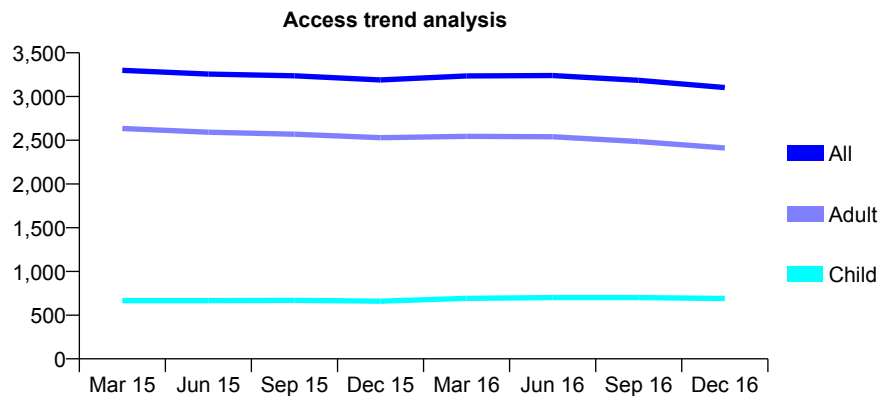
## Q62 - Vital Signs At a Glance Contract Report for 165735/0001 - December 2016

Name or company name	Dr M Delahaye, Dr O Bhutta and Dr L Pada
Contract type name	GDS Contract
Purpose of contract	General
Contract start date	01/11/2011
Contract end date	

16/17 Contracted general activity (UDA)	7,365
Carry forward general activity (UDA)	0
16/17 Contracted orthodontic activity (UOA)	0
Carry forward orthodontic activity (UOA)	0
Baseline contract value	£194,529.20

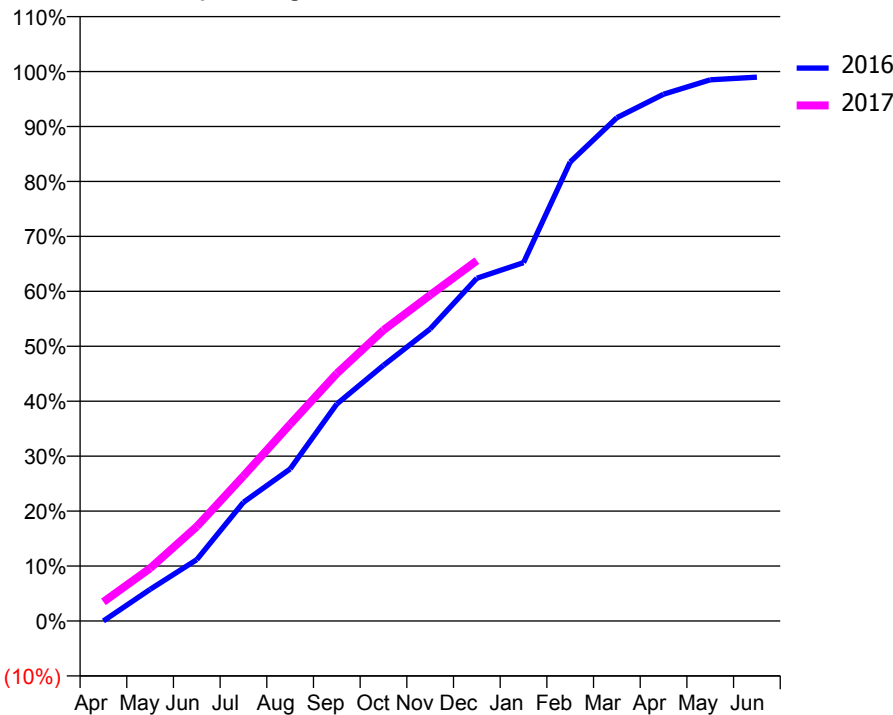
### ACCESS\*

Patients seen in 24 months	Total	Change since previous quarter
Quarter ending December 2015	3,189	
Quarter ending March 2016	3,235	→
Quarter ending June 2016	3,240	→
Quarter ending September 2016	3,185	↓
Quarter ending December 2016	3,102	↓
<b>Variance since December 2015</b>	<b>(2.7%)</b>	<b>↓</b>



### ACTIVITY

Cumulative percentage of contracted UDA delivered 2016 & 2017



Month	Adjusted Scheduled Activity (UDA)	
	2016	2017
April	-2	256
May	424	707
June	824	1,267
July	1,592	1,943
August	2,039	2,636
September	2,909	3,317
October	3,427	3,898
November	3,914	4,369
December	4,594	4,829
January	4,803	
February	6,152	
March	6,746	
April	7,060	
May	7,254	
June	7,289	

### QUALITY

	Quantity	Base Number	Contract	AT	Region	England
% of FP17s for the same patient ID Re-attending within 3 months - Children	51	608	8.4%	10.0%	11.9%	12.4%
% of FP17s for the same patient ID Re-attending within 3 months - Adults	287	2,017	14.2%	16.0%	17.1%	16.6%
% of FP17s for the same patient ID Re-attending between 3 & 9 months - Children	273	608	44.9%	45.8%	46.2%	57.5%
% of FP17s for the same patient ID Re-attending between 3 & 9 months - Adults	894	2,017	44.3%	37.2%	37.8%	50.4%
% of FP17s for Band 1 Urgent Courses	292	2,375	12.3%	11.0%	10.6%	9.1%
% of FP17s Relating to Free Repair or Replacements	11	2,375	0.5%	0.6%	0.6%	0.8%
% of FP17s Relating to Continuations	27	2,375	1.1%	0.7%	0.9%	1.3%
% of Patients satisfied with the dentistry they have received	2	2	N/A	91.5%	90.3%	92.7%
% of Patients satisfied with the time they had to wait for an appointment	2	2	N/A	84.0%	83.8%	88.8%

\* This is based on patients treated on this contract for their most recent course of treatment. Figures in italics indicate the base number of FP17s or Patient Questionnaire responses are less than 100. N/A is shown where the base number of responses is less than 10 during the period. % is calculated as Quantity/Base number\*100

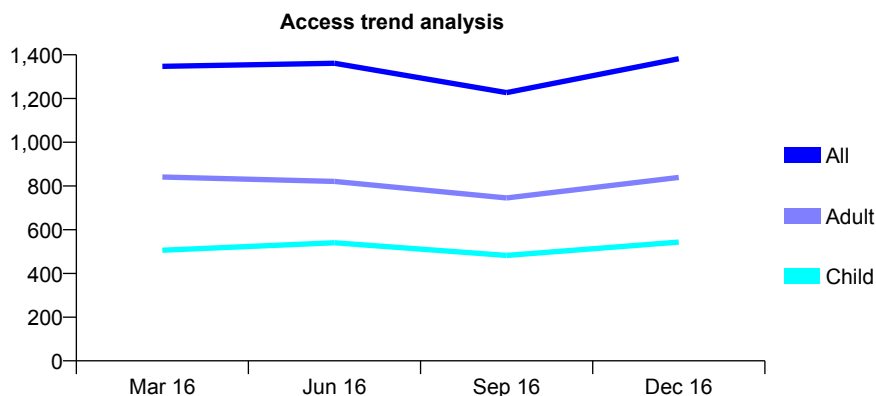
## Q62 - Vital Signs At a Glance Contract Report for 165808/0001 - December 2016

Name or company name	Yeading Lane Dental Practice Partnership
Contract type name	GDS Contract
Purpose of contract	General
Contract start date	01/01/2015
Contract end date	

16/17 Contracted general activity (UDA)	5,438
Carry forward general activity (UDA)	0
16/17 Contracted orthodontic activity (UOA)	0
Carry forward orthodontic activity (UOA)	0
Baseline contract value	£128,001.40

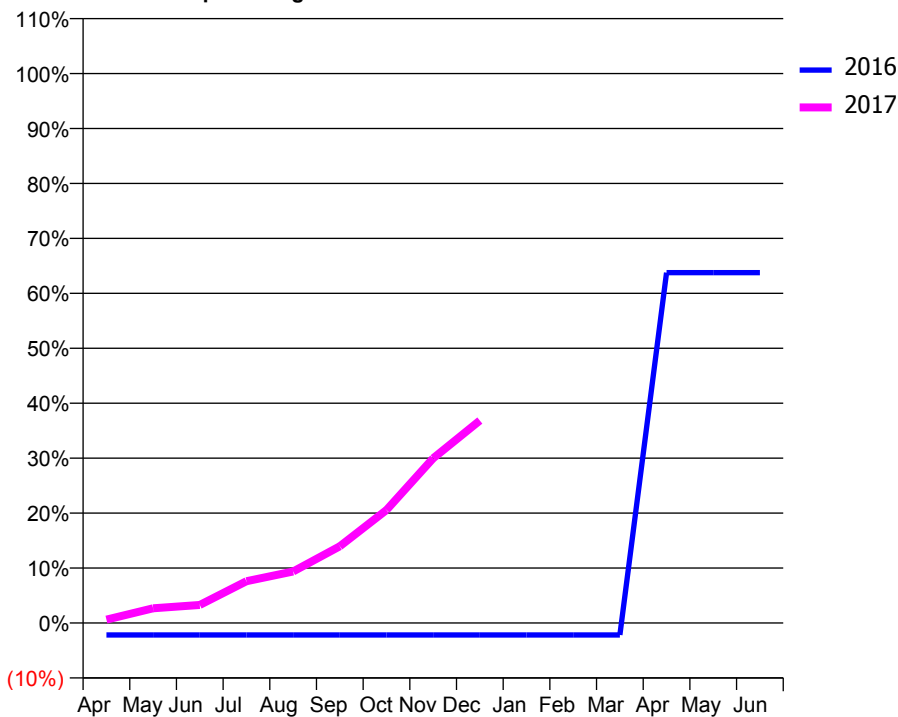
### ACCESS\*

Patients seen in 24 months	Total	Change since previous quarter
Quarter ending December 2015	0	
Quarter ending March 2016	1,347	
Quarter ending June 2016	1,361	→
Quarter ending September 2016	1,227	↓
Quarter ending December 2016	1,382	↑
<b>Variance since December 2015</b>	N/A	



### ACTIVITY

Cumulative percentage of contracted UDA delivered 2016 & 2017



Month	Adjusted Scheduled Activity (UDA)	
	2016	2017
April	-120	33
May	-120	146
June	-120	179
July	-120	413
August	-120	510
September	-120	760
October	-120	1,119
November	-120	1,631
December	-120	2,004
January	-120	
February	-120	
March	-120	
April	3,467	
May	3,467	
June	3,467	

### QUALITY

	Quantity	Base Number	Contract	AT	Region	England
% of FP17s for the same patient ID Re-attending within 3 months - Children	9	890	1.0%	10.0%	11.9%	12.4%
% of FP17s for the same patient ID Re-attending within 3 months - Adults	33	1,421	2.3%	16.0%	17.1%	16.6%
% of FP17s for the same patient ID Re-attending between 3 & 9 months - Children	18	890	2.0%	45.8%	46.2%	57.5%
% of FP17s for the same patient ID Re-attending between 3 & 9 months - Adults	24	1,421	1.7%	37.2%	37.8%	50.4%
% of FP17s for Band 1 Urgent Courses	45	839	5.4%	11.0%	10.6%	9.1%
% of FP17s Relating to Free Repair or Replacements	6	839	0.7%	0.6%	0.6%	0.8%
% of FP17s Relating to Continuations	2	839	0.2%	0.7%	0.9%	1.3%
% of Patients satisfied with the dentistry they have received	0	0	N/A	91.5%	90.3%	92.7%
% of Patients satisfied with the time they had to wait for an appointment	0	0	N/A	84.0%	83.8%	88.8%

\* This is based on patients treated on this contract for their most recent course of treatment. Figures in italics indicate the base number of FP17s or Patient Questionnaire responses are less than 100. N/A is shown where the base number of responses is less than 10 during the period. % is calculated as Quantity/Base number\*100

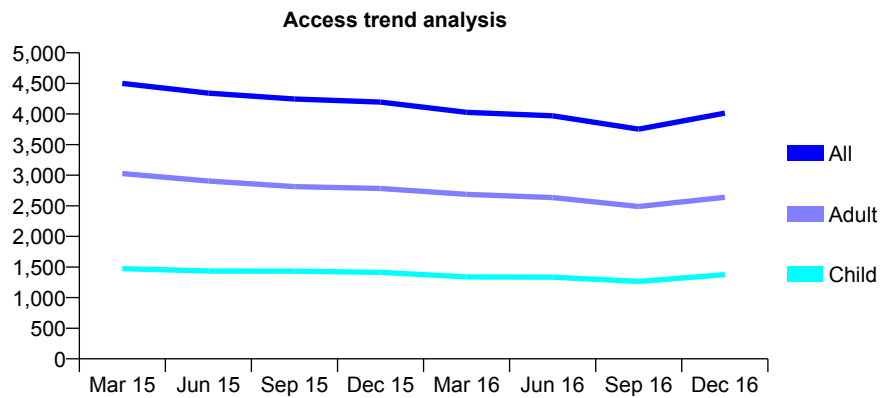
## Q62 - Vital Signs At a Glance Contract Report for 166804/0001 - December 2016

Name or company name	The Neasden Dental Clinic
Contract type name	GDS Contract
Purpose of contract	General
Contract start date	01/04/2011
Contract end date	

16/17 Contracted general activity (UDA)	10,922
Carry forward general activity (UDA)	-73
16/17 Contracted orthodontic activity (UOA)	0
Carry forward orthodontic activity (UOA)	0
Baseline contract value	£261,509.41

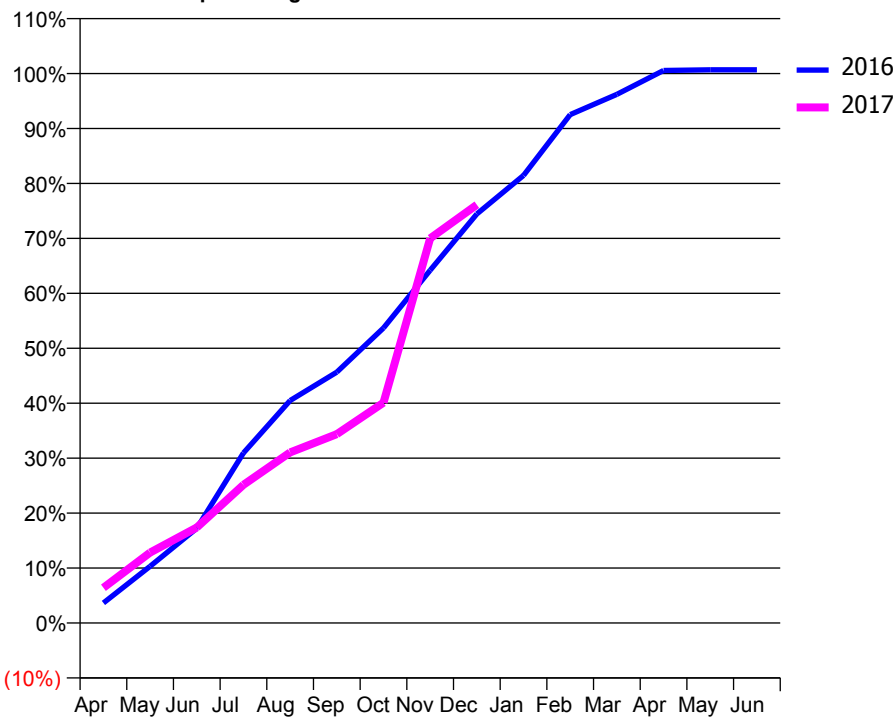
### ACCESS\*

Patients seen in 24 months	Total	Change since previous quarter
Quarter ending December 2015	4,196	
Quarter ending March 2016	4,027	↓
Quarter ending June 2016	3,971	↓
Quarter ending September 2016	3,753	↓
Quarter ending December 2016	4,015	↑
<b>Variance since December 2015</b>	<b>(4.3%)</b>	<b>↓</b>



### ACTIVITY

Cumulative percentage of contracted UDA delivered 2016 & 2017



Month	Adjusted Scheduled Activity (UDA)	
	2016	2017
April	400	700
May	1,129	1,401
June	1,883	1,899
July	3,382	2,748
August	4,423	3,391
September	4,986	3,755
October	5,865	4,380
November	7,011	7,644
December	8,129	8,312
January	8,897	
February	10,105	
March	10,507	
April	10,983	
May	10,995	
June	10,995	

### QUALITY

	Quantity	Base Number	Contract	AT	Region	England
% of FP17s for the same patient ID Re-attending within 3 months - Children	89	1,233	7.2%	10.0%	11.9%	12.4%
% of FP17s for the same patient ID Re-attending within 3 months - Adults	305	2,273	13.4%	16.0%	17.1%	16.6%
% of FP17s for the same patient ID Re-attending between 3 & 9 months - Children	432	1,233	35.0%	45.8%	46.2%	57.5%
% of FP17s for the same patient ID Re-attending between 3 & 9 months - Adults	710	2,273	31.2%	37.2%	37.8%	50.4%
% of FP17s for Band 1 Urgent Courses	261	3,317	7.9%	11.0%	10.6%	9.1%
% of FP17s Relating to Free Repair or Replacements	21	3,317	0.6%	0.6%	0.6%	0.8%
% of FP17s Relating to Continuations	9	3,317	0.3%	0.7%	0.9%	1.3%
% of Patients satisfied with the dentistry they have received	0	2	N/A	91.5%	90.3%	92.7%
% of Patients satisfied with the time they had to wait for an appointment	1	2	N/A	84.0%	83.8%	88.8%

\* This is based on patients treated on this contract for their most recent course of treatment. Figures in italics indicate the base number of FP17s or Patient Questionnaire responses are less than 100. N/A is shown where the base number of responses is less than 10 during the period. % is calculated as Quantity/Base number\*100

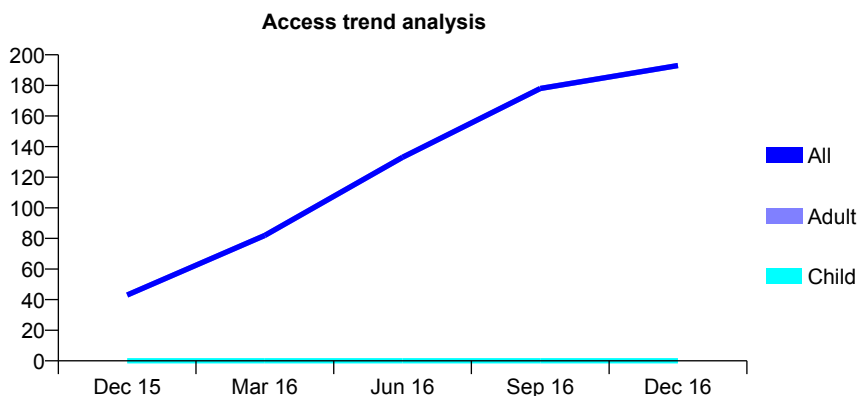
## Q62 - Vital Signs At a Glance Contract Report for 167002/0001 - December 2016

Name or company name	Mr AS Khambay and Mrs GK Khambay
Contract type name	PDS Contract
Purpose of contract	General
Contract start date	01/10/2015
Contract end date	30/06/2017

16/17 Contracted general activity (UDA)	733
Carry forward general activity (UDA)	-15
16/17 Contracted orthodontic activity (UOA)	0
Carry forward orthodontic activity (UOA)	0
Baseline contract value	£26,181.72

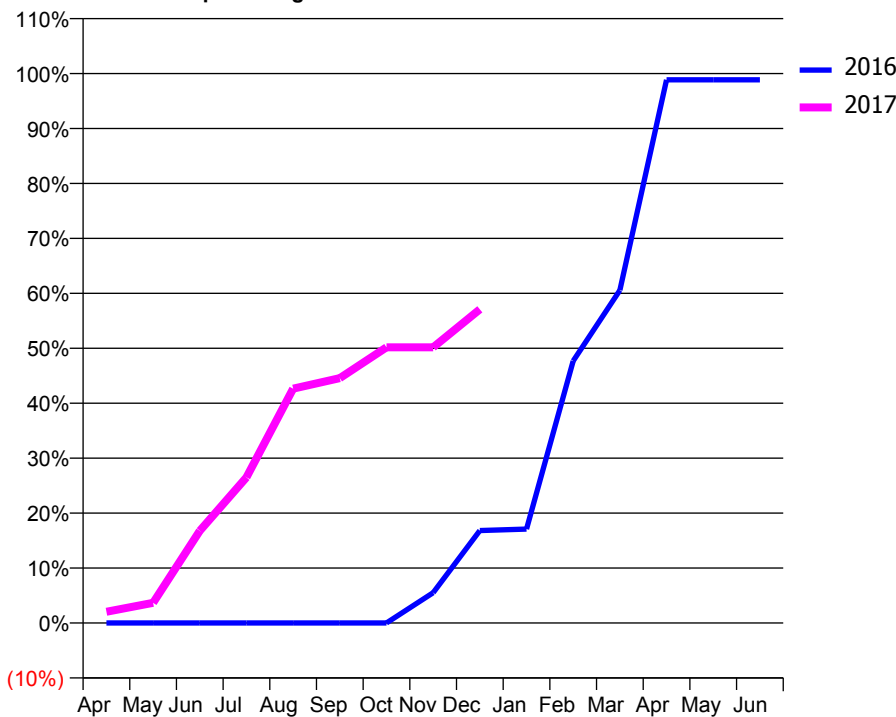
### ACCESS\*

Patients seen in 24 months	Total	Change since previous quarter
Quarter ending December 2015	43	
Quarter ending March 2016	82	↑
Quarter ending June 2016	133	↑
Quarter ending September 2016	178	↑
Quarter ending December 2016	193	↑
<b>Variance since December 2015</b>	<b>348.8%</b>	<b>↑</b>



### ACTIVITY

Cumulative percentage of contracted UDA delivered 2016 & 2017



Month	Adjusted Scheduled Activity (UDA)	
	2016	2017
April	0	15
May	0	27
June	0	123
July	0	194
August	0	313
September	0	327
October	0	368
November	20	368
December	62	418
January	63	
February	175	
March	222	
April	362	
May	362	
June	362	

### QUALITY

	Quantity	Base Number	Contract	AT	Region	England
% of FP17s for the same patient ID Re-attending within 3 months - Children	0	0	N/A	10.0%	11.9%	12.4%
% of FP17s for the same patient ID Re-attending within 3 months - Adults	5	152	3.3%	16.0%	17.1%	16.6%
% of FP17s for the same patient ID Re-attending between 3 & 9 months - Children	0	0	N/A	45.8%	46.2%	57.5%
% of FP17s for the same patient ID Re-attending between 3 & 9 months - Adults	17	152	11.2%	37.2%	37.8%	50.4%
% of FP17s for Band 1 Urgent Courses	7	128	5.5%	11.0%	10.6%	9.1%
% of FP17s Relating to Free Repair or Replacements	0	128	0.0%	0.6%	0.6%	0.8%
% of FP17s Relating to Continuations	0	128	0.0%	0.7%	0.9%	1.3%
% of Patients satisfied with the dentistry they have received	0	0	N/A	91.5%	90.3%	92.7%
% of Patients satisfied with the time they had to wait for an appointment	0	0	N/A	84.0%	83.8%	88.8%

\* This is based on patients treated on this contract for their most recent course of treatment. Figures in italics indicate the base number of FP17s or Patient Questionnaire responses are less than 100. N/A is shown where the base number of responses is less than 10 during the period. % is calculated as Quantity/Base number\*100

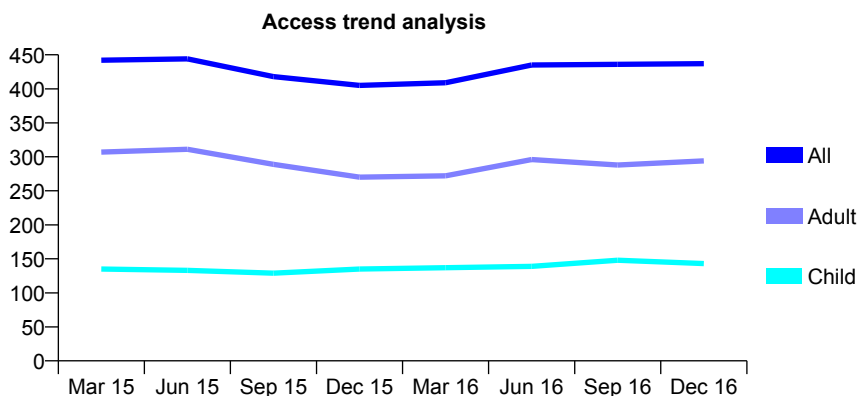
## Q62 - Vital Signs At a Glance Contract Report for 168599/0001 - December 2016

Name or company name	Dental Centre 100
Contract type name	GDS Contract
Purpose of contract	General
Contract start date	01/11/2011
Contract end date	

16/17 Contracted general activity (UDA)	1,876
Carry forward general activity (UDA)	83
16/17 Contracted orthodontic activity (UOA)	0
Carry forward orthodontic activity (UOA)	0
Baseline contract value	£49,305.91

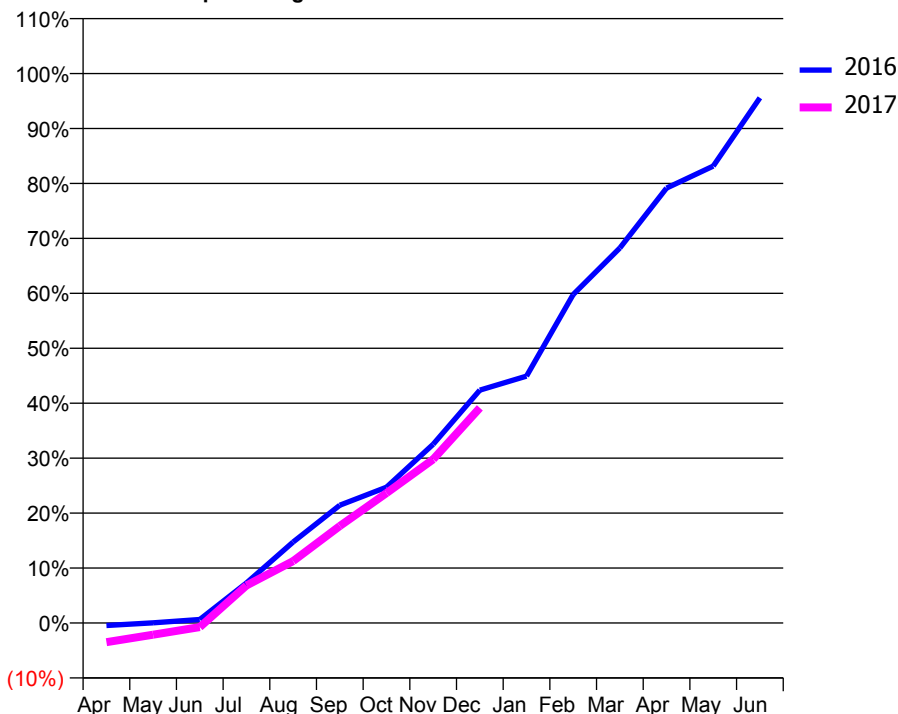
### ACCESS\*

Patients seen in 24 months	Total	Change since previous quarter
Quarter ending December 2015	405	
Quarter ending March 2016	409	→
Quarter ending June 2016	435	↑
Quarter ending September 2016	436	→
Quarter ending December 2016	437	→
<b>Variance since December 2015</b>	<b>7.9%</b>	<b>↑</b>



### ACTIVITY

Cumulative percentage of contracted UDA delivered 2016 & 2017



Month	Adjusted Scheduled Activity (UDA)	
	2016	2017
April	-9	-66
May	1	-40
June	12	-14
July	137	128
August	276	211
September	402	331
October	464	444
November	610	559
December	795	735
January	843	
February	1,122	
March	1,280	
April	1,485	
May	1,560	
June	1,793	

### QUALITY

	Quantity	Base Number	Contract	AT	Region	England
% of FP17s for the same patient ID Re-attending within 3 months - Children	5	98	5.1%	10.0%	11.9%	12.4%
% of FP17s for the same patient ID Re-attending within 3 months - Adults	32	252	12.7%	16.0%	17.1%	16.6%
% of FP17s for the same patient ID Re-attending between 3 & 9 months - Children	35	98	35.7%	45.8%	46.2%	57.5%
% of FP17s for the same patient ID Re-attending between 3 & 9 months - Adults	79	252	31.3%	37.2%	37.8%	50.4%
% of FP17s for Band 1 Urgent Courses	33	259	12.7%	11.0%	10.6%	9.1%
% of FP17s Relating to Free Repair or Replacements	0	259	0.0%	0.6%	0.6%	0.8%
% of FP17s Relating to Continuations	1	259	0.4%	0.7%	0.9%	1.3%
% of Patients satisfied with the dentistry they have received	1	1	N/A	91.5%	90.3%	92.7%
% of Patients satisfied with the time they had to wait for an appointment	1	1	N/A	84.0%	83.8%	88.8%

\* This is based on patients treated on this contract for their most recent course of treatment. Figures in italics indicate the base number of FP17s or Patient Questionnaire responses are less than 100. N/A is shown where the base number of responses is less than 10 during the period. % is calculated as Quantity/Base number\*100

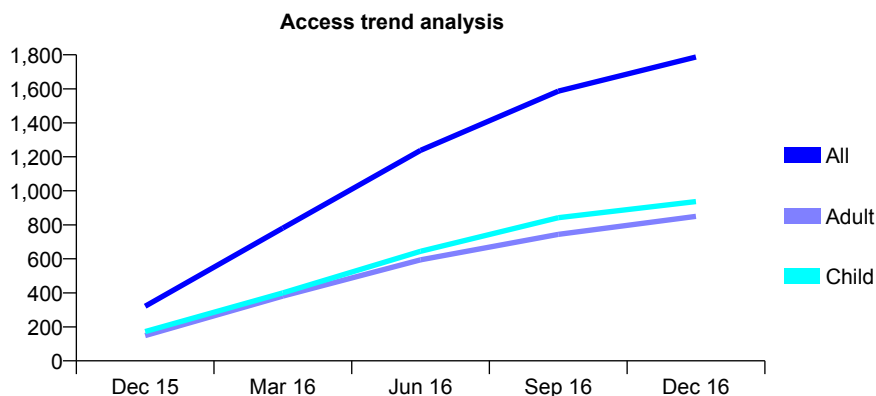
## Q62 - Vital Signs At a Glance Contract Report for 168823/0001 - December 2016

Name or company name	MR JJ LAI
Contract type name	GDS Contract
Purpose of contract	General
Contract start date	01/11/2015
Contract end date	

16/17 Contracted general activity (UDA)	7,635
Carry forward general activity (UDA)	-153
16/17 Contracted orthodontic activity (UOA)	0
Carry forward orthodontic activity (UOA)	0
Baseline contract value	£200,424.05

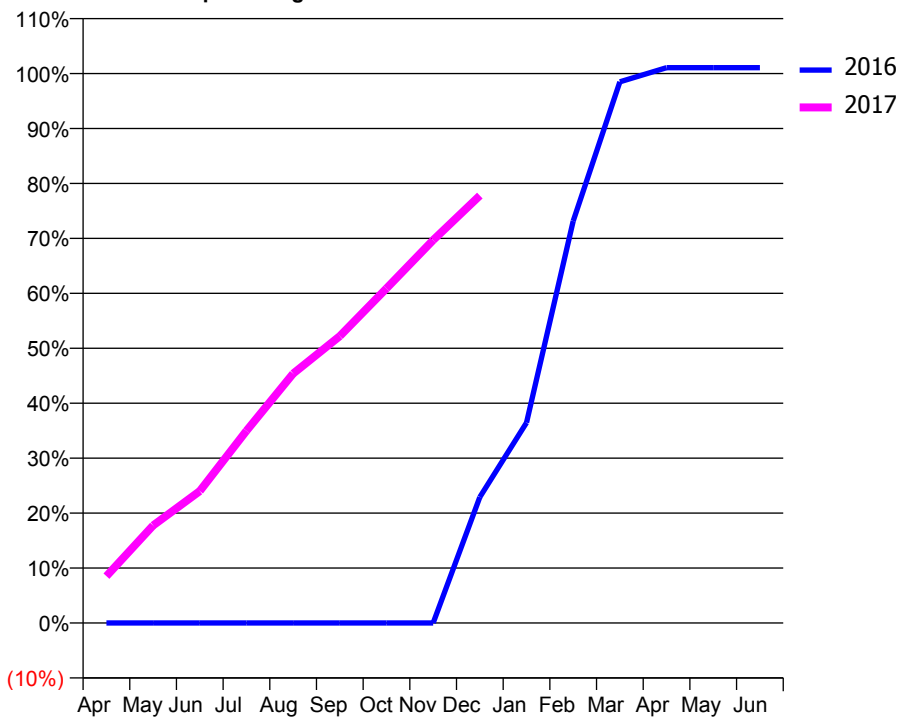
### ACCESS\*

Patients seen in 24 months	Total	Change since previous quarter
Quarter ending December 2015	321	
Quarter ending March 2016	781	↑
Quarter ending June 2016	1,238	↑
Quarter ending September 2016	1,586	↑
Quarter ending December 2016	1,787	↑
<b>Variance since December 2015</b>	<b>456.7%</b>	<b>↑</b>



### ACTIVITY

Cumulative percentage of contracted UDA delivered 2016 & 2017



Adjusted Scheduled Activity (UDA)

Month	2016	2017
April	0	652
May	0	1,356
June	0	1,833
July	0	2,670
August	0	3,466
September	0	3,987
October	0	4,650
November	0	5,321
December	729	5,938
January	1,160	
February	2,327	
March	3,133	
April	3,215	
May	3,215	
June	3,215	

### QUALITY

	Quantity	Base Number	Contract	AT	Region	England
% of FP17s for the same patient ID Re-attending within 3 months - Children	45	962	4.7%	10.0%	11.9%	12.4%
% of FP17s for the same patient ID Re-attending within 3 months - Adults	79	825	9.6%	16.0%	17.1%	16.6%
% of FP17s for the same patient ID Re-attending between 3 & 9 months - Children	273	962	28.4%	45.8%	46.2%	57.5%
% of FP17s for the same patient ID Re-attending between 3 & 9 months - Adults	215	825	26.1%	37.2%	37.8%	50.4%
% of FP17s for Band 1 Urgent Courses	31	1,772	1.7%	11.0%	10.6%	9.1%
% of FP17s Relating to Free Repair or Replacements	0	1,772	0.0%	0.6%	0.6%	0.8%
% of FP17s Relating to Continuations	22	1,772	1.2%	0.7%	0.9%	1.3%
% of Patients satisfied with the dentistry they have received	1	3	N/A	91.5%	90.3%	92.7%
% of Patients satisfied with the time they had to wait for an appointment	2	3	N/A	84.0%	83.8%	88.8%

\* This is based on patients treated on this contract for their most recent course of treatment. Figures in italics indicate the base number of FP17s or Patient Questionnaire responses are less than 100. N/A is shown where the base number of responses is less than 10 during the period. % is calculated as Quantity/Base number\*100



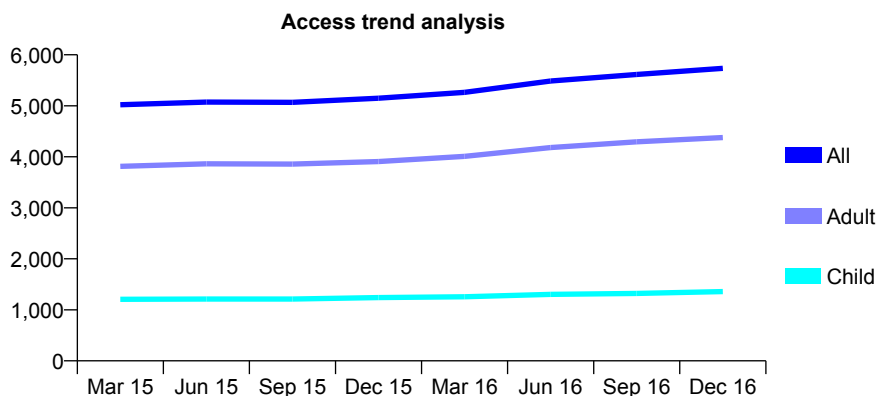
## Q62 - Vital Signs At a Glance Contract Report for 169455/0001 - December 2016

Name or company name	Preeman Limited Smile For Life Dental Clin
Contract type name	GDS Contract
Purpose of contract	General
Contract start date	01/04/2011
Contract end date	

16/17 Contracted general activity (UDA)	30,774
Carry forward general activity (UDA)	0
16/17 Contracted orthodontic activity (UOA)	0
Carry forward orthodontic activity (UOA)	0
Baseline contract value	£845,011.98

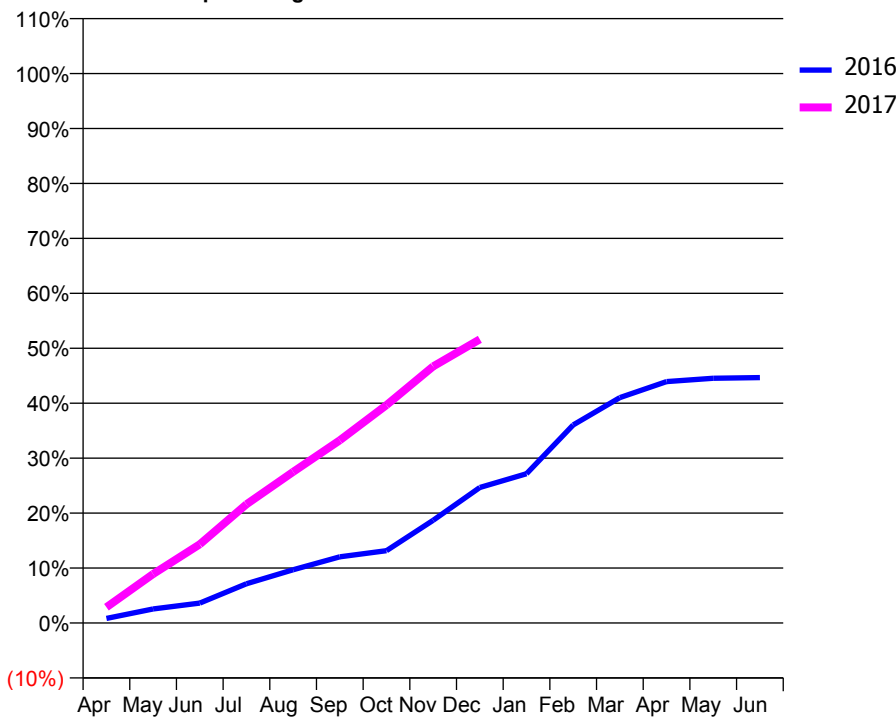
### ACCESS\*

Patients seen in 24 months	Total	Change since previous quarter
Quarter ending December 2015	5,149	
Quarter ending March 2016	5,263	↑
Quarter ending June 2016	5,485	↑
Quarter ending September 2016	5,615	↑
Quarter ending December 2016	5,735	↑
<b>Variance since December 2015</b>	<b>11.4%</b>	<b>↑</b>



### ACTIVITY

Cumulative percentage of contracted UDA delivered 2016 & 2017



Month	Adjusted Scheduled Activity (UDA)	
	2016	2017
April	257	885
May	787	2,746
June	1,120	4,408
July	2,200	6,647
August	2,981	8,464
September	3,709	10,233
October	4,054	12,203
November	5,755	14,374
December	7,589	15,887
January	8,360	
February	11,091	
March	12,626	
April	13,523	
May	13,711	
June	13,742	

### QUALITY

	Quantity	Base Number	Contract	AT	Region	England
% of FP17s for the same patient ID Re-attending within 3 months - Children	146	1,517	9.6%	10.0%	11.9%	12.4%
% of FP17s for the same patient ID Re-attending within 3 months - Adults	507	3,942	12.9%	16.0%	17.1%	16.6%
% of FP17s for the same patient ID Re-attending between 3 & 9 months - Children	738	1,517	48.6%	45.8%	46.2%	57.5%
% of FP17s for the same patient ID Re-attending between 3 & 9 months - Adults	1,581	3,942	40.1%	37.2%	37.8%	50.4%
% of FP17s for Band 1 Urgent Courses	304	5,128	5.9%	11.0%	10.6%	9.1%
% of FP17s Relating to Free Repair or Replacements	4	5,128	0.1%	0.6%	0.6%	0.8%
% of FP17s Relating to Continuations	48	5,128	0.9%	0.7%	0.9%	1.3%
% of Patients satisfied with the dentistry they have received	4	4	N/A	91.5%	90.3%	92.7%
% of Patients satisfied with the time they had to wait for an appointment	4	4	N/A	84.0%	83.8%	88.8%

\* This is based on patients treated on this contract for their most recent course of treatment. Figures in italics indicate the base number of FP17s or Patient Questionnaire responses are less than 100. N/A is shown where the base number of responses is less than 10 during the period. % is calculated as Quantity/Base number\*100

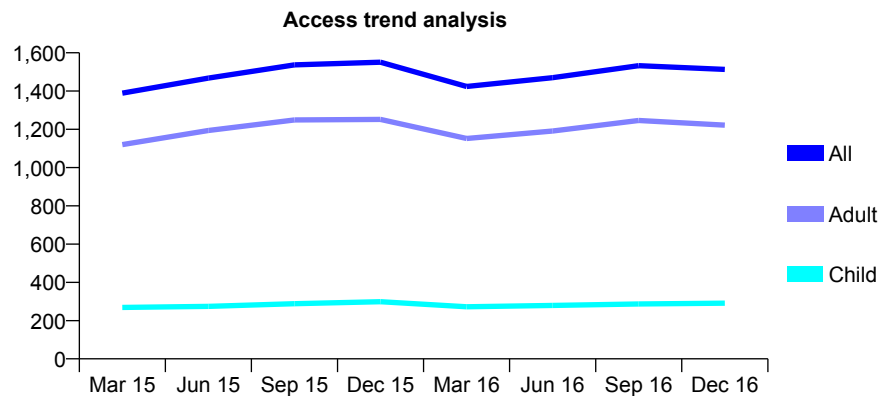
## Q62 - Vital Signs At a Glance Contract Report for 171085/0001 - December 2016

Name or company name	Mr B K Vekeria & Mr A Ullah Sheikh
Contract type name	GDS Contract
Purpose of contract	General
Contract start date	01/12/2010
Contract end date	

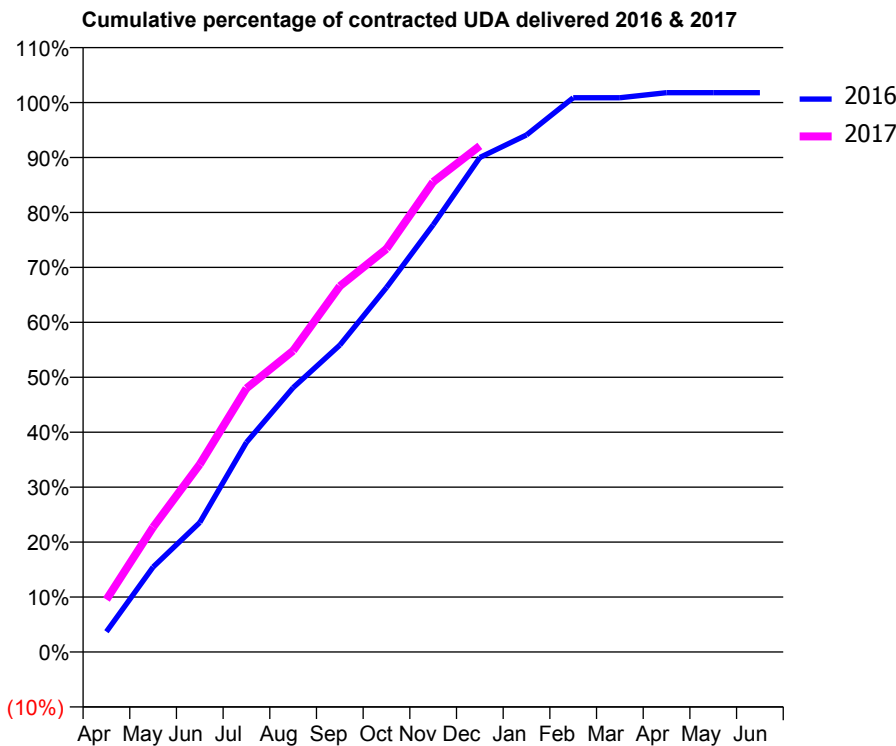
16/17 Contracted general activity (UDA)	4,341
Carry forward general activity (UDA)	-77
16/17 Contracted orthodontic activity (UOA)	0
Carry forward orthodontic activity (UOA)	0
Baseline contract value	£100,880.16

### ACCESS\*

Patients seen in 24 months	Total	Change since previous quarter
Quarter ending December 2015	1,551	
Quarter ending March 2016	1,424	↓
Quarter ending June 2016	1,470	↑
Quarter ending September 2016	1,533	↑
Quarter ending December 2016	1,513	↓
<b>Variance since December 2015</b>	<b>(2.5%)</b>	<b>↓</b>



### ACTIVITY



Month	Adjusted Scheduled Activity (UDA)	
	2016	2017
April	161	415
May	671	987
June	1,023	1,483
July	1,657	2,083
August	2,088	2,380
September	2,424	2,890
October	2,880	3,185
November	3,375	3,714
December	3,906	3,999
January	4,085	
February	4,378	
March	4,378	
April	4,418	
May	4,418	
June	4,418	

### QUALITY

	Quantity	Base Number	Contract	AT	Region	England
% of FP17s for the same patient ID Re-attending within 3 months - Children	14	234	6.0%	10.0%	11.9%	12.4%
% of FP17s for the same patient ID Re-attending within 3 months - Adults	132	919	14.4%	16.0%	17.1%	16.6%
% of FP17s for the same patient ID Re-attending between 3 & 9 months - Children	68	234	29.1%	45.8%	46.2%	57.5%
% of FP17s for the same patient ID Re-attending between 3 & 9 months - Adults	204	919	22.2%	37.2%	37.8%	50.4%
% of FP17s for Band 1 Urgent Courses	158	1,137	13.9%	11.0%	10.6%	9.1%
% of FP17s Relating to Free Repair or Replacements	5	1,137	0.4%	0.6%	0.6%	0.8%
% of FP17s Relating to Continuations	19	1,137	1.7%	0.7%	0.9%	1.3%
% of Patients satisfied with the dentistry they have received	2	2	N/A	91.5%	90.3%	92.7%
% of Patients satisfied with the time they had to wait for an appointment	1	2	N/A	84.0%	83.8%	88.8%

\* This is based on patients treated on this contract for their most recent course of treatment. Figures in italics indicate the base number of FP17s or Patient Questionnaire responses are less than 100. N/A is shown where the base number of responses is less than 10 during the period. % is calculated as Quantity/Base number\*100

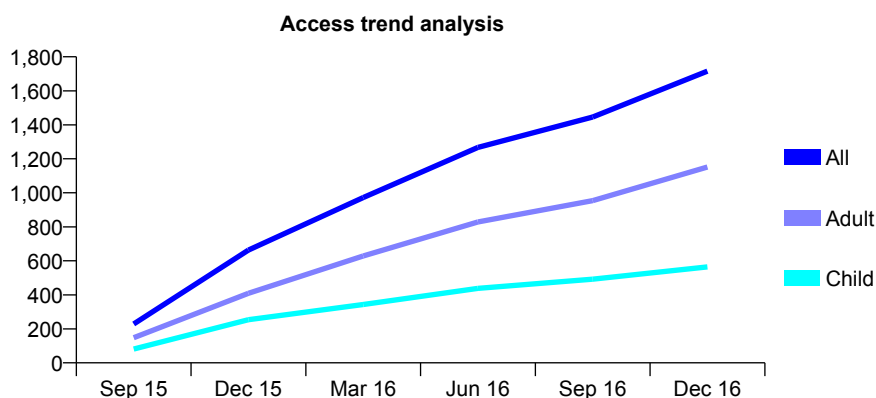
## Q62 - Vital Signs At a Glance Contract Report for 172073/0001 - December 2016

Name or company name	Dr Gregory Lai & Dr Nicholas Lai & Associa
Contract type name	GDS Contract
Purpose of contract	General
Contract start date	01/06/2015
Contract end date	

16/17 Contracted general activity (UDA)	8,888
Carry forward general activity (UDA)	-178
16/17 Contracted orthodontic activity (UOA)	0
Carry forward orthodontic activity (UOA)	0
Baseline contract value	£260,433.33

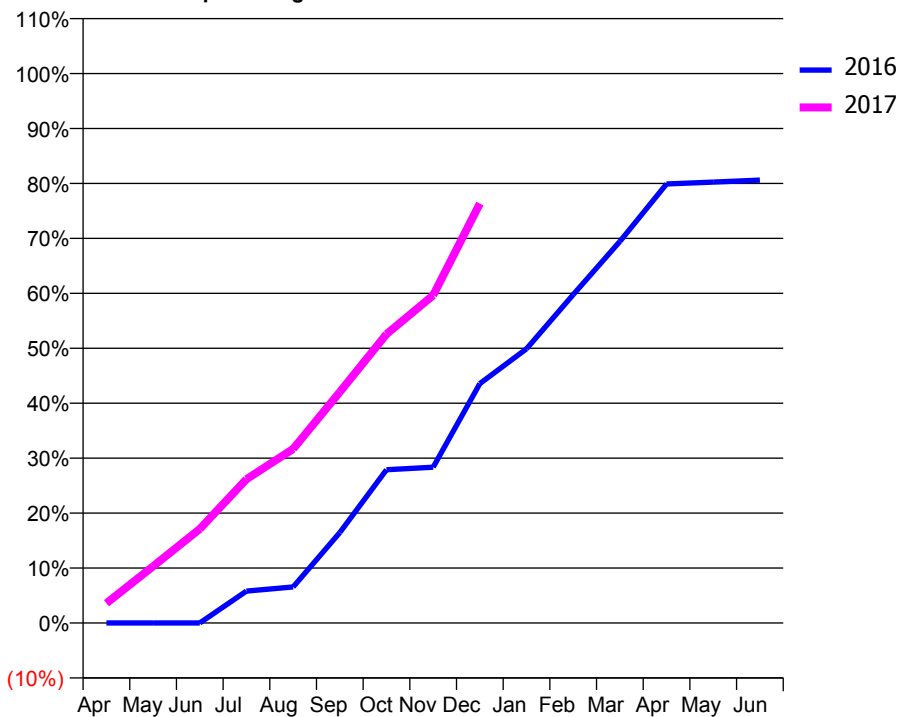
### ACCESS\*

Patients seen in 24 months	Total	Change since previous quarter
Quarter ending December 2015	663	
Quarter ending March 2016	972	↑
Quarter ending June 2016	1,267	↑
Quarter ending September 2016	1,446	↑
Quarter ending December 2016	1,716	↑
<b>Variance since December 2015</b>	<b>158.8%</b>	<b>↑</b>



### ACTIVITY

Cumulative percentage of contracted UDA delivered 2016 & 2017



Month	Adjusted Scheduled Activity (UDA)	
	2016	2017
April	0	320
May	0	918
June	0	1,521
July	431	2,326
August	485	2,816
September	1,219	3,736
October	2,067	4,673
November	2,100	5,301
December	3,227	6,784
January	3,697	
February	4,426	
March	5,143	
April	5,919	
May	5,943	
June	5,971	

### QUALITY

	Quantity	Base Number	Contract	AT	Region	England
% of FP17s for the same patient ID Re-attending within 3 months - Children	23	509	4.5%	10.0%	11.9%	12.4%
% of FP17s for the same patient ID Re-attending within 3 months - Adults	67	982	6.8%	16.0%	17.1%	16.6%
% of FP17s for the same patient ID Re-attending between 3 & 9 months - Children	145	509	28.5%	45.8%	46.2%	57.5%
% of FP17s for the same patient ID Re-attending between 3 & 9 months - Adults	223	982	22.7%	37.2%	37.8%	50.4%
% of FP17s for Band 1 Urgent Courses	64	1,299	4.9%	11.0%	10.6%	9.1%
% of FP17s Relating to Free Repair or Replacements	0	1,299	0.0%	0.6%	0.6%	0.8%
% of FP17s Relating to Continuations	10	1,299	0.8%	0.7%	0.9%	1.3%
% of Patients satisfied with the dentistry they have received	2	2	N/A	91.5%	90.3%	92.7%
% of Patients satisfied with the time they had to wait for an appointment	1	2	N/A	84.0%	83.8%	88.8%

\* This is based on patients treated on this contract for their most recent course of treatment. Figures in italics indicate the base number of FP17s or Patient Questionnaire responses are less than 100. N/A is shown where the base number of responses is less than 10 during the period. % is calculated as Quantity/Base number\*100

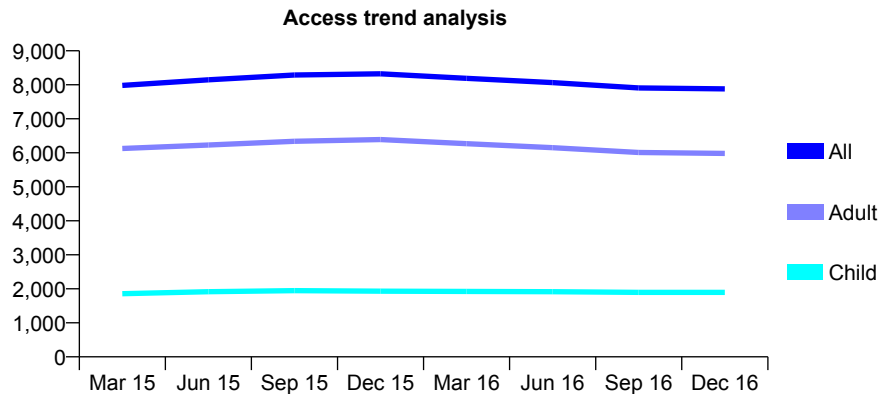
## Q62 - Vital Signs At a Glance Contract Report for 173991/0001 - December 2016

Name or company name	Dr A.T. Brown & Dr. P. Bopanna
Contract type name	GDS Contract
Purpose of contract	General
Contract start date	01/01/2013
Contract end date	

16/17 Contracted general activity (UDA)	19,896
Carry forward general activity (UDA)	-121
16/17 Contracted orthodontic activity (UOA)	0
Carry forward orthodontic activity (UOA)	0
Baseline contract value	£548,193.92

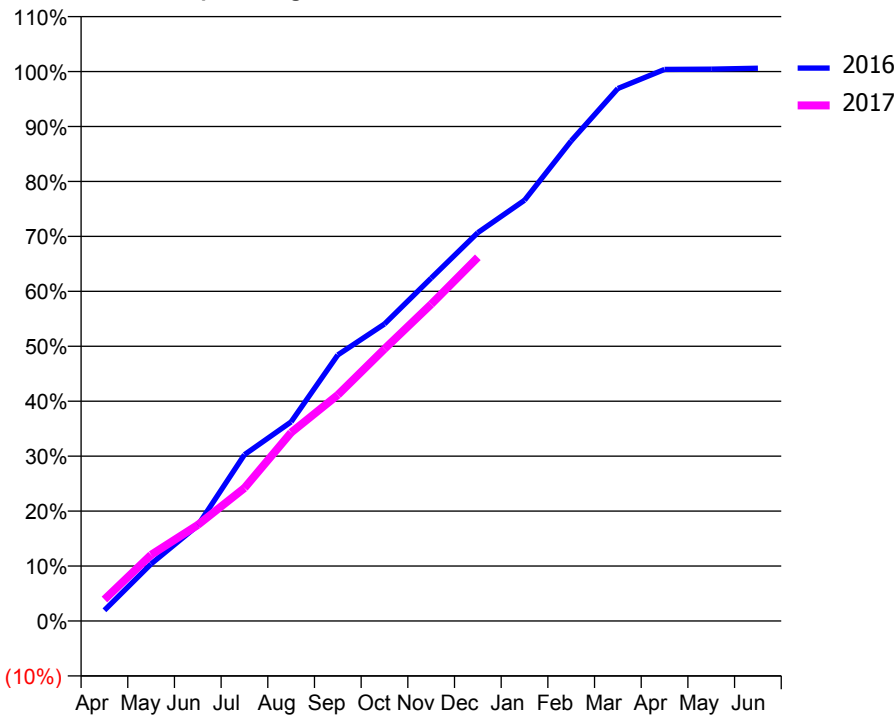
### ACCESS\*

Patients seen in 24 months	Total	Change since previous quarter
Quarter ending December 2015	8,324	
Quarter ending March 2016	8,192	↓
Quarter ending June 2016	8,066	↓
Quarter ending September 2016	7,909	↓
Quarter ending December 2016	7,881	→
<b>Variance since December 2015</b>	<b>(5.3%)</b>	<b>↓</b>



### ACTIVITY

Cumulative percentage of contracted UDA delivered 2016 & 2017



Month	Adjusted Scheduled Activity (UDA)	
	2016	2017
April	390	781
May	2,068	2,396
June	3,461	3,478
July	6,022	4,814
August	7,210	6,822
September	9,635	8,186
October	10,755	9,854
November	12,417	11,468
December	14,062	13,167
January	15,235	
February	17,385	
March	19,281	
April	19,971	
May	19,979	
June	20,017	

### QUALITY

	Quantity	Base Number	Contract	AT	Region	England
% of FP17s for the same patient ID Re-attending within 3 months - Children	163	1,880	8.7%	10.0%	11.9%	12.4%
% of FP17s for the same patient ID Re-attending within 3 months - Adults	1,020	5,266	19.4%	16.0%	17.1%	16.6%
% of FP17s for the same patient ID Re-attending between 3 & 9 months - Children	867	1,880	46.1%	45.8%	46.2%	57.5%
% of FP17s for the same patient ID Re-attending between 3 & 9 months - Adults	2,140	5,266	40.6%	37.2%	37.8%	50.4%
% of FP17s for Band 1 Urgent Courses	1,107	6,387	17.3%	11.0%	10.6%	9.1%
% of FP17s Relating to Free Repair or Replacements	55	6,387	0.9%	0.6%	0.6%	0.8%
% of FP17s Relating to Continuations	40	6,387	0.6%	0.7%	0.9%	1.3%
% of Patients satisfied with the dentistry they have received	12	12	100.0%	91.5%	90.3%	92.7%
% of Patients satisfied with the time they had to wait for an appointment	9	12	75.0%	84.0%	83.8%	88.8%

\* This is based on patients treated on this contract for their most recent course of treatment. Figures in italics indicate the base number of FP17s or Patient Questionnaire responses are less than 100. N/A is shown where the base number of responses is less than 10 during the period. % is calculated as Quantity/Base number\*100

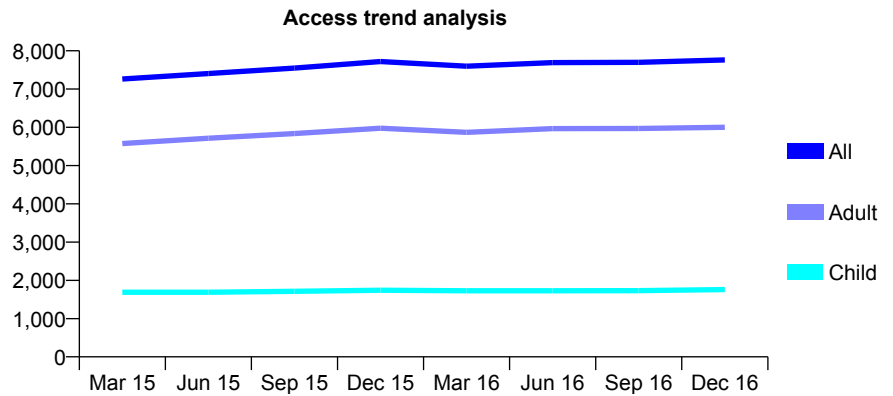
## Q62 - Vital Signs At a Glance Contract Report for 174017/0001 - December 2016

Name or company name	Gupta and Lakhanpaul
Contract type name	GDS Contract
Purpose of contract	General
Contract start date	01/01/2012
Contract end date	

16/17 Contracted general activity (UDA)	22,787
Carry forward general activity (UDA)	482
16/17 Contracted orthodontic activity (UOA)	0
Carry forward orthodontic activity (UOA)	0
Baseline contract value	£614,830.15

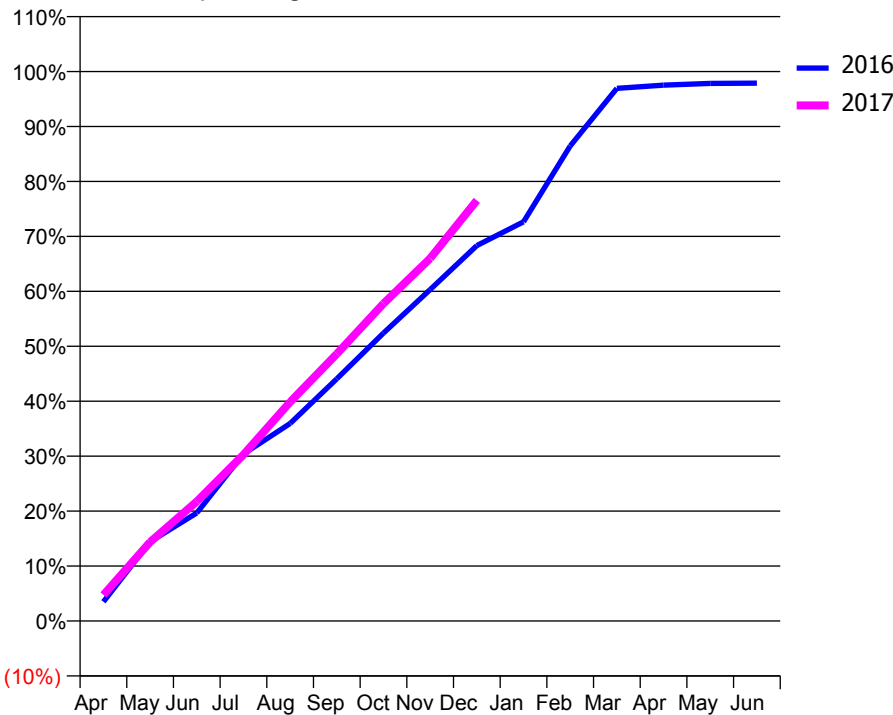
### ACCESS\*

Patients seen in 24 months	Total	Change since previous quarter
Quarter ending December 2015	7,719	
Quarter ending March 2016	7,596	↓
Quarter ending June 2016	7,692	→
Quarter ending September 2016	7,699	→
Quarter ending December 2016	7,762	→
<b>Variance since December 2015</b>	<b>0.6%</b>	<b>→</b>



### ACTIVITY

Cumulative percentage of contracted UDA delivered 2016 & 2017



Month	Adjusted Scheduled Activity (UDA)	
	2016	2017
April	797	1,082
May	3,289	3,276
June	4,481	4,959
July	6,925	6,896
August	8,192	9,085
September	10,047	11,079
October	11,941	13,164
November	13,746	15,039
December	15,568	17,443
January	16,553	
February	19,698	
March	22,086	
April	22,224	
May	22,294	
June	22,305	

### QUALITY

	Quantity	Base Number	Contract	AT	Region	England
% of FP17s for the same patient ID Re-attending within 3 months - Children	90	1,653	5.4%	10.0%	11.9%	12.4%
% of FP17s for the same patient ID Re-attending within 3 months - Adults	659	5,231	12.6%	16.0%	17.1%	16.6%
% of FP17s for the same patient ID Re-attending between 3 & 9 months - Children	783	1,653	47.4%	45.8%	46.2%	57.5%
% of FP17s for the same patient ID Re-attending between 3 & 9 months - Adults	1,953	5,231	37.3%	37.2%	37.8%	50.4%
% of FP17s for Band 1 Urgent Courses	406	6,779	6.0%	11.0%	10.6%	9.1%
% of FP17s Relating to Free Repair or Replacements	48	6,779	0.7%	0.6%	0.6%	0.8%
% of FP17s Relating to Continuations	54	6,779	0.8%	0.7%	0.9%	1.3%
% of Patients satisfied with the dentistry they have received	5	6	N/A	91.5%	90.3%	92.7%
% of Patients satisfied with the time they had to wait for an appointment	6	6	N/A	84.0%	83.8%	88.8%

\* This is based on patients treated on this contract for their most recent course of treatment. Figures in italics indicate the base number of FP17s or Patient Questionnaire responses are less than 100. N/A is shown where the base number of responses is less than 10 during the period. % is calculated as Quantity/Base number\*100

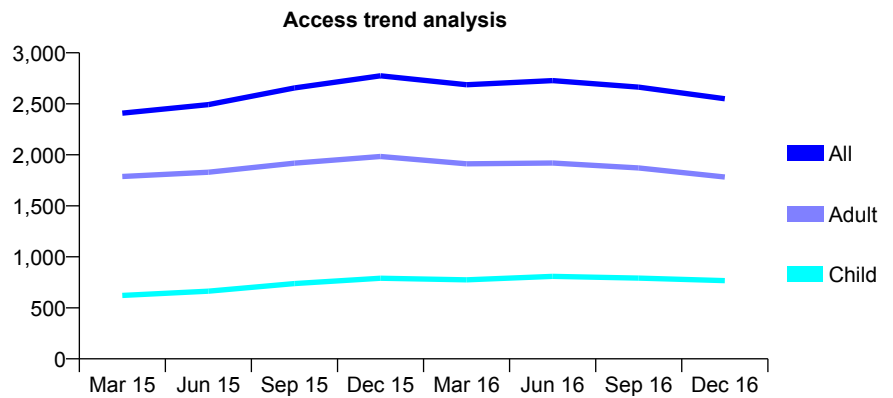
## Q62 - Vital Signs At a Glance Contract Report for 174351/0001 - December 2016

Name or company name	Dr Kishan Patel, Dr Jinesh Vaghela, and Dr
Contract type name	GDS Contract
Purpose of contract	General
Contract start date	01/01/2013
Contract end date	

16/17 Contracted general activity (UDA)	7,275
Carry forward general activity (UDA)	-146
16/17 Contracted orthodontic activity (UOA)	0
Carry forward orthodontic activity (UOA)	0
Baseline contract value	£203,377.68

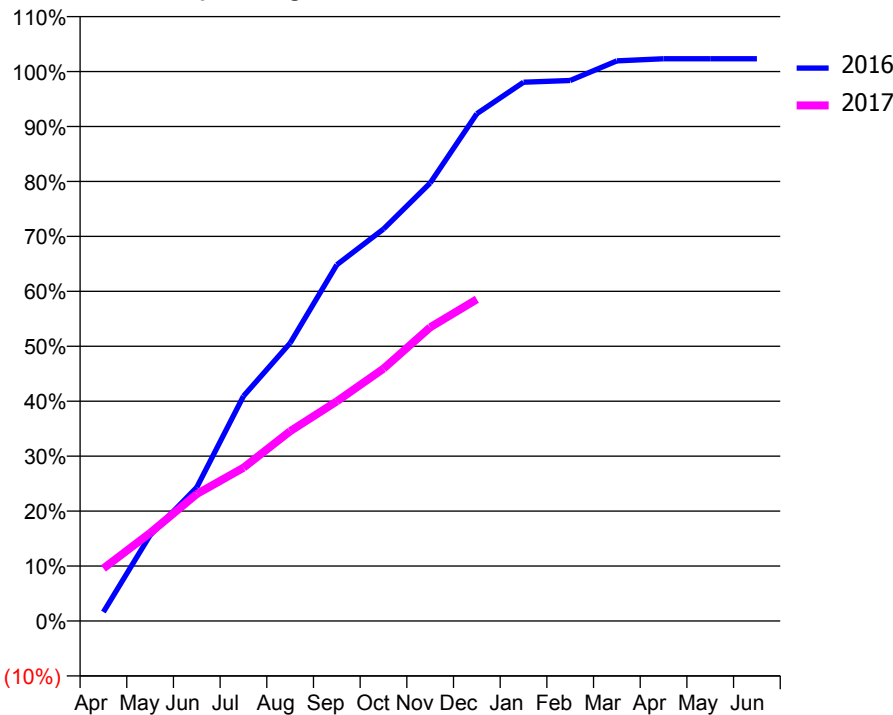
### ACCESS\*

Patients seen in 24 months	Total	Change since previous quarter
Quarter ending December 2015	2,774	
Quarter ending March 2016	2,687	↓
Quarter ending June 2016	2,727	→
Quarter ending September 2016	2,663	↓
Quarter ending December 2016	2,550	↓
<b>Variance since December 2015</b>	<b>(8.1%)</b>	<b>↓</b>



### ACTIVITY

Cumulative percentage of contracted UDA delivered 2016 & 2017



Month	Adjusted Scheduled Activity (UDA)	
	2016	2017
April	120	696
May	1,137	1,166
June	1,771	1,681
July	2,977	2,029
August	3,681	2,512
September	4,717	2,909
October	5,190	3,341
November	5,798	3,888
December	6,716	4,258
January	7,132	
February	7,156	
March	7,416	
April	7,443	
May	7,443	
June	7,443	

### QUALITY

	Quantity	Base Number	Contract	AT	Region	England
% of FP17s for the same patient ID Re-attending within 3 months - Children	89	736	12.1%	10.0%	11.9%	12.4%
% of FP17s for the same patient ID Re-attending within 3 months - Adults	293	1,525	19.2%	16.0%	17.1%	16.6%
% of FP17s for the same patient ID Re-attending between 3 & 9 months - Children	330	736	44.8%	45.8%	46.2%	57.5%
% of FP17s for the same patient ID Re-attending between 3 & 9 months - Adults	588	1,525	38.6%	37.2%	37.8%	50.4%
% of FP17s for Band 1 Urgent Courses	156	1,672	9.3%	11.0%	10.6%	9.1%
% of FP17s Relating to Free Repair or Replacements	8	1,672	0.5%	0.6%	0.6%	0.8%
% of FP17s Relating to Continuations	47	1,672	2.8%	0.7%	0.9%	1.3%
% of Patients satisfied with the dentistry they have received	2	4	N/A	91.5%	90.3%	92.7%
% of Patients satisfied with the time they had to wait for an appointment	4	4	N/A	84.0%	83.8%	88.8%

\* This is based on patients treated on this contract for their most recent course of treatment. Figures in italics indicate the base number of FP17s or Patient Questionnaire responses are less than 100. N/A is shown where the base number of responses is less than 10 during the period. % is calculated as Quantity/Base number\*100

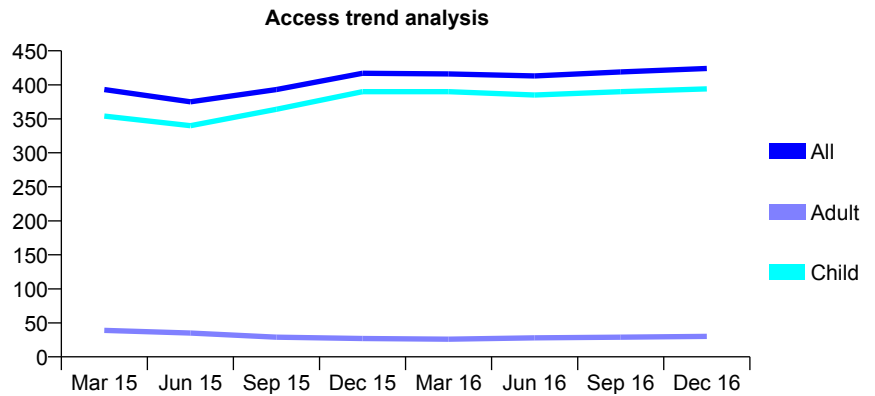
## Q62 - Vital Signs At a Glance Contract Report for 175536/0001 - December 2016

Name or company name	Dr B Patel
Contract type name	GDS Contract
Purpose of contract	General
Contract start date	01/02/2012
Contract end date	

16/17 Contracted general activity (UDA)	504
Carry forward general activity (UDA)	-10
16/17 Contracted orthodontic activity (UOA)	0
Carry forward orthodontic activity (UOA)	0
Baseline contract value	£11,777.87

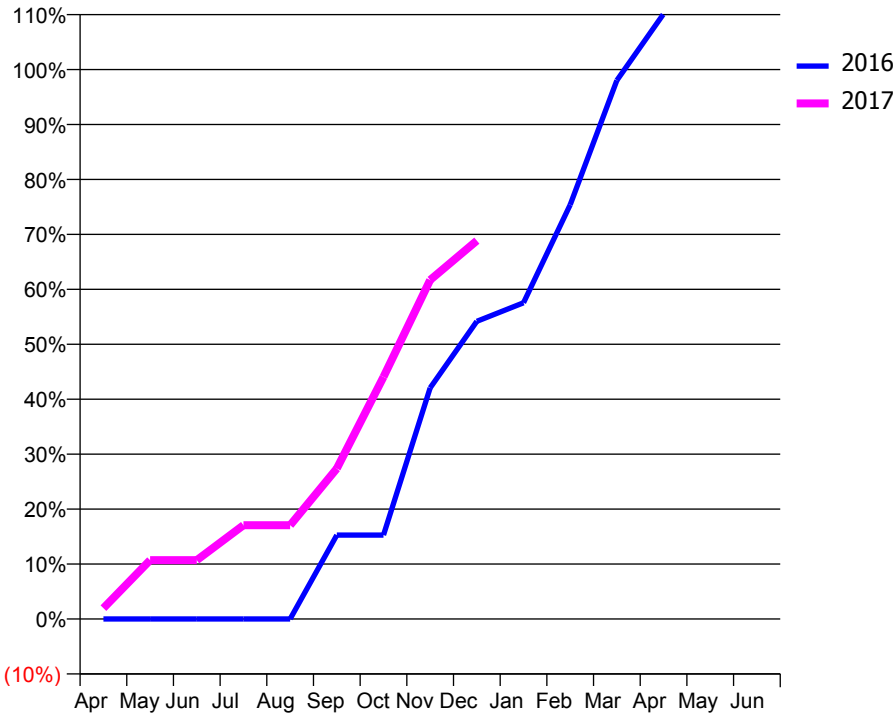
### ACCESS\*

Patients seen in 24 months	Total	Change since previous quarter
Quarter ending December 2015	417	
Quarter ending March 2016	416	→
Quarter ending June 2016	413	→
Quarter ending September 2016	419	→
Quarter ending December 2016	424	→
<b>Variance since December 2015</b>	<b>1.7%</b>	<b>→</b>



### ACTIVITY

Cumulative percentage of contracted UDA delivered 2016 & 2017



Month	Adjusted Scheduled Activity (UDA)	
	2016	2017
April	0	10
May	0	54
June	0	54
July	0	86
August	0	86
September	77	138
October	77	222
November	212	311
December	273	347
January	290	
February	380	
March	494	
April	555	
May	560	
June	560	

### QUALITY

	Quantity	Base Number	Contract	AT	Region	England
% of FP17s for the same patient ID Re-attending within 3 months - Children	6	309	1.9%	10.0%	11.9%	12.4%
% of FP17s for the same patient ID Re-attending within 3 months - Adults	0	4	0.0%	16.0%	17.1%	16.6%
% of FP17s for the same patient ID Re-attending between 3 & 9 months - Children	152	309	49.2%	45.8%	46.2%	57.5%
% of FP17s for the same patient ID Re-attending between 3 & 9 months - Adults	1	4	25.0%	37.2%	37.8%	50.4%
% of FP17s for Band 1 Urgent Courses	0	269	0.0%	11.0%	10.6%	9.1%
% of FP17s Relating to Free Repair or Replacements	0	269	0.0%	0.6%	0.6%	0.8%
% of FP17s Relating to Continuations	0	269	0.0%	0.7%	0.9%	1.3%
% of Patients satisfied with the dentistry they have received	0	0	N/A	91.5%	90.3%	92.7%
% of Patients satisfied with the time they had to wait for an appointment	0	0	N/A	84.0%	83.8%	88.8%

\* This is based on patients treated on this contract for their most recent course of treatment. Figures in italics indicate the base number of FP17s or Patient Questionnaire responses are less than 100. N/A is shown where the base number of responses is less than 10 during the period. % is calculated as Quantity/Base number\*100



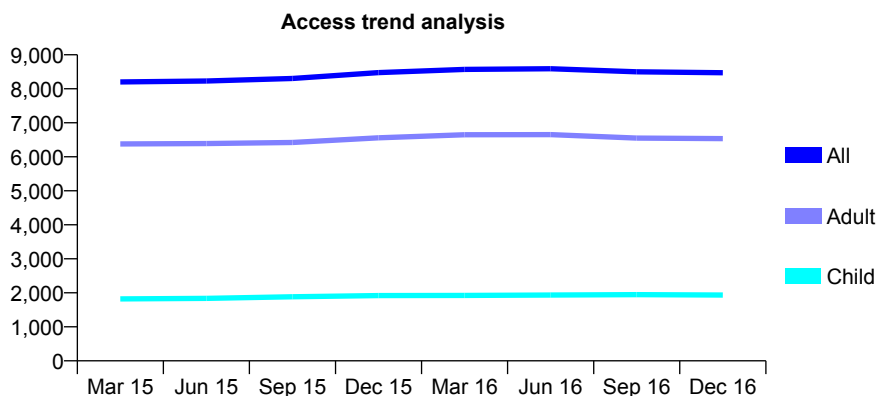
## Q62 - Vital Signs At a Glance Contract Report for 178241/0001 - December 2016

Name or company name	Drs Al-Killidar, Al-Killidar & Al-Saidi
Contract type name	GDS Contract
Purpose of contract	General
Contract start date	01/04/2010
Contract end date	

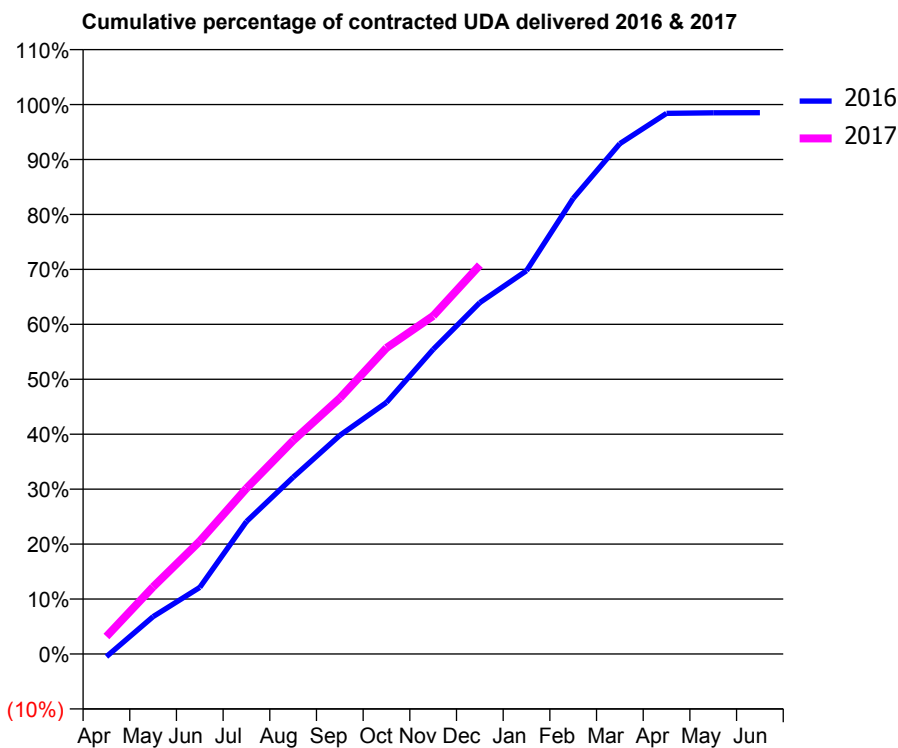
16/17 Contracted general activity (UDA)	33,037
Carry forward general activity (UDA)	490
16/17 Contracted orthodontic activity (UOA)	0
Carry forward orthodontic activity (UOA)	0
Baseline contract value	£1,153,610.57

### ACCESS\*

Patients seen in 24 months	Total	Change since previous quarter
Quarter ending December 2015	8,478	
Quarter ending March 2016	8,572	→
Quarter ending June 2016	8,590	→
Quarter ending September 2016	8,500	↓
Quarter ending December 2016	8,473	→
<b>Variance since December 2015</b>	<b>(0.1%)</b>	<b>→</b>



### ACTIVITY



Month	Adjusted Scheduled Activity (UDA)	
	2016	2017
April	-162	1,053
May	2,250	4,037
June	4,002	6,785
July	7,962	9,961
August	10,628	12,834
September	13,145	15,379
October	15,125	18,402
November	18,316	20,323
December	21,131	23,378
January	23,042	
February	27,388	
March	30,686	
April	32,507	
May	32,536	
June	32,544	

### QUALITY

	Quantity	Base Number	Contract	AT	Region	England
% of FP17s for the same patient ID Re-attending within 3 months - Children	105	1,547	6.8%	10.0%	11.9%	12.4%
% of FP17s for the same patient ID Re-attending within 3 months - Adults	478	4,635	10.3%	16.0%	17.1%	16.6%
% of FP17s for the same patient ID Re-attending between 3 & 9 months - Children	637	1,547	41.2%	45.8%	46.2%	57.5%
% of FP17s for the same patient ID Re-attending between 3 & 9 months - Adults	1,417	4,635	30.6%	37.2%	37.8%	50.4%
% of FP17s for Band 1 Urgent Courses	604	5,751	10.5%	11.0%	10.6%	9.1%
% of FP17s Relating to Free Repair or Replacements	0	5,751	0.0%	0.6%	0.6%	0.8%
% of FP17s Relating to Continuations	32	5,751	0.6%	0.7%	0.9%	1.3%
% of Patients satisfied with the dentistry they have received	9	11	81.8%	91.5%	90.3%	92.7%
% of Patients satisfied with the time they had to wait for an appointment	11	11	100.0%	84.0%	83.8%	88.8%

\* This is based on patients treated on this contract for their most recent course of treatment. Figures in italics indicate the base number of FP17s or Patient Questionnaire responses are less than 100. N/A is shown where the base number of responses is less than 10 during the period. % is calculated as Quantity/Base number\*100

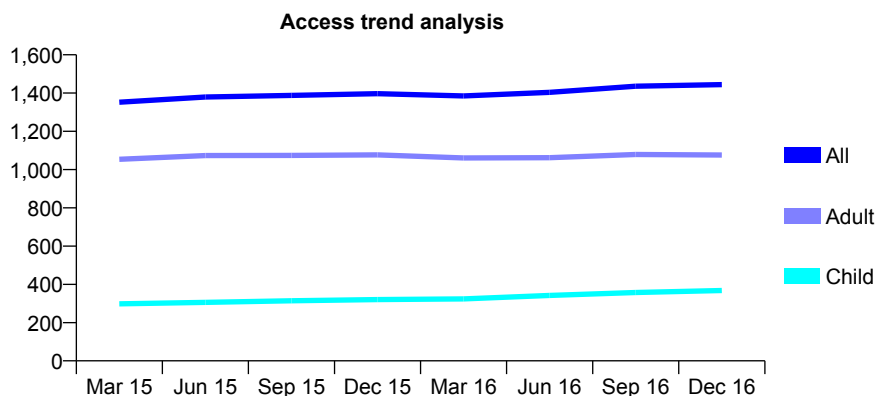
## Q62 - Vital Signs At a Glance Contract Report for 178632/0001 - December 2016

Name or company name	DR Sherer & DR Levin
Contract type name	GDS Contract
Purpose of contract	General
Contract start date	01/04/2010
Contract end date	

16/17 Contracted general activity (UDA)	3,046
Carry forward general activity (UDA)	-6
16/17 Contracted orthodontic activity (UOA)	0
Carry forward orthodontic activity (UOA)	0
Baseline contract value	£94,470.46

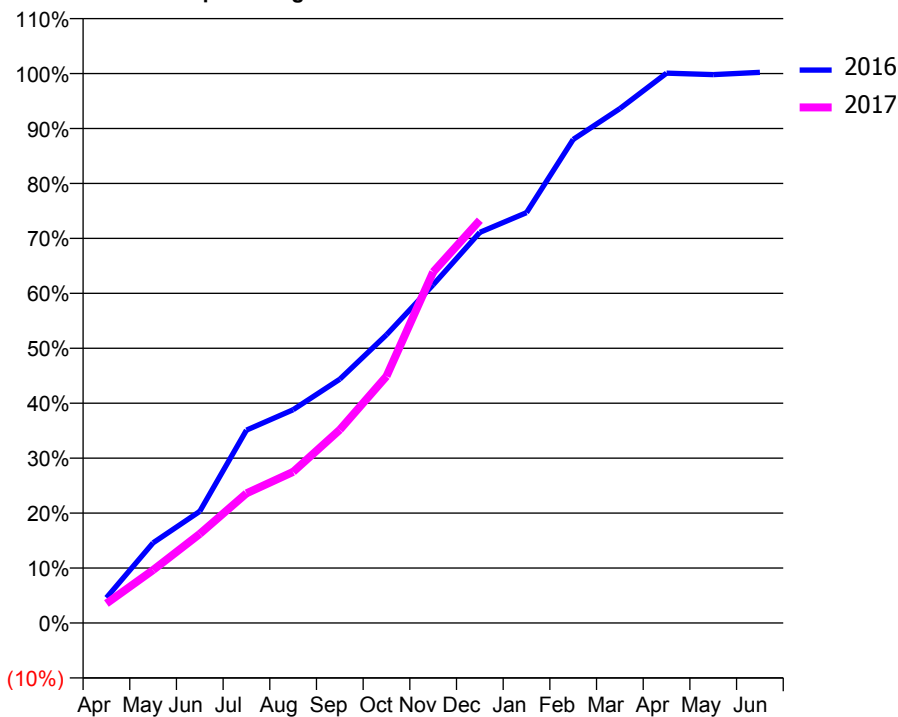
### ACCESS\*

Patients seen in 24 months	Total	Change since previous quarter
Quarter ending December 2015	1,397	
Quarter ending March 2016	1,385	→
Quarter ending June 2016	1,404	→
Quarter ending September 2016	1,436	↑
Quarter ending December 2016	1,444	→
<b>Variance since December 2015</b>	<b>3.4%</b>	<b>↑</b>



### ACTIVITY

Cumulative percentage of contracted UDA delivered 2016 & 2017



Month	Adjusted Scheduled Activity (UDA)	
	2016	2017
April	140	109
May	444	294
June	619	494
July	1,069	719
August	1,183	838
September	1,352	1,071
October	1,598	1,368
November	1,875	1,946
December	2,165	2,233
January	2,275	
February	2,680	
March	2,851	
April	3,048	
May	3,040	
June	3,052	

### QUALITY

	Quantity	Base Number	Contract	AT	Region	England
% of FP17s for the same patient ID Re-attending within 3 months - Children	26	323	8.0%	10.0%	11.9%	12.4%
% of FP17s for the same patient ID Re-attending within 3 months - Adults	96	777	12.4%	16.0%	17.1%	16.6%
% of FP17s for the same patient ID Re-attending between 3 & 9 months - Children	112	323	34.7%	45.8%	46.2%	57.5%
% of FP17s for the same patient ID Re-attending between 3 & 9 months - Adults	199	777	25.6%	37.2%	37.8%	50.4%
% of FP17s for Band 1 Urgent Courses	163	997	16.3%	11.0%	10.6%	9.1%
% of FP17s Relating to Free Repair or Replacements	3	997	0.3%	0.6%	0.6%	0.8%
% of FP17s Relating to Continuations	23	997	2.3%	0.7%	0.9%	1.3%
% of Patients satisfied with the dentistry they have received	3	4	N/A	91.5%	90.3%	92.7%
% of Patients satisfied with the time they had to wait for an appointment	4	4	N/A	84.0%	83.8%	88.8%

\* This is based on patients treated on this contract for their most recent course of treatment. Figures in italics indicate the base number of FP17s or Patient Questionnaire responses are less than 100. N/A is shown where the base number of responses is less than 10 during the period. % is calculated as Quantity/Base number\*100

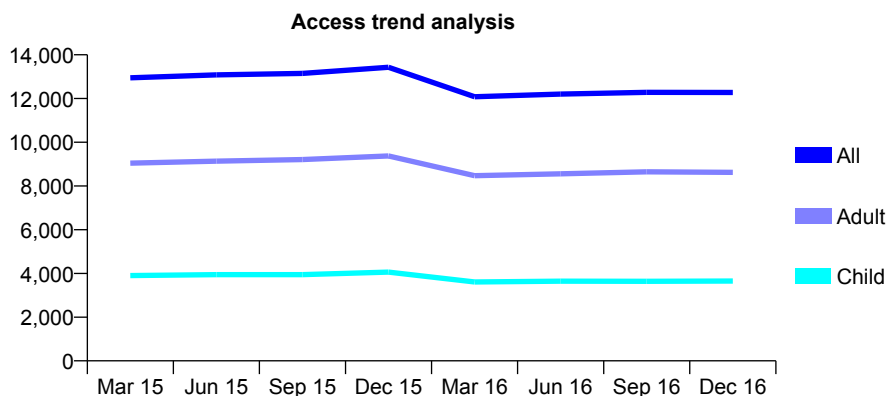
## Q62 - Vital Signs At a Glance Contract Report for 180122/0001 - December 2016

Name or company name	IDH Limited
Contract type name	GDS Contract
Purpose of contract	General
Contract start date	01/08/2008
Contract end date	

16/17 Contracted general activity (UDA)	34,899
Carry forward general activity (UDA)	-201
16/17 Contracted orthodontic activity (UOA)	0
Carry forward orthodontic activity (UOA)	0
Baseline contract value	£1,017,309.90

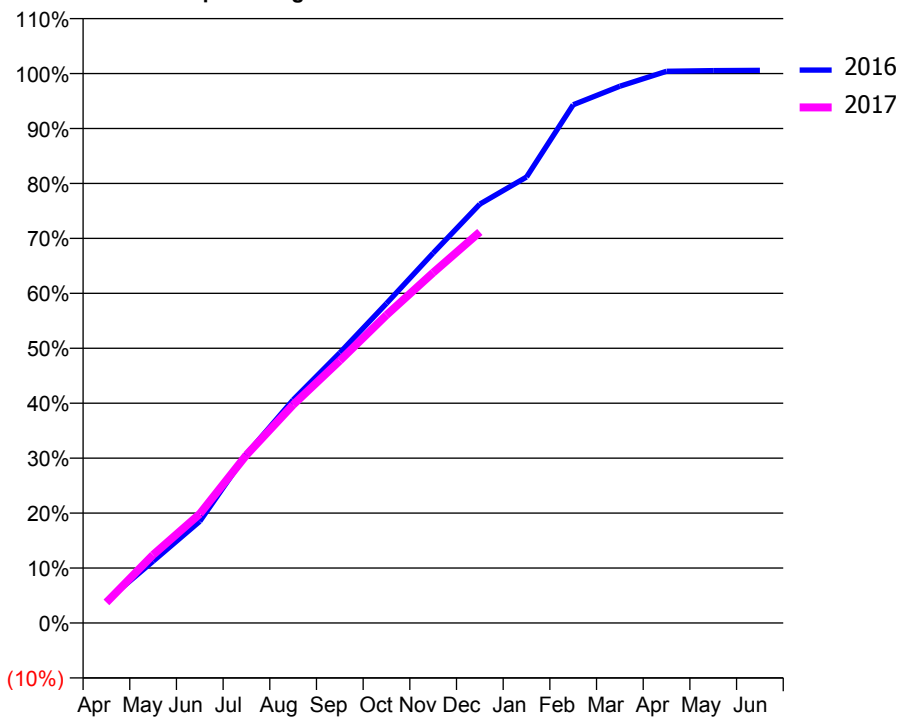
### ACCESS\*

Patients seen in 24 months	Total	Change since previous quarter
Quarter ending December 2015	13,431	
Quarter ending March 2016	12,081	↓
Quarter ending June 2016	12,201	→
Quarter ending September 2016	12,281	→
Quarter ending December 2016	12,275	→
<b>Variance since December 2015</b>	<b>(8.6%)</b>	<b>↓</b>



### ACTIVITY

Cumulative percentage of contracted UDA delivered 2016 & 2017



Month	Adjusted Scheduled Activity (UDA)	
	2016	2017
April	1,400	1,309
May	3,928	4,328
June	6,456	6,929
July	10,727	10,672
August	14,170	13,859
September	17,164	16,663
October	20,300	19,558
November	23,498	22,250
December	26,604	24,838
January	28,324	
February	32,913	
March	34,095	
April	35,041	
May	35,083	
June	35,100	

### QUALITY

	Quantity	Base Number	Contract	AT	Region	England
% of FP17s for the same patient ID Re-attending within 3 months - Children	125	3,287	3.8%	10.0%	11.9%	12.4%
% of FP17s for the same patient ID Re-attending within 3 months - Adults	582	7,107	8.2%	16.0%	17.1%	16.6%
% of FP17s for the same patient ID Re-attending between 3 & 9 months - Children	1,181	3,287	35.9%	45.8%	46.2%	57.5%
% of FP17s for the same patient ID Re-attending between 3 & 9 months - Adults	2,729	7,107	38.4%	37.2%	37.8%	50.4%
% of FP17s for Band 1 Urgent Courses	364	10,124	3.6%	11.0%	10.6%	9.1%
% of FP17s Relating to Free Repair or Replacements	58	10,124	0.6%	0.6%	0.6%	0.8%
% of FP17s Relating to Continuations	118	10,124	1.2%	0.7%	0.9%	1.3%
% of Patients satisfied with the dentistry they have received	11	12	91.7%	91.5%	90.3%	92.7%
% of Patients satisfied with the time they had to wait for an appointment	9	12	75.0%	84.0%	83.8%	88.8%

\* This is based on patients treated on this contract for their most recent course of treatment. Figures in italics indicate the base number of FP17s or Patient Questionnaire responses are less than 100. N/A is shown where the base number of responses is less than 10 during the period. % is calculated as Quantity/Base number\*100

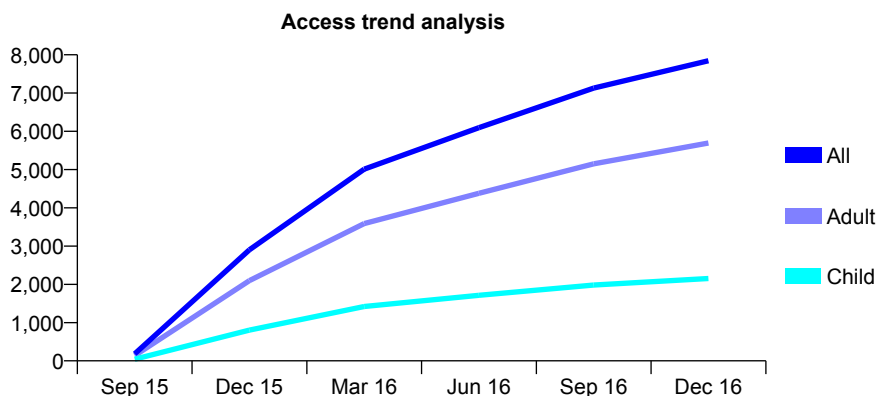
## Q62 - Vital Signs At a Glance Contract Report for 180505/0001 - December 2016

Name or company name	A Patel, K Patel, G Pathmanathan
Contract type name	GDS Contract
Purpose of contract	General and Orthodontic
Contract start date	01/08/2015
Contract end date	

16/17 Contracted general activity (UDA)	27,409
Carry forward general activity (UDA)	-312
16/17 Contracted orthodontic activity (UOA)	451
Carry forward orthodontic activity (UOA)	-9
Baseline contract value	£892,411.97

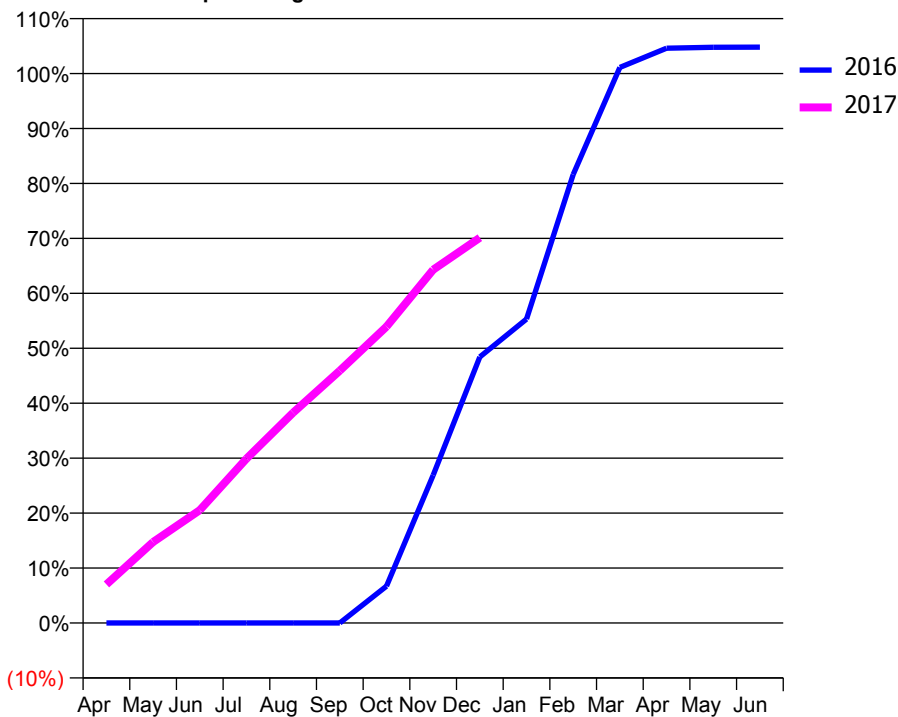
### ACCESS\*

Patients seen in 24 months	Total	Change since previous quarter
Quarter ending December 2015	2,902	
Quarter ending March 2016	5,012	↑
Quarter ending June 2016	6,095	↑
Quarter ending September 2016	7,130	↑
Quarter ending December 2016	7,845	↑
<b>Variance since December 2015</b>	<b>170.3%</b>	<b>↑</b>



### ACTIVITY

Cumulative percentage of contracted UDA delivered 2016 & 2017



Month	Adjusted Scheduled Activity (UDA)	
	2016	2017
April	0	1,927
May	0	4,040
June	0	5,629
July	0	8,199
August	0	10,493
September	0	12,586
October	1,073	14,784
November	4,300	17,622
December	7,741	19,216
January	8,845	
February	13,049	
March	16,166	
April	16,727	
May	16,753	
June	16,756	

### QUALITY

	Quantity	Base Number	Contract	AT	Region	England
% of FP17s for the same patient ID Re-attending within 3 months - Children	143	2,022	7.1%	10.0%	11.9%	12.4%
% of FP17s for the same patient ID Re-attending within 3 months - Adults	704	5,338	13.2%	16.0%	17.1%	16.6%
% of FP17s for the same patient ID Re-attending between 3 & 9 months - Children	849	2,022	42.0%	45.8%	46.2%	57.5%
% of FP17s for the same patient ID Re-attending between 3 & 9 months - Adults	1,949	5,338	36.5%	37.2%	37.8%	50.4%
% of FP17s for Band 1 Urgent Courses	616	7,001	8.8%	11.0%	10.6%	9.1%
% of FP17s Relating to Free Repair or Replacements	23	7,001	0.3%	0.6%	0.6%	0.8%
% of FP17s Relating to Continuations	50	7,001	0.7%	0.7%	0.9%	1.3%
% of Patients satisfied with the dentistry they have received	9	9	N/A	91.5%	90.3%	92.7%
% of Patients satisfied with the time they had to wait for an appointment	6	9	N/A	84.0%	83.8%	88.8%

\* This is based on patients treated on this contract for their most recent course of treatment. Figures in italics indicate the base number of FP17s or Patient Questionnaire responses are less than 100. N/A is shown where the base number of responses is less than 10 during the period. % is calculated as Quantity/Base number\*100

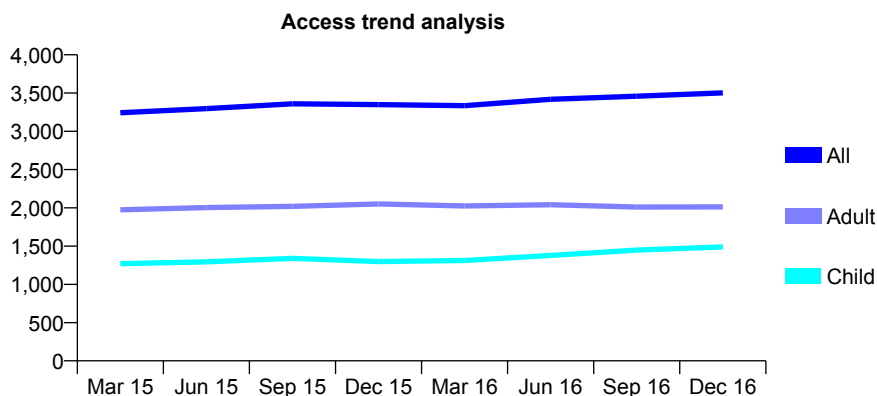
## Q62 - Vital Signs At a Glance Contract Report for 182613/0001 - December 2016

Name or company name	Harlesden Health Ltd
Contract type name	GDS Contract
Purpose of contract	General
Contract start date	01/11/2009
Contract end date	

16/17 Contracted general activity (UDA)	14,600
Carry forward general activity (UDA)	-292
16/17 Contracted orthodontic activity (UOA)	0
Carry forward orthodontic activity (UOA)	0
Baseline contract value	£439,797.13

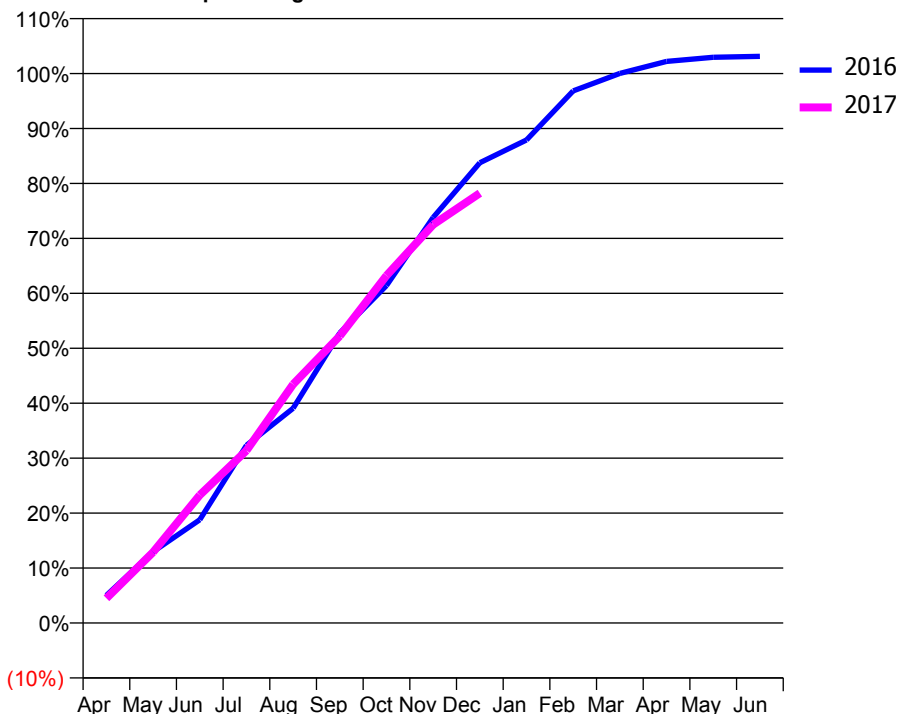
### ACCESS\*

Patients seen in 24 months	Total	Change since previous quarter
Quarter ending December 2015	3,349	
Quarter ending March 2016	3,335	→
Quarter ending June 2016	3,418	↑
Quarter ending September 2016	3,458	→
Quarter ending December 2016	3,502	→
<b>Variance since December 2015</b>	<b>4.6%</b>	<b>↑</b>



### ACTIVITY

Cumulative percentage of contracted UDA delivered 2016 & 2017



Month	Adjusted Scheduled Activity (UDA)	
	2016	2017
April	733	659
May	1,893	1,883
June	2,743	3,399
July	4,721	4,583
August	5,706	6,344
September	7,707	7,628
October	8,966	9,230
November	10,777	10,585
December	12,228	11,419
January	12,835	
February	14,139	
March	14,603	
April	14,922	
May	15,031	
June	15,056	

### QUALITY

	Quantity	Base Number	Contract	AT	Region	England
% of FP17s for the same patient ID Re-attending within 3 months - Children	54	1,127	4.8%	10.0%	11.9%	12.4%
% of FP17s for the same patient ID Re-attending within 3 months - Adults	129	1,387	9.3%	16.0%	17.1%	16.6%
% of FP17s for the same patient ID Re-attending between 3 & 9 months - Children	307	1,127	27.2%	45.8%	46.2%	57.5%
% of FP17s for the same patient ID Re-attending between 3 & 9 months - Adults	400	1,387	28.8%	37.2%	37.8%	50.4%
% of FP17s for Band 1 Urgent Courses	101	2,354	4.3%	11.0%	10.6%	9.1%
% of FP17s Relating to Free Repair or Replacements	0	2,354	0.0%	0.6%	0.6%	0.8%
% of FP17s Relating to Continuations	4	2,354	0.2%	0.7%	0.9%	1.3%
% of Patients satisfied with the dentistry they have received	0	0	N/A	91.5%	90.3%	92.7%
% of Patients satisfied with the time they had to wait for an appointment	0	0	N/A	84.0%	83.8%	88.8%

\* This is based on patients treated on this contract for their most recent course of treatment. Figures in italics indicate the base number of FP17s or Patient Questionnaire responses are less than 100. N/A is shown where the base number of responses is less than 10 during the period. % is calculated as Quantity/Base number\*100

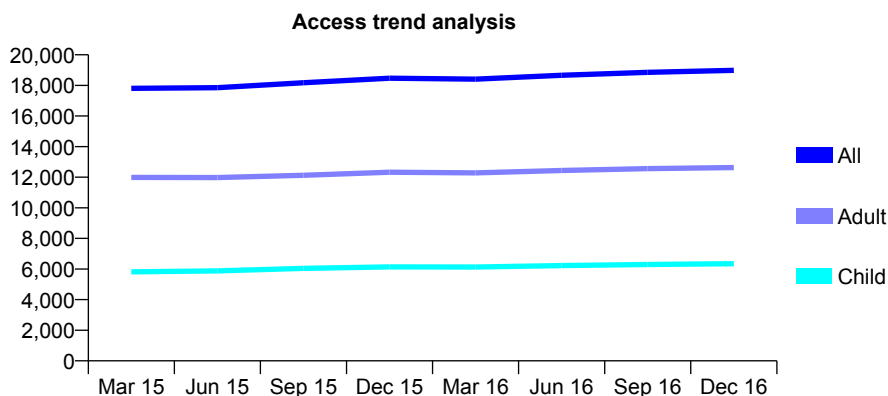
## Q62 - Vital Signs At a Glance Contract Report for 182680/0001 - December 2016

Name or company name	Inspire Dental Southall Ltd
Contract type name	GDS Contract
Purpose of contract	General and Orthodontic
Contract start date	01/05/2007
Contract end date	

16/17 Contracted general activity (UDA)	54,717
Carry forward general activity (UDA)	-1,094
16/17 Contracted orthodontic activity (UOA)	3,640
Carry forward orthodontic activity (UOA)	-73
Baseline contract value	£1,672,579.54

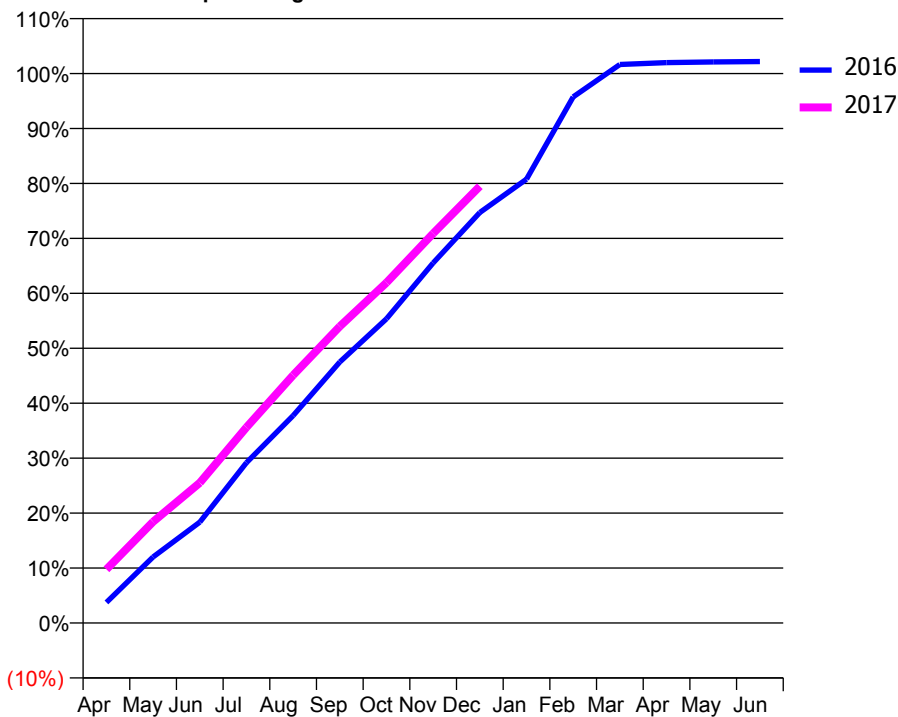
### ACCESS\*

Patients seen in 24 months	Total	Change since previous quarter
Quarter ending December 2015	18,471	
Quarter ending March 2016	18,408	→
Quarter ending June 2016	18,660	→
Quarter ending September 2016	18,856	→
Quarter ending December 2016	18,983	→
<b>Variance since December 2015</b>	<b>2.8%</b>	<b>↑</b>



### ACTIVITY

Cumulative percentage of contracted UDA delivered 2016 & 2017



Month	Adjusted Scheduled Activity (UDA)	
	2016	2017
April	2,054	5,349
May	6,577	10,084
June	10,047	13,956
July	15,970	19,483
August	20,650	24,672
September	25,997	29,533
October	30,299	33,892
November	35,856	38,799
December	40,878	43,492
January	44,196	
February	52,395	
March	55,616	
April	55,796	
May	55,862	
June	55,912	

### QUALITY

	Quantity	Base Number	Contract	AT	Region	England
% of FP17s for the same patient ID Re-attending within 3 months - Children	407	6,898	5.9%	10.0%	11.9%	12.4%
% of FP17s for the same patient ID Re-attending within 3 months - Adults	802	10,229	7.8%	16.0%	17.1%	16.6%
% of FP17s for the same patient ID Re-attending between 3 & 9 months - Children	4,196	6,898	60.8%	45.8%	46.2%	57.5%
% of FP17s for the same patient ID Re-attending between 3 & 9 months - Adults	4,389	10,229	42.9%	37.2%	37.8%	50.4%
% of FP17s for Band 1 Urgent Courses	901	16,618	5.4%	11.0%	10.6%	9.1%
% of FP17s Relating to Free Repair or Replacements	86	16,618	0.5%	0.6%	0.6%	0.8%
% of FP17s Relating to Continuations	28	16,618	0.2%	0.7%	0.9%	1.3%
% of Patients satisfied with the dentistry they have received	14	16	87.5%	91.5%	90.3%	92.7%
% of Patients satisfied with the time they had to wait for an appointment	11	16	68.8%	84.0%	83.8%	88.8%

\* This is based on patients treated on this contract for their most recent course of treatment. Figures in italics indicate the base number of FP17s or Patient Questionnaire responses are less than 100. N/A is shown where the base number of responses is less than 10 during the period. % is calculated as Quantity/Base number\*100

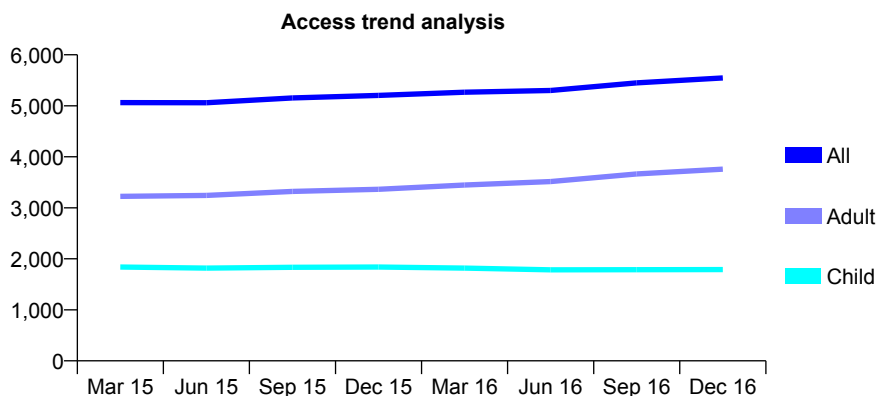
## Q62 - Vital Signs At a Glance Contract Report for 183873/0001 - December 2016

Name or company name	Care Dental Ltd
Contract type name	GDS Contract
Purpose of contract	General
Contract start date	08/03/2007
Contract end date	

16/17 Contracted general activity (UDA)	17,139
Carry forward general activity (UDA)	-128
16/17 Contracted orthodontic activity (UOA)	0
Carry forward orthodontic activity (UOA)	0
Baseline contract value	£504,827.38

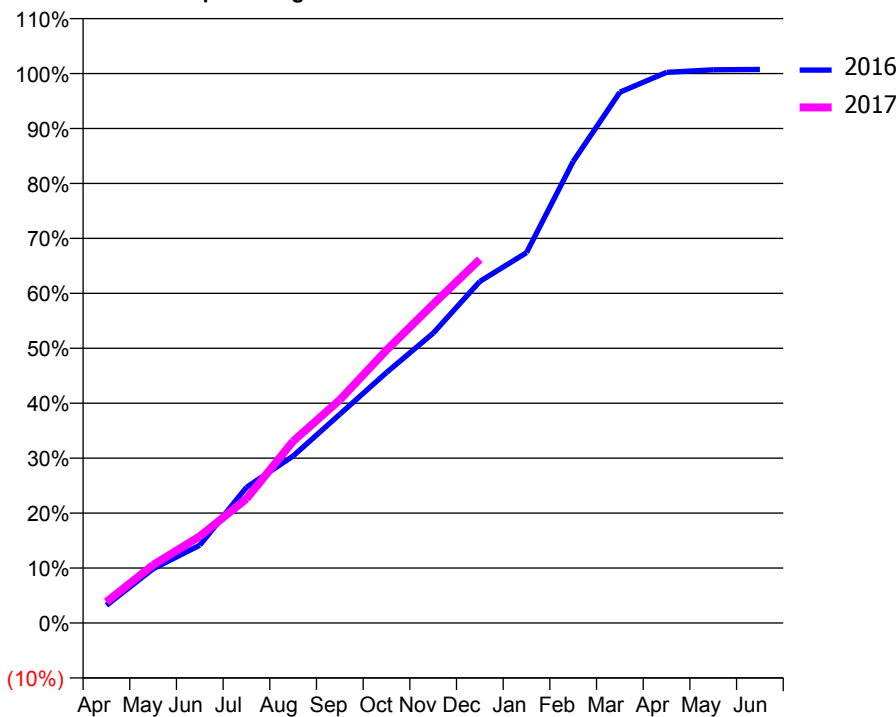
### ACCESS\*

Patients seen in 24 months	Total	Change since previous quarter
Quarter ending December 2015	5,203	
Quarter ending March 2016	5,266	→
Quarter ending June 2016	5,300	→
Quarter ending September 2016	5,449	↑
Quarter ending December 2016	5,546	→
<b>Variance since December 2015</b>	<b>6.6%</b>	<b>↑</b>



### ACTIVITY

Cumulative percentage of contracted UDA delivered 2016 & 2017



Month	Adjusted Scheduled Activity (UDA)	
	2016	2017
April	550	659
May	1,689	1,812
June	2,426	2,706
July	4,232	3,876
August	5,209	5,670
September	6,511	6,960
October	7,811	8,512
November	9,038	9,944
December	10,655	11,342
January	11,554	
February	14,397	
March	16,556	
April	17,177	
May	17,255	
June	17,267	

### QUALITY

	Quantity	Base Number	Contract	AT	Region	England
% of FP17s for the same patient ID Re-attending within 3 months - Children	132	1,352	9.8%	10.0%	11.9%	12.4%
% of FP17s for the same patient ID Re-attending within 3 months - Adults	314	2,468	12.7%	16.0%	17.1%	16.6%
% of FP17s for the same patient ID Re-attending between 3 & 9 months - Children	349	1,352	25.8%	45.8%	46.2%	57.5%
% of FP17s for the same patient ID Re-attending between 3 & 9 months - Adults	603	2,468	24.4%	37.2%	37.8%	50.4%
% of FP17s for Band 1 Urgent Courses	46	3,583	1.3%	11.0%	10.6%	9.1%
% of FP17s Relating to Free Repair or Replacements	51	3,583	1.4%	0.6%	0.6%	0.8%
% of FP17s Relating to Continuations	27	3,583	0.8%	0.7%	0.9%	1.3%
% of Patients satisfied with the dentistry they have received	16	16	100.0%	91.5%	90.3%	92.7%
% of Patients satisfied with the time they had to wait for an appointment	14	16	87.5%	84.0%	83.8%	88.8%

\* This is based on patients treated on this contract for their most recent course of treatment. Figures in italics indicate the base number of FP17s or Patient Questionnaire responses are less than 100. N/A is shown where the base number of responses is less than 10 during the period. % is calculated as Quantity/Base number\*100



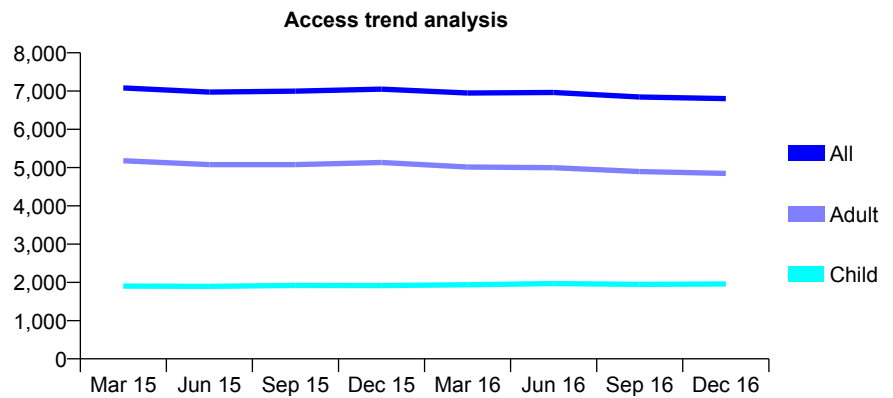
## Q62 - Vital Signs At a Glance Contract Report for 184039/0001 - December 2016

Name or company name	Dr M Delahaye & Associates
Contract type name	GDS Contract
Purpose of contract	General
Contract start date	01/04/2011
Contract end date	

16/17 Contracted general activity (UDA)	18,725
Carry forward general activity (UDA)	589
16/17 Contracted orthodontic activity (UOA)	0
Carry forward orthodontic activity (UOA)	0
Baseline contract value	£466,870.07

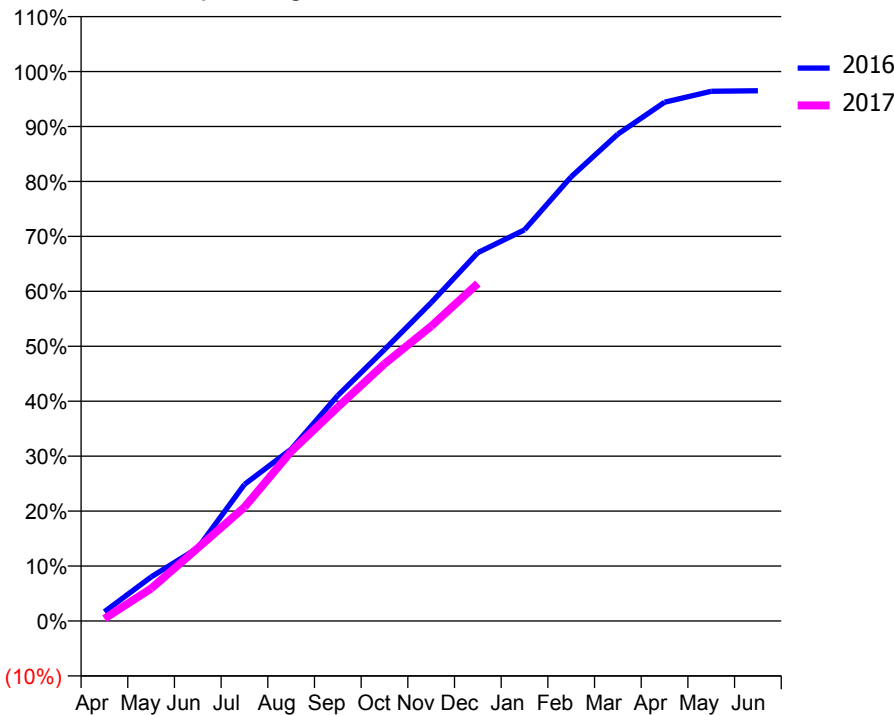
### ACCESS\*

Patients seen in 24 months	Total	Change since previous quarter
Quarter ending December 2015	7,049	
Quarter ending March 2016	6,950	↓
Quarter ending June 2016	6,964	→
Quarter ending September 2016	6,843	↓
Quarter ending December 2016	6,803	→
<b>Variance since December 2015</b>	<b>(3.5%)</b>	<b>↓</b>



### ACTIVITY

Cumulative percentage of contracted UDA delivered 2016 & 2017



Month	Adjusted Scheduled Activity (UDA)	
	2016	2017
April	316	81
May	1,502	1,108
June	2,487	2,489
July	4,656	3,877
August	5,856	5,777
September	7,688	7,291
October	9,247	8,762
November	10,849	10,043
December	12,552	11,503
January	13,328	
February	15,138	
March	16,594	
April	17,678	
May	18,052	
June	18,068	

### QUALITY

	Quantity	Base Number	Contract	AT	Region	England
% of FP17s for the same patient ID Re-attending within 3 months - Children	221	1,839	12.0%	10.0%	11.9%	12.4%
% of FP17s for the same patient ID Re-attending within 3 months - Adults	589	3,881	15.2%	16.0%	17.1%	16.6%
% of FP17s for the same patient ID Re-attending between 3 & 9 months - Children	790	1,839	43.0%	45.8%	46.2%	57.5%
% of FP17s for the same patient ID Re-attending between 3 & 9 months - Adults	1,183	3,881	30.5%	37.2%	37.8%	50.4%
% of FP17s for Band 1 Urgent Courses	664	5,085	13.1%	11.0%	10.6%	9.1%
% of FP17s Relating to Free Repair or Replacements	68	5,085	1.3%	0.6%	0.6%	0.8%
% of FP17s Relating to Continuations	60	5,085	1.2%	0.7%	0.9%	1.3%
% of Patients satisfied with the dentistry they have received	11	11	100.0%	91.5%	90.3%	92.7%
% of Patients satisfied with the time they had to wait for an appointment	9	11	81.8%	84.0%	83.8%	88.8%

\* This is based on patients treated on this contract for their most recent course of treatment. Figures in italics indicate the base number of FP17s or Patient Questionnaire responses are less than 100. N/A is shown where the base number of responses is less than 10 during the period. % is calculated as Quantity/Base number\*100

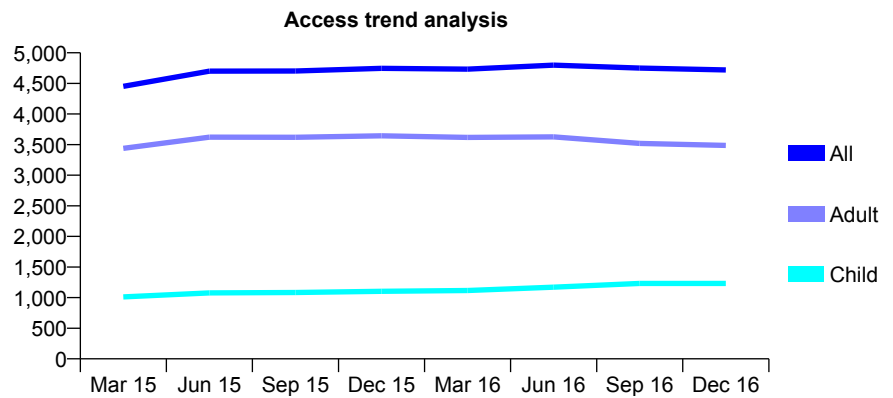
## Q62 - Vital Signs At a Glance Contract Report for 184438/0001 - December 2016

Name or company name	Cedars Trading Limited
Contract type name	GDS Contract
Purpose of contract	General
Contract start date	01/04/2009
Contract end date	

16/17 Contracted general activity (UDA)	13,526
Carry forward general activity (UDA)	-271
16/17 Contracted orthodontic activity (UOA)	0
Carry forward orthodontic activity (UOA)	0
Baseline contract value	£372,881.54

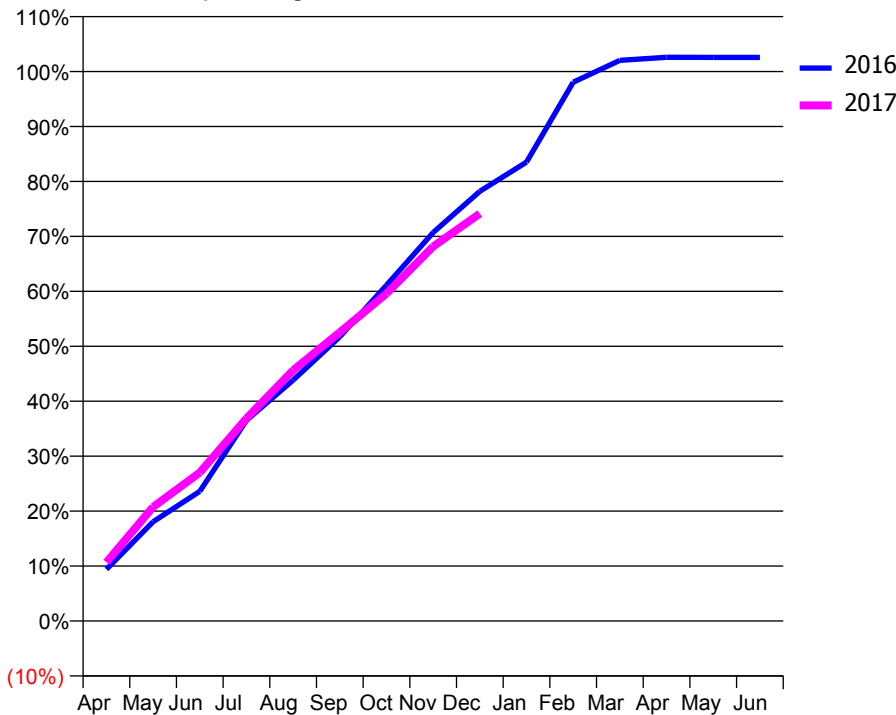
### ACCESS\*

Patients seen in 24 months	Total	Change since previous quarter
Quarter ending December 2015	4,747	
Quarter ending March 2016	4,733	→
Quarter ending June 2016	4,798	→
Quarter ending September 2016	4,751	→
Quarter ending December 2016	4,719	→
<b>Variance since December 2015</b>	<b>(0.6%)</b>	→



### ACTIVITY

Cumulative percentage of contracted UDA delivered 2016 & 2017



Month	Adjusted Scheduled Activity (UDA)	
	2016	2017
April	1,271	1,446
May	2,442	2,809
June	3,192	3,654
July	4,939	4,986
August	5,931	6,172
September	6,995	7,109
October	8,265	8,059
November	9,565	9,220
December	10,576	10,028
January	11,295	
February	13,263	
March	13,800	
April	13,876	
May	13,874	
June	13,874	

### QUALITY

	Quantity	Base Number	Contract	AT	Region	England
% of FP17s for the same patient ID Re-attending within 3 months - Children	91	1,092	8.3%	10.0%	11.9%	12.4%
% of FP17s for the same patient ID Re-attending within 3 months - Adults	329	2,387	13.8%	16.0%	17.1%	16.6%
% of FP17s for the same patient ID Re-attending between 3 & 9 months - Children	426	1,092	39.0%	45.8%	46.2%	57.5%
% of FP17s for the same patient ID Re-attending between 3 & 9 months - Adults	720	2,387	30.2%	37.2%	37.8%	50.4%
% of FP17s for Band 1 Urgent Courses	251	3,443	7.3%	11.0%	10.6%	9.1%
% of FP17s Relating to Free Repair or Replacements	27	3,443	0.8%	0.6%	0.6%	0.8%
% of FP17s Relating to Continuations	16	3,443	0.5%	0.7%	0.9%	1.3%
% of Patients satisfied with the dentistry they have received	4	4	N/A	91.5%	90.3%	92.7%
% of Patients satisfied with the time they had to wait for an appointment	4	4	N/A	84.0%	83.8%	88.8%

\* This is based on patients treated on this contract for their most recent course of treatment. Figures in italics indicate the base number of FP17s or Patient Questionnaire responses are less than 100. N/A is shown where the base number of responses is less than 10 during the period. % is calculated as Quantity/Base number\*100

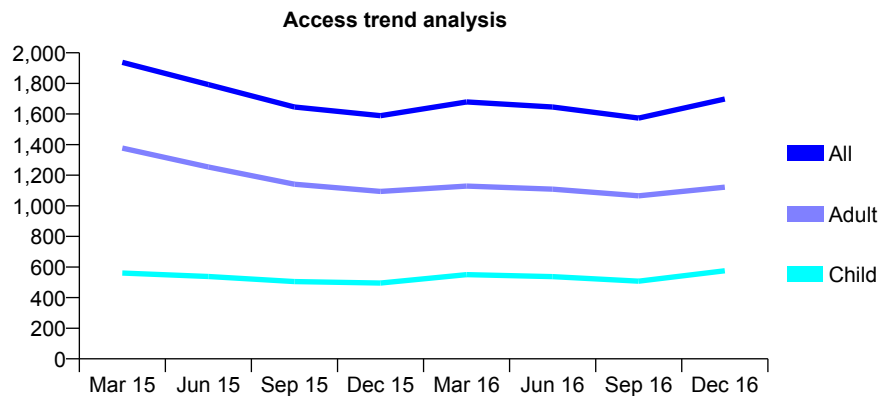
## Q62 - Vital Signs At a Glance Contract Report for 184675/0001 - December 2016

Name or company name	Dr T Jabbar
Contract type name	GDS Contract
Purpose of contract	General
Contract start date	01/10/2012
Contract end date	

16/17 Contracted general activity (UDA)	5,952
Carry forward general activity (UDA)	259
16/17 Contracted orthodontic activity (UOA)	0
Carry forward orthodontic activity (UOA)	0
Baseline contract value	£154,177.99

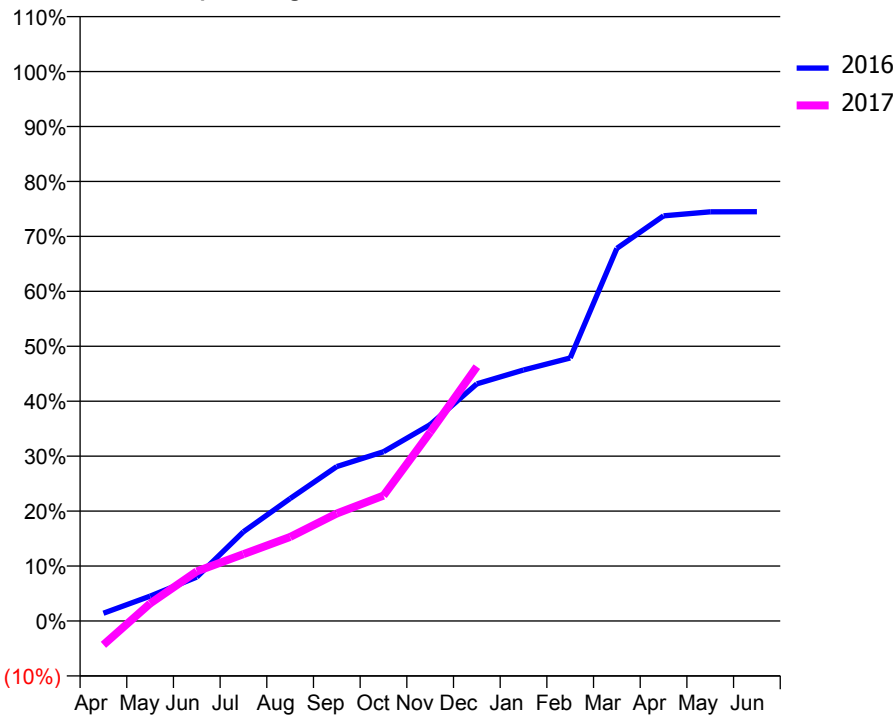
### ACCESS\*

Patients seen in 24 months	Total	Change since previous quarter
Quarter ending December 2015	1,589	
Quarter ending March 2016	1,679	↑
Quarter ending June 2016	1,646	↓
Quarter ending September 2016	1,573	↓
Quarter ending December 2016	1,698	↑
<b>Variance since December 2015</b>	<b>6.9%</b>	<b>↑</b>



### ACTIVITY

Cumulative percentage of contracted UDA delivered 2016 & 2017



Month	Adjusted Scheduled Activity (UDA)	
	2016	2017
April	84	-259
May	270	189
June	476	538
July	967	725
August	1,327	910
September	1,673	1,164
October	1,834	1,359
November	2,126	2,044
December	2,569	2,755
January	2,719	
February	2,849	
March	4,036	
April	4,389	
May	4,432	
June	4,433	

### QUALITY

	Quantity	Base Number	Contract	AT	Region	England
% of FP17s for the same patient ID Re-attending within 3 months - Children	63	613	10.3%	10.0%	11.9%	12.4%
% of FP17s for the same patient ID Re-attending within 3 months - Adults	239	1,076	22.2%	16.0%	17.1%	16.6%
% of FP17s for the same patient ID Re-attending between 3 & 9 months - Children	277	613	45.2%	45.8%	46.2%	57.5%
% of FP17s for the same patient ID Re-attending between 3 & 9 months - Adults	372	1,076	34.6%	37.2%	37.8%	50.4%
% of FP17s for Band 1 Urgent Courses	207	1,243	16.7%	11.0%	10.6%	9.1%
% of FP17s Relating to Free Repair or Replacements	4	1,243	0.3%	0.6%	0.6%	0.8%
% of FP17s Relating to Continuations	1	1,243	0.1%	0.7%	0.9%	1.3%
% of Patients satisfied with the dentistry they have received	2	3	N/A	91.5%	90.3%	92.7%
% of Patients satisfied with the time they had to wait for an appointment	3	3	N/A	84.0%	83.8%	88.8%

\* This is based on patients treated on this contract for their most recent course of treatment. Figures in italics indicate the base number of FP17s or Patient Questionnaire responses are less than 100. N/A is shown where the base number of responses is less than 10 during the period. % is calculated as Quantity/Base number\*100

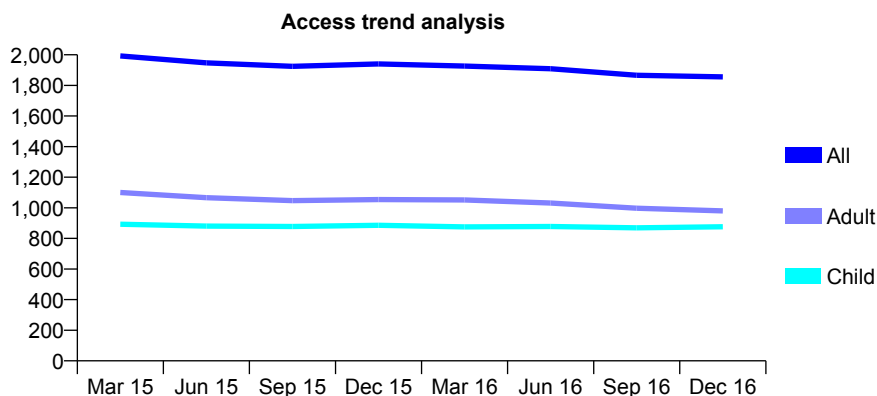
## Q62 - Vital Signs At a Glance Contract Report for 186821/0001 - December 2016

Name or company name	Dr. S. Merali and Dr. F. Merali
Contract type name	GDS Contract
Purpose of contract	General
Contract start date	01/10/2012
Contract end date	

16/17 Contracted general activity (UDA)	7,761
Carry forward general activity (UDA)	58
16/17 Contracted orthodontic activity (UOA)	0
Carry forward orthodontic activity (UOA)	0
Baseline contract value	£234,701.28

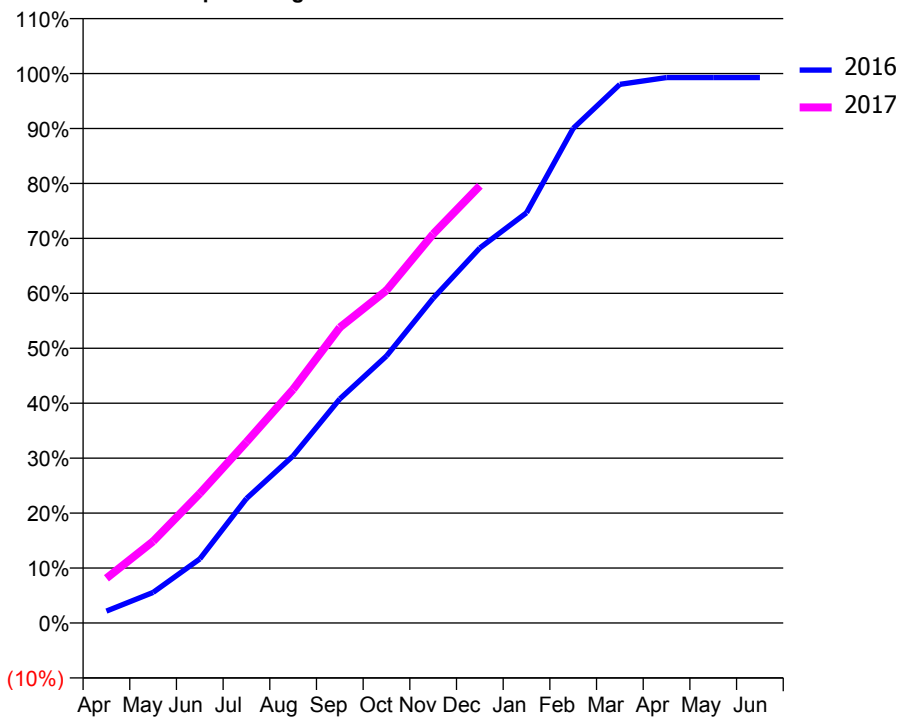
### ACCESS\*

Patients seen in 24 months	Total	Change since previous quarter
Quarter ending December 2015	1,940	
Quarter ending March 2016	1,926	→
Quarter ending June 2016	1,909	→
Quarter ending September 2016	1,866	↓
Quarter ending December 2016	1,856	→
<b>Variance since December 2015</b>	<b>(4.3%)</b>	<b>↓</b>



### ACTIVITY

Cumulative percentage of contracted UDA delivered 2016 & 2017



Month	Adjusted Scheduled Activity (UDA)	
	2016	2017
April	169	632
May	432	1,153
June	906	1,829
July	1,758	2,557
August	2,361	3,300
September	3,164	4,175
October	3,771	4,698
November	4,587	5,494
December	5,296	6,175
January	5,794	
February	6,987	
March	7,609	
April	7,703	
May	7,703	
June	7,703	

### QUALITY

	Quantity	Base Number	Contract	AT	Region	England
% of FP17s for the same patient ID Re-attending within 3 months - Children	88	1,226	7.2%	10.0%	11.9%	12.4%
% of FP17s for the same patient ID Re-attending within 3 months - Adults	208	1,093	19.0%	16.0%	17.1%	16.6%
% of FP17s for the same patient ID Re-attending between 3 & 9 months - Children	833	1,226	67.9%	45.8%	46.2%	57.5%
% of FP17s for the same patient ID Re-attending between 3 & 9 months - Adults	550	1,093	50.3%	37.2%	37.8%	50.4%
% of FP17s for Band 1 Urgent Courses	171	2,280	7.5%	11.0%	10.6%	9.1%
% of FP17s Relating to Free Repair or Replacements	0	2,280	0.0%	0.6%	0.6%	0.8%
% of FP17s Relating to Continuations	8	2,280	0.4%	0.7%	0.9%	1.3%
% of Patients satisfied with the dentistry they have received	2	2	N/A	91.5%	90.3%	92.7%
% of Patients satisfied with the time they had to wait for an appointment	1	2	N/A	84.0%	83.8%	88.8%

\* This is based on patients treated on this contract for their most recent course of treatment. Figures in italics indicate the base number of FP17s or Patient Questionnaire responses are less than 100. N/A is shown where the base number of responses is less than 10 during the period. % is calculated as Quantity/Base number\*100

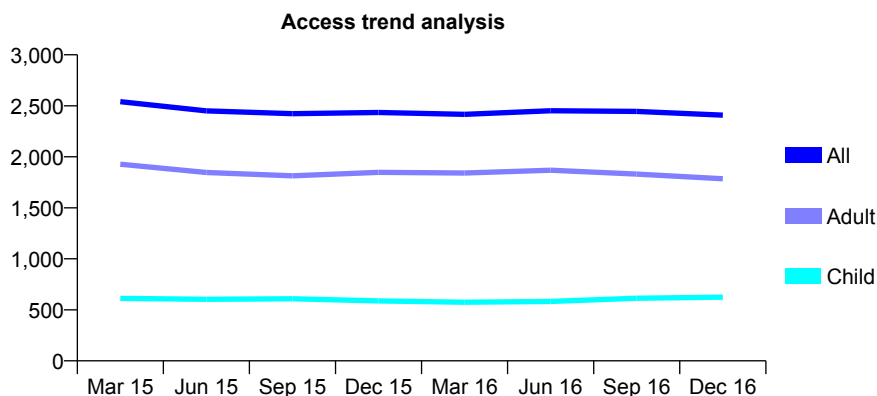
## Q62 - Vital Signs At a Glance Contract Report for 187143/0001 - December 2016

Name or company name	Axfell Ltd T/A Bright Dental Practice
Contract type name	GDS Contract
Purpose of contract	General
Contract start date	01/01/2011
Contract end date	

16/17 Contracted general activity (UDA)	8,560
Carry forward general activity (UDA)	0
16/17 Contracted orthodontic activity (UOA)	0
Carry forward orthodontic activity (UOA)	0
Baseline contract value	£197,322.03

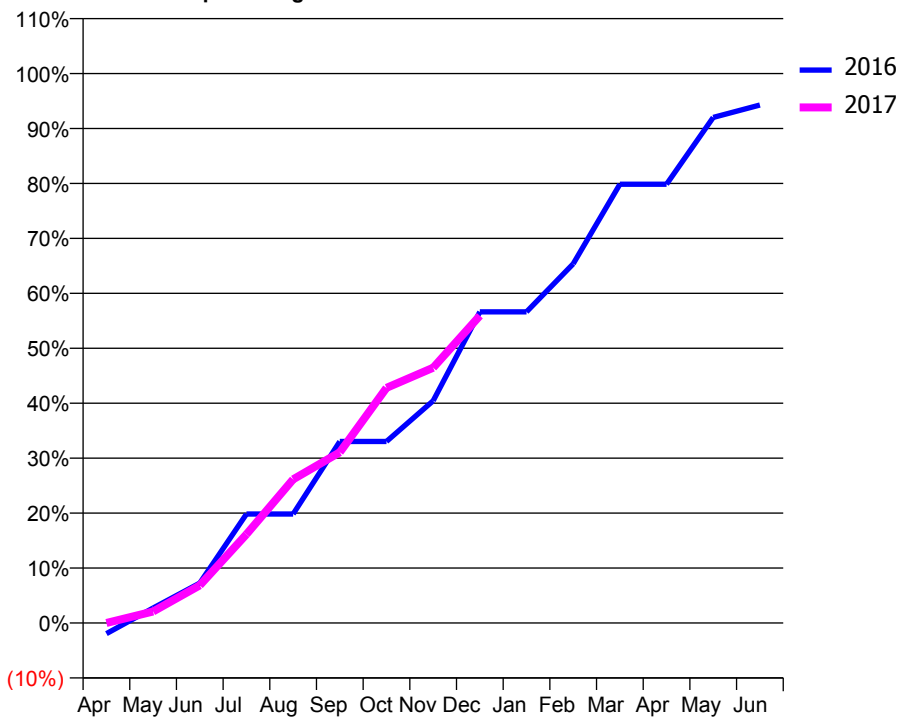
### ACCESS\*

Patients seen in 24 months	Total	Change since previous quarter
Quarter ending December 2015	2,435	
Quarter ending March 2016	2,416	→
Quarter ending June 2016	2,451	→
Quarter ending September 2016	2,445	→
Quarter ending December 2016	2,409	↓
<b>Variance since December 2015</b>	<b>(1.1%)</b>	<b>↓</b>



### ACTIVITY

Cumulative percentage of contracted UDA delivered 2016 & 2017



Month	Adjusted Scheduled Activity (UDA)	
	2016	2017
April	-167	0
May	234	180
June	621	588
July	1,698	1,381
August	1,698	2,237
September	2,827	2,661
October	2,827	3,662
November	3,462	3,977
December	4,847	4,787
January	4,847	
February	5,594	
March	6,835	
April	6,835	
May	7,877	
June	8,070	

### QUALITY

	Quantity	Base Number	Contract	AT	Region	England
% of FP17s for the same patient ID Re-attending within 3 months - Children	46	595	7.7%	10.0%	11.9%	12.4%
% of FP17s for the same patient ID Re-attending within 3 months - Adults	154	1,436	10.7%	16.0%	17.1%	16.6%
% of FP17s for the same patient ID Re-attending between 3 & 9 months - Children	255	595	42.9%	45.8%	46.2%	57.5%
% of FP17s for the same patient ID Re-attending between 3 & 9 months - Adults	621	1,436	43.2%	37.2%	37.8%	50.4%
% of FP17s for Band 1 Urgent Courses	145	1,750	8.3%	11.0%	10.6%	9.1%
% of FP17s Relating to Free Repair or Replacements	9	1,750	0.5%	0.6%	0.6%	0.8%
% of FP17s Relating to Continuations	24	1,750	1.4%	0.7%	0.9%	1.3%
% of Patients satisfied with the dentistry they have received	0	0	N/A	91.5%	90.3%	92.7%
% of Patients satisfied with the time they had to wait for an appointment	0	0	N/A	84.0%	83.8%	88.8%

\* This is based on patients treated on this contract for their most recent course of treatment. Figures in italics indicate the base number of FP17s or Patient Questionnaire responses are less than 100. N/A is shown where the base number of responses is less than 10 during the period. % is calculated as Quantity/Base number\*100

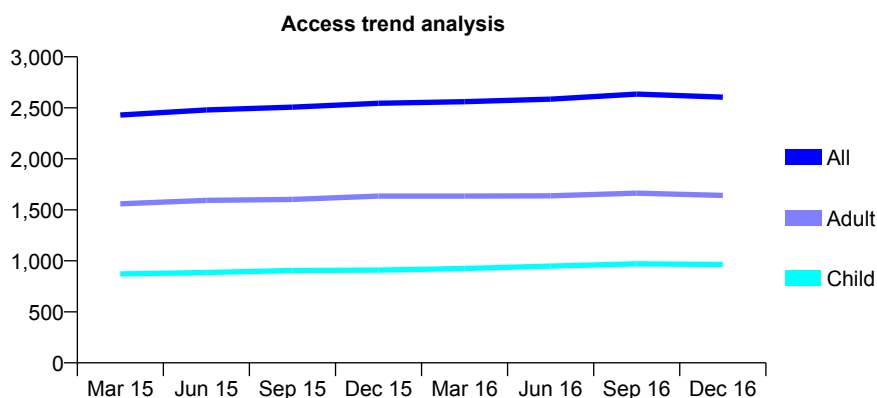
## Q62 - Vital Signs At a Glance Contract Report for 189286/0001 - December 2016

Name or company name	MR M AL-JUBBAWY & MISS N JUBBAWY
Contract type name	GDS Contract
Purpose of contract	General
Contract start date	01/10/2012
Contract end date	

16/17 Contracted general activity (UDA)	8,503
Carry forward general activity (UDA)	-154
16/17 Contracted orthodontic activity (UOA)	0
Carry forward orthodontic activity (UOA)	0
Baseline contract value	£259,857.90

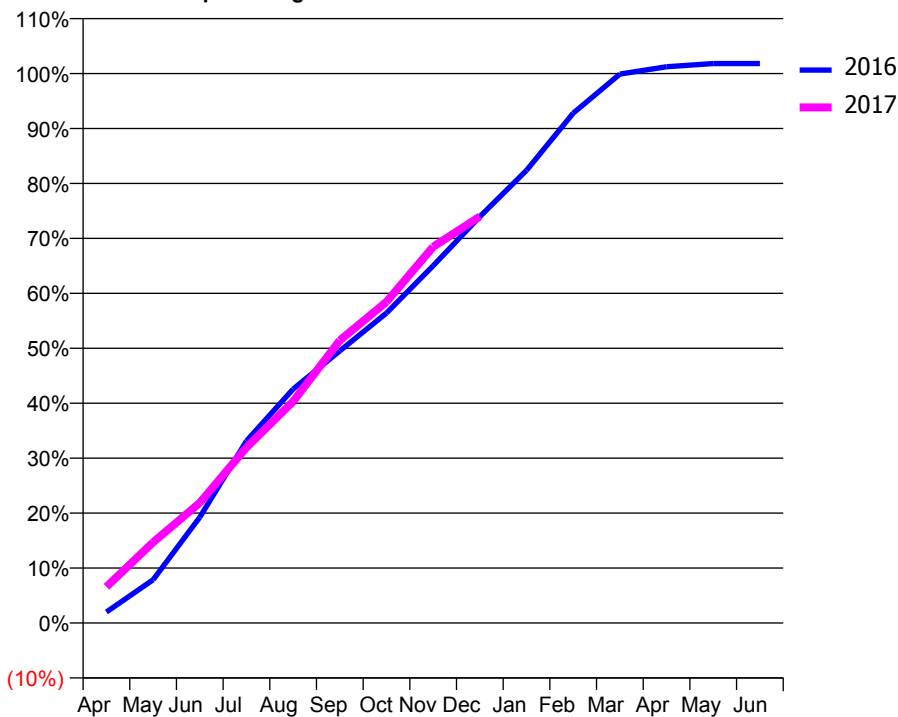
### ACCESS\*

Patients seen in 24 months	Total	Change since previous quarter
Quarter ending December 2015	2,544	
Quarter ending March 2016	2,560	→
Quarter ending June 2016	2,585	→
Quarter ending September 2016	2,634	→
Quarter ending December 2016	2,605	↓
<b>Variance since December 2015</b>	2.4%	↑



### ACTIVITY

Cumulative percentage of contracted UDA delivered 2016 & 2017



Month	Adjusted Scheduled Activity (UDA)	
	2016	2017
April	170	560
May	669	1,249
June	1,638	1,860
July	2,817	2,717
August	3,619	3,429
September	4,211	4,374
October	4,795	4,969
November	5,528	5,822
December	6,288	6,291
January	7,005	
February	7,890	
March	8,494	
April	8,608	
May	8,657	
June	8,657	

### QUALITY

	Quantity	Base Number	Contract	AT	Region	England
% of FP17s for the same patient ID Re-attending within 3 months - Children	33	754	4.4%	10.0%	11.9%	12.4%
% of FP17s for the same patient ID Re-attending within 3 months - Adults	198	1,318	15.0%	16.0%	17.1%	16.6%
% of FP17s for the same patient ID Re-attending between 3 & 9 months - Children	263	754	34.9%	45.8%	46.2%	57.5%
% of FP17s for the same patient ID Re-attending between 3 & 9 months - Adults	433	1,318	32.9%	37.2%	37.8%	50.4%
% of FP17s for Band 1 Urgent Courses	211	1,980	10.7%	11.0%	10.6%	9.1%
% of FP17s Relating to Free Repair or Replacements	0	1,980	0.0%	0.6%	0.6%	0.8%
% of FP17s Relating to Continuations	7	1,980	0.4%	0.7%	0.9%	1.3%
% of Patients satisfied with the dentistry they have received	7	7	N/A	91.5%	90.3%	92.7%
% of Patients satisfied with the time they had to wait for an appointment	7	7	N/A	84.0%	83.8%	88.8%

\* This is based on patients treated on this contract for their most recent course of treatment. Figures in italics indicate the base number of FP17s or Patient Questionnaire responses are less than 100. N/A is shown where the base number of responses is less than 10 during the period. % is calculated as Quantity/Base number\*100

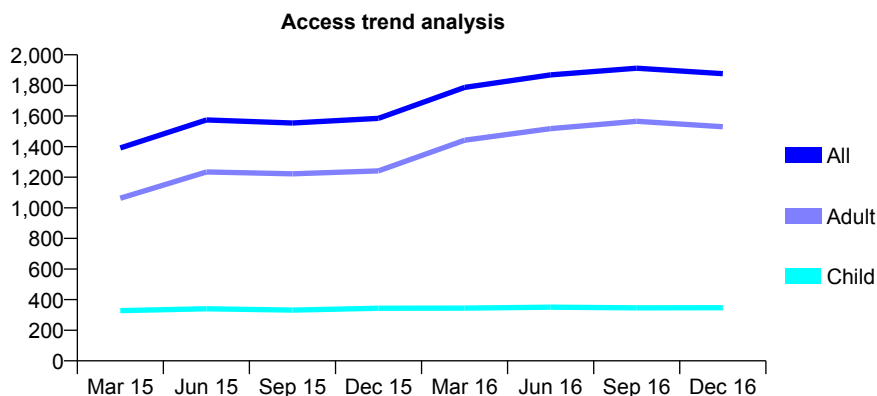
## Q62 - Vital Signs At a Glance Contract Report for 189812/0001 - December 2016

Name or company name	Kensington Dental Practice
Contract type name	GDS Contract
Purpose of contract	General
Contract start date	01/08/2010
Contract end date	

16/17 Contracted general activity (UDA)	6,084
Carry forward general activity (UDA)	49
16/17 Contracted orthodontic activity (UOA)	0
Carry forward orthodontic activity (UOA)	0
Baseline contract value	£208,802.45

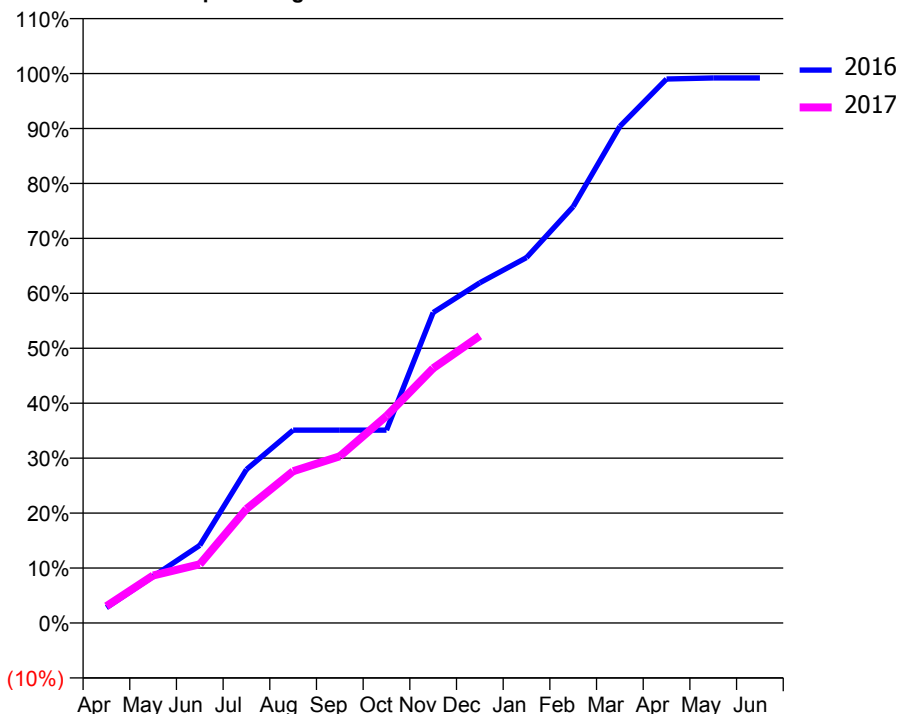
### ACCESS\*

Patients seen in 24 months	Total	Change since previous quarter
Quarter ending December 2015	1,585	
Quarter ending March 2016	1,787	↑
Quarter ending June 2016	1,869	↑
Quarter ending September 2016	1,912	↑
Quarter ending December 2016	1,877	↓
<b>Variance since December 2015</b>	<b>18.4%</b>	<b>↑</b>



### ACTIVITY

Cumulative percentage of contracted UDA delivered 2016 & 2017



Month	Adjusted Scheduled Activity (UDA)	
	2016	2017
April	171	187
May	516	527
June	860	650
July	1,701	1,263
August	2,136	1,681
September	2,136	1,846
October	2,136	2,292
November	3,438	2,821
December	3,767	3,180
January	4,045	
February	4,610	
March	5,498	
April	6,022	
May	6,034	
June	6,035	

### QUALITY

	Quantity	Base Number	Contract	AT	Region	England
% of FP17s for the same patient ID Re-attending within 3 months - Children	20	298	6.7%	10.0%	11.9%	12.4%
% of FP17s for the same patient ID Re-attending within 3 months - Adults	158	1,082	14.6%	16.0%	17.1%	16.6%
% of FP17s for the same patient ID Re-attending between 3 & 9 months - Children	147	298	49.3%	45.8%	46.2%	57.5%
% of FP17s for the same patient ID Re-attending between 3 & 9 months - Adults	307	1,082	28.4%	37.2%	37.8%	50.4%
% of FP17s for Band 1 Urgent Courses	214	1,210	17.7%	11.0%	10.6%	9.1%
% of FP17s Relating to Free Repair or Replacements	10	1,210	0.8%	0.6%	0.6%	0.8%
% of FP17s Relating to Continuations	12	1,210	1.0%	0.7%	0.9%	1.3%
% of Patients satisfied with the dentistry they have received	3	3	N/A	91.5%	90.3%	92.7%
% of Patients satisfied with the time they had to wait for an appointment	3	3	N/A	84.0%	83.8%	88.8%

\* This is based on patients treated on this contract for their most recent course of treatment. Figures in italics indicate the base number of FP17s or Patient Questionnaire responses are less than 100. N/A is shown where the base number of responses is less than 10 during the period. % is calculated as Quantity/Base number\*100



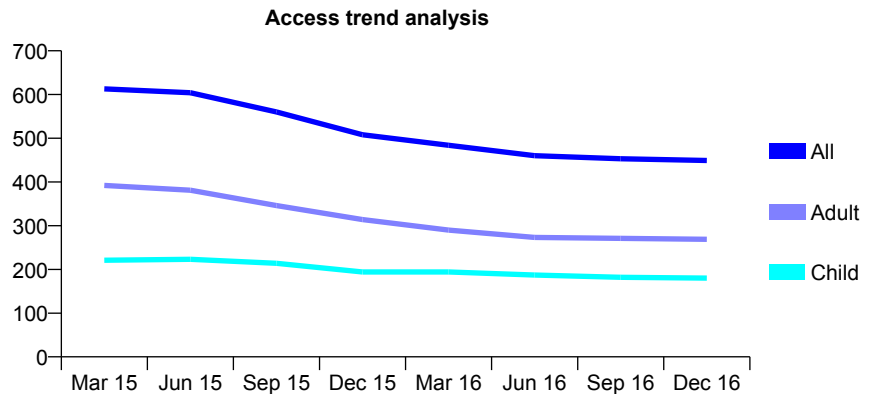
## Q62 - Vital Signs At a Glance Contract Report for 190195/0003 - December 2016

Name or company name	Xeon Smiles UK Ltd
Contract type name	GDS Contract
Purpose of contract	General
Contract start date	01/04/2006
Contract end date	

16/17 Contracted general activity (UDA)	2,685
Carry forward general activity (UDA)	-12
16/17 Contracted orthodontic activity (UOA)	0
Carry forward orthodontic activity (UOA)	0
Baseline contract value	£64,851.32

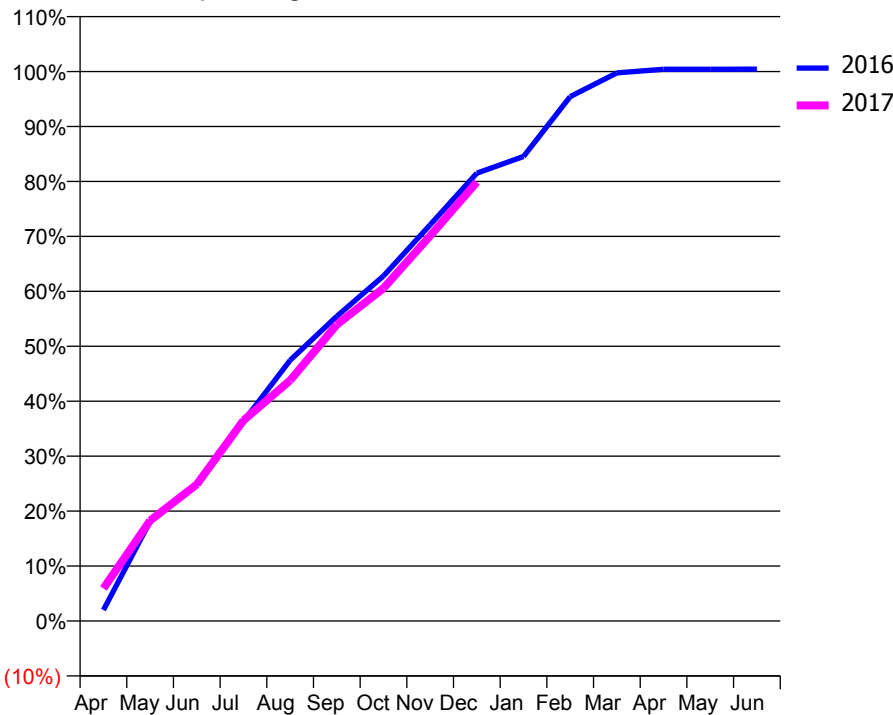
### ACCESS\*

Patients seen in 24 months	Total	Change since previous quarter
Quarter ending December 2015	508	
Quarter ending March 2016	484	↓
Quarter ending June 2016	460	↓
Quarter ending September 2016	453	↓
Quarter ending December 2016	449	→
<b>Variance since December 2015</b>	<b>(11.6%)</b>	<b>↓</b>



### ACTIVITY

Cumulative percentage of contracted UDA delivered 2016 & 2017



Month	Adjusted Scheduled Activity (UDA)	
	2016	2017
April	54	159
May	487	491
June	666	667
July	976	981
August	1,274	1,176
September	1,489	1,448
October	1,686	1,626
November	1,936	1,882
December	2,188	2,145
January	2,270	
February	2,562	
March	2,678	
April	2,696	
May	2,696	
June	2,697	

### QUALITY

	Quantity	Base Number	Contract	AT	Region	England
% of FP17s for the same patient ID Re-attending within 3 months - Children	26	227	11.5%	10.0%	11.9%	12.4%
% of FP17s for the same patient ID Re-attending within 3 months - Adults	65	329	19.8%	16.0%	17.1%	16.6%
% of FP17s for the same patient ID Re-attending between 3 & 9 months - Children	142	227	62.6%	45.8%	46.2%	57.5%
% of FP17s for the same patient ID Re-attending between 3 & 9 months - Adults	168	329	51.1%	37.2%	37.8%	50.4%
% of FP17s for Band 1 Urgent Courses	18	533	3.4%	11.0%	10.6%	9.1%
% of FP17s Relating to Free Repair or Replacements	2	533	0.4%	0.6%	0.6%	0.8%
% of FP17s Relating to Continuations	1	533	0.2%	0.7%	0.9%	1.3%
% of Patients satisfied with the dentistry they have received	2	2	N/A	91.5%	90.3%	92.7%
% of Patients satisfied with the time they had to wait for an appointment	2	2	N/A	84.0%	83.8%	88.8%

\* This is based on patients treated on this contract for their most recent course of treatment. Figures in italics indicate the base number of FP17s or Patient Questionnaire responses are less than 100. N/A is shown where the base number of responses is less than 10 during the period. % is calculated as Quantity/Base number\*100

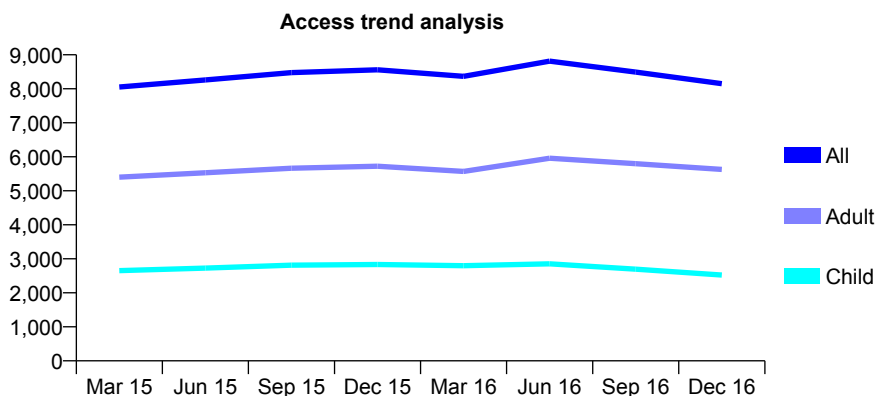
## Q62 - Vital Signs At a Glance Contract Report for 191345/0001 - December 2016

Name or company name	Mr. AS Yousif and Mr. ZM Shamoon
Contract type name	GDS Contract
Purpose of contract	General
Contract start date	01/05/2013
Contract end date	

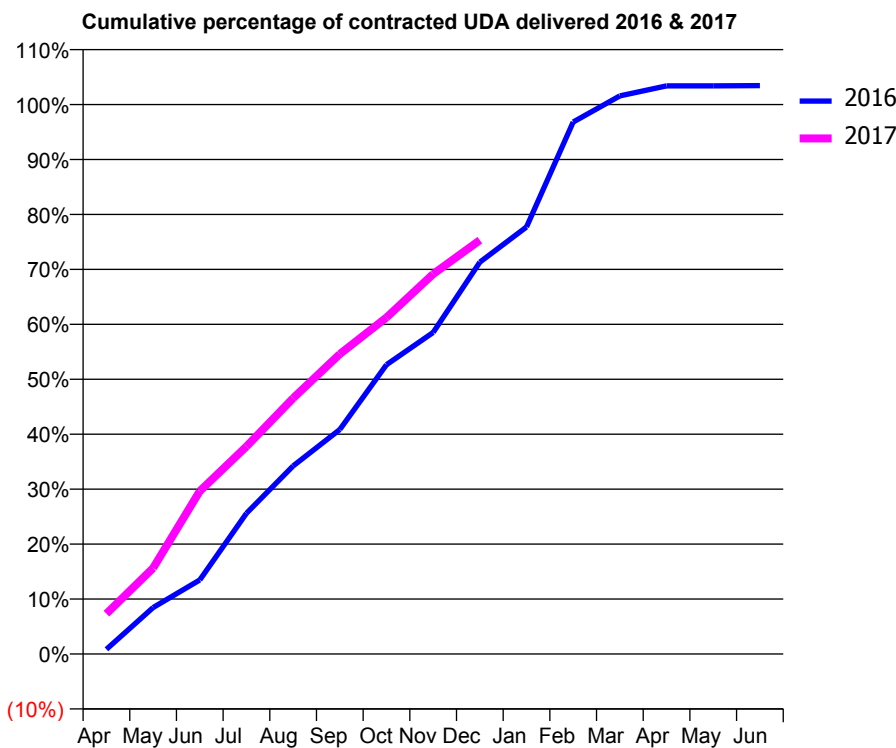
16/17 Contracted general activity (UDA)	22,048
Carry forward general activity (UDA)	-441
16/17 Contracted orthodontic activity (UOA)	0
Carry forward orthodontic activity (UOA)	0
Baseline contract value	£596,961.77

### ACCESS\*

Patients seen in 24 months	Total	Change since previous quarter
Quarter ending December 2015	8,557	
Quarter ending March 2016	8,366	↓
Quarter ending June 2016	8,814	↑
Quarter ending September 2016	8,494	↓
Quarter ending December 2016	8,152	↓
<b>Variance since December 2015</b>	<b>(4.7%)</b>	<b>↓</b>



### ACTIVITY



Month	Adjusted Scheduled Activity (UDA)	
	2016	2017
April	190	1,618
May	1,866	3,447
June	2,970	6,533
July	5,647	8,328
August	7,546	10,267
September	9,010	12,037
October	11,606	13,502
November	12,905	15,247
December	15,723	16,605
January	17,135	
February	21,347	
March	22,393	
April	22,793	
May	22,793	
June	22,807	

### QUALITY

	Quantity	Base Number	Contract	AT	Region	England
% of FP17s for the same patient ID Re-attending within 3 months - Children	214	2,548	8.4%	10.0%	11.9%	12.4%
% of FP17s for the same patient ID Re-attending within 3 months - Adults	590	4,651	12.7%	16.0%	17.1%	16.6%
% of FP17s for the same patient ID Re-attending between 3 & 9 months - Children	1,087	2,548	42.7%	45.8%	46.2%	57.5%
% of FP17s for the same patient ID Re-attending between 3 & 9 months - Adults	1,345	4,651	28.9%	37.2%	37.8%	50.4%
% of FP17s for Band 1 Urgent Courses	518	6,509	8.0%	11.0%	10.6%	9.1%
% of FP17s Relating to Free Repair or Replacements	19	6,509	0.3%	0.6%	0.6%	0.8%
% of FP17s Relating to Continuations	16	6,509	0.2%	0.7%	0.9%	1.3%
% of Patients satisfied with the dentistry they have received	14	14	100.0%	91.5%	90.3%	92.7%
% of Patients satisfied with the time they had to wait for an appointment	10	14	71.4%	84.0%	83.8%	88.8%

\* This is based on patients treated on this contract for their most recent course of treatment. Figures in italics indicate the base number of FP17s or Patient Questionnaire responses are less than 100. N/A is shown where the base number of responses is less than 10 during the period. % is calculated as Quantity/Base number\*100

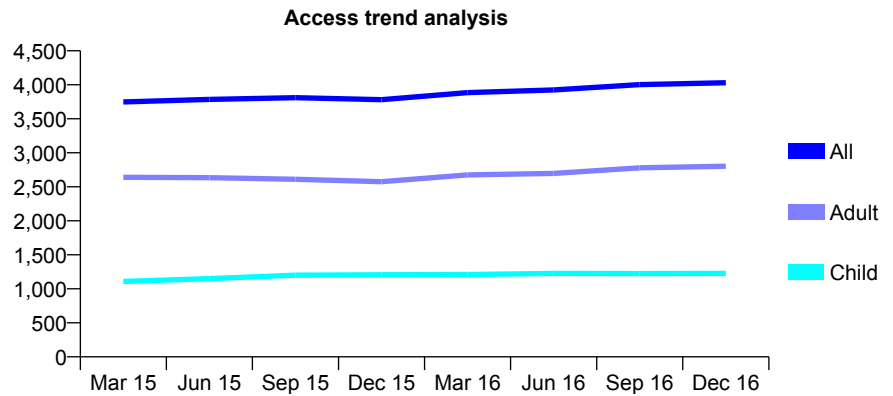
## Q62 - Vital Signs At a Glance Contract Report for 191507/0001 - December 2016

Name or company name	Perfect Smile
Contract type name	GDS Contract
Purpose of contract	General
Contract start date	01/01/2012
Contract end date	

16/17 Contracted general activity (UDA)	9,616
Carry forward general activity (UDA)	-45
16/17 Contracted orthodontic activity (UOA)	0
Carry forward orthodontic activity (UOA)	0
Baseline contract value	£250,988.49

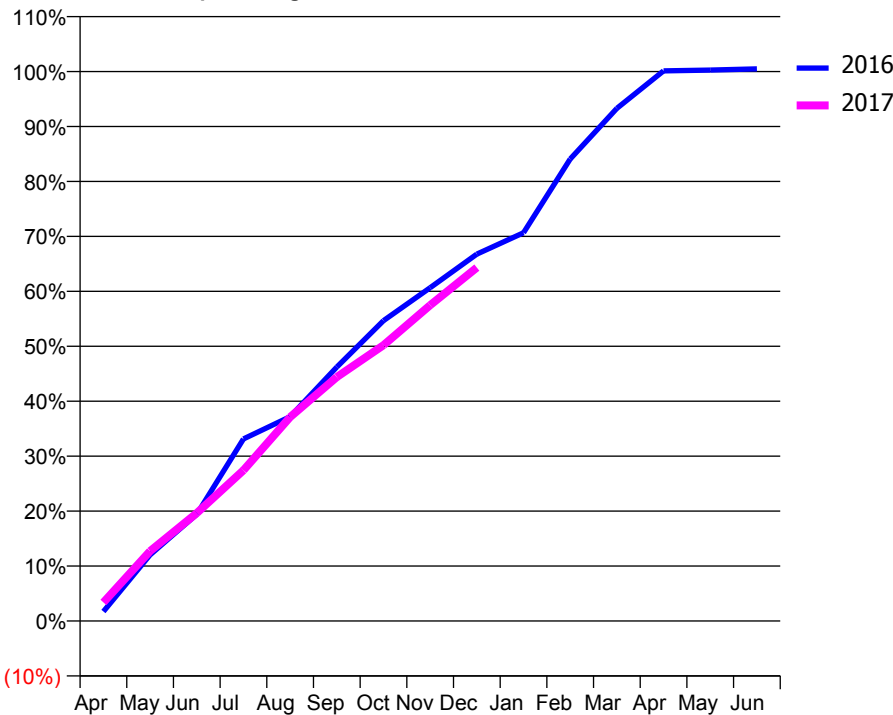
### ACCESS\*

Patients seen in 24 months	Total	Change since previous quarter
Quarter ending December 2015	3,782	
Quarter ending March 2016	3,885	↑
Quarter ending June 2016	3,924	→
Quarter ending September 2016	4,003	↑
Quarter ending December 2016	4,030	→
<b>Variance since December 2015</b>	<b>6.6%</b>	<b>↑</b>



### ACTIVITY

Cumulative percentage of contracted UDA delivered 2016 & 2017



Month	Adjusted Scheduled Activity (UDA)	
	2016	2017
April	166	326
May	1,160	1,224
June	1,868	1,890
July	3,185	2,638
August	3,576	3,569
September	4,444	4,269
October	5,257	4,826
November	5,832	5,528
December	6,421	6,184
January	6,795	
February	8,085	
March	8,972	
April	9,627	
May	9,642	
June	9,661	

### QUALITY

	Quantity	Base Number	Contract	AT	Region	England
% of FP17s for the same patient ID Re-attending within 3 months - Children	72	1,156	6.2%	10.0%	11.9%	12.4%
% of FP17s for the same patient ID Re-attending within 3 months - Adults	237	1,973	12.0%	16.0%	17.1%	16.6%
% of FP17s for the same patient ID Re-attending between 3 & 9 months - Children	551	1,156	47.7%	45.8%	46.2%	57.5%
% of FP17s for the same patient ID Re-attending between 3 & 9 months - Adults	514	1,973	26.1%	37.2%	37.8%	50.4%
% of FP17s for Band 1 Urgent Courses	300	2,833	10.6%	11.0%	10.6%	9.1%
% of FP17s Relating to Free Repair or Replacements	6	2,833	0.2%	0.6%	0.6%	0.8%
% of FP17s Relating to Continuations	31	2,833	1.1%	0.7%	0.9%	1.3%
% of Patients satisfied with the dentistry they have received	5	5	N/A	91.5%	90.3%	92.7%
% of Patients satisfied with the time they had to wait for an appointment	4	5	N/A	84.0%	83.8%	88.8%

\* This is based on patients treated on this contract for their most recent course of treatment. Figures in italics indicate the base number of FP17s or Patient Questionnaire responses are less than 100. N/A is shown where the base number of responses is less than 10 during the period. % is calculated as Quantity/Base number\*100

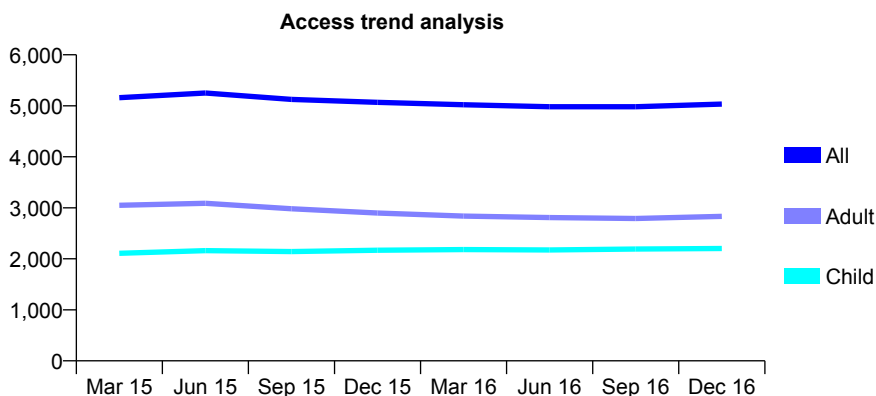
## Q62 - Vital Signs At a Glance Contract Report for 193631/0001 - December 2016

Name or company name	Dr Natasha Luthra & Dr Trishna Dhot
Contract type name	GDS Contract
Purpose of contract	General
Contract start date	01/06/2013
Contract end date	

16/17 Contracted general activity (UDA)	12,297
Carry forward general activity (UDA)	0
16/17 Contracted orthodontic activity (UOA)	0
Carry forward orthodontic activity (UOA)	0
Baseline contract value	£269,338.10

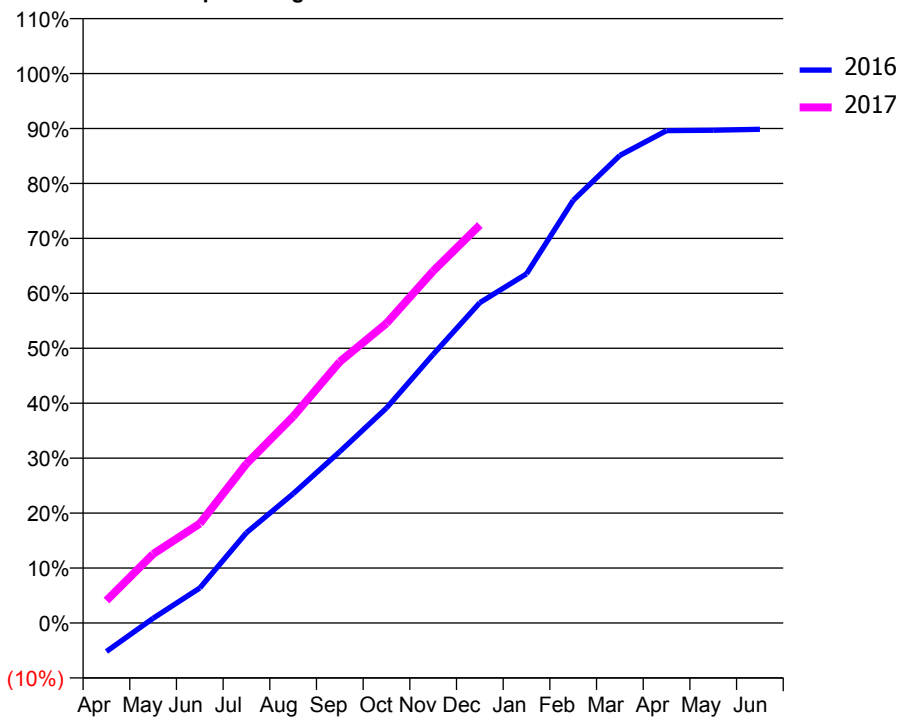
### ACCESS\*

Patients seen in 24 months	Total	Change since previous quarter
Quarter ending December 2015	5,067	
Quarter ending March 2016	5,021	→
Quarter ending June 2016	4,983	→
Quarter ending September 2016	4,981	→
Quarter ending December 2016	5,034	→
<b>Variance since December 2015</b>	<b>(0.7%)</b>	<b>→</b>



### ACTIVITY

Cumulative percentage of contracted UDA delivered 2016 & 2017



Month	Adjusted Scheduled Activity (UDA)	
	2016	2017
April	-639	501
May	105	1,545
June	784	2,226
July	2,021	3,565
August	2,894	4,621
September	3,837	5,847
October	4,812	6,707
November	6,011	7,876
December	7,170	8,906
January	7,813	
February	9,457	
March	10,463	
April	11,018	
May	11,027	
June	11,047	

### QUALITY

	Quantity	Base Number	Contract	AT	Region	England
% of FP17s for the same patient ID Re-attending within 3 months - Children	178	2,287	7.8%	10.0%	11.9%	12.4%
% of FP17s for the same patient ID Re-attending within 3 months - Adults	418	2,813	14.9%	16.0%	17.1%	16.6%
% of FP17s for the same patient ID Re-attending between 3 & 9 months - Children	1,250	2,287	54.7%	45.8%	46.2%	57.5%
% of FP17s for the same patient ID Re-attending between 3 & 9 months - Adults	1,410	2,813	50.1%	37.2%	37.8%	50.4%
% of FP17s for Band 1 Urgent Courses	363	4,762	7.6%	11.0%	10.6%	9.1%
% of FP17s Relating to Free Repair or Replacements	53	4,762	1.1%	0.6%	0.6%	0.8%
% of FP17s Relating to Continuations	12	4,762	0.3%	0.7%	0.9%	1.3%
% of Patients satisfied with the dentistry they have received	7	7	N/A	91.5%	90.3%	92.7%
% of Patients satisfied with the time they had to wait for an appointment	5	7	N/A	84.0%	83.8%	88.8%

\* This is based on patients treated on this contract for their most recent course of treatment. Figures in italics indicate the base number of FP17s or Patient Questionnaire responses are less than 100. N/A is shown where the base number of responses is less than 10 during the period. % is calculated as Quantity/Base number\*100

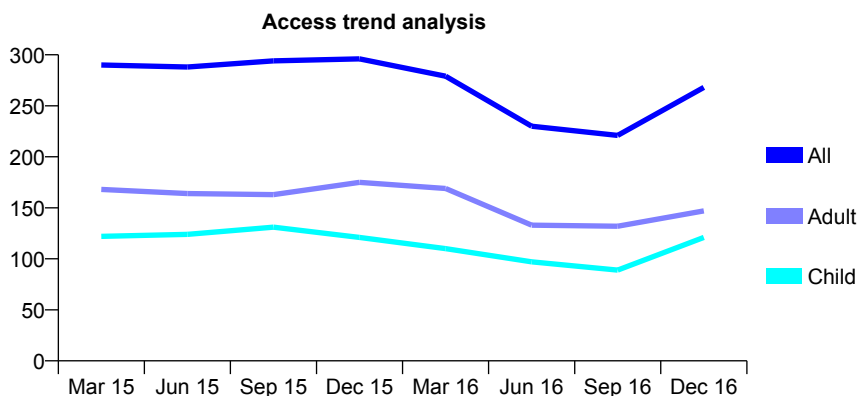
## Q62 - Vital Signs At a Glance Contract Report for 194522/0001 - December 2016

Name or company name	Dr R Robins & Associates
Contract type name	GDS Contract
Purpose of contract	General
Contract start date	01/04/2011
Contract end date	

16/17 Contracted general activity (UDA)	720
Carry forward general activity (UDA)	23
16/17 Contracted orthodontic activity (UOA)	0
Carry forward orthodontic activity (UOA)	0
Baseline contract value	£19,570.74

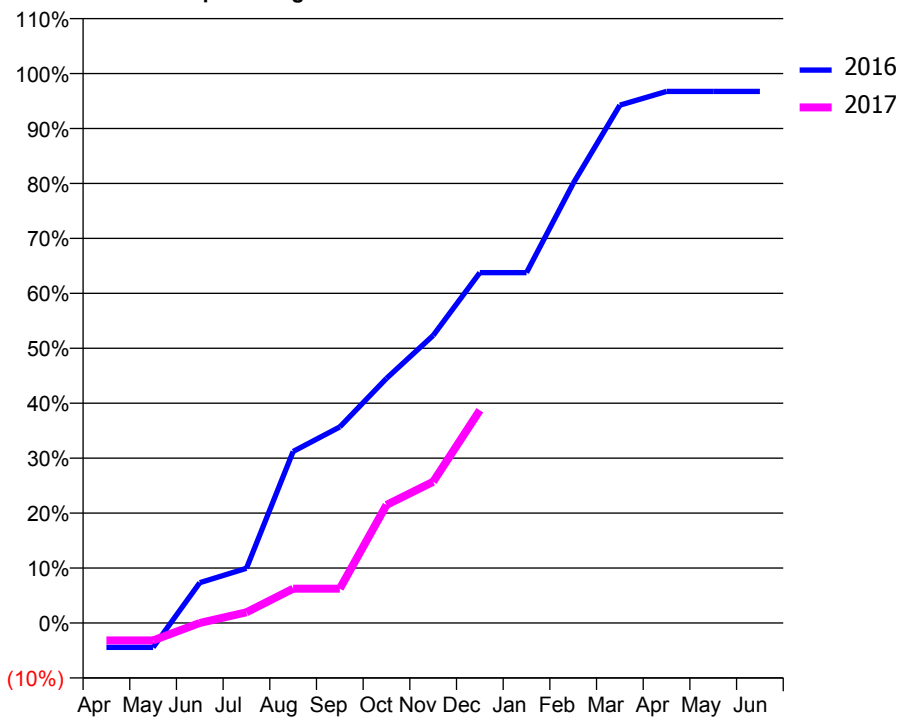
### ACCESS\*

Patients seen in 24 months	Total	Change since previous quarter
Quarter ending December 2015	296	
Quarter ending March 2016	279	↓
Quarter ending June 2016	230	↓
Quarter ending September 2016	221	↓
Quarter ending December 2016	268	↑
<b>Variance since December 2015</b>	<b>(9.5%)</b>	<b>↓</b>



### ACTIVITY

Cumulative percentage of contracted UDA delivered 2016 & 2017



Month	Adjusted Scheduled Activity (UDA)	
	2016	2017
April	-32	-23
May	-32	-23
June	53	-0
July	72	14
August	225	45
September	257	45
October	321	155
November	377	185
December	459	279
January	459	
February	576	
March	679	
April	697	
May	697	
June	697	

### QUALITY

	Quantity	Base Number	Contract	AT	Region	England
% of FP17s for the same patient ID Re-attending within 3 months - Children	2	82	2.4%	10.0%	11.9%	12.4%
% of FP17s for the same patient ID Re-attending within 3 months - Adults	1	75	1.3%	16.0%	17.1%	16.6%
% of FP17s for the same patient ID Re-attending between 3 & 9 months - Children	22	82	26.8%	45.8%	46.2%	57.5%
% of FP17s for the same patient ID Re-attending between 3 & 9 months - Adults	16	75	21.3%	37.2%	37.8%	50.4%
% of FP17s for Band 1 Urgent Courses	9	147	6.1%	11.0%	10.6%	9.1%
% of FP17s Relating to Free Repair or Replacements	0	147	0.0%	0.6%	0.6%	0.8%
% of FP17s Relating to Continuations	0	147	0.0%	0.7%	0.9%	1.3%
% of Patients satisfied with the dentistry they have received	0	0	N/A	91.5%	90.3%	92.7%
% of Patients satisfied with the time they had to wait for an appointment	0	0	N/A	84.0%	83.8%	88.8%

\* This is based on patients treated on this contract for their most recent course of treatment. Figures in italics indicate the base number of FP17s or Patient Questionnaire responses are less than 100. N/A is shown where the base number of responses is less than 10 during the period. % is calculated as Quantity/Base number\*100

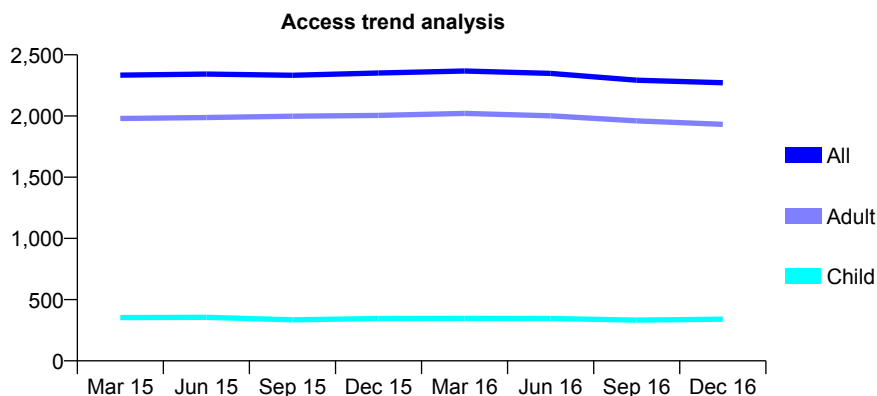
## Q62 - Vital Signs At a Glance Contract Report for 197424/0001 - December 2016

Name or company name	Mrs M Parekh & Dr V Patel & Dr. J. Parekh
Contract type name	GDS Contract
Purpose of contract	General
Contract start date	01/04/2010
Contract end date	

16/17 Contracted general activity (UDA)	7,263
Carry forward general activity (UDA)	269
16/17 Contracted orthodontic activity (UOA)	0
Carry forward orthodontic activity (UOA)	0
Baseline contract value	£195,825.65

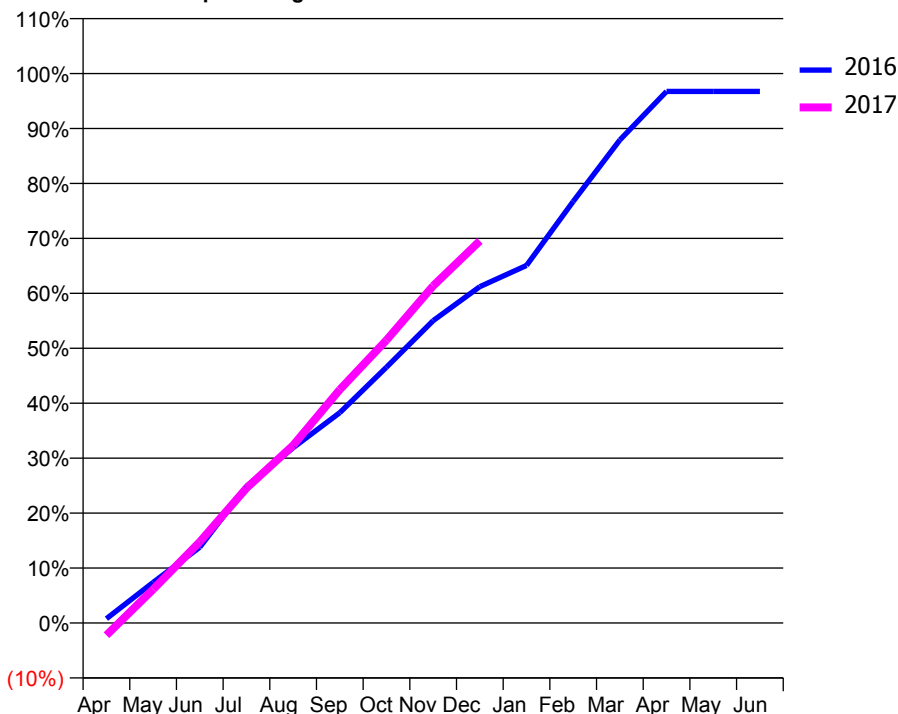
### ACCESS\*

Patients seen in 24 months	Total	Change since previous quarter
Quarter ending December 2015	2,351	
Quarter ending March 2016	2,368	→
Quarter ending June 2016	2,348	→
Quarter ending September 2016	2,293	↓
Quarter ending December 2016	2,272	→
<b>Variance since December 2015</b>	<b>(3.4%)</b>	<b>↓</b>



### ACTIVITY

Cumulative percentage of contracted UDA delivered 2016 & 2017



Month	Adjusted Scheduled Activity (UDA)	
	2016	2017
April	65	-164
May	609	445
June	1,137	1,072
July	2,048	1,783
August	2,629	2,349
September	3,153	3,085
October	3,836	3,739
November	4,534	4,456
December	5,044	5,050
January	5,362	
February	6,322	
March	7,243	
April	7,971	
May	7,971	
June	7,971	

### QUALITY

	Quantity	Base Number	Contract	AT	Region	England
% of FP17s for the same patient ID Re-attending within 3 months - Children	20	282	7.1%	10.0%	11.9%	12.4%
% of FP17s for the same patient ID Re-attending within 3 months - Adults	216	1,406	15.4%	16.0%	17.1%	16.6%
% of FP17s for the same patient ID Re-attending between 3 & 9 months - Children	114	282	40.4%	45.8%	46.2%	57.5%
% of FP17s for the same patient ID Re-attending between 3 & 9 months - Adults	448	1,406	31.9%	37.2%	37.8%	50.4%
% of FP17s for Band 1 Urgent Courses	308	1,542	20.0%	11.0%	10.6%	9.1%
% of FP17s Relating to Free Repair or Replacements	4	1,542	0.3%	0.6%	0.6%	0.8%
% of FP17s Relating to Continuations	0	1,542	0.0%	0.7%	0.9%	1.3%
% of Patients satisfied with the dentistry they have received	12	14	85.7%	91.5%	90.3%	92.7%
% of Patients satisfied with the time they had to wait for an appointment	14	14	100.0%	84.0%	83.8%	88.8%

\* This is based on patients treated on this contract for their most recent course of treatment. Figures in italics indicate the base number of FP17s or Patient Questionnaire responses are less than 100. N/A is shown where the base number of responses is less than 10 during the period. % is calculated as Quantity/Base number\*100

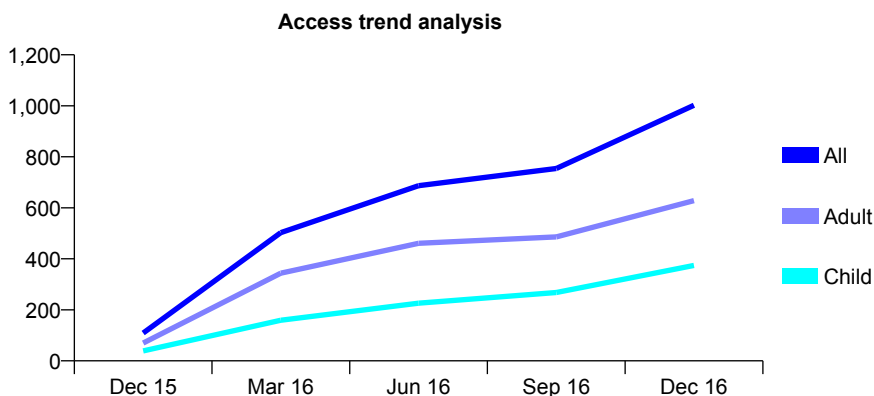
## Q62 - Vital Signs At a Glance Contract Report for 198080/0001 - December 2016

Name or company name	Smile For Life
Contract type name	GDS Contract
Purpose of contract	General
Contract start date	01/11/2015
Contract end date	

16/17 Contracted general activity (UDA)	4,212
Carry forward general activity (UDA)	-71
16/17 Contracted orthodontic activity (UOA)	0
Carry forward orthodontic activity (UOA)	0
Baseline contract value	£175,616.51

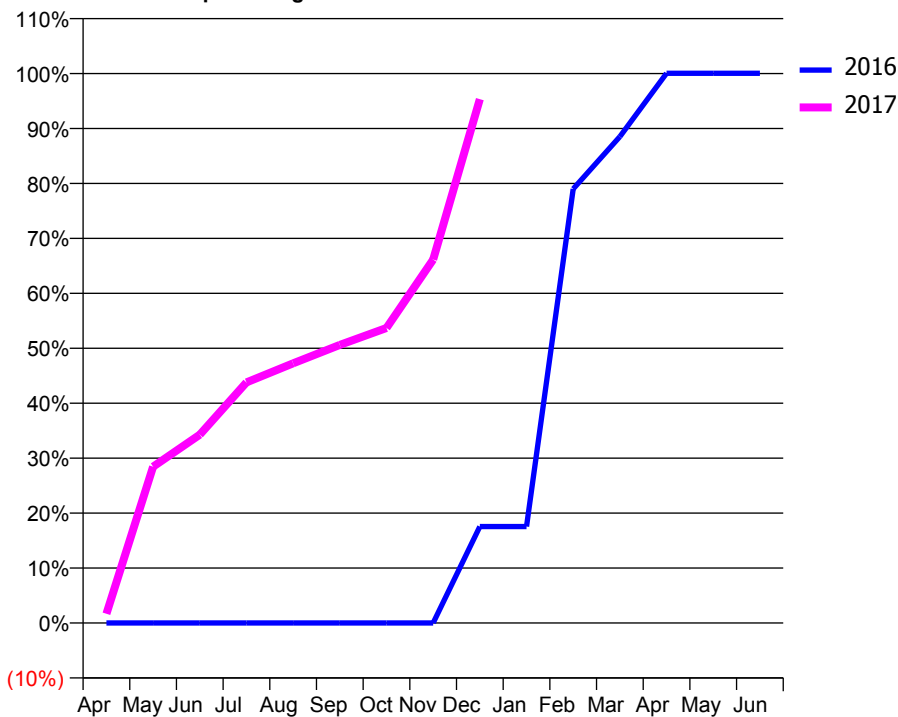
### ACCESS\*

Patients seen in 24 months	Total	Change since previous quarter
Quarter ending December 2015	109	
Quarter ending March 2016	503	↑
Quarter ending June 2016	687	↑
Quarter ending September 2016	754	↑
Quarter ending December 2016	1,002	↑
<b>Variance since December 2015</b>	<b>819.3%</b>	<b>↑</b>



### ACTIVITY

Cumulative percentage of contracted UDA delivered 2016 & 2017



Month	Adjusted Scheduled Activity (UDA)	
	2016	2017
April	0	71
May	0	1,198
June	0	1,444
July	0	1,844
August	0	1,990
September	0	2,131
October	0	2,261
November	0	2,785
December	308	4,015
January	308	
February	1,386	
March	1,553	
April	1,756	
May	1,756	
June	1,756	

### QUALITY

	Quantity	Base Number	Contract	AT	Region	England
% of FP17s for the same patient ID Re-attending within 3 months - Children	21	404	5.2%	10.0%	11.9%	12.4%
% of FP17s for the same patient ID Re-attending within 3 months - Adults	37	555	6.7%	16.0%	17.1%	16.6%
% of FP17s for the same patient ID Re-attending between 3 & 9 months - Children	111	404	27.5%	45.8%	46.2%	57.5%
% of FP17s for the same patient ID Re-attending between 3 & 9 months - Adults	127	555	22.9%	37.2%	37.8%	50.4%
% of FP17s for Band 1 Urgent Courses	1	862	0.1%	11.0%	10.6%	9.1%
% of FP17s Relating to Free Repair or Replacements	1	862	0.1%	0.6%	0.6%	0.8%
% of FP17s Relating to Continuations	15	862	1.7%	0.7%	0.9%	1.3%
% of Patients satisfied with the dentistry they have received	1	1	N/A	91.5%	90.3%	92.7%
% of Patients satisfied with the time they had to wait for an appointment	1	1	N/A	84.0%	83.8%	88.8%

\* This is based on patients treated on this contract for their most recent course of treatment. Figures in italics indicate the base number of FP17s or Patient Questionnaire responses are less than 100. N/A is shown where the base number of responses is less than 10 during the period. % is calculated as Quantity/Base number\*100



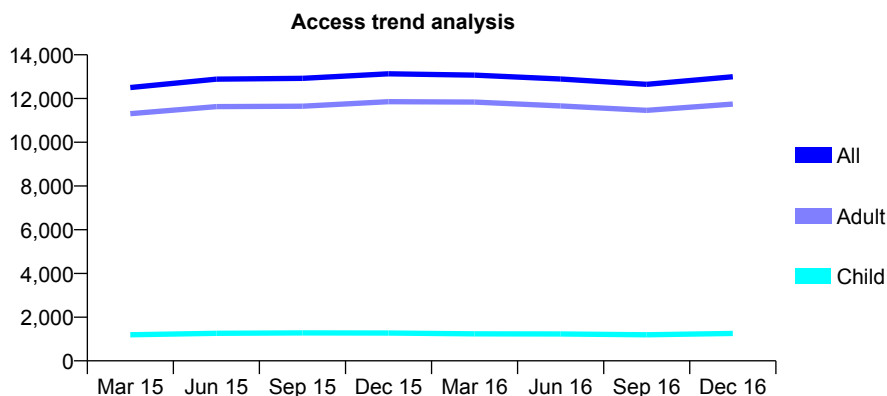
## Q62 - Vital Signs At a Glance Contract Report for 199303/0001 - December 2016

Name or company name	Mrs R Szasz & Miss E Szasz
Contract type name	GDS Contract
Purpose of contract	General
Contract start date	01/07/2012
Contract end date	

16/17 Contracted general activity (UDA)	32,422
Carry forward general activity (UDA)	82
16/17 Contracted orthodontic activity (UOA)	0
Carry forward orthodontic activity (UOA)	0
Baseline contract value	£1,131,968.88

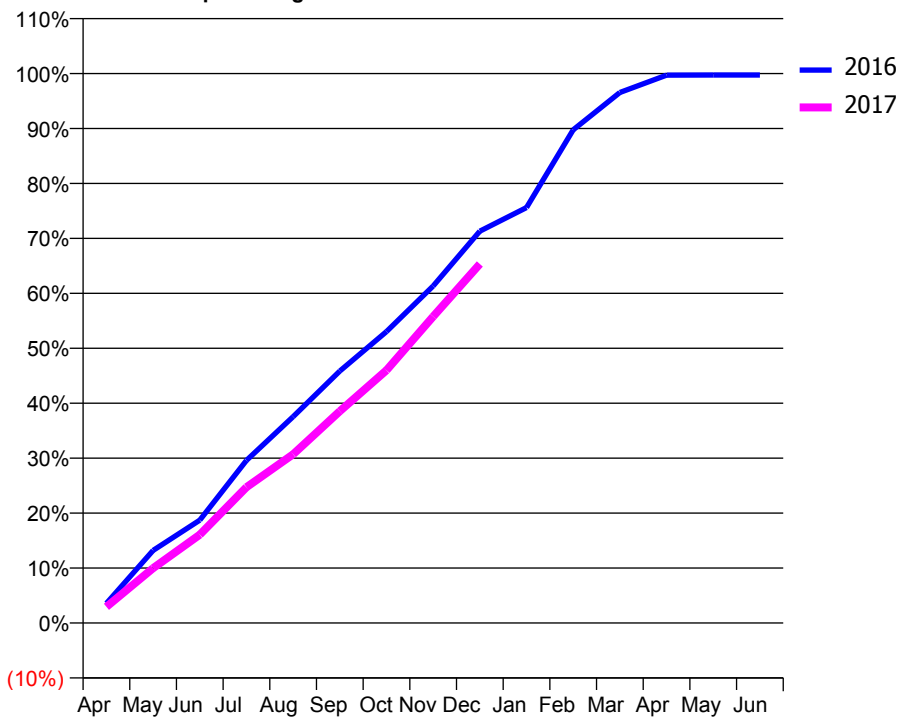
### ACCESS\*

Patients seen in 24 months	Total	Change since previous quarter
Quarter ending December 2015	13,130	
Quarter ending March 2016	13,072	→
Quarter ending June 2016	12,891	↓
Quarter ending September 2016	12,651	↓
Quarter ending December 2016	12,999	↑
<b>Variance since December 2015</b>	<b>(1.0%)</b>	<b>→</b>



### ACTIVITY

Cumulative percentage of contracted UDA delivered 2016 & 2017



Month	Adjusted Scheduled Activity (UDA)	
	2016	2017
April	1,162	956
May	4,282	3,239
June	6,072	5,215
July	9,597	8,012
August	12,176	9,953
September	14,865	12,500
October	17,191	14,914
November	19,882	18,088
December	23,120	21,183
January	24,510	
February	29,099	
March	31,301	
April	32,328	
May	32,335	
June	32,334	

### QUALITY

	Quantity	Base Number	Contract	AT	Region	England
% of FP17s for the same patient ID Re-attending within 3 months - Children	58	927	6.3%	10.0%	11.9%	12.4%
% of FP17s for the same patient ID Re-attending within 3 months - Adults	1,124	8,443	13.3%	16.0%	17.1%	16.6%
% of FP17s for the same patient ID Re-attending between 3 & 9 months - Children	219	927	23.6%	45.8%	46.2%	57.5%
% of FP17s for the same patient ID Re-attending between 3 & 9 months - Adults	1,805	8,443	21.4%	37.2%	37.8%	50.4%
% of FP17s for Band 1 Urgent Courses	1,848	8,514	21.7%	11.0%	10.6%	9.1%
% of FP17s Relating to Free Repair or Replacements	113	8,514	1.3%	0.6%	0.6%	0.8%
% of FP17s Relating to Continuations	48	8,514	0.6%	0.7%	0.9%	1.3%
% of Patients satisfied with the dentistry they have received	12	13	92.3%	91.5%	90.3%	92.7%
% of Patients satisfied with the time they had to wait for an appointment	8	13	61.5%	84.0%	83.8%	88.8%

\* This is based on patients treated on this contract for their most recent course of treatment. Figures in italics indicate the base number of FP17s or Patient Questionnaire responses are less than 100. N/A is shown where the base number of responses is less than 10 during the period. % is calculated as Quantity/Base number\*100

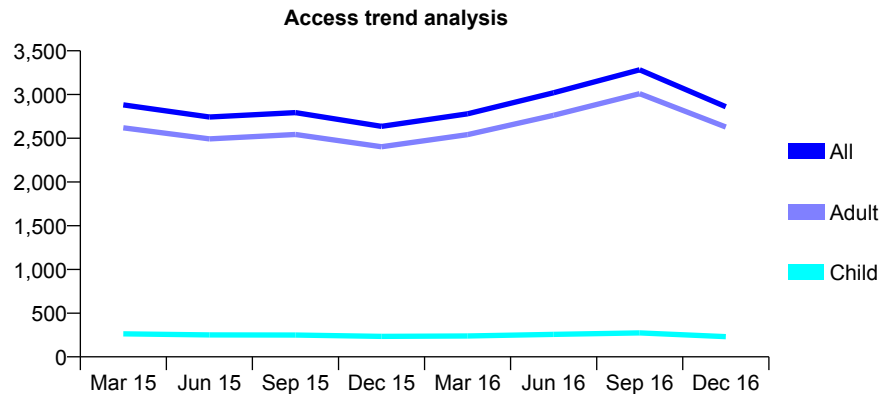
## Q62 - Vital Signs At a Glance Contract Report for 199303/0003 - December 2016

Name or company name	Mrs R Szasz & Miss E Szasz
Contract type name	PDS Plus Contract
Purpose of contract	General
Contract start date	01/05/2013
Contract end date	31/03/2018

16/17 Contracted general activity (UDA)	7,500
Carry forward general activity (UDA)	62
16/17 Contracted orthodontic activity (UOA)	0
Carry forward orthodontic activity (UOA)	0
Baseline contract value	£159,913.60

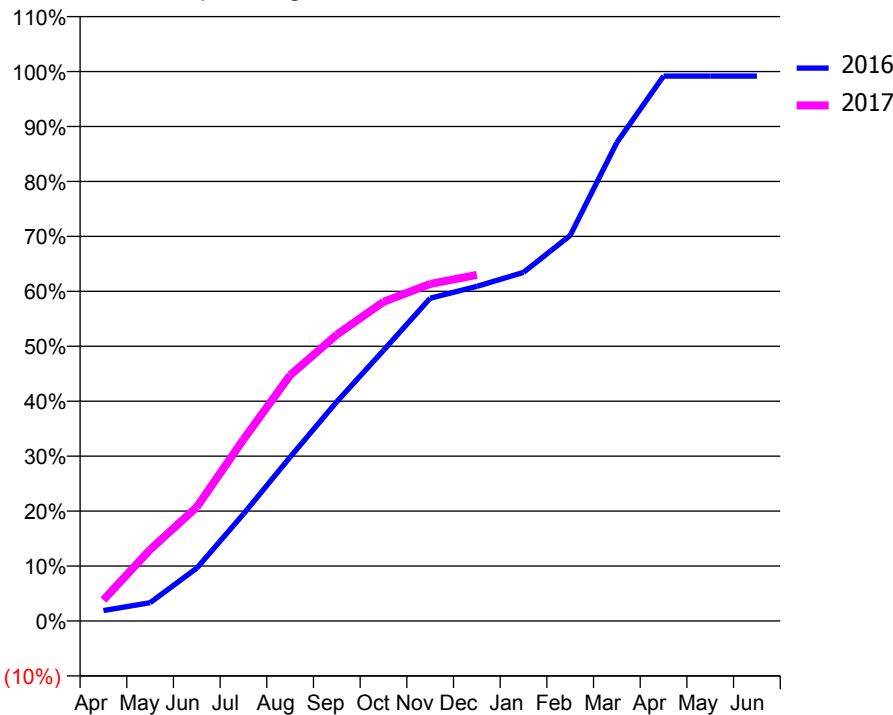
### ACCESS\*

Patients seen in 24 months	Total	Change since previous quarter
Quarter ending December 2015	2,636	
Quarter ending March 2016	2,780	↑
Quarter ending June 2016	3,020	↑
Quarter ending September 2016	3,283	↑
Quarter ending December 2016	2,860	↓
<b>Variance since December 2015</b>	<b>8.5%</b>	<b>↑</b>



### ACTIVITY

Cumulative percentage of contracted UDA delivered 2016 & 2017



Month	Adjusted Scheduled Activity (UDA)	
	2016	2017
April	143	286
May	250	975
June	721	1,556
July	1,461	2,478
August	2,237	3,355
September	2,994	3,908
October	3,694	4,356
November	4,405	4,601
December	4,568	4,723
January	4,759	
February	5,263	
March	6,531	
April	7,437	
May	7,437	
June	7,438	

### QUALITY

	Quantity	Base Number	Contract	AT	Region	England
% of FP17s for the same patient ID Re-attending within 3 months - Children	1	188	0.5%	10.0%	11.9%	12.4%
% of FP17s for the same patient ID Re-attending within 3 months - Adults	98	2,209	4.4%	16.0%	17.1%	16.6%
% of FP17s for the same patient ID Re-attending between 3 & 9 months - Children	15	188	8.0%	45.8%	46.2%	57.5%
% of FP17s for the same patient ID Re-attending between 3 & 9 months - Adults	124	2,209	5.6%	37.2%	37.8%	50.4%
% of FP17s for Band 1 Urgent Courses	522	2,108	24.8%	11.0%	10.6%	9.1%
% of FP17s Relating to Free Repair or Replacements	10	2,108	0.5%	0.6%	0.6%	0.8%
% of FP17s Relating to Continuations	13	2,108	0.6%	0.7%	0.9%	1.3%
% of Patients satisfied with the dentistry they have received	1	1	N/A	91.5%	90.3%	92.7%
% of Patients satisfied with the time they had to wait for an appointment	1	1	N/A	84.0%	83.8%	88.8%

\* This is based on patients treated on this contract for their most recent course of treatment. Figures in italics indicate the base number of FP17s or Patient Questionnaire responses are less than 100. N/A is shown where the base number of responses is less than 10 during the period. % is calculated as Quantity/Base number\*100

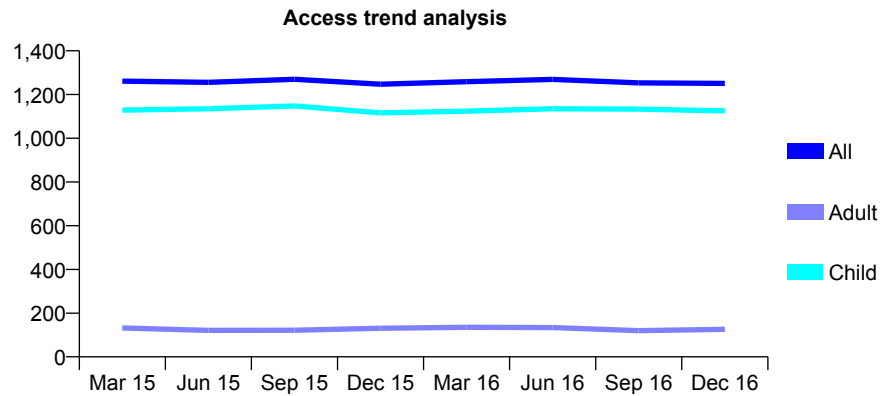
## Q62 - Vital Signs At a Glance Contract Report for 199680/0001 - December 2016

Name or company name	KINGSEND DENTAL HEALTH CENTRE
Contract type name	GDS Contract
Purpose of contract	General
Contract start date	13/02/2008
Contract end date	

16/17 Contracted general activity (UDA)	2,800
Carry forward general activity (UDA)	0
16/17 Contracted orthodontic activity (UOA)	0
Carry forward orthodontic activity (UOA)	0
Baseline contract value	£58,489.37

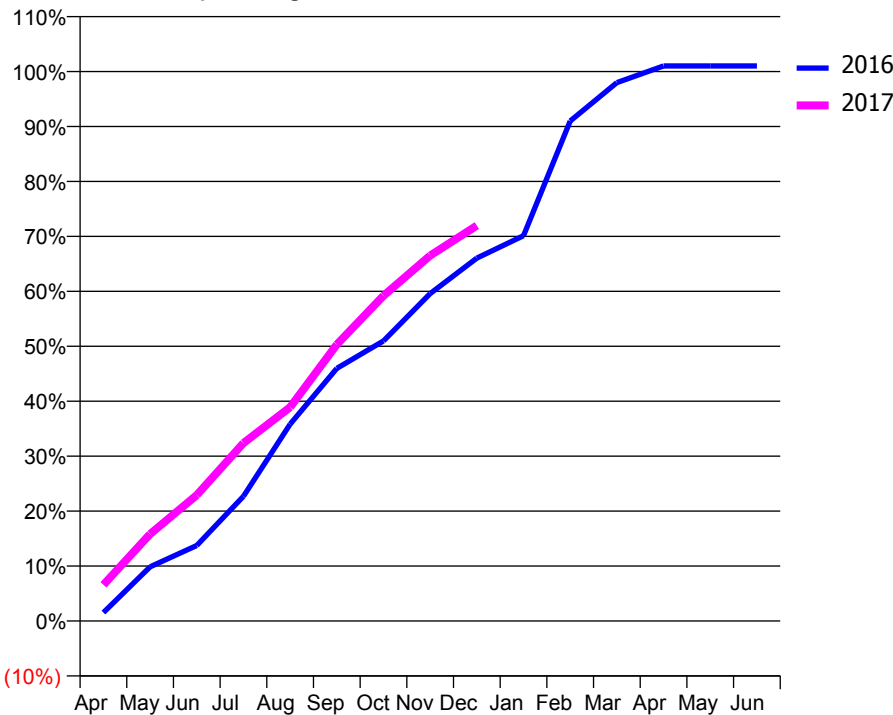
### ACCESS\*

Patients seen in 24 months	Total	Change since previous quarter
Quarter ending December 2015	1,247	
Quarter ending March 2016	1,259	→
Quarter ending June 2016	1,269	→
Quarter ending September 2016	1,253	↓
Quarter ending December 2016	1,251	→
<b>Variance since December 2015</b>	<b>0.3%</b>	<b>→</b>



### ACTIVITY

Cumulative percentage of contracted UDA delivered 2016 & 2017



Month	Adjusted Scheduled Activity (UDA)	
	2016	2017
April	43	184
May	276	444
June	385	642
July	635	907
August	1,003	1,089
September	1,288	1,409
October	1,427	1,658
November	1,668	1,862
December	1,849	2,015
January	1,963	
February	2,548	
March	2,743	
April	2,829	
May	2,829	
June	2,829	

### QUALITY

	Quantity	Base Number	Contract	AT	Region	England
% of FP17s for the same patient ID Re-attending within 3 months - Children	123	1,307	9.4%	10.0%	11.9%	12.4%
% of FP17s for the same patient ID Re-attending within 3 months - Adults	5	42	11.9%	16.0%	17.1%	16.6%
% of FP17s for the same patient ID Re-attending between 3 & 9 months - Children	773	1,307	59.1%	45.8%	46.2%	57.5%
% of FP17s for the same patient ID Re-attending between 3 & 9 months - Adults	26	42	61.9%	37.2%	37.8%	50.4%
% of FP17s for Band 1 Urgent Courses	61	1,282	4.8%	11.0%	10.6%	9.1%
% of FP17s Relating to Free Repair or Replacements	1	1,282	0.1%	0.6%	0.6%	0.8%
% of FP17s Relating to Continuations	15	1,282	1.2%	0.7%	0.9%	1.3%
% of Patients satisfied with the dentistry they have received	1	1	N/A	91.5%	90.3%	92.7%
% of Patients satisfied with the time they had to wait for an appointment	1	1	N/A	84.0%	83.8%	88.8%

\* This is based on patients treated on this contract for their most recent course of treatment. Figures in italics indicate the base number of FP17s or Patient Questionnaire responses are less than 100. N/A is shown where the base number of responses is less than 10 during the period. % is calculated as Quantity/Base number\*100

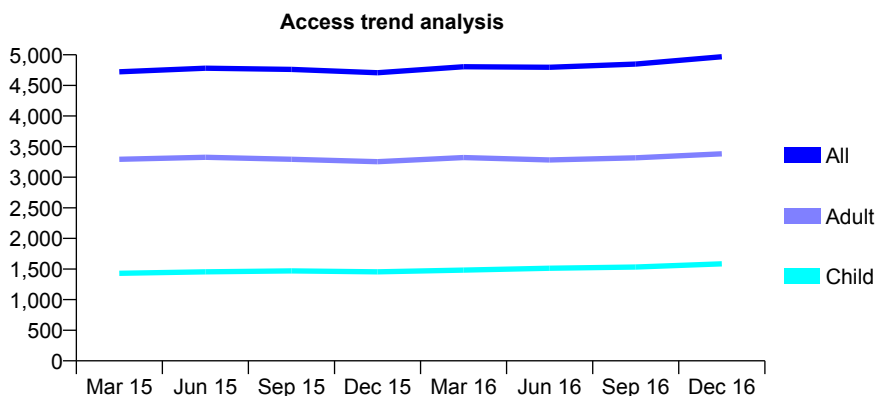
## Q62 - Vital Signs At a Glance Contract Report for 202231/0002 - December 2016

Name or company name	MR VG SHAH
Contract type name	GDS Contract
Purpose of contract	General
Contract start date	01/05/2010
Contract end date	

16/17 Contracted general activity (UDA)	12,995
Carry forward general activity (UDA)	71
16/17 Contracted orthodontic activity (UOA)	0
Carry forward orthodontic activity (UOA)	0
Baseline contract value	£379,854.84

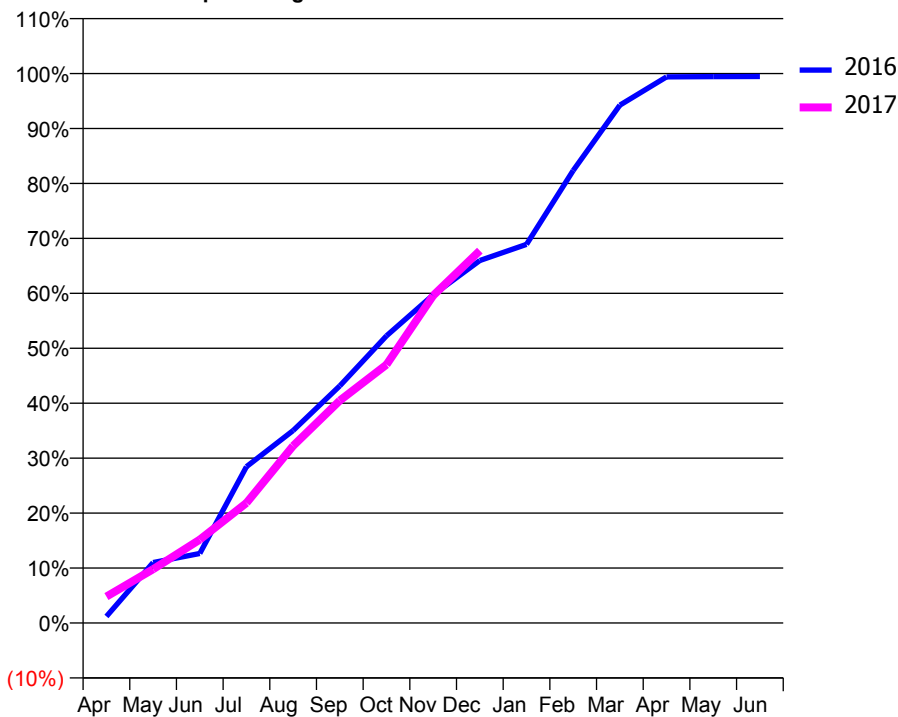
### ACCESS\*

Patients seen in 24 months	Total	Change since previous quarter
Quarter ending December 2015	4,707	
Quarter ending March 2016	4,805	↑
Quarter ending June 2016	4,796	→
Quarter ending September 2016	4,848	→
Quarter ending December 2016	4,968	↑
<b>Variance since December 2015</b>	<b>5.5%</b>	<b>↑</b>



### ACTIVITY

Cumulative percentage of contracted UDA delivered 2016 & 2017



Month	Adjusted Scheduled Activity (UDA)	
	2016	2017
April	157	626
May	1,430	1,271
June	1,643	1,974
July	3,699	2,841
August	4,551	4,189
September	5,610	5,261
October	6,793	6,111
November	7,759	7,744
December	8,571	8,808
January	8,954	
February	10,700	
March	12,247	
April	12,916	
May	12,920	
June	12,924	

### QUALITY

	Quantity	Base Number	Contract	AT	Region	England
% of FP17s for the same patient ID Re-attending within 3 months - Children	112	1,447	7.7%	10.0%	11.9%	12.4%
% of FP17s for the same patient ID Re-attending within 3 months - Adults	394	2,763	14.3%	16.0%	17.1%	16.6%
% of FP17s for the same patient ID Re-attending between 3 & 9 months - Children	609	1,447	42.1%	45.8%	46.2%	57.5%
% of FP17s for the same patient ID Re-attending between 3 & 9 months - Adults	995	2,763	36.0%	37.2%	37.8%	50.4%
% of FP17s for Band 1 Urgent Courses	352	3,650	9.6%	11.0%	10.6%	9.1%
% of FP17s Relating to Free Repair or Replacements	11	3,650	0.3%	0.6%	0.6%	0.8%
% of FP17s Relating to Continuations	22	3,650	0.6%	0.7%	0.9%	1.3%
% of Patients satisfied with the dentistry they have received	4	4	N/A	91.5%	90.3%	92.7%
% of Patients satisfied with the time they had to wait for an appointment	4	4	N/A	84.0%	83.8%	88.8%

\* This is based on patients treated on this contract for their most recent course of treatment. Figures in italics indicate the base number of FP17s or Patient Questionnaire responses are less than 100. N/A is shown where the base number of responses is less than 10 during the period. % is calculated as Quantity/Base number\*100

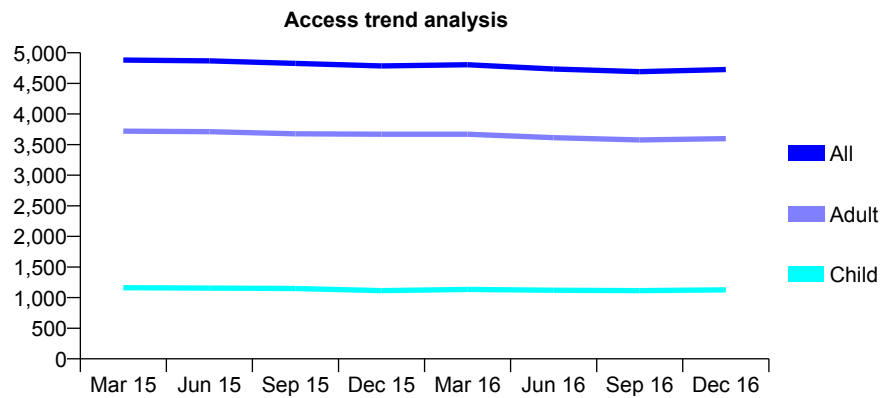
## Q62 - Vital Signs At a Glance Contract Report for 203297/0001 - December 2016

Name or company name	MR SI HUTCHESON
Contract type name	GDS Contract
Purpose of contract	General
Contract start date	01/04/2006
Contract end date	

16/17 Contracted general activity (UDA)	14,714
Carry forward general activity (UDA)	-294
16/17 Contracted orthodontic activity (UOA)	0
Carry forward orthodontic activity (UOA)	0
Baseline contract value	£365,206.16

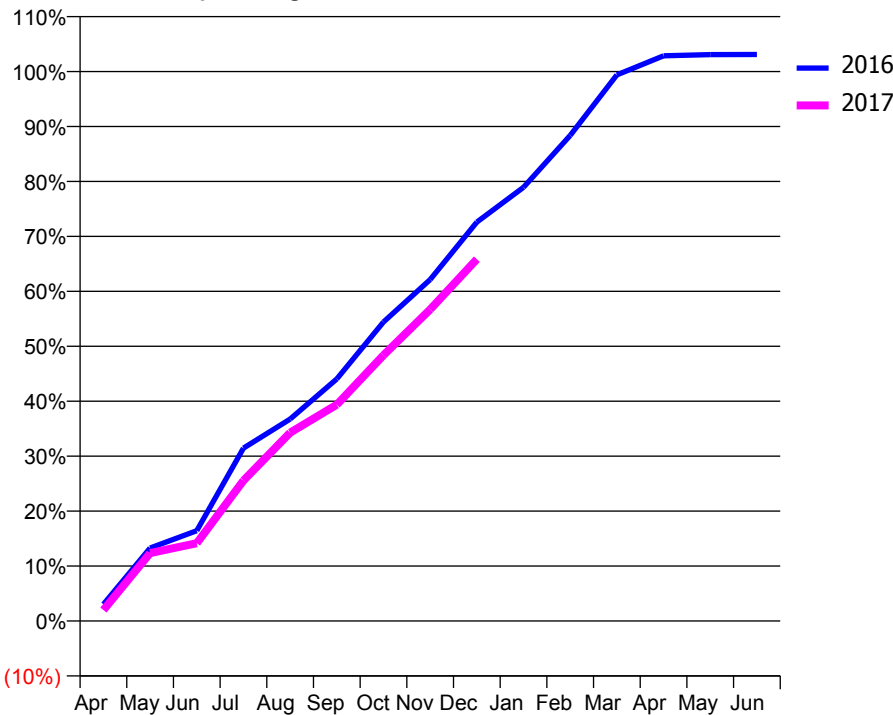
### ACCESS\*

Patients seen in 24 months	Total	Change since previous quarter
Quarter ending December 2015	4,786	
Quarter ending March 2016	4,804	→
Quarter ending June 2016	4,735	↓
Quarter ending September 2016	4,691	→
Quarter ending December 2016	4,727	→
<b>Variance since December 2015</b>	<b>(1.2%)</b>	<b>↓</b>



### ACTIVITY

Cumulative percentage of contracted UDA delivered 2016 & 2017



Month	Adjusted Scheduled Activity (UDA)	
	2016	2017
April	449	294
May	1,954	1,820
June	2,420	2,082
July	4,631	3,762
August	5,408	5,043
September	6,482	5,792
October	8,007	7,120
November	9,144	8,343
December	10,680	9,690
January	11,614	
February	13,001	
March	14,623	
April	15,134	
May	15,165	
June	15,168	

### QUALITY

	Quantity	Base Number	Contract	AT	Region	England
% of FP17s for the same patient ID Re-attending within 3 months - Children	58	1,036	5.6%	10.0%	11.9%	12.4%
% of FP17s for the same patient ID Re-attending within 3 months - Adults	534	2,934	18.2%	16.0%	17.1%	16.6%
% of FP17s for the same patient ID Re-attending between 3 & 9 months - Children	485	1,036	46.8%	45.8%	46.2%	57.5%
% of FP17s for the same patient ID Re-attending between 3 & 9 months - Adults	992	2,934	33.8%	37.2%	37.8%	50.4%
% of FP17s for Band 1 Urgent Courses	523	3,759	13.9%	11.0%	10.6%	9.1%
% of FP17s Relating to Free Repair or Replacements	33	3,759	0.9%	0.6%	0.6%	0.8%
% of FP17s Relating to Continuations	70	3,759	1.9%	0.7%	0.9%	1.3%
% of Patients satisfied with the dentistry they have received	7	7	N/A	91.5%	90.3%	92.7%
% of Patients satisfied with the time they had to wait for an appointment	7	7	N/A	84.0%	83.8%	88.8%

\* This is based on patients treated on this contract for their most recent course of treatment. Figures in italics indicate the base number of FP17s or Patient Questionnaire responses are less than 100. N/A is shown where the base number of responses is less than 10 during the period. % is calculated as Quantity/Base number\*100

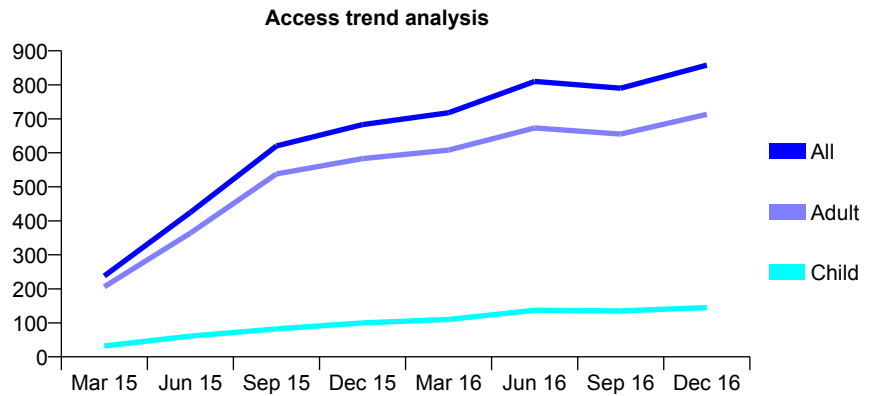
## Q62 - Vital Signs At a Glance Contract Report for 204889/0002 - December 2016

Name or company name	MR GN RASHID
Contract type name	GDS Contract
Purpose of contract	General
Contract start date	02/11/2014
Contract end date	

16/17 Contracted general activity (UDA)	2,590
Carry forward general activity (UDA)	0
16/17 Contracted orthodontic activity (UOA)	0
Carry forward orthodontic activity (UOA)	0
Baseline contract value	£81,606.10

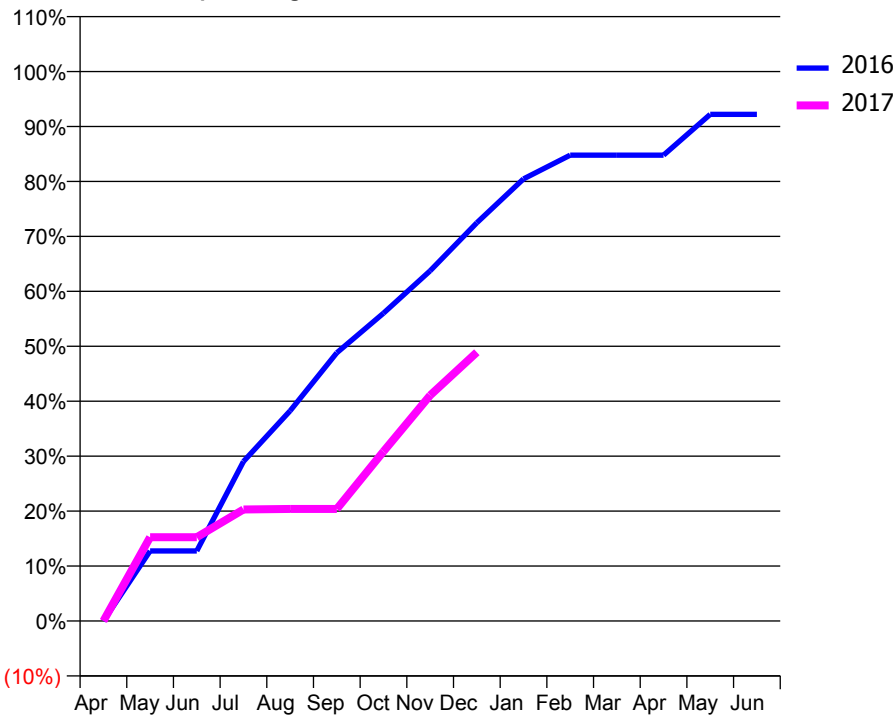
### ACCESS\*

Patients seen in 24 months	Total	Change since previous quarter
Quarter ending December 2015	683	
Quarter ending March 2016	718	↑
Quarter ending June 2016	810	↑
Quarter ending September 2016	790	↓
Quarter ending December 2016	858	↑
<b>Variance since December 2015</b>	<b>25.6%</b>	<b>↑</b>



### ACTIVITY

Cumulative percentage of contracted UDA delivered 2016 & 2017



Month	Adjusted Scheduled Activity (UDA)	
	2016	2017
April	0	0
May	330	395
June	330	395
July	752	526
August	991	528
September	1,264	528
October	1,451	799
November	1,651	1,064
December	1,877	1,267
January	2,084	
February	2,196	
March	2,196	
April	2,196	
May	2,388	
June	2,388	

### QUALITY

	Quantity	Base Number	Contract	AT	Region	England
% of FP17s for the same patient ID Re-attending within 3 months - Children	2	90	2.2%	10.0%	11.9%	12.4%
% of FP17s for the same patient ID Re-attending within 3 months - Adults	22	389	5.7%	16.0%	17.1%	16.6%
% of FP17s for the same patient ID Re-attending between 3 & 9 months - Children	14	90	15.6%	45.8%	46.2%	57.5%
% of FP17s for the same patient ID Re-attending between 3 & 9 months - Adults	94	389	24.2%	37.2%	37.8%	50.4%
% of FP17s for Band 1 Urgent Courses	0	406	0.0%	11.0%	10.6%	9.1%
% of FP17s Relating to Free Repair or Replacements	0	406	0.0%	0.6%	0.6%	0.8%
% of FP17s Relating to Continuations	0	406	0.0%	0.7%	0.9%	1.3%
% of Patients satisfied with the dentistry they have received	4	4	N/A	91.5%	90.3%	92.7%
% of Patients satisfied with the time they had to wait for an appointment	3	4	N/A	84.0%	83.8%	88.8%

\* This is based on patients treated on this contract for their most recent course of treatment. Figures in italics indicate the base number of FP17s or Patient Questionnaire responses are less than 100. N/A is shown where the base number of responses is less than 10 during the period. % is calculated as Quantity/Base number\*100

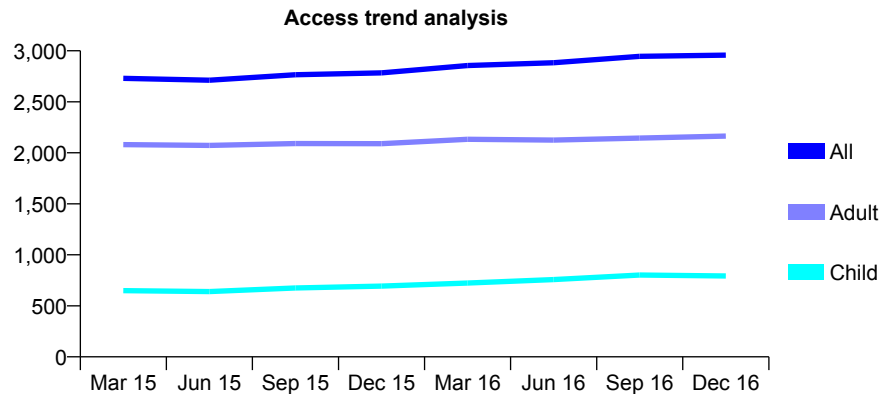
## Q62 - Vital Signs At a Glance Contract Report for 208531/0004 - December 2016

Name or company name	MS MA SHEPHERD
Contract type name	GDS Contract
Purpose of contract	General
Contract start date	01/02/2010
Contract end date	

16/17 Contracted general activity (UDA)	7,015
Carry forward general activity (UDA)	-36
16/17 Contracted orthodontic activity (UOA)	0
Carry forward orthodontic activity (UOA)	0
Baseline contract value	£170,115.19

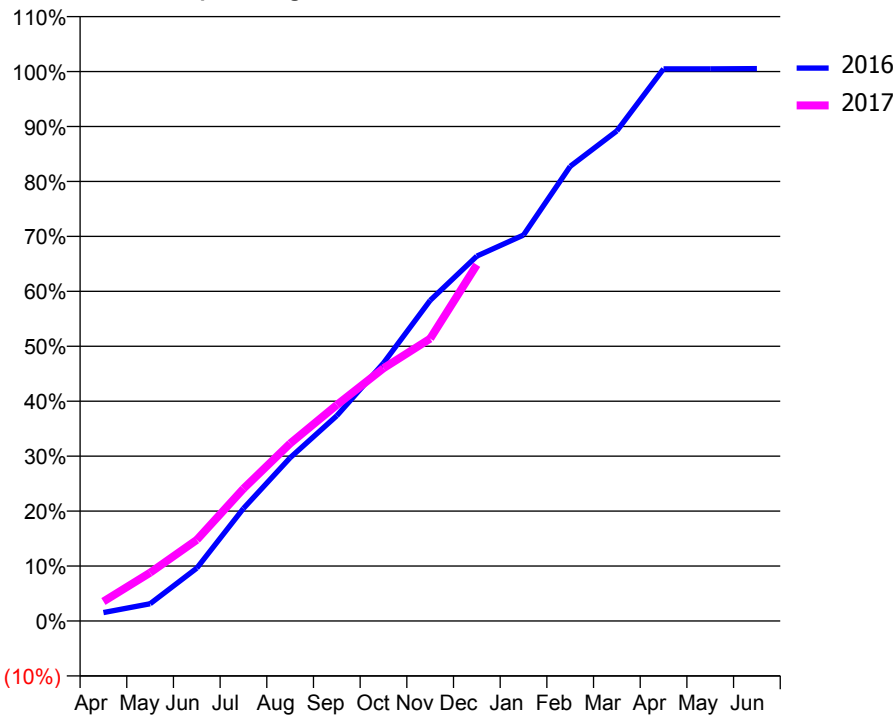
### ACCESS\*

Patients seen in 24 months	Total	Change since previous quarter
Quarter ending December 2015	2,784	
Quarter ending March 2016	2,856	↑
Quarter ending June 2016	2,883	→
Quarter ending September 2016	2,946	↑
Quarter ending December 2016	2,957	→
<b>Variance since December 2015</b>	<b>6.2%</b>	<b>↑</b>



### ACTIVITY

Cumulative percentage of contracted UDA delivered 2016 & 2017



Month	Adjusted Scheduled Activity (UDA)	
	2016	2017
April	108	249
May	220	617
June	675	1,035
July	1,437	1,690
August	2,084	2,267
September	2,621	2,758
October	3,293	3,227
November	4,094	3,605
December	4,659	4,547
January	4,927	
February	5,804	
March	6,256	
April	7,049	
May	7,049	
June	7,051	

### QUALITY

	Quantity	Base Number	Contract	AT	Region	England
% of FP17s for the same patient ID Re-attending within 3 months - Children	69	773	8.9%	10.0%	11.9%	12.4%
% of FP17s for the same patient ID Re-attending within 3 months - Adults	217	1,716	12.6%	16.0%	17.1%	16.6%
% of FP17s for the same patient ID Re-attending between 3 & 9 months - Children	247	773	32.0%	45.8%	46.2%	57.5%
% of FP17s for the same patient ID Re-attending between 3 & 9 months - Adults	536	1,716	31.2%	37.2%	37.8%	50.4%
% of FP17s for Band 1 Urgent Courses	395	2,178	18.1%	11.0%	10.6%	9.1%
% of FP17s Relating to Free Repair or Replacements	20	2,178	0.9%	0.6%	0.6%	0.8%
% of FP17s Relating to Continuations	12	2,178	0.6%	0.7%	0.9%	1.3%
% of Patients satisfied with the dentistry they have received	2	2	N/A	91.5%	90.3%	92.7%
% of Patients satisfied with the time they had to wait for an appointment	2	2	N/A	84.0%	83.8%	88.8%

\* This is based on patients treated on this contract for their most recent course of treatment. Figures in italics indicate the base number of FP17s or Patient Questionnaire responses are less than 100. N/A is shown where the base number of responses is less than 10 during the period. % is calculated as Quantity/Base number\*100



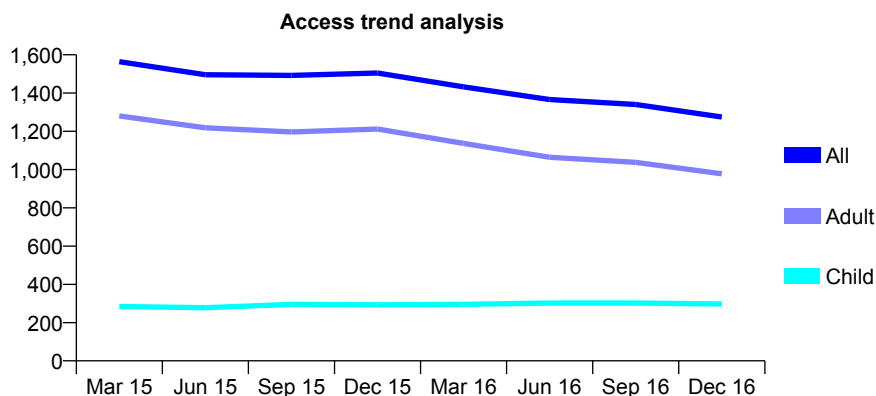
## Q62 - Vital Signs At a Glance Contract Report for 213071/0001 - December 2016

Name or company name	MR JW O'DEA
Contract type name	GDS Contract
Purpose of contract	General
Contract start date	01/04/2006
Contract end date	

16/17 Contracted general activity (UDA)	3,854
Carry forward general activity (UDA)	-77
16/17 Contracted orthodontic activity (UOA)	0
Carry forward orthodontic activity (UOA)	0
Baseline contract value	£114,183.24

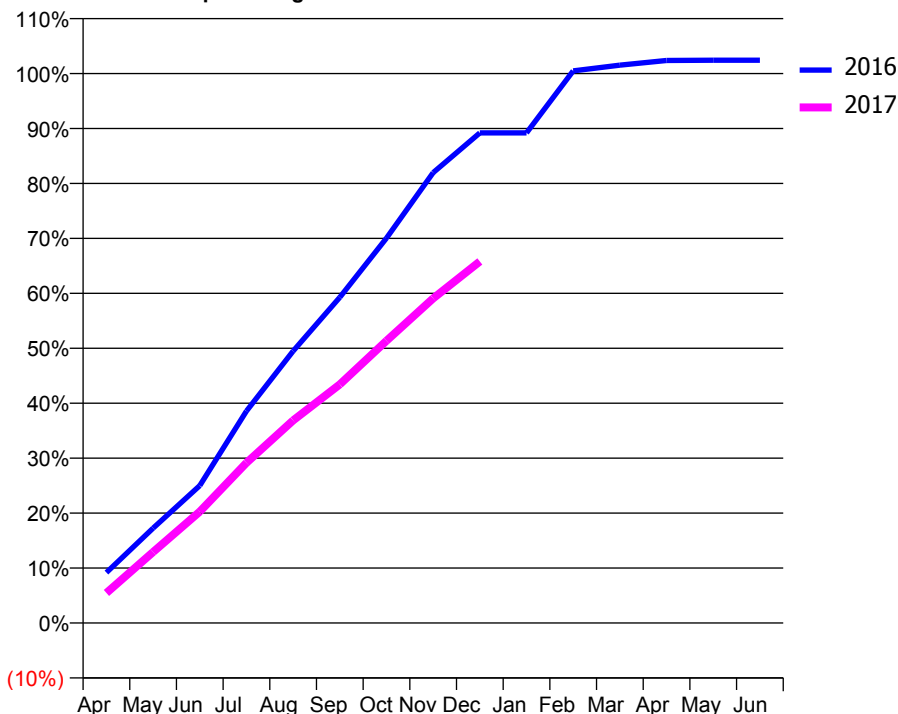
### ACCESS\*

Patients seen in 24 months	Total	Change since previous quarter
Quarter ending December 2015	1,505	
Quarter ending March 2016	1,432	↓
Quarter ending June 2016	1,366	↓
Quarter ending September 2016	1,340	↓
Quarter ending December 2016	1,275	↓
<b>Variance since December 2015</b>	<b>(15.3%)</b>	<b>↓</b>



### ACTIVITY

**Cumulative percentage of contracted UDA delivered 2016 & 2017**



Month	Adjusted Scheduled Activity (UDA)	
	2016	2017
April	354	211
May	665	498
June	963	782
July	1,487	1,123
August	1,908	1,421
September	2,284	1,673
October	2,699	1,980
November	3,159	2,277
December	3,437	2,536
January	3,437	
February	3,872	
March	3,912	
April	3,946	
May	3,947	
June	3,947	

### QUALITY

	Quantity	Base Number	Contract	AT	Region	England
% of FP17s for the same patient ID Re-attending within 3 months - Children	24	276	8.7%	10.0%	11.9%	12.4%
% of FP17s for the same patient ID Re-attending within 3 months - Adults	117	732	16.0%	16.0%	17.1%	16.6%
% of FP17s for the same patient ID Re-attending between 3 & 9 months - Children	100	276	36.2%	45.8%	46.2%	57.5%
% of FP17s for the same patient ID Re-attending between 3 & 9 months - Adults	262	732	35.8%	37.2%	37.8%	50.4%
% of FP17s for Band 1 Urgent Courses	106	990	10.7%	11.0%	10.6%	9.1%
% of FP17s Relating to Free Repair or Replacements	0	990	0.0%	0.6%	0.6%	0.8%
% of FP17s Relating to Continuations	0	990	0.0%	0.7%	0.9%	1.3%
% of Patients satisfied with the dentistry they have received	1	1	N/A	91.5%	90.3%	92.7%
% of Patients satisfied with the time they had to wait for an appointment	1	1	N/A	84.0%	83.8%	88.8%

\* This is based on patients treated on this contract for their most recent course of treatment. Figures in italics indicate the base number of FP17s or Patient Questionnaire responses are less than 100. N/A is shown where the base number of responses is less than 10 during the period. % is calculated as Quantity/Base number\*100

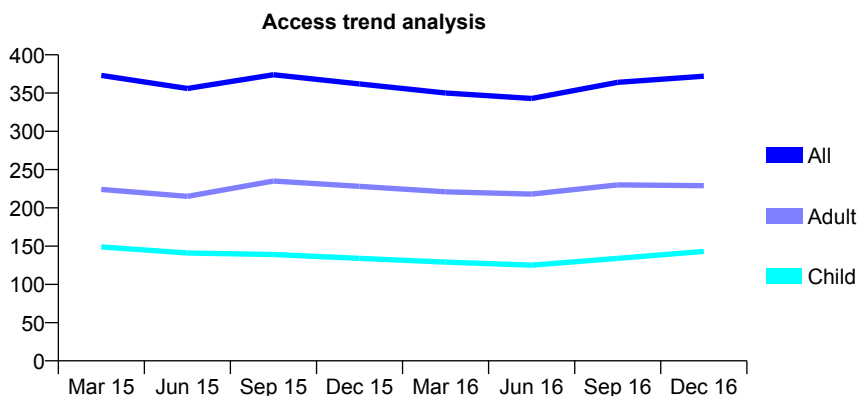
## Q62 - Vital Signs At a Glance Contract Report for 213365/0001 - December 2016

Name or company name	Dr S Singh & Dr R Leow
Contract type name	GDS Contract
Purpose of contract	General
Contract start date	01/04/2006
Contract end date	

16/17 Contracted general activity (UDA)	1,800
Carry forward general activity (UDA)	-6
16/17 Contracted orthodontic activity (UOA)	0
Carry forward orthodontic activity (UOA)	0
Baseline contract value	£52,460.36

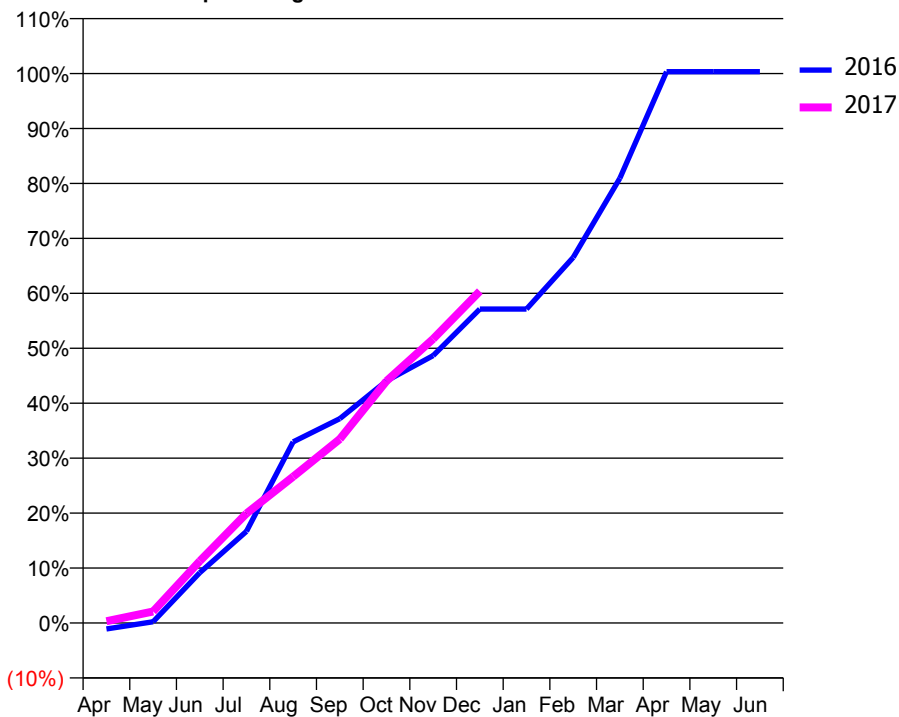
### ACCESS\*

Patients seen in 24 months	Total	Change since previous quarter
Quarter ending December 2015	362	
Quarter ending March 2016	350	↓
Quarter ending June 2016	343	↓
Quarter ending September 2016	364	↑
Quarter ending December 2016	372	↑
<b>Variance since December 2015</b>	<b>2.8%</b>	<b>↑</b>



### ACTIVITY

Cumulative percentage of contracted UDA delivered 2016 & 2017



Month	Adjusted Scheduled Activity (UDA)	
	2016	2017
April	-20	6
May	4	38
June	165	203
July	300	359
August	593	479
September	669	602
October	793	793
November	876	931
December	1,029	1,087
January	1,029	
February	1,198	
March	1,457	
April	1,806	
May	1,806	
June	1,806	

### QUALITY

	Quantity	Base Number	Contract	AT	Region	England
% of FP17s for the same patient ID Re-attending within 3 months - Children	10	112	8.9%	10.0%	11.9%	12.4%
% of FP17s for the same patient ID Re-attending within 3 months - Adults	18	151	11.9%	16.0%	17.1%	16.6%
% of FP17s for the same patient ID Re-attending between 3 & 9 months - Children	25	112	22.3%	45.8%	46.2%	57.5%
% of FP17s for the same patient ID Re-attending between 3 & 9 months - Adults	31	151	20.5%	37.2%	37.8%	50.4%
% of FP17s for Band 1 Urgent Courses	4	214	1.9%	11.0%	10.6%	9.1%
% of FP17s Relating to Free Repair or Replacements	0	214	0.0%	0.6%	0.6%	0.8%
% of FP17s Relating to Continuations	2	214	0.9%	0.7%	0.9%	1.3%
% of Patients satisfied with the dentistry they have received	0	0	N/A	91.5%	90.3%	92.7%
% of Patients satisfied with the time they had to wait for an appointment	0	0	N/A	84.0%	83.8%	88.8%

\* This is based on patients treated on this contract for their most recent course of treatment. Figures in italics indicate the base number of FP17s or Patient Questionnaire responses are less than 100. N/A is shown where the base number of responses is less than 10 during the period. % is calculated as Quantity/Base number\*100

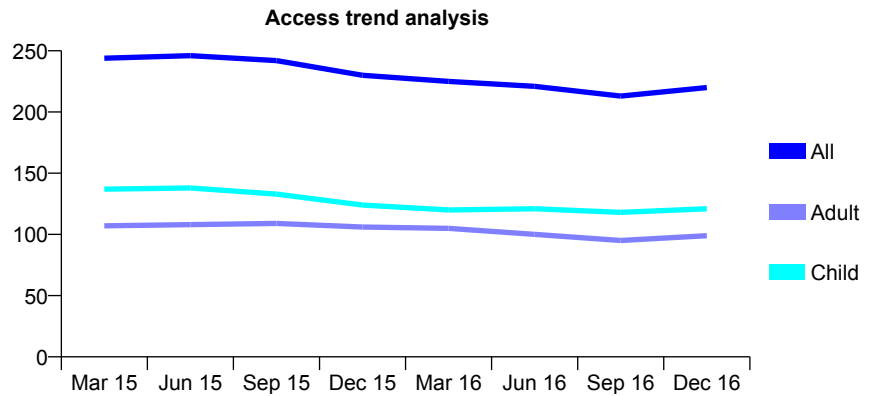
## Q62 - Vital Signs At a Glance Contract Report for 214035/0001 - December 2016

Name or company name	MR KJ ALLEN
Contract type name	GDS Contract
Purpose of contract	General
Contract start date	01/04/2006
Contract end date	

16/17 Contracted general activity (UDA)	694
Carry forward general activity (UDA)	-10
16/17 Contracted orthodontic activity (UOA)	0
Carry forward orthodontic activity (UOA)	0
Baseline contract value	£14,751.94

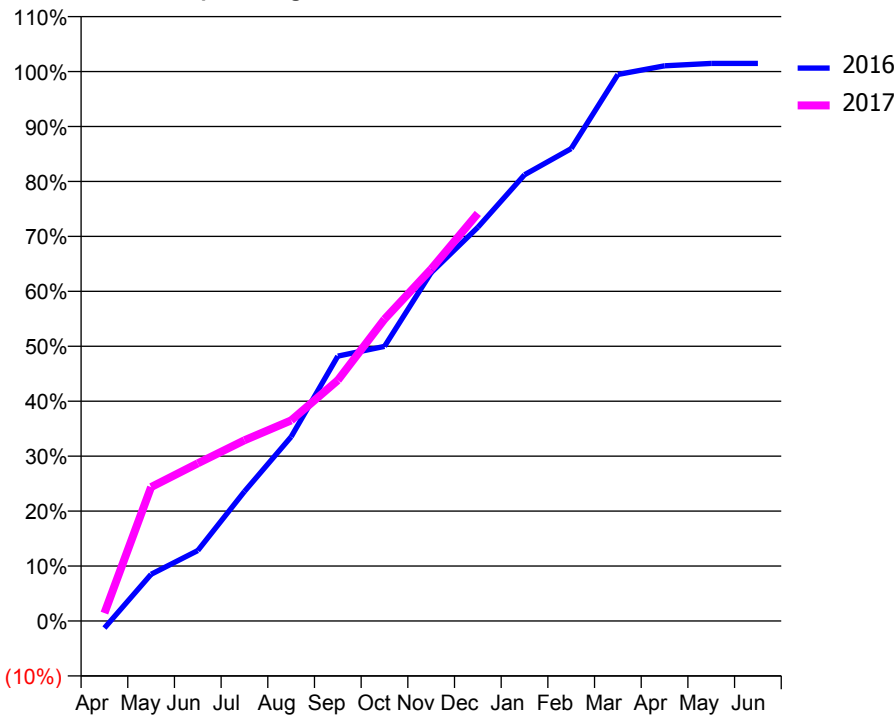
### ACCESS\*

Patients seen in 24 months	Total	Change since previous quarter
Quarter ending December 2015	230	
Quarter ending March 2016	225	↓
Quarter ending June 2016	221	↓
Quarter ending September 2016	213	↓
Quarter ending December 2016	220	↑
<b>Variance since December 2015</b>	<b>(4.3%)</b>	<b>↓</b>



### ACTIVITY

Cumulative percentage of contracted UDA delivered 2016 & 2017



Month	Adjusted Scheduled Activity (UDA)	
	2016	2017
April	-9	10
May	59	169
June	89	199
July	164	228
August	233	253
September	335	304
October	347	381
November	440	445
December	497	515
January	564	
February	597	
March	690	
April	701	
May	704	
June	704	

### QUALITY

	Quantity	Base Number	Contract	AT	Region	England
% of FP17s for the same patient ID Re-attending within 3 months - Children	8	108	7.4%	10.0%	11.9%	12.4%
% of FP17s for the same patient ID Re-attending within 3 months - Adults	8	89	9.0%	16.0%	17.1%	16.6%
% of FP17s for the same patient ID Re-attending between 3 & 9 months - Children	40	108	37.0%	45.8%	46.2%	57.5%
% of FP17s for the same patient ID Re-attending between 3 & 9 months - Adults	40	89	44.9%	37.2%	37.8%	50.4%
% of FP17s for Band 1 Urgent Courses	9	190	4.7%	11.0%	10.6%	9.1%
% of FP17s Relating to Free Repair or Replacements	0	190	0.0%	0.6%	0.6%	0.8%
% of FP17s Relating to Continuations	0	190	0.0%	0.7%	0.9%	1.3%
% of Patients satisfied with the dentistry they have received	1	1	N/A	91.5%	90.3%	92.7%
% of Patients satisfied with the time they had to wait for an appointment	1	1	N/A	84.0%	83.8%	88.8%

\* This is based on patients treated on this contract for their most recent course of treatment. Figures in italics indicate the base number of FP17s or Patient Questionnaire responses are less than 100. N/A is shown where the base number of responses is less than 10 during the period. % is calculated as Quantity/Base number\*100

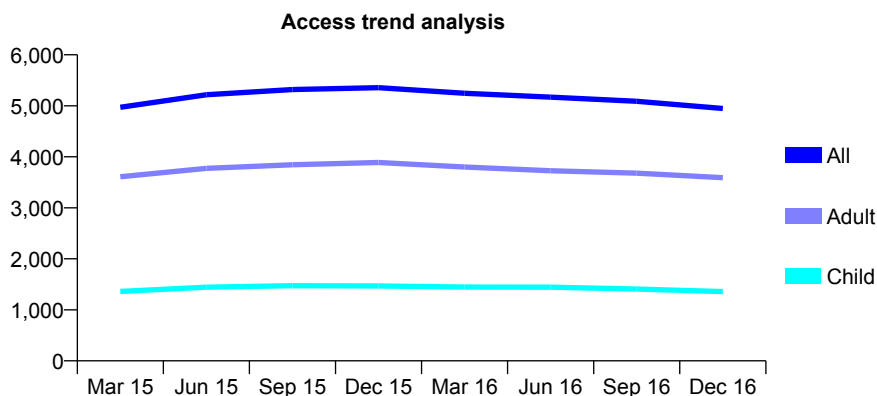
## Q62 - Vital Signs At a Glance Contract Report for 215791/0001 - December 2016

Name or company name	MR JJ KING
Contract type name	GDS Contract
Purpose of contract	General
Contract start date	01/04/2006
Contract end date	

16/17 Contracted general activity (UDA)	14,636
Carry forward general activity (UDA)	-237
16/17 Contracted orthodontic activity (UOA)	0
Carry forward orthodontic activity (UOA)	0
Baseline contract value	£397,081.93

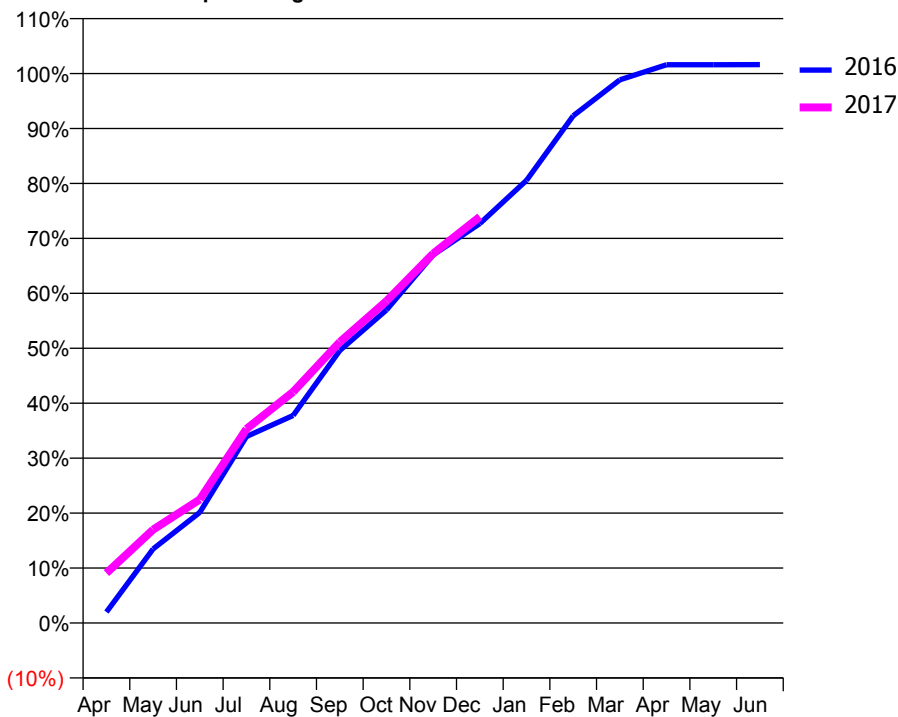
### ACCESS\*

Patients seen in 24 months	Total	Change since previous quarter
Quarter ending December 2015	5,356	
Quarter ending March 2016	5,246	↓
Quarter ending June 2016	5,170	↓
Quarter ending September 2016	5,088	↓
Quarter ending December 2016	4,948	↓
<b>Variance since December 2015</b>	<b>(7.6%)</b>	<b>↓</b>



### ACTIVITY

Cumulative percentage of contracted UDA delivered 2016 & 2017



Month	Adjusted Scheduled Activity (UDA)	
	2016	2017
April	293	1,329
May	1,972	2,487
June	2,947	3,289
July	4,968	5,168
August	5,529	6,156
September	7,258	7,485
October	8,339	8,577
November	9,804	9,839
December	10,638	10,820
January	11,789	
February	13,510	
March	14,469	
April	14,870	
May	14,870	
June	14,873	

### QUALITY

	Quantity	Base Number	Contract	AT	Region	England
% of FP17s for the same patient ID Re-attending within 3 months - Children	76	1,092	7.0%	10.0%	11.9%	12.4%
% of FP17s for the same patient ID Re-attending within 3 months - Adults	444	3,030	14.7%	16.0%	17.1%	16.6%
% of FP17s for the same patient ID Re-attending between 3 & 9 months - Children	462	1,092	42.3%	45.8%	46.2%	57.5%
% of FP17s for the same patient ID Re-attending between 3 & 9 months - Adults	1,287	3,030	42.5%	37.2%	37.8%	50.4%
% of FP17s for Band 1 Urgent Courses	293	3,970	7.4%	11.0%	10.6%	9.1%
% of FP17s Relating to Free Repair or Replacements	69	3,970	1.7%	0.6%	0.6%	0.8%
% of FP17s Relating to Continuations	40	3,970	1.0%	0.7%	0.9%	1.3%
% of Patients satisfied with the dentistry they have received	14	15	93.3%	91.5%	90.3%	92.7%
% of Patients satisfied with the time they had to wait for an appointment	15	15	100.0%	84.0%	83.8%	88.8%

\* This is based on patients treated on this contract for their most recent course of treatment. Figures in italics indicate the base number of FP17s or Patient Questionnaire responses are less than 100. N/A is shown where the base number of responses is less than 10 during the period. % is calculated as Quantity/Base number\*100

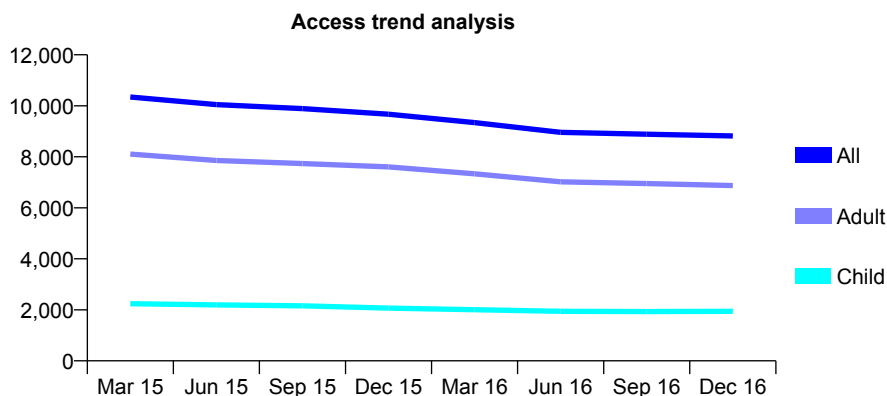
## Q62 - Vital Signs At a Glance Contract Report for 222496/0001 - December 2016

Name or company name	MR RA RAEURN
Contract type name	GDS Contract
Purpose of contract	General
Contract start date	01/04/2006
Contract end date	

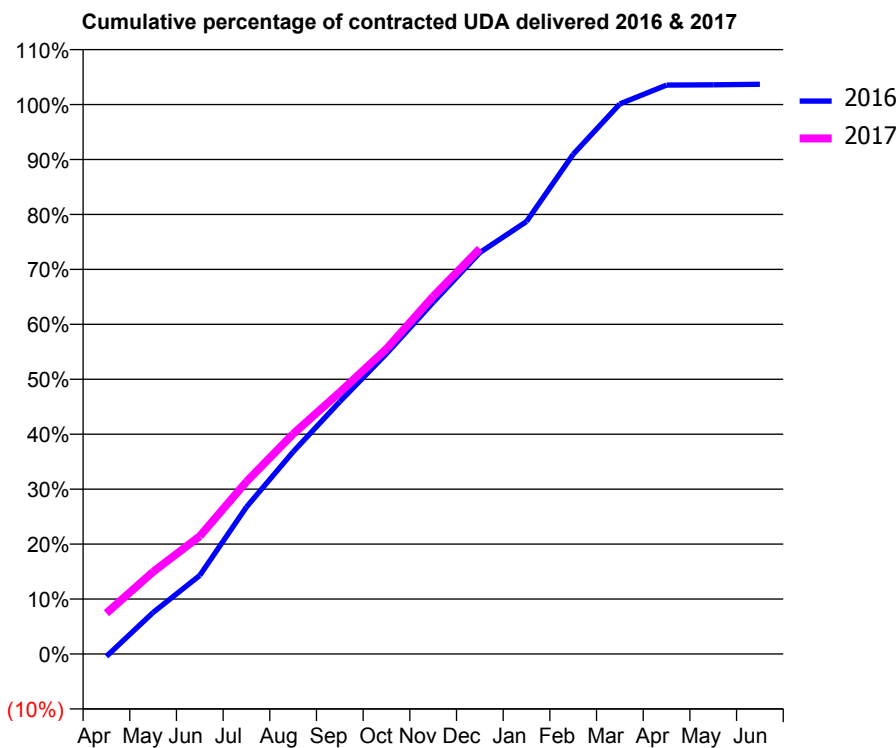
16/17 Contracted general activity (UDA)	25,353
Carry forward general activity (UDA)	-507
16/17 Contracted orthodontic activity (UOA)	0
Carry forward orthodontic activity (UOA)	0
Baseline contract value	£618,538.13

### ACCESS\*

Patients seen in 24 months	Total	Change since previous quarter
Quarter ending December 2015	9,673	
Quarter ending March 2016	9,339	↓
Quarter ending June 2016	8,962	↓
Quarter ending September 2016	8,886	→
Quarter ending December 2016	8,819	→
<b>Variance since December 2015</b>	<b>(8.8%)</b>	<b>↓</b>



### ACTIVITY



Month	Adjusted Scheduled Activity (UDA)	
	2016	2017
April	-112	1,889
May	1,914	3,794
June	3,629	5,433
July	6,783	7,953
August	9,327	10,152
September	11,645	12,082
October	13,859	14,077
November	16,225	16,497
December	18,524	18,703
January	19,956	
February	23,057	
March	25,383	
April	26,247	
May	26,261	
June	26,286	

### QUALITY

	Quantity	Base Number	Contract	AT	Region	England
% of FP17s for the same patient ID Re-attending within 3 months - Children	206	2,056	10.0%	10.0%	11.9%	12.4%
% of FP17s for the same patient ID Re-attending within 3 months - Adults	1,201	7,099	16.9%	16.0%	17.1%	16.6%
% of FP17s for the same patient ID Re-attending between 3 & 9 months - Children	1,165	2,056	56.7%	45.8%	46.2%	57.5%
% of FP17s for the same patient ID Re-attending between 3 & 9 months - Adults	3,848	7,099	54.2%	37.2%	37.8%	50.4%
% of FP17s for Band 1 Urgent Courses	1,254	8,735	14.4%	11.0%	10.6%	9.1%
% of FP17s Relating to Free Repair or Replacements	115	8,735	1.3%	0.6%	0.6%	0.8%
% of FP17s Relating to Continuations	35	8,735	0.4%	0.7%	0.9%	1.3%
% of Patients satisfied with the dentistry they have received	14	14	100.0%	91.5%	90.3%	92.7%
% of Patients satisfied with the time they had to wait for an appointment	13	14	92.9%	84.0%	83.8%	88.8%

\* This is based on patients treated on this contract for their most recent course of treatment. Figures in italics indicate the base number of FP17s or Patient Questionnaire responses are less than 100. N/A is shown where the base number of responses is less than 10 during the period. % is calculated as Quantity/Base number\*100

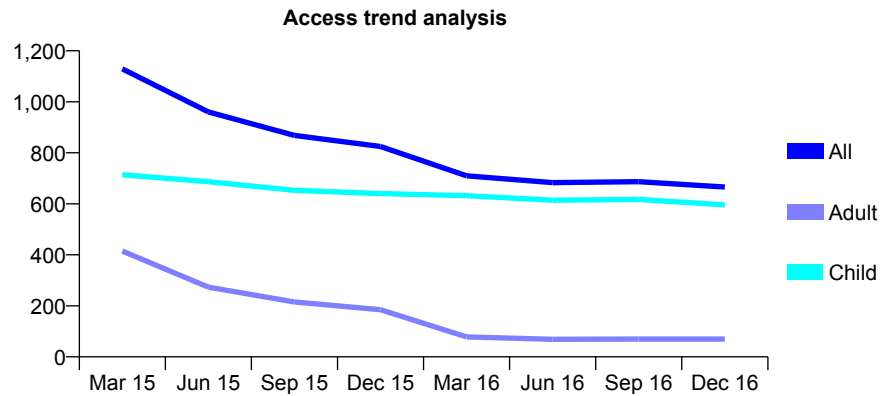
## Q62 - Vital Signs At a Glance Contract Report for 224111/0001 - December 2016

Name or company name	MR MR PAREKH
Contract type name	GDS Contract
Purpose of contract	General
Contract start date	01/04/2006
Contract end date	

16/17 Contracted general activity (UDA)	1,003
Carry forward general activity (UDA)	1
16/17 Contracted orthodontic activity (UOA)	0
Carry forward orthodontic activity (UOA)	0
Baseline contract value	£28,172.56

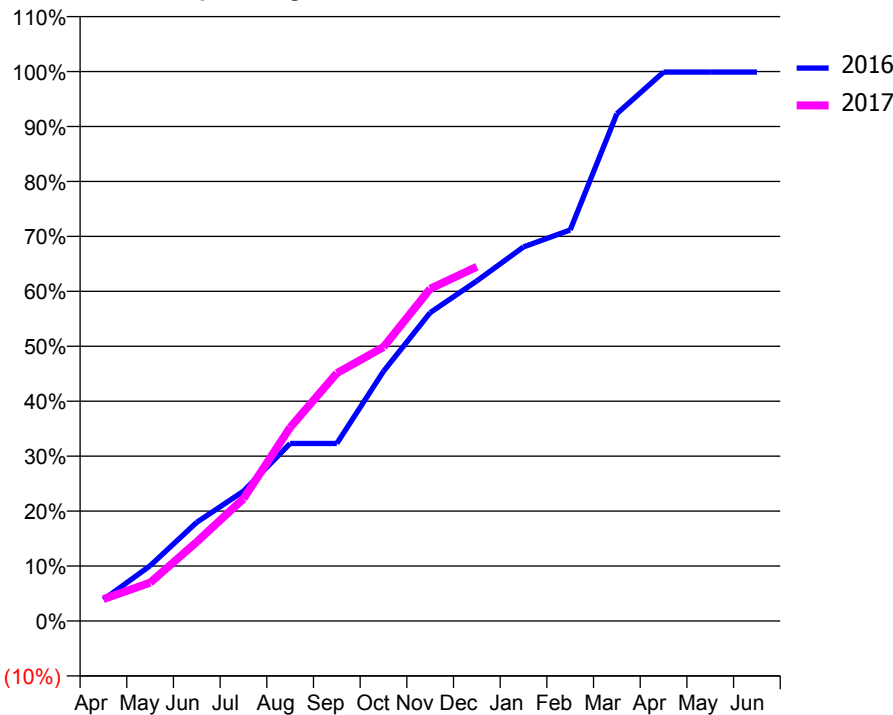
### ACCESS\*

Patients seen in 24 months	Total	Change since previous quarter
Quarter ending December 2015	825	
Quarter ending March 2016	710	↓
Quarter ending June 2016	683	↓
Quarter ending September 2016	687	→
Quarter ending December 2016	666	↓
<b>Variance since December 2015</b>	<b>(19.3%)</b>	<b>↓</b>



### ACTIVITY

Cumulative percentage of contracted UDA delivered 2016 & 2017



Month	Adjusted Scheduled Activity (UDA)	
	2016	2017
April	39	40
May	101	70
June	180	144
July	237	223
August	324	353
September	324	452
October	456	500
November	563	606
December	621	647
January	683	
February	714	
March	926	
April	1,002	
May	1,002	
June	1,002	

### QUALITY

	Quantity	Base Number	Contract	AT	Region	England
% of FP17s for the same patient ID Re-attending within 3 months - Children	23	584	3.9%	10.0%	11.9%	12.4%
% of FP17s for the same patient ID Re-attending within 3 months - Adults	1	4	25.0%	16.0%	17.1%	16.6%
% of FP17s for the same patient ID Re-attending between 3 & 9 months - Children	350	584	59.9%	45.8%	46.2%	57.5%
% of FP17s for the same patient ID Re-attending between 3 & 9 months - Adults	1	4	25.0%	37.2%	37.8%	50.4%
% of FP17s for Band 1 Urgent Courses	13	526	2.5%	11.0%	10.6%	9.1%
% of FP17s Relating to Free Repair or Replacements	0	526	0.0%	0.6%	0.6%	0.8%
% of FP17s Relating to Continuations	5	526	1.0%	0.7%	0.9%	1.3%
% of Patients satisfied with the dentistry they have received	0	0	N/A	91.5%	90.3%	92.7%
% of Patients satisfied with the time they had to wait for an appointment	0	0	N/A	84.0%	83.8%	88.8%

\* This is based on patients treated on this contract for their most recent course of treatment. Figures in italics indicate the base number of FP17s or Patient Questionnaire responses are less than 100. N/A is shown where the base number of responses is less than 10 during the period. % is calculated as Quantity/Base number\*100

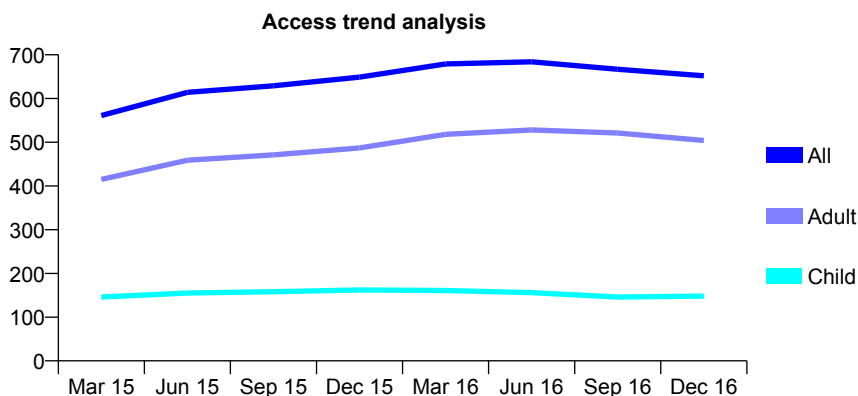
## Q62 - Vital Signs At a Glance Contract Report for 224790/0002 - December 2016

Name or company name	MR SA AL YOUSIF
Contract type name	GDS Contract
Purpose of contract	General
Contract start date	01/12/2013
Contract end date	

16/17 Contracted general activity (UDA)	2,396
Carry forward general activity (UDA)	-2
16/17 Contracted orthodontic activity (UOA)	0
Carry forward orthodontic activity (UOA)	0
Baseline contract value	£68,678.45

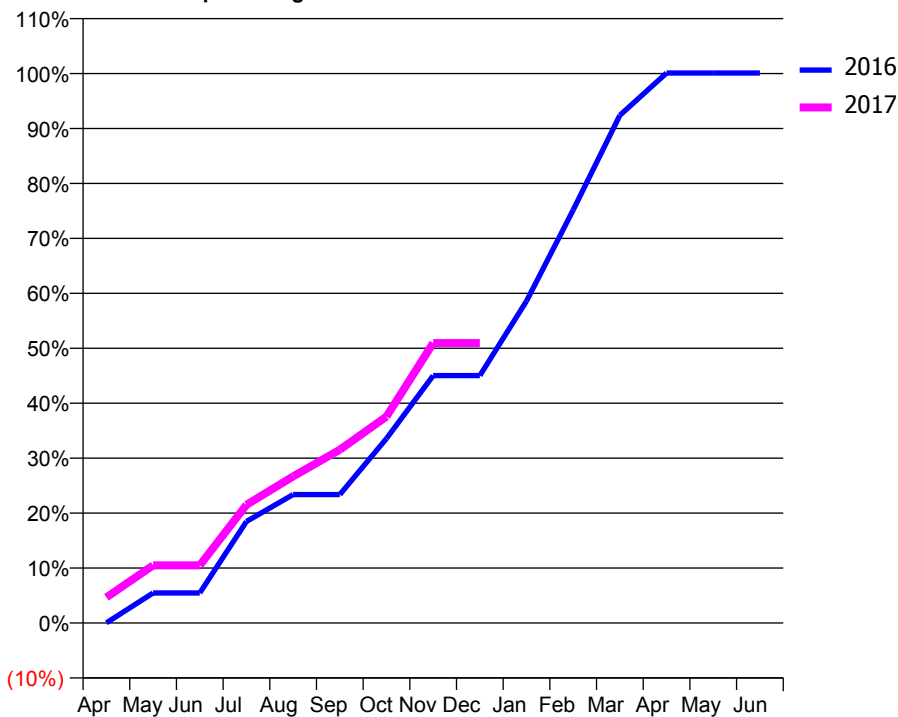
### ACCESS\*

Patients seen in 24 months	Total	Change since previous quarter
Quarter ending December 2015	649	
Quarter ending March 2016	679	↑
Quarter ending June 2016	684	→
Quarter ending September 2016	667	↓
Quarter ending December 2016	652	↓
<b>Variance since December 2015</b>	<b>0.5%</b>	<b>→</b>



### ACTIVITY

Cumulative percentage of contracted UDA delivered 2016 & 2017



Month	Adjusted Scheduled Activity (UDA)	
	2016	2017
April	1	112
May	131	251
June	131	251
July	443	515
August	560	639
September	560	756
October	804	901
November	1,079	1,221
December	1,079	1,221
January	1,404	
February	1,801	
March	2,214	
April	2,398	
May	2,398	
June	2,398	

### QUALITY

	Quantity	Base Number	Contract	AT	Region	England
% of FP17s for the same patient ID Re-attending within 3 months - Children	9	103	8.7%	10.0%	11.9%	12.4%
% of FP17s for the same patient ID Re-attending within 3 months - Adults	16	307	5.2%	16.0%	17.1%	16.6%
% of FP17s for the same patient ID Re-attending between 3 & 9 months - Children	45	103	43.7%	45.8%	46.2%	57.5%
% of FP17s for the same patient ID Re-attending between 3 & 9 months - Adults	135	307	44.0%	37.2%	37.8%	50.4%
% of FP17s for Band 1 Urgent Courses	3	363	0.8%	11.0%	10.6%	9.1%
% of FP17s Relating to Free Repair or Replacements	0	363	0.0%	0.6%	0.6%	0.8%
% of FP17s Relating to Continuations	0	363	0.0%	0.7%	0.9%	1.3%
% of Patients satisfied with the dentistry they have received	0	0	N/A	91.5%	90.3%	92.7%
% of Patients satisfied with the time they had to wait for an appointment	0	0	N/A	84.0%	83.8%	88.8%

\* This is based on patients treated on this contract for their most recent course of treatment. Figures in italics indicate the base number of FP17s or Patient Questionnaire responses are less than 100. N/A is shown where the base number of responses is less than 10 during the period. % is calculated as Quantity/Base number\*100



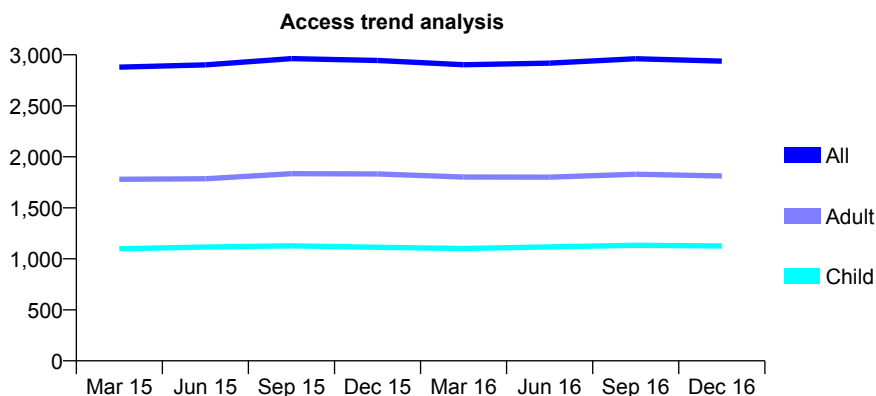
## Q62 - Vital Signs At a Glance Contract Report for 228974/0002 - December 2016

Name or company name	MR PN PATEL
Contract type name	GDS Contract
Purpose of contract	General
Contract start date	01/05/2009
Contract end date	

16/17 Contracted general activity (UDA)	6,134
Carry forward general activity (UDA)	-95
16/17 Contracted orthodontic activity (UOA)	0
Carry forward orthodontic activity (UOA)	0
Baseline contract value	£177,126.62

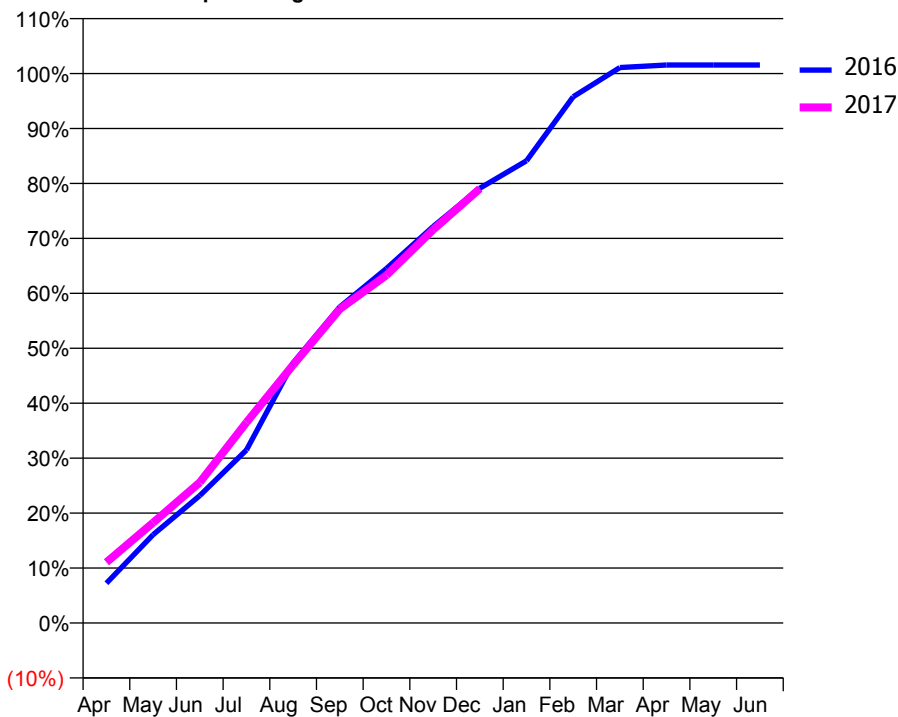
### ACCESS\*

Patients seen in 24 months	Total	Change since previous quarter
Quarter ending December 2015	2,945	
Quarter ending March 2016	2,903	↓
Quarter ending June 2016	2,918	→
Quarter ending September 2016	2,962	→
Quarter ending December 2016	2,938	→
<b>Variance since December 2015</b>	<b>(0.2%)</b>	→



### ACTIVITY

Cumulative percentage of contracted UDA delivered 2016 & 2017



Month	Adjusted Scheduled Activity (UDA)	
	2016	2017
April	444	678
May	986	1,120
June	1,422	1,570
July	1,932	2,239
August	2,903	2,880
September	3,528	3,504
October	3,958	3,883
November	4,427	4,391
December	4,853	4,849
January	5,160	
February	5,874	
March	6,200	
April	6,229	
May	6,229	
June	6,229	

### QUALITY

	Quantity	Base Number	Contract	AT	Region	England
% of FP17s for the same patient ID Re-attending within 3 months - Children	60	998	6.0%	10.0%	11.9%	12.4%
% of FP17s for the same patient ID Re-attending within 3 months - Adults	207	1,562	13.3%	16.0%	17.1%	16.6%
% of FP17s for the same patient ID Re-attending between 3 & 9 months - Children	290	998	29.1%	45.8%	46.2%	57.5%
% of FP17s for the same patient ID Re-attending between 3 & 9 months - Adults	521	1,562	33.4%	37.2%	37.8%	50.4%
% of FP17s for Band 1 Urgent Courses	195	2,540	7.7%	11.0%	10.6%	9.1%
% of FP17s Relating to Free Repair or Replacements	13	2,540	0.5%	0.6%	0.6%	0.8%
% of FP17s Relating to Continuations	32	2,540	1.3%	0.7%	0.9%	1.3%
% of Patients satisfied with the dentistry they have received	5	6	N/A	91.5%	90.3%	92.7%
% of Patients satisfied with the time they had to wait for an appointment	4	6	N/A	84.0%	83.8%	88.8%

\* This is based on patients treated on this contract for their most recent course of treatment. Figures in italics indicate the base number of FP17s or Patient Questionnaire responses are less than 100. N/A is shown where the base number of responses is less than 10 during the period. % is calculated as Quantity/Base number\*100

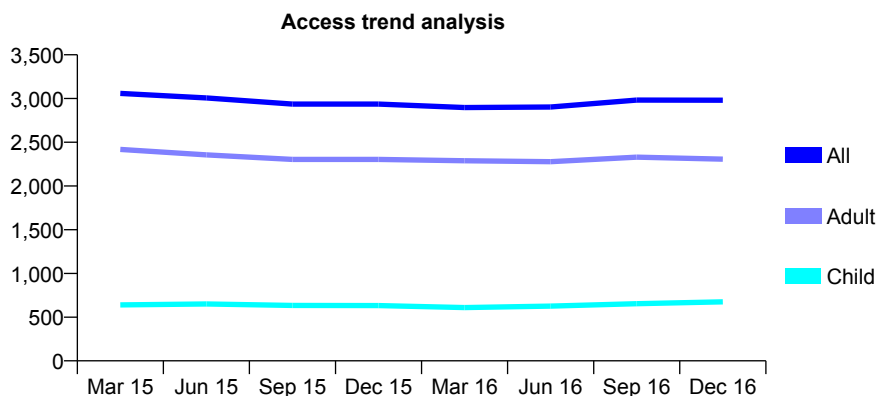
## Q62 - Vital Signs At a Glance Contract Report for 232343/0001 - December 2016

Name or company name	MR RJ DOOA
Contract type name	GDS Contract
Purpose of contract	General
Contract start date	01/04/2006
Contract end date	

16/17 Contracted general activity (UDA)	10,657
Carry forward general activity (UDA)	0
16/17 Contracted orthodontic activity (UOA)	0
Carry forward orthodontic activity (UOA)	0
Baseline contract value	£344,528.23

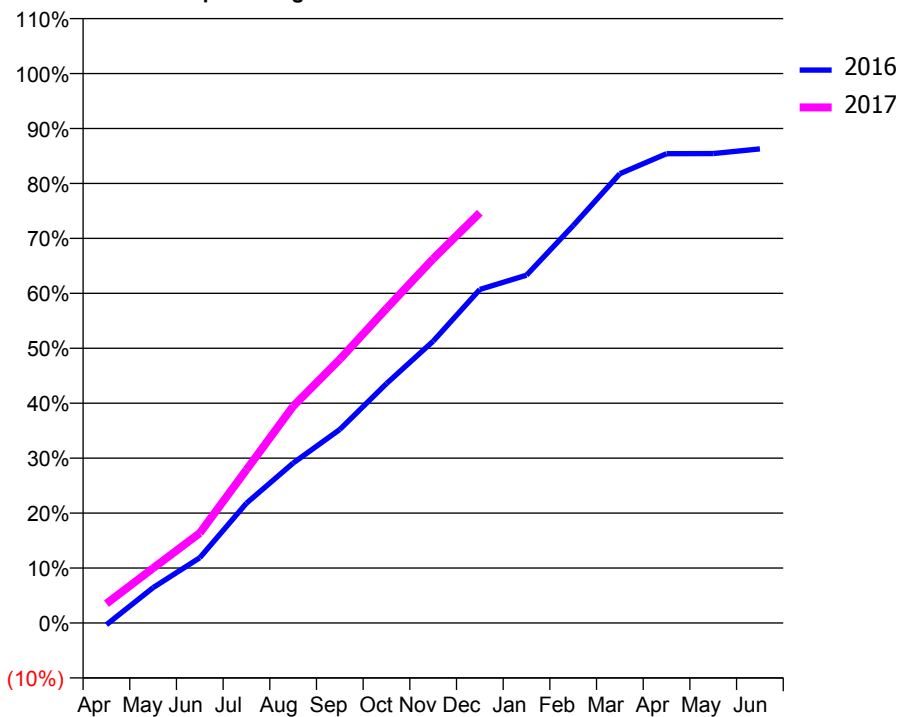
### ACCESS\*

Patients seen in 24 months	Total	Change since previous quarter
Quarter ending December 2015	2,936	
Quarter ending March 2016	2,897	↓
Quarter ending June 2016	2,903	→
Quarter ending September 2016	2,983	↑
Quarter ending December 2016	2,981	→
<b>Variance since December 2015</b>	<b>1.5%</b>	<b>→</b>



### ACTIVITY

Cumulative percentage of contracted UDA delivered 2016 & 2017



Month	Adjusted Scheduled Activity (UDA)	
	2016	2017
April	-35	377
May	686	1,063
June	1,265	1,745
July	2,323	2,973
August	3,101	4,204
September	3,754	5,114
October	4,643	6,098
November	5,467	7,063
December	6,469	7,956
January	6,747	
February	7,708	
March	8,713	
April	9,101	
May	9,103	
June	9,195	

### QUALITY

	Quantity	Base Number	Contract	AT	Region	England
% of FP17s for the same patient ID Re-attending within 3 months - Children	34	650	5.2%	10.0%	11.9%	12.4%
% of FP17s for the same patient ID Re-attending within 3 months - Adults	305	2,029	15.0%	16.0%	17.1%	16.6%
% of FP17s for the same patient ID Re-attending between 3 & 9 months - Children	307	650	47.2%	45.8%	46.2%	57.5%
% of FP17s for the same patient ID Re-attending between 3 & 9 months - Adults	791	2,029	39.0%	37.2%	37.8%	50.4%
% of FP17s for Band 1 Urgent Courses	314	2,489	12.6%	11.0%	10.6%	9.1%
% of FP17s Relating to Free Repair or Replacements	21	2,489	0.8%	0.6%	0.6%	0.8%
% of FP17s Relating to Continuations	12	2,489	0.5%	0.7%	0.9%	1.3%
% of Patients satisfied with the dentistry they have received	4	5	N/A	91.5%	90.3%	92.7%
% of Patients satisfied with the time they had to wait for an appointment	3	5	N/A	84.0%	83.8%	88.8%

\* This is based on patients treated on this contract for their most recent course of treatment. Figures in italics indicate the base number of FP17s or Patient Questionnaire responses are less than 100. N/A is shown where the base number of responses is less than 10 during the period. % is calculated as Quantity/Base number\*100

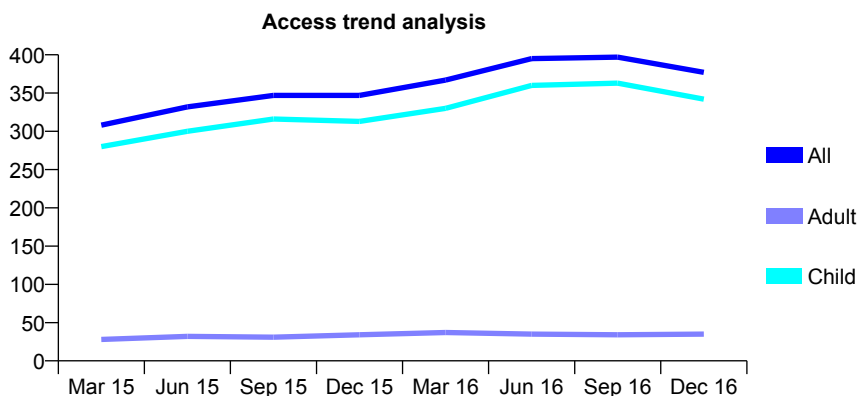
## Q62 - Vital Signs At a Glance Contract Report for 239720/0001 - December 2016

Name or company name	MR A EGHBAL OMIDI
Contract type name	GDS Contract
Purpose of contract	General
Contract start date	01/04/2006
Contract end date	

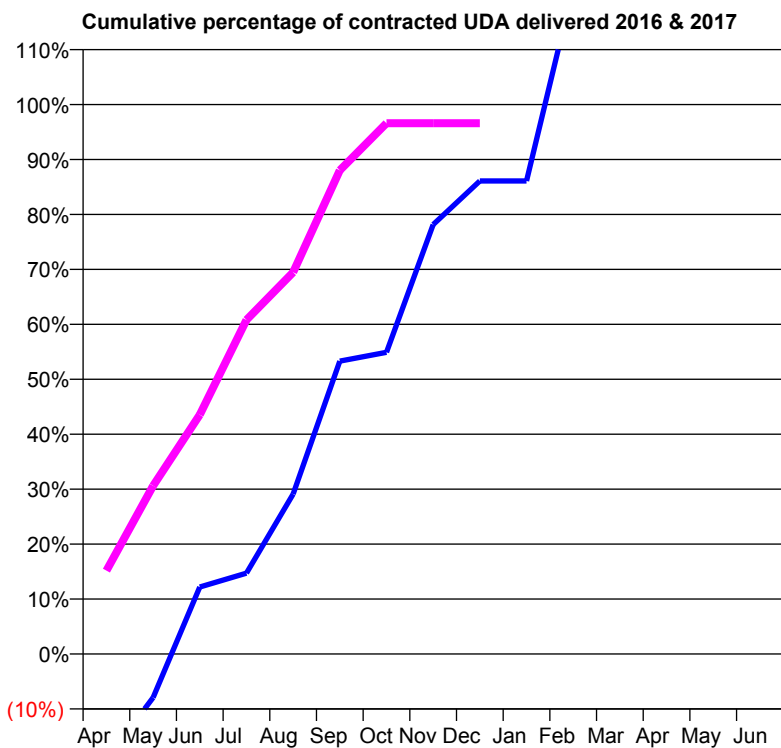
16/17 Contracted general activity (UDA)	680
Carry forward general activity (UDA)	-14
16/17 Contracted orthodontic activity (UOA)	0
Carry forward orthodontic activity (UOA)	0
Baseline contract value	£18,071.69

### ACCESS\*

Patients seen in 24 months	Total	Change since previous quarter
Quarter ending December 2015	347	
Quarter ending March 2016	367	↑
Quarter ending June 2016	395	↑
Quarter ending September 2016	397	→
Quarter ending December 2016	377	↓
<b>Variance since December 2015</b>	<b>8.6%</b>	<b>↑</b>



### ACTIVITY



Month	Adjusted Scheduled Activity (UDA)	
	2016	2017
April	-131	103
May	-54	208
June	83	296
July	100	413
August	198	472
September	362	599
October	373	657
November	531	657
December	585	657
January	585	
February	824	
March	824	
April	824	
May	836	
June	836	

### QUALITY

	Quantity	Base Number	Contract	AT	Region	England
% of FP17s for the same patient ID Re-attending within 3 months - Children	9	282	3.2%	10.0%	11.9%	12.4%
% of FP17s for the same patient ID Re-attending within 3 months - Adults	2	15	13.3%	16.0%	17.1%	16.6%
% of FP17s for the same patient ID Re-attending between 3 & 9 months - Children	144	282	51.1%	45.8%	46.2%	57.5%
% of FP17s for the same patient ID Re-attending between 3 & 9 months - Adults	4	15	26.7%	37.2%	37.8%	50.4%
% of FP17s for Band 1 Urgent Courses	4	294	1.4%	11.0%	10.6%	9.1%
% of FP17s Relating to Free Repair or Replacements	0	294	0.0%	0.6%	0.6%	0.8%
% of FP17s Relating to Continuations	0	294	0.0%	0.7%	0.9%	1.3%
% of Patients satisfied with the dentistry they have received	0	0	N/A	91.5%	90.3%	92.7%
% of Patients satisfied with the time they had to wait for an appointment	0	0	N/A	84.0%	83.8%	88.8%

\* This is based on patients treated on this contract for their most recent course of treatment. Figures in italics indicate the base number of FP17s or Patient Questionnaire responses are less than 100. N/A is shown where the base number of responses is less than 10 during the period. % is calculated as Quantity/Base number\*100

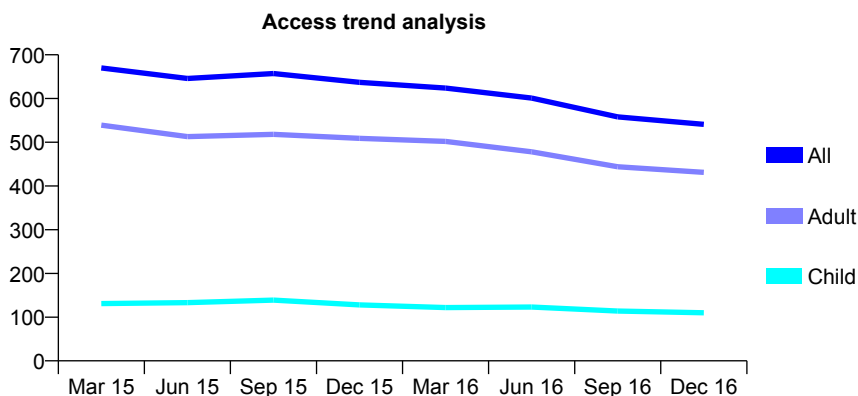
## Q62 - Vital Signs At a Glance Contract Report for 239976/0002 - December 2016

Name or company name	MR WA TOWOLAWI
Contract type name	GDS Contract
Purpose of contract	General
Contract start date	01/04/2006
Contract end date	

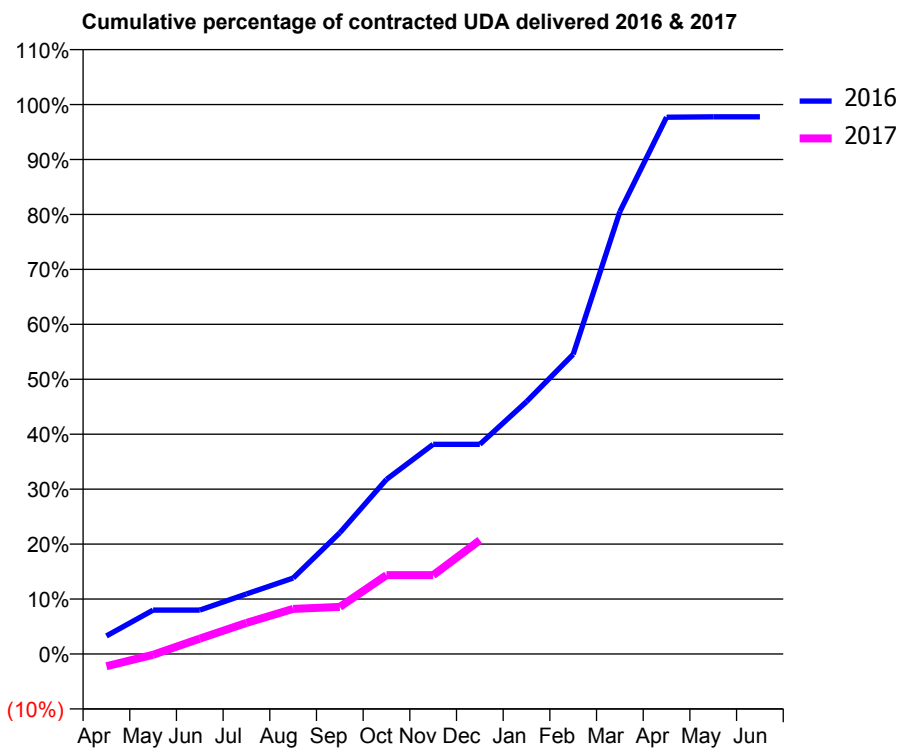
16/17 Contracted general activity (UDA)	1,685
Carry forward general activity (UDA)	38
16/17 Contracted orthodontic activity (UOA)	0
Carry forward orthodontic activity (UOA)	0
Baseline contract value	£51,178.38

### ACCESS\*

Patients seen in 24 months	Total	Change since previous quarter
Quarter ending December 2015	637	
Quarter ending March 2016	624	↓
Quarter ending June 2016	601	↓
Quarter ending September 2016	558	↓
Quarter ending December 2016	541	↓
<b>Variance since December 2015</b>	<b>(15.1%)</b>	<b>↓</b>



### ACTIVITY



Month	Adjusted Scheduled Activity (UDA)	
	2016	2017
April	55	-38
May	135	-3
June	135	47
July	184	96
August	233	138
September	372	145
October	535	242
November	643	242
December	643	349
January	774	
February	919	
March	1,357	
April	1,646	
May	1,647	
June	1,647	

### QUALITY

	Quantity	Base Number	Contract	AT	Region	England
% of FP17s for the same patient ID Re-attending within 3 months - Children	6	51	11.8%	10.0%	11.9%	12.4%
% of FP17s for the same patient ID Re-attending within 3 months - Adults	22	186	11.8%	16.0%	17.1%	16.6%
% of FP17s for the same patient ID Re-attending between 3 & 9 months - Children	7	51	13.7%	45.8%	46.2%	57.5%
% of FP17s for the same patient ID Re-attending between 3 & 9 months - Adults	39	186	21.0%	37.2%	37.8%	50.4%
% of FP17s for Band 1 Urgent Courses	45	174	25.9%	11.0%	10.6%	9.1%
% of FP17s Relating to Free Repair or Replacements	0	174	0.0%	0.6%	0.6%	0.8%
% of FP17s Relating to Continuations	0	174	0.0%	0.7%	0.9%	1.3%
% of Patients satisfied with the dentistry they have received	0	1	N/A	91.5%	90.3%	92.7%
% of Patients satisfied with the time they had to wait for an appointment	1	1	N/A	84.0%	83.8%	88.8%

\* This is based on patients treated on this contract for their most recent course of treatment. Figures in italics indicate the base number of FP17s or Patient Questionnaire responses are less than 100. N/A is shown where the base number of responses is less than 10 during the period. % is calculated as Quantity/Base number\*100

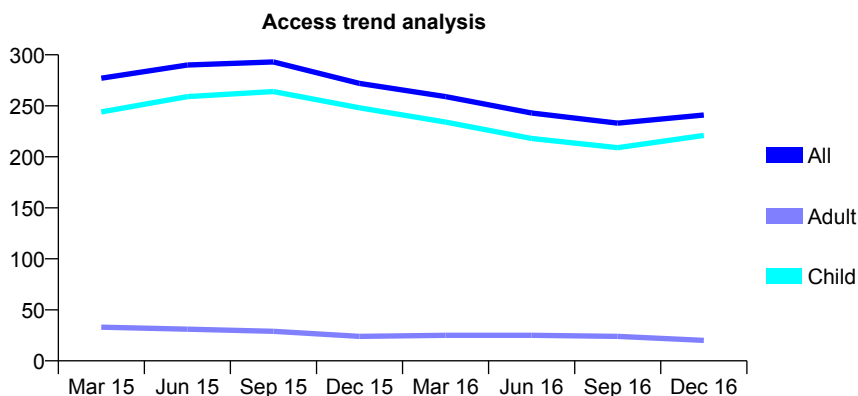
## Q62 - Vital Signs At a Glance Contract Report for 245976/0001 - December 2016

Name or company name	MISS Y LIU
Contract type name	GDS Contract
Purpose of contract	General
Contract start date	01/04/2006
Contract end date	

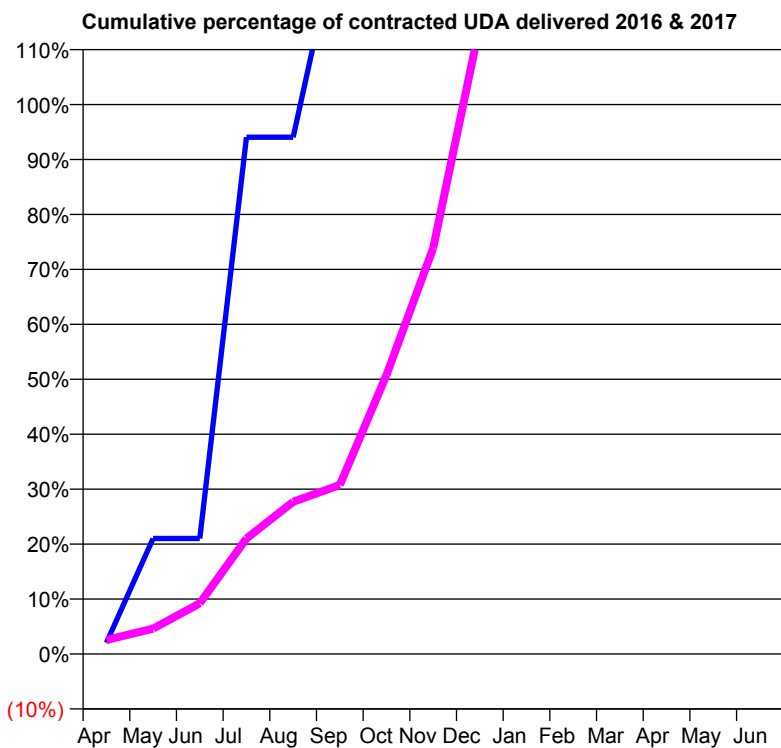
16/17 Contracted general activity (UDA)	195
Carry forward general activity (UDA)	-4
16/17 Contracted orthodontic activity (UOA)	0
Carry forward orthodontic activity (UOA)	0
Baseline contract value	£3,512.82

### ACCESS\*

Patients seen in 24 months	Total	Change since previous quarter
Quarter ending December 2015	272	
Quarter ending March 2016	259	↓
Quarter ending June 2016	243	↓
Quarter ending September 2016	233	↓
Quarter ending December 2016	241	↑
<b>Variance since December 2015</b>	<b>(11.4%)</b>	<b>↓</b>



### ACTIVITY



Month	Adjusted Scheduled Activity (UDA)	
	2016	2017
April	4	5
May	41	9
June	41	18
July	183	41
August	183	54
September	258	60
October	300	99
November	300	144
December	300	223
January	300	
February	330	
March	348	
April	360	
May	376	
June	376	

### QUALITY

	Quantity	Base Number	Contract	AT	Region	England
% of FP17s for the same patient ID Re-attending within 3 months - Children	22	178	12.4%	10.0%	11.9%	12.4%
% of FP17s for the same patient ID Re-attending within 3 months - Adults	0	1	0.0%	16.0%	17.1%	16.6%
% of FP17s for the same patient ID Re-attending between 3 & 9 months - Children	60	178	33.7%	45.8%	46.2%	57.5%
% of FP17s for the same patient ID Re-attending between 3 & 9 months - Adults	1	1	100.0%	37.2%	37.8%	50.4%
% of FP17s for Band 1 Urgent Courses	0	155	0.0%	11.0%	10.6%	9.1%
% of FP17s Relating to Free Repair or Replacements	0	155	0.0%	0.6%	0.6%	0.8%
% of FP17s Relating to Continuations	0	155	0.0%	0.7%	0.9%	1.3%
% of Patients satisfied with the dentistry they have received	0	0	N/A	91.5%	90.3%	92.7%
% of Patients satisfied with the time they had to wait for an appointment	0	0	N/A	84.0%	83.8%	88.8%

\* This is based on patients treated on this contract for their most recent course of treatment. Figures in italics indicate the base number of FP17s or Patient Questionnaire responses are less than 100. N/A is shown where the base number of responses is less than 10 during the period. % is calculated as Quantity/Base number\*100

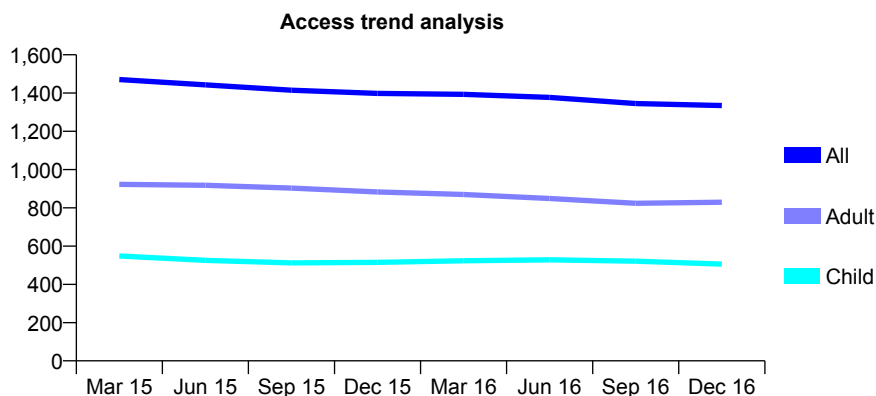
## Q62 - Vital Signs At a Glance Contract Report for 250562/0001 - December 2016

Name or company name	MRS R KUNWARDIA
Contract type name	GDS Contract
Purpose of contract	General
Contract start date	01/04/2006
Contract end date	

16/17 Contracted general activity (UDA)	2,910
Carry forward general activity (UDA)	0
16/17 Contracted orthodontic activity (UOA)	0
Carry forward orthodontic activity (UOA)	0
Baseline contract value	£80,141.35

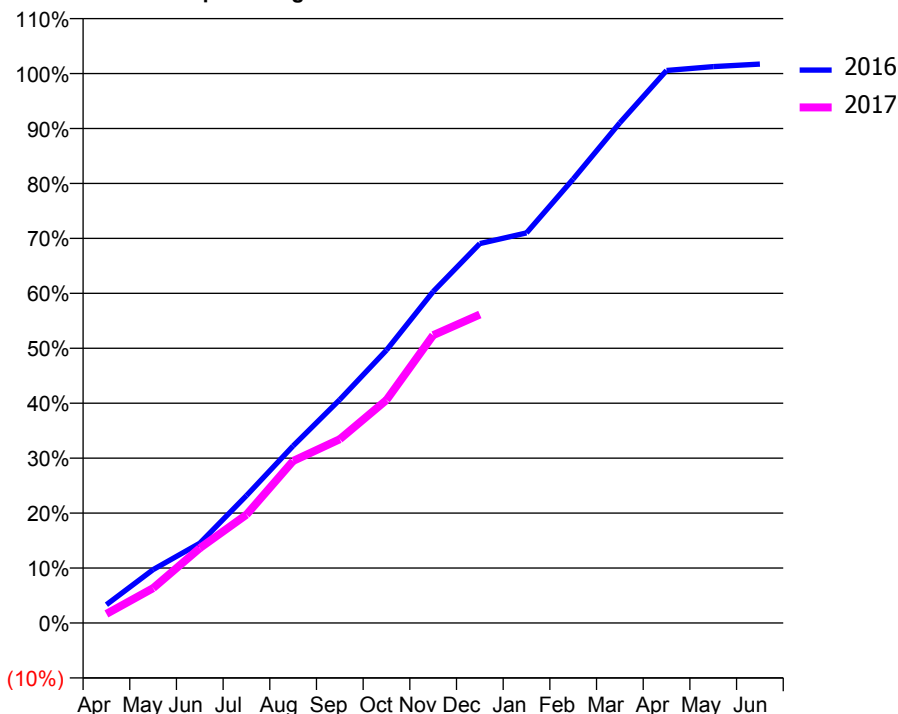
### ACCESS\*

Patients seen in 24 months	Total	Change since previous quarter
Quarter ending December 2015	1,398	
Quarter ending March 2016	1,393	→
Quarter ending June 2016	1,377	↓
Quarter ending September 2016	1,345	↓
Quarter ending December 2016	1,335	→
<b>Variance since December 2015</b>	<b>(4.5%)</b>	<b>↓</b>



### ACTIVITY

Cumulative percentage of contracted UDA delivered 2016 & 2017



Month	Adjusted Scheduled Activity (UDA)	
	2016	2017
April	97	48
May	283	184
June	423	396
July	675	574
August	938	858
September	1,183	974
October	1,445	1,181
November	1,755	1,524
December	2,009	1,634
January	2,066	
February	2,351	
March	2,649	
April	2,926	
May	2,947	
June	2,960	

### QUALITY

	Quantity	Base Number	Contract	AT	Region	England
% of FP17s for the same patient ID Re-attending within 3 months - Children	5	472	1.1%	10.0%	11.9%	12.4%
% of FP17s for the same patient ID Re-attending within 3 months - Adults	52	694	7.5%	16.0%	17.1%	16.6%
% of FP17s for the same patient ID Re-attending between 3 & 9 months - Children	288	472	61.0%	45.8%	46.2%	57.5%
% of FP17s for the same patient ID Re-attending between 3 & 9 months - Adults	347	694	50.0%	37.2%	37.8%	50.4%
% of FP17s for Band 1 Urgent Courses	93	1,001	9.3%	11.0%	10.6%	9.1%
% of FP17s Relating to Free Repair or Replacements	7	1,001	0.7%	0.6%	0.6%	0.8%
% of FP17s Relating to Continuations	0	1,001	0.0%	0.7%	0.9%	1.3%
% of Patients satisfied with the dentistry they have received	0	0	N/A	91.5%	90.3%	92.7%
% of Patients satisfied with the time they had to wait for an appointment	0	0	N/A	84.0%	83.8%	88.8%

\* This is based on patients treated on this contract for their most recent course of treatment. Figures in italics indicate the base number of FP17s or Patient Questionnaire responses are less than 100. N/A is shown where the base number of responses is less than 10 during the period. % is calculated as Quantity/Base number\*100

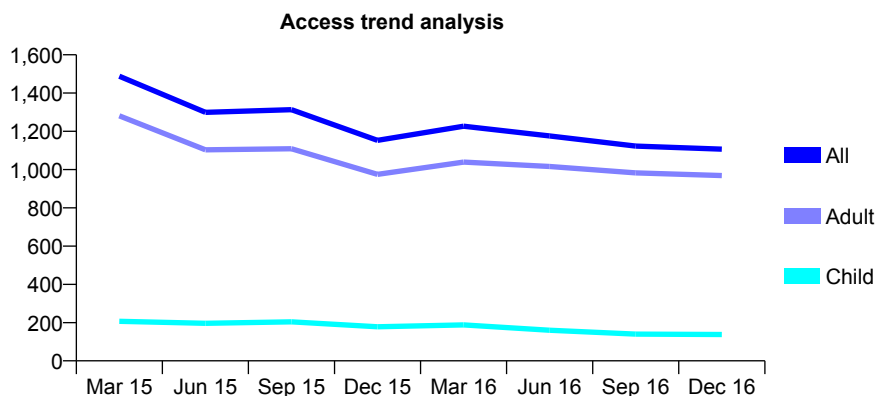
## Q62 - Vital Signs At a Glance Contract Report for 251267/0001 - December 2016

Name or company name	MR HS MAUDUDI
Contract type name	GDS Contract
Purpose of contract	General
Contract start date	01/04/2006
Contract end date	

16/17 Contracted general activity (UDA)	1,599
Carry forward general activity (UDA)	-31
16/17 Contracted orthodontic activity (UOA)	0
Carry forward orthodontic activity (UOA)	0
Baseline contract value	£38,103.32

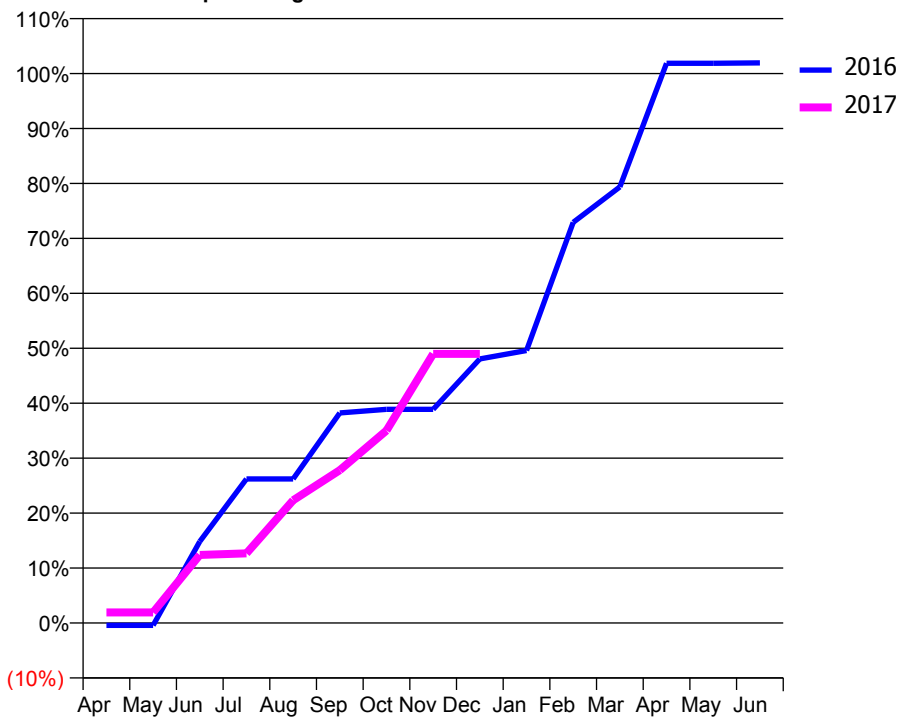
### ACCESS\*

Patients seen in 24 months	Total	Change since previous quarter
Quarter ending December 2015	1,153	
Quarter ending March 2016	1,227	↑
Quarter ending June 2016	1,176	↓
Quarter ending September 2016	1,123	↓
Quarter ending December 2016	1,107	↓
<b>Variance since December 2015</b>	<b>(4.0%)</b>	<b>↓</b>



### ACTIVITY

Cumulative percentage of contracted UDA delivered 2016 & 2017



Month	Adjusted Scheduled Activity (UDA)	
	2016	2017
April	-7	31
May	-7	31
June	237	198
July	419	203
August	419	357
September	611	445
October	622	560
November	622	783
December	769	783
January	793	
February	1,166	
March	1,269	
April	1,629	
May	1,629	
June	1,630	

### QUALITY

	Quantity	Base Number	Contract	AT	Region	England
% of FP17s for the same patient ID Re-attending within 3 months - Children	6	101	5.9%	10.0%	11.9%	12.4%
% of FP17s for the same patient ID Re-attending within 3 months - Adults	6	581	1.0%	16.0%	17.1%	16.6%
% of FP17s for the same patient ID Re-attending between 3 & 9 months - Children	2	101	2.0%	45.8%	46.2%	57.5%
% of FP17s for the same patient ID Re-attending between 3 & 9 months - Adults	8	581	1.4%	37.2%	37.8%	50.4%
% of FP17s for Band 1 Urgent Courses	509	549	92.7%	11.0%	10.6%	9.1%
% of FP17s Relating to Free Repair or Replacements	0	549	0.0%	0.6%	0.6%	0.8%
% of FP17s Relating to Continuations	0	549	0.0%	0.7%	0.9%	1.3%
% of Patients satisfied with the dentistry they have received	0	0	N/A	91.5%	90.3%	92.7%
% of Patients satisfied with the time they had to wait for an appointment	0	0	N/A	84.0%	83.8%	88.8%

\* This is based on patients treated on this contract for their most recent course of treatment. Figures in italics indicate the base number of FP17s or Patient Questionnaire responses are less than 100. N/A is shown where the base number of responses is less than 10 during the period. % is calculated as Quantity/Base number\*100



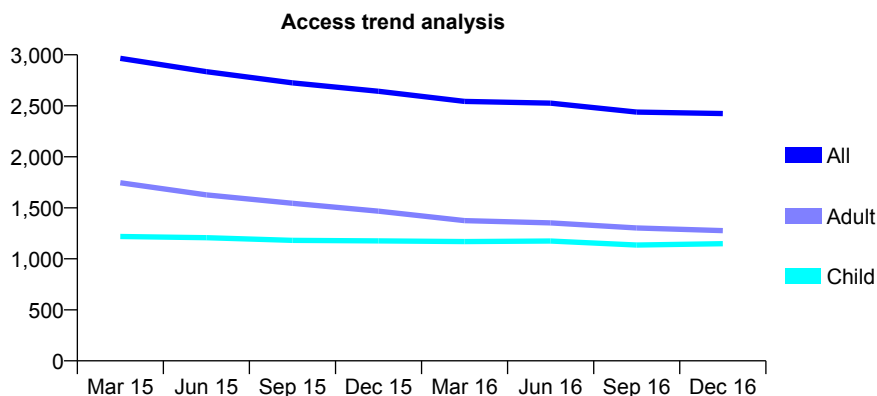
## Q62 - Vital Signs At a Glance Contract Report for 251305/0001 - December 2016

Name or company name	MISS V IZADPANAHI
Contract type name	GDS Contract
Purpose of contract	General
Contract start date	01/04/2010
Contract end date	

16/17 Contracted general activity (UDA)	7,829
Carry forward general activity (UDA)	-62
16/17 Contracted orthodontic activity (UOA)	0
Carry forward orthodontic activity (UOA)	0
Baseline contract value	£218,962.07

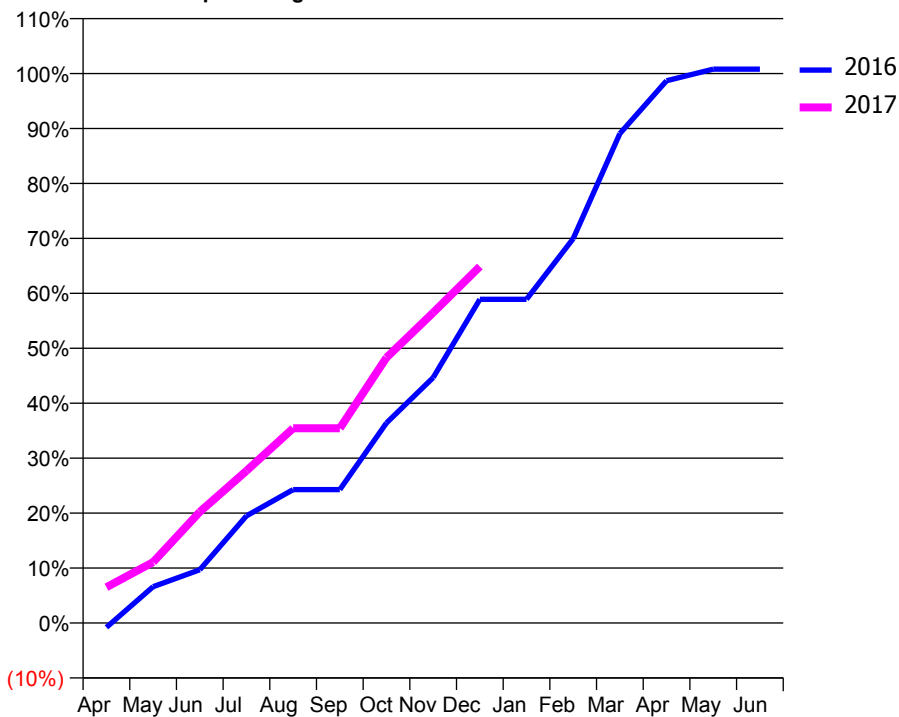
### ACCESS\*

Patients seen in 24 months	Total	Change since previous quarter
Quarter ending December 2015	2,643	
Quarter ending March 2016	2,543	↓
Quarter ending June 2016	2,526	→
Quarter ending September 2016	2,438	↓
Quarter ending December 2016	2,424	→
<b>Variance since December 2015</b>	<b>(8.3%)</b>	<b>↓</b>



### ACTIVITY

Cumulative percentage of contracted UDA delivered 2016 & 2017



Month	Adjusted Scheduled Activity (UDA)	
	2016	2017
April	-63	510
May	517	867
June	759	1,583
July	1,527	2,169
August	1,901	2,775
September	1,901	2,775
October	2,850	3,782
November	3,496	4,423
December	4,611	5,079
January	4,611	
February	5,477	
March	6,974	
April	7,726	
May	7,890	
June	7,891	

### QUALITY

	Quantity	Base Number	Contract	AT	Region	England
% of FP17s for the same patient ID Re-attending within 3 months - Children	79	1,135	7.0%	10.0%	11.9%	12.4%
% of FP17s for the same patient ID Re-attending within 3 months - Adults	109	1,008	10.8%	16.0%	17.1%	16.6%
% of FP17s for the same patient ID Re-attending between 3 & 9 months - Children	635	1,135	55.9%	45.8%	46.2%	57.5%
% of FP17s for the same patient ID Re-attending between 3 & 9 months - Adults	417	1,008	41.4%	37.2%	37.8%	50.4%
% of FP17s for Band 1 Urgent Courses	232	1,844	12.6%	11.0%	10.6%	9.1%
% of FP17s Relating to Free Repair or Replacements	0	1,844	0.0%	0.6%	0.6%	0.8%
% of FP17s Relating to Continuations	1	1,844	0.1%	0.7%	0.9%	1.3%
% of Patients satisfied with the dentistry they have received	1	1	N/A	91.5%	90.3%	92.7%
% of Patients satisfied with the time they had to wait for an appointment	1	1	N/A	84.0%	83.8%	88.8%

\* This is based on patients treated on this contract for their most recent course of treatment. Figures in italics indicate the base number of FP17s or Patient Questionnaire responses are less than 100. N/A is shown where the base number of responses is less than 10 during the period. % is calculated as Quantity/Base number\*100

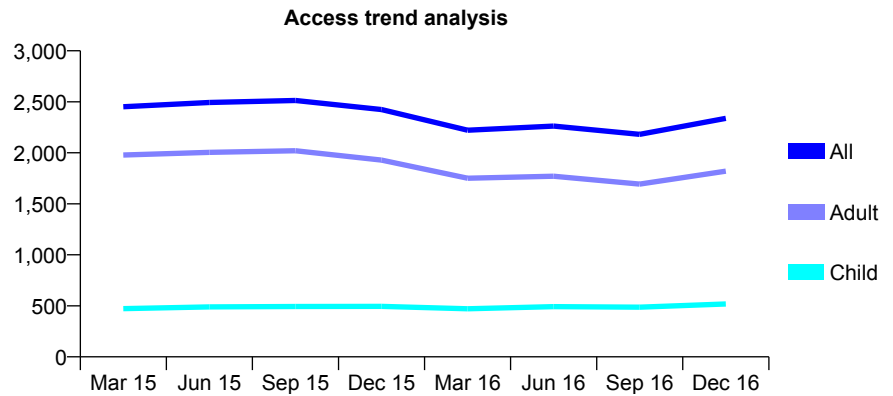
## Q62 - Vital Signs At a Glance Contract Report for 254231/0001 - December 2016

Name or company name	MR SH PEZESHKI
Contract type name	GDS Contract
Purpose of contract	General
Contract start date	04/01/2010
Contract end date	

16/17 Contracted general activity (UDA)	8,200
Carry forward general activity (UDA)	-164
16/17 Contracted orthodontic activity (UOA)	0
Carry forward orthodontic activity (UOA)	0
Baseline contract value	£227,976.37

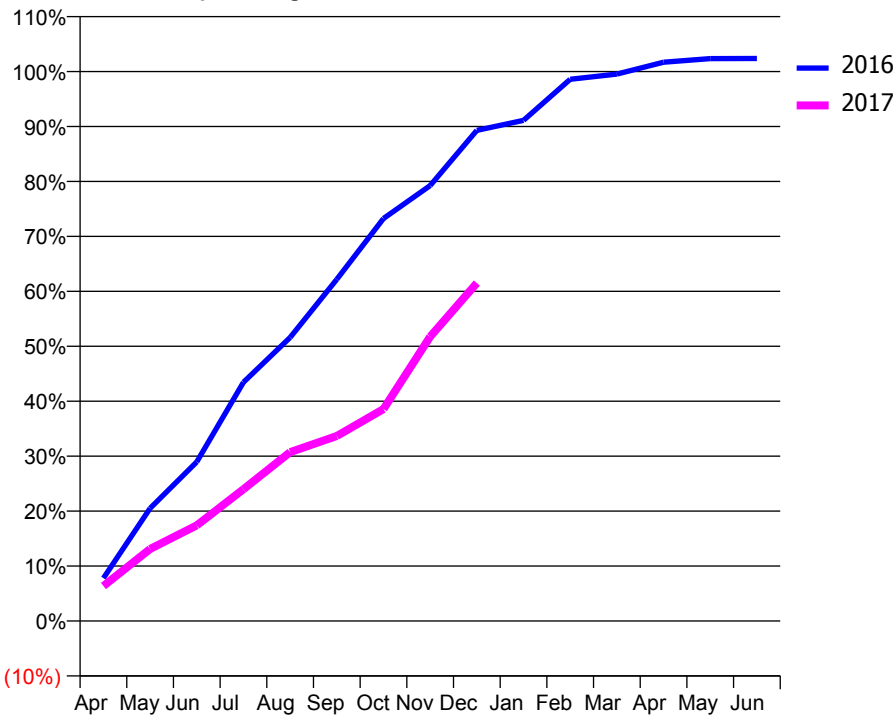
### ACCESS\*

Patients seen in 24 months	Total	Change since previous quarter
Quarter ending December 2015	2,424	
Quarter ending March 2016	2,222	↓
Quarter ending June 2016	2,262	→
Quarter ending September 2016	2,181	↓
Quarter ending December 2016	2,338	↑
<b>Variance since December 2015</b>	<b>(3.5%)</b>	<b>↓</b>



### ACTIVITY

Cumulative percentage of contracted UDA delivered 2016 & 2017



Month	Adjusted Scheduled Activity (UDA)	
	2016	2017
April	640	523
May	1,683	1,075
June	2,375	1,427
July	3,564	1,968
August	4,231	2,520
September	5,099	2,760
October	6,006	3,163
November	6,499	4,244
December	7,321	5,043
January	7,471	
February	8,085	
March	8,161	
April	8,338	
May	8,393	
June	8,394	

### QUALITY

	Quantity	Base Number	Contract	AT	Region	England
% of FP17s for the same patient ID Re-attending within 3 months - Children	30	451	6.7%	10.0%	11.9%	12.4%
% of FP17s for the same patient ID Re-attending within 3 months - Adults	247	1,515	16.3%	16.0%	17.1%	16.6%
% of FP17s for the same patient ID Re-attending between 3 & 9 months - Children	169	451	37.5%	45.8%	46.2%	57.5%
% of FP17s for the same patient ID Re-attending between 3 & 9 months - Adults	355	1,515	23.4%	37.2%	37.8%	50.4%
% of FP17s for Band 1 Urgent Courses	408	1,862	21.9%	11.0%	10.6%	9.1%
% of FP17s Relating to Free Repair or Replacements	2	1,862	0.1%	0.6%	0.6%	0.8%
% of FP17s Relating to Continuations	7	1,862	0.4%	0.7%	0.9%	1.3%
% of Patients satisfied with the dentistry they have received	3	3	N/A	91.5%	90.3%	92.7%
% of Patients satisfied with the time they had to wait for an appointment	3	3	N/A	84.0%	83.8%	88.8%

\* This is based on patients treated on this contract for their most recent course of treatment. Figures in italics indicate the base number of FP17s or Patient Questionnaire responses are less than 100. N/A is shown where the base number of responses is less than 10 during the period. % is calculated as Quantity/Base number\*100

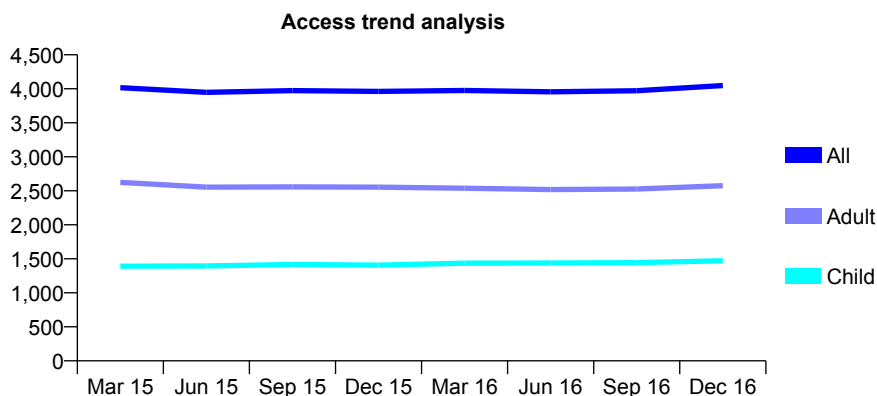
## Q62 - Vital Signs At a Glance Contract Report for 261416/0001 - December 2016

Name or company name	MR JS JEER
Contract type name	GDS Contract
Purpose of contract	General
Contract start date	01/04/2006
Contract end date	

16/17 Contracted general activity (UDA)	11,840
Carry forward general activity (UDA)	0
16/17 Contracted orthodontic activity (UOA)	0
Carry forward orthodontic activity (UOA)	0
Baseline contract value	£335,106.30

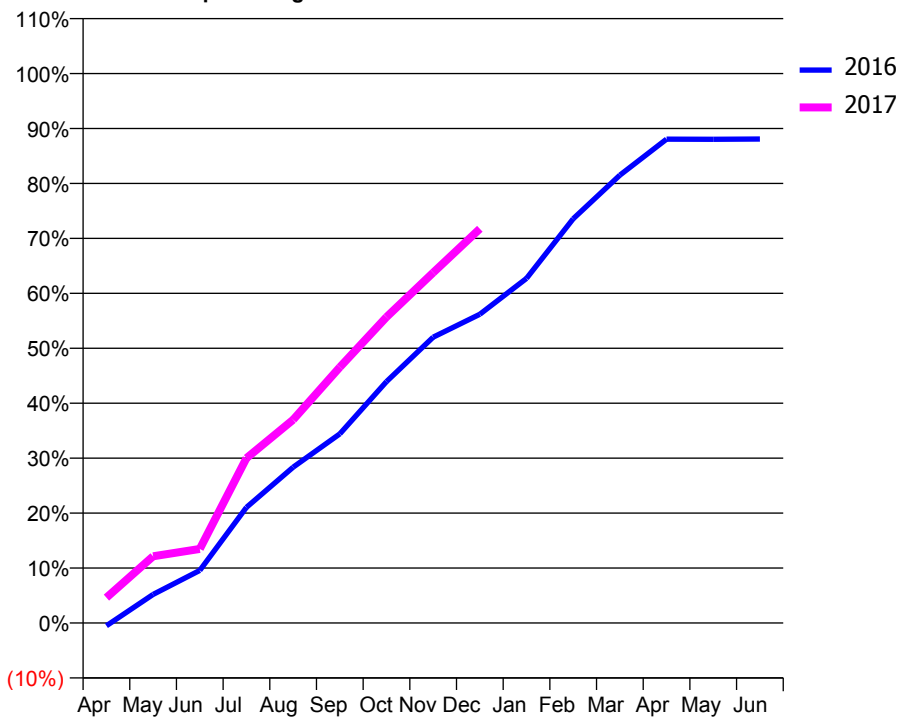
### ACCESS\*

Patients seen in 24 months	Total	Change since previous quarter
Quarter ending December 2015	3,961	
Quarter ending March 2016	3,976	→
Quarter ending June 2016	3,956	→
Quarter ending September 2016	3,971	→
Quarter ending December 2016	4,048	→
<b>Variance since December 2015</b>	<b>2.2%</b>	<b>↑</b>



### ACTIVITY

Cumulative percentage of contracted UDA delivered 2016 & 2017



Month	Adjusted Scheduled Activity (UDA)	
	2016	2017
April	-62	546
May	615	1,438
June	1,134	1,597
July	2,493	3,552
August	3,358	4,381
September	4,077	5,512
October	5,201	6,593
November	6,159	7,549
December	6,654	8,495
January	7,426	
February	8,709	
March	9,650	
April	10,424	
May	10,423	
June	10,427	

### QUALITY

	Quantity	Base Number	Contract	AT	Region	England
% of FP17s for the same patient ID Re-attending within 3 months - Children	114	1,448	7.9%	10.0%	11.9%	12.4%
% of FP17s for the same patient ID Re-attending within 3 months - Adults	374	2,314	16.2%	16.0%	17.1%	16.6%
% of FP17s for the same patient ID Re-attending between 3 & 9 months - Children	635	1,448	43.9%	45.8%	46.2%	57.5%
% of FP17s for the same patient ID Re-attending between 3 & 9 months - Adults	799	2,314	34.5%	37.2%	37.8%	50.4%
% of FP17s for Band 1 Urgent Courses	458	3,456	13.3%	11.0%	10.6%	9.1%
% of FP17s Relating to Free Repair or Replacements	29	3,456	0.8%	0.6%	0.6%	0.8%
% of FP17s Relating to Continuations	13	3,456	0.4%	0.7%	0.9%	1.3%
% of Patients satisfied with the dentistry they have received	2	2	N/A	91.5%	90.3%	92.7%
% of Patients satisfied with the time they had to wait for an appointment	2	2	N/A	84.0%	83.8%	88.8%

\* This is based on patients treated on this contract for their most recent course of treatment. Figures in italics indicate the base number of FP17s or Patient Questionnaire responses are less than 100. N/A is shown where the base number of responses is less than 10 during the period. % is calculated as Quantity/Base number\*100

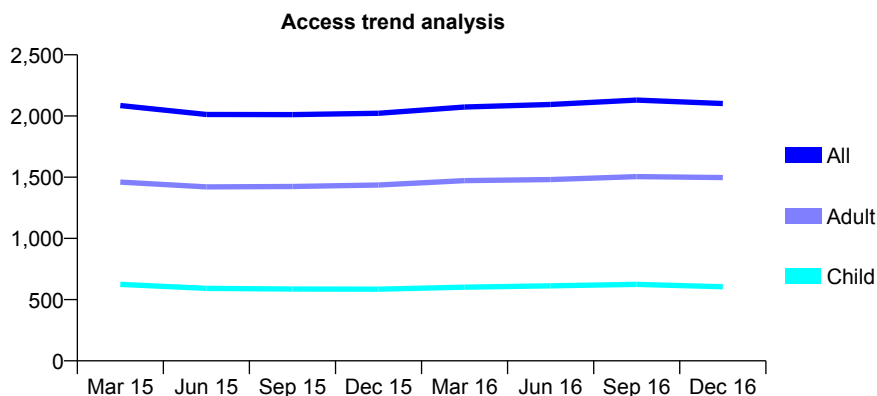
## Q62 - Vital Signs At a Glance Contract Report for 262455/0001 - December 2016

Name or company name	MR M ZABIHI
Contract type name	GDS Contract
Purpose of contract	General
Contract start date	01/04/2006
Contract end date	

16/17 Contracted general activity (UDA)	7,433
Carry forward general activity (UDA)	-149
16/17 Contracted orthodontic activity (UOA)	0
Carry forward orthodontic activity (UOA)	0
Baseline contract value	£185,710.48

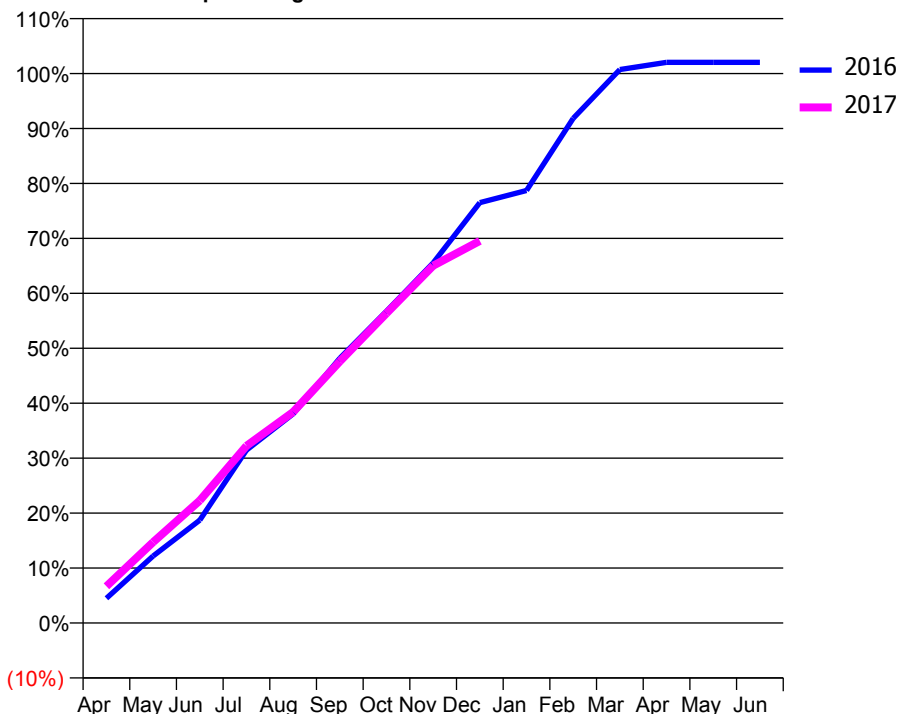
### ACCESS\*

Patients seen in 24 months	Total	Change since previous quarter
Quarter ending December 2015	2,022	
Quarter ending March 2016	2,074	↑
Quarter ending June 2016	2,094	→
Quarter ending September 2016	2,130	→
Quarter ending December 2016	2,102	↓
<b>Variance since December 2015</b>	<b>4.0%</b>	<b>↑</b>



### ACTIVITY

Cumulative percentage of contracted UDA delivered 2016 & 2017



Month	Adjusted Scheduled Activity (UDA)	
	2016	2017
April	335	498
May	907	1,095
June	1,392	1,657
July	2,339	2,396
August	2,828	2,854
September	3,582	3,538
October	4,217	4,189
November	4,872	4,834
December	5,687	5,169
January	5,851	
February	6,827	
March	7,487	
April	7,585	
May	7,585	
June	7,585	

### QUALITY

	Quantity	Base Number	Contract	AT	Region	England
% of FP17s for the same patient ID Re-attending within 3 months - Children	58	510	11.4%	10.0%	11.9%	12.4%
% of FP17s for the same patient ID Re-attending within 3 months - Adults	334	1,252	26.7%	16.0%	17.1%	16.6%
% of FP17s for the same patient ID Re-attending between 3 & 9 months - Children	158	510	31.0%	45.8%	46.2%	57.5%
% of FP17s for the same patient ID Re-attending between 3 & 9 months - Adults	317	1,252	25.3%	37.2%	37.8%	50.4%
% of FP17s for Band 1 Urgent Courses	299	1,708	17.5%	11.0%	10.6%	9.1%
% of FP17s Relating to Free Repair or Replacements	11	1,708	0.6%	0.6%	0.6%	0.8%
% of FP17s Relating to Continuations	14	1,708	0.8%	0.7%	0.9%	1.3%
% of Patients satisfied with the dentistry they have received	2	2	N/A	91.5%	90.3%	92.7%
% of Patients satisfied with the time they had to wait for an appointment	2	2	N/A	84.0%	83.8%	88.8%

\* This is based on patients treated on this contract for their most recent course of treatment. Figures in italics indicate the base number of FP17s or Patient Questionnaire responses are less than 100. N/A is shown where the base number of responses is less than 10 during the period. % is calculated as Quantity/Base number\*100

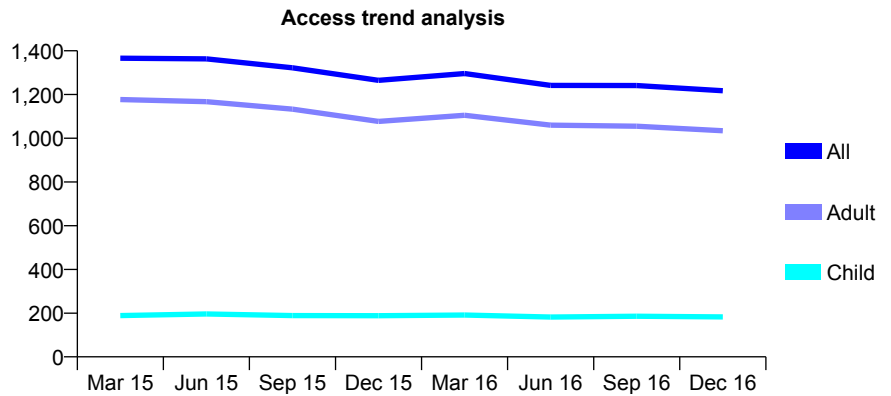
## Q62 - Vital Signs At a Glance Contract Report for 263729/0001 - December 2016

Name or company name	MS A FAKI
Contract type name	GDS Contract
Purpose of contract	General
Contract start date	01/04/2006
Contract end date	

16/17 Contracted general activity (UDA)	3,178
Carry forward general activity (UDA)	-34
16/17 Contracted orthodontic activity (UOA)	0
Carry forward orthodontic activity (UOA)	0
Baseline contract value	£111,591.92

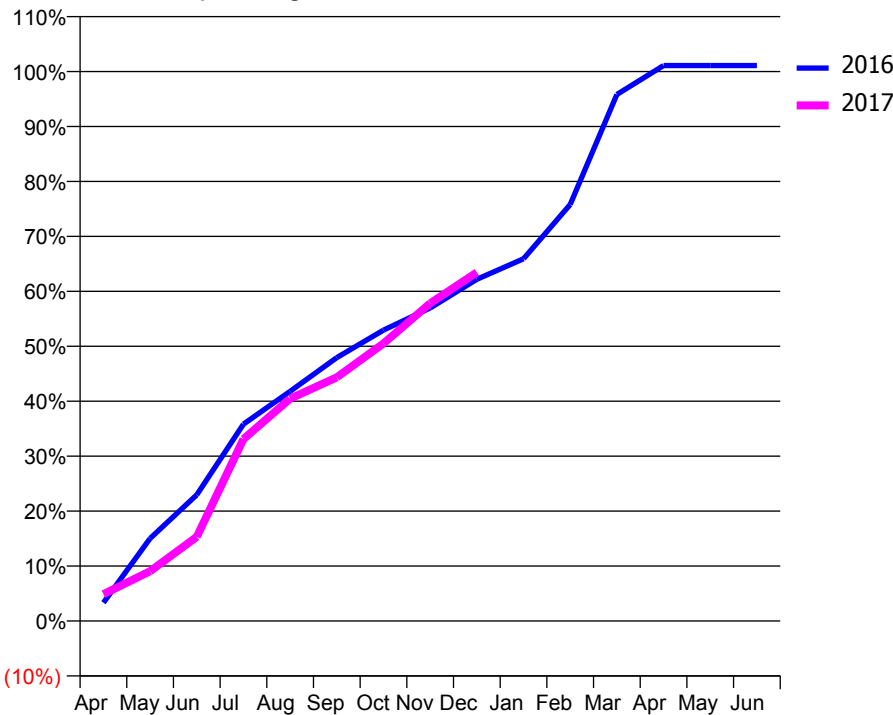
### ACCESS\*

Patients seen in 24 months	Total	Change since previous quarter
Quarter ending December 2015	1,265	
Quarter ending March 2016	1,296	↑
Quarter ending June 2016	1,242	↓
Quarter ending September 2016	1,241	→
Quarter ending December 2016	1,217	↓
<b>Variance since December 2015</b>	<b>(3.8%)</b>	<b>↓</b>



### ACTIVITY

Cumulative percentage of contracted UDA delivered 2016 & 2017



Month	Adjusted Scheduled Activity (UDA)	
	2016	2017
April	106	155
May	478	288
June	730	487
July	1,139	1,052
August	1,328	1,286
September	1,524	1,409
October	1,682	1,605
November	1,810	1,838
December	1,976	2,016
January	2,095	
February	2,409	
March	3,045	
April	3,212	
May	3,212	
June	3,212	

### QUALITY

	Quantity	Base Number	Contract	AT	Region	England
% of FP17s for the same patient ID Re-attending within 3 months - Children	9	113	8.0%	10.0%	11.9%	12.4%
% of FP17s for the same patient ID Re-attending within 3 months - Adults	51	586	8.7%	16.0%	17.1%	16.6%
% of FP17s for the same patient ID Re-attending between 3 & 9 months - Children	24	113	21.2%	45.8%	46.2%	57.5%
% of FP17s for the same patient ID Re-attending between 3 & 9 months - Adults	136	586	23.2%	37.2%	37.8%	50.4%
% of FP17s for Band 1 Urgent Courses	111	656	16.9%	11.0%	10.6%	9.1%
% of FP17s Relating to Free Repair or Replacements	1	656	0.2%	0.6%	0.6%	0.8%
% of FP17s Relating to Continuations	1	656	0.2%	0.7%	0.9%	1.3%
% of Patients satisfied with the dentistry they have received	5	5	N/A	91.5%	90.3%	92.7%
% of Patients satisfied with the time they had to wait for an appointment	3	5	N/A	84.0%	83.8%	88.8%

\* This is based on patients treated on this contract for their most recent course of treatment. Figures in italics indicate the base number of FP17s or Patient Questionnaire responses are less than 100. N/A is shown where the base number of responses is less than 10 during the period. % is calculated as Quantity/Base number\*100

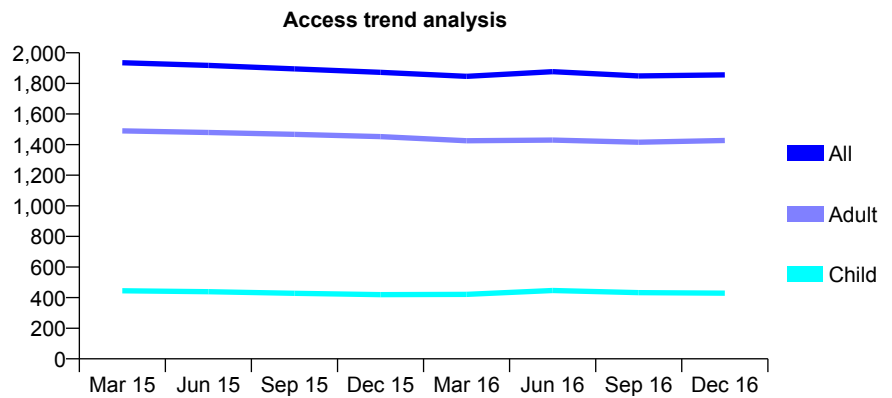
## Q62 - Vital Signs At a Glance Contract Report for 263974/0001 - December 2016

Name or company name	MR A PATEL
Contract type name	GDS Contract
Purpose of contract	General
Contract start date	01/04/2006
Contract end date	

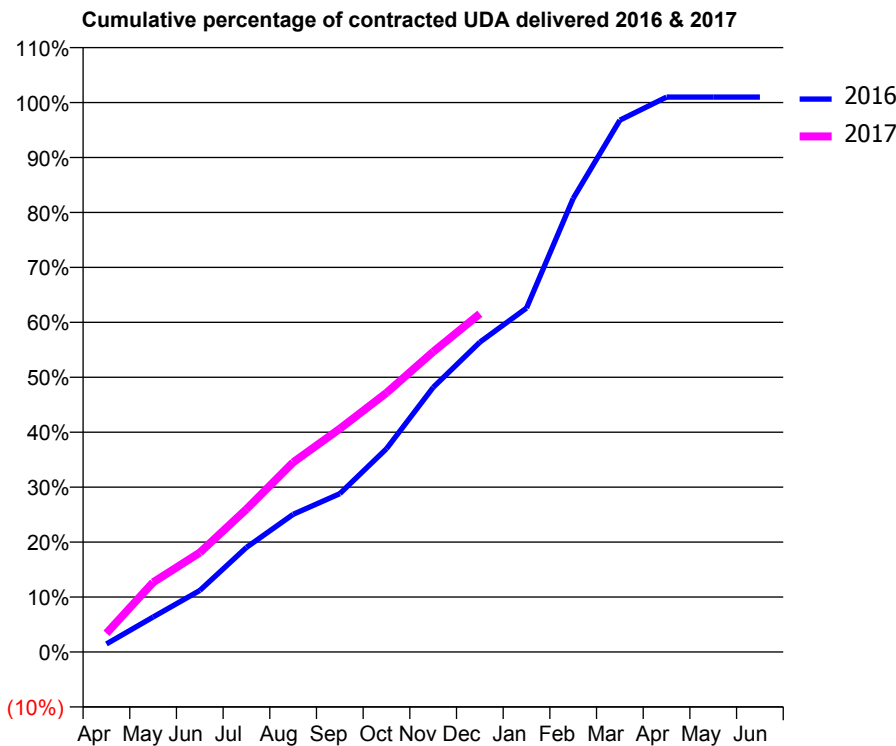
16/17 Contracted general activity (UDA)	7,011
Carry forward general activity (UDA)	0
16/17 Contracted orthodontic activity (UOA)	0
Carry forward orthodontic activity (UOA)	0
Baseline contract value	£205,814.78

### ACCESS\*

Patients seen in 24 months	Total	Change since previous quarter
Quarter ending December 2015	1,872	
Quarter ending March 2016	1,846	↓
Quarter ending June 2016	1,877	→
Quarter ending September 2016	1,849	↓
Quarter ending December 2016	1,856	→
<b>Variance since December 2015</b>	<b>(0.9%)</b>	→



### ACTIVITY



Month	Adjusted Scheduled Activity (UDA)	
	2016	2017
April	103	240
May	447	888
June	786	1,268
July	1,335	1,823
August	1,756	2,419
September	2,020	2,850
October	2,594	3,306
November	3,376	3,830
December	3,953	4,316
January	4,388	
February	5,788	
March	6,785	
April	7,079	
May	7,079	
June	7,079	

### QUALITY

	Quantity	Base Number	Contract	AT	Region	England
% of FP17s for the same patient ID Re-attending within 3 months - Children	43	370	11.6%	10.0%	11.9%	12.4%
% of FP17s for the same patient ID Re-attending within 3 months - Adults	162	1,078	15.0%	16.0%	17.1%	16.6%
% of FP17s for the same patient ID Re-attending between 3 & 9 months - Children	130	370	35.1%	45.8%	46.2%	57.5%
% of FP17s for the same patient ID Re-attending between 3 & 9 months - Adults	294	1,078	27.3%	37.2%	37.8%	50.4%
% of FP17s for Band 1 Urgent Courses	73	925	7.9%	11.0%	10.6%	9.1%
% of FP17s Relating to Free Repair or Replacements	6	925	0.6%	0.6%	0.6%	0.8%
% of FP17s Relating to Continuations	8	925	0.9%	0.7%	0.9%	1.3%
% of Patients satisfied with the dentistry they have received	3	4	N/A	91.5%	90.3%	92.7%
% of Patients satisfied with the time they had to wait for an appointment	3	4	N/A	84.0%	83.8%	88.8%

\* This is based on patients treated on this contract for their most recent course of treatment. Figures in italics indicate the base number of FP17s or Patient Questionnaire responses are less than 100. N/A is shown where the base number of responses is less than 10 during the period. % is calculated as Quantity/Base number\*100

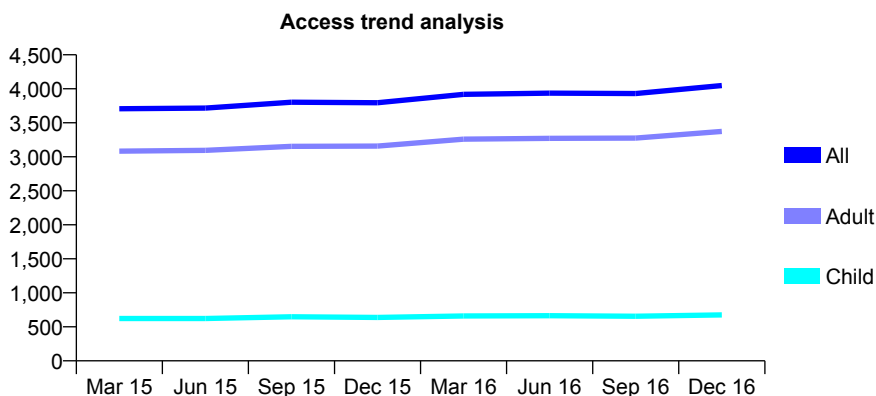
## Q62 - Vital Signs At a Glance Contract Report for 271004/0001 - December 2016

Name or company name	MR J OMIDVARAN
Contract type name	GDS Contract
Purpose of contract	General
Contract start date	18/12/2006
Contract end date	

16/17 Contracted general activity (UDA)	16,794
Carry forward general activity (UDA)	-79
16/17 Contracted orthodontic activity (UOA)	0
Carry forward orthodontic activity (UOA)	0
Baseline contract value	£490,429.13

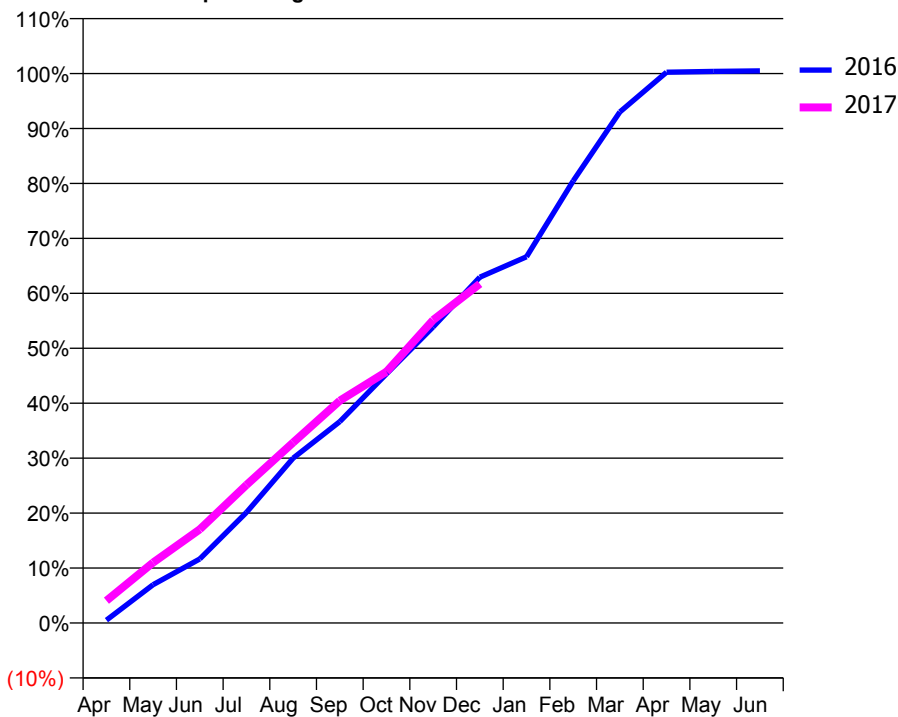
### ACCESS\*

Patients seen in 24 months	Total	Change since previous quarter
Quarter ending December 2015	3,796	
Quarter ending March 2016	3,919	↑
Quarter ending June 2016	3,936	→
Quarter ending September 2016	3,931	→
Quarter ending December 2016	4,049	↑
<b>Variance since December 2015</b>	<b>6.7%</b>	<b>↑</b>



### ACTIVITY

Cumulative percentage of contracted UDA delivered 2016 & 2017



Month	Adjusted Scheduled Activity (UDA)	
	2016	2017
April	89	682
May	1,172	1,848
June	1,957	2,864
July	3,382	4,221
August	5,040	5,518
September	6,156	6,796
October	7,617	7,680
November	9,049	9,261
December	10,570	10,367
January	11,193	
February	13,512	
March	15,619	
April	16,832	
May	16,857	
June	16,873	

### QUALITY

	Quantity	Base Number	Contract	AT	Region	England
% of FP17s for the same patient ID Re-attending within 3 months - Children	54	565	9.6%	10.0%	11.9%	12.4%
% of FP17s for the same patient ID Re-attending within 3 months - Adults	606	2,613	23.2%	16.0%	17.1%	16.6%
% of FP17s for the same patient ID Re-attending between 3 & 9 months - Children	211	565	37.3%	45.8%	46.2%	57.5%
% of FP17s for the same patient ID Re-attending between 3 & 9 months - Adults	646	2,613	24.7%	37.2%	37.8%	50.4%
% of FP17s for Band 1 Urgent Courses	590	2,895	20.4%	11.0%	10.6%	9.1%
% of FP17s Relating to Free Repair or Replacements	25	2,895	0.9%	0.6%	0.6%	0.8%
% of FP17s Relating to Continuations	22	2,895	0.8%	0.7%	0.9%	1.3%
% of Patients satisfied with the dentistry they have received	8	8	N/A	91.5%	90.3%	92.7%
% of Patients satisfied with the time they had to wait for an appointment	6	8	N/A	84.0%	83.8%	88.8%

\* This is based on patients treated on this contract for their most recent course of treatment. Figures in italics indicate the base number of FP17s or Patient Questionnaire responses are less than 100. N/A is shown where the base number of responses is less than 10 during the period. % is calculated as Quantity/Base number\*100



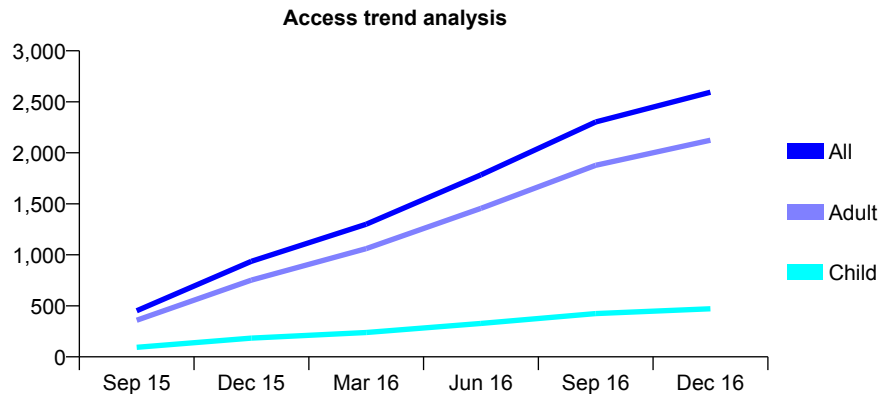
## Q62 - Vital Signs At a Glance Contract Report for 271993/0001 - December 2016

Name or company name	MISS F GRAINGER
Contract type name	GDS Contract
Purpose of contract	General
Contract start date	22/06/2015
Contract end date	

16/17 Contracted general activity (UDA)	8,581
Carry forward general activity (UDA)	1,827
16/17 Contracted orthodontic activity (UOA)	0
Carry forward orthodontic activity (UOA)	0
Baseline contract value	£221,746.79

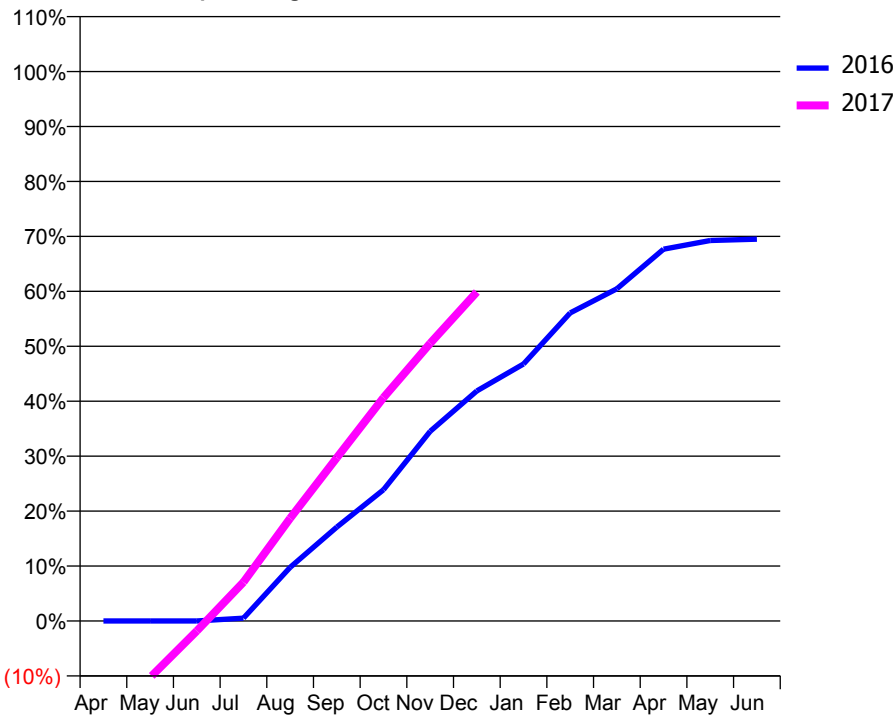
### ACCESS\*

Patients seen in 24 months	Total	Change since previous quarter
Quarter ending December 2015	936	
Quarter ending March 2016	1,300	↑
Quarter ending June 2016	1,784	↑
Quarter ending September 2016	2,302	↑
Quarter ending December 2016	2,594	↑
<b>Variance since December 2015</b>	<b>177.1%</b>	<b>↑</b>



### ACTIVITY

Cumulative percentage of contracted UDA delivered 2016 & 2017



Month	Adjusted Scheduled Activity (UDA)	
	2016	2017
April	0	-1,631
May	0	-883
June	0	-157
July	35	608
August	649	1,604
September	1,136	2,549
October	1,589	3,490
November	2,295	4,336
December	2,784	5,139
January	3,111	
February	3,728	
March	4,022	
April	4,500	
May	4,605	
June	4,622	

### QUALITY

	Quantity	Base Number	Contract	AT	Region	England
% of FP17s for the same patient ID Re-attending within 3 months - Children	53	507	10.5%	10.0%	11.9%	12.4%
% of FP17s for the same patient ID Re-attending within 3 months - Adults	404	2,258	17.9%	16.0%	17.1%	16.6%
% of FP17s for the same patient ID Re-attending between 3 & 9 months - Children	111	507	21.9%	45.8%	46.2%	57.5%
% of FP17s for the same patient ID Re-attending between 3 & 9 months - Adults	467	2,258	20.7%	37.2%	37.8%	50.4%
% of FP17s for Band 1 Urgent Courses	305	2,550	12.0%	11.0%	10.6%	9.1%
% of FP17s Relating to Free Repair or Replacements	29	2,550	1.1%	0.6%	0.6%	0.8%
% of FP17s Relating to Continuations	86	2,550	3.4%	0.7%	0.9%	1.3%
% of Patients satisfied with the dentistry they have received	12	13	92.3%	91.5%	90.3%	92.7%
% of Patients satisfied with the time they had to wait for an appointment	11	13	84.6%	84.0%	83.8%	88.8%

\* This is based on patients treated on this contract for their most recent course of treatment. Figures in italics indicate the base number of FP17s or Patient Questionnaire responses are less than 100. N/A is shown where the base number of responses is less than 10 during the period. % is calculated as Quantity/Base number\*100

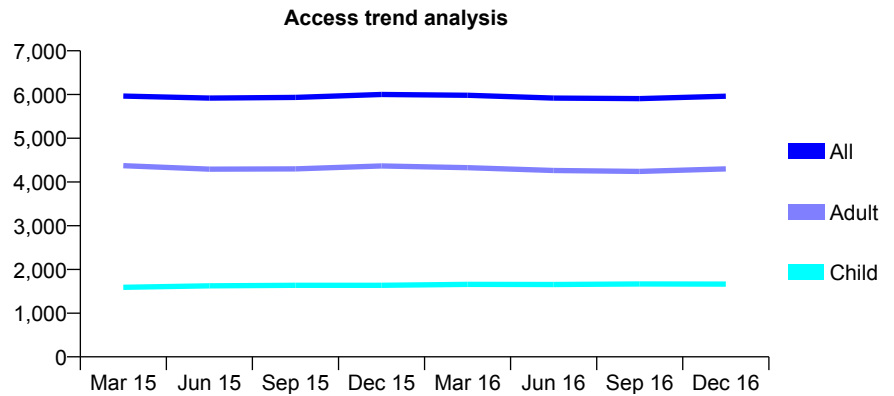
## Q62 - Vital Signs At a Glance Contract Report for 273082/0001 - December 2016

Name or company name	MISS DL HUART
Contract type name	GDS Contract
Purpose of contract	General
Contract start date	13/12/2007
Contract end date	

16/17 Contracted general activity (UDA)	19,180
Carry forward general activity (UDA)	147
16/17 Contracted orthodontic activity (UOA)	0
Carry forward orthodontic activity (UOA)	0
Baseline contract value	£474,666.03

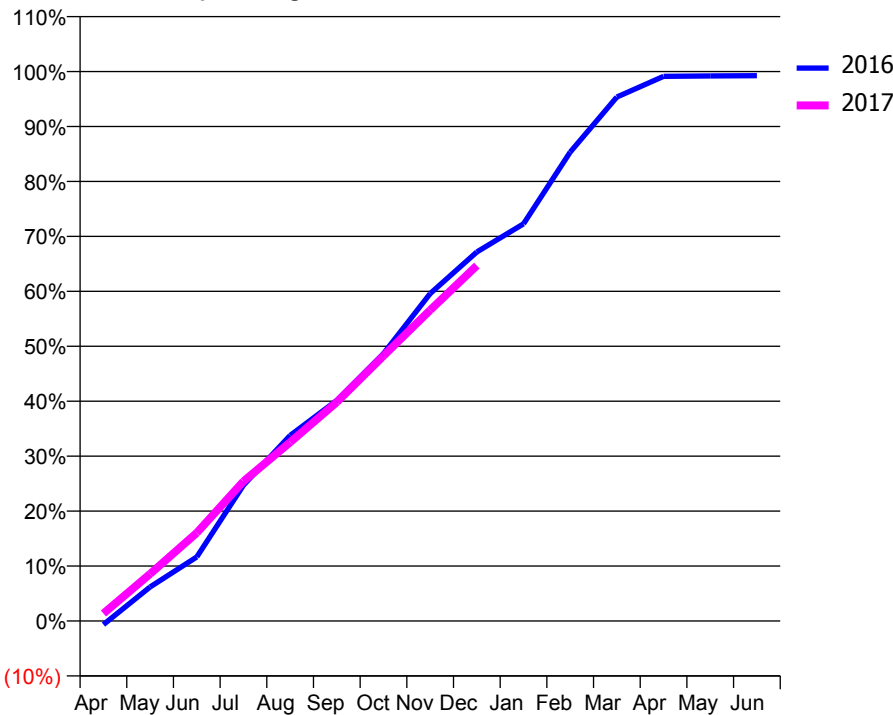
### ACCESS\*

Patients seen in 24 months	Total	Change since previous quarter
Quarter ending December 2015	6,002	
Quarter ending March 2016	5,984	→
Quarter ending June 2016	5,919	↓
Quarter ending September 2016	5,908	→
Quarter ending December 2016	5,962	→
<b>Variance since December 2015</b>	<b>(0.7%)</b>	<b>→</b>



### ACTIVITY

Cumulative percentage of contracted UDA delivered 2016 & 2017



Month	Adjusted Scheduled Activity (UDA)	
	2016	2017
April	-127	264
May	1,189	1,643
June	2,238	3,080
July	4,741	4,877
August	6,476	6,238
September	7,702	7,641
October	9,333	9,256
November	11,430	10,852
December	12,882	12,405
January	13,862	
February	16,365	
March	18,291	
April	19,009	
May	19,025	
June	19,033	

### QUALITY

	Quantity	Base Number	Contract	AT	Region	England
% of FP17s for the same patient ID Re-attending within 3 months - Children	121	1,587	7.6%	10.0%	11.9%	12.4%
% of FP17s for the same patient ID Re-attending within 3 months - Adults	528	3,707	14.2%	16.0%	17.1%	16.6%
% of FP17s for the same patient ID Re-attending between 3 & 9 months - Children	814	1,587	51.3%	45.8%	46.2%	57.5%
% of FP17s for the same patient ID Re-attending between 3 & 9 months - Adults	1,724	3,707	46.5%	37.2%	37.8%	50.4%
% of FP17s for Band 1 Urgent Courses	317	5,017	6.3%	11.0%	10.6%	9.1%
% of FP17s Relating to Free Repair or Replacements	44	5,017	0.9%	0.6%	0.6%	0.8%
% of FP17s Relating to Continuations	25	5,017	0.5%	0.7%	0.9%	1.3%
% of Patients satisfied with the dentistry they have received	3	5	N/A	91.5%	90.3%	92.7%
% of Patients satisfied with the time they had to wait for an appointment	3	5	N/A	84.0%	83.8%	88.8%

\* This is based on patients treated on this contract for their most recent course of treatment. Figures in italics indicate the base number of FP17s or Patient Questionnaire responses are less than 100. N/A is shown where the base number of responses is less than 10 during the period. % is calculated as Quantity/Base number\*100

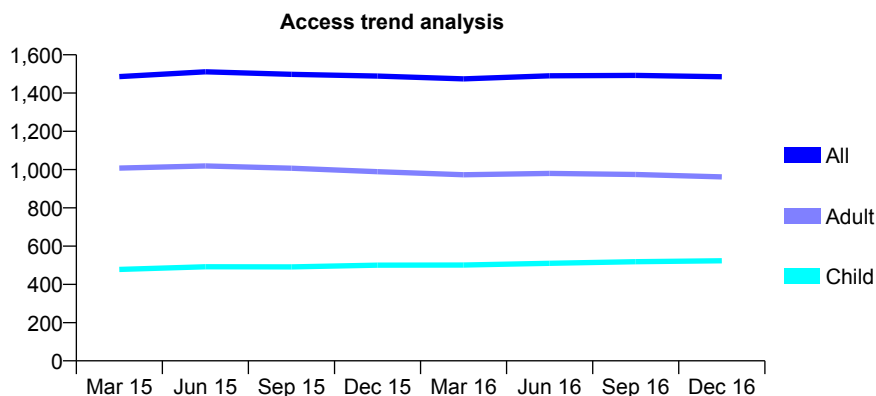
## Q62 - Vital Signs At a Glance Contract Report for 273899/0001 - December 2016

Name or company name	MR A BECK
Contract type name	GDS Contract
Purpose of contract	General
Contract start date	01/04/2006
Contract end date	

16/17 Contracted general activity (UDA)	4,437
Carry forward general activity (UDA)	143
16/17 Contracted orthodontic activity (UOA)	0
Carry forward orthodontic activity (UOA)	0
Baseline contract value	£127,422.59

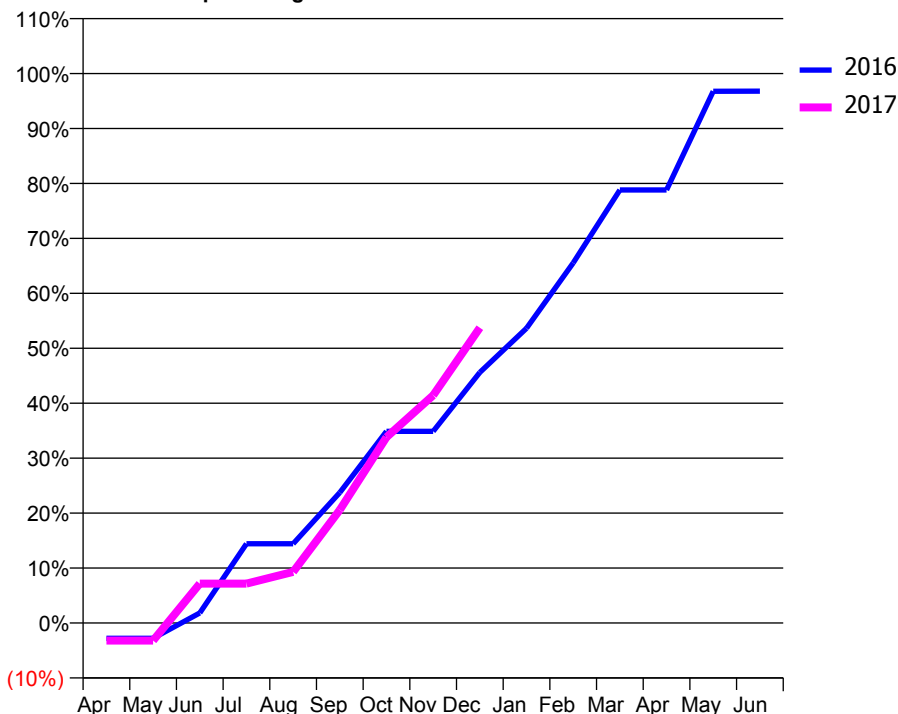
### ACCESS\*

Patients seen in 24 months	Total	Change since previous quarter
Quarter ending December 2015	1,489	
Quarter ending March 2016	1,474	↓
Quarter ending June 2016	1,490	→
Quarter ending September 2016	1,492	→
Quarter ending December 2016	1,485	→
<b>Variance since December 2015</b>	<b>(0.3%)</b>	→



### ACTIVITY

Cumulative percentage of contracted UDA delivered 2016 & 2017



Month	Adjusted Scheduled Activity (UDA)	
	2016	2017
April	-124	-143
May	-124	-143
June	81	318
July	641	318
August	641	412
September	1,054	913
October	1,547	1,501
November	1,547	1,839
December	2,023	2,384
January	2,380	
February	2,908	
March	3,496	
April	3,496	
May	4,293	
June	4,294	

### QUALITY

	Quantity	Base Number	Contract	AT	Region	England
% of FP17s for the same patient ID Re-attending within 3 months - Children	13	463	2.8%	10.0%	11.9%	12.4%
% of FP17s for the same patient ID Re-attending within 3 months - Adults	87	893	9.7%	16.0%	17.1%	16.6%
% of FP17s for the same patient ID Re-attending between 3 & 9 months - Children	255	463	55.1%	45.8%	46.2%	57.5%
% of FP17s for the same patient ID Re-attending between 3 & 9 months - Adults	413	893	46.2%	37.2%	37.8%	50.4%
% of FP17s for Band 1 Urgent Courses	93	1,176	7.9%	11.0%	10.6%	9.1%
% of FP17s Relating to Free Repair or Replacements	0	1,176	0.0%	0.6%	0.6%	0.8%
% of FP17s Relating to Continuations	2	1,176	0.2%	0.7%	0.9%	1.3%
% of Patients satisfied with the dentistry they have received	5	5	N/A	91.5%	90.3%	92.7%
% of Patients satisfied with the time they had to wait for an appointment	3	5	N/A	84.0%	83.8%	88.8%

\* This is based on patients treated on this contract for their most recent course of treatment. Figures in italics indicate the base number of FP17s or Patient Questionnaire responses are less than 100. N/A is shown where the base number of responses is less than 10 during the period. % is calculated as Quantity/Base number\*100

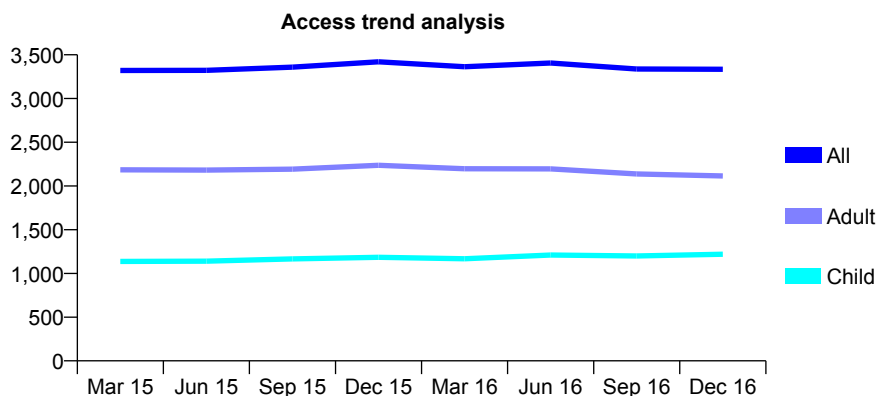
## Q62 - Vital Signs At a Glance Contract Report for 277126/0001 - December 2016

Name or company name	Mr Tilak Patel
Contract type name	GDS Contract
Purpose of contract	General
Contract start date	10/04/2007
Contract end date	

16/17 Contracted general activity (UDA)	9,877
Carry forward general activity (UDA)	1,368
16/17 Contracted orthodontic activity (UOA)	0
Carry forward orthodontic activity (UOA)	0
Baseline contract value	£250,033.96

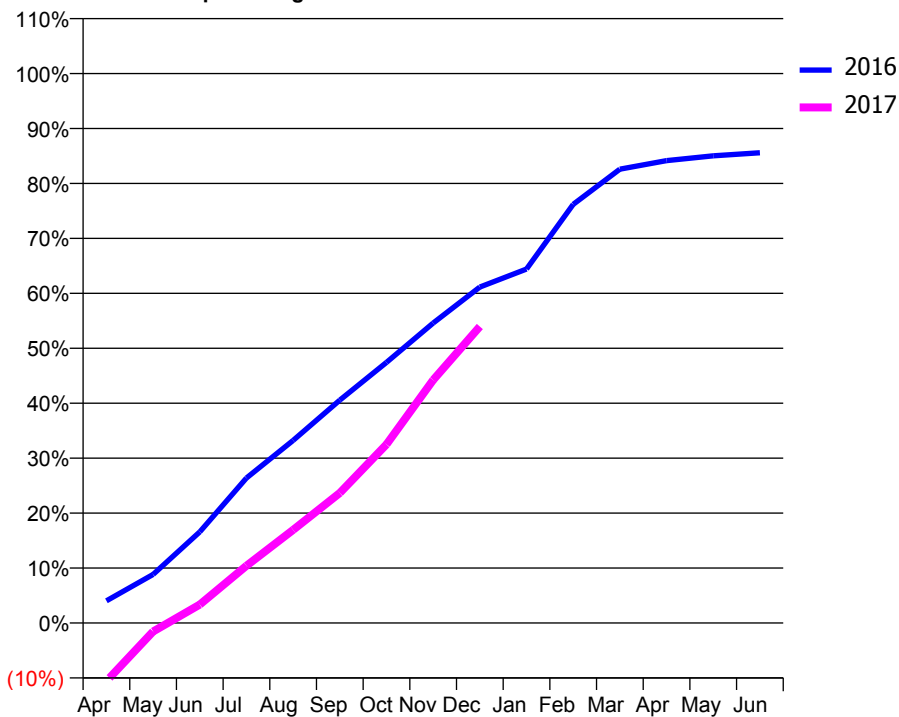
### ACCESS\*

Patients seen in 24 months	Total	Change since previous quarter
Quarter ending December 2015	3,420	
Quarter ending March 2016	3,364	↓
Quarter ending June 2016	3,406	→
Quarter ending September 2016	3,337	↓
Quarter ending December 2016	3,334	→
<b>Variance since December 2015</b>	<b>(2.5%)</b>	<b>↓</b>



### ACTIVITY

Cumulative percentage of contracted UDA delivered 2016 & 2017



Month	Adjusted Scheduled Activity (UDA)	
	2016	2017
April	384	-1,050
May	839	-155
June	1,574	332
July	2,504	1,030
August	3,151	1,674
September	3,847	2,338
October	4,497	3,211
November	5,177	4,369
December	5,798	5,330
January	6,109	
February	7,226	
March	7,833	
April	7,978	
May	8,061	
June	8,115	

### QUALITY

	Quantity	Base Number	Contract	AT	Region	England
% of FP17s for the same patient ID Re-attending within 3 months - Children	74	1,016	7.3%	10.0%	11.9%	12.4%
% of FP17s for the same patient ID Re-attending within 3 months - Adults	229	1,529	15.0%	16.0%	17.1%	16.6%
% of FP17s for the same patient ID Re-attending between 3 & 9 months - Children	310	1,016	30.5%	45.8%	46.2%	57.5%
% of FP17s for the same patient ID Re-attending between 3 & 9 months - Adults	342	1,529	22.4%	37.2%	37.8%	50.4%
% of FP17s for Band 1 Urgent Courses	337	2,461	13.7%	11.0%	10.6%	9.1%
% of FP17s Relating to Free Repair or Replacements	2	2,461	0.1%	0.6%	0.6%	0.8%
% of FP17s Relating to Continuations	7	2,461	0.3%	0.7%	0.9%	1.3%
% of Patients satisfied with the dentistry they have received	1	1	N/A	91.5%	90.3%	92.7%
% of Patients satisfied with the time they had to wait for an appointment	1	1	N/A	84.0%	83.8%	88.8%

\* This is based on patients treated on this contract for their most recent course of treatment. Figures in italics indicate the base number of FP17s or Patient Questionnaire responses are less than 100. N/A is shown where the base number of responses is less than 10 during the period. % is calculated as Quantity/Base number\*100

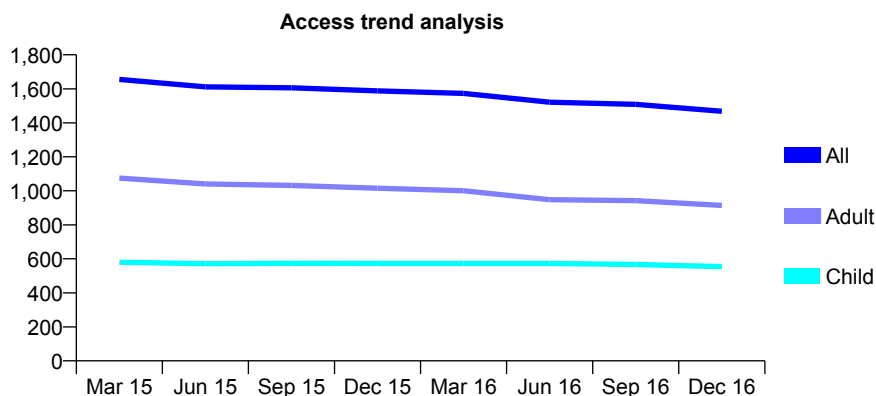
## Q62 - Vital Signs At a Glance Contract Report for 279978/0001 - December 2016

Name or company name	MR AG PAUL
Contract type name	GDS Contract
Purpose of contract	General
Contract start date	01/02/2010
Contract end date	

16/17 Contracted general activity (UDA)	4,325
Carry forward general activity (UDA)	146
16/17 Contracted orthodontic activity (UOA)	0
Carry forward orthodontic activity (UOA)	0
Baseline contract value	£139,574.13

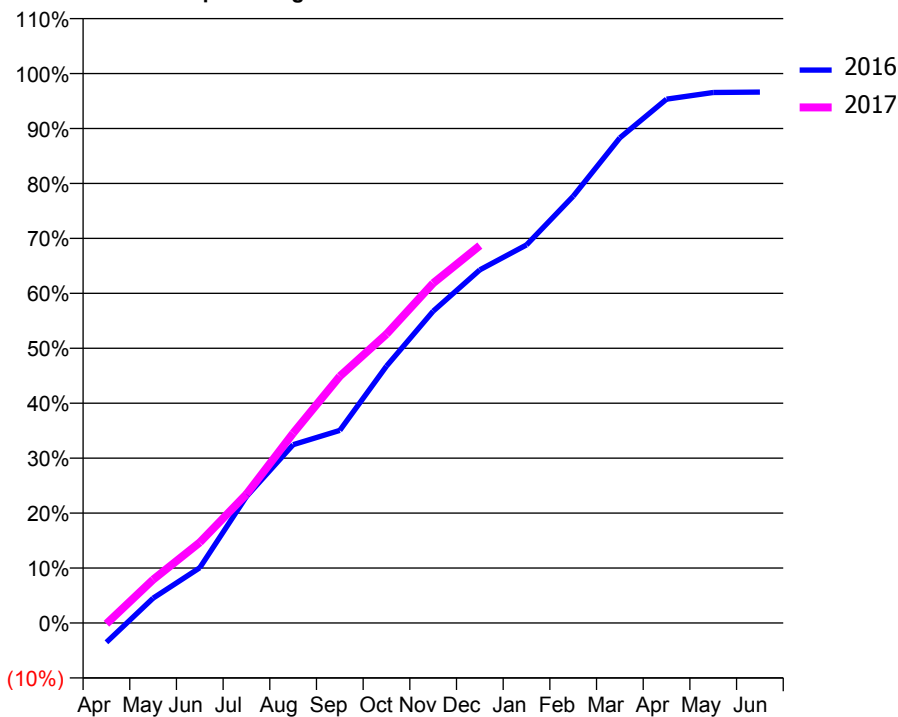
### ACCESS\*

Patients seen in 24 months	Total	Change since previous quarter
Quarter ending December 2015	1,588	
Quarter ending March 2016	1,573	→
Quarter ending June 2016	1,521	↓
Quarter ending September 2016	1,509	→
Quarter ending December 2016	1,468	↓
<b>Variance since December 2015</b>	<b>(7.6%)</b>	<b>↓</b>



### ACTIVITY

Cumulative percentage of contracted UDA delivered 2016 & 2017



Month	Adjusted Scheduled Activity (UDA)	
	2016	2017
April	-153	-7
May	196	342
June	435	635
July	995	1,014
August	1,404	1,494
September	1,516	1,942
October	2,022	2,274
November	2,454	2,675
December	2,780	2,971
January	2,976	
February	3,359	
March	3,819	
April	4,123	
May	4,176	
June	4,179	

### QUALITY

	Quantity	Base Number	Contract	AT	Region	England
% of FP17s for the same patient ID Re-attending within 3 months - Children	94	766	12.3%	10.0%	11.9%	12.4%
% of FP17s for the same patient ID Re-attending within 3 months - Adults	107	844	12.7%	16.0%	17.1%	16.6%
% of FP17s for the same patient ID Re-attending between 3 & 9 months - Children	533	766	69.6%	45.8%	46.2%	57.5%
% of FP17s for the same patient ID Re-attending between 3 & 9 months - Adults	432	844	51.2%	37.2%	37.8%	50.4%
% of FP17s for Band 1 Urgent Courses	111	1,477	7.5%	11.0%	10.6%	9.1%
% of FP17s Relating to Free Repair or Replacements	1	1,477	0.1%	0.6%	0.6%	0.8%
% of FP17s Relating to Continuations	1	1,477	0.1%	0.7%	0.9%	1.3%
% of Patients satisfied with the dentistry they have received	1	1	N/A	91.5%	90.3%	92.7%
% of Patients satisfied with the time they had to wait for an appointment	1	1	N/A	84.0%	83.8%	88.8%

\* This is based on patients treated on this contract for their most recent course of treatment. Figures in italics indicate the base number of FP17s or Patient Questionnaire responses are less than 100. N/A is shown where the base number of responses is less than 10 during the period. % is calculated as Quantity/Base number\*100

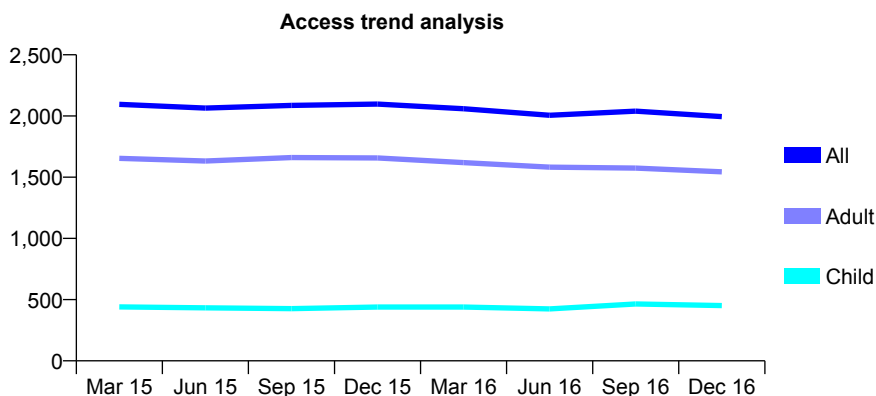
## Q62 - Vital Signs At a Glance Contract Report for 283460/0001 - December 2016

Name or company name	MR S KAMYAB
Contract type name	GDS Contract
Purpose of contract	General
Contract start date	26/11/2007
Contract end date	

16/17 Contracted general activity (UDA)	8,675
Carry forward general activity (UDA)	278
16/17 Contracted orthodontic activity (UOA)	0
Carry forward orthodontic activity (UOA)	0
Baseline contract value	£224,117.06

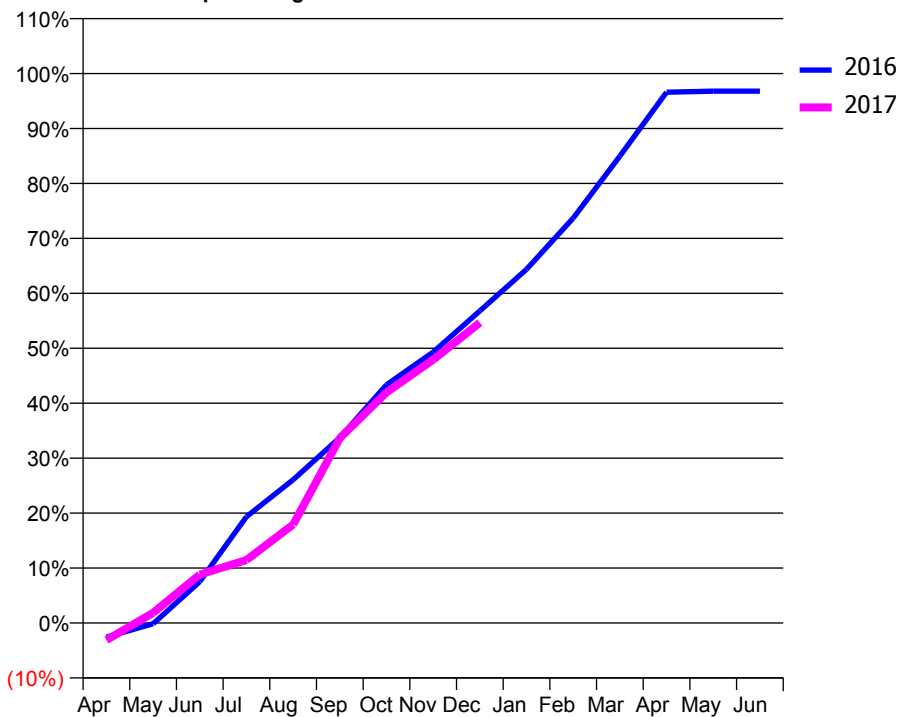
### ACCESS\*

Patients seen in 24 months	Total	Change since previous quarter
Quarter ending December 2015	2,097	
Quarter ending March 2016	2,059	↓
Quarter ending June 2016	2,006	↓
Quarter ending September 2016	2,040	→
Quarter ending December 2016	1,995	↓
<b>Variance since December 2015</b>	<b>(4.9%)</b>	<b>↓</b>



### ACTIVITY

Cumulative percentage of contracted UDA delivered 2016 & 2017



Month	Adjusted Scheduled Activity (UDA)	
	2016	2017
April	-225	-271
May	-13	161
June	655	766
July	1,679	995
August	2,262	1,554
September	2,928	2,918
October	3,760	3,641
November	4,277	4,156
December	4,926	4,741
January	5,585	
February	6,392	
March	7,372	
April	8,380	
May	8,396	
June	8,397	

### QUALITY

	Quantity	Base Number	Contract	AT	Region	England
% of FP17s for the same patient ID Re-attending within 3 months - Children	5	361	1.4%	10.0%	11.9%	12.4%
% of FP17s for the same patient ID Re-attending within 3 months - Adults	69	1,162	5.9%	16.0%	17.1%	16.6%
% of FP17s for the same patient ID Re-attending between 3 & 9 months - Children	57	361	15.8%	45.8%	46.2%	57.5%
% of FP17s for the same patient ID Re-attending between 3 & 9 months - Adults	168	1,162	14.5%	37.2%	37.8%	50.4%
% of FP17s for Band 1 Urgent Courses	166	1,323	12.5%	11.0%	10.6%	9.1%
% of FP17s Relating to Free Repair or Replacements	1	1,323	0.1%	0.6%	0.6%	0.8%
% of FP17s Relating to Continuations	9	1,323	0.7%	0.7%	0.9%	1.3%
% of Patients satisfied with the dentistry they have received	6	6	N/A	91.5%	90.3%	92.7%
% of Patients satisfied with the time they had to wait for an appointment	6	6	N/A	84.0%	83.8%	88.8%

\* This is based on patients treated on this contract for their most recent course of treatment. Figures in italics indicate the base number of FP17s or Patient Questionnaire responses are less than 100. N/A is shown where the base number of responses is less than 10 during the period. % is calculated as Quantity/Base number\*100

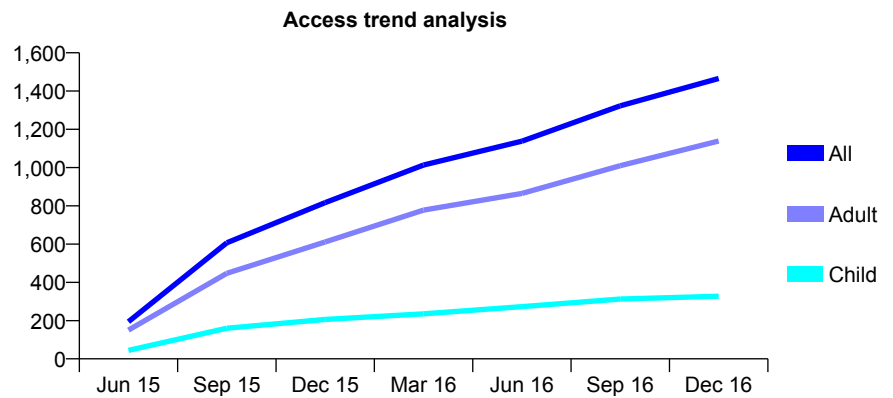
## Q62 - Vital Signs At a Glance Contract Report for 283460/0008 - December 2016

Name or company name	MR S KAMYAB
Contract type name	GDS Contract
Purpose of contract	General
Contract start date	01/04/2015
Contract end date	

16/17 Contracted general activity (UDA)	6,200
Carry forward general activity (UDA)	9
16/17 Contracted orthodontic activity (UOA)	0
Carry forward orthodontic activity (UOA)	0
Baseline contract value	£154,770.67

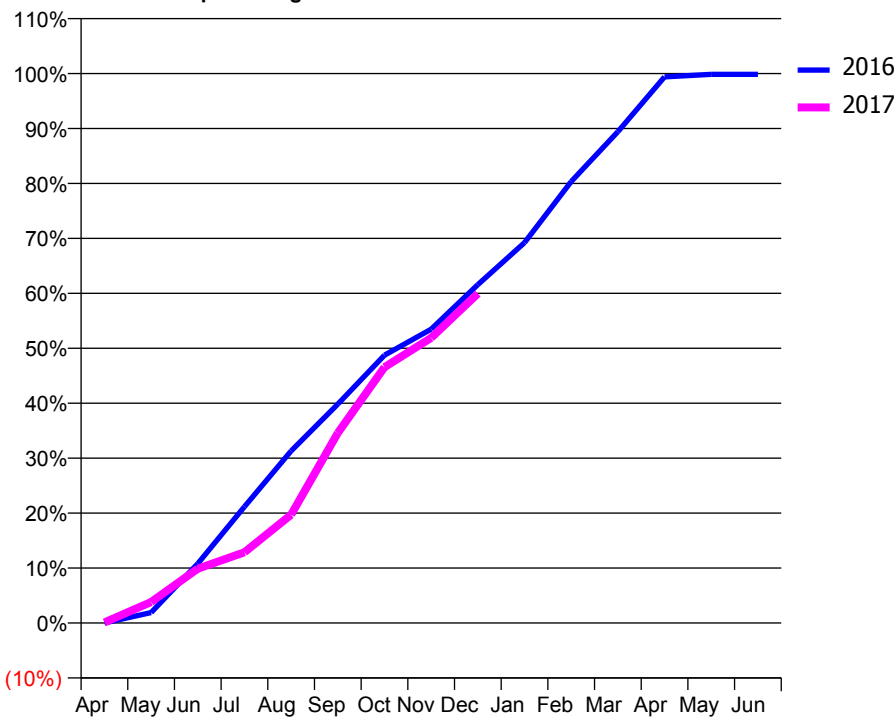
### ACCESS\*

Patients seen in 24 months	Total	Change since previous quarter
Quarter ending December 2015	817	
Quarter ending March 2016	1,013	↑
Quarter ending June 2016	1,138	↑
Quarter ending September 2016	1,323	↑
Quarter ending December 2016	1,466	↑
<b>Variance since December 2015</b>	<b>79.4%</b>	<b>↑</b>



### ACTIVITY

Cumulative percentage of contracted UDA delivered 2016 & 2017



Month	Adjusted Scheduled Activity (UDA)	
	2016	2017
April	0	7
May	117	236
June	671	613
July	1,313	798
August	1,941	1,223
September	2,470	2,145
October	3,022	2,887
November	3,316	3,217
December	3,817	3,717
January	4,292	
February	4,981	
March	5,543	
April	6,162	
May	6,191	
June	6,191	

### QUALITY

	Quantity	Base Number	Contract	AT	Region	England
% of FP17s for the same patient ID Re-attending within 3 months - Children	11	298	3.7%	10.0%	11.9%	12.4%
% of FP17s for the same patient ID Re-attending within 3 months - Adults	36	1,000	3.6%	16.0%	17.1%	16.6%
% of FP17s for the same patient ID Re-attending between 3 & 9 months - Children	38	298	12.8%	45.8%	46.2%	57.5%
% of FP17s for the same patient ID Re-attending between 3 & 9 months - Adults	99	1,000	9.9%	37.2%	37.8%	50.4%
% of FP17s for Band 1 Urgent Courses	191	1,119	17.1%	11.0%	10.6%	9.1%
% of FP17s Relating to Free Repair or Replacements	4	1,119	0.4%	0.6%	0.6%	0.8%
% of FP17s Relating to Continuations	7	1,119	0.6%	0.7%	0.9%	1.3%
% of Patients satisfied with the dentistry they have received	2	2	N/A	91.5%	90.3%	92.7%
% of Patients satisfied with the time they had to wait for an appointment	2	2	N/A	84.0%	83.8%	88.8%

\* This is based on patients treated on this contract for their most recent course of treatment. Figures in italics indicate the base number of FP17s or Patient Questionnaire responses are less than 100. N/A is shown where the base number of responses is less than 10 during the period. % is calculated as Quantity/Base number\*100



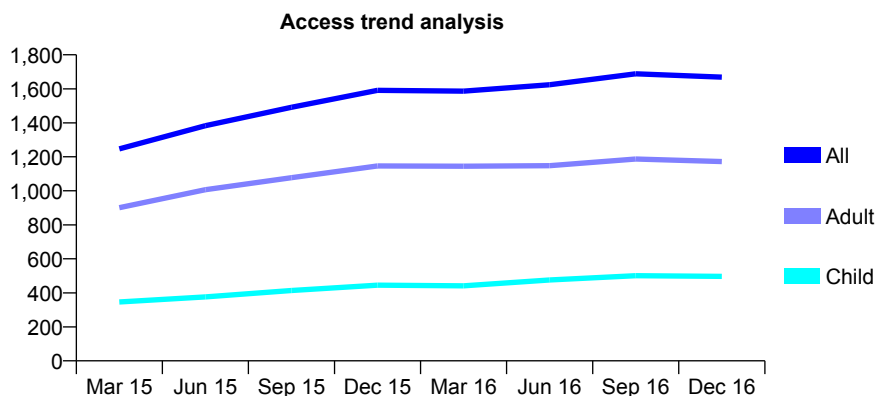
## Q62 - Vital Signs At a Glance Contract Report for 295655/0001 - December 2016

Name or company name	MRS P BABATAHERI
Contract type name	GDS Contract
Purpose of contract	General
Contract start date	01/09/2013
Contract end date	

16/17 Contracted general activity (UDA)	4,112
Carry forward general activity (UDA)	-21
16/17 Contracted orthodontic activity (UOA)	0
Carry forward orthodontic activity (UOA)	0
Baseline contract value	£106,275.68

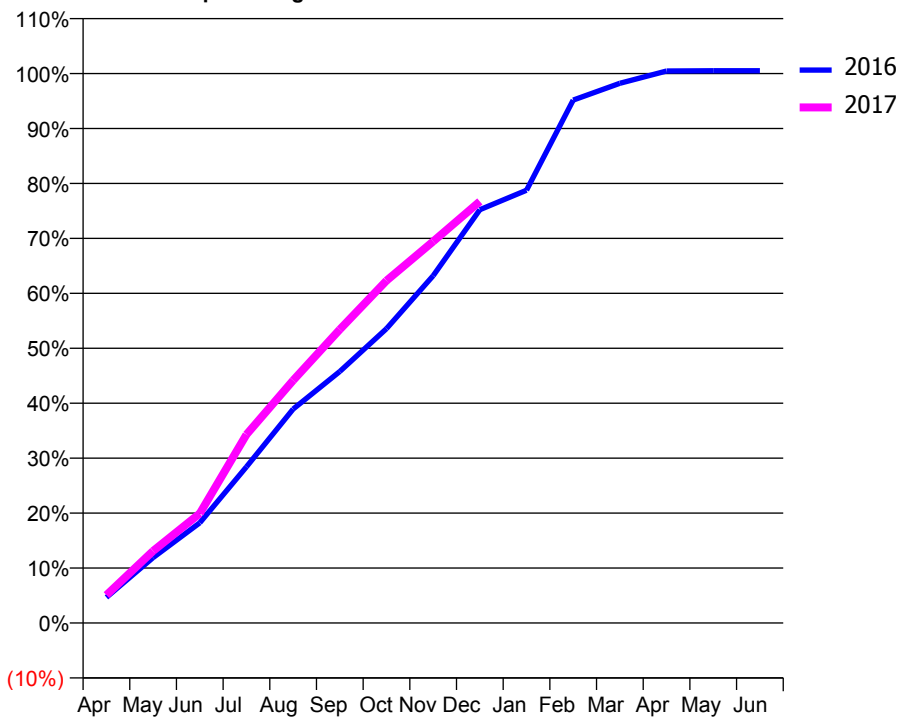
### ACCESS\*

Patients seen in 24 months	Total	Change since previous quarter
Quarter ending December 2015	1,591	
Quarter ending March 2016	1,586	→
Quarter ending June 2016	1,624	↑
Quarter ending September 2016	1,688	↑
Quarter ending December 2016	1,669	↓
<b>Variance since December 2015</b>	<b>4.9%</b>	<b>↑</b>



### ACTIVITY

Cumulative percentage of contracted UDA delivered 2016 & 2017



Month	Adjusted Scheduled Activity (UDA)	
	2016	2017
April	192	209
May	489	540
June	750	820
July	1,169	1,410
August	1,601	1,815
September	1,882	2,196
October	2,202	2,562
November	2,599	2,856
December	3,093	3,155
January	3,239	
February	3,913	
March	4,038	
April	4,131	
May	4,133	
June	4,133	

### QUALITY

	Quantity	Base Number	Contract	AT	Region	England
% of FP17s for the same patient ID Re-attending within 3 months - Children	33	481	6.9%	10.0%	11.9%	12.4%
% of FP17s for the same patient ID Re-attending within 3 months - Adults	99	869	11.4%	16.0%	17.1%	16.6%
% of FP17s for the same patient ID Re-attending between 3 & 9 months - Children	216	481	44.9%	45.8%	46.2%	57.5%
% of FP17s for the same patient ID Re-attending between 3 & 9 months - Adults	303	869	34.9%	37.2%	37.8%	50.4%
% of FP17s for Band 1 Urgent Courses	114	1,307	8.7%	11.0%	10.6%	9.1%
% of FP17s Relating to Free Repair or Replacements	1	1,307	0.1%	0.6%	0.6%	0.8%
% of FP17s Relating to Continuations	10	1,307	0.8%	0.7%	0.9%	1.3%
% of Patients satisfied with the dentistry they have received	2	2	N/A	91.5%	90.3%	92.7%
% of Patients satisfied with the time they had to wait for an appointment	2	2	N/A	84.0%	83.8%	88.8%

\* This is based on patients treated on this contract for their most recent course of treatment. Figures in italics indicate the base number of FP17s or Patient Questionnaire responses are less than 100. N/A is shown where the base number of responses is less than 10 during the period. % is calculated as Quantity/Base number\*100

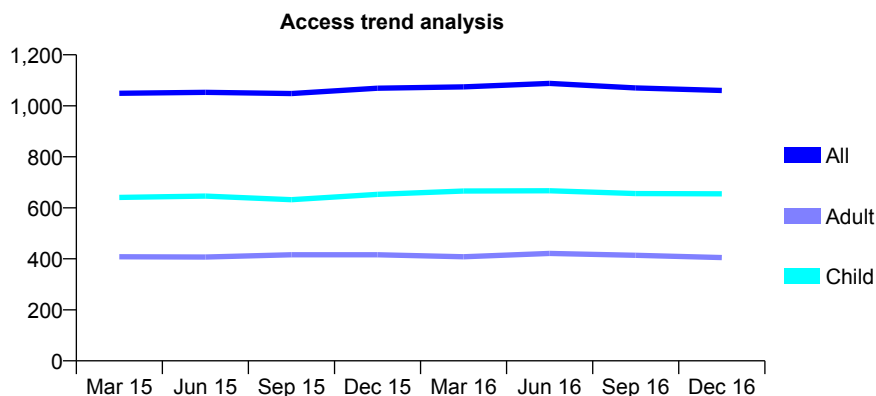
## Q62 - Vital Signs At a Glance Contract Report for 300217/0002 - December 2016

Name or company name	MR SS LAWSON
Contract type name	GDS Contract
Purpose of contract	General
Contract start date	05/06/2011
Contract end date	

16/17 Contracted general activity (UDA)	2,192
Carry forward general activity (UDA)	-5
16/17 Contracted orthodontic activity (UOA)	0
Carry forward orthodontic activity (UOA)	0
Baseline contract value	£55,331.18

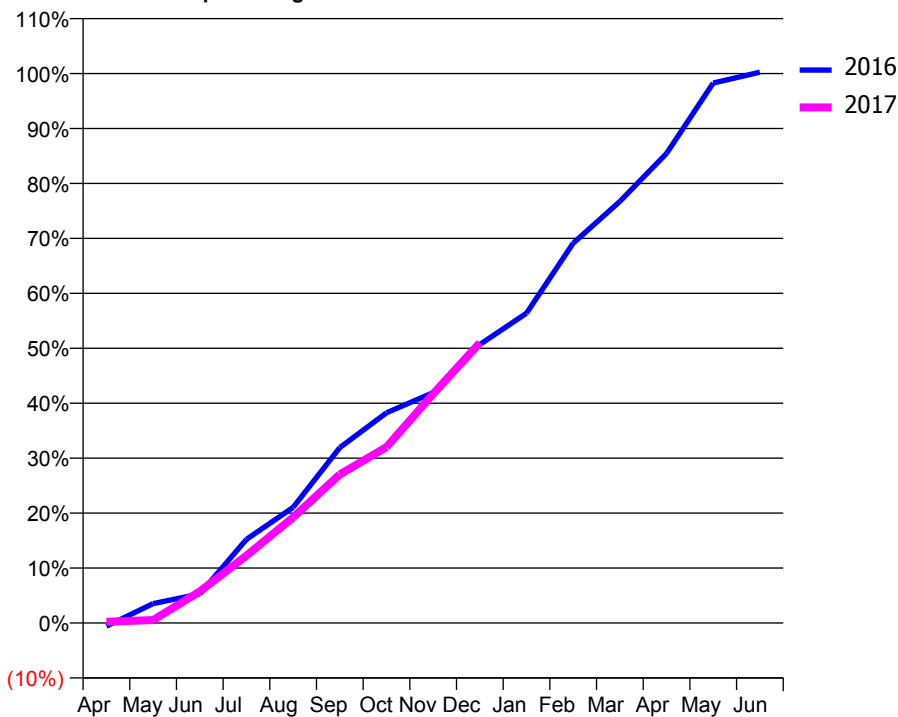
### ACCESS\*

Patients seen in 24 months	Total	Change since previous quarter
Quarter ending December 2015	1,069	
Quarter ending March 2016	1,074	→
Quarter ending June 2016	1,088	→
Quarter ending September 2016	1,070	↓
Quarter ending December 2016	1,060	→
<b>Variance since December 2015</b>	<b>(0.8%)</b>	<b>→</b>



### ACTIVITY

Cumulative percentage of contracted UDA delivered 2016 & 2017



Month	Adjusted Scheduled Activity (UDA)	
	2016	2017
April	-13	5
May	78	12
June	116	126
July	334	269
August	461	421
September	700	593
October	839	702
November	919	914
December	1,111	1,118
January	1,236	
February	1,515	
March	1,682	
April	1,873	
May	2,154	
June	2,197	

### QUALITY

	Quantity	Base Number	Contract	AT	Region	England
% of FP17s for the same patient ID Re-attending within 3 months - Children	36	636	5.7%	10.0%	11.9%	12.4%
% of FP17s for the same patient ID Re-attending within 3 months - Adults	42	305	13.8%	16.0%	17.1%	16.6%
% of FP17s for the same patient ID Re-attending between 3 & 9 months - Children	367	636	57.7%	45.8%	46.2%	57.5%
% of FP17s for the same patient ID Re-attending between 3 & 9 months - Adults	133	305	43.6%	37.2%	37.8%	50.4%
% of FP17s for Band 1 Urgent Courses	68	699	9.7%	11.0%	10.6%	9.1%
% of FP17s Relating to Free Repair or Replacements	1	699	0.1%	0.6%	0.6%	0.8%
% of FP17s Relating to Continuations	0	699	0.0%	0.7%	0.9%	1.3%
% of Patients satisfied with the dentistry they have received	1	1	N/A	91.5%	90.3%	92.7%
% of Patients satisfied with the time they had to wait for an appointment	1	1	N/A	84.0%	83.8%	88.8%

\* This is based on patients treated on this contract for their most recent course of treatment. Figures in italics indicate the base number of FP17s or Patient Questionnaire responses are less than 100. N/A is shown where the base number of responses is less than 10 during the period. % is calculated as Quantity/Base number\*100

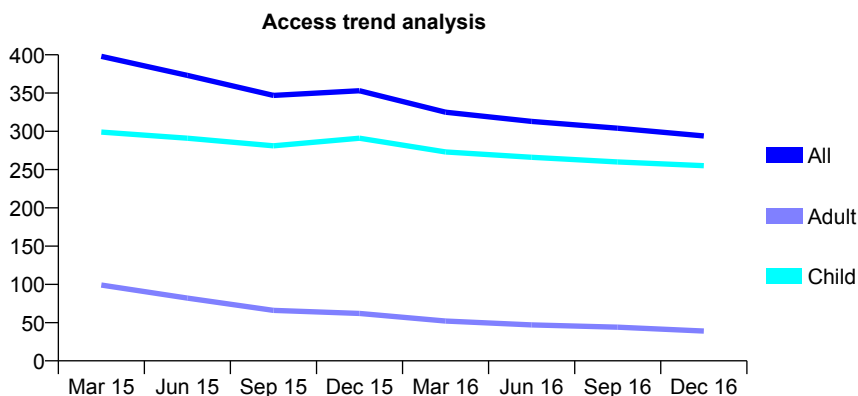
## Q62 - Vital Signs At a Glance Contract Report for 306339/0001 - December 2016

Name or company name	MR P VOHRA
Contract type name	GDS Contract
Purpose of contract	General
Contract start date	01/04/2006
Contract end date	

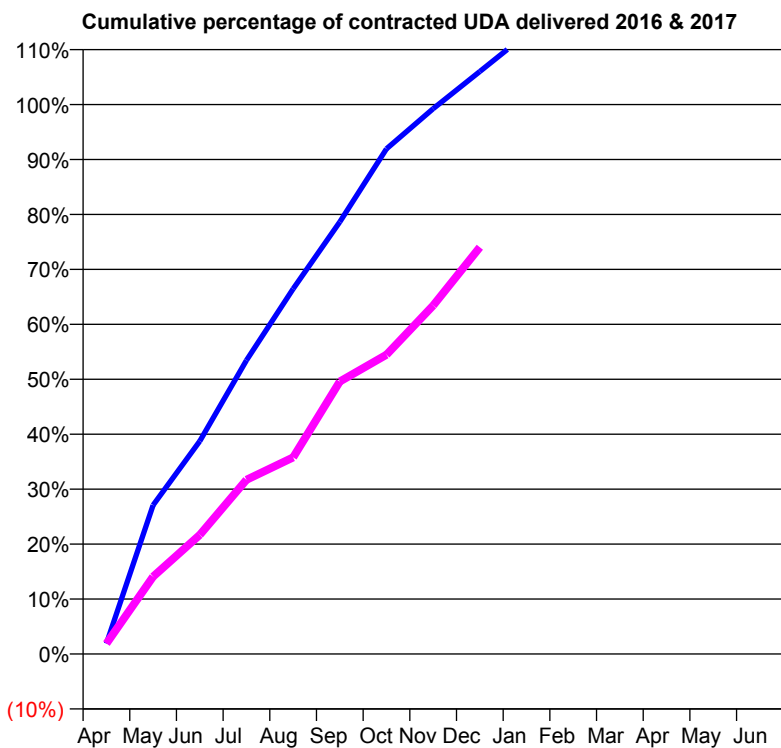
16/17 Contracted general activity (UDA)	369
Carry forward general activity (UDA)	-7
16/17 Contracted orthodontic activity (UOA)	0
Carry forward orthodontic activity (UOA)	0
Baseline contract value	£8,389.40

### ACCESS\*

Patients seen in 24 months	Total	Change since previous quarter
Quarter ending December 2015	353	
Quarter ending March 2016	325	↓
Quarter ending June 2016	313	↓
Quarter ending September 2016	304	↓
Quarter ending December 2016	294	↓
<b>Variance since December 2015</b>	<b>(16.7%)</b>	<b>↓</b>



### ACTIVITY



Month	Adjusted Scheduled Activity (UDA)	
	2016	2017
April	7	7
May	100	52
June	143	80
July	197	117
August	245	132
September	290	183
October	339	201
November	366	234
December	391	273
January	416	
February	420	
March	420	
April	420	
May	420	
June	420	

### QUALITY

	Quantity	Base Number	Contract	AT	Region	England
% of FP17s for the same patient ID Re-attending within 3 months - Children	4	142	2.8%	10.0%	11.9%	12.4%
% of FP17s for the same patient ID Re-attending within 3 months - Adults	0	15	0.0%	16.0%	17.1%	16.6%
% of FP17s for the same patient ID Re-attending between 3 & 9 months - Children	27	142	19.0%	45.8%	46.2%	57.5%
% of FP17s for the same patient ID Re-attending between 3 & 9 months - Adults	2	15	13.3%	37.2%	37.8%	50.4%
% of FP17s for Band 1 Urgent Courses	1	156	0.6%	11.0%	10.6%	9.1%
% of FP17s Relating to Free Repair or Replacements	0	156	0.0%	0.6%	0.6%	0.8%
% of FP17s Relating to Continuations	2	156	1.3%	0.7%	0.9%	1.3%
% of Patients satisfied with the dentistry they have received	0	0	N/A	91.5%	90.3%	92.7%
% of Patients satisfied with the time they had to wait for an appointment	0	0	N/A	84.0%	83.8%	88.8%

\* This is based on patients treated on this contract for their most recent course of treatment. Figures in italics indicate the base number of FP17s or Patient Questionnaire responses are less than 100. N/A is shown where the base number of responses is less than 10 during the period. % is calculated as Quantity/Base number\*100

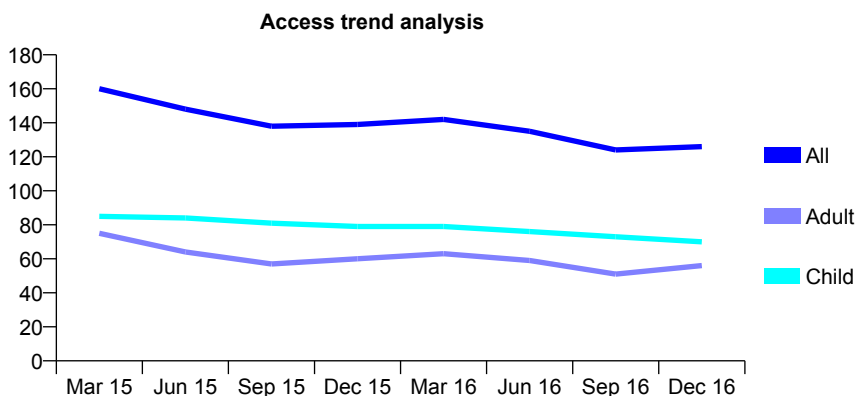
## Q62 - Vital Signs At a Glance Contract Report for 318787/0001 - December 2016

Name or company name	MR PJ LASKOWSKI
Contract type name	GDS Contract
Purpose of contract	General
Contract start date	01/04/2006
Contract end date	

16/17 Contracted general activity (UDA)	697
Carry forward general activity (UDA)	0
16/17 Contracted orthodontic activity (UOA)	0
Carry forward orthodontic activity (UOA)	0
Baseline contract value	£19,843.35

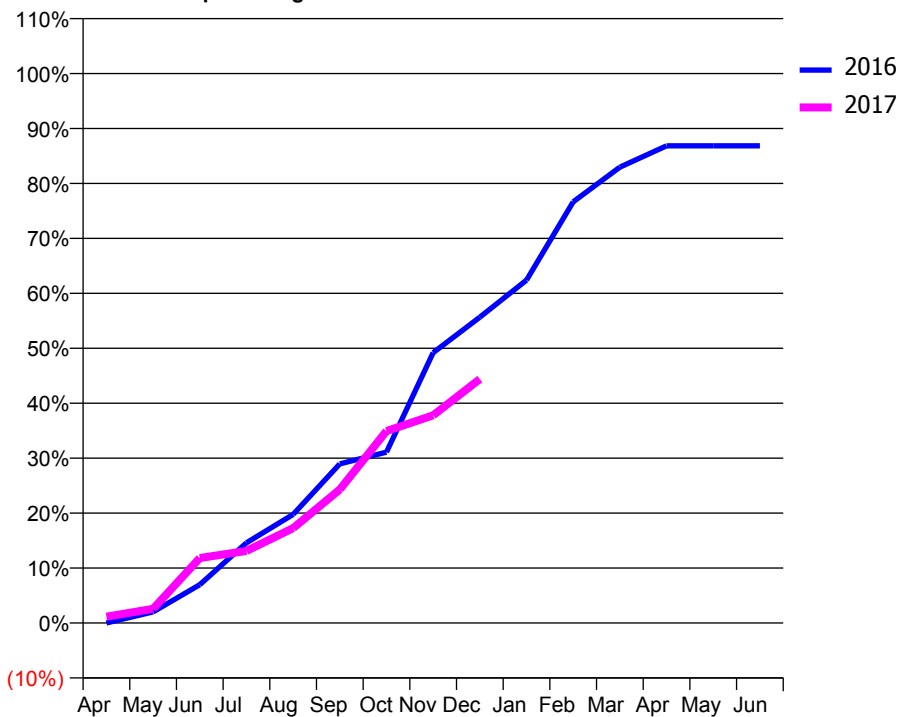
### ACCESS\*

Patients seen in 24 months	Total	Change since previous quarter
Quarter ending December 2015	139	
Quarter ending March 2016	142	↑
Quarter ending June 2016	135	↓
Quarter ending September 2016	124	↓
Quarter ending December 2016	126	→
<b>Variance since December 2015</b>	<b>(9.4%)</b>	<b>↓</b>



### ACTIVITY

Cumulative percentage of contracted UDA delivered 2016 & 2017



Month	Adjusted Scheduled Activity (UDA)	
	2016	2017
April	0	8
May	14	18
June	49	82
July	102	91
August	138	120
September	202	169
October	217	243
November	343	263
December	388	309
January	435	
February	534	
March	578	
April	605	
May	605	
June	605	

### QUALITY

	Quantity	Base Number	Contract	AT	Region	England
% of FP17s for the same patient ID Re-attending within 3 months - Children	5	68	7.4%	10.0%	11.9%	12.4%
% of FP17s for the same patient ID Re-attending within 3 months - Adults	5	50	10.0%	16.0%	17.1%	16.6%
% of FP17s for the same patient ID Re-attending between 3 & 9 months - Children	48	68	70.6%	45.8%	46.2%	57.5%
% of FP17s for the same patient ID Re-attending between 3 & 9 months - Adults	34	50	68.0%	37.2%	37.8%	50.4%
% of FP17s for Band 1 Urgent Courses	2	110	1.8%	11.0%	10.6%	9.1%
% of FP17s Relating to Free Repair or Replacements	0	110	0.0%	0.6%	0.6%	0.8%
% of FP17s Relating to Continuations	2	110	1.8%	0.7%	0.9%	1.3%
% of Patients satisfied with the dentistry they have received	0	0	N/A	91.5%	90.3%	92.7%
% of Patients satisfied with the time they had to wait for an appointment	0	0	N/A	84.0%	83.8%	88.8%

\* This is based on patients treated on this contract for their most recent course of treatment. Figures in italics indicate the base number of FP17s or Patient Questionnaire responses are less than 100. N/A is shown where the base number of responses is less than 10 during the period. % is calculated as Quantity/Base number\*100

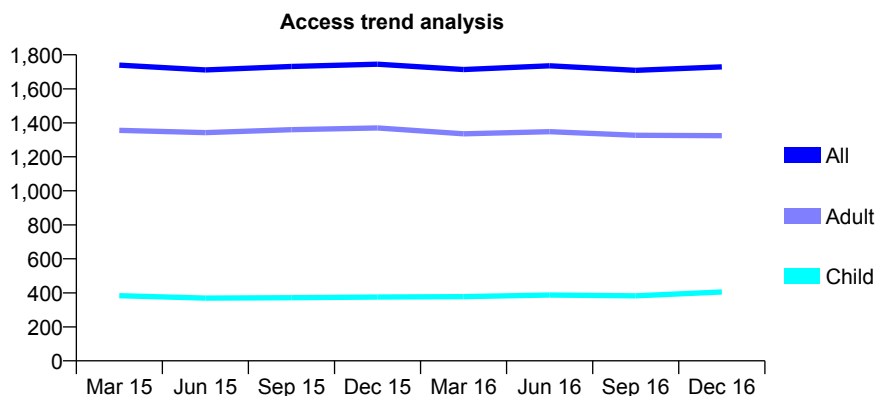
## Q62 - Vital Signs At a Glance Contract Report for 321419/0001 - December 2016

Name or company name	MR MA AMIN
Contract type name	GDS Contract
Purpose of contract	General
Contract start date	01/04/2006
Contract end date	

16/17 Contracted general activity (UDA)	4,402
Carry forward general activity (UDA)	0
16/17 Contracted orthodontic activity (UOA)	0
Carry forward orthodontic activity (UOA)	0
Baseline contract value	£125,467.08

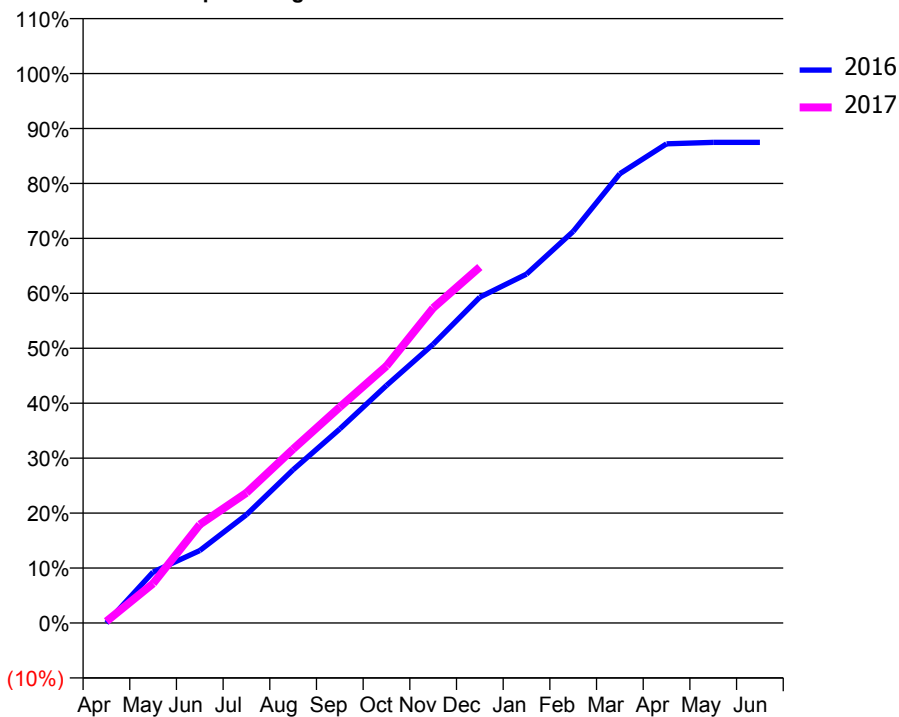
### ACCESS\*

Patients seen in 24 months	Total	Change since previous quarter
Quarter ending December 2015	1,745	
Quarter ending March 2016	1,713	↓
Quarter ending June 2016	1,735	→
Quarter ending September 2016	1,709	↓
Quarter ending December 2016	1,729	→
<b>Variance since December 2015</b>	<b>(0.9%)</b>	→



### ACTIVITY

Cumulative percentage of contracted UDA delivered 2016 & 2017



Month	Adjusted Scheduled Activity (UDA)	
	2016	2017
April	0	13
May	409	317
June	580	789
July	868	1,044
August	1,228	1,393
September	1,555	1,730
October	1,903	2,059
November	2,234	2,524
December	2,610	2,852
January	2,795	
February	3,137	
March	3,600	
April	3,838	
May	3,850	
June	3,850	

### QUALITY

	Quantity	Base Number	Contract	AT	Region	England
% of FP17s for the same patient ID Re-attending within 3 months - Children	16	387	4.1%	10.0%	11.9%	12.4%
% of FP17s for the same patient ID Re-attending within 3 months - Adults	31	972	3.2%	16.0%	17.1%	16.6%
% of FP17s for the same patient ID Re-attending between 3 & 9 months - Children	175	387	45.2%	45.8%	46.2%	57.5%
% of FP17s for the same patient ID Re-attending between 3 & 9 months - Adults	375	972	38.6%	37.2%	37.8%	50.4%
% of FP17s for Band 1 Urgent Courses	53	1,273	4.2%	11.0%	10.6%	9.1%
% of FP17s Relating to Free Repair or Replacements	0	1,273	0.0%	0.6%	0.6%	0.8%
% of FP17s Relating to Continuations	3	1,273	0.2%	0.7%	0.9%	1.3%
% of Patients satisfied with the dentistry they have received	1	1	N/A	91.5%	90.3%	92.7%
% of Patients satisfied with the time they had to wait for an appointment	0	1	N/A	84.0%	83.8%	88.8%

\* This is based on patients treated on this contract for their most recent course of treatment. Figures in italics indicate the base number of FP17s or Patient Questionnaire responses are less than 100. N/A is shown where the base number of responses is less than 10 during the period. % is calculated as Quantity/Base number\*100

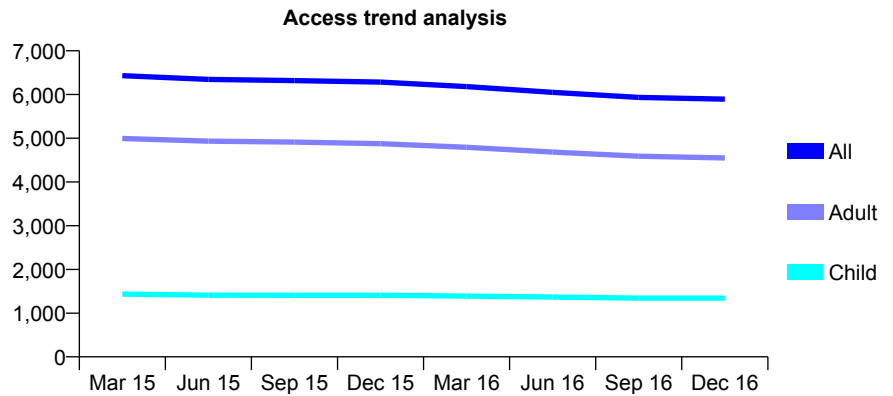
## Q62 - Vital Signs At a Glance Contract Report for 322008/0001 - December 2016

Name or company name	MR D SHAH
Contract type name	GDS Contract
Purpose of contract	General
Contract start date	01/04/2006
Contract end date	

16/17 Contracted general activity (UDA)	22,527
Carry forward general activity (UDA)	322
16/17 Contracted orthodontic activity (UOA)	0
Carry forward orthodontic activity (UOA)	0
Baseline contract value	£668,590.96

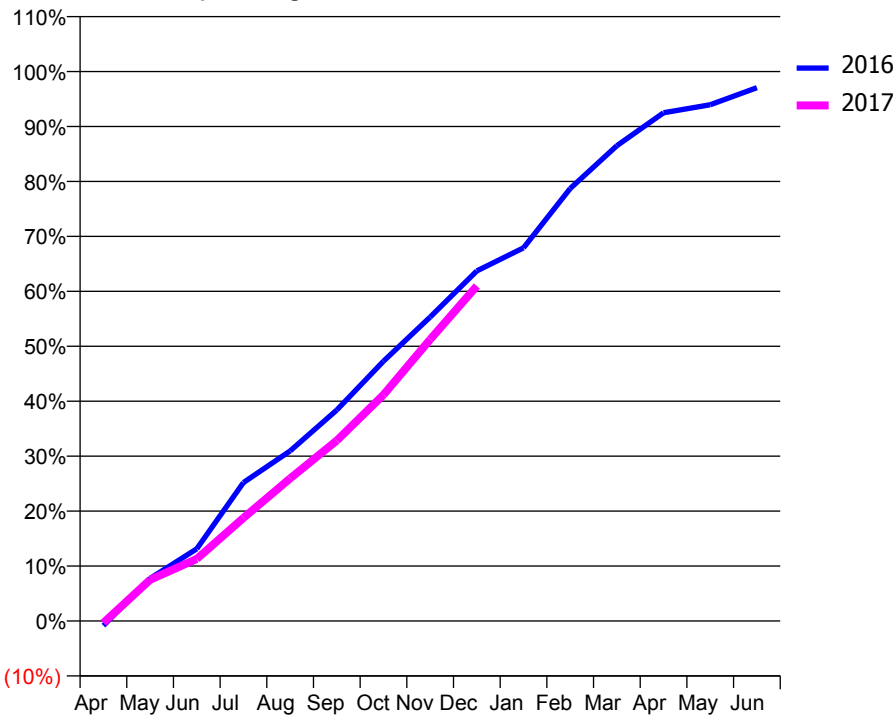
### ACCESS\*

Patients seen in 24 months	Total	Change since previous quarter
Quarter ending December 2015	6,285	
Quarter ending March 2016	6,182	↓
Quarter ending June 2016	6,051	↓
Quarter ending September 2016	5,933	↓
Quarter ending December 2016	5,893	→
<b>Variance since December 2015</b>	<b>(6.2%)</b>	<b>↓</b>



### ACTIVITY

Cumulative percentage of contracted UDA delivered 2016 & 2017



Month	Adjusted Scheduled Activity (UDA)	
	2016	2017
April	-193	-79
May	1,747	1,691
June	2,958	2,547
July	5,676	4,226
August	6,973	5,848
September	8,653	7,400
October	10,649	9,275
November	12,461	11,541
December	14,353	13,733
January	15,299	
February	17,732	
March	19,488	
April	20,834	
May	21,166	
June	21,865	

### QUALITY

	Quantity	Base Number	Contract	AT	Region	England
% of FP17s for the same patient ID Re-attending within 3 months - Children	81	990	8.2%	10.0%	11.9%	12.4%
% of FP17s for the same patient ID Re-attending within 3 months - Adults	552	3,366	16.4%	16.0%	17.1%	16.6%
% of FP17s for the same patient ID Re-attending between 3 & 9 months - Children	272	990	27.5%	45.8%	46.2%	57.5%
% of FP17s for the same patient ID Re-attending between 3 & 9 months - Adults	955	3,366	28.4%	37.2%	37.8%	50.4%
% of FP17s for Band 1 Urgent Courses	515	3,882	13.3%	11.0%	10.6%	9.1%
% of FP17s Relating to Free Repair or Replacements	55	3,882	1.4%	0.6%	0.6%	0.8%
% of FP17s Relating to Continuations	28	3,882	0.7%	0.7%	0.9%	1.3%
% of Patients satisfied with the dentistry they have received	10	10	100.0%	91.5%	90.3%	92.7%
% of Patients satisfied with the time they had to wait for an appointment	8	10	80.0%	84.0%	83.8%	88.8%

\* This is based on patients treated on this contract for their most recent course of treatment. Figures in italics indicate the base number of FP17s or Patient Questionnaire responses are less than 100. N/A is shown where the base number of responses is less than 10 during the period. % is calculated as Quantity/Base number\*100

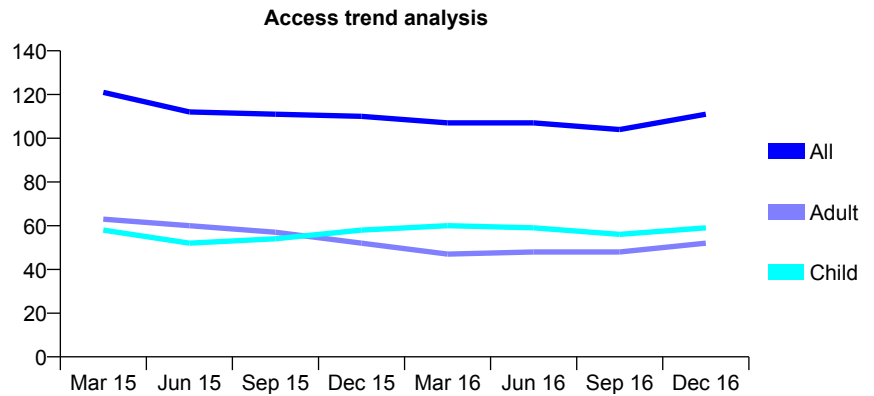
## Q62 - Vital Signs At a Glance Contract Report for 323055/0001 - December 2016

Name or company name	MRS PA HARRIS
Contract type name	GDS Contract
Purpose of contract	General
Contract start date	01/04/2006
Contract end date	

16/17 Contracted general activity (UDA)	238
Carry forward general activity (UDA)	0
16/17 Contracted orthodontic activity (UOA)	0
Carry forward orthodontic activity (UOA)	0
Baseline contract value	£6,270.90

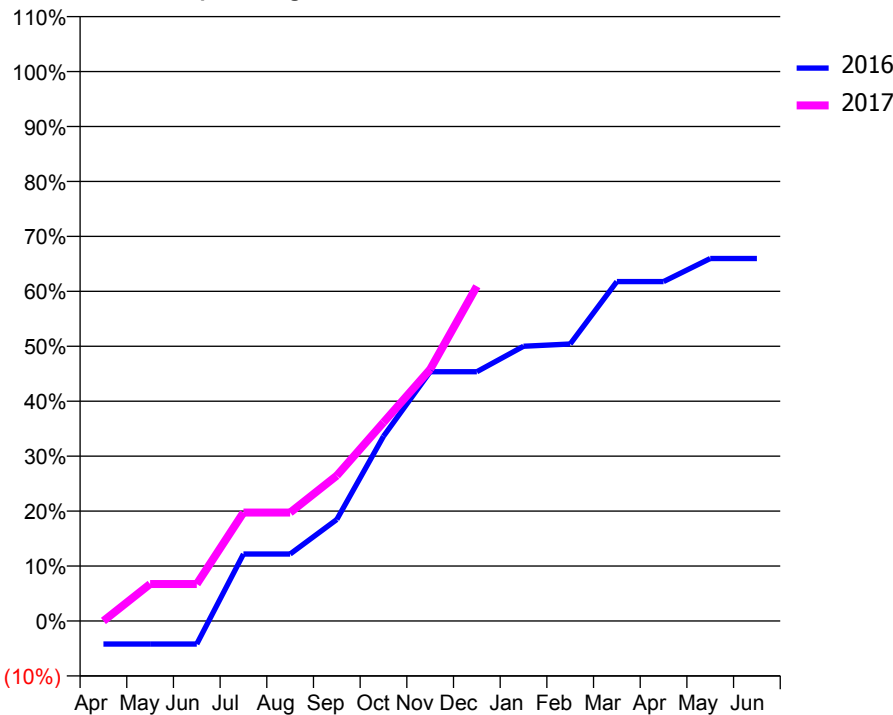
### ACCESS\*

Patients seen in 24 months	Total	Change since previous quarter
Quarter ending December 2015	110	
Quarter ending March 2016	107	↓
Quarter ending June 2016	107	→
Quarter ending September 2016	104	↓
Quarter ending December 2016	111	↑
<b>Variance since December 2015</b>	0.9%	→



### ACTIVITY

Cumulative percentage of contracted UDA delivered 2016 & 2017



Month	Adjusted Scheduled Activity (UDA)	
	2016	2017
April	-10	0
May	-10	16
June	-10	16
July	29	47
August	29	47
September	44	63
October	80	86
November	108	109
December	108	145
January	119	
February	120	
March	147	
April	147	
May	157	
June	157	

### QUALITY

	Quantity	Base Number	Contract	AT	Region	England
% of FP17s for the same patient ID Re-attending within 3 months - Children	3	55	5.5%	10.0%	11.9%	12.4%
% of FP17s for the same patient ID Re-attending within 3 months - Adults	2	42	4.8%	16.0%	17.1%	16.6%
% of FP17s for the same patient ID Re-attending between 3 & 9 months - Children	33	55	60.0%	45.8%	46.2%	57.5%
% of FP17s for the same patient ID Re-attending between 3 & 9 months - Adults	14	42	33.3%	37.2%	37.8%	50.4%
% of FP17s for Band 1 Urgent Courses	0	90	0.0%	11.0%	10.6%	9.1%
% of FP17s Relating to Free Repair or Replacements	0	90	0.0%	0.6%	0.6%	0.8%
% of FP17s Relating to Continuations	0	90	0.0%	0.7%	0.9%	1.3%
% of Patients satisfied with the dentistry they have received	0	0	N/A	91.5%	90.3%	92.7%
% of Patients satisfied with the time they had to wait for an appointment	0	0	N/A	84.0%	83.8%	88.8%

\* This is based on patients treated on this contract for their most recent course of treatment. Figures in italics indicate the base number of FP17s or Patient Questionnaire responses are less than 100. N/A is shown where the base number of responses is less than 10 during the period. % is calculated as Quantity/Base number\*100



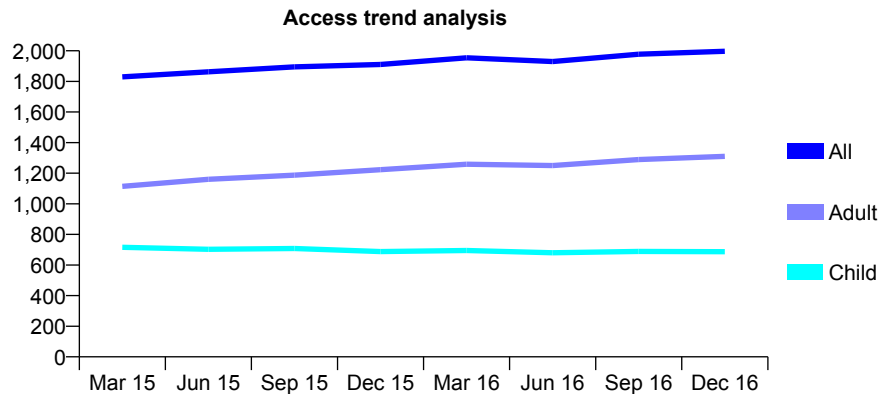
## Q62 - Vital Signs At a Glance Contract Report for 323373/0001 - December 2016

Name or company name	MR GF HOLLIS
Contract type name	GDS Contract
Purpose of contract	General
Contract start date	01/04/2006
Contract end date	

16/17 Contracted general activity (UDA)	8,407
Carry forward general activity (UDA)	-113
16/17 Contracted orthodontic activity (UOA)	0
Carry forward orthodontic activity (UOA)	0
Baseline contract value	£217,687.72

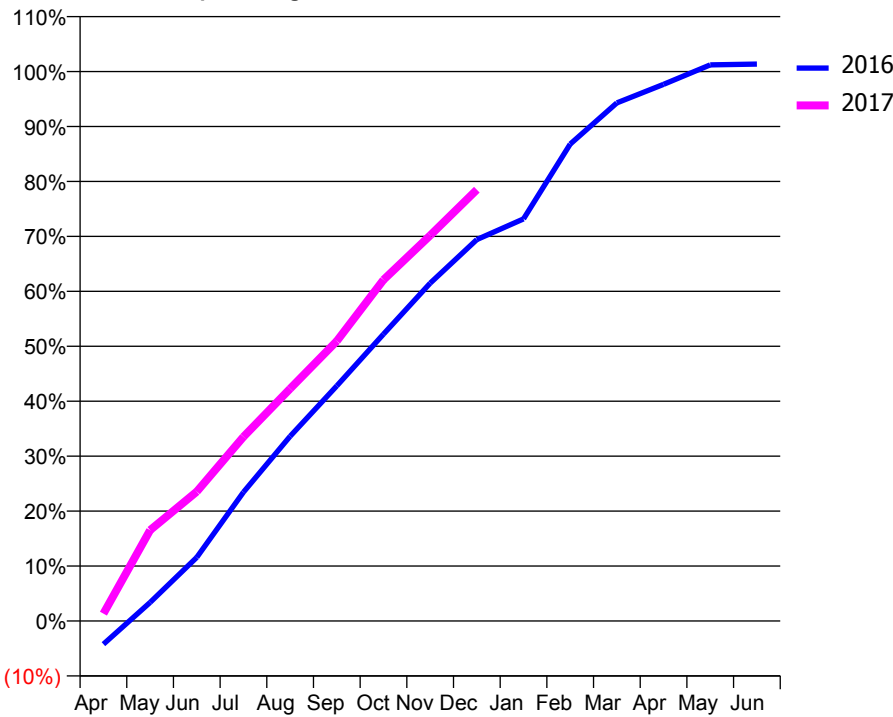
### ACCESS\*

Patients seen in 24 months	Total	Change since previous quarter
Quarter ending December 2015	1,911	
Quarter ending March 2016	1,954	↑
Quarter ending June 2016	1,930	↓
Quarter ending September 2016	1,978	↑
Quarter ending December 2016	1,997	→
<b>Variance since December 2015</b>	<b>4.5%</b>	<b>↑</b>



### ACTIVITY

Cumulative percentage of contracted UDA delivered 2016 & 2017



Month	Adjusted Scheduled Activity (UDA)	
	2016	2017
April	-355	114
May	286	1,391
June	974	1,979
July	1,973	2,819
August	2,827	3,554
September	3,598	4,284
October	4,390	5,219
November	5,168	5,899
December	5,836	6,600
January	6,152	
February	7,296	
March	7,927	
April	8,211	
May	8,508	
June	8,520	

### QUALITY

	Quantity	Base Number	Contract	AT	Region	England
% of FP17s for the same patient ID Re-attending within 3 months - Children	31	691	4.5%	10.0%	11.9%	12.4%
% of FP17s for the same patient ID Re-attending within 3 months - Adults	178	1,114	16.0%	16.0%	17.1%	16.6%
% of FP17s for the same patient ID Re-attending between 3 & 9 months - Children	380	691	55.0%	45.8%	46.2%	57.5%
% of FP17s for the same patient ID Re-attending between 3 & 9 months - Adults	557	1,114	50.0%	37.2%	37.8%	50.4%
% of FP17s for Band 1 Urgent Courses	93	1,692	5.5%	11.0%	10.6%	9.1%
% of FP17s Relating to Free Repair or Replacements	26	1,692	1.5%	0.6%	0.6%	0.8%
% of FP17s Relating to Continuations	4	1,692	0.2%	0.7%	0.9%	1.3%
% of Patients satisfied with the dentistry they have received	5	5	N/A	91.5%	90.3%	92.7%
% of Patients satisfied with the time they had to wait for an appointment	5	5	N/A	84.0%	83.8%	88.8%

\* This is based on patients treated on this contract for their most recent course of treatment. Figures in italics indicate the base number of FP17s or Patient Questionnaire responses are less than 100. N/A is shown where the base number of responses is less than 10 during the period. % is calculated as Quantity/Base number\*100

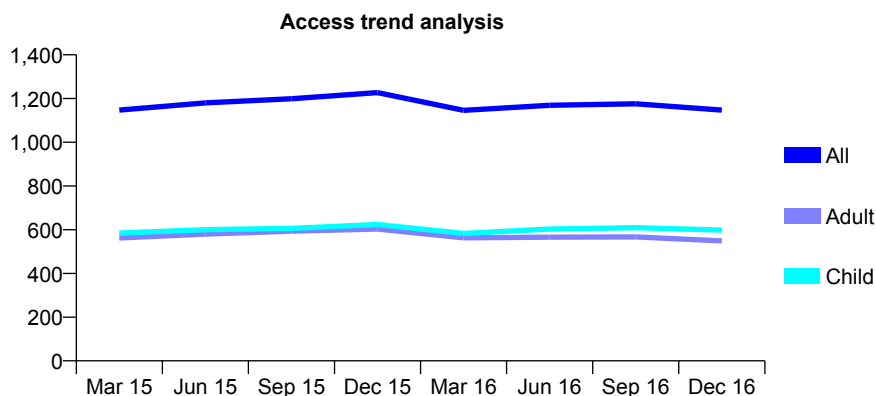
## Q62 - Vital Signs At a Glance Contract Report for 325244/0002 - December 2016

Name or company name	MR RP SARAN
Contract type name	GDS Contract
Purpose of contract	General
Contract start date	01/04/2006
Contract end date	

16/17 Contracted general activity (UDA)	7,910
Carry forward general activity (UDA)	-158
16/17 Contracted orthodontic activity (UOA)	0
Carry forward orthodontic activity (UOA)	0
Baseline contract value	£240,381.49

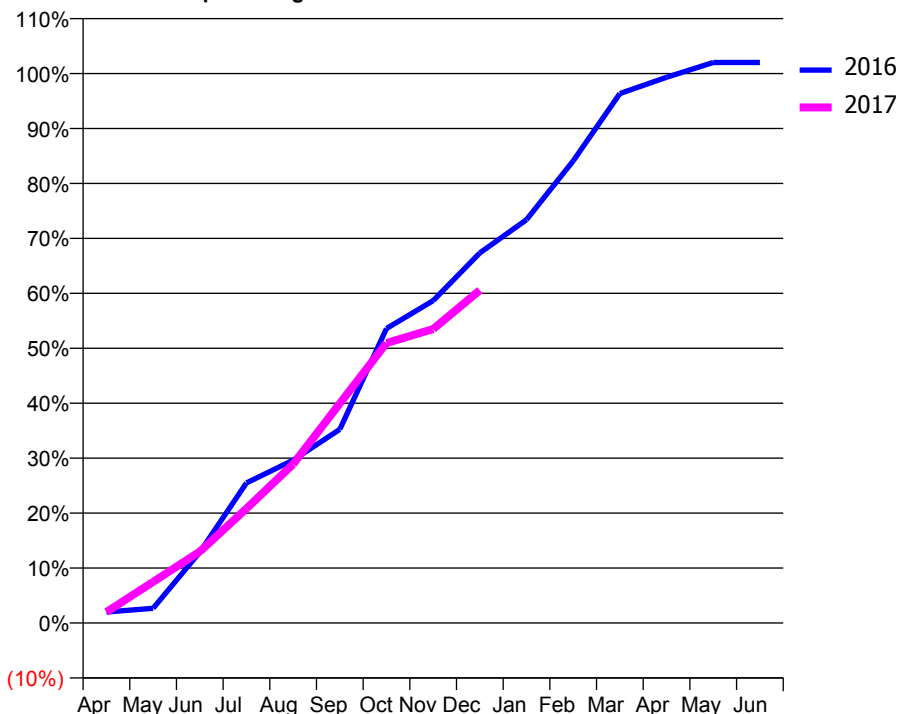
### ACCESS\*

Patients seen in 24 months	Total	Change since previous quarter
Quarter ending December 2015	1,227	
Quarter ending March 2016	1,146	↓
Quarter ending June 2016	1,169	↑
Quarter ending September 2016	1,176	→
Quarter ending December 2016	1,147	↓
<b>Variance since December 2015</b>	<b>(6.5%)</b>	<b>↓</b>



### ACTIVITY

Cumulative percentage of contracted UDA delivered 2016 & 2017



Month	Adjusted Scheduled Activity (UDA)	
	2016	2017
April	158	158
May	212	592
June	1,019	1,028
July	2,016	1,647
August	2,344	2,286
September	2,788	3,161
October	4,240	4,030
November	4,641	4,232
December	5,328	4,790
January	5,805	
February	6,653	
March	7,621	
April	7,856	
May	8,069	
June	8,069	

### QUALITY

	Quantity	Base Number	Contract	AT	Region	England
% of FP17s for the same patient ID Re-attending within 3 months - Children	17	802	2.1%	10.0%	11.9%	12.4%
% of FP17s for the same patient ID Re-attending within 3 months - Adults	39	557	7.0%	16.0%	17.1%	16.6%
% of FP17s for the same patient ID Re-attending between 3 & 9 months - Children	585	802	72.9%	45.8%	46.2%	57.5%
% of FP17s for the same patient ID Re-attending between 3 & 9 months - Adults	381	557	68.4%	37.2%	37.8%	50.4%
% of FP17s for Band 1 Urgent Courses	50	1,221	4.1%	11.0%	10.6%	9.1%
% of FP17s Relating to Free Repair or Replacements	0	1,221	0.0%	0.6%	0.6%	0.8%
% of FP17s Relating to Continuations	0	1,221	0.0%	0.7%	0.9%	1.3%
% of Patients satisfied with the dentistry they have received	0	0	N/A	91.5%	90.3%	92.7%
% of Patients satisfied with the time they had to wait for an appointment	0	0	N/A	84.0%	83.8%	88.8%

\* This is based on patients treated on this contract for their most recent course of treatment. Figures in italics indicate the base number of FP17s or Patient Questionnaire responses are less than 100. N/A is shown where the base number of responses is less than 10 during the period. % is calculated as Quantity/Base number\*100

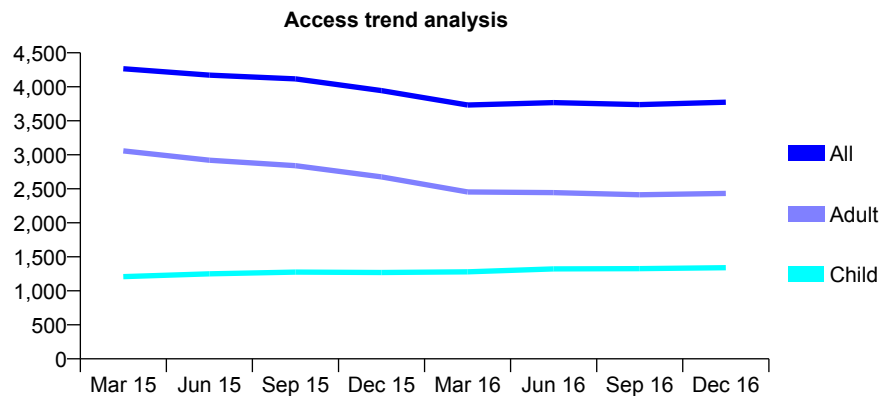
## Q62 - Vital Signs At a Glance Contract Report for 327689/0001 - December 2016

Name or company name	MRS P WINAYAK
Contract type name	PDS Contract
Purpose of contract	General
Contract start date	01/04/2006
Contract end date	31/03/2017

16/17 Contracted general activity (UDA)	15,955
Carry forward general activity (UDA)	-319
16/17 Contracted orthodontic activity (UOA)	0
Carry forward orthodontic activity (UOA)	0
Baseline contract value	£478,445.40

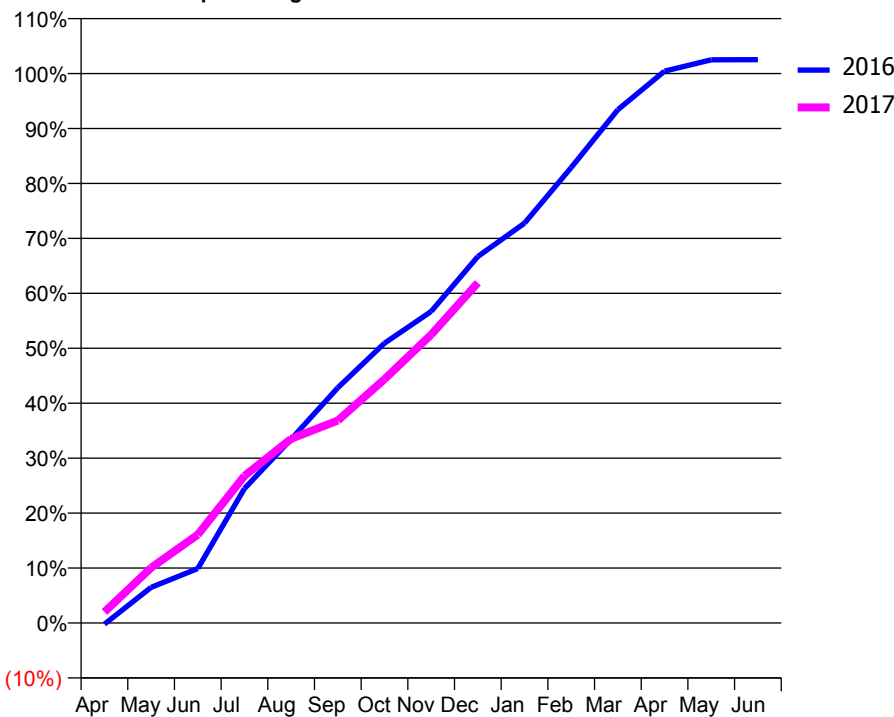
### ACCESS\*

Patients seen in 24 months	Total	Change since previous quarter
Quarter ending December 2015	3,945	
Quarter ending March 2016	3,733	↓
Quarter ending June 2016	3,767	→
Quarter ending September 2016	3,739	→
Quarter ending December 2016	3,773	→
<b>Variance since December 2015</b>	<b>(4.4%)</b>	<b>↓</b>



### ACTIVITY

Cumulative percentage of contracted UDA delivered 2016 & 2017



Month	Adjusted Scheduled Activity (UDA)	
	2016	2017
April	-38	319
May	1,035	1,605
June	1,580	2,564
July	3,906	4,273
August	5,337	5,349
September	6,831	5,880
October	8,125	7,079
November	9,046	8,372
December	10,643	9,877
January	11,610	
February	13,225	
March	14,904	
April	16,022	
May	16,354	
June	16,356	

### QUALITY

	Quantity	Base Number	Contract	AT	Region	England
% of FP17s for the same patient ID Re-attending within 3 months - Children	112	1,132	9.9%	10.0%	11.9%	12.4%
% of FP17s for the same patient ID Re-attending within 3 months - Adults	539	2,201	24.5%	16.0%	17.1%	16.6%
% of FP17s for the same patient ID Re-attending between 3 & 9 months - Children	394	1,132	34.8%	45.8%	46.2%	57.5%
% of FP17s for the same patient ID Re-attending between 3 & 9 months - Adults	661	2,201	30.0%	37.2%	37.8%	50.4%
% of FP17s for Band 1 Urgent Courses	565	2,910	19.4%	11.0%	10.6%	9.1%
% of FP17s Relating to Free Repair or Replacements	20	2,910	0.7%	0.6%	0.6%	0.8%
% of FP17s Relating to Continuations	14	2,910	0.5%	0.7%	0.9%	1.3%
% of Patients satisfied with the dentistry they have received	3	4	N/A	91.5%	90.3%	92.7%
% of Patients satisfied with the time they had to wait for an appointment	4	4	N/A	84.0%	83.8%	88.8%

\* This is based on patients treated on this contract for their most recent course of treatment. Figures in italics indicate the base number of FP17s or Patient Questionnaire responses are less than 100. N/A is shown where the base number of responses is less than 10 during the period. % is calculated as Quantity/Base number\*100

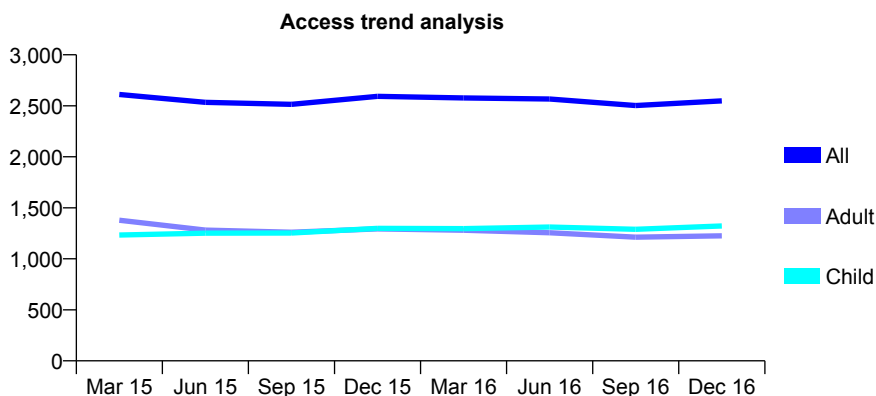
## Q62 - Vital Signs At a Glance Contract Report for 327689/0002 - December 2016

Name or company name	MRS P WINAYAK
Contract type name	GDS Contract
Purpose of contract	General
Contract start date	01/04/2006
Contract end date	

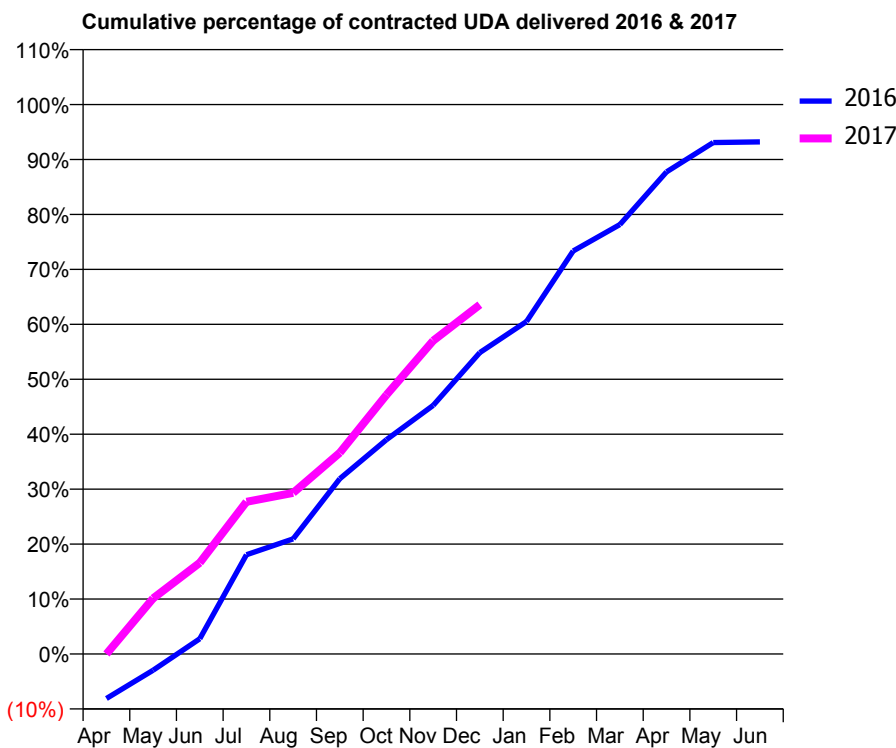
16/17 Contracted general activity (UDA)	8,036
Carry forward general activity (UDA)	0
16/17 Contracted orthodontic activity (UOA)	0
Carry forward orthodontic activity (UOA)	0
Baseline contract value	£260,952.11

### ACCESS\*

Patients seen in 24 months	Total	Change since previous quarter
Quarter ending December 2015	2,593	
Quarter ending March 2016	2,577	→
Quarter ending June 2016	2,567	→
Quarter ending September 2016	2,502	↓
Quarter ending December 2016	2,548	→
<b>Variance since December 2015</b>	<b>(1.7%)</b>	<b>↓</b>



### ACTIVITY



Month	Adjusted Scheduled Activity (UDA)	
	2016	2017
April	-653	0
May	-239	813
June	223	1,336
July	1,453	2,226
August	1,683	2,357
September	2,563	2,944
October	3,136	3,790
November	3,636	4,581
December	4,407	5,109
January	4,862	
February	5,895	
March	6,281	
April	7,051	
May	7,479	
June	7,489	

### QUALITY

	Quantity	Base Number	Contract	AT	Region	England
% of FP17s for the same patient ID Re-attending within 3 months - Children	107	1,138	9.4%	10.0%	11.9%	12.4%
% of FP17s for the same patient ID Re-attending within 3 months - Adults	190	943	20.1%	16.0%	17.1%	16.6%
% of FP17s for the same patient ID Re-attending between 3 & 9 months - Children	429	1,138	37.7%	45.8%	46.2%	57.5%
% of FP17s for the same patient ID Re-attending between 3 & 9 months - Adults	268	943	28.4%	37.2%	37.8%	50.4%
% of FP17s for Band 1 Urgent Courses	162	1,736	9.3%	11.0%	10.6%	9.1%
% of FP17s Relating to Free Repair or Replacements	7	1,736	0.4%	0.6%	0.6%	0.8%
% of FP17s Relating to Continuations	8	1,736	0.5%	0.7%	0.9%	1.3%
% of Patients satisfied with the dentistry they have received	4	4	N/A	91.5%	90.3%	92.7%
% of Patients satisfied with the time they had to wait for an appointment	4	4	N/A	84.0%	83.8%	88.8%

\* This is based on patients treated on this contract for their most recent course of treatment. Figures in italics indicate the base number of FP17s or Patient Questionnaire responses are less than 100. N/A is shown where the base number of responses is less than 10 during the period. % is calculated as Quantity/Base number\*100

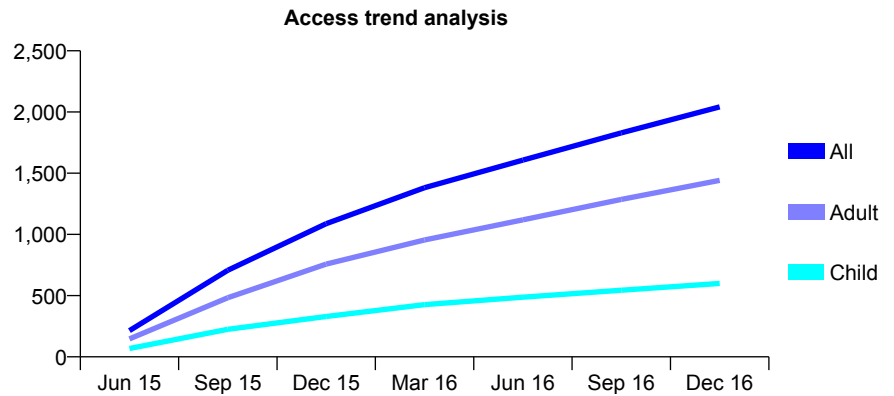
## Q62 - Vital Signs At a Glance Contract Report for 328995/0002 - December 2016

Name or company name	MR I MOHAMMED
Contract type name	GDS Contract
Purpose of contract	General
Contract start date	01/04/2015
Contract end date	

16/17 Contracted general activity (UDA)	6,668
Carry forward general activity (UDA)	-133
16/17 Contracted orthodontic activity (UOA)	0
Carry forward orthodontic activity (UOA)	0
Baseline contract value	£201,142.54

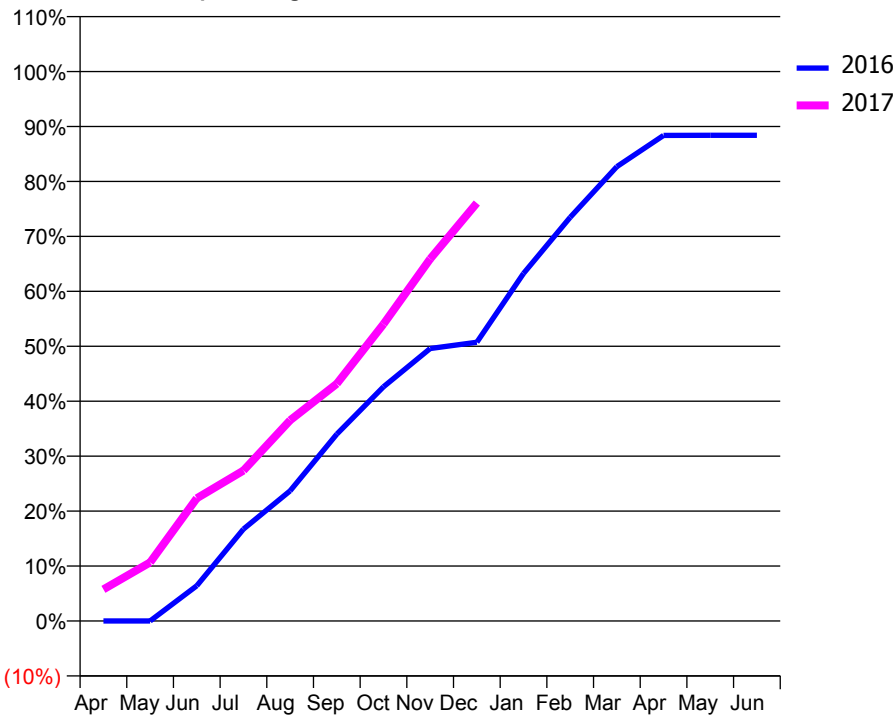
### ACCESS\*

Patients seen in 24 months	Total	Change since previous quarter
Quarter ending December 2015	1,088	
Quarter ending March 2016	1,382	↑
Quarter ending June 2016	1,607	↑
Quarter ending September 2016	1,830	↑
Quarter ending December 2016	2,042	↑
<b>Variance since December 2015</b>	<b>87.7%</b>	<b>↑</b>



### ACTIVITY

Cumulative percentage of contracted UDA delivered 2016 & 2017



Month	Adjusted Scheduled Activity (UDA)	
	2016	2017
April	0	385
May	0	710
June	427	1,489
July	1,116	1,826
August	1,580	2,436
September	2,267	2,879
October	2,842	3,602
November	3,306	4,394
December	3,382	5,072
January	4,217	
February	4,899	
March	5,514	
April	5,892	
May	5,894	
June	5,894	

### QUALITY

	Quantity	Base Number	Contract	AT	Region	England
% of FP17s for the same patient ID Re-attending within 3 months - Children	31	461	6.7%	10.0%	11.9%	12.4%
% of FP17s for the same patient ID Re-attending within 3 months - Adults	114	1,072	10.6%	16.0%	17.1%	16.6%
% of FP17s for the same patient ID Re-attending between 3 & 9 months - Children	118	461	25.6%	45.8%	46.2%	57.5%
% of FP17s for the same patient ID Re-attending between 3 & 9 months - Adults	253	1,072	23.6%	37.2%	37.8%	50.4%
% of FP17s for Band 1 Urgent Courses	52	1,416	3.7%	11.0%	10.6%	9.1%
% of FP17s Relating to Free Repair or Replacements	2	1,416	0.1%	0.6%	0.6%	0.8%
% of FP17s Relating to Continuations	22	1,416	1.6%	0.7%	0.9%	1.3%
% of Patients satisfied with the dentistry they have received	6	6	N/A	91.5%	90.3%	92.7%
% of Patients satisfied with the time they had to wait for an appointment	4	6	N/A	84.0%	83.8%	88.8%

\* This is based on patients treated on this contract for their most recent course of treatment. Figures in italics indicate the base number of FP17s or Patient Questionnaire responses are less than 100. N/A is shown where the base number of responses is less than 10 during the period. % is calculated as Quantity/Base number\*100

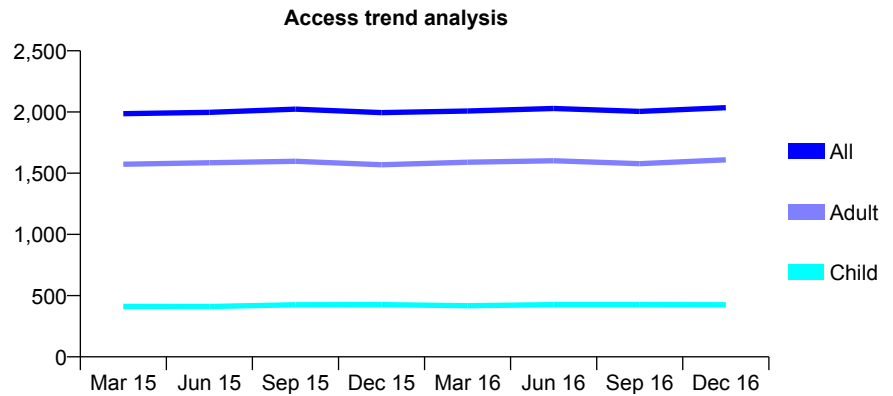
## Q62 - Vital Signs At a Glance Contract Report for 331880/0001 - December 2016

Name or company name	MR NK PATEL
Contract type name	GDS Contract
Purpose of contract	General
Contract start date	01/04/2006
Contract end date	

16/17 Contracted general activity (UDA)	4,469
Carry forward general activity (UDA)	0
16/17 Contracted orthodontic activity (UOA)	0
Carry forward orthodontic activity (UOA)	0
Baseline contract value	£108,917.45

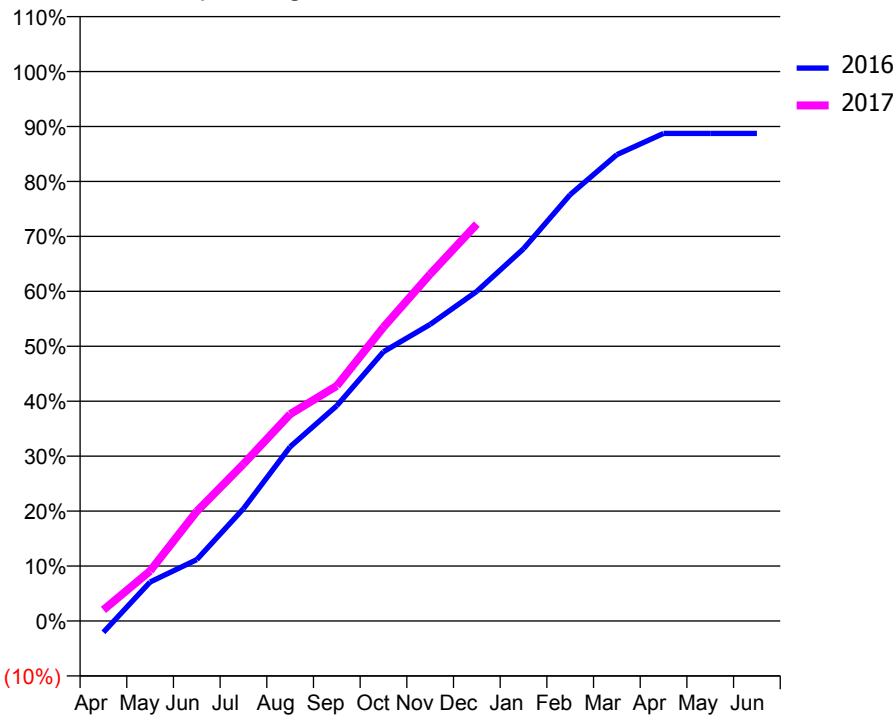
### ACCESS\*

Patients seen in 24 months	Total	Change since previous quarter
Quarter ending December 2015	1,995	
Quarter ending March 2016	2,008	→
Quarter ending June 2016	2,029	→
Quarter ending September 2016	2,005	↓
Quarter ending December 2016	2,035	→
<b>Variance since December 2015</b>	<b>2.0%</b>	<b>↑</b>



### ACTIVITY

Cumulative percentage of contracted UDA delivered 2016 & 2017



Month	Adjusted Scheduled Activity (UDA)	
	2016	2017
April	-93	91
May	317	408
June	500	892
July	913	1,277
August	1,417	1,682
September	1,751	1,913
October	2,190	2,389
November	2,413	2,821
December	2,681	3,228
January	3,028	
February	3,468	
March	3,793	
April	3,966	
May	3,966	
June	3,966	

### QUALITY

	Quantity	Base Number	Contract	AT	Region	England
% of FP17s for the same patient ID Re-attending within 3 months - Children	12	340	3.5%	10.0%	11.9%	12.4%
% of FP17s for the same patient ID Re-attending within 3 months - Adults	39	1,131	3.4%	16.0%	17.1%	16.6%
% of FP17s for the same patient ID Re-attending between 3 & 9 months - Children	84	340	24.7%	45.8%	46.2%	57.5%
% of FP17s for the same patient ID Re-attending between 3 & 9 months - Adults	276	1,131	24.4%	37.2%	37.8%	50.4%
% of FP17s for Band 1 Urgent Courses	73	1,387	5.3%	11.0%	10.6%	9.1%
% of FP17s Relating to Free Repair or Replacements	0	1,387	0.0%	0.6%	0.6%	0.8%
% of FP17s Relating to Continuations	1	1,387	0.1%	0.7%	0.9%	1.3%
% of Patients satisfied with the dentistry they have received	0	0	N/A	91.5%	90.3%	92.7%
% of Patients satisfied with the time they had to wait for an appointment	0	0	N/A	84.0%	83.8%	88.8%

\* This is based on patients treated on this contract for their most recent course of treatment. Figures in italics indicate the base number of FP17s or Patient Questionnaire responses are less than 100. N/A is shown where the base number of responses is less than 10 during the period. % is calculated as Quantity/Base number\*100

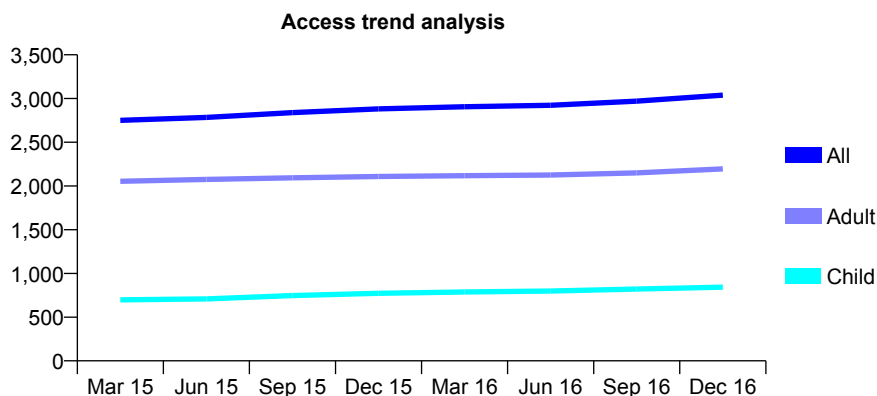
## Q62 - Vital Signs At a Glance Contract Report for 333735/0002 - December 2016

Name or company name	MR H HASEN
Contract type name	GDS Contract
Purpose of contract	General
Contract start date	01/09/2010
Contract end date	

16/17 Contracted general activity (UDA)	8,914
Carry forward general activity (UDA)	0
16/17 Contracted orthodontic activity (UOA)	0
Carry forward orthodontic activity (UOA)	0
Baseline contract value	£238,533.65

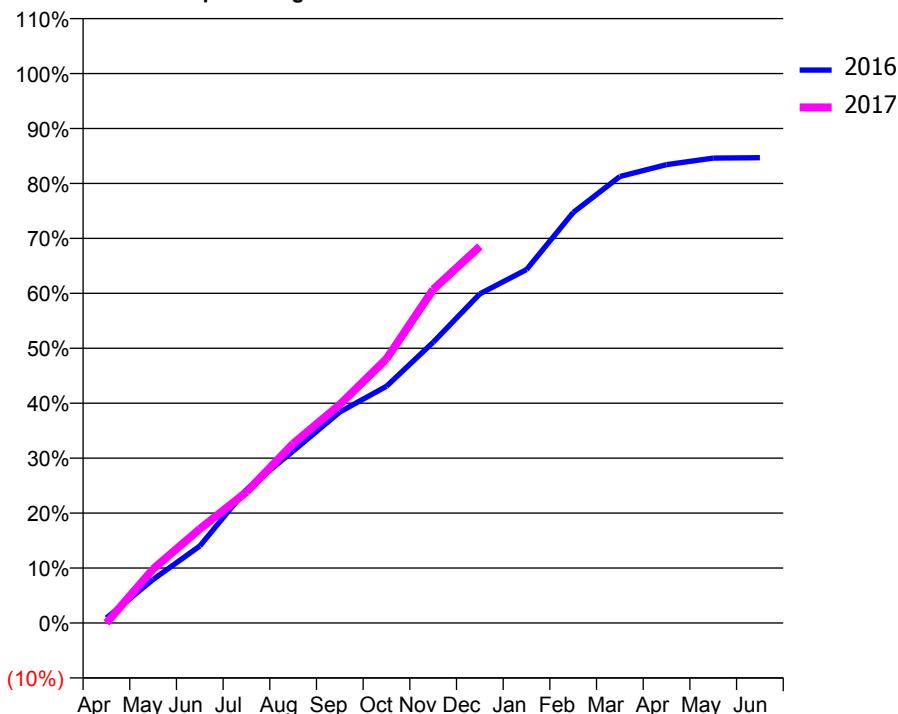
### ACCESS\*

Patients seen in 24 months	Total	Change since previous quarter
Quarter ending December 2015	2,881	
Quarter ending March 2016	2,906	→
Quarter ending June 2016	2,923	→
Quarter ending September 2016	2,970	→
Quarter ending December 2016	3,038	↑
<b>Variance since December 2015</b>	<b>5.4%</b>	<b>↑</b>



### ACTIVITY

Cumulative percentage of contracted UDA delivered 2016 & 2017



Month	Adjusted Scheduled Activity (UDA)	
	2016	2017
April	92	0
May	802	878
June	1,417	1,526
July	2,457	2,126
August	3,163	2,911
September	3,881	3,543
October	4,354	4,286
November	5,164	5,411
December	6,054	6,110
January	6,500	
February	7,551	
March	8,215	
April	8,432	
May	8,553	
June	8,559	

### QUALITY

	Quantity	Base Number	Contract	AT	Region	England
% of FP17s for the same patient ID Re-attending within 3 months - Children	69	747	9.2%	10.0%	11.9%	12.4%
% of FP17s for the same patient ID Re-attending within 3 months - Adults	223	1,681	13.3%	16.0%	17.1%	16.6%
% of FP17s for the same patient ID Re-attending between 3 & 9 months - Children	348	747	46.6%	45.8%	46.2%	57.5%
% of FP17s for the same patient ID Re-attending between 3 & 9 months - Adults	505	1,681	30.0%	37.2%	37.8%	50.4%
% of FP17s for Band 1 Urgent Courses	253	2,291	11.0%	11.0%	10.6%	9.1%
% of FP17s Relating to Free Repair or Replacements	28	2,291	1.2%	0.6%	0.6%	0.8%
% of FP17s Relating to Continuations	11	2,291	0.5%	0.7%	0.9%	1.3%
% of Patients satisfied with the dentistry they have received	11	12	91.7%	91.5%	90.3%	92.7%
% of Patients satisfied with the time they had to wait for an appointment	11	12	91.7%	84.0%	83.8%	88.8%

\* This is based on patients treated on this contract for their most recent course of treatment. Figures in italics indicate the base number of FP17s or Patient Questionnaire responses are less than 100. N/A is shown where the base number of responses is less than 10 during the period. % is calculated as Quantity/Base number\*100



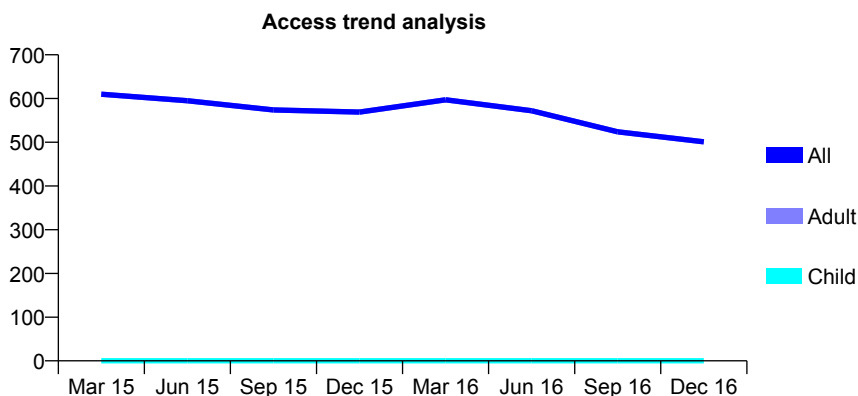
## Q62 - Vital Signs At a Glance Contract Report for 334448/0001 - December 2016

Name or company name	MR JD CHARL
Contract type name	GDS Contract
Purpose of contract	General
Contract start date	01/04/2006
Contract end date	

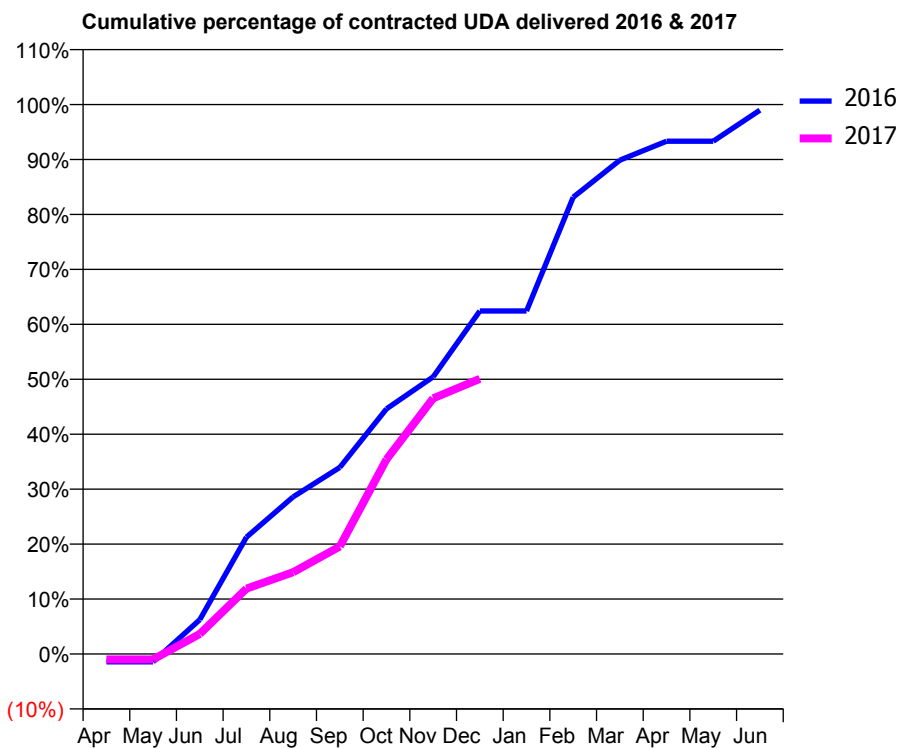
16/17 Contracted general activity (UDA)	1,999
Carry forward general activity (UDA)	20
16/17 Contracted orthodontic activity (UOA)	0
Carry forward orthodontic activity (UOA)	0
Baseline contract value	£68,192.45

### ACCESS\*

Patients seen in 24 months	Total	Change since previous quarter
Quarter ending December 2015	569	
Quarter ending March 2016	597	↑
Quarter ending June 2016	572	↓
Quarter ending September 2016	524	↓
Quarter ending December 2016	501	↓
<b>Variance since December 2015</b>	<b>(12.0%)</b>	<b>↓</b>



### ACTIVITY



Month	Adjusted Scheduled Activity (UDA)	
	2016	2017
April	-29	-20
May	-29	-20
June	125	73
July	425	238
August	572	297
September	679	391
October	892	708
November	1,008	930
December	1,248	1,001
January	1,248	
February	1,662	
March	1,796	
April	1,865	
May	1,865	
June	1,979	

### QUALITY

	Quantity	Base Number	Contract	AT	Region	England
% of FP17s for the same patient ID Re-attending within 3 months - Children	0	0	N/A	10.0%	11.9%	12.4%
% of FP17s for the same patient ID Re-attending within 3 months - Adults	12	257	4.7%	16.0%	17.1%	16.6%
% of FP17s for the same patient ID Re-attending between 3 & 9 months - Children	0	0	N/A	45.8%	46.2%	57.5%
% of FP17s for the same patient ID Re-attending between 3 & 9 months - Adults	15	257	5.8%	37.2%	37.8%	50.4%
% of FP17s for Band 1 Urgent Courses	11	232	4.7%	11.0%	10.6%	9.1%
% of FP17s Relating to Free Repair or Replacements	0	232	0.0%	0.6%	0.6%	0.8%
% of FP17s Relating to Continuations	0	232	0.0%	0.7%	0.9%	1.3%
% of Patients satisfied with the dentistry they have received	0	0	N/A	91.5%	90.3%	92.7%
% of Patients satisfied with the time they had to wait for an appointment	0	0	N/A	84.0%	83.8%	88.8%

\* This is based on patients treated on this contract for their most recent course of treatment. Figures in italics indicate the base number of FP17s or Patient Questionnaire responses are less than 100. N/A is shown where the base number of responses is less than 10 during the period. % is calculated as Quantity/Base number\*100

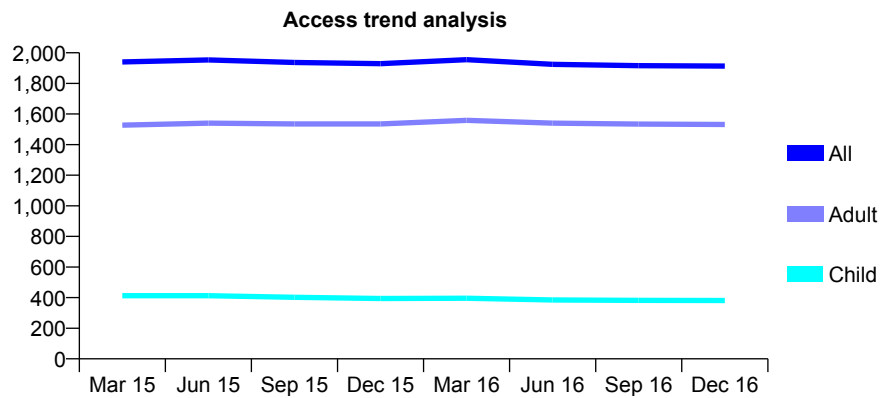
## Q62 - Vital Signs At a Glance Contract Report for 334537/0001 - December 2016

Name or company name	MR SP AURORA
Contract type name	GDS Contract
Purpose of contract	General
Contract start date	01/04/2006
Contract end date	

16/17 Contracted general activity (UDA)	9,051
Carry forward general activity (UDA)	0
16/17 Contracted orthodontic activity (UOA)	0
Carry forward orthodontic activity (UOA)	0
Baseline contract value	£274,823.53

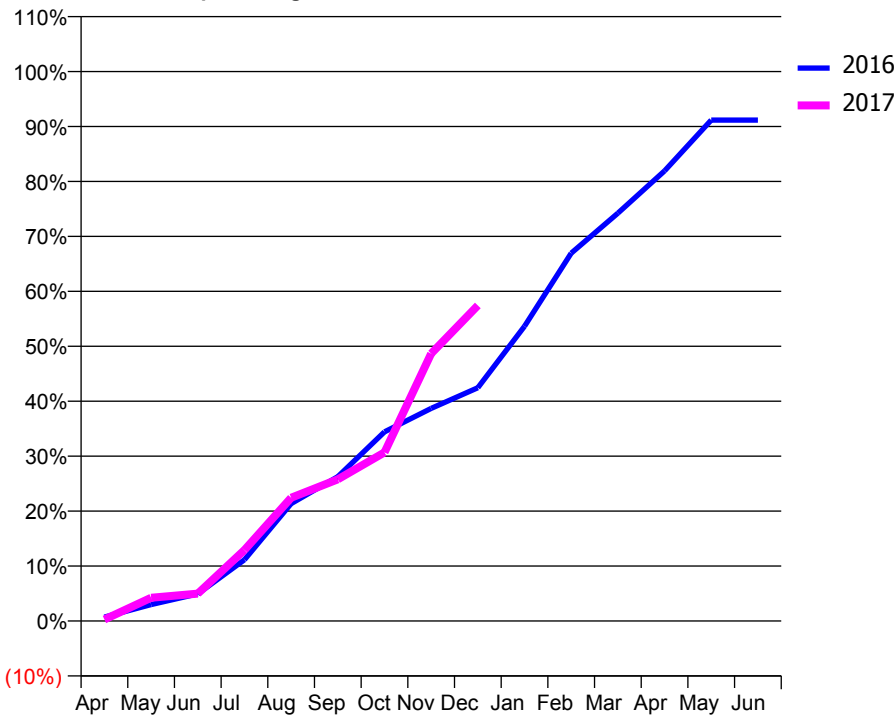
### ACCESS\*

Patients seen in 24 months	Total	Change since previous quarter
Quarter ending December 2015	1,929	
Quarter ending March 2016	1,955	→
Quarter ending June 2016	1,925	↓
Quarter ending September 2016	1,916	→
Quarter ending December 2016	1,913	→
<b>Variance since December 2015</b>	<b>(0.8%)</b>	→



### ACTIVITY

Cumulative percentage of contracted UDA delivered 2016 & 2017



Month	Adjusted Scheduled Activity (UDA)	
	2016	2017
April	64	25
May	271	383
June	448	451
July	1,008	1,169
August	1,934	2,030
September	2,378	2,334
October	3,116	2,777
November	3,502	4,405
December	3,842	5,197
January	4,856	
February	6,059	
March	6,718	
April	7,413	
May	8,251	
June	8,251	

### QUALITY

	Quantity	Base Number	Contract	AT	Region	England
% of FP17s for the same patient ID Re-attending within 3 months - Children	47	466	10.1%	10.0%	11.9%	12.4%
% of FP17s for the same patient ID Re-attending within 3 months - Adults	463	2,146	21.6%	16.0%	17.1%	16.6%
% of FP17s for the same patient ID Re-attending between 3 & 9 months - Children	306	466	65.7%	45.8%	46.2%	57.5%
% of FP17s for the same patient ID Re-attending between 3 & 9 months - Adults	1,306	2,146	60.9%	37.2%	37.8%	50.4%
% of FP17s for Band 1 Urgent Courses	45	2,153	2.1%	11.0%	10.6%	9.1%
% of FP17s Relating to Free Repair or Replacements	19	2,153	0.9%	0.6%	0.6%	0.8%
% of FP17s Relating to Continuations	22	2,153	1.0%	0.7%	0.9%	1.3%
% of Patients satisfied with the dentistry they have received	9	9	N/A	91.5%	90.3%	92.7%
% of Patients satisfied with the time they had to wait for an appointment	9	9	N/A	84.0%	83.8%	88.8%

\* This is based on patients treated on this contract for their most recent course of treatment. Figures in italics indicate the base number of FP17s or Patient Questionnaire responses are less than 100. N/A is shown where the base number of responses is less than 10 during the period. % is calculated as Quantity/Base number\*100

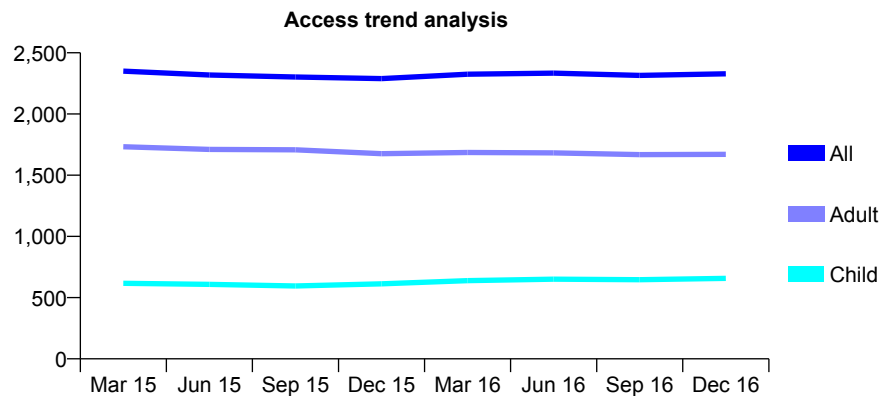
## Q62 - Vital Signs At a Glance Contract Report for 335428/0001 - December 2016

Name or company name	MR AV PATEL
Contract type name	GDS Contract
Purpose of contract	General
Contract start date	01/04/2006
Contract end date	

16/17 Contracted general activity (UDA)	7,417
Carry forward general activity (UDA)	119
16/17 Contracted orthodontic activity (UOA)	0
Carry forward orthodontic activity (UOA)	0
Baseline contract value	£214,729.59

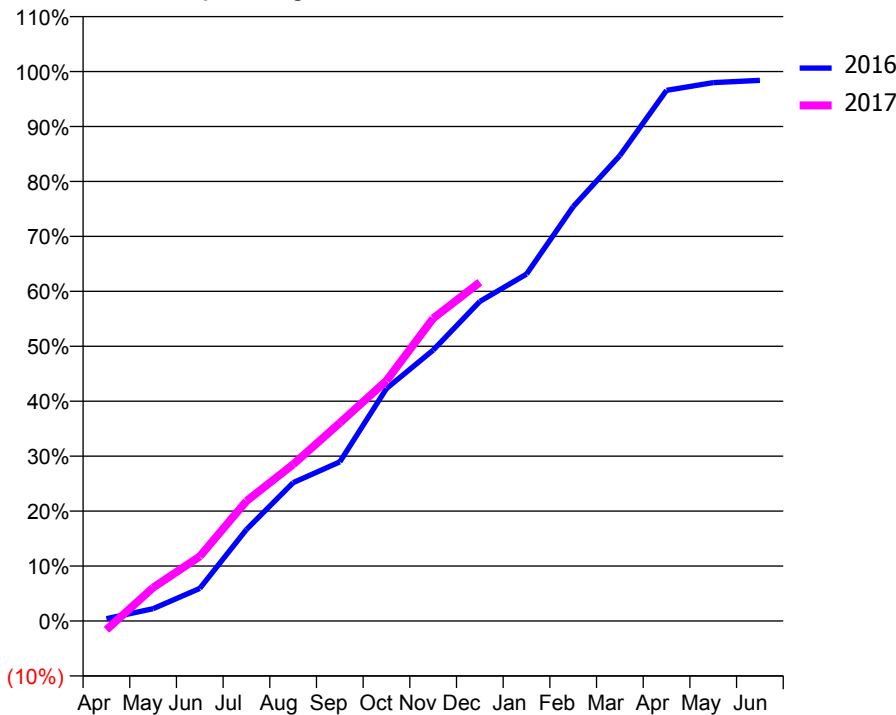
### ACCESS\*

Patients seen in 24 months	Total	Change since previous quarter
Quarter ending December 2015	2,289	
Quarter ending March 2016	2,325	→
Quarter ending June 2016	2,334	→
Quarter ending September 2016	2,315	→
Quarter ending December 2016	2,328	→
<b>Variance since December 2015</b>	<b>1.7%</b>	<b>→</b>



### ACTIVITY

Cumulative percentage of contracted UDA delivered 2016 & 2017



Month	Adjusted Scheduled Activity (UDA)	
	2016	2017
April	32	-119
May	166	451
June	439	872
July	1,236	1,618
August	1,868	2,115
September	2,149	2,674
October	3,138	3,244
November	3,657	4,085
December	4,314	4,572
January	4,683	
February	5,592	
March	6,283	
April	7,163	
May	7,267	
June	7,298	

### QUALITY

	Quantity	Base Number	Contract	AT	Region	England
% of FP17s for the same patient ID Re-attending within 3 months - Children	52	533	9.8%	10.0%	11.9%	12.4%
% of FP17s for the same patient ID Re-attending within 3 months - Adults	200	1,272	15.7%	16.0%	17.1%	16.6%
% of FP17s for the same patient ID Re-attending between 3 & 9 months - Children	168	533	31.5%	45.8%	46.2%	57.5%
% of FP17s for the same patient ID Re-attending between 3 & 9 months - Adults	262	1,272	20.6%	37.2%	37.8%	50.4%
% of FP17s for Band 1 Urgent Courses	240	1,583	15.2%	11.0%	10.6%	9.1%
% of FP17s Relating to Free Repair or Replacements	9	1,583	0.6%	0.6%	0.6%	0.8%
% of FP17s Relating to Continuations	10	1,583	0.6%	0.7%	0.9%	1.3%
% of Patients satisfied with the dentistry they have received	2	2	N/A	91.5%	90.3%	92.7%
% of Patients satisfied with the time they had to wait for an appointment	2	2	N/A	84.0%	83.8%	88.8%

\* This is based on patients treated on this contract for their most recent course of treatment. Figures in italics indicate the base number of FP17s or Patient Questionnaire responses are less than 100. N/A is shown where the base number of responses is less than 10 during the period. % is calculated as Quantity/Base number\*100

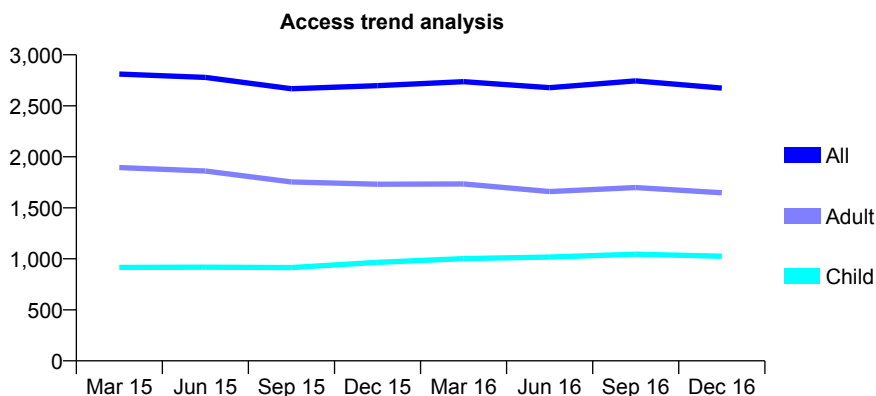
## Q62 - Vital Signs At a Glance Contract Report for 335428/0003 - December 2016

Name or company name	MR AV PATEL
Contract type name	GDS Contract
Purpose of contract	General
Contract start date	02/08/2006
Contract end date	

16/17 Contracted general activity (UDA)	5,989
Carry forward general activity (UDA)	-110
16/17 Contracted orthodontic activity (UOA)	0
Carry forward orthodontic activity (UOA)	0
Baseline contract value	£188,633.22

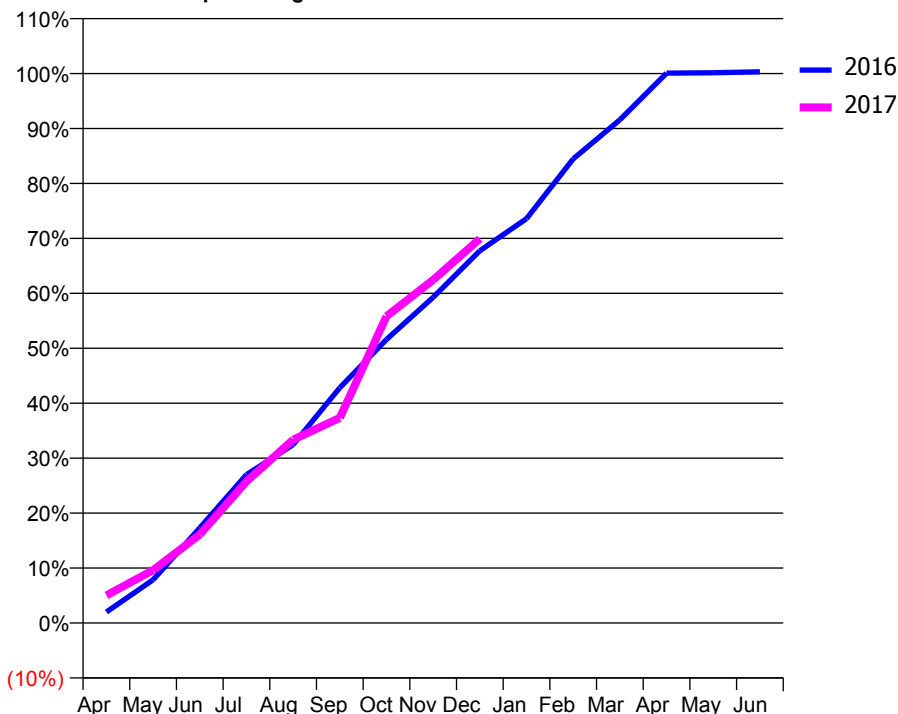
### ACCESS\*

Patients seen in 24 months	Total	Change since previous quarter
Quarter ending December 2015	2,697	
Quarter ending March 2016	2,736	→
Quarter ending June 2016	2,678	↓
Quarter ending September 2016	2,744	↑
Quarter ending December 2016	2,674	↓
<b>Variance since December 2015</b>	<b>(0.9%)</b>	<b>→</b>



### ACTIVITY

Cumulative percentage of contracted UDA delivered 2016 & 2017



Month	Adjusted Scheduled Activity (UDA)	
	2016	2017
April	120	301
May	472	577
June	1,037	964
July	1,617	1,543
August	1,944	1,998
September	2,564	2,236
October	3,091	3,343
November	3,550	3,740
December	4,057	4,188
January	4,407	
February	5,059	
March	5,485	
April	5,994	
May	5,997	
June	6,008	

### QUALITY

	Quantity	Base Number	Contract	AT	Region	England
% of FP17s for the same patient ID Re-attending within 3 months - Children	48	842	5.7%	10.0%	11.9%	12.4%
% of FP17s for the same patient ID Re-attending within 3 months - Adults	99	1,213	8.2%	16.0%	17.1%	16.6%
% of FP17s for the same patient ID Re-attending between 3 & 9 months - Children	367	842	43.6%	45.8%	46.2%	57.5%
% of FP17s for the same patient ID Re-attending between 3 & 9 months - Adults	370	1,213	30.5%	37.2%	37.8%	50.4%
% of FP17s for Band 1 Urgent Courses	174	1,778	9.8%	11.0%	10.6%	9.1%
% of FP17s Relating to Free Repair or Replacements	1	1,778	0.1%	0.6%	0.6%	0.8%
% of FP17s Relating to Continuations	0	1,778	0.0%	0.7%	0.9%	1.3%
% of Patients satisfied with the dentistry they have received	0	0	N/A	91.5%	90.3%	92.7%
% of Patients satisfied with the time they had to wait for an appointment	0	0	N/A	84.0%	83.8%	88.8%

\* This is based on patients treated on this contract for their most recent course of treatment. Figures in italics indicate the base number of FP17s or Patient Questionnaire responses are less than 100. N/A is shown where the base number of responses is less than 10 during the period. % is calculated as Quantity/Base number\*100

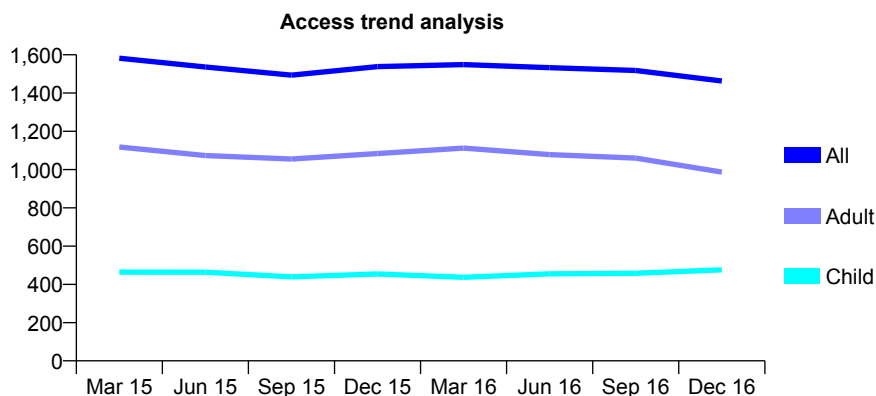
## Q62 - Vital Signs At a Glance Contract Report for 335509/0001 - December 2016

Name or company name	MRS GC BASKERAN
Contract type name	GDS Contract
Purpose of contract	General
Contract start date	01/04/2006
Contract end date	

16/17 Contracted general activity (UDA)	4,773
Carry forward general activity (UDA)	-84
16/17 Contracted orthodontic activity (UOA)	0
Carry forward orthodontic activity (UOA)	0
Baseline contract value	£126,605.51

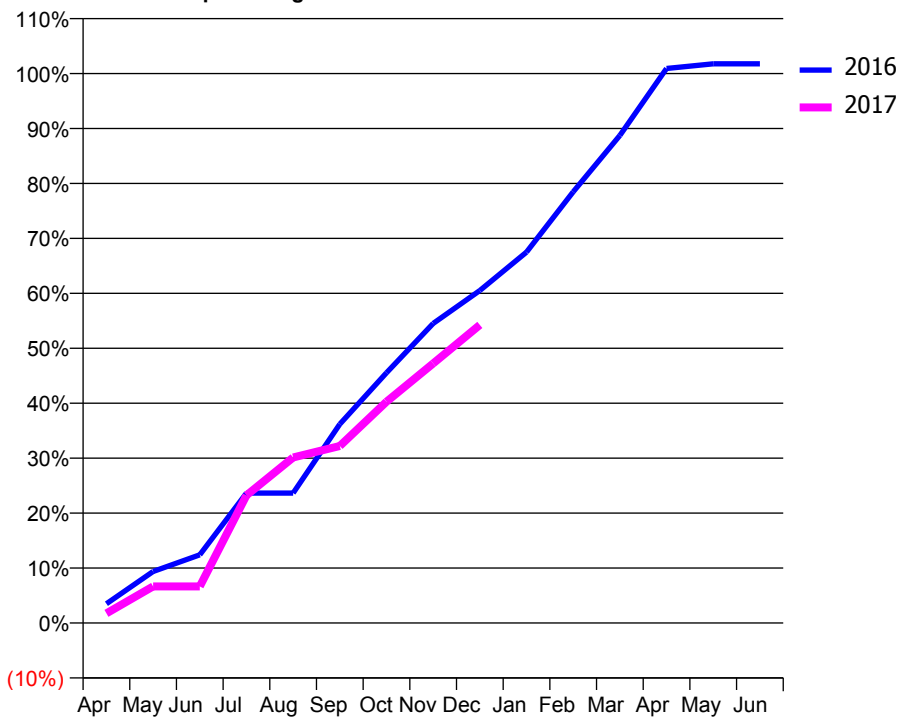
### ACCESS\*

Patients seen in 24 months	Total	Change since previous quarter
Quarter ending December 2015	1,538	
Quarter ending March 2016	1,549	→
Quarter ending June 2016	1,533	↓
Quarter ending September 2016	1,518	→
Quarter ending December 2016	1,463	↓
<b>Variance since December 2015</b>	<b>(4.9%)</b>	<b>↓</b>



### ACTIVITY

Cumulative percentage of contracted UDA delivered 2016 & 2017



Month	Adjusted Scheduled Activity (UDA)	
	2016	2017
April	167	84
May	448	318
June	593	318
July	1,128	1,110
August	1,128	1,438
September	1,728	1,537
October	2,174	1,922
November	2,603	2,255
December	2,888	2,590
January	3,222	
February	3,746	
March	4,235	
April	4,817	
May	4,857	
June	4,857	

### QUALITY

	Quantity	Base Number	Contract	AT	Region	England
% of FP17s for the same patient ID Re-attending within 3 months - Children	11	326	3.4%	10.0%	11.9%	12.4%
% of FP17s for the same patient ID Re-attending within 3 months - Adults	45	593	7.6%	16.0%	17.1%	16.6%
% of FP17s for the same patient ID Re-attending between 3 & 9 months - Children	66	326	20.2%	45.8%	46.2%	57.5%
% of FP17s for the same patient ID Re-attending between 3 & 9 months - Adults	201	593	33.9%	37.2%	37.8%	50.4%
% of FP17s for Band 1 Urgent Courses	41	774	5.3%	11.0%	10.6%	9.1%
% of FP17s Relating to Free Repair or Replacements	23	774	3.0%	0.6%	0.6%	0.8%
% of FP17s Relating to Continuations	0	774	0.0%	0.7%	0.9%	1.3%
% of Patients satisfied with the dentistry they have received	0	0	N/A	91.5%	90.3%	92.7%
% of Patients satisfied with the time they had to wait for an appointment	0	0	N/A	84.0%	83.8%	88.8%

\* This is based on patients treated on this contract for their most recent course of treatment. Figures in italics indicate the base number of FP17s or Patient Questionnaire responses are less than 100. N/A is shown where the base number of responses is less than 10 during the period. % is calculated as Quantity/Base number\*100

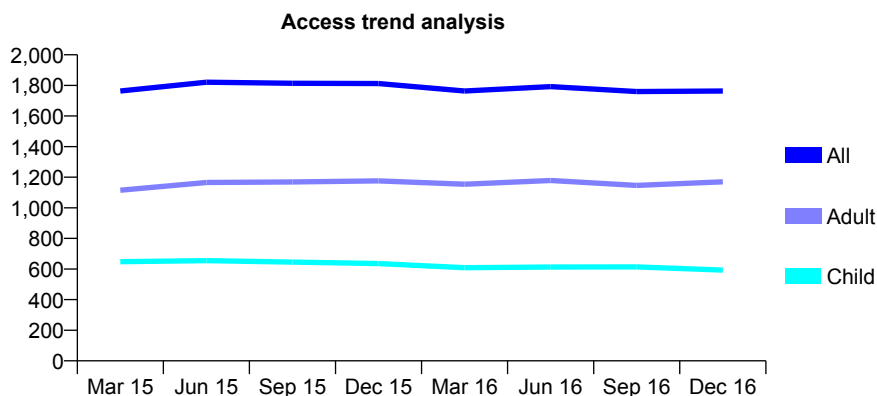
## Q62 - Vital Signs At a Glance Contract Report for 335754/0001 - December 2016

Name or company name	MR N DIXIT
Contract type name	GDS Contract
Purpose of contract	General
Contract start date	01/04/2006
Contract end date	

16/17 Contracted general activity (UDA)	4,525
Carry forward general activity (UDA)	0
16/17 Contracted orthodontic activity (UOA)	0
Carry forward orthodontic activity (UOA)	0
Baseline contract value	£143,353.00

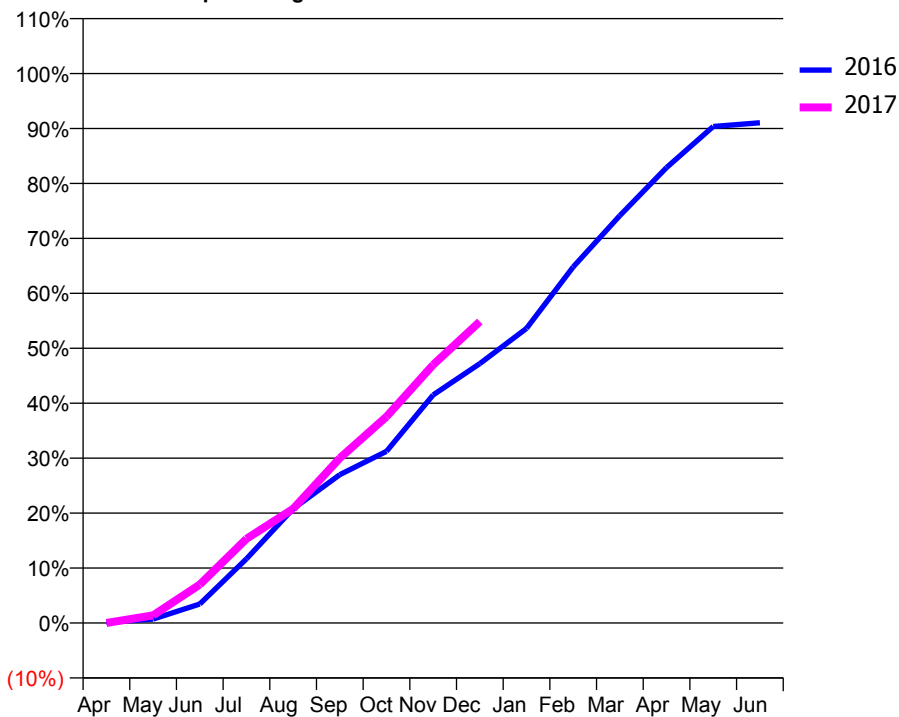
### ACCESS\*

Patients seen in 24 months	Total	Change since previous quarter
Quarter ending December 2015	1,812	
Quarter ending March 2016	1,763	↓
Quarter ending June 2016	1,792	→
Quarter ending September 2016	1,760	↓
Quarter ending December 2016	1,763	→
<b>Variance since December 2015</b>	<b>(2.7%)</b>	<b>↓</b>



### ACTIVITY

Cumulative percentage of contracted UDA delivered 2016 & 2017



Month	Adjusted Scheduled Activity (UDA)	
	2016	2017
April	6	0
May	32	63
June	157	317
July	528	693
August	940	941
September	1,222	1,358
October	1,414	1,700
November	1,879	2,127
December	2,136	2,482
January	2,427	
February	2,933	
March	3,355	
April	3,750	
May	4,089	
June	4,119	

### QUALITY

	Quantity	Base Number	Contract	AT	Region	England
% of FP17s for the same patient ID Re-attending within 3 months - Children	30	579	5.2%	10.0%	11.9%	12.4%
% of FP17s for the same patient ID Re-attending within 3 months - Adults	118	977	12.1%	16.0%	17.1%	16.6%
% of FP17s for the same patient ID Re-attending between 3 & 9 months - Children	307	579	53.0%	45.8%	46.2%	57.5%
% of FP17s for the same patient ID Re-attending between 3 & 9 months - Adults	419	977	42.9%	37.2%	37.8%	50.4%
% of FP17s for Band 1 Urgent Courses	96	1,210	7.9%	11.0%	10.6%	9.1%
% of FP17s Relating to Free Repair or Replacements	4	1,210	0.3%	0.6%	0.6%	0.8%
% of FP17s Relating to Continuations	9	1,210	0.7%	0.7%	0.9%	1.3%
% of Patients satisfied with the dentistry they have received	2	2	N/A	91.5%	90.3%	92.7%
% of Patients satisfied with the time they had to wait for an appointment	2	2	N/A	84.0%	83.8%	88.8%

\* This is based on patients treated on this contract for their most recent course of treatment. Figures in italics indicate the base number of FP17s or Patient Questionnaire responses are less than 100. N/A is shown where the base number of responses is less than 10 during the period. % is calculated as Quantity/Base number\*100

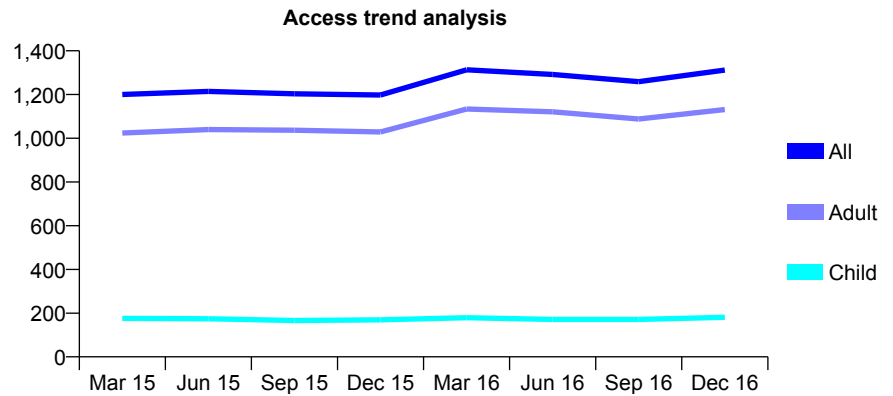
## Q62 - Vital Signs At a Glance Contract Report for 337501/0001 - December 2016

Name or company name	MR E GHATEH
Contract type name	GDS Contract
Purpose of contract	General
Contract start date	01/04/2006
Contract end date	

16/17 Contracted general activity (UDA)	4,250
Carry forward general activity (UDA)	86
16/17 Contracted orthodontic activity (UOA)	0
Carry forward orthodontic activity (UOA)	0
Baseline contract value	£127,830.25

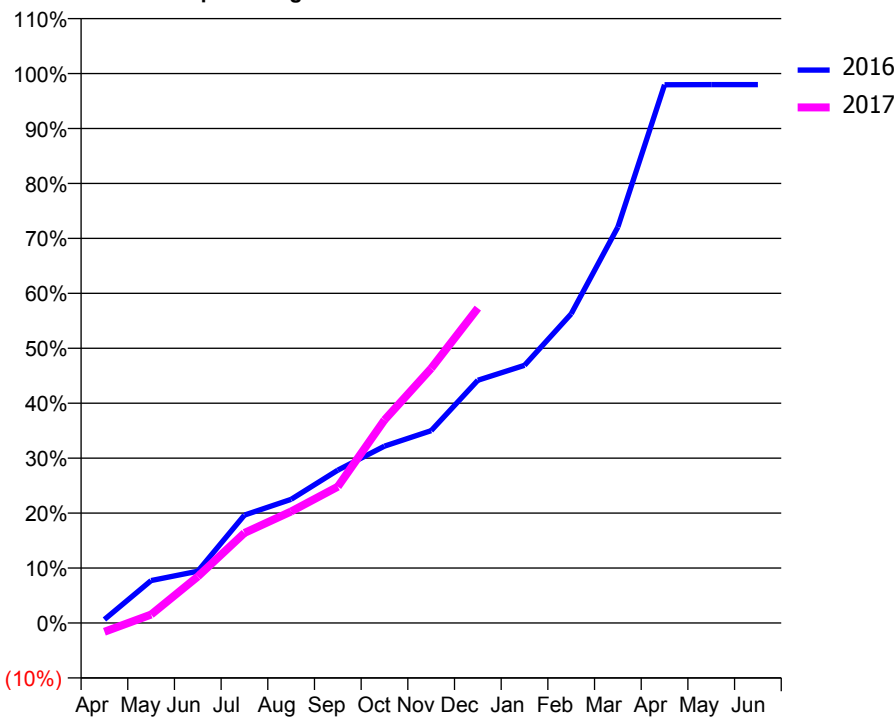
### ACCESS\*

Patients seen in 24 months	Total	Change since previous quarter
Quarter ending December 2015	1,198	
Quarter ending March 2016	1,313	↑
Quarter ending June 2016	1,292	↓
Quarter ending September 2016	1,259	↓
Quarter ending December 2016	1,312	↑
<b>Variance since December 2015</b>	<b>9.5%</b>	<b>↑</b>



### ACTIVITY

Cumulative percentage of contracted UDA delivered 2016 & 2017



Month	Adjusted Scheduled Activity (UDA)	
	2016	2017
April	27	-69
May	328	65
June	400	359
July	835	697
August	957	862
September	1,183	1,054
October	1,368	1,570
November	1,488	1,969
December	1,877	2,435
January	1,993	
February	2,391	
March	3,062	
April	4,163	
May	4,164	
June	4,164	

### QUALITY

	Quantity	Base Number	Contract	AT	Region	England
% of FP17s for the same patient ID Re-attending within 3 months - Children	21	174	12.1%	10.0%	11.9%	12.4%
% of FP17s for the same patient ID Re-attending within 3 months - Adults	214	880	24.3%	16.0%	17.1%	16.6%
% of FP17s for the same patient ID Re-attending between 3 & 9 months - Children	56	174	32.2%	45.8%	46.2%	57.5%
% of FP17s for the same patient ID Re-attending between 3 & 9 months - Adults	182	880	20.7%	37.2%	37.8%	50.4%
% of FP17s for Band 1 Urgent Courses	191	826	23.1%	11.0%	10.6%	9.1%
% of FP17s Relating to Free Repair or Replacements	17	826	2.1%	0.6%	0.6%	0.8%
% of FP17s Relating to Continuations	1	826	0.1%	0.7%	0.9%	1.3%
% of Patients satisfied with the dentistry they have received	0	1	N/A	91.5%	90.3%	92.7%
% of Patients satisfied with the time they had to wait for an appointment	1	1	N/A	84.0%	83.8%	88.8%

\* This is based on patients treated on this contract for their most recent course of treatment. Figures in italics indicate the base number of FP17s or Patient Questionnaire responses are less than 100. N/A is shown where the base number of responses is less than 10 during the period. % is calculated as Quantity/Base number\*100



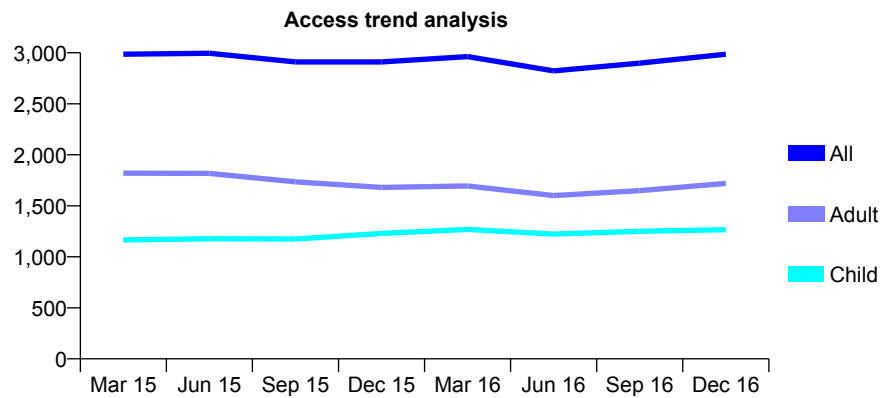
## Q62 - Vital Signs At a Glance Contract Report for 341134/0001 - December 2016

Name or company name	MR A GHAFFARPOUR
Contract type name	GDS Contract
Purpose of contract	General
Contract start date	01/04/2006
Contract end date	

16/17 Contracted general activity (UDA)	7,125
Carry forward general activity (UDA)	-13
16/17 Contracted orthodontic activity (UOA)	0
Carry forward orthodontic activity (UOA)	0
Baseline contract value	£339,275.46

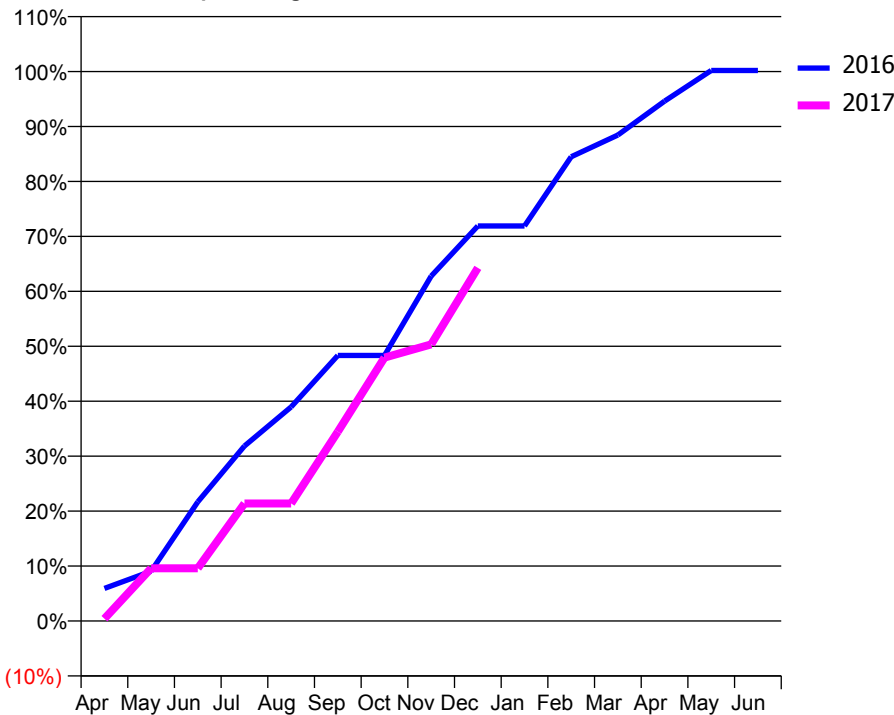
### ACCESS\*

Patients seen in 24 months	Total	Change since previous quarter
Quarter ending December 2015	2,911	
Quarter ending March 2016	2,963	→
Quarter ending June 2016	2,823	↓
Quarter ending September 2016	2,899	↑
Quarter ending December 2016	2,986	↑
<b>Variance since December 2015</b>	<b>2.6%</b>	<b>↑</b>



### ACTIVITY

Cumulative percentage of contracted UDA delivered 2016 & 2017



Month	Adjusted Scheduled Activity (UDA)	
	2016	2017
April	422	30
May	645	683
June	1,545	683
July	2,269	1,524
August	2,776	1,524
September	3,444	2,455
October	3,444	3,416
November	4,473	3,587
December	5,122	4,579
January	5,122	
February	6,020	
March	6,302	
April	6,740	
May	7,138	
June	7,138	

### QUALITY

	Quantity	Base Number	Contract	AT	Region	England
% of FP17s for the same patient ID Re-attending within 3 months - Children	23	934	2.5%	10.0%	11.9%	12.4%
% of FP17s for the same patient ID Re-attending within 3 months - Adults	41	1,013	4.0%	16.0%	17.1%	16.6%
% of FP17s for the same patient ID Re-attending between 3 & 9 months - Children	250	934	26.8%	45.8%	46.2%	57.5%
% of FP17s for the same patient ID Re-attending between 3 & 9 months - Adults	157	1,013	15.5%	37.2%	37.8%	50.4%
% of FP17s for Band 1 Urgent Courses	9	1,672	0.5%	11.0%	10.6%	9.1%
% of FP17s Relating to Free Repair or Replacements	0	1,672	0.0%	0.6%	0.6%	0.8%
% of FP17s Relating to Continuations	4	1,672	0.2%	0.7%	0.9%	1.3%
% of Patients satisfied with the dentistry they have received	0	0	N/A	91.5%	90.3%	92.7%
% of Patients satisfied with the time they had to wait for an appointment	0	0	N/A	84.0%	83.8%	88.8%

\* This is based on patients treated on this contract for their most recent course of treatment. Figures in italics indicate the base number of FP17s or Patient Questionnaire responses are less than 100. N/A is shown where the base number of responses is less than 10 during the period. % is calculated as Quantity/Base number\*100

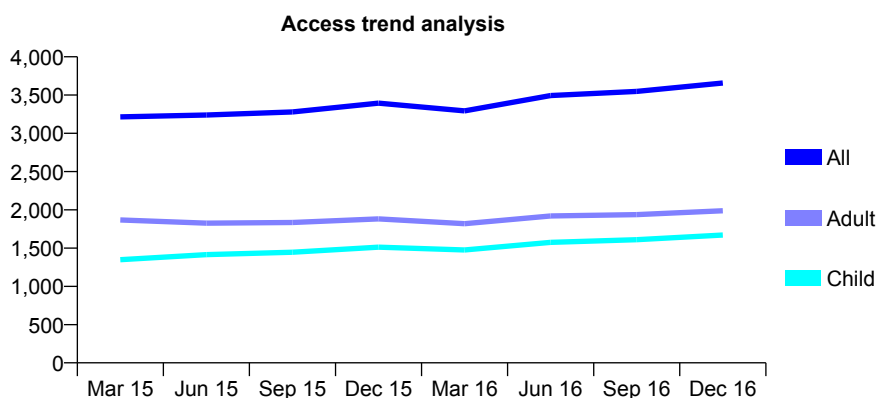
## Q62 - Vital Signs At a Glance Contract Report for 341916/0001 - December 2016

Name or company name	MR G AL-SHAIKH RADI
Contract type name	GDS Contract
Purpose of contract	General
Contract start date	01/04/2006
Contract end date	

16/17 Contracted general activity (UDA)	11,917
Carry forward general activity (UDA)	-238
16/17 Contracted orthodontic activity (UOA)	0
Carry forward orthodontic activity (UOA)	0
Baseline contract value	£312,017.72

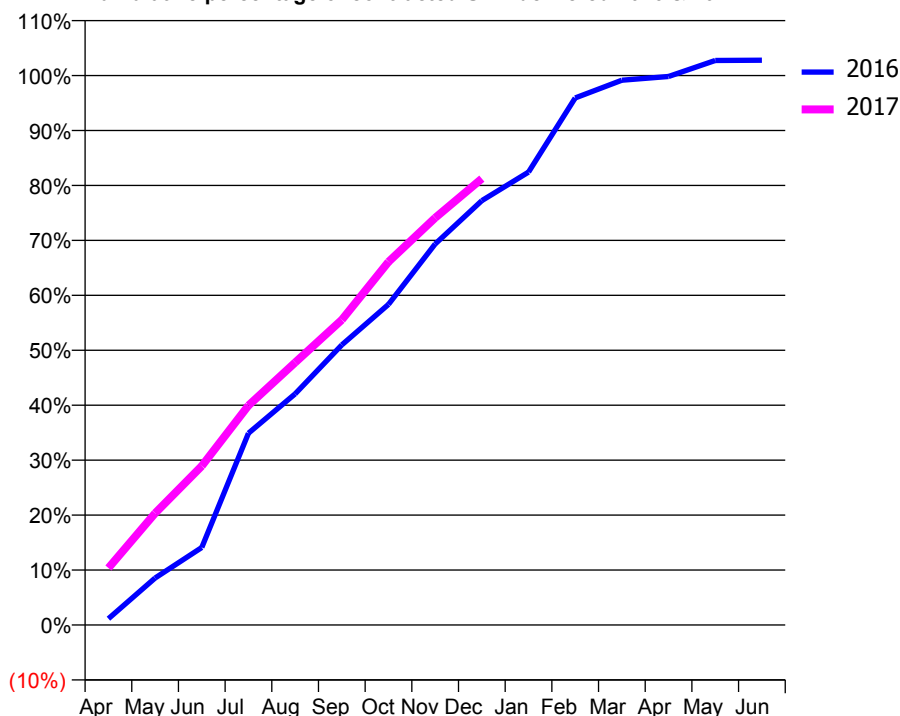
### ACCESS\*

Patients seen in 24 months	Total	Change since previous quarter
Quarter ending December 2015	3,394	
Quarter ending March 2016	3,294	↓
Quarter ending June 2016	3,493	↑
Quarter ending September 2016	3,547	→
Quarter ending December 2016	3,657	↑
<b>Variance since December 2015</b>	<b>7.7%</b>	<b>↑</b>



### ACTIVITY

Cumulative percentage of contracted UDA delivered 2016 & 2017



Month	Adjusted Scheduled Activity (UDA)	
	2016	2017
April	138	1,236
May	1,019	2,424
June	1,683	3,448
July	4,160	4,763
August	5,014	5,693
September	6,076	6,617
October	6,954	7,876
November	8,263	8,829
December	9,203	9,681
January	9,822	
February	11,430	
March	11,816	
April	11,896	
May	12,243	
June	12,248	

### QUALITY

	Quantity	Base Number	Contract	AT	Region	England
% of FP17s for the same patient ID Re-attending within 3 months - Children	107	1,475	7.3%	10.0%	11.9%	12.4%
% of FP17s for the same patient ID Re-attending within 3 months - Adults	314	1,658	18.9%	16.0%	17.1%	16.6%
% of FP17s for the same patient ID Re-attending between 3 & 9 months - Children	540	1,475	36.6%	45.8%	46.2%	57.5%
% of FP17s for the same patient ID Re-attending between 3 & 9 months - Adults	460	1,658	27.7%	37.2%	37.8%	50.4%
% of FP17s for Band 1 Urgent Courses	317	2,980	10.6%	11.0%	10.6%	9.1%
% of FP17s Relating to Free Repair or Replacements	10	2,980	0.3%	0.6%	0.6%	0.8%
% of FP17s Relating to Continuations	49	2,980	1.6%	0.7%	0.9%	1.3%
% of Patients satisfied with the dentistry they have received	1	1	N/A	91.5%	90.3%	92.7%
% of Patients satisfied with the time they had to wait for an appointment	0	1	N/A	84.0%	83.8%	88.8%

\* This is based on patients treated on this contract for their most recent course of treatment. Figures in italics indicate the base number of FP17s or Patient Questionnaire responses are less than 100. N/A is shown where the base number of responses is less than 10 during the period. % is calculated as Quantity/Base number\*100

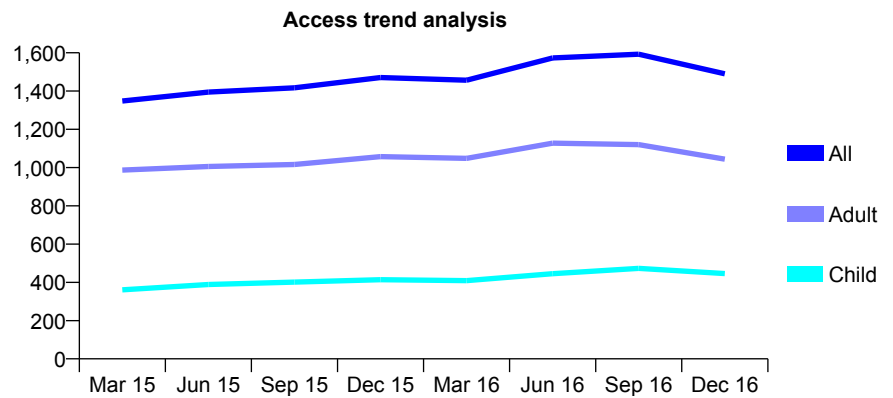
## Q62 - Vital Signs At a Glance Contract Report for 341916/0002 - December 2016

Name or company name	MR G AL-SHAikh RADI
Contract type name	GDS Contract
Purpose of contract	General
Contract start date	01/04/2006
Contract end date	

16/17 Contracted general activity (UDA)	5,201
Carry forward general activity (UDA)	-75
16/17 Contracted orthodontic activity (UOA)	0
Carry forward orthodontic activity (UOA)	0
Baseline contract value	£157,188.94

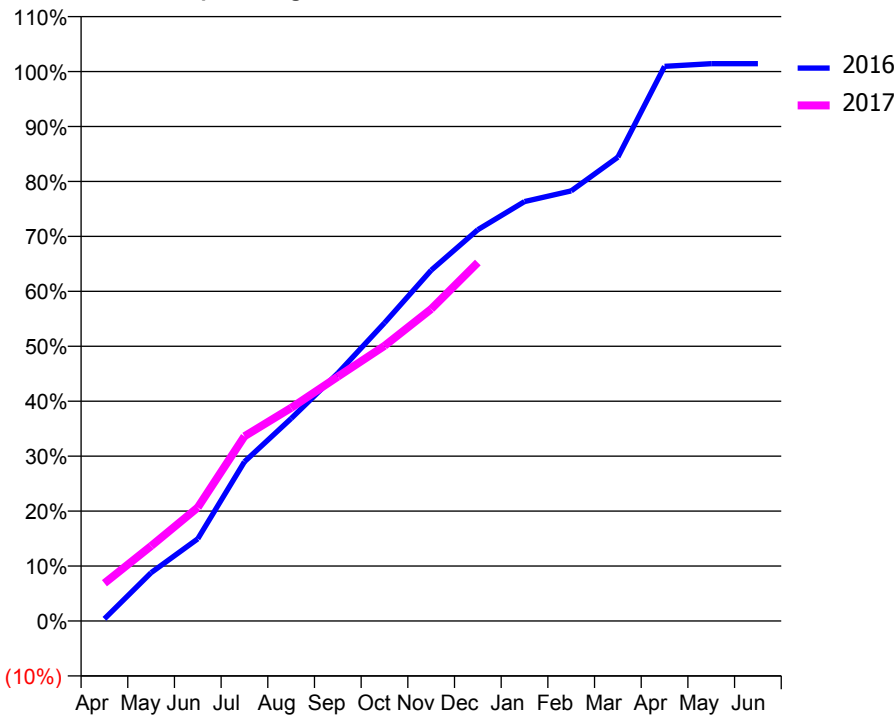
### ACCESS\*

Patients seen in 24 months	Total	Change since previous quarter
Quarter ending December 2015	1,471	
Quarter ending March 2016	1,457	→
Quarter ending June 2016	1,573	↑
Quarter ending September 2016	1,593	→
Quarter ending December 2016	1,490	↓
<b>Variance since December 2015</b>	<b>1.3%</b>	<b>→</b>



### ACTIVITY

Cumulative percentage of contracted UDA delivered 2016 & 2017



Month	Adjusted Scheduled Activity (UDA)	
	2016	2017
April	21	357
May	458	710
June	778	1,074
July	1,507	1,748
August	1,917	2,017
September	2,346	2,313
October	2,821	2,605
November	3,320	2,953
December	3,703	3,394
January	3,970	
February	4,070	
March	4,390	
April	5,250	
May	5,276	
June	5,276	

### QUALITY

	Quantity	Base Number	Contract	AT	Region	England
% of FP17s for the same patient ID Re-attending within 3 months - Children	34	429	7.9%	10.0%	11.9%	12.4%
% of FP17s for the same patient ID Re-attending within 3 months - Adults	137	749	18.3%	16.0%	17.1%	16.6%
% of FP17s for the same patient ID Re-attending between 3 & 9 months - Children	125	429	29.1%	45.8%	46.2%	57.5%
% of FP17s for the same patient ID Re-attending between 3 & 9 months - Adults	144	749	19.2%	37.2%	37.8%	50.4%
% of FP17s for Band 1 Urgent Courses	24	951	2.5%	11.0%	10.6%	9.1%
% of FP17s Relating to Free Repair or Replacements	2	951	0.2%	0.6%	0.6%	0.8%
% of FP17s Relating to Continuations	0	951	0.0%	0.7%	0.9%	1.3%
% of Patients satisfied with the dentistry they have received	0	0	N/A	91.5%	90.3%	92.7%
% of Patients satisfied with the time they had to wait for an appointment	0	0	N/A	84.0%	83.8%	88.8%

\* This is based on patients treated on this contract for their most recent course of treatment. Figures in italics indicate the base number of FP17s or Patient Questionnaire responses are less than 100. N/A is shown where the base number of responses is less than 10 during the period. % is calculated as Quantity/Base number\*100

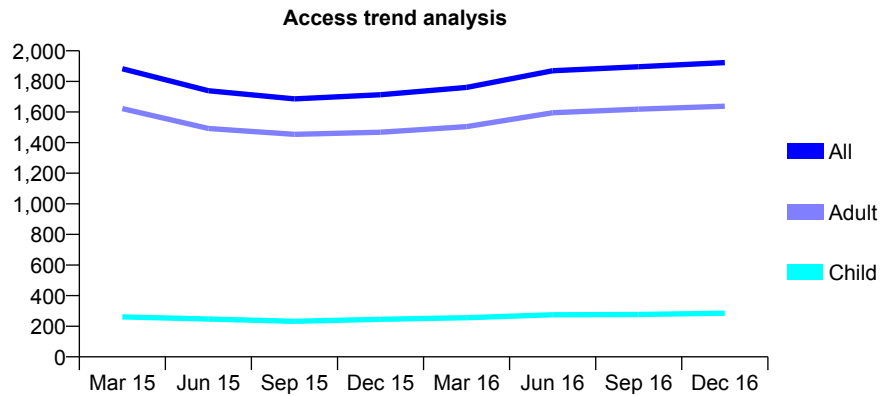
## Q62 - Vital Signs At a Glance Contract Report for 343110/0001 - December 2016

Name or company name	MR S SENGUPTA
Contract type name	GDS Contract
Purpose of contract	General
Contract start date	01/04/2006
Contract end date	

16/17 Contracted general activity (UDA)	6,927
Carry forward general activity (UDA)	279
16/17 Contracted orthodontic activity (UOA)	0
Carry forward orthodontic activity (UOA)	0
Baseline contract value	£237,161.75

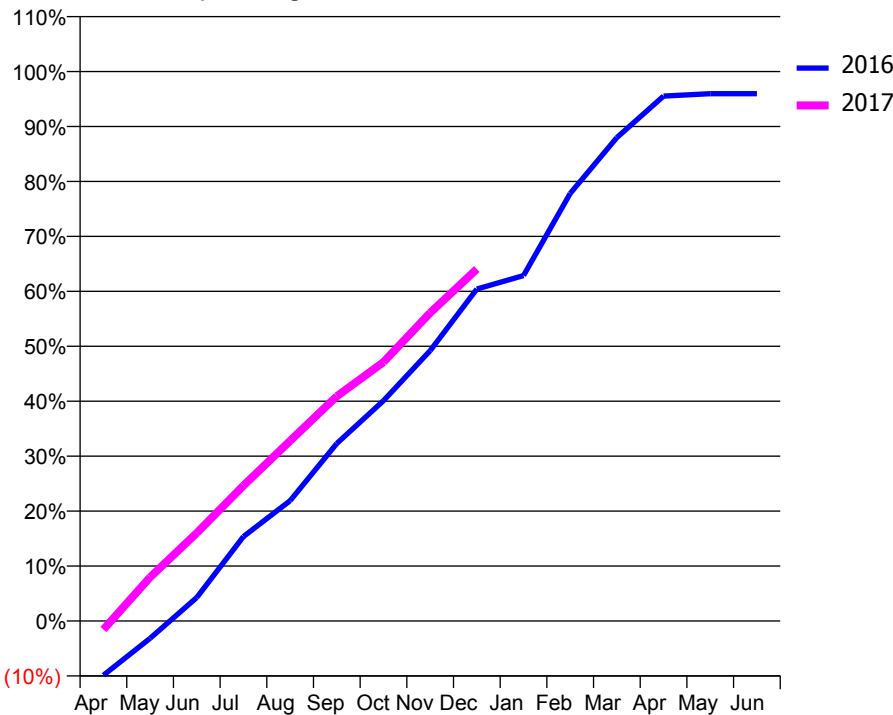
### ACCESS\*

Patients seen in 24 months	Total	Change since previous quarter
Quarter ending December 2015	1,713	
Quarter ending March 2016	1,761	↑
Quarter ending June 2016	1,870	↑
Quarter ending September 2016	1,896	→
Quarter ending December 2016	1,923	→
<b>Variance since December 2015</b>	<b>12.3%</b>	<b>↑</b>



### ACTIVITY

Cumulative percentage of contracted UDA delivered 2016 & 2017



Month	Adjusted Scheduled Activity (UDA)	
	2016	2017
April	-686	-109
May	-220	553
June	297	1,110
July	1,065	1,706
August	1,517	2,272
September	2,239	2,833
October	2,778	3,264
November	3,409	3,886
December	4,184	4,436
January	4,355	
February	5,391	
March	6,094	
April	6,617	
May	6,648	
June	6,648	

### QUALITY

	Quantity	Base Number	Contract	AT	Region	England
% of FP17s for the same patient ID Re-attending within 3 months - Children	10	225	4.4%	10.0%	11.9%	12.4%
% of FP17s for the same patient ID Re-attending within 3 months - Adults	148	1,306	11.3%	16.0%	17.1%	16.6%
% of FP17s for the same patient ID Re-attending between 3 & 9 months - Children	72	225	32.0%	45.8%	46.2%	57.5%
% of FP17s for the same patient ID Re-attending between 3 & 9 months - Adults	385	1,306	29.5%	37.2%	37.8%	50.4%
% of FP17s for Band 1 Urgent Courses	31	1,190	2.6%	11.0%	10.6%	9.1%
% of FP17s Relating to Free Repair or Replacements	2	1,190	0.2%	0.6%	0.6%	0.8%
% of FP17s Relating to Continuations	29	1,190	2.4%	0.7%	0.9%	1.3%
% of Patients satisfied with the dentistry they have received	2	5	N/A	91.5%	90.3%	92.7%
% of Patients satisfied with the time they had to wait for an appointment	3	5	N/A	84.0%	83.8%	88.8%

\* This is based on patients treated on this contract for their most recent course of treatment. Figures in italics indicate the base number of FP17s or Patient Questionnaire responses are less than 100. N/A is shown where the base number of responses is less than 10 during the period. % is calculated as Quantity/Base number\*100

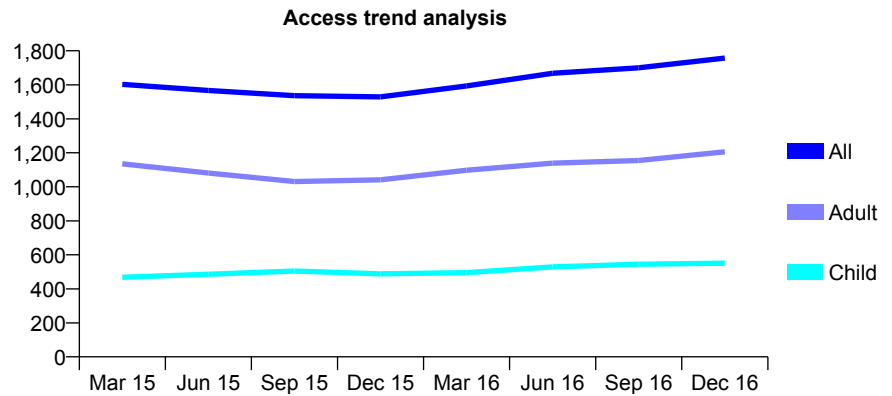
## Q62 - Vital Signs At a Glance Contract Report for 343668/0001 - December 2016

Name or company name	MR PS PANESAR
Contract type name	GDS Contract
Purpose of contract	General
Contract start date	15/11/2007
Contract end date	

16/17 Contracted general activity (UDA)	5,175
Carry forward general activity (UDA)	139
16/17 Contracted orthodontic activity (UOA)	0
Carry forward orthodontic activity (UOA)	0
Baseline contract value	£143,625.88

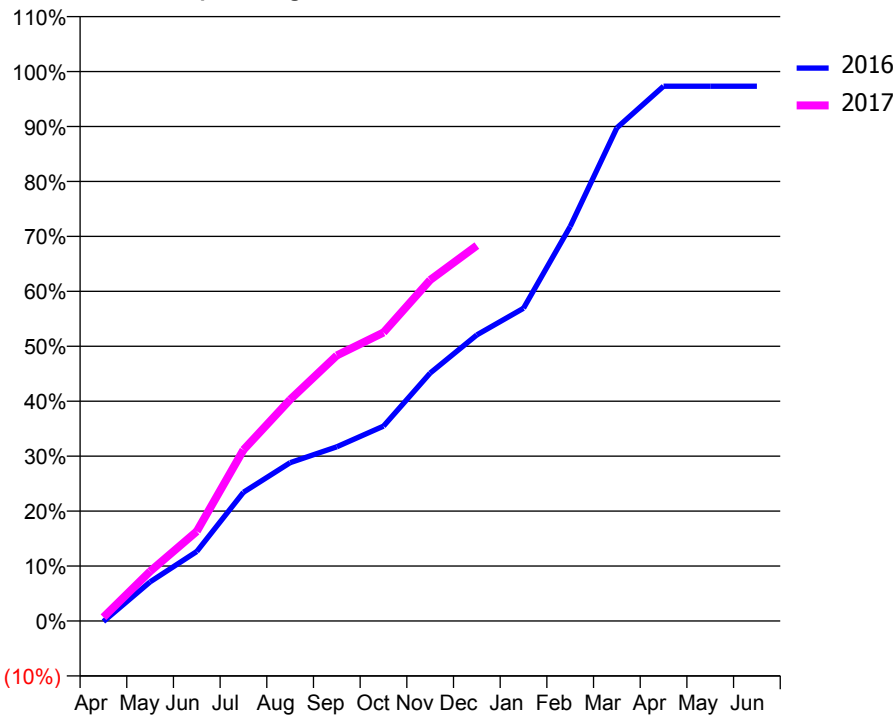
### ACCESS\*

Patients seen in 24 months	Total	Change since previous quarter
Quarter ending December 2015	1,529	
Quarter ending March 2016	1,593	↑
Quarter ending June 2016	1,668	↑
Quarter ending September 2016	1,700	→
Quarter ending December 2016	1,757	↑
<b>Variance since December 2015</b>	<b>14.9%</b>	<b>↑</b>



### ACTIVITY

Cumulative percentage of contracted UDA delivered 2016 & 2017



Month	Adjusted Scheduled Activity (UDA)	
	2016	2017
April	-5	36
May	368	468
June	655	844
July	1,212	1,612
August	1,491	2,086
September	1,641	2,501
October	1,835	2,717
November	2,335	3,211
December	2,694	3,536
January	2,946	
February	3,716	
March	4,644	
April	5,036	
May	5,036	
June	5,036	

### QUALITY

	Quantity	Base Number	Contract	AT	Region	England
% of FP17s for the same patient ID Re-attending within 3 months - Children	48	489	9.8%	10.0%	11.9%	12.4%
% of FP17s for the same patient ID Re-attending within 3 months - Adults	117	771	15.2%	16.0%	17.1%	16.6%
% of FP17s for the same patient ID Re-attending between 3 & 9 months - Children	147	489	30.1%	45.8%	46.2%	57.5%
% of FP17s for the same patient ID Re-attending between 3 & 9 months - Adults	180	771	23.3%	37.2%	37.8%	50.4%
% of FP17s for Band 1 Urgent Courses	110	1,168	9.4%	11.0%	10.6%	9.1%
% of FP17s Relating to Free Repair or Replacements	10	1,168	0.9%	0.6%	0.6%	0.8%
% of FP17s Relating to Continuations	10	1,168	0.9%	0.7%	0.9%	1.3%
% of Patients satisfied with the dentistry they have received	5	5	N/A	91.5%	90.3%	92.7%
% of Patients satisfied with the time they had to wait for an appointment	4	5	N/A	84.0%	83.8%	88.8%

\* This is based on patients treated on this contract for their most recent course of treatment. Figures in italics indicate the base number of FP17s or Patient Questionnaire responses are less than 100. N/A is shown where the base number of responses is less than 10 during the period. % is calculated as Quantity/Base number\*100

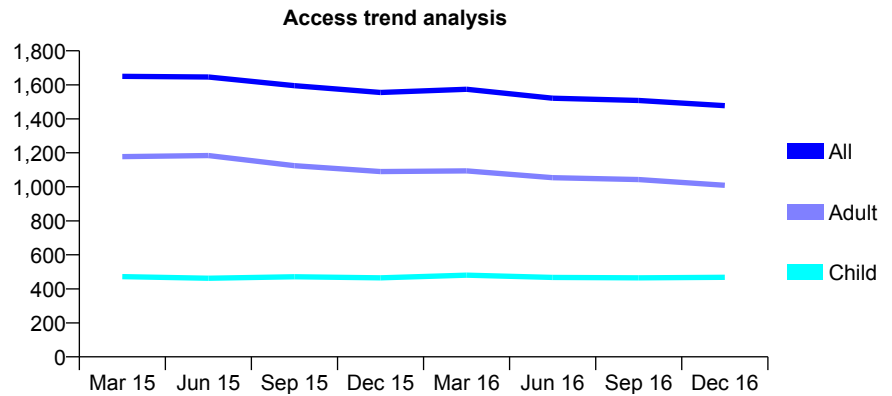
## Q62 - Vital Signs At a Glance Contract Report for 345075/0001 - December 2016

Name or company name	MR S AKRAM
Contract type name	GDS Contract
Purpose of contract	General
Contract start date	25/11/2009
Contract end date	

16/17 Contracted general activity (UDA)	5,048
Carry forward general activity (UDA)	115
16/17 Contracted orthodontic activity (UOA)	0
Carry forward orthodontic activity (UOA)	0
Baseline contract value	£146,547.45

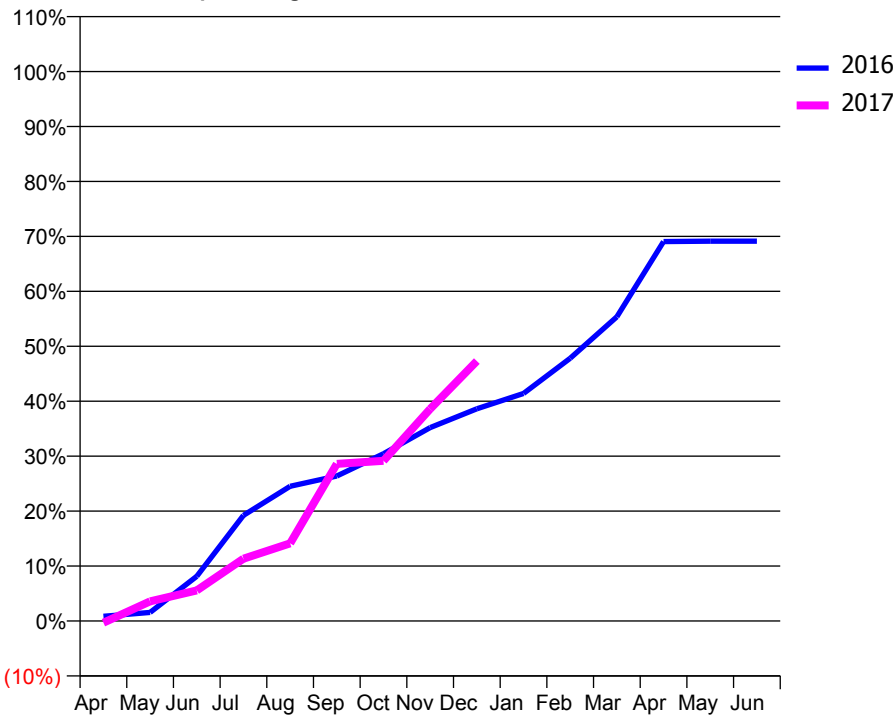
### ACCESS\*

Patients seen in 24 months	Total	Change since previous quarter
Quarter ending December 2015	1,555	
Quarter ending March 2016	1,574	→
Quarter ending June 2016	1,521	↓
Quarter ending September 2016	1,508	→
Quarter ending December 2016	1,477	↓
<b>Variance since December 2015</b>	<b>(5.0%)</b>	<b>↓</b>



### ACTIVITY

Cumulative percentage of contracted UDA delivered 2016 & 2017



Month	Adjusted Scheduled Activity (UDA)	
	2016	2017
April	44	-16
May	79	181
June	411	281
July	970	573
August	1,238	714
September	1,332	1,443
October	1,537	1,471
November	1,777	1,948
December	1,950	2,388
January	2,091	
February	2,414	
March	2,795	
April	3,485	
May	3,489	
June	3,489	

### QUALITY

	Quantity	Base Number	Contract	AT	Region	England
% of FP17s for the same patient ID Re-attending within 3 months - Children	29	401	7.2%	10.0%	11.9%	12.4%
% of FP17s for the same patient ID Re-attending within 3 months - Adults	162	858	18.9%	16.0%	17.1%	16.6%
% of FP17s for the same patient ID Re-attending between 3 & 9 months - Children	149	401	37.2%	45.8%	46.2%	57.5%
% of FP17s for the same patient ID Re-attending between 3 & 9 months - Adults	220	858	25.6%	37.2%	37.8%	50.4%
% of FP17s for Band 1 Urgent Courses	163	999	16.3%	11.0%	10.6%	9.1%
% of FP17s Relating to Free Repair or Replacements	0	999	0.0%	0.6%	0.6%	0.8%
% of FP17s Relating to Continuations	12	999	1.2%	0.7%	0.9%	1.3%
% of Patients satisfied with the dentistry they have received	2	2	N/A	91.5%	90.3%	92.7%
% of Patients satisfied with the time they had to wait for an appointment	1	2	N/A	84.0%	83.8%	88.8%

\* This is based on patients treated on this contract for their most recent course of treatment. Figures in italics indicate the base number of FP17s or Patient Questionnaire responses are less than 100. N/A is shown where the base number of responses is less than 10 during the period. % is calculated as Quantity/Base number\*100

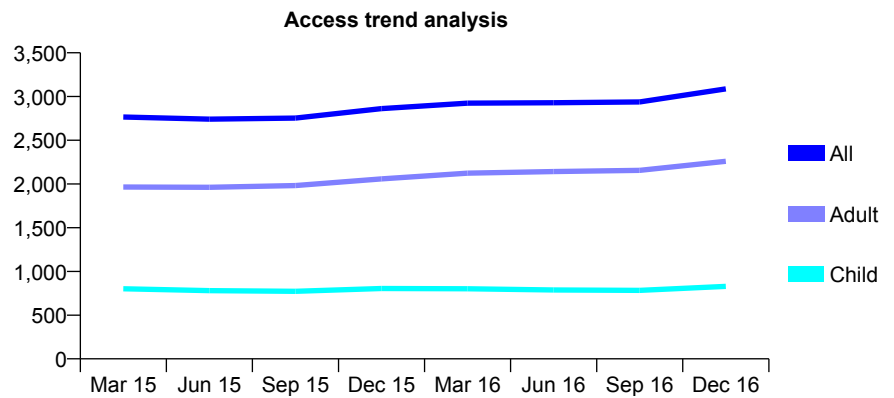
## Q62 - Vital Signs At a Glance Contract Report for 352748/0001 - December 2016

Name or company name	MR DV CHAN
Contract type name	GDS Contract
Purpose of contract	General
Contract start date	01/04/2006
Contract end date	

16/17 Contracted general activity (UDA)	9,078
Carry forward general activity (UDA)	12
16/17 Contracted orthodontic activity (UOA)	0
Carry forward orthodontic activity (UOA)	0
Baseline contract value	£276,861.84

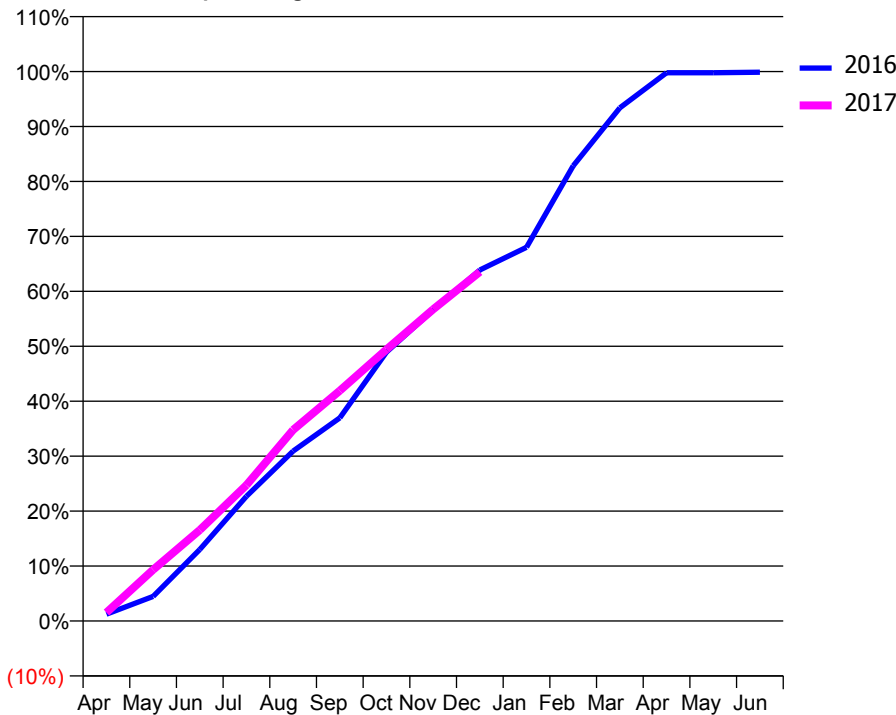
### ACCESS\*

Patients seen in 24 months	Total	Change since previous quarter
Quarter ending December 2015	2,862	
Quarter ending March 2016	2,924	↑
Quarter ending June 2016	2,929	→
Quarter ending September 2016	2,938	→
Quarter ending December 2016	3,088	↑
<b>Variance since December 2015</b>	<b>7.9%</b>	<b>↑</b>



### ACTIVITY

Cumulative percentage of contracted UDA delivered 2016 & 2017



Month	Adjusted Scheduled Activity (UDA)	
	2016	2017
April	113	141
May	407	847
June	1,182	1,504
July	2,060	2,247
August	2,807	3,157
September	3,357	3,806
October	4,443	4,486
November	5,138	5,148
December	5,800	5,769
January	6,174	
February	7,521	
March	8,479	
April	9,058	
May	9,056	
June	9,066	

### QUALITY

	Quantity	Base Number	Contract	AT	Region	England
% of FP17s for the same patient ID Re-attending within 3 months - Children	87	969	9.0%	10.0%	11.9%	12.4%
% of FP17s for the same patient ID Re-attending within 3 months - Adults	229	2,297	10.0%	16.0%	17.1%	16.6%
% of FP17s for the same patient ID Re-attending between 3 & 9 months - Children	650	969	67.1%	45.8%	46.2%	57.5%
% of FP17s for the same patient ID Re-attending between 3 & 9 months - Adults	1,433	2,297	62.4%	37.2%	37.8%	50.4%
% of FP17s for Band 1 Urgent Courses	256	2,901	8.8%	11.0%	10.6%	9.1%
% of FP17s Relating to Free Repair or Replacements	12	2,901	0.4%	0.6%	0.6%	0.8%
% of FP17s Relating to Continuations	2	2,901	0.1%	0.7%	0.9%	1.3%
% of Patients satisfied with the dentistry they have received	9	9	N/A	91.5%	90.3%	92.7%
% of Patients satisfied with the time they had to wait for an appointment	7	9	N/A	84.0%	83.8%	88.8%

\* This is based on patients treated on this contract for their most recent course of treatment. Figures in italics indicate the base number of FP17s or Patient Questionnaire responses are less than 100. N/A is shown where the base number of responses is less than 10 during the period. % is calculated as Quantity/Base number\*100



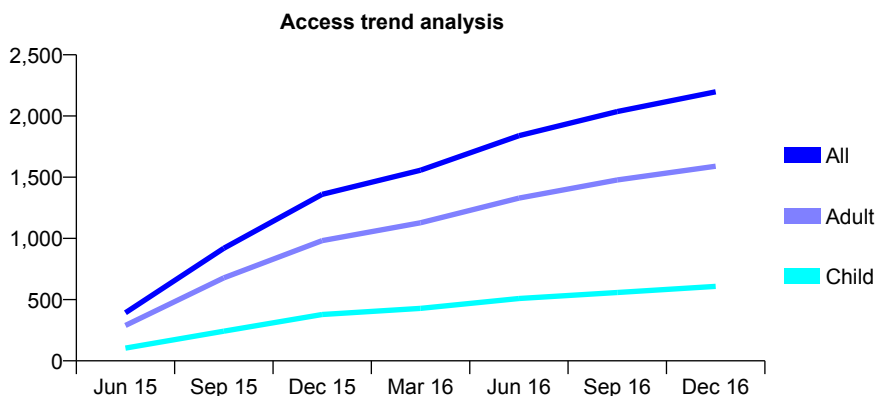
## Q62 - Vital Signs At a Glance Contract Report for 353213/0003 - December 2016

Name or company name	MISS S KHAN
Contract type name	GDS Contract
Purpose of contract	General
Contract start date	01/04/2015
Contract end date	

16/17 Contracted general activity (UDA)	5,500
Carry forward general activity (UDA)	-109
16/17 Contracted orthodontic activity (UOA)	0
Carry forward orthodontic activity (UOA)	0
Baseline contract value	£134,504.49

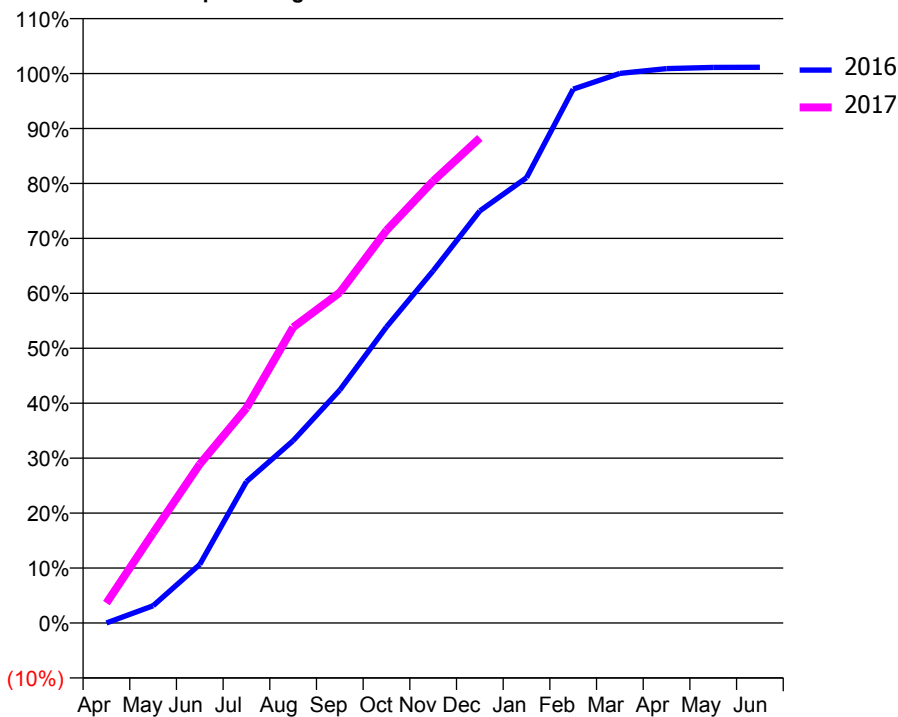
### ACCESS\*

Patients seen in 24 months	Total	Change since previous quarter
Quarter ending December 2015	1,360	
Quarter ending March 2016	1,557	↑
Quarter ending June 2016	1,839	↑
Quarter ending September 2016	2,036	↑
Quarter ending December 2016	2,198	↑
<b>Variance since December 2015</b>	<b>61.6%</b>	<b>↑</b>



### ACTIVITY

Cumulative percentage of contracted UDA delivered 2016 & 2017



Month	Adjusted Scheduled Activity (UDA)	
	2016	2017
April	0	200
May	172	902
June	586	1,590
July	1,415	2,153
August	1,825	2,959
September	2,333	3,307
October	2,964	3,930
November	3,525	4,424
December	4,125	4,855
January	4,458	
February	5,343	
March	5,501	
April	5,549	
May	5,561	
June	5,562	

### QUALITY

	Quantity	Base Number	Contract	AT	Region	England
% of FP17s for the same patient ID Re-attending within 3 months - Children	47	566	8.3%	10.0%	11.9%	12.4%
% of FP17s for the same patient ID Re-attending within 3 months - Adults	164	1,515	10.8%	16.0%	17.1%	16.6%
% of FP17s for the same patient ID Re-attending between 3 & 9 months - Children	210	566	37.1%	45.8%	46.2%	57.5%
% of FP17s for the same patient ID Re-attending between 3 & 9 months - Adults	699	1,515	46.1%	37.2%	37.8%	50.4%
% of FP17s for Band 1 Urgent Courses	118	2,035	5.8%	11.0%	10.6%	9.1%
% of FP17s Relating to Free Repair or Replacements	8	2,035	0.4%	0.6%	0.6%	0.8%
% of FP17s Relating to Continuations	3	2,035	0.1%	0.7%	0.9%	1.3%
% of Patients satisfied with the dentistry they have received	1	1	N/A	91.5%	90.3%	92.7%
% of Patients satisfied with the time they had to wait for an appointment	1	1	N/A	84.0%	83.8%	88.8%

\* This is based on patients treated on this contract for their most recent course of treatment. Figures in italics indicate the base number of FP17s or Patient Questionnaire responses are less than 100. N/A is shown where the base number of responses is less than 10 during the period. % is calculated as Quantity/Base number\*100

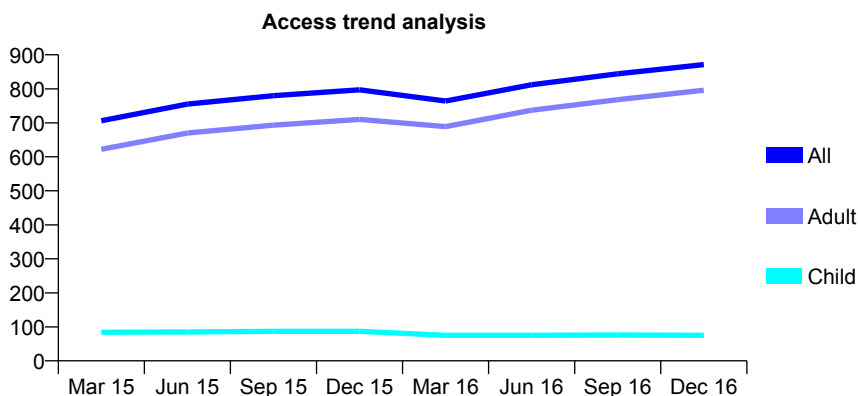
## Q62 - Vital Signs At a Glance Contract Report for 355569/0002 - December 2016

Name or company name	MISS S LALANI
Contract type name	GDS Contract
Purpose of contract	General
Contract start date	09/05/2006
Contract end date	

16/17 Contracted general activity (UDA)	4,500
Carry forward general activity (UDA)	149
16/17 Contracted orthodontic activity (UOA)	0
Carry forward orthodontic activity (UOA)	0
Baseline contract value	£136,907.31

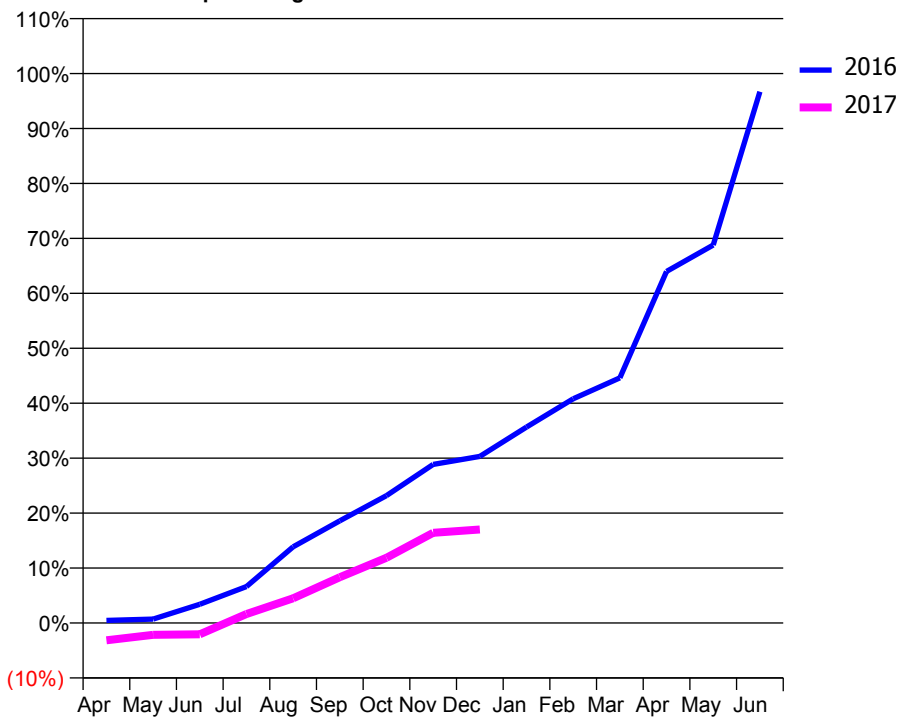
### ACCESS\*

Patients seen in 24 months	Total	Change since previous quarter
Quarter ending December 2015	797	
Quarter ending March 2016	764	↓
Quarter ending June 2016	812	↑
Quarter ending September 2016	844	↑
Quarter ending December 2016	871	↑
<b>Variance since December 2015</b>	<b>9.3%</b>	<b>↑</b>



### ACTIVITY

Cumulative percentage of contracted UDA delivered 2016 & 2017



Month	Adjusted Scheduled Activity (UDA)	
	2016	2017
April	21	-142
May	32	-97
June	153	-93
July	299	73
August	625	202
September	837	375
October	1,043	534
November	1,299	739
December	1,365	766
January	1,605	
February	1,837	
March	2,007	
April	2,879	
May	3,095	
June	4,351	

### QUALITY

	Quantity	Base Number	Contract	AT	Region	England
% of FP17s for the same patient ID Re-attending within 3 months - Children	2	44	4.5%	10.0%	11.9%	12.4%
% of FP17s for the same patient ID Re-attending within 3 months - Adults	52	571	9.1%	16.0%	17.1%	16.6%
% of FP17s for the same patient ID Re-attending between 3 & 9 months - Children	13	44	29.5%	45.8%	46.2%	57.5%
% of FP17s for the same patient ID Re-attending between 3 & 9 months - Adults	126	571	22.1%	37.2%	37.8%	50.4%
% of FP17s for Band 1 Urgent Courses	60	349	17.2%	11.0%	10.6%	9.1%
% of FP17s Relating to Free Repair or Replacements	0	349	0.0%	0.6%	0.6%	0.8%
% of FP17s Relating to Continuations	0	349	0.0%	0.7%	0.9%	1.3%
% of Patients satisfied with the dentistry they have received	4	6	N/A	91.5%	90.3%	92.7%
% of Patients satisfied with the time they had to wait for an appointment	6	6	N/A	84.0%	83.8%	88.8%

\* This is based on patients treated on this contract for their most recent course of treatment. Figures in italics indicate the base number of FP17s or Patient Questionnaire responses are less than 100. N/A is shown where the base number of responses is less than 10 during the period. % is calculated as Quantity/Base number\*100

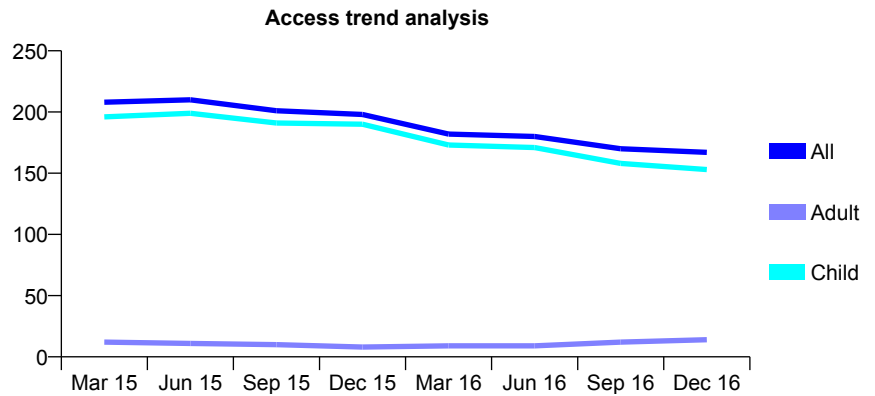
## Q62 - Vital Signs At a Glance Contract Report for 355968/0001 - December 2016

Name or company name	MR JP RUPARELIA
Contract type name	GDS Contract
Purpose of contract	General
Contract start date	01/05/2007
Contract end date	

16/17 Contracted general activity (UDA)	245
Carry forward general activity (UDA)	-5
16/17 Contracted orthodontic activity (UOA)	0
Carry forward orthodontic activity (UOA)	0
Baseline contract value	£5,725.42

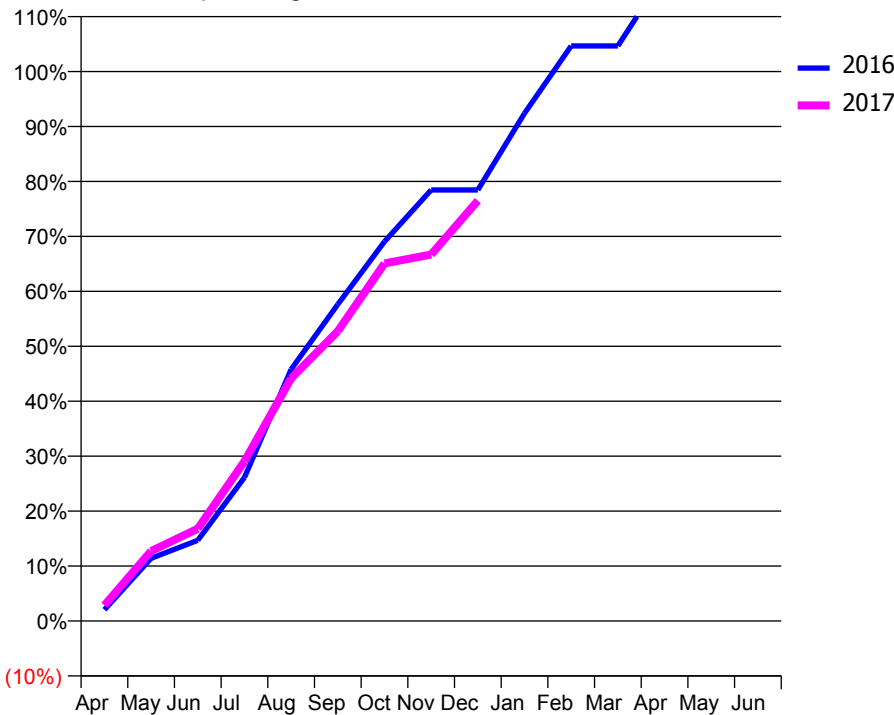
### ACCESS\*

Patients seen in 24 months	Total	Change since previous quarter
Quarter ending December 2015	198	
Quarter ending March 2016	182	↓
Quarter ending June 2016	180	↓
Quarter ending September 2016	170	↓
Quarter ending December 2016	167	↓
<b>Variance since December 2015</b>	<b>(15.7%)</b>	<b>↓</b>



### ACTIVITY

Cumulative percentage of contracted UDA delivered 2016 & 2017



Month	Adjusted Scheduled Activity (UDA)	
	2016	2017
April	5	7
May	28	31
June	36	41
July	64	71
August	112	108
September	141	129
October	169	159
November	192	163
December	192	187
January	226	
February	256	
March	256	
April	288	
May	288	
June	288	

### QUALITY

	Quantity	Base Number	Contract	AT	Region	England
% of FP17s for the same patient ID Re-attending within 3 months - Children	6	134	4.5%	10.0%	11.9%	12.4%
% of FP17s for the same patient ID Re-attending within 3 months - Adults	0	4	0.0%	16.0%	17.1%	16.6%
% of FP17s for the same patient ID Re-attending between 3 & 9 months - Children	55	134	41.0%	45.8%	46.2%	57.5%
% of FP17s for the same patient ID Re-attending between 3 & 9 months - Adults	0	4	0.0%	37.2%	37.8%	50.4%
% of FP17s for Band 1 Urgent Courses	2	114	1.8%	11.0%	10.6%	9.1%
% of FP17s Relating to Free Repair or Replacements	0	114	0.0%	0.6%	0.6%	0.8%
% of FP17s Relating to Continuations	0	114	0.0%	0.7%	0.9%	1.3%
% of Patients satisfied with the dentistry they have received	0	0	N/A	91.5%	90.3%	92.7%
% of Patients satisfied with the time they had to wait for an appointment	0	0	N/A	84.0%	83.8%	88.8%

\* This is based on patients treated on this contract for their most recent course of treatment. Figures in italics indicate the base number of FP17s or Patient Questionnaire responses are less than 100. N/A is shown where the base number of responses is less than 10 during the period. % is calculated as Quantity/Base number\*100

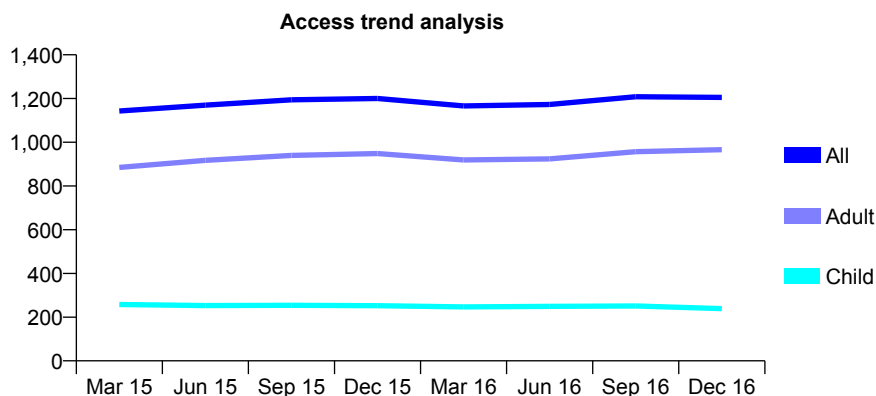
## Q62 - Vital Signs At a Glance Contract Report for 358037/0001 - December 2016

Name or company name	MR MR NAJAFI
Contract type name	GDS Contract
Purpose of contract	General
Contract start date	01/04/2006
Contract end date	

16/17 Contracted general activity (UDA)	4,196
Carry forward general activity (UDA)	-71
16/17 Contracted orthodontic activity (UOA)	0
Carry forward orthodontic activity (UOA)	0
Baseline contract value	£108,868.94

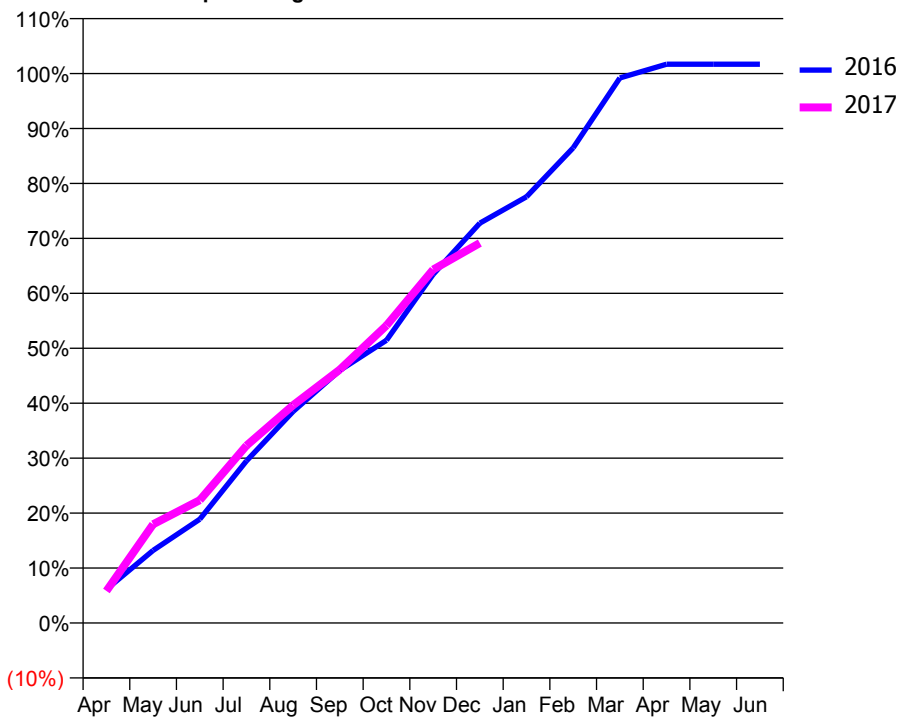
### ACCESS\*

Patients seen in 24 months	Total	Change since previous quarter
Quarter ending December 2015	1,200	
Quarter ending March 2016	1,166	↓
Quarter ending June 2016	1,173	→
Quarter ending September 2016	1,208	↑
Quarter ending December 2016	1,205	→
<b>Variance since December 2015</b>	<b>0.4%</b>	<b>→</b>



### ACTIVITY

Cumulative percentage of contracted UDA delivered 2016 & 2017



Month	Adjusted Scheduled Activity (UDA)	
	2016	2017
April	257	244
May	554	754
June	792	939
July	1,238	1,355
August	1,615	1,663
September	1,929	1,935
October	2,160	2,272
November	2,663	2,698
December	3,053	2,901
January	3,255	
February	3,628	
March	4,162	
April	4,267	
May	4,267	
June	4,267	

### QUALITY

	Quantity	Base Number	Contract	AT	Region	England
% of FP17s for the same patient ID Re-attending within 3 months - Children	24	214	11.2%	10.0%	11.9%	12.4%
% of FP17s for the same patient ID Re-attending within 3 months - Adults	83	695	11.9%	16.0%	17.1%	16.6%
% of FP17s for the same patient ID Re-attending between 3 & 9 months - Children	90	214	42.1%	45.8%	46.2%	57.5%
% of FP17s for the same patient ID Re-attending between 3 & 9 months - Adults	186	695	26.8%	37.2%	37.8%	50.4%
% of FP17s for Band 1 Urgent Courses	140	877	16.0%	11.0%	10.6%	9.1%
% of FP17s Relating to Free Repair or Replacements	5	877	0.6%	0.6%	0.6%	0.8%
% of FP17s Relating to Continuations	4	877	0.5%	0.7%	0.9%	1.3%
% of Patients satisfied with the dentistry they have received	0	0	N/A	91.5%	90.3%	92.7%
% of Patients satisfied with the time they had to wait for an appointment	0	0	N/A	84.0%	83.8%	88.8%

\* This is based on patients treated on this contract for their most recent course of treatment. Figures in italics indicate the base number of FP17s or Patient Questionnaire responses are less than 100. N/A is shown where the base number of responses is less than 10 during the period. % is calculated as Quantity/Base number\*100

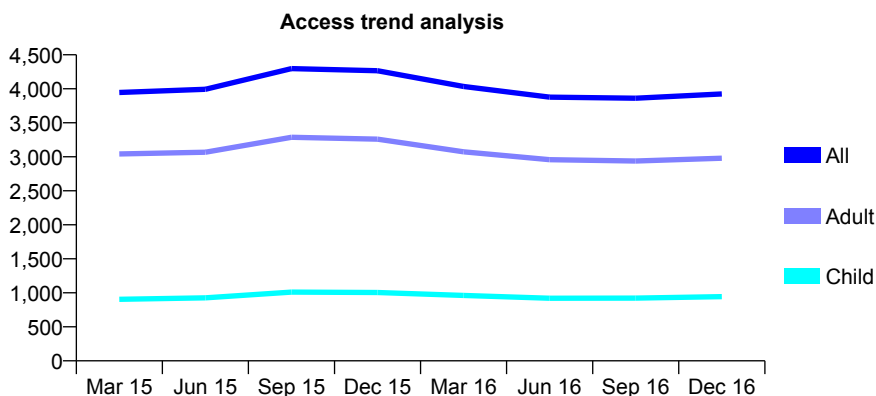
## Q62 - Vital Signs At a Glance Contract Report for 359270/0001 - December 2016

Name or company name	MR AF RAI
Contract type name	GDS Contract
Purpose of contract	General
Contract start date	01/02/2009
Contract end date	

16/17 Contracted general activity (UDA)	9,679
Carry forward general activity (UDA)	237
16/17 Contracted orthodontic activity (UOA)	0
Carry forward orthodontic activity (UOA)	0
Baseline contract value	£203,498.78

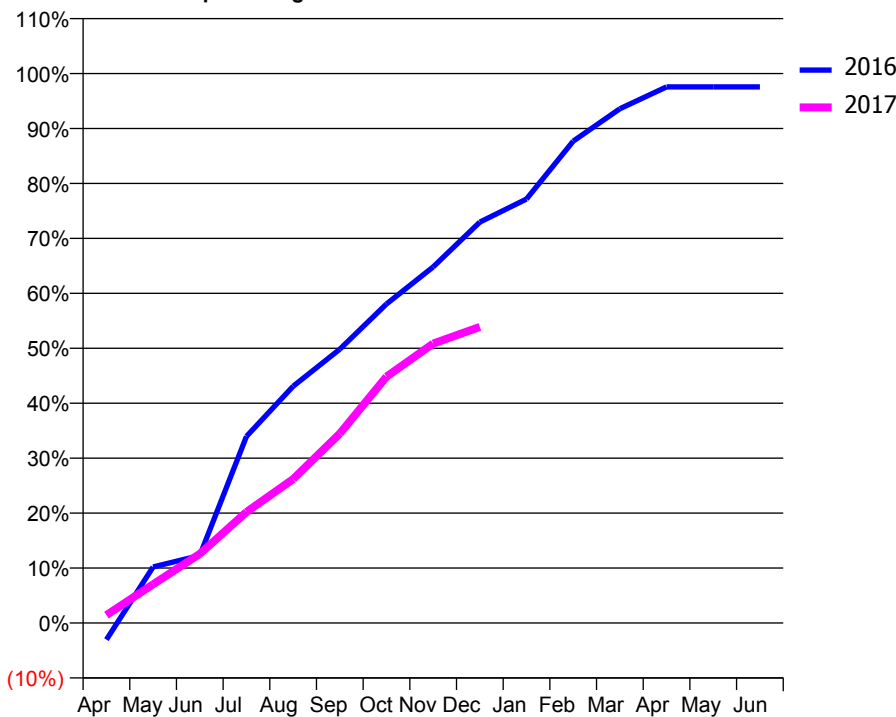
### ACCESS\*

Patients seen in 24 months	Total	Change since previous quarter
Quarter ending December 2015	4,265	
Quarter ending March 2016	4,035	↓
Quarter ending June 2016	3,878	↓
Quarter ending September 2016	3,862	→
Quarter ending December 2016	3,924	→
<b>Variance since December 2015</b>	<b>(8.0%)</b>	<b>↓</b>



### ACTIVITY

Cumulative percentage of contracted UDA delivered 2016 & 2017



Month	Adjusted Scheduled Activity (UDA)	
	2016	2017
April	-294	139
May	988	681
June	1,189	1,218
July	3,287	1,956
August	4,170	2,535
September	4,823	3,335
October	5,620	4,339
November	6,273	4,921
December	7,062	5,216
January	7,467	
February	8,488	
March	9,057	
April	9,442	
May	9,442	
June	9,442	

### QUALITY

	Quantity	Base Number	Contract	AT	Region	England
% of FP17s for the same patient ID Re-attending within 3 months - Children	59	948	6.2%	10.0%	11.9%	12.4%
% of FP17s for the same patient ID Re-attending within 3 months - Adults	260	2,316	11.2%	16.0%	17.1%	16.6%
% of FP17s for the same patient ID Re-attending between 3 & 9 months - Children	577	948	60.9%	45.8%	46.2%	57.5%
% of FP17s for the same patient ID Re-attending between 3 & 9 months - Adults	1,031	2,316	44.5%	37.2%	37.8%	50.4%
% of FP17s for Band 1 Urgent Courses	276	3,077	9.0%	11.0%	10.6%	9.1%
% of FP17s Relating to Free Repair or Replacements	16	3,077	0.5%	0.6%	0.6%	0.8%
% of FP17s Relating to Continuations	28	3,077	0.9%	0.7%	0.9%	1.3%
% of Patients satisfied with the dentistry they have received	0	0	N/A	91.5%	90.3%	92.7%
% of Patients satisfied with the time they had to wait for an appointment	0	0	N/A	84.0%	83.8%	88.8%

\* This is based on patients treated on this contract for their most recent course of treatment. Figures in italics indicate the base number of FP17s or Patient Questionnaire responses are less than 100. N/A is shown where the base number of responses is less than 10 during the period. % is calculated as Quantity/Base number\*100

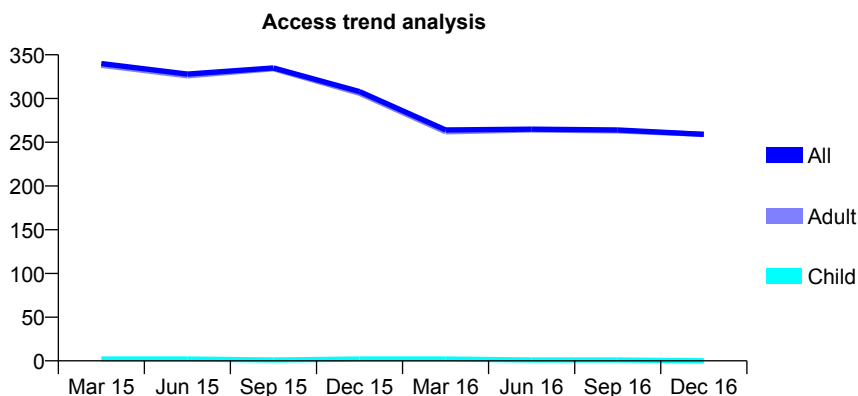
## Q62 - Vital Signs At a Glance Contract Report for 359270/0006 - December 2016

Name or company name	MR AF RAI
Contract type name	PDS Contract
Purpose of contract	General
Contract start date	11/01/2010
Contract end date	

16/17 Contracted general activity (UDA)	2,500
Carry forward general activity (UDA)	0
16/17 Contracted orthodontic activity (UOA)	0
Carry forward orthodontic activity (UOA)	0
Baseline contract value	£51,498.98

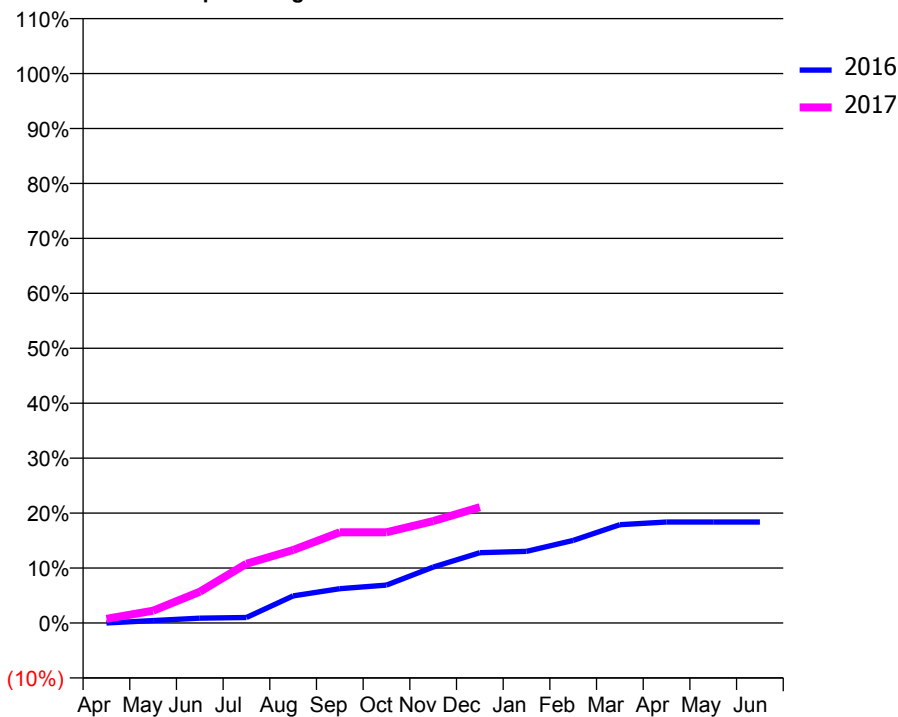
### ACCESS\*

Patients seen in 24 months	Total	Change since previous quarter
Quarter ending December 2015	308	
Quarter ending March 2016	264	↓
Quarter ending June 2016	265	→
Quarter ending September 2016	264	→
Quarter ending December 2016	259	↓
<b>Variance since December 2015</b>	<b>(15.9%)</b>	<b>↓</b>



### ACTIVITY

Cumulative percentage of contracted UDA delivered 2016 & 2017



Month	Adjusted Scheduled Activity (UDA)	
	2016	2017
April	0	19
May	11	56
June	22	142
July	25	269
August	123	332
September	156	413
October	172	413
November	255	464
December	320	527
January	326	
February	376	
March	447	
April	459	
May	459	
June	459	

### QUALITY

	Quantity	Base Number	Contract	AT	Region	England
% of FP17s for the same patient ID Re-attending within 3 months - Children	0	0	N/A	10.0%	11.9%	12.4%
% of FP17s for the same patient ID Re-attending within 3 months - Adults	6	217	2.8%	16.0%	17.1%	16.6%
% of FP17s for the same patient ID Re-attending between 3 & 9 months - Children	0	0	N/A	45.8%	46.2%	57.5%
% of FP17s for the same patient ID Re-attending between 3 & 9 months - Adults	77	217	35.5%	37.2%	37.8%	50.4%
% of FP17s for Band 1 Urgent Courses	4	206	1.9%	11.0%	10.6%	9.1%
% of FP17s Relating to Free Repair or Replacements	0	206	0.0%	0.6%	0.6%	0.8%
% of FP17s Relating to Continuations	0	206	0.0%	0.7%	0.9%	1.3%
% of Patients satisfied with the dentistry they have received	0	0	N/A	91.5%	90.3%	92.7%
% of Patients satisfied with the time they had to wait for an appointment	0	0	N/A	84.0%	83.8%	88.8%

\* This is based on patients treated on this contract for their most recent course of treatment. Figures in italics indicate the base number of FP17s or Patient Questionnaire responses are less than 100. N/A is shown where the base number of responses is less than 10 during the period. % is calculated as Quantity/Base number\*100

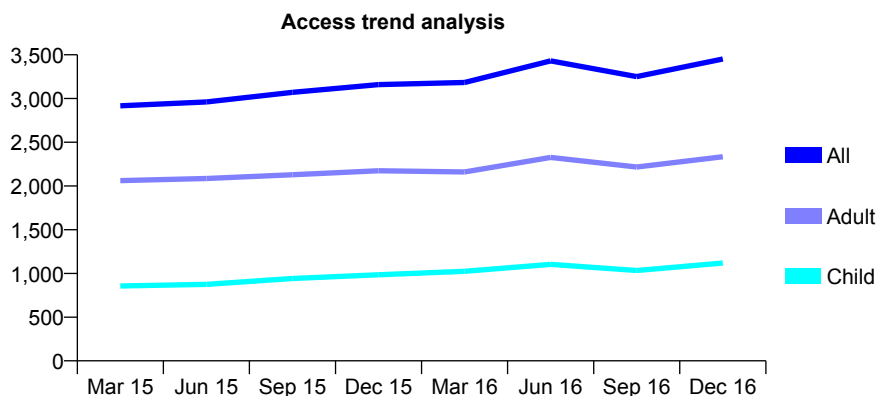
## Q62 - Vital Signs At a Glance Contract Report for 359270/0007 - December 2016

Name or company name	MR AF RAI
Contract type name	GDS Contract
Purpose of contract	General
Contract start date	23/12/2009
Contract end date	

16/17 Contracted general activity (UDA)	13,096
Carry forward general activity (UDA)	0
16/17 Contracted orthodontic activity (UOA)	0
Carry forward orthodontic activity (UOA)	0
Baseline contract value	£380,263.60

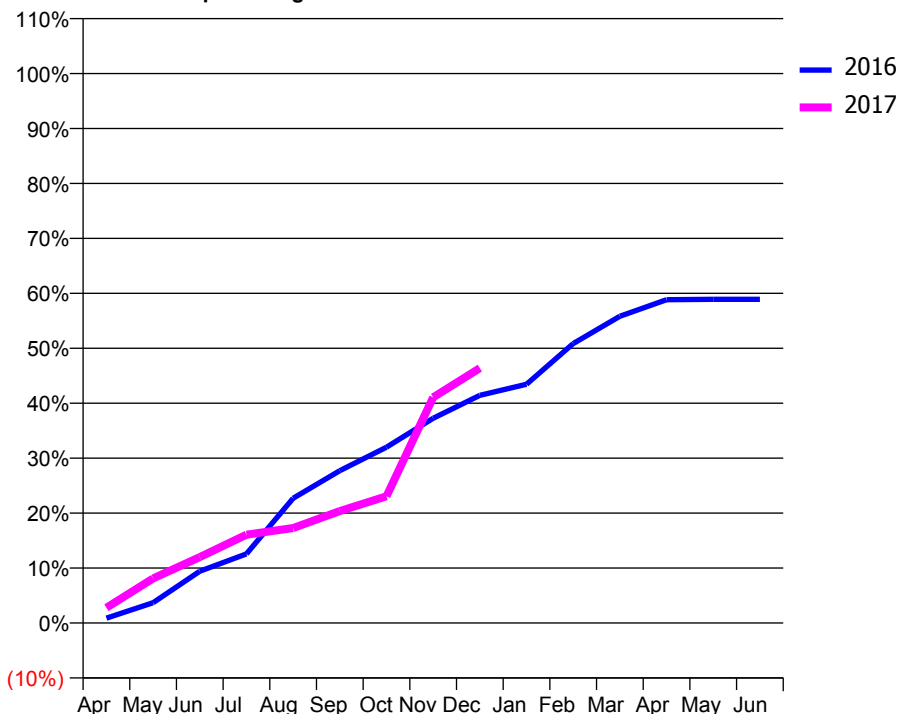
### ACCESS\*

Patients seen in 24 months	Total	Change since previous quarter
Quarter ending December 2015	3,159	
Quarter ending March 2016	3,184	→
Quarter ending June 2016	3,430	↑
Quarter ending September 2016	3,250	↓
Quarter ending December 2016	3,452	↑
<b>Variance since December 2015</b>	<b>9.3%</b>	<b>↑</b>



### ACTIVITY

Cumulative percentage of contracted UDA delivered 2016 & 2017



Month	Adjusted Scheduled Activity (UDA)	
	2016	2017
April	134	363
May	554	1,063
June	1,414	1,572
July	1,886	2,105
August	3,404	2,263
September	4,160	2,669
October	4,800	3,019
November	5,589	5,377
December	6,214	6,074
January	6,517	
February	7,626	
March	8,373	
April	8,825	
May	8,838	
June	8,837	

### QUALITY

	Quantity	Base Number	Contract	AT	Region	England
% of FP17s for the same patient ID Re-attending within 3 months - Children	86	1,028	8.4%	10.0%	11.9%	12.4%
% of FP17s for the same patient ID Re-attending within 3 months - Adults	264	1,809	14.6%	16.0%	17.1%	16.6%
% of FP17s for the same patient ID Re-attending between 3 & 9 months - Children	456	1,028	44.4%	45.8%	46.2%	57.5%
% of FP17s for the same patient ID Re-attending between 3 & 9 months - Adults	653	1,809	36.1%	37.2%	37.8%	50.4%
% of FP17s for Band 1 Urgent Courses	384	2,599	14.8%	11.0%	10.6%	9.1%
% of FP17s Relating to Free Repair or Replacements	2	2,599	0.1%	0.6%	0.6%	0.8%
% of FP17s Relating to Continuations	18	2,599	0.7%	0.7%	0.9%	1.3%
% of Patients satisfied with the dentistry they have received	3	3	N/A	91.5%	90.3%	92.7%
% of Patients satisfied with the time they had to wait for an appointment	2	3	N/A	84.0%	83.8%	88.8%

\* This is based on patients treated on this contract for their most recent course of treatment. Figures in italics indicate the base number of FP17s or Patient Questionnaire responses are less than 100. N/A is shown where the base number of responses is less than 10 during the period. % is calculated as Quantity/Base number\*100



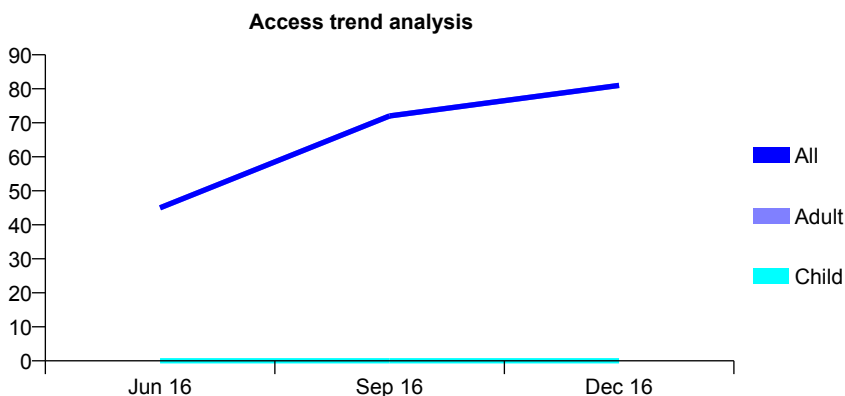
## Q62 - Vital Signs At a Glance Contract Report for 359270/0023 - December 2016

Name or company name	MR AF RAI
Contract type name	PDS Contract
Purpose of contract	General
Contract start date	01/12/2015
Contract end date	30/06/2017

16/17 Contracted general activity (UDA)	500
Carry forward general activity (UDA)	-3
16/17 Contracted orthodontic activity (UOA)	0
Carry forward orthodontic activity (UOA)	0
Baseline contract value	£13,202.40

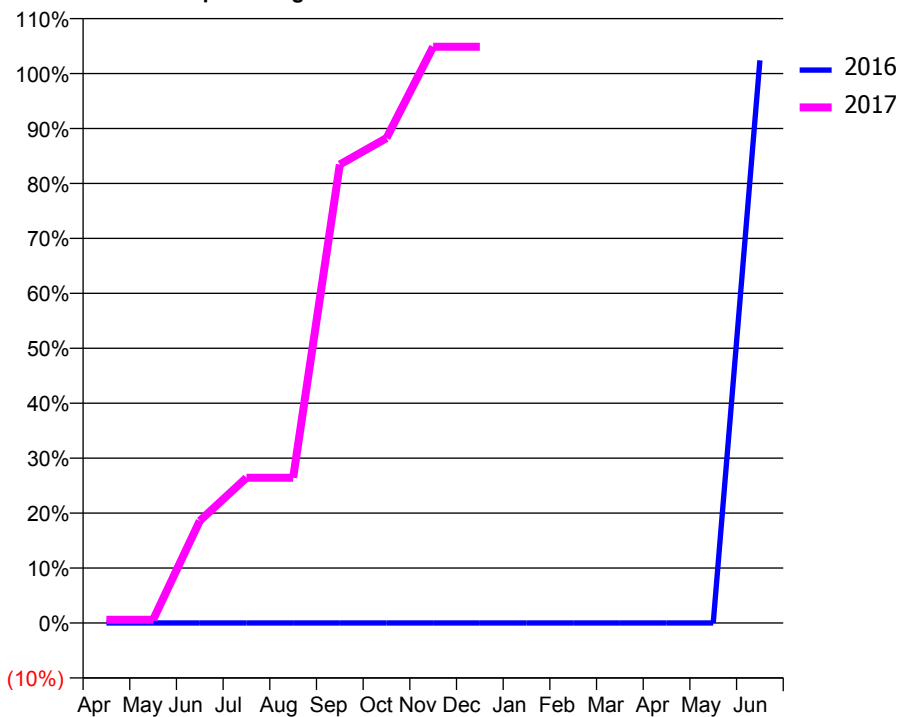
### ACCESS\*

Patients seen in 24 months	Total	Change since previous quarter
Quarter ending December 2015	0	
Quarter ending March 2016	0	
Quarter ending June 2016	45	↑
Quarter ending September 2016	72	↑
Quarter ending December 2016	81	↑
<b>Variance since December 2015</b>	N/A	



### ACTIVITY

Cumulative percentage of contracted UDA delivered 2016 & 2017



Month	Adjusted Scheduled Activity (UDA)	
	2016	2017
April	0	3
May	0	3
June	0	93
July	0	132
August	0	132
September	0	417
October	0	441
November	0	524
December	0	524
January	0	
February	0	
March	0	
April	0	
May	0	
June	171	

### QUALITY

	Quantity	Base Number	Contract	AT	Region	England
% of FP17s for the same patient ID Re-attending within 3 months - Children	0	0	N/A	10.0%	11.9%	12.4%
% of FP17s for the same patient ID Re-attending within 3 months - Adults	3	94	3.2%	16.0%	17.1%	16.6%
% of FP17s for the same patient ID Re-attending between 3 & 9 months - Children	0	0	N/A	45.8%	46.2%	57.5%
% of FP17s for the same patient ID Re-attending between 3 & 9 months - Adults	4	94	4.3%	37.2%	37.8%	50.4%
% of FP17s for Band 1 Urgent Courses	2	65	3.1%	11.0%	10.6%	9.1%
% of FP17s Relating to Free Repair or Replacements	1	65	1.5%	0.6%	0.6%	0.8%
% of FP17s Relating to Continuations	1	65	1.5%	0.7%	0.9%	1.3%
% of Patients satisfied with the dentistry they have received	0	0	N/A	91.5%	90.3%	92.7%
% of Patients satisfied with the time they had to wait for an appointment	0	0	N/A	84.0%	83.8%	88.8%

\* This is based on patients treated on this contract for their most recent course of treatment. Figures in italics indicate the base number of FP17s or Patient Questionnaire responses are less than 100. N/A is shown where the base number of responses is less than 10 during the period. % is calculated as Quantity/Base number\*100

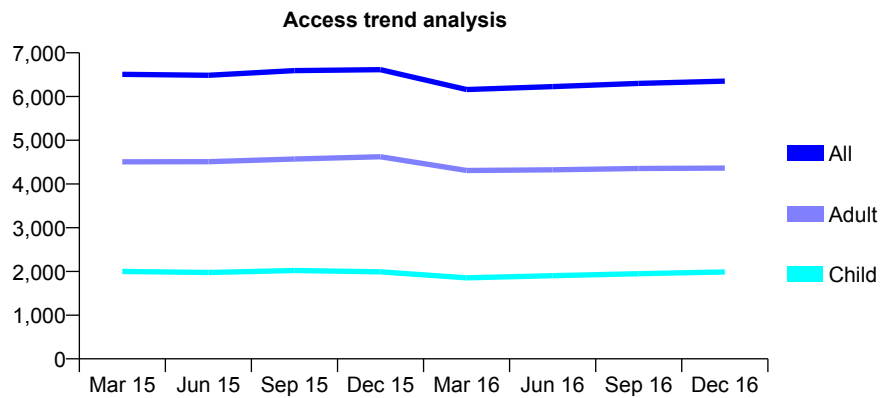
## Q62 - Vital Signs At a Glance Contract Report for 359556/0001 - December 2016

Name or company name	MISS AR PATEL
Contract type name	GDS Contract
Purpose of contract	General
Contract start date	01/12/2006
Contract end date	

16/17 Contracted general activity (UDA)	16,625
Carry forward general activity (UDA)	708
16/17 Contracted orthodontic activity (UOA)	0
Carry forward orthodontic activity (UOA)	0
Baseline contract value	£504,159.31

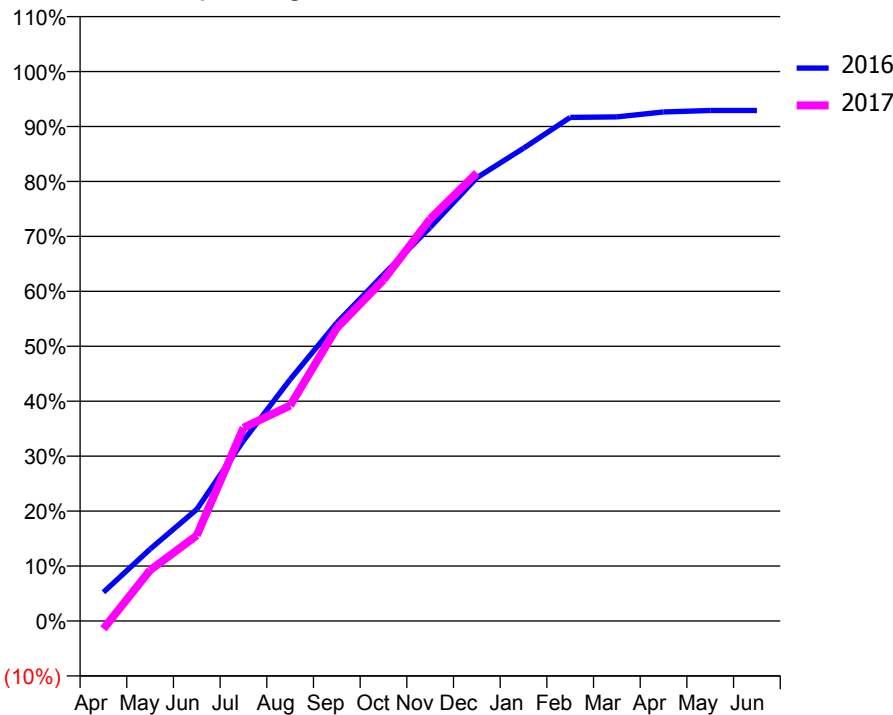
### ACCESS\*

Patients seen in 24 months	Total	Change since previous quarter
Quarter ending December 2015	6,613	
Quarter ending March 2016	6,161	↓
Quarter ending June 2016	6,227	→
Quarter ending September 2016	6,301	→
Quarter ending December 2016	6,352	→
<b>Variance since December 2015</b>	<b>(3.9%)</b>	<b>↓</b>



### ACTIVITY

Cumulative percentage of contracted UDA delivered 2016 & 2017



Month	Adjusted Scheduled Activity (UDA)	
	2016	2017
April	870	-239
May	2,176	1,539
June	3,381	2,587
July	5,456	5,848
August	7,309	6,517
September	9,022	8,865
October	10,478	10,320
November	11,911	12,167
December	13,412	13,557
January	14,304	
February	15,236	
March	15,252	
April	15,401	
May	15,447	
June	15,446	

### QUALITY

	Quantity	Base Number	Contract	AT	Region	England
% of FP17s for the same patient ID Re-attending within 3 months - Children	117	1,872	6.3%	10.0%	11.9%	12.4%
% of FP17s for the same patient ID Re-attending within 3 months - Adults	441	3,667	12.0%	16.0%	17.1%	16.6%
% of FP17s for the same patient ID Re-attending between 3 & 9 months - Children	641	1,872	34.2%	45.8%	46.2%	57.5%
% of FP17s for the same patient ID Re-attending between 3 & 9 months - Adults	1,147	3,667	31.3%	37.2%	37.8%	50.4%
% of FP17s for Band 1 Urgent Courses	594	5,322	11.2%	11.0%	10.6%	9.1%
% of FP17s Relating to Free Repair or Replacements	28	5,322	0.5%	0.6%	0.6%	0.8%
% of FP17s Relating to Continuations	4	5,322	0.1%	0.7%	0.9%	1.3%
% of Patients satisfied with the dentistry they have received	4	4	N/A	91.5%	90.3%	92.7%
% of Patients satisfied with the time they had to wait for an appointment	4	4	N/A	84.0%	83.8%	88.8%

\* This is based on patients treated on this contract for their most recent course of treatment. Figures in italics indicate the base number of FP17s or Patient Questionnaire responses are less than 100. N/A is shown where the base number of responses is less than 10 during the period. % is calculated as Quantity/Base number\*100

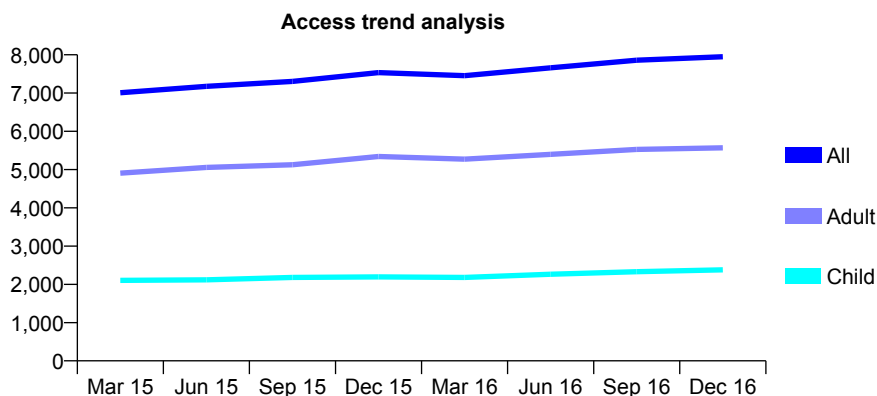
## Q62 - Vital Signs At a Glance Contract Report for 359556/0002 - December 2016

Name or company name	MISS AR PATEL
Contract type name	GDS Contract
Purpose of contract	General
Contract start date	01/06/2008
Contract end date	

16/17 Contracted general activity (UDA)	16,568
Carry forward general activity (UDA)	445
16/17 Contracted orthodontic activity (UOA)	0
Carry forward orthodontic activity (UOA)	0
Baseline contract value	£373,881.36

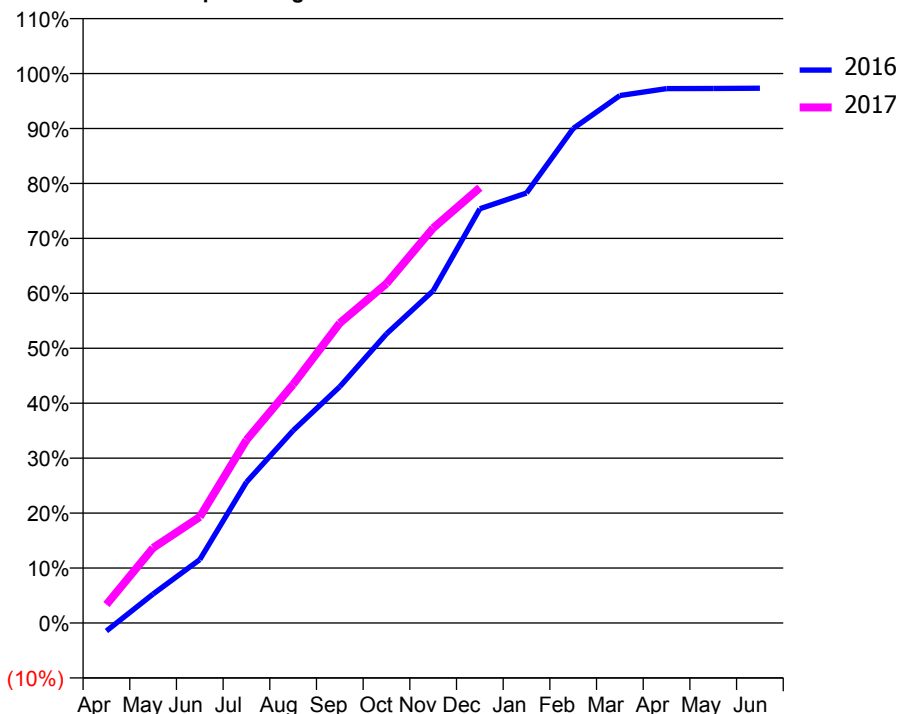
### ACCESS\*

Patients seen in 24 months	Total	Change since previous quarter
Quarter ending December 2015	7,535	
Quarter ending March 2016	7,455	↓
Quarter ending June 2016	7,661	↑
Quarter ending September 2016	7,858	↑
Quarter ending December 2016	7,948	→
<b>Variance since December 2015</b>	<b>5.5%</b>	<b>↑</b>



### ACTIVITY

Cumulative percentage of contracted UDA delivered 2016 & 2017



Month	Adjusted Scheduled Activity (UDA)	
	2016	2017
April	-242	556
May	874	2,267
June	1,911	3,200
July	4,248	5,519
August	5,803	7,195
September	7,127	9,043
October	8,718	10,236
November	10,017	11,906
December	12,488	13,125
January	12,962	
February	14,909	
March	15,904	
April	16,111	
May	16,116	
June	16,123	

### QUALITY

	Quantity	Base Number	Contract	AT	Region	England
% of FP17s for the same patient ID Re-attending within 3 months - Children	157	2,219	7.1%	10.0%	11.9%	12.4%
% of FP17s for the same patient ID Re-attending within 3 months - Adults	546	4,694	11.6%	16.0%	17.1%	16.6%
% of FP17s for the same patient ID Re-attending between 3 & 9 months - Children	941	2,219	42.4%	45.8%	46.2%	57.5%
% of FP17s for the same patient ID Re-attending between 3 & 9 months - Adults	1,857	4,694	39.6%	37.2%	37.8%	50.4%
% of FP17s for Band 1 Urgent Courses	469	6,037	7.8%	11.0%	10.6%	9.1%
% of FP17s Relating to Free Repair or Replacements	23	6,037	0.4%	0.6%	0.6%	0.8%
% of FP17s Relating to Continuations	4	6,037	0.1%	0.7%	0.9%	1.3%
% of Patients satisfied with the dentistry they have received	5	5	N/A	91.5%	90.3%	92.7%
% of Patients satisfied with the time they had to wait for an appointment	4	5	N/A	84.0%	83.8%	88.8%

\* This is based on patients treated on this contract for their most recent course of treatment. Figures in italics indicate the base number of FP17s or Patient Questionnaire responses are less than 100. N/A is shown where the base number of responses is less than 10 during the period. % is calculated as Quantity/Base number\*100

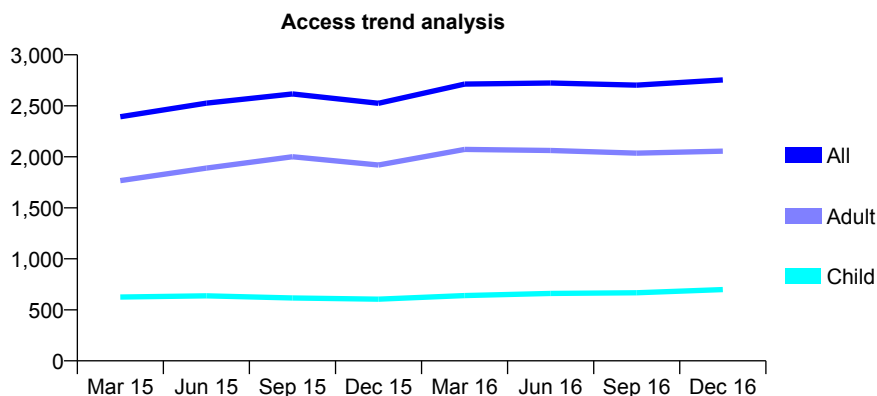
## Q62 - Vital Signs At a Glance Contract Report for 363774/0001 - December 2016

Name or company name	MS M JOJI
Contract type name	GDS Contract
Purpose of contract	General
Contract start date	31/08/2007
Contract end date	

16/17 Contracted general activity (UDA)	6,846
Carry forward general activity (UDA)	-112
16/17 Contracted orthodontic activity (UOA)	0
Carry forward orthodontic activity (UOA)	0
Baseline contract value	£191,476.94

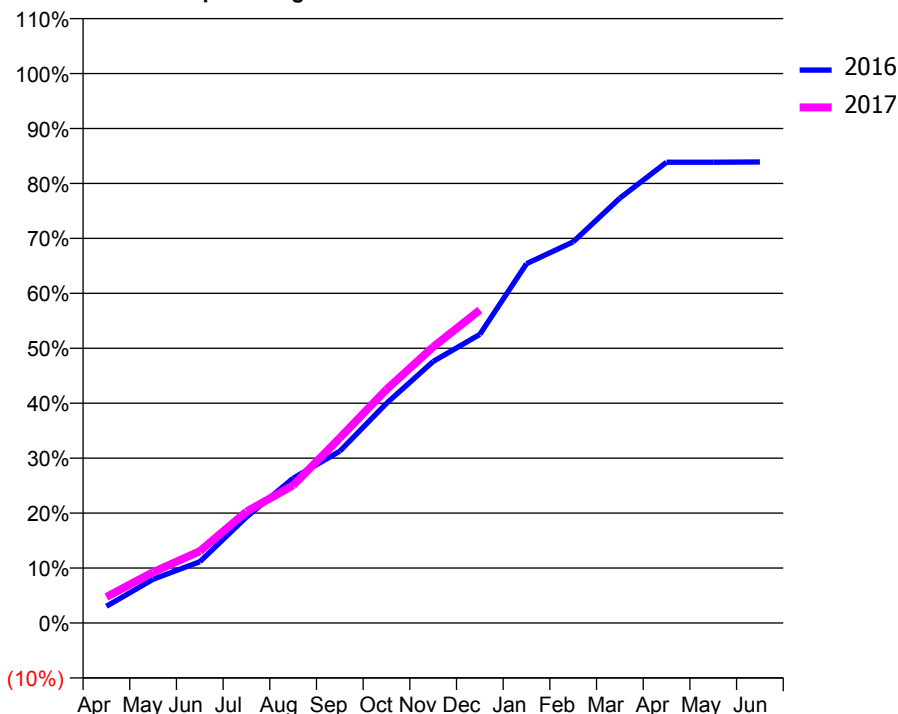
### ACCESS\*

Patients seen in 24 months	Total	Change since previous quarter
Quarter ending December 2015	2,525	
Quarter ending March 2016	2,713	↑
Quarter ending June 2016	2,723	→
Quarter ending September 2016	2,703	→
Quarter ending December 2016	2,754	→
<b>Variance since December 2015</b>	<b>9.1%</b>	<b>↑</b>



### ACTIVITY

Cumulative percentage of contracted UDA delivered 2016 & 2017



Month	Adjusted Scheduled Activity (UDA)	
	2016	2017
April	209	324
May	546	634
June	764	895
July	1,320	1,388
August	1,804	1,715
September	2,141	2,306
October	2,737	2,910
November	3,259	3,439
December	3,596	3,900
January	4,476	
February	4,749	
March	5,294	
April	5,741	
May	5,741	
June	5,744	

### QUALITY

	Quantity	Base Number	Contract	AT	Region	England
% of FP17s for the same patient ID Re-attending within 3 months - Children	68	730	9.3%	10.0%	11.9%	12.4%
% of FP17s for the same patient ID Re-attending within 3 months - Adults	232	1,750	13.3%	16.0%	17.1%	16.6%
% of FP17s for the same patient ID Re-attending between 3 & 9 months - Children	256	730	35.1%	45.8%	46.2%	57.5%
% of FP17s for the same patient ID Re-attending between 3 & 9 months - Adults	281	1,750	16.1%	37.2%	37.8%	50.4%
% of FP17s for Band 1 Urgent Courses	973	1,892	51.4%	11.0%	10.6%	9.1%
% of FP17s Relating to Free Repair or Replacements	10	1,892	0.5%	0.6%	0.6%	0.8%
% of FP17s Relating to Continuations	0	1,892	0.0%	0.7%	0.9%	1.3%
% of Patients satisfied with the dentistry they have received	0	0	N/A	91.5%	90.3%	92.7%
% of Patients satisfied with the time they had to wait for an appointment	0	0	N/A	84.0%	83.8%	88.8%

\* This is based on patients treated on this contract for their most recent course of treatment. Figures in italics indicate the base number of FP17s or Patient Questionnaire responses are less than 100. N/A is shown where the base number of responses is less than 10 during the period. % is calculated as Quantity/Base number\*100

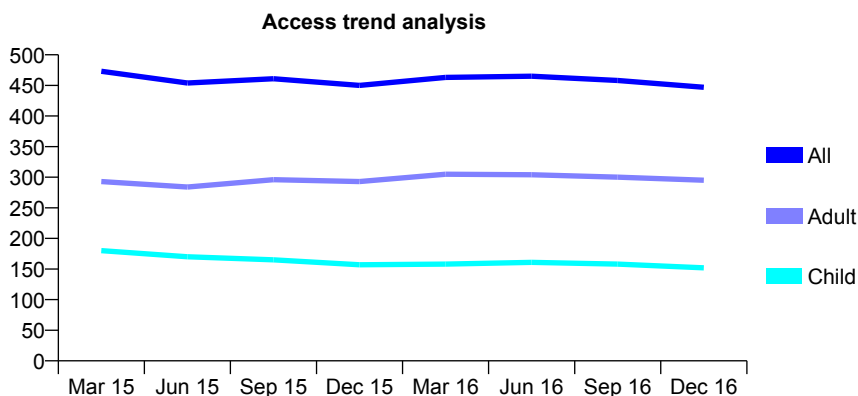
## Q62 - Vital Signs At a Glance Contract Report for 364207/0001 - December 2016

Name or company name	Crystal Smile Dental Care
Contract type name	GDS Contract
Purpose of contract	General
Contract start date	01/02/2012
Contract end date	

16/17 Contracted general activity (UDA)	1,911
Carry forward general activity (UDA)	-38
16/17 Contracted orthodontic activity (UOA)	0
Carry forward orthodontic activity (UOA)	0
Baseline contract value	£66,056.17

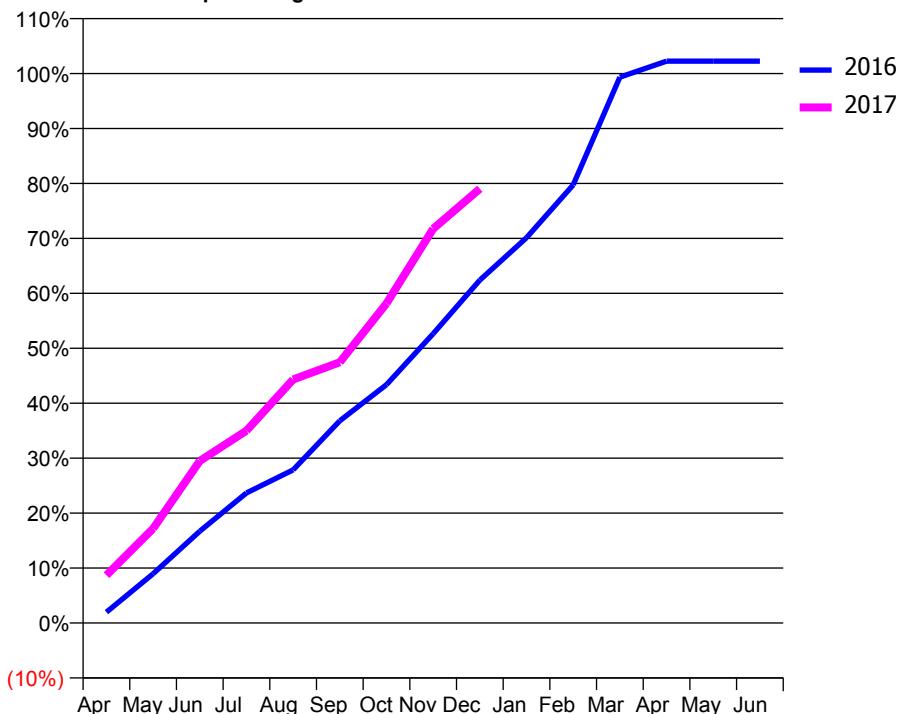
### ACCESS\*

Patients seen in 24 months	Total	Change since previous quarter
Quarter ending December 2015	450	
Quarter ending March 2016	463	↑
Quarter ending June 2016	465	→
Quarter ending September 2016	458	↓
Quarter ending December 2016	447	↓
<b>Variance since December 2015</b>	<b>(0.7%)</b>	→



### ACTIVITY

Cumulative percentage of contracted UDA delivered 2016 & 2017



Month	Adjusted Scheduled Activity (UDA)	
	2016	2017
April	38	166
May	171	329
June	319	564
July	452	669
August	533	847
September	703	907
October	829	1,111
November	1,006	1,371
December	1,192	1,510
January	1,340	
February	1,524	
March	1,898	
April	1,954	
May	1,954	
June	1,954	

### QUALITY

	Quantity	Base Number	Contract	AT	Region	England
% of FP17s for the same patient ID Re-attending within 3 months - Children	21	141	14.9%	10.0%	11.9%	12.4%
% of FP17s for the same patient ID Re-attending within 3 months - Adults	32	236	13.6%	16.0%	17.1%	16.6%
% of FP17s for the same patient ID Re-attending between 3 & 9 months - Children	59	141	41.8%	45.8%	46.2%	57.5%
% of FP17s for the same patient ID Re-attending between 3 & 9 months - Adults	98	236	41.5%	37.2%	37.8%	50.4%
% of FP17s for Band 1 Urgent Courses	22	363	6.1%	11.0%	10.6%	9.1%
% of FP17s Relating to Free Repair or Replacements	0	363	0.0%	0.6%	0.6%	0.8%
% of FP17s Relating to Continuations	0	363	0.0%	0.7%	0.9%	1.3%
% of Patients satisfied with the dentistry they have received	1	1	N/A	91.5%	90.3%	92.7%
% of Patients satisfied with the time they had to wait for an appointment	1	1	N/A	84.0%	83.8%	88.8%

\* This is based on patients treated on this contract for their most recent course of treatment. Figures in italics indicate the base number of FP17s or Patient Questionnaire responses are less than 100. N/A is shown where the base number of responses is less than 10 during the period. % is calculated as Quantity/Base number\*100

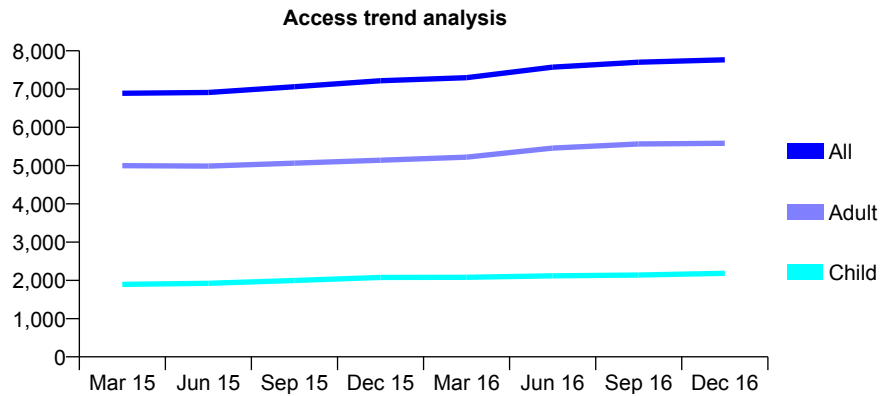
## Q62 - Vital Signs At a Glance Contract Report for 381365/0002 - December 2016

Name or company name	MR P ZIDERMAN
Contract type name	GDS Contract
Purpose of contract	General
Contract start date	01/04/2006
Contract end date	

16/17 Contracted general activity (UDA)	25,594
Carry forward general activity (UDA)	145
16/17 Contracted orthodontic activity (UOA)	0
Carry forward orthodontic activity (UOA)	0
Baseline contract value	£955,874.12

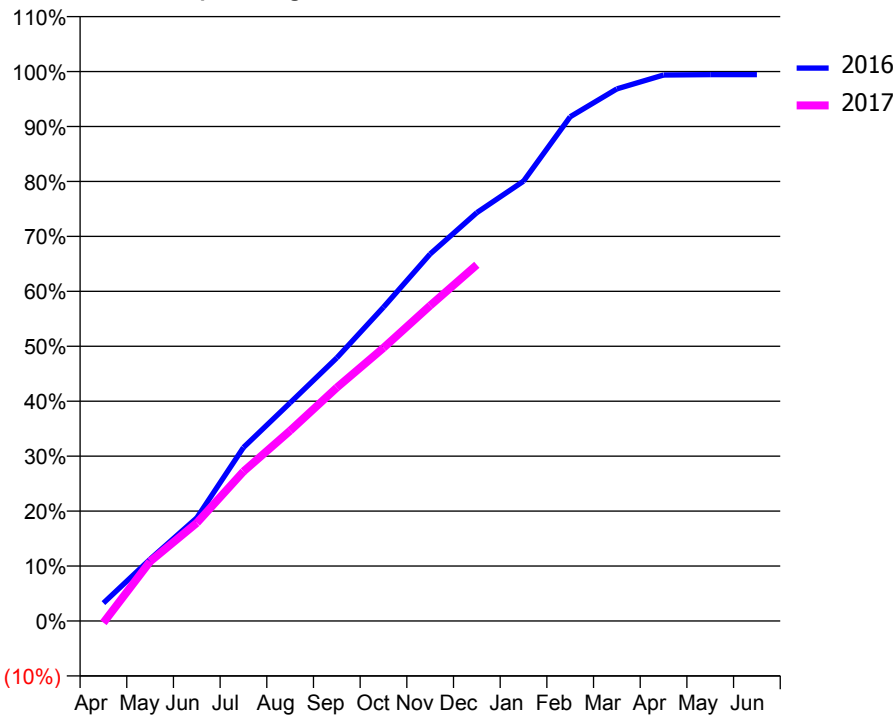
### ACCESS\*

Patients seen in 24 months	Total	Change since previous quarter
Quarter ending December 2015	7,218	
Quarter ending March 2016	7,297	→
Quarter ending June 2016	7,573	↑
Quarter ending September 2016	7,703	→
Quarter ending December 2016	7,765	→
<b>Variance since December 2015</b>	<b>7.6%</b>	<b>↑</b>



### ACTIVITY

Cumulative percentage of contracted UDA delivered 2016 & 2017



Month	Adjusted Scheduled Activity (UDA)	
	2016	2017
April	838	-84
May	2,882	2,774
June	4,805	4,569
July	8,083	6,968
August	10,163	8,867
September	12,257	10,872
October	14,619	12,725
November	17,096	14,689
December	19,022	16,589
January	20,490	
February	23,489	
March	24,787	
April	25,428	
May	25,449	
June	25,449	

### QUALITY

	Quantity	Base Number	Contract	AT	Region	England
% of FP17s for the same patient ID Re-attending within 3 months - Children	137	1,784	7.7%	10.0%	11.9%	12.4%
% of FP17s for the same patient ID Re-attending within 3 months - Adults	662	4,444	14.9%	16.0%	17.1%	16.6%
% of FP17s for the same patient ID Re-attending between 3 & 9 months - Children	661	1,784	37.1%	45.8%	46.2%	57.5%
% of FP17s for the same patient ID Re-attending between 3 & 9 months - Adults	1,200	4,444	27.0%	37.2%	37.8%	50.4%
% of FP17s for Band 1 Urgent Courses	807	5,963	13.5%	11.0%	10.6%	9.1%
% of FP17s Relating to Free Repair or Replacements	32	5,963	0.5%	0.6%	0.6%	0.8%
% of FP17s Relating to Continuations	27	5,963	0.5%	0.7%	0.9%	1.3%
% of Patients satisfied with the dentistry they have received	3	3	N/A	91.5%	90.3%	92.7%
% of Patients satisfied with the time they had to wait for an appointment	3	3	N/A	84.0%	83.8%	88.8%

\* This is based on patients treated on this contract for their most recent course of treatment. Figures in italics indicate the base number of FP17s or Patient Questionnaire responses are less than 100. N/A is shown where the base number of responses is less than 10 during the period. % is calculated as Quantity/Base number\*100

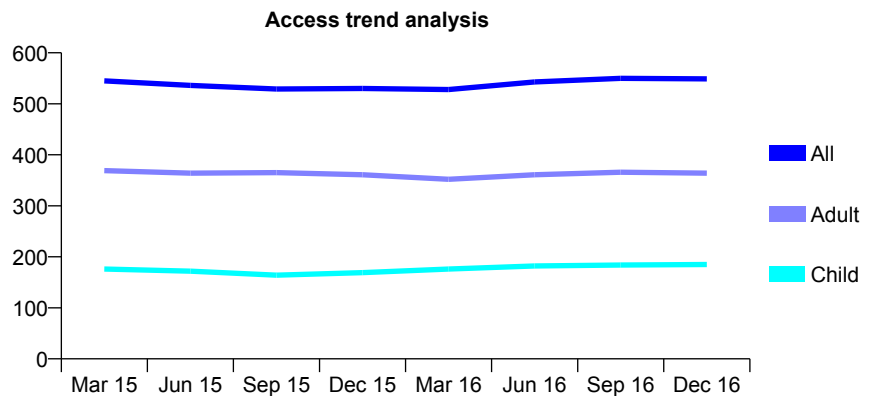
## Q62 - Vital Signs At a Glance Contract Report for 385018/0001 - December 2016

Name or company name	MR RP SAINI
Contract type name	GDS Contract
Purpose of contract	General
Contract start date	01/04/2006
Contract end date	

16/17 Contracted general activity (UDA)	2,500
Carry forward general activity (UDA)	84
16/17 Contracted orthodontic activity (UOA)	0
Carry forward orthodontic activity (UOA)	0
Baseline contract value	£72,654.89

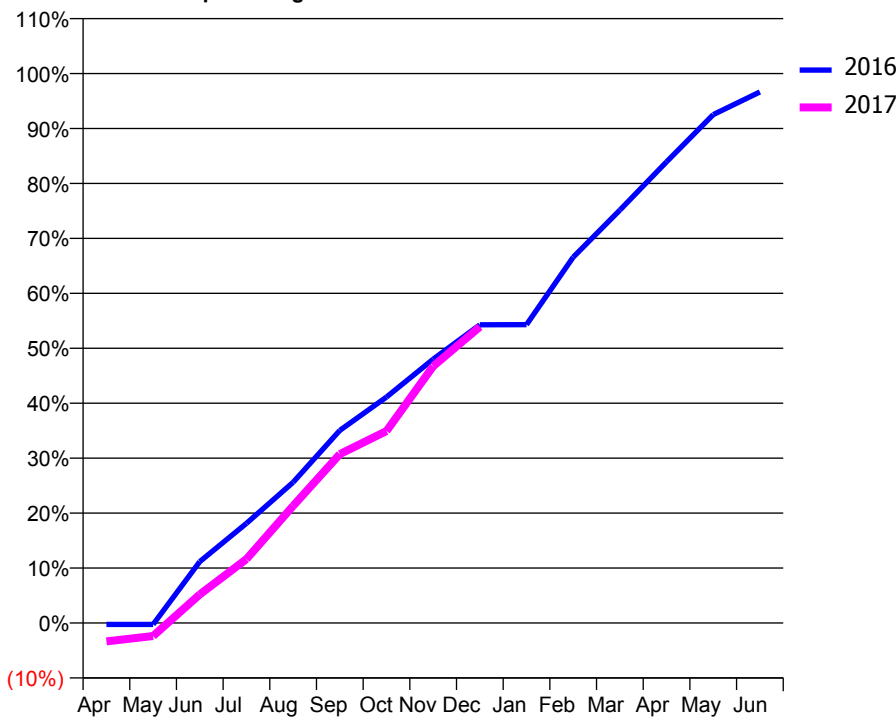
### ACCESS\*

Patients seen in 24 months	Total	Change since previous quarter
Quarter ending December 2015	530	
Quarter ending March 2016	528	→
Quarter ending June 2016	543	↑
Quarter ending September 2016	550	→
Quarter ending December 2016	549	→
<b>Variance since December 2015</b>	<b>3.6%</b>	<b>↑</b>



### ACTIVITY

Cumulative percentage of contracted UDA delivered 2016 & 2017



Month	Adjusted Scheduled Activity (UDA)	
	2016	2017
April	-7	-84
May	-7	-60
June	279	130
July	453	291
August	640	533
September	877	769
October	1,028	873
November	1,200	1,168
December	1,357	1,348
January	1,358	
February	1,664	
March	1,878	
April	2,098	
May	2,313	
June	2,416	

### QUALITY

	Quantity	Base Number	Contract	AT	Region	England
% of FP17s for the same patient ID Re-attending within 3 months - Children	66	309	21.4%	10.0%	11.9%	12.4%
% of FP17s for the same patient ID Re-attending within 3 months - Adults	44	408	10.8%	16.0%	17.1%	16.6%
% of FP17s for the same patient ID Re-attending between 3 & 9 months - Children	168	309	54.4%	45.8%	46.2%	57.5%
% of FP17s for the same patient ID Re-attending between 3 & 9 months - Adults	248	408	60.8%	37.2%	37.8%	50.4%
% of FP17s for Band 1 Urgent Courses	19	555	3.4%	11.0%	10.6%	9.1%
% of FP17s Relating to Free Repair or Replacements	0	555	0.0%	0.6%	0.6%	0.8%
% of FP17s Relating to Continuations	2	555	0.4%	0.7%	0.9%	1.3%
% of Patients satisfied with the dentistry they have received	1	1	N/A	91.5%	90.3%	92.7%
% of Patients satisfied with the time they had to wait for an appointment	1	1	N/A	84.0%	83.8%	88.8%

\* This is based on patients treated on this contract for their most recent course of treatment. Figures in italics indicate the base number of FP17s or Patient Questionnaire responses are less than 100. N/A is shown where the base number of responses is less than 10 during the period. % is calculated as Quantity/Base number\*100



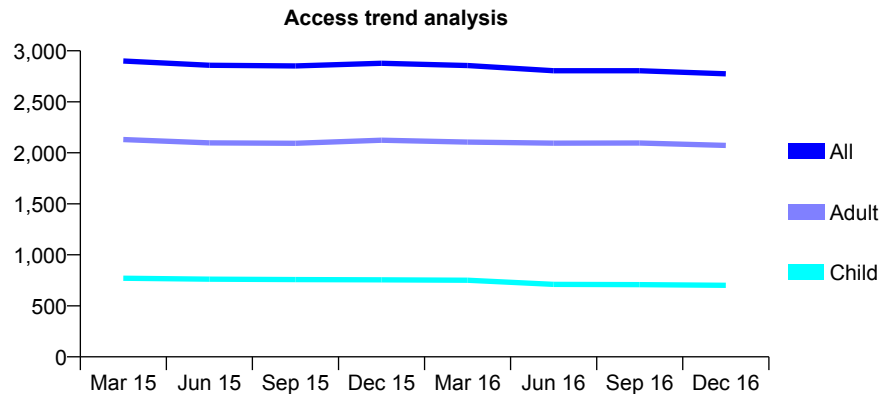
## Q62 - Vital Signs At a Glance Contract Report for 393983/0002 - December 2016

Name or company name	MR D SAITOWITZ
Contract type name	GDS Contract
Purpose of contract	General
Contract start date	05/01/2009
Contract end date	

16/17 Contracted general activity (UDA)	10,991
Carry forward general activity (UDA)	25
16/17 Contracted orthodontic activity (UOA)	0
Carry forward orthodontic activity (UOA)	0
Baseline contract value	£342,135.60

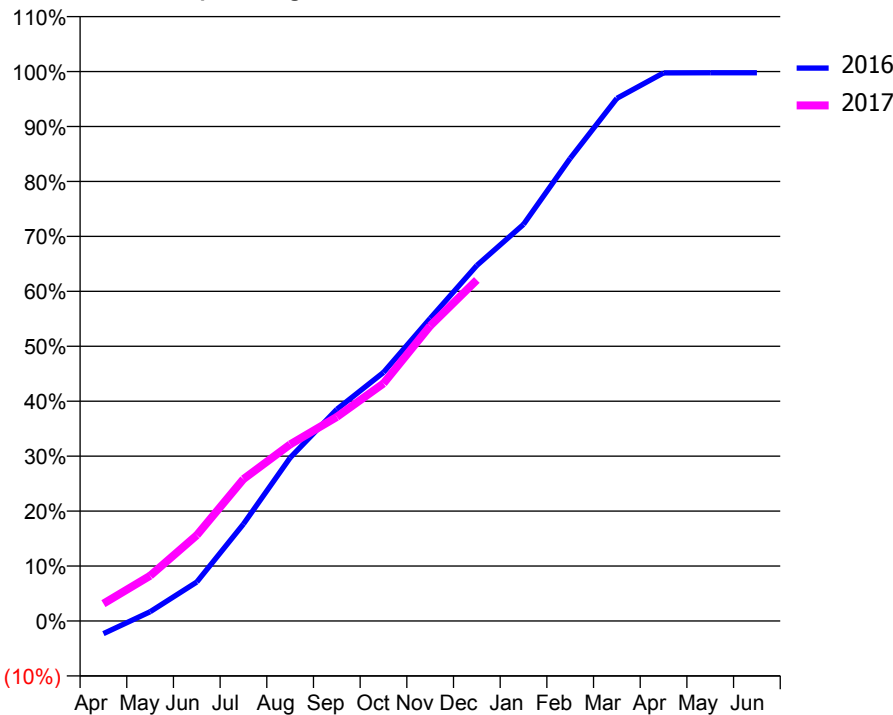
### ACCESS\*

Patients seen in 24 months	Total	Change since previous quarter
Quarter ending December 2015	2,878	
Quarter ending March 2016	2,856	→
Quarter ending June 2016	2,805	↓
Quarter ending September 2016	2,804	→
Quarter ending December 2016	2,774	↓
<b>Variance since December 2015</b>	<b>(3.6%)</b>	<b>↓</b>



### ACTIVITY

Cumulative percentage of contracted UDA delivered 2016 & 2017



Month	Adjusted Scheduled Activity (UDA)	
	2016	2017
April	-254	347
May	186	905
June	781	1,715
July	1,940	2,840
August	3,267	3,534
September	4,233	4,082
October	4,974	4,752
November	6,053	5,904
December	7,113	6,821
January	7,934	
February	9,253	
March	10,454	
April	10,962	
May	10,965	
June	10,966	

### QUALITY

	Quantity	Base Number	Contract	AT	Region	England
% of FP17s for the same patient ID Re-attending within 3 months - Children	16	499	3.2%	10.0%	11.9%	12.4%
% of FP17s for the same patient ID Re-attending within 3 months - Adults	127	1,535	8.3%	16.0%	17.1%	16.6%
% of FP17s for the same patient ID Re-attending between 3 & 9 months - Children	179	499	35.9%	45.8%	46.2%	57.5%
% of FP17s for the same patient ID Re-attending between 3 & 9 months - Adults	653	1,535	42.5%	37.2%	37.8%	50.4%
% of FP17s for Band 1 Urgent Courses	37	1,912	1.9%	11.0%	10.6%	9.1%
% of FP17s Relating to Free Repair or Replacements	0	1,912	0.0%	0.6%	0.6%	0.8%
% of FP17s Relating to Continuations	3	1,912	0.2%	0.7%	0.9%	1.3%
% of Patients satisfied with the dentistry they have received	3	3	N/A	91.5%	90.3%	92.7%
% of Patients satisfied with the time they had to wait for an appointment	2	3	N/A	84.0%	83.8%	88.8%

\* This is based on patients treated on this contract for their most recent course of treatment. Figures in italics indicate the base number of FP17s or Patient Questionnaire responses are less than 100. N/A is shown where the base number of responses is less than 10 during the period. % is calculated as Quantity/Base number\*100

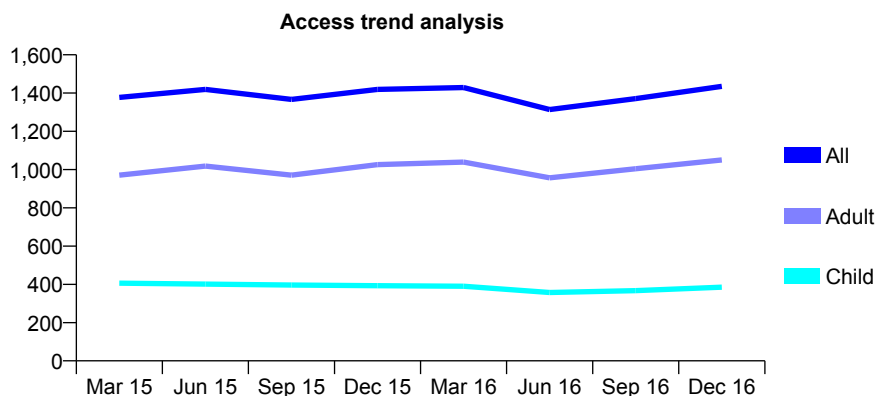
## Q62 - Vital Signs At a Glance Contract Report for 394416/0004 - December 2016

Name or company name	MR SN CHANDE
Contract type name	PDS Plus Contract
Purpose of contract	General
Contract start date	01/05/2013
Contract end date	31/03/2018

16/17 Contracted general activity (UDA)	3,000
Carry forward general activity (UDA)	-51
16/17 Contracted orthodontic activity (UOA)	0
Carry forward orthodontic activity (UOA)	0
Baseline contract value	£79,157.23

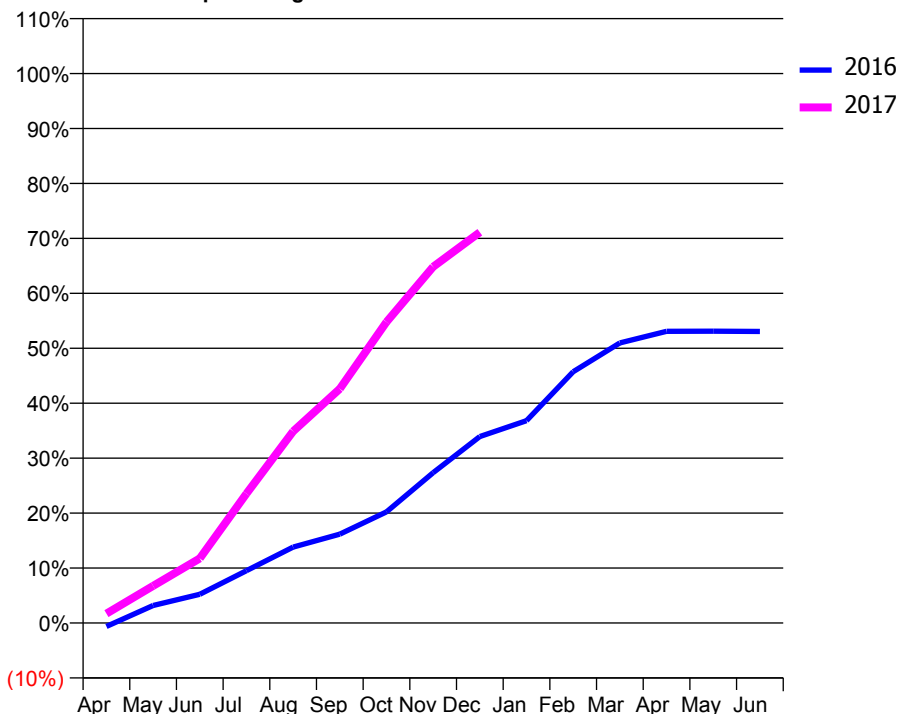
### ACCESS\*

Patients seen in 24 months	Total	Change since previous quarter
Quarter ending December 2015	1,419	
Quarter ending March 2016	1,429	→
Quarter ending June 2016	1,314	↓
Quarter ending September 2016	1,371	↑
Quarter ending December 2016	1,435	↑
<b>Variance since December 2015</b>	<b>1.1%</b>	<b>→</b>



### ACTIVITY

Cumulative percentage of contracted UDA delivered 2016 & 2017



Month	Adjusted Scheduled Activity (UDA)	
	2016	2017
April	-37	51
May	184	203
June	301	352
July	548	707
August	795	1,046
September	929	1,278
October	1,163	1,643
November	1,573	1,945
December	1,952	2,134
January	2,117	
February	2,629	
March	2,931	
April	3,053	
May	3,054	
June	3,051	

### QUALITY

	Quantity	Base Number	Contract	AT	Region	England
% of FP17s for the same patient ID Re-attending within 3 months - Children	5	312	1.6%	10.0%	11.9%	12.4%
% of FP17s for the same patient ID Re-attending within 3 months - Adults	11	613	1.8%	16.0%	17.1%	16.6%
% of FP17s for the same patient ID Re-attending between 3 & 9 months - Children	55	312	17.6%	45.8%	46.2%	57.5%
% of FP17s for the same patient ID Re-attending between 3 & 9 months - Adults	47	613	7.7%	37.2%	37.8%	50.4%
% of FP17s for Band 1 Urgent Courses	88	860	10.2%	11.0%	10.6%	9.1%
% of FP17s Relating to Free Repair or Replacements	2	860	0.2%	0.6%	0.6%	0.8%
% of FP17s Relating to Continuations	1	860	0.1%	0.7%	0.9%	1.3%
% of Patients satisfied with the dentistry they have received	1	1	N/A	91.5%	90.3%	92.7%
% of Patients satisfied with the time they had to wait for an appointment	1	1	N/A	84.0%	83.8%	88.8%

\* This is based on patients treated on this contract for their most recent course of treatment. Figures in italics indicate the base number of FP17s or Patient Questionnaire responses are less than 100. N/A is shown where the base number of responses is less than 10 during the period. % is calculated as Quantity/Base number\*100

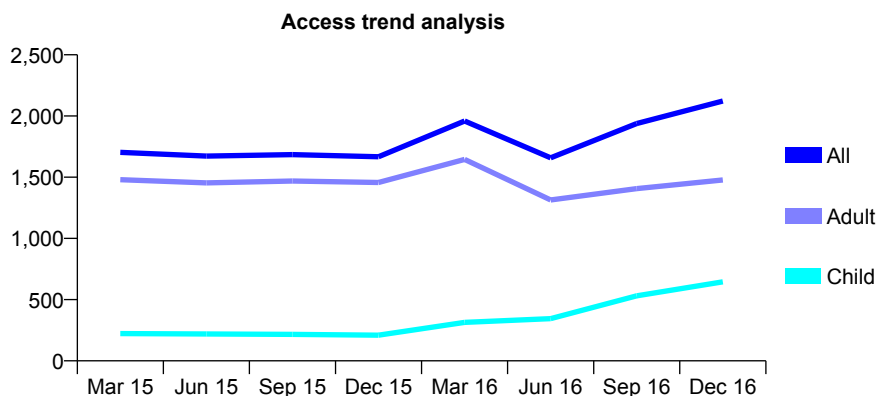
## Q62 - Vital Signs At a Glance Contract Report for 395129/0001 - December 2016

Name or company name	Advance Dental Care
Contract type name	GDS Contract
Purpose of contract	General
Contract start date	01/04/2006
Contract end date	

16/17 Contracted general activity (UDA)	4,825
Carry forward general activity (UDA)	113
16/17 Contracted orthodontic activity (UOA)	0
Carry forward orthodontic activity (UOA)	0
Baseline contract value	£136,538.29

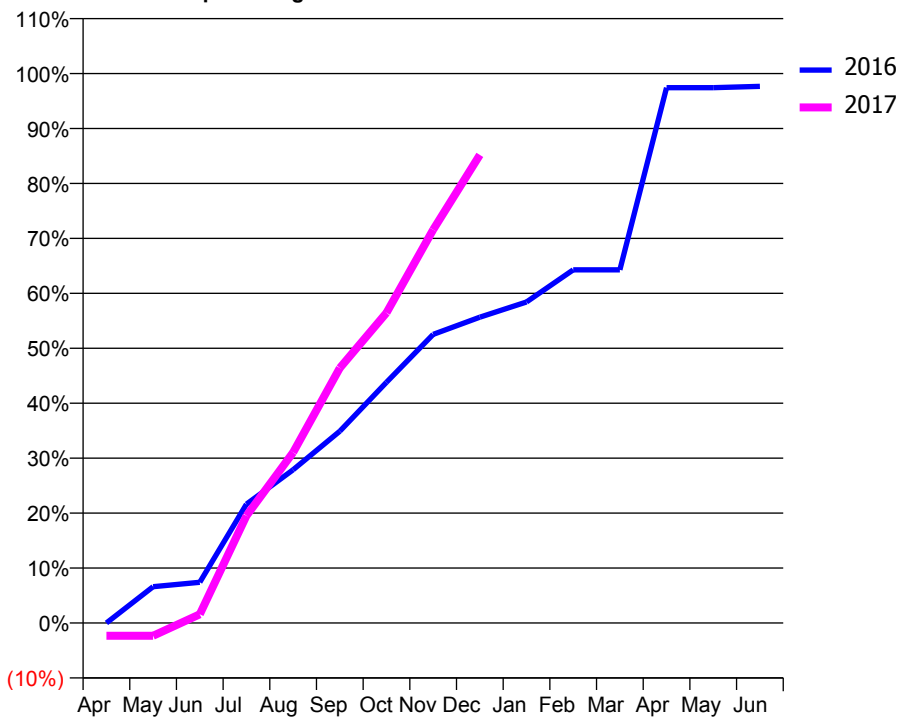
### ACCESS\*

Patients seen in 24 months	Total	Change since previous quarter
Quarter ending December 2015	1,667	
Quarter ending March 2016	1,959	↑
Quarter ending June 2016	1,659	↓
Quarter ending September 2016	1,938	↑
Quarter ending December 2016	2,123	↑
<b>Variance since December 2015</b>	<b>27.4%</b>	<b>↑</b>



### ACTIVITY

Cumulative percentage of contracted UDA delivered 2016 & 2017



Month	Adjusted Scheduled Activity (UDA)	
	2016	2017
April	1	-113
May	319	-113
June	358	77
July	1,044	942
August	1,346	1,498
September	1,684	2,240
October	2,115	2,724
November	2,534	3,454
December	2,685	4,110
January	2,819	
February	3,101	
March	3,101	
April	4,700	
May	4,700	
June	4,712	

### QUALITY

	Quantity	Base Number	Contract	AT	Region	England
% of FP17s for the same patient ID Re-attending within 3 months - Children	46	860	5.3%	10.0%	11.9%	12.4%
% of FP17s for the same patient ID Re-attending within 3 months - Adults	106	1,384	7.7%	16.0%	17.1%	16.6%
% of FP17s for the same patient ID Re-attending between 3 & 9 months - Children	80	860	9.3%	45.8%	46.2%	57.5%
% of FP17s for the same patient ID Re-attending between 3 & 9 months - Adults	120	1,384	8.7%	37.2%	37.8%	50.4%
% of FP17s for Band 1 Urgent Courses	81	1,665	4.9%	11.0%	10.6%	9.1%
% of FP17s Relating to Free Repair or Replacements	2	1,665	0.1%	0.6%	0.6%	0.8%
% of FP17s Relating to Continuations	6	1,665	0.4%	0.7%	0.9%	1.3%
% of Patients satisfied with the dentistry they have received	0	0	N/A	91.5%	90.3%	92.7%
% of Patients satisfied with the time they had to wait for an appointment	0	0	N/A	84.0%	83.8%	88.8%

\* This is based on patients treated on this contract for their most recent course of treatment. Figures in italics indicate the base number of FP17s or Patient Questionnaire responses are less than 100. N/A is shown where the base number of responses is less than 10 during the period. % is calculated as Quantity/Base number\*100

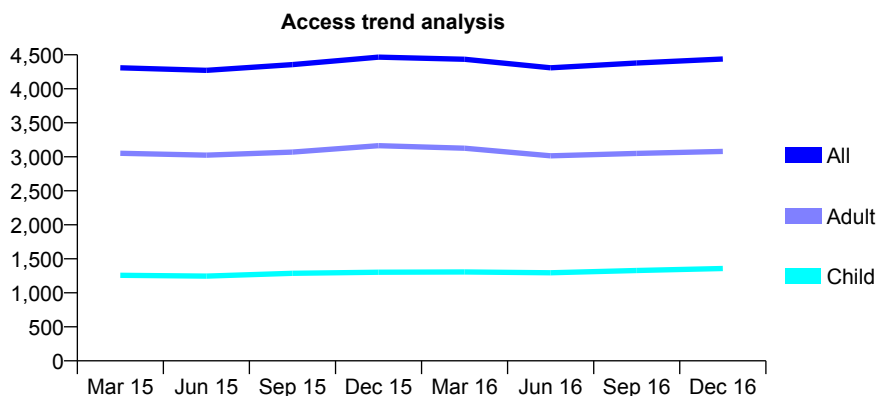
## Q62 - Vital Signs At a Glance Contract Report for 395463/0001 - December 2016

Name or company name	MR AH GHAURI
Contract type name	GDS Contract
Purpose of contract	General
Contract start date	01/04/2006
Contract end date	

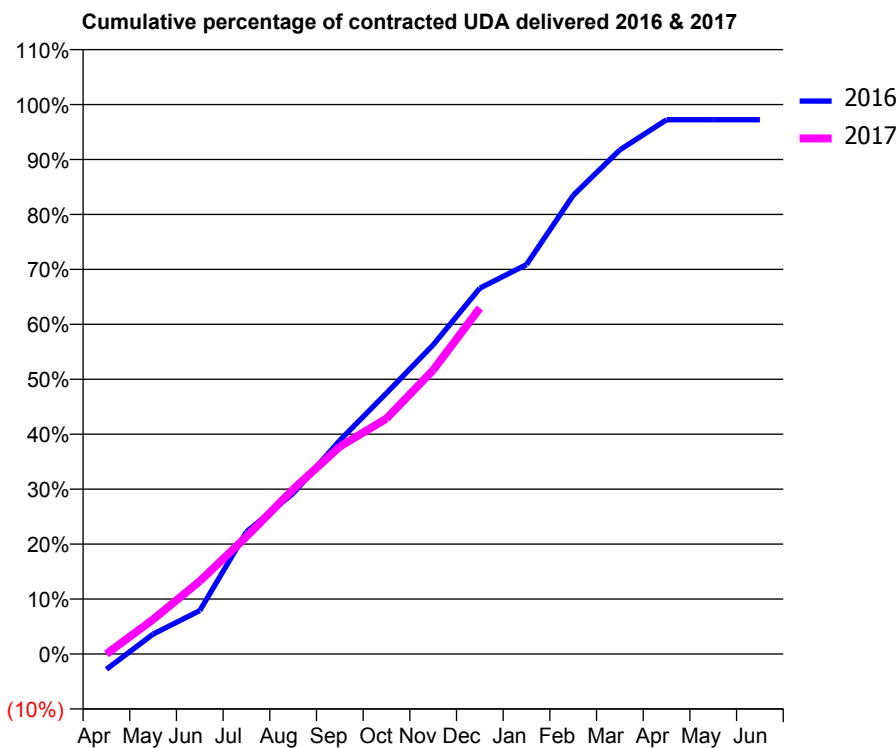
16/17 Contracted general activity (UDA)	11,256
Carry forward general activity (UDA)	311
16/17 Contracted orthodontic activity (UOA)	0
Carry forward orthodontic activity (UOA)	0
Baseline contract value	£298,693.82

### ACCESS\*

Patients seen in 24 months	Total	Change since previous quarter
Quarter ending December 2015	4,466	
Quarter ending March 2016	4,434	→
Quarter ending June 2016	4,309	↓
Quarter ending September 2016	4,379	→
Quarter ending December 2016	4,438	→
<b>Variance since December 2015</b>	<b>(0.6%)</b>	<b>→</b>



### ACTIVITY



Month	Adjusted Scheduled Activity (UDA)	
	2016	2017
April	-314	2
May	408	708
June	890	1,494
July	2,504	2,404
August	3,291	3,376
September	4,376	4,250
October	5,344	4,821
November	6,334	5,816
December	7,493	7,087
January	7,977	
February	9,395	
March	10,326	
April	10,945	
May	10,945	
June	10,945	

### QUALITY

	Quantity	Base Number	Contract	AT	Region	England
% of FP17s for the same patient ID Re-attending within 3 months - Children	57	972	5.9%	10.0%	11.9%	12.4%
% of FP17s for the same patient ID Re-attending within 3 months - Adults	201	1,900	10.6%	16.0%	17.1%	16.6%
% of FP17s for the same patient ID Re-attending between 3 & 9 months - Children	298	972	30.7%	45.8%	46.2%	57.5%
% of FP17s for the same patient ID Re-attending between 3 & 9 months - Adults	380	1,900	20.0%	37.2%	37.8%	50.4%
% of FP17s for Band 1 Urgent Courses	402	2,652	15.2%	11.0%	10.6%	9.1%
% of FP17s Relating to Free Repair or Replacements	13	2,652	0.5%	0.6%	0.6%	0.8%
% of FP17s Relating to Continuations	5	2,652	0.2%	0.7%	0.9%	1.3%
% of Patients satisfied with the dentistry they have received	2	2	N/A	91.5%	90.3%	92.7%
% of Patients satisfied with the time they had to wait for an appointment	2	2	N/A	84.0%	83.8%	88.8%

\* This is based on patients treated on this contract for their most recent course of treatment. Figures in italics indicate the base number of FP17s or Patient Questionnaire responses are less than 100. N/A is shown where the base number of responses is less than 10 during the period. % is calculated as Quantity/Base number\*100

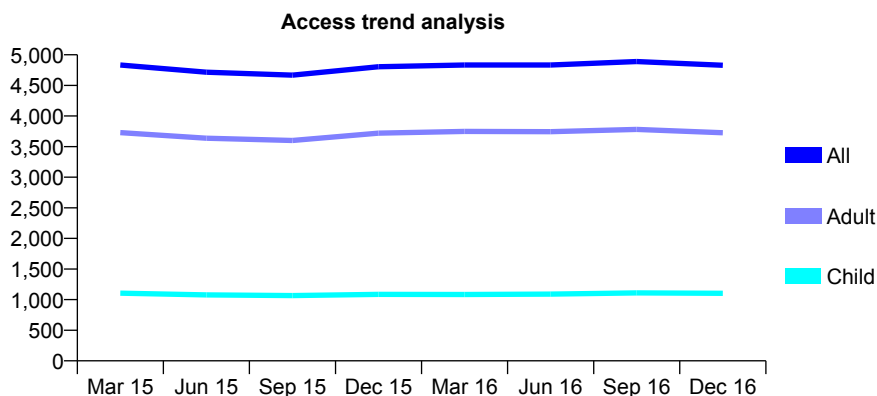
## Q62 - Vital Signs At a Glance Contract Report for 395463/0002 - December 2016

Name or company name	MR AH GHAURI
Contract type name	GDS Contract
Purpose of contract	General
Contract start date	01/04/2006
Contract end date	

16/17 Contracted general activity (UDA)	16,269
Carry forward general activity (UDA)	245
16/17 Contracted orthodontic activity (UOA)	0
Carry forward orthodontic activity (UOA)	0
Baseline contract value	£595,745.35

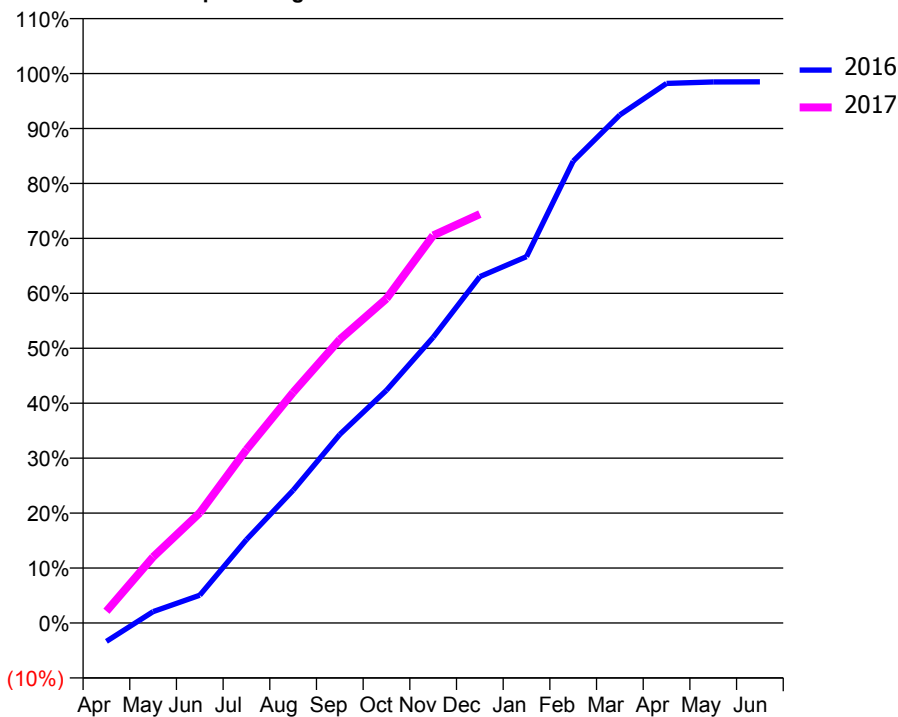
### ACCESS\*

Patients seen in 24 months	Total	Change since previous quarter
Quarter ending December 2015	4,806	
Quarter ending March 2016	4,833	→
Quarter ending June 2016	4,834	→
Quarter ending September 2016	4,891	→
Quarter ending December 2016	4,830	↓
<b>Variance since December 2015</b>	<b>0.5%</b>	<b>→</b>



### ACTIVITY

Cumulative percentage of contracted UDA delivered 2016 & 2017



Adjusted Scheduled Activity (UDA)

Month	2016	2017
April	-547	351
May	339	1,957
June	822	3,264
July	2,471	5,136
August	3,931	6,829
September	5,586	8,395
October	6,892	9,604
November	8,458	11,473
December	10,256	12,107
January	10,847	
February	13,674	
March	15,044	
April	15,976	
May	16,021	
June	16,024	

### QUALITY

	Quantity	Base Number	Contract	AT	Region	England
% of FP17s for the same patient ID Re-attending within 3 months - Children	84	991	8.5%	10.0%	11.9%	12.4%
% of FP17s for the same patient ID Re-attending within 3 months - Adults	489	2,874	17.0%	16.0%	17.1%	16.6%
% of FP17s for the same patient ID Re-attending between 3 & 9 months - Children	420	991	42.4%	45.8%	46.2%	57.5%
% of FP17s for the same patient ID Re-attending between 3 & 9 months - Adults	955	2,874	33.2%	37.2%	37.8%	50.4%
% of FP17s for Band 1 Urgent Courses	671	3,592	18.7%	11.0%	10.6%	9.1%
% of FP17s Relating to Free Repair or Replacements	26	3,592	0.7%	0.6%	0.6%	0.8%
% of FP17s Relating to Continuations	14	3,592	0.4%	0.7%	0.9%	1.3%
% of Patients satisfied with the dentistry they have received	13	14	92.9%	91.5%	90.3%	92.7%
% of Patients satisfied with the time they had to wait for an appointment	12	14	85.7%	84.0%	83.8%	88.8%

\* This is based on patients treated on this contract for their most recent course of treatment. Figures in italics indicate the base number of FP17s or Patient Questionnaire responses are less than 100. N/A is shown where the base number of responses is less than 10 during the period. % is calculated as Quantity/Base number\*100

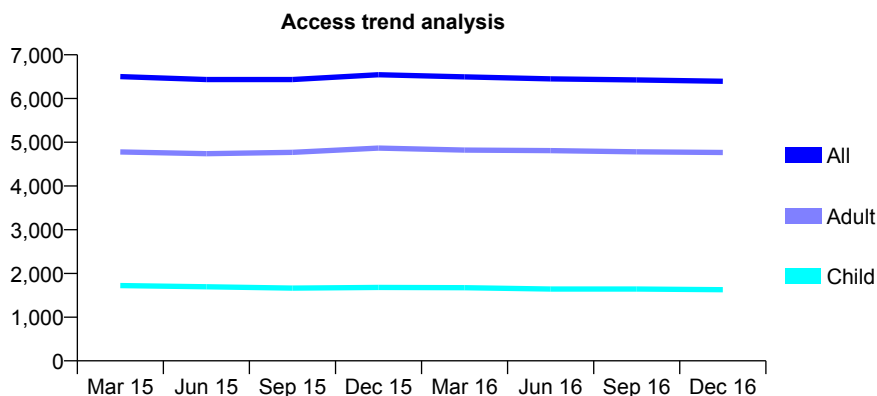
## Q62 - Vital Signs At a Glance Contract Report for 395463/0004 - December 2016

Name or company name	MR AH GHAURI
Contract type name	GDS Contract
Purpose of contract	General
Contract start date	01/04/2006
Contract end date	

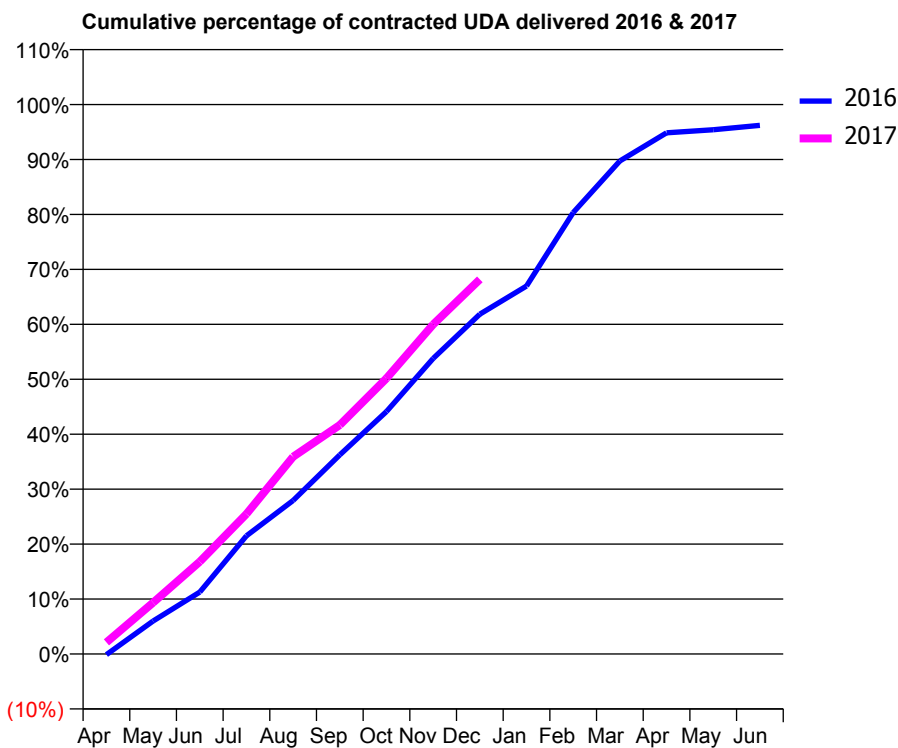
16/17 Contracted general activity (UDA)	24,669
Carry forward general activity (UDA)	457
16/17 Contracted orthodontic activity (UOA)	0
Carry forward orthodontic activity (UOA)	0
Baseline contract value	£648,687.77

### ACCESS\*

Patients seen in 24 months	Total	Change since previous quarter
Quarter ending December 2015	6,544	
Quarter ending March 2016	6,494	→
Quarter ending June 2016	6,449	→
Quarter ending September 2016	6,424	→
Quarter ending December 2016	6,395	→
<b>Variance since December 2015</b>	<b>(2.3%)</b>	<b>↓</b>



### ACTIVITY



Month	Adjusted Scheduled Activity (UDA)	
	2016	2017
April	-33	521
May	1,485	2,310
June	2,783	4,145
July	5,306	6,288
August	6,896	8,859
September	8,939	10,283
October	10,889	12,375
November	13,266	14,794
December	15,255	16,820
January	16,519	
February	19,819	
March	22,134	
April	23,397	
May	23,533	
June	23,735	

### QUALITY

	Quantity	Base Number	Contract	AT	Region	England
% of FP17s for the same patient ID Re-attending within 3 months - Children	66	1,234	5.3%	10.0%	11.9%	12.4%
% of FP17s for the same patient ID Re-attending within 3 months - Adults	331	3,243	10.2%	16.0%	17.1%	16.6%
% of FP17s for the same patient ID Re-attending between 3 & 9 months - Children	396	1,234	32.1%	45.8%	46.2%	57.5%
% of FP17s for the same patient ID Re-attending between 3 & 9 months - Adults	811	3,243	25.0%	37.2%	37.8%	50.4%
% of FP17s for Band 1 Urgent Courses	377	4,164	9.1%	11.0%	10.6%	9.1%
% of FP17s Relating to Free Repair or Replacements	11	4,164	0.3%	0.6%	0.6%	0.8%
% of FP17s Relating to Continuations	5	4,164	0.1%	0.7%	0.9%	1.3%
% of Patients satisfied with the dentistry they have received	24	24	100.0%	91.5%	90.3%	92.7%
% of Patients satisfied with the time they had to wait for an appointment	21	24	87.5%	84.0%	83.8%	88.8%

\* This is based on patients treated on this contract for their most recent course of treatment. Figures in italics indicate the base number of FP17s or Patient Questionnaire responses are less than 100. N/A is shown where the base number of responses is less than 10 during the period. % is calculated as Quantity/Base number\*100

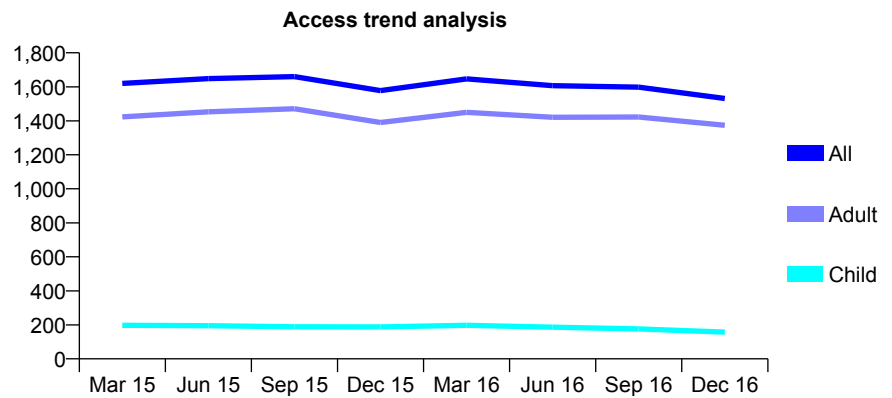
## Q62 - Vital Signs At a Glance Contract Report for 395463/0006 - December 2016

Name or company name	MR AH GHAURI
Contract type name	GDS Contract
Purpose of contract	General
Contract start date	01/04/2006
Contract end date	

16/17 Contracted general activity (UDA)	3,000
Carry forward general activity (UDA)	0
16/17 Contracted orthodontic activity (UOA)	0
Carry forward orthodontic activity (UOA)	0
Baseline contract value	£117,723.68

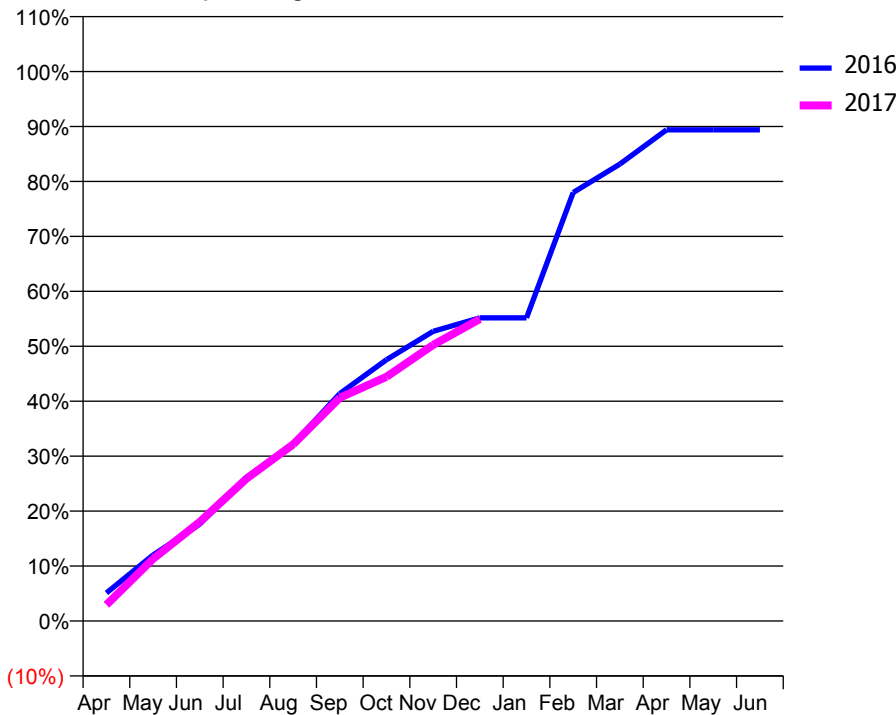
### ACCESS\*

Patients seen in 24 months	Total	Change since previous quarter
Quarter ending December 2015	1,578	
Quarter ending March 2016	1,647	↑
Quarter ending June 2016	1,607	↓
Quarter ending September 2016	1,598	→
Quarter ending December 2016	1,531	↓
<b>Variance since December 2015</b>	<b>(3.0%)</b>	<b>↓</b>



### ACTIVITY

Cumulative percentage of contracted UDA delivered 2016 & 2017



Month	Adjusted Scheduled Activity (UDA)	
	2016	2017
April	154	89
May	361	339
June	529	541
July	784	777
August	967	964
September	1,241	1,219
October	1,427	1,333
November	1,582	1,507
December	1,655	1,649
January	1,655	
February	2,339	
March	2,494	
April	2,681	
May	2,681	
June	2,681	

### QUALITY

	Quantity	Base Number	Contract	AT	Region	England
% of FP17s for the same patient ID Re-attending within 3 months - Children	1	195	0.5%	10.0%	11.9%	12.4%
% of FP17s for the same patient ID Re-attending within 3 months - Adults	23	1,336	1.7%	16.0%	17.1%	16.6%
% of FP17s for the same patient ID Re-attending between 3 & 9 months - Children	1	195	0.5%	45.8%	46.2%	57.5%
% of FP17s for the same patient ID Re-attending between 3 & 9 months - Adults	9	1,336	0.7%	37.2%	37.8%	50.4%
% of FP17s for Band 1 Urgent Courses	1,369	1,375	99.6%	11.0%	10.6%	9.1%
% of FP17s Relating to Free Repair or Replacements	0	1,375	0.0%	0.6%	0.6%	0.8%
% of FP17s Relating to Continuations	0	1,375	0.0%	0.7%	0.9%	1.3%
% of Patients satisfied with the dentistry they have received	2	2	N/A	91.5%	90.3%	92.7%
% of Patients satisfied with the time they had to wait for an appointment	2	2	N/A	84.0%	83.8%	88.8%

\* This is based on patients treated on this contract for their most recent course of treatment. Figures in italics indicate the base number of FP17s or Patient Questionnaire responses are less than 100. N/A is shown where the base number of responses is less than 10 during the period. % is calculated as Quantity/Base number\*100



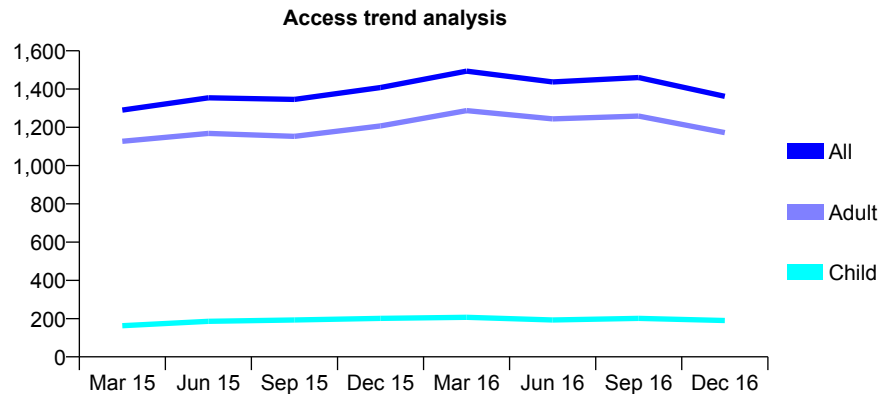
## Q62 - Vital Signs At a Glance Contract Report for 395463/0007 - December 2016

Name or company name	MR AH GHAURI
Contract type name	GDS Contract
Purpose of contract	General
Contract start date	01/01/2007
Contract end date	

16/17 Contracted general activity (UDA)	2,200
Carry forward general activity (UDA)	-44
16/17 Contracted orthodontic activity (UOA)	0
Carry forward orthodontic activity (UOA)	0
Baseline contract value	£85,973.95

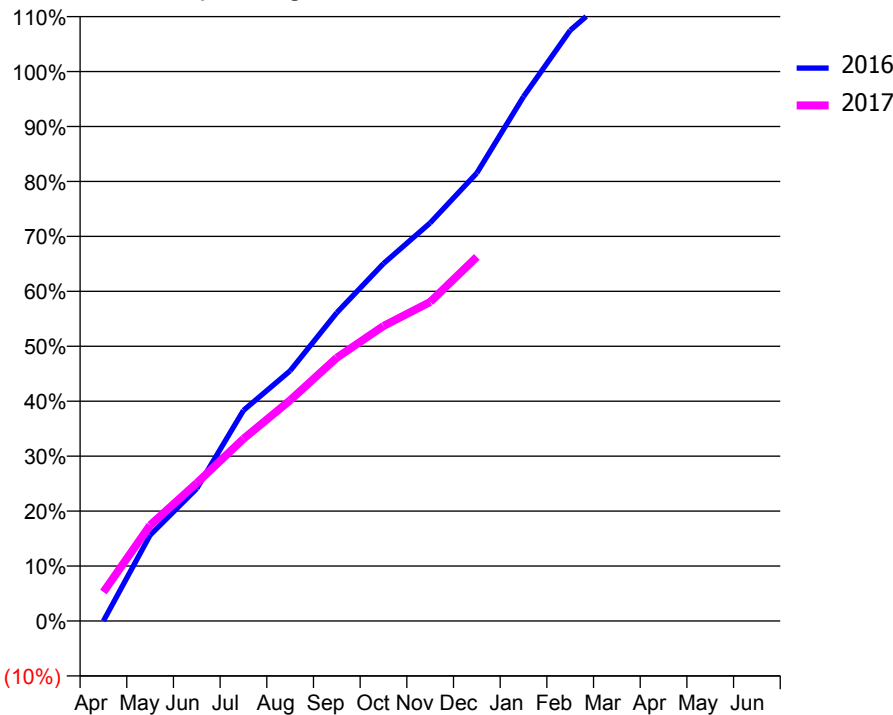
### ACCESS\*

Patients seen in 24 months	Total	Change since previous quarter
Quarter ending December 2015	1,408	
Quarter ending March 2016	1,494	↑
Quarter ending June 2016	1,437	↓
Quarter ending September 2016	1,460	→
Quarter ending December 2016	1,362	↓
<b>Variance since December 2015</b>	<b>(3.3%)</b>	<b>↓</b>



### ACTIVITY

Cumulative percentage of contracted UDA delivered 2016 & 2017



Month	Adjusted Scheduled Activity (UDA)	
	2016	2017
April	0	116
May	344	384
June	530	552
July	843	730
August	1,002	884
September	1,235	1,054
October	1,431	1,181
November	1,594	1,277
December	1,793	1,458
January	2,099	
February	2,365	
March	2,526	
April	2,706	
May	2,706	
June	2,706	

### QUALITY

	Quantity	Base Number	Contract	AT	Region	England
% of FP17s for the same patient ID Re-attending within 3 months - Children	5	212	2.4%	10.0%	11.9%	12.4%
% of FP17s for the same patient ID Re-attending within 3 months - Adults	16	1,105	1.4%	16.0%	17.1%	16.6%
% of FP17s for the same patient ID Re-attending between 3 & 9 months - Children	0	212	0.0%	45.8%	46.2%	57.5%
% of FP17s for the same patient ID Re-attending between 3 & 9 months - Adults	11	1,105	1.0%	37.2%	37.8%	50.4%
% of FP17s for Band 1 Urgent Courses	1,159	1,167	99.3%	11.0%	10.6%	9.1%
% of FP17s Relating to Free Repair or Replacements	0	1,167	0.0%	0.6%	0.6%	0.8%
% of FP17s Relating to Continuations	0	1,167	0.0%	0.7%	0.9%	1.3%
% of Patients satisfied with the dentistry they have received	0	0	N/A	91.5%	90.3%	92.7%
% of Patients satisfied with the time they had to wait for an appointment	0	0	N/A	84.0%	83.8%	88.8%

\* This is based on patients treated on this contract for their most recent course of treatment. Figures in italics indicate the base number of FP17s or Patient Questionnaire responses are less than 100. N/A is shown where the base number of responses is less than 10 during the period. % is calculated as Quantity/Base number\*100

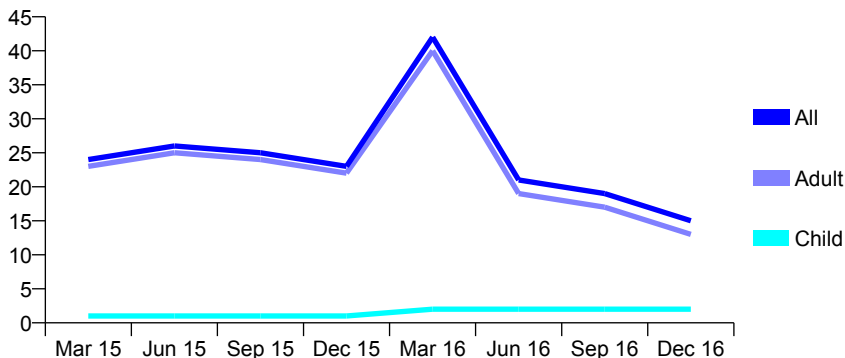
## Q62 - Vital Signs At a Glance Contract Report for 395463/0009 - December 2016

Name or company name	MR AH GHAURI
Contract type name	PDS Contract
Purpose of contract	General
Contract start date	01/04/2009
Contract end date	

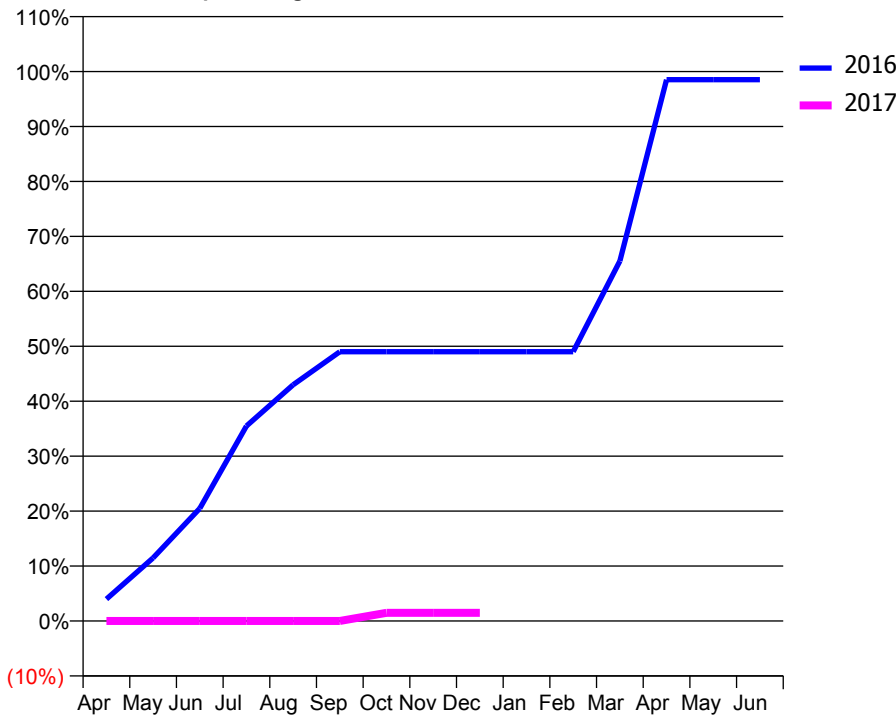
16/17 Contracted general activity (UDA)	200
Carry forward general activity (UDA)	0
16/17 Contracted orthodontic activity (UOA)	0
Carry forward orthodontic activity (UOA)	0
Baseline contract value	£25,739.78

### ACCESS\*

Patients seen in 24 months	Total	Change since previous quarter
Quarter ending December 2015	23	
Quarter ending March 2016	42	↑
Quarter ending June 2016	21	↓
Quarter ending September 2016	19	↓
Quarter ending December 2016	15	↓
<b>Variance since December 2015</b>	<b>(34.8%)</b>	<b>↓</b>

**Access trend analysis**


### ACTIVITY

**Cumulative percentage of contracted UDA delivered 2016 & 2017**


Month	Adjusted Scheduled Activity (UDA)	
	2016	2017
April	8	0
May	23	0
June	41	0
July	71	0
August	86	0
September	98	0
October	98	3
November	98	3
December	98	3
January	98	
February	98	
March	131	
April	197	
May	197	
June	197	

### QUALITY

	Quantity	Base Number	Contract	AT	Region	England
% of FP17s for the same patient ID Re-attending within 3 months - Children	0	1	0.0%	10.0%	11.9%	12.4%
% of FP17s for the same patient ID Re-attending within 3 months - Adults	0	22	0.0%	16.0%	17.1%	16.6%
% of FP17s for the same patient ID Re-attending between 3 & 9 months - Children	0	1	0.0%	45.8%	46.2%	57.5%
% of FP17s for the same patient ID Re-attending between 3 & 9 months - Adults	0	22	0.0%	37.2%	37.8%	50.4%
% of FP17s for Band 1 Urgent Courses	0	1	0.0%	11.0%	10.6%	9.1%
% of FP17s Relating to Free Repair or Replacements	0	1	0.0%	0.6%	0.6%	0.8%
% of FP17s Relating to Continuations	0	1	0.0%	0.7%	0.9%	1.3%
% of Patients satisfied with the dentistry they have received	0	0	N/A	91.5%	90.3%	92.7%
% of Patients satisfied with the time they had to wait for an appointment	0	0	N/A	84.0%	83.8%	88.8%

\* This is based on patients treated on this contract for their most recent course of treatment. Figures in italics indicate the base number of FP17s or Patient Questionnaire responses are less than 100. N/A is shown where the base number of responses is less than 10 during the period. % is calculated as Quantity/Base number\*100

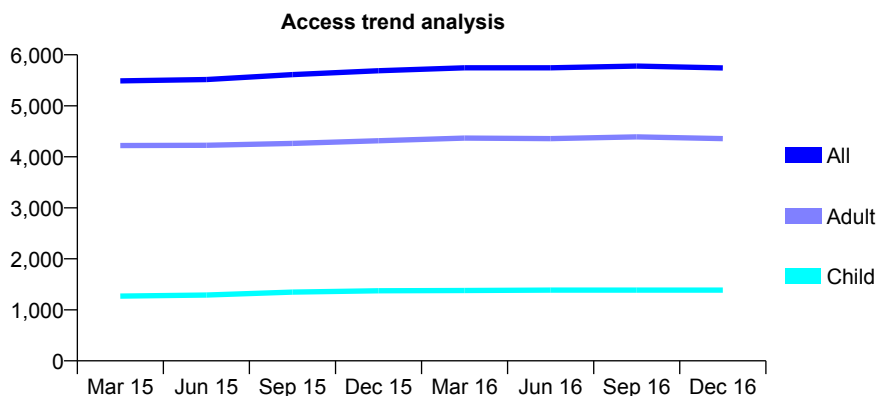
## Q62 - Vital Signs At a Glance Contract Report for 555843/0001 - December 2016

Name or company name	MR B COHEN
Contract type name	GDS Contract
Purpose of contract	General
Contract start date	01/04/2006
Contract end date	

16/17 Contracted general activity (UDA)	13,083
Carry forward general activity (UDA)	404
16/17 Contracted orthodontic activity (UOA)	0
Carry forward orthodontic activity (UOA)	0
Baseline contract value	£343,740.82

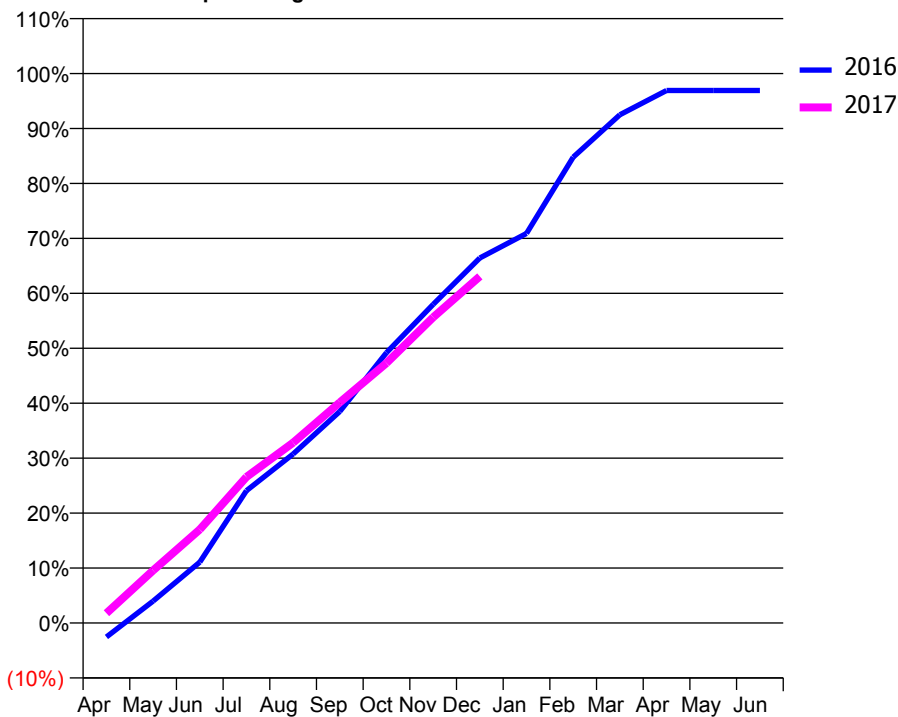
### ACCESS\*

Patients seen in 24 months	Total	Change since previous quarter
Quarter ending December 2015	5,688	
Quarter ending March 2016	5,746	→
Quarter ending June 2016	5,745	→
Quarter ending September 2016	5,778	→
Quarter ending December 2016	5,742	→
<b>Variance since December 2015</b>	<b>0.9%</b>	<b>→</b>



### ACTIVITY

Cumulative percentage of contracted UDA delivered 2016 & 2017



Month	Adjusted Scheduled Activity (UDA)	
	2016	2017
April	-335	234
May	522	1,253
June	1,450	2,226
July	3,151	3,479
August	4,023	4,295
September	5,038	5,254
October	6,436	6,190
November	7,585	7,278
December	8,692	8,252
January	9,274	
February	11,093	
March	12,102	
April	12,679	
May	12,679	
June	12,679	

### QUALITY

	Quantity	Base Number	Contract	AT	Region	England
% of FP17s for the same patient ID Re-attending within 3 months - Children	127	1,563	8.1%	10.0%	11.9%	12.4%
% of FP17s for the same patient ID Re-attending within 3 months - Adults	624	4,550	13.7%	16.0%	17.1%	16.6%
% of FP17s for the same patient ID Re-attending between 3 & 9 months - Children	981	1,563	62.8%	45.8%	46.2%	57.5%
% of FP17s for the same patient ID Re-attending between 3 & 9 months - Adults	2,628	4,550	57.8%	37.2%	37.8%	50.4%
% of FP17s for Band 1 Urgent Courses	677	5,788	11.7%	11.0%	10.6%	9.1%
% of FP17s Relating to Free Repair or Replacements	25	5,788	0.4%	0.6%	0.6%	0.8%
% of FP17s Relating to Continuations	74	5,788	1.3%	0.7%	0.9%	1.3%
% of Patients satisfied with the dentistry they have received	8	8	N/A	91.5%	90.3%	92.7%
% of Patients satisfied with the time they had to wait for an appointment	8	8	N/A	84.0%	83.8%	88.8%

\* This is based on patients treated on this contract for their most recent course of treatment. Figures in italics indicate the base number of FP17s or Patient Questionnaire responses are less than 100. N/A is shown where the base number of responses is less than 10 during the period. % is calculated as Quantity/Base number\*100

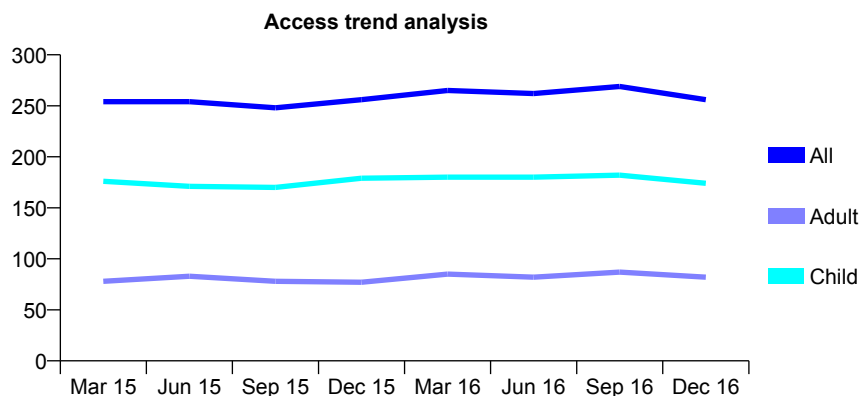
## Q62 - Vital Signs At a Glance Contract Report for 558044/0003 - December 2016

Name or company name	MR BP WEINBAUM
Contract type name	GDS Contract
Purpose of contract	General
Contract start date	08/06/2007
Contract end date	

16/17 Contracted general activity (UDA)	431
Carry forward general activity (UDA)	0
16/17 Contracted orthodontic activity (UOA)	0
Carry forward orthodontic activity (UOA)	0
Baseline contract value	£9,596.12

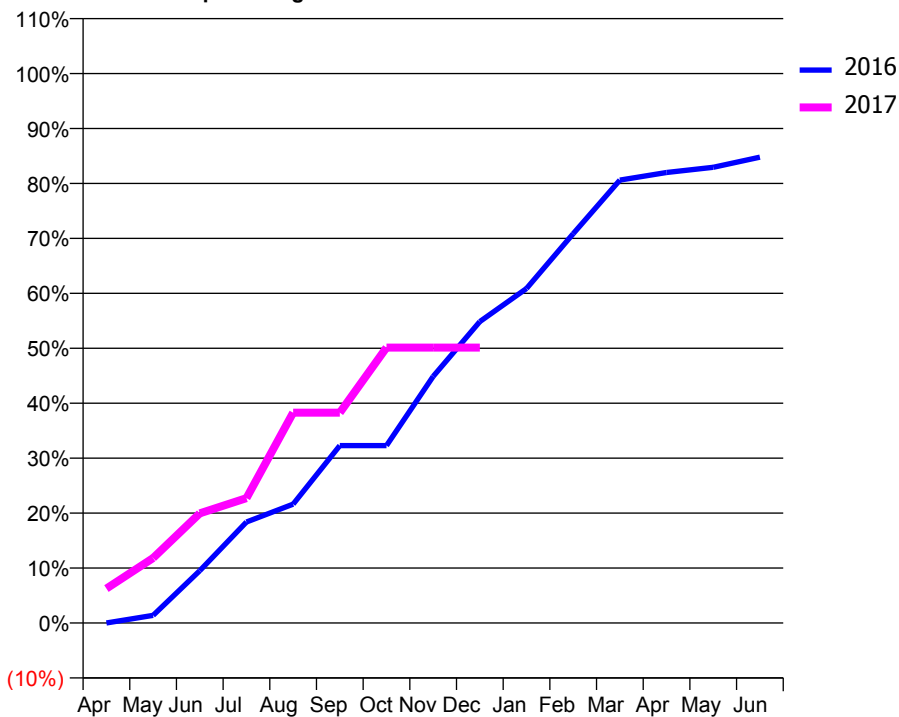
### ACCESS\*

Patients seen in 24 months	Total	Change since previous quarter
Quarter ending December 2015	256	
Quarter ending March 2016	265	↑
Quarter ending June 2016	262	↓
Quarter ending September 2016	269	↑
Quarter ending December 2016	256	↓
<b>Variance since December 2015</b>	0.0%	→



### ACTIVITY

Cumulative percentage of contracted UDA delivered 2016 & 2017



Month	Adjusted Scheduled Activity (UDA)	
	2016	2017
April	0	27
May	6	51
June	41	86
July	79	98
August	93	165
September	139	165
October	139	216
November	193	216
December	236	216
January	262	
February	305	
March	347	
April	353	
May	357	
June	365	

### QUALITY

	Quantity	Base Number	Contract	AT	Region	England
% of FP17s for the same patient ID Re-attending within 3 months - Children	1	137	0.7%	10.0%	11.9%	12.4%
% of FP17s for the same patient ID Re-attending within 3 months - Adults	2	41	4.9%	16.0%	17.1%	16.6%
% of FP17s for the same patient ID Re-attending between 3 & 9 months - Children	91	137	66.4%	45.8%	46.2%	57.5%
% of FP17s for the same patient ID Re-attending between 3 & 9 months - Adults	18	41	43.9%	37.2%	37.8%	50.4%
% of FP17s for Band 1 Urgent Courses	0	154	0.0%	11.0%	10.6%	9.1%
% of FP17s Relating to Free Repair or Replacements	0	154	0.0%	0.6%	0.6%	0.8%
% of FP17s Relating to Continuations	0	154	0.0%	0.7%	0.9%	1.3%
% of Patients satisfied with the dentistry they have received	0	0	N/A	91.5%	90.3%	92.7%
% of Patients satisfied with the time they had to wait for an appointment	0	0	N/A	84.0%	83.8%	88.8%

\* This is based on patients treated on this contract for their most recent course of treatment. Figures in italics indicate the base number of FP17s or Patient Questionnaire responses are less than 100. N/A is shown where the base number of responses is less than 10 during the period. % is calculated as Quantity/Base number\*100

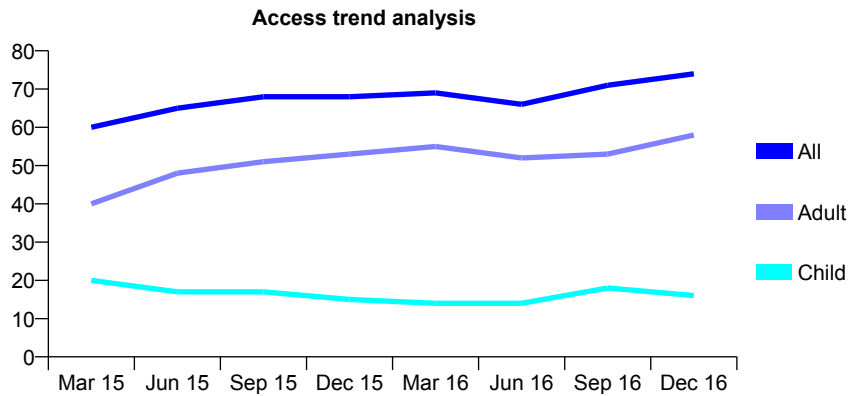
## Q62 - Vital Signs At a Glance Contract Report for 558834/0002 - December 2016

Name or company name	MR SG RADIA
Contract type name	GDS Contract
Purpose of contract	General
Contract start date	22/04/2010
Contract end date	

16/17 Contracted general activity (UDA)	228
Carry forward general activity (UDA)	0
16/17 Contracted orthodontic activity (UOA)	0
Carry forward orthodontic activity (UOA)	0
Baseline contract value	£6,178.43

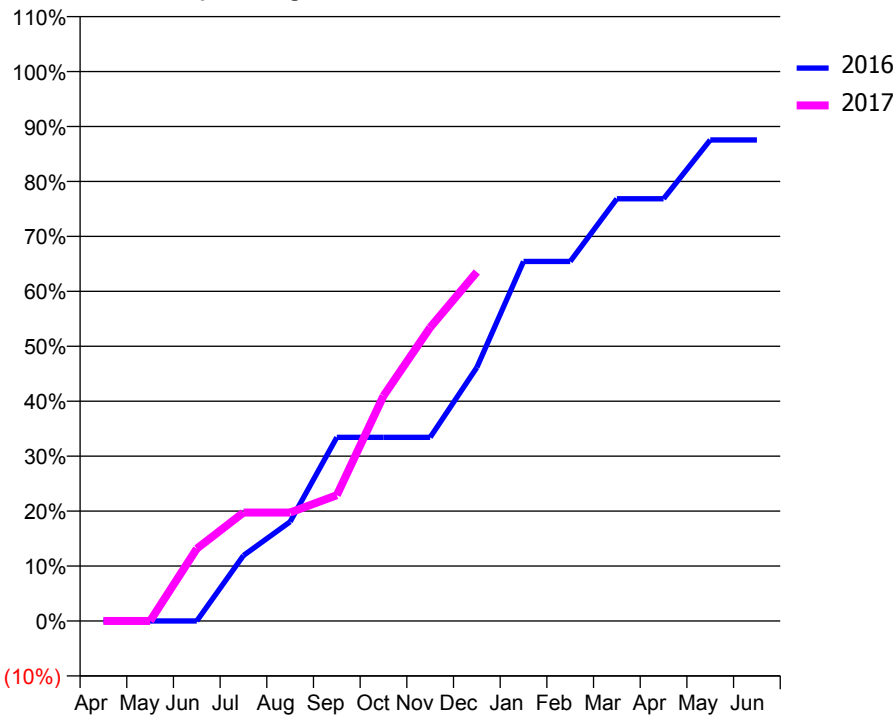
### ACCESS\*

Patients seen in 24 months	Total	Change since previous quarter
Quarter ending December 2015	68	
Quarter ending March 2016	69	→
Quarter ending June 2016	66	↓
Quarter ending September 2016	71	↑
Quarter ending December 2016	74	↑
<b>Variance since December 2015</b>	<b>8.8%</b>	<b>↑</b>



### ACTIVITY

Cumulative percentage of contracted UDA delivered 2016 & 2017



Month	Adjusted Scheduled Activity (UDA)	
	2016	2017
April	0	0
May	0	0
June	0	30
July	27	45
August	41	45
September	76	52
October	76	93
November	76	122
December	105	145
January	149	
February	149	
March	175	
April	175	
May	200	
June	200	

### QUALITY

	Quantity	Base Number	Contract	AT	Region	England
% of FP17s for the same patient ID Re-attending within 3 months - Children	0	16	0.0%	10.0%	11.9%	12.4%
% of FP17s for the same patient ID Re-attending within 3 months - Adults	3	36	8.3%	16.0%	17.1%	16.6%
% of FP17s for the same patient ID Re-attending between 3 & 9 months - Children	8	16	50.0%	45.8%	46.2%	57.5%
% of FP17s for the same patient ID Re-attending between 3 & 9 months - Adults	17	36	47.2%	37.2%	37.8%	50.4%
% of FP17s for Band 1 Urgent Courses	4	43	9.3%	11.0%	10.6%	9.1%
% of FP17s Relating to Free Repair or Replacements	0	43	0.0%	0.6%	0.6%	0.8%
% of FP17s Relating to Continuations	0	43	0.0%	0.7%	0.9%	1.3%
% of Patients satisfied with the dentistry they have received	0	0	N/A	91.5%	90.3%	92.7%
% of Patients satisfied with the time they had to wait for an appointment	0	0	N/A	84.0%	83.8%	88.8%

\* This is based on patients treated on this contract for their most recent course of treatment. Figures in italics indicate the base number of FP17s or Patient Questionnaire responses are less than 100. N/A is shown where the base number of responses is less than 10 during the period. % is calculated as Quantity/Base number\*100

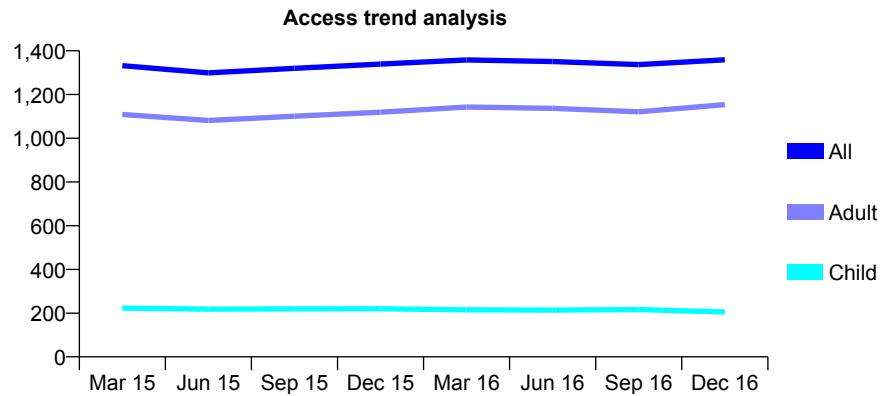
## Q62 - Vital Signs At a Glance Contract Report for 559741/0002 - December 2016

Name or company name	Drs Kothari & Dattani
Contract type name	GDS Contract
Purpose of contract	General
Contract start date	01/08/2006
Contract end date	

16/17 Contracted general activity (UDA)	4,829
Carry forward general activity (UDA)	0
16/17 Contracted orthodontic activity (UOA)	0
Carry forward orthodontic activity (UOA)	0
Baseline contract value	£124,616.59

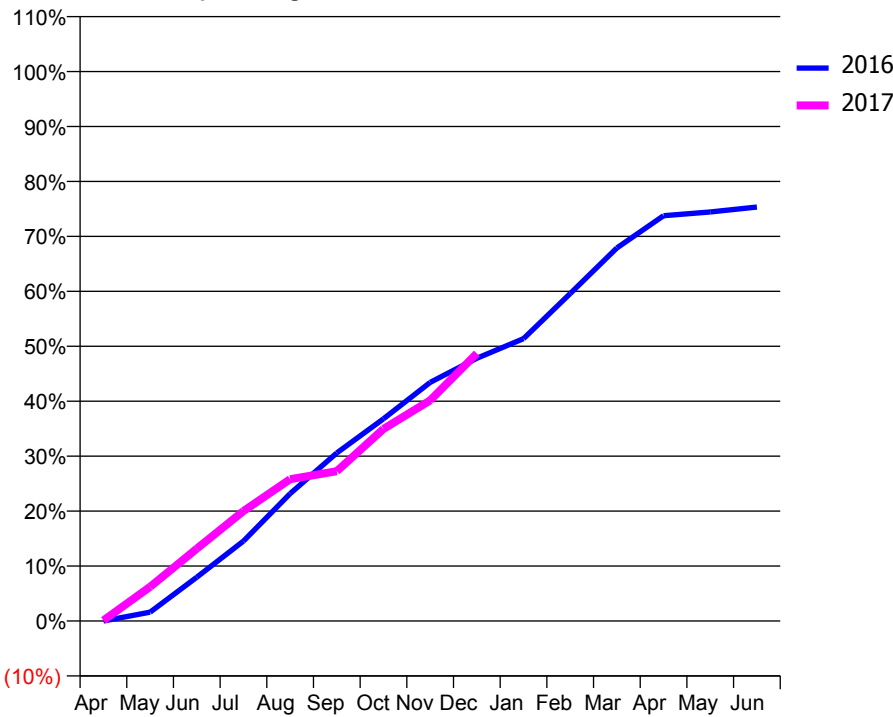
### ACCESS\*

Patients seen in 24 months	Total	Change since previous quarter
Quarter ending December 2015	1,339	
Quarter ending March 2016	1,358	→
Quarter ending June 2016	1,351	→
Quarter ending September 2016	1,337	↓
Quarter ending December 2016	1,359	→
<b>Variance since December 2015</b>	<b>1.5%</b>	<b>→</b>



### ACTIVITY

Cumulative percentage of contracted UDA delivered 2016 & 2017



Month	Adjusted Scheduled Activity (UDA)	
	2016	2017
April	0	5
May	78	300
June	385	635
July	702	967
August	1,120	1,246
September	1,477	1,316
October	1,777	1,688
November	2,097	1,939
December	2,309	2,351
January	2,481	
February	2,878	
March	3,278	
April	3,562	
May	3,595	
June	3,638	

### QUALITY

	Quantity	Base Number	Contract	AT	Region	England
% of FP17s for the same patient ID Re-attending within 3 months - Children	7	170	4.1%	10.0%	11.9%	12.4%
% of FP17s for the same patient ID Re-attending within 3 months - Adults	96	892	10.8%	16.0%	17.1%	16.6%
% of FP17s for the same patient ID Re-attending between 3 & 9 months - Children	73	170	42.9%	45.8%	46.2%	57.5%
% of FP17s for the same patient ID Re-attending between 3 & 9 months - Adults	315	892	35.3%	37.2%	37.8%	50.4%
% of FP17s for Band 1 Urgent Courses	81	925	8.8%	11.0%	10.6%	9.1%
% of FP17s Relating to Free Repair or Replacements	11	925	1.2%	0.6%	0.6%	0.8%
% of FP17s Relating to Continuations	11	925	1.2%	0.7%	0.9%	1.3%
% of Patients satisfied with the dentistry they have received	1	1	N/A	91.5%	90.3%	92.7%
% of Patients satisfied with the time they had to wait for an appointment	1	1	N/A	84.0%	83.8%	88.8%

\* This is based on patients treated on this contract for their most recent course of treatment. Figures in italics indicate the base number of FP17s or Patient Questionnaire responses are less than 100. N/A is shown where the base number of responses is less than 10 during the period. % is calculated as Quantity/Base number\*100

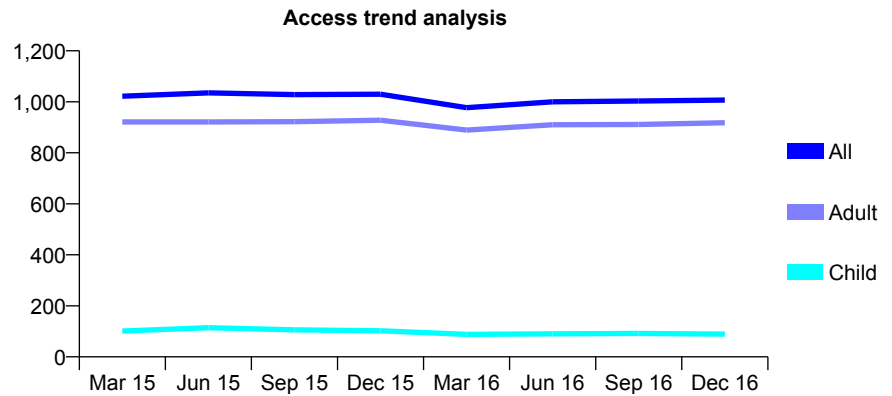
## Q62 - Vital Signs At a Glance Contract Report for 567329/0002 - December 2016

Name or company name	MR WH LEE
Contract type name	GDS Contract
Purpose of contract	General
Contract start date	04/04/2007
Contract end date	

16/17 Contracted general activity (UDA)	5,024
Carry forward general activity (UDA)	0
16/17 Contracted orthodontic activity (UOA)	0
Carry forward orthodontic activity (UOA)	0
Baseline contract value	£130,865.09

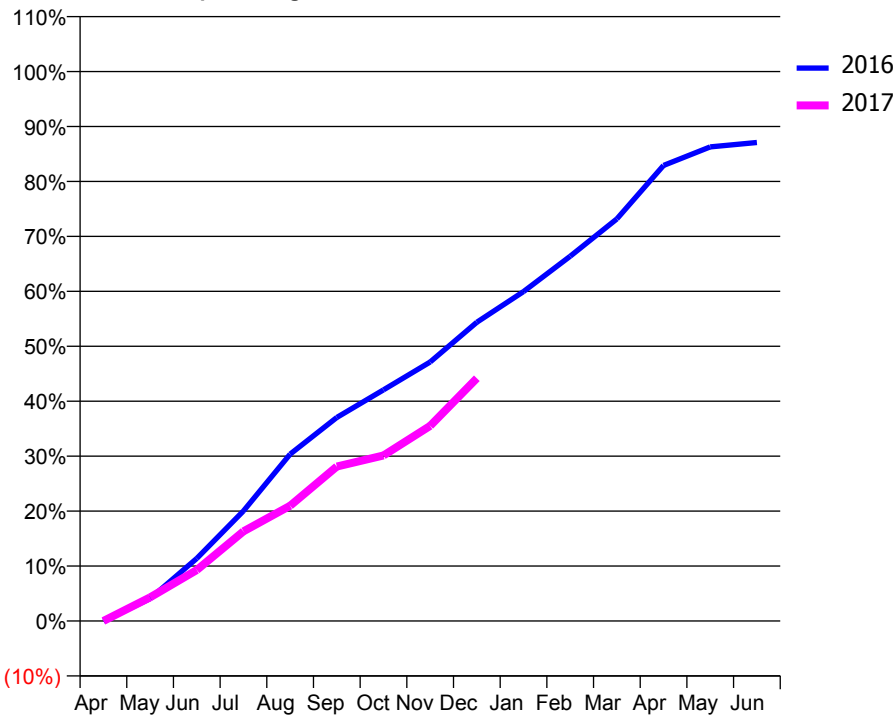
### ACCESS\*

Patients seen in 24 months	Total	Change since previous quarter
Quarter ending December 2015	1,030	
Quarter ending March 2016	977	↓
Quarter ending June 2016	1,000	↑
Quarter ending September 2016	1,003	→
Quarter ending December 2016	1,007	→
<b>Variance since December 2015</b>	<b>(2.2%)</b>	<b>↓</b>



### ACTIVITY

Cumulative percentage of contracted UDA delivered 2016 & 2017



Month	Adjusted Scheduled Activity (UDA)	
	2016	2017
April	0	0
May	205	217
June	573	467
July	1,006	820
August	1,526	1,054
September	1,861	1,412
October	2,113	1,514
November	2,368	1,785
December	2,731	2,220
January	3,012	
February	3,335	
March	3,677	
April	4,165	
May	4,334	
June	4,374	

### QUALITY

	Quantity	Base Number	Contract	AT	Region	England
% of FP17s for the same patient ID Re-attending within 3 months - Children	3	63	4.8%	10.0%	11.9%	12.4%
% of FP17s for the same patient ID Re-attending within 3 months - Adults	27	547	4.9%	16.0%	17.1%	16.6%
% of FP17s for the same patient ID Re-attending between 3 & 9 months - Children	14	63	22.2%	45.8%	46.2%	57.5%
% of FP17s for the same patient ID Re-attending between 3 & 9 months - Adults	124	547	22.7%	37.2%	37.8%	50.4%
% of FP17s for Band 1 Urgent Courses	24	487	4.9%	11.0%	10.6%	9.1%
% of FP17s Relating to Free Repair or Replacements	2	487	0.4%	0.6%	0.6%	0.8%
% of FP17s Relating to Continuations	3	487	0.6%	0.7%	0.9%	1.3%
% of Patients satisfied with the dentistry they have received	1	1	N/A	91.5%	90.3%	92.7%
% of Patients satisfied with the time they had to wait for an appointment	1	1	N/A	84.0%	83.8%	88.8%

\* This is based on patients treated on this contract for their most recent course of treatment. Figures in italics indicate the base number of FP17s or Patient Questionnaire responses are less than 100. N/A is shown where the base number of responses is less than 10 during the period. % is calculated as Quantity/Base number\*100



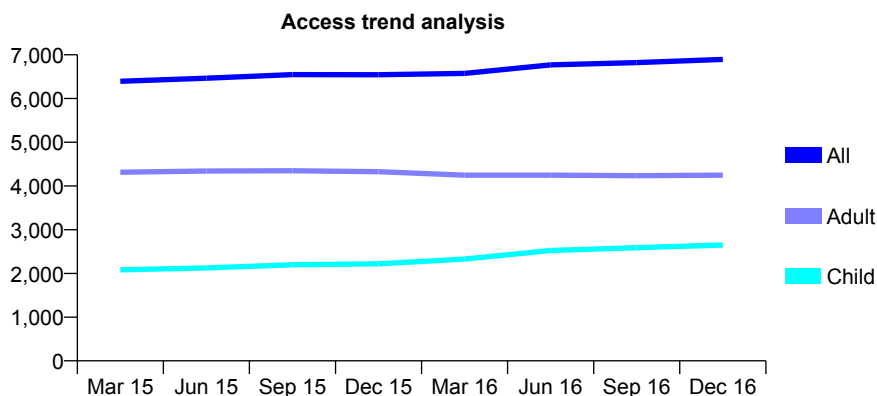
## Q62 - Vital Signs At a Glance Contract Report for 568821/0001 - December 2016

Name or company name	MR BK VEKARIA
Contract type name	GDS Contract
Purpose of contract	General
Contract start date	01/04/2006
Contract end date	

16/17 Contracted general activity (UDA)	25,725
Carry forward general activity (UDA)	-399
16/17 Contracted orthodontic activity (UOA)	0
Carry forward orthodontic activity (UOA)	0
Baseline contract value	£882,808.89

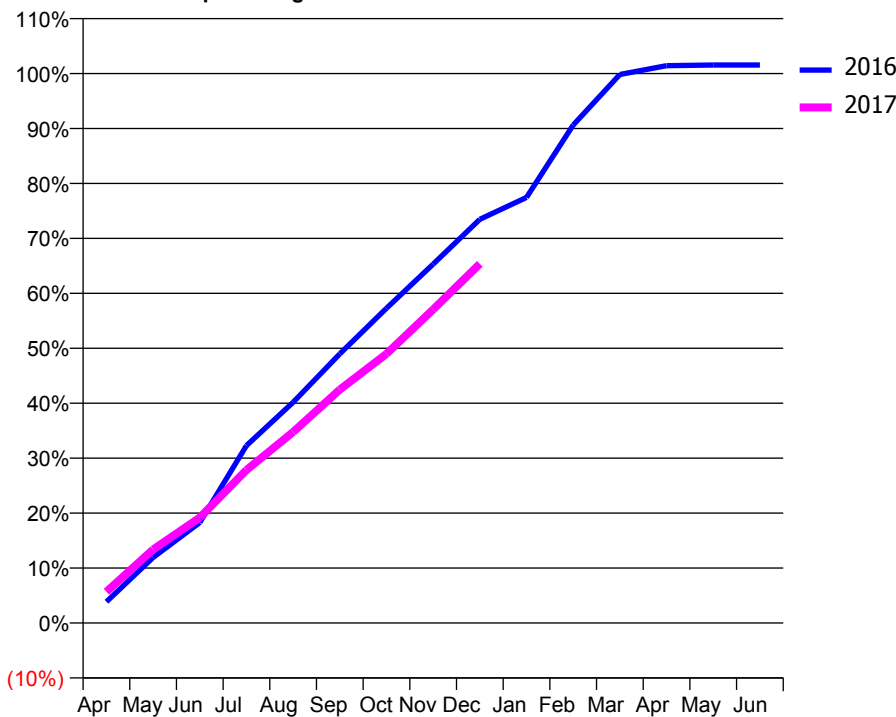
### ACCESS\*

Patients seen in 24 months	Total	Change since previous quarter
Quarter ending December 2015	6,545	
Quarter ending March 2016	6,575	→
Quarter ending June 2016	6,771	↑
Quarter ending September 2016	6,822	→
Quarter ending December 2016	6,895	→
<b>Variance since December 2015</b>	<b>5.3%</b>	<b>↑</b>



### ACTIVITY

Cumulative percentage of contracted UDA delivered 2016 & 2017



Month	Adjusted Scheduled Activity (UDA)	
	2016	2017
April	994	1,465
May	3,066	3,444
June	4,705	4,935
July	8,309	7,161
August	10,332	8,944
September	12,598	10,929
October	14,735	12,598
November	16,804	14,680
December	18,901	16,814
January	19,922	
February	23,313	
March	25,682	
April	26,088	
May	26,124	
June	26,124	

### QUALITY

	Quantity	Base Number	Contract	AT	Region	England
% of FP17s for the same patient ID Re-attending within 3 months - Children	224	2,278	9.8%	10.0%	11.9%	12.4%
% of FP17s for the same patient ID Re-attending within 3 months - Adults	522	3,339	15.6%	16.0%	17.1%	16.6%
% of FP17s for the same patient ID Re-attending between 3 & 9 months - Children	638	2,278	28.0%	45.8%	46.2%	57.5%
% of FP17s for the same patient ID Re-attending between 3 & 9 months - Adults	1,140	3,339	34.1%	37.2%	37.8%	50.4%
% of FP17s for Band 1 Urgent Courses	842	5,474	15.4%	11.0%	10.6%	9.1%
% of FP17s Relating to Free Repair or Replacements	38	5,474	0.7%	0.6%	0.6%	0.8%
% of FP17s Relating to Continuations	7	5,474	0.1%	0.7%	0.9%	1.3%
% of Patients satisfied with the dentistry they have received	4	4	N/A	91.5%	90.3%	92.7%
% of Patients satisfied with the time they had to wait for an appointment	2	4	N/A	84.0%	83.8%	88.8%

\* This is based on patients treated on this contract for their most recent course of treatment. Figures in italics indicate the base number of FP17s or Patient Questionnaire responses are less than 100. N/A is shown where the base number of responses is less than 10 during the period. % is calculated as Quantity/Base number\*100

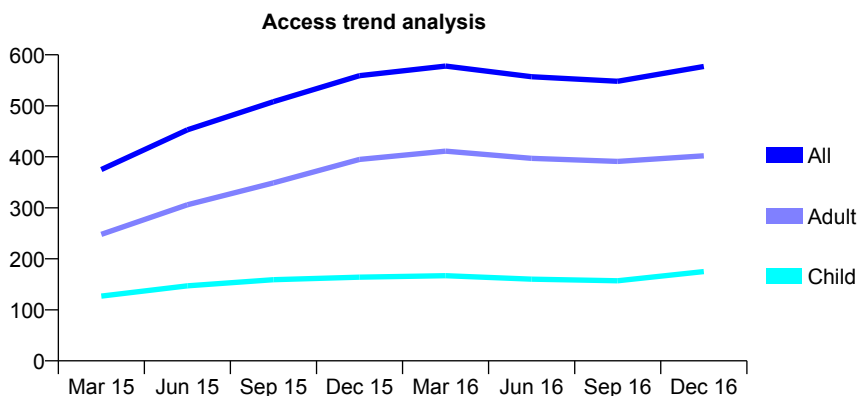
## Q62 - Vital Signs At a Glance Contract Report for 570419/0002 - December 2016

Name or company name	MR GR THAKKAR
Contract type name	GDS Contract
Purpose of contract	General
Contract start date	07/04/2014
Contract end date	

16/17 Contracted general activity (UDA)	815
Carry forward general activity (UDA)	0
16/17 Contracted orthodontic activity (UOA)	0
Carry forward orthodontic activity (UOA)	0
Baseline contract value	£21,841.86

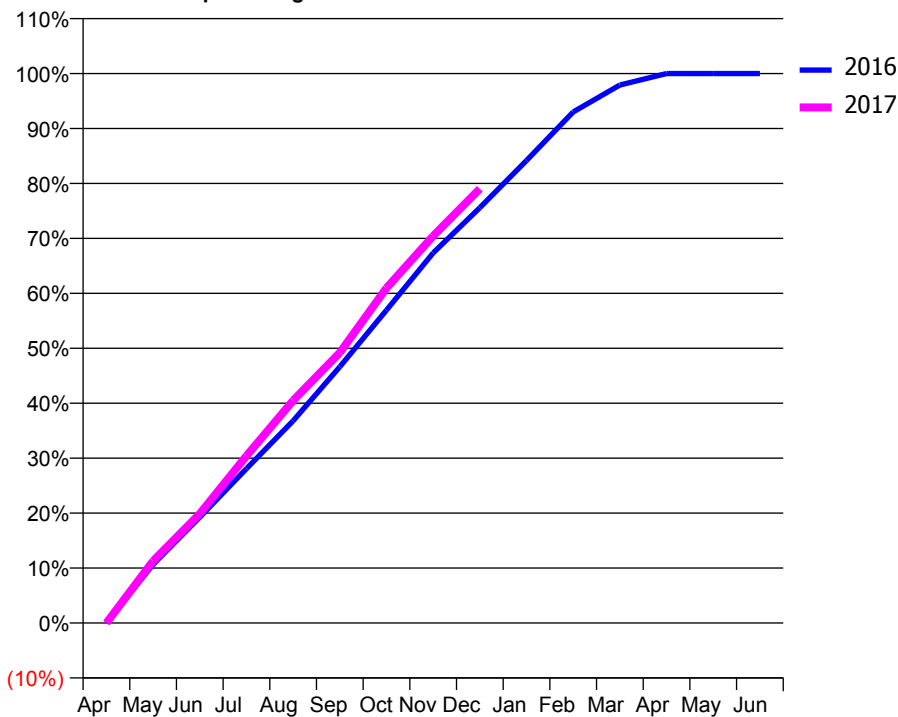
### ACCESS\*

Patients seen in 24 months	Total	Change since previous quarter
Quarter ending December 2015	559	
Quarter ending March 2016	578	↑
Quarter ending June 2016	557	↓
Quarter ending September 2016	548	↓
Quarter ending December 2016	577	↑
<b>Variance since December 2015</b>	<b>3.2%</b>	<b>↑</b>



### ACTIVITY

Cumulative percentage of contracted UDA delivered 2016 & 2017



Month	Adjusted Scheduled Activity (UDA)	
	2016	2017
April	0	0
May	87	92
June	157	162
July	229	248
August	300	330
September	380	401
October	464	497
November	549	574
December	616	644
January	686	
February	758	
March	798	
April	815	
May	815	
June	815	

### QUALITY

	Quantity	Base Number	Contract	AT	Region	England
% of FP17s for the same patient ID Re-attending within 3 months - Children	0	124	0.0%	10.0%	11.9%	12.4%
% of FP17s for the same patient ID Re-attending within 3 months - Adults	1	292	0.3%	16.0%	17.1%	16.6%
% of FP17s for the same patient ID Re-attending between 3 & 9 months - Children	13	124	10.5%	45.8%	46.2%	57.5%
% of FP17s for the same patient ID Re-attending between 3 & 9 months - Adults	79	292	27.1%	37.2%	37.8%	50.4%
% of FP17s for Band 1 Urgent Courses	0	403	0.0%	11.0%	10.6%	9.1%
% of FP17s Relating to Free Repair or Replacements	0	403	0.0%	0.6%	0.6%	0.8%
% of FP17s Relating to Continuations	0	403	0.0%	0.7%	0.9%	1.3%
% of Patients satisfied with the dentistry they have received	0	0	N/A	91.5%	90.3%	92.7%
% of Patients satisfied with the time they had to wait for an appointment	0	0	N/A	84.0%	83.8%	88.8%

\* This is based on patients treated on this contract for their most recent course of treatment. Figures in italics indicate the base number of FP17s or Patient Questionnaire responses are less than 100. N/A is shown where the base number of responses is less than 10 during the period. % is calculated as Quantity/Base number\*100

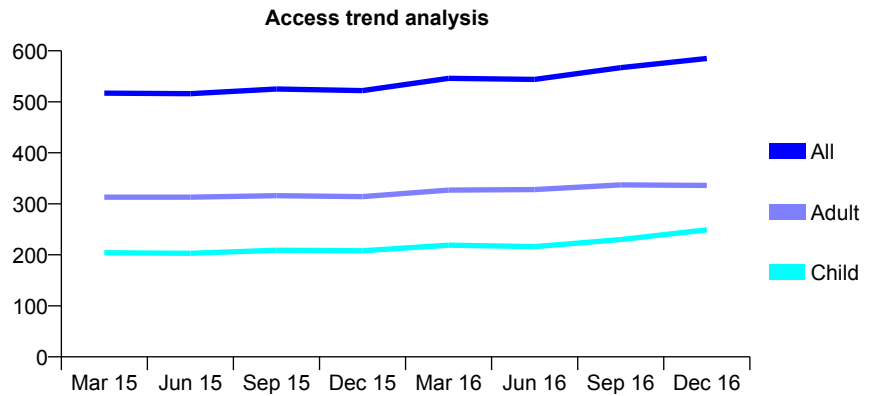
## Q62 - Vital Signs At a Glance Contract Report for 570559/0001 - December 2016

Name or company name	MR Q MANJI
Contract type name	GDS Contract
Purpose of contract	General
Contract start date	01/04/2006
Contract end date	

16/17 Contracted general activity (UDA)	1,521
Carry forward general activity (UDA)	-30
16/17 Contracted orthodontic activity (UOA)	0
Carry forward orthodontic activity (UOA)	0
Baseline contract value	£61,264.91

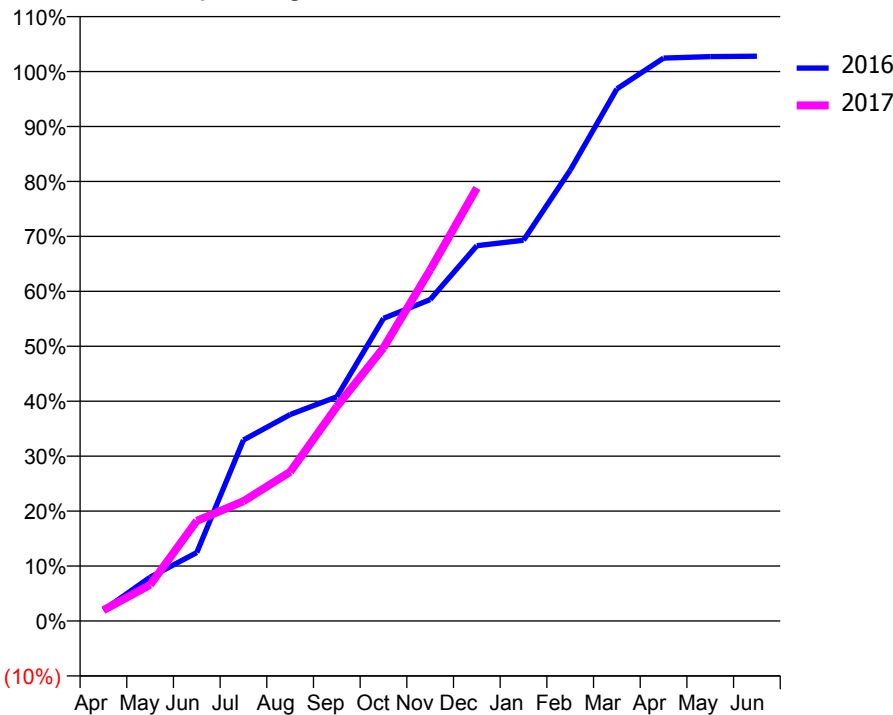
### ACCESS\*

Patients seen in 24 months	Total	Change since previous quarter
Quarter ending December 2015	522	
Quarter ending March 2016	546	↑
Quarter ending June 2016	544	→
Quarter ending September 2016	567	↑
Quarter ending December 2016	585	↑
<b>Variance since December 2015</b>	<b>12.1%</b>	<b>↑</b>



### ACTIVITY

Cumulative percentage of contracted UDA delivered 2016 & 2017



Month	Adjusted Scheduled Activity (UDA)	
	2016	2017
April	30	30
May	121	100
June	189	277
July	501	332
August	571	413
September	621	594
October	838	756
November	890	972
December	1,039	1,199
January	1,054	
February	1,248	
March	1,473	
April	1,558	
May	1,562	
June	1,563	

### QUALITY

	Quantity	Base Number	Contract	AT	Region	England
% of FP17s for the same patient ID Re-attending within 3 months - Children	2	189	1.1%	10.0%	11.9%	12.4%
% of FP17s for the same patient ID Re-attending within 3 months - Adults	22	250	8.8%	16.0%	17.1%	16.6%
% of FP17s for the same patient ID Re-attending between 3 & 9 months - Children	60	189	31.7%	45.8%	46.2%	57.5%
% of FP17s for the same patient ID Re-attending between 3 & 9 months - Adults	83	250	33.2%	37.2%	37.8%	50.4%
% of FP17s for Band 1 Urgent Courses	23	414	5.6%	11.0%	10.6%	9.1%
% of FP17s Relating to Free Repair or Replacements	0	414	0.0%	0.6%	0.6%	0.8%
% of FP17s Relating to Continuations	0	414	0.0%	0.7%	0.9%	1.3%
% of Patients satisfied with the dentistry they have received	0	0	N/A	91.5%	90.3%	92.7%
% of Patients satisfied with the time they had to wait for an appointment	0	0	N/A	84.0%	83.8%	88.8%

\* This is based on patients treated on this contract for their most recent course of treatment. Figures in italics indicate the base number of FP17s or Patient Questionnaire responses are less than 100. N/A is shown where the base number of responses is less than 10 during the period. % is calculated as Quantity/Base number\*100

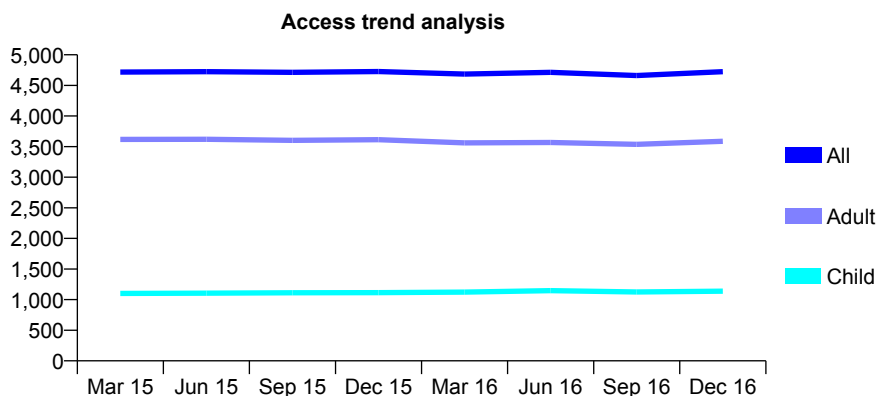
## Q62 - Vital Signs At a Glance Contract Report for 571636/0001 - December 2016

Name or company name	MRS N SACOOR
Contract type name	GDS Contract
Purpose of contract	General
Contract start date	01/04/2006
Contract end date	

16/17 Contracted general activity (UDA)	14,033
Carry forward general activity (UDA)	445
16/17 Contracted orthodontic activity (UOA)	0
Carry forward orthodontic activity (UOA)	0
Baseline contract value	£365,045.89

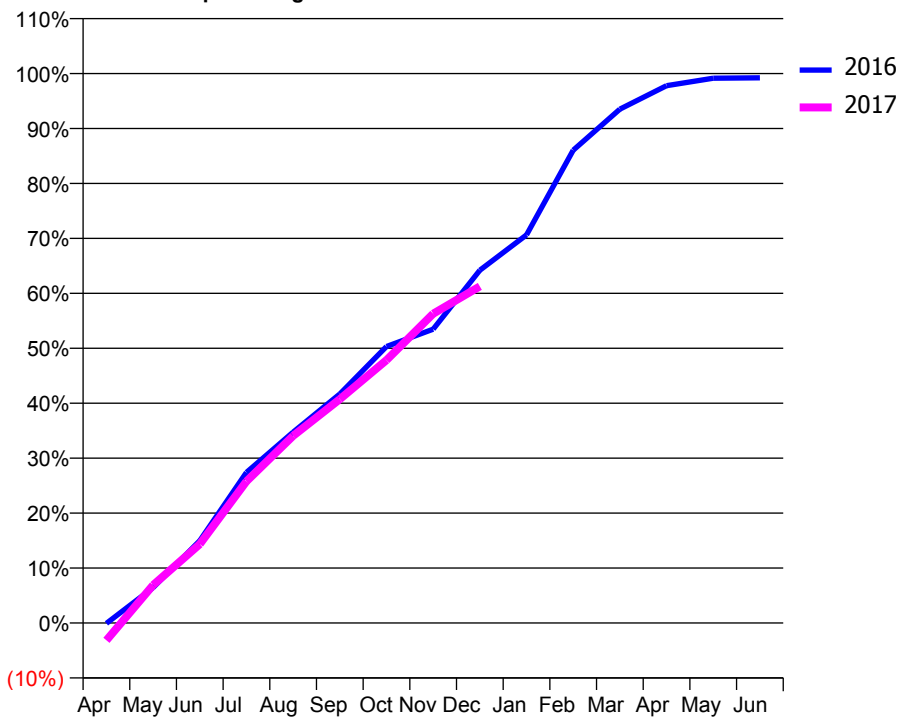
### ACCESS\*

Patients seen in 24 months	Total	Change since previous quarter
Quarter ending December 2015	4,727	
Quarter ending March 2016	4,685	→
Quarter ending June 2016	4,714	→
Quarter ending September 2016	4,662	↓
Quarter ending December 2016	4,725	→
<b>Variance since December 2015</b>	<b>(0.0%)</b>	<b>→</b>



### ACTIVITY

Cumulative percentage of contracted UDA delivered 2016 & 2017



Month	Adjusted Scheduled Activity (UDA)	
	2016	2017
April	-12	-445
May	905	970
June	2,101	2,014
July	3,846	3,617
August	4,875	4,781
September	5,850	5,717
October	7,060	6,714
November	7,502	7,900
December	9,010	8,596
January	9,913	
February	12,075	
March	13,124	
April	13,722	
May	13,914	
June	13,922	

### QUALITY

	Quantity	Base Number	Contract	AT	Region	England
% of FP17s for the same patient ID Re-attending within 3 months - Children	65	920	7.1%	10.0%	11.9%	12.4%
% of FP17s for the same patient ID Re-attending within 3 months - Adults	414	2,551	16.2%	16.0%	17.1%	16.6%
% of FP17s for the same patient ID Re-attending between 3 & 9 months - Children	442	920	48.0%	45.8%	46.2%	57.5%
% of FP17s for the same patient ID Re-attending between 3 & 9 months - Adults	956	2,551	37.5%	37.2%	37.8%	50.4%
% of FP17s for Band 1 Urgent Courses	225	3,208	7.0%	11.0%	10.6%	9.1%
% of FP17s Relating to Free Repair or Replacements	21	3,208	0.7%	0.6%	0.6%	0.8%
% of FP17s Relating to Continuations	91	3,208	2.8%	0.7%	0.9%	1.3%
% of Patients satisfied with the dentistry they have received	5	5	N/A	91.5%	90.3%	92.7%
% of Patients satisfied with the time they had to wait for an appointment	4	5	N/A	84.0%	83.8%	88.8%

\* This is based on patients treated on this contract for their most recent course of treatment. Figures in italics indicate the base number of FP17s or Patient Questionnaire responses are less than 100. N/A is shown where the base number of responses is less than 10 during the period. % is calculated as Quantity/Base number\*100

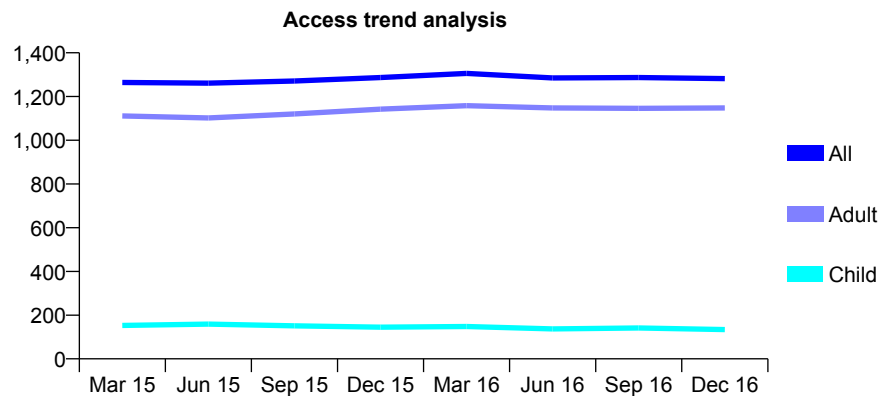
## Q62 - Vital Signs At a Glance Contract Report for 572802/0001 - December 2016

Name or company name	MR JU SHAH
Contract type name	GDS Contract
Purpose of contract	General
Contract start date	01/04/2006
Contract end date	

16/17 Contracted general activity (UDA)	5,669
Carry forward general activity (UDA)	-113
16/17 Contracted orthodontic activity (UOA)	0
Carry forward orthodontic activity (UOA)	0
Baseline contract value	£166,061.28

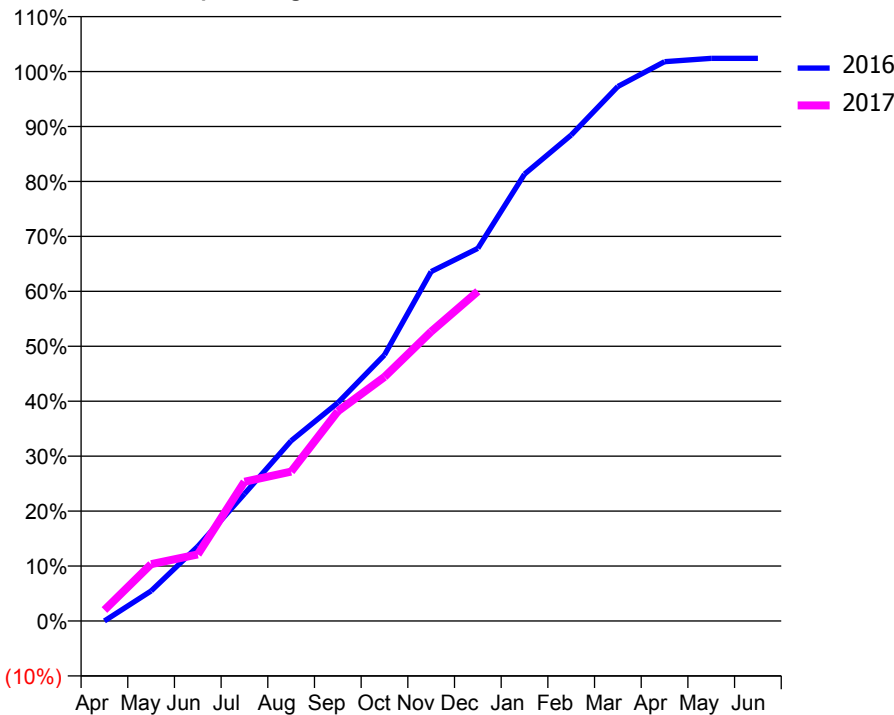
### ACCESS\*

Patients seen in 24 months	Total	Change since previous quarter
Quarter ending December 2015	1,287	
Quarter ending March 2016	1,306	→
Quarter ending June 2016	1,285	↓
Quarter ending September 2016	1,287	→
Quarter ending December 2016	1,282	→
<b>Variance since December 2015</b>	<b>(0.4%)</b>	<b>→</b>



### ACTIVITY

Cumulative percentage of contracted UDA delivered 2016 & 2017



Month	Adjusted Scheduled Activity (UDA)	
	2016	2017
April	0	113
May	310	586
June	769	687
July	1,312	1,437
August	1,860	1,542
September	2,252	2,164
October	2,746	2,518
November	3,605	2,985
December	3,844	3,401
January	4,611	
February	5,014	
March	5,514	
April	5,771	
May	5,804	
June	5,804	

### QUALITY

	Quantity	Base Number	Contract	AT	Region	England
% of FP17s for the same patient ID Re-attending within 3 months - Children	6	105	5.7%	10.0%	11.9%	12.4%
% of FP17s for the same patient ID Re-attending within 3 months - Adults	182	899	20.2%	16.0%	17.1%	16.6%
% of FP17s for the same patient ID Re-attending between 3 & 9 months - Children	44	105	41.9%	45.8%	46.2%	57.5%
% of FP17s for the same patient ID Re-attending between 3 & 9 months - Adults	336	899	37.4%	37.2%	37.8%	50.4%
% of FP17s for Band 1 Urgent Courses	124	910	13.6%	11.0%	10.6%	9.1%
% of FP17s Relating to Free Repair or Replacements	24	910	2.6%	0.6%	0.6%	0.8%
% of FP17s Relating to Continuations	6	910	0.7%	0.7%	0.9%	1.3%
% of Patients satisfied with the dentistry they have received	2	2	N/A	91.5%	90.3%	92.7%
% of Patients satisfied with the time they had to wait for an appointment	2	2	N/A	84.0%	83.8%	88.8%

\* This is based on patients treated on this contract for their most recent course of treatment. Figures in italics indicate the base number of FP17s or Patient Questionnaire responses are less than 100. N/A is shown where the base number of responses is less than 10 during the period. % is calculated as Quantity/Base number\*100

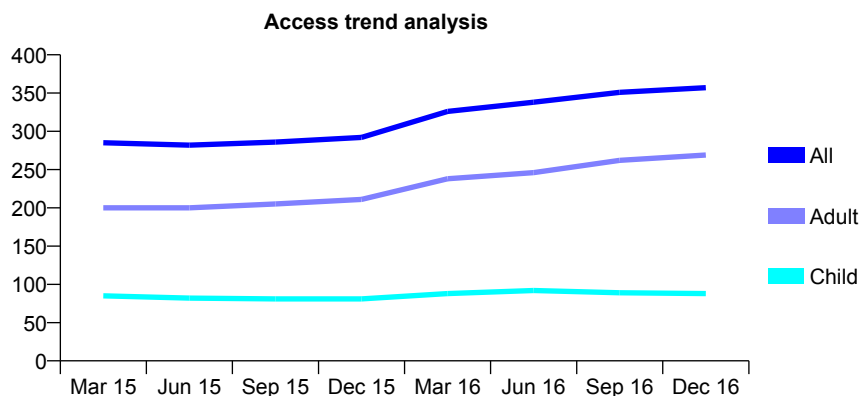
## Q62 - Vital Signs At a Glance Contract Report for 572888/0002 - December 2016

Name or company name	MR R GOGNA
Contract type name	GDS Contract
Purpose of contract	General
Contract start date	01/04/2006
Contract end date	

16/17 Contracted general activity (UDA)	997
Carry forward general activity (UDA)	28
16/17 Contracted orthodontic activity (UOA)	0
Carry forward orthodontic activity (UOA)	0
Baseline contract value	£24,623.40

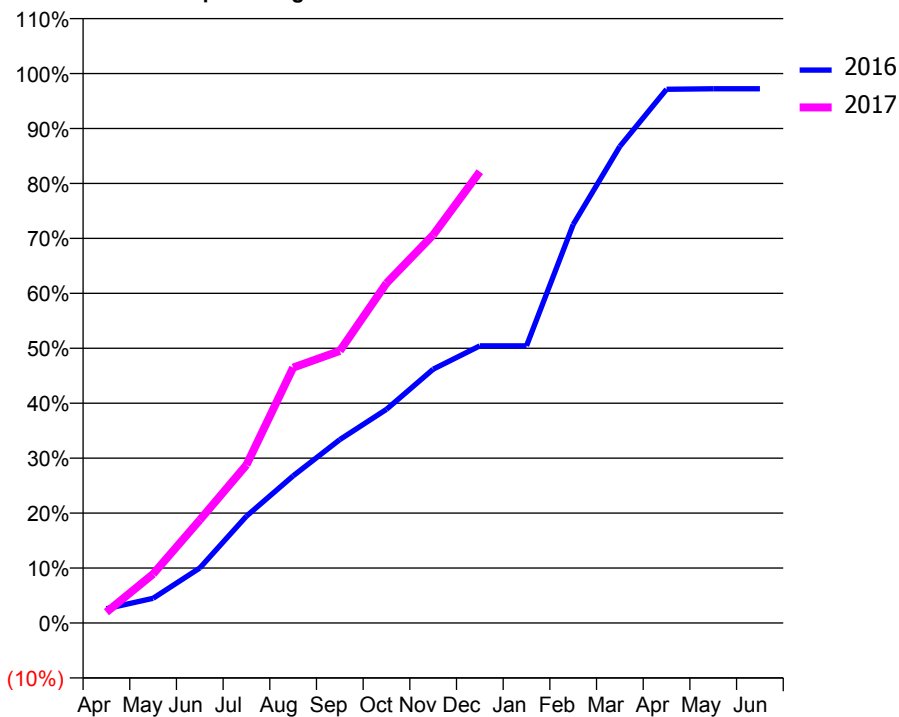
### ACCESS\*

Patients seen in 24 months	Total	Change since previous quarter
Quarter ending December 2015	292	
Quarter ending March 2016	326	↑
Quarter ending June 2016	338	↑
Quarter ending September 2016	351	↑
Quarter ending December 2016	357	→
<b>Variance since December 2015</b>	<b>22.3%</b>	<b>↑</b>



### ACTIVITY

Cumulative percentage of contracted UDA delivered 2016 & 2017



Month	Adjusted Scheduled Activity (UDA)	
	2016	2017
April	26	20
May	45	89
June	100	187
July	194	287
August	267	463
September	333	494
October	388	617
November	461	704
December	503	819
January	503	
February	723	
March	865	
April	968	
May	969	
June	969	

### QUALITY

	Quantity	Base Number	Contract	AT	Region	England
% of FP17s for the same patient ID Re-attending within 3 months - Children	6	89	6.7%	10.0%	11.9%	12.4%
% of FP17s for the same patient ID Re-attending within 3 months - Adults	45	231	19.5%	16.0%	17.1%	16.6%
% of FP17s for the same patient ID Re-attending between 3 & 9 months - Children	48	89	53.9%	45.8%	46.2%	57.5%
% of FP17s for the same patient ID Re-attending between 3 & 9 months - Adults	84	231	36.4%	37.2%	37.8%	50.4%
% of FP17s for Band 1 Urgent Courses	34	285	11.9%	11.0%	10.6%	9.1%
% of FP17s Relating to Free Repair or Replacements	1	285	0.4%	0.6%	0.6%	0.8%
% of FP17s Relating to Continuations	2	285	0.7%	0.7%	0.9%	1.3%
% of Patients satisfied with the dentistry they have received	1	1	N/A	91.5%	90.3%	92.7%
% of Patients satisfied with the time they had to wait for an appointment	1	1	N/A	84.0%	83.8%	88.8%

\* This is based on patients treated on this contract for their most recent course of treatment. Figures in italics indicate the base number of FP17s or Patient Questionnaire responses are less than 100. N/A is shown where the base number of responses is less than 10 during the period. % is calculated as Quantity/Base number\*100

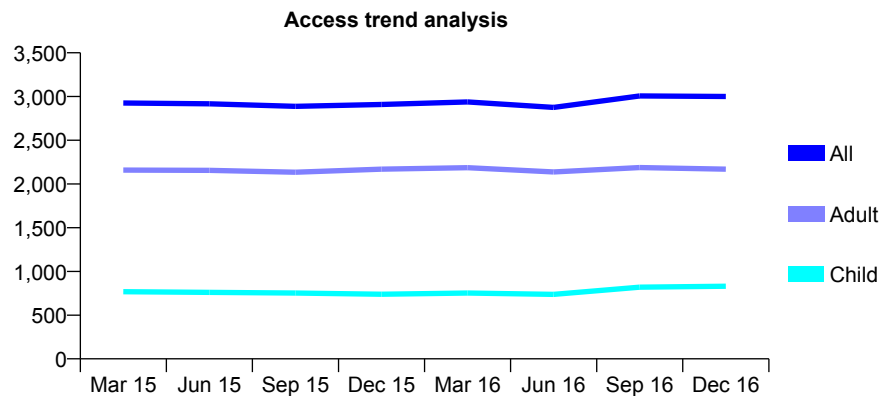
## Q62 - Vital Signs At a Glance Contract Report for 573051/0001 - December 2016

Name or company name	MR R MAJITHIA
Contract type name	GDS Contract
Purpose of contract	General
Contract start date	01/04/2006
Contract end date	

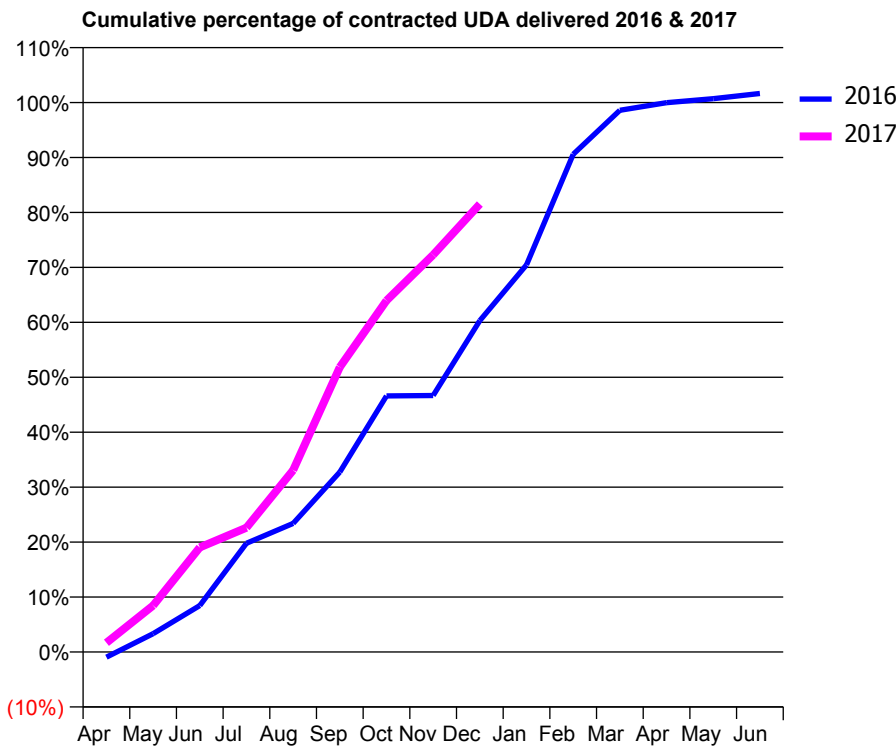
16/17 Contracted general activity (UDA)	6,745
Carry forward general activity (UDA)	-111
16/17 Contracted orthodontic activity (UOA)	0
Carry forward orthodontic activity (UOA)	0
Baseline contract value	£164,347.70

### ACCESS\*

Patients seen in 24 months	Total	Change since previous quarter
Quarter ending December 2015	2,909	
Quarter ending March 2016	2,938	→
Quarter ending June 2016	2,875	↓
Quarter ending September 2016	3,006	↑
Quarter ending December 2016	3,001	→
<b>Variance since December 2015</b>	<b>3.2%</b>	<b>↑</b>



### ACTIVITY



Month	Adjusted Scheduled Activity (UDA)	
	2016	2017
April	-64	114
May	224	570
June	571	1,284
July	1,336	1,526
August	1,579	2,231
September	2,209	3,497
October	3,144	4,313
November	3,148	4,875
December	4,068	5,499
January	4,753	
February	6,109	
March	6,649	
April	6,743	
May	6,792	
June	6,856	

### QUALITY

	Quantity	Base Number	Contract	AT	Region	England
% of FP17s for the same patient ID Re-attending within 3 months - Children	66	699	9.4%	10.0%	11.9%	12.4%
% of FP17s for the same patient ID Re-attending within 3 months - Adults	143	1,324	10.8%	16.0%	17.1%	16.6%
% of FP17s for the same patient ID Re-attending between 3 & 9 months - Children	245	699	35.1%	45.8%	46.2%	57.5%
% of FP17s for the same patient ID Re-attending between 3 & 9 months - Adults	367	1,324	27.7%	37.2%	37.8%	50.4%
% of FP17s for Band 1 Urgent Courses	253	1,961	12.9%	11.0%	10.6%	9.1%
% of FP17s Relating to Free Repair or Replacements	26	1,961	1.3%	0.6%	0.6%	0.8%
% of FP17s Relating to Continuations	24	1,961	1.2%	0.7%	0.9%	1.3%
% of Patients satisfied with the dentistry they have received	3	3	N/A	91.5%	90.3%	92.7%
% of Patients satisfied with the time they had to wait for an appointment	3	3	N/A	84.0%	83.8%	88.8%

\* This is based on patients treated on this contract for their most recent course of treatment. Figures in italics indicate the base number of FP17s or Patient Questionnaire responses are less than 100. N/A is shown where the base number of responses is less than 10 during the period. % is calculated as Quantity/Base number\*100



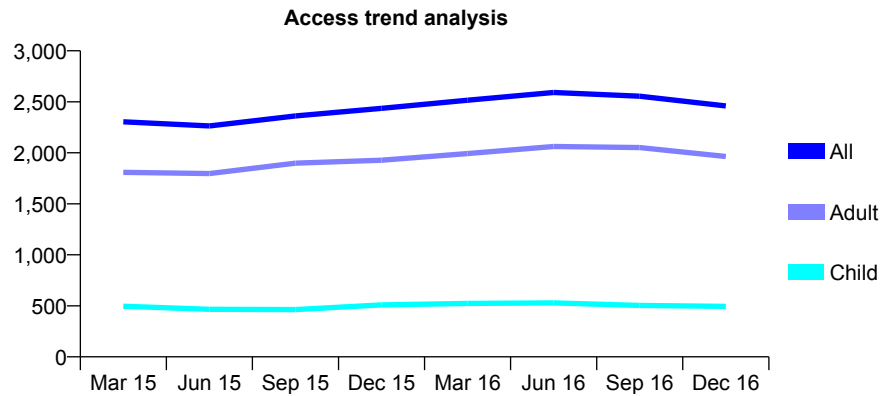
## Q62 - Vital Signs At a Glance Contract Report for 574538/0001 - December 2016

Name or company name	MR HM PATEL
Contract type name	GDS Contract
Purpose of contract	General
Contract start date	01/04/2006
Contract end date	

16/17 Contracted general activity (UDA)	6,092
Carry forward general activity (UDA)	-122
16/17 Contracted orthodontic activity (UOA)	0
Carry forward orthodontic activity (UOA)	0
Baseline contract value	£182,368.76

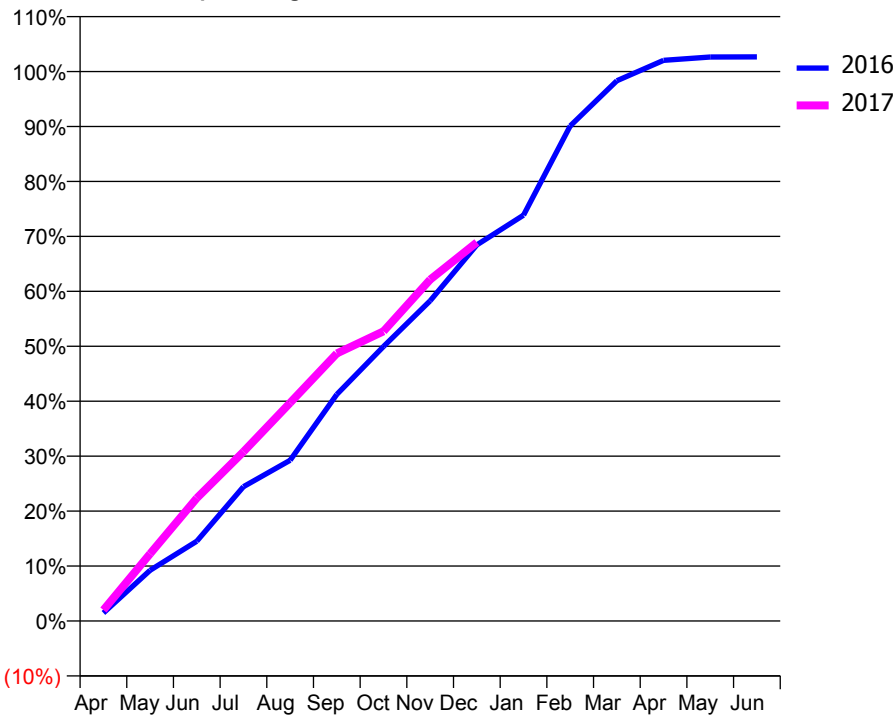
### ACCESS\*

Patients seen in 24 months	Total	Change since previous quarter
Quarter ending December 2015	2,436	
Quarter ending March 2016	2,516	↑
Quarter ending June 2016	2,591	↑
Quarter ending September 2016	2,555	↓
Quarter ending December 2016	2,459	↓
<b>Variance since December 2015</b>	<b>0.9%</b>	→



### ACTIVITY

Cumulative percentage of contracted UDA delivered 2016 & 2017



Month	Adjusted Scheduled Activity (UDA)	
	2016	2017
April	89	122
May	563	746
June	884	1,362
July	1,490	1,877
August	1,782	2,420
September	2,512	2,966
October	3,044	3,212
November	3,550	3,785
December	4,169	4,198
January	4,499	
February	5,488	
March	5,989	
April	6,216	
May	6,253	
June	6,255	

### QUALITY

	Quantity	Base Number	Contract	AT	Region	England
% of FP17s for the same patient ID Re-attending within 3 months - Children	36	569	6.3%	10.0%	11.9%	12.4%
% of FP17s for the same patient ID Re-attending within 3 months - Adults	268	1,911	14.0%	16.0%	17.1%	16.6%
% of FP17s for the same patient ID Re-attending between 3 & 9 months - Children	333	569	58.5%	45.8%	46.2%	57.5%
% of FP17s for the same patient ID Re-attending between 3 & 9 months - Adults	888	1,911	46.5%	37.2%	37.8%	50.4%
% of FP17s for Band 1 Urgent Courses	208	2,003	10.4%	11.0%	10.6%	9.1%
% of FP17s Relating to Free Repair or Replacements	6	2,003	0.3%	0.6%	0.6%	0.8%
% of FP17s Relating to Continuations	18	2,003	0.9%	0.7%	0.9%	1.3%
% of Patients satisfied with the dentistry they have received	2	2	N/A	91.5%	90.3%	92.7%
% of Patients satisfied with the time they had to wait for an appointment	2	2	N/A	84.0%	83.8%	88.8%

\* This is based on patients treated on this contract for their most recent course of treatment. Figures in italics indicate the base number of FP17s or Patient Questionnaire responses are less than 100. N/A is shown where the base number of responses is less than 10 during the period. % is calculated as Quantity/Base number\*100

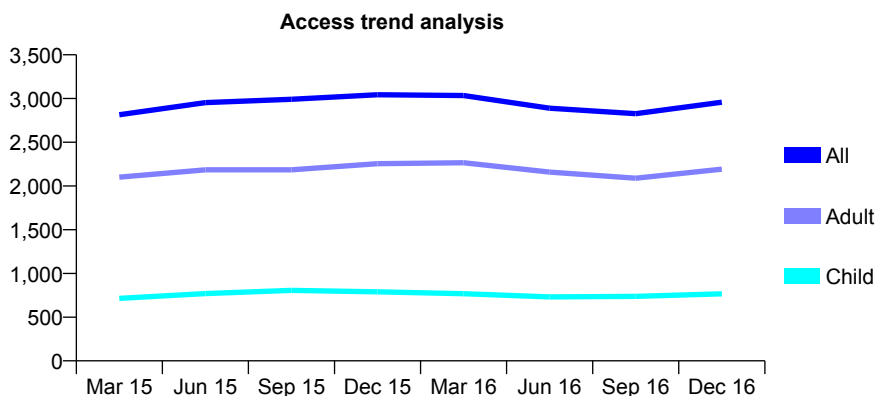
## Q62 - Vital Signs At a Glance Contract Report for 574538/0003 - December 2016

Name or company name	MR HM PATEL
Contract type name	PDS Plus Contract
Purpose of contract	General
Contract start date	01/05/2013
Contract end date	31/03/2018

16/17 Contracted general activity (UDA)	7,000
Carry forward general activity (UDA)	-8
16/17 Contracted orthodontic activity (UOA)	0
Carry forward orthodontic activity (UOA)	0
Baseline contract value	£175,371.92

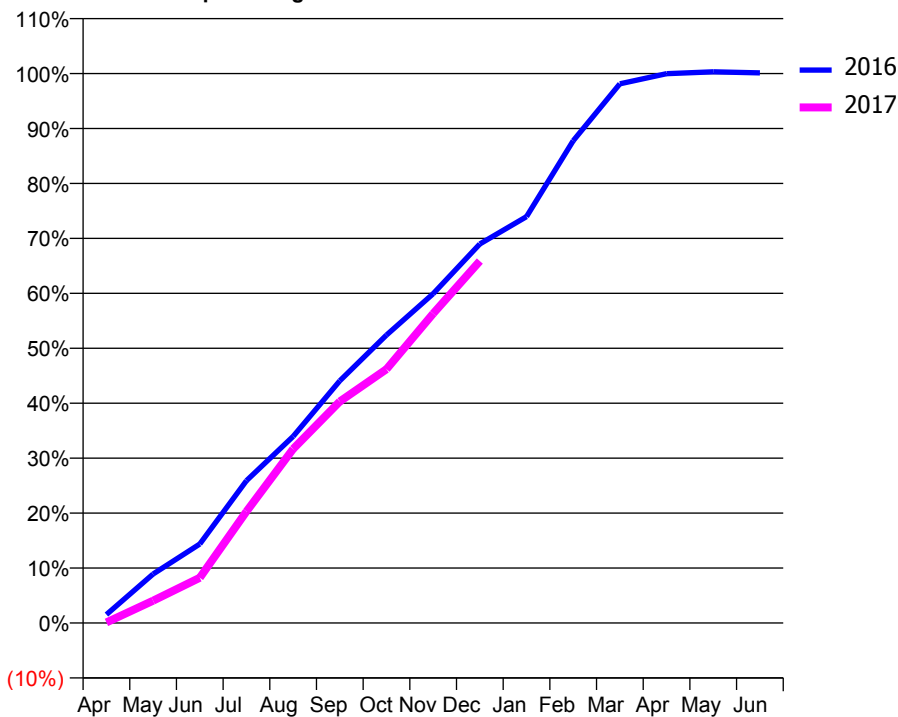
### ACCESS\*

Patients seen in 24 months	Total	Change since previous quarter
Quarter ending December 2015	3,044	
Quarter ending March 2016	3,034	→
Quarter ending June 2016	2,889	↓
Quarter ending September 2016	2,826	↓
Quarter ending December 2016	2,958	↑
<b>Variance since December 2015</b>	<b>(2.8%)</b>	<b>↓</b>



### ACTIVITY

Cumulative percentage of contracted UDA delivered 2016 & 2017



Month	Adjusted Scheduled Activity (UDA)	
	2016	2017
April	108	8
May	625	285
June	1,007	577
July	1,813	1,421
August	2,377	2,217
September	3,085	2,823
October	3,668	3,234
November	4,195	3,942
December	4,828	4,611
January	5,177	
February	6,144	
March	6,869	
April	6,997	
May	7,021	
June	7,008	

### QUALITY

	Quantity	Base Number	Contract	AT	Region	England
% of FP17s for the same patient ID Re-attending within 3 months - Children	46	661	7.0%	10.0%	11.9%	12.4%
% of FP17s for the same patient ID Re-attending within 3 months - Adults	220	1,731	12.7%	16.0%	17.1%	16.6%
% of FP17s for the same patient ID Re-attending between 3 & 9 months - Children	295	661	44.6%	45.8%	46.2%	57.5%
% of FP17s for the same patient ID Re-attending between 3 & 9 months - Adults	628	1,731	36.3%	37.2%	37.8%	50.4%
% of FP17s for Band 1 Urgent Courses	323	2,298	14.1%	11.0%	10.6%	9.1%
% of FP17s Relating to Free Repair or Replacements	38	2,298	1.7%	0.6%	0.6%	0.8%
% of FP17s Relating to Continuations	9	2,298	0.4%	0.7%	0.9%	1.3%
% of Patients satisfied with the dentistry they have received	4	4	N/A	91.5%	90.3%	92.7%
% of Patients satisfied with the time they had to wait for an appointment	4	4	N/A	84.0%	83.8%	88.8%

\* This is based on patients treated on this contract for their most recent course of treatment. Figures in italics indicate the base number of FP17s or Patient Questionnaire responses are less than 100. N/A is shown where the base number of responses is less than 10 during the period. % is calculated as Quantity/Base number\*100

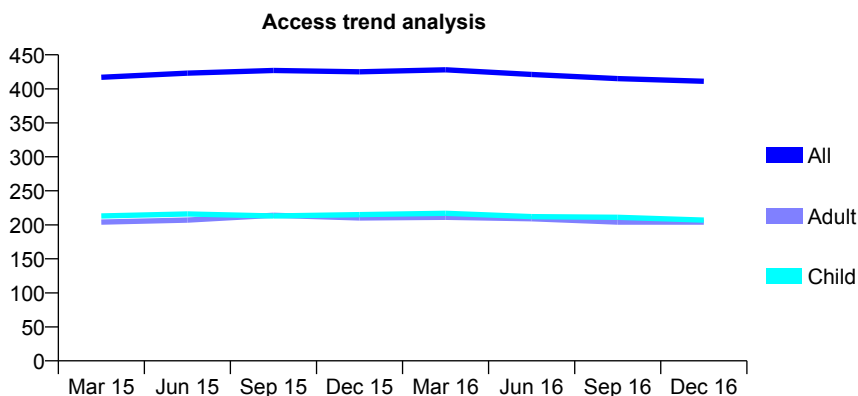
## Q62 - Vital Signs At a Glance Contract Report for 575674/0001 - December 2016

Name or company name	MR K MEHTA
Contract type name	GDS Contract
Purpose of contract	General
Contract start date	01/04/2006
Contract end date	

16/17 Contracted general activity (UDA)	875
Carry forward general activity (UDA)	0
16/17 Contracted orthodontic activity (UOA)	0
Carry forward orthodontic activity (UOA)	0
Baseline contract value	£19,811.32

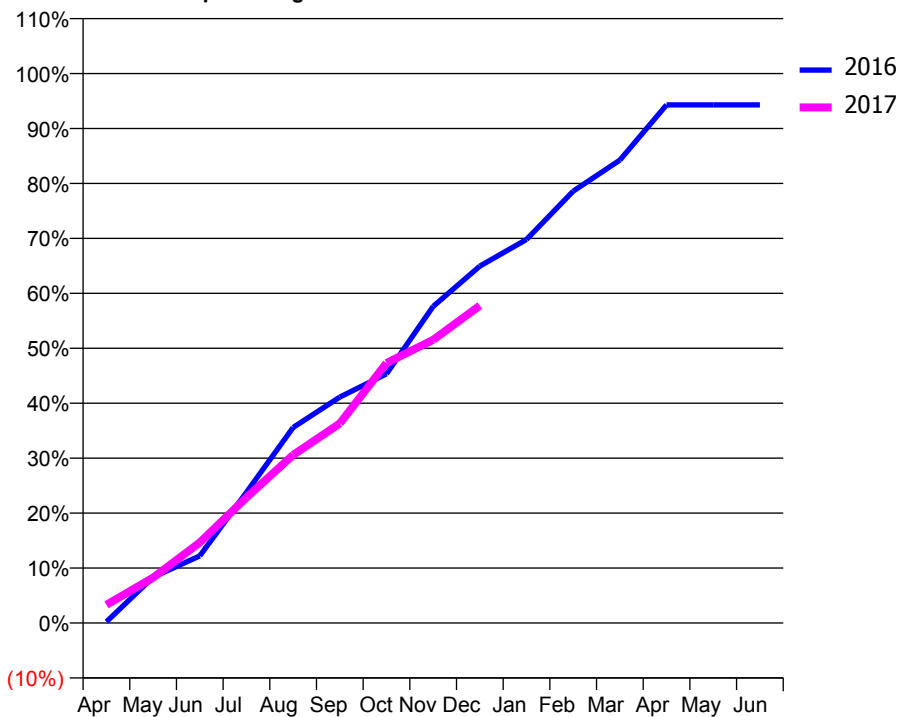
### ACCESS\*

Patients seen in 24 months	Total	Change since previous quarter
Quarter ending December 2015	425	
Quarter ending March 2016	428	→
Quarter ending June 2016	421	↓
Quarter ending September 2016	415	↓
Quarter ending December 2016	411	→
<b>Variance since December 2015</b>	<b>(3.3%)</b>	<b>↓</b>



### ACTIVITY

Cumulative percentage of contracted UDA delivered 2016 & 2017



Month	Adjusted Scheduled Activity (UDA)	
	2016	2017
April	2	29
May	73	72
June	107	128
July	208	200
August	311	268
September	360	318
October	397	414
November	504	451
December	568	505
January	611	
February	688	
March	737	
April	825	
May	825	
June	825	

### QUALITY

	Quantity	Base Number	Contract	AT	Region	England
% of FP17s for the same patient ID Re-attending within 3 months - Children	16	251	6.4%	10.0%	11.9%	12.4%
% of FP17s for the same patient ID Re-attending within 3 months - Adults	11	171	6.4%	16.0%	17.1%	16.6%
% of FP17s for the same patient ID Re-attending between 3 & 9 months - Children	168	251	66.9%	45.8%	46.2%	57.5%
% of FP17s for the same patient ID Re-attending between 3 & 9 months - Adults	98	171	57.3%	37.2%	37.8%	50.4%
% of FP17s for Band 1 Urgent Courses	22	361	6.1%	11.0%	10.6%	9.1%
% of FP17s Relating to Free Repair or Replacements	0	361	0.0%	0.6%	0.6%	0.8%
% of FP17s Relating to Continuations	6	361	1.7%	0.7%	0.9%	1.3%
% of Patients satisfied with the dentistry they have received	0	0	N/A	91.5%	90.3%	92.7%
% of Patients satisfied with the time they had to wait for an appointment	0	0	N/A	84.0%	83.8%	88.8%

\* This is based on patients treated on this contract for their most recent course of treatment. Figures in italics indicate the base number of FP17s or Patient Questionnaire responses are less than 100. N/A is shown where the base number of responses is less than 10 during the period. % is calculated as Quantity/Base number\*100

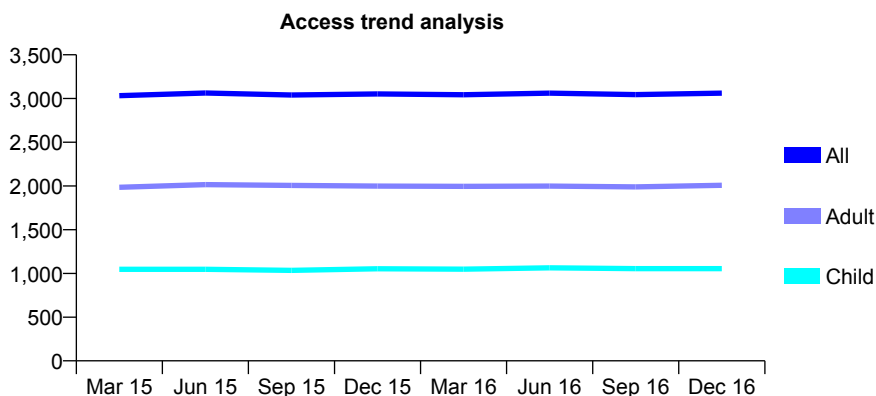
## Q62 - Vital Signs At a Glance Contract Report for 576239/0001 - December 2016

Name or company name	MR R RATTAN
Contract type name	GDS Contract
Purpose of contract	General
Contract start date	01/04/2006
Contract end date	

16/17 Contracted general activity (UDA)	9,010
Carry forward general activity (UDA)	0
16/17 Contracted orthodontic activity (UOA)	0
Carry forward orthodontic activity (UOA)	0
Baseline contract value	£235,792.96

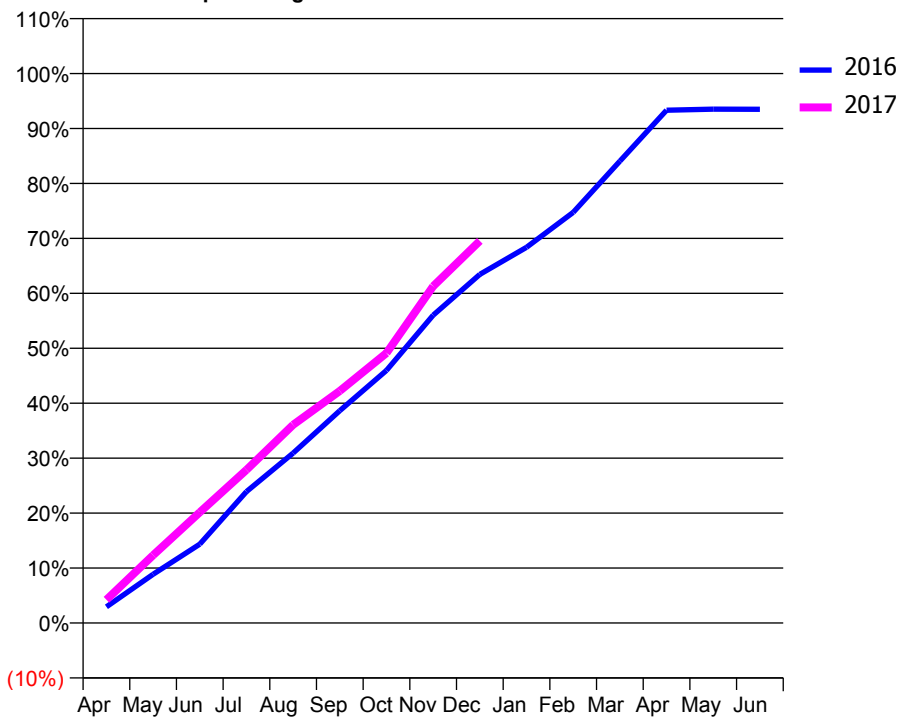
### ACCESS\*

Patients seen in 24 months	Total	Change since previous quarter
Quarter ending December 2015	3,052	
Quarter ending March 2016	3,044	→
Quarter ending June 2016	3,061	→
Quarter ending September 2016	3,045	→
Quarter ending December 2016	3,061	→
<b>Variance since December 2015</b>	<b>0.3%</b>	<b>→</b>



### ACTIVITY

**Cumulative percentage of contracted UDA delivered 2016 & 2017**



Month	Adjusted Scheduled Activity (UDA)	
	2016	2017
April	265	381
May	799	1,112
June	1,293	1,816
July	2,154	2,511
August	2,787	3,250
September	3,482	3,806
October	4,141	4,427
November	5,047	5,521
December	5,716	6,265
January	6,161	
February	6,733	
March	7,574	
April	8,407	
May	8,425	
June	8,423	

### QUALITY

	Quantity	Base Number	Contract	AT	Region	England
% of FP17s for the same patient ID Re-attending within 3 months - Children	73	1,099	6.6%	10.0%	11.9%	12.4%
% of FP17s for the same patient ID Re-attending within 3 months - Adults	370	1,956	18.9%	16.0%	17.1%	16.6%
% of FP17s for the same patient ID Re-attending between 3 & 9 months - Children	592	1,099	53.9%	45.8%	46.2%	57.5%
% of FP17s for the same patient ID Re-attending between 3 & 9 months - Adults	750	1,956	38.3%	37.2%	37.8%	50.4%
% of FP17s for Band 1 Urgent Courses	458	2,673	17.1%	11.0%	10.6%	9.1%
% of FP17s Relating to Free Repair or Replacements	13	2,673	0.5%	0.6%	0.6%	0.8%
% of FP17s Relating to Continuations	36	2,673	1.3%	0.7%	0.9%	1.3%
% of Patients satisfied with the dentistry they have received	1	1	N/A	91.5%	90.3%	92.7%
% of Patients satisfied with the time they had to wait for an appointment	0	1	N/A	84.0%	83.8%	88.8%

\* This is based on patients treated on this contract for their most recent course of treatment. Figures in italics indicate the base number of FP17s or Patient Questionnaire responses are less than 100. N/A is shown where the base number of responses is less than 10 during the period. % is calculated as Quantity/Base number\*100

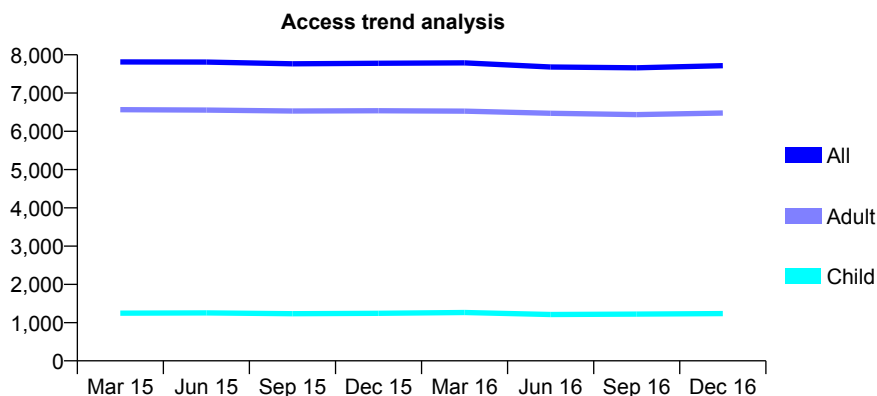
## Q62 - Vital Signs At a Glance Contract Report for 577235/0001 - December 2016

Name or company name	MR RL JACK-KEE
Contract type name	GDS Contract
Purpose of contract	General
Contract start date	01/04/2006
Contract end date	

16/17 Contracted general activity (UDA)	29,962
Carry forward general activity (UDA)	-493
16/17 Contracted orthodontic activity (UOA)	0
Carry forward orthodontic activity (UOA)	0
Baseline contract value	£978,585.94

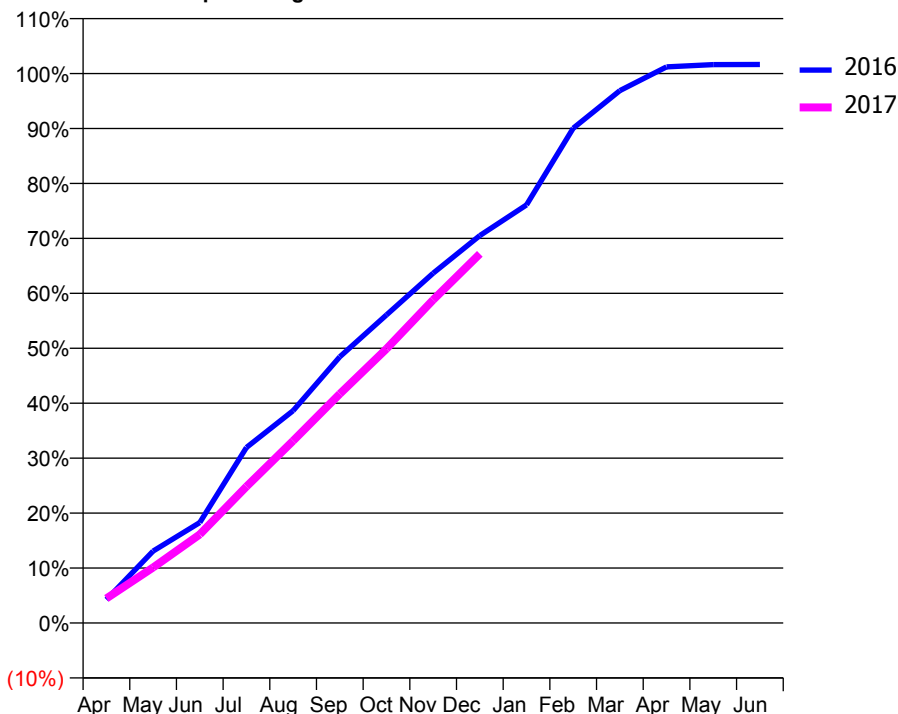
### ACCESS\*

Patients seen in 24 months	Total	Change since previous quarter
Quarter ending December 2015	7,779	
Quarter ending March 2016	7,789	→
Quarter ending June 2016	7,682	↓
Quarter ending September 2016	7,660	→
Quarter ending December 2016	7,716	→
<b>Variance since December 2015</b>	<b>(0.8%)</b>	<b>→</b>



### ACTIVITY

Cumulative percentage of contracted UDA delivered 2016 & 2017



Month	Adjusted Scheduled Activity (UDA)	
	2016	2017
April	1,277	1,339
May	3,919	3,032
June	5,475	4,835
July	9,571	7,444
August	11,578	9,934
September	14,519	12,492
October	16,802	14,955
November	19,078	17,620
December	21,127	20,129
January	22,796	
February	26,978	
March	29,026	
April	30,320	
May	30,444	
June	30,455	

### QUALITY

	Quantity	Base Number	Contract	AT	Region	England
% of FP17s for the same patient ID Re-attending within 3 months - Children	61	1,075	5.7%	10.0%	11.9%	12.4%
% of FP17s for the same patient ID Re-attending within 3 months - Adults	737	5,193	14.2%	16.0%	17.1%	16.6%
% of FP17s for the same patient ID Re-attending between 3 & 9 months - Children	492	1,075	45.8%	45.8%	46.2%	57.5%
% of FP17s for the same patient ID Re-attending between 3 & 9 months - Adults	1,934	5,193	37.2%	37.2%	37.8%	50.4%
% of FP17s for Band 1 Urgent Courses	651	5,842	11.1%	11.0%	10.6%	9.1%
% of FP17s Relating to Free Repair or Replacements	38	5,842	0.7%	0.6%	0.6%	0.8%
% of FP17s Relating to Continuations	23	5,842	0.4%	0.7%	0.9%	1.3%
% of Patients satisfied with the dentistry they have received	12	12	100.0%	91.5%	90.3%	92.7%
% of Patients satisfied with the time they had to wait for an appointment	11	12	91.7%	84.0%	83.8%	88.8%

\* This is based on patients treated on this contract for their most recent course of treatment. Figures in italics indicate the base number of FP17s or Patient Questionnaire responses are less than 100. N/A is shown where the base number of responses is less than 10 during the period. % is calculated as Quantity/Base number\*100

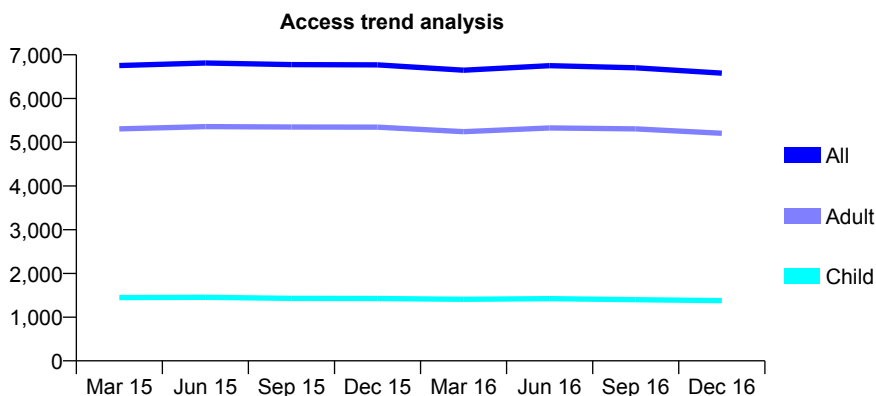
## Q62 - Vital Signs At a Glance Contract Report for 578193/0001 - December 2016

Name or company name	MR MN BAIG
Contract type name	GDS Contract
Purpose of contract	General
Contract start date	01/04/2006
Contract end date	

16/17 Contracted general activity (UDA)	17,586
Carry forward general activity (UDA)	482
16/17 Contracted orthodontic activity (UOA)	0
Carry forward orthodontic activity (UOA)	0
Baseline contract value	£462,579.84

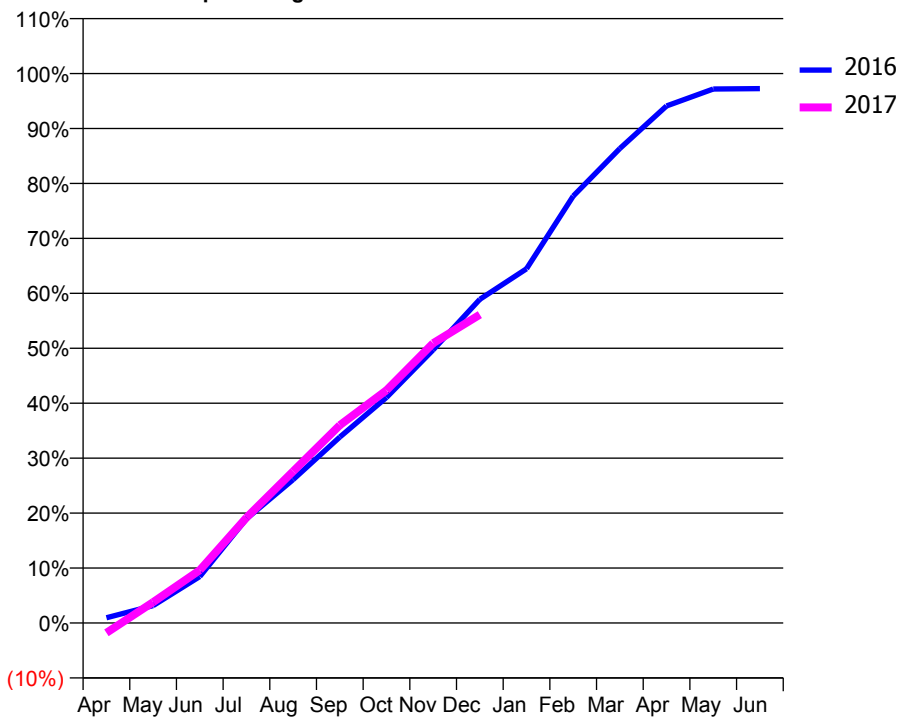
### ACCESS\*

Patients seen in 24 months	Total	Change since previous quarter
Quarter ending December 2015	6,771	
Quarter ending March 2016	6,649	↓
Quarter ending June 2016	6,750	→
Quarter ending September 2016	6,702	→
Quarter ending December 2016	6,582	↓
<b>Variance since December 2015</b>	<b>(2.8%)</b>	<b>↓</b>



### ACTIVITY

Cumulative percentage of contracted UDA delivered 2016 & 2017



Month	Adjusted Scheduled Activity (UDA)	
	2016	2017
April	168	-318
May	558	667
June	1,486	1,690
July	3,333	3,375
August	4,588	4,853
September	5,949	6,331
October	7,217	7,451
November	8,744	8,955
December	10,358	9,869
January	11,336	
February	13,662	
March	15,188	
April	16,548	
May	17,091	
June	17,104	

### QUALITY

	Quantity	Base Number	Contract	AT	Region	England
% of FP17s for the same patient ID Re-attending within 3 months - Children	119	1,255	9.5%	10.0%	11.9%	12.4%
% of FP17s for the same patient ID Re-attending within 3 months - Adults	607	3,968	15.3%	16.0%	17.1%	16.6%
% of FP17s for the same patient ID Re-attending between 3 & 9 months - Children	509	1,255	40.6%	45.8%	46.2%	57.5%
% of FP17s for the same patient ID Re-attending between 3 & 9 months - Adults	1,263	3,968	31.8%	37.2%	37.8%	50.4%
% of FP17s for Band 1 Urgent Courses	489	4,514	10.8%	11.0%	10.6%	9.1%
% of FP17s Relating to Free Repair or Replacements	38	4,514	0.8%	0.6%	0.6%	0.8%
% of FP17s Relating to Continuations	17	4,514	0.4%	0.7%	0.9%	1.3%
% of Patients satisfied with the dentistry they have received	12	15	80.0%	91.5%	90.3%	92.7%
% of Patients satisfied with the time they had to wait for an appointment	13	15	86.7%	84.0%	83.8%	88.8%

\* This is based on patients treated on this contract for their most recent course of treatment. Figures in italics indicate the base number of FP17s or Patient Questionnaire responses are less than 100. N/A is shown where the base number of responses is less than 10 during the period. % is calculated as Quantity/Base number\*100

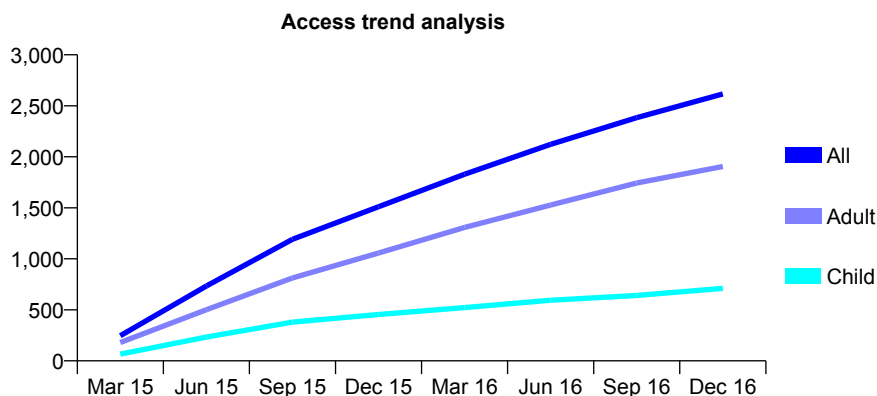
## Q62 - Vital Signs At a Glance Contract Report for 602353/0001 - December 2016

Name or company name	MR RK MARWAHA
Contract type name	GDS Contract
Purpose of contract	General
Contract start date	02/02/2015
Contract end date	

16/17 Contracted general activity (UDA)	7,200
Carry forward general activity (UDA)	-55
16/17 Contracted orthodontic activity (UOA)	0
Carry forward orthodontic activity (UOA)	0
Baseline contract value	£208,558.88

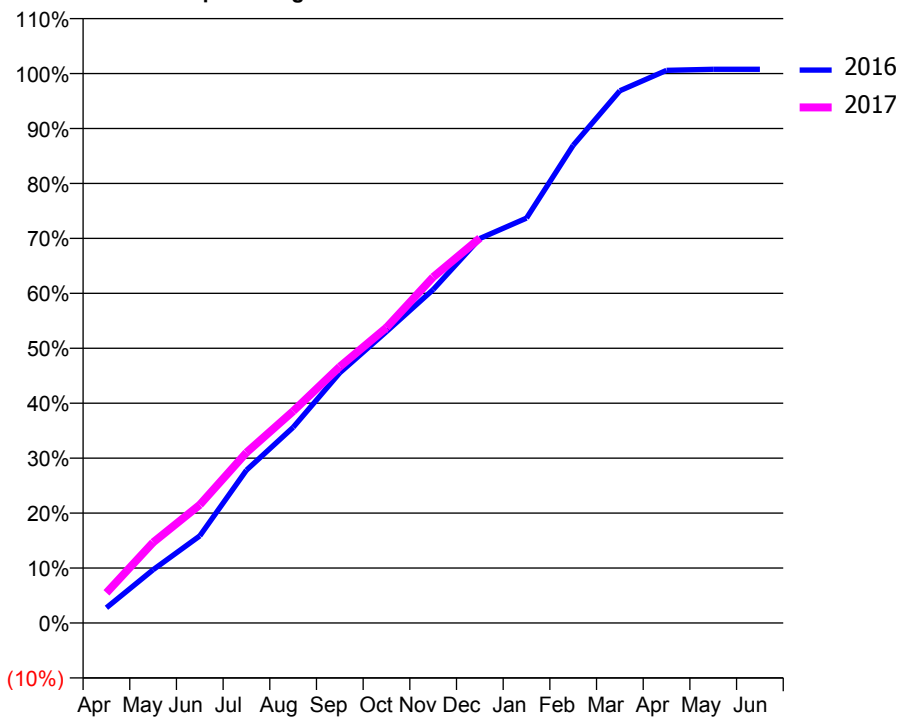
### ACCESS\*

Patients seen in 24 months	Total	Change since previous quarter
Quarter ending December 2015	1,511	
Quarter ending March 2016	1,830	↑
Quarter ending June 2016	2,122	↑
Quarter ending September 2016	2,384	↑
Quarter ending December 2016	2,616	↑
<b>Variance since December 2015</b>	<b>73.1%</b>	<b>↑</b>



### ACTIVITY

Cumulative percentage of contracted UDA delivered 2016 & 2017



Month	Adjusted Scheduled Activity (UDA)	
	2016	2017
April	200	395
May	698	1,055
June	1,142	1,550
July	2,002	2,233
August	2,564	2,775
September	3,278	3,359
October	3,818	3,870
November	4,370	4,533
December	5,039	5,043
January	5,305	
February	6,260	
March	6,973	
April	7,241	
May	7,255	
June	7,255	

### QUALITY

	Quantity	Base Number	Contract	AT	Region	England
% of FP17s for the same patient ID Re-attending within 3 months - Children	24	670	3.6%	10.0%	11.9%	12.4%
% of FP17s for the same patient ID Re-attending within 3 months - Adults	95	1,397	6.8%	16.0%	17.1%	16.6%
% of FP17s for the same patient ID Re-attending between 3 & 9 months - Children	283	670	42.2%	45.8%	46.2%	57.5%
% of FP17s for the same patient ID Re-attending between 3 & 9 months - Adults	452	1,397	32.4%	37.2%	37.8%	50.4%
% of FP17s for Band 1 Urgent Courses	131	1,951	6.7%	11.0%	10.6%	9.1%
% of FP17s Relating to Free Repair or Replacements	2	1,951	0.1%	0.6%	0.6%	0.8%
% of FP17s Relating to Continuations	4	1,951	0.2%	0.7%	0.9%	1.3%
% of Patients satisfied with the dentistry they have received	0	0	N/A	91.5%	90.3%	92.7%
% of Patients satisfied with the time they had to wait for an appointment	0	0	N/A	84.0%	83.8%	88.8%

\* This is based on patients treated on this contract for their most recent course of treatment. Figures in italics indicate the base number of FP17s or Patient Questionnaire responses are less than 100. N/A is shown where the base number of responses is less than 10 during the period. % is calculated as Quantity/Base number\*100



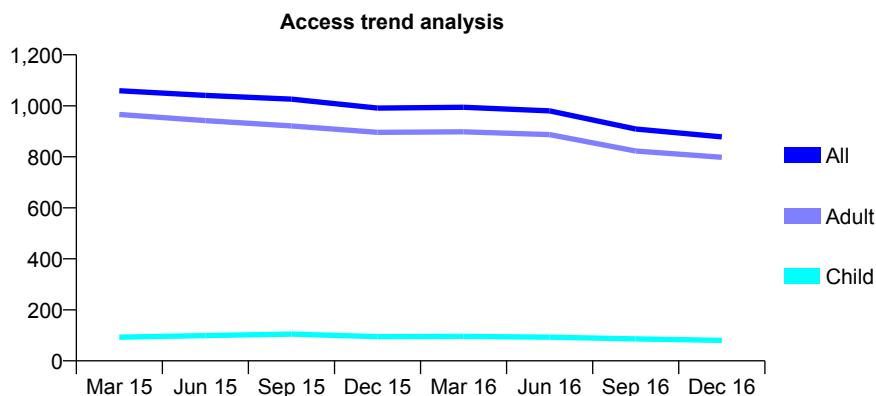
## Q62 - Vital Signs At a Glance Contract Report for 613142/0001 - December 2016

Name or company name	MRS S BAHL
Contract type name	GDS Contract
Purpose of contract	General
Contract start date	01/10/2012
Contract end date	

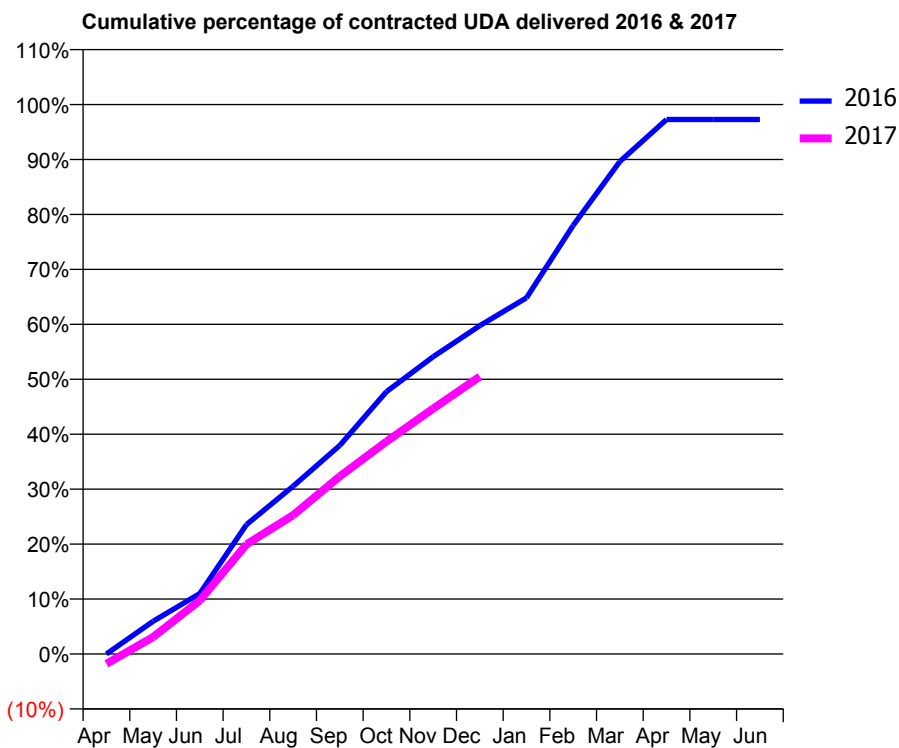
16/17 Contracted general activity (UDA)	3,925
Carry forward general activity (UDA)	107
16/17 Contracted orthodontic activity (UOA)	0
Carry forward orthodontic activity (UOA)	0
Baseline contract value	£106,758.83

### ACCESS\*

Patients seen in 24 months	Total	Change since previous quarter
Quarter ending December 2015	991	
Quarter ending March 2016	994	→
Quarter ending June 2016	980	↓
Quarter ending September 2016	909	↓
Quarter ending December 2016	878	↓
<b>Variance since December 2015</b>	<b>(11.4%)</b>	<b>↓</b>



### ACTIVITY



Month	Adjusted Scheduled Activity (UDA)	
	2016	2017
April	0	-71
May	234	122
June	432	382
July	925	784
August	1,199	992
September	1,490	1,269
October	1,874	1,518
November	2,124	1,753
December	2,346	1,982
January	2,544	
February	3,062	
March	3,518	
April	3,818	
May	3,818	
June	3,818	

### QUALITY

	Quantity	Base Number	Contract	AT	Region	England
% of FP17s for the same patient ID Re-attending within 3 months - Children	6	60	10.0%	10.0%	11.9%	12.4%
% of FP17s for the same patient ID Re-attending within 3 months - Adults	105	590	17.8%	16.0%	17.1%	16.6%
% of FP17s for the same patient ID Re-attending between 3 & 9 months - Children	27	60	45.0%	45.8%	46.2%	57.5%
% of FP17s for the same patient ID Re-attending between 3 & 9 months - Adults	242	590	41.0%	37.2%	37.8%	50.4%
% of FP17s for Band 1 Urgent Courses	45	587	7.7%	11.0%	10.6%	9.1%
% of FP17s Relating to Free Repair or Replacements	9	587	1.5%	0.6%	0.6%	0.8%
% of FP17s Relating to Continuations	13	587	2.2%	0.7%	0.9%	1.3%
% of Patients satisfied with the dentistry they have received	2	2	N/A	91.5%	90.3%	92.7%
% of Patients satisfied with the time they had to wait for an appointment	2	2	N/A	84.0%	83.8%	88.8%

\* This is based on patients treated on this contract for their most recent course of treatment. Figures in italics indicate the base number of FP17s or Patient Questionnaire responses are less than 100. N/A is shown where the base number of responses is less than 10 during the period. % is calculated as Quantity/Base number\*100

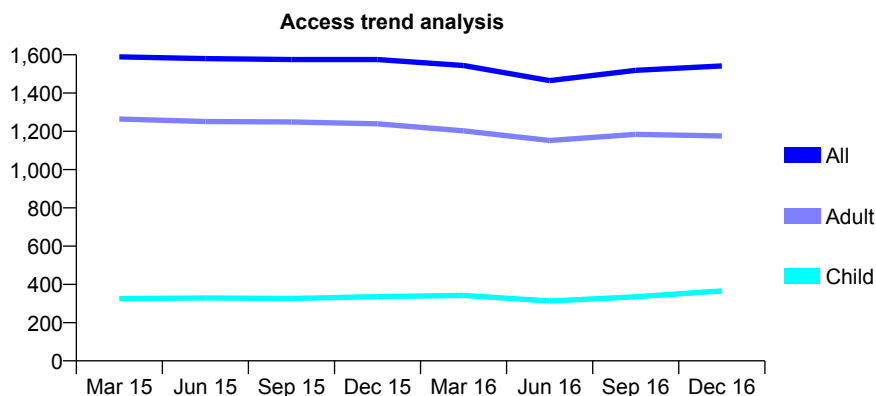
## Q62 - Vital Signs At a Glance Contract Report for 619949/0001 - December 2016

Name or company name	MR MJ PATEL
Contract type name	GDS Contract
Purpose of contract	General
Contract start date	01/04/2006
Contract end date	

16/17 Contracted general activity (UDA)	6,100
Carry forward general activity (UDA)	0
16/17 Contracted orthodontic activity (UOA)	0
Carry forward orthodontic activity (UOA)	0
Baseline contract value	£168,489.40

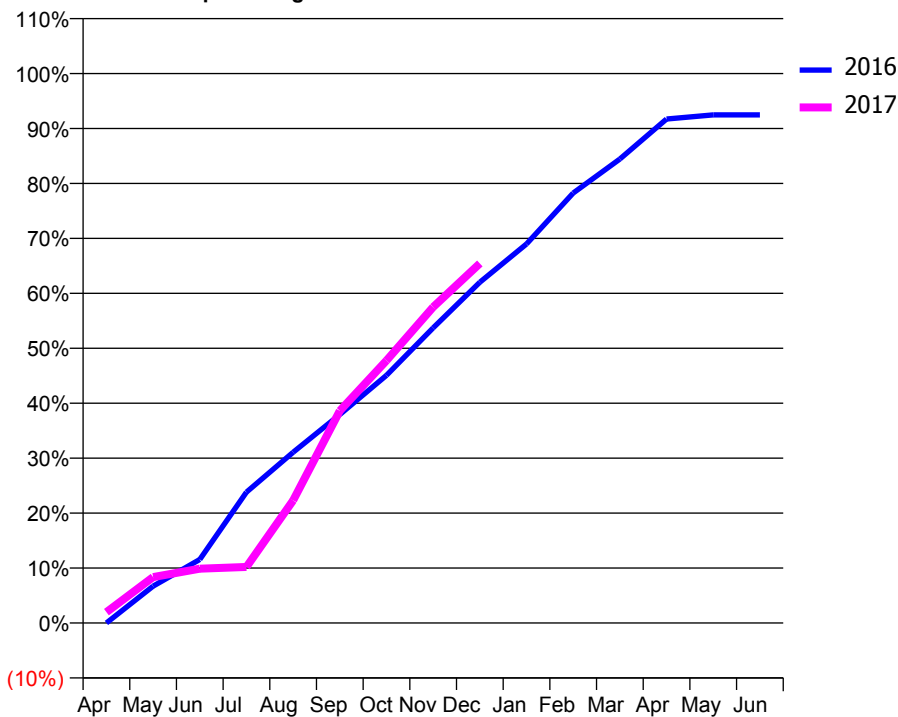
### ACCESS\*

Patients seen in 24 months	Total	Change since previous quarter
Quarter ending December 2015	1,575	
Quarter ending March 2016	1,544	↓
Quarter ending June 2016	1,465	↓
Quarter ending September 2016	1,519	↑
Quarter ending December 2016	1,542	→
<b>Variance since December 2015</b>	<b>(2.1%)</b>	<b>↓</b>



### ACTIVITY

Cumulative percentage of contracted UDA delivered 2016 & 2017



Adjusted Scheduled Activity (UDA)

Month	2016	2017
April	0	121
May	410	510
June	705	603
July	1,453	623
August	1,896	1,360
September	2,314	2,356
October	2,749	2,914
November	3,277	3,507
December	3,782	3,992
January	4,208	
February	4,773	
March	5,150	
April	5,595	
May	5,641	
June	5,641	

### QUALITY

	Quantity	Base Number	Contract	AT	Region	England
% of FP17s for the same patient ID Re-attending within 3 months - Children	34	322	10.6%	10.0%	11.9%	12.4%
% of FP17s for the same patient ID Re-attending within 3 months - Adults	181	954	19.0%	16.0%	17.1%	16.6%
% of FP17s for the same patient ID Re-attending between 3 & 9 months - Children	96	322	29.8%	45.8%	46.2%	57.5%
% of FP17s for the same patient ID Re-attending between 3 & 9 months - Adults	247	954	25.9%	37.2%	37.8%	50.4%
% of FP17s for Band 1 Urgent Courses	173	1,151	15.0%	11.0%	10.6%	9.1%
% of FP17s Relating to Free Repair or Replacements	4	1,151	0.3%	0.6%	0.6%	0.8%
% of FP17s Relating to Continuations	13	1,151	1.1%	0.7%	0.9%	1.3%
% of Patients satisfied with the dentistry they have received	1	2	N/A	91.5%	90.3%	92.7%
% of Patients satisfied with the time they had to wait for an appointment	2	2	N/A	84.0%	83.8%	88.8%

\* This is based on patients treated on this contract for their most recent course of treatment. Figures in italics indicate the base number of FP17s or Patient Questionnaire responses are less than 100. N/A is shown where the base number of responses is less than 10 during the period. % is calculated as Quantity/Base number\*100

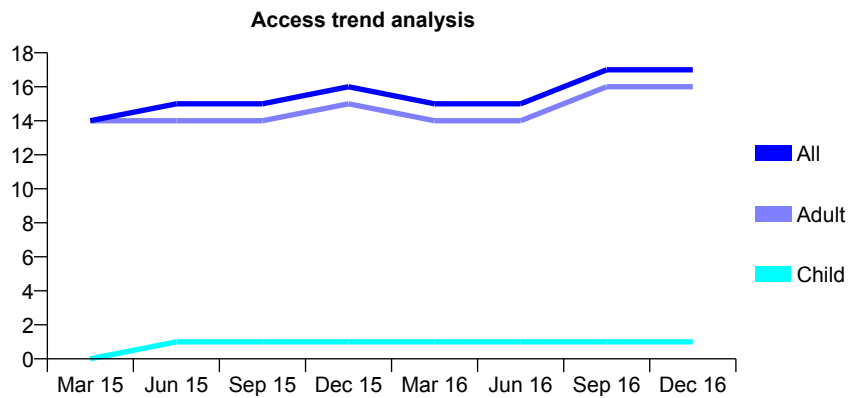
## Q62 - Vital Signs At a Glance Contract Report for 623660/0001 - December 2016

Name or company name	MR RA SILVESTER
Contract type name	GDS Contract
Purpose of contract	General
Contract start date	01/04/2006
Contract end date	14/08/2016

16/17 Contracted general activity (UDA)	132
Carry forward general activity (UDA)	0
16/17 Contracted orthodontic activity (UOA)	0
Carry forward orthodontic activity (UOA)	0
Baseline contract value	£3,917.15

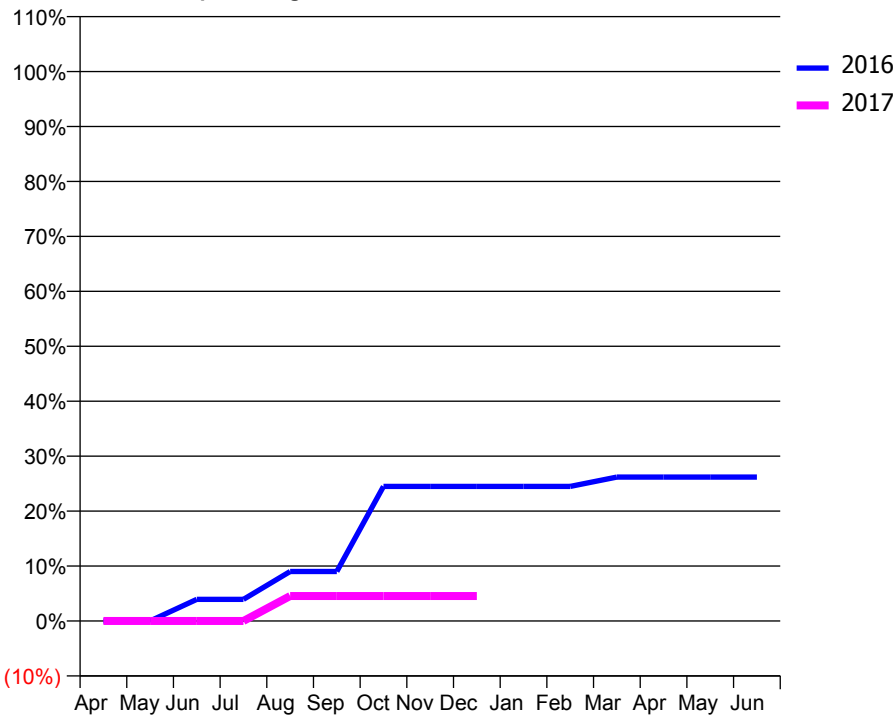
### ACCESS\*

Patients seen in 24 months	Total	Change since previous quarter
Quarter ending December 2015	16	
Quarter ending March 2016	15	↓
Quarter ending June 2016	15	→
Quarter ending September 2016	17	↑
Quarter ending December 2016	17	→
<b>Variance since December 2015</b>	<b>6.3%</b>	<b>↑</b>



### ACTIVITY

Cumulative percentage of contracted UDA delivered 2016 & 2017



Month	Adjusted Scheduled Activity (UDA)	
	2016	2017
April	0	0
May	0	0
June	14	0
July	14	0
August	32	6
September	32	6
October	87	6
November	87	6
December	87	6
January	87	
February	87	
March	93	
April	93	
May	93	
June	93	

### QUALITY

	Quantity	Base Number	Contract	AT	Region	England
% of FP17s for the same patient ID Re-attending within 3 months - Children	0	0	N/A	10.0%	11.9%	12.4%
% of FP17s for the same patient ID Re-attending within 3 months - Adults	0	8	0.0%	16.0%	17.1%	16.6%
% of FP17s for the same patient ID Re-attending between 3 & 9 months - Children	0	0	N/A	45.8%	46.2%	57.5%
% of FP17s for the same patient ID Re-attending between 3 & 9 months - Adults	5	8	62.5%	37.2%	37.8%	50.4%
% of FP17s for Band 1 Urgent Courses	0	7	0.0%	11.0%	10.6%	9.1%
% of FP17s Relating to Free Repair or Replacements	0	7	0.0%	0.6%	0.6%	0.8%
% of FP17s Relating to Continuations	0	7	0.0%	0.7%	0.9%	1.3%
% of Patients satisfied with the dentistry they have received	0	0	N/A	91.5%	90.3%	92.7%
% of Patients satisfied with the time they had to wait for an appointment	0	0	N/A	84.0%	83.8%	88.8%

\* This is based on patients treated on this contract for their most recent course of treatment. Figures in italics indicate the base number of FP17s or Patient Questionnaire responses are less than 100. N/A is shown where the base number of responses is less than 10 during the period. % is calculated as Quantity/Base number\*100

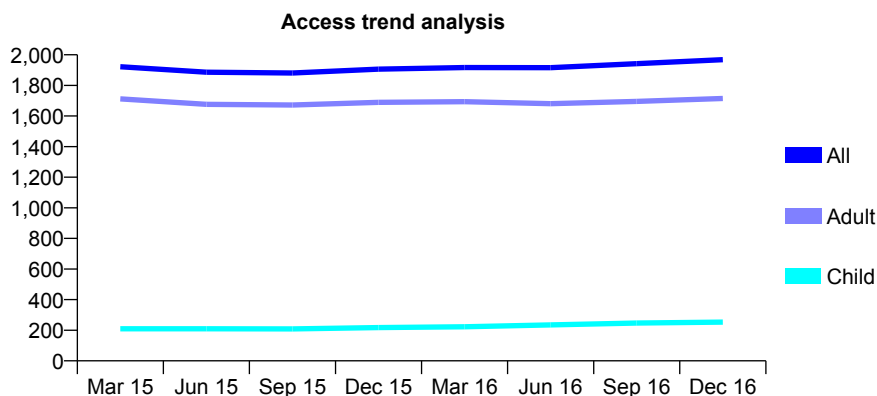
## Q62 - Vital Signs At a Glance Contract Report for 629197/0001 - December 2016

Name or company name	MR NP MEYER
Contract type name	GDS Contract
Purpose of contract	General
Contract start date	01/04/2006
Contract end date	

16/17 Contracted general activity (UDA)	7,192
Carry forward general activity (UDA)	0
16/17 Contracted orthodontic activity (UOA)	0
Carry forward orthodontic activity (UOA)	0
Baseline contract value	£200,547.12

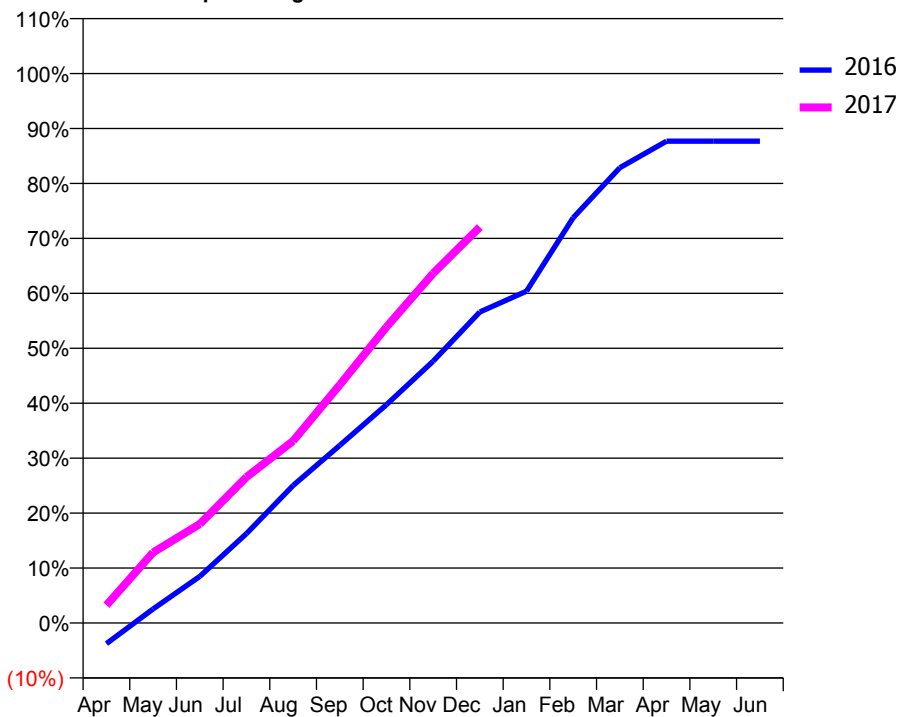
### ACCESS\*

Patients seen in 24 months	Total	Change since previous quarter
Quarter ending December 2015	1,906	
Quarter ending March 2016	1,917	→
Quarter ending June 2016	1,916	→
Quarter ending September 2016	1,942	→
Quarter ending December 2016	1,968	→
<b>Variance since December 2015</b>	<b>3.3%</b>	<b>↑</b>



### ACTIVITY

Cumulative percentage of contracted UDA delivered 2016 & 2017



Month	Adjusted Scheduled Activity (UDA)	
	2016	2017
April	-271	232
May	183	924
June	610	1,296
July	1,170	1,910
August	1,800	2,382
September	2,326	3,118
October	2,857	3,876
November	3,427	4,576
December	4,072	5,182
January	4,343	
February	5,305	
March	5,959	
April	6,307	
May	6,307	
June	6,307	

### QUALITY

	Quantity	Base Number	Contract	AT	Region	England
% of FP17s for the same patient ID Re-attending within 3 months - Children	23	278	8.3%	10.0%	11.9%	12.4%
% of FP17s for the same patient ID Re-attending within 3 months - Adults	232	1,747	13.3%	16.0%	17.1%	16.6%
% of FP17s for the same patient ID Re-attending between 3 & 9 months - Children	148	278	53.2%	45.8%	46.2%	57.5%
% of FP17s for the same patient ID Re-attending between 3 & 9 months - Adults	859	1,747	49.2%	37.2%	37.8%	50.4%
% of FP17s for Band 1 Urgent Courses	176	1,909	9.2%	11.0%	10.6%	9.1%
% of FP17s Relating to Free Repair or Replacements	18	1,909	0.9%	0.6%	0.6%	0.8%
% of FP17s Relating to Continuations	21	1,909	1.1%	0.7%	0.9%	1.3%
% of Patients satisfied with the dentistry they have received	8	8	N/A	91.5%	90.3%	92.7%
% of Patients satisfied with the time they had to wait for an appointment	8	8	N/A	84.0%	83.8%	88.8%

\* This is based on patients treated on this contract for their most recent course of treatment. Figures in italics indicate the base number of FP17s or Patient Questionnaire responses are less than 100. N/A is shown where the base number of responses is less than 10 during the period. % is calculated as Quantity/Base number\*100

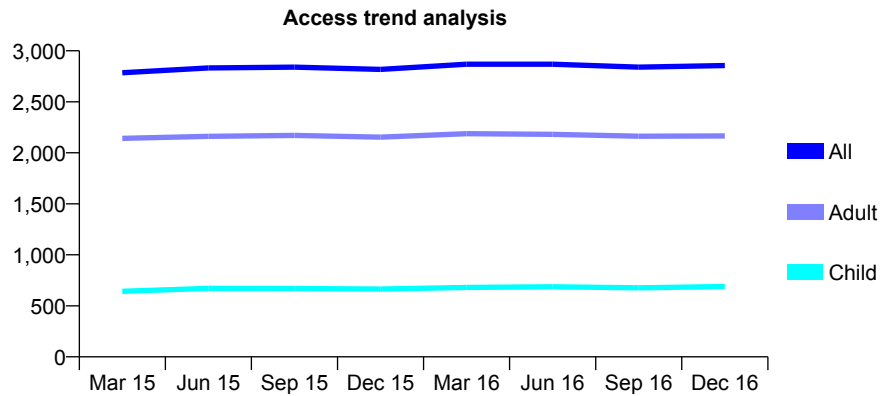
## Q62 - Vital Signs At a Glance Contract Report for 631329/0001 - December 2016

Name or company name	MR RE LIM
Contract type name	GDS Contract
Purpose of contract	General
Contract start date	01/04/2006
Contract end date	

16/17 Contracted general activity (UDA)	8,686
Carry forward general activity (UDA)	-37
16/17 Contracted orthodontic activity (UOA)	0
Carry forward orthodontic activity (UOA)	0
Baseline contract value	£236,163.44

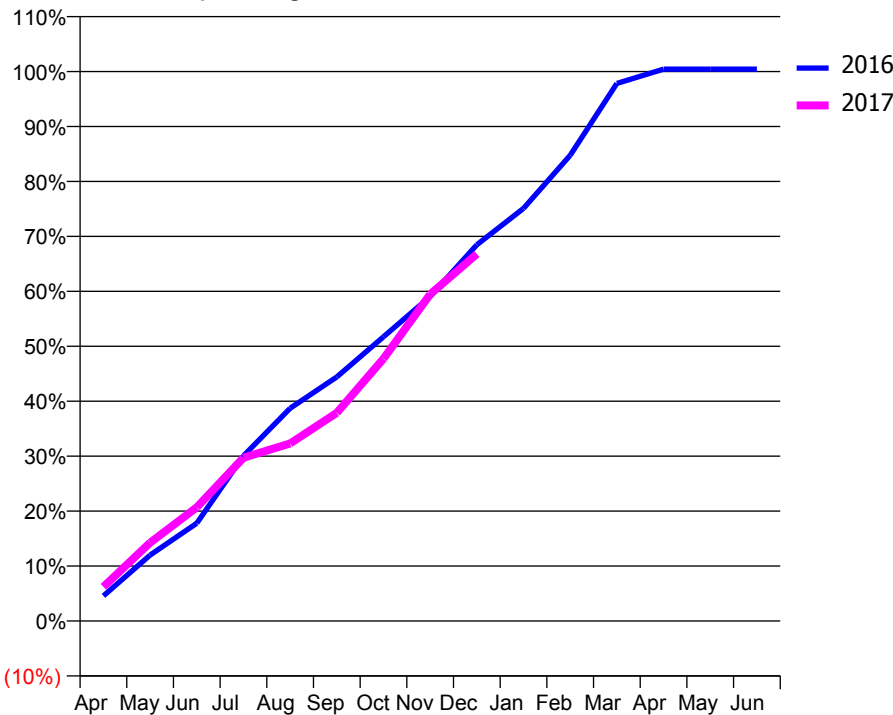
### ACCESS\*

Patients seen in 24 months	Total	Change since previous quarter
Quarter ending December 2015	2,818	
Quarter ending March 2016	2,868	→
Quarter ending June 2016	2,868	→
Quarter ending September 2016	2,840	→
Quarter ending December 2016	2,855	→
<b>Variance since December 2015</b>	<b>1.3%</b>	<b>→</b>



### ACTIVITY

Cumulative percentage of contracted UDA delivered 2016 & 2017



Month	Adjusted Scheduled Activity (UDA)	
	2016	2017
April	396	542
May	1,043	1,239
June	1,546	1,797
July	2,611	2,581
August	3,363	2,807
September	3,858	3,290
October	4,494	4,148
November	5,130	5,166
December	5,947	5,802
January	6,523	
February	7,362	
March	8,498	
April	8,723	
May	8,723	
June	8,723	

### QUALITY

	Quantity	Base Number	Contract	AT	Region	England
% of FP17s for the same patient ID Re-attending within 3 months - Children	34	706	4.8%	10.0%	11.9%	12.4%
% of FP17s for the same patient ID Re-attending within 3 months - Adults	363	2,251	16.1%	16.0%	17.1%	16.6%
% of FP17s for the same patient ID Re-attending between 3 & 9 months - Children	409	706	57.9%	45.8%	46.2%	57.5%
% of FP17s for the same patient ID Re-attending between 3 & 9 months - Adults	1,227	2,251	54.5%	37.2%	37.8%	50.4%
% of FP17s for Band 1 Urgent Courses	274	2,863	9.6%	11.0%	10.6%	9.1%
% of FP17s Relating to Free Repair or Replacements	16	2,863	0.6%	0.6%	0.6%	0.8%
% of FP17s Relating to Continuations	36	2,863	1.3%	0.7%	0.9%	1.3%
% of Patients satisfied with the dentistry they have received	11	11	100.0%	91.5%	90.3%	92.7%
% of Patients satisfied with the time they had to wait for an appointment	9	11	81.8%	84.0%	83.8%	88.8%

\* This is based on patients treated on this contract for their most recent course of treatment. Figures in italics indicate the base number of FP17s or Patient Questionnaire responses are less than 100. N/A is shown where the base number of responses is less than 10 during the period. % is calculated as Quantity/Base number\*100

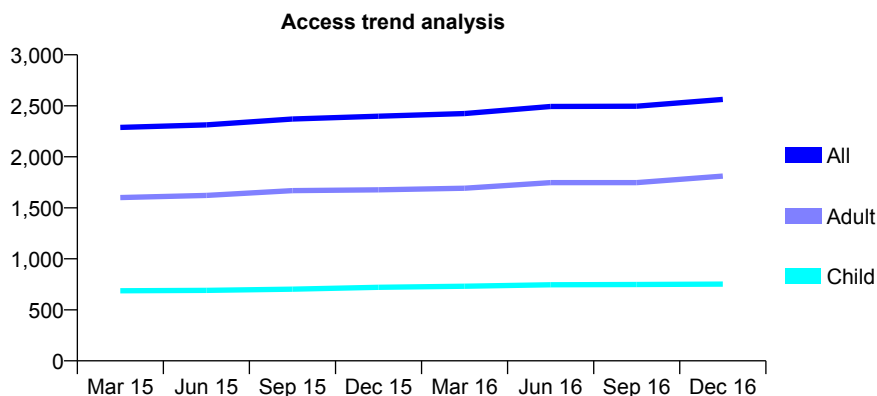
## Q62 - Vital Signs At a Glance Contract Report for 635693/0001 - December 2016

Name or company name	MR JL SONEJI
Contract type name	GDS Contract
Purpose of contract	General
Contract start date	01/04/2006
Contract end date	

16/17 Contracted general activity (UDA)	6,493
Carry forward general activity (UDA)	-28
16/17 Contracted orthodontic activity (UOA)	0
Carry forward orthodontic activity (UOA)	0
Baseline contract value	£189,876.92

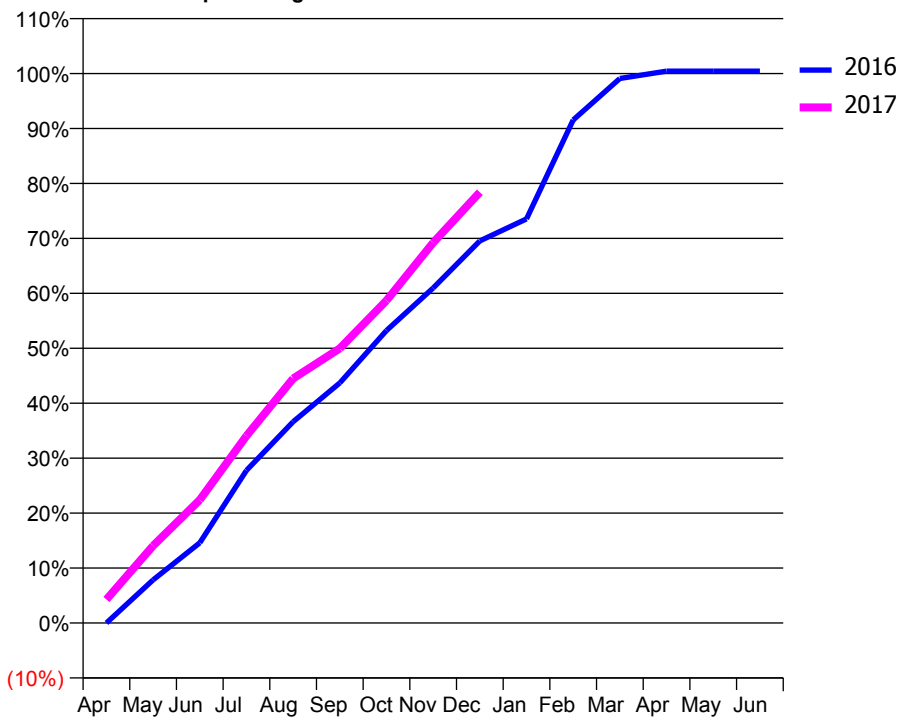
### ACCESS\*

Patients seen in 24 months	Total	Change since previous quarter
Quarter ending December 2015	2,398	
Quarter ending March 2016	2,424	→
Quarter ending June 2016	2,493	↑
Quarter ending September 2016	2,496	→
Quarter ending December 2016	2,563	↑
<b>Variance since December 2015</b>	<b>6.9%</b>	<b>↑</b>



### ACTIVITY

Cumulative percentage of contracted UDA delivered 2016 & 2017



Month	Adjusted Scheduled Activity (UDA)	
	2016	2017
April	1	278
May	509	913
June	947	1,455
July	1,803	2,212
August	2,378	2,890
September	2,837	3,245
October	3,456	3,810
November	3,959	4,494
December	4,516	5,090
January	4,774	
February	5,944	
March	6,433	
April	6,521	
May	6,521	
June	6,521	

### QUALITY

	Quantity	Base Number	Contract	AT	Region	England
% of FP17s for the same patient ID Re-attending within 3 months - Children	46	658	7.0%	10.0%	11.9%	12.4%
% of FP17s for the same patient ID Re-attending within 3 months - Adults	196	1,308	15.0%	16.0%	17.1%	16.6%
% of FP17s for the same patient ID Re-attending between 3 & 9 months - Children	272	658	41.3%	45.8%	46.2%	57.5%
% of FP17s for the same patient ID Re-attending between 3 & 9 months - Adults	391	1,308	29.9%	37.2%	37.8%	50.4%
% of FP17s for Band 1 Urgent Courses	163	1,906	8.6%	11.0%	10.6%	9.1%
% of FP17s Relating to Free Repair or Replacements	4	1,906	0.2%	0.6%	0.6%	0.8%
% of FP17s Relating to Continuations	64	1,906	3.4%	0.7%	0.9%	1.3%
% of Patients satisfied with the dentistry they have received	1	1	N/A	91.5%	90.3%	92.7%
% of Patients satisfied with the time they had to wait for an appointment	1	1	N/A	84.0%	83.8%	88.8%

\* This is based on patients treated on this contract for their most recent course of treatment. Figures in italics indicate the base number of FP17s or Patient Questionnaire responses are less than 100. N/A is shown where the base number of responses is less than 10 during the period. % is calculated as Quantity/Base number\*100

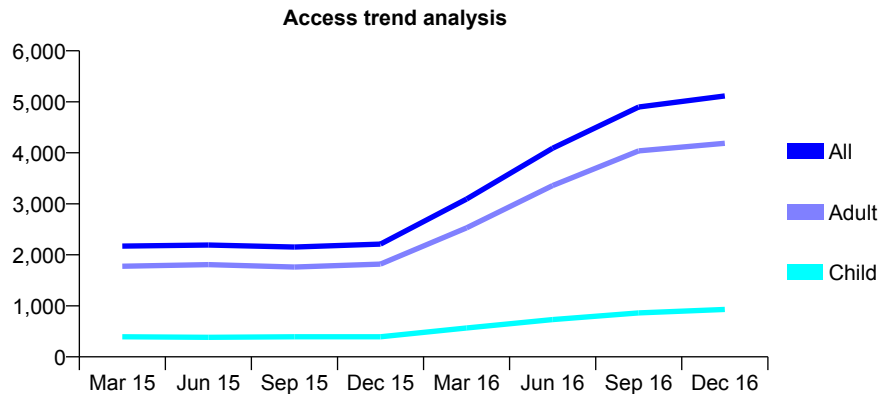
## Q62 - Vital Signs At a Glance Contract Report for 636320/0001 - December 2016

Name or company name	MRS GK KHAMBAY
Contract type name	PDS Contract
Purpose of contract	General
Contract start date	01/04/2006
Contract end date	31/03/2017

16/17 Contracted general activity (UDA)	15,161
Carry forward general activity (UDA)	274
16/17 Contracted orthodontic activity (UOA)	0
Carry forward orthodontic activity (UOA)	0
Baseline contract value	£788,524.96

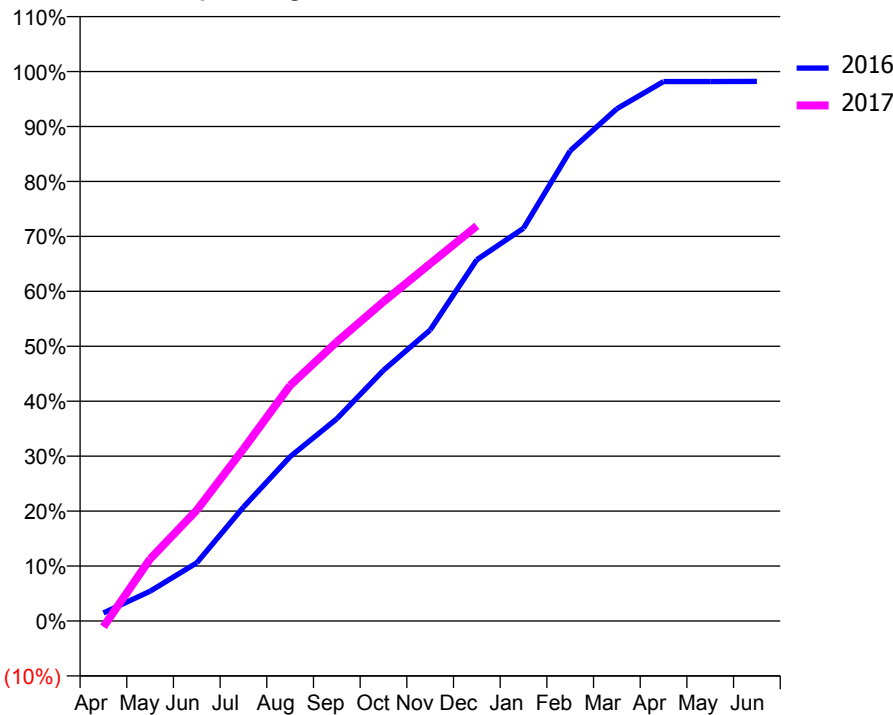
### ACCESS\*

Patients seen in 24 months	Total	Change since previous quarter
Quarter ending December 2015	2,211	
Quarter ending March 2016	3,095	↑
Quarter ending June 2016	4,089	↑
Quarter ending September 2016	4,899	↑
Quarter ending December 2016	5,115	↑
<b>Variance since December 2015</b>	<b>131.3%</b>	<b>↑</b>



### ACTIVITY

Cumulative percentage of contracted UDA delivered 2016 & 2017



Month	Adjusted Scheduled Activity (UDA)	
	2016	2017
April	223	-163
May	821	1,713
June	1,605	3,058
July	3,143	4,746
August	4,533	6,501
September	5,580	7,702
October	6,920	8,811
November	8,028	9,859
December	9,970	10,903
January	10,838	
February	12,975	
March	14,135	
April	14,883	
May	14,885	
June	14,887	

### QUALITY

	Quantity	Base Number	Contract	AT	Region	England
% of FP17s for the same patient ID Re-attending within 3 months - Children	23	852	2.7%	10.0%	11.9%	12.4%
% of FP17s for the same patient ID Re-attending within 3 months - Adults	217	3,507	6.2%	16.0%	17.1%	16.6%
% of FP17s for the same patient ID Re-attending between 3 & 9 months - Children	10	852	1.2%	45.8%	46.2%	57.5%
% of FP17s for the same patient ID Re-attending between 3 & 9 months - Adults	28	3,507	0.8%	37.2%	37.8%	50.4%
% of FP17s for Band 1 Urgent Courses	33	4,073	0.8%	11.0%	10.6%	9.1%
% of FP17s Relating to Free Repair or Replacements	0	4,073	0.0%	0.6%	0.6%	0.8%
% of FP17s Relating to Continuations	37	4,073	0.9%	0.7%	0.9%	1.3%
% of Patients satisfied with the dentistry they have received	3	3	N/A	91.5%	90.3%	92.7%
% of Patients satisfied with the time they had to wait for an appointment	3	3	N/A	84.0%	83.8%	88.8%

\* This is based on patients treated on this contract for their most recent course of treatment. Figures in italics indicate the base number of FP17s or Patient Questionnaire responses are less than 100. N/A is shown where the base number of responses is less than 10 during the period. % is calculated as Quantity/Base number\*100



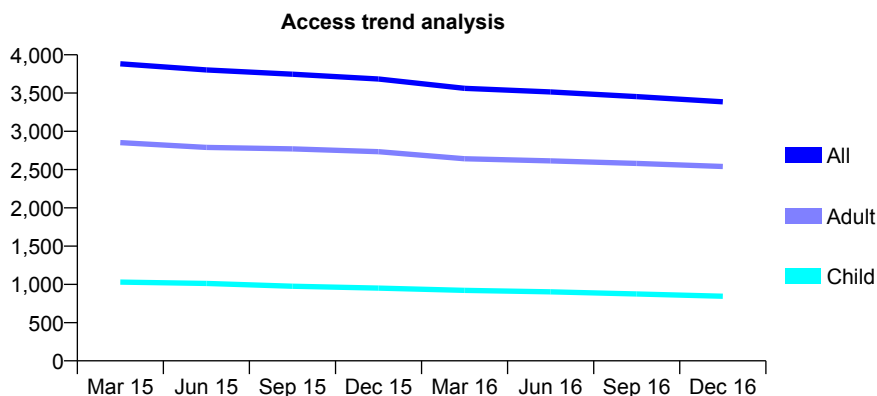
## Q62 - Vital Signs At a Glance Contract Report for 638889/0001 - December 2016

Name or company name	MR BV TAANK
Contract type name	GDS Contract
Purpose of contract	General
Contract start date	01/04/2006
Contract end date	

16/17 Contracted general activity (UDA)	8,508
Carry forward general activity (UDA)	-168
16/17 Contracted orthodontic activity (UOA)	0
Carry forward orthodontic activity (UOA)	0
Baseline contract value	£188,689.87

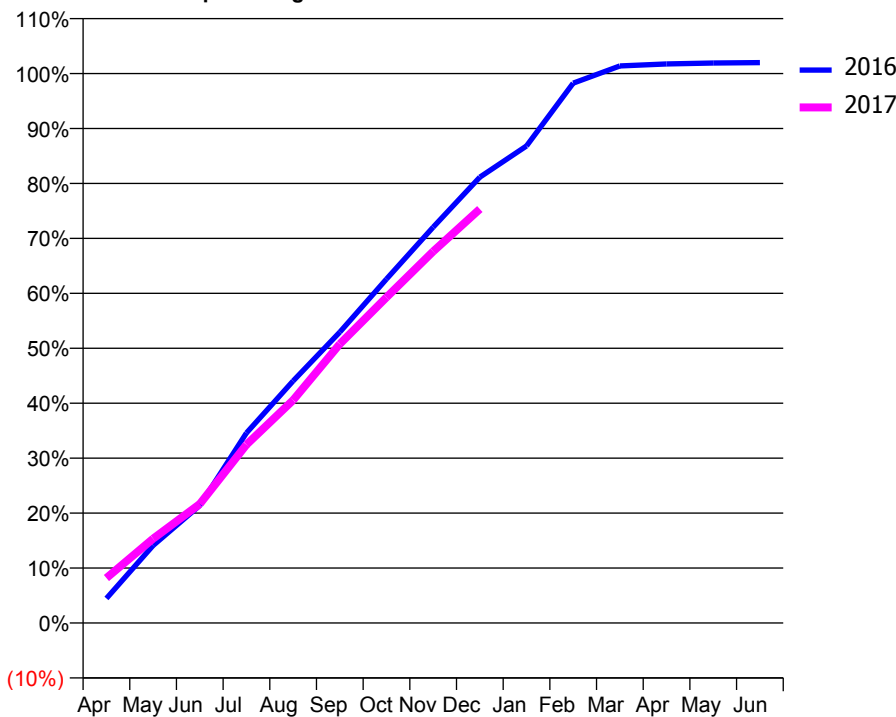
### ACCESS\*

Patients seen in 24 months	Total	Change since previous quarter
Quarter ending December 2015	3,684	
Quarter ending March 2016	3,562	↓
Quarter ending June 2016	3,515	↓
Quarter ending September 2016	3,454	↓
Quarter ending December 2016	3,385	↓
<b>Variance since December 2015</b>	<b>(8.1%)</b>	<b>↓</b>



### ACTIVITY

Cumulative percentage of contracted UDA delivered 2016 & 2017



Month	Adjusted Scheduled Activity (UDA)	
	2016	2017
April	381	696
May	1,201	1,307
June	1,820	1,842
July	2,943	2,762
August	3,749	3,450
September	4,504	4,319
October	5,325	5,043
November	6,130	5,753
December	6,904	6,409
January	7,386	
February	8,359	
March	8,625	
April	8,655	
May	8,671	
June	8,676	

### QUALITY

	Quantity	Base Number	Contract	AT	Region	England
% of FP17s for the same patient ID Re-attending within 3 months - Children	53	1,072	4.9%	10.0%	11.9%	12.4%
% of FP17s for the same patient ID Re-attending within 3 months - Adults	228	2,580	8.8%	16.0%	17.1%	16.6%
% of FP17s for the same patient ID Re-attending between 3 & 9 months - Children	769	1,072	71.7%	45.8%	46.2%	57.5%
% of FP17s for the same patient ID Re-attending between 3 & 9 months - Adults	1,366	2,580	52.9%	37.2%	37.8%	50.4%
% of FP17s for Band 1 Urgent Courses	66	3,632	1.8%	11.0%	10.6%	9.1%
% of FP17s Relating to Free Repair or Replacements	24	3,632	0.7%	0.6%	0.6%	0.8%
% of FP17s Relating to Continuations	22	3,632	0.6%	0.7%	0.9%	1.3%
% of Patients satisfied with the dentistry they have received	2	2	N/A	91.5%	90.3%	92.7%
% of Patients satisfied with the time they had to wait for an appointment	2	2	N/A	84.0%	83.8%	88.8%

\* This is based on patients treated on this contract for their most recent course of treatment. Figures in italics indicate the base number of FP17s or Patient Questionnaire responses are less than 100. N/A is shown where the base number of responses is less than 10 during the period. % is calculated as Quantity/Base number\*100

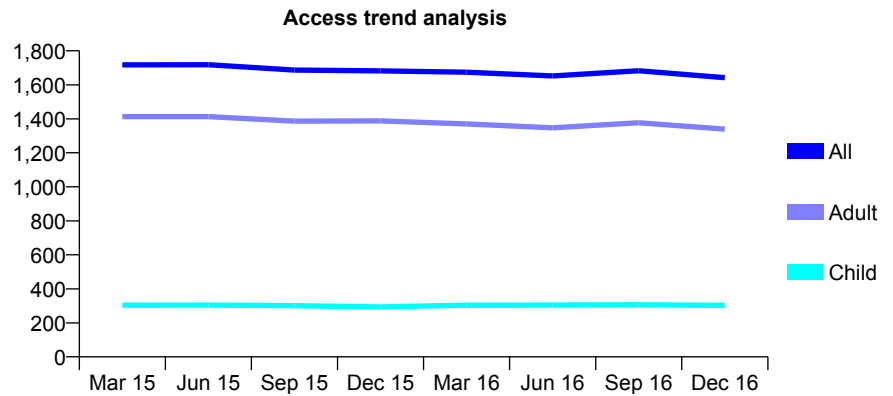
## Q62 - Vital Signs At a Glance Contract Report for 642991/0001 - December 2016

Name or company name	MR A BECKER
Contract type name	GDS Contract
Purpose of contract	General
Contract start date	01/04/2006
Contract end date	

16/17 Contracted general activity (UDA)	6,161
Carry forward general activity (UDA)	0
16/17 Contracted orthodontic activity (UOA)	0
Carry forward orthodontic activity (UOA)	0
Baseline contract value	£198,838.33

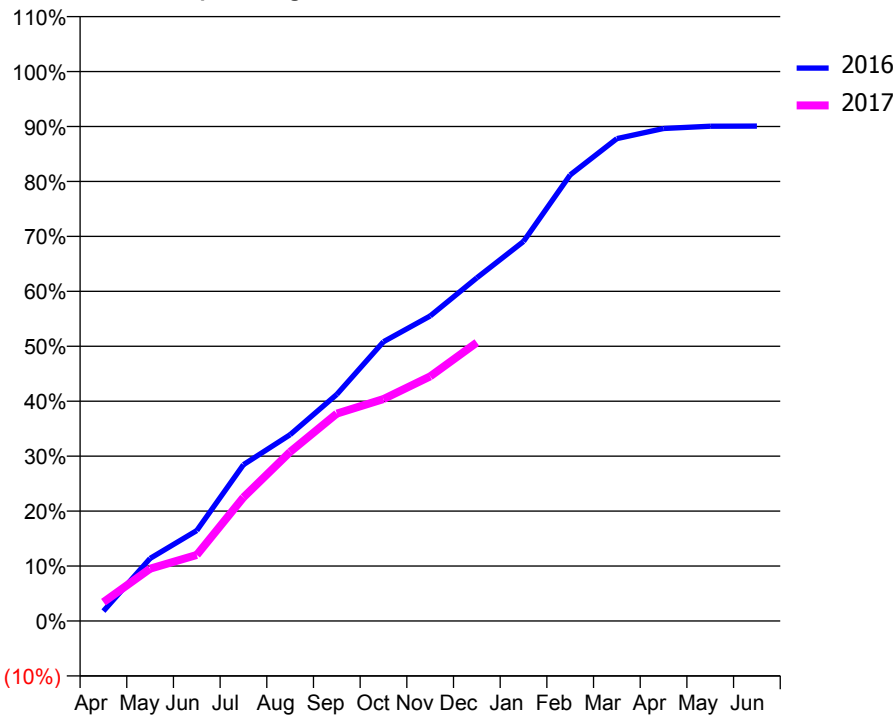
### ACCESS\*

Patients seen in 24 months	Total	Change since previous quarter
Quarter ending December 2015	1,682	
Quarter ending March 2016	1,674	→
Quarter ending June 2016	1,652	↓
Quarter ending September 2016	1,683	→
Quarter ending December 2016	1,642	↓
<b>Variance since December 2015</b>	<b>(2.4%)</b>	<b>↓</b>



### ACTIVITY

Cumulative percentage of contracted UDA delivered 2016 & 2017



Month	Adjusted Scheduled Activity (UDA)	
	2016	2017
April	111	212
May	701	587
June	1,015	741
July	1,754	1,387
August	2,090	1,897
September	2,540	2,325
October	3,132	2,488
November	3,420	2,742
December	3,847	3,123
January	4,256	
February	5,001	
March	5,408	
April	5,522	
May	5,548	
June	5,550	

### QUALITY

	Quantity	Base Number	Contract	AT	Region	England
% of FP17s for the same patient ID Re-attending within 3 months - Children	15	247	6.1%	10.0%	11.9%	12.4%
% of FP17s for the same patient ID Re-attending within 3 months - Adults	205	1,190	17.2%	16.0%	17.1%	16.6%
% of FP17s for the same patient ID Re-attending between 3 & 9 months - Children	121	247	49.0%	45.8%	46.2%	57.5%
% of FP17s for the same patient ID Re-attending between 3 & 9 months - Adults	623	1,190	52.4%	37.2%	37.8%	50.4%
% of FP17s for Band 1 Urgent Courses	44	1,389	3.2%	11.0%	10.6%	9.1%
% of FP17s Relating to Free Repair or Replacements	2	1,389	0.1%	0.6%	0.6%	0.8%
% of FP17s Relating to Continuations	36	1,389	2.6%	0.7%	0.9%	1.3%
% of Patients satisfied with the dentistry they have received	3	3	N/A	91.5%	90.3%	92.7%
% of Patients satisfied with the time they had to wait for an appointment	3	3	N/A	84.0%	83.8%	88.8%

\* This is based on patients treated on this contract for their most recent course of treatment. Figures in italics indicate the base number of FP17s or Patient Questionnaire responses are less than 100. N/A is shown where the base number of responses is less than 10 during the period. % is calculated as Quantity/Base number\*100

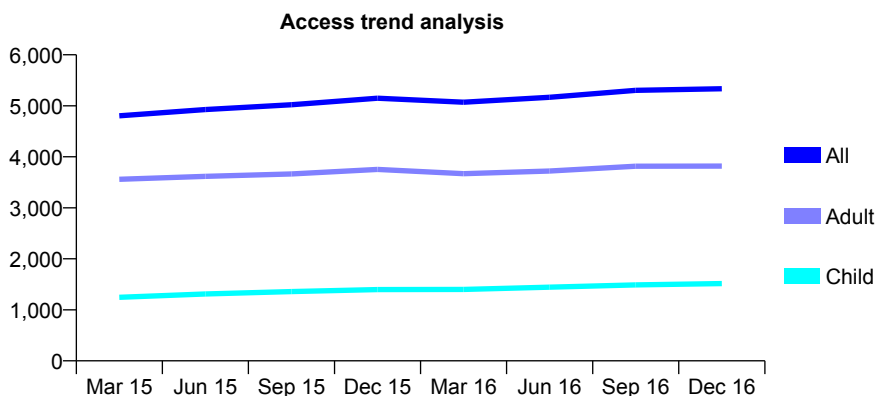
## Q62 - Vital Signs At a Glance Contract Report for 651648/0001 - December 2016

Name or company name	MRS JV PATEL
Contract type name	GDS Contract
Purpose of contract	General
Contract start date	01/04/2006
Contract end date	

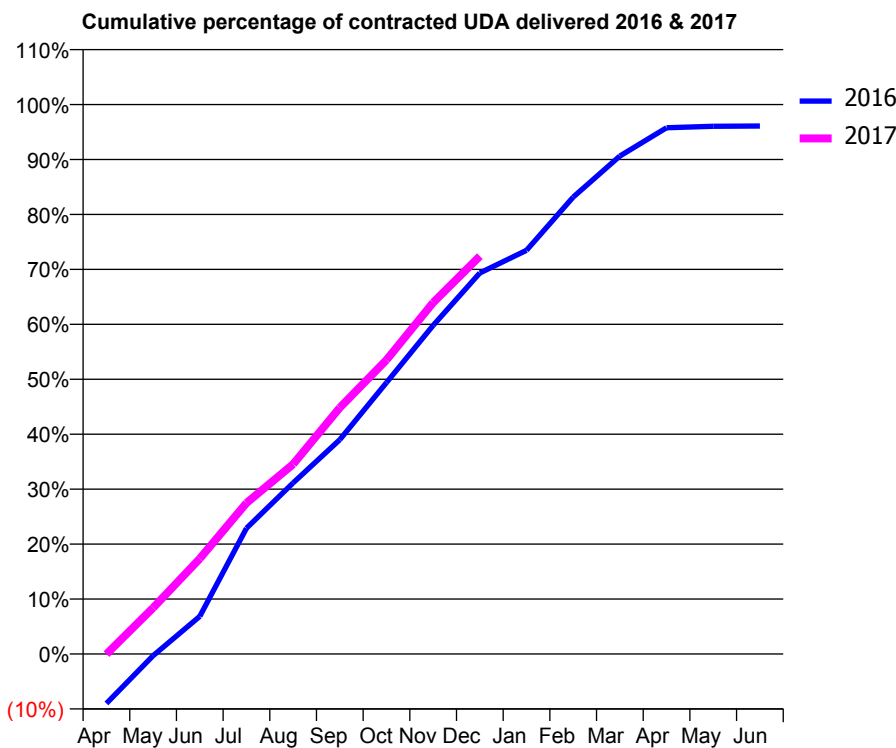
16/17 Contracted general activity (UDA)	10,583
Carry forward general activity (UDA)	414
16/17 Contracted orthodontic activity (UOA)	0
Carry forward orthodontic activity (UOA)	0
Baseline contract value	£248,940.83

### ACCESS\*

Patients seen in 24 months	Total	Change since previous quarter
Quarter ending December 2015	5,150	
Quarter ending March 2016	5,070	↓
Quarter ending June 2016	5,167	→
Quarter ending September 2016	5,304	↑
Quarter ending December 2016	5,335	→
<b>Variance since December 2015</b>	<b>3.6%</b>	<b>↑</b>



### ACTIVITY



Month	Adjusted Scheduled Activity (UDA)	
	2016	2017
April	-955	-4
May	-34	890
June	726	1,836
July	2,422	2,909
August	3,297	3,656
September	4,128	4,745
October	5,226	5,663
November	6,329	6,768
December	7,340	7,663
January	7,774	
February	8,799	
March	9,591	
April	10,136	
May	10,164	
June	10,169	

### QUALITY

	Quantity	Base Number	Contract	AT	Region	England
% of FP17s for the same patient ID Re-attending within 3 months - Children	69	1,351	5.1%	10.0%	11.9%	12.4%
% of FP17s for the same patient ID Re-attending within 3 months - Adults	267	2,920	9.1%	16.0%	17.1%	16.6%
% of FP17s for the same patient ID Re-attending between 3 & 9 months - Children	534	1,351	39.5%	45.8%	46.2%	57.5%
% of FP17s for the same patient ID Re-attending between 3 & 9 months - Adults	970	2,920	33.2%	37.2%	37.8%	50.4%
% of FP17s for Band 1 Urgent Courses	362	3,950	9.2%	11.0%	10.6%	9.1%
% of FP17s Relating to Free Repair or Replacements	14	3,950	0.4%	0.6%	0.6%	0.8%
% of FP17s Relating to Continuations	2	3,950	0.1%	0.7%	0.9%	1.3%
% of Patients satisfied with the dentistry they have received	4	4	N/A	91.5%	90.3%	92.7%
% of Patients satisfied with the time they had to wait for an appointment	3	4	N/A	84.0%	83.8%	88.8%

\* This is based on patients treated on this contract for their most recent course of treatment. Figures in italics indicate the base number of FP17s or Patient Questionnaire responses are less than 100. N/A is shown where the base number of responses is less than 10 during the period. % is calculated as Quantity/Base number\*100

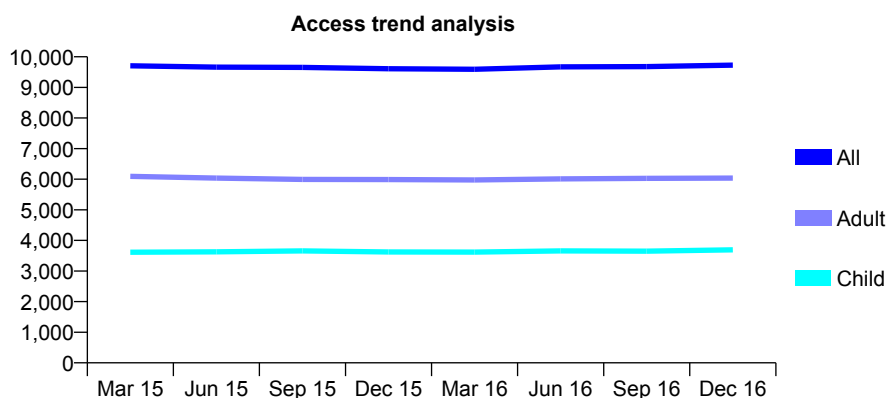
## Q62 - Vital Signs At a Glance Contract Report for 653233/0001 - December 2016

Name or company name	MRS F CAMPBELL-BARR
Contract type name	GDS Contract
Purpose of contract	General
Contract start date	01/04/2006
Contract end date	

16/17 Contracted general activity (UDA)	23,558
Carry forward general activity (UDA)	-66
16/17 Contracted orthodontic activity (UOA)	0
Carry forward orthodontic activity (UOA)	0
Baseline contract value	£665,458.46

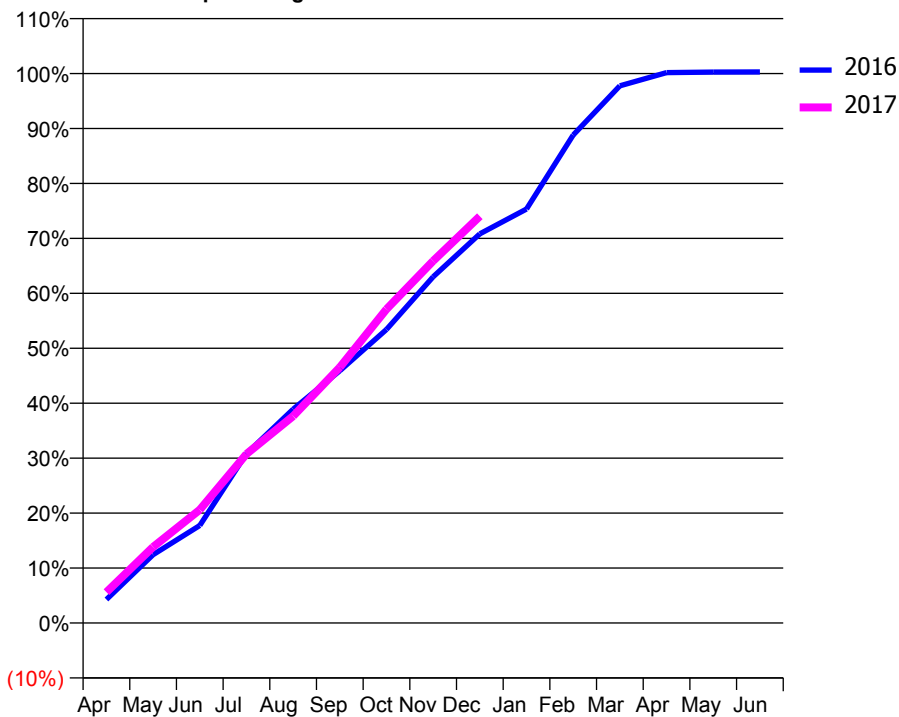
### ACCESS\*

Patients seen in 24 months	Total	Change since previous quarter
Quarter ending December 2015	9,612	
Quarter ending March 2016	9,592	→
Quarter ending June 2016	9,669	→
Quarter ending September 2016	9,679	→
Quarter ending December 2016	9,728	→
<b>Variance since December 2015</b>	<b>1.2%</b>	<b>→</b>



### ACTIVITY

Cumulative percentage of contracted UDA delivered 2016 & 2017



Month	Adjusted Scheduled Activity (UDA)	
	2016	2017
April	1,010	1,322
May	2,929	3,259
June	4,179	4,858
July	7,263	7,246
August	9,165	8,868
September	10,812	10,964
October	12,583	13,454
November	14,843	15,523
December	16,684	17,438
January	17,750	
February	20,920	
March	23,031	
April	23,594	
May	23,616	
June	23,624	

### QUALITY

	Quantity	Base Number	Contract	AT	Region	England
% of FP17s for the same patient ID Re-attending within 3 months - Children	172	3,030	5.7%	10.0%	11.9%	12.4%
% of FP17s for the same patient ID Re-attending within 3 months - Adults	619	4,365	14.2%	16.0%	17.1%	16.6%
% of FP17s for the same patient ID Re-attending between 3 & 9 months - Children	995	3,030	32.8%	45.8%	46.2%	57.5%
% of FP17s for the same patient ID Re-attending between 3 & 9 months - Adults	1,234	4,365	28.3%	37.2%	37.8%	50.4%
% of FP17s for Band 1 Urgent Courses	661	7,182	9.2%	11.0%	10.6%	9.1%
% of FP17s Relating to Free Repair or Replacements	44	7,182	0.6%	0.6%	0.6%	0.8%
% of FP17s Relating to Continuations	164	7,182	2.3%	0.7%	0.9%	1.3%
% of Patients satisfied with the dentistry they have received	6	8	N/A	91.5%	90.3%	92.7%
% of Patients satisfied with the time they had to wait for an appointment	6	8	N/A	84.0%	83.8%	88.8%

\* This is based on patients treated on this contract for their most recent course of treatment. Figures in italics indicate the base number of FP17s or Patient Questionnaire responses are less than 100. N/A is shown where the base number of responses is less than 10 during the period. % is calculated as Quantity/Base number\*100

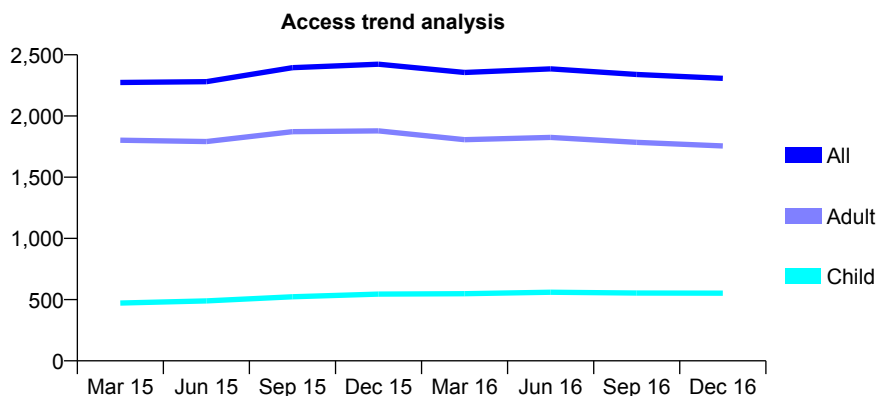
## Q62 - Vital Signs At a Glance Contract Report for 657433/0002 - December 2016

Name or company name	MR P KUMAR
Contract type name	GDS Contract
Purpose of contract	General
Contract start date	01/04/2011
Contract end date	

16/17 Contracted general activity (UDA)	5,191
Carry forward general activity (UDA)	-104
16/17 Contracted orthodontic activity (UOA)	0
Carry forward orthodontic activity (UOA)	0
Baseline contract value	£199,393.97

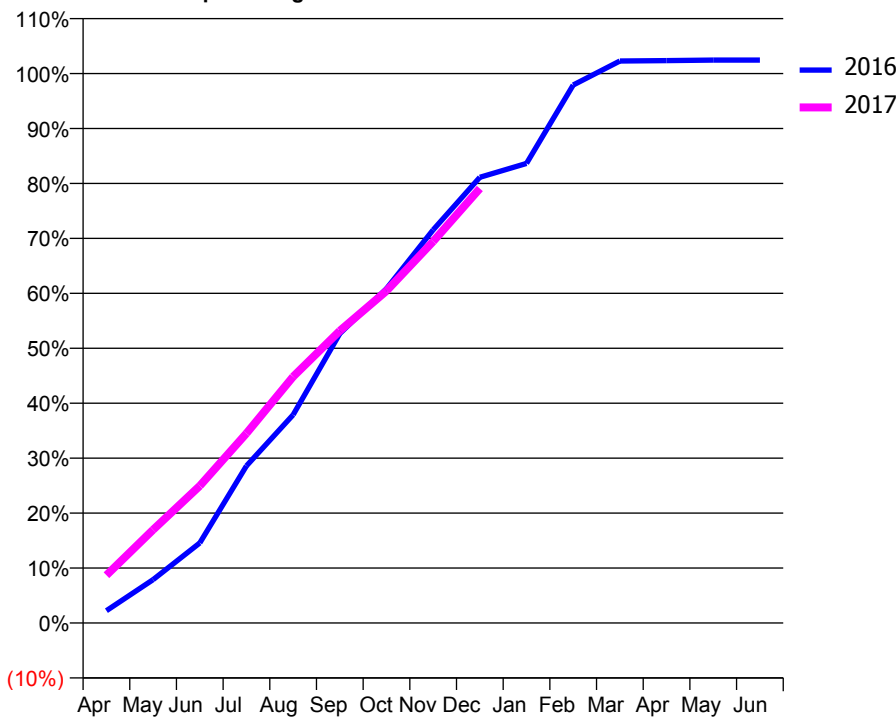
### ACCESS\*

Patients seen in 24 months	Total	Change since previous quarter
Quarter ending December 2015	2,423	
Quarter ending March 2016	2,356	↓
Quarter ending June 2016	2,385	→
Quarter ending September 2016	2,339	↓
Quarter ending December 2016	2,308	↓
<b>Variance since December 2015</b>	<b>(4.7%)</b>	<b>↓</b>



### ACTIVITY

Cumulative percentage of contracted UDA delivered 2016 & 2017



Month	Adjusted Scheduled Activity (UDA)	
	2016	2017
April	117	452
May	410	881
June	756	1,295
July	1,484	1,792
August	1,967	2,327
September	2,734	2,760
October	3,159	3,137
November	3,714	3,605
December	4,210	4,105
January	4,341	
February	5,082	
March	5,308	
April	5,313	
May	5,318	
June	5,318	

### QUALITY

	Quantity	Base Number	Contract	AT	Region	England
% of FP17s for the same patient ID Re-attending within 3 months - Children	31	416	7.5%	10.0%	11.9%	12.4%
% of FP17s for the same patient ID Re-attending within 3 months - Adults	123	1,231	10.0%	16.0%	17.1%	16.6%
% of FP17s for the same patient ID Re-attending between 3 & 9 months - Children	107	416	25.7%	45.8%	46.2%	57.5%
% of FP17s for the same patient ID Re-attending between 3 & 9 months - Adults	254	1,231	20.6%	37.2%	37.8%	50.4%
% of FP17s for Band 1 Urgent Courses	129	1,338	9.6%	11.0%	10.6%	9.1%
% of FP17s Relating to Free Repair or Replacements	12	1,338	0.9%	0.6%	0.6%	0.8%
% of FP17s Relating to Continuations	20	1,338	1.5%	0.7%	0.9%	1.3%
% of Patients satisfied with the dentistry they have received	3	3	N/A	91.5%	90.3%	92.7%
% of Patients satisfied with the time they had to wait for an appointment	3	3	N/A	84.0%	83.8%	88.8%

\* This is based on patients treated on this contract for their most recent course of treatment. Figures in italics indicate the base number of FP17s or Patient Questionnaire responses are less than 100. N/A is shown where the base number of responses is less than 10 during the period. % is calculated as Quantity/Base number\*100

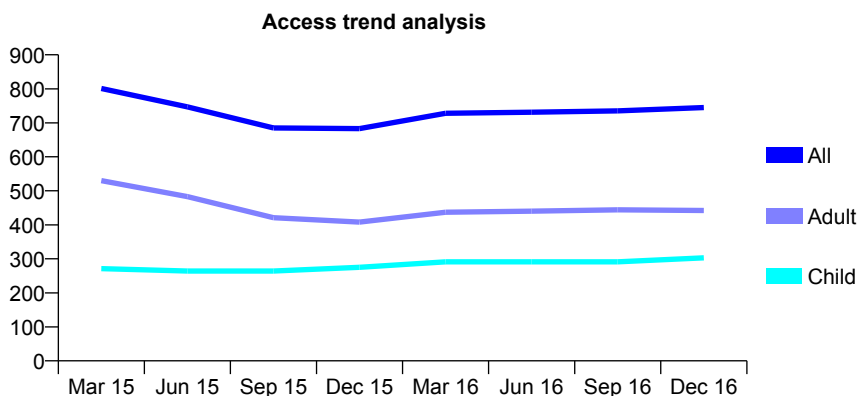
## Q62 - Vital Signs At a Glance Contract Report for 660108/0001 - December 2016

Name or company name	MR DS SOHAL
Contract type name	GDS Contract
Purpose of contract	General
Contract start date	01/04/2006
Contract end date	

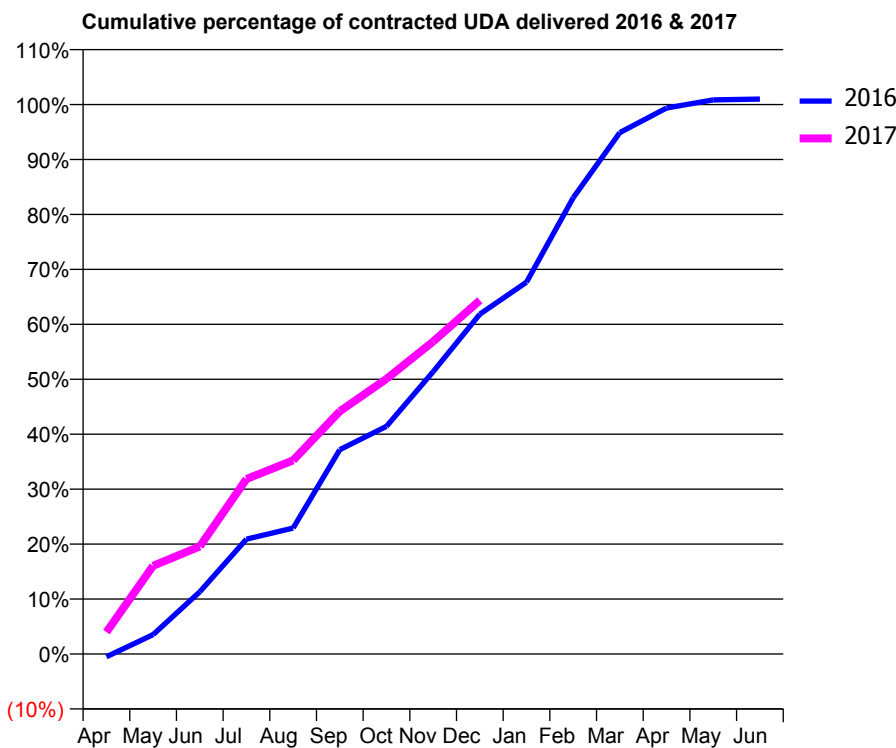
16/17 Contracted general activity (UDA)	2,097
Carry forward general activity (UDA)	-21
16/17 Contracted orthodontic activity (UOA)	0
Carry forward orthodontic activity (UOA)	0
Baseline contract value	£50,840.43

### ACCESS\*

Patients seen in 24 months	Total	Change since previous quarter
Quarter ending December 2015	683	
Quarter ending March 2016	728	↑
Quarter ending June 2016	731	→
Quarter ending September 2016	735	→
Quarter ending December 2016	745	→
<b>Variance since December 2015</b>	<b>9.1%</b>	<b>↑</b>



### ACTIVITY



Month	Adjusted Scheduled Activity (UDA)	
	2016	2017
April	-11	84
May	74	337
June	237	410
July	438	668
August	481	739
September	780	926
October	869	1,050
November	1,078	1,192
December	1,297	1,350
January	1,419	
February	1,741	
March	1,990	
April	2,084	
May	2,115	
June	2,118	

### QUALITY

	Quantity	Base Number	Contract	AT	Region	England
% of FP17s for the same patient ID Re-attending within 3 months - Children	8	175	4.6%	10.0%	11.9%	12.4%
% of FP17s for the same patient ID Re-attending within 3 months - Adults	38	288	13.2%	16.0%	17.1%	16.6%
% of FP17s for the same patient ID Re-attending between 3 & 9 months - Children	38	175	21.7%	45.8%	46.2%	57.5%
% of FP17s for the same patient ID Re-attending between 3 & 9 months - Adults	64	288	22.2%	37.2%	37.8%	50.4%
% of FP17s for Band 1 Urgent Courses	80	430	18.6%	11.0%	10.6%	9.1%
% of FP17s Relating to Free Repair or Replacements	0	430	0.0%	0.6%	0.6%	0.8%
% of FP17s Relating to Continuations	1	430	0.2%	0.7%	0.9%	1.3%
% of Patients satisfied with the dentistry they have received	0	0	N/A	91.5%	90.3%	92.7%
% of Patients satisfied with the time they had to wait for an appointment	0	0	N/A	84.0%	83.8%	88.8%

\* This is based on patients treated on this contract for their most recent course of treatment. Figures in italics indicate the base number of FP17s or Patient Questionnaire responses are less than 100. N/A is shown where the base number of responses is less than 10 during the period. % is calculated as Quantity/Base number\*100

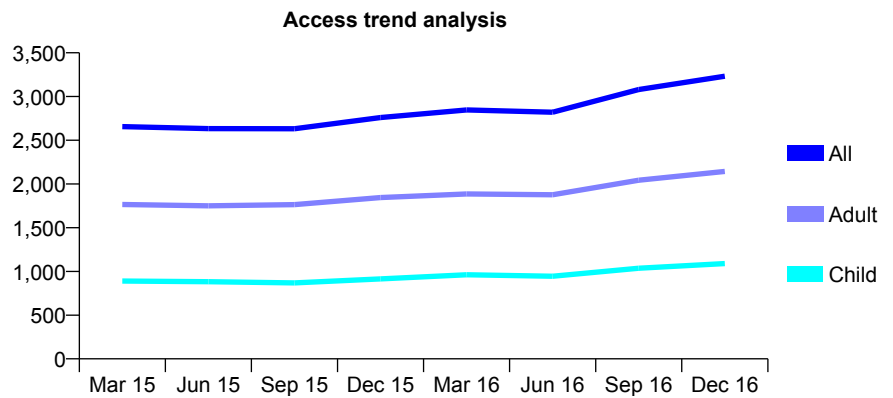
## Q62 - Vital Signs At a Glance Contract Report for 660175/0001 - December 2016

Name or company name	MR F KHOURY
Contract type name	GDS Contract
Purpose of contract	General
Contract start date	01/04/2006
Contract end date	

16/17 Contracted general activity (UDA)	10,063
Carry forward general activity (UDA)	-201
16/17 Contracted orthodontic activity (UOA)	0
Carry forward orthodontic activity (UOA)	0
Baseline contract value	£274,611.56

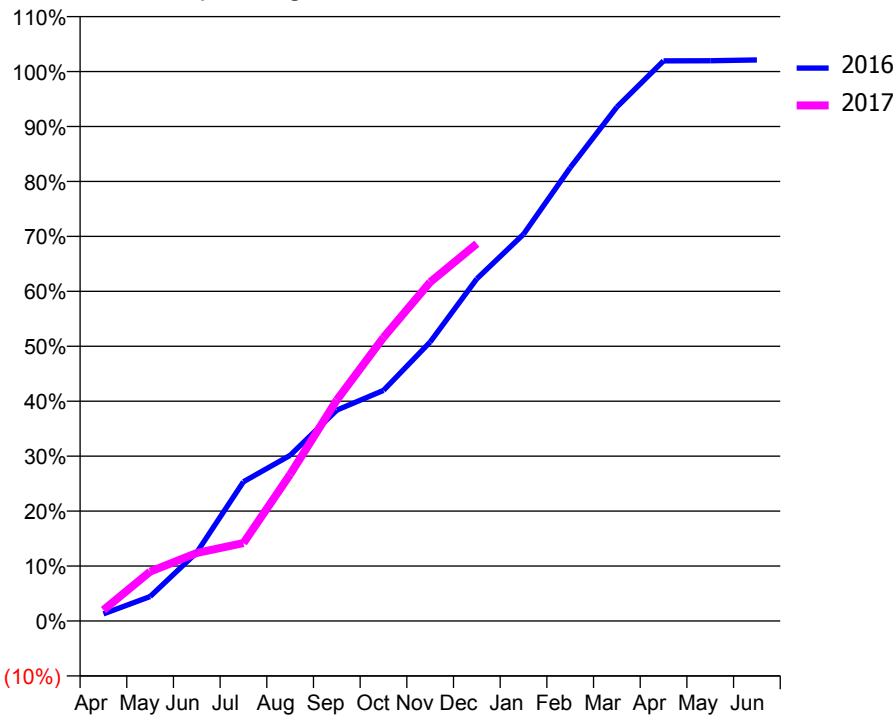
### ACCESS\*

Patients seen in 24 months	Total	Change since previous quarter
Quarter ending December 2015	2,759	
Quarter ending March 2016	2,847	↑
Quarter ending June 2016	2,821	→
Quarter ending September 2016	3,080	↑
Quarter ending December 2016	3,233	↑
<b>Variance since December 2015</b>	<b>17.2%</b>	<b>↑</b>



### ACTIVITY

Cumulative percentage of contracted UDA delivered 2016 & 2017



Month	Adjusted Scheduled Activity (UDA)	
	2016	2017
April	131	201
May	448	904
June	1,257	1,247
July	2,551	1,427
August	3,034	2,685
September	3,861	4,047
October	4,222	5,194
November	5,110	6,207
December	6,266	6,910
January	7,083	
February	8,302	
March	9,412	
April	10,258	
May	10,261	
June	10,276	

### QUALITY

	Quantity	Base Number	Contract	AT	Region	England
% of FP17s for the same patient ID Re-attending within 3 months - Children	49	753	6.5%	10.0%	11.9%	12.4%
% of FP17s for the same patient ID Re-attending within 3 months - Adults	248	1,619	15.3%	16.0%	17.1%	16.6%
% of FP17s for the same patient ID Re-attending between 3 & 9 months - Children	145	753	19.3%	45.8%	46.2%	57.5%
% of FP17s for the same patient ID Re-attending between 3 & 9 months - Adults	393	1,619	24.3%	37.2%	37.8%	50.4%
% of FP17s for Band 1 Urgent Courses	371	2,136	17.4%	11.0%	10.6%	9.1%
% of FP17s Relating to Free Repair or Replacements	9	2,136	0.4%	0.6%	0.6%	0.8%
% of FP17s Relating to Continuations	16	2,136	0.7%	0.7%	0.9%	1.3%
% of Patients satisfied with the dentistry they have received	2	3	N/A	91.5%	90.3%	92.7%
% of Patients satisfied with the time they had to wait for an appointment	2	3	N/A	84.0%	83.8%	88.8%

\* This is based on patients treated on this contract for their most recent course of treatment. Figures in italics indicate the base number of FP17s or Patient Questionnaire responses are less than 100. N/A is shown where the base number of responses is less than 10 during the period. % is calculated as Quantity/Base number\*100



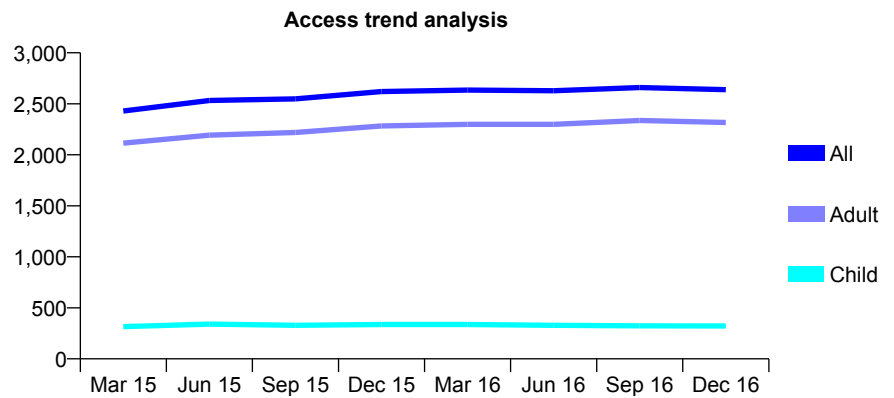
## Q62 - Vital Signs At a Glance Contract Report for 660493/0001 - December 2016

Name or company name	MR AD DE LA VALETTE
Contract type name	GDS Contract
Purpose of contract	General
Contract start date	01/04/2006
Contract end date	

16/17 Contracted general activity (UDA)	15,171
Carry forward general activity (UDA)	-196
16/17 Contracted orthodontic activity (UOA)	0
Carry forward orthodontic activity (UOA)	0
Baseline contract value	£519,568.74

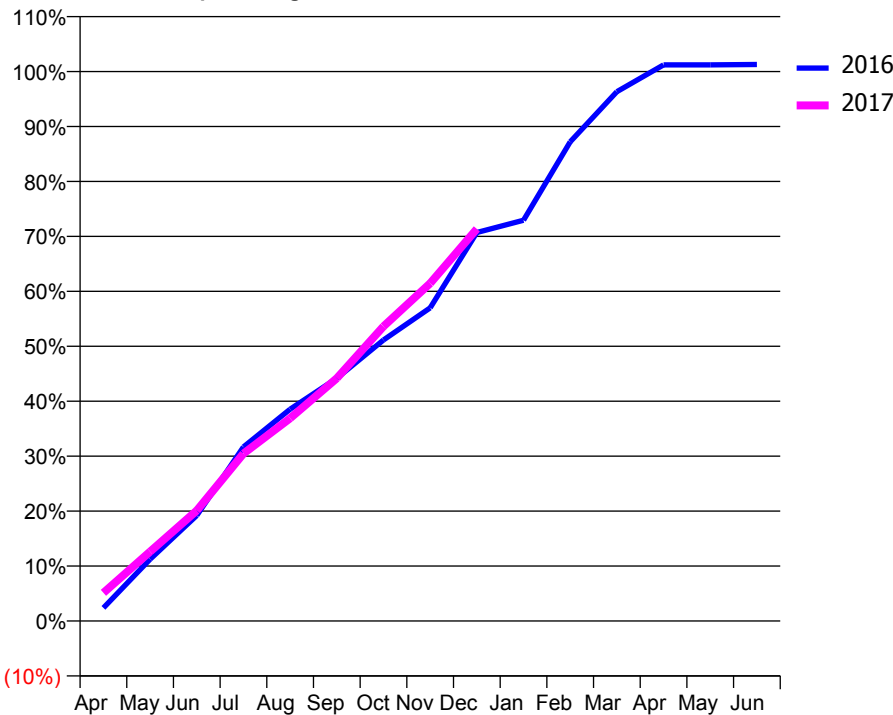
### ACCESS\*

Patients seen in 24 months	Total	Change since previous quarter
Quarter ending December 2015	2,620	
Quarter ending March 2016	2,635	→
Quarter ending June 2016	2,628	→
Quarter ending September 2016	2,659	→
Quarter ending December 2016	2,639	→
<b>Variance since December 2015</b>	<b>0.7%</b>	<b>→</b>



### ACTIVITY

Cumulative percentage of contracted UDA delivered 2016 & 2017



### QUALITY

	Quantity	Base Number	Contract	AT	Region	England
% of FP17s for the same patient ID Re-attending within 3 months - Children	33	307	10.7%	10.0%	11.9%	12.4%
% of FP17s for the same patient ID Re-attending within 3 months - Adults	241	1,726	14.0%	16.0%	17.1%	16.6%
% of FP17s for the same patient ID Re-attending between 3 & 9 months - Children	124	307	40.4%	45.8%	46.2%	57.5%
% of FP17s for the same patient ID Re-attending between 3 & 9 months - Adults	556	1,726	32.2%	37.2%	37.8%	50.4%
% of FP17s for Band 1 Urgent Courses	153	1,891	8.1%	11.0%	10.6%	9.1%
% of FP17s Relating to Free Repair or Replacements	19	1,891	1.0%	0.6%	0.6%	0.8%
% of FP17s Relating to Continuations	1	1,891	0.1%	0.7%	0.9%	1.3%
% of Patients satisfied with the dentistry they have received	2	2	N/A	91.5%	90.3%	92.7%
% of Patients satisfied with the time they had to wait for an appointment	1	2	N/A	84.0%	83.8%	88.8%

\* This is based on patients treated on this contract for their most recent course of treatment. Figures in italics indicate the base number of FP17s or Patient Questionnaire responses are less than 100. N/A is shown where the base number of responses is less than 10 during the period. % is calculated as Quantity/Base number\*100

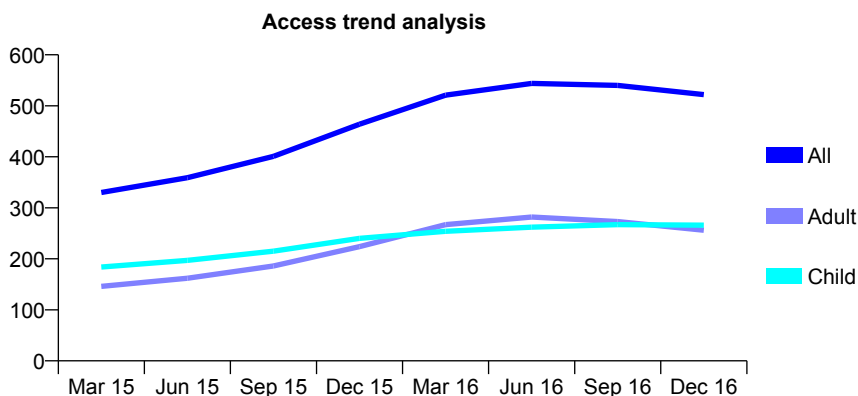
## Q62 - Vital Signs At a Glance Contract Report for 661651/0001 - December 2016

Name or company name	MR I RAI
Contract type name	GDS Contract
Purpose of contract	General
Contract start date	01/04/2014
Contract end date	

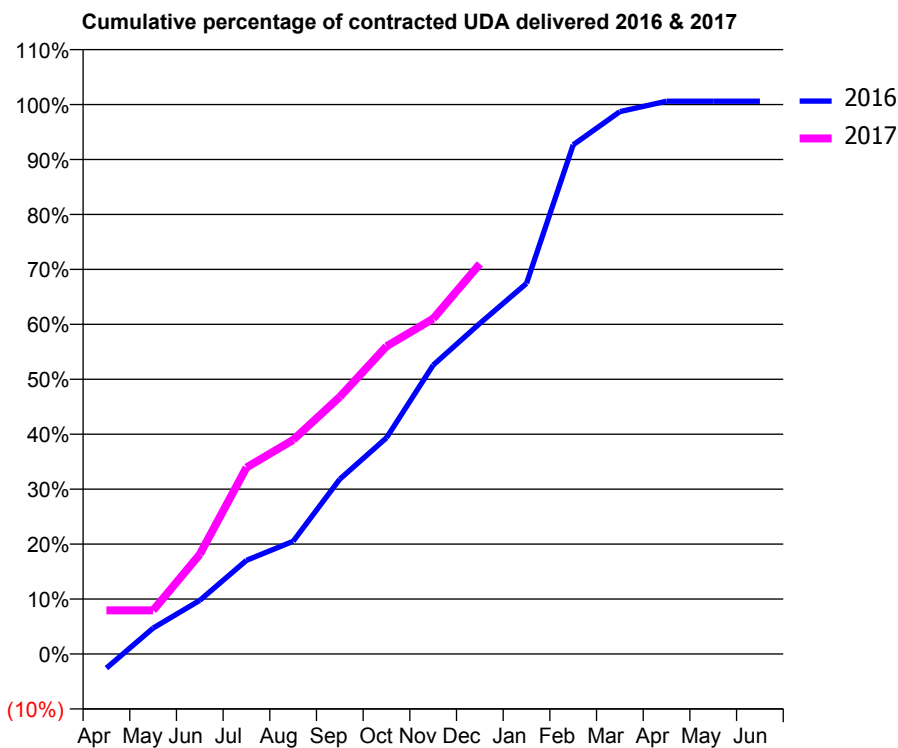
16/17 Contracted general activity (UDA)	893
Carry forward general activity (UDA)	-5
16/17 Contracted orthodontic activity (UOA)	0
Carry forward orthodontic activity (UOA)	0
Baseline contract value	£21,516.57

### ACCESS\*

Patients seen in 24 months	Total	Change since previous quarter
Quarter ending December 2015	464	
Quarter ending March 2016	521	↑
Quarter ending June 2016	544	↑
Quarter ending September 2016	540	→
Quarter ending December 2016	522	↓
<b>Variance since December 2015</b>	<b>12.5%</b>	<b>↑</b>



### ACTIVITY



Month	Adjusted Scheduled Activity (UDA)	
	2016	2017
April	-23	71
May	42	71
June	87	162
July	152	303
August	183	348
September	284	418
October	351	500
November	469	545
December	537	634
January	602	
February	827	
March	881	
April	898	
May	898	
June	898	

### QUALITY

	Quantity	Base Number	Contract	AT	Region	England
% of FP17s for the same patient ID Re-attending within 3 months - Children	3	226	1.3%	10.0%	11.9%	12.4%
% of FP17s for the same patient ID Re-attending within 3 months - Adults	4	125	3.2%	16.0%	17.1%	16.6%
% of FP17s for the same patient ID Re-attending between 3 & 9 months - Children	113	226	50.0%	45.8%	46.2%	57.5%
% of FP17s for the same patient ID Re-attending between 3 & 9 months - Adults	46	125	36.8%	37.2%	37.8%	50.4%
% of FP17s for Band 1 Urgent Courses	0	334	0.0%	11.0%	10.6%	9.1%
% of FP17s Relating to Free Repair or Replacements	0	334	0.0%	0.6%	0.6%	0.8%
% of FP17s Relating to Continuations	1	334	0.3%	0.7%	0.9%	1.3%
% of Patients satisfied with the dentistry they have received	1	1	N/A	91.5%	90.3%	92.7%
% of Patients satisfied with the time they had to wait for an appointment	1	1	N/A	84.0%	83.8%	88.8%

\* This is based on patients treated on this contract for their most recent course of treatment. Figures in italics indicate the base number of FP17s or Patient Questionnaire responses are less than 100. N/A is shown where the base number of responses is less than 10 during the period. % is calculated as Quantity/Base number\*100

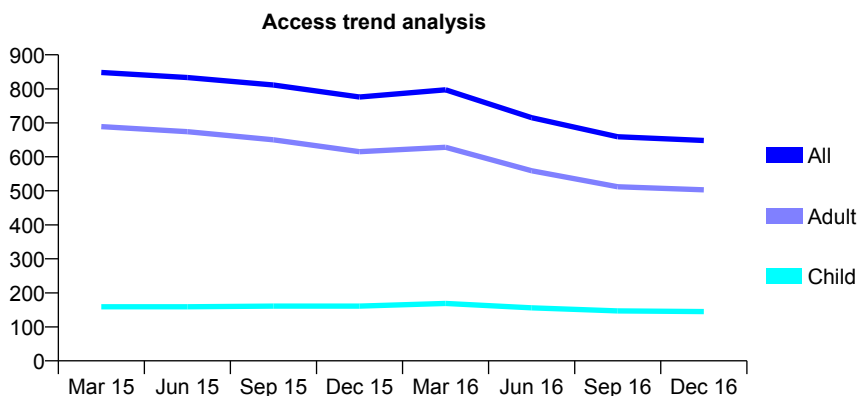
## Q62 - Vital Signs At a Glance Contract Report for 675237/0001 - December 2016

Name or company name	MR M FARHANG HAERI
Contract type name	GDS Contract
Purpose of contract	General
Contract start date	01/04/2006
Contract end date	

16/17 Contracted general activity (UDA)	2,365
Carry forward general activity (UDA)	0
16/17 Contracted orthodontic activity (UOA)	0
Carry forward orthodontic activity (UOA)	0
Baseline contract value	£67,469.45

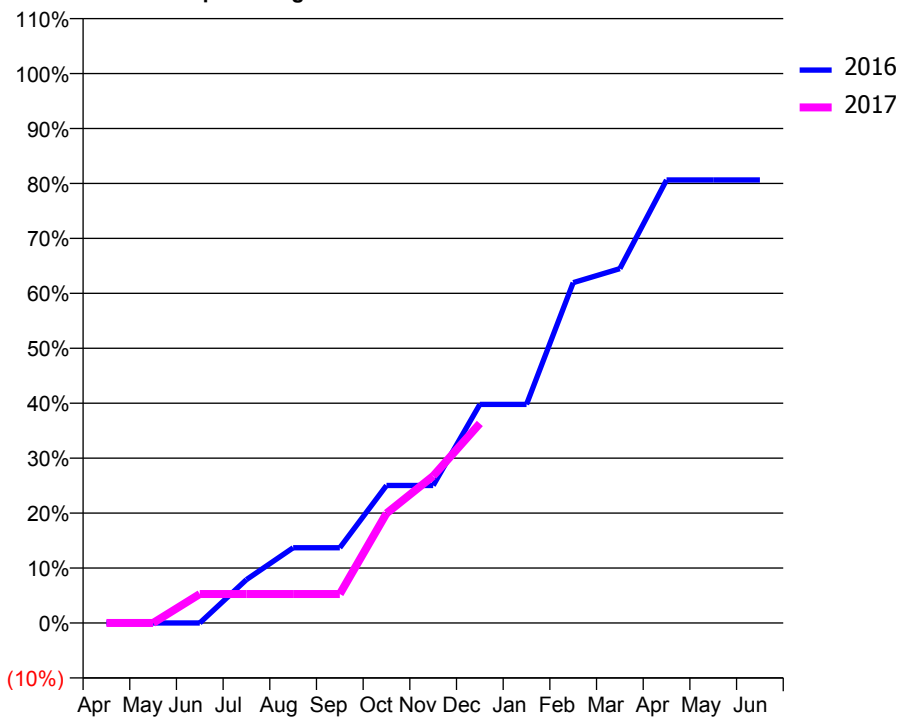
### ACCESS\*

Patients seen in 24 months	Total	Change since previous quarter
Quarter ending December 2015	776	
Quarter ending March 2016	797	↑
Quarter ending June 2016	715	↓
Quarter ending September 2016	659	↓
Quarter ending December 2016	648	↓
<b>Variance since December 2015</b>	<b>(16.5%)</b>	<b>↓</b>



### ACTIVITY

Cumulative percentage of contracted UDA delivered 2016 & 2017



Month	Adjusted Scheduled Activity (UDA)	
	2016	2017
April	0	0
May	0	0
June	0	125
July	187	125
August	324	125
September	324	125
October	592	472
November	592	633
December	941	859
January	941	
February	1,465	
March	1,525	
April	1,907	
May	1,907	
June	1,907	

### QUALITY

	Quantity	Base Number	Contract	AT	Region	England
% of FP17s for the same patient ID Re-attending within 3 months - Children	0	111	0.0%	10.0%	11.9%	12.4%
% of FP17s for the same patient ID Re-attending within 3 months - Adults	15	295	5.1%	16.0%	17.1%	16.6%
% of FP17s for the same patient ID Re-attending between 3 & 9 months - Children	48	111	43.2%	45.8%	46.2%	57.5%
% of FP17s for the same patient ID Re-attending between 3 & 9 months - Adults	62	295	21.0%	37.2%	37.8%	50.4%
% of FP17s for Band 1 Urgent Courses	0	316	0.0%	11.0%	10.6%	9.1%
% of FP17s Relating to Free Repair or Replacements	0	316	0.0%	0.6%	0.6%	0.8%
% of FP17s Relating to Continuations	0	316	0.0%	0.7%	0.9%	1.3%
% of Patients satisfied with the dentistry they have received	0	1	N/A	91.5%	90.3%	92.7%
% of Patients satisfied with the time they had to wait for an appointment	0	1	N/A	84.0%	83.8%	88.8%

\* This is based on patients treated on this contract for their most recent course of treatment. Figures in italics indicate the base number of FP17s or Patient Questionnaire responses are less than 100. N/A is shown where the base number of responses is less than 10 during the period. % is calculated as Quantity/Base number\*100

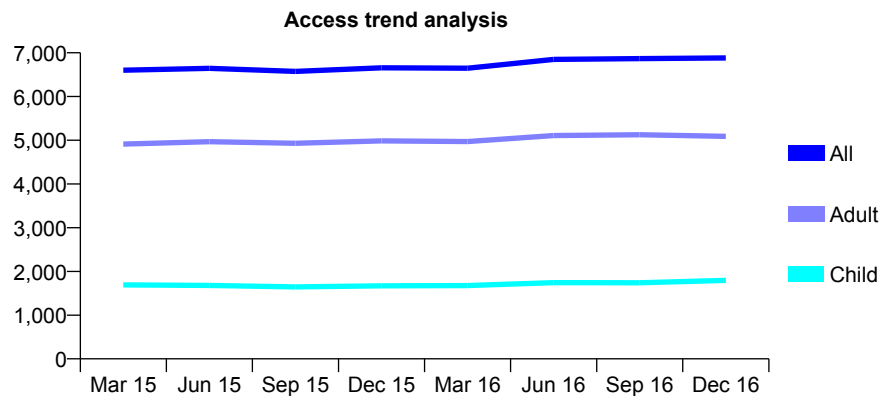
## Q62 - Vital Signs At a Glance Contract Report for 676713/0001 - December 2016

Name or company name	MR K KAVIANI
Contract type name	GDS Contract
Purpose of contract	General
Contract start date	01/04/2006
Contract end date	

16/17 Contracted general activity (UDA)	17,508
Carry forward general activity (UDA)	-127
16/17 Contracted orthodontic activity (UOA)	0
Carry forward orthodontic activity (UOA)	0
Baseline contract value	£497,002.62

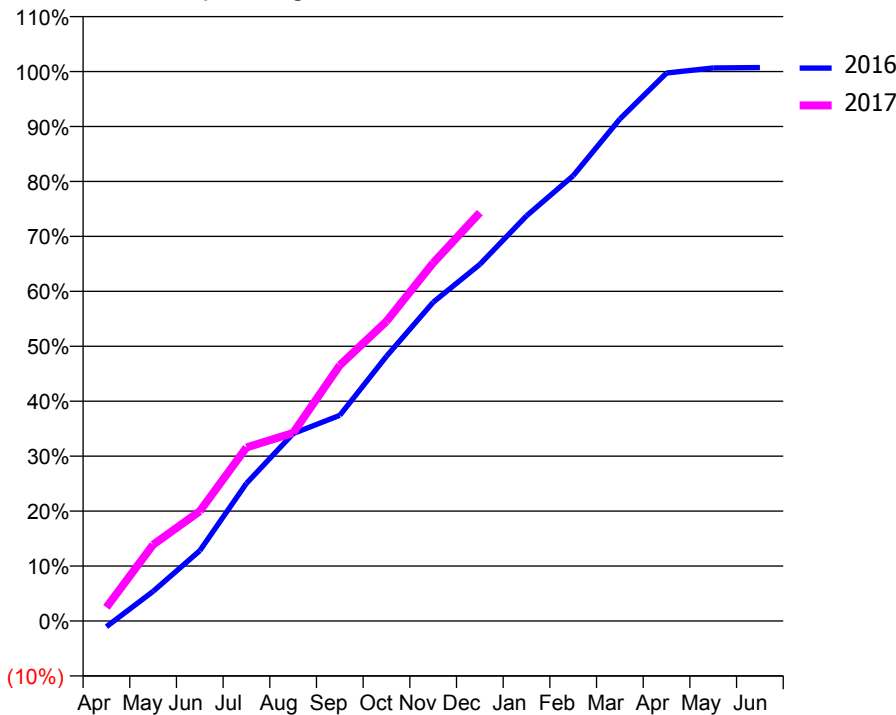
### ACCESS\*

Patients seen in 24 months	Total	Change since previous quarter
Quarter ending December 2015	6,656	
Quarter ending March 2016	6,647	→
Quarter ending June 2016	6,849	↑
Quarter ending September 2016	6,868	→
Quarter ending December 2016	6,884	→
<b>Variance since December 2015</b>	<b>3.4%</b>	<b>↑</b>



### ACTIVITY

Cumulative percentage of contracted UDA delivered 2016 & 2017



Month	Adjusted Scheduled Activity (UDA)	
	2016	2017
April	-183	436
May	946	2,432
June	2,241	3,498
July	4,385	5,530
August	5,973	5,995
September	6,555	8,151
October	8,434	9,550
November	10,155	11,410
December	11,363	13,012
January	12,911	
February	14,189	
March	15,994	
April	17,458	
May	17,621	
June	17,635	

### QUALITY

	Quantity	Base Number	Contract	AT	Region	England
% of FP17s for the same patient ID Re-attending within 3 months - Children	103	1,455	7.1%	10.0%	11.9%	12.4%
% of FP17s for the same patient ID Re-attending within 3 months - Adults	977	4,489	21.8%	16.0%	17.1%	16.6%
% of FP17s for the same patient ID Re-attending between 3 & 9 months - Children	392	1,455	26.9%	45.8%	46.2%	57.5%
% of FP17s for the same patient ID Re-attending between 3 & 9 months - Adults	1,254	4,489	27.9%	37.2%	37.8%	50.4%
% of FP17s for Band 1 Urgent Courses	672	4,976	13.5%	11.0%	10.6%	9.1%
% of FP17s Relating to Free Repair or Replacements	82	4,976	1.6%	0.6%	0.6%	0.8%
% of FP17s Relating to Continuations	102	4,976	2.0%	0.7%	0.9%	1.3%
% of Patients satisfied with the dentistry they have received	5	7	N/A	91.5%	90.3%	92.7%
% of Patients satisfied with the time they had to wait for an appointment	4	7	N/A	84.0%	83.8%	88.8%

\* This is based on patients treated on this contract for their most recent course of treatment. Figures in italics indicate the base number of FP17s or Patient Questionnaire responses are less than 100. N/A is shown where the base number of responses is less than 10 during the period. % is calculated as Quantity/Base number\*100

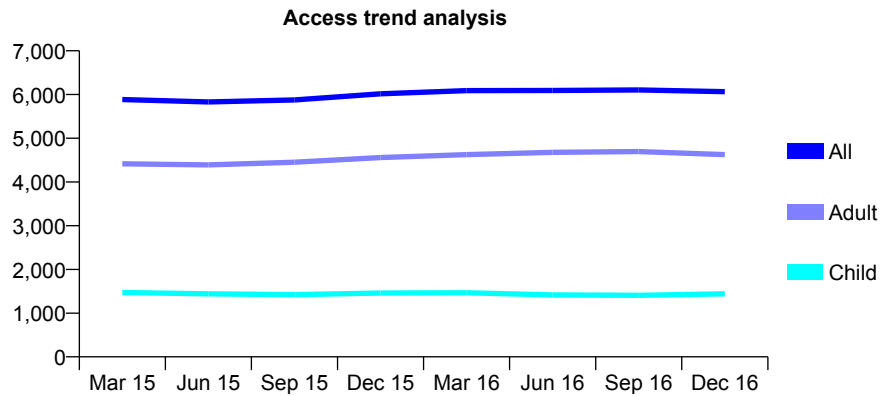
## Q62 - Vital Signs At a Glance Contract Report for 676721/0001 - December 2016

Name or company name	MISS AM PATEL
Contract type name	GDS Contract
Purpose of contract	General
Contract start date	01/05/2008
Contract end date	

16/17 Contracted general activity (UDA)	19,880
Carry forward general activity (UDA)	684
16/17 Contracted orthodontic activity (UOA)	0
Carry forward orthodontic activity (UOA)	0
Baseline contract value	£601,373.29

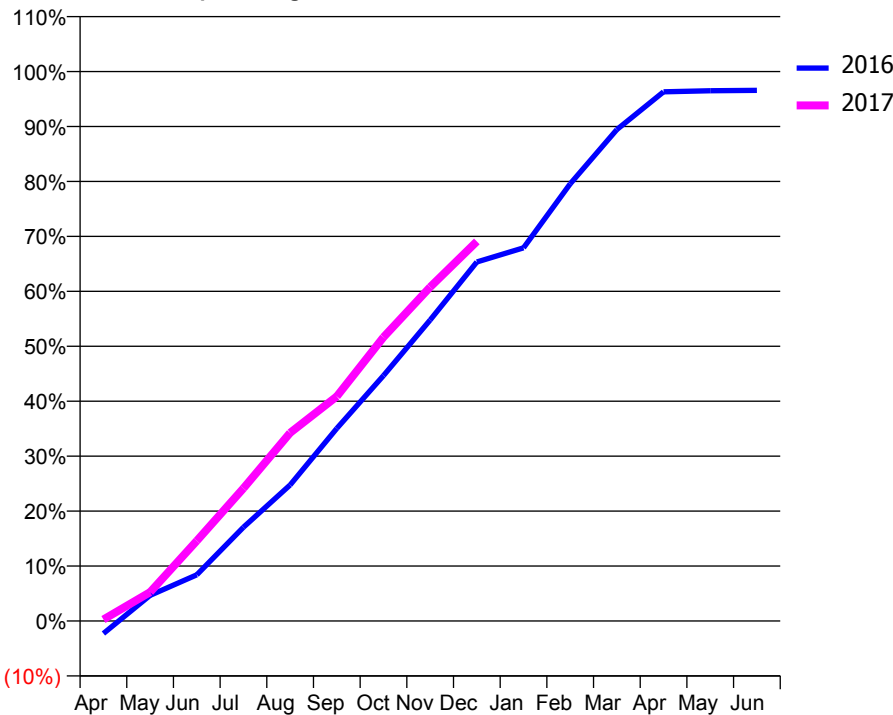
### ACCESS\*

Patients seen in 24 months	Total	Change since previous quarter
Quarter ending December 2015	6,015	
Quarter ending March 2016	6,091	→
Quarter ending June 2016	6,094	→
Quarter ending September 2016	6,106	→
Quarter ending December 2016	6,066	→
<b>Variance since December 2015</b>	<b>0.8%</b>	<b>→</b>



### ACTIVITY

Cumulative percentage of contracted UDA delivered 2016 & 2017



Month	Adjusted Scheduled Activity (UDA)	
	2016	2017
April	-454	57
May	929	1,043
June	1,672	2,900
July	3,395	4,804
August	4,923	6,808
September	6,971	8,129
October	8,881	10,270
November	10,893	12,082
December	12,988	13,732
January	13,501	
February	15,817	
March	17,781	
April	19,146	
May	19,186	
June	19,196	

### QUALITY

	Quantity	Base Number	Contract	AT	Region	England
% of FP17s for the same patient ID Re-attending within 3 months - Children	64	1,072	6.0%	10.0%	11.9%	12.4%
% of FP17s for the same patient ID Re-attending within 3 months - Adults	568	3,676	15.5%	16.0%	17.1%	16.6%
% of FP17s for the same patient ID Re-attending between 3 & 9 months - Children	370	1,072	34.5%	45.8%	46.2%	57.5%
% of FP17s for the same patient ID Re-attending between 3 & 9 months - Adults	1,340	3,676	36.5%	37.2%	37.8%	50.4%
% of FP17s for Band 1 Urgent Courses	535	4,399	12.2%	11.0%	10.6%	9.1%
% of FP17s Relating to Free Repair or Replacements	3	4,399	0.1%	0.6%	0.6%	0.8%
% of FP17s Relating to Continuations	36	4,399	0.8%	0.7%	0.9%	1.3%
% of Patients satisfied with the dentistry they have received	6	6	N/A	91.5%	90.3%	92.7%
% of Patients satisfied with the time they had to wait for an appointment	5	6	N/A	84.0%	83.8%	88.8%

\* This is based on patients treated on this contract for their most recent course of treatment. Figures in italics indicate the base number of FP17s or Patient Questionnaire responses are less than 100. N/A is shown where the base number of responses is less than 10 during the period. % is calculated as Quantity/Base number\*100

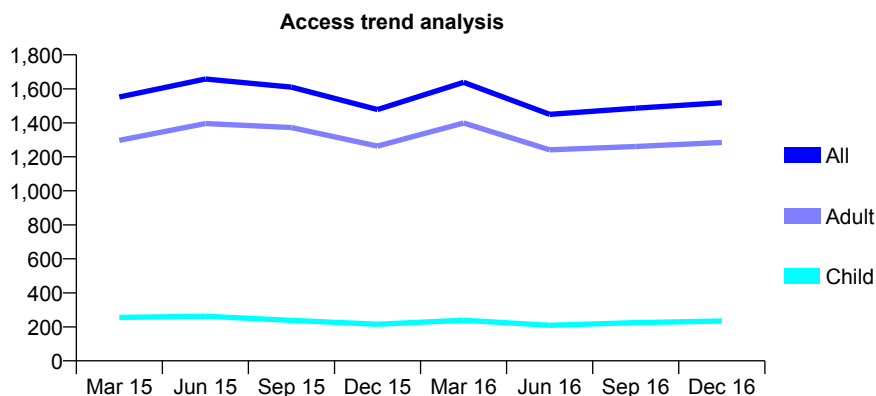
## Q62 - Vital Signs At a Glance Contract Report for 677019/0001 - December 2016

Name or company name	Goldhawk Dental Partnership
Contract type name	GDS Contract
Purpose of contract	General
Contract start date	01/04/2006
Contract end date	

16/17 Contracted general activity (UDA)	6,359
Carry forward general activity (UDA)	262
16/17 Contracted orthodontic activity (UOA)	0
Carry forward orthodontic activity (UOA)	0
Baseline contract value	£222,554.80

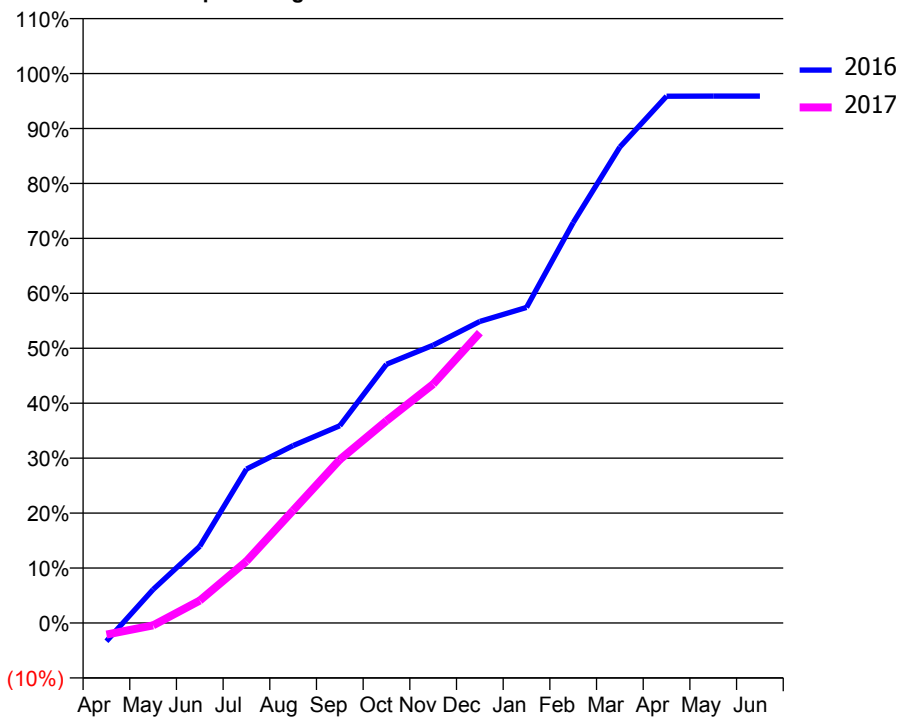
### ACCESS\*

Patients seen in 24 months	Total	Change since previous quarter
Quarter ending December 2015	1,478	
Quarter ending March 2016	1,638	↑
Quarter ending June 2016	1,450	↓
Quarter ending September 2016	1,486	↑
Quarter ending December 2016	1,518	↑
<b>Variance since December 2015</b>	<b>2.7%</b>	<b>↑</b>



### ACTIVITY

Cumulative percentage of contracted UDA delivered 2016 & 2017



Month	Adjusted Scheduled Activity (UDA)	
	2016	2017
April	-212	-135
May	388	-28
June	888	260
July	1,782	716
August	2,054	1,304
September	2,284	1,891
October	2,994	2,339
November	3,215	2,764
December	3,489	3,360
January	3,652	
February	4,633	
March	5,508	
April	6,096	
May	6,097	
June	6,097	

### QUALITY

	Quantity	Base Number	Contract	AT	Region	England
% of FP17s for the same patient ID Re-attending within 3 months - Children	10	218	4.6%	10.0%	11.9%	12.4%
% of FP17s for the same patient ID Re-attending within 3 months - Adults	128	1,116	11.5%	16.0%	17.1%	16.6%
% of FP17s for the same patient ID Re-attending between 3 & 9 months - Children	45	218	20.6%	45.8%	46.2%	57.5%
% of FP17s for the same patient ID Re-attending between 3 & 9 months - Adults	209	1,116	18.7%	37.2%	37.8%	50.4%
% of FP17s for Band 1 Urgent Courses	202	1,223	16.5%	11.0%	10.6%	9.1%
% of FP17s Relating to Free Repair or Replacements	2	1,223	0.2%	0.6%	0.6%	0.8%
% of FP17s Relating to Continuations	5	1,223	0.4%	0.7%	0.9%	1.3%
% of Patients satisfied with the dentistry they have received	1	1	N/A	91.5%	90.3%	92.7%
% of Patients satisfied with the time they had to wait for an appointment	1	1	N/A	84.0%	83.8%	88.8%

\* This is based on patients treated on this contract for their most recent course of treatment. Figures in italics indicate the base number of FP17s or Patient Questionnaire responses are less than 100. N/A is shown where the base number of responses is less than 10 during the period. % is calculated as Quantity/Base number\*100

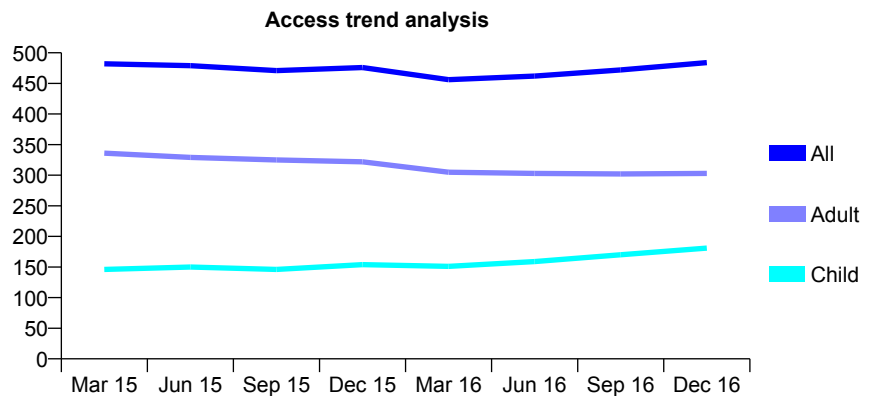
## Q62 - Vital Signs At a Glance Contract Report for 678635/0001 - December 2016

Name or company name	MRS HM ZABIHI
Contract type name	GDS Contract
Purpose of contract	General
Contract start date	01/04/2006
Contract end date	

16/17 Contracted general activity (UDA)	1,263
Carry forward general activity (UDA)	-25
16/17 Contracted orthodontic activity (UOA)	0
Carry forward orthodontic activity (UOA)	0
Baseline contract value	£31,096.52

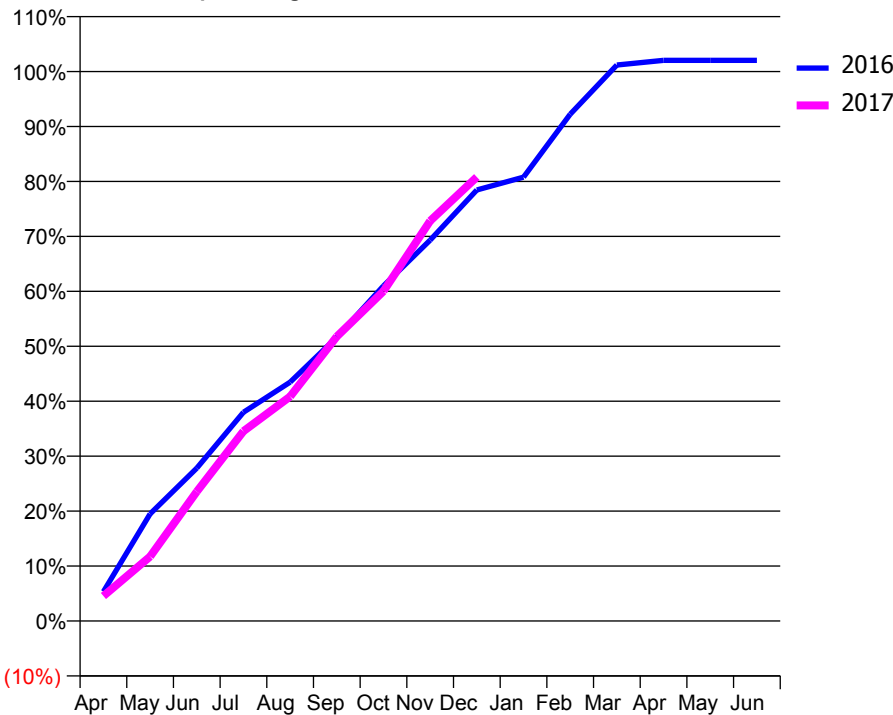
### ACCESS\*

Patients seen in 24 months	Total	Change since previous quarter
Quarter ending December 2015	476	
Quarter ending March 2016	456	↓
Quarter ending June 2016	462	→
Quarter ending September 2016	472	↑
Quarter ending December 2016	484	↑
<b>Variance since December 2015</b>	<b>1.7%</b>	<b>→</b>



### ACTIVITY

Cumulative percentage of contracted UDA delivered 2016 & 2017



Month	Adjusted Scheduled Activity (UDA)	
	2016	2017
April	68	57
May	246	148
June	351	297
July	480	436
August	549	516
September	652	654
October	770	758
November	875	920
December	991	1,021
January	1,020	
February	1,165	
March	1,278	
April	1,289	
May	1,289	
June	1,289	

### QUALITY

	Quantity	Base Number	Contract	AT	Region	England
% of FP17s for the same patient ID Re-attending within 3 months - Children	19	172	11.0%	10.0%	11.9%	12.4%
% of FP17s for the same patient ID Re-attending within 3 months - Adults	98	333	29.4%	16.0%	17.1%	16.6%
% of FP17s for the same patient ID Re-attending between 3 & 9 months - Children	69	172	40.1%	45.8%	46.2%	57.5%
% of FP17s for the same patient ID Re-attending between 3 & 9 months - Adults	112	333	33.6%	37.2%	37.8%	50.4%
% of FP17s for Band 1 Urgent Courses	58	494	11.7%	11.0%	10.6%	9.1%
% of FP17s Relating to Free Repair or Replacements	5	494	1.0%	0.6%	0.6%	0.8%
% of FP17s Relating to Continuations	15	494	3.0%	0.7%	0.9%	1.3%
% of Patients satisfied with the dentistry they have received	3	3	N/A	91.5%	90.3%	92.7%
% of Patients satisfied with the time they had to wait for an appointment	2	3	N/A	84.0%	83.8%	88.8%

\* This is based on patients treated on this contract for their most recent course of treatment. Figures in italics indicate the base number of FP17s or Patient Questionnaire responses are less than 100. N/A is shown where the base number of responses is less than 10 during the period. % is calculated as Quantity/Base number\*100



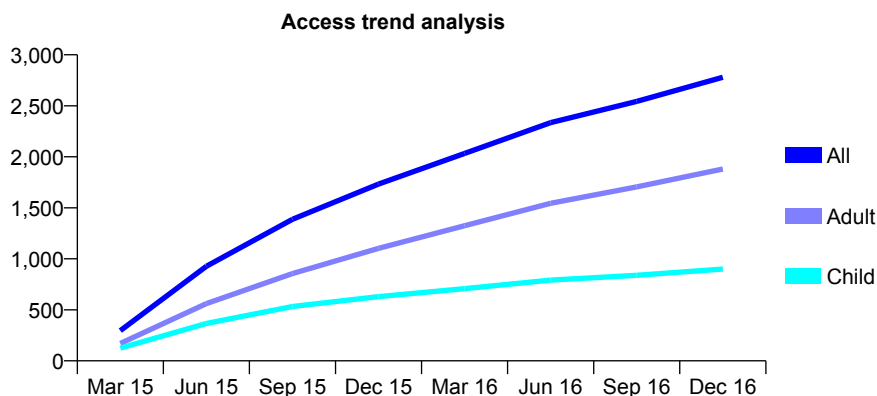
## Q62 - Vital Signs At a Glance Contract Report for 679259/0001 - December 2016

Name or company name	MISS S MOVAHEDI
Contract type name	GDS Contract
Purpose of contract	General
Contract start date	01/02/2015
Contract end date	

16/17 Contracted general activity (UDA)	5,094
Carry forward general activity (UDA)	-77
16/17 Contracted orthodontic activity (UOA)	0
Carry forward orthodontic activity (UOA)	0
Baseline contract value	£171,303.60

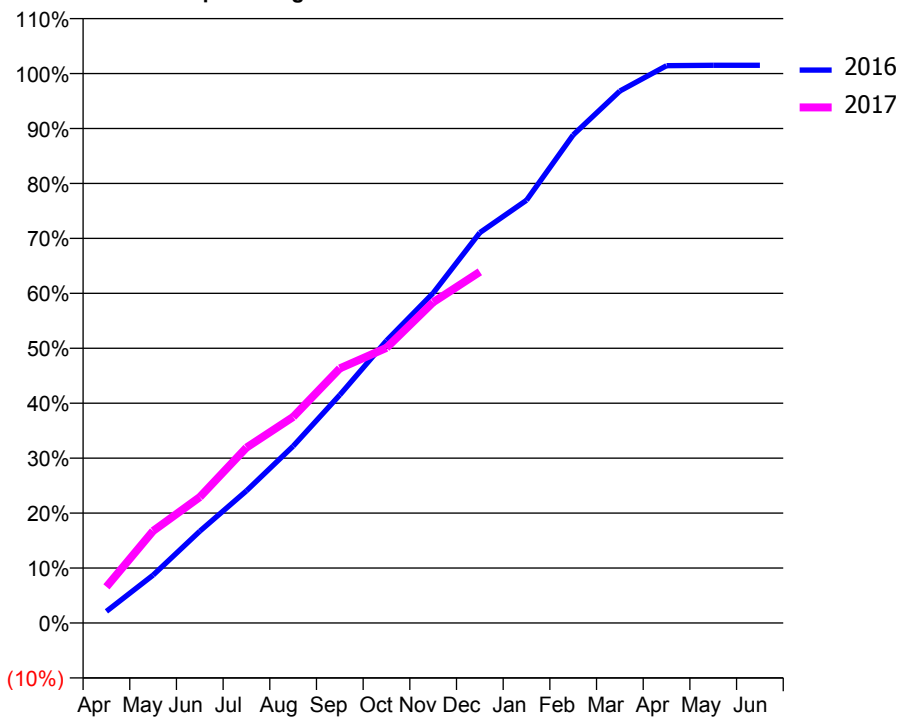
### ACCESS\*

Patients seen in 24 months	Total	Change since previous quarter
Quarter ending December 2015	1,733	
Quarter ending March 2016	2,033	↑
Quarter ending June 2016	2,335	↑
Quarter ending September 2016	2,543	↑
Quarter ending December 2016	2,780	↑
<b>Variance since December 2015</b>	<b>60.4%</b>	<b>↑</b>



### ACTIVITY

**Cumulative percentage of contracted UDA delivered 2016 & 2017**



Month	Adjusted Scheduled Activity (UDA)	
	2016	2017
April	108	336
May	444	853
June	851	1,167
July	1,226	1,626
August	1,640	1,910
September	2,115	2,360
October	2,617	2,551
November	3,058	2,974
December	3,619	3,255
January	3,920	
February	4,525	
March	4,932	
April	5,167	
May	5,171	
June	5,171	

### QUALITY

	Quantity	Base Number	Contract	AT	Region	England
% of FP17s for the same patient ID Re-attending within 3 months - Children	64	785	8.2%	10.0%	11.9%	12.4%
% of FP17s for the same patient ID Re-attending within 3 months - Adults	167	1,327	12.6%	16.0%	17.1%	16.6%
% of FP17s for the same patient ID Re-attending between 3 & 9 months - Children	356	785	45.4%	45.8%	46.2%	57.5%
% of FP17s for the same patient ID Re-attending between 3 & 9 months - Adults	424	1,327	32.0%	37.2%	37.8%	50.4%
% of FP17s for Band 1 Urgent Courses	145	1,581	9.2%	11.0%	10.6%	9.1%
% of FP17s Relating to Free Repair or Replacements	1	1,581	0.1%	0.6%	0.6%	0.8%
% of FP17s Relating to Continuations	9	1,581	0.6%	0.7%	0.9%	1.3%
% of Patients satisfied with the dentistry they have received	9	11	81.8%	91.5%	90.3%	92.7%
% of Patients satisfied with the time they had to wait for an appointment	10	11	90.9%	84.0%	83.8%	88.8%

\* This is based on patients treated on this contract for their most recent course of treatment. Figures in italics indicate the base number of FP17s or Patient Questionnaire responses are less than 100. N/A is shown where the base number of responses is less than 10 during the period. % is calculated as Quantity/Base number\*100

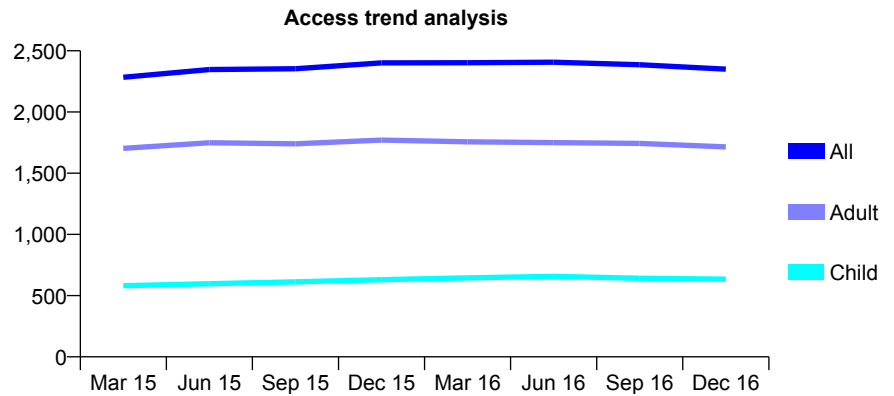
## Q62 - Vital Signs At a Glance Contract Report for 679569/0001 - December 2016

Name or company name	MR A AGHABABAEI-KACHOUEI
Contract type name	GDS Contract
Purpose of contract	General
Contract start date	01/04/2006
Contract end date	

16/17 Contracted general activity (UDA)	7,475
Carry forward general activity (UDA)	191
16/17 Contracted orthodontic activity (UOA)	0
Carry forward orthodontic activity (UOA)	0
Baseline contract value	£275,877.77

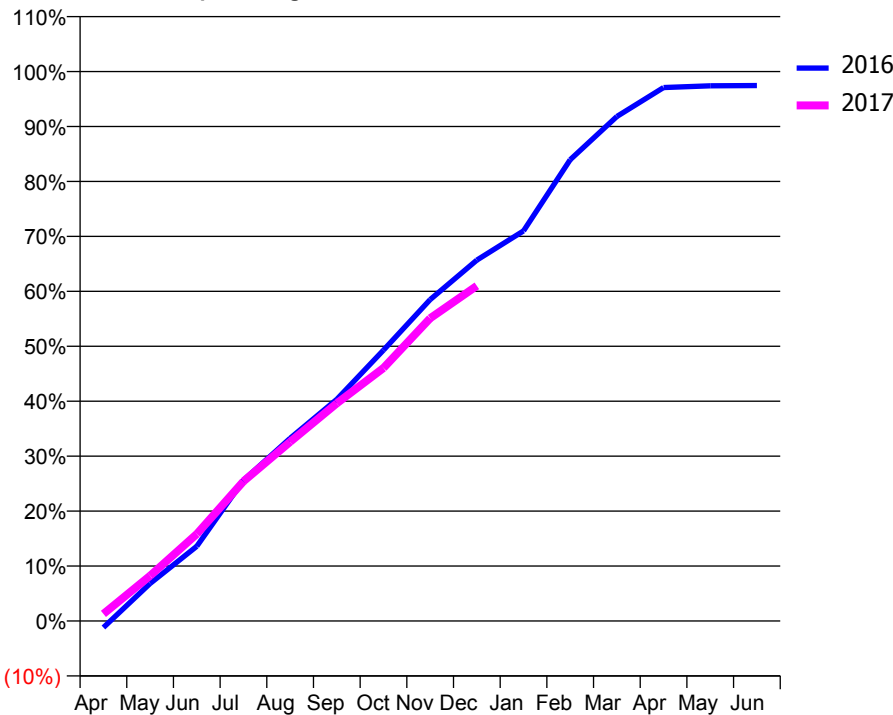
### ACCESS\*

Patients seen in 24 months	Total	Change since previous quarter
Quarter ending December 2015	2,401	
Quarter ending March 2016	2,402	→
Quarter ending June 2016	2,407	→
Quarter ending September 2016	2,386	→
Quarter ending December 2016	2,350	↓
<b>Variance since December 2015</b>	<b>(2.1%)</b>	<b>↓</b>



### ACTIVITY

Cumulative percentage of contracted UDA delivered 2016 & 2017



Month	Adjusted Scheduled Activity (UDA)	
	2016	2017
April	-90	98
May	511	615
June	1,016	1,184
July	1,914	1,901
August	2,487	2,437
September	3,016	2,961
October	3,685	3,442
November	4,373	4,118
December	4,910	4,560
January	5,306	
February	6,276	
March	6,864	
April	7,257	
May	7,281	
June	7,284	

### QUALITY

	Quantity	Base Number	Contract	AT	Region	England
% of FP17s for the same patient ID Re-attending within 3 months - Children	28	459	6.1%	10.0%	11.9%	12.4%
% of FP17s for the same patient ID Re-attending within 3 months - Adults	134	1,111	12.1%	16.0%	17.1%	16.6%
% of FP17s for the same patient ID Re-attending between 3 & 9 months - Children	161	459	35.1%	45.8%	46.2%	57.5%
% of FP17s for the same patient ID Re-attending between 3 & 9 months - Adults	288	1,111	25.9%	37.2%	37.8%	50.4%
% of FP17s for Band 1 Urgent Courses	116	1,428	8.1%	11.0%	10.6%	9.1%
% of FP17s Relating to Free Repair or Replacements	3	1,428	0.2%	0.6%	0.6%	0.8%
% of FP17s Relating to Continuations	22	1,428	1.5%	0.7%	0.9%	1.3%
% of Patients satisfied with the dentistry they have received	3	6	N/A	91.5%	90.3%	92.7%
% of Patients satisfied with the time they had to wait for an appointment	4	6	N/A	84.0%	83.8%	88.8%

\* This is based on patients treated on this contract for their most recent course of treatment. Figures in italics indicate the base number of FP17s or Patient Questionnaire responses are less than 100. N/A is shown where the base number of responses is less than 10 during the period. % is calculated as Quantity/Base number\*100

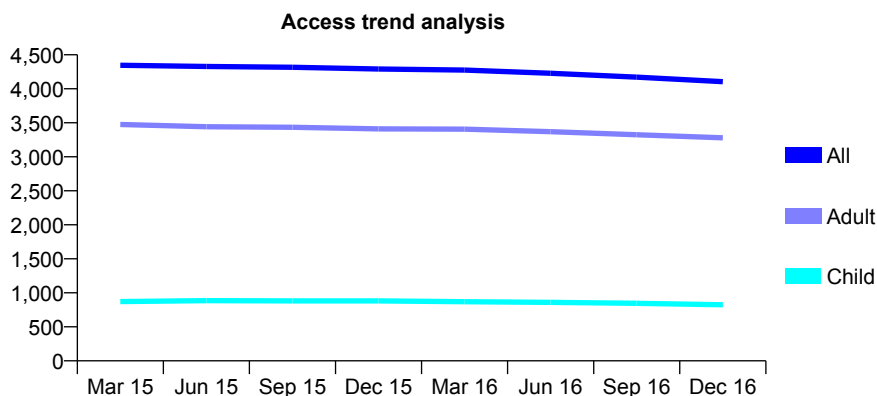
## Q62 - Vital Signs At a Glance Contract Report for 686166/0001 - December 2016

Name or company name	MR R BAREZ
Contract type name	GDS Contract
Purpose of contract	General
Contract start date	01/12/2009
Contract end date	

16/17 Contracted general activity (UDA)	13,132
Carry forward general activity (UDA)	0
16/17 Contracted orthodontic activity (UOA)	0
Carry forward orthodontic activity (UOA)	0
Baseline contract value	£293,054.52

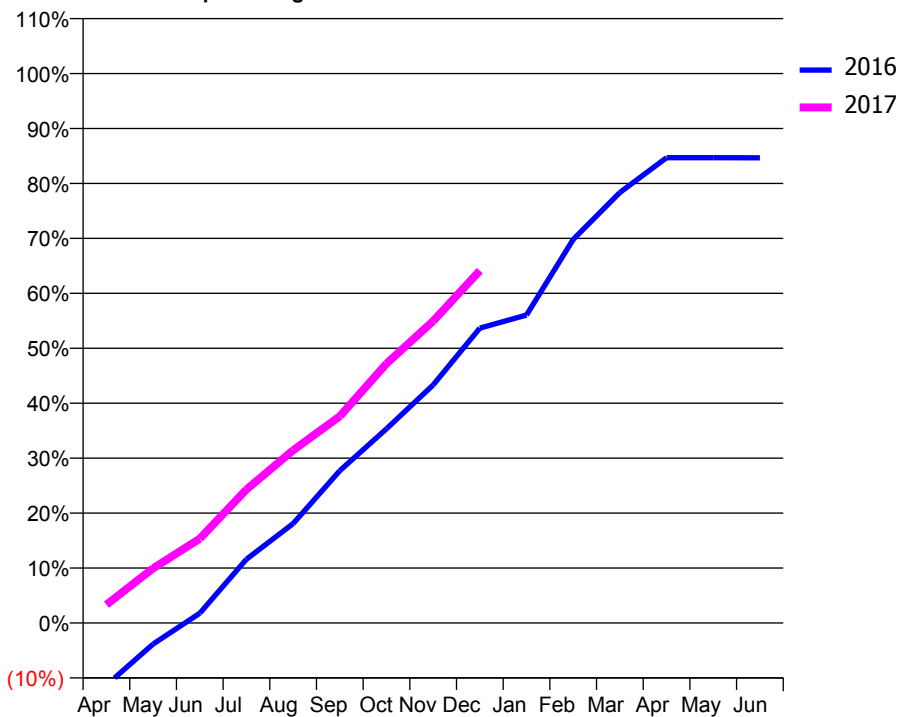
### ACCESS\*

Patients seen in 24 months	Total	Change since previous quarter
Quarter ending December 2015	4,292	
Quarter ending March 2016	4,276	→
Quarter ending June 2016	4,229	↓
Quarter ending September 2016	4,171	↓
Quarter ending December 2016	4,104	↓
<b>Variance since December 2015</b>	<b>(4.4%)</b>	<b>↓</b>



### ACTIVITY

Cumulative percentage of contracted UDA delivered 2016 & 2017



Month	Adjusted Scheduled Activity (UDA)	
	2016	2017
April	-1,487	438
May	-504	1,307
June	233	2,017
July	1,526	3,192
August	2,376	4,127
September	3,641	4,942
October	4,640	6,199
November	5,690	7,215
December	7,047	8,420
January	7,360	
February	9,168	
March	10,287	
April	11,120	
May	11,121	
June	11,117	

### QUALITY

	Quantity	Base Number	Contract	AT	Region	England
% of FP17s for the same patient ID Re-attending within 3 months - Children	46	825	5.6%	10.0%	11.9%	12.4%
% of FP17s for the same patient ID Re-attending within 3 months - Adults	479	3,262	14.7%	16.0%	17.1%	16.6%
% of FP17s for the same patient ID Re-attending between 3 & 9 months - Children	477	825	57.8%	45.8%	46.2%	57.5%
% of FP17s for the same patient ID Re-attending between 3 & 9 months - Adults	1,738	3,262	53.3%	37.2%	37.8%	50.4%
% of FP17s for Band 1 Urgent Courses	384	3,745	10.3%	11.0%	10.6%	9.1%
% of FP17s Relating to Free Repair or Replacements	43	3,745	1.1%	0.6%	0.6%	0.8%
% of FP17s Relating to Continuations	64	3,745	1.7%	0.7%	0.9%	1.3%
% of Patients satisfied with the dentistry they have received	12	12	100.0%	91.5%	90.3%	92.7%
% of Patients satisfied with the time they had to wait for an appointment	11	12	91.7%	84.0%	83.8%	88.8%

\* This is based on patients treated on this contract for their most recent course of treatment. Figures in italics indicate the base number of FP17s or Patient Questionnaire responses are less than 100. N/A is shown where the base number of responses is less than 10 during the period. % is calculated as Quantity/Base number\*100

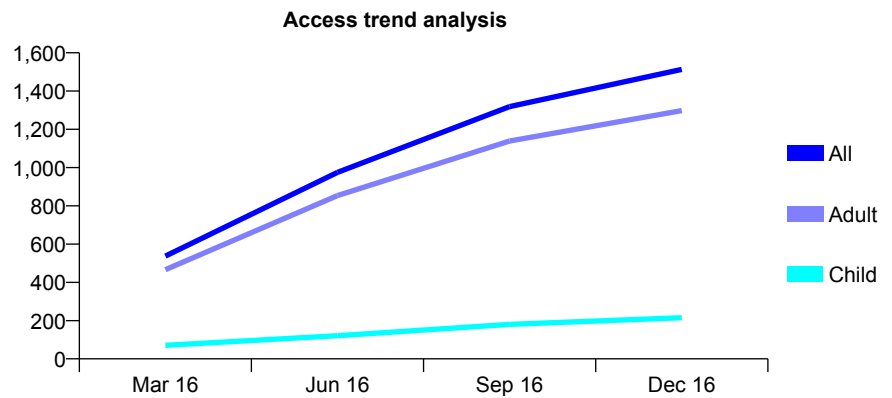
## Q62 - Vital Signs At a Glance Contract Report for 686166/0002 - December 2016

Name or company name	MR R BAREZ
Contract type name	GDS Contract
Purpose of contract	General
Contract start date	01/12/2015
Contract end date	

16/17 Contracted general activity (UDA)	5,771
Carry forward general activity (UDA)	0
16/17 Contracted orthodontic activity (UOA)	0
Carry forward orthodontic activity (UOA)	0
Baseline contract value	£169,353.53

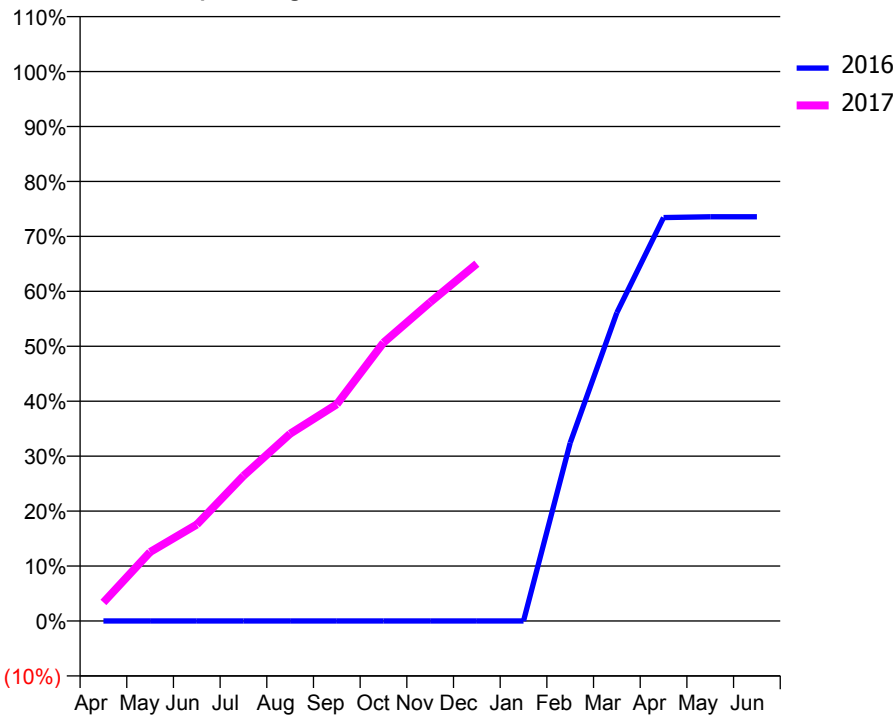
### ACCESS\*

Patients seen in 24 months	Total	Change since previous quarter
Quarter ending December 2015	0	
Quarter ending March 2016	537	
Quarter ending June 2016	975	↑
Quarter ending September 2016	1,319	↑
Quarter ending December 2016	1,513	↑
<b>Variance since December 2015</b>	N/A	



### ACTIVITY

Cumulative percentage of contracted UDA delivered 2016 & 2017



Month	Adjusted Scheduled Activity (UDA)	
	2016	2017
April	0	195
May	0	725
June	0	1,013
July	0	1,524
August	0	1,967
September	0	2,276
October	0	2,923
November	0	3,348
December	0	3,753
January	0	
February	624	
March	1,080	
April	1,413	
May	1,416	
June	1,416	

### QUALITY

	Quantity	Base Number	Contract	AT	Region	England
% of FP17s for the same patient ID Re-attending within 3 months - Children	18	259	6.9%	10.0%	11.9%	12.4%
% of FP17s for the same patient ID Re-attending within 3 months - Adults	209	1,561	13.4%	16.0%	17.1%	16.6%
% of FP17s for the same patient ID Re-attending between 3 & 9 months - Children	49	259	18.9%	45.8%	46.2%	57.5%
% of FP17s for the same patient ID Re-attending between 3 & 9 months - Adults	379	1,561	24.3%	37.2%	37.8%	50.4%
% of FP17s for Band 1 Urgent Courses	138	1,685	8.2%	11.0%	10.6%	9.1%
% of FP17s Relating to Free Repair or Replacements	13	1,685	0.8%	0.6%	0.6%	0.8%
% of FP17s Relating to Continuations	57	1,685	3.4%	0.7%	0.9%	1.3%
% of Patients satisfied with the dentistry they have received	0	0	N/A	91.5%	90.3%	92.7%
% of Patients satisfied with the time they had to wait for an appointment	0	0	N/A	84.0%	83.8%	88.8%

\* This is based on patients treated on this contract for their most recent course of treatment. Figures in italics indicate the base number of FP17s or Patient Questionnaire responses are less than 100. N/A is shown where the base number of responses is less than 10 during the period. % is calculated as Quantity/Base number\*100

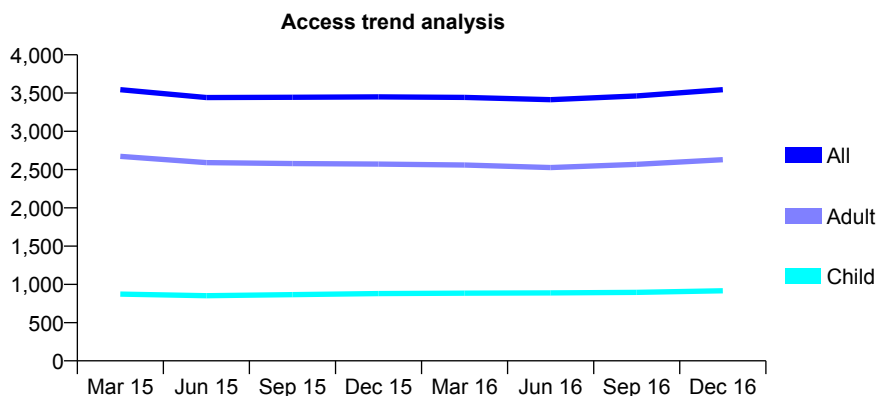
## Q62 - Vital Signs At a Glance Contract Report for 691070/0001 - December 2016

Name or company name	MR H EZZATI-NIK
Contract type name	GDS Contract
Purpose of contract	General
Contract start date	31/10/2008
Contract end date	

16/17 Contracted general activity (UDA)	11,718
Carry forward general activity (UDA)	756
16/17 Contracted orthodontic activity (UOA)	0
Carry forward orthodontic activity (UOA)	0
Baseline contract value	£319,696.50

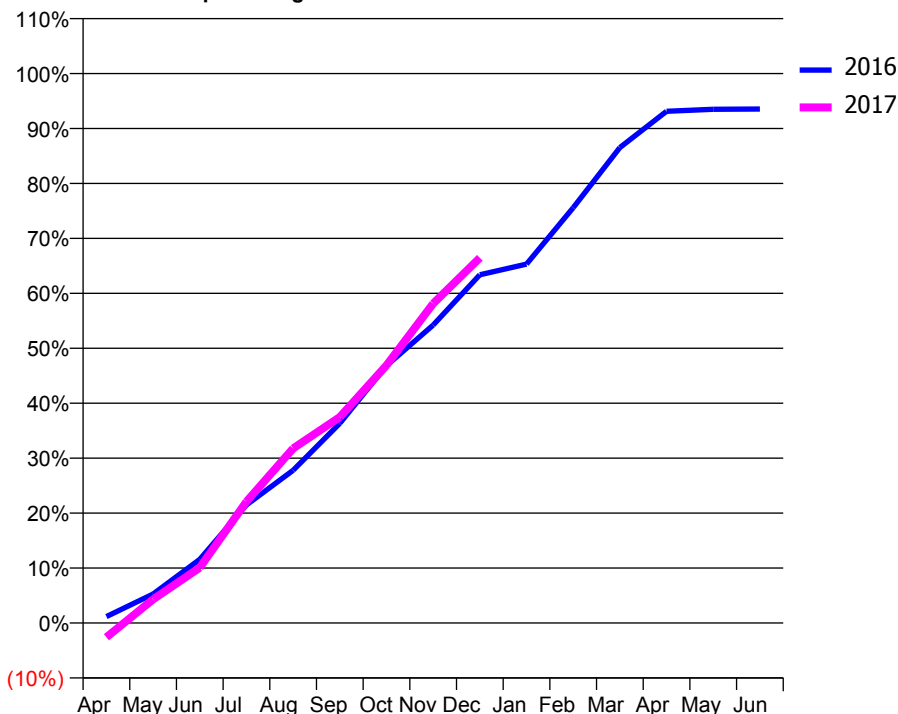
### ACCESS\*

Patients seen in 24 months	Total	Change since previous quarter
Quarter ending December 2015	3,450	
Quarter ending March 2016	3,443	→
Quarter ending June 2016	3,414	→
Quarter ending September 2016	3,463	→
Quarter ending December 2016	3,545	↑
<b>Variance since December 2015</b>	<b>2.8%</b>	<b>↑</b>



### ACTIVITY

Cumulative percentage of contracted UDA delivered 2016 & 2017



Month	Adjusted Scheduled Activity (UDA)	
	2016	2017
April	138	-306
May	618	504
June	1,358	1,182
July	2,518	2,589
August	3,257	3,723
September	4,259	4,391
October	5,486	5,495
November	6,353	6,811
December	7,425	7,787
January	7,655	
February	8,858	
March	10,140	
April	10,913	
May	10,955	
June	10,962	

### QUALITY

	Quantity	Base Number	Contract	AT	Region	England
% of FP17s for the same patient ID Re-attending within 3 months - Children	25	750	3.3%	10.0%	11.9%	12.4%
% of FP17s for the same patient ID Re-attending within 3 months - Adults	185	2,071	8.9%	16.0%	17.1%	16.6%
% of FP17s for the same patient ID Re-attending between 3 & 9 months - Children	312	750	41.6%	45.8%	46.2%	57.5%
% of FP17s for the same patient ID Re-attending between 3 & 9 months - Adults	691	2,071	33.4%	37.2%	37.8%	50.4%
% of FP17s for Band 1 Urgent Courses	86	2,535	3.4%	11.0%	10.6%	9.1%
% of FP17s Relating to Free Repair or Replacements	3	2,535	0.1%	0.6%	0.6%	0.8%
% of FP17s Relating to Continuations	1	2,535	0.0%	0.7%	0.9%	1.3%
% of Patients satisfied with the dentistry they have received	1	1	N/A	91.5%	90.3%	92.7%
% of Patients satisfied with the time they had to wait for an appointment	1	1	N/A	84.0%	83.8%	88.8%

\* This is based on patients treated on this contract for their most recent course of treatment. Figures in italics indicate the base number of FP17s or Patient Questionnaire responses are less than 100. N/A is shown where the base number of responses is less than 10 during the period. % is calculated as Quantity/Base number\*100

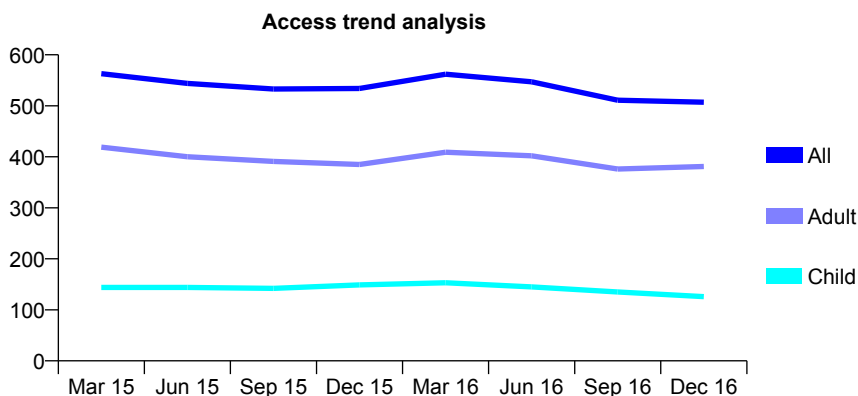
## Q62 - Vital Signs At a Glance Contract Report for 692301/0001 - December 2016

Name or company name	MR A VUCETIC
Contract type name	GDS Contract
Purpose of contract	General
Contract start date	01/06/2008
Contract end date	

16/17 Contracted general activity (UDA)	1,525
Carry forward general activity (UDA)	-2
16/17 Contracted orthodontic activity (UOA)	0
Carry forward orthodontic activity (UOA)	0
Baseline contract value	£42,761.05

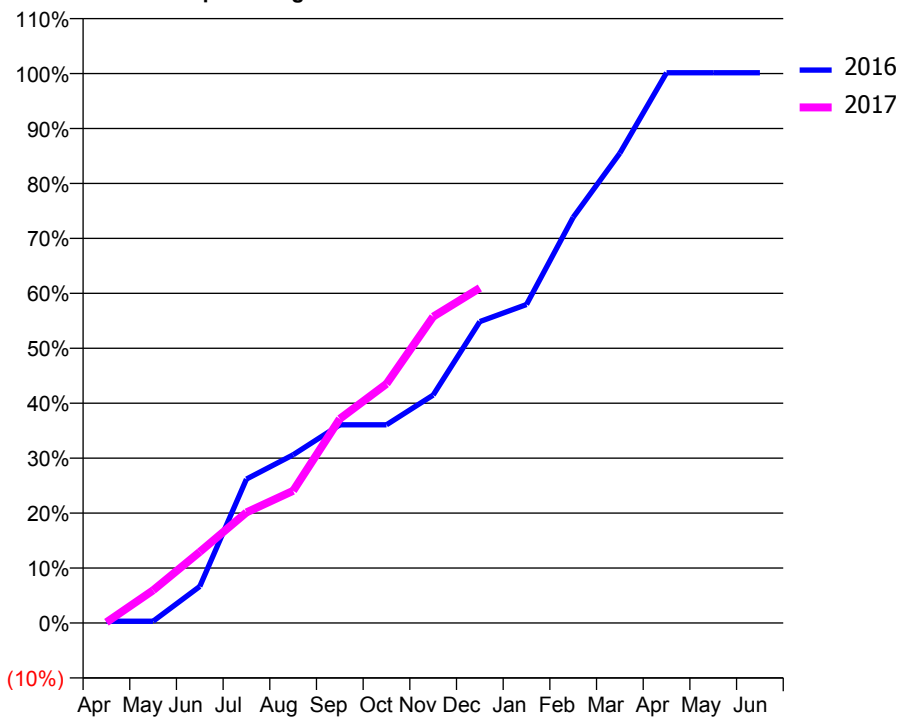
### ACCESS\*

Patients seen in 24 months	Total	Change since previous quarter
Quarter ending December 2015	534	
Quarter ending March 2016	562	↑
Quarter ending June 2016	547	↓
Quarter ending September 2016	511	↓
Quarter ending December 2016	507	→
<b>Variance since December 2015</b>	<b>(5.1%)</b>	<b>↓</b>



### ACTIVITY

Cumulative percentage of contracted UDA delivered 2016 & 2017



Month	Adjusted Scheduled Activity (UDA)	
	2016	2017
April	5	2
May	5	91
June	102	198
July	400	307
August	467	367
September	550	567
October	550	664
November	633	850
December	837	930
January	884	
February	1,126	
March	1,304	
April	1,527	
May	1,527	
June	1,527	

### QUALITY

	Quantity	Base Number	Contract	AT	Region	England
% of FP17s for the same patient ID Re-attending within 3 months - Children	9	81	11.1%	10.0%	11.9%	12.4%
% of FP17s for the same patient ID Re-attending within 3 months - Adults	80	298	26.8%	16.0%	17.1%	16.6%
% of FP17s for the same patient ID Re-attending between 3 & 9 months - Children	19	81	23.5%	45.8%	46.2%	57.5%
% of FP17s for the same patient ID Re-attending between 3 & 9 months - Adults	62	298	20.8%	37.2%	37.8%	50.4%
% of FP17s for Band 1 Urgent Courses	24	324	7.4%	11.0%	10.6%	9.1%
% of FP17s Relating to Free Repair or Replacements	5	324	1.5%	0.6%	0.6%	0.8%
% of FP17s Relating to Continuations	8	324	2.5%	0.7%	0.9%	1.3%
% of Patients satisfied with the dentistry they have received	1	1	N/A	91.5%	90.3%	92.7%
% of Patients satisfied with the time they had to wait for an appointment	1	1	N/A	84.0%	83.8%	88.8%

\* This is based on patients treated on this contract for their most recent course of treatment. Figures in italics indicate the base number of FP17s or Patient Questionnaire responses are less than 100. N/A is shown where the base number of responses is less than 10 during the period. % is calculated as Quantity/Base number\*100

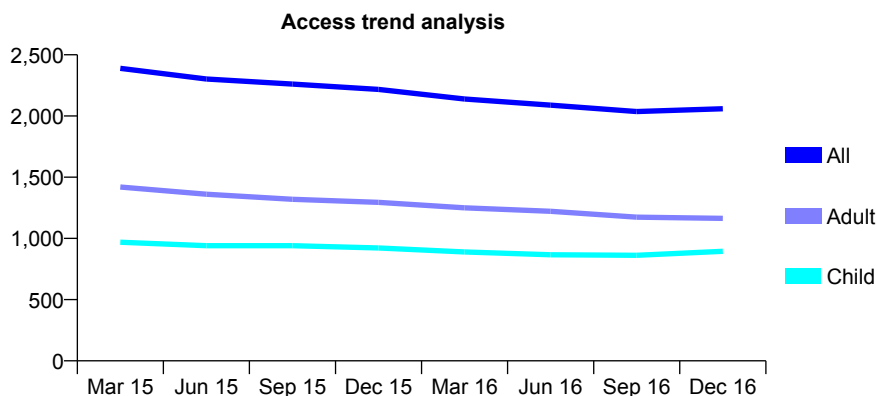
## Q62 - Vital Signs At a Glance Contract Report for 695491/0001 - December 2016

Name or company name	MR S KALIRAI
Contract type name	PDS Contract
Purpose of contract	General
Contract start date	21/05/2009
Contract end date	20/05/2019

16/17 Contracted general activity (UDA)	7,598
Carry forward general activity (UDA)	281
16/17 Contracted orthodontic activity (UOA)	0
Carry forward orthodontic activity (UOA)	0
Baseline contract value	£218,170.83

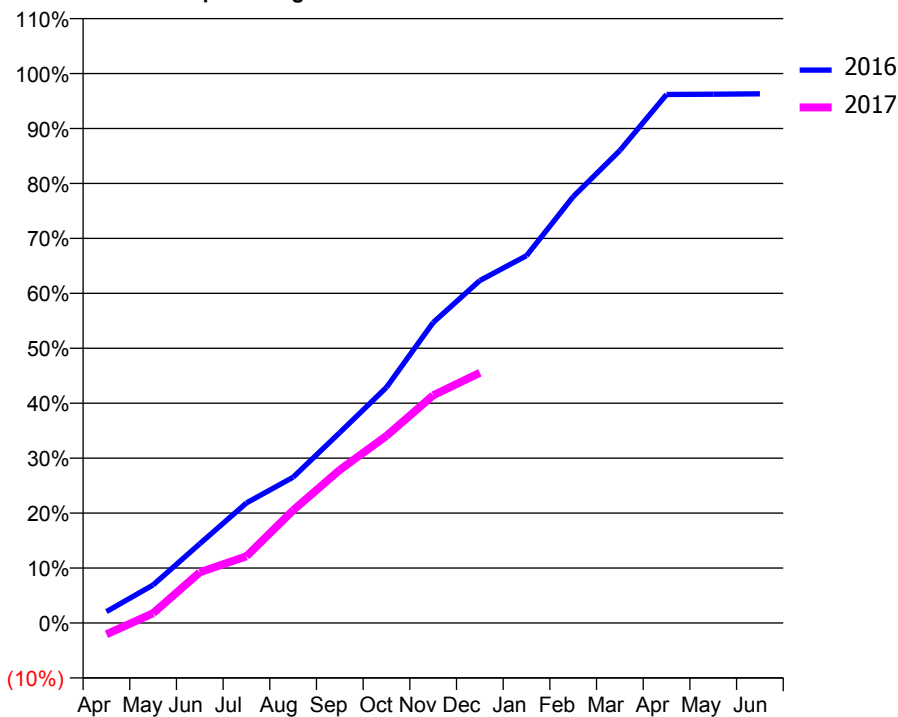
### ACCESS\*

Patients seen in 24 months	Total	Change since previous quarter
Quarter ending December 2015	2,217	
Quarter ending March 2016	2,139	↓
Quarter ending June 2016	2,089	↓
Quarter ending September 2016	2,036	↓
Quarter ending December 2016	2,059	→
<b>Variance since December 2015</b>	<b>(7.1%)</b>	<b>↓</b>



### ACTIVITY

Cumulative percentage of contracted UDA delivered 2016 & 2017



Month	Adjusted Scheduled Activity (UDA)	
	2016	2017
April	157	-158
May	527	136
June	1,096	702
July	1,660	923
August	2,017	1,559
September	2,635	2,118
October	3,258	2,587
November	4,155	3,148
December	4,735	3,459
January	5,079	
February	5,896	
March	6,533	
April	7,309	
May	7,312	
June	7,317	

### QUALITY

	Quantity	Base Number	Contract	AT	Region	England
% of FP17s for the same patient ID Re-attending within 3 months - Children	115	1,130	10.2%	10.0%	11.9%	12.4%
% of FP17s for the same patient ID Re-attending within 3 months - Adults	196	1,071	18.3%	16.0%	17.1%	16.6%
% of FP17s for the same patient ID Re-attending between 3 & 9 months - Children	693	1,130	61.3%	45.8%	46.2%	57.5%
% of FP17s for the same patient ID Re-attending between 3 & 9 months - Adults	566	1,071	52.8%	37.2%	37.8%	50.4%
% of FP17s for Band 1 Urgent Courses	190	1,713	11.1%	11.0%	10.6%	9.1%
% of FP17s Relating to Free Repair or Replacements	22	1,713	1.3%	0.6%	0.6%	0.8%
% of FP17s Relating to Continuations	13	1,713	0.8%	0.7%	0.9%	1.3%
% of Patients satisfied with the dentistry they have received	15	16	93.8%	91.5%	90.3%	92.7%
% of Patients satisfied with the time they had to wait for an appointment	15	16	93.8%	84.0%	83.8%	88.8%

\* This is based on patients treated on this contract for their most recent course of treatment. Figures in italics indicate the base number of FP17s or Patient Questionnaire responses are less than 100. N/A is shown where the base number of responses is less than 10 during the period. % is calculated as Quantity/Base number\*100



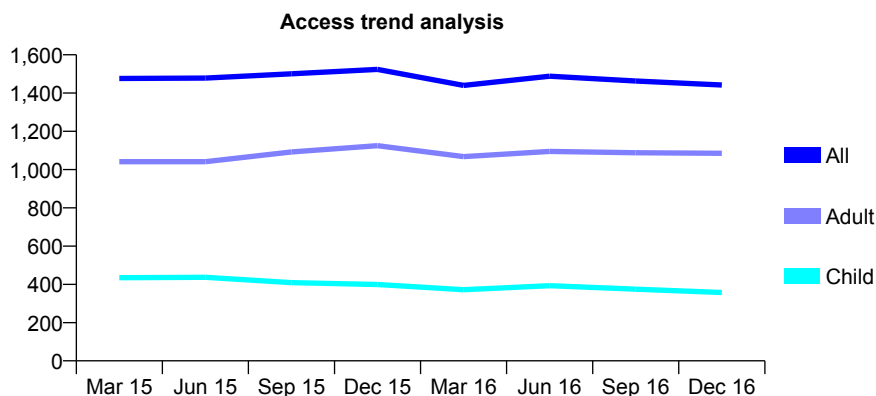
## Q62 - Vital Signs At a Glance Contract Report for 725897/0001 - December 2016

Name or company name	MR PU SHAH
Contract type name	GDS Contract
Purpose of contract	General
Contract start date	01/04/2006
Contract end date	

16/17 Contracted general activity (UDA)	6,244
Carry forward general activity (UDA)	-122
16/17 Contracted orthodontic activity (UOA)	0
Carry forward orthodontic activity (UOA)	0
Baseline contract value	£175,830.74

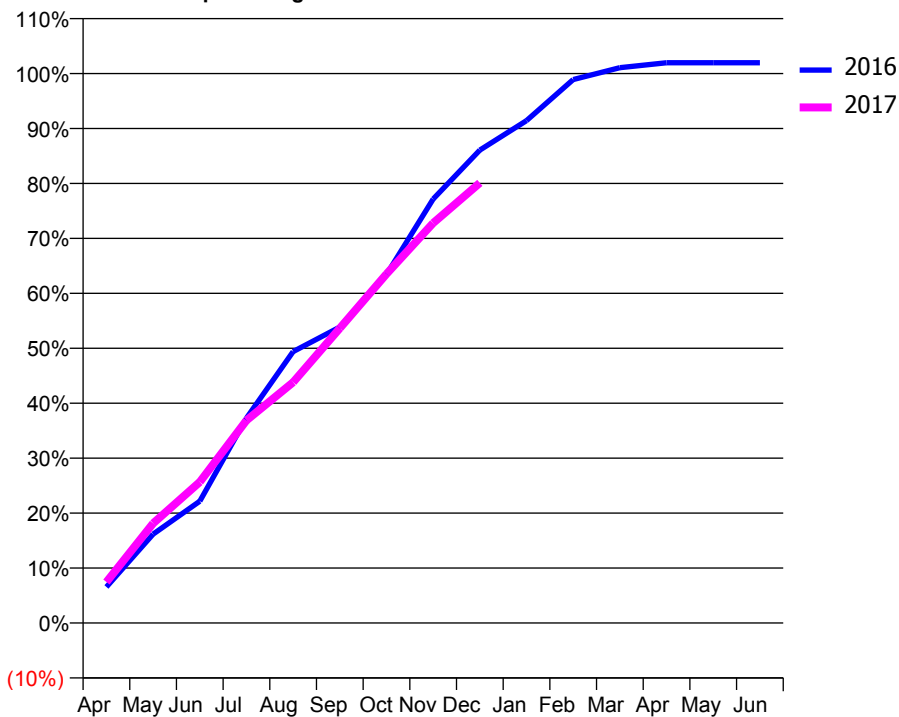
### ACCESS\*

Patients seen in 24 months	Total	Change since previous quarter
Quarter ending December 2015	1,524	
Quarter ending March 2016	1,440	↓
Quarter ending June 2016	1,488	↑
Quarter ending September 2016	1,463	↓
Quarter ending December 2016	1,442	↓
<b>Variance since December 2015</b>	<b>(5.4%)</b>	<b>↓</b>



### ACTIVITY

Cumulative percentage of contracted UDA delivered 2016 & 2017



Month	Adjusted Scheduled Activity (UDA)	
	2016	2017
April	409	466
May	1,010	1,132
June	1,385	1,603
July	2,329	2,302
August	3,085	2,736
September	3,363	3,349
October	3,960	3,967
November	4,817	4,544
December	5,373	5,001
January	5,709	
February	6,176	
March	6,310	
April	6,366	
May	6,366	
June	6,366	

### QUALITY

	Quantity	Base Number	Contract	AT	Region	England
% of FP17s for the same patient ID Re-attending within 3 months - Children	2	310	0.6%	10.0%	11.9%	12.4%
% of FP17s for the same patient ID Re-attending within 3 months - Adults	16	783	2.0%	16.0%	17.1%	16.6%
% of FP17s for the same patient ID Re-attending between 3 & 9 months - Children	5	310	1.6%	45.8%	46.2%	57.5%
% of FP17s for the same patient ID Re-attending between 3 & 9 months - Adults	47	783	6.0%	37.2%	37.8%	50.4%
% of FP17s for Band 1 Urgent Courses	66	1,070	6.2%	11.0%	10.6%	9.1%
% of FP17s Relating to Free Repair or Replacements	0	1,070	0.0%	0.6%	0.6%	0.8%
% of FP17s Relating to Continuations	3	1,070	0.3%	0.7%	0.9%	1.3%
% of Patients satisfied with the dentistry they have received	2	2	N/A	91.5%	90.3%	92.7%
% of Patients satisfied with the time they had to wait for an appointment	2	2	N/A	84.0%	83.8%	88.8%

\* This is based on patients treated on this contract for their most recent course of treatment. Figures in italics indicate the base number of FP17s or Patient Questionnaire responses are less than 100. N/A is shown where the base number of responses is less than 10 during the period. % is calculated as Quantity/Base number\*100

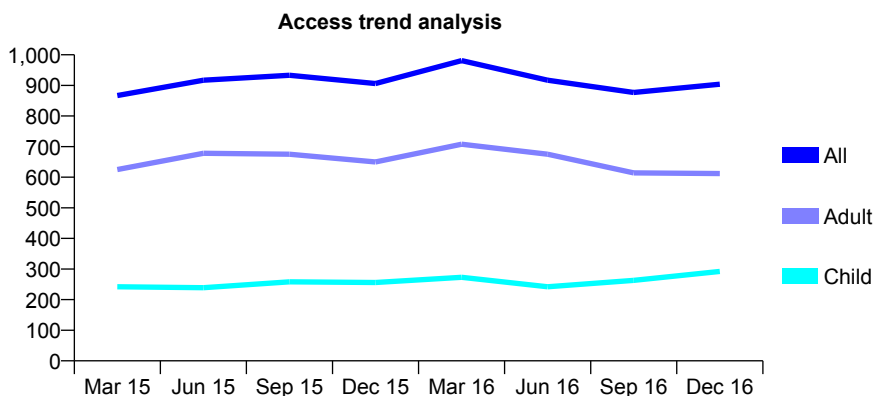
## Q62 - Vital Signs At a Glance Contract Report for 725897/0003 - December 2016

Name or company name	MR PU SHAH
Contract type name	PDS Plus Contract
Purpose of contract	General
Contract start date	01/05/2013
Contract end date	31/03/2018

16/17 Contracted general activity (UDA)	3,000
Carry forward general activity (UDA)	-60
16/17 Contracted orthodontic activity (UOA)	0
Carry forward orthodontic activity (UOA)	0
Baseline contract value	£73,560.26

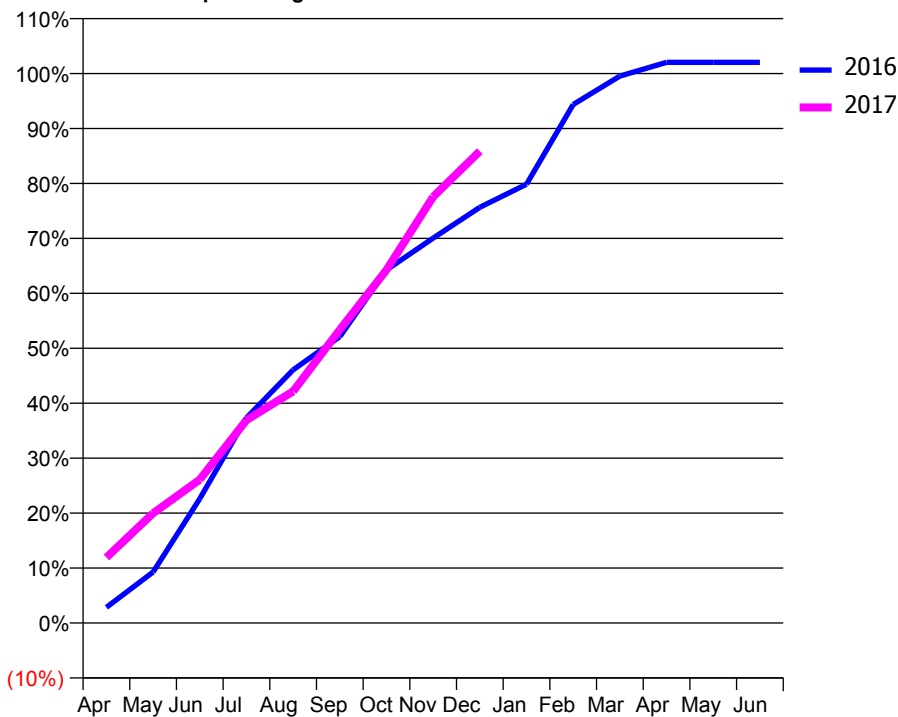
### ACCESS\*

Patients seen in 24 months	Total	Change since previous quarter
Quarter ending December 2015	906	
Quarter ending March 2016	981	↑
Quarter ending June 2016	917	↓
Quarter ending September 2016	877	↓
Quarter ending December 2016	904	↑
<b>Variance since December 2015</b>	<b>(0.2%)</b>	→



### ACTIVITY

Cumulative percentage of contracted UDA delivered 2016 & 2017



Month	Adjusted Scheduled Activity (UDA)	
	2016	2017
April	85	358
May	279	600
June	679	783
July	1,120	1,108
August	1,382	1,265
September	1,564	1,601
October	1,927	1,927
November	2,102	2,327
December	2,269	2,576
January	2,396	
February	2,831	
March	2,986	
April	3,061	
May	3,061	
June	3,061	

### QUALITY

	Quantity	Base Number	Contract	AT	Region	England
% of FP17s for the same patient ID Re-attending within 3 months - Children	3	283	1.1%	10.0%	11.9%	12.4%
% of FP17s for the same patient ID Re-attending within 3 months - Adults	8	511	1.6%	16.0%	17.1%	16.6%
% of FP17s for the same patient ID Re-attending between 3 & 9 months - Children	11	283	3.9%	45.8%	46.2%	57.5%
% of FP17s for the same patient ID Re-attending between 3 & 9 months - Adults	9	511	1.8%	37.2%	37.8%	50.4%
% of FP17s for Band 1 Urgent Courses	206	765	26.9%	11.0%	10.6%	9.1%
% of FP17s Relating to Free Repair or Replacements	0	765	0.0%	0.6%	0.6%	0.8%
% of FP17s Relating to Continuations	0	765	0.0%	0.7%	0.9%	1.3%
% of Patients satisfied with the dentistry they have received	2	2	N/A	91.5%	90.3%	92.7%
% of Patients satisfied with the time they had to wait for an appointment	2	2	N/A	84.0%	83.8%	88.8%

\* This is based on patients treated on this contract for their most recent course of treatment. Figures in italics indicate the base number of FP17s or Patient Questionnaire responses are less than 100. N/A is shown where the base number of responses is less than 10 during the period. % is calculated as Quantity/Base number\*100

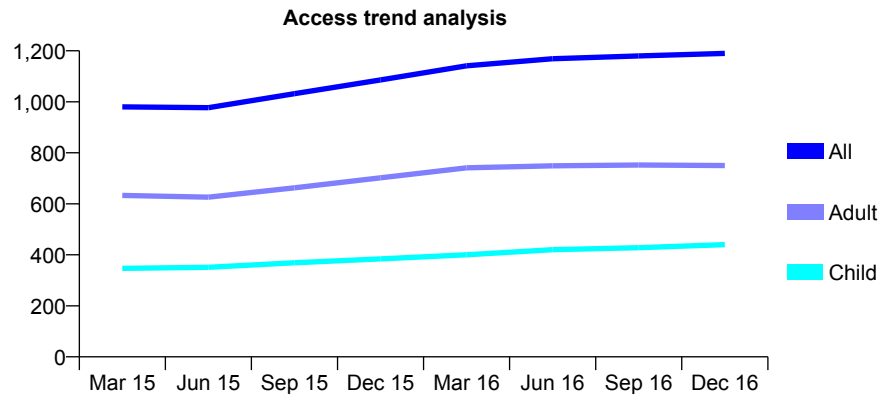
## Q62 - Vital Signs At a Glance Contract Report for 725951/0001 - December 2016

Name or company name	MR AK JAIN
Contract type name	GDS Contract
Purpose of contract	General
Contract start date	01/04/2006
Contract end date	

16/17 Contracted general activity (UDA)	2,535
Carry forward general activity (UDA)	-51
16/17 Contracted orthodontic activity (UOA)	0
Carry forward orthodontic activity (UOA)	0
Baseline contract value	£62,400.25

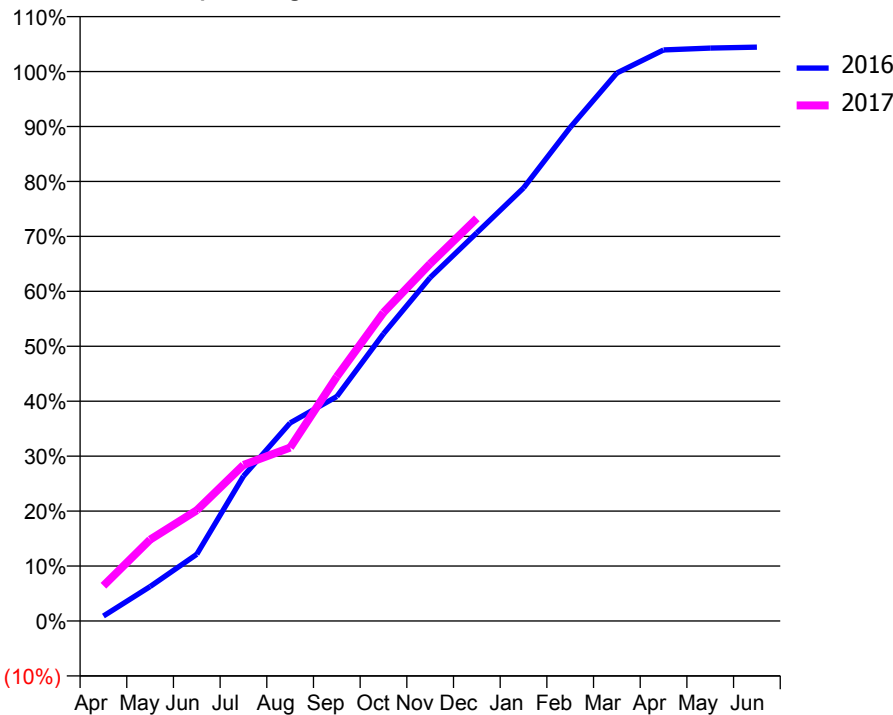
### ACCESS\*

Patients seen in 24 months	Total	Change since previous quarter
Quarter ending December 2015	1,086	
Quarter ending March 2016	1,141	↑
Quarter ending June 2016	1,169	↑
Quarter ending September 2016	1,180	→
Quarter ending December 2016	1,190	→
<b>Variance since December 2015</b>	<b>9.6%</b>	<b>↑</b>



### ACTIVITY

Cumulative percentage of contracted UDA delivered 2016 & 2017



Month	Adjusted Scheduled Activity (UDA)	
	2016	2017
April	23	163
May	159	375
June	308	511
July	668	720
August	914	800
September	1,036	1,127
October	1,326	1,423
November	1,585	1,648
December	1,791	1,857
January	1,998	
February	2,277	
March	2,528	
April	2,634	
May	2,643	
June	2,647	

### QUALITY

	Quantity	Base Number	Contract	AT	Region	England
% of FP17s for the same patient ID Re-attending within 3 months - Children	29	474	6.1%	10.0%	11.9%	12.4%
% of FP17s for the same patient ID Re-attending within 3 months - Adults	89	688	12.9%	16.0%	17.1%	16.6%
% of FP17s for the same patient ID Re-attending between 3 & 9 months - Children	289	474	61.0%	45.8%	46.2%	57.5%
% of FP17s for the same patient ID Re-attending between 3 & 9 months - Adults	338	688	49.1%	37.2%	37.8%	50.4%
% of FP17s for Band 1 Urgent Courses	102	1,082	9.4%	11.0%	10.6%	9.1%
% of FP17s Relating to Free Repair or Replacements	4	1,082	0.4%	0.6%	0.6%	0.8%
% of FP17s Relating to Continuations	2	1,082	0.2%	0.7%	0.9%	1.3%
% of Patients satisfied with the dentistry they have received	1	2	N/A	91.5%	90.3%	92.7%
% of Patients satisfied with the time they had to wait for an appointment	2	2	N/A	84.0%	83.8%	88.8%

\* This is based on patients treated on this contract for their most recent course of treatment. Figures in italics indicate the base number of FP17s or Patient Questionnaire responses are less than 100. N/A is shown where the base number of responses is less than 10 during the period. % is calculated as Quantity/Base number\*100

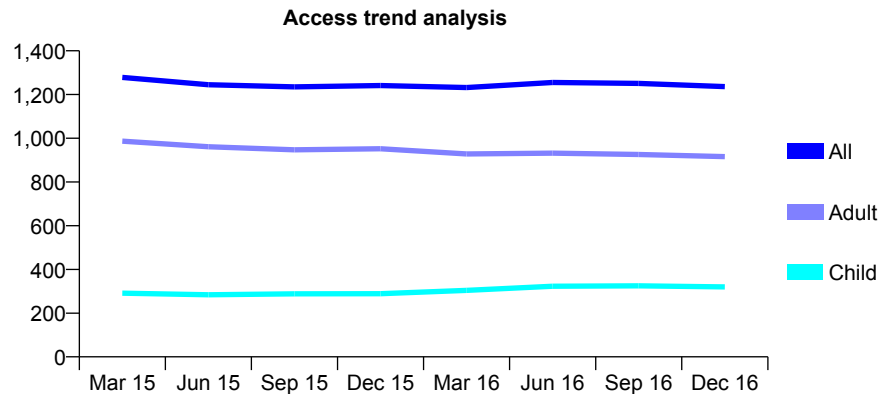
## Q62 - Vital Signs At a Glance Contract Report for 730572/0001 - December 2016

Name or company name	MR DL MODHA
Contract type name	GDS Contract
Purpose of contract	General
Contract start date	01/04/2006
Contract end date	

16/17 Contracted general activity (UDA)	4,022
Carry forward general activity (UDA)	-62
16/17 Contracted orthodontic activity (UOA)	0
Carry forward orthodontic activity (UOA)	0
Baseline contract value	£101,232.98

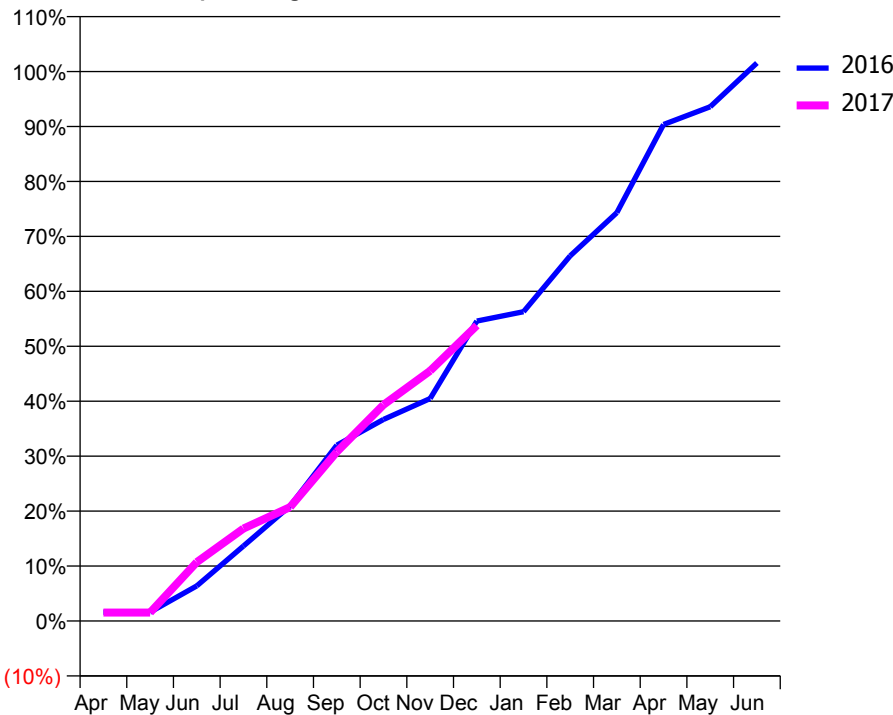
### ACCESS\*

Patients seen in 24 months	Total	Change since previous quarter
Quarter ending December 2015	1,241	
Quarter ending March 2016	1,232	→
Quarter ending June 2016	1,255	→
Quarter ending September 2016	1,251	→
Quarter ending December 2016	1,236	↓
<b>Variance since December 2015</b>	<b>(0.4%)</b>	<b>→</b>



### ACTIVITY

Cumulative percentage of contracted UDA delivered 2016 & 2017



Month	Adjusted Scheduled Activity (UDA)	
	2016	2017
April	65	62
May	65	62
June	257	431
July	549	677
August	843	834
September	1,287	1,238
October	1,475	1,583
November	1,628	1,832
December	2,196	2,163
January	2,263	
February	2,672	
March	2,989	
April	3,634	
May	3,764	
June	4,084	

### QUALITY

	Quantity	Base Number	Contract	AT	Region	England
% of FP17s for the same patient ID Re-attending within 3 months - Children	15	259	5.8%	10.0%	11.9%	12.4%
% of FP17s for the same patient ID Re-attending within 3 months - Adults	95	777	12.2%	16.0%	17.1%	16.6%
% of FP17s for the same patient ID Re-attending between 3 & 9 months - Children	52	259	20.1%	45.8%	46.2%	57.5%
% of FP17s for the same patient ID Re-attending between 3 & 9 months - Adults	237	777	30.5%	37.2%	37.8%	50.4%
% of FP17s for Band 1 Urgent Courses	76	735	10.3%	11.0%	10.6%	9.1%
% of FP17s Relating to Free Repair or Replacements	2	735	0.3%	0.6%	0.6%	0.8%
% of FP17s Relating to Continuations	0	735	0.0%	0.7%	0.9%	1.3%
% of Patients satisfied with the dentistry they have received	8	8	N/A	91.5%	90.3%	92.7%
% of Patients satisfied with the time they had to wait for an appointment	6	8	N/A	84.0%	83.8%	88.8%

\* This is based on patients treated on this contract for their most recent course of treatment. Figures in italics indicate the base number of FP17s or Patient Questionnaire responses are less than 100. N/A is shown where the base number of responses is less than 10 during the period. % is calculated as Quantity/Base number\*100

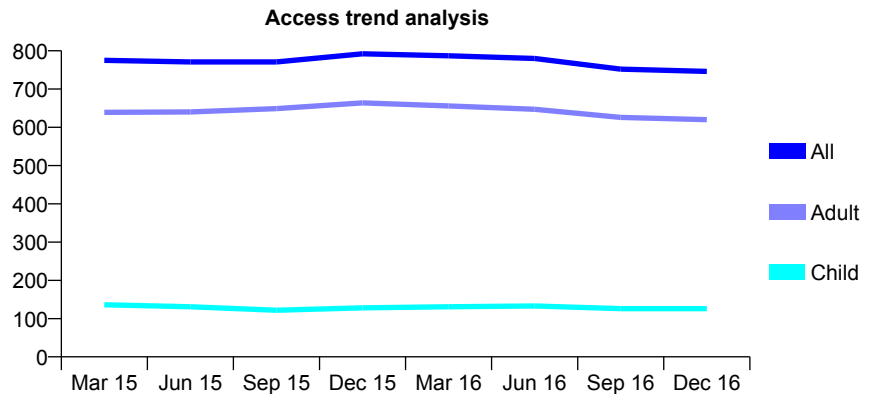
## Q62 - Vital Signs At a Glance Contract Report for 736090/0001 - December 2016

Name or company name	MR AW KACZMARSKI
Contract type name	GDS Contract
Purpose of contract	General
Contract start date	01/04/2006
Contract end date	

16/17 Contracted general activity (UDA)	2,282
Carry forward general activity (UDA)	17
16/17 Contracted orthodontic activity (UOA)	0
Carry forward orthodontic activity (UOA)	0
Baseline contract value	£56,742.41

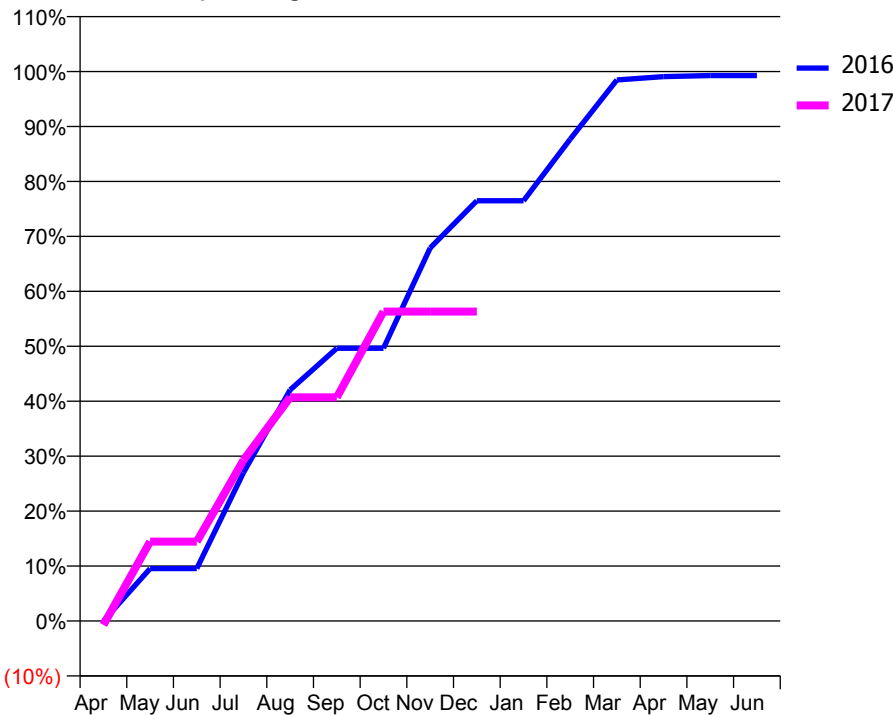
### ACCESS\*

Patients seen in 24 months	Total	Change since previous quarter
Quarter ending December 2015	792	
Quarter ending March 2016	787	→
Quarter ending June 2016	780	→
Quarter ending September 2016	752	↓
Quarter ending December 2016	746	→
<b>Variance since December 2015</b>	<b>(5.8%)</b>	<b>↓</b>



### ACTIVITY

Cumulative percentage of contracted UDA delivered 2016 & 2017



Month	Adjusted Scheduled Activity (UDA)	
	2016	2017
April	0	-17
May	218	330
June	218	330
July	616	668
August	960	929
September	1,133	929
October	1,133	1,285
November	1,549	1,285
December	1,745	1,285
January	1,745	
February	2,001	
March	2,247	
April	2,261	
May	2,265	
June	2,265	

### QUALITY

	Quantity	Base Number	Contract	AT	Region	England
% of FP17s for the same patient ID Re-attending within 3 months - Children	3	81	3.7%	10.0%	11.9%	12.4%
% of FP17s for the same patient ID Re-attending within 3 months - Adults	36	377	9.5%	16.0%	17.1%	16.6%
% of FP17s for the same patient ID Re-attending between 3 & 9 months - Children	21	81	25.9%	45.8%	46.2%	57.5%
% of FP17s for the same patient ID Re-attending between 3 & 9 months - Adults	141	377	37.4%	37.2%	37.8%	50.4%
% of FP17s for Band 1 Urgent Courses	0	453	0.0%	11.0%	10.6%	9.1%
% of FP17s Relating to Free Repair or Replacements	0	453	0.0%	0.6%	0.6%	0.8%
% of FP17s Relating to Continuations	7	453	1.5%	0.7%	0.9%	1.3%
% of Patients satisfied with the dentistry they have received	1	1	N/A	91.5%	90.3%	92.7%
% of Patients satisfied with the time they had to wait for an appointment	1	1	N/A	84.0%	83.8%	88.8%

\* This is based on patients treated on this contract for their most recent course of treatment. Figures in italics indicate the base number of FP17s or Patient Questionnaire responses are less than 100. N/A is shown where the base number of responses is less than 10 during the period. % is calculated as Quantity/Base number\*100

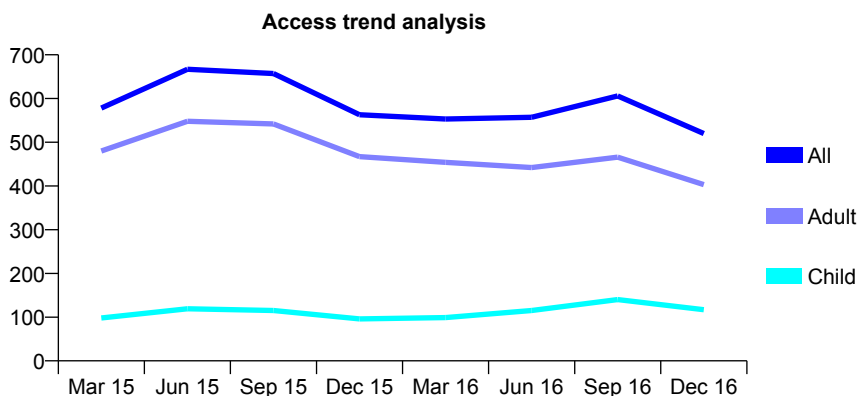
## Q62 - Vital Signs At a Glance Contract Report for 739383/0001 - December 2016

Name or company name	MISS S NAGHIBI
Contract type name	GDS Contract
Purpose of contract	General
Contract start date	01/04/2011
Contract end date	

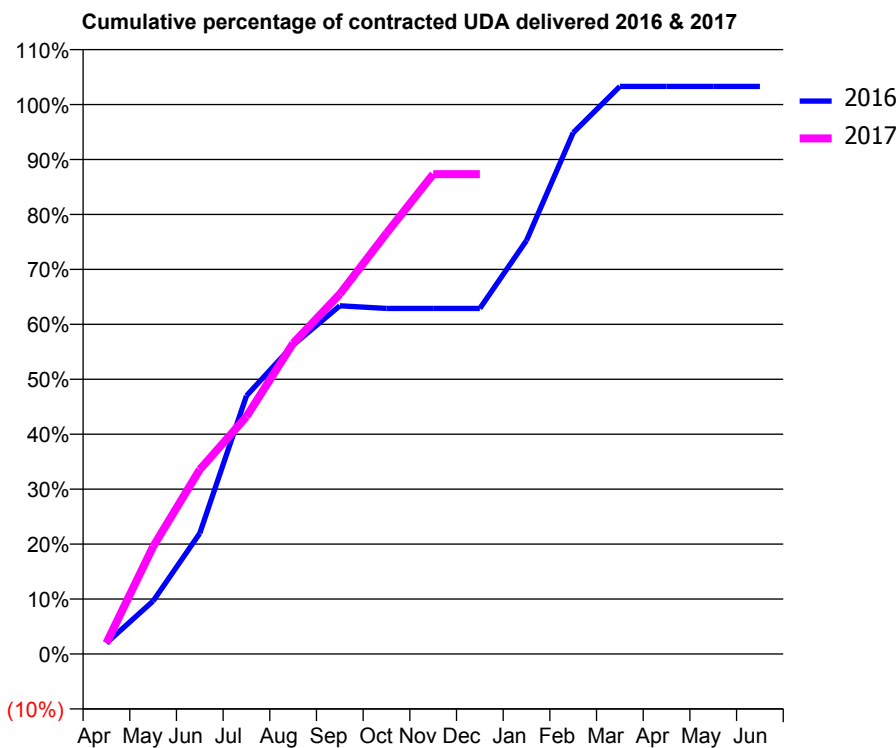
16/17 Contracted general activity (UDA)	2,399
Carry forward general activity (UDA)	-48
16/17 Contracted orthodontic activity (UOA)	0
Carry forward orthodontic activity (UOA)	0
Baseline contract value	£88,020.74

### ACCESS\*

Patients seen in 24 months	Total	Change since previous quarter
Quarter ending December 2015	563	
Quarter ending March 2016	553	↓
Quarter ending June 2016	557	→
Quarter ending September 2016	606	↑
Quarter ending December 2016	520	↓
<b>Variance since December 2015</b>	<b>(7.6%)</b>	<b>↓</b>



### ACTIVITY



Month	Adjusted Scheduled Activity (UDA)	
	2016	2017
April	48	48
May	231	469
June	527	805
July	1,127	1,036
August	1,349	1,357
September	1,521	1,572
October	1,509	1,837
November	1,509	2,095
December	1,509	2,095
January	1,806	
February	2,276	
March	2,478	
April	2,478	
May	2,478	
June	2,478	

### QUALITY

	Quantity	Base Number	Contract	AT	Region	England
% of FP17s for the same patient ID Re-attending within 3 months - Children	3	109	2.8%	10.0%	11.9%	12.4%
% of FP17s for the same patient ID Re-attending within 3 months - Adults	10	283	3.5%	16.0%	17.1%	16.6%
% of FP17s for the same patient ID Re-attending between 3 & 9 months - Children	11	109	10.1%	45.8%	46.2%	57.5%
% of FP17s for the same patient ID Re-attending between 3 & 9 months - Adults	14	283	4.9%	37.2%	37.8%	50.4%
% of FP17s for Band 1 Urgent Courses	5	392	1.3%	11.0%	10.6%	9.1%
% of FP17s Relating to Free Repair or Replacements	1	392	0.3%	0.6%	0.6%	0.8%
% of FP17s Relating to Continuations	0	392	0.0%	0.7%	0.9%	1.3%
% of Patients satisfied with the dentistry they have received	3	3	N/A	91.5%	90.3%	92.7%
% of Patients satisfied with the time they had to wait for an appointment	3	3	N/A	84.0%	83.8%	88.8%

\* This is based on patients treated on this contract for their most recent course of treatment. Figures in italics indicate the base number of FP17s or Patient Questionnaire responses are less than 100. N/A is shown where the base number of responses is less than 10 during the period. % is calculated as Quantity/Base number\*100

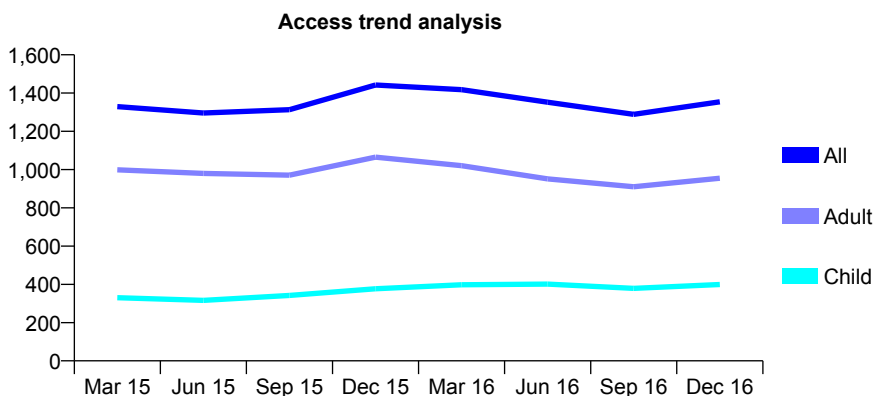
## Q62 - Vital Signs At a Glance Contract Report for 739383/0003 - December 2016

Name or company name	MISS S NAGHIBI
Contract type name	PDS Plus Contract
Purpose of contract	General
Contract start date	01/05/2013
Contract end date	31/03/2018

16/17 Contracted general activity (UDA)	6,000
Carry forward general activity (UDA)	8
16/17 Contracted orthodontic activity (UOA)	0
Carry forward orthodontic activity (UOA)	0
Baseline contract value	£153,517.06

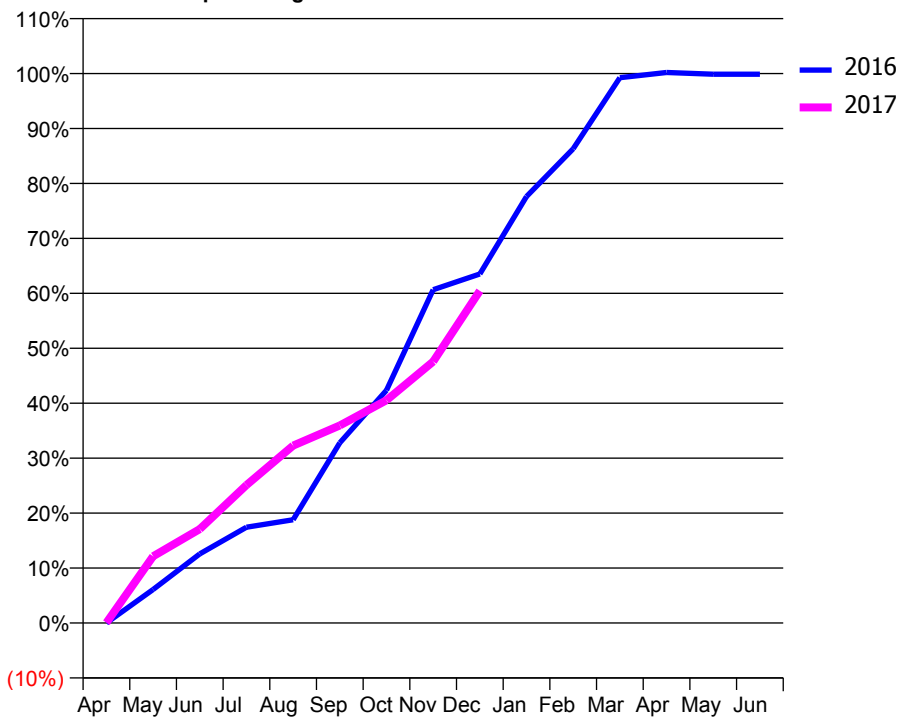
### ACCESS\*

Patients seen in 24 months	Total	Change since previous quarter
Quarter ending December 2015	1,442	
Quarter ending March 2016	1,418	↓
Quarter ending June 2016	1,352	↓
Quarter ending September 2016	1,289	↓
Quarter ending December 2016	1,354	↑
<b>Variance since December 2015</b>	<b>(6.1%)</b>	<b>↓</b>



### ACTIVITY

Cumulative percentage of contracted UDA delivered 2016 & 2017



Month	Adjusted Scheduled Activity (UDA)	
	2016	2017
April	0	4
May	366	729
June	754	1,025
July	1,046	1,506
August	1,128	1,938
September	1,968	2,158
October	2,541	2,433
November	3,640	2,854
December	3,811	3,628
January	4,657	
February	5,179	
March	5,955	
April	6,012	
May	5,992	
June	5,992	

### QUALITY

	Quantity	Base Number	Contract	AT	Region	England
% of FP17s for the same patient ID Re-attending within 3 months - Children	19	260	7.3%	10.0%	11.9%	12.4%
% of FP17s for the same patient ID Re-attending within 3 months - Adults	29	514	5.6%	16.0%	17.1%	16.6%
% of FP17s for the same patient ID Re-attending between 3 & 9 months - Children	90	260	34.6%	45.8%	46.2%	57.5%
% of FP17s for the same patient ID Re-attending between 3 & 9 months - Adults	111	514	21.6%	37.2%	37.8%	50.4%
% of FP17s for Band 1 Urgent Courses	10	765	1.3%	11.0%	10.6%	9.1%
% of FP17s Relating to Free Repair or Replacements	7	765	0.9%	0.6%	0.6%	0.8%
% of FP17s Relating to Continuations	0	765	0.0%	0.7%	0.9%	1.3%
% of Patients satisfied with the dentistry they have received	2	2	N/A	91.5%	90.3%	92.7%
% of Patients satisfied with the time they had to wait for an appointment	2	2	N/A	84.0%	83.8%	88.8%

\* This is based on patients treated on this contract for their most recent course of treatment. Figures in italics indicate the base number of FP17s or Patient Questionnaire responses are less than 100. N/A is shown where the base number of responses is less than 10 during the period. % is calculated as Quantity/Base number\*100



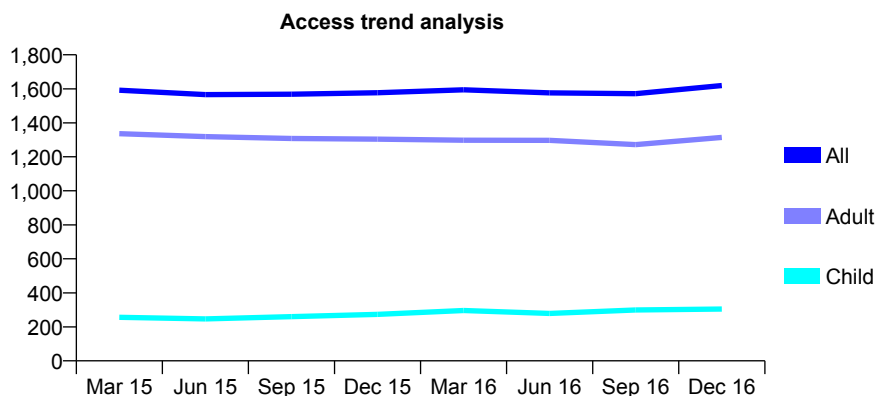
## Q62 - Vital Signs At a Glance Contract Report for 740489/0001 - December 2016

Name or company name	MR TS CHEEMA
Contract type name	GDS Contract
Purpose of contract	General and Orthodontic
Contract start date	01/04/2006
Contract end date	

16/17 Contracted general activity (UDA)	6,236
Carry forward general activity (UDA)	-110
16/17 Contracted orthodontic activity (UOA)	774
Carry forward orthodontic activity (UOA)	-15
Baseline contract value	£203,223.35

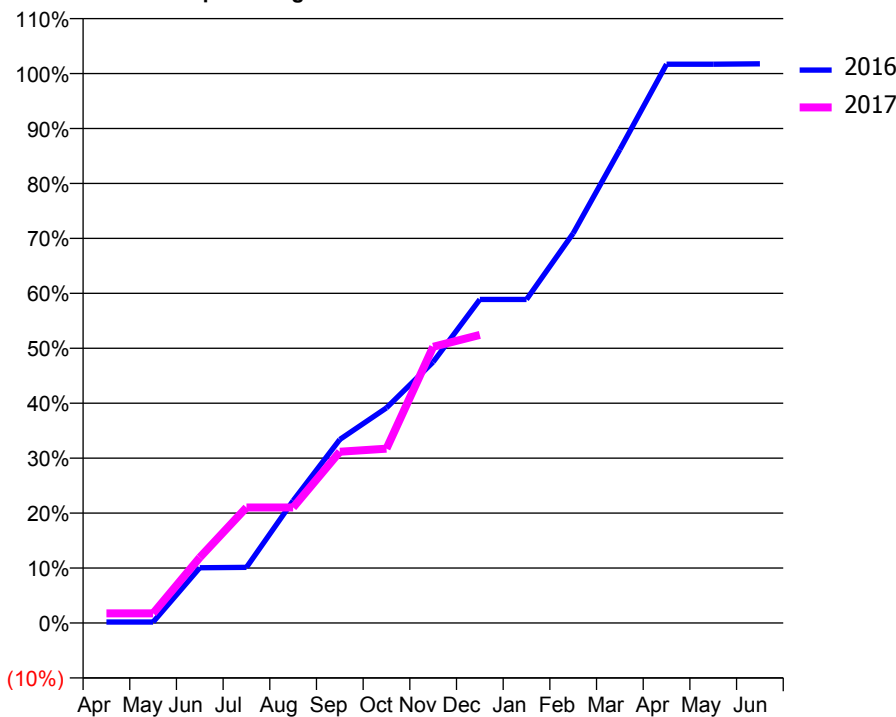
### ACCESS\*

Patients seen in 24 months	Total	Change since previous quarter
Quarter ending December 2015	1,577	
Quarter ending March 2016	1,594	→
Quarter ending June 2016	1,576	↓
Quarter ending September 2016	1,571	→
Quarter ending December 2016	1,619	↑
<b>Variance since December 2015</b>	<b>2.7%</b>	<b>↑</b>



### ACTIVITY

Cumulative percentage of contracted UDA delivered 2016 & 2017



Month	Adjusted Scheduled Activity (UDA)	
	2016	2017
April	12	110
May	12	110
June	627	744
July	632	1,311
August	1,388	1,311
September	2,083	1,943
October	2,441	1,979
November	2,963	3,135
December	3,672	3,269
January	3,672	
February	4,423	
March	5,374	
April	6,342	
May	6,342	
June	6,346	

### QUALITY

	Quantity	Base Number	Contract	AT	Region	England
% of FP17s for the same patient ID Re-attending within 3 months - Children	45	305	14.8%	10.0%	11.9%	12.4%
% of FP17s for the same patient ID Re-attending within 3 months - Adults	336	1,366	24.6%	16.0%	17.1%	16.6%
% of FP17s for the same patient ID Re-attending between 3 & 9 months - Children	98	305	32.1%	45.8%	46.2%	57.5%
% of FP17s for the same patient ID Re-attending between 3 & 9 months - Adults	608	1,366	44.5%	37.2%	37.8%	50.4%
% of FP17s for Band 1 Urgent Courses	289	1,286	22.5%	11.0%	10.6%	9.1%
% of FP17s Relating to Free Repair or Replacements	10	1,286	0.8%	0.6%	0.6%	0.8%
% of FP17s Relating to Continuations	8	1,286	0.6%	0.7%	0.9%	1.3%
% of Patients satisfied with the dentistry they have received	2	2	N/A	91.5%	90.3%	92.7%
% of Patients satisfied with the time they had to wait for an appointment	1	2	N/A	84.0%	83.8%	88.8%

\* This is based on patients treated on this contract for their most recent course of treatment. Figures in italics indicate the base number of FP17s or Patient Questionnaire responses are less than 100. N/A is shown where the base number of responses is less than 10 during the period. % is calculated as Quantity/Base number\*100

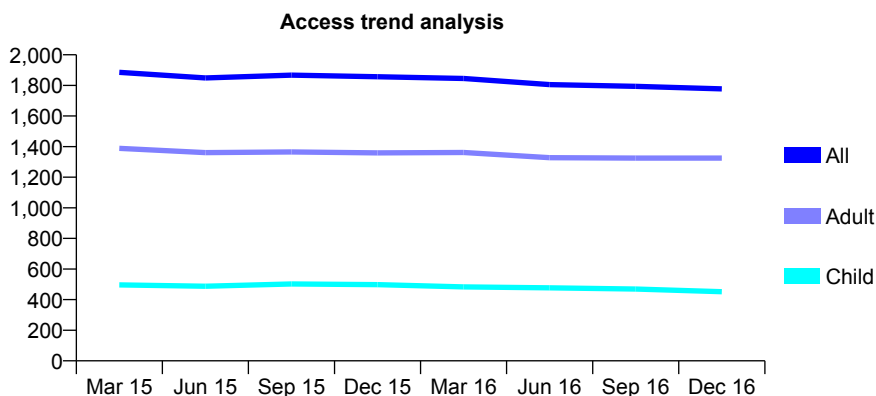
## Q62 - Vital Signs At a Glance Contract Report for 740586/0001 - December 2016

Name or company name	MR NH ADATIA
Contract type name	GDS Contract
Purpose of contract	General
Contract start date	01/04/2006
Contract end date	

16/17 Contracted general activity (UDA)	4,903
Carry forward general activity (UDA)	0
16/17 Contracted orthodontic activity (UOA)	0
Carry forward orthodontic activity (UOA)	0
Baseline contract value	£118,014.38

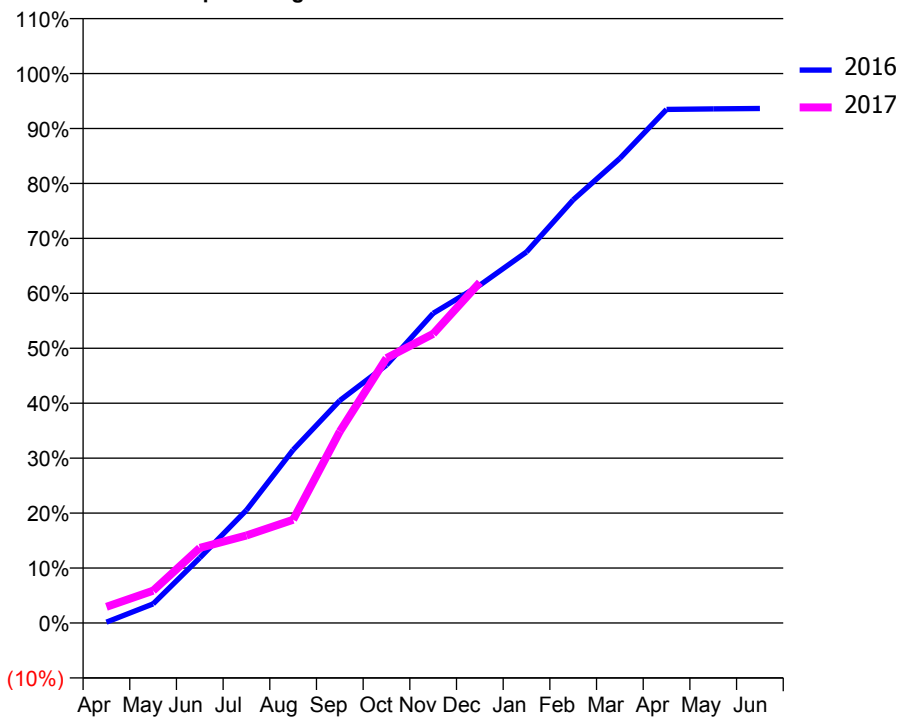
### ACCESS\*

Patients seen in 24 months	Total	Change since previous quarter
Quarter ending December 2015	1,857	
Quarter ending March 2016	1,845	→
Quarter ending June 2016	1,805	↓
Quarter ending September 2016	1,794	→
Quarter ending December 2016	1,777	→
<b>Variance since December 2015</b>	<b>(4.3%)</b>	<b>↓</b>



### ACTIVITY

Cumulative percentage of contracted UDA delivered 2016 & 2017



Month	Adjusted Scheduled Activity (UDA)	
	2016	2017
April	8	145
May	171	288
June	582	671
July	1,007	781
August	1,545	921
September	1,985	1,709
October	2,302	2,363
November	2,763	2,580
December	3,015	3,039
January	3,311	
February	3,776	
March	4,146	
April	4,583	
May	4,587	
June	4,591	

### QUALITY

	Quantity	Base Number	Contract	AT	Region	England
% of FP17s for the same patient ID Re-attending within 3 months - Children	48	405	11.9%	10.0%	11.9%	12.4%
% of FP17s for the same patient ID Re-attending within 3 months - Adults	214	1,147	18.7%	16.0%	17.1%	16.6%
% of FP17s for the same patient ID Re-attending between 3 & 9 months - Children	165	405	40.7%	45.8%	46.2%	57.5%
% of FP17s for the same patient ID Re-attending between 3 & 9 months - Adults	370	1,147	32.3%	37.2%	37.8%	50.4%
% of FP17s for Band 1 Urgent Courses	231	1,373	16.8%	11.0%	10.6%	9.1%
% of FP17s Relating to Free Repair or Replacements	2	1,373	0.1%	0.6%	0.6%	0.8%
% of FP17s Relating to Continuations	6	1,373	0.4%	0.7%	0.9%	1.3%
% of Patients satisfied with the dentistry they have received	3	3	N/A	91.5%	90.3%	92.7%
% of Patients satisfied with the time they had to wait for an appointment	3	3	N/A	84.0%	83.8%	88.8%

\* This is based on patients treated on this contract for their most recent course of treatment. Figures in italics indicate the base number of FP17s or Patient Questionnaire responses are less than 100. N/A is shown where the base number of responses is less than 10 during the period. % is calculated as Quantity/Base number\*100

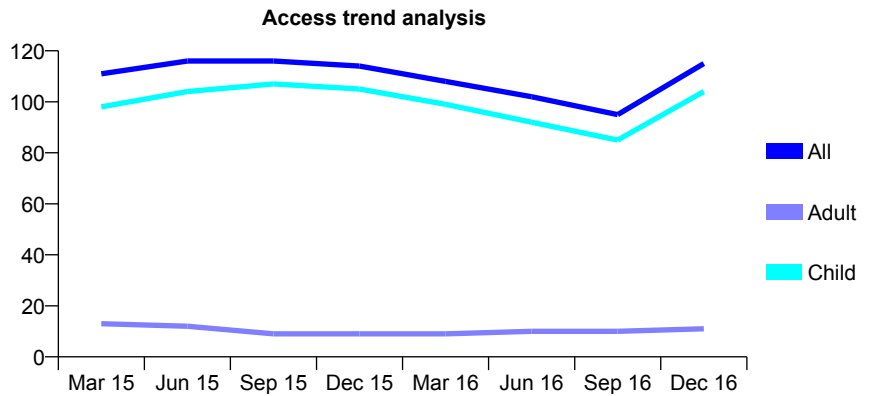
## Q62 - Vital Signs At a Glance Contract Report for 743356/0002 - December 2016

Name or company name	MR LC BERNSTEIN
Contract type name	GDS Contract
Purpose of contract	General
Contract start date	06/10/2010
Contract end date	

16/17 Contracted general activity (UDA)	133
Carry forward general activity (UDA)	-3
16/17 Contracted orthodontic activity (UOA)	0
Carry forward orthodontic activity (UOA)	0
Baseline contract value	£5,008.32

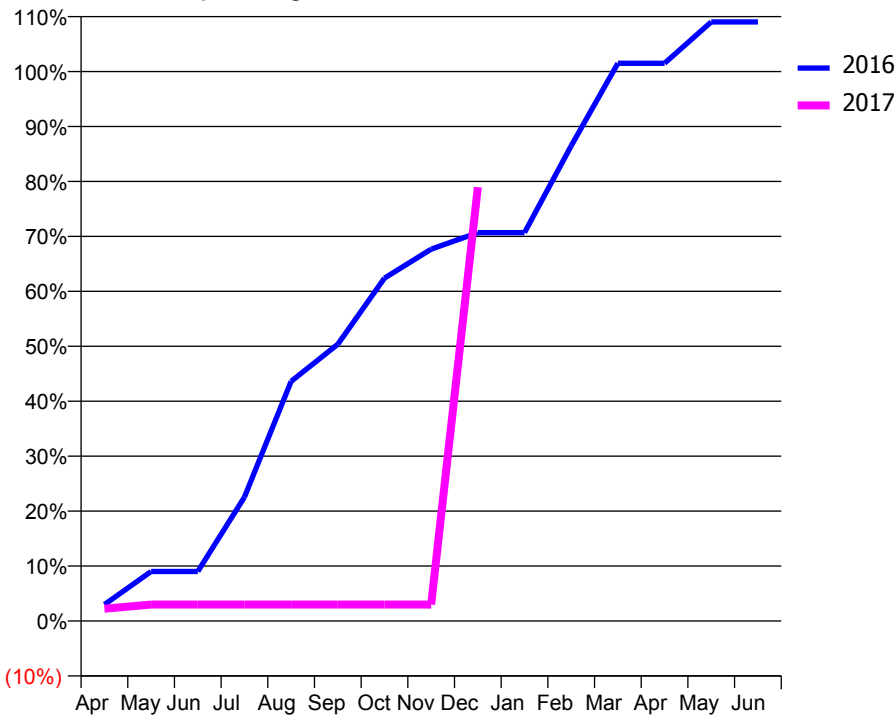
### ACCESS\*

Patients seen in 24 months	Total	Change since previous quarter
Quarter ending December 2015	114	
Quarter ending March 2016	108	↓
Quarter ending June 2016	102	↓
Quarter ending September 2016	95	↓
Quarter ending December 2016	115	↑
<b>Variance since December 2015</b>	0.9%	→



### ACTIVITY

Cumulative percentage of contracted UDA delivered 2016 & 2017



Month	Adjusted Scheduled Activity (UDA)	
	2016	2017
April	4	3
May	12	4
June	12	4
July	30	4
August	58	4
September	67	4
October	83	4
November	90	4
December	94	105
January	94	
February	115	
March	135	
April	135	
May	145	
June	145	

### QUALITY

	Quantity	Base Number	Contract	AT	Region	England
% of FP17s for the same patient ID Re-attending within 3 months - Children	3	82	3.7%	10.0%	11.9%	12.4%
% of FP17s for the same patient ID Re-attending within 3 months - Adults	0	3	0.0%	16.0%	17.1%	16.6%
% of FP17s for the same patient ID Re-attending between 3 & 9 months - Children	31	82	37.8%	45.8%	46.2%	57.5%
% of FP17s for the same patient ID Re-attending between 3 & 9 months - Adults	1	3	33.3%	37.2%	37.8%	50.4%
% of FP17s for Band 1 Urgent Courses	0	78	0.0%	11.0%	10.6%	9.1%
% of FP17s Relating to Free Repair or Replacements	0	78	0.0%	0.6%	0.6%	0.8%
% of FP17s Relating to Continuations	0	78	0.0%	0.7%	0.9%	1.3%
% of Patients satisfied with the dentistry they have received	0	0	N/A	91.5%	90.3%	92.7%
% of Patients satisfied with the time they had to wait for an appointment	0	0	N/A	84.0%	83.8%	88.8%

\* This is based on patients treated on this contract for their most recent course of treatment. Figures in italics indicate the base number of FP17s or Patient Questionnaire responses are less than 100. N/A is shown where the base number of responses is less than 10 during the period. % is calculated as Quantity/Base number\*100

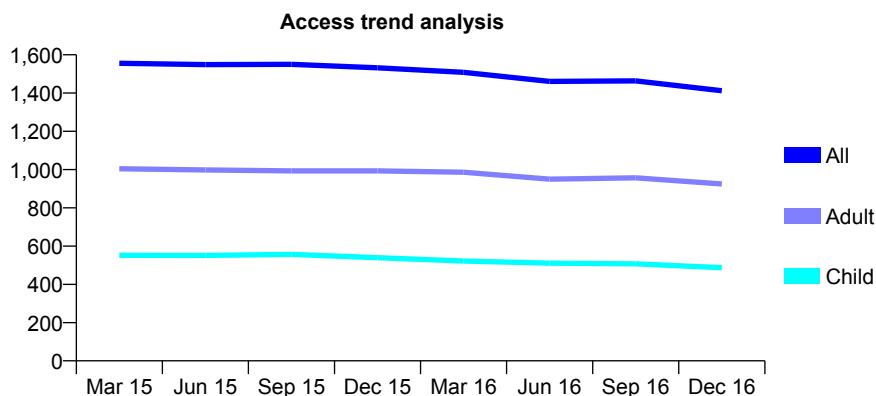
## Q62 - Vital Signs At a Glance Contract Report for 746134/0001 - December 2016

Name or company name	MISS P JOSHI
Contract type name	GDS Contract
Purpose of contract	General
Contract start date	01/04/2006
Contract end date	

16/17 Contracted general activity (UDA)	5,319
Carry forward general activity (UDA)	0
16/17 Contracted orthodontic activity (UOA)	0
Carry forward orthodontic activity (UOA)	0
Baseline contract value	£148,090.40

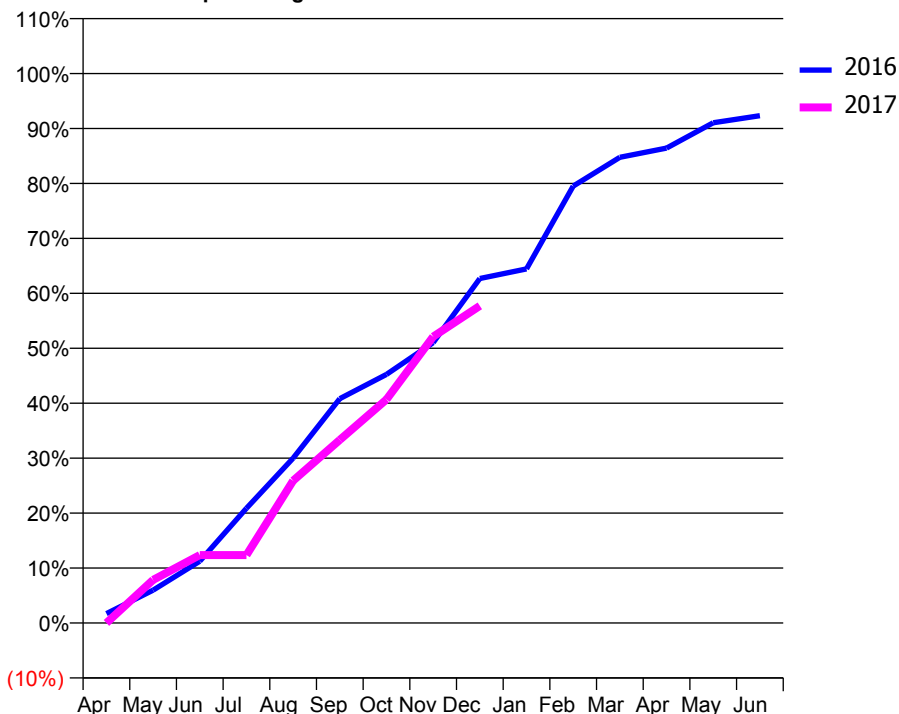
### ACCESS\*

Patients seen in 24 months	Total	Change since previous quarter
Quarter ending December 2015	1,532	
Quarter ending March 2016	1,508	↓
Quarter ending June 2016	1,461	↓
Quarter ending September 2016	1,464	→
Quarter ending December 2016	1,412	↓
<b>Variance since December 2015</b>	<b>(7.8%)</b>	<b>↓</b>



### ACTIVITY

Cumulative percentage of contracted UDA delivered 2016 & 2017



Month	Adjusted Scheduled Activity (UDA)	
	2016	2017
April	90	0
May	318	417
June	599	657
July	1,110	657
August	1,596	1,378
September	2,171	1,772
October	2,407	2,164
November	2,714	2,772
December	3,335	3,071
January	3,428	
February	4,229	
March	4,509	
April	4,597	
May	4,843	
June	4,911	

### QUALITY

	Quantity	Base Number	Contract	AT	Region	England
% of FP17s for the same patient ID Re-attending within 3 months - Children	47	595	7.9%	10.0%	11.9%	12.4%
% of FP17s for the same patient ID Re-attending within 3 months - Adults	119	774	15.4%	16.0%	17.1%	16.6%
% of FP17s for the same patient ID Re-attending between 3 & 9 months - Children	374	595	62.9%	45.8%	46.2%	57.5%
% of FP17s for the same patient ID Re-attending between 3 & 9 months - Adults	358	774	46.3%	37.2%	37.8%	50.4%
% of FP17s for Band 1 Urgent Courses	98	1,231	8.0%	11.0%	10.6%	9.1%
% of FP17s Relating to Free Repair or Replacements	3	1,231	0.2%	0.6%	0.6%	0.8%
% of FP17s Relating to Continuations	10	1,231	0.8%	0.7%	0.9%	1.3%
% of Patients satisfied with the dentistry they have received	2	3	N/A	91.5%	90.3%	92.7%
% of Patients satisfied with the time they had to wait for an appointment	2	3	N/A	84.0%	83.8%	88.8%

\* This is based on patients treated on this contract for their most recent course of treatment. Figures in italics indicate the base number of FP17s or Patient Questionnaire responses are less than 100. N/A is shown where the base number of responses is less than 10 during the period. % is calculated as Quantity/Base number\*100

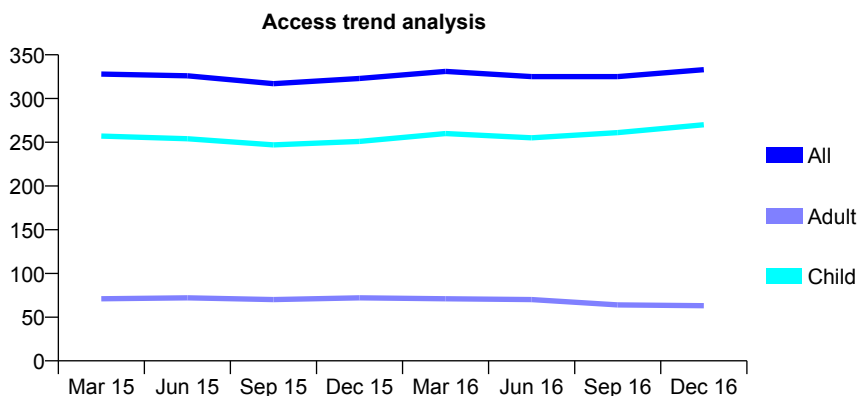
## Q62 - Vital Signs At a Glance Contract Report for 746320/0002 - December 2016

Name or company name	MR C SHETH
Contract type name	GDS Contract
Purpose of contract	General
Contract start date	01/04/2006
Contract end date	

16/17 Contracted general activity (UDA)	491
Carry forward general activity (UDA)	0
16/17 Contracted orthodontic activity (UOA)	0
Carry forward orthodontic activity (UOA)	0
Baseline contract value	£11,218.78

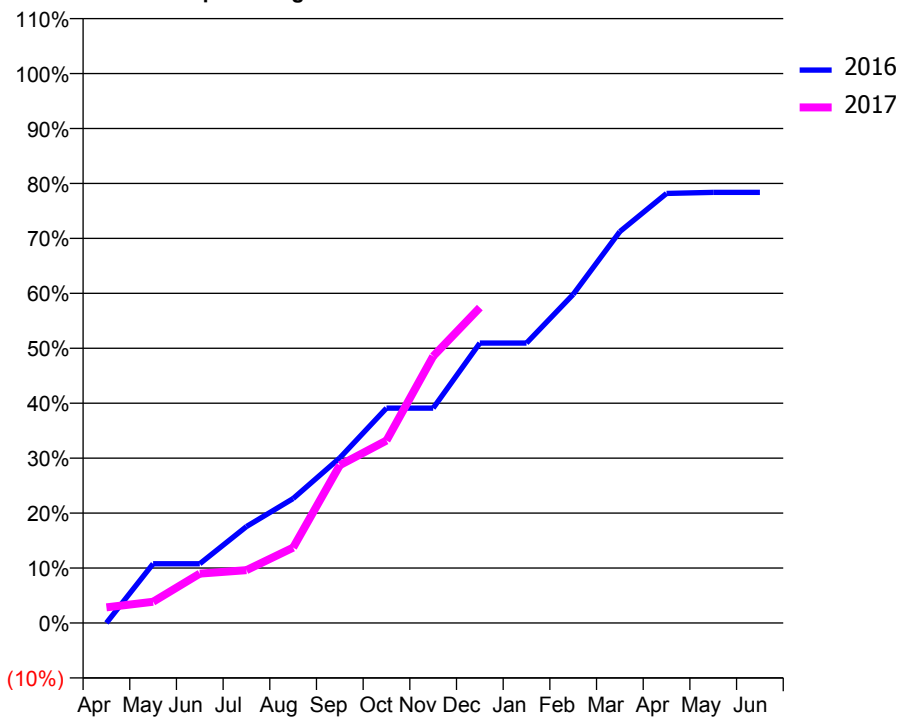
### ACCESS\*

Patients seen in 24 months	Total	Change since previous quarter
Quarter ending December 2015	323	
Quarter ending March 2016	331	↑
Quarter ending June 2016	325	↓
Quarter ending September 2016	325	→
Quarter ending December 2016	333	↑
<b>Variance since December 2015</b>	<b>3.1%</b>	<b>↑</b>



### ACTIVITY

Cumulative percentage of contracted UDA delivered 2016 & 2017



Month	Adjusted Scheduled Activity (UDA)	
	2016	2017
April	0	14
May	53	19
June	53	44
July	86	47
August	111	67
September	148	141
October	192	163
November	192	238
December	250	282
January	250	
February	294	
March	350	
April	384	
May	385	
June	385	

### QUALITY

	Quantity	Base Number	Contract	AT	Region	England
% of FP17s for the same patient ID Re-attending within 3 months - Children	6	241	2.5%	10.0%	11.9%	12.4%
% of FP17s for the same patient ID Re-attending within 3 months - Adults	2	19	10.5%	16.0%	17.1%	16.6%
% of FP17s for the same patient ID Re-attending between 3 & 9 months - Children	100	241	41.5%	45.8%	46.2%	57.5%
% of FP17s for the same patient ID Re-attending between 3 & 9 months - Adults	11	19	57.9%	37.2%	37.8%	50.4%
% of FP17s for Band 1 Urgent Courses	9	226	4.0%	11.0%	10.6%	9.1%
% of FP17s Relating to Free Repair or Replacements	0	226	0.0%	0.6%	0.6%	0.8%
% of FP17s Relating to Continuations	0	226	0.0%	0.7%	0.9%	1.3%
% of Patients satisfied with the dentistry they have received	0	0	N/A	91.5%	90.3%	92.7%
% of Patients satisfied with the time they had to wait for an appointment	0	0	N/A	84.0%	83.8%	88.8%

\* This is based on patients treated on this contract for their most recent course of treatment. Figures in italics indicate the base number of FP17s or Patient Questionnaire responses are less than 100. N/A is shown where the base number of responses is less than 10 during the period. % is calculated as Quantity/Base number\*100

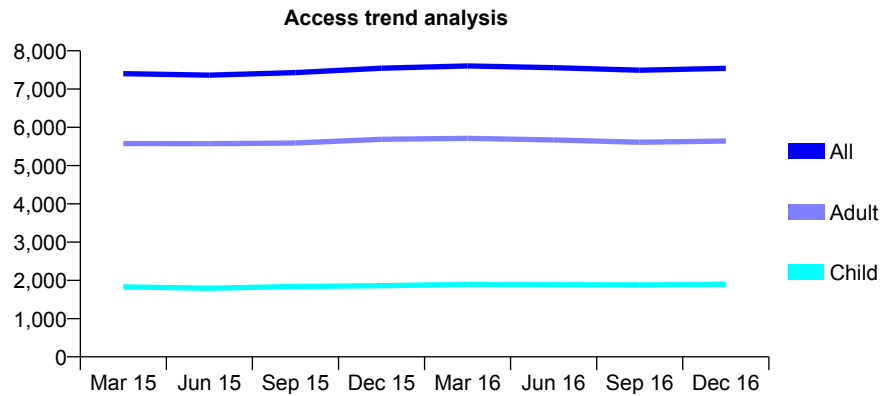
## Q62 - Vital Signs At a Glance Contract Report for 755451/0001 - December 2016

Name or company name	MRS B THAKRAR
Contract type name	GDS Contract
Purpose of contract	General
Contract start date	01/04/2008
Contract end date	

16/17 Contracted general activity (UDA)	21,919
Carry forward general activity (UDA)	-371
16/17 Contracted orthodontic activity (UOA)	0
Carry forward orthodontic activity (UOA)	0
Baseline contract value	£635,810.16

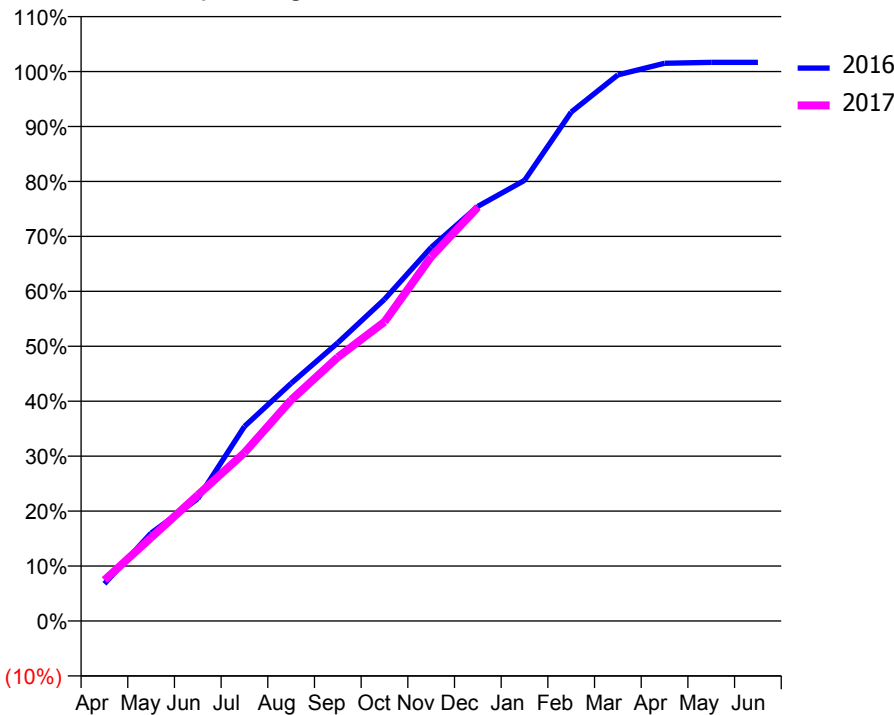
### ACCESS\*

Patients seen in 24 months	Total	Change since previous quarter
Quarter ending December 2015	7,546	
Quarter ending March 2016	7,605	→
Quarter ending June 2016	7,558	→
Quarter ending September 2016	7,492	→
Quarter ending December 2016	7,540	→
<b>Variance since December 2015</b>	<b>(0.1%)</b>	→



### ACTIVITY

Cumulative percentage of contracted UDA delivered 2016 & 2017



Month	Adjusted Scheduled Activity (UDA)	
	2016	2017
April	1,500	1,632
May	3,539	3,328
June	4,923	5,023
July	7,835	6,716
August	9,567	8,816
September	11,199	10,525
October	12,952	11,933
November	15,036	14,528
December	16,690	16,508
January	17,738	
February	20,484	
March	21,985	
April	22,452	
May	22,489	
June	22,490	

### QUALITY

	Quantity	Base Number	Contract	AT	Region	England
% of FP17s for the same patient ID Re-attending within 3 months - Children	160	1,937	8.3%	10.0%	11.9%	12.4%
% of FP17s for the same patient ID Re-attending within 3 months - Adults	746	5,337	14.0%	16.0%	17.1%	16.6%
% of FP17s for the same patient ID Re-attending between 3 & 9 months - Children	1,052	1,937	54.3%	45.8%	46.2%	57.5%
% of FP17s for the same patient ID Re-attending between 3 & 9 months - Adults	2,569	5,337	48.1%	37.2%	37.8%	50.4%
% of FP17s for Band 1 Urgent Courses	617	7,013	8.8%	11.0%	10.6%	9.1%
% of FP17s Relating to Free Repair or Replacements	36	7,013	0.5%	0.6%	0.6%	0.8%
% of FP17s Relating to Continuations	52	7,013	0.7%	0.7%	0.9%	1.3%
% of Patients satisfied with the dentistry they have received	12	12	100.0%	91.5%	90.3%	92.7%
% of Patients satisfied with the time they had to wait for an appointment	11	12	91.7%	84.0%	83.8%	88.8%

\* This is based on patients treated on this contract for their most recent course of treatment. Figures in italics indicate the base number of FP17s or Patient Questionnaire responses are less than 100. N/A is shown where the base number of responses is less than 10 during the period. % is calculated as Quantity/Base number\*100

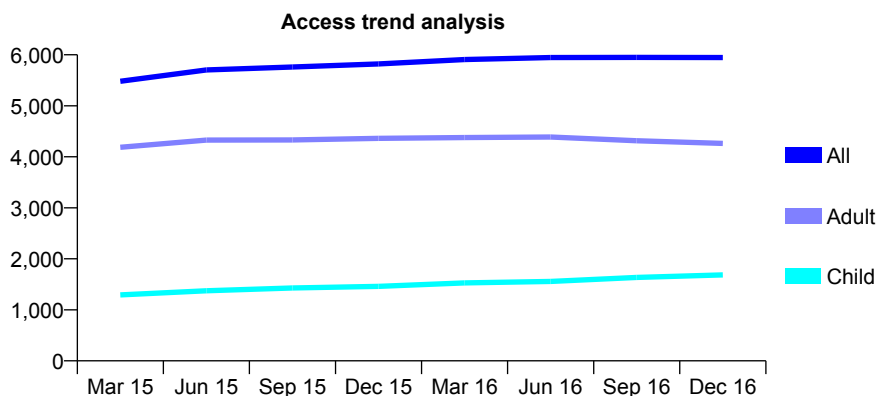
## Q62 - Vital Signs At a Glance Contract Report for 755753/0001 - December 2016

Name or company name	MISS K PATEL
Contract type name	GDS Contract
Purpose of contract	General
Contract start date	01/04/2006
Contract end date	

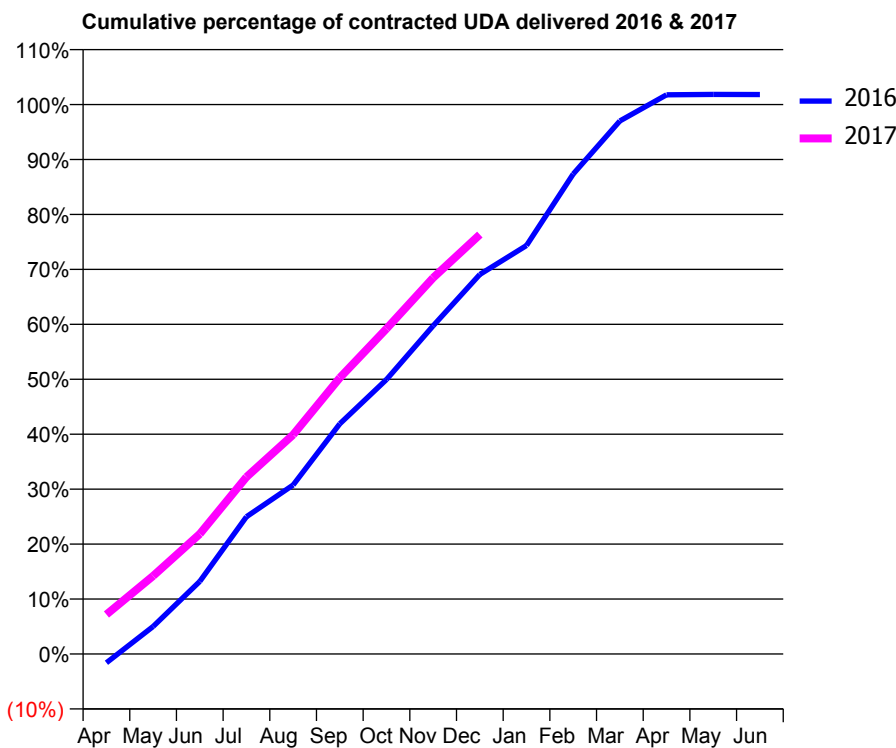
16/17 Contracted general activity (UDA)	13,557
Carry forward general activity (UDA)	-247
16/17 Contracted orthodontic activity (UOA)	0
Carry forward orthodontic activity (UOA)	0
Baseline contract value	£369,054.16

### ACCESS\*

Patients seen in 24 months	Total	Change since previous quarter
Quarter ending December 2015	5,822	
Quarter ending March 2016	5,908	→
Quarter ending June 2016	5,946	→
Quarter ending September 2016	5,949	→
Quarter ending December 2016	5,947	→
<b>Variance since December 2015</b>	<b>2.1%</b>	<b>↑</b>



### ACTIVITY



Month	Adjusted Scheduled Activity (UDA)	
	2016	2017
April	-220	974
May	680	1,925
June	1,790	2,961
July	3,386	4,366
August	4,170	5,411
September	5,680	6,815
October	6,773	8,026
November	8,099	9,283
December	9,365	10,348
January	10,078	
February	11,841	
March	13,150	
April	13,796	
May	13,807	
June	13,804	

### QUALITY

	Quantity	Base Number	Contract	AT	Region	England
% of FP17s for the same patient ID Re-attending within 3 months - Children	151	1,699	8.9%	10.0%	11.9%	12.4%
% of FP17s for the same patient ID Re-attending within 3 months - Adults	464	3,616	12.8%	16.0%	17.1%	16.6%
% of FP17s for the same patient ID Re-attending between 3 & 9 months - Children	754	1,699	44.4%	45.8%	46.2%	57.5%
% of FP17s for the same patient ID Re-attending between 3 & 9 months - Adults	1,633	3,616	45.2%	37.2%	37.8%	50.4%
% of FP17s for Band 1 Urgent Courses	397	4,484	8.9%	11.0%	10.6%	9.1%
% of FP17s Relating to Free Repair or Replacements	28	4,484	0.6%	0.6%	0.6%	0.8%
% of FP17s Relating to Continuations	20	4,484	0.4%	0.7%	0.9%	1.3%
% of Patients satisfied with the dentistry they have received	14	15	93.3%	91.5%	90.3%	92.7%
% of Patients satisfied with the time they had to wait for an appointment	13	15	86.7%	84.0%	83.8%	88.8%

\* This is based on patients treated on this contract for their most recent course of treatment. Figures in italics indicate the base number of FP17s or Patient Questionnaire responses are less than 100. N/A is shown where the base number of responses is less than 10 during the period. % is calculated as Quantity/Base number\*100



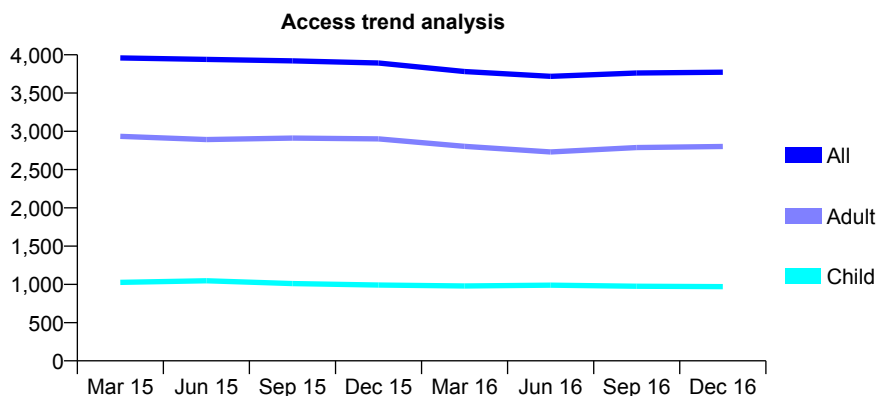
## Q62 - Vital Signs At a Glance Contract Report for 763608/0001 - December 2016

Name or company name	MRS N TAVAKOLI
Contract type name	GDS Contract
Purpose of contract	General
Contract start date	01/04/2006
Contract end date	

16/17 Contracted general activity (UDA)	10,618
Carry forward general activity (UDA)	-27
16/17 Contracted orthodontic activity (UOA)	0
Carry forward orthodontic activity (UOA)	0
Baseline contract value	£303,067.03

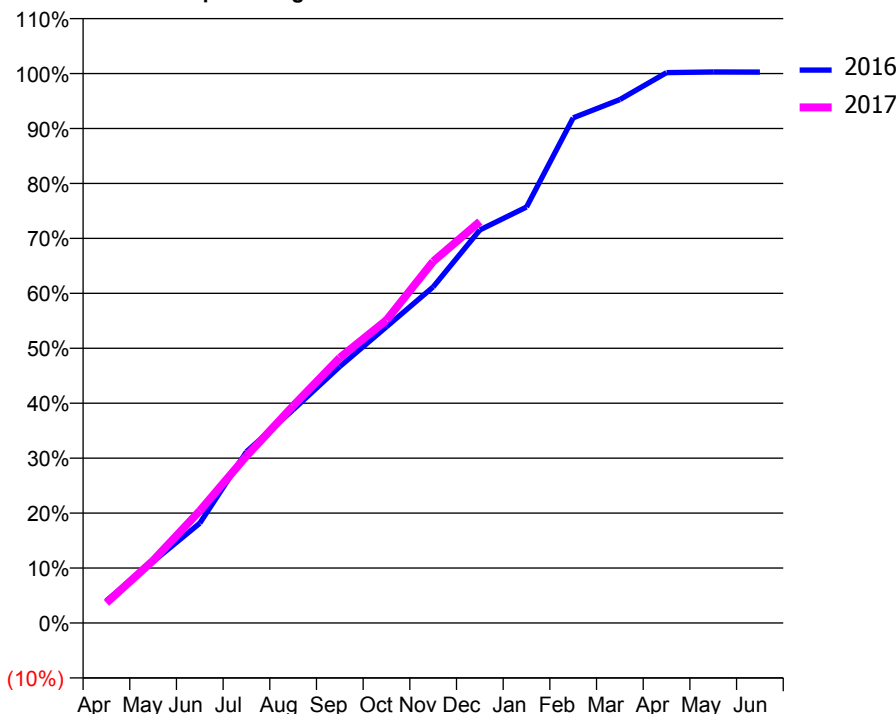
### ACCESS\*

Patients seen in 24 months	Total	Change since previous quarter
Quarter ending December 2015	3,892	
Quarter ending March 2016	3,782	↓
Quarter ending June 2016	3,719	↓
Quarter ending September 2016	3,762	→
Quarter ending December 2016	3,772	→
<b>Variance since December 2015</b>	<b>(3.1%)</b>	<b>↓</b>



### ACTIVITY

Cumulative percentage of contracted UDA delivered 2016 & 2017



Adjusted Scheduled Activity (UDA)

Month	2016	2017
April	430	390
May	1,187	1,207
June	1,929	2,167
July	3,309	3,226
August	4,121	4,196
September	4,957	5,125
October	5,725	5,854
November	6,493	6,986
December	7,595	7,757
January	8,037	
February	9,762	
March	10,115	
April	10,634	
May	10,648	
June	10,645	

### QUALITY

	Quantity	Base Number	Contract	AT	Region	England
% of FP17s for the same patient ID Re-attending within 3 months - Children	24	860	2.8%	10.0%	11.9%	12.4%
% of FP17s for the same patient ID Re-attending within 3 months - Adults	145	2,137	6.8%	16.0%	17.1%	16.6%
% of FP17s for the same patient ID Re-attending between 3 & 9 months - Children	256	860	29.8%	45.8%	46.2%	57.5%
% of FP17s for the same patient ID Re-attending between 3 & 9 months - Adults	647	2,137	30.3%	37.2%	37.8%	50.4%
% of FP17s for Band 1 Urgent Courses	167	2,771	6.0%	11.0%	10.6%	9.1%
% of FP17s Relating to Free Repair or Replacements	19	2,771	0.7%	0.6%	0.6%	0.8%
% of FP17s Relating to Continuations	14	2,771	0.5%	0.7%	0.9%	1.3%
% of Patients satisfied with the dentistry they have received	5	6	N/A	91.5%	90.3%	92.7%
% of Patients satisfied with the time they had to wait for an appointment	6	6	N/A	84.0%	83.8%	88.8%

\* This is based on patients treated on this contract for their most recent course of treatment. Figures in italics indicate the base number of FP17s or Patient Questionnaire responses are less than 100. N/A is shown where the base number of responses is less than 10 during the period. % is calculated as Quantity/Base number\*100

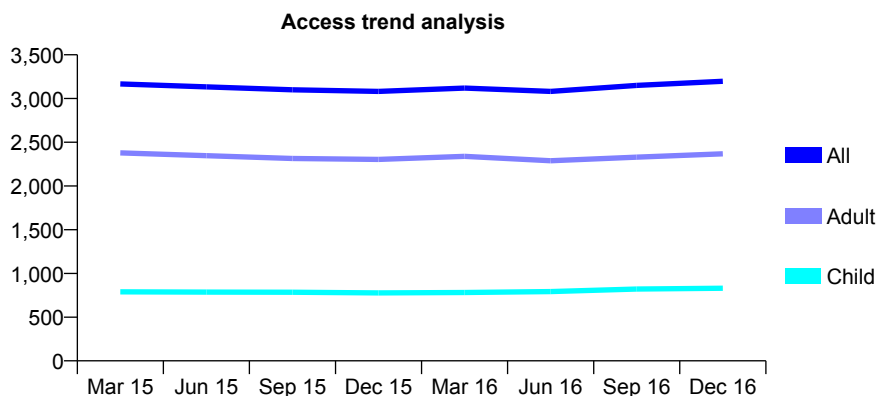
## Q62 - Vital Signs At a Glance Contract Report for 763675/0002 - December 2016

Name or company name	MR SB MEHTA
Contract type name	GDS Contract
Purpose of contract	General
Contract start date	01/04/2006
Contract end date	

16/17 Contracted general activity (UDA)	9,778
Carry forward general activity (UDA)	0
16/17 Contracted orthodontic activity (UOA)	0
Carry forward orthodontic activity (UOA)	0
Baseline contract value	£236,125.04

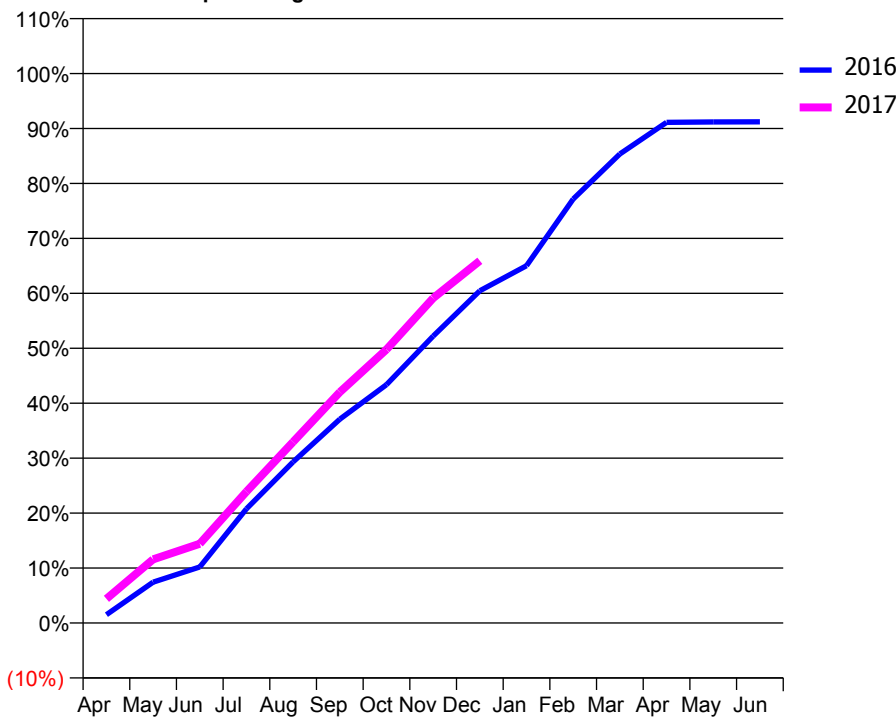
### ACCESS\*

Patients seen in 24 months	Total	Change since previous quarter
Quarter ending December 2015	3,081	
Quarter ending March 2016	3,119	→
Quarter ending June 2016	3,081	↓
Quarter ending September 2016	3,150	↑
Quarter ending December 2016	3,197	→
<b>Variance since December 2015</b>	<b>3.8%</b>	<b>↑</b>



### ACTIVITY

Cumulative percentage of contracted UDA delivered 2016 & 2017



Adjusted Scheduled Activity (UDA)

Month	2016	2017
April	149	431
May	726	1,134
June	997	1,410
July	2,033	2,338
August	2,867	3,224
September	3,626	4,108
October	4,240	4,867
November	5,105	5,780
December	5,911	6,447
January	6,357	
February	7,544	
March	8,346	
April	8,908	
May	8,915	
June	8,919	

### QUALITY

	Quantity	Base Number	Contract	AT	Region	England
% of FP17s for the same patient ID Re-attending within 3 months - Children	88	881	10.0%	10.0%	11.9%	12.4%
% of FP17s for the same patient ID Re-attending within 3 months - Adults	393	2,345	16.8%	16.0%	17.1%	16.6%
% of FP17s for the same patient ID Re-attending between 3 & 9 months - Children	445	881	50.5%	45.8%	46.2%	57.5%
% of FP17s for the same patient ID Re-attending between 3 & 9 months - Adults	1,146	2,345	48.9%	37.2%	37.8%	50.4%
% of FP17s for Band 1 Urgent Courses	298	3,020	9.9%	11.0%	10.6%	9.1%
% of FP17s Relating to Free Repair or Replacements	15	3,020	0.5%	0.6%	0.6%	0.8%
% of FP17s Relating to Continuations	28	3,020	0.9%	0.7%	0.9%	1.3%
% of Patients satisfied with the dentistry they have received	5	5	N/A	91.5%	90.3%	92.7%
% of Patients satisfied with the time they had to wait for an appointment	5	5	N/A	84.0%	83.8%	88.8%

\* This is based on patients treated on this contract for their most recent course of treatment. Figures in italics indicate the base number of FP17s or Patient Questionnaire responses are less than 100. N/A is shown where the base number of responses is less than 10 during the period. % is calculated as Quantity/Base number\*100

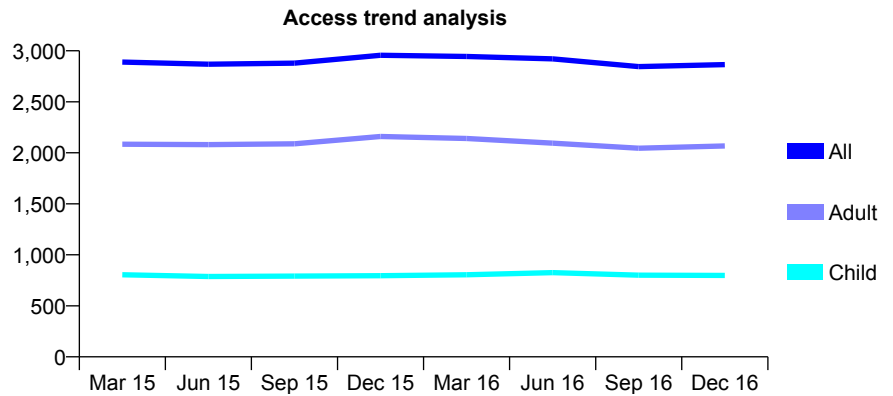
## Q62 - Vital Signs At a Glance Contract Report for 763802/0001 - December 2016

Name or company name	MR R VADHER
Contract type name	GDS Contract
Purpose of contract	General
Contract start date	01/04/2006
Contract end date	

16/17 Contracted general activity (UDA)	6,390
Carry forward general activity (UDA)	-77
16/17 Contracted orthodontic activity (UOA)	0
Carry forward orthodontic activity (UOA)	0
Baseline contract value	£169,177.32

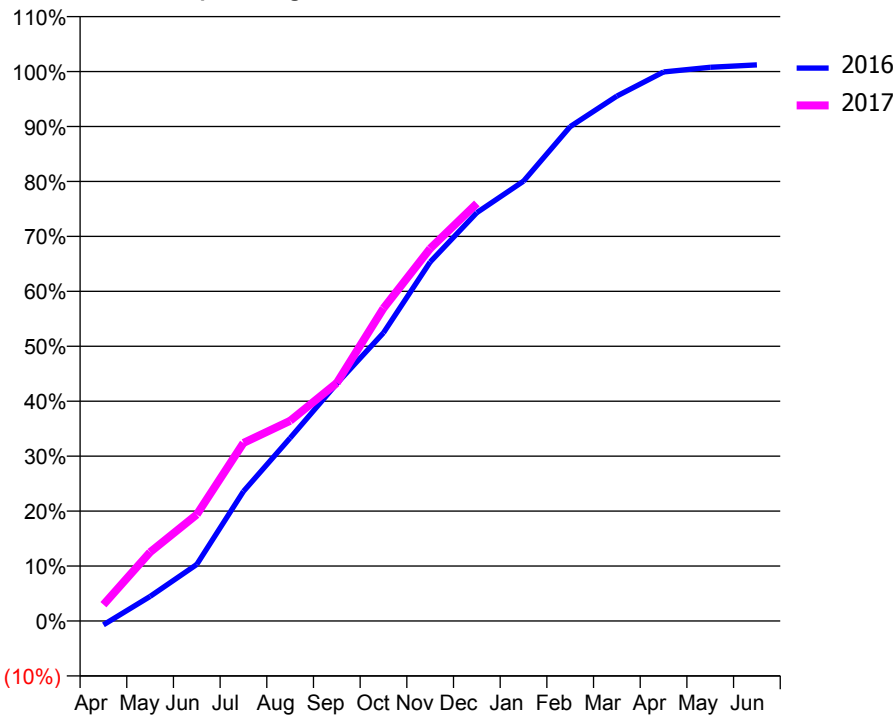
### ACCESS\*

Patients seen in 24 months	Total	Change since previous quarter
Quarter ending December 2015	2,956	
Quarter ending March 2016	2,945	→
Quarter ending June 2016	2,921	→
Quarter ending September 2016	2,845	↓
Quarter ending December 2016	2,865	→
<b>Variance since December 2015</b>	<b>(3.1%)</b>	<b>↓</b>



### ACTIVITY

Cumulative percentage of contracted UDA delivered 2016 & 2017



Month	Adjusted Scheduled Activity (UDA)	
	2016	2017
April	-46	190
May	286	800
June	658	1,239
July	1,507	2,071
August	2,128	2,329
September	2,761	2,769
October	3,352	3,637
November	4,175	4,331
December	4,749	4,855
January	5,114	
February	5,749	
March	6,105	
April	6,385	
May	6,440	
June	6,467	

### QUALITY

	Quantity	Base Number	Contract	AT	Region	England
% of FP17s for the same patient ID Re-attending within 3 months - Children	24	577	4.2%	10.0%	11.9%	12.4%
% of FP17s for the same patient ID Re-attending within 3 months - Adults	102	1,321	7.7%	16.0%	17.1%	16.6%
% of FP17s for the same patient ID Re-attending between 3 & 9 months - Children	155	577	26.9%	45.8%	46.2%	57.5%
% of FP17s for the same patient ID Re-attending between 3 & 9 months - Adults	346	1,321	26.2%	37.2%	37.8%	50.4%
% of FP17s for Band 1 Urgent Courses	37	1,755	2.1%	11.0%	10.6%	9.1%
% of FP17s Relating to Free Repair or Replacements	0	1,755	0.0%	0.6%	0.6%	0.8%
% of FP17s Relating to Continuations	1	1,755	0.1%	0.7%	0.9%	1.3%
% of Patients satisfied with the dentistry they have received	2	2	N/A	91.5%	90.3%	92.7%
% of Patients satisfied with the time they had to wait for an appointment	2	2	N/A	84.0%	83.8%	88.8%

\* This is based on patients treated on this contract for their most recent course of treatment. Figures in italics indicate the base number of FP17s or Patient Questionnaire responses are less than 100. N/A is shown where the base number of responses is less than 10 during the period. % is calculated as Quantity/Base number\*100

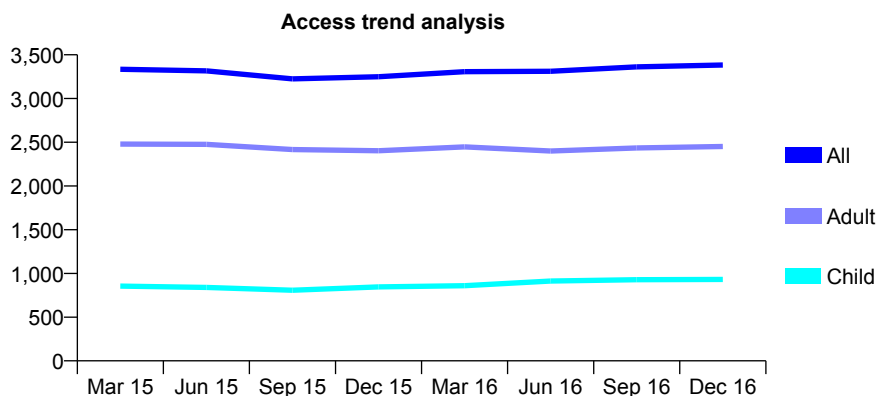
## Q62 - Vital Signs At a Glance Contract Report for 763934/0001 - December 2016

Name or company name	MRS F KHOSRAVI
Contract type name	GDS Contract
Purpose of contract	General
Contract start date	01/04/2006
Contract end date	

16/17 Contracted general activity (UDA)	12,195
Carry forward general activity (UDA)	189
16/17 Contracted orthodontic activity (UOA)	0
Carry forward orthodontic activity (UOA)	0
Baseline contract value	£378,801.39

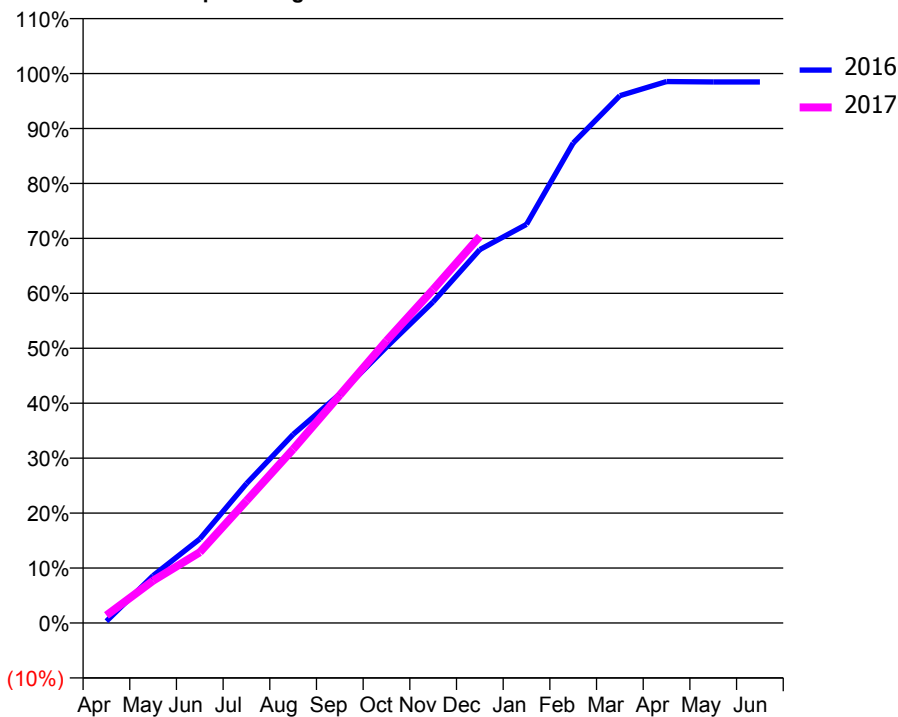
### ACCESS\*

Patients seen in 24 months	Total	Change since previous quarter
Quarter ending December 2015	3,249	
Quarter ending March 2016	3,307	→
Quarter ending June 2016	3,312	→
Quarter ending September 2016	3,362	→
Quarter ending December 2016	3,383	→
<b>Variance since December 2015</b>	<b>4.1%</b>	<b>↑</b>



### ACTIVITY

Cumulative percentage of contracted UDA delivered 2016 & 2017



Adjusted Scheduled Activity (UDA)

Month	2016	2017
April	40	170
May	1,051	941
June	1,865	1,570
July	3,094	2,711
August	4,186	3,858
September	5,083	5,060
October	6,124	6,262
November	7,127	7,404
December	8,286	8,582
January	8,846	
February	10,652	
March	11,702	
April	12,016	
May	12,007	
June	12,006	

### QUALITY

	Quantity	Base Number	Contract	AT	Region	England
% of FP17s for the same patient ID Re-attending within 3 months - Children	84	813	10.3%	10.0%	11.9%	12.4%
% of FP17s for the same patient ID Re-attending within 3 months - Adults	425	2,055	20.7%	16.0%	17.1%	16.6%
% of FP17s for the same patient ID Re-attending between 3 & 9 months - Children	265	813	32.6%	45.8%	46.2%	57.5%
% of FP17s for the same patient ID Re-attending between 3 & 9 months - Adults	627	2,055	30.5%	37.2%	37.8%	50.4%
% of FP17s for Band 1 Urgent Courses	330	2,754	12.0%	11.0%	10.6%	9.1%
% of FP17s Relating to Free Repair or Replacements	1	2,754	0.0%	0.6%	0.6%	0.8%
% of FP17s Relating to Continuations	18	2,754	0.7%	0.7%	0.9%	1.3%
% of Patients satisfied with the dentistry they have received	5	7	N/A	91.5%	90.3%	92.7%
% of Patients satisfied with the time they had to wait for an appointment	5	7	N/A	84.0%	83.8%	88.8%

\* This is based on patients treated on this contract for their most recent course of treatment. Figures in italics indicate the base number of FP17s or Patient Questionnaire responses are less than 100. N/A is shown where the base number of responses is less than 10 during the period. % is calculated as Quantity/Base number\*100

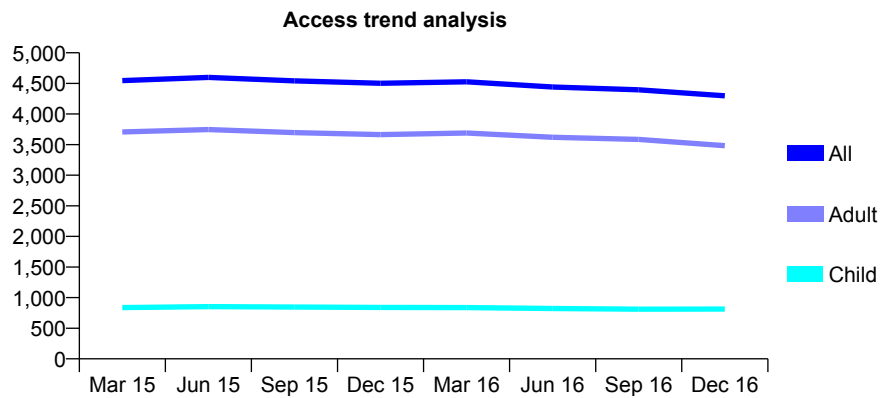
## Q62 - Vital Signs At a Glance Contract Report for 764957/0003 - December 2016

Name or company name	MR GS KUMAR
Contract type name	GDS Contract
Purpose of contract	General
Contract start date	01/04/2006
Contract end date	

16/17 Contracted general activity (UDA)	15,834
Carry forward general activity (UDA)	0
16/17 Contracted orthodontic activity (UOA)	0
Carry forward orthodontic activity (UOA)	0
Baseline contract value	£404,804.05

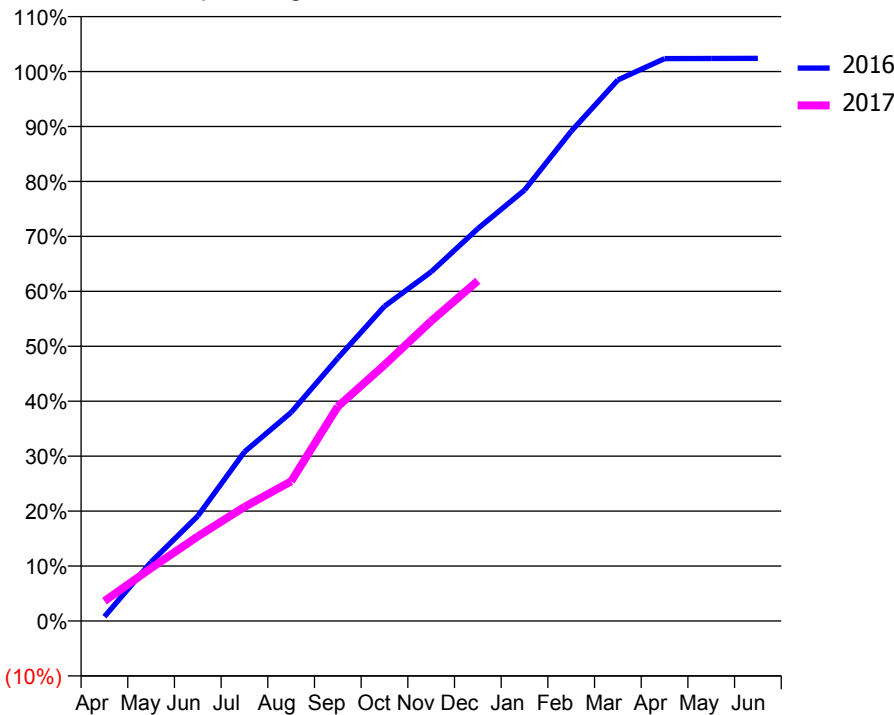
### ACCESS\*

Patients seen in 24 months	Total	Change since previous quarter
Quarter ending December 2015	4,503	
Quarter ending March 2016	4,526	→
Quarter ending June 2016	4,442	↓
Quarter ending September 2016	4,396	↓
Quarter ending December 2016	4,297	↓
<b>Variance since December 2015</b>	<b>(4.6%)</b>	<b>↓</b>



### ACTIVITY

Cumulative percentage of contracted UDA delivered 2016 & 2017



Month	Adjusted Scheduled Activity (UDA)	
	2016	2017
April	123	575
May	1,699	1,525
June	3,025	2,439
July	4,873	3,286
August	6,010	4,024
September	7,575	6,181
October	9,069	7,380
November	10,060	8,644
December	11,305	9,804
January	12,416	
February	14,109	
March	15,589	
April	16,205	
May	16,210	
June	16,212	

### QUALITY

	Quantity	Base Number	Contract	AT	Region	England
% of FP17s for the same patient ID Re-attending within 3 months - Children	53	682	7.8%	10.0%	11.9%	12.4%
% of FP17s for the same patient ID Re-attending within 3 months - Adults	396	2,608	15.2%	16.0%	17.1%	16.6%
% of FP17s for the same patient ID Re-attending between 3 & 9 months - Children	271	682	39.7%	45.8%	46.2%	57.5%
% of FP17s for the same patient ID Re-attending between 3 & 9 months - Adults	966	2,608	37.0%	37.2%	37.8%	50.4%
% of FP17s for Band 1 Urgent Courses	356	3,084	11.5%	11.0%	10.6%	9.1%
% of FP17s Relating to Free Repair or Replacements	40	3,084	1.3%	0.6%	0.6%	0.8%
% of FP17s Relating to Continuations	46	3,084	1.5%	0.7%	0.9%	1.3%
% of Patients satisfied with the dentistry they have received	10	12	83.3%	91.5%	90.3%	92.7%
% of Patients satisfied with the time they had to wait for an appointment	9	12	75.0%	84.0%	83.8%	88.8%

\* This is based on patients treated on this contract for their most recent course of treatment. Figures in italics indicate the base number of FP17s or Patient Questionnaire responses are less than 100. N/A is shown where the base number of responses is less than 10 during the period. % is calculated as Quantity/Base number\*100

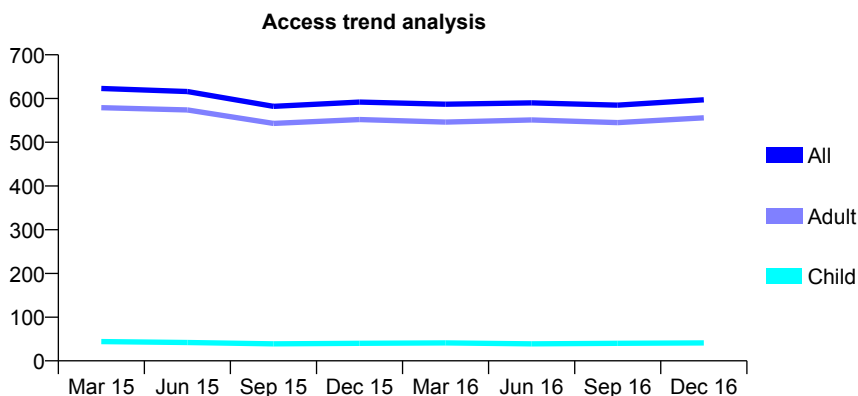
## Q62 - Vital Signs At a Glance Contract Report for 766895/0001 - December 2016

Name or company name	MR M SOLTAN MOHAMMADI KHAYAT
Contract type name	GDS Contract
Purpose of contract	General
Contract start date	01/04/2006
Contract end date	

16/17 Contracted general activity (UDA)	976
Carry forward general activity (UDA)	21
16/17 Contracted orthodontic activity (UOA)	0
Carry forward orthodontic activity (UOA)	0
Baseline contract value	£35,200.34

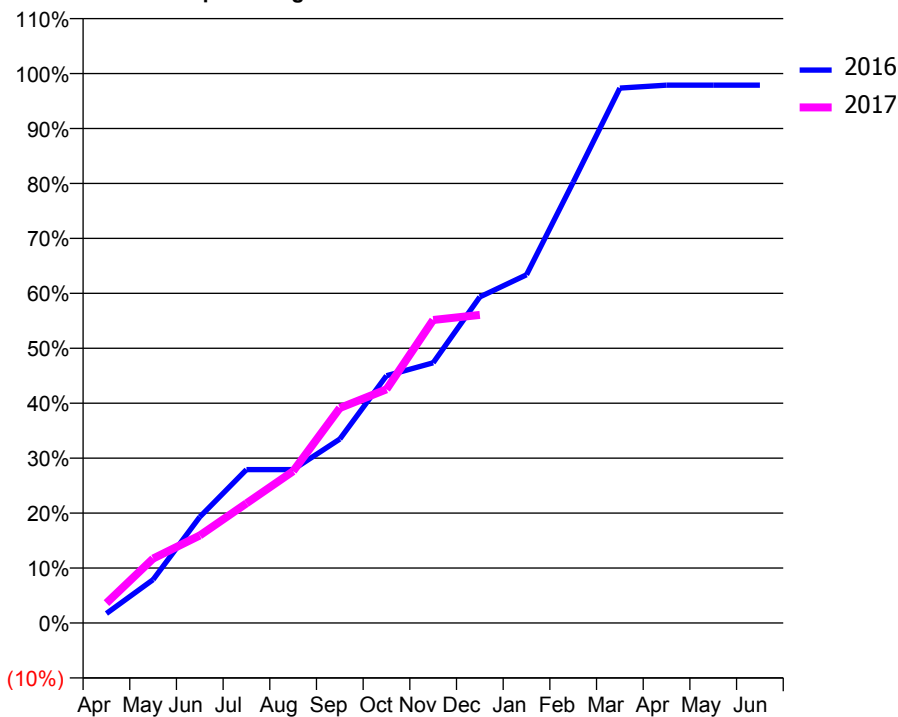
### ACCESS\*

Patients seen in 24 months	Total	Change since previous quarter
Quarter ending December 2015	592	
Quarter ending March 2016	587	→
Quarter ending June 2016	590	→
Quarter ending September 2016	585	→
Quarter ending December 2016	597	↑
<b>Variance since December 2015</b>	<b>0.8%</b>	<b>→</b>



### ACTIVITY

Cumulative percentage of contracted UDA delivered 2016 & 2017



Month	Adjusted Scheduled Activity (UDA)	
	2016	2017
April	17	35
May	77	115
June	188	156
July	272	213
August	272	270
September	327	382
October	439	415
November	462	538
December	579	547
January	619	
February	783	
March	950	
April	955	
May	955	
June	955	

### QUALITY

	Quantity	Base Number	Contract	AT	Region	England
% of FP17s for the same patient ID Re-attending within 3 months - Children	3	38	7.9%	10.0%	11.9%	12.4%
% of FP17s for the same patient ID Re-attending within 3 months - Adults	9	299	3.0%	16.0%	17.1%	16.6%
% of FP17s for the same patient ID Re-attending between 3 & 9 months - Children	17	38	44.7%	45.8%	46.2%	57.5%
% of FP17s for the same patient ID Re-attending between 3 & 9 months - Adults	75	299	25.1%	37.2%	37.8%	50.4%
% of FP17s for Band 1 Urgent Courses	6	332	1.8%	11.0%	10.6%	9.1%
% of FP17s Relating to Free Repair or Replacements	0	332	0.0%	0.6%	0.6%	0.8%
% of FP17s Relating to Continuations	0	332	0.0%	0.7%	0.9%	1.3%
% of Patients satisfied with the dentistry they have received	1	1	N/A	91.5%	90.3%	92.7%
% of Patients satisfied with the time they had to wait for an appointment	1	1	N/A	84.0%	83.8%	88.8%

\* This is based on patients treated on this contract for their most recent course of treatment. Figures in italics indicate the base number of FP17s or Patient Questionnaire responses are less than 100. N/A is shown where the base number of responses is less than 10 during the period. % is calculated as Quantity/Base number\*100

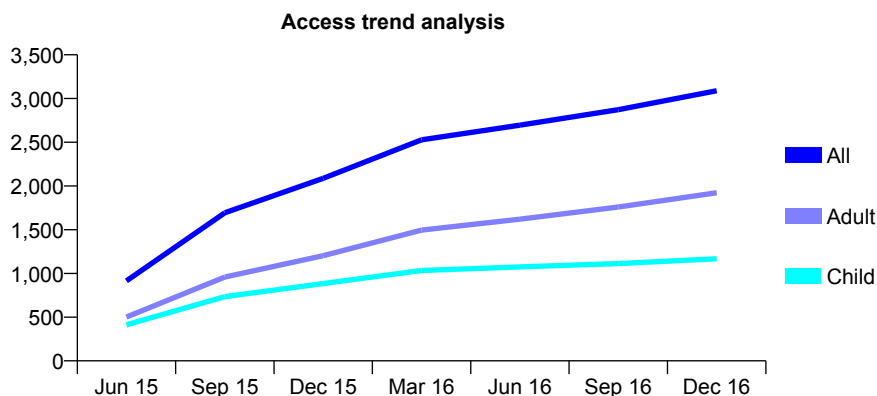
## Q62 - Vital Signs At a Glance Contract Report for 766895/0004 - December 2016

Name or company name	MR M SOLTAN MOHAMMADI KHAYAT
Contract type name	GDS Contract
Purpose of contract	General
Contract start date	01/02/2015
Contract end date	

16/17 Contracted general activity (UDA)	9,365
Carry forward general activity (UDA)	214
16/17 Contracted orthodontic activity (UOA)	0
Carry forward orthodontic activity (UOA)	0
Baseline contract value	£258,284.07

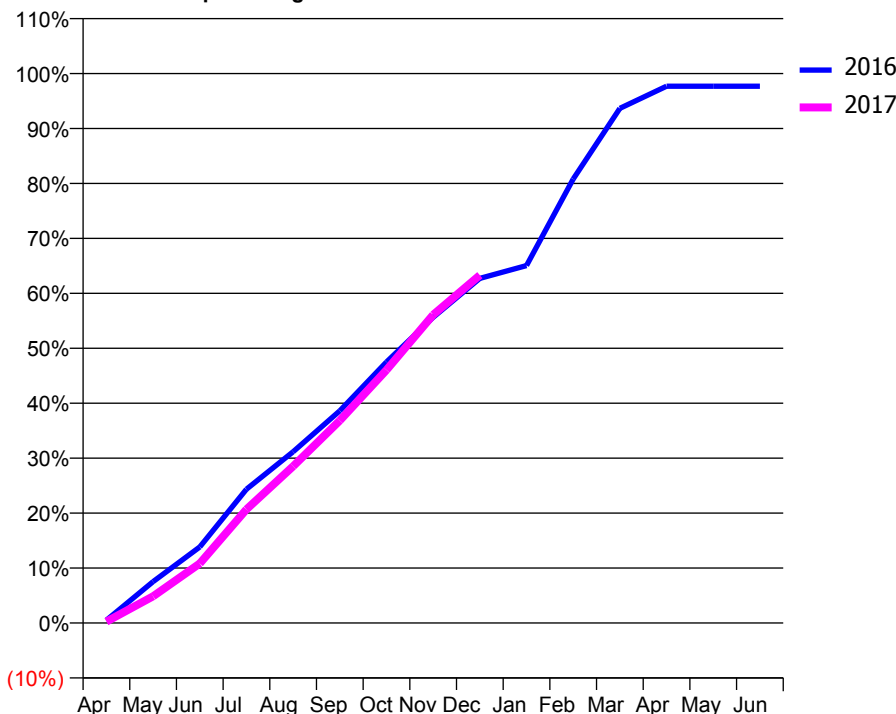
### ACCESS\*

Patients seen in 24 months	Total	Change since previous quarter
Quarter ending December 2015	2,087	
Quarter ending March 2016	2,528	↑
Quarter ending June 2016	2,695	↑
Quarter ending September 2016	2,872	↑
Quarter ending December 2016	3,089	↑
<b>Variance since December 2015</b>	<b>48.0%</b>	<b>↑</b>



### ACTIVITY

Cumulative percentage of contracted UDA delivered 2016 & 2017



Adjusted Scheduled Activity (UDA)

Month	2016	2017
April	50	24
May	705	455
June	1,296	1,015
July	2,280	1,937
August	2,920	2,672
September	3,618	3,452
October	4,448	4,312
November	5,211	5,252
December	5,873	5,927
January	6,092	
February	7,567	
March	8,771	
April	9,148	
May	9,148	
June	9,148	

### QUALITY

	Quantity	Base Number	Contract	AT	Region	England
% of FP17s for the same patient ID Re-attending within 3 months - Children	55	1,194	4.6%	10.0%	11.9%	12.4%
% of FP17s for the same patient ID Re-attending within 3 months - Adults	152	1,530	9.9%	16.0%	17.1%	16.6%
% of FP17s for the same patient ID Re-attending between 3 & 9 months - Children	680	1,194	57.0%	45.8%	46.2%	57.5%
% of FP17s for the same patient ID Re-attending between 3 & 9 months - Adults	690	1,530	45.1%	37.2%	37.8%	50.4%
% of FP17s for Band 1 Urgent Courses	87	2,550	3.4%	11.0%	10.6%	9.1%
% of FP17s Relating to Free Repair or Replacements	9	2,550	0.4%	0.6%	0.6%	0.8%
% of FP17s Relating to Continuations	9	2,550	0.4%	0.7%	0.9%	1.3%
% of Patients satisfied with the dentistry they have received	5	5	N/A	91.5%	90.3%	92.7%
% of Patients satisfied with the time they had to wait for an appointment	3	5	N/A	84.0%	83.8%	88.8%

\* This is based on patients treated on this contract for their most recent course of treatment. Figures in italics indicate the base number of FP17s or Patient Questionnaire responses are less than 100. N/A is shown where the base number of responses is less than 10 during the period. % is calculated as Quantity/Base number\*100



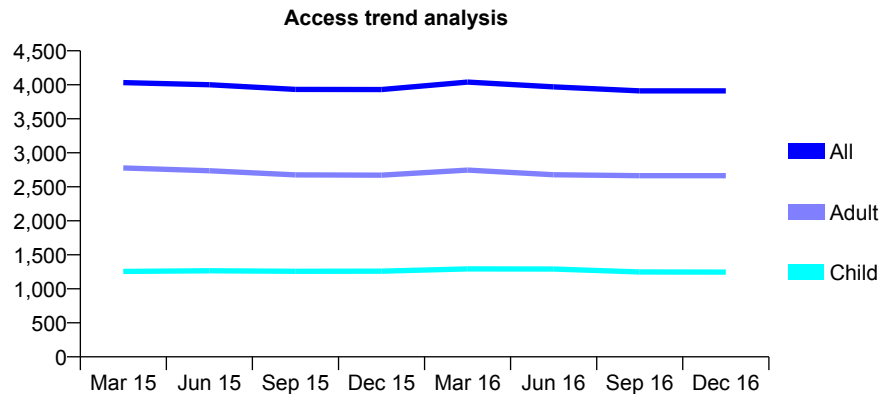
## Q62 - Vital Signs At a Glance Contract Report for 767697/0002 - December 2016

Name or company name	MR F RAMEZANI
Contract type name	GDS Contract
Purpose of contract	General
Contract start date	01/04/2006
Contract end date	

16/17 Contracted general activity (UDA)	8,692
Carry forward general activity (UDA)	-27
16/17 Contracted orthodontic activity (UOA)	0
Carry forward orthodontic activity (UOA)	0
Baseline contract value	£235,792.96

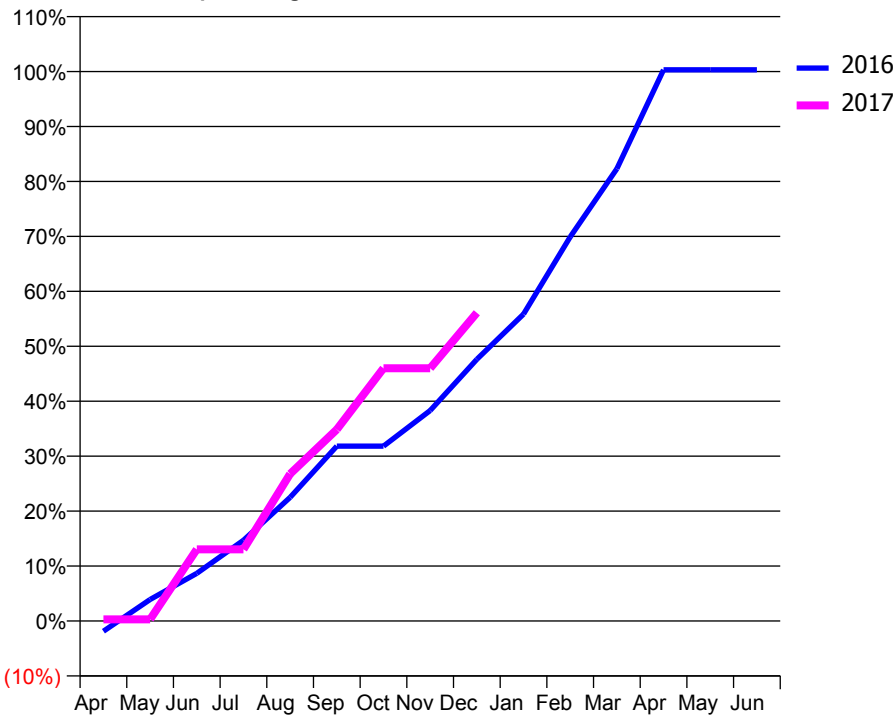
### ACCESS\*

Patients seen in 24 months	Total	Change since previous quarter
Quarter ending December 2015	3,930	
Quarter ending March 2016	4,040	↑
Quarter ending June 2016	3,970	↓
Quarter ending September 2016	3,911	↓
Quarter ending December 2016	3,911	→
<b>Variance since December 2015</b>	<b>(0.5%)</b>	<b>→</b>



### ACTIVITY

Cumulative percentage of contracted UDA delivered 2016 & 2017



Month	Adjusted Scheduled Activity (UDA)	
	2016	2017
April	-164	27
May	341	27
June	754	1,133
July	1,277	1,133
August	1,956	2,327
September	2,766	3,031
October	2,766	3,998
November	3,330	3,998
December	4,139	4,875
January	4,854	
February	6,077	
March	7,154	
April	8,719	
May	8,719	
June	8,719	

### QUALITY

	Quantity	Base Number	Contract	AT	Region	England
% of FP17s for the same patient ID Re-attending within 3 months - Children	33	847	3.9%	10.0%	11.9%	12.4%
% of FP17s for the same patient ID Re-attending within 3 months - Adults	99	1,567	6.3%	16.0%	17.1%	16.6%
% of FP17s for the same patient ID Re-attending between 3 & 9 months - Children	237	847	28.0%	45.8%	46.2%	57.5%
% of FP17s for the same patient ID Re-attending between 3 & 9 months - Adults	401	1,567	25.6%	37.2%	37.8%	50.4%
% of FP17s for Band 1 Urgent Courses	33	2,042	1.6%	11.0%	10.6%	9.1%
% of FP17s Relating to Free Repair or Replacements	2	2,042	0.1%	0.6%	0.6%	0.8%
% of FP17s Relating to Continuations	25	2,042	1.2%	0.7%	0.9%	1.3%
% of Patients satisfied with the dentistry they have received	1	2	N/A	91.5%	90.3%	92.7%
% of Patients satisfied with the time they had to wait for an appointment	1	2	N/A	84.0%	83.8%	88.8%

\* This is based on patients treated on this contract for their most recent course of treatment. Figures in italics indicate the base number of FP17s or Patient Questionnaire responses are less than 100. N/A is shown where the base number of responses is less than 10 during the period. % is calculated as Quantity/Base number\*100

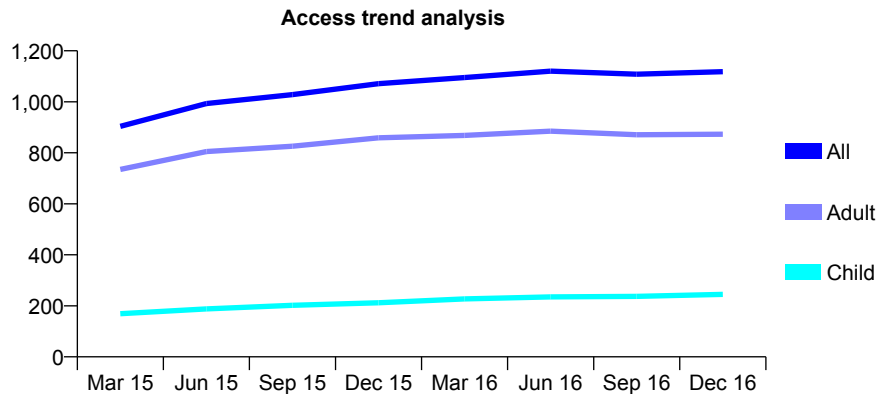
## Q62 - Vital Signs At a Glance Contract Report for 768286/0001 - December 2016

Name or company name	MR NA BARAKJI
Contract type name	GDS Contract
Purpose of contract	General
Contract start date	01/04/2006
Contract end date	

16/17 Contracted general activity (UDA)	4,598
Carry forward general activity (UDA)	-40
16/17 Contracted orthodontic activity (UOA)	0
Carry forward orthodontic activity (UOA)	0
Baseline contract value	£148,111.69

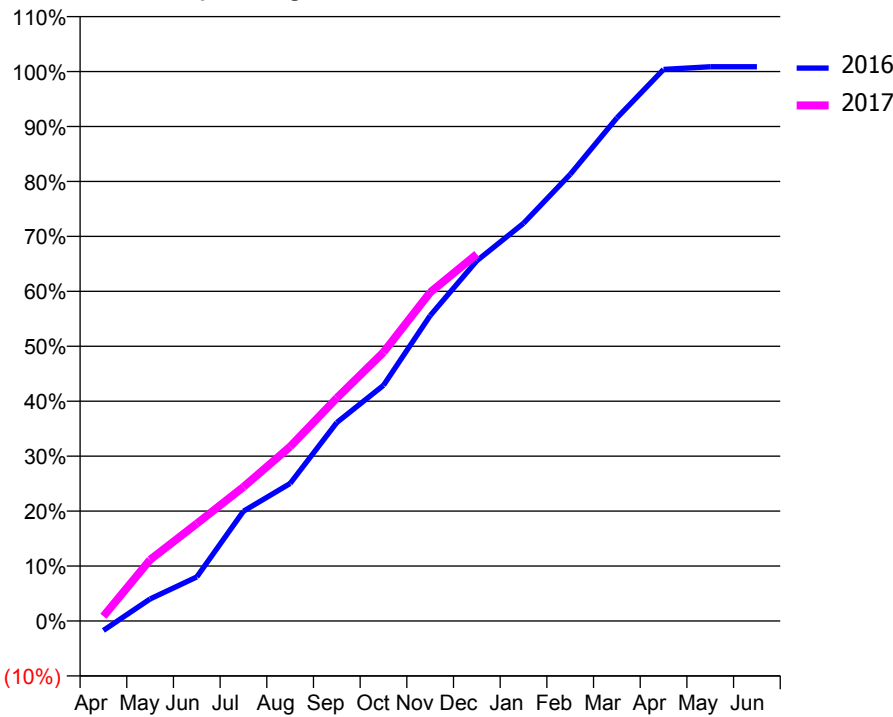
### ACCESS\*

Patients seen in 24 months	Total	Change since previous quarter
Quarter ending December 2015	1,071	
Quarter ending March 2016	1,095	↑
Quarter ending June 2016	1,120	↑
Quarter ending September 2016	1,108	↓
Quarter ending December 2016	1,118	→
<b>Variance since December 2015</b>	<b>4.4%</b>	<b>↑</b>



### ACTIVITY

Cumulative percentage of contracted UDA delivered 2016 & 2017



Month	Adjusted Scheduled Activity (UDA)	
	2016	2017
April	-79	40
May	185	512
June	368	815
July	919	1,122
August	1,151	1,459
September	1,660	1,866
October	1,972	2,249
November	2,555	2,750
December	3,014	3,071
January	3,328	
February	3,737	
March	4,210	
April	4,616	
May	4,638	
June	4,638	

### QUALITY

	Quantity	Base Number	Contract	AT	Region	England
% of FP17s for the same patient ID Re-attending within 3 months - Children	21	212	9.9%	10.0%	11.9%	12.4%
% of FP17s for the same patient ID Re-attending within 3 months - Adults	175	818	21.4%	16.0%	17.1%	16.6%
% of FP17s for the same patient ID Re-attending between 3 & 9 months - Children	99	212	46.7%	45.8%	46.2%	57.5%
% of FP17s for the same patient ID Re-attending between 3 & 9 months - Adults	351	818	42.9%	37.2%	37.8%	50.4%
% of FP17s for Band 1 Urgent Courses	178	928	19.2%	11.0%	10.6%	9.1%
% of FP17s Relating to Free Repair or Replacements	2	928	0.2%	0.6%	0.6%	0.8%
% of FP17s Relating to Continuations	14	928	1.5%	0.7%	0.9%	1.3%
% of Patients satisfied with the dentistry they have received	0	0	N/A	91.5%	90.3%	92.7%
% of Patients satisfied with the time they had to wait for an appointment	0	0	N/A	84.0%	83.8%	88.8%

\* This is based on patients treated on this contract for their most recent course of treatment. Figures in italics indicate the base number of FP17s or Patient Questionnaire responses are less than 100. N/A is shown where the base number of responses is less than 10 during the period. % is calculated as Quantity/Base number\*100

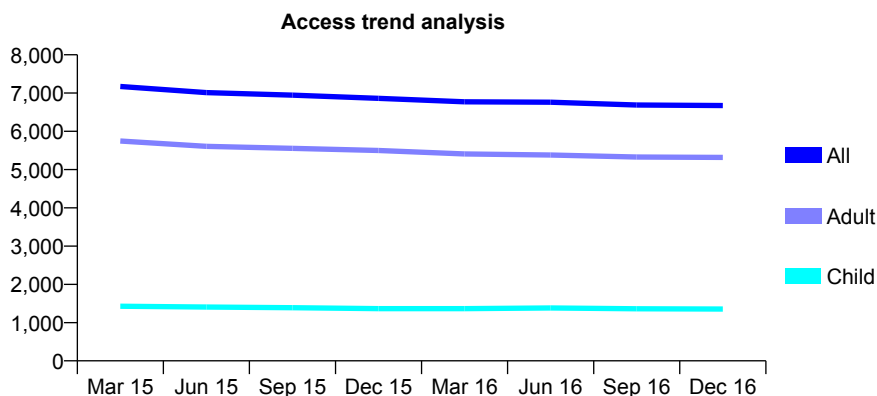
## Q62 - Vital Signs At a Glance Contract Report for 768359/0001 - December 2016

Name or company name	MR KC SHAH
Contract type name	GDS Contract
Purpose of contract	General
Contract start date	01/04/2006
Contract end date	

16/17 Contracted general activity (UDA)	22,099
Carry forward general activity (UDA)	0
16/17 Contracted orthodontic activity (UOA)	0
Carry forward orthodontic activity (UOA)	0
Baseline contract value	£649,807.98

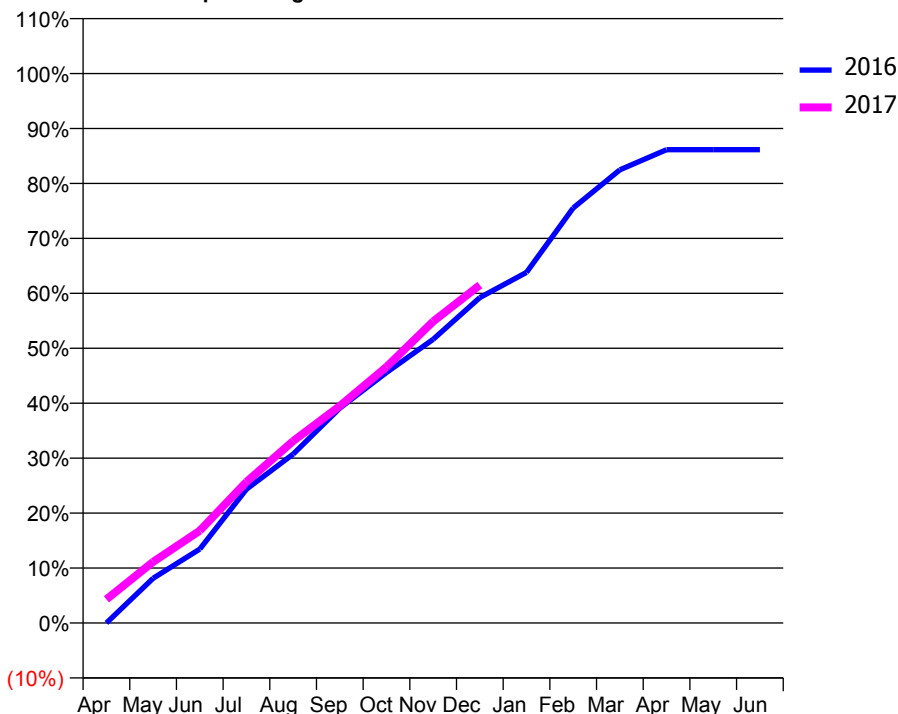
### ACCESS\*

Patients seen in 24 months	Total	Change since previous quarter
Quarter ending December 2015	6,862	
Quarter ending March 2016	6,771	↓
Quarter ending June 2016	6,761	→
Quarter ending September 2016	6,688	↓
Quarter ending December 2016	6,672	→
<b>Variance since December 2015</b>	<b>(2.8%)</b>	<b>↓</b>



### ACTIVITY

Cumulative percentage of contracted UDA delivered 2016 & 2017



Month	Adjusted Scheduled Activity (UDA)	
	2016	2017
April	0	950
May	1,797	2,457
June	2,972	3,713
July	5,384	5,677
August	6,790	7,320
September	8,640	8,727
October	10,077	10,299
November	11,411	12,129
December	13,089	13,593
January	14,099	
February	16,693	
March	18,224	
April	19,034	
May	19,036	
June	19,036	

### QUALITY

	Quantity	Base Number	Contract	AT	Region	England
% of FP17s for the same patient ID Re-attending within 3 months - Children	73	1,261	5.8%	10.0%	11.9%	12.4%
% of FP17s for the same patient ID Re-attending within 3 months - Adults	691	4,628	14.9%	16.0%	17.1%	16.6%
% of FP17s for the same patient ID Re-attending between 3 & 9 months - Children	622	1,261	49.3%	45.8%	46.2%	57.5%
% of FP17s for the same patient ID Re-attending between 3 & 9 months - Adults	1,941	4,628	41.9%	37.2%	37.8%	50.4%
% of FP17s for Band 1 Urgent Courses	503	5,560	9.0%	11.0%	10.6%	9.1%
% of FP17s Relating to Free Repair or Replacements	39	5,560	0.7%	0.6%	0.6%	0.8%
% of FP17s Relating to Continuations	67	5,560	1.2%	0.7%	0.9%	1.3%
% of Patients satisfied with the dentistry they have received	8	8	N/A	91.5%	90.3%	92.7%
% of Patients satisfied with the time they had to wait for an appointment	8	8	N/A	84.0%	83.8%	88.8%

\* This is based on patients treated on this contract for their most recent course of treatment. Figures in italics indicate the base number of FP17s or Patient Questionnaire responses are less than 100. N/A is shown where the base number of responses is less than 10 during the period. % is calculated as Quantity/Base number\*100

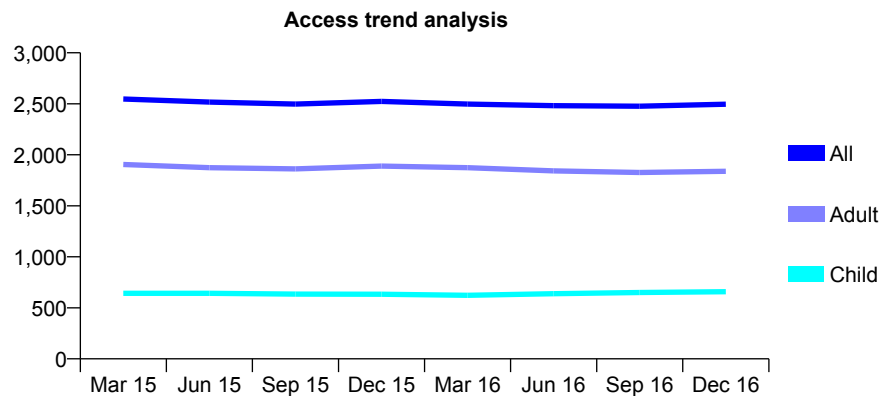
## Q62 - Vital Signs At a Glance Contract Report for 769576/0001 - December 2016

Name or company name	MR E GANJEH KHOSRAVI
Contract type name	GDS Contract
Purpose of contract	General
Contract start date	01/04/2006
Contract end date	

16/17 Contracted general activity (UDA)	9,073
Carry forward general activity (UDA)	-181
16/17 Contracted orthodontic activity (UOA)	0
Carry forward orthodontic activity (UOA)	0
Baseline contract value	£275,529.09

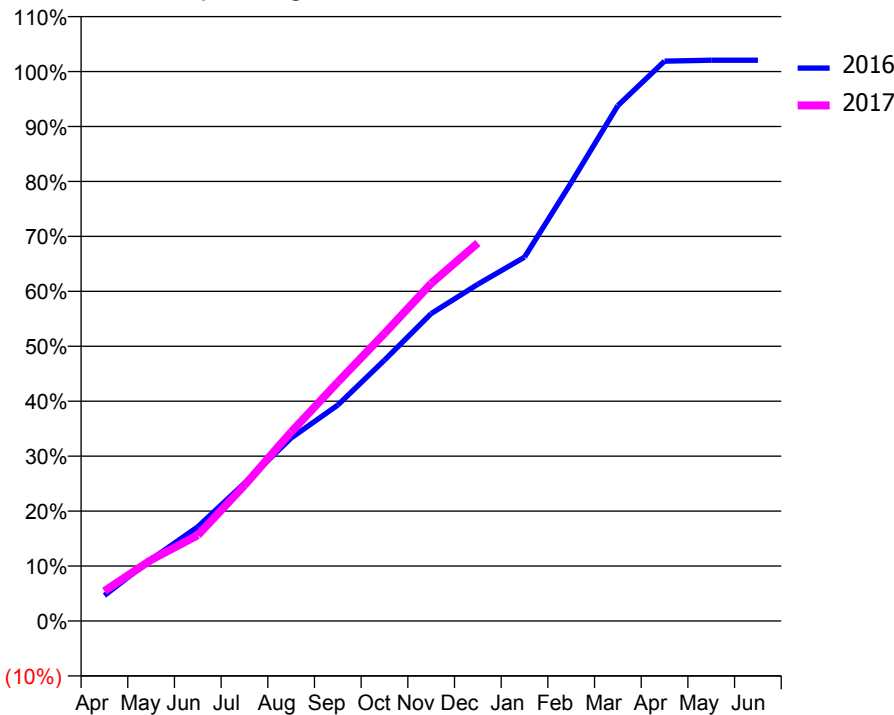
### ACCESS\*

Patients seen in 24 months	Total	Change since previous quarter
Quarter ending December 2015	2,523	
Quarter ending March 2016	2,497	↓
Quarter ending June 2016	2,482	→
Quarter ending September 2016	2,477	→
Quarter ending December 2016	2,496	→
<b>Variance since December 2015</b>	<b>(1.1%)</b>	<b>↓</b>



### ACTIVITY

Cumulative percentage of contracted UDA delivered 2016 & 2017



Month	Adjusted Scheduled Activity (UDA)	
	2016	2017
April	422	494
May	1,017	1,009
June	1,556	1,417
July	2,276	2,241
August	3,022	3,120
September	3,566	3,943
October	4,307	4,749
November	5,077	5,573
December	5,560	6,241
January	6,008	
February	7,239	
March	8,511	
April	9,243	
May	9,258	
June	9,258	

### QUALITY

	Quantity	Base Number	Contract	AT	Region	England
% of FP17s for the same patient ID Re-attending within 3 months - Children	39	574	6.8%	10.0%	11.9%	12.4%
% of FP17s for the same patient ID Re-attending within 3 months - Adults	256	1,423	18.0%	16.0%	17.1%	16.6%
% of FP17s for the same patient ID Re-attending between 3 & 9 months - Children	209	574	36.4%	45.8%	46.2%	57.5%
% of FP17s for the same patient ID Re-attending between 3 & 9 months - Adults	447	1,423	31.4%	37.2%	37.8%	50.4%
% of FP17s for Band 1 Urgent Courses	276	1,842	15.0%	11.0%	10.6%	9.1%
% of FP17s Relating to Free Repair or Replacements	2	1,842	0.1%	0.6%	0.6%	0.8%
% of FP17s Relating to Continuations	4	1,842	0.2%	0.7%	0.9%	1.3%
% of Patients satisfied with the dentistry they have received	1	1	N/A	91.5%	90.3%	92.7%
% of Patients satisfied with the time they had to wait for an appointment	1	1	N/A	84.0%	83.8%	88.8%

\* This is based on patients treated on this contract for their most recent course of treatment. Figures in italics indicate the base number of FP17s or Patient Questionnaire responses are less than 100. N/A is shown where the base number of responses is less than 10 during the period. % is calculated as Quantity/Base number\*100

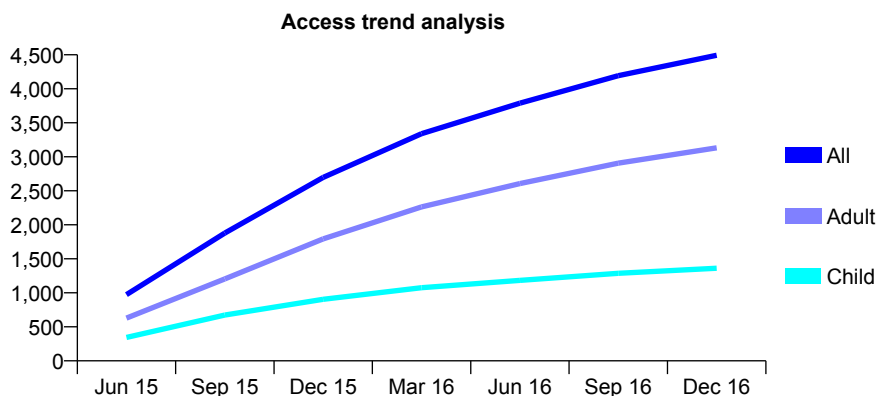
## Q62 - Vital Signs At a Glance Contract Report for 770124/0002 - December 2016

Name or company name	MR DS NAR
Contract type name	GDS Contract
Purpose of contract	General
Contract start date	01/04/2015
Contract end date	

16/17 Contracted general activity (UDA)	16,141
Carry forward general activity (UDA)	-286
16/17 Contracted orthodontic activity (UOA)	0
Carry forward orthodontic activity (UOA)	0
Baseline contract value	£547,267.85

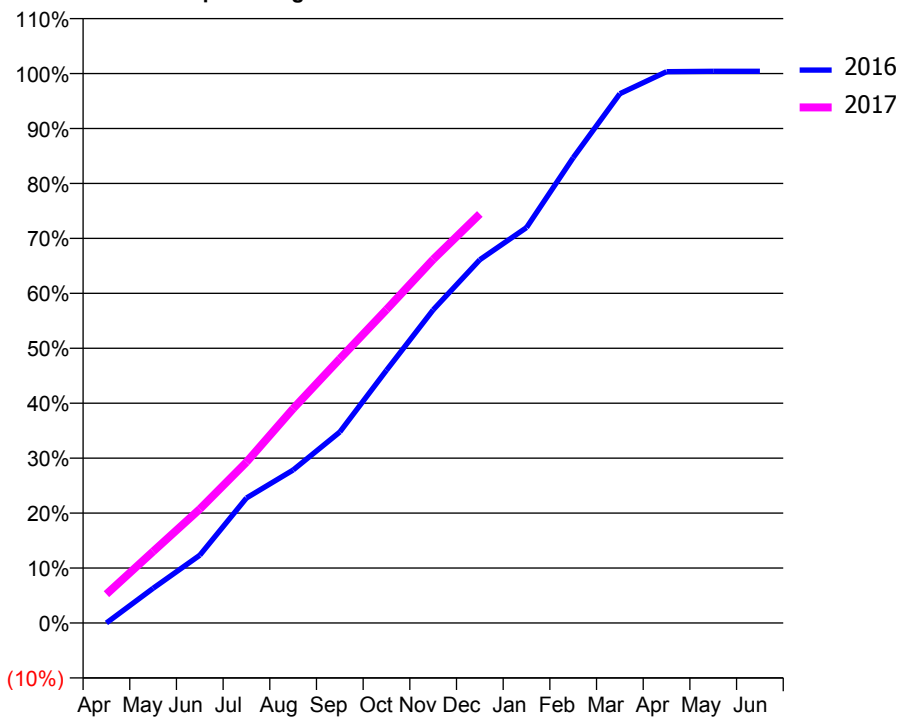
### ACCESS\*

Patients seen in 24 months	Total	Change since previous quarter
Quarter ending December 2015	2,697	
Quarter ending March 2016	3,340	↑
Quarter ending June 2016	3,789	↑
Quarter ending September 2016	4,193	↑
Quarter ending December 2016	4,493	↑
<b>Variance since December 2015</b>	<b>66.6%</b>	<b>↑</b>



### ACTIVITY

Cumulative percentage of contracted UDA delivered 2016 & 2017



Month	Adjusted Scheduled Activity (UDA)	
	2016	2017
April	0	849
May	1,022	2,102
June	1,992	3,345
July	3,673	4,725
August	4,496	6,297
September	5,609	7,760
October	7,425	9,205
November	9,199	10,681
December	10,671	12,014
January	11,616	
February	13,666	
March	15,547	
April	16,196	
May	16,206	
June	16,206	

### QUALITY

	Quantity	Base Number	Contract	AT	Region	England
% of FP17s for the same patient ID Re-attending within 3 months - Children	239	1,615	14.8%	10.0%	11.9%	12.4%
% of FP17s for the same patient ID Re-attending within 3 months - Adults	577	3,057	18.9%	16.0%	17.1%	16.6%
% of FP17s for the same patient ID Re-attending between 3 & 9 months - Children	833	1,615	51.6%	45.8%	46.2%	57.5%
% of FP17s for the same patient ID Re-attending between 3 & 9 months - Adults	1,171	3,057	38.3%	37.2%	37.8%	50.4%
% of FP17s for Band 1 Urgent Courses	446	4,418	10.1%	11.0%	10.6%	9.1%
% of FP17s Relating to Free Repair or Replacements	16	4,418	0.4%	0.6%	0.6%	0.8%
% of FP17s Relating to Continuations	14	4,418	0.3%	0.7%	0.9%	1.3%
% of Patients satisfied with the dentistry they have received	6	6	N/A	91.5%	90.3%	92.7%
% of Patients satisfied with the time they had to wait for an appointment	6	6	N/A	84.0%	83.8%	88.8%

\* This is based on patients treated on this contract for their most recent course of treatment. Figures in italics indicate the base number of FP17s or Patient Questionnaire responses are less than 100. N/A is shown where the base number of responses is less than 10 during the period. % is calculated as Quantity/Base number\*100

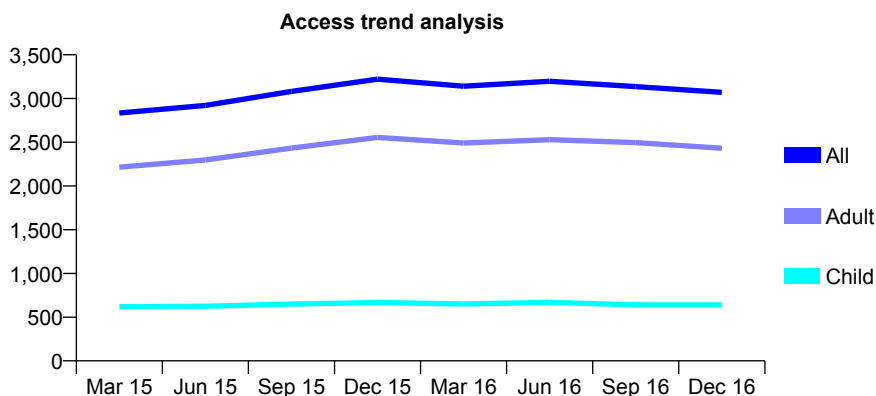
## Q62 - Vital Signs At a Glance Contract Report for 771996/0001 - December 2016

Name or company name	MR H RAZBAN
Contract type name	GDS Contract
Purpose of contract	General
Contract start date	01/04/2006
Contract end date	

16/17 Contracted general activity (UDA)	10,339
Carry forward general activity (UDA)	79
16/17 Contracted orthodontic activity (UOA)	0
Carry forward orthodontic activity (UOA)	0
Baseline contract value	£307,598.83

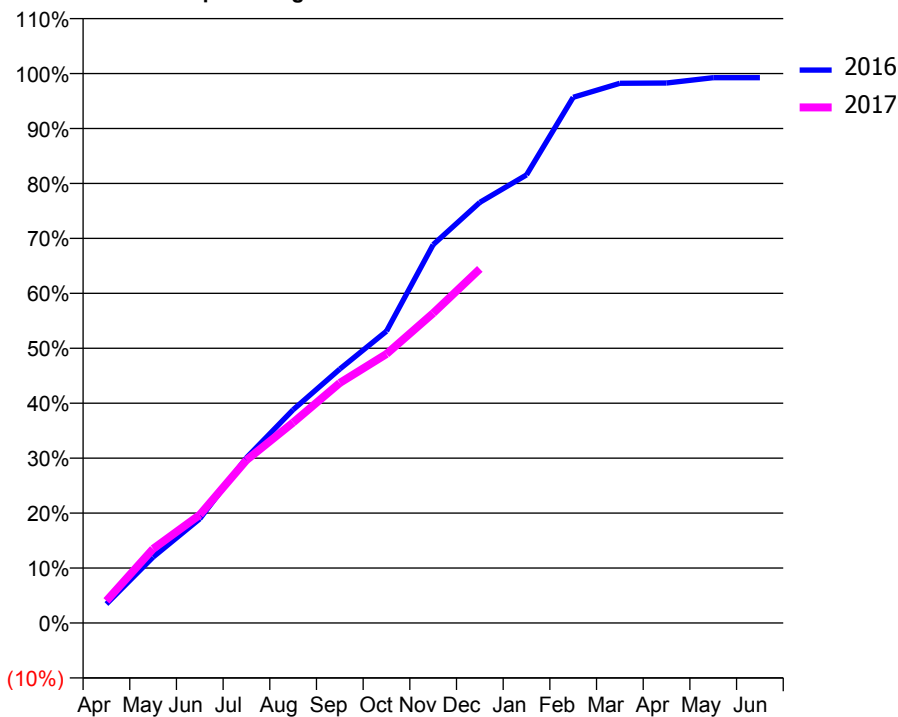
### ACCESS\*

Patients seen in 24 months	Total	Change since previous quarter
Quarter ending December 2015	3,222	
Quarter ending March 2016	3,141	↓
Quarter ending June 2016	3,198	→
Quarter ending September 2016	3,136	↓
Quarter ending December 2016	3,071	↓
<b>Variance since December 2015</b>	<b>(4.7%)</b>	<b>↓</b>



### ACTIVITY

Cumulative percentage of contracted UDA delivered 2016 & 2017



Month	Adjusted Scheduled Activity (UDA)	
	2016	2017
April	358	419
May	1,241	1,396
June	1,960	2,036
July	3,109	3,065
August	4,013	3,772
September	4,778	4,519
October	5,491	5,062
November	7,120	5,829
December	7,913	6,662
January	8,430	
February	9,892	
March	10,154	
April	10,161	
May	10,260	
June	10,260	

### QUALITY

	Quantity	Base Number	Contract	AT	Region	England
% of FP17s for the same patient ID Re-attending within 3 months - Children	13	487	2.7%	10.0%	11.9%	12.4%
% of FP17s for the same patient ID Re-attending within 3 months - Adults	86	1,546	5.6%	16.0%	17.1%	16.6%
% of FP17s for the same patient ID Re-attending between 3 & 9 months - Children	161	487	33.1%	45.8%	46.2%	57.5%
% of FP17s for the same patient ID Re-attending between 3 & 9 months - Adults	484	1,546	31.3%	37.2%	37.8%	50.4%
% of FP17s for Band 1 Urgent Courses	96	2,009	4.8%	11.0%	10.6%	9.1%
% of FP17s Relating to Free Repair or Replacements	0	2,009	0.0%	0.6%	0.6%	0.8%
% of FP17s Relating to Continuations	12	2,009	0.6%	0.7%	0.9%	1.3%
% of Patients satisfied with the dentistry they have received	4	4	N/A	91.5%	90.3%	92.7%
% of Patients satisfied with the time they had to wait for an appointment	4	4	N/A	84.0%	83.8%	88.8%

\* This is based on patients treated on this contract for their most recent course of treatment. Figures in italics indicate the base number of FP17s or Patient Questionnaire responses are less than 100. N/A is shown where the base number of responses is less than 10 during the period. % is calculated as Quantity/Base number\*100

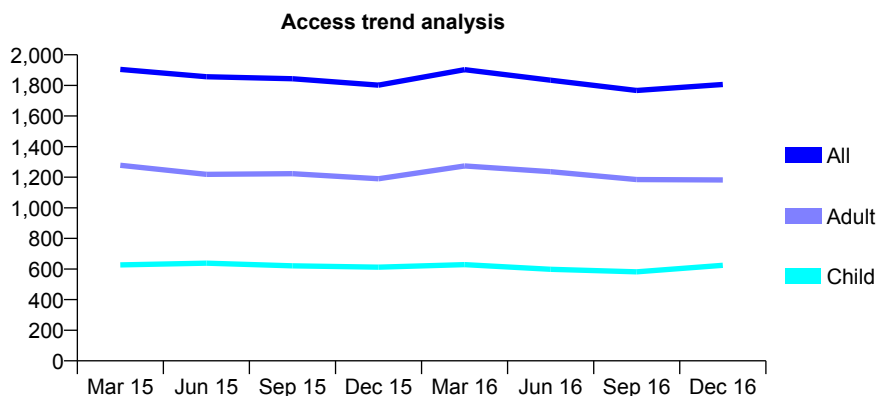
## Q62 - Vital Signs At a Glance Contract Report for 774669/0001 - December 2016

Name or company name	MR SK SHARMA
Contract type name	GDS Contract
Purpose of contract	General
Contract start date	01/04/2006
Contract end date	

16/17 Contracted general activity (UDA)	3,197
Carry forward general activity (UDA)	-64
16/17 Contracted orthodontic activity (UOA)	0
Carry forward orthodontic activity (UOA)	0
Baseline contract value	£104,102.60

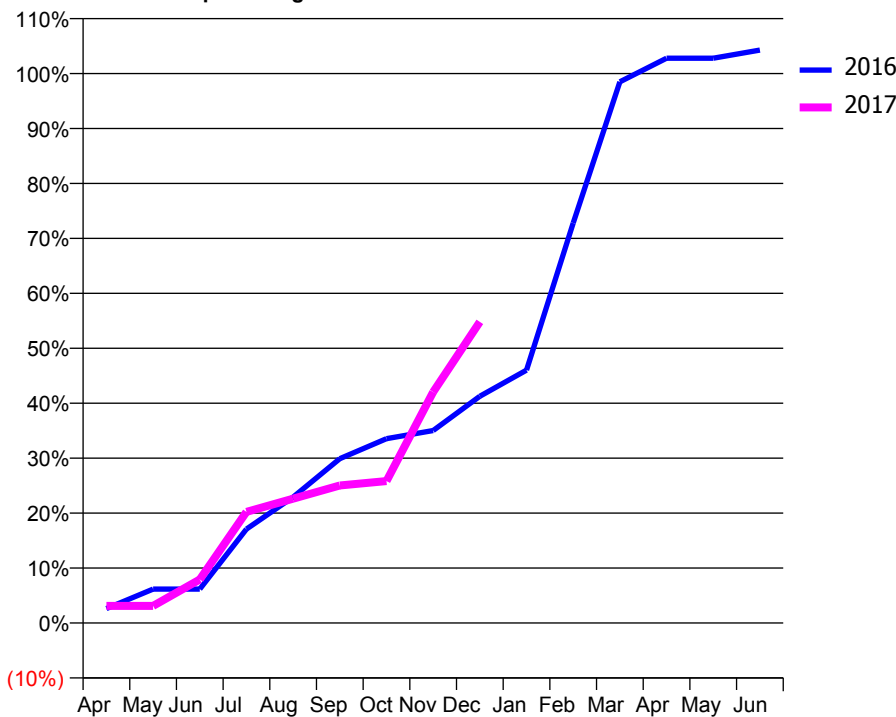
### ACCESS\*

Patients seen in 24 months	Total	Change since previous quarter
Quarter ending December 2015	1,802	
Quarter ending March 2016	1,903	↑
Quarter ending June 2016	1,834	↓
Quarter ending September 2016	1,767	↓
Quarter ending December 2016	1,806	↑
<b>Variance since December 2015</b>	<b>0.2%</b>	→



### ACTIVITY

Cumulative percentage of contracted UDA delivered 2016 & 2017



Adjusted Scheduled Activity (UDA)

Month	2016	2017
April	84	100
May	198	100
June	198	253
July	546	647
August	733	724
September	956	800
October	1,073	826
November	1,120	1,344
December	1,319	1,752
January	1,471	
February	2,327	
March	3,149	
April	3,286	
May	3,286	
June	3,334	

### QUALITY

	Quantity	Base Number	Contract	AT	Region	England
% of FP17s for the same patient ID Re-attending within 3 months - Children	14	392	3.6%	10.0%	11.9%	12.4%
% of FP17s for the same patient ID Re-attending within 3 months - Adults	51	520	9.8%	16.0%	17.1%	16.6%
% of FP17s for the same patient ID Re-attending between 3 & 9 months - Children	89	392	22.7%	45.8%	46.2%	57.5%
% of FP17s for the same patient ID Re-attending between 3 & 9 months - Adults	106	520	20.4%	37.2%	37.8%	50.4%
% of FP17s for Band 1 Urgent Courses	61	616	9.9%	11.0%	10.6%	9.1%
% of FP17s Relating to Free Repair or Replacements	0	616	0.0%	0.6%	0.6%	0.8%
% of FP17s Relating to Continuations	0	616	0.0%	0.7%	0.9%	1.3%
% of Patients satisfied with the dentistry they have received	3	3	N/A	91.5%	90.3%	92.7%
% of Patients satisfied with the time they had to wait for an appointment	2	3	N/A	84.0%	83.8%	88.8%

\* This is based on patients treated on this contract for their most recent course of treatment. Figures in italics indicate the base number of FP17s or Patient Questionnaire responses are less than 100. N/A is shown where the base number of responses is less than 10 during the period. % is calculated as Quantity/Base number\*100



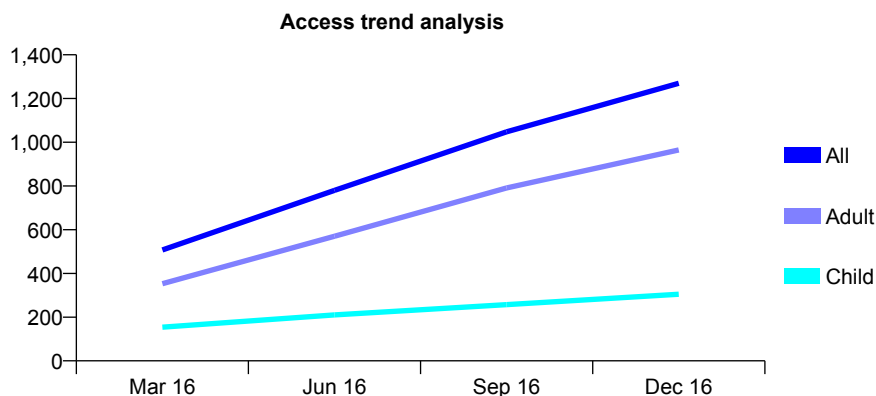
## Q62 - Vital Signs At a Glance Contract Report for 775215/0011 - December 2016

Name or company name	MR C PATEL
Contract type name	GDS Contract
Purpose of contract	General
Contract start date	01/01/2016
Contract end date	

16/17 Contracted general activity (UDA)	7,200
Carry forward general activity (UDA)	-56
16/17 Contracted orthodontic activity (UOA)	0
Carry forward orthodontic activity (UOA)	0
Baseline contract value	£216,676.31

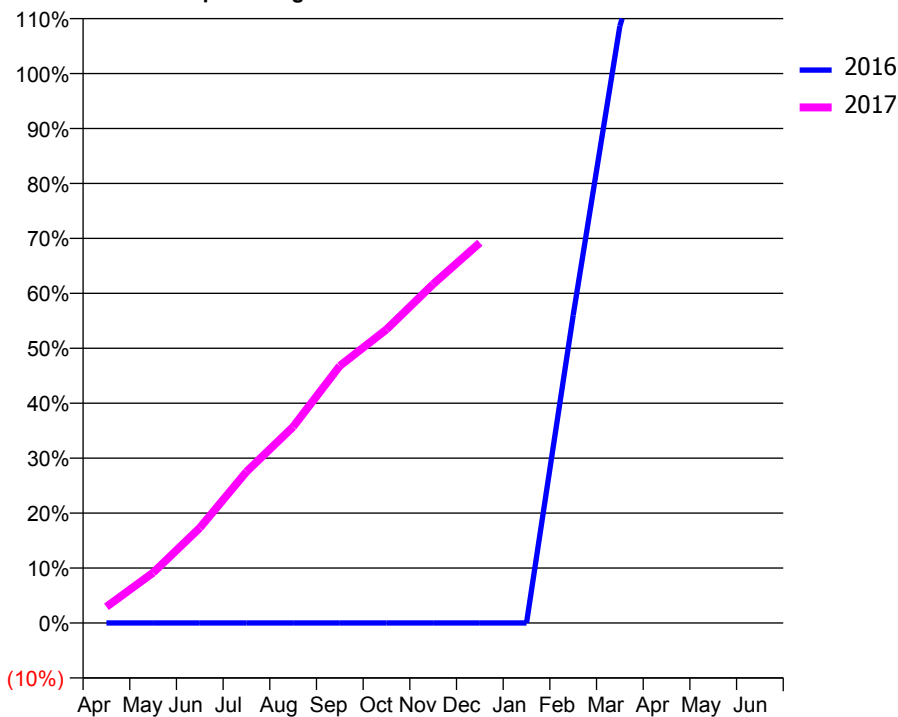
### ACCESS\*

Patients seen in 24 months	Total	Change since previous quarter
Quarter ending December 2015	0	
Quarter ending March 2016	507	
Quarter ending June 2016	780	↑
Quarter ending September 2016	1,048	↑
Quarter ending December 2016	1,270	↑
<b>Variance since December 2015</b>	N/A	



### ACTIVITY

Cumulative percentage of contracted UDA delivered 2016 & 2017



Month	Adjusted Scheduled Activity (UDA)	
	2016	2017
April	0	212
May	0	659
June	0	1,247
July	0	1,981
August	0	2,572
September	0	3,370
October	0	3,846
November	0	4,441
December	0	4,982
January	0	
February	1,008	
March	1,956	
April	2,448	
May	2,451	
June	2,451	

### QUALITY

	Quantity	Base Number	Contract	AT	Region	England
% of FP17s for the same patient ID Re-attending within 3 months - Children	28	322	8.7%	10.0%	11.9%	12.4%
% of FP17s for the same patient ID Re-attending within 3 months - Adults	114	1,002	11.4%	16.0%	17.1%	16.6%
% of FP17s for the same patient ID Re-attending between 3 & 9 months - Children	93	322	28.9%	45.8%	46.2%	57.5%
% of FP17s for the same patient ID Re-attending between 3 & 9 months - Adults	184	1,002	18.4%	37.2%	37.8%	50.4%
% of FP17s for Band 1 Urgent Courses	120	1,216	9.9%	11.0%	10.6%	9.1%
% of FP17s Relating to Free Repair or Replacements	1	1,216	0.1%	0.6%	0.6%	0.8%
% of FP17s Relating to Continuations	11	1,216	0.9%	0.7%	0.9%	1.3%
% of Patients satisfied with the dentistry they have received	2	2	N/A	91.5%	90.3%	92.7%
% of Patients satisfied with the time they had to wait for an appointment	2	2	N/A	84.0%	83.8%	88.8%

\* This is based on patients treated on this contract for their most recent course of treatment. Figures in italics indicate the base number of FP17s or Patient Questionnaire responses are less than 100. N/A is shown where the base number of responses is less than 10 during the period. % is calculated as Quantity/Base number\*100

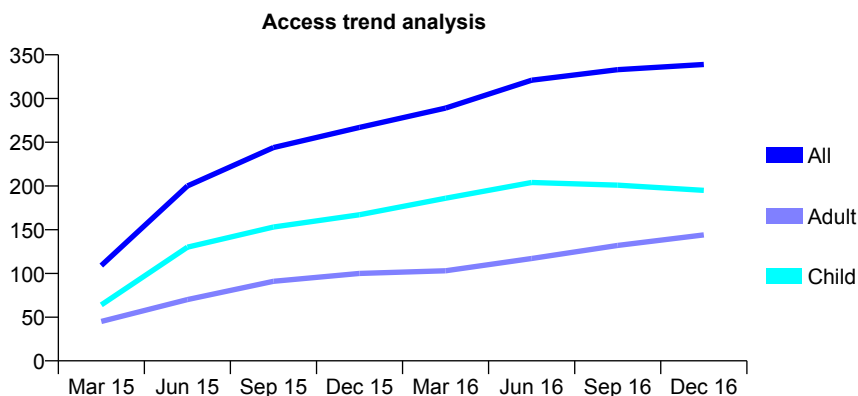
## Q62 - Vital Signs At a Glance Contract Report for 784907/0001 - December 2016

Name or company name	MISS GA KSHIRSAGAR
Contract type name	GDS Contract
Purpose of contract	General
Contract start date	01/11/2014
Contract end date	

16/17 Contracted general activity (UDA)	600
Carry forward general activity (UDA)	-12
16/17 Contracted orthodontic activity (UOA)	0
Carry forward orthodontic activity (UOA)	0
Baseline contract value	£13,856.92

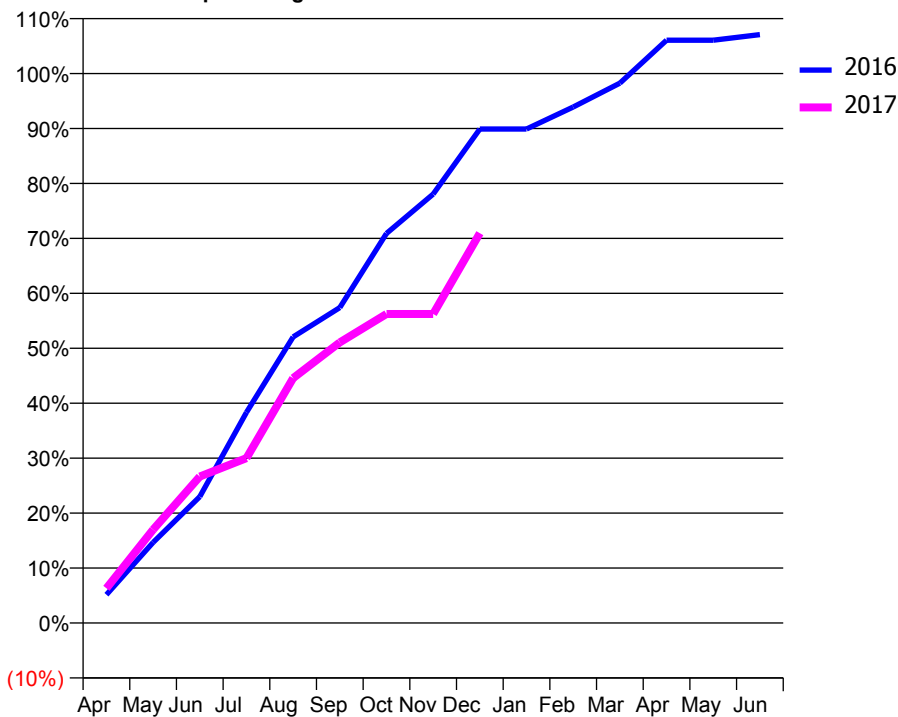
### ACCESS\*

Patients seen in 24 months	Total	Change since previous quarter
Quarter ending December 2015	267	
Quarter ending March 2016	289	↑
Quarter ending June 2016	321	↑
Quarter ending September 2016	333	↑
Quarter ending December 2016	339	→
<b>Variance since December 2015</b>	<b>27.0%</b>	<b>↑</b>



### ACTIVITY

Cumulative percentage of contracted UDA delivered 2016 & 2017



Month	Adjusted Scheduled Activity (UDA)	
	2016	2017
April	31	38
May	88	102
June	138	160
July	230	180
August	312	267
September	344	306
October	425	337
November	468	337
December	539	426
January	539	
February	563	
March	589	
April	636	
May	636	
June	642	

### QUALITY

	Quantity	Base Number	Contract	AT	Region	England
% of FP17s for the same patient ID Re-attending within 3 months - Children	2	162	1.2%	10.0%	11.9%	12.4%
% of FP17s for the same patient ID Re-attending within 3 months - Adults	0	63	0.0%	16.0%	17.1%	16.6%
% of FP17s for the same patient ID Re-attending between 3 & 9 months - Children	89	162	54.9%	45.8%	46.2%	57.5%
% of FP17s for the same patient ID Re-attending between 3 & 9 months - Adults	16	63	25.4%	37.2%	37.8%	50.4%
% of FP17s for Band 1 Urgent Courses	3	194	1.5%	11.0%	10.6%	9.1%
% of FP17s Relating to Free Repair or Replacements	0	194	0.0%	0.6%	0.6%	0.8%
% of FP17s Relating to Continuations	0	194	0.0%	0.7%	0.9%	1.3%
% of Patients satisfied with the dentistry they have received	0	0	N/A	91.5%	90.3%	92.7%
% of Patients satisfied with the time they had to wait for an appointment	0	0	N/A	84.0%	83.8%	88.8%

\* This is based on patients treated on this contract for their most recent course of treatment. Figures in italics indicate the base number of FP17s or Patient Questionnaire responses are less than 100. N/A is shown where the base number of responses is less than 10 during the period. % is calculated as Quantity/Base number\*100

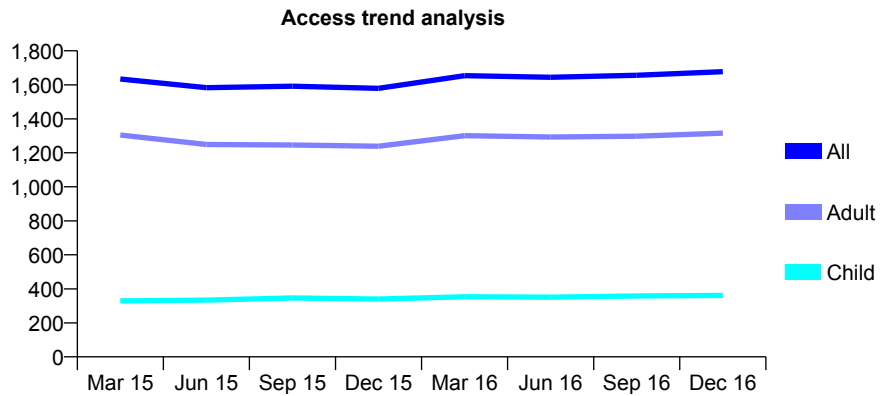
## Q62 - Vital Signs At a Glance Contract Report for 785768/0001 - December 2016

Name or company name	MR V HRKALOVIC
Contract type name	GDS Contract
Purpose of contract	General
Contract start date	01/04/2006
Contract end date	

16/17 Contracted general activity (UDA)	6,127
Carry forward general activity (UDA)	131
16/17 Contracted orthodontic activity (UOA)	0
Carry forward orthodontic activity (UOA)	0
Baseline contract value	£149,204.86

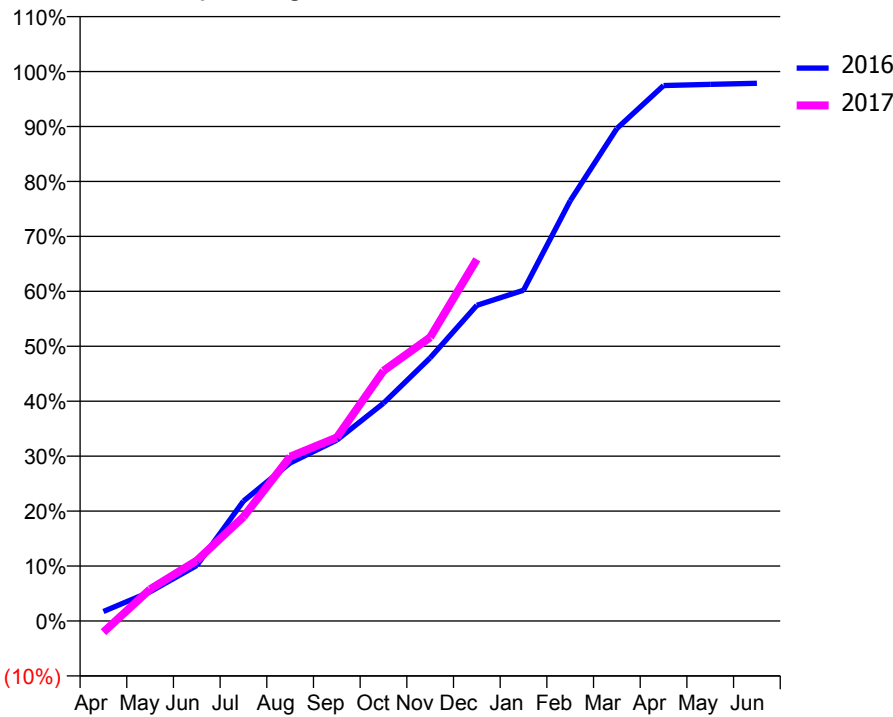
### ACCESS\*

Patients seen in 24 months	Total	Change since previous quarter
Quarter ending December 2015	1,579	
Quarter ending March 2016	1,654	↑
Quarter ending June 2016	1,644	→
Quarter ending September 2016	1,656	→
Quarter ending December 2016	1,677	→
<b>Variance since December 2015</b>	<b>6.2%</b>	<b>↑</b>



### ACTIVITY

Cumulative percentage of contracted UDA delivered 2016 & 2017



Month	Adjusted Scheduled Activity (UDA)	
	2016	2017
April	107	-126
May	327	354
June	619	674
July	1,337	1,161
August	1,762	1,833
September	2,017	2,047
October	2,429	2,791
November	2,934	3,164
December	3,519	4,034
January	3,689	
February	4,685	
March	5,491	
April	5,971	
May	5,984	
June	5,996	

### QUALITY

	Quantity	Base Number	Contract	AT	Region	England
% of FP17s for the same patient ID Re-attending within 3 months - Children	14	308	4.5%	10.0%	11.9%	12.4%
% of FP17s for the same patient ID Re-attending within 3 months - Adults	49	966	5.1%	16.0%	17.1%	16.6%
% of FP17s for the same patient ID Re-attending between 3 & 9 months - Children	123	308	39.9%	45.8%	46.2%	57.5%
% of FP17s for the same patient ID Re-attending between 3 & 9 months - Adults	374	966	38.7%	37.2%	37.8%	50.4%
% of FP17s for Band 1 Urgent Courses	33	1,166	2.8%	11.0%	10.6%	9.1%
% of FP17s Relating to Free Repair or Replacements	1	1,166	0.1%	0.6%	0.6%	0.8%
% of FP17s Relating to Continuations	0	1,166	0.0%	0.7%	0.9%	1.3%
% of Patients satisfied with the dentistry they have received	2	3	N/A	91.5%	90.3%	92.7%
% of Patients satisfied with the time they had to wait for an appointment	3	3	N/A	84.0%	83.8%	88.8%

\* This is based on patients treated on this contract for their most recent course of treatment. Figures in italics indicate the base number of FP17s or Patient Questionnaire responses are less than 100. N/A is shown where the base number of responses is less than 10 during the period. % is calculated as Quantity/Base number\*100

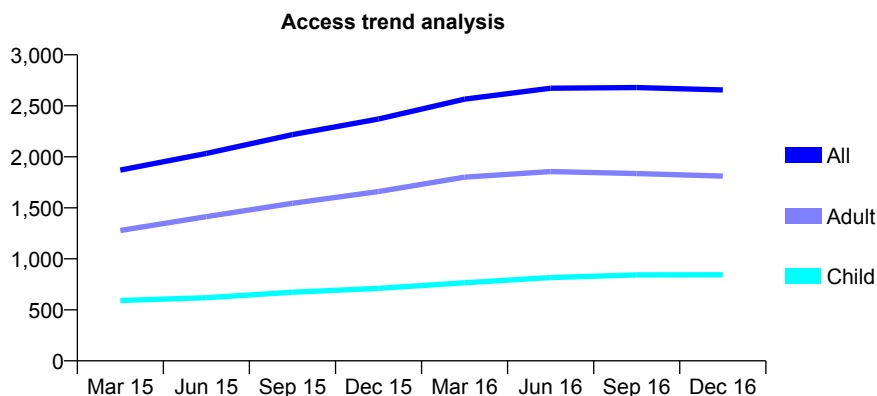
## Q62 - Vital Signs At a Glance Contract Report for 785806/0002 - December 2016

Name or company name	MR M BHARDWAJ
Contract type name	GDS Contract
Purpose of contract	General
Contract start date	01/04/2014
Contract end date	

16/17 Contracted general activity (UDA)	6,181
Carry forward general activity (UDA)	-107
16/17 Contracted orthodontic activity (UOA)	0
Carry forward orthodontic activity (UOA)	0
Baseline contract value	£174,908.87

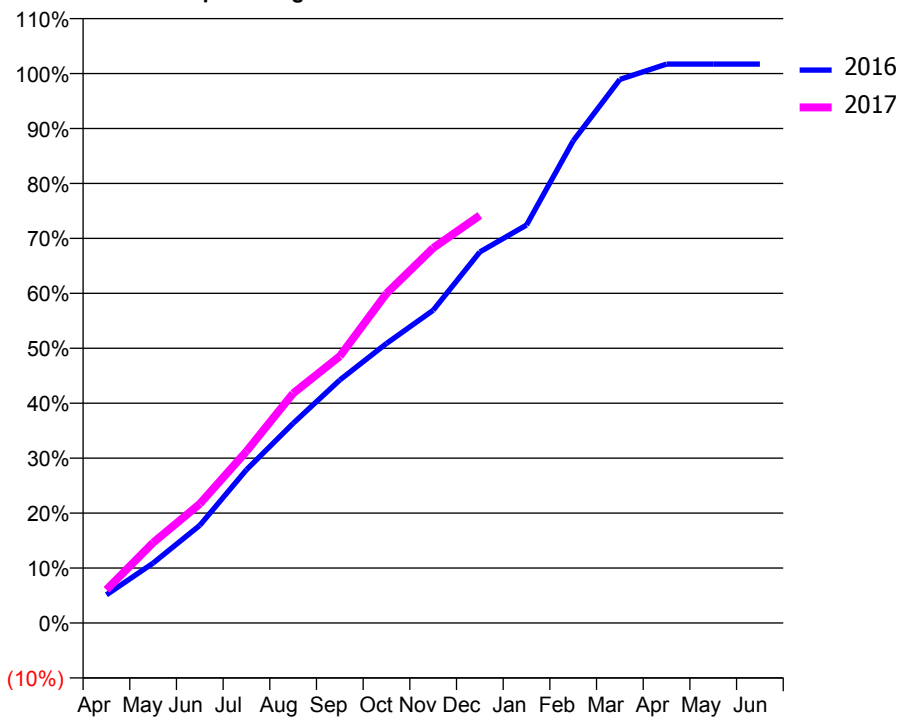
### ACCESS\*

Patients seen in 24 months	Total	Change since previous quarter
Quarter ending December 2015	2,371	
Quarter ending March 2016	2,566	↑
Quarter ending June 2016	2,672	↑
Quarter ending September 2016	2,679	→
Quarter ending December 2016	2,655	→
<b>Variance since December 2015</b>	<b>12.0%</b>	<b>↑</b>



### ACTIVITY

Cumulative percentage of contracted UDA delivered 2016 & 2017



Month	Adjusted Scheduled Activity (UDA)	
	2016	2017
April	318	374
May	674	904
June	1,099	1,341
July	1,725	1,931
August	2,246	2,583
September	2,734	3,000
October	3,145	3,708
November	3,519	4,219
December	4,174	4,584
January	4,477	
February	5,423	
March	6,115	
April	6,288	
May	6,288	
June	6,288	

### QUALITY

	Quantity	Base Number	Contract	AT	Region	England
% of FP17s for the same patient ID Re-attending within 3 months - Children	96	874	11.0%	10.0%	11.9%	12.4%
% of FP17s for the same patient ID Re-attending within 3 months - Adults	227	1,538	14.8%	16.0%	17.1%	16.6%
% of FP17s for the same patient ID Re-attending between 3 & 9 months - Children	428	874	49.0%	45.8%	46.2%	57.5%
% of FP17s for the same patient ID Re-attending between 3 & 9 months - Adults	609	1,538	39.6%	37.2%	37.8%	50.4%
% of FP17s for Band 1 Urgent Courses	145	2,309	6.3%	11.0%	10.6%	9.1%
% of FP17s Relating to Free Repair or Replacements	7	2,309	0.3%	0.6%	0.6%	0.8%
% of FP17s Relating to Continuations	18	2,309	0.8%	0.7%	0.9%	1.3%
% of Patients satisfied with the dentistry they have received	3	3	N/A	91.5%	90.3%	92.7%
% of Patients satisfied with the time they had to wait for an appointment	3	3	N/A	84.0%	83.8%	88.8%

\* This is based on patients treated on this contract for their most recent course of treatment. Figures in italics indicate the base number of FP17s or Patient Questionnaire responses are less than 100. N/A is shown where the base number of responses is less than 10 during the period. % is calculated as Quantity/Base number\*100

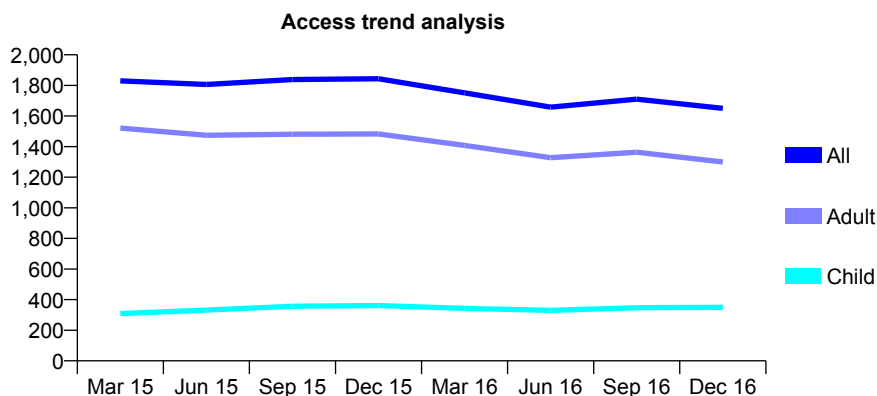
## Q62 - Vital Signs At a Glance Contract Report for 786683/0001 - December 2016

Name or company name	MR MR FARIDRAD
Contract type name	GDS Contract
Purpose of contract	General
Contract start date	01/09/2008
Contract end date	

16/17 Contracted general activity (UDA)	5,270
Carry forward general activity (UDA)	-105
16/17 Contracted orthodontic activity (UOA)	0
Carry forward orthodontic activity (UOA)	0
Baseline contract value	£166,100.82

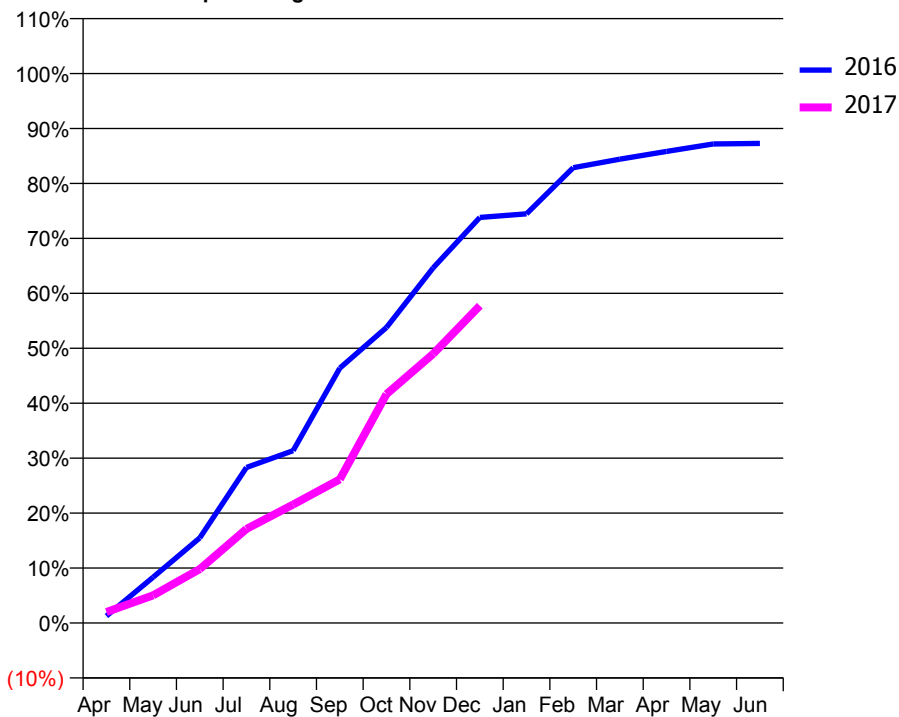
### ACCESS\*

Patients seen in 24 months	Total	Change since previous quarter
Quarter ending December 2015	1,844	
Quarter ending March 2016	1,751	↓
Quarter ending June 2016	1,658	↓
Quarter ending September 2016	1,710	↑
Quarter ending December 2016	1,650	↓
<b>Variance since December 2015</b>	<b>(10.5%)</b>	<b>↓</b>



### ACTIVITY

Cumulative percentage of contracted UDA delivered 2016 & 2017



Month	Adjusted Scheduled Activity (UDA)	
	2016	2017
April	67	105
May	439	266
June	816	518
July	1,492	902
August	1,653	1,136
September	2,445	1,379
October	2,834	2,196
November	3,407	2,581
December	3,890	3,043
January	3,924	
February	4,367	
March	4,448	
April	4,523	
May	4,594	
June	4,599	

### QUALITY

	Quantity	Base Number	Contract	AT	Region	England
% of FP17s for the same patient ID Re-attending within 3 months - Children	5	262	1.9%	10.0%	11.9%	12.4%
% of FP17s for the same patient ID Re-attending within 3 months - Adults	39	837	4.7%	16.0%	17.1%	16.6%
% of FP17s for the same patient ID Re-attending between 3 & 9 months - Children	81	262	30.9%	45.8%	46.2%	57.5%
% of FP17s for the same patient ID Re-attending between 3 & 9 months - Adults	267	837	31.9%	37.2%	37.8%	50.4%
% of FP17s for Band 1 Urgent Courses	70	1,032	6.8%	11.0%	10.6%	9.1%
% of FP17s Relating to Free Repair or Replacements	6	1,032	0.6%	0.6%	0.6%	0.8%
% of FP17s Relating to Continuations	0	1,032	0.0%	0.7%	0.9%	1.3%
% of Patients satisfied with the dentistry they have received	0	0	N/A	91.5%	90.3%	92.7%
% of Patients satisfied with the time they had to wait for an appointment	0	0	N/A	84.0%	83.8%	88.8%

\* This is based on patients treated on this contract for their most recent course of treatment. Figures in italics indicate the base number of FP17s or Patient Questionnaire responses are less than 100. N/A is shown where the base number of responses is less than 10 during the period. % is calculated as Quantity/Base number\*100

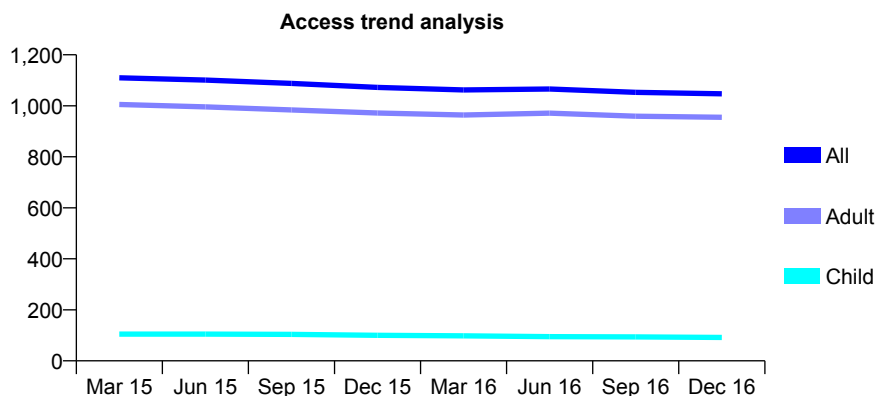
## Q62 - Vital Signs At a Glance Contract Report for 801321/0001 - December 2016

Name or company name	MR AJ WEISS
Contract type name	GDS Contract
Purpose of contract	General
Contract start date	01/04/2006
Contract end date	

16/17 Contracted general activity (UDA)	4,912
Carry forward general activity (UDA)	0
16/17 Contracted orthodontic activity (UOA)	0
Carry forward orthodontic activity (UOA)	0
Baseline contract value	£106,584.31

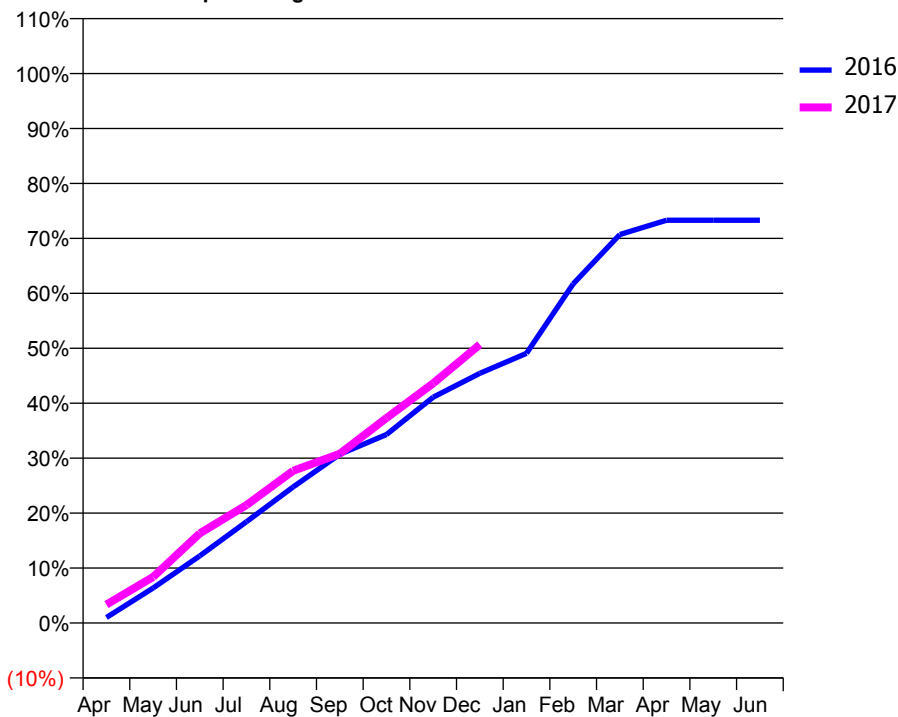
### ACCESS\*

Patients seen in 24 months	Total	Change since previous quarter
Quarter ending December 2015	1,072	
Quarter ending March 2016	1,062	→
Quarter ending June 2016	1,066	→
Quarter ending September 2016	1,053	↓
Quarter ending December 2016	1,047	→
<b>Variance since December 2015</b>	<b>(2.3%)</b>	<b>↓</b>



### ACTIVITY

Cumulative percentage of contracted UDA delivered 2016 & 2017



Month	Adjusted Scheduled Activity (UDA)	
	2016	2017
April	50	165
May	313	412
June	600	802
July	905	1,054
August	1,216	1,361
September	1,509	1,514
October	1,684	1,832
November	2,019	2,143
December	2,232	2,490
January	2,410	
February	3,032	
March	3,473	
April	3,601	
May	3,601	
June	3,601	

### QUALITY

	Quantity	Base Number	Contract	AT	Region	England
% of FP17s for the same patient ID Re-attending within 3 months - Children	2	69	2.9%	10.0%	11.9%	12.4%
% of FP17s for the same patient ID Re-attending within 3 months - Adults	177	1,049	16.9%	16.0%	17.1%	16.6%
% of FP17s for the same patient ID Re-attending between 3 & 9 months - Children	14	69	20.3%	45.8%	46.2%	57.5%
% of FP17s for the same patient ID Re-attending between 3 & 9 months - Adults	506	1,049	48.2%	37.2%	37.8%	50.4%
% of FP17s for Band 1 Urgent Courses	135	1,075	12.6%	11.0%	10.6%	9.1%
% of FP17s Relating to Free Repair or Replacements	1	1,075	0.1%	0.6%	0.6%	0.8%
% of FP17s Relating to Continuations	12	1,075	1.1%	0.7%	0.9%	1.3%
% of Patients satisfied with the dentistry they have received	1	1	N/A	91.5%	90.3%	92.7%
% of Patients satisfied with the time they had to wait for an appointment	1	1	N/A	84.0%	83.8%	88.8%

\* This is based on patients treated on this contract for their most recent course of treatment. Figures in italics indicate the base number of FP17s or Patient Questionnaire responses are less than 100. N/A is shown where the base number of responses is less than 10 during the period. % is calculated as Quantity/Base number\*100

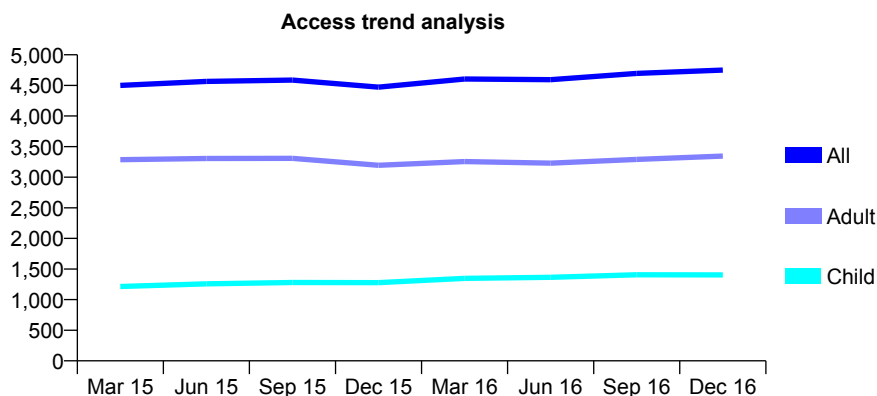
## Q62 - Vital Signs At a Glance Contract Report for 808199/0001 - December 2016

Name or company name	MR BS BHOGAL
Contract type name	GDS Contract
Purpose of contract	General
Contract start date	01/04/2006
Contract end date	

16/17 Contracted general activity (UDA)	13,604
Carry forward general activity (UDA)	245
16/17 Contracted orthodontic activity (UOA)	0
Carry forward orthodontic activity (UOA)	0
Baseline contract value	£449,875.90

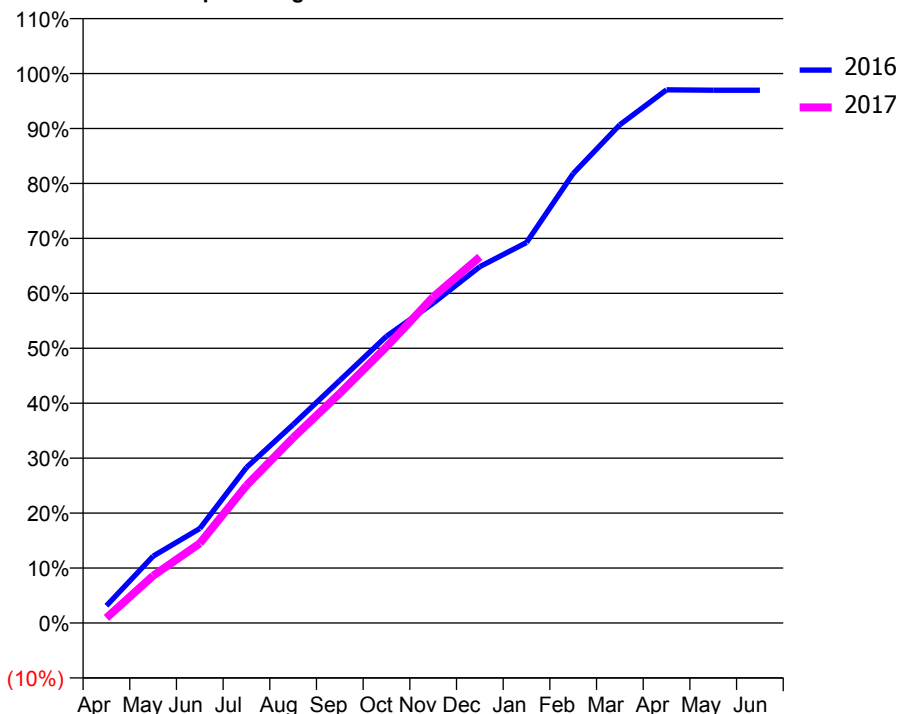
### ACCESS\*

Patients seen in 24 months	Total	Change since previous quarter
Quarter ending December 2015	4,471	
Quarter ending March 2016	4,605	↑
Quarter ending June 2016	4,593	→
Quarter ending September 2016	4,696	↑
Quarter ending December 2016	4,751	→
<b>Variance since December 2015</b>	<b>6.3%</b>	<b>↑</b>



### ACTIVITY

Cumulative percentage of contracted UDA delivered 2016 & 2017



Month	Adjusted Scheduled Activity (UDA)	
	2016	2017
April	427	126
May	1,655	1,169
June	2,338	1,973
July	3,852	3,404
August	4,915	4,587
September	6,006	5,685
October	7,099	6,838
November	7,917	8,075
December	8,821	9,063
January	9,422	
February	11,128	
March	12,336	
April	13,201	
May	13,190	
June	13,191	

### QUALITY

	Quantity	Base Number	Contract	AT	Region	England
% of FP17s for the same patient ID Re-attending within 3 months - Children	116	1,447	8.0%	10.0%	11.9%	12.4%
% of FP17s for the same patient ID Re-attending within 3 months - Adults	466	2,881	16.2%	16.0%	17.1%	16.6%
% of FP17s for the same patient ID Re-attending between 3 & 9 months - Children	735	1,447	50.8%	45.8%	46.2%	57.5%
% of FP17s for the same patient ID Re-attending between 3 & 9 months - Adults	987	2,881	34.3%	37.2%	37.8%	50.4%
% of FP17s for Band 1 Urgent Courses	732	4,060	18.0%	11.0%	10.6%	9.1%
% of FP17s Relating to Free Repair or Replacements	8	4,060	0.2%	0.6%	0.6%	0.8%
% of FP17s Relating to Continuations	13	4,060	0.3%	0.7%	0.9%	1.3%
% of Patients satisfied with the dentistry they have received	2	3	N/A	91.5%	90.3%	92.7%
% of Patients satisfied with the time they had to wait for an appointment	3	3	N/A	84.0%	83.8%	88.8%

\* This is based on patients treated on this contract for their most recent course of treatment. Figures in italics indicate the base number of FP17s or Patient Questionnaire responses are less than 100. N/A is shown where the base number of responses is less than 10 during the period. % is calculated as Quantity/Base number\*100



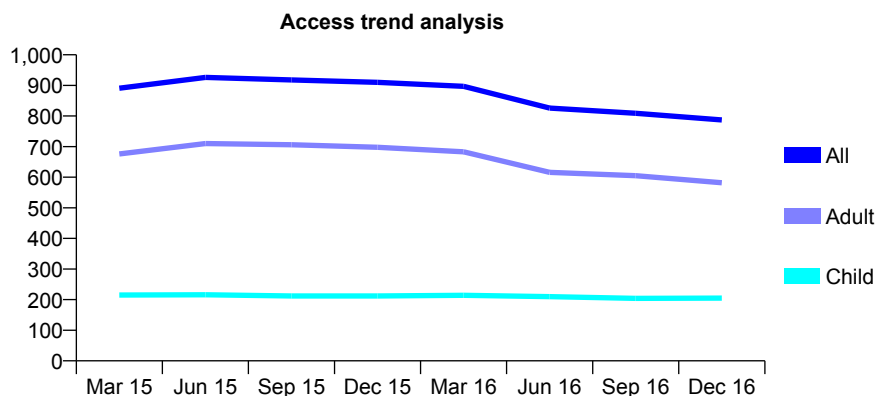
## Q62 - Vital Signs At a Glance Contract Report for 812196/0001 - December 2016

Name or company name	MISS JP WATKINS
Contract type name	GDS Contract
Purpose of contract	General and Orthodontic
Contract start date	01/04/2006
Contract end date	

16/17 Contracted general activity (UDA)	1,719
Carry forward general activity (UDA)	-34
16/17 Contracted orthodontic activity (UOA)	159
Carry forward orthodontic activity (UOA)	7
Baseline contract value	£50,475.63

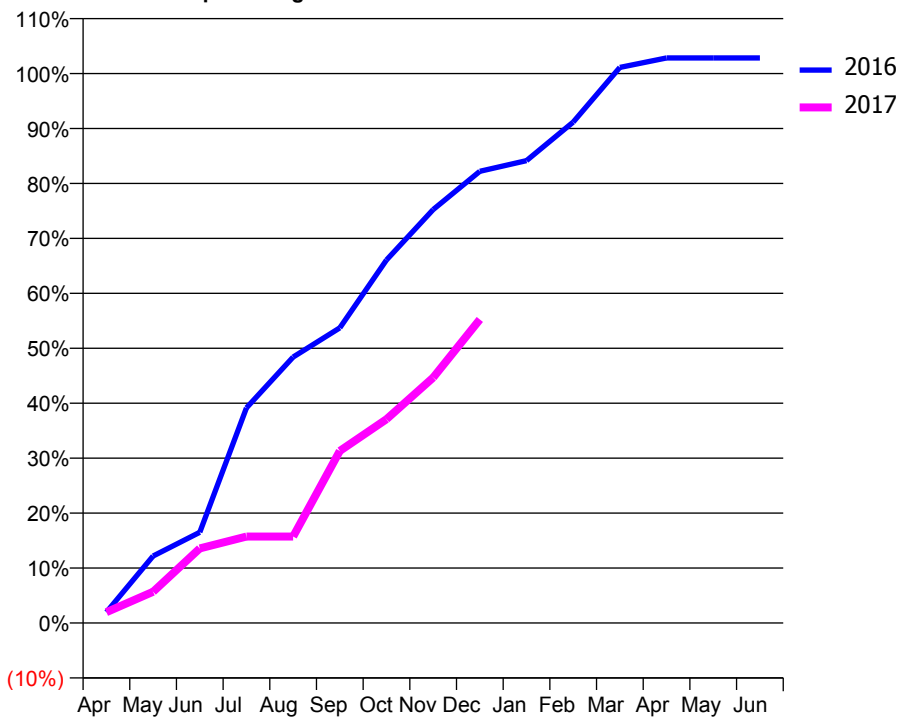
### ACCESS\*

Patients seen in 24 months	Total	Change since previous quarter
Quarter ending December 2015	910	
Quarter ending March 2016	897	↓
Quarter ending June 2016	826	↓
Quarter ending September 2016	809	↓
Quarter ending December 2016	787	↓
<b>Variance since December 2015</b>	<b>(13.5%)</b>	<b>↓</b>



### ACTIVITY

Cumulative percentage of contracted UDA delivered 2016 & 2017



Month	Adjusted Scheduled Activity (UDA)	
	2016	2017
April	34	34
May	210	98
June	284	234
July	673	271
August	832	271
September	923	538
October	1,136	638
November	1,293	768
December	1,413	950
January	1,447	
February	1,567	
March	1,738	
April	1,768	
May	1,768	
June	1,768	

### QUALITY

	Quantity	Base Number	Contract	AT	Region	England
% of FP17s for the same patient ID Re-attending within 3 months - Children	8	164	4.9%	10.0%	11.9%	12.4%
% of FP17s for the same patient ID Re-attending within 3 months - Adults	32	293	10.9%	16.0%	17.1%	16.6%
% of FP17s for the same patient ID Re-attending between 3 & 9 months - Children	55	164	33.5%	45.8%	46.2%	57.5%
% of FP17s for the same patient ID Re-attending between 3 & 9 months - Adults	68	293	23.2%	37.2%	37.8%	50.4%
% of FP17s for Band 1 Urgent Courses	59	436	13.5%	11.0%	10.6%	9.1%
% of FP17s Relating to Free Repair or Replacements	1	436	0.2%	0.6%	0.6%	0.8%
% of FP17s Relating to Continuations	5	436	1.1%	0.7%	0.9%	1.3%
% of Patients satisfied with the dentistry they have received	0	0	N/A	91.5%	90.3%	92.7%
% of Patients satisfied with the time they had to wait for an appointment	0	0	N/A	84.0%	83.8%	88.8%

\* This is based on patients treated on this contract for their most recent course of treatment. Figures in italics indicate the base number of FP17s or Patient Questionnaire responses are less than 100. N/A is shown where the base number of responses is less than 10 during the period. % is calculated as Quantity/Base number\*100

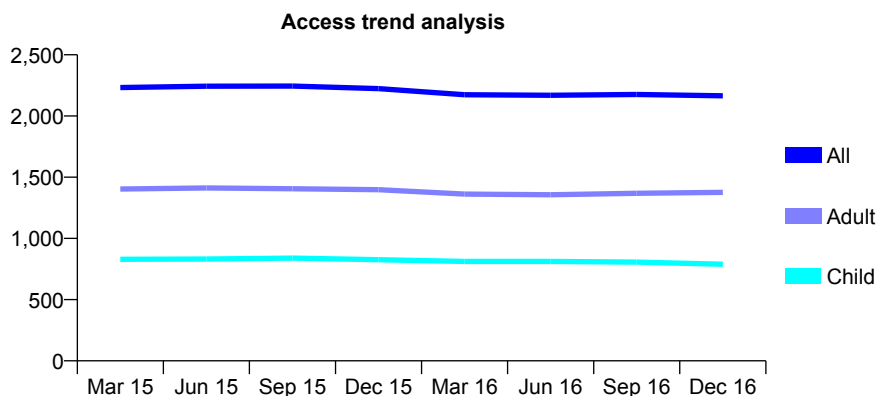
## Q62 - Vital Signs At a Glance Contract Report for 813923/0002 - December 2016

Name or company name	MR JS MANDAIR
Contract type name	GDS Contract
Purpose of contract	General and Orthodontic
Contract start date	01/11/2006
Contract end date	

16/17 Contracted general activity (UDA)	4,546
Carry forward general activity (UDA)	0
16/17 Contracted orthodontic activity (UOA)	533
Carry forward orthodontic activity (UOA)	0
Baseline contract value	£197,451.84

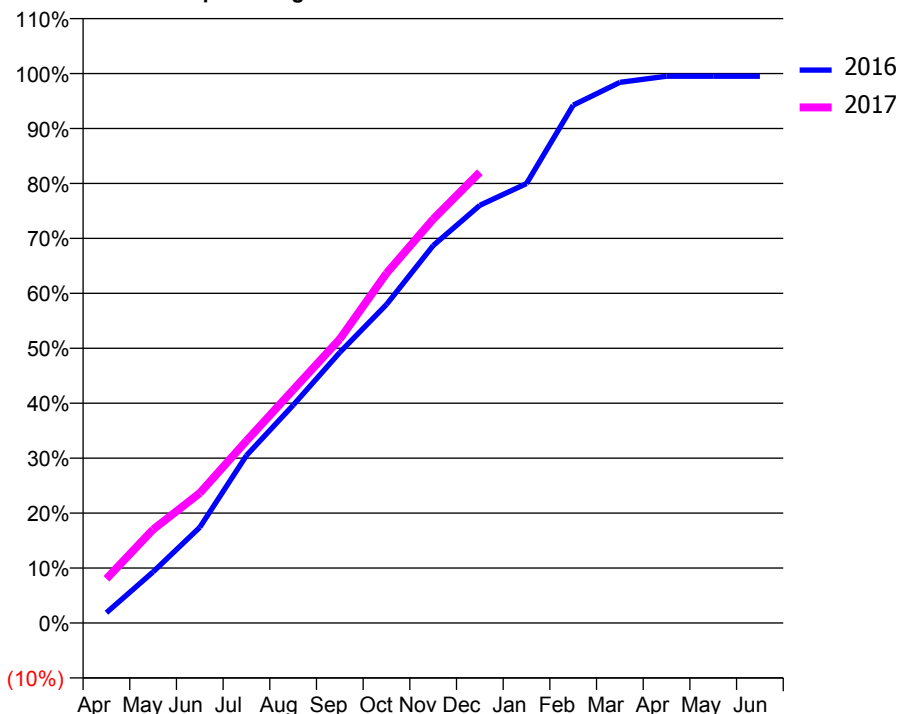
### ACCESS\*

Patients seen in 24 months	Total	Change since previous quarter
Quarter ending December 2015	2,224	
Quarter ending March 2016	2,174	↓
Quarter ending June 2016	2,169	→
Quarter ending September 2016	2,176	→
Quarter ending December 2016	2,165	→
<b>Variance since December 2015</b>	<b>(2.7%)</b>	<b>↓</b>



### ACTIVITY

Cumulative percentage of contracted UDA delivered 2016 & 2017



Month	Adjusted Scheduled Activity (UDA)	
	2016	2017
April	85	366
May	423	774
June	792	1,075
July	1,386	1,508
August	1,802	1,929
September	2,239	2,349
October	2,635	2,894
November	3,122	3,341
December	3,456	3,730
January	3,635	
February	4,284	
March	4,473	
April	4,524	
May	4,524	
June	4,524	

### QUALITY

	Quantity	Base Number	Contract	AT	Region	England
% of FP17s for the same patient ID Re-attending within 3 months - Children	79	800	9.9%	10.0%	11.9%	12.4%
% of FP17s for the same patient ID Re-attending within 3 months - Adults	129	1,106	11.7%	16.0%	17.1%	16.6%
% of FP17s for the same patient ID Re-attending between 3 & 9 months - Children	431	800	53.9%	45.8%	46.2%	57.5%
% of FP17s for the same patient ID Re-attending between 3 & 9 months - Adults	431	1,106	39.0%	37.2%	37.8%	50.4%
% of FP17s for Band 1 Urgent Courses	124	1,821	6.8%	11.0%	10.6%	9.1%
% of FP17s Relating to Free Repair or Replacements	6	1,821	0.3%	0.6%	0.6%	0.8%
% of FP17s Relating to Continuations	6	1,821	0.3%	0.7%	0.9%	1.3%
% of Patients satisfied with the dentistry they have received	1	1	N/A	91.5%	90.3%	92.7%
% of Patients satisfied with the time they had to wait for an appointment	1	1	N/A	84.0%	83.8%	88.8%

\* This is based on patients treated on this contract for their most recent course of treatment. Figures in italics indicate the base number of FP17s or Patient Questionnaire responses are less than 100. N/A is shown where the base number of responses is less than 10 during the period. % is calculated as Quantity/Base number\*100

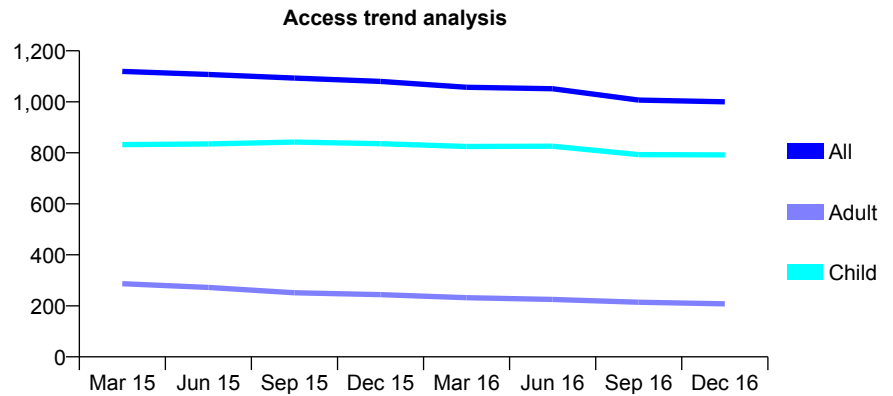
## Q62 - Vital Signs At a Glance Contract Report for 825662/0001 - December 2016

Name or company name	MR J SINGH
Contract type name	GDS Contract
Purpose of contract	General
Contract start date	01/04/2006
Contract end date	

16/17 Contracted general activity (UDA)	2,696
Carry forward general activity (UDA)	-9
16/17 Contracted orthodontic activity (UOA)	0
Carry forward orthodontic activity (UOA)	0
Baseline contract value	£93,797.27

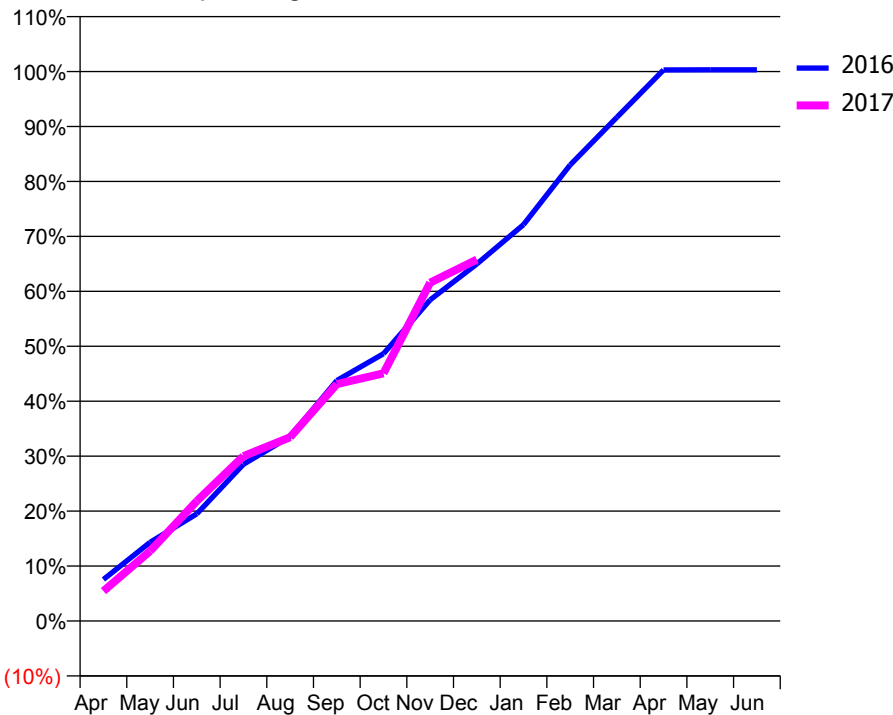
### ACCESS\*

Patients seen in 24 months	Total	Change since previous quarter
Quarter ending December 2015	1,080	
Quarter ending March 2016	1,057	↓
Quarter ending June 2016	1,051	→
Quarter ending September 2016	1,007	↓
Quarter ending December 2016	1,000	→
<b>Variance since December 2015</b>	<b>(7.4%)</b>	<b>↓</b>



### ACTIVITY

Cumulative percentage of contracted UDA delivered 2016 & 2017



Month	Adjusted Scheduled Activity (UDA)	
	2016	2017
April	204	147
May	386	343
June	526	589
July	769	809
August	905	902
September	1,180	1,162
October	1,312	1,215
November	1,576	1,660
December	1,751	1,773
January	1,944	
February	2,238	
March	2,472	
April	2,704	
May	2,705	
June	2,705	

### QUALITY

	Quantity	Base Number	Contract	AT	Region	England
% of FP17s for the same patient ID Re-attending within 3 months - Children	18	652	2.8%	10.0%	11.9%	12.4%
% of FP17s for the same patient ID Re-attending within 3 months - Adults	4	113	3.5%	16.0%	17.1%	16.6%
% of FP17s for the same patient ID Re-attending between 3 & 9 months - Children	153	652	23.5%	45.8%	46.2%	57.5%
% of FP17s for the same patient ID Re-attending between 3 & 9 months - Adults	37	113	32.7%	37.2%	37.8%	50.4%
% of FP17s for Band 1 Urgent Courses	7	703	1.0%	11.0%	10.6%	9.1%
% of FP17s Relating to Free Repair or Replacements	0	703	0.0%	0.6%	0.6%	0.8%
% of FP17s Relating to Continuations	0	703	0.0%	0.7%	0.9%	1.3%
% of Patients satisfied with the dentistry they have received	0	0	N/A	91.5%	90.3%	92.7%
% of Patients satisfied with the time they had to wait for an appointment	0	0	N/A	84.0%	83.8%	88.8%

\* This is based on patients treated on this contract for their most recent course of treatment. Figures in italics indicate the base number of FP17s or Patient Questionnaire responses are less than 100. N/A is shown where the base number of responses is less than 10 during the period. % is calculated as Quantity/Base number\*100

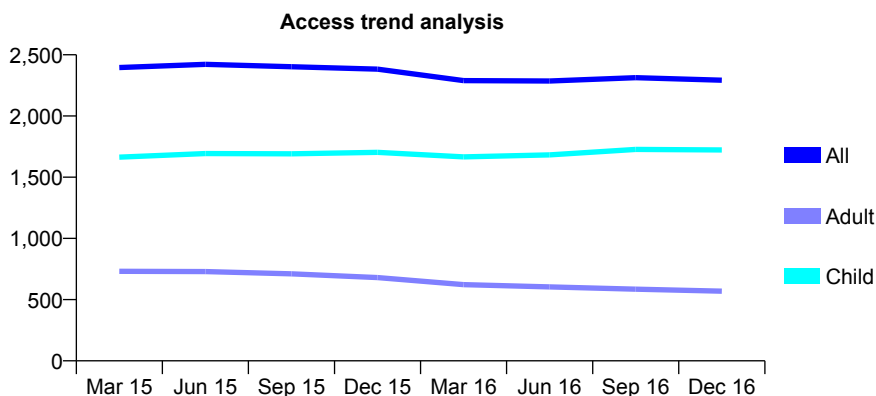
## Q62 - Vital Signs At a Glance Contract Report for 825786/0001 - December 2016

Name or company name	MISS F RAHEMTULLA
Contract type name	GDS Contract
Purpose of contract	General
Contract start date	01/04/2006
Contract end date	

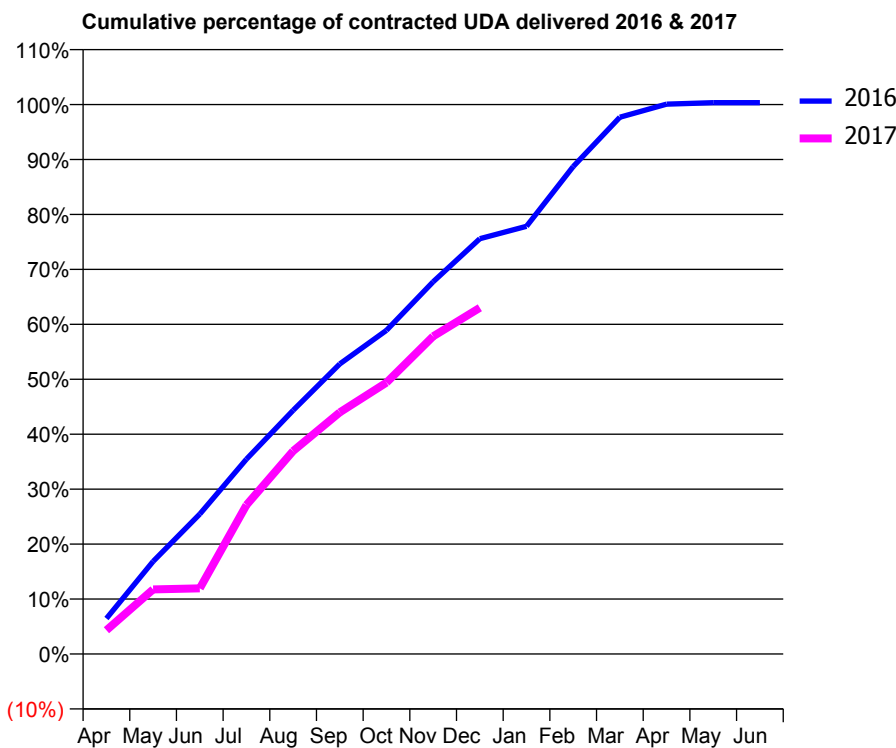
16/17 Contracted general activity (UDA)	6,732
Carry forward general activity (UDA)	-23
16/17 Contracted orthodontic activity (UOA)	0
Carry forward orthodontic activity (UOA)	0
Baseline contract value	£204,508.21

### ACCESS\*

Patients seen in 24 months	Total	Change since previous quarter
Quarter ending December 2015	2,383	
Quarter ending March 2016	2,289	↓
Quarter ending June 2016	2,286	→
Quarter ending September 2016	2,313	→
Quarter ending December 2016	2,292	→
<b>Variance since December 2015</b>	<b>(3.8%)</b>	<b>↓</b>



### ACTIVITY



Month	Adjusted Scheduled Activity (UDA)	
	2016	2017
April	436	291
May	1,134	792
June	1,714	804
July	2,387	1,825
August	2,986	2,488
September	3,554	2,960
October	3,966	3,326
November	4,560	3,892
December	5,089	4,241
January	5,239	
February	5,972	
March	6,576	
April	6,737	
May	6,755	
June	6,755	

### QUALITY

	Quantity	Base Number	Contract	AT	Region	England
% of FP17s for the same patient ID Re-attending within 3 months - Children	63	1,595	3.9%	10.0%	11.9%	12.4%
% of FP17s for the same patient ID Re-attending within 3 months - Adults	25	415	6.0%	16.0%	17.1%	16.6%
% of FP17s for the same patient ID Re-attending between 3 & 9 months - Children	867	1,595	54.4%	45.8%	46.2%	57.5%
% of FP17s for the same patient ID Re-attending between 3 & 9 months - Adults	237	415	57.1%	37.2%	37.8%	50.4%
% of FP17s for Band 1 Urgent Courses	55	1,938	2.8%	11.0%	10.6%	9.1%
% of FP17s Relating to Free Repair or Replacements	0	1,938	0.0%	0.6%	0.6%	0.8%
% of FP17s Relating to Continuations	3	1,938	0.2%	0.7%	0.9%	1.3%
% of Patients satisfied with the dentistry they have received	3	4	N/A	91.5%	90.3%	92.7%
% of Patients satisfied with the time they had to wait for an appointment	3	4	N/A	84.0%	83.8%	88.8%

\* This is based on patients treated on this contract for their most recent course of treatment. Figures in italics indicate the base number of FP17s or Patient Questionnaire responses are less than 100. N/A is shown where the base number of responses is less than 10 during the period. % is calculated as Quantity/Base number\*100

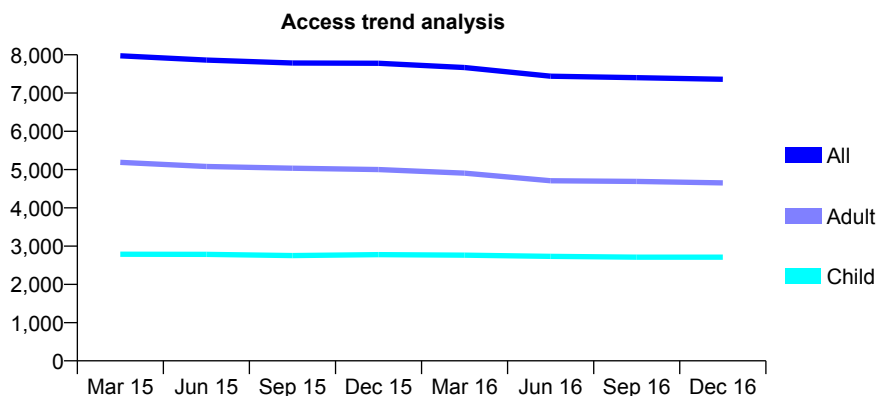
## Q62 - Vital Signs At a Glance Contract Report for 825948/0005 - December 2016

Name or company name	MR JK KOTECHA
Contract type name	GDS Contract
Purpose of contract	General
Contract start date	01/04/2006
Contract end date	

16/17 Contracted general activity (UDA)	20,643
Carry forward general activity (UDA)	-413
16/17 Contracted orthodontic activity (UOA)	0
Carry forward orthodontic activity (UOA)	0
Baseline contract value	£489,980.40

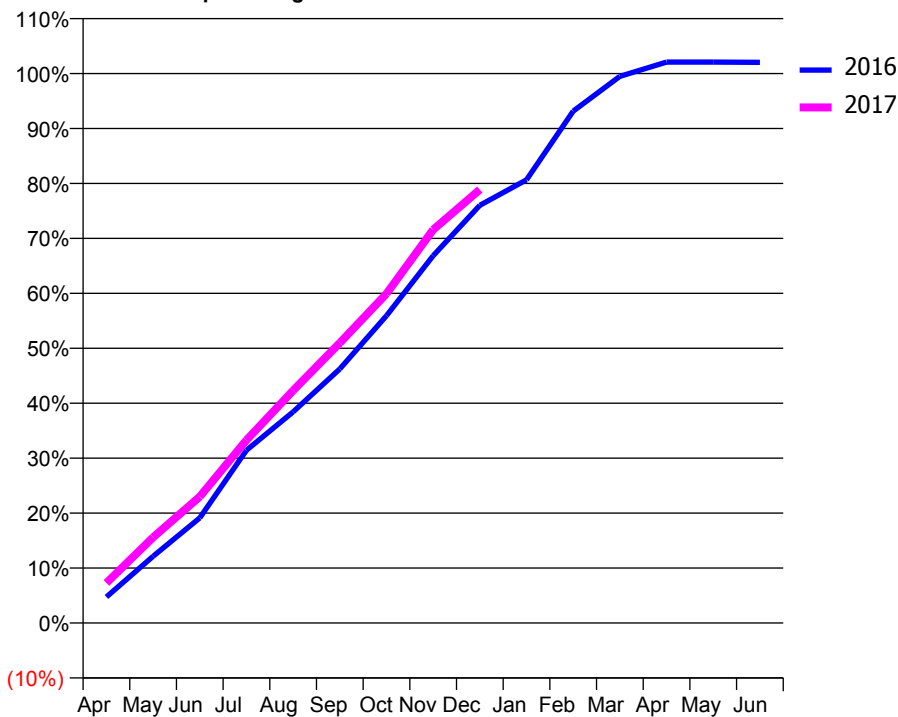
### ACCESS\*

Patients seen in 24 months	Total	Change since previous quarter
Quarter ending December 2015	7,777	
Quarter ending March 2016	7,667	↓
Quarter ending June 2016	7,440	↓
Quarter ending September 2016	7,401	→
Quarter ending December 2016	7,360	→
<b>Variance since December 2015</b>	<b>(5.4%)</b>	<b>↓</b>



### ACTIVITY

Cumulative percentage of contracted UDA delivered 2016 & 2017



Month	Adjusted Scheduled Activity (UDA)	
	2016	2017
April	980	1,506
May	2,506	3,221
June	3,950	4,747
July	6,488	6,873
August	7,934	8,733
September	9,544	10,522
October	11,544	12,372
November	13,796	14,773
December	15,694	16,282
January	16,650	
February	19,230	
March	20,534	
April	21,073	
May	21,074	
June	21,063	

### QUALITY

	Quantity	Base Number	Contract	AT	Region	England
% of FP17s for the same patient ID Re-attending within 3 months - Children	215	2,894	7.4%	10.0%	11.9%	12.4%
% of FP17s for the same patient ID Re-attending within 3 months - Adults	550	4,213	13.1%	16.0%	17.1%	16.6%
% of FP17s for the same patient ID Re-attending between 3 & 9 months - Children	1,574	2,894	54.4%	45.8%	46.2%	57.5%
% of FP17s for the same patient ID Re-attending between 3 & 9 months - Adults	1,962	4,213	46.6%	37.2%	37.8%	50.4%
% of FP17s for Band 1 Urgent Courses	587	6,893	8.5%	11.0%	10.6%	9.1%
% of FP17s Relating to Free Repair or Replacements	39	6,893	0.6%	0.6%	0.6%	0.8%
% of FP17s Relating to Continuations	22	6,893	0.3%	0.7%	0.9%	1.3%
% of Patients satisfied with the dentistry they have received	15	16	93.8%	91.5%	90.3%	92.7%
% of Patients satisfied with the time they had to wait for an appointment	11	16	68.8%	84.0%	83.8%	88.8%

\* This is based on patients treated on this contract for their most recent course of treatment. Figures in italics indicate the base number of FP17s or Patient Questionnaire responses are less than 100. N/A is shown where the base number of responses is less than 10 during the period. % is calculated as Quantity/Base number\*100

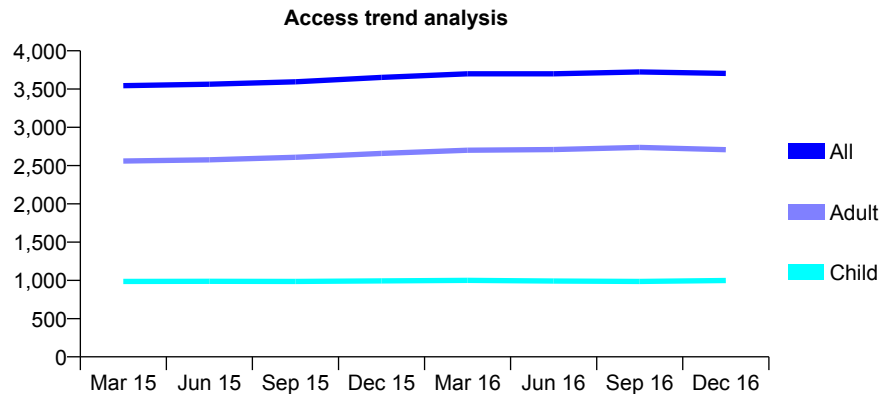
## Q62 - Vital Signs At a Glance Contract Report for 825956/0001 - December 2016

Name or company name	MR RG RENTON
Contract type name	GDS Contract
Purpose of contract	General
Contract start date	01/04/2006
Contract end date	

16/17 Contracted general activity (UDA)	5,946
Carry forward general activity (UDA)	-41
16/17 Contracted orthodontic activity (UOA)	0
Carry forward orthodontic activity (UOA)	0
Baseline contract value	£165,055.07

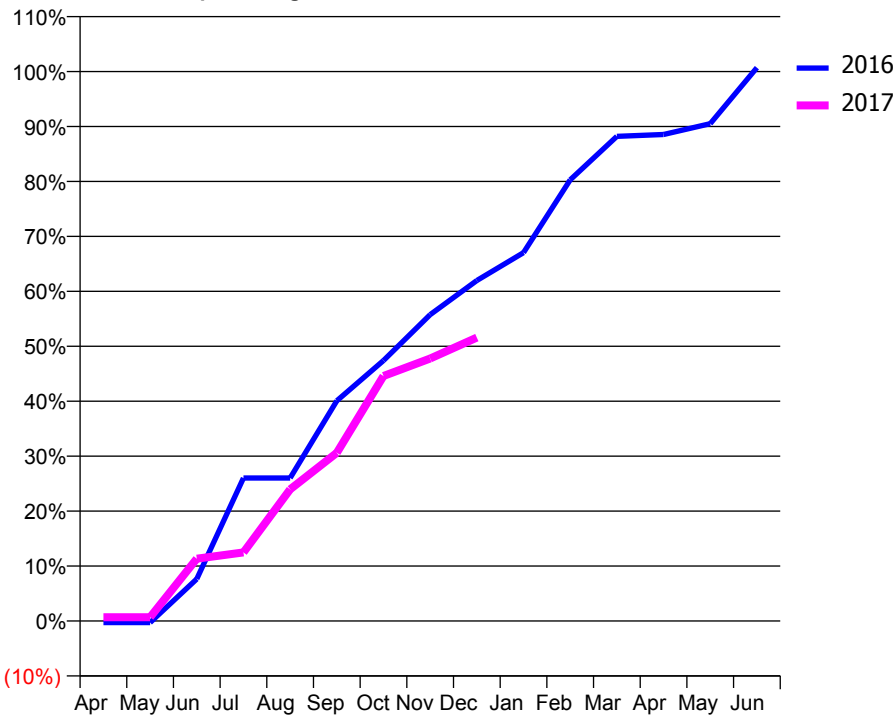
### ACCESS\*

Patients seen in 24 months	Total	Change since previous quarter
Quarter ending December 2015	3,652	
Quarter ending March 2016	3,700	→
Quarter ending June 2016	3,700	→
Quarter ending September 2016	3,724	→
Quarter ending December 2016	3,704	→
<b>Variance since December 2015</b>	<b>1.4%</b>	<b>→</b>



### ACTIVITY

Cumulative percentage of contracted UDA delivered 2016 & 2017



Month	Adjusted Scheduled Activity (UDA)	
	2016	2017
April	-18	41
May	-18	41
June	455	674
July	1,548	742
August	1,548	1,425
September	2,383	1,820
October	2,819	2,652
November	3,315	2,841
December	3,685	3,067
January	3,986	
February	4,773	
March	5,245	
April	5,265	
May	5,381	
June	5,987	

### QUALITY

	Quantity	Base Number	Contract	AT	Region	England
% of FP17s for the same patient ID Re-attending within 3 months - Children	12	633	1.9%	10.0%	11.9%	12.4%
% of FP17s for the same patient ID Re-attending within 3 months - Adults	106	1,759	6.0%	16.0%	17.1%	16.6%
% of FP17s for the same patient ID Re-attending between 3 & 9 months - Children	192	633	30.3%	45.8%	46.2%	57.5%
% of FP17s for the same patient ID Re-attending between 3 & 9 months - Adults	623	1,759	35.4%	37.2%	37.8%	50.4%
% of FP17s for Band 1 Urgent Courses	154	1,955	7.9%	11.0%	10.6%	9.1%
% of FP17s Relating to Free Repair or Replacements	1	1,955	0.1%	0.6%	0.6%	0.8%
% of FP17s Relating to Continuations	0	1,955	0.0%	0.7%	0.9%	1.3%
% of Patients satisfied with the dentistry they have received	4	4	N/A	91.5%	90.3%	92.7%
% of Patients satisfied with the time they had to wait for an appointment	4	4	N/A	84.0%	83.8%	88.8%

\* This is based on patients treated on this contract for their most recent course of treatment. Figures in italics indicate the base number of FP17s or Patient Questionnaire responses are less than 100. N/A is shown where the base number of responses is less than 10 during the period. % is calculated as Quantity/Base number\*100

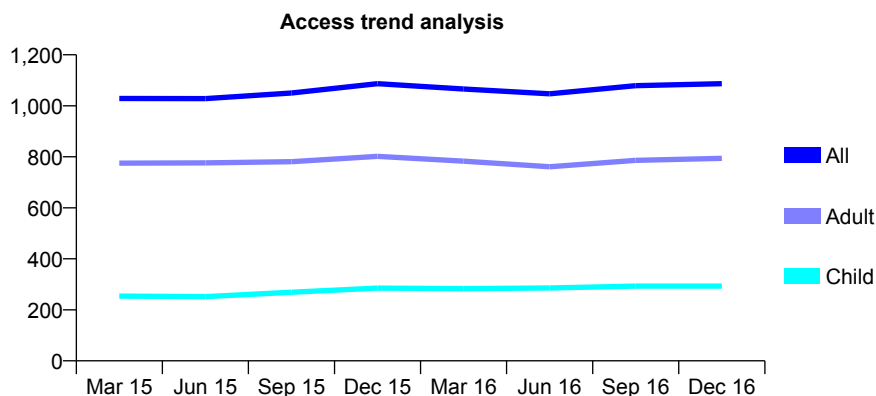
## Q62 - Vital Signs At a Glance Contract Report for 828440/0002 - December 2016

Name or company name	MRS S POPAT
Contract type name	PDS Contract
Purpose of contract	General
Contract start date	01/04/2009
Contract end date	31/03/2019

16/17 Contracted general activity (UDA)	2,299
Carry forward general activity (UDA)	11
16/17 Contracted orthodontic activity (UOA)	0
Carry forward orthodontic activity (UOA)	0
Baseline contract value	£57,881.02

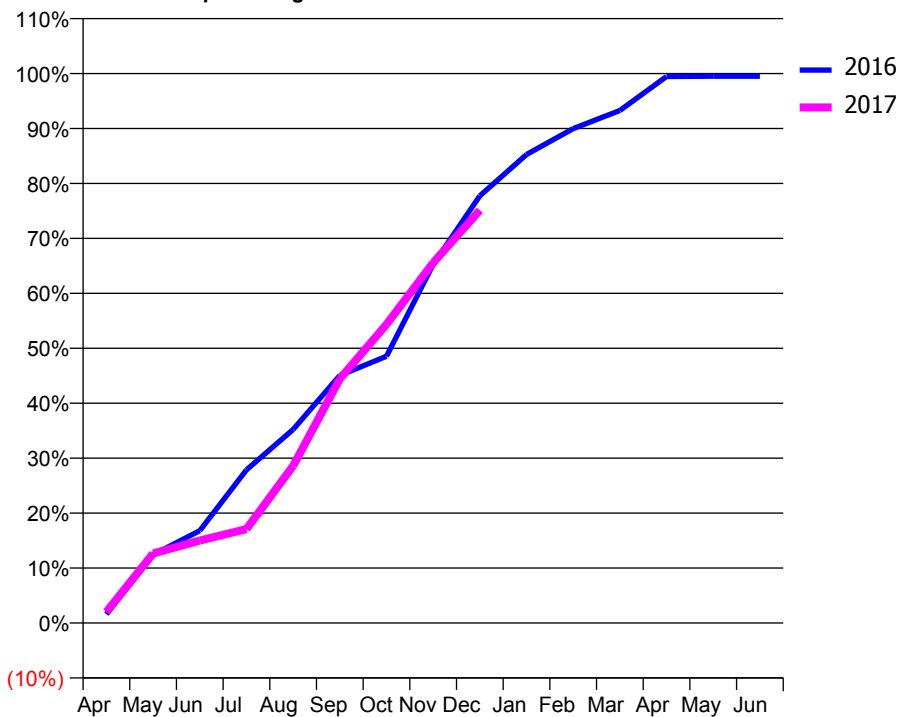
### ACCESS\*

Patients seen in 24 months	Total	Change since previous quarter
Quarter ending December 2015	1,087	
Quarter ending March 2016	1,066	↓
Quarter ending June 2016	1,047	↓
Quarter ending September 2016	1,079	↑
Quarter ending December 2016	1,087	→
<b>Variance since December 2015</b>	<b>0.0%</b>	<b>→</b>



### ACTIVITY

Cumulative percentage of contracted UDA delivered 2016 & 2017



Adjusted Scheduled Activity (UDA)

Month	2016	2017
April	37	46
May	286	291
June	386	345
July	641	393
August	810	658
September	1,036	1,021
October	1,116	1,249
November	1,501	1,507
December	1,787	1,727
January	1,960	
February	2,068	
March	2,144	
April	2,287	
May	2,288	
June	2,288	

### QUALITY

	Quantity	Base Number	Contract	AT	Region	England
% of FP17s for the same patient ID Re-attending within 3 months - Children	10	266	3.8%	10.0%	11.9%	12.4%
% of FP17s for the same patient ID Re-attending within 3 months - Adults	80	701	11.4%	16.0%	17.1%	16.6%
% of FP17s for the same patient ID Re-attending between 3 & 9 months - Children	134	266	50.4%	45.8%	46.2%	57.5%
% of FP17s for the same patient ID Re-attending between 3 & 9 months - Adults	282	701	40.2%	37.2%	37.8%	50.4%
% of FP17s for Band 1 Urgent Courses	60	888	6.8%	11.0%	10.6%	9.1%
% of FP17s Relating to Free Repair or Replacements	4	888	0.5%	0.6%	0.6%	0.8%
% of FP17s Relating to Continuations	1	888	0.1%	0.7%	0.9%	1.3%
% of Patients satisfied with the dentistry they have received	0	1	N/A	91.5%	90.3%	92.7%
% of Patients satisfied with the time they had to wait for an appointment	0	1	N/A	84.0%	83.8%	88.8%

\* This is based on patients treated on this contract for their most recent course of treatment. Figures in italics indicate the base number of FP17s or Patient Questionnaire responses are less than 100. N/A is shown where the base number of responses is less than 10 during the period. % is calculated as Quantity/Base number\*100



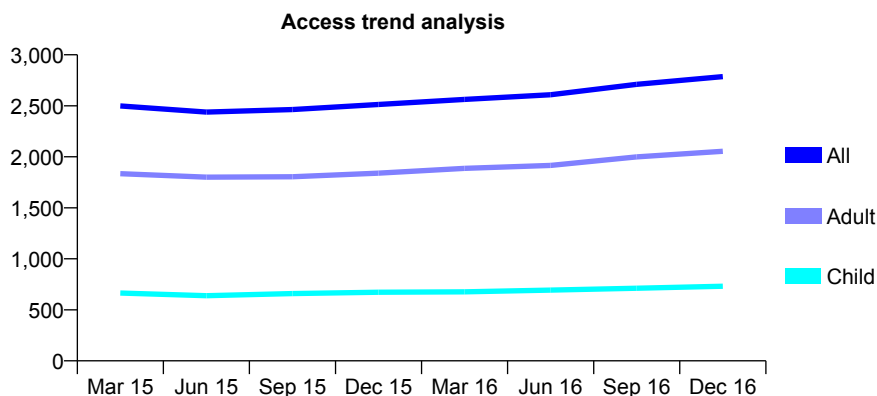
## Q62 - Vital Signs At a Glance Contract Report for 839132/0001 - December 2016

Name or company name	Ivory Dental Practice
Contract type name	GDS Contract
Purpose of contract	General
Contract start date	01/04/2006
Contract end date	

16/17 Contracted general activity (UDA)	6,000
Carry forward general activity (UDA)	-69
16/17 Contracted orthodontic activity (UOA)	0
Carry forward orthodontic activity (UOA)	0
Baseline contract value	£130,682.26

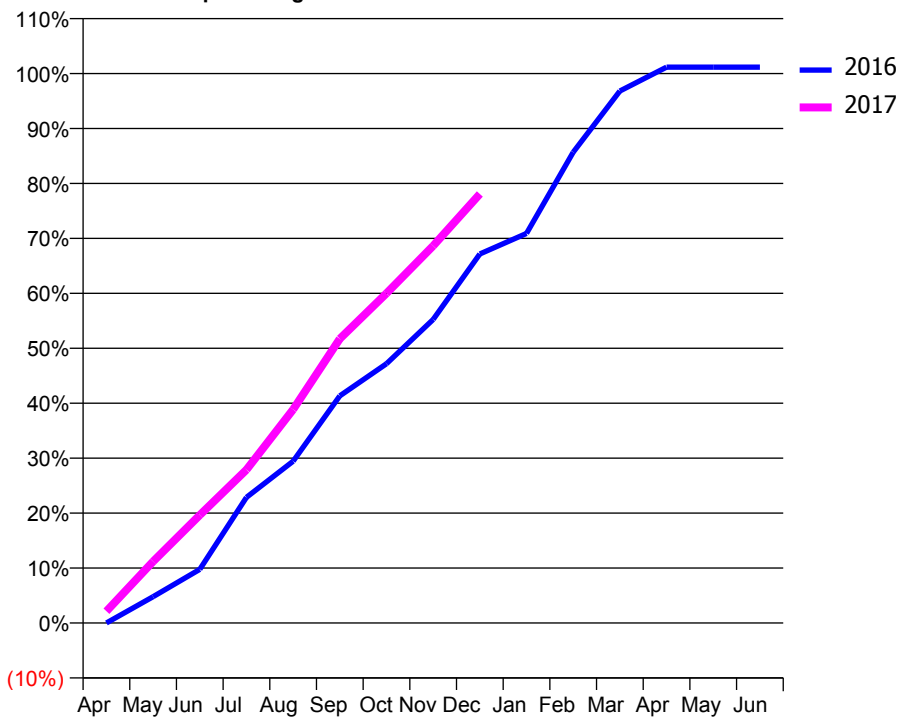
### ACCESS\*

Patients seen in 24 months	Total	Change since previous quarter
Quarter ending December 2015	2,513	
Quarter ending March 2016	2,563	→
Quarter ending June 2016	2,609	→
Quarter ending September 2016	2,711	↑
Quarter ending December 2016	2,786	↑
<b>Variance since December 2015</b>	<b>10.9%</b>	<b>↑</b>



### ACTIVITY

Cumulative percentage of contracted UDA delivered 2016 & 2017



Month	Adjusted Scheduled Activity (UDA)	
	2016	2017
April	0	129
May	288	672
June	585	1,179
July	1,373	1,674
August	1,767	2,332
September	2,481	3,104
October	2,831	3,600
November	3,314	4,119
December	4,030	4,685
January	4,254	
February	5,140	
March	5,809	
April	6,069	
May	6,069	
June	6,069	

### QUALITY

	Quantity	Base Number	Contract	AT	Region	England
% of FP17s for the same patient ID Re-attending within 3 months - Children	27	662	4.1%	10.0%	11.9%	12.4%
% of FP17s for the same patient ID Re-attending within 3 months - Adults	172	1,579	10.9%	16.0%	17.1%	16.6%
% of FP17s for the same patient ID Re-attending between 3 & 9 months - Children	323	662	48.8%	45.8%	46.2%	57.5%
% of FP17s for the same patient ID Re-attending between 3 & 9 months - Adults	440	1,579	27.9%	37.2%	37.8%	50.4%
% of FP17s for Band 1 Urgent Courses	183	2,106	8.7%	11.0%	10.6%	9.1%
% of FP17s Relating to Free Repair or Replacements	12	2,106	0.6%	0.6%	0.6%	0.8%
% of FP17s Relating to Continuations	18	2,106	0.9%	0.7%	0.9%	1.3%
% of Patients satisfied with the dentistry they have received	0	1	N/A	91.5%	90.3%	92.7%
% of Patients satisfied with the time they had to wait for an appointment	0	1	N/A	84.0%	83.8%	88.8%

\* This is based on patients treated on this contract for their most recent course of treatment. Figures in italics indicate the base number of FP17s or Patient Questionnaire responses are less than 100. N/A is shown where the base number of responses is less than 10 during the period. % is calculated as Quantity/Base number\*100

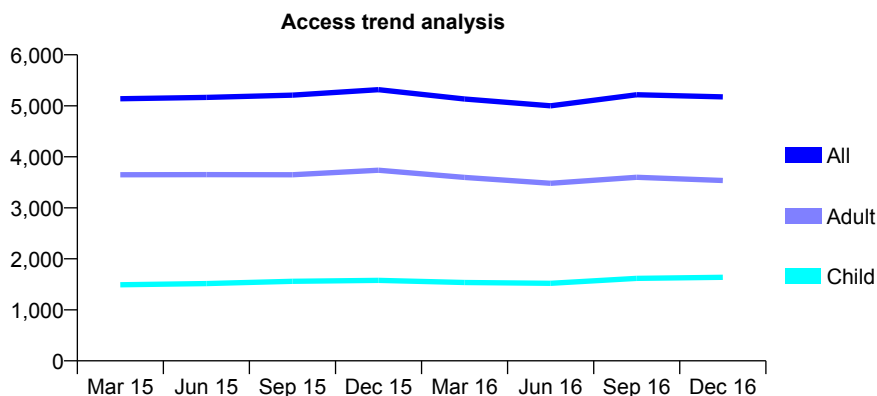
## Q62 - Vital Signs At a Glance Contract Report for 839248/0001 - December 2016

Name or company name	MR K KHOSRAVANI
Contract type name	GDS Contract
Purpose of contract	General
Contract start date	01/04/2006
Contract end date	

16/17 Contracted general activity (UDA)	11,434
Carry forward general activity (UDA)	-329
16/17 Contracted orthodontic activity (UOA)	0
Carry forward orthodontic activity (UOA)	0
Baseline contract value	£347,301.47

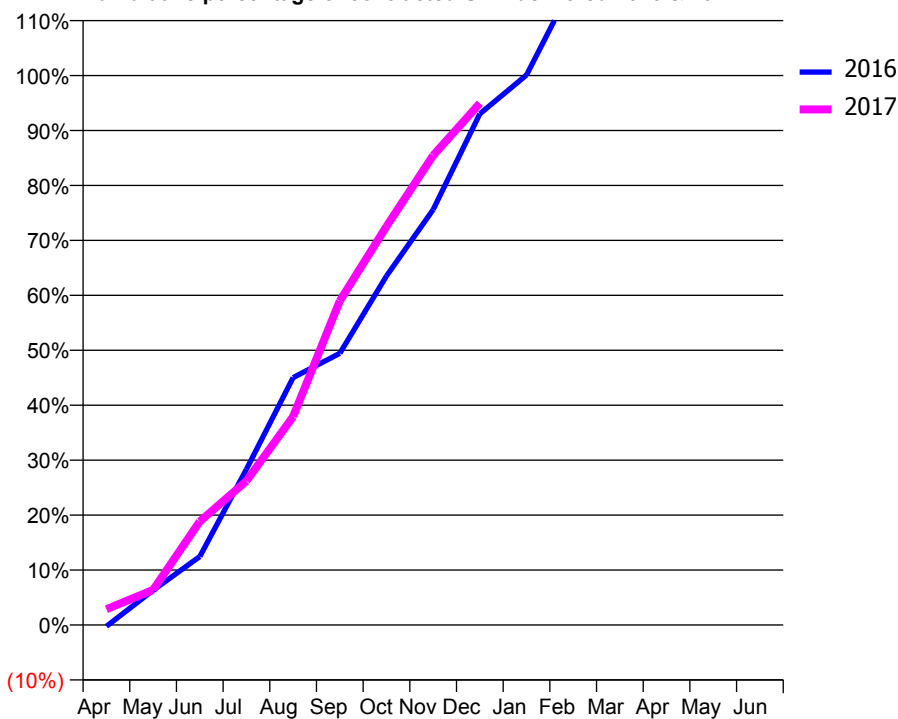
### ACCESS\*

Patients seen in 24 months	Total	Change since previous quarter
Quarter ending December 2015	5,316	
Quarter ending March 2016	5,134	↓
Quarter ending June 2016	5,001	↓
Quarter ending September 2016	5,217	↑
Quarter ending December 2016	5,174	→
<b>Variance since December 2015</b>	<b>(2.7%)</b>	<b>↓</b>



### ACTIVITY

Cumulative percentage of contracted UDA delivered 2016 & 2017



Month	Adjusted Scheduled Activity (UDA)	
	2016	2017
April	-28	329
May	722	730
June	1,425	2,153
July	3,243	2,998
August	5,149	4,339
September	5,654	6,744
October	7,262	8,294
November	8,643	9,772
December	10,636	10,856
January	11,443	
February	13,343	
March	14,524	
April	15,676	
May	16,540	
June	16,719	

### QUALITY

	Quantity	Base Number	Contract	AT	Region	England
% of FP17s for the same patient ID Re-attending within 3 months - Children	50	1,142	4.4%	10.0%	11.9%	12.4%
% of FP17s for the same patient ID Re-attending within 3 months - Adults	178	2,154	8.3%	16.0%	17.1%	16.6%
% of FP17s for the same patient ID Re-attending between 3 & 9 months - Children	249	1,142	21.8%	45.8%	46.2%	57.5%
% of FP17s for the same patient ID Re-attending between 3 & 9 months - Adults	462	2,154	21.4%	37.2%	37.8%	50.4%
% of FP17s for Band 1 Urgent Courses	68	2,746	2.5%	11.0%	10.6%	9.1%
% of FP17s Relating to Free Repair or Replacements	9	2,746	0.3%	0.6%	0.6%	0.8%
% of FP17s Relating to Continuations	11	2,746	0.4%	0.7%	0.9%	1.3%
% of Patients satisfied with the dentistry they have received	9	9	N/A	91.5%	90.3%	92.7%
% of Patients satisfied with the time they had to wait for an appointment	9	9	N/A	84.0%	83.8%	88.8%

\* This is based on patients treated on this contract for their most recent course of treatment. Figures in italics indicate the base number of FP17s or Patient Questionnaire responses are less than 100. N/A is shown where the base number of responses is less than 10 during the period. % is calculated as Quantity/Base number\*100

## Q62 - Vital Signs At a Glance Contract Report for 839248/0002 - December 2016

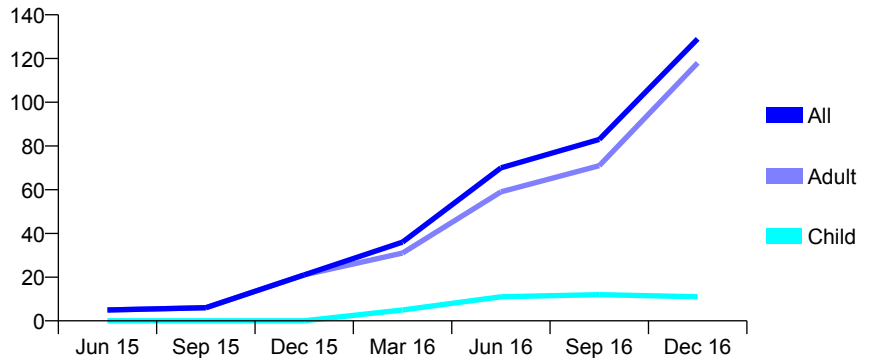
Name or company name	MR K KHOSRAVANI
Contract type name	GDS Contract
Purpose of contract	General
Contract start date	01/01/2015
Contract end date	

16/17 Contracted general activity (UDA)	5,000
Carry forward general activity (UDA)	0
16/17 Contracted orthodontic activity (UOA)	0
Carry forward orthodontic activity (UOA)	0
Baseline contract value	£151,872.26

### ACCESS\*

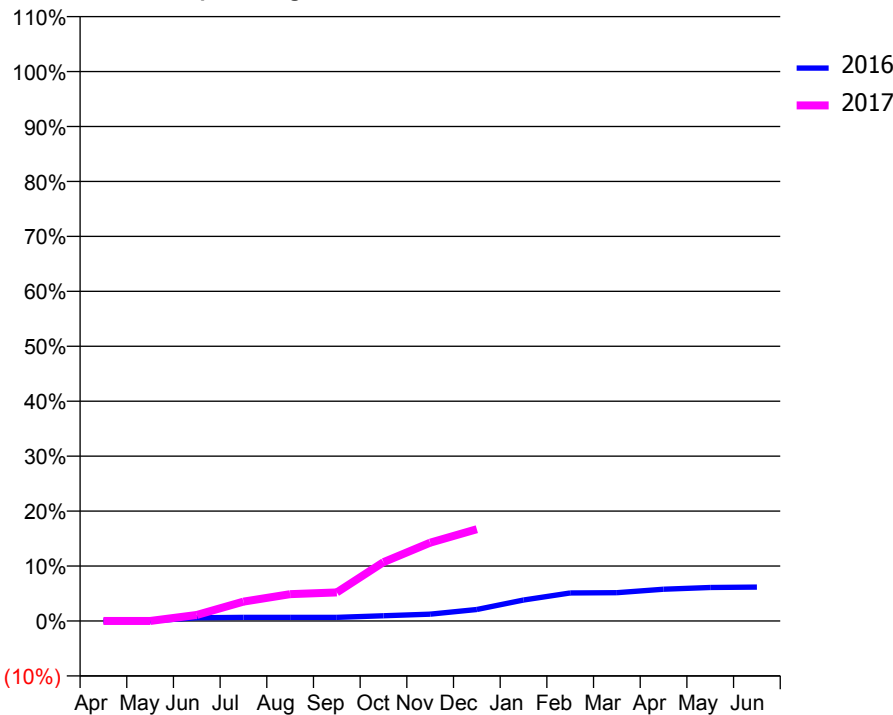
Patients seen in 24 months	Total	Change since previous quarter
Quarter ending December 2015	21	
Quarter ending March 2016	36	↑
Quarter ending June 2016	70	↑
Quarter ending September 2016	83	↑
Quarter ending December 2016	129	↑
<b>Variance since December 2015</b>	<b>514.3%</b>	<b>↑</b>

### Access trend analysis



### ACTIVITY

#### Cumulative percentage of contracted UDA delivered 2016 & 2017



Month	Adjusted Scheduled Activity (UDA)	
	2016	2017
April	0	0
May	0	1
June	30	55
July	33	177
August	33	244
September	33	260
October	48	536
November	63	713
December	105	836
January	191	
February	255	
March	258	
April	289	
May	305	
June	308	

### QUALITY

	Quantity	Base Number	Contract	AT	Region	England
% of FP17s for the same patient ID Re-attending within 3 months - Children	1	12	8.3%	10.0%	11.9%	12.4%
% of FP17s for the same patient ID Re-attending within 3 months - Adults	15	135	11.1%	16.0%	17.1%	16.6%
% of FP17s for the same patient ID Re-attending between 3 & 9 months - Children	1	12	8.3%	45.8%	46.2%	57.5%
% of FP17s for the same patient ID Re-attending between 3 & 9 months - Adults	17	135	12.6%	37.2%	37.8%	50.4%
% of FP17s for Band 1 Urgent Courses	3	135	2.2%	11.0%	10.6%	9.1%
% of FP17s Relating to Free Repair or Replacements	0	135	0.0%	0.6%	0.6%	0.8%
% of FP17s Relating to Continuations	1	135	0.7%	0.7%	0.9%	1.3%
% of Patients satisfied with the dentistry they have received	1	1	N/A	91.5%	90.3%	92.7%
% of Patients satisfied with the time they had to wait for an appointment	1	1	N/A	84.0%	83.8%	88.8%

\* This is based on patients treated on this contract for their most recent course of treatment. Figures in italics indicate the base number of FP17s or Patient Questionnaire responses are less than 100. N/A is shown where the base number of responses is less than 10 during the period. % is calculated as Quantity/Base number\*100

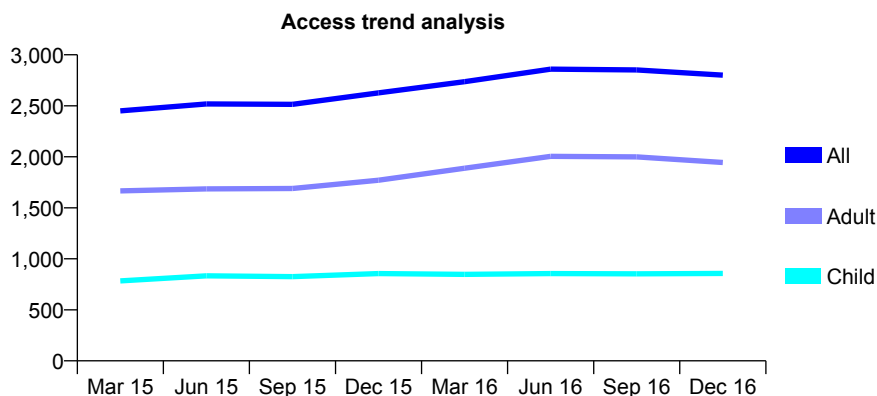
## Q62 - Vital Signs At a Glance Contract Report for 839515/0001 - December 2016

Name or company name	MR C REDICAN
Contract type name	GDS Contract
Purpose of contract	General
Contract start date	01/04/2006
Contract end date	

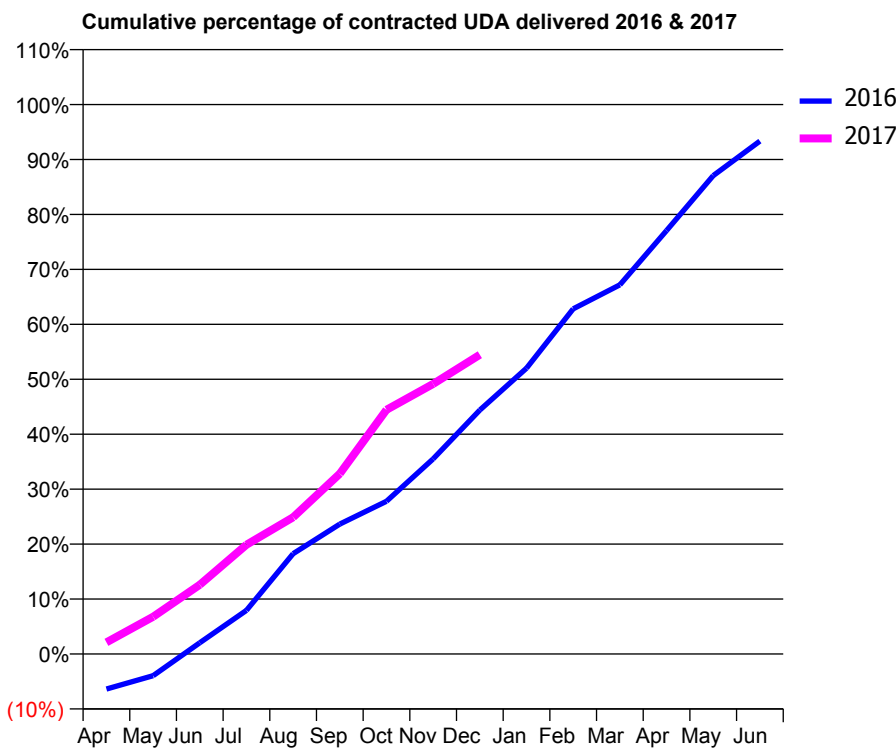
16/17 Contracted general activity (UDA)	5,074
Carry forward general activity (UDA)	0
16/17 Contracted orthodontic activity (UOA)	0
Carry forward orthodontic activity (UOA)	0
Baseline contract value	£153,721.71

### ACCESS\*

Patients seen in 24 months	Total	Change since previous quarter
Quarter ending December 2015	2,627	
Quarter ending March 2016	2,736	↑
Quarter ending June 2016	2,860	↑
Quarter ending September 2016	2,852	→
Quarter ending December 2016	2,801	↓
<b>Variance since December 2015</b>	<b>6.6%</b>	<b>↑</b>



### ACTIVITY



Month	Adjusted Scheduled Activity (UDA)	
	2016	2017
April	-324	108
May	-201	344
June	104	639
July	403	1,009
August	927	1,263
September	1,200	1,665
October	1,411	2,255
November	1,802	2,494
December	2,252	2,764
January	2,639	
February	3,187	
March	3,409	
April	3,910	
May	4,417	
June	4,737	

### QUALITY

	Quantity	Base Number	Contract	AT	Region	England
% of FP17s for the same patient ID Re-attending within 3 months - Children	39	627	6.2%	10.0%	11.9%	12.4%
% of FP17s for the same patient ID Re-attending within 3 months - Adults	158	1,455	10.9%	16.0%	17.1%	16.6%
% of FP17s for the same patient ID Re-attending between 3 & 9 months - Children	156	627	24.9%	45.8%	46.2%	57.5%
% of FP17s for the same patient ID Re-attending between 3 & 9 months - Adults	390	1,455	26.8%	37.2%	37.8%	50.4%
% of FP17s for Band 1 Urgent Courses	90	1,072	8.4%	11.0%	10.6%	9.1%
% of FP17s Relating to Free Repair or Replacements	2	1,072	0.2%	0.6%	0.6%	0.8%
% of FP17s Relating to Continuations	2	1,072	0.2%	0.7%	0.9%	1.3%
% of Patients satisfied with the dentistry they have received	1	1	N/A	91.5%	90.3%	92.7%
% of Patients satisfied with the time they had to wait for an appointment	1	1	N/A	84.0%	83.8%	88.8%

\* This is based on patients treated on this contract for their most recent course of treatment. Figures in italics indicate the base number of FP17s or Patient Questionnaire responses are less than 100. N/A is shown where the base number of responses is less than 10 during the period. % is calculated as Quantity/Base number\*100

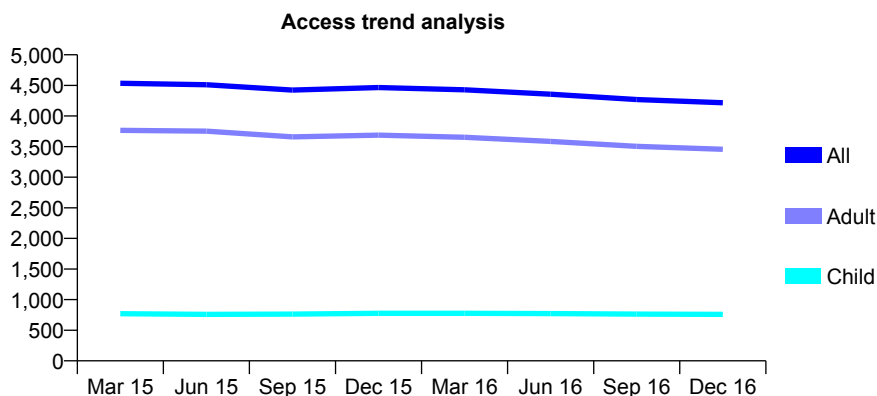
## Q62 - Vital Signs At a Glance Contract Report for 839795/0001 - December 2016

Name or company name	MR K KARANTOUMANIS
Contract type name	GDS Contract
Purpose of contract	General
Contract start date	01/04/2006
Contract end date	

16/17 Contracted general activity (UDA)	15,386
Carry forward general activity (UDA)	28
16/17 Contracted orthodontic activity (UOA)	0
Carry forward orthodontic activity (UOA)	0
Baseline contract value	£429,646.63

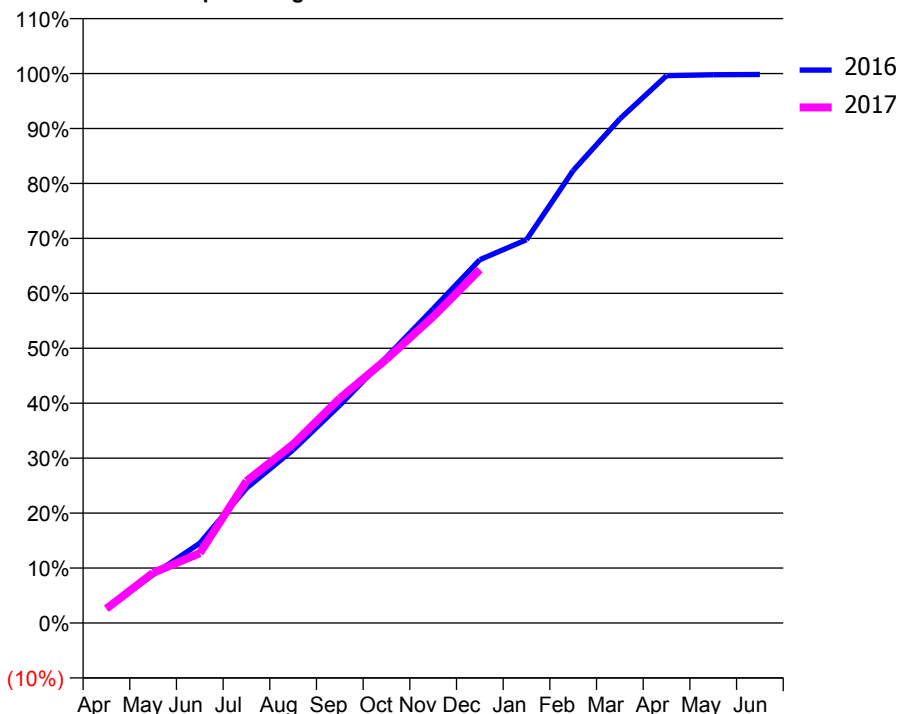
### ACCESS\*

Patients seen in 24 months	Total	Change since previous quarter
Quarter ending December 2015	4,465	
Quarter ending March 2016	4,429	→
Quarter ending June 2016	4,356	↓
Quarter ending September 2016	4,269	↓
Quarter ending December 2016	4,216	↓
<b>Variance since December 2015</b>	<b>(5.6%)</b>	<b>↓</b>



### ACTIVITY

Cumulative percentage of contracted UDA delivered 2016 & 2017



Adjusted Scheduled Activity (UDA)

Month	2016	2017
April	415	402
May	1,353	1,408
June	2,234	1,956
July	3,777	3,974
August	4,849	5,007
September	6,098	6,293
October	7,444	7,386
November	8,798	8,577
December	10,173	9,897
January	10,734	
February	12,670	
March	14,114	
April	15,324	
May	15,351	
June	15,358	

### QUALITY

	Quantity	Base Number	Contract	AT	Region	England
% of FP17s for the same patient ID Re-attending within 3 months - Children	46	725	6.3%	10.0%	11.9%	12.4%
% of FP17s for the same patient ID Re-attending within 3 months - Adults	424	3,014	14.1%	16.0%	17.1%	16.6%
% of FP17s for the same patient ID Re-attending between 3 & 9 months - Children	363	725	50.1%	45.8%	46.2%	57.5%
% of FP17s for the same patient ID Re-attending between 3 & 9 months - Adults	1,385	3,014	46.0%	37.2%	37.8%	50.4%
% of FP17s for Band 1 Urgent Courses	409	3,390	12.1%	11.0%	10.6%	9.1%
% of FP17s Relating to Free Repair or Replacements	17	3,390	0.5%	0.6%	0.6%	0.8%
% of FP17s Relating to Continuations	4	3,390	0.1%	0.7%	0.9%	1.3%
% of Patients satisfied with the dentistry they have received	6	6	N/A	91.5%	90.3%	92.7%
% of Patients satisfied with the time they had to wait for an appointment	6	6	N/A	84.0%	83.8%	88.8%

\* This is based on patients treated on this contract for their most recent course of treatment. Figures in italics indicate the base number of FP17s or Patient Questionnaire responses are less than 100. N/A is shown where the base number of responses is less than 10 during the period. % is calculated as Quantity/Base number\*100

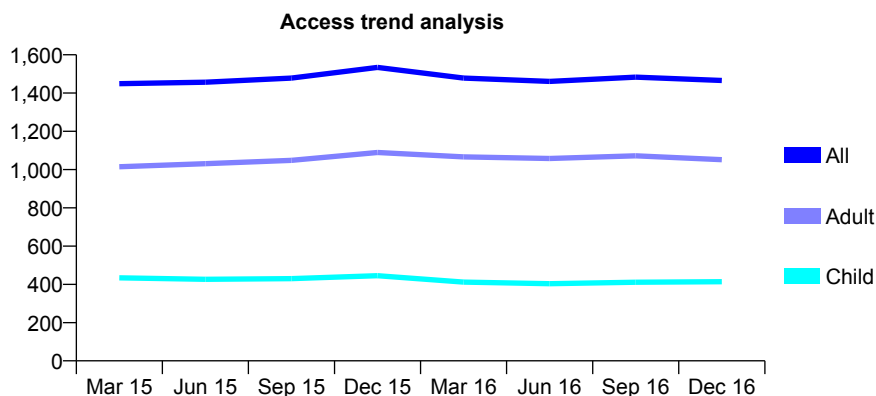
## Q62 - Vital Signs At a Glance Contract Report for 843148/0001 - December 2016

Name or company name	MR SR MANAFI
Contract type name	GDS Contract
Purpose of contract	General
Contract start date	01/04/2006
Contract end date	

16/17 Contracted general activity (UDA)	5,756
Carry forward general activity (UDA)	-115
16/17 Contracted orthodontic activity (UOA)	0
Carry forward orthodontic activity (UOA)	0
Baseline contract value	£220,817.02

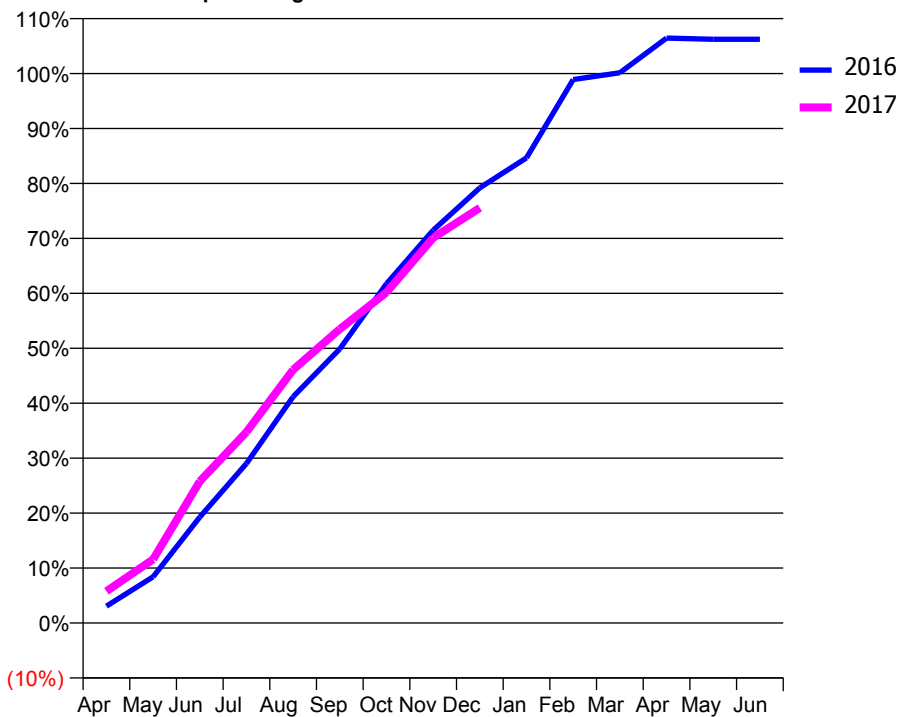
### ACCESS\*

Patients seen in 24 months	Total	Change since previous quarter
Quarter ending December 2015	1,534	
Quarter ending March 2016	1,478	↓
Quarter ending June 2016	1,461	↓
Quarter ending September 2016	1,483	→
Quarter ending December 2016	1,466	↓
<b>Variance since December 2015</b>	<b>(4.4%)</b>	<b>↓</b>



### ACTIVITY

Cumulative percentage of contracted UDA delivered 2016 & 2017



Month	Adjusted Scheduled Activity (UDA)	
	2016	2017
April	176	333
May	484	667
June	1,109	1,484
July	1,671	2,000
August	2,371	2,653
September	2,872	3,079
October	3,555	3,464
November	4,115	4,034
December	4,559	4,349
January	4,873	
February	5,692	
March	5,764	
April	6,127	
May	6,115	
June	6,115	

### QUALITY

	Quantity	Base Number	Contract	AT	Region	England
% of FP17s for the same patient ID Re-attending within 3 months - Children	47	456	10.3%	10.0%	11.9%	12.4%
% of FP17s for the same patient ID Re-attending within 3 months - Adults	231	1,020	22.6%	16.0%	17.1%	16.6%
% of FP17s for the same patient ID Re-attending between 3 & 9 months - Children	184	456	40.4%	45.8%	46.2%	57.5%
% of FP17s for the same patient ID Re-attending between 3 & 9 months - Adults	341	1,020	33.4%	37.2%	37.8%	50.4%
% of FP17s for Band 1 Urgent Courses	337	1,375	24.5%	11.0%	10.6%	9.1%
% of FP17s Relating to Free Repair or Replacements	0	1,375	0.0%	0.6%	0.6%	0.8%
% of FP17s Relating to Continuations	11	1,375	0.8%	0.7%	0.9%	1.3%
% of Patients satisfied with the dentistry they have received	0	0	N/A	91.5%	90.3%	92.7%
% of Patients satisfied with the time they had to wait for an appointment	0	0	N/A	84.0%	83.8%	88.8%

\* This is based on patients treated on this contract for their most recent course of treatment. Figures in italics indicate the base number of FP17s or Patient Questionnaire responses are less than 100. N/A is shown where the base number of responses is less than 10 during the period. % is calculated as Quantity/Base number\*100

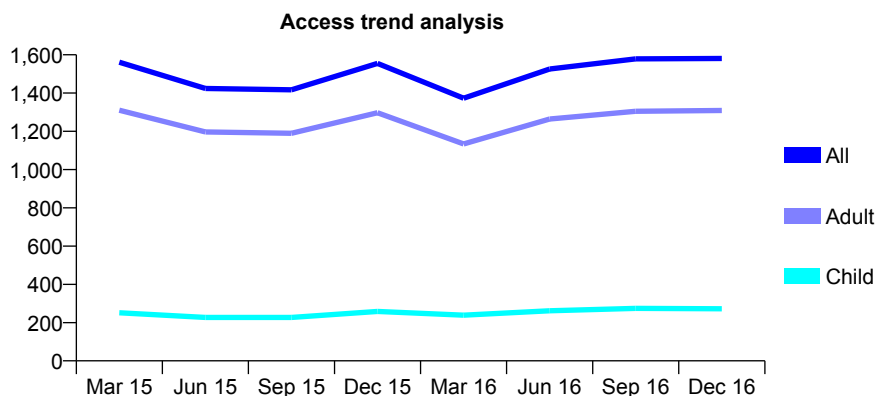
## Q62 - Vital Signs At a Glance Contract Report for 846104/0001 - December 2016

Name or company name	Goldhawk Dental Partnership
Contract type name	GDS Contract
Purpose of contract	General
Contract start date	01/04/2006
Contract end date	

16/17 Contracted general activity (UDA)	6,599
Carry forward general activity (UDA)	125
16/17 Contracted orthodontic activity (UOA)	0
Carry forward orthodontic activity (UOA)	0
Baseline contract value	£234,318.64

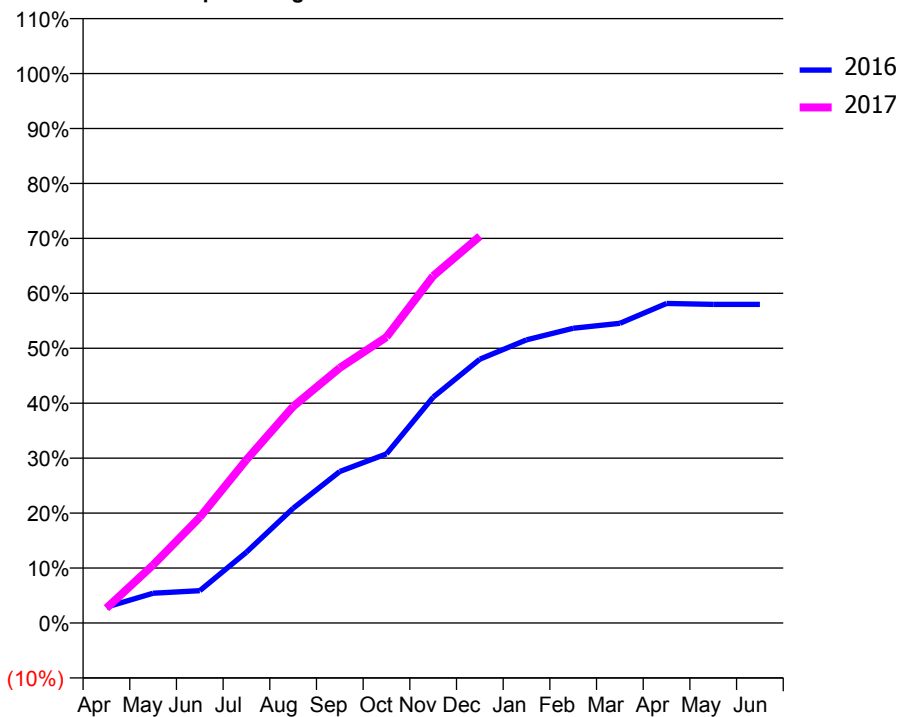
### ACCESS\*

Patients seen in 24 months	Total	Change since previous quarter
Quarter ending December 2015	1,555	
Quarter ending March 2016	1,373	↓
Quarter ending June 2016	1,526	↑
Quarter ending September 2016	1,579	↑
Quarter ending December 2016	1,581	→
<b>Variance since December 2015</b>	<b>1.7%</b>	<b>→</b>



### ACTIVITY

Cumulative percentage of contracted UDA delivered 2016 & 2017



Month	Adjusted Scheduled Activity (UDA)	
	2016	2017
April	191	179
May	358	697
June	389	1,270
July	851	1,960
August	1,378	2,599
September	1,820	3,064
October	2,031	3,435
November	2,712	4,167
December	3,168	4,645
January	3,400	
February	3,539	
March	3,600	
April	3,837	
May	3,826	
June	3,826	

### QUALITY

	Quantity	Base Number	Contract	AT	Region	England
% of FP17s for the same patient ID Re-attending within 3 months - Children	15	274	5.5%	10.0%	11.9%	12.4%
% of FP17s for the same patient ID Re-attending within 3 months - Adults	296	1,403	21.1%	16.0%	17.1%	16.6%
% of FP17s for the same patient ID Re-attending between 3 & 9 months - Children	71	274	25.9%	45.8%	46.2%	57.5%
% of FP17s for the same patient ID Re-attending between 3 & 9 months - Adults	304	1,403	21.7%	37.2%	37.8%	50.4%
% of FP17s for Band 1 Urgent Courses	244	1,576	15.5%	11.0%	10.6%	9.1%
% of FP17s Relating to Free Repair or Replacements	38	1,576	2.4%	0.6%	0.6%	0.8%
% of FP17s Relating to Continuations	20	1,576	1.3%	0.7%	0.9%	1.3%
% of Patients satisfied with the dentistry they have received	1	1	N/A	91.5%	90.3%	92.7%
% of Patients satisfied with the time they had to wait for an appointment	0	1	N/A	84.0%	83.8%	88.8%

\* This is based on patients treated on this contract for their most recent course of treatment. Figures in italics indicate the base number of FP17s or Patient Questionnaire responses are less than 100. N/A is shown where the base number of responses is less than 10 during the period. % is calculated as Quantity/Base number\*100



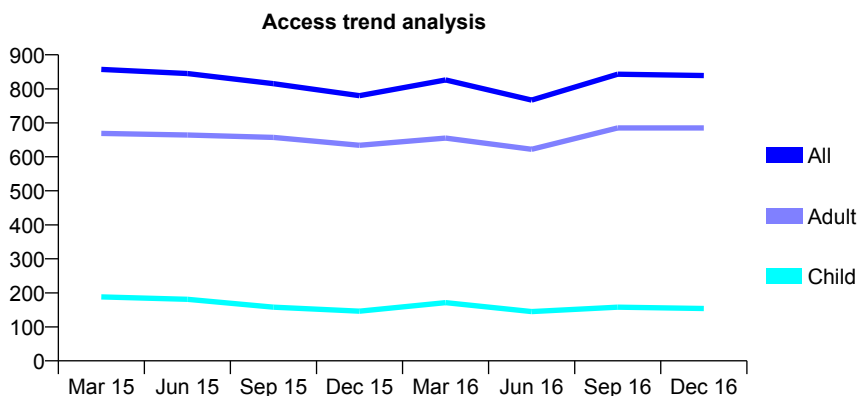
## Q62 - Vital Signs At a Glance Contract Report for 849014/0004 - December 2016

Name or company name	MISS E VAZIR
Contract type name	GDS Contract
Purpose of contract	General
Contract start date	01/05/2013
Contract end date	

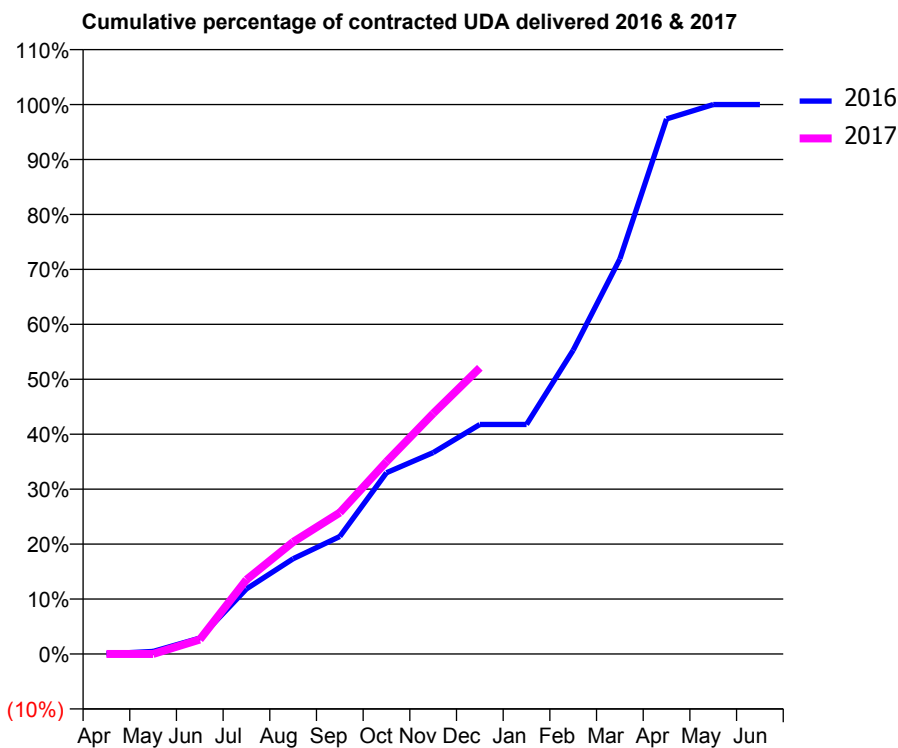
16/17 Contracted general activity (UDA)	4,000
Carry forward general activity (UDA)	0
16/17 Contracted orthodontic activity (UOA)	0
Carry forward orthodontic activity (UOA)	0
Baseline contract value	£105,867.24

### ACCESS\*

Patients seen in 24 months	Total	Change since previous quarter
Quarter ending December 2015	780	
Quarter ending March 2016	826	↑
Quarter ending June 2016	767	↓
Quarter ending September 2016	843	↑
Quarter ending December 2016	839	→
<b>Variance since December 2015</b>	<b>7.6%</b>	<b>↑</b>



### ACTIVITY



Month	Adjusted Scheduled Activity (UDA)	
	2016	2017
April	1	0
May	19	0
June	116	106
July	474	542
August	693	816
September	855	1,030
October	1,320	1,400
November	1,466	1,751
December	1,671	2,084
January	1,671	
February	2,212	
March	2,876	
April	3,895	
May	4,000	
June	4,000	

### QUALITY

	Quantity	Base Number	Contract	AT	Region	England
% of FP17s for the same patient ID Re-attending within 3 months - Children	5	143	3.5%	10.0%	11.9%	12.4%
% of FP17s for the same patient ID Re-attending within 3 months - Adults	40	580	6.9%	16.0%	17.1%	16.6%
% of FP17s for the same patient ID Re-attending between 3 & 9 months - Children	38	143	26.6%	45.8%	46.2%	57.5%
% of FP17s for the same patient ID Re-attending between 3 & 9 months - Adults	149	580	25.7%	37.2%	37.8%	50.4%
% of FP17s for Band 1 Urgent Courses	68	556	12.2%	11.0%	10.6%	9.1%
% of FP17s Relating to Free Repair or Replacements	4	556	0.7%	0.6%	0.6%	0.8%
% of FP17s Relating to Continuations	0	556	0.0%	0.7%	0.9%	1.3%
% of Patients satisfied with the dentistry they have received	0	1	N/A	91.5%	90.3%	92.7%
% of Patients satisfied with the time they had to wait for an appointment	0	1	N/A	84.0%	83.8%	88.8%

\* This is based on patients treated on this contract for their most recent course of treatment. Figures in italics indicate the base number of FP17s or Patient Questionnaire responses are less than 100. N/A is shown where the base number of responses is less than 10 during the period. % is calculated as Quantity/Base number\*100

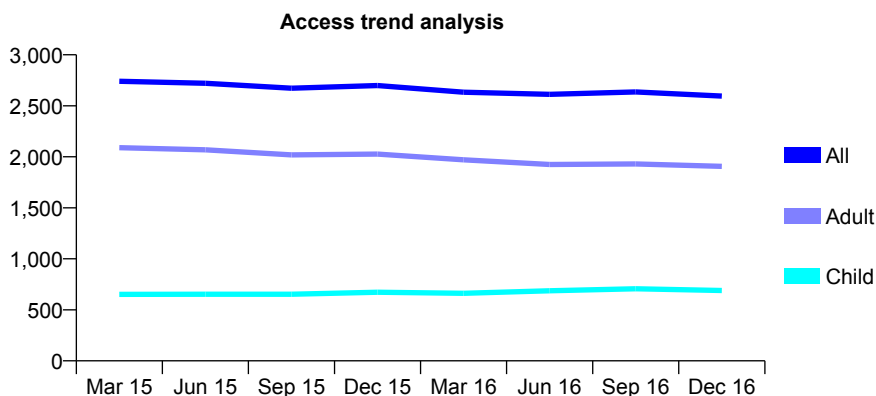
## Q62 - Vital Signs At a Glance Contract Report for 849146/0001 - December 2016

Name or company name	MR A ARBABI
Contract type name	GDS Contract
Purpose of contract	General
Contract start date	01/04/2006
Contract end date	

16/17 Contracted general activity (UDA)	6,545
Carry forward general activity (UDA)	0
16/17 Contracted orthodontic activity (UOA)	0
Carry forward orthodontic activity (UOA)	0
Baseline contract value	£190,402.81

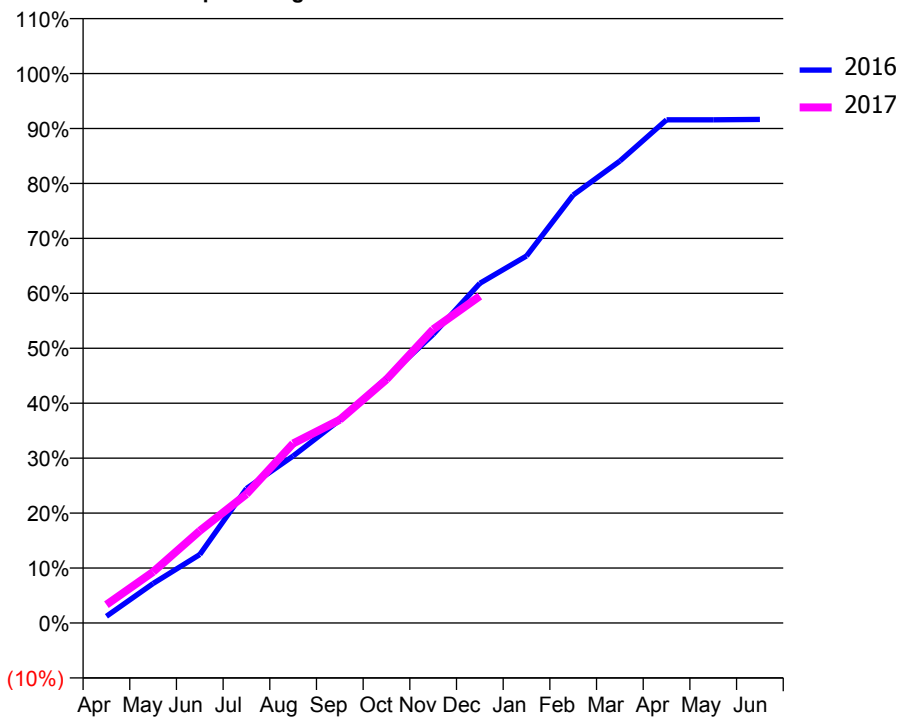
### ACCESS\*

Patients seen in 24 months	Total	Change since previous quarter
Quarter ending December 2015	2,699	
Quarter ending March 2016	2,633	↓
Quarter ending June 2016	2,612	→
Quarter ending September 2016	2,636	→
Quarter ending December 2016	2,596	↓
<b>Variance since December 2015</b>	<b>(3.8%)</b>	<b>↓</b>



### ACTIVITY

Cumulative percentage of contracted UDA delivered 2016 & 2017



Month	2016	2017
April	81	219
May	471	609
June	816	1,099
July	1,602	1,534
August	1,989	2,139
September	2,418	2,421
October	2,918	2,901
November	3,437	3,498
December	4,047	3,893
January	4,372	
February	5,098	
March	5,502	
April	5,993	
May	5,994	
June	5,998	

### QUALITY

	Quantity	Base Number	Contract	AT	Region	England
% of FP17s for the same patient ID Re-attending within 3 months - Children	8	604	1.3%	10.0%	11.9%	12.4%
% of FP17s for the same patient ID Re-attending within 3 months - Adults	140	1,358	10.3%	16.0%	17.1%	16.6%
% of FP17s for the same patient ID Re-attending between 3 & 9 months - Children	283	604	46.9%	45.8%	46.2%	57.5%
% of FP17s for the same patient ID Re-attending between 3 & 9 months - Adults	504	1,358	37.1%	37.2%	37.8%	50.4%
% of FP17s for Band 1 Urgent Courses	120	1,794	6.7%	11.0%	10.6%	9.1%
% of FP17s Relating to Free Repair or Replacements	0	1,794	0.0%	0.6%	0.6%	0.8%
% of FP17s Relating to Continuations	2	1,794	0.1%	0.7%	0.9%	1.3%
% of Patients satisfied with the dentistry they have received	7	7	N/A	91.5%	90.3%	92.7%
% of Patients satisfied with the time they had to wait for an appointment	7	7	N/A	84.0%	83.8%	88.8%

\* This is based on patients treated on this contract for their most recent course of treatment. Figures in italics indicate the base number of FP17s or Patient Questionnaire responses are less than 100. N/A is shown where the base number of responses is less than 10 during the period. % is calculated as Quantity/Base number\*100

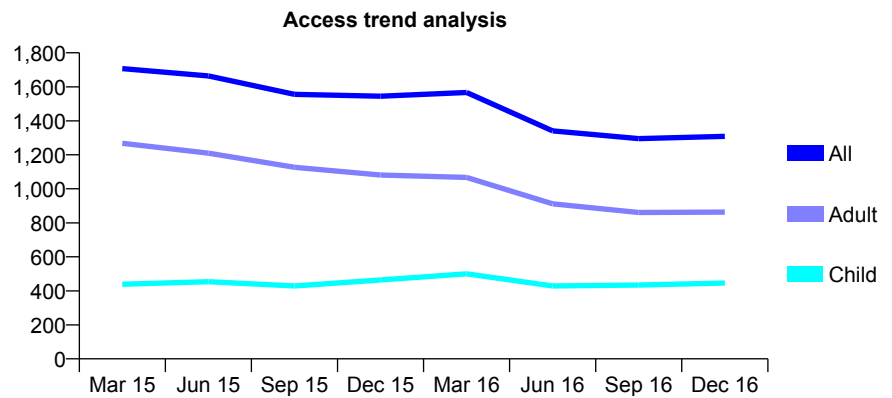
## Q62 - Vital Signs At a Glance Contract Report for 852945/0001 - December 2016

Name or company name	MS P SOLEYMANI GILANDEH
Contract type name	GDS Contract
Purpose of contract	General
Contract start date	01/04/2006
Contract end date	

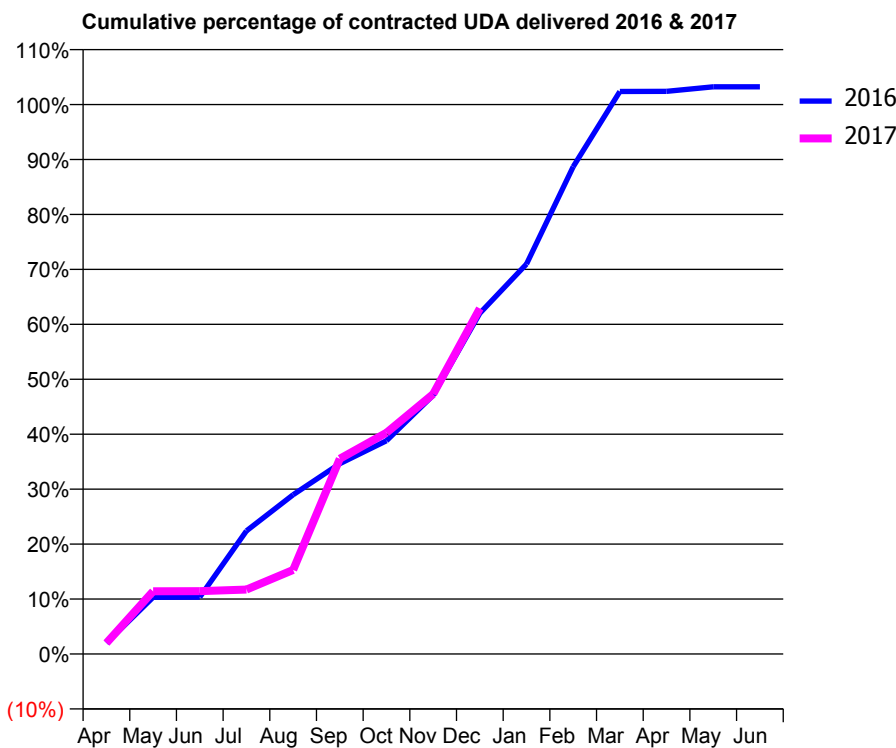
16/17 Contracted general activity (UDA)	3,492
Carry forward general activity (UDA)	-70
16/17 Contracted orthodontic activity (UOA)	0
Carry forward orthodontic activity (UOA)	0
Baseline contract value	£107,007.14

### ACCESS\*

Patients seen in 24 months	Total	Change since previous quarter
Quarter ending December 2015	1,545	
Quarter ending March 2016	1,567	→
Quarter ending June 2016	1,341	↓
Quarter ending September 2016	1,295	↓
Quarter ending December 2016	1,309	→
<b>Variance since December 2015</b>	<b>(15.3%)</b>	<b>↓</b>



### ACTIVITY



Month	Adjusted Scheduled Activity (UDA)	
	2016	2017
April	70	70
May	361	398
June	362	400
July	783	410
August	1,012	535
September	1,210	1,241
October	1,355	1,406
November	1,644	1,652
December	2,165	2,196
January	2,478	
February	3,097	
March	3,574	
April	3,575	
May	3,604	
June	3,604	

### QUALITY

	Quantity	Base Number	Contract	AT	Region	England
% of FP17s for the same patient ID Re-attending within 3 months - Children	10	244	4.1%	10.0%	11.9%	12.4%
% of FP17s for the same patient ID Re-attending within 3 months - Adults	45	471	9.6%	16.0%	17.1%	16.6%
% of FP17s for the same patient ID Re-attending between 3 & 9 months - Children	38	244	15.6%	45.8%	46.2%	57.5%
% of FP17s for the same patient ID Re-attending between 3 & 9 months - Adults	78	471	16.6%	37.2%	37.8%	50.4%
% of FP17s for Band 1 Urgent Courses	117	698	16.8%	11.0%	10.6%	9.1%
% of FP17s Relating to Free Repair or Replacements	4	698	0.6%	0.6%	0.6%	0.8%
% of FP17s Relating to Continuations	2	698	0.3%	0.7%	0.9%	1.3%
% of Patients satisfied with the dentistry they have received	0	0	N/A	91.5%	90.3%	92.7%
% of Patients satisfied with the time they had to wait for an appointment	0	0	N/A	84.0%	83.8%	88.8%

\* This is based on patients treated on this contract for their most recent course of treatment. Figures in italics indicate the base number of FP17s or Patient Questionnaire responses are less than 100. N/A is shown where the base number of responses is less than 10 during the period. % is calculated as Quantity/Base number\*100

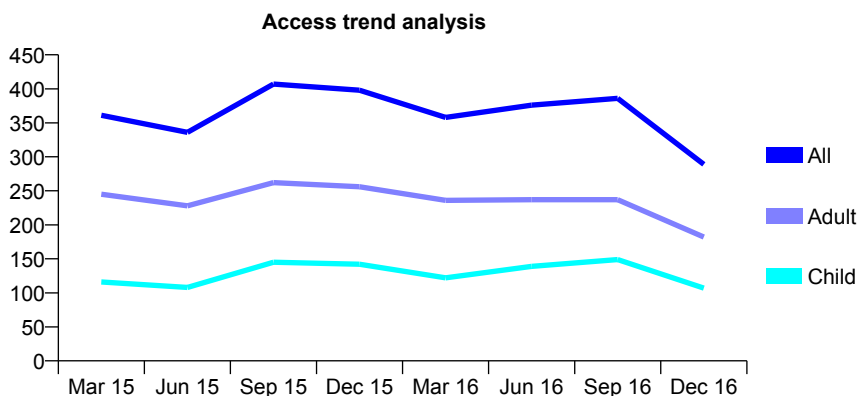
## Q62 - Vital Signs At a Glance Contract Report for 852945/0002 - December 2016

Name or company name	MS P SOLEYMANI GILANDEH
Contract type name	GDS Contract
Purpose of contract	General
Contract start date	01/12/2007
Contract end date	

16/17 Contracted general activity (UDA)	700
Carry forward general activity (UDA)	-14
16/17 Contracted orthodontic activity (UOA)	0
Carry forward orthodontic activity (UOA)	0
Baseline contract value	£22,282.44

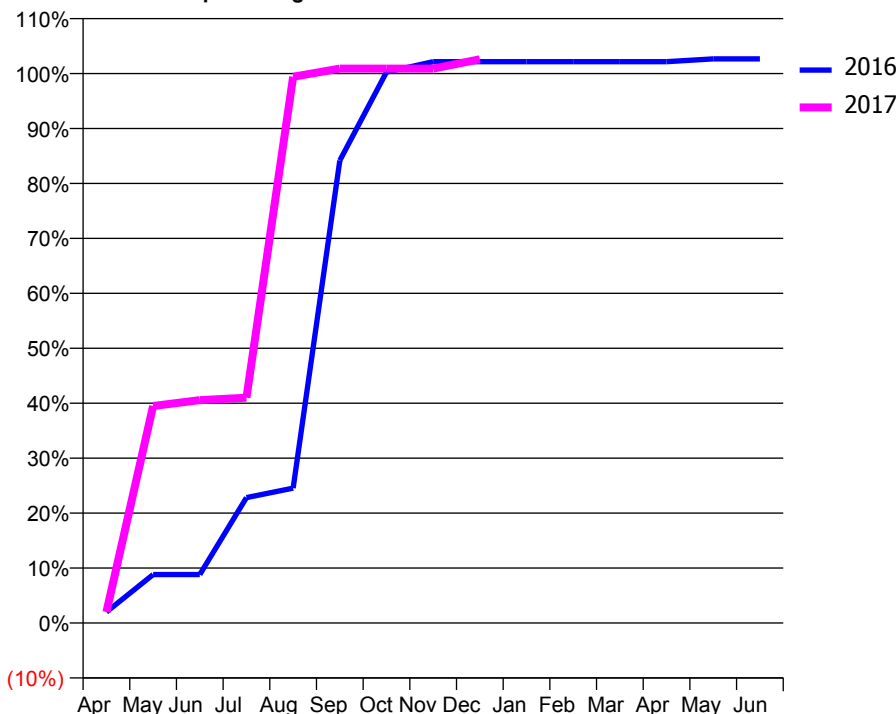
### ACCESS\*

Patients seen in 24 months	Total	Change since previous quarter
Quarter ending December 2015	398	
Quarter ending March 2016	358	↓
Quarter ending June 2016	376	↑
Quarter ending September 2016	386	↑
Quarter ending December 2016	289	↓
<b>Variance since December 2015</b>	<b>(27.4%)</b>	<b>↓</b>



### ACTIVITY

Cumulative percentage of contracted UDA delivered 2016 & 2017



Month	Adjusted Scheduled Activity (UDA)	
	2016	2017
April	14	14
May	62	276
June	62	284
July	160	287
August	172	696
September	589	706
October	702	706
November	715	706
December	715	718
January	715	
February	715	
March	715	
April	715	
May	719	
June	719	

### QUALITY

	Quantity	Base Number	Contract	AT	Region	England
% of FP17s for the same patient ID Re-attending within 3 months - Children	0	99	0.0%	10.0%	11.9%	12.4%
% of FP17s for the same patient ID Re-attending within 3 months - Adults	0	135	0.0%	16.0%	17.1%	16.6%
% of FP17s for the same patient ID Re-attending between 3 & 9 months - Children	5	99	5.1%	45.8%	46.2%	57.5%
% of FP17s for the same patient ID Re-attending between 3 & 9 months - Adults	9	135	6.7%	37.2%	37.8%	50.4%
% of FP17s for Band 1 Urgent Courses	36	231	15.6%	11.0%	10.6%	9.1%
% of FP17s Relating to Free Repair or Replacements	0	231	0.0%	0.6%	0.6%	0.8%
% of FP17s Relating to Continuations	0	231	0.0%	0.7%	0.9%	1.3%
% of Patients satisfied with the dentistry they have received	0	0	N/A	91.5%	90.3%	92.7%
% of Patients satisfied with the time they had to wait for an appointment	0	0	N/A	84.0%	83.8%	88.8%

\* This is based on patients treated on this contract for their most recent course of treatment. Figures in italics indicate the base number of FP17s or Patient Questionnaire responses are less than 100. N/A is shown where the base number of responses is less than 10 during the period. % is calculated as Quantity/Base number\*100

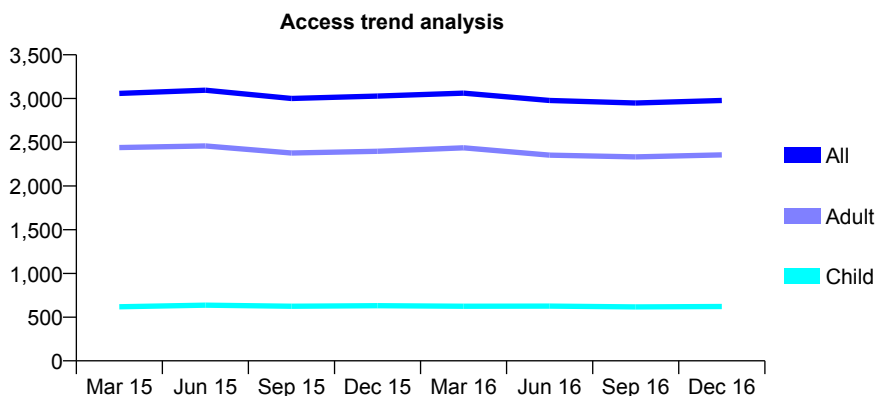
## Q62 - Vital Signs At a Glance Contract Report for 857971/0001 - December 2016

Name or company name	MR I BAIC
Contract type name	GDS Contract
Purpose of contract	General
Contract start date	01/04/2006
Contract end date	

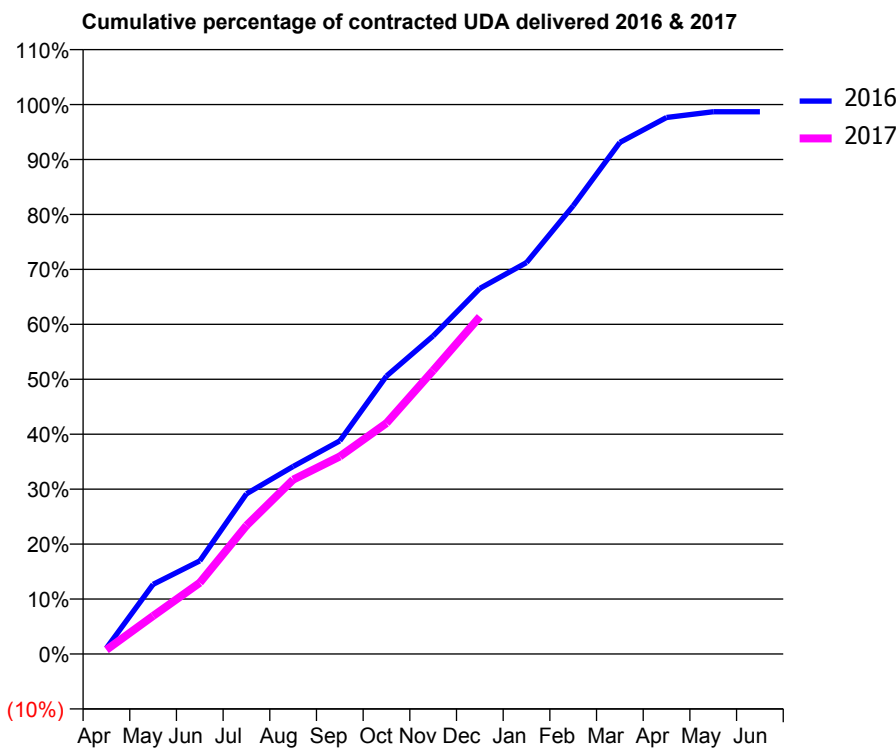
16/17 Contracted general activity (UDA)	9,225
Carry forward general activity (UDA)	121
16/17 Contracted orthodontic activity (UOA)	0
Carry forward orthodontic activity (UOA)	0
Baseline contract value	£265,384.70

### ACCESS\*

Patients seen in 24 months	Total	Change since previous quarter
Quarter ending December 2015	3,028	
Quarter ending March 2016	3,061	→
Quarter ending June 2016	2,978	↓
Quarter ending September 2016	2,949	→
Quarter ending December 2016	2,977	→
<b>Variance since December 2015</b>	<b>(1.7%)</b>	<b>↓</b>



### ACTIVITY



Month	Adjusted Scheduled Activity (UDA)	
	2016	2017
April	99	71
May	1,169	640
June	1,565	1,197
July	2,690	2,158
August	3,149	2,927
September	3,579	3,316
October	4,666	3,876
November	5,340	4,761
December	6,137	5,663
January	6,571	
February	7,526	
March	8,589	
April	9,007	
May	9,102	
June	9,104	

### QUALITY

	Quantity	Base Number	Contract	AT	Region	England
% of FP17s for the same patient ID Re-attending within 3 months - Children	41	446	9.2%	10.0%	11.9%	12.4%
% of FP17s for the same patient ID Re-attending within 3 months - Adults	284	1,714	16.6%	16.0%	17.1%	16.6%
% of FP17s for the same patient ID Re-attending between 3 & 9 months - Children	137	446	30.7%	45.8%	46.2%	57.5%
% of FP17s for the same patient ID Re-attending between 3 & 9 months - Adults	518	1,714	30.2%	37.2%	37.8%	50.4%
% of FP17s for Band 1 Urgent Courses	436	1,982	22.0%	11.0%	10.6%	9.1%
% of FP17s Relating to Free Repair or Replacements	3	1,982	0.2%	0.6%	0.6%	0.8%
% of FP17s Relating to Continuations	3	1,982	0.2%	0.7%	0.9%	1.3%
% of Patients satisfied with the dentistry they have received	2	2	N/A	91.5%	90.3%	92.7%
% of Patients satisfied with the time they had to wait for an appointment	1	2	N/A	84.0%	83.8%	88.8%

\* This is based on patients treated on this contract for their most recent course of treatment. Figures in italics indicate the base number of FP17s or Patient Questionnaire responses are less than 100. N/A is shown where the base number of responses is less than 10 during the period. % is calculated as Quantity/Base number\*100

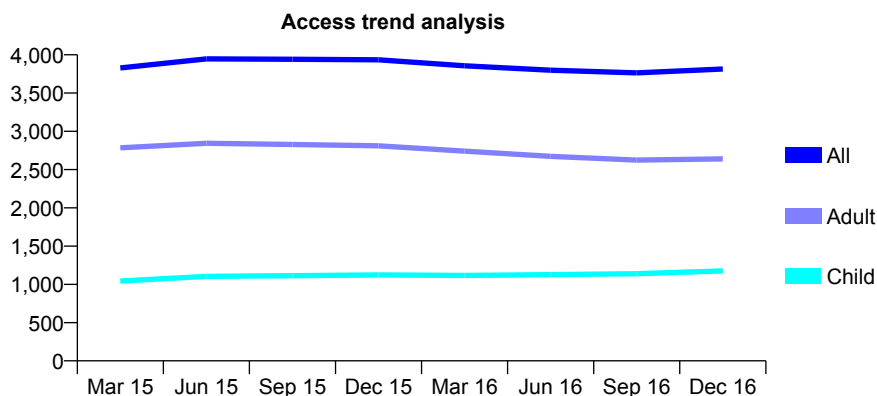
## Q62 - Vital Signs At a Glance Contract Report for 862274/0001 - December 2016

Name or company name	MR D PATEL
Contract type name	GDS Contract
Purpose of contract	General
Contract start date	01/04/2008
Contract end date	

16/17 Contracted general activity (UDA)	12,778
Carry forward general activity (UDA)	-57
16/17 Contracted orthodontic activity (UOA)	0
Carry forward orthodontic activity (UOA)	0
Baseline contract value	£387,147.03

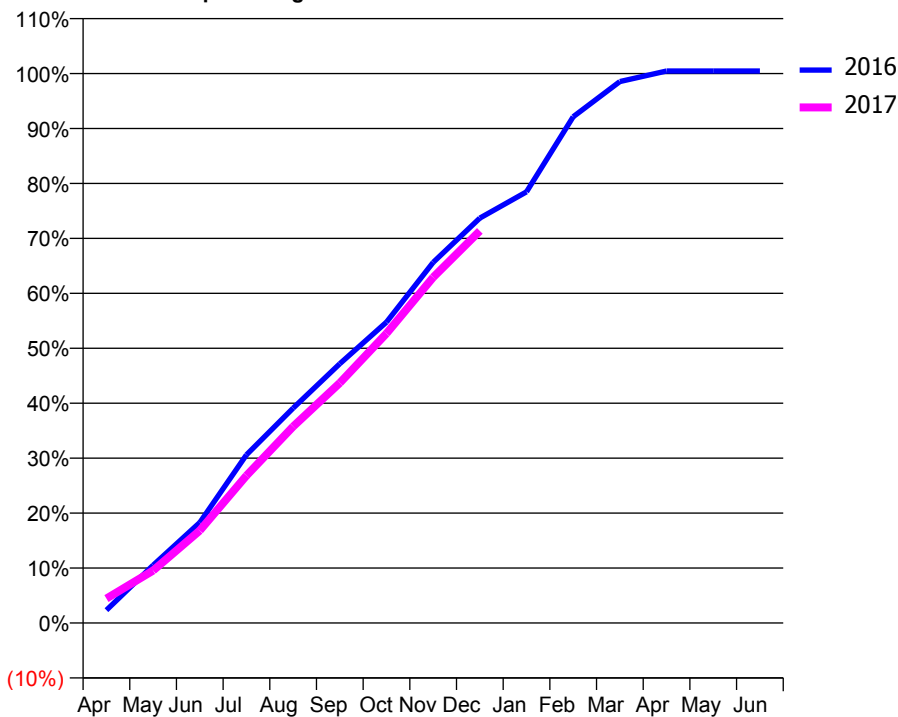
### ACCESS\*

Patients seen in 24 months	Total	Change since previous quarter
Quarter ending December 2015	3,934	
Quarter ending March 2016	3,857	↓
Quarter ending June 2016	3,799	↓
Quarter ending September 2016	3,763	→
Quarter ending December 2016	3,815	→
<b>Variance since December 2015</b>	<b>(3.0%)</b>	<b>↓</b>



### ACTIVITY

Cumulative percentage of contracted UDA delivered 2016 & 2017



Month	Adjusted Scheduled Activity (UDA)	
	2016	2017
April	299	570
May	1,345	1,219
June	2,335	2,149
July	3,912	3,428
August	4,997	4,569
September	6,029	5,584
October	6,997	6,732
November	8,386	8,040
December	9,415	9,119
January	10,025	
February	11,772	
March	12,592	
April	12,834	
May	12,835	
June	12,835	

### QUALITY

	Quantity	Base Number	Contract	AT	Region	England
% of FP17s for the same patient ID Re-attending within 3 months - Children	147	1,476	10.0%	10.0%	11.9%	12.4%
% of FP17s for the same patient ID Re-attending within 3 months - Adults	433	2,540	17.0%	16.0%	17.1%	16.6%
% of FP17s for the same patient ID Re-attending between 3 & 9 months - Children	925	1,476	62.7%	45.8%	46.2%	57.5%
% of FP17s for the same patient ID Re-attending between 3 & 9 months - Adults	1,164	2,540	45.8%	37.2%	37.8%	50.4%
% of FP17s for Band 1 Urgent Courses	614	3,915	15.7%	11.0%	10.6%	9.1%
% of FP17s Relating to Free Repair or Replacements	8	3,915	0.2%	0.6%	0.6%	0.8%
% of FP17s Relating to Continuations	13	3,915	0.3%	0.7%	0.9%	1.3%
% of Patients satisfied with the dentistry they have received	7	8	N/A	91.5%	90.3%	92.7%
% of Patients satisfied with the time they had to wait for an appointment	6	8	N/A	84.0%	83.8%	88.8%

\* This is based on patients treated on this contract for their most recent course of treatment. Figures in italics indicate the base number of FP17s or Patient Questionnaire responses are less than 100. N/A is shown where the base number of responses is less than 10 during the period. % is calculated as Quantity/Base number\*100

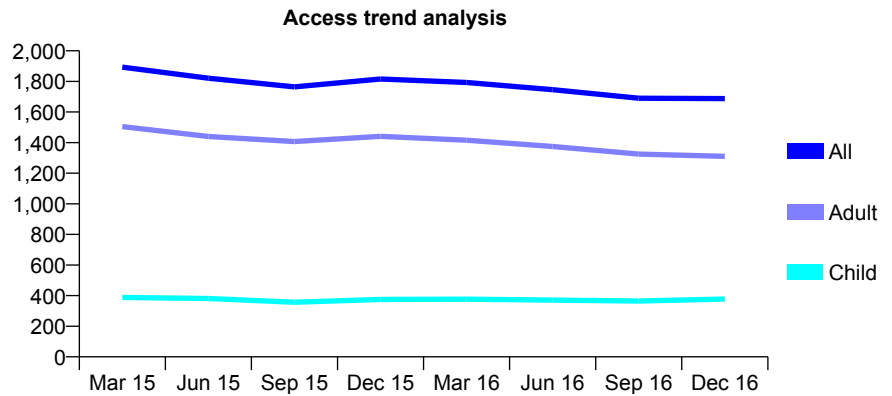
## Q62 - Vital Signs At a Glance Contract Report for 886971/0001 - December 2016

Name or company name	MR AK SACHDEV
Contract type name	GDS Contract
Purpose of contract	General
Contract start date	01/04/2006
Contract end date	

16/17 Contracted general activity (UDA)	6,645
Carry forward general activity (UDA)	-133
16/17 Contracted orthodontic activity (UOA)	0
Carry forward orthodontic activity (UOA)	0
Baseline contract value	£185,215.38

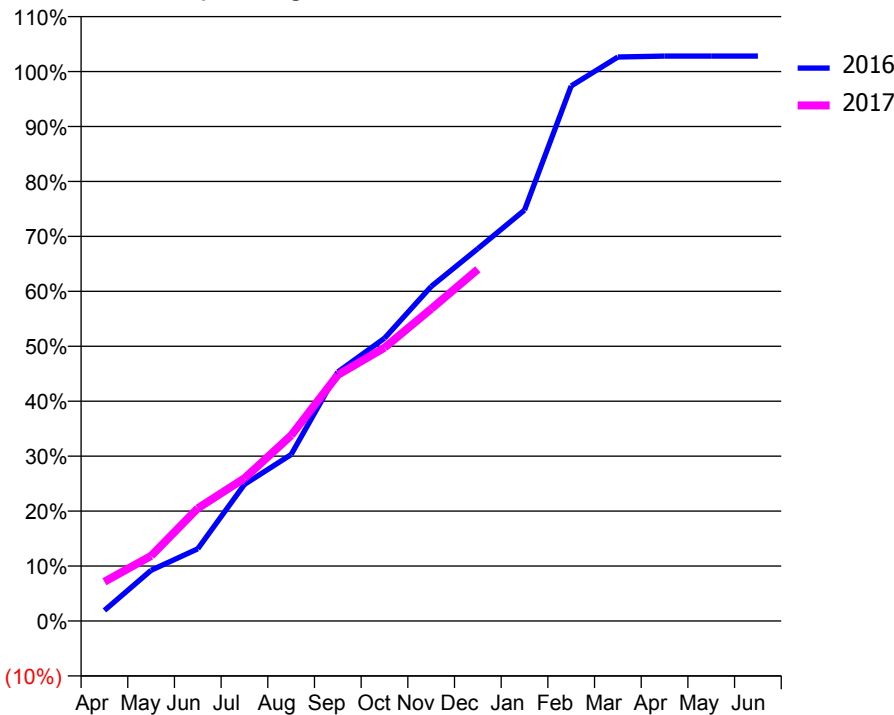
### ACCESS\*

Patients seen in 24 months	Total	Change since previous quarter
Quarter ending December 2015	1,816	
Quarter ending March 2016	1,793	↓
Quarter ending June 2016	1,746	↓
Quarter ending September 2016	1,690	↓
Quarter ending December 2016	1,688	→
<b>Variance since December 2015</b>	<b>(7.0%)</b>	<b>↓</b>



### ACTIVITY

Cumulative percentage of contracted UDA delivered 2016 & 2017



Month	Adjusted Scheduled Activity (UDA)	
	2016	2017
April	128	475
May	613	787
June	873	1,363
July	1,651	1,727
August	2,014	2,243
September	3,012	2,977
October	3,419	3,304
November	4,045	3,774
December	4,503	4,253
January	4,970	
February	6,470	
March	6,820	
April	6,832	
May	6,832	
June	6,832	

### QUALITY

	Quantity	Base Number	Contract	AT	Region	England
% of FP17s for the same patient ID Re-attending within 3 months - Children	0	256	0.0%	10.0%	11.9%	12.4%
% of FP17s for the same patient ID Re-attending within 3 months - Adults	1	709	0.1%	16.0%	17.1%	16.6%
% of FP17s for the same patient ID Re-attending between 3 & 9 months - Children	54	256	21.1%	45.8%	46.2%	57.5%
% of FP17s for the same patient ID Re-attending between 3 & 9 months - Adults	204	709	28.8%	37.2%	37.8%	50.4%
% of FP17s for Band 1 Urgent Courses	23	964	2.4%	11.0%	10.6%	9.1%
% of FP17s Relating to Free Repair or Replacements	0	964	0.0%	0.6%	0.6%	0.8%
% of FP17s Relating to Continuations	0	964	0.0%	0.7%	0.9%	1.3%
% of Patients satisfied with the dentistry they have received	5	6	N/A	91.5%	90.3%	92.7%
% of Patients satisfied with the time they had to wait for an appointment	4	6	N/A	84.0%	83.8%	88.8%

\* This is based on patients treated on this contract for their most recent course of treatment. Figures in italics indicate the base number of FP17s or Patient Questionnaire responses are less than 100. N/A is shown where the base number of responses is less than 10 during the period. % is calculated as Quantity/Base number\*100



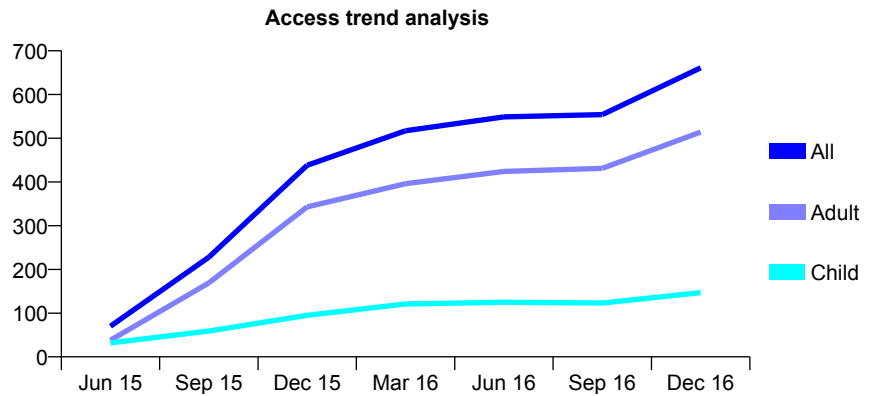
## Q62 - Vital Signs At a Glance Contract Report for 887536/0001 - December 2016

Name or company name	MR AR PATEL
Contract type name	GDS Contract
Purpose of contract	General
Contract start date	01/04/2015
Contract end date	

16/17 Contracted general activity (UDA)	1,838
Carry forward general activity (UDA)	10
16/17 Contracted orthodontic activity (UOA)	0
Carry forward orthodontic activity (UOA)	0
Baseline contract value	£57,027.90

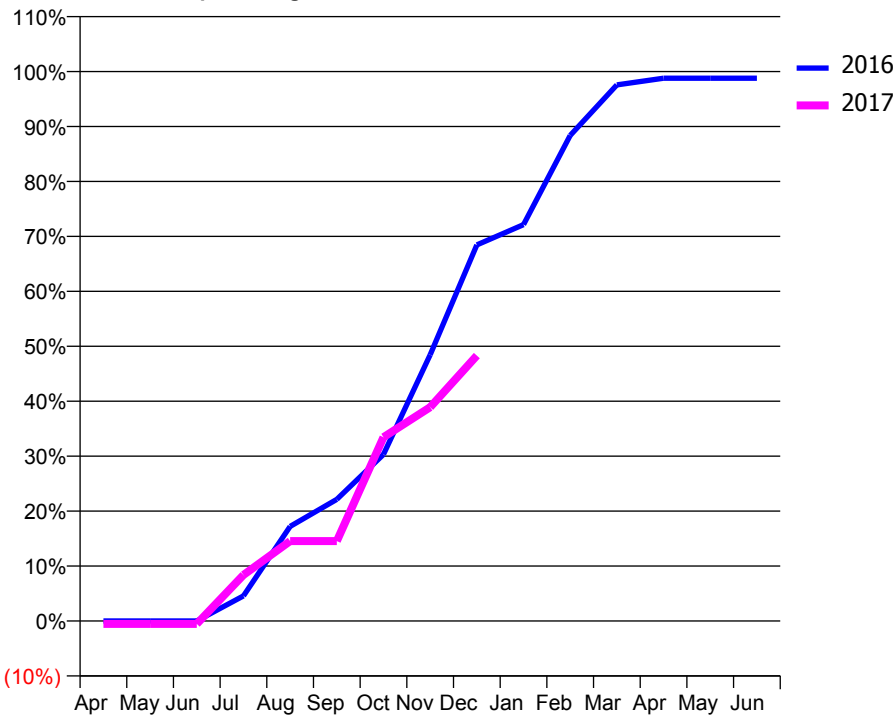
### ACCESS\*

Patients seen in 24 months	Total	Change since previous quarter
Quarter ending December 2015	438	
Quarter ending March 2016	517	↑
Quarter ending June 2016	549	↑
Quarter ending September 2016	554	→
Quarter ending December 2016	661	↑
<b>Variance since December 2015</b>	<b>50.9%</b>	<b>↑</b>



### ACTIVITY

Cumulative percentage of contracted UDA delivered 2016 & 2017



Month	Adjusted Scheduled Activity (UDA)	
	2016	2017
April	0	-10
May	0	-10
June	0	-10
July	84	154
August	316	268
September	407	268
October	557	615
November	891	715
December	1,258	888
January	1,326	
February	1,624	
March	1,793	
April	1,816	
May	1,816	
June	1,816	

### QUALITY

	Quantity	Base Number	Contract	AT	Region	England
% of FP17s for the same patient ID Re-attending within 3 months - Children	8	89	9.0%	10.0%	11.9%	12.4%
% of FP17s for the same patient ID Re-attending within 3 months - Adults	26	244	10.7%	16.0%	17.1%	16.6%
% of FP17s for the same patient ID Re-attending between 3 & 9 months - Children	26	89	29.2%	45.8%	46.2%	57.5%
% of FP17s for the same patient ID Re-attending between 3 & 9 months - Adults	50	244	20.5%	37.2%	37.8%	50.4%
% of FP17s for Band 1 Urgent Courses	19	327	5.8%	11.0%	10.6%	9.1%
% of FP17s Relating to Free Repair or Replacements	2	327	0.6%	0.6%	0.6%	0.8%
% of FP17s Relating to Continuations	2	327	0.6%	0.7%	0.9%	1.3%
% of Patients satisfied with the dentistry they have received	0	0	N/A	91.5%	90.3%	92.7%
% of Patients satisfied with the time they had to wait for an appointment	0	0	N/A	84.0%	83.8%	88.8%

\* This is based on patients treated on this contract for their most recent course of treatment. Figures in italics indicate the base number of FP17s or Patient Questionnaire responses are less than 100. N/A is shown where the base number of responses is less than 10 during the period. % is calculated as Quantity/Base number\*100

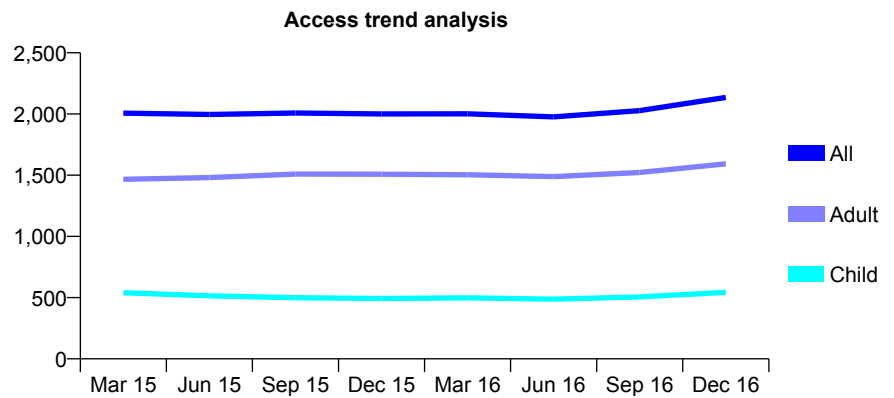
## Q62 - Vital Signs At a Glance Contract Report for 888869/0002 - December 2016

Name or company name	MR MT RAJANI
Contract type name	GDS Contract
Purpose of contract	General
Contract start date	01/06/2011
Contract end date	

16/17 Contracted general activity (UDA)	5,346
Carry forward general activity (UDA)	0
16/17 Contracted orthodontic activity (UOA)	0
Carry forward orthodontic activity (UOA)	0
Baseline contract value	£154,843.33

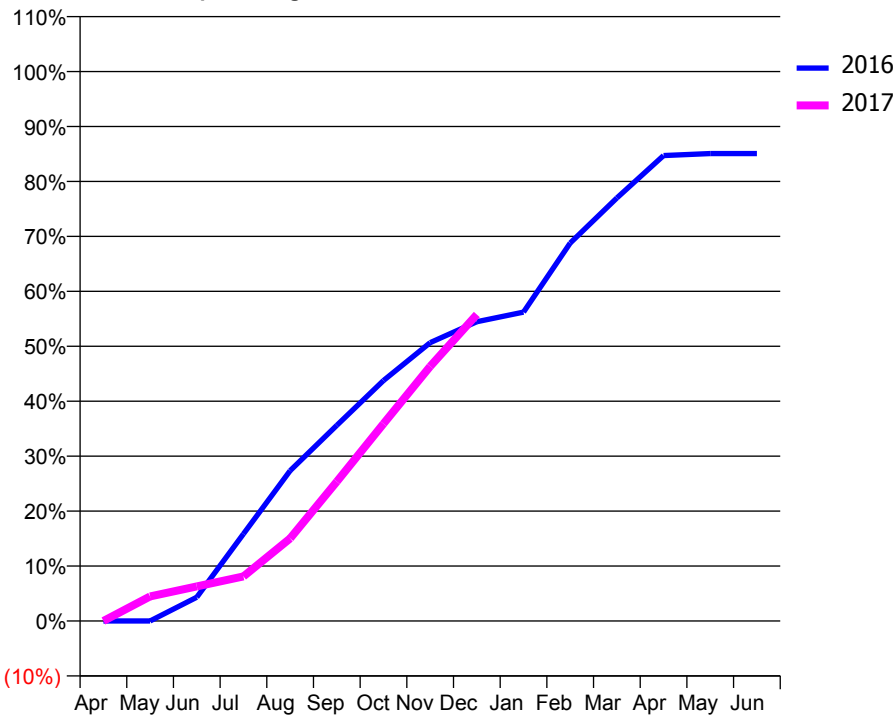
### ACCESS\*

Patients seen in 24 months	Total	Change since previous quarter
Quarter ending December 2015	2,001	
Quarter ending March 2016	2,002	→
Quarter ending June 2016	1,977	↓
Quarter ending September 2016	2,028	↑
Quarter ending December 2016	2,136	↑
<b>Variance since December 2015</b>	<b>6.7%</b>	<b>↑</b>



### ACTIVITY

Cumulative percentage of contracted UDA delivered 2016 & 2017



Month	Adjusted Scheduled Activity (UDA)	
	2016	2017
April	1	0
May	1	240
June	231	337
July	848	434
August	1,463	804
September	1,904	1,356
October	2,339	1,919
November	2,708	2,477
December	2,912	2,981
January	3,006	
February	3,677	
March	4,116	
April	4,528	
May	4,548	
June	4,548	

### QUALITY

	Quantity	Base Number	Contract	AT	Region	England
% of FP17s for the same patient ID Re-attending within 3 months - Children	12	411	2.9%	10.0%	11.9%	12.4%
% of FP17s for the same patient ID Re-attending within 3 months - Adults	41	978	4.2%	16.0%	17.1%	16.6%
% of FP17s for the same patient ID Re-attending between 3 & 9 months - Children	170	411	41.4%	45.8%	46.2%	57.5%
% of FP17s for the same patient ID Re-attending between 3 & 9 months - Adults	272	978	27.8%	37.2%	37.8%	50.4%
% of FP17s for Band 1 Urgent Courses	32	1,236	2.6%	11.0%	10.6%	9.1%
% of FP17s Relating to Free Repair or Replacements	13	1,236	1.1%	0.6%	0.6%	0.8%
% of FP17s Relating to Continuations	0	1,236	0.0%	0.7%	0.9%	1.3%
% of Patients satisfied with the dentistry they have received	0	0	N/A	91.5%	90.3%	92.7%
% of Patients satisfied with the time they had to wait for an appointment	0	0	N/A	84.0%	83.8%	88.8%

\* This is based on patients treated on this contract for their most recent course of treatment. Figures in italics indicate the base number of FP17s or Patient Questionnaire responses are less than 100. N/A is shown where the base number of responses is less than 10 during the period. % is calculated as Quantity/Base number\*100

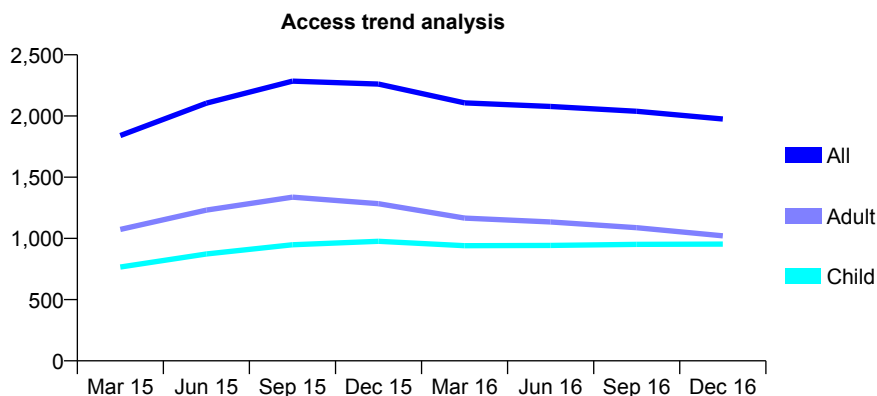
## Q62 - Vital Signs At a Glance Contract Report for 890421/0002 - December 2016

Name or company name	MS M TADAION
Contract type name	GDS Contract
Purpose of contract	General
Contract start date	01/11/2013
Contract end date	

16/17 Contracted general activity (UDA)	5,845
Carry forward general activity (UDA)	-80
16/17 Contracted orthodontic activity (UOA)	0
Carry forward orthodontic activity (UOA)	0
Baseline contract value	£173,929.42

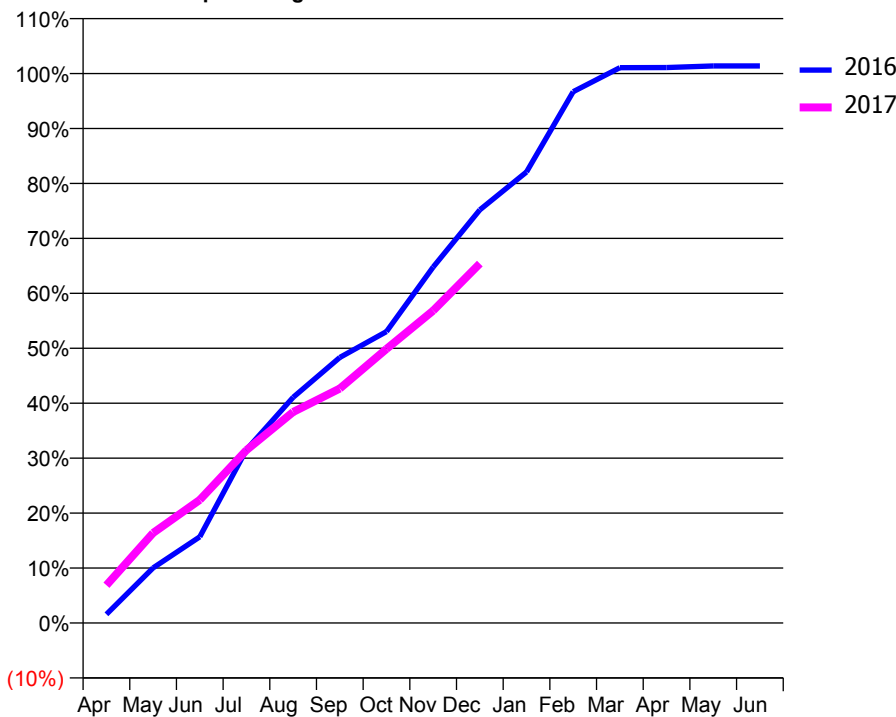
### ACCESS\*

Patients seen in 24 months	Total	Change since previous quarter
Quarter ending December 2015	2,261	
Quarter ending March 2016	2,107	↓
Quarter ending June 2016	2,078	↓
Quarter ending September 2016	2,039	↓
Quarter ending December 2016	1,975	↓
<b>Variance since December 2015</b>	<b>(12.6%)</b>	<b>↓</b>



### ACTIVITY

Cumulative percentage of contracted UDA delivered 2016 & 2017



Month	Adjusted Scheduled Activity (UDA)	
	2016	2017
April	93	402
May	587	959
June	917	1,310
July	1,845	1,839
August	2,400	2,245
September	2,825	2,494
October	3,100	2,916
November	3,786	3,322
December	4,395	3,823
January	4,798	
February	5,652	
March	5,908	
April	5,909	
May	5,925	
June	5,925	

### QUALITY

	Quantity	Base Number	Contract	AT	Region	England
% of FP17s for the same patient ID Re-attending within 3 months - Children	64	715	9.0%	10.0%	11.9%	12.4%
% of FP17s for the same patient ID Re-attending within 3 months - Adults	93	579	16.1%	16.0%	17.1%	16.6%
% of FP17s for the same patient ID Re-attending between 3 & 9 months - Children	275	715	38.5%	45.8%	46.2%	57.5%
% of FP17s for the same patient ID Re-attending between 3 & 9 months - Adults	125	579	21.6%	37.2%	37.8%	50.4%
% of FP17s for Band 1 Urgent Courses	117	1,278	9.2%	11.0%	10.6%	9.1%
% of FP17s Relating to Free Repair or Replacements	0	1,278	0.0%	0.6%	0.6%	0.8%
% of FP17s Relating to Continuations	0	1,278	0.0%	0.7%	0.9%	1.3%
% of Patients satisfied with the dentistry they have received	2	2	N/A	91.5%	90.3%	92.7%
% of Patients satisfied with the time they had to wait for an appointment	2	2	N/A	84.0%	83.8%	88.8%

\* This is based on patients treated on this contract for their most recent course of treatment. Figures in italics indicate the base number of FP17s or Patient Questionnaire responses are less than 100. N/A is shown where the base number of responses is less than 10 during the period. % is calculated as Quantity/Base number\*100

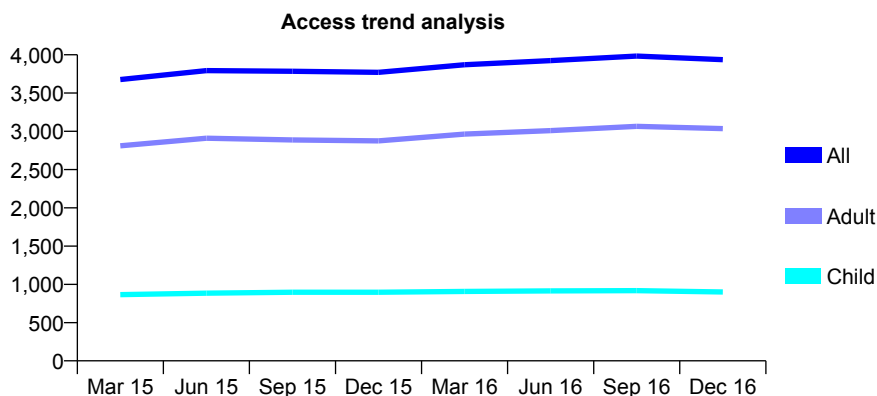
## Q62 - Vital Signs At a Glance Contract Report for 890952/0001 - December 2016

Name or company name	MR M CLARKE
Contract type name	GDS Contract
Purpose of contract	General
Contract start date	01/04/2006
Contract end date	

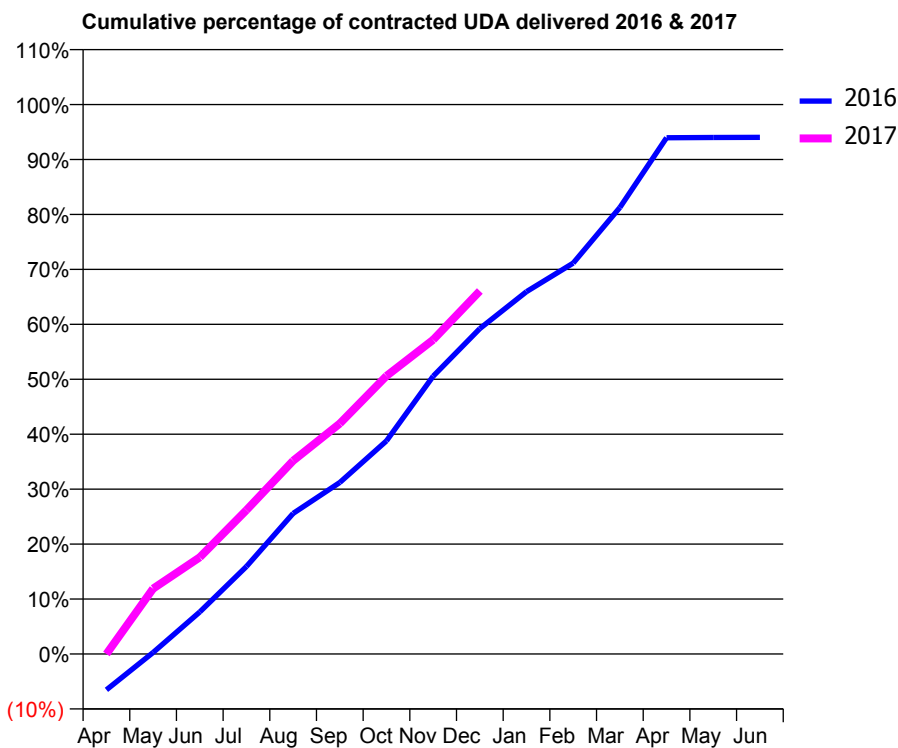
16/17 Contracted general activity (UDA)	11,271
Carry forward general activity (UDA)	0
16/17 Contracted orthodontic activity (UOA)	0
Carry forward orthodontic activity (UOA)	0
Baseline contract value	£342,430.36

### ACCESS\*

Patients seen in 24 months	Total	Change since previous quarter
Quarter ending December 2015	3,771	
Quarter ending March 2016	3,870	↑
Quarter ending June 2016	3,925	→
Quarter ending September 2016	3,983	→
Quarter ending December 2016	3,936	↓
<b>Variance since December 2015</b>	<b>4.4%</b>	<b>↑</b>



### ACTIVITY



Month	Adjusted Scheduled Activity (UDA)	
	2016	2017
April	-736	0
May	32	1,343
June	863	1,985
July	1,796	2,952
August	2,884	3,966
September	3,519	4,727
October	4,373	5,705
November	5,699	6,445
December	6,674	7,445
January	7,432	
February	8,019	
March	9,158	
April	10,590	
May	10,595	
June	10,598	

### QUALITY

	Quantity	Base Number	Contract	AT	Region	England
% of FP17s for the same patient ID Re-attending within 3 months - Children	78	947	8.2%	10.0%	11.9%	12.4%
% of FP17s for the same patient ID Re-attending within 3 months - Adults	407	2,837	14.3%	16.0%	17.1%	16.6%
% of FP17s for the same patient ID Re-attending between 3 & 9 months - Children	448	947	47.3%	45.8%	46.2%	57.5%
% of FP17s for the same patient ID Re-attending between 3 & 9 months - Adults	1,097	2,837	38.7%	37.2%	37.8%	50.4%
% of FP17s for Band 1 Urgent Courses	251	3,237	7.8%	11.0%	10.6%	9.1%
% of FP17s Relating to Free Repair or Replacements	16	3,237	0.5%	0.6%	0.6%	0.8%
% of FP17s Relating to Continuations	109	3,237	3.4%	0.7%	0.9%	1.3%
% of Patients satisfied with the dentistry they have received	2	2	N/A	91.5%	90.3%	92.7%
% of Patients satisfied with the time they had to wait for an appointment	2	2	N/A	84.0%	83.8%	88.8%

\* This is based on patients treated on this contract for their most recent course of treatment. Figures in italics indicate the base number of FP17s or Patient Questionnaire responses are less than 100. N/A is shown where the base number of responses is less than 10 during the period. % is calculated as Quantity/Base number\*100

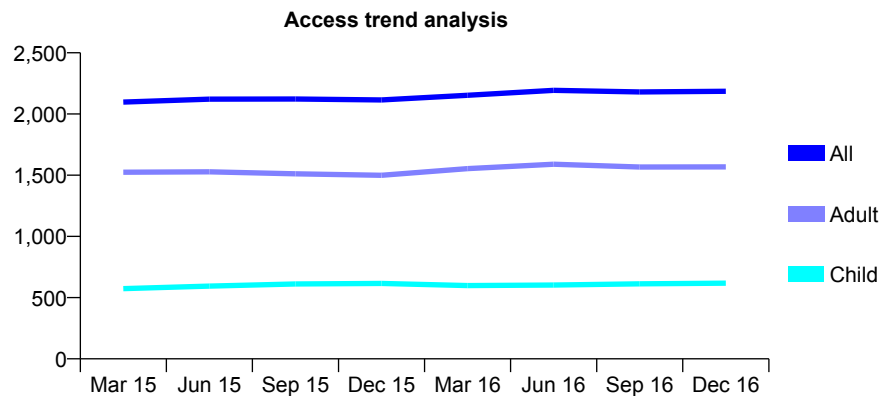
## Q62 - Vital Signs At a Glance Contract Report for 899798/0005 - December 2016

Name or company name	Mr R L Shah & Dr S Shah
Contract type name	GDS Contract
Purpose of contract	General
Contract start date	01/03/2011
Contract end date	

16/17 Contracted general activity (UDA)	5,166
Carry forward general activity (UDA)	162
16/17 Contracted orthodontic activity (UOA)	0
Carry forward orthodontic activity (UOA)	0
Baseline contract value	£148,075.64

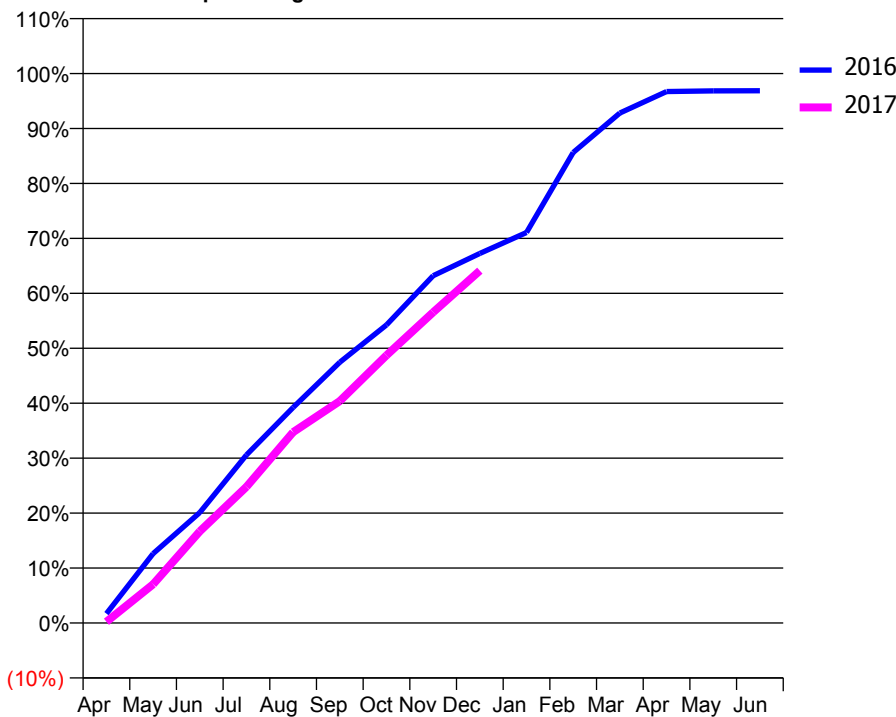
### ACCESS\*

Patients seen in 24 months	Total	Change since previous quarter
Quarter ending December 2015	2,115	
Quarter ending March 2016	2,153	→
Quarter ending June 2016	2,193	→
Quarter ending September 2016	2,180	→
Quarter ending December 2016	2,186	→
<b>Variance since December 2015</b>	<b>3.4%</b>	<b>↑</b>



### ACTIVITY

Cumulative percentage of contracted UDA delivered 2016 & 2017



Month	Adjusted Scheduled Activity (UDA)	
	2016	2017
April	88	12
May	652	364
June	1,039	862
July	1,580	1,280
August	2,027	1,794
September	2,451	2,087
October	2,802	2,517
November	3,266	2,921
December	3,475	3,313
January	3,671	
February	4,423	
March	4,795	
April	4,997	
May	5,003	
June	5,004	

### QUALITY

	Quantity	Base Number	Contract	AT	Region	England
% of FP17s for the same patient ID Re-attending within 3 months - Children	31	545	5.7%	10.0%	11.9%	12.4%
% of FP17s for the same patient ID Re-attending within 3 months - Adults	162	1,241	13.1%	16.0%	17.1%	16.6%
% of FP17s for the same patient ID Re-attending between 3 & 9 months - Children	236	545	43.3%	45.8%	46.2%	57.5%
% of FP17s for the same patient ID Re-attending between 3 & 9 months - Adults	409	1,241	33.0%	37.2%	37.8%	50.4%
% of FP17s for Band 1 Urgent Courses	128	1,669	7.7%	11.0%	10.6%	9.1%
% of FP17s Relating to Free Repair or Replacements	13	1,669	0.8%	0.6%	0.6%	0.8%
% of FP17s Relating to Continuations	22	1,669	1.3%	0.7%	0.9%	1.3%
% of Patients satisfied with the dentistry they have received	3	3	N/A	91.5%	90.3%	92.7%
% of Patients satisfied with the time they had to wait for an appointment	3	3	N/A	84.0%	83.8%	88.8%

\* This is based on patients treated on this contract for their most recent course of treatment. Figures in italics indicate the base number of FP17s or Patient Questionnaire responses are less than 100. N/A is shown where the base number of responses is less than 10 during the period. % is calculated as Quantity/Base number\*100

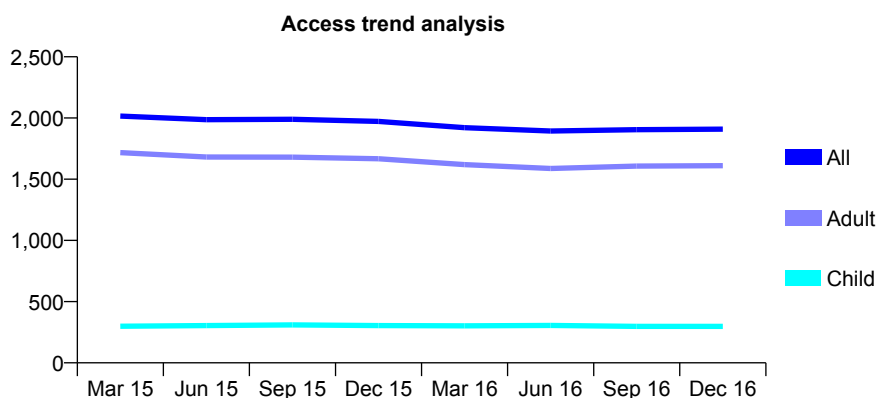
## Q62 - Vital Signs At a Glance Contract Report for 906476/0001 - December 2016

Name or company name	MR TC YEOH
Contract type name	GDS Contract
Purpose of contract	General
Contract start date	01/04/2006
Contract end date	

16/17 Contracted general activity (UDA)	8,062
Carry forward general activity (UDA)	-161
16/17 Contracted orthodontic activity (UOA)	0
Carry forward orthodontic activity (UOA)	0
Baseline contract value	£257,399.84

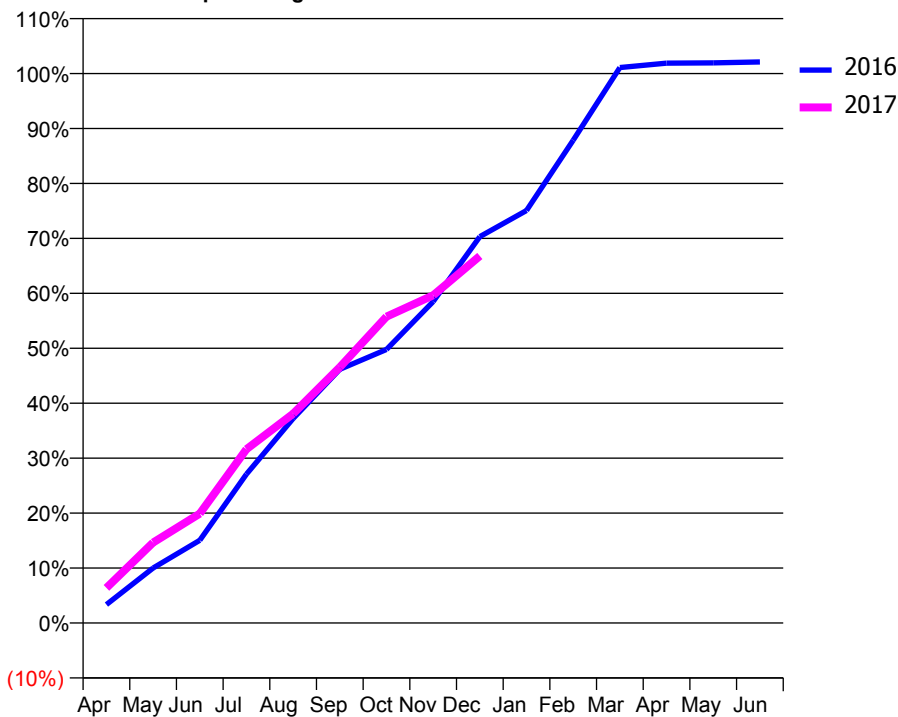
### ACCESS\*

Patients seen in 24 months	Total	Change since previous quarter
Quarter ending December 2015	1,972	
Quarter ending March 2016	1,921	↓
Quarter ending June 2016	1,894	↓
Quarter ending September 2016	1,905	→
Quarter ending December 2016	1,909	→
<b>Variance since December 2015</b>	<b>(3.2%)</b>	<b>↓</b>



### ACTIVITY

Cumulative percentage of contracted UDA delivered 2016 & 2017



Month	Adjusted Scheduled Activity (UDA)	
	2016	2017
April	271	515
May	807	1,180
June	1,215	1,605
July	2,185	2,551
August	3,001	3,071
September	3,723	3,754
October	4,013	4,495
November	4,715	4,808
December	5,669	5,385
January	6,052	
February	7,083	
March	8,149	
April	8,213	
May	8,217	
June	8,232	

### QUALITY

	Quantity	Base Number	Contract	AT	Region	England
% of FP17s for the same patient ID Re-attending within 3 months - Children	13	247	5.3%	10.0%	11.9%	12.4%
% of FP17s for the same patient ID Re-attending within 3 months - Adults	144	1,418	10.2%	16.0%	17.1%	16.6%
% of FP17s for the same patient ID Re-attending between 3 & 9 months - Children	139	247	56.3%	45.8%	46.2%	57.5%
% of FP17s for the same patient ID Re-attending between 3 & 9 months - Adults	739	1,418	52.1%	37.2%	37.8%	50.4%
% of FP17s for Band 1 Urgent Courses	40	1,648	2.4%	11.0%	10.6%	9.1%
% of FP17s Relating to Free Repair or Replacements	8	1,648	0.5%	0.6%	0.6%	0.8%
% of FP17s Relating to Continuations	0	1,648	0.0%	0.7%	0.9%	1.3%
% of Patients satisfied with the dentistry they have received	3	3	N/A	91.5%	90.3%	92.7%
% of Patients satisfied with the time they had to wait for an appointment	2	3	N/A	84.0%	83.8%	88.8%

\* This is based on patients treated on this contract for their most recent course of treatment. Figures in italics indicate the base number of FP17s or Patient Questionnaire responses are less than 100. N/A is shown where the base number of responses is less than 10 during the period. % is calculated as Quantity/Base number\*100

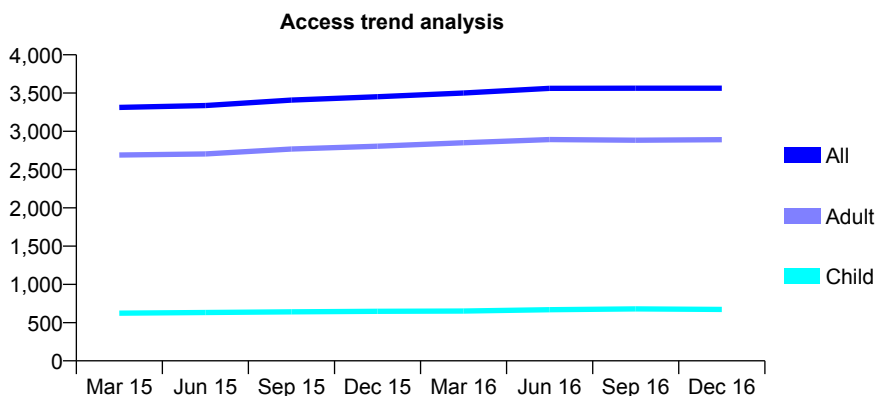
## Q62 - Vital Signs At a Glance Contract Report for 908479/0001 - December 2016

Name or company name	MR JE ASQUITH
Contract type name	GDS Contract
Purpose of contract	General
Contract start date	01/04/2006
Contract end date	

16/17 Contracted general activity (UDA)	10,980
Carry forward general activity (UDA)	1,064
16/17 Contracted orthodontic activity (UOA)	0
Carry forward orthodontic activity (UOA)	0
Baseline contract value	£253,602.01

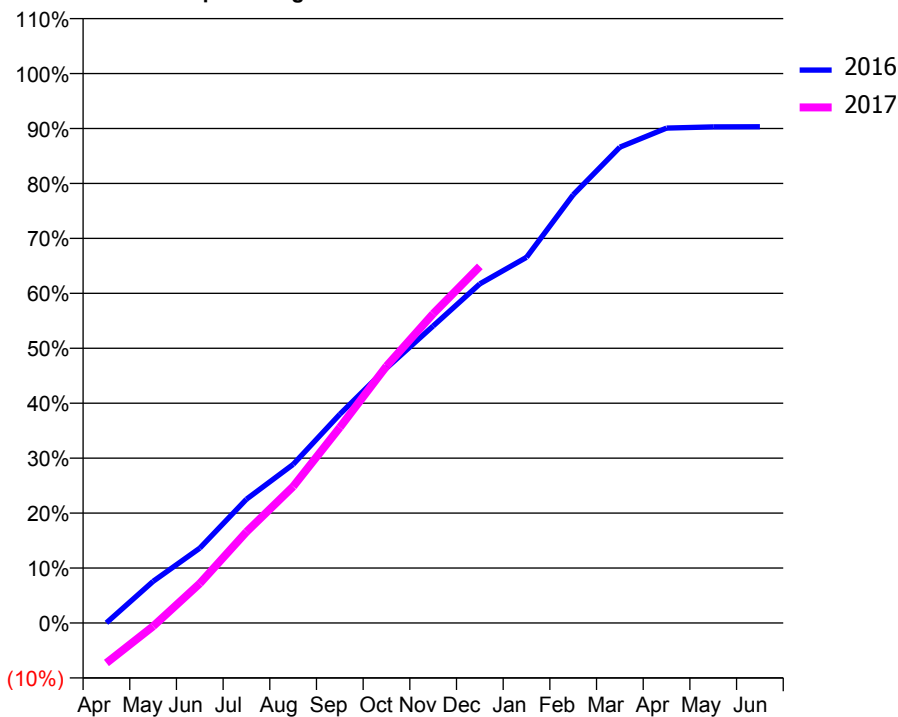
### ACCESS\*

Patients seen in 24 months	Total	Change since previous quarter
Quarter ending December 2015	3,452	
Quarter ending March 2016	3,501	→
Quarter ending June 2016	3,561	→
Quarter ending September 2016	3,563	→
Quarter ending December 2016	3,563	→
<b>Variance since December 2015</b>	<b>3.2%</b>	<b>↑</b>



### ACTIVITY

Cumulative percentage of contracted UDA delivered 2016 & 2017



Month	Adjusted Scheduled Activity (UDA)	
	2016	2017
April	4	-800
May	833	-67
June	1,496	790
July	2,474	1,821
August	3,170	2,727
September	4,172	3,906
October	5,093	5,133
November	5,935	6,180
December	6,776	7,126
January	7,308	
February	8,558	
March	9,508	
April	9,889	
May	9,912	
June	9,916	

### QUALITY

	Quantity	Base Number	Contract	AT	Region	England
% of FP17s for the same patient ID Re-attending within 3 months - Children	24	579	4.1%	10.0%	11.9%	12.4%
% of FP17s for the same patient ID Re-attending within 3 months - Adults	338	2,663	12.7%	16.0%	17.1%	16.6%
% of FP17s for the same patient ID Re-attending between 3 & 9 months - Children	212	579	36.6%	45.8%	46.2%	57.5%
% of FP17s for the same patient ID Re-attending between 3 & 9 months - Adults	1,138	2,663	42.7%	37.2%	37.8%	50.4%
% of FP17s for Band 1 Urgent Courses	274	3,071	8.9%	11.0%	10.6%	9.1%
% of FP17s Relating to Free Repair or Replacements	15	3,071	0.5%	0.6%	0.6%	0.8%
% of FP17s Relating to Continuations	9	3,071	0.3%	0.7%	0.9%	1.3%
% of Patients satisfied with the dentistry they have received	10	10	100.0%	91.5%	90.3%	92.7%
% of Patients satisfied with the time they had to wait for an appointment	9	10	90.0%	84.0%	83.8%	88.8%

\* This is based on patients treated on this contract for their most recent course of treatment. Figures in italics indicate the base number of FP17s or Patient Questionnaire responses are less than 100. N/A is shown where the base number of responses is less than 10 during the period. % is calculated as Quantity/Base number\*100



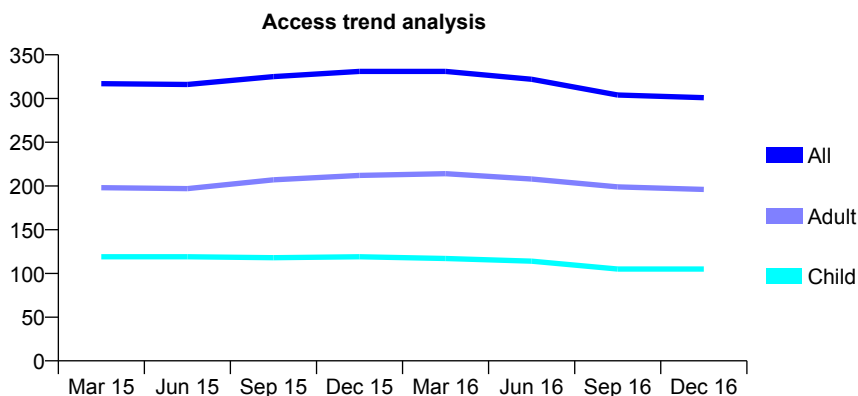
## Q62 - Vital Signs At a Glance Contract Report for 909114/0001 - December 2016

Name or company name	MR PA CASPERSONN
Contract type name	GDS Contract
Purpose of contract	General
Contract start date	01/04/2006
Contract end date	

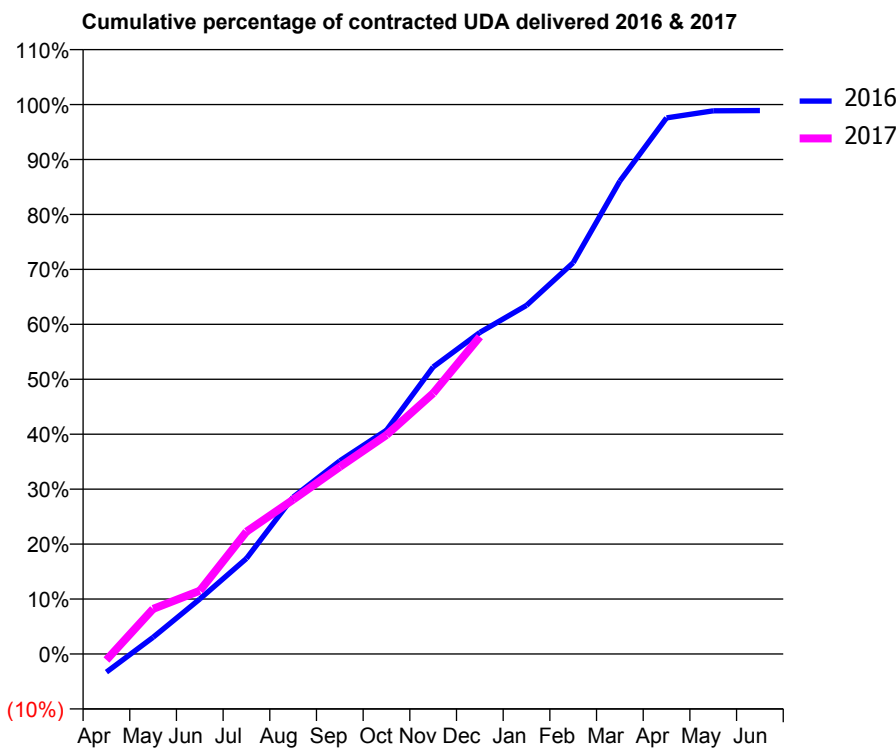
16/17 Contracted general activity (UDA)	1,725
Carry forward general activity (UDA)	19
16/17 Contracted orthodontic activity (UOA)	0
Carry forward orthodontic activity (UOA)	0
Baseline contract value	£54,194.60

### ACCESS\*

Patients seen in 24 months	Total	Change since previous quarter
Quarter ending December 2015	331	
Quarter ending March 2016	331	→
Quarter ending June 2016	322	↓
Quarter ending September 2016	304	↓
Quarter ending December 2016	301	→
<b>Variance since December 2015</b>	<b>(9.1%)</b>	<b>↓</b>



### ACTIVITY



Month	Adjusted Scheduled Activity (UDA)	
	2016	2017
April	-57	-19
May	52	142
June	173	199
July	300	384
August	492	484
September	606	587
October	703	687
November	901	819
December	1,009	996
January	1,095	
February	1,228	
March	1,485	
April	1,683	
May	1,705	
June	1,706	

### QUALITY

	Quantity	Base Number	Contract	AT	Region	England
% of FP17s for the same patient ID Re-attending within 3 months - Children	6	77	7.8%	10.0%	11.9%	12.4%
% of FP17s for the same patient ID Re-attending within 3 months - Adults	26	163	16.0%	16.0%	17.1%	16.6%
% of FP17s for the same patient ID Re-attending between 3 & 9 months - Children	23	77	29.9%	45.8%	46.2%	57.5%
% of FP17s for the same patient ID Re-attending between 3 & 9 months - Adults	64	163	39.3%	37.2%	37.8%	50.4%
% of FP17s for Band 1 Urgent Courses	11	204	5.4%	11.0%	10.6%	9.1%
% of FP17s Relating to Free Repair or Replacements	0	204	0.0%	0.6%	0.6%	0.8%
% of FP17s Relating to Continuations	0	204	0.0%	0.7%	0.9%	1.3%
% of Patients satisfied with the dentistry they have received	0	0	N/A	91.5%	90.3%	92.7%
% of Patients satisfied with the time they had to wait for an appointment	0	0	N/A	84.0%	83.8%	88.8%

\* This is based on patients treated on this contract for their most recent course of treatment. Figures in italics indicate the base number of FP17s or Patient Questionnaire responses are less than 100. N/A is shown where the base number of responses is less than 10 during the period. % is calculated as Quantity/Base number\*100

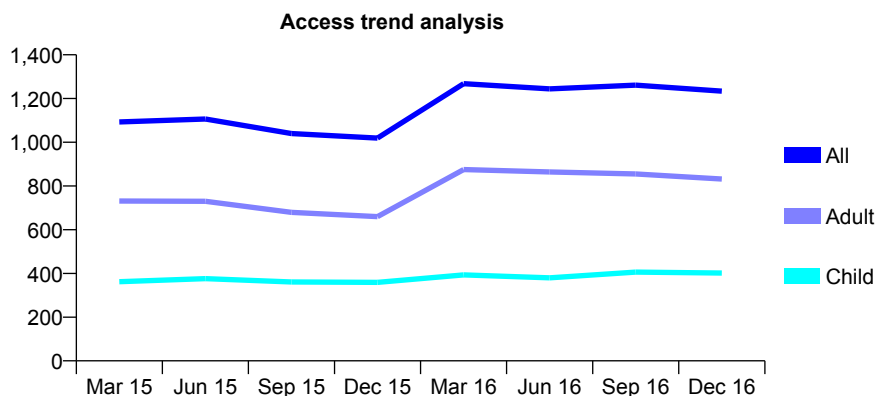
## Q62 - Vital Signs At a Glance Contract Report for 909890/0001 - December 2016

Name or company name	MR BS AL-NAHER
Contract type name	GDS Contract
Purpose of contract	General
Contract start date	01/04/2006
Contract end date	

16/17 Contracted general activity (UDA)	4,680
Carry forward general activity (UDA)	101
16/17 Contracted orthodontic activity (UOA)	0
Carry forward orthodontic activity (UOA)	0
Baseline contract value	£146,922.90

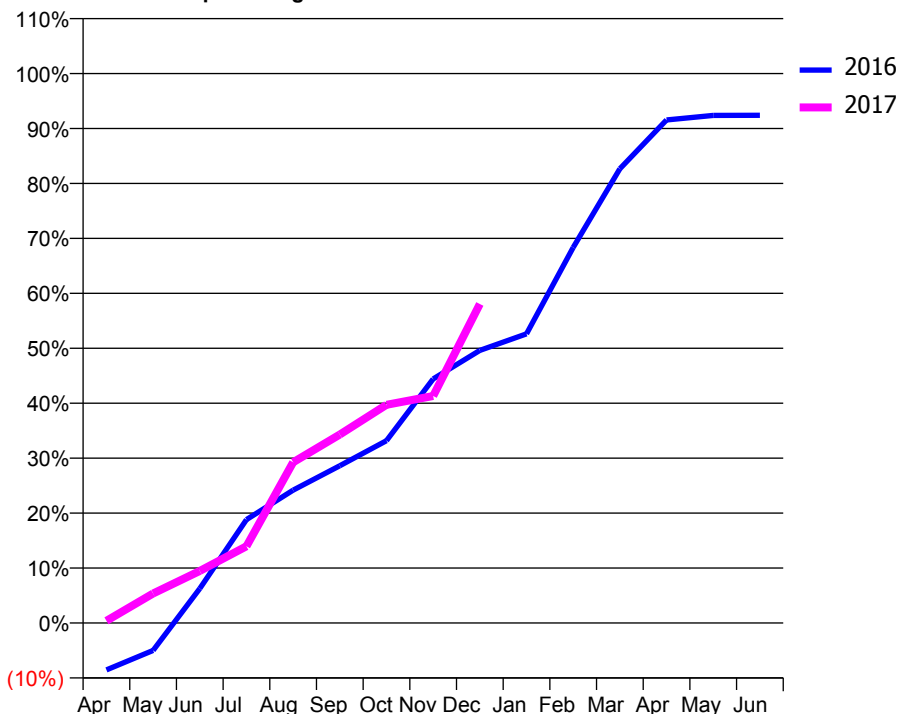
### ACCESS\*

Patients seen in 24 months	Total	Change since previous quarter
Quarter ending December 2015	1,019	
Quarter ending March 2016	1,268	↑
Quarter ending June 2016	1,244	↓
Quarter ending September 2016	1,261	→
Quarter ending December 2016	1,234	↓
<b>Variance since December 2015</b>	<b>21.1%</b>	<b>↑</b>



### ACTIVITY

Cumulative percentage of contracted UDA delivered 2016 & 2017



Month	Adjusted Scheduled Activity (UDA)	
	2016	2017
April	-400	19
May	-235	251
June	294	444
July	881	653
August	1,132	1,369
September	1,339	1,605
October	1,553	1,859
November	2,079	1,934
December	2,322	2,717
January	2,463	
February	3,199	
March	3,869	
April	4,284	
May	4,323	
June	4,324	

### QUALITY

	Quantity	Base Number	Contract	AT	Region	England
% of FP17s for the same patient ID Re-attending within 3 months - Children	47	372	12.6%	10.0%	11.9%	12.4%
% of FP17s for the same patient ID Re-attending within 3 months - Adults	178	703	25.3%	16.0%	17.1%	16.6%
% of FP17s for the same patient ID Re-attending between 3 & 9 months - Children	140	372	37.6%	45.8%	46.2%	57.5%
% of FP17s for the same patient ID Re-attending between 3 & 9 months - Adults	203	703	28.9%	37.2%	37.8%	50.4%
% of FP17s for Band 1 Urgent Courses	164	923	17.8%	11.0%	10.6%	9.1%
% of FP17s Relating to Free Repair or Replacements	1	923	0.1%	0.6%	0.6%	0.8%
% of FP17s Relating to Continuations	0	923	0.0%	0.7%	0.9%	1.3%
% of Patients satisfied with the dentistry they have received	0	0	N/A	91.5%	90.3%	92.7%
% of Patients satisfied with the time they had to wait for an appointment	0	0	N/A	84.0%	83.8%	88.8%

\* This is based on patients treated on this contract for their most recent course of treatment. Figures in italics indicate the base number of FP17s or Patient Questionnaire responses are less than 100. N/A is shown where the base number of responses is less than 10 during the period. % is calculated as Quantity/Base number\*100

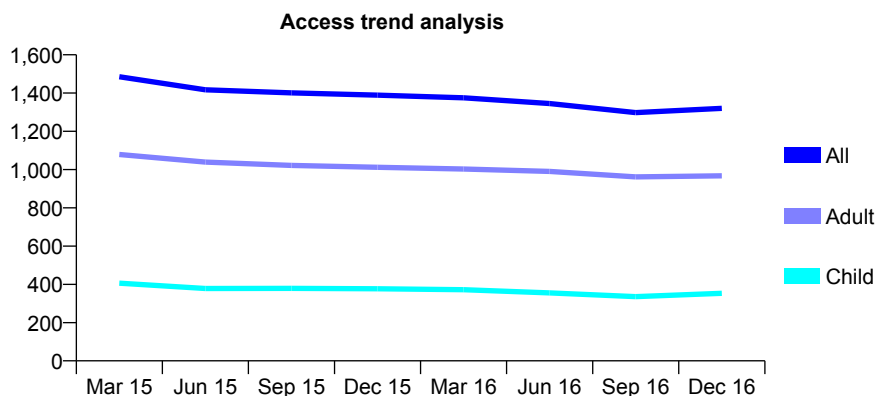
## Q62 - Vital Signs At a Glance Contract Report for 910309/0001 - December 2016

Name or company name	MR AN LEUNG
Contract type name	GDS Contract
Purpose of contract	General
Contract start date	01/04/2006
Contract end date	

16/17 Contracted general activity (UDA)	9,600
Carry forward general activity (UDA)	-8
16/17 Contracted orthodontic activity (UOA)	0
Carry forward orthodontic activity (UOA)	0
Baseline contract value	£330,086.56

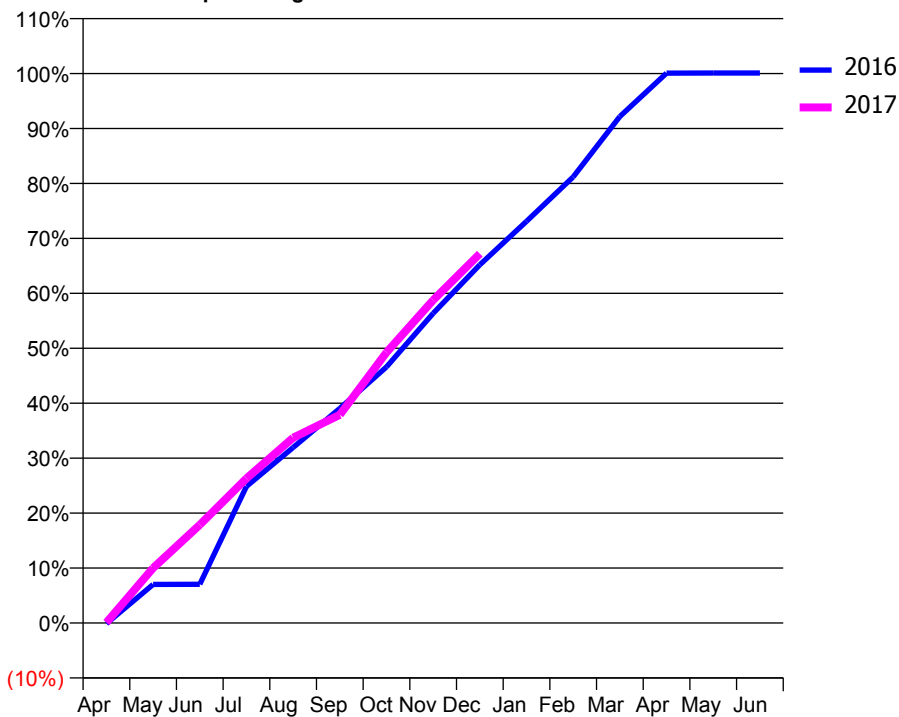
### ACCESS\*

Patients seen in 24 months	Total	Change since previous quarter
Quarter ending December 2015	1,389	
Quarter ending March 2016	1,375	↓
Quarter ending June 2016	1,345	↓
Quarter ending September 2016	1,298	↓
Quarter ending December 2016	1,320	→
<b>Variance since December 2015</b>	<b>(5.0%)</b>	<b>↓</b>



### ACTIVITY

Cumulative percentage of contracted UDA delivered 2016 & 2017



Month	Adjusted Scheduled Activity (UDA)	
	2016	2017
April	-12	8
May	675	960
June	678	1,717
July	2,386	2,527
August	3,068	3,237
September	3,750	3,638
October	4,474	4,727
November	5,411	5,642
December	6,258	6,452
January	7,019	
February	7,794	
March	8,850	
April	9,607	
May	9,608	
June	9,608	

### QUALITY

	Quantity	Base Number	Contract	AT	Region	England
% of FP17s for the same patient ID Re-attending within 3 months - Children	20	319	6.3%	10.0%	11.9%	12.4%
% of FP17s for the same patient ID Re-attending within 3 months - Adults	126	884	14.3%	16.0%	17.1%	16.6%
% of FP17s for the same patient ID Re-attending between 3 & 9 months - Children	138	319	43.3%	45.8%	46.2%	57.5%
% of FP17s for the same patient ID Re-attending between 3 & 9 months - Adults	441	884	49.9%	37.2%	37.8%	50.4%
% of FP17s for Band 1 Urgent Courses	100	1,093	9.1%	11.0%	10.6%	9.1%
% of FP17s Relating to Free Repair or Replacements	3	1,093	0.3%	0.6%	0.6%	0.8%
% of FP17s Relating to Continuations	13	1,093	1.2%	0.7%	0.9%	1.3%
% of Patients satisfied with the dentistry they have received	4	5	N/A	91.5%	90.3%	92.7%
% of Patients satisfied with the time they had to wait for an appointment	4	5	N/A	84.0%	83.8%	88.8%

\* This is based on patients treated on this contract for their most recent course of treatment. Figures in italics indicate the base number of FP17s or Patient Questionnaire responses are less than 100. N/A is shown where the base number of responses is less than 10 during the period. % is calculated as Quantity/Base number\*100

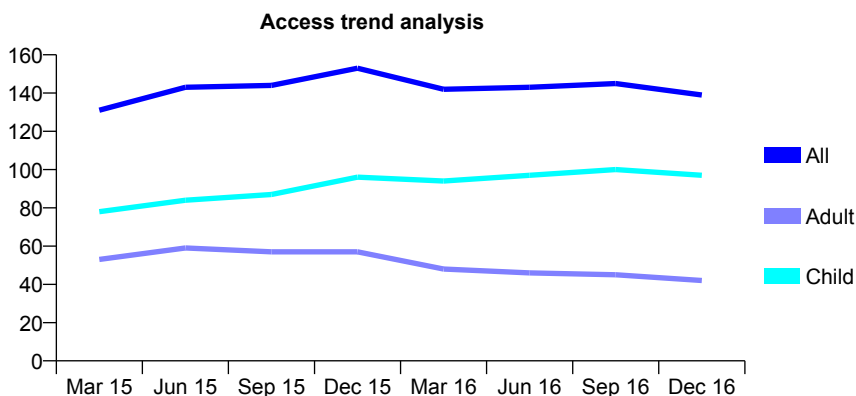
## Q62 - Vital Signs At a Glance Contract Report for 916412/0001 - December 2016

Name or company name	MR MS LEE
Contract type name	GDS Contract
Purpose of contract	General
Contract start date	01/04/2006
Contract end date	

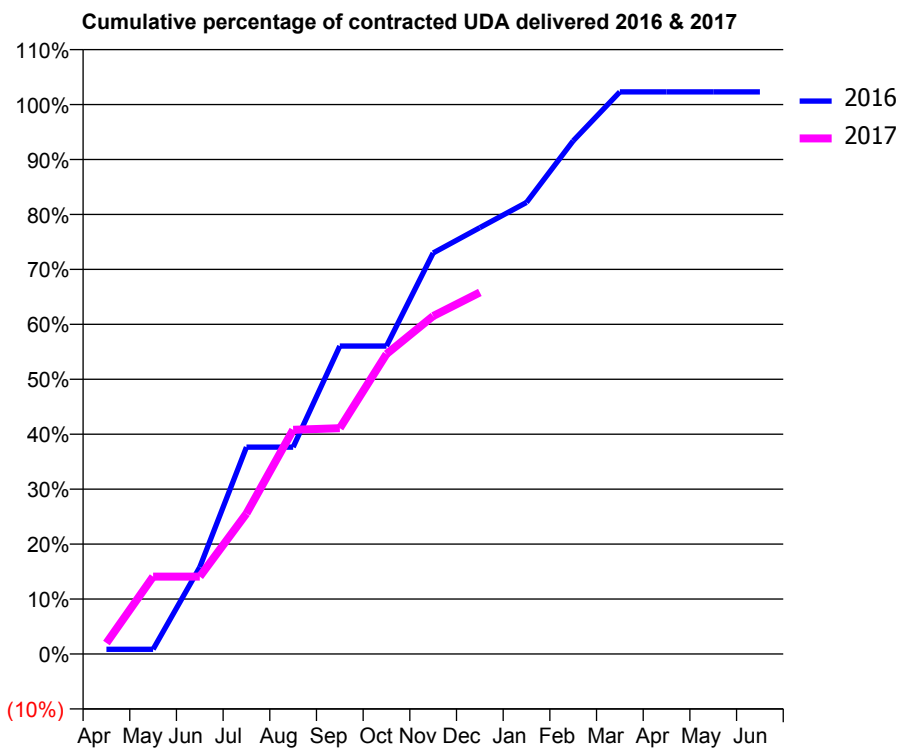
16/17 Contracted general activity (UDA)	348
Carry forward general activity (UDA)	-7
16/17 Contracted orthodontic activity (UOA)	0
Carry forward orthodontic activity (UOA)	0
Baseline contract value	£8,935.37

### ACCESS\*

Patients seen in 24 months	Total	Change since previous quarter
Quarter ending December 2015	153	
Quarter ending March 2016	142	↓
Quarter ending June 2016	143	→
Quarter ending September 2016	145	→
Quarter ending December 2016	139	↓
<b>Variance since December 2015</b>	<b>(9.2%)</b>	<b>↓</b>



### ACTIVITY



Month	Adjusted Scheduled Activity (UDA)	
	2016	2017
April	3	7
May	3	49
June	55	49
July	131	89
August	131	142
September	195	143
October	195	190
November	254	214
December	270	229
January	286	
February	325	
March	356	
April	356	
May	356	
June	356	

### QUALITY

	Quantity	Base Number	Contract	AT	Region	England
% of FP17s for the same patient ID Re-attending within 3 months - Children	1	71	1.4%	10.0%	11.9%	12.4%
% of FP17s for the same patient ID Re-attending within 3 months - Adults	0	15	0.0%	16.0%	17.1%	16.6%
% of FP17s for the same patient ID Re-attending between 3 & 9 months - Children	15	71	21.1%	45.8%	46.2%	57.5%
% of FP17s for the same patient ID Re-attending between 3 & 9 months - Adults	4	15	26.7%	37.2%	37.8%	50.4%
% of FP17s for Band 1 Urgent Courses	0	86	0.0%	11.0%	10.6%	9.1%
% of FP17s Relating to Free Repair or Replacements	0	86	0.0%	0.6%	0.6%	0.8%
% of FP17s Relating to Continuations	0	86	0.0%	0.7%	0.9%	1.3%
% of Patients satisfied with the dentistry they have received	0	0	N/A	91.5%	90.3%	92.7%
% of Patients satisfied with the time they had to wait for an appointment	0	0	N/A	84.0%	83.8%	88.8%

\* This is based on patients treated on this contract for their most recent course of treatment. Figures in italics indicate the base number of FP17s or Patient Questionnaire responses are less than 100. N/A is shown where the base number of responses is less than 10 during the period. % is calculated as Quantity/Base number\*100

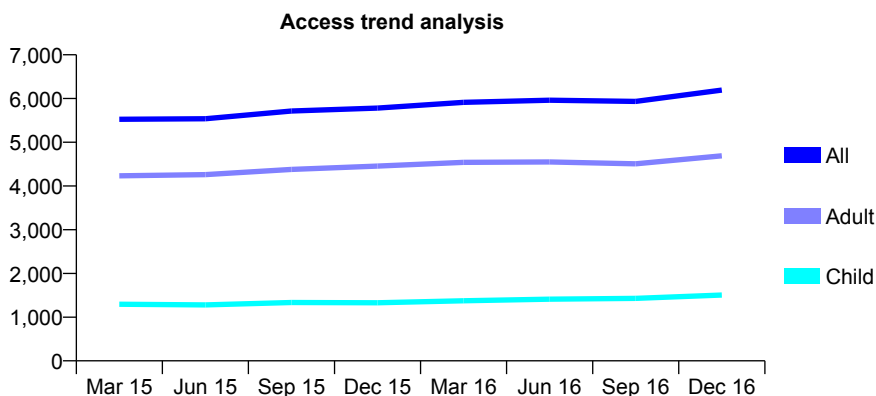
## Q62 - Vital Signs At a Glance Contract Report for 918628/0001 - December 2016

Name or company name	MR P VAID
Contract type name	GDS Contract
Purpose of contract	General
Contract start date	01/04/2006
Contract end date	

16/17 Contracted general activity (UDA)	23,527
Carry forward general activity (UDA)	885
16/17 Contracted orthodontic activity (UOA)	0
Carry forward orthodontic activity (UOA)	0
Baseline contract value	£726,880.67

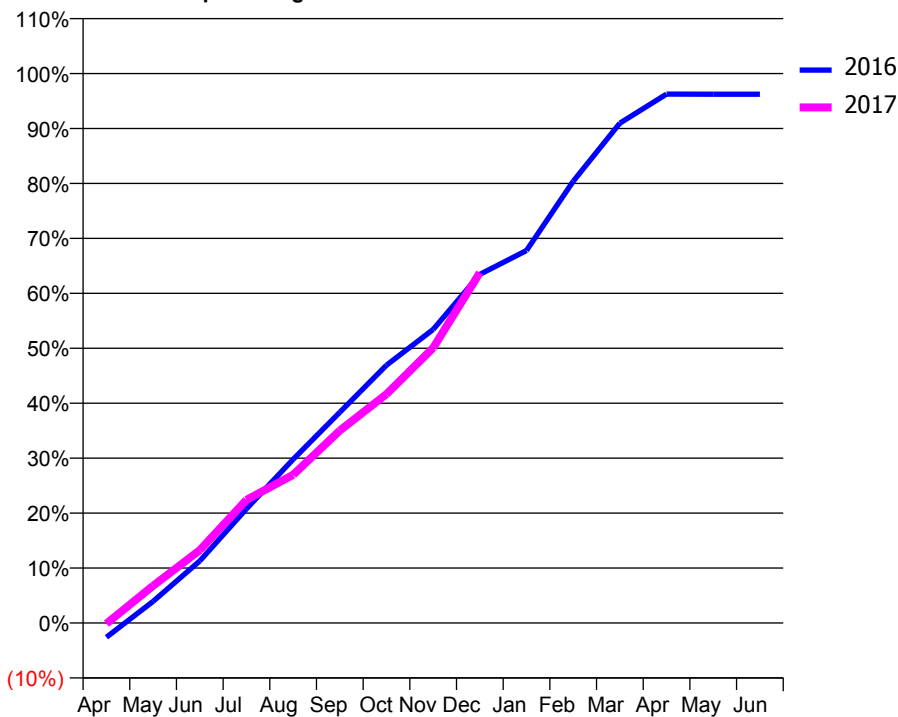
### ACCESS\*

Patients seen in 24 months	Total	Change since previous quarter
Quarter ending December 2015	5,781	
Quarter ending March 2016	5,913	↑
Quarter ending June 2016	5,961	→
Quarter ending September 2016	5,934	→
Quarter ending December 2016	6,194	↑
<b>Variance since December 2015</b>	<b>7.1%</b>	<b>↑</b>



### ACTIVITY

Cumulative percentage of contracted UDA delivered 2016 & 2017



Adjusted Scheduled Activity (UDA)

Month	2016	2017
April	-613	-32
May	927	1,597
June	2,658	3,121
July	4,892	5,274
August	7,009	6,348
September	9,022	8,242
October	11,036	9,799
November	12,572	11,781
December	14,929	15,002
January	15,952	
February	18,911	
March	21,399	
April	22,644	
May	22,642	
June	22,642	

### QUALITY

	Quantity	Base Number	Contract	AT	Region	England
% of FP17s for the same patient ID Re-attending within 3 months - Children	106	1,568	6.8%	10.0%	11.9%	12.4%
% of FP17s for the same patient ID Re-attending within 3 months - Adults	497	3,943	12.6%	16.0%	17.1%	16.6%
% of FP17s for the same patient ID Re-attending between 3 & 9 months - Children	819	1,568	52.2%	45.8%	46.2%	57.5%
% of FP17s for the same patient ID Re-attending between 3 & 9 months - Adults	1,540	3,943	39.1%	37.2%	37.8%	50.4%
% of FP17s for Band 1 Urgent Courses	455	4,836	9.4%	11.0%	10.6%	9.1%
% of FP17s Relating to Free Repair or Replacements	49	4,836	1.0%	0.6%	0.6%	0.8%
% of FP17s Relating to Continuations	8	4,836	0.2%	0.7%	0.9%	1.3%
% of Patients satisfied with the dentistry they have received	6	7	N/A	91.5%	90.3%	92.7%
% of Patients satisfied with the time they had to wait for an appointment	3	7	N/A	84.0%	83.8%	88.8%

\* This is based on patients treated on this contract for their most recent course of treatment. Figures in italics indicate the base number of FP17s or Patient Questionnaire responses are less than 100. N/A is shown where the base number of responses is less than 10 during the period. % is calculated as Quantity/Base number\*100

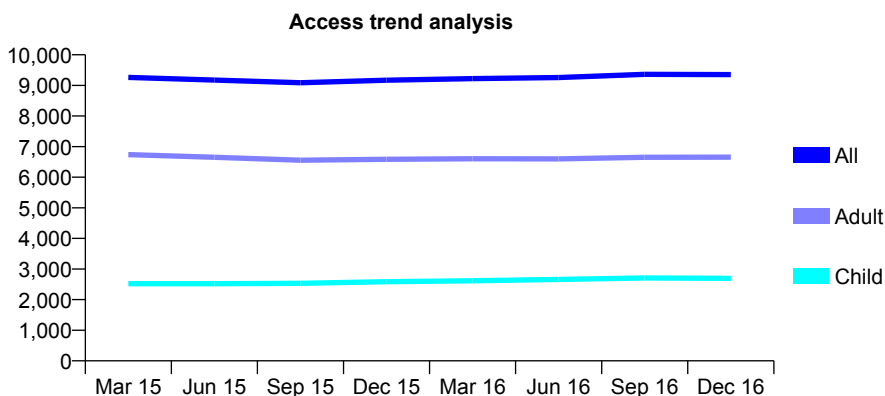
## Q62 - Vital Signs At a Glance Contract Report for 920568/0002 - December 2016

Name or company name	MR JS BAINS
Contract type name	GDS Contract
Purpose of contract	General
Contract start date	01/05/2009
Contract end date	

16/17 Contracted general activity (UDA)	35,246
Carry forward general activity (UDA)	619
16/17 Contracted orthodontic activity (UOA)	0
Carry forward orthodontic activity (UOA)	0
Baseline contract value	£989,501.20

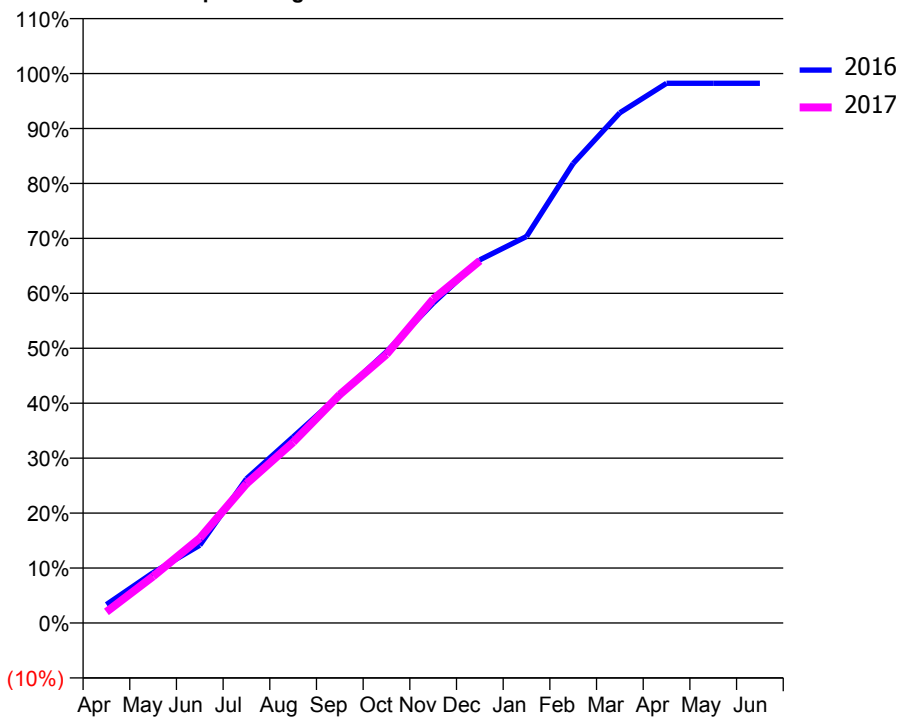
### ACCESS\*

Patients seen in 24 months	Total	Change since previous quarter
Quarter ending December 2015	9,171	
Quarter ending March 2016	9,223	→
Quarter ending June 2016	9,259	→
Quarter ending September 2016	9,362	→
Quarter ending December 2016	9,354	→
<b>Variance since December 2015</b>	<b>2.0%</b>	<b>→</b>



### ACTIVITY

Cumulative percentage of contracted UDA delivered 2016 & 2017



Month	Adjusted Scheduled Activity (UDA)	
	2016	2017
April	1,169	711
May	3,192	2,988
June	4,935	5,444
July	9,144	8,935
August	11,804	11,598
September	14,474	14,653
October	17,208	17,228
November	20,284	20,774
December	23,038	23,234
January	24,514	
February	29,147	
March	32,359	
April	34,228	
May	34,229	
June	34,233	

### QUALITY

	Quantity	Base Number	Contract	AT	Region	England
% of FP17s for the same patient ID Re-attending within 3 months - Children	337	2,603	12.9%	10.0%	11.9%	12.4%
% of FP17s for the same patient ID Re-attending within 3 months - Adults	1,660	5,810	28.6%	16.0%	17.1%	16.6%
% of FP17s for the same patient ID Re-attending between 3 & 9 months - Children	1,096	2,603	42.1%	45.8%	46.2%	57.5%
% of FP17s for the same patient ID Re-attending between 3 & 9 months - Adults	1,382	5,810	23.8%	37.2%	37.8%	50.4%
% of FP17s for Band 1 Urgent Courses	2,015	7,759	26.0%	11.0%	10.6%	9.1%
% of FP17s Relating to Free Repair or Replacements	28	7,759	0.4%	0.6%	0.6%	0.8%
% of FP17s Relating to Continuations	65	7,759	0.8%	0.7%	0.9%	1.3%
% of Patients satisfied with the dentistry they have received	13	14	92.9%	91.5%	90.3%	92.7%
% of Patients satisfied with the time they had to wait for an appointment	11	14	78.6%	84.0%	83.8%	88.8%

\* This is based on patients treated on this contract for their most recent course of treatment. Figures in italics indicate the base number of FP17s or Patient Questionnaire responses are less than 100. N/A is shown where the base number of responses is less than 10 during the period. % is calculated as Quantity/Base number\*100

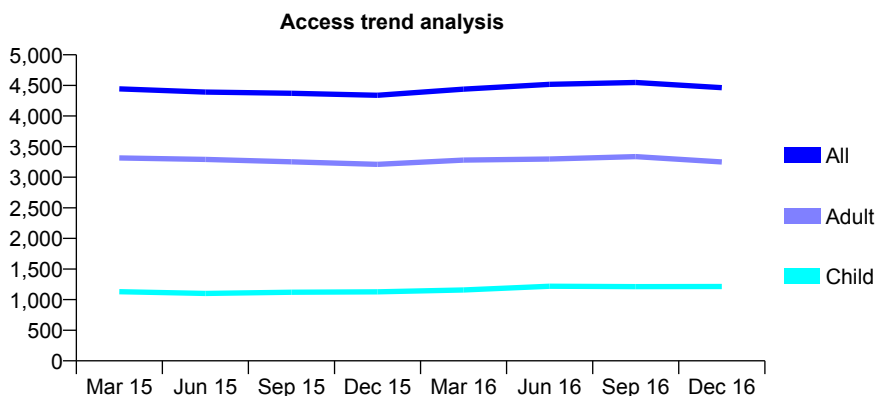
## Q62 - Vital Signs At a Glance Contract Report for 921521/0001 - December 2016

Name or company name	MR RK AGGARWAL
Contract type name	GDS Contract
Purpose of contract	General
Contract start date	01/04/2006
Contract end date	

16/17 Contracted general activity (UDA)	10,579
Carry forward general activity (UDA)	131
16/17 Contracted orthodontic activity (UOA)	0
Carry forward orthodontic activity (UOA)	0
Baseline contract value	£275,926.57

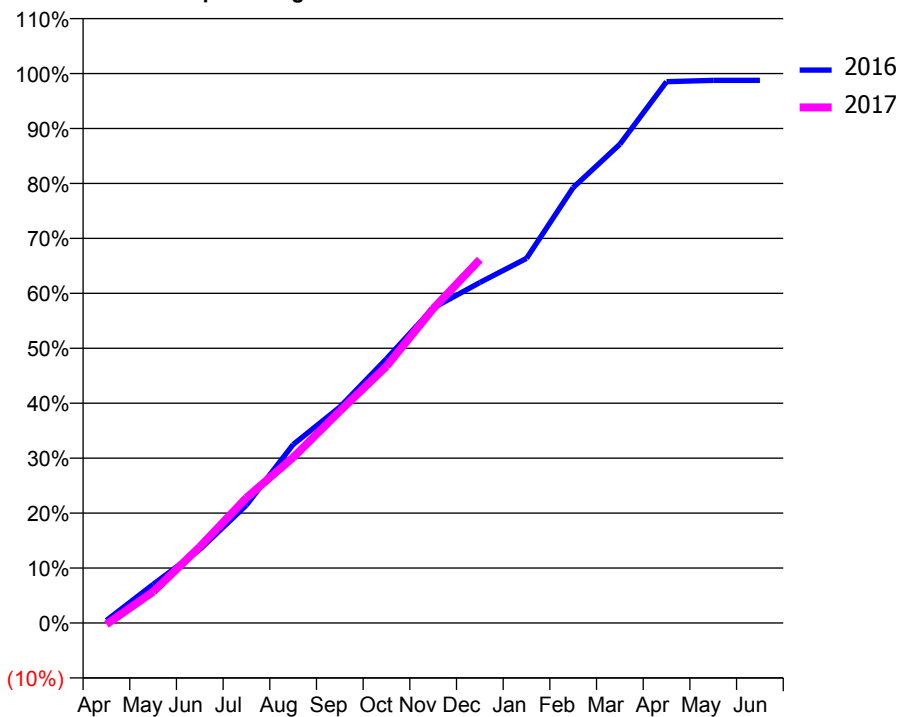
### ACCESS\*

Patients seen in 24 months	Total	Change since previous quarter
Quarter ending December 2015	4,338	
Quarter ending March 2016	4,440	↑
Quarter ending June 2016	4,517	→
Quarter ending September 2016	4,548	→
Quarter ending December 2016	4,463	↓
<b>Variance since December 2015</b>	<b>2.9%</b>	<b>↑</b>



### ACTIVITY

Cumulative percentage of contracted UDA delivered 2016 & 2017



Month	Adjusted Scheduled Activity (UDA)	
	2016	2017
April	51	-28
May	744	601
June	1,417	1,467
July	2,271	2,413
August	3,436	3,187
September	4,157	4,082
October	5,088	4,944
November	6,065	6,052
December	6,556	6,997
January	7,020	
February	8,382	
March	9,216	
April	10,420	
May	10,448	
June	10,448	

### QUALITY

	Quantity	Base Number	Contract	AT	Region	England
% of FP17s for the same patient ID Re-attending within 3 months - Children	40	1,025	3.9%	10.0%	11.9%	12.4%
% of FP17s for the same patient ID Re-attending within 3 months - Adults	159	2,232	7.1%	16.0%	17.1%	16.6%
% of FP17s for the same patient ID Re-attending between 3 & 9 months - Children	346	1,025	33.8%	45.8%	46.2%	57.5%
% of FP17s for the same patient ID Re-attending between 3 & 9 months - Adults	705	2,232	31.6%	37.2%	37.8%	50.4%
% of FP17s for Band 1 Urgent Courses	74	2,870	2.6%	11.0%	10.6%	9.1%
% of FP17s Relating to Free Repair or Replacements	7	2,870	0.2%	0.6%	0.6%	0.8%
% of FP17s Relating to Continuations	39	2,870	1.4%	0.7%	0.9%	1.3%
% of Patients satisfied with the dentistry they have received	4	6	N/A	91.5%	90.3%	92.7%
% of Patients satisfied with the time they had to wait for an appointment	4	6	N/A	84.0%	83.8%	88.8%

\* This is based on patients treated on this contract for their most recent course of treatment. Figures in italics indicate the base number of FP17s or Patient Questionnaire responses are less than 100. N/A is shown where the base number of responses is less than 10 during the period. % is calculated as Quantity/Base number\*100



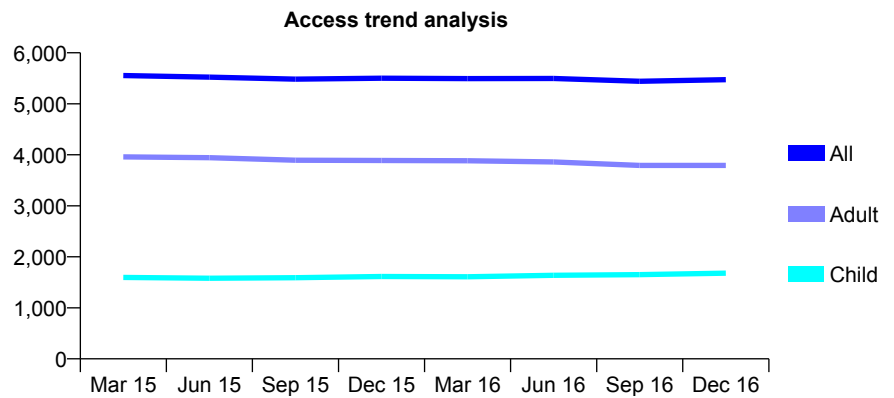
## Q62 - Vital Signs At a Glance Contract Report for 921645/0002 - December 2016

Name or company name	Brightsmile Dental Care (Isleworth)
Contract type name	GDS Contract
Purpose of contract	General
Contract start date	01/04/2006
Contract end date	

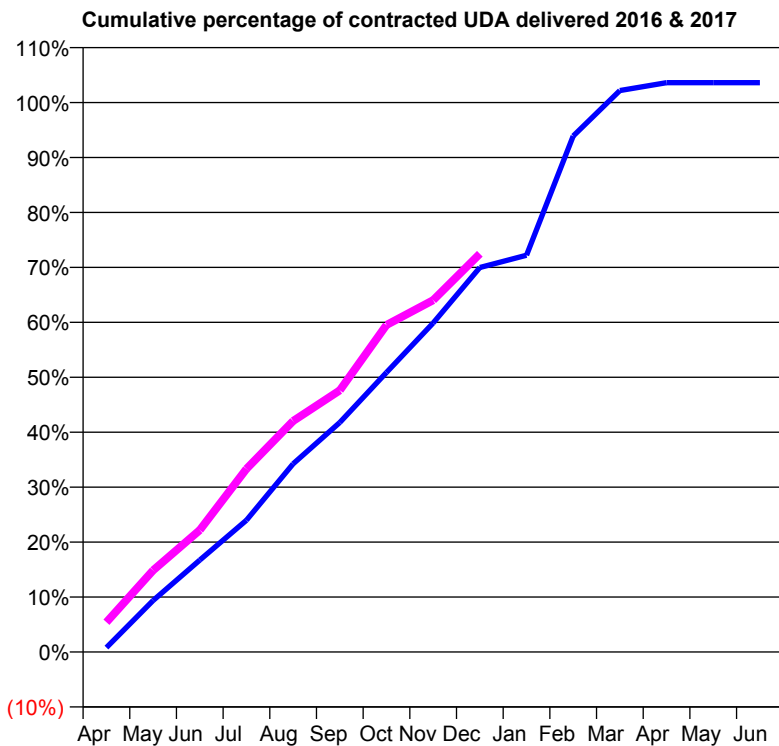
16/17 Contracted general activity (UDA)	14,320
Carry forward general activity (UDA)	0
16/17 Contracted orthodontic activity (UOA)	0
Carry forward orthodontic activity (UOA)	0
Baseline contract value	£438,959.29

### ACCESS\*

Patients seen in 24 months	Total	Change since previous quarter
Quarter ending December 2015	5,502	
Quarter ending March 2016	5,494	→
Quarter ending June 2016	5,497	→
Quarter ending September 2016	5,443	→
Quarter ending December 2016	5,473	→
<b>Variance since December 2015</b>	<b>(0.5%)</b>	→



### ACTIVITY



Month	Adjusted Scheduled Activity (UDA)	
	2016	2017
April	118	776
May	1,343	2,128
June	2,396	3,180
July	3,436	4,774
August	4,905	6,022
September	5,981	6,819
October	7,286	8,521
November	8,576	9,167
December	10,021	10,378
January	10,339	
February	13,446	
March	14,630	
April	14,835	
May	14,836	
June	14,836	

### QUALITY

	Quantity	Base Number	Contract	AT	Region	England
% of FP17s for the same patient ID Re-attending within 3 months - Children	74	1,414	5.2%	10.0%	11.9%	12.4%
% of FP17s for the same patient ID Re-attending within 3 months - Adults	294	3,048	9.6%	16.0%	17.1%	16.6%
% of FP17s for the same patient ID Re-attending between 3 & 9 months - Children	675	1,414	47.7%	45.8%	46.2%	57.5%
% of FP17s for the same patient ID Re-attending between 3 & 9 months - Adults	1,415	3,048	46.4%	37.2%	37.8%	50.4%
% of FP17s for Band 1 Urgent Courses	276	4,359	6.3%	11.0%	10.6%	9.1%
% of FP17s Relating to Free Repair or Replacements	29	4,359	0.7%	0.6%	0.6%	0.8%
% of FP17s Relating to Continuations	10	4,359	0.2%	0.7%	0.9%	1.3%
% of Patients satisfied with the dentistry they have received	7	9	N/A	91.5%	90.3%	92.7%
% of Patients satisfied with the time they had to wait for an appointment	7	9	N/A	84.0%	83.8%	88.8%

\* This is based on patients treated on this contract for their most recent course of treatment. Figures in italics indicate the base number of FP17s or Patient Questionnaire responses are less than 100. N/A is shown where the base number of responses is less than 10 during the period. % is calculated as Quantity/Base number\*100

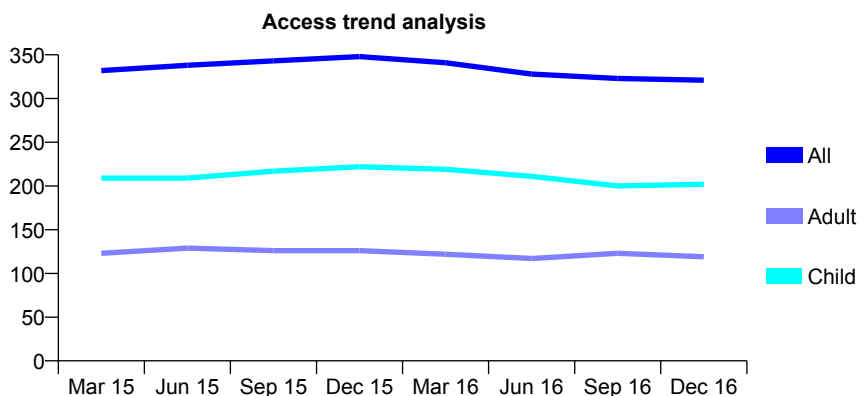
## Q62 - Vital Signs At a Glance Contract Report for 923311/0001 - December 2016

Name or company name	MR N SHAH
Contract type name	GDS Contract
Purpose of contract	General
Contract start date	01/07/2012
Contract end date	

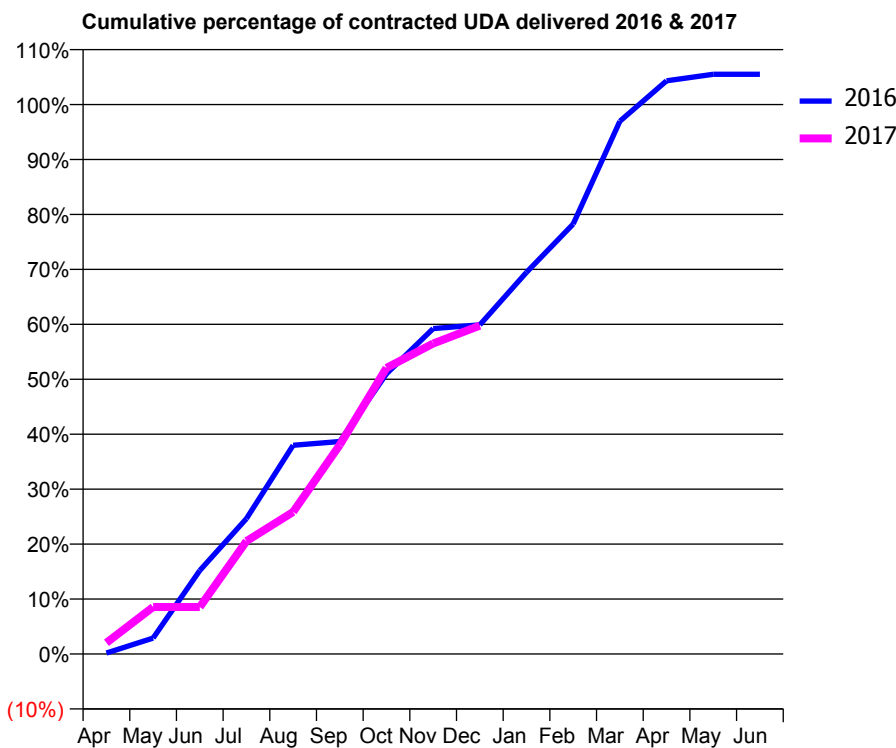
16/17 Contracted general activity (UDA)	585
Carry forward general activity (UDA)	-12
16/17 Contracted orthodontic activity (UOA)	0
Carry forward orthodontic activity (UOA)	0
Baseline contract value	£13,793.47

### ACCESS\*

Patients seen in 24 months	Total	Change since previous quarter
Quarter ending December 2015	348	
Quarter ending March 2016	341	↓
Quarter ending June 2016	328	↓
Quarter ending September 2016	323	↓
Quarter ending December 2016	321	→
<b>Variance since December 2015</b>	<b>(7.8%)</b>	<b>↓</b>



### ACTIVITY



Month	Adjusted Scheduled Activity (UDA)	
	2016	2017
April	1	12
May	17	50
June	89	50
July	144	120
August	222	151
September	226	223
October	298	305
November	346	331
December	350	350
January	406	
February	458	
March	567	
April	610	
May	617	
June	617	

### QUALITY

	Quantity	Base Number	Contract	AT	Region	England
% of FP17s for the same patient ID Re-attending within 3 months - Children	5	143	3.5%	10.0%	11.9%	12.4%
% of FP17s for the same patient ID Re-attending within 3 months - Adults	2	48	4.2%	16.0%	17.1%	16.6%
% of FP17s for the same patient ID Re-attending between 3 & 9 months - Children	49	143	34.3%	45.8%	46.2%	57.5%
% of FP17s for the same patient ID Re-attending between 3 & 9 months - Adults	5	48	10.4%	37.2%	37.8%	50.4%
% of FP17s for Band 1 Urgent Courses	8	177	4.5%	11.0%	10.6%	9.1%
% of FP17s Relating to Free Repair or Replacements	0	177	0.0%	0.6%	0.6%	0.8%
% of FP17s Relating to Continuations	0	177	0.0%	0.7%	0.9%	1.3%
% of Patients satisfied with the dentistry they have received	0	0	N/A	91.5%	90.3%	92.7%
% of Patients satisfied with the time they had to wait for an appointment	0	0	N/A	84.0%	83.8%	88.8%

\* This is based on patients treated on this contract for their most recent course of treatment. Figures in italics indicate the base number of FP17s or Patient Questionnaire responses are less than 100. N/A is shown where the base number of responses is less than 10 during the period. % is calculated as Quantity/Base number\*100

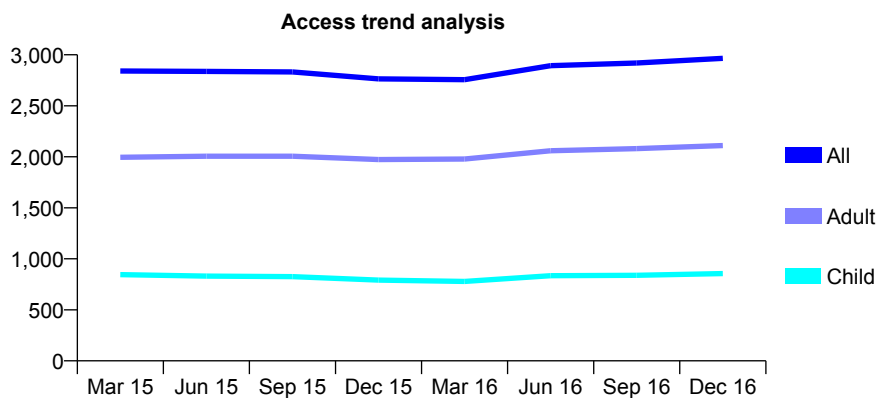
## Q62 - Vital Signs At a Glance Contract Report for 927384/0001 - December 2016

Name or company name	MR M SHAH
Contract type name	GDS Contract
Purpose of contract	General
Contract start date	01/04/2006
Contract end date	

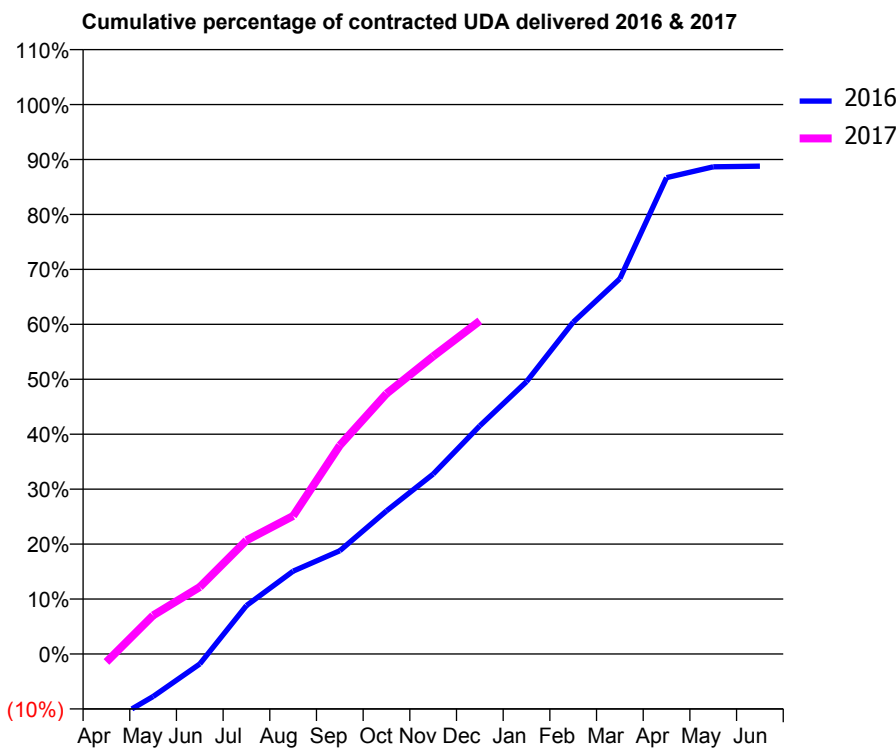
16/17 Contracted general activity (UDA)	8,775
Carry forward general activity (UDA)	302
16/17 Contracted orthodontic activity (UOA)	0
Carry forward orthodontic activity (UOA)	0
Baseline contract value	£227,080.47

### ACCESS\*

Patients seen in 24 months	Total	Change since previous quarter
Quarter ending December 2015	2,764	
Quarter ending March 2016	2,756	→
Quarter ending June 2016	2,894	↑
Quarter ending September 2016	2,919	→
Quarter ending December 2016	2,965	→
<b>Variance since December 2015</b>	<b>7.3%</b>	<b>↑</b>



### ACTIVITY



Month	Adjusted Scheduled Activity (UDA)	
	2016	2017
April	-1,116	-130
May	-679	616
June	-160	1,071
July	774	1,815
August	1,324	2,204
September	1,650	3,331
October	2,286	4,157
November	2,873	4,755
December	3,644	5,320
January	4,349	
February	5,299	
March	5,993	
April	7,607	
May	7,779	
June	7,791	

### QUALITY

	Quantity	Base Number	Contract	AT	Region	England
% of FP17s for the same patient ID Re-attending within 3 months - Children	41	969	4.2%	10.0%	11.9%	12.4%
% of FP17s for the same patient ID Re-attending within 3 months - Adults	261	2,151	12.1%	16.0%	17.1%	16.6%
% of FP17s for the same patient ID Re-attending between 3 & 9 months - Children	548	969	56.6%	45.8%	46.2%	57.5%
% of FP17s for the same patient ID Re-attending between 3 & 9 months - Adults	1,003	2,151	46.6%	37.2%	37.8%	50.4%
% of FP17s for Band 1 Urgent Courses	206	2,399	8.6%	11.0%	10.6%	9.1%
% of FP17s Relating to Free Repair or Replacements	27	2,399	1.1%	0.6%	0.6%	0.8%
% of FP17s Relating to Continuations	26	2,399	1.1%	0.7%	0.9%	1.3%
% of Patients satisfied with the dentistry they have received	1	2	N/A	91.5%	90.3%	92.7%
% of Patients satisfied with the time they had to wait for an appointment	1	2	N/A	84.0%	83.8%	88.8%

\* This is based on patients treated on this contract for their most recent course of treatment. Figures in italics indicate the base number of FP17s or Patient Questionnaire responses are less than 100. N/A is shown where the base number of responses is less than 10 during the period. % is calculated as Quantity/Base number\*100

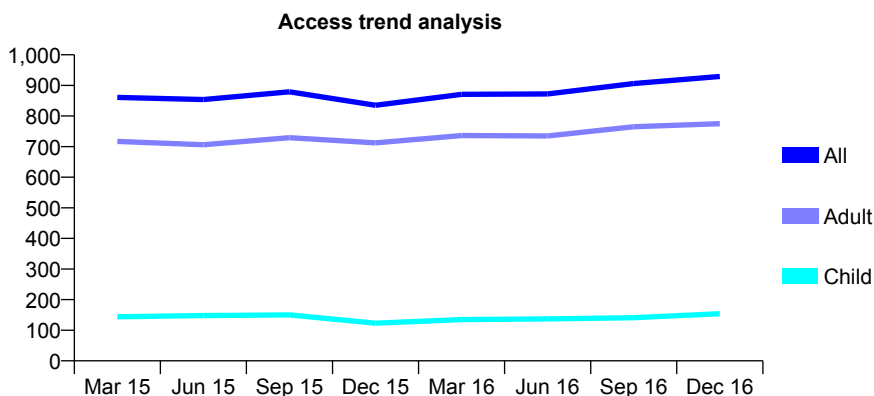
## Q62 - Vital Signs At a Glance Contract Report for 929034/0001 - December 2016

Name or company name	Goldhawk Dental Partnership
Contract type name	GDS Contract
Purpose of contract	General
Contract start date	01/04/2006
Contract end date	

16/17 Contracted general activity (UDA)	3,378
Carry forward general activity (UDA)	47
16/17 Contracted orthodontic activity (UOA)	0
Carry forward orthodontic activity (UOA)	0
Baseline contract value	£106,891.89

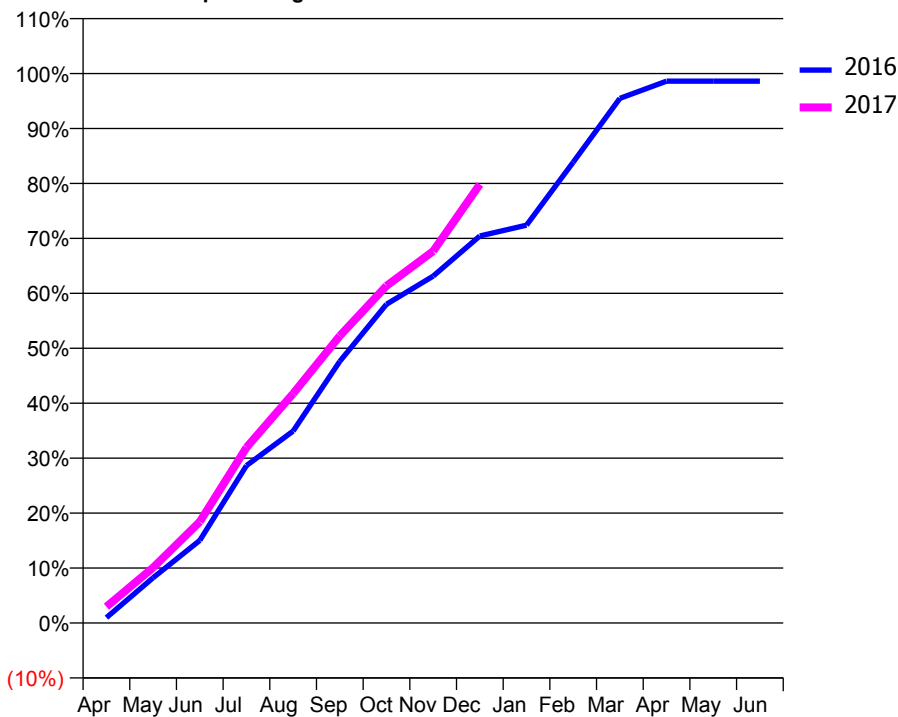
### ACCESS\*

Patients seen in 24 months	Total	Change since previous quarter
Quarter ending December 2015	835	
Quarter ending March 2016	871	↑
Quarter ending June 2016	872	→
Quarter ending September 2016	906	↑
Quarter ending December 2016	929	↑
<b>Variance since December 2015</b>	<b>11.3%</b>	<b>↑</b>



### ACTIVITY

Cumulative percentage of contracted UDA delivered 2016 & 2017



Month	Adjusted Scheduled Activity (UDA)	
	2016	2017
April	33	100
May	278	340
June	508	623
July	967	1,079
August	1,180	1,410
September	1,609	1,765
October	1,959	2,073
November	2,133	2,286
December	2,379	2,697
January	2,446	
February	2,832	
March	3,225	
April	3,331	
May	3,331	
June	3,331	

### QUALITY

	Quantity	Base Number	Contract	AT	Region	England
% of FP17s for the same patient ID Re-attending within 3 months - Children	3	138	2.2%	10.0%	11.9%	12.4%
% of FP17s for the same patient ID Re-attending within 3 months - Adults	68	687	9.9%	16.0%	17.1%	16.6%
% of FP17s for the same patient ID Re-attending between 3 & 9 months - Children	36	138	26.1%	45.8%	46.2%	57.5%
% of FP17s for the same patient ID Re-attending between 3 & 9 months - Adults	234	687	34.1%	37.2%	37.8%	50.4%
% of FP17s for Band 1 Urgent Courses	33	788	4.2%	11.0%	10.6%	9.1%
% of FP17s Relating to Free Repair or Replacements	2	788	0.3%	0.6%	0.6%	0.8%
% of FP17s Relating to Continuations	7	788	0.9%	0.7%	0.9%	1.3%
% of Patients satisfied with the dentistry they have received	0	0	N/A	91.5%	90.3%	92.7%
% of Patients satisfied with the time they had to wait for an appointment	0	0	N/A	84.0%	83.8%	88.8%

\* This is based on patients treated on this contract for their most recent course of treatment. Figures in italics indicate the base number of FP17s or Patient Questionnaire responses are less than 100. N/A is shown where the base number of responses is less than 10 during the period. % is calculated as Quantity/Base number\*100

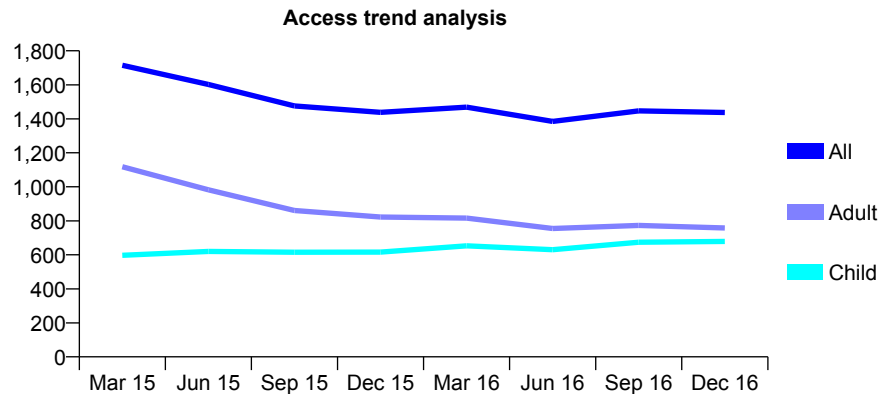
## Q62 - Vital Signs At a Glance Contract Report for 929263/0001 - December 2016

Name or company name	MRS JM SRITHARAN
Contract type name	GDS Contract
Purpose of contract	General
Contract start date	01/04/2006
Contract end date	

16/17 Contracted general activity (UDA)	3,815
Carry forward general activity (UDA)	-76
16/17 Contracted orthodontic activity (UOA)	0
Carry forward orthodontic activity (UOA)	0
Baseline contract value	£97,131.43

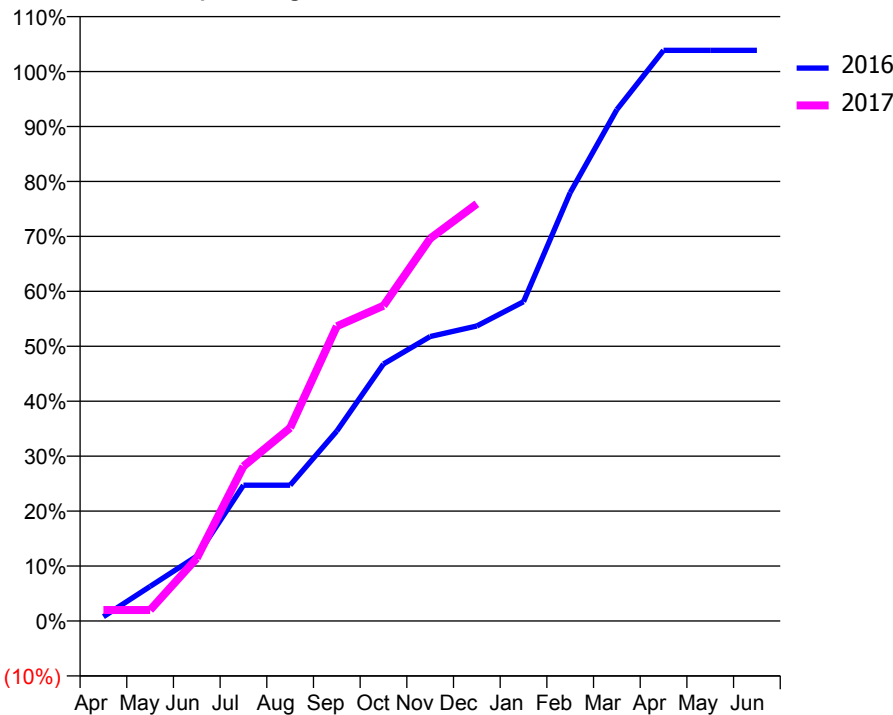
### ACCESS\*

Patients seen in 24 months	Total	Change since previous quarter
Quarter ending December 2015	1,438	
Quarter ending March 2016	1,469	↑
Quarter ending June 2016	1,385	↓
Quarter ending September 2016	1,447	↑
Quarter ending December 2016	1,437	→
<b>Variance since December 2015</b>	<b>(0.1%)</b>	<b>→</b>



### ACTIVITY

Cumulative percentage of contracted UDA delivered 2016 & 2017



Month	Adjusted Scheduled Activity (UDA)	
	2016	2017
April	30	76
May	241	76
June	451	435
July	943	1,075
August	943	1,341
September	1,318	2,046
October	1,785	2,189
November	1,975	2,656
December	2,048	2,896
January	2,217	
February	2,974	
March	3,551	
April	3,962	
May	3,962	
June	3,962	

### QUALITY

	Quantity	Base Number	Contract	AT	Region	England
% of FP17s for the same patient ID Re-attending within 3 months - Children	9	478	1.9%	10.0%	11.9%	12.4%
% of FP17s for the same patient ID Re-attending within 3 months - Adults	31	494	6.3%	16.0%	17.1%	16.6%
% of FP17s for the same patient ID Re-attending between 3 & 9 months - Children	160	478	33.5%	45.8%	46.2%	57.5%
% of FP17s for the same patient ID Re-attending between 3 & 9 months - Adults	143	494	28.9%	37.2%	37.8%	50.4%
% of FP17s for Band 1 Urgent Courses	31	880	3.5%	11.0%	10.6%	9.1%
% of FP17s Relating to Free Repair or Replacements	0	880	0.0%	0.6%	0.6%	0.8%
% of FP17s Relating to Continuations	0	880	0.0%	0.7%	0.9%	1.3%
% of Patients satisfied with the dentistry they have received	1	1	N/A	91.5%	90.3%	92.7%
% of Patients satisfied with the time they had to wait for an appointment	1	1	N/A	84.0%	83.8%	88.8%

\* This is based on patients treated on this contract for their most recent course of treatment. Figures in italics indicate the base number of FP17s or Patient Questionnaire responses are less than 100. N/A is shown where the base number of responses is less than 10 during the period. % is calculated as Quantity/Base number\*100

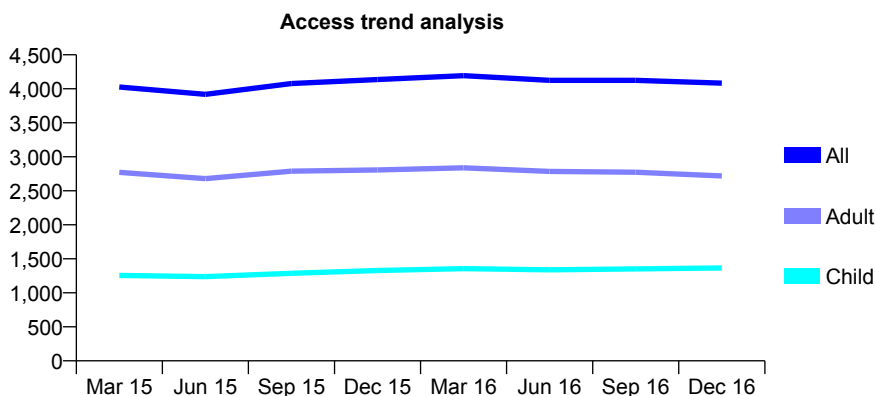
## Q62 - Vital Signs At a Glance Contract Report for 933775/0001 - December 2016

Name or company name	MISS M VIJAYARAGHAVAN
Contract type name	GDS Contract
Purpose of contract	General
Contract start date	01/04/2006
Contract end date	

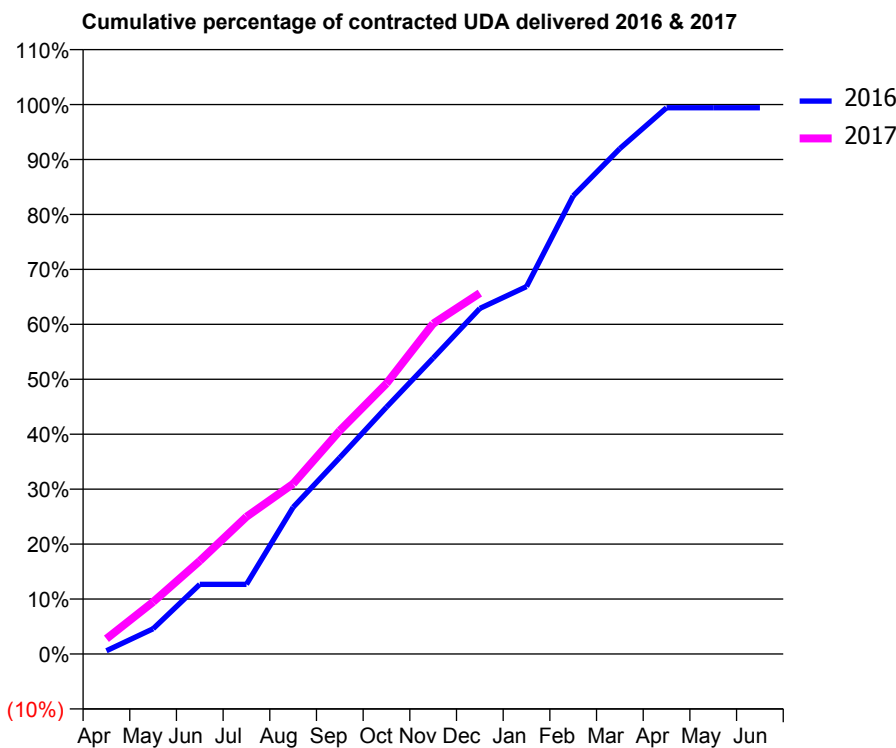
16/17 Contracted general activity (UDA)	9,700
Carry forward general activity (UDA)	58
16/17 Contracted orthodontic activity (UOA)	0
Carry forward orthodontic activity (UOA)	0
Baseline contract value	£260,904.92

### ACCESS\*

Patients seen in 24 months	Total	Change since previous quarter
Quarter ending December 2015	4,136	
Quarter ending March 2016	4,194	→
Quarter ending June 2016	4,124	↓
Quarter ending September 2016	4,125	→
Quarter ending December 2016	4,083	↓
<b>Variance since December 2015</b>	<b>(1.3%)</b>	<b>↓</b>



### ACTIVITY



Month	Adjusted Scheduled Activity (UDA)	
	2016	2017
April	57	269
May	447	919
June	1,231	1,644
July	1,231	2,424
August	2,591	3,006
September	3,468	3,944
October	4,359	4,774
November	5,224	5,833
December	6,101	6,372
January	6,485	
February	8,088	
March	8,922	
April	9,642	
May	9,642	
June	9,642	

### QUALITY

	Quantity	Base Number	Contract	AT	Region	England
% of FP17s for the same patient ID Re-attending within 3 months - Children	77	1,090	7.1%	10.0%	11.9%	12.4%
% of FP17s for the same patient ID Re-attending within 3 months - Adults	266	1,801	14.8%	16.0%	17.1%	16.6%
% of FP17s for the same patient ID Re-attending between 3 & 9 months - Children	347	1,090	31.8%	45.8%	46.2%	57.5%
% of FP17s for the same patient ID Re-attending between 3 & 9 months - Adults	462	1,801	25.7%	37.2%	37.8%	50.4%
% of FP17s for Band 1 Urgent Courses	278	2,650	10.5%	11.0%	10.6%	9.1%
% of FP17s Relating to Free Repair or Replacements	0	2,650	0.0%	0.6%	0.6%	0.8%
% of FP17s Relating to Continuations	29	2,650	1.1%	0.7%	0.9%	1.3%
% of Patients satisfied with the dentistry they have received	3	3	N/A	91.5%	90.3%	92.7%
% of Patients satisfied with the time they had to wait for an appointment	3	3	N/A	84.0%	83.8%	88.8%

\* This is based on patients treated on this contract for their most recent course of treatment. Figures in italics indicate the base number of FP17s or Patient Questionnaire responses are less than 100. N/A is shown where the base number of responses is less than 10 during the period. % is calculated as Quantity/Base number\*100

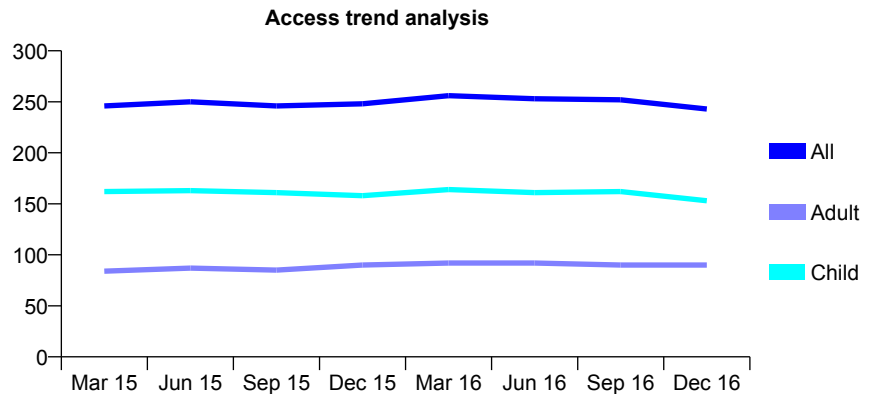
## Q62 - Vital Signs At a Glance Contract Report for 934402/0002 - December 2016

Name or company name	MR M SHER
Contract type name	GDS Contract
Purpose of contract	General
Contract start date	25/04/2011
Contract end date	

16/17 Contracted general activity (UDA)	566
Carry forward general activity (UDA)	-11
16/17 Contracted orthodontic activity (UOA)	0
Carry forward orthodontic activity (UOA)	0
Baseline contract value	£12,882.89

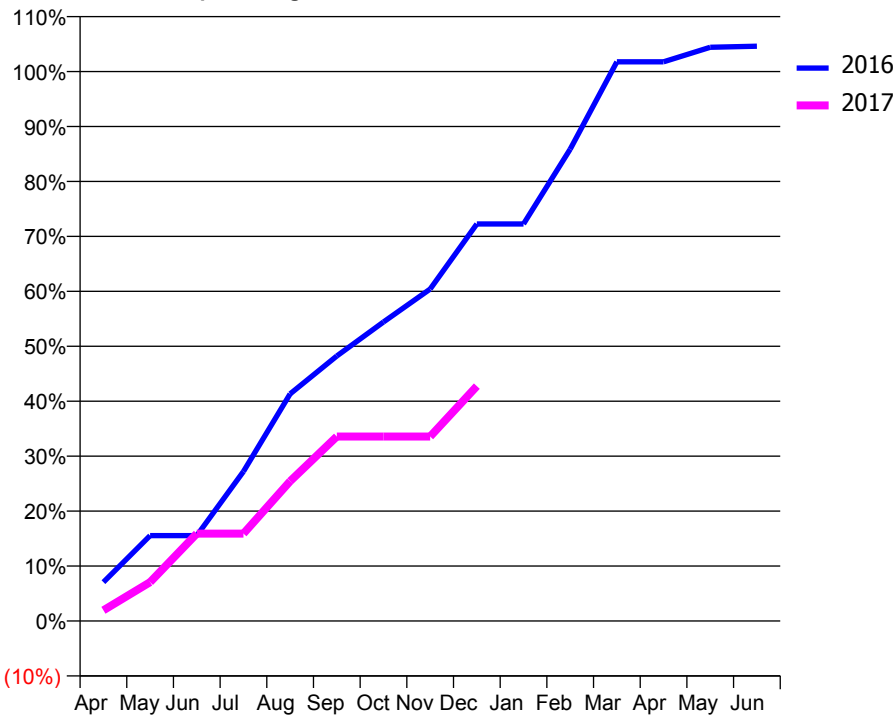
### ACCESS\*

Patients seen in 24 months	Total	Change since previous quarter
Quarter ending December 2015	248	
Quarter ending March 2016	256	↑
Quarter ending June 2016	253	↓
Quarter ending September 2016	252	→
Quarter ending December 2016	243	↓
<b>Variance since December 2015</b>	<b>(2.0%)</b>	<b>↓</b>



### ACTIVITY

Cumulative percentage of contracted UDA delivered 2016 & 2017



Month	Adjusted Scheduled Activity (UDA)	
	2016	2017
April	40	11
May	88	40
June	88	90
July	154	90
August	234	144
September	273	190
October	308	190
November	342	190
December	409	242
January	409	
February	486	
March	576	
April	576	
May	591	
June	592	

### QUALITY

	Quantity	Base Number	Contract	AT	Region	England
% of FP17s for the same patient ID Re-attending within 3 months - Children	6	112	5.4%	10.0%	11.9%	12.4%
% of FP17s for the same patient ID Re-attending within 3 months - Adults	5	45	11.1%	16.0%	17.1%	16.6%
% of FP17s for the same patient ID Re-attending between 3 & 9 months - Children	65	112	58.0%	45.8%	46.2%	57.5%
% of FP17s for the same patient ID Re-attending between 3 & 9 months - Adults	12	45	26.7%	37.2%	37.8%	50.4%
% of FP17s for Band 1 Urgent Courses	0	145	0.0%	11.0%	10.6%	9.1%
% of FP17s Relating to Free Repair or Replacements	0	145	0.0%	0.6%	0.6%	0.8%
% of FP17s Relating to Continuations	0	145	0.0%	0.7%	0.9%	1.3%
% of Patients satisfied with the dentistry they have received	0	0	N/A	91.5%	90.3%	92.7%
% of Patients satisfied with the time they had to wait for an appointment	0	0	N/A	84.0%	83.8%	88.8%

\* This is based on patients treated on this contract for their most recent course of treatment. Figures in italics indicate the base number of FP17s or Patient Questionnaire responses are less than 100. N/A is shown where the base number of responses is less than 10 during the period. % is calculated as Quantity/Base number\*100



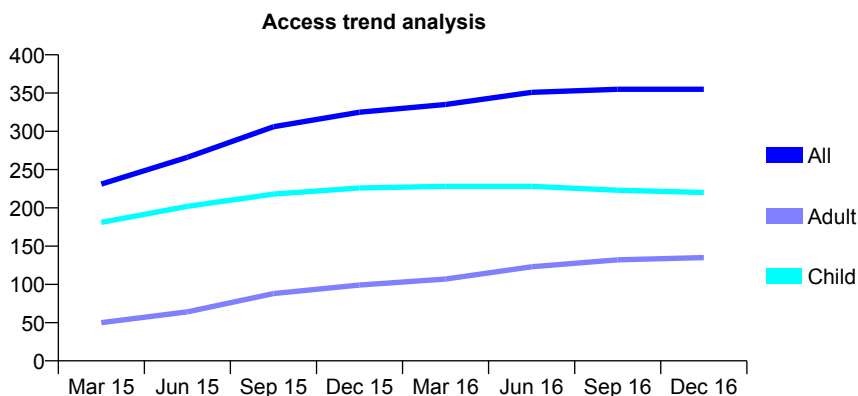
## Q62 - Vital Signs At a Glance Contract Report for 935875/0001 - December 2016

Name or company name	MISS AS SHRESTHA
Contract type name	GDS Contract
Purpose of contract	General
Contract start date	01/09/2014
Contract end date	

16/17 Contracted general activity (UDA)	962
Carry forward general activity (UDA)	0
16/17 Contracted orthodontic activity (UOA)	0
Carry forward orthodontic activity (UOA)	0
Baseline contract value	£19,677.01

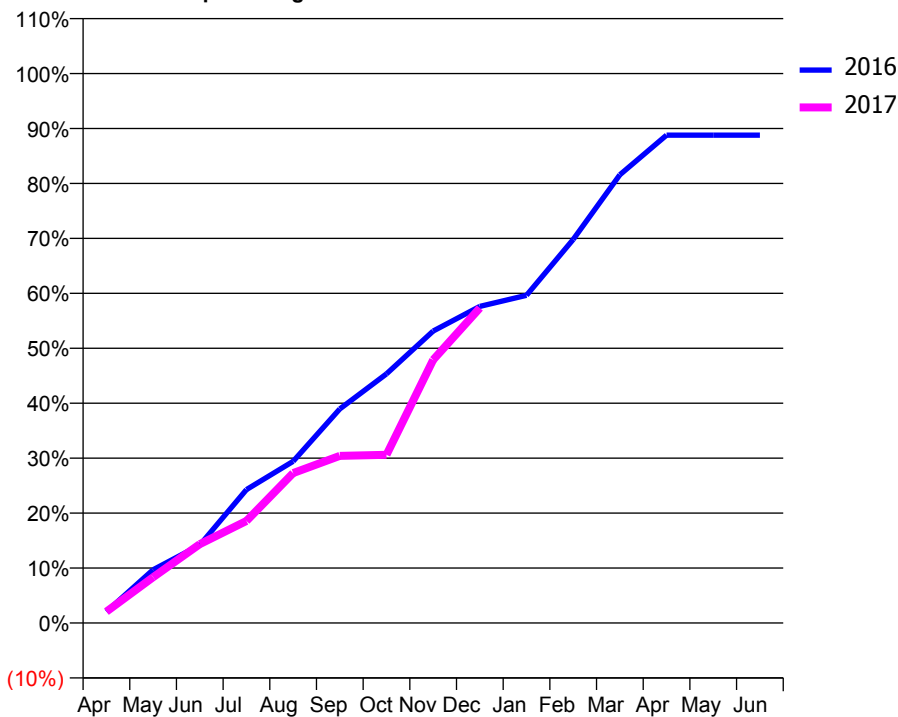
### ACCESS\*

Patients seen in 24 months	Total	Change since previous quarter
Quarter ending December 2015	325	
Quarter ending March 2016	335	↑
Quarter ending June 2016	351	↑
Quarter ending September 2016	355	→
Quarter ending December 2016	355	→
<b>Variance since December 2015</b>	<b>9.2%</b>	<b>↑</b>



### ACTIVITY

Cumulative percentage of contracted UDA delivered 2016 & 2017



Adjusted Scheduled Activity (UDA)

Month	2016	2017
April	20	20
May	93	80
June	136	138
July	234	179
August	283	262
September	375	293
October	436	295
November	511	461
December	554	552
January	574	
February	671	
March	785	
April	854	
May	854	
June	854	

### QUALITY

	Quantity	Base Number	Contract	AT	Region	England
% of FP17s for the same patient ID Re-attending within 3 months - Children	43	363	11.8%	10.0%	11.9%	12.4%
% of FP17s for the same patient ID Re-attending within 3 months - Adults	14	107	13.1%	16.0%	17.1%	16.6%
% of FP17s for the same patient ID Re-attending between 3 & 9 months - Children	253	363	69.7%	45.8%	46.2%	57.5%
% of FP17s for the same patient ID Re-attending between 3 & 9 months - Adults	45	107	42.1%	37.2%	37.8%	50.4%
% of FP17s for Band 1 Urgent Courses	18	426	4.2%	11.0%	10.6%	9.1%
% of FP17s Relating to Free Repair or Replacements	0	426	0.0%	0.6%	0.6%	0.8%
% of FP17s Relating to Continuations	3	426	0.7%	0.7%	0.9%	1.3%
% of Patients satisfied with the dentistry they have received	2	2	N/A	91.5%	90.3%	92.7%
% of Patients satisfied with the time they had to wait for an appointment	2	2	N/A	84.0%	83.8%	88.8%

\* This is based on patients treated on this contract for their most recent course of treatment. Figures in italics indicate the base number of FP17s or Patient Questionnaire responses are less than 100. N/A is shown where the base number of responses is less than 10 during the period. % is calculated as Quantity/Base number\*100

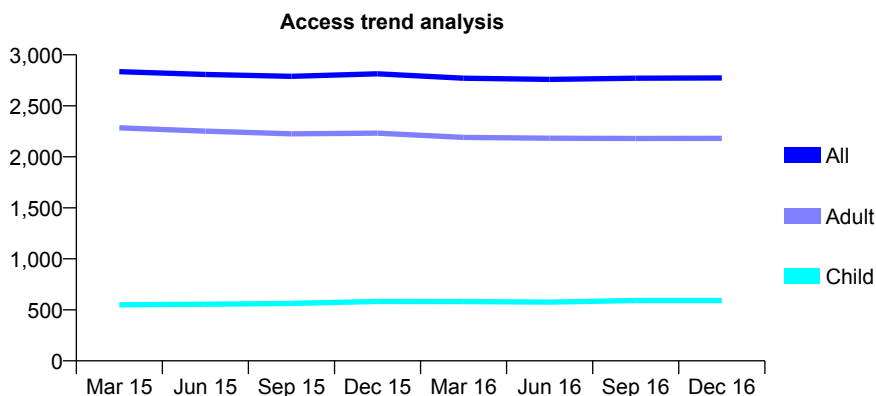
## Q62 - Vital Signs At a Glance Contract Report for 938971/0001 - December 2016

Name or company name	MR K MOUNT
Contract type name	GDS Contract
Purpose of contract	General
Contract start date	01/04/2006
Contract end date	

16/17 Contracted general activity (UDA)	8,757
Carry forward general activity (UDA)	0
16/17 Contracted orthodontic activity (UOA)	0
Carry forward orthodontic activity (UOA)	0
Baseline contract value	£203,182.83

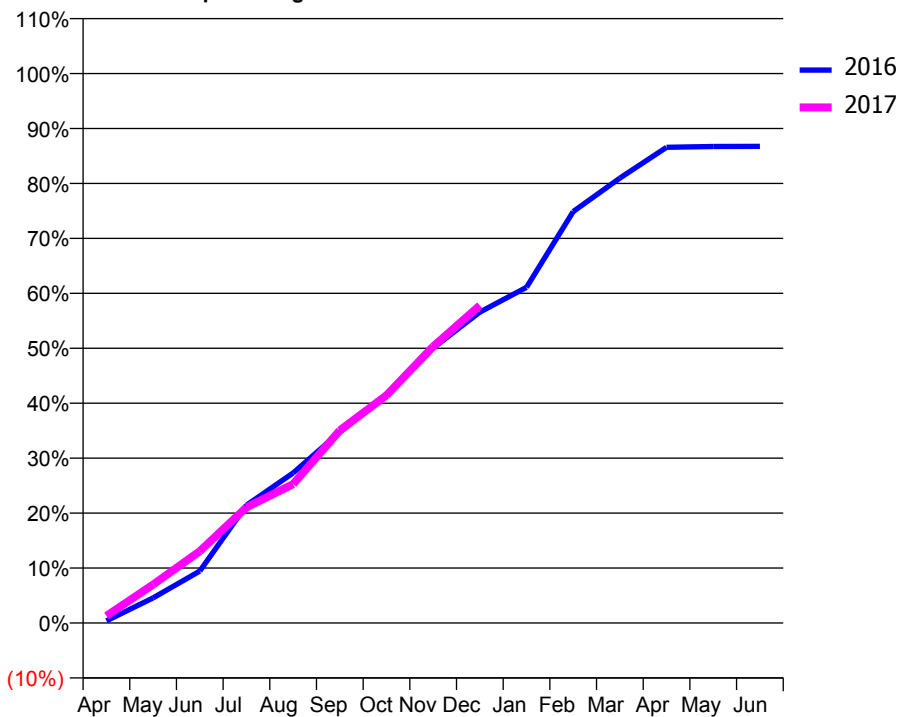
### ACCESS\*

Patients seen in 24 months	Total	Change since previous quarter
Quarter ending December 2015	2,814	
Quarter ending March 2016	2,771	↓
Quarter ending June 2016	2,759	→
Quarter ending September 2016	2,771	→
Quarter ending December 2016	2,773	→
<b>Variance since December 2015</b>	<b>(1.5%)</b>	<b>↓</b>



### ACTIVITY

Cumulative percentage of contracted UDA delivered 2016 & 2017



Month	Adjusted Scheduled Activity (UDA)	
	2016	2017
April	36	114
May	402	613
June	828	1,145
July	1,878	1,843
August	2,391	2,214
September	3,042	3,071
October	3,634	3,628
November	4,383	4,406
December	4,954	5,061
January	5,350	
February	6,556	
March	7,090	
April	7,582	
May	7,593	
June	7,596	

### QUALITY

	Quantity	Base Number	Contract	AT	Region	England
% of FP17s for the same patient ID Re-attending within 3 months - Children	25	482	5.2%	10.0%	11.9%	12.4%
% of FP17s for the same patient ID Re-attending within 3 months - Adults	340	1,972	17.2%	16.0%	17.1%	16.6%
% of FP17s for the same patient ID Re-attending between 3 & 9 months - Children	195	482	40.5%	45.8%	46.2%	57.5%
% of FP17s for the same patient ID Re-attending between 3 & 9 months - Adults	814	1,972	41.3%	37.2%	37.8%	50.4%
% of FP17s for Band 1 Urgent Courses	307	2,181	14.1%	11.0%	10.6%	9.1%
% of FP17s Relating to Free Repair or Replacements	1	2,181	0.0%	0.6%	0.6%	0.8%
% of FP17s Relating to Continuations	5	2,181	0.2%	0.7%	0.9%	1.3%
% of Patients satisfied with the dentistry they have received	3	3	N/A	91.5%	90.3%	92.7%
% of Patients satisfied with the time they had to wait for an appointment	3	3	N/A	84.0%	83.8%	88.8%

\* This is based on patients treated on this contract for their most recent course of treatment. Figures in italics indicate the base number of FP17s or Patient Questionnaire responses are less than 100. N/A is shown where the base number of responses is less than 10 during the period. % is calculated as Quantity/Base number\*100

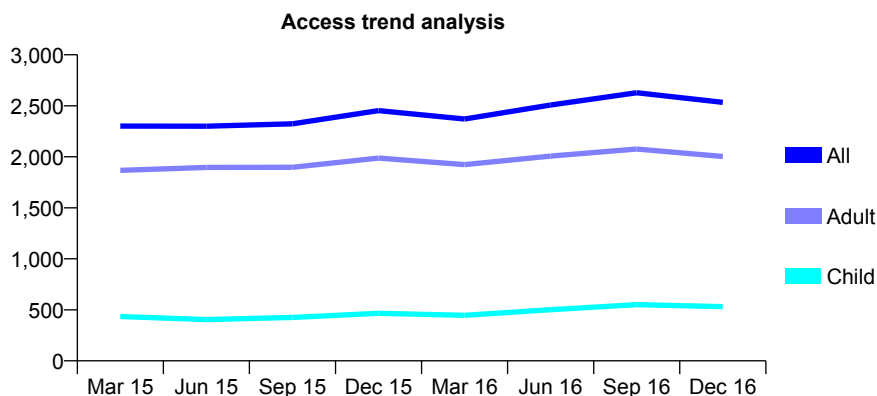
## Q62 - Vital Signs At a Glance Contract Report for 939587/0001 - December 2016

Name or company name	MR SM AYIOUB-BEY
Contract type name	GDS Contract
Purpose of contract	General
Contract start date	01/04/2006
Contract end date	

16/17 Contracted general activity (UDA)	9,179
Carry forward general activity (UDA)	-184
16/17 Contracted orthodontic activity (UOA)	0
Carry forward orthodontic activity (UOA)	0
Baseline contract value	£313,786.20

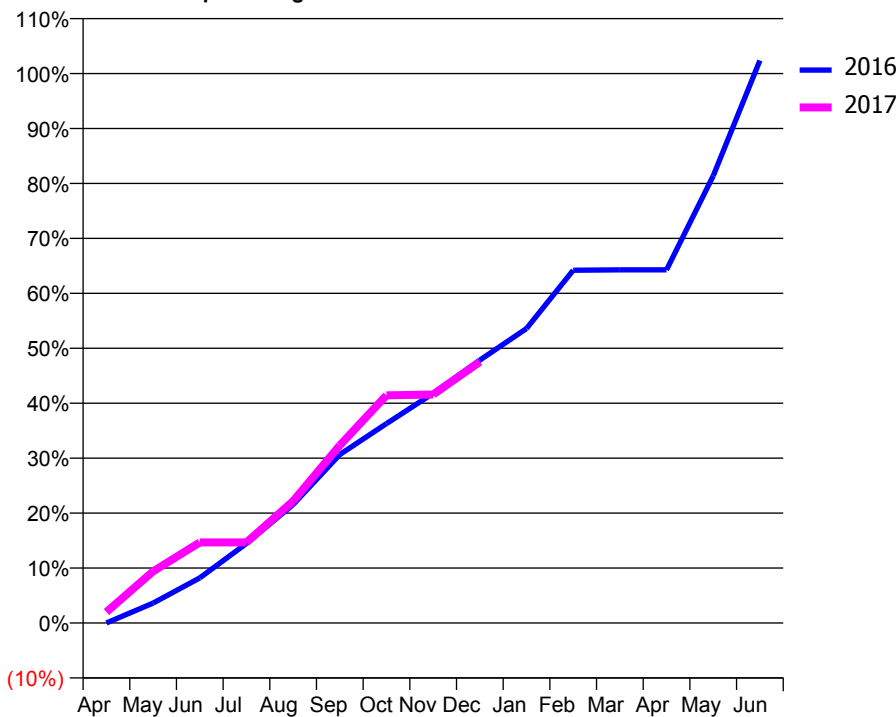
### ACCESS\*

Patients seen in 24 months	Total	Change since previous quarter
Quarter ending December 2015	2,453	
Quarter ending March 2016	2,370	↓
Quarter ending June 2016	2,508	↑
Quarter ending September 2016	2,628	↑
Quarter ending December 2016	2,534	↓
<b>Variance since December 2015</b>	<b>3.3%</b>	<b>↑</b>



### ACTIVITY

Cumulative percentage of contracted UDA delivered 2016 & 2017



Month	Adjusted Scheduled Activity (UDA)	
	2016	2017
April	0	184
May	332	863
June	755	1,348
July	1,328	1,348
August	1,979	2,037
September	2,814	2,969
October	3,331	3,804
November	3,837	3,817
December	4,392	4,363
January	4,919	
February	5,892	
March	5,900	
April	5,900	
May	7,471	
June	9,397	

### QUALITY

	Quantity	Base Number	Contract	AT	Region	England
% of FP17s for the same patient ID Re-attending within 3 months - Children	44	557	7.9%	10.0%	11.9%	12.4%
% of FP17s for the same patient ID Re-attending within 3 months - Adults	189	1,671	11.3%	16.0%	17.1%	16.6%
% of FP17s for the same patient ID Re-attending between 3 & 9 months - Children	239	557	42.9%	45.8%	46.2%	57.5%
% of FP17s for the same patient ID Re-attending between 3 & 9 months - Adults	512	1,671	30.6%	37.2%	37.8%	50.4%
% of FP17s for Band 1 Urgent Courses	236	1,625	14.5%	11.0%	10.6%	9.1%
% of FP17s Relating to Free Repair or Replacements	9	1,625	0.6%	0.6%	0.6%	0.8%
% of FP17s Relating to Continuations	11	1,625	0.7%	0.7%	0.9%	1.3%
% of Patients satisfied with the dentistry they have received	4	5	N/A	91.5%	90.3%	92.7%
% of Patients satisfied with the time they had to wait for an appointment	4	5	N/A	84.0%	83.8%	88.8%

\* This is based on patients treated on this contract for their most recent course of treatment. Figures in italics indicate the base number of FP17s or Patient Questionnaire responses are less than 100. N/A is shown where the base number of responses is less than 10 during the period. % is calculated as Quantity/Base number\*100

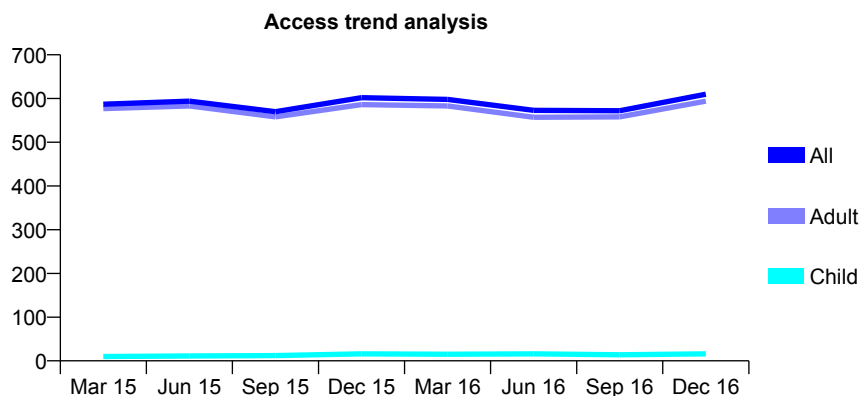
## Q62 - Vital Signs At a Glance Contract Report for 939587/0003 - December 2016

Name or company name	MR SM AYOUN-BEY
Contract type name	GDS Contract
Purpose of contract	General
Contract start date	01/02/2012
Contract end date	

16/17 Contracted general activity (UDA)	1,725
Carry forward general activity (UDA)	0
16/17 Contracted orthodontic activity (UOA)	0
Carry forward orthodontic activity (UOA)	0
Baseline contract value	£47,623.10

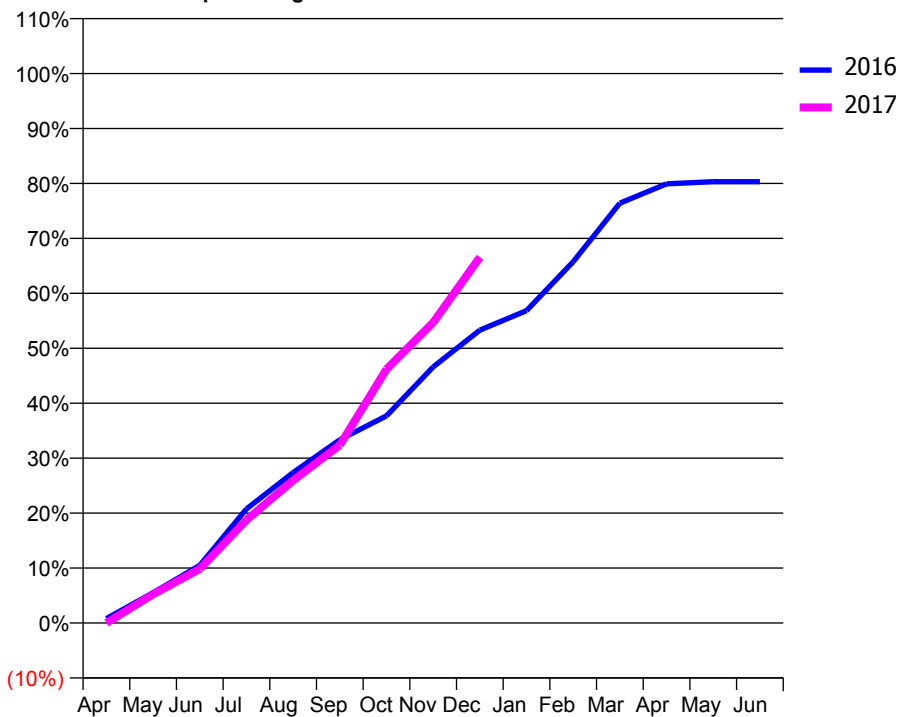
### ACCESS\*

Patients seen in 24 months	Total	Change since previous quarter
Quarter ending December 2015	602	
Quarter ending March 2016	598	→
Quarter ending June 2016	573	↓
Quarter ending September 2016	572	→
Quarter ending December 2016	610	↑
<b>Variance since December 2015</b>	<b>1.3%</b>	<b>→</b>



### ACTIVITY

Cumulative percentage of contracted UDA delivered 2016 & 2017



Month	Adjusted Scheduled Activity (UDA)	
	2016	2017
April	14	0
May	95	90
June	181	170
July	358	323
August	473	448
September	575	559
October	650	797
November	804	943
December	920	1,148
January	980	
February	1,134	
March	1,318	
April	1,379	
May	1,385	
June	1,385	

### QUALITY

	Quantity	Base Number	Contract	AT	Region	England
% of FP17s for the same patient ID Re-attending within 3 months - Children	0	7	0.0%	10.0%	11.9%	12.4%
% of FP17s for the same patient ID Re-attending within 3 months - Adults	37	392	9.4%	16.0%	17.1%	16.6%
% of FP17s for the same patient ID Re-attending between 3 & 9 months - Children	1	7	14.3%	45.8%	46.2%	57.5%
% of FP17s for the same patient ID Re-attending between 3 & 9 months - Adults	67	392	17.1%	37.2%	37.8%	50.4%
% of FP17s for Band 1 Urgent Courses	87	366	23.8%	11.0%	10.6%	9.1%
% of FP17s Relating to Free Repair or Replacements	0	366	0.0%	0.6%	0.6%	0.8%
% of FP17s Relating to Continuations	4	366	1.1%	0.7%	0.9%	1.3%
% of Patients satisfied with the dentistry they have received	2	2	N/A	91.5%	90.3%	92.7%
% of Patients satisfied with the time they had to wait for an appointment	2	2	N/A	84.0%	83.8%	88.8%

\* This is based on patients treated on this contract for their most recent course of treatment. Figures in italics indicate the base number of FP17s or Patient Questionnaire responses are less than 100. N/A is shown where the base number of responses is less than 10 during the period. % is calculated as Quantity/Base number\*100

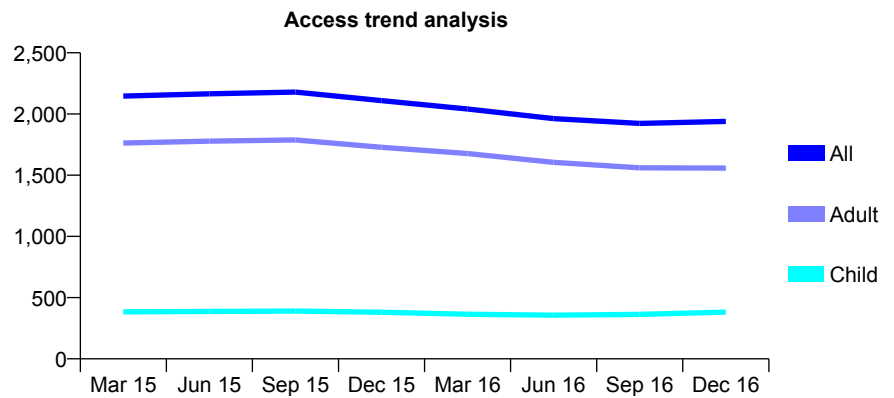
## Q62 - Vital Signs At a Glance Contract Report for 939870/0001 - December 2016

Name or company name	MR B SHAH
Contract type name	GDS Contract
Purpose of contract	General
Contract start date	01/04/2006
Contract end date	

16/17 Contracted general activity (UDA)	6,000
Carry forward general activity (UDA)	0
16/17 Contracted orthodontic activity (UOA)	0
Carry forward orthodontic activity (UOA)	0
Baseline contract value	£155,445.45

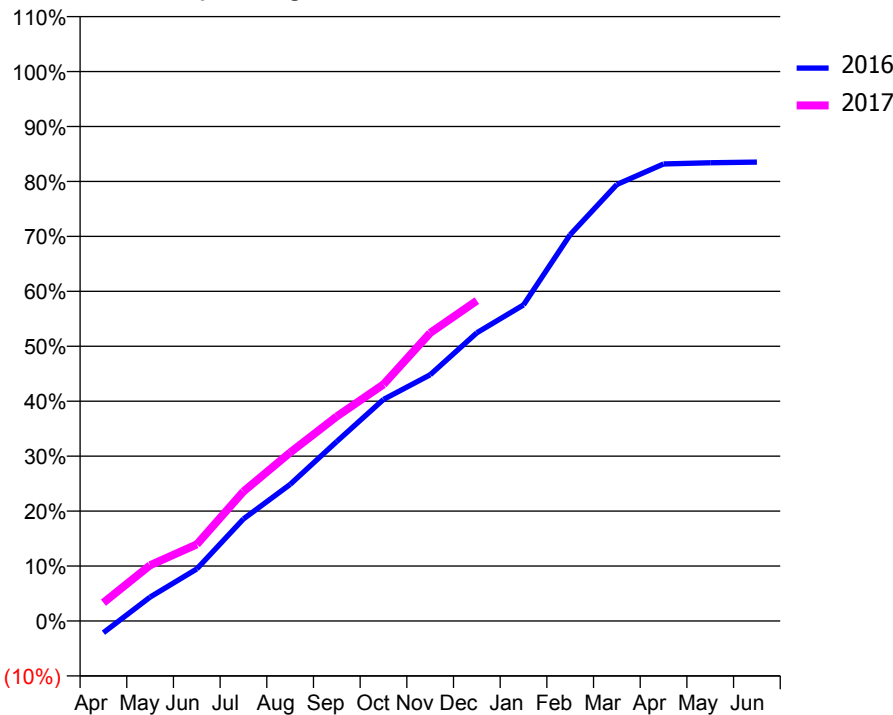
### ACCESS\*

Patients seen in 24 months	Total	Change since previous quarter
Quarter ending December 2015	2,109	
Quarter ending March 2016	2,041	↓
Quarter ending June 2016	1,962	↓
Quarter ending September 2016	1,923	↓
Quarter ending December 2016	1,940	→
<b>Variance since December 2015</b>	<b>(8.0%)</b>	<b>↓</b>



### ACTIVITY

Cumulative percentage of contracted UDA delivered 2016 & 2017



Month	Adjusted Scheduled Activity (UDA)	
	2016	2017
April	-129	200
May	261	610
June	568	837
July	1,114	1,414
August	1,492	1,840
September	1,960	2,234
October	2,419	2,584
November	2,689	3,145
December	3,148	3,498
January	3,451	
February	4,219	
March	4,767	
April	4,991	
May	5,004	
June	5,012	

### QUALITY

	Quantity	Base Number	Contract	AT	Region	England
% of FP17s for the same patient ID Re-attending within 3 months - Children	4	326	1.2%	10.0%	11.9%	12.4%
% of FP17s for the same patient ID Re-attending within 3 months - Adults	92	1,113	8.3%	16.0%	17.1%	16.6%
% of FP17s for the same patient ID Re-attending between 3 & 9 months - Children	135	326	41.4%	45.8%	46.2%	57.5%
% of FP17s for the same patient ID Re-attending between 3 & 9 months - Adults	390	1,113	35.0%	37.2%	37.8%	50.4%
% of FP17s for Band 1 Urgent Courses	63	1,360	4.6%	11.0%	10.6%	9.1%
% of FP17s Relating to Free Repair or Replacements	17	1,360	1.3%	0.6%	0.6%	0.8%
% of FP17s Relating to Continuations	3	1,360	0.2%	0.7%	0.9%	1.3%
% of Patients satisfied with the dentistry they have received	2	2	N/A	91.5%	90.3%	92.7%
% of Patients satisfied with the time they had to wait for an appointment	2	2	N/A	84.0%	83.8%	88.8%

\* This is based on patients treated on this contract for their most recent course of treatment. Figures in italics indicate the base number of FP17s or Patient Questionnaire responses are less than 100. N/A is shown where the base number of responses is less than 10 during the period. % is calculated as Quantity/Base number\*100

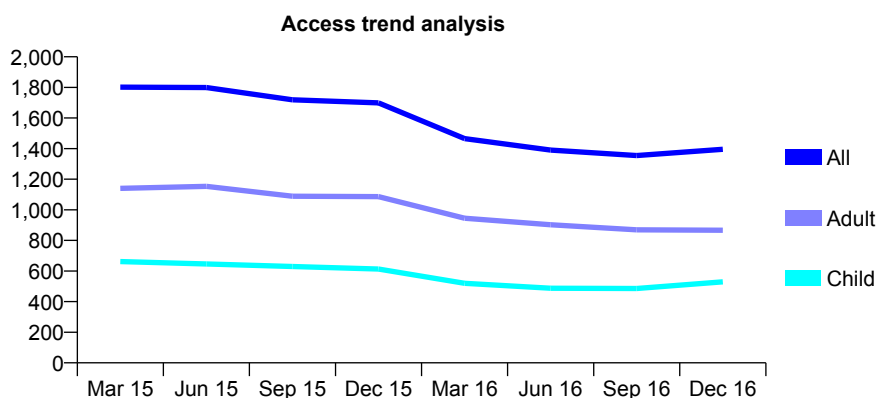
## Q62 - Vital Signs At a Glance Contract Report for 941077/0001 - December 2016

Name or company name	MR JJ LAI
Contract type name	GDS Contract
Purpose of contract	General
Contract start date	01/04/2008
Contract end date	

16/17 Contracted general activity (UDA)	8,354
Carry forward general activity (UDA)	-119
16/17 Contracted orthodontic activity (UOA)	0
Carry forward orthodontic activity (UOA)	0
Baseline contract value	£267,153.42

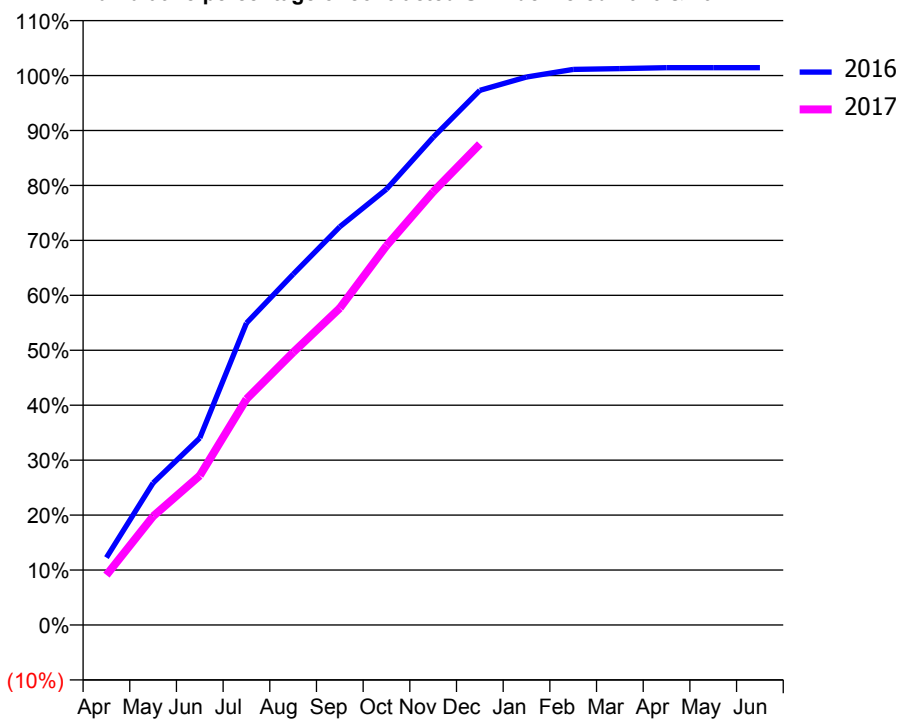
### ACCESS\*

Patients seen in 24 months	Total	Change since previous quarter
Quarter ending December 2015	1,699	
Quarter ending March 2016	1,465	↓
Quarter ending June 2016	1,390	↓
Quarter ending September 2016	1,355	↓
Quarter ending December 2016	1,396	↑
<b>Variance since December 2015</b>	<b>(17.8%)</b>	<b>↓</b>



### ACTIVITY

Cumulative percentage of contracted UDA delivered 2016 & 2017



Month	Adjusted Scheduled Activity (UDA)	
	2016	2017
April	1,024	759
May	2,160	1,653
June	2,843	2,271
July	4,590	3,434
August	5,332	4,144
September	6,055	4,817
October	6,627	5,766
November	7,414	6,585
December	8,128	7,311
January	8,332	
February	8,446	
March	8,459	
April	8,473	
May	8,473	
June	8,473	

### QUALITY

	Quantity	Base Number	Contract	AT	Region	England
% of FP17s for the same patient ID Re-attending within 3 months - Children	17	451	3.8%	10.0%	11.9%	12.4%
% of FP17s for the same patient ID Re-attending within 3 months - Adults	46	677	6.8%	16.0%	17.1%	16.6%
% of FP17s for the same patient ID Re-attending between 3 & 9 months - Children	76	451	16.9%	45.8%	46.2%	57.5%
% of FP17s for the same patient ID Re-attending between 3 & 9 months - Adults	160	677	23.6%	37.2%	37.8%	50.4%
% of FP17s for Band 1 Urgent Courses	93	1,118	8.3%	11.0%	10.6%	9.1%
% of FP17s Relating to Free Repair or Replacements	5	1,118	0.4%	0.6%	0.6%	0.8%
% of FP17s Relating to Continuations	2	1,118	0.2%	0.7%	0.9%	1.3%
% of Patients satisfied with the dentistry they have received	2	2	N/A	91.5%	90.3%	92.7%
% of Patients satisfied with the time they had to wait for an appointment	2	2	N/A	84.0%	83.8%	88.8%

\* This is based on patients treated on this contract for their most recent course of treatment. Figures in italics indicate the base number of FP17s or Patient Questionnaire responses are less than 100. N/A is shown where the base number of responses is less than 10 during the period. % is calculated as Quantity/Base number\*100

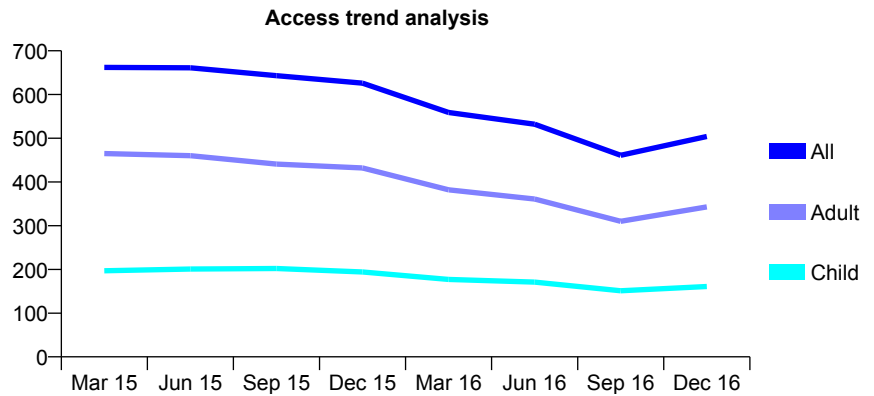
## Q62 - Vital Signs At a Glance Contract Report for 941077/0002 - December 2016

Name or company name	MR JJ LAI
Contract type name	GDS Contract
Purpose of contract	General
Contract start date	21/01/2010
Contract end date	

16/17 Contracted general activity (UDA)	3,527
Carry forward general activity (UDA)	-71
16/17 Contracted orthodontic activity (UOA)	0
Carry forward orthodontic activity (UOA)	0
Baseline contract value	£76,597.33

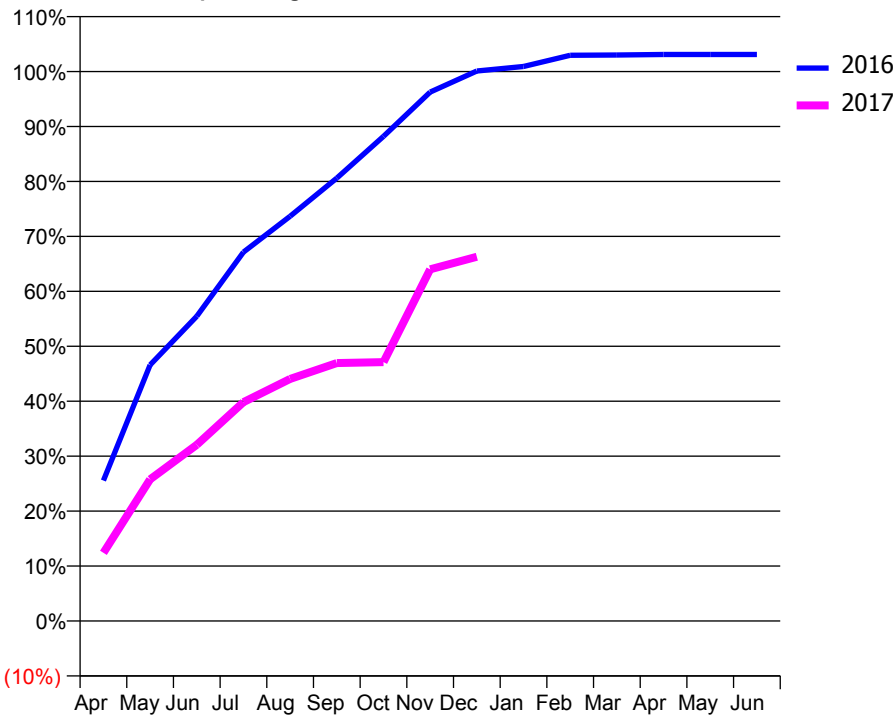
### ACCESS\*

Patients seen in 24 months	Total	Change since previous quarter
Quarter ending December 2015	626	
Quarter ending March 2016	559	↓
Quarter ending June 2016	532	↓
Quarter ending September 2016	461	↓
Quarter ending December 2016	504	↑
<b>Variance since December 2015</b>	<b>(19.5%)</b>	<b>↓</b>



### ACTIVITY

Cumulative percentage of contracted UDA delivered 2016 & 2017



Month	Adjusted Scheduled Activity (UDA)	
	2016	2017
April	902	438
May	1,644	909
June	1,956	1,131
July	2,368	1,405
August	2,598	1,554
September	2,843	1,656
October	3,111	1,662
November	3,395	2,257
December	3,530	2,338
January	3,559	
February	3,631	
March	3,633	
April	3,636	
May	3,636	
June	3,636	

### QUALITY

	Quantity	Base Number	Contract	AT	Region	England
% of FP17s for the same patient ID Re-attending within 3 months - Children	3	173	1.7%	10.0%	11.9%	12.4%
% of FP17s for the same patient ID Re-attending within 3 months - Adults	14	331	4.2%	16.0%	17.1%	16.6%
% of FP17s for the same patient ID Re-attending between 3 & 9 months - Children	84	173	48.6%	45.8%	46.2%	57.5%
% of FP17s for the same patient ID Re-attending between 3 & 9 months - Adults	144	331	43.5%	37.2%	37.8%	50.4%
% of FP17s for Band 1 Urgent Courses	14	503	2.8%	11.0%	10.6%	9.1%
% of FP17s Relating to Free Repair or Replacements	0	503	0.0%	0.6%	0.6%	0.8%
% of FP17s Relating to Continuations	2	503	0.4%	0.7%	0.9%	1.3%
% of Patients satisfied with the dentistry they have received	0	0	N/A	91.5%	90.3%	92.7%
% of Patients satisfied with the time they had to wait for an appointment	0	0	N/A	84.0%	83.8%	88.8%

\* This is based on patients treated on this contract for their most recent course of treatment. Figures in italics indicate the base number of FP17s or Patient Questionnaire responses are less than 100. N/A is shown where the base number of responses is less than 10 during the period. % is calculated as Quantity/Base number\*100



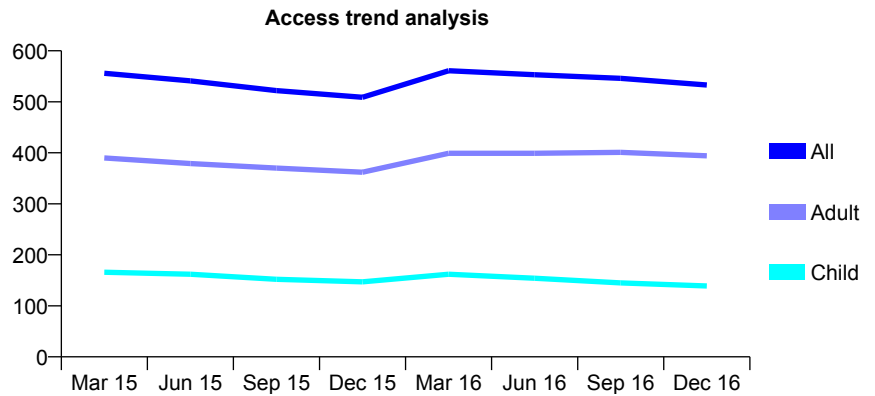
## Q62 - Vital Signs At a Glance Contract Report for 941298/0001 - December 2016

Name or company name	MR K NIRMALATHASAN
Contract type name	GDS Contract
Purpose of contract	General
Contract start date	01/04/2006
Contract end date	

16/17 Contracted general activity (UDA)	2,381
Carry forward general activity (UDA)	0
16/17 Contracted orthodontic activity (UOA)	0
Carry forward orthodontic activity (UOA)	0
Baseline contract value	£72,825.84

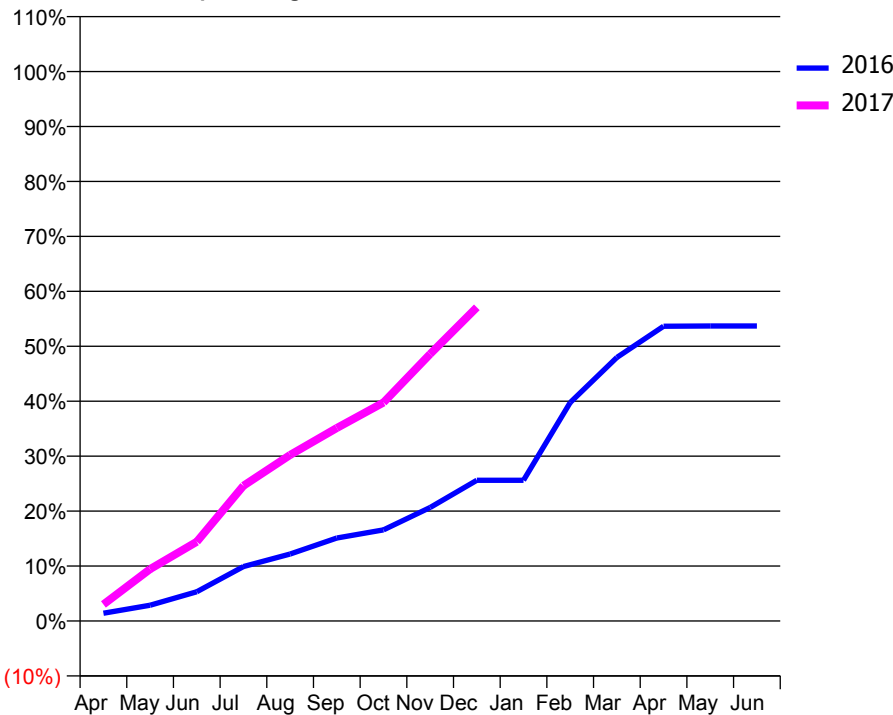
### ACCESS\*

Patients seen in 24 months	Total	Change since previous quarter
Quarter ending December 2015	509	
Quarter ending March 2016	561	↑
Quarter ending June 2016	553	↓
Quarter ending September 2016	546	↓
Quarter ending December 2016	533	↓
<b>Variance since December 2015</b>	<b>4.7%</b>	<b>↑</b>



### ACTIVITY

Cumulative percentage of contracted UDA delivered 2016 & 2017



Month	Adjusted Scheduled Activity (UDA)	
	2016	2017
April	34	72
May	68	225
June	127	343
July	236	586
August	290	719
September	360	837
October	395	947
November	492	1,157
December	610	1,359
January	610	
February	947	
March	1,142	
April	1,277	
May	1,278	
June	1,278	

### QUALITY

	Quantity	Base Number	Contract	AT	Region	England
% of FP17s for the same patient ID Re-attending within 3 months - Children	3	164	1.8%	10.0%	11.9%	12.4%
% of FP17s for the same patient ID Re-attending within 3 months - Adults	41	434	9.4%	16.0%	17.1%	16.6%
% of FP17s for the same patient ID Re-attending between 3 & 9 months - Children	75	164	45.7%	45.8%	46.2%	57.5%
% of FP17s for the same patient ID Re-attending between 3 & 9 months - Adults	160	434	36.9%	37.2%	37.8%	50.4%
% of FP17s for Band 1 Urgent Courses	48	424	11.3%	11.0%	10.6%	9.1%
% of FP17s Relating to Free Repair or Replacements	2	424	0.5%	0.6%	0.6%	0.8%
% of FP17s Relating to Continuations	1	424	0.2%	0.7%	0.9%	1.3%
% of Patients satisfied with the dentistry they have received	0	0	N/A	91.5%	90.3%	92.7%
% of Patients satisfied with the time they had to wait for an appointment	0	0	N/A	84.0%	83.8%	88.8%

\* This is based on patients treated on this contract for their most recent course of treatment. Figures in italics indicate the base number of FP17s or Patient Questionnaire responses are less than 100. N/A is shown where the base number of responses is less than 10 during the period. % is calculated as Quantity/Base number\*100

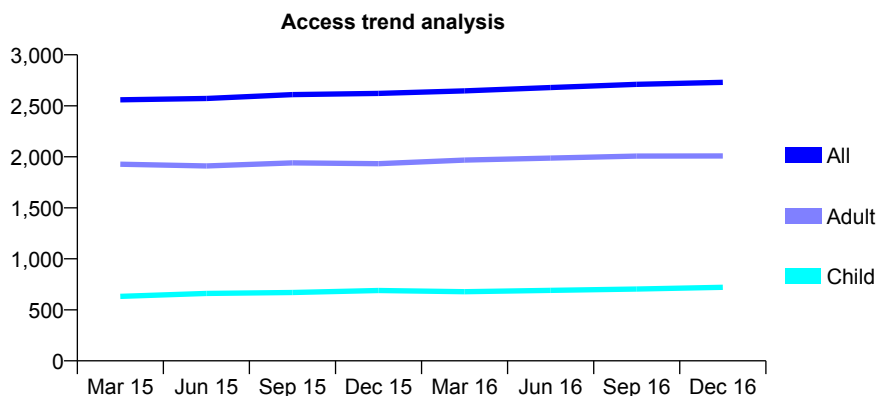
## Q62 - Vital Signs At a Glance Contract Report for 942073/0001 - December 2016

Name or company name	MRS HK KALSI
Contract type name	GDS Contract
Purpose of contract	General
Contract start date	01/04/2006
Contract end date	

16/17 Contracted general activity (UDA)	6,347
Carry forward general activity (UDA)	22
16/17 Contracted orthodontic activity (UOA)	0
Carry forward orthodontic activity (UOA)	0
Baseline contract value	£216,619.49

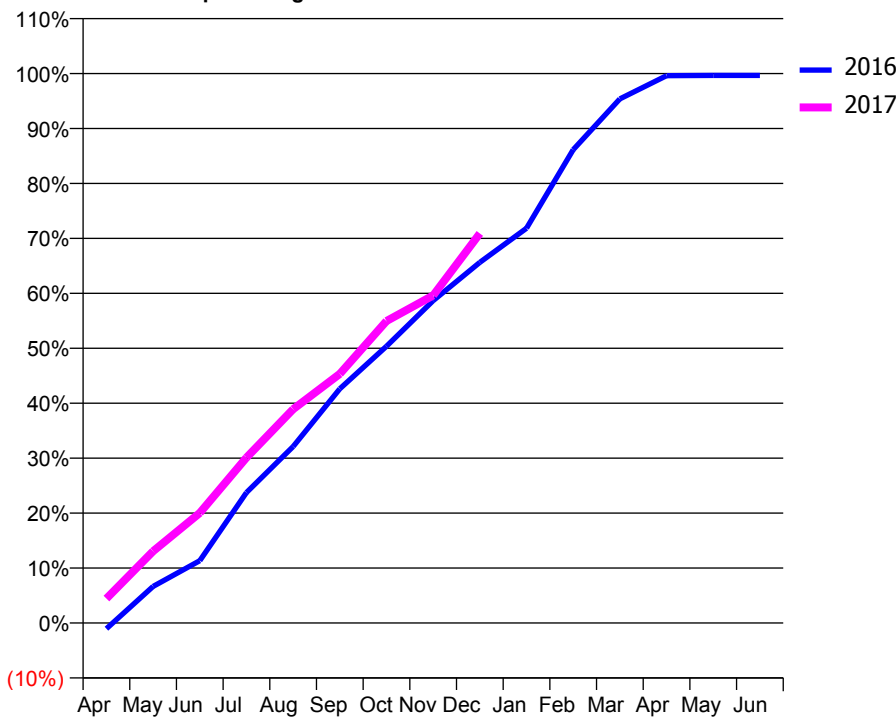
### ACCESS\*

Patients seen in 24 months	Total	Change since previous quarter
Quarter ending December 2015	2,622	
Quarter ending March 2016	2,646	→
Quarter ending June 2016	2,679	→
Quarter ending September 2016	2,711	→
Quarter ending December 2016	2,730	→
<b>Variance since December 2015</b>	<b>4.1%</b>	<b>↑</b>



### ACTIVITY

Cumulative percentage of contracted UDA delivered 2016 & 2017



Month	Adjusted Scheduled Activity (UDA)	
	2016	2017
April	-67	282
May	423	829
June	720	1,272
July	1,507	1,911
August	2,038	2,469
September	2,706	2,878
October	3,196	3,487
November	3,724	3,783
December	4,166	4,500
January	4,560	
February	5,468	
March	6,053	
April	6,322	
May	6,325	
June	6,325	

### QUALITY

	Quantity	Base Number	Contract	AT	Region	England
% of FP17s for the same patient ID Re-attending within 3 months - Children	49	688	7.1%	10.0%	11.9%	12.4%
% of FP17s for the same patient ID Re-attending within 3 months - Adults	224	1,795	12.5%	16.0%	17.1%	16.6%
% of FP17s for the same patient ID Re-attending between 3 & 9 months - Children	309	688	44.9%	45.8%	46.2%	57.5%
% of FP17s for the same patient ID Re-attending between 3 & 9 months - Adults	868	1,795	48.4%	37.2%	37.8%	50.4%
% of FP17s for Band 1 Urgent Courses	206	2,368	8.7%	11.0%	10.6%	9.1%
% of FP17s Relating to Free Repair or Replacements	19	2,368	0.8%	0.6%	0.6%	0.8%
% of FP17s Relating to Continuations	3	2,368	0.1%	0.7%	0.9%	1.3%
% of Patients satisfied with the dentistry they have received	2	2	N/A	91.5%	90.3%	92.7%
% of Patients satisfied with the time they had to wait for an appointment	1	2	N/A	84.0%	83.8%	88.8%

\* This is based on patients treated on this contract for their most recent course of treatment. Figures in italics indicate the base number of FP17s or Patient Questionnaire responses are less than 100. N/A is shown where the base number of responses is less than 10 during the period. % is calculated as Quantity/Base number\*100

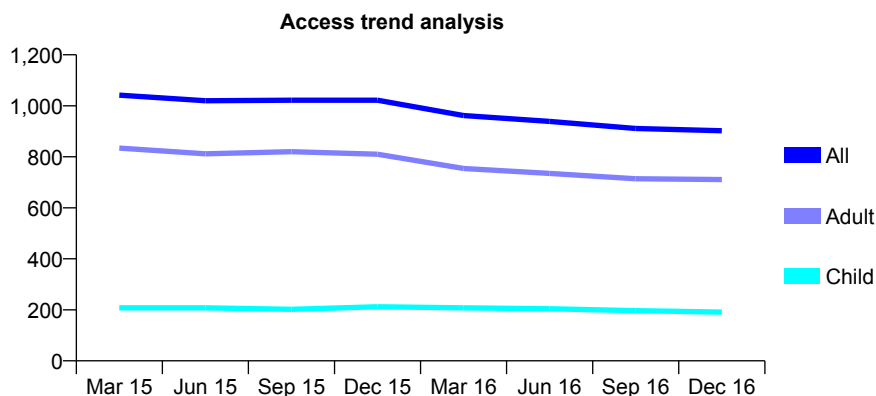
## Q62 - Vital Signs At a Glance Contract Report for 943916/0001 - December 2016

Name or company name	MR DN LI TAI LEONG
Contract type name	GDS Contract
Purpose of contract	General
Contract start date	04/07/2006
Contract end date	

16/17 Contracted general activity (UDA)	7,406
Carry forward general activity (UDA)	-105
16/17 Contracted orthodontic activity (UOA)	0
Carry forward orthodontic activity (UOA)	0
Baseline contract value	£236,534.54

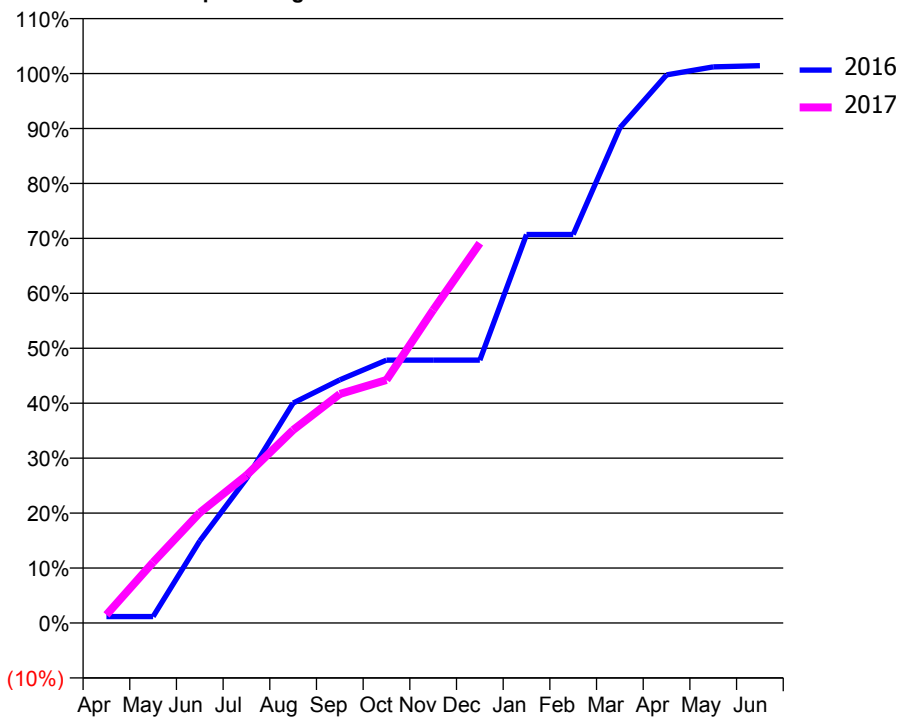
### ACCESS\*

Patients seen in 24 months	Total	Change since previous quarter
Quarter ending December 2015	1,022	
Quarter ending March 2016	962	↓
Quarter ending June 2016	939	↓
Quarter ending September 2016	911	↓
Quarter ending December 2016	902	→
<b>Variance since December 2015</b>	<b>(11.7%)</b>	<b>↓</b>



### ACTIVITY

Cumulative percentage of contracted UDA delivered 2016 & 2017



Month	Adjusted Scheduled Activity (UDA)	
	2016	2017
April	87	110
May	87	819
June	1,107	1,487
July	1,945	1,990
August	2,964	2,601
September	3,277	3,086
October	3,544	3,276
November	3,544	4,219
December	3,544	5,119
January	5,237	
February	5,237	
March	6,674	
April	7,387	
May	7,496	
June	7,511	

### QUALITY

	Quantity	Base Number	Contract	AT	Region	England
% of FP17s for the same patient ID Re-attending within 3 months - Children	0	134	0.0%	10.0%	11.9%	12.4%
% of FP17s for the same patient ID Re-attending within 3 months - Adults	1	645	0.2%	16.0%	17.1%	16.6%
% of FP17s for the same patient ID Re-attending between 3 & 9 months - Children	44	134	32.8%	45.8%	46.2%	57.5%
% of FP17s for the same patient ID Re-attending between 3 & 9 months - Adults	353	645	54.7%	37.2%	37.8%	50.4%
% of FP17s for Band 1 Urgent Courses	0	670	0.0%	11.0%	10.6%	9.1%
% of FP17s Relating to Free Repair or Replacements	0	670	0.0%	0.6%	0.6%	0.8%
% of FP17s Relating to Continuations	0	670	0.0%	0.7%	0.9%	1.3%
% of Patients satisfied with the dentistry they have received	1	2	N/A	91.5%	90.3%	92.7%
% of Patients satisfied with the time they had to wait for an appointment	2	2	N/A	84.0%	83.8%	88.8%

\* This is based on patients treated on this contract for their most recent course of treatment. Figures in italics indicate the base number of FP17s or Patient Questionnaire responses are less than 100. N/A is shown where the base number of responses is less than 10 during the period. % is calculated as Quantity/Base number\*100

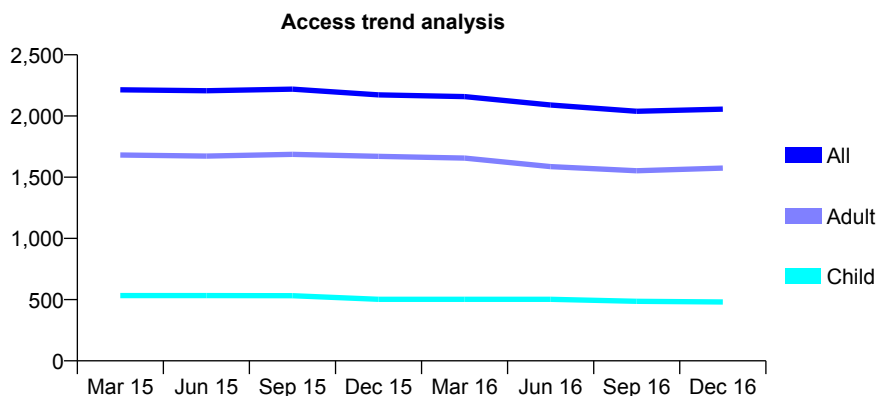
## Q62 - Vital Signs At a Glance Contract Report for 944408/0001 - December 2016

Name or company name	MR A JESSA
Contract type name	GDS Contract
Purpose of contract	General
Contract start date	01/04/2006
Contract end date	

16/17 Contracted general activity (UDA)	7,897
Carry forward general activity (UDA)	169
16/17 Contracted orthodontic activity (UOA)	0
Carry forward orthodontic activity (UOA)	0
Baseline contract value	£233,285.38

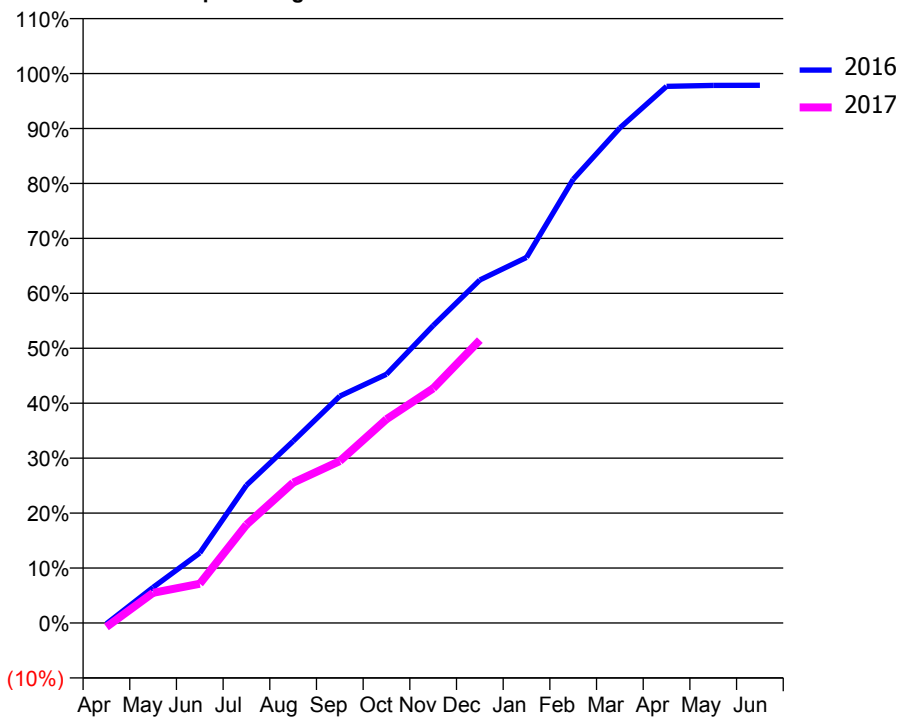
### ACCESS\*

Patients seen in 24 months	Total	Change since previous quarter
Quarter ending December 2015	2,173	
Quarter ending March 2016	2,159	→
Quarter ending June 2016	2,090	↓
Quarter ending September 2016	2,039	↓
Quarter ending December 2016	2,056	→
<b>Variance since December 2015</b>	<b>(5.4%)</b>	<b>↓</b>



### ACTIVITY

Cumulative percentage of contracted UDA delivered 2016 & 2017



Month	Adjusted Scheduled Activity (UDA)	
	2016	2017
April	-13	-58
May	513	433
June	1,007	565
July	1,980	1,413
August	2,612	2,016
September	3,262	2,328
October	3,576	2,929
November	4,275	3,372
December	4,929	4,065
January	5,253	
February	6,377	
March	7,115	
April	7,713	
May	7,725	
June	7,728	

### QUALITY

	Quantity	Base Number	Contract	AT	Region	England
% of FP17s for the same patient ID Re-attending within 3 months - Children	27	402	6.7%	10.0%	11.9%	12.4%
% of FP17s for the same patient ID Re-attending within 3 months - Adults	180	1,121	16.1%	16.0%	17.1%	16.6%
% of FP17s for the same patient ID Re-attending between 3 & 9 months - Children	171	402	42.5%	45.8%	46.2%	57.5%
% of FP17s for the same patient ID Re-attending between 3 & 9 months - Adults	338	1,121	30.2%	37.2%	37.8%	50.4%
% of FP17s for Band 1 Urgent Courses	163	1,401	11.6%	11.0%	10.6%	9.1%
% of FP17s Relating to Free Repair or Replacements	8	1,401	0.6%	0.6%	0.6%	0.8%
% of FP17s Relating to Continuations	14	1,401	1.0%	0.7%	0.9%	1.3%
% of Patients satisfied with the dentistry they have received	0	0	N/A	91.5%	90.3%	92.7%
% of Patients satisfied with the time they had to wait for an appointment	0	0	N/A	84.0%	83.8%	88.8%

\* This is based on patients treated on this contract for their most recent course of treatment. Figures in italics indicate the base number of FP17s or Patient Questionnaire responses are less than 100. N/A is shown where the base number of responses is less than 10 during the period. % is calculated as Quantity/Base number\*100

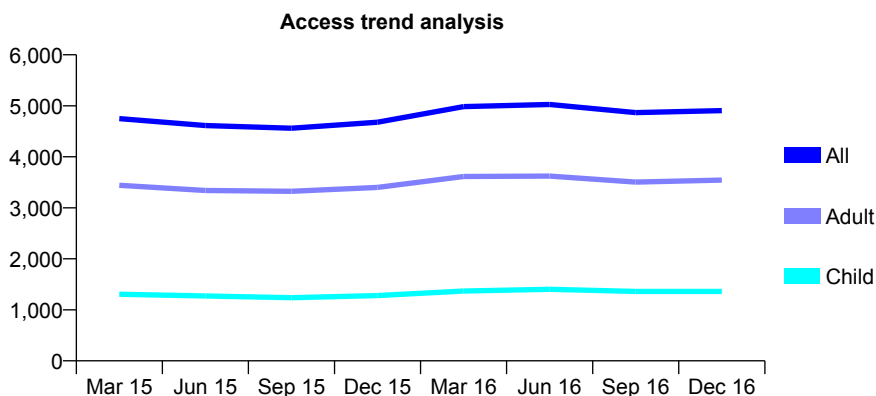
## Q62 - Vital Signs At a Glance Contract Report for 944408/0003 - December 2016

Name or company name	MR A JESSA
Contract type name	GDS Contract
Purpose of contract	General
Contract start date	01/04/2011
Contract end date	

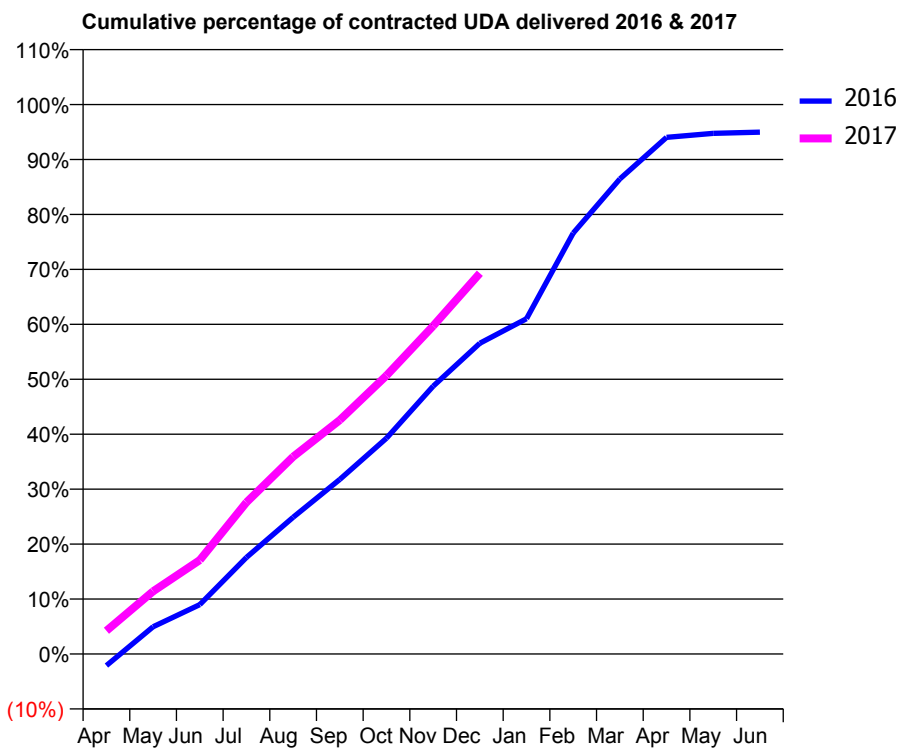
16/17 Contracted general activity (UDA)	18,263
Carry forward general activity (UDA)	0
16/17 Contracted orthodontic activity (UOA)	0
Carry forward orthodontic activity (UOA)	0
Baseline contract value	£516,007.94

### ACCESS\*

Patients seen in 24 months	Total	Change since previous quarter
Quarter ending December 2015	4,678	
Quarter ending March 2016	4,984	↑
Quarter ending June 2016	5,025	→
Quarter ending September 2016	4,866	↓
Quarter ending December 2016	4,906	→
<b>Variance since December 2015</b>	<b>4.9%</b>	<b>↑</b>



### ACTIVITY



Month	Adjusted Scheduled Activity (UDA)	
	2016	2017
April	-390	772
May	905	2,085
June	1,641	3,121
July	3,209	5,043
August	4,544	6,557
September	5,802	7,777
October	7,174	9,256
November	8,903	10,904
December	10,328	12,653
January	11,144	
February	13,989	
March	15,790	
April	17,170	
May	17,306	
June	17,344	

### QUALITY

	Quantity	Base Number	Contract	AT	Region	England
% of FP17s for the same patient ID Re-attending within 3 months - Children	124	1,397	8.9%	10.0%	11.9%	12.4%
% of FP17s for the same patient ID Re-attending within 3 months - Adults	412	2,847	14.5%	16.0%	17.1%	16.6%
% of FP17s for the same patient ID Re-attending between 3 & 9 months - Children	546	1,397	39.1%	45.8%	46.2%	57.5%
% of FP17s for the same patient ID Re-attending between 3 & 9 months - Adults	849	2,847	29.8%	37.2%	37.8%	50.4%
% of FP17s for Band 1 Urgent Courses	350	3,816	9.2%	11.0%	10.6%	9.1%
% of FP17s Relating to Free Repair or Replacements	53	3,816	1.4%	0.6%	0.6%	0.8%
% of FP17s Relating to Continuations	54	3,816	1.4%	0.7%	0.9%	1.3%
% of Patients satisfied with the dentistry they have received	5	6	N/A	91.5%	90.3%	92.7%
% of Patients satisfied with the time they had to wait for an appointment	6	6	N/A	84.0%	83.8%	88.8%

\* This is based on patients treated on this contract for their most recent course of treatment. Figures in italics indicate the base number of FP17s or Patient Questionnaire responses are less than 100. N/A is shown where the base number of responses is less than 10 during the period. % is calculated as Quantity/Base number\*100

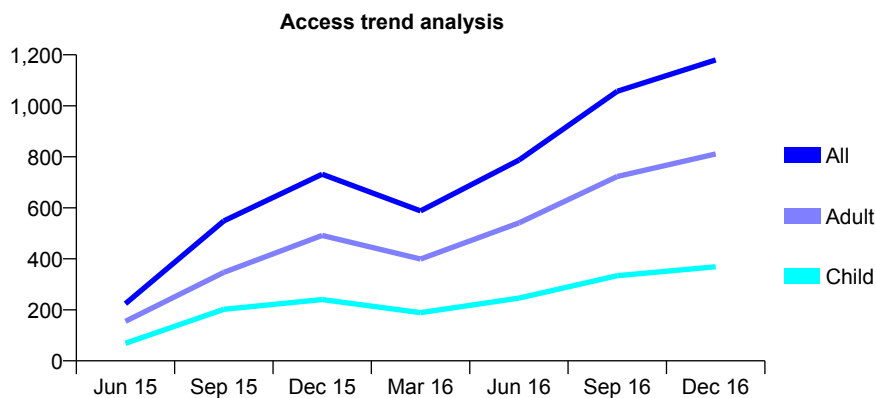
## Q62 - Vital Signs At a Glance Contract Report for 944408/0005 - December 2016

Name or company name	MR A JESSA
Contract type name	GDS Contract
Purpose of contract	General
Contract start date	01/04/2015
Contract end date	

16/17 Contracted general activity (UDA)	5,000
Carry forward general activity (UDA)	0
16/17 Contracted orthodontic activity (UOA)	0
Carry forward orthodontic activity (UOA)	0
Baseline contract value	£111,607.03

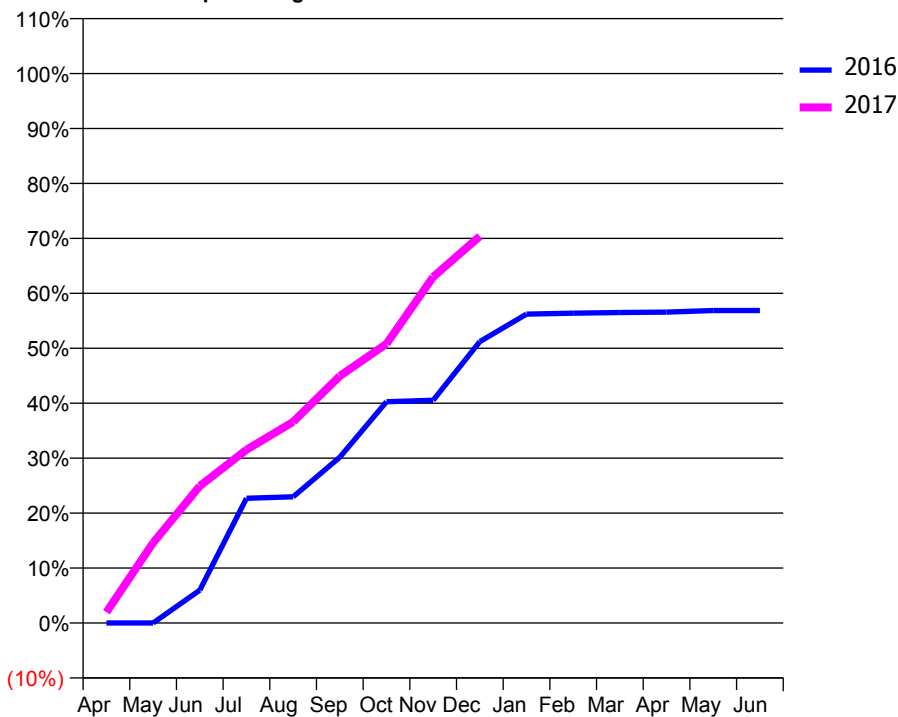
### ACCESS\*

Patients seen in 24 months	Total	Change since previous quarter
Quarter ending December 2015	732	
Quarter ending March 2016	588	↓
Quarter ending June 2016	787	↑
Quarter ending September 2016	1,057	↑
Quarter ending December 2016	1,180	↑
<b>Variance since December 2015</b>	<b>61.2%</b>	<b>↑</b>



### ACTIVITY

Cumulative percentage of contracted UDA delivered 2016 & 2017



Month	Adjusted Scheduled Activity (UDA)	
	2016	2017
April	0	99
May	0	730
June	299	1,247
July	1,135	1,577
August	1,149	1,830
September	1,509	2,248
October	2,014	2,540
November	2,027	3,149
December	2,561	3,519
January	2,810	
February	2,820	
March	2,826	
April	2,829	
May	2,844	
June	2,844	

### QUALITY

	Quantity	Base Number	Contract	AT	Region	England
% of FP17s for the same patient ID Re-attending within 3 months - Children	7	400	1.8%	10.0%	11.9%	12.4%
% of FP17s for the same patient ID Re-attending within 3 months - Adults	46	762	6.0%	16.0%	17.1%	16.6%
% of FP17s for the same patient ID Re-attending between 3 & 9 months - Children	49	400	12.3%	45.8%	46.2%	57.5%
% of FP17s for the same patient ID Re-attending between 3 & 9 months - Adults	92	762	12.1%	37.2%	37.8%	50.4%
% of FP17s for Band 1 Urgent Courses	71	1,159	6.1%	11.0%	10.6%	9.1%
% of FP17s Relating to Free Repair or Replacements	10	1,159	0.9%	0.6%	0.6%	0.8%
% of FP17s Relating to Continuations	7	1,159	0.6%	0.7%	0.9%	1.3%
% of Patients satisfied with the dentistry they have received	2	2	N/A	91.5%	90.3%	92.7%
% of Patients satisfied with the time they had to wait for an appointment	2	2	N/A	84.0%	83.8%	88.8%

\* This is based on patients treated on this contract for their most recent course of treatment. Figures in italics indicate the base number of FP17s or Patient Questionnaire responses are less than 100. N/A is shown where the base number of responses is less than 10 during the period. % is calculated as Quantity/Base number\*100

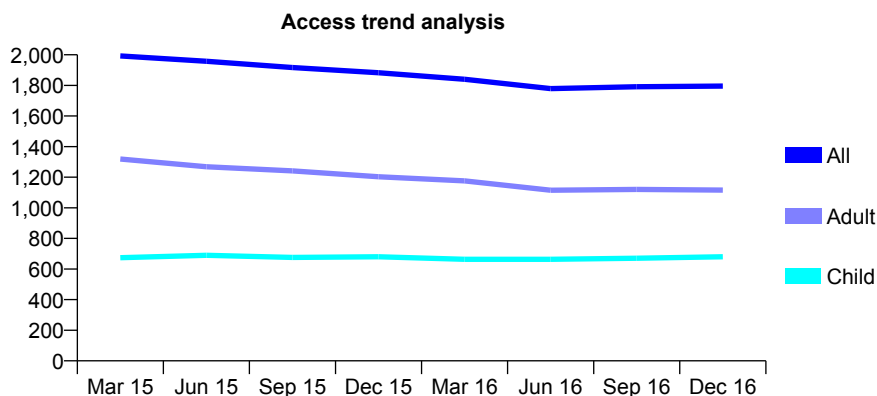
## Q62 - Vital Signs At a Glance Contract Report for 949329/0001 - December 2016

Name or company name	MISS H KHALIQ
Contract type name	GDS Contract
Purpose of contract	General
Contract start date	01/04/2006
Contract end date	

16/17 Contracted general activity (UDA)	2,999
Carry forward general activity (UDA)	-17
16/17 Contracted orthodontic activity (UOA)	0
Carry forward orthodontic activity (UOA)	0
Baseline contract value	£82,263.85

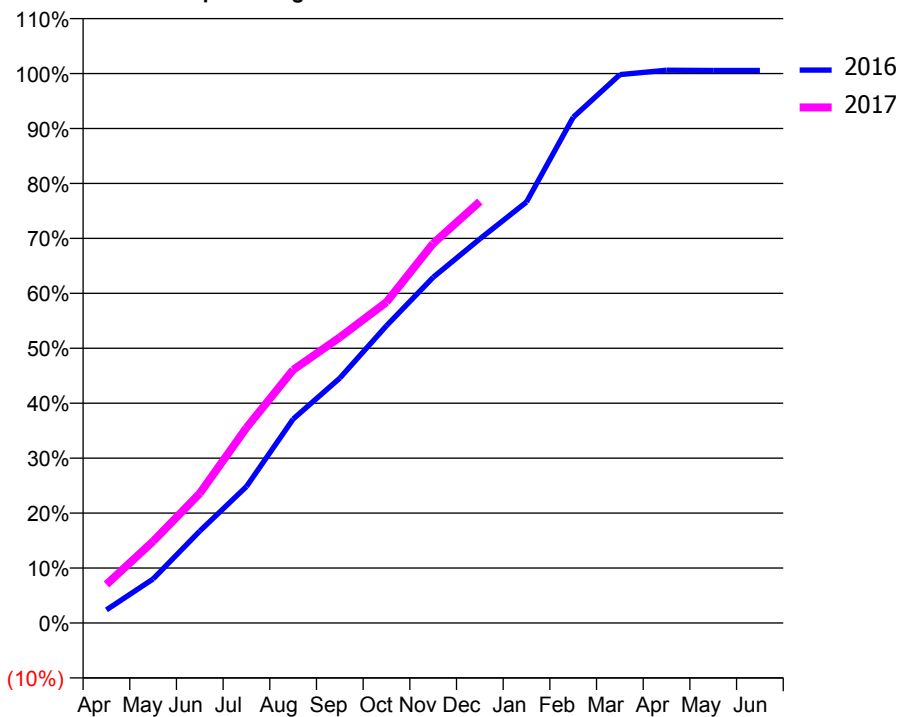
### ACCESS\*

Patients seen in 24 months	Total	Change since previous quarter
Quarter ending December 2015	1,883	
Quarter ending March 2016	1,840	↓
Quarter ending June 2016	1,779	↓
Quarter ending September 2016	1,791	→
Quarter ending December 2016	1,796	→
<b>Variance since December 2015</b>	<b>(4.6%)</b>	<b>↓</b>



### ACTIVITY

Cumulative percentage of contracted UDA delivered 2016 & 2017



Month	Adjusted Scheduled Activity (UDA)	
	2016	2017
April	72	210
May	241	446
June	502	708
July	745	1,066
August	1,113	1,382
September	1,337	1,559
October	1,623	1,752
November	1,887	2,071
December	2,096	2,300
January	2,298	
February	2,760	
March	2,993	
April	3,017	
May	3,016	
June	3,016	

### QUALITY

	Quantity	Base Number	Contract	AT	Region	England
% of FP17s for the same patient ID Re-attending within 3 months - Children	16	678	2.4%	10.0%	11.9%	12.4%
% of FP17s for the same patient ID Re-attending within 3 months - Adults	58	880	6.6%	16.0%	17.1%	16.6%
% of FP17s for the same patient ID Re-attending between 3 & 9 months - Children	414	678	61.1%	45.8%	46.2%	57.5%
% of FP17s for the same patient ID Re-attending between 3 & 9 months - Adults	348	880	39.5%	37.2%	37.8%	50.4%
% of FP17s for Band 1 Urgent Courses	51	1,540	3.3%	11.0%	10.6%	9.1%
% of FP17s Relating to Free Repair or Replacements	3	1,540	0.2%	0.6%	0.6%	0.8%
% of FP17s Relating to Continuations	9	1,540	0.6%	0.7%	0.9%	1.3%
% of Patients satisfied with the dentistry they have received	3	3	N/A	91.5%	90.3%	92.7%
% of Patients satisfied with the time they had to wait for an appointment	3	3	N/A	84.0%	83.8%	88.8%

\* This is based on patients treated on this contract for their most recent course of treatment. Figures in italics indicate the base number of FP17s or Patient Questionnaire responses are less than 100. N/A is shown where the base number of responses is less than 10 during the period. % is calculated as Quantity/Base number\*100



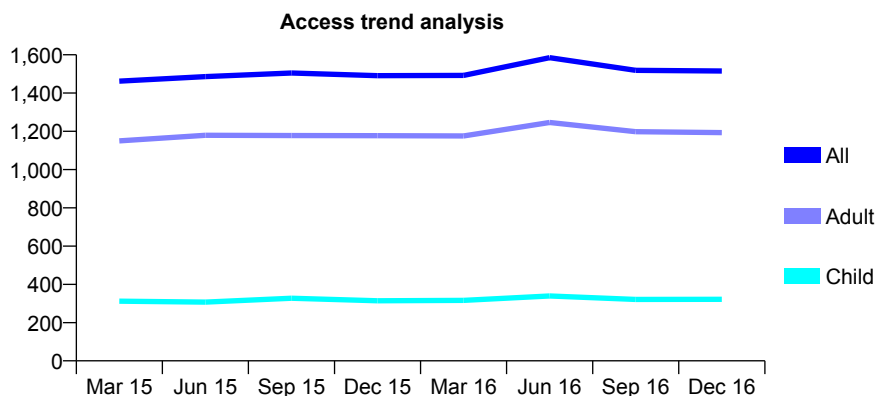
## Q62 - Vital Signs At a Glance Contract Report for 951196/0001 - December 2016

Name or company name	Cornerstone Dental Practice
Contract type name	GDS Contract
Purpose of contract	General
Contract start date	01/04/2006
Contract end date	

16/17 Contracted general activity (UDA)	6,243
Carry forward general activity (UDA)	234
16/17 Contracted orthodontic activity (UOA)	0
Carry forward orthodontic activity (UOA)	0
Baseline contract value	£195,348.12

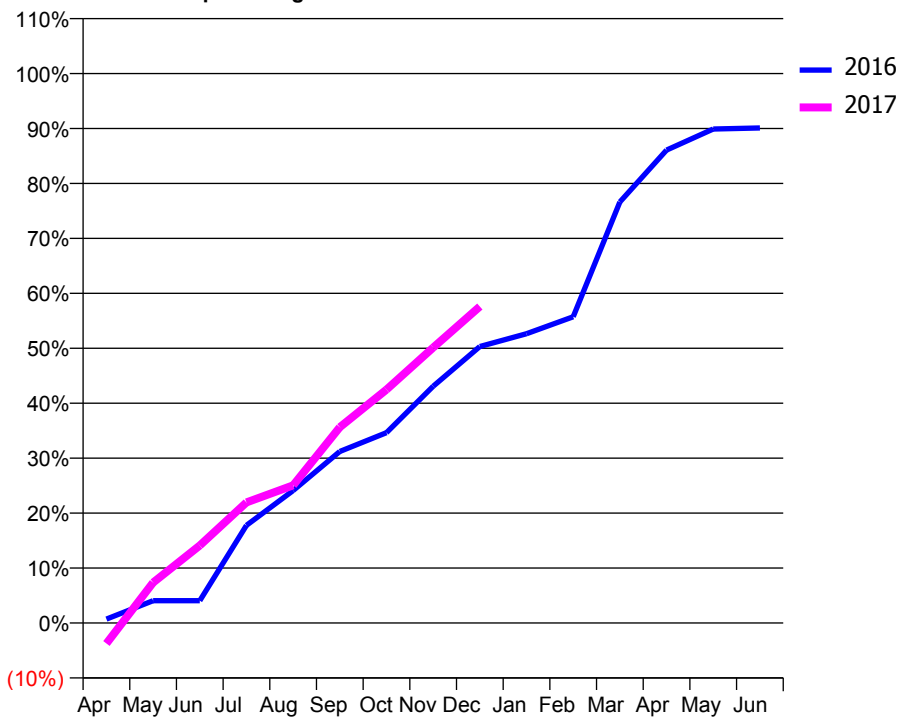
### ACCESS\*

Patients seen in 24 months	Total	Change since previous quarter
Quarter ending December 2015	1,491	
Quarter ending March 2016	1,492	→
Quarter ending June 2016	1,585	↑
Quarter ending September 2016	1,519	↓
Quarter ending December 2016	1,515	→
<b>Variance since December 2015</b>	<b>1.6%</b>	<b>→</b>



### ACTIVITY

Cumulative percentage of contracted UDA delivered 2016 & 2017



Month	Adjusted Scheduled Activity (UDA)	
	2016	2017
April	45	-234
May	253	459
June	253	880
July	1,110	1,371
August	1,505	1,565
September	1,949	2,224
October	2,162	2,653
November	2,690	3,129
December	3,142	3,596
January	3,287	
February	3,479	
March	4,783	
April	5,373	
May	5,613	
June	5,625	

### QUALITY

	Quantity	Base Number	Contract	AT	Region	England
% of FP17s for the same patient ID Re-attending within 3 months - Children	16	266	6.0%	10.0%	11.9%	12.4%
% of FP17s for the same patient ID Re-attending within 3 months - Adults	140	985	14.2%	16.0%	17.1%	16.6%
% of FP17s for the same patient ID Re-attending between 3 & 9 months - Children	78	266	29.3%	45.8%	46.2%	57.5%
% of FP17s for the same patient ID Re-attending between 3 & 9 months - Adults	292	985	29.6%	37.2%	37.8%	50.4%
% of FP17s for Band 1 Urgent Courses	25	1,048	2.4%	11.0%	10.6%	9.1%
% of FP17s Relating to Free Repair or Replacements	0	1,048	0.0%	0.6%	0.6%	0.8%
% of FP17s Relating to Continuations	0	1,048	0.0%	0.7%	0.9%	1.3%
% of Patients satisfied with the dentistry they have received	2	2	N/A	91.5%	90.3%	92.7%
% of Patients satisfied with the time they had to wait for an appointment	2	2	N/A	84.0%	83.8%	88.8%

\* This is based on patients treated on this contract for their most recent course of treatment. Figures in italics indicate the base number of FP17s or Patient Questionnaire responses are less than 100. N/A is shown where the base number of responses is less than 10 during the period. % is calculated as Quantity/Base number\*100

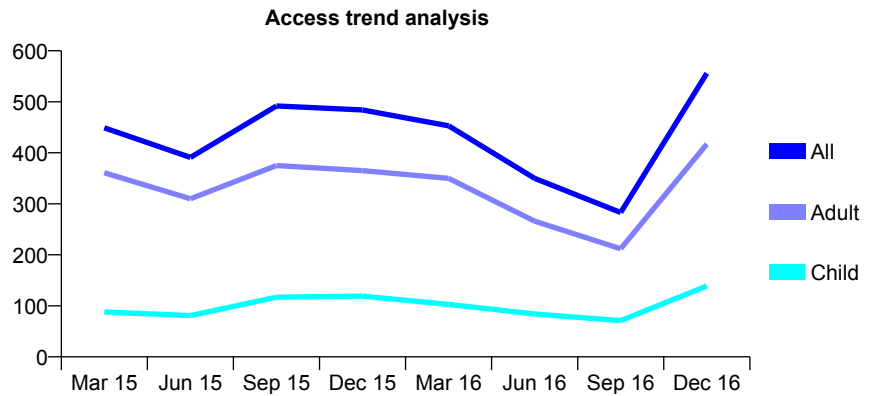
## Q62 - Vital Signs At a Glance Contract Report for 960837/0003 - December 2016

Name or company name	MISS A VAZIR
Contract type name	GDS Contract
Purpose of contract	General
Contract start date	01/05/2013
Contract end date	

16/17 Contracted general activity (UDA)	2,000
Carry forward general activity (UDA)	-40
16/17 Contracted orthodontic activity (UOA)	0
Carry forward orthodontic activity (UOA)	0
Baseline contract value	£52,933.62

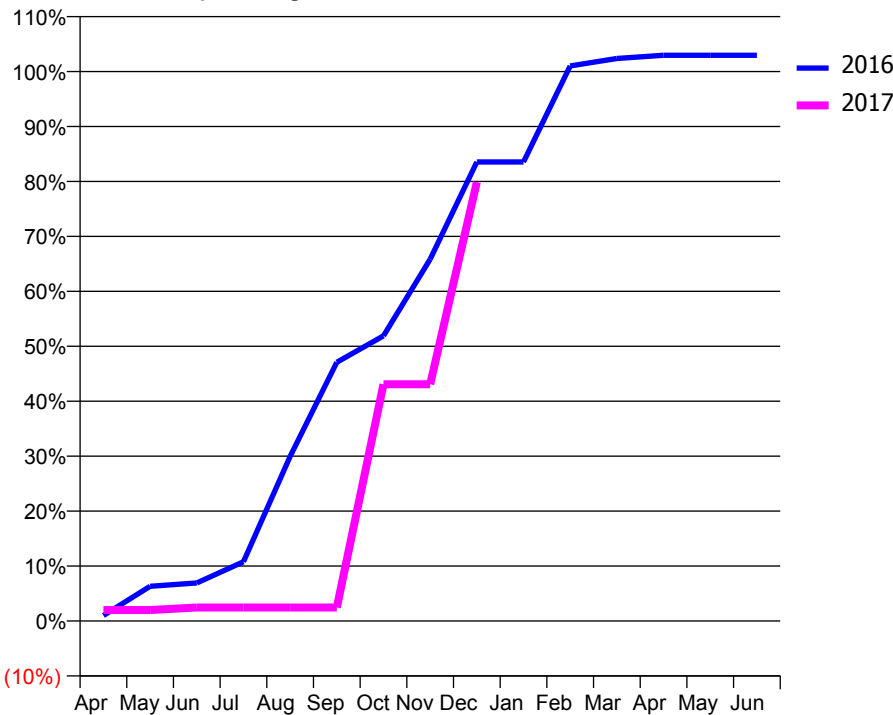
### ACCESS\*

Patients seen in 24 months	Total	Change since previous quarter
Quarter ending December 2015	484	
Quarter ending March 2016	453	↓
Quarter ending June 2016	350	↓
Quarter ending September 2016	283	↓
Quarter ending December 2016	556	↑
<b>Variance since December 2015</b>	<b>14.9%</b>	<b>↑</b>



### ACTIVITY

Cumulative percentage of contracted UDA delivered 2016 & 2017



Month	Adjusted Scheduled Activity (UDA)	
	2016	2017
April	20	40
May	127	40
June	139	49
July	216	49
August	599	49
September	942	49
October	1,038	862
November	1,317	862
December	1,671	1,598
January	1,671	
February	2,020	
March	2,047	
April	2,059	
May	2,059	
June	2,059	

### QUALITY

	Quantity	Base Number	Contract	AT	Region	England
% of FP17s for the same patient ID Re-attending within 3 months - Children	5	110	4.5%	10.0%	11.9%	12.4%
% of FP17s for the same patient ID Re-attending within 3 months - Adults	23	320	7.2%	16.0%	17.1%	16.6%
% of FP17s for the same patient ID Re-attending between 3 & 9 months - Children	2	110	1.8%	45.8%	46.2%	57.5%
% of FP17s for the same patient ID Re-attending between 3 & 9 months - Adults	16	320	5.0%	37.2%	37.8%	50.4%
% of FP17s for Band 1 Urgent Courses	37	429	8.6%	11.0%	10.6%	9.1%
% of FP17s Relating to Free Repair or Replacements	0	429	0.0%	0.6%	0.6%	0.8%
% of FP17s Relating to Continuations	0	429	0.0%	0.7%	0.9%	1.3%
% of Patients satisfied with the dentistry they have received	0	0	N/A	91.5%	90.3%	92.7%
% of Patients satisfied with the time they had to wait for an appointment	0	0	N/A	84.0%	83.8%	88.8%

\* This is based on patients treated on this contract for their most recent course of treatment. Figures in italics indicate the base number of FP17s or Patient Questionnaire responses are less than 100. N/A is shown where the base number of responses is less than 10 during the period. % is calculated as Quantity/Base number\*100

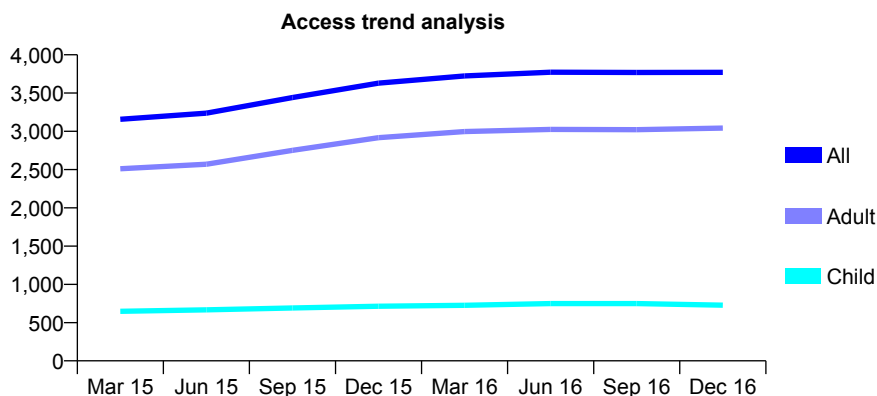
## Q62 - Vital Signs At a Glance Contract Report for 961256/0001 - December 2016

Name or company name	Archna Patel and Rajesh Kylahsum
Contract type name	GDS Contract
Purpose of contract	General
Contract start date	01/01/2012
Contract end date	

16/17 Contracted general activity (UDA)	9,749
Carry forward general activity (UDA)	-157
16/17 Contracted orthodontic activity (UOA)	0
Carry forward orthodontic activity (UOA)	0
Baseline contract value	£271,161.92

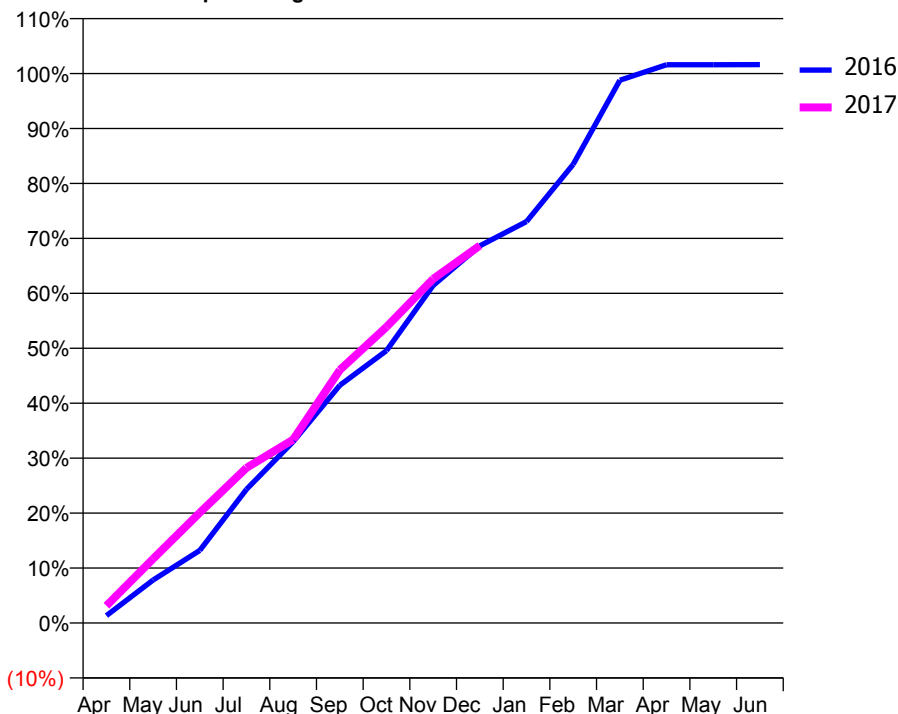
### ACCESS\*

Patients seen in 24 months	Total	Change since previous quarter
Quarter ending December 2015	3,629	
Quarter ending March 2016	3,723	↑
Quarter ending June 2016	3,772	→
Quarter ending September 2016	3,769	→
Quarter ending December 2016	3,771	→
<b>Variance since December 2015</b>	<b>3.9%</b>	<b>↑</b>



### ACTIVITY

Cumulative percentage of contracted UDA delivered 2016 & 2017



Adjusted Scheduled Activity (UDA)

Month	2016	2017
April	130	306
May	762	1,139
June	1,288	1,957
July	2,371	2,752
August	3,215	3,253
September	4,217	4,489
October	4,833	5,252
November	5,989	6,106
December	6,693	6,697
January	7,122	
February	8,137	
March	9,630	
April	9,904	
May	9,905	
June	9,906	

### QUALITY

	Quantity	Base Number	Contract	AT	Region	England
% of FP17s for the same patient ID Re-attending within 3 months - Children	58	706	8.2%	10.0%	11.9%	12.4%
% of FP17s for the same patient ID Re-attending within 3 months - Adults	524	2,895	18.1%	16.0%	17.1%	16.6%
% of FP17s for the same patient ID Re-attending between 3 & 9 months - Children	382	706	54.1%	45.8%	46.2%	57.5%
% of FP17s for the same patient ID Re-attending between 3 & 9 months - Adults	1,474	2,895	50.9%	37.2%	37.8%	50.4%
% of FP17s for Band 1 Urgent Courses	322	3,051	10.6%	11.0%	10.6%	9.1%
% of FP17s Relating to Free Repair or Replacements	38	3,051	1.2%	0.6%	0.6%	0.8%
% of FP17s Relating to Continuations	30	3,051	1.0%	0.7%	0.9%	1.3%
% of Patients satisfied with the dentistry they have received	3	3	N/A	91.5%	90.3%	92.7%
% of Patients satisfied with the time they had to wait for an appointment	3	3	N/A	84.0%	83.8%	88.8%

\* This is based on patients treated on this contract for their most recent course of treatment. Figures in italics indicate the base number of FP17s or Patient Questionnaire responses are less than 100. N/A is shown where the base number of responses is less than 10 during the period. % is calculated as Quantity/Base number\*100

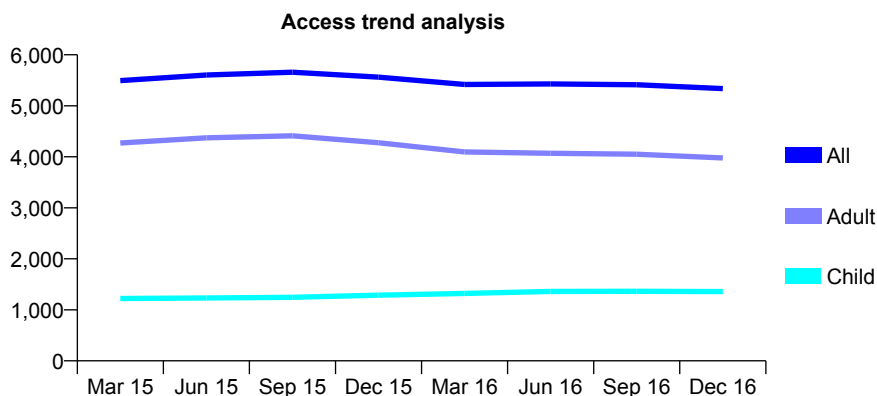
## Q62 - Vital Signs At a Glance Contract Report for 963895/0001 - December 2016

Name or company name	MR SK MAKHIJANI
Contract type name	GDS Contract
Purpose of contract	General
Contract start date	01/04/2006
Contract end date	

16/17 Contracted general activity (UDA)	9,654
Carry forward general activity (UDA)	-76
16/17 Contracted orthodontic activity (UOA)	0
Carry forward orthodontic activity (UOA)	0
Baseline contract value	£233,614.22

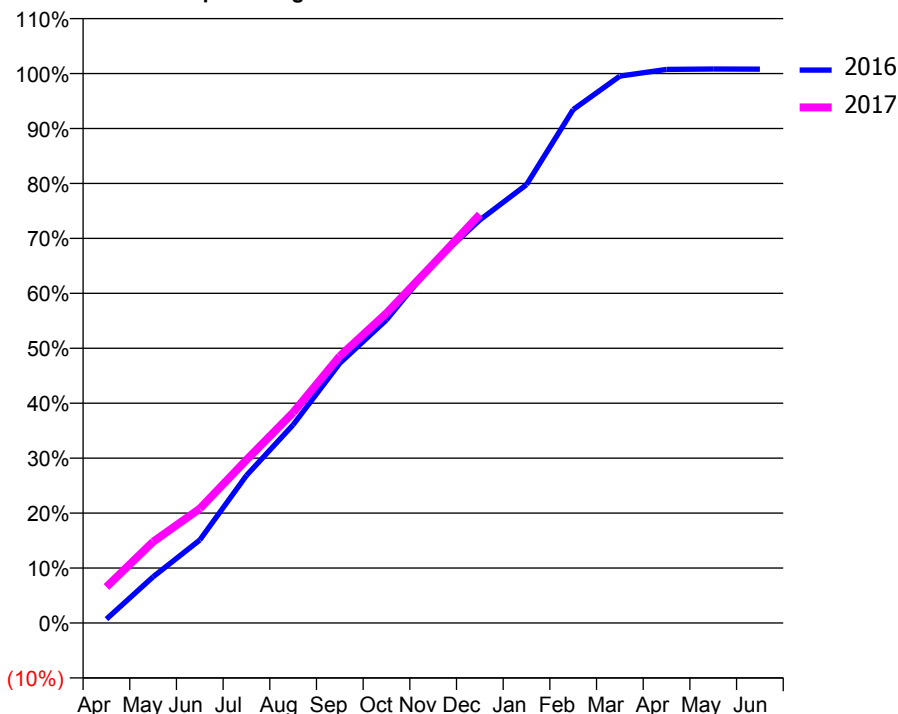
### ACCESS\*

Patients seen in 24 months	Total	Change since previous quarter
Quarter ending December 2015	5,563	
Quarter ending March 2016	5,417	↓
Quarter ending June 2016	5,429	→
Quarter ending September 2016	5,413	→
Quarter ending December 2016	5,338	↓
<b>Variance since December 2015</b>	<b>(4.0%)</b>	<b>↓</b>



### ACTIVITY

Cumulative percentage of contracted UDA delivered 2016 & 2017



Month	Adjusted Scheduled Activity (UDA)	
	2016	2017
April	69	633
May	812	1,428
June	1,459	2,008
July	2,592	2,866
August	3,483	3,698
September	4,564	4,688
October	5,327	5,443
November	6,323	6,306
December	7,080	7,177
January	7,701	
February	9,020	
March	9,609	
April	9,726	
May	9,734	
June	9,730	

### QUALITY

	Quantity	Base Number	Contract	AT	Region	England
% of FP17s for the same patient ID Re-attending within 3 months - Children	56	1,144	4.9%	10.0%	11.9%	12.4%
% of FP17s for the same patient ID Re-attending within 3 months - Adults	220	2,638	8.3%	16.0%	17.1%	16.6%
% of FP17s for the same patient ID Re-attending between 3 & 9 months - Children	404	1,144	35.3%	45.8%	46.2%	57.5%
% of FP17s for the same patient ID Re-attending between 3 & 9 months - Adults	971	2,638	36.8%	37.2%	37.8%	50.4%
% of FP17s for Band 1 Urgent Courses	301	3,722	8.1%	11.0%	10.6%	9.1%
% of FP17s Relating to Free Repair or Replacements	8	3,722	0.2%	0.6%	0.6%	0.8%
% of FP17s Relating to Continuations	2	3,722	0.1%	0.7%	0.9%	1.3%
% of Patients satisfied with the dentistry they have received	4	4	N/A	91.5%	90.3%	92.7%
% of Patients satisfied with the time they had to wait for an appointment	2	4	N/A	84.0%	83.8%	88.8%

\* This is based on patients treated on this contract for their most recent course of treatment. Figures in italics indicate the base number of FP17s or Patient Questionnaire responses are less than 100. N/A is shown where the base number of responses is less than 10 during the period. % is calculated as Quantity/Base number\*100

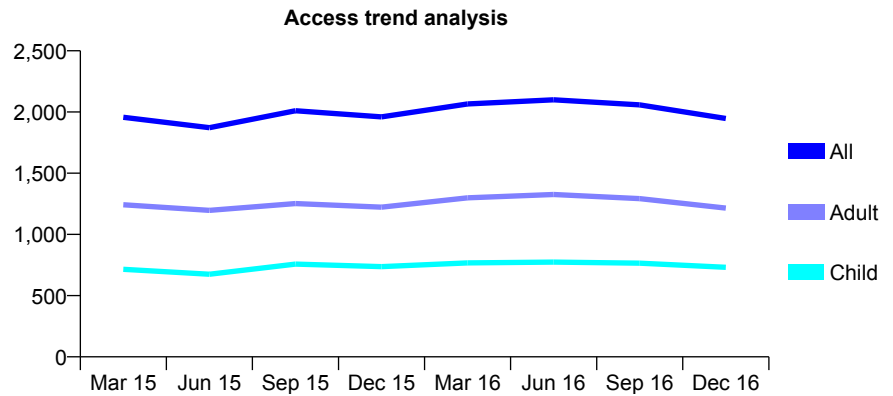
## Q62 - Vital Signs At a Glance Contract Report for 967548/0001 - December 2016

Name or company name	Mr Ali J Abulhab
Contract type name	GDS Contract
Purpose of contract	General
Contract start date	01/12/2008
Contract end date	

16/17 Contracted general activity (UDA)	5,500
Carry forward general activity (UDA)	0
16/17 Contracted orthodontic activity (UOA)	0
Carry forward orthodontic activity (UOA)	0
Baseline contract value	£136,088.80

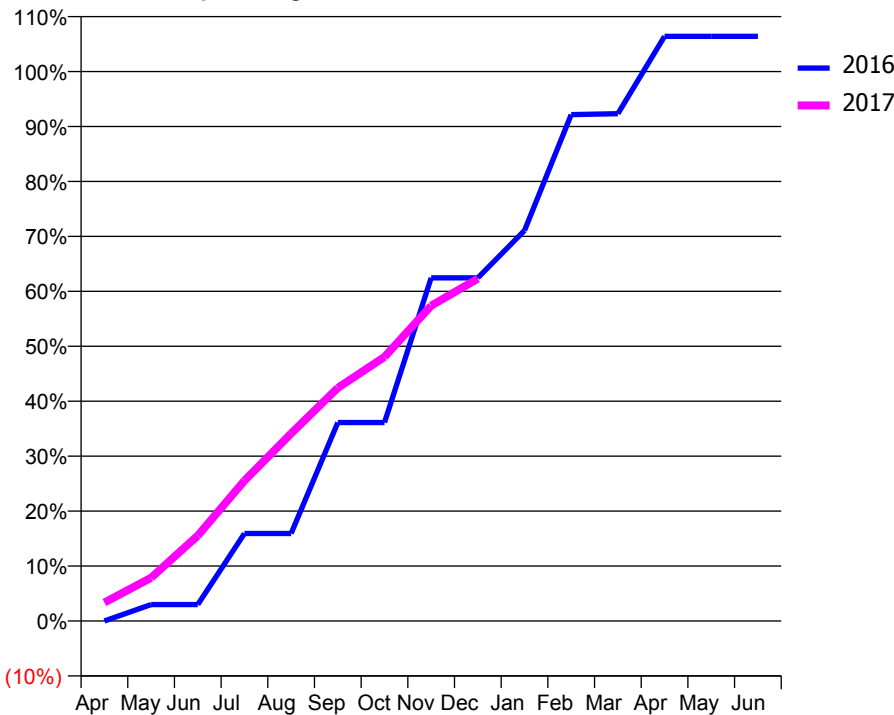
### ACCESS\*

Patients seen in 24 months	Total	Change since previous quarter
Quarter ending December 2015	1,960	
Quarter ending March 2016	2,066	↑
Quarter ending June 2016	2,100	→
Quarter ending September 2016	2,058	↓
Quarter ending December 2016	1,947	↓
<b>Variance since December 2015</b>	<b>(0.7%)</b>	→



### ACTIVITY

Cumulative percentage of contracted UDA delivered 2016 & 2017



Month	Adjusted Scheduled Activity (UDA)	
	2016	2017
April	0	185
May	100	433
June	100	855
July	528	1,404
August	528	1,877
September	1,198	2,333
October	1,198	2,644
November	2,071	3,156
December	2,071	3,427
January	2,357	
February	3,056	
March	3,061	
April	3,528	
May	3,528	
June	3,528	

### QUALITY

	Quantity	Base Number	Contract	AT	Region	England
% of FP17s for the same patient ID Re-attending within 3 months - Children	21	591	3.6%	10.0%	11.9%	12.4%
% of FP17s for the same patient ID Re-attending within 3 months - Adults	76	894	8.5%	16.0%	17.1%	16.6%
% of FP17s for the same patient ID Re-attending between 3 & 9 months - Children	183	591	31.0%	45.8%	46.2%	57.5%
% of FP17s for the same patient ID Re-attending between 3 & 9 months - Adults	206	894	23.0%	37.2%	37.8%	50.4%
% of FP17s for Band 1 Urgent Courses	36	1,275	2.8%	11.0%	10.6%	9.1%
% of FP17s Relating to Free Repair or Replacements	3	1,275	0.2%	0.6%	0.6%	0.8%
% of FP17s Relating to Continuations	5	1,275	0.4%	0.7%	0.9%	1.3%
% of Patients satisfied with the dentistry they have received	0	0	N/A	91.5%	90.3%	92.7%
% of Patients satisfied with the time they had to wait for an appointment	0	0	N/A	84.0%	83.8%	88.8%

\* This is based on patients treated on this contract for their most recent course of treatment. Figures in italics indicate the base number of FP17s or Patient Questionnaire responses are less than 100. N/A is shown where the base number of responses is less than 10 during the period. % is calculated as Quantity/Base number\*100

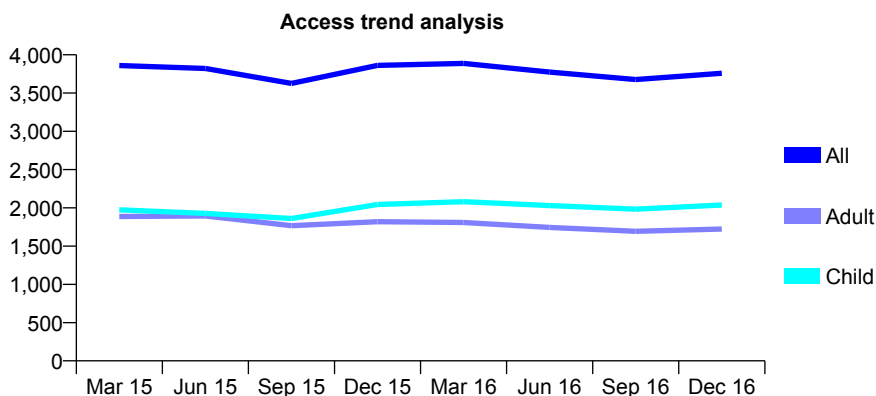
## Q62 - Vital Signs At a Glance Contract Report for 979414/0003 - December 2016

Name or company name	MR SS GHALLEY
Contract type name	GDS Contract
Purpose of contract	General
Contract start date	01/04/2006
Contract end date	

16/17 Contracted general activity (UDA)	13,002
Carry forward general activity (UDA)	29
16/17 Contracted orthodontic activity (UOA)	0
Carry forward orthodontic activity (UOA)	0
Baseline contract value	£406,524.84

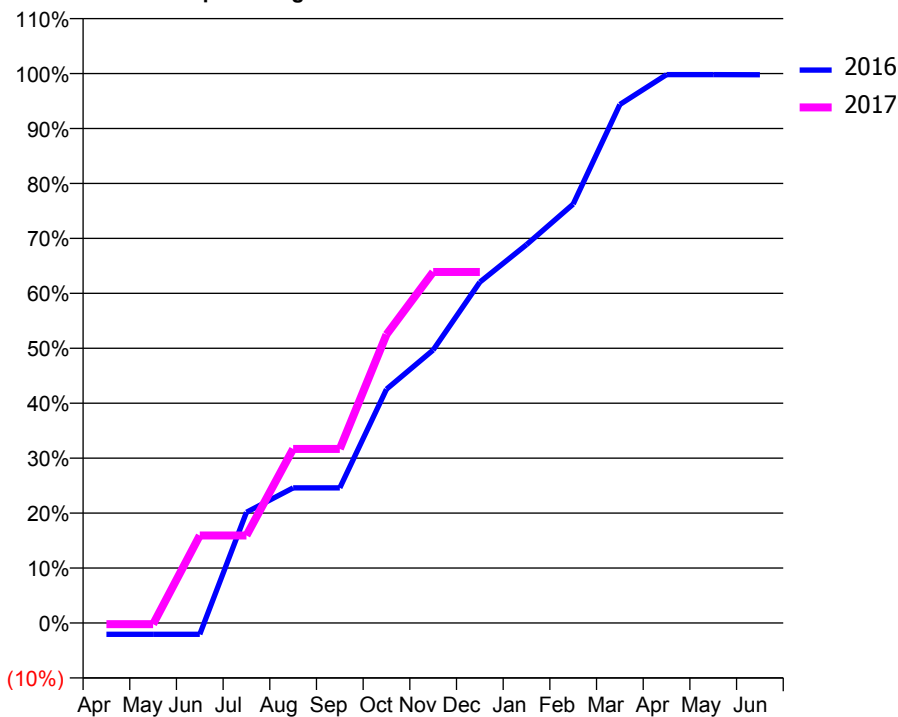
### ACCESS\*

Patients seen in 24 months	Total	Change since previous quarter
Quarter ending December 2015	3,862	
Quarter ending March 2016	3,888	→
Quarter ending June 2016	3,774	↓
Quarter ending September 2016	3,676	↓
Quarter ending December 2016	3,759	↑
<b>Variance since December 2015</b>	<b>(2.7%)</b>	<b>↓</b>



### ACTIVITY

Cumulative percentage of contracted UDA delivered 2016 & 2017



Month	Adjusted Scheduled Activity (UDA)	
	2016	2017
April	-270	-29
May	-270	-29
June	-270	2,072
July	2,622	2,072
August	3,197	4,119
September	3,197	4,119
October	5,532	6,825
November	6,459	8,305
December	8,066	8,305
January	8,953	
February	9,912	
March	12,269	
April	12,974	
May	12,974	
June	12,973	

### QUALITY

	Quantity	Base Number	Contract	AT	Region	England
% of FP17s for the same patient ID Re-attending within 3 months - Children	99	1,714	5.8%	10.0%	11.9%	12.4%
% of FP17s for the same patient ID Re-attending within 3 months - Adults	133	1,210	11.0%	16.0%	17.1%	16.6%
% of FP17s for the same patient ID Re-attending between 3 & 9 months - Children	826	1,714	48.2%	45.8%	46.2%	57.5%
% of FP17s for the same patient ID Re-attending between 3 & 9 months - Adults	553	1,210	45.7%	37.2%	37.8%	50.4%
% of FP17s for Band 1 Urgent Courses	153	2,739	5.6%	11.0%	10.6%	9.1%
% of FP17s Relating to Free Repair or Replacements	2	2,739	0.1%	0.6%	0.6%	0.8%
% of FP17s Relating to Continuations	15	2,739	0.5%	0.7%	0.9%	1.3%
% of Patients satisfied with the dentistry they have received	1	1	N/A	91.5%	90.3%	92.7%
% of Patients satisfied with the time they had to wait for an appointment	1	1	N/A	84.0%	83.8%	88.8%

\* This is based on patients treated on this contract for their most recent course of treatment. Figures in italics indicate the base number of FP17s or Patient Questionnaire responses are less than 100. N/A is shown where the base number of responses is less than 10 during the period. % is calculated as Quantity/Base number\*100

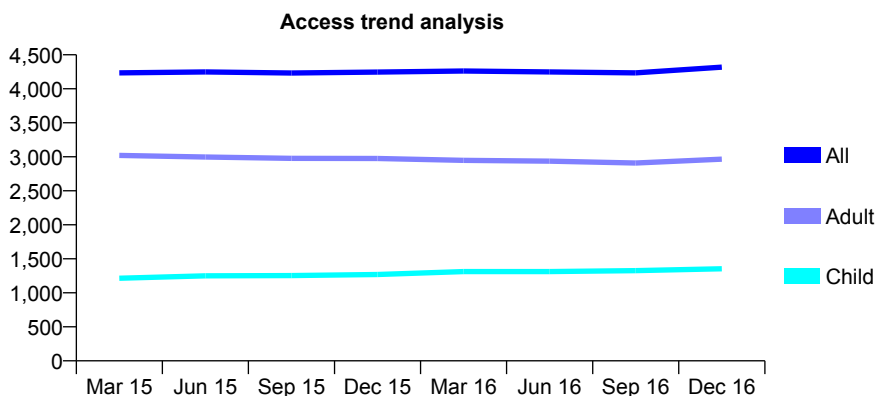
## Q62 - Vital Signs At a Glance Contract Report for 979414/0005 - December 2016

Name or company name	Baljeet Singh Chawla
Contract type name	GDS Contract
Purpose of contract	General
Contract start date	01/05/2009
Contract end date	

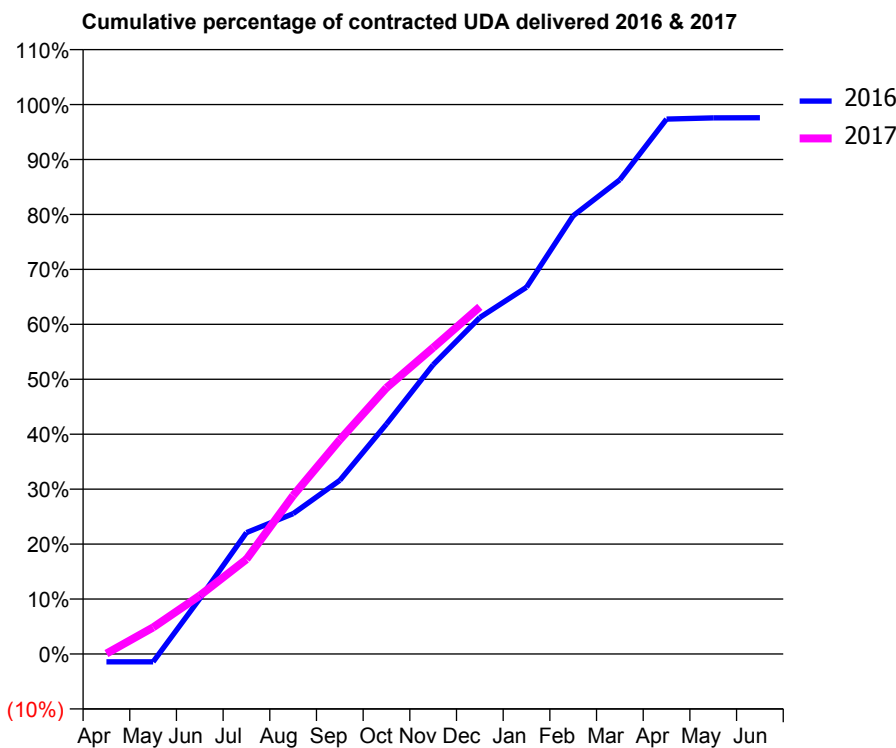
16/17 Contracted general activity (UDA)	12,820
Carry forward general activity (UDA)	310
16/17 Contracted orthodontic activity (UOA)	0
Carry forward orthodontic activity (UOA)	0
Baseline contract value	£329,759.74

### ACCESS\*

Patients seen in 24 months	Total	Change since previous quarter
Quarter ending December 2015	4,246	
Quarter ending March 2016	4,261	→
Quarter ending June 2016	4,249	→
Quarter ending September 2016	4,234	→
Quarter ending December 2016	4,319	↑
<b>Variance since December 2015</b>	<b>1.7%</b>	<b>→</b>



### ACTIVITY



Month	Adjusted Scheduled Activity (UDA)	
	2016	2017
April	-186	12
May	-186	619
June	1,291	1,363
July	2,832	2,211
August	3,275	3,697
September	4,053	4,997
October	5,364	6,213
November	6,748	7,148
December	7,849	8,100
January	8,558	
February	10,225	
March	11,063	
April	12,479	
May	12,507	
June	12,510	

### QUALITY

	Quantity	Base Number	Contract	AT	Region	England
% of FP17s for the same patient ID Re-attending within 3 months - Children	124	1,406	8.8%	10.0%	11.9%	12.4%
% of FP17s for the same patient ID Re-attending within 3 months - Adults	411	2,484	16.5%	16.0%	17.1%	16.6%
% of FP17s for the same patient ID Re-attending between 3 & 9 months - Children	736	1,406	52.3%	45.8%	46.2%	57.5%
% of FP17s for the same patient ID Re-attending between 3 & 9 months - Adults	685	2,484	27.6%	37.2%	37.8%	50.4%
% of FP17s for Band 1 Urgent Courses	241	3,484	6.9%	11.0%	10.6%	9.1%
% of FP17s Relating to Free Repair or Replacements	36	3,484	1.0%	0.6%	0.6%	0.8%
% of FP17s Relating to Continuations	48	3,484	1.4%	0.7%	0.9%	1.3%
% of Patients satisfied with the dentistry they have received	3	3	N/A	91.5%	90.3%	92.7%
% of Patients satisfied with the time they had to wait for an appointment	3	3	N/A	84.0%	83.8%	88.8%

\* This is based on patients treated on this contract for their most recent course of treatment. Figures in italics indicate the base number of FP17s or Patient Questionnaire responses are less than 100. N/A is shown where the base number of responses is less than 10 during the period. % is calculated as Quantity/Base number\*100



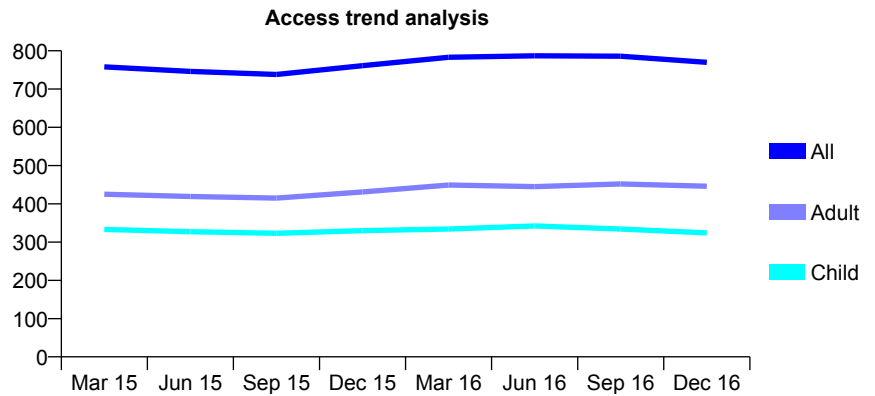
## Q62 - Vital Signs At a Glance Contract Report for 982849/0001 - December 2016

Name or company name	MR RJ O'MALLEY
Contract type name	GDS Contract
Purpose of contract	General
Contract start date	01/04/2006
Contract end date	

16/17 Contracted general activity (UDA)	1,355
Carry forward general activity (UDA)	0
16/17 Contracted orthodontic activity (UOA)	0
Carry forward orthodontic activity (UOA)	0
Baseline contract value	£36,220.17

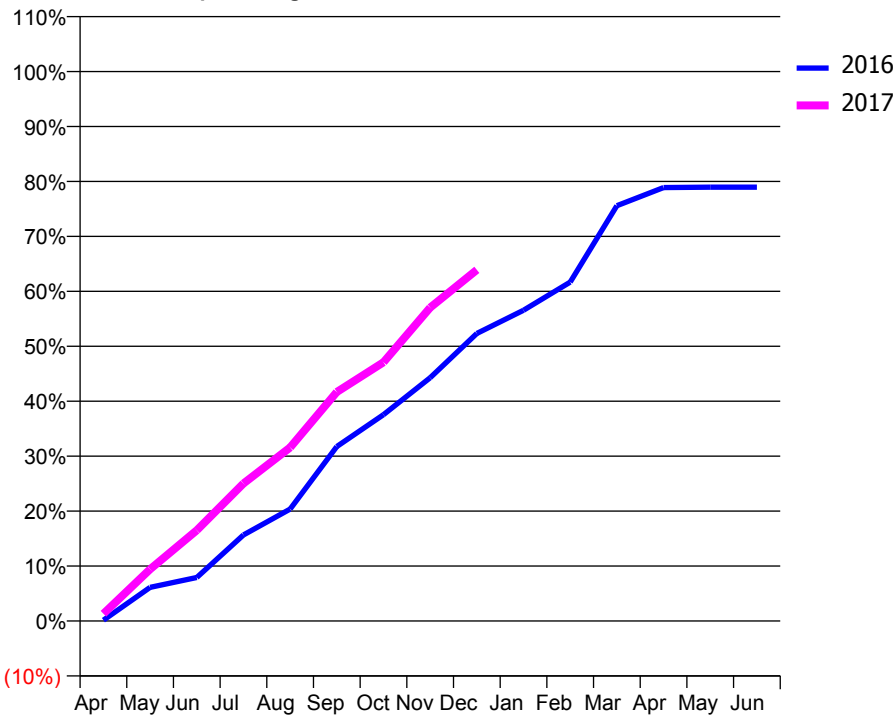
### ACCESS\*

Patients seen in 24 months	Total	Change since previous quarter
Quarter ending December 2015	761	
Quarter ending March 2016	783	↑
Quarter ending June 2016	787	→
Quarter ending September 2016	786	→
Quarter ending December 2016	770	↓
<b>Variance since December 2015</b>	<b>1.2%</b>	<b>→</b>



### ACTIVITY

Cumulative percentage of contracted UDA delivered 2016 & 2017



Month	Adjusted Scheduled Activity (UDA)	
	2016	2017
April	2	18
May	83	128
June	107	224
July	212	339
August	276	428
September	430	565
October	509	638
November	600	773
December	709	866
January	766	
February	836	
March	1,024	
April	1,069	
May	1,070	
June	1,070	

### QUALITY

	Quantity	Base Number	Contract	AT	Region	England
% of FP17s for the same patient ID Re-attending within 3 months - Children	15	223	6.7%	10.0%	11.9%	12.4%
% of FP17s for the same patient ID Re-attending within 3 months - Adults	33	301	11.0%	16.0%	17.1%	16.6%
% of FP17s for the same patient ID Re-attending between 3 & 9 months - Children	63	223	28.3%	45.8%	46.2%	57.5%
% of FP17s for the same patient ID Re-attending between 3 & 9 months - Adults	72	301	23.9%	37.2%	37.8%	50.4%
% of FP17s for Band 1 Urgent Courses	45	498	9.0%	11.0%	10.6%	9.1%
% of FP17s Relating to Free Repair or Replacements	1	498	0.2%	0.6%	0.6%	0.8%
% of FP17s Relating to Continuations	4	498	0.8%	0.7%	0.9%	1.3%
% of Patients satisfied with the dentistry they have received	1	1	N/A	91.5%	90.3%	92.7%
% of Patients satisfied with the time they had to wait for an appointment	1	1	N/A	84.0%	83.8%	88.8%

\* This is based on patients treated on this contract for their most recent course of treatment. Figures in italics indicate the base number of FP17s or Patient Questionnaire responses are less than 100. N/A is shown where the base number of responses is less than 10 during the period. % is calculated as Quantity/Base number\*100

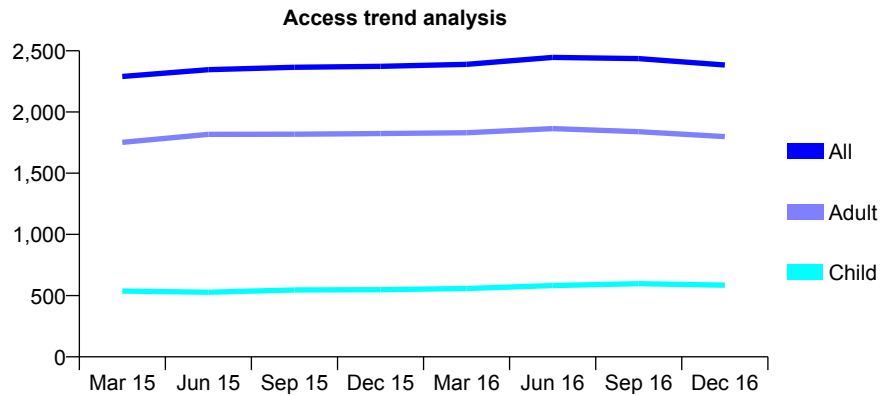
## Q62 - Vital Signs At a Glance Contract Report for 998214/0001 - December 2016

Name or company name	MR DS KOONER
Contract type name	GDS Contract
Purpose of contract	General
Contract start date	01/04/2006
Contract end date	

16/17 Contracted general activity (UDA)	7,767
Carry forward general activity (UDA)	65
16/17 Contracted orthodontic activity (UOA)	0
Carry forward orthodontic activity (UOA)	0
Baseline contract value	£217,749.99

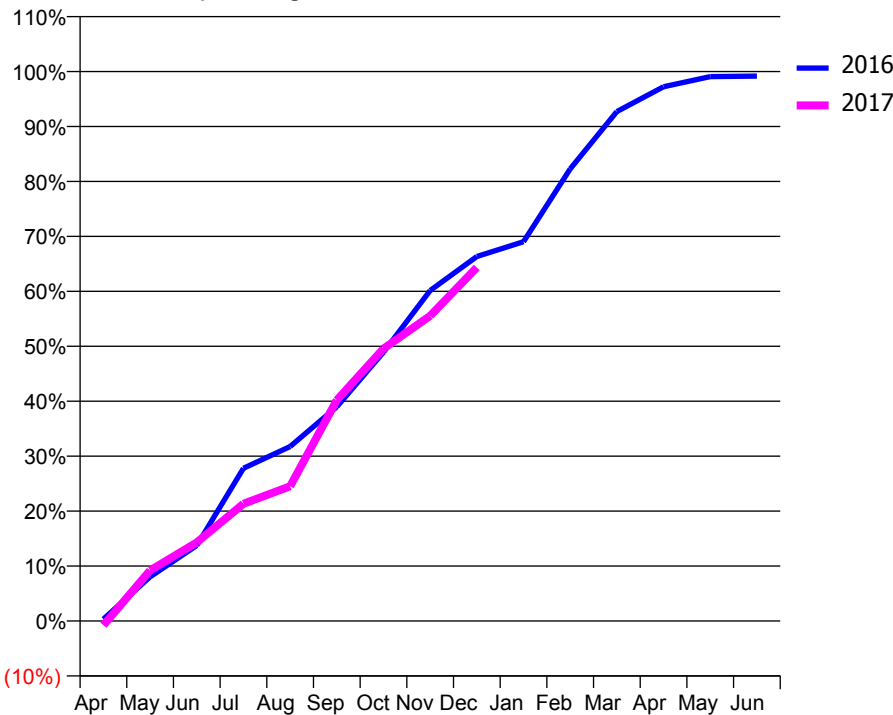
### ACCESS\*

Patients seen in 24 months	Total	Change since previous quarter
Quarter ending December 2015	2,373	
Quarter ending March 2016	2,389	→
Quarter ending June 2016	2,446	↑
Quarter ending September 2016	2,436	→
Quarter ending December 2016	2,384	↓
<b>Variance since December 2015</b>	<b>0.5%</b>	<b>→</b>



### ACTIVITY

Cumulative percentage of contracted UDA delivered 2016 & 2017



Month	Adjusted Scheduled Activity (UDA)	
	2016	2017
April	27	-62
May	624	715
June	1,068	1,111
July	2,159	1,658
August	2,467	1,904
September	3,028	3,123
October	3,798	3,850
November	4,672	4,314
December	5,152	4,998
January	5,361	
February	6,391	
March	7,201	
April	7,552	
May	7,695	
June	7,702	

### QUALITY

	Quantity	Base Number	Contract	AT	Region	England
% of FP17s for the same patient ID Re-attending within 3 months - Children	31	444	7.0%	10.0%	11.9%	12.4%
% of FP17s for the same patient ID Re-attending within 3 months - Adults	174	1,244	14.0%	16.0%	17.1%	16.6%
% of FP17s for the same patient ID Re-attending between 3 & 9 months - Children	155	444	34.9%	45.8%	46.2%	57.5%
% of FP17s for the same patient ID Re-attending between 3 & 9 months - Adults	291	1,244	23.4%	37.2%	37.8%	50.4%
% of FP17s for Band 1 Urgent Courses	267	1,524	17.5%	11.0%	10.6%	9.1%
% of FP17s Relating to Free Repair or Replacements	3	1,524	0.2%	0.6%	0.6%	0.8%
% of FP17s Relating to Continuations	8	1,524	0.5%	0.7%	0.9%	1.3%
% of Patients satisfied with the dentistry they have received	3	3	N/A	91.5%	90.3%	92.7%
% of Patients satisfied with the time they had to wait for an appointment	2	3	N/A	84.0%	83.8%	88.8%

\* This is based on patients treated on this contract for their most recent course of treatment. Figures in italics indicate the base number of FP17s or Patient Questionnaire responses are less than 100. N/A is shown where the base number of responses is less than 10 during the period. % is calculated as Quantity/Base number\*100

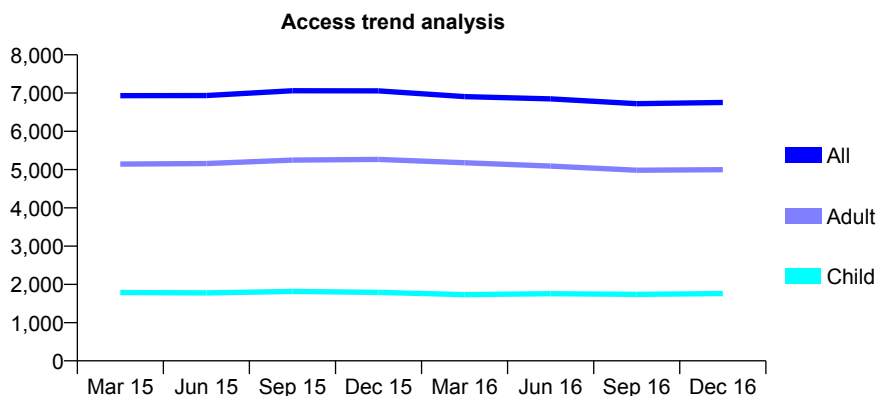
## Q62 - Vital Signs At a Glance Contract Report for 998214/0002 - December 2016

Name or company name	MR DS KOONER
Contract type name	GDS Contract
Purpose of contract	General
Contract start date	01/04/2006
Contract end date	

16/17 Contracted general activity (UDA)	16,231
Carry forward general activity (UDA)	-275
16/17 Contracted orthodontic activity (UOA)	0
Carry forward orthodontic activity (UOA)	0
Baseline contract value	£531,197.90

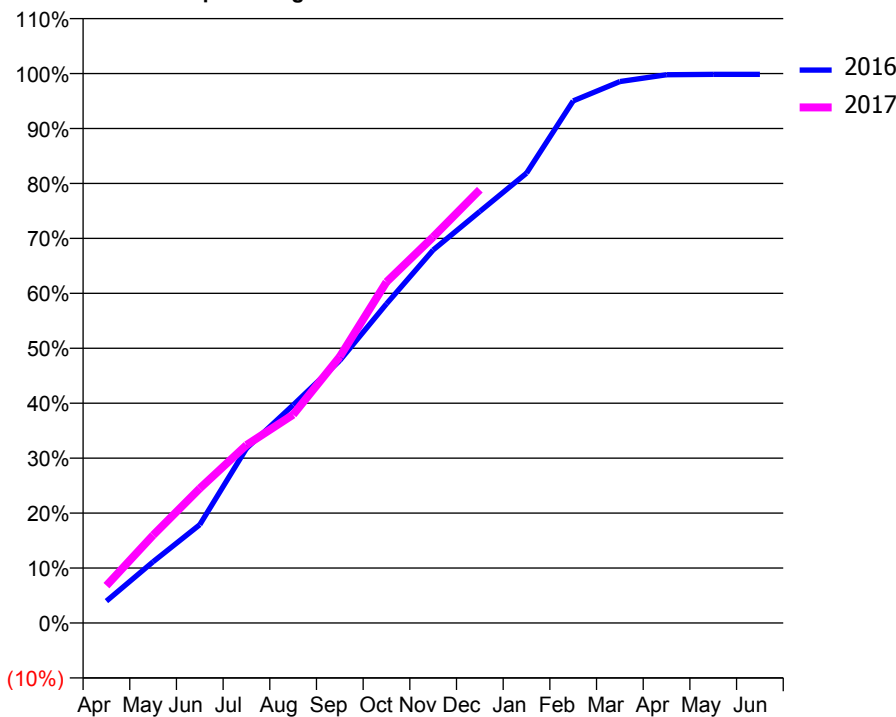
### ACCESS\*

Patients seen in 24 months	Total	Change since previous quarter
Quarter ending December 2015	7,058	
Quarter ending March 2016	6,907	↓
Quarter ending June 2016	6,848	→
Quarter ending September 2016	6,721	↓
Quarter ending December 2016	6,754	→
<b>Variance since December 2015</b>	<b>(4.3%)</b>	<b>↓</b>



### ACTIVITY

Cumulative percentage of contracted UDA delivered 2016 & 2017



Month	Adjusted Scheduled Activity (UDA)	
	2016	2017
April	647	1,105
May	1,811	2,595
June	2,906	3,978
July	5,158	5,258
August	6,436	6,153
September	7,752	7,867
October	9,429	10,075
November	11,019	11,406
December	12,158	12,800
January	13,288	
February	15,421	
March	15,994	
April	16,192	
May	16,206	
June	16,206	

### QUALITY

	Quantity	Base Number	Contract	AT	Region	England
% of FP17s for the same patient ID Re-attending within 3 months - Children	84	1,396	6.0%	10.0%	11.9%	12.4%
% of FP17s for the same patient ID Re-attending within 3 months - Adults	551	3,703	14.9%	16.0%	17.1%	16.6%
% of FP17s for the same patient ID Re-attending between 3 & 9 months - Children	531	1,396	38.0%	45.8%	46.2%	57.5%
% of FP17s for the same patient ID Re-attending between 3 & 9 months - Adults	1,168	3,703	31.5%	37.2%	37.8%	50.4%
% of FP17s for Band 1 Urgent Courses	450	4,455	10.1%	11.0%	10.6%	9.1%
% of FP17s Relating to Free Repair or Replacements	47	4,455	1.1%	0.6%	0.6%	0.8%
% of FP17s Relating to Continuations	59	4,455	1.3%	0.7%	0.9%	1.3%
% of Patients satisfied with the dentistry they have received	7	9	N/A	91.5%	90.3%	92.7%
% of Patients satisfied with the time they had to wait for an appointment	8	9	N/A	84.0%	83.8%	88.8%

\* This is based on patients treated on this contract for their most recent course of treatment. Figures in italics indicate the base number of FP17s or Patient Questionnaire responses are less than 100. N/A is shown where the base number of responses is less than 10 during the period. % is calculated as Quantity/Base number\*100

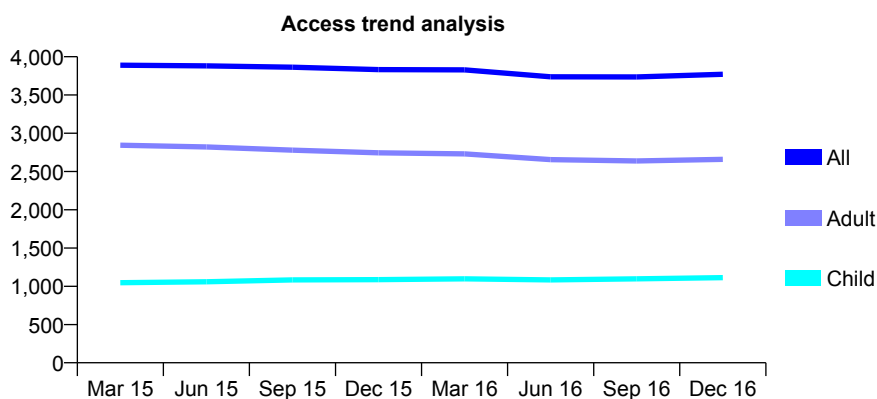
## Q63 - Vital Signs At a Glance Contract Report for 101281/0107 - December 2016

Name or company name	OASIS DENTAL CARE LTD
Contract type name	GDS Contract
Purpose of contract	General
Contract start date	01/04/2006
Contract end date	

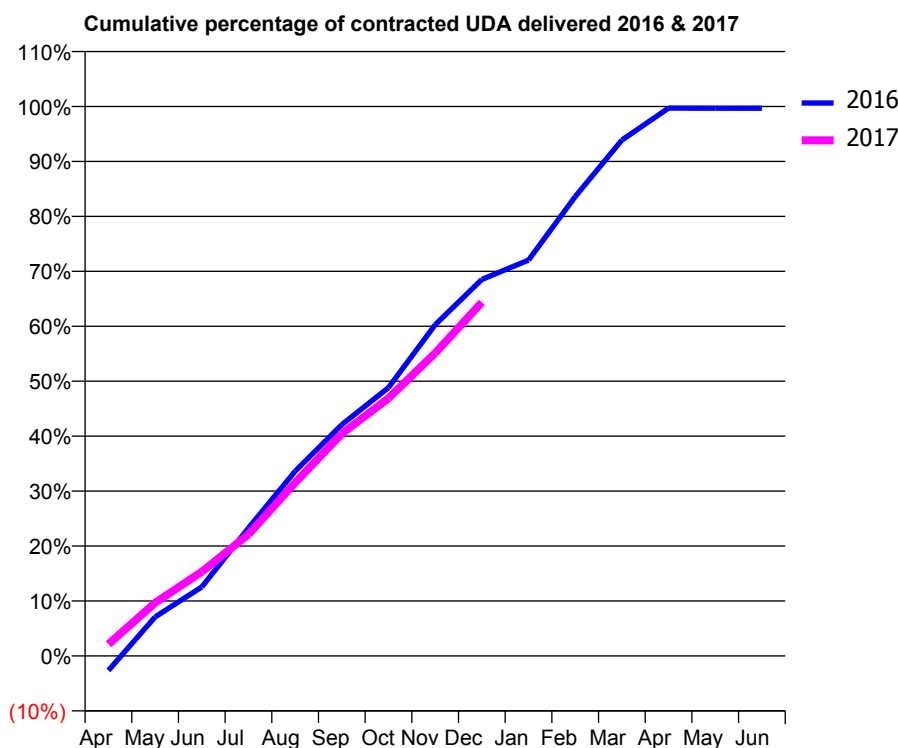
16/17 Contracted general activity (UDA)	9,000
Carry forward general activity (UDA)	29
16/17 Contracted orthodontic activity (UOA)	0
Carry forward orthodontic activity (UOA)	0
Baseline contract value	£228,975.60

### ACCESS\*

Patients seen in 24 months	Total	Change since previous quarter
Quarter ending December 2015	3,831	
Quarter ending March 2016	3,828	→
Quarter ending June 2016	3,738	↓
Quarter ending September 2016	3,736	→
Quarter ending December 2016	3,771	→
<b>Variance since December 2015</b>	<b>(1.6%)</b>	<b>↓</b>



### ACTIVITY



Month	Adjusted Scheduled Activity (UDA)	
	2016	2017
April	-240	194
May	639	870
June	1,129	1,379
July	2,095	1,990
August	3,027	2,839
September	3,789	3,639
October	4,395	4,221
November	5,425	4,962
December	6,167	5,790
January	6,483	
February	7,523	
March	8,449	
April	8,974	
May	8,971	
June	8,971	

### QUALITY

	Quantity	Base Number	Contract	AT	Region	England
% of FP17s for the same patient ID Re-attending within 3 months - Children	51	1,166	4.4%	10.5%	11.9%	12.4%
% of FP17s for the same patient ID Re-attending within 3 months - Adults	227	2,182	10.4%	15.9%	17.1%	16.6%
% of FP17s for the same patient ID Re-attending between 3 & 9 months - Children	725	1,166	62.2%	47.5%	46.2%	57.5%
% of FP17s for the same patient ID Re-attending between 3 & 9 months - Adults	1,036	2,182	47.5%	37.9%	37.8%	50.4%
% of FP17s for Band 1 Urgent Courses	216	3,091	7.0%	10.3%	10.6%	9.1%
% of FP17s Relating to Free Repair or Replacements	24	3,091	0.8%	0.7%	0.6%	0.8%
% of FP17s Relating to Continuations	4	3,091	0.1%	1.1%	0.9%	1.3%
% of Patients satisfied with the dentistry they have received	2	3	N/A	90.2%	90.3%	92.7%
% of Patients satisfied with the time they had to wait for an appointment	2	3	N/A	85.9%	83.8%	88.8%

\* This is based on patients treated on this contract for their most recent course of treatment. Figures in italics indicate the base number of FP17s or Patient Questionnaire responses are less than 100. N/A is shown where the base number of responses is less than 10 during the period. % is calculated as Quantity/Base number\*100

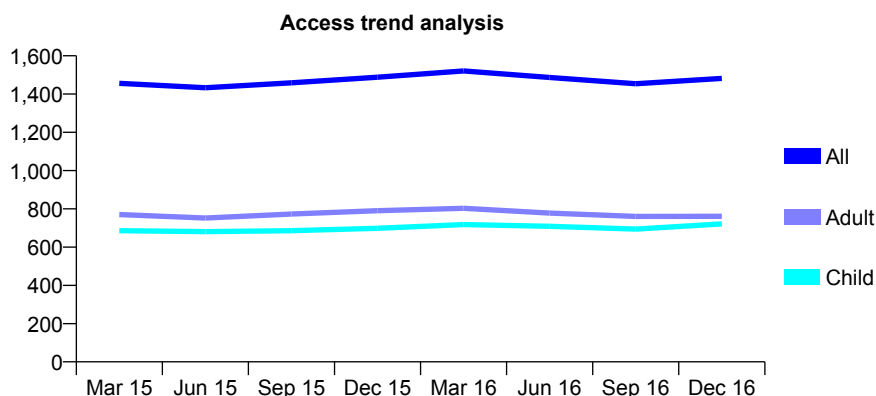
## Q63 - Vital Signs At a Glance Contract Report for 101281/0142 - December 2016

Name or company name	OASIS DENTAL CARE LTD
Contract type name	GDS Contract
Purpose of contract	General
Contract start date	01/04/2006
Contract end date	

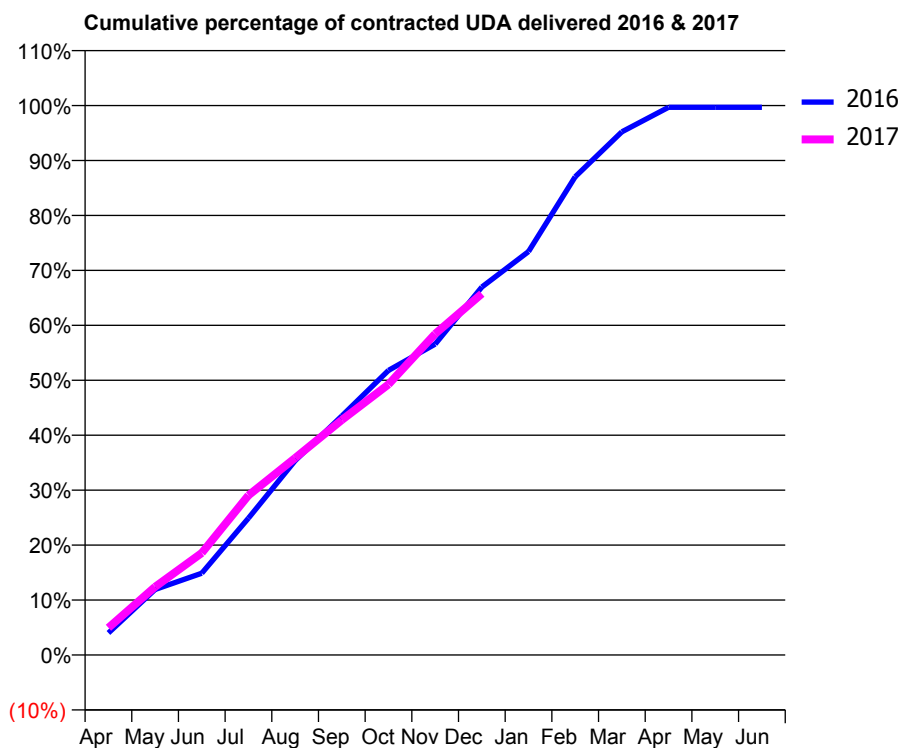
16/17 Contracted general activity (UDA)	2,919
Carry forward general activity (UDA)	10
16/17 Contracted orthodontic activity (UOA)	0
Carry forward orthodontic activity (UOA)	0
Baseline contract value	£75,103.60

### ACCESS\*

Patients seen in 24 months	Total	Change since previous quarter
Quarter ending December 2015	1,488	
Quarter ending March 2016	1,521	↑
Quarter ending June 2016	1,487	↓
Quarter ending September 2016	1,454	↓
Quarter ending December 2016	1,482	→
<b>Variance since December 2015</b>	<b>(0.4%)</b>	<b>→</b>



### ACTIVITY



Month	Adjusted Scheduled Activity (UDA)	
	2016	2017
April	117	145
May	348	362
June	435	542
July	727	848
August	1,032	1,046
September	1,270	1,249
October	1,512	1,438
November	1,651	1,706
December	1,954	1,919
January	2,143	
February	2,540	
March	2,779	
April	2,909	
May	2,909	
June	2,909	

### QUALITY

	Quantity	Base Number	Contract	AT	Region	England
% of FP17s for the same patient ID Re-attending within 3 months - Children	31	693	4.5%	10.5%	11.9%	12.4%
% of FP17s for the same patient ID Re-attending within 3 months - Adults	80	602	13.3%	15.9%	17.1%	16.6%
% of FP17s for the same patient ID Re-attending between 3 & 9 months - Children	321	693	46.3%	47.5%	46.2%	57.5%
% of FP17s for the same patient ID Re-attending between 3 & 9 months - Adults	241	602	40.0%	37.9%	37.8%	50.4%
% of FP17s for Band 1 Urgent Courses	66	1,222	5.4%	10.3%	10.6%	9.1%
% of FP17s Relating to Free Repair or Replacements	2	1,222	0.2%	0.7%	0.6%	0.8%
% of FP17s Relating to Continuations	23	1,222	1.9%	1.1%	0.9%	1.3%
% of Patients satisfied with the dentistry they have received	0	0	N/A	90.2%	90.3%	92.7%
% of Patients satisfied with the time they had to wait for an appointment	0	0	N/A	85.9%	83.8%	88.8%

\* This is based on patients treated on this contract for their most recent course of treatment. Figures in italics indicate the base number of FP17s or Patient Questionnaire responses are less than 100. N/A is shown where the base number of responses is less than 10 during the period. % is calculated as Quantity/Base number\*100

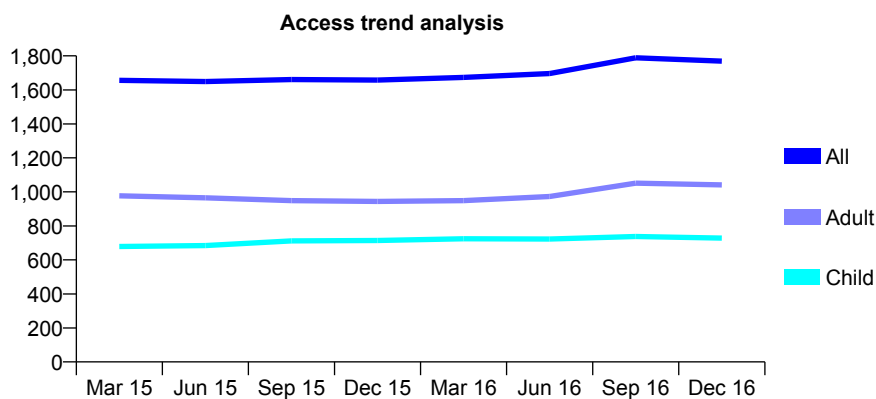
## Q63 - Vital Signs At a Glance Contract Report for 101281/0148 - December 2016

Name or company name	OASIS DENTAL CARE LTD
Contract type name	GDS Contract
Purpose of contract	General
Contract start date	01/04/2006
Contract end date	

16/17 Contracted general activity (UDA)	4,000
Carry forward general activity (UDA)	0
16/17 Contracted orthodontic activity (UOA)	0
Carry forward orthodontic activity (UOA)	0
Baseline contract value	£104,232.20

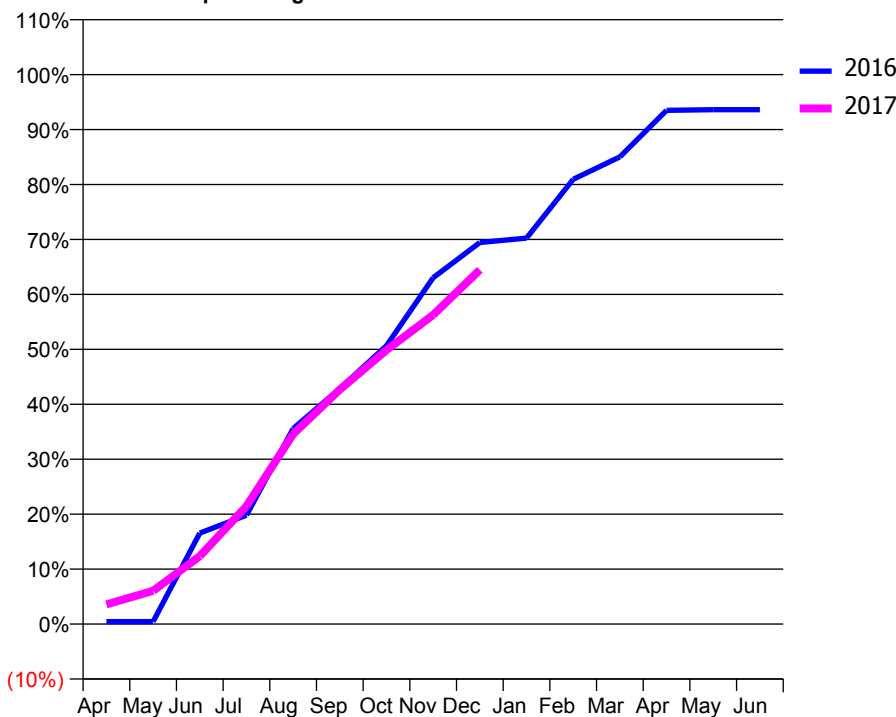
### ACCESS\*

Patients seen in 24 months	Total	Change since previous quarter
Quarter ending December 2015	1,658	
Quarter ending March 2016	1,673	→
Quarter ending June 2016	1,696	→
Quarter ending September 2016	1,789	↑
Quarter ending December 2016	1,769	↓
<b>Variance since December 2015</b>	<b>6.7%</b>	<b>↑</b>



### ACTIVITY

Cumulative percentage of contracted UDA delivered 2016 & 2017



Month	Adjusted Scheduled Activity (UDA)	
	2016	2017
April	18	143
May	18	242
June	663	495
July	792	858
August	1,423	1,383
September	1,715	1,707
October	2,026	1,994
November	2,521	2,251
December	2,777	2,579
January	2,810	
February	3,238	
March	3,401	
April	3,739	
May	3,744	
June	3,744	

### QUALITY

	Quantity	Base Number	Contract	AT	Region	England
% of FP17s for the same patient ID Re-attending within 3 months - Children	46	751	6.1%	10.5%	11.9%	12.4%
% of FP17s for the same patient ID Re-attending within 3 months - Adults	93	910	10.2%	15.9%	17.1%	16.6%
% of FP17s for the same patient ID Re-attending between 3 & 9 months - Children	420	751	55.9%	47.5%	46.2%	57.5%
% of FP17s for the same patient ID Re-attending between 3 & 9 months - Adults	347	910	38.1%	37.9%	37.8%	50.4%
% of FP17s for Band 1 Urgent Courses	111	1,461	7.6%	10.3%	10.6%	9.1%
% of FP17s Relating to Free Repair or Replacements	11	1,461	0.8%	0.7%	0.6%	0.8%
% of FP17s Relating to Continuations	2	1,461	0.1%	1.1%	0.9%	1.3%
% of Patients satisfied with the dentistry they have received	0	0	N/A	90.2%	90.3%	92.7%
% of Patients satisfied with the time they had to wait for an appointment	0	0	N/A	85.9%	83.8%	88.8%

\* This is based on patients treated on this contract for their most recent course of treatment. Figures in italics indicate the base number of FP17s or Patient Questionnaire responses are less than 100. N/A is shown where the base number of responses is less than 10 during the period. % is calculated as Quantity/Base number\*100

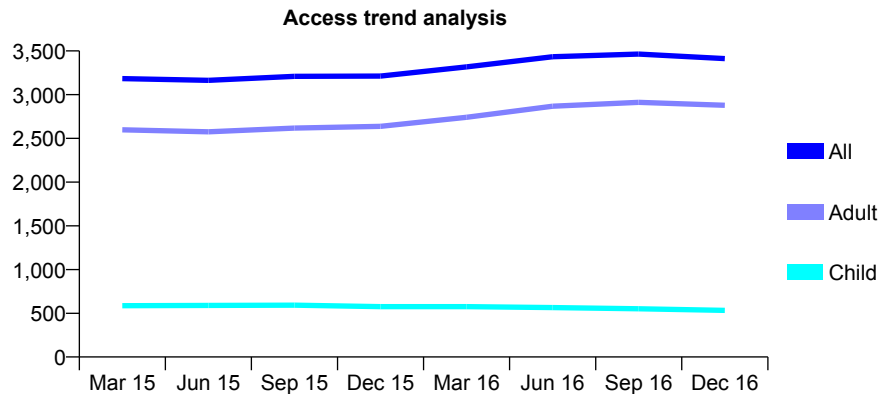
## Q63 - Vital Signs At a Glance Contract Report for 101281/0167 - December 2016

Name or company name	OASIS DENTAL CARE LTD
Contract type name	GDS Contract
Purpose of contract	General
Contract start date	01/05/2007
Contract end date	

16/17 Contracted general activity (UDA)	8,500
Carry forward general activity (UDA)	0
16/17 Contracted orthodontic activity (UOA)	0
Carry forward orthodontic activity (UOA)	0
Baseline contract value	£219,588.42

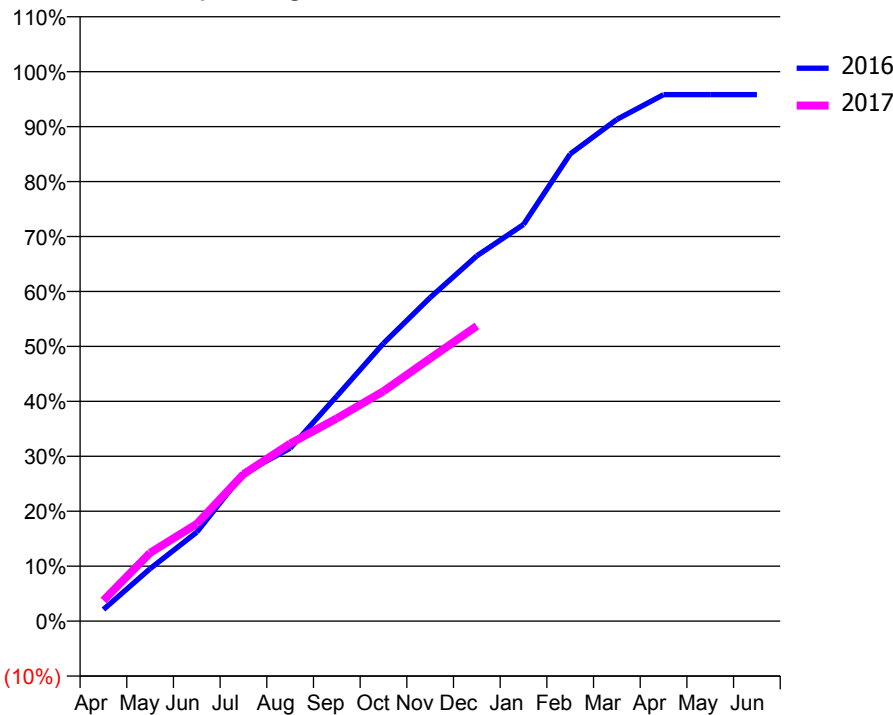
### ACCESS\*

Patients seen in 24 months	Total	Change since previous quarter
Quarter ending December 2015	3,213	
Quarter ending March 2016	3,317	↑
Quarter ending June 2016	3,433	↑
Quarter ending September 2016	3,464	→
Quarter ending December 2016	3,412	↓
<b>Variance since December 2015</b>	<b>6.2%</b>	<b>↑</b>



### ACTIVITY

Cumulative percentage of contracted UDA delivered 2016 & 2017



Month	Adjusted Scheduled Activity (UDA)	
	2016	2017
April	180	321
May	811	1,057
June	1,377	1,506
July	2,287	2,274
August	2,675	2,746
September	3,481	3,137
October	4,298	3,557
November	5,005	4,065
December	5,650	4,565
January	6,136	
February	7,226	
March	7,761	
April	8,145	
May	8,145	
June	8,145	

### QUALITY

	Quantity	Base Number	Contract	AT	Region	England
% of FP17s for the same patient ID Re-attending within 3 months - Children	30	449	6.7%	10.5%	11.9%	12.4%
% of FP17s for the same patient ID Re-attending within 3 months - Adults	189	1,885	10.0%	15.9%	17.1%	16.6%
% of FP17s for the same patient ID Re-attending between 3 & 9 months - Children	208	449	46.3%	47.5%	46.2%	57.5%
% of FP17s for the same patient ID Re-attending between 3 & 9 months - Adults	536	1,885	28.4%	37.9%	37.8%	50.4%
% of FP17s for Band 1 Urgent Courses	155	2,152	7.2%	10.3%	10.6%	9.1%
% of FP17s Relating to Free Repair or Replacements	4	2,152	0.2%	0.7%	0.6%	0.8%
% of FP17s Relating to Continuations	30	2,152	1.4%	1.1%	0.9%	1.3%
% of Patients satisfied with the dentistry they have received	1	1	N/A	90.2%	90.3%	92.7%
% of Patients satisfied with the time they had to wait for an appointment	0	1	N/A	85.9%	83.8%	88.8%

\* This is based on patients treated on this contract for their most recent course of treatment. Figures in italics indicate the base number of FP17s or Patient Questionnaire responses are less than 100. N/A is shown where the base number of responses is less than 10 during the period. % is calculated as Quantity/Base number\*100



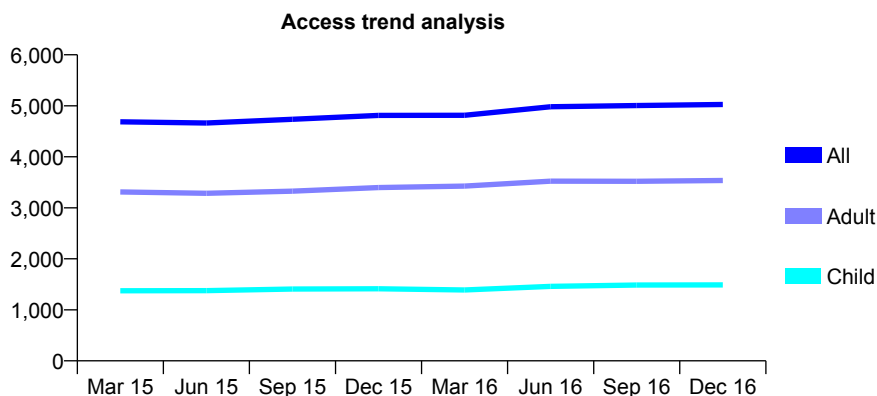
## Q63 - Vital Signs At a Glance Contract Report for 101338/0042 - December 2016

Name or company name	Whitecross Dental Care Limited
Contract type name	GDS Contract
Purpose of contract	General
Contract start date	01/04/2006
Contract end date	

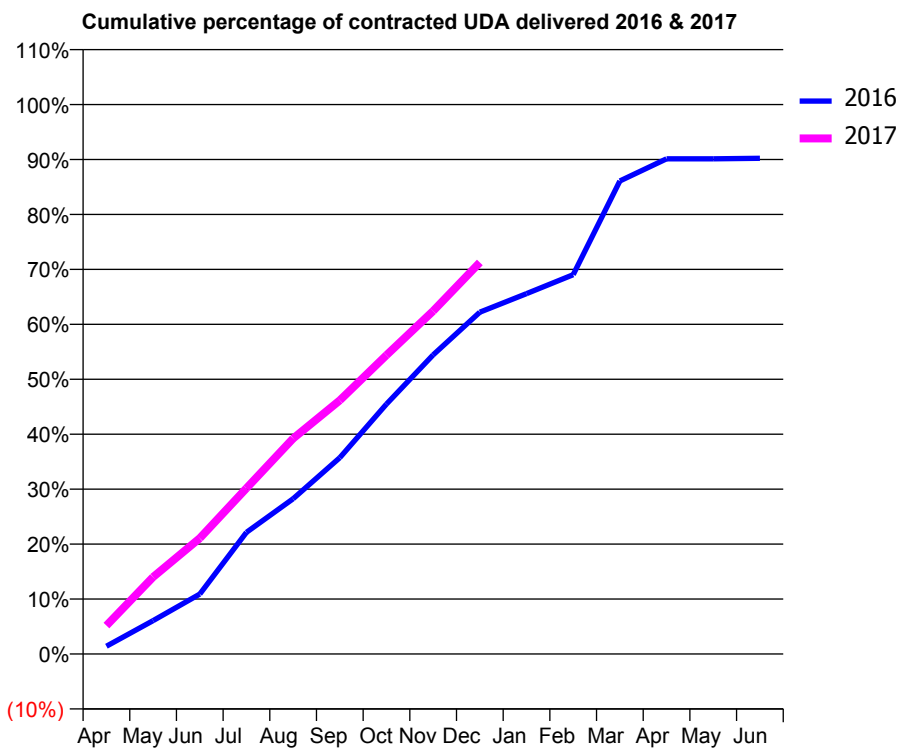
16/17 Contracted general activity (UDA)	17,283
Carry forward general activity (UDA)	0
16/17 Contracted orthodontic activity (UOA)	0
Carry forward orthodontic activity (UOA)	0
Baseline contract value	£589,266.81

### ACCESS\*

Patients seen in 24 months	Total	Change since previous quarter
Quarter ending December 2015	4,812	
Quarter ending March 2016	4,815	→
Quarter ending June 2016	4,981	↑
Quarter ending September 2016	5,005	→
Quarter ending December 2016	5,025	→
<b>Variance since December 2015</b>	<b>4.4%</b>	<b>↑</b>



### ACTIVITY



Month	Adjusted Scheduled Activity (UDA)	
	2016	2017
April	244	896
May	1,049	2,422
June	1,885	3,643
July	3,826	5,216
August	4,884	6,780
September	6,176	7,978
October	7,862	9,401
November	9,408	10,791
December	10,753	12,317
January	11,335	
February	11,930	
March	14,877	
April	15,573	
May	15,573	
June	15,590	

### QUALITY

	Quantity	Base Number	Contract	AT	Region	England
% of FP17s for the same patient ID Re-attending within 3 months - Children	109	1,250	8.7%	10.5%	11.9%	12.4%
% of FP17s for the same patient ID Re-attending within 3 months - Adults	576	2,915	19.8%	15.9%	17.1%	16.6%
% of FP17s for the same patient ID Re-attending between 3 & 9 months - Children	428	1,250	34.2%	47.5%	46.2%	57.5%
% of FP17s for the same patient ID Re-attending between 3 & 9 months - Adults	851	2,915	29.2%	37.9%	37.8%	50.4%
% of FP17s for Band 1 Urgent Courses	476	3,923	12.1%	10.3%	10.6%	9.1%
% of FP17s Relating to Free Repair or Replacements	46	3,923	1.2%	0.7%	0.6%	0.8%
% of FP17s Relating to Continuations	84	3,923	2.1%	1.1%	0.9%	1.3%
% of Patients satisfied with the dentistry they have received	4	4	N/A	90.2%	90.3%	92.7%
% of Patients satisfied with the time they had to wait for an appointment	3	4	N/A	85.9%	83.8%	88.8%

\* This is based on patients treated on this contract for their most recent course of treatment. Figures in italics indicate the base number of FP17s or Patient Questionnaire responses are less than 100. N/A is shown where the base number of responses is less than 10 during the period. % is calculated as Quantity/Base number\*100

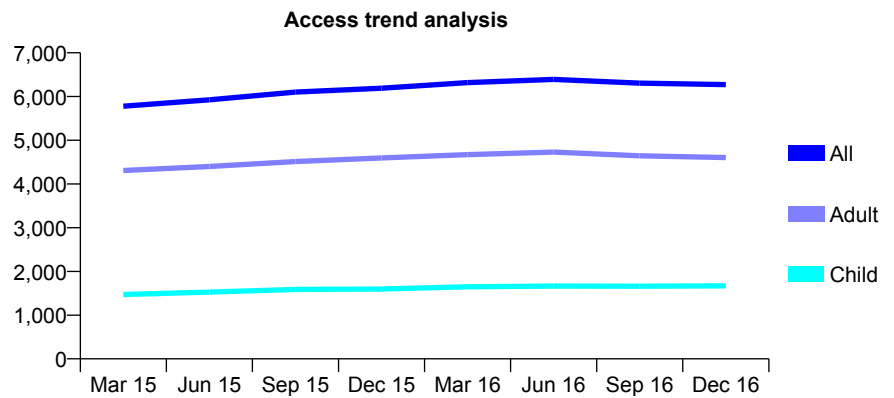
## Q63 - Vital Signs At a Glance Contract Report for 101362/0030 - December 2016

Name or company name	Rodericks Dental Limited
Contract type name	GDS Contract
Purpose of contract	General
Contract start date	30/04/2010
Contract end date	

16/17 Contracted general activity (UDA)	16,500
Carry forward general activity (UDA)	582
16/17 Contracted orthodontic activity (UOA)	0
Carry forward orthodontic activity (UOA)	0
Baseline contract value	£435,693.36

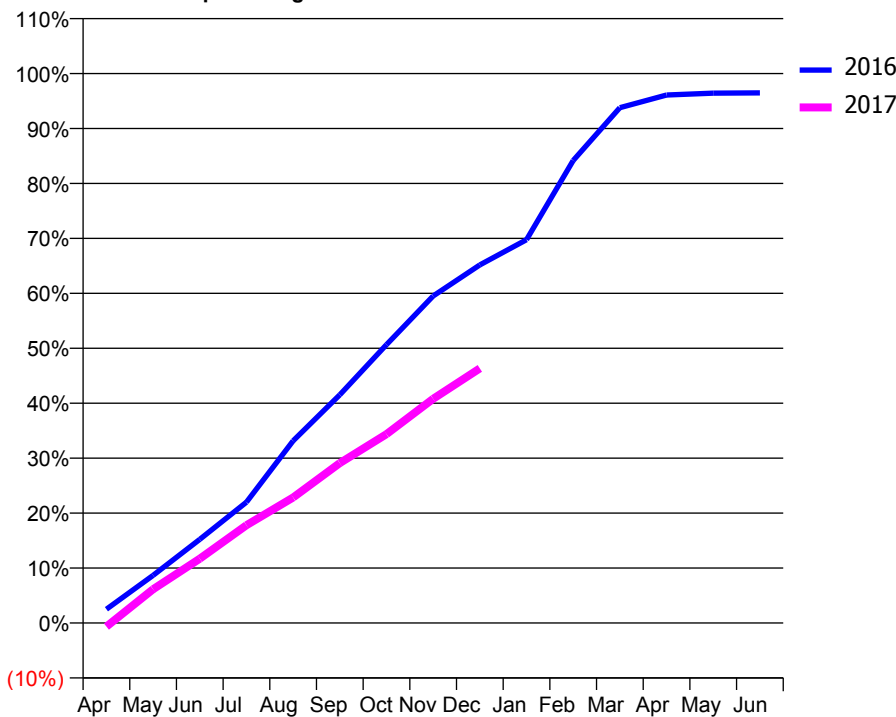
### ACCESS\*

Patients seen in 24 months	Total	Change since previous quarter
Quarter ending December 2015	6,190	
Quarter ending March 2016	6,319	↑
Quarter ending June 2016	6,392	→
Quarter ending September 2016	6,305	↓
Quarter ending December 2016	6,272	→
<b>Variance since December 2015</b>	<b>1.3%</b>	<b>→</b>



### ACTIVITY

Cumulative percentage of contracted UDA delivered 2016 & 2017



Month	Adjusted Scheduled Activity (UDA)	
	2016	2017
April	413	-109
May	1,431	1,016
June	2,513	1,931
July	3,631	2,937
August	5,473	3,770
September	6,851	4,803
October	8,358	5,672
November	9,821	6,731
December	10,754	7,646
January	11,511	
February	13,890	
March	15,475	
April	15,855	
May	15,910	
June	15,918	

### QUALITY

	Quantity	Base Number	Contract	AT	Region	England
% of FP17s for the same patient ID Re-attending within 3 months - Children	125	1,471	8.5%	10.5%	11.9%	12.4%
% of FP17s for the same patient ID Re-attending within 3 months - Adults	513	3,458	14.8%	15.9%	17.1%	16.6%
% of FP17s for the same patient ID Re-attending between 3 & 9 months - Children	771	1,471	52.4%	47.5%	46.2%	57.5%
% of FP17s for the same patient ID Re-attending between 3 & 9 months - Adults	1,527	3,458	44.2%	37.9%	37.8%	50.4%
% of FP17s for Band 1 Urgent Courses	744	4,679	15.9%	10.3%	10.6%	9.1%
% of FP17s Relating to Free Repair or Replacements	39	4,679	0.8%	0.7%	0.6%	0.8%
% of FP17s Relating to Continuations	12	4,679	0.3%	1.1%	0.9%	1.3%
% of Patients satisfied with the dentistry they have received	2	2	N/A	90.2%	90.3%	92.7%
% of Patients satisfied with the time they had to wait for an appointment	1	2	N/A	85.9%	83.8%	88.8%

\* This is based on patients treated on this contract for their most recent course of treatment. Figures in italics indicate the base number of FP17s or Patient Questionnaire responses are less than 100. N/A is shown where the base number of responses is less than 10 during the period. % is calculated as Quantity/Base number\*100

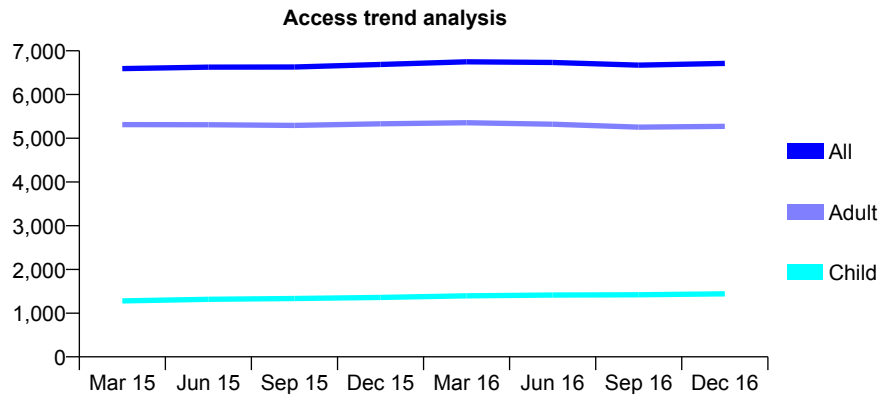
## Q63 - Vital Signs At a Glance Contract Report for 101370/0062 - December 2016

Name or company name	Petrie Tucker & Partners Ltd
Contract type name	GDS Contract
Purpose of contract	General
Contract start date	01/04/2006
Contract end date	

16/17 Contracted general activity (UDA)	21,013
Carry forward general activity (UDA)	0
16/17 Contracted orthodontic activity (UOA)	0
Carry forward orthodontic activity (UOA)	0
Baseline contract value	£580,216.27

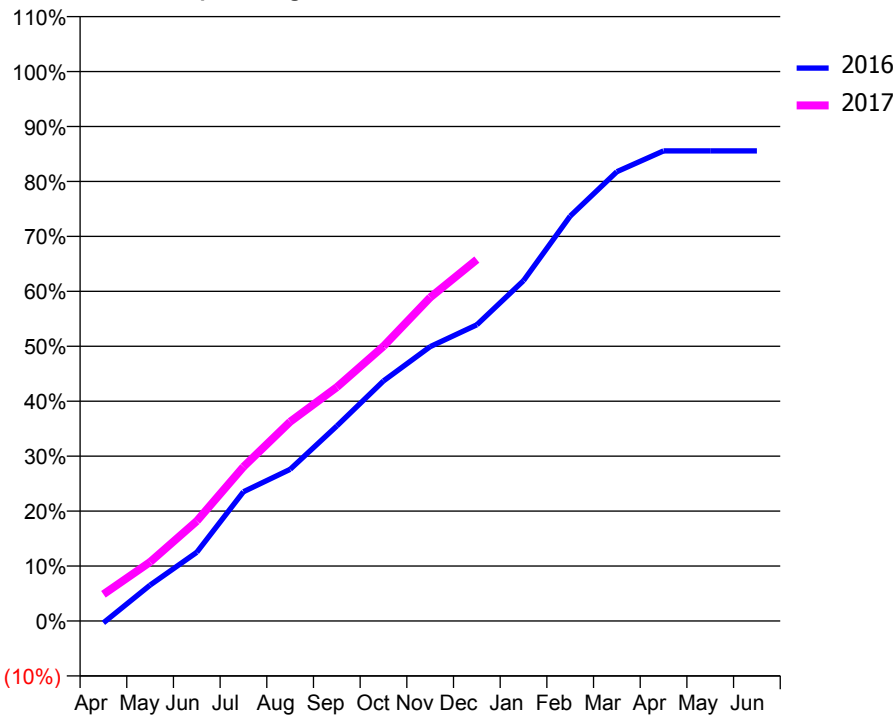
### ACCESS\*

Patients seen in 24 months	Total	Change since previous quarter
Quarter ending December 2015	6,687	
Quarter ending March 2016	6,749	→
Quarter ending June 2016	6,733	→
Quarter ending September 2016	6,673	→
Quarter ending December 2016	6,713	→
<b>Variance since December 2015</b>	<b>0.4%</b>	<b>→</b>



### ACTIVITY

Cumulative percentage of contracted UDA delivered 2016 & 2017



Month	Adjusted Scheduled Activity (UDA)	
	2016	2017
April	-72	1,021
May	1,375	2,257
June	2,628	3,824
July	4,946	5,899
August	5,802	7,619
September	7,459	8,943
October	9,179	10,508
November	10,489	12,372
December	11,327	13,824
January	13,016	
February	15,484	
March	17,181	
April	17,975	
May	17,978	
June	17,976	

### QUALITY

	Quantity	Base Number	Contract	AT	Region	England
% of FP17s for the same patient ID Re-attending within 3 months - Children	113	1,358	8.3%	10.5%	11.9%	12.4%
% of FP17s for the same patient ID Re-attending within 3 months - Adults	772	4,767	16.2%	15.9%	17.1%	16.6%
% of FP17s for the same patient ID Re-attending between 3 & 9 months - Children	643	1,358	47.3%	47.5%	46.2%	57.5%
% of FP17s for the same patient ID Re-attending between 3 & 9 months - Adults	1,950	4,767	40.9%	37.9%	37.8%	50.4%
% of FP17s for Band 1 Urgent Courses	388	5,825	6.7%	10.3%	10.6%	9.1%
% of FP17s Relating to Free Repair or Replacements	68	5,825	1.2%	0.7%	0.6%	0.8%
% of FP17s Relating to Continuations	184	5,825	3.2%	1.1%	0.9%	1.3%
% of Patients satisfied with the dentistry they have received	5	6	N/A	90.2%	90.3%	92.7%
% of Patients satisfied with the time they had to wait for an appointment	5	6	N/A	85.9%	83.8%	88.8%

\* This is based on patients treated on this contract for their most recent course of treatment. Figures in italics indicate the base number of FP17s or Patient Questionnaire responses are less than 100. N/A is shown where the base number of responses is less than 10 during the period. % is calculated as Quantity/Base number\*100

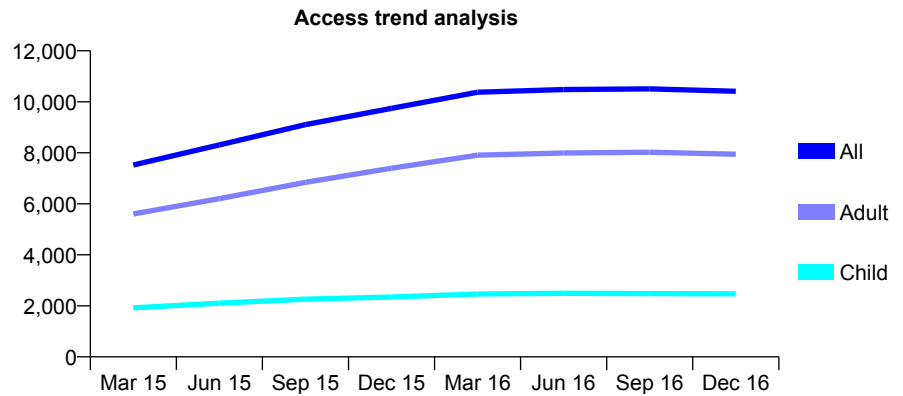
## Q63 - Vital Signs At a Glance Contract Report for 101370/0067 - December 2016

Name or company name	Petrie Tucker & Partners Ltd
Contract type name	GDS Contract
Purpose of contract	General
Contract start date	01/04/2006
Contract end date	

16/17 Contracted general activity (UDA)	37,732
Carry forward general activity (UDA)	0
16/17 Contracted orthodontic activity (UOA)	0
Carry forward orthodontic activity (UOA)	0
Baseline contract value	£1,044,113.70

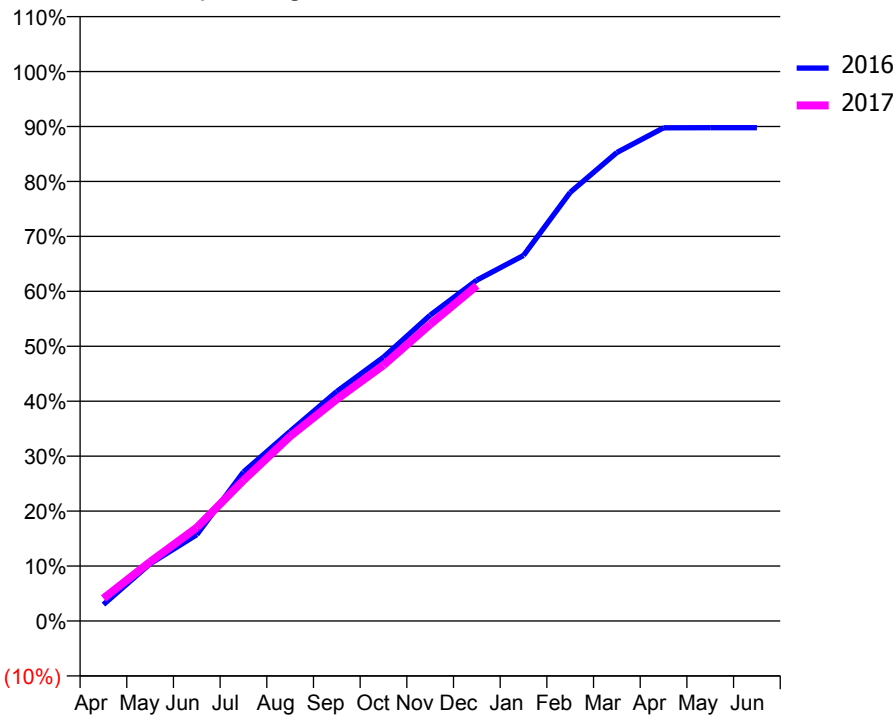
### ACCESS\*

Patients seen in 24 months	Total	Change since previous quarter
Quarter ending December 2015	9,744	
Quarter ending March 2016	10,376	↑
Quarter ending June 2016	10,483	→
Quarter ending September 2016	10,508	→
Quarter ending December 2016	10,414	→
<b>Variance since December 2015</b>	<b>6.9%</b>	<b>↑</b>



### ACTIVITY

Cumulative percentage of contracted UDA delivered 2016 & 2017



Month	Adjusted Scheduled Activity (UDA)	
	2016	2017
April	1,131	1,553
May	3,935	4,064
June	5,927	6,410
July	10,234	9,661
August	13,029	12,682
September	15,762	15,232
October	18,115	17,570
November	21,000	20,369
December	23,409	23,035
January	25,102	
February	29,434	
March	32,174	
April	33,868	
May	33,873	
June	33,878	

### QUALITY

	Quantity	Base Number	Contract	AT	Region	England
% of FP17s for the same patient ID Re-attending within 3 months - Children	219	2,404	9.1%	10.5%	11.9%	12.4%
% of FP17s for the same patient ID Re-attending within 3 months - Adults	1,096	6,662	16.5%	15.9%	17.1%	16.6%
% of FP17s for the same patient ID Re-attending between 3 & 9 months - Children	1,161	2,404	48.3%	47.5%	46.2%	57.5%
% of FP17s for the same patient ID Re-attending between 3 & 9 months - Adults	2,405	6,662	36.1%	37.9%	37.8%	50.4%
% of FP17s for Band 1 Urgent Courses	833	8,517	9.8%	10.3%	10.6%	9.1%
% of FP17s Relating to Free Repair or Replacements	99	8,517	1.2%	0.7%	0.6%	0.8%
% of FP17s Relating to Continuations	207	8,517	2.4%	1.1%	0.9%	1.3%
% of Patients satisfied with the dentistry they have received	12	13	92.3%	90.2%	90.3%	92.7%
% of Patients satisfied with the time they had to wait for an appointment	11	13	84.6%	85.9%	83.8%	88.8%

\* This is based on patients treated on this contract for their most recent course of treatment. Figures in italics indicate the base number of FP17s or Patient Questionnaire responses are less than 100. N/A is shown where the base number of responses is less than 10 during the period. % is calculated as Quantity/Base number\*100

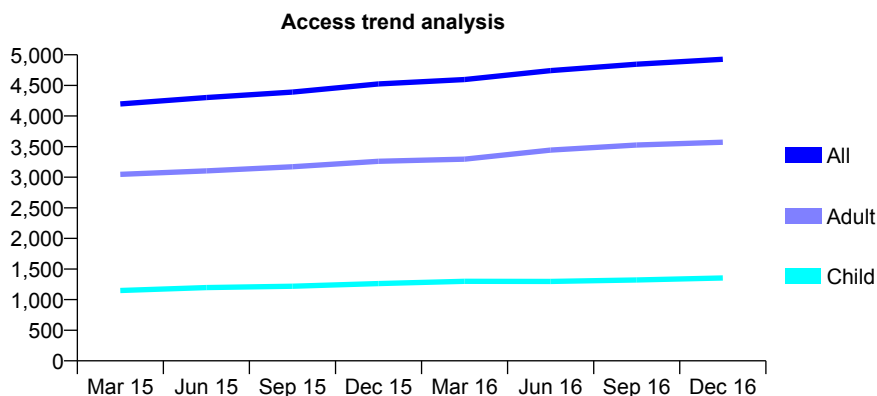
## Q63 - Vital Signs At a Glance Contract Report for 101435/0001 - December 2016

Name or company name	IDH Limited
Contract type name	GDS Contract
Purpose of contract	General
Contract start date	01/04/2006
Contract end date	

16/17 Contracted general activity (UDA)	13,959
Carry forward general activity (UDA)	350
16/17 Contracted orthodontic activity (UOA)	0
Carry forward orthodontic activity (UOA)	0
Baseline contract value	£360,055.97

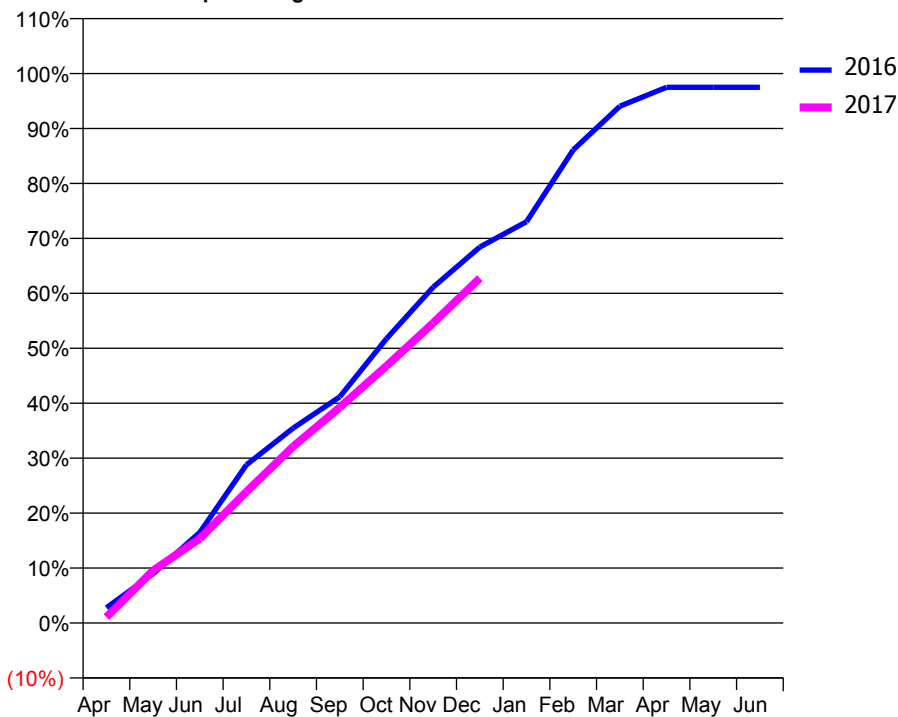
### ACCESS\*

Patients seen in 24 months	Total	Change since previous quarter
Quarter ending December 2015	4,524	
Quarter ending March 2016	4,595	→
Quarter ending June 2016	4,741	↑
Quarter ending September 2016	4,847	↑
Quarter ending December 2016	4,927	→
<b>Variance since December 2015</b>	<b>8.9%</b>	<b>↑</b>



### ACTIVITY

Cumulative percentage of contracted UDA delivered 2016 & 2017



Month	Adjusted Scheduled Activity (UDA)	
	2016	2017
April	387	151
May	1,253	1,332
June	2,302	2,147
July	4,019	3,336
August	4,952	4,482
September	5,748	5,479
October	7,224	6,528
November	8,532	7,621
December	9,550	8,760
January	10,194	
February	12,018	
March	13,128	
April	13,609	
May	13,609	
June	13,609	

### QUALITY

	Quantity	Base Number	Contract	AT	Region	England
% of FP17s for the same patient ID Re-attending within 3 months - Children	59	1,161	5.1%	10.5%	11.9%	12.4%
% of FP17s for the same patient ID Re-attending within 3 months - Adults	191	2,438	7.8%	15.9%	17.1%	16.6%
% of FP17s for the same patient ID Re-attending between 3 & 9 months - Children	560	1,161	48.2%	47.5%	46.2%	57.5%
% of FP17s for the same patient ID Re-attending between 3 & 9 months - Adults	795	2,438	32.6%	37.9%	37.8%	50.4%
% of FP17s for Band 1 Urgent Courses	225	3,406	6.6%	10.3%	10.6%	9.1%
% of FP17s Relating to Free Repair or Replacements	3	3,406	0.1%	0.7%	0.6%	0.8%
% of FP17s Relating to Continuations	27	3,406	0.8%	1.1%	0.9%	1.3%
% of Patients satisfied with the dentistry they have received	5	5	N/A	90.2%	90.3%	92.7%
% of Patients satisfied with the time they had to wait for an appointment	4	5	N/A	85.9%	83.8%	88.8%

\* This is based on patients treated on this contract for their most recent course of treatment. Figures in italics indicate the base number of FP17s or Patient Questionnaire responses are less than 100. N/A is shown where the base number of responses is less than 10 during the period. % is calculated as Quantity/Base number\*100

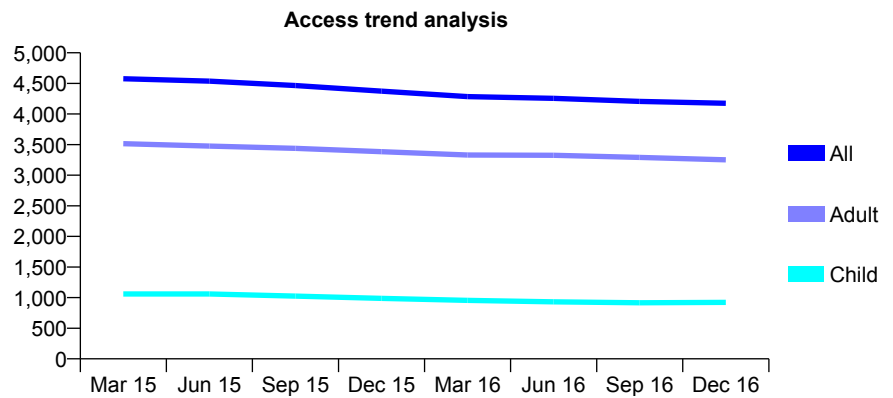
## Q63 - Vital Signs At a Glance Contract Report for 101435/0026 - December 2016

Name or company name	IDH Limited
Contract type name	GDS Contract
Purpose of contract	General
Contract start date	01/04/2006
Contract end date	

16/17 Contracted general activity (UDA)	14,614
Carry forward general activity (UDA)	0
16/17 Contracted orthodontic activity (UOA)	0
Carry forward orthodontic activity (UOA)	0
Baseline contract value	£354,786.79

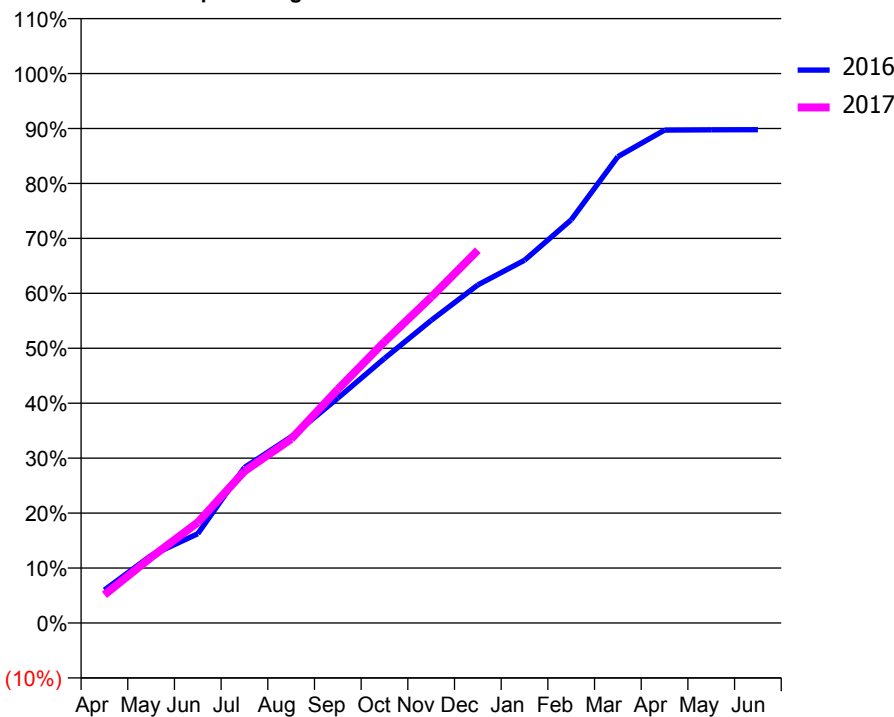
### ACCESS\*

Patients seen in 24 months	Total	Change since previous quarter
Quarter ending December 2015	4,373	
Quarter ending March 2016	4,284	↓
Quarter ending June 2016	4,257	→
Quarter ending September 2016	4,206	↓
Quarter ending December 2016	4,175	→
<b>Variance since December 2015</b>	<b>(4.5%)</b>	<b>↓</b>



### ACTIVITY

Cumulative percentage of contracted UDA delivered 2016 & 2017



Month	Adjusted Scheduled Activity (UDA)	
	2016	2017
April	878	751
May	1,795	1,745
June	2,376	2,674
July	4,137	4,038
August	4,954	4,891
September	5,981	6,216
October	7,036	7,481
November	8,050	8,666
December	8,991	9,915
January	9,646	
February	10,722	
March	12,405	
April	13,108	
May	13,117	
June	13,119	

### QUALITY

	Quantity	Base Number	Contract	AT	Region	England
% of FP17s for the same patient ID Re-attending within 3 months - Children	65	914	7.1%	10.5%	11.9%	12.4%
% of FP17s for the same patient ID Re-attending within 3 months - Adults	518	3,237	16.0%	15.9%	17.1%	16.6%
% of FP17s for the same patient ID Re-attending between 3 & 9 months - Children	407	914	44.5%	47.5%	46.2%	57.5%
% of FP17s for the same patient ID Re-attending between 3 & 9 months - Adults	1,547	3,237	47.8%	37.9%	37.8%	50.4%
% of FP17s for Band 1 Urgent Courses	283	3,810	7.4%	10.3%	10.6%	9.1%
% of FP17s Relating to Free Repair or Replacements	20	3,810	0.5%	0.7%	0.6%	0.8%
% of FP17s Relating to Continuations	128	3,810	3.4%	1.1%	0.9%	1.3%
% of Patients satisfied with the dentistry they have received	9	9	N/A	90.2%	90.3%	92.7%
% of Patients satisfied with the time they had to wait for an appointment	8	9	N/A	85.9%	83.8%	88.8%

\* This is based on patients treated on this contract for their most recent course of treatment. Figures in italics indicate the base number of FP17s or Patient Questionnaire responses are less than 100. N/A is shown where the base number of responses is less than 10 during the period. % is calculated as Quantity/Base number\*100

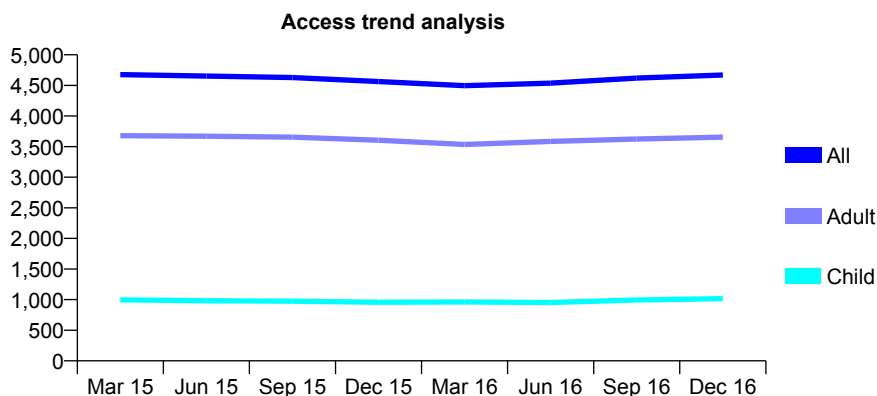
## Q63 - Vital Signs At a Glance Contract Report for 101435/0030 - December 2016

Name or company name	IDH Limited
Contract type name	GDS Contract
Purpose of contract	General
Contract start date	01/04/2006
Contract end date	

16/17 Contracted general activity (UDA)	15,000
Carry forward general activity (UDA)	0
16/17 Contracted orthodontic activity (UOA)	0
Carry forward orthodontic activity (UOA)	0
Baseline contract value	£396,613.47

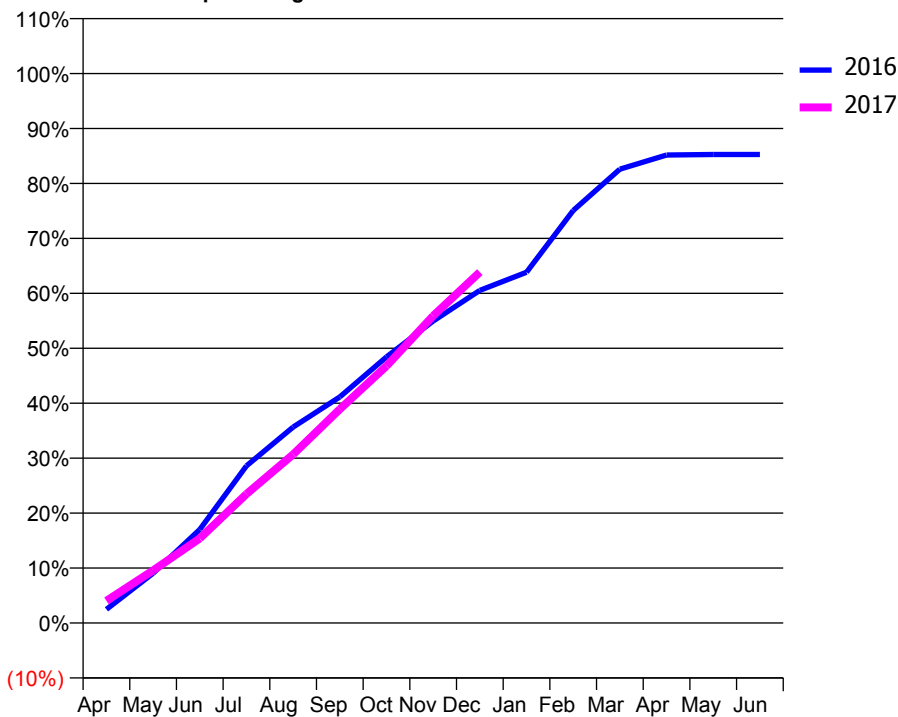
### ACCESS\*

Patients seen in 24 months	Total	Change since previous quarter
Quarter ending December 2015	4,563	
Quarter ending March 2016	4,496	↓
Quarter ending June 2016	4,538	→
Quarter ending September 2016	4,620	→
Quarter ending December 2016	4,671	→
<b>Variance since December 2015</b>	<b>2.4%</b>	<b>↑</b>



### ACTIVITY

Cumulative percentage of contracted UDA delivered 2016 & 2017



Month	Adjusted Scheduled Activity (UDA)	
	2016	2017
April	373	607
May	1,361	1,435
June	2,552	2,309
July	4,291	3,523
August	5,349	4,604
September	6,170	5,838
October	7,262	7,016
November	8,242	8,386
December	9,081	9,580
January	9,576	
February	11,260	
March	12,388	
April	12,775	
May	12,788	
June	12,788	

### QUALITY

	Quantity	Base Number	Contract	AT	Region	England
% of FP17s for the same patient ID Re-attending within 3 months - Children	57	952	6.0%	10.5%	11.9%	12.4%
% of FP17s for the same patient ID Re-attending within 3 months - Adults	310	2,873	10.8%	15.9%	17.1%	16.6%
% of FP17s for the same patient ID Re-attending between 3 & 9 months - Children	415	952	43.6%	47.5%	46.2%	57.5%
% of FP17s for the same patient ID Re-attending between 3 & 9 months - Adults	1,118	2,873	38.9%	37.9%	37.8%	50.4%
% of FP17s for Band 1 Urgent Courses	211	3,655	5.8%	10.3%	10.6%	9.1%
% of FP17s Relating to Free Repair or Replacements	16	3,655	0.4%	0.7%	0.6%	0.8%
% of FP17s Relating to Continuations	42	3,655	1.1%	1.1%	0.9%	1.3%
% of Patients satisfied with the dentistry they have received	2	2	N/A	90.2%	90.3%	92.7%
% of Patients satisfied with the time they had to wait for an appointment	2	2	N/A	85.9%	83.8%	88.8%

\* This is based on patients treated on this contract for their most recent course of treatment. Figures in italics indicate the base number of FP17s or Patient Questionnaire responses are less than 100. N/A is shown where the base number of responses is less than 10 during the period. % is calculated as Quantity/Base number\*100



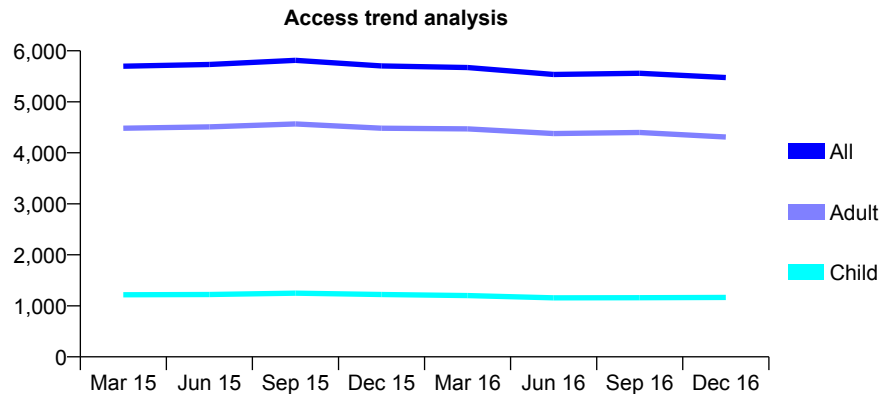
## Q63 - Vital Signs At a Glance Contract Report for 101435/0032 - December 2016

Name or company name	IDH Limited
Contract type name	GDS Contract
Purpose of contract	General
Contract start date	01/04/2006
Contract end date	

16/17 Contracted general activity (UDA)	20,379
Carry forward general activity (UDA)	0
16/17 Contracted orthodontic activity (UOA)	0
Carry forward orthodontic activity (UOA)	0
Baseline contract value	£576,189.75

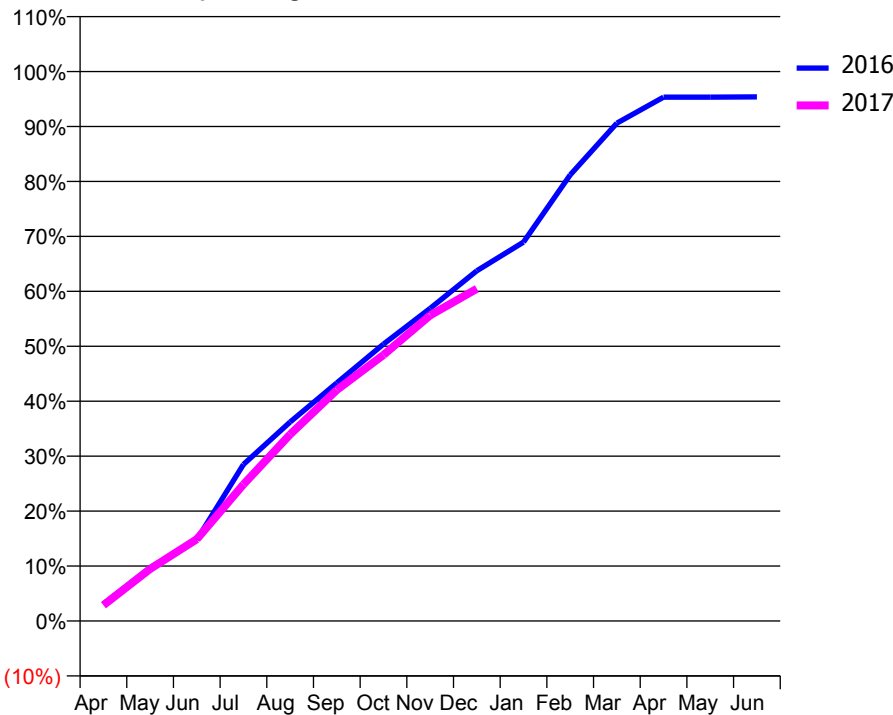
### ACCESS\*

Patients seen in 24 months	Total	Change since previous quarter
Quarter ending December 2015	5,704	
Quarter ending March 2016	5,671	→
Quarter ending June 2016	5,535	↓
Quarter ending September 2016	5,559	→
Quarter ending December 2016	5,476	↓
<b>Variance since December 2015</b>	<b>(4.0%)</b>	<b>↓</b>



### ACTIVITY

Cumulative percentage of contracted UDA delivered 2016 & 2017



Month	Adjusted Scheduled Activity (UDA)	
	2016	2017
April	631	584
May	1,973	1,932
June	3,016	3,033
July	5,808	5,066
August	7,383	6,921
September	8,828	8,566
October	10,268	9,867
November	11,595	11,337
December	12,987	12,324
January	14,054	
February	16,543	
March	18,461	
April	19,428	
May	19,427	
June	19,438	

### QUALITY

	Quantity	Base Number	Contract	AT	Region	England
% of FP17s for the same patient ID Re-attending within 3 months - Children	64	1,051	6.1%	10.5%	11.9%	12.4%
% of FP17s for the same patient ID Re-attending within 3 months - Adults	339	3,202	10.6%	15.9%	17.1%	16.6%
% of FP17s for the same patient ID Re-attending between 3 & 9 months - Children	434	1,051	41.3%	47.5%	46.2%	57.5%
% of FP17s for the same patient ID Re-attending between 3 & 9 months - Adults	1,142	3,202	35.7%	37.9%	37.8%	50.4%
% of FP17s for Band 1 Urgent Courses	213	3,976	5.4%	10.3%	10.6%	9.1%
% of FP17s Relating to Free Repair or Replacements	19	3,976	0.5%	0.7%	0.6%	0.8%
% of FP17s Relating to Continuations	62	3,976	1.6%	1.1%	0.9%	1.3%
% of Patients satisfied with the dentistry they have received	4	4	N/A	90.2%	90.3%	92.7%
% of Patients satisfied with the time they had to wait for an appointment	3	4	N/A	85.9%	83.8%	88.8%

\* This is based on patients treated on this contract for their most recent course of treatment. Figures in italics indicate the base number of FP17s or Patient Questionnaire responses are less than 100. N/A is shown where the base number of responses is less than 10 during the period. % is calculated as Quantity/Base number\*100

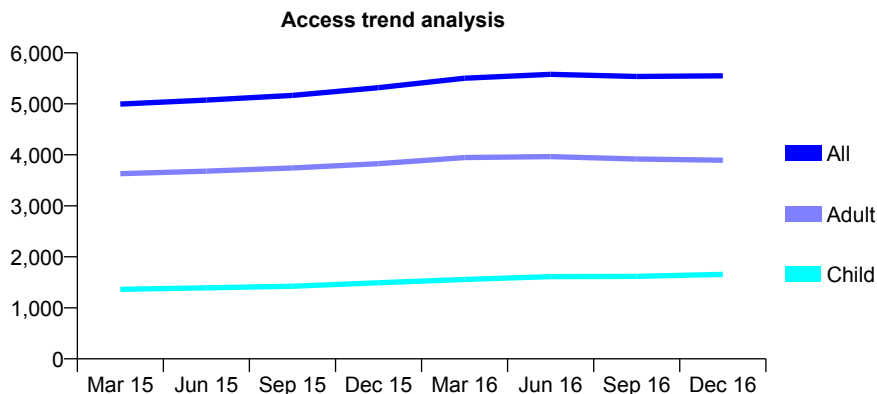
## Q63 - Vital Signs At a Glance Contract Report for 101435/0036 - December 2016

Name or company name	IDH Limited
Contract type name	GDS Contract
Purpose of contract	General
Contract start date	01/04/2006
Contract end date	

16/17 Contracted general activity (UDA)	15,301
Carry forward general activity (UDA)	0
16/17 Contracted orthodontic activity (UOA)	0
Carry forward orthodontic activity (UOA)	0
Baseline contract value	£471,953.78

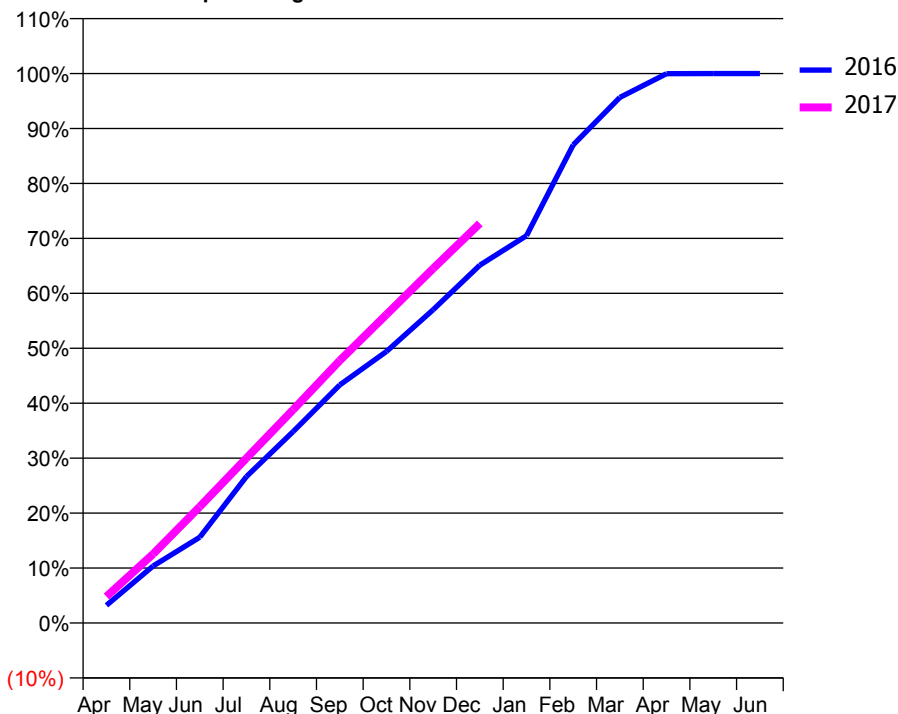
### ACCESS\*

Patients seen in 24 months	Total	Change since previous quarter
Quarter ending December 2015	5,317	
Quarter ending March 2016	5,503	↑
Quarter ending June 2016	5,577	→
Quarter ending September 2016	5,535	→
Quarter ending December 2016	5,548	→
<b>Variance since December 2015</b>	<b>4.3%</b>	<b>↑</b>



### ACTIVITY

Cumulative percentage of contracted UDA delivered 2016 & 2017



Month	Adjusted Scheduled Activity (UDA)	
	2016	2017
April	491	739
May	1,586	1,921
June	2,390	3,240
July	4,077	4,590
August	5,331	5,940
September	6,631	7,309
October	7,561	8,590
November	8,722	9,872
December	9,963	11,124
January	10,784	
February	13,312	
March	14,636	
April	15,296	
May	15,301	
June	15,301	

### QUALITY

	Quantity	Base Number	Contract	AT	Region	England
% of FP17s for the same patient ID Re-attending within 3 months - Children	93	1,397	6.7%	10.5%	11.9%	12.4%
% of FP17s for the same patient ID Re-attending within 3 months - Adults	390	2,642	14.8%	15.9%	17.1%	16.6%
% of FP17s for the same patient ID Re-attending between 3 & 9 months - Children	522	1,397	37.4%	47.5%	46.2%	57.5%
% of FP17s for the same patient ID Re-attending between 3 & 9 months - Adults	732	2,642	27.7%	37.9%	37.8%	50.4%
% of FP17s for Band 1 Urgent Courses	487	3,824	12.7%	10.3%	10.6%	9.1%
% of FP17s Relating to Free Repair or Replacements	12	3,824	0.3%	0.7%	0.6%	0.8%
% of FP17s Relating to Continuations	18	3,824	0.5%	1.1%	0.9%	1.3%
% of Patients satisfied with the dentistry they have received	4	4	N/A	90.2%	90.3%	92.7%
% of Patients satisfied with the time they had to wait for an appointment	3	4	N/A	85.9%	83.8%	88.8%

\* This is based on patients treated on this contract for their most recent course of treatment. Figures in italics indicate the base number of FP17s or Patient Questionnaire responses are less than 100. N/A is shown where the base number of responses is less than 10 during the period. % is calculated as Quantity/Base number\*100

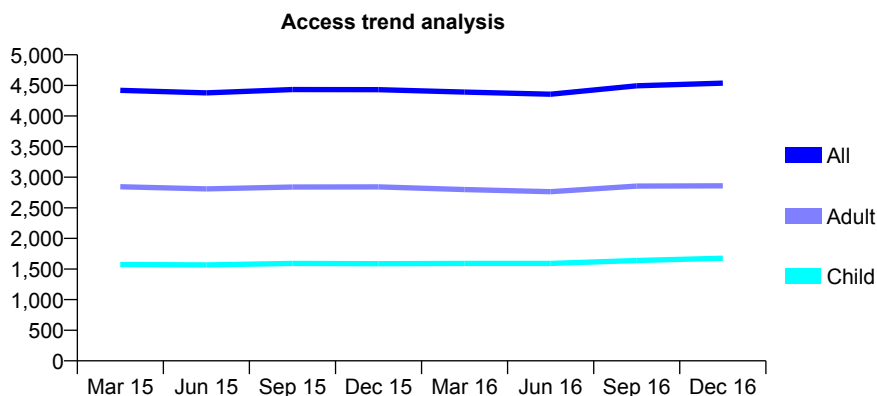
## Q63 - Vital Signs At a Glance Contract Report for 101435/0037 - December 2016

Name or company name	IDH Limited
Contract type name	GDS Contract
Purpose of contract	General
Contract start date	01/04/2006
Contract end date	

16/17 Contracted general activity (UDA)	12,512
Carry forward general activity (UDA)	0
16/17 Contracted orthodontic activity (UOA)	0
Carry forward orthodontic activity (UOA)	0
Baseline contract value	£329,098.01

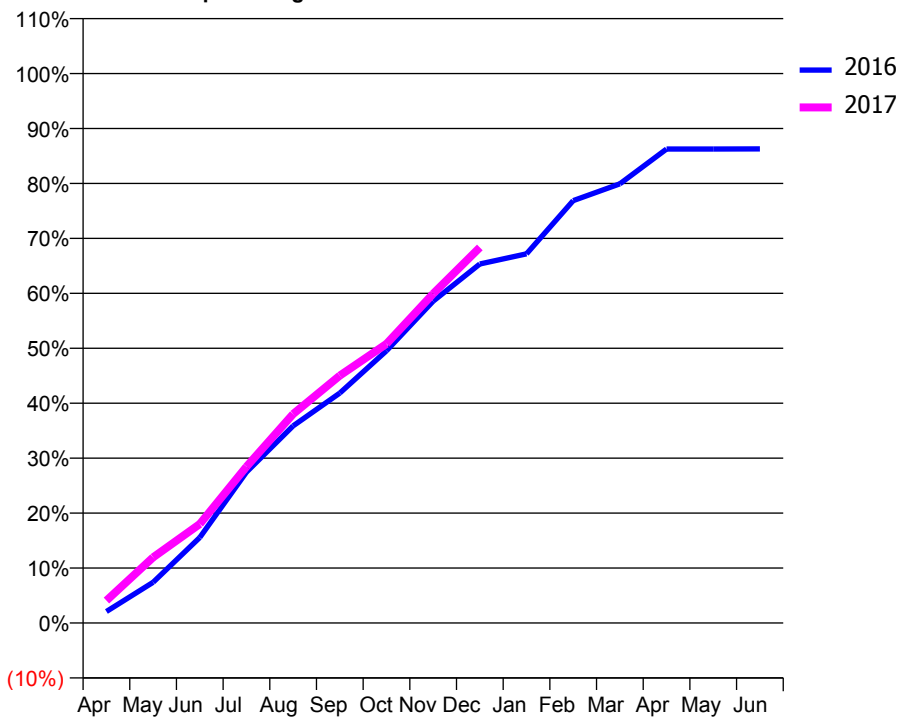
### ACCESS\*

Patients seen in 24 months	Total	Change since previous quarter
Quarter ending December 2015	4,431	
Quarter ending March 2016	4,390	→
Quarter ending June 2016	4,356	→
Quarter ending September 2016	4,494	↑
Quarter ending December 2016	4,536	→
<b>Variance since December 2015</b>	<b>2.4%</b>	<b>↑</b>



### ACTIVITY

Cumulative percentage of contracted UDA delivered 2016 & 2017



Month	Adjusted Scheduled Activity (UDA)	
	2016	2017
April	263	513
May	927	1,495
June	1,947	2,253
July	3,436	3,559
August	4,489	4,760
September	5,235	5,634
October	6,198	6,356
November	7,328	7,500
December	8,176	8,552
January	8,406	
February	9,616	
March	9,999	
April	10,793	
May	10,793	
June	10,795	

### QUALITY

	Quantity	Base Number	Contract	AT	Region	England
% of FP17s for the same patient ID Re-attending within 3 months - Children	94	1,578	6.0%	10.5%	11.9%	12.4%
% of FP17s for the same patient ID Re-attending within 3 months - Adults	330	2,358	14.0%	15.9%	17.1%	16.6%
% of FP17s for the same patient ID Re-attending between 3 & 9 months - Children	518	1,578	32.8%	47.5%	46.2%	57.5%
% of FP17s for the same patient ID Re-attending between 3 & 9 months - Adults	622	2,358	26.4%	37.9%	37.8%	50.4%
% of FP17s for Band 1 Urgent Courses	232	3,578	6.5%	10.3%	10.6%	9.1%
% of FP17s Relating to Free Repair or Replacements	28	3,578	0.8%	0.7%	0.6%	0.8%
% of FP17s Relating to Continuations	73	3,578	2.0%	1.1%	0.9%	1.3%
% of Patients satisfied with the dentistry they have received	0	0	N/A	90.2%	90.3%	92.7%
% of Patients satisfied with the time they had to wait for an appointment	0	0	N/A	85.9%	83.8%	88.8%

\* This is based on patients treated on this contract for their most recent course of treatment. Figures in italics indicate the base number of FP17s or Patient Questionnaire responses are less than 100. N/A is shown where the base number of responses is less than 10 during the period. % is calculated as Quantity/Base number\*100

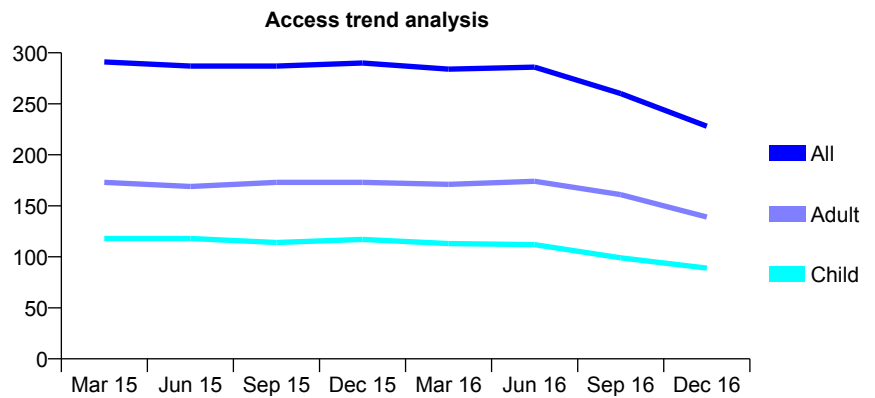
## Q63 - Vital Signs At a Glance Contract Report for 102873/0003 - December 2016

Name or company name	Richmond & Twickenham PCT
Contract type name	PDS Contract
Purpose of contract	General
Contract start date	01/05/2006
Contract end date	31/03/2017

16/17 Contracted general activity (UDA)	1,053
Carry forward general activity (UDA)	0
16/17 Contracted orthodontic activity (UOA)	0
Carry forward orthodontic activity (UOA)	0
Baseline contract value	£0.00

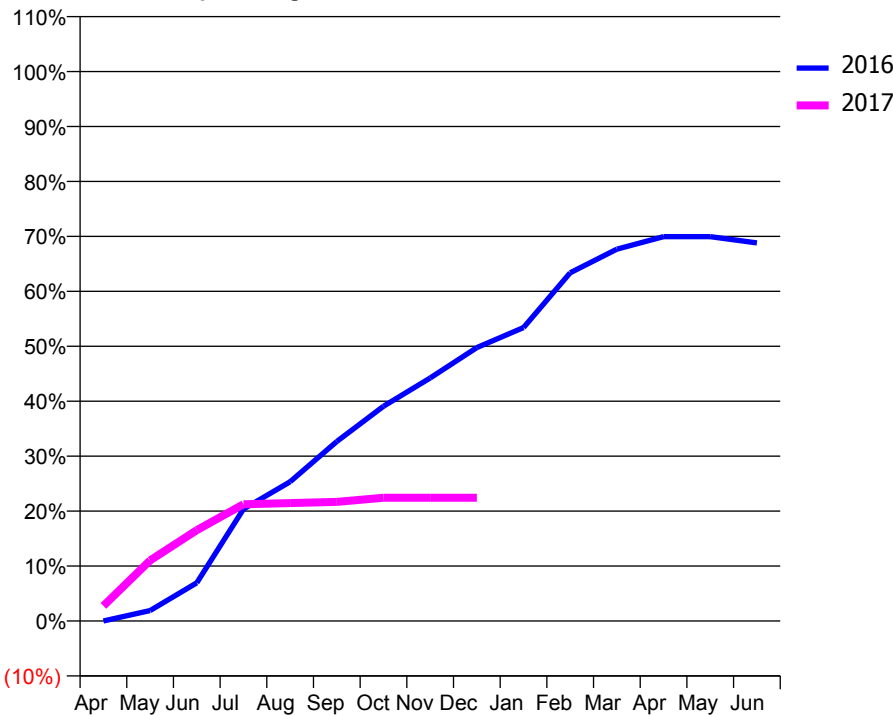
### ACCESS\*

Patients seen in 24 months	Total	Change since previous quarter
Quarter ending December 2015	290	
Quarter ending March 2016	284	↓
Quarter ending June 2016	286	→
Quarter ending September 2016	260	↓
Quarter ending December 2016	228	↓
<b>Variance since December 2015</b>	<b>(21.4%)</b>	<b>↓</b>



### ACTIVITY

Cumulative percentage of contracted UDA delivered 2016 & 2017



Month	Adjusted Scheduled Activity (UDA)	
	2016	2017
April	0	29
May	20	116
June	73	174
July	215	224
August	267	226
September	344	228
October	412	236
November	466	236
December	524	236
January	562	
February	667	
March	713	
April	737	
May	737	
June	725	

### QUALITY

	Quantity	Base Number	Contract	AT	Region	England
% of FP17s for the same patient ID Re-attending within 3 months - Children	1	35	2.9%	10.5%	11.9%	12.4%
% of FP17s for the same patient ID Re-attending within 3 months - Adults	11	66	16.7%	15.9%	17.1%	16.6%
% of FP17s for the same patient ID Re-attending between 3 & 9 months - Children	14	35	40.0%	47.5%	46.2%	57.5%
% of FP17s for the same patient ID Re-attending between 3 & 9 months - Adults	32	66	48.5%	37.9%	37.8%	50.4%
% of FP17s for Band 1 Urgent Courses	6	91	6.6%	10.3%	10.6%	9.1%
% of FP17s Relating to Free Repair or Replacements	0	91	0.0%	0.7%	0.6%	0.8%
% of FP17s Relating to Continuations	0	91	0.0%	1.1%	0.9%	1.3%
% of Patients satisfied with the dentistry they have received	0	0	N/A	90.2%	90.3%	92.7%
% of Patients satisfied with the time they had to wait for an appointment	0	0	N/A	85.9%	83.8%	88.8%

\* This is based on patients treated on this contract for their most recent course of treatment. Figures in italics indicate the base number of FP17s or Patient Questionnaire responses are less than 100. N/A is shown where the base number of responses is less than 10 during the period. % is calculated as Quantity/Base number\*100

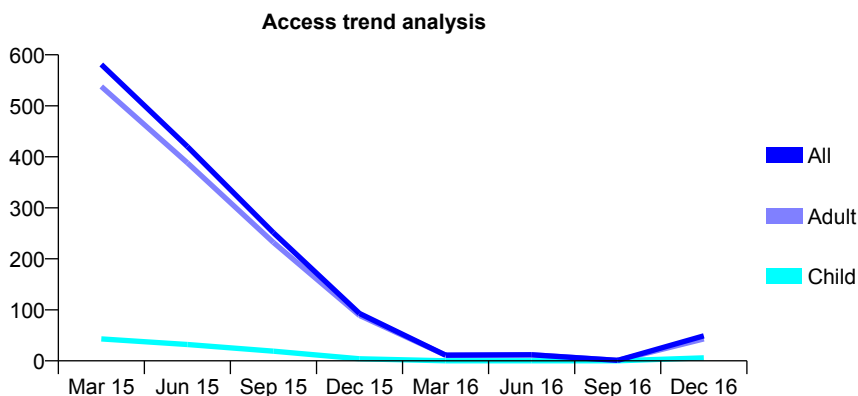
## Q63 - Vital Signs At a Glance Contract Report for 102873/0004 - December 2016

Name or company name	Richmond & Twickenham PCT
Contract type name	PDS Contract
Purpose of contract	General
Contract start date	01/04/2006
Contract end date	

16/17 Contracted general activity (UDA)	2,000
Carry forward general activity (UDA)	0
16/17 Contracted orthodontic activity (UOA)	0
Carry forward orthodontic activity (UOA)	0
Baseline contract value	£0.00

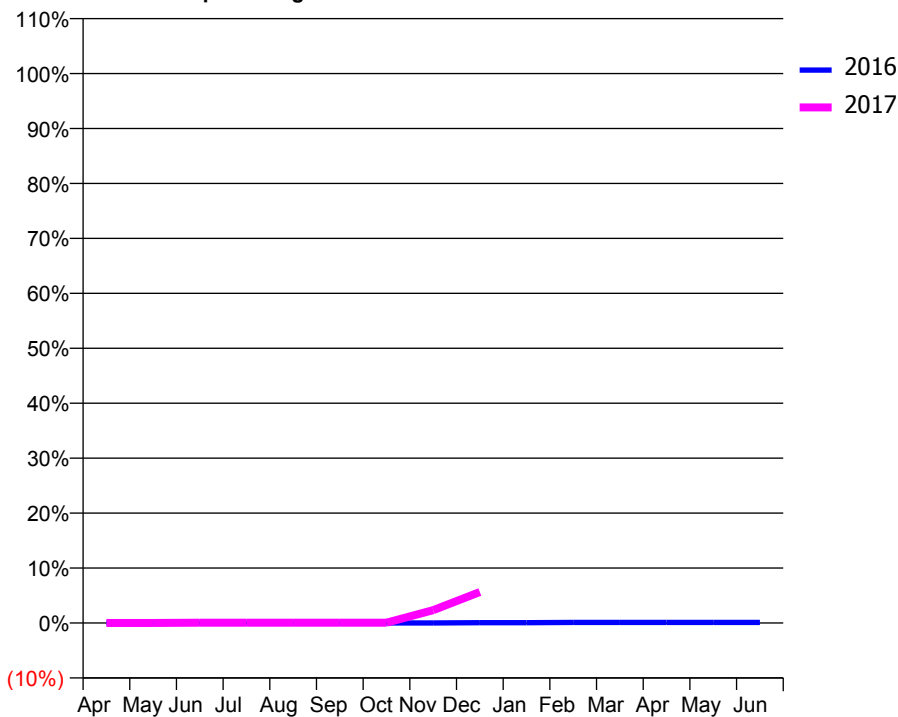
### ACCESS\*

Patients seen in 24 months	Total	Change since previous quarter
Quarter ending December 2015	93	
Quarter ending March 2016	11	↓
Quarter ending June 2016	12	↑
Quarter ending September 2016	1	↓
Quarter ending December 2016	49	↑
<b>Variance since December 2015</b>	<b>(47.3%)</b>	<b>↓</b>



### ACTIVITY

Cumulative percentage of contracted UDA delivered 2016 & 2017



Month	Adjusted Scheduled Activity (UDA)	
	2016	2017
April	0	0
May	0	0
June	0	1
July	0	1
August	0	1
September	0	1
October	0	1
November	0	47
December	1	113
January	1	
February	2	
March	2	
April	2	
May	2	
June	2	

### QUALITY

	Quantity	Base Number	Contract	AT	Region	England
% of FP17s for the same patient ID Re-attending within 3 months - Children	0	16	0.0%	10.5%	11.9%	12.4%
% of FP17s for the same patient ID Re-attending within 3 months - Adults	1	78	1.3%	15.9%	17.1%	16.6%
% of FP17s for the same patient ID Re-attending between 3 & 9 months - Children	0	16	0.0%	47.5%	46.2%	57.5%
% of FP17s for the same patient ID Re-attending between 3 & 9 months - Adults	0	78	0.0%	37.9%	37.8%	50.4%
% of FP17s for Band 1 Urgent Courses	93	94	98.9%	10.3%	10.6%	9.1%
% of FP17s Relating to Free Repair or Replacements	0	94	0.0%	0.7%	0.6%	0.8%
% of FP17s Relating to Continuations	0	94	0.0%	1.1%	0.9%	1.3%
% of Patients satisfied with the dentistry they have received	0	0	N/A	90.2%	90.3%	92.7%
% of Patients satisfied with the time they had to wait for an appointment	0	0	N/A	85.9%	83.8%	88.8%

\* This is based on patients treated on this contract for their most recent course of treatment. Figures in italics indicate the base number of FP17s or Patient Questionnaire responses are less than 100. N/A is shown where the base number of responses is less than 10 during the period. % is calculated as Quantity/Base number\*100

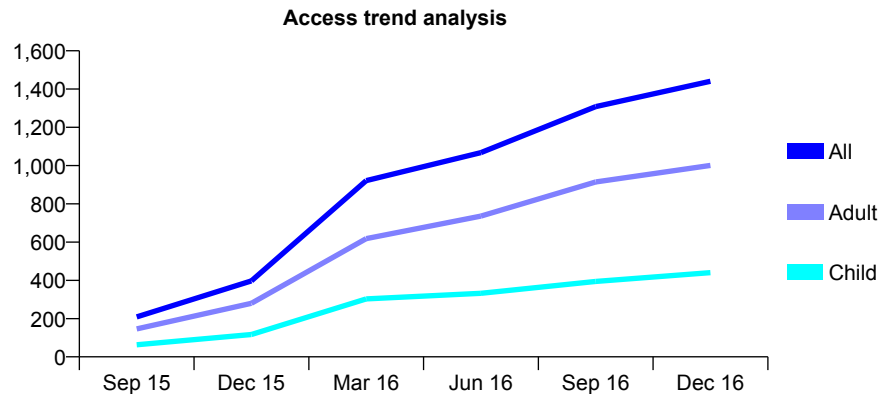
## Q63 - Vital Signs At a Glance Contract Report for 103756/0001 - December 2016

Name or company name	Smile Impressions Blackheath Ltd
Contract type name	GDS Contract
Purpose of contract	General
Contract start date	01/06/2015
Contract end date	

16/17 Contracted general activity (UDA)	3,463
Carry forward general activity (UDA)	73
16/17 Contracted orthodontic activity (UOA)	0
Carry forward orthodontic activity (UOA)	0
Baseline contract value	£77,753.40

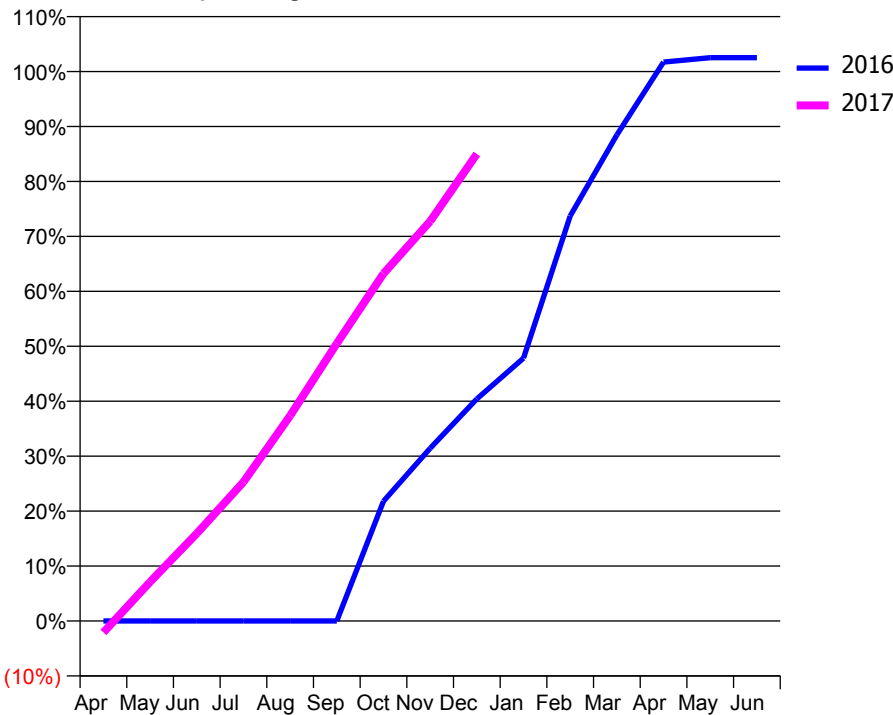
### ACCESS\*

Patients seen in 24 months	Total	Change since previous quarter
Quarter ending December 2015	397	
Quarter ending March 2016	921	↑
Quarter ending June 2016	1,068	↑
Quarter ending September 2016	1,308	↑
Quarter ending December 2016	1,441	↑
<b>Variance since December 2015</b>	<b>263.0%</b>	<b>↑</b>



### ACTIVITY

Cumulative percentage of contracted UDA delivered 2016 & 2017



Month	Adjusted Scheduled Activity (UDA)	
	2016	2017
April	0	-73
May	0	247
June	0	551
July	0	876
August	0	1,294
September	0	1,750
October	629	2,189
November	907	2,519
December	1,166	2,944
January	1,381	
February	2,127	
March	2,553	
April	2,935	
May	2,959	
June	2,959	

### QUALITY

	Quantity	Base Number	Contract	AT	Region	England
% of FP17s for the same patient ID Re-attending within 3 months - Children	48	507	9.5%	10.5%	11.9%	12.4%
% of FP17s for the same patient ID Re-attending within 3 months - Adults	168	1,025	16.4%	15.9%	17.1%	16.6%
% of FP17s for the same patient ID Re-attending between 3 & 9 months - Children	187	507	36.9%	47.5%	46.2%	57.5%
% of FP17s for the same patient ID Re-attending between 3 & 9 months - Adults	294	1,025	28.7%	37.9%	37.8%	50.4%
% of FP17s for Band 1 Urgent Courses	158	1,360	11.6%	10.3%	10.6%	9.1%
% of FP17s Relating to Free Repair or Replacements	4	1,360	0.3%	0.7%	0.6%	0.8%
% of FP17s Relating to Continuations	3	1,360	0.2%	1.1%	0.9%	1.3%
% of Patients satisfied with the dentistry they have received	1	1	N/A	90.2%	90.3%	92.7%
% of Patients satisfied with the time they had to wait for an appointment	1	1	N/A	85.9%	83.8%	88.8%

\* This is based on patients treated on this contract for their most recent course of treatment. Figures in italics indicate the base number of FP17s or Patient Questionnaire responses are less than 100. N/A is shown where the base number of responses is less than 10 during the period. % is calculated as Quantity/Base number\*100

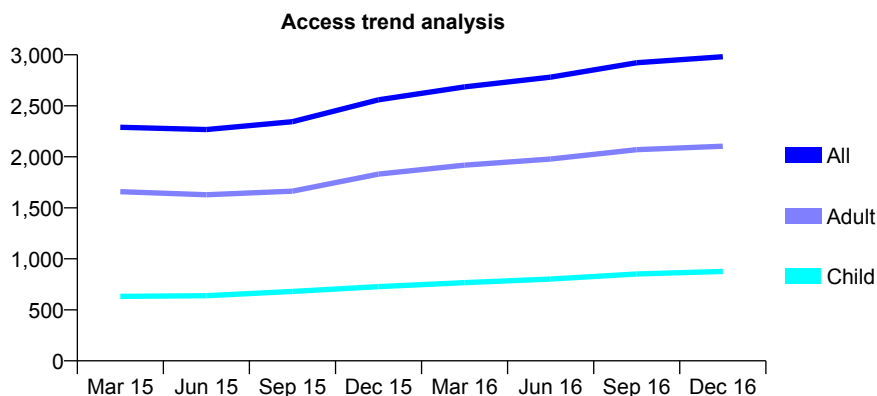
## Q63 - Vital Signs At a Glance Contract Report for 103896/0001 - December 2016

Name or company name	Newham Family Dental Care Limited
Contract type name	GDS Contract
Purpose of contract	General
Contract start date	17/03/2011
Contract end date	

16/17 Contracted general activity (UDA)	15,000
Carry forward general activity (UDA)	0
16/17 Contracted orthodontic activity (UOA)	0
Carry forward orthodontic activity (UOA)	0
Baseline contract value	£398,620.95

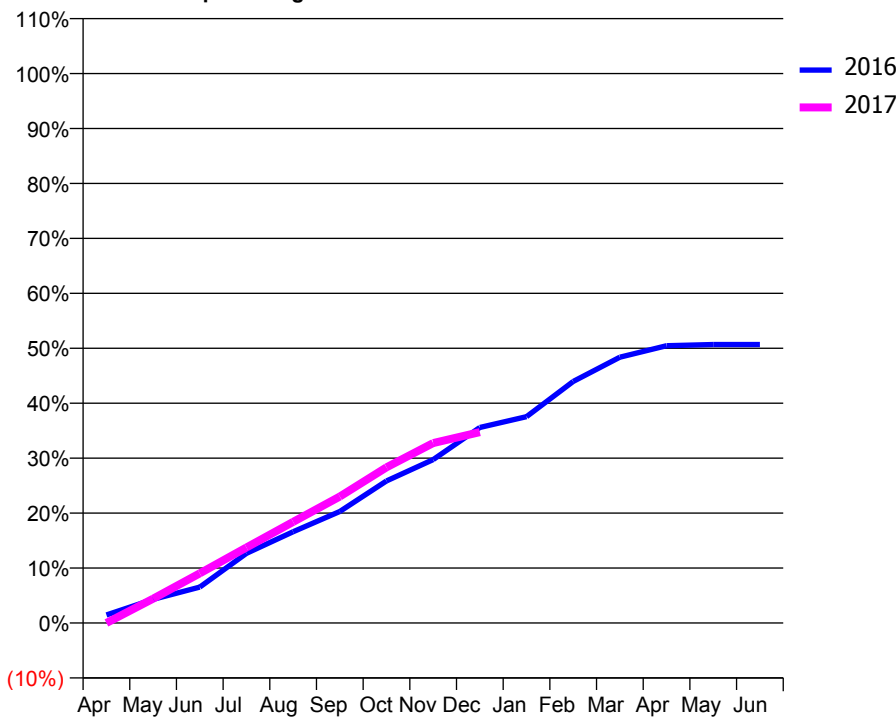
### ACCESS\*

Patients seen in 24 months	Total	Change since previous quarter
Quarter ending December 2015	2,559	
Quarter ending March 2016	2,685	↑
Quarter ending June 2016	2,781	↑
Quarter ending September 2016	2,922	↑
Quarter ending December 2016	2,981	↑
<b>Variance since December 2015</b>	<b>16.5%</b>	<b>↑</b>



### ACTIVITY

Cumulative percentage of contracted UDA delivered 2016 & 2017



Month	Adjusted Scheduled Activity (UDA)	
	2016	2017
April	220	0
May	647	664
June	983	1,355
July	1,903	2,064
August	2,491	2,762
September	3,045	3,451
October	3,880	4,251
November	4,459	4,911
December	5,339	5,212
January	5,632	
February	6,595	
March	7,256	
April	7,568	
May	7,604	
June	7,604	

### QUALITY

	Quantity	Base Number	Contract	AT	Region	England
% of FP17s for the same patient ID Re-attending within 3 months - Children	41	681	6.0%	10.5%	11.9%	12.4%
% of FP17s for the same patient ID Re-attending within 3 months - Adults	185	1,520	12.2%	15.9%	17.1%	16.6%
% of FP17s for the same patient ID Re-attending between 3 & 9 months - Children	234	681	34.4%	47.5%	46.2%	57.5%
% of FP17s for the same patient ID Re-attending between 3 & 9 months - Adults	343	1,520	22.6%	37.9%	37.8%	50.4%
% of FP17s for Band 1 Urgent Courses	560	2,072	27.0%	10.3%	10.6%	9.1%
% of FP17s Relating to Free Repair or Replacements	4	2,072	0.2%	0.7%	0.6%	0.8%
% of FP17s Relating to Continuations	5	2,072	0.2%	1.1%	0.9%	1.3%
% of Patients satisfied with the dentistry they have received	2	2	N/A	90.2%	90.3%	92.7%
% of Patients satisfied with the time they had to wait for an appointment	2	2	N/A	85.9%	83.8%	88.8%

\* This is based on patients treated on this contract for their most recent course of treatment. Figures in italics indicate the base number of FP17s or Patient Questionnaire responses are less than 100. N/A is shown where the base number of responses is less than 10 during the period. % is calculated as Quantity/Base number\*100



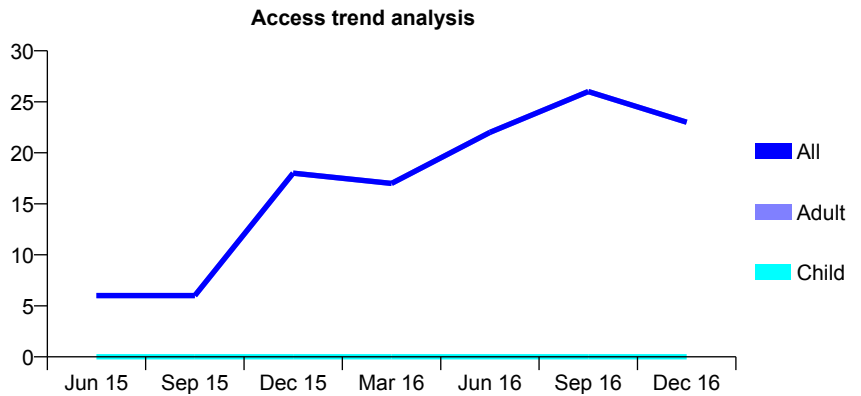
## Q63 - Vital Signs At a Glance Contract Report for 104523/0008 - December 2016

Name or company name	Bromley Healthcare Interest Company
Contract type name	PDS Contract
Purpose of contract	General
Contract start date	01/04/2014
Contract end date	31/03/2017

16/17 Contracted general activity (UDA)	720
Carry forward general activity (UDA)	0
16/17 Contracted orthodontic activity (UOA)	0
Carry forward orthodontic activity (UOA)	0
Baseline contract value	£37,066.12

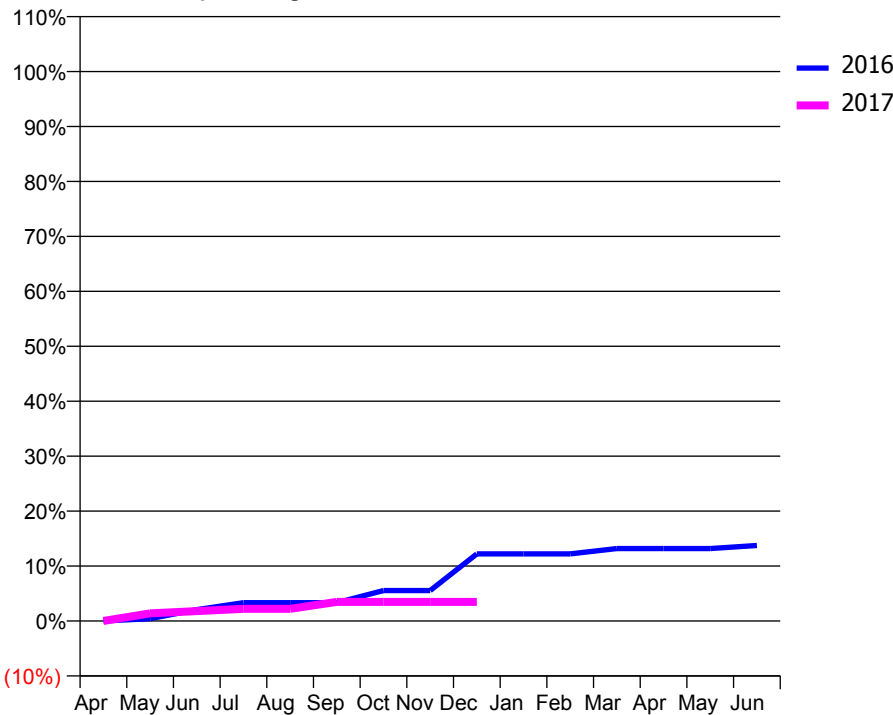
### ACCESS\*

Patients seen in 24 months	Total	Change since previous quarter
Quarter ending December 2015	18	
Quarter ending March 2016	17	↓
Quarter ending June 2016	22	↑
Quarter ending September 2016	26	↑
Quarter ending December 2016	23	↓
<b>Variance since December 2015</b>	<b>27.8%</b>	<b>↑</b>



### ACTIVITY

Cumulative percentage of contracted UDA delivered 2016 & 2017



Month	Adjusted Scheduled Activity (UDA)	
	2016	2017
April	0	0
May	3	10
June	15	13
July	24	16
August	24	16
September	24	25
October	40	25
November	40	25
December	88	25
January	88	
February	88	
March	95	
April	95	
May	95	
June	99	

### QUALITY

	Quantity	Base Number	Contract	AT	Region	England
% of FP17s for the same patient ID Re-attending within 3 months - Children	0	0	N/A	10.5%	11.9%	12.4%
% of FP17s for the same patient ID Re-attending within 3 months - Adults	0	11	0.0%	15.9%	17.1%	16.6%
% of FP17s for the same patient ID Re-attending between 3 & 9 months - Children	0	0	N/A	47.5%	46.2%	57.5%
% of FP17s for the same patient ID Re-attending between 3 & 9 months - Adults	0	11	0.0%	37.9%	37.8%	50.4%
% of FP17s for Band 1 Urgent Courses	0	9	0.0%	10.3%	10.6%	9.1%
% of FP17s Relating to Free Repair or Replacements	0	9	0.0%	0.7%	0.6%	0.8%
% of FP17s Relating to Continuations	0	9	0.0%	1.1%	0.9%	1.3%
% of Patients satisfied with the dentistry they have received	0	0	N/A	90.2%	90.3%	92.7%
% of Patients satisfied with the time they had to wait for an appointment	0	0	N/A	85.9%	83.8%	88.8%

\* This is based on patients treated on this contract for their most recent course of treatment. Figures in italics indicate the base number of FP17s or Patient Questionnaire responses are less than 100. N/A is shown where the base number of responses is less than 10 during the period. % is calculated as Quantity/Base number\*100

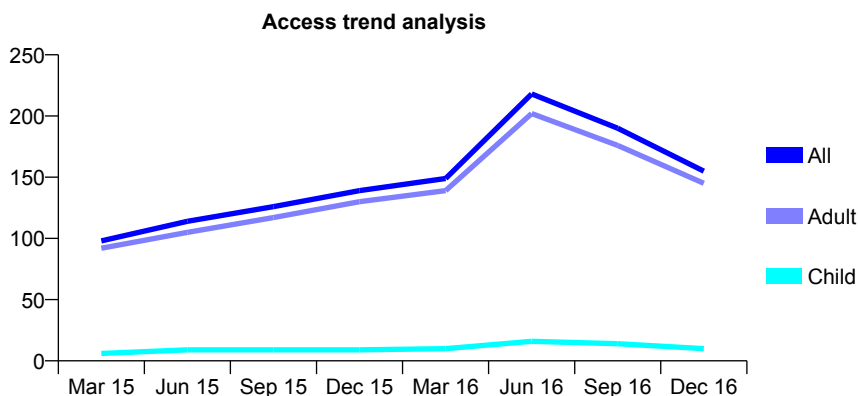
## Q63 - Vital Signs At a Glance Contract Report for 104523/0009 - December 2016

Name or company name	Bromley Healthcare Interest Company
Contract type name	PDS Contract
Purpose of contract	General
Contract start date	01/08/2014
Contract end date	31/03/2017

16/17 Contracted general activity (UDA)	1,348
Carry forward general activity (UDA)	0
16/17 Contracted orthodontic activity (UOA)	0
Carry forward orthodontic activity (UOA)	0
Baseline contract value	£56,035.95

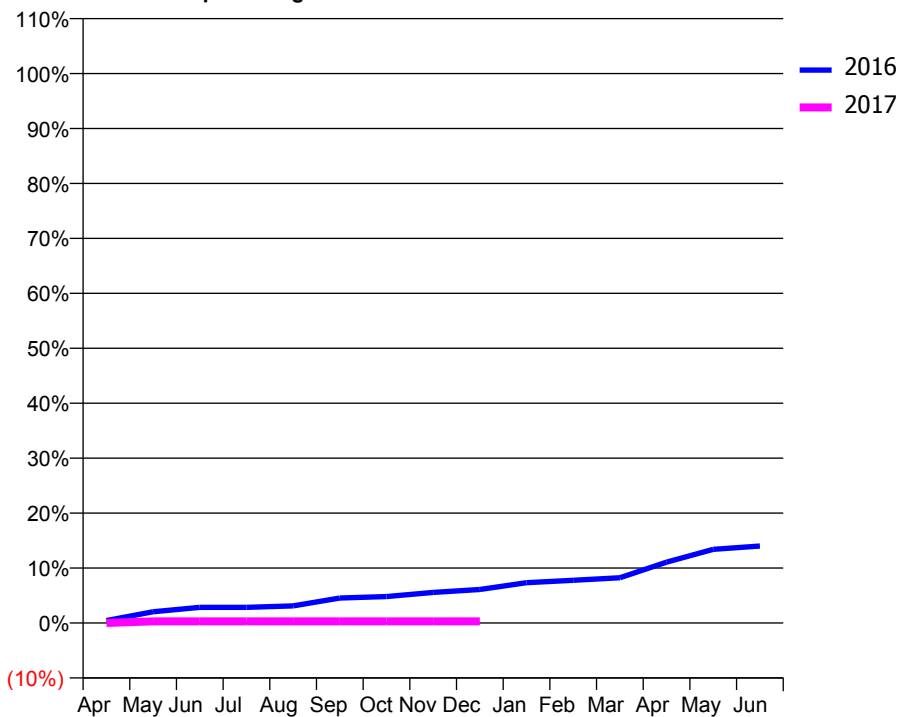
### ACCESS\*

Patients seen in 24 months	Total	Change since previous quarter
Quarter ending December 2015	139	
Quarter ending March 2016	149	↑
Quarter ending June 2016	218	↑
Quarter ending September 2016	190	↓
Quarter ending December 2016	155	↓
<b>Variance since December 2015</b>	<b>11.5%</b>	<b>↑</b>



### ACTIVITY

Cumulative percentage of contracted UDA delivered 2016 & 2017



Adjusted Scheduled Activity (UDA)

Month	2016	2017
April	6	0
May	28	4
June	38	4
July	38	4
August	42	4
September	61	4
October	65	4
November	75	4
December	82	4
January	99	
February	105	
March	111	
April	149	
May	181	
June	189	

### QUALITY

	Quantity	Base Number	Contract	AT	Region	England
% of FP17s for the same patient ID Re-attending within 3 months - Children	0	19	0.0%	10.5%	11.9%	12.4%
% of FP17s for the same patient ID Re-attending within 3 months - Adults	2	149	1.3%	15.9%	17.1%	16.6%
% of FP17s for the same patient ID Re-attending between 3 & 9 months - Children	0	19	0.0%	47.5%	46.2%	57.5%
% of FP17s for the same patient ID Re-attending between 3 & 9 months - Adults	0	149	0.0%	37.9%	37.8%	50.4%
% of FP17s for Band 1 Urgent Courses	0	2	0.0%	10.3%	10.6%	9.1%
% of FP17s Relating to Free Repair or Replacements	0	2	0.0%	0.7%	0.6%	0.8%
% of FP17s Relating to Continuations	0	2	0.0%	1.1%	0.9%	1.3%
% of Patients satisfied with the dentistry they have received	0	0	N/A	90.2%	90.3%	92.7%
% of Patients satisfied with the time they had to wait for an appointment	0	0	N/A	85.9%	83.8%	88.8%

\* This is based on patients treated on this contract for their most recent course of treatment. Figures in italics indicate the base number of FP17s or Patient Questionnaire responses are less than 100. N/A is shown where the base number of responses is less than 10 during the period. % is calculated as Quantity/Base number\*100

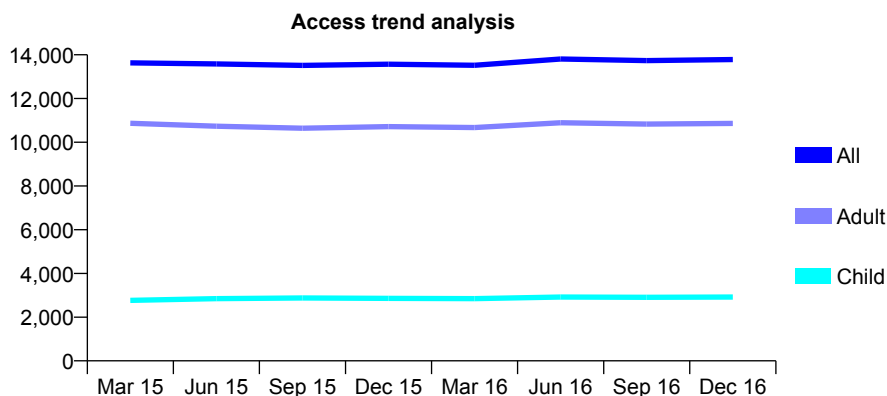
## Q63 - Vital Signs At a Glance Contract Report for 104965/0001 - December 2016

Name or company name	Brightsmile Dental Care Limited
Contract type name	GDS Contract
Purpose of contract	General
Contract start date	01/11/2010
Contract end date	

16/17 Contracted general activity (UDA)	36,000
Carry forward general activity (UDA)	-663
16/17 Contracted orthodontic activity (UOA)	0
Carry forward orthodontic activity (UOA)	0
Baseline contract value	£1,019,403.79

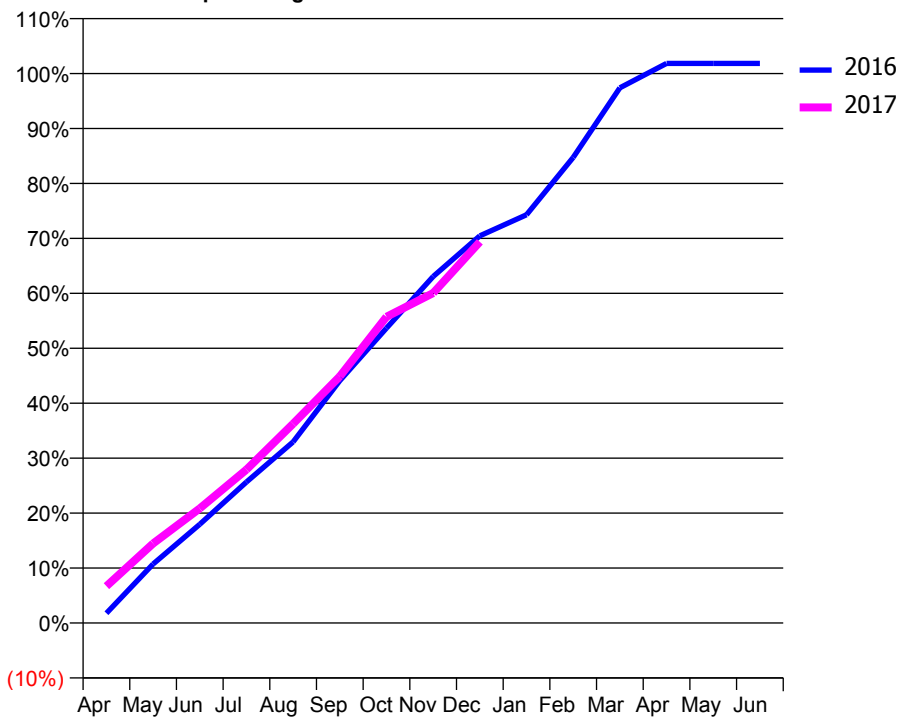
### ACCESS\*

Patients seen in 24 months	Total	Change since previous quarter
Quarter ending December 2015	13,570	
Quarter ending March 2016	13,520	→
Quarter ending June 2016	13,809	↑
Quarter ending September 2016	13,736	→
Quarter ending December 2016	13,783	→
<b>Variance since December 2015</b>	<b>1.6%</b>	<b>→</b>



### ACTIVITY

Cumulative percentage of contracted UDA delivered 2016 & 2017



Month	Adjusted Scheduled Activity (UDA)	
	2016	2017
April	640	2,411
May	3,870	5,212
June	6,473	7,508
July	9,240	10,053
August	11,866	13,055
September	15,875	16,161
October	19,324	20,067
November	22,700	21,622
December	25,361	24,976
January	26,749	
February	30,503	
March	35,059	
April	36,660	
May	36,663	
June	36,663	

### QUALITY

	Quantity	Base Number	Contract	AT	Region	England
% of FP17s for the same patient ID Re-attending within 3 months - Children	138	2,449	5.6%	10.5%	11.9%	12.4%
% of FP17s for the same patient ID Re-attending within 3 months - Adults	796	8,157	9.8%	15.9%	17.1%	16.6%
% of FP17s for the same patient ID Re-attending between 3 & 9 months - Children	1,163	2,449	47.5%	47.5%	46.2%	57.5%
% of FP17s for the same patient ID Re-attending between 3 & 9 months - Adults	3,367	8,157	41.3%	37.9%	37.8%	50.4%
% of FP17s for Band 1 Urgent Courses	1,097	10,097	10.9%	10.3%	10.6%	9.1%
% of FP17s Relating to Free Repair or Replacements	32	10,097	0.3%	0.7%	0.6%	0.8%
% of FP17s Relating to Continuations	12	10,097	0.1%	1.1%	0.9%	1.3%
% of Patients satisfied with the dentistry they have received	29	31	93.5%	90.2%	90.3%	92.7%
% of Patients satisfied with the time they had to wait for an appointment	28	31	90.3%	85.9%	83.8%	88.8%

\* This is based on patients treated on this contract for their most recent course of treatment. Figures in italics indicate the base number of FP17s or Patient Questionnaire responses are less than 100. N/A is shown where the base number of responses is less than 10 during the period. % is calculated as Quantity/Base number\*100

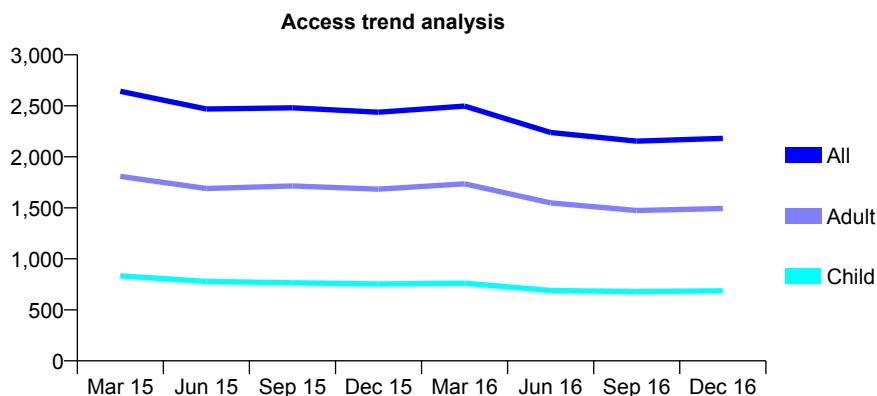
## Q63 - Vital Signs At a Glance Contract Report for 106666/0001 - December 2016

Name or company name	Stanstead Road Dental Practice Limited
Contract type name	GDS Contract
Purpose of contract	General
Contract start date	01/11/2010
Contract end date	

16/17 Contracted general activity (UDA)	7,009
Carry forward general activity (UDA)	0
16/17 Contracted orthodontic activity (UOA)	0
Carry forward orthodontic activity (UOA)	0
Baseline contract value	£180,952.19

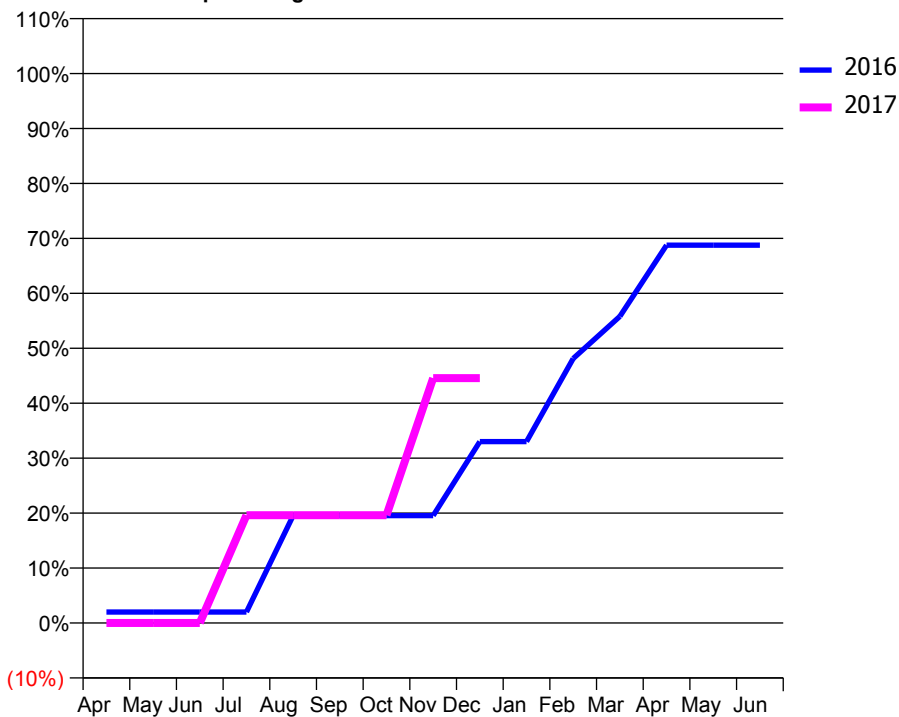
### ACCESS\*

Patients seen in 24 months	Total	Change since previous quarter
Quarter ending December 2015	2,437	
Quarter ending March 2016	2,497	↑
Quarter ending June 2016	2,239	↓
Quarter ending September 2016	2,153	↓
Quarter ending December 2016	2,181	→
<b>Variance since December 2015</b>	<b>(10.5%)</b>	<b>↓</b>



### ACTIVITY

Cumulative percentage of contracted UDA delivered 2016 & 2017



Month	Adjusted Scheduled Activity (UDA)	
	2016	2017
April	140	0
May	140	0
June	140	0
July	140	1,375
August	1,370	1,375
September	1,370	1,375
October	1,370	1,375
November	1,370	3,123
December	2,314	3,123
January	2,314	
February	3,373	
March	3,911	
April	4,820	
May	4,820	
June	4,820	

### QUALITY

	Quantity	Base Number	Contract	AT	Region	England
% of FP17s for the same patient ID Re-attending within 3 months - Children	16	496	3.2%	10.5%	11.9%	12.4%
% of FP17s for the same patient ID Re-attending within 3 months - Adults	43	848	5.1%	15.9%	17.1%	16.6%
% of FP17s for the same patient ID Re-attending between 3 & 9 months - Children	227	496	45.8%	47.5%	46.2%	57.5%
% of FP17s for the same patient ID Re-attending between 3 & 9 months - Adults	301	848	35.5%	37.9%	37.8%	50.4%
% of FP17s for Band 1 Urgent Courses	40	1,084	3.7%	10.3%	10.6%	9.1%
% of FP17s Relating to Free Repair or Replacements	4	1,084	0.4%	0.7%	0.6%	0.8%
% of FP17s Relating to Continuations	2	1,084	0.2%	1.1%	0.9%	1.3%
% of Patients satisfied with the dentistry they have received	0	0	N/A	90.2%	90.3%	92.7%
% of Patients satisfied with the time they had to wait for an appointment	0	0	N/A	85.9%	83.8%	88.8%

\* This is based on patients treated on this contract for their most recent course of treatment. Figures in italics indicate the base number of FP17s or Patient Questionnaire responses are less than 100. N/A is shown where the base number of responses is less than 10 during the period. % is calculated as Quantity/Base number\*100

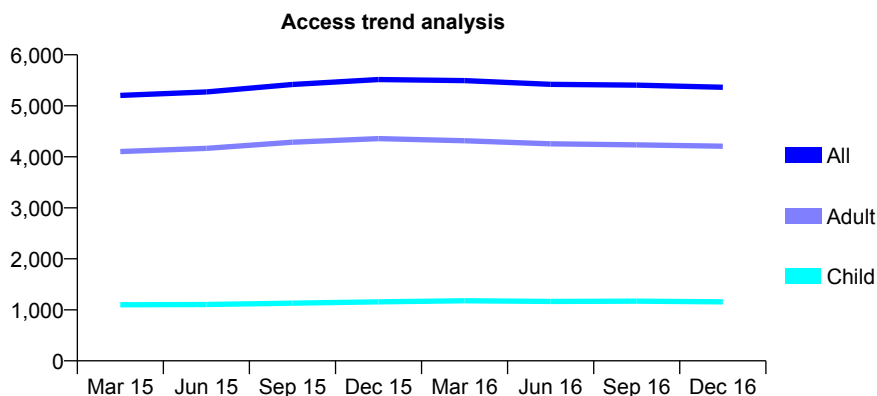
## Q63 - Vital Signs At a Glance Contract Report for 107603/0001 - December 2016

Name or company name	Smile with Pride Dental Care Limited
Contract type name	GDS Contract
Purpose of contract	General
Contract start date	01/04/2011
Contract end date	

16/17 Contracted general activity (UDA)	12,989
Carry forward general activity (UDA)	0
16/17 Contracted orthodontic activity (UOA)	0
Carry forward orthodontic activity (UOA)	0
Baseline contract value	£371,427.59

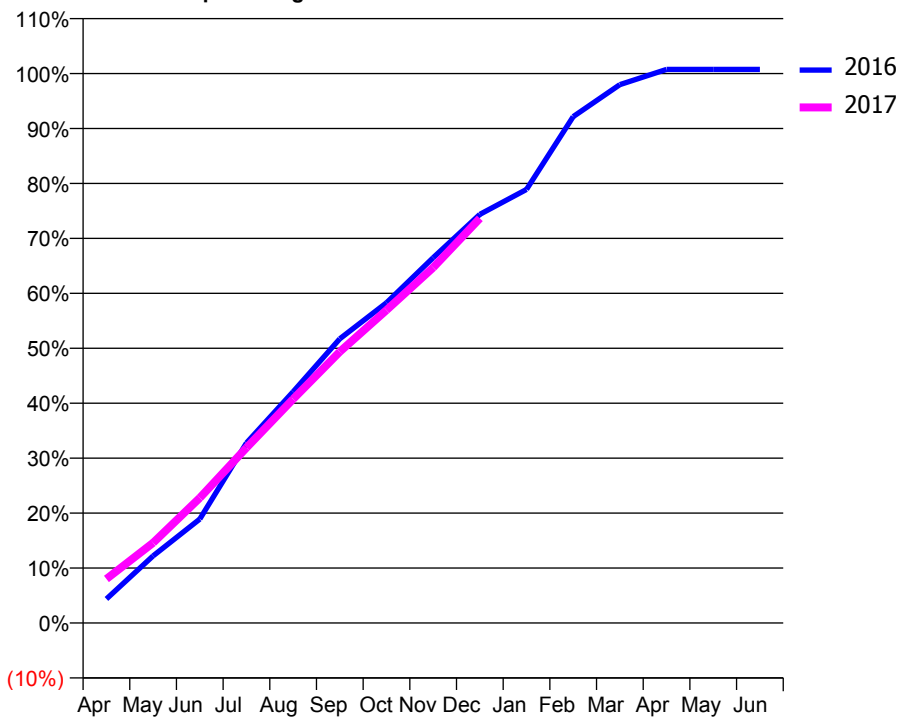
### ACCESS\*

Patients seen in 24 months	Total	Change since previous quarter
Quarter ending December 2015	5,515	
Quarter ending March 2016	5,494	→
Quarter ending June 2016	5,421	↓
Quarter ending September 2016	5,406	→
Quarter ending December 2016	5,364	→
<b>Variance since December 2015</b>	<b>(2.7%)</b>	<b>↓</b>



### ACTIVITY

Cumulative percentage of contracted UDA delivered 2016 & 2017



Month	Adjusted Scheduled Activity (UDA)	
	2016	2017
April	569	1,040
May	1,586	1,895
June	2,458	2,959
July	4,256	4,143
August	5,468	5,295
September	6,719	6,414
October	7,570	7,398
November	8,635	8,401
December	9,660	9,565
January	10,250	
February	11,971	
March	12,727	
April	13,086	
May	13,086	
June	13,086	

### QUALITY

	Quantity	Base Number	Contract	AT	Region	England
% of FP17s for the same patient ID Re-attending within 3 months - Children	101	1,069	9.4%	10.5%	11.9%	12.4%
% of FP17s for the same patient ID Re-attending within 3 months - Adults	639	3,563	17.9%	15.9%	17.1%	16.6%
% of FP17s for the same patient ID Re-attending between 3 & 9 months - Children	449	1,069	42.0%	47.5%	46.2%	57.5%
% of FP17s for the same patient ID Re-attending between 3 & 9 months - Adults	1,386	3,563	38.9%	37.9%	37.8%	50.4%
% of FP17s for Band 1 Urgent Courses	511	3,950	12.9%	10.3%	10.6%	9.1%
% of FP17s Relating to Free Repair or Replacements	11	3,950	0.3%	0.7%	0.6%	0.8%
% of FP17s Relating to Continuations	80	3,950	2.0%	1.1%	0.9%	1.3%
% of Patients satisfied with the dentistry they have received	5	6	N/A	90.2%	90.3%	92.7%
% of Patients satisfied with the time they had to wait for an appointment	4	6	N/A	85.9%	83.8%	88.8%

\* This is based on patients treated on this contract for their most recent course of treatment. Figures in italics indicate the base number of FP17s or Patient Questionnaire responses are less than 100. N/A is shown where the base number of responses is less than 10 during the period. % is calculated as Quantity/Base number\*100

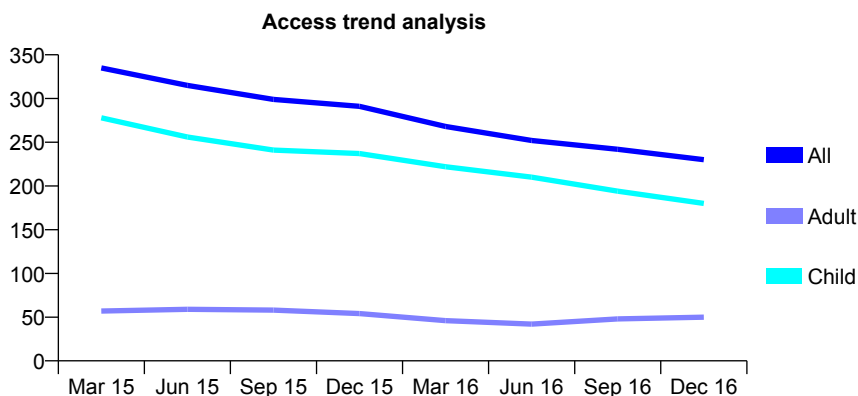
## Q63 - Vital Signs At a Glance Contract Report for 108138/0001 - December 2016

Name or company name	The Gardens Dental Centre
Contract type name	GDS Contract
Purpose of contract	General
Contract start date	01/02/2012
Contract end date	

16/17 Contracted general activity (UDA)	703
Carry forward general activity (UDA)	0
16/17 Contracted orthodontic activity (UOA)	0
Carry forward orthodontic activity (UOA)	0
Baseline contract value	£14,599.60

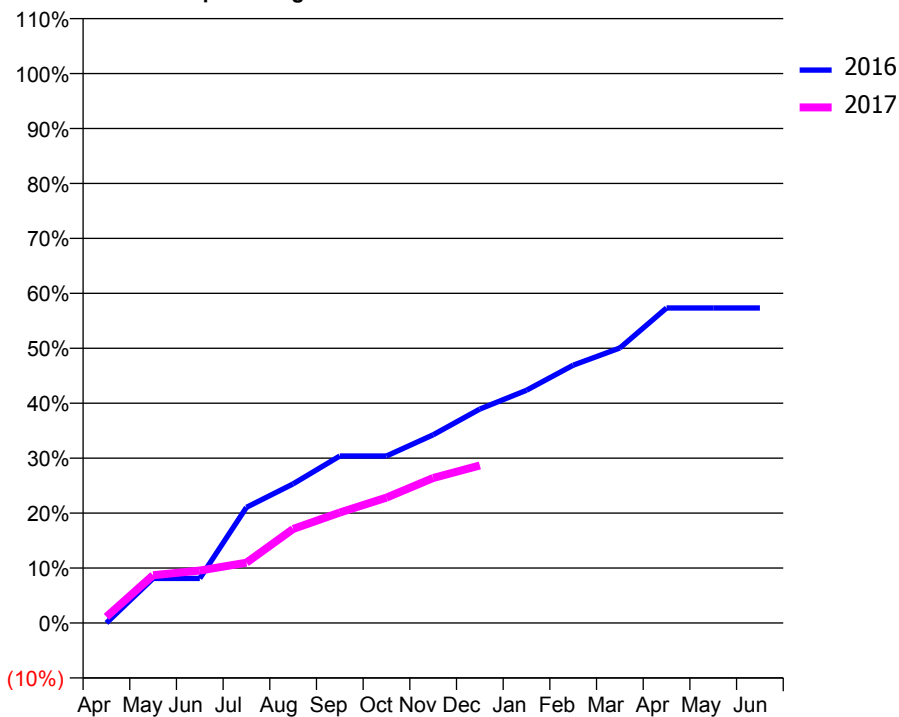
### ACCESS\*

Patients seen in 24 months	Total	Change since previous quarter
Quarter ending December 2015	291	
Quarter ending March 2016	268	↓
Quarter ending June 2016	252	↓
Quarter ending September 2016	242	↓
Quarter ending December 2016	230	↓
<b>Variance since December 2015</b>	<b>(21.0%)</b>	<b>↓</b>



### ACTIVITY

Cumulative percentage of contracted UDA delivered 2016 & 2017



Adjusted Scheduled Activity (UDA)

Month	2016	2017
April	0	8
May	57	61
June	57	67
July	148	77
August	178	120
September	214	141
October	214	160
November	241	186
December	274	202
January	298	
February	330	
March	352	
April	403	
May	403	
June	403	

### QUALITY

	Quantity	Base Number	Contract	AT	Region	England
% of FP17s for the same patient ID Re-attending within 3 months - Children	6	147	4.1%	10.5%	11.9%	12.4%
% of FP17s for the same patient ID Re-attending within 3 months - Adults	1	14	7.1%	15.9%	17.1%	16.6%
% of FP17s for the same patient ID Re-attending between 3 & 9 months - Children	80	147	54.4%	47.5%	46.2%	57.5%
% of FP17s for the same patient ID Re-attending between 3 & 9 months - Adults	7	14	50.0%	37.9%	37.8%	50.4%
% of FP17s for Band 1 Urgent Courses	3	133	2.3%	10.3%	10.6%	9.1%
% of FP17s Relating to Free Repair or Replacements	0	133	0.0%	0.7%	0.6%	0.8%
% of FP17s Relating to Continuations	0	133	0.0%	1.1%	0.9%	1.3%
% of Patients satisfied with the dentistry they have received	0	0	N/A	90.2%	90.3%	92.7%
% of Patients satisfied with the time they had to wait for an appointment	0	0	N/A	85.9%	83.8%	88.8%

\* This is based on patients treated on this contract for their most recent course of treatment. Figures in italics indicate the base number of FP17s or Patient Questionnaire responses are less than 100. N/A is shown where the base number of responses is less than 10 during the period. % is calculated as Quantity/Base number\*100

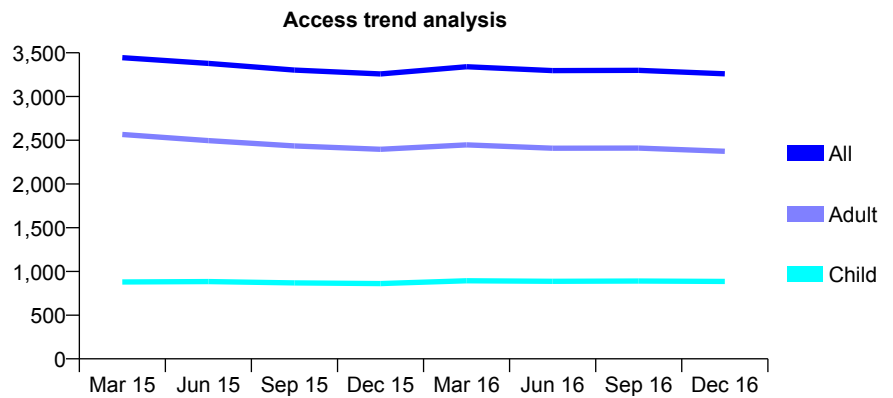
## Q63 - Vital Signs At a Glance Contract Report for 108189/0001 - December 2016

Name or company name	Greenwich & Bexley Emergency Dental Ser
Contract type name	GDS Contract
Purpose of contract	General
Contract start date	01/04/2011
Contract end date	

16/17 Contracted general activity (UDA)	9,700
Carry forward general activity (UDA)	0
16/17 Contracted orthodontic activity (UOA)	0
Carry forward orthodontic activity (UOA)	0
Baseline contract value	£242,600.71

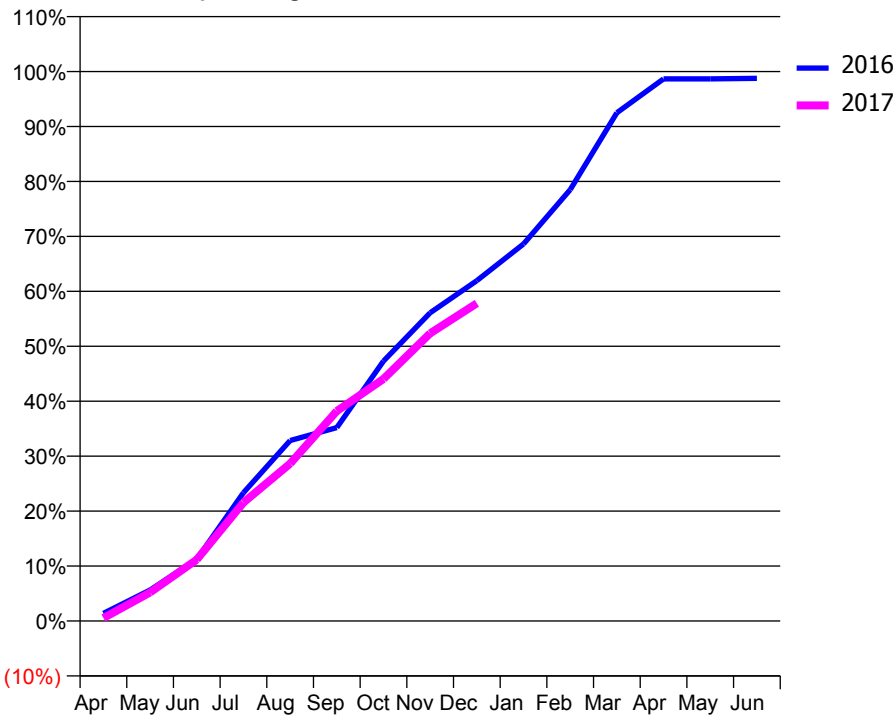
### ACCESS\*

Patients seen in 24 months	Total	Change since previous quarter
Quarter ending December 2015	3,258	
Quarter ending March 2016	3,340	↑
Quarter ending June 2016	3,296	↓
Quarter ending September 2016	3,300	→
Quarter ending December 2016	3,260	↓
<b>Variance since December 2015</b>	<b>0.1%</b>	<b>→</b>



### ACTIVITY

Cumulative percentage of contracted UDA delivered 2016 & 2017



Month	Adjusted Scheduled Activity (UDA)	
	2016	2017
April	135	52
May	548	504
June	1,091	1,083
July	2,265	2,091
August	3,186	2,778
September	3,414	3,707
October	4,590	4,275
November	5,441	5,079
December	6,009	5,608
January	6,656	
February	7,615	
March	8,972	
April	9,569	
May	9,569	
June	9,580	

### QUALITY

	Quantity	Base Number	Contract	AT	Region	England
% of FP17s for the same patient ID Re-attending within 3 months - Children	43	784	5.5%	10.5%	11.9%	12.4%
% of FP17s for the same patient ID Re-attending within 3 months - Adults	274	1,824	15.0%	15.9%	17.1%	16.6%
% of FP17s for the same patient ID Re-attending between 3 & 9 months - Children	433	784	55.2%	47.5%	46.2%	57.5%
% of FP17s for the same patient ID Re-attending between 3 & 9 months - Adults	731	1,824	40.1%	37.9%	37.8%	50.4%
% of FP17s for Band 1 Urgent Courses	180	2,228	8.1%	10.3%	10.6%	9.1%
% of FP17s Relating to Free Repair or Replacements	35	2,228	1.6%	0.7%	0.6%	0.8%
% of FP17s Relating to Continuations	67	2,228	3.0%	1.1%	0.9%	1.3%
% of Patients satisfied with the dentistry they have received	3	4	N/A	90.2%	90.3%	92.7%
% of Patients satisfied with the time they had to wait for an appointment	4	4	N/A	85.9%	83.8%	88.8%

\* This is based on patients treated on this contract for their most recent course of treatment. Figures in italics indicate the base number of FP17s or Patient Questionnaire responses are less than 100. N/A is shown where the base number of responses is less than 10 during the period. % is calculated as Quantity/Base number\*100



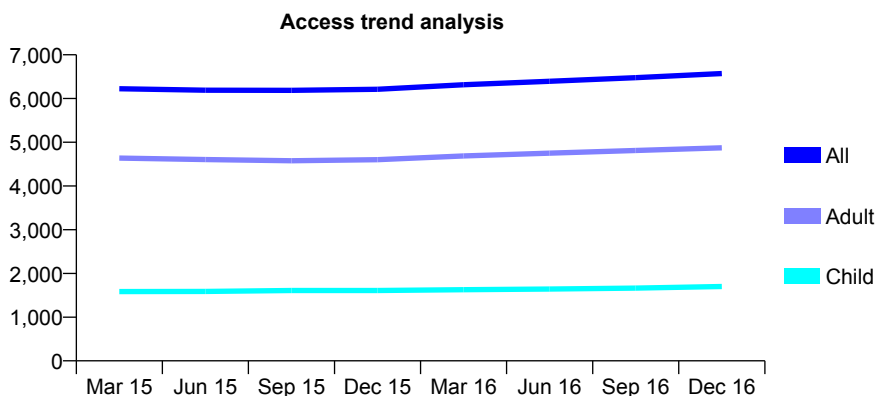
## Q63 - Vital Signs At a Glance Contract Report for 108243/0001 - December 2016

Name or company name	Confidential Clinic
Contract type name	GDS Contract
Purpose of contract	General
Contract start date	01/04/2012
Contract end date	

16/17 Contracted general activity (UDA)	14,608
Carry forward general activity (UDA)	-292
16/17 Contracted orthodontic activity (UOA)	0
Carry forward orthodontic activity (UOA)	0
Baseline contract value	£377,538.90

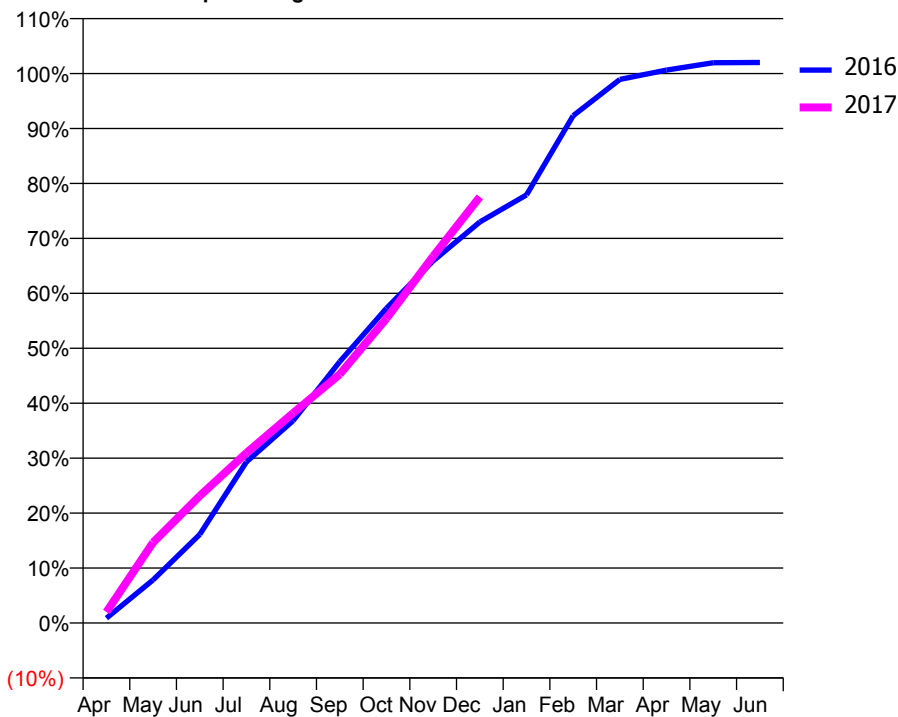
### ACCESS\*

Patients seen in 24 months	Total	Change since previous quarter
Quarter ending December 2015	6,211	
Quarter ending March 2016	6,315	→
Quarter ending June 2016	6,394	→
Quarter ending September 2016	6,476	→
Quarter ending December 2016	6,572	→
<b>Variance since December 2015</b>	<b>5.8%</b>	<b>↑</b>



### ACTIVITY

Cumulative percentage of contracted UDA delivered 2016 & 2017



Month	Adjusted Scheduled Activity (UDA)	
	2016	2017
April	130	292
May	1,146	2,143
June	2,356	3,379
July	4,285	4,521
August	5,381	5,582
September	6,950	6,615
October	8,367	8,095
November	9,625	9,749
December	10,662	11,328
January	11,383	
February	13,486	
March	14,449	
April	14,698	
May	14,895	
June	14,900	

### QUALITY

	Quantity	Base Number	Contract	AT	Region	England
% of FP17s for the same patient ID Re-attending within 3 months - Children	161	1,600	10.1%	10.5%	11.9%	12.4%
% of FP17s for the same patient ID Re-attending within 3 months - Adults	592	3,597	16.5%	15.9%	17.1%	16.6%
% of FP17s for the same patient ID Re-attending between 3 & 9 months - Children	722	1,600	45.1%	47.5%	46.2%	57.5%
% of FP17s for the same patient ID Re-attending between 3 & 9 months - Adults	1,120	3,597	31.1%	37.9%	37.8%	50.4%
% of FP17s for Band 1 Urgent Courses	621	4,517	13.7%	10.3%	10.6%	9.1%
% of FP17s Relating to Free Repair or Replacements	41	4,517	0.9%	0.7%	0.6%	0.8%
% of FP17s Relating to Continuations	65	4,517	1.4%	1.1%	0.9%	1.3%
% of Patients satisfied with the dentistry they have received	0	0	N/A	90.2%	90.3%	92.7%
% of Patients satisfied with the time they had to wait for an appointment	0	0	N/A	85.9%	83.8%	88.8%

\* This is based on patients treated on this contract for their most recent course of treatment. Figures in italics indicate the base number of FP17s or Patient Questionnaire responses are less than 100. N/A is shown where the base number of responses is less than 10 during the period. % is calculated as Quantity/Base number\*100

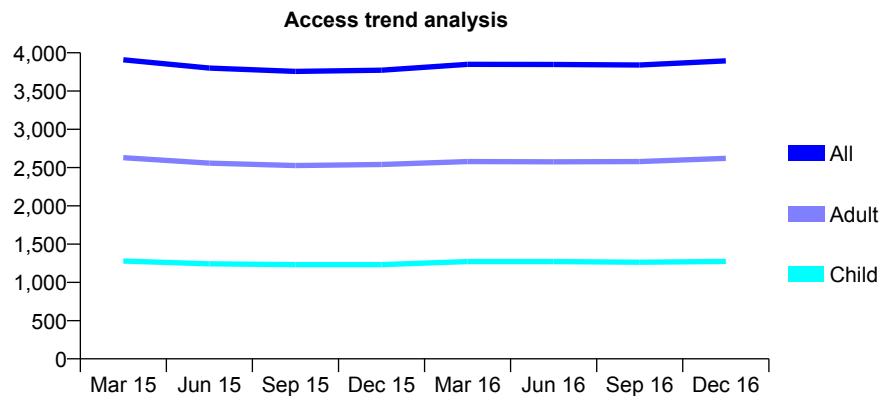
## Q63 - Vital Signs At a Glance Contract Report for 108758/0001 - December 2016

Name or company name	Beeches Dental Surgery
Contract type name	GDS Contract
Purpose of contract	General
Contract start date	01/05/2006
Contract end date	

16/17 Contracted general activity (UDA)	10,053
Carry forward general activity (UDA)	122
16/17 Contracted orthodontic activity (UOA)	0
Carry forward orthodontic activity (UOA)	0
Baseline contract value	£292,036.79

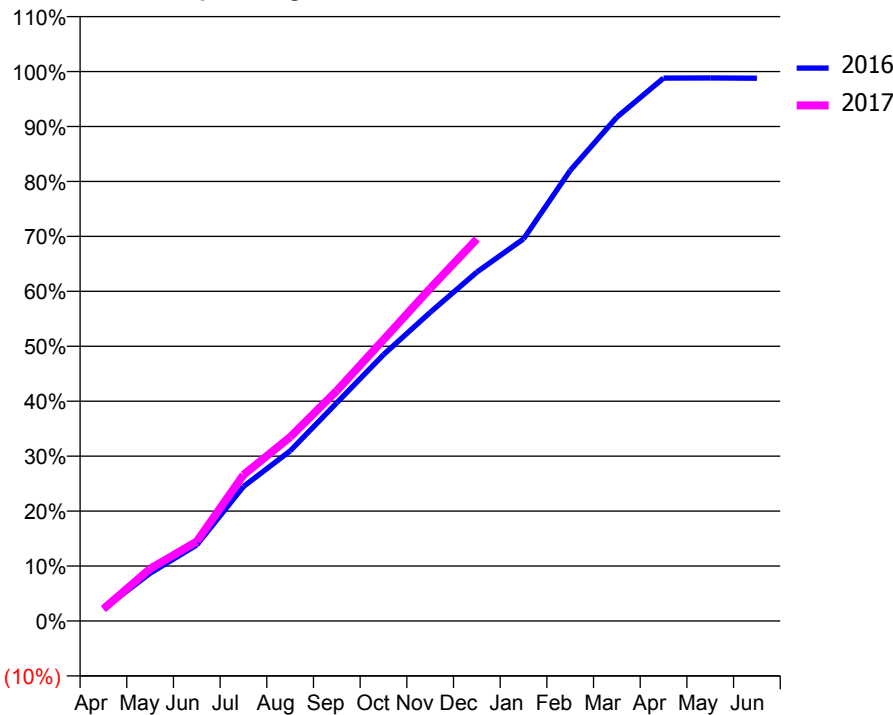
### ACCESS\*

Patients seen in 24 months	Total	Change since previous quarter
Quarter ending December 2015	3,772	
Quarter ending March 2016	3,850	↑
Quarter ending June 2016	3,847	→
Quarter ending September 2016	3,840	→
Quarter ending December 2016	3,895	→
<b>Variance since December 2015</b>	<b>3.3%</b>	<b>↑</b>



### ACTIVITY

Cumulative percentage of contracted UDA delivered 2016 & 2017



Month	Adjusted Scheduled Activity (UDA)	
	2016	2017
April	220	221
May	876	956
June	1,393	1,456
July	2,461	2,676
August	3,111	3,366
September	3,992	4,214
October	4,874	5,145
November	5,646	6,085
December	6,383	6,987
January	6,991	
February	8,242	
March	9,217	
April	9,932	
May	9,935	
June	9,931	

### QUALITY

	Quantity	Base Number	Contract	AT	Region	England
% of FP17s for the same patient ID Re-attending within 3 months - Children	31	1,223	2.5%	10.5%	11.9%	12.4%
% of FP17s for the same patient ID Re-attending within 3 months - Adults	215	2,175	9.9%	15.9%	17.1%	16.6%
% of FP17s for the same patient ID Re-attending between 3 & 9 months - Children	551	1,223	45.1%	47.5%	46.2%	57.5%
% of FP17s for the same patient ID Re-attending between 3 & 9 months - Adults	938	2,175	43.1%	37.9%	37.8%	50.4%
% of FP17s for Band 1 Urgent Courses	52	3,174	1.6%	10.3%	10.6%	9.1%
% of FP17s Relating to Free Repair or Replacements	53	3,174	1.7%	0.7%	0.6%	0.8%
% of FP17s Relating to Continuations	18	3,174	0.6%	1.1%	0.9%	1.3%
% of Patients satisfied with the dentistry they have received	5	5	N/A	90.2%	90.3%	92.7%
% of Patients satisfied with the time they had to wait for an appointment	5	5	N/A	85.9%	83.8%	88.8%

\* This is based on patients treated on this contract for their most recent course of treatment. Figures in italics indicate the base number of FP17s or Patient Questionnaire responses are less than 100. N/A is shown where the base number of responses is less than 10 during the period. % is calculated as Quantity/Base number\*100

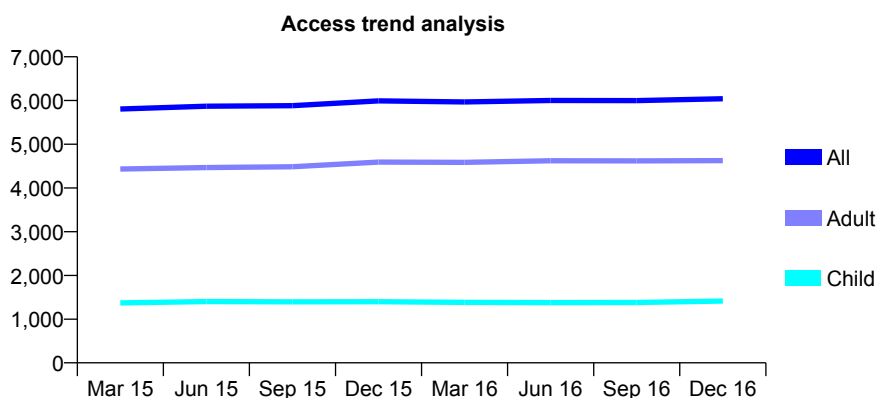
## Q63 - Vital Signs At a Glance Contract Report for 109150/0001 - December 2016

Name or company name	MR K FAIZ
Contract type name	GDS Contract
Purpose of contract	General
Contract start date	01/07/2012
Contract end date	

16/17 Contracted general activity (UDA)	19,865
Carry forward general activity (UDA)	0
16/17 Contracted orthodontic activity (UOA)	0
Carry forward orthodontic activity (UOA)	0
Baseline contract value	£583,825.68

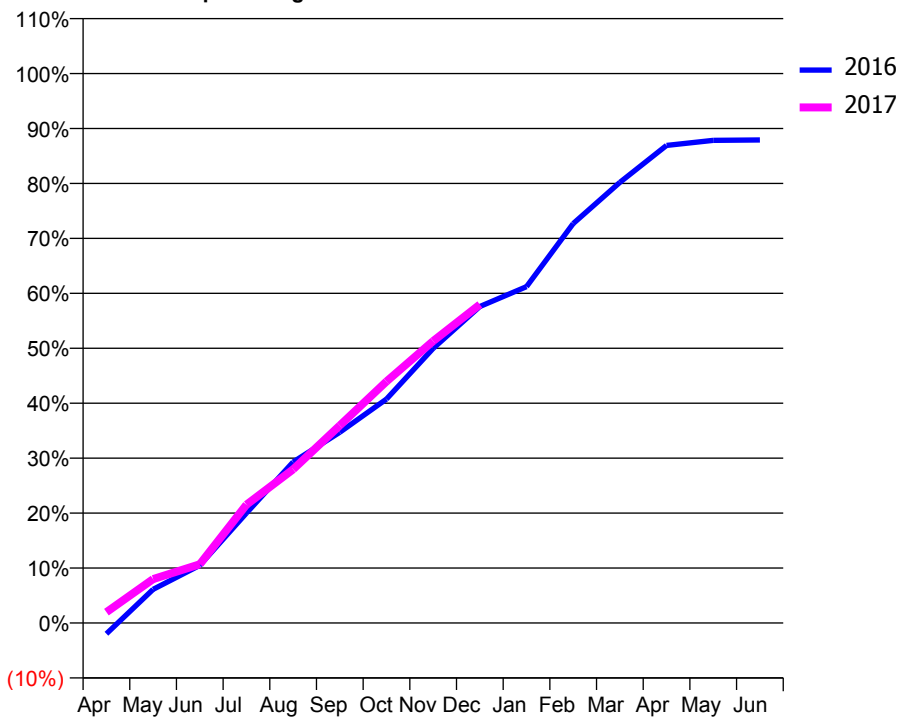
### ACCESS\*

Patients seen in 24 months	Total	Change since previous quarter
Quarter ending December 2015	5,992	
Quarter ending March 2016	5,969	→
Quarter ending June 2016	6,000	→
Quarter ending September 2016	5,999	→
Quarter ending December 2016	6,040	→
<b>Variance since December 2015</b>	<b>0.8%</b>	<b>→</b>



### ACTIVITY

Cumulative percentage of contracted UDA delivered 2016 & 2017



Month	Adjusted Scheduled Activity (UDA)	
	2016	2017
April	-391	392
May	1,215	1,587
June	2,085	2,124
July	3,974	4,276
August	5,823	5,553
September	6,895	7,143
October	8,095	8,734
November	9,927	10,194
December	11,442	11,516
January	12,159	
February	14,441	
March	15,930	
April	17,264	
May	17,448	
June	17,462	

### QUALITY

	Quantity	Base Number	Contract	AT	Region	England
% of FP17s for the same patient ID Re-attending within 3 months - Children	149	1,478	10.1%	10.5%	11.9%	12.4%
% of FP17s for the same patient ID Re-attending within 3 months - Adults	1,080	4,602	23.5%	15.9%	17.1%	16.6%
% of FP17s for the same patient ID Re-attending between 3 & 9 months - Children	752	1,478	50.9%	47.5%	46.2%	57.5%
% of FP17s for the same patient ID Re-attending between 3 & 9 months - Adults	1,824	4,602	39.6%	37.9%	37.8%	50.4%
% of FP17s for Band 1 Urgent Courses	1,215	5,454	22.3%	10.3%	10.6%	9.1%
% of FP17s Relating to Free Repair or Replacements	23	5,454	0.4%	0.7%	0.6%	0.8%
% of FP17s Relating to Continuations	93	5,454	1.7%	1.1%	0.9%	1.3%
% of Patients satisfied with the dentistry they have received	6	8	N/A	90.2%	90.3%	92.7%
% of Patients satisfied with the time they had to wait for an appointment	8	8	N/A	85.9%	83.8%	88.8%

\* This is based on patients treated on this contract for their most recent course of treatment. Figures in italics indicate the base number of FP17s or Patient Questionnaire responses are less than 100. N/A is shown where the base number of responses is less than 10 during the period. % is calculated as Quantity/Base number\*100

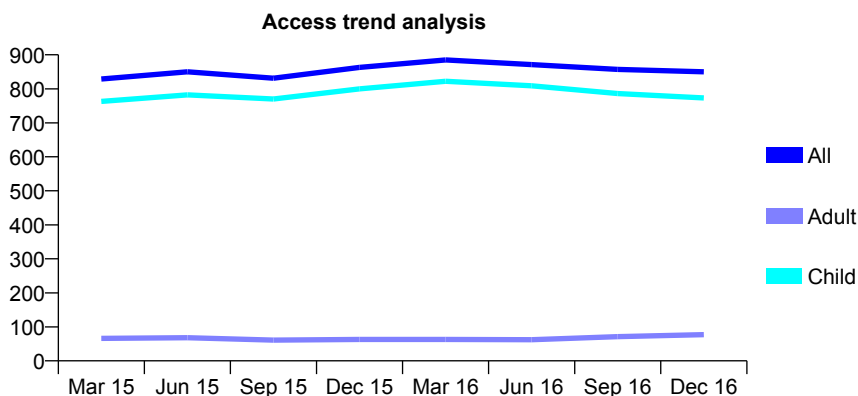
## Q63 - Vital Signs At a Glance Contract Report for 109797/0001 - December 2016

Name or company name	The Buckley Practice Ltd
Contract type name	GDS Contract
Purpose of contract	General
Contract start date	11/02/2008
Contract end date	

16/17 Contracted general activity (UDA)	1,846
Carry forward general activity (UDA)	0
16/17 Contracted orthodontic activity (UOA)	0
Carry forward orthodontic activity (UOA)	0
Baseline contract value	£37,621.93

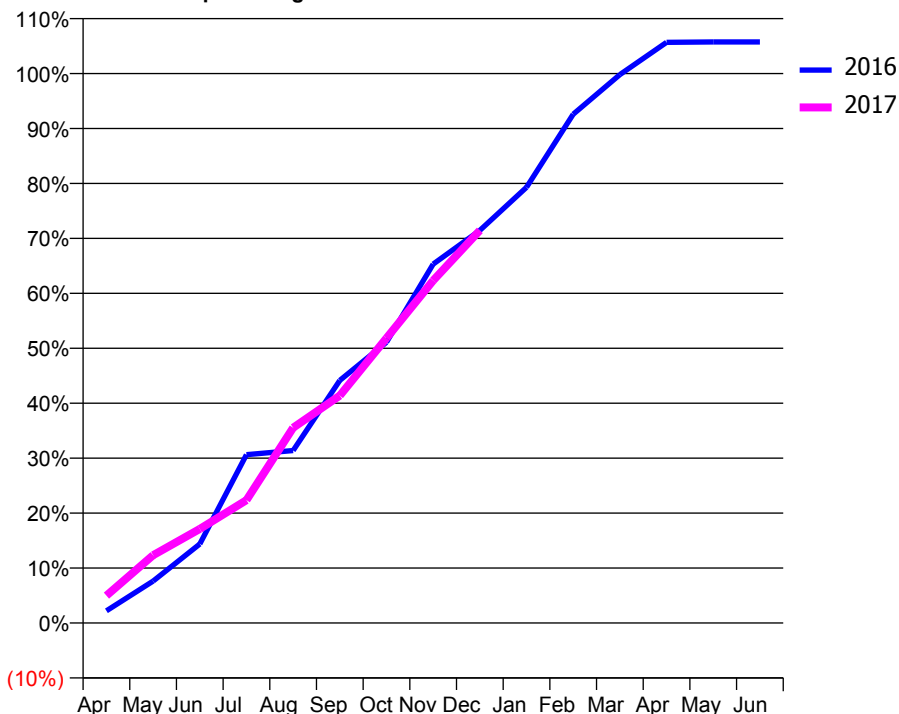
### ACCESS\*

Patients seen in 24 months	Total	Change since previous quarter
Quarter ending December 2015	863	
Quarter ending March 2016	885	↑
Quarter ending June 2016	871	↓
Quarter ending September 2016	857	↓
Quarter ending December 2016	850	→
<b>Variance since December 2015</b>	<b>(1.5%)</b>	<b>↓</b>



### ACTIVITY

Cumulative percentage of contracted UDA delivered 2016 & 2017



Month	Adjusted Scheduled Activity (UDA)	
	2016	2017
April	41	92
May	141	228
June	265	316
July	565	413
August	579	656
September	815	764
October	943	957
November	1,206	1,151
December	1,319	1,319
January	1,464	
February	1,709	
March	1,842	
April	1,951	
May	1,952	
June	1,952	

### QUALITY

	Quantity	Base Number	Contract	AT	Region	England
% of FP17s for the same patient ID Re-attending within 3 months - Children	108	971	11.1%	10.5%	11.9%	12.4%
% of FP17s for the same patient ID Re-attending within 3 months - Adults	0	0	N/A	15.9%	17.1%	16.6%
% of FP17s for the same patient ID Re-attending between 3 & 9 months - Children	679	971	69.9%	47.5%	46.2%	57.5%
% of FP17s for the same patient ID Re-attending between 3 & 9 months - Adults	0	0	N/A	37.9%	37.8%	50.4%
% of FP17s for Band 1 Urgent Courses	30	892	3.4%	10.3%	10.6%	9.1%
% of FP17s Relating to Free Repair or Replacements	0	892	0.0%	0.7%	0.6%	0.8%
% of FP17s Relating to Continuations	15	892	1.7%	1.1%	0.9%	1.3%
% of Patients satisfied with the dentistry they have received	0	0	N/A	90.2%	90.3%	92.7%
% of Patients satisfied with the time they had to wait for an appointment	0	0	N/A	85.9%	83.8%	88.8%

\* This is based on patients treated on this contract for their most recent course of treatment. Figures in italics indicate the base number of FP17s or Patient Questionnaire responses are less than 100. N/A is shown where the base number of responses is less than 10 during the period. % is calculated as Quantity/Base number\*100

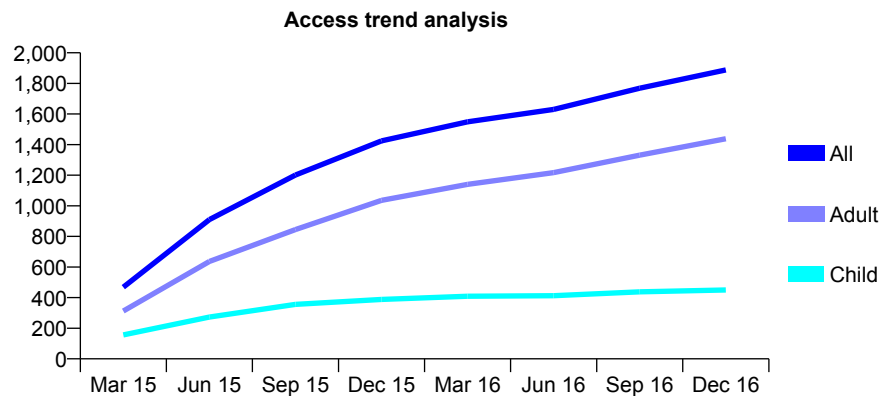
## Q63 - Vital Signs At a Glance Contract Report for 110256/0001 - December 2016

Name or company name	One 4 One Dental Practice
Contract type name	GDS Contract
Purpose of contract	General
Contract start date	12/12/2014
Contract end date	

16/17 Contracted general activity (UDA)	3,994
Carry forward general activity (UDA)	-35
16/17 Contracted orthodontic activity (UOA)	0
Carry forward orthodontic activity (UOA)	0
Baseline contract value	£130,491.15

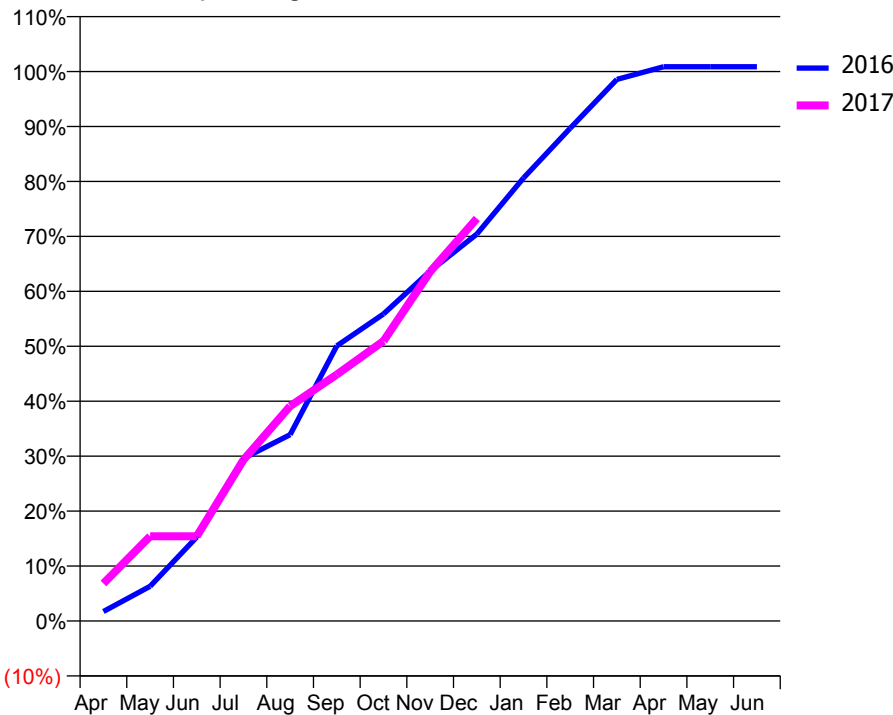
### ACCESS\*

Patients seen in 24 months	Total	Change since previous quarter
Quarter ending December 2015	1,424	
Quarter ending March 2016	1,549	↑
Quarter ending June 2016	1,630	↑
Quarter ending September 2016	1,769	↑
Quarter ending December 2016	1,888	↑
<b>Variance since December 2015</b>	<b>32.6%</b>	<b>↑</b>



### ACTIVITY

Cumulative percentage of contracted UDA delivered 2016 & 2017



Month	Adjusted Scheduled Activity (UDA)	
	2016	2017
April	69	272
May	252	616
June	610	616
July	1,182	1,172
August	1,355	1,562
September	2,000	1,792
October	2,231	2,035
November	2,543	2,539
December	2,812	2,926
January	3,221	
February	3,582	
March	3,937	
April	4,029	
May	4,029	
June	4,029	

### QUALITY

	Quantity	Base Number	Contract	AT	Region	England
% of FP17s for the same patient ID Re-attending within 3 months - Children	23	360	6.4%	10.5%	11.9%	12.4%
% of FP17s for the same patient ID Re-attending within 3 months - Adults	80	977	8.2%	15.9%	17.1%	16.6%
% of FP17s for the same patient ID Re-attending between 3 & 9 months - Children	170	360	47.2%	47.5%	46.2%	57.5%
% of FP17s for the same patient ID Re-attending between 3 & 9 months - Adults	372	977	38.1%	37.9%	37.8%	50.4%
% of FP17s for Band 1 Urgent Courses	94	1,295	7.3%	10.3%	10.6%	9.1%
% of FP17s Relating to Free Repair or Replacements	3	1,295	0.2%	0.7%	0.6%	0.8%
% of FP17s Relating to Continuations	4	1,295	0.3%	1.1%	0.9%	1.3%
% of Patients satisfied with the dentistry they have received	0	0	N/A	90.2%	90.3%	92.7%
% of Patients satisfied with the time they had to wait for an appointment	0	0	N/A	85.9%	83.8%	88.8%

\* This is based on patients treated on this contract for their most recent course of treatment. Figures in italics indicate the base number of FP17s or Patient Questionnaire responses are less than 100. N/A is shown where the base number of responses is less than 10 during the period. % is calculated as Quantity/Base number\*100

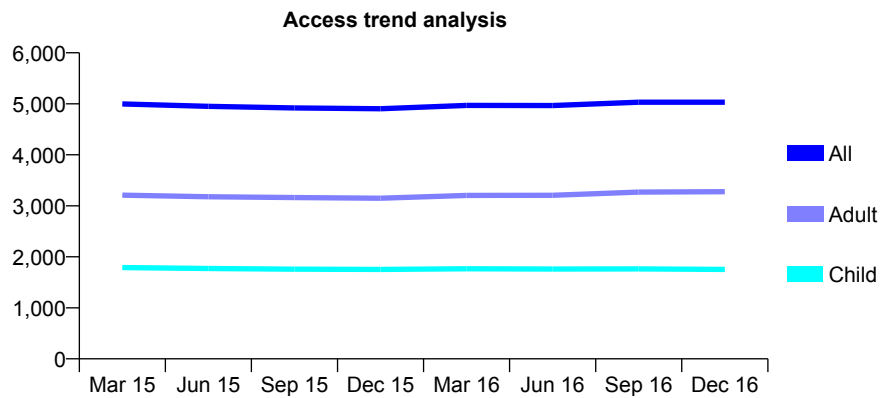
## Q63 - Vital Signs At a Glance Contract Report for 110337/0002 - December 2016

Name or company name	Groves Dental Centre
Contract type name	GDS Contract
Purpose of contract	General
Contract start date	01/01/2012
Contract end date	

16/17 Contracted general activity (UDA)	13,000
Carry forward general activity (UDA)	0
16/17 Contracted orthodontic activity (UOA)	0
Carry forward orthodontic activity (UOA)	0
Baseline contract value	£325,930.28

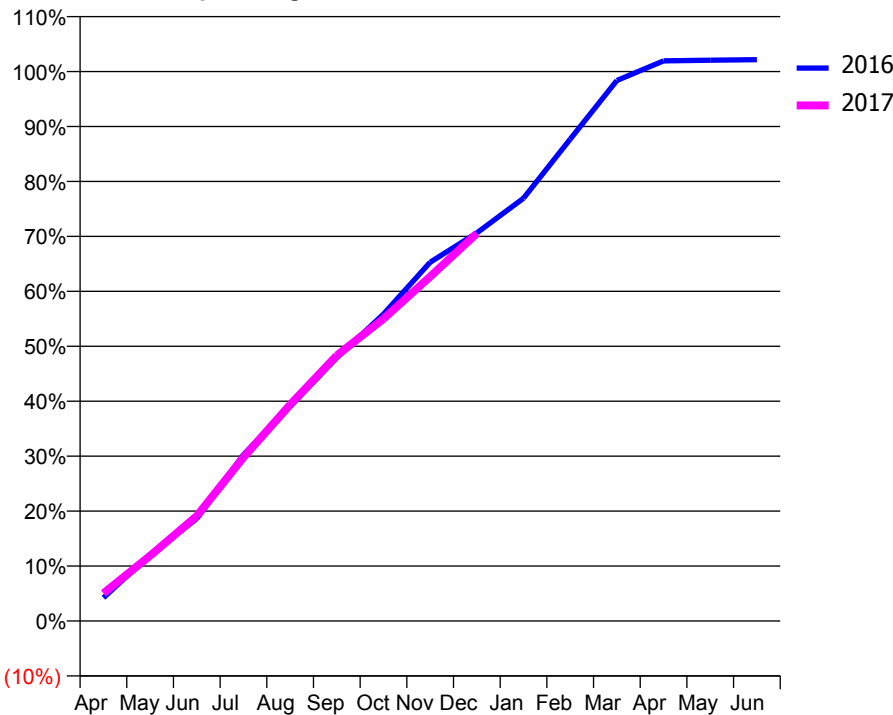
### ACCESS\*

Patients seen in 24 months	Total	Change since previous quarter
Quarter ending December 2015	4,904	
Quarter ending March 2016	4,969	→
Quarter ending June 2016	4,966	→
Quarter ending September 2016	5,032	→
Quarter ending December 2016	5,031	→
<b>Variance since December 2015</b>	<b>2.6%</b>	<b>↑</b>



### ACTIVITY

Cumulative percentage of contracted UDA delivered 2016 & 2017



Month	Adjusted Scheduled Activity (UDA)	
	2016	2017
April	551	656
May	1,567	1,546
June	2,421	2,483
July	3,935	3,873
August	5,078	5,119
September	6,228	6,282
October	7,261	7,151
November	8,489	8,146
December	9,183	9,168
January	10,001	
February	11,399	
March	12,789	
April	13,253	
May	13,266	
June	13,279	

### QUALITY

	Quantity	Base Number	Contract	AT	Region	England
% of FP17s for the same patient ID Re-attending within 3 months - Children	225	2,201	10.2%	10.5%	11.9%	12.4%
% of FP17s for the same patient ID Re-attending within 3 months - Adults	451	3,612	12.5%	15.9%	17.1%	16.6%
% of FP17s for the same patient ID Re-attending between 3 & 9 months - Children	1,543	2,201	70.1%	47.5%	46.2%	57.5%
% of FP17s for the same patient ID Re-attending between 3 & 9 months - Adults	2,245	3,612	62.2%	37.9%	37.8%	50.4%
% of FP17s for Band 1 Urgent Courses	271	5,515	4.9%	10.3%	10.6%	9.1%
% of FP17s Relating to Free Repair or Replacements	26	5,515	0.5%	0.7%	0.6%	0.8%
% of FP17s Relating to Continuations	12	5,515	0.2%	1.1%	0.9%	1.3%
% of Patients satisfied with the dentistry they have received	10	10	100.0%	90.2%	90.3%	92.7%
% of Patients satisfied with the time they had to wait for an appointment	9	10	90.0%	85.9%	83.8%	88.8%

\* This is based on patients treated on this contract for their most recent course of treatment. Figures in italics indicate the base number of FP17s or Patient Questionnaire responses are less than 100. N/A is shown where the base number of responses is less than 10 during the period. % is calculated as Quantity/Base number\*100

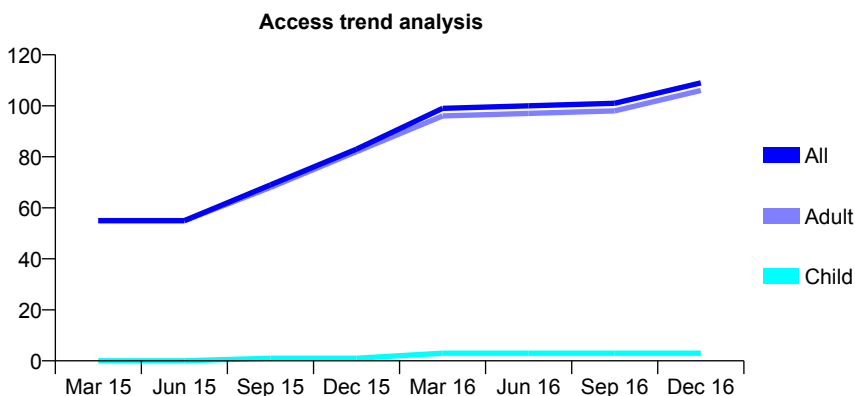
## Q63 - Vital Signs At a Glance Contract Report for 110671/0010 - December 2016

Name or company name	Wandsworth Primary Care Trust
Contract type name	PDS Contract
Purpose of contract	General
Contract start date	01/05/2006
Contract end date	

16/17 Contracted general activity (UDA)	104
Carry forward general activity (UDA)	0
16/17 Contracted orthodontic activity (UOA)	0
Carry forward orthodontic activity (UOA)	0
Baseline contract value	£0.00

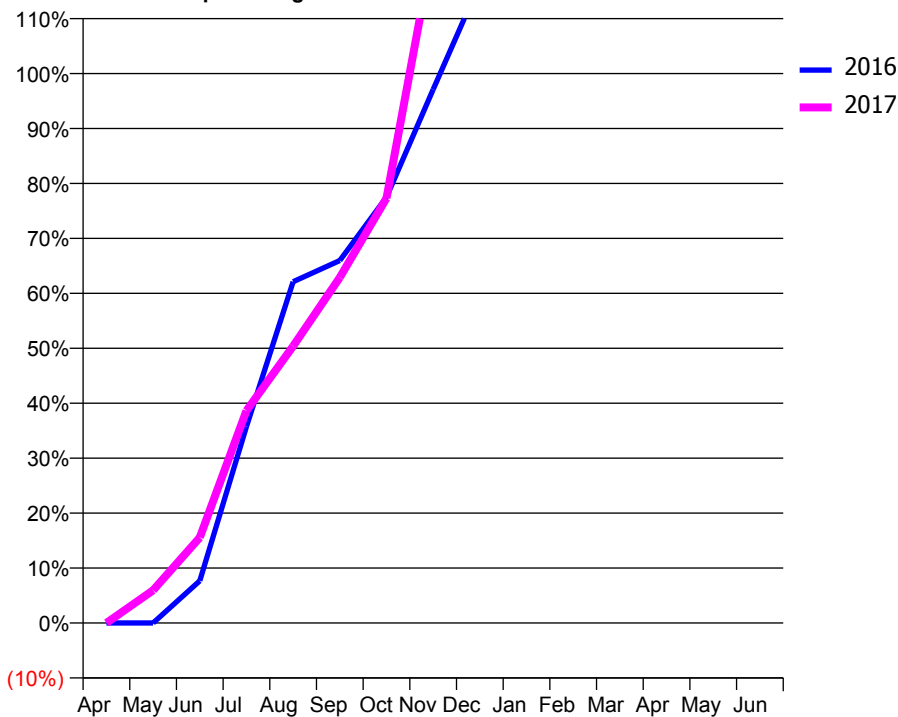
### ACCESS\*

Patients seen in 24 months	Total	Change since previous quarter
Quarter ending December 2015	83	
Quarter ending March 2016	99	↑
Quarter ending June 2016	100	→
Quarter ending September 2016	101	→
Quarter ending December 2016	109	↑
<b>Variance since December 2015</b>	<b>31.3%</b>	<b>↑</b>



### ACTIVITY

Cumulative percentage of contracted UDA delivered 2016 & 2017



Month	Adjusted Scheduled Activity (UDA)	
	2016	2017
April	0	0
May	0	6
June	8	16
July	37	40
August	65	52
September	69	65
October	81	80
November	101	128
December	121	149
January	127	
February	150	
March	165	
April	167	
May	167	
June	167	

### QUALITY

	Quantity	Base Number	Contract	AT	Region	England
% of FP17s for the same patient ID Re-attending within 3 months - Children	0	0	N/A	10.5%	11.9%	12.4%
% of FP17s for the same patient ID Re-attending within 3 months - Adults	1	58	1.7%	15.9%	17.1%	16.6%
% of FP17s for the same patient ID Re-attending between 3 & 9 months - Children	0	0	N/A	47.5%	46.2%	57.5%
% of FP17s for the same patient ID Re-attending between 3 & 9 months - Adults	4	58	6.9%	37.9%	37.8%	50.4%
% of FP17s for Band 1 Urgent Courses	5	56	8.9%	10.3%	10.6%	9.1%
% of FP17s Relating to Free Repair or Replacements	0	56	0.0%	0.7%	0.6%	0.8%
% of FP17s Relating to Continuations	0	56	0.0%	1.1%	0.9%	1.3%
% of Patients satisfied with the dentistry they have received	0	0	N/A	90.2%	90.3%	92.7%
% of Patients satisfied with the time they had to wait for an appointment	0	0	N/A	85.9%	83.8%	88.8%

\* This is based on patients treated on this contract for their most recent course of treatment. Figures in italics indicate the base number of FP17s or Patient Questionnaire responses are less than 100. N/A is shown where the base number of responses is less than 10 during the period. % is calculated as Quantity/Base number\*100



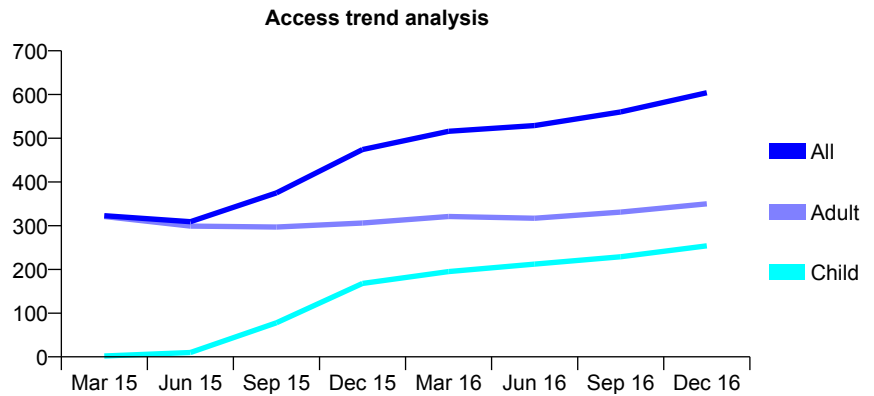
## Q63 - Vital Signs At a Glance Contract Report for 110671/0017 - December 2016

Name or company name	Wandsworth Primary Care Trust
Contract type name	PDS Contract
Purpose of contract	General
Contract start date	01/05/2006
Contract end date	

16/17 Contracted general activity (UDA)	1,392
Carry forward general activity (UDA)	0
16/17 Contracted orthodontic activity (UOA)	0
Carry forward orthodontic activity (UOA)	0
Baseline contract value	£0.00

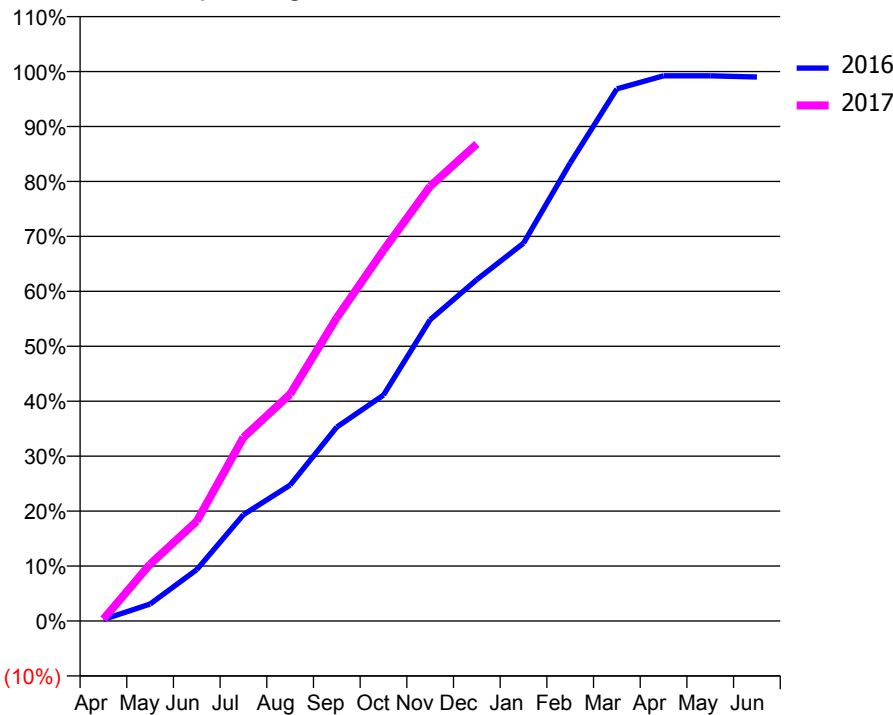
### ACCESS\*

Patients seen in 24 months	Total	Change since previous quarter
Quarter ending December 2015	474	
Quarter ending March 2016	516	↑
Quarter ending June 2016	529	↑
Quarter ending September 2016	560	↑
Quarter ending December 2016	604	↑
<b>Variance since December 2015</b>	<b>27.4%</b>	<b>↑</b>



### ACTIVITY

Cumulative percentage of contracted UDA delivered 2016 & 2017



Month	Adjusted Scheduled Activity (UDA)	
	2016	2017
April	4	5
May	43	144
June	130	253
July	269	465
August	344	575
September	491	768
October	572	939
November	763	1,101
December	865	1,208
January	957	
February	1,160	
March	1,348	
April	1,381	
May	1,381	
June	1,378	

### QUALITY

	Quantity	Base Number	Contract	AT	Region	England
% of FP17s for the same patient ID Re-attending within 3 months - Children	38	284	13.4%	10.5%	11.9%	12.4%
% of FP17s for the same patient ID Re-attending within 3 months - Adults	21	314	6.7%	15.9%	17.1%	16.6%
% of FP17s for the same patient ID Re-attending between 3 & 9 months - Children	95	284	33.5%	47.5%	46.2%	57.5%
% of FP17s for the same patient ID Re-attending between 3 & 9 months - Adults	170	314	54.1%	37.9%	37.8%	50.4%
% of FP17s for Band 1 Urgent Courses	7	579	1.2%	10.3%	10.6%	9.1%
% of FP17s Relating to Free Repair or Replacements	4	579	0.7%	0.7%	0.6%	0.8%
% of FP17s Relating to Continuations	0	579	0.0%	1.1%	0.9%	1.3%
% of Patients satisfied with the dentistry they have received	0	0	N/A	90.2%	90.3%	92.7%
% of Patients satisfied with the time they had to wait for an appointment	0	0	N/A	85.9%	83.8%	88.8%

\* This is based on patients treated on this contract for their most recent course of treatment. Figures in italics indicate the base number of FP17s or Patient Questionnaire responses are less than 100. N/A is shown where the base number of responses is less than 10 during the period. % is calculated as Quantity/Base number\*100

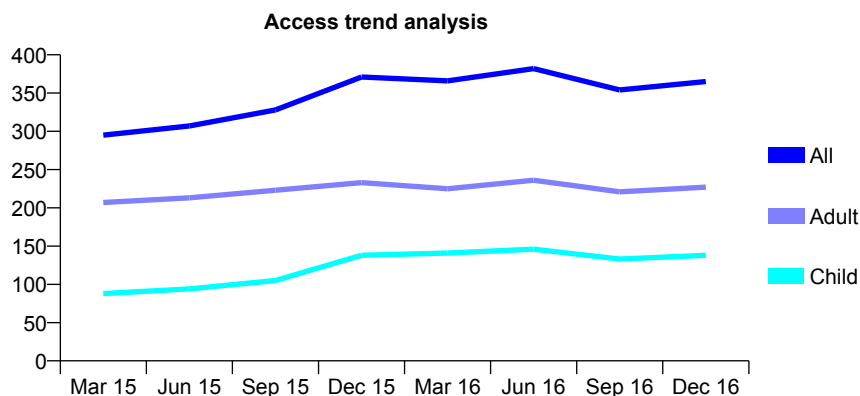
## Q63 - Vital Signs At a Glance Contract Report for 110671/0019 - December 2016

Name or company name	Wandsworth Primary Care Trust
Contract type name	PDS Contract
Purpose of contract	General
Contract start date	01/05/2006
Contract end date	

16/17 Contracted general activity (UDA)	862
Carry forward general activity (UDA)	0
16/17 Contracted orthodontic activity (UOA)	0
Carry forward orthodontic activity (UOA)	0
Baseline contract value	£0.00

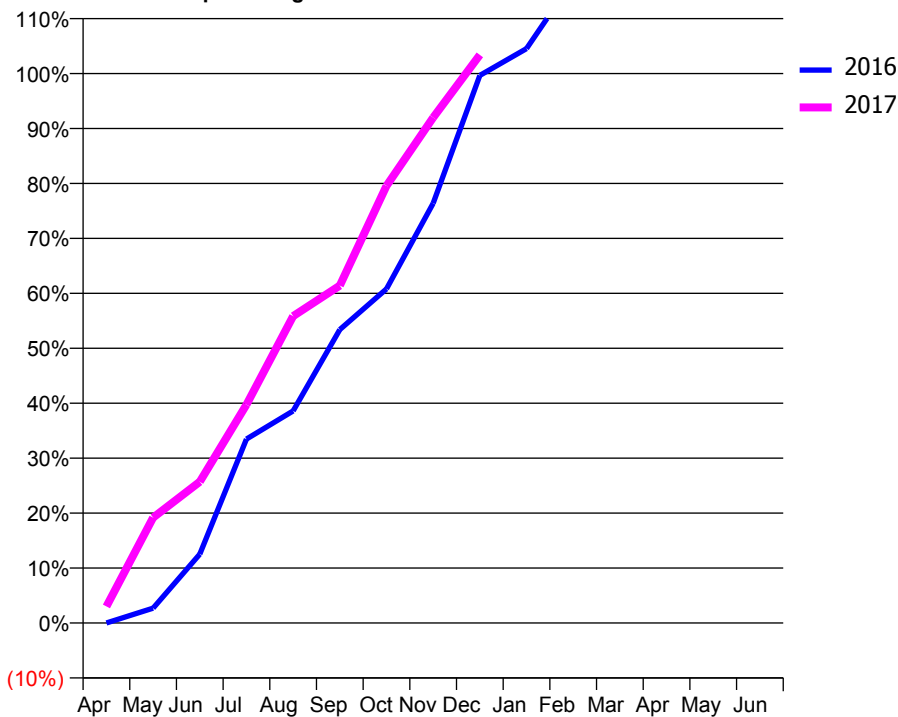
### ACCESS\*

Patients seen in 24 months	Total	Change since previous quarter
Quarter ending December 2015	371	
Quarter ending March 2016	366	↓
Quarter ending June 2016	382	↑
Quarter ending September 2016	354	↓
Quarter ending December 2016	365	↑
<b>Variance since December 2015</b>	<b>(1.6%)</b>	<b>↓</b>



### ACTIVITY

**Cumulative percentage of contracted UDA delivered 2016 & 2017**



**Adjusted Scheduled Activity (UDA)**

Month	2016	2017
April	0	26
May	23	165
June	108	222
July	289	343
August	333	481
September	460	529
October	524	686
November	658	793
December	859	891
January	901	
February	1,008	
March	1,083	
April	1,149	
May	1,151	
June	1,151	

### QUALITY

	Quantity	Base Number	Contract	AT	Region	England
% of FP17s for the same patient ID Re-attending within 3 months - Children	19	181	10.5%	10.5%	11.9%	12.4%
% of FP17s for the same patient ID Re-attending within 3 months - Adults	46	262	17.6%	15.9%	17.1%	16.6%
% of FP17s for the same patient ID Re-attending between 3 & 9 months - Children	85	181	47.0%	47.5%	46.2%	57.5%
% of FP17s for the same patient ID Re-attending between 3 & 9 months - Adults	159	262	60.7%	37.9%	37.8%	50.4%
% of FP17s for Band 1 Urgent Courses	11	409	2.7%	10.3%	10.6%	9.1%
% of FP17s Relating to Free Repair or Replacements	1	409	0.2%	0.7%	0.6%	0.8%
% of FP17s Relating to Continuations	3	409	0.7%	1.1%	0.9%	1.3%
% of Patients satisfied with the dentistry they have received	0	0	N/A	90.2%	90.3%	92.7%
% of Patients satisfied with the time they had to wait for an appointment	0	0	N/A	85.9%	83.8%	88.8%

\* This is based on patients treated on this contract for their most recent course of treatment. Figures in italics indicate the base number of FP17s or Patient Questionnaire responses are less than 100. N/A is shown where the base number of responses is less than 10 during the period. % is calculated as Quantity/Base number\*100

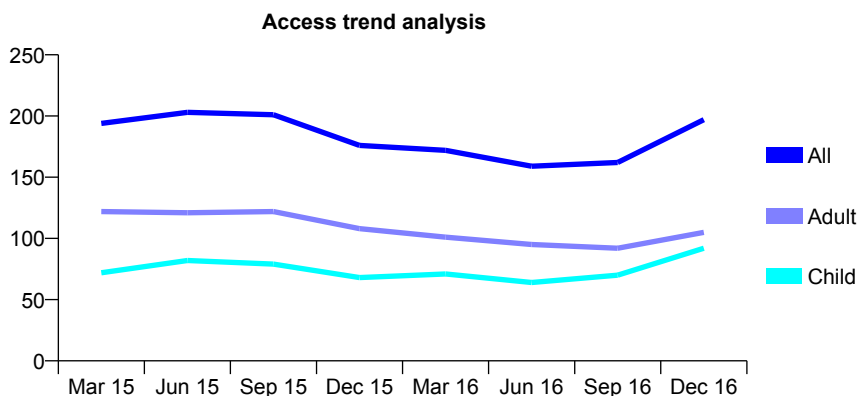
## Q63 - Vital Signs At a Glance Contract Report for 110671/0021 - December 2016

Name or company name	Wandsworth Primary Care Trust
Contract type name	PDS Contract
Purpose of contract	General
Contract start date	01/04/2007
Contract end date	31/03/2017

16/17 Contracted general activity (UDA)	549
Carry forward general activity (UDA)	0
16/17 Contracted orthodontic activity (UOA)	0
Carry forward orthodontic activity (UOA)	0
Baseline contract value	£0.00

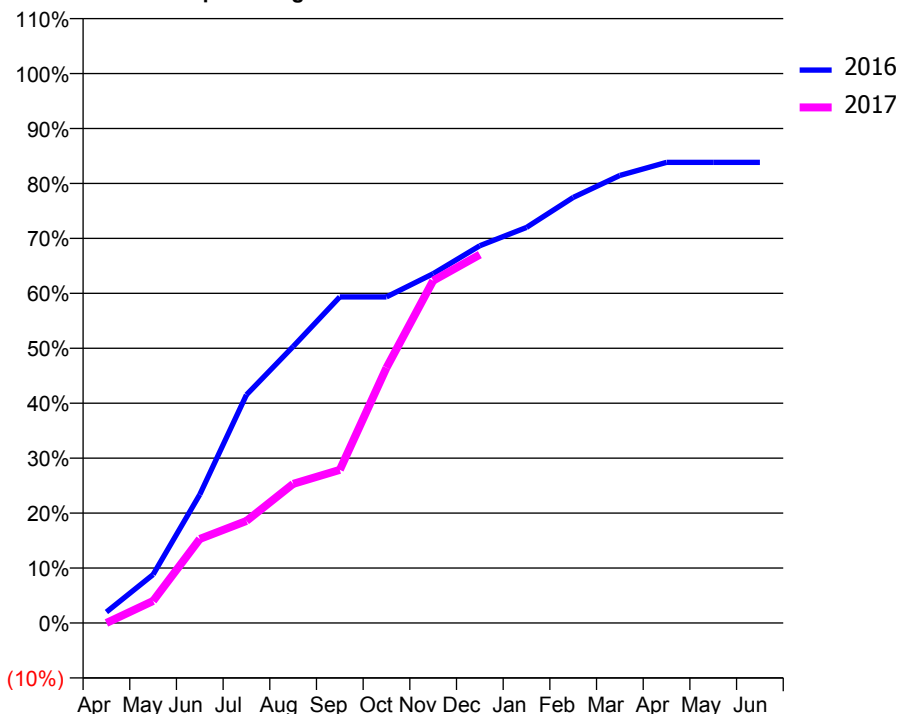
### ACCESS\*

Patients seen in 24 months	Total	Change since previous quarter
Quarter ending December 2015	176	
Quarter ending March 2016	172	↓
Quarter ending June 2016	159	↓
Quarter ending September 2016	162	→
Quarter ending December 2016	197	↑
<b>Variance since December 2015</b>	<b>11.9%</b>	<b>↑</b>



### ACTIVITY

Cumulative percentage of contracted UDA delivered 2016 & 2017



Month	Adjusted Scheduled Activity (UDA)	
	2016	2017
April	11	0
May	48	22
June	128	84
July	228	102
August	276	139
September	326	153
October	326	255
November	349	342
December	377	368
January	395	
February	425	
March	447	
April	460	
May	460	
June	460	

### QUALITY

	Quantity	Base Number	Contract	AT	Region	England
% of FP17s for the same patient ID Re-attending within 3 months - Children	3	66	4.5%	10.5%	11.9%	12.4%
% of FP17s for the same patient ID Re-attending within 3 months - Adults	6	79	7.6%	15.9%	17.1%	16.6%
% of FP17s for the same patient ID Re-attending between 3 & 9 months - Children	7	66	10.6%	47.5%	46.2%	57.5%
% of FP17s for the same patient ID Re-attending between 3 & 9 months - Adults	21	79	26.6%	37.9%	37.8%	50.4%
% of FP17s for Band 1 Urgent Courses	0	140	0.0%	10.3%	10.6%	9.1%
% of FP17s Relating to Free Repair or Replacements	0	140	0.0%	0.7%	0.6%	0.8%
% of FP17s Relating to Continuations	0	140	0.0%	1.1%	0.9%	1.3%
% of Patients satisfied with the dentistry they have received	0	0	N/A	90.2%	90.3%	92.7%
% of Patients satisfied with the time they had to wait for an appointment	0	0	N/A	85.9%	83.8%	88.8%

\* This is based on patients treated on this contract for their most recent course of treatment. Figures in italics indicate the base number of FP17s or Patient Questionnaire responses are less than 100. N/A is shown where the base number of responses is less than 10 during the period. % is calculated as Quantity/Base number\*100

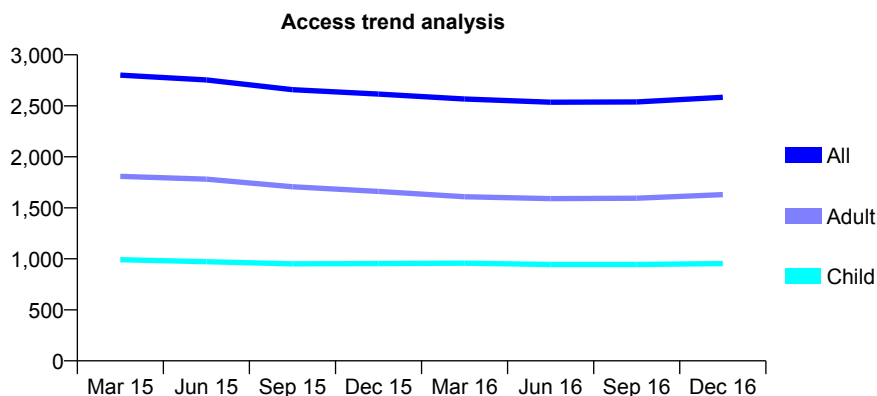
## Q63 - Vital Signs At a Glance Contract Report for 111996/0001 - December 2016

Name or company name	Lillywhite Dental Practice
Contract type name	GDS Contract
Purpose of contract	General
Contract start date	16/03/2010
Contract end date	

16/17 Contracted general activity (UDA)	8,548
Carry forward general activity (UDA)	0
16/17 Contracted orthodontic activity (UOA)	0
Carry forward orthodontic activity (UOA)	0
Baseline contract value	£227,096.98

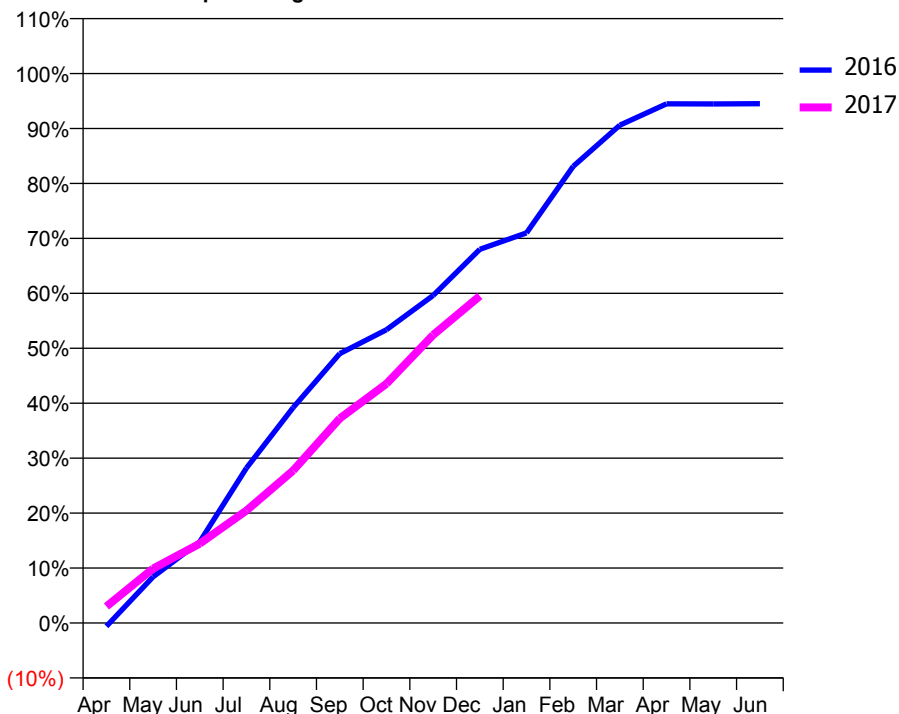
### ACCESS\*

Patients seen in 24 months	Total	Change since previous quarter
Quarter ending December 2015	2,615	
Quarter ending March 2016	2,567	↓
Quarter ending June 2016	2,535	↓
Quarter ending September 2016	2,538	→
Quarter ending December 2016	2,584	→
<b>Variance since December 2015</b>	<b>(1.2%)</b>	<b>↓</b>



### ACTIVITY

Cumulative percentage of contracted UDA delivered 2016 & 2017



Month	Adjusted Scheduled Activity (UDA)	
	2016	2017
April	-52	259
May	719	847
June	1,265	1,236
July	2,410	1,750
August	3,351	2,371
September	4,191	3,182
October	4,562	3,723
November	5,095	4,482
December	5,814	5,088
January	6,068	
February	7,105	
March	7,745	
April	8,075	
May	8,073	
June	8,079	

### QUALITY

	Quantity	Base Number	Contract	AT	Region	England
% of FP17s for the same patient ID Re-attending within 3 months - Children	139	1,267	11.0%	10.5%	11.9%	12.4%
% of FP17s for the same patient ID Re-attending within 3 months - Adults	269	1,869	14.4%	15.9%	17.1%	16.6%
% of FP17s for the same patient ID Re-attending between 3 & 9 months - Children	850	1,267	67.1%	47.5%	46.2%	57.5%
% of FP17s for the same patient ID Re-attending between 3 & 9 months - Adults	1,171	1,869	62.7%	37.9%	37.8%	50.4%
% of FP17s for Band 1 Urgent Courses	231	2,979	7.8%	10.3%	10.6%	9.1%
% of FP17s Relating to Free Repair or Replacements	7	2,979	0.2%	0.7%	0.6%	0.8%
% of FP17s Relating to Continuations	7	2,979	0.2%	1.1%	0.9%	1.3%
% of Patients satisfied with the dentistry they have received	0	0	N/A	90.2%	90.3%	92.7%
% of Patients satisfied with the time they had to wait for an appointment	0	0	N/A	85.9%	83.8%	88.8%

\* This is based on patients treated on this contract for their most recent course of treatment. Figures in italics indicate the base number of FP17s or Patient Questionnaire responses are less than 100. N/A is shown where the base number of responses is less than 10 during the period. % is calculated as Quantity/Base number\*100

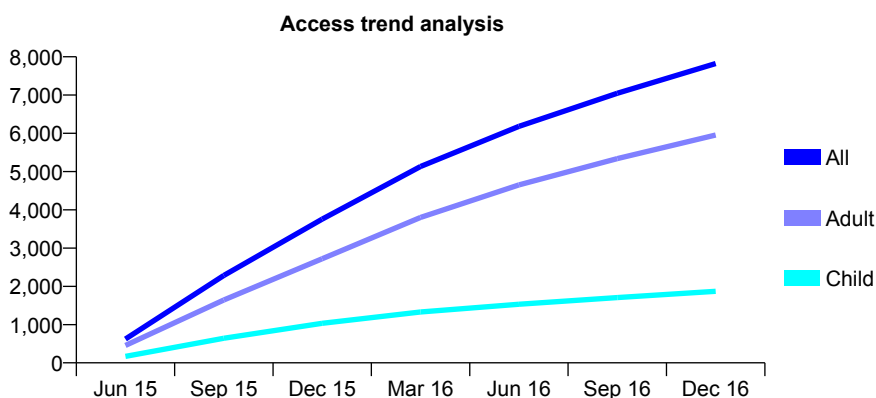
## Q63 - Vital Signs At a Glance Contract Report for 112054/0001 - December 2016

Name or company name	Mr J Ginty and Mr Rumit Desai
Contract type name	GDS Contract
Purpose of contract	General
Contract start date	01/05/2015
Contract end date	

16/17 Contracted general activity (UDA)	19,545
Carry forward general activity (UDA)	-205
16/17 Contracted orthodontic activity (UOA)	0
Carry forward orthodontic activity (UOA)	0
Baseline contract value	£606,162.82

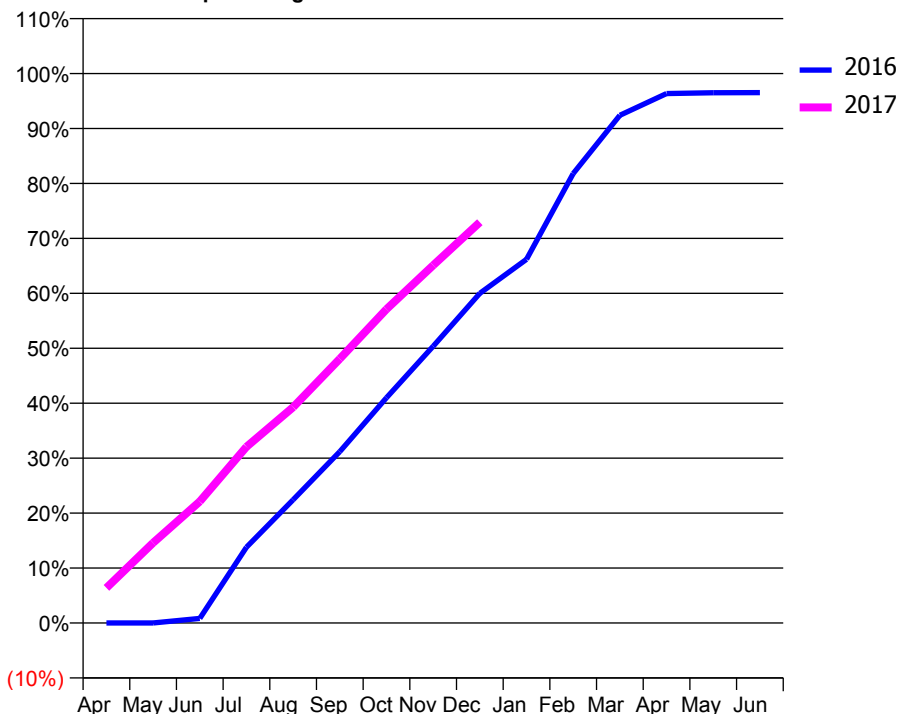
### ACCESS\*

Patients seen in 24 months	Total	Change since previous quarter
Quarter ending December 2015	3,756	
Quarter ending March 2016	5,132	↑
Quarter ending June 2016	6,182	↑
Quarter ending September 2016	7,045	↑
Quarter ending December 2016	7,825	↑
<b>Variance since December 2015</b>	<b>108.3%</b>	<b>↑</b>



### ACTIVITY

**Cumulative percentage of contracted UDA delivered 2016 & 2017**



Month	Adjusted Scheduled Activity (UDA)	
	2016	2017
April	0	1,251
May	0	2,851
June	151	4,323
July	2,470	6,270
August	4,018	7,679
September	5,589	9,398
October	7,345	11,164
November	9,024	12,725
December	10,748	14,256
January	11,860	
February	14,654	
March	16,554	
April	17,262	
May	17,287	
June	17,291	

### QUALITY

	Quantity	Base Number	Contract	AT	Region	England
% of FP17s for the same patient ID Re-attending within 3 months - Children	155	1,737	8.9%	10.5%	11.9%	12.4%
% of FP17s for the same patient ID Re-attending within 3 months - Adults	671	5,027	13.3%	15.9%	17.1%	16.6%
% of FP17s for the same patient ID Re-attending between 3 & 9 months - Children	693	1,737	39.9%	47.5%	46.2%	57.5%
% of FP17s for the same patient ID Re-attending between 3 & 9 months - Adults	1,565	5,027	31.1%	37.9%	37.8%	50.4%
% of FP17s for Band 1 Urgent Courses	689	6,159	11.2%	10.3%	10.6%	9.1%
% of FP17s Relating to Free Repair or Replacements	39	6,159	0.6%	0.7%	0.6%	0.8%
% of FP17s Relating to Continuations	73	6,159	1.2%	1.1%	0.9%	1.3%
% of Patients satisfied with the dentistry they have received	3	3	N/A	90.2%	90.3%	92.7%
% of Patients satisfied with the time they had to wait for an appointment	2	3	N/A	85.9%	83.8%	88.8%

\* This is based on patients treated on this contract for their most recent course of treatment. Figures in italics indicate the base number of FP17s or Patient Questionnaire responses are less than 100. N/A is shown where the base number of responses is less than 10 during the period. % is calculated as Quantity/Base number\*100

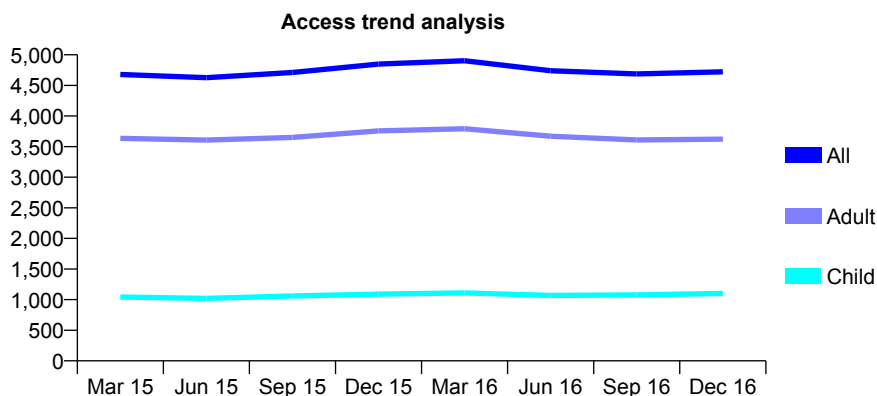
## Q63 - Vital Signs At a Glance Contract Report for 112712/0001 - December 2016

Name or company name	Ebrahim Zadeh Saadat and Tabrizi Hosseir
Contract type name	GDS Contract
Purpose of contract	General
Contract start date	01/03/2009
Contract end date	

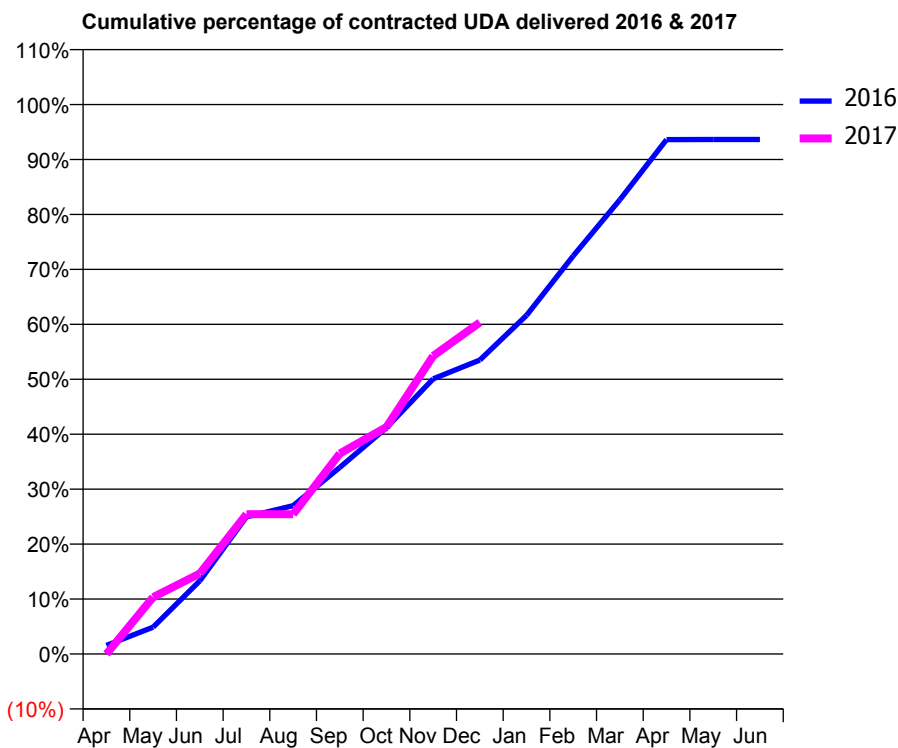
16/17 Contracted general activity (UDA)	16,200
Carry forward general activity (UDA)	0
16/17 Contracted orthodontic activity (UOA)	0
Carry forward orthodontic activity (UOA)	0
Baseline contract value	£385,432.12

### ACCESS\*

Patients seen in 24 months	Total	Change since previous quarter
Quarter ending December 2015	4,849	
Quarter ending March 2016	4,902	→
Quarter ending June 2016	4,739	↓
Quarter ending September 2016	4,688	↓
Quarter ending December 2016	4,723	→
<b>Variance since December 2015</b>	<b>(2.6%)</b>	<b>↓</b>



### ACTIVITY



Month	Adjusted Scheduled Activity (UDA)	
	2016	2017
April	253	0
May	792	1,678
June	2,157	2,371
July	4,044	4,123
August	4,373	4,123
September	5,501	5,912
October	6,675	6,695
November	8,110	8,788
December	8,668	9,773
January	9,982	
February	11,737	
March	13,390	
April	15,166	
May	15,167	
June	15,167	

### QUALITY

	Quantity	Base Number	Contract	AT	Region	England
% of FP17s for the same patient ID Re-attending within 3 months - Children	67	991	6.8%	10.5%	11.9%	12.4%
% of FP17s for the same patient ID Re-attending within 3 months - Adults	475	3,130	15.2%	15.9%	17.1%	16.6%
% of FP17s for the same patient ID Re-attending between 3 & 9 months - Children	386	991	39.0%	47.5%	46.2%	57.5%
% of FP17s for the same patient ID Re-attending between 3 & 9 months - Adults	1,261	3,130	40.3%	37.9%	37.8%	50.4%
% of FP17s for Band 1 Urgent Courses	408	3,589	11.4%	10.3%	10.6%	9.1%
% of FP17s Relating to Free Repair or Replacements	0	3,589	0.0%	0.7%	0.6%	0.8%
% of FP17s Relating to Continuations	63	3,589	1.8%	1.1%	0.9%	1.3%
% of Patients satisfied with the dentistry they have received	1	1	N/A	90.2%	90.3%	92.7%
% of Patients satisfied with the time they had to wait for an appointment	1	1	N/A	85.9%	83.8%	88.8%

\* This is based on patients treated on this contract for their most recent course of treatment. Figures in italics indicate the base number of FP17s or Patient Questionnaire responses are less than 100. N/A is shown where the base number of responses is less than 10 during the period. % is calculated as Quantity/Base number\*100

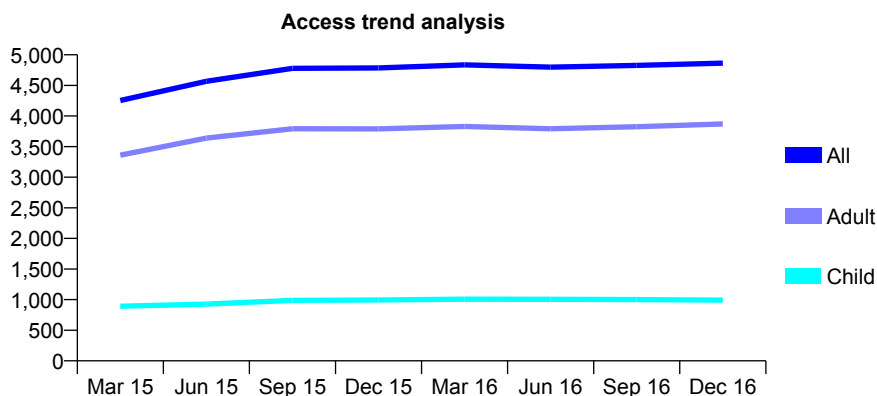
## Q63 - Vital Signs At a Glance Contract Report for 113271/0001 - December 2016

Name or company name	Amritpal Marway & Divyash Patel
Contract type name	GDS Contract
Purpose of contract	General
Contract start date	01/09/2013
Contract end date	

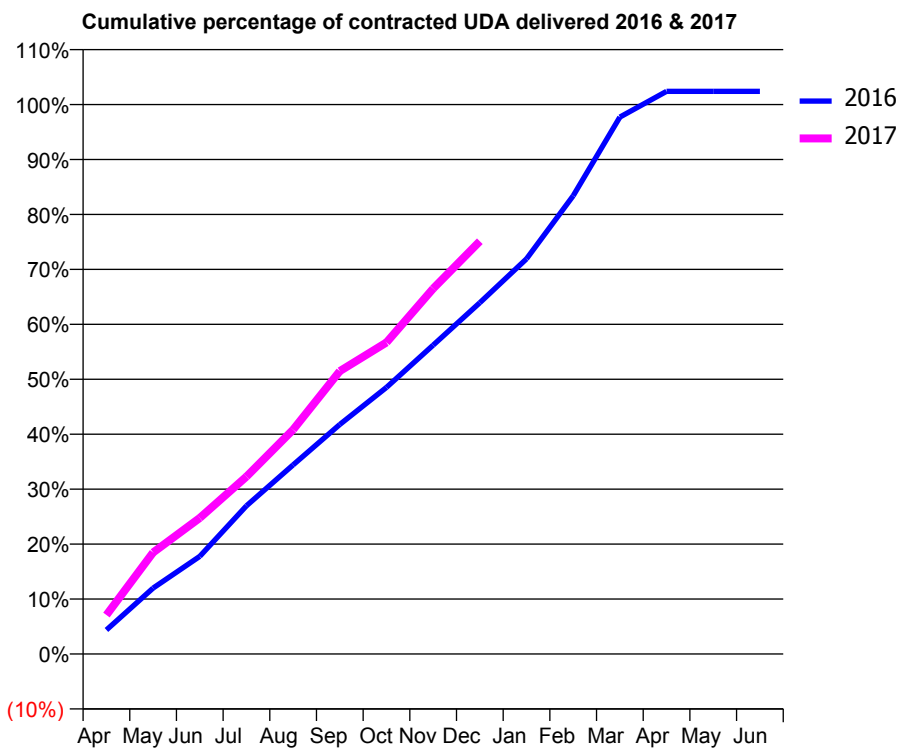
16/17 Contracted general activity (UDA)	11,125
Carry forward general activity (UDA)	-223
16/17 Contracted orthodontic activity (UOA)	0
Carry forward orthodontic activity (UOA)	0
Baseline contract value	£663,000.28

### ACCESS\*

Patients seen in 24 months	Total	Change since previous quarter
Quarter ending December 2015	4,785	
Quarter ending March 2016	4,836	→
Quarter ending June 2016	4,798	→
Quarter ending September 2016	4,826	→
Quarter ending December 2016	4,863	→
<b>Variance since December 2015</b>	<b>1.6%</b>	<b>→</b>



### ACTIVITY



Month	Adjusted Scheduled Activity (UDA)	
	2016	2017
April	486	789
May	1,334	2,056
June	1,977	2,756
July	3,002	3,591
August	3,830	4,543
September	4,646	5,728
October	5,399	6,308
November	6,254	7,399
December	7,113	8,356
January	8,002	
February	9,277	
March	10,870	
April	11,391	
May	11,391	
June	11,392	

### QUALITY

	Quantity	Base Number	Contract	AT	Region	England
% of FP17s for the same patient ID Re-attending within 3 months - Children	40	707	5.7%	10.5%	11.9%	12.4%
% of FP17s for the same patient ID Re-attending within 3 months - Adults	210	2,437	8.6%	15.9%	17.1%	16.6%
% of FP17s for the same patient ID Re-attending between 3 & 9 months - Children	204	707	28.9%	47.5%	46.2%	57.5%
% of FP17s for the same patient ID Re-attending between 3 & 9 months - Adults	507	2,437	20.8%	37.9%	37.8%	50.4%
% of FP17s for Band 1 Urgent Courses	85	2,636	3.2%	10.3%	10.6%	9.1%
% of FP17s Relating to Free Repair or Replacements	55	2,636	2.1%	0.7%	0.6%	0.8%
% of FP17s Relating to Continuations	42	2,636	1.6%	1.1%	0.9%	1.3%
% of Patients satisfied with the dentistry they have received	2	2	N/A	90.2%	90.3%	92.7%
% of Patients satisfied with the time they had to wait for an appointment	1	2	N/A	85.9%	83.8%	88.8%

\* This is based on patients treated on this contract for their most recent course of treatment. Figures in italics indicate the base number of FP17s or Patient Questionnaire responses are less than 100. N/A is shown where the base number of responses is less than 10 during the period. % is calculated as Quantity/Base number\*100



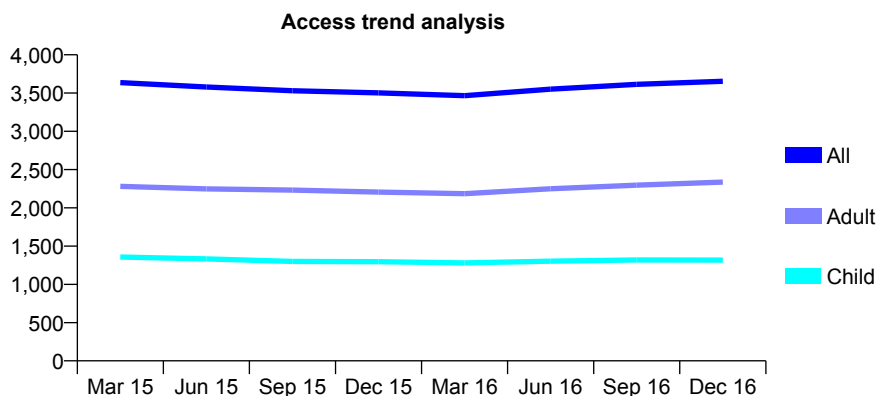
## Q63 - Vital Signs At a Glance Contract Report for 113751/0001 - December 2016

Name or company name	JH Patel & Partners
Contract type name	GDS Contract
Purpose of contract	General
Contract start date	01/05/2006
Contract end date	

16/17 Contracted general activity (UDA)	10,421
Carry forward general activity (UDA)	0
16/17 Contracted orthodontic activity (UOA)	0
Carry forward orthodontic activity (UOA)	0
Baseline contract value	£258,753.31

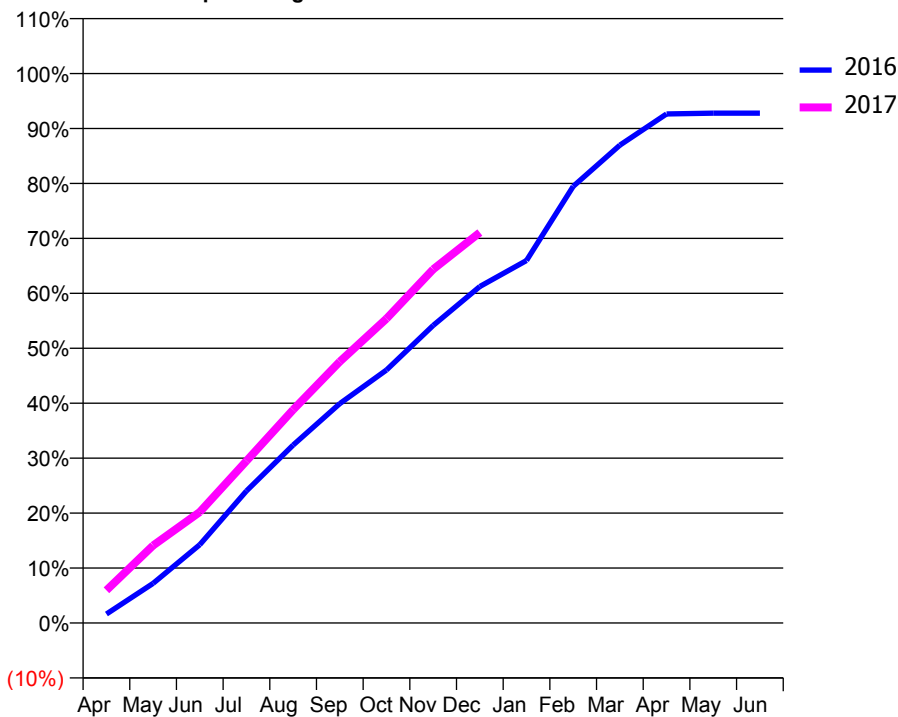
### ACCESS\*

Patients seen in 24 months	Total	Change since previous quarter
Quarter ending December 2015	3,502	
Quarter ending March 2016	3,465	↓
Quarter ending June 2016	3,552	↑
Quarter ending September 2016	3,614	→
Quarter ending December 2016	3,654	→
<b>Variance since December 2015</b>	<b>4.3%</b>	<b>↑</b>



### ACTIVITY

Cumulative percentage of contracted UDA delivered 2016 & 2017



Month	Adjusted Scheduled Activity (UDA)	
	2016	2017
April	171	622
May	752	1,470
June	1,485	2,105
July	2,506	3,073
August	3,376	4,045
September	4,161	4,958
October	4,798	5,772
November	5,643	6,708
December	6,382	7,407
January	6,875	
February	8,282	
March	9,063	
April	9,653	
May	9,669	
June	9,669	

### QUALITY

	Quantity	Base Number	Contract	AT	Region	England
% of FP17s for the same patient ID Re-attending within 3 months - Children	156	1,435	10.9%	10.5%	11.9%	12.4%
% of FP17s for the same patient ID Re-attending within 3 months - Adults	508	2,465	20.6%	15.9%	17.1%	16.6%
% of FP17s for the same patient ID Re-attending between 3 & 9 months - Children	778	1,435	54.2%	47.5%	46.2%	57.5%
% of FP17s for the same patient ID Re-attending between 3 & 9 months - Adults	1,182	2,465	48.0%	37.9%	37.8%	50.4%
% of FP17s for Band 1 Urgent Courses	360	3,345	10.8%	10.3%	10.6%	9.1%
% of FP17s Relating to Free Repair or Replacements	3	3,345	0.1%	0.7%	0.6%	0.8%
% of FP17s Relating to Continuations	61	3,345	1.8%	1.1%	0.9%	1.3%
% of Patients satisfied with the dentistry they have received	4	4	N/A	90.2%	90.3%	92.7%
% of Patients satisfied with the time they had to wait for an appointment	4	4	N/A	85.9%	83.8%	88.8%

\* This is based on patients treated on this contract for their most recent course of treatment. Figures in italics indicate the base number of FP17s or Patient Questionnaire responses are less than 100. N/A is shown where the base number of responses is less than 10 during the period. % is calculated as Quantity/Base number\*100

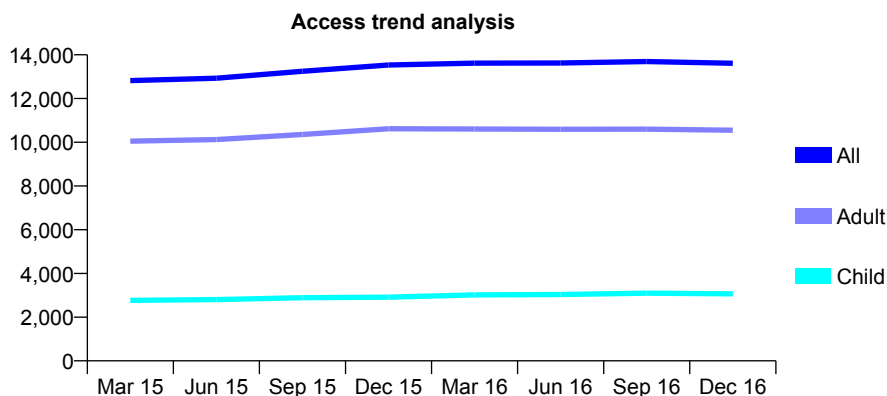
## Q63 - Vital Signs At a Glance Contract Report for 114340/0001 - December 2016

Name or company name	Maxident Clinic Ltd.
Contract type name	GDS Contract
Purpose of contract	General
Contract start date	01/06/2012
Contract end date	

16/17 Contracted general activity (UDA)	41,609
Carry forward general activity (UDA)	-65
16/17 Contracted orthodontic activity (UOA)	0
Carry forward orthodontic activity (UOA)	0
Baseline contract value	£1,050,930.05

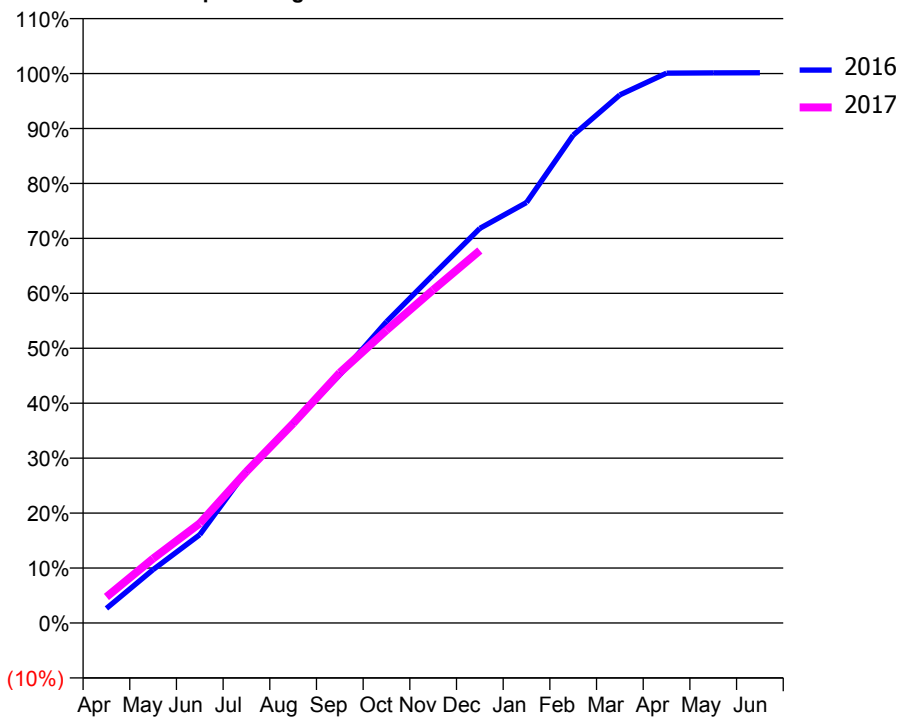
### ACCESS\*

Patients seen in 24 months	Total	Change since previous quarter
Quarter ending December 2015	13,532	
Quarter ending March 2016	13,621	→
Quarter ending June 2016	13,627	→
Quarter ending September 2016	13,692	→
Quarter ending December 2016	13,613	→
<b>Variance since December 2015</b>	<b>0.6%</b>	<b>→</b>



### ACTIVITY

Cumulative percentage of contracted UDA delivered 2016 & 2017



Month	Adjusted Scheduled Activity (UDA)	
	2016	2017
April	1,159	1,976
May	4,241	4,884
June	7,007	7,545
July	12,056	11,467
August	15,902	15,115
September	19,699	18,955
October	23,907	22,171
November	27,638	25,228
December	31,321	28,204
January	33,369	
February	38,713	
March	41,910	
April	43,640	
May	43,658	
June	43,673	

### QUALITY

	Quantity	Base Number	Contract	AT	Region	England
% of FP17s for the same patient ID Re-attending within 3 months - Children	248	2,982	8.3%	10.5%	11.9%	12.4%
% of FP17s for the same patient ID Re-attending within 3 months - Adults	1,374	8,831	15.6%	15.9%	17.1%	16.6%
% of FP17s for the same patient ID Re-attending between 3 & 9 months - Children	1,580	2,982	53.0%	47.5%	46.2%	57.5%
% of FP17s for the same patient ID Re-attending between 3 & 9 months - Adults	3,792	8,831	42.9%	37.9%	37.8%	50.4%
% of FP17s for Band 1 Urgent Courses	1,160	11,065	10.5%	10.3%	10.6%	9.1%
% of FP17s Relating to Free Repair or Replacements	59	11,065	0.5%	0.7%	0.6%	0.8%
% of FP17s Relating to Continuations	82	11,065	0.7%	1.1%	0.9%	1.3%
% of Patients satisfied with the dentistry they have received	10	10	100.0%	90.2%	90.3%	92.7%
% of Patients satisfied with the time they had to wait for an appointment	9	10	90.0%	85.9%	83.8%	88.8%

\* This is based on patients treated on this contract for their most recent course of treatment. Figures in italics indicate the base number of FP17s or Patient Questionnaire responses are less than 100. N/A is shown where the base number of responses is less than 10 during the period. % is calculated as Quantity/Base number\*100

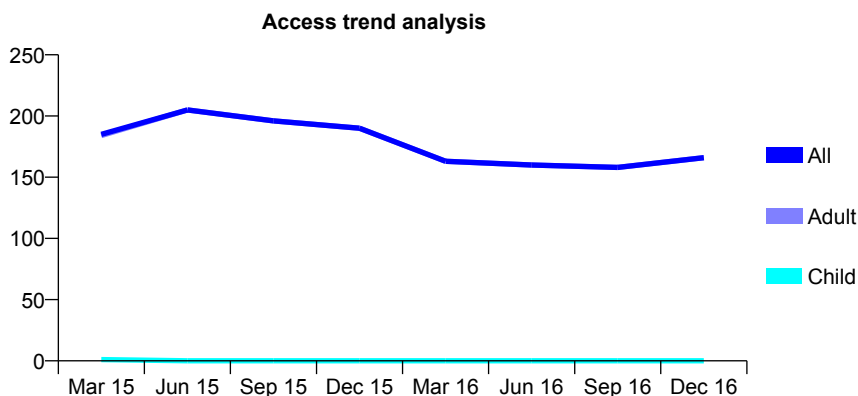
## Q63 - Vital Signs At a Glance Contract Report for 114340/0002 - December 2016

Name or company name	Maxident Clinic Ltd.
Contract type name	PDS Contract
Purpose of contract	General
Contract start date	01/09/2012
Contract end date	31/03/2017

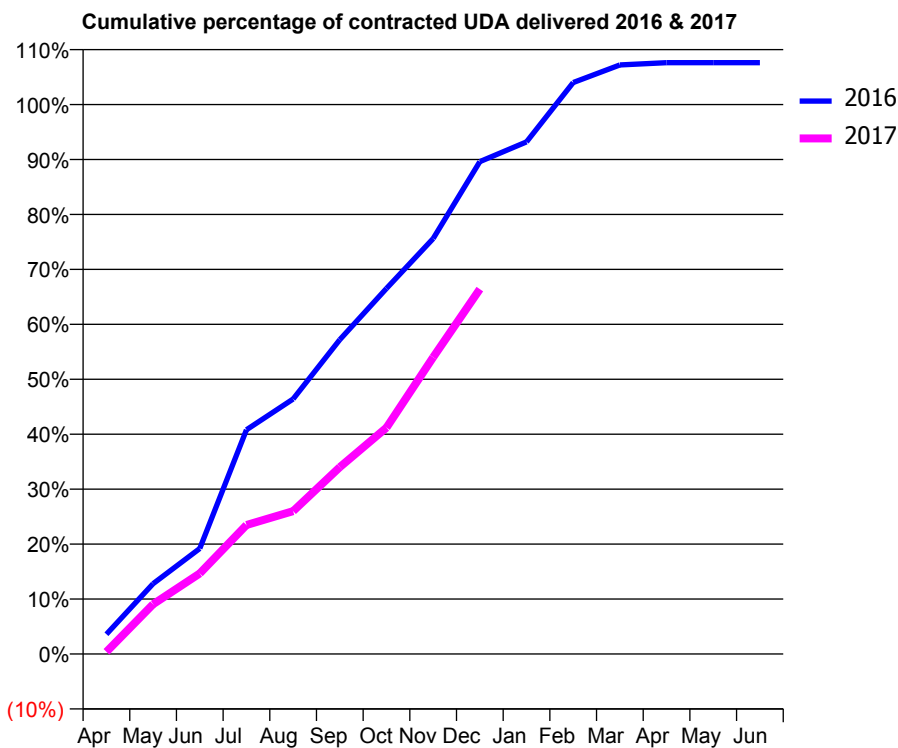
16/17 Contracted general activity (UDA)	750
Carry forward general activity (UDA)	0
16/17 Contracted orthodontic activity (UOA)	0
Carry forward orthodontic activity (UOA)	0
Baseline contract value	£38,878.78

### ACCESS\*

Patients seen in 24 months	Total	Change since previous quarter
Quarter ending December 2015	190	
Quarter ending March 2016	163	↓
Quarter ending June 2016	160	↓
Quarter ending September 2016	158	↓
Quarter ending December 2016	166	↑
<b>Variance since December 2015</b>	<b>(12.6%)</b>	<b>↓</b>



### ACTIVITY



Month	Adjusted Scheduled Activity (UDA)	
	2016	2017
April	27	3
May	96	68
June	144	110
July	306	176
August	348	195
September	429	255
October	499	309
November	567	405
December	672	498
January	699	
February	780	
March	804	
April	807	
May	807	
June	807	

### QUALITY

	Quantity	Base Number	Contract	AT	Region	England
% of FP17s for the same patient ID Re-attending within 3 months - Children	0	0	N/A	10.5%	11.9%	12.4%
% of FP17s for the same patient ID Re-attending within 3 months - Adults	4	114	3.5%	15.9%	17.1%	16.6%
% of FP17s for the same patient ID Re-attending between 3 & 9 months - Children	0	0	N/A	47.5%	46.2%	57.5%
% of FP17s for the same patient ID Re-attending between 3 & 9 months - Adults	4	114	3.5%	37.9%	37.8%	50.4%
% of FP17s for Band 1 Urgent Courses	0	114	0.0%	10.3%	10.6%	9.1%
% of FP17s Relating to Free Repair or Replacements	0	114	0.0%	0.7%	0.6%	0.8%
% of FP17s Relating to Continuations	0	114	0.0%	1.1%	0.9%	1.3%
% of Patients satisfied with the dentistry they have received	0	0	N/A	90.2%	90.3%	92.7%
% of Patients satisfied with the time they had to wait for an appointment	0	0	N/A	85.9%	83.8%	88.8%

\* This is based on patients treated on this contract for their most recent course of treatment. Figures in italics indicate the base number of FP17s or Patient Questionnaire responses are less than 100. N/A is shown where the base number of responses is less than 10 during the period. % is calculated as Quantity/Base number\*100

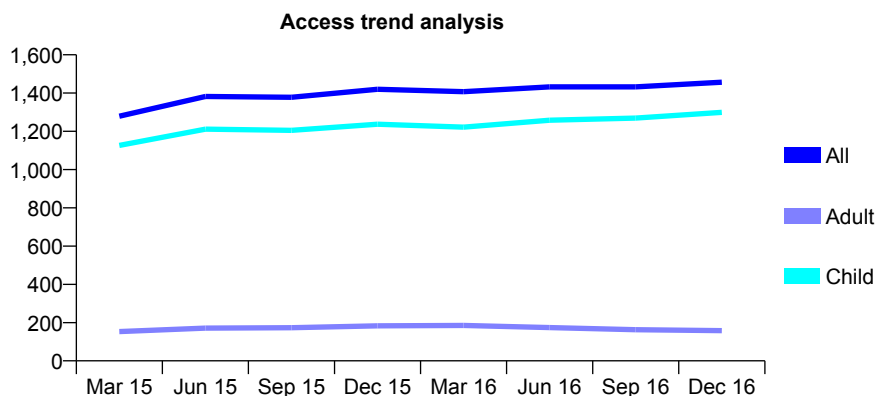
## Q63 - Vital Signs At a Glance Contract Report for 114359/0001 - December 2016

Name or company name	Tradex Services Limited
Contract type name	GDS Contract
Purpose of contract	General
Contract start date	01/04/2009
Contract end date	

16/17 Contracted general activity (UDA)	2,400
Carry forward general activity (UDA)	-48
16/17 Contracted orthodontic activity (UOA)	0
Carry forward orthodontic activity (UOA)	0
Baseline contract value	£50,822.42

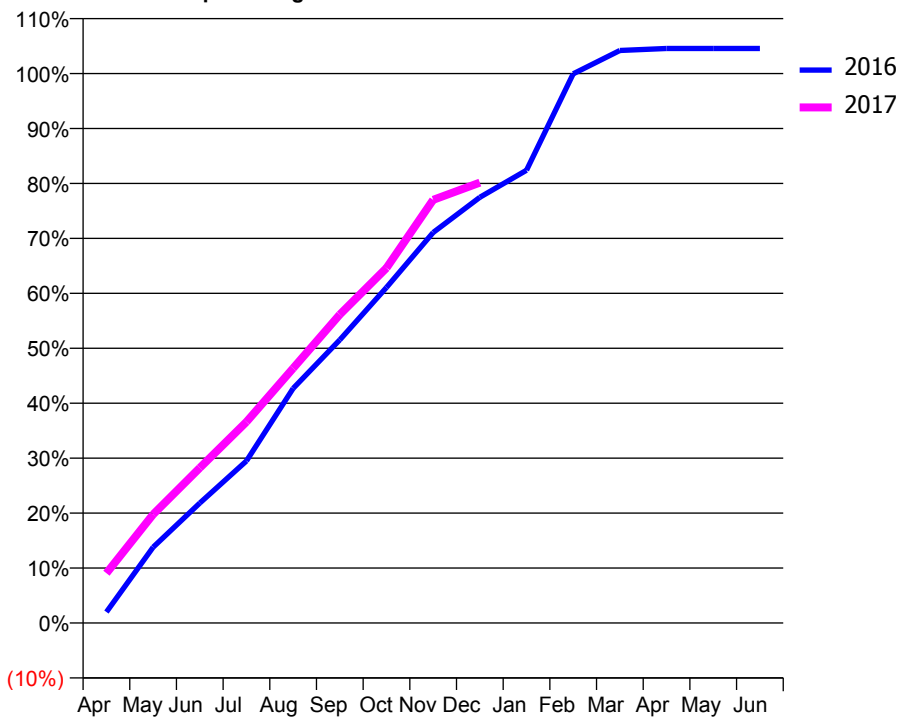
### ACCESS\*

Patients seen in 24 months	Total	Change since previous quarter
Quarter ending December 2015	1,420	
Quarter ending March 2016	1,407	→
Quarter ending June 2016	1,432	→
Quarter ending September 2016	1,432	→
Quarter ending December 2016	1,457	→
<b>Variance since December 2015</b>	<b>2.6%</b>	<b>↑</b>



### ACTIVITY

Cumulative percentage of contracted UDA delivered 2016 & 2017



Month	Adjusted Scheduled Activity (UDA)	
	2016	2017
April	48	218
May	331	474
June	524	677
July	708	879
August	1,025	1,113
September	1,237	1,347
October	1,466	1,551
November	1,706	1,848
December	1,859	1,923
January	1,978	
February	2,399	
March	2,500	
April	2,509	
May	2,509	
June	2,509	

### QUALITY

	Quantity	Base Number	Contract	AT	Region	England
% of FP17s for the same patient ID Re-attending within 3 months - Children	83	1,160	7.2%	10.5%	11.9%	12.4%
% of FP17s for the same patient ID Re-attending within 3 months - Adults	2	40	5.0%	15.9%	17.1%	16.6%
% of FP17s for the same patient ID Re-attending between 3 & 9 months - Children	517	1,160	44.6%	47.5%	46.2%	57.5%
% of FP17s for the same patient ID Re-attending between 3 & 9 months - Adults	19	40	47.5%	37.9%	37.8%	50.4%
% of FP17s for Band 1 Urgent Courses	17	1,191	1.4%	10.3%	10.6%	9.1%
% of FP17s Relating to Free Repair or Replacements	0	1,191	0.0%	0.7%	0.6%	0.8%
% of FP17s Relating to Continuations	0	1,191	0.0%	1.1%	0.9%	1.3%
% of Patients satisfied with the dentistry they have received	0	0	N/A	90.2%	90.3%	92.7%
% of Patients satisfied with the time they had to wait for an appointment	0	0	N/A	85.9%	83.8%	88.8%

\* This is based on patients treated on this contract for their most recent course of treatment. Figures in italics indicate the base number of FP17s or Patient Questionnaire responses are less than 100. N/A is shown where the base number of responses is less than 10 during the period. % is calculated as Quantity/Base number\*100

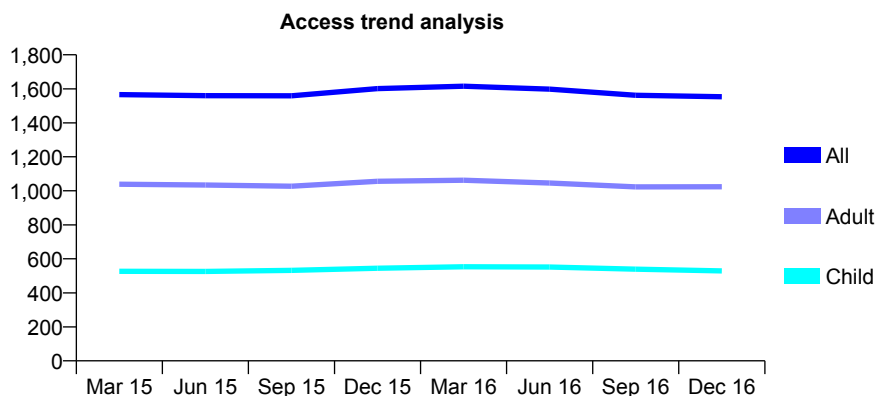
## Q63 - Vital Signs At a Glance Contract Report for 114499/0001 - December 2016

Name or company name	Bywood Dental Practice
Contract type name	GDS Contract
Purpose of contract	General
Contract start date	03/08/2009
Contract end date	

16/17 Contracted general activity (UDA)	5,716
Carry forward general activity (UDA)	-114
16/17 Contracted orthodontic activity (UOA)	0
Carry forward orthodontic activity (UOA)	0
Baseline contract value	£160,950.11

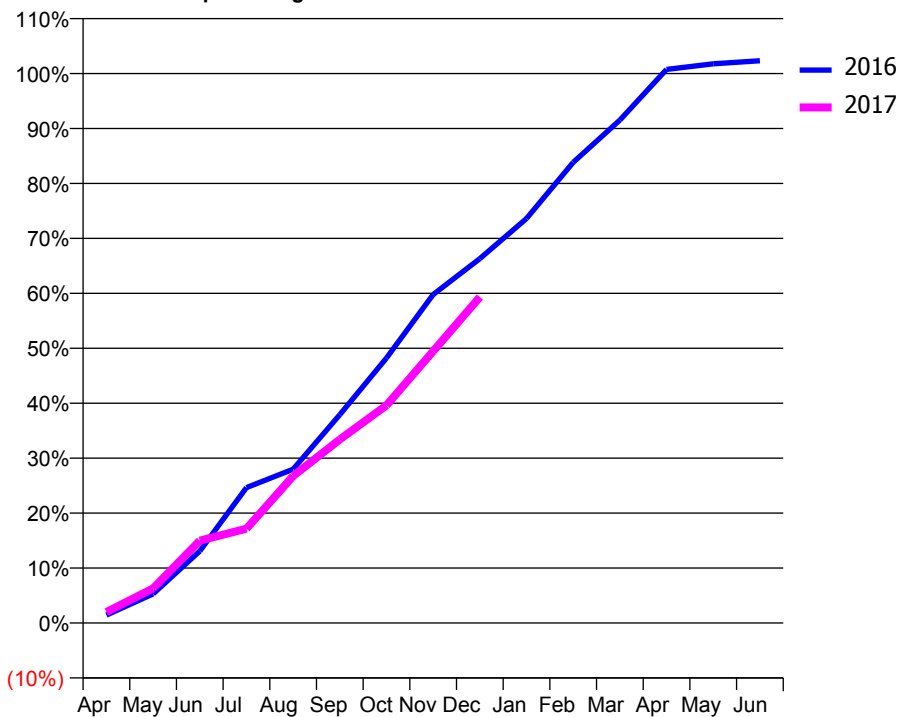
### ACCESS\*

Patients seen in 24 months	Total	Change since previous quarter
Quarter ending December 2015	1,601	
Quarter ending March 2016	1,615	→
Quarter ending June 2016	1,598	↓
Quarter ending September 2016	1,562	↓
Quarter ending December 2016	1,553	→
<b>Variance since December 2015</b>	<b>(3.0%)</b>	<b>↓</b>



### ACTIVITY

Cumulative percentage of contracted UDA delivered 2016 & 2017



Adjusted Scheduled Activity (UDA)

Month	2016	2017
April	83	114
May	303	360
June	749	857
July	1,408	982
August	1,600	1,529
September	2,167	1,909
October	2,757	2,264
November	3,417	2,827
December	3,790	3,391
January	4,208	
February	4,792	
March	5,232	
April	5,759	
May	5,817	
June	5,849	

### QUALITY

	Quantity	Base Number	Contract	AT	Region	England
% of FP17s for the same patient ID Re-attending within 3 months - Children	63	594	10.6%	10.5%	11.9%	12.4%
% of FP17s for the same patient ID Re-attending within 3 months - Adults	198	1,061	18.7%	15.9%	17.1%	16.6%
% of FP17s for the same patient ID Re-attending between 3 & 9 months - Children	360	594	60.6%	47.5%	46.2%	57.5%
% of FP17s for the same patient ID Re-attending between 3 & 9 months - Adults	620	1,061	58.4%	37.9%	37.8%	50.4%
% of FP17s for Band 1 Urgent Courses	182	1,399	13.0%	10.3%	10.6%	9.1%
% of FP17s Relating to Free Repair or Replacements	20	1,399	1.4%	0.7%	0.6%	0.8%
% of FP17s Relating to Continuations	14	1,399	1.0%	1.1%	0.9%	1.3%
% of Patients satisfied with the dentistry they have received	1	1	N/A	90.2%	90.3%	92.7%
% of Patients satisfied with the time they had to wait for an appointment	1	1	N/A	85.9%	83.8%	88.8%

\* This is based on patients treated on this contract for their most recent course of treatment. Figures in italics indicate the base number of FP17s or Patient Questionnaire responses are less than 100. N/A is shown where the base number of responses is less than 10 during the period. % is calculated as Quantity/Base number\*100

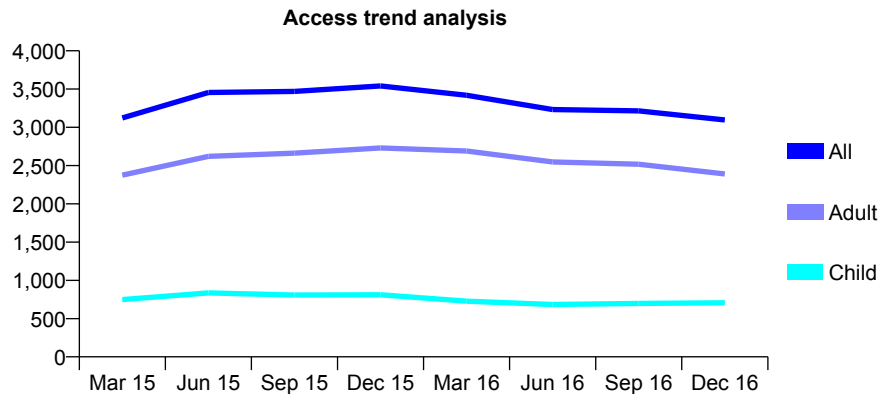
## Q63 - Vital Signs At a Glance Contract Report for 115428/0001 - December 2016

Name or company name	Norwood dental care
Contract type name	GDS Contract
Purpose of contract	General
Contract start date	01/11/2013
Contract end date	

16/17 Contracted general activity (UDA)	10,504
Carry forward general activity (UDA)	0
16/17 Contracted orthodontic activity (UOA)	0
Carry forward orthodontic activity (UOA)	0
Baseline contract value	£350,056.34

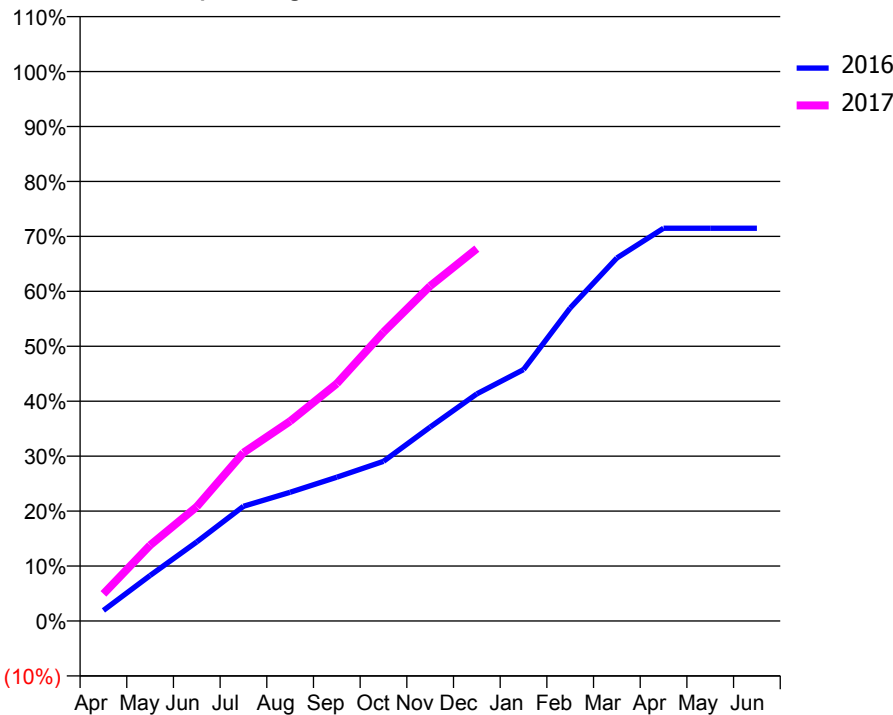
### ACCESS\*

Patients seen in 24 months	Total	Change since previous quarter
Quarter ending December 2015	3,541	
Quarter ending March 2016	3,419	↓
Quarter ending June 2016	3,232	↓
Quarter ending September 2016	3,215	→
Quarter ending December 2016	3,096	↓
<b>Variance since December 2015</b>	<b>(12.6%)</b>	<b>↓</b>



### ACTIVITY

Cumulative percentage of contracted UDA delivered 2016 & 2017



Month	Adjusted Scheduled Activity (UDA)	
	2016	2017
April	204	519
May	870	1,449
June	1,512	2,186
July	2,194	3,217
August	2,461	3,820
September	2,749	4,539
October	3,052	5,523
November	3,707	6,404
December	4,341	7,118
January	4,807	
February	5,985	
March	6,940	
April	7,509	
May	7,509	
June	7,509	

### QUALITY

	Quantity	Base Number	Contract	AT	Region	England
% of FP17s for the same patient ID Re-attending within 3 months - Children	34	558	6.1%	10.5%	11.9%	12.4%
% of FP17s for the same patient ID Re-attending within 3 months - Adults	244	1,713	14.2%	15.9%	17.1%	16.6%
% of FP17s for the same patient ID Re-attending between 3 & 9 months - Children	175	558	31.4%	47.5%	46.2%	57.5%
% of FP17s for the same patient ID Re-attending between 3 & 9 months - Adults	453	1,713	26.4%	37.9%	37.8%	50.4%
% of FP17s for Band 1 Urgent Courses	240	2,160	11.1%	10.3%	10.6%	9.1%
% of FP17s Relating to Free Repair or Replacements	6	2,160	0.3%	0.7%	0.6%	0.8%
% of FP17s Relating to Continuations	26	2,160	1.2%	1.1%	0.9%	1.3%
% of Patients satisfied with the dentistry they have received	2	2	N/A	90.2%	90.3%	92.7%
% of Patients satisfied with the time they had to wait for an appointment	2	2	N/A	85.9%	83.8%	88.8%

\* This is based on patients treated on this contract for their most recent course of treatment. Figures in italics indicate the base number of FP17s or Patient Questionnaire responses are less than 100. N/A is shown where the base number of responses is less than 10 during the period. % is calculated as Quantity/Base number\*100

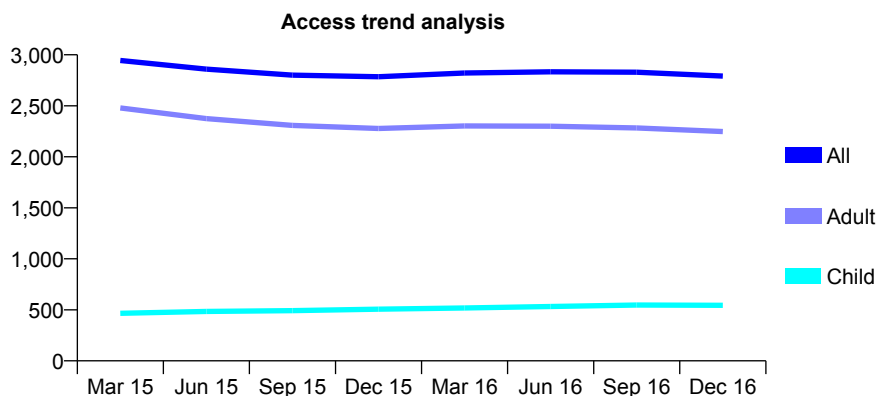
## Q63 - Vital Signs At a Glance Contract Report for 115630/0001 - December 2016

Name or company name	Birwood Dental Care Ltd
Contract type name	GDS Contract
Purpose of contract	General
Contract start date	01/08/2011
Contract end date	

16/17 Contracted general activity (UDA)	9,347
Carry forward general activity (UDA)	96
16/17 Contracted orthodontic activity (UOA)	0
Carry forward orthodontic activity (UOA)	0
Baseline contract value	£209,861.41

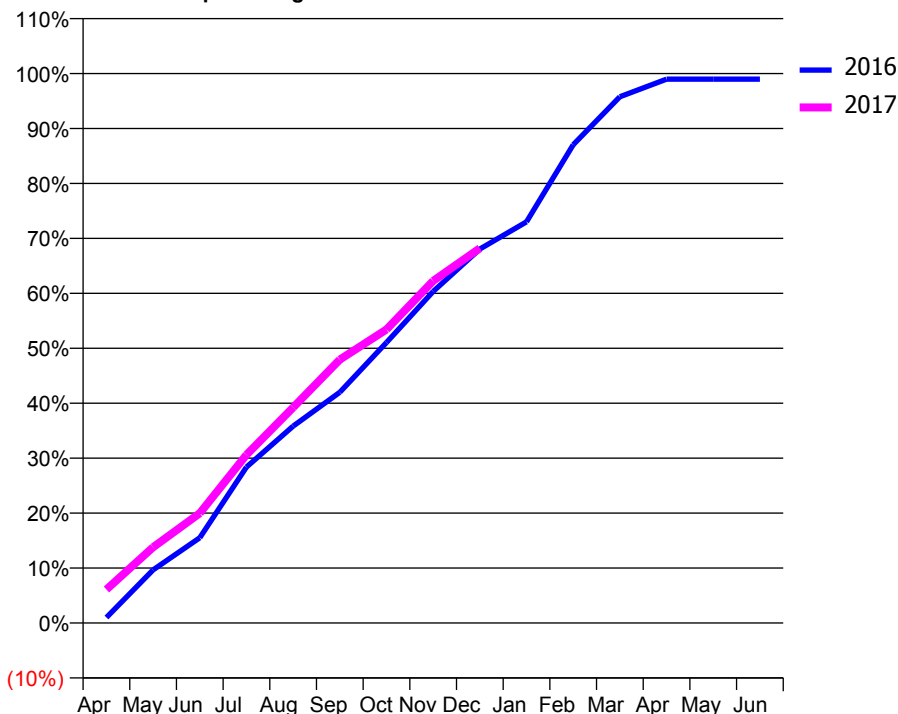
### ACCESS\*

Patients seen in 24 months	Total	Change since previous quarter
Quarter ending December 2015	2,785	
Quarter ending March 2016	2,821	→
Quarter ending June 2016	2,833	→
Quarter ending September 2016	2,830	→
Quarter ending December 2016	2,792	↓
<b>Variance since December 2015</b>	<b>0.3%</b>	<b>→</b>



### ACTIVITY

Cumulative percentage of contracted UDA delivered 2016 & 2017



Month	Adjusted Scheduled Activity (UDA)	
	2016	2017
April	95	571
May	904	1,288
June	1,450	1,869
July	2,653	2,861
August	3,348	3,666
September	3,924	4,480
October	4,772	4,994
November	5,640	5,819
December	6,362	6,375
January	6,825	
February	8,136	
March	8,953	
April	9,251	
May	9,251	
June	9,251	

### QUALITY

	Quantity	Base Number	Contract	AT	Region	England
% of FP17s for the same patient ID Re-attending within 3 months - Children	57	681	8.4%	10.5%	11.9%	12.4%
% of FP17s for the same patient ID Re-attending within 3 months - Adults	566	2,514	22.5%	15.9%	17.1%	16.6%
% of FP17s for the same patient ID Re-attending between 3 & 9 months - Children	447	681	65.6%	47.5%	46.2%	57.5%
% of FP17s for the same patient ID Re-attending between 3 & 9 months - Adults	1,049	2,514	41.7%	37.9%	37.8%	50.4%
% of FP17s for Band 1 Urgent Courses	212	3,057	6.9%	10.3%	10.6%	9.1%
% of FP17s Relating to Free Repair or Replacements	79	3,057	2.6%	0.7%	0.6%	0.8%
% of FP17s Relating to Continuations	196	3,057	6.4%	1.1%	0.9%	1.3%
% of Patients satisfied with the dentistry they have received	3	3	N/A	90.2%	90.3%	92.7%
% of Patients satisfied with the time they had to wait for an appointment	3	3	N/A	85.9%	83.8%	88.8%

\* This is based on patients treated on this contract for their most recent course of treatment. Figures in italics indicate the base number of FP17s or Patient Questionnaire responses are less than 100. N/A is shown where the base number of responses is less than 10 during the period. % is calculated as Quantity/Base number\*100



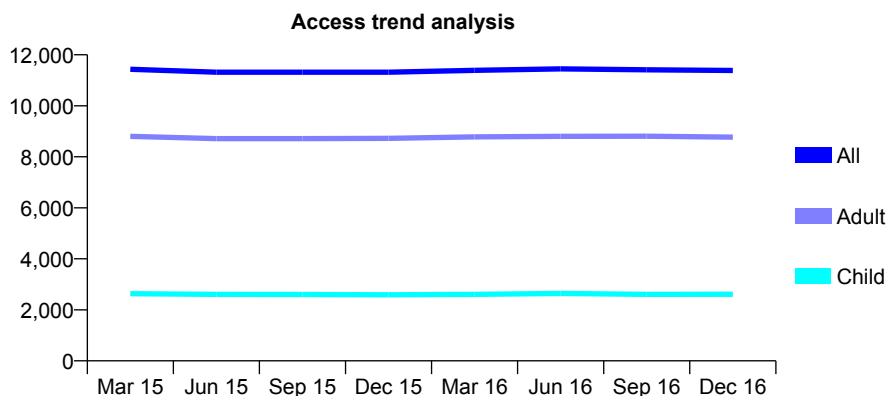
## Q63 - Vital Signs At a Glance Contract Report for 115681/0001 - December 2016

Name or company name	Bateman, Knight & McConnell
Contract type name	GDS Contract
Purpose of contract	General
Contract start date	01/04/2008
Contract end date	

16/17 Contracted general activity (UDA)	34,610
Carry forward general activity (UDA)	-604
16/17 Contracted orthodontic activity (UOA)	0
Carry forward orthodontic activity (UOA)	0
Baseline contract value	£887,728.65

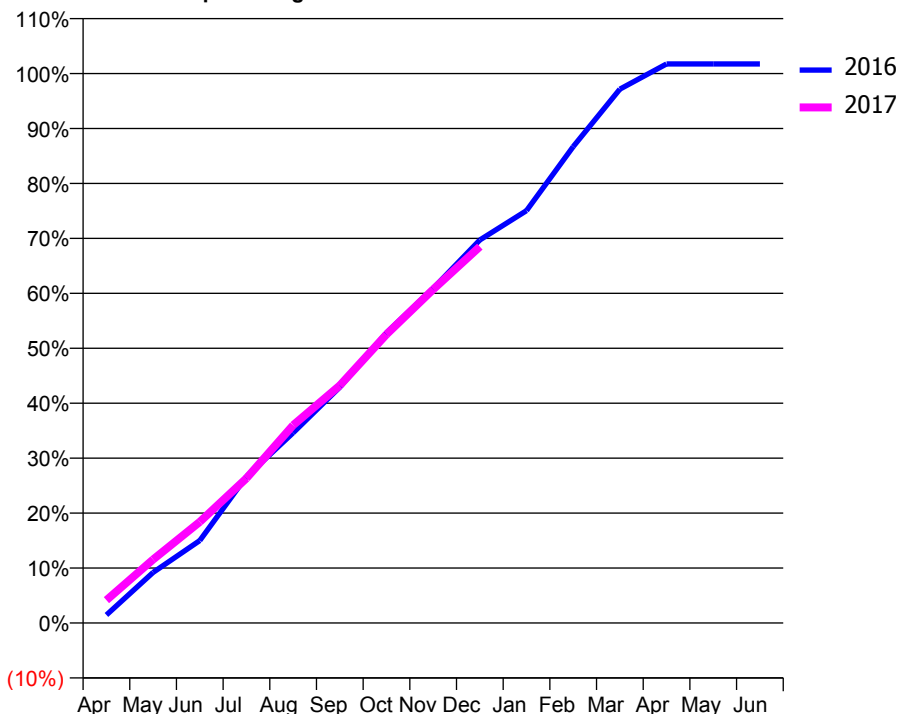
### ACCESS\*

Patients seen in 24 months	Total	Change since previous quarter
Quarter ending December 2015	11,318	
Quarter ending March 2016	11,393	→
Quarter ending June 2016	11,447	→
Quarter ending September 2016	11,414	→
Quarter ending December 2016	11,384	→
<b>Variance since December 2015</b>	<b>0.6%</b>	<b>→</b>



### ACTIVITY

Cumulative percentage of contracted UDA delivered 2016 & 2017



Month	Adjusted Scheduled Activity (UDA)	
	2016	2017
April	509	1,444
May	3,183	4,004
June	5,194	6,367
July	9,226	9,115
August	11,980	12,460
September	14,856	14,962
October	18,277	18,175
November	21,073	21,012
December	24,129	23,706
January	25,971	
February	30,002	
March	33,622	
April	35,213	
May	35,213	
June	35,214	

### QUALITY

	Quantity	Base Number	Contract	AT	Region	England
% of FP17s for the same patient ID Re-attending within 3 months - Children	168	2,241	7.5%	10.5%	11.9%	12.4%
% of FP17s for the same patient ID Re-attending within 3 months - Adults	1,409	7,475	18.8%	15.9%	17.1%	16.6%
% of FP17s for the same patient ID Re-attending between 3 & 9 months - Children	837	2,241	37.3%	47.5%	46.2%	57.5%
% of FP17s for the same patient ID Re-attending between 3 & 9 months - Adults	2,284	7,475	30.6%	37.9%	37.8%	50.4%
% of FP17s for Band 1 Urgent Courses	1,122	9,091	12.3%	10.3%	10.6%	9.1%
% of FP17s Relating to Free Repair or Replacements	158	9,091	1.7%	0.7%	0.6%	0.8%
% of FP17s Relating to Continuations	315	9,091	3.5%	1.1%	0.9%	1.3%
% of Patients satisfied with the dentistry they have received	14	15	93.3%	90.2%	90.3%	92.7%
% of Patients satisfied with the time they had to wait for an appointment	13	15	86.7%	85.9%	83.8%	88.8%

\* This is based on patients treated on this contract for their most recent course of treatment. Figures in italics indicate the base number of FP17s or Patient Questionnaire responses are less than 100. N/A is shown where the base number of responses is less than 10 during the period. % is calculated as Quantity/Base number\*100

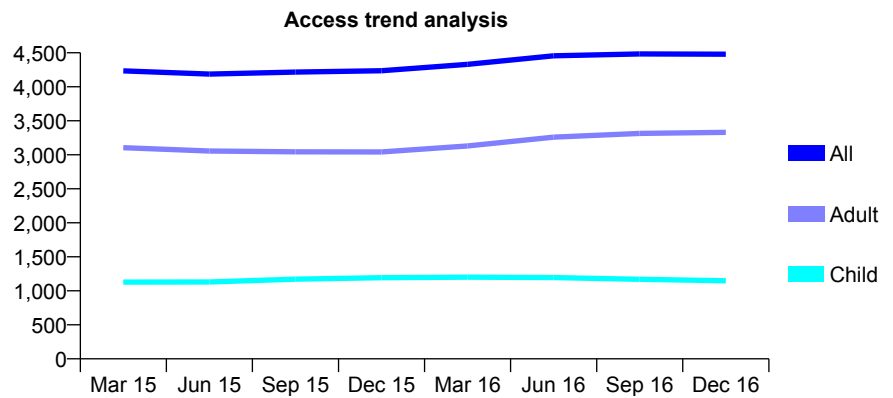
## Q63 - Vital Signs At a Glance Contract Report for 116890/0001 - December 2016

Name or company name	Mr P S Photay and Miss S R Photay
Contract type name	PDS Contract
Purpose of contract	General
Contract start date	01/12/2007
Contract end date	31/03/2017

16/17 Contracted general activity (UDA)	17,510
Carry forward general activity (UDA)	0
16/17 Contracted orthodontic activity (UOA)	0
Carry forward orthodontic activity (UOA)	0
Baseline contract value	£509,377.68

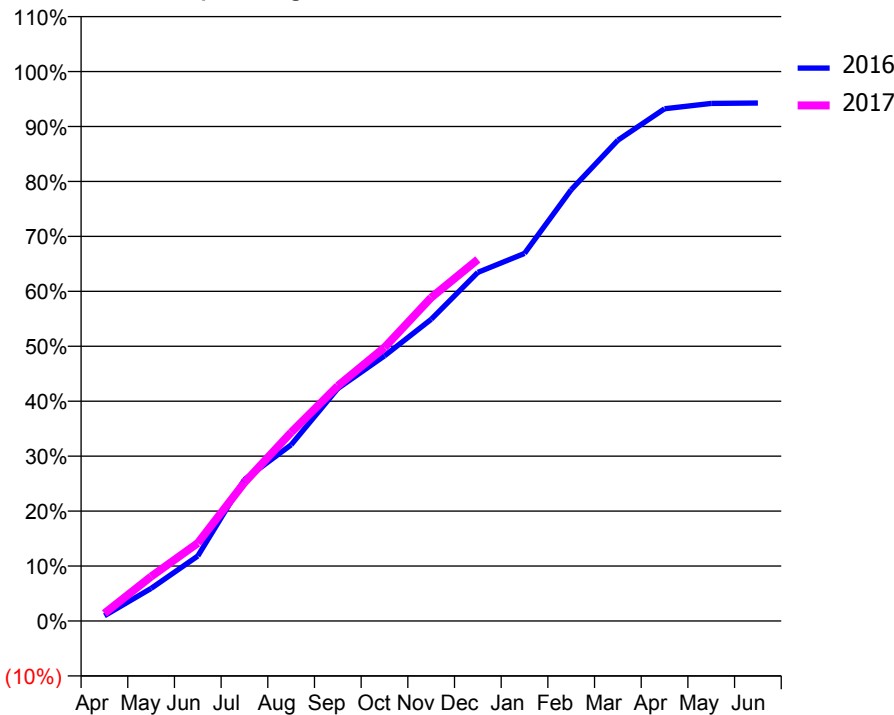
### ACCESS\*

Patients seen in 24 months	Total	Change since previous quarter
Quarter ending December 2015	4,237	
Quarter ending March 2016	4,331	↑
Quarter ending June 2016	4,455	↑
Quarter ending September 2016	4,484	→
Quarter ending December 2016	4,479	→
<b>Variance since December 2015</b>	<b>5.7%</b>	<b>↑</b>



### ACTIVITY

Cumulative percentage of contracted UDA delivered 2016 & 2017



Month	Adjusted Scheduled Activity (UDA)	
	2016	2017
April	169	243
May	1,040	1,416
June	2,071	2,485
July	4,507	4,414
August	5,616	6,011
September	7,407	7,495
October	8,451	8,718
November	9,612	10,306
December	11,108	11,521
January	11,714	
February	13,742	
March	15,320	
April	16,323	
May	16,492	
June	16,505	

### QUALITY

	Quantity	Base Number	Contract	AT	Region	England
% of FP17s for the same patient ID Re-attending within 3 months - Children	43	845	5.1%	10.5%	11.9%	12.4%
% of FP17s for the same patient ID Re-attending within 3 months - Adults	298	2,361	12.6%	15.9%	17.1%	16.6%
% of FP17s for the same patient ID Re-attending between 3 & 9 months - Children	322	845	38.1%	47.5%	46.2%	57.5%
% of FP17s for the same patient ID Re-attending between 3 & 9 months - Adults	604	2,361	25.6%	37.9%	37.8%	50.4%
% of FP17s for Band 1 Urgent Courses	170	2,896	5.9%	10.3%	10.6%	9.1%
% of FP17s Relating to Free Repair or Replacements	0	2,896	0.0%	0.7%	0.6%	0.8%
% of FP17s Relating to Continuations	23	2,896	0.8%	1.1%	0.9%	1.3%
% of Patients satisfied with the dentistry they have received	4	5	N/A	90.2%	90.3%	92.7%
% of Patients satisfied with the time they had to wait for an appointment	4	5	N/A	85.9%	83.8%	88.8%

\* This is based on patients treated on this contract for their most recent course of treatment. Figures in italics indicate the base number of FP17s or Patient Questionnaire responses are less than 100. N/A is shown where the base number of responses is less than 10 during the period. % is calculated as Quantity/Base number\*100

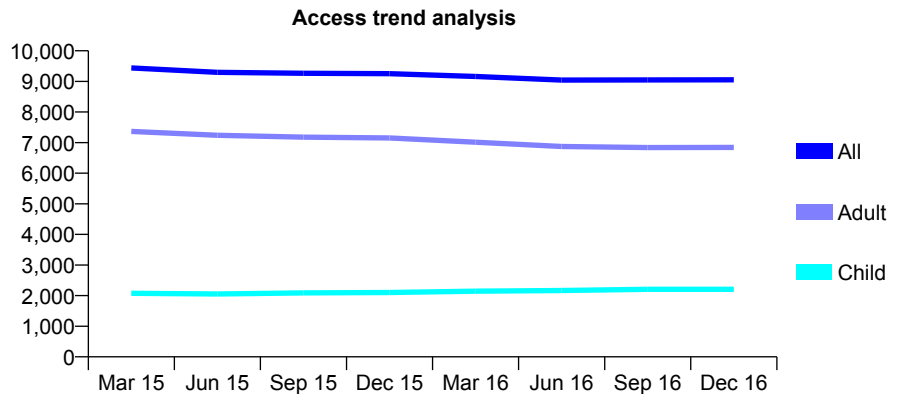
## Q63 - Vital Signs At a Glance Contract Report for 117048/0001 - December 2016

Name or company name	Dental Care Centre Ltd
Contract type name	GDS Contract
Purpose of contract	General
Contract start date	01/09/2009
Contract end date	

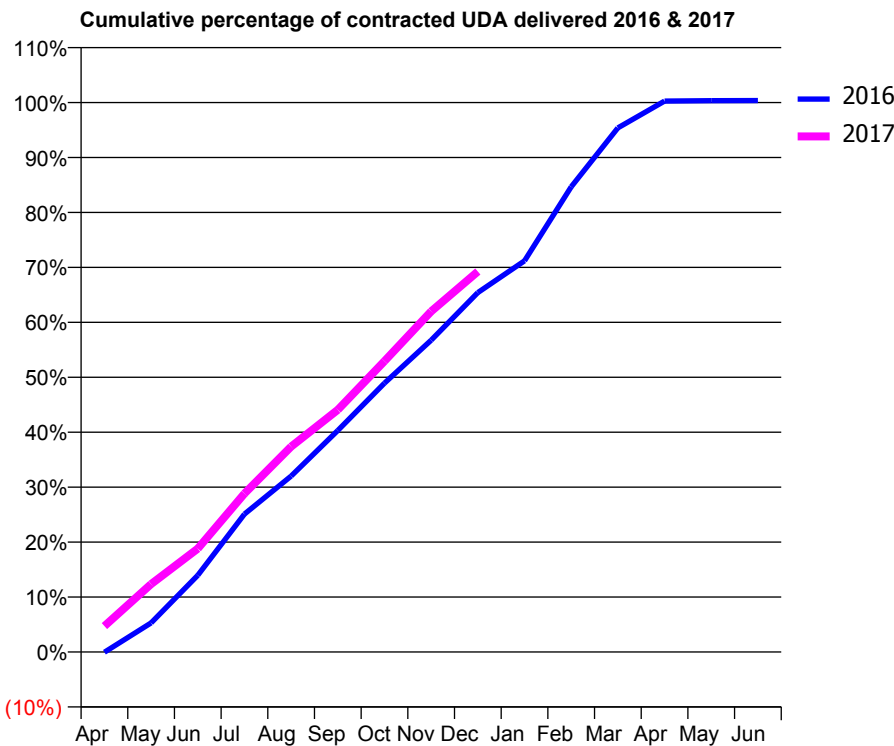
16/17 Contracted general activity (UDA)	33,034
Carry forward general activity (UDA)	-120
16/17 Contracted orthodontic activity (UOA)	0
Carry forward orthodontic activity (UOA)	0
Baseline contract value	£909,623.78

### ACCESS\*

Patients seen in 24 months	Total	Change since previous quarter
Quarter ending December 2015	9,254	
Quarter ending March 2016	9,161	↓
Quarter ending June 2016	9,043	↓
Quarter ending September 2016	9,047	→
Quarter ending December 2016	9,051	→
<b>Variance since December 2015</b>	<b>(2.2%)</b>	<b>↓</b>



### ACTIVITY



Month	Adjusted Scheduled Activity (UDA)	
	2016	2017
April	-24	1,561
May	1,750	4,086
June	4,617	6,214
July	8,295	9,525
August	10,577	12,347
September	13,316	14,558
October	16,167	17,489
November	18,745	20,474
December	21,605	22,877
January	23,519	
February	27,965	
March	31,509	
April	33,119	
May	33,143	
June	33,154	

### QUALITY

	Quantity	Base Number	Contract	AT	Region	England
% of FP17s for the same patient ID Re-attending within 3 months - Children	207	2,297	9.0%	10.5%	11.9%	12.4%
% of FP17s for the same patient ID Re-attending within 3 months - Adults	1,124	6,385	17.6%	15.9%	17.1%	16.6%
% of FP17s for the same patient ID Re-attending between 3 & 9 months - Children	1,275	2,297	55.5%	47.5%	46.2%	57.5%
% of FP17s for the same patient ID Re-attending between 3 & 9 months - Adults	2,820	6,385	44.2%	37.9%	37.8%	50.4%
% of FP17s for Band 1 Urgent Courses	1,185	8,122	14.6%	10.3%	10.6%	9.1%
% of FP17s Relating to Free Repair or Replacements	126	8,122	1.6%	0.7%	0.6%	0.8%
% of FP17s Relating to Continuations	33	8,122	0.4%	1.1%	0.9%	1.3%
% of Patients satisfied with the dentistry they have received	7	10	70.0%	90.2%	90.3%	92.7%
% of Patients satisfied with the time they had to wait for an appointment	9	10	90.0%	85.9%	83.8%	88.8%

\* This is based on patients treated on this contract for their most recent course of treatment. Figures in italics indicate the base number of FP17s or Patient Questionnaire responses are less than 100. N/A is shown where the base number of responses is less than 10 during the period. % is calculated as Quantity/Base number\*100

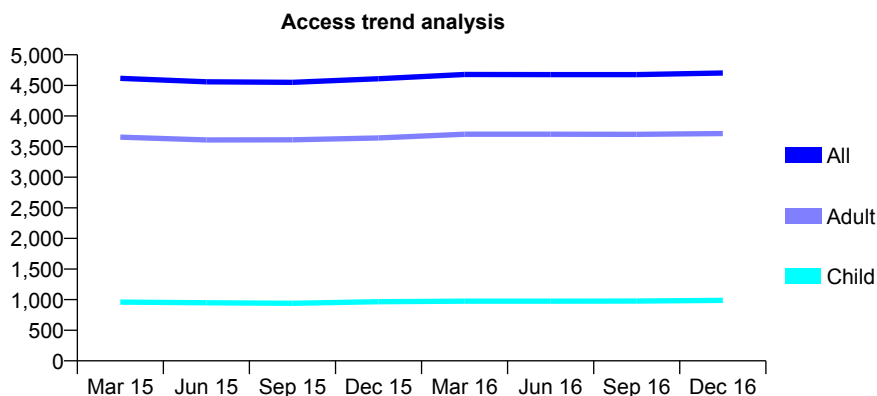
## Q63 - Vital Signs At a Glance Contract Report for 117471/0001 - December 2016

Name or company name	Summerstown Dental Centre Limited
Contract type name	Pilot Contract
Purpose of contract	General and Orthodontic
Contract start date	01/06/2010
Contract end date	

16/17 Contracted general activity (UDA)	11,000
Carry forward general activity (UDA)	0
16/17 Contracted orthodontic activity (UOA)	245
Carry forward orthodontic activity (UOA)	1
Baseline contract value	£335,744.73

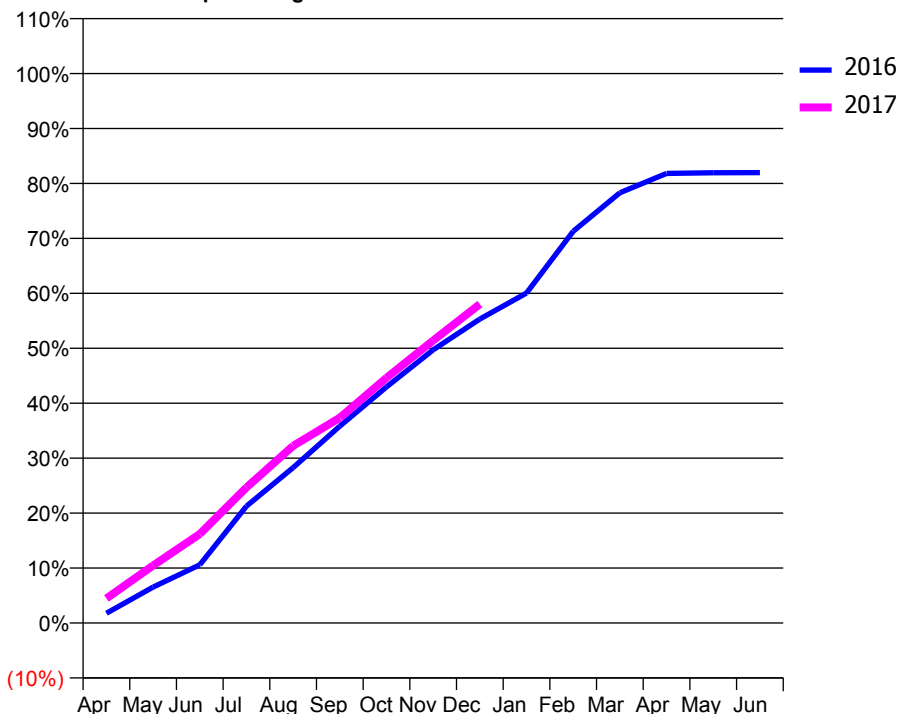
### ACCESS\*

Patients seen in 24 months	Total	Change since previous quarter
Quarter ending December 2015	4,608	
Quarter ending March 2016	4,679	→
Quarter ending June 2016	4,677	→
Quarter ending September 2016	4,677	→
Quarter ending December 2016	4,703	→
<b>Variance since December 2015</b>	<b>2.1%</b>	<b>↑</b>



### ACTIVITY

Cumulative percentage of contracted UDA delivered 2016 & 2017



Month	Adjusted Scheduled Activity (UDA)	
	2016	2017
April	197	493
May	718	1,151
June	1,164	1,782
July	2,340	2,714
August	3,110	3,547
September	3,940	4,109
October	4,726	4,907
November	5,467	5,655
December	6,085	6,383
January	6,607	
February	7,840	
March	8,614	
April	8,999	
May	9,012	
June	9,015	

### QUALITY

	Quantity	Base Number	Contract	AT	Region	England
% of FP17s for the same patient ID Re-attending within 3 months - Children	81	860	9.4%	10.5%	11.9%	12.4%
% of FP17s for the same patient ID Re-attending within 3 months - Adults	365	2,749	13.3%	15.9%	17.1%	16.6%
% of FP17s for the same patient ID Re-attending between 3 & 9 months - Children	357	860	41.5%	47.5%	46.2%	57.5%
% of FP17s for the same patient ID Re-attending between 3 & 9 months - Adults	810	2,749	29.5%	37.9%	37.8%	50.4%
% of FP17s for Band 1 Urgent Courses	328	2,805	11.7%	10.3%	10.6%	9.1%
% of FP17s Relating to Free Repair or Replacements	8	2,805	0.3%	0.7%	0.6%	0.8%
% of FP17s Relating to Continuations	23	2,805	0.8%	1.1%	0.9%	1.3%
% of Patients satisfied with the dentistry they have received	3	3	N/A	90.2%	90.3%	92.7%
% of Patients satisfied with the time they had to wait for an appointment	3	3	N/A	85.9%	83.8%	88.8%

\* This is based on patients treated on this contract for their most recent course of treatment. Figures in italics indicate the base number of FP17s or Patient Questionnaire responses are less than 100. N/A is shown where the base number of responses is less than 10 during the period. % is calculated as Quantity/Base number\*100

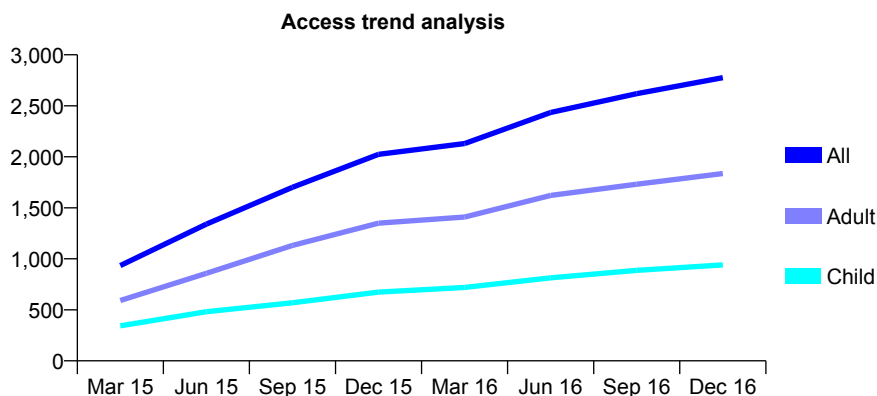
## Q63 - Vital Signs At a Glance Contract Report for 117862/0001 - December 2016

Name or company name	L B Williams and K Patel
Contract type name	GDS Contract
Purpose of contract	General
Contract start date	01/09/2014
Contract end date	

16/17 Contracted general activity (UDA)	5,979
Carry forward general activity (UDA)	-45
16/17 Contracted orthodontic activity (UOA)	0
Carry forward orthodontic activity (UOA)	0
Baseline contract value	£173,904.87

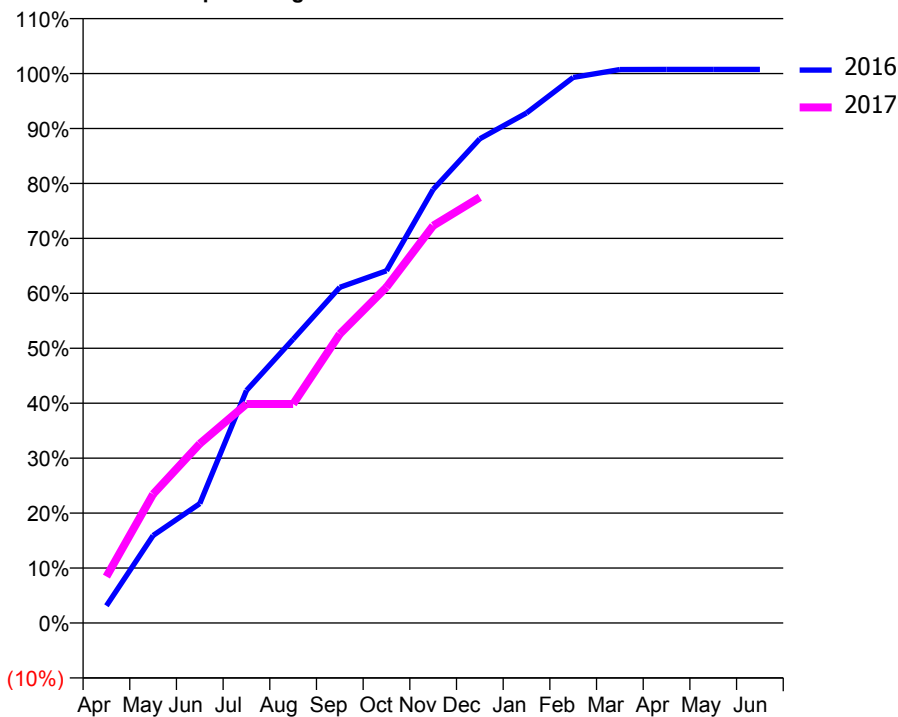
### ACCESS\*

Patients seen in 24 months	Total	Change since previous quarter
Quarter ending December 2015	2,024	
Quarter ending March 2016	2,130	↑
Quarter ending June 2016	2,435	↑
Quarter ending September 2016	2,619	↑
Quarter ending December 2016	2,776	↑
<b>Variance since December 2015</b>	<b>37.2%</b>	<b>↑</b>



### ACTIVITY

Cumulative percentage of contracted UDA delivered 2016 & 2017



Adjusted Scheduled Activity (UDA)

Month	2016	2017
April	188	505
May	952	1,402
June	1,299	1,951
July	2,530	2,383
August	3,088	2,383
September	3,652	3,145
October	3,832	3,655
November	4,718	4,324
December	5,269	4,632
January	5,550	
February	5,937	
March	6,023	
April	6,024	
May	6,024	
June	6,024	

### QUALITY

	Quantity	Base Number	Contract	AT	Region	England
% of FP17s for the same patient ID Re-attending within 3 months - Children	46	760	6.1%	10.5%	11.9%	12.4%
% of FP17s for the same patient ID Re-attending within 3 months - Adults	117	1,117	10.5%	15.9%	17.1%	16.6%
% of FP17s for the same patient ID Re-attending between 3 & 9 months - Children	257	760	33.8%	47.5%	46.2%	57.5%
% of FP17s for the same patient ID Re-attending between 3 & 9 months - Adults	191	1,117	17.1%	37.9%	37.8%	50.4%
% of FP17s for Band 1 Urgent Courses	217	1,876	11.6%	10.3%	10.6%	9.1%
% of FP17s Relating to Free Repair or Replacements	1	1,876	0.1%	0.7%	0.6%	0.8%
% of FP17s Relating to Continuations	19	1,876	1.0%	1.1%	0.9%	1.3%
% of Patients satisfied with the dentistry they have received	5	5	N/A	90.2%	90.3%	92.7%
% of Patients satisfied with the time they had to wait for an appointment	5	5	N/A	85.9%	83.8%	88.8%

\* This is based on patients treated on this contract for their most recent course of treatment. Figures in italics indicate the base number of FP17s or Patient Questionnaire responses are less than 100. N/A is shown where the base number of responses is less than 10 during the period. % is calculated as Quantity/Base number\*100

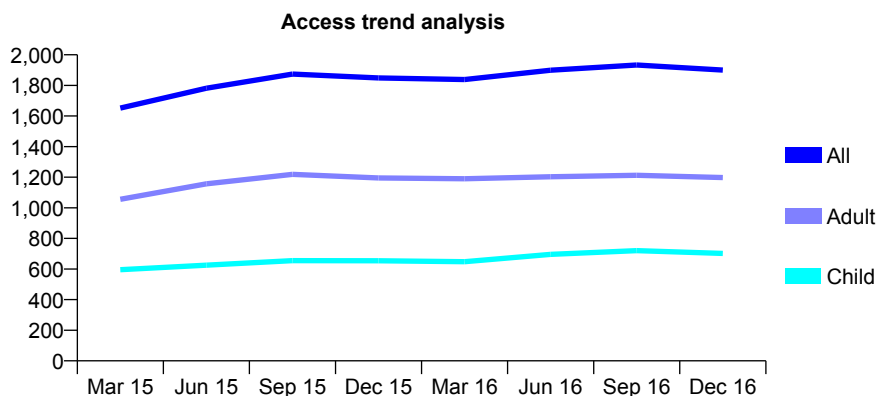
## Q63 - Vital Signs At a Glance Contract Report for 118125/0001 - December 2016

Name or company name	Honor Oak Dental Care
Contract type name	GDS Contract
Purpose of contract	General
Contract start date	01/10/2013
Contract end date	

16/17 Contracted general activity (UDA)	6,372
Carry forward general activity (UDA)	210
16/17 Contracted orthodontic activity (UOA)	0
Carry forward orthodontic activity (UOA)	0
Baseline contract value	£237,131.65

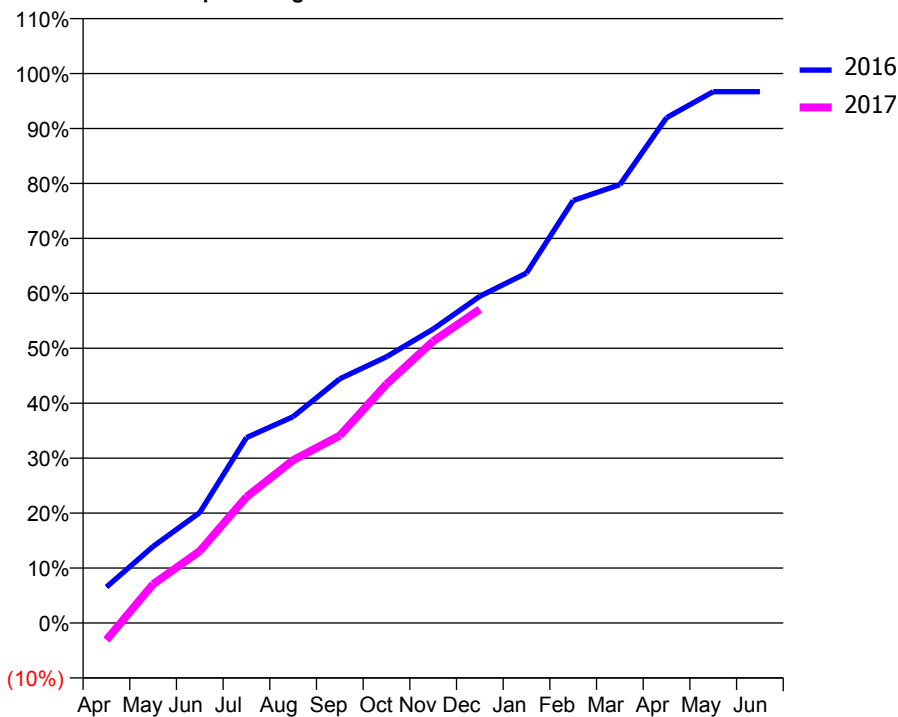
### ACCESS\*

Patients seen in 24 months	Total	Change since previous quarter
Quarter ending December 2015	1,849	
Quarter ending March 2016	1,838	→
Quarter ending June 2016	1,899	↑
Quarter ending September 2016	1,933	→
Quarter ending December 2016	1,900	↓
<b>Variance since December 2015</b>	<b>2.8%</b>	<b>↑</b>



### ACTIVITY

Cumulative percentage of contracted UDA delivered 2016 & 2017



Month	Adjusted Scheduled Activity (UDA)	
	2016	2017
April	417	-198
May	888	451
June	1,282	835
July	2,150	1,462
August	2,394	1,889
September	2,832	2,173
October	3,088	2,770
November	3,408	3,268
December	3,789	3,638
January	4,058	
February	4,900	
March	5,084	
April	5,859	
May	6,162	
June	6,162	

### QUALITY

	Quantity	Base Number	Contract	AT	Region	England
% of FP17s for the same patient ID Re-attending within 3 months - Children	45	750	6.0%	10.5%	11.9%	12.4%
% of FP17s for the same patient ID Re-attending within 3 months - Adults	140	1,107	12.6%	15.9%	17.1%	16.6%
% of FP17s for the same patient ID Re-attending between 3 & 9 months - Children	337	750	44.9%	47.5%	46.2%	57.5%
% of FP17s for the same patient ID Re-attending between 3 & 9 months - Adults	374	1,107	33.8%	37.9%	37.8%	50.4%
% of FP17s for Band 1 Urgent Courses	133	1,491	8.9%	10.3%	10.6%	9.1%
% of FP17s Relating to Free Repair or Replacements	0	1,491	0.0%	0.7%	0.6%	0.8%
% of FP17s Relating to Continuations	20	1,491	1.3%	1.1%	0.9%	1.3%
% of Patients satisfied with the dentistry they have received	2	2	N/A	90.2%	90.3%	92.7%
% of Patients satisfied with the time they had to wait for an appointment	2	2	N/A	85.9%	83.8%	88.8%

\* This is based on patients treated on this contract for their most recent course of treatment. Figures in italics indicate the base number of FP17s or Patient Questionnaire responses are less than 100. N/A is shown where the base number of responses is less than 10 during the period. % is calculated as Quantity/Base number\*100

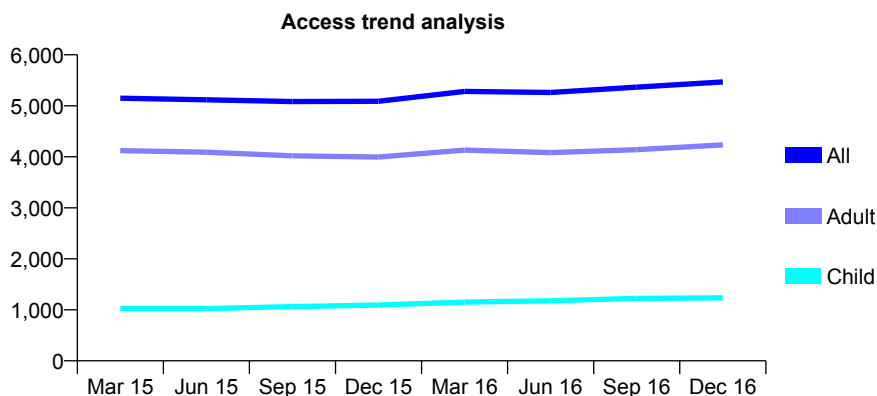
## Q63 - Vital Signs At a Glance Contract Report for 118257/0001 - December 2016

Name or company name	Perfect Smile Surgery Ltd.
Contract type name	GDS Contract
Purpose of contract	General
Contract start date	01/07/2007
Contract end date	

16/17 Contracted general activity (UDA)	18,200
Carry forward general activity (UDA)	638
16/17 Contracted orthodontic activity (UOA)	0
Carry forward orthodontic activity (UOA)	0
Baseline contract value	£486,105.41

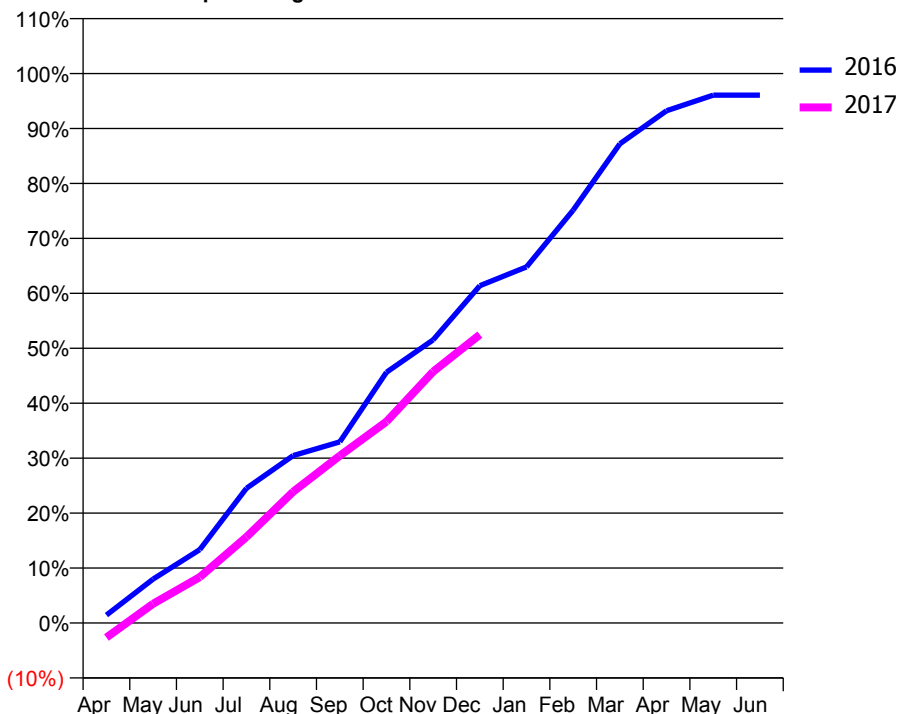
### ACCESS\*

Patients seen in 24 months	Total	Change since previous quarter
Quarter ending December 2015	5,089	
Quarter ending March 2016	5,283	↑
Quarter ending June 2016	5,261	→
Quarter ending September 2016	5,366	→
Quarter ending December 2016	5,468	→
<b>Variance since December 2015</b>	<b>7.4%</b>	<b>↑</b>



### ACTIVITY

Cumulative percentage of contracted UDA delivered 2016 & 2017



Adjusted Scheduled Activity (UDA)

Month	2016	2017
April	232	-484
May	1,295	638
June	2,164	1,524
July	3,971	2,853
August	4,935	4,348
September	5,341	5,539
October	7,391	6,673
November	8,349	8,328
December	9,943	9,551
January	10,497	
February	12,173	
March	14,127	
April	15,100	
May	15,562	
June	15,562	

### QUALITY

	Quantity	Base Number	Contract	AT	Region	England
% of FP17s for the same patient ID Re-attending within 3 months - Children	80	1,213	6.6%	10.5%	11.9%	12.4%
% of FP17s for the same patient ID Re-attending within 3 months - Adults	599	3,213	18.6%	15.9%	17.1%	16.6%
% of FP17s for the same patient ID Re-attending between 3 & 9 months - Children	509	1,213	42.0%	47.5%	46.2%	57.5%
% of FP17s for the same patient ID Re-attending between 3 & 9 months - Adults	893	3,213	27.8%	37.9%	37.8%	50.4%
% of FP17s for Band 1 Urgent Courses	756	3,952	19.1%	10.3%	10.6%	9.1%
% of FP17s Relating to Free Repair or Replacements	44	3,952	1.1%	0.7%	0.6%	0.8%
% of FP17s Relating to Continuations	34	3,952	0.9%	1.1%	0.9%	1.3%
% of Patients satisfied with the dentistry they have received	1	2	N/A	90.2%	90.3%	92.7%
% of Patients satisfied with the time they had to wait for an appointment	1	2	N/A	85.9%	83.8%	88.8%

\* This is based on patients treated on this contract for their most recent course of treatment. Figures in italics indicate the base number of FP17s or Patient Questionnaire responses are less than 100. N/A is shown where the base number of responses is less than 10 during the period. % is calculated as Quantity/Base number\*100



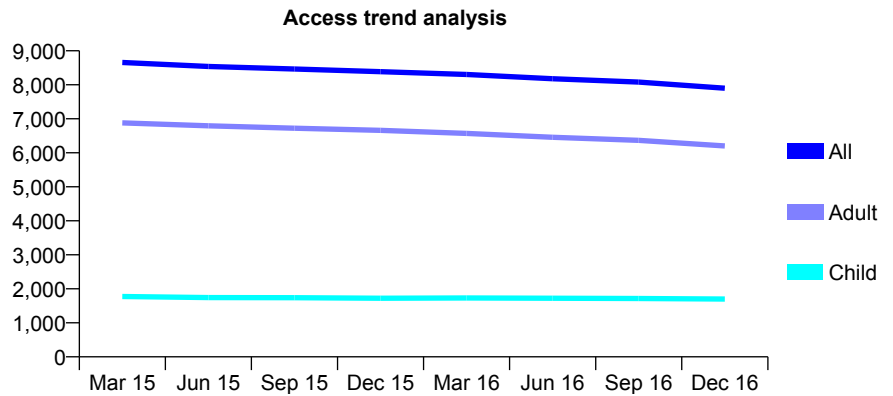
## Q63 - Vital Signs At a Glance Contract Report for 118664/0001 - December 2016

Name or company name	Drs P Pakzad & E Harunani
Contract type name	GDS Contract
Purpose of contract	General
Contract start date	01/04/2013
Contract end date	

16/17 Contracted general activity (UDA)	31,225
Carry forward general activity (UDA)	432
16/17 Contracted orthodontic activity (UOA)	0
Carry forward orthodontic activity (UOA)	0
Baseline contract value	£768,581.78

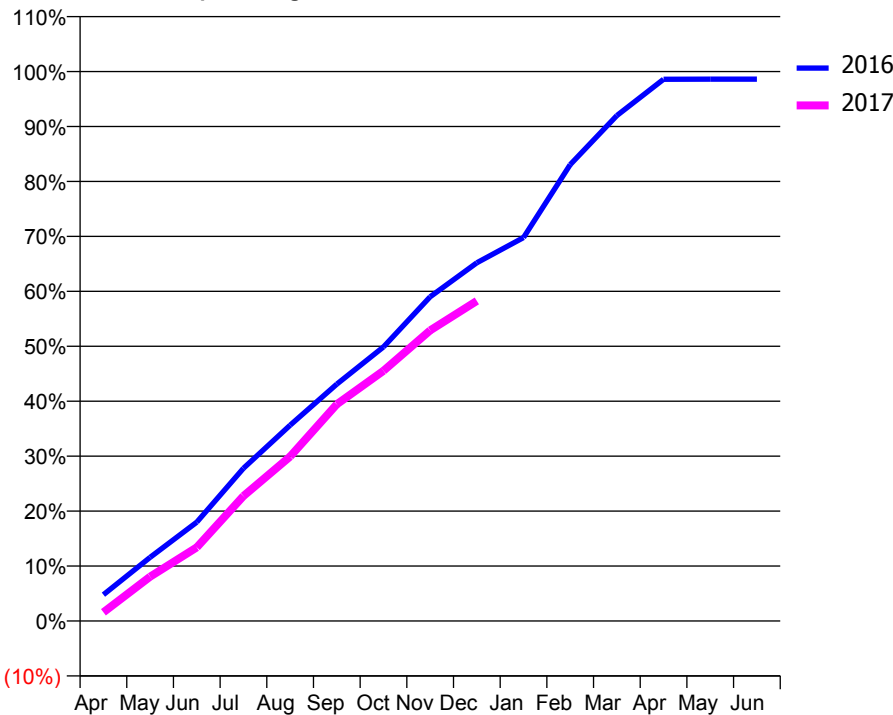
### ACCESS\*

Patients seen in 24 months	Total	Change since previous quarter
Quarter ending December 2015	8,386	
Quarter ending March 2016	8,304	→
Quarter ending June 2016	8,180	↓
Quarter ending September 2016	8,080	↓
Quarter ending December 2016	7,901	↓
<b>Variance since December 2015</b>	<b>(5.8%)</b>	↓



### ACTIVITY

Cumulative percentage of contracted UDA delivered 2016 & 2017



Month	Adjusted Scheduled Activity (UDA)	
	2016	2017
April	1,500	499
May	3,615	2,520
June	5,618	4,183
July	8,682	7,107
August	11,124	9,348
September	13,463	12,316
October	15,578	14,220
November	18,425	16,517
December	20,358	18,192
January	21,792	
February	25,931	
March	28,722	
April	30,780	
May	30,792	
June	30,793	

### QUALITY

	Quantity	Base Number	Contract	AT	Region	England
% of FP17s for the same patient ID Re-attending within 3 months - Children	79	1,285	6.1%	10.5%	11.9%	12.4%
% of FP17s for the same patient ID Re-attending within 3 months - Adults	554	4,445	12.5%	15.9%	17.1%	16.6%
% of FP17s for the same patient ID Re-attending between 3 & 9 months - Children	531	1,285	41.3%	47.5%	46.2%	57.5%
% of FP17s for the same patient ID Re-attending between 3 & 9 months - Adults	1,571	4,445	35.3%	37.9%	37.8%	50.4%
% of FP17s for Band 1 Urgent Courses	618	5,273	11.7%	10.3%	10.6%	9.1%
% of FP17s Relating to Free Repair or Replacements	111	5,273	2.1%	0.7%	0.6%	0.8%
% of FP17s Relating to Continuations	23	5,273	0.4%	1.1%	0.9%	1.3%
% of Patients satisfied with the dentistry they have received	6	7	N/A	90.2%	90.3%	92.7%
% of Patients satisfied with the time they had to wait for an appointment	6	7	N/A	85.9%	83.8%	88.8%

\* This is based on patients treated on this contract for their most recent course of treatment. Figures in italics indicate the base number of FP17s or Patient Questionnaire responses are less than 100. N/A is shown where the base number of responses is less than 10 during the period. % is calculated as Quantity/Base number\*100

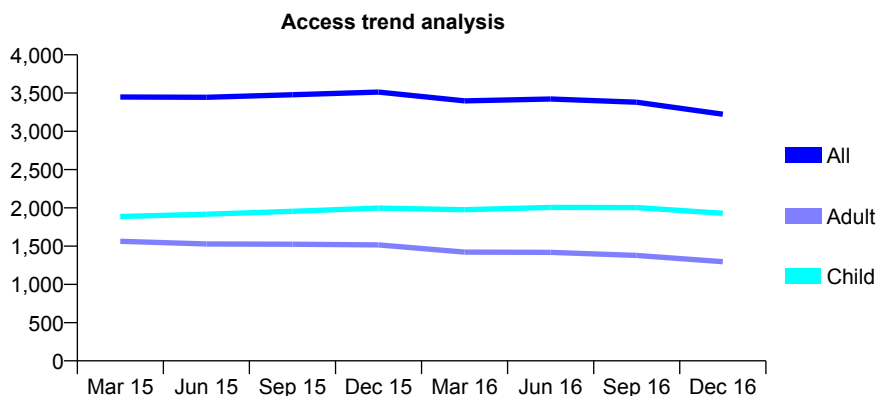
## Q63 - Vital Signs At a Glance Contract Report for 118729/0001 - December 2016

Name or company name	Mr V Vithani & Mrs V Vithani
Contract type name	GDS Contract
Purpose of contract	General
Contract start date	01/04/2011
Contract end date	

16/17 Contracted general activity (UDA)	7,767
Carry forward general activity (UDA)	-79
16/17 Contracted orthodontic activity (UOA)	0
Carry forward orthodontic activity (UOA)	0
Baseline contract value	£193,075.91

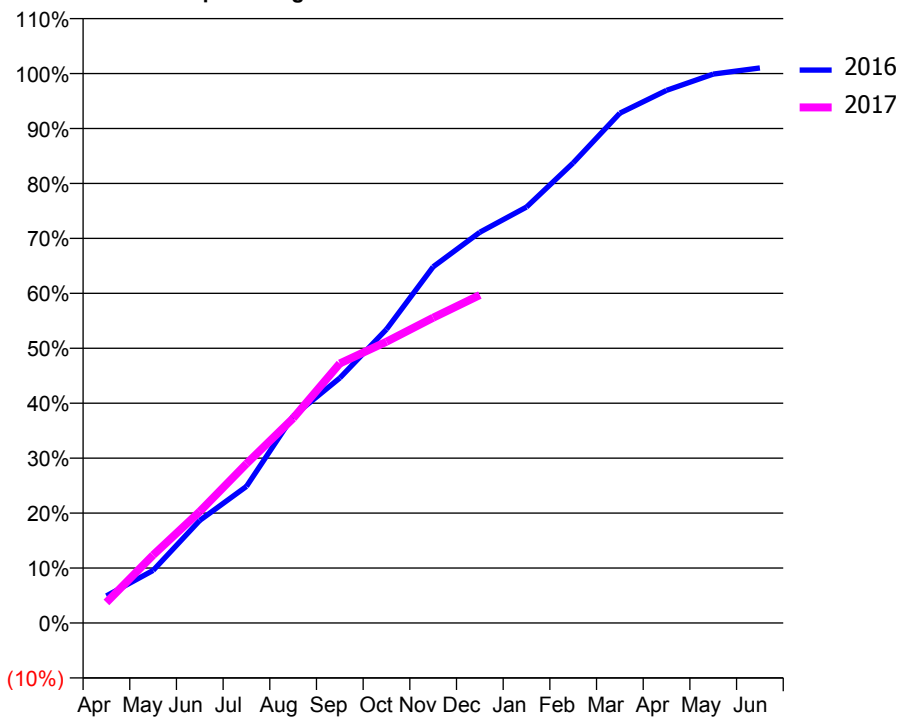
### ACCESS\*

Patients seen in 24 months	Total	Change since previous quarter
Quarter ending December 2015	3,512	
Quarter ending March 2016	3,398	↓
Quarter ending June 2016	3,423	→
Quarter ending September 2016	3,381	↓
Quarter ending December 2016	3,224	↓
<b>Variance since December 2015</b>	<b>(8.2%)</b>	<b>↓</b>



### ACTIVITY

Cumulative percentage of contracted UDA delivered 2016 & 2017



Month	Adjusted Scheduled Activity (UDA)	
	2016	2017
April	384	292
May	744	960
June	1,451	1,577
July	1,930	2,251
August	2,925	2,894
September	3,463	3,670
October	4,151	3,976
November	5,036	4,315
December	5,523	4,636
January	5,880	
February	6,504	
March	7,206	
April	7,529	
May	7,759	
June	7,846	

### QUALITY

	Quantity	Base Number	Contract	AT	Region	England
% of FP17s for the same patient ID Re-attending within 3 months - Children	108	1,579	6.8%	10.5%	11.9%	12.4%
% of FP17s for the same patient ID Re-attending within 3 months - Adults	191	966	19.8%	15.9%	17.1%	16.6%
% of FP17s for the same patient ID Re-attending between 3 & 9 months - Children	838	1,579	53.1%	47.5%	46.2%	57.5%
% of FP17s for the same patient ID Re-attending between 3 & 9 months - Adults	364	966	37.7%	37.9%	37.8%	50.4%
% of FP17s for Band 1 Urgent Courses	92	2,303	4.0%	10.3%	10.6%	9.1%
% of FP17s Relating to Free Repair or Replacements	2	2,303	0.1%	0.7%	0.6%	0.8%
% of FP17s Relating to Continuations	1	2,303	0.0%	1.1%	0.9%	1.3%
% of Patients satisfied with the dentistry they have received	0	0	N/A	90.2%	90.3%	92.7%
% of Patients satisfied with the time they had to wait for an appointment	0	0	N/A	85.9%	83.8%	88.8%

\* This is based on patients treated on this contract for their most recent course of treatment. Figures in italics indicate the base number of FP17s or Patient Questionnaire responses are less than 100. N/A is shown where the base number of responses is less than 10 during the period. % is calculated as Quantity/Base number\*100

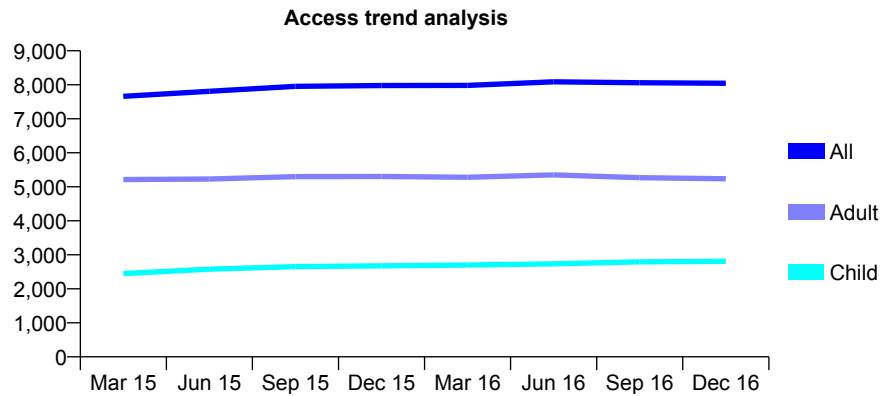
## Q63 - Vital Signs At a Glance Contract Report for 118826/0001 - December 2016

Name or company name	Mr R Siddique & Mr I Khaliq
Contract type name	GDS Contract
Purpose of contract	General
Contract start date	01/04/2013
Contract end date	

16/17 Contracted general activity (UDA)	22,354
Carry forward general activity (UDA)	-312
16/17 Contracted orthodontic activity (UOA)	0
Carry forward orthodontic activity (UOA)	0
Baseline contract value	£566,093.01

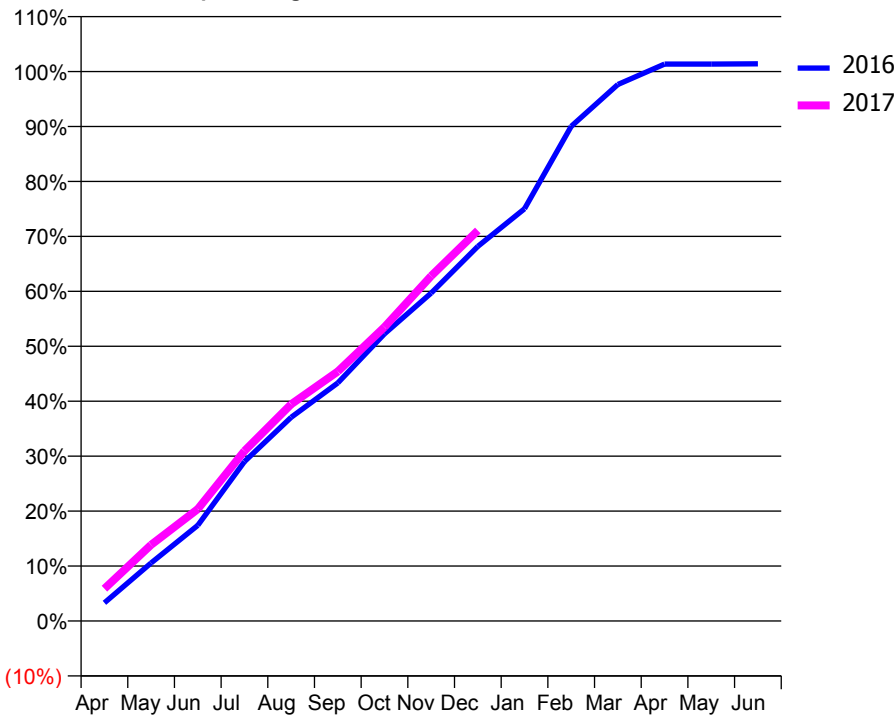
### ACCESS\*

Patients seen in 24 months	Total	Change since previous quarter
Quarter ending December 2015	7,979	
Quarter ending March 2016	7,981	→
Quarter ending June 2016	8,087	→
Quarter ending September 2016	8,061	→
Quarter ending December 2016	8,046	→
<b>Variance since December 2015</b>	<b>0.8%</b>	<b>→</b>



### ACTIVITY

Cumulative percentage of contracted UDA delivered 2016 & 2017



Month	Adjusted Scheduled Activity (UDA)	
	2016	2017
April	738	1,314
May	2,360	3,098
June	3,894	4,555
July	6,487	6,920
August	8,287	8,819
September	9,687	10,150
October	11,680	11,961
November	13,339	14,034
December	15,240	15,887
January	16,772	
February	20,122	
March	21,828	
April	22,655	
May	22,656	
June	22,666	

### QUALITY

	Quantity	Base Number	Contract	AT	Region	England
% of FP17s for the same patient ID Re-attending within 3 months - Children	112	2,692	4.2%	10.5%	11.9%	12.4%
% of FP17s for the same patient ID Re-attending within 3 months - Adults	323	3,930	8.2%	15.9%	17.1%	16.6%
% of FP17s for the same patient ID Re-attending between 3 & 9 months - Children	1,297	2,692	48.2%	47.5%	46.2%	57.5%
% of FP17s for the same patient ID Re-attending between 3 & 9 months - Adults	1,628	3,930	41.4%	37.9%	37.8%	50.4%
% of FP17s for Band 1 Urgent Courses	299	6,282	4.8%	10.3%	10.6%	9.1%
% of FP17s Relating to Free Repair or Replacements	14	6,282	0.2%	0.7%	0.6%	0.8%
% of FP17s Relating to Continuations	9	6,282	0.1%	1.1%	0.9%	1.3%
% of Patients satisfied with the dentistry they have received	2	3	N/A	90.2%	90.3%	92.7%
% of Patients satisfied with the time they had to wait for an appointment	2	3	N/A	85.9%	83.8%	88.8%

\* This is based on patients treated on this contract for their most recent course of treatment. Figures in italics indicate the base number of FP17s or Patient Questionnaire responses are less than 100. N/A is shown where the base number of responses is less than 10 during the period. % is calculated as Quantity/Base number\*100

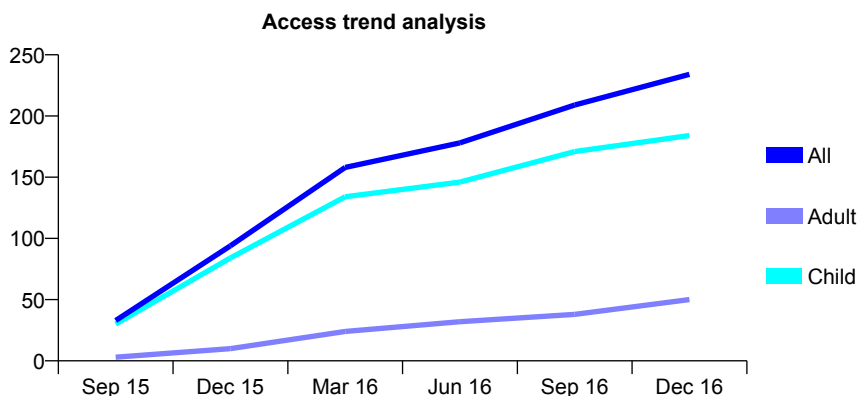
## Q63 - Vital Signs At a Glance Contract Report for 119385/0001 - December 2016

Name or company name	Stock Hill Dental Care Partnership
Contract type name	GDS Contract
Purpose of contract	General
Contract start date	01/05/2015
Contract end date	

16/17 Contracted general activity (UDA)	731
Carry forward general activity (UDA)	0
16/17 Contracted orthodontic activity (UOA)	0
Carry forward orthodontic activity (UOA)	0
Baseline contract value	£16,052.62

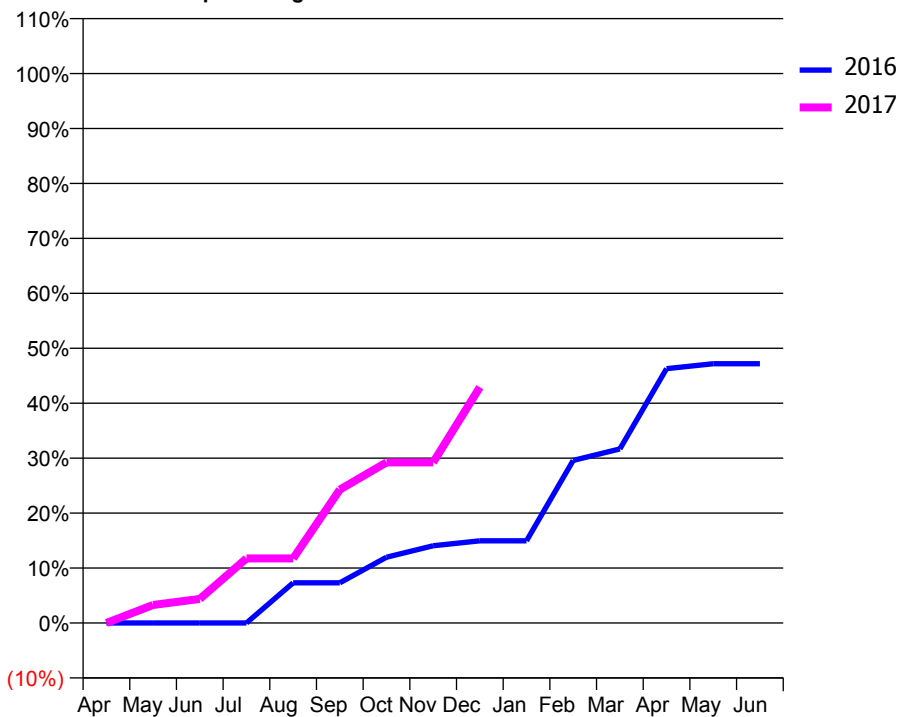
### ACCESS\*

Patients seen in 24 months	Total	Change since previous quarter
Quarter ending December 2015	94	
Quarter ending March 2016	158	↑
Quarter ending June 2016	178	↑
Quarter ending September 2016	209	↑
Quarter ending December 2016	234	↑
<b>Variance since December 2015</b>	<b>148.9%</b>	<b>↑</b>



### ACTIVITY

Cumulative percentage of contracted UDA delivered 2016 & 2017



Month	Adjusted Scheduled Activity (UDA)	
	2016	2017
April	0	0
May	0	24
June	0	32
July	0	86
August	49	86
September	49	177
October	80	214
November	94	214
December	100	314
January	100	
February	198	
March	212	
April	310	
May	316	
June	316	

### QUALITY

	Quantity	Base Number	Contract	AT	Region	England
% of FP17s for the same patient ID Re-attending within 3 months - Children	7	160	4.4%	10.5%	11.9%	12.4%
% of FP17s for the same patient ID Re-attending within 3 months - Adults	6	36	16.7%	15.9%	17.1%	16.6%
% of FP17s for the same patient ID Re-attending between 3 & 9 months - Children	46	160	28.7%	47.5%	46.2%	57.5%
% of FP17s for the same patient ID Re-attending between 3 & 9 months - Adults	2	36	5.6%	37.9%	37.8%	50.4%
% of FP17s for Band 1 Urgent Courses	4	163	2.5%	10.3%	10.6%	9.1%
% of FP17s Relating to Free Repair or Replacements	0	163	0.0%	0.7%	0.6%	0.8%
% of FP17s Relating to Continuations	1	163	0.6%	1.1%	0.9%	1.3%
% of Patients satisfied with the dentistry they have received	0	0	N/A	90.2%	90.3%	92.7%
% of Patients satisfied with the time they had to wait for an appointment	0	0	N/A	85.9%	83.8%	88.8%

\* This is based on patients treated on this contract for their most recent course of treatment. Figures in italics indicate the base number of FP17s or Patient Questionnaire responses are less than 100. N/A is shown where the base number of responses is less than 10 during the period. % is calculated as Quantity/Base number\*100

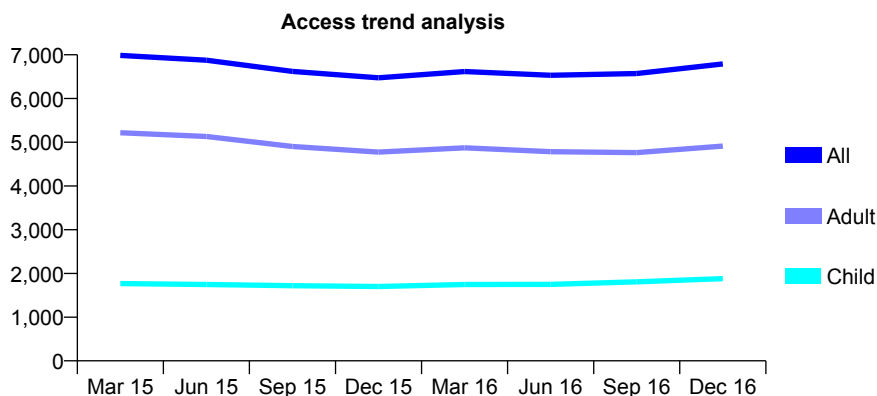
## Q63 - Vital Signs At a Glance Contract Report for 119644/0001 - December 2016

Name or company name	Perfect Smile Associates Limited
Contract type name	GDS Contract
Purpose of contract	General and Orthodontic
Contract start date	17/05/2011
Contract end date	

16/17 Contracted general activity (UDA)	16,740
Carry forward general activity (UDA)	14
16/17 Contracted orthodontic activity (UOA)	4,000
Carry forward orthodontic activity (UOA)	-14
Baseline contract value	£753,089.32

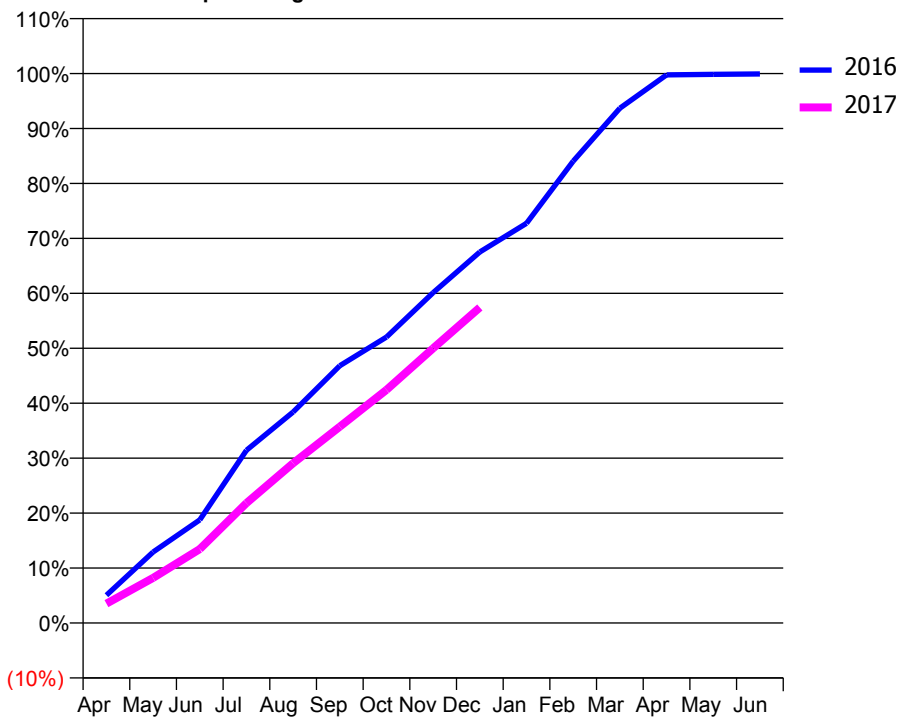
### ACCESS\*

Patients seen in 24 months	Total	Change since previous quarter
Quarter ending December 2015	6,475	
Quarter ending March 2016	6,618	↑
Quarter ending June 2016	6,532	↓
Quarter ending September 2016	6,570	→
Quarter ending December 2016	6,792	↑
<b>Variance since December 2015</b>	<b>4.9%</b>	<b>↑</b>



### ACTIVITY

Cumulative percentage of contracted UDA delivered 2016 & 2017



Month	Adjusted Scheduled Activity (UDA)	
	2016	2017
April	796	593
May	2,034	1,377
June	2,953	2,253
July	4,950	3,654
August	6,043	4,867
September	7,372	5,981
October	8,190	7,104
November	9,463	8,371
December	10,627	9,615
January	11,450	
February	13,228	
March	14,744	
April	15,700	
May	15,716	
June	15,726	

### QUALITY

	Quantity	Base Number	Contract	AT	Region	England
% of FP17s for the same patient ID Re-attending within 3 months - Children	226	1,925	11.7%	10.5%	11.9%	12.4%
% of FP17s for the same patient ID Re-attending within 3 months - Adults	474	3,614	13.1%	15.9%	17.1%	16.6%
% of FP17s for the same patient ID Re-attending between 3 & 9 months - Children	674	1,925	35.0%	47.5%	46.2%	57.5%
% of FP17s for the same patient ID Re-attending between 3 & 9 months - Adults	1,096	3,614	30.3%	37.9%	37.8%	50.4%
% of FP17s for Band 1 Urgent Courses	588	4,772	12.3%	10.3%	10.6%	9.1%
% of FP17s Relating to Free Repair or Replacements	8	4,772	0.2%	0.7%	0.6%	0.8%
% of FP17s Relating to Continuations	29	4,772	0.6%	1.1%	0.9%	1.3%
% of Patients satisfied with the dentistry they have received	6	6	N/A	90.2%	90.3%	92.7%
% of Patients satisfied with the time they had to wait for an appointment	6	6	N/A	85.9%	83.8%	88.8%

\* This is based on patients treated on this contract for their most recent course of treatment. Figures in italics indicate the base number of FP17s or Patient Questionnaire responses are less than 100. N/A is shown where the base number of responses is less than 10 during the period. % is calculated as Quantity/Base number\*100

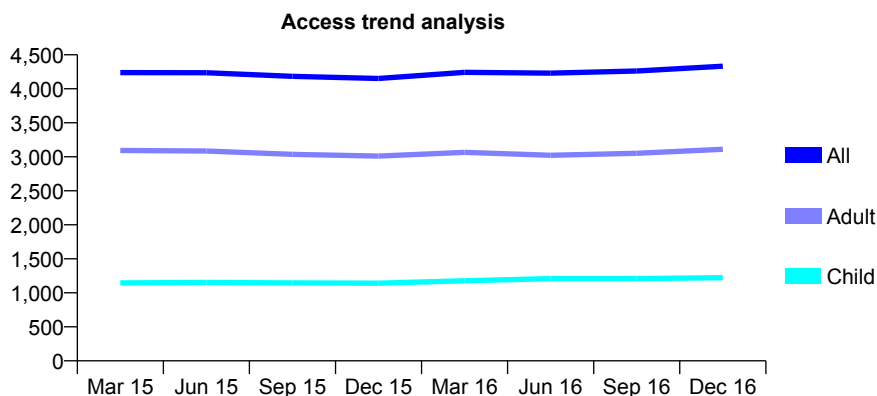
## Q63 - Vital Signs At a Glance Contract Report for 119644/0002 - December 2016

Name or company name	Perfect Smile Associates Limited
Contract type name	GDS Contract
Purpose of contract	General
Contract start date	17/05/2011
Contract end date	

16/17 Contracted general activity (UDA)	9,100
Carry forward general activity (UDA)	82
16/17 Contracted orthodontic activity (UOA)	0
Carry forward orthodontic activity (UOA)	0
Baseline contract value	£240,663.58

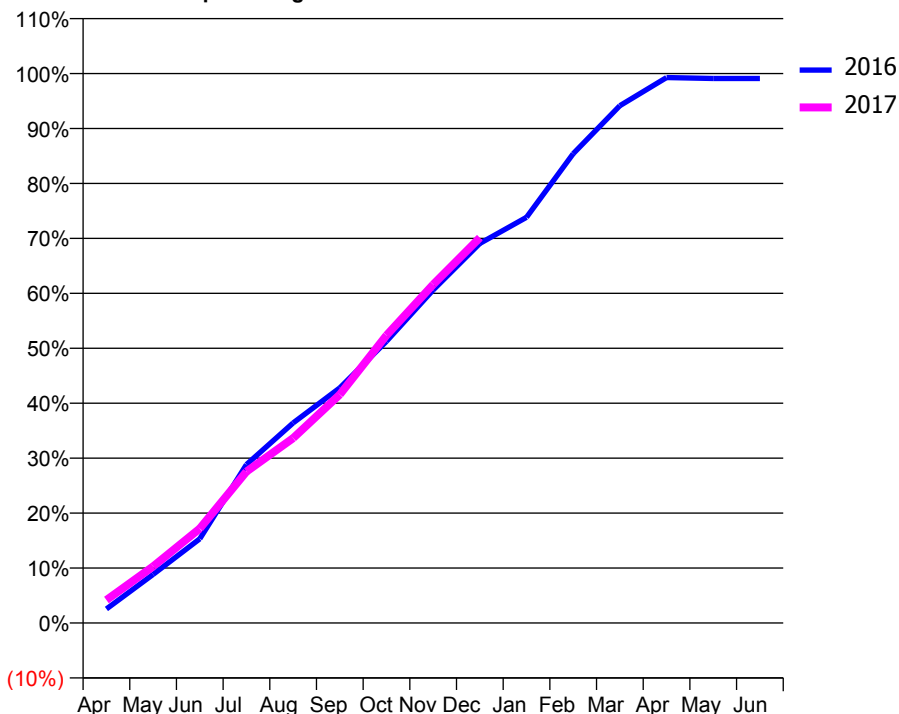
### ACCESS\*

Patients seen in 24 months	Total	Change since previous quarter
Quarter ending December 2015	4,152	
Quarter ending March 2016	4,243	↑
Quarter ending June 2016	4,231	→
Quarter ending September 2016	4,261	→
Quarter ending December 2016	4,333	→
<b>Variance since December 2015</b>	<b>4.4%</b>	<b>↑</b>



### ACTIVITY

Cumulative percentage of contracted UDA delivered 2016 & 2017



Month	Adjusted Scheduled Activity (UDA)	
	2016	2017
April	234	380
May	804	937
June	1,394	1,564
July	2,624	2,507
August	3,313	3,061
September	3,893	3,784
October	4,665	4,765
November	5,514	5,605
December	6,286	6,381
January	6,719	
February	7,773	
March	8,566	
April	9,033	
May	9,018	
June	9,018	

### QUALITY

	Quantity	Base Number	Contract	AT	Region	England
% of FP17s for the same patient ID Re-attending within 3 months - Children	89	1,100	8.1%	10.5%	11.9%	12.4%
% of FP17s for the same patient ID Re-attending within 3 months - Adults	411	2,410	17.1%	15.9%	17.1%	16.6%
% of FP17s for the same patient ID Re-attending between 3 & 9 months - Children	487	1,100	44.3%	47.5%	46.2%	57.5%
% of FP17s for the same patient ID Re-attending between 3 & 9 months - Adults	691	2,410	28.7%	37.9%	37.8%	50.4%
% of FP17s for Band 1 Urgent Courses	354	3,297	10.7%	10.3%	10.6%	9.1%
% of FP17s Relating to Free Repair or Replacements	19	3,297	0.6%	0.7%	0.6%	0.8%
% of FP17s Relating to Continuations	114	3,297	3.5%	1.1%	0.9%	1.3%
% of Patients satisfied with the dentistry they have received	1	1	N/A	90.2%	90.3%	92.7%
% of Patients satisfied with the time they had to wait for an appointment	1	1	N/A	85.9%	83.8%	88.8%

\* This is based on patients treated on this contract for their most recent course of treatment. Figures in italics indicate the base number of FP17s or Patient Questionnaire responses are less than 100. N/A is shown where the base number of responses is less than 10 during the period. % is calculated as Quantity/Base number\*100

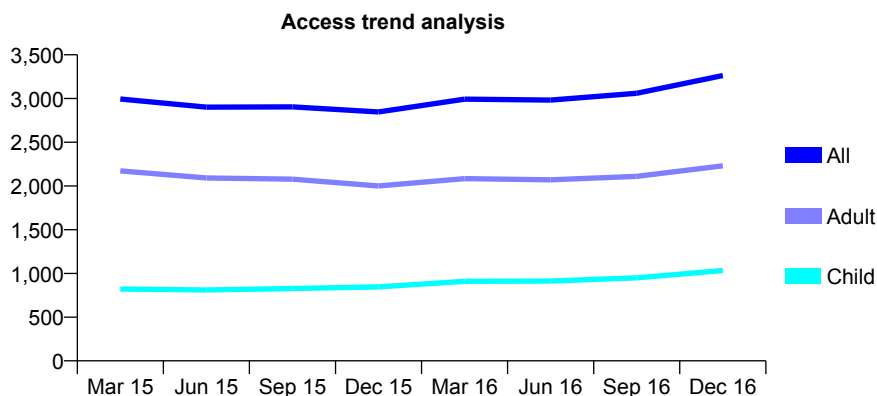
## Q63 - Vital Signs At a Glance Contract Report for 119954/0001 - December 2016

Name or company name	Smile Impressions Ltd
Contract type name	GDS Contract
Purpose of contract	General
Contract start date	01/06/2008
Contract end date	

16/17 Contracted general activity (UDA)	8,579
Carry forward general activity (UDA)	319
16/17 Contracted orthodontic activity (UOA)	0
Carry forward orthodontic activity (UOA)	0
Baseline contract value	£225,030.59

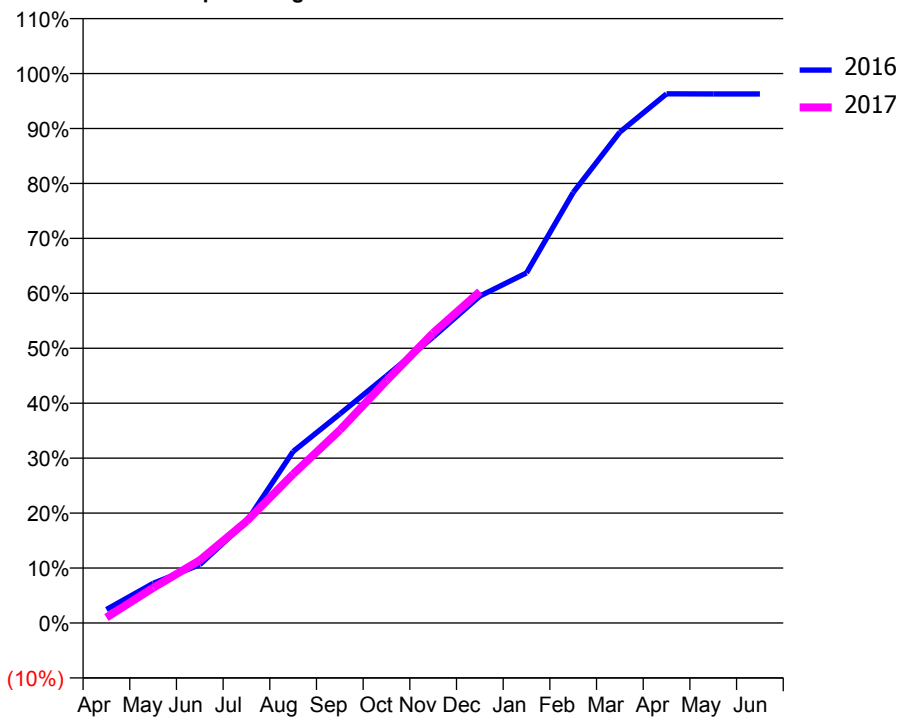
### ACCESS\*

Patients seen in 24 months	Total	Change since previous quarter
Quarter ending December 2015	2,846	
Quarter ending March 2016	2,993	↑
Quarter ending June 2016	2,982	→
Quarter ending September 2016	3,060	↑
Quarter ending December 2016	3,263	↑
<b>Variance since December 2015</b>	<b>14.7%</b>	<b>↑</b>



### ACTIVITY

Cumulative percentage of contracted UDA delivered 2016 & 2017



Month	Adjusted Scheduled Activity (UDA)	
	2016	2017
April	212	87
May	619	550
June	910	980
July	1,582	1,586
August	2,679	2,324
September	3,264	3,012
October	3,859	3,783
November	4,465	4,530
December	5,103	5,175
January	5,466	
February	6,721	
March	7,664	
April	8,263	
May	8,259	
June	8,260	

### QUALITY

	Quantity	Base Number	Contract	AT	Region	England
% of FP17s for the same patient ID Re-attending within 3 months - Children	86	1,155	7.4%	10.5%	11.9%	12.4%
% of FP17s for the same patient ID Re-attending within 3 months - Adults	209	2,171	9.6%	15.9%	17.1%	16.6%
% of FP17s for the same patient ID Re-attending between 3 & 9 months - Children	721	1,155	62.4%	47.5%	46.2%	57.5%
% of FP17s for the same patient ID Re-attending between 3 & 9 months - Adults	1,066	2,171	49.1%	37.9%	37.8%	50.4%
% of FP17s for Band 1 Urgent Courses	211	3,070	6.9%	10.3%	10.6%	9.1%
% of FP17s Relating to Free Repair or Replacements	7	3,070	0.2%	0.7%	0.6%	0.8%
% of FP17s Relating to Continuations	10	3,070	0.3%	1.1%	0.9%	1.3%
% of Patients satisfied with the dentistry they have received	2	2	N/A	90.2%	90.3%	92.7%
% of Patients satisfied with the time they had to wait for an appointment	1	2	N/A	85.9%	83.8%	88.8%

\* This is based on patients treated on this contract for their most recent course of treatment. Figures in italics indicate the base number of FP17s or Patient Questionnaire responses are less than 100. N/A is shown where the base number of responses is less than 10 during the period. % is calculated as Quantity/Base number\*100



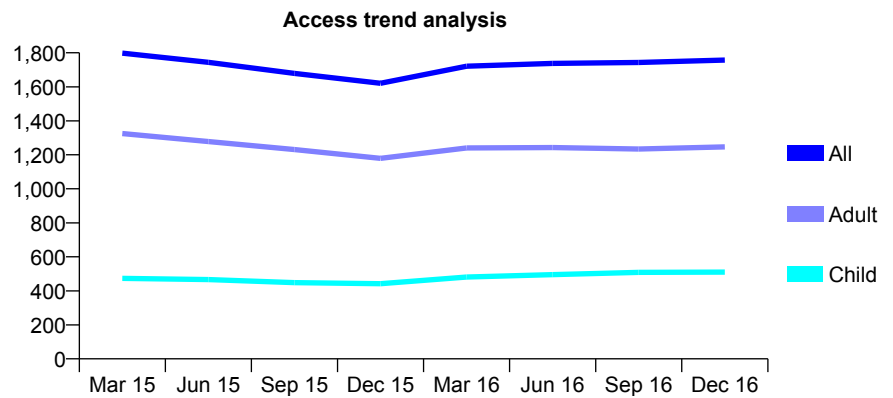
## Q63 - Vital Signs At a Glance Contract Report for 120251/0001 - December 2016

Name or company name	W. M. Rosten Ltd
Contract type name	GDS Contract
Purpose of contract	General
Contract start date	01/04/2008
Contract end date	

16/17 Contracted general activity (UDA)	5,000
Carry forward general activity (UDA)	175
16/17 Contracted orthodontic activity (UOA)	0
Carry forward orthodontic activity (UOA)	0
Baseline contract value	£126,863.11

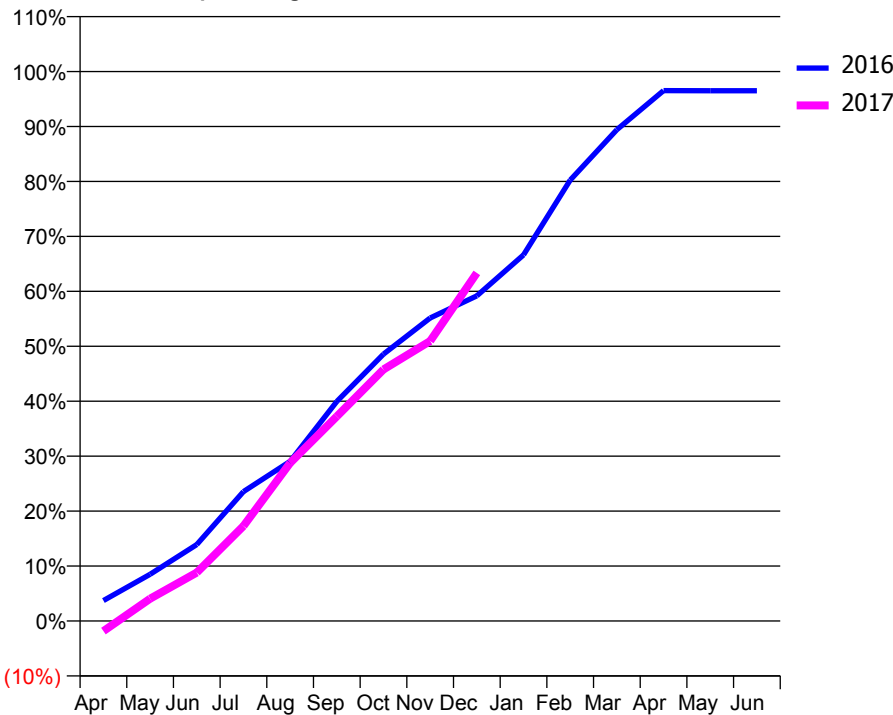
### ACCESS\*

Patients seen in 24 months	Total	Change since previous quarter
Quarter ending December 2015	1,621	
Quarter ending March 2016	1,721	↑
Quarter ending June 2016	1,738	→
Quarter ending September 2016	1,743	→
Quarter ending December 2016	1,757	→
<b>Variance since December 2015</b>	<b>8.4%</b>	<b>↑</b>



### ACTIVITY

Cumulative percentage of contracted UDA delivered 2016 & 2017



Month	Adjusted Scheduled Activity (UDA)	
	2016	2017
April	187	-93
May	425	203
June	696	441
July	1,177	864
August	1,453	1,439
September	1,997	1,862
October	2,428	2,289
November	2,757	2,547
December	2,959	3,167
January	3,331	
February	4,012	
March	4,470	
April	4,826	
May	4,825	
June	4,825	

### QUALITY

	Quantity	Base Number	Contract	AT	Region	England
% of FP17s for the same patient ID Re-attending within 3 months - Children	42	493	8.5%	10.5%	11.9%	12.4%
% of FP17s for the same patient ID Re-attending within 3 months - Adults	207	1,132	18.3%	15.9%	17.1%	16.6%
% of FP17s for the same patient ID Re-attending between 3 & 9 months - Children	265	493	53.8%	47.5%	46.2%	57.5%
% of FP17s for the same patient ID Re-attending between 3 & 9 months - Adults	409	1,132	36.1%	37.9%	37.8%	50.4%
% of FP17s for Band 1 Urgent Courses	176	1,273	13.8%	10.3%	10.6%	9.1%
% of FP17s Relating to Free Repair or Replacements	0	1,273	0.0%	0.7%	0.6%	0.8%
% of FP17s Relating to Continuations	18	1,273	1.4%	1.1%	0.9%	1.3%
% of Patients satisfied with the dentistry they have received	0	0	N/A	90.2%	90.3%	92.7%
% of Patients satisfied with the time they had to wait for an appointment	0	0	N/A	85.9%	83.8%	88.8%

\* This is based on patients treated on this contract for their most recent course of treatment. Figures in italics indicate the base number of FP17s or Patient Questionnaire responses are less than 100. N/A is shown where the base number of responses is less than 10 during the period. % is calculated as Quantity/Base number\*100

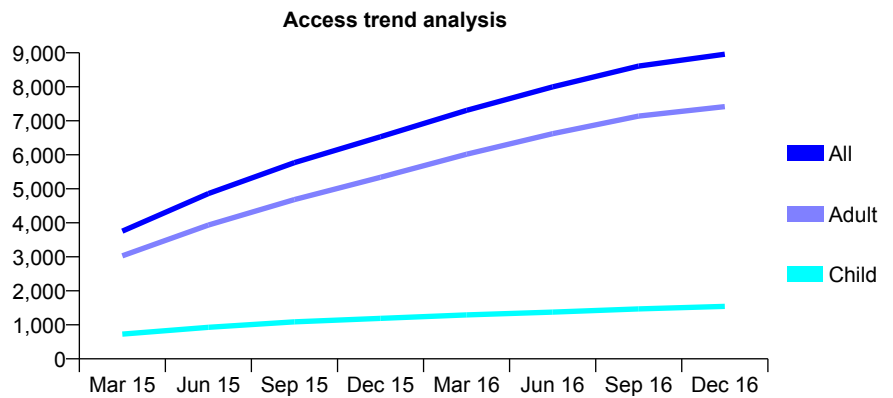
## Q63 - Vital Signs At a Glance Contract Report for 120375/0001 - December 2016

Name or company name	New Cross Dental Practice
Contract type name	GDS Contract
Purpose of contract	General
Contract start date	01/09/2014
Contract end date	

16/17 Contracted general activity (UDA)	35,350
Carry forward general activity (UDA)	0
16/17 Contracted orthodontic activity (UOA)	0
Carry forward orthodontic activity (UOA)	0
Baseline contract value	£1,012,250.69

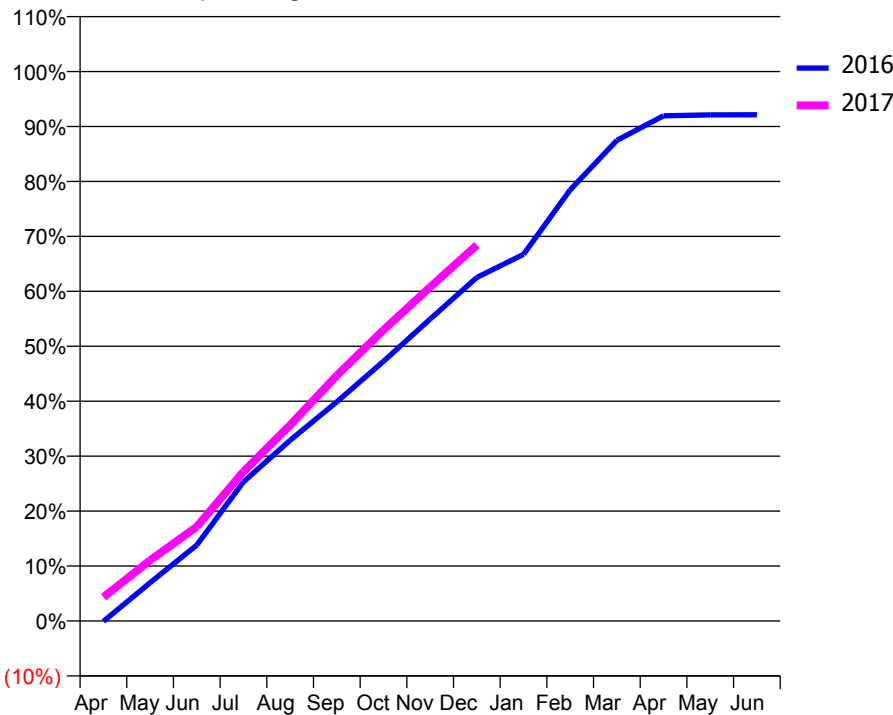
### ACCESS\*

Patients seen in 24 months	Total	Change since previous quarter
Quarter ending December 2015	6,533	
Quarter ending March 2016	7,307	↑
Quarter ending June 2016	7,997	↑
Quarter ending September 2016	8,608	↑
Quarter ending December 2016	8,958	↑
<b>Variance since December 2015</b>	<b>37.1%</b>	<b>↑</b>



### ACTIVITY

Cumulative percentage of contracted UDA delivered 2016 & 2017



Month	Adjusted Scheduled Activity (UDA)	
	2016	2017
April	-33	1,534
May	2,468	3,912
June	4,884	6,066
July	8,948	9,613
August	11,631	12,605
September	14,102	15,794
October	16,709	18,726
November	19,429	21,486
December	22,102	24,189
January	23,584	
February	27,737	
March	30,920	
April	32,502	
May	32,560	
June	32,565	

### QUALITY

	Quantity	Base Number	Contract	AT	Region	England
% of FP17s for the same patient ID Re-attending within 3 months - Children	92	1,446	6.4%	10.5%	11.9%	12.4%
% of FP17s for the same patient ID Re-attending within 3 months - Adults	893	6,662	13.4%	15.9%	17.1%	16.6%
% of FP17s for the same patient ID Re-attending between 3 & 9 months - Children	659	1,446	45.6%	47.5%	46.2%	57.5%
% of FP17s for the same patient ID Re-attending between 3 & 9 months - Adults	2,475	6,662	37.2%	37.9%	37.8%	50.4%
% of FP17s for Band 1 Urgent Courses	814	7,663	10.6%	10.3%	10.6%	9.1%
% of FP17s Relating to Free Repair or Replacements	81	7,663	1.1%	0.7%	0.6%	0.8%
% of FP17s Relating to Continuations	60	7,663	0.8%	1.1%	0.9%	1.3%
% of Patients satisfied with the dentistry they have received	9	10	90.0%	90.2%	90.3%	92.7%
% of Patients satisfied with the time they had to wait for an appointment	10	10	100.0%	85.9%	83.8%	88.8%

\* This is based on patients treated on this contract for their most recent course of treatment. Figures in italics indicate the base number of FP17s or Patient Questionnaire responses are less than 100. N/A is shown where the base number of responses is less than 10 during the period. % is calculated as Quantity/Base number\*100

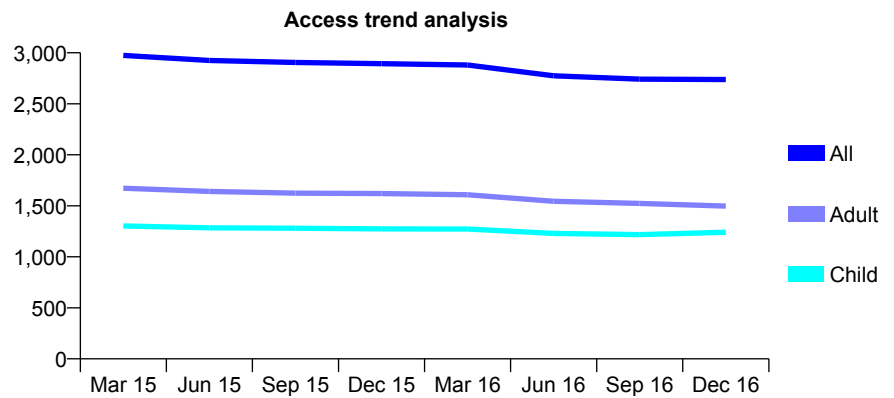
## Q63 - Vital Signs At a Glance Contract Report for 121134/0001 - December 2016

Name or company name	Mottingham Dental Practice Limited
Contract type name	GDS Contract
Purpose of contract	General
Contract start date	01/04/2010
Contract end date	

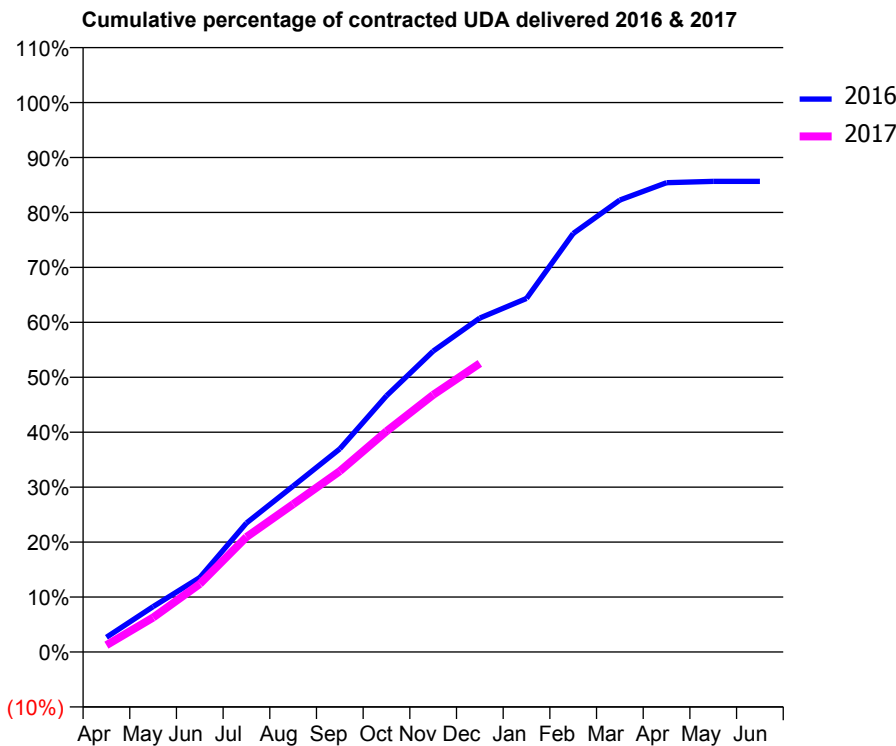
16/17 Contracted general activity (UDA)	10,750
Carry forward general activity (UDA)	246
16/17 Contracted orthodontic activity (UOA)	0
Carry forward orthodontic activity (UOA)	0
Baseline contract value	£313,081.40

### ACCESS\*

Patients seen in 24 months	Total	Change since previous quarter
Quarter ending December 2015	2,894	
Quarter ending March 2016	2,880	→
Quarter ending June 2016	2,774	↓
Quarter ending September 2016	2,742	↓
Quarter ending December 2016	2,738	→
<b>Variance since December 2015</b>	<b>(5.4%)</b>	<b>↓</b>



### ACTIVITY



Month	Adjusted Scheduled Activity (UDA)	
	2016	2017
April	288	133
May	889	674
June	1,456	1,331
July	2,523	2,249
August	3,246	2,891
September	3,975	3,538
October	5,013	4,319
November	5,885	5,031
December	6,534	5,646
January	6,918	
February	8,187	
March	8,841	
April	9,182	
May	9,207	
June	9,207	

### QUALITY

	Quantity	Base Number	Contract	AT	Region	England
% of FP17s for the same patient ID Re-attending within 3 months - Children	83	1,048	7.9%	10.5%	11.9%	12.4%
% of FP17s for the same patient ID Re-attending within 3 months - Adults	269	1,232	21.8%	15.9%	17.1%	16.6%
% of FP17s for the same patient ID Re-attending between 3 & 9 months - Children	387	1,048	36.9%	47.5%	46.2%	57.5%
% of FP17s for the same patient ID Re-attending between 3 & 9 months - Adults	382	1,232	31.0%	37.9%	37.8%	50.4%
% of FP17s for Band 1 Urgent Courses	376	2,161	17.4%	10.3%	10.6%	9.1%
% of FP17s Relating to Free Repair or Replacements	0	2,161	0.0%	0.7%	0.6%	0.8%
% of FP17s Relating to Continuations	12	2,161	0.6%	1.1%	0.9%	1.3%
% of Patients satisfied with the dentistry they have received	5	5	N/A	90.2%	90.3%	92.7%
% of Patients satisfied with the time they had to wait for an appointment	5	5	N/A	85.9%	83.8%	88.8%

\* This is based on patients treated on this contract for their most recent course of treatment. Figures in italics indicate the base number of FP17s or Patient Questionnaire responses are less than 100. N/A is shown where the base number of responses is less than 10 during the period. % is calculated as Quantity/Base number\*100

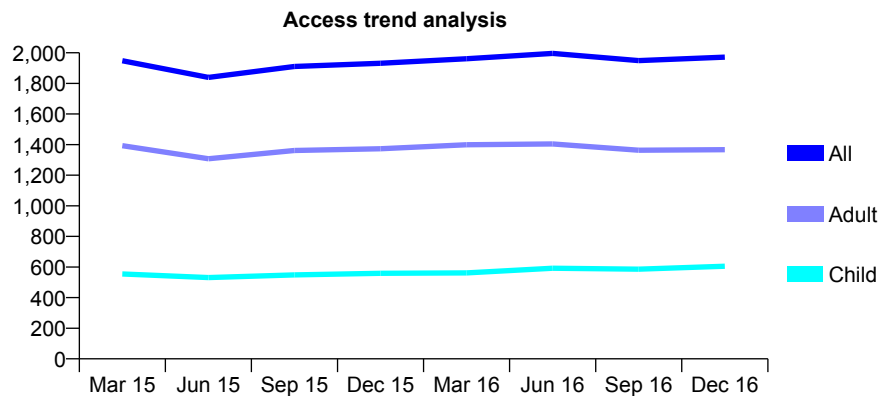
## Q63 - Vital Signs At a Glance Contract Report for 121290/0001 - December 2016

Name or company name	Mount Road Dental Surgery
Contract type name	GDS Contract
Purpose of contract	General
Contract start date	15/09/2008
Contract end date	

16/17 Contracted general activity (UDA)	5,000
Carry forward general activity (UDA)	95
16/17 Contracted orthodontic activity (UOA)	0
Carry forward orthodontic activity (UOA)	0
Baseline contract value	£124,906.23

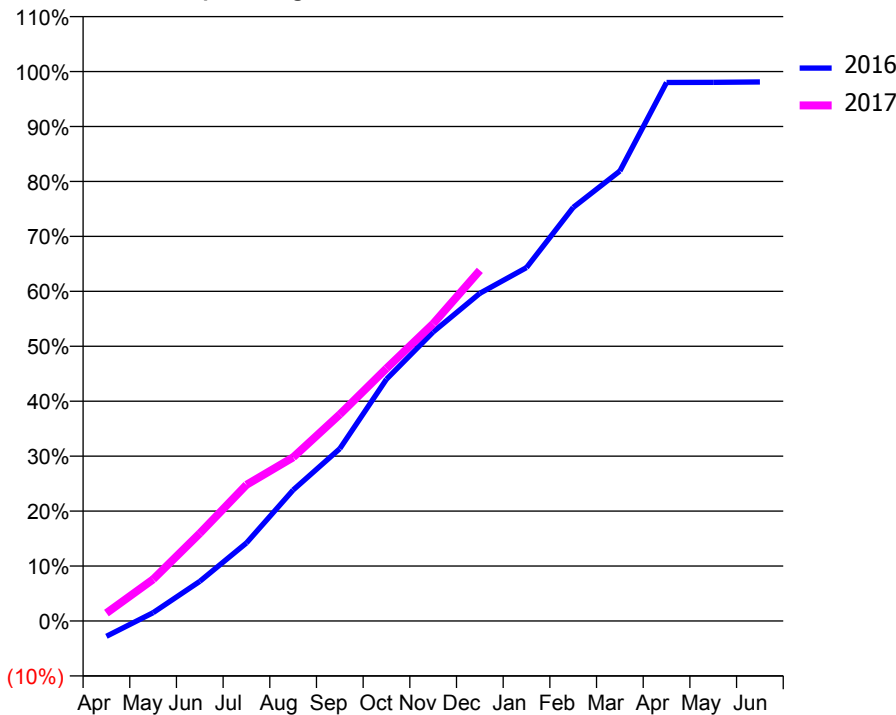
### ACCESS\*

Patients seen in 24 months	Total	Change since previous quarter
Quarter ending December 2015	1,932	
Quarter ending March 2016	1,961	→
Quarter ending June 2016	1,996	→
Quarter ending September 2016	1,949	↓
Quarter ending December 2016	1,972	→
<b>Variance since December 2015</b>	<b>2.1%</b>	<b>↑</b>



### ACTIVITY

Cumulative percentage of contracted UDA delivered 2016 & 2017



Month	Adjusted Scheduled Activity (UDA)	
	2016	2017
April	-140	72
May	76	379
June	361	797
July	711	1,239
August	1,192	1,489
September	1,568	1,880
October	2,200	2,299
November	2,629	2,706
December	2,982	3,190
January	3,216	
February	3,763	
March	4,095	
April	4,900	
May	4,901	
June	4,905	

### QUALITY

	Quantity	Base Number	Contract	AT	Region	England
% of FP17s for the same patient ID Re-attending within 3 months - Children	57	675	8.4%	10.5%	11.9%	12.4%
% of FP17s for the same patient ID Re-attending within 3 months - Adults	192	1,319	14.6%	15.9%	17.1%	16.6%
% of FP17s for the same patient ID Re-attending between 3 & 9 months - Children	343	675	50.8%	47.5%	46.2%	57.5%
% of FP17s for the same patient ID Re-attending between 3 & 9 months - Adults	549	1,319	41.6%	37.9%	37.8%	50.4%
% of FP17s for Band 1 Urgent Courses	180	1,623	11.1%	10.3%	10.6%	9.1%
% of FP17s Relating to Free Repair or Replacements	6	1,623	0.4%	0.7%	0.6%	0.8%
% of FP17s Relating to Continuations	7	1,623	0.4%	1.1%	0.9%	1.3%
% of Patients satisfied with the dentistry they have received	2	3	N/A	90.2%	90.3%	92.7%
% of Patients satisfied with the time they had to wait for an appointment	2	3	N/A	85.9%	83.8%	88.8%

\* This is based on patients treated on this contract for their most recent course of treatment. Figures in italics indicate the base number of FP17s or Patient Questionnaire responses are less than 100. N/A is shown where the base number of responses is less than 10 during the period. % is calculated as Quantity/Base number\*100

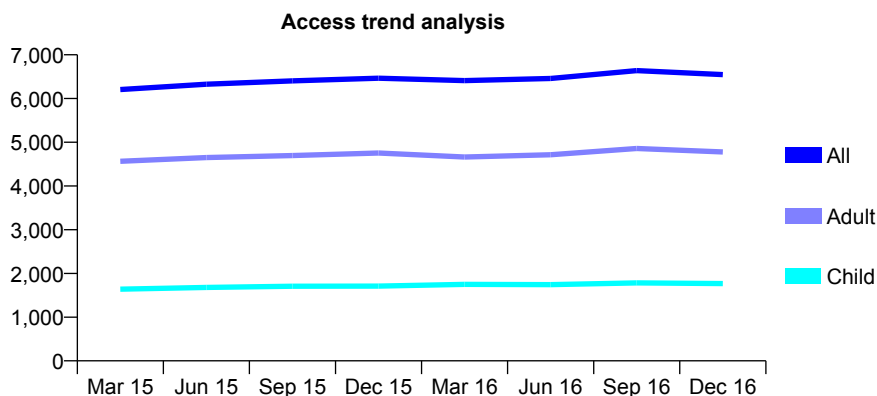
## Q63 - Vital Signs At a Glance Contract Report for 122300/0001 - December 2016

Name or company name	Splendent Care Ltd
Contract type name	GDS Contract
Purpose of contract	General
Contract start date	01/04/2007
Contract end date	

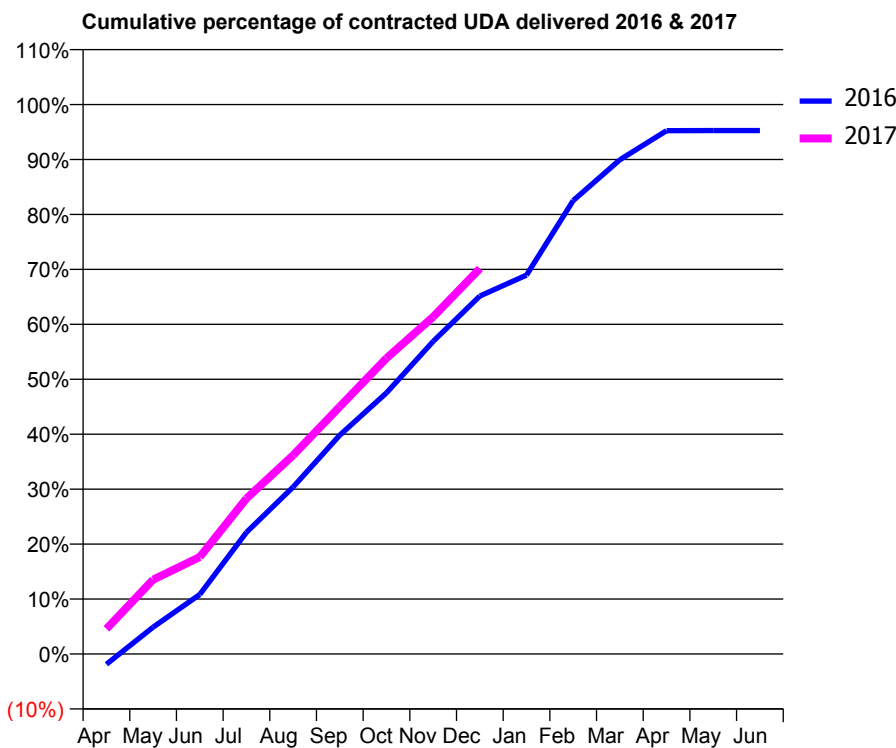
16/17 Contracted general activity (UDA)	22,149
Carry forward general activity (UDA)	0
16/17 Contracted orthodontic activity (UOA)	0
Carry forward orthodontic activity (UOA)	0
Baseline contract value	£649,260.53

### ACCESS\*

Patients seen in 24 months	Total	Change since previous quarter
Quarter ending December 2015	6,466	
Quarter ending March 2016	6,411	→
Quarter ending June 2016	6,459	→
Quarter ending September 2016	6,640	↑
Quarter ending December 2016	6,546	↓
<b>Variance since December 2015</b>	<b>1.2%</b>	<b>→</b>



### ACTIVITY



Month	Adjusted Scheduled Activity (UDA)	
	2016	2017
April	-416	1,013
May	1,081	2,999
June	2,400	3,912
July	4,903	6,270
August	6,730	8,012
September	8,823	9,975
October	10,528	11,927
November	12,601	13,591
December	14,427	15,535
January	15,271	
February	18,275	
March	19,919	
April	21,096	
May	21,099	
June	21,099	

### QUALITY

	Quantity	Base Number	Contract	AT	Region	England
% of FP17s for the same patient ID Re-attending within 3 months - Children	107	1,438	7.4%	10.5%	11.9%	12.4%
% of FP17s for the same patient ID Re-attending within 3 months - Adults	643	4,047	15.9%	15.9%	17.1%	16.6%
% of FP17s for the same patient ID Re-attending between 3 & 9 months - Children	597	1,438	41.5%	47.5%	46.2%	57.5%
% of FP17s for the same patient ID Re-attending between 3 & 9 months - Adults	1,228	4,047	30.3%	37.9%	37.8%	50.4%
% of FP17s for Band 1 Urgent Courses	758	5,060	15.0%	10.3%	10.6%	9.1%
% of FP17s Relating to Free Repair or Replacements	25	5,060	0.5%	0.7%	0.6%	0.8%
% of FP17s Relating to Continuations	28	5,060	0.6%	1.1%	0.9%	1.3%
% of Patients satisfied with the dentistry they have received	1	2	N/A	90.2%	90.3%	92.7%
% of Patients satisfied with the time they had to wait for an appointment	2	2	N/A	85.9%	83.8%	88.8%

\* This is based on patients treated on this contract for their most recent course of treatment. Figures in italics indicate the base number of FP17s or Patient Questionnaire responses are less than 100. N/A is shown where the base number of responses is less than 10 during the period. % is calculated as Quantity/Base number\*100

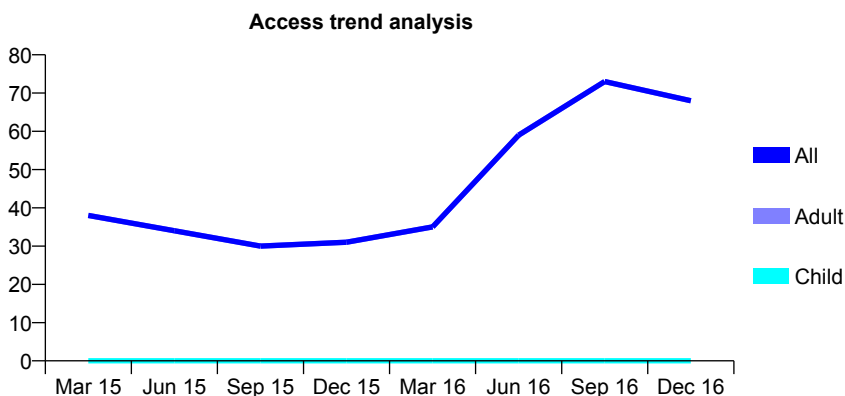
## Q63 - Vital Signs At a Glance Contract Report for 122300/0003 - December 2016

Name or company name	Splendent Care Ltd
Contract type name	PDS Contract
Purpose of contract	General
Contract start date	01/10/2009
Contract end date	31/03/2017

16/17 Contracted general activity (UDA)	327
Carry forward general activity (UDA)	0
16/17 Contracted orthodontic activity (UOA)	0
Carry forward orthodontic activity (UOA)	0
Baseline contract value	£63,126.72

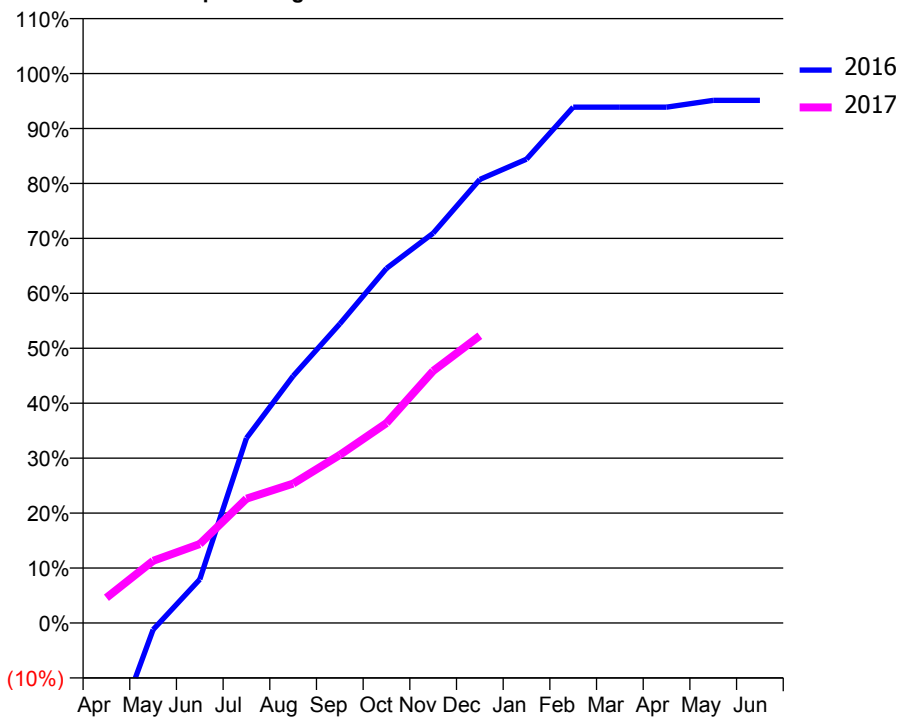
### ACCESS\*

Patients seen in 24 months	Total	Change since previous quarter
Quarter ending December 2015	31	
Quarter ending March 2016	35	↑
Quarter ending June 2016	59	↑
Quarter ending September 2016	73	↑
Quarter ending December 2016	68	↓
<b>Variance since December 2015</b>	<b>119.4%</b>	<b>↑</b>



### ACTIVITY

Cumulative percentage of contracted UDA delivered 2016 & 2017



Month	Adjusted Scheduled Activity (UDA)	
	2016	2017
April	-80	15
May	-4	37
June	26	47
July	110	74
August	147	83
September	178	100
October	211	119
November	232	150
December	264	171
January	276	
February	307	
March	307	
April	307	
May	311	
June	311	

### QUALITY

	Quantity	Base Number	Contract	AT	Region	England
% of FP17s for the same patient ID Re-attending within 3 months - Children	0	0	N/A	10.5%	11.9%	12.4%
% of FP17s for the same patient ID Re-attending within 3 months - Adults	1	79	1.3%	15.9%	17.1%	16.6%
% of FP17s for the same patient ID Re-attending between 3 & 9 months - Children	0	0	N/A	47.5%	46.2%	57.5%
% of FP17s for the same patient ID Re-attending between 3 & 9 months - Adults	2	79	2.5%	37.9%	37.8%	50.4%
% of FP17s for Band 1 Urgent Courses	0	75	0.0%	10.3%	10.6%	9.1%
% of FP17s Relating to Free Repair or Replacements	0	75	0.0%	0.7%	0.6%	0.8%
% of FP17s Relating to Continuations	0	75	0.0%	1.1%	0.9%	1.3%
% of Patients satisfied with the dentistry they have received	0	0	N/A	90.2%	90.3%	92.7%
% of Patients satisfied with the time they had to wait for an appointment	0	0	N/A	85.9%	83.8%	88.8%

\* This is based on patients treated on this contract for their most recent course of treatment. Figures in italics indicate the base number of FP17s or Patient Questionnaire responses are less than 100. N/A is shown where the base number of responses is less than 10 during the period. % is calculated as Quantity/Base number\*100

## Q63 - Vital Signs At a Glance Contract Report for 122300/0004 - December 2016

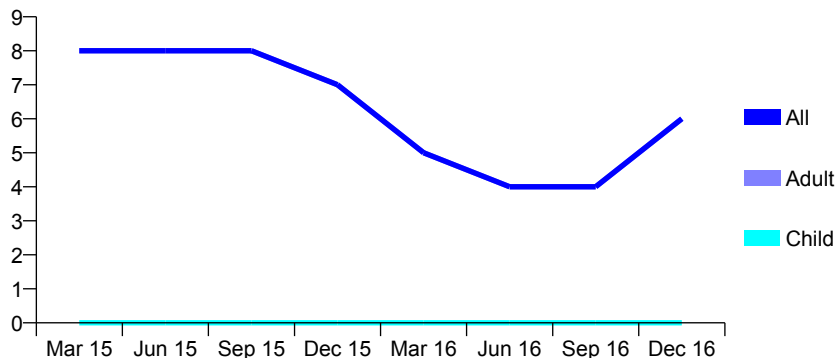
Name or company name	Splendent Care Ltd
Contract type name	PDS Contract
Purpose of contract	General
Contract start date	01/04/2010
Contract end date	31/03/2017

16/17 Contracted general activity (UDA)	90
Carry forward general activity (UDA)	0
16/17 Contracted orthodontic activity (UOA)	0
Carry forward orthodontic activity (UOA)	0
Baseline contract value	£4,665.33

### ACCESS\*

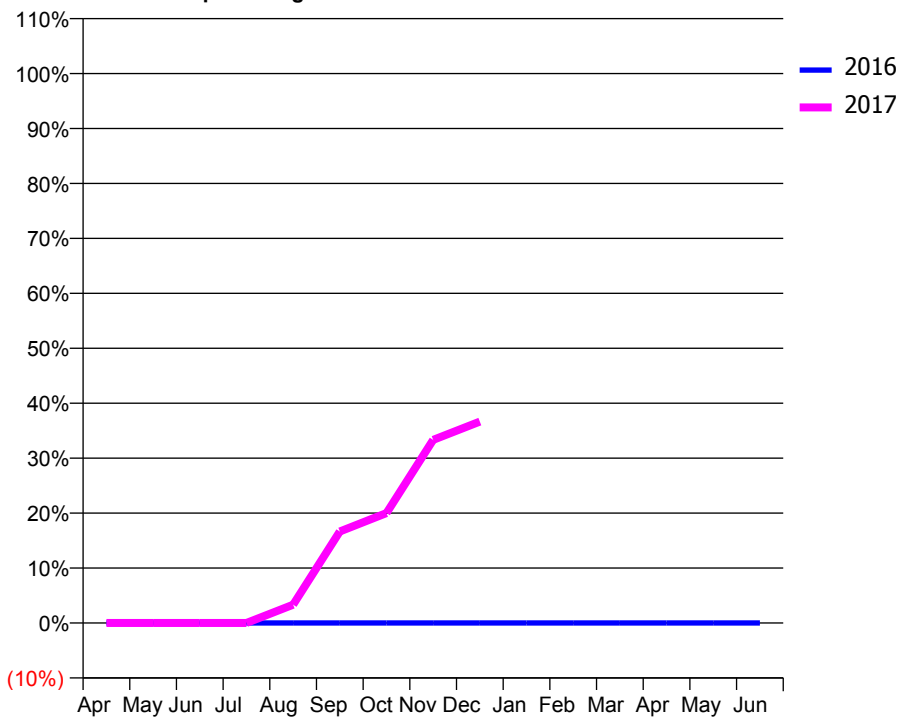
Patients seen in 24 months	Total	Change since previous quarter
Quarter ending December 2015	7	
Quarter ending March 2016	5	↓
Quarter ending June 2016	4	↓
Quarter ending September 2016	4	→
Quarter ending December 2016	6	↑
<b>Variance since December 2015</b>	<b>(14.3%)</b>	<b>↓</b>

### Access trend analysis



### ACTIVITY

#### Cumulative percentage of contracted UDA delivered 2016 & 2017



#### Adjusted Scheduled Activity (UDA)

Month	2016	2017
April	0	0
May	0	0
June	0	0
July	0	0
August	0	3
September	0	15
October	0	18
November	0	30
December	0	33
January	0	
February	0	
March	0	
April	0	
May	0	
June	0	

### QUALITY

	Quantity	Base Number	Contract	AT	Region	England
% of FP17s for the same patient ID Re-attending within 3 months - Children	0	0	N/A	10.5%	11.9%	12.4%
% of FP17s for the same patient ID Re-attending within 3 months - Adults	0	5	0.0%	15.9%	17.1%	16.6%
% of FP17s for the same patient ID Re-attending between 3 & 9 months - Children	0	0	N/A	47.5%	46.2%	57.5%
% of FP17s for the same patient ID Re-attending between 3 & 9 months - Adults	0	5	0.0%	37.9%	37.8%	50.4%
% of FP17s for Band 1 Urgent Courses	0	5	0.0%	10.3%	10.6%	9.1%
% of FP17s Relating to Free Repair or Replacements	0	5	0.0%	0.7%	0.6%	0.8%
% of FP17s Relating to Continuations	0	5	0.0%	1.1%	0.9%	1.3%
% of Patients satisfied with the dentistry they have received	0	0	N/A	90.2%	90.3%	92.7%
% of Patients satisfied with the time they had to wait for an appointment	0	0	N/A	85.9%	83.8%	88.8%

\* This is based on patients treated on this contract for their most recent course of treatment. Figures in italics indicate the base number of FP17s or Patient Questionnaire responses are less than 100. N/A is shown where the base number of responses is less than 10 during the period. % is calculated as Quantity/Base number\*100



## Q63 - Vital Signs At a Glance Contract Report for 122300/0005 - December 2016

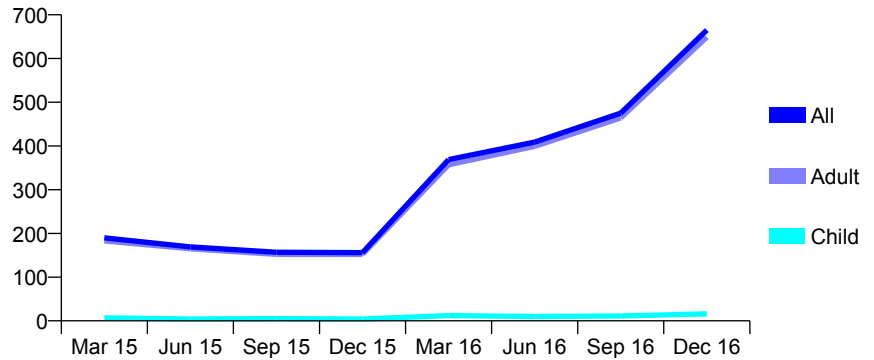
Name or company name	Splendent Care Ltd
Contract type name	PDS Contract
Purpose of contract	General
Contract start date	01/09/2010
Contract end date	31/03/2017

16/17 Contracted general activity (UDA)	2,000
Carry forward general activity (UDA)	0
16/17 Contracted orthodontic activity (UOA)	0
Carry forward orthodontic activity (UOA)	0
Baseline contract value	£96,269.00

### ACCESS\*

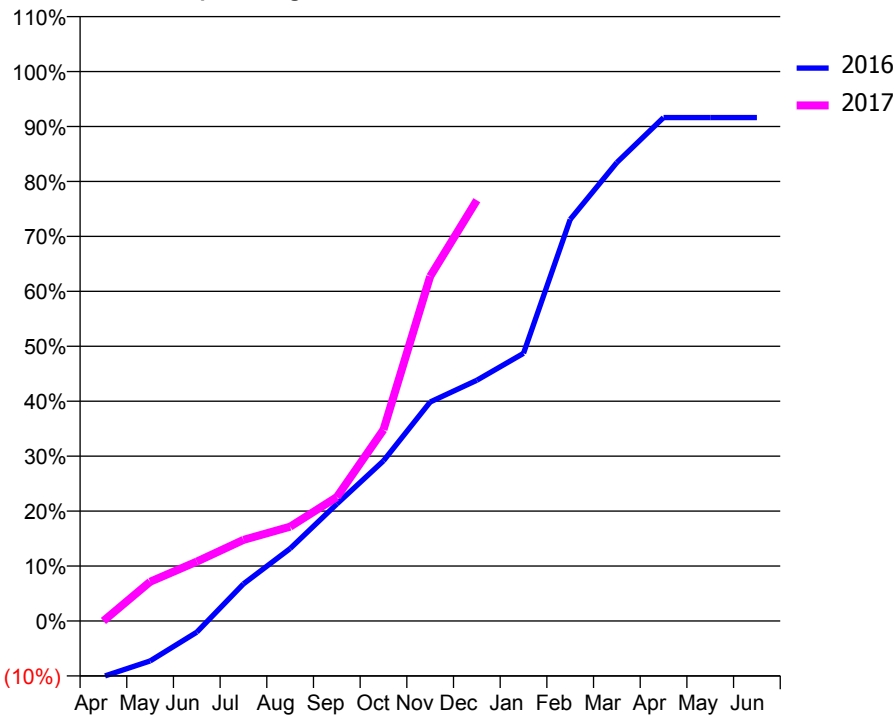
Patients seen in 24 months	Total	Change since previous quarter
Quarter ending December 2015	156	
Quarter ending March 2016	369	↑
Quarter ending June 2016	409	↑
Quarter ending September 2016	475	↑
Quarter ending December 2016	665	↑
<b>Variance since December 2015</b>	<b>326.3%</b>	<b>↑</b>

Access trend analysis



### ACTIVITY

Cumulative percentage of contracted UDA delivered 2016 & 2017



Month	Adjusted Scheduled Activity (UDA)	
	2016	2017
April	-202	0
May	-146	143
June	-41	216
July	135	295
August	264	343
September	426	451
October	583	696
November	797	1,254
December	876	1,531
January	974	
February	1,462	
March	1,669	
April	1,833	
May	1,833	
June	1,833	

### QUALITY

	Quantity	Base Number	Contract	AT	Region	England
% of FP17s for the same patient ID Re-attending within 3 months - Children	1	18	5.6%	10.5%	11.9%	12.4%
% of FP17s for the same patient ID Re-attending within 3 months - Adults	8	565	1.4%	15.9%	17.1%	16.6%
% of FP17s for the same patient ID Re-attending between 3 & 9 months - Children	0	18	0.0%	47.5%	46.2%	57.5%
% of FP17s for the same patient ID Re-attending between 3 & 9 months - Adults	5	565	0.9%	37.9%	37.8%	50.4%
% of FP17s for Band 1 Urgent Courses	2	521	0.4%	10.3%	10.6%	9.1%
% of FP17s Relating to Free Repair or Replacements	0	521	0.0%	0.7%	0.6%	0.8%
% of FP17s Relating to Continuations	1	521	0.2%	1.1%	0.9%	1.3%
% of Patients satisfied with the dentistry they have received	0	0	N/A	90.2%	90.3%	92.7%
% of Patients satisfied with the time they had to wait for an appointment	0	0	N/A	85.9%	83.8%	88.8%

\* This is based on patients treated on this contract for their most recent course of treatment. Figures in italics indicate the base number of FP17s or Patient Questionnaire responses are less than 100. N/A is shown where the base number of responses is less than 10 during the period. % is calculated as Quantity/Base number\*100

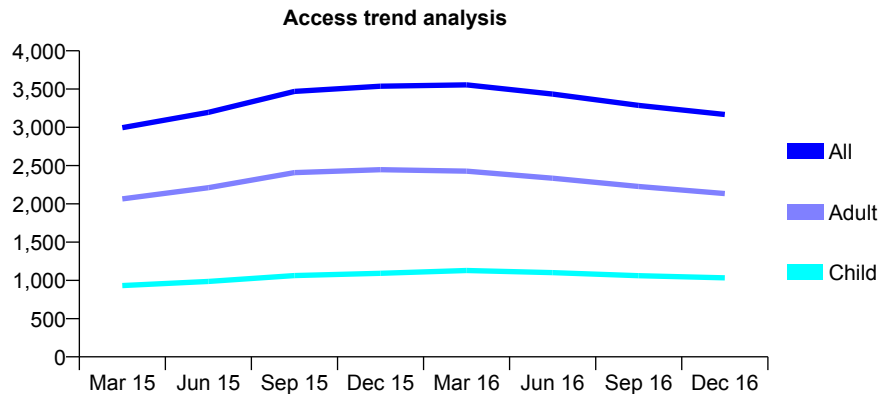
## Q63 - Vital Signs At a Glance Contract Report for 122564/0001 - December 2016

Name or company name	Westbury Dental Care
Contract type name	GDS Contract
Purpose of contract	General
Contract start date	01/11/2013
Contract end date	

16/17 Contracted general activity (UDA)	10,000
Carry forward general activity (UDA)	389
16/17 Contracted orthodontic activity (UOA)	0
Carry forward orthodontic activity (UOA)	0
Baseline contract value	£288,923.84

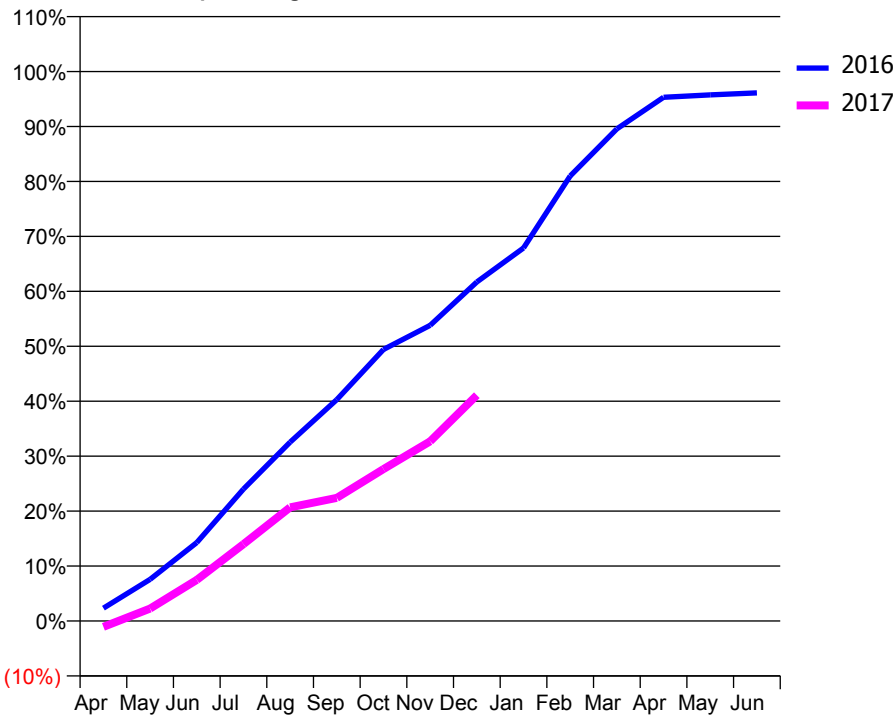
### ACCESS\*

Patients seen in 24 months	Total	Change since previous quarter
Quarter ending December 2015	3,538	
Quarter ending March 2016	3,555	→
Quarter ending June 2016	3,435	↓
Quarter ending September 2016	3,287	↓
Quarter ending December 2016	3,167	↓
<b>Variance since December 2015</b>	<b>(10.5%)</b>	<b>↓</b>



### ACTIVITY

Cumulative percentage of contracted UDA delivered 2016 & 2017



Month	Adjusted Scheduled Activity (UDA)	
	2016	2017
April	234	-109
May	758	227
June	1,428	748
July	2,402	1,398
August	3,256	2,070
September	4,028	2,241
October	4,942	2,766
November	5,382	3,270
December	6,170	4,111
January	6,789	
February	8,100	
March	8,956	
April	9,531	
May	9,574	
June	9,611	

### QUALITY

	Quantity	Base Number	Contract	AT	Region	England
% of FP17s for the same patient ID Re-attending within 3 months - Children	125	1,068	11.7%	10.5%	11.9%	12.4%
% of FP17s for the same patient ID Re-attending within 3 months - Adults	254	1,512	16.8%	15.9%	17.1%	16.6%
% of FP17s for the same patient ID Re-attending between 3 & 9 months - Children	655	1,068	61.3%	47.5%	46.2%	57.5%
% of FP17s for the same patient ID Re-attending between 3 & 9 months - Adults	556	1,512	36.8%	37.9%	37.8%	50.4%
% of FP17s for Band 1 Urgent Courses	278	2,293	12.1%	10.3%	10.6%	9.1%
% of FP17s Relating to Free Repair or Replacements	20	2,293	0.9%	0.7%	0.6%	0.8%
% of FP17s Relating to Continuations	15	2,293	0.7%	1.1%	0.9%	1.3%
% of Patients satisfied with the dentistry they have received	3	3	N/A	90.2%	90.3%	92.7%
% of Patients satisfied with the time they had to wait for an appointment	2	3	N/A	85.9%	83.8%	88.8%

\* This is based on patients treated on this contract for their most recent course of treatment. Figures in italics indicate the base number of FP17s or Patient Questionnaire responses are less than 100. N/A is shown where the base number of responses is less than 10 during the period. % is calculated as Quantity/Base number\*100

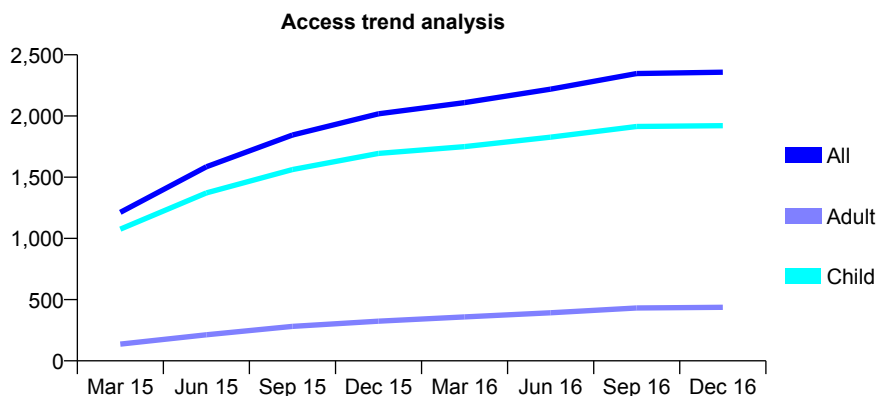
## Q63 - Vital Signs At a Glance Contract Report for 123226/0001 - December 2016

Name or company name	Anand Dinker Patel
Contract type name	GDS Contract
Purpose of contract	General
Contract start date	01/09/2014
Contract end date	

16/17 Contracted general activity (UDA)	4,200
Carry forward general activity (UDA)	-40
16/17 Contracted orthodontic activity (UOA)	0
Carry forward orthodontic activity (UOA)	0
Baseline contract value	£92,174.22

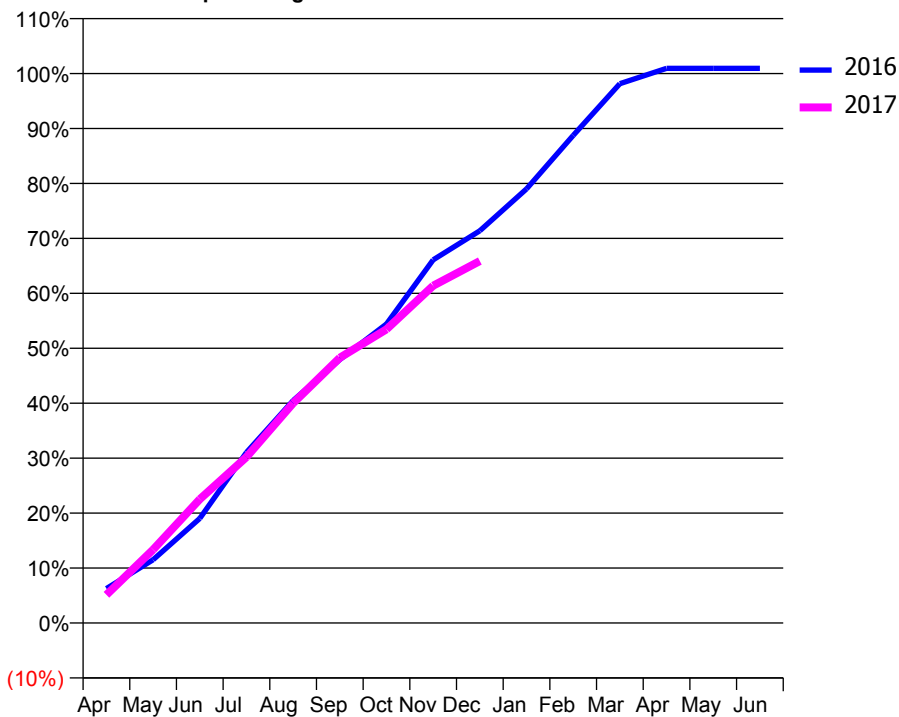
### ACCESS\*

Patients seen in 24 months	Total	Change since previous quarter
Quarter ending December 2015	2,018	
Quarter ending March 2016	2,109	↑
Quarter ending June 2016	2,220	↑
Quarter ending September 2016	2,347	↑
Quarter ending December 2016	2,358	→
<b>Variance since December 2015</b>	<b>16.8%</b>	<b>↑</b>



### ACTIVITY

Cumulative percentage of contracted UDA delivered 2016 & 2017



Month	Adjusted Scheduled Activity (UDA)	
	2016	2017
April	263	216
May	483	561
June	799	947
July	1,304	1,268
August	1,701	1,680
September	2,014	2,028
October	2,286	2,244
November	2,775	2,578
December	2,998	2,767
January	3,318	
February	3,727	
March	4,122	
April	4,240	
May	4,240	
June	4,240	

### QUALITY

	Quantity	Base Number	Contract	AT	Region	England
% of FP17s for the same patient ID Re-attending within 3 months - Children	102	1,865	5.5%	10.5%	11.9%	12.4%
% of FP17s for the same patient ID Re-attending within 3 months - Adults	16	261	6.1%	15.9%	17.1%	16.6%
% of FP17s for the same patient ID Re-attending between 3 & 9 months - Children	999	1,865	53.6%	47.5%	46.2%	57.5%
% of FP17s for the same patient ID Re-attending between 3 & 9 months - Adults	127	261	48.7%	37.9%	37.8%	50.4%
% of FP17s for Band 1 Urgent Courses	95	2,041	4.7%	10.3%	10.6%	9.1%
% of FP17s Relating to Free Repair or Replacements	0	2,041	0.0%	0.7%	0.6%	0.8%
% of FP17s Relating to Continuations	0	2,041	0.0%	1.1%	0.9%	1.3%
% of Patients satisfied with the dentistry they have received	6	6	N/A	90.2%	90.3%	92.7%
% of Patients satisfied with the time they had to wait for an appointment	6	6	N/A	85.9%	83.8%	88.8%

\* This is based on patients treated on this contract for their most recent course of treatment. Figures in italics indicate the base number of FP17s or Patient Questionnaire responses are less than 100. N/A is shown where the base number of responses is less than 10 during the period. % is calculated as Quantity/Base number\*100

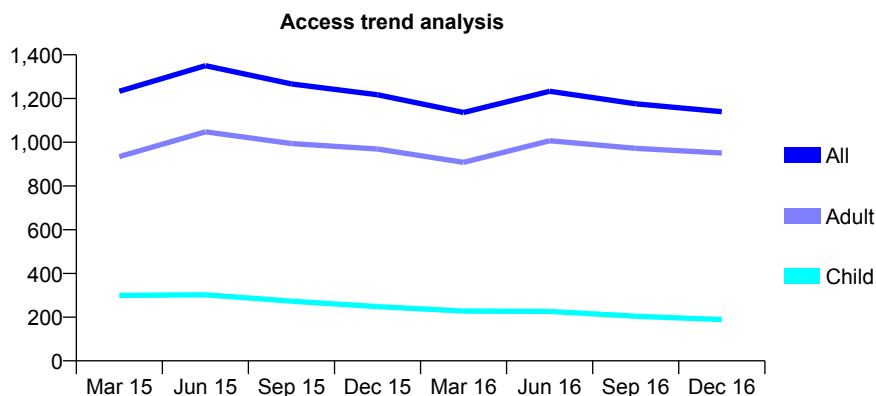
## Q63 - Vital Signs At a Glance Contract Report for 124656/0001 - December 2016

Name or company name	Bhageerutty Smiles Ltd
Contract type name	GDS Contract
Purpose of contract	General
Contract start date	01/04/2009
Contract end date	

16/17 Contracted general activity (UDA)	7,265
Carry forward general activity (UDA)	-5
16/17 Contracted orthodontic activity (UOA)	0
Carry forward orthodontic activity (UOA)	0
Baseline contract value	£234,320.86

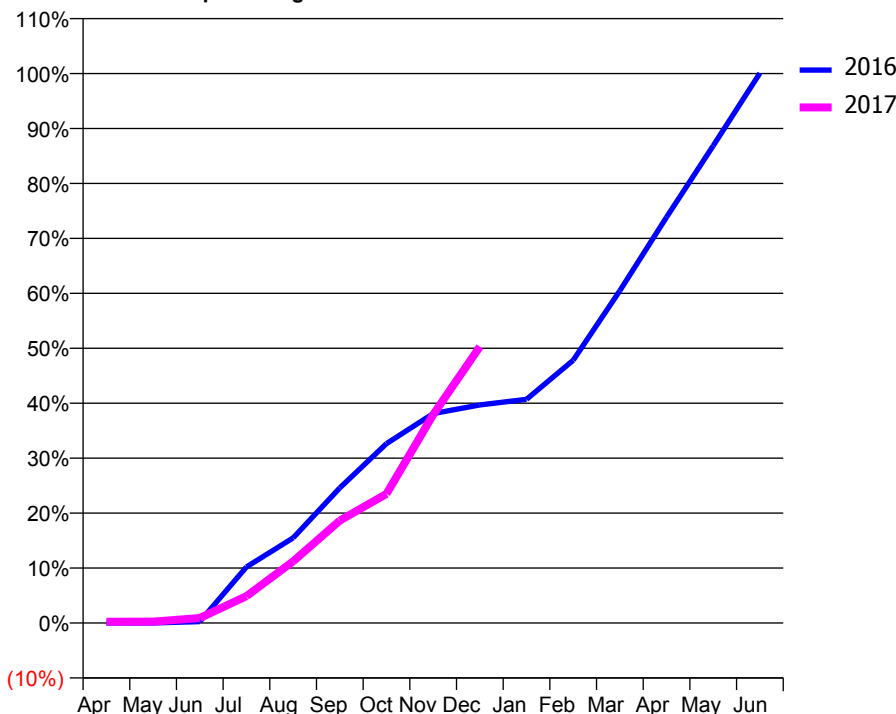
### ACCESS\*

Patients seen in 24 months	Total	Change since previous quarter
Quarter ending December 2015	1,217	
Quarter ending March 2016	1,136	↓
Quarter ending June 2016	1,233	↑
Quarter ending September 2016	1,176	↓
Quarter ending December 2016	1,140	↓
<b>Variance since December 2015</b>	<b>(6.3%)</b>	<b>↓</b>



### ACTIVITY

Cumulative percentage of contracted UDA delivered 2016 & 2017



Month	Adjusted Scheduled Activity (UDA)	
	2016	2017
April	1	17
May	1	18
June	19	66
July	742	354
August	1,125	815
September	1,787	1,355
October	2,372	1,708
November	2,770	2,754
December	2,883	3,654
January	2,957	
February	3,474	
March	4,394	
April	5,366	
May	6,311	
June	7,270	

### QUALITY

	Quantity	Base Number	Contract	AT	Region	England
% of FP17s for the same patient ID Re-attending within 3 months - Children	18	117	15.4%	10.5%	11.9%	12.4%
% of FP17s for the same patient ID Re-attending within 3 months - Adults	337	959	35.1%	15.9%	17.1%	16.6%
% of FP17s for the same patient ID Re-attending between 3 & 9 months - Children	19	117	16.2%	47.5%	46.2%	57.5%
% of FP17s for the same patient ID Re-attending between 3 & 9 months - Adults	207	959	21.6%	37.9%	37.8%	50.4%
% of FP17s for Band 1 Urgent Courses	125	644	19.4%	10.3%	10.6%	9.1%
% of FP17s Relating to Free Repair or Replacements	0	644	0.0%	0.7%	0.6%	0.8%
% of FP17s Relating to Continuations	4	644	0.6%	1.1%	0.9%	1.3%
% of Patients satisfied with the dentistry they have received	0	0	N/A	90.2%	90.3%	92.7%
% of Patients satisfied with the time they had to wait for an appointment	0	0	N/A	85.9%	83.8%	88.8%

\* This is based on patients treated on this contract for their most recent course of treatment. Figures in italics indicate the base number of FP17s or Patient Questionnaire responses are less than 100. N/A is shown where the base number of responses is less than 10 during the period. % is calculated as Quantity/Base number\*100

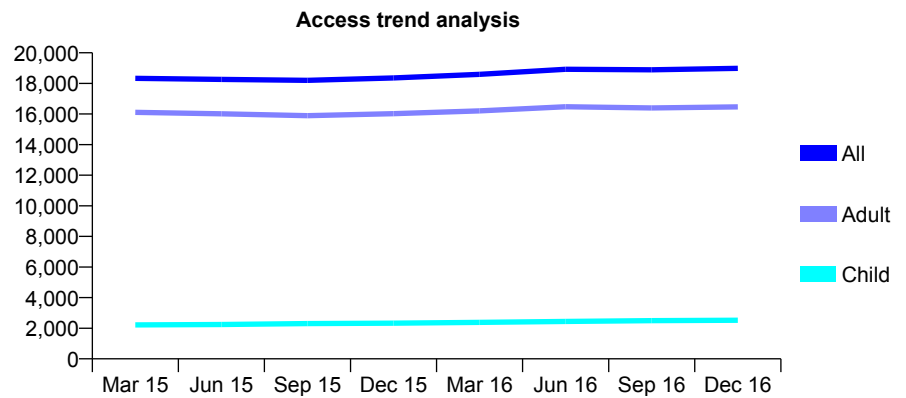
## Q63 - Vital Signs At a Glance Contract Report for 124796/0001 - December 2016

Name or company name	Progenics Ltd
Contract type name	GDS Contract
Purpose of contract	General
Contract start date	01/11/2009
Contract end date	

16/17 Contracted general activity (UDA)	41,300
Carry forward general activity (UDA)	-826
16/17 Contracted orthodontic activity (UOA)	0
Carry forward orthodontic activity (UOA)	0
Baseline contract value	£1,192,988.82

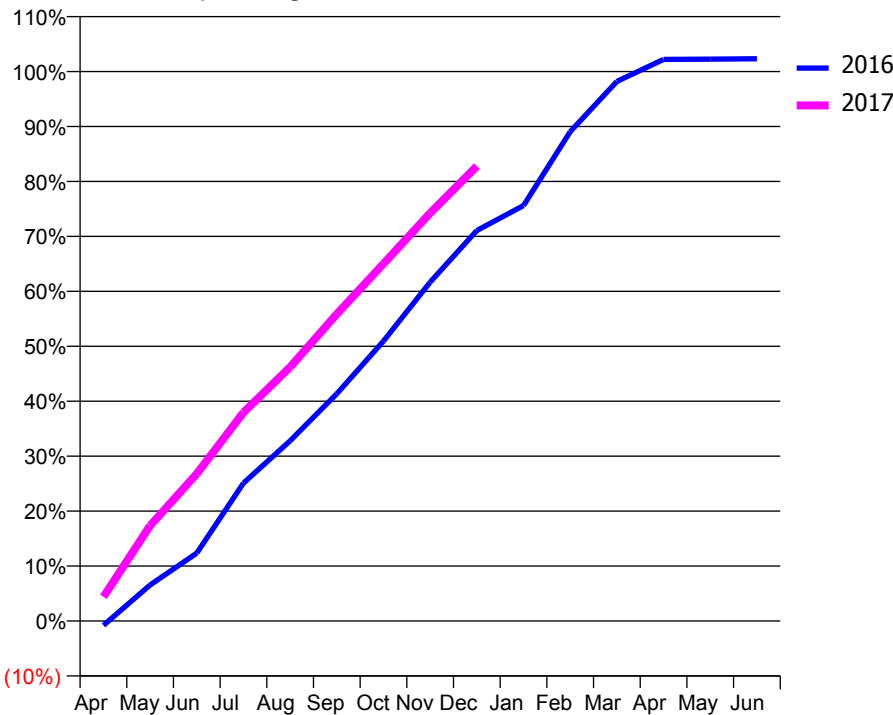
### ACCESS\*

Patients seen in 24 months	Total	Change since previous quarter
Quarter ending December 2015	18,354	
Quarter ending March 2016	18,593	→
Quarter ending June 2016	18,920	→
Quarter ending September 2016	18,893	→
Quarter ending December 2016	18,984	→
<b>Variance since December 2015</b>	<b>3.4%</b>	<b>↑</b>



### ACTIVITY

Cumulative percentage of contracted UDA delivered 2016 & 2017



Month	Adjusted Scheduled Activity (UDA)	
	2016	2017
April	-337	1,817
May	2,713	7,175
June	5,102	11,067
July	10,366	15,679
August	13,541	19,090
September	17,079	23,080
October	21,042	26,856
November	25,471	30,666
December	29,351	34,188
January	31,229	
February	36,776	
March	40,552	
April	42,210	
May	42,227	
June	42,254	

### QUALITY

	Quantity	Base Number	Contract	AT	Region	England
% of FP17s for the same patient ID Re-attending within 3 months - Children	99	2,291	4.3%	10.5%	11.9%	12.4%
% of FP17s for the same patient ID Re-attending within 3 months - Adults	943	12,152	7.8%	15.9%	17.1%	16.6%
% of FP17s for the same patient ID Re-attending between 3 & 9 months - Children	1,050	2,291	45.8%	47.5%	46.2%	57.5%
% of FP17s for the same patient ID Re-attending between 3 & 9 months - Adults	4,111	12,152	33.8%	37.9%	37.8%	50.4%
% of FP17s for Band 1 Urgent Courses	1,470	13,758	10.7%	10.3%	10.6%	9.1%
% of FP17s Relating to Free Repair or Replacements	58	13,758	0.4%	0.7%	0.6%	0.8%
% of FP17s Relating to Continuations	13	13,758	0.1%	1.1%	0.9%	1.3%
% of Patients satisfied with the dentistry they have received	23	24	95.8%	90.2%	90.3%	92.7%
% of Patients satisfied with the time they had to wait for an appointment	24	24	100.0%	85.9%	83.8%	88.8%

\* This is based on patients treated on this contract for their most recent course of treatment. Figures in italics indicate the base number of FP17s or Patient Questionnaire responses are less than 100. N/A is shown where the base number of responses is less than 10 during the period. % is calculated as Quantity/Base number\*100

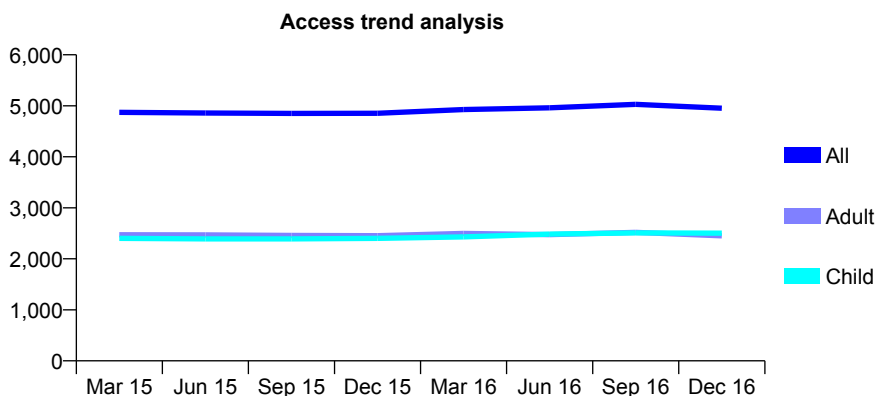
## Q63 - Vital Signs At a Glance Contract Report for 124869/0001 - December 2016

Name or company name	M.K. Vasant & Associates
Contract type name	GDS Contract
Purpose of contract	General
Contract start date	01/04/2006
Contract end date	

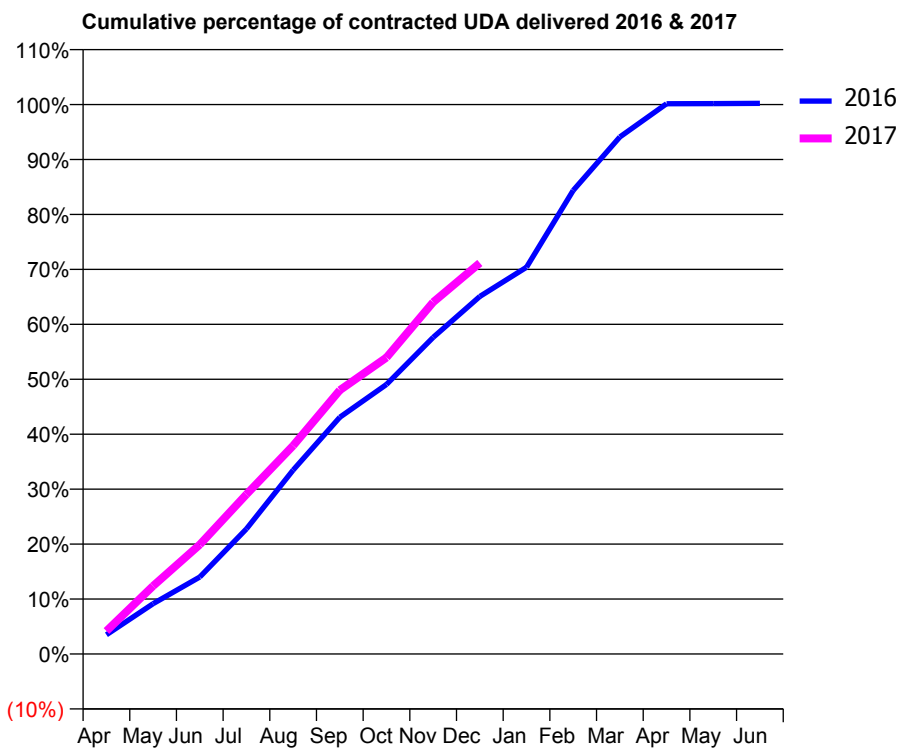
16/17 Contracted general activity (UDA)	12,500
Carry forward general activity (UDA)	-26
16/17 Contracted orthodontic activity (UOA)	0
Carry forward orthodontic activity (UOA)	0
Baseline contract value	£307,732.22

### ACCESS\*

Patients seen in 24 months	Total	Change since previous quarter
Quarter ending December 2015	4,854	
Quarter ending March 2016	4,926	→
Quarter ending June 2016	4,960	→
Quarter ending September 2016	5,029	→
Quarter ending December 2016	4,954	↓
<b>Variance since December 2015</b>	<b>2.1%</b>	<b>↑</b>



### ACTIVITY



Month	Adjusted Scheduled Activity (UDA)	
	2016	2017
April	438	522
May	1,144	1,548
June	1,751	2,490
July	2,848	3,632
August	4,185	4,739
September	5,384	6,001
October	6,131	6,746
November	7,203	8,003
December	8,134	8,896
January	8,799	
February	10,545	
March	11,761	
April	12,516	
May	12,520	
June	12,526	

### QUALITY

	Quantity	Base Number	Contract	AT	Region	England
% of FP17s for the same patient ID Re-attending within 3 months - Children	297	2,857	10.4%	10.5%	11.9%	12.4%
% of FP17s for the same patient ID Re-attending within 3 months - Adults	371	2,052	18.1%	15.9%	17.1%	16.6%
% of FP17s for the same patient ID Re-attending between 3 & 9 months - Children	1,330	2,857	46.6%	47.5%	46.2%	57.5%
% of FP17s for the same patient ID Re-attending between 3 & 9 months - Adults	732	2,052	35.7%	37.9%	37.8%	50.4%
% of FP17s for Band 1 Urgent Courses	379	4,249	8.9%	10.3%	10.6%	9.1%
% of FP17s Relating to Free Repair or Replacements	2	4,249	0.0%	0.7%	0.6%	0.8%
% of FP17s Relating to Continuations	8	4,249	0.2%	1.1%	0.9%	1.3%
% of Patients satisfied with the dentistry they have received	1	1	N/A	90.2%	90.3%	92.7%
% of Patients satisfied with the time they had to wait for an appointment	1	1	N/A	85.9%	83.8%	88.8%

\* This is based on patients treated on this contract for their most recent course of treatment. Figures in italics indicate the base number of FP17s or Patient Questionnaire responses are less than 100. N/A is shown where the base number of responses is less than 10 during the period. % is calculated as Quantity/Base number\*100

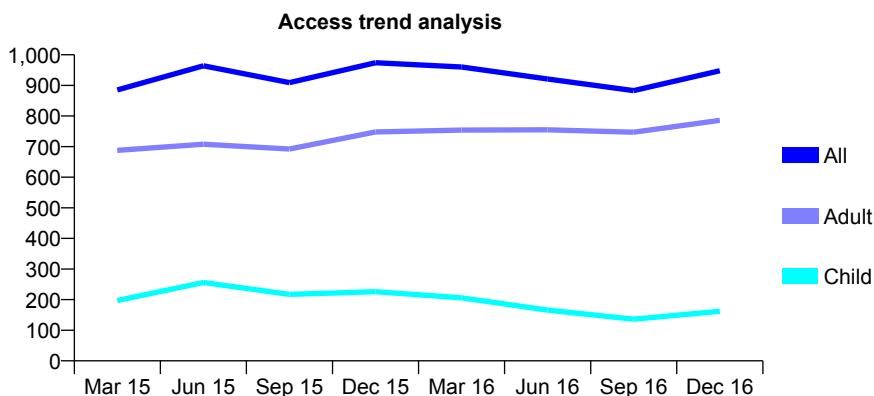
## Q63 - Vital Signs At a Glance Contract Report for 124869/0002 - December 2016

Name or company name	M.K. Vasant & Associates
Contract type name	GDS Contract
Purpose of contract	General
Contract start date	01/04/2006
Contract end date	

16/17 Contracted general activity (UDA)	2,831
Carry forward general activity (UDA)	0
16/17 Contracted orthodontic activity (UOA)	0
Carry forward orthodontic activity (UOA)	0
Baseline contract value	£75,770.10

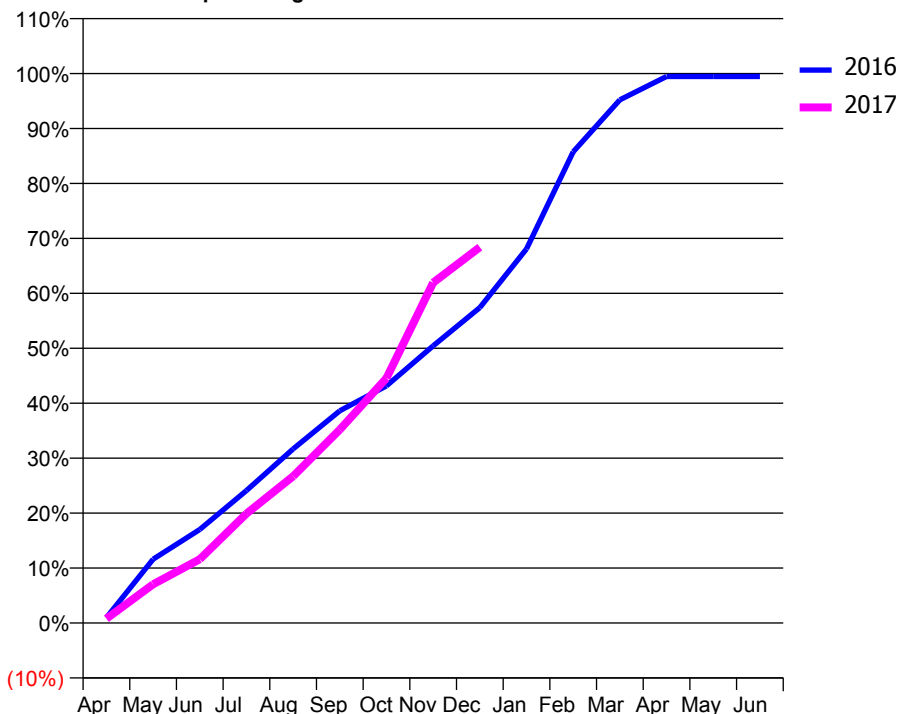
### ACCESS\*

Patients seen in 24 months	Total	Change since previous quarter
Quarter ending December 2015	974	
Quarter ending March 2016	960	↓
Quarter ending June 2016	921	↓
Quarter ending September 2016	883	↓
Quarter ending December 2016	948	↑
<b>Variance since December 2015</b>	<b>(2.7%)</b>	<b>↓</b>



### ACTIVITY

Cumulative percentage of contracted UDA delivered 2016 & 2017



Month	Adjusted Scheduled Activity (UDA)	
	2016	2017
April	28	22
May	329	199
June	482	329
July	682	564
August	897	756
September	1,094	997
October	1,222	1,262
November	1,428	1,753
December	1,625	1,936
January	1,927	
February	2,427	
March	2,695	
April	2,816	
May	2,816	
June	2,816	

### QUALITY

	Quantity	Base Number	Contract	AT	Region	England
% of FP17s for the same patient ID Re-attending within 3 months - Children	0	150	0.0%	10.5%	11.9%	12.4%
% of FP17s for the same patient ID Re-attending within 3 months - Adults	42	561	7.5%	15.9%	17.1%	16.6%
% of FP17s for the same patient ID Re-attending between 3 & 9 months - Children	7	150	4.7%	47.5%	46.2%	57.5%
% of FP17s for the same patient ID Re-attending between 3 & 9 months - Adults	124	561	22.1%	37.9%	37.8%	50.4%
% of FP17s for Band 1 Urgent Courses	67	678	9.9%	10.3%	10.6%	9.1%
% of FP17s Relating to Free Repair or Replacements	6	678	0.9%	0.7%	0.6%	0.8%
% of FP17s Relating to Continuations	11	678	1.6%	1.1%	0.9%	1.3%
% of Patients satisfied with the dentistry they have received	0	0	N/A	90.2%	90.3%	92.7%
% of Patients satisfied with the time they had to wait for an appointment	0	0	N/A	85.9%	83.8%	88.8%

\* This is based on patients treated on this contract for their most recent course of treatment. Figures in italics indicate the base number of FP17s or Patient Questionnaire responses are less than 100. N/A is shown where the base number of responses is less than 10 during the period. % is calculated as Quantity/Base number\*100



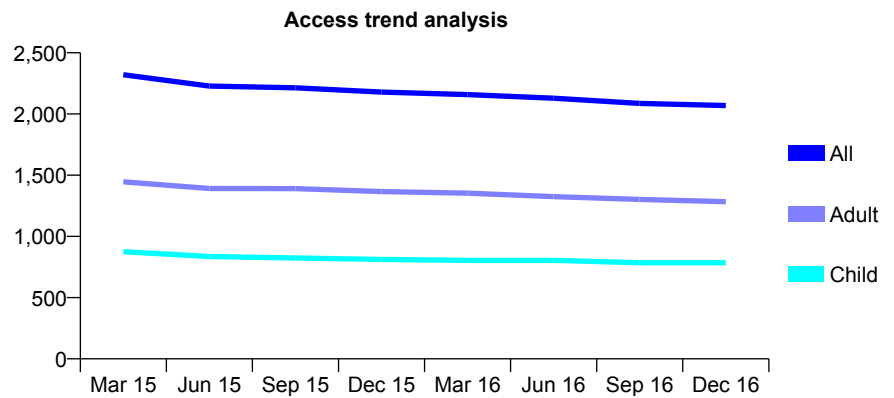
## Q63 - Vital Signs At a Glance Contract Report for 124966/0001 - December 2016

Name or company name	Malden Dental Care
Contract type name	GDS Contract
Purpose of contract	General
Contract start date	01/06/2010
Contract end date	

16/17 Contracted general activity (UDA)	5,300
Carry forward general activity (UDA)	8
16/17 Contracted orthodontic activity (UOA)	0
Carry forward orthodontic activity (UOA)	0
Baseline contract value	£146,891.68

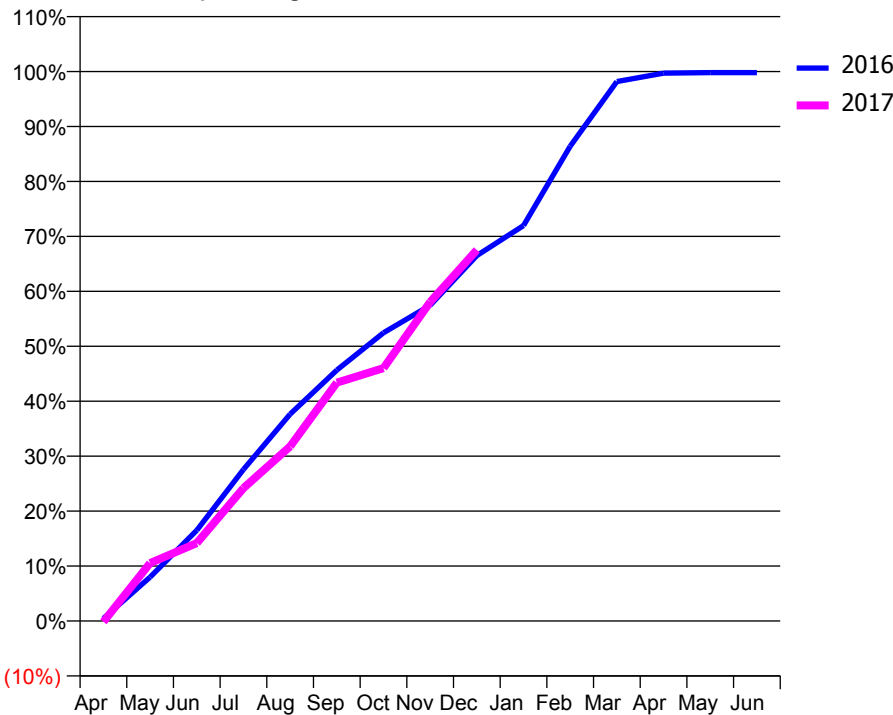
### ACCESS\*

Patients seen in 24 months	Total	Change since previous quarter
Quarter ending December 2015	2,179	
Quarter ending March 2016	2,158	→
Quarter ending June 2016	2,129	↓
Quarter ending September 2016	2,087	↓
Quarter ending December 2016	2,069	→
<b>Variance since December 2015</b>	<b>(5.0%)</b>	<b>↓</b>



### ACTIVITY

Cumulative percentage of contracted UDA delivered 2016 & 2017



Month	Adjusted Scheduled Activity (UDA)	
	2016	2017
April	20	-8
May	343	559
June	710	752
July	1,186	1,281
August	1,619	1,684
September	1,964	2,299
October	2,255	2,439
November	2,470	3,077
December	2,859	3,579
January	3,094	
February	3,716	
March	4,222	
April	4,287	
May	4,292	
June	4,292	

### QUALITY

	Quantity	Base Number	Contract	AT	Region	England
% of FP17s for the same patient ID Re-attending within 3 months - Children	48	763	6.3%	10.5%	11.9%	12.4%
% of FP17s for the same patient ID Re-attending within 3 months - Adults	147	1,099	13.4%	15.9%	17.1%	16.6%
% of FP17s for the same patient ID Re-attending between 3 & 9 months - Children	318	763	41.7%	47.5%	46.2%	57.5%
% of FP17s for the same patient ID Re-attending between 3 & 9 months - Adults	408	1,099	37.1%	37.9%	37.8%	50.4%
% of FP17s for Band 1 Urgent Courses	193	1,836	10.5%	10.3%	10.6%	9.1%
% of FP17s Relating to Free Repair or Replacements	6	1,836	0.3%	0.7%	0.6%	0.8%
% of FP17s Relating to Continuations	5	1,836	0.3%	1.1%	0.9%	1.3%
% of Patients satisfied with the dentistry they have received	2	2	N/A	90.2%	90.3%	92.7%
% of Patients satisfied with the time they had to wait for an appointment	2	2	N/A	85.9%	83.8%	88.8%

\* This is based on patients treated on this contract for their most recent course of treatment. Figures in italics indicate the base number of FP17s or Patient Questionnaire responses are less than 100. N/A is shown where the base number of responses is less than 10 during the period. % is calculated as Quantity/Base number\*100

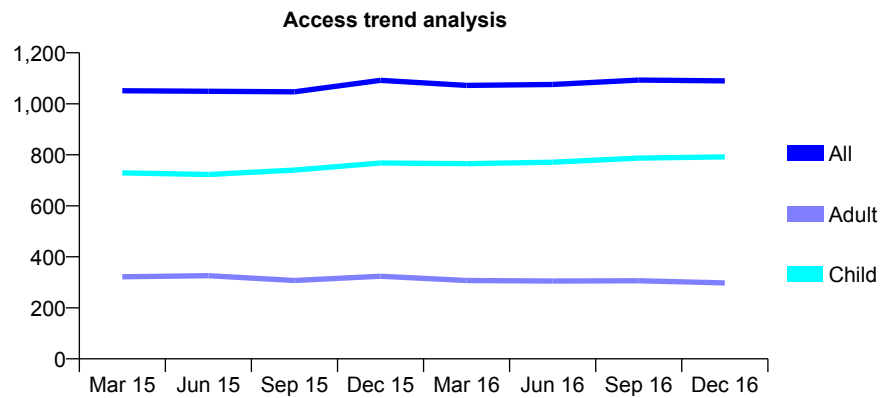
## Q63 - Vital Signs At a Glance Contract Report for 125180/0001 - December 2016

Name or company name	Haynes Dental Ltd
Contract type name	GDS Contract
Purpose of contract	General
Contract start date	01/04/2012
Contract end date	

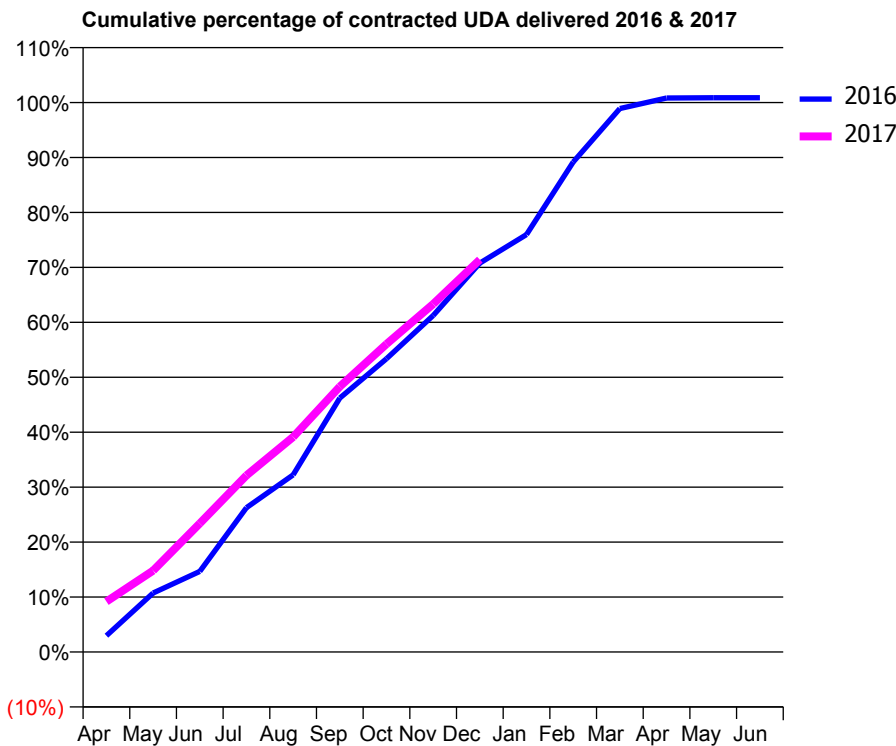
16/17 Contracted general activity (UDA)	2,430
Carry forward general activity (UDA)	-21
16/17 Contracted orthodontic activity (UOA)	0
Carry forward orthodontic activity (UOA)	0
Baseline contract value	£57,517.42

### ACCESS\*

Patients seen in 24 months	Total	Change since previous quarter
Quarter ending December 2015	1,092	
Quarter ending March 2016	1,072	↓
Quarter ending June 2016	1,076	→
Quarter ending September 2016	1,093	→
Quarter ending December 2016	1,090	→
<b>Variance since December 2015</b>	<b>(0.2%)</b>	→



### ACTIVITY



Month	Adjusted Scheduled Activity (UDA)	
	2016	2017
April	72	223
May	261	360
June	356	569
July	639	781
August	784	951
September	1,123	1,174
October	1,297	1,362
November	1,488	1,539
December	1,720	1,735
January	1,846	
February	2,167	
March	2,403	
April	2,450	
May	2,451	
June	2,451	

### QUALITY

	Quantity	Base Number	Contract	AT	Region	England
% of FP17s for the same patient ID Re-attending within 3 months - Children	46	791	5.8%	10.5%	11.9%	12.4%
% of FP17s for the same patient ID Re-attending within 3 months - Adults	34	198	17.2%	15.9%	17.1%	16.6%
% of FP17s for the same patient ID Re-attending between 3 & 9 months - Children	389	791	49.2%	47.5%	46.2%	57.5%
% of FP17s for the same patient ID Re-attending between 3 & 9 months - Adults	91	198	46.0%	37.9%	37.8%	50.4%
% of FP17s for Band 1 Urgent Courses	0	953	0.0%	10.3%	10.6%	9.1%
% of FP17s Relating to Free Repair or Replacements	0	953	0.0%	0.7%	0.6%	0.8%
% of FP17s Relating to Continuations	17	953	1.8%	1.1%	0.9%	1.3%
% of Patients satisfied with the dentistry they have received	1	2	N/A	90.2%	90.3%	92.7%
% of Patients satisfied with the time they had to wait for an appointment	2	2	N/A	85.9%	83.8%	88.8%

\* This is based on patients treated on this contract for their most recent course of treatment. Figures in italics indicate the base number of FP17s or Patient Questionnaire responses are less than 100. N/A is shown where the base number of responses is less than 10 during the period. % is calculated as Quantity/Base number\*100

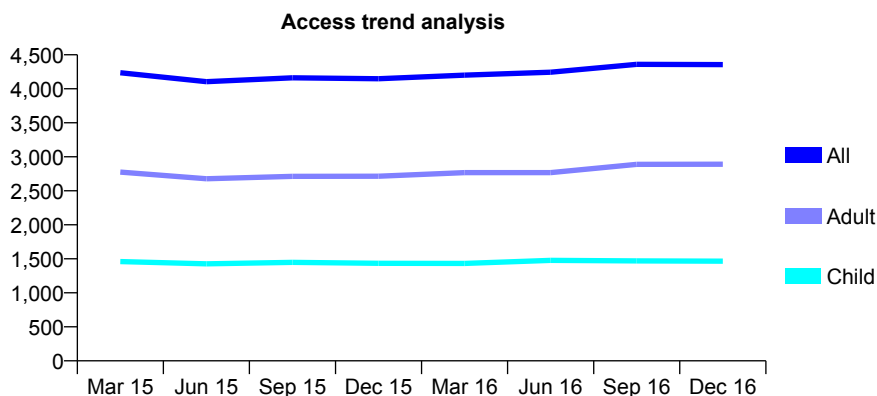
## Q63 - Vital Signs At a Glance Contract Report for 125482/0001 - December 2016

Name or company name	Linden Lodge Dental Practice
Contract type name	GDS Contract
Purpose of contract	General
Contract start date	01/04/2010
Contract end date	

16/17 Contracted general activity (UDA)	13,278
Carry forward general activity (UDA)	-179
16/17 Contracted orthodontic activity (UOA)	0
Carry forward orthodontic activity (UOA)	0
Baseline contract value	£362,866.34

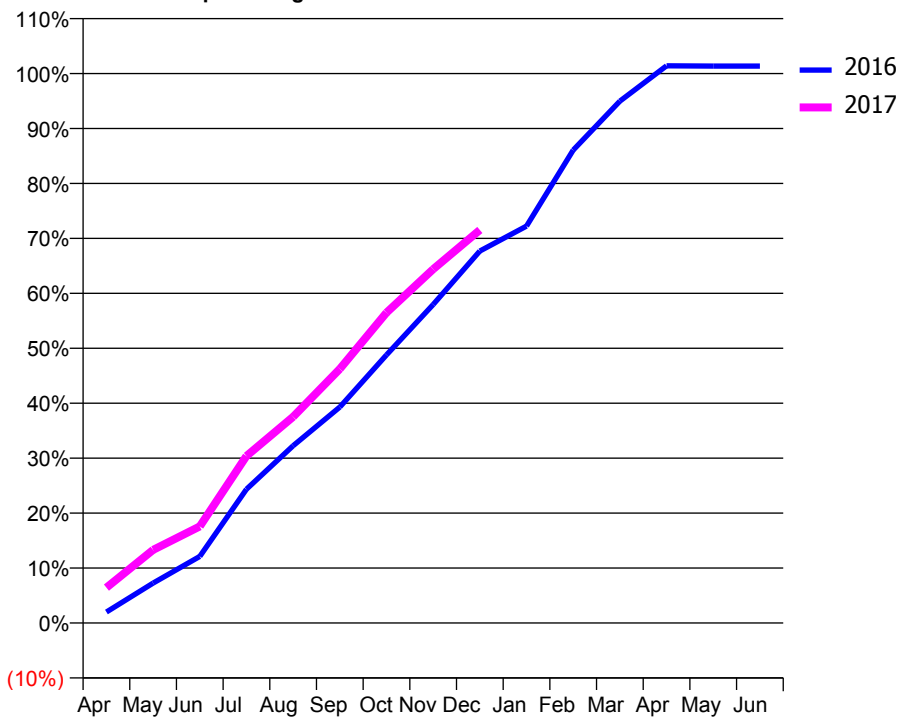
### ACCESS\*

Patients seen in 24 months	Total	Change since previous quarter
Quarter ending December 2015	4,148	
Quarter ending March 2016	4,200	→
Quarter ending June 2016	4,245	→
Quarter ending September 2016	4,360	↑
Quarter ending December 2016	4,356	→
<b>Variance since December 2015</b>	<b>5.0%</b>	<b>↑</b>



### ACTIVITY

Cumulative percentage of contracted UDA delivered 2016 & 2017



Month	Adjusted Scheduled Activity (UDA)	
	2016	2017
April	266	855
May	965	1,766
June	1,609	2,333
July	3,235	4,035
August	4,284	4,985
September	5,219	6,139
October	6,478	7,499
November	7,697	8,549
December	8,988	9,497
January	9,591	
February	11,428	
March	12,611	
April	13,465	
May	13,457	
June	13,457	

### QUALITY

	Quantity	Base Number	Contract	AT	Region	England
% of FP17s for the same patient ID Re-attending within 3 months - Children	71	1,101	6.4%	10.5%	11.9%	12.4%
% of FP17s for the same patient ID Re-attending within 3 months - Adults	204	2,069	9.9%	15.9%	17.1%	16.6%
% of FP17s for the same patient ID Re-attending between 3 & 9 months - Children	435	1,101	39.5%	47.5%	46.2%	57.5%
% of FP17s for the same patient ID Re-attending between 3 & 9 months - Adults	666	2,069	32.2%	37.9%	37.8%	50.4%
% of FP17s for Band 1 Urgent Courses	189	2,930	6.5%	10.3%	10.6%	9.1%
% of FP17s Relating to Free Repair or Replacements	12	2,930	0.4%	0.7%	0.6%	0.8%
% of FP17s Relating to Continuations	4	2,930	0.1%	1.1%	0.9%	1.3%
% of Patients satisfied with the dentistry they have received	3	3	N/A	90.2%	90.3%	92.7%
% of Patients satisfied with the time they had to wait for an appointment	3	3	N/A	85.9%	83.8%	88.8%

\* This is based on patients treated on this contract for their most recent course of treatment. Figures in italics indicate the base number of FP17s or Patient Questionnaire responses are less than 100. N/A is shown where the base number of responses is less than 10 during the period. % is calculated as Quantity/Base number\*100

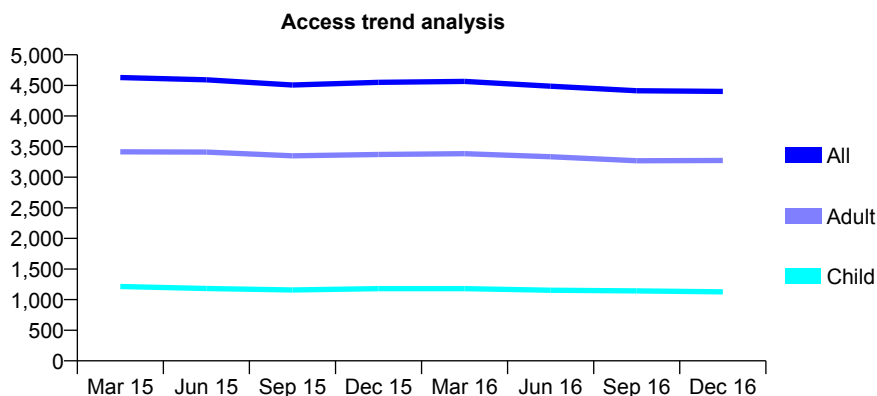
## Q63 - Vital Signs At a Glance Contract Report for 125660/0001 - December 2016

Name or company name	Crook Log Dental Liimited
Contract type name	GDS Contract
Purpose of contract	General
Contract start date	01/04/2011
Contract end date	

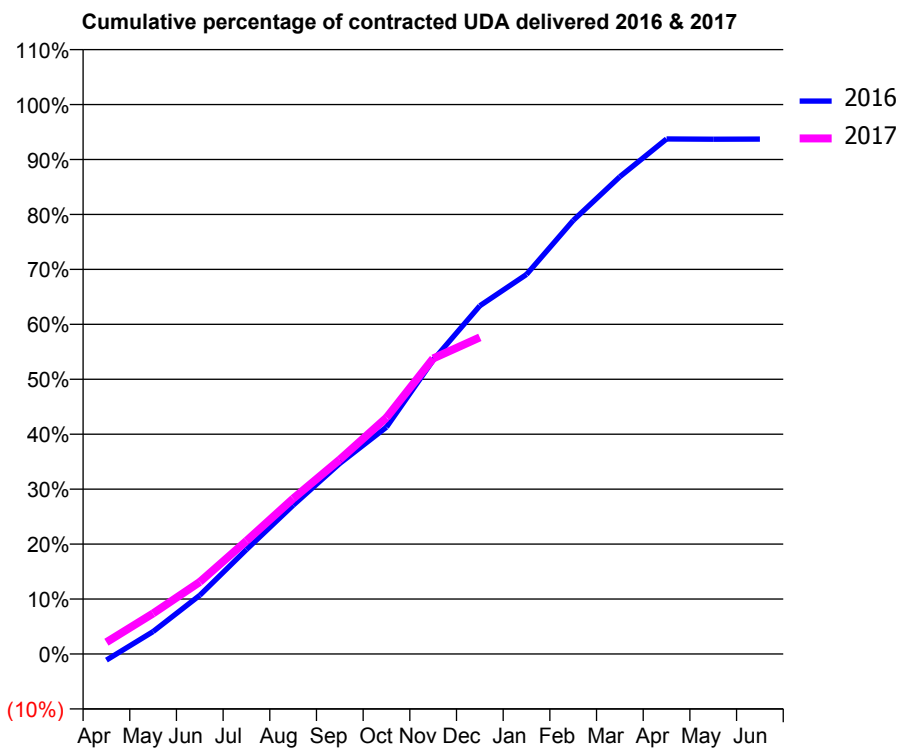
16/17 Contracted general activity (UDA)	11,462
Carry forward general activity (UDA)	0
16/17 Contracted orthodontic activity (UOA)	0
Carry forward orthodontic activity (UOA)	0
Baseline contract value	£321,435.52

### ACCESS\*

Patients seen in 24 months	Total	Change since previous quarter
Quarter ending December 2015	4,551	
Quarter ending March 2016	4,565	→
Quarter ending June 2016	4,488	↓
Quarter ending September 2016	4,412	↓
Quarter ending December 2016	4,401	→
<b>Variance since December 2015</b>	<b>(3.3%)</b>	<b>↓</b>



### ACTIVITY



Month	Adjusted Scheduled Activity (UDA)	
	2016	2017
April	-130	245
May	468	846
June	1,225	1,504
July	2,180	2,360
August	3,104	3,242
September	3,976	4,056
October	4,732	4,930
November	6,128	6,166
December	7,263	6,606
January	7,916	
February	9,045	
March	9,956	
April	10,743	
May	10,737	
June	10,740	

### QUALITY

	Quantity	Base Number	Contract	AT	Region	England
% of FP17s for the same patient ID Re-attending within 3 months - Children	80	1,113	7.2%	10.5%	11.9%	12.4%
% of FP17s for the same patient ID Re-attending within 3 months - Adults	321	3,146	10.2%	15.9%	17.1%	16.6%
% of FP17s for the same patient ID Re-attending between 3 & 9 months - Children	604	1,113	54.3%	47.5%	46.2%	57.5%
% of FP17s for the same patient ID Re-attending between 3 & 9 months - Adults	1,868	3,146	59.4%	37.9%	37.8%	50.4%
% of FP17s for Band 1 Urgent Courses	260	3,384	7.7%	10.3%	10.6%	9.1%
% of FP17s Relating to Free Repair or Replacements	20	3,384	0.6%	0.7%	0.6%	0.8%
% of FP17s Relating to Continuations	6	3,384	0.2%	1.1%	0.9%	1.3%
% of Patients satisfied with the dentistry they have received	14	14	100.0%	90.2%	90.3%	92.7%
% of Patients satisfied with the time they had to wait for an appointment	14	14	100.0%	85.9%	83.8%	88.8%

\* This is based on patients treated on this contract for their most recent course of treatment. Figures in italics indicate the base number of FP17s or Patient Questionnaire responses are less than 100. N/A is shown where the base number of responses is less than 10 during the period. % is calculated as Quantity/Base number\*100

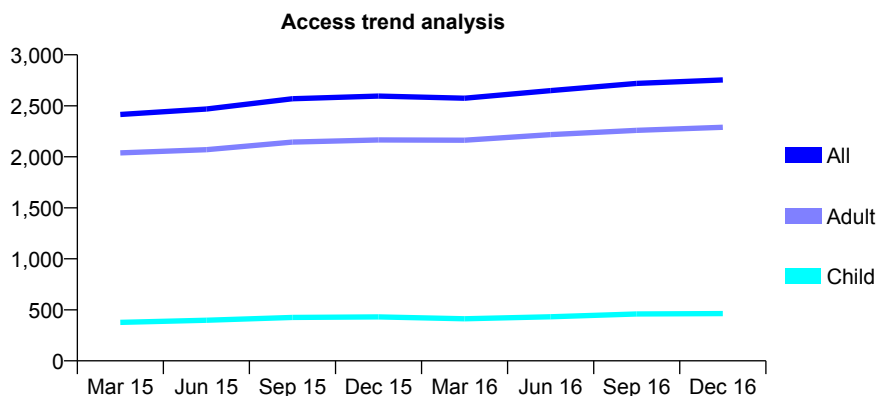
## Q63 - Vital Signs At a Glance Contract Report for 125768/0001 - December 2016

Name or company name	Camberdent Ltd
Contract type name	GDS Contract
Purpose of contract	General
Contract start date	02/11/2009
Contract end date	

16/17 Contracted general activity (UDA)	10,300
Carry forward general activity (UDA)	-45
16/17 Contracted orthodontic activity (UOA)	0
Carry forward orthodontic activity (UOA)	0
Baseline contract value	£263,904.50

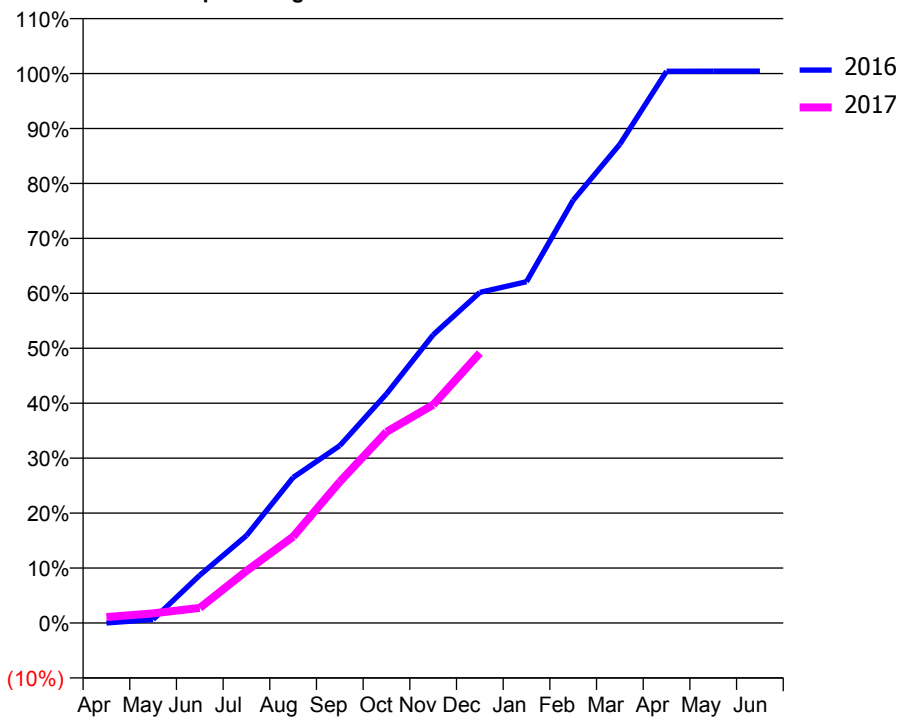
### ACCESS\*

Patients seen in 24 months	Total	Change since previous quarter
Quarter ending December 2015	2,596	
Quarter ending March 2016	2,575	→
Quarter ending June 2016	2,649	↑
Quarter ending September 2016	2,720	↑
Quarter ending December 2016	2,754	→
<b>Variance since December 2015</b>	<b>6.1%</b>	<b>↑</b>



### ACTIVITY

Cumulative percentage of contracted UDA delivered 2016 & 2017



Month	Adjusted Scheduled Activity (UDA)	
	2016	2017
April	0	110
May	65	180
June	896	284
July	1,639	976
August	2,729	1,619
September	3,325	2,649
October	4,296	3,582
November	5,403	4,091
December	6,198	5,061
January	6,397	
February	7,924	
March	8,975	
April	10,342	
May	10,345	
June	10,345	

### QUALITY

	Quantity	Base Number	Contract	AT	Region	England
% of FP17s for the same patient ID Re-attending within 3 months - Children	7	287	2.4%	10.5%	11.9%	12.4%
% of FP17s for the same patient ID Re-attending within 3 months - Adults	84	1,586	5.3%	15.9%	17.1%	16.6%
% of FP17s for the same patient ID Re-attending between 3 & 9 months - Children	50	287	17.4%	47.5%	46.2%	57.5%
% of FP17s for the same patient ID Re-attending between 3 & 9 months - Adults	611	1,586	38.5%	37.9%	37.8%	50.4%
% of FP17s for Band 1 Urgent Courses	15	1,545	1.0%	10.3%	10.6%	9.1%
% of FP17s Relating to Free Repair or Replacements	0	1,545	0.0%	0.7%	0.6%	0.8%
% of FP17s Relating to Continuations	2	1,545	0.1%	1.1%	0.9%	1.3%
% of Patients satisfied with the dentistry they have received	1	1	N/A	90.2%	90.3%	92.7%
% of Patients satisfied with the time they had to wait for an appointment	1	1	N/A	85.9%	83.8%	88.8%

\* This is based on patients treated on this contract for their most recent course of treatment. Figures in italics indicate the base number of FP17s or Patient Questionnaire responses are less than 100. N/A is shown where the base number of responses is less than 10 during the period. % is calculated as Quantity/Base number\*100

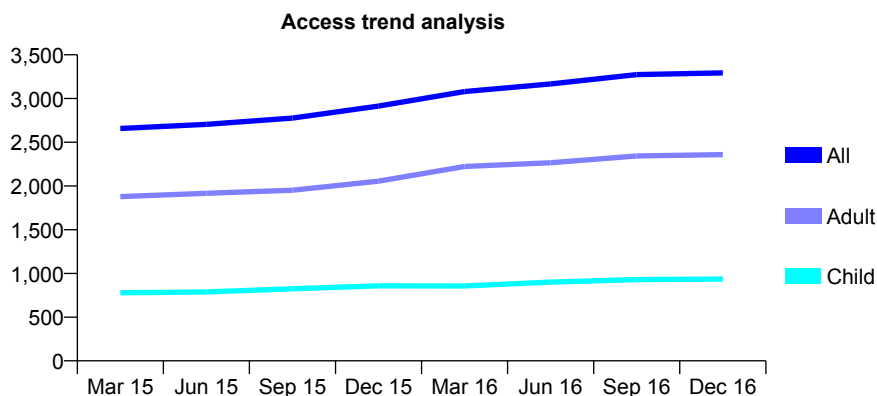
## Q63 - Vital Signs At a Glance Contract Report for 125776/0002 - December 2016

Name or company name	Apex Dental Care Ltd
Contract type name	GDS Contract
Purpose of contract	General
Contract start date	01/03/2009
Contract end date	

16/17 Contracted general activity (UDA)	9,665
Carry forward general activity (UDA)	-90
16/17 Contracted orthodontic activity (UOA)	0
Carry forward orthodontic activity (UOA)	0
Baseline contract value	£250,635.37

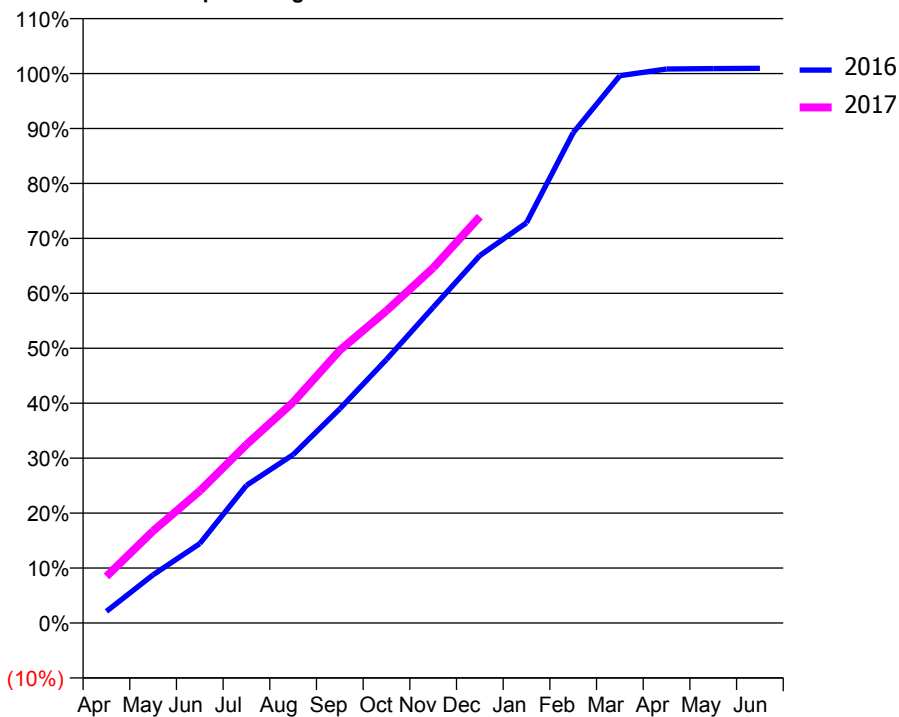
### ACCESS\*

Patients seen in 24 months	Total	Change since previous quarter
Quarter ending December 2015	2,913	
Quarter ending March 2016	3,080	↑
Quarter ending June 2016	3,167	↑
Quarter ending September 2016	3,274	↑
Quarter ending December 2016	3,294	→
<b>Variance since December 2015</b>	<b>13.1%</b>	<b>↑</b>



### ACTIVITY

Cumulative percentage of contracted UDA delivered 2016 & 2017



Month	Adjusted Scheduled Activity (UDA)	
	2016	2017
April	205	819
May	847	1,619
June	1,397	2,322
July	2,422	3,138
August	2,961	3,883
September	3,768	4,797
October	4,637	5,492
November	5,553	6,248
December	6,462	7,147
January	7,040	
February	8,624	
March	9,627	
April	9,744	
May	9,750	
June	9,755	

### QUALITY

	Quantity	Base Number	Contract	AT	Region	England
% of FP17s for the same patient ID Re-attending within 3 months - Children	124	836	14.8%	10.5%	11.9%	12.4%
% of FP17s for the same patient ID Re-attending within 3 months - Adults	478	2,069	23.1%	15.9%	17.1%	16.6%
% of FP17s for the same patient ID Re-attending between 3 & 9 months - Children	297	836	35.5%	47.5%	46.2%	57.5%
% of FP17s for the same patient ID Re-attending between 3 & 9 months - Adults	707	2,069	34.2%	37.9%	37.8%	50.4%
% of FP17s for Band 1 Urgent Courses	546	2,828	19.3%	10.3%	10.6%	9.1%
% of FP17s Relating to Free Repair or Replacements	8	2,828	0.3%	0.7%	0.6%	0.8%
% of FP17s Relating to Continuations	37	2,828	1.3%	1.1%	0.9%	1.3%
% of Patients satisfied with the dentistry they have received	6	7	N/A	90.2%	90.3%	92.7%
% of Patients satisfied with the time they had to wait for an appointment	6	7	N/A	85.9%	83.8%	88.8%

\* This is based on patients treated on this contract for their most recent course of treatment. Figures in italics indicate the base number of FP17s or Patient Questionnaire responses are less than 100. N/A is shown where the base number of responses is less than 10 during the period. % is calculated as Quantity/Base number\*100

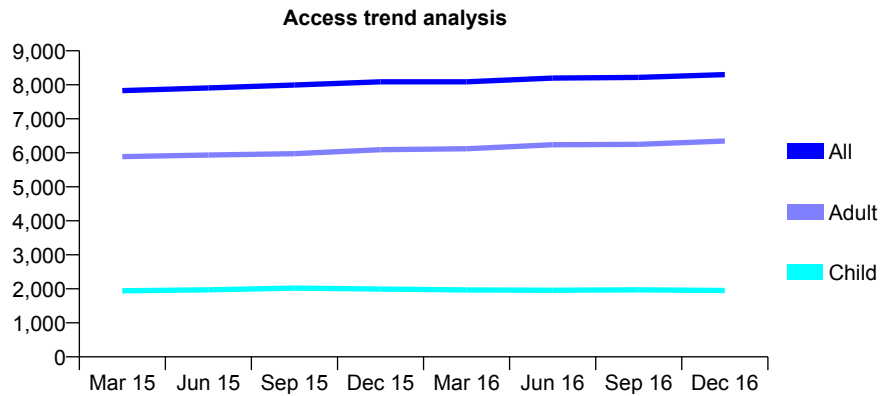
## Q63 - Vital Signs At a Glance Contract Report for 126365/0001 - December 2016

Name or company name	Dental Arts Studio - Clapham (Dental Care)
Contract type name	GDS Contract
Purpose of contract	General
Contract start date	11/08/2010
Contract end date	

16/17 Contracted general activity (UDA)	20,103
Carry forward general activity (UDA)	-191
16/17 Contracted orthodontic activity (UOA)	0
Carry forward orthodontic activity (UOA)	0
Baseline contract value	£560,922.98

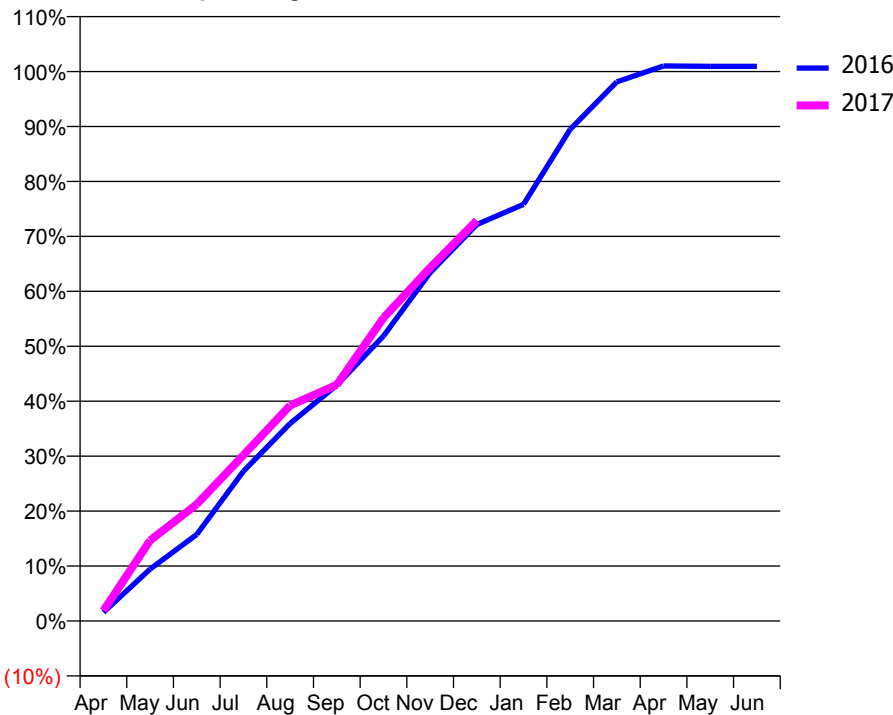
### ACCESS\*

Patients seen in 24 months	Total	Change since previous quarter
Quarter ending December 2015	8,087	
Quarter ending March 2016	8,087	→
Quarter ending June 2016	8,197	→
Quarter ending September 2016	8,219	→
Quarter ending December 2016	8,301	→
<b>Variance since December 2015</b>	<b>2.6%</b>	<b>↑</b>



### ACTIVITY

Cumulative percentage of contracted UDA delivered 2016 & 2017



Month	Adjusted Scheduled Activity (UDA)	
	2016	2017
April	317	378
May	1,898	2,948
June	3,168	4,271
July	5,479	6,071
August	7,229	7,884
September	8,630	8,640
October	10,426	11,093
November	12,747	12,928
December	14,508	14,654
January	15,244	
February	17,991	
March	19,724	
April	20,305	
May	20,294	
June	20,294	

### QUALITY

	Quantity	Base Number	Contract	AT	Region	England
% of FP17s for the same patient ID Re-attending within 3 months - Children	95	1,495	6.4%	10.5%	11.9%	12.4%
% of FP17s for the same patient ID Re-attending within 3 months - Adults	677	4,541	14.9%	15.9%	17.1%	16.6%
% of FP17s for the same patient ID Re-attending between 3 & 9 months - Children	517	1,495	34.6%	47.5%	46.2%	57.5%
% of FP17s for the same patient ID Re-attending between 3 & 9 months - Adults	1,127	4,541	24.8%	37.9%	37.8%	50.4%
% of FP17s for Band 1 Urgent Courses	766	5,846	13.1%	10.3%	10.6%	9.1%
% of FP17s Relating to Free Repair or Replacements	19	5,846	0.3%	0.7%	0.6%	0.8%
% of FP17s Relating to Continuations	59	5,846	1.0%	1.1%	0.9%	1.3%
% of Patients satisfied with the dentistry they have received	1	1	N/A	90.2%	90.3%	92.7%
% of Patients satisfied with the time they had to wait for an appointment	0	1	N/A	85.9%	83.8%	88.8%

\* This is based on patients treated on this contract for their most recent course of treatment. Figures in italics indicate the base number of FP17s or Patient Questionnaire responses are less than 100. N/A is shown where the base number of responses is less than 10 during the period. % is calculated as Quantity/Base number\*100



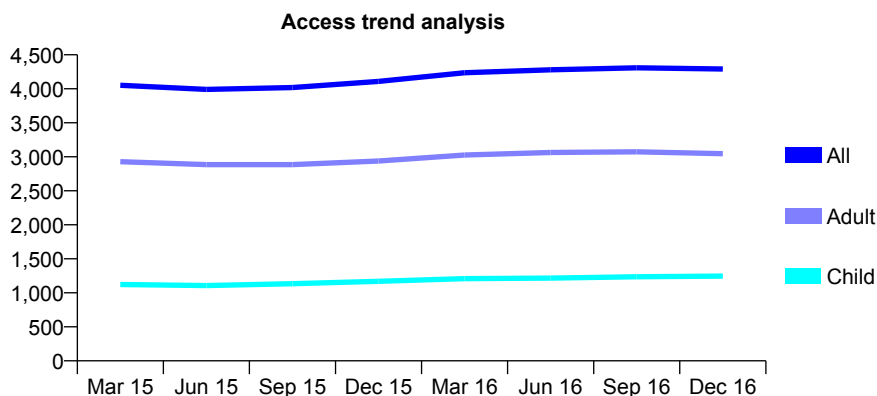
## Q63 - Vital Signs At a Glance Contract Report for 126632/0001 - December 2016

Name or company name	Perfect Smile Surgery Limited
Contract type name	GDS Contract
Purpose of contract	General
Contract start date	01/11/2007
Contract end date	

16/17 Contracted general activity (UDA)	12,086
Carry forward general activity (UDA)	483
16/17 Contracted orthodontic activity (UOA)	0
Carry forward orthodontic activity (UOA)	0
Baseline contract value	£309,338.61

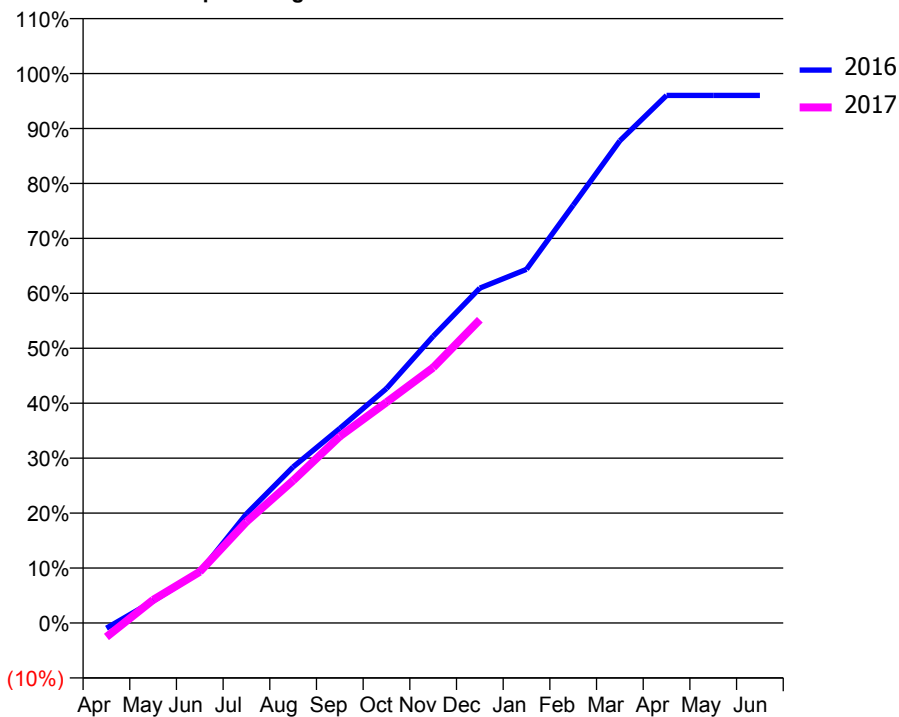
### ACCESS\*

Patients seen in 24 months	Total	Change since previous quarter
Quarter ending December 2015	4,108	
Quarter ending March 2016	4,236	↑
Quarter ending June 2016	4,279	→
Quarter ending September 2016	4,309	→
Quarter ending December 2016	4,292	→
<b>Variance since December 2015</b>	<b>4.5%</b>	<b>↑</b>



### ACTIVITY

Cumulative percentage of contracted UDA delivered 2016 & 2017



Month	Adjusted Scheduled Activity (UDA)	
	2016	2017
April	-116	-311
May	483	508
June	1,122	1,128
July	2,402	2,228
August	3,434	3,133
September	4,279	4,104
October	5,157	4,855
November	6,308	5,619
December	7,365	6,670
January	7,780	
February	9,191	
March	10,607	
April	11,603	
May	11,603	
June	11,603	

### QUALITY

	Quantity	Base Number	Contract	AT	Region	England
% of FP17s for the same patient ID Re-attending within 3 months - Children	136	1,268	10.7%	10.5%	11.9%	12.4%
% of FP17s for the same patient ID Re-attending within 3 months - Adults	536	2,638	20.3%	15.9%	17.1%	16.6%
% of FP17s for the same patient ID Re-attending between 3 & 9 months - Children	570	1,268	45.0%	47.5%	46.2%	57.5%
% of FP17s for the same patient ID Re-attending between 3 & 9 months - Adults	1,006	2,638	38.1%	37.9%	37.8%	50.4%
% of FP17s for Band 1 Urgent Courses	603	3,501	17.2%	10.3%	10.6%	9.1%
% of FP17s Relating to Free Repair or Replacements	0	3,501	0.0%	0.7%	0.6%	0.8%
% of FP17s Relating to Continuations	46	3,501	1.3%	1.1%	0.9%	1.3%
% of Patients satisfied with the dentistry they have received	4	4	N/A	90.2%	90.3%	92.7%
% of Patients satisfied with the time they had to wait for an appointment	3	4	N/A	85.9%	83.8%	88.8%

\* This is based on patients treated on this contract for their most recent course of treatment. Figures in italics indicate the base number of FP17s or Patient Questionnaire responses are less than 100. N/A is shown where the base number of responses is less than 10 during the period. % is calculated as Quantity/Base number\*100

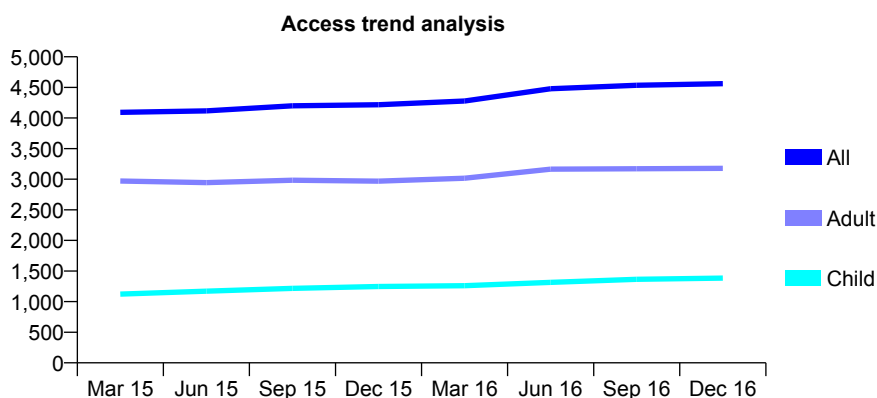
## Q63 - Vital Signs At a Glance Contract Report for 126632/0003 - December 2016

Name or company name	Perfect Smile Surgery Limited
Contract type name	GDS Contract
Purpose of contract	General
Contract start date	01/04/2010
Contract end date	

16/17 Contracted general activity (UDA)	8,000
Carry forward general activity (UDA)	258
16/17 Contracted orthodontic activity (UOA)	0
Carry forward orthodontic activity (UOA)	0
Baseline contract value	£186,731.41

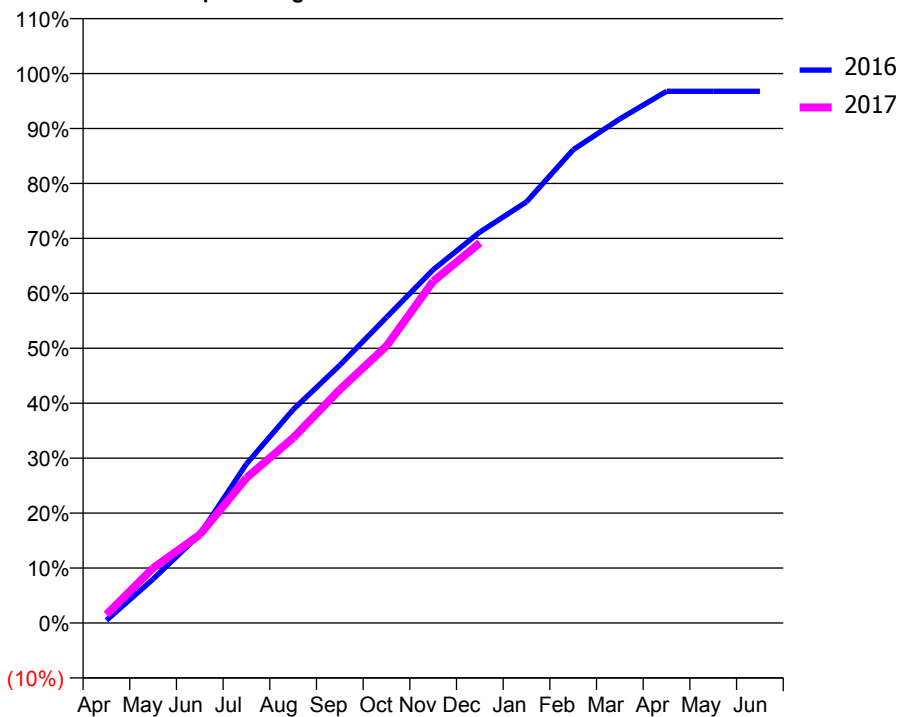
### ACCESS\*

Patients seen in 24 months	Total	Change since previous quarter
Quarter ending December 2015	4,217	
Quarter ending March 2016	4,277	→
Quarter ending June 2016	4,479	↑
Quarter ending September 2016	4,535	→
Quarter ending December 2016	4,562	→
<b>Variance since December 2015</b>	<b>8.2%</b>	<b>↑</b>



### ACTIVITY

Cumulative percentage of contracted UDA delivered 2016 & 2017



Month	Adjusted Scheduled Activity (UDA)	
	2016	2017
April	39	124
May	640	801
June	1,291	1,286
July	2,317	2,113
August	3,108	2,696
September	3,754	3,398
October	4,450	4,034
November	5,144	4,975
December	5,692	5,533
January	6,132	
February	6,892	
March	7,339	
April	7,742	
May	7,742	
June	7,742	

### QUALITY

	Quantity	Base Number	Contract	AT	Region	England
% of FP17s for the same patient ID Re-attending within 3 months - Children	89	1,234	7.2%	10.5%	11.9%	12.4%
% of FP17s for the same patient ID Re-attending within 3 months - Adults	271	2,267	12.0%	15.9%	17.1%	16.6%
% of FP17s for the same patient ID Re-attending between 3 & 9 months - Children	493	1,234	40.0%	47.5%	46.2%	57.5%
% of FP17s for the same patient ID Re-attending between 3 & 9 months - Adults	627	2,267	27.7%	37.9%	37.8%	50.4%
% of FP17s for Band 1 Urgent Courses	420	3,254	12.9%	10.3%	10.6%	9.1%
% of FP17s Relating to Free Repair or Replacements	6	3,254	0.2%	0.7%	0.6%	0.8%
% of FP17s Relating to Continuations	17	3,254	0.5%	1.1%	0.9%	1.3%
% of Patients satisfied with the dentistry they have received	2	2	N/A	90.2%	90.3%	92.7%
% of Patients satisfied with the time they had to wait for an appointment	2	2	N/A	85.9%	83.8%	88.8%

\* This is based on patients treated on this contract for their most recent course of treatment. Figures in italics indicate the base number of FP17s or Patient Questionnaire responses are less than 100. N/A is shown where the base number of responses is less than 10 during the period. % is calculated as Quantity/Base number\*100

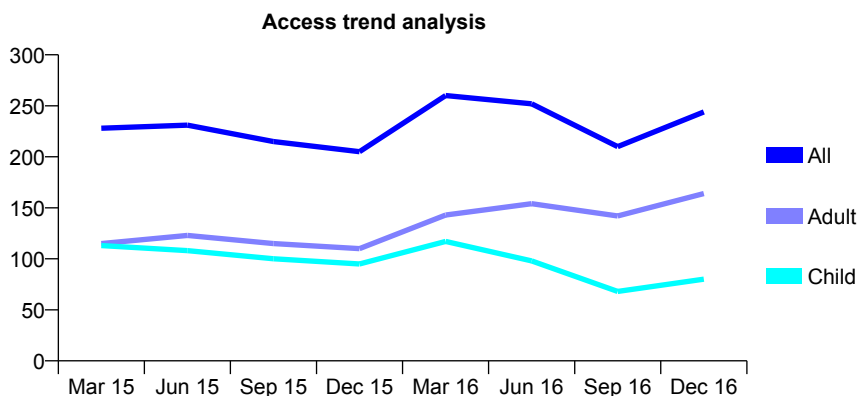
## Q63 - Vital Signs At a Glance Contract Report for 129410/0001 - December 2016

Name or company name	Miss N Khoobehi
Contract type name	GDS Contract
Purpose of contract	General
Contract start date	29/06/2012
Contract end date	

16/17 Contracted general activity (UDA)	844
Carry forward general activity (UDA)	-17
16/17 Contracted orthodontic activity (UOA)	0
Carry forward orthodontic activity (UOA)	0
Baseline contract value	£23,539.59

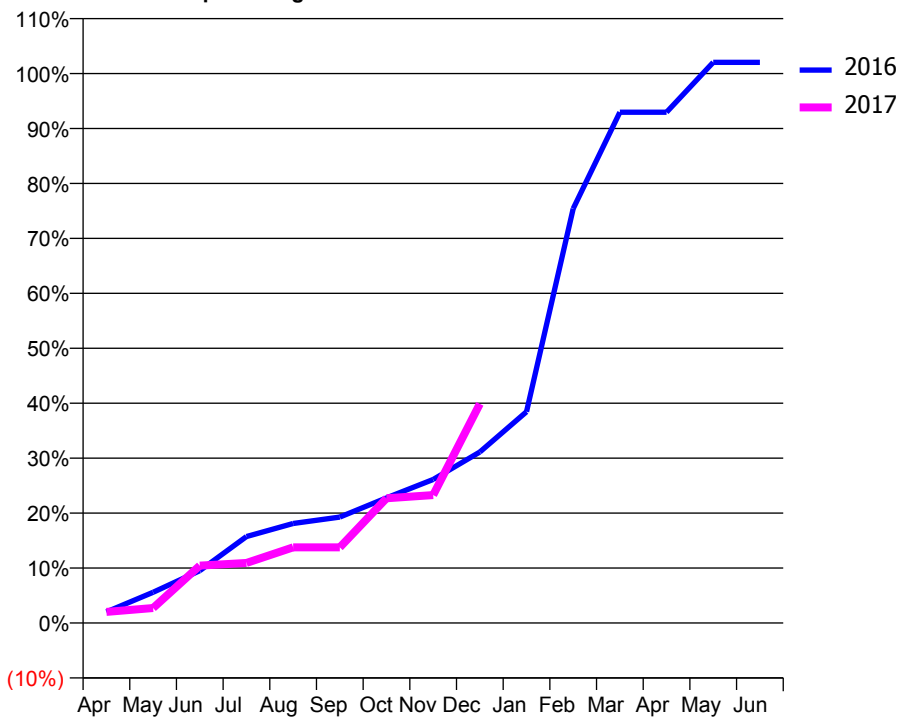
### ACCESS\*

Patients seen in 24 months	Total	Change since previous quarter
Quarter ending December 2015	205	
Quarter ending March 2016	260	↑
Quarter ending June 2016	252	↓
Quarter ending September 2016	210	↓
Quarter ending December 2016	244	↑
<b>Variance since December 2015</b>	<b>19.0%</b>	<b>↑</b>



### ACTIVITY

Cumulative percentage of contracted UDA delivered 2016 & 2017



Adjusted Scheduled Activity (UDA)

Month	2016	2017
April	17	17
May	47	23
June	80	88
July	133	92
August	153	116
September	163	116
October	192	192
November	220	197
December	263	337
January	325	
February	636	
March	785	
April	785	
May	861	
June	861	

### QUALITY

	Quantity	Base Number	Contract	AT	Region	England
% of FP17s for the same patient ID Re-attending within 3 months - Children	0	30	0.0%	10.5%	11.9%	12.4%
% of FP17s for the same patient ID Re-attending within 3 months - Adults	7	87	8.0%	15.9%	17.1%	16.6%
% of FP17s for the same patient ID Re-attending between 3 & 9 months - Children	3	30	10.0%	47.5%	46.2%	57.5%
% of FP17s for the same patient ID Re-attending between 3 & 9 months - Adults	19	87	21.8%	37.9%	37.8%	50.4%
% of FP17s for Band 1 Urgent Courses	3	95	3.2%	10.3%	10.6%	9.1%
% of FP17s Relating to Free Repair or Replacements	0	95	0.0%	0.7%	0.6%	0.8%
% of FP17s Relating to Continuations	0	95	0.0%	1.1%	0.9%	1.3%
% of Patients satisfied with the dentistry they have received	0	0	N/A	90.2%	90.3%	92.7%
% of Patients satisfied with the time they had to wait for an appointment	0	0	N/A	85.9%	83.8%	88.8%

\* This is based on patients treated on this contract for their most recent course of treatment. Figures in italics indicate the base number of FP17s or Patient Questionnaire responses are less than 100. N/A is shown where the base number of responses is less than 10 during the period. % is calculated as Quantity/Base number\*100

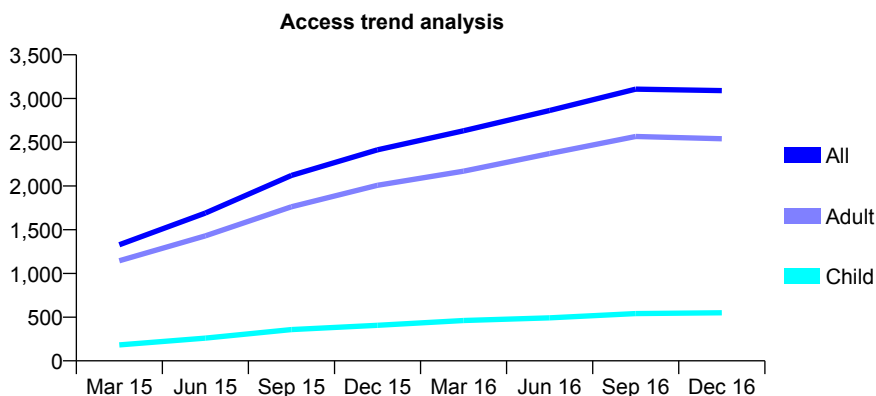
## Q63 - Vital Signs At a Glance Contract Report for 129682/0001 - December 2016

Name or company name	Jazz Dental Practice
Contract type name	GDS Contract
Purpose of contract	General
Contract start date	30/05/2014
Contract end date	

16/17 Contracted general activity (UDA)	9,543
Carry forward general activity (UDA)	-191
16/17 Contracted orthodontic activity (UOA)	0
Carry forward orthodontic activity (UOA)	0
Baseline contract value	£235,280.89

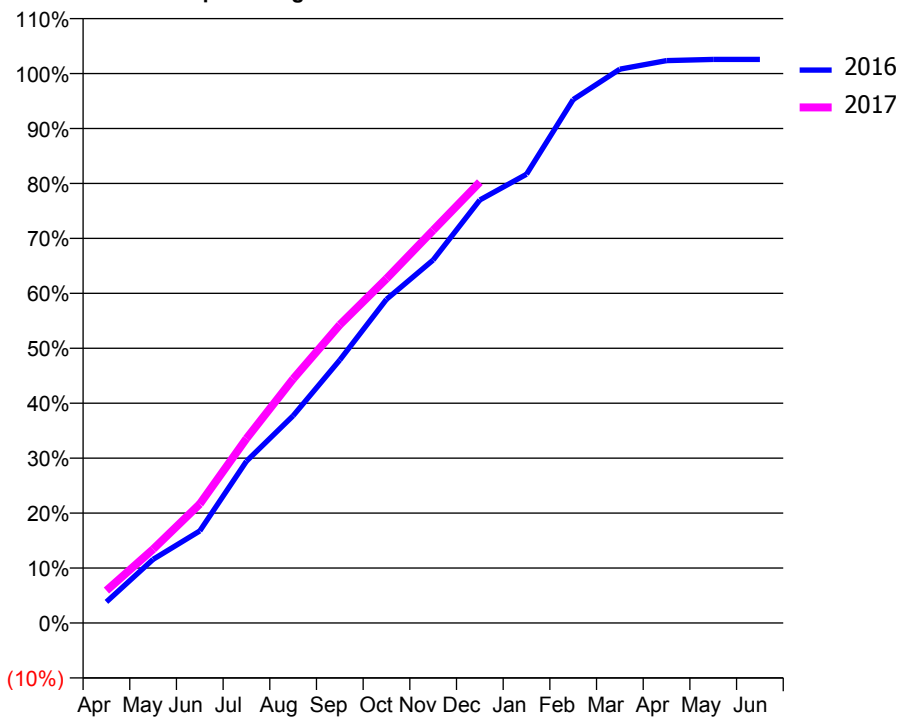
### ACCESS\*

Patients seen in 24 months	Total	Change since previous quarter
Quarter ending December 2015	2,413	
Quarter ending March 2016	2,631	↑
Quarter ending June 2016	2,863	↑
Quarter ending September 2016	3,107	↑
Quarter ending December 2016	3,090	→
<b>Variance since December 2015</b>	<b>28.1%</b>	<b>↑</b>



### ACTIVITY

Cumulative percentage of contracted UDA delivered 2016 & 2017



Month	Adjusted Scheduled Activity (UDA)	
	2016	2017
April	367	564
May	1,106	1,281
June	1,600	2,067
July	2,811	3,205
August	3,599	4,238
September	4,567	5,180
October	5,621	5,981
November	6,305	6,821
December	7,347	7,657
January	7,795	
February	9,091	
March	9,618	
April	9,768	
May	9,787	
June	9,787	

### QUALITY

	Quantity	Base Number	Contract	AT	Region	England
% of FP17s for the same patient ID Re-attending within 3 months - Children	50	481	10.4%	10.5%	11.9%	12.4%
% of FP17s for the same patient ID Re-attending within 3 months - Adults	346	2,099	16.5%	15.9%	17.1%	16.6%
% of FP17s for the same patient ID Re-attending between 3 & 9 months - Children	167	481	34.7%	47.5%	46.2%	57.5%
% of FP17s for the same patient ID Re-attending between 3 & 9 months - Adults	705	2,099	33.6%	37.9%	37.8%	50.4%
% of FP17s for Band 1 Urgent Courses	405	2,514	16.1%	10.3%	10.6%	9.1%
% of FP17s Relating to Free Repair or Replacements	11	2,514	0.4%	0.7%	0.6%	0.8%
% of FP17s Relating to Continuations	41	2,514	1.6%	1.1%	0.9%	1.3%
% of Patients satisfied with the dentistry they have received	2	2	N/A	90.2%	90.3%	92.7%
% of Patients satisfied with the time they had to wait for an appointment	2	2	N/A	85.9%	83.8%	88.8%

\* This is based on patients treated on this contract for their most recent course of treatment. Figures in italics indicate the base number of FP17s or Patient Questionnaire responses are less than 100. N/A is shown where the base number of responses is less than 10 during the period. % is calculated as Quantity/Base number\*100

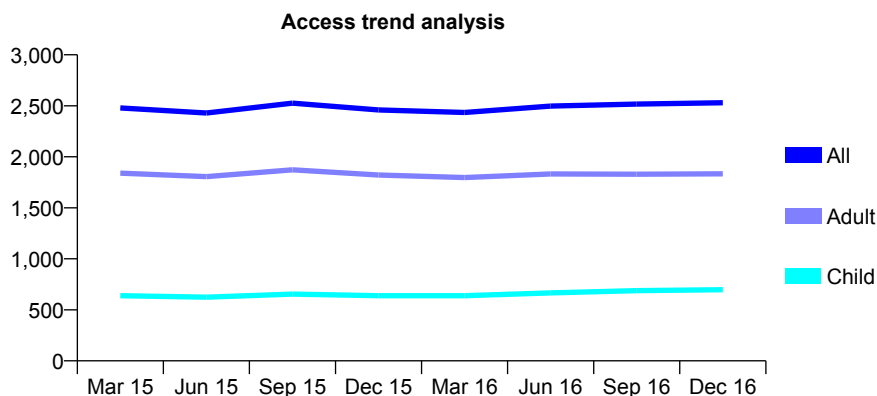
## Q63 - Vital Signs At a Glance Contract Report for 130214/0001 - December 2016

Name or company name	Crofton Park Dental Practice Ltd
Contract type name	Pilot Contract
Purpose of contract	General
Contract start date	01/04/2013
Contract end date	

16/17 Contracted general activity (UDA)	10,330
Carry forward general activity (UDA)	0
16/17 Contracted orthodontic activity (UOA)	0
Carry forward orthodontic activity (UOA)	0
Baseline contract value	£260,898.97

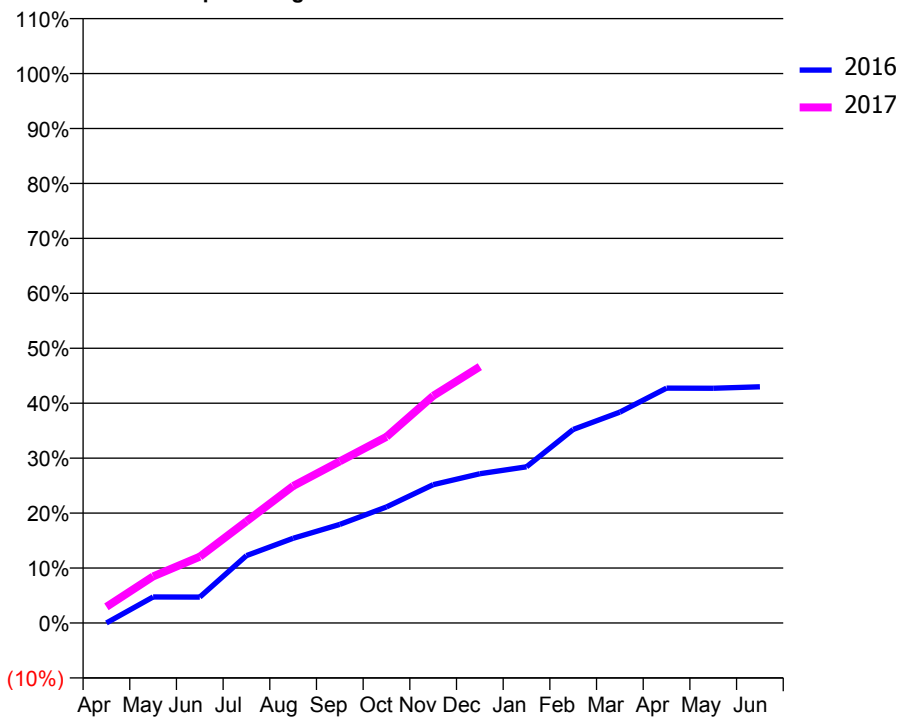
### ACCESS\*

Patients seen in 24 months	Total	Change since previous quarter
Quarter ending December 2015	2,460	
Quarter ending March 2016	2,435	↓
Quarter ending June 2016	2,498	↑
Quarter ending September 2016	2,517	→
Quarter ending December 2016	2,530	→
<b>Variance since December 2015</b>	<b>2.8%</b>	<b>↑</b>



### ACTIVITY

Cumulative percentage of contracted UDA delivered 2016 & 2017



Month	Adjusted Scheduled Activity (UDA)	
	2016	2017
April	0	303
May	490	875
June	489	1,246
July	1,267	1,912
August	1,592	2,576
September	1,853	3,038
October	2,182	3,500
November	2,601	4,269
December	2,806	4,819
January	2,936	
February	3,639	
March	3,965	
April	4,415	
May	4,414	
June	4,440	

### QUALITY

	Quantity	Base Number	Contract	AT	Region	England
% of FP17s for the same patient ID Re-attending within 3 months - Children	30	704	4.3%	10.5%	11.9%	12.4%
% of FP17s for the same patient ID Re-attending within 3 months - Adults	283	1,760	16.1%	15.9%	17.1%	16.6%
% of FP17s for the same patient ID Re-attending between 3 & 9 months - Children	257	704	36.5%	47.5%	46.2%	57.5%
% of FP17s for the same patient ID Re-attending between 3 & 9 months - Adults	565	1,760	32.1%	37.9%	37.8%	50.4%
% of FP17s for Band 1 Urgent Courses	267	2,186	12.2%	10.3%	10.6%	9.1%
% of FP17s Relating to Free Repair or Replacements	7	2,186	0.3%	0.7%	0.6%	0.8%
% of FP17s Relating to Continuations	4	2,186	0.2%	1.1%	0.9%	1.3%
% of Patients satisfied with the dentistry they have received	0	0	N/A	90.2%	90.3%	92.7%
% of Patients satisfied with the time they had to wait for an appointment	0	0	N/A	85.9%	83.8%	88.8%

\* This is based on patients treated on this contract for their most recent course of treatment. Figures in italics indicate the base number of FP17s or Patient Questionnaire responses are less than 100. N/A is shown where the base number of responses is less than 10 during the period. % is calculated as Quantity/Base number\*100

## Q63 - Vital Signs At a Glance Contract Report for 130214/0002 - December 2016

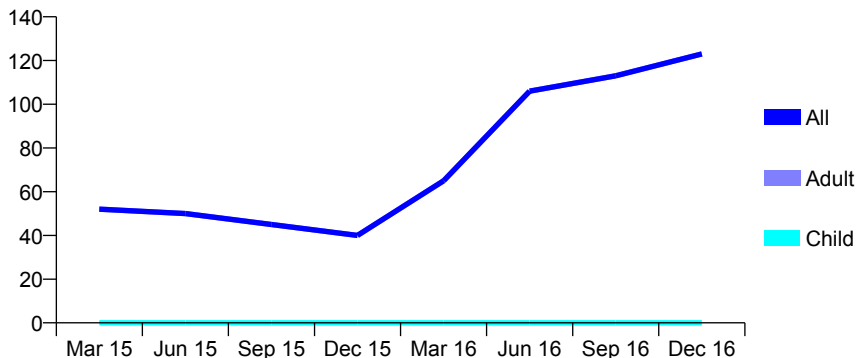
Name or company name	Crofton Park Dental Practice Ltd
Contract type name	PDS Contract
Purpose of contract	General
Contract start date	01/04/2013
Contract end date	31/03/2017

16/17 Contracted general activity (UDA)	552
Carry forward general activity (UDA)	0
16/17 Contracted orthodontic activity (UOA)	0
Carry forward orthodontic activity (UOA)	0
Baseline contract value	£98,878.30

### ACCESS\*

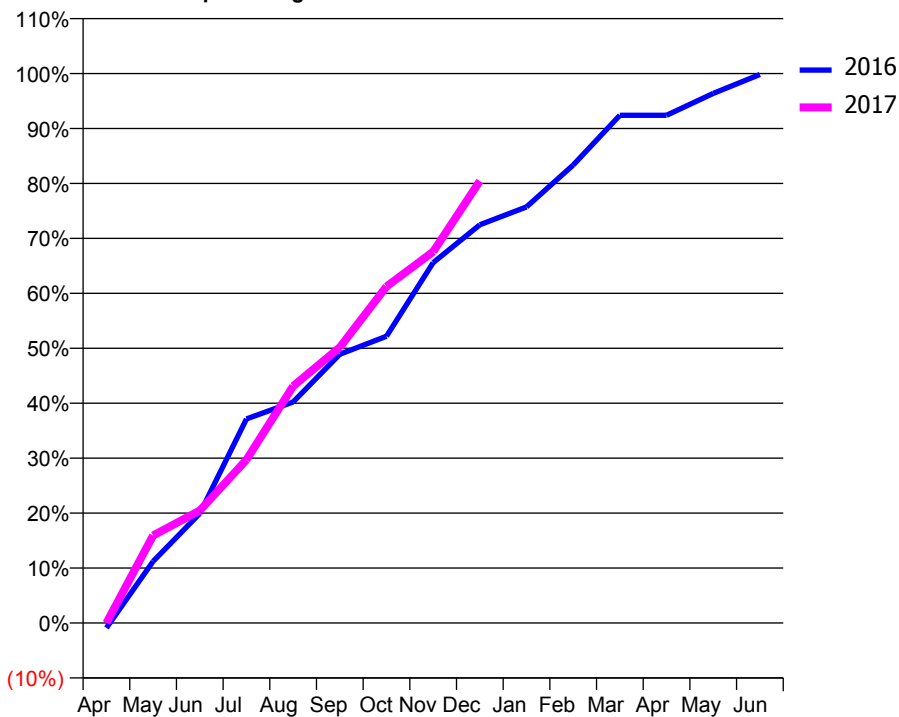
Patients seen in 24 months	Total	Change since previous quarter
Quarter ending December 2015	40	
Quarter ending March 2016	65	↑
Quarter ending June 2016	106	↑
Quarter ending September 2016	113	↑
Quarter ending December 2016	123	↑
<b>Variance since December 2015</b>	<b>207.5%</b>	<b>↑</b>

### Access trend analysis



### ACTIVITY

#### Cumulative percentage of contracted UDA delivered 2016 & 2017



Month	Adjusted Scheduled Activity (UDA)	
	2016	2017
April	-5	0
May	62	88
June	110	113
July	205	164
August	222	238
September	270	277
October	288	338
November	362	373
December	400	444
January	418	
February	460	
March	510	
April	510	
May	532	
June	551	

### QUALITY

	Quantity	Base Number	Contract	AT	Region	England
% of FP17s for the same patient ID Re-attending within 3 months - Children	0	0	N/A	10.5%	11.9%	12.4%
% of FP17s for the same patient ID Re-attending within 3 months - Adults	0	181	0.0%	15.9%	17.1%	16.6%
% of FP17s for the same patient ID Re-attending between 3 & 9 months - Children	0	0	N/A	47.5%	46.2%	57.5%
% of FP17s for the same patient ID Re-attending between 3 & 9 months - Adults	3	181	1.7%	37.9%	37.8%	50.4%
% of FP17s for Band 1 Urgent Courses	0	164	0.0%	10.3%	10.6%	9.1%
% of FP17s Relating to Free Repair or Replacements	0	164	0.0%	0.7%	0.6%	0.8%
% of FP17s Relating to Continuations	0	164	0.0%	1.1%	0.9%	1.3%
% of Patients satisfied with the dentistry they have received	0	0	N/A	90.2%	90.3%	92.7%
% of Patients satisfied with the time they had to wait for an appointment	0	0	N/A	85.9%	83.8%	88.8%

\* This is based on patients treated on this contract for their most recent course of treatment. Figures in italics indicate the base number of FP17s or Patient Questionnaire responses are less than 100. N/A is shown where the base number of responses is less than 10 during the period. % is calculated as Quantity/Base number\*100

## Q63 - Vital Signs At a Glance Contract Report for 130214/0003 - December 2016

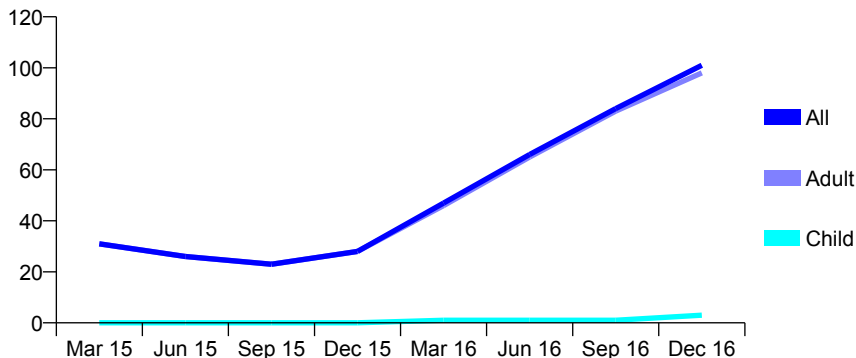
Name or company name	Crofton Park Dental Practice Ltd
Contract type name	PDS Contract
Purpose of contract	General
Contract start date	01/04/2013
Contract end date	31/03/2017

16/17 Contracted general activity (UDA)	327
Carry forward general activity (UDA)	0
16/17 Contracted orthodontic activity (UOA)	0
Carry forward orthodontic activity (UOA)	0
Baseline contract value	£63,126.72

### ACCESS\*

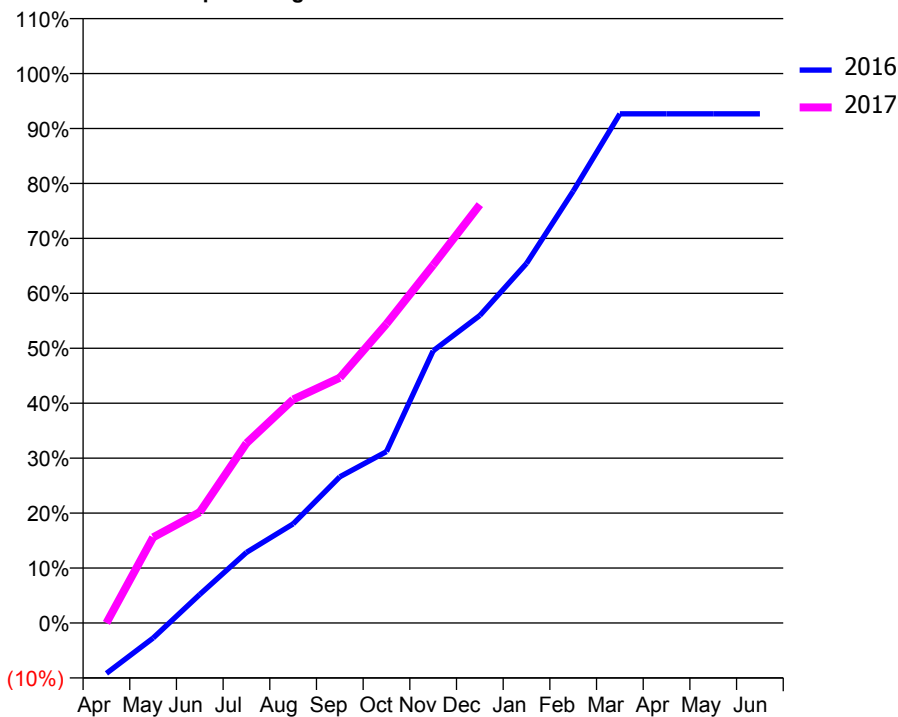
Patients seen in 24 months	Total	Change since previous quarter
Quarter ending December 2015	28	
Quarter ending March 2016	47	↑
Quarter ending June 2016	66	↑
Quarter ending September 2016	84	↑
Quarter ending December 2016	101	↑
<b>Variance since December 2015</b>	<b>260.7%</b>	<b>↑</b>

### Access trend analysis



### ACTIVITY

#### Cumulative percentage of contracted UDA delivered 2016 & 2017



Month	Adjusted Scheduled Activity (UDA)	
	2016	2017
April	-30	0
May	-9	51
June	17	66
July	42	107
August	59	133
September	87	146
October	102	178
November	162	213
December	183	249
January	214	
February	257	
March	303	
April	303	
May	303	
June	303	

### QUALITY

	Quantity	Base Number	Contract	AT	Region	England
% of FP17s for the same patient ID Re-attending within 3 months - Children	0	2	0.0%	10.5%	11.9%	12.4%
% of FP17s for the same patient ID Re-attending within 3 months - Adults	0	107	0.0%	15.9%	17.1%	16.6%
% of FP17s for the same patient ID Re-attending between 3 & 9 months - Children	0	2	0.0%	47.5%	46.2%	57.5%
% of FP17s for the same patient ID Re-attending between 3 & 9 months - Adults	0	107	0.0%	37.9%	37.8%	50.4%
% of FP17s for Band 1 Urgent Courses	0	109	0.0%	10.3%	10.6%	9.1%
% of FP17s Relating to Free Repair or Replacements	0	109	0.0%	0.7%	0.6%	0.8%
% of FP17s Relating to Continuations	0	109	0.0%	1.1%	0.9%	1.3%
% of Patients satisfied with the dentistry they have received	0	0	N/A	90.2%	90.3%	92.7%
% of Patients satisfied with the time they had to wait for an appointment	0	0	N/A	85.9%	83.8%	88.8%

\* This is based on patients treated on this contract for their most recent course of treatment. Figures in italics indicate the base number of FP17s or Patient Questionnaire responses are less than 100. N/A is shown where the base number of responses is less than 10 during the period. % is calculated as Quantity/Base number\*100



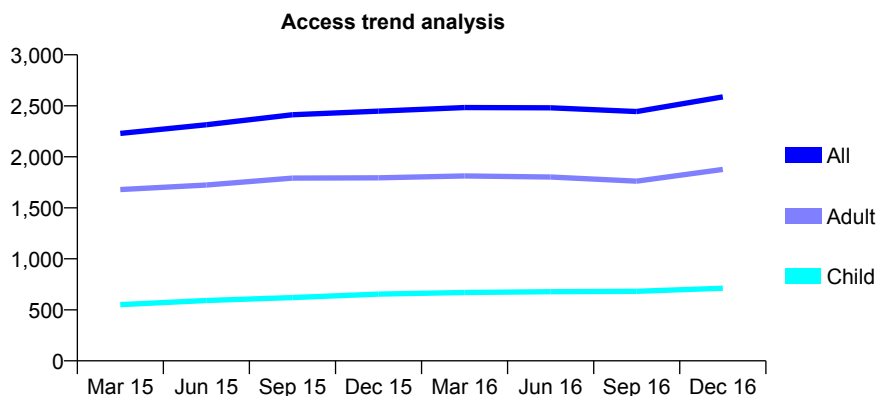
## Q63 - Vital Signs At a Glance Contract Report for 131490/0001 - December 2016

Name or company name	Gracefield Dental Practice
Contract type name	GDS Contract
Purpose of contract	General
Contract start date	01/04/2012
Contract end date	

16/17 Contracted general activity (UDA)	6,623
Carry forward general activity (UDA)	-132
16/17 Contracted orthodontic activity (UOA)	0
Carry forward orthodontic activity (UOA)	0
Baseline contract value	£183,940.08

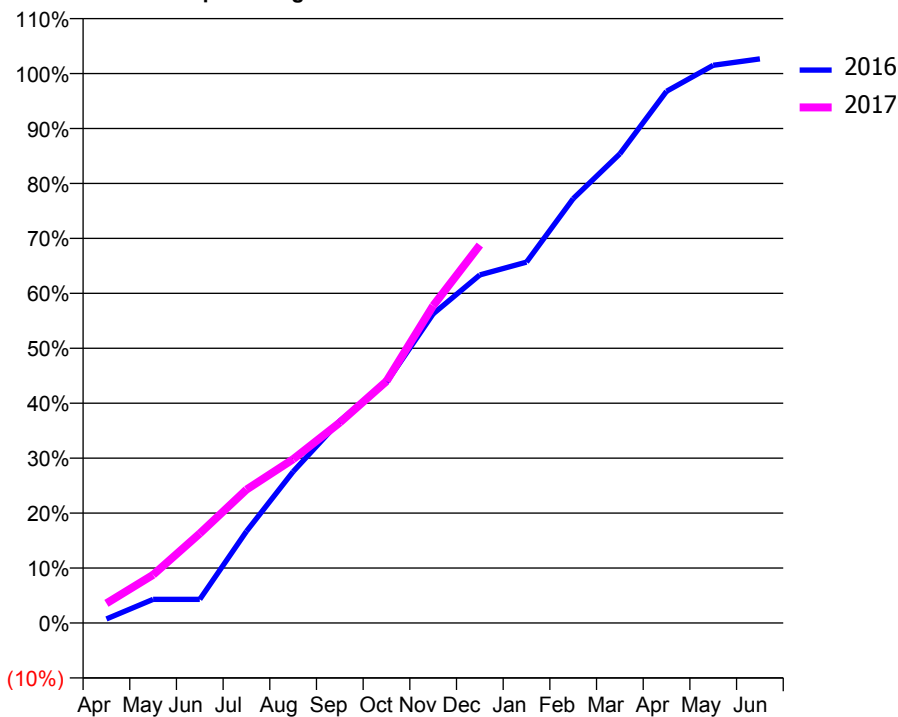
### ACCESS\*

Patients seen in 24 months	Total	Change since previous quarter
Quarter ending December 2015	2,448	
Quarter ending March 2016	2,483	→
Quarter ending June 2016	2,480	→
Quarter ending September 2016	2,444	↓
Quarter ending December 2016	2,588	↑
<b>Variance since December 2015</b>	<b>5.7%</b>	<b>↑</b>



### ACTIVITY

Cumulative percentage of contracted UDA delivered 2016 & 2017



Month	Adjusted Scheduled Activity (UDA)	
	2016	2017
April	50	238
May	286	581
June	286	1,079
July	1,104	1,609
August	1,824	1,975
September	2,436	2,417
October	2,901	2,915
November	3,726	3,825
December	4,196	4,556
January	4,349	
February	5,116	
March	5,655	
April	6,409	
May	6,723	
June	6,800	

### QUALITY

	Quantity	Base Number	Contract	AT	Region	England
% of FP17s for the same patient ID Re-attending within 3 months - Children	52	641	8.1%	10.5%	11.9%	12.4%
% of FP17s for the same patient ID Re-attending within 3 months - Adults	239	1,495	16.0%	15.9%	17.1%	16.6%
% of FP17s for the same patient ID Re-attending between 3 & 9 months - Children	253	641	39.5%	47.5%	46.2%	57.5%
% of FP17s for the same patient ID Re-attending between 3 & 9 months - Adults	463	1,495	31.0%	37.9%	37.8%	50.4%
% of FP17s for Band 1 Urgent Courses	243	1,853	13.1%	10.3%	10.6%	9.1%
% of FP17s Relating to Free Repair or Replacements	10	1,853	0.5%	0.7%	0.6%	0.8%
% of FP17s Relating to Continuations	29	1,853	1.6%	1.1%	0.9%	1.3%
% of Patients satisfied with the dentistry they have received	1	1	N/A	90.2%	90.3%	92.7%
% of Patients satisfied with the time they had to wait for an appointment	1	1	N/A	85.9%	83.8%	88.8%

\* This is based on patients treated on this contract for their most recent course of treatment. Figures in italics indicate the base number of FP17s or Patient Questionnaire responses are less than 100. N/A is shown where the base number of responses is less than 10 during the period. % is calculated as Quantity/Base number\*100

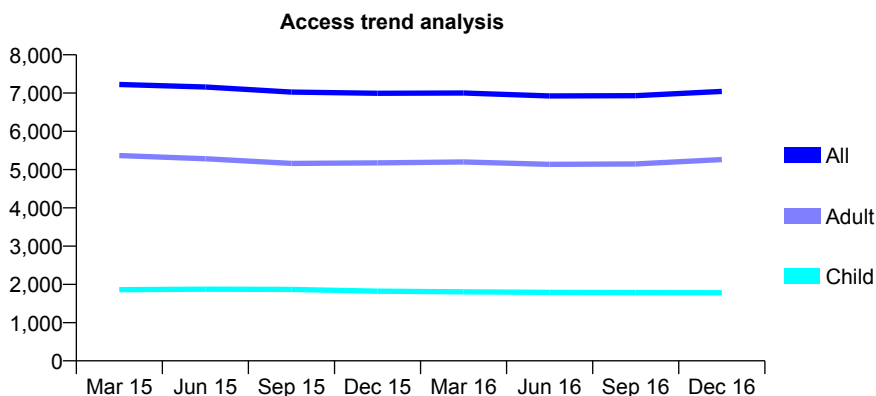
## Q63 - Vital Signs At a Glance Contract Report for 132861/0001 - December 2016

Name or company name	London Road Dental Centre
Contract type name	GDS Contract
Purpose of contract	General
Contract start date	01/04/2006
Contract end date	

16/17 Contracted general activity (UDA)	24,885
Carry forward general activity (UDA)	-234
16/17 Contracted orthodontic activity (UOA)	0
Carry forward orthodontic activity (UOA)	0
Baseline contract value	£668,143.33

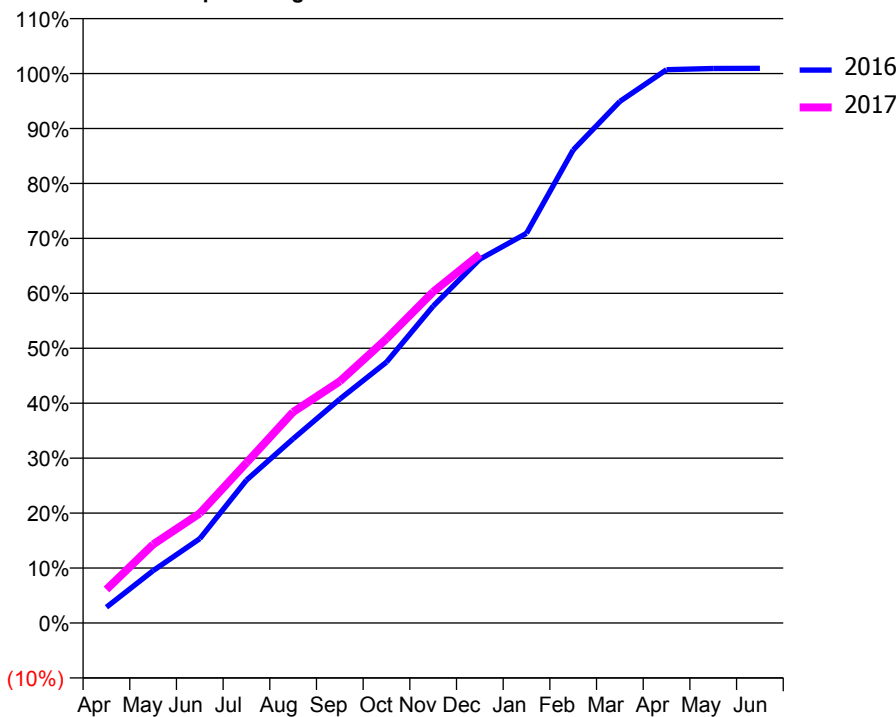
### ACCESS\*

Patients seen in 24 months	Total	Change since previous quarter
Quarter ending December 2015	6,996	
Quarter ending March 2016	7,003	→
Quarter ending June 2016	6,926	↓
Quarter ending September 2016	6,931	→
Quarter ending December 2016	7,042	→
<b>Variance since December 2015</b>	<b>0.7%</b>	<b>→</b>



### ACTIVITY

Cumulative percentage of contracted UDA delivered 2016 & 2017



Month	Adjusted Scheduled Activity (UDA)	
	2016	2017
April	713	1,521
May	2,373	3,560
June	3,822	4,970
July	6,471	7,255
August	8,342	9,557
September	10,139	10,948
October	11,816	12,873
November	14,350	14,997
December	16,479	16,698
January	17,646	
February	21,421	
March	23,621	
April	25,057	
May	25,114	
June	25,119	

### QUALITY

	Quantity	Base Number	Contract	AT	Region	England
% of FP17s for the same patient ID Re-attending within 3 months - Children	139	1,426	9.7%	10.5%	11.9%	12.4%
% of FP17s for the same patient ID Re-attending within 3 months - Adults	563	3,754	15.0%	15.9%	17.1%	16.6%
% of FP17s for the same patient ID Re-attending between 3 & 9 months - Children	516	1,426	36.2%	47.5%	46.2%	57.5%
% of FP17s for the same patient ID Re-attending between 3 & 9 months - Adults	1,149	3,754	30.6%	37.9%	37.8%	50.4%
% of FP17s for Band 1 Urgent Courses	442	4,753	9.3%	10.3%	10.6%	9.1%
% of FP17s Relating to Free Repair or Replacements	3	4,753	0.1%	0.7%	0.6%	0.8%
% of FP17s Relating to Continuations	57	4,753	1.2%	1.1%	0.9%	1.3%
% of Patients satisfied with the dentistry they have received	7	10	70.0%	90.2%	90.3%	92.7%
% of Patients satisfied with the time they had to wait for an appointment	8	10	80.0%	85.9%	83.8%	88.8%

\* This is based on patients treated on this contract for their most recent course of treatment. Figures in italics indicate the base number of FP17s or Patient Questionnaire responses are less than 100. N/A is shown where the base number of responses is less than 10 during the period. % is calculated as Quantity/Base number\*100

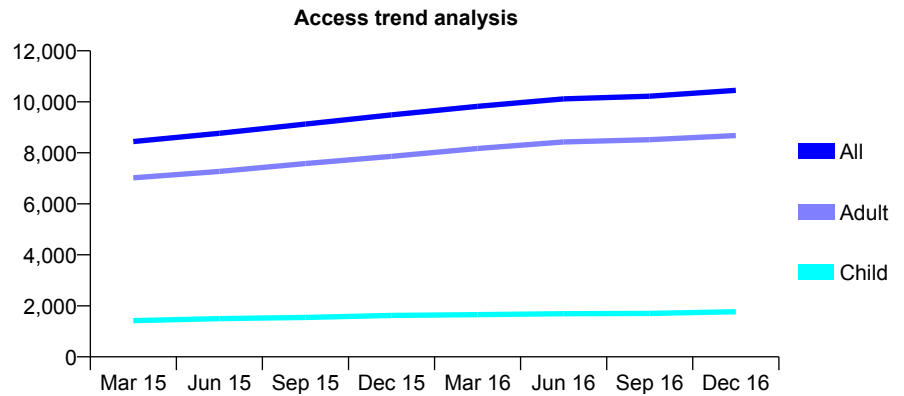
## Q63 - Vital Signs At a Glance Contract Report for 133167/0001 - December 2016

Name or company name	Nitin Nagpaul and Hayley Seresht
Contract type name	PDS Plus Contract
Purpose of contract	General
Contract start date	01/06/2010
Contract end date	31/03/2017

16/17 Contracted general activity (UDA)	20,996
Carry forward general activity (UDA)	0
16/17 Contracted orthodontic activity (UOA)	0
Carry forward orthodontic activity (UOA)	0
Baseline contract value	£793,381.74

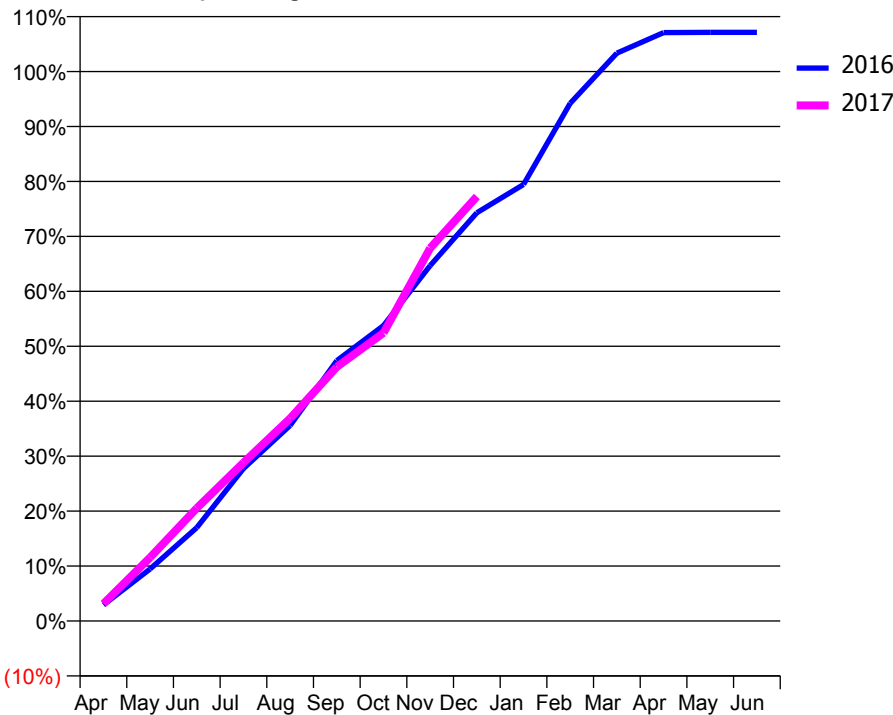
### ACCESS\*

Patients seen in 24 months	Total	Change since previous quarter
Quarter ending December 2015	9,488	
Quarter ending March 2016	9,822	↑
Quarter ending June 2016	10,113	↑
Quarter ending September 2016	10,220	→
Quarter ending December 2016	10,448	↑
<b>Variance since December 2015</b>	<b>10.1%</b>	<b>↑</b>



### ACTIVITY

Cumulative percentage of contracted UDA delivered 2016 & 2017



Month	Adjusted Scheduled Activity (UDA)	
	2016	2017
April	615	658
May	1,991	2,429
June	3,571	4,315
July	5,825	6,053
August	7,470	7,743
September	9,947	9,710
October	11,290	11,009
November	13,583	14,247
December	15,597	16,220
January	16,680	
February	19,781	
March	21,697	
April	22,481	
May	22,493	
June	22,493	

### QUALITY

	Quantity	Base Number	Contract	AT	Region	England
% of FP17s for the same patient ID Re-attending within 3 months - Children	164	1,509	10.9%	10.5%	11.9%	12.4%
% of FP17s for the same patient ID Re-attending within 3 months - Adults	783	5,873	13.3%	15.9%	17.1%	16.6%
% of FP17s for the same patient ID Re-attending between 3 & 9 months - Children	559	1,509	37.0%	47.5%	46.2%	57.5%
% of FP17s for the same patient ID Re-attending between 3 & 9 months - Adults	1,214	5,873	20.7%	37.9%	37.8%	50.4%
% of FP17s for Band 1 Urgent Courses	1,559	7,050	22.1%	10.3%	10.6%	9.1%
% of FP17s Relating to Free Repair or Replacements	19	7,050	0.3%	0.7%	0.6%	0.8%
% of FP17s Relating to Continuations	77	7,050	1.1%	1.1%	0.9%	1.3%
% of Patients satisfied with the dentistry they have received	3	4	N/A	90.2%	90.3%	92.7%
% of Patients satisfied with the time they had to wait for an appointment	3	4	N/A	85.9%	83.8%	88.8%

\* This is based on patients treated on this contract for their most recent course of treatment. Figures in italics indicate the base number of FP17s or Patient Questionnaire responses are less than 100. N/A is shown where the base number of responses is less than 10 during the period. % is calculated as Quantity/Base number\*100

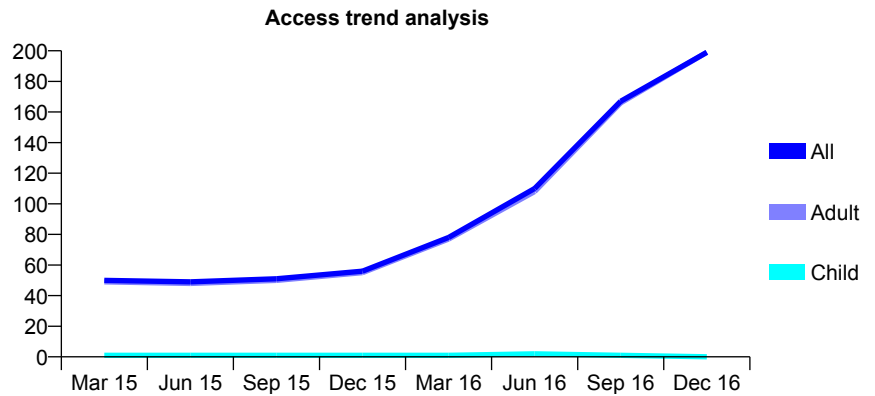
## Q63 - Vital Signs At a Glance Contract Report for 133167/0002 - December 2016

Name or company name	Nitin Nagpaul and Hayley Seresht
Contract type name	PDS Contract
Purpose of contract	General
Contract start date	01/09/2010
Contract end date	31/03/2017

16/17 Contracted general activity (UDA)	600
Carry forward general activity (UDA)	0
16/17 Contracted orthodontic activity (UOA)	0
Carry forward orthodontic activity (UOA)	0
Baseline contract value	£29,230.42

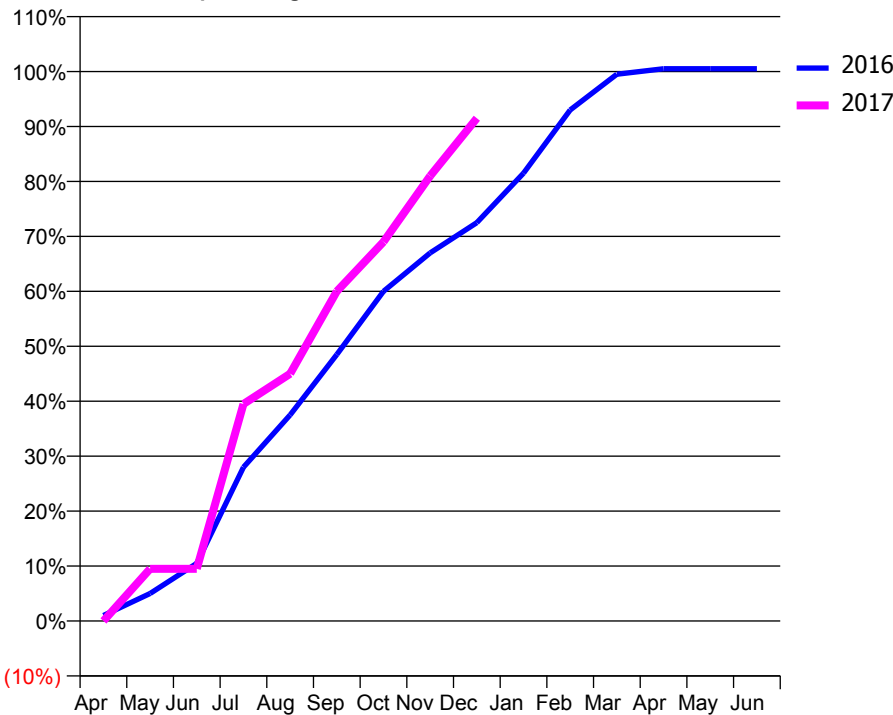
### ACCESS\*

Patients seen in 24 months	Total	Change since previous quarter
Quarter ending December 2015	56	
Quarter ending March 2016	78	↑
Quarter ending June 2016	110	↑
Quarter ending September 2016	167	↑
Quarter ending December 2016	199	↑
<b>Variance since December 2015</b>	<b>255.4%</b>	<b>↑</b>



### ACTIVITY

Cumulative percentage of contracted UDA delivered 2016 & 2017



Month	Adjusted Scheduled Activity (UDA)	
	2016	2017
April	6	0
May	30	57
June	63	57
July	168	237
August	225	270
September	291	360
October	360	414
November	402	486
December	435	549
January	489	
February	558	
March	597	
April	603	
May	603	
June	603	

### QUALITY

	Quantity	Base Number	Contract	AT	Region	England
% of FP17s for the same patient ID Re-attending within 3 months - Children	0	1	0.0%	10.5%	11.9%	12.4%
% of FP17s for the same patient ID Re-attending within 3 months - Adults	0	185	0.0%	15.9%	17.1%	16.6%
% of FP17s for the same patient ID Re-attending between 3 & 9 months - Children	0	1	0.0%	47.5%	46.2%	57.5%
% of FP17s for the same patient ID Re-attending between 3 & 9 months - Adults	0	185	0.0%	37.9%	37.8%	50.4%
% of FP17s for Band 1 Urgent Courses	0	183	0.0%	10.3%	10.6%	9.1%
% of FP17s Relating to Free Repair or Replacements	0	183	0.0%	0.7%	0.6%	0.8%
% of FP17s Relating to Continuations	0	183	0.0%	1.1%	0.9%	1.3%
% of Patients satisfied with the dentistry they have received	0	0	N/A	90.2%	90.3%	92.7%
% of Patients satisfied with the time they had to wait for an appointment	0	0	N/A	85.9%	83.8%	88.8%

\* This is based on patients treated on this contract for their most recent course of treatment. Figures in italics indicate the base number of FP17s or Patient Questionnaire responses are less than 100. N/A is shown where the base number of responses is less than 10 during the period. % is calculated as Quantity/Base number\*100

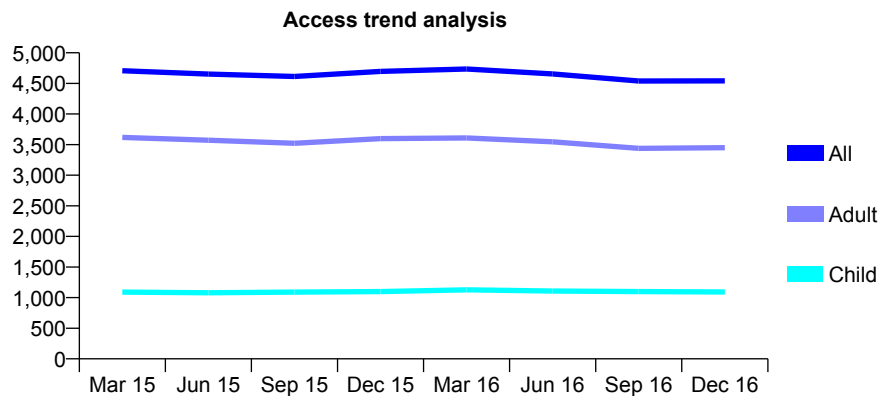
## Q63 - Vital Signs At a Glance Contract Report for 134791/0002 - December 2016

Name or company name	The Beulah Hill Dental Centre
Contract type name	GDS Contract
Purpose of contract	General
Contract start date	01/04/2006
Contract end date	

16/17 Contracted general activity (UDA)	16,990
Carry forward general activity (UDA)	0
16/17 Contracted orthodontic activity (UOA)	0
Carry forward orthodontic activity (UOA)	0
Baseline contract value	£410,219.08

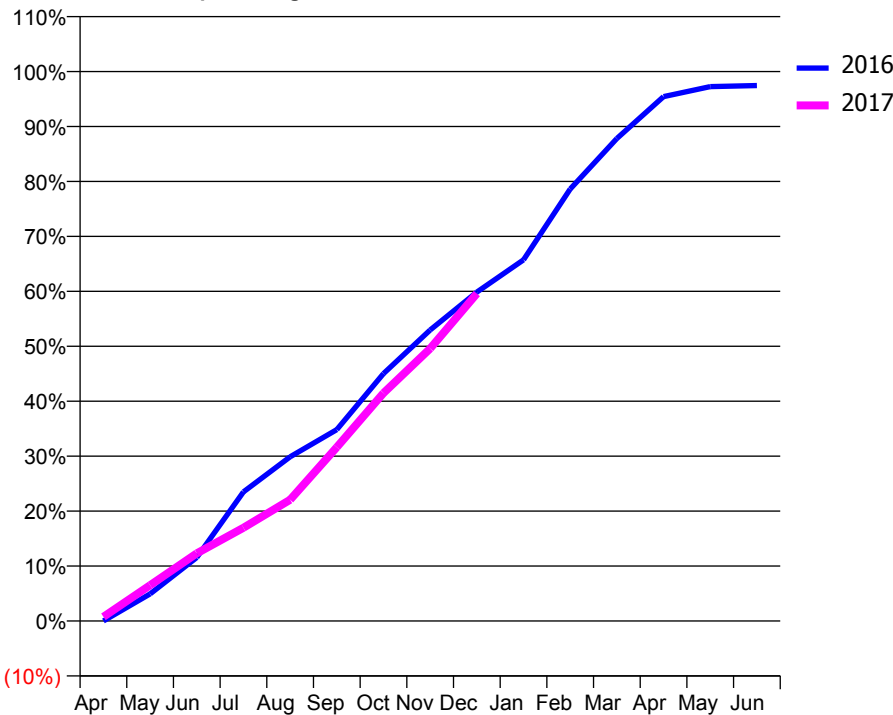
### ACCESS\*

Patients seen in 24 months	Total	Change since previous quarter
Quarter ending December 2015	4,697	
Quarter ending March 2016	4,736	→
Quarter ending June 2016	4,654	↓
Quarter ending September 2016	4,539	↓
Quarter ending December 2016	4,542	→
<b>Variance since December 2015</b>	<b>(3.3%)</b>	<b>↓</b>



### ACTIVITY

Cumulative percentage of contracted UDA delivered 2016 & 2017



Month	Adjusted Scheduled Activity (UDA)	
	2016	2017
April	0	132
May	838	1,108
June	1,967	2,094
July	3,992	2,886
August	5,078	3,750
September	5,918	5,374
October	7,649	7,048
November	9,000	8,427
December	10,170	10,122
January	11,168	
February	13,357	
March	14,918	
April	16,214	
May	16,524	
June	16,557	

### QUALITY

	Quantity	Base Number	Contract	AT	Region	England
% of FP17s for the same patient ID Re-attending within 3 months - Children	47	944	5.0%	10.5%	11.9%	12.4%
% of FP17s for the same patient ID Re-attending within 3 months - Adults	376	3,205	11.7%	15.9%	17.1%	16.6%
% of FP17s for the same patient ID Re-attending between 3 & 9 months - Children	477	944	50.5%	47.5%	46.2%	57.5%
% of FP17s for the same patient ID Re-attending between 3 & 9 months - Adults	1,948	3,205	60.8%	37.9%	37.8%	50.4%
% of FP17s for Band 1 Urgent Courses	187	3,622	5.2%	10.3%	10.6%	9.1%
% of FP17s Relating to Free Repair or Replacements	54	3,622	1.5%	0.7%	0.6%	0.8%
% of FP17s Relating to Continuations	61	3,622	1.7%	1.1%	0.9%	1.3%
% of Patients satisfied with the dentistry they have received	5	7	N/A	90.2%	90.3%	92.7%
% of Patients satisfied with the time they had to wait for an appointment	4	7	N/A	85.9%	83.8%	88.8%

\* This is based on patients treated on this contract for their most recent course of treatment. Figures in italics indicate the base number of FP17s or Patient Questionnaire responses are less than 100. N/A is shown where the base number of responses is less than 10 during the period. % is calculated as Quantity/Base number\*100

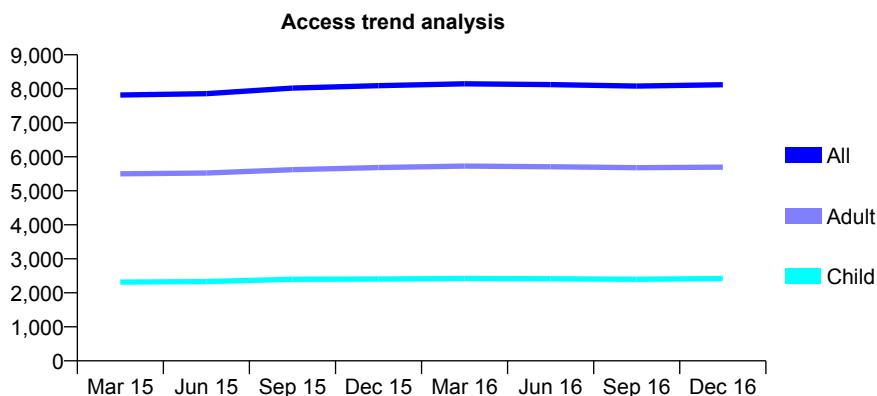
## Q63 - Vital Signs At a Glance Contract Report for 135186/0001 - December 2016

Name or company name	Aspire Dental Practice Partnership
Contract type name	GDS Contract
Purpose of contract	General
Contract start date	21/08/2011
Contract end date	

16/17 Contracted general activity (UDA)	27,000
Carry forward general activity (UDA)	0
16/17 Contracted orthodontic activity (UOA)	0
Carry forward orthodontic activity (UOA)	0
Baseline contract value	£674,962.39

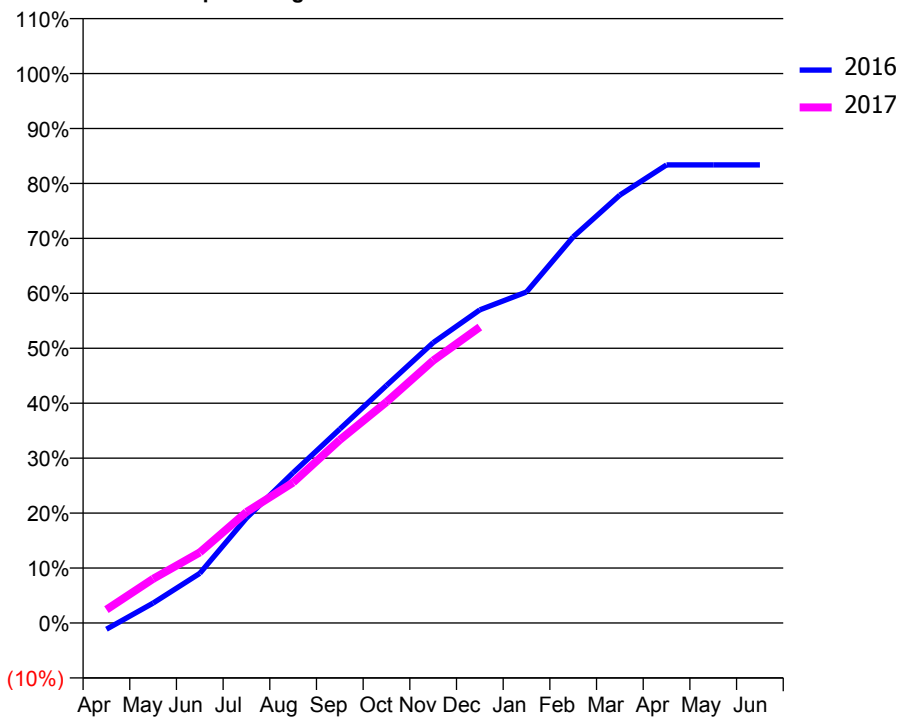
### ACCESS\*

Patients seen in 24 months	Total	Change since previous quarter
Quarter ending December 2015	8,092	
Quarter ending March 2016	8,149	→
Quarter ending June 2016	8,123	→
Quarter ending September 2016	8,079	→
Quarter ending December 2016	8,118	→
<b>Variance since December 2015</b>	<b>0.3%</b>	<b>→</b>



### ACTIVITY

Cumulative percentage of contracted UDA delivered 2016 & 2017



Month	Adjusted Scheduled Activity (UDA)	
	2016	2017
April	-308	660
May	983	2,169
June	2,438	3,469
July	5,162	5,457
August	7,386	6,903
September	9,529	9,000
October	11,671	10,863
November	13,775	12,897
December	15,391	14,545
January	16,268	
February	18,972	
March	21,026	
April	22,507	
May	22,511	
June	22,508	

### QUALITY

	Quantity	Base Number	Contract	AT	Region	England
% of FP17s for the same patient ID Re-attending within 3 months - Children	148	2,173	6.8%	10.5%	11.9%	12.4%
% of FP17s for the same patient ID Re-attending within 3 months - Adults	717	4,452	16.1%	15.9%	17.1%	16.6%
% of FP17s for the same patient ID Re-attending between 3 & 9 months - Children	1,034	2,173	47.6%	47.5%	46.2%	57.5%
% of FP17s for the same patient ID Re-attending between 3 & 9 months - Adults	1,622	4,452	36.4%	37.9%	37.8%	50.4%
% of FP17s for Band 1 Urgent Courses	719	6,134	11.7%	10.3%	10.6%	9.1%
% of FP17s Relating to Free Repair or Replacements	49	6,134	0.8%	0.7%	0.6%	0.8%
% of FP17s Relating to Continuations	107	6,134	1.7%	1.1%	0.9%	1.3%
% of Patients satisfied with the dentistry they have received	5	5	N/A	90.2%	90.3%	92.7%
% of Patients satisfied with the time they had to wait for an appointment	5	5	N/A	85.9%	83.8%	88.8%

\* This is based on patients treated on this contract for their most recent course of treatment. Figures in italics indicate the base number of FP17s or Patient Questionnaire responses are less than 100. N/A is shown where the base number of responses is less than 10 during the period. % is calculated as Quantity/Base number\*100

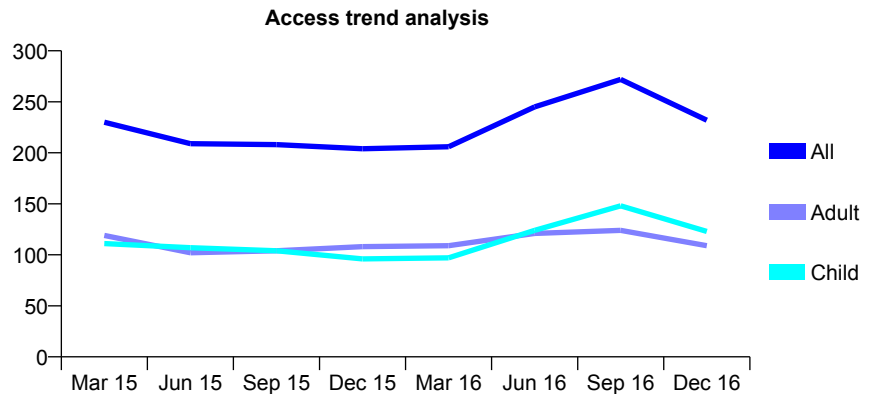
## Q63 - Vital Signs At a Glance Contract Report for 135437/0001 - December 2016

Name or company name	Miss N Khoobehi
Contract type name	GDS Contract
Purpose of contract	General
Contract start date	29/06/2012
Contract end date	

16/17 Contracted general activity (UDA)	844
Carry forward general activity (UDA)	-17
16/17 Contracted orthodontic activity (UOA)	0
Carry forward orthodontic activity (UOA)	0
Baseline contract value	£22,474.47

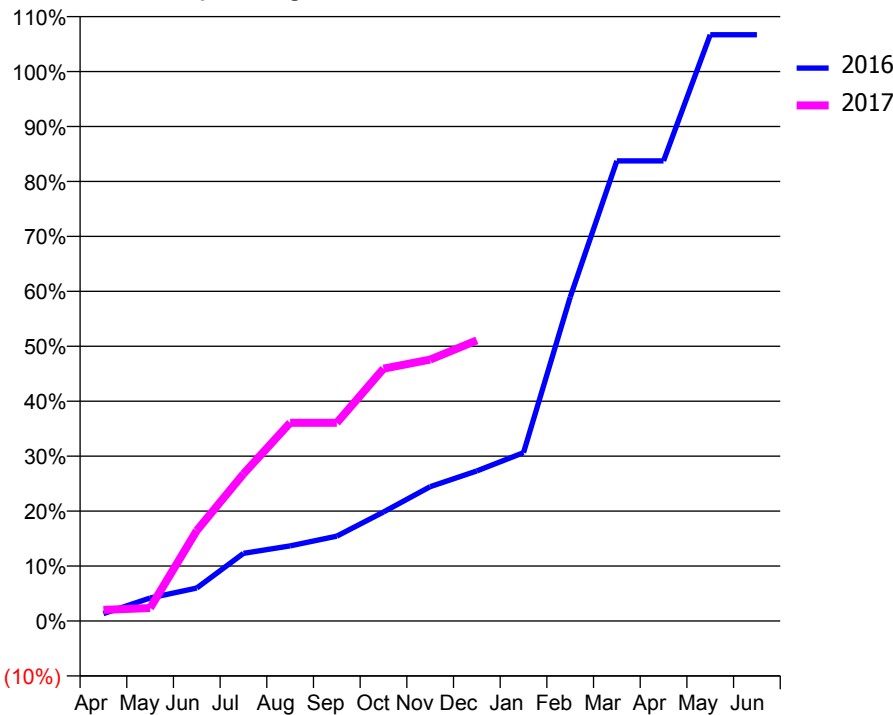
### ACCESS\*

Patients seen in 24 months	Total	Change since previous quarter
Quarter ending December 2015	204	
Quarter ending March 2016	206	→
Quarter ending June 2016	245	↑
Quarter ending September 2016	272	↑
Quarter ending December 2016	232	↓
<b>Variance since December 2015</b>	<b>13.7%</b>	<b>↑</b>



### ACTIVITY

Cumulative percentage of contracted UDA delivered 2016 & 2017



Month	Adjusted Scheduled Activity (UDA)	
	2016	2017
April	11	17
May	35	20
June	51	139
July	104	226
August	115	304
September	130	304
October	167	388
November	206	402
December	231	431
January	259	
February	497	
March	707	
April	707	
May	900	
June	900	

### QUALITY

	Quantity	Base Number	Contract	AT	Region	England
% of FP17s for the same patient ID Re-attending within 3 months - Children	8	140	5.7%	10.5%	11.9%	12.4%
% of FP17s for the same patient ID Re-attending within 3 months - Adults	13	101	12.9%	15.9%	17.1%	16.6%
% of FP17s for the same patient ID Re-attending between 3 & 9 months - Children	42	140	30.0%	47.5%	46.2%	57.5%
% of FP17s for the same patient ID Re-attending between 3 & 9 months - Adults	36	101	35.6%	37.9%	37.8%	50.4%
% of FP17s for Band 1 Urgent Courses	15	204	7.4%	10.3%	10.6%	9.1%
% of FP17s Relating to Free Repair or Replacements	0	204	0.0%	0.7%	0.6%	0.8%
% of FP17s Relating to Continuations	0	204	0.0%	1.1%	0.9%	1.3%
% of Patients satisfied with the dentistry they have received	0	0	N/A	90.2%	90.3%	92.7%
% of Patients satisfied with the time they had to wait for an appointment	0	0	N/A	85.9%	83.8%	88.8%

\* This is based on patients treated on this contract for their most recent course of treatment. Figures in italics indicate the base number of FP17s or Patient Questionnaire responses are less than 100. N/A is shown where the base number of responses is less than 10 during the period. % is calculated as Quantity/Base number\*100



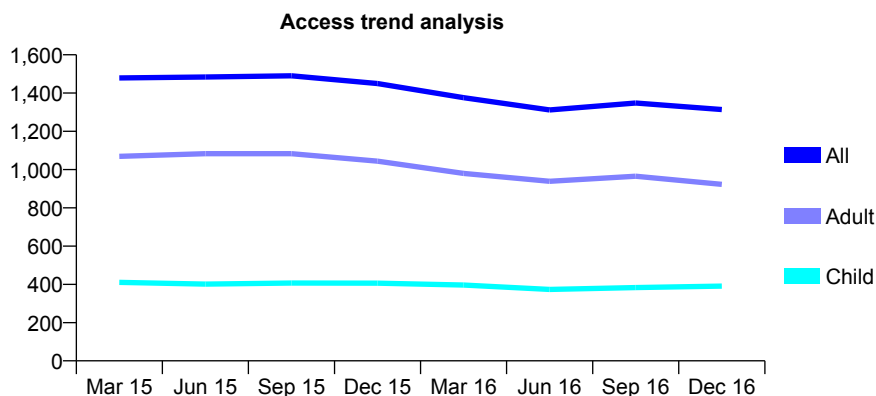
## Q63 - Vital Signs At a Glance Contract Report for 136638/0001 - December 2016

Name or company name	Orchard Dental Centre
Contract type name	GDS Contract
Purpose of contract	General
Contract start date	14/06/2010
Contract end date	

16/17 Contracted general activity (UDA)	5,908
Carry forward general activity (UDA)	0
16/17 Contracted orthodontic activity (UOA)	0
Carry forward orthodontic activity (UOA)	0
Baseline contract value	£157,068.21

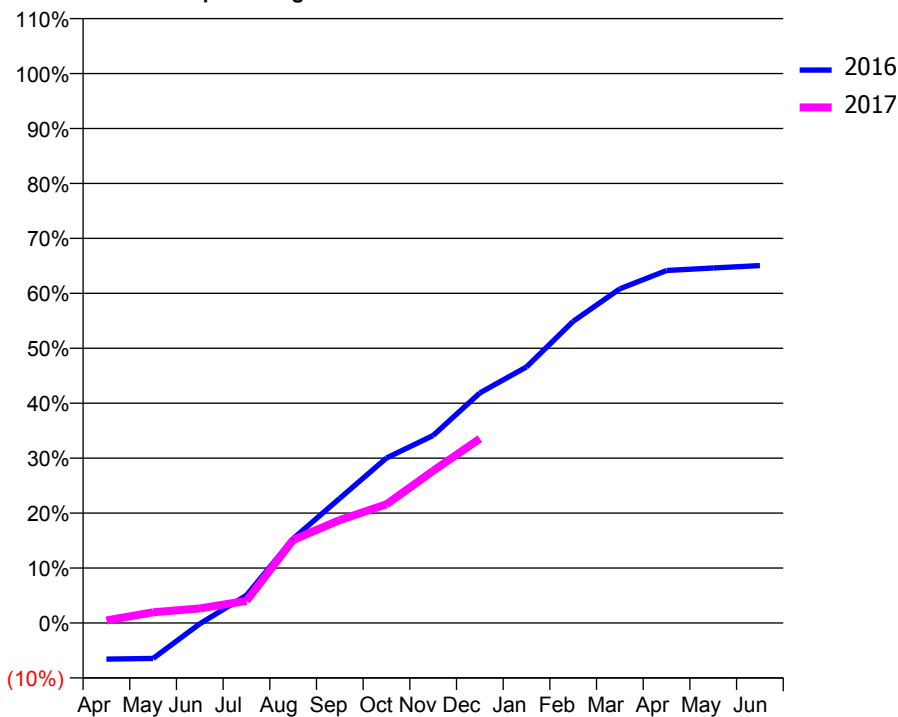
### ACCESS\*

Patients seen in 24 months	Total	Change since previous quarter
Quarter ending December 2015	1,450	
Quarter ending March 2016	1,376	↓
Quarter ending June 2016	1,312	↓
Quarter ending September 2016	1,348	↑
Quarter ending December 2016	1,314	↓
<b>Variance since December 2015</b>	<b>(9.4%)</b>	<b>↓</b>



### ACTIVITY

Cumulative percentage of contracted UDA delivered 2016 & 2017



Month	Adjusted Scheduled Activity (UDA)	
	2016	2017
April	-389	27
May	-382	116
June	-9	158
July	297	238
August	907	893
September	1,341	1,108
October	1,774	1,277
November	2,016	1,636
December	2,474	1,983
January	2,753	
February	3,244	
March	3,593	
April	3,790	
May	3,817	
June	3,844	

### QUALITY

	Quantity	Base Number	Contract	AT	Region	England
% of FP17s for the same patient ID Re-attending within 3 months - Children	40	318	12.6%	10.5%	11.9%	12.4%
% of FP17s for the same patient ID Re-attending within 3 months - Adults	108	658	16.4%	15.9%	17.1%	16.6%
% of FP17s for the same patient ID Re-attending between 3 & 9 months - Children	138	318	43.4%	47.5%	46.2%	57.5%
% of FP17s for the same patient ID Re-attending between 3 & 9 months - Adults	257	658	39.1%	37.9%	37.8%	50.4%
% of FP17s for Band 1 Urgent Courses	133	876	15.2%	10.3%	10.6%	9.1%
% of FP17s Relating to Free Repair or Replacements	6	876	0.7%	0.7%	0.6%	0.8%
% of FP17s Relating to Continuations	4	876	0.5%	1.1%	0.9%	1.3%
% of Patients satisfied with the dentistry they have received	3	3	N/A	90.2%	90.3%	92.7%
% of Patients satisfied with the time they had to wait for an appointment	1	3	N/A	85.9%	83.8%	88.8%

\* This is based on patients treated on this contract for their most recent course of treatment. Figures in italics indicate the base number of FP17s or Patient Questionnaire responses are less than 100. N/A is shown where the base number of responses is less than 10 during the period. % is calculated as Quantity/Base number\*100

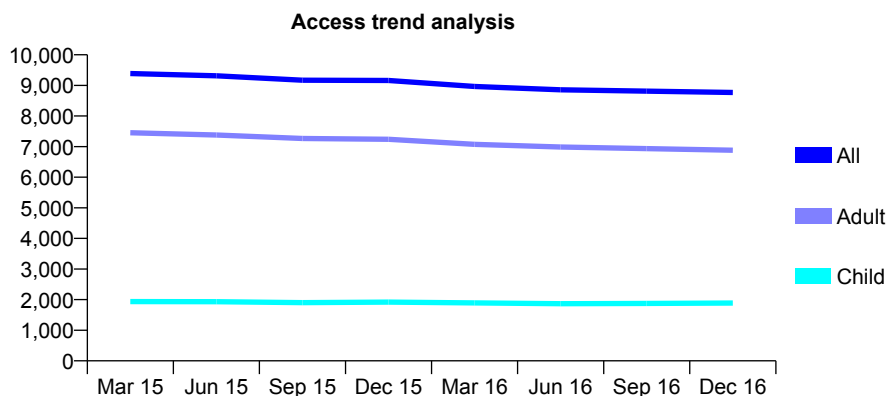
## Q63 - Vital Signs At a Glance Contract Report for 136816/0001 - December 2016

Name or company name	N A JONES & R JOSEPH
Contract type name	GDS Contract
Purpose of contract	General
Contract start date	01/04/2011
Contract end date	

16/17 Contracted general activity (UDA)	29,000
Carry forward general activity (UDA)	0
16/17 Contracted orthodontic activity (UOA)	0
Carry forward orthodontic activity (UOA)	0
Baseline contract value	£741,393.80

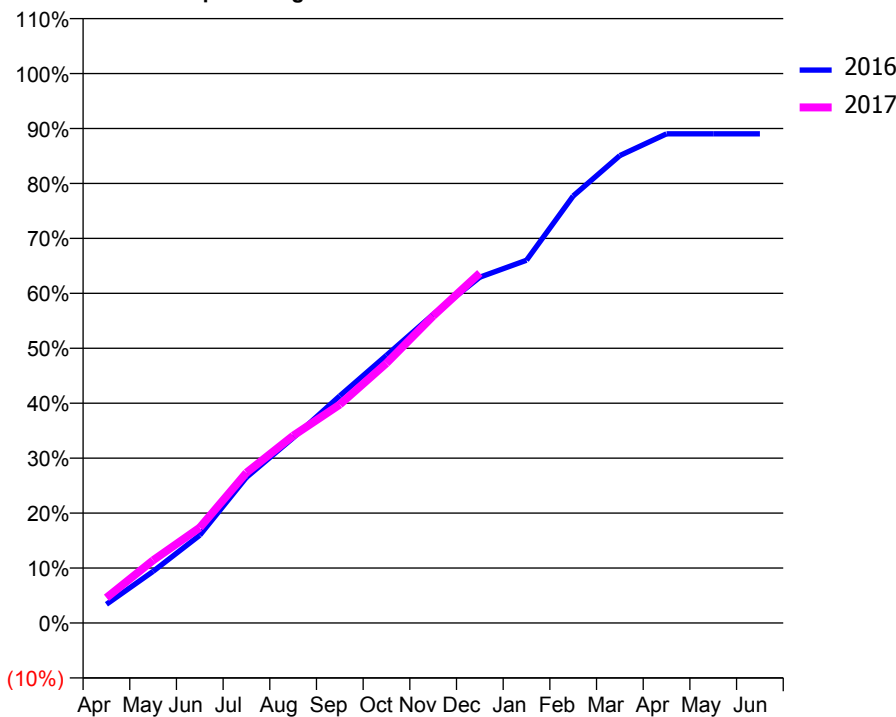
### ACCESS\*

Patients seen in 24 months	Total	Change since previous quarter
Quarter ending December 2015	9,162	
Quarter ending March 2016	8,966	↓
Quarter ending June 2016	8,857	↓
Quarter ending September 2016	8,811	→
Quarter ending December 2016	8,769	→
<b>Variance since December 2015</b>	<b>(4.3%)</b>	<b>↓</b>



### ACTIVITY

Cumulative percentage of contracted UDA delivered 2016 & 2017



Month	Adjusted Scheduled Activity (UDA)	
	2016	2017
April	991	1,336
May	2,727	3,309
June	4,636	5,033
July	7,686	7,933
August	9,770	9,886
September	11,990	11,534
October	14,125	13,713
November	16,289	16,206
December	18,249	18,467
January	19,148	
February	22,535	
March	24,671	
April	25,814	
May	25,814	
June	25,814	

### QUALITY

	Quantity	Base Number	Contract	AT	Region	England
% of FP17s for the same patient ID Re-attending within 3 months - Children	144	1,769	8.1%	10.5%	11.9%	12.4%
% of FP17s for the same patient ID Re-attending within 3 months - Adults	1,313	6,731	19.5%	15.9%	17.1%	16.6%
% of FP17s for the same patient ID Re-attending between 3 & 9 months - Children	899	1,769	50.8%	47.5%	46.2%	57.5%
% of FP17s for the same patient ID Re-attending between 3 & 9 months - Adults	2,799	6,731	41.6%	37.9%	37.8%	50.4%
% of FP17s for Band 1 Urgent Courses	561	7,977	7.0%	10.3%	10.6%	9.1%
% of FP17s Relating to Free Repair or Replacements	170	7,977	2.1%	0.7%	0.6%	0.8%
% of FP17s Relating to Continuations	333	7,977	4.2%	1.1%	0.9%	1.3%
% of Patients satisfied with the dentistry they have received	9	10	90.0%	90.2%	90.3%	92.7%
% of Patients satisfied with the time they had to wait for an appointment	9	10	90.0%	85.9%	83.8%	88.8%

\* This is based on patients treated on this contract for their most recent course of treatment. Figures in italics indicate the base number of FP17s or Patient Questionnaire responses are less than 100. N/A is shown where the base number of responses is less than 10 during the period. % is calculated as Quantity/Base number\*100

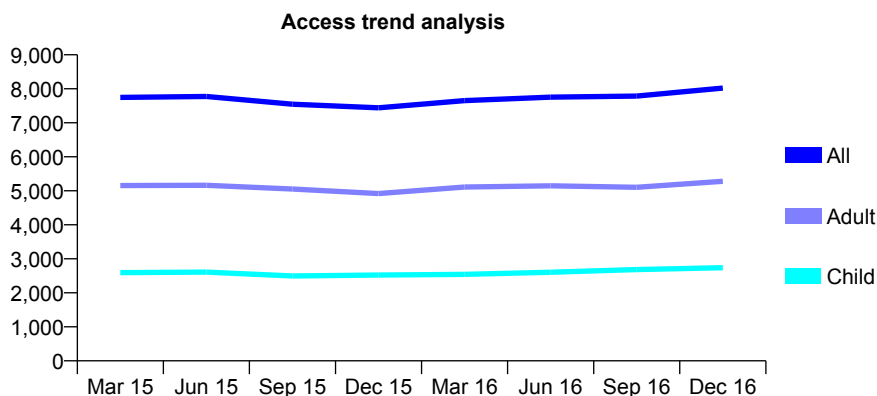
## Q63 - Vital Signs At a Glance Contract Report for 138673/0001 - December 2016

Name or company name	Plumstead Dental Surgery Ltd
Contract type name	GDS Contract
Purpose of contract	General
Contract start date	01/12/2007
Contract end date	

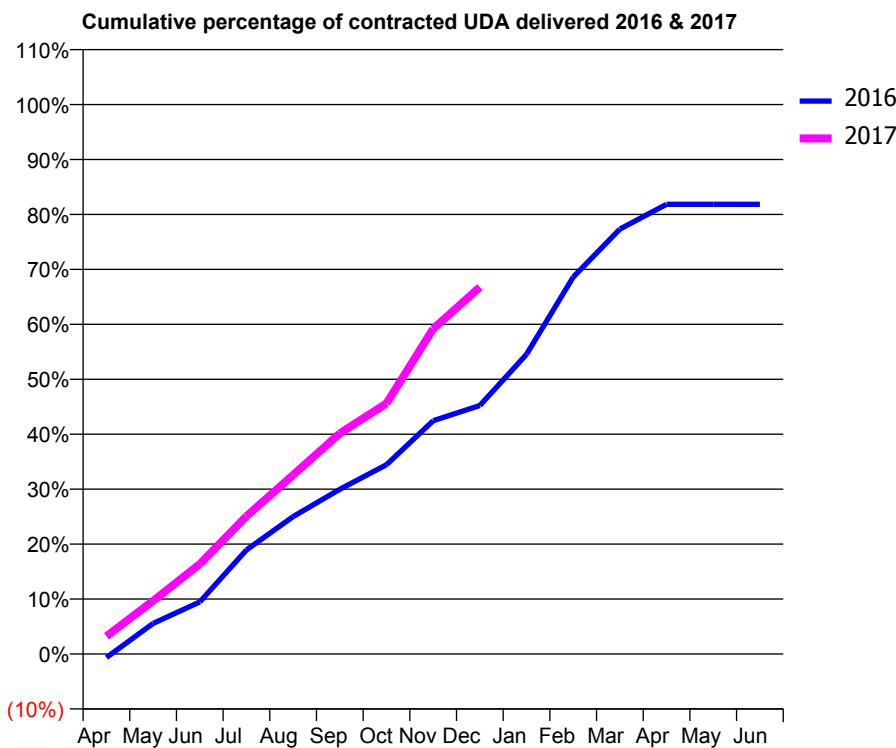
16/17 Contracted general activity (UDA)	24,351
Carry forward general activity (UDA)	0
16/17 Contracted orthodontic activity (UOA)	0
Carry forward orthodontic activity (UOA)	0
Baseline contract value	£601,147.27

### ACCESS\*

Patients seen in 24 months	Total	Change since previous quarter
Quarter ending December 2015	7,440	
Quarter ending March 2016	7,654	↑
Quarter ending June 2016	7,754	→
Quarter ending September 2016	7,787	→
Quarter ending December 2016	8,022	↑
<b>Variance since December 2015</b>	<b>7.8%</b>	<b>↑</b>



### ACTIVITY



Month	Adjusted Scheduled Activity (UDA)	
	2016	2017
April	-163	789
May	1,354	2,356
June	2,308	3,986
July	4,610	6,106
August	6,091	7,931
September	7,299	9,774
October	8,391	11,104
November	10,336	14,412
December	11,010	16,256
January	13,278	
February	16,703	
March	18,832	
April	19,930	
May	19,930	
June	19,930	

### QUALITY

	Quantity	Base Number	Contract	AT	Region	England
% of FP17s for the same patient ID Re-attending within 3 months - Children	226	2,528	8.9%	10.5%	11.9%	12.4%
% of FP17s for the same patient ID Re-attending within 3 months - Adults	860	4,290	20.0%	15.9%	17.1%	16.6%
% of FP17s for the same patient ID Re-attending between 3 & 9 months - Children	897	2,528	35.5%	47.5%	46.2%	57.5%
% of FP17s for the same patient ID Re-attending between 3 & 9 months - Adults	985	4,290	23.0%	37.9%	37.8%	50.4%
% of FP17s for Band 1 Urgent Courses	1,137	6,230	18.3%	10.3%	10.6%	9.1%
% of FP17s Relating to Free Repair or Replacements	17	6,230	0.3%	0.7%	0.6%	0.8%
% of FP17s Relating to Continuations	81	6,230	1.3%	1.1%	0.9%	1.3%
% of Patients satisfied with the dentistry they have received	4	6	N/A	90.2%	90.3%	92.7%
% of Patients satisfied with the time they had to wait for an appointment	4	6	N/A	85.9%	83.8%	88.8%

\* This is based on patients treated on this contract for their most recent course of treatment. Figures in italics indicate the base number of FP17s or Patient Questionnaire responses are less than 100. N/A is shown where the base number of responses is less than 10 during the period. % is calculated as Quantity/Base number\*100

## Q63 - Vital Signs At a Glance Contract Report for 138673/0002 - December 2016

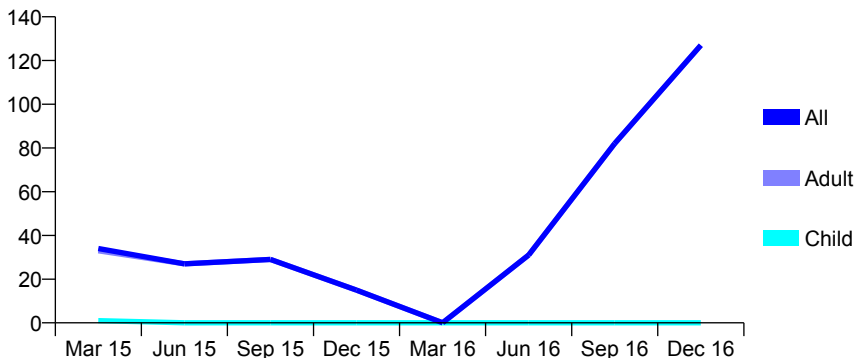
Name or company name	Plumstead Dental Surgery Ltd
Contract type name	PDS Contract
Purpose of contract	General
Contract start date	01/04/2011
Contract end date	31/03/2017

16/17 Contracted general activity (UDA)	900
Carry forward general activity (UDA)	0
16/17 Contracted orthodontic activity (UOA)	0
Carry forward orthodontic activity (UOA)	0
Baseline contract value	£46,942.71

### ACCESS\*

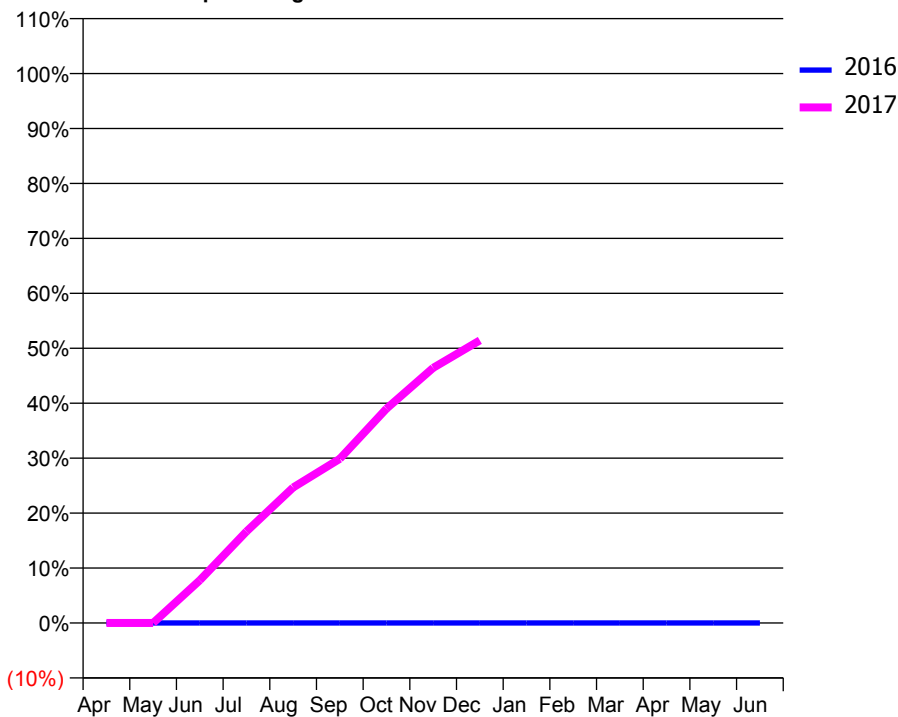
Patients seen in 24 months	Total	Change since previous quarter
Quarter ending December 2015	15	
Quarter ending March 2016	0	↓
Quarter ending June 2016	31	↑
Quarter ending September 2016	82	↑
Quarter ending December 2016	127	↑
<b>Variance since December 2015</b>	<b>746.7%</b>	<b>↑</b>

### Access trend analysis



### ACTIVITY

#### Cumulative percentage of contracted UDA delivered 2016 & 2017



Month	Adjusted Scheduled Activity (UDA)	
	2016	2017
April	0	0
May	0	0
June	0	70
July	0	150
August	0	222
September	0	269
October	0	351
November	0	418
December	0	463
January	0	
February	0	
March	0	
April	0	
May	0	
June	0	

### QUALITY

	Quantity	Base Number	Contract	AT	Region	England
% of FP17s for the same patient ID Re-attending within 3 months - Children	0	1	0.0%	10.5%	11.9%	12.4%
% of FP17s for the same patient ID Re-attending within 3 months - Adults	1	160	0.6%	15.9%	17.1%	16.6%
% of FP17s for the same patient ID Re-attending between 3 & 9 months - Children	0	1	0.0%	47.5%	46.2%	57.5%
% of FP17s for the same patient ID Re-attending between 3 & 9 months - Adults	1	160	0.6%	37.9%	37.8%	50.4%
% of FP17s for Band 1 Urgent Courses	0	161	0.0%	10.3%	10.6%	9.1%
% of FP17s Relating to Free Repair or Replacements	0	161	0.0%	0.7%	0.6%	0.8%
% of FP17s Relating to Continuations	0	161	0.0%	1.1%	0.9%	1.3%
% of Patients satisfied with the dentistry they have received	0	0	N/A	90.2%	90.3%	92.7%
% of Patients satisfied with the time they had to wait for an appointment	0	0	N/A	85.9%	83.8%	88.8%

\* This is based on patients treated on this contract for their most recent course of treatment. Figures in italics indicate the base number of FP17s or Patient Questionnaire responses are less than 100. N/A is shown where the base number of responses is less than 10 during the period. % is calculated as Quantity/Base number\*100

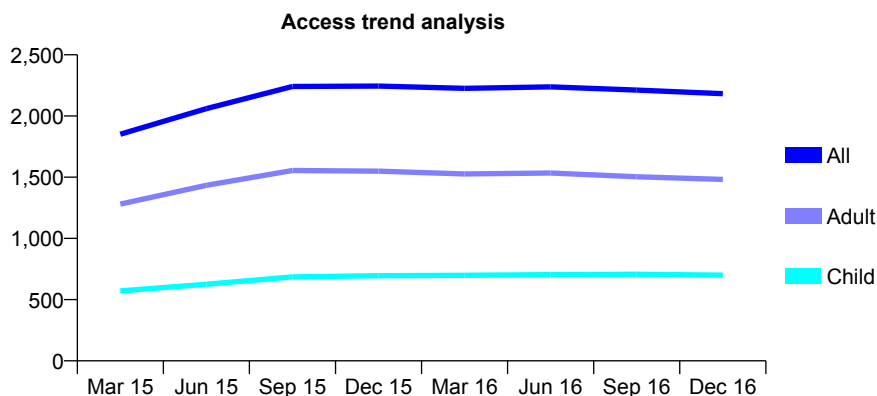
## Q63 - Vital Signs At a Glance Contract Report for 140384/0001 - December 2016

Name or company name	Arcades Dental Surgery
Contract type name	GDS Contract
Purpose of contract	General
Contract start date	01/04/2006
Contract end date	

16/17 Contracted general activity (UDA)	6,775
Carry forward general activity (UDA)	-136
16/17 Contracted orthodontic activity (UOA)	0
Carry forward orthodontic activity (UOA)	0
Baseline contract value	£203,709.54

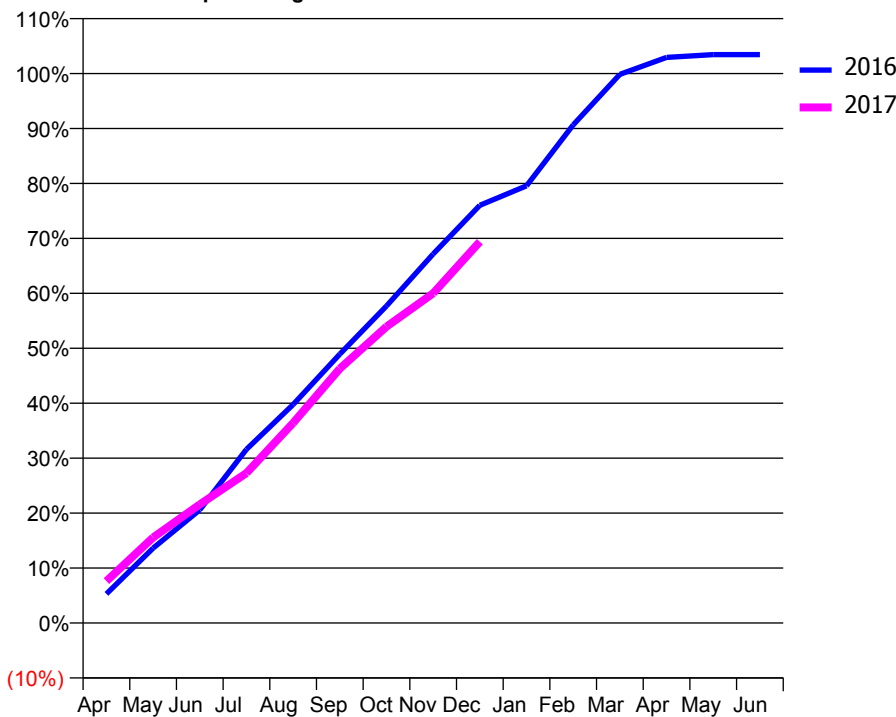
### ACCESS\*

Patients seen in 24 months	Total	Change since previous quarter
Quarter ending December 2015	2,245	
Quarter ending March 2016	2,226	→
Quarter ending June 2016	2,238	→
Quarter ending September 2016	2,212	↓
Quarter ending December 2016	2,182	↓
<b>Variance since December 2015</b>	<b>(2.8%)</b>	<b>↓</b>



### ACTIVITY

Cumulative percentage of contracted UDA delivered 2016 & 2017



Month	Adjusted Scheduled Activity (UDA)	
	2016	2017
April	360	517
May	923	1,055
June	1,395	1,462
July	2,142	1,849
August	2,695	2,467
September	3,316	3,137
October	3,908	3,654
November	4,551	4,065
December	5,149	4,701
January	5,389	
February	6,141	
March	6,765	
April	6,973	
May	7,008	
June	7,008	

### QUALITY

	Quantity	Base Number	Contract	AT	Region	England
% of FP17s for the same patient ID Re-attending within 3 months - Children	39	599	6.5%	10.5%	11.9%	12.4%
% of FP17s for the same patient ID Re-attending within 3 months - Adults	103	1,028	10.0%	15.9%	17.1%	16.6%
% of FP17s for the same patient ID Re-attending between 3 & 9 months - Children	281	599	46.9%	47.5%	46.2%	57.5%
% of FP17s for the same patient ID Re-attending between 3 & 9 months - Adults	391	1,028	38.0%	37.9%	37.8%	50.4%
% of FP17s for Band 1 Urgent Courses	114	1,559	7.3%	10.3%	10.6%	9.1%
% of FP17s Relating to Free Repair or Replacements	1	1,559	0.1%	0.7%	0.6%	0.8%
% of FP17s Relating to Continuations	5	1,559	0.3%	1.1%	0.9%	1.3%
% of Patients satisfied with the dentistry they have received	0	0	N/A	90.2%	90.3%	92.7%
% of Patients satisfied with the time they had to wait for an appointment	0	0	N/A	85.9%	83.8%	88.8%

\* This is based on patients treated on this contract for their most recent course of treatment. Figures in italics indicate the base number of FP17s or Patient Questionnaire responses are less than 100. N/A is shown where the base number of responses is less than 10 during the period. % is calculated as Quantity/Base number\*100

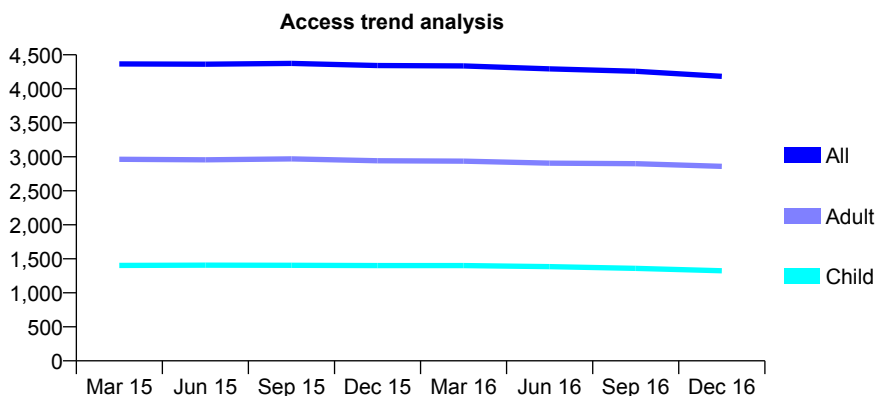
## Q63 - Vital Signs At a Glance Contract Report for 141097/0001 - December 2016

Name or company name	Mr DJ Mehigan & Miss AM Peel
Contract type name	GDS Contract
Purpose of contract	General and Orthodontic
Contract start date	01/11/2006
Contract end date	

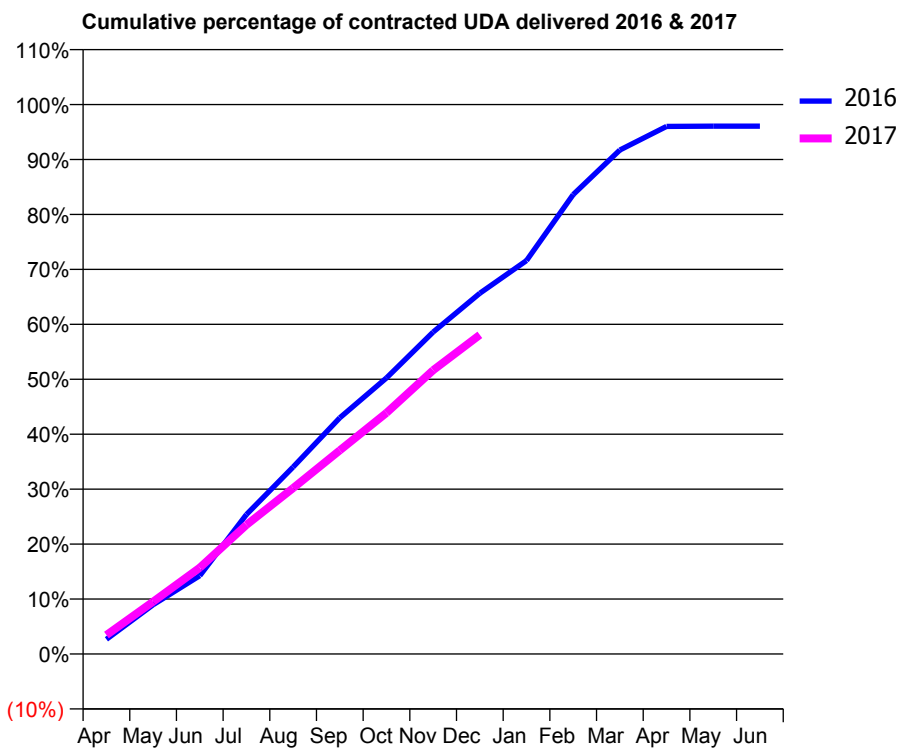
16/17 Contracted general activity (UDA)	14,962
Carry forward general activity (UDA)	0
16/17 Contracted orthodontic activity (UOA)	688
Carry forward orthodontic activity (UOA)	-14
Baseline contract value	£372,559.08

### ACCESS\*

Patients seen in 24 months	Total	Change since previous quarter
Quarter ending December 2015	4,342	
Quarter ending March 2016	4,336	→
Quarter ending June 2016	4,293	→
Quarter ending September 2016	4,258	→
Quarter ending December 2016	4,184	↓
<b>Variance since December 2015</b>	<b>(3.6%)</b>	<b>↓</b>



### ACTIVITY



Month	Adjusted Scheduled Activity (UDA)	
	2016	2017
April	400	518
May	1,341	1,425
June	2,132	2,350
July	3,800	3,517
August	5,093	4,519
September	6,433	5,545
October	7,516	6,567
November	8,768	7,729
December	9,822	8,689
January	10,714	
February	12,512	
March	13,724	
April	14,364	
May	14,372	
June	14,373	

### QUALITY

	Quantity	Base Number	Contract	AT	Region	England
% of FP17s for the same patient ID Re-attending within 3 months - Children	190	1,656	11.5%	10.5%	11.9%	12.4%
% of FP17s for the same patient ID Re-attending within 3 months - Adults	766	3,372	22.7%	15.9%	17.1%	16.6%
% of FP17s for the same patient ID Re-attending between 3 & 9 months - Children	949	1,656	57.3%	47.5%	46.2%	57.5%
% of FP17s for the same patient ID Re-attending between 3 & 9 months - Adults	1,749	3,372	51.9%	37.9%	37.8%	50.4%
% of FP17s for Band 1 Urgent Courses	265	4,465	5.9%	10.3%	10.6%	9.1%
% of FP17s Relating to Free Repair or Replacements	59	4,465	1.3%	0.7%	0.6%	0.8%
% of FP17s Relating to Continuations	294	4,465	6.6%	1.1%	0.9%	1.3%
% of Patients satisfied with the dentistry they have received	7	7	N/A	90.2%	90.3%	92.7%
% of Patients satisfied with the time they had to wait for an appointment	7	7	N/A	85.9%	83.8%	88.8%

\* This is based on patients treated on this contract for their most recent course of treatment. Figures in italics indicate the base number of FP17s or Patient Questionnaire responses are less than 100. N/A is shown where the base number of responses is less than 10 during the period. % is calculated as Quantity/Base number\*100

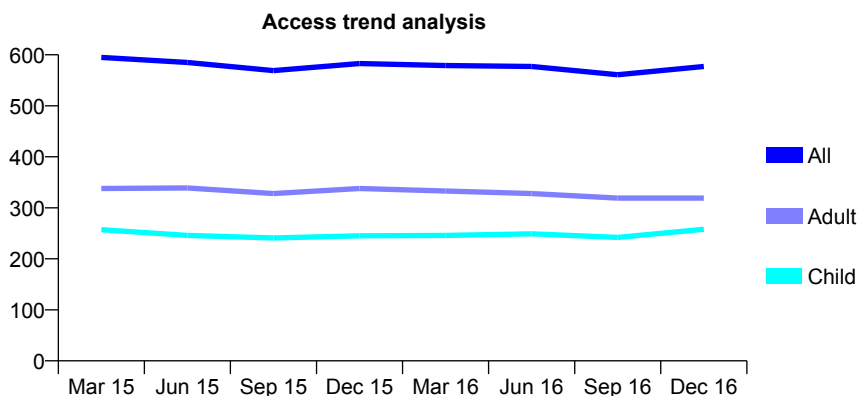
## Q63 - Vital Signs At a Glance Contract Report for 141844/0003 - December 2016

Name or company name	Kingston Community Dental Service
Contract type name	PDS Contract
Purpose of contract	General
Contract start date	01/05/2006
Contract end date	

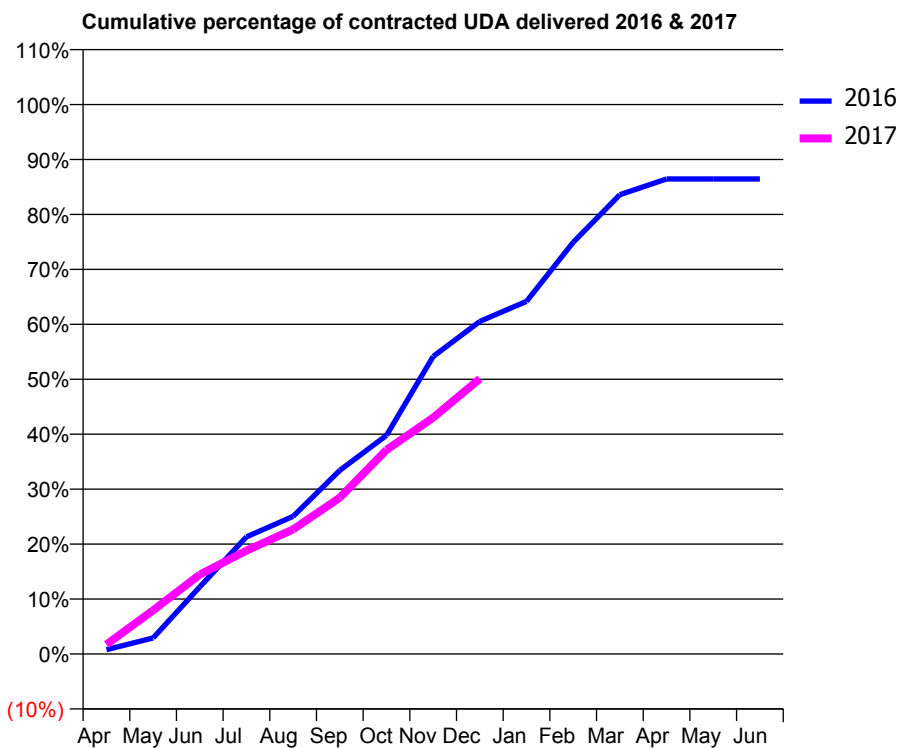
16/17 Contracted general activity (UDA)	1,376
Carry forward general activity (UDA)	0
16/17 Contracted orthodontic activity (UOA)	0
Carry forward orthodontic activity (UOA)	0
Baseline contract value	£0.00

### ACCESS\*

Patients seen in 24 months	Total	Change since previous quarter
Quarter ending December 2015	583	
Quarter ending March 2016	579	→
Quarter ending June 2016	577	→
Quarter ending September 2016	561	↓
Quarter ending December 2016	577	↑
<b>Variance since December 2015</b>	<b>(1.0%)</b>	<b>↓</b>



### ACTIVITY



Month	Adjusted Scheduled Activity (UDA)	
	2016	2017
April	11	24
May	40	109
June	168	199
July	293	259
August	345	312
September	460	392
October	548	511
November	745	592
December	833	689
January	883	
February	1,031	
March	1,150	
April	1,189	
May	1,189	
June	1,189	

### QUALITY

	Quantity	Base Number	Contract	AT	Region	England
% of FP17s for the same patient ID Re-attending within 3 months - Children	15	217	6.9%	10.5%	11.9%	12.4%
% of FP17s for the same patient ID Re-attending within 3 months - Adults	30	243	12.3%	15.9%	17.1%	16.6%
% of FP17s for the same patient ID Re-attending between 3 & 9 months - Children	73	217	33.6%	47.5%	46.2%	57.5%
% of FP17s for the same patient ID Re-attending between 3 & 9 months - Adults	102	243	42.0%	37.9%	37.8%	50.4%
% of FP17s for Band 1 Urgent Courses	31	428	7.2%	10.3%	10.6%	9.1%
% of FP17s Relating to Free Repair or Replacements	0	428	0.0%	0.7%	0.6%	0.8%
% of FP17s Relating to Continuations	0	428	0.0%	1.1%	0.9%	1.3%
% of Patients satisfied with the dentistry they have received	0	0	N/A	90.2%	90.3%	92.7%
% of Patients satisfied with the time they had to wait for an appointment	0	0	N/A	85.9%	83.8%	88.8%

\* This is based on patients treated on this contract for their most recent course of treatment. Figures in italics indicate the base number of FP17s or Patient Questionnaire responses are less than 100. N/A is shown where the base number of responses is less than 10 during the period. % is calculated as Quantity/Base number\*100



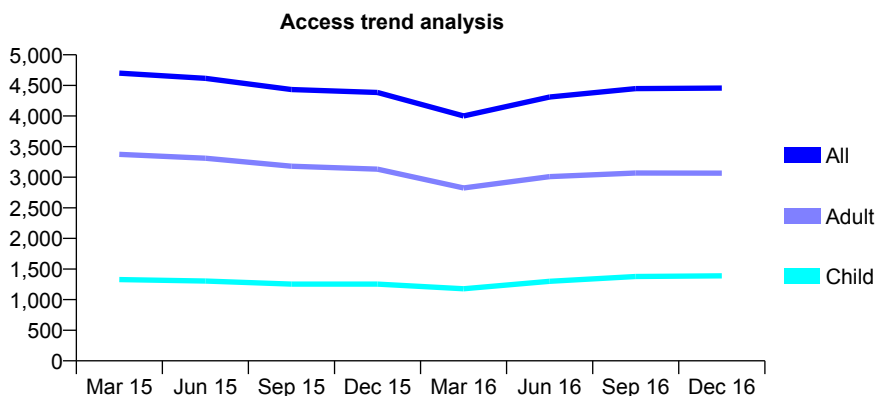
## Q63 - Vital Signs At a Glance Contract Report for 141992/0001 - December 2016

Name or company name	Mazdak Eyrumlu and Honar Shakir
Contract type name	GDS Contract
Purpose of contract	General
Contract start date	01/12/2012
Contract end date	

16/17 Contracted general activity (UDA)	20,575
Carry forward general activity (UDA)	0
16/17 Contracted orthodontic activity (UOA)	0
Carry forward orthodontic activity (UOA)	0
Baseline contract value	£630,501.13

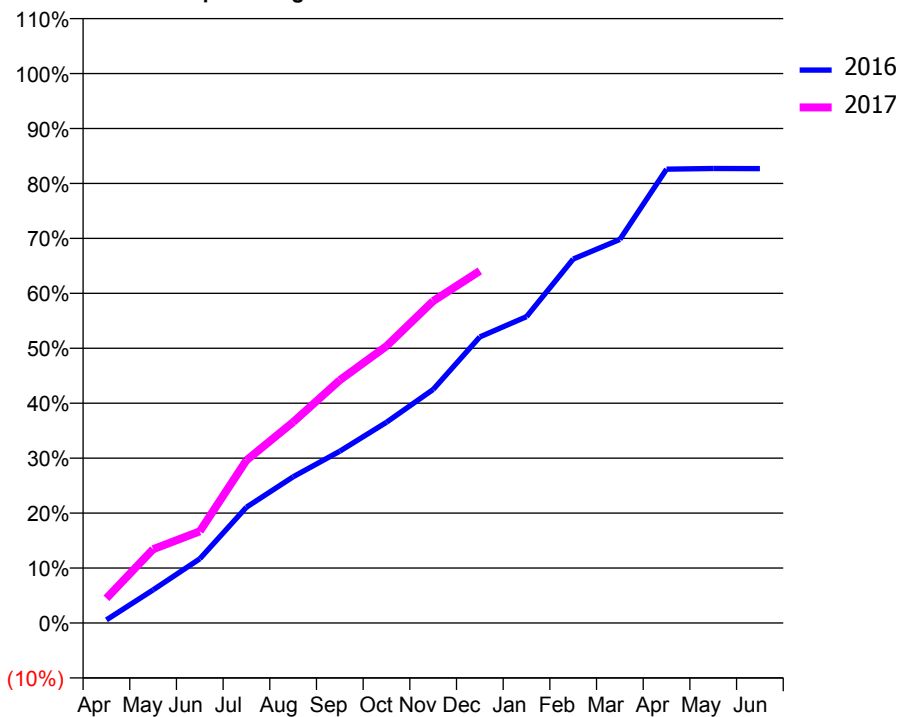
### ACCESS\*

Patients seen in 24 months	Total	Change since previous quarter
Quarter ending December 2015	4,384	
Quarter ending March 2016	4,002	↓
Quarter ending June 2016	4,310	↑
Quarter ending September 2016	4,447	↑
Quarter ending December 2016	4,456	→
<b>Variance since December 2015</b>	<b>1.6%</b>	<b>→</b>



### ACTIVITY

Cumulative percentage of contracted UDA delivered 2016 & 2017



Month	Adjusted Scheduled Activity (UDA)	
	2016	2017
April	118	928
May	1,242	2,766
June	2,402	3,435
July	4,336	6,092
August	5,477	7,522
September	6,432	9,092
October	7,517	10,366
November	8,746	12,053
December	10,714	13,184
January	11,469	
February	13,626	
March	14,361	
April	16,992	
May	17,018	
June	17,014	

### QUALITY

	Quantity	Base Number	Contract	AT	Region	England
% of FP17s for the same patient ID Re-attending within 3 months - Children	144	1,474	9.8%	10.5%	11.9%	12.4%
% of FP17s for the same patient ID Re-attending within 3 months - Adults	553	2,996	18.5%	15.9%	17.1%	16.6%
% of FP17s for the same patient ID Re-attending between 3 & 9 months - Children	561	1,474	38.1%	47.5%	46.2%	57.5%
% of FP17s for the same patient ID Re-attending between 3 & 9 months - Adults	904	2,996	30.2%	37.9%	37.8%	50.4%
% of FP17s for Band 1 Urgent Courses	495	3,752	13.2%	10.3%	10.6%	9.1%
% of FP17s Relating to Free Repair or Replacements	8	3,752	0.2%	0.7%	0.6%	0.8%
% of FP17s Relating to Continuations	113	3,752	3.0%	1.1%	0.9%	1.3%
% of Patients satisfied with the dentistry they have received	2	2	N/A	90.2%	90.3%	92.7%
% of Patients satisfied with the time they had to wait for an appointment	2	2	N/A	85.9%	83.8%	88.8%

\* This is based on patients treated on this contract for their most recent course of treatment. Figures in italics indicate the base number of FP17s or Patient Questionnaire responses are less than 100. N/A is shown where the base number of responses is less than 10 during the period. % is calculated as Quantity/Base number\*100

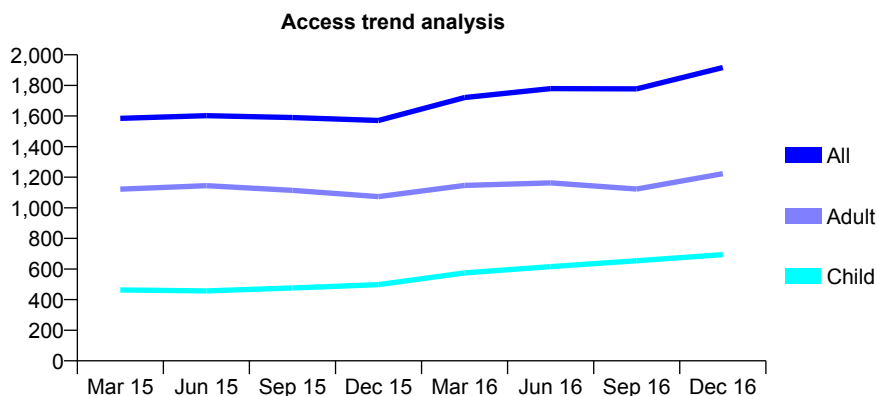
## Q63 - Vital Signs At a Glance Contract Report for 142654/0001 - December 2016

Name or company name	Dr May Amour
Contract type name	GDS Contract
Purpose of contract	General
Contract start date	04/12/2012
Contract end date	

16/17 Contracted general activity (UDA)	4,000
Carry forward general activity (UDA)	124
16/17 Contracted orthodontic activity (UOA)	0
Carry forward orthodontic activity (UOA)	0
Baseline contract value	£121,974.51

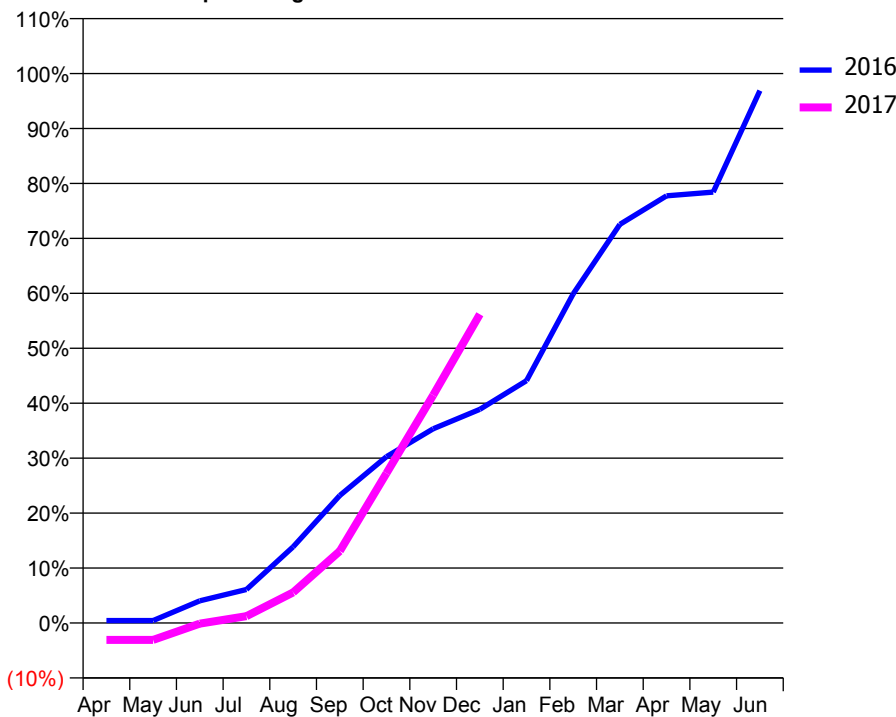
### ACCESS\*

Patients seen in 24 months	Total	Change since previous quarter
Quarter ending December 2015	1,571	
Quarter ending March 2016	1,721	↑
Quarter ending June 2016	1,779	↑
Quarter ending September 2016	1,777	→
Quarter ending December 2016	1,917	↑
<b>Variance since December 2015</b>	<b>22.0%</b>	<b>↑</b>



### ACTIVITY

Cumulative percentage of contracted UDA delivered 2016 & 2017



Month	Adjusted Scheduled Activity (UDA)	
	2016	2017
April	18	-124
May	18	-124
June	161	-5
July	245	50
August	554	223
September	929	524
October	1,211	1,090
November	1,413	1,659
December	1,556	2,248
January	1,764	
February	2,396	
March	2,902	
April	3,110	
May	3,137	
June	3,876	

### QUALITY

	Quantity	Base Number	Contract	AT	Region	England
% of FP17s for the same patient ID Re-attending within 3 months - Children	11	437	2.5%	10.5%	11.9%	12.4%
% of FP17s for the same patient ID Re-attending within 3 months - Adults	19	789	2.4%	15.9%	17.1%	16.6%
% of FP17s for the same patient ID Re-attending between 3 & 9 months - Children	91	437	20.8%	47.5%	46.2%	57.5%
% of FP17s for the same patient ID Re-attending between 3 & 9 months - Adults	129	789	16.3%	37.9%	37.8%	50.4%
% of FP17s for Band 1 Urgent Courses	89	918	9.7%	10.3%	10.6%	9.1%
% of FP17s Relating to Free Repair or Replacements	0	918	0.0%	0.7%	0.6%	0.8%
% of FP17s Relating to Continuations	0	918	0.0%	1.1%	0.9%	1.3%
% of Patients satisfied with the dentistry they have received	1	1	N/A	90.2%	90.3%	92.7%
% of Patients satisfied with the time they had to wait for an appointment	1	1	N/A	85.9%	83.8%	88.8%

\* This is based on patients treated on this contract for their most recent course of treatment. Figures in italics indicate the base number of FP17s or Patient Questionnaire responses are less than 100. N/A is shown where the base number of responses is less than 10 during the period. % is calculated as Quantity/Base number\*100

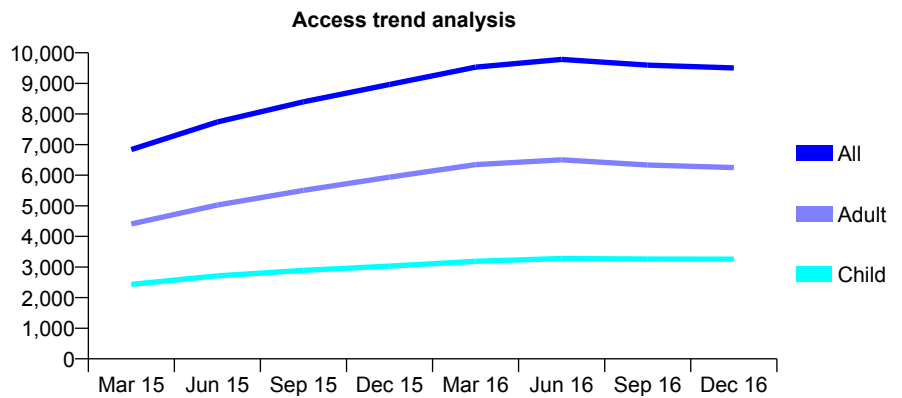
## Q63 - Vital Signs At a Glance Contract Report for 143553/0001 - December 2016

Name or company name	Brigstock Dental Practice
Contract type name	GDS Contract
Purpose of contract	General
Contract start date	05/06/2014
Contract end date	

16/17 Contracted general activity (UDA)	21,983
Carry forward general activity (UDA)	-208
16/17 Contracted orthodontic activity (UOA)	0
Carry forward orthodontic activity (UOA)	0
Baseline contract value	£631,493.13

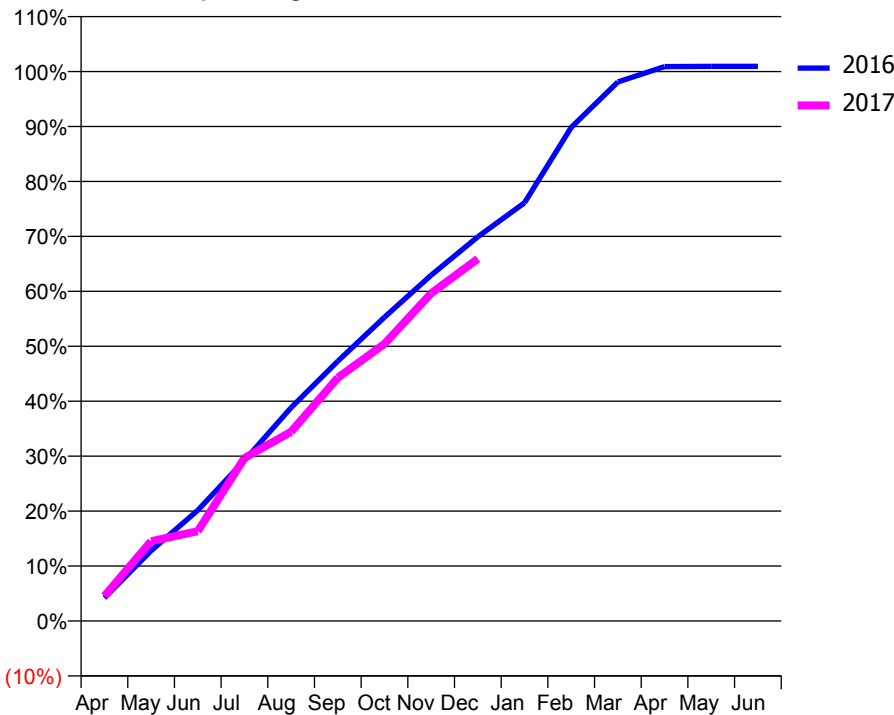
### ACCESS\*

Patients seen in 24 months	Total	Change since previous quarter
Quarter ending December 2015	8,967	
Quarter ending March 2016	9,532	↑
Quarter ending June 2016	9,786	↑
Quarter ending September 2016	9,595	↓
Quarter ending December 2016	9,506	→
<b>Variance since December 2015</b>	<b>6.0%</b>	<b>↑</b>



### ACTIVITY

Cumulative percentage of contracted UDA delivered 2016 & 2017



Month	Adjusted Scheduled Activity (UDA)	
	2016	2017
April	925	1,002
May	2,812	3,192
June	4,430	3,594
July	6,427	6,524
August	8,537	7,572
September	10,395	9,734
October	12,154	11,085
November	13,834	13,111
December	15,370	14,491
January	16,734	
February	19,749	
March	21,564	
April	22,180	
May	22,191	
June	22,191	

### QUALITY

	Quantity	Base Number	Contract	AT	Region	England
% of FP17s for the same patient ID Re-attending within 3 months - Children	271	3,348	8.1%	10.5%	11.9%	12.4%
% of FP17s for the same patient ID Re-attending within 3 months - Adults	791	5,342	14.8%	15.9%	17.1%	16.6%
% of FP17s for the same patient ID Re-attending between 3 & 9 months - Children	1,730	3,348	51.7%	47.5%	46.2%	57.5%
% of FP17s for the same patient ID Re-attending between 3 & 9 months - Adults	2,287	5,342	42.8%	37.9%	37.8%	50.4%
% of FP17s for Band 1 Urgent Courses	945	7,826	12.1%	10.3%	10.6%	9.1%
% of FP17s Relating to Free Repair or Replacements	33	7,826	0.4%	0.7%	0.6%	0.8%
% of FP17s Relating to Continuations	42	7,826	0.5%	1.1%	0.9%	1.3%
% of Patients satisfied with the dentistry they have received	6	6	N/A	90.2%	90.3%	92.7%
% of Patients satisfied with the time they had to wait for an appointment	4	6	N/A	85.9%	83.8%	88.8%

\* This is based on patients treated on this contract for their most recent course of treatment. Figures in italics indicate the base number of FP17s or Patient Questionnaire responses are less than 100. N/A is shown where the base number of responses is less than 10 during the period. % is calculated as Quantity/Base number\*100

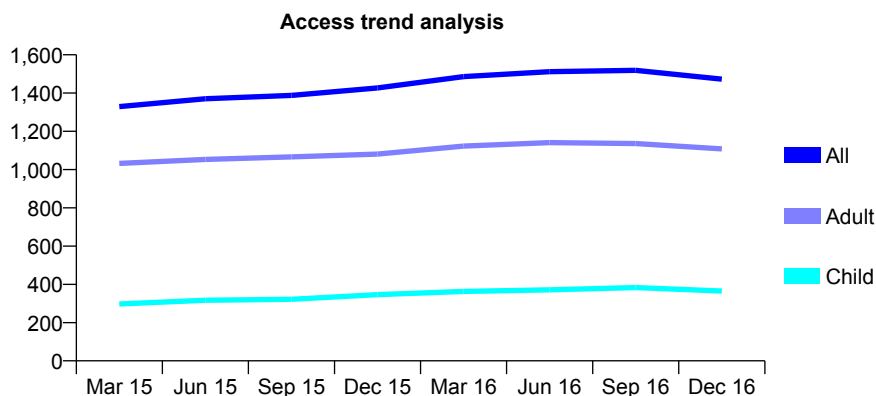
## Q63 - Vital Signs At a Glance Contract Report for 144312/0001 - December 2016

Name or company name	Shortlands Dental Practice Limited
Contract type name	GDS Contract
Purpose of contract	General
Contract start date	01/08/2009
Contract end date	

16/17 Contracted general activity (UDA)	5,010
Carry forward general activity (UDA)	-7
16/17 Contracted orthodontic activity (UOA)	0
Carry forward orthodontic activity (UOA)	0
Baseline contract value	£127,473.26

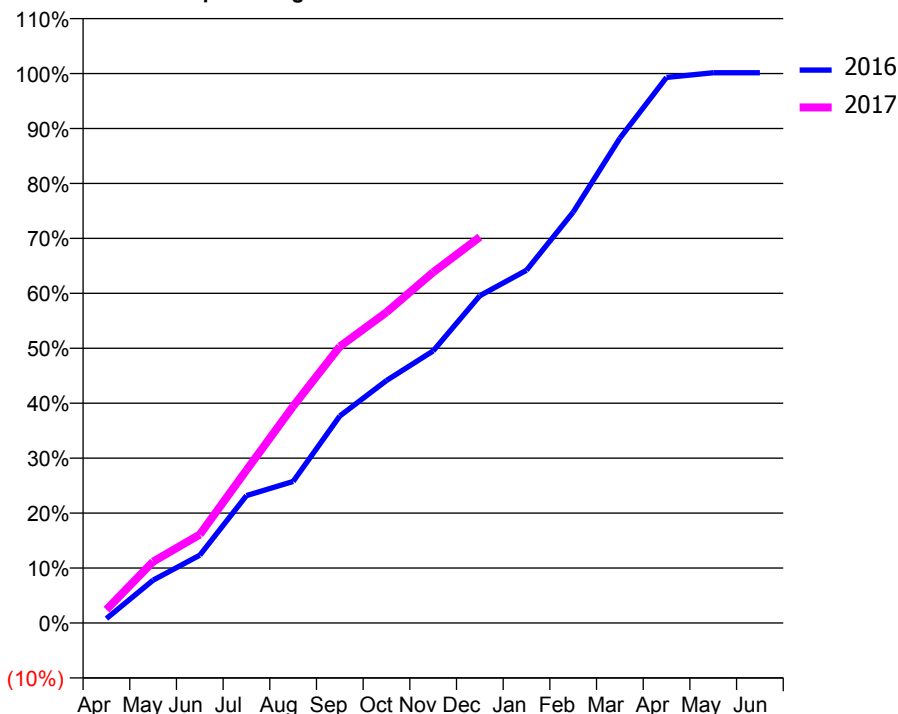
### ACCESS\*

Patients seen in 24 months	Total	Change since previous quarter
Quarter ending December 2015	1,427	
Quarter ending March 2016	1,486	↑
Quarter ending June 2016	1,512	→
Quarter ending September 2016	1,519	→
Quarter ending December 2016	1,473	↓
<b>Variance since December 2015</b>	<b>3.2%</b>	<b>↑</b>



### ACTIVITY

Cumulative percentage of contracted UDA delivered 2016 & 2017



Month	Adjusted Scheduled Activity (UDA)	
	2016	2017
April	40	122
May	391	560
June	618	806
July	1,162	1,394
August	1,290	1,976
September	1,888	2,521
October	2,211	2,833
November	2,481	3,198
December	2,984	3,519
January	3,217	
February	3,747	
March	4,419	
April	4,974	
May	5,017	
June	5,017	

### QUALITY

	Quantity	Base Number	Contract	AT	Region	England
% of FP17s for the same patient ID Re-attending within 3 months - Children	54	386	14.0%	10.5%	11.9%	12.4%
% of FP17s for the same patient ID Re-attending within 3 months - Adults	116	863	13.4%	15.9%	17.1%	16.6%
% of FP17s for the same patient ID Re-attending between 3 & 9 months - Children	204	386	52.8%	47.5%	46.2%	57.5%
% of FP17s for the same patient ID Re-attending between 3 & 9 months - Adults	345	863	40.0%	37.9%	37.8%	50.4%
% of FP17s for Band 1 Urgent Courses	100	1,072	9.3%	10.3%	10.6%	9.1%
% of FP17s Relating to Free Repair or Replacements	5	1,072	0.5%	0.7%	0.6%	0.8%
% of FP17s Relating to Continuations	12	1,072	1.1%	1.1%	0.9%	1.3%
% of Patients satisfied with the dentistry they have received	0	1	N/A	90.2%	90.3%	92.7%
% of Patients satisfied with the time they had to wait for an appointment	1	1	N/A	85.9%	83.8%	88.8%

\* This is based on patients treated on this contract for their most recent course of treatment. Figures in italics indicate the base number of FP17s or Patient Questionnaire responses are less than 100. N/A is shown where the base number of responses is less than 10 during the period. % is calculated as Quantity/Base number\*100

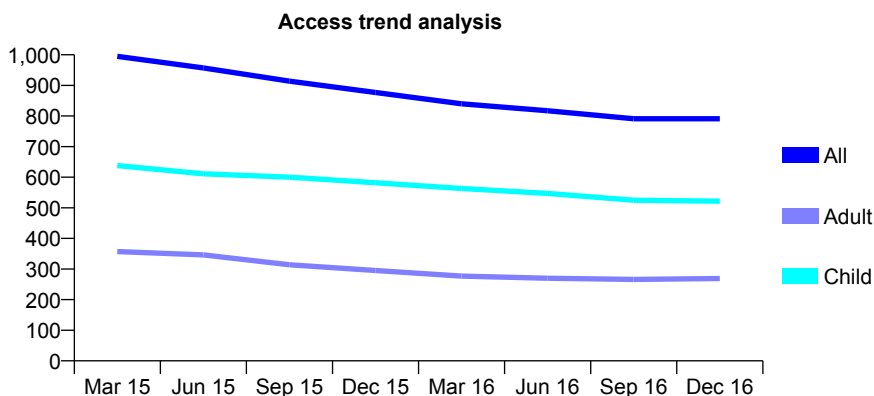
## Q63 - Vital Signs At a Glance Contract Report for 144347/0001 - December 2016

Name or company name	Ivory
Contract type name	GDS Contract
Purpose of contract	General
Contract start date	01/06/2009
Contract end date	

16/17 Contracted general activity (UDA)	3,269
Carry forward general activity (UDA)	0
16/17 Contracted orthodontic activity (UOA)	0
Carry forward orthodontic activity (UOA)	0
Baseline contract value	£78,166.36

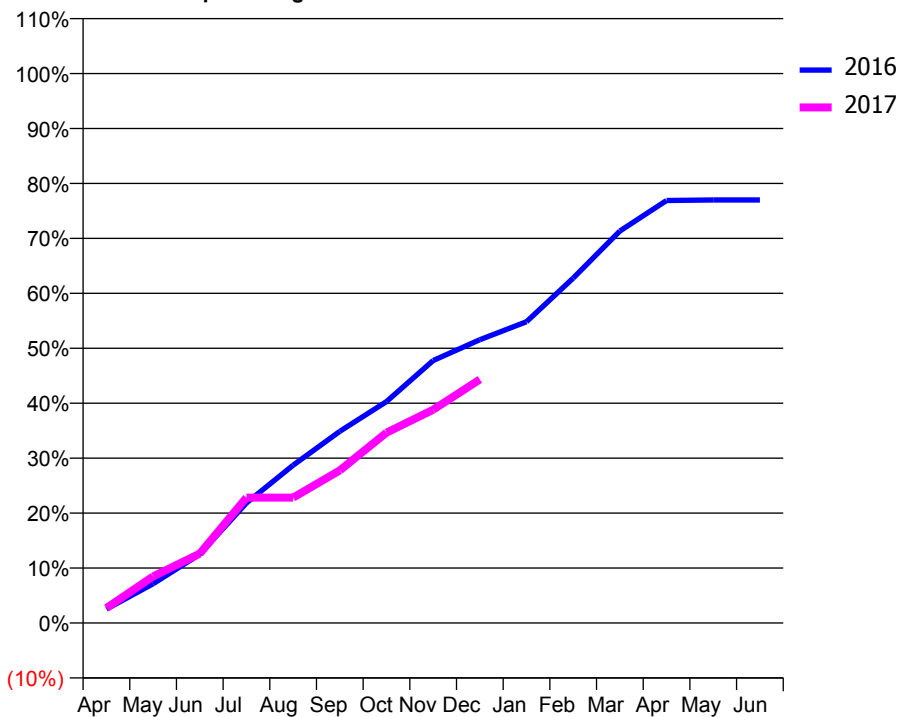
### ACCESS\*

Patients seen in 24 months	Total	Change since previous quarter
Quarter ending December 2015	877	
Quarter ending March 2016	840	↓
Quarter ending June 2016	817	↓
Quarter ending September 2016	791	↓
Quarter ending December 2016	791	→
<b>Variance since December 2015</b>	<b>(9.8%)</b>	<b>↓</b>



### ACTIVITY

Cumulative percentage of contracted UDA delivered 2016 & 2017



Month	Adjusted Scheduled Activity (UDA)	
	2016	2017
April	83	89
May	233	277
June	409	413
July	714	746
August	939	746
September	1,141	908
October	1,317	1,133
November	1,561	1,269
December	1,685	1,449
January	1,793	
February	2,052	
March	2,332	
April	2,514	
May	2,517	
June	2,517	

### QUALITY

	Quantity	Base Number	Contract	AT	Region	England
% of FP17s for the same patient ID Re-attending within 3 months - Children	19	627	3.0%	10.5%	11.9%	12.4%
% of FP17s for the same patient ID Re-attending within 3 months - Adults	31	235	13.2%	15.9%	17.1%	16.6%
% of FP17s for the same patient ID Re-attending between 3 & 9 months - Children	442	627	70.5%	47.5%	46.2%	57.5%
% of FP17s for the same patient ID Re-attending between 3 & 9 months - Adults	121	235	51.5%	37.9%	37.8%	50.4%
% of FP17s for Band 1 Urgent Courses	46	798	5.8%	10.3%	10.6%	9.1%
% of FP17s Relating to Free Repair or Replacements	1	798	0.1%	0.7%	0.6%	0.8%
% of FP17s Relating to Continuations	3	798	0.4%	1.1%	0.9%	1.3%
% of Patients satisfied with the dentistry they have received	1	1	N/A	90.2%	90.3%	92.7%
% of Patients satisfied with the time they had to wait for an appointment	1	1	N/A	85.9%	83.8%	88.8%

\* This is based on patients treated on this contract for their most recent course of treatment. Figures in italics indicate the base number of FP17s or Patient Questionnaire responses are less than 100. N/A is shown where the base number of responses is less than 10 during the period. % is calculated as Quantity/Base number\*100

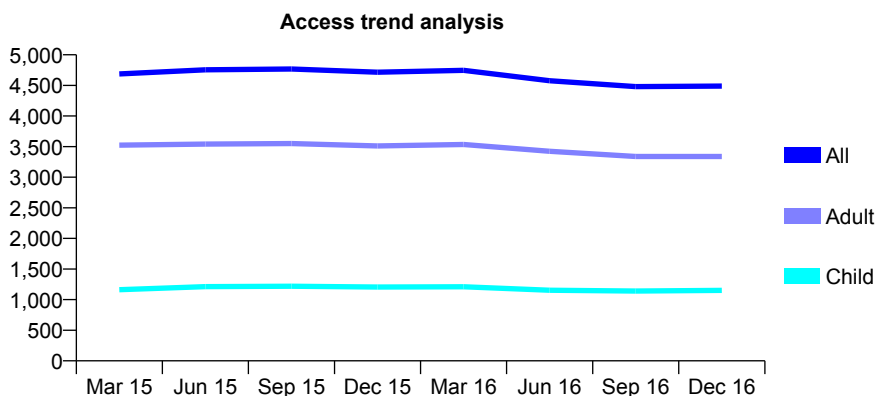
## Q63 - Vital Signs At a Glance Contract Report for 146161/0001 - December 2016

Name or company name	a/s dental The Aesthetic Smile Studio
Contract type name	GDS Contract
Purpose of contract	General
Contract start date	01/04/2006
Contract end date	

16/17 Contracted general activity (UDA)	11,777
Carry forward general activity (UDA)	0
16/17 Contracted orthodontic activity (UOA)	0
Carry forward orthodontic activity (UOA)	0
Baseline contract value	£276,598.12

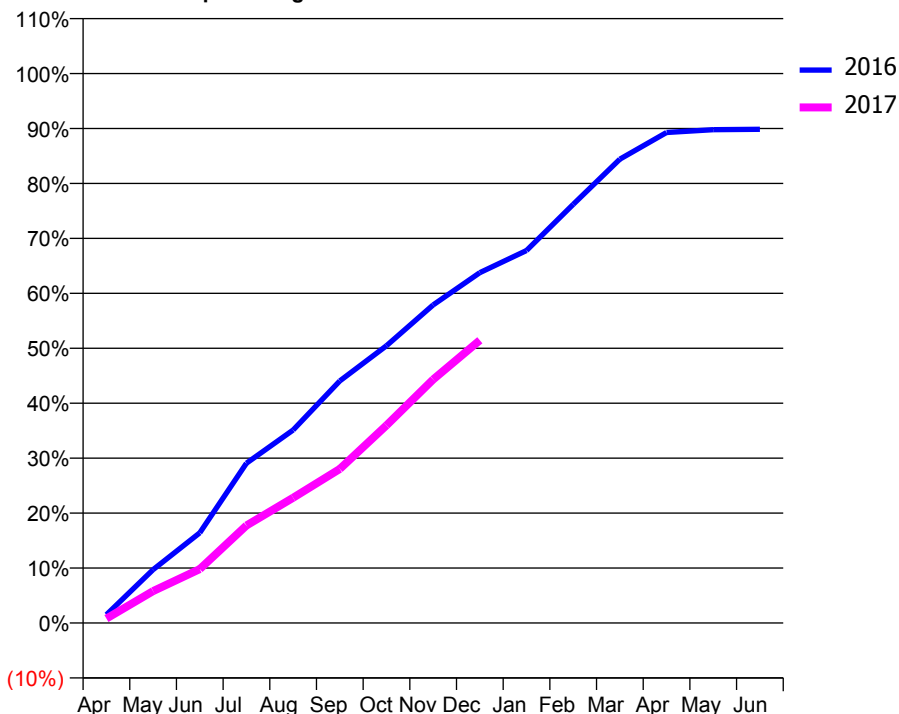
### ACCESS\*

Patients seen in 24 months	Total	Change since previous quarter
Quarter ending December 2015	4,716	
Quarter ending March 2016	4,746	→
Quarter ending June 2016	4,576	↓
Quarter ending September 2016	4,480	↓
Quarter ending December 2016	4,490	→
<b>Variance since December 2015</b>	<b>(4.8%)</b>	<b>↓</b>



### ACTIVITY

Cumulative percentage of contracted UDA delivered 2016 & 2017



Month	Adjusted Scheduled Activity (UDA)	
	2016	2017
April	178	95
May	1,143	685
June	1,933	1,157
July	3,427	2,092
August	4,136	2,684
September	5,189	3,302
October	5,943	4,236
November	6,819	5,220
December	7,509	6,060
January	7,984	
February	8,973	
March	9,941	
April	10,512	
May	10,574	
June	10,582	

### QUALITY

	Quantity	Base Number	Contract	AT	Region	England
% of FP17s for the same patient ID Re-attending within 3 months - Children	31	821	3.8%	10.5%	11.9%	12.4%
% of FP17s for the same patient ID Re-attending within 3 months - Adults	239	2,316	10.3%	15.9%	17.1%	16.6%
% of FP17s for the same patient ID Re-attending between 3 & 9 months - Children	283	821	34.5%	47.5%	46.2%	57.5%
% of FP17s for the same patient ID Re-attending between 3 & 9 months - Adults	960	2,316	41.5%	37.9%	37.8%	50.4%
% of FP17s for Band 1 Urgent Courses	317	2,780	11.4%	10.3%	10.6%	9.1%
% of FP17s Relating to Free Repair or Replacements	16	2,780	0.6%	0.7%	0.6%	0.8%
% of FP17s Relating to Continuations	9	2,780	0.3%	1.1%	0.9%	1.3%
% of Patients satisfied with the dentistry they have received	5	5	N/A	90.2%	90.3%	92.7%
% of Patients satisfied with the time they had to wait for an appointment	4	5	N/A	85.9%	83.8%	88.8%

\* This is based on patients treated on this contract for their most recent course of treatment. Figures in italics indicate the base number of FP17s or Patient Questionnaire responses are less than 100. N/A is shown where the base number of responses is less than 10 during the period. % is calculated as Quantity/Base number\*100

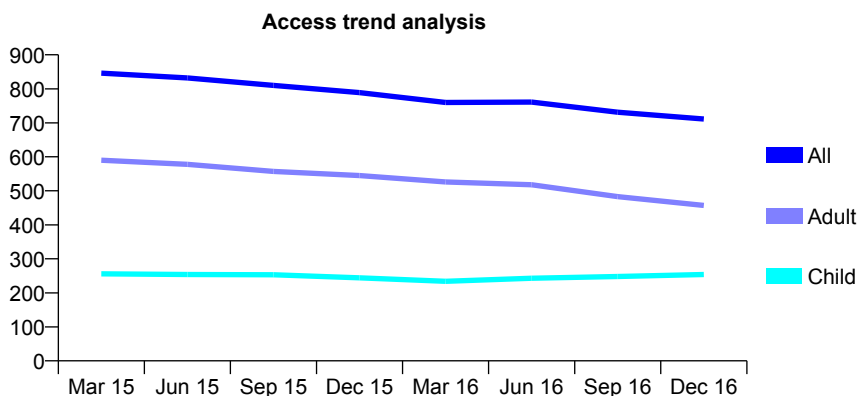
## Q63 - Vital Signs At a Glance Contract Report for 146757/0001 - December 2016

Name or company name	Dental Matters
Contract type name	GDS Contract
Purpose of contract	General
Contract start date	01/11/2009
Contract end date	

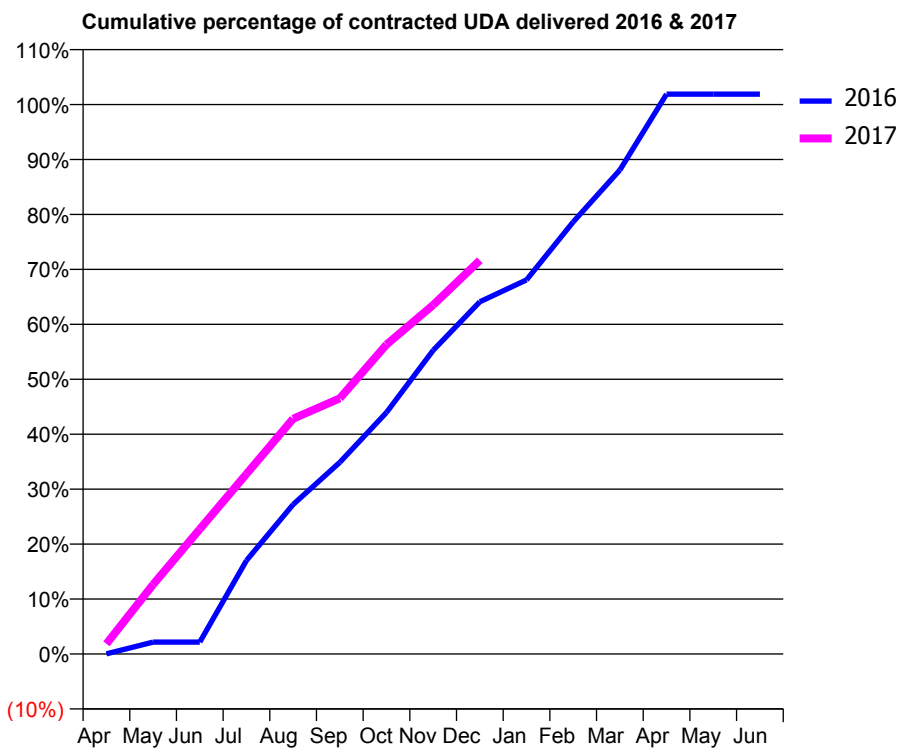
16/17 Contracted general activity (UDA)	3,000
Carry forward general activity (UDA)	-56
16/17 Contracted orthodontic activity (UOA)	0
Carry forward orthodontic activity (UOA)	0
Baseline contract value	£95,734.93

### ACCESS\*

Patients seen in 24 months	Total	Change since previous quarter
Quarter ending December 2015	789	
Quarter ending March 2016	760	↓
Quarter ending June 2016	761	→
Quarter ending September 2016	731	↓
Quarter ending December 2016	711	↓
<b>Variance since December 2015</b>	<b>(9.9%)</b>	<b>↓</b>



### ACTIVITY



Month	Adjusted Scheduled Activity (UDA)	
	2016	2017
April	1	56
May	65	380
June	65	682
July	511	983
August	817	1,284
September	1,047	1,396
October	1,319	1,689
November	1,658	1,905
December	1,923	2,150
January	2,042	
February	2,359	
March	2,642	
April	3,056	
May	3,056	
June	3,056	

### QUALITY

	Quantity	Base Number	Contract	AT	Region	England
% of FP17s for the same patient ID Re-attending within 3 months - Children	15	169	8.9%	10.5%	11.9%	12.4%
% of FP17s for the same patient ID Re-attending within 3 months - Adults	69	272	25.4%	15.9%	17.1%	16.6%
% of FP17s for the same patient ID Re-attending between 3 & 9 months - Children	33	169	19.5%	47.5%	46.2%	57.5%
% of FP17s for the same patient ID Re-attending between 3 & 9 months - Adults	64	272	23.5%	37.9%	37.8%	50.4%
% of FP17s for Band 1 Urgent Courses	23	351	6.6%	10.3%	10.6%	9.1%
% of FP17s Relating to Free Repair or Replacements	1	351	0.3%	0.7%	0.6%	0.8%
% of FP17s Relating to Continuations	1	351	0.3%	1.1%	0.9%	1.3%
% of Patients satisfied with the dentistry they have received	1	1	N/A	90.2%	90.3%	92.7%
% of Patients satisfied with the time they had to wait for an appointment	1	1	N/A	85.9%	83.8%	88.8%

\* This is based on patients treated on this contract for their most recent course of treatment. Figures in italics indicate the base number of FP17s or Patient Questionnaire responses are less than 100. N/A is shown where the base number of responses is less than 10 during the period. % is calculated as Quantity/Base number\*100



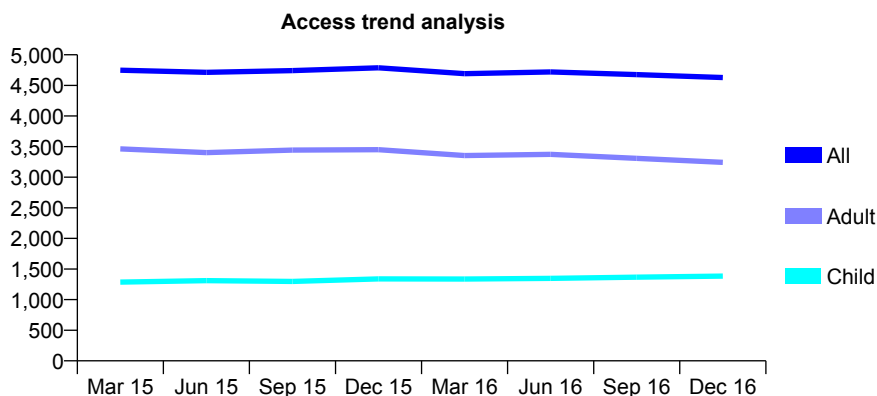
## Q63 - Vital Signs At a Glance Contract Report for 147060/0001 - December 2016

Name or company name	Purley Whites Dental Care
Contract type name	GDS Contract
Purpose of contract	General and Orthodontic
Contract start date	01/04/2006
Contract end date	

16/17 Contracted general activity (UDA)	10,277
Carry forward general activity (UDA)	-145
16/17 Contracted orthodontic activity (UOA)	296
Carry forward orthodontic activity (UOA)	-6
Baseline contract value	£282,533.78

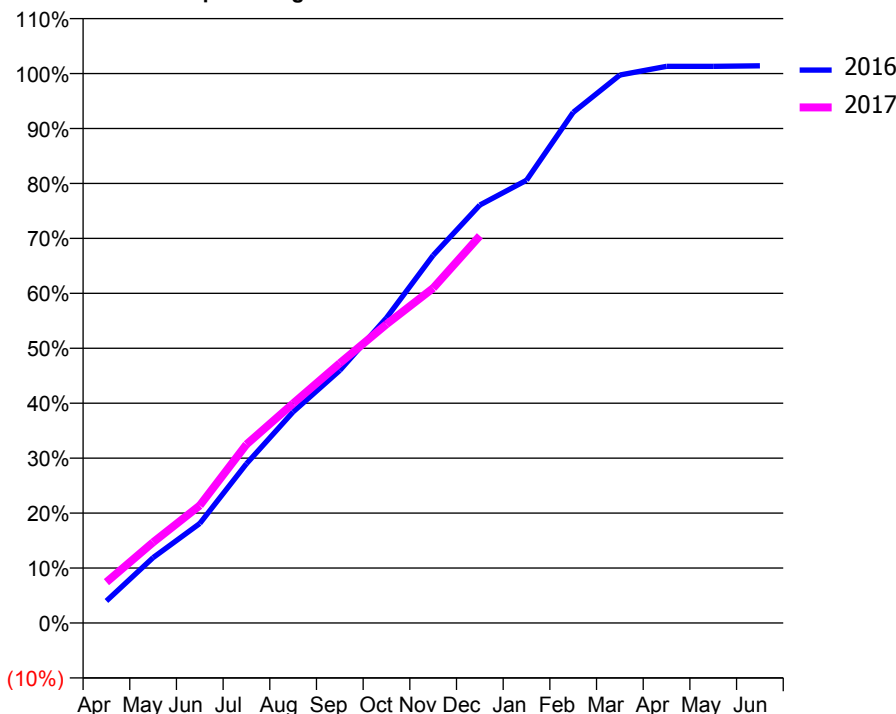
### ACCESS\*

Patients seen in 24 months	Total	Change since previous quarter
Quarter ending December 2015	4,787	
Quarter ending March 2016	4,691	↓
Quarter ending June 2016	4,721	→
Quarter ending September 2016	4,676	→
Quarter ending December 2016	4,628	↓
<b>Variance since December 2015</b>	<b>(3.3%)</b>	<b>↓</b>



### ACTIVITY

Cumulative percentage of contracted UDA delivered 2016 & 2017



Adjusted Scheduled Activity (UDA)

Month	2016	2017
April	412	765
May	1,223	1,509
June	1,863	2,198
July	2,980	3,341
August	3,949	4,107
September	4,725	4,859
October	5,707	5,587
November	6,878	6,263
December	7,818	7,241
January	8,281	
February	9,552	
March	10,250	
April	10,410	
May	10,410	
June	10,422	

### QUALITY

	Quantity	Base Number	Contract	AT	Region	England
% of FP17s for the same patient ID Re-attending within 3 months - Children	62	1,086	5.7%	10.5%	11.9%	12.4%
% of FP17s for the same patient ID Re-attending within 3 months - Adults	209	2,003	10.4%	15.9%	17.1%	16.6%
% of FP17s for the same patient ID Re-attending between 3 & 9 months - Children	455	1,086	41.9%	47.5%	46.2%	57.5%
% of FP17s for the same patient ID Re-attending between 3 & 9 months - Adults	506	2,003	25.3%	37.9%	37.8%	50.4%
% of FP17s for Band 1 Urgent Courses	125	2,991	4.2%	10.3%	10.6%	9.1%
% of FP17s Relating to Free Repair or Replacements	9	2,991	0.3%	0.7%	0.6%	0.8%
% of FP17s Relating to Continuations	75	2,991	2.5%	1.1%	0.9%	1.3%
% of Patients satisfied with the dentistry they have received	4	4	N/A	90.2%	90.3%	92.7%
% of Patients satisfied with the time they had to wait for an appointment	4	4	N/A	85.9%	83.8%	88.8%

\* This is based on patients treated on this contract for their most recent course of treatment. Figures in italics indicate the base number of FP17s or Patient Questionnaire responses are less than 100. N/A is shown where the base number of responses is less than 10 during the period. % is calculated as Quantity/Base number\*100

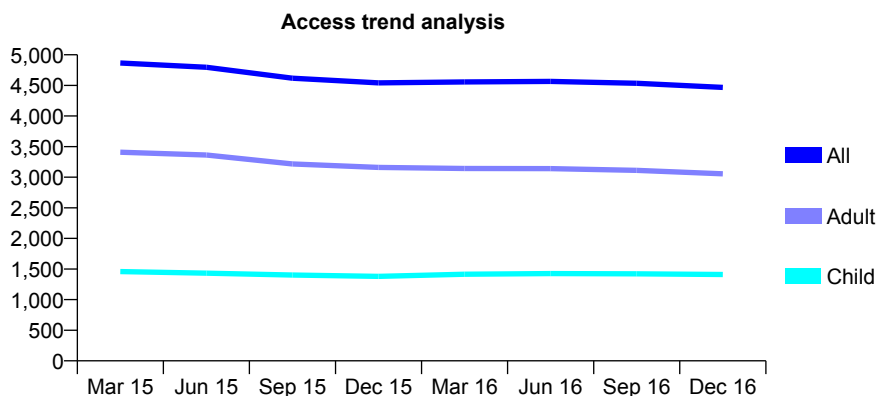
## Q63 - Vital Signs At a Glance Contract Report for 147494/0001 - December 2016

Name or company name	Augustus Road Dental Practice
Contract type name	GDS Contract
Purpose of contract	General
Contract start date	06/11/2007
Contract end date	

16/17 Contracted general activity (UDA)	11,056
Carry forward general activity (UDA)	-221
16/17 Contracted orthodontic activity (UOA)	0
Carry forward orthodontic activity (UOA)	0
Baseline contract value	£370,177.59

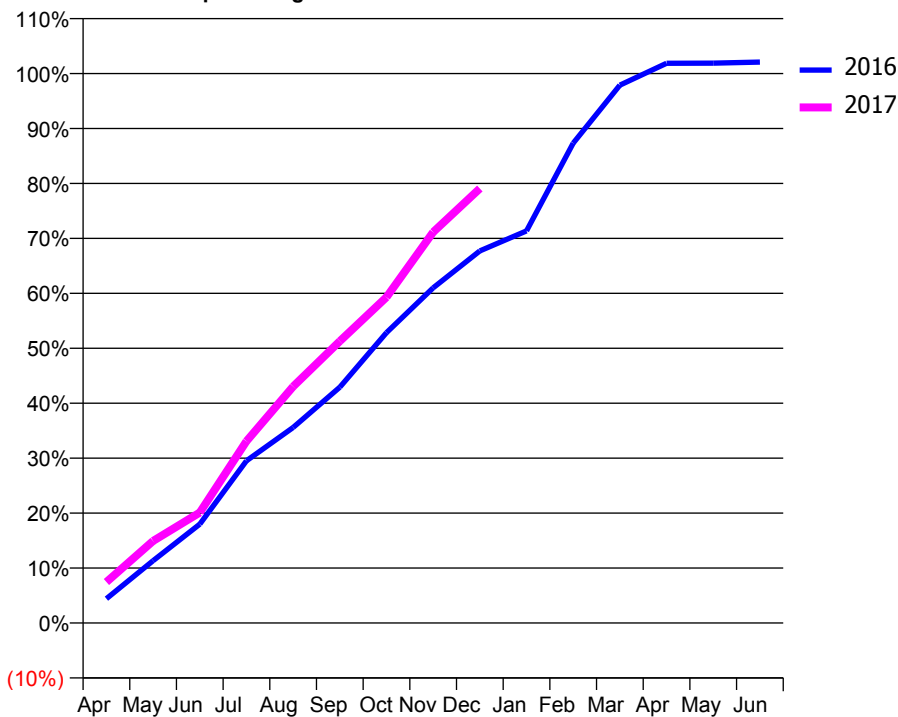
### ACCESS\*

Patients seen in 24 months	Total	Change since previous quarter
Quarter ending December 2015	4,541	
Quarter ending March 2016	4,556	→
Quarter ending June 2016	4,565	→
Quarter ending September 2016	4,534	→
Quarter ending December 2016	4,467	↓
<b>Variance since December 2015</b>	<b>(1.6%)</b>	<b>↓</b>



### ACTIVITY

Cumulative percentage of contracted UDA delivered 2016 & 2017



Adjusted Scheduled Activity (UDA)

Month	2016	2017
April	490	825
May	1,253	1,652
June	1,990	2,224
July	3,263	3,659
August	3,935	4,757
September	4,744	5,670
October	5,842	6,555
November	6,743	7,864
December	7,487	8,741
January	7,889	
February	9,656	
March	10,822	
April	11,262	
May	11,264	
June	11,285	

### QUALITY

	Quantity	Base Number	Contract	AT	Region	England
% of FP17s for the same patient ID Re-attending within 3 months - Children	152	1,439	10.6%	10.5%	11.9%	12.4%
% of FP17s for the same patient ID Re-attending within 3 months - Adults	439	2,727	16.1%	15.9%	17.1%	16.6%
% of FP17s for the same patient ID Re-attending between 3 & 9 months - Children	717	1,439	49.8%	47.5%	46.2%	57.5%
% of FP17s for the same patient ID Re-attending between 3 & 9 months - Adults	1,172	2,727	43.0%	37.9%	37.8%	50.4%
% of FP17s for Band 1 Urgent Courses	457	3,960	11.5%	10.3%	10.6%	9.1%
% of FP17s Relating to Free Repair or Replacements	18	3,960	0.5%	0.7%	0.6%	0.8%
% of FP17s Relating to Continuations	20	3,960	0.5%	1.1%	0.9%	1.3%
% of Patients satisfied with the dentistry they have received	3	3	N/A	90.2%	90.3%	92.7%
% of Patients satisfied with the time they had to wait for an appointment	3	3	N/A	85.9%	83.8%	88.8%

\* This is based on patients treated on this contract for their most recent course of treatment. Figures in italics indicate the base number of FP17s or Patient Questionnaire responses are less than 100. N/A is shown where the base number of responses is less than 10 during the period. % is calculated as Quantity/Base number\*100

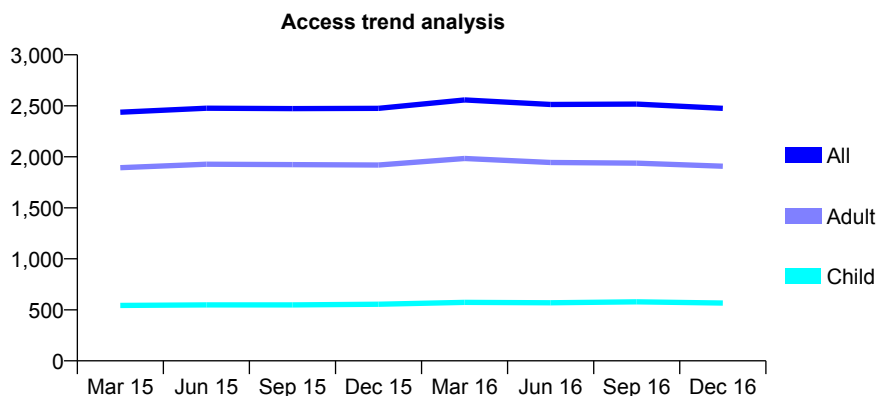
## Q63 - Vital Signs At a Glance Contract Report for 149381/0001 - December 2016

Name or company name	Leong & Motlagh
Contract type name	GDS Contract
Purpose of contract	General
Contract start date	28/03/2013
Contract end date	

16/17 Contracted general activity (UDA)	7,581
Carry forward general activity (UDA)	14
16/17 Contracted orthodontic activity (UOA)	0
Carry forward orthodontic activity (UOA)	0
Baseline contract value	£225,375.64

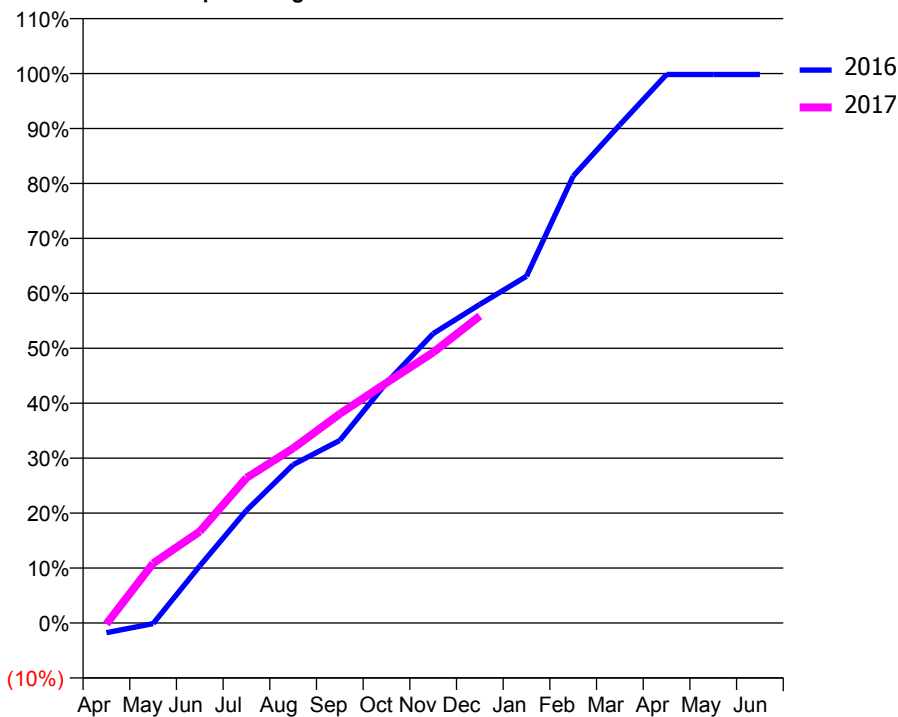
### ACCESS\*

Patients seen in 24 months	Total	Change since previous quarter
Quarter ending December 2015	2,475	
Quarter ending March 2016	2,557	↑
Quarter ending June 2016	2,513	↓
Quarter ending September 2016	2,517	→
Quarter ending December 2016	2,475	↓
<b>Variance since December 2015</b>	<b>0.0%</b>	<b>→</b>



### ACTIVITY

Cumulative percentage of contracted UDA delivered 2016 & 2017



Month	Adjusted Scheduled Activity (UDA)	
	2016	2017
April	-136	-14
May	-11	823
June	789	1,263
July	1,553	2,003
August	2,185	2,411
September	2,519	2,885
October	3,314	3,315
November	3,992	3,733
December	4,395	4,236
January	4,784	
February	6,165	
March	6,874	
April	7,567	
May	7,567	
June	7,567	

### QUALITY

	Quantity	Base Number	Contract	AT	Region	England
% of FP17s for the same patient ID Re-attending within 3 months - Children	23	444	5.2%	10.5%	11.9%	12.4%
% of FP17s for the same patient ID Re-attending within 3 months - Adults	156	1,407	11.1%	15.9%	17.1%	16.6%
% of FP17s for the same patient ID Re-attending between 3 & 9 months - Children	188	444	42.3%	47.5%	46.2%	57.5%
% of FP17s for the same patient ID Re-attending between 3 & 9 months - Adults	557	1,407	39.6%	37.9%	37.8%	50.4%
% of FP17s for Band 1 Urgent Courses	115	1,684	6.8%	10.3%	10.6%	9.1%
% of FP17s Relating to Free Repair or Replacements	39	1,684	2.3%	0.7%	0.6%	0.8%
% of FP17s Relating to Continuations	36	1,684	2.1%	1.1%	0.9%	1.3%
% of Patients satisfied with the dentistry they have received	1	1	N/A	90.2%	90.3%	92.7%
% of Patients satisfied with the time they had to wait for an appointment	1	1	N/A	85.9%	83.8%	88.8%

\* This is based on patients treated on this contract for their most recent course of treatment. Figures in italics indicate the base number of FP17s or Patient Questionnaire responses are less than 100. N/A is shown where the base number of responses is less than 10 during the period. % is calculated as Quantity/Base number\*100

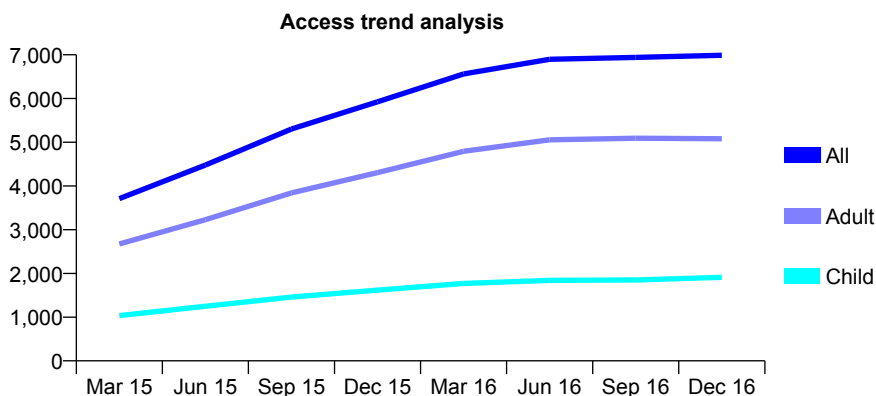
## Q63 - Vital Signs At a Glance Contract Report for 149659/0001 - December 2016

Name or company name	Dr A Prashad (962465) and Dr Meeraj Pate
Contract type name	GDS Contract
Purpose of contract	General
Contract start date	01/06/2014
Contract end date	

16/17 Contracted general activity (UDA)	14,000
Carry forward general activity (UDA)	137
16/17 Contracted orthodontic activity (UOA)	0
Carry forward orthodontic activity (UOA)	0
Baseline contract value	£315,327.07

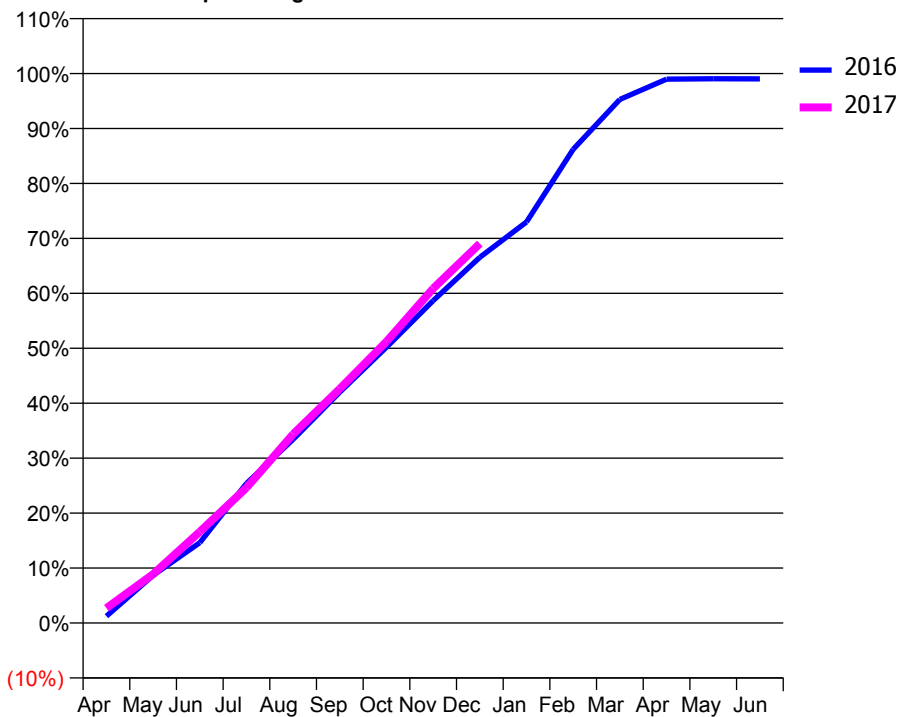
### ACCESS\*

Patients seen in 24 months	Total	Change since previous quarter
Quarter ending December 2015	5,925	
Quarter ending March 2016	6,562	↑
Quarter ending June 2016	6,897	↑
Quarter ending September 2016	6,942	→
Quarter ending December 2016	6,990	→
<b>Variance since December 2015</b>	<b>18.0%</b>	<b>↑</b>



### ACTIVITY

Cumulative percentage of contracted UDA delivered 2016 & 2017



Month	Adjusted Scheduled Activity (UDA)	
	2016	2017
April	177	380
May	1,213	1,246
June	2,046	2,327
July	3,554	3,445
August	4,678	4,811
September	5,881	5,966
October	7,028	7,171
November	8,212	8,524
December	9,319	9,669
January	10,218	
February	12,070	
March	13,340	
April	13,856	
May	13,865	
June	13,863	

### QUALITY

	Quantity	Base Number	Contract	AT	Region	England
% of FP17s for the same patient ID Re-attending within 3 months - Children	83	1,748	4.7%	10.5%	11.9%	12.4%
% of FP17s for the same patient ID Re-attending within 3 months - Adults	475	4,044	11.7%	15.9%	17.1%	16.6%
% of FP17s for the same patient ID Re-attending between 3 & 9 months - Children	842	1,748	48.2%	47.5%	46.2%	57.5%
% of FP17s for the same patient ID Re-attending between 3 & 9 months - Adults	1,494	4,044	36.9%	37.9%	37.8%	50.4%
% of FP17s for Band 1 Urgent Courses	328	4,810	6.8%	10.3%	10.6%	9.1%
% of FP17s Relating to Free Repair or Replacements	23	4,810	0.5%	0.7%	0.6%	0.8%
% of FP17s Relating to Continuations	12	4,810	0.2%	1.1%	0.9%	1.3%
% of Patients satisfied with the dentistry they have received	5	5	N/A	90.2%	90.3%	92.7%
% of Patients satisfied with the time they had to wait for an appointment	5	5	N/A	85.9%	83.8%	88.8%

\* This is based on patients treated on this contract for their most recent course of treatment. Figures in italics indicate the base number of FP17s or Patient Questionnaire responses are less than 100. N/A is shown where the base number of responses is less than 10 during the period. % is calculated as Quantity/Base number\*100

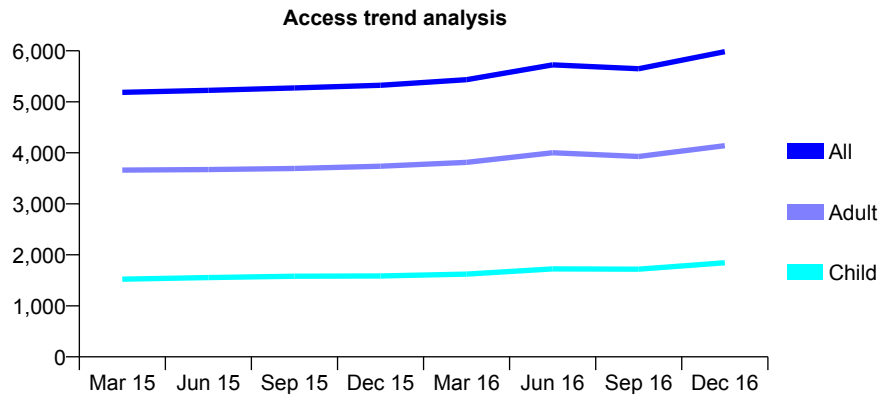
## Q63 - Vital Signs At a Glance Contract Report for 151335/0001 - December 2016

Name or company name	Peckham Dental Care
Contract type name	GDS Contract
Purpose of contract	General
Contract start date	01/04/2008
Contract end date	

16/17 Contracted general activity (UDA)	24,000
Carry forward general activity (UDA)	738
16/17 Contracted orthodontic activity (UOA)	0
Carry forward orthodontic activity (UOA)	0
Baseline contract value	£575,764.72

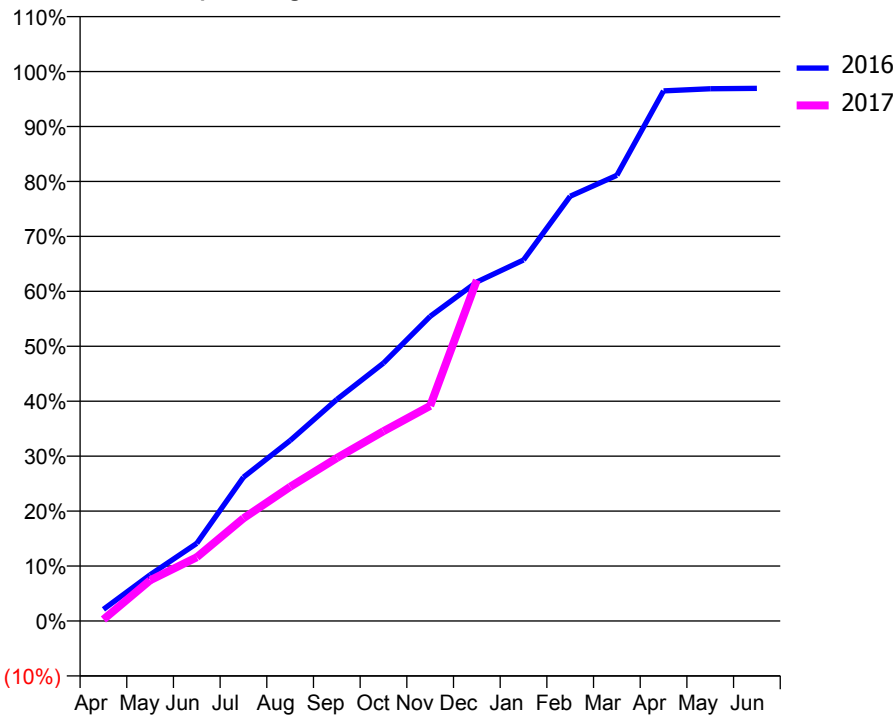
### ACCESS\*

Patients seen in 24 months	Total	Change since previous quarter
Quarter ending December 2015	5,324	
Quarter ending March 2016	5,435	↑
Quarter ending June 2016	5,725	↑
Quarter ending September 2016	5,648	↓
Quarter ending December 2016	5,983	↑
<b>Variance since December 2015</b>	<b>12.4%</b>	<b>↑</b>



### ACTIVITY

Cumulative percentage of contracted UDA delivered 2016 & 2017



Month	Adjusted Scheduled Activity (UDA)	
	2016	2017
April	509	66
May	2,017	1,778
June	3,395	2,785
July	6,280	4,486
August	7,883	5,860
September	9,678	7,123
October	11,268	8,291
November	13,302	9,395
December	14,810	14,888
January	15,768	
February	18,554	
March	19,467	
April	23,155	
May	23,246	
June	23,262	

### QUALITY

	Quantity	Base Number	Contract	AT	Region	England
% of FP17s for the same patient ID Re-attending within 3 months - Children	105	1,943	5.4%	10.5%	11.9%	12.4%
% of FP17s for the same patient ID Re-attending within 3 months - Adults	529	3,841	13.8%	15.9%	17.1%	16.6%
% of FP17s for the same patient ID Re-attending between 3 & 9 months - Children	802	1,943	41.3%	47.5%	46.2%	57.5%
% of FP17s for the same patient ID Re-attending between 3 & 9 months - Adults	1,155	3,841	30.1%	37.9%	37.8%	50.4%
% of FP17s for Band 1 Urgent Courses	450	4,815	9.3%	10.3%	10.6%	9.1%
% of FP17s Relating to Free Repair or Replacements	12	4,815	0.2%	0.7%	0.6%	0.8%
% of FP17s Relating to Continuations	96	4,815	2.0%	1.1%	0.9%	1.3%
% of Patients satisfied with the dentistry they have received	3	3	N/A	90.2%	90.3%	92.7%
% of Patients satisfied with the time they had to wait for an appointment	2	3	N/A	85.9%	83.8%	88.8%

\* This is based on patients treated on this contract for their most recent course of treatment. Figures in italics indicate the base number of FP17s or Patient Questionnaire responses are less than 100. N/A is shown where the base number of responses is less than 10 during the period. % is calculated as Quantity/Base number\*100

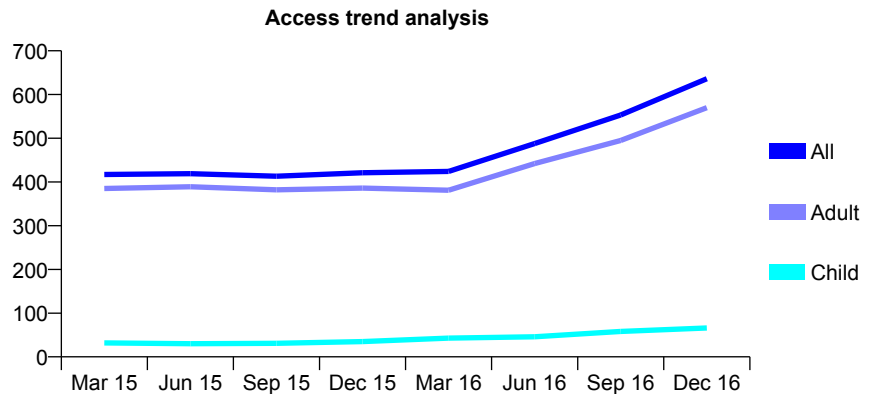
## Q63 - Vital Signs At a Glance Contract Report for 152722/0001 - December 2016

Name or company name	Greenwich & Bexley Emergency Dental Se
Contract type name	PDS Contract
Purpose of contract	General
Contract start date	01/04/2011
Contract end date	31/03/2017

16/17 Contracted general activity (UDA)	1,994
Carry forward general activity (UDA)	0
16/17 Contracted orthodontic activity (UOA)	0
Carry forward orthodontic activity (UOA)	0
Baseline contract value	£112,000.00

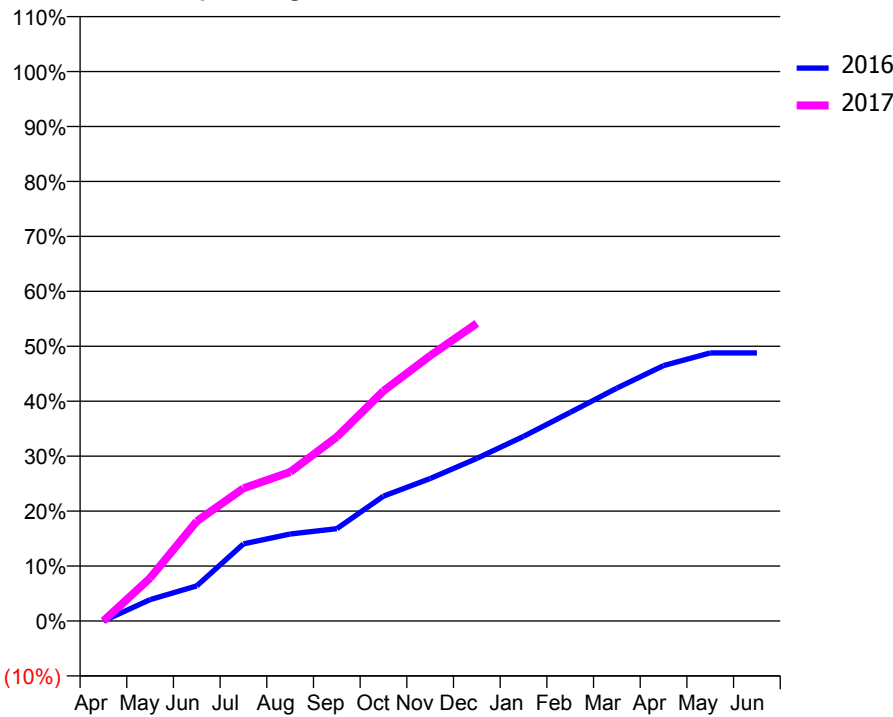
### ACCESS\*

Patients seen in 24 months	Total	Change since previous quarter
Quarter ending December 2015	421	
Quarter ending March 2016	424	→
Quarter ending June 2016	488	↑
Quarter ending September 2016	553	↑
Quarter ending December 2016	636	↑
<b>Variance since December 2015</b>	<b>51.1%</b>	<b>↑</b>



### ACTIVITY

Cumulative percentage of contracted UDA delivered 2016 & 2017



Month	Adjusted Scheduled Activity (UDA)	
	2016	2017
April	0	0
May	52	156
June	86	362
July	189	482
August	213	541
September	226	668
October	305	835
November	348	963
December	398	1,080
January	452	
February	510	
March	570	
April	625	
May	656	
June	656	

### QUALITY

	Quantity	Base Number	Contract	AT	Region	England
% of FP17s for the same patient ID Re-attending within 3 months - Children	0	116	0.0%	10.5%	11.9%	12.4%
% of FP17s for the same patient ID Re-attending within 3 months - Adults	7	893	0.8%	15.9%	17.1%	16.6%
% of FP17s for the same patient ID Re-attending between 3 & 9 months - Children	0	116	0.0%	47.5%	46.2%	57.5%
% of FP17s for the same patient ID Re-attending between 3 & 9 months - Adults	2	893	0.2%	37.9%	37.8%	50.4%
% of FP17s for Band 1 Urgent Courses	891	913	97.6%	10.3%	10.6%	9.1%
% of FP17s Relating to Free Repair or Replacements	0	913	0.0%	0.7%	0.6%	0.8%
% of FP17s Relating to Continuations	0	913	0.0%	1.1%	0.9%	1.3%
% of Patients satisfied with the dentistry they have received	2	3	N/A	90.2%	90.3%	92.7%
% of Patients satisfied with the time they had to wait for an appointment	1	3	N/A	85.9%	83.8%	88.8%

\* This is based on patients treated on this contract for their most recent course of treatment. Figures in italics indicate the base number of FP17s or Patient Questionnaire responses are less than 100. N/A is shown where the base number of responses is less than 10 during the period. % is calculated as Quantity/Base number\*100

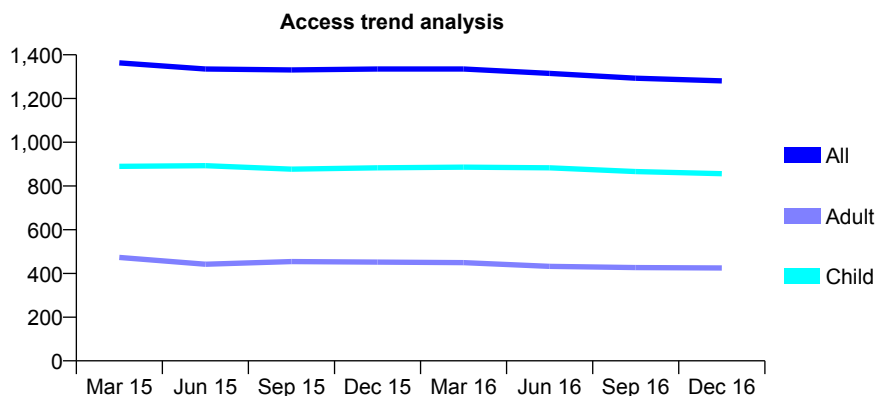
## Q63 - Vital Signs At a Glance Contract Report for 152749/0001 - December 2016

Name or company name	Miss B Huggins & Mr T Hind
Contract type name	GDS Contract
Purpose of contract	General
Contract start date	01/11/2012
Contract end date	

16/17 Contracted general activity (UDA)	3,500
Carry forward general activity (UDA)	0
16/17 Contracted orthodontic activity (UOA)	0
Carry forward orthodontic activity (UOA)	0
Baseline contract value	£94,173.85

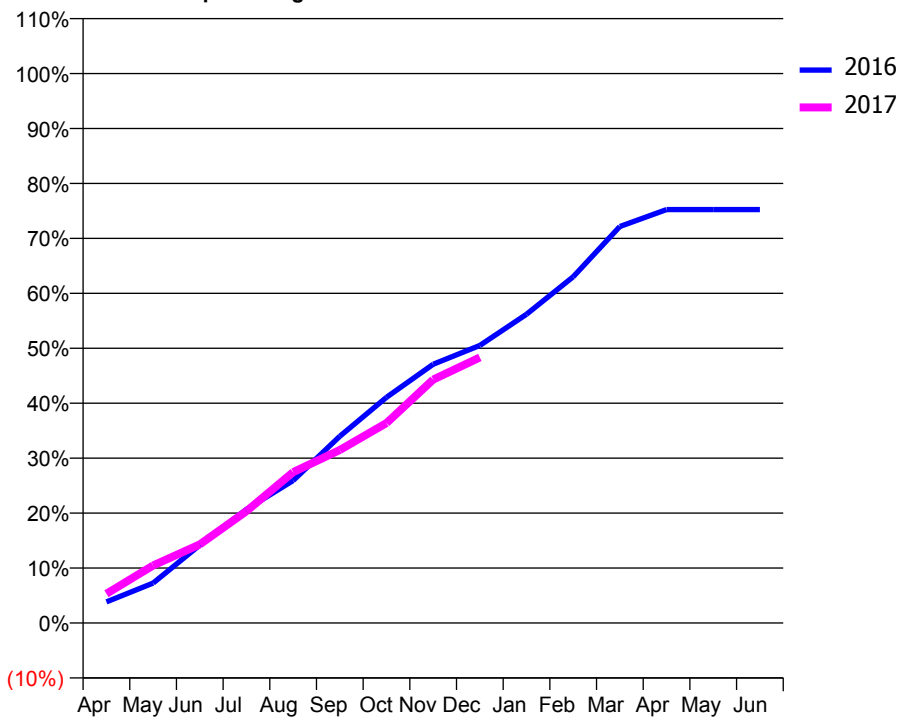
### ACCESS\*

Patients seen in 24 months	Total	Change since previous quarter
Quarter ending December 2015	1,335	
Quarter ending March 2016	1,335	→
Quarter ending June 2016	1,315	↓
Quarter ending September 2016	1,293	↓
Quarter ending December 2016	1,281	→
<b>Variance since December 2015</b>	<b>(4.0%)</b>	<b>↓</b>



### ACTIVITY

Cumulative percentage of contracted UDA delivered 2016 & 2017



Month	2016	2017
April	135	186
May	254	367
June	496	501
July	724	712
August	907	961
September	1,190	1,102
October	1,438	1,273
November	1,648	1,550
December	1,768	1,692
January	1,967	
February	2,205	
March	2,525	
April	2,633	
May	2,633	
June	2,633	

### QUALITY

	Quantity	Base Number	Contract	AT	Region	England
% of FP17s for the same patient ID Re-attending within 3 months - Children	52	748	7.0%	10.5%	11.9%	12.4%
% of FP17s for the same patient ID Re-attending within 3 months - Adults	64	292	21.9%	15.9%	17.1%	16.6%
% of FP17s for the same patient ID Re-attending between 3 & 9 months - Children	289	748	38.6%	47.5%	46.2%	57.5%
% of FP17s for the same patient ID Re-attending between 3 & 9 months - Adults	103	292	35.3%	37.9%	37.8%	50.4%
% of FP17s for Band 1 Urgent Courses	104	982	10.6%	10.3%	10.6%	9.1%
% of FP17s Relating to Free Repair or Replacements	0	982	0.0%	0.7%	0.6%	0.8%
% of FP17s Relating to Continuations	9	982	0.9%	1.1%	0.9%	1.3%
% of Patients satisfied with the dentistry they have received	1	1	N/A	90.2%	90.3%	92.7%
% of Patients satisfied with the time they had to wait for an appointment	1	1	N/A	85.9%	83.8%	88.8%

\* This is based on patients treated on this contract for their most recent course of treatment. Figures in italics indicate the base number of FP17s or Patient Questionnaire responses are less than 100. N/A is shown where the base number of responses is less than 10 during the period. % is calculated as Quantity/Base number\*100



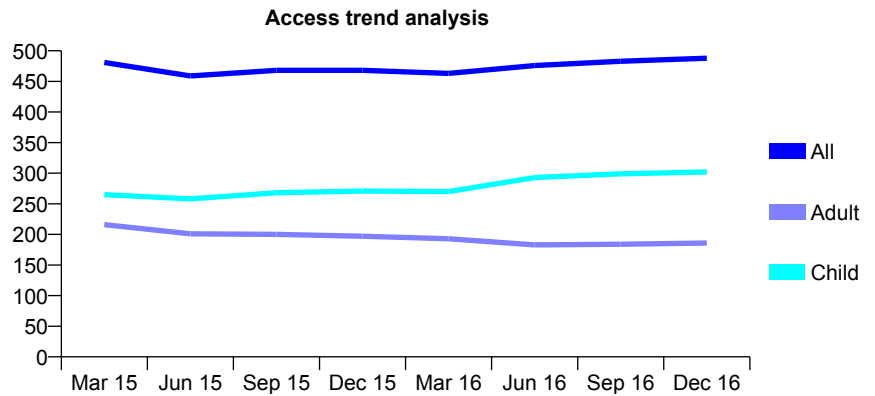
## Q63 - Vital Signs At a Glance Contract Report for 154717/0001 - December 2016

Name or company name	Welling Corner Dental Practice Ltd
Contract type name	GDS Contract
Purpose of contract	General
Contract start date	01/11/2012
Contract end date	

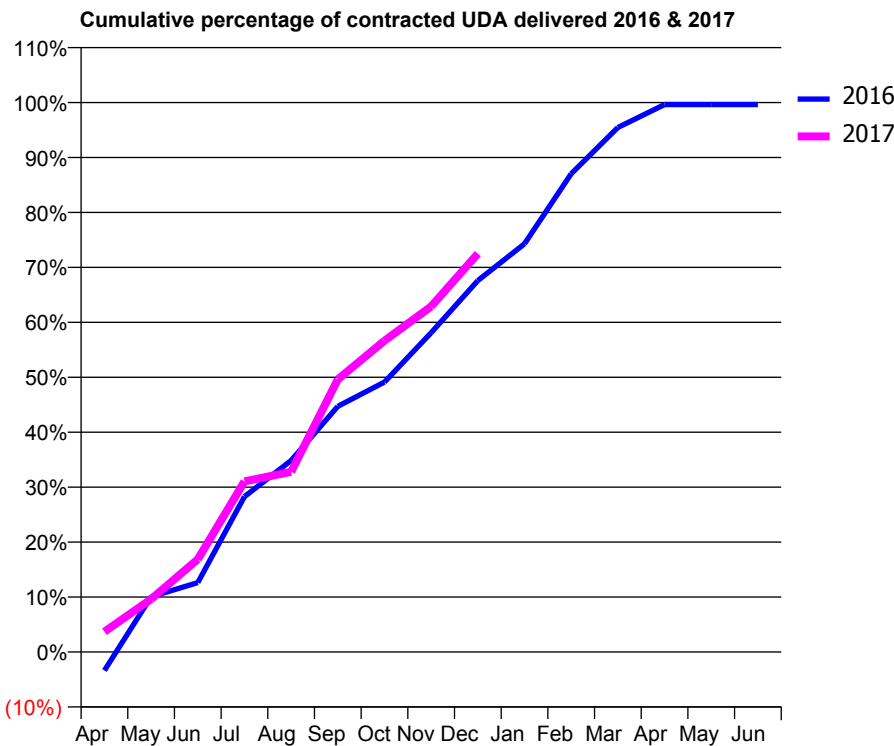
16/17 Contracted general activity (UDA)	1,922
Carry forward general activity (UDA)	7
16/17 Contracted orthodontic activity (UOA)	0
Carry forward orthodontic activity (UOA)	0
Baseline contract value	£48,545.21

### ACCESS\*

Patients seen in 24 months	Total	Change since previous quarter
Quarter ending December 2015	468	
Quarter ending March 2016	463	↓
Quarter ending June 2016	476	↑
Quarter ending September 2016	483	→
Quarter ending December 2016	488	→
<b>Variance since December 2015</b>	<b>4.3%</b>	<b>↑</b>



### ACTIVITY



Month	Adjusted Scheduled Activity (UDA)	
	2016	2017
April	-65	71
May	193	185
June	243	324
July	544	597
August	670	630
September	859	953
October	944	1,089
November	1,117	1,209
December	1,299	1,393
January	1,428	
February	1,673	
March	1,835	
April	1,915	
May	1,915	
June	1,915	

### QUALITY

	Quantity	Base Number	Contract	AT	Region	England
% of FP17s for the same patient ID Re-attending within 3 months - Children	24	312	7.7%	10.5%	11.9%	12.4%
% of FP17s for the same patient ID Re-attending within 3 months - Adults	37	163	22.7%	15.9%	17.1%	16.6%
% of FP17s for the same patient ID Re-attending between 3 & 9 months - Children	127	312	40.7%	47.5%	46.2%	57.5%
% of FP17s for the same patient ID Re-attending between 3 & 9 months - Adults	60	163	36.8%	37.9%	37.8%	50.4%
% of FP17s for Band 1 Urgent Courses	31	453	6.8%	10.3%	10.6%	9.1%
% of FP17s Relating to Free Repair or Replacements	0	453	0.0%	0.7%	0.6%	0.8%
% of FP17s Relating to Continuations	4	453	0.9%	1.1%	0.9%	1.3%
% of Patients satisfied with the dentistry they have received	0	0	N/A	90.2%	90.3%	92.7%
% of Patients satisfied with the time they had to wait for an appointment	0	0	N/A	85.9%	83.8%	88.8%

\* This is based on patients treated on this contract for their most recent course of treatment. Figures in italics indicate the base number of FP17s or Patient Questionnaire responses are less than 100. N/A is shown where the base number of responses is less than 10 during the period. % is calculated as Quantity/Base number\*100

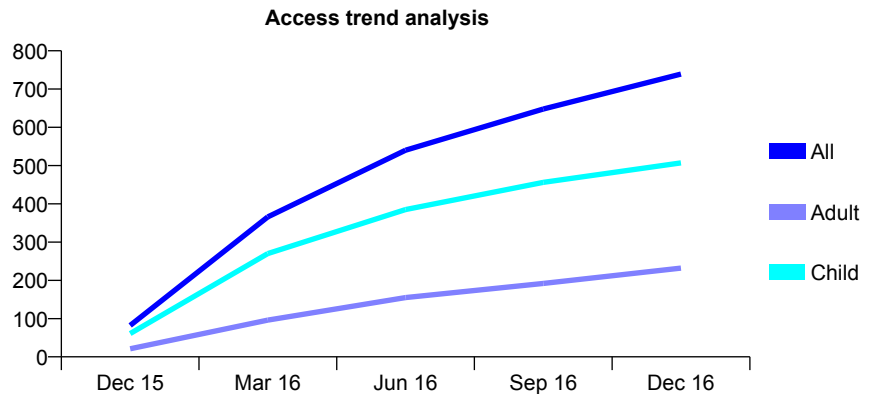
## Q63 - Vital Signs At a Glance Contract Report for 154725/0001 - December 2016

Name or company name	Purav Patel
Contract type name	GDS Contract
Purpose of contract	General
Contract start date	01/12/2015
Contract end date	

16/17 Contracted general activity (UDA)	3,250
Carry forward general activity (UDA)	-27
16/17 Contracted orthodontic activity (UOA)	0
Carry forward orthodontic activity (UOA)	0
Baseline contract value	£86,144.60

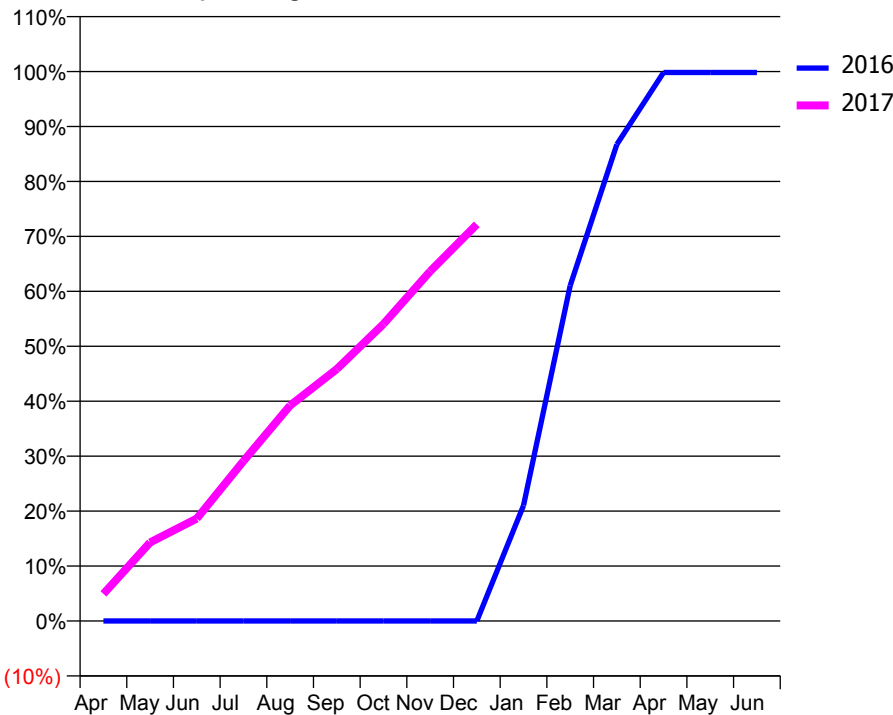
### ACCESS\*

Patients seen in 24 months	Total	Change since previous quarter
Quarter ending December 2015	82	
Quarter ending March 2016	366	↑
Quarter ending June 2016	540	↑
Quarter ending September 2016	648	↑
Quarter ending December 2016	739	↑
<b>Variance since December 2015</b>	<b>801.2%</b>	<b>↑</b>



### ACTIVITY

Cumulative percentage of contracted UDA delivered 2016 & 2017



Month	Adjusted Scheduled Activity (UDA)	
	2016	2017
April	0	161
May	0	465
June	0	606
July	0	946
August	0	1,275
September	0	1,490
October	0	1,757
November	0	2,069
December	0	2,346
January	228	
February	661	
March	939	
April	1,081	
May	1,081	
June	1,081	

### QUALITY

	Quantity	Base Number	Contract	AT	Region	England
% of FP17s for the same patient ID Re-attending within 3 months - Children	33	595	5.5%	10.5%	11.9%	12.4%
% of FP17s for the same patient ID Re-attending within 3 months - Adults	38	257	14.8%	15.9%	17.1%	16.6%
% of FP17s for the same patient ID Re-attending between 3 & 9 months - Children	218	595	36.6%	47.5%	46.2%	57.5%
% of FP17s for the same patient ID Re-attending between 3 & 9 months - Adults	63	257	24.5%	37.9%	37.8%	50.4%
% of FP17s for Band 1 Urgent Courses	49	797	6.1%	10.3%	10.6%	9.1%
% of FP17s Relating to Free Repair or Replacements	2	797	0.3%	0.7%	0.6%	0.8%
% of FP17s Relating to Continuations	0	797	0.0%	1.1%	0.9%	1.3%
% of Patients satisfied with the dentistry they have received	1	1	N/A	90.2%	90.3%	92.7%
% of Patients satisfied with the time they had to wait for an appointment	1	1	N/A	85.9%	83.8%	88.8%

\* This is based on patients treated on this contract for their most recent course of treatment. Figures in italics indicate the base number of FP17s or Patient Questionnaire responses are less than 100. N/A is shown where the base number of responses is less than 10 during the period. % is calculated as Quantity/Base number\*100

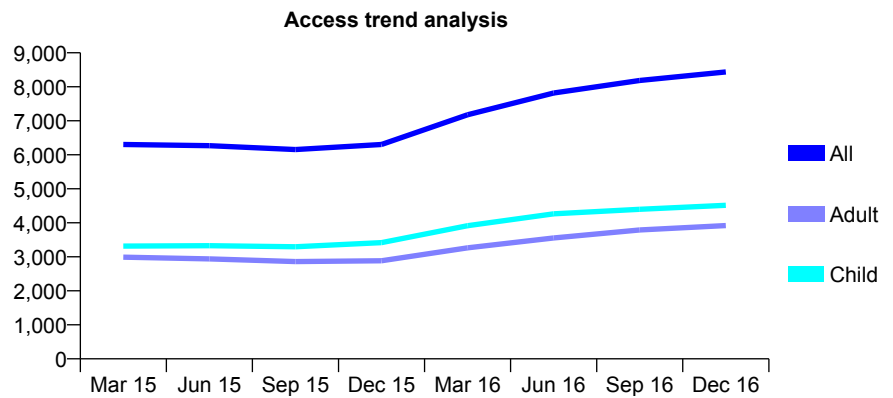
## Q63 - Vital Signs At a Glance Contract Report for 155381/0001 - December 2016

Name or company name	Gallions Reach Dental Clinic Limited
Contract type name	GDS Contract
Purpose of contract	General
Contract start date	01/04/2011
Contract end date	

16/17 Contracted general activity (UDA)	24,573
Carry forward general activity (UDA)	378
16/17 Contracted orthodontic activity (UOA)	0
Carry forward orthodontic activity (UOA)	0
Baseline contract value	£1,016,934.54

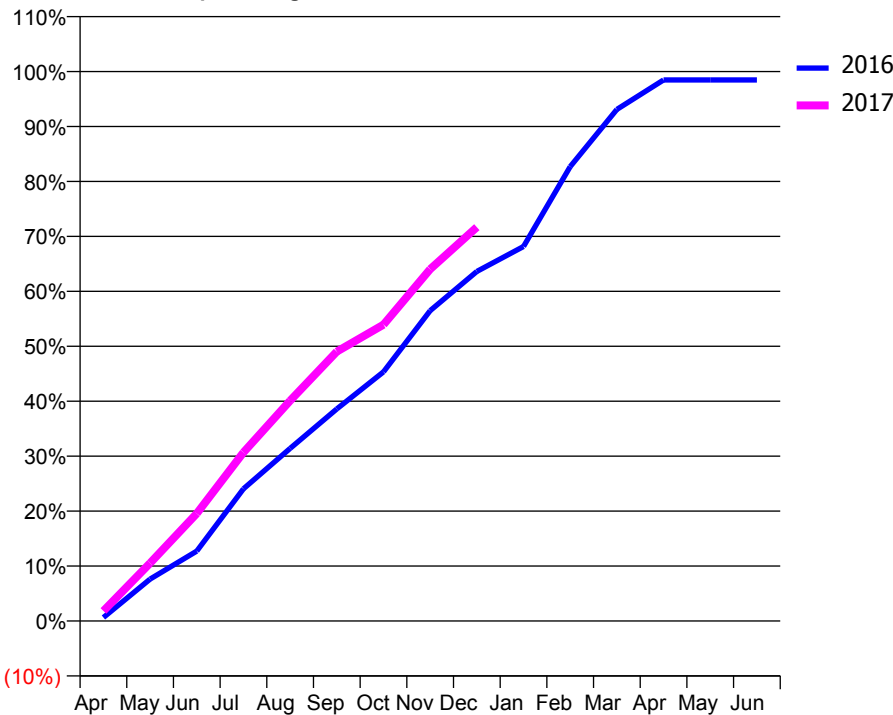
### ACCESS\*

Patients seen in 24 months	Total	Change since previous quarter
Quarter ending December 2015	6,302	
Quarter ending March 2016	7,178	↑
Quarter ending June 2016	7,819	↑
Quarter ending September 2016	8,187	↑
Quarter ending December 2016	8,436	↑
<b>Variance since December 2015</b>	<b>33.9%</b>	<b>↑</b>



### ACTIVITY

Cumulative percentage of contracted UDA delivered 2016 & 2017



Month	Adjusted Scheduled Activity (UDA)	
	2016	2017
April	159	450
May	1,877	2,589
June	3,125	4,810
July	5,911	7,541
August	7,719	9,854
September	9,484	12,051
October	11,139	13,250
November	13,881	15,736
December	15,635	17,615
January	16,745	
February	20,319	
March	22,876	
April	24,194	
May	24,195	
June	24,195	

### QUALITY

	Quantity	Base Number	Contract	AT	Region	England
% of FP17s for the same patient ID Re-attending within 3 months - Children	150	4,117	3.6%	10.5%	11.9%	12.4%
% of FP17s for the same patient ID Re-attending within 3 months - Adults	354	3,364	10.5%	15.9%	17.1%	16.6%
% of FP17s for the same patient ID Re-attending between 3 & 9 months - Children	1,367	4,117	33.2%	47.5%	46.2%	57.5%
% of FP17s for the same patient ID Re-attending between 3 & 9 months - Adults	798	3,364	23.7%	37.9%	37.8%	50.4%
% of FP17s for Band 1 Urgent Courses	250	7,002	3.6%	10.3%	10.6%	9.1%
% of FP17s Relating to Free Repair or Replacements	2	7,002	0.0%	0.7%	0.6%	0.8%
% of FP17s Relating to Continuations	86	7,002	1.2%	1.1%	0.9%	1.3%
% of Patients satisfied with the dentistry they have received	6	6	N/A	90.2%	90.3%	92.7%
% of Patients satisfied with the time they had to wait for an appointment	5	6	N/A	85.9%	83.8%	88.8%

\* This is based on patients treated on this contract for their most recent course of treatment. Figures in italics indicate the base number of FP17s or Patient Questionnaire responses are less than 100. N/A is shown where the base number of responses is less than 10 during the period. % is calculated as Quantity/Base number\*100

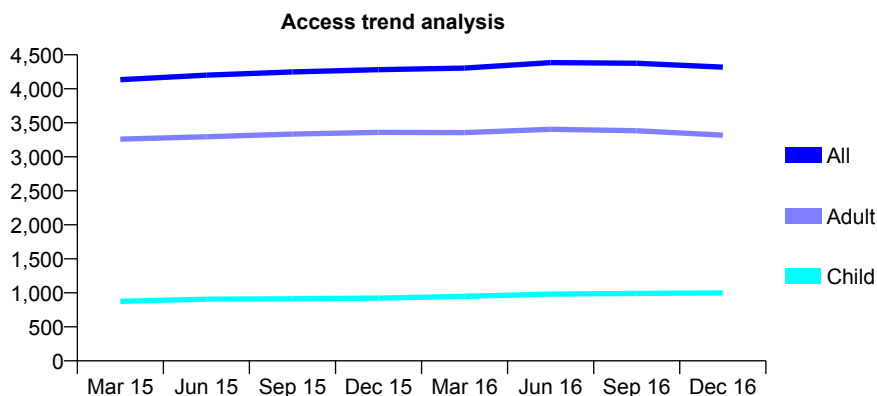
## Q63 - Vital Signs At a Glance Contract Report for 155454/0001 - December 2016

Name or company name	Dhiman Dental Surgery
Contract type name	GDS Contract
Purpose of contract	General
Contract start date	12/07/2012
Contract end date	

16/17 Contracted general activity (UDA)	10,000
Carry forward general activity (UDA)	172
16/17 Contracted orthodontic activity (UOA)	0
Carry forward orthodontic activity (UOA)	0
Baseline contract value	£265,603.29

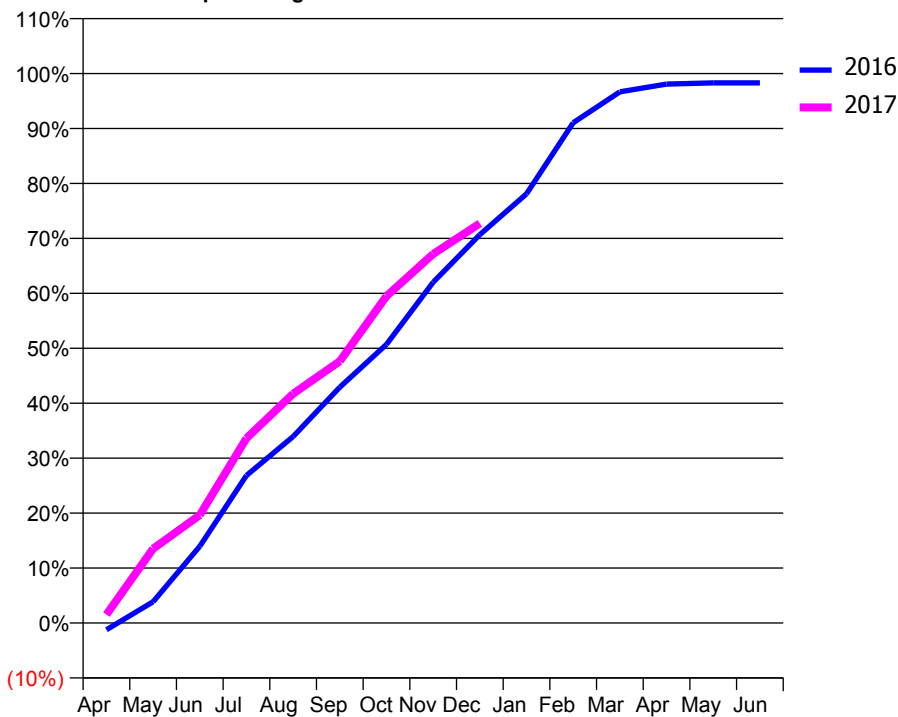
### ACCESS\*

Patients seen in 24 months	Total	Change since previous quarter
Quarter ending December 2015	4,282	
Quarter ending March 2016	4,304	→
Quarter ending June 2016	4,385	→
Quarter ending September 2016	4,375	→
Quarter ending December 2016	4,318	↓
<b>Variance since December 2015</b>	<b>0.8%</b>	<b>→</b>



### ACTIVITY

Cumulative percentage of contracted UDA delivered 2016 & 2017



Month	Adjusted Scheduled Activity (UDA)	
	2016	2017
April	-124	154
May	387	1,353
June	1,396	1,965
July	2,685	3,362
August	3,394	4,172
September	4,291	4,764
October	5,070	5,950
November	6,202	6,715
December	7,068	7,272
January	7,810	
February	9,103	
March	9,667	
April	9,807	
May	9,828	
June	9,828	

### QUALITY

	Quantity	Base Number	Contract	AT	Region	England
% of FP17s for the same patient ID Re-attending within 3 months - Children	90	1,132	8.0%	10.5%	11.9%	12.4%
% of FP17s for the same patient ID Re-attending within 3 months - Adults	526	3,491	15.1%	15.9%	17.1%	16.6%
% of FP17s for the same patient ID Re-attending between 3 & 9 months - Children	708	1,132	62.5%	47.5%	46.2%	57.5%
% of FP17s for the same patient ID Re-attending between 3 & 9 months - Adults	1,756	3,491	50.3%	37.9%	37.8%	50.4%
% of FP17s for Band 1 Urgent Courses	530	4,181	12.7%	10.3%	10.6%	9.1%
% of FP17s Relating to Free Repair or Replacements	23	4,181	0.6%	0.7%	0.6%	0.8%
% of FP17s Relating to Continuations	36	4,181	0.9%	1.1%	0.9%	1.3%
% of Patients satisfied with the dentistry they have received	4	5	N/A	90.2%	90.3%	92.7%
% of Patients satisfied with the time they had to wait for an appointment	5	5	N/A	85.9%	83.8%	88.8%

\* This is based on patients treated on this contract for their most recent course of treatment. Figures in italics indicate the base number of FP17s or Patient Questionnaire responses are less than 100. N/A is shown where the base number of responses is less than 10 during the period. % is calculated as Quantity/Base number\*100

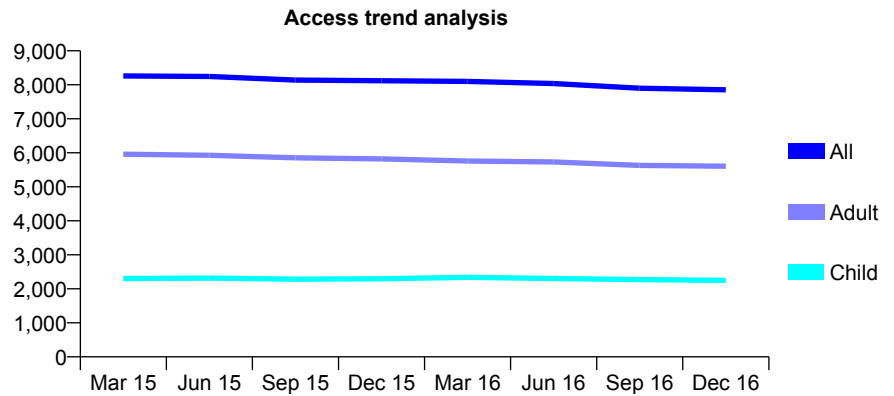
## Q63 - Vital Signs At a Glance Contract Report for 156515/0001 - December 2016

Name or company name	Oral Vision Limited
Contract type name	GDS Contract
Purpose of contract	General
Contract start date	01/02/2011
Contract end date	

16/17 Contracted general activity (UDA)	25,920
Carry forward general activity (UDA)	-175
16/17 Contracted orthodontic activity (UOA)	0
Carry forward orthodontic activity (UOA)	0
Baseline contract value	£767,779.80

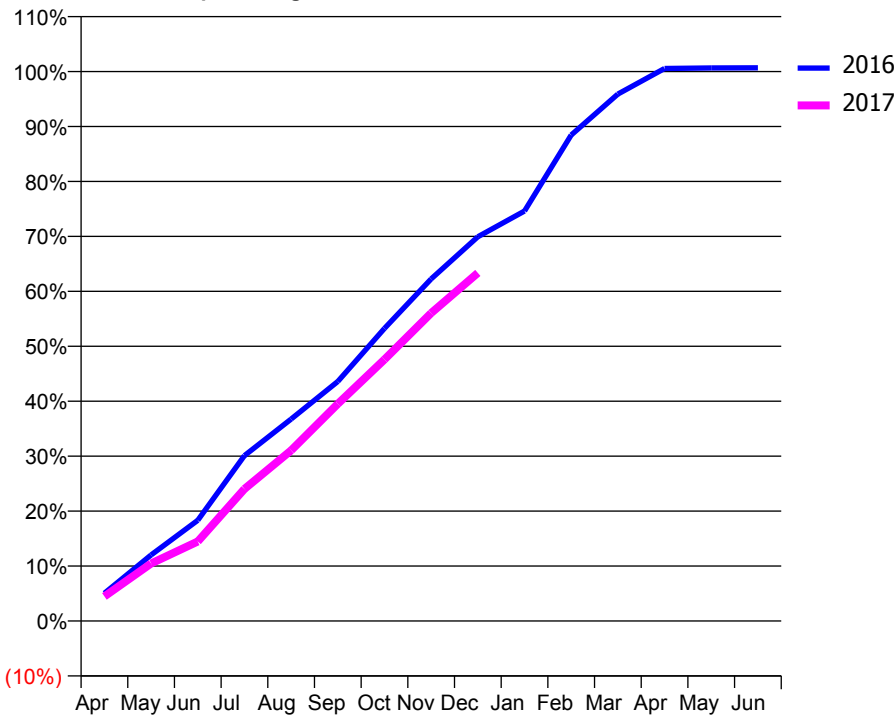
### ACCESS\*

Patients seen in 24 months	Total	Change since previous quarter
Quarter ending December 2015	8,118	
Quarter ending March 2016	8,099	→
Quarter ending June 2016	8,038	→
Quarter ending September 2016	7,901	↓
Quarter ending December 2016	7,852	→
<b>Variance since December 2015</b>	<b>(3.3%)</b>	<b>↓</b>



### ACTIVITY

Cumulative percentage of contracted UDA delivered 2016 & 2017



Month	Adjusted Scheduled Activity (UDA)	
	2016	2017
April	1,309	1,158
May	3,119	2,714
June	4,751	3,753
July	7,806	6,229
August	9,528	8,046
September	11,299	10,246
October	13,801	12,335
November	16,135	14,528
December	18,123	16,417
January	19,339	
February	22,927	
March	24,853	
April	26,065	
May	26,086	
June	26,095	

### QUALITY

	Quantity	Base Number	Contract	AT	Region	England
% of FP17s for the same patient ID Re-attending within 3 months - Children	128	1,880	6.8%	10.5%	11.9%	12.4%
% of FP17s for the same patient ID Re-attending within 3 months - Adults	425	3,999	10.6%	15.9%	17.1%	16.6%
% of FP17s for the same patient ID Re-attending between 3 & 9 months - Children	816	1,880	43.4%	47.5%	46.2%	57.5%
% of FP17s for the same patient ID Re-attending between 3 & 9 months - Adults	1,441	3,999	36.0%	37.9%	37.8%	50.4%
% of FP17s for Band 1 Urgent Courses	282	5,433	5.2%	10.3%	10.6%	9.1%
% of FP17s Relating to Free Repair or Replacements	51	5,433	0.9%	0.7%	0.6%	0.8%
% of FP17s Relating to Continuations	2	5,433	0.0%	1.1%	0.9%	1.3%
% of Patients satisfied with the dentistry they have received	1	1	N/A	90.2%	90.3%	92.7%
% of Patients satisfied with the time they had to wait for an appointment	1	1	N/A	85.9%	83.8%	88.8%

\* This is based on patients treated on this contract for their most recent course of treatment. Figures in italics indicate the base number of FP17s or Patient Questionnaire responses are less than 100. N/A is shown where the base number of responses is less than 10 during the period. % is calculated as Quantity/Base number\*100

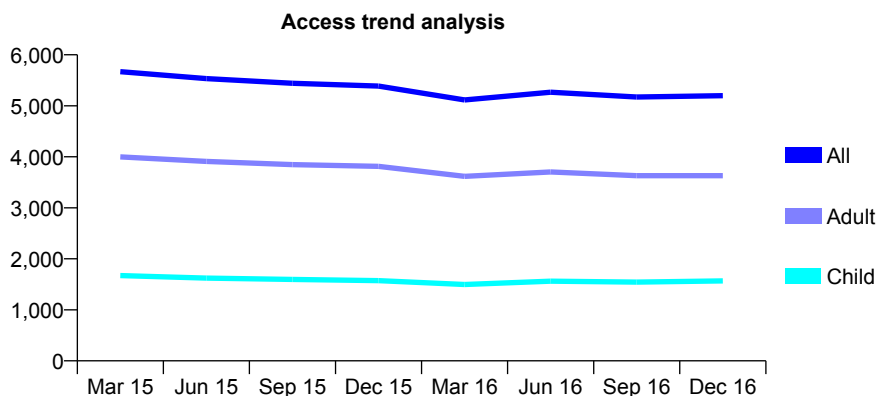
## Q63 - Vital Signs At a Glance Contract Report for 157821/0001 - December 2016

Name or company name	Unique Dental Care
Contract type name	GDS Contract
Purpose of contract	General
Contract start date	01/04/2012
Contract end date	

16/17 Contracted general activity (UDA)	20,833
Carry forward general activity (UDA)	0
16/17 Contracted orthodontic activity (UOA)	0
Carry forward orthodontic activity (UOA)	0
Baseline contract value	£641,336.91

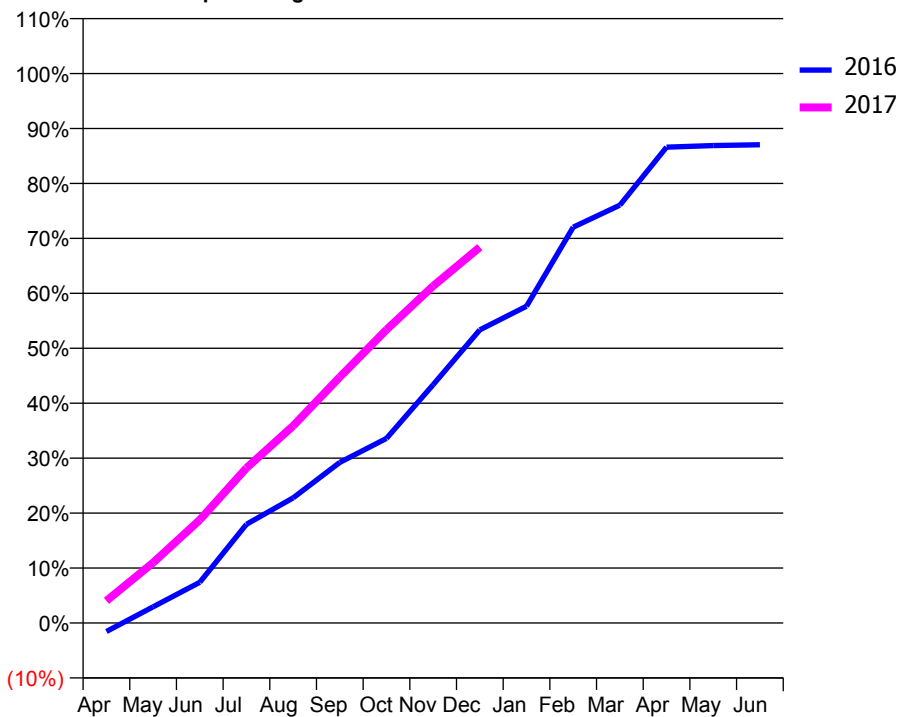
### ACCESS\*

Patients seen in 24 months	Total	Change since previous quarter
Quarter ending December 2015	5,386	
Quarter ending March 2016	5,114	↓
Quarter ending June 2016	5,266	↑
Quarter ending September 2016	5,172	↓
Quarter ending December 2016	5,198	→
<b>Variance since December 2015</b>	<b>(3.5%)</b>	<b>↓</b>



### ACTIVITY

Cumulative percentage of contracted UDA delivered 2016 & 2017



Month	Adjusted Scheduled Activity (UDA)	
	2016	2017
April	-328	842
May	617	2,289
June	1,543	3,911
July	3,741	5,878
August	4,746	7,477
September	6,088	9,324
October	7,001	11,118
November	9,039	12,777
December	11,114	14,248
January	12,009	
February	15,008	
March	15,841	
April	18,039	
May	18,102	
June	18,132	

### QUALITY

	Quantity	Base Number	Contract	AT	Region	England
% of FP17s for the same patient ID Re-attending within 3 months - Children	110	1,511	7.3%	10.5%	11.9%	12.4%
% of FP17s for the same patient ID Re-attending within 3 months - Adults	536	3,248	16.5%	15.9%	17.1%	16.6%
% of FP17s for the same patient ID Re-attending between 3 & 9 months - Children	593	1,511	39.2%	47.5%	46.2%	57.5%
% of FP17s for the same patient ID Re-attending between 3 & 9 months - Adults	990	3,248	30.5%	37.9%	37.8%	50.4%
% of FP17s for Band 1 Urgent Courses	358	4,138	8.7%	10.3%	10.6%	9.1%
% of FP17s Relating to Free Repair or Replacements	34	4,138	0.8%	0.7%	0.6%	0.8%
% of FP17s Relating to Continuations	116	4,138	2.8%	1.1%	0.9%	1.3%
% of Patients satisfied with the dentistry they have received	1	2	N/A	90.2%	90.3%	92.7%
% of Patients satisfied with the time they had to wait for an appointment	2	2	N/A	85.9%	83.8%	88.8%

\* This is based on patients treated on this contract for their most recent course of treatment. Figures in italics indicate the base number of FP17s or Patient Questionnaire responses are less than 100. N/A is shown where the base number of responses is less than 10 during the period. % is calculated as Quantity/Base number\*100

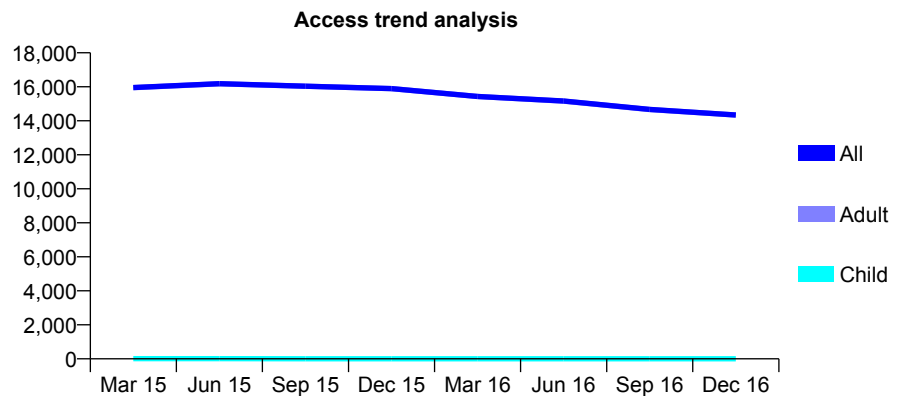
## Q63 - Vital Signs At a Glance Contract Report for 158100/0001 - December 2016

Name or company name	The Domiciliary Dental Practice
Contract type name	GDS Contract
Purpose of contract	General
Contract start date	01/07/2012
Contract end date	

16/17 Contracted general activity (UDA)	36,916
Carry forward general activity (UDA)	0
16/17 Contracted orthodontic activity (UOA)	0
Carry forward orthodontic activity (UOA)	0
Baseline contract value	£1,158,848.50

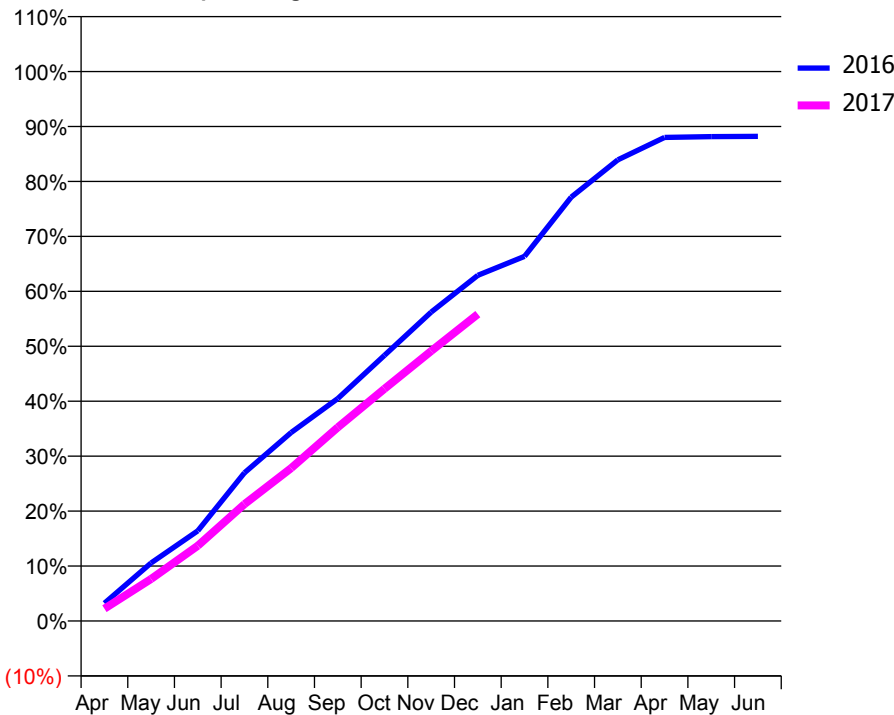
### ACCESS\*

Patients seen in 24 months	Total	Change since previous quarter
Quarter ending December 2015	15,895	
Quarter ending March 2016	15,433	↓
Quarter ending June 2016	15,161	↓
Quarter ending September 2016	14,668	↓
Quarter ending December 2016	14,343	↓
<b>Variance since December 2015</b>	<b>(9.8%)</b>	<b>↓</b>



### ACTIVITY

Cumulative percentage of contracted UDA delivered 2016 & 2017



### QUALITY

	Quantity	Base Number	Contract	AT	Region	England
% of FP17s for the same patient ID Re-attending within 3 months - Children	0	1	0.0%	10.5%	11.9%	12.4%
% of FP17s for the same patient ID Re-attending within 3 months - Adults	1,172	12,661	9.3%	15.9%	17.1%	16.6%
% of FP17s for the same patient ID Re-attending between 3 & 9 months - Children	1	1	100.0%	47.5%	46.2%	57.5%
% of FP17s for the same patient ID Re-attending between 3 & 9 months - Adults	7,229	12,661	57.1%	37.9%	37.8%	50.4%
% of FP17s for Band 1 Urgent Courses	351	11,805	3.0%	10.3%	10.6%	9.1%
% of FP17s Relating to Free Repair or Replacements	0	11,805	0.0%	0.7%	0.6%	0.8%
% of FP17s Relating to Continuations	171	11,805	1.4%	1.1%	0.9%	1.3%
% of Patients satisfied with the dentistry they have received	2	2	N/A	90.2%	90.3%	92.7%
% of Patients satisfied with the time they had to wait for an appointment	1	2	N/A	85.9%	83.8%	88.8%

\* This is based on patients treated on this contract for their most recent course of treatment. Figures in italics indicate the base number of FP17s or Patient Questionnaire responses are less than 100. N/A is shown where the base number of responses is less than 10 during the period. % is calculated as Quantity/Base number\*100



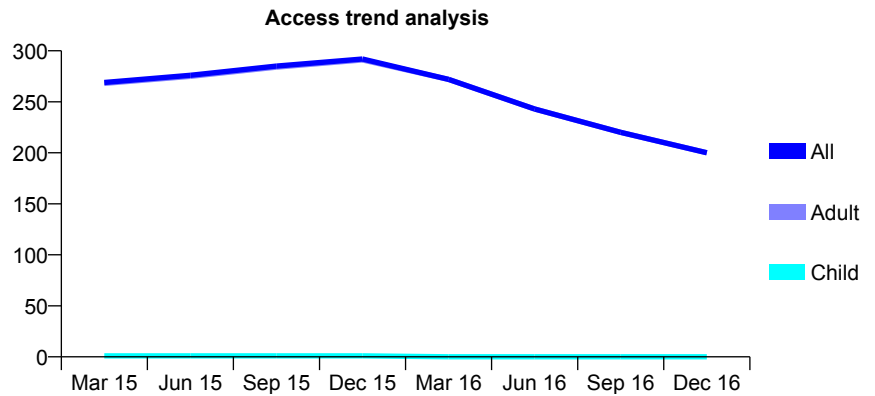
## Q63 - Vital Signs At a Glance Contract Report for 158100/0002 - December 2016

Name or company name	The Domiciliary Dental Practice
Contract type name	GDS Contract
Purpose of contract	General
Contract start date	01/07/2012
Contract end date	

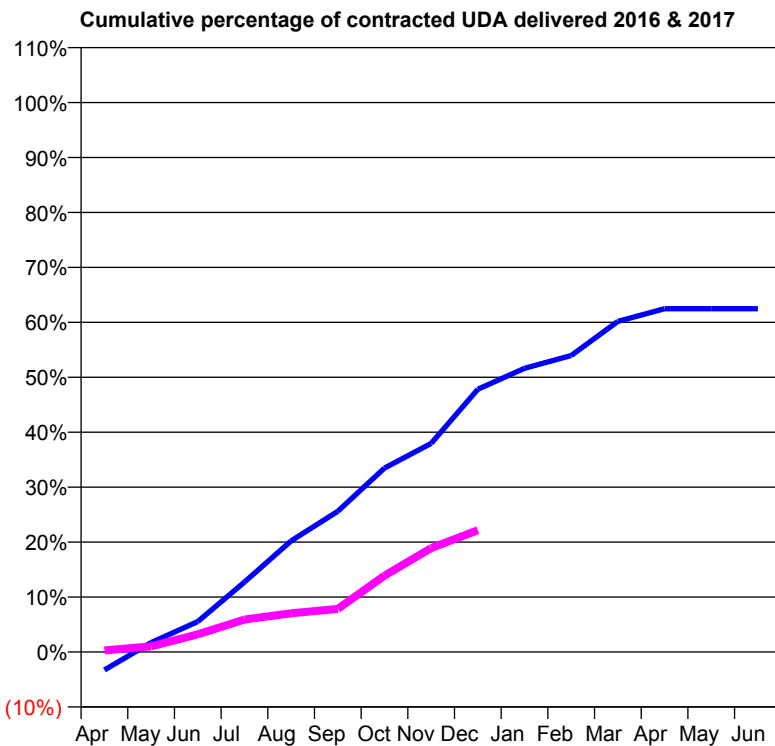
16/17 Contracted general activity (UDA)	1,000
Carry forward general activity (UDA)	0
16/17 Contracted orthodontic activity (UOA)	0
Carry forward orthodontic activity (UOA)	0
Baseline contract value	£39,765.80

### ACCESS\*

Patients seen in 24 months	Total	Change since previous quarter
Quarter ending December 2015	292	
Quarter ending March 2016	272	↓
Quarter ending June 2016	243	↓
Quarter ending September 2016	220	↓
Quarter ending December 2016	200	↓
<b>Variance since December 2015</b>	<b>(31.5%)</b>	<b>↓</b>



### ACTIVITY



Month	Adjusted Scheduled Activity (UDA)	
	2016	2017
April	-33	3
May	17	10
June	55	32
July	127	59
August	202	71
September	256	79
October	335	139
November	380	189
December	478	222
January	516	
February	540	
March	602	
April	625	
May	625	
June	625	

### QUALITY

	Quantity	Base Number	Contract	AT	Region	England
% of FP17s for the same patient ID Re-attending within 3 months - Children	0	0	N/A	10.5%	11.9%	12.4%
% of FP17s for the same patient ID Re-attending within 3 months - Adults	2	91	2.2%	15.9%	17.1%	16.6%
% of FP17s for the same patient ID Re-attending between 3 & 9 months - Children	0	0	N/A	47.5%	46.2%	57.5%
% of FP17s for the same patient ID Re-attending between 3 & 9 months - Adults	6	91	6.6%	37.9%	37.8%	50.4%
% of FP17s for Band 1 Urgent Courses	8	81	9.9%	10.3%	10.6%	9.1%
% of FP17s Relating to Free Repair or Replacements	0	81	0.0%	0.7%	0.6%	0.8%
% of FP17s Relating to Continuations	0	81	0.0%	1.1%	0.9%	1.3%
% of Patients satisfied with the dentistry they have received	0	1	N/A	90.2%	90.3%	92.7%
% of Patients satisfied with the time they had to wait for an appointment	0	1	N/A	85.9%	83.8%	88.8%

\* This is based on patients treated on this contract for their most recent course of treatment. Figures in italics indicate the base number of FP17s or Patient Questionnaire responses are less than 100. N/A is shown where the base number of responses is less than 10 during the period. % is calculated as Quantity/Base number\*100

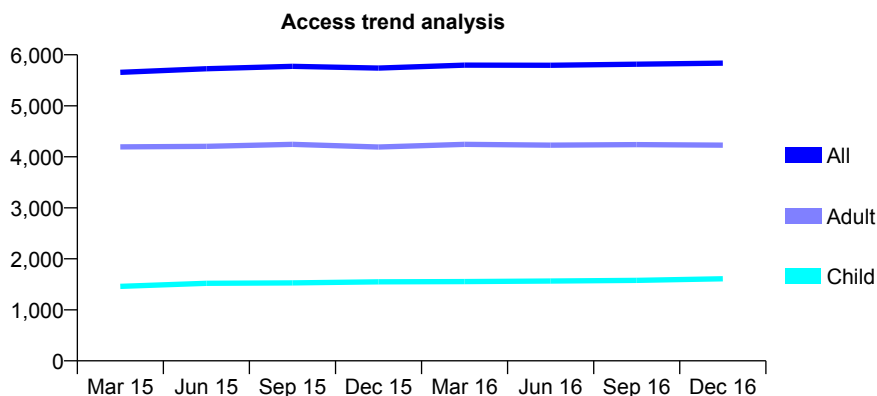
## Q63 - Vital Signs At a Glance Contract Report for 158135/0001 - December 2016

Name or company name	Mr S Patel & Mr MP Patel
Contract type name	GDS Contract
Purpose of contract	General
Contract start date	01/11/2010
Contract end date	

16/17 Contracted general activity (UDA)	11,893
Carry forward general activity (UDA)	384
16/17 Contracted orthodontic activity (UOA)	0
Carry forward orthodontic activity (UOA)	0
Baseline contract value	£283,729.94

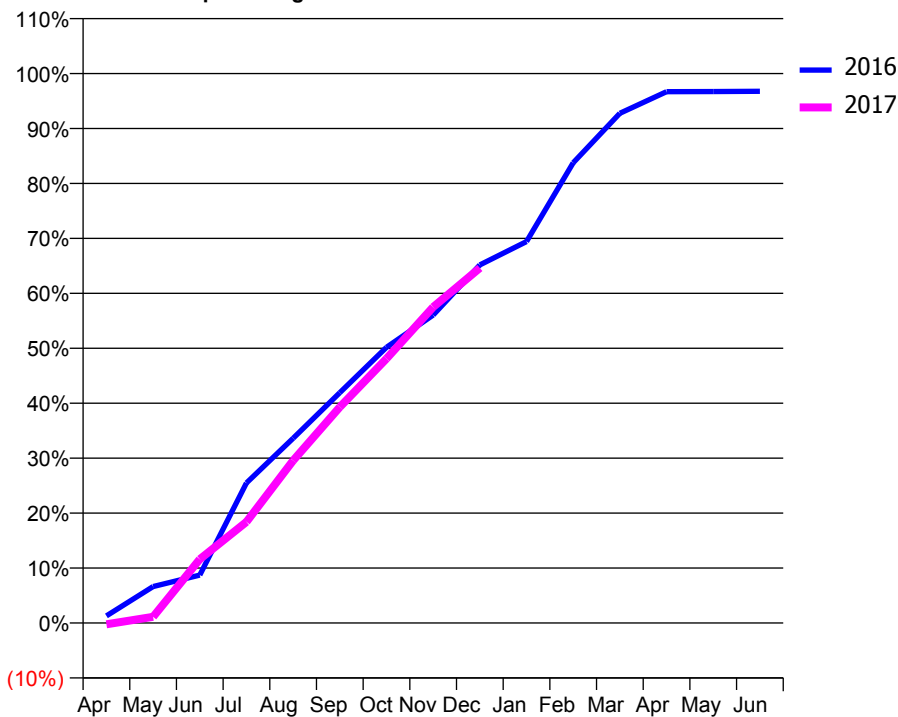
### ACCESS\*

Patients seen in 24 months	Total	Change since previous quarter
Quarter ending December 2015	5,741	
Quarter ending March 2016	5,797	→
Quarter ending June 2016	5,795	→
Quarter ending September 2016	5,816	→
Quarter ending December 2016	5,837	→
<b>Variance since December 2015</b>	<b>1.7%</b>	<b>→</b>



### ACTIVITY

Cumulative percentage of contracted UDA delivered 2016 & 2017



Month	Adjusted Scheduled Activity (UDA)	
	2016	2017
April	156	-31
May	788	135
June	1,039	1,381
July	3,031	2,188
August	3,998	3,516
September	4,986	4,674
October	5,968	5,722
November	6,666	6,838
December	7,752	7,684
January	8,257	
February	9,962	
March	11,032	
April	11,500	
May	11,501	
June	11,509	

### QUALITY

	Quantity	Base Number	Contract	AT	Region	England
% of FP17s for the same patient ID Re-attending within 3 months - Children	104	1,483	7.0%	10.5%	11.9%	12.4%
% of FP17s for the same patient ID Re-attending within 3 months - Adults	439	3,401	12.9%	15.9%	17.1%	16.6%
% of FP17s for the same patient ID Re-attending between 3 & 9 months - Children	749	1,483	50.5%	47.5%	46.2%	57.5%
% of FP17s for the same patient ID Re-attending between 3 & 9 months - Adults	1,408	3,401	41.4%	37.9%	37.8%	50.4%
% of FP17s for Band 1 Urgent Courses	443	4,260	10.4%	10.3%	10.6%	9.1%
% of FP17s Relating to Free Repair or Replacements	15	4,260	0.4%	0.7%	0.6%	0.8%
% of FP17s Relating to Continuations	40	4,260	0.9%	1.1%	0.9%	1.3%
% of Patients satisfied with the dentistry they have received	1	1	N/A	90.2%	90.3%	92.7%
% of Patients satisfied with the time they had to wait for an appointment	1	1	N/A	85.9%	83.8%	88.8%

\* This is based on patients treated on this contract for their most recent course of treatment. Figures in italics indicate the base number of FP17s or Patient Questionnaire responses are less than 100. N/A is shown where the base number of responses is less than 10 during the period. % is calculated as Quantity/Base number\*100

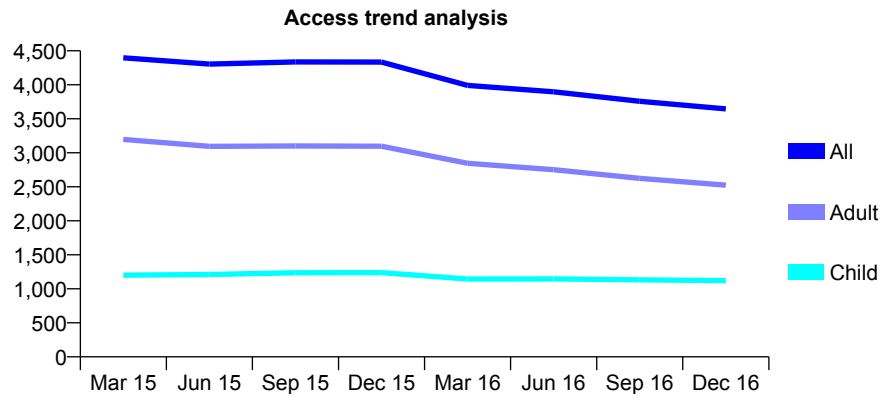
## Q63 - Vital Signs At a Glance Contract Report for 158402/0001 - December 2016

Name or company name	Charlton Dental Care Ltd
Contract type name	GDS Contract
Purpose of contract	General
Contract start date	01/04/2010
Contract end date	

16/17 Contracted general activity (UDA)	15,510
Carry forward general activity (UDA)	500
16/17 Contracted orthodontic activity (UOA)	0
Carry forward orthodontic activity (UOA)	0
Baseline contract value	£414,949.29

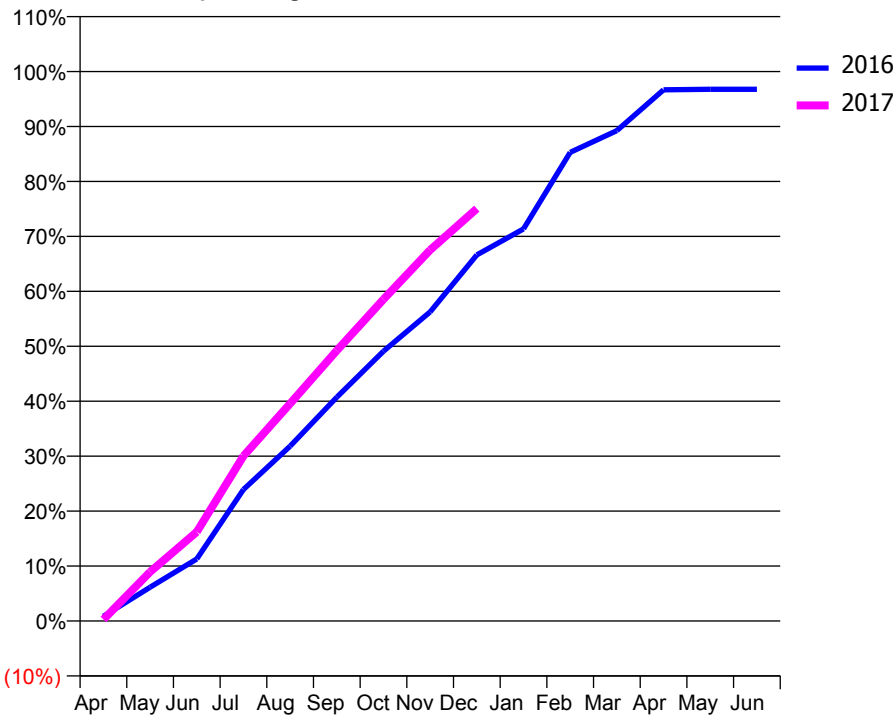
### ACCESS\*

Patients seen in 24 months	Total	Change since previous quarter
Quarter ending December 2015	4,335	
Quarter ending March 2016	3,991	↓
Quarter ending June 2016	3,898	↓
Quarter ending September 2016	3,757	↓
Quarter ending December 2016	3,646	↓
<b>Variance since December 2015</b>	<b>(15.9%)</b>	<b>↓</b>



### ACTIVITY

Cumulative percentage of contracted UDA delivered 2016 & 2017



Month	Adjusted Scheduled Activity (UDA)	
	2016	2017
April	133	42
May	955	1,388
June	1,752	2,516
July	3,714	4,658
August	4,937	6,138
September	6,319	7,636
October	7,616	9,079
November	8,727	10,473
December	10,335	11,640
January	11,068	
February	13,229	
March	13,841	
April	14,994	
May	15,009	
June	15,010	

### QUALITY

	Quantity	Base Number	Contract	AT	Region	England
% of FP17s for the same patient ID Re-attending within 3 months - Children	65	1,134	5.7%	10.5%	11.9%	12.4%
% of FP17s for the same patient ID Re-attending within 3 months - Adults	221	2,243	9.9%	15.9%	17.1%	16.6%
% of FP17s for the same patient ID Re-attending between 3 & 9 months - Children	491	1,134	43.3%	47.5%	46.2%	57.5%
% of FP17s for the same patient ID Re-attending between 3 & 9 months - Adults	950	2,243	42.4%	37.9%	37.8%	50.4%
% of FP17s for Band 1 Urgent Courses	83	3,130	2.7%	10.3%	10.6%	9.1%
% of FP17s Relating to Free Repair or Replacements	69	3,130	2.2%	0.7%	0.6%	0.8%
% of FP17s Relating to Continuations	56	3,130	1.8%	1.1%	0.9%	1.3%
% of Patients satisfied with the dentistry they have received	0	1	N/A	90.2%	90.3%	92.7%
% of Patients satisfied with the time they had to wait for an appointment	0	1	N/A	85.9%	83.8%	88.8%

\* This is based on patients treated on this contract for their most recent course of treatment. Figures in italics indicate the base number of FP17s or Patient Questionnaire responses are less than 100. N/A is shown where the base number of responses is less than 10 during the period. % is calculated as Quantity/Base number\*100

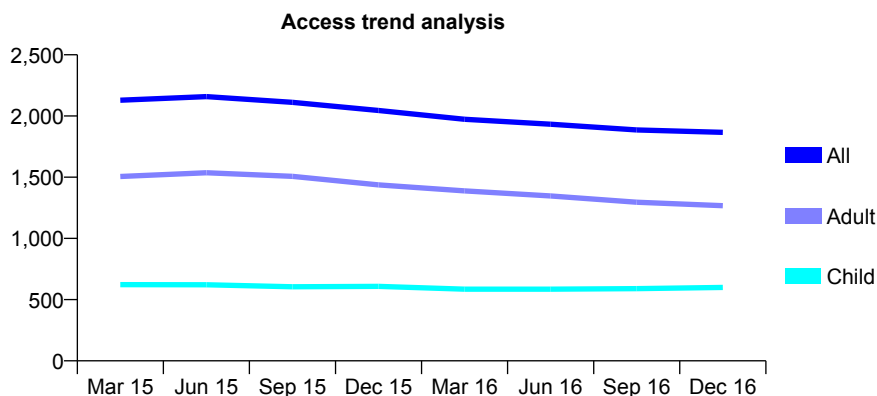
## Q63 - Vital Signs At a Glance Contract Report for 158461/0001 - December 2016

Name or company name	The Mullally Dental Practice Ltd
Contract type name	GDS Contract
Purpose of contract	General
Contract start date	01/07/2008
Contract end date	

16/17 Contracted general activity (UDA)	6,944
Carry forward general activity (UDA)	39
16/17 Contracted orthodontic activity (UOA)	0
Carry forward orthodontic activity (UOA)	0
Baseline contract value	£203,842.16

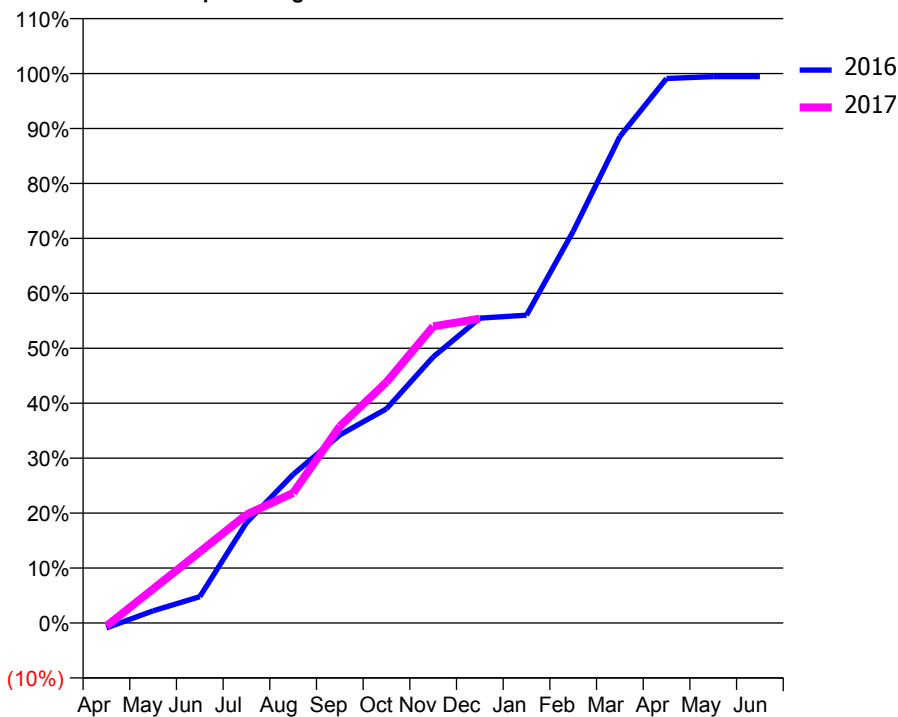
### ACCESS\*

Patients seen in 24 months	Total	Change since previous quarter
Quarter ending December 2015	2,045	
Quarter ending March 2016	1,973	↓
Quarter ending June 2016	1,933	↓
Quarter ending September 2016	1,886	↓
Quarter ending December 2016	1,867	↓
<b>Variance since December 2015</b>	<b>(8.7%)</b>	<b>↓</b>



### ACTIVITY

Cumulative percentage of contracted UDA delivered 2016 & 2017



Adjusted Scheduled Activity (UDA)

Month	2016	2017
April	-63	-39
May	155	431
June	333	899
July	1,269	1,371
August	1,878	1,643
September	2,377	2,487
October	2,707	3,044
November	3,363	3,748
December	3,852	3,845
January	3,890	
February	4,949	
March	6,149	
April	6,881	
May	6,905	
June	6,905	

### QUALITY

	Quantity	Base Number	Contract	AT	Region	England
% of FP17s for the same patient ID Re-attending within 3 months - Children	22	362	6.1%	10.5%	11.9%	12.4%
% of FP17s for the same patient ID Re-attending within 3 months - Adults	143	908	15.7%	15.9%	17.1%	16.6%
% of FP17s for the same patient ID Re-attending between 3 & 9 months - Children	85	362	23.5%	47.5%	46.2%	57.5%
% of FP17s for the same patient ID Re-attending between 3 & 9 months - Adults	237	908	26.1%	37.9%	37.8%	50.4%
% of FP17s for Band 1 Urgent Courses	12	1,027	1.2%	10.3%	10.6%	9.1%
% of FP17s Relating to Free Repair or Replacements	6	1,027	0.6%	0.7%	0.6%	0.8%
% of FP17s Relating to Continuations	41	1,027	4.0%	1.1%	0.9%	1.3%
% of Patients satisfied with the dentistry they have received	1	1	N/A	90.2%	90.3%	92.7%
% of Patients satisfied with the time they had to wait for an appointment	1	1	N/A	85.9%	83.8%	88.8%

\* This is based on patients treated on this contract for their most recent course of treatment. Figures in italics indicate the base number of FP17s or Patient Questionnaire responses are less than 100. N/A is shown where the base number of responses is less than 10 during the period. % is calculated as Quantity/Base number\*100

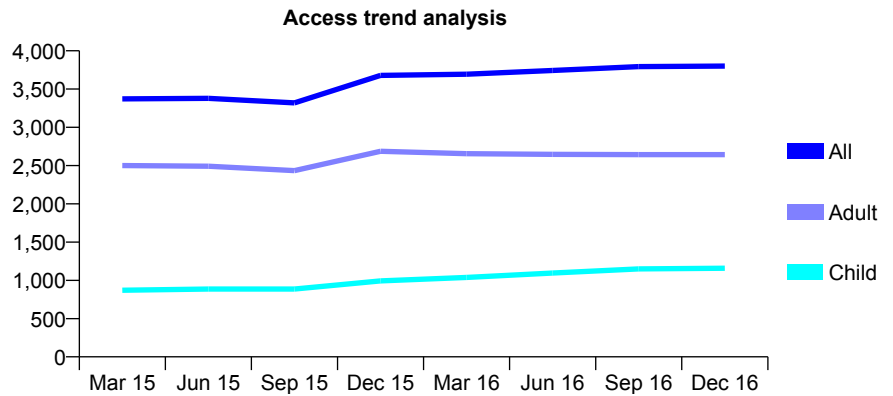
## Q63 - Vital Signs At a Glance Contract Report for 158879/0001 - December 2016

Name or company name	Woodside Dental Clinic
Contract type name	GDS Contract
Purpose of contract	General
Contract start date	20/06/2011
Contract end date	

16/17 Contracted general activity (UDA)	6,523
Carry forward general activity (UDA)	-44
16/17 Contracted orthodontic activity (UOA)	0
Carry forward orthodontic activity (UOA)	0
Baseline contract value	£168,232.68

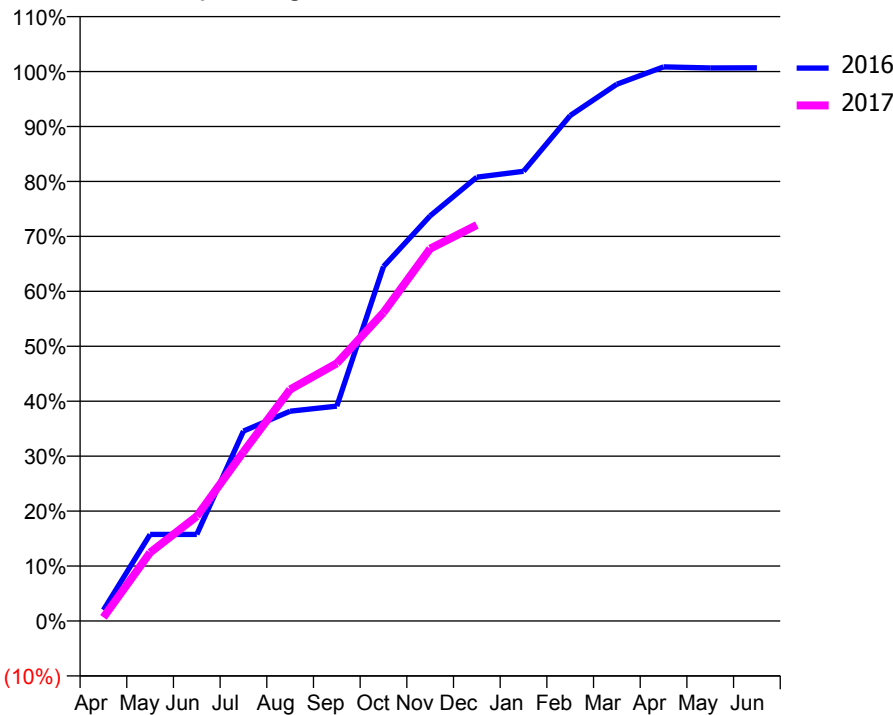
### ACCESS\*

Patients seen in 24 months	Total	Change since previous quarter
Quarter ending December 2015	3,679	
Quarter ending March 2016	3,694	→
Quarter ending June 2016	3,743	→
Quarter ending September 2016	3,793	→
Quarter ending December 2016	3,801	→
<b>Variance since December 2015</b>	<b>3.3%</b>	<b>↑</b>



### ACTIVITY

Cumulative percentage of contracted UDA delivered 2016 & 2017



Month	Adjusted Scheduled Activity (UDA)	
	2016	2017
April	130	44
May	1,028	813
June	1,028	1,243
July	2,255	2,007
August	2,491	2,749
September	2,551	3,060
October	4,208	3,662
November	4,809	4,421
December	5,269	4,701
January	5,339	
February	6,000	
March	6,372	
April	6,578	
May	6,565	
June	6,567	

### QUALITY

	Quantity	Base Number	Contract	AT	Region	England
% of FP17s for the same patient ID Re-attending within 3 months - Children	40	1,106	3.6%	10.5%	11.9%	12.4%
% of FP17s for the same patient ID Re-attending within 3 months - Adults	155	1,884	8.2%	15.9%	17.1%	16.6%
% of FP17s for the same patient ID Re-attending between 3 & 9 months - Children	535	1,106	48.4%	47.5%	46.2%	57.5%
% of FP17s for the same patient ID Re-attending between 3 & 9 months - Adults	590	1,884	31.3%	37.9%	37.8%	50.4%
% of FP17s for Band 1 Urgent Courses	204	2,786	7.3%	10.3%	10.6%	9.1%
% of FP17s Relating to Free Repair or Replacements	3	2,786	0.1%	0.7%	0.6%	0.8%
% of FP17s Relating to Continuations	0	2,786	0.0%	1.1%	0.9%	1.3%
% of Patients satisfied with the dentistry they have received	3	4	N/A	90.2%	90.3%	92.7%
% of Patients satisfied with the time they had to wait for an appointment	4	4	N/A	85.9%	83.8%	88.8%

\* This is based on patients treated on this contract for their most recent course of treatment. Figures in italics indicate the base number of FP17s or Patient Questionnaire responses are less than 100. N/A is shown where the base number of responses is less than 10 during the period. % is calculated as Quantity/Base number\*100

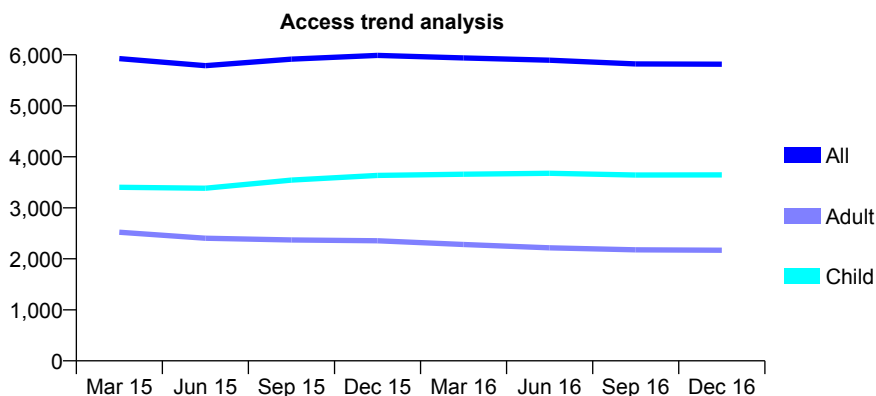
## Q63 - Vital Signs At a Glance Contract Report for 159247/0001 - December 2016

Name or company name	Half Moon Dental Centre Ltd
Contract type name	GDS Contract
Purpose of contract	General
Contract start date	01/04/2013
Contract end date	

16/17 Contracted general activity (UDA)	11,000
Carry forward general activity (UDA)	0
16/17 Contracted orthodontic activity (UOA)	0
Carry forward orthodontic activity (UOA)	0
Baseline contract value	£254,327.23

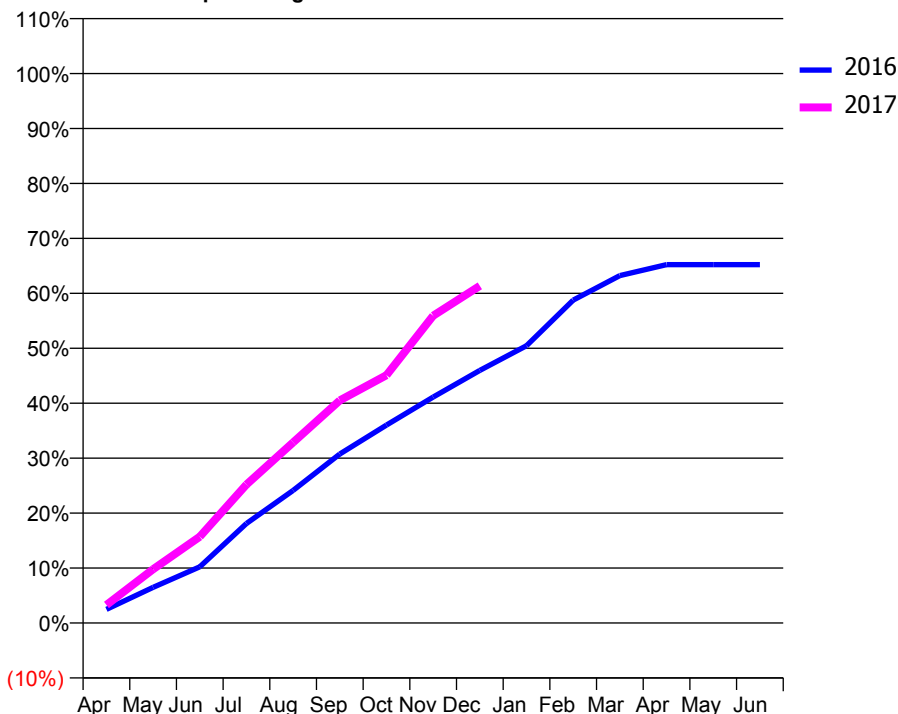
### ACCESS\*

Patients seen in 24 months	Total	Change since previous quarter
Quarter ending December 2015	5,987	
Quarter ending March 2016	5,939	→
Quarter ending June 2016	5,893	→
Quarter ending September 2016	5,820	↓
Quarter ending December 2016	5,816	→
<b>Variance since December 2015</b>	<b>(2.9%)</b>	<b>↓</b>



### ACTIVITY

Cumulative percentage of contracted UDA delivered 2016 & 2017



Month	Adjusted Scheduled Activity (UDA)	
	2016	2017
April	372	363
May	974	1,076
June	1,533	1,730
July	2,719	2,773
August	3,619	3,617
September	4,613	4,457
October	5,404	4,961
November	6,169	6,151
December	6,897	6,750
January	7,568	
February	8,813	
March	9,484	
April	9,783	
May	9,783	
June	9,784	

### QUALITY

	Quantity	Base Number	Contract	AT	Region	England
% of FP17s for the same patient ID Re-attending within 3 months - Children	196	3,083	6.4%	10.5%	11.9%	12.4%
% of FP17s for the same patient ID Re-attending within 3 months - Adults	132	1,584	8.3%	15.9%	17.1%	16.6%
% of FP17s for the same patient ID Re-attending between 3 & 9 months - Children	1,271	3,083	41.2%	47.5%	46.2%	57.5%
% of FP17s for the same patient ID Re-attending between 3 & 9 months - Adults	619	1,584	39.1%	37.9%	37.8%	50.4%
% of FP17s for Band 1 Urgent Courses	40	4,421	0.9%	10.3%	10.6%	9.1%
% of FP17s Relating to Free Repair or Replacements	20	4,421	0.5%	0.7%	0.6%	0.8%
% of FP17s Relating to Continuations	21	4,421	0.5%	1.1%	0.9%	1.3%
% of Patients satisfied with the dentistry they have received	2	2	N/A	90.2%	90.3%	92.7%
% of Patients satisfied with the time they had to wait for an appointment	2	2	N/A	85.9%	83.8%	88.8%

\* This is based on patients treated on this contract for their most recent course of treatment. Figures in italics indicate the base number of FP17s or Patient Questionnaire responses are less than 100. N/A is shown where the base number of responses is less than 10 during the period. % is calculated as Quantity/Base number\*100

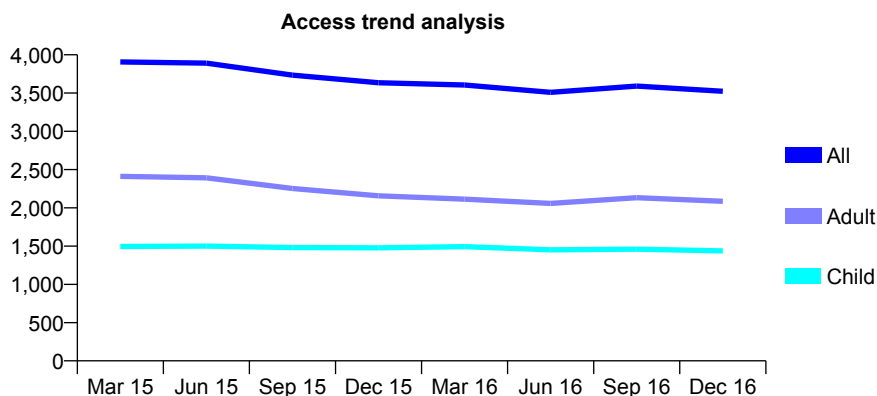
## Q63 - Vital Signs At a Glance Contract Report for 160113/0001 - December 2016

Name or company name	Townley Road Dental Practice
Contract type name	GDS Contract
Purpose of contract	General
Contract start date	01/01/2013
Contract end date	

16/17 Contracted general activity (UDA)	10,000
Carry forward general activity (UDA)	0
16/17 Contracted orthodontic activity (UOA)	0
Carry forward orthodontic activity (UOA)	0
Baseline contract value	£240,386.17

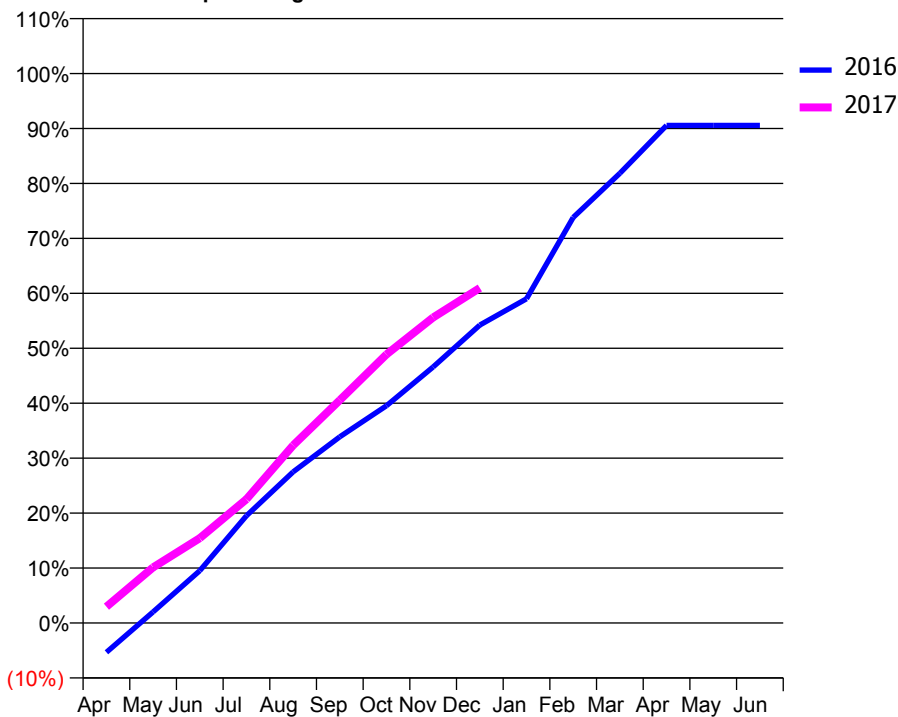
### ACCESS\*

Patients seen in 24 months	Total	Change since previous quarter
Quarter ending December 2015	3,634	
Quarter ending March 2016	3,605	→
Quarter ending June 2016	3,509	↓
Quarter ending September 2016	3,592	↑
Quarter ending December 2016	3,523	↓
<b>Variance since December 2015</b>	<b>(3.1%)</b>	<b>↓</b>



### ACTIVITY

Cumulative percentage of contracted UDA delivered 2016 & 2017



Month	Adjusted Scheduled Activity (UDA)	
	2016	2017
April	-536	298
May	202	1,013
June	953	1,544
July	1,953	2,253
August	2,752	3,233
September	3,388	4,057
October	3,954	4,889
November	4,661	5,561
December	5,422	6,098
January	5,900	
February	7,380	
March	8,185	
April	9,054	
May	9,054	
June	9,054	

### QUALITY

	Quantity	Base Number	Contract	AT	Region	England
% of FP17s for the same patient ID Re-attending within 3 months - Children	78	1,187	6.6%	10.5%	11.9%	12.4%
% of FP17s for the same patient ID Re-attending within 3 months - Adults	276	1,598	17.3%	15.9%	17.1%	16.6%
% of FP17s for the same patient ID Re-attending between 3 & 9 months - Children	486	1,187	40.9%	47.5%	46.2%	57.5%
% of FP17s for the same patient ID Re-attending between 3 & 9 months - Adults	561	1,598	35.1%	37.9%	37.8%	50.4%
% of FP17s for Band 1 Urgent Courses	185	2,536	7.3%	10.3%	10.6%	9.1%
% of FP17s Relating to Free Repair or Replacements	19	2,536	0.7%	0.7%	0.6%	0.8%
% of FP17s Relating to Continuations	74	2,536	2.9%	1.1%	0.9%	1.3%
% of Patients satisfied with the dentistry they have received	0	0	N/A	90.2%	90.3%	92.7%
% of Patients satisfied with the time they had to wait for an appointment	0	0	N/A	85.9%	83.8%	88.8%

\* This is based on patients treated on this contract for their most recent course of treatment. Figures in italics indicate the base number of FP17s or Patient Questionnaire responses are less than 100. N/A is shown where the base number of responses is less than 10 during the period. % is calculated as Quantity/Base number\*100



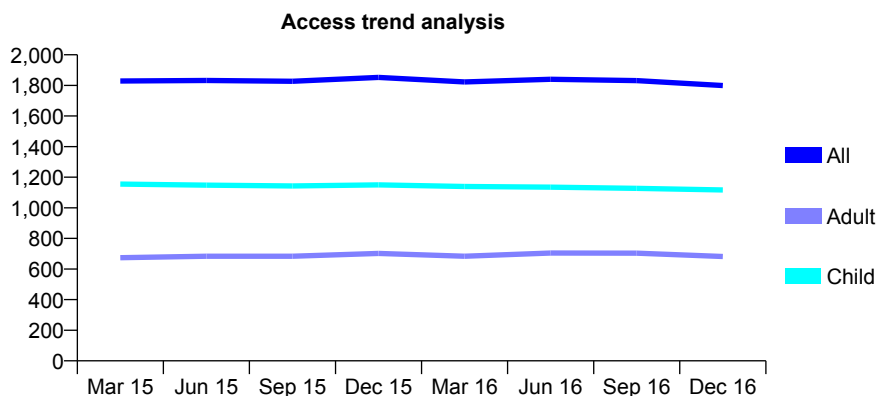
## Q63 - Vital Signs At a Glance Contract Report for 160989/0001 - December 2016

Name or company name	Mr S Perry and Mrs S Perry
Contract type name	GDS Contract
Purpose of contract	General
Contract start date	01/08/2009
Contract end date	

16/17 Contracted general activity (UDA)	5,092
Carry forward general activity (UDA)	0
16/17 Contracted orthodontic activity (UOA)	0
Carry forward orthodontic activity (UOA)	0
Baseline contract value	£120,980.96

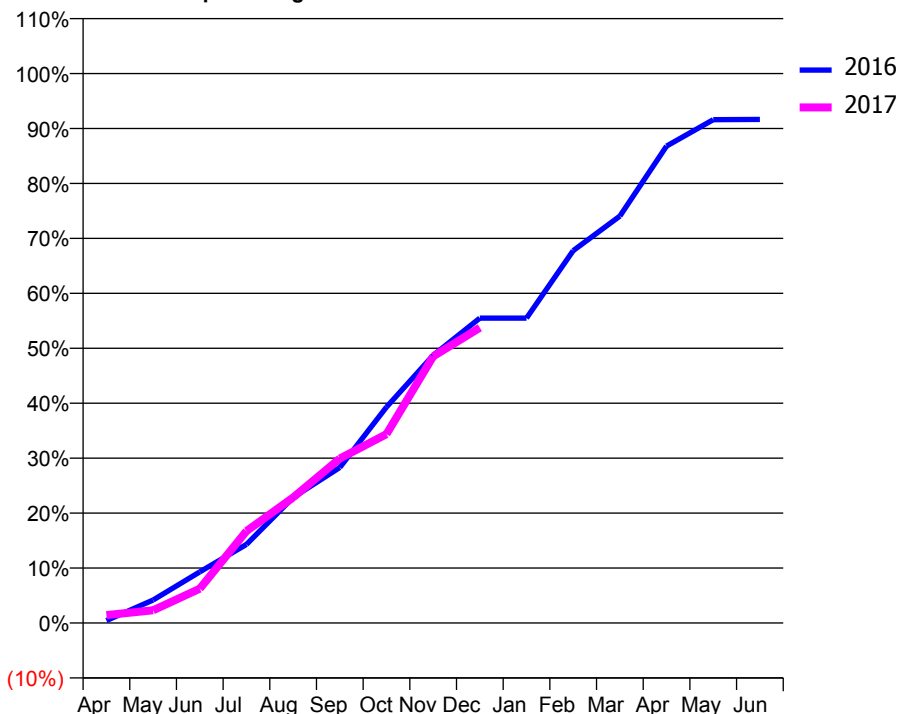
### ACCESS\*

Patients seen in 24 months	Total	Change since previous quarter
Quarter ending December 2015	1,852	
Quarter ending March 2016	1,823	↓
Quarter ending June 2016	1,840	→
Quarter ending September 2016	1,831	→
Quarter ending December 2016	1,799	↓
<b>Variance since December 2015</b>	<b>(2.9%)</b>	<b>↓</b>



### ACTIVITY

Cumulative percentage of contracted UDA delivered 2016 & 2017



Month	Adjusted Scheduled Activity (UDA)	
	2016	2017
April	23	73
May	213	118
June	473	318
July	728	851
August	1,163	1,163
September	1,442	1,524
October	2,001	1,750
November	2,481	2,471
December	2,826	2,736
January	2,826	
February	3,450	
March	3,771	
April	4,419	
May	4,665	
June	4,667	

### QUALITY

	Quantity	Base Number	Contract	AT	Region	England
% of FP17s for the same patient ID Re-attending within 3 months - Children	59	1,365	4.3%	10.5%	11.9%	12.4%
% of FP17s for the same patient ID Re-attending within 3 months - Adults	74	574	12.9%	15.9%	17.1%	16.6%
% of FP17s for the same patient ID Re-attending between 3 & 9 months - Children	952	1,365	69.7%	47.5%	46.2%	57.5%
% of FP17s for the same patient ID Re-attending between 3 & 9 months - Adults	289	574	50.3%	37.9%	37.8%	50.4%
% of FP17s for Band 1 Urgent Courses	47	1,502	3.1%	10.3%	10.6%	9.1%
% of FP17s Relating to Free Repair or Replacements	1	1,502	0.1%	0.7%	0.6%	0.8%
% of FP17s Relating to Continuations	2	1,502	0.1%	1.1%	0.9%	1.3%
% of Patients satisfied with the dentistry they have received	2	2	N/A	90.2%	90.3%	92.7%
% of Patients satisfied with the time they had to wait for an appointment	2	2	N/A	85.9%	83.8%	88.8%

\* This is based on patients treated on this contract for their most recent course of treatment. Figures in italics indicate the base number of FP17s or Patient Questionnaire responses are less than 100. N/A is shown where the base number of responses is less than 10 during the period. % is calculated as Quantity/Base number\*100

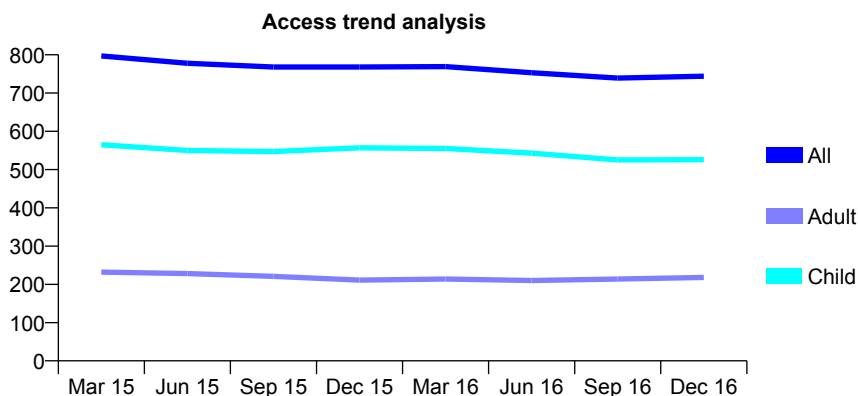
## Q63 - Vital Signs At a Glance Contract Report for 161020/0001 - December 2016

Name or company name	Kingston Hill Dental Practice
Contract type name	GDS Contract
Purpose of contract	General
Contract start date	01/04/2010
Contract end date	

16/17 Contracted general activity (UDA)	1,500
Carry forward general activity (UDA)	1
16/17 Contracted orthodontic activity (UOA)	0
Carry forward orthodontic activity (UOA)	0
Baseline contract value	£35,140.48

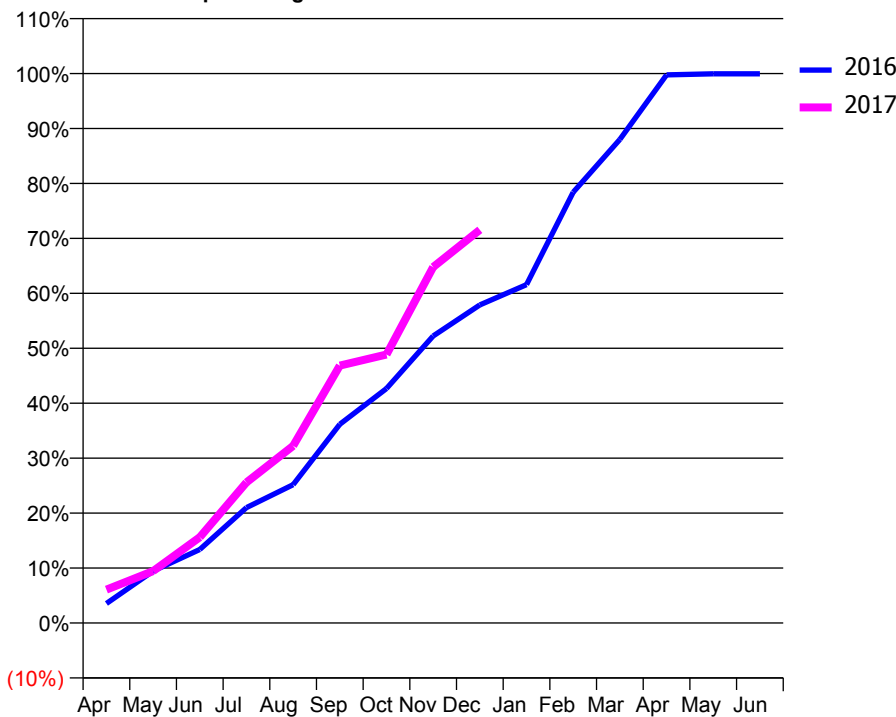
### ACCESS\*

Patients seen in 24 months	Total	Change since previous quarter
Quarter ending December 2015	768	
Quarter ending March 2016	769	→
Quarter ending June 2016	753	↓
Quarter ending September 2016	739	↓
Quarter ending December 2016	744	→
<b>Variance since December 2015</b>	<b>(3.1%)</b>	<b>↓</b>



### ACTIVITY

Cumulative percentage of contracted UDA delivered 2016 & 2017



Month	Adjusted Scheduled Activity (UDA)	
	2016	2017
April	53	91
May	142	142
June	201	234
July	315	384
August	378	483
September	543	703
October	640	733
November	783	972
December	868	1,073
January	924	
February	1,176	
March	1,320	
April	1,496	
May	1,499	
June	1,499	

### QUALITY

	Quantity	Base Number	Contract	AT	Region	England
% of FP17s for the same patient ID Re-attending within 3 months - Children	29	585	5.0%	10.5%	11.9%	12.4%
% of FP17s for the same patient ID Re-attending within 3 months - Adults	16	129	12.4%	15.9%	17.1%	16.6%
% of FP17s for the same patient ID Re-attending between 3 & 9 months - Children	342	585	58.5%	47.5%	46.2%	57.5%
% of FP17s for the same patient ID Re-attending between 3 & 9 months - Adults	53	129	41.1%	37.9%	37.8%	50.4%
% of FP17s for Band 1 Urgent Courses	21	646	3.3%	10.3%	10.6%	9.1%
% of FP17s Relating to Free Repair or Replacements	0	646	0.0%	0.7%	0.6%	0.8%
% of FP17s Relating to Continuations	0	646	0.0%	1.1%	0.9%	1.3%
% of Patients satisfied with the dentistry they have received	2	2	N/A	90.2%	90.3%	92.7%
% of Patients satisfied with the time they had to wait for an appointment	2	2	N/A	85.9%	83.8%	88.8%

\* This is based on patients treated on this contract for their most recent course of treatment. Figures in italics indicate the base number of FP17s or Patient Questionnaire responses are less than 100. N/A is shown where the base number of responses is less than 10 during the period. % is calculated as Quantity/Base number\*100

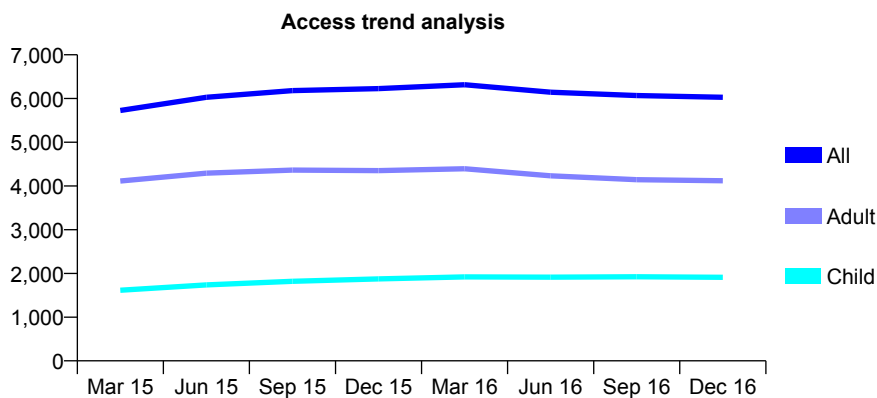
## Q63 - Vital Signs At a Glance Contract Report for 163945/0001 - December 2016

Name or company name	Wandsworth Town Dental Practice Limited
Contract type name	GDS Contract
Purpose of contract	General
Contract start date	10/10/2011
Contract end date	

16/17 Contracted general activity (UDA)	18,500
Carry forward general activity (UDA)	129
16/17 Contracted orthodontic activity (UOA)	0
Carry forward orthodontic activity (UOA)	0
Baseline contract value	£522,499.06

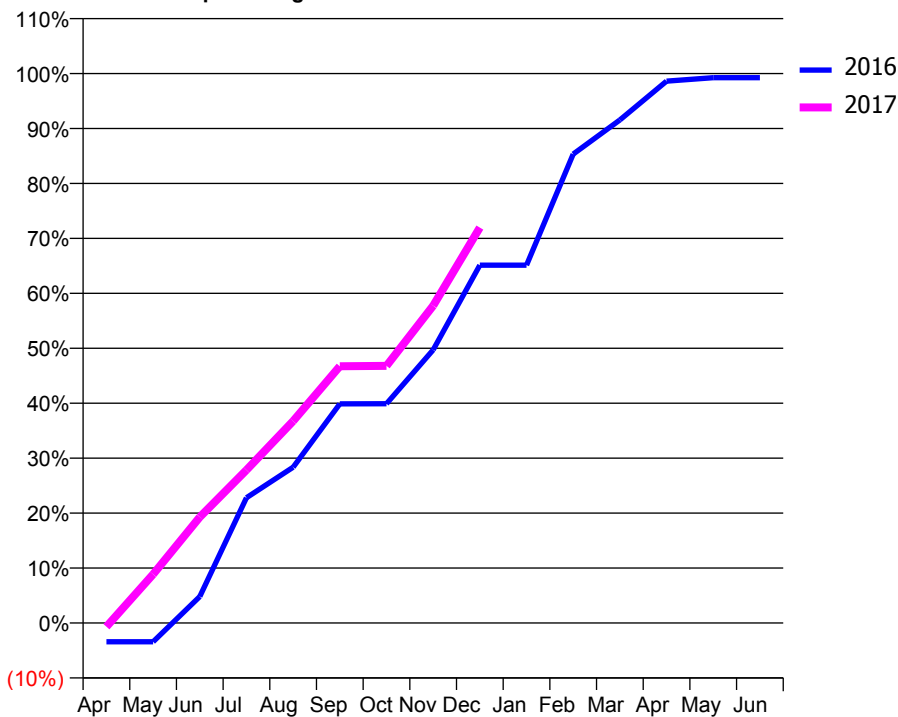
### ACCESS\*

Patients seen in 24 months	Total	Change since previous quarter
Quarter ending December 2015	6,226	
Quarter ending March 2016	6,314	→
Quarter ending June 2016	6,145	↓
Quarter ending September 2016	6,067	↓
Quarter ending December 2016	6,030	→
<b>Variance since December 2015</b>	<b>(3.1%)</b>	<b>↓</b>



### ACTIVITY

Cumulative percentage of contracted UDA delivered 2016 & 2017



Month	Adjusted Scheduled Activity (UDA)	
	2016	2017
April	-584	-129
May	-584	1,639
June	820	3,567
July	3,877	5,150
August	4,820	6,801
September	6,780	8,645
October	6,783	8,657
November	8,449	10,681
December	11,069	13,313
January	11,069	
February	14,506	
March	15,565	
April	16,762	
May	16,870	
June	16,871	

### QUALITY

	Quantity	Base Number	Contract	AT	Region	England
% of FP17s for the same patient ID Re-attending within 3 months - Children	220	1,593	13.8%	10.5%	11.9%	12.4%
% of FP17s for the same patient ID Re-attending within 3 months - Adults	760	3,499	21.7%	15.9%	17.1%	16.6%
% of FP17s for the same patient ID Re-attending between 3 & 9 months - Children	346	1,593	21.7%	47.5%	46.2%	57.5%
% of FP17s for the same patient ID Re-attending between 3 & 9 months - Adults	590	3,499	16.9%	37.9%	37.8%	50.4%
% of FP17s for Band 1 Urgent Courses	1,473	4,596	32.0%	10.3%	10.6%	9.1%
% of FP17s Relating to Free Repair or Replacements	0	4,596	0.0%	0.7%	0.6%	0.8%
% of FP17s Relating to Continuations	1	4,596	0.0%	1.1%	0.9%	1.3%
% of Patients satisfied with the dentistry they have received	0	2	N/A	90.2%	90.3%	92.7%
% of Patients satisfied with the time they had to wait for an appointment	1	2	N/A	85.9%	83.8%	88.8%

\* This is based on patients treated on this contract for their most recent course of treatment. Figures in italics indicate the base number of FP17s or Patient Questionnaire responses are less than 100. N/A is shown where the base number of responses is less than 10 during the period. % is calculated as Quantity/Base number\*100

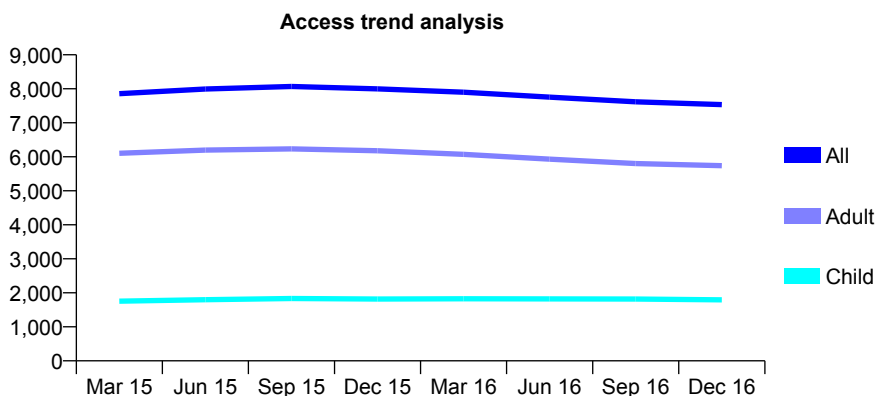
## Q63 - Vital Signs At a Glance Contract Report for 164151/0001 - December 2016

Name or company name	The Crystal Palace Dental Centre
Contract type name	GDS Contract
Purpose of contract	General
Contract start date	01/04/2006
Contract end date	

16/17 Contracted general activity (UDA)	16,490
Carry forward general activity (UDA)	-266
16/17 Contracted orthodontic activity (UOA)	0
Carry forward orthodontic activity (UOA)	0
Baseline contract value	£456,753.52

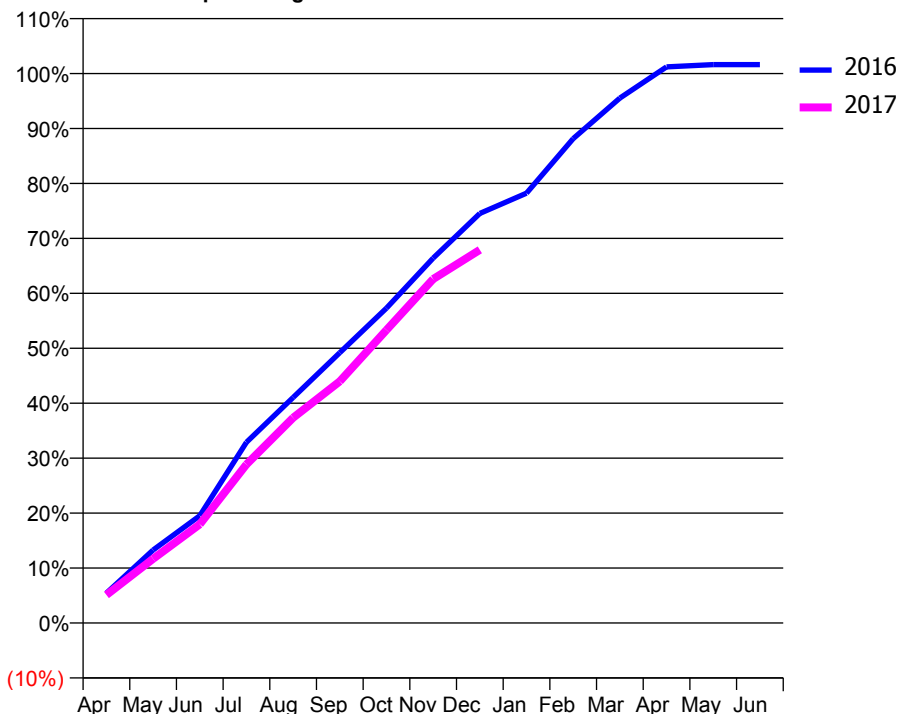
### ACCESS\*

Patients seen in 24 months	Total	Change since previous quarter
Quarter ending December 2015	7,998	
Quarter ending March 2016	7,899	↓
Quarter ending June 2016	7,755	↓
Quarter ending September 2016	7,616	↓
Quarter ending December 2016	7,535	↓
<b>Variance since December 2015</b>	<b>(5.8%)</b>	<b>↓</b>



### ACTIVITY

Cumulative percentage of contracted UDA delivered 2016 & 2017



Month	Adjusted Scheduled Activity (UDA)	
	2016	2017
April	898	844
May	2,190	1,928
June	3,218	2,962
July	5,424	4,760
August	6,768	6,159
September	8,114	7,254
October	9,448	8,793
November	10,950	10,321
December	12,290	11,200
January	12,900	
February	14,537	
March	15,754	
April	16,690	
May	16,757	
June	16,756	

### QUALITY

	Quantity	Base Number	Contract	AT	Region	England
% of FP17s for the same patient ID Re-attending within 3 months - Children	91	1,283	7.1%	10.5%	11.9%	12.4%
% of FP17s for the same patient ID Re-attending within 3 months - Adults	455	3,640	12.5%	15.9%	17.1%	16.6%
% of FP17s for the same patient ID Re-attending between 3 & 9 months - Children	355	1,283	27.7%	47.5%	46.2%	57.5%
% of FP17s for the same patient ID Re-attending between 3 & 9 months - Adults	945	3,640	26.0%	37.9%	37.8%	50.4%
% of FP17s for Band 1 Urgent Courses	479	4,455	10.8%	10.3%	10.6%	9.1%
% of FP17s Relating to Free Repair or Replacements	62	4,455	1.4%	0.7%	0.6%	0.8%
% of FP17s Relating to Continuations	15	4,455	0.3%	1.1%	0.9%	1.3%
% of Patients satisfied with the dentistry they have received	6	7	N/A	90.2%	90.3%	92.7%
% of Patients satisfied with the time they had to wait for an appointment	6	7	N/A	85.9%	83.8%	88.8%

\* This is based on patients treated on this contract for their most recent course of treatment. Figures in italics indicate the base number of FP17s or Patient Questionnaire responses are less than 100. N/A is shown where the base number of responses is less than 10 during the period. % is calculated as Quantity/Base number\*100

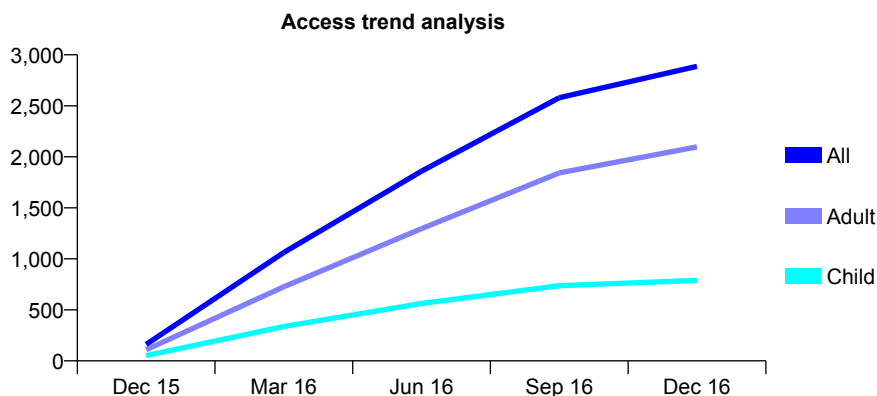
## Q63 - Vital Signs At a Glance Contract Report for 164828/0001 - December 2016

Name or company name	2 Green Smile Ltd
Contract type name	GDS Contract
Purpose of contract	General
Contract start date	01/11/2015
Contract end date	

16/17 Contracted general activity (UDA)	7,750
Carry forward general activity (UDA)	120
16/17 Contracted orthodontic activity (UOA)	0
Carry forward orthodontic activity (UOA)	0
Baseline contract value	£199,454.53

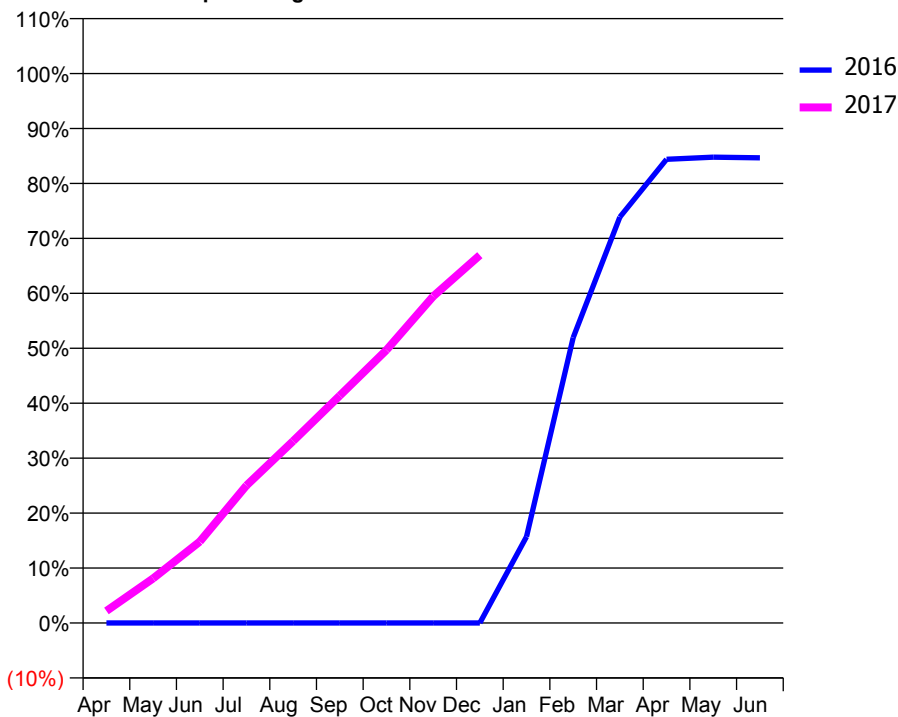
### ACCESS\*

Patients seen in 24 months	Total	Change since previous quarter
Quarter ending December 2015	161	
Quarter ending March 2016	1,062	↑
Quarter ending June 2016	1,859	↑
Quarter ending September 2016	2,580	↑
Quarter ending December 2016	2,887	↑
<b>Variance since December 2015</b>	<b>1693.2%</b>	<b>↑</b>



### ACTIVITY

Cumulative percentage of contracted UDA delivered 2016 & 2017



Adjusted Scheduled Activity (UDA)

Month	2016	2017
April	0	170
May	0	628
June	0	1,148
July	0	1,940
August	0	2,566
September	0	3,207
October	0	3,851
November	0	4,606
December	0	5,187
January	406	
February	1,341	
March	1,908	
April	2,179	
May	2,189	
June	2,186	

### QUALITY

	Quantity	Base Number	Contract	AT	Region	England
% of FP17s for the same patient ID Re-attending within 3 months - Children	51	875	5.8%	10.5%	11.9%	12.4%
% of FP17s for the same patient ID Re-attending within 3 months - Adults	319	2,207	14.5%	15.9%	17.1%	16.6%
% of FP17s for the same patient ID Re-attending between 3 & 9 months - Children	260	875	29.7%	47.5%	46.2%	57.5%
% of FP17s for the same patient ID Re-attending between 3 & 9 months - Adults	320	2,207	14.5%	37.9%	37.8%	50.4%
% of FP17s for Band 1 Urgent Courses	296	2,582	11.5%	10.3%	10.6%	9.1%
% of FP17s Relating to Free Repair or Replacements	2	2,582	0.1%	0.7%	0.6%	0.8%
% of FP17s Relating to Continuations	3	2,582	0.1%	1.1%	0.9%	1.3%
% of Patients satisfied with the dentistry they have received	0	1	N/A	90.2%	90.3%	92.7%
% of Patients satisfied with the time they had to wait for an appointment	0	1	N/A	85.9%	83.8%	88.8%

\* This is based on patients treated on this contract for their most recent course of treatment. Figures in italics indicate the base number of FP17s or Patient Questionnaire responses are less than 100. N/A is shown where the base number of responses is less than 10 during the period. % is calculated as Quantity/Base number\*100

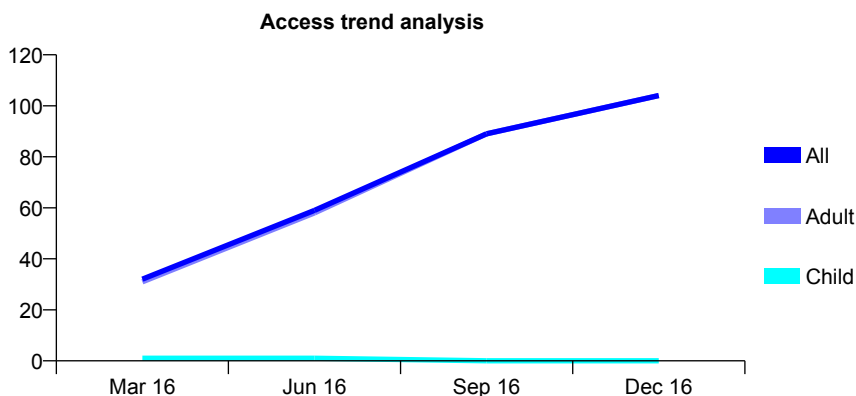
## Q63 - Vital Signs At a Glance Contract Report for 164828/0002 - December 2016

Name or company name	2 Green Smile Ltd
Contract type name	PDS Contract
Purpose of contract	General
Contract start date	01/11/2015
Contract end date	

16/17 Contracted general activity (UDA)	375
Carry forward general activity (UDA)	0
16/17 Contracted orthodontic activity (UOA)	0
Carry forward orthodontic activity (UOA)	0
Baseline contract value	£20,154.75

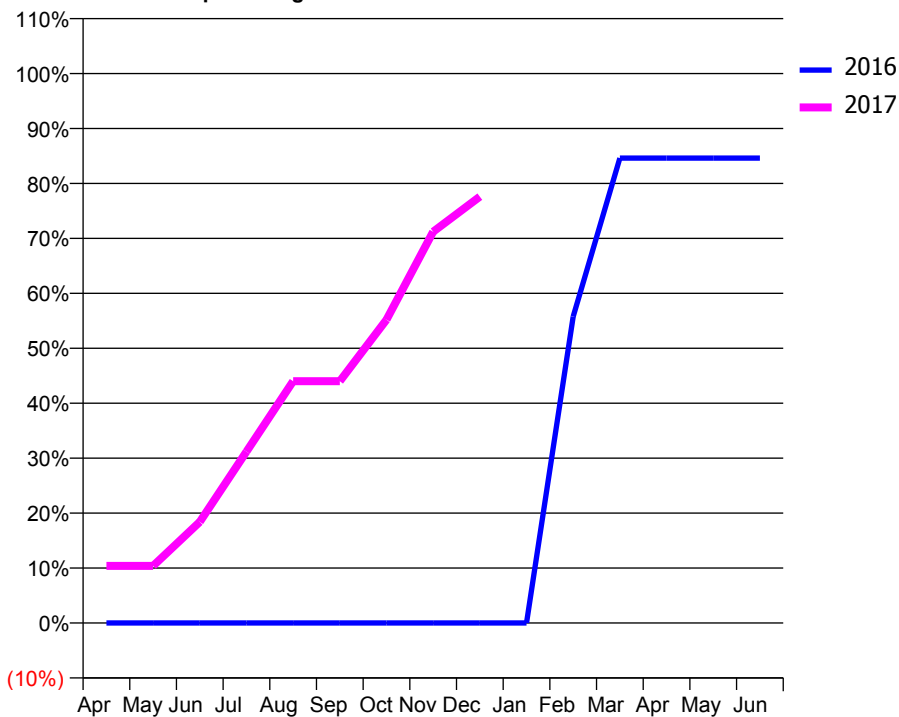
### ACCESS\*

Patients seen in 24 months	Total	Change since previous quarter
Quarter ending December 2015	0	
Quarter ending March 2016	32	
Quarter ending June 2016	59	↑
Quarter ending September 2016	89	↑
Quarter ending December 2016	104	↑
<b>Variance since December 2015</b>	N/A	



### ACTIVITY

Cumulative percentage of contracted UDA delivered 2016 & 2017



Month	Adjusted Scheduled Activity (UDA)	
	2016	2017
April	0	39
May	0	39
June	0	69
July	0	117
August	0	165
September	0	165
October	0	207
November	0	267
December	0	291
January	0	
February	87	
March	132	
April	132	
May	132	
June	132	

### QUALITY

	Quantity	Base Number	Contract	AT	Region	England
% of FP17s for the same patient ID Re-attending within 3 months - Children	0	0	N/A	10.5%	11.9%	12.4%
% of FP17s for the same patient ID Re-attending within 3 months - Adults	1	97	1.0%	15.9%	17.1%	16.6%
% of FP17s for the same patient ID Re-attending between 3 & 9 months - Children	0	0	N/A	47.5%	46.2%	57.5%
% of FP17s for the same patient ID Re-attending between 3 & 9 months - Adults	0	97	0.0%	37.9%	37.8%	50.4%
% of FP17s for Band 1 Urgent Courses	0	97	0.0%	10.3%	10.6%	9.1%
% of FP17s Relating to Free Repair or Replacements	0	97	0.0%	0.7%	0.6%	0.8%
% of FP17s Relating to Continuations	0	97	0.0%	1.1%	0.9%	1.3%
% of Patients satisfied with the dentistry they have received	1	1	N/A	90.2%	90.3%	92.7%
% of Patients satisfied with the time they had to wait for an appointment	1	1	N/A	85.9%	83.8%	88.8%

\* This is based on patients treated on this contract for their most recent course of treatment. Figures in italics indicate the base number of FP17s or Patient Questionnaire responses are less than 100. N/A is shown where the base number of responses is less than 10 during the period. % is calculated as Quantity/Base number\*100

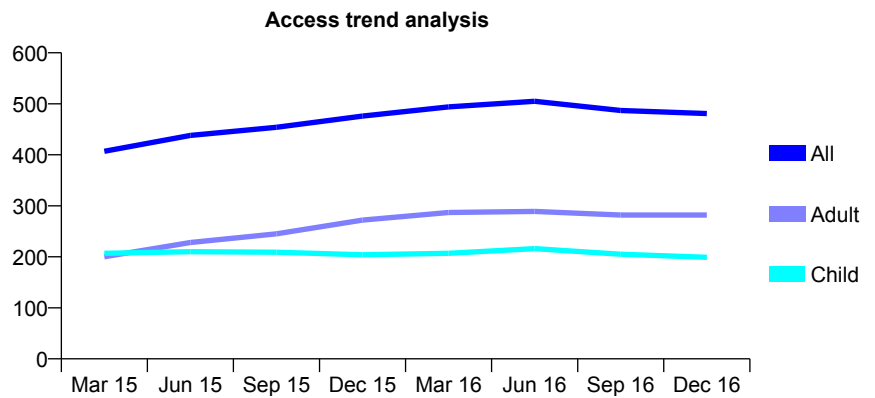
## Q63 - Vital Signs At a Glance Contract Report for 164836/0001 - December 2016

Name or company name	Eastleigh Dental Practice
Contract type name	GDS Contract
Purpose of contract	General
Contract start date	10/03/2014
Contract end date	

16/17 Contracted general activity (UDA)	1,605
Carry forward general activity (UDA)	183
16/17 Contracted orthodontic activity (UOA)	0
Carry forward orthodontic activity (UOA)	0
Baseline contract value	£33,737.25

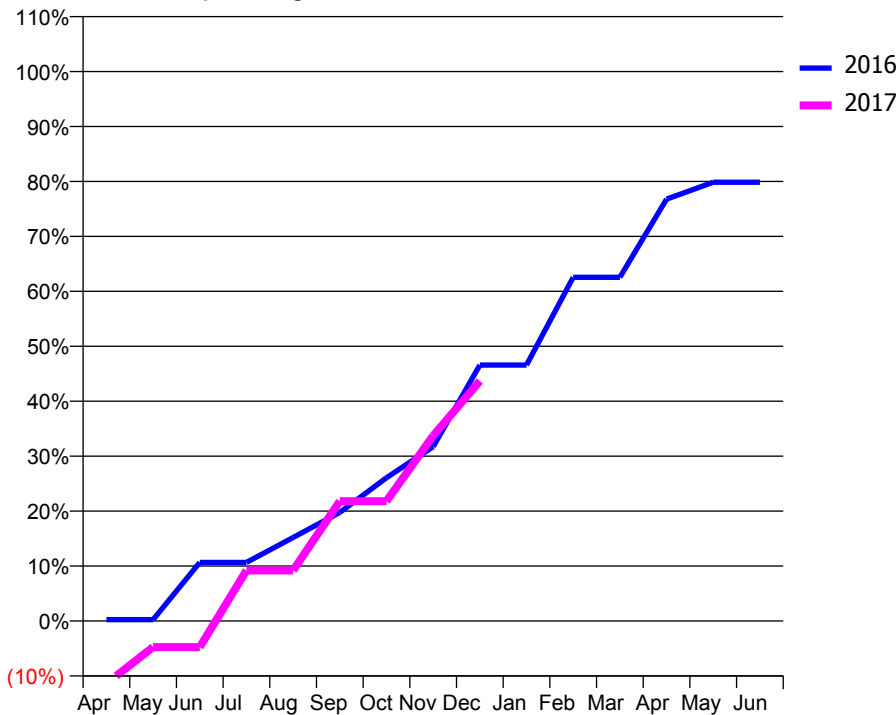
### ACCESS\*

Patients seen in 24 months	Total	Change since previous quarter
Quarter ending December 2015	476	
Quarter ending March 2016	494	↑
Quarter ending June 2016	505	↑
Quarter ending September 2016	487	↓
Quarter ending December 2016	481	↓
<b>Variance since December 2015</b>	<b>1.1%</b>	→



### ACTIVITY

Cumulative percentage of contracted UDA delivered 2016 & 2017



Month	Adjusted Scheduled Activity (UDA)	
	2016	2017
April	4	-183
May	4	-77
June	171	-77
July	171	148
August	244	148
September	317	350
October	418	350
November	509	541
December	748	701
January	748	
February	1,004	
March	1,004	
April	1,232	
May	1,282	
June	1,282	

### QUALITY

	Quantity	Base Number	Contract	AT	Region	England
% of FP17s for the same patient ID Re-attending within 3 months - Children	22	265	8.3%	10.5%	11.9%	12.4%
% of FP17s for the same patient ID Re-attending within 3 months - Adults	28	308	9.1%	15.9%	17.1%	16.6%
% of FP17s for the same patient ID Re-attending between 3 & 9 months - Children	136	265	51.3%	47.5%	46.2%	57.5%
% of FP17s for the same patient ID Re-attending between 3 & 9 months - Adults	172	308	55.8%	37.9%	37.8%	50.4%
% of FP17s for Band 1 Urgent Courses	12	431	2.8%	10.3%	10.6%	9.1%
% of FP17s Relating to Free Repair or Replacements	0	431	0.0%	0.7%	0.6%	0.8%
% of FP17s Relating to Continuations	0	431	0.0%	1.1%	0.9%	1.3%
% of Patients satisfied with the dentistry they have received	1	1	N/A	90.2%	90.3%	92.7%
% of Patients satisfied with the time they had to wait for an appointment	1	1	N/A	85.9%	83.8%	88.8%

\* This is based on patients treated on this contract for their most recent course of treatment. Figures in italics indicate the base number of FP17s or Patient Questionnaire responses are less than 100. N/A is shown where the base number of responses is less than 10 during the period. % is calculated as Quantity/Base number\*100



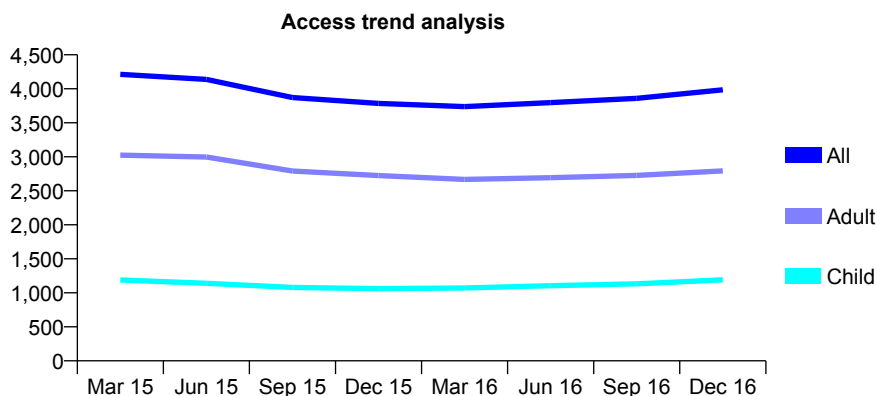
## Q63 - Vital Signs At a Glance Contract Report for 164844/0001 - December 2016

Name or company name	Creekside Dental Practice
Contract type name	GDS Contract
Purpose of contract	General
Contract start date	01/04/2008
Contract end date	

16/17 Contracted general activity (UDA)	20,574
Carry forward general activity (UDA)	0
16/17 Contracted orthodontic activity (UOA)	0
Carry forward orthodontic activity (UOA)	0
Baseline contract value	£573,158.42

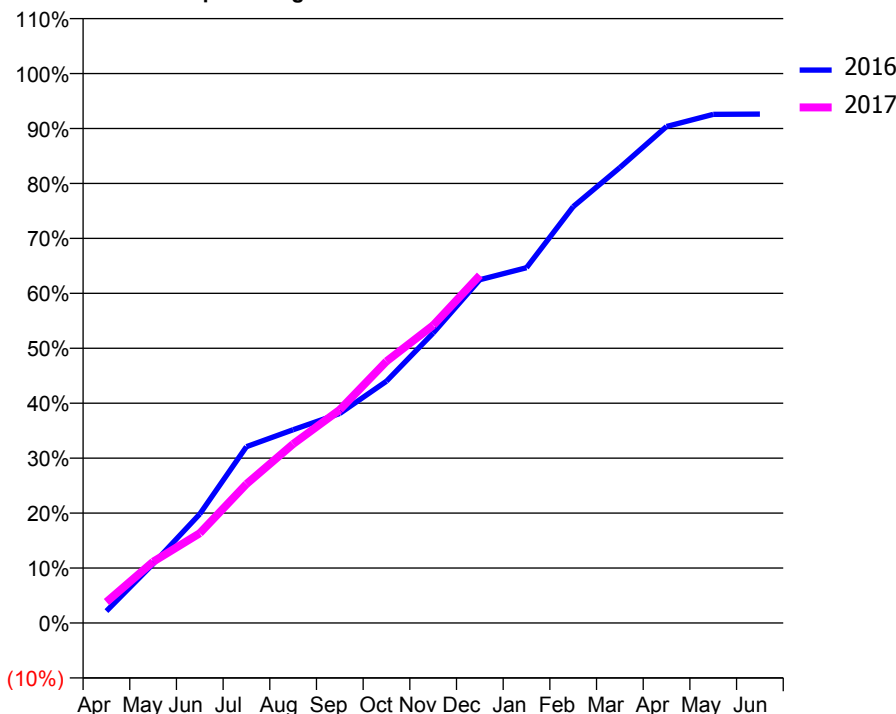
### ACCESS\*

Patients seen in 24 months	Total	Change since previous quarter
Quarter ending December 2015	3,786	
Quarter ending March 2016	3,739	↓
Quarter ending June 2016	3,798	→
Quarter ending September 2016	3,859	→
Quarter ending December 2016	3,986	↑
<b>Variance since December 2015</b>	<b>5.3%</b>	<b>↑</b>



### ACTIVITY

Cumulative percentage of contracted UDA delivered 2016 & 2017



Adjusted Scheduled Activity (UDA)

Month	2016	2017
April	446	787
May	2,212	2,296
June	4,082	3,364
July	6,603	5,204
August	7,238	6,705
September	7,845	7,985
October	9,055	9,798
November	10,856	11,146
December	12,853	13,021
January	13,305	
February	15,591	
March	17,054	
April	18,593	
May	19,046	
June	19,055	

### QUALITY

	Quantity	Base Number	Contract	AT	Region	England
% of FP17s for the same patient ID Re-attending within 3 months - Children	97	1,298	7.5%	10.5%	11.9%	12.4%
% of FP17s for the same patient ID Re-attending within 3 months - Adults	389	2,700	14.4%	15.9%	17.1%	16.6%
% of FP17s for the same patient ID Re-attending between 3 & 9 months - Children	614	1,298	47.3%	47.5%	46.2%	57.5%
% of FP17s for the same patient ID Re-attending between 3 & 9 months - Adults	989	2,700	36.6%	37.9%	37.8%	50.4%
% of FP17s for Band 1 Urgent Courses	223	3,508	6.4%	10.3%	10.6%	9.1%
% of FP17s Relating to Free Repair or Replacements	13	3,508	0.4%	0.7%	0.6%	0.8%
% of FP17s Relating to Continuations	69	3,508	2.0%	1.1%	0.9%	1.3%
% of Patients satisfied with the dentistry they have received	1	1	N/A	90.2%	90.3%	92.7%
% of Patients satisfied with the time they had to wait for an appointment	0	1	N/A	85.9%	83.8%	88.8%

\* This is based on patients treated on this contract for their most recent course of treatment. Figures in italics indicate the base number of FP17s or Patient Questionnaire responses are less than 100. N/A is shown where the base number of responses is less than 10 during the period. % is calculated as Quantity/Base number\*100

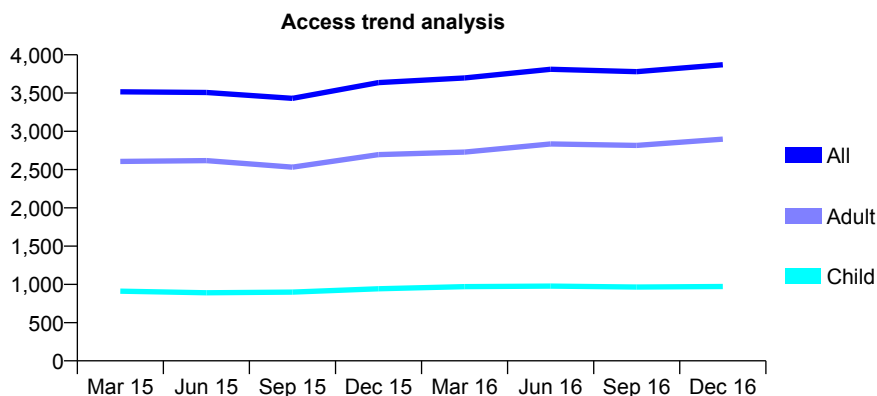
## Q63 - Vital Signs At a Glance Contract Report for 166634/0001 - December 2016

Name or company name	Lancaster House Dental Practice
Contract type name	Pilot Contract
Purpose of contract	General and Orthodontic
Contract start date	01/04/2006
Contract end date	

16/17 Contracted general activity (UDA)	14,290
Carry forward general activity (UDA)	0
16/17 Contracted orthodontic activity (UOA)	224
Carry forward orthodontic activity (UOA)	0
Baseline contract value	£387,954.78

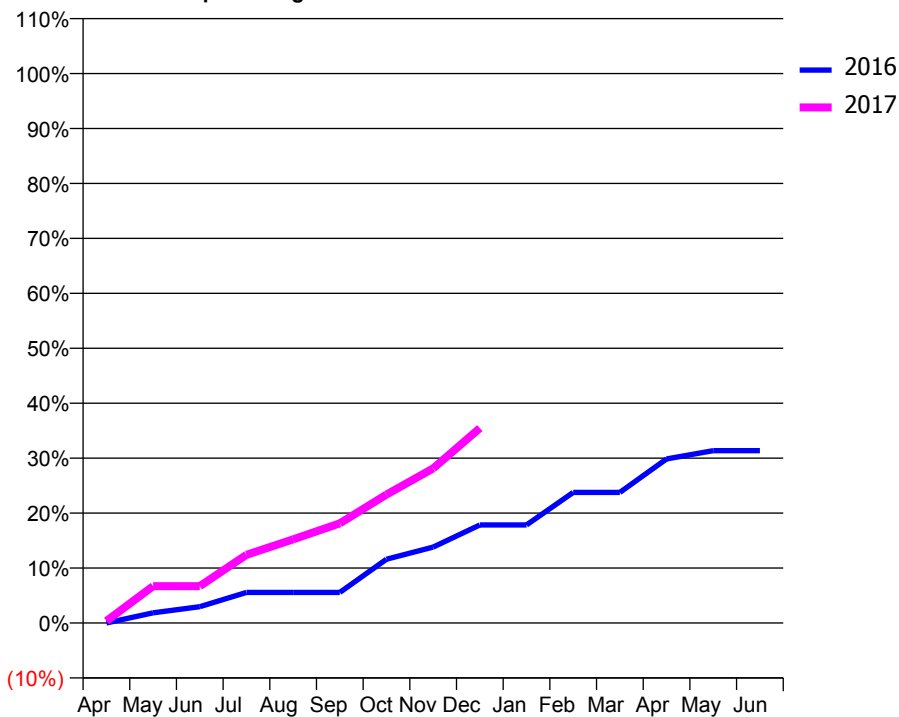
### ACCESS\*

Patients seen in 24 months	Total	Change since previous quarter
Quarter ending December 2015	3,637	
Quarter ending March 2016	3,698	→
Quarter ending June 2016	3,811	↑
Quarter ending September 2016	3,779	→
Quarter ending December 2016	3,870	↑
<b>Variance since December 2015</b>	<b>6.4%</b>	<b>↑</b>



### ACTIVITY

Cumulative percentage of contracted UDA delivered 2016 & 2017



Month	Adjusted Scheduled Activity (UDA)	
	2016	2017
April	0	54
May	266	960
June	425	960
July	794	1,774
August	795	2,175
September	795	2,592
October	1,658	3,340
November	1,975	4,020
December	2,550	5,068
January	2,550	
February	3,396	
March	3,396	
April	4,267	
May	4,483	
June	4,483	

### QUALITY

	Quantity	Base Number	Contract	AT	Region	England
% of FP17s for the same patient ID Re-attending within 3 months - Children	50	922	5.4%	10.5%	11.9%	12.4%
% of FP17s for the same patient ID Re-attending within 3 months - Adults	267	2,498	10.7%	15.9%	17.1%	16.6%
% of FP17s for the same patient ID Re-attending between 3 & 9 months - Children	350	922	38.0%	47.5%	46.2%	57.5%
% of FP17s for the same patient ID Re-attending between 3 & 9 months - Adults	570	2,498	22.8%	37.9%	37.8%	50.4%
% of FP17s for Band 1 Urgent Courses	293	2,380	12.3%	10.3%	10.6%	9.1%
% of FP17s Relating to Free Repair or Replacements	3	2,380	0.1%	0.7%	0.6%	0.8%
% of FP17s Relating to Continuations	10	2,380	0.4%	1.1%	0.9%	1.3%
% of Patients satisfied with the dentistry they have received	1	1	N/A	90.2%	90.3%	92.7%
% of Patients satisfied with the time they had to wait for an appointment	1	1	N/A	85.9%	83.8%	88.8%

\* This is based on patients treated on this contract for their most recent course of treatment. Figures in italics indicate the base number of FP17s or Patient Questionnaire responses are less than 100. N/A is shown where the base number of responses is less than 10 during the period. % is calculated as Quantity/Base number\*100

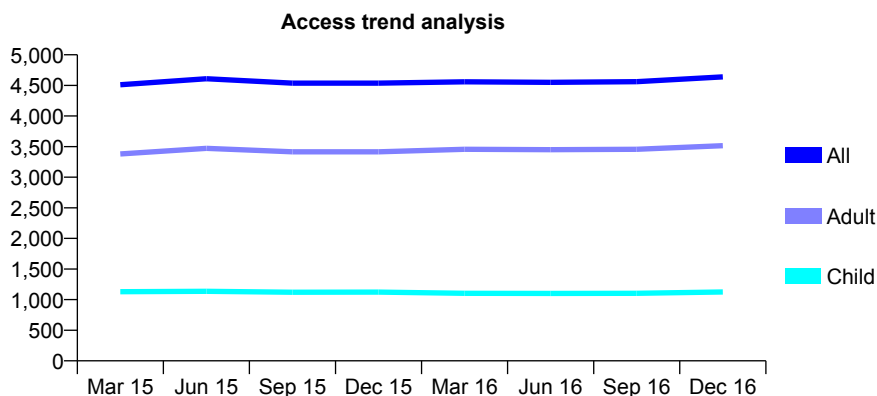
## Q63 - Vital Signs At a Glance Contract Report for 167517/0001 - December 2016

Name or company name	HB Dental Practice Limited
Contract type name	GDS Contract
Purpose of contract	General
Contract start date	01/11/2009
Contract end date	

16/17 Contracted general activity (UDA)	20,586
Carry forward general activity (UDA)	544
16/17 Contracted orthodontic activity (UOA)	0
Carry forward orthodontic activity (UOA)	0
Baseline contract value	£486,402.25

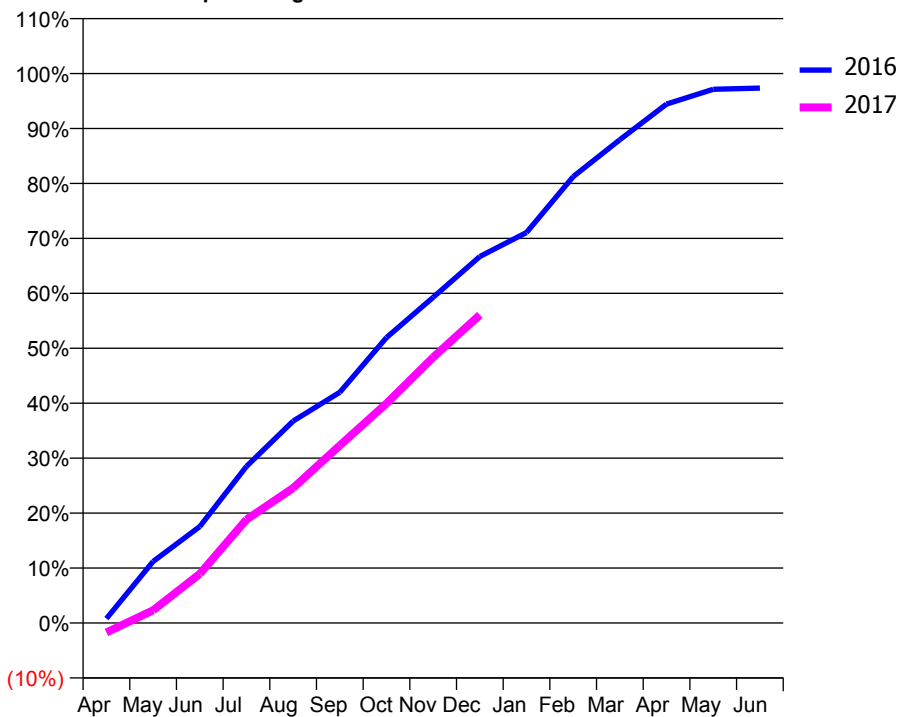
### ACCESS\*

Patients seen in 24 months	Total	Change since previous quarter
Quarter ending December 2015	4,538	
Quarter ending March 2016	4,559	→
Quarter ending June 2016	4,551	→
Quarter ending September 2016	4,560	→
Quarter ending December 2016	4,640	→
<b>Variance since December 2015</b>	<b>2.2%</b>	<b>↑</b>



### ACTIVITY

Cumulative percentage of contracted UDA delivered 2016 & 2017



Month	Adjusted Scheduled Activity (UDA)	
	2016	2017
April	165	-359
May	2,306	479
June	3,614	1,841
July	5,868	3,875
August	7,567	5,056
September	8,647	6,652
October	10,694	8,224
November	12,201	9,956
December	13,730	11,543
January	14,632	
February	16,725	
March	18,108	
April	19,443	
May	19,995	
June	20,042	

### QUALITY

	Quantity	Base Number	Contract	AT	Region	England
% of FP17s for the same patient ID Re-attending within 3 months - Children	60	951	6.3%	10.5%	11.9%	12.4%
% of FP17s for the same patient ID Re-attending within 3 months - Adults	452	2,968	15.2%	15.9%	17.1%	16.6%
% of FP17s for the same patient ID Re-attending between 3 & 9 months - Children	338	951	35.5%	47.5%	46.2%	57.5%
% of FP17s for the same patient ID Re-attending between 3 & 9 months - Adults	1,073	2,968	36.2%	37.9%	37.8%	50.4%
% of FP17s for Band 1 Urgent Courses	211	3,411	6.2%	10.3%	10.6%	9.1%
% of FP17s Relating to Free Repair or Replacements	56	3,411	1.6%	0.7%	0.6%	0.8%
% of FP17s Relating to Continuations	88	3,411	2.6%	1.1%	0.9%	1.3%
% of Patients satisfied with the dentistry they have received	6	6	N/A	90.2%	90.3%	92.7%
% of Patients satisfied with the time they had to wait for an appointment	6	6	N/A	85.9%	83.8%	88.8%

\* This is based on patients treated on this contract for their most recent course of treatment. Figures in italics indicate the base number of FP17s or Patient Questionnaire responses are less than 100. N/A is shown where the base number of responses is less than 10 during the period. % is calculated as Quantity/Base number\*100

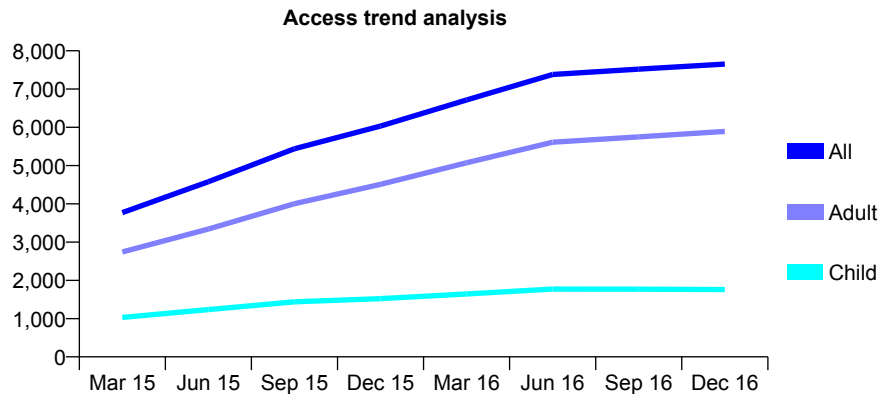
## Q63 - Vital Signs At a Glance Contract Report for 168408/0001 - December 2016

Name or company name	Brixton Hill Dental Practice
Contract type name	GDS Contract
Purpose of contract	General
Contract start date	01/07/2014
Contract end date	

16/17 Contracted general activity (UDA)	35,407
Carry forward general activity (UDA)	969
16/17 Contracted orthodontic activity (UOA)	0
Carry forward orthodontic activity (UOA)	0
Baseline contract value	£1,151,702.24

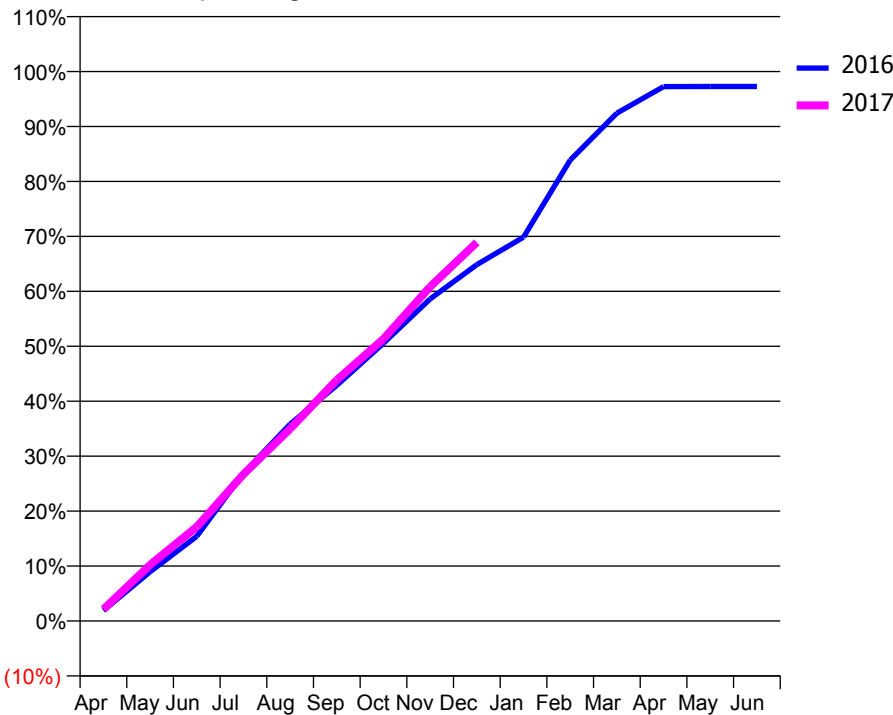
### ACCESS\*

Patients seen in 24 months	Total	Change since previous quarter
Quarter ending December 2015	6,031	
Quarter ending March 2016	6,717	↑
Quarter ending June 2016	7,383	↑
Quarter ending September 2016	7,520	→
Quarter ending December 2016	7,653	→
<b>Variance since December 2015</b>	<b>26.9%</b>	<b>↑</b>



### ACTIVITY

Cumulative percentage of contracted UDA delivered 2016 & 2017



Month	Adjusted Scheduled Activity (UDA)	
	2016	2017
April	678	755
May	3,171	3,623
June	5,462	6,074
July	9,522	9,454
August	12,689	12,387
September	15,190	15,533
October	17,902	18,181
November	20,758	21,534
December	22,962	24,400
January	24,732	
February	29,702	
March	32,723	
April	34,437	
May	34,438	
June	34,438	

### QUALITY

	Quantity	Base Number	Contract	AT	Region	England
% of FP17s for the same patient ID Re-attending within 3 months - Children	91	1,604	5.7%	10.5%	11.9%	12.4%
% of FP17s for the same patient ID Re-attending within 3 months - Adults	420	4,377	9.6%	15.9%	17.1%	16.6%
% of FP17s for the same patient ID Re-attending between 3 & 9 months - Children	721	1,604	45.0%	47.5%	46.2%	57.5%
% of FP17s for the same patient ID Re-attending between 3 & 9 months - Adults	1,499	4,377	34.2%	37.9%	37.8%	50.4%
% of FP17s for Band 1 Urgent Courses	471	5,650	8.3%	10.3%	10.6%	9.1%
% of FP17s Relating to Free Repair or Replacements	11	5,650	0.2%	0.7%	0.6%	0.8%
% of FP17s Relating to Continuations	93	5,650	1.6%	1.1%	0.9%	1.3%
% of Patients satisfied with the dentistry they have received	4	4	N/A	90.2%	90.3%	92.7%
% of Patients satisfied with the time they had to wait for an appointment	4	4	N/A	85.9%	83.8%	88.8%

\* This is based on patients treated on this contract for their most recent course of treatment. Figures in italics indicate the base number of FP17s or Patient Questionnaire responses are less than 100. N/A is shown where the base number of responses is less than 10 during the period. % is calculated as Quantity/Base number\*100

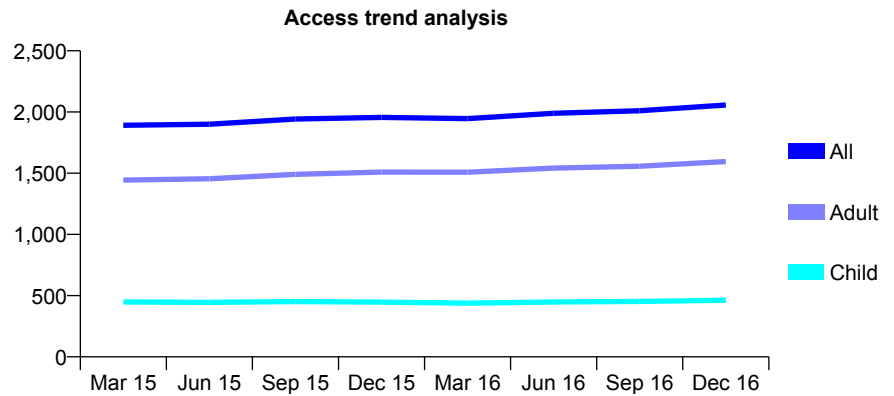
## Q63 - Vital Signs At a Glance Contract Report for 168955/0001 - December 2016

Name or company name	Tolworth Rise Practice
Contract type name	GDS Contract
Purpose of contract	General
Contract start date	01/04/2009
Contract end date	

16/17 Contracted general activity (UDA)	6,000
Carry forward general activity (UDA)	-7
16/17 Contracted orthodontic activity (UOA)	0
Carry forward orthodontic activity (UOA)	0
Baseline contract value	£134,962.56

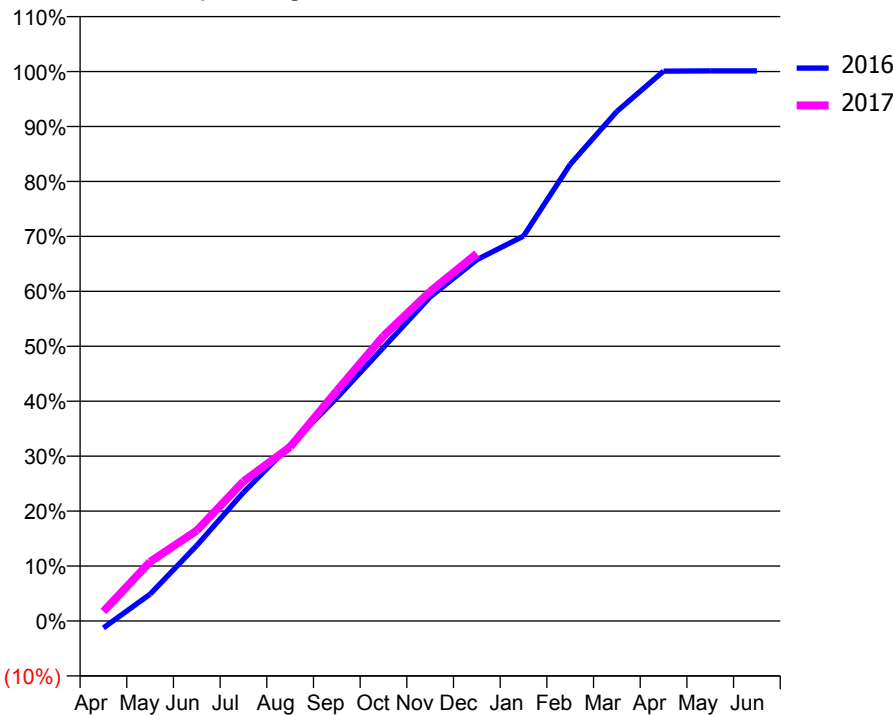
### ACCESS\*

Patients seen in 24 months	Total	Change since previous quarter
Quarter ending December 2015	1,956	
Quarter ending March 2016	1,946	→
Quarter ending June 2016	1,990	↑
Quarter ending September 2016	2,010	→
Quarter ending December 2016	2,057	↑
<b>Variance since December 2015</b>	<b>5.2%</b>	<b>↑</b>



### ACTIVITY

Cumulative percentage of contracted UDA delivered 2016 & 2017



Month	Adjusted Scheduled Activity (UDA)	
	2016	2017
April	-76	105
May	293	648
June	825	988
July	1,404	1,525
August	1,921	1,901
September	2,437	2,514
October	2,987	3,112
November	3,539	3,599
December	3,945	4,012
January	4,203	
February	4,987	
March	5,564	
April	6,003	
May	6,007	
June	6,007	

### QUALITY

	Quantity	Base Number	Contract	AT	Region	England
% of FP17s for the same patient ID Re-attending within 3 months - Children	40	557	7.2%	10.5%	11.9%	12.4%
% of FP17s for the same patient ID Re-attending within 3 months - Adults	219	1,836	11.9%	15.9%	17.1%	16.6%
% of FP17s for the same patient ID Re-attending between 3 & 9 months - Children	350	557	62.8%	47.5%	46.2%	57.5%
% of FP17s for the same patient ID Re-attending between 3 & 9 months - Adults	1,179	1,836	64.2%	37.9%	37.8%	50.4%
% of FP17s for Band 1 Urgent Courses	77	2,170	3.5%	10.3%	10.6%	9.1%
% of FP17s Relating to Free Repair or Replacements	11	2,170	0.5%	0.7%	0.6%	0.8%
% of FP17s Relating to Continuations	39	2,170	1.8%	1.1%	0.9%	1.3%
% of Patients satisfied with the dentistry they have received	2	2	N/A	90.2%	90.3%	92.7%
% of Patients satisfied with the time they had to wait for an appointment	2	2	N/A	85.9%	83.8%	88.8%

\* This is based on patients treated on this contract for their most recent course of treatment. Figures in italics indicate the base number of FP17s or Patient Questionnaire responses are less than 100. N/A is shown where the base number of responses is less than 10 during the period. % is calculated as Quantity/Base number\*100

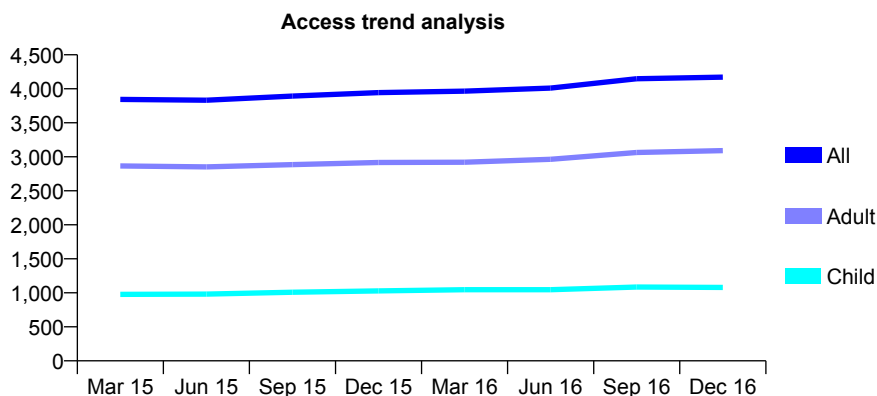
## Q63 - Vital Signs At a Glance Contract Report for 170267/0001 - December 2016

Name or company name	Ramani Dental Practice
Contract type name	GDS Contract
Purpose of contract	General
Contract start date	01/04/2006
Contract end date	

16/17 Contracted general activity (UDA)	10,000
Carry forward general activity (UDA)	-200
16/17 Contracted orthodontic activity (UOA)	0
Carry forward orthodontic activity (UOA)	0
Baseline contract value	£258,084.10

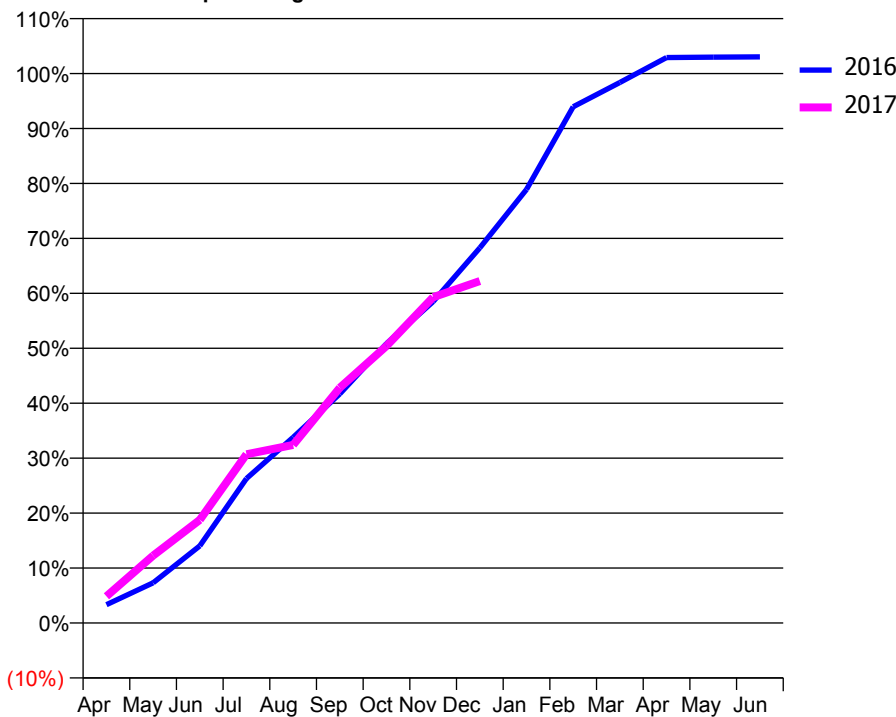
### ACCESS\*

Patients seen in 24 months	Total	Change since previous quarter
Quarter ending December 2015	3,944	
Quarter ending March 2016	3,966	→
Quarter ending June 2016	4,010	→
Quarter ending September 2016	4,149	↑
Quarter ending December 2016	4,171	→
<b>Variance since December 2015</b>	<b>5.8%</b>	<b>↑</b>



### ACTIVITY

Cumulative percentage of contracted UDA delivered 2016 & 2017



Month	Adjusted Scheduled Activity (UDA)	
	2016	2017
April	334	486
May	732	1,226
June	1,405	1,878
July	2,630	3,070
August	3,380	3,242
September	4,169	4,283
October	5,086	5,042
November	5,850	5,931
December	6,828	6,223
January	7,890	
February	9,395	
March	9,837	
April	10,289	
May	10,298	
June	10,304	

### QUALITY

	Quantity	Base Number	Contract	AT	Region	England
% of FP17s for the same patient ID Re-attending within 3 months - Children	57	930	6.1%	10.5%	11.9%	12.4%
% of FP17s for the same patient ID Re-attending within 3 months - Adults	300	2,349	12.8%	15.9%	17.1%	16.6%
% of FP17s for the same patient ID Re-attending between 3 & 9 months - Children	386	930	41.5%	47.5%	46.2%	57.5%
% of FP17s for the same patient ID Re-attending between 3 & 9 months - Adults	769	2,349	32.7%	37.9%	37.8%	50.4%
% of FP17s for Band 1 Urgent Courses	270	2,785	9.7%	10.3%	10.6%	9.1%
% of FP17s Relating to Free Repair or Replacements	32	2,785	1.1%	0.7%	0.6%	0.8%
% of FP17s Relating to Continuations	15	2,785	0.5%	1.1%	0.9%	1.3%
% of Patients satisfied with the dentistry they have received	5	5	N/A	90.2%	90.3%	92.7%
% of Patients satisfied with the time they had to wait for an appointment	3	5	N/A	85.9%	83.8%	88.8%

\* This is based on patients treated on this contract for their most recent course of treatment. Figures in italics indicate the base number of FP17s or Patient Questionnaire responses are less than 100. N/A is shown where the base number of responses is less than 10 during the period. % is calculated as Quantity/Base number\*100

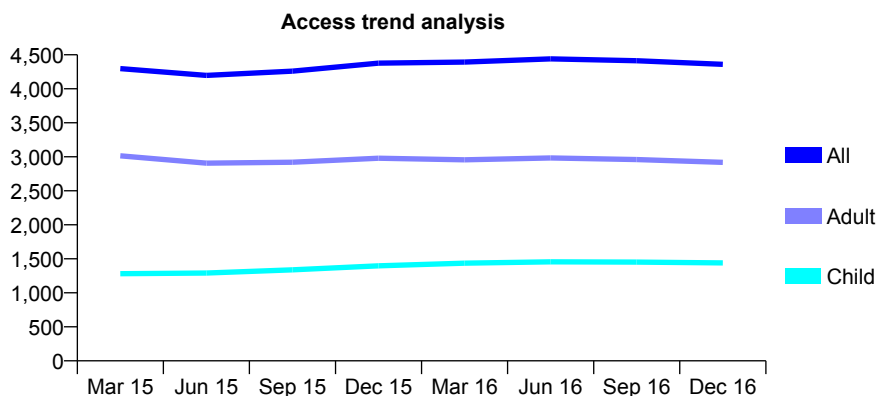
## Q63 - Vital Signs At a Glance Contract Report for 170453/0001 - December 2016

Name or company name	The Lacey Dental Practice Partnership.
Contract type name	GDS Contract
Purpose of contract	General
Contract start date	01/06/2012
Contract end date	

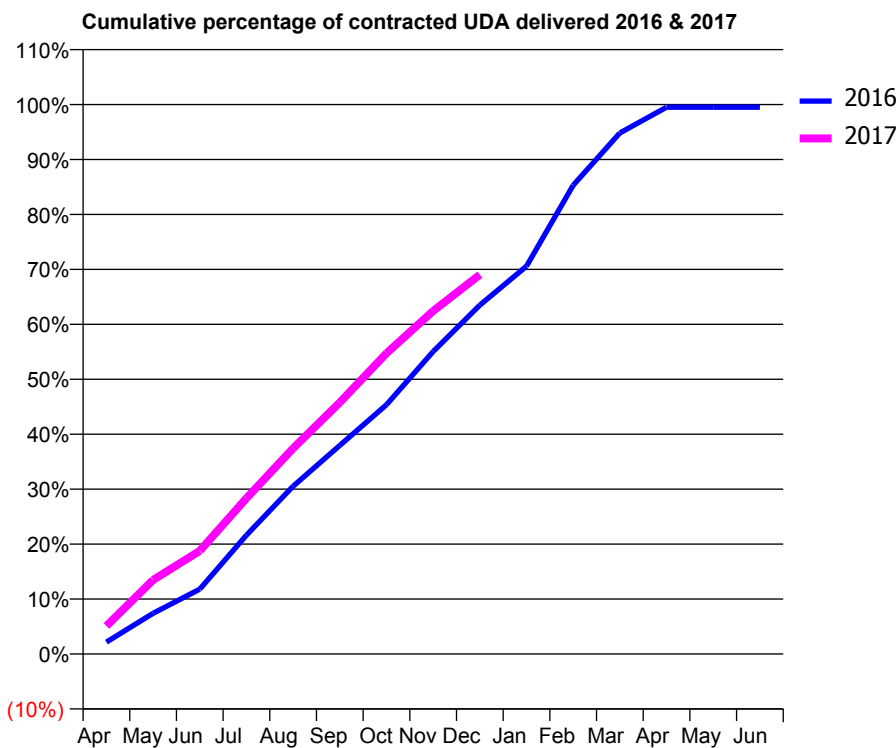
16/17 Contracted general activity (UDA)	13,310
Carry forward general activity (UDA)	65
16/17 Contracted orthodontic activity (UOA)	0
Carry forward orthodontic activity (UOA)	0
Baseline contract value	£427,150.31

### ACCESS\*

Patients seen in 24 months	Total	Change since previous quarter
Quarter ending December 2015	4,377	
Quarter ending March 2016	4,393	→
Quarter ending June 2016	4,440	→
Quarter ending September 2016	4,412	→
Quarter ending December 2016	4,359	↓
<b>Variance since December 2015</b>	<b>(0.4%)</b>	<b>→</b>



### ACTIVITY



Month	Adjusted Scheduled Activity (UDA)	
	2016	2017
April	288	678
May	987	1,795
June	1,570	2,498
July	2,879	3,774
August	4,066	4,983
September	5,053	6,093
October	6,038	7,285
November	7,326	8,310
December	8,450	9,187
January	9,394	
February	11,354	
March	12,620	
April	13,245	
May	13,245	
June	13,245	

### QUALITY

	Quantity	Base Number	Contract	AT	Region	England
% of FP17s for the same patient ID Re-attending within 3 months - Children	106	1,186	8.9%	10.5%	11.9%	12.4%
% of FP17s for the same patient ID Re-attending within 3 months - Adults	362	2,223	16.3%	15.9%	17.1%	16.6%
% of FP17s for the same patient ID Re-attending between 3 & 9 months - Children	534	1,186	45.0%	47.5%	46.2%	57.5%
% of FP17s for the same patient ID Re-attending between 3 & 9 months - Adults	785	2,223	35.3%	37.9%	37.8%	50.4%
% of FP17s for Band 1 Urgent Courses	309	3,213	9.6%	10.3%	10.6%	9.1%
% of FP17s Relating to Free Repair or Replacements	5	3,213	0.2%	0.7%	0.6%	0.8%
% of FP17s Relating to Continuations	72	3,213	2.2%	1.1%	0.9%	1.3%
% of Patients satisfied with the dentistry they have received	2	2	N/A	90.2%	90.3%	92.7%
% of Patients satisfied with the time they had to wait for an appointment	0	2	N/A	85.9%	83.8%	88.8%

\* This is based on patients treated on this contract for their most recent course of treatment. Figures in italics indicate the base number of FP17s or Patient Questionnaire responses are less than 100. N/A is shown where the base number of responses is less than 10 during the period. % is calculated as Quantity/Base number\*100



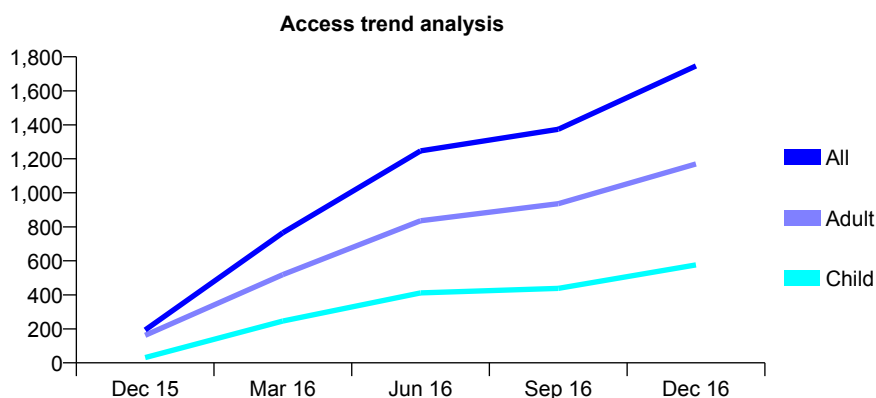
## Q63 - Vital Signs At a Glance Contract Report for 170763/0001 - December 2016

Name or company name	MR R MAYOR
Contract type name	GDS Contract
Purpose of contract	General
Contract start date	01/12/2015
Contract end date	

16/17 Contracted general activity (UDA)	10,000
Carry forward general activity (UDA)	0
16/17 Contracted orthodontic activity (UOA)	0
Carry forward orthodontic activity (UOA)	0
Baseline contract value	£257,029.12

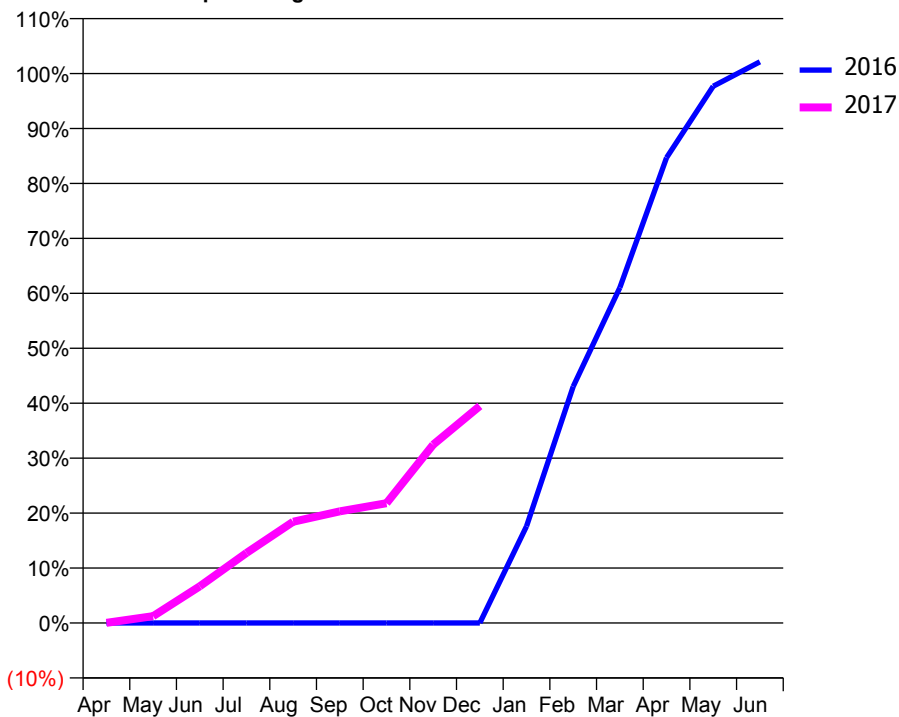
### ACCESS\*

Patients seen in 24 months	Total	Change since previous quarter
Quarter ending December 2015	193	
Quarter ending March 2016	765	↑
Quarter ending June 2016	1,247	↑
Quarter ending September 2016	1,374	↑
Quarter ending December 2016	1,746	↑
<b>Variance since December 2015</b>	<b>804.7%</b>	<b>↑</b>



### ACTIVITY

Cumulative percentage of contracted UDA delivered 2016 & 2017



Month	Adjusted Scheduled Activity (UDA)	
	2016	2017
April	0	4
May	0	126
June	0	670
July	0	1,275
August	0	1,842
September	0	2,031
October	0	2,180
November	0	3,247
December	0	3,950
January	587	
February	1,434	
March	2,035	
April	2,822	
May	3,256	
June	3,404	

### QUALITY

	Quantity	Base Number	Contract	AT	Region	England
% of FP17s for the same patient ID Re-attending within 3 months - Children	20	596	3.4%	10.5%	11.9%	12.4%
% of FP17s for the same patient ID Re-attending within 3 months - Adults	181	1,231	14.7%	15.9%	17.1%	16.6%
% of FP17s for the same patient ID Re-attending between 3 & 9 months - Children	114	596	19.1%	47.5%	46.2%	57.5%
% of FP17s for the same patient ID Re-attending between 3 & 9 months - Adults	199	1,231	16.2%	37.9%	37.8%	50.4%
% of FP17s for Band 1 Urgent Courses	91	1,375	6.6%	10.3%	10.6%	9.1%
% of FP17s Relating to Free Repair or Replacements	35	1,375	2.5%	0.7%	0.6%	0.8%
% of FP17s Relating to Continuations	3	1,375	0.2%	1.1%	0.9%	1.3%
% of Patients satisfied with the dentistry they have received	1	1	N/A	90.2%	90.3%	92.7%
% of Patients satisfied with the time they had to wait for an appointment	1	1	N/A	85.9%	83.8%	88.8%

\* This is based on patients treated on this contract for their most recent course of treatment. Figures in italics indicate the base number of FP17s or Patient Questionnaire responses are less than 100. N/A is shown where the base number of responses is less than 10 during the period. % is calculated as Quantity/Base number\*100

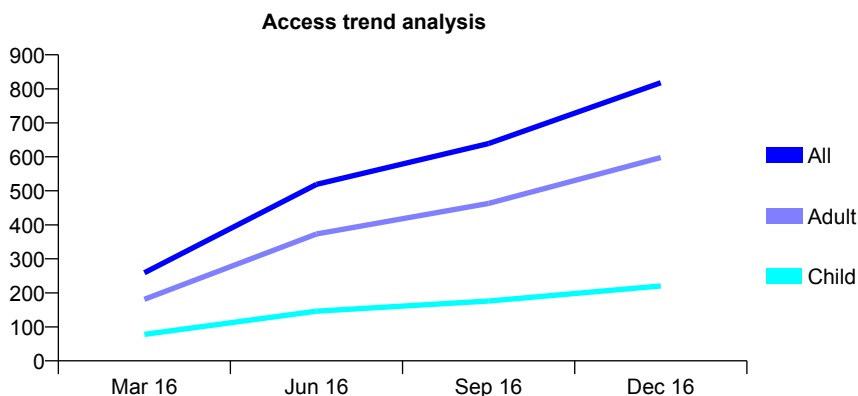
## Q63 - Vital Signs At a Glance Contract Report for 170763/0002 - December 2016

Name or company name	MR R MAYOR
Contract type name	GDS Contract
Purpose of contract	General
Contract start date	01/12/2015
Contract end date	

16/17 Contracted general activity (UDA)	3,099
Carry forward general activity (UDA)	0
16/17 Contracted orthodontic activity (UOA)	0
Carry forward orthodontic activity (UOA)	0
Baseline contract value	£79,653.32

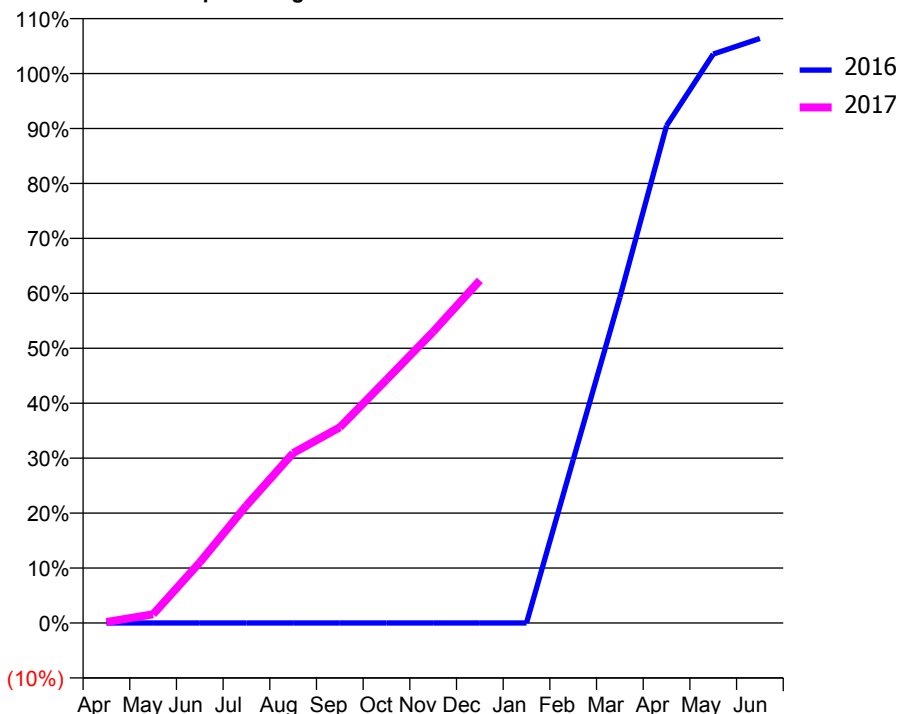
### ACCESS\*

Patients seen in 24 months	Total	Change since previous quarter
Quarter ending December 2015	0	
Quarter ending March 2016	259	
Quarter ending June 2016	519	↑
Quarter ending September 2016	639	↑
Quarter ending December 2016	818	↑
<b>Variance since December 2015</b>	N/A	



### ACTIVITY

Cumulative percentage of contracted UDA delivered 2016 & 2017



Month	Adjusted Scheduled Activity (UDA)	
	2016	2017
April	0	6
May	0	50
June	0	342
July	0	663
August	0	958
September	0	1,103
October	0	1,372
November	0	1,643
December	0	1,933
January	0	
February	307	
March	612	
April	935	
May	1,070	
June	1,099	

### QUALITY

	Quantity	Base Number	Contract	AT	Region	England
% of FP17s for the same patient ID Re-attending within 3 months - Children	12	241	5.0%	10.5%	11.9%	12.4%
% of FP17s for the same patient ID Re-attending within 3 months - Adults	81	697	11.6%	15.9%	17.1%	16.6%
% of FP17s for the same patient ID Re-attending between 3 & 9 months - Children	41	241	17.0%	47.5%	46.2%	57.5%
% of FP17s for the same patient ID Re-attending between 3 & 9 months - Adults	108	697	15.5%	37.9%	37.8%	50.4%
% of FP17s for Band 1 Urgent Courses	57	759	7.5%	10.3%	10.6%	9.1%
% of FP17s Relating to Free Repair or Replacements	17	759	2.2%	0.7%	0.6%	0.8%
% of FP17s Relating to Continuations	2	759	0.3%	1.1%	0.9%	1.3%
% of Patients satisfied with the dentistry they have received	3	3	N/A	90.2%	90.3%	92.7%
% of Patients satisfied with the time they had to wait for an appointment	2	3	N/A	85.9%	83.8%	88.8%

\* This is based on patients treated on this contract for their most recent course of treatment. Figures in italics indicate the base number of FP17s or Patient Questionnaire responses are less than 100. N/A is shown where the base number of responses is less than 10 during the period. % is calculated as Quantity/Base number\*100

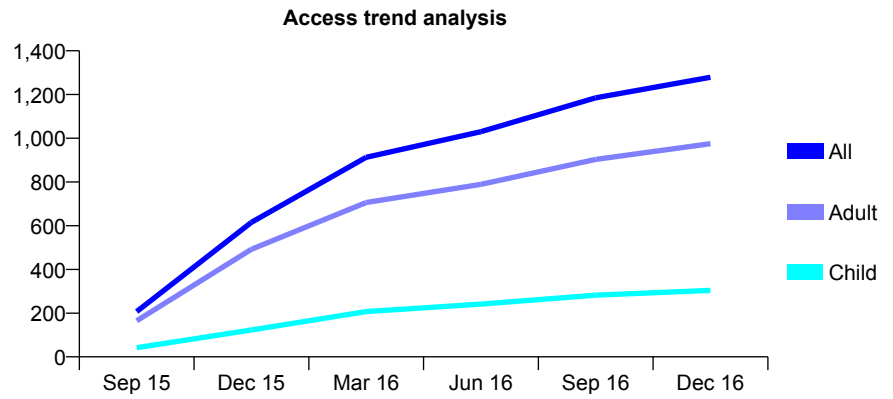
## Q63 - Vital Signs At a Glance Contract Report for 170798/0001 - December 2016

Name or company name	Mrs S Patel
Contract type name	GDS Contract
Purpose of contract	General
Contract start date	01/08/2015
Contract end date	

16/17 Contracted general activity (UDA)	3,534
Carry forward general activity (UDA)	153
16/17 Contracted orthodontic activity (UOA)	0
Carry forward orthodontic activity (UOA)	0
Baseline contract value	£87,523.51

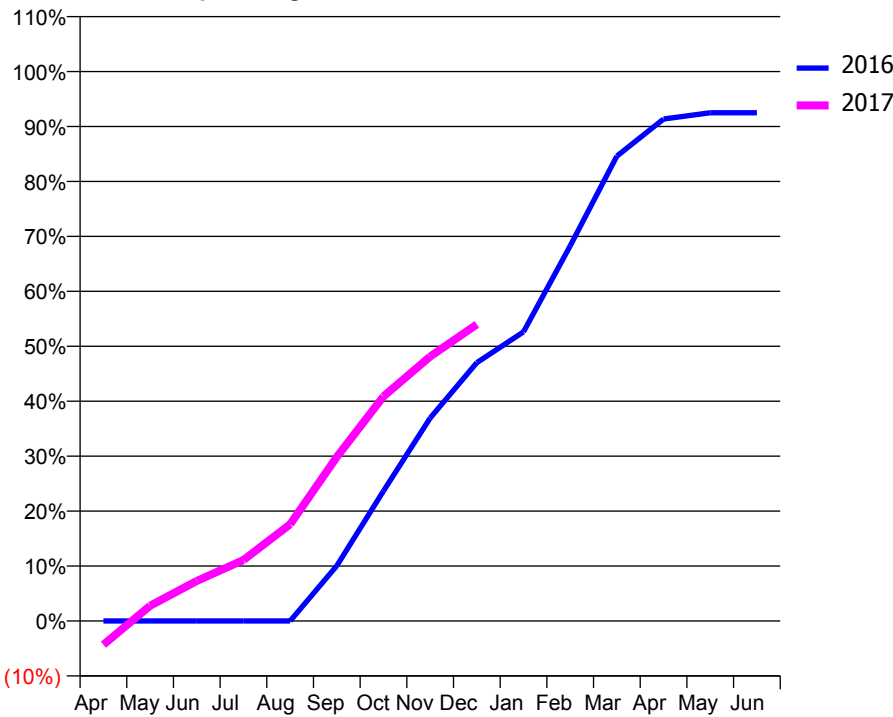
### ACCESS\*

Patients seen in 24 months	Total	Change since previous quarter
Quarter ending December 2015	615	
Quarter ending March 2016	913	↑
Quarter ending June 2016	1,030	↑
Quarter ending September 2016	1,185	↑
Quarter ending December 2016	1,279	↑
<b>Variance since December 2015</b>	<b>108.0%</b>	<b>↑</b>



### ACTIVITY

Cumulative percentage of contracted UDA delivered 2016 & 2017



Month	Adjusted Scheduled Activity (UDA)	
	2016	2017
April	0	-153
May	0	98
June	0	258
July	0	392
August	0	622
September	237	1,055
October	557	1,445
November	870	1,701
December	1,107	1,907
January	1,239	
February	1,607	
March	1,991	
April	2,150	
May	2,177	
June	2,177	

### QUALITY

	Quantity	Base Number	Contract	AT	Region	England
% of FP17s for the same patient ID Re-attending within 3 months - Children	5	274	1.8%	10.5%	11.9%	12.4%
% of FP17s for the same patient ID Re-attending within 3 months - Adults	90	935	9.6%	15.9%	17.1%	16.6%
% of FP17s for the same patient ID Re-attending between 3 & 9 months - Children	126	274	46.0%	47.5%	46.2%	57.5%
% of FP17s for the same patient ID Re-attending between 3 & 9 months - Adults	465	935	49.7%	37.9%	37.8%	50.4%
% of FP17s for Band 1 Urgent Courses	2	1,124	0.2%	10.3%	10.6%	9.1%
% of FP17s Relating to Free Repair or Replacements	1	1,124	0.1%	0.7%	0.6%	0.8%
% of FP17s Relating to Continuations	12	1,124	1.1%	1.1%	0.9%	1.3%
% of Patients satisfied with the dentistry they have received	4	4	N/A	90.2%	90.3%	92.7%
% of Patients satisfied with the time they had to wait for an appointment	4	4	N/A	85.9%	83.8%	88.8%

\* This is based on patients treated on this contract for their most recent course of treatment. Figures in italics indicate the base number of FP17s or Patient Questionnaire responses are less than 100. N/A is shown where the base number of responses is less than 10 during the period. % is calculated as Quantity/Base number\*100

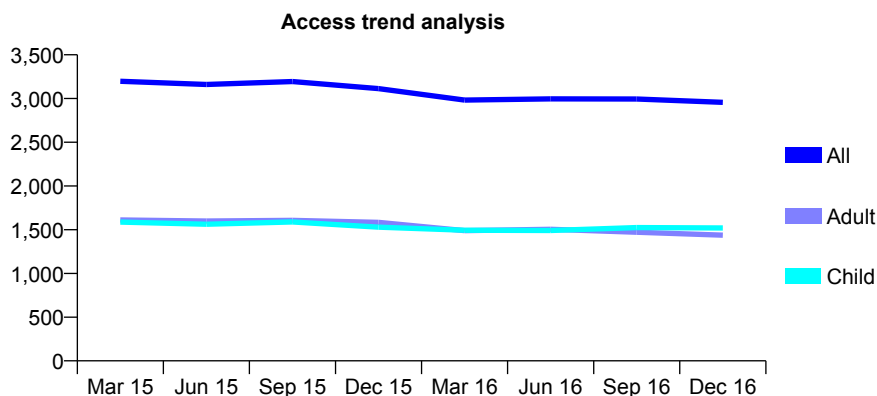
## Q63 - Vital Signs At a Glance Contract Report for 170933/0001 - December 2016

Name or company name	Clock Tower Dental
Contract type name	GDS Contract
Purpose of contract	General
Contract start date	01/04/2011
Contract end date	

16/17 Contracted general activity (UDA)	7,449
Carry forward general activity (UDA)	0
16/17 Contracted orthodontic activity (UOA)	0
Carry forward orthodontic activity (UOA)	0
Baseline contract value	£177,340.37

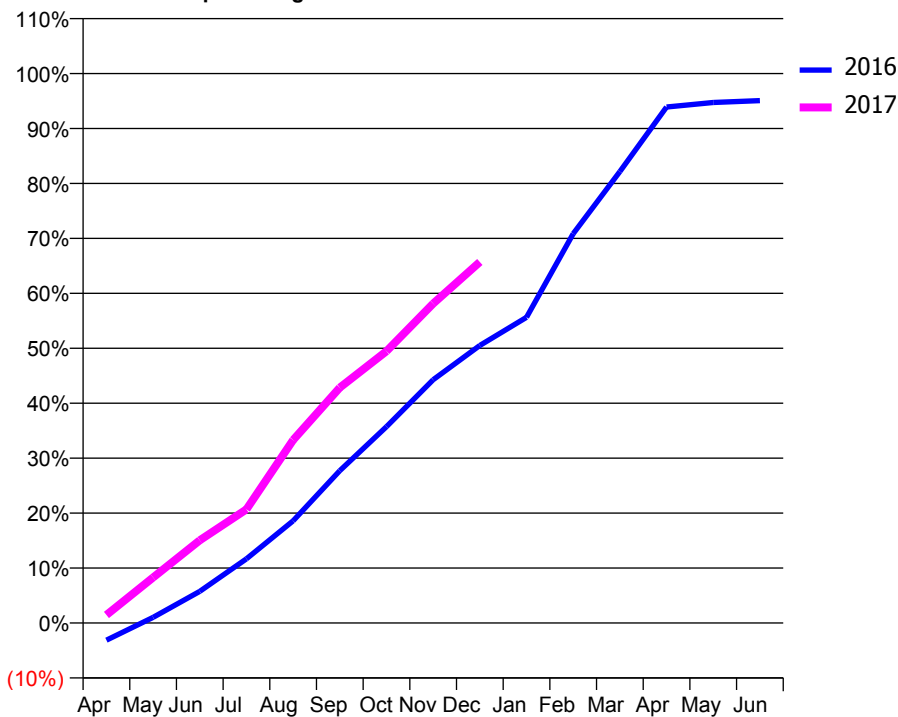
### ACCESS\*

Patients seen in 24 months	Total	Change since previous quarter
Quarter ending December 2015	3,113	
Quarter ending March 2016	2,983	↓
Quarter ending June 2016	2,996	→
Quarter ending September 2016	2,995	→
Quarter ending December 2016	2,956	↓
<b>Variance since December 2015</b>	<b>(5.0%)</b>	<b>↓</b>



### ACTIVITY

Cumulative percentage of contracted UDA delivered 2016 & 2017



Month	Adjusted Scheduled Activity (UDA)	
	2016	2017
April	-235	110
May	77	617
June	430	1,122
July	870	1,542
August	1,386	2,480
September	2,065	3,191
October	2,662	3,684
November	3,297	4,330
December	3,762	4,894
January	4,143	
February	5,278	
March	6,120	
April	6,995	
May	7,057	
June	7,081	

### QUALITY

	Quantity	Base Number	Contract	AT	Region	England
% of FP17s for the same patient ID Re-attending within 3 months - Children	125	1,498	8.3%	10.5%	11.9%	12.4%
% of FP17s for the same patient ID Re-attending within 3 months - Adults	268	1,194	22.4%	15.9%	17.1%	16.6%
% of FP17s for the same patient ID Re-attending between 3 & 9 months - Children	778	1,498	51.9%	47.5%	46.2%	57.5%
% of FP17s for the same patient ID Re-attending between 3 & 9 months - Adults	391	1,194	32.7%	37.9%	37.8%	50.4%
% of FP17s for Band 1 Urgent Courses	205	2,251	9.1%	10.3%	10.6%	9.1%
% of FP17s Relating to Free Repair or Replacements	1	2,251	0.0%	0.7%	0.6%	0.8%
% of FP17s Relating to Continuations	0	2,251	0.0%	1.1%	0.9%	1.3%
% of Patients satisfied with the dentistry they have received	1	1	N/A	90.2%	90.3%	92.7%
% of Patients satisfied with the time they had to wait for an appointment	1	1	N/A	85.9%	83.8%	88.8%

\* This is based on patients treated on this contract for their most recent course of treatment. Figures in italics indicate the base number of FP17s or Patient Questionnaire responses are less than 100. N/A is shown where the base number of responses is less than 10 during the period. % is calculated as Quantity/Base number\*100

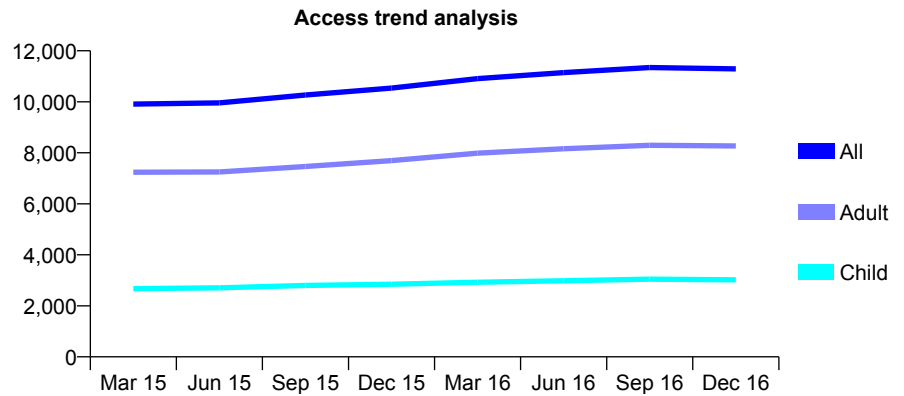
## Q63 - Vital Signs At a Glance Contract Report for 171662/0001 - December 2016

Name or company name	Mr R Cutts & Miss A Patel
Contract type name	GDS Contract
Purpose of contract	General
Contract start date	01/04/2010
Contract end date	

16/17 Contracted general activity (UDA)	23,250
Carry forward general activity (UDA)	-465
16/17 Contracted orthodontic activity (UOA)	0
Carry forward orthodontic activity (UOA)	0
Baseline contract value	£643,078.64

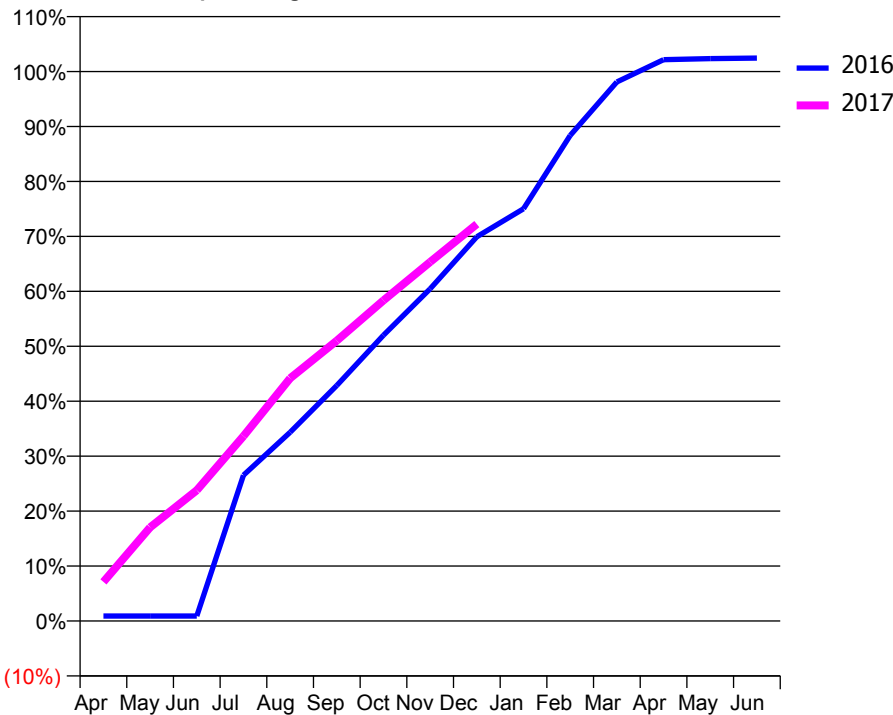
### ACCESS\*

Patients seen in 24 months	Total	Change since previous quarter
Quarter ending December 2015	10,540	
Quarter ending March 2016	10,911	↑
Quarter ending June 2016	11,147	↑
Quarter ending September 2016	11,343	→
Quarter ending December 2016	11,290	→
<b>Variance since December 2015</b>	<b>7.1%</b>	<b>↑</b>



### ACTIVITY

Cumulative percentage of contracted UDA delivered 2016 & 2017



Month	Adjusted Scheduled Activity (UDA)	
	2016	2017
April	211	1,656
May	211	3,964
June	211	5,533
July	6,172	7,824
August	7,989	10,272
September	9,967	11,862
October	12,091	13,567
November	14,057	15,194
December	16,255	16,795
January	17,442	
February	20,544	
March	22,811	
April	23,750	
May	23,794	
June	23,819	

### QUALITY

	Quantity	Base Number	Contract	AT	Region	England
% of FP17s for the same patient ID Re-attending within 3 months - Children	138	3,000	4.6%	10.5%	11.9%	12.4%
% of FP17s for the same patient ID Re-attending within 3 months - Adults	642	6,829	9.4%	15.9%	17.1%	16.6%
% of FP17s for the same patient ID Re-attending between 3 & 9 months - Children	1,776	3,000	59.2%	47.5%	46.2%	57.5%
% of FP17s for the same patient ID Re-attending between 3 & 9 months - Adults	3,191	6,829	46.7%	37.9%	37.8%	50.4%
% of FP17s for Band 1 Urgent Courses	593	8,800	6.7%	10.3%	10.6%	9.1%
% of FP17s Relating to Free Repair or Replacements	37	8,800	0.4%	0.7%	0.6%	0.8%
% of FP17s Relating to Continuations	2	8,800	0.0%	1.1%	0.9%	1.3%
% of Patients satisfied with the dentistry they have received	7	8	N/A	90.2%	90.3%	92.7%
% of Patients satisfied with the time they had to wait for an appointment	7	8	N/A	85.9%	83.8%	88.8%

\* This is based on patients treated on this contract for their most recent course of treatment. Figures in italics indicate the base number of FP17s or Patient Questionnaire responses are less than 100. N/A is shown where the base number of responses is less than 10 during the period. % is calculated as Quantity/Base number\*100

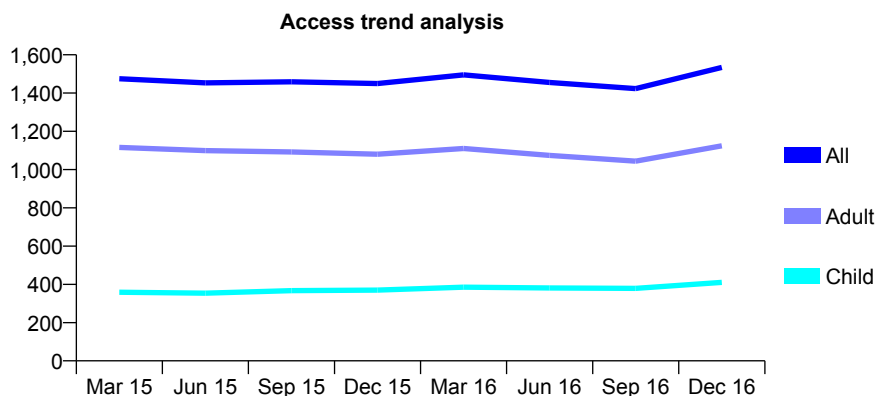
## Q63 - Vital Signs At a Glance Contract Report for 171735/0001 - December 2016

Name or company name	SNS Dental Practice
Contract type name	GDS Contract
Purpose of contract	General
Contract start date	01/09/2008
Contract end date	

16/17 Contracted general activity (UDA)	5,500
Carry forward general activity (UDA)	85
16/17 Contracted orthodontic activity (UOA)	0
Carry forward orthodontic activity (UOA)	0
Baseline contract value	£186,182.28

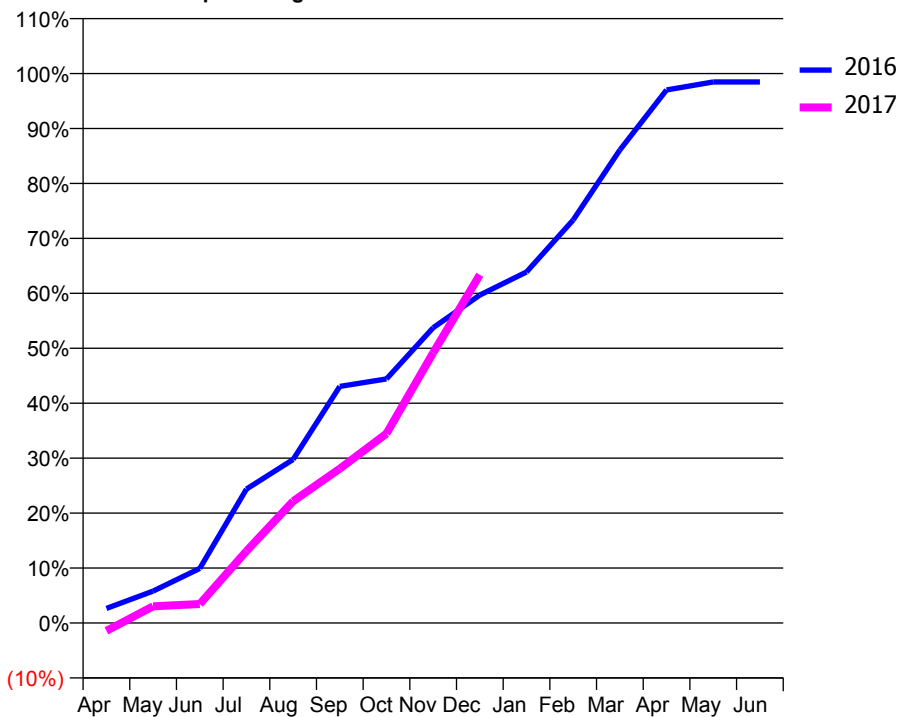
### ACCESS\*

Patients seen in 24 months	Total	Change since previous quarter
Quarter ending December 2015	1,450	
Quarter ending March 2016	1,495	↑
Quarter ending June 2016	1,455	↓
Quarter ending September 2016	1,423	↓
Quarter ending December 2016	1,534	↑
<b>Variance since December 2015</b>	<b>5.8%</b>	<b>↑</b>



### ACTIVITY

Cumulative percentage of contracted UDA delivered 2016 & 2017



Month	Adjusted Scheduled Activity (UDA)	
	2016	2017
April	147	-80
May	320	168
June	546	190
July	1,341	720
August	1,637	1,219
September	2,368	1,545
October	2,443	1,896
November	2,956	2,705
December	3,282	3,486
January	3,514	
February	4,034	
March	4,734	
April	5,335	
May	5,415	
June	5,415	

### QUALITY

	Quantity	Base Number	Contract	AT	Region	England
% of FP17s for the same patient ID Re-attending within 3 months - Children	59	390	15.1%	10.5%	11.9%	12.4%
% of FP17s for the same patient ID Re-attending within 3 months - Adults	299	1,146	26.1%	15.9%	17.1%	16.6%
% of FP17s for the same patient ID Re-attending between 3 & 9 months - Children	124	390	31.8%	47.5%	46.2%	57.5%
% of FP17s for the same patient ID Re-attending between 3 & 9 months - Adults	353	1,146	30.8%	37.9%	37.8%	50.4%
% of FP17s for Band 1 Urgent Courses	285	1,328	21.5%	10.3%	10.6%	9.1%
% of FP17s Relating to Free Repair or Replacements	3	1,328	0.2%	0.7%	0.6%	0.8%
% of FP17s Relating to Continuations	1	1,328	0.1%	1.1%	0.9%	1.3%
% of Patients satisfied with the dentistry they have received	3	3	N/A	90.2%	90.3%	92.7%
% of Patients satisfied with the time they had to wait for an appointment	2	3	N/A	85.9%	83.8%	88.8%

\* This is based on patients treated on this contract for their most recent course of treatment. Figures in italics indicate the base number of FP17s or Patient Questionnaire responses are less than 100. N/A is shown where the base number of responses is less than 10 during the period. % is calculated as Quantity/Base number\*100

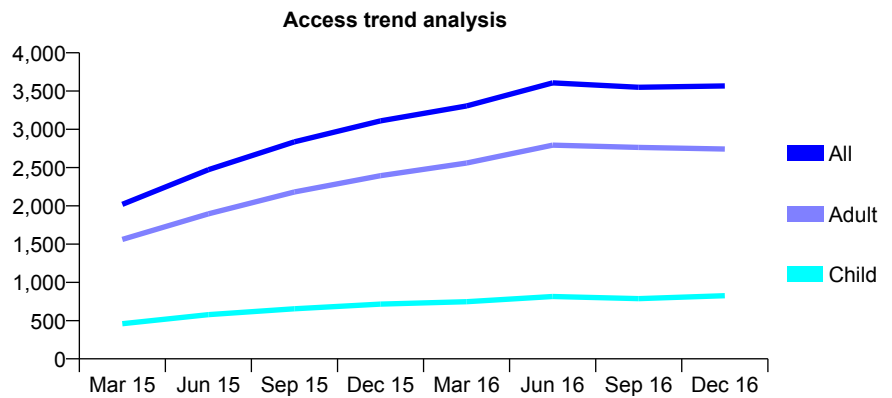
## Q63 - Vital Signs At a Glance Contract Report for 171832/0001 - December 2016

Name or company name	Mazdak Eyrumlu and Azad Eyrumlu
Contract type name	GDS Contract
Purpose of contract	General
Contract start date	01/06/2014
Contract end date	

16/17 Contracted general activity (UDA)	16,550
Carry forward general activity (UDA)	0
16/17 Contracted orthodontic activity (UOA)	0
Carry forward orthodontic activity (UOA)	0
Baseline contract value	£518,435.91

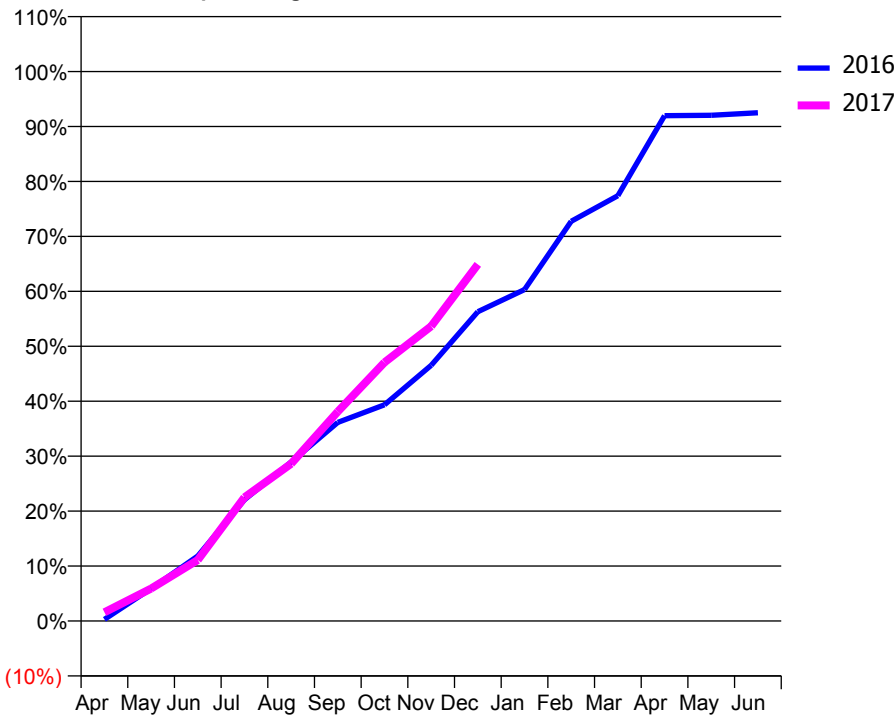
### ACCESS\*

Patients seen in 24 months	Total	Change since previous quarter
Quarter ending December 2015	3,110	
Quarter ending March 2016	3,306	↑
Quarter ending June 2016	3,607	↑
Quarter ending September 2016	3,550	↓
Quarter ending December 2016	3,567	→
<b>Variance since December 2015</b>	<b>14.7%</b>	<b>↑</b>



### ACTIVITY

Cumulative percentage of contracted UDA delivered 2016 & 2017



Month	Adjusted Scheduled Activity (UDA)	
	2016	2017
April	49	262
May	979	979
June	1,957	1,836
July	3,654	3,724
August	4,788	4,738
September	5,983	6,306
October	6,512	7,791
November	7,700	8,876
December	9,317	10,741
January	9,981	
February	12,038	
March	12,811	
April	15,220	
May	15,232	
June	15,307	

### QUALITY

	Quantity	Base Number	Contract	AT	Region	England
% of FP17s for the same patient ID Re-attending within 3 months - Children	62	826	7.5%	10.5%	11.9%	12.4%
% of FP17s for the same patient ID Re-attending within 3 months - Adults	322	2,295	14.0%	15.9%	17.1%	16.6%
% of FP17s for the same patient ID Re-attending between 3 & 9 months - Children	369	826	44.7%	47.5%	46.2%	57.5%
% of FP17s for the same patient ID Re-attending between 3 & 9 months - Adults	774	2,295	33.7%	37.9%	37.8%	50.4%
% of FP17s for Band 1 Urgent Courses	314	2,607	12.0%	10.3%	10.6%	9.1%
% of FP17s Relating to Free Repair or Replacements	35	2,607	1.3%	0.7%	0.6%	0.8%
% of FP17s Relating to Continuations	56	2,607	2.1%	1.1%	0.9%	1.3%
% of Patients satisfied with the dentistry they have received	2	4	N/A	90.2%	90.3%	92.7%
% of Patients satisfied with the time they had to wait for an appointment	1	4	N/A	85.9%	83.8%	88.8%

\* This is based on patients treated on this contract for their most recent course of treatment. Figures in italics indicate the base number of FP17s or Patient Questionnaire responses are less than 100. N/A is shown where the base number of responses is less than 10 during the period. % is calculated as Quantity/Base number\*100



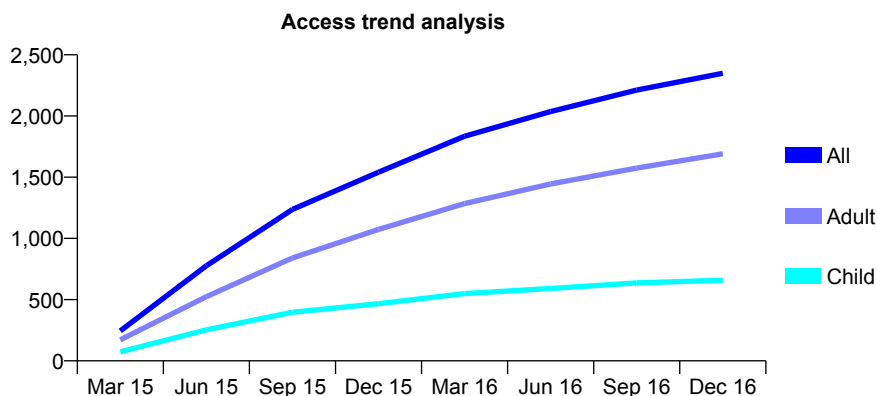
## Q63 - Vital Signs At a Glance Contract Report for 171883/0001 - December 2016

Name or company name	Preventive Dental Practice
Contract type name	GDS Contract
Purpose of contract	General
Contract start date	01/11/2014
Contract end date	

16/17 Contracted general activity (UDA)	10,832
Carry forward general activity (UDA)	781
16/17 Contracted orthodontic activity (UOA)	0
Carry forward orthodontic activity (UOA)	0
Baseline contract value	£268,034.13

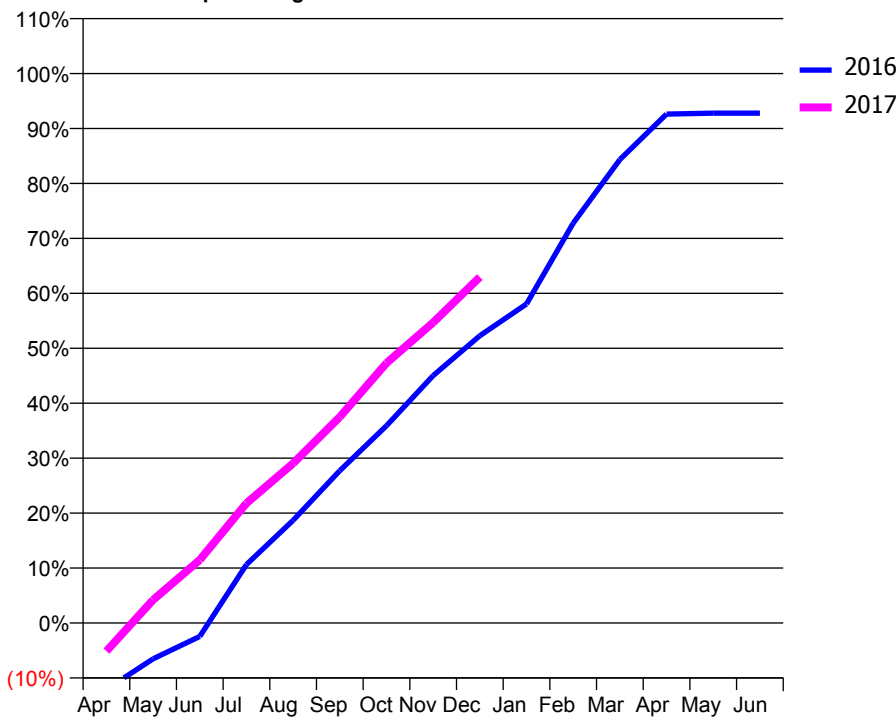
### ACCESS\*

Patients seen in 24 months	Total	Change since previous quarter
Quarter ending December 2015	1,541	
Quarter ending March 2016	1,835	↑
Quarter ending June 2016	2,036	↑
Quarter ending September 2016	2,212	↑
Quarter ending December 2016	2,349	↑
<b>Variance since December 2015</b>	<b>52.4%</b>	<b>↑</b>



### ACTIVITY

Cumulative percentage of contracted UDA delivered 2016 & 2017



Month	Adjusted Scheduled Activity (UDA)	
	2016	2017
April	-1,310	-557
May	-708	455
June	-267	1,246
July	1,153	2,362
August	2,024	3,148
September	3,003	4,062
October	3,890	5,126
November	4,877	5,924
December	5,664	6,820
January	6,288	
February	7,883	
March	9,137	
April	10,032	
May	10,051	
June	10,051	

### QUALITY

	Quantity	Base Number	Contract	AT	Region	England
% of FP17s for the same patient ID Re-attending within 3 months - Children	33	583	5.7%	10.5%	11.9%	12.4%
% of FP17s for the same patient ID Re-attending within 3 months - Adults	111	1,292	8.6%	15.9%	17.1%	16.6%
% of FP17s for the same patient ID Re-attending between 3 & 9 months - Children	254	583	43.6%	47.5%	46.2%	57.5%
% of FP17s for the same patient ID Re-attending between 3 & 9 months - Adults	522	1,292	40.4%	37.9%	37.8%	50.4%
% of FP17s for Band 1 Urgent Courses	20	1,711	1.2%	10.3%	10.6%	9.1%
% of FP17s Relating to Free Repair or Replacements	13	1,711	0.8%	0.7%	0.6%	0.8%
% of FP17s Relating to Continuations	23	1,711	1.3%	1.1%	0.9%	1.3%
% of Patients satisfied with the dentistry they have received	3	4	N/A	90.2%	90.3%	92.7%
% of Patients satisfied with the time they had to wait for an appointment	4	4	N/A	85.9%	83.8%	88.8%

\* This is based on patients treated on this contract for their most recent course of treatment. Figures in italics indicate the base number of FP17s or Patient Questionnaire responses are less than 100. N/A is shown where the base number of responses is less than 10 during the period. % is calculated as Quantity/Base number\*100

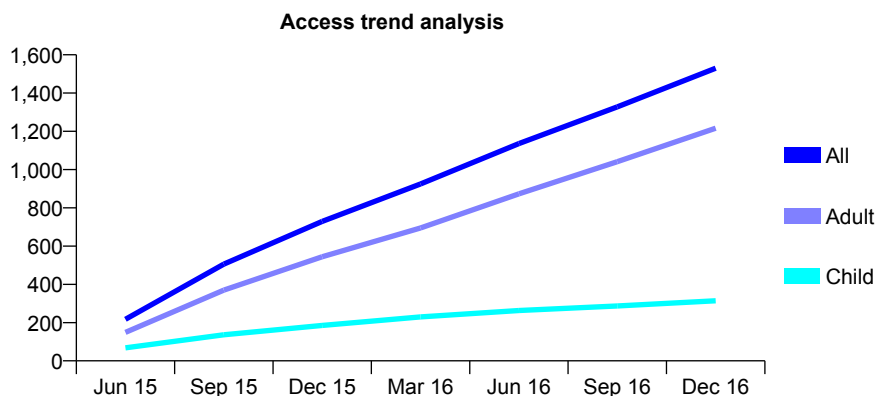
## Q63 - Vital Signs At a Glance Contract Report for 173703/0001 - December 2016

Name or company name	Surrey Quays Dental Practice
Contract type name	GDS Contract
Purpose of contract	General
Contract start date	01/04/2015
Contract end date	

16/17 Contracted general activity (UDA)	8,533
Carry forward general activity (UDA)	0
16/17 Contracted orthodontic activity (UOA)	0
Carry forward orthodontic activity (UOA)	0
Baseline contract value	£216,527.32

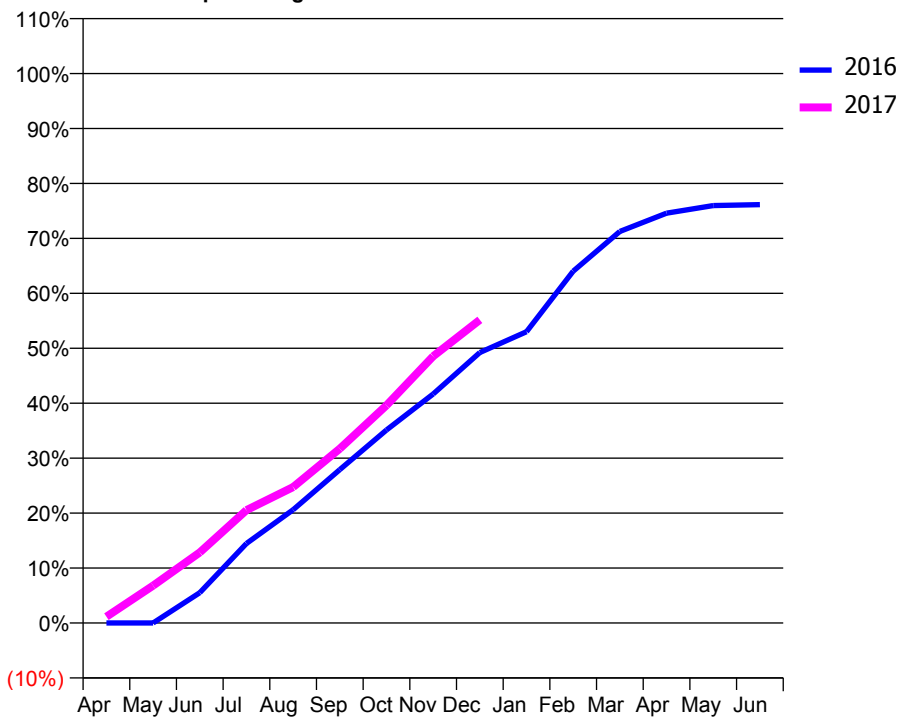
### ACCESS\*

Patients seen in 24 months	Total	Change since previous quarter
Quarter ending December 2015	729	
Quarter ending March 2016	925	↑
Quarter ending June 2016	1,136	↑
Quarter ending September 2016	1,328	↑
Quarter ending December 2016	1,530	↑
<b>Variance since December 2015</b>	<b>109.9%</b>	<b>↑</b>



### ACTIVITY

Cumulative percentage of contracted UDA delivered 2016 & 2017



Adjusted Scheduled Activity (UDA)

Month	2016	2017
April	0	99
May	0	580
June	471	1,096
July	1,235	1,754
August	1,759	2,110
September	2,383	2,708
October	2,998	3,380
November	3,557	4,143
December	4,201	4,707
January	4,524	
February	5,464	
March	6,080	
April	6,365	
May	6,483	
June	6,498	

### QUALITY

	Quantity	Base Number	Contract	AT	Region	England
% of FP17s for the same patient ID Re-attending within 3 months - Children	20	298	6.7%	10.5%	11.9%	12.4%
% of FP17s for the same patient ID Re-attending within 3 months - Adults	157	1,130	13.9%	15.9%	17.1%	16.6%
% of FP17s for the same patient ID Re-attending between 3 & 9 months - Children	136	298	45.6%	47.5%	46.2%	57.5%
% of FP17s for the same patient ID Re-attending between 3 & 9 months - Adults	320	1,130	28.3%	37.9%	37.8%	50.4%
% of FP17s for Band 1 Urgent Courses	175	1,322	13.2%	10.3%	10.6%	9.1%
% of FP17s Relating to Free Repair or Replacements	22	1,322	1.7%	0.7%	0.6%	0.8%
% of FP17s Relating to Continuations	22	1,322	1.7%	1.1%	0.9%	1.3%
% of Patients satisfied with the dentistry they have received	0	0	N/A	90.2%	90.3%	92.7%
% of Patients satisfied with the time they had to wait for an appointment	0	0	N/A	85.9%	83.8%	88.8%

\* This is based on patients treated on this contract for their most recent course of treatment. Figures in italics indicate the base number of FP17s or Patient Questionnaire responses are less than 100. N/A is shown where the base number of responses is less than 10 during the period. % is calculated as Quantity/Base number\*100

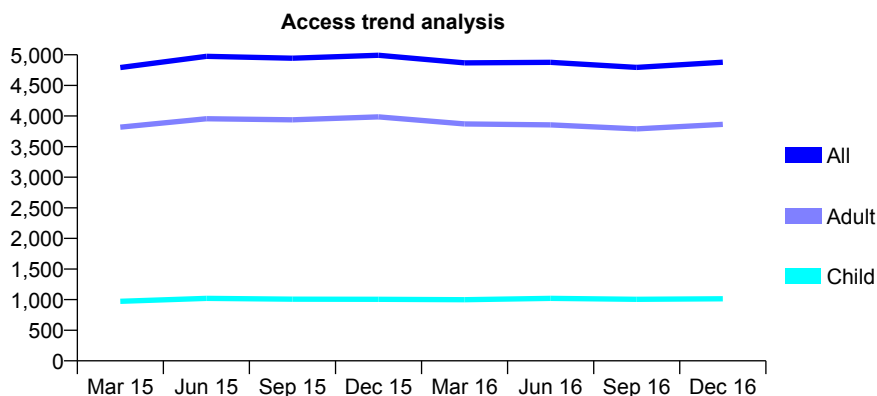
## Q63 - Vital Signs At a Glance Contract Report for 173940/0001 - December 2016

Name or company name	Real Sweden Ltd
Contract type name	GDS Contract
Purpose of contract	General
Contract start date	01/10/2011
Contract end date	

16/17 Contracted general activity (UDA)	18,485
Carry forward general activity (UDA)	2,272
16/17 Contracted orthodontic activity (UOA)	0
Carry forward orthodontic activity (UOA)	0
Baseline contract value	£469,232.47

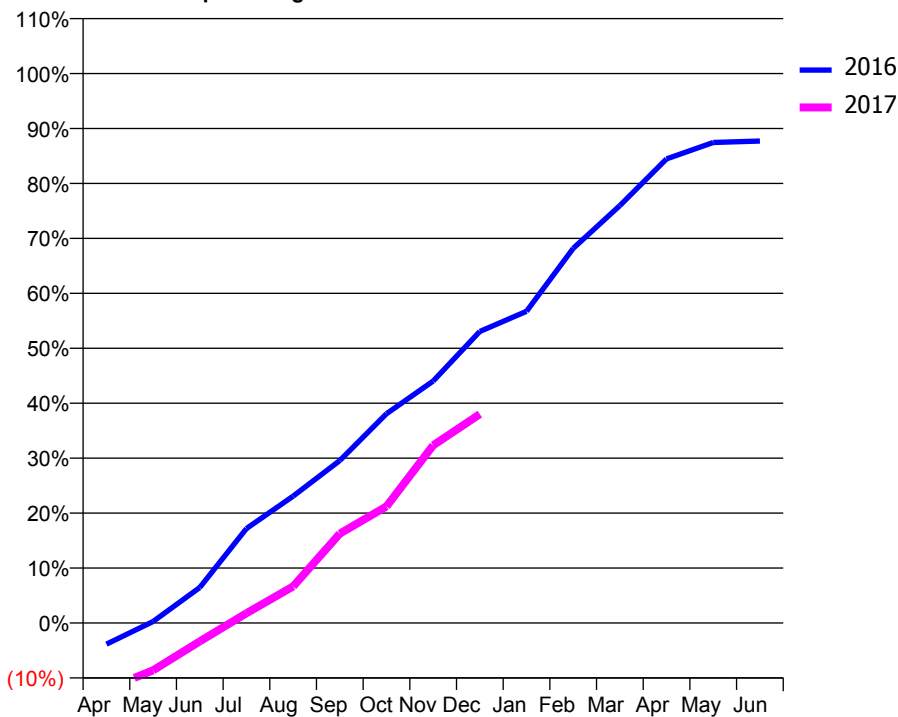
### ACCESS\*

Patients seen in 24 months	Total	Change since previous quarter
Quarter ending December 2015	4,992	
Quarter ending March 2016	4,869	↓
Quarter ending June 2016	4,877	→
Quarter ending September 2016	4,795	↓
Quarter ending December 2016	4,879	→
<b>Variance since December 2015</b>	<b>(2.3%)</b>	<b>↓</b>



### ACTIVITY

Cumulative percentage of contracted UDA delivered 2016 & 2017



Month	Adjusted Scheduled Activity (UDA)	
	2016	2017
April	-717	-2,232
May	53	-1,593
June	1,196	-619
July	3,177	331
August	4,267	1,232
September	5,467	3,008
October	7,039	3,924
November	8,138	5,977
December	9,809	7,026
January	10,484	
February	12,604	
March	14,041	
April	15,613	
May	16,162	
June	16,213	

### QUALITY

	Quantity	Base Number	Contract	AT	Region	England
% of FP17s for the same patient ID Re-attending within 3 months - Children	75	809	9.3%	10.5%	11.9%	12.4%
% of FP17s for the same patient ID Re-attending within 3 months - Adults	406	2,814	14.4%	15.9%	17.1%	16.6%
% of FP17s for the same patient ID Re-attending between 3 & 9 months - Children	356	809	44.0%	47.5%	46.2%	57.5%
% of FP17s for the same patient ID Re-attending between 3 & 9 months - Adults	991	2,814	35.2%	37.9%	37.8%	50.4%
% of FP17s for Band 1 Urgent Courses	435	3,003	14.5%	10.3%	10.6%	9.1%
% of FP17s Relating to Free Repair or Replacements	11	3,003	0.4%	0.7%	0.6%	0.8%
% of FP17s Relating to Continuations	14	3,003	0.5%	1.1%	0.9%	1.3%
% of Patients satisfied with the dentistry they have received	1	2	N/A	90.2%	90.3%	92.7%
% of Patients satisfied with the time they had to wait for an appointment	1	2	N/A	85.9%	83.8%	88.8%

\* This is based on patients treated on this contract for their most recent course of treatment. Figures in italics indicate the base number of FP17s or Patient Questionnaire responses are less than 100. N/A is shown where the base number of responses is less than 10 during the period. % is calculated as Quantity/Base number\*100

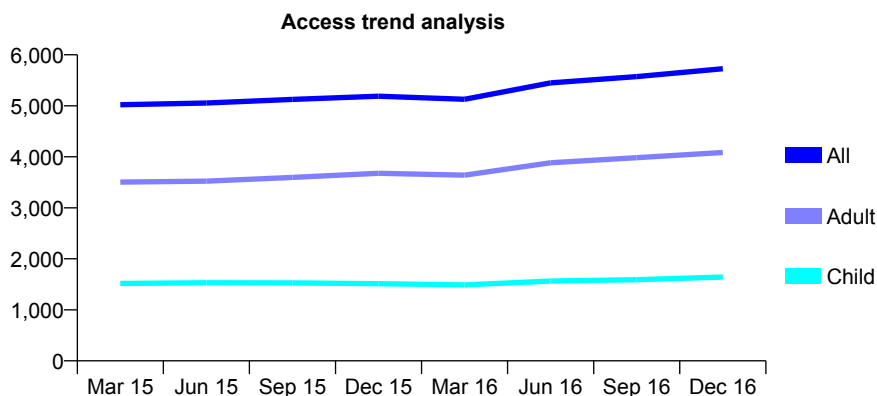
## Q63 - Vital Signs At a Glance Contract Report for 173975/0001 - December 2016

Name or company name	Bridge Dental Centre Limited
Contract type name	GDS Contract
Purpose of contract	General
Contract start date	01/04/2009
Contract end date	

16/17 Contracted general activity (UDA)	12,000
Carry forward general activity (UDA)	94
16/17 Contracted orthodontic activity (UOA)	0
Carry forward orthodontic activity (UOA)	0
Baseline contract value	£322,422.79

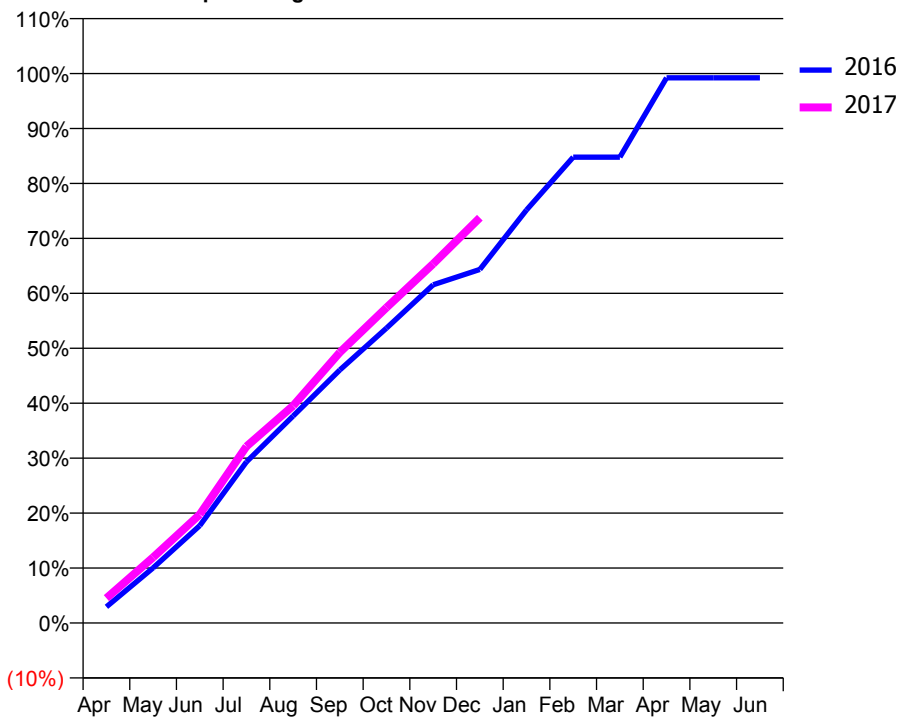
### ACCESS\*

Patients seen in 24 months	Total	Change since previous quarter
Quarter ending December 2015	5,189	
Quarter ending March 2016	5,128	↓
Quarter ending June 2016	5,449	↑
Quarter ending September 2016	5,572	↑
Quarter ending December 2016	5,727	↑
<b>Variance since December 2015</b>	<b>10.4%</b>	<b>↑</b>



### ACTIVITY

Cumulative percentage of contracted UDA delivered 2016 & 2017



Month	Adjusted Scheduled Activity (UDA)	
	2016	2017
April	354	544
May	1,205	1,435
June	2,127	2,370
July	3,518	3,856
August	4,520	4,746
September	5,527	5,909
October	6,440	6,890
November	7,386	7,844
December	7,721	8,852
January	9,021	
February	10,173	
March	10,173	
April	11,906	
May	11,906	
June	11,906	

### QUALITY

	Quantity	Base Number	Contract	AT	Region	England
% of FP17s for the same patient ID Re-attending within 3 months - Children	92	1,873	4.9%	10.5%	11.9%	12.4%
% of FP17s for the same patient ID Re-attending within 3 months - Adults	573	4,137	13.9%	15.9%	17.1%	16.6%
% of FP17s for the same patient ID Re-attending between 3 & 9 months - Children	885	1,873	47.3%	47.5%	46.2%	57.5%
% of FP17s for the same patient ID Re-attending between 3 & 9 months - Adults	1,483	4,137	35.8%	37.9%	37.8%	50.4%
% of FP17s for Band 1 Urgent Courses	400	5,025	8.0%	10.3%	10.6%	9.1%
% of FP17s Relating to Free Repair or Replacements	29	5,025	0.6%	0.7%	0.6%	0.8%
% of FP17s Relating to Continuations	69	5,025	1.4%	1.1%	0.9%	1.3%
% of Patients satisfied with the dentistry they have received	4	4	N/A	90.2%	90.3%	92.7%
% of Patients satisfied with the time they had to wait for an appointment	3	4	N/A	85.9%	83.8%	88.8%

\* This is based on patients treated on this contract for their most recent course of treatment. Figures in italics indicate the base number of FP17s or Patient Questionnaire responses are less than 100. N/A is shown where the base number of responses is less than 10 during the period. % is calculated as Quantity/Base number\*100

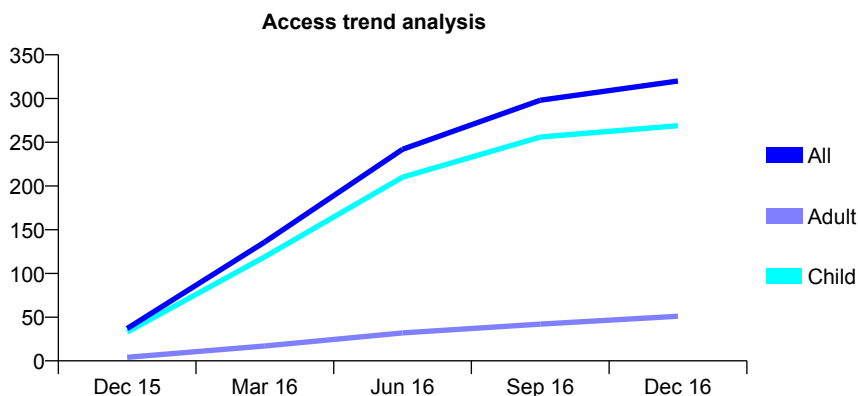
## Q63 - Vital Signs At a Glance Contract Report for 174521/0001 - December 2016

Name or company name	Bridge Road Dental Surgery
Contract type name	GDS Contract
Purpose of contract	General
Contract start date	01/11/2015
Contract end date	

16/17 Contracted general activity (UDA)	1,000
Carry forward general activity (UDA)	23
16/17 Contracted orthodontic activity (UOA)	0
Carry forward orthodontic activity (UOA)	0
Baseline contract value	£29,002.91

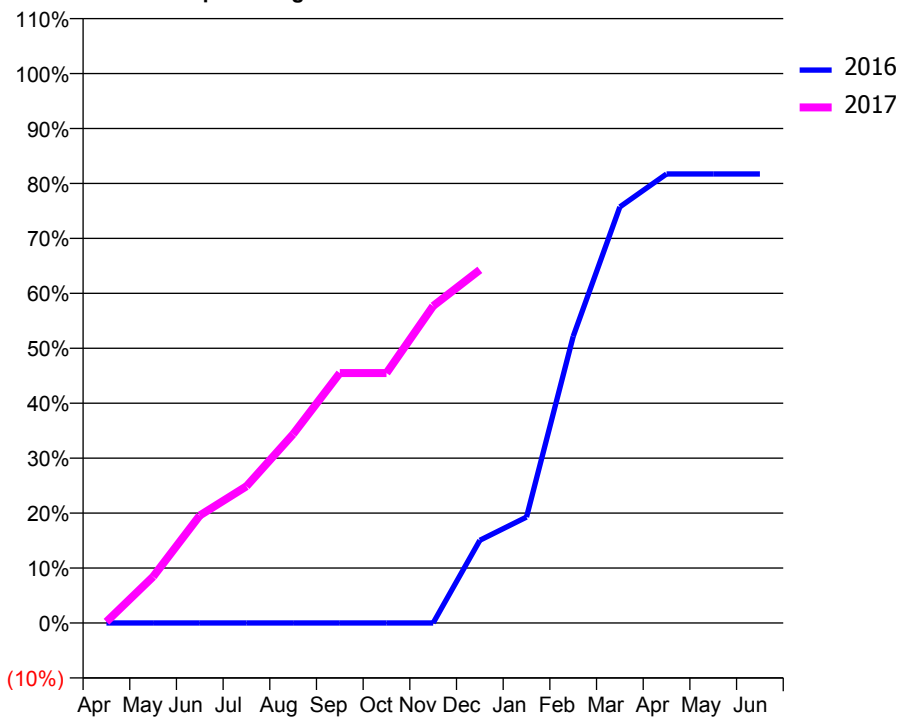
### ACCESS\*

Patients seen in 24 months	Total	Change since previous quarter
Quarter ending December 2015	37	
Quarter ending March 2016	136	↑
Quarter ending June 2016	242	↑
Quarter ending September 2016	298	↑
Quarter ending December 2016	320	↑
<b>Variance since December 2015</b>	<b>764.9%</b>	<b>↑</b>



### ACTIVITY

Cumulative percentage of contracted UDA delivered 2016 & 2017



Month	Adjusted Scheduled Activity (UDA)	
	2016	2017
April	0	2
May	0	84
June	0	196
July	0	249
August	0	344
September	0	455
October	0	455
November	0	577
December	63	643
January	80	
February	217	
March	315	
April	340	
May	340	
June	340	

### QUALITY

	Quantity	Base Number	Contract	AT	Region	England
% of FP17s for the same patient ID Re-attending within 3 months - Children	20	370	5.4%	10.5%	11.9%	12.4%
% of FP17s for the same patient ID Re-attending within 3 months - Adults	2	39	5.1%	15.9%	17.1%	16.6%
% of FP17s for the same patient ID Re-attending between 3 & 9 months - Children	159	370	43.0%	47.5%	46.2%	57.5%
% of FP17s for the same patient ID Re-attending between 3 & 9 months - Adults	15	39	38.5%	37.9%	37.8%	50.4%
% of FP17s for Band 1 Urgent Courses	8	394	2.0%	10.3%	10.6%	9.1%
% of FP17s Relating to Free Repair or Replacements	0	394	0.0%	0.7%	0.6%	0.8%
% of FP17s Relating to Continuations	0	394	0.0%	1.1%	0.9%	1.3%
% of Patients satisfied with the dentistry they have received	0	0	N/A	90.2%	90.3%	92.7%
% of Patients satisfied with the time they had to wait for an appointment	0	0	N/A	85.9%	83.8%	88.8%

\* This is based on patients treated on this contract for their most recent course of treatment. Figures in italics indicate the base number of FP17s or Patient Questionnaire responses are less than 100. N/A is shown where the base number of responses is less than 10 during the period. % is calculated as Quantity/Base number\*100

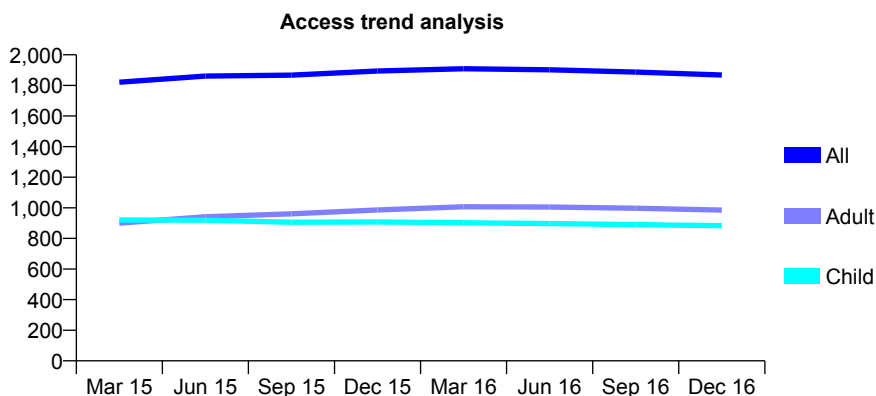
## Q63 - Vital Signs At a Glance Contract Report for 174696/0001 - December 2016

Name or company name	Paget Dental Practice
Contract type name	GDS Contract
Purpose of contract	General
Contract start date	27/09/2007
Contract end date	

16/17 Contracted general activity (UDA)	5,043
Carry forward general activity (UDA)	-89
16/17 Contracted orthodontic activity (UOA)	0
Carry forward orthodontic activity (UOA)	0
Baseline contract value	£116,892.17

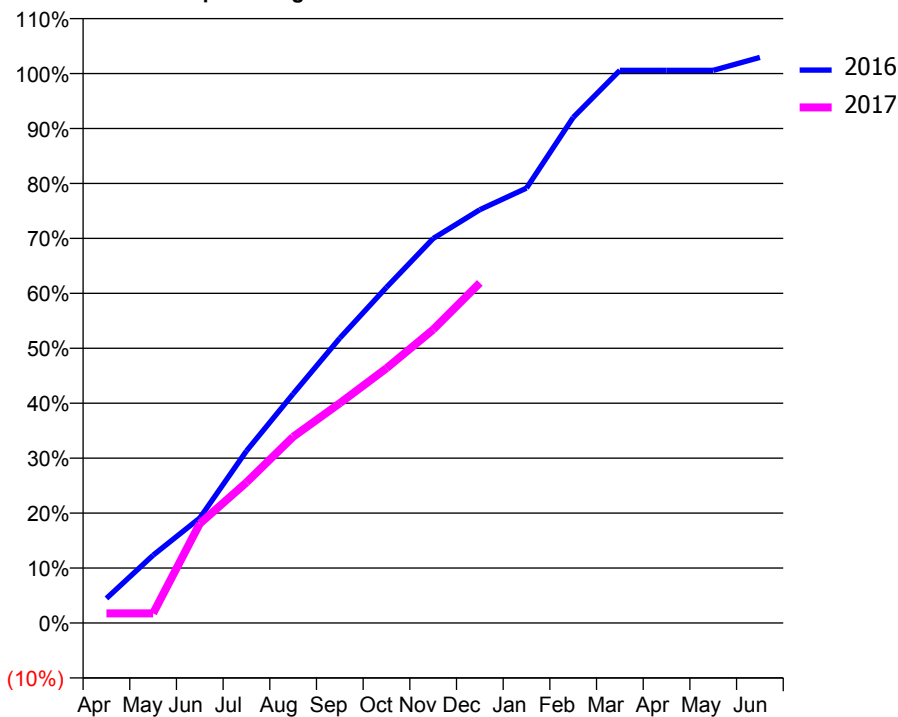
### ACCESS\*

Patients seen in 24 months	Total	Change since previous quarter
Quarter ending December 2015	1,894	
Quarter ending March 2016	1,909	→
Quarter ending June 2016	1,902	→
Quarter ending September 2016	1,887	→
Quarter ending December 2016	1,868	↓
<b>Variance since December 2015</b>	<b>(1.4%)</b>	<b>↓</b>



### ACTIVITY

Cumulative percentage of contracted UDA delivered 2016 & 2017



Adjusted Scheduled Activity (UDA)

Month	2016	2017
April	199	89
May	548	89
June	850	912
July	1,392	1,291
August	1,853	1,708
September	2,303	2,018
October	2,714	2,338
November	3,109	2,693
December	3,341	3,122
January	3,517	
February	4,088	
March	4,468	
April	4,468	
May	4,468	
June	4,573	

### QUALITY

	Quantity	Base Number	Contract	AT	Region	England
% of FP17s for the same patient ID Re-attending within 3 months - Children	76	1,011	7.5%	10.5%	11.9%	12.4%
% of FP17s for the same patient ID Re-attending within 3 months - Adults	167	1,016	16.4%	15.9%	17.1%	16.6%
% of FP17s for the same patient ID Re-attending between 3 & 9 months - Children	635	1,011	62.8%	47.5%	46.2%	57.5%
% of FP17s for the same patient ID Re-attending between 3 & 9 months - Adults	563	1,016	55.4%	37.9%	37.8%	50.4%
% of FP17s for Band 1 Urgent Courses	173	1,950	8.9%	10.3%	10.6%	9.1%
% of FP17s Relating to Free Repair or Replacements	0	1,950	0.0%	0.7%	0.6%	0.8%
% of FP17s Relating to Continuations	7	1,950	0.4%	1.1%	0.9%	1.3%
% of Patients satisfied with the dentistry they have received	3	3	N/A	90.2%	90.3%	92.7%
% of Patients satisfied with the time they had to wait for an appointment	2	3	N/A	85.9%	83.8%	88.8%

\* This is based on patients treated on this contract for their most recent course of treatment. Figures in italics indicate the base number of FP17s or Patient Questionnaire responses are less than 100. N/A is shown where the base number of responses is less than 10 during the period. % is calculated as Quantity/Base number\*100

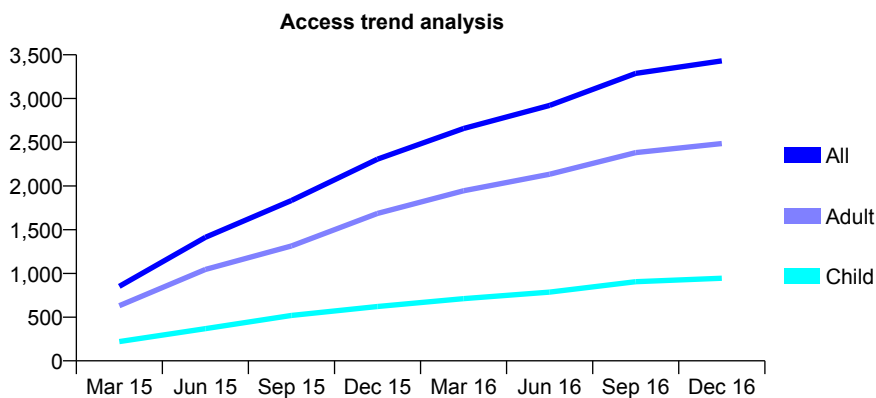
## Q63 - Vital Signs At a Glance Contract Report for 174866/0001 - December 2016

Name or company name	Hasan and Hasan
Contract type name	GDS Contract
Purpose of contract	General
Contract start date	01/12/2014
Contract end date	

16/17 Contracted general activity (UDA)	6,100
Carry forward general activity (UDA)	-122
16/17 Contracted orthodontic activity (UOA)	0
Carry forward orthodontic activity (UOA)	0
Baseline contract value	£171,468.38

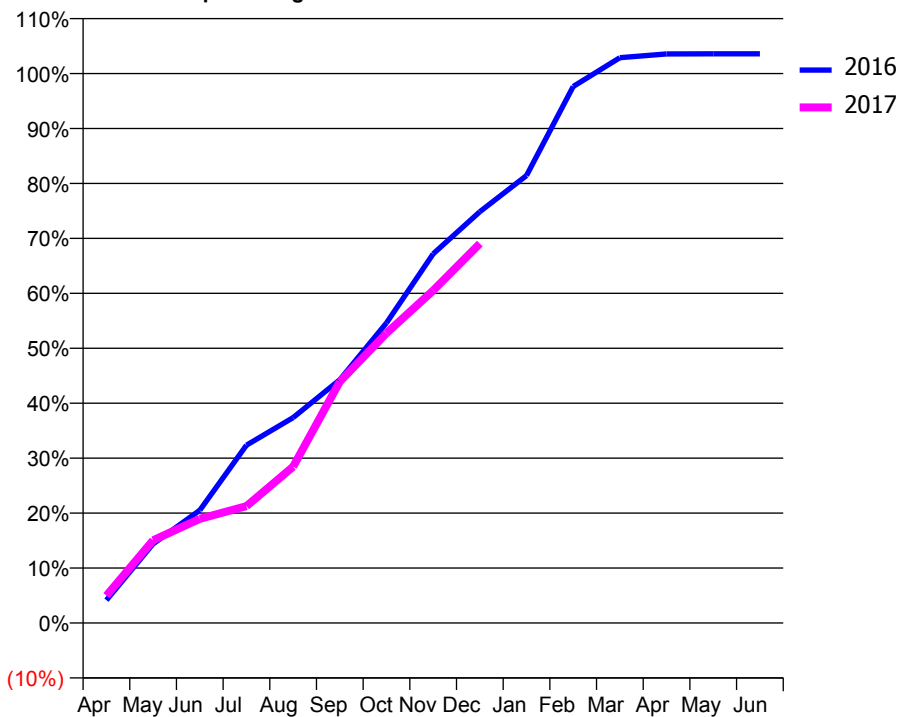
### ACCESS\*

Patients seen in 24 months	Total	Change since previous quarter
Quarter ending December 2015	2,307	
Quarter ending March 2016	2,657	↑
Quarter ending June 2016	2,921	↑
Quarter ending September 2016	3,287	↑
Quarter ending December 2016	3,430	↑
<b>Variance since December 2015</b>	<b>48.7%</b>	<b>↑</b>



### ACTIVITY

Cumulative percentage of contracted UDA delivered 2016 & 2017



Month	Adjusted Scheduled Activity (UDA)	
	2016	2017
April	254	304
May	879	919
June	1,252	1,157
July	1,974	1,297
August	2,280	1,735
September	2,701	2,680
October	3,331	3,217
November	4,098	3,691
December	4,566	4,213
January	4,967	
February	5,956	
March	6,276	
April	6,317	
May	6,319	
June	6,319	

### QUALITY

	Quantity	Base Number	Contract	AT	Region	England
% of FP17s for the same patient ID Re-attending within 3 months - Children	15	645	2.3%	10.5%	11.9%	12.4%
% of FP17s for the same patient ID Re-attending within 3 months - Adults	68	1,252	5.4%	15.9%	17.1%	16.6%
% of FP17s for the same patient ID Re-attending between 3 & 9 months - Children	104	645	16.1%	47.5%	46.2%	57.5%
% of FP17s for the same patient ID Re-attending between 3 & 9 months - Adults	215	1,252	17.2%	37.9%	37.8%	50.4%
% of FP17s for Band 1 Urgent Courses	239	1,865	12.8%	10.3%	10.6%	9.1%
% of FP17s Relating to Free Repair or Replacements	8	1,865	0.4%	0.7%	0.6%	0.8%
% of FP17s Relating to Continuations	7	1,865	0.4%	1.1%	0.9%	1.3%
% of Patients satisfied with the dentistry they have received	1	1	N/A	90.2%	90.3%	92.7%
% of Patients satisfied with the time they had to wait for an appointment	0	1	N/A	85.9%	83.8%	88.8%

\* This is based on patients treated on this contract for their most recent course of treatment. Figures in italics indicate the base number of FP17s or Patient Questionnaire responses are less than 100. N/A is shown where the base number of responses is less than 10 during the period. % is calculated as Quantity/Base number\*100



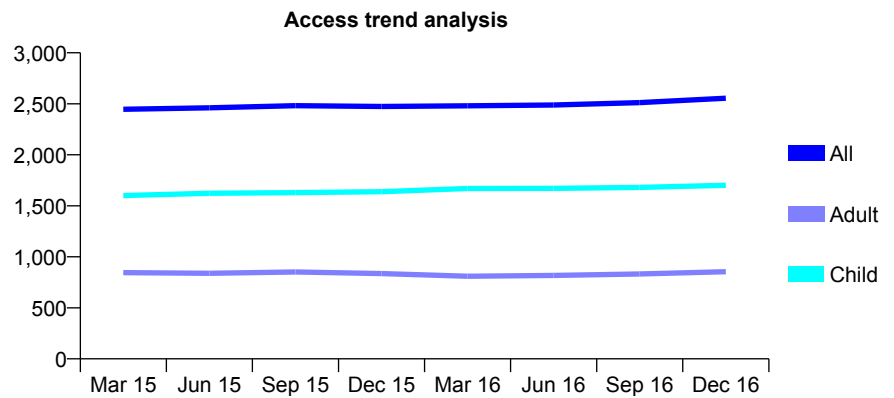
## Q63 - Vital Signs At a Glance Contract Report for 175560/0001 - December 2016

Name or company name	Adams House Dental Practice Limited
Contract type name	GDS Contract
Purpose of contract	General
Contract start date	06/04/2009
Contract end date	

16/17 Contracted general activity (UDA)	8,000
Carry forward general activity (UDA)	-10
16/17 Contracted orthodontic activity (UOA)	0
Carry forward orthodontic activity (UOA)	0
Baseline contract value	£210,175.98

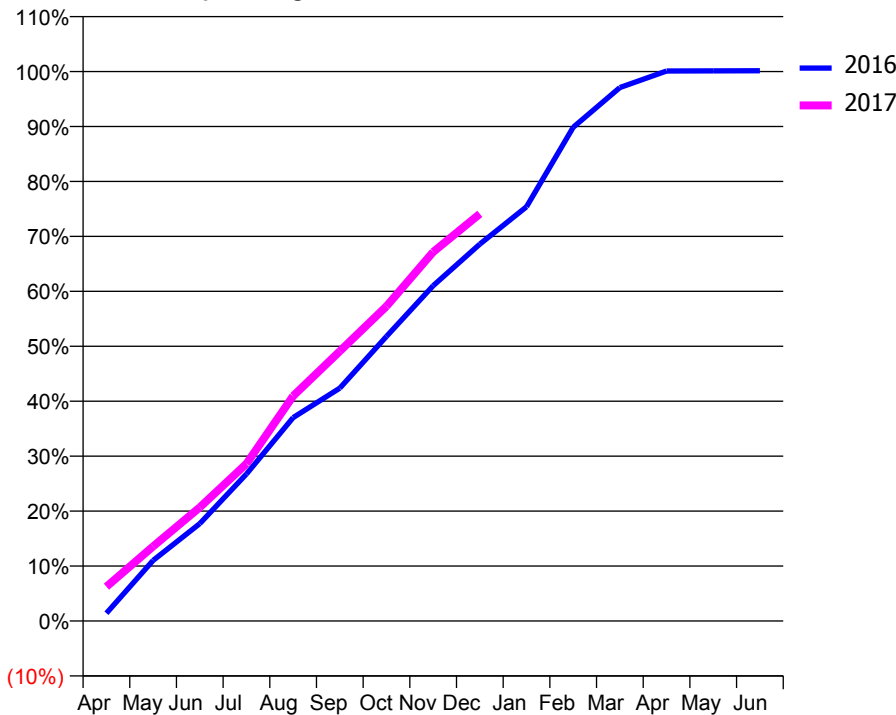
### ACCESS\*

Patients seen in 24 months	Total	Change since previous quarter
Quarter ending December 2015	2,474	
Quarter ending March 2016	2,480	→
Quarter ending June 2016	2,488	→
Quarter ending September 2016	2,512	→
Quarter ending December 2016	2,555	→
<b>Variance since December 2015</b>	<b>3.3%</b>	<b>↑</b>



### ACTIVITY

Cumulative percentage of contracted UDA delivered 2016 & 2017



Month	Adjusted Scheduled Activity (UDA)	
	2016	2017
April	113	500
May	882	1,085
June	1,417	1,656
July	2,140	2,290
August	2,961	3,277
September	3,390	3,929
October	4,144	4,583
November	4,881	5,372
December	5,486	5,929
January	6,032	
February	7,188	
March	7,766	
April	8,007	
May	8,009	
June	8,010	

### QUALITY

	Quantity	Base Number	Contract	AT	Region	England
% of FP17s for the same patient ID Re-attending within 3 months - Children	177	2,115	8.4%	10.5%	11.9%	12.4%
% of FP17s for the same patient ID Re-attending within 3 months - Adults	179	793	22.6%	15.9%	17.1%	16.6%
% of FP17s for the same patient ID Re-attending between 3 & 9 months - Children	1,401	2,115	66.2%	47.5%	46.2%	57.5%
% of FP17s for the same patient ID Re-attending between 3 & 9 months - Adults	364	793	45.9%	37.9%	37.8%	50.4%
% of FP17s for Band 1 Urgent Courses	234	2,792	8.4%	10.3%	10.6%	9.1%
% of FP17s Relating to Free Repair or Replacements	2	2,792	0.1%	0.7%	0.6%	0.8%
% of FP17s Relating to Continuations	0	2,792	0.0%	1.1%	0.9%	1.3%
% of Patients satisfied with the dentistry they have received	4	4	N/A	90.2%	90.3%	92.7%
% of Patients satisfied with the time they had to wait for an appointment	3	4	N/A	85.9%	83.8%	88.8%

\* This is based on patients treated on this contract for their most recent course of treatment. Figures in italics indicate the base number of FP17s or Patient Questionnaire responses are less than 100. N/A is shown where the base number of responses is less than 10 during the period. % is calculated as Quantity/Base number\*100

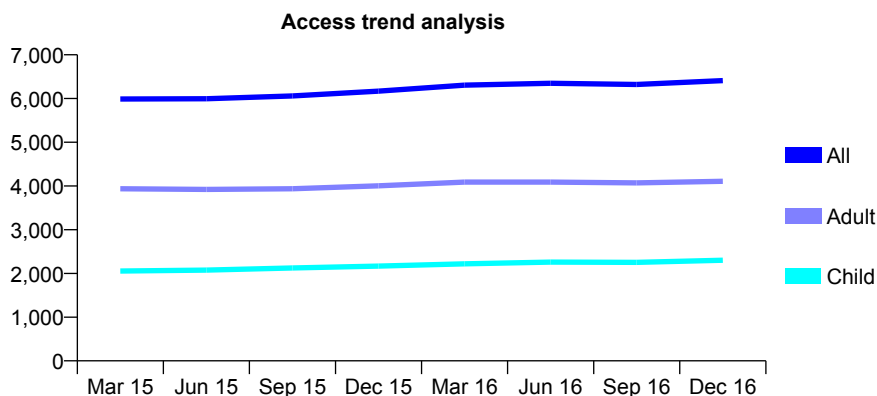
## Q63 - Vital Signs At a Glance Contract Report for 179027/0001 - December 2016

Name or company name	Simply Bright
Contract type name	GDS Contract
Purpose of contract	General
Contract start date	17/05/2010
Contract end date	

16/17 Contracted general activity (UDA)	19,000
Carry forward general activity (UDA)	311
16/17 Contracted orthodontic activity (UOA)	0
Carry forward orthodontic activity (UOA)	0
Baseline contract value	£464,589.03

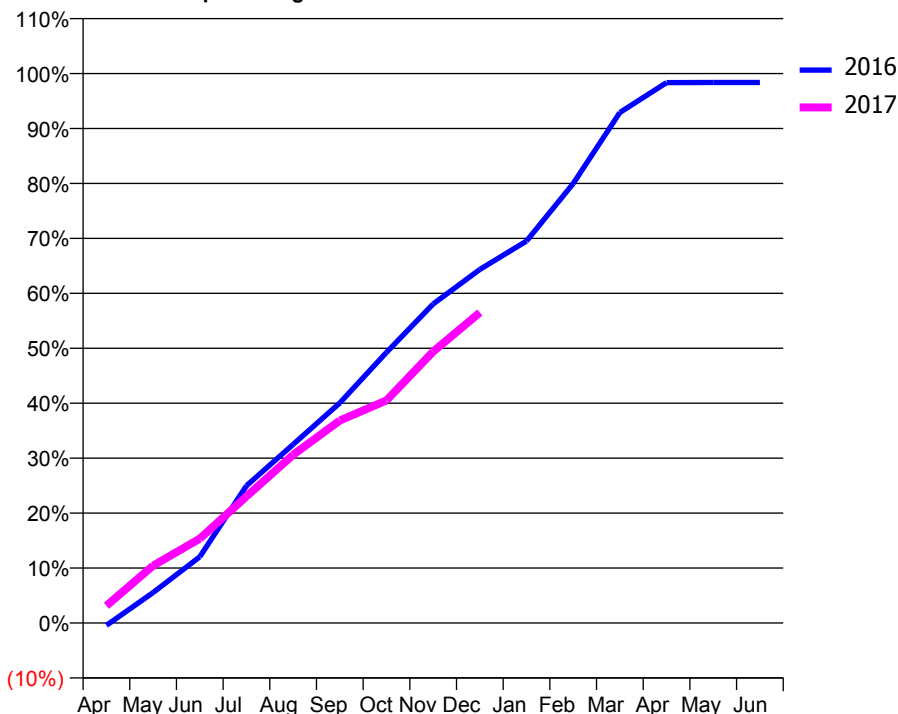
### ACCESS\*

Patients seen in 24 months	Total	Change since previous quarter
Quarter ending December 2015	6,169	
Quarter ending March 2016	6,306	↑
Quarter ending June 2016	6,348	→
Quarter ending September 2016	6,321	→
Quarter ending December 2016	6,409	→
<b>Variance since December 2015</b>	<b>3.9%</b>	<b>↑</b>



### ACTIVITY

Cumulative percentage of contracted UDA delivered 2016 & 2017



Month	Adjusted Scheduled Activity (UDA)	
	2016	2017
April	-83	599
May	1,055	1,983
June	2,290	2,915
July	4,745	4,379
August	6,177	5,816
September	7,609	7,004
October	9,356	7,697
November	11,031	9,385
December	12,225	10,737
January	13,206	
February	15,193	
March	17,651	
April	18,685	
May	18,689	
June	18,689	

### QUALITY

	Quantity	Base Number	Contract	AT	Region	England
% of FP17s for the same patient ID Re-attending within 3 months - Children	162	2,173	7.5%	10.5%	11.9%	12.4%
% of FP17s for the same patient ID Re-attending within 3 months - Adults	448	3,207	14.0%	15.9%	17.1%	16.6%
% of FP17s for the same patient ID Re-attending between 3 & 9 months - Children	1,108	2,173	51.0%	47.5%	46.2%	57.5%
% of FP17s for the same patient ID Re-attending between 3 & 9 months - Adults	1,248	3,207	38.9%	37.9%	37.8%	50.4%
% of FP17s for Band 1 Urgent Courses	307	4,985	6.2%	10.3%	10.6%	9.1%
% of FP17s Relating to Free Repair or Replacements	20	4,985	0.4%	0.7%	0.6%	0.8%
% of FP17s Relating to Continuations	28	4,985	0.6%	1.1%	0.9%	1.3%
% of Patients satisfied with the dentistry they have received	3	3	N/A	90.2%	90.3%	92.7%
% of Patients satisfied with the time they had to wait for an appointment	3	3	N/A	85.9%	83.8%	88.8%

\* This is based on patients treated on this contract for their most recent course of treatment. Figures in italics indicate the base number of FP17s or Patient Questionnaire responses are less than 100. N/A is shown where the base number of responses is less than 10 during the period. % is calculated as Quantity/Base number\*100

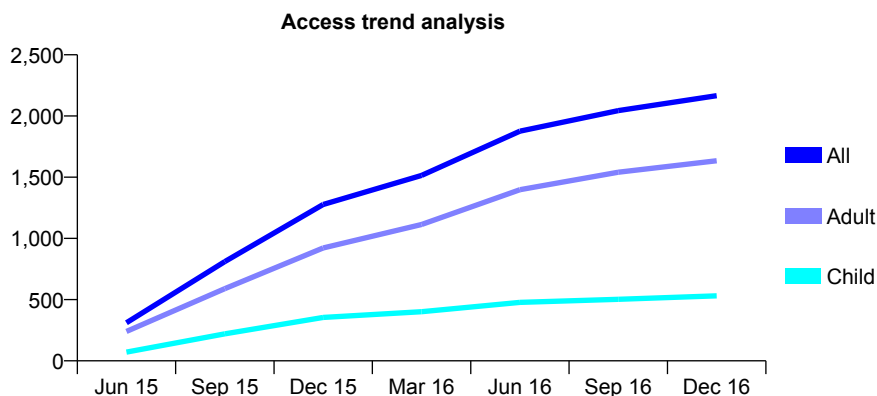
## Q63 - Vital Signs At a Glance Contract Report for 179434/0008 - December 2016

Name or company name	Mr M Eyrumlu & Mr A Eyrumlu
Contract type name	GDS Contract
Purpose of contract	General
Contract start date	01/04/2015
Contract end date	

16/17 Contracted general activity (UDA)	12,947
Carry forward general activity (UDA)	0
16/17 Contracted orthodontic activity (UOA)	0
Carry forward orthodontic activity (UOA)	0
Baseline contract value	£383,923.67

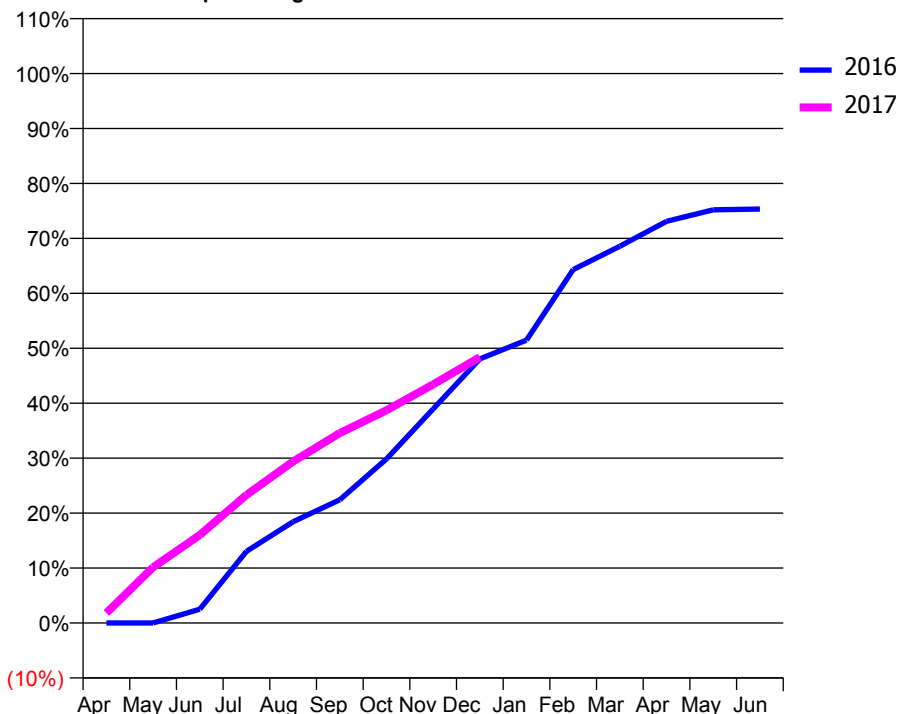
### ACCESS\*

Patients seen in 24 months	Total	Change since previous quarter
Quarter ending December 2015	1,277	
Quarter ending March 2016	1,515	↑
Quarter ending June 2016	1,876	↑
Quarter ending September 2016	2,044	↑
Quarter ending December 2016	2,166	↑
<b>Variance since December 2015</b>	<b>69.6%</b>	<b>↑</b>



### ACTIVITY

**Cumulative percentage of contracted UDA delivered 2016 & 2017**



Month	Adjusted Scheduled Activity (UDA)	
	2016	2017
April	0	237
May	0	1,314
June	325	2,075
July	1,688	3,018
August	2,386	3,806
September	2,903	4,477
October	3,865	5,013
November	5,043	5,622
December	6,222	6,262
January	6,665	
February	8,329	
March	8,876	
April	9,464	
May	9,736	
June	9,755	

### QUALITY

	Quantity	Base Number	Contract	AT	Region	England
% of FP17s for the same patient ID Re-attending within 3 months - Children	44	498	8.8%	10.5%	11.9%	12.4%
% of FP17s for the same patient ID Re-attending within 3 months - Adults	305	1,577	19.3%	15.9%	17.1%	16.6%
% of FP17s for the same patient ID Re-attending between 3 & 9 months - Children	221	498	44.4%	47.5%	46.2%	57.5%
% of FP17s for the same patient ID Re-attending between 3 & 9 months - Adults	566	1,577	35.9%	37.9%	37.8%	50.4%
% of FP17s for Band 1 Urgent Courses	154	1,797	8.6%	10.3%	10.6%	9.1%
% of FP17s Relating to Free Repair or Replacements	17	1,797	0.9%	0.7%	0.6%	0.8%
% of FP17s Relating to Continuations	82	1,797	4.6%	1.1%	0.9%	1.3%
% of Patients satisfied with the dentistry they have received	2	2	N/A	90.2%	90.3%	92.7%
% of Patients satisfied with the time they had to wait for an appointment	2	2	N/A	85.9%	83.8%	88.8%

\* This is based on patients treated on this contract for their most recent course of treatment. Figures in italics indicate the base number of FP17s or Patient Questionnaire responses are less than 100. N/A is shown where the base number of responses is less than 10 during the period. % is calculated as Quantity/Base number\*100

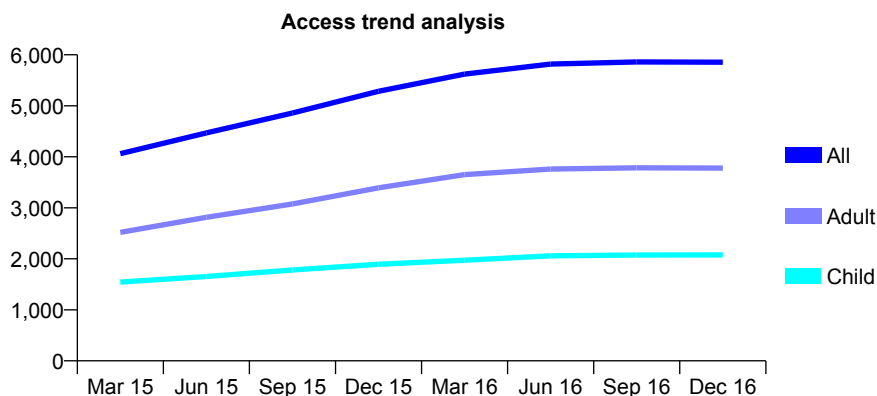
## Q63 - Vital Signs At a Glance Contract Report for 179469/0002 - December 2016

Name or company name	Whitton Corner Dental Practice
Contract type name	GDS Contract
Purpose of contract	General
Contract start date	01/04/2014
Contract end date	

16/17 Contracted general activity (UDA)	20,000
Carry forward general activity (UDA)	-166
16/17 Contracted orthodontic activity (UOA)	0
Carry forward orthodontic activity (UOA)	0
Baseline contract value	£525,046.51

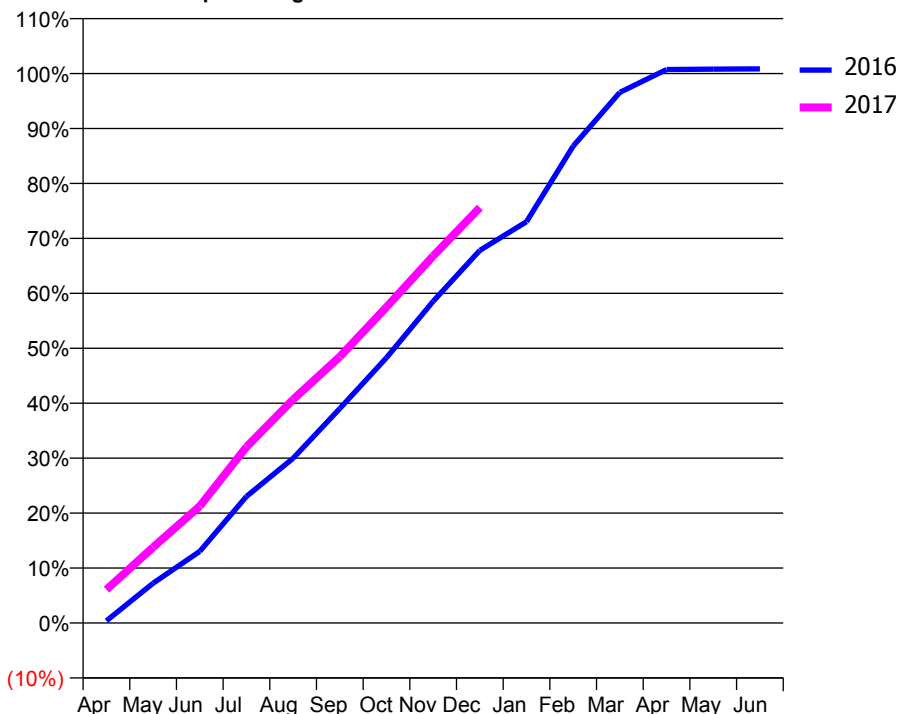
### ACCESS\*

Patients seen in 24 months	Total	Change since previous quarter
Quarter ending December 2015	5,286	
Quarter ending March 2016	5,622	↑
Quarter ending June 2016	5,819	↑
Quarter ending September 2016	5,859	→
Quarter ending December 2016	5,855	→
<b>Variance since December 2015</b>	<b>10.8%</b>	<b>↑</b>



### ACTIVITY

Cumulative percentage of contracted UDA delivered 2016 & 2017



Adjusted Scheduled Activity (UDA)

Month	2016	2017
April	78	1,215
May	1,450	2,757
June	2,610	4,254
July	4,608	6,408
August	5,999	8,137
September	7,806	9,697
October	9,654	11,498
November	11,711	13,361
December	13,563	15,121
January	14,608	
February	17,359	
March	19,314	
April	20,144	
May	20,156	
June	20,166	

### QUALITY

	Quantity	Base Number	Contract	AT	Region	England
% of FP17s for the same patient ID Re-attending within 3 months - Children	268	2,522	10.6%	10.5%	11.9%	12.4%
% of FP17s for the same patient ID Re-attending within 3 months - Adults	795	3,764	21.1%	15.9%	17.1%	16.6%
% of FP17s for the same patient ID Re-attending between 3 & 9 months - Children	1,578	2,522	62.6%	47.5%	46.2%	57.5%
% of FP17s for the same patient ID Re-attending between 3 & 9 months - Adults	1,563	3,764	41.5%	37.9%	37.8%	50.4%
% of FP17s for Band 1 Urgent Courses	792	5,988	13.2%	10.3%	10.6%	9.1%
% of FP17s Relating to Free Repair or Replacements	187	5,988	3.1%	0.7%	0.6%	0.8%
% of FP17s Relating to Continuations	17	5,988	0.3%	1.1%	0.9%	1.3%
% of Patients satisfied with the dentistry they have received	8	10	80.0%	90.2%	90.3%	92.7%
% of Patients satisfied with the time they had to wait for an appointment	7	10	70.0%	85.9%	83.8%	88.8%

\* This is based on patients treated on this contract for their most recent course of treatment. Figures in italics indicate the base number of FP17s or Patient Questionnaire responses are less than 100. N/A is shown where the base number of responses is less than 10 during the period. % is calculated as Quantity/Base number\*100

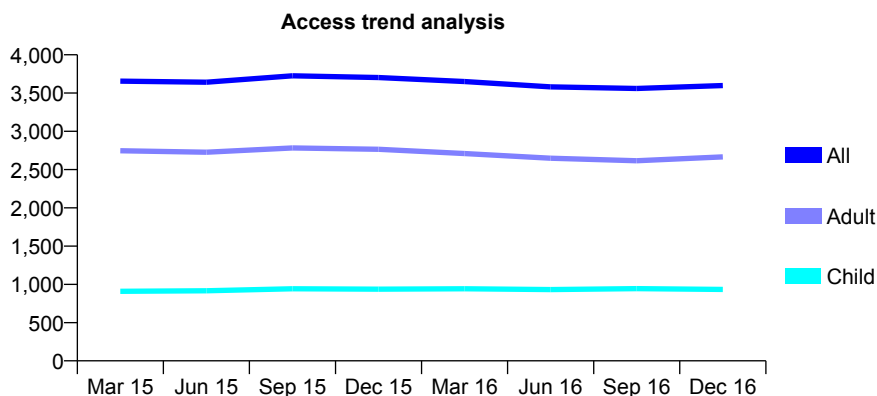
## Q63 - Vital Signs At a Glance Contract Report for 181765/0001 - December 2016

Name or company name	Gabokun Dental Care Ltd
Contract type name	GDS Contract
Purpose of contract	General
Contract start date	10/12/2010
Contract end date	

16/17 Contracted general activity (UDA)	17,064
Carry forward general activity (UDA)	0
16/17 Contracted orthodontic activity (UOA)	0
Carry forward orthodontic activity (UOA)	0
Baseline contract value	£515,629.78

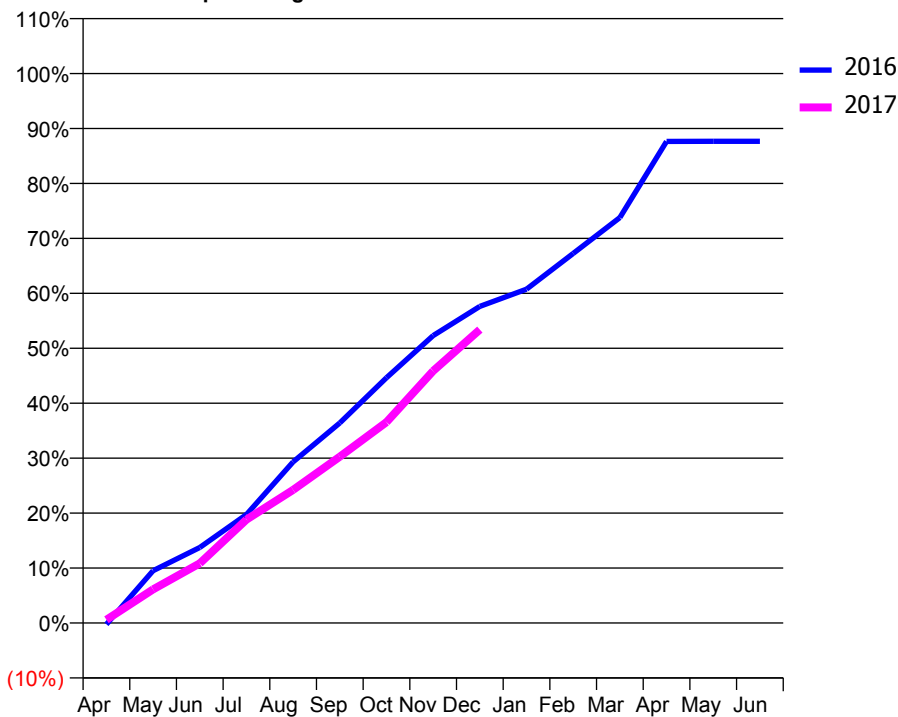
### ACCESS\*

Patients seen in 24 months	Total	Change since previous quarter
Quarter ending December 2015	3,703	
Quarter ending March 2016	3,651	↓
Quarter ending June 2016	3,580	↓
Quarter ending September 2016	3,560	→
Quarter ending December 2016	3,598	→
<b>Variance since December 2015</b>	<b>(2.8%)</b>	<b>↓</b>



### ACTIVITY

Cumulative percentage of contracted UDA delivered 2016 & 2017



Month	Adjusted Scheduled Activity (UDA)	
	2016	2017
April	-45	103
May	1,624	1,047
June	2,345	1,853
July	3,367	3,212
August	5,004	4,135
September	6,213	5,164
October	7,616	6,237
November	8,924	7,829
December	9,831	9,110
January	10,365	
February	11,479	
March	12,589	
April	14,956	
May	14,959	
June	14,958	

### QUALITY

	Quantity	Base Number	Contract	AT	Region	England
% of FP17s for the same patient ID Re-attending within 3 months - Children	68	845	8.0%	10.5%	11.9%	12.4%
% of FP17s for the same patient ID Re-attending within 3 months - Adults	307	2,185	14.1%	15.9%	17.1%	16.6%
% of FP17s for the same patient ID Re-attending between 3 & 9 months - Children	341	845	40.4%	47.5%	46.2%	57.5%
% of FP17s for the same patient ID Re-attending between 3 & 9 months - Adults	667	2,185	30.5%	37.9%	37.8%	50.4%
% of FP17s for Band 1 Urgent Courses	161	2,452	6.6%	10.3%	10.6%	9.1%
% of FP17s Relating to Free Repair or Replacements	7	2,452	0.3%	0.7%	0.6%	0.8%
% of FP17s Relating to Continuations	51	2,452	2.1%	1.1%	0.9%	1.3%
% of Patients satisfied with the dentistry they have received	2	2	N/A	90.2%	90.3%	92.7%
% of Patients satisfied with the time they had to wait for an appointment	2	2	N/A	85.9%	83.8%	88.8%

\* This is based on patients treated on this contract for their most recent course of treatment. Figures in italics indicate the base number of FP17s or Patient Questionnaire responses are less than 100. N/A is shown where the base number of responses is less than 10 during the period. % is calculated as Quantity/Base number\*100

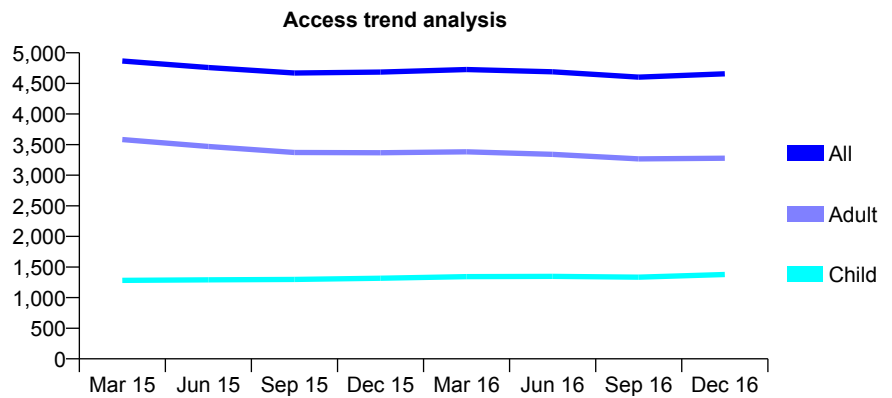
## Q63 - Vital Signs At a Glance Contract Report for 181765/0002 - December 2016

Name or company name	Gabokun Dental Care Ltd
Contract type name	GDS Contract
Purpose of contract	General
Contract start date	01/02/2011
Contract end date	

16/17 Contracted general activity (UDA)	16,000
Carry forward general activity (UDA)	0
16/17 Contracted orthodontic activity (UOA)	0
Carry forward orthodontic activity (UOA)	0
Baseline contract value	£612,660.88

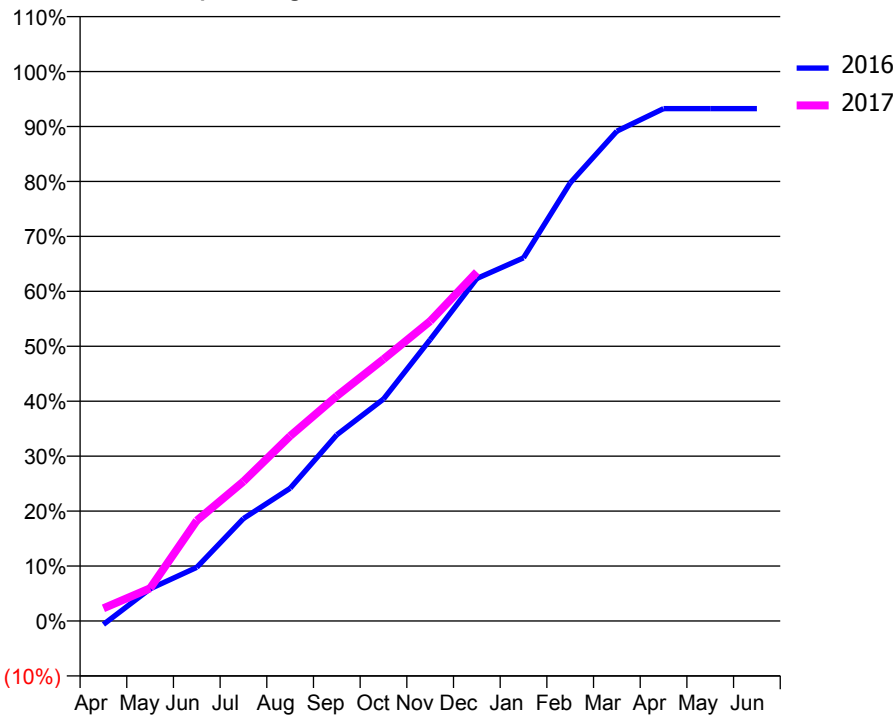
### ACCESS\*

Patients seen in 24 months	Total	Change since previous quarter
Quarter ending December 2015	4,686	
Quarter ending March 2016	4,726	→
Quarter ending June 2016	4,689	→
Quarter ending September 2016	4,602	↓
Quarter ending December 2016	4,656	→
<b>Variance since December 2015</b>	<b>(0.6%)</b>	<b>→</b>



### ACTIVITY

Cumulative percentage of contracted UDA delivered 2016 & 2017



Month	Adjusted Scheduled Activity (UDA)	
	2016	2017
April	-103	369
May	939	954
June	1,565	2,927
July	2,985	4,062
August	3,864	5,388
September	5,423	6,553
October	6,462	7,624
November	8,196	8,732
December	9,973	10,162
January	10,573	
February	12,757	
March	14,261	
April	14,917	
May	14,917	
June	14,917	

### QUALITY

	Quantity	Base Number	Contract	AT	Region	England
% of FP17s for the same patient ID Re-attending within 3 months - Children	66	1,122	5.9%	10.5%	11.9%	12.4%
% of FP17s for the same patient ID Re-attending within 3 months - Adults	254	2,383	10.7%	15.9%	17.1%	16.6%
% of FP17s for the same patient ID Re-attending between 3 & 9 months - Children	411	1,122	36.6%	47.5%	46.2%	57.5%
% of FP17s for the same patient ID Re-attending between 3 & 9 months - Adults	674	2,383	28.3%	37.9%	37.8%	50.4%
% of FP17s for Band 1 Urgent Courses	82	2,755	3.0%	10.3%	10.6%	9.1%
% of FP17s Relating to Free Repair or Replacements	0	2,755	0.0%	0.7%	0.6%	0.8%
% of FP17s Relating to Continuations	24	2,755	0.9%	1.1%	0.9%	1.3%
% of Patients satisfied with the dentistry they have received	5	6	N/A	90.2%	90.3%	92.7%
% of Patients satisfied with the time they had to wait for an appointment	5	6	N/A	85.9%	83.8%	88.8%

\* This is based on patients treated on this contract for their most recent course of treatment. Figures in italics indicate the base number of FP17s or Patient Questionnaire responses are less than 100. N/A is shown where the base number of responses is less than 10 during the period. % is calculated as Quantity/Base number\*100

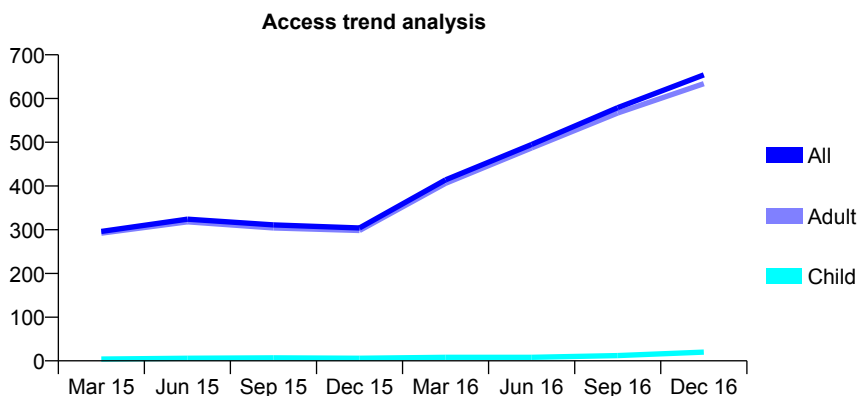
## Q63 - Vital Signs At a Glance Contract Report for 181765/0003 - December 2016

Name or company name	Gabokun Dental Care Ltd
Contract type name	PDS Contract
Purpose of contract	General
Contract start date	01/04/2011
Contract end date	31/03/2017

16/17 Contracted general activity (UDA)	1,800
Carry forward general activity (UDA)	0
16/17 Contracted orthodontic activity (UOA)	0
Carry forward orthodontic activity (UOA)	0
Baseline contract value	£89,285.62

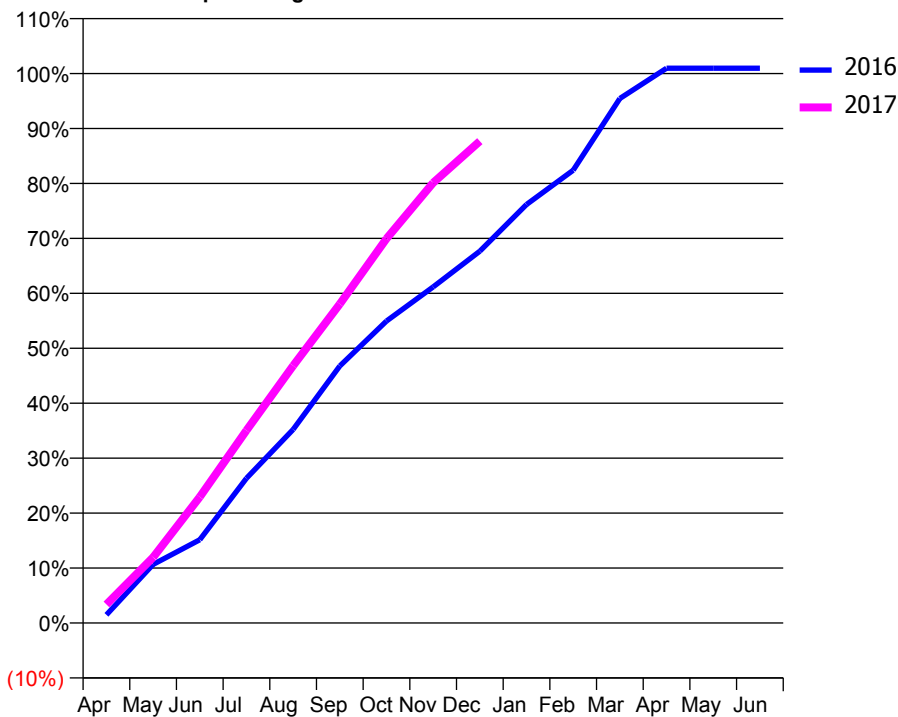
### ACCESS\*

Patients seen in 24 months	Total	Change since previous quarter
Quarter ending December 2015	304	
Quarter ending March 2016	414	↑
Quarter ending June 2016	495	↑
Quarter ending September 2016	579	↑
Quarter ending December 2016	654	↑
<b>Variance since December 2015</b>	<b>115.1%</b>	<b>↑</b>



### ACTIVITY

Cumulative percentage of contracted UDA delivered 2016 & 2017



Month	Adjusted Scheduled Activity (UDA)	
	2016	2017
April	27	61
May	192	215
June	273	413
July	474	631
August	634	843
September	842	1,045
October	989	1,259
November	1,101	1,442
December	1,218	1,578
January	1,371	
February	1,483	
March	1,718	
April	1,817	
May	1,817	
June	1,817	

### QUALITY

	Quantity	Base Number	Contract	AT	Region	England
% of FP17s for the same patient ID Re-attending within 3 months - Children	0	15	0.0%	10.5%	11.9%	12.4%
% of FP17s for the same patient ID Re-attending within 3 months - Adults	5	550	0.9%	15.9%	17.1%	16.6%
% of FP17s for the same patient ID Re-attending between 3 & 9 months - Children	0	15	0.0%	47.5%	46.2%	57.5%
% of FP17s for the same patient ID Re-attending between 3 & 9 months - Adults	3	550	0.5%	37.9%	37.8%	50.4%
% of FP17s for Band 1 Urgent Courses	1	532	0.2%	10.3%	10.6%	9.1%
% of FP17s Relating to Free Repair or Replacements	0	532	0.0%	0.7%	0.6%	0.8%
% of FP17s Relating to Continuations	0	532	0.0%	1.1%	0.9%	1.3%
% of Patients satisfied with the dentistry they have received	0	0	N/A	90.2%	90.3%	92.7%
% of Patients satisfied with the time they had to wait for an appointment	0	0	N/A	85.9%	83.8%	88.8%

\* This is based on patients treated on this contract for their most recent course of treatment. Figures in italics indicate the base number of FP17s or Patient Questionnaire responses are less than 100. N/A is shown where the base number of responses is less than 10 during the period. % is calculated as Quantity/Base number\*100



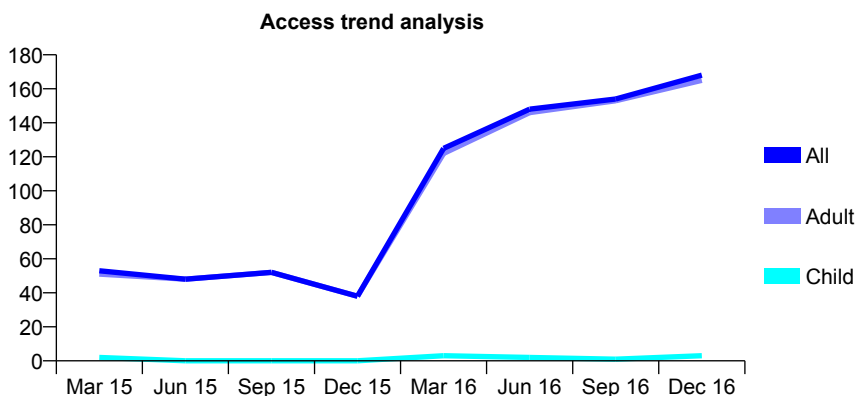
## Q63 - Vital Signs At a Glance Contract Report for 181765/0004 - December 2016

Name or company name	Gabokun Dental Care Ltd
Contract type name	PDS Contract
Purpose of contract	General
Contract start date	01/04/2012
Contract end date	31/03/2017

16/17 Contracted general activity (UDA)	720
Carry forward general activity (UDA)	0
16/17 Contracted orthodontic activity (UOA)	0
Carry forward orthodontic activity (UOA)	0
Baseline contract value	£37,758.27

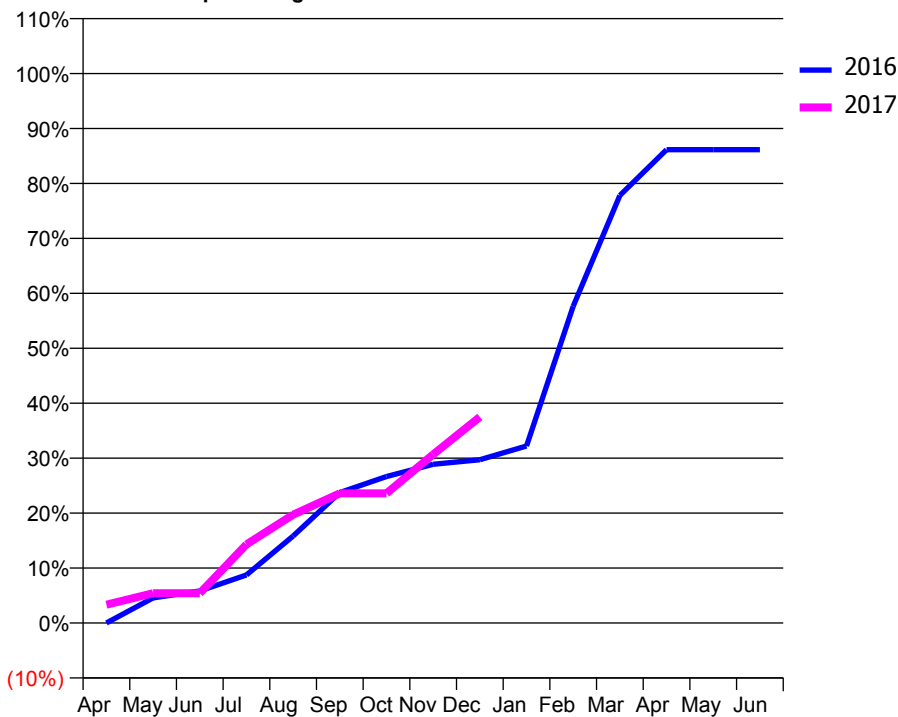
### ACCESS\*

Patients seen in 24 months	Total	Change since previous quarter
Quarter ending December 2015	38	
Quarter ending March 2016	125	↑
Quarter ending June 2016	148	↑
Quarter ending September 2016	154	↑
Quarter ending December 2016	168	↑
<b>Variance since December 2015</b>	<b>342.1%</b>	<b>↑</b>



### ACTIVITY

Cumulative percentage of contracted UDA delivered 2016 & 2017



Month	Adjusted Scheduled Activity (UDA)	
	2016	2017
April	0	24
May	33	39
June	42	39
July	63	103
August	114	142
September	171	170
October	192	170
November	208	221
December	214	270
January	232	
February	415	
March	560	
April	620	
May	620	
June	620	

### QUALITY

	Quantity	Base Number	Contract	AT	Region	England
% of FP17s for the same patient ID Re-attending within 3 months - Children	0	3	0.0%	10.5%	11.9%	12.4%
% of FP17s for the same patient ID Re-attending within 3 months - Adults	1	109	0.9%	15.9%	17.1%	16.6%
% of FP17s for the same patient ID Re-attending between 3 & 9 months - Children	0	3	0.0%	47.5%	46.2%	57.5%
% of FP17s for the same patient ID Re-attending between 3 & 9 months - Adults	0	109	0.0%	37.9%	37.8%	50.4%
% of FP17s for Band 1 Urgent Courses	0	92	0.0%	10.3%	10.6%	9.1%
% of FP17s Relating to Free Repair or Replacements	0	92	0.0%	0.7%	0.6%	0.8%
% of FP17s Relating to Continuations	0	92	0.0%	1.1%	0.9%	1.3%
% of Patients satisfied with the dentistry they have received	0	0	N/A	90.2%	90.3%	92.7%
% of Patients satisfied with the time they had to wait for an appointment	0	0	N/A	85.9%	83.8%	88.8%

\* This is based on patients treated on this contract for their most recent course of treatment. Figures in italics indicate the base number of FP17s or Patient Questionnaire responses are less than 100. N/A is shown where the base number of responses is less than 10 during the period. % is calculated as Quantity/Base number\*100

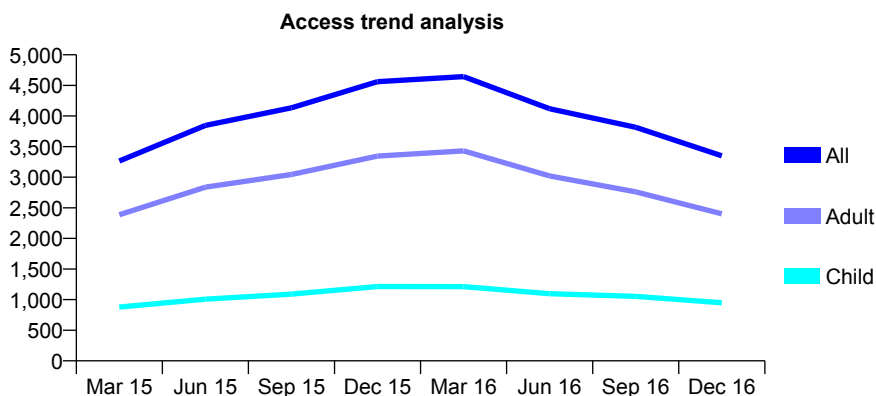
## Q63 - Vital Signs At a Glance Contract Report for 181935/0001 - December 2016

Name or company name	Balham Dental Care Ltd
Contract type name	GDS Contract
Purpose of contract	General
Contract start date	16/01/2013
Contract end date	

16/17 Contracted general activity (UDA)	11,167
Carry forward general activity (UDA)	0
16/17 Contracted orthodontic activity (UOA)	0
Carry forward orthodontic activity (UOA)	0
Baseline contract value	£265,593.00

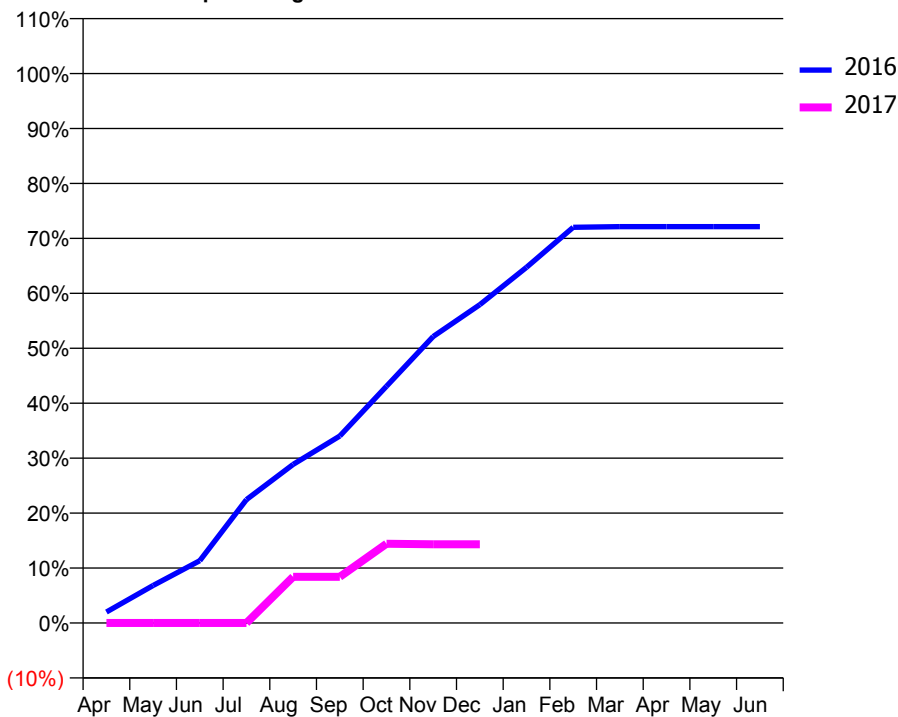
### ACCESS\*

Patients seen in 24 months	Total	Change since previous quarter
Quarter ending December 2015	4,560	
Quarter ending March 2016	4,643	→
Quarter ending June 2016	4,119	↓
Quarter ending September 2016	3,815	↓
Quarter ending December 2016	3,349	↓
<b>Variance since December 2015</b>	<b>(26.6%)</b>	<b>↓</b>



### ACTIVITY

Cumulative percentage of contracted UDA delivered 2016 & 2017



Adjusted Scheduled Activity (UDA)

Month	2016	2017
April	223	0
May	762	0
June	1,266	0
July	2,509	0
August	3,225	939
September	3,800	939
October	4,810	1,612
November	5,823	1,601
December	6,469	1,601
January	7,229	
February	8,041	
March	8,054	
April	8,054	
May	8,054	
June	8,054	

### QUALITY

	Quantity	Base Number	Contract	AT	Region	England
% of FP17s for the same patient ID Re-attending within 3 months - Children	5	273	1.8%	10.5%	11.9%	12.4%
% of FP17s for the same patient ID Re-attending within 3 months - Adults	25	589	4.2%	15.9%	17.1%	16.6%
% of FP17s for the same patient ID Re-attending between 3 & 9 months - Children	50	273	18.3%	47.5%	46.2%	57.5%
% of FP17s for the same patient ID Re-attending between 3 & 9 months - Adults	124	589	21.1%	37.9%	37.8%	50.4%
% of FP17s for Band 1 Urgent Courses	113	859	13.2%	10.3%	10.6%	9.1%
% of FP17s Relating to Free Repair or Replacements	0	859	0.0%	0.7%	0.6%	0.8%
% of FP17s Relating to Continuations	3	859	0.3%	1.1%	0.9%	1.3%
% of Patients satisfied with the dentistry they have received	1	1	N/A	90.2%	90.3%	92.7%
% of Patients satisfied with the time they had to wait for an appointment	1	1	N/A	85.9%	83.8%	88.8%

\* This is based on patients treated on this contract for their most recent course of treatment. Figures in italics indicate the base number of FP17s or Patient Questionnaire responses are less than 100. N/A is shown where the base number of responses is less than 10 during the period. % is calculated as Quantity/Base number\*100

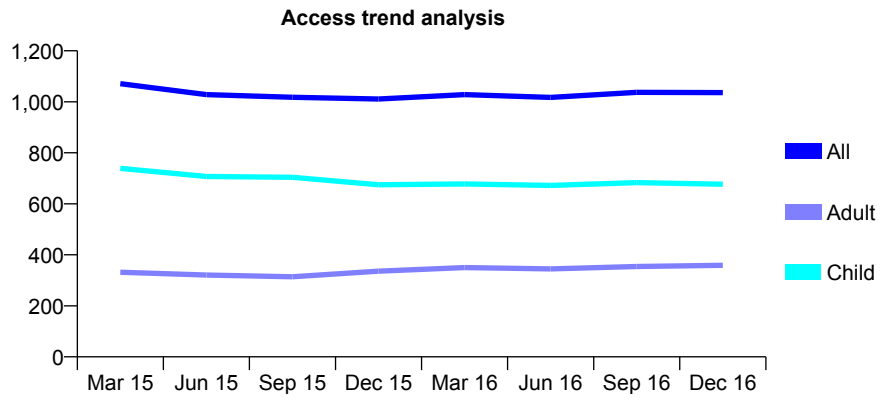
## Q63 - Vital Signs At a Glance Contract Report for 183385/0001 - December 2016

Name or company name	Confident Dental Practice
Contract type name	GDS Contract
Purpose of contract	General
Contract start date	02/05/2008
Contract end date	

16/17 Contracted general activity (UDA)	2,966
Carry forward general activity (UDA)	0
16/17 Contracted orthodontic activity (UOA)	0
Carry forward orthodontic activity (UOA)	0
Baseline contract value	£73,361.92

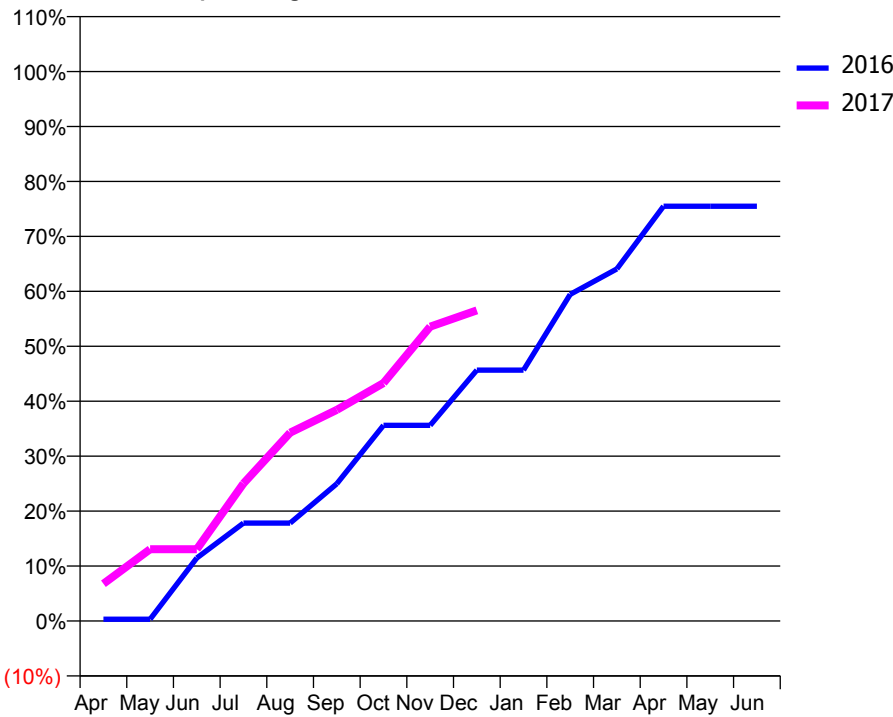
### ACCESS\*

Patients seen in 24 months	Total	Change since previous quarter
Quarter ending December 2015	1,011	
Quarter ending March 2016	1,028	→
Quarter ending June 2016	1,017	↓
Quarter ending September 2016	1,037	→
Quarter ending December 2016	1,036	→
<b>Variance since December 2015</b>	<b>2.5%</b>	<b>↑</b>



### ACTIVITY

Cumulative percentage of contracted UDA delivered 2016 & 2017



Month	Adjusted Scheduled Activity (UDA)	
	2016	2017
April	10	201
May	10	387
June	340	387
July	529	743
August	529	1,016
September	741	1,139
October	1,056	1,285
November	1,056	1,589
December	1,354	1,676
January	1,354	
February	1,763	
March	1,900	
April	2,239	
May	2,239	
June	2,239	

### QUALITY

	Quantity	Base Number	Contract	AT	Region	England
% of FP17s for the same patient ID Re-attending within 3 months - Children	42	762	5.5%	10.5%	11.9%	12.4%
% of FP17s for the same patient ID Re-attending within 3 months - Adults	23	252	9.1%	15.9%	17.1%	16.6%
% of FP17s for the same patient ID Re-attending between 3 & 9 months - Children	474	762	62.2%	47.5%	46.2%	57.5%
% of FP17s for the same patient ID Re-attending between 3 & 9 months - Adults	101	252	40.1%	37.9%	37.8%	50.4%
% of FP17s for Band 1 Urgent Courses	17	861	2.0%	10.3%	10.6%	9.1%
% of FP17s Relating to Free Repair or Replacements	1	861	0.1%	0.7%	0.6%	0.8%
% of FP17s Relating to Continuations	0	861	0.0%	1.1%	0.9%	1.3%
% of Patients satisfied with the dentistry they have received	3	4	N/A	90.2%	90.3%	92.7%
% of Patients satisfied with the time they had to wait for an appointment	2	4	N/A	85.9%	83.8%	88.8%

\* This is based on patients treated on this contract for their most recent course of treatment. Figures in italics indicate the base number of FP17s or Patient Questionnaire responses are less than 100. N/A is shown where the base number of responses is less than 10 during the period. % is calculated as Quantity/Base number\*100

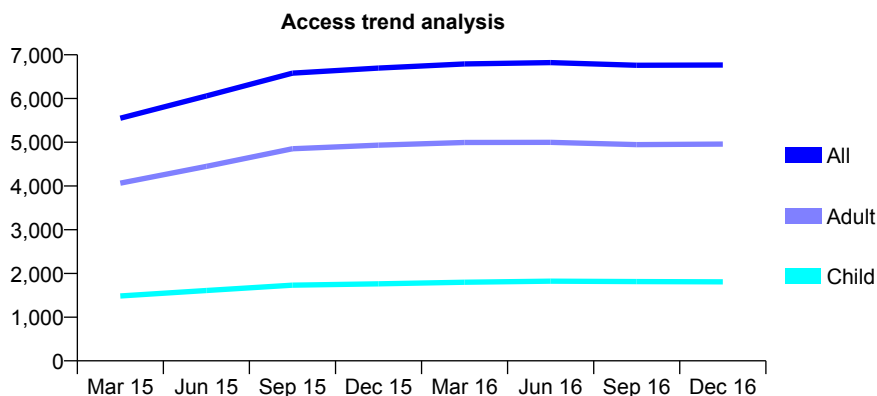
## Q63 - Vital Signs At a Glance Contract Report for 183547/0001 - December 2016

Name or company name	Castlenau Dentists
Contract type name	GDS Contract
Purpose of contract	General
Contract start date	01/10/2013
Contract end date	

16/17 Contracted general activity (UDA)	15,300
Carry forward general activity (UDA)	0
16/17 Contracted orthodontic activity (UOA)	0
Carry forward orthodontic activity (UOA)	0
Baseline contract value	£432,665.77

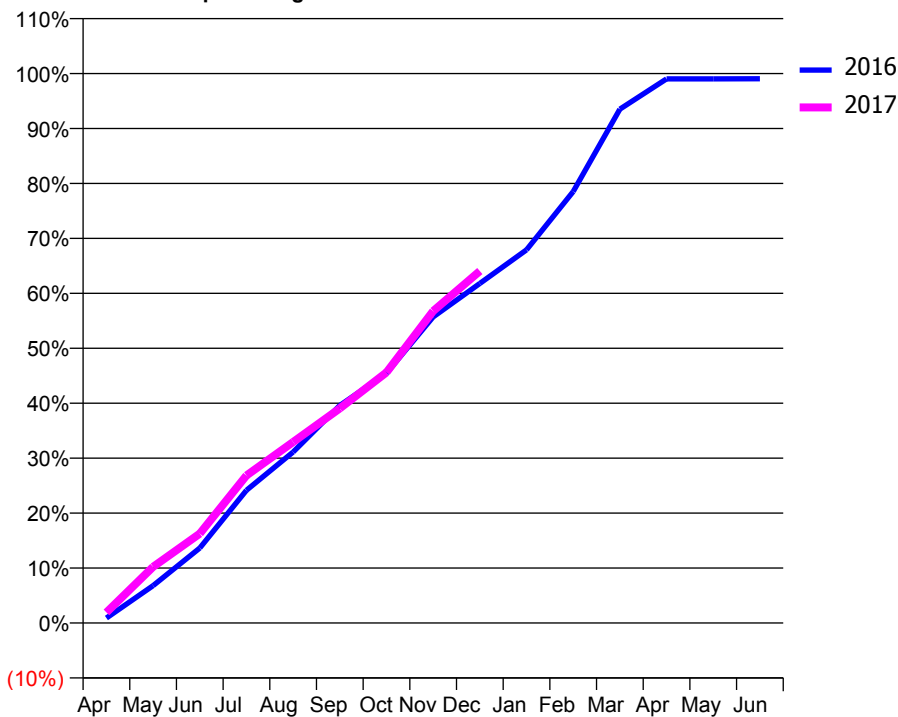
### ACCESS\*

Patients seen in 24 months	Total	Change since previous quarter
Quarter ending December 2015	6,696	
Quarter ending March 2016	6,792	→
Quarter ending June 2016	6,821	→
Quarter ending September 2016	6,760	→
Quarter ending December 2016	6,767	→
<b>Variance since December 2015</b>	<b>1.1%</b>	<b>→</b>



### ACTIVITY

Cumulative percentage of contracted UDA delivered 2016 & 2017



Adjusted Scheduled Activity (UDA)

Month	2016	2017
April	138	294
May	1,043	1,566
June	2,089	2,491
July	3,698	4,110
August	4,761	5,041
September	6,056	5,977
October	6,955	6,978
November	8,523	8,687
December	9,453	9,801
January	10,390	
February	12,012	
March	14,309	
April	15,148	
May	15,152	
June	15,153	

### QUALITY

	Quantity	Base Number	Contract	AT	Region	England
% of FP17s for the same patient ID Re-attending within 3 months - Children	161	1,524	10.6%	10.5%	11.9%	12.4%
% of FP17s for the same patient ID Re-attending within 3 months - Adults	766	3,797	20.2%	15.9%	17.1%	16.6%
% of FP17s for the same patient ID Re-attending between 3 & 9 months - Children	564	1,524	37.0%	47.5%	46.2%	57.5%
% of FP17s for the same patient ID Re-attending between 3 & 9 months - Adults	1,078	3,797	28.4%	37.9%	37.8%	50.4%
% of FP17s for Band 1 Urgent Courses	868	4,673	18.6%	10.3%	10.6%	9.1%
% of FP17s Relating to Free Repair or Replacements	27	4,673	0.6%	0.7%	0.6%	0.8%
% of FP17s Relating to Continuations	104	4,673	2.2%	1.1%	0.9%	1.3%
% of Patients satisfied with the dentistry they have received	3	4	N/A	90.2%	90.3%	92.7%
% of Patients satisfied with the time they had to wait for an appointment	3	4	N/A	85.9%	83.8%	88.8%

\* This is based on patients treated on this contract for their most recent course of treatment. Figures in italics indicate the base number of FP17s or Patient Questionnaire responses are less than 100. N/A is shown where the base number of responses is less than 10 during the period. % is calculated as Quantity/Base number\*100

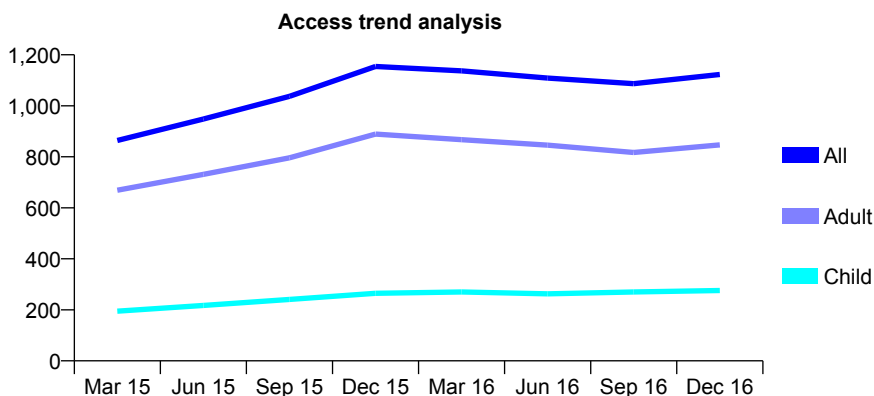
## Q63 - Vital Signs At a Glance Contract Report for 183660/0001 - December 2016

Name or company name	PS Photay & Associates
Contract type name	GDS Contract
Purpose of contract	General
Contract start date	01/02/2014
Contract end date	

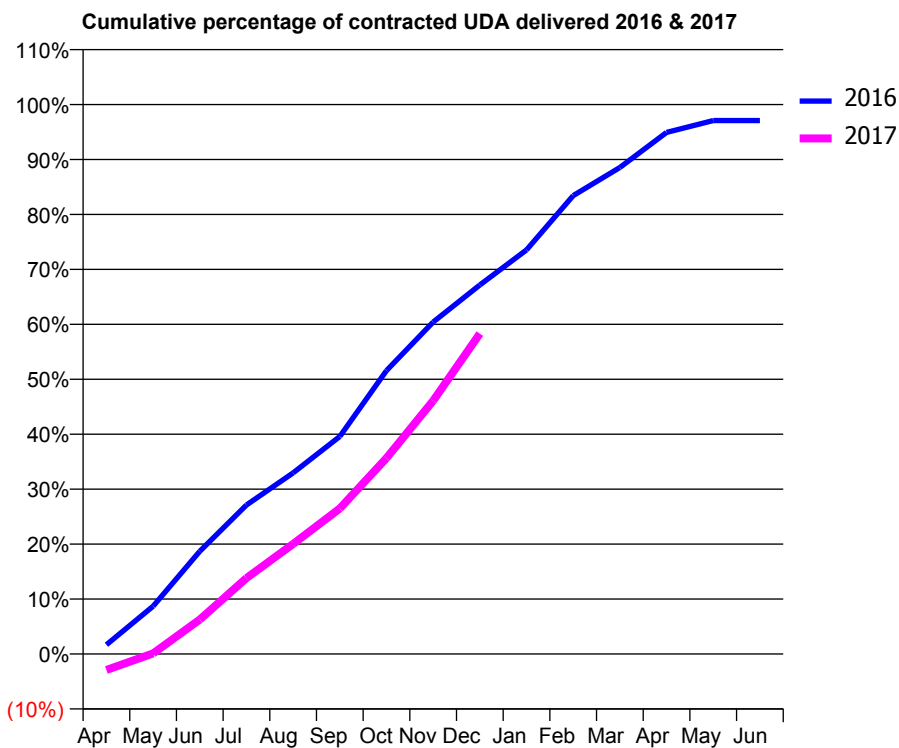
16/17 Contracted general activity (UDA)	2,778
Carry forward general activity (UDA)	81
16/17 Contracted orthodontic activity (UOA)	0
Carry forward orthodontic activity (UOA)	0
Baseline contract value	£79,942.15

### ACCESS\*

Patients seen in 24 months	Total	Change since previous quarter
Quarter ending December 2015	1,154	
Quarter ending March 2016	1,137	↓
Quarter ending June 2016	1,109	↓
Quarter ending September 2016	1,087	↓
Quarter ending December 2016	1,123	↑
<b>Variance since December 2015</b>	<b>(2.7%)</b>	<b>↓</b>



### ACTIVITY



Month	Adjusted Scheduled Activity (UDA)	
	2016	2017
April	47	-81
May	242	3
June	519	174
July	754	384
August	916	557
September	1,100	736
October	1,433	991
November	1,678	1,281
December	1,866	1,620
January	2,043	
February	2,318	
March	2,460	
April	2,637	
May	2,697	
June	2,697	

### QUALITY

	Quantity	Base Number	Contract	AT	Region	England
% of FP17s for the same patient ID Re-attending within 3 months - Children	10	211	4.7%	10.5%	11.9%	12.4%
% of FP17s for the same patient ID Re-attending within 3 months - Adults	34	548	6.2%	15.9%	17.1%	16.6%
% of FP17s for the same patient ID Re-attending between 3 & 9 months - Children	42	211	19.9%	47.5%	46.2%	57.5%
% of FP17s for the same patient ID Re-attending between 3 & 9 months - Adults	81	548	14.8%	37.9%	37.8%	50.4%
% of FP17s for Band 1 Urgent Courses	34	674	5.0%	10.3%	10.6%	9.1%
% of FP17s Relating to Free Repair or Replacements	1	674	0.1%	0.7%	0.6%	0.8%
% of FP17s Relating to Continuations	7	674	1.0%	1.1%	0.9%	1.3%
% of Patients satisfied with the dentistry they have received	0	0	N/A	90.2%	90.3%	92.7%
% of Patients satisfied with the time they had to wait for an appointment	0	0	N/A	85.9%	83.8%	88.8%

\* This is based on patients treated on this contract for their most recent course of treatment. Figures in italics indicate the base number of FP17s or Patient Questionnaire responses are less than 100. N/A is shown where the base number of responses is less than 10 during the period. % is calculated as Quantity/Base number\*100

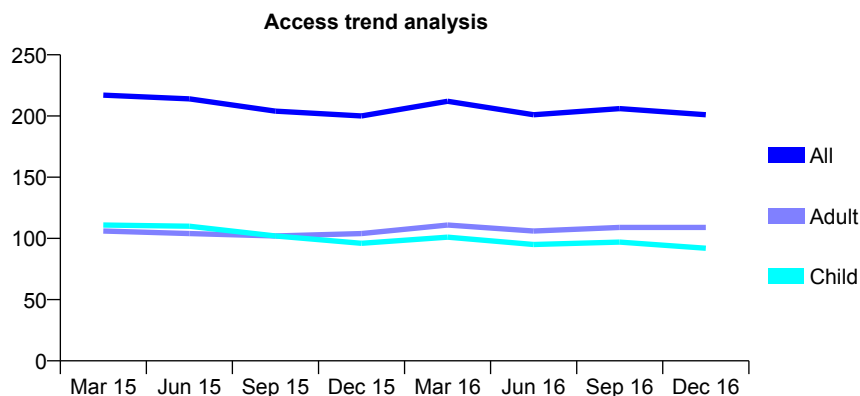
## Q63 - Vital Signs At a Glance Contract Report for 185469/0023 - December 2016

Name or company name	King's Community Special Care Dentistry
Contract type name	PDS Contract
Purpose of contract	General
Contract start date	01/10/2006
Contract end date	30/09/2016

16/17 Contracted general activity (UDA)	278
Carry forward general activity (UDA)	0
16/17 Contracted orthodontic activity (UOA)	0
Carry forward orthodontic activity (UOA)	0
Baseline contract value	£0.00

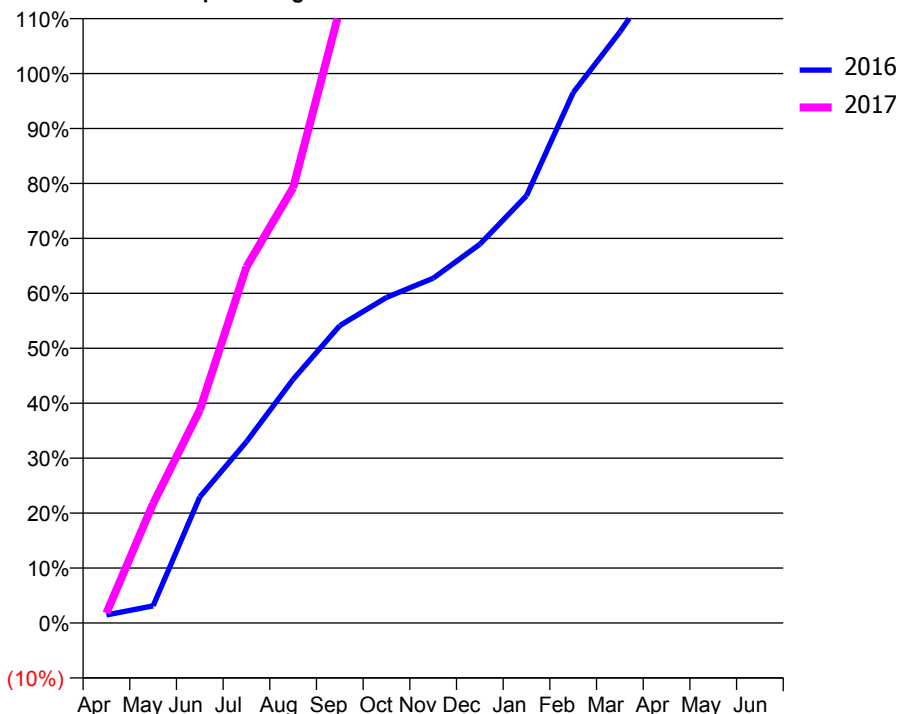
### ACCESS\*

Patients seen in 24 months	Total	Change since previous quarter
Quarter ending December 2015	200	
Quarter ending March 2016	212	↑
Quarter ending June 2016	201	↓
Quarter ending September 2016	206	↑
Quarter ending December 2016	201	↓
<b>Variance since December 2015</b>	<b>0.5%</b>	→



### ACTIVITY

Cumulative percentage of contracted UDA delivered 2016 & 2017



Month	Adjusted Scheduled Activity (UDA)	
	2016	2017
April	8	5
May	17	60
June	128	108
July	183	180
August	247	220
September	301	310
October	329	399
November	349	433
December	383	443
January	432	
February	537	
March	598	
April	665	
May	665	
June	665	

### QUALITY

	Quantity	Base Number	Contract	AT	Region	England
% of FP17s for the same patient ID Re-attending within 3 months - Children	12	97	12.4%	10.5%	11.9%	12.4%
% of FP17s for the same patient ID Re-attending within 3 months - Adults	22	95	23.2%	15.9%	17.1%	16.6%
% of FP17s for the same patient ID Re-attending between 3 & 9 months - Children	44	97	45.4%	47.5%	46.2%	57.5%
% of FP17s for the same patient ID Re-attending between 3 & 9 months - Adults	43	95	45.3%	37.9%	37.8%	50.4%
% of FP17s for Band 1 Urgent Courses	7	172	4.1%	10.3%	10.6%	9.1%
% of FP17s Relating to Free Repair or Replacements	0	172	0.0%	0.7%	0.6%	0.8%
% of FP17s Relating to Continuations	1	172	0.6%	1.1%	0.9%	1.3%
% of Patients satisfied with the dentistry they have received	0	0	N/A	90.2%	90.3%	92.7%
% of Patients satisfied with the time they had to wait for an appointment	0	0	N/A	85.9%	83.8%	88.8%

\* This is based on patients treated on this contract for their most recent course of treatment. Figures in italics indicate the base number of FP17s or Patient Questionnaire responses are less than 100. N/A is shown where the base number of responses is less than 10 during the period. % is calculated as Quantity/Base number\*100

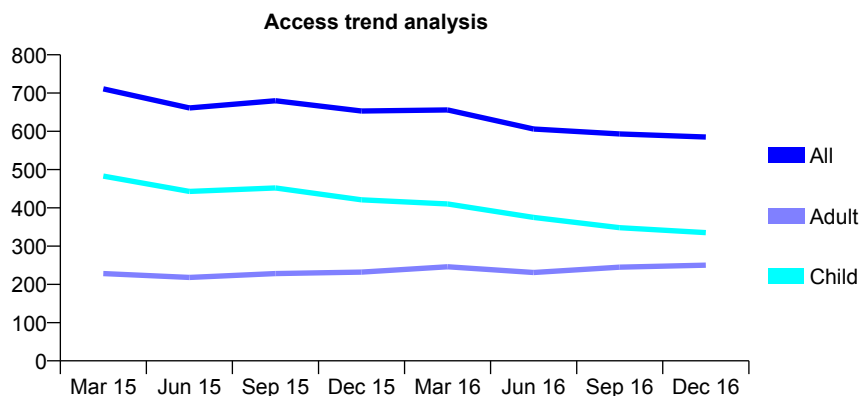
## Q63 - Vital Signs At a Glance Contract Report for 185469/0024 - December 2016

Name or company name	King's Community Special Care Dentistry
Contract type name	PDS Contract
Purpose of contract	General
Contract start date	01/10/2006
Contract end date	

16/17 Contracted general activity (UDA)	2,274
Carry forward general activity (UDA)	0
16/17 Contracted orthodontic activity (UOA)	0
Carry forward orthodontic activity (UOA)	0
Baseline contract value	£0.00

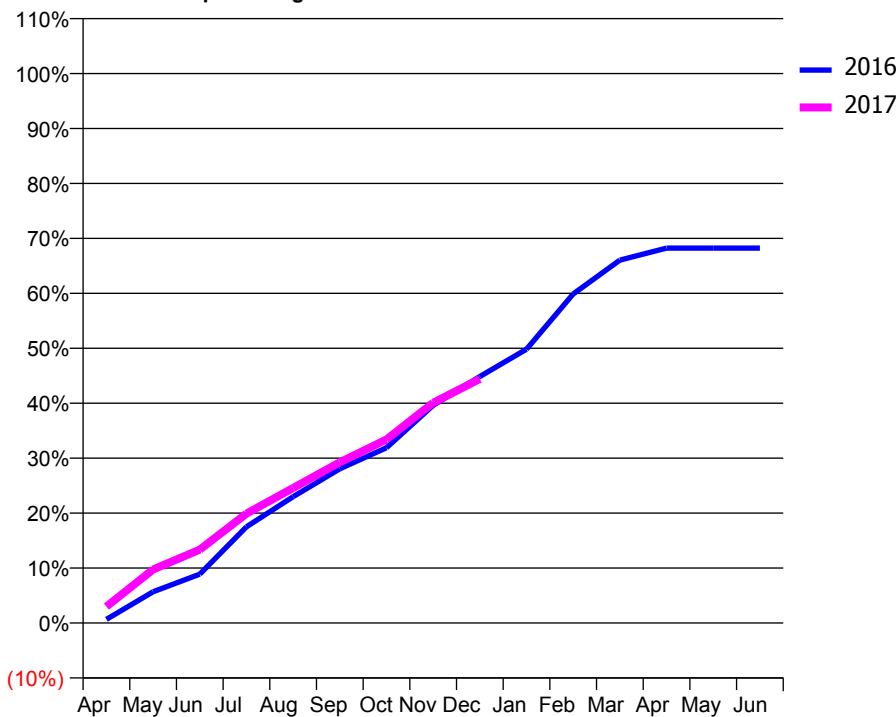
### ACCESS\*

Patients seen in 24 months	Total	Change since previous quarter
Quarter ending December 2015	653	
Quarter ending March 2016	656	→
Quarter ending June 2016	606	↓
Quarter ending September 2016	593	↓
Quarter ending December 2016	585	↓
<b>Variance since December 2015</b>	<b>(10.4%)</b>	<b>↓</b>



### ACTIVITY

Cumulative percentage of contracted UDA delivered 2016 & 2017



Month	Adjusted Scheduled Activity (UDA)	
	2016	2017
April	15	68
May	129	221
June	202	304
July	398	453
August	523	559
September	638	665
October	725	759
November	901	911
December	1,020	1,010
January	1,133	
February	1,361	
March	1,502	
April	1,551	
May	1,551	
June	1,551	

### QUALITY

	Quantity	Base Number	Contract	AT	Region	England
% of FP17s for the same patient ID Re-attending within 3 months - Children	53	390	13.6%	10.5%	11.9%	12.4%
% of FP17s for the same patient ID Re-attending within 3 months - Adults	54	243	22.2%	15.9%	17.1%	16.6%
% of FP17s for the same patient ID Re-attending between 3 & 9 months - Children	236	390	60.5%	47.5%	46.2%	57.5%
% of FP17s for the same patient ID Re-attending between 3 & 9 months - Adults	112	243	46.1%	37.9%	37.8%	50.4%
% of FP17s for Band 1 Urgent Courses	17	616	2.8%	10.3%	10.6%	9.1%
% of FP17s Relating to Free Repair or Replacements	3	616	0.5%	0.7%	0.6%	0.8%
% of FP17s Relating to Continuations	1	616	0.2%	1.1%	0.9%	1.3%
% of Patients satisfied with the dentistry they have received	0	0	N/A	90.2%	90.3%	92.7%
% of Patients satisfied with the time they had to wait for an appointment	0	0	N/A	85.9%	83.8%	88.8%

\* This is based on patients treated on this contract for their most recent course of treatment. Figures in italics indicate the base number of FP17s or Patient Questionnaire responses are less than 100. N/A is shown where the base number of responses is less than 10 during the period. % is calculated as Quantity/Base number\*100



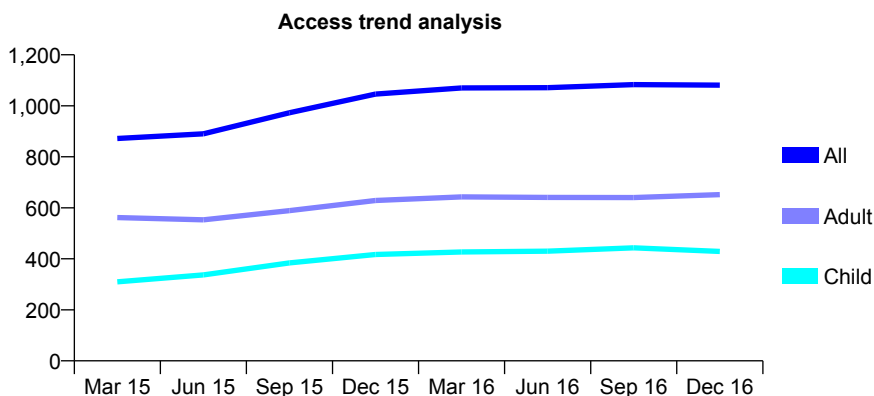
## Q63 - Vital Signs At a Glance Contract Report for 185469/0032 - December 2016

Name or company name	King's Community Special Care Dentistry
Contract type name	PDS Contract
Purpose of contract	General
Contract start date	01/08/2008
Contract end date	31/07/2018

16/17 Contracted general activity (UDA)	1,946
Carry forward general activity (UDA)	0
16/17 Contracted orthodontic activity (UOA)	0
Carry forward orthodontic activity (UOA)	0
Baseline contract value	£0.00

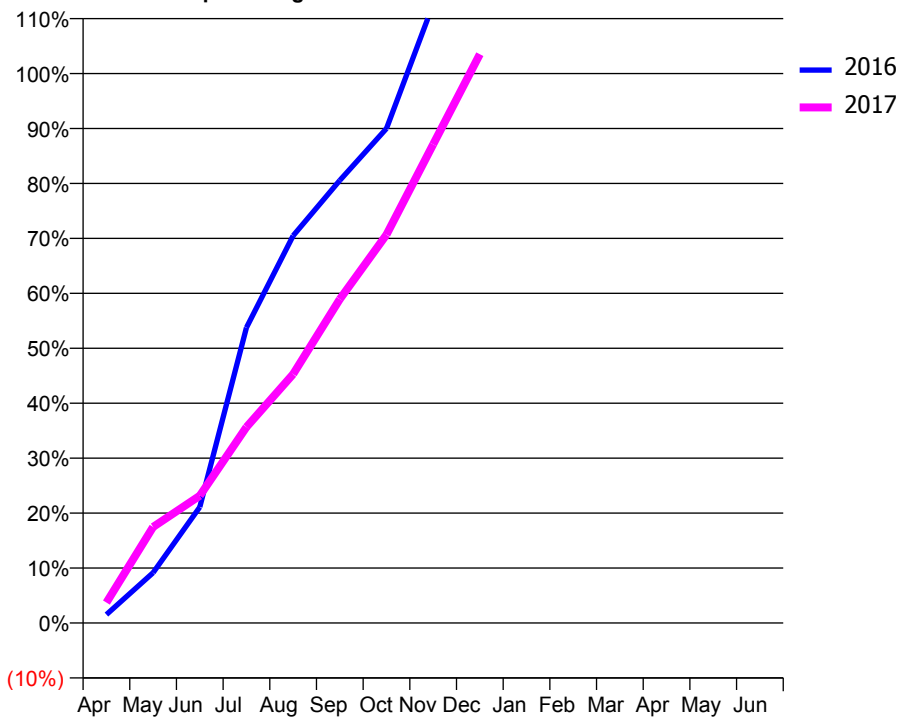
### ACCESS\*

Patients seen in 24 months	Total	Change since previous quarter
Quarter ending December 2015	1,046	
Quarter ending March 2016	1,070	↑
Quarter ending June 2016	1,071	→
Quarter ending September 2016	1,083	→
Quarter ending December 2016	1,081	→
<b>Variance since December 2015</b>	<b>3.3%</b>	<b>↑</b>



### ACTIVITY

Cumulative percentage of contracted UDA delivered 2016 & 2017



Month	Adjusted Scheduled Activity (UDA)	
	2016	2017
April	30	72
May	178	340
June	411	451
July	1,046	694
August	1,372	881
September	1,567	1,147
October	1,751	1,376
November	2,191	1,695
December	2,463	2,014
January	2,635	
February	2,879	
March	3,139	
April	3,355	
May	3,359	
June	3,359	

### QUALITY

	Quantity	Base Number	Contract	AT	Region	England
% of FP17s for the same patient ID Re-attending within 3 months - Children	36	298	12.1%	10.5%	11.9%	12.4%
% of FP17s for the same patient ID Re-attending within 3 months - Adults	94	474	19.8%	15.9%	17.1%	16.6%
% of FP17s for the same patient ID Re-attending between 3 & 9 months - Children	81	298	27.2%	47.5%	46.2%	57.5%
% of FP17s for the same patient ID Re-attending between 3 & 9 months - Adults	140	474	29.5%	37.9%	37.8%	50.4%
% of FP17s for Band 1 Urgent Courses	66	700	9.4%	10.3%	10.6%	9.1%
% of FP17s Relating to Free Repair or Replacements	1	700	0.1%	0.7%	0.6%	0.8%
% of FP17s Relating to Continuations	3	700	0.4%	1.1%	0.9%	1.3%
% of Patients satisfied with the dentistry they have received	0	0	N/A	90.2%	90.3%	92.7%
% of Patients satisfied with the time they had to wait for an appointment	0	0	N/A	85.9%	83.8%	88.8%

\* This is based on patients treated on this contract for their most recent course of treatment. Figures in italics indicate the base number of FP17s or Patient Questionnaire responses are less than 100. N/A is shown where the base number of responses is less than 10 during the period. % is calculated as Quantity/Base number\*100

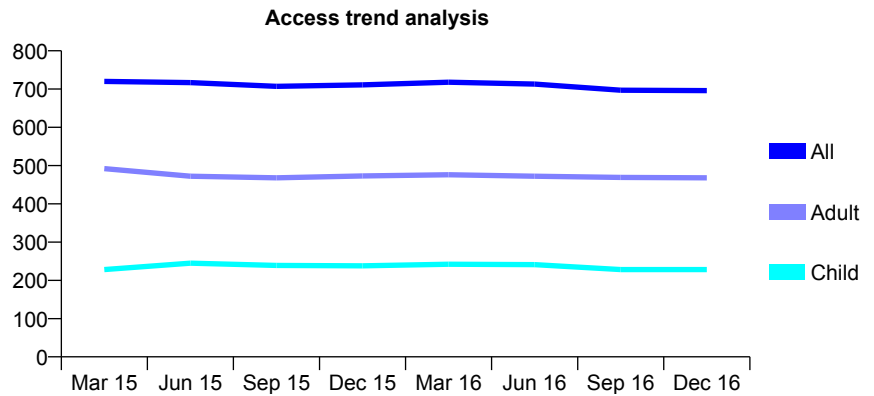
## Q63 - Vital Signs At a Glance Contract Report for 185469/0037 - December 2016

Name or company name	King's Community Special Care Dentistry
Contract type name	PDS Contract
Purpose of contract	General
Contract start date	01/08/2008
Contract end date	

16/17 Contracted general activity (UDA)	1,958
Carry forward general activity (UDA)	0
16/17 Contracted orthodontic activity (UOA)	0
Carry forward orthodontic activity (UOA)	0
Baseline contract value	£0.00

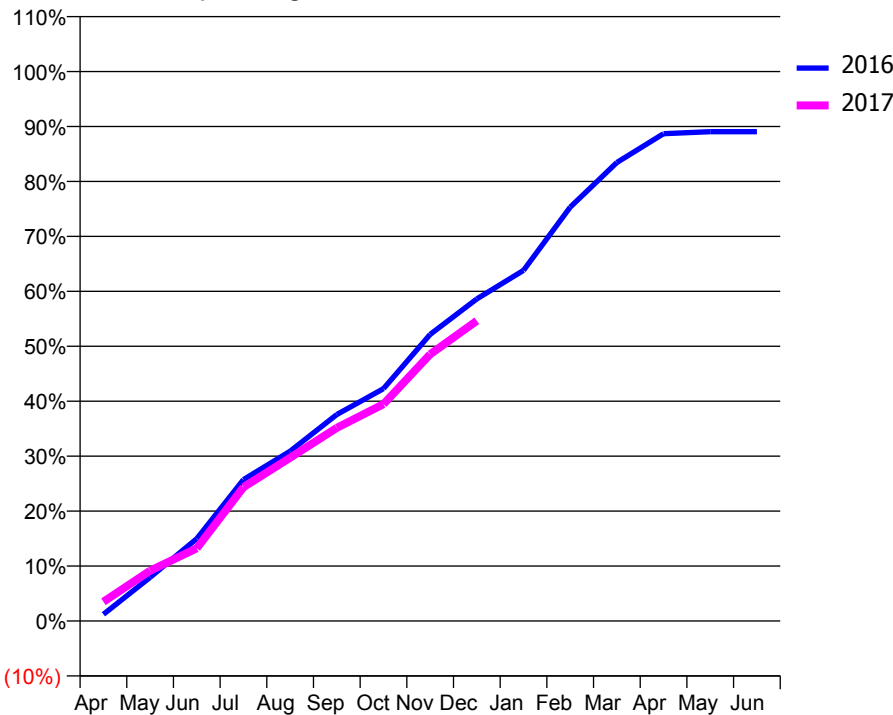
### ACCESS\*

Patients seen in 24 months	Total	Change since previous quarter
Quarter ending December 2015	711	
Quarter ending March 2016	718	→
Quarter ending June 2016	713	→
Quarter ending September 2016	697	↓
Quarter ending December 2016	696	→
<b>Variance since December 2015</b>	<b>(2.1%)</b>	<b>↓</b>



### ACTIVITY

Cumulative percentage of contracted UDA delivered 2016 & 2017



Month	Adjusted Scheduled Activity (UDA)	
	2016	2017
April	24	69
May	156	179
June	293	259
July	504	477
August	605	582
September	736	688
October	828	773
November	1,021	951
December	1,148	1,070
January	1,250	
February	1,475	
March	1,634	
April	1,737	
May	1,744	
June	1,744	

### QUALITY

	Quantity	Base Number	Contract	AT	Region	England
% of FP17s for the same patient ID Re-attending within 3 months - Children	25	220	11.4%	10.5%	11.9%	12.4%
% of FP17s for the same patient ID Re-attending within 3 months - Adults	116	500	23.2%	15.9%	17.1%	16.6%
% of FP17s for the same patient ID Re-attending between 3 & 9 months - Children	99	220	45.0%	47.5%	46.2%	57.5%
% of FP17s for the same patient ID Re-attending between 3 & 9 months - Adults	271	500	54.2%	37.9%	37.8%	50.4%
% of FP17s for Band 1 Urgent Courses	119	638	18.7%	10.3%	10.6%	9.1%
% of FP17s Relating to Free Repair or Replacements	0	638	0.0%	0.7%	0.6%	0.8%
% of FP17s Relating to Continuations	1	638	0.2%	1.1%	0.9%	1.3%
% of Patients satisfied with the dentistry they have received	1	1	N/A	90.2%	90.3%	92.7%
% of Patients satisfied with the time they had to wait for an appointment	1	1	N/A	85.9%	83.8%	88.8%

\* This is based on patients treated on this contract for their most recent course of treatment. Figures in italics indicate the base number of FP17s or Patient Questionnaire responses are less than 100. N/A is shown where the base number of responses is less than 10 during the period. % is calculated as Quantity/Base number\*100

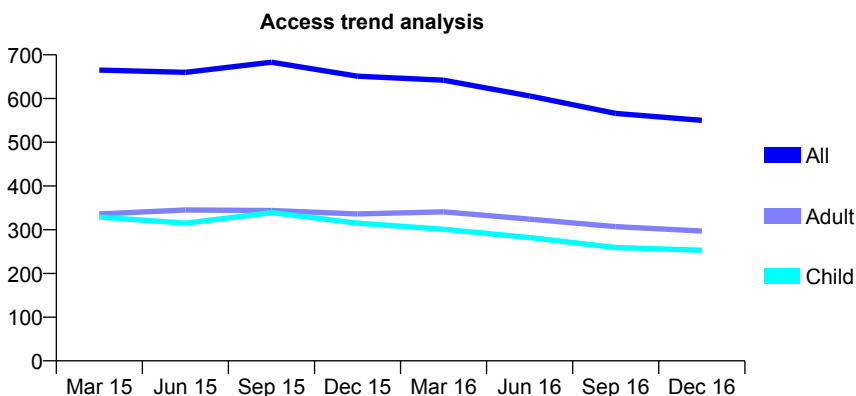
## Q63 - Vital Signs At a Glance Contract Report for 185469/0038 - December 2016

Name or company name	King's Community Special Care Dentistry
Contract type name	PDS Contract
Purpose of contract	General
Contract start date	01/08/2008
Contract end date	

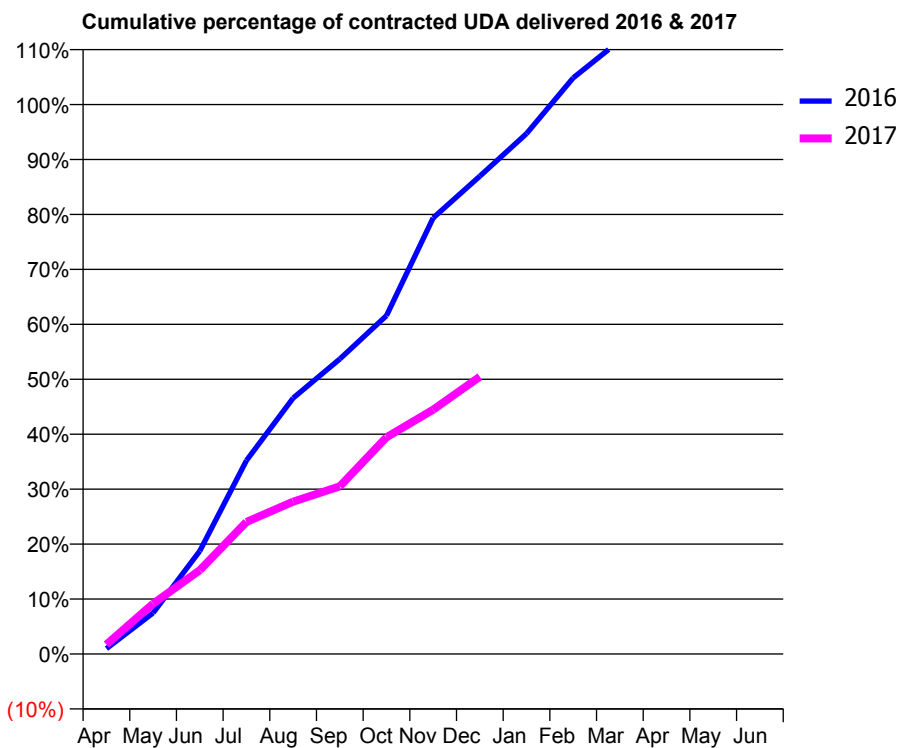
16/17 Contracted general activity (UDA)	1,740
Carry forward general activity (UDA)	0
16/17 Contracted orthodontic activity (UOA)	0
Carry forward orthodontic activity (UOA)	0
Baseline contract value	£0.00

### ACCESS\*

Patients seen in 24 months	Total	Change since previous quarter
Quarter ending December 2015	651	
Quarter ending March 2016	642	↓
Quarter ending June 2016	606	↓
Quarter ending September 2016	566	↓
Quarter ending December 2016	550	↓
<b>Variance since December 2015</b>	<b>(15.5%)</b>	<b>↓</b>



### ACTIVITY



Month	Adjusted Scheduled Activity (UDA)	
	2016	2017
April	17	30
May	130	159
June	326	265
July	613	418
August	811	483
September	934	531
October	1,071	686
November	1,381	774
December	1,513	878
January	1,648	
February	1,824	
March	1,942	
April	2,007	
May	2,007	
June	2,010	

### QUALITY

	Quantity	Base Number	Contract	AT	Region	England
% of FP17s for the same patient ID Re-attending within 3 months - Children	6	159	3.8%	10.5%	11.9%	12.4%
% of FP17s for the same patient ID Re-attending within 3 months - Adults	51	222	23.0%	15.9%	17.1%	16.6%
% of FP17s for the same patient ID Re-attending between 3 & 9 months - Children	88	159	55.3%	47.5%	46.2%	57.5%
% of FP17s for the same patient ID Re-attending between 3 & 9 months - Adults	87	222	39.2%	37.9%	37.8%	50.4%
% of FP17s for Band 1 Urgent Courses	26	358	7.3%	10.3%	10.6%	9.1%
% of FP17s Relating to Free Repair or Replacements	4	358	1.1%	0.7%	0.6%	0.8%
% of FP17s Relating to Continuations	4	358	1.1%	1.1%	0.9%	1.3%
% of Patients satisfied with the dentistry they have received	0	0	N/A	90.2%	90.3%	92.7%
% of Patients satisfied with the time they had to wait for an appointment	0	0	N/A	85.9%	83.8%	88.8%

\* This is based on patients treated on this contract for their most recent course of treatment. Figures in italics indicate the base number of FP17s or Patient Questionnaire responses are less than 100. N/A is shown where the base number of responses is less than 10 during the period. % is calculated as Quantity/Base number\*100

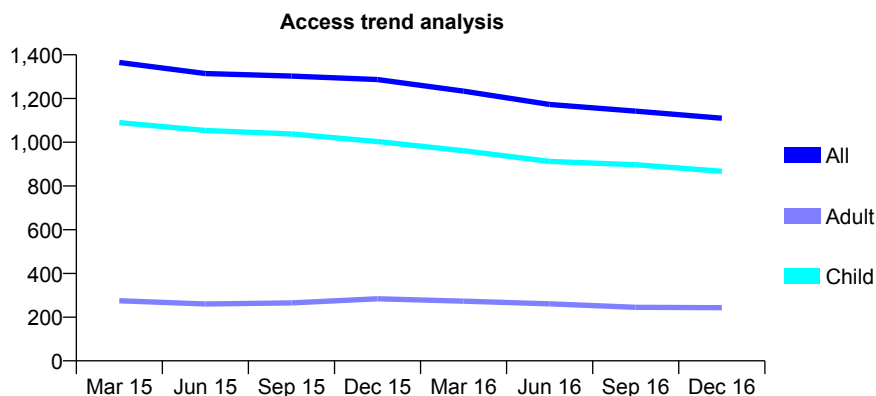
## Q63 - Vital Signs At a Glance Contract Report for 185469/0039 - December 2016

Name or company name	King's Community Special Care Dentistry
Contract type name	PDS Contract
Purpose of contract	General
Contract start date	01/08/2008
Contract end date	31/07/2018

16/17 Contracted general activity (UDA)	3,150
Carry forward general activity (UDA)	0
16/17 Contracted orthodontic activity (UOA)	0
Carry forward orthodontic activity (UOA)	0
Baseline contract value	£0.00

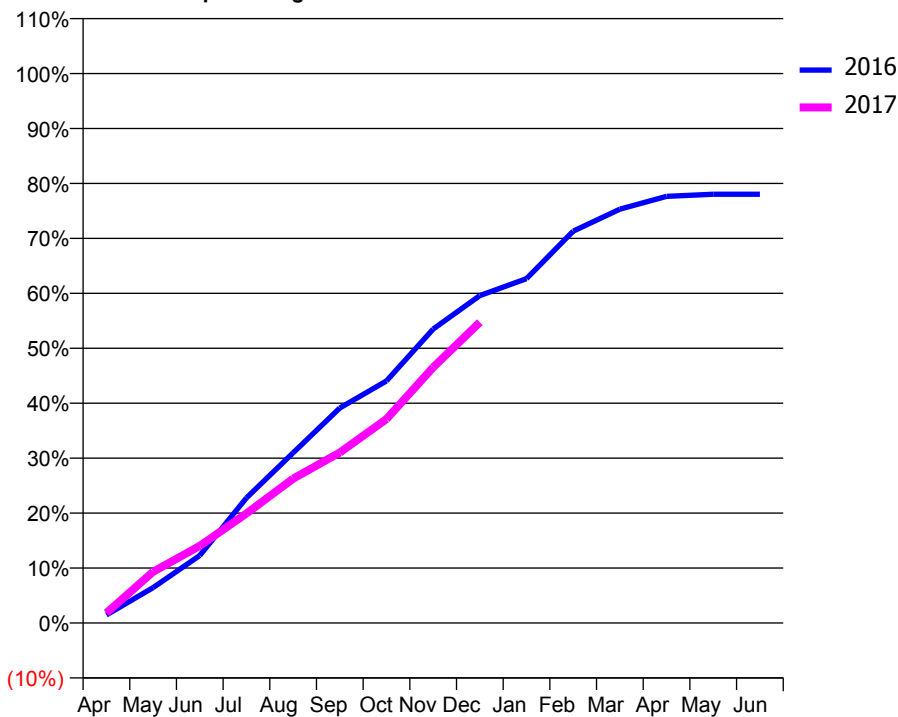
### ACCESS\*

Patients seen in 24 months	Total	Change since previous quarter
Quarter ending December 2015	1,287	
Quarter ending March 2016	1,234	↓
Quarter ending June 2016	1,173	↓
Quarter ending September 2016	1,142	↓
Quarter ending December 2016	1,110	↓
<b>Variance since December 2015</b>	<b>(13.8%)</b>	<b>↓</b>



### ACTIVITY

Cumulative percentage of contracted UDA delivered 2016 & 2017



Month	Adjusted Scheduled Activity (UDA)	
	2016	2017
April	46	58
May	203	294
June	387	442
July	717	628
August	975	828
September	1,232	977
October	1,388	1,169
November	1,685	1,466
December	1,877	1,724
January	1,974	
February	2,246	
March	2,372	
April	2,446	
May	2,458	
June	2,458	

### QUALITY

	Quantity	Base Number	Contract	AT	Region	England
% of FP17s for the same patient ID Re-attending within 3 months - Children	57	761	7.5%	10.5%	11.9%	12.4%
% of FP17s for the same patient ID Re-attending within 3 months - Adults	37	234	15.8%	15.9%	17.1%	16.6%
% of FP17s for the same patient ID Re-attending between 3 & 9 months - Children	331	761	43.5%	47.5%	46.2%	57.5%
% of FP17s for the same patient ID Re-attending between 3 & 9 months - Adults	111	234	47.4%	37.9%	37.8%	50.4%
% of FP17s for Band 1 Urgent Courses	34	949	3.6%	10.3%	10.6%	9.1%
% of FP17s Relating to Free Repair or Replacements	0	949	0.0%	0.7%	0.6%	0.8%
% of FP17s Relating to Continuations	1	949	0.1%	1.1%	0.9%	1.3%
% of Patients satisfied with the dentistry they have received	0	0	N/A	90.2%	90.3%	92.7%
% of Patients satisfied with the time they had to wait for an appointment	0	0	N/A	85.9%	83.8%	88.8%

\* This is based on patients treated on this contract for their most recent course of treatment. Figures in italics indicate the base number of FP17s or Patient Questionnaire responses are less than 100. N/A is shown where the base number of responses is less than 10 during the period. % is calculated as Quantity/Base number\*100

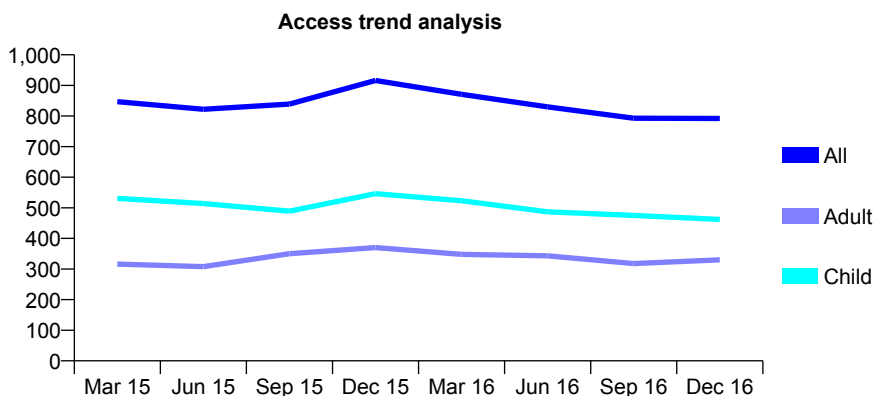
## Q63 - Vital Signs At a Glance Contract Report for 185469/0041 - December 2016

Name or company name	King's Community Special Care Dentistry
Contract type name	PDS Contract
Purpose of contract	General
Contract start date	01/04/2009
Contract end date	

16/17 Contracted general activity (UDA)	796
Carry forward general activity (UDA)	0
16/17 Contracted orthodontic activity (UOA)	0
Carry forward orthodontic activity (UOA)	0
Baseline contract value	£0.00

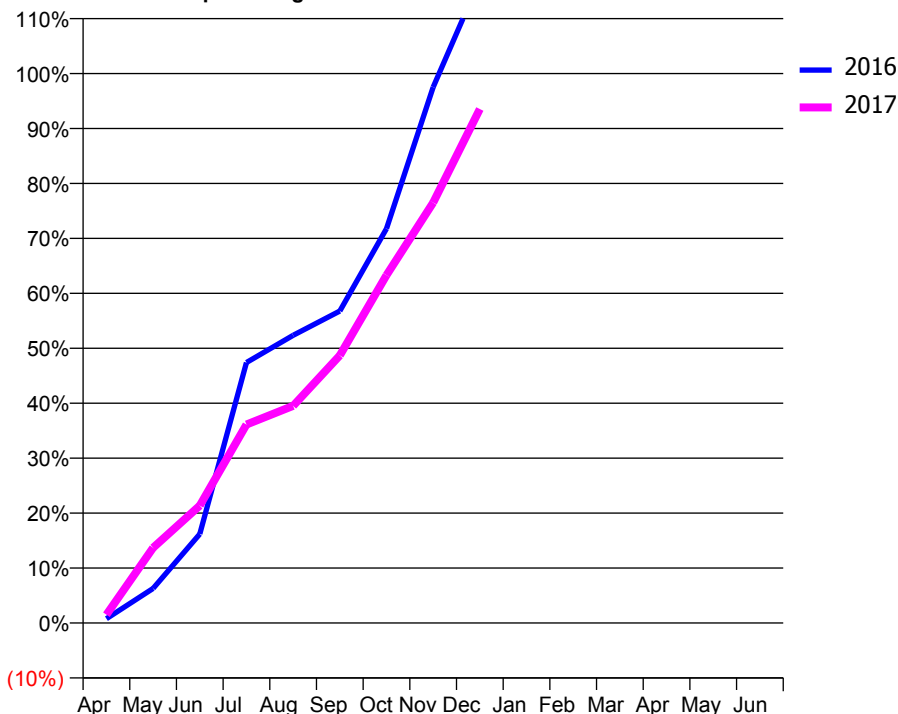
### ACCESS\*

Patients seen in 24 months	Total	Change since previous quarter
Quarter ending December 2015	916	
Quarter ending March 2016	871	↓
Quarter ending June 2016	830	↓
Quarter ending September 2016	793	↓
Quarter ending December 2016	792	→
<b>Variance since December 2015</b>	<b>(13.5%)</b>	<b>↓</b>



### ACTIVITY

Cumulative percentage of contracted UDA delivered 2016 & 2017



Month	Adjusted Scheduled Activity (UDA)	
	2016	2017
April	6	12
May	50	109
June	129	170
July	377	288
August	417	315
September	452	388
October	571	504
November	776	609
December	932	745
January	966	
February	1,046	
March	1,106	
April	1,135	
May	1,136	
June	1,136	

### QUALITY

	Quantity	Base Number	Contract	AT	Region	England
% of FP17s for the same patient ID Re-attending within 3 months - Children	14	375	3.7%	10.5%	11.9%	12.4%
% of FP17s for the same patient ID Re-attending within 3 months - Adults	14	190	7.4%	15.9%	17.1%	16.6%
% of FP17s for the same patient ID Re-attending between 3 & 9 months - Children	144	375	38.4%	47.5%	46.2%	57.5%
% of FP17s for the same patient ID Re-attending between 3 & 9 months - Adults	43	190	22.6%	37.9%	37.8%	50.4%
% of FP17s for Band 1 Urgent Courses	8	539	1.5%	10.3%	10.6%	9.1%
% of FP17s Relating to Free Repair or Replacements	0	539	0.0%	0.7%	0.6%	0.8%
% of FP17s Relating to Continuations	0	539	0.0%	1.1%	0.9%	1.3%
% of Patients satisfied with the dentistry they have received	0	0	N/A	90.2%	90.3%	92.7%
% of Patients satisfied with the time they had to wait for an appointment	0	0	N/A	85.9%	83.8%	88.8%

\* This is based on patients treated on this contract for their most recent course of treatment. Figures in italics indicate the base number of FP17s or Patient Questionnaire responses are less than 100. N/A is shown where the base number of responses is less than 10 during the period. % is calculated as Quantity/Base number\*100

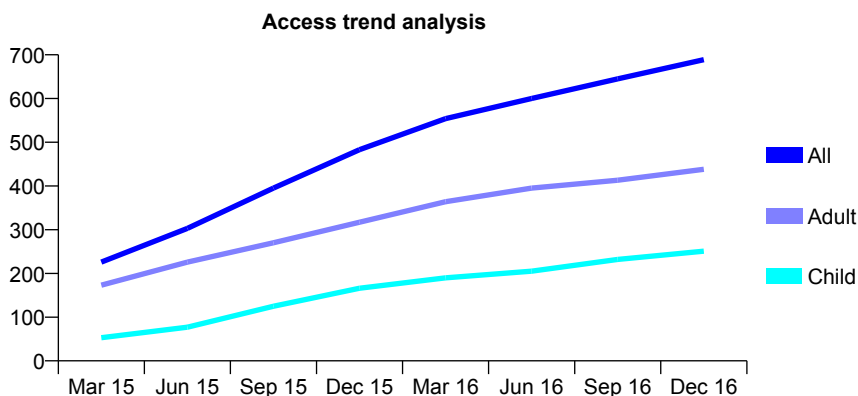
## Q63 - Vital Signs At a Glance Contract Report for 185469/0045 - December 2016

Name or company name	King's Community Special Care Dentistry
Contract type name	PDS Contract
Purpose of contract	General
Contract start date	01/06/2010
Contract end date	

16/17 Contracted general activity (UDA)	546
Carry forward general activity (UDA)	0
16/17 Contracted orthodontic activity (UOA)	0
Carry forward orthodontic activity (UOA)	0
Baseline contract value	£0.00

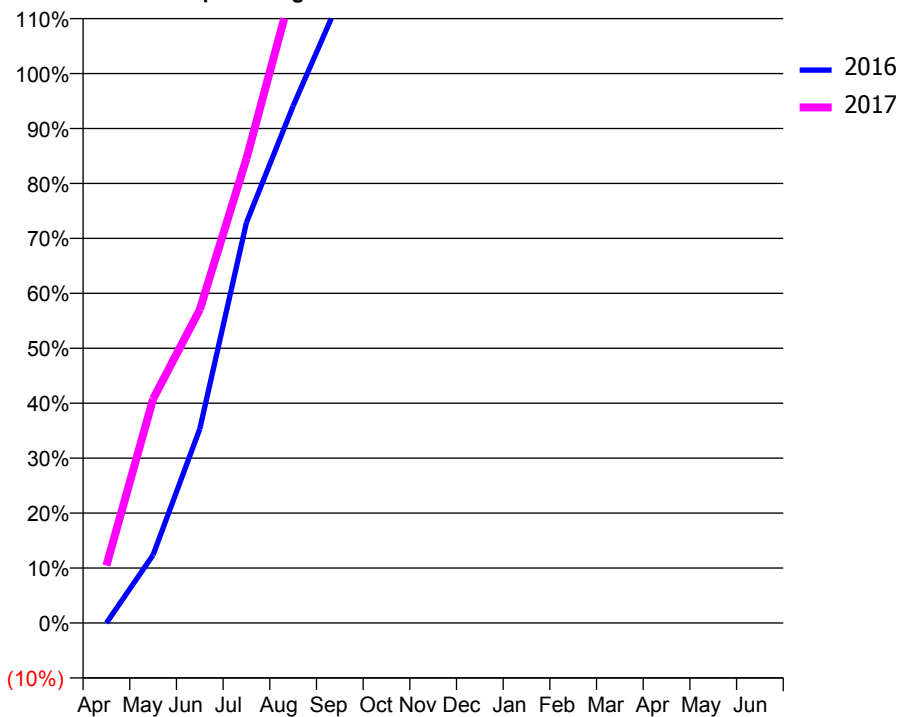
### ACCESS\*

Patients seen in 24 months	Total	Change since previous quarter
Quarter ending December 2015	483	
Quarter ending March 2016	554	↑
Quarter ending June 2016	600	↑
Quarter ending September 2016	645	↑
Quarter ending December 2016	689	↑
<b>Variance since December 2015</b>	<b>42.7%</b>	<b>↑</b>



### ACTIVITY

Cumulative percentage of contracted UDA delivered 2016 & 2017



Month	Adjusted Scheduled Activity (UDA)	
	2016	2017
April	0	57
May	68	223
June	193	311
July	398	461
August	514	634
September	620	686
October	736	820
November	996	979
December	1,117	1,175
January	1,191	
February	1,439	
March	1,574	
April	1,622	
May	1,623	
June	1,630	

### QUALITY

	Quantity	Base Number	Contract	AT	Region	England
% of FP17s for the same patient ID Re-attending within 3 months - Children	24	209	11.5%	10.5%	11.9%	12.4%
% of FP17s for the same patient ID Re-attending within 3 months - Adults	45	349	12.9%	15.9%	17.1%	16.6%
% of FP17s for the same patient ID Re-attending between 3 & 9 months - Children	62	209	29.7%	47.5%	46.2%	57.5%
% of FP17s for the same patient ID Re-attending between 3 & 9 months - Adults	146	349	41.8%	37.9%	37.8%	50.4%
% of FP17s for Band 1 Urgent Courses	63	536	11.8%	10.3%	10.6%	9.1%
% of FP17s Relating to Free Repair or Replacements	4	536	0.7%	0.7%	0.6%	0.8%
% of FP17s Relating to Continuations	1	536	0.2%	1.1%	0.9%	1.3%
% of Patients satisfied with the dentistry they have received	2	2	N/A	90.2%	90.3%	92.7%
% of Patients satisfied with the time they had to wait for an appointment	2	2	N/A	85.9%	83.8%	88.8%

\* This is based on patients treated on this contract for their most recent course of treatment. Figures in italics indicate the base number of FP17s or Patient Questionnaire responses are less than 100. N/A is shown where the base number of responses is less than 10 during the period. % is calculated as Quantity/Base number\*100

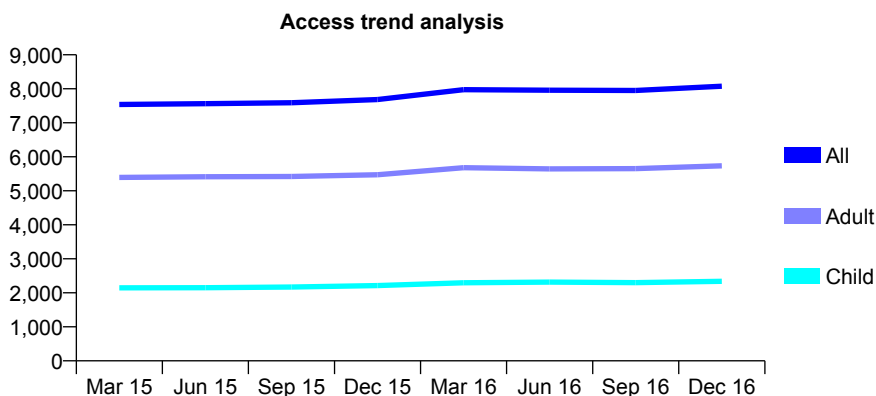
## Q63 - Vital Signs At a Glance Contract Report for 185663/0001 - December 2016

Name or company name	Perry Vale Dental Limited
Contract type name	GDS Contract
Purpose of contract	General
Contract start date	01/12/2008
Contract end date	

16/17 Contracted general activity (UDA)	17,740
Carry forward general activity (UDA)	-202
16/17 Contracted orthodontic activity (UOA)	0
Carry forward orthodontic activity (UOA)	0
Baseline contract value	£589,129.10

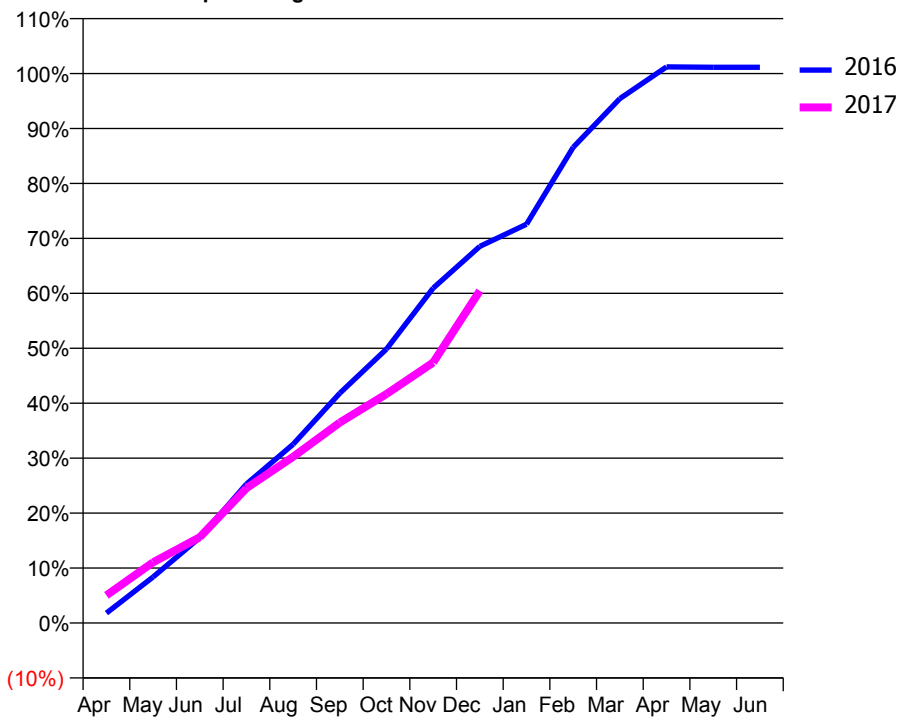
### ACCESS\*

Patients seen in 24 months	Total	Change since previous quarter
Quarter ending December 2015	7,685	
Quarter ending March 2016	7,976	↑
Quarter ending June 2016	7,960	→
Quarter ending September 2016	7,952	→
Quarter ending December 2016	8,077	→
<b>Variance since December 2015</b>	<b>5.1%</b>	<b>↑</b>



### ACTIVITY

Cumulative percentage of contracted UDA delivered 2016 & 2017



Month	Adjusted Scheduled Activity (UDA)	
	2016	2017
April	320	892
May	1,488	1,960
June	2,757	2,770
July	4,489	4,357
August	5,770	5,365
September	7,421	6,471
October	8,844	7,395
November	10,812	8,409
December	12,160	10,724
January	12,875	
February	15,358	
March	16,928	
April	17,952	
May	17,941	
June	17,942	

### QUALITY

	Quantity	Base Number	Contract	AT	Region	England
% of FP17s for the same patient ID Re-attending within 3 months - Children	109	1,774	6.1%	10.5%	11.9%	12.4%
% of FP17s for the same patient ID Re-attending within 3 months - Adults	757	4,620	16.4%	15.9%	17.1%	16.6%
% of FP17s for the same patient ID Re-attending between 3 & 9 months - Children	734	1,774	41.4%	47.5%	46.2%	57.5%
% of FP17s for the same patient ID Re-attending between 3 & 9 months - Adults	1,411	4,620	30.5%	37.9%	37.8%	50.4%
% of FP17s for Band 1 Urgent Courses	844	5,386	15.7%	10.3%	10.6%	9.1%
% of FP17s Relating to Free Repair or Replacements	72	5,386	1.3%	0.7%	0.6%	0.8%
% of FP17s Relating to Continuations	37	5,386	0.7%	1.1%	0.9%	1.3%
% of Patients satisfied with the dentistry they have received	2	2	N/A	90.2%	90.3%	92.7%
% of Patients satisfied with the time they had to wait for an appointment	2	2	N/A	85.9%	83.8%	88.8%

\* This is based on patients treated on this contract for their most recent course of treatment. Figures in italics indicate the base number of FP17s or Patient Questionnaire responses are less than 100. N/A is shown where the base number of responses is less than 10 during the period. % is calculated as Quantity/Base number\*100



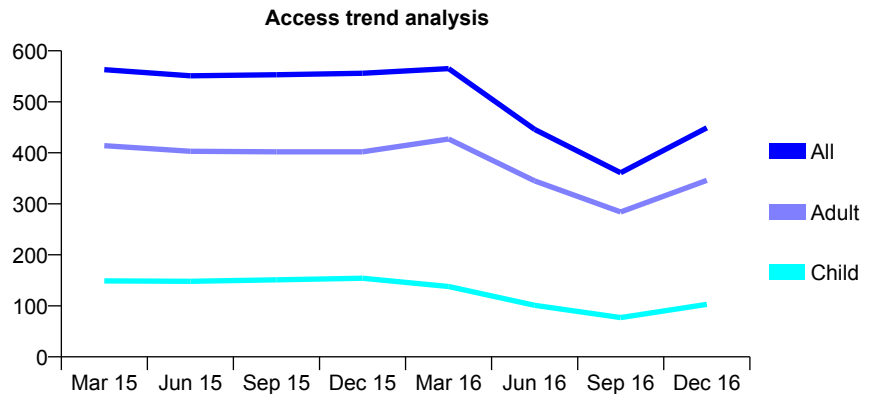
## Q63 - Vital Signs At a Glance Contract Report for 185663/0002 - December 2016

Name or company name	Perry Vale Dental Limited
Contract type name	PDS Contract
Purpose of contract	General
Contract start date	01/04/2010
Contract end date	31/03/2017

16/17 Contracted general activity (UDA)	2,100
Carry forward general activity (UDA)	0
16/17 Contracted orthodontic activity (UOA)	0
Carry forward orthodontic activity (UOA)	0
Baseline contract value	£171,443.97

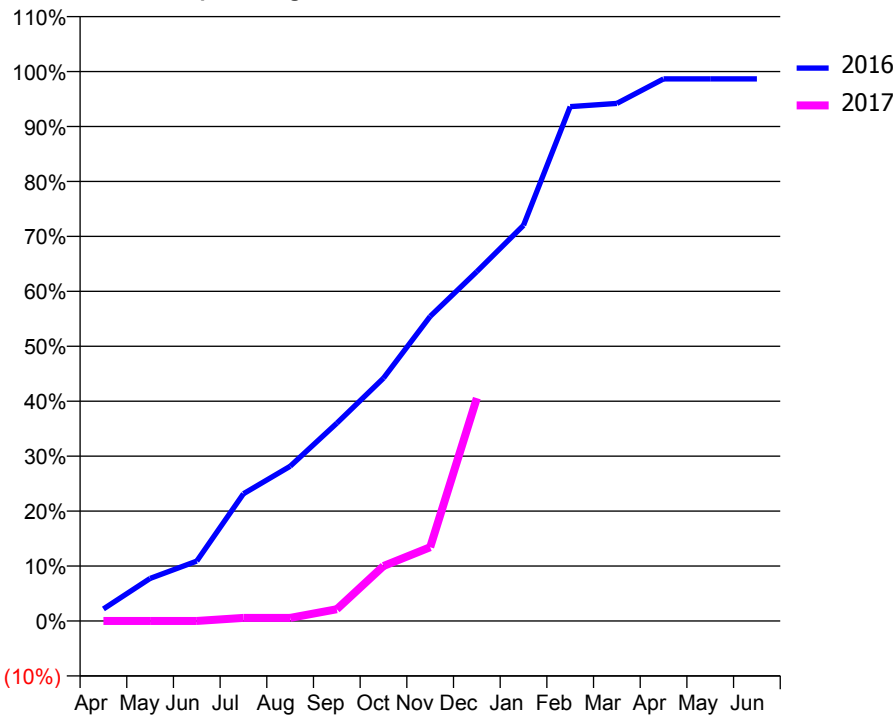
### ACCESS\*

Patients seen in 24 months	Total	Change since previous quarter
Quarter ending December 2015	556	
Quarter ending March 2016	565	→
Quarter ending June 2016	446	↓
Quarter ending September 2016	361	↓
Quarter ending December 2016	449	↑
<b>Variance since December 2015</b>	<b>(19.2%)</b>	<b>↓</b>



### ACTIVITY

Cumulative percentage of contracted UDA delivered 2016 & 2017



Month	Adjusted Scheduled Activity (UDA)	
	2016	2017
April	46	0
May	163	0
June	229	0
July	486	12
August	591	12
September	756	45
October	928	210
November	1,164	282
December	1,335	852
January	1,512	
February	1,966	
March	1,978	
April	2,072	
May	2,072	
June	2,072	

### QUALITY

	Quantity	Base Number	Contract	AT	Region	England
% of FP17s for the same patient ID Re-attending within 3 months - Children	2	79	2.5%	10.5%	11.9%	12.4%
% of FP17s for the same patient ID Re-attending within 3 months - Adults	6	211	2.8%	15.9%	17.1%	16.6%
% of FP17s for the same patient ID Re-attending between 3 & 9 months - Children	2	79	2.5%	47.5%	46.2%	57.5%
% of FP17s for the same patient ID Re-attending between 3 & 9 months - Adults	11	211	5.2%	37.9%	37.8%	50.4%
% of FP17s for Band 1 Urgent Courses	0	251	0.0%	10.3%	10.6%	9.1%
% of FP17s Relating to Free Repair or Replacements	0	251	0.0%	0.7%	0.6%	0.8%
% of FP17s Relating to Continuations	0	251	0.0%	1.1%	0.9%	1.3%
% of Patients satisfied with the dentistry they have received	0	0	N/A	90.2%	90.3%	92.7%
% of Patients satisfied with the time they had to wait for an appointment	0	0	N/A	85.9%	83.8%	88.8%

\* This is based on patients treated on this contract for their most recent course of treatment. Figures in italics indicate the base number of FP17s or Patient Questionnaire responses are less than 100. N/A is shown where the base number of responses is less than 10 during the period. % is calculated as Quantity/Base number\*100

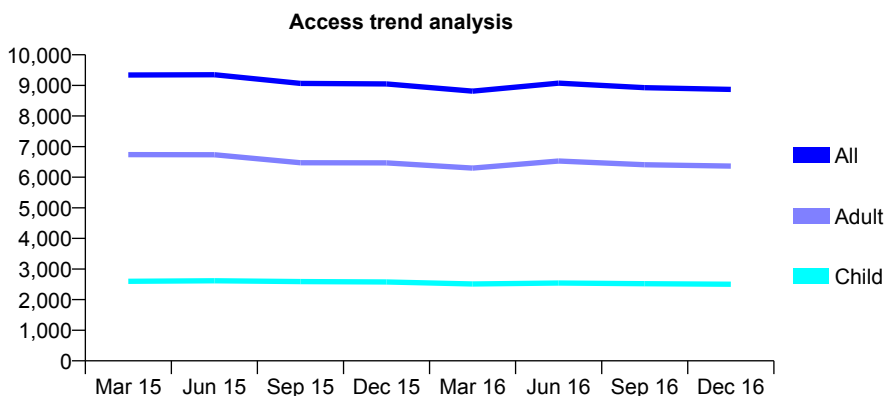
## Q63 - Vital Signs At a Glance Contract Report for 186198/0001 - December 2016

Name or company name	Kingston Dental Clinic
Contract type name	GDS Contract
Purpose of contract	General
Contract start date	03/12/2012
Contract end date	

16/17 Contracted general activity (UDA)	29,500
Carry forward general activity (UDA)	0
16/17 Contracted orthodontic activity (UOA)	0
Carry forward orthodontic activity (UOA)	0
Baseline contract value	£821,852.74

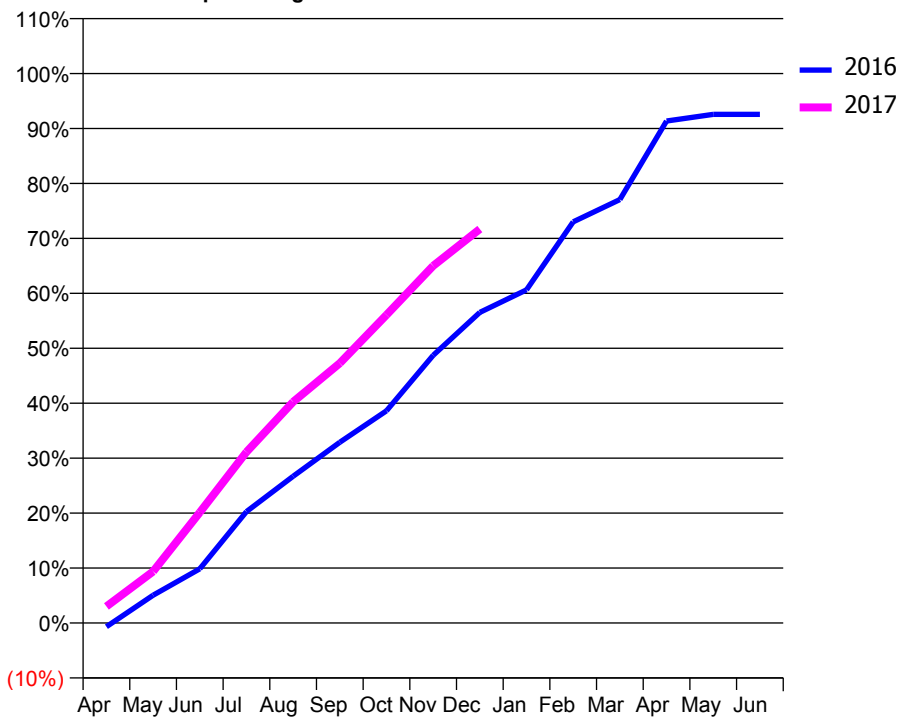
### ACCESS\*

Patients seen in 24 months	Total	Change since previous quarter
Quarter ending December 2015	9,046	
Quarter ending March 2016	8,811	↓
Quarter ending June 2016	9,072	↑
Quarter ending September 2016	8,927	↓
Quarter ending December 2016	8,871	→
<b>Variance since December 2015</b>	<b>(1.9%)</b>	<b>↓</b>



### ACTIVITY

Cumulative percentage of contracted UDA delivered 2016 & 2017



Month	Adjusted Scheduled Activity (UDA)	
	2016	2017
April	-205	888
May	1,489	2,770
June	2,911	5,940
July	5,981	9,185
August	7,876	11,876
September	9,704	13,949
October	11,390	16,540
November	14,369	19,172
December	16,676	21,148
January	17,887	
February	21,536	
March	22,731	
April	26,952	
May	27,304	
June	27,307	

### QUALITY

	Quantity	Base Number	Contract	AT	Region	England
% of FP17s for the same patient ID Re-attending within 3 months - Children	266	2,724	9.8%	10.5%	11.9%	12.4%
% of FP17s for the same patient ID Re-attending within 3 months - Adults	872	5,879	14.8%	15.9%	17.1%	16.6%
% of FP17s for the same patient ID Re-attending between 3 & 9 months - Children	1,324	2,724	48.6%	47.5%	46.2%	57.5%
% of FP17s for the same patient ID Re-attending between 3 & 9 months - Adults	2,235	5,879	38.0%	37.9%	37.8%	50.4%
% of FP17s for Band 1 Urgent Courses	656	7,226	9.1%	10.3%	10.6%	9.1%
% of FP17s Relating to Free Repair or Replacements	35	7,226	0.5%	0.7%	0.6%	0.8%
% of FP17s Relating to Continuations	167	7,226	2.3%	1.1%	0.9%	1.3%
% of Patients satisfied with the dentistry they have received	4	5	N/A	90.2%	90.3%	92.7%
% of Patients satisfied with the time they had to wait for an appointment	3	5	N/A	85.9%	83.8%	88.8%

\* This is based on patients treated on this contract for their most recent course of treatment. Figures in italics indicate the base number of FP17s or Patient Questionnaire responses are less than 100. N/A is shown where the base number of responses is less than 10 during the period. % is calculated as Quantity/Base number\*100

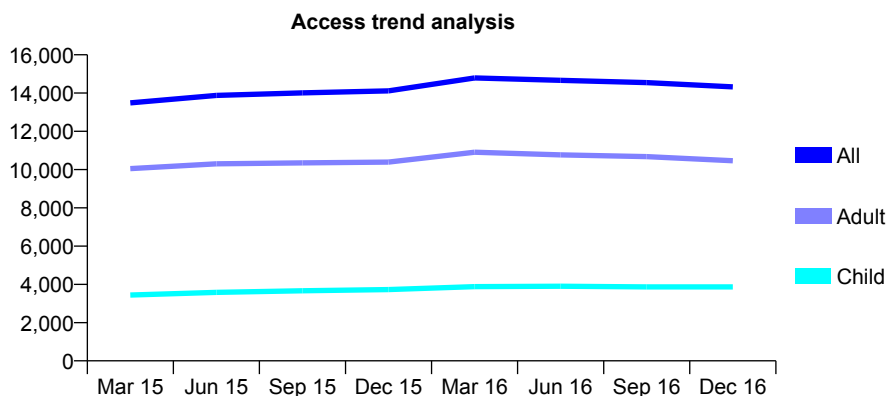
## Q63 - Vital Signs At a Glance Contract Report for 186228/0001 - December 2016

Name or company name	Bexleyheath Dental Practice Ltd
Contract type name	GDS Contract
Purpose of contract	General
Contract start date	01/04/2010
Contract end date	

16/17 Contracted general activity (UDA)	32,882
Carry forward general activity (UDA)	-565
16/17 Contracted orthodontic activity (UOA)	0
Carry forward orthodontic activity (UOA)	0
Baseline contract value	£972,013.74

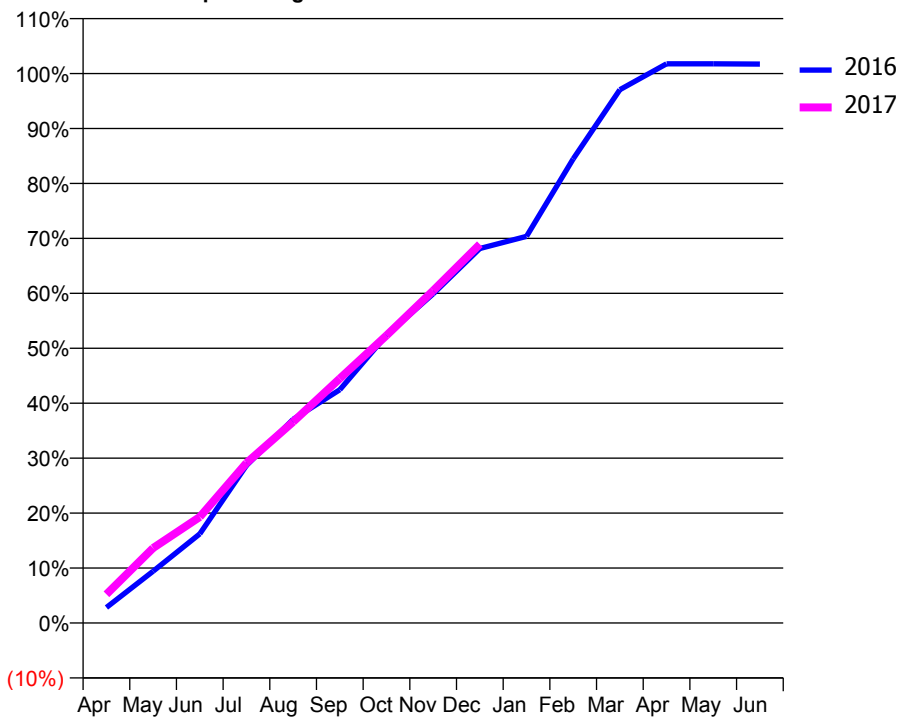
### ACCESS\*

Patients seen in 24 months	Total	Change since previous quarter
Quarter ending December 2015	14,114	
Quarter ending March 2016	14,788	↑
Quarter ending June 2016	14,665	→
Quarter ending September 2016	14,544	→
Quarter ending December 2016	14,323	↓
<b>Variance since December 2015</b>	<b>1.5%</b>	<b>→</b>



### ACTIVITY

Cumulative percentage of contracted UDA delivered 2016 & 2017



Month	Adjusted Scheduled Activity (UDA)	
	2016	2017
April	927	1,718
May	3,102	4,488
June	5,332	6,351
July	9,425	9,580
August	12,186	12,038
September	13,957	14,634
October	17,228	17,207
November	19,700	19,891
December	22,410	22,670
January	23,133	
February	27,771	
March	31,915	
April	33,458	
May	33,458	
June	33,447	

### QUALITY

	Quantity	Base Number	Contract	AT	Region	England
% of FP17s for the same patient ID Re-attending within 3 months - Children	224	3,146	7.1%	10.5%	11.9%	12.4%
% of FP17s for the same patient ID Re-attending within 3 months - Adults	857	7,519	11.4%	15.9%	17.1%	16.6%
% of FP17s for the same patient ID Re-attending between 3 & 9 months - Children	1,077	3,146	34.2%	47.5%	46.2%	57.5%
% of FP17s for the same patient ID Re-attending between 3 & 9 months - Adults	2,029	7,519	27.0%	37.9%	37.8%	50.4%
% of FP17s for Band 1 Urgent Courses	838	10,055	8.3%	10.3%	10.6%	9.1%
% of FP17s Relating to Free Repair or Replacements	15	10,055	0.1%	0.7%	0.6%	0.8%
% of FP17s Relating to Continuations	149	10,055	1.5%	1.1%	0.9%	1.3%
% of Patients satisfied with the dentistry they have received	16	16	100.0%	90.2%	90.3%	92.7%
% of Patients satisfied with the time they had to wait for an appointment	14	16	87.5%	85.9%	83.8%	88.8%

\* This is based on patients treated on this contract for their most recent course of treatment. Figures in italics indicate the base number of FP17s or Patient Questionnaire responses are less than 100. N/A is shown where the base number of responses is less than 10 during the period. % is calculated as Quantity/Base number\*100

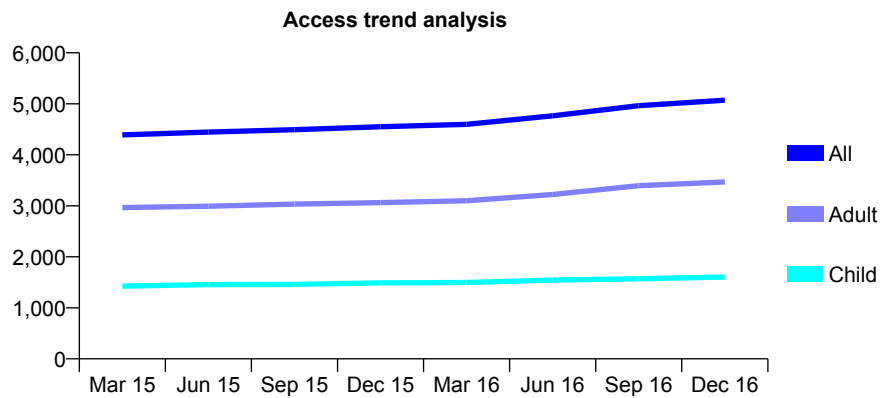
## Q63 - Vital Signs At a Glance Contract Report for 186910/0001 - December 2016

Name or company name	Dentistree Battersea
Contract type name	GDS Contract
Purpose of contract	General
Contract start date	28/03/2013
Contract end date	

16/17 Contracted general activity (UDA)	11,500
Carry forward general activity (UDA)	6
16/17 Contracted orthodontic activity (UOA)	0
Carry forward orthodontic activity (UOA)	0
Baseline contract value	£320,449.70

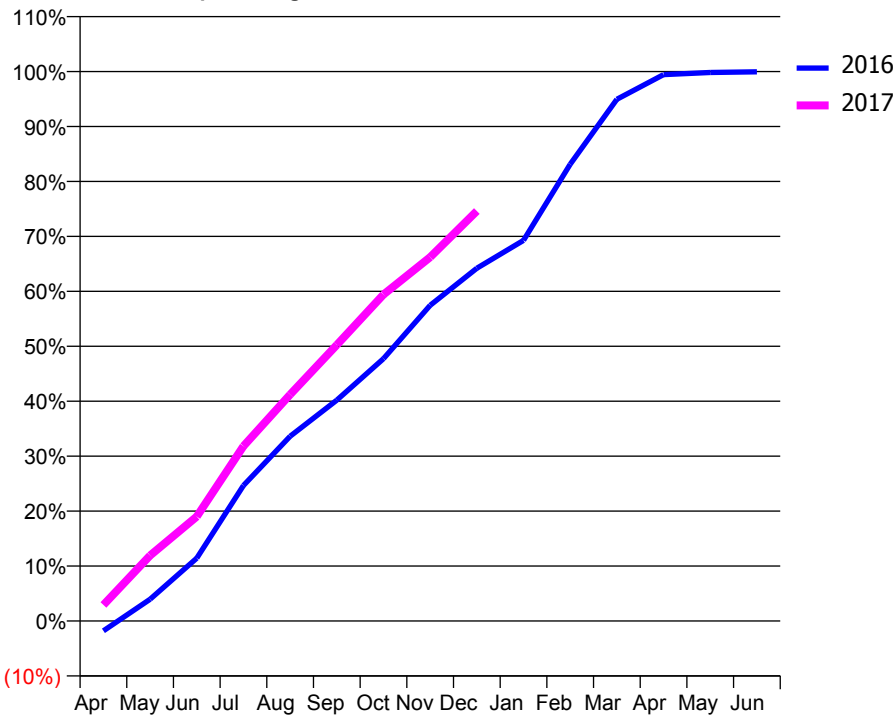
### ACCESS\*

Patients seen in 24 months	Total	Change since previous quarter
Quarter ending December 2015	4,551	
Quarter ending March 2016	4,597	→
Quarter ending June 2016	4,766	↑
Quarter ending September 2016	4,963	↑
Quarter ending December 2016	5,071	↑
<b>Variance since December 2015</b>	<b>11.4%</b>	<b>↑</b>



### ACTIVITY

Cumulative percentage of contracted UDA delivered 2016 & 2017



Month	Adjusted Scheduled Activity (UDA)	
	2016	2017
April	-208	336
May	457	1,372
June	1,316	2,186
July	2,836	3,661
August	3,867	4,740
September	4,624	5,778
October	5,491	6,832
November	6,606	7,614
December	7,382	8,579
January	7,965	
February	9,558	
March	10,919	
April	11,435	
May	11,480	
June	11,494	

### QUALITY

	Quantity	Base Number	Contract	AT	Region	England
% of FP17s for the same patient ID Re-attending within 3 months - Children	99	1,713	5.8%	10.5%	11.9%	12.4%
% of FP17s for the same patient ID Re-attending within 3 months - Adults	421	3,187	13.2%	15.9%	17.1%	16.6%
% of FP17s for the same patient ID Re-attending between 3 & 9 months - Children	1,050	1,713	61.3%	47.5%	46.2%	57.5%
% of FP17s for the same patient ID Re-attending between 3 & 9 months - Adults	1,205	3,187	37.8%	37.9%	37.8%	50.4%
% of FP17s for Band 1 Urgent Courses	424	4,581	9.3%	10.3%	10.6%	9.1%
% of FP17s Relating to Free Repair or Replacements	31	4,581	0.7%	0.7%	0.6%	0.8%
% of FP17s Relating to Continuations	19	4,581	0.4%	1.1%	0.9%	1.3%
% of Patients satisfied with the dentistry they have received	5	6	N/A	90.2%	90.3%	92.7%
% of Patients satisfied with the time they had to wait for an appointment	5	6	N/A	85.9%	83.8%	88.8%

\* This is based on patients treated on this contract for their most recent course of treatment. Figures in italics indicate the base number of FP17s or Patient Questionnaire responses are less than 100. N/A is shown where the base number of responses is less than 10 during the period. % is calculated as Quantity/Base number\*100

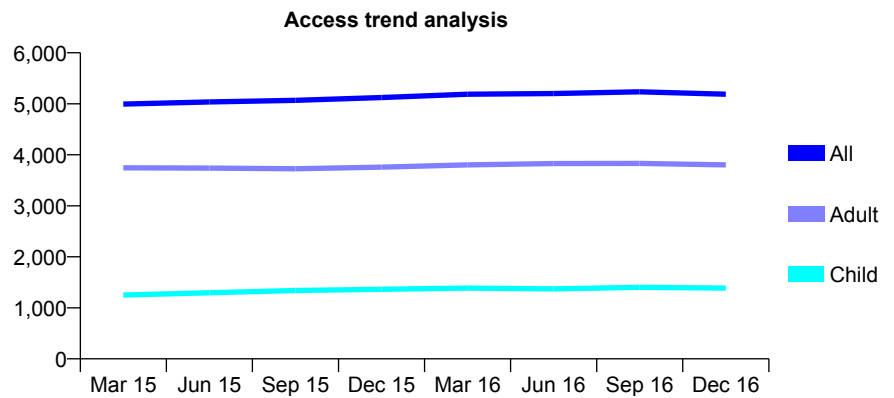
## Q63 - Vital Signs At a Glance Contract Report for 186937/0001 - December 2016

Name or company name	Dr A.K. Patel & Dr S.N. Patel
Contract type name	GDS Contract
Purpose of contract	General
Contract start date	01/03/2008
Contract end date	

16/17 Contracted general activity (UDA)	15,553
Carry forward general activity (UDA)	151
16/17 Contracted orthodontic activity (UOA)	0
Carry forward orthodontic activity (UOA)	0
Baseline contract value	£435,755.39

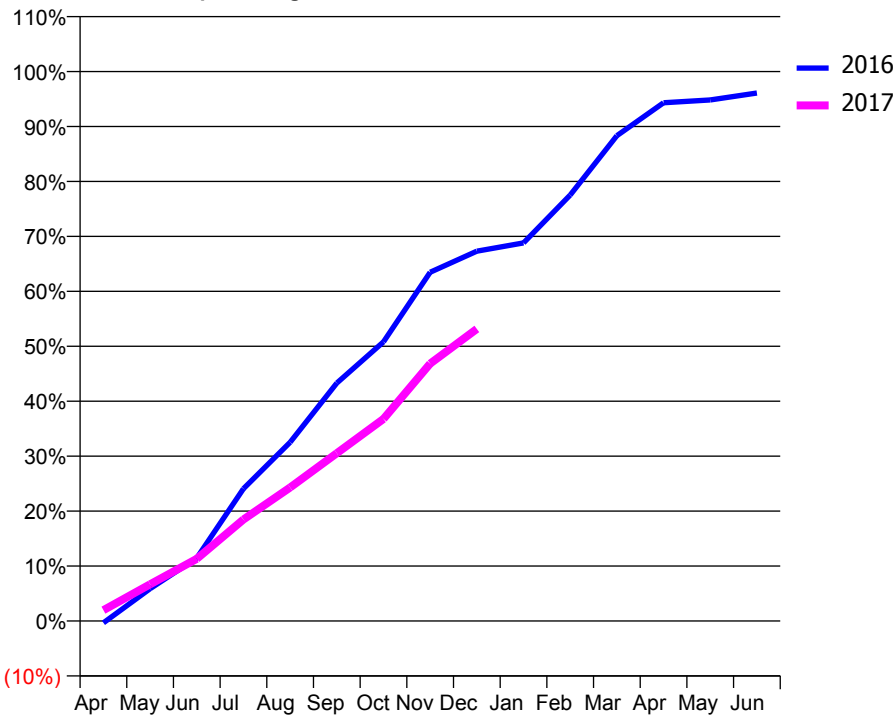
### ACCESS\*

Patients seen in 24 months	Total	Change since previous quarter
Quarter ending December 2015	5,122	
Quarter ending March 2016	5,188	→
Quarter ending June 2016	5,201	→
Quarter ending September 2016	5,234	→
Quarter ending December 2016	5,188	→
<b>Variance since December 2015</b>	<b>1.3%</b>	<b>→</b>



### ACTIVITY

Cumulative percentage of contracted UDA delivered 2016 & 2017



Month	Adjusted Scheduled Activity (UDA)	
	2016	2017
April	-56	308
May	916	1,040
June	1,783	1,762
July	3,745	2,872
August	5,058	3,781
September	6,733	4,752
October	7,902	5,720
November	9,872	7,286
December	10,469	8,269
January	10,701	
February	12,058	
March	13,737	
April	14,669	
May	14,746	
June	14,945	

### QUALITY

	Quantity	Base Number	Contract	AT	Region	England
% of FP17s for the same patient ID Re-attending within 3 months - Children	122	1,032	11.8%	10.5%	11.9%	12.4%
% of FP17s for the same patient ID Re-attending within 3 months - Adults	384	2,589	14.8%	15.9%	17.1%	16.6%
% of FP17s for the same patient ID Re-attending between 3 & 9 months - Children	364	1,032	35.3%	47.5%	46.2%	57.5%
% of FP17s for the same patient ID Re-attending between 3 & 9 months - Adults	695	2,589	26.8%	37.9%	37.8%	50.4%
% of FP17s for Band 1 Urgent Courses	393	3,249	12.1%	10.3%	10.6%	9.1%
% of FP17s Relating to Free Repair or Replacements	32	3,249	1.0%	0.7%	0.6%	0.8%
% of FP17s Relating to Continuations	60	3,249	1.8%	1.1%	0.9%	1.3%
% of Patients satisfied with the dentistry they have received	4	4	N/A	90.2%	90.3%	92.7%
% of Patients satisfied with the time they had to wait for an appointment	4	4	N/A	85.9%	83.8%	88.8%

\* This is based on patients treated on this contract for their most recent course of treatment. Figures in italics indicate the base number of FP17s or Patient Questionnaire responses are less than 100. N/A is shown where the base number of responses is less than 10 during the period. % is calculated as Quantity/Base number\*100

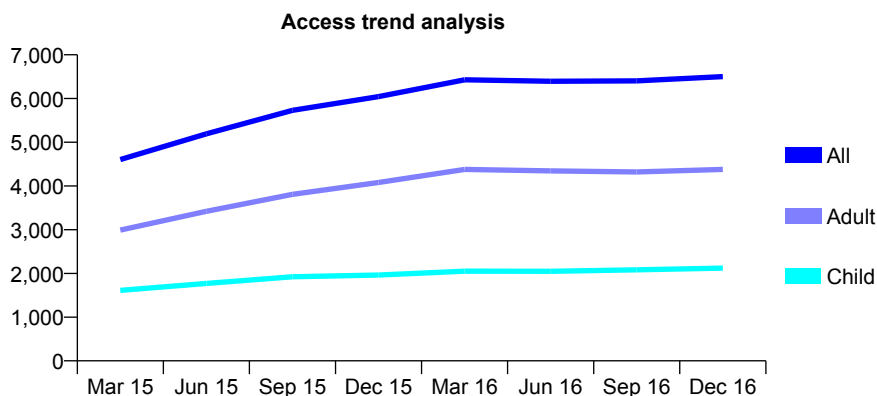
## Q63 - Vital Signs At a Glance Contract Report for 187054/0001 - December 2016

Name or company name	Dr Jiten Patel and Dr Svinita Rina Bhavna f
Contract type name	GDS Contract
Purpose of contract	General
Contract start date	06/02/2014
Contract end date	

16/17 Contracted general activity (UDA)	14,029
Carry forward general activity (UDA)	-277
16/17 Contracted orthodontic activity (UOA)	0
Carry forward orthodontic activity (UOA)	0
Baseline contract value	£333,117.72

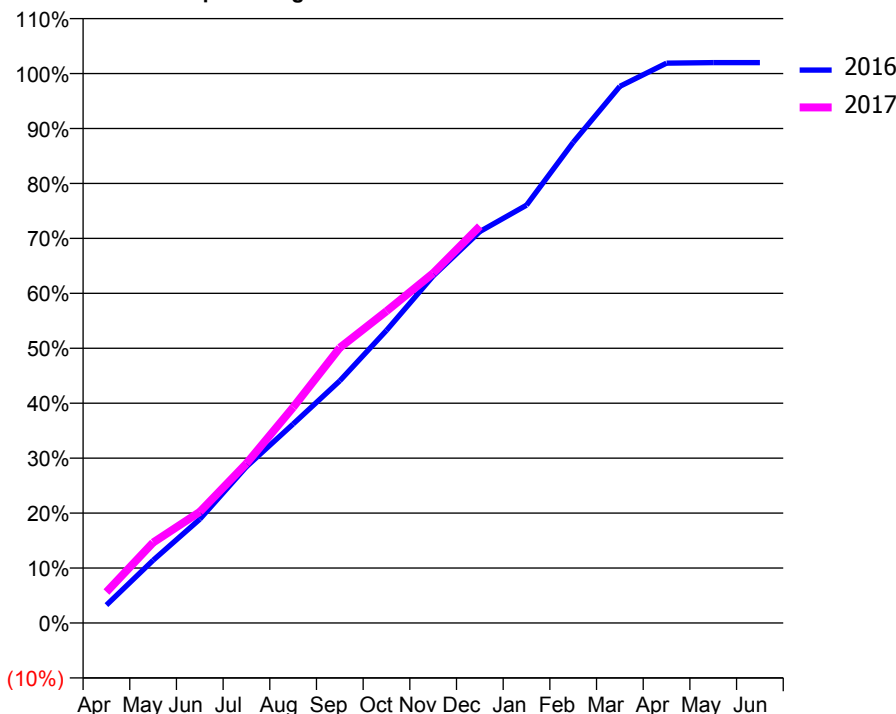
### ACCESS\*

Patients seen in 24 months	Total	Change since previous quarter
Quarter ending December 2015	6,043	
Quarter ending March 2016	6,429	↑
Quarter ending June 2016	6,394	→
Quarter ending September 2016	6,403	→
Quarter ending December 2016	6,500	→
<b>Variance since December 2015</b>	<b>7.6%</b>	<b>↑</b>



### ACTIVITY

Cumulative percentage of contracted UDA delivered 2016 & 2017



Month	Adjusted Scheduled Activity (UDA)	
	2016	2017
April	457	790
May	1,602	2,053
June	2,649	2,838
July	3,993	4,073
August	5,082	5,508
September	6,185	7,028
October	7,472	7,961
November	8,860	8,931
December	9,992	10,130
January	10,669	
February	12,271	
March	13,700	
April	14,293	
May	14,306	
June	14,306	

### QUALITY

	Quantity	Base Number	Contract	AT	Region	England
% of FP17s for the same patient ID Re-attending within 3 months - Children	96	1,892	5.1%	10.5%	11.9%	12.4%
% of FP17s for the same patient ID Re-attending within 3 months - Adults	510	3,718	13.7%	15.9%	17.1%	16.6%
% of FP17s for the same patient ID Re-attending between 3 & 9 months - Children	895	1,892	47.3%	47.5%	46.2%	57.5%
% of FP17s for the same patient ID Re-attending between 3 & 9 months - Adults	1,519	3,718	40.9%	37.9%	37.8%	50.4%
% of FP17s for Band 1 Urgent Courses	512	5,325	9.6%	10.3%	10.6%	9.1%
% of FP17s Relating to Free Repair or Replacements	22	5,325	0.4%	0.7%	0.6%	0.8%
% of FP17s Relating to Continuations	38	5,325	0.7%	1.1%	0.9%	1.3%
% of Patients satisfied with the dentistry they have received	7	7	N/A	90.2%	90.3%	92.7%
% of Patients satisfied with the time they had to wait for an appointment	6	7	N/A	85.9%	83.8%	88.8%

\* This is based on patients treated on this contract for their most recent course of treatment. Figures in italics indicate the base number of FP17s or Patient Questionnaire responses are less than 100. N/A is shown where the base number of responses is less than 10 during the period. % is calculated as Quantity/Base number\*100

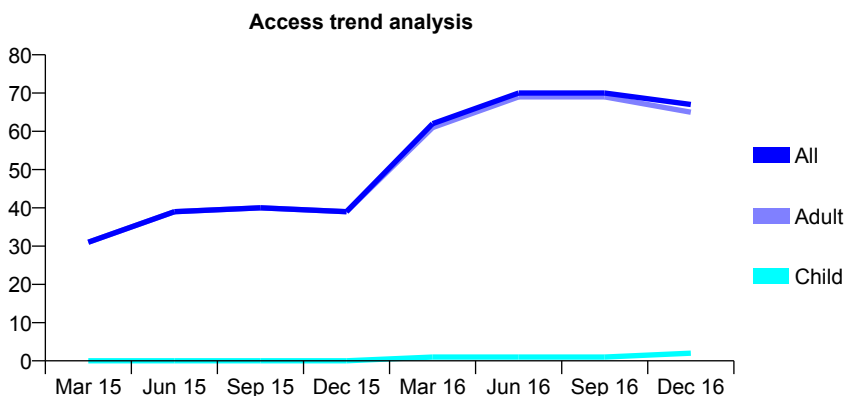
## Q63 - Vital Signs At a Glance Contract Report for 187100/0001 - December 2016

Name or company name	V Jasani-DwSI Endodontics
Contract type name	PDS Contract
Purpose of contract	General
Contract start date	20/04/2009
Contract end date	31/03/2017

16/17 Contracted general activity (UDA)	300
Carry forward general activity (UDA)	0
16/17 Contracted orthodontic activity (UOA)	0
Carry forward orthodontic activity (UOA)	0
Baseline contract value	£41,472.29

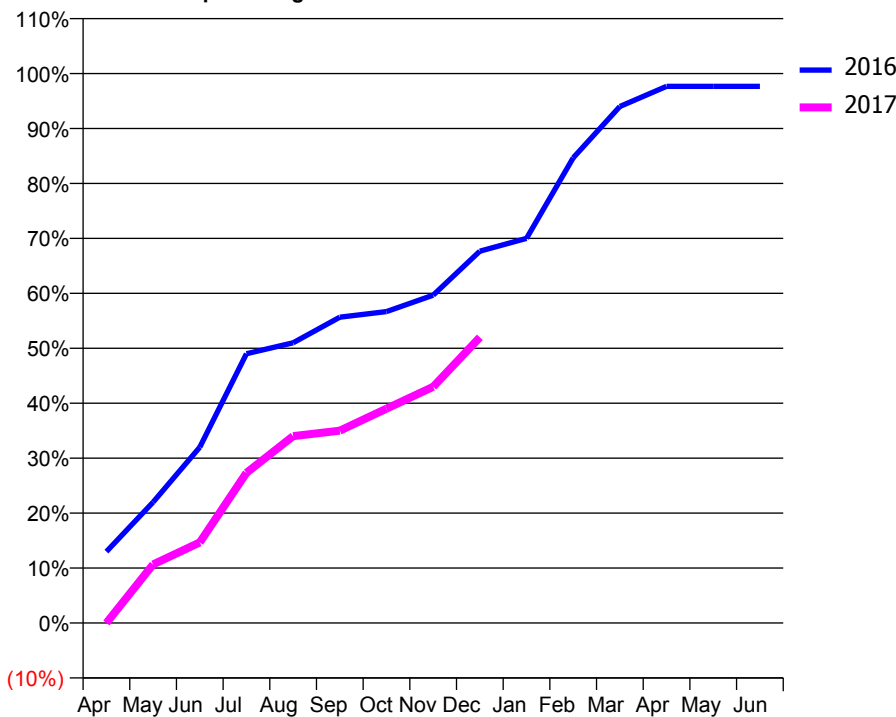
### ACCESS\*

Patients seen in 24 months	Total	Change since previous quarter
Quarter ending December 2015	39	
Quarter ending March 2016	62	↑
Quarter ending June 2016	70	↑
Quarter ending September 2016	70	→
Quarter ending December 2016	67	↓
<b>Variance since December 2015</b>	<b>71.8%</b>	<b>↑</b>



### ACTIVITY

Cumulative percentage of contracted UDA delivered 2016 & 2017



Month	Adjusted Scheduled Activity (UDA)	
	2016	2017
April	39	0
May	66	32
June	96	44
July	147	82
August	153	102
September	167	105
October	170	117
November	179	129
December	203	156
January	210	
February	254	
March	282	
April	293	
May	293	
June	293	

### QUALITY

	Quantity	Base Number	Contract	AT	Region	England
% of FP17s for the same patient ID Re-attending within 3 months - Children	0	6	0.0%	10.5%	11.9%	12.4%
% of FP17s for the same patient ID Re-attending within 3 months - Adults	1	59	1.7%	15.9%	17.1%	16.6%
% of FP17s for the same patient ID Re-attending between 3 & 9 months - Children	0	6	0.0%	47.5%	46.2%	57.5%
% of FP17s for the same patient ID Re-attending between 3 & 9 months - Adults	3	59	5.1%	37.9%	37.8%	50.4%
% of FP17s for Band 1 Urgent Courses	0	60	0.0%	10.3%	10.6%	9.1%
% of FP17s Relating to Free Repair or Replacements	0	60	0.0%	0.7%	0.6%	0.8%
% of FP17s Relating to Continuations	0	60	0.0%	1.1%	0.9%	1.3%
% of Patients satisfied with the dentistry they have received	0	0	N/A	90.2%	90.3%	92.7%
% of Patients satisfied with the time they had to wait for an appointment	0	0	N/A	85.9%	83.8%	88.8%

\* This is based on patients treated on this contract for their most recent course of treatment. Figures in italics indicate the base number of FP17s or Patient Questionnaire responses are less than 100. N/A is shown where the base number of responses is less than 10 during the period. % is calculated as Quantity/Base number\*100



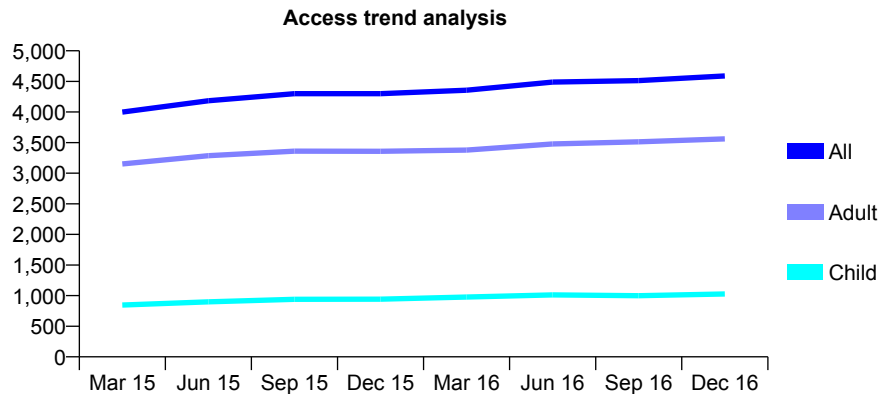
## Q63 - Vital Signs At a Glance Contract Report for 187488/0001 - December 2016

Name or company name	Purley Dental Care
Contract type name	GDS Contract
Purpose of contract	General
Contract start date	20/06/2012
Contract end date	

16/17 Contracted general activity (UDA)	10,771
Carry forward general activity (UDA)	436
16/17 Contracted orthodontic activity (UOA)	0
Carry forward orthodontic activity (UOA)	0
Baseline contract value	£241,328.82

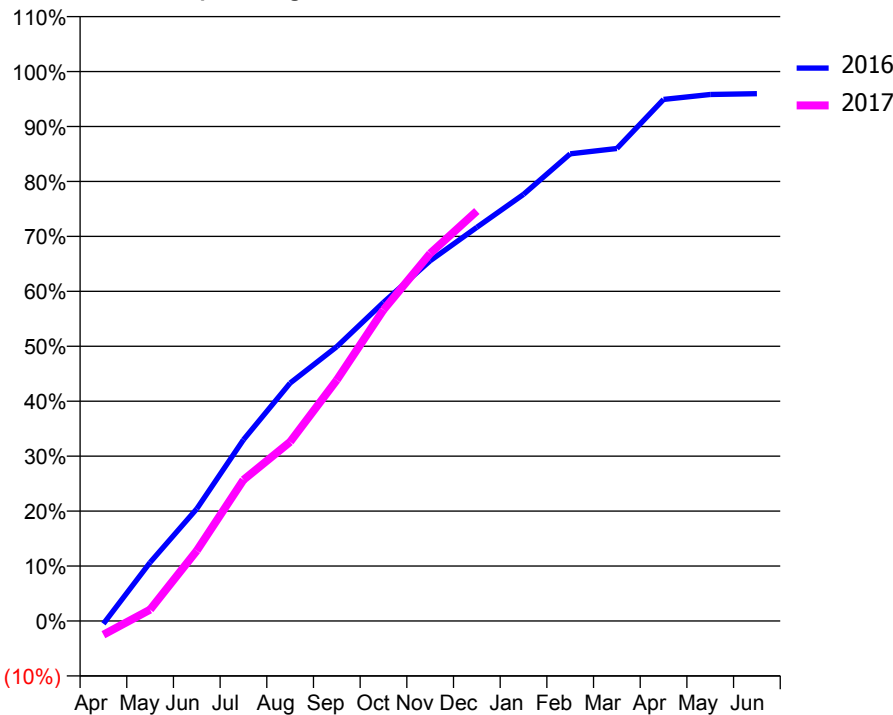
### ACCESS\*

Patients seen in 24 months	Total	Change since previous quarter
Quarter ending December 2015	4,300	
Quarter ending March 2016	4,357	→
Quarter ending June 2016	4,489	↑
Quarter ending September 2016	4,512	→
Quarter ending December 2016	4,590	→
<b>Variance since December 2015</b>	<b>6.7%</b>	<b>↑</b>



### ACTIVITY

Cumulative percentage of contracted UDA delivered 2016 & 2017



Month	Adjusted Scheduled Activity (UDA)	
	2016	2017
April	-55	-272
May	1,149	225
June	2,199	1,378
July	3,553	2,767
August	4,666	3,512
September	5,377	4,723
October	6,245	6,100
November	7,060	7,204
December	7,717	8,035
January	8,363	
February	9,158	
March	9,261	
April	10,224	
May	10,320	
June	10,335	

### QUALITY

	Quantity	Base Number	Contract	AT	Region	England
% of FP17s for the same patient ID Re-attending within 3 months - Children	72	987	7.3%	10.5%	11.9%	12.4%
% of FP17s for the same patient ID Re-attending within 3 months - Adults	485	3,172	15.3%	15.9%	17.1%	16.6%
% of FP17s for the same patient ID Re-attending between 3 & 9 months - Children	352	987	35.7%	47.5%	46.2%	57.5%
% of FP17s for the same patient ID Re-attending between 3 & 9 months - Adults	979	3,172	30.9%	37.9%	37.8%	50.4%
% of FP17s for Band 1 Urgent Courses	432	3,717	11.6%	10.3%	10.6%	9.1%
% of FP17s Relating to Free Repair or Replacements	42	3,717	1.1%	0.7%	0.6%	0.8%
% of FP17s Relating to Continuations	73	3,717	2.0%	1.1%	0.9%	1.3%
% of Patients satisfied with the dentistry they have received	3	3	N/A	90.2%	90.3%	92.7%
% of Patients satisfied with the time they had to wait for an appointment	3	3	N/A	85.9%	83.8%	88.8%

\* This is based on patients treated on this contract for their most recent course of treatment. Figures in italics indicate the base number of FP17s or Patient Questionnaire responses are less than 100. N/A is shown where the base number of responses is less than 10 during the period. % is calculated as Quantity/Base number\*100

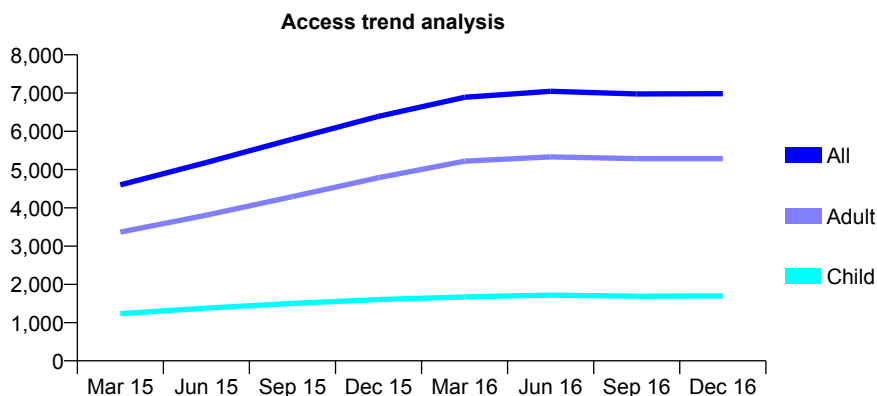
## Q63 - Vital Signs At a Glance Contract Report for 188794/0001 - December 2016

Name or company name	Dr P Patel & Dr R Chadha
Contract type name	GDS Contract
Purpose of contract	General
Contract start date	01/04/2014
Contract end date	

16/17 Contracted general activity (UDA)	17,100
Carry forward general activity (UDA)	-228
16/17 Contracted orthodontic activity (UOA)	0
Carry forward orthodontic activity (UOA)	0
Baseline contract value	£595,203.64

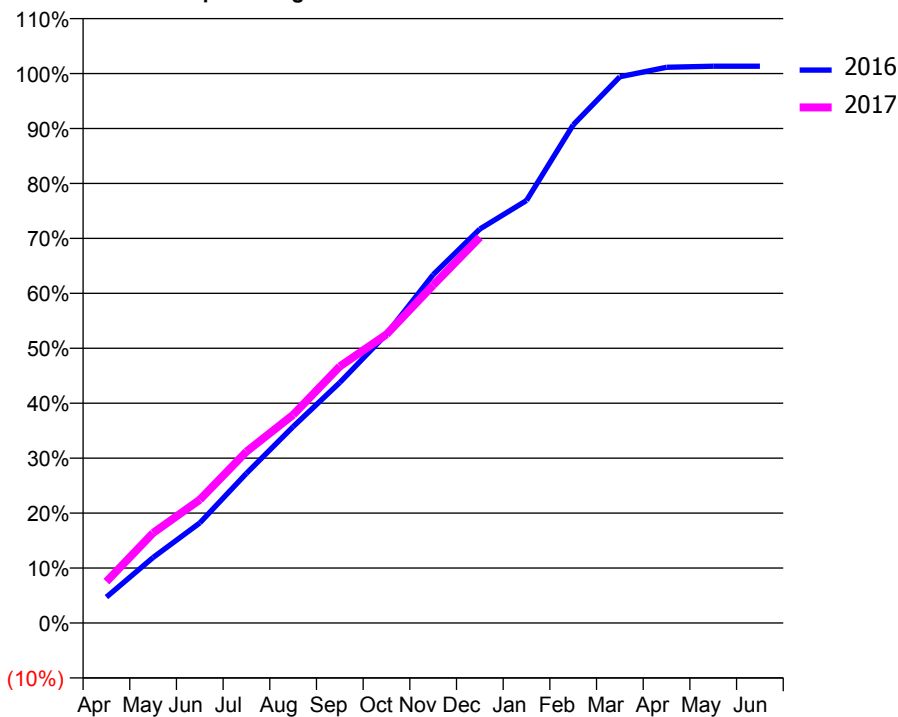
### ACCESS\*

Patients seen in 24 months	Total	Change since previous quarter
Quarter ending December 2015	6,390	
Quarter ending March 2016	6,891	↑
Quarter ending June 2016	7,048	↑
Quarter ending September 2016	6,976	↓
Quarter ending December 2016	6,985	→
<b>Variance since December 2015</b>	<b>9.3%</b>	<b>↑</b>



### ACTIVITY

Cumulative percentage of contracted UDA delivered 2016 & 2017



Month	Adjusted Scheduled Activity (UDA)	
	2016	2017
April	809	1,289
May	2,040	2,802
June	3,114	3,836
July	4,658	5,336
August	6,109	6,481
September	7,482	7,985
October	8,992	8,984
November	10,841	10,515
December	12,261	12,001
January	13,149	
February	15,502	
March	16,998	
April	17,294	
May	17,328	
June	17,328	

### QUALITY

	Quantity	Base Number	Contract	AT	Region	England
% of FP17s for the same patient ID Re-attending within 3 months - Children	86	1,383	6.2%	10.5%	11.9%	12.4%
% of FP17s for the same patient ID Re-attending within 3 months - Adults	696	4,139	16.8%	15.9%	17.1%	16.6%
% of FP17s for the same patient ID Re-attending between 3 & 9 months - Children	606	1,383	43.8%	47.5%	46.2%	57.5%
% of FP17s for the same patient ID Re-attending between 3 & 9 months - Adults	1,480	4,139	35.8%	37.9%	37.8%	50.4%
% of FP17s for Band 1 Urgent Courses	636	5,350	11.9%	10.3%	10.6%	9.1%
% of FP17s Relating to Free Repair or Replacements	37	5,350	0.7%	0.7%	0.6%	0.8%
% of FP17s Relating to Continuations	64	5,350	1.2%	1.1%	0.9%	1.3%
% of Patients satisfied with the dentistry they have received	4	5	N/A	90.2%	90.3%	92.7%
% of Patients satisfied with the time they had to wait for an appointment	5	5	N/A	85.9%	83.8%	88.8%

\* This is based on patients treated on this contract for their most recent course of treatment. Figures in italics indicate the base number of FP17s or Patient Questionnaire responses are less than 100. N/A is shown where the base number of responses is less than 10 during the period. % is calculated as Quantity/Base number\*100

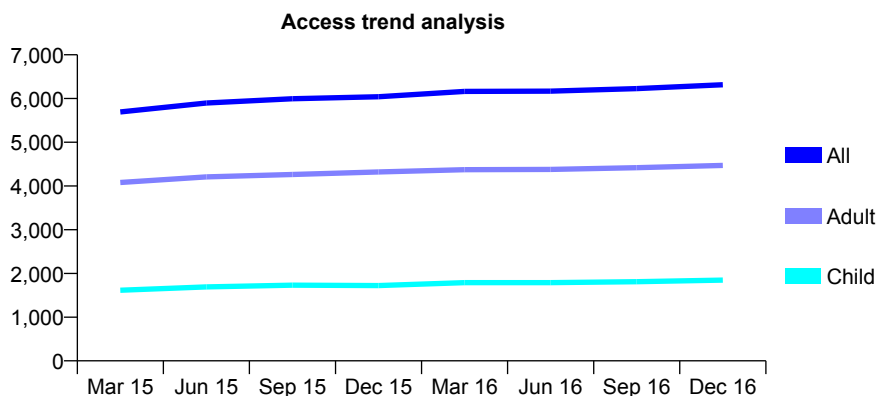
## Q63 - Vital Signs At a Glance Contract Report for 188824/0001 - December 2016

Name or company name	Dr S Balachandran and Dr D Chellappah
Contract type name	GDS Contract
Purpose of contract	General
Contract start date	01/01/2013
Contract end date	

16/17 Contracted general activity (UDA)	18,000
Carry forward general activity (UDA)	83
16/17 Contracted orthodontic activity (UOA)	0
Carry forward orthodontic activity (UOA)	0
Baseline contract value	£464,667.20

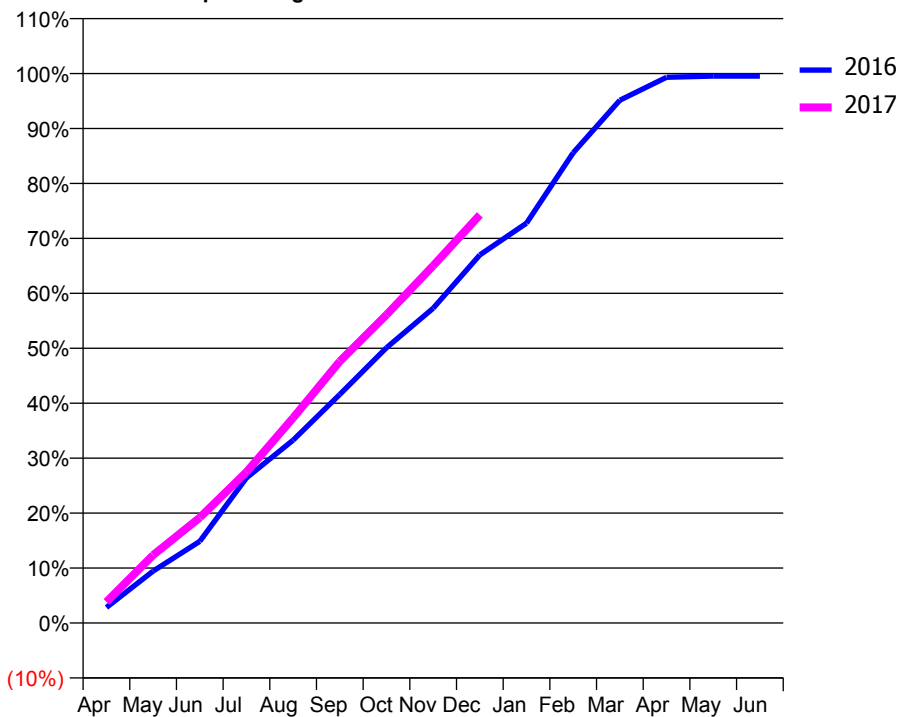
### ACCESS\*

Patients seen in 24 months	Total	Change since previous quarter
Quarter ending December 2015	6,041	
Quarter ending March 2016	6,163	↑
Quarter ending June 2016	6,169	→
Quarter ending September 2016	6,227	→
Quarter ending December 2016	6,316	→
<b>Variance since December 2015</b>	<b>4.6%</b>	<b>↑</b>



### ACTIVITY

Cumulative percentage of contracted UDA delivered 2016 & 2017



Month	Adjusted Scheduled Activity (UDA)	
	2016	2017
April	511	694
May	1,701	2,227
June	2,678	3,454
July	4,753	4,948
August	5,990	6,720
September	7,487	8,574
October	9,019	10,097
November	10,312	11,702
December	12,060	13,367
January	13,097	
February	15,404	
March	17,125	
April	17,875	
May	17,917	
June	17,917	

### QUALITY

	Quantity	Base Number	Contract	AT	Region	England
% of FP17s for the same patient ID Re-attending within 3 months - Children	203	2,068	9.8%	10.5%	11.9%	12.4%
% of FP17s for the same patient ID Re-attending within 3 months - Adults	676	4,154	16.3%	15.9%	17.1%	16.6%
% of FP17s for the same patient ID Re-attending between 3 & 9 months - Children	1,216	2,068	58.8%	47.5%	46.2%	57.5%
% of FP17s for the same patient ID Re-attending between 3 & 9 months - Adults	1,790	4,154	43.1%	37.9%	37.8%	50.4%
% of FP17s for Band 1 Urgent Courses	785	5,868	13.4%	10.3%	10.6%	9.1%
% of FP17s Relating to Free Repair or Replacements	48	5,868	0.8%	0.7%	0.6%	0.8%
% of FP17s Relating to Continuations	3	5,868	0.1%	1.1%	0.9%	1.3%
% of Patients satisfied with the dentistry they have received	4	4	N/A	90.2%	90.3%	92.7%
% of Patients satisfied with the time they had to wait for an appointment	4	4	N/A	85.9%	83.8%	88.8%

\* This is based on patients treated on this contract for their most recent course of treatment. Figures in italics indicate the base number of FP17s or Patient Questionnaire responses are less than 100. N/A is shown where the base number of responses is less than 10 during the period. % is calculated as Quantity/Base number\*100

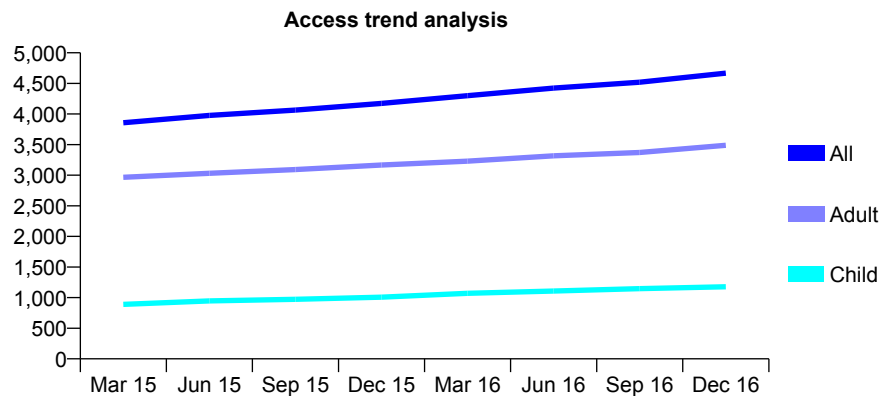
## Q63 - Vital Signs At a Glance Contract Report for 189006/0001 - December 2016

Name or company name	Smile 4U Limited
Contract type name	GDS Contract
Purpose of contract	General
Contract start date	04/01/2010
Contract end date	

16/17 Contracted general activity (UDA)	14,250
Carry forward general activity (UDA)	53
16/17 Contracted orthodontic activity (UOA)	0
Carry forward orthodontic activity (UOA)	0
Baseline contract value	£361,134.37

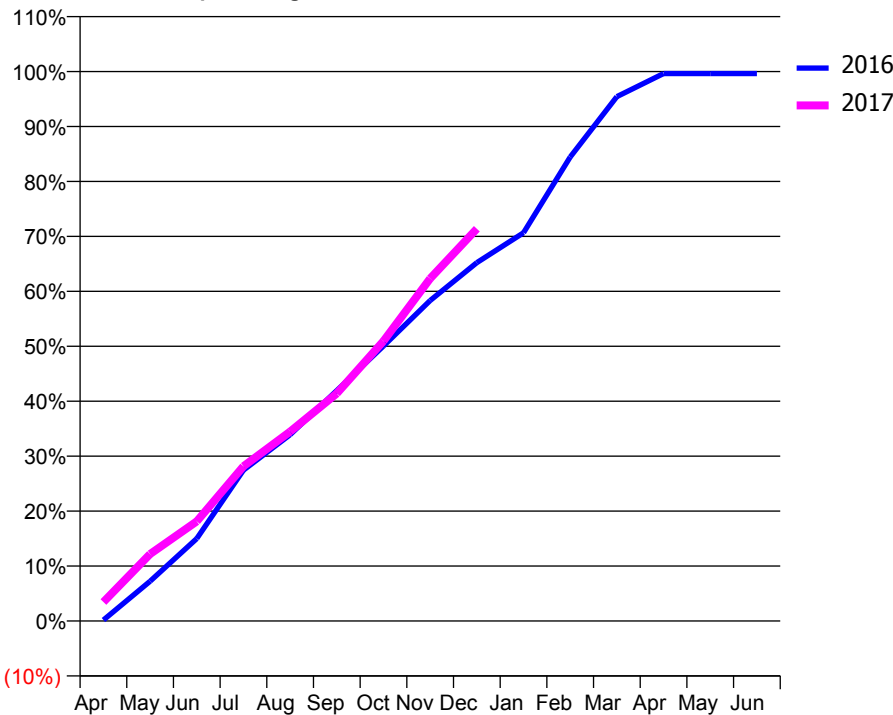
### ACCESS\*

Patients seen in 24 months	Total	Change since previous quarter
Quarter ending December 2015	4,173	
Quarter ending March 2016	4,300	↑
Quarter ending June 2016	4,424	↑
Quarter ending September 2016	4,519	↑
Quarter ending December 2016	4,668	↑
<b>Variance since December 2015</b>	<b>11.9%</b>	<b>↑</b>



### ACTIVITY

Cumulative percentage of contracted UDA delivered 2016 & 2017



Month	Adjusted Scheduled Activity (UDA)	
	2016	2017
April	27	491
May	1,033	1,739
June	2,139	2,586
July	3,914	4,013
August	4,834	4,912
September	5,978	5,903
October	7,132	7,261
November	8,311	8,882
December	9,295	10,173
January	10,069	
February	12,033	
March	13,600	
April	14,196	
May	14,197	
June	14,197	

### QUALITY

	Quantity	Base Number	Contract	AT	Region	England
% of FP17s for the same patient ID Re-attending within 3 months - Children	82	1,267	6.5%	10.5%	11.9%	12.4%
% of FP17s for the same patient ID Re-attending within 3 months - Adults	600	3,392	17.7%	15.9%	17.1%	16.6%
% of FP17s for the same patient ID Re-attending between 3 & 9 months - Children	707	1,267	55.8%	47.5%	46.2%	57.5%
% of FP17s for the same patient ID Re-attending between 3 & 9 months - Adults	1,511	3,392	44.5%	37.9%	37.8%	50.4%
% of FP17s for Band 1 Urgent Courses	644	4,421	14.6%	10.3%	10.6%	9.1%
% of FP17s Relating to Free Repair or Replacements	19	4,421	0.4%	0.7%	0.6%	0.8%
% of FP17s Relating to Continuations	13	4,421	0.3%	1.1%	0.9%	1.3%
% of Patients satisfied with the dentistry they have received	7	8	N/A	90.2%	90.3%	92.7%
% of Patients satisfied with the time they had to wait for an appointment	7	8	N/A	85.9%	83.8%	88.8%

\* This is based on patients treated on this contract for their most recent course of treatment. Figures in italics indicate the base number of FP17s or Patient Questionnaire responses are less than 100. N/A is shown where the base number of responses is less than 10 during the period. % is calculated as Quantity/Base number\*100

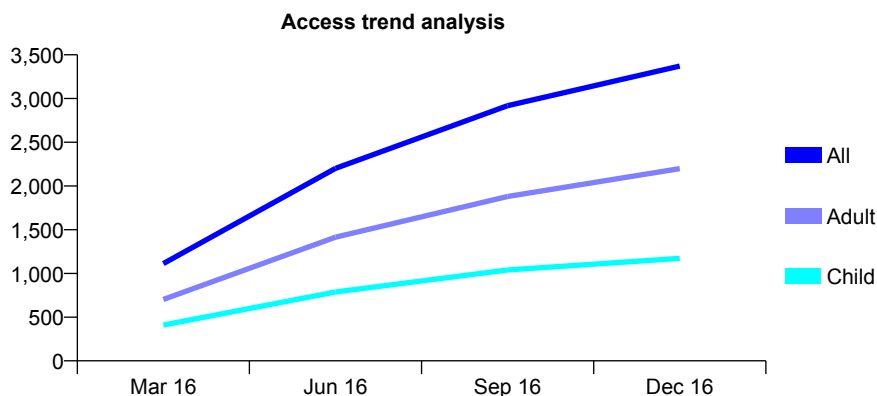
## Q63 - Vital Signs At a Glance Contract Report for 192090/0001 - December 2016

Name or company name	Oasis Dental Care
Contract type name	GDS Contract
Purpose of contract	General
Contract start date	01/01/2016
Contract end date	

16/17 Contracted general activity (UDA)	12,796
Carry forward general activity (UDA)	-99
16/17 Contracted orthodontic activity (UOA)	0
Carry forward orthodontic activity (UOA)	0
Baseline contract value	£363,967.48

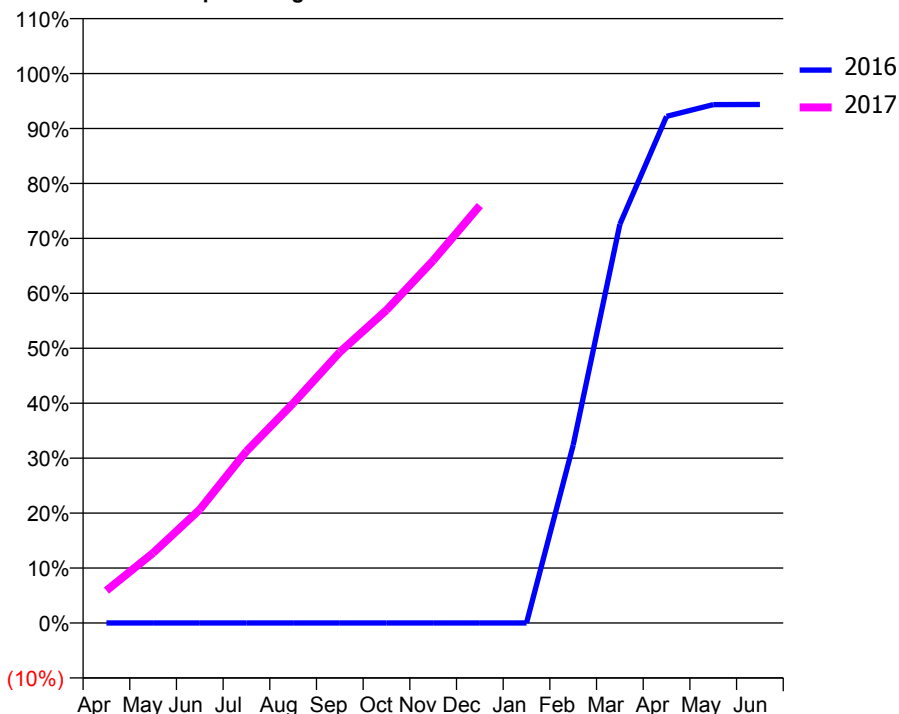
### ACCESS\*

Patients seen in 24 months	Total	Change since previous quarter
Quarter ending December 2015	0	
Quarter ending March 2016	1,112	
Quarter ending June 2016	2,201	↑
Quarter ending September 2016	2,918	↑
Quarter ending December 2016	3,371	↑
<b>Variance since December 2015</b>	N/A	



### ACTIVITY

Cumulative percentage of contracted UDA delivered 2016 & 2017



Month	Adjusted Scheduled Activity (UDA)	
	2016	2017
April	0	757
May	0	1,632
June	0	2,645
July	0	4,000
August	0	5,117
September	0	6,308
October	0	7,285
November	0	8,443
December	0	9,721
January	0	
February	1,036	
March	2,321	
April	2,949	
May	3,018	
June	3,019	

### QUALITY

	Quantity	Base Number	Contract	AT	Region	England
% of FP17s for the same patient ID Re-attending within 3 months - Children	112	1,466	7.6%	10.5%	11.9%	12.4%
% of FP17s for the same patient ID Re-attending within 3 months - Adults	433	2,854	15.2%	15.9%	17.1%	16.6%
% of FP17s for the same patient ID Re-attending between 3 & 9 months - Children	438	1,466	29.9%	47.5%	46.2%	57.5%
% of FP17s for the same patient ID Re-attending between 3 & 9 months - Adults	798	2,854	28.0%	37.9%	37.8%	50.4%
% of FP17s for Band 1 Urgent Courses	383	4,056	9.4%	10.3%	10.6%	9.1%
% of FP17s Relating to Free Repair or Replacements	8	4,056	0.2%	0.7%	0.6%	0.8%
% of FP17s Relating to Continuations	43	4,056	1.1%	1.1%	0.9%	1.3%
% of Patients satisfied with the dentistry they have received	4	5	N/A	90.2%	90.3%	92.7%
% of Patients satisfied with the time they had to wait for an appointment	4	5	N/A	85.9%	83.8%	88.8%

\* This is based on patients treated on this contract for their most recent course of treatment. Figures in italics indicate the base number of FP17s or Patient Questionnaire responses are less than 100. N/A is shown where the base number of responses is less than 10 during the period. % is calculated as Quantity/Base number\*100

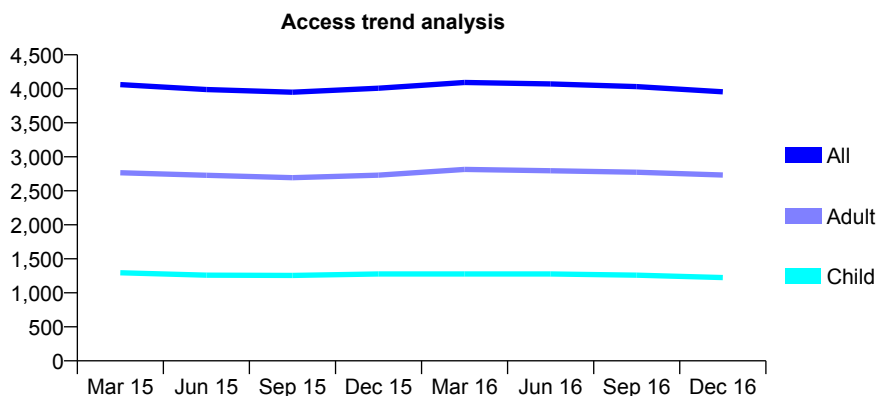
## Q63 - Vital Signs At a Glance Contract Report for 192112/0001 - December 2016

Name or company name	Ark G Surgeries Ltd
Contract type name	GDS Contract
Purpose of contract	General
Contract start date	01/11/2012
Contract end date	

16/17 Contracted general activity (UDA)	14,539
Carry forward general activity (UDA)	-17
16/17 Contracted orthodontic activity (UOA)	0
Carry forward orthodontic activity (UOA)	0
Baseline contract value	£364,886.34

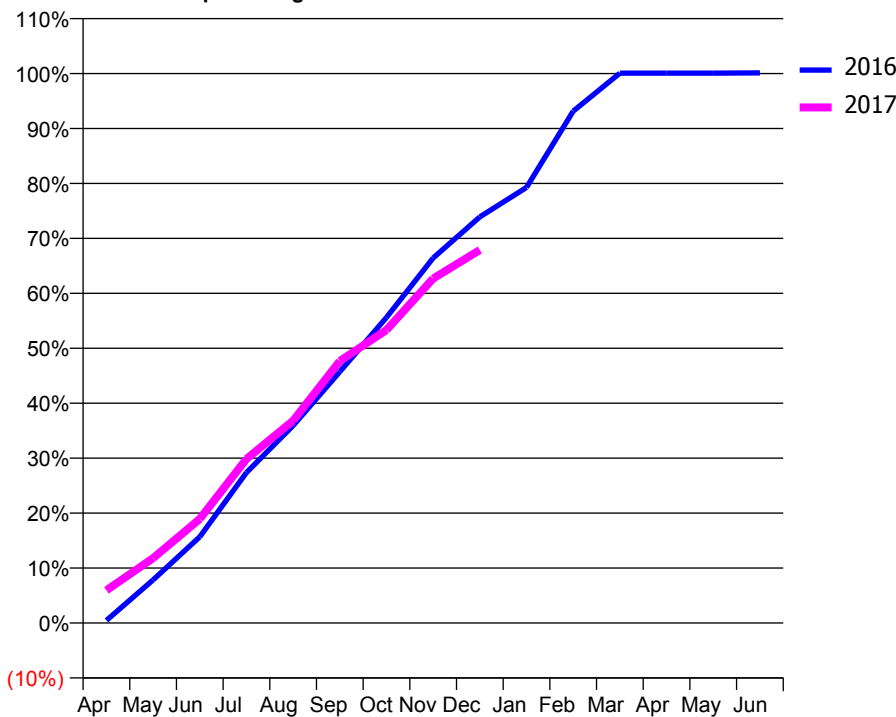
### ACCESS\*

Patients seen in 24 months	Total	Change since previous quarter
Quarter ending December 2015	4,009	
Quarter ending March 2016	4,093	↑
Quarter ending June 2016	4,072	→
Quarter ending September 2016	4,032	→
Quarter ending December 2016	3,956	↓
<b>Variance since December 2015</b>	<b>(1.3%)</b>	<b>↓</b>



### ACTIVITY

Cumulative percentage of contracted UDA delivered 2016 & 2017



Month	Adjusted Scheduled Activity (UDA)	
	2016	2017
April	68	867
May	1,140	1,716
June	2,282	2,754
July	3,983	4,343
August	5,224	5,354
September	6,648	6,932
October	8,084	7,755
November	9,659	9,116
December	10,745	9,870
January	11,524	
February	13,542	
March	14,550	
April	14,550	
May	14,550	
June	14,556	

### QUALITY

	Quantity	Base Number	Contract	AT	Region	England
% of FP17s for the same patient ID Re-attending within 3 months - Children	63	977	6.4%	10.5%	11.9%	12.4%
% of FP17s for the same patient ID Re-attending within 3 months - Adults	280	2,081	13.5%	15.9%	17.1%	16.6%
% of FP17s for the same patient ID Re-attending between 3 & 9 months - Children	329	977	33.7%	47.5%	46.2%	57.5%
% of FP17s for the same patient ID Re-attending between 3 & 9 months - Adults	770	2,081	37.0%	37.9%	37.8%	50.4%
% of FP17s for Band 1 Urgent Courses	156	2,632	5.9%	10.3%	10.6%	9.1%
% of FP17s Relating to Free Repair or Replacements	0	2,632	0.0%	0.7%	0.6%	0.8%
% of FP17s Relating to Continuations	44	2,632	1.7%	1.1%	0.9%	1.3%
% of Patients satisfied with the dentistry they have received	3	3	N/A	90.2%	90.3%	92.7%
% of Patients satisfied with the time they had to wait for an appointment	3	3	N/A	85.9%	83.8%	88.8%

\* This is based on patients treated on this contract for their most recent course of treatment. Figures in italics indicate the base number of FP17s or Patient Questionnaire responses are less than 100. N/A is shown where the base number of responses is less than 10 during the period. % is calculated as Quantity/Base number\*100

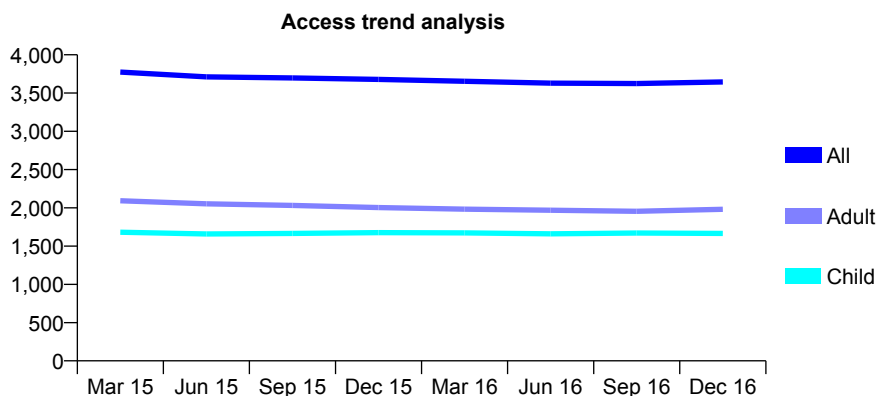
## Q63 - Vital Signs At a Glance Contract Report for 192201/0001 - December 2016

Name or company name	Claremont Dental Practice
Contract type name	GDS Contract
Purpose of contract	General
Contract start date	01/05/2008
Contract end date	

16/17 Contracted general activity (UDA)	8,954
Carry forward general activity (UDA)	0
16/17 Contracted orthodontic activity (UOA)	0
Carry forward orthodontic activity (UOA)	0
Baseline contract value	£203,748.11

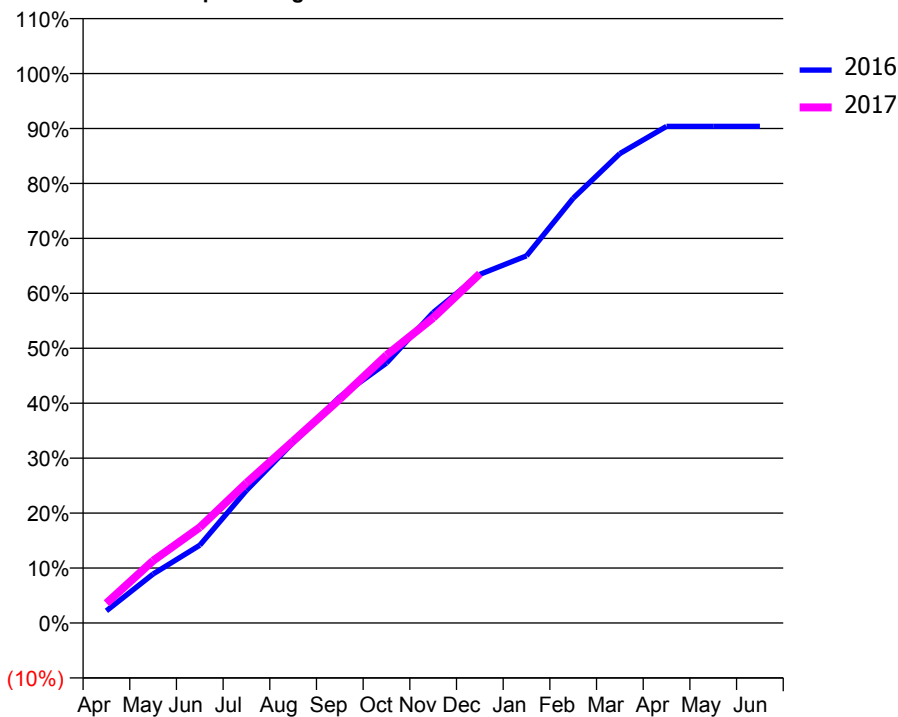
### ACCESS\*

Patients seen in 24 months	Total	Change since previous quarter
Quarter ending December 2015	3,679	
Quarter ending March 2016	3,654	→
Quarter ending June 2016	3,629	→
Quarter ending September 2016	3,624	→
Quarter ending December 2016	3,646	→
<b>Variance since December 2015</b>	<b>(0.9%)</b>	→



### ACTIVITY

Cumulative percentage of contracted UDA delivered 2016 & 2017



Month	Adjusted Scheduled Activity (UDA)	
	2016	2017
April	199	322
May	798	1,016
June	1,268	1,559
July	2,162	2,283
August	2,941	2,966
September	3,686	3,650
October	4,235	4,364
November	5,060	4,973
December	5,680	5,692
January	5,982	
February	6,921	
March	7,649	
April	8,094	
May	8,094	
June	8,094	

### QUALITY

	Quantity	Base Number	Contract	AT	Region	England
% of FP17s for the same patient ID Re-attending within 3 months - Children	79	1,816	4.4%	10.5%	11.9%	12.4%
% of FP17s for the same patient ID Re-attending within 3 months - Adults	167	1,905	8.8%	15.9%	17.1%	16.6%
% of FP17s for the same patient ID Re-attending between 3 & 9 months - Children	1,045	1,816	57.5%	47.5%	46.2%	57.5%
% of FP17s for the same patient ID Re-attending between 3 & 9 months - Adults	1,078	1,905	56.6%	37.9%	37.8%	50.4%
% of FP17s for Band 1 Urgent Courses	101	3,457	2.9%	10.3%	10.6%	9.1%
% of FP17s Relating to Free Repair or Replacements	22	3,457	0.6%	0.7%	0.6%	0.8%
% of FP17s Relating to Continuations	4	3,457	0.1%	1.1%	0.9%	1.3%
% of Patients satisfied with the dentistry they have received	8	9	N/A	90.2%	90.3%	92.7%
% of Patients satisfied with the time they had to wait for an appointment	7	9	N/A	85.9%	83.8%	88.8%

\* This is based on patients treated on this contract for their most recent course of treatment. Figures in italics indicate the base number of FP17s or Patient Questionnaire responses are less than 100. N/A is shown where the base number of responses is less than 10 during the period. % is calculated as Quantity/Base number\*100



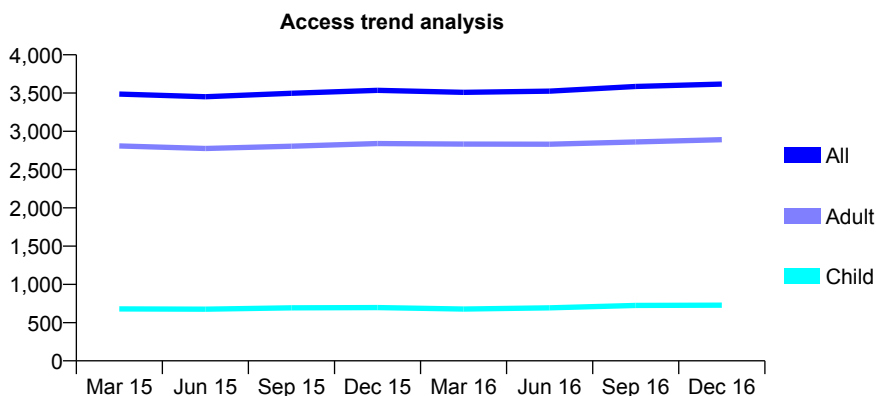
## Q63 - Vital Signs At a Glance Contract Report for 192902/0001 - December 2016

Name or company name	I.J & S.C Fernandes
Contract type name	GDS Contract
Purpose of contract	General
Contract start date	17/04/2011
Contract end date	

16/17 Contracted general activity (UDA)	10,316
Carry forward general activity (UDA)	126
16/17 Contracted orthodontic activity (UOA)	0
Carry forward orthodontic activity (UOA)	0
Baseline contract value	£238,588.30

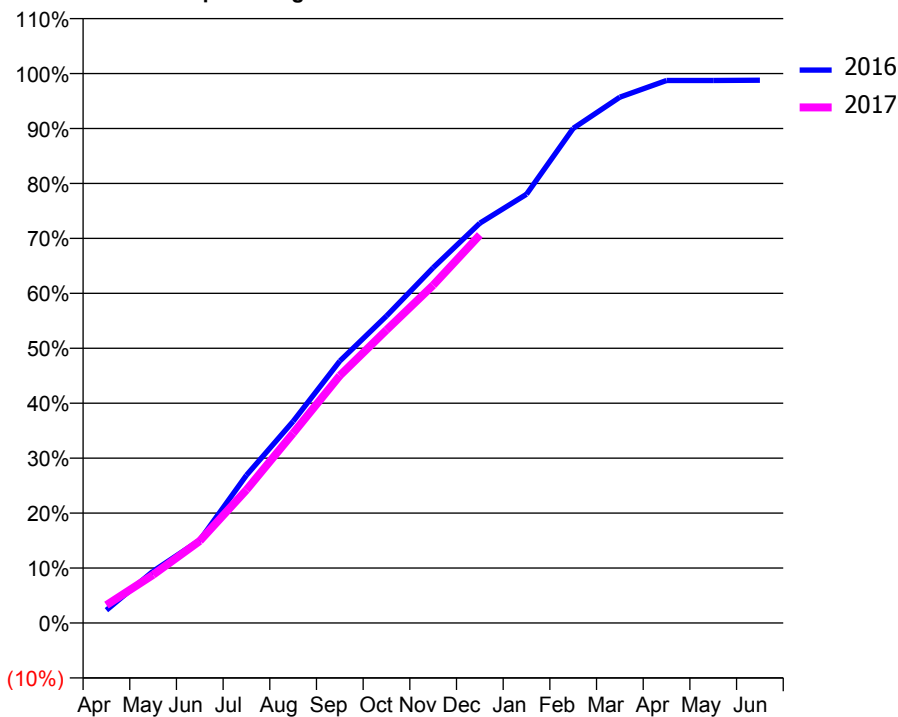
### ACCESS\*

Patients seen in 24 months	Total	Change since previous quarter
Quarter ending December 2015	3,536	
Quarter ending March 2016	3,510	→
Quarter ending June 2016	3,525	→
Quarter ending September 2016	3,586	→
Quarter ending December 2016	3,618	→
<b>Variance since December 2015</b>	<b>2.3%</b>	<b>↑</b>



### ACTIVITY

Cumulative percentage of contracted UDA delivered 2016 & 2017



Month	Adjusted Scheduled Activity (UDA)	
	2016	2017
April	243	336
May	972	905
June	1,556	1,540
July	2,776	2,499
August	3,786	3,565
September	4,918	4,645
October	5,764	5,502
November	6,671	6,343
December	7,506	7,286
January	8,050	
February	9,285	
March	9,873	
April	10,186	
May	10,186	
June	10,190	

### QUALITY

	Quantity	Base Number	Contract	AT	Region	England
% of FP17s for the same patient ID Re-attending within 3 months - Children	48	705	6.8%	10.5%	11.9%	12.4%
% of FP17s for the same patient ID Re-attending within 3 months - Adults	283	2,651	10.7%	15.9%	17.1%	16.6%
% of FP17s for the same patient ID Re-attending between 3 & 9 months - Children	321	705	45.5%	47.5%	46.2%	57.5%
% of FP17s for the same patient ID Re-attending between 3 & 9 months - Adults	1,266	2,651	47.8%	37.9%	37.8%	50.4%
% of FP17s for Band 1 Urgent Courses	198	3,241	6.1%	10.3%	10.6%	9.1%
% of FP17s Relating to Free Repair or Replacements	3	3,241	0.1%	0.7%	0.6%	0.8%
% of FP17s Relating to Continuations	40	3,241	1.2%	1.1%	0.9%	1.3%
% of Patients satisfied with the dentistry they have received	6	6	N/A	90.2%	90.3%	92.7%
% of Patients satisfied with the time they had to wait for an appointment	6	6	N/A	85.9%	83.8%	88.8%

\* This is based on patients treated on this contract for their most recent course of treatment. Figures in italics indicate the base number of FP17s or Patient Questionnaire responses are less than 100. N/A is shown where the base number of responses is less than 10 during the period. % is calculated as Quantity/Base number\*100

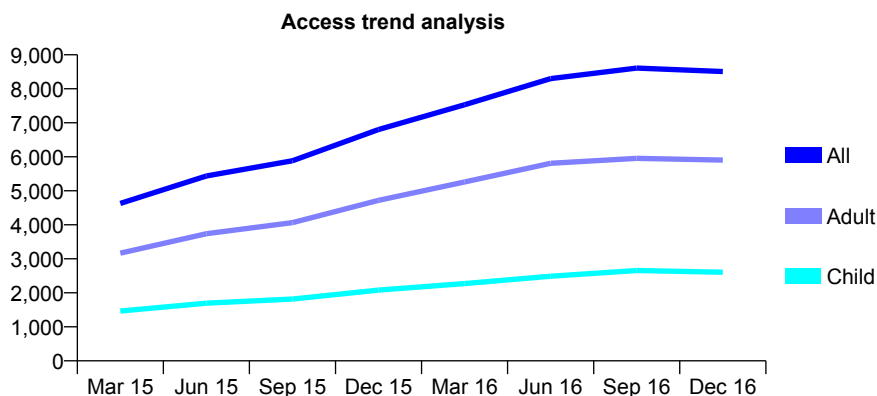
## Q63 - Vital Signs At a Glance Contract Report for 192953/0001 - December 2016

Name or company name	Mazdak Eyrumlu and Azad Eyrumlu
Contract type name	GDS Contract
Purpose of contract	General
Contract start date	01/06/2014
Contract end date	

16/17 Contracted general activity (UDA)	34,739
Carry forward general activity (UDA)	912
16/17 Contracted orthodontic activity (UOA)	0
Carry forward orthodontic activity (UOA)	0
Baseline contract value	£1,097,948.13

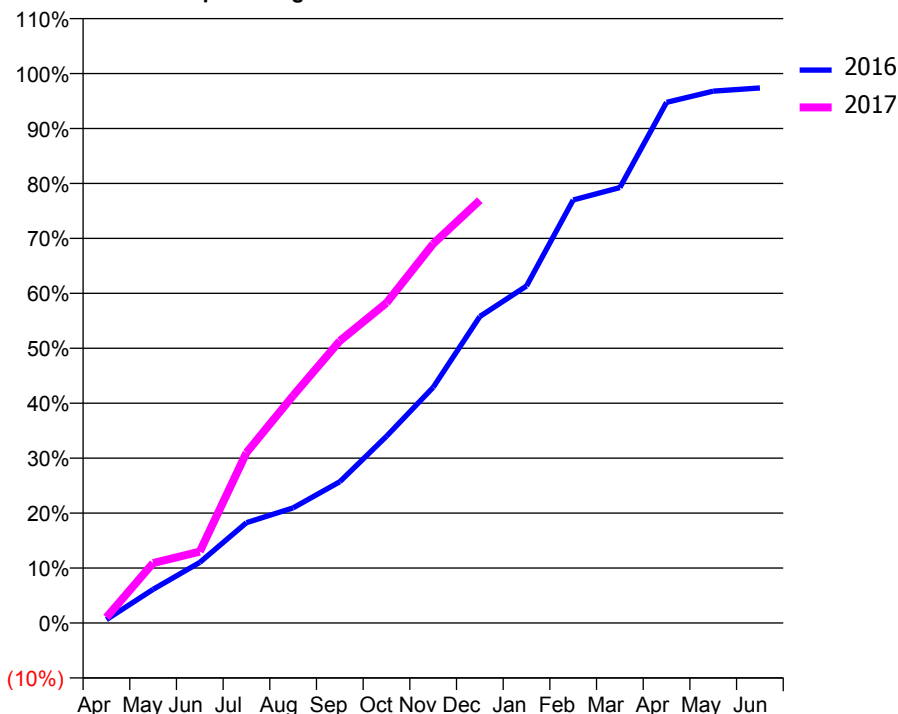
### ACCESS\*

Patients seen in 24 months	Total	Change since previous quarter
Quarter ending December 2015	6,800	
Quarter ending March 2016	7,532	↑
Quarter ending June 2016	8,299	↑
Quarter ending September 2016	8,611	↑
Quarter ending December 2016	8,508	↓
<b>Variance since December 2015</b>	<b>25.1%</b>	<b>↑</b>



### ACTIVITY

Cumulative percentage of contracted UDA delivered 2016 & 2017



Adjusted Scheduled Activity (UDA)

Month	2016	2017
April	218	355
May	2,126	3,791
June	3,829	4,518
July	6,348	10,768
August	7,281	14,381
September	8,933	17,830
October	11,809	20,239
November	14,904	23,967
December	19,379	26,731
January	21,306	
February	26,740	
March	27,530	
April	32,911	
May	33,620	
June	33,827	

### QUALITY

	Quantity	Base Number	Contract	AT	Region	England
% of FP17s for the same patient ID Re-attending within 3 months - Children	239	2,601	9.2%	10.5%	11.9%	12.4%
% of FP17s for the same patient ID Re-attending within 3 months - Adults	1,292	5,685	22.7%	15.9%	17.1%	16.6%
% of FP17s for the same patient ID Re-attending between 3 & 9 months - Children	1,131	2,601	43.5%	47.5%	46.2%	57.5%
% of FP17s for the same patient ID Re-attending between 3 & 9 months - Adults	1,717	5,685	30.2%	37.9%	37.8%	50.4%
% of FP17s for Band 1 Urgent Courses	580	6,731	8.6%	10.3%	10.6%	9.1%
% of FP17s Relating to Free Repair or Replacements	131	6,731	1.9%	0.7%	0.6%	0.8%
% of FP17s Relating to Continuations	292	6,731	4.3%	1.1%	0.9%	1.3%
% of Patients satisfied with the dentistry they have received	6	8	N/A	90.2%	90.3%	92.7%
% of Patients satisfied with the time they had to wait for an appointment	8	8	N/A	85.9%	83.8%	88.8%

\* This is based on patients treated on this contract for their most recent course of treatment. Figures in italics indicate the base number of FP17s or Patient Questionnaire responses are less than 100. N/A is shown where the base number of responses is less than 10 during the period. % is calculated as Quantity/Base number\*100

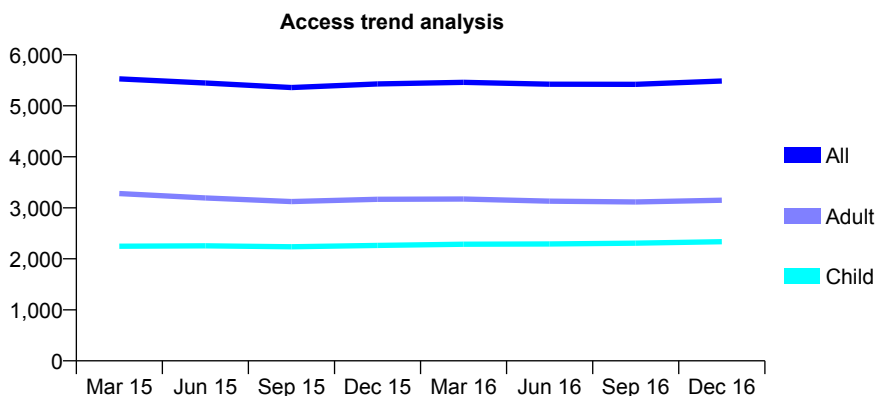
## Q63 - Vital Signs At a Glance Contract Report for 193674/0001 - December 2016

Name or company name	Mr Nicholas Patsias, Ms Alexandra Sayer a
Contract type name	GDS Contract
Purpose of contract	General
Contract start date	02/01/2010
Contract end date	

16/17 Contracted general activity (UDA)	13,211
Carry forward general activity (UDA)	-255
16/17 Contracted orthodontic activity (UOA)	0
Carry forward orthodontic activity (UOA)	0
Baseline contract value	£332,487.80

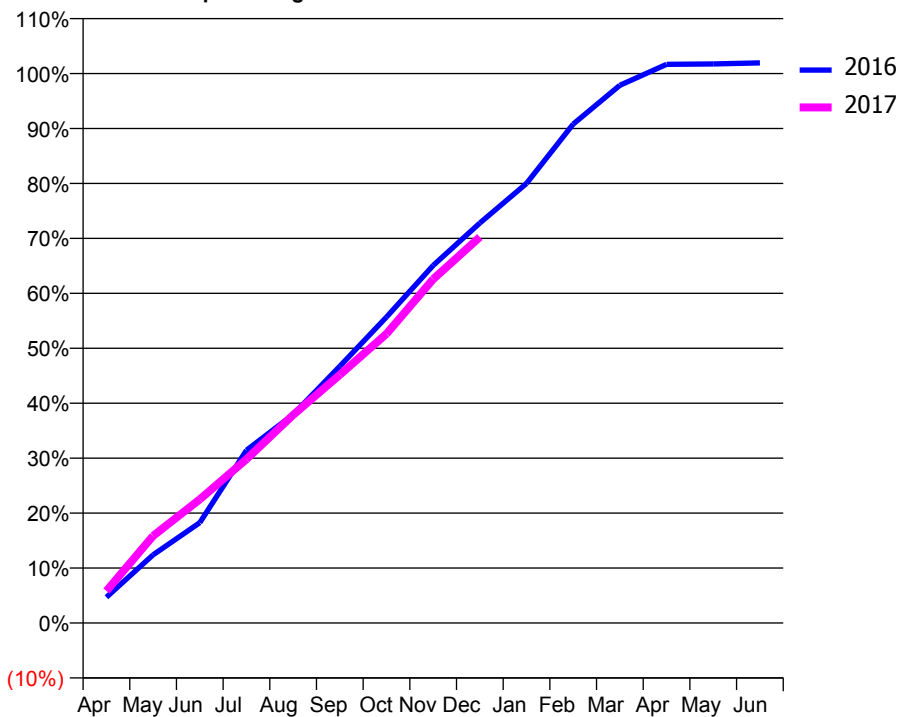
### ACCESS\*

Patients seen in 24 months	Total	Change since previous quarter
Quarter ending December 2015	5,429	
Quarter ending March 2016	5,459	→
Quarter ending June 2016	5,423	→
Quarter ending September 2016	5,422	→
Quarter ending December 2016	5,485	→
<b>Variance since December 2015</b>	<b>1.0%</b>	<b>→</b>



### ACTIVITY

Cumulative percentage of contracted UDA delivered 2016 & 2017



Month	Adjusted Scheduled Activity (UDA)	
	2016	2017
April	619	771
May	1,640	2,096
June	2,412	2,974
July	4,153	3,937
August	5,013	5,004
September	6,173	5,967
October	7,355	6,952
November	8,598	8,266
December	9,615	9,281
January	10,567	
February	11,995	
March	12,928	
April	13,430	
May	13,441	
June	13,466	

### QUALITY

	Quantity	Base Number	Contract	AT	Region	England
% of FP17s for the same patient ID Re-attending within 3 months - Children	178	2,435	7.3%	10.5%	11.9%	12.4%
% of FP17s for the same patient ID Re-attending within 3 months - Adults	427	2,759	15.5%	15.9%	17.1%	16.6%
% of FP17s for the same patient ID Re-attending between 3 & 9 months - Children	1,299	2,435	53.3%	47.5%	46.2%	57.5%
% of FP17s for the same patient ID Re-attending between 3 & 9 months - Adults	1,137	2,759	41.2%	37.9%	37.8%	50.4%
% of FP17s for Band 1 Urgent Courses	669	4,943	13.5%	10.3%	10.6%	9.1%
% of FP17s Relating to Free Repair or Replacements	20	4,943	0.4%	0.7%	0.6%	0.8%
% of FP17s Relating to Continuations	3	4,943	0.1%	1.1%	0.9%	1.3%
% of Patients satisfied with the dentistry they have received	6	7	N/A	90.2%	90.3%	92.7%
% of Patients satisfied with the time they had to wait for an appointment	6	7	N/A	85.9%	83.8%	88.8%

\* This is based on patients treated on this contract for their most recent course of treatment. Figures in italics indicate the base number of FP17s or Patient Questionnaire responses are less than 100. N/A is shown where the base number of responses is less than 10 during the period. % is calculated as Quantity/Base number\*100

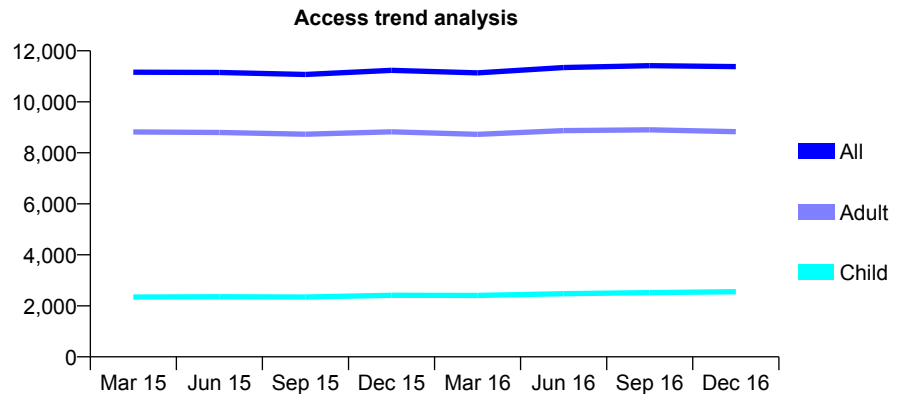
## Q63 - Vital Signs At a Glance Contract Report for 193984/0001 - December 2016

Name or company name	Lewisham Dental Practice
Contract type name	GDS Contract
Purpose of contract	General
Contract start date	01/04/2013
Contract end date	

16/17 Contracted general activity (UDA)	31,588
Carry forward general activity (UDA)	-432
16/17 Contracted orthodontic activity (UOA)	0
Carry forward orthodontic activity (UOA)	0
Baseline contract value	£850,972.31

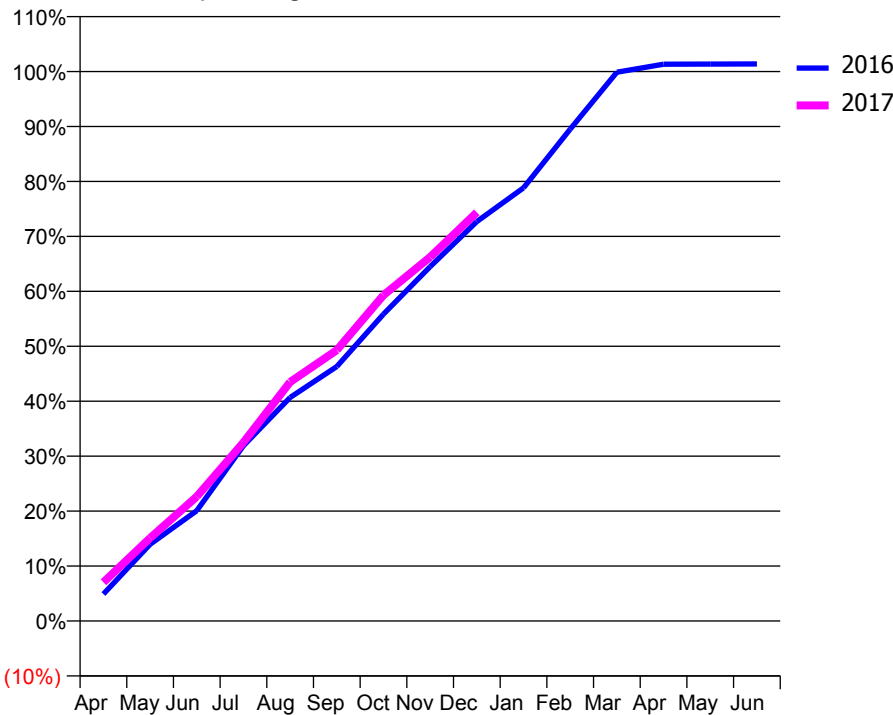
### ACCESS\*

Patients seen in 24 months	Total	Change since previous quarter
Quarter ending December 2015	11,232	
Quarter ending March 2016	11,135	→
Quarter ending June 2016	11,344	→
Quarter ending September 2016	11,417	→
Quarter ending December 2016	11,380	→
<b>Variance since December 2015</b>	<b>1.3%</b>	<b>→</b>



### ACTIVITY

Cumulative percentage of contracted UDA delivered 2016 & 2017



Month	Adjusted Scheduled Activity (UDA)	
	2016	2017
April	1,552	2,223
May	4,408	4,769
June	6,346	7,153
July	10,075	10,270
August	12,853	13,740
September	14,633	15,575
October	17,645	18,732
November	20,369	20,922
December	22,959	23,488
January	24,902	
February	28,274	
March	31,550	
April	32,003	
May	32,015	
June	32,020	

### QUALITY

	Quantity	Base Number	Contract	AT	Region	England
% of FP17s for the same patient ID Re-attending within 3 months - Children	96	2,036	4.7%	10.5%	11.9%	12.4%
% of FP17s for the same patient ID Re-attending within 3 months - Adults	626	6,289	10.0%	15.9%	17.1%	16.6%
% of FP17s for the same patient ID Re-attending between 3 & 9 months - Children	782	2,036	38.4%	47.5%	46.2%	57.5%
% of FP17s for the same patient ID Re-attending between 3 & 9 months - Adults	1,816	6,289	28.9%	37.9%	37.8%	50.4%
% of FP17s for Band 1 Urgent Courses	898	7,959	11.3%	10.3%	10.6%	9.1%
% of FP17s Relating to Free Repair or Replacements	33	7,959	0.4%	0.7%	0.6%	0.8%
% of FP17s Relating to Continuations	76	7,959	1.0%	1.1%	0.9%	1.3%
% of Patients satisfied with the dentistry they have received	11	12	91.7%	90.2%	90.3%	92.7%
% of Patients satisfied with the time they had to wait for an appointment	11	12	91.7%	85.9%	83.8%	88.8%

\* This is based on patients treated on this contract for their most recent course of treatment. Figures in italics indicate the base number of FP17s or Patient Questionnaire responses are less than 100. N/A is shown where the base number of responses is less than 10 during the period. % is calculated as Quantity/Base number\*100

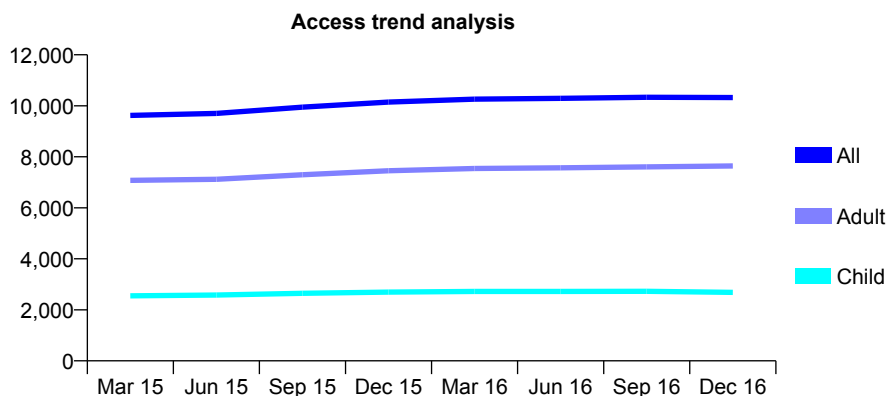
## Q63 - Vital Signs At a Glance Contract Report for 194670/0001 - December 2016

Name or company name	The Family Dental Practice
Contract type name	GDS Contract
Purpose of contract	General
Contract start date	01/04/2008
Contract end date	

16/17 Contracted general activity (UDA)	40,022
Carry forward general activity (UDA)	0
16/17 Contracted orthodontic activity (UOA)	0
Carry forward orthodontic activity (UOA)	0
Baseline contract value	£997,796.72

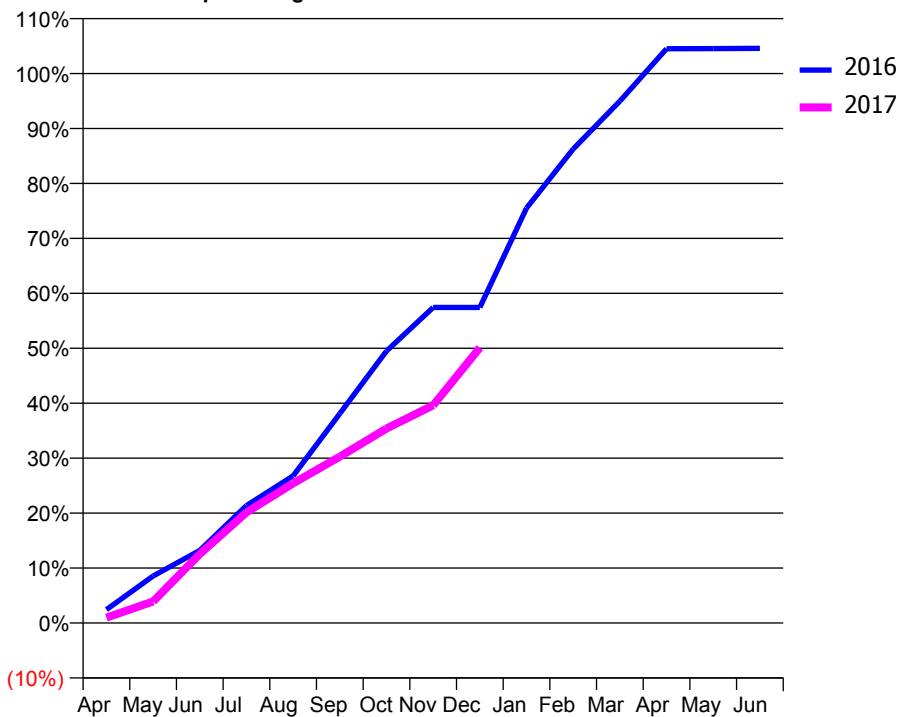
### ACCESS\*

Patients seen in 24 months	Total	Change since previous quarter
Quarter ending December 2015	10,148	
Quarter ending March 2016	10,262	→
Quarter ending June 2016	10,295	→
Quarter ending September 2016	10,336	→
Quarter ending December 2016	10,324	→
<b>Variance since December 2015</b>	<b>1.7%</b>	<b>→</b>



### ACTIVITY

Cumulative percentage of contracted UDA delivered 2016 & 2017



Month	Adjusted Scheduled Activity (UDA)	
	2016	2017
April	646	397
May	2,264	1,566
June	3,498	5,024
July	5,663	8,059
August	7,099	10,176
September	10,098	12,118
October	13,113	14,163
November	15,221	15,858
December	15,221	20,053
January	20,008	
February	22,861	
March	25,168	
April	27,696	
May	27,701	
June	27,715	

### QUALITY

	Quantity	Base Number	Contract	AT	Region	England
% of FP17s for the same patient ID Re-attending within 3 months - Children	227	2,978	7.6%	10.5%	11.9%	12.4%
% of FP17s for the same patient ID Re-attending within 3 months - Adults	1,409	8,439	16.7%	15.9%	17.1%	16.6%
% of FP17s for the same patient ID Re-attending between 3 & 9 months - Children	1,725	2,978	57.9%	47.5%	46.2%	57.5%
% of FP17s for the same patient ID Re-attending between 3 & 9 months - Adults	4,429	8,439	52.5%	37.9%	37.8%	50.4%
% of FP17s for Band 1 Urgent Courses	981	9,634	10.2%	10.3%	10.6%	9.1%
% of FP17s Relating to Free Repair or Replacements	99	9,634	1.0%	0.7%	0.6%	0.8%
% of FP17s Relating to Continuations	132	9,634	1.4%	1.1%	0.9%	1.3%
% of Patients satisfied with the dentistry they have received	10	11	90.9%	90.2%	90.3%	92.7%
% of Patients satisfied with the time they had to wait for an appointment	10	11	90.9%	85.9%	83.8%	88.8%

\* This is based on patients treated on this contract for their most recent course of treatment. Figures in italics indicate the base number of FP17s or Patient Questionnaire responses are less than 100. N/A is shown where the base number of responses is less than 10 during the period. % is calculated as Quantity/Base number\*100

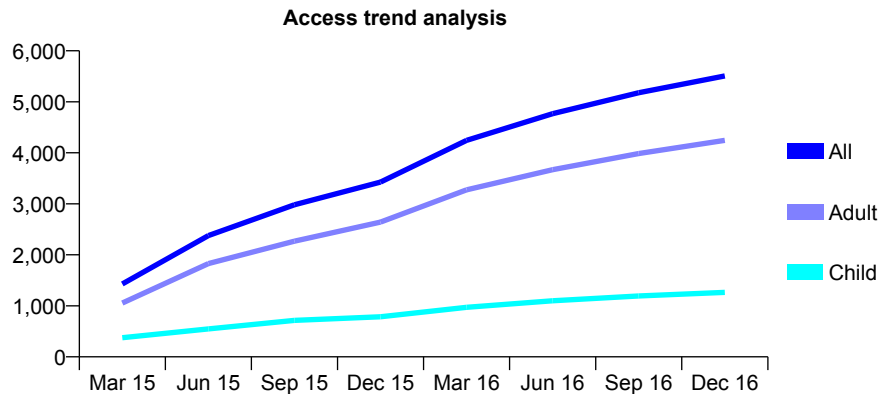
## Q63 - Vital Signs At a Glance Contract Report for 194786/0001 - December 2016

Name or company name	Mitcham International Dental Centre
Contract type name	GDS Contract
Purpose of contract	General
Contract start date	01/01/2015
Contract end date	

16/17 Contracted general activity (UDA)	22,178
Carry forward general activity (UDA)	214
16/17 Contracted orthodontic activity (UOA)	0
Carry forward orthodontic activity (UOA)	0
Baseline contract value	£595,271.57

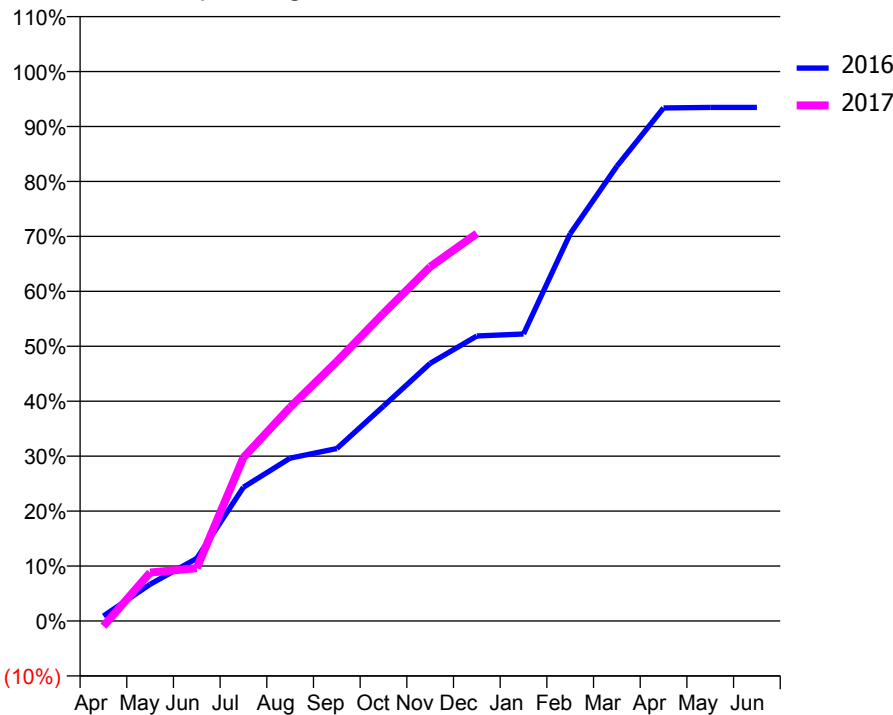
### ACCESS\*

Patients seen in 24 months	Total	Change since previous quarter
Quarter ending December 2015	3,426	
Quarter ending March 2016	4,245	↑
Quarter ending June 2016	4,767	↑
Quarter ending September 2016	5,179	↑
Quarter ending December 2016	5,508	↑
<b>Variance since December 2015</b>	<b>60.8%</b>	<b>↑</b>



### ACTIVITY

Cumulative percentage of contracted UDA delivered 2016 & 2017



Month	Adjusted Scheduled Activity (UDA)	
	2016	2017
April	202	-214
May	1,482	1,959
June	2,527	2,136
July	5,402	6,601
August	6,574	8,632
September	6,961	10,479
October	8,675	12,417
November	10,400	14,295
December	11,501	15,638
January	11,585	
February	15,632	
March	18,355	
April	20,705	
May	20,726	
June	20,726	

### QUALITY

	Quantity	Base Number	Contract	AT	Region	England
% of FP17s for the same patient ID Re-attending within 3 months - Children	77	1,239	6.2%	10.5%	11.9%	12.4%
% of FP17s for the same patient ID Re-attending within 3 months - Adults	419	3,893	10.8%	15.9%	17.1%	16.6%
% of FP17s for the same patient ID Re-attending between 3 & 9 months - Children	544	1,239	43.9%	47.5%	46.2%	57.5%
% of FP17s for the same patient ID Re-attending between 3 & 9 months - Adults	1,828	3,893	47.0%	37.9%	37.8%	50.4%
% of FP17s for Band 1 Urgent Courses	327	4,573	7.2%	10.3%	10.6%	9.1%
% of FP17s Relating to Free Repair or Replacements	11	4,573	0.2%	0.7%	0.6%	0.8%
% of FP17s Relating to Continuations	7	4,573	0.2%	1.1%	0.9%	1.3%
% of Patients satisfied with the dentistry they have received	5	6	N/A	90.2%	90.3%	92.7%
% of Patients satisfied with the time they had to wait for an appointment	5	6	N/A	85.9%	83.8%	88.8%

\* This is based on patients treated on this contract for their most recent course of treatment. Figures in italics indicate the base number of FP17s or Patient Questionnaire responses are less than 100. N/A is shown where the base number of responses is less than 10 during the period. % is calculated as Quantity/Base number\*100

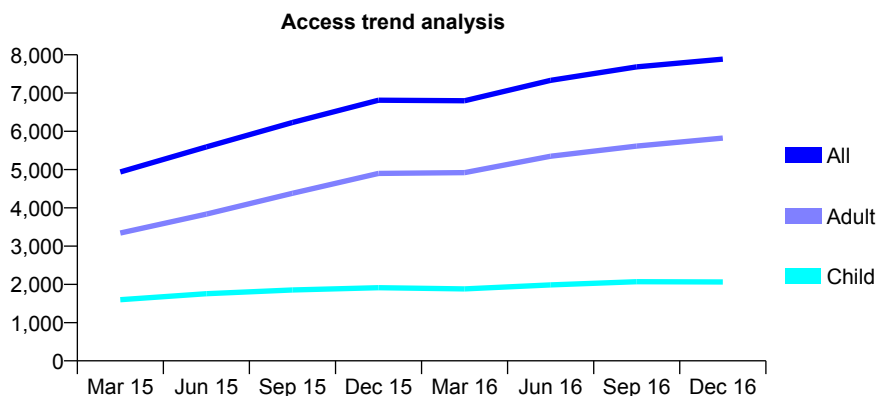
## Q63 - Vital Signs At a Glance Contract Report for 195316/0002 - December 2016

Name or company name	MISS AR PATEL
Contract type name	GDS Contract
Purpose of contract	General
Contract start date	01/02/2014
Contract end date	

16/17 Contracted general activity (UDA)	29,751
Carry forward general activity (UDA)	0
16/17 Contracted orthodontic activity (UOA)	0
Carry forward orthodontic activity (UOA)	0
Baseline contract value	£828,082.70

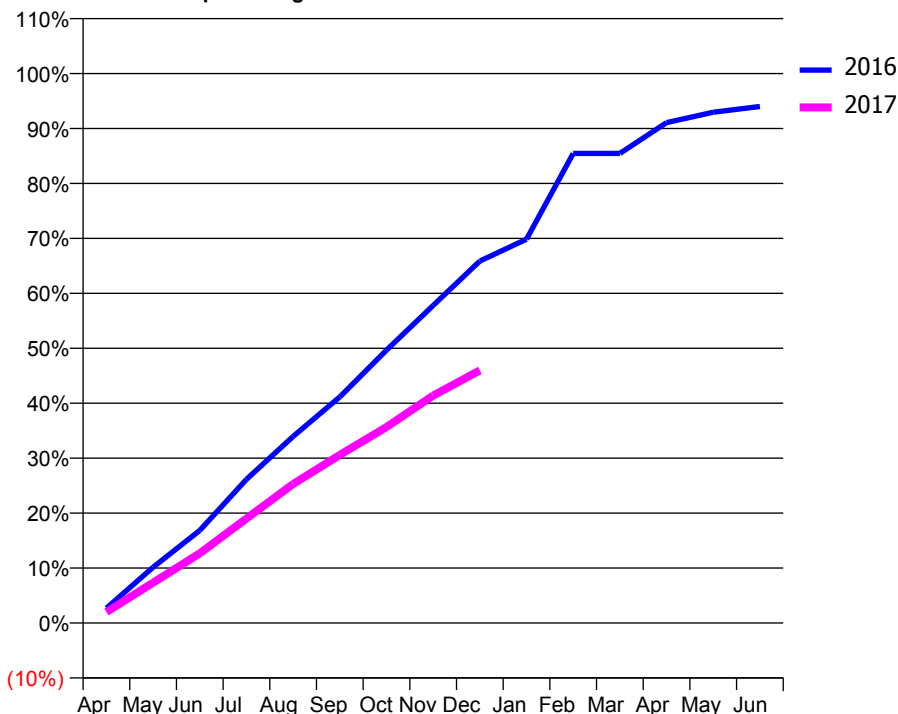
### ACCESS\*

Patients seen in 24 months	Total	Change since previous quarter
Quarter ending December 2015	6,814	
Quarter ending March 2016	6,798	→
Quarter ending June 2016	7,334	↑
Quarter ending September 2016	7,684	↑
Quarter ending December 2016	7,886	↑
<b>Variance since December 2015</b>	<b>15.7%</b>	<b>↑</b>



### ACTIVITY

Cumulative percentage of contracted UDA delivered 2016 & 2017



Month	Adjusted Scheduled Activity (UDA)	
	2016	2017
April	264	597
May	990	2,186
June	1,644	3,775
July	2,549	5,658
August	3,311	7,525
September	4,011	9,102
October	4,843	10,611
November	5,634	12,316
December	6,424	13,675
January	6,811	
February	8,333	
March	8,333	
April	8,879	
May	9,063	
June	9,166	

### QUALITY

	Quantity	Base Number	Contract	AT	Region	England
% of FP17s for the same patient ID Re-attending within 3 months - Children	148	2,249	6.6%	10.5%	11.9%	12.4%
% of FP17s for the same patient ID Re-attending within 3 months - Adults	766	5,836	13.1%	15.9%	17.1%	16.6%
% of FP17s for the same patient ID Re-attending between 3 & 9 months - Children	855	2,249	38.0%	47.5%	46.2%	57.5%
% of FP17s for the same patient ID Re-attending between 3 & 9 months - Adults	1,709	5,836	29.3%	37.9%	37.8%	50.4%
% of FP17s for Band 1 Urgent Courses	858	6,871	12.5%	10.3%	10.6%	9.1%
% of FP17s Relating to Free Repair or Replacements	25	6,871	0.4%	0.7%	0.6%	0.8%
% of FP17s Relating to Continuations	25	6,871	0.4%	1.1%	0.9%	1.3%
% of Patients satisfied with the dentistry they have received	5	7	N/A	90.2%	90.3%	92.7%
% of Patients satisfied with the time they had to wait for an appointment	6	7	N/A	85.9%	83.8%	88.8%

\* This is based on patients treated on this contract for their most recent course of treatment. Figures in italics indicate the base number of FP17s or Patient Questionnaire responses are less than 100. N/A is shown where the base number of responses is less than 10 during the period. % is calculated as Quantity/Base number\*100



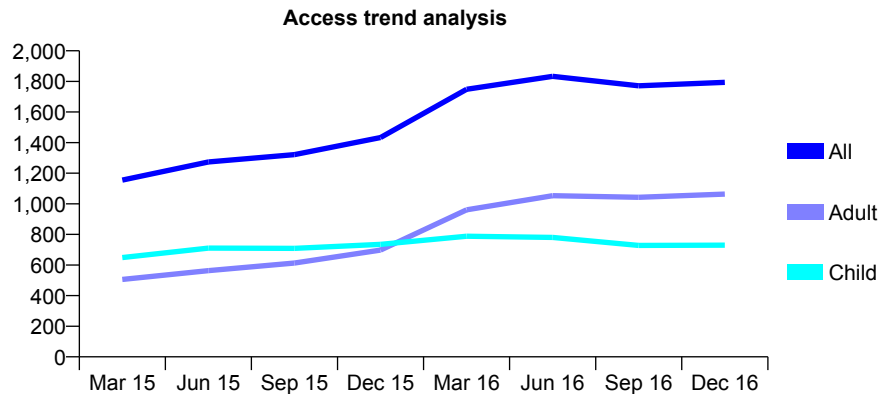
## Q63 - Vital Signs At a Glance Contract Report for 195316/0003 - December 2016

Name or company name	MISS AR PATEL
Contract type name	GDS Contract
Purpose of contract	General
Contract start date	01/02/2014
Contract end date	

16/17 Contracted general activity (UDA)	3,846
Carry forward general activity (UDA)	0
16/17 Contracted orthodontic activity (UOA)	0
Carry forward orthodontic activity (UOA)	0
Baseline contract value	£103,682.17

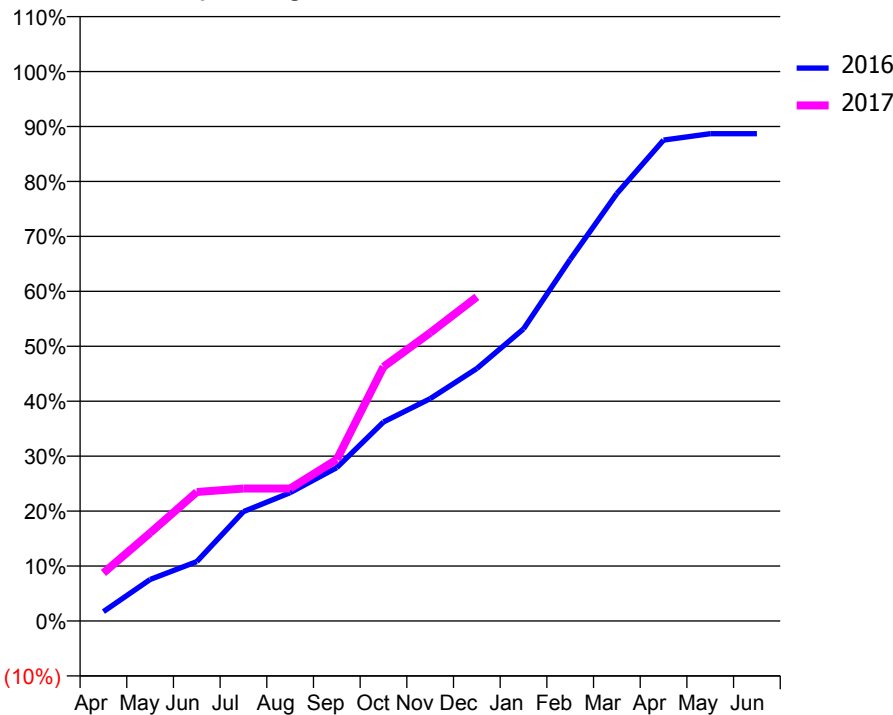
### ACCESS\*

Patients seen in 24 months	Total	Change since previous quarter
Quarter ending December 2015	1,433	
Quarter ending March 2016	1,749	↑
Quarter ending June 2016	1,833	↑
Quarter ending September 2016	1,771	↓
Quarter ending December 2016	1,794	→
<b>Variance since December 2015</b>	<b>25.2%</b>	<b>↑</b>



### ACTIVITY

Cumulative percentage of contracted UDA delivered 2016 & 2017



Month	Adjusted Scheduled Activity (UDA)	
	2016	2017
April	65	336
May	290	616
June	416	903
July	765	927
August	898	927
September	1,074	1,130
October	1,393	1,779
November	1,556	2,017
December	1,767	2,268
January	2,044	
February	2,531	
March	2,992	
April	3,366	
May	3,411	
June	3,411	

### QUALITY

	Quantity	Base Number	Contract	AT	Region	England
% of FP17s for the same patient ID Re-attending within 3 months - Children	13	568	2.3%	10.5%	11.9%	12.4%
% of FP17s for the same patient ID Re-attending within 3 months - Adults	57	798	7.1%	15.9%	17.1%	16.6%
% of FP17s for the same patient ID Re-attending between 3 & 9 months - Children	295	568	51.9%	47.5%	46.2%	57.5%
% of FP17s for the same patient ID Re-attending between 3 & 9 months - Adults	337	798	42.2%	37.9%	37.8%	50.4%
% of FP17s for Band 1 Urgent Courses	36	1,176	3.1%	10.3%	10.6%	9.1%
% of FP17s Relating to Free Repair or Replacements	10	1,176	0.9%	0.7%	0.6%	0.8%
% of FP17s Relating to Continuations	4	1,176	0.3%	1.1%	0.9%	1.3%
% of Patients satisfied with the dentistry they have received	1	2	N/A	90.2%	90.3%	92.7%
% of Patients satisfied with the time they had to wait for an appointment	1	2	N/A	85.9%	83.8%	88.8%

\* This is based on patients treated on this contract for their most recent course of treatment. Figures in italics indicate the base number of FP17s or Patient Questionnaire responses are less than 100. N/A is shown where the base number of responses is less than 10 during the period. % is calculated as Quantity/Base number\*100

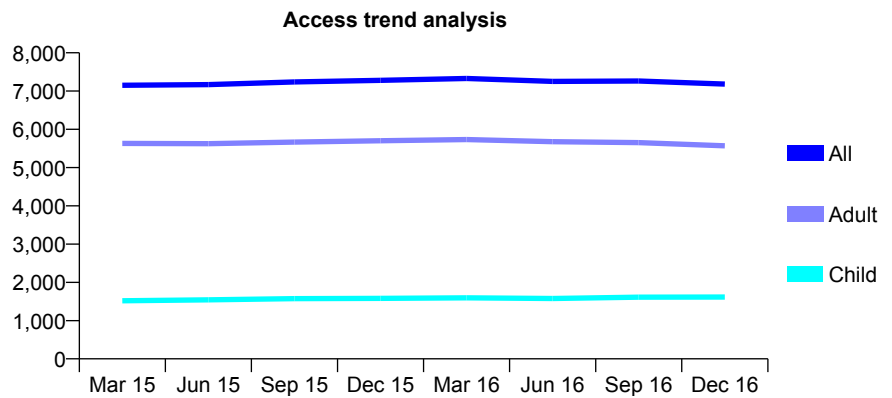
## Q63 - Vital Signs At a Glance Contract Report for 196231/0001 - December 2016

Name or company name	Dr E Harunani and Dr MN Harunani
Contract type name	GDS Contract
Purpose of contract	General
Contract start date	01/12/2012
Contract end date	

16/17 Contracted general activity (UDA)	26,306
Carry forward general activity (UDA)	544
16/17 Contracted orthodontic activity (UOA)	0
Carry forward orthodontic activity (UOA)	0
Baseline contract value	£680,272.34

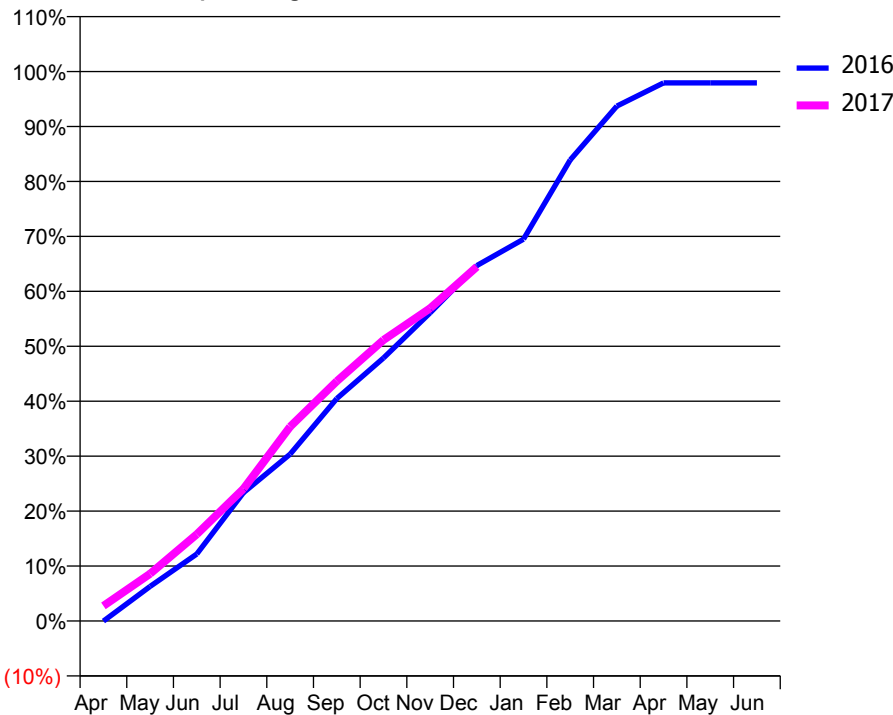
### ACCESS\*

Patients seen in 24 months	Total	Change since previous quarter
Quarter ending December 2015	7,280	
Quarter ending March 2016	7,328	→
Quarter ending June 2016	7,254	↓
Quarter ending September 2016	7,264	→
Quarter ending December 2016	7,183	↓
<b>Variance since December 2015</b>	<b>(1.3%)</b>	<b>↓</b>



### ACTIVITY

Cumulative percentage of contracted UDA delivered 2016 & 2017



Month	Adjusted Scheduled Activity (UDA)	
	2016	2017
April	-11	722
May	1,658	2,262
June	3,207	4,150
July	6,146	6,327
August	7,986	9,304
September	10,652	11,482
October	12,594	13,454
November	14,757	14,975
December	17,013	16,958
January	18,282	
February	22,071	
March	24,653	
April	25,761	
May	25,761	
June	25,762	

### QUALITY

	Quantity	Base Number	Contract	AT	Region	England
% of FP17s for the same patient ID Re-attending within 3 months - Children	90	1,354	6.6%	10.5%	11.9%	12.4%
% of FP17s for the same patient ID Re-attending within 3 months - Adults	416	4,053	10.3%	15.9%	17.1%	16.6%
% of FP17s for the same patient ID Re-attending between 3 & 9 months - Children	549	1,354	40.5%	47.5%	46.2%	57.5%
% of FP17s for the same patient ID Re-attending between 3 & 9 months - Adults	1,291	4,053	31.9%	37.9%	37.8%	50.4%
% of FP17s for Band 1 Urgent Courses	513	5,075	10.1%	10.3%	10.6%	9.1%
% of FP17s Relating to Free Repair or Replacements	4	5,075	0.1%	0.7%	0.6%	0.8%
% of FP17s Relating to Continuations	50	5,075	1.0%	1.1%	0.9%	1.3%
% of Patients satisfied with the dentistry they have received	6	6	N/A	90.2%	90.3%	92.7%
% of Patients satisfied with the time they had to wait for an appointment	6	6	N/A	85.9%	83.8%	88.8%

\* This is based on patients treated on this contract for their most recent course of treatment. Figures in italics indicate the base number of FP17s or Patient Questionnaire responses are less than 100. N/A is shown where the base number of responses is less than 10 during the period. % is calculated as Quantity/Base number\*100

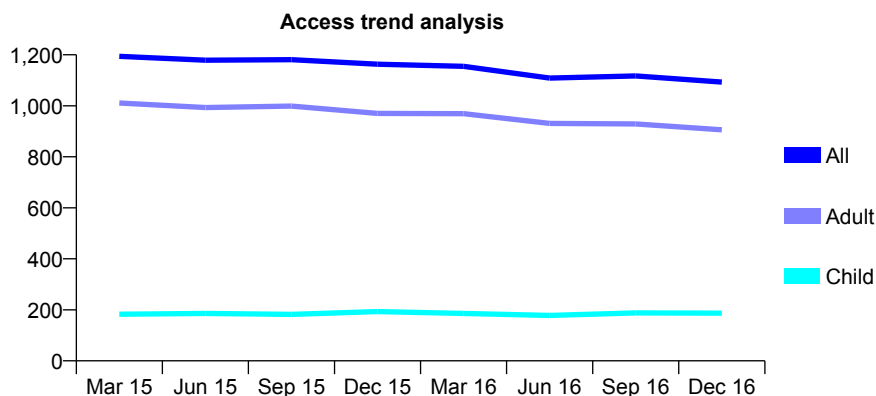
## Q63 - Vital Signs At a Glance Contract Report for 196932/0001 - December 2016

Name or company name	Miss C McCarthy & Miss M McCarthy
Contract type name	GDS Contract
Purpose of contract	General
Contract start date	01/08/2010
Contract end date	

16/17 Contracted general activity (UDA)	2,200
Carry forward general activity (UDA)	-44
16/17 Contracted orthodontic activity (UOA)	0
Carry forward orthodontic activity (UOA)	0
Baseline contract value	£56,566.68

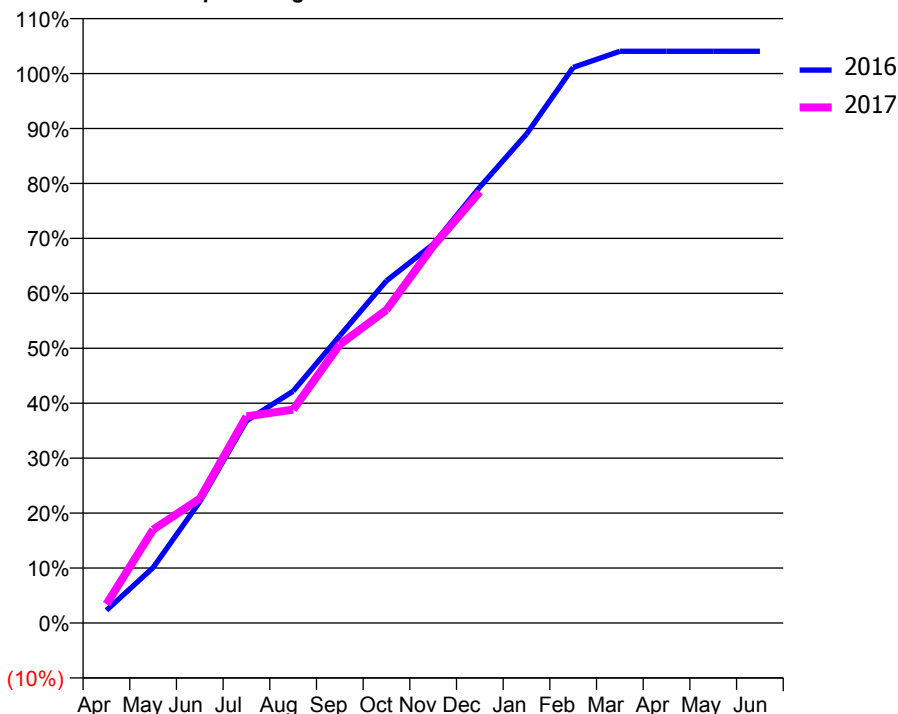
### ACCESS\*

Patients seen in 24 months	Total	Change since previous quarter
Quarter ending December 2015	1,163	
Quarter ending March 2016	1,155	→
Quarter ending June 2016	1,109	↓
Quarter ending September 2016	1,117	→
Quarter ending December 2016	1,093	↓
<b>Variance since December 2015</b>	<b>(6.0%)</b>	<b>↓</b>



### ACTIVITY

Cumulative percentage of contracted UDA delivered 2016 & 2017



Month	Adjusted Scheduled Activity (UDA)	
	2016	2017
April	51	75
May	222	374
June	486	498
July	810	827
August	928	855
September	1,150	1,115
October	1,370	1,254
November	1,516	1,509
December	1,745	1,726
January	1,957	
February	2,224	
March	2,289	
April	2,289	
May	2,289	
June	2,289	

### QUALITY

	Quantity	Base Number	Contract	AT	Region	England
% of FP17s for the same patient ID Re-attending within 3 months - Children	0	151	0.0%	10.5%	11.9%	12.4%
% of FP17s for the same patient ID Re-attending within 3 months - Adults	8	762	1.0%	15.9%	17.1%	16.6%
% of FP17s for the same patient ID Re-attending between 3 & 9 months - Children	68	151	45.0%	47.5%	46.2%	57.5%
% of FP17s for the same patient ID Re-attending between 3 & 9 months - Adults	444	762	58.3%	37.9%	37.8%	50.4%
% of FP17s for Band 1 Urgent Courses	52	913	5.7%	10.3%	10.6%	9.1%
% of FP17s Relating to Free Repair or Replacements	0	913	0.0%	0.7%	0.6%	0.8%
% of FP17s Relating to Continuations	0	913	0.0%	1.1%	0.9%	1.3%
% of Patients satisfied with the dentistry they have received	1	1	N/A	90.2%	90.3%	92.7%
% of Patients satisfied with the time they had to wait for an appointment	1	1	N/A	85.9%	83.8%	88.8%

\* This is based on patients treated on this contract for their most recent course of treatment. Figures in italics indicate the base number of FP17s or Patient Questionnaire responses are less than 100. N/A is shown where the base number of responses is less than 10 during the period. % is calculated as Quantity/Base number\*100

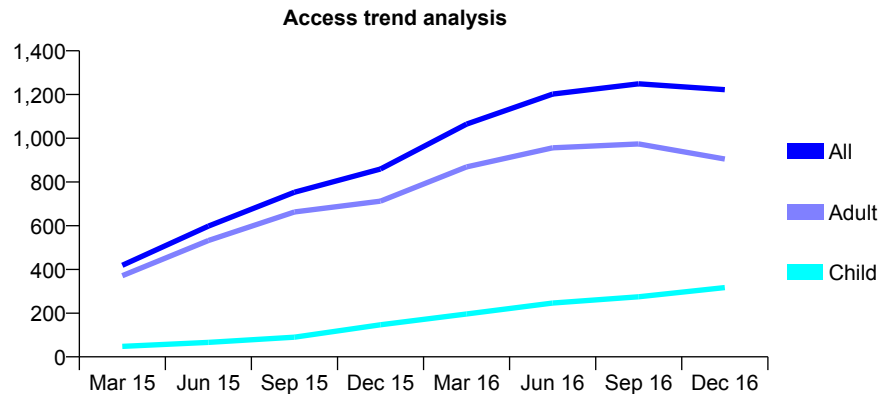
## Q63 - Vital Signs At a Glance Contract Report for 198544/0001 - December 2016

Name or company name	Dr Zuleyha Cetinkaya DUZGUNOGLU
Contract type name	GDS Contract
Purpose of contract	General
Contract start date	01/06/2014
Contract end date	

16/17 Contracted general activity (UDA)	2,200
Carry forward general activity (UDA)	-10
16/17 Contracted orthodontic activity (UOA)	0
Carry forward orthodontic activity (UOA)	0
Baseline contract value	£70,027.70

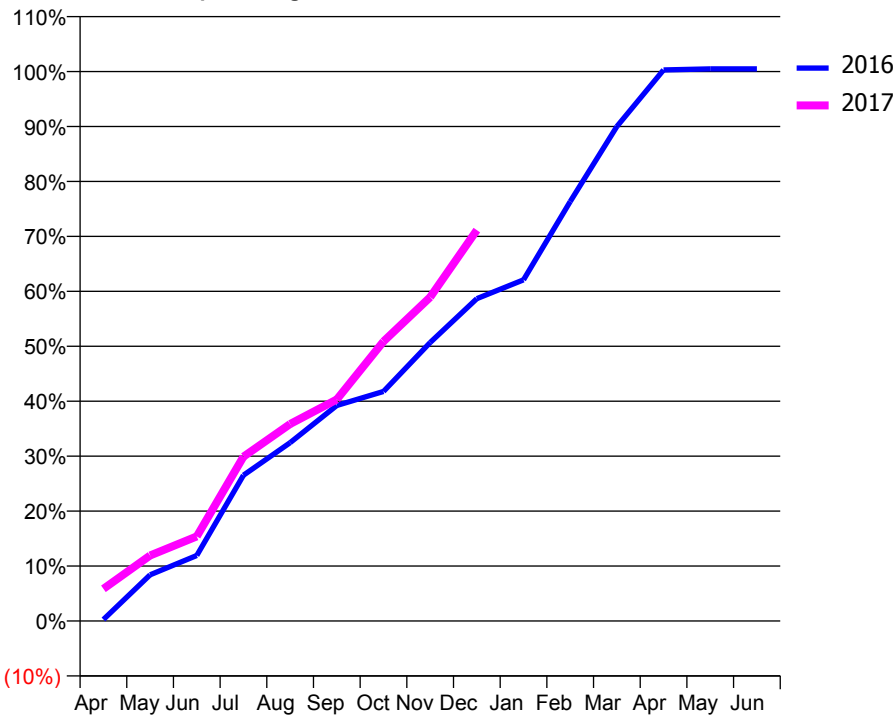
### ACCESS\*

Patients seen in 24 months	Total	Change since previous quarter
Quarter ending December 2015	859	
Quarter ending March 2016	1,065	↑
Quarter ending June 2016	1,202	↑
Quarter ending September 2016	1,249	↑
Quarter ending December 2016	1,222	↓
<b>Variance since December 2015</b>	<b>42.3%</b>	<b>↑</b>



### ACTIVITY

Cumulative percentage of contracted UDA delivered 2016 & 2017



Month	Adjusted Scheduled Activity (UDA)	
	2016	2017
April	6	129
May	185	262
June	262	339
July	584	658
August	714	789
September	863	887
October	919	1,119
November	1,115	1,297
December	1,290	1,565
January	1,366	
February	1,679	
March	1,980	
April	2,206	
May	2,210	
June	2,210	

### QUALITY

	Quantity	Base Number	Contract	AT	Region	England
% of FP17s for the same patient ID Re-attending within 3 months - Children	13	286	4.5%	10.5%	11.9%	12.4%
% of FP17s for the same patient ID Re-attending within 3 months - Adults	43	580	7.4%	15.9%	17.1%	16.6%
% of FP17s for the same patient ID Re-attending between 3 & 9 months - Children	102	286	35.7%	47.5%	46.2%	57.5%
% of FP17s for the same patient ID Re-attending between 3 & 9 months - Adults	229	580	39.5%	37.9%	37.8%	50.4%
% of FP17s for Band 1 Urgent Courses	56	748	7.5%	10.3%	10.6%	9.1%
% of FP17s Relating to Free Repair or Replacements	1	748	0.1%	0.7%	0.6%	0.8%
% of FP17s Relating to Continuations	7	748	0.9%	1.1%	0.9%	1.3%
% of Patients satisfied with the dentistry they have received	1	1	N/A	90.2%	90.3%	92.7%
% of Patients satisfied with the time they had to wait for an appointment	1	1	N/A	85.9%	83.8%	88.8%

\* This is based on patients treated on this contract for their most recent course of treatment. Figures in italics indicate the base number of FP17s or Patient Questionnaire responses are less than 100. N/A is shown where the base number of responses is less than 10 during the period. % is calculated as Quantity/Base number\*100

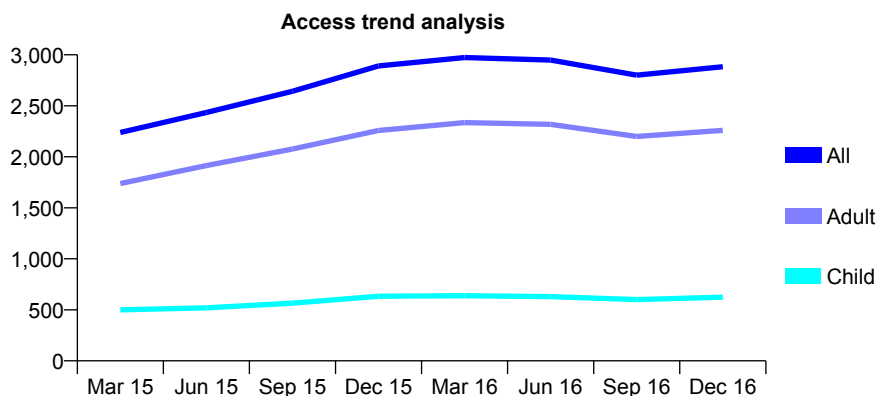
## Q63 - Vital Signs At a Glance Contract Report for 198897/0001 - December 2016

Name or company name	Dr D Patel and Dr K Patel
Contract type name	GDS Contract
Purpose of contract	General
Contract start date	01/11/2013
Contract end date	

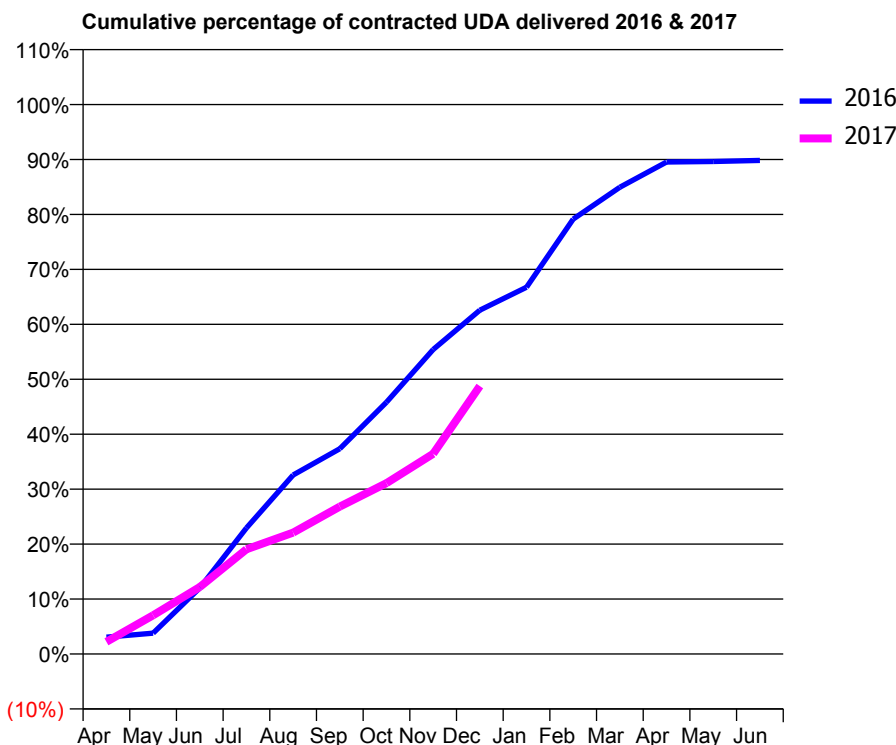
16/17 Contracted general activity (UDA)	13,000
Carry forward general activity (UDA)	216
16/17 Contracted orthodontic activity (UOA)	0
Carry forward orthodontic activity (UOA)	0
Baseline contract value	£329,311.49

### ACCESS\*

Patients seen in 24 months	Total	Change since previous quarter
Quarter ending December 2015	2,891	
Quarter ending March 2016	2,973	↑
Quarter ending June 2016	2,948	→
Quarter ending September 2016	2,800	↓
Quarter ending December 2016	2,883	↑
<b>Variance since December 2015</b>	<b>(0.3%)</b>	<b>→</b>



### ACTIVITY



Month	Adjusted Scheduled Activity (UDA)	
	2016	2017
April	399	287
May	494	917
June	1,562	1,586
July	2,983	2,478
August	4,236	2,874
September	4,858	3,487
October	5,958	4,043
November	7,205	4,737
December	8,135	6,340
January	8,676	
February	10,290	
March	11,042	
April	11,639	
May	11,653	
June	11,678	

### QUALITY

	Quantity	Base Number	Contract	AT	Region	England
% of FP17s for the same patient ID Re-attending within 3 months - Children	45	489	9.2%	10.5%	11.9%	12.4%
% of FP17s for the same patient ID Re-attending within 3 months - Adults	333	1,795	18.6%	15.9%	17.1%	16.6%
% of FP17s for the same patient ID Re-attending between 3 & 9 months - Children	220	489	45.0%	47.5%	46.2%	57.5%
% of FP17s for the same patient ID Re-attending between 3 & 9 months - Adults	659	1,795	36.7%	37.9%	37.8%	50.4%
% of FP17s for Band 1 Urgent Courses	285	2,084	13.7%	10.3%	10.6%	9.1%
% of FP17s Relating to Free Repair or Replacements	30	2,084	1.4%	0.7%	0.6%	0.8%
% of FP17s Relating to Continuations	68	2,084	3.3%	1.1%	0.9%	1.3%
% of Patients satisfied with the dentistry they have received	2	2	N/A	90.2%	90.3%	92.7%
% of Patients satisfied with the time they had to wait for an appointment	2	2	N/A	85.9%	83.8%	88.8%

\* This is based on patients treated on this contract for their most recent course of treatment. Figures in italics indicate the base number of FP17s or Patient Questionnaire responses are less than 100. N/A is shown where the base number of responses is less than 10 during the period. % is calculated as Quantity/Base number\*100

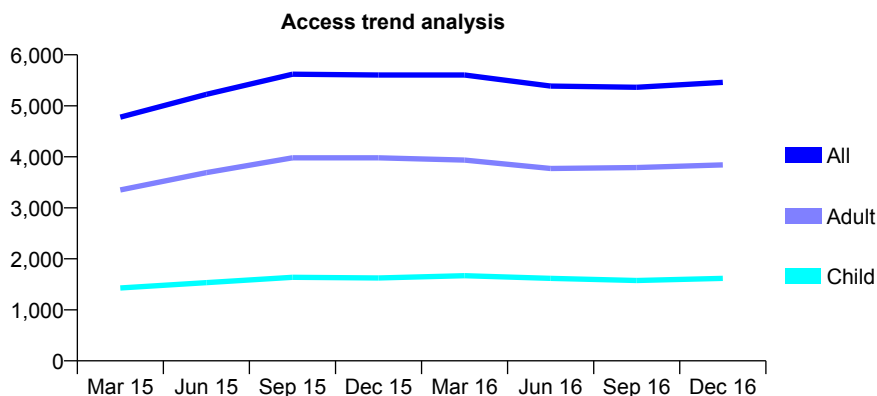
## Q63 - Vital Signs At a Glance Contract Report for 198943/0001 - December 2016

Name or company name	P S Photay & Associates
Contract type name	GDS Contract
Purpose of contract	General
Contract start date	01/10/2013
Contract end date	

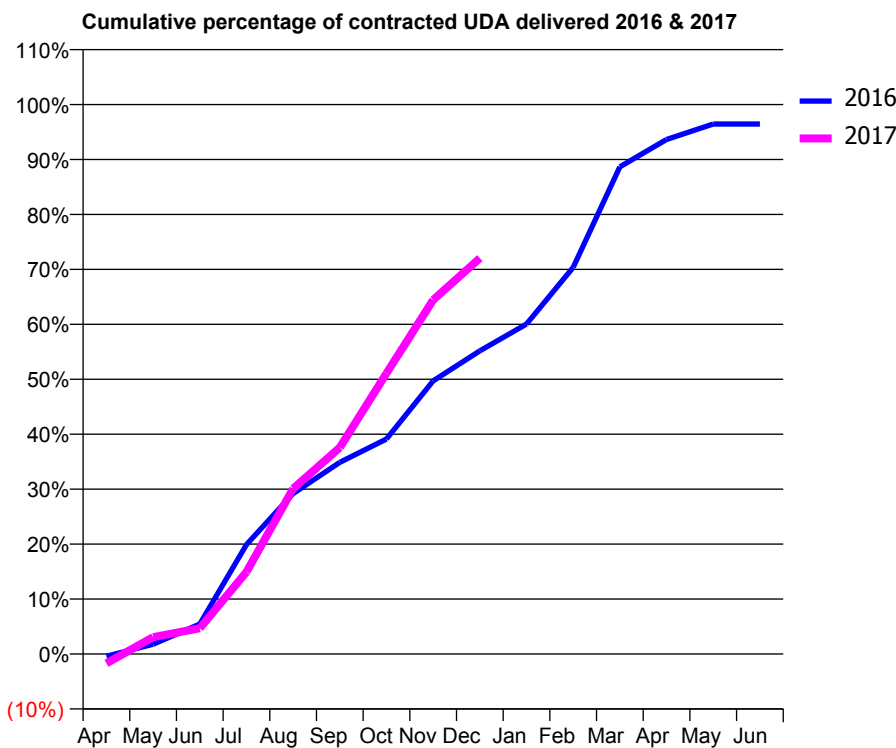
16/17 Contracted general activity (UDA)	16,824
Carry forward general activity (UDA)	598
16/17 Contracted orthodontic activity (UOA)	0
Carry forward orthodontic activity (UOA)	0
Baseline contract value	£430,143.99

### ACCESS\*

Patients seen in 24 months	Total	Change since previous quarter
Quarter ending December 2015	5,605	
Quarter ending March 2016	5,604	→
Quarter ending June 2016	5,388	↓
Quarter ending September 2016	5,363	→
Quarter ending December 2016	5,460	→
<b>Variance since December 2015</b>	<b>(2.6%)</b>	<b>↓</b>



### ACTIVITY



Month	Adjusted Scheduled Activity (UDA)	
	2016	2017
April	-71	-287
May	301	515
June	918	789
July	3,349	2,514
August	4,915	5,065
September	5,870	6,321
October	6,583	8,596
November	8,363	10,843
December	9,282	12,119
January	10,102	
February	11,839	
March	14,918	
April	15,755	
May	16,225	
June	16,226	

### QUALITY

	Quantity	Base Number	Contract	AT	Region	England
% of FP17s for the same patient ID Re-attending within 3 months - Children	93	1,190	7.8%	10.5%	11.9%	12.4%
% of FP17s for the same patient ID Re-attending within 3 months - Adults	450	2,663	16.9%	15.9%	17.1%	16.6%
% of FP17s for the same patient ID Re-attending between 3 & 9 months - Children	483	1,190	40.6%	47.5%	46.2%	57.5%
% of FP17s for the same patient ID Re-attending between 3 & 9 months - Adults	664	2,663	24.9%	37.9%	37.8%	50.4%
% of FP17s for Band 1 Urgent Courses	404	3,515	11.5%	10.3%	10.6%	9.1%
% of FP17s Relating to Free Repair or Replacements	5	3,515	0.1%	0.7%	0.6%	0.8%
% of FP17s Relating to Continuations	66	3,515	1.9%	1.1%	0.9%	1.3%
% of Patients satisfied with the dentistry they have received	5	6	N/A	90.2%	90.3%	92.7%
% of Patients satisfied with the time they had to wait for an appointment	5	6	N/A	85.9%	83.8%	88.8%

\* This is based on patients treated on this contract for their most recent course of treatment. Figures in italics indicate the base number of FP17s or Patient Questionnaire responses are less than 100. N/A is shown where the base number of responses is less than 10 during the period. % is calculated as Quantity/Base number\*100

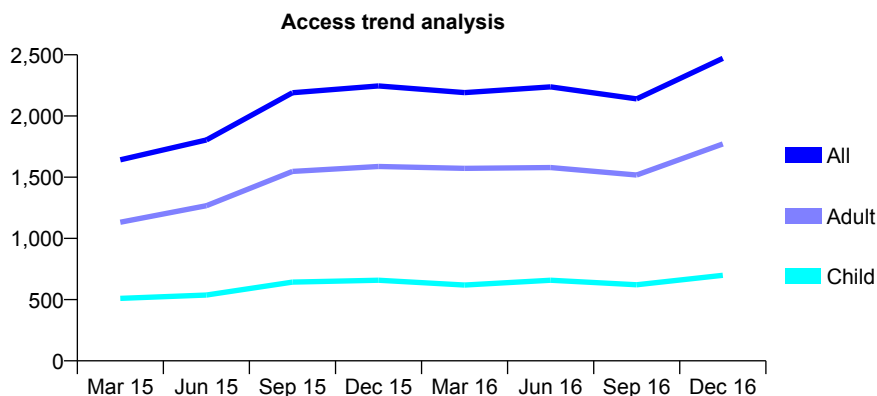
## Q63 - Vital Signs At a Glance Contract Report for 198943/0002 - December 2016

Name or company name	P S Photay & Associates
Contract type name	GDS Contract
Purpose of contract	General
Contract start date	01/10/2013
Contract end date	

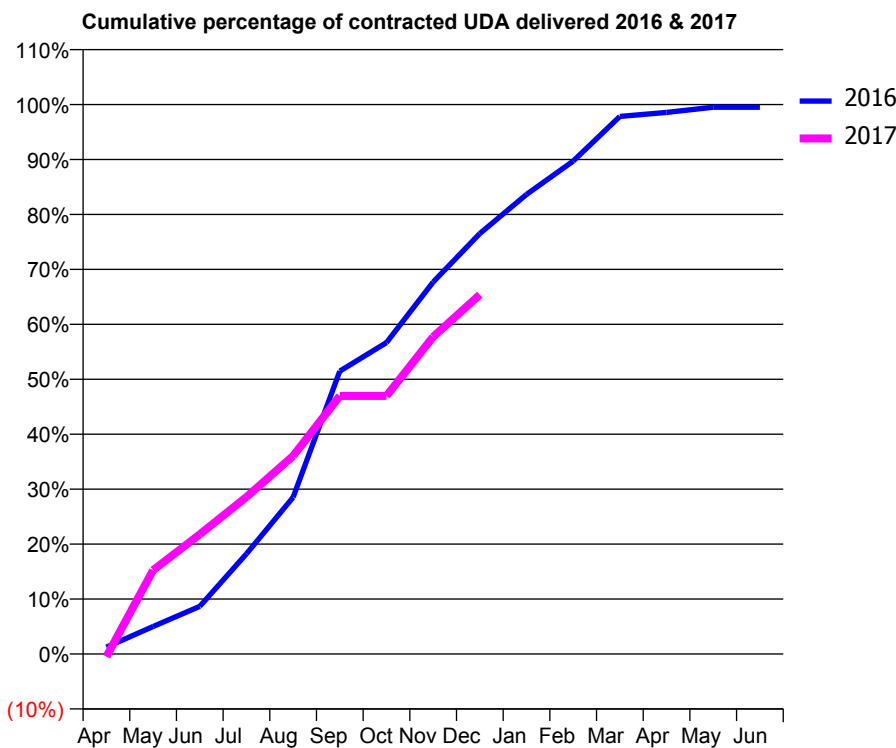
16/17 Contracted general activity (UDA)	8,520
Carry forward general activity (UDA)	43
16/17 Contracted orthodontic activity (UOA)	0
Carry forward orthodontic activity (UOA)	0
Baseline contract value	£218,922.40

### ACCESS\*

Patients seen in 24 months	Total	Change since previous quarter
Quarter ending December 2015	2,246	
Quarter ending March 2016	2,191	↓
Quarter ending June 2016	2,238	↑
Quarter ending September 2016	2,140	↓
Quarter ending December 2016	2,471	↑
<b>Variance since December 2015</b>	<b>10.0%</b>	<b>↑</b>



### ACTIVITY



Month	Adjusted Scheduled Activity (UDA)	
	2016	2017
April	107	-43
May	426	1,299
June	739	1,855
July	1,554	2,435
August	2,431	3,072
September	4,385	4,001
October	4,829	4,001
November	5,768	4,917
December	6,519	5,571
January	7,125	
February	7,642	
March	8,335	
April	8,398	
May	8,477	
June	8,477	

### QUALITY

	Quantity	Base Number	Contract	AT	Region	England
% of FP17s for the same patient ID Re-attending within 3 months - Children	46	535	8.6%	10.5%	11.9%	12.4%
% of FP17s for the same patient ID Re-attending within 3 months - Adults	183	1,008	18.2%	15.9%	17.1%	16.6%
% of FP17s for the same patient ID Re-attending between 3 & 9 months - Children	267	535	49.9%	47.5%	46.2%	57.5%
% of FP17s for the same patient ID Re-attending between 3 & 9 months - Adults	291	1,008	28.9%	37.9%	37.8%	50.4%
% of FP17s for Band 1 Urgent Courses	210	1,502	14.0%	10.3%	10.6%	9.1%
% of FP17s Relating to Free Repair or Replacements	0	1,502	0.0%	0.7%	0.6%	0.8%
% of FP17s Relating to Continuations	10	1,502	0.7%	1.1%	0.9%	1.3%
% of Patients satisfied with the dentistry they have received	1	1	N/A	90.2%	90.3%	92.7%
% of Patients satisfied with the time they had to wait for an appointment	1	1	N/A	85.9%	83.8%	88.8%

\* This is based on patients treated on this contract for their most recent course of treatment. Figures in italics indicate the base number of FP17s or Patient Questionnaire responses are less than 100. N/A is shown where the base number of responses is less than 10 during the period. % is calculated as Quantity/Base number\*100



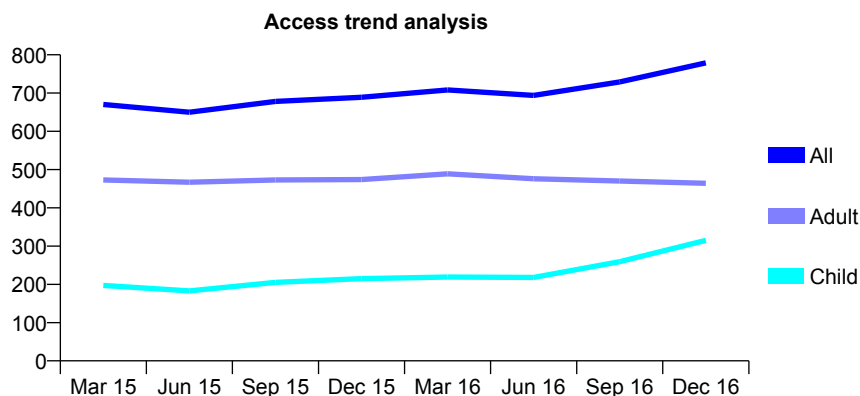
## Q63 - Vital Signs At a Glance Contract Report for 199052/0001 - December 2016

Name or company name	Sutton & Merton Community Dental Service
Contract type name	PDS Contract
Purpose of contract	General
Contract start date	01/08/2009
Contract end date	

16/17 Contracted general activity (UDA)	1,267
Carry forward general activity (UDA)	0
16/17 Contracted orthodontic activity (UOA)	0
Carry forward orthodontic activity (UOA)	0
Baseline contract value	£0.00

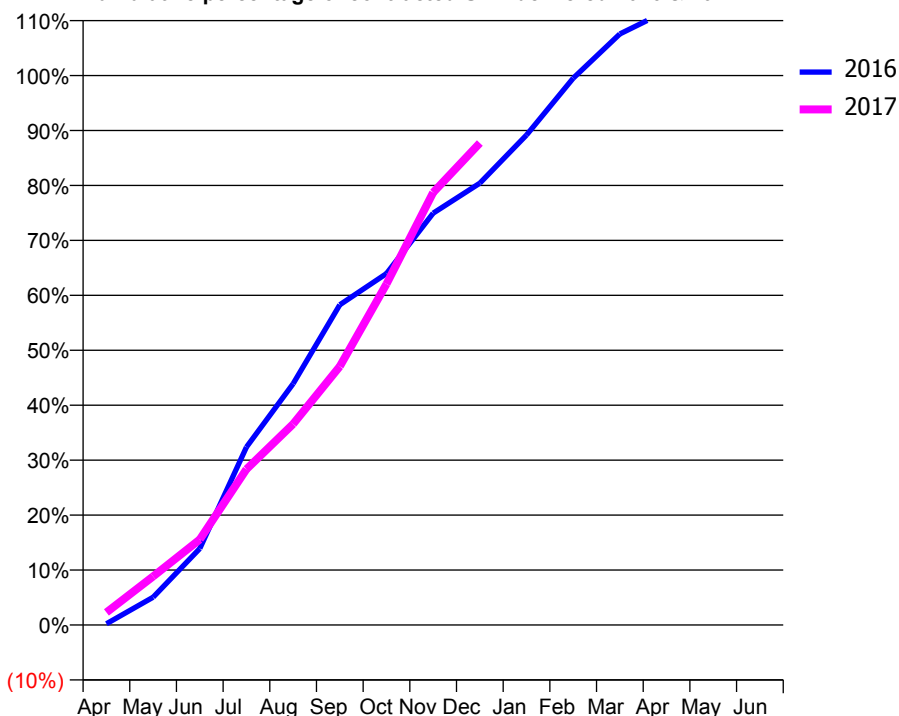
### ACCESS\*

Patients seen in 24 months	Total	Change since previous quarter
Quarter ending December 2015	689	
Quarter ending March 2016	708	↑
Quarter ending June 2016	694	↓
Quarter ending September 2016	729	↑
Quarter ending December 2016	779	↑
<b>Variance since December 2015</b>	<b>13.1%</b>	<b>↑</b>



### ACTIVITY

Cumulative percentage of contracted UDA delivered 2016 & 2017



Adjusted Scheduled Activity (UDA)

Month	2016	2017
April	3	29
May	64	112
June	176	197
July	410	359
August	556	463
September	738	596
October	810	786
November	950	997
December	1,019	1,111
January	1,130	
February	1,261	
March	1,363	
April	1,416	
May	1,416	
June	1,415	

### QUALITY

	Quantity	Base Number	Contract	AT	Region	England
% of FP17s for the same patient ID Re-attending within 3 months - Children	36	379	9.5%	10.5%	11.9%	12.4%
% of FP17s for the same patient ID Re-attending within 3 months - Adults	48	533	9.0%	15.9%	17.1%	16.6%
% of FP17s for the same patient ID Re-attending between 3 & 9 months - Children	158	379	41.7%	47.5%	46.2%	57.5%
% of FP17s for the same patient ID Re-attending between 3 & 9 months - Adults	381	533	71.5%	37.9%	37.8%	50.4%
% of FP17s for Band 1 Urgent Courses	2	804	0.2%	10.3%	10.6%	9.1%
% of FP17s Relating to Free Repair or Replacements	1	804	0.1%	0.7%	0.6%	0.8%
% of FP17s Relating to Continuations	0	804	0.0%	1.1%	0.9%	1.3%
% of Patients satisfied with the dentistry they have received	1	1	N/A	90.2%	90.3%	92.7%
% of Patients satisfied with the time they had to wait for an appointment	1	1	N/A	85.9%	83.8%	88.8%

\* This is based on patients treated on this contract for their most recent course of treatment. Figures in italics indicate the base number of FP17s or Patient Questionnaire responses are less than 100. N/A is shown where the base number of responses is less than 10 during the period. % is calculated as Quantity/Base number\*100

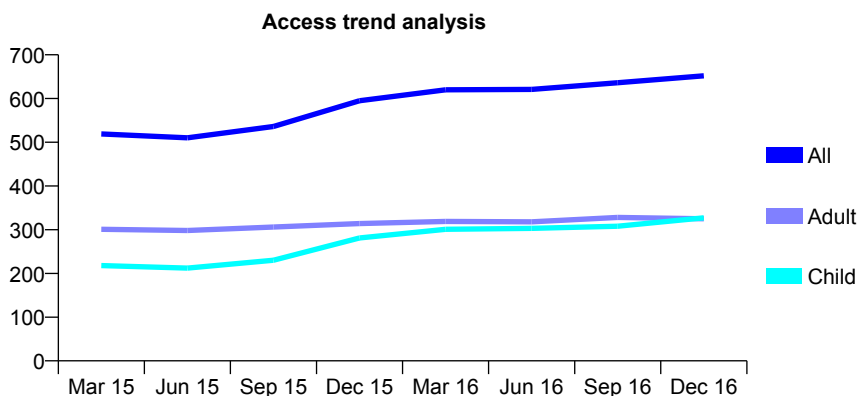
## Q63 - Vital Signs At a Glance Contract Report for 199052/0002 - December 2016

Name or company name	Sutton & Merton Community Dental Service
Contract type name	PDS Contract
Purpose of contract	General
Contract start date	01/08/2009
Contract end date	31/07/2019

16/17 Contracted general activity (UDA)	1,245
Carry forward general activity (UDA)	0
16/17 Contracted orthodontic activity (UOA)	0
Carry forward orthodontic activity (UOA)	0
Baseline contract value	£0.00

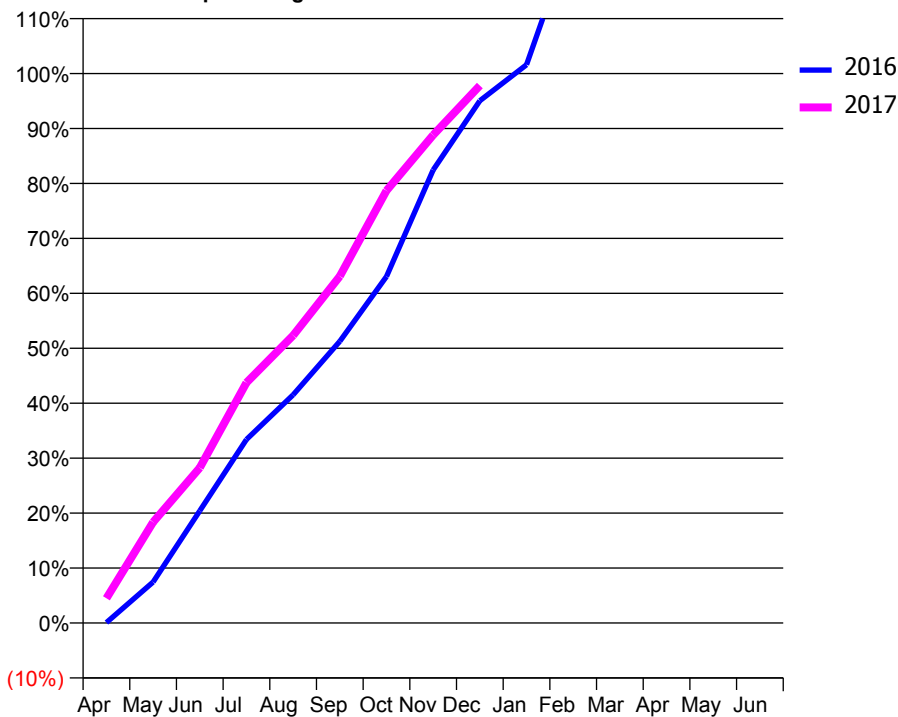
### ACCESS\*

Patients seen in 24 months	Total	Change since previous quarter
Quarter ending December 2015	595	
Quarter ending March 2016	620	↑
Quarter ending June 2016	621	→
Quarter ending September 2016	636	↑
Quarter ending December 2016	652	↑
<b>Variance since December 2015</b>	<b>9.6%</b>	<b>↑</b>



### ACTIVITY

Cumulative percentage of contracted UDA delivered 2016 & 2017



Month	Adjusted Scheduled Activity (UDA)	
	2016	2017
April	1	56
May	93	229
June	254	352
July	416	545
August	517	651
September	638	786
October	785	980
November	1,026	1,106
December	1,183	1,218
January	1,265	
February	1,563	
March	1,721	
April	1,804	
May	1,793	
June	1,794	

### QUALITY

	Quantity	Base Number	Contract	AT	Region	England
% of FP17s for the same patient ID Re-attending within 3 months - Children	47	389	12.1%	10.5%	11.9%	12.4%
% of FP17s for the same patient ID Re-attending within 3 months - Adults	48	385	12.5%	15.9%	17.1%	16.6%
% of FP17s for the same patient ID Re-attending between 3 & 9 months - Children	214	389	55.0%	47.5%	46.2%	57.5%
% of FP17s for the same patient ID Re-attending between 3 & 9 months - Adults	269	385	69.9%	37.9%	37.8%	50.4%
% of FP17s for Band 1 Urgent Courses	24	736	3.3%	10.3%	10.6%	9.1%
% of FP17s Relating to Free Repair or Replacements	3	736	0.4%	0.7%	0.6%	0.8%
% of FP17s Relating to Continuations	0	736	0.0%	1.1%	0.9%	1.3%
% of Patients satisfied with the dentistry they have received	0	0	N/A	90.2%	90.3%	92.7%
% of Patients satisfied with the time they had to wait for an appointment	0	0	N/A	85.9%	83.8%	88.8%

\* This is based on patients treated on this contract for their most recent course of treatment. Figures in italics indicate the base number of FP17s or Patient Questionnaire responses are less than 100. N/A is shown where the base number of responses is less than 10 during the period. % is calculated as Quantity/Base number\*100

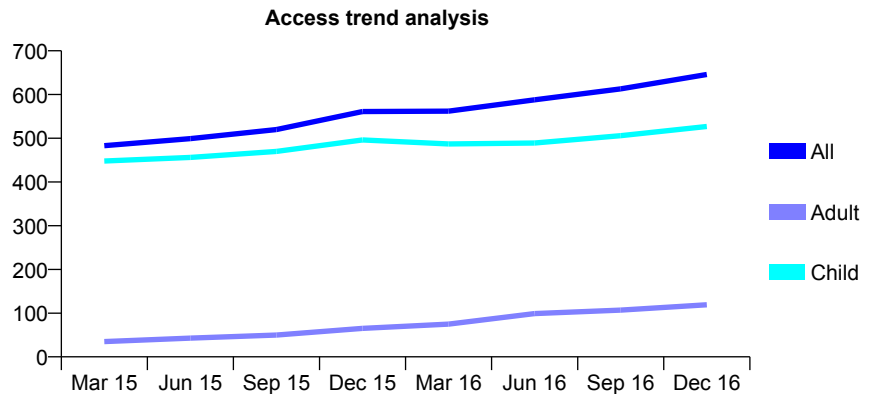
## Q63 - Vital Signs At a Glance Contract Report for 199052/0005 - December 2016

Name or company name	Sutton & Merton Community Dental Service
Contract type name	PDS Contract
Purpose of contract	General
Contract start date	01/08/2009
Contract end date	

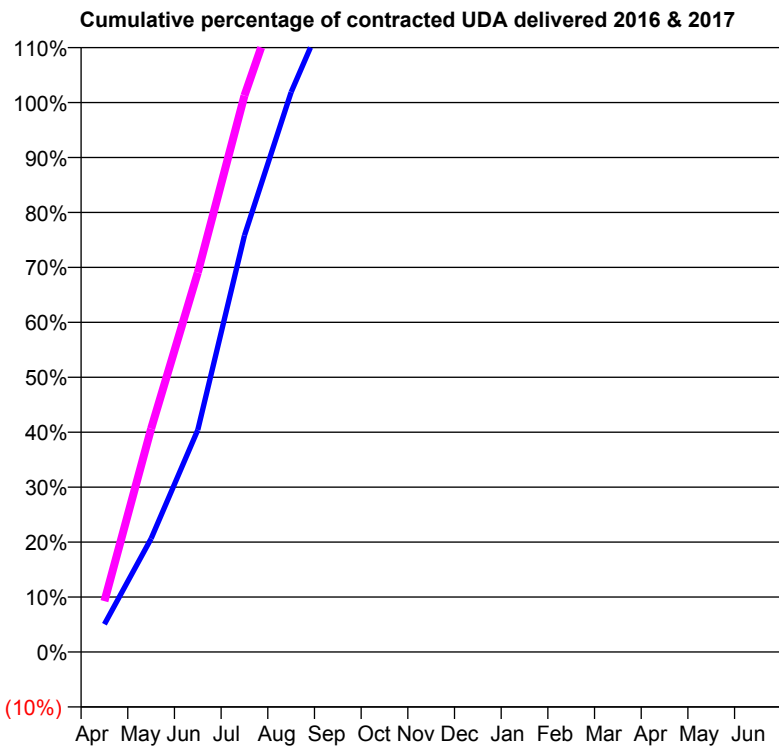
16/17 Contracted general activity (UDA)	475
Carry forward general activity (UDA)	0
16/17 Contracted orthodontic activity (UOA)	0
Carry forward orthodontic activity (UOA)	0
Baseline contract value	£0.00

### ACCESS\*

Patients seen in 24 months	Total	Change since previous quarter
Quarter ending December 2015	561	
Quarter ending March 2016	562	→
Quarter ending June 2016	588	↑
Quarter ending September 2016	613	↑
Quarter ending December 2016	646	↑
<b>Variance since December 2015</b>	<b>15.2%</b>	<b>↑</b>



### ACTIVITY



Month	Adjusted Scheduled Activity (UDA)	
	2016	2017
April	24	44
May	98	193
June	192	328
July	360	481
August	484	597
September	577	712
October	692	852
November	910	1,004
December	1,022	1,153
January	1,109	
February	1,296	
March	1,448	
April	1,490	
May	1,490	
June	1,490	

### QUALITY

	Quantity	Base Number	Contract	AT	Region	England
% of FP17s for the same patient ID Re-attending within 3 months - Children	63	739	8.5%	10.5%	11.9%	12.4%
% of FP17s for the same patient ID Re-attending within 3 months - Adults	4	129	3.1%	15.9%	17.1%	16.6%
% of FP17s for the same patient ID Re-attending between 3 & 9 months - Children	443	739	59.9%	47.5%	46.2%	57.5%
% of FP17s for the same patient ID Re-attending between 3 & 9 months - Adults	69	129	53.5%	37.9%	37.8%	50.4%
% of FP17s for Band 1 Urgent Courses	1	838	0.1%	10.3%	10.6%	9.1%
% of FP17s Relating to Free Repair or Replacements	8	838	1.0%	0.7%	0.6%	0.8%
% of FP17s Relating to Continuations	0	838	0.0%	1.1%	0.9%	1.3%
% of Patients satisfied with the dentistry they have received	0	0	N/A	90.2%	90.3%	92.7%
% of Patients satisfied with the time they had to wait for an appointment	0	0	N/A	85.9%	83.8%	88.8%

\* This is based on patients treated on this contract for their most recent course of treatment. Figures in italics indicate the base number of FP17s or Patient Questionnaire responses are less than 100. N/A is shown where the base number of responses is less than 10 during the period. % is calculated as Quantity/Base number\*100

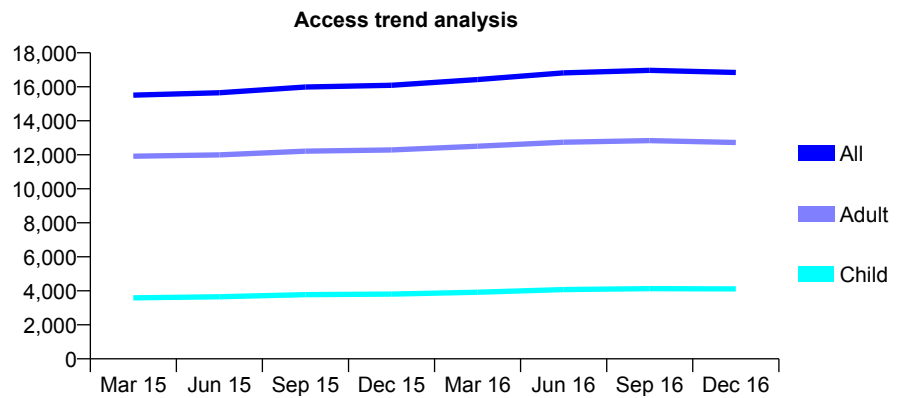
## Q63 - Vital Signs At a Glance Contract Report for 199214/0001 - December 2016

Name or company name	L. Ziman & Associates
Contract type name	GDS Contract
Purpose of contract	General
Contract start date	01/04/2013
Contract end date	

16/17 Contracted general activity (UDA)	51,912
Carry forward general activity (UDA)	0
16/17 Contracted orthodontic activity (UOA)	0
Carry forward orthodontic activity (UOA)	0
Baseline contract value	£1,318,291.56

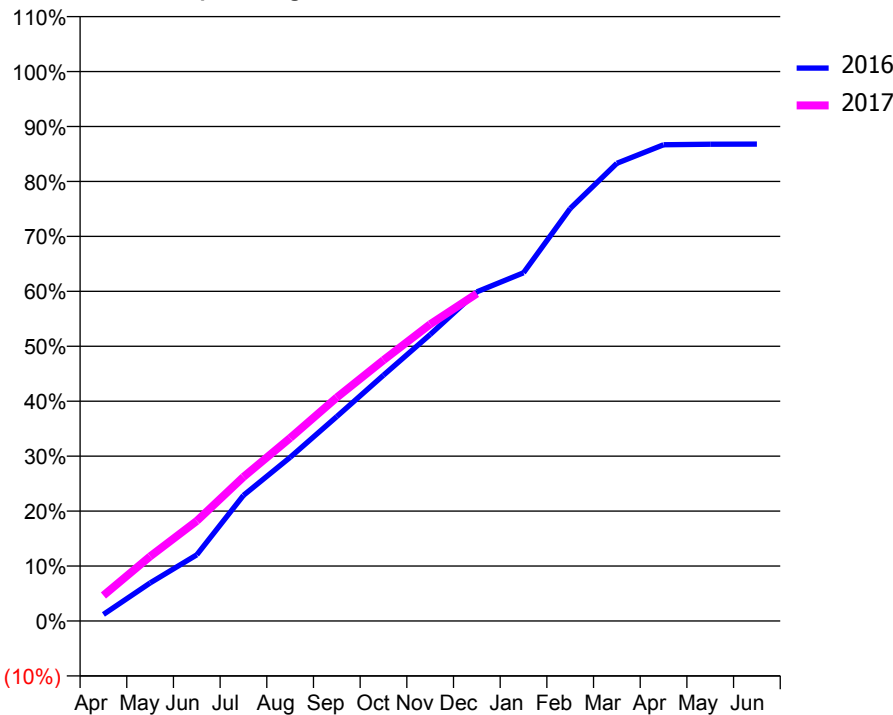
### ACCESS\*

Patients seen in 24 months	Total	Change since previous quarter
Quarter ending December 2015	16,090	
Quarter ending March 2016	16,424	↑
Quarter ending June 2016	16,819	↑
Quarter ending September 2016	16,966	→
Quarter ending December 2016	16,840	→
<b>Variance since December 2015</b>	<b>4.7%</b>	<b>↑</b>



### ACTIVITY

Cumulative percentage of contracted UDA delivered 2016 & 2017



Month	Adjusted Scheduled Activity (UDA)	
	2016	2017
April	618	2,406
May	3,600	6,109
June	6,261	9,452
July	11,878	13,614
August	15,465	17,286
September	19,318	21,117
October	23,226	24,645
November	27,071	28,031
December	31,100	30,931
January	32,898	
February	38,975	
March	43,236	
April	44,989	
May	45,039	
June	45,052	

### QUALITY

	Quantity	Base Number	Contract	AT	Region	England
% of FP17s for the same patient ID Re-attending within 3 months - Children	227	4,108	5.5%	10.5%	11.9%	12.4%
% of FP17s for the same patient ID Re-attending within 3 months - Adults	1,084	10,601	10.2%	15.9%	17.1%	16.6%
% of FP17s for the same patient ID Re-attending between 3 & 9 months - Children	2,394	4,108	58.3%	47.5%	46.2%	57.5%
% of FP17s for the same patient ID Re-attending between 3 & 9 months - Adults	4,747	10,601	44.8%	37.9%	37.8%	50.4%
% of FP17s for Band 1 Urgent Courses	1,082	13,680	7.9%	10.3%	10.6%	9.1%
% of FP17s Relating to Free Repair or Replacements	225	13,680	1.6%	0.7%	0.6%	0.8%
% of FP17s Relating to Continuations	57	13,680	0.4%	1.1%	0.9%	1.3%
% of Patients satisfied with the dentistry they have received	11	12	91.7%	90.2%	90.3%	92.7%
% of Patients satisfied with the time they had to wait for an appointment	10	12	83.3%	85.9%	83.8%	88.8%

\* This is based on patients treated on this contract for their most recent course of treatment. Figures in italics indicate the base number of FP17s or Patient Questionnaire responses are less than 100. N/A is shown where the base number of responses is less than 10 during the period. % is calculated as Quantity/Base number\*100

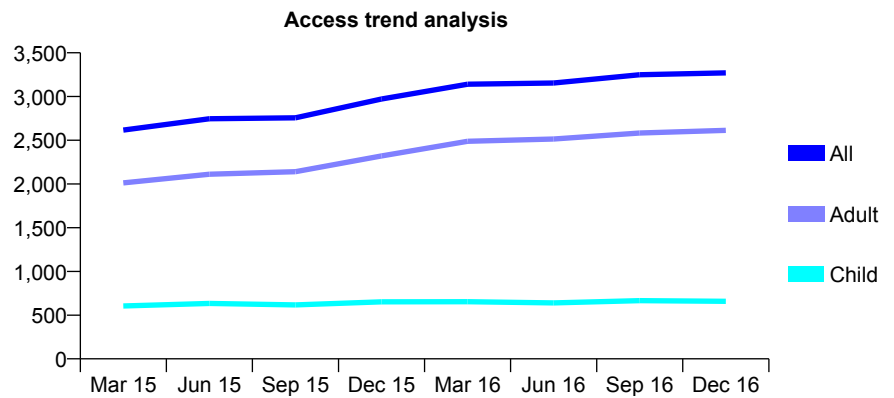
## Q63 - Vital Signs At a Glance Contract Report for 199249/0001 - December 2016

Name or company name	Maxident Limited
Contract type name	GDS Contract
Purpose of contract	General
Contract start date	01/03/2011
Contract end date	

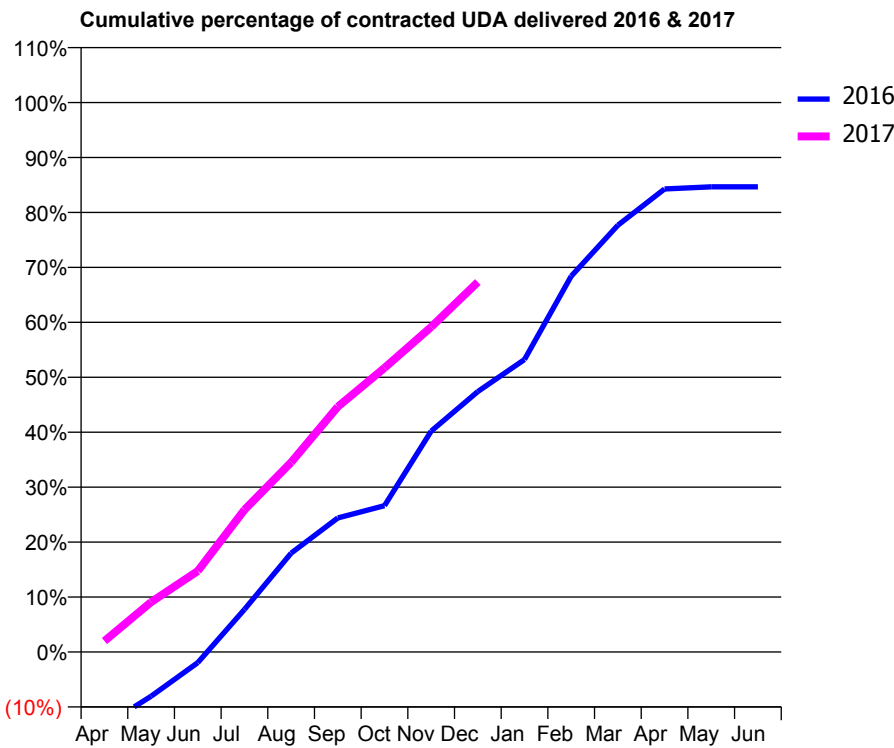
16/17 Contracted general activity (UDA)	9,489
Carry forward general activity (UDA)	0
16/17 Contracted orthodontic activity (UOA)	0
Carry forward orthodontic activity (UOA)	0
Baseline contract value	£267,315.01

### ACCESS\*

Patients seen in 24 months	Total	Change since previous quarter
Quarter ending December 2015	2,972	
Quarter ending March 2016	3,141	↑
Quarter ending June 2016	3,154	→
Quarter ending September 2016	3,249	↑
Quarter ending December 2016	3,271	→
<b>Variance since December 2015</b>	<b>10.1%</b>	<b>↑</b>



### ACTIVITY



Month	Adjusted Scheduled Activity (UDA)	
	2016	2017
April	-1,277	190
May	-765	863
June	-185	1,400
July	735	2,456
August	1,708	3,275
September	2,316	4,235
October	2,528	4,907
November	3,814	5,612
December	4,498	6,389
January	5,050	
February	6,490	
March	7,369	
April	7,996	
May	8,032	
June	8,033	

### QUALITY

	Quantity	Base Number	Contract	AT	Region	England
% of FP17s for the same patient ID Re-attending within 3 months - Children	44	493	8.9%	10.5%	11.9%	12.4%
% of FP17s for the same patient ID Re-attending within 3 months - Adults	333	1,958	17.0%	15.9%	17.1%	16.6%
% of FP17s for the same patient ID Re-attending between 3 & 9 months - Children	180	493	36.5%	47.5%	46.2%	57.5%
% of FP17s for the same patient ID Re-attending between 3 & 9 months - Adults	490	1,958	25.0%	37.9%	37.8%	50.4%
% of FP17s for Band 1 Urgent Courses	183	2,270	8.1%	10.3%	10.6%	9.1%
% of FP17s Relating to Free Repair or Replacements	3	2,270	0.1%	0.7%	0.6%	0.8%
% of FP17s Relating to Continuations	1	2,270	0.0%	1.1%	0.9%	1.3%
% of Patients satisfied with the dentistry they have received	1	1	N/A	90.2%	90.3%	92.7%
% of Patients satisfied with the time they had to wait for an appointment	1	1	N/A	85.9%	83.8%	88.8%

\* This is based on patients treated on this contract for their most recent course of treatment. Figures in italics indicate the base number of FP17s or Patient Questionnaire responses are less than 100. N/A is shown where the base number of responses is less than 10 during the period. % is calculated as Quantity/Base number\*100

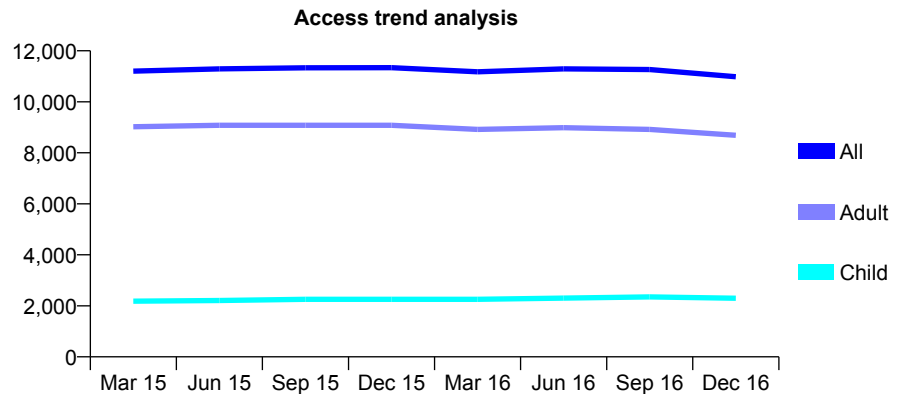
## Q63 - Vital Signs At a Glance Contract Report for 199443/0001 - December 2016

Name or company name	Namta Ltd
Contract type name	GDS Contract
Purpose of contract	General
Contract start date	01/04/2011
Contract end date	

16/17 Contracted general activity (UDA)	26,885
Carry forward general activity (UDA)	-388
16/17 Contracted orthodontic activity (UOA)	0
Carry forward orthodontic activity (UOA)	0
Baseline contract value	£711,049.44

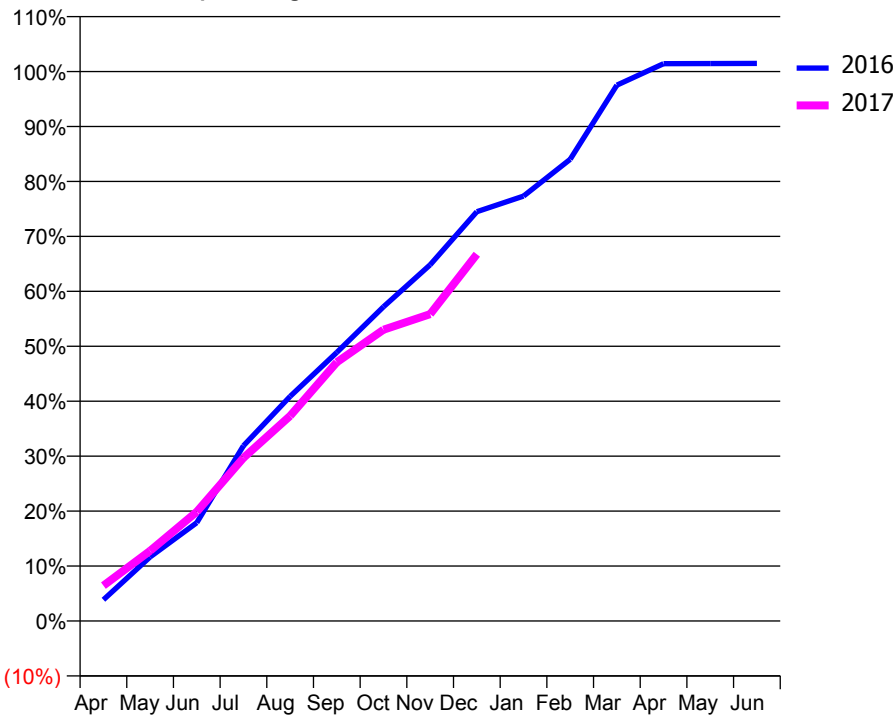
### ACCESS\*

Patients seen in 24 months	Total	Change since previous quarter
Quarter ending December 2015	11,336	
Quarter ending March 2016	11,178	↓
Quarter ending June 2016	11,292	→
Quarter ending September 2016	11,267	→
Quarter ending December 2016	10,984	↓
<b>Variance since December 2015</b>	<b>(3.1%)</b>	<b>↓</b>



### ACTIVITY

Cumulative percentage of contracted UDA delivered 2016 & 2017



Month	Adjusted Scheduled Activity (UDA)	
	2016	2017
April	1,019	1,729
May	3,062	3,438
June	4,700	5,344
July	8,371	7,981
August	10,732	10,038
September	12,835	12,661
October	15,015	14,250
November	17,022	15,018
December	19,557	17,943
January	20,298	
February	22,057	
March	25,601	
April	26,625	
May	26,632	
June	26,641	

### QUALITY

	Quantity	Base Number	Contract	AT	Region	England
% of FP17s for the same patient ID Re-attending within 3 months - Children	148	1,911	7.7%	10.5%	11.9%	12.4%
% of FP17s for the same patient ID Re-attending within 3 months - Adults	917	6,392	14.3%	15.9%	17.1%	16.6%
% of FP17s for the same patient ID Re-attending between 3 & 9 months - Children	734	1,911	38.4%	47.5%	46.2%	57.5%
% of FP17s for the same patient ID Re-attending between 3 & 9 months - Adults	2,092	6,392	32.7%	37.9%	37.8%	50.4%
% of FP17s for Band 1 Urgent Courses	1,195	7,797	15.3%	10.3%	10.6%	9.1%
% of FP17s Relating to Free Repair or Replacements	44	7,797	0.6%	0.7%	0.6%	0.8%
% of FP17s Relating to Continuations	25	7,797	0.3%	1.1%	0.9%	1.3%
% of Patients satisfied with the dentistry they have received	2	2	N/A	90.2%	90.3%	92.7%
% of Patients satisfied with the time they had to wait for an appointment	2	2	N/A	85.9%	83.8%	88.8%

\* This is based on patients treated on this contract for their most recent course of treatment. Figures in italics indicate the base number of FP17s or Patient Questionnaire responses are less than 100. N/A is shown where the base number of responses is less than 10 during the period. % is calculated as Quantity/Base number\*100

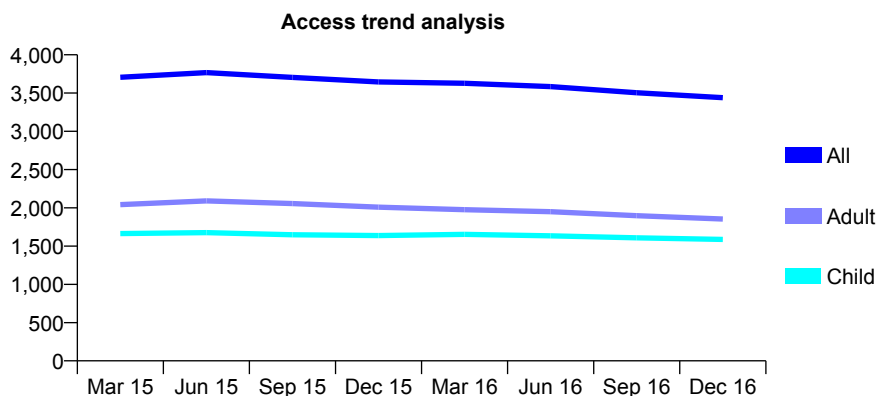
## Q63 - Vital Signs At a Glance Contract Report for 199826/0001 - December 2016

Name or company name	FEARNS LIMITED
Contract type name	GDS Contract
Purpose of contract	General
Contract start date	01/03/2009
Contract end date	

16/17 Contracted general activity (UDA)	6,400
Carry forward general activity (UDA)	-19
16/17 Contracted orthodontic activity (UOA)	0
Carry forward orthodontic activity (UOA)	0
Baseline contract value	£149,058.13

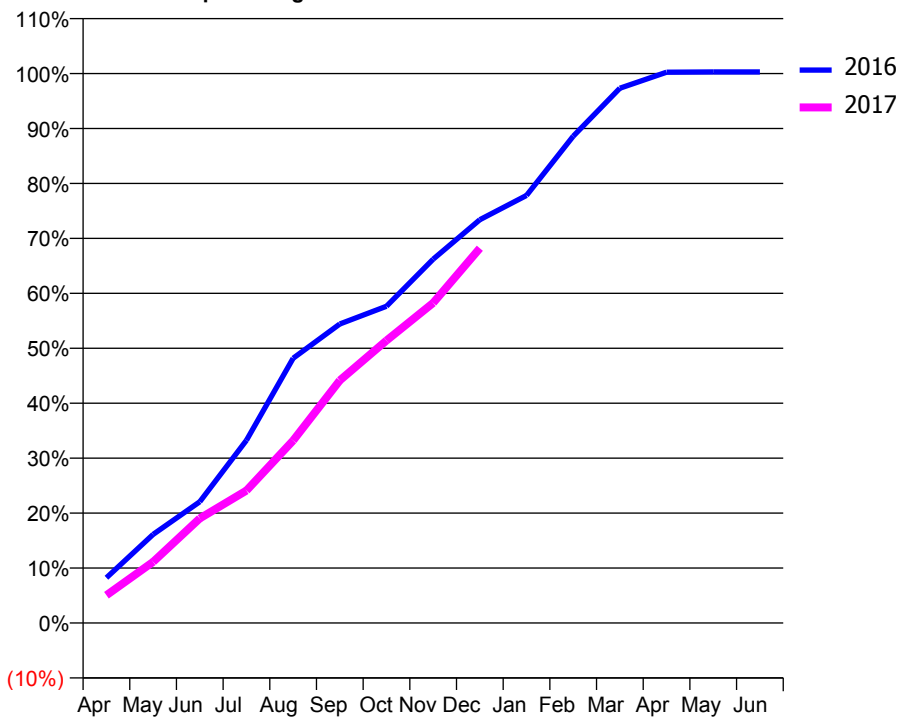
### ACCESS\*

Patients seen in 24 months	Total	Change since previous quarter
Quarter ending December 2015	3,646	
Quarter ending March 2016	3,628	→
Quarter ending June 2016	3,584	↓
Quarter ending September 2016	3,505	↓
Quarter ending December 2016	3,440	↓
<b>Variance since December 2015</b>	<b>(5.7%)</b>	<b>↓</b>



### ACTIVITY

Cumulative percentage of contracted UDA delivered 2016 & 2017



Month	Adjusted Scheduled Activity (UDA)	
	2016	2017
April	528	323
May	1,032	711
June	1,413	1,218
July	2,128	1,543
August	3,083	2,125
September	3,482	2,826
October	3,689	3,291
November	4,238	3,728
December	4,698	4,365
January	4,980	
February	5,670	
March	6,229	
April	6,416	
May	6,418	
June	6,419	

### QUALITY

	Quantity	Base Number	Contract	AT	Region	England
% of FP17s for the same patient ID Re-attending within 3 months - Children	87	1,945	4.5%	10.5%	11.9%	12.4%
% of FP17s for the same patient ID Re-attending within 3 months - Adults	177	1,560	11.3%	15.9%	17.1%	16.6%
% of FP17s for the same patient ID Re-attending between 3 & 9 months - Children	1,298	1,945	66.7%	47.5%	46.2%	57.5%
% of FP17s for the same patient ID Re-attending between 3 & 9 months - Adults	678	1,560	43.5%	37.9%	37.8%	50.4%
% of FP17s for Band 1 Urgent Courses	100	2,446	4.1%	10.3%	10.6%	9.1%
% of FP17s Relating to Free Repair or Replacements	1	2,446	0.0%	0.7%	0.6%	0.8%
% of FP17s Relating to Continuations	6	2,446	0.2%	1.1%	0.9%	1.3%
% of Patients satisfied with the dentistry they have received	3	4	N/A	90.2%	90.3%	92.7%
% of Patients satisfied with the time they had to wait for an appointment	1	4	N/A	85.9%	83.8%	88.8%

\* This is based on patients treated on this contract for their most recent course of treatment. Figures in italics indicate the base number of FP17s or Patient Questionnaire responses are less than 100. N/A is shown where the base number of responses is less than 10 during the period. % is calculated as Quantity/Base number\*100



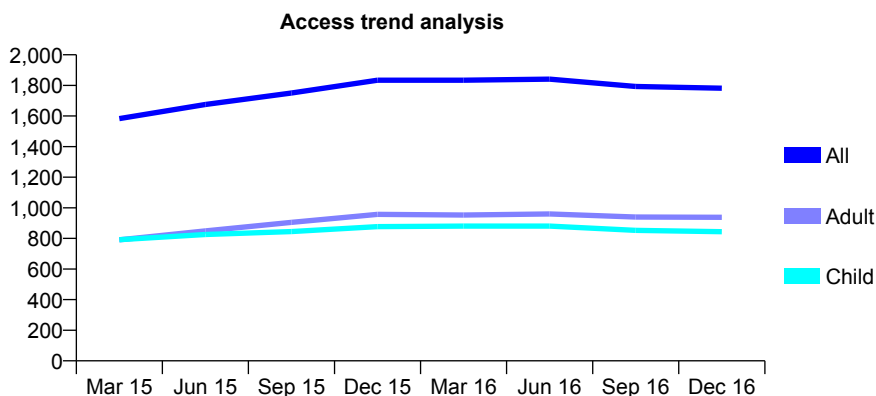
## Q63 - Vital Signs At a Glance Contract Report for 204307/0002 - December 2016

Name or company name	MR RN SILVERSTONE
Contract type name	GDS Contract
Purpose of contract	General
Contract start date	16/12/2013
Contract end date	

16/17 Contracted general activity (UDA)	7,500
Carry forward general activity (UDA)	53
16/17 Contracted orthodontic activity (UOA)	0
Carry forward orthodontic activity (UOA)	0
Baseline contract value	£266,128.19

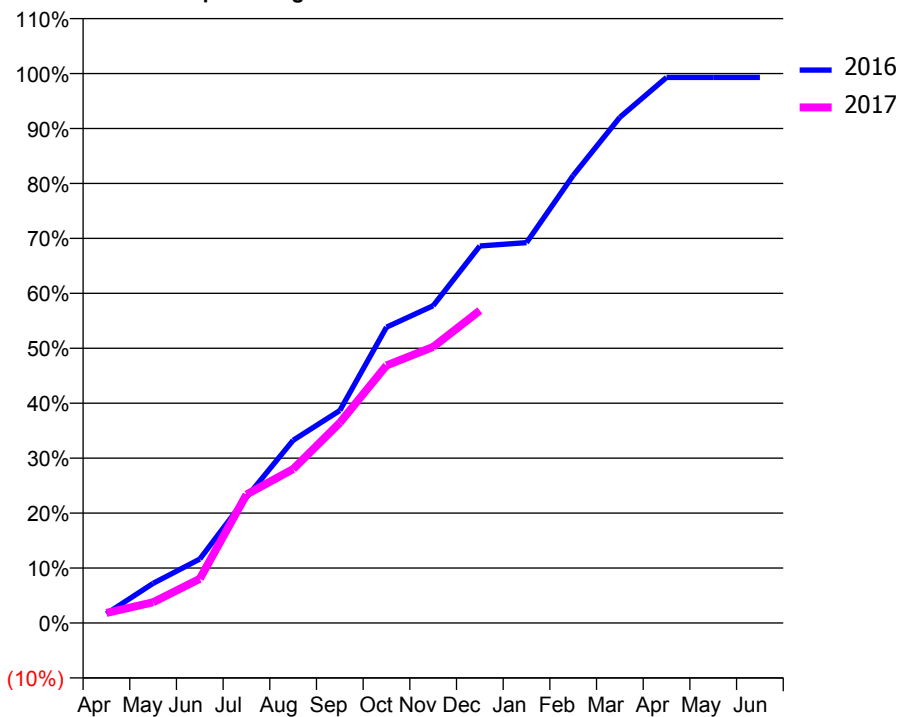
### ACCESS\*

Patients seen in 24 months	Total	Change since previous quarter
Quarter ending December 2015	1,834	
Quarter ending March 2016	1,834	→
Quarter ending June 2016	1,841	→
Quarter ending September 2016	1,793	↓
Quarter ending December 2016	1,782	→
<b>Variance since December 2015</b>	<b>(2.8%)</b>	<b>↓</b>



### ACTIVITY

Cumulative percentage of contracted UDA delivered 2016 & 2017



Month	Adjusted Scheduled Activity (UDA)	
	2016	2017
April	127	137
May	541	282
June	873	604
July	1,715	1,754
August	2,494	2,101
September	2,901	2,733
October	4,037	3,516
November	4,331	3,769
December	5,146	4,266
January	5,191	
February	6,109	
March	6,902	
April	7,447	
May	7,447	
June	7,447	

### QUALITY

	Quantity	Base Number	Contract	AT	Region	England
% of FP17s for the same patient ID Re-attending within 3 months - Children	71	761	9.3%	10.5%	11.9%	12.4%
% of FP17s for the same patient ID Re-attending within 3 months - Adults	217	848	25.6%	15.9%	17.1%	16.6%
% of FP17s for the same patient ID Re-attending between 3 & 9 months - Children	370	761	48.6%	47.5%	46.2%	57.5%
% of FP17s for the same patient ID Re-attending between 3 & 9 months - Adults	337	848	39.7%	37.9%	37.8%	50.4%
% of FP17s for Band 1 Urgent Courses	154	1,479	10.4%	10.3%	10.6%	9.1%
% of FP17s Relating to Free Repair or Replacements	35	1,479	2.4%	0.7%	0.6%	0.8%
% of FP17s Relating to Continuations	30	1,479	2.0%	1.1%	0.9%	1.3%
% of Patients satisfied with the dentistry they have received	12	14	85.7%	90.2%	90.3%	92.7%
% of Patients satisfied with the time they had to wait for an appointment	12	14	85.7%	85.9%	83.8%	88.8%

\* This is based on patients treated on this contract for their most recent course of treatment. Figures in italics indicate the base number of FP17s or Patient Questionnaire responses are less than 100. N/A is shown where the base number of responses is less than 10 during the period. % is calculated as Quantity/Base number\*100

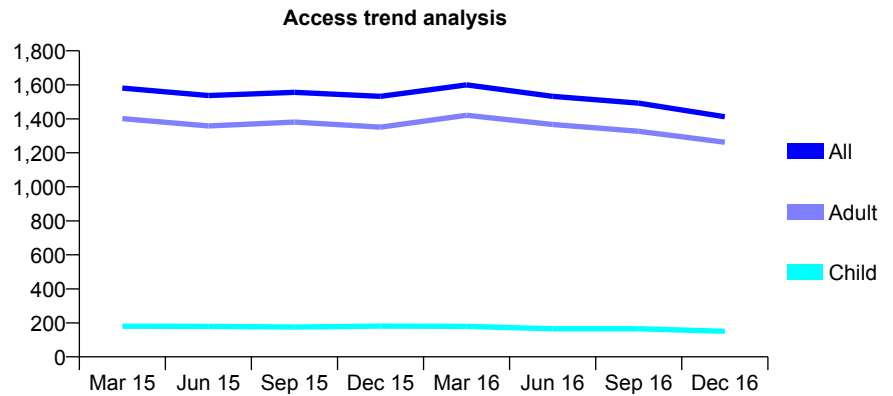
## Q63 - Vital Signs At a Glance Contract Report for 206660/0002 - December 2016

Name or company name	MR HK AGYEKUM
Contract type name	GDS Contract
Purpose of contract	General
Contract start date	02/04/2011
Contract end date	

16/17 Contracted general activity (UDA)	5,840
Carry forward general activity (UDA)	-86
16/17 Contracted orthodontic activity (UOA)	0
Carry forward orthodontic activity (UOA)	0
Baseline contract value	£187,201.55

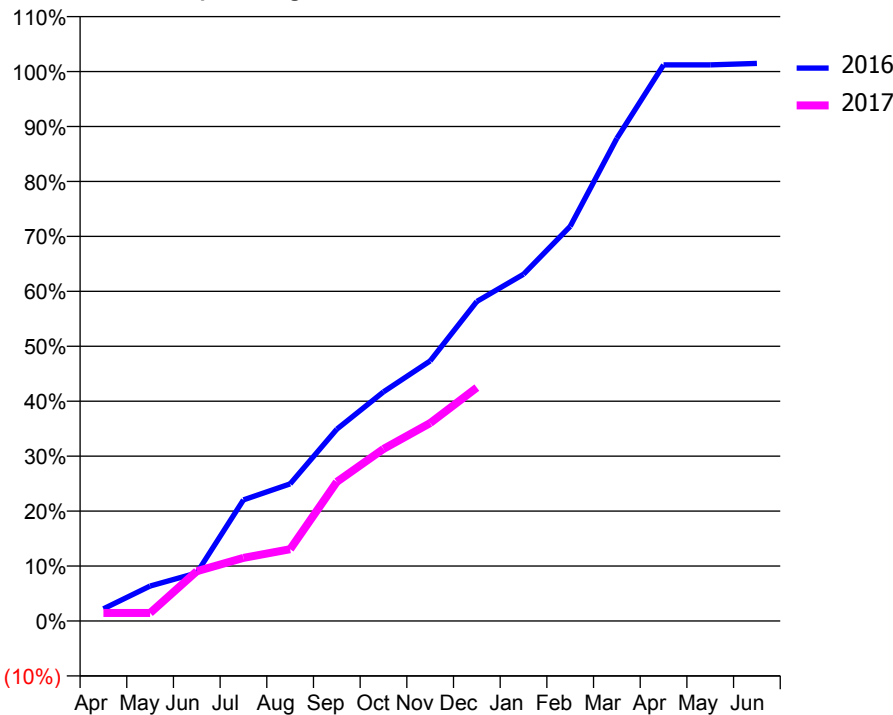
### ACCESS\*

Patients seen in 24 months	Total	Change since previous quarter
Quarter ending December 2015	1,532	
Quarter ending March 2016	1,600	↑
Quarter ending June 2016	1,532	↓
Quarter ending September 2016	1,492	↓
Quarter ending December 2016	1,412	↓
<b>Variance since December 2015</b>	<b>(7.8%)</b>	<b>↓</b>



### ACTIVITY

Cumulative percentage of contracted UDA delivered 2016 & 2017



Month	Adjusted Scheduled Activity (UDA)	
	2016	2017
April	129	86
May	373	86
June	510	529
July	1,288	672
August	1,458	764
September	2,038	1,478
October	2,436	1,829
November	2,765	2,103
December	3,396	2,481
January	3,685	
February	4,195	
March	5,130	
April	5,911	
May	5,911	
June	5,926	

### QUALITY

	Quantity	Base Number	Contract	AT	Region	England
% of FP17s for the same patient ID Re-attending within 3 months - Children	1	107	0.9%	10.5%	11.9%	12.4%
% of FP17s for the same patient ID Re-attending within 3 months - Adults	70	1,002	7.0%	15.9%	17.1%	16.6%
% of FP17s for the same patient ID Re-attending between 3 & 9 months - Children	53	107	49.5%	47.5%	46.2%	57.5%
% of FP17s for the same patient ID Re-attending between 3 & 9 months - Adults	582	1,002	58.1%	37.9%	37.8%	50.4%
% of FP17s for Band 1 Urgent Courses	36	910	4.0%	10.3%	10.6%	9.1%
% of FP17s Relating to Free Repair or Replacements	1	910	0.1%	0.7%	0.6%	0.8%
% of FP17s Relating to Continuations	0	910	0.0%	1.1%	0.9%	1.3%
% of Patients satisfied with the dentistry they have received	2	2	N/A	90.2%	90.3%	92.7%
% of Patients satisfied with the time they had to wait for an appointment	2	2	N/A	85.9%	83.8%	88.8%

\* This is based on patients treated on this contract for their most recent course of treatment. Figures in italics indicate the base number of FP17s or Patient Questionnaire responses are less than 100. N/A is shown where the base number of responses is less than 10 during the period. % is calculated as Quantity/Base number\*100

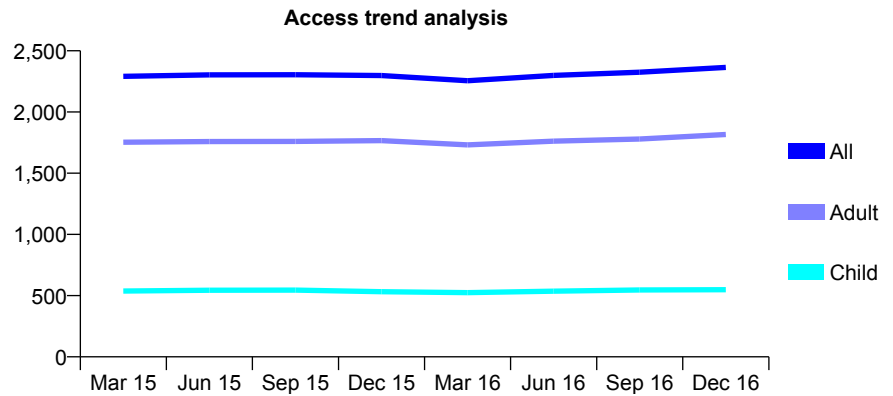
## Q63 - Vital Signs At a Glance Contract Report for 213349/0001 - December 2016

Name or company name	MR GJ HUMPHRIES
Contract type name	GDS Contract
Purpose of contract	General
Contract start date	01/04/2006
Contract end date	

16/17 Contracted general activity (UDA)	6,029
Carry forward general activity (UDA)	139
16/17 Contracted orthodontic activity (UOA)	0
Carry forward orthodontic activity (UOA)	0
Baseline contract value	£161,870.21

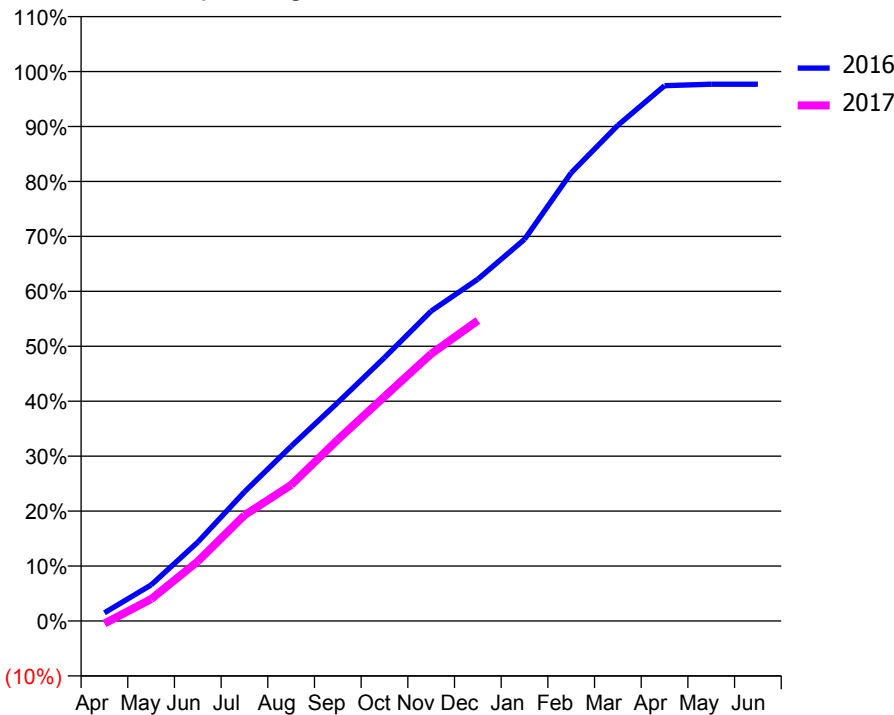
### ACCESS\*

Patients seen in 24 months	Total	Change since previous quarter
Quarter ending December 2015	2,298	
Quarter ending March 2016	2,255	↓
Quarter ending June 2016	2,299	→
Quarter ending September 2016	2,325	→
Quarter ending December 2016	2,364	→
<b>Variance since December 2015</b>	<b>2.9%</b>	<b>↑</b>



### ACTIVITY

Cumulative percentage of contracted UDA delivered 2016 & 2017



Month	Adjusted Scheduled Activity (UDA)	
	2016	2017
April	90	-29
May	396	241
June	865	655
July	1,417	1,161
August	1,917	1,493
September	2,397	1,991
October	2,890	2,464
November	3,400	2,931
December	3,751	3,298
January	4,189	
February	4,918	
March	5,438	
April	5,873	
May	5,890	
June	5,890	

### QUALITY

	Quantity	Base Number	Contract	AT	Region	England
% of FP17s for the same patient ID Re-attending within 3 months - Children	46	578	8.0%	10.5%	11.9%	12.4%
% of FP17s for the same patient ID Re-attending within 3 months - Adults	203	1,593	12.7%	15.9%	17.1%	16.6%
% of FP17s for the same patient ID Re-attending between 3 & 9 months - Children	306	578	52.9%	47.5%	46.2%	57.5%
% of FP17s for the same patient ID Re-attending between 3 & 9 months - Adults	744	1,593	46.7%	37.9%	37.8%	50.4%
% of FP17s for Band 1 Urgent Courses	208	1,943	10.7%	10.3%	10.6%	9.1%
% of FP17s Relating to Free Repair or Replacements	23	1,943	1.2%	0.7%	0.6%	0.8%
% of FP17s Relating to Continuations	21	1,943	1.1%	1.1%	0.9%	1.3%
% of Patients satisfied with the dentistry they have received	4	4	N/A	90.2%	90.3%	92.7%
% of Patients satisfied with the time they had to wait for an appointment	4	4	N/A	85.9%	83.8%	88.8%

\* This is based on patients treated on this contract for their most recent course of treatment. Figures in italics indicate the base number of FP17s or Patient Questionnaire responses are less than 100. N/A is shown where the base number of responses is less than 10 during the period. % is calculated as Quantity/Base number\*100

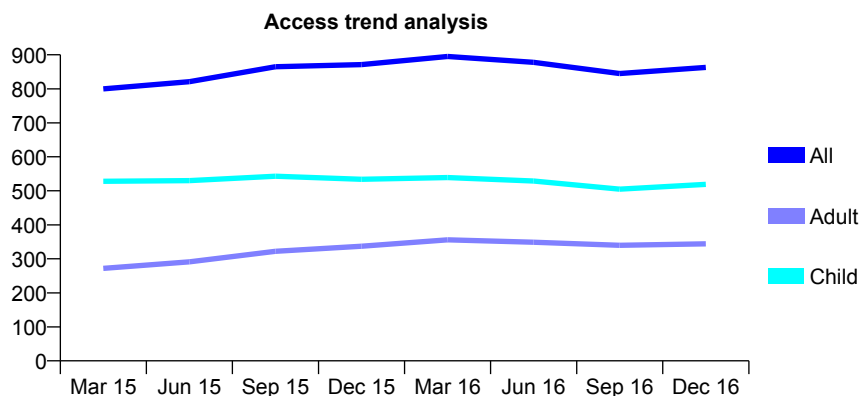
## Q63 - Vital Signs At a Glance Contract Report for 214582/0001 - December 2016

Name or company name	S Shah
Contract type name	GDS Contract
Purpose of contract	General
Contract start date	01/04/2006
Contract end date	

16/17 Contracted general activity (UDA)	2,040
Carry forward general activity (UDA)	-12
16/17 Contracted orthodontic activity (UOA)	0
Carry forward orthodontic activity (UOA)	0
Baseline contract value	£51,998.19

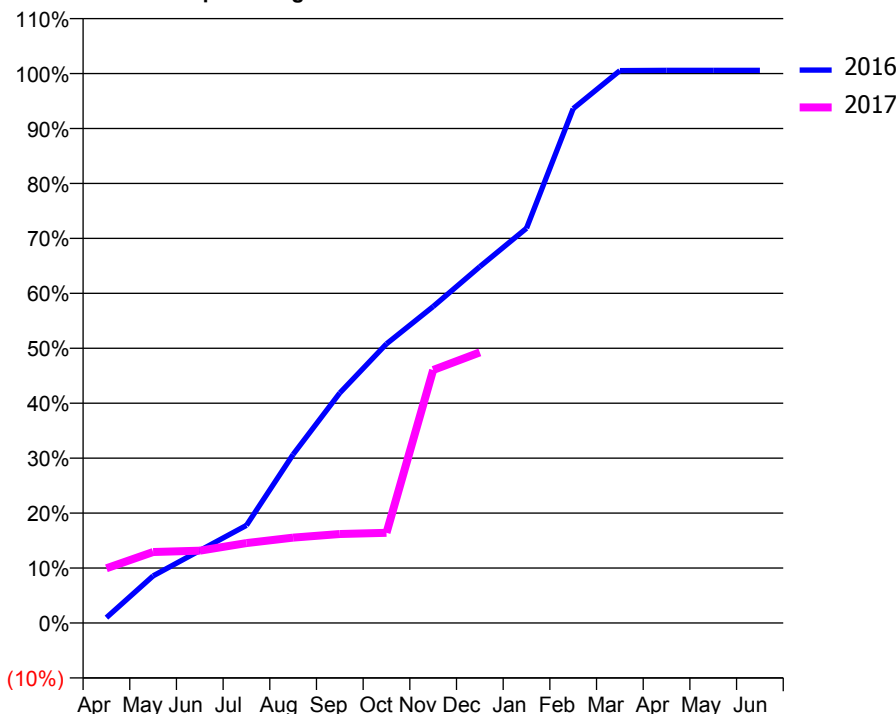
### ACCESS\*

Patients seen in 24 months	Total	Change since previous quarter
Quarter ending December 2015	871	
Quarter ending March 2016	895	↑
Quarter ending June 2016	878	↓
Quarter ending September 2016	845	↓
Quarter ending December 2016	863	↑
<b>Variance since December 2015</b>	<b>(0.9%)</b>	→



### ACTIVITY

Cumulative percentage of contracted UDA delivered 2016 & 2017



Month	Adjusted Scheduled Activity (UDA)	
	2016	2017
April	20	203
May	175	264
June	269	269
July	363	297
August	626	317
September	854	331
October	1,036	335
November	1,175	939
December	1,323	1,005
January	1,466	
February	1,910	
March	2,051	
April	2,052	
May	2,052	
June	2,052	

### QUALITY

	Quantity	Base Number	Contract	AT	Region	England
% of FP17s for the same patient ID Re-attending within 3 months - Children	34	580	5.9%	10.5%	11.9%	12.4%
% of FP17s for the same patient ID Re-attending within 3 months - Adults	15	182	8.2%	15.9%	17.1%	16.6%
% of FP17s for the same patient ID Re-attending between 3 & 9 months - Children	461	580	79.5%	47.5%	46.2%	57.5%
% of FP17s for the same patient ID Re-attending between 3 & 9 months - Adults	85	182	46.7%	37.9%	37.8%	50.4%
% of FP17s for Band 1 Urgent Courses	34	761	4.5%	10.3%	10.6%	9.1%
% of FP17s Relating to Free Repair or Replacements	0	761	0.0%	0.7%	0.6%	0.8%
% of FP17s Relating to Continuations	0	761	0.0%	1.1%	0.9%	1.3%
% of Patients satisfied with the dentistry they have received	0	0	N/A	90.2%	90.3%	92.7%
% of Patients satisfied with the time they had to wait for an appointment	0	0	N/A	85.9%	83.8%	88.8%

\* This is based on patients treated on this contract for their most recent course of treatment. Figures in italics indicate the base number of FP17s or Patient Questionnaire responses are less than 100. N/A is shown where the base number of responses is less than 10 during the period. % is calculated as Quantity/Base number\*100

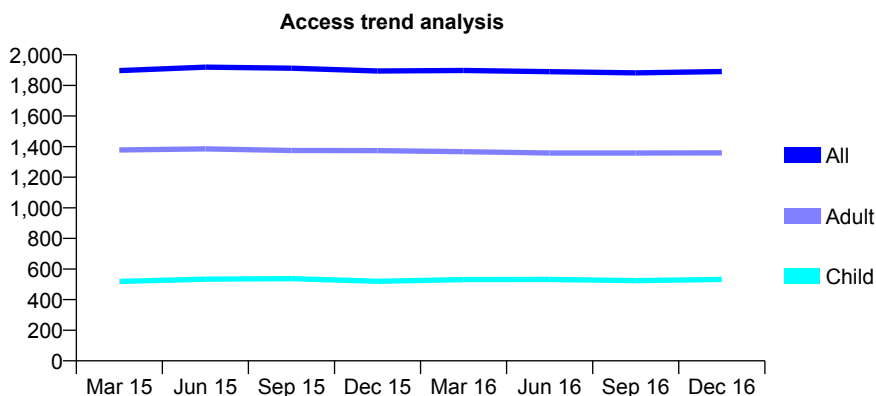
## Q63 - Vital Signs At a Glance Contract Report for 214752/0001 - December 2016

Name or company name	MR A PATEL
Contract type name	GDS Contract
Purpose of contract	General
Contract start date	01/04/2006
Contract end date	

16/17 Contracted general activity (UDA)	4,304
Carry forward general activity (UDA)	-76
16/17 Contracted orthodontic activity (UOA)	0
Carry forward orthodontic activity (UOA)	0
Baseline contract value	£126,086.75

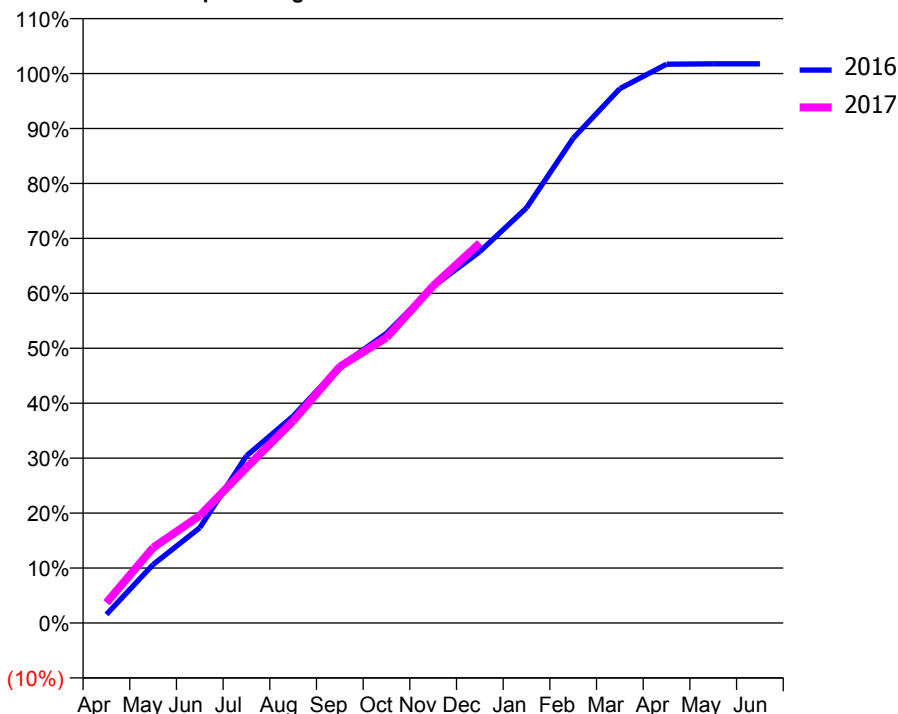
### ACCESS\*

Patients seen in 24 months	Total	Change since previous quarter
Quarter ending December 2015	1,894	
Quarter ending March 2016	1,898	→
Quarter ending June 2016	1,890	→
Quarter ending September 2016	1,882	→
Quarter ending December 2016	1,891	→
<b>Variance since December 2015</b>	<b>(0.2%)</b>	→



### ACTIVITY

Cumulative percentage of contracted UDA delivered 2016 & 2017



Month	Adjusted Scheduled Activity (UDA)	
	2016	2017
April	67	159
May	458	591
June	746	842
July	1,309	1,218
August	1,620	1,583
September	2,011	2,008
October	2,269	2,236
November	2,635	2,641
December	2,909	2,976
January	3,251	
February	3,797	
March	4,185	
April	4,377	
May	4,380	
June	4,380	

### QUALITY

	Quantity	Base Number	Contract	AT	Region	England
% of FP17s for the same patient ID Re-attending within 3 months - Children	26	451	5.8%	10.5%	11.9%	12.4%
% of FP17s for the same patient ID Re-attending within 3 months - Adults	75	995	7.5%	15.9%	17.1%	16.6%
% of FP17s for the same patient ID Re-attending between 3 & 9 months - Children	186	451	41.2%	47.5%	46.2%	57.5%
% of FP17s for the same patient ID Re-attending between 3 & 9 months - Adults	323	995	32.5%	37.9%	37.8%	50.4%
% of FP17s for Band 1 Urgent Courses	91	1,357	6.7%	10.3%	10.6%	9.1%
% of FP17s Relating to Free Repair or Replacements	5	1,357	0.4%	0.7%	0.6%	0.8%
% of FP17s Relating to Continuations	16	1,357	1.2%	1.1%	0.9%	1.3%
% of Patients satisfied with the dentistry they have received	1	2	N/A	90.2%	90.3%	92.7%
% of Patients satisfied with the time they had to wait for an appointment	1	2	N/A	85.9%	83.8%	88.8%

\* This is based on patients treated on this contract for their most recent course of treatment. Figures in italics indicate the base number of FP17s or Patient Questionnaire responses are less than 100. N/A is shown where the base number of responses is less than 10 during the period. % is calculated as Quantity/Base number\*100

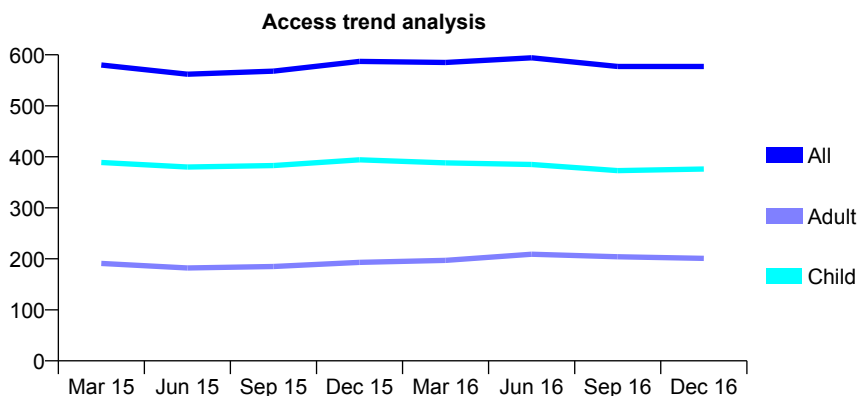
## Q63 - Vital Signs At a Glance Contract Report for 215775/0001 - December 2016

Name or company name	MR HE ROBERTS-HARRY
Contract type name	GDS Contract
Purpose of contract	General
Contract start date	01/04/2006
Contract end date	

16/17 Contracted general activity (UDA)	1,272
Carry forward general activity (UDA)	0
16/17 Contracted orthodontic activity (UOA)	0
Carry forward orthodontic activity (UOA)	0
Baseline contract value	£34,345.54

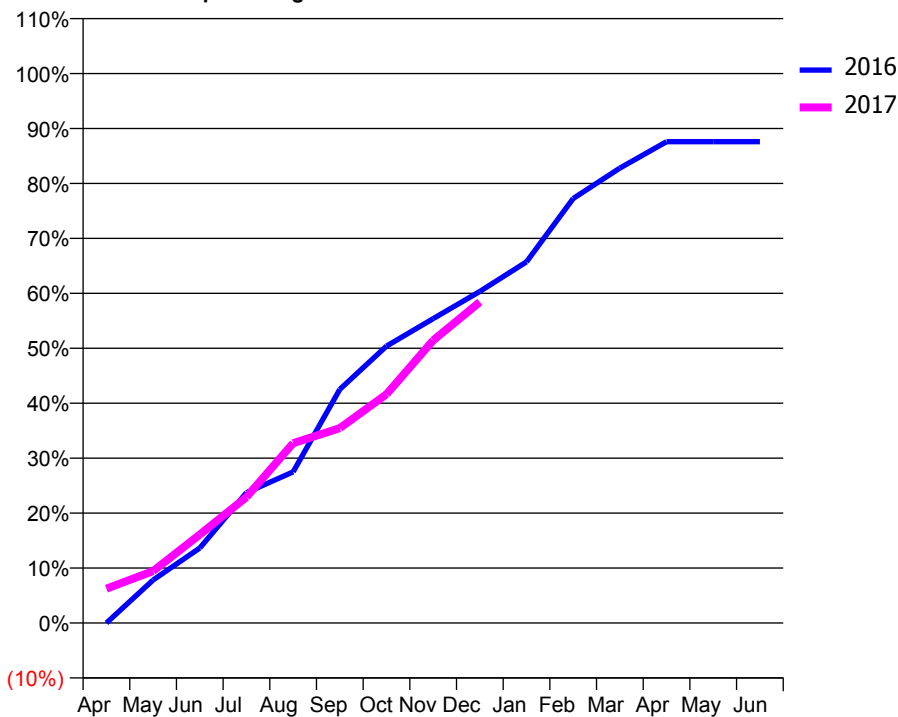
### ACCESS\*

Patients seen in 24 months	Total	Change since previous quarter
Quarter ending December 2015	587	
Quarter ending March 2016	585	→
Quarter ending June 2016	594	→
Quarter ending September 2016	577	↓
Quarter ending December 2016	577	→
<b>Variance since December 2015</b>	<b>(1.7%)</b>	<b>↓</b>



### ACTIVITY

Cumulative percentage of contracted UDA delivered 2016 & 2017



Month	Adjusted Scheduled Activity (UDA)	
	2016	2017
April	0	80
May	100	120
June	174	205
July	302	291
August	350	416
September	541	451
October	641	530
November	704	654
December	768	743
January	836	
February	983	
March	1,053	
April	1,114	
May	1,114	
June	1,114	

### QUALITY

	Quantity	Base Number	Contract	AT	Region	England
% of FP17s for the same patient ID Re-attending within 3 months - Children	11	413	2.7%	10.5%	11.9%	12.4%
% of FP17s for the same patient ID Re-attending within 3 months - Adults	1	125	0.8%	15.9%	17.1%	16.6%
% of FP17s for the same patient ID Re-attending between 3 & 9 months - Children	267	413	64.6%	47.5%	46.2%	57.5%
% of FP17s for the same patient ID Re-attending between 3 & 9 months - Adults	68	125	54.4%	37.9%	37.8%	50.4%
% of FP17s for Band 1 Urgent Courses	30	493	6.1%	10.3%	10.6%	9.1%
% of FP17s Relating to Free Repair or Replacements	0	493	0.0%	0.7%	0.6%	0.8%
% of FP17s Relating to Continuations	0	493	0.0%	1.1%	0.9%	1.3%
% of Patients satisfied with the dentistry they have received	2	2	N/A	90.2%	90.3%	92.7%
% of Patients satisfied with the time they had to wait for an appointment	2	2	N/A	85.9%	83.8%	88.8%

\* This is based on patients treated on this contract for their most recent course of treatment. Figures in italics indicate the base number of FP17s or Patient Questionnaire responses are less than 100. N/A is shown where the base number of responses is less than 10 during the period. % is calculated as Quantity/Base number\*100

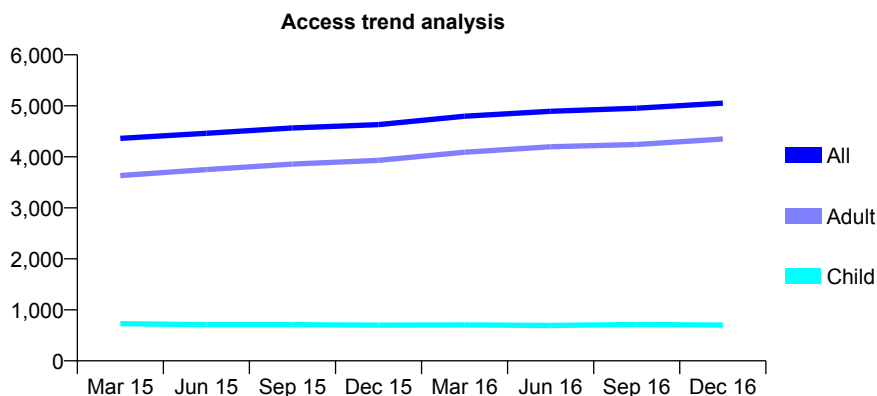
## Q63 - Vital Signs At a Glance Contract Report for 218146/0002 - December 2016

Name or company name	MR BH ANNOBIL
Contract type name	GDS Contract
Purpose of contract	General
Contract start date	21/04/2008
Contract end date	

16/17 Contracted general activity (UDA)	12,300
Carry forward general activity (UDA)	255
16/17 Contracted orthodontic activity (UOA)	0
Carry forward orthodontic activity (UOA)	0
Baseline contract value	£378,515.02

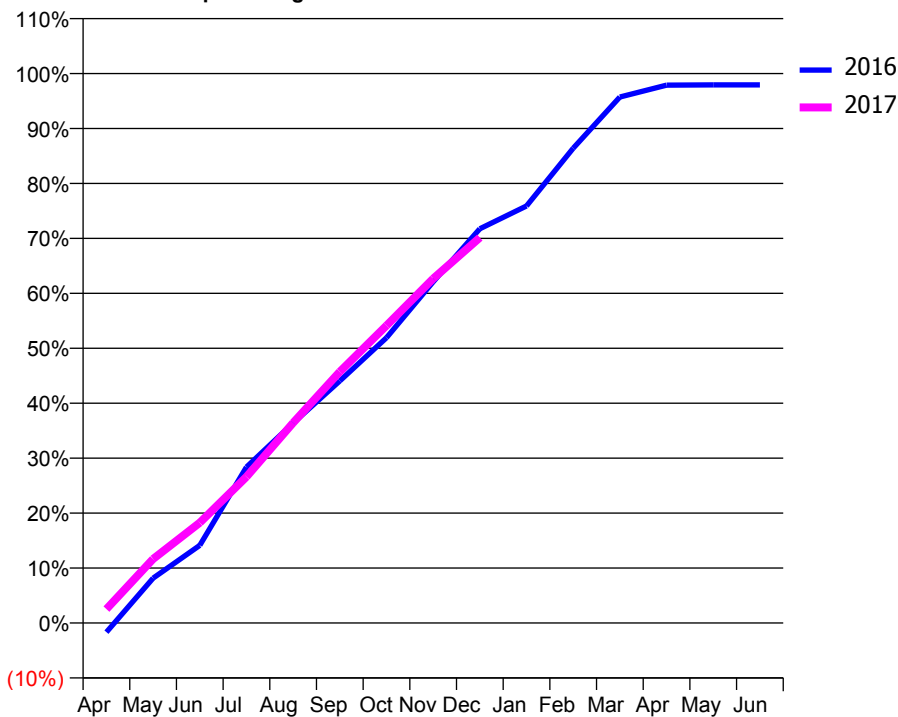
### ACCESS\*

Patients seen in 24 months	Total	Change since previous quarter
Quarter ending December 2015	4,631	
Quarter ending March 2016	4,796	↑
Quarter ending June 2016	4,892	↑
Quarter ending September 2016	4,954	→
Quarter ending December 2016	5,053	→
<b>Variance since December 2015</b>	<b>9.1%</b>	<b>↑</b>



### ACTIVITY

Cumulative percentage of contracted UDA delivered 2016 & 2017



Month	Adjusted Scheduled Activity (UDA)	
	2016	2017
April	-208	313
May	1,004	1,434
June	1,740	2,246
July	3,490	3,272
August	4,475	4,483
September	5,418	5,626
October	6,386	6,657
November	7,636	7,709
December	8,826	8,627
January	9,336	
February	10,628	
March	11,773	
April	12,040	
May	12,045	
June	12,045	

### QUALITY

	Quantity	Base Number	Contract	AT	Region	England
% of FP17s for the same patient ID Re-attending within 3 months - Children	21	465	4.5%	10.5%	11.9%	12.4%
% of FP17s for the same patient ID Re-attending within 3 months - Adults	315	2,703	11.7%	15.9%	17.1%	16.6%
% of FP17s for the same patient ID Re-attending between 3 & 9 months - Children	146	465	31.4%	47.5%	46.2%	57.5%
% of FP17s for the same patient ID Re-attending between 3 & 9 months - Adults	559	2,703	20.7%	37.9%	37.8%	50.4%
% of FP17s for Band 1 Urgent Courses	439	3,066	14.3%	10.3%	10.6%	9.1%
% of FP17s Relating to Free Repair or Replacements	12	3,066	0.4%	0.7%	0.6%	0.8%
% of FP17s Relating to Continuations	2	3,066	0.1%	1.1%	0.9%	1.3%
% of Patients satisfied with the dentistry they have received	5	6	N/A	90.2%	90.3%	92.7%
% of Patients satisfied with the time they had to wait for an appointment	5	6	N/A	85.9%	83.8%	88.8%

\* This is based on patients treated on this contract for their most recent course of treatment. Figures in italics indicate the base number of FP17s or Patient Questionnaire responses are less than 100. N/A is shown where the base number of responses is less than 10 during the period. % is calculated as Quantity/Base number\*100



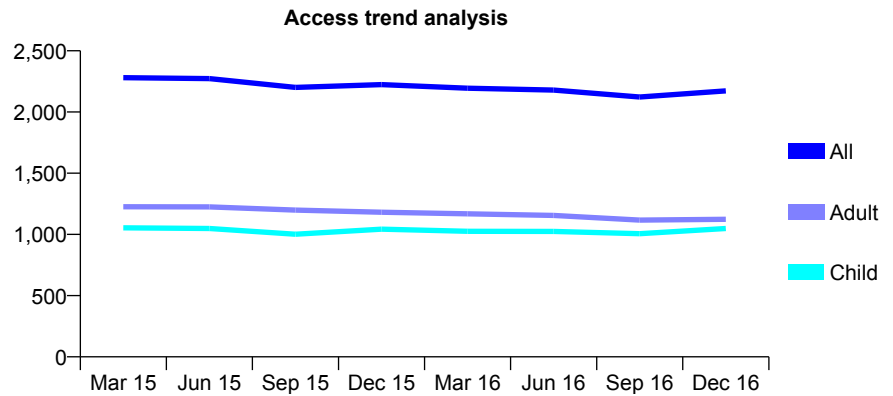
## Q63 - Vital Signs At a Glance Contract Report for 219851/0001 - December 2016

Name or company name	MR DN COGGER
Contract type name	GDS Contract
Purpose of contract	General
Contract start date	01/04/2006
Contract end date	

16/17 Contracted general activity (UDA)	7,000
Carry forward general activity (UDA)	0
16/17 Contracted orthodontic activity (UOA)	0
Carry forward orthodontic activity (UOA)	0
Baseline contract value	£185,346.80

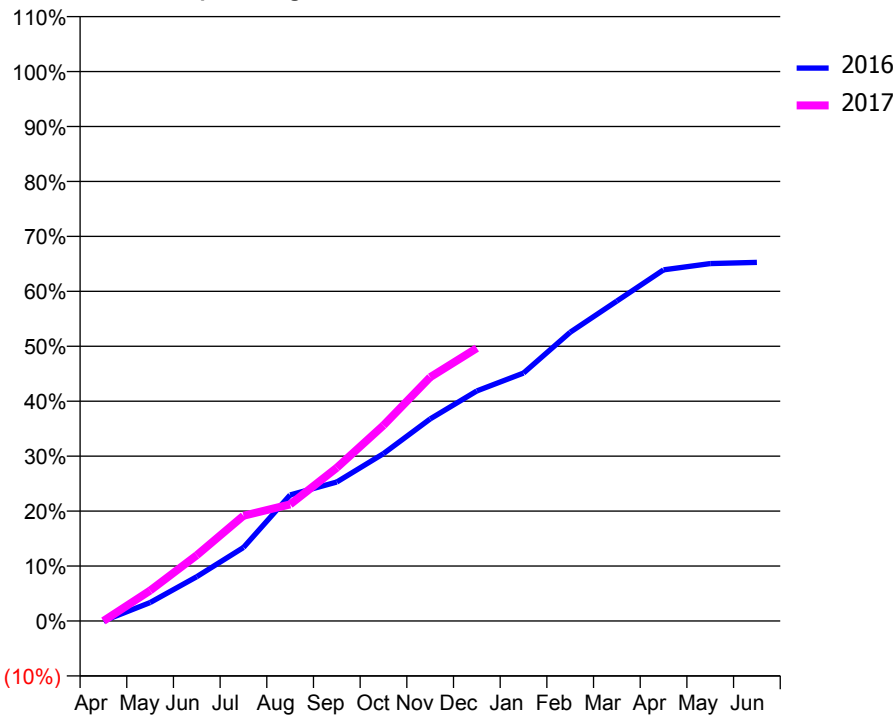
### ACCESS\*

Patients seen in 24 months	Total	Change since previous quarter
Quarter ending December 2015	2,224	
Quarter ending March 2016	2,194	↓
Quarter ending June 2016	2,179	→
Quarter ending September 2016	2,123	↓
Quarter ending December 2016	2,173	↑
<b>Variance since December 2015</b>	<b>(2.3%)</b>	<b>↓</b>



### ACTIVITY

Cumulative percentage of contracted UDA delivered 2016 & 2017



Month	Adjusted Scheduled Activity (UDA)	
	2016	2017
April	0	0
May	303	388
June	726	838
July	1,204	1,341
August	2,066	1,486
September	2,276	1,953
October	2,743	2,493
November	3,310	3,107
December	3,769	3,476
January	4,061	
February	4,730	
March	5,241	
April	5,753	
May	5,853	
June	5,873	

### QUALITY

	Quantity	Base Number	Contract	AT	Region	England
% of FP17s for the same patient ID Re-attending within 3 months - Children	86	961	8.9%	10.5%	11.9%	12.4%
% of FP17s for the same patient ID Re-attending within 3 months - Adults	166	1,058	15.7%	15.9%	17.1%	16.6%
% of FP17s for the same patient ID Re-attending between 3 & 9 months - Children	417	961	43.4%	47.5%	46.2%	57.5%
% of FP17s for the same patient ID Re-attending between 3 & 9 months - Adults	465	1,058	44.0%	37.9%	37.8%	50.4%
% of FP17s for Band 1 Urgent Courses	221	1,749	12.6%	10.3%	10.6%	9.1%
% of FP17s Relating to Free Repair or Replacements	0	1,749	0.0%	0.7%	0.6%	0.8%
% of FP17s Relating to Continuations	0	1,749	0.0%	1.1%	0.9%	1.3%
% of Patients satisfied with the dentistry they have received	1	1	N/A	90.2%	90.3%	92.7%
% of Patients satisfied with the time they had to wait for an appointment	1	1	N/A	85.9%	83.8%	88.8%

\* This is based on patients treated on this contract for their most recent course of treatment. Figures in italics indicate the base number of FP17s or Patient Questionnaire responses are less than 100. N/A is shown where the base number of responses is less than 10 during the period. % is calculated as Quantity/Base number\*100

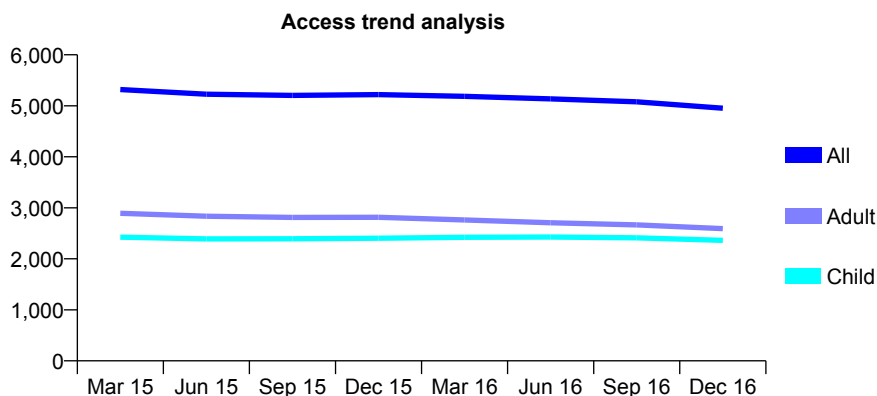
## Q63 - Vital Signs At a Glance Contract Report for 220000/0001 - December 2016

Name or company name	MR FH HUSSAIN
Contract type name	GDS Contract
Purpose of contract	General
Contract start date	01/04/2006
Contract end date	

16/17 Contracted general activity (UDA)	16,178
Carry forward general activity (UDA)	-237
16/17 Contracted orthodontic activity (UOA)	0
Carry forward orthodontic activity (UOA)	0
Baseline contract value	£551,579.58

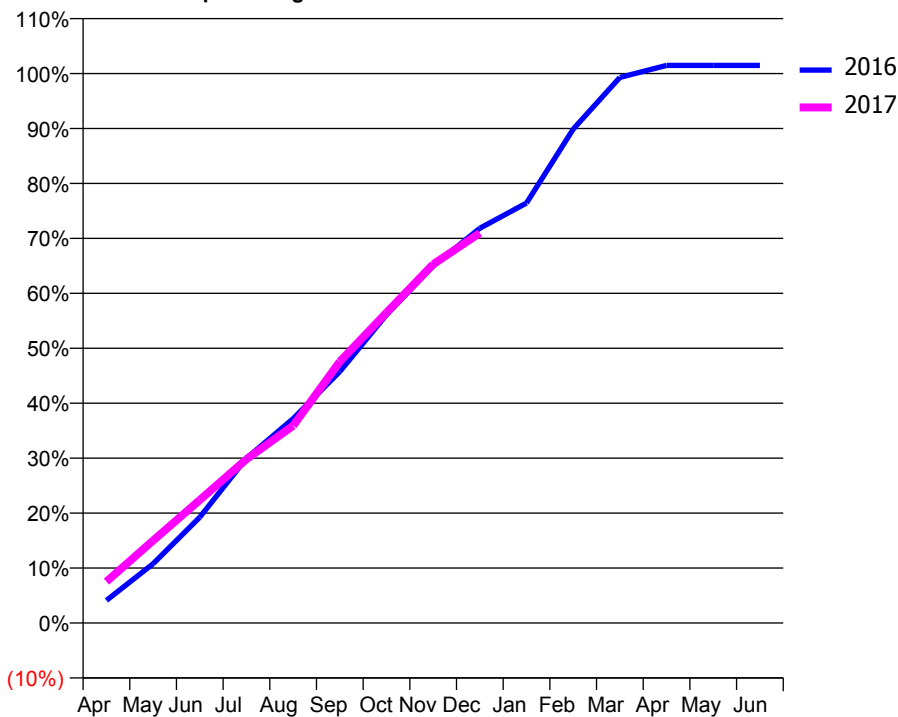
### ACCESS\*

Patients seen in 24 months	Total	Change since previous quarter
Quarter ending December 2015	5,219	
Quarter ending March 2016	5,185	→
Quarter ending June 2016	5,136	→
Quarter ending September 2016	5,078	↓
Quarter ending December 2016	4,954	↓
<b>Variance since December 2015</b>	<b>(5.1%)</b>	<b>↓</b>



### ACTIVITY

Cumulative percentage of contracted UDA delivered 2016 & 2017



Month	Adjusted Scheduled Activity (UDA)	
	2016	2017
April	665	1,220
May	1,747	2,428
June	3,114	3,623
July	4,852	4,821
August	6,018	5,809
September	7,402	7,697
October	9,076	9,137
November	10,513	10,561
December	11,621	11,481
January	12,363	
February	14,539	
March	16,063	
April	16,416	
May	16,416	
June	16,415	

### QUALITY

	Quantity	Base Number	Contract	AT	Region	England
% of FP17s for the same patient ID Re-attending within 3 months - Children	115	1,669	6.9%	10.5%	11.9%	12.4%
% of FP17s for the same patient ID Re-attending within 3 months - Adults	421	1,920	21.9%	15.9%	17.1%	16.6%
% of FP17s for the same patient ID Re-attending between 3 & 9 months - Children	345	1,669	20.7%	47.5%	46.2%	57.5%
% of FP17s for the same patient ID Re-attending between 3 & 9 months - Adults	454	1,920	23.6%	37.9%	37.8%	50.4%
% of FP17s for Band 1 Urgent Courses	566	3,446	16.4%	10.3%	10.6%	9.1%
% of FP17s Relating to Free Repair or Replacements	0	3,446	0.0%	0.7%	0.6%	0.8%
% of FP17s Relating to Continuations	10	3,446	0.3%	1.1%	0.9%	1.3%
% of Patients satisfied with the dentistry they have received	1	1	N/A	90.2%	90.3%	92.7%
% of Patients satisfied with the time they had to wait for an appointment	1	1	N/A	85.9%	83.8%	88.8%

\* This is based on patients treated on this contract for their most recent course of treatment. Figures in italics indicate the base number of FP17s or Patient Questionnaire responses are less than 100. N/A is shown where the base number of responses is less than 10 during the period. % is calculated as Quantity/Base number\*100

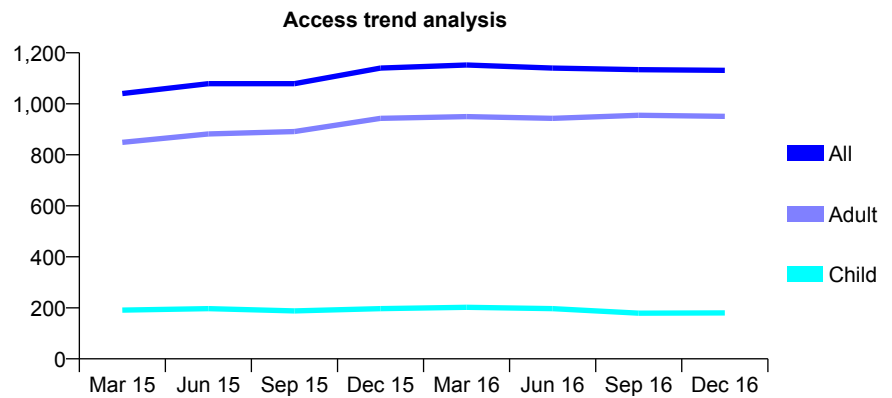
## Q63 - Vital Signs At a Glance Contract Report for 220132/0001 - December 2016

Name or company name	MR WC YEAP
Contract type name	GDS Contract
Purpose of contract	General
Contract start date	01/04/2006
Contract end date	

16/17 Contracted general activity (UDA)	6,260
Carry forward general activity (UDA)	0
16/17 Contracted orthodontic activity (UOA)	0
Carry forward orthodontic activity (UOA)	0
Baseline contract value	£167,104.39

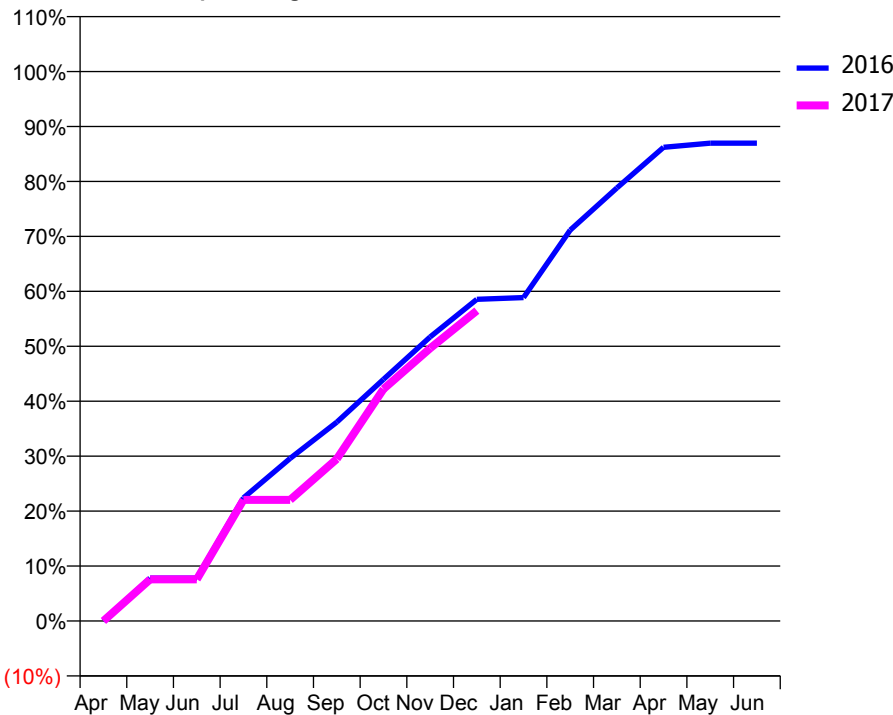
### ACCESS\*

Patients seen in 24 months	Total	Change since previous quarter
Quarter ending December 2015	1,140	
Quarter ending March 2016	1,152	→
Quarter ending June 2016	1,140	↓
Quarter ending September 2016	1,134	→
Quarter ending December 2016	1,131	→
<b>Variance since December 2015</b>	<b>(0.8%)</b>	<b>→</b>



### ACTIVITY

Cumulative percentage of contracted UDA delivered 2016 & 2017



Month	Adjusted Scheduled Activity (UDA)	
	2016	2017
April	0	0
May	489	474
June	489	474
July	1,403	1,380
August	1,853	1,380
September	2,265	1,846
October	2,754	2,642
November	3,237	3,107
December	3,665	3,535
January	3,685	
February	4,454	
March	4,934	
April	5,396	
May	5,444	
June	5,444	

### QUALITY

	Quantity	Base Number	Contract	AT	Region	England
% of FP17s for the same patient ID Re-attending within 3 months - Children	5	108	4.6%	10.5%	11.9%	12.4%
% of FP17s for the same patient ID Re-attending within 3 months - Adults	56	634	8.8%	15.9%	17.1%	16.6%
% of FP17s for the same patient ID Re-attending between 3 & 9 months - Children	26	108	24.1%	47.5%	46.2%	57.5%
% of FP17s for the same patient ID Re-attending between 3 & 9 months - Adults	171	634	27.0%	37.9%	37.8%	50.4%
% of FP17s for Band 1 Urgent Courses	50	644	7.8%	10.3%	10.6%	9.1%
% of FP17s Relating to Free Repair or Replacements	0	644	0.0%	0.7%	0.6%	0.8%
% of FP17s Relating to Continuations	0	644	0.0%	1.1%	0.9%	1.3%
% of Patients satisfied with the dentistry they have received	0	0	N/A	90.2%	90.3%	92.7%
% of Patients satisfied with the time they had to wait for an appointment	0	0	N/A	85.9%	83.8%	88.8%

\* This is based on patients treated on this contract for their most recent course of treatment. Figures in italics indicate the base number of FP17s or Patient Questionnaire responses are less than 100. N/A is shown where the base number of responses is less than 10 during the period. % is calculated as Quantity/Base number\*100

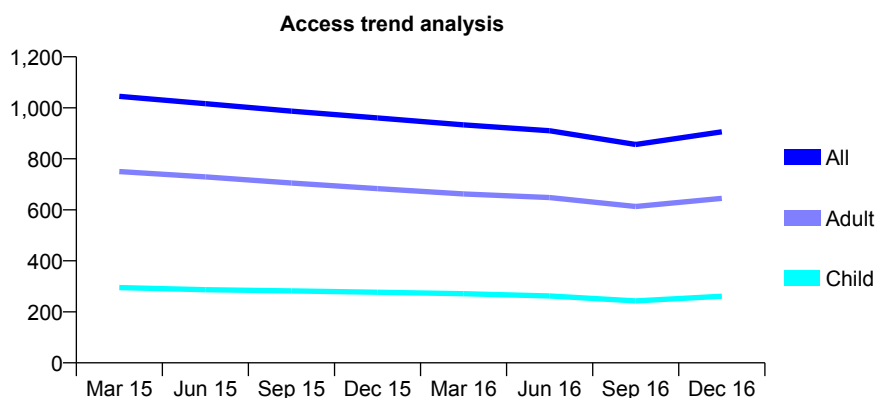
## Q63 - Vital Signs At a Glance Contract Report for 220949/0001 - December 2016

Name or company name	MR HS SIRHA
Contract type name	GDS Contract
Purpose of contract	General
Contract start date	01/04/2006
Contract end date	

16/17 Contracted general activity (UDA)	2,097
Carry forward general activity (UDA)	0
16/17 Contracted orthodontic activity (UOA)	0
Carry forward orthodontic activity (UOA)	0
Baseline contract value	£60,063.53

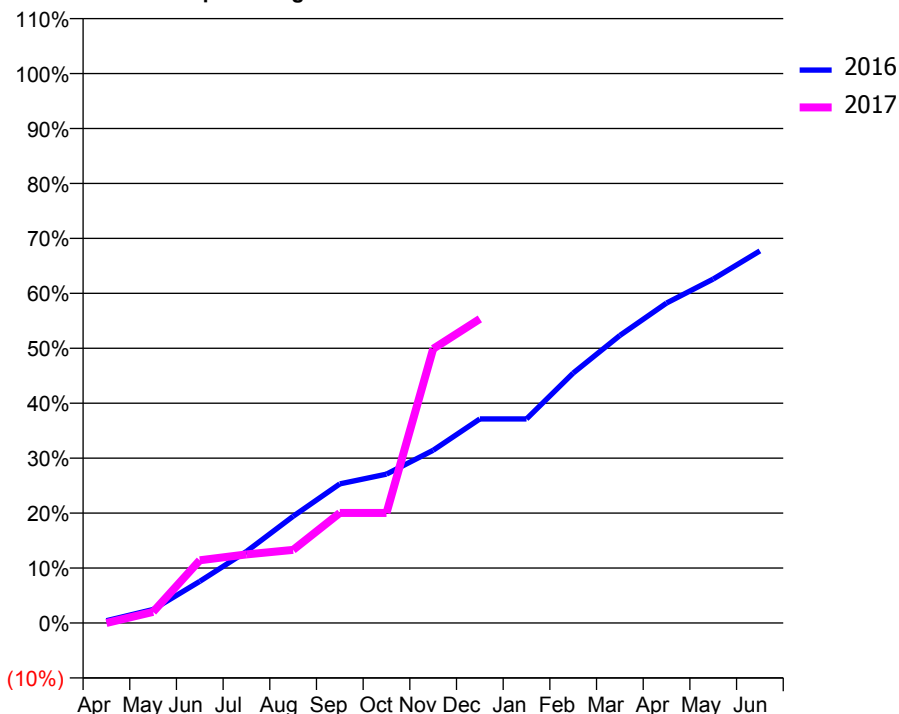
### ACCESS\*

Patients seen in 24 months	Total	Change since previous quarter
Quarter ending December 2015	960	
Quarter ending March 2016	933	↓
Quarter ending June 2016	910	↓
Quarter ending September 2016	856	↓
Quarter ending December 2016	906	↑
<b>Variance since December 2015</b>	<b>(5.6%)</b>	<b>↓</b>



### ACTIVITY

Cumulative percentage of contracted UDA delivered 2016 & 2017



Month	Adjusted Scheduled Activity (UDA)	
	2016	2017
April	9	0
May	51	43
June	159	240
July	273	262
August	407	279
September	531	420
October	568	420
November	659	1,047
December	779	1,160
January	779	
February	954	
March	1,097	
April	1,221	
May	1,313	
June	1,420	

### QUALITY

	Quantity	Base Number	Contract	AT	Region	England
% of FP17s for the same patient ID Re-attending within 3 months - Children	23	232	9.9%	10.5%	11.9%	12.4%
% of FP17s for the same patient ID Re-attending within 3 months - Adults	42	503	8.3%	15.9%	17.1%	16.6%
% of FP17s for the same patient ID Re-attending between 3 & 9 months - Children	84	232	36.2%	47.5%	46.2%	57.5%
% of FP17s for the same patient ID Re-attending between 3 & 9 months - Adults	118	503	23.5%	37.9%	37.8%	50.4%
% of FP17s for Band 1 Urgent Courses	34	576	5.9%	10.3%	10.6%	9.1%
% of FP17s Relating to Free Repair or Replacements	3	576	0.5%	0.7%	0.6%	0.8%
% of FP17s Relating to Continuations	0	576	0.0%	1.1%	0.9%	1.3%
% of Patients satisfied with the dentistry they have received	2	3	N/A	90.2%	90.3%	92.7%
% of Patients satisfied with the time they had to wait for an appointment	2	3	N/A	85.9%	83.8%	88.8%

\* This is based on patients treated on this contract for their most recent course of treatment. Figures in italics indicate the base number of FP17s or Patient Questionnaire responses are less than 100. N/A is shown where the base number of responses is less than 10 during the period. % is calculated as Quantity/Base number\*100

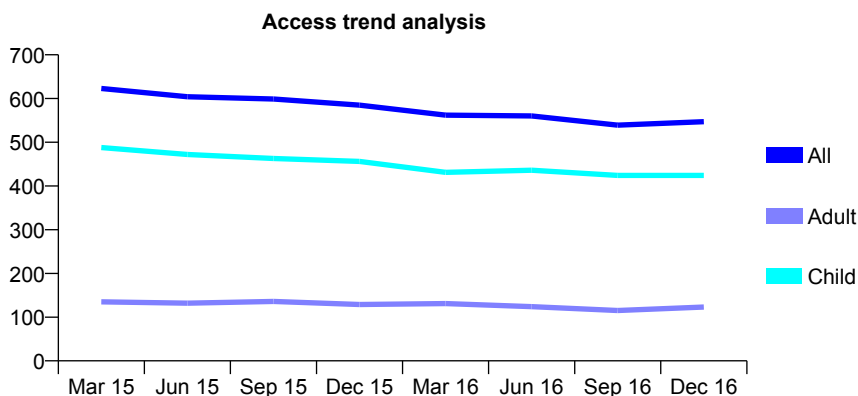
## Q63 - Vital Signs At a Glance Contract Report for 228605/0001 - December 2016

Name or company name	MRS CS HENSLEY
Contract type name	GDS Contract
Purpose of contract	General
Contract start date	01/04/2006
Contract end date	

16/17 Contracted general activity (UDA)	1,400
Carry forward general activity (UDA)	0
16/17 Contracted orthodontic activity (UOA)	0
Carry forward orthodontic activity (UOA)	0
Baseline contract value	£28,753.48

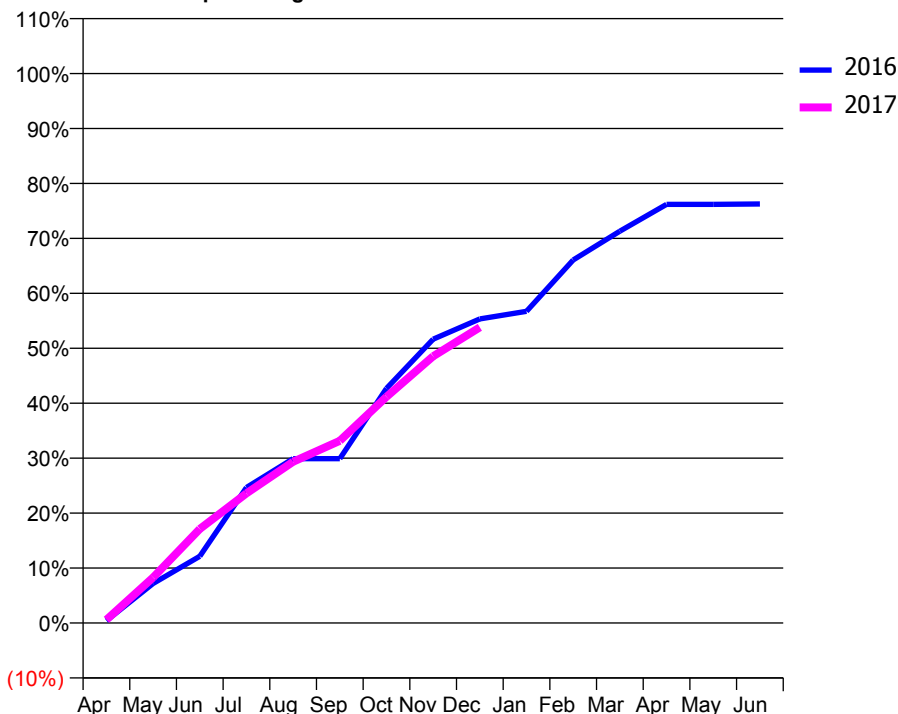
### ACCESS\*

Patients seen in 24 months	Total	Change since previous quarter
Quarter ending December 2015	585	
Quarter ending March 2016	562	↓
Quarter ending June 2016	560	→
Quarter ending September 2016	539	↓
Quarter ending December 2016	547	→
<b>Variance since December 2015</b>	<b>(6.5%)</b>	<b>↓</b>



### ACTIVITY

Cumulative percentage of contracted UDA delivered 2016 & 2017



Month	Adjusted Scheduled Activity (UDA)	
	2016	2017
April	6	8
May	101	116
June	170	240
July	345	330
August	419	411
September	419	464
October	598	576
November	723	680
December	775	753
January	794	
February	925	
March	998	
April	1,067	
May	1,067	
June	1,068	

### QUALITY

	Quantity	Base Number	Contract	AT	Region	England
% of FP17s for the same patient ID Re-attending within 3 months - Children	39	464	8.4%	10.5%	11.9%	12.4%
% of FP17s for the same patient ID Re-attending within 3 months - Adults	13	91	14.3%	15.9%	17.1%	16.6%
% of FP17s for the same patient ID Re-attending between 3 & 9 months - Children	239	464	51.5%	47.5%	46.2%	57.5%
% of FP17s for the same patient ID Re-attending between 3 & 9 months - Adults	38	91	41.8%	37.9%	37.8%	50.4%
% of FP17s for Band 1 Urgent Courses	31	510	6.1%	10.3%	10.6%	9.1%
% of FP17s Relating to Free Repair or Replacements	0	510	0.0%	0.7%	0.6%	0.8%
% of FP17s Relating to Continuations	1	510	0.2%	1.1%	0.9%	1.3%
% of Patients satisfied with the dentistry they have received	1	1	N/A	90.2%	90.3%	92.7%
% of Patients satisfied with the time they had to wait for an appointment	1	1	N/A	85.9%	83.8%	88.8%

\* This is based on patients treated on this contract for their most recent course of treatment. Figures in italics indicate the base number of FP17s or Patient Questionnaire responses are less than 100. N/A is shown where the base number of responses is less than 10 during the period. % is calculated as Quantity/Base number\*100

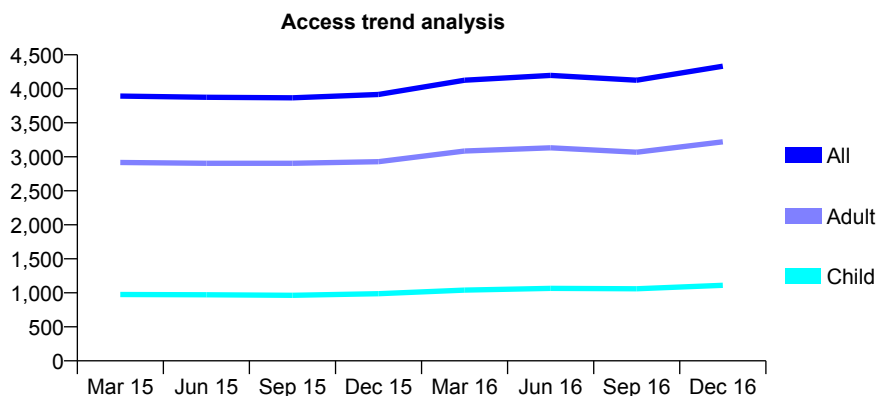
## Q63 - Vital Signs At a Glance Contract Report for 228850/0002 - December 2016

Name or company name	MR TK PATEL
Contract type name	GDS Contract
Purpose of contract	General
Contract start date	01/04/2006
Contract end date	

16/17 Contracted general activity (UDA)	12,283
Carry forward general activity (UDA)	-151
16/17 Contracted orthodontic activity (UOA)	0
Carry forward orthodontic activity (UOA)	0
Baseline contract value	£356,411.50

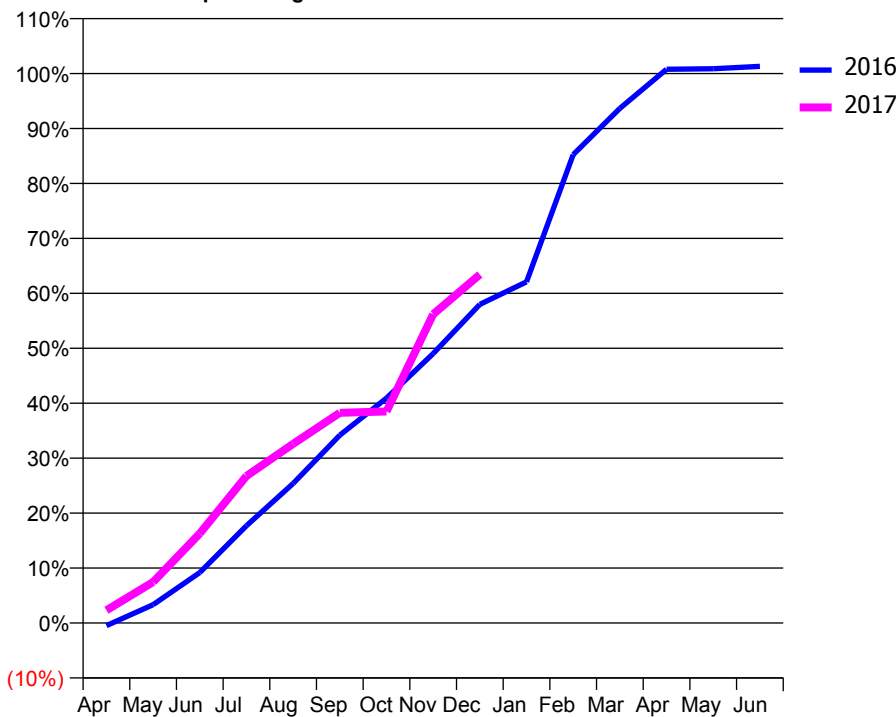
### ACCESS\*

Patients seen in 24 months	Total	Change since previous quarter
Quarter ending December 2015	3,916	
Quarter ending March 2016	4,126	↑
Quarter ending June 2016	4,198	→
Quarter ending September 2016	4,126	↓
Quarter ending December 2016	4,332	↑
<b>Variance since December 2015</b>	<b>10.6%</b>	<b>↑</b>



### ACTIVITY

Cumulative percentage of contracted UDA delivered 2016 & 2017



Month	Adjusted Scheduled Activity (UDA)	
	2016	2017
April	-57	286
May	386	917
June	1,065	2,000
July	2,052	3,286
August	2,941	4,005
September	3,959	4,698
October	4,740	4,728
November	5,678	6,902
December	6,717	7,789
January	7,192	
February	9,874	
March	10,848	
April	11,673	
May	11,683	
June	11,734	

### QUALITY

	Quantity	Base Number	Contract	AT	Region	England
% of FP17s for the same patient ID Re-attending within 3 months - Children	63	965	6.5%	10.5%	11.9%	12.4%
% of FP17s for the same patient ID Re-attending within 3 months - Adults	324	2,553	12.7%	15.9%	17.1%	16.6%
% of FP17s for the same patient ID Re-attending between 3 & 9 months - Children	390	965	40.4%	47.5%	46.2%	57.5%
% of FP17s for the same patient ID Re-attending between 3 & 9 months - Adults	970	2,553	38.0%	37.9%	37.8%	50.4%
% of FP17s for Band 1 Urgent Courses	324	3,240	10.0%	10.3%	10.6%	9.1%
% of FP17s Relating to Free Repair or Replacements	4	3,240	0.1%	0.7%	0.6%	0.8%
% of FP17s Relating to Continuations	15	3,240	0.5%	1.1%	0.9%	1.3%
% of Patients satisfied with the dentistry they have received	4	4	N/A	90.2%	90.3%	92.7%
% of Patients satisfied with the time they had to wait for an appointment	4	4	N/A	85.9%	83.8%	88.8%

\* This is based on patients treated on this contract for their most recent course of treatment. Figures in italics indicate the base number of FP17s or Patient Questionnaire responses are less than 100. N/A is shown where the base number of responses is less than 10 during the period. % is calculated as Quantity/Base number\*100

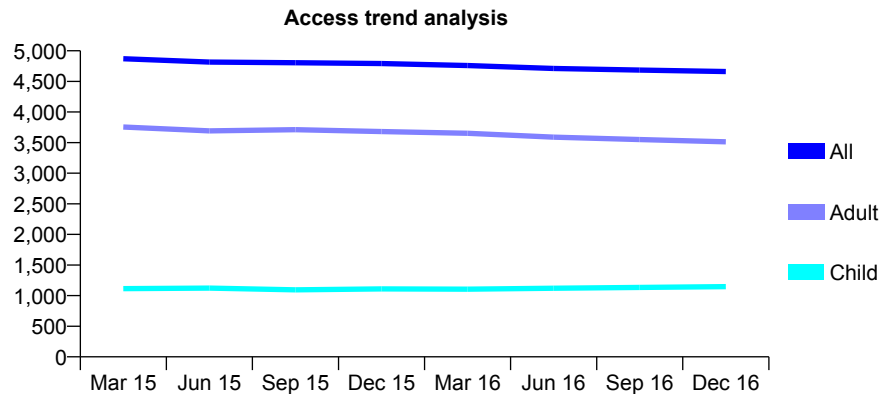
## Q63 - Vital Signs At a Glance Contract Report for 228850/0003 - December 2016

Name or company name	MR TK PATEL
Contract type name	GDS Contract
Purpose of contract	General
Contract start date	01/04/2006
Contract end date	

16/17 Contracted general activity (UDA)	12,334
Carry forward general activity (UDA)	-202
16/17 Contracted orthodontic activity (UOA)	0
Carry forward orthodontic activity (UOA)	0
Baseline contract value	£404,155.93

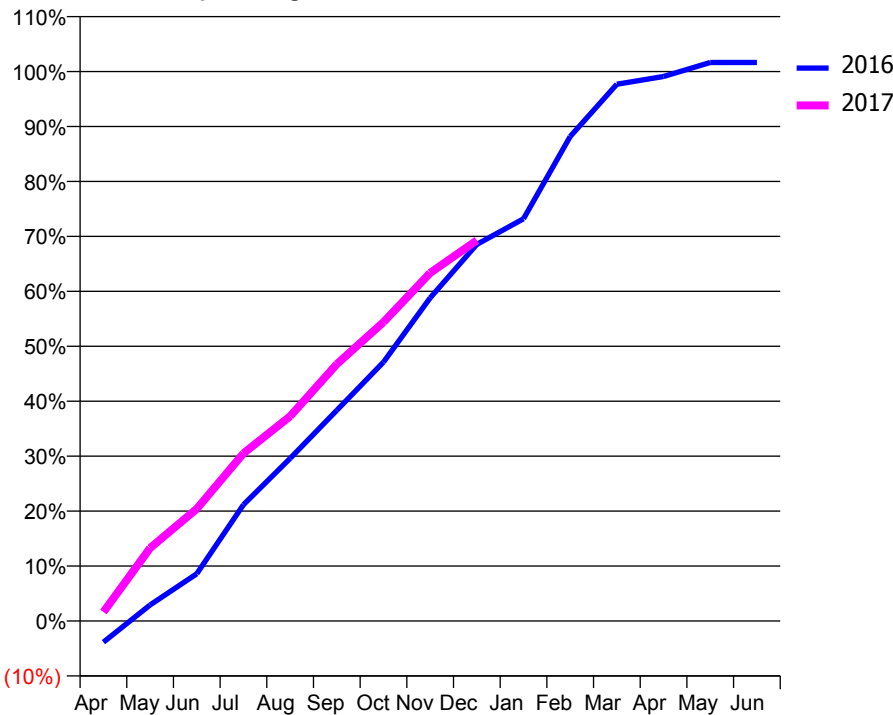
### ACCESS\*

Patients seen in 24 months	Total	Change since previous quarter
Quarter ending December 2015	4,791	
Quarter ending March 2016	4,759	→
Quarter ending June 2016	4,711	↓
Quarter ending September 2016	4,685	→
Quarter ending December 2016	4,662	→
<b>Variance since December 2015</b>	<b>(2.7%)</b>	<b>↓</b>



### ACTIVITY

Cumulative percentage of contracted UDA delivered 2016 & 2017



Month	Adjusted Scheduled Activity (UDA)	
	2016	2017
April	-477	202
May	359	1,639
June	1,062	2,518
July	2,611	3,763
August	3,649	4,597
September	4,730	5,768
October	5,811	6,710
November	7,252	7,813
December	8,454	8,543
January	9,028	
February	10,875	
March	12,049	
April	12,223	
May	12,536	
June	12,536	

### QUALITY

	Quantity	Base Number	Contract	AT	Region	England
% of FP17s for the same patient ID Re-attending within 3 months - Children	66	1,001	6.6%	10.5%	11.9%	12.4%
% of FP17s for the same patient ID Re-attending within 3 months - Adults	331	2,646	12.5%	15.9%	17.1%	16.6%
% of FP17s for the same patient ID Re-attending between 3 & 9 months - Children	499	1,001	49.9%	47.5%	46.2%	57.5%
% of FP17s for the same patient ID Re-attending between 3 & 9 months - Adults	1,014	2,646	38.3%	37.9%	37.8%	50.4%
% of FP17s for Band 1 Urgent Courses	242	3,181	7.6%	10.3%	10.6%	9.1%
% of FP17s Relating to Free Repair or Replacements	14	3,181	0.4%	0.7%	0.6%	0.8%
% of FP17s Relating to Continuations	61	3,181	1.9%	1.1%	0.9%	1.3%
% of Patients satisfied with the dentistry they have received	7	7	N/A	90.2%	90.3%	92.7%
% of Patients satisfied with the time they had to wait for an appointment	7	7	N/A	85.9%	83.8%	88.8%

\* This is based on patients treated on this contract for their most recent course of treatment. Figures in italics indicate the base number of FP17s or Patient Questionnaire responses are less than 100. N/A is shown where the base number of responses is less than 10 during the period. % is calculated as Quantity/Base number\*100



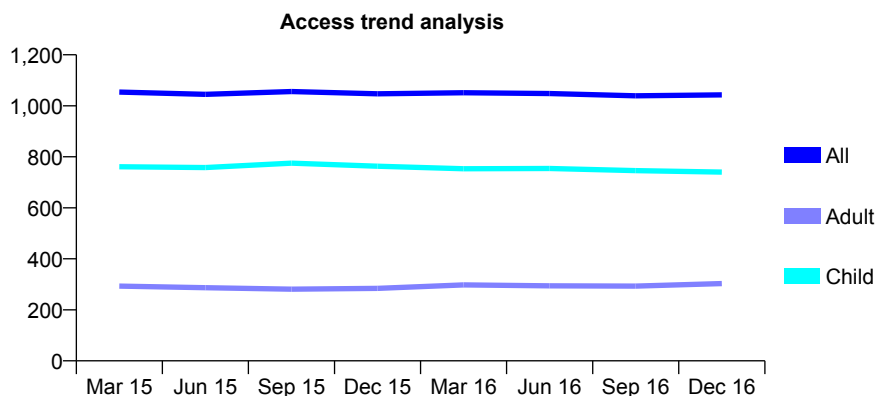
## Q63 - Vital Signs At a Glance Contract Report for 228966/0001 - December 2016

Name or company name	MR AM TOMALIN
Contract type name	GDS Contract
Purpose of contract	General
Contract start date	01/04/2006
Contract end date	

16/17 Contracted general activity (UDA)	2,100
Carry forward general activity (UDA)	0
16/17 Contracted orthodontic activity (UOA)	0
Carry forward orthodontic activity (UOA)	0
Baseline contract value	£45,770.75

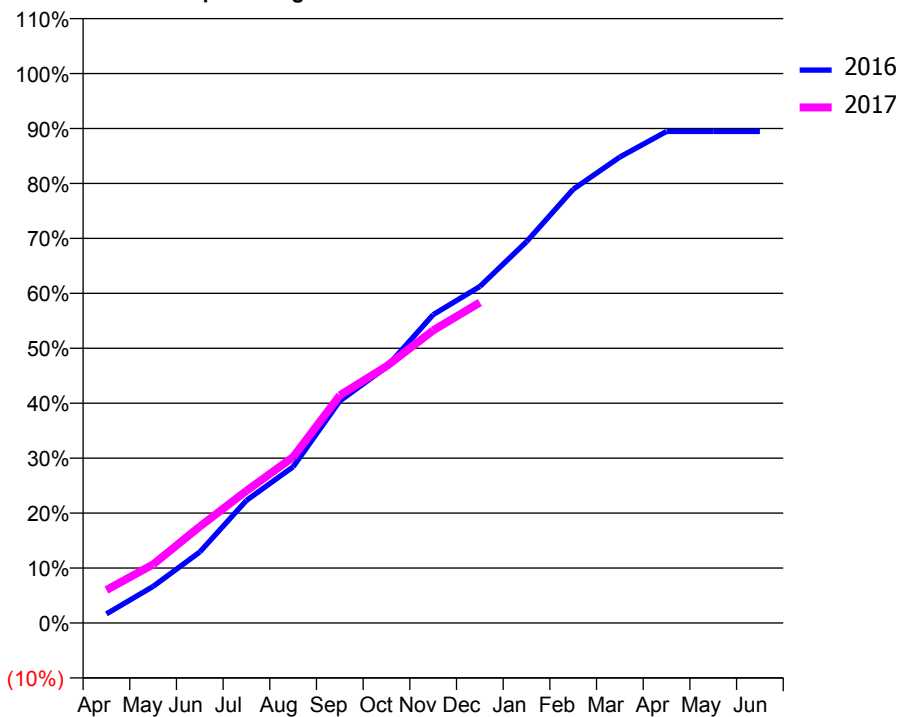
### ACCESS\*

Patients seen in 24 months	Total	Change since previous quarter
Quarter ending December 2015	1,047	
Quarter ending March 2016	1,051	→
Quarter ending June 2016	1,048	→
Quarter ending September 2016	1,039	→
Quarter ending December 2016	1,043	→
<b>Variance since December 2015</b>	<b>(0.4%)</b>	<b>→</b>



### ACTIVITY

Cumulative percentage of contracted UDA delivered 2016 & 2017



Month	Adjusted Scheduled Activity (UDA)	
	2016	2017
April	35	126
May	140	224
June	271	369
July	469	505
August	597	634
September	849	870
October	978	981
November	1,178	1,118
December	1,286	1,225
January	1,457	
February	1,658	
March	1,781	
April	1,879	
May	1,879	
June	1,879	

### QUALITY

	Quantity	Base Number	Contract	AT	Region	England
% of FP17s for the same patient ID Re-attending within 3 months - Children	49	855	5.7%	10.5%	11.9%	12.4%
% of FP17s for the same patient ID Re-attending within 3 months - Adults	11	185	5.9%	15.9%	17.1%	16.6%
% of FP17s for the same patient ID Re-attending between 3 & 9 months - Children	571	855	66.8%	47.5%	46.2%	57.5%
% of FP17s for the same patient ID Re-attending between 3 & 9 months - Adults	104	185	56.2%	37.9%	37.8%	50.4%
% of FP17s for Band 1 Urgent Courses	23	966	2.4%	10.3%	10.6%	9.1%
% of FP17s Relating to Free Repair or Replacements	0	966	0.0%	0.7%	0.6%	0.8%
% of FP17s Relating to Continuations	0	966	0.0%	1.1%	0.9%	1.3%
% of Patients satisfied with the dentistry they have received	0	0	N/A	90.2%	90.3%	92.7%
% of Patients satisfied with the time they had to wait for an appointment	0	0	N/A	85.9%	83.8%	88.8%

\* This is based on patients treated on this contract for their most recent course of treatment. Figures in italics indicate the base number of FP17s or Patient Questionnaire responses are less than 100. N/A is shown where the base number of responses is less than 10 during the period. % is calculated as Quantity/Base number\*100

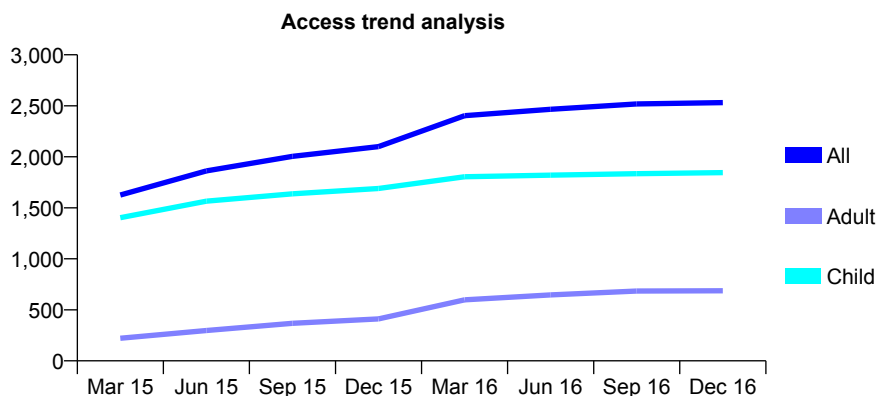
## Q63 - Vital Signs At a Glance Contract Report for 230316/0001 - December 2016

Name or company name	MR PA DOOLEY
Contract type name	GDS Contract
Purpose of contract	General
Contract start date	01/09/2014
Contract end date	

16/17 Contracted general activity (UDA)	5,500
Carry forward general activity (UDA)	0
16/17 Contracted orthodontic activity (UOA)	0
Carry forward orthodontic activity (UOA)	0
Baseline contract value	£125,419.23

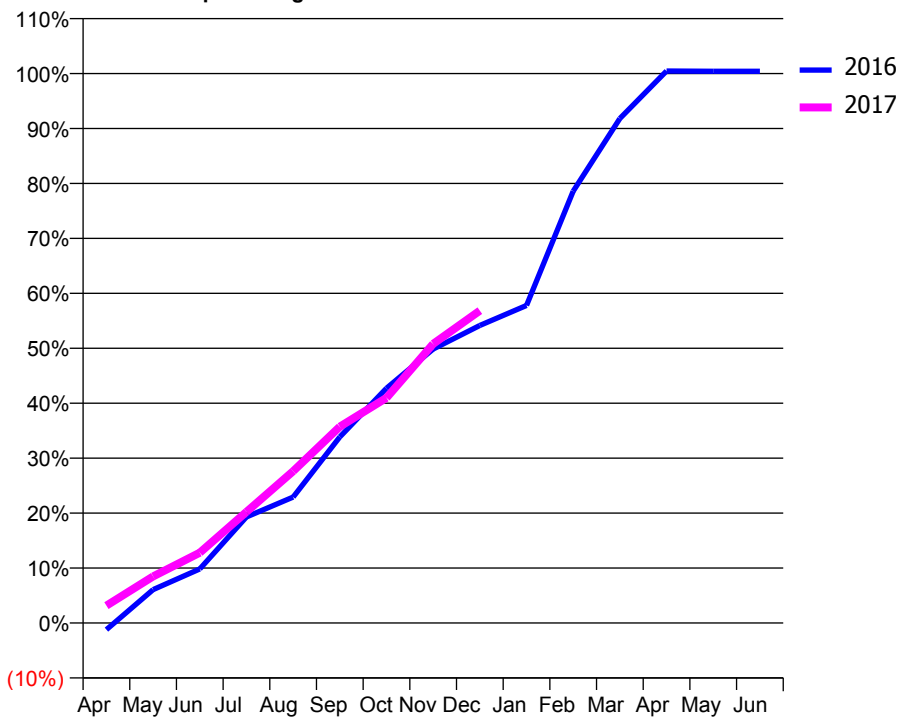
### ACCESS\*

Patients seen in 24 months	Total	Change since previous quarter
Quarter ending December 2015	2,100	
Quarter ending March 2016	2,403	↑
Quarter ending June 2016	2,466	↑
Quarter ending September 2016	2,518	↑
Quarter ending December 2016	2,532	→
<b>Variance since December 2015</b>	<b>20.6%</b>	<b>↑</b>



### ACTIVITY

Cumulative percentage of contracted UDA delivered 2016 & 2017



Month	Adjusted Scheduled Activity (UDA)	
	2016	2017
April	-68	174
May	335	466
June	541	704
July	1,061	1,113
August	1,261	1,520
September	1,863	1,966
October	2,350	2,253
November	2,743	2,795
December	2,978	3,126
January	3,179	
February	4,322	
March	5,050	
April	5,525	
May	5,522	
June	5,522	

### QUALITY

	Quantity	Base Number	Contract	AT	Region	England
% of FP17s for the same patient ID Re-attending within 3 months - Children	122	2,015	6.1%	10.5%	11.9%	12.4%
% of FP17s for the same patient ID Re-attending within 3 months - Adults	22	316	7.0%	15.9%	17.1%	16.6%
% of FP17s for the same patient ID Re-attending between 3 & 9 months - Children	1,246	2,015	61.8%	47.5%	46.2%	57.5%
% of FP17s for the same patient ID Re-attending between 3 & 9 months - Adults	147	316	46.5%	37.9%	37.8%	50.4%
% of FP17s for Band 1 Urgent Courses	61	2,020	3.0%	10.3%	10.6%	9.1%
% of FP17s Relating to Free Repair or Replacements	0	2,020	0.0%	0.7%	0.6%	0.8%
% of FP17s Relating to Continuations	3	2,020	0.1%	1.1%	0.9%	1.3%
% of Patients satisfied with the dentistry they have received	0	1	N/A	90.2%	90.3%	92.7%
% of Patients satisfied with the time they had to wait for an appointment	0	1	N/A	85.9%	83.8%	88.8%

\* This is based on patients treated on this contract for their most recent course of treatment. Figures in italics indicate the base number of FP17s or Patient Questionnaire responses are less than 100. N/A is shown where the base number of responses is less than 10 during the period. % is calculated as Quantity/Base number\*100

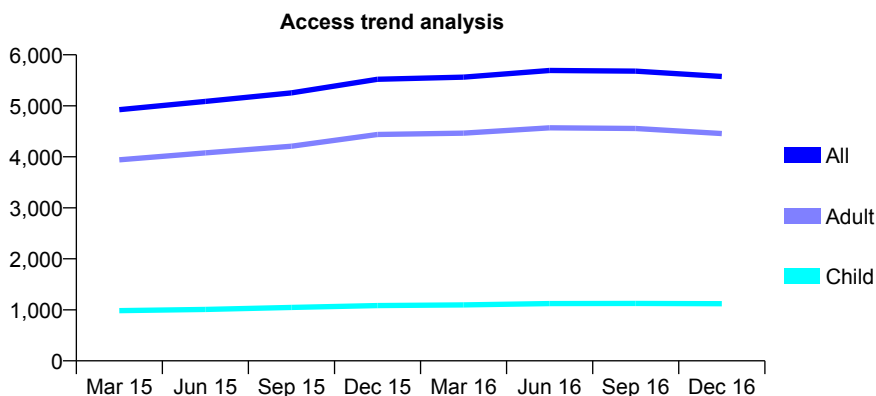
## Q63 - Vital Signs At a Glance Contract Report for 234141/0001 - December 2016

Name or company name	MR DS TRENT
Contract type name	GDS Contract
Purpose of contract	General
Contract start date	01/04/2006
Contract end date	

16/17 Contracted general activity (UDA)	19,000
Carry forward general activity (UDA)	-19
16/17 Contracted orthodontic activity (UOA)	0
Carry forward orthodontic activity (UOA)	0
Baseline contract value	£551,664.99

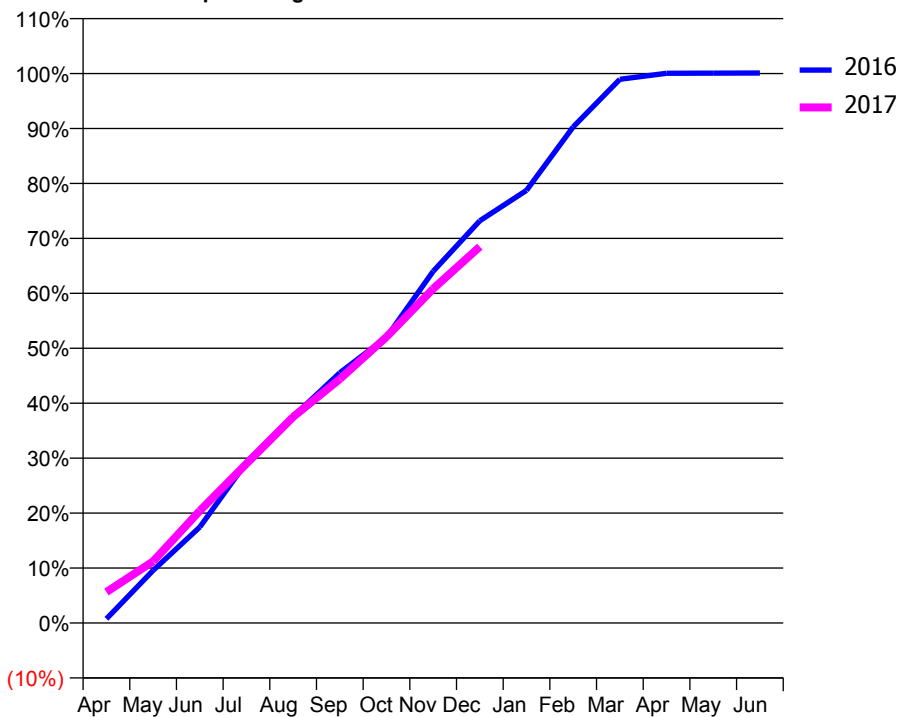
### ACCESS\*

Patients seen in 24 months	Total	Change since previous quarter
Quarter ending December 2015	5,521	
Quarter ending March 2016	5,562	→
Quarter ending June 2016	5,692	↑
Quarter ending September 2016	5,681	→
Quarter ending December 2016	5,575	↓
<b>Variance since December 2015</b>	<b>1.0%</b>	<b>→</b>



### ACTIVITY

Cumulative percentage of contracted UDA delivered 2016 & 2017



Month	Adjusted Scheduled Activity (UDA)	
	2016	2017
April	143	1,073
May	1,820	2,135
June	3,319	3,882
July	5,554	5,509
August	7,140	7,126
September	8,650	8,435
October	9,883	9,891
November	12,161	11,557
December	13,906	13,013
January	14,960	
February	17,155	
March	18,802	
April	19,010	
May	19,015	
June	19,019	

### QUALITY

	Quantity	Base Number	Contract	AT	Region	England
% of FP17s for the same patient ID Re-attending within 3 months - Children	69	836	8.3%	10.5%	11.9%	12.4%
% of FP17s for the same patient ID Re-attending within 3 months - Adults	538	3,554	15.1%	15.9%	17.1%	16.6%
% of FP17s for the same patient ID Re-attending between 3 & 9 months - Children	302	836	36.1%	47.5%	46.2%	57.5%
% of FP17s for the same patient ID Re-attending between 3 & 9 months - Adults	1,276	3,554	35.9%	37.9%	37.8%	50.4%
% of FP17s for Band 1 Urgent Courses	512	4,314	11.9%	10.3%	10.6%	9.1%
% of FP17s Relating to Free Repair or Replacements	27	4,314	0.6%	0.7%	0.6%	0.8%
% of FP17s Relating to Continuations	55	4,314	1.3%	1.1%	0.9%	1.3%
% of Patients satisfied with the dentistry they have received	18	22	81.8%	90.2%	90.3%	92.7%
% of Patients satisfied with the time they had to wait for an appointment	21	22	95.5%	85.9%	83.8%	88.8%

\* This is based on patients treated on this contract for their most recent course of treatment. Figures in italics indicate the base number of FP17s or Patient Questionnaire responses are less than 100. N/A is shown where the base number of responses is less than 10 during the period. % is calculated as Quantity/Base number\*100

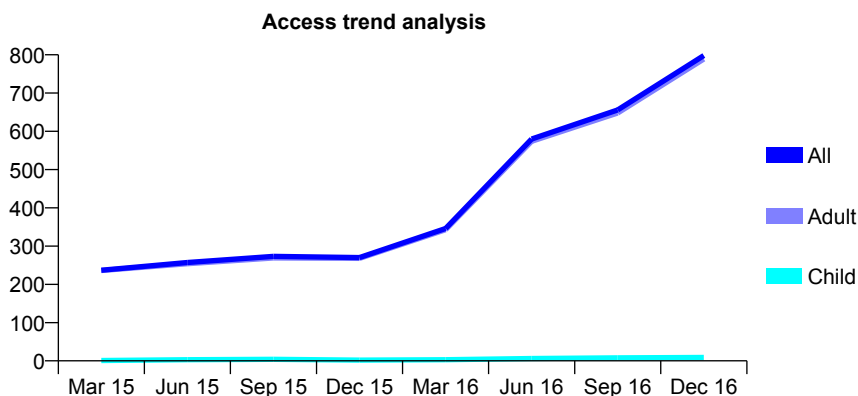
## Q63 - Vital Signs At a Glance Contract Report for 234141/0002 - December 2016

Name or company name	MR DS TRENT
Contract type name	PDS Contract
Purpose of contract	General
Contract start date	01/09/2010
Contract end date	31/03/2017

16/17 Contracted general activity (UDA)	2,097
Carry forward general activity (UDA)	0
16/17 Contracted orthodontic activity (UOA)	0
Carry forward orthodontic activity (UOA)	0
Baseline contract value	£102,156.46

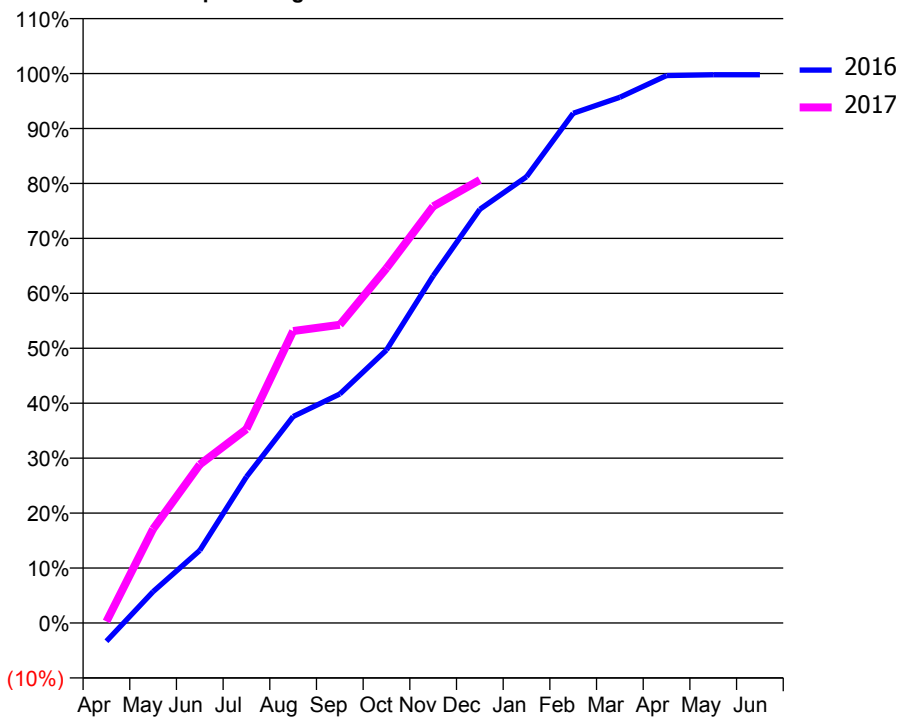
### ACCESS\*

Patients seen in 24 months	Total	Change since previous quarter
Quarter ending December 2015	270	
Quarter ending March 2016	346	↑
Quarter ending June 2016	580	↑
Quarter ending September 2016	656	↑
Quarter ending December 2016	798	↑
<b>Variance since December 2015</b>	<b>195.6%</b>	<b>↑</b>



### ACTIVITY

Cumulative percentage of contracted UDA delivered 2016 & 2017



Month	Adjusted Scheduled Activity (UDA)	
	2016	2017
April	-70	6
May	120	359
June	277	605
July	558	740
August	788	1,114
September	874	1,138
October	1,042	1,354
November	1,325	1,590
December	1,579	1,691
January	1,703	
February	1,945	
March	2,006	
April	2,089	
May	2,092	
June	2,092	

### QUALITY

	Quantity	Base Number	Contract	AT	Region	England
% of FP17s for the same patient ID Re-attending within 3 months - Children	0	11	0.0%	10.5%	11.9%	12.4%
% of FP17s for the same patient ID Re-attending within 3 months - Adults	5	648	0.8%	15.9%	17.1%	16.6%
% of FP17s for the same patient ID Re-attending between 3 & 9 months - Children	0	11	0.0%	47.5%	46.2%	57.5%
% of FP17s for the same patient ID Re-attending between 3 & 9 months - Adults	4	648	0.6%	37.9%	37.8%	50.4%
% of FP17s for Band 1 Urgent Courses	0	627	0.0%	10.3%	10.6%	9.1%
% of FP17s Relating to Free Repair or Replacements	0	627	0.0%	0.7%	0.6%	0.8%
% of FP17s Relating to Continuations	0	627	0.0%	1.1%	0.9%	1.3%
% of Patients satisfied with the dentistry they have received	4	4	N/A	90.2%	90.3%	92.7%
% of Patients satisfied with the time they had to wait for an appointment	3	4	N/A	85.9%	83.8%	88.8%

\* This is based on patients treated on this contract for their most recent course of treatment. Figures in italics indicate the base number of FP17s or Patient Questionnaire responses are less than 100. N/A is shown where the base number of responses is less than 10 during the period. % is calculated as Quantity/Base number\*100

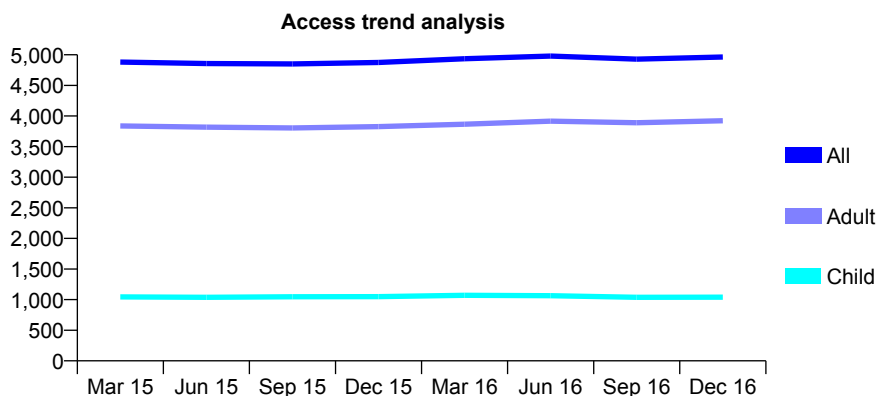
## Q63 - Vital Signs At a Glance Contract Report for 239992/0001 - December 2016

Name or company name	MR J PATEL
Contract type name	GDS Contract
Purpose of contract	General
Contract start date	01/04/2006
Contract end date	

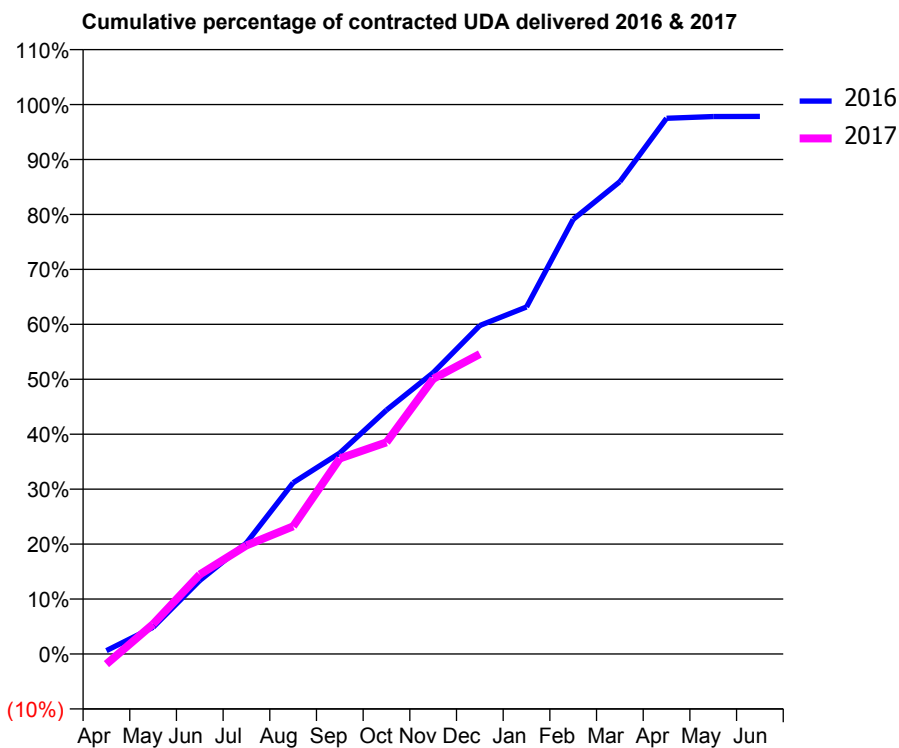
16/17 Contracted general activity (UDA)	14,173
Carry forward general activity (UDA)	309
16/17 Contracted orthodontic activity (UOA)	0
Carry forward orthodontic activity (UOA)	0
Baseline contract value	£378,186.10

### ACCESS\*

Patients seen in 24 months	Total	Change since previous quarter
Quarter ending December 2015	4,874	
Quarter ending March 2016	4,936	→
Quarter ending June 2016	4,980	→
Quarter ending September 2016	4,929	↓
Quarter ending December 2016	4,964	→
<b>Variance since December 2015</b>	<b>1.8%</b>	<b>→</b>



### ACTIVITY



Month	Adjusted Scheduled Activity (UDA)	
	2016	2017
April	86	-262
May	689	774
June	1,897	2,051
July	2,866	2,801
August	4,418	3,294
September	5,183	5,044
October	6,291	5,458
November	7,257	7,098
December	8,472	7,737
January	8,952	
February	11,209	
March	12,186	
April	13,819	
May	13,861	
June	13,864	

### QUALITY

	Quantity	Base Number	Contract	AT	Region	England
% of FP17s for the same patient ID Re-attending within 3 months - Children	100	1,008	9.9%	10.5%	11.9%	12.4%
% of FP17s for the same patient ID Re-attending within 3 months - Adults	337	3,062	11.0%	15.9%	17.1%	16.6%
% of FP17s for the same patient ID Re-attending between 3 & 9 months - Children	466	1,008	46.2%	47.5%	46.2%	57.5%
% of FP17s for the same patient ID Re-attending between 3 & 9 months - Adults	1,326	3,062	43.3%	37.9%	37.8%	50.4%
% of FP17s for Band 1 Urgent Courses	227	3,403	6.7%	10.3%	10.6%	9.1%
% of FP17s Relating to Free Repair or Replacements	0	3,403	0.0%	0.7%	0.6%	0.8%
% of FP17s Relating to Continuations	25	3,403	0.7%	1.1%	0.9%	1.3%
% of Patients satisfied with the dentistry they have received	6	6	N/A	90.2%	90.3%	92.7%
% of Patients satisfied with the time they had to wait for an appointment	6	6	N/A	85.9%	83.8%	88.8%

\* This is based on patients treated on this contract for their most recent course of treatment. Figures in italics indicate the base number of FP17s or Patient Questionnaire responses are less than 100. N/A is shown where the base number of responses is less than 10 during the period. % is calculated as Quantity/Base number\*100

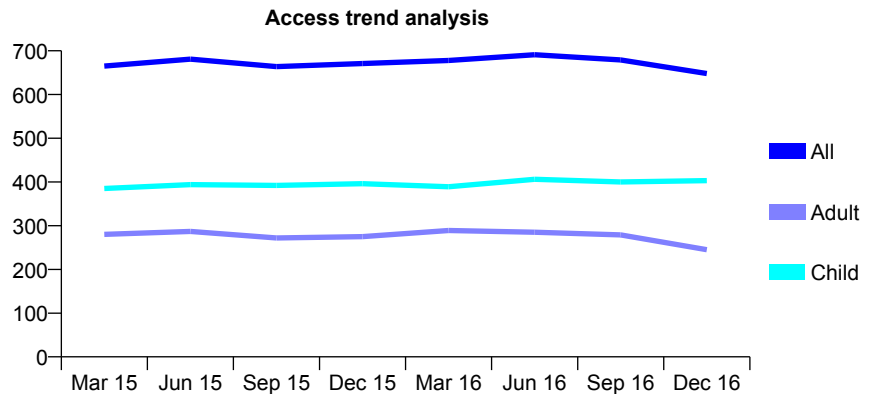
## Q63 - Vital Signs At a Glance Contract Report for 241377/0001 - December 2016

Name or company name	MR DJ SCHWARTZ
Contract type name	GDS Contract
Purpose of contract	General
Contract start date	01/01/2013
Contract end date	

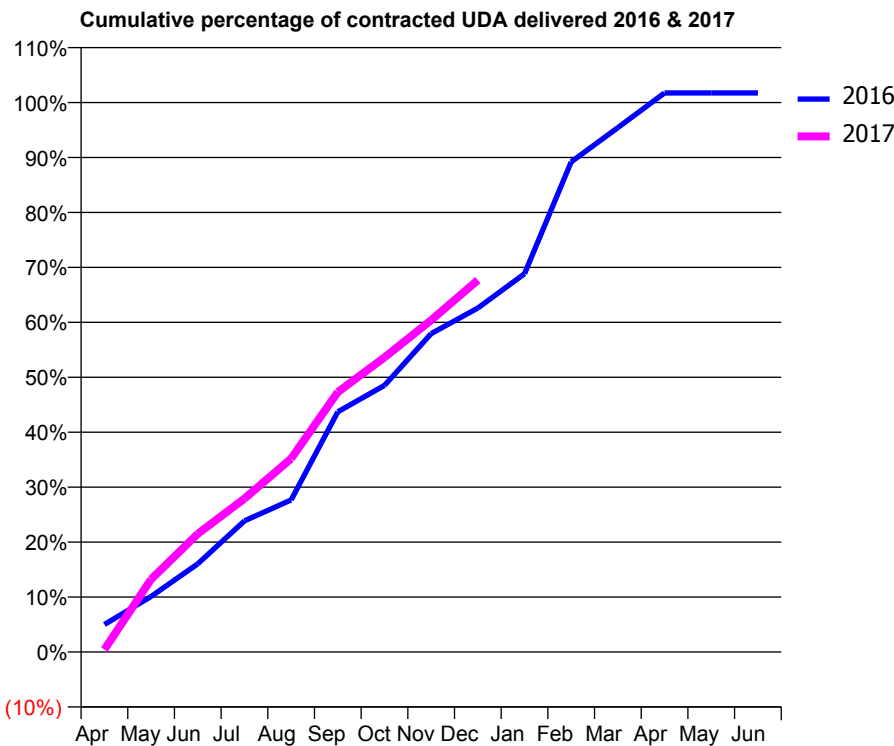
16/17 Contracted general activity (UDA)	1,315
Carry forward general activity (UDA)	0
16/17 Contracted orthodontic activity (UOA)	0
Carry forward orthodontic activity (UOA)	0
Baseline contract value	£28,458.74

### ACCESS\*

Patients seen in 24 months	Total	Change since previous quarter
Quarter ending December 2015	671	
Quarter ending March 2016	678	→
Quarter ending June 2016	691	→
Quarter ending September 2016	679	↓
Quarter ending December 2016	648	↓
<b>Variance since December 2015</b>	<b>(3.4%)</b>	<b>↓</b>



### ACTIVITY



Month	Adjusted Scheduled Activity (UDA)	
	2016	2017
April	66	6
May	133	174
June	211	283
July	314	367
August	364	463
September	575	622
October	638	705
November	762	794
December	823	890
January	905	
February	1,173	
March	1,255	
April	1,338	
May	1,338	
June	1,338	

### QUALITY

	Quantity	Base Number	Contract	AT	Region	England
% of FP17s for the same patient ID Re-attending within 3 months - Children	2	290	0.7%	10.5%	11.9%	12.4%
% of FP17s for the same patient ID Re-attending within 3 months - Adults	2	102	2.0%	15.9%	17.1%	16.6%
% of FP17s for the same patient ID Re-attending between 3 & 9 months - Children	60	290	20.7%	47.5%	46.2%	57.5%
% of FP17s for the same patient ID Re-attending between 3 & 9 months - Adults	14	102	13.7%	37.9%	37.8%	50.4%
% of FP17s for Band 1 Urgent Courses	0	352	0.0%	10.3%	10.6%	9.1%
% of FP17s Relating to Free Repair or Replacements	0	352	0.0%	0.7%	0.6%	0.8%
% of FP17s Relating to Continuations	0	352	0.0%	1.1%	0.9%	1.3%
% of Patients satisfied with the dentistry they have received	1	1	N/A	90.2%	90.3%	92.7%
% of Patients satisfied with the time they had to wait for an appointment	1	1	N/A	85.9%	83.8%	88.8%

\* This is based on patients treated on this contract for their most recent course of treatment. Figures in italics indicate the base number of FP17s or Patient Questionnaire responses are less than 100. N/A is shown where the base number of responses is less than 10 during the period. % is calculated as Quantity/Base number\*100

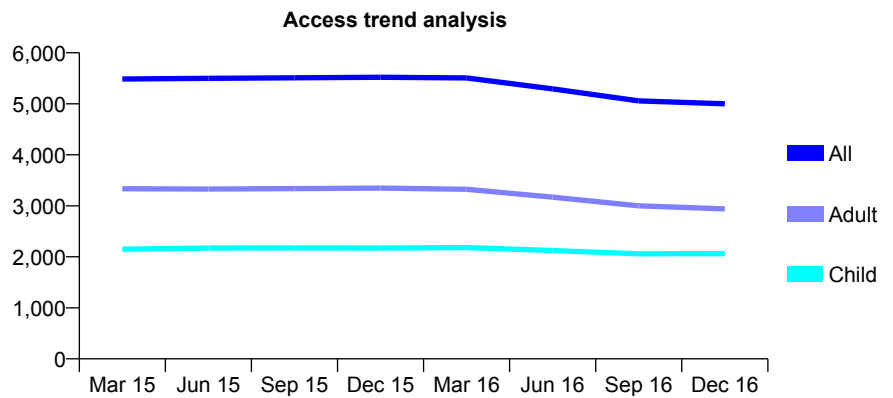
## Q63 - Vital Signs At a Glance Contract Report for 244317/0001 - December 2016

Name or company name	MR DS KULLAR
Contract type name	GDS Contract
Purpose of contract	General
Contract start date	01/04/2006
Contract end date	

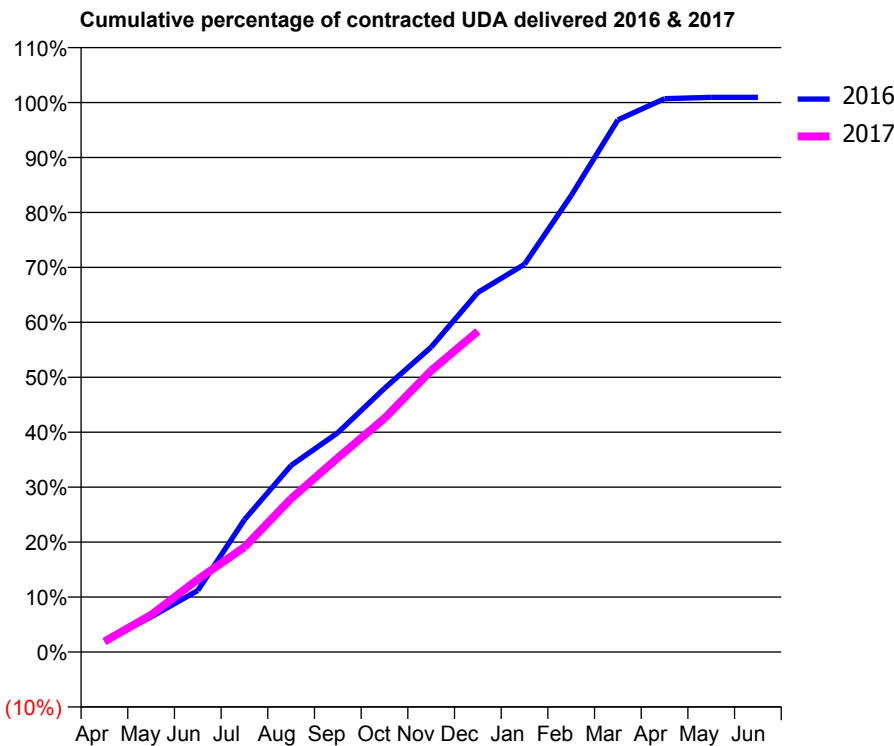
16/17 Contracted general activity (UDA)	16,130
Carry forward general activity (UDA)	-150
16/17 Contracted orthodontic activity (UOA)	0
Carry forward orthodontic activity (UOA)	0
Baseline contract value	£433,812.27

### ACCESS\*

Patients seen in 24 months	Total	Change since previous quarter
Quarter ending December 2015	5,520	
Quarter ending March 2016	5,506	→
Quarter ending June 2016	5,294	↓
Quarter ending September 2016	5,058	↓
Quarter ending December 2016	5,001	↓
<b>Variance since December 2015</b>	<b>(9.4%)</b>	<b>↓</b>



### ACTIVITY



Month	Adjusted Scheduled Activity (UDA)	
	2016	2017
April	319	306
May	1,032	1,091
June	1,805	2,133
July	3,884	3,078
August	5,478	4,505
September	6,436	5,703
October	7,740	6,858
November	8,951	8,260
December	10,557	9,414
January	11,380	
February	13,400	
March	15,621	
April	16,243	
May	16,280	
June	16,280	

### QUALITY

	Quantity	Base Number	Contract	AT	Region	England
% of FP17s for the same patient ID Re-attending within 3 months - Children	60	1,864	3.2%	10.5%	11.9%	12.4%
% of FP17s for the same patient ID Re-attending within 3 months - Adults	224	2,170	10.3%	15.9%	17.1%	16.6%
% of FP17s for the same patient ID Re-attending between 3 & 9 months - Children	1,004	1,864	53.9%	47.5%	46.2%	57.5%
% of FP17s for the same patient ID Re-attending between 3 & 9 months - Adults	889	2,170	41.0%	37.9%	37.8%	50.4%
% of FP17s for Band 1 Urgent Courses	315	3,793	8.3%	10.3%	10.6%	9.1%
% of FP17s Relating to Free Repair or Replacements	7	3,793	0.2%	0.7%	0.6%	0.8%
% of FP17s Relating to Continuations	6	3,793	0.2%	1.1%	0.9%	1.3%
% of Patients satisfied with the dentistry they have received	7	8	N/A	90.2%	90.3%	92.7%
% of Patients satisfied with the time they had to wait for an appointment	7	8	N/A	85.9%	83.8%	88.8%

\* This is based on patients treated on this contract for their most recent course of treatment. Figures in italics indicate the base number of FP17s or Patient Questionnaire responses are less than 100. N/A is shown where the base number of responses is less than 10 during the period. % is calculated as Quantity/Base number\*100



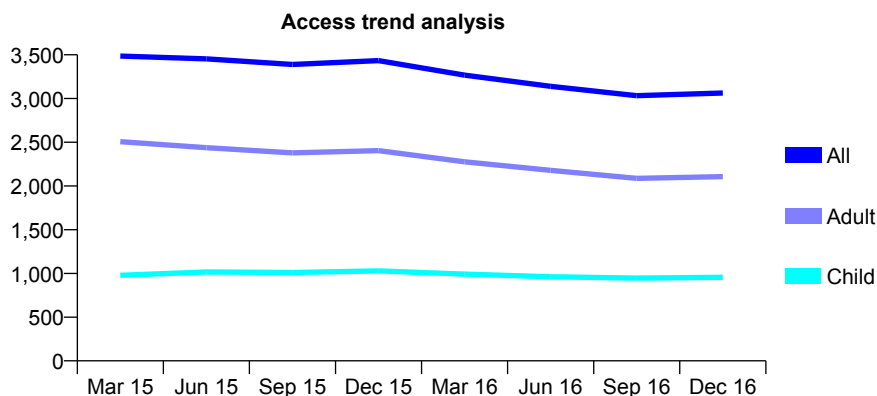
## Q63 - Vital Signs At a Glance Contract Report for 244325/0001 - December 2016

Name or company name	MISS G MEHRA
Contract type name	GDS Contract
Purpose of contract	General
Contract start date	01/04/2006
Contract end date	

16/17 Contracted general activity (UDA)	6,912
Carry forward general activity (UDA)	-124
16/17 Contracted orthodontic activity (UOA)	0
Carry forward orthodontic activity (UOA)	0
Baseline contract value	£206,302.22

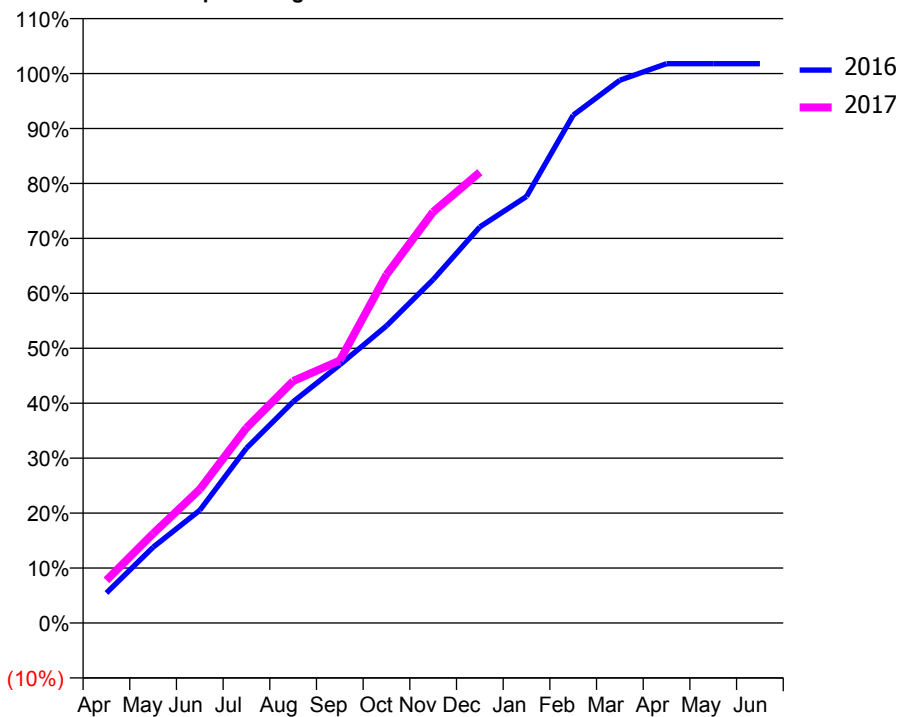
### ACCESS\*

Patients seen in 24 months	Total	Change since previous quarter
Quarter ending December 2015	3,433	
Quarter ending March 2016	3,268	↓
Quarter ending June 2016	3,140	↓
Quarter ending September 2016	3,033	↓
Quarter ending December 2016	3,063	→
<b>Variance since December 2015</b>	<b>(10.8%)</b>	<b>↓</b>



### ACTIVITY

Cumulative percentage of contracted UDA delivered 2016 & 2017



Month	Adjusted Scheduled Activity (UDA)	
	2016	2017
April	378	538
May	953	1,124
June	1,419	1,682
July	2,200	2,456
August	2,784	3,043
September	3,248	3,303
October	3,739	4,382
November	4,320	5,172
December	4,983	5,671
January	5,365	
February	6,388	
March	6,827	
April	7,036	
May	7,036	
June	7,036	

### QUALITY

	Quantity	Base Number	Contract	AT	Region	England
% of FP17s for the same patient ID Re-attending within 3 months - Children	45	1,011	4.5%	10.5%	11.9%	12.4%
% of FP17s for the same patient ID Re-attending within 3 months - Adults	187	1,814	10.3%	15.9%	17.1%	16.6%
% of FP17s for the same patient ID Re-attending between 3 & 9 months - Children	573	1,011	56.7%	47.5%	46.2%	57.5%
% of FP17s for the same patient ID Re-attending between 3 & 9 months - Adults	804	1,814	44.3%	37.9%	37.8%	50.4%
% of FP17s for Band 1 Urgent Courses	144	2,723	5.3%	10.3%	10.6%	9.1%
% of FP17s Relating to Free Repair or Replacements	10	2,723	0.4%	0.7%	0.6%	0.8%
% of FP17s Relating to Continuations	25	2,723	0.9%	1.1%	0.9%	1.3%
% of Patients satisfied with the dentistry they have received	4	4	N/A	90.2%	90.3%	92.7%
% of Patients satisfied with the time they had to wait for an appointment	3	4	N/A	85.9%	83.8%	88.8%

\* This is based on patients treated on this contract for their most recent course of treatment. Figures in italics indicate the base number of FP17s or Patient Questionnaire responses are less than 100. N/A is shown where the base number of responses is less than 10 during the period. % is calculated as Quantity/Base number\*100

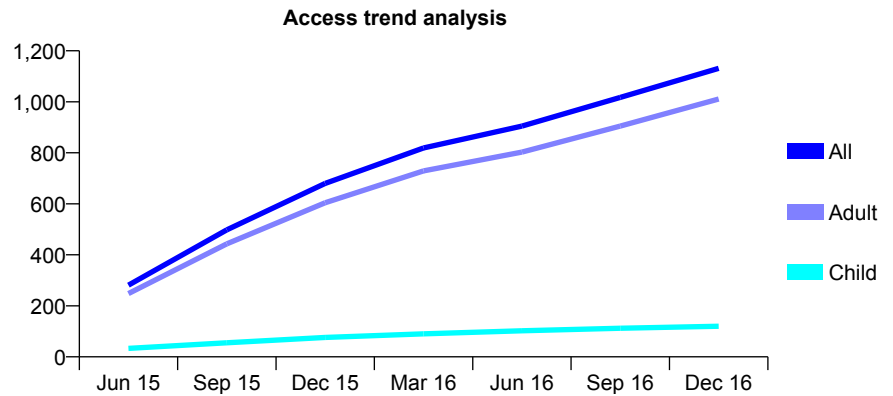
## Q63 - Vital Signs At a Glance Contract Report for 253766/0002 - December 2016

Name or company name	MR OA ODEYEMI
Contract type name	GDS Contract
Purpose of contract	General
Contract start date	01/04/2015
Contract end date	

16/17 Contracted general activity (UDA)	3,667
Carry forward general activity (UDA)	0
16/17 Contracted orthodontic activity (UOA)	0
Carry forward orthodontic activity (UOA)	0
Baseline contract value	£99,194.27

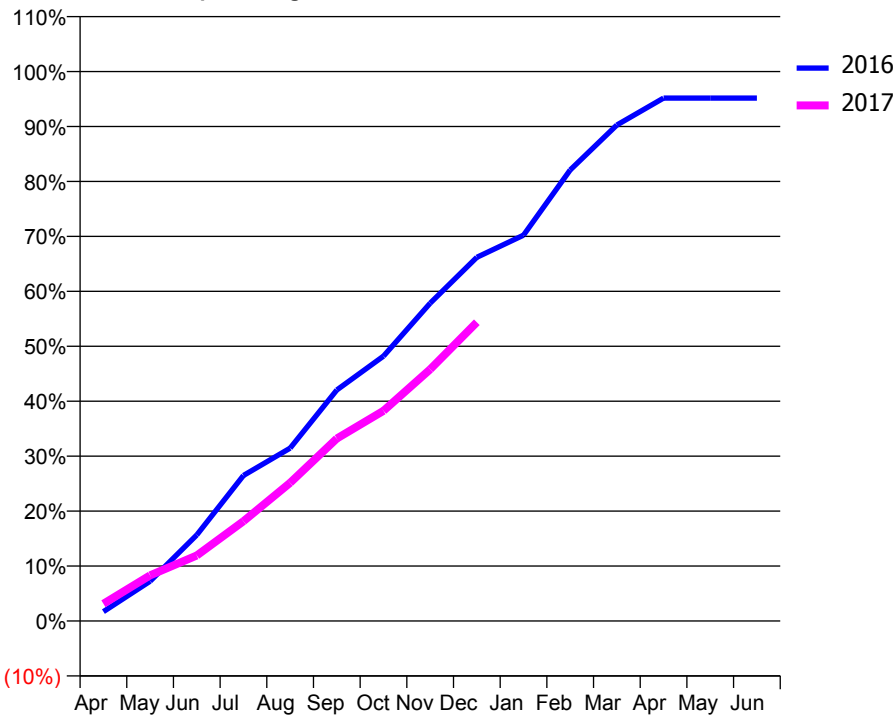
### ACCESS\*

Patients seen in 24 months	Total	Change since previous quarter
Quarter ending December 2015	680	
Quarter ending March 2016	819	↑
Quarter ending June 2016	905	↑
Quarter ending September 2016	1,017	↑
Quarter ending December 2016	1,131	↑
<b>Variance since December 2015</b>	<b>66.3%</b>	<b>↑</b>



### ACTIVITY

Cumulative percentage of contracted UDA delivered 2016 & 2017



Month	Adjusted Scheduled Activity (UDA)	
	2016	2017
April	63	115
May	266	305
June	574	437
July	971	666
August	1,154	922
September	1,542	1,218
October	1,768	1,403
November	2,121	1,680
December	2,427	1,993
January	2,575	
February	3,010	
March	3,310	
April	3,490	
May	3,490	
June	3,490	

### QUALITY

	Quantity	Base Number	Contract	AT	Region	England
% of FP17s for the same patient ID Re-attending within 3 months - Children	5	103	4.9%	10.5%	11.9%	12.4%
% of FP17s for the same patient ID Re-attending within 3 months - Adults	93	803	11.6%	15.9%	17.1%	16.6%
% of FP17s for the same patient ID Re-attending between 3 & 9 months - Children	33	103	32.0%	47.5%	46.2%	57.5%
% of FP17s for the same patient ID Re-attending between 3 & 9 months - Adults	217	803	27.0%	37.9%	37.8%	50.4%
% of FP17s for Band 1 Urgent Courses	72	852	8.5%	10.3%	10.6%	9.1%
% of FP17s Relating to Free Repair or Replacements	0	852	0.0%	0.7%	0.6%	0.8%
% of FP17s Relating to Continuations	21	852	2.5%	1.1%	0.9%	1.3%
% of Patients satisfied with the dentistry they have received	2	3	N/A	90.2%	90.3%	92.7%
% of Patients satisfied with the time they had to wait for an appointment	3	3	N/A	85.9%	83.8%	88.8%

\* This is based on patients treated on this contract for their most recent course of treatment. Figures in italics indicate the base number of FP17s or Patient Questionnaire responses are less than 100. N/A is shown where the base number of responses is less than 10 during the period. % is calculated as Quantity/Base number\*100

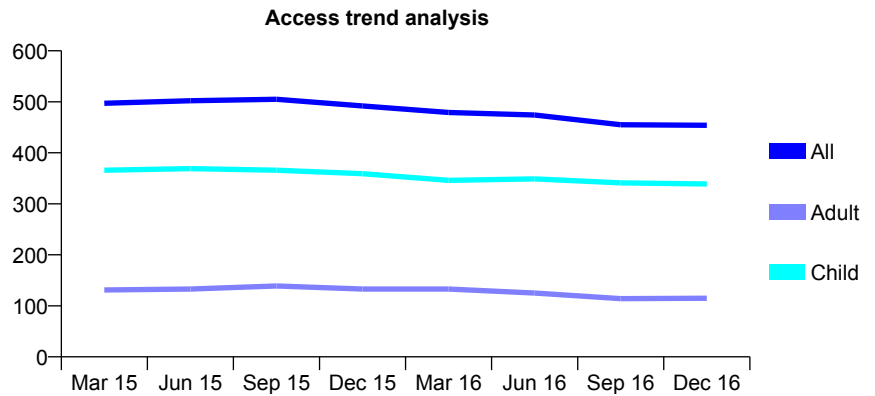
## Q63 - Vital Signs At a Glance Contract Report for 254010/0001 - December 2016

Name or company name	MR P AZARI
Contract type name	GDS Contract
Purpose of contract	General
Contract start date	01/04/2006
Contract end date	

16/17 Contracted general activity (UDA)	800
Carry forward general activity (UDA)	20
16/17 Contracted orthodontic activity (UOA)	0
Carry forward orthodontic activity (UOA)	0
Baseline contract value	£21,890.08

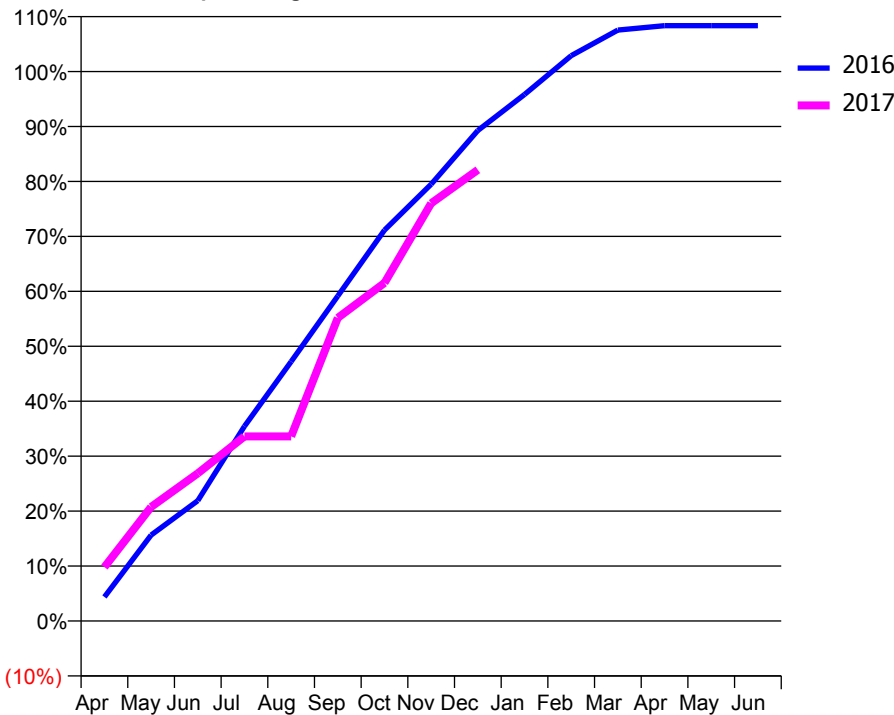
### ACCESS\*

Patients seen in 24 months	Total	Change since previous quarter
Quarter ending December 2015	492	
Quarter ending March 2016	479	↓
Quarter ending June 2016	474	↓
Quarter ending September 2016	455	↓
Quarter ending December 2016	454	→
<b>Variance since December 2015</b>	<b>(7.7%)</b>	<b>↓</b>



### ACTIVITY

Cumulative percentage of contracted UDA delivered 2016 & 2017



Month	Adjusted Scheduled Activity (UDA)	
	2016	2017
April	35	79
May	125	166
June	175	215
July	284	269
August	378	269
September	473	441
October	569	492
November	636	608
December	714	657
January	767	
February	823	
March	860	
April	867	
May	867	
June	867	

### QUALITY

	Quantity	Base Number	Contract	AT	Region	England
% of FP17s for the same patient ID Re-attending within 3 months - Children	21	370	5.7%	10.5%	11.9%	12.4%
% of FP17s for the same patient ID Re-attending within 3 months - Adults	14	101	13.9%	15.9%	17.1%	16.6%
% of FP17s for the same patient ID Re-attending between 3 & 9 months - Children	147	370	39.7%	47.5%	46.2%	57.5%
% of FP17s for the same patient ID Re-attending between 3 & 9 months - Adults	48	101	47.5%	37.9%	37.8%	50.4%
% of FP17s for Band 1 Urgent Courses	34	462	7.4%	10.3%	10.6%	9.1%
% of FP17s Relating to Free Repair or Replacements	0	462	0.0%	0.7%	0.6%	0.8%
% of FP17s Relating to Continuations	0	462	0.0%	1.1%	0.9%	1.3%
% of Patients satisfied with the dentistry they have received	0	0	N/A	90.2%	90.3%	92.7%
% of Patients satisfied with the time they had to wait for an appointment	0	0	N/A	85.9%	83.8%	88.8%

\* This is based on patients treated on this contract for their most recent course of treatment. Figures in italics indicate the base number of FP17s or Patient Questionnaire responses are less than 100. N/A is shown where the base number of responses is less than 10 during the period. % is calculated as Quantity/Base number\*100

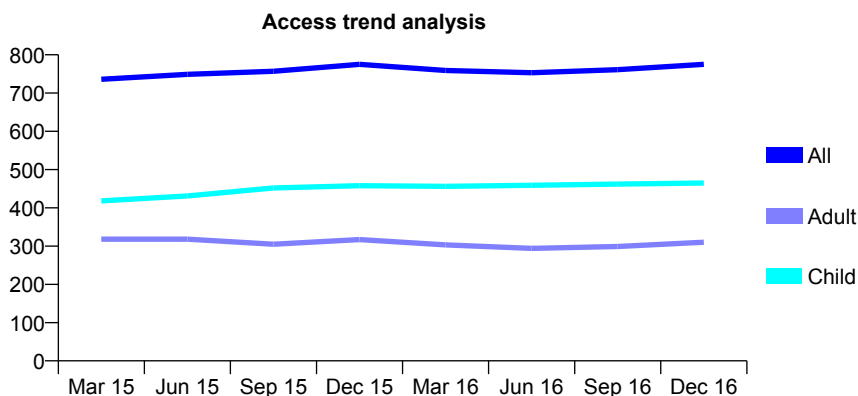
## Q63 - Vital Signs At a Glance Contract Report for 254010/0002 - December 2016

Name or company name	MR P AZARI
Contract type name	GDS Contract
Purpose of contract	General
Contract start date	01/04/2006
Contract end date	

16/17 Contracted general activity (UDA)	1,828
Carry forward general activity (UDA)	67
16/17 Contracted orthodontic activity (UOA)	0
Carry forward orthodontic activity (UOA)	0
Baseline contract value	£54,774.22

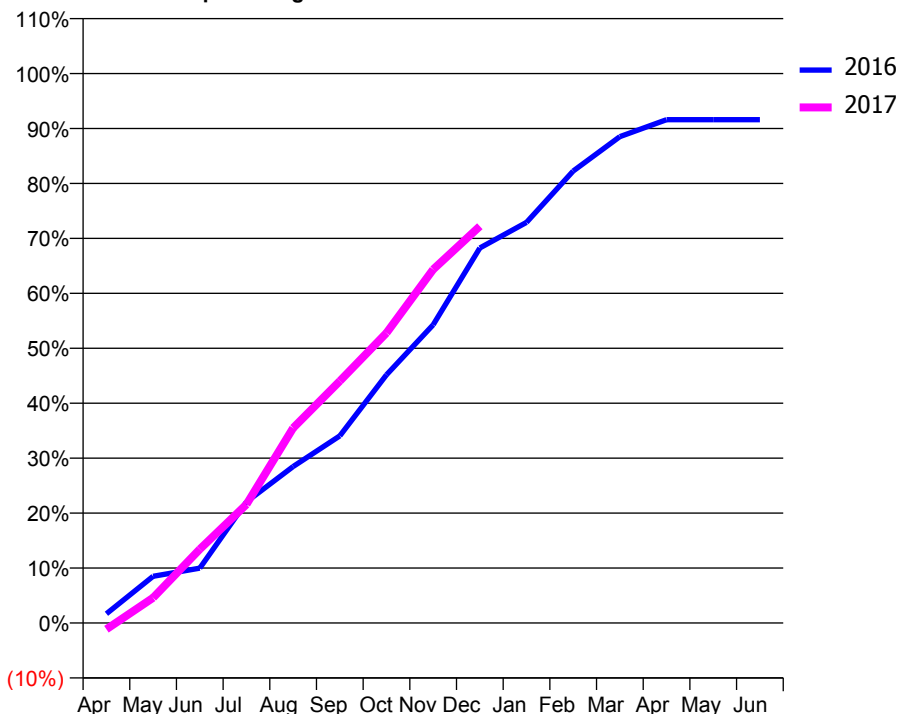
### ACCESS\*

Patients seen in 24 months	Total	Change since previous quarter
Quarter ending December 2015	775	
Quarter ending March 2016	759	↓
Quarter ending June 2016	753	→
Quarter ending September 2016	761	→
Quarter ending December 2016	775	→
<b>Variance since December 2015</b>	<b>0.0%</b>	<b>→</b>



### ACTIVITY

Cumulative percentage of contracted UDA delivered 2016 & 2017



Month	Adjusted Scheduled Activity (UDA)	
	2016	2017
April	31	-21
May	155	84
June	182	245
July	403	395
August	520	649
September	622	805
October	826	965
November	992	1,176
December	1,248	1,320
January	1,333	
February	1,504	
March	1,618	
April	1,674	
May	1,674	
June	1,674	

### QUALITY

	Quantity	Base Number	Contract	AT	Region	England
% of FP17s for the same patient ID Re-attending within 3 months - Children	25	466	5.4%	10.5%	11.9%	12.4%
% of FP17s for the same patient ID Re-attending within 3 months - Adults	37	265	14.0%	15.9%	17.1%	16.6%
% of FP17s for the same patient ID Re-attending between 3 & 9 months - Children	232	466	49.8%	47.5%	46.2%	57.5%
% of FP17s for the same patient ID Re-attending between 3 & 9 months - Adults	103	265	38.9%	37.9%	37.8%	50.4%
% of FP17s for Band 1 Urgent Courses	25	690	3.6%	10.3%	10.6%	9.1%
% of FP17s Relating to Free Repair or Replacements	1	690	0.1%	0.7%	0.6%	0.8%
% of FP17s Relating to Continuations	4	690	0.6%	1.1%	0.9%	1.3%
% of Patients satisfied with the dentistry they have received	1	1	N/A	90.2%	90.3%	92.7%
% of Patients satisfied with the time they had to wait for an appointment	1	1	N/A	85.9%	83.8%	88.8%

\* This is based on patients treated on this contract for their most recent course of treatment. Figures in italics indicate the base number of FP17s or Patient Questionnaire responses are less than 100. N/A is shown where the base number of responses is less than 10 during the period. % is calculated as Quantity/Base number\*100

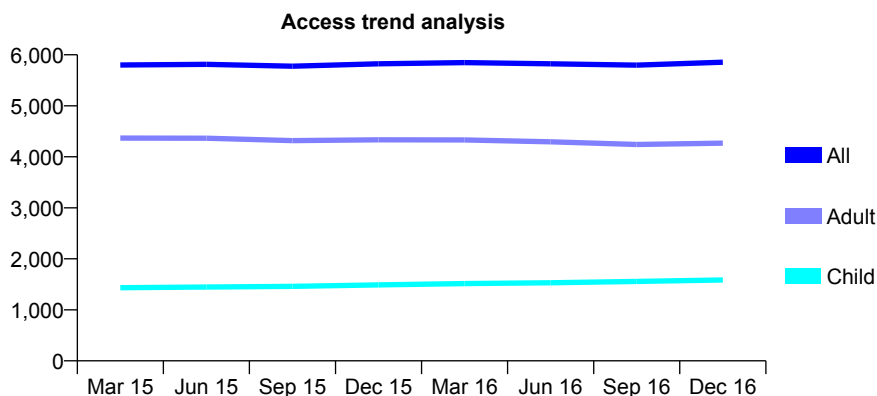
## Q63 - Vital Signs At a Glance Contract Report for 257001/0001 - December 2016

Name or company name	MR DS MATHEW
Contract type name	GDS Contract
Purpose of contract	General
Contract start date	01/04/2006
Contract end date	

16/17 Contracted general activity (UDA)	14,901
Carry forward general activity (UDA)	0
16/17 Contracted orthodontic activity (UOA)	0
Carry forward orthodontic activity (UOA)	0
Baseline contract value	£383,634.57

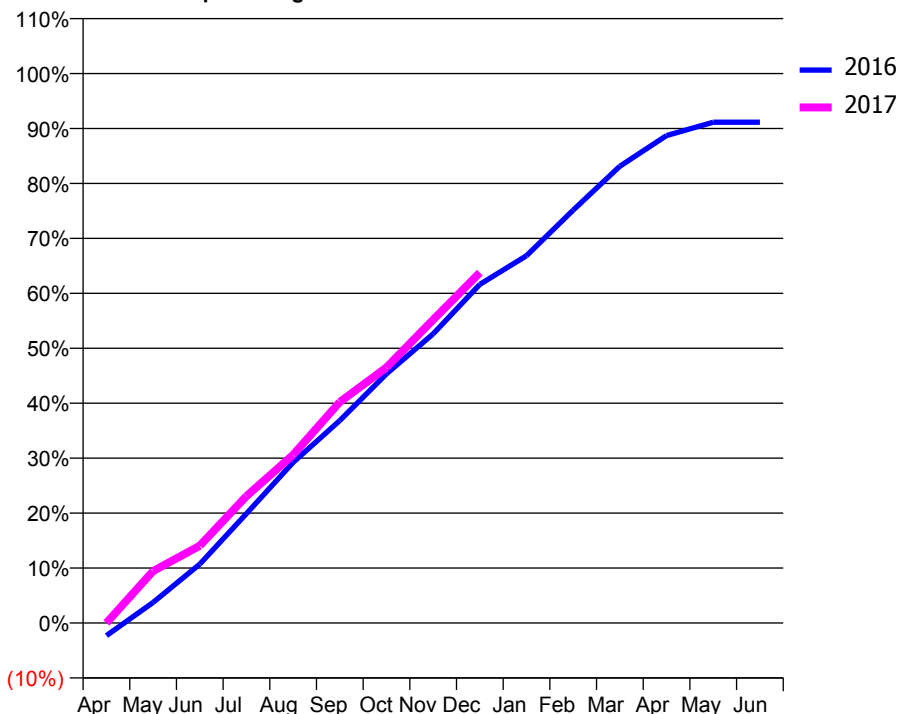
### ACCESS\*

Patients seen in 24 months	Total	Change since previous quarter
Quarter ending December 2015	5,823	
Quarter ending March 2016	5,846	→
Quarter ending June 2016	5,824	→
Quarter ending September 2016	5,797	→
Quarter ending December 2016	5,854	→
<b>Variance since December 2015</b>	<b>0.5%</b>	<b>→</b>



### ACTIVITY

Cumulative percentage of contracted UDA delivered 2016 & 2017



Adjusted Scheduled Activity (UDA)

Month	2016	2017
April	-345	0
May	558	1,407
June	1,597	2,094
July	2,967	3,440
August	4,357	4,561
September	5,492	5,995
October	6,756	6,930
November	7,841	8,226
December	9,183	9,502
January	9,962	
February	11,198	
March	12,386	
April	13,218	
May	13,580	
June	13,581	

### QUALITY

	Quantity	Base Number	Contract	AT	Region	England
% of FP17s for the same patient ID Re-attending within 3 months - Children	69	1,404	4.9%	10.5%	11.9%	12.4%
% of FP17s for the same patient ID Re-attending within 3 months - Adults	319	3,142	10.2%	15.9%	17.1%	16.6%
% of FP17s for the same patient ID Re-attending between 3 & 9 months - Children	585	1,404	41.7%	47.5%	46.2%	57.5%
% of FP17s for the same patient ID Re-attending between 3 & 9 months - Adults	1,205	3,142	38.4%	37.9%	37.8%	50.4%
% of FP17s for Band 1 Urgent Courses	223	4,142	5.4%	10.3%	10.6%	9.1%
% of FP17s Relating to Free Repair or Replacements	30	4,142	0.7%	0.7%	0.6%	0.8%
% of FP17s Relating to Continuations	36	4,142	0.9%	1.1%	0.9%	1.3%
% of Patients satisfied with the dentistry they have received	2	4	N/A	90.2%	90.3%	92.7%
% of Patients satisfied with the time they had to wait for an appointment	1	4	N/A	85.9%	83.8%	88.8%

\* This is based on patients treated on this contract for their most recent course of treatment. Figures in italics indicate the base number of FP17s or Patient Questionnaire responses are less than 100. N/A is shown where the base number of responses is less than 10 during the period. % is calculated as Quantity/Base number\*100

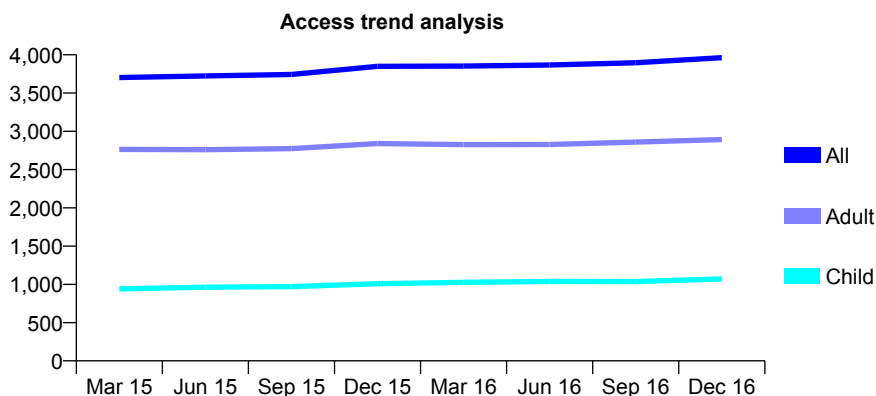
## Q63 - Vital Signs At a Glance Contract Report for 257222/0001 - December 2016

Name or company name	MS S RADPOUR
Contract type name	GDS Contract
Purpose of contract	General
Contract start date	01/04/2006
Contract end date	

16/17 Contracted general activity (UDA)	9,500
Carry forward general activity (UDA)	-81
16/17 Contracted orthodontic activity (UOA)	0
Carry forward orthodontic activity (UOA)	0
Baseline contract value	£232,909.22

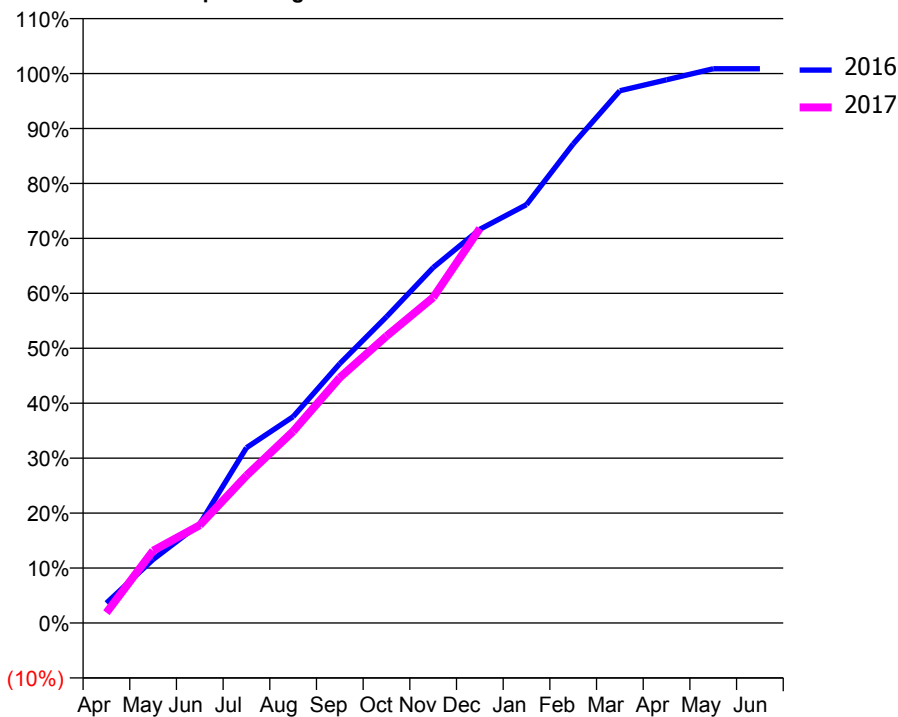
### ACCESS\*

Patients seen in 24 months	Total	Change since previous quarter
Quarter ending December 2015	3,849	
Quarter ending March 2016	3,852	→
Quarter ending June 2016	3,866	→
Quarter ending September 2016	3,896	→
Quarter ending December 2016	3,963	→
<b>Variance since December 2015</b>	<b>3.0%</b>	<b>↑</b>



### ACTIVITY

Cumulative percentage of contracted UDA delivered 2016 & 2017



Month	Adjusted Scheduled Activity (UDA)	
	2016	2017
April	345	179
May	1,099	1,250
June	1,715	1,692
July	3,030	2,549
August	3,568	3,314
September	4,486	4,244
October	5,293	4,959
November	6,144	5,629
December	6,807	6,820
January	7,233	
February	8,281	
March	9,201	
April	9,390	
May	9,581	
June	9,581	

### QUALITY

	Quantity	Base Number	Contract	AT	Region	England
% of FP17s for the same patient ID Re-attending within 3 months - Children	44	1,032	4.3%	10.5%	11.9%	12.4%
% of FP17s for the same patient ID Re-attending within 3 months - Adults	340	2,554	13.3%	15.9%	17.1%	16.6%
% of FP17s for the same patient ID Re-attending between 3 & 9 months - Children	586	1,032	56.8%	47.5%	46.2%	57.5%
% of FP17s for the same patient ID Re-attending between 3 & 9 months - Adults	1,009	2,554	39.5%	37.9%	37.8%	50.4%
% of FP17s for Band 1 Urgent Courses	301	3,411	8.8%	10.3%	10.6%	9.1%
% of FP17s Relating to Free Repair or Replacements	28	3,411	0.8%	0.7%	0.6%	0.8%
% of FP17s Relating to Continuations	27	3,411	0.8%	1.1%	0.9%	1.3%
% of Patients satisfied with the dentistry they have received	1	1	N/A	90.2%	90.3%	92.7%
% of Patients satisfied with the time they had to wait for an appointment	1	1	N/A	85.9%	83.8%	88.8%

\* This is based on patients treated on this contract for their most recent course of treatment. Figures in italics indicate the base number of FP17s or Patient Questionnaire responses are less than 100. N/A is shown where the base number of responses is less than 10 during the period. % is calculated as Quantity/Base number\*100

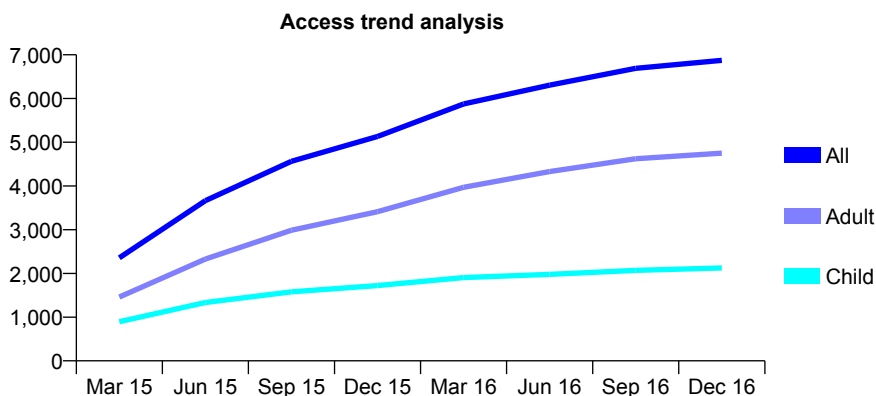
## Q63 - Vital Signs At a Glance Contract Report for 257486/0003 - December 2016

Name or company name	MR RM QURESHI
Contract type name	GDS Contract
Purpose of contract	General
Contract start date	01/10/2014
Contract end date	

16/17 Contracted general activity (UDA)	17,212
Carry forward general activity (UDA)	574
16/17 Contracted orthodontic activity (UOA)	0
Carry forward orthodontic activity (UOA)	0
Baseline contract value	£430,462.62

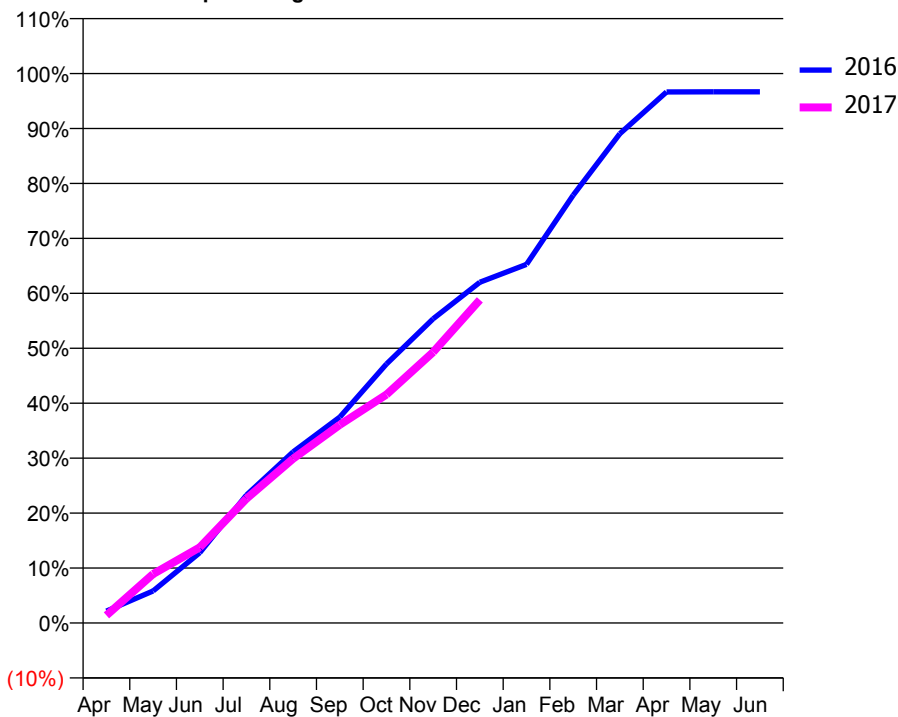
### ACCESS\*

Patients seen in 24 months	Total	Change since previous quarter
Quarter ending December 2015	5,133	
Quarter ending March 2016	5,876	↑
Quarter ending June 2016	6,306	↑
Quarter ending September 2016	6,689	↑
Quarter ending December 2016	6,874	↑
<b>Variance since December 2015</b>	<b>33.9%</b>	<b>↑</b>



### ACTIVITY

Cumulative percentage of contracted UDA delivered 2016 & 2017



Adjusted Scheduled Activity (UDA)

Month	2016	2017
April	374	239
May	1,003	1,535
June	2,204	2,368
July	4,008	3,895
August	5,360	5,149
September	6,450	6,208
October	8,112	7,156
November	9,529	8,487
December	10,674	10,121
January	11,236	
February	13,401	
March	15,325	
April	16,636	
May	16,638	
June	16,638	

### QUALITY

	Quantity	Base Number	Contract	AT	Region	England
% of FP17s for the same patient ID Re-attending within 3 months - Children	125	1,931	6.5%	10.5%	11.9%	12.4%
% of FP17s for the same patient ID Re-attending within 3 months - Adults	388	3,666	10.6%	15.9%	17.1%	16.6%
% of FP17s for the same patient ID Re-attending between 3 & 9 months - Children	924	1,931	47.9%	47.5%	46.2%	57.5%
% of FP17s for the same patient ID Re-attending between 3 & 9 months - Adults	1,497	3,666	40.8%	37.9%	37.8%	50.4%
% of FP17s for Band 1 Urgent Courses	337	5,121	6.6%	10.3%	10.6%	9.1%
% of FP17s Relating to Free Repair or Replacements	17	5,121	0.3%	0.7%	0.6%	0.8%
% of FP17s Relating to Continuations	14	5,121	0.3%	1.1%	0.9%	1.3%
% of Patients satisfied with the dentistry they have received	9	12	75.0%	90.2%	90.3%	92.7%
% of Patients satisfied with the time they had to wait for an appointment	10	12	83.3%	85.9%	83.8%	88.8%

\* This is based on patients treated on this contract for their most recent course of treatment. Figures in italics indicate the base number of FP17s or Patient Questionnaire responses are less than 100. N/A is shown where the base number of responses is less than 10 during the period. % is calculated as Quantity/Base number\*100



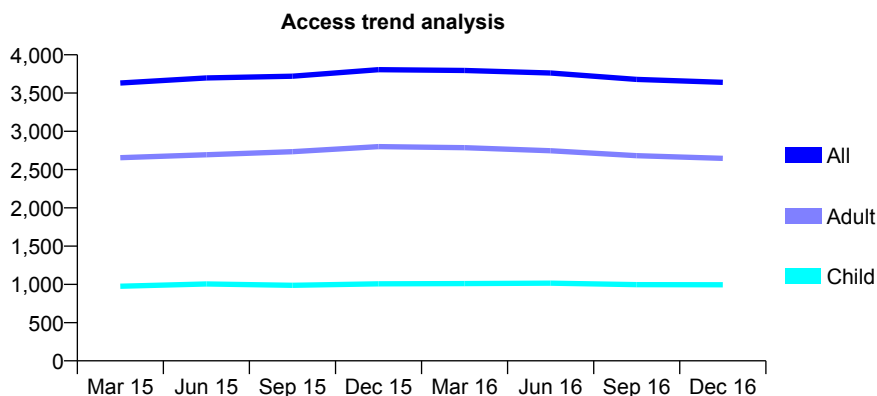
## Q63 - Vital Signs At a Glance Contract Report for 262447/0001 - December 2016

Name or company name	MR CC BAILIE
Contract type name	GDS Contract
Purpose of contract	General
Contract start date	01/04/2006
Contract end date	

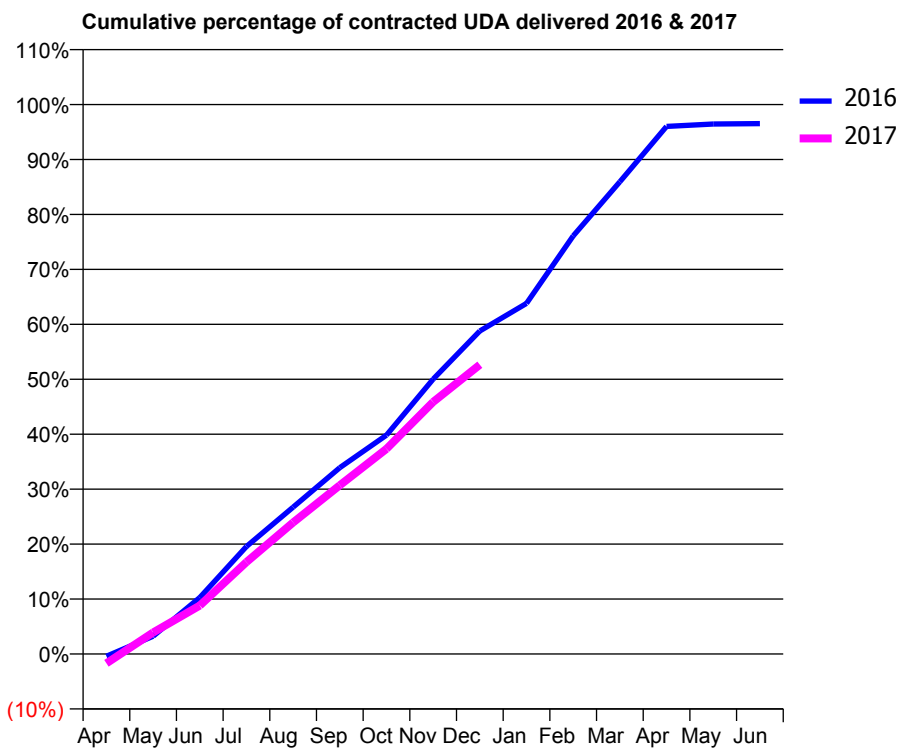
16/17 Contracted general activity (UDA)	15,000
Carry forward general activity (UDA)	521
16/17 Contracted orthodontic activity (UOA)	0
Carry forward orthodontic activity (UOA)	0
Baseline contract value	£530,385.49

### ACCESS\*

Patients seen in 24 months	Total	Change since previous quarter
Quarter ending December 2015	3,806	
Quarter ending March 2016	3,796	→
Quarter ending June 2016	3,762	→
Quarter ending September 2016	3,678	↓
Quarter ending December 2016	3,640	↓
<b>Variance since December 2015</b>	<b>(4.4%)</b>	<b>↓</b>



### ACTIVITY



Month	Adjusted Scheduled Activity (UDA)	
	2016	2017
April	-62	-257
May	488	588
June	1,543	1,325
July	2,937	2,509
August	4,010	3,590
September	5,088	4,607
October	5,974	5,599
November	7,504	6,881
December	8,818	7,896
January	9,572	
February	11,414	
March	12,892	
April	14,403	
May	14,467	
June	14,479	

### QUALITY

	Quantity	Base Number	Contract	AT	Region	England
% of FP17s for the same patient ID Re-attending within 3 months - Children	74	859	8.6%	10.5%	11.9%	12.4%
% of FP17s for the same patient ID Re-attending within 3 months - Adults	541	2,304	23.5%	15.9%	17.1%	16.6%
% of FP17s for the same patient ID Re-attending between 3 & 9 months - Children	368	859	42.8%	47.5%	46.2%	57.5%
% of FP17s for the same patient ID Re-attending between 3 & 9 months - Adults	886	2,304	38.5%	37.9%	37.8%	50.4%
% of FP17s for Band 1 Urgent Courses	336	2,859	11.8%	10.3%	10.6%	9.1%
% of FP17s Relating to Free Repair or Replacements	49	2,859	1.7%	0.7%	0.6%	0.8%
% of FP17s Relating to Continuations	93	2,859	3.3%	1.1%	0.9%	1.3%
% of Patients satisfied with the dentistry they have received	2	2	N/A	90.2%	90.3%	92.7%
% of Patients satisfied with the time they had to wait for an appointment	2	2	N/A	85.9%	83.8%	88.8%

\* This is based on patients treated on this contract for their most recent course of treatment. Figures in italics indicate the base number of FP17s or Patient Questionnaire responses are less than 100. N/A is shown where the base number of responses is less than 10 during the period. % is calculated as Quantity/Base number\*100

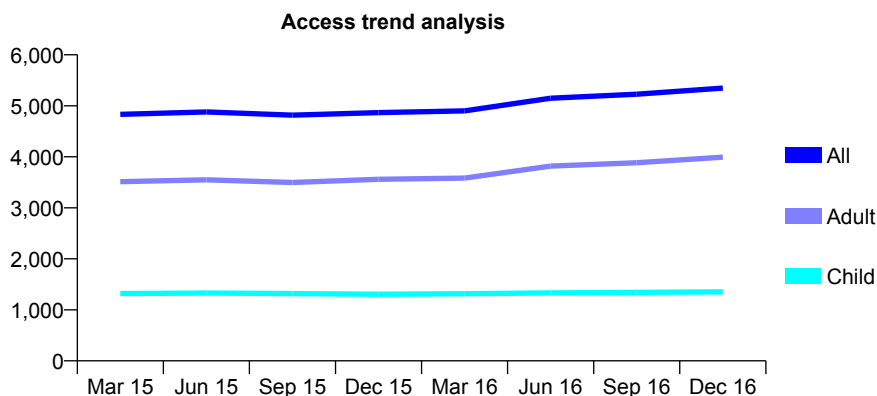
## Q63 - Vital Signs At a Glance Contract Report for 262803/0003 - December 2016

Name or company name	MR SA BUTT
Contract type name	GDS Contract
Purpose of contract	General
Contract start date	01/04/2006
Contract end date	

16/17 Contracted general activity (UDA)	26,000
Carry forward general activity (UDA)	0
16/17 Contracted orthodontic activity (UOA)	0
Carry forward orthodontic activity (UOA)	0
Baseline contract value	£695,330.91

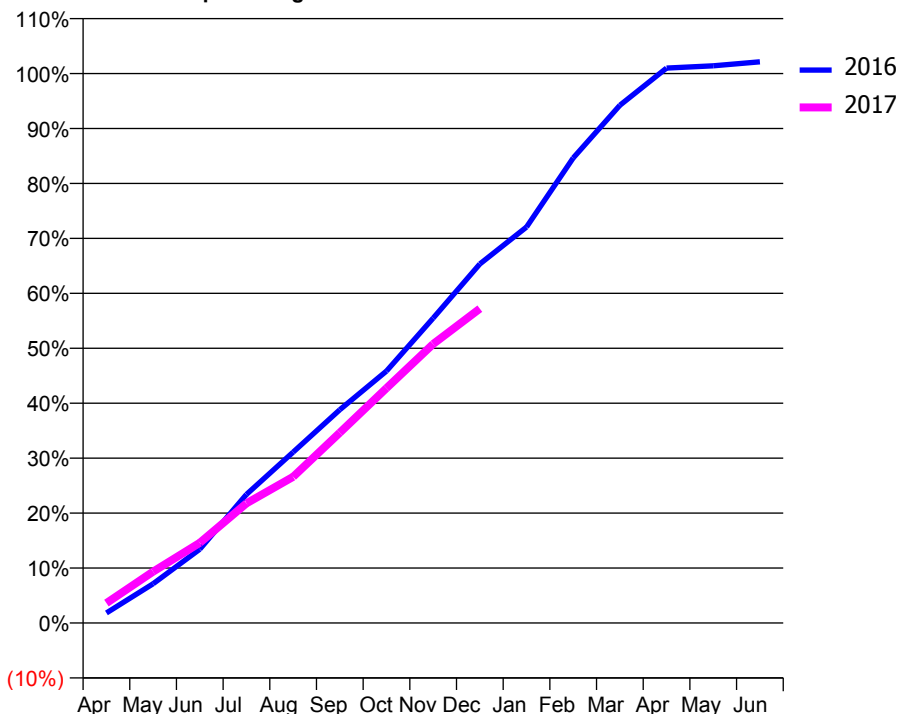
### ACCESS\*

Patients seen in 24 months	Total	Change since previous quarter
Quarter ending December 2015	4,867	
Quarter ending March 2016	4,900	→
Quarter ending June 2016	5,150	↑
Quarter ending September 2016	5,227	→
Quarter ending December 2016	5,348	↑
<b>Variance since December 2015</b>	<b>9.9%</b>	<b>↑</b>



### ACTIVITY

Cumulative percentage of contracted UDA delivered 2016 & 2017



Month	Adjusted Scheduled Activity (UDA)	
	2016	2017
April	300	946
May	1,164	2,432
June	2,186	3,793
July	3,809	5,663
August	5,064	6,921
September	6,319	9,009
October	7,463	11,113
November	9,032	13,200
December	10,636	14,877
January	11,732	
February	13,779	
March	15,339	
April	16,443	
May	16,509	
June	16,628	

### QUALITY

	Quantity	Base Number	Contract	AT	Region	England
% of FP17s for the same patient ID Re-attending within 3 months - Children	163	1,437	11.3%	10.5%	11.9%	12.4%
% of FP17s for the same patient ID Re-attending within 3 months - Adults	847	4,076	20.8%	15.9%	17.1%	16.6%
% of FP17s for the same patient ID Re-attending between 3 & 9 months - Children	678	1,437	47.2%	47.5%	46.2%	57.5%
% of FP17s for the same patient ID Re-attending between 3 & 9 months - Adults	1,499	4,076	36.8%	37.9%	37.8%	50.4%
% of FP17s for Band 1 Urgent Courses	731	4,701	15.5%	10.3%	10.6%	9.1%
% of FP17s Relating to Free Repair or Replacements	30	4,701	0.6%	0.7%	0.6%	0.8%
% of FP17s Relating to Continuations	46	4,701	1.0%	1.1%	0.9%	1.3%
% of Patients satisfied with the dentistry they have received	8	8	N/A	90.2%	90.3%	92.7%
% of Patients satisfied with the time they had to wait for an appointment	7	8	N/A	85.9%	83.8%	88.8%

\* This is based on patients treated on this contract for their most recent course of treatment. Figures in italics indicate the base number of FP17s or Patient Questionnaire responses are less than 100. N/A is shown where the base number of responses is less than 10 during the period. % is calculated as Quantity/Base number\*100

## Q63 - Vital Signs At a Glance Contract Report for 262803/0006 - December 2016


Name or company name	MR SA BUTT
Contract type name	PDS Contract
Purpose of contract	General
Contract start date	01/06/2013
Contract end date	31/03/2017

16/17 Contracted general activity (UDA)	300
Carry forward general activity (UDA)	0
16/17 Contracted orthodontic activity (UOA)	0
Carry forward orthodontic activity (UOA)	0
Baseline contract value	£16,327.90

### ACCESS\*

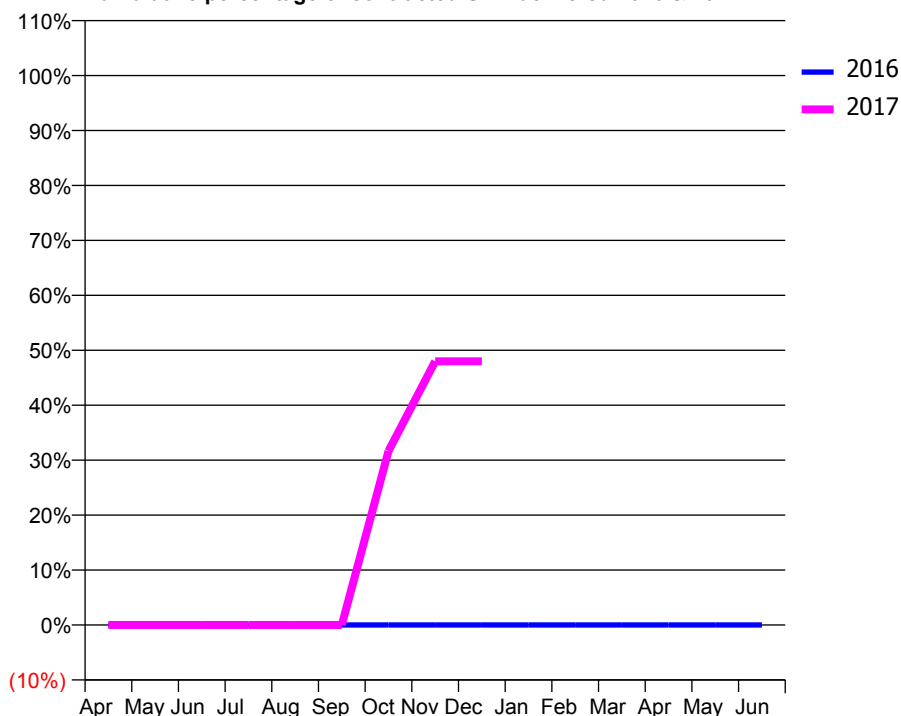
Patients seen in 24 months	Total	Change since previous quarter
Quarter ending December 2015	0	
Quarter ending March 2016	0	
Quarter ending June 2016	0	
Quarter ending September 2016	0	
Quarter ending December 2016	35	↑
<b>Variance since December 2015</b>	N/A	

### Access trend analysis



### ACTIVITY

Cumulative percentage of contracted UDA delivered 2016 & 2017



Month	Adjusted Scheduled Activity (UDA)	
	2016	2017
April	0	0
May	0	0
June	0	0
July	0	0
August	0	0
September	0	0
October	0	95
November	0	144
December	0	144
January	0	
February	0	
March	0	
April	0	
May	0	
June	0	

### QUALITY

	Quantity	Base Number	Contract	AT	Region	England
% of FP17s for the same patient ID Re-attending within 3 months - Children	0	0	N/A	10.5%	11.9%	12.4%
% of FP17s for the same patient ID Re-attending within 3 months - Adults	0	50	0.0%	15.9%	17.1%	16.6%
% of FP17s for the same patient ID Re-attending between 3 & 9 months - Children	0	0	N/A	47.5%	46.2%	57.5%
% of FP17s for the same patient ID Re-attending between 3 & 9 months - Adults	0	50	0.0%	37.9%	37.8%	50.4%
% of FP17s for Band 1 Urgent Courses	0	50	0.0%	10.3%	10.6%	9.1%
% of FP17s Relating to Free Repair or Replacements	0	50	0.0%	0.7%	0.6%	0.8%
% of FP17s Relating to Continuations	0	50	0.0%	1.1%	0.9%	1.3%
% of Patients satisfied with the dentistry they have received	1	1	N/A	90.2%	90.3%	92.7%
% of Patients satisfied with the time they had to wait for an appointment	1	1	N/A	85.9%	83.8%	88.8%

\* This is based on patients treated on this contract for their most recent course of treatment. Figures in italics indicate the base number of FP17s or Patient Questionnaire responses are less than 100. N/A is shown where the base number of responses is less than 10 during the period. % is calculated as Quantity/Base number\*100

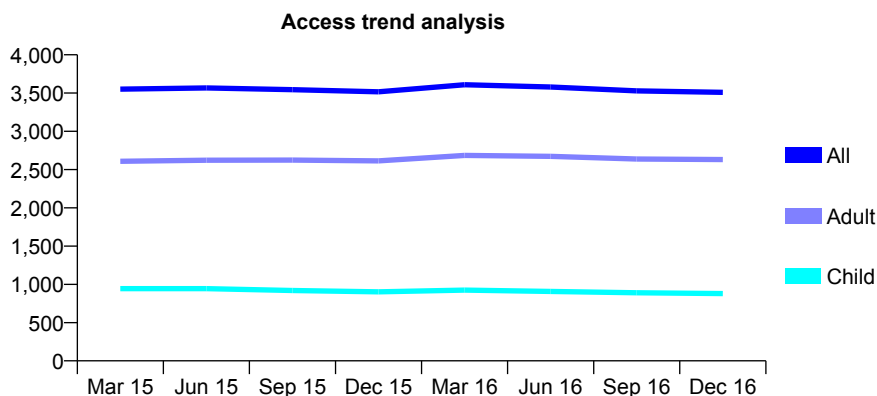
## Q63 - Vital Signs At a Glance Contract Report for 263850/0001 - December 2016

Name or company name	MR SG JOHN
Contract type name	GDS Contract
Purpose of contract	General
Contract start date	01/04/2006
Contract end date	

16/17 Contracted general activity (UDA)	10,242
Carry forward general activity (UDA)	0
16/17 Contracted orthodontic activity (UOA)	0
Carry forward orthodontic activity (UOA)	0
Baseline contract value	£287,943.10

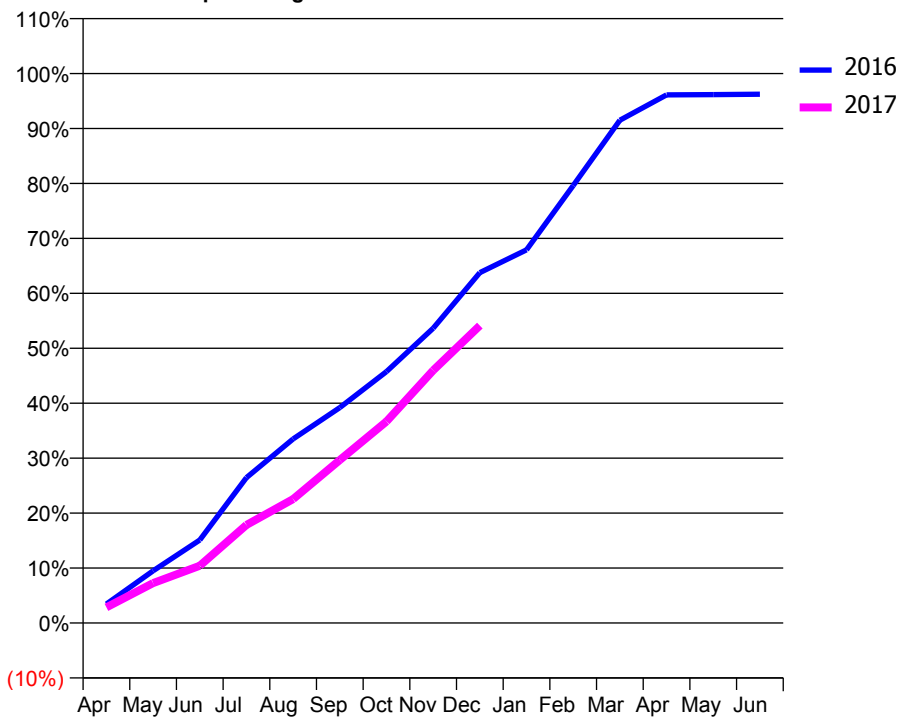
### ACCESS\*

Patients seen in 24 months	Total	Change since previous quarter
Quarter ending December 2015	3,516	
Quarter ending March 2016	3,609	↑
Quarter ending June 2016	3,579	→
Quarter ending September 2016	3,528	↓
Quarter ending December 2016	3,510	→
<b>Variance since December 2015</b>	<b>(0.2%)</b>	→



### ACTIVITY

Cumulative percentage of contracted UDA delivered 2016 & 2017



Month	Adjusted Scheduled Activity (UDA)	
	2016	2017
April	353	292
May	974	745
June	1,548	1,067
July	2,710	1,828
August	3,432	2,310
September	4,015	3,038
October	4,686	3,757
November	5,493	4,708
December	6,529	5,543
January	6,956	
February	8,153	
March	9,371	
April	9,844	
May	9,848	
June	9,857	

### QUALITY

	Quantity	Base Number	Contract	AT	Region	England
% of FP17s for the same patient ID Re-attending within 3 months - Children	19	568	3.3%	10.5%	11.9%	12.4%
% of FP17s for the same patient ID Re-attending within 3 months - Adults	109	1,783	6.1%	15.9%	17.1%	16.6%
% of FP17s for the same patient ID Re-attending between 3 & 9 months - Children	193	568	34.0%	47.5%	46.2%	57.5%
% of FP17s for the same patient ID Re-attending between 3 & 9 months - Adults	653	1,783	36.6%	37.9%	37.8%	50.4%
% of FP17s for Band 1 Urgent Courses	111	1,845	6.0%	10.3%	10.6%	9.1%
% of FP17s Relating to Free Repair or Replacements	3	1,845	0.2%	0.7%	0.6%	0.8%
% of FP17s Relating to Continuations	5	1,845	0.3%	1.1%	0.9%	1.3%
% of Patients satisfied with the dentistry they have received	2	2	N/A	90.2%	90.3%	92.7%
% of Patients satisfied with the time they had to wait for an appointment	2	2	N/A	85.9%	83.8%	88.8%

\* This is based on patients treated on this contract for their most recent course of treatment. Figures in italics indicate the base number of FP17s or Patient Questionnaire responses are less than 100. N/A is shown where the base number of responses is less than 10 during the period. % is calculated as Quantity/Base number\*100

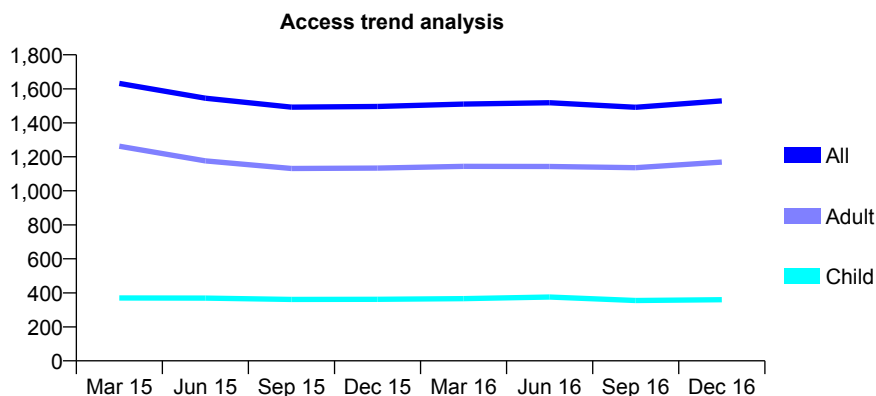
## Q63 - Vital Signs At a Glance Contract Report for 264296/0001 - December 2016

Name or company name	MR RD VAZIRI
Contract type name	GDS Contract
Purpose of contract	General
Contract start date	01/04/2006
Contract end date	

16/17 Contracted general activity (UDA)	4,996
Carry forward general activity (UDA)	104
16/17 Contracted orthodontic activity (UOA)	0
Carry forward orthodontic activity (UOA)	0
Baseline contract value	£146,247.56

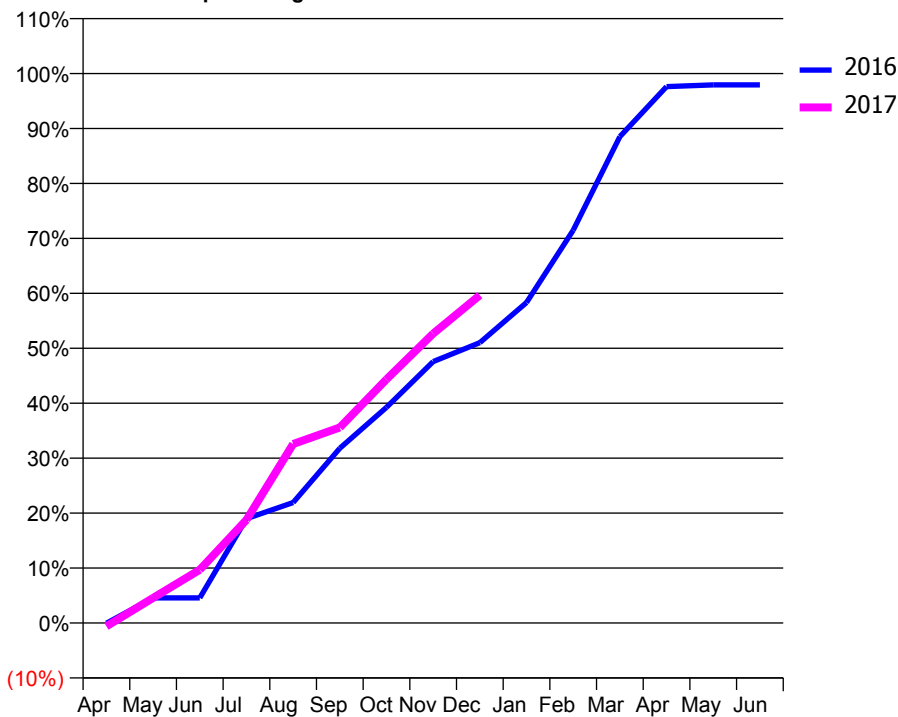
### ACCESS\*

Patients seen in 24 months	Total	Change since previous quarter
Quarter ending December 2015	1,496	
Quarter ending March 2016	1,510	→
Quarter ending June 2016	1,518	→
Quarter ending September 2016	1,491	↓
Quarter ending December 2016	1,529	↑
<b>Variance since December 2015</b>	<b>2.2%</b>	<b>↑</b>



### ACTIVITY

Cumulative percentage of contracted UDA delivered 2016 & 2017



Month	Adjusted Scheduled Activity (UDA)	
	2016	2017
April	-3	-30
May	229	229
June	229	484
July	948	937
August	1,095	1,628
September	1,589	1,778
October	1,961	2,215
November	2,377	2,632
December	2,549	2,981
January	2,914	
February	3,571	
March	4,422	
April	4,877	
May	4,892	
June	4,892	

### QUALITY

	Quantity	Base Number	Contract	AT	Region	England
% of FP17s for the same patient ID Re-attending within 3 months - Children	14	239	5.9%	10.5%	11.9%	12.4%
% of FP17s for the same patient ID Re-attending within 3 months - Adults	89	721	12.3%	15.9%	17.1%	16.6%
% of FP17s for the same patient ID Re-attending between 3 & 9 months - Children	49	239	20.5%	47.5%	46.2%	57.5%
% of FP17s for the same patient ID Re-attending between 3 & 9 months - Adults	117	721	16.2%	37.9%	37.8%	50.4%
% of FP17s for Band 1 Urgent Courses	174	862	20.2%	10.3%	10.6%	9.1%
% of FP17s Relating to Free Repair or Replacements	0	862	0.0%	0.7%	0.6%	0.8%
% of FP17s Relating to Continuations	8	862	0.9%	1.1%	0.9%	1.3%
% of Patients satisfied with the dentistry they have received	1	1	N/A	90.2%	90.3%	92.7%
% of Patients satisfied with the time they had to wait for an appointment	1	1	N/A	85.9%	83.8%	88.8%

\* This is based on patients treated on this contract for their most recent course of treatment. Figures in italics indicate the base number of FP17s or Patient Questionnaire responses are less than 100. N/A is shown where the base number of responses is less than 10 during the period. % is calculated as Quantity/Base number\*100

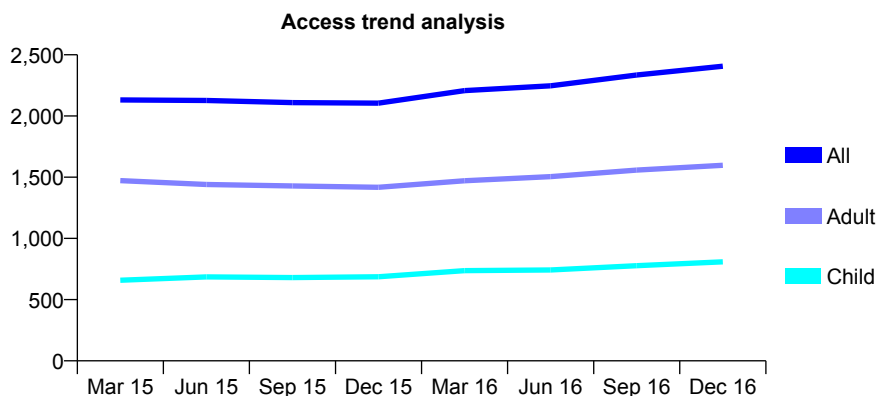
## Q63 - Vital Signs At a Glance Contract Report for 264636/0002 - December 2016

Name or company name	MR O DADASHIAN
Contract type name	GDS Contract
Purpose of contract	General
Contract start date	01/04/2011
Contract end date	

16/17 Contracted general activity (UDA)	6,020
Carry forward general activity (UDA)	-10
16/17 Contracted orthodontic activity (UOA)	0
Carry forward orthodontic activity (UOA)	0
Baseline contract value	£173,335.08

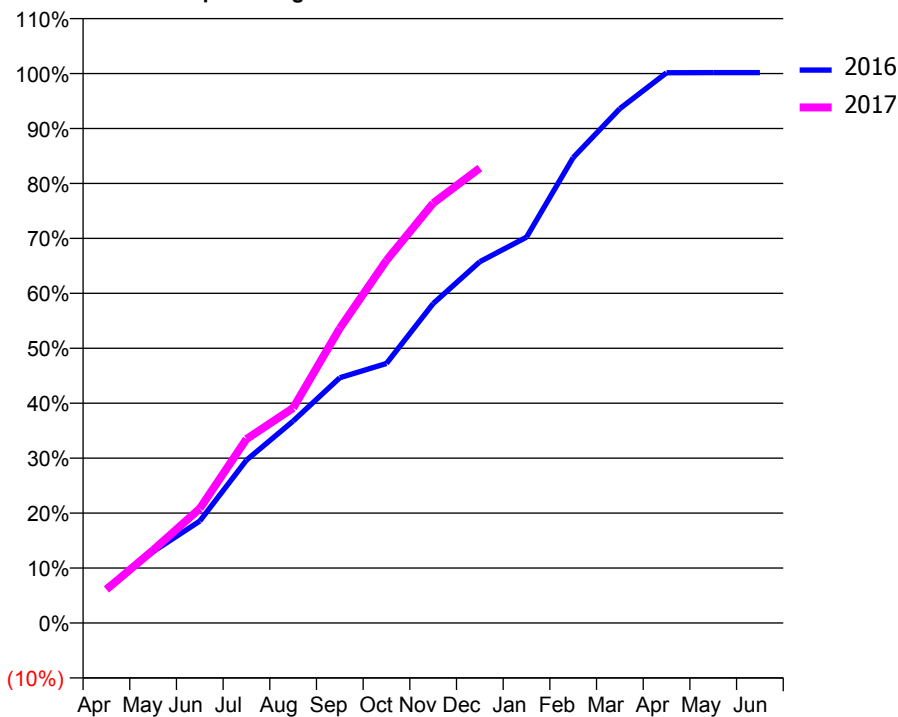
### ACCESS\*

Patients seen in 24 months	Total	Change since previous quarter
Quarter ending December 2015	2,105	
Quarter ending March 2016	2,208	↑
Quarter ending June 2016	2,247	→
Quarter ending September 2016	2,335	↑
Quarter ending December 2016	2,407	↑
<b>Variance since December 2015</b>	<b>14.3%</b>	<b>↑</b>



### ACTIVITY

Cumulative percentage of contracted UDA delivered 2016 & 2017



Month	Adjusted Scheduled Activity (UDA)	
	2016	2017
April	386	367
May	782	799
June	1,116	1,255
July	1,784	2,015
August	2,213	2,355
September	2,687	3,229
October	2,844	3,973
November	3,500	4,599
December	3,959	4,984
January	4,227	
February	5,099	
March	5,635	
April	6,028	
May	6,030	
June	6,030	

### QUALITY

	Quantity	Base Number	Contract	AT	Region	England
% of FP17s for the same patient ID Re-attending within 3 months - Children	125	841	14.9%	10.5%	11.9%	12.4%
% of FP17s for the same patient ID Re-attending within 3 months - Adults	362	1,487	24.3%	15.9%	17.1%	16.6%
% of FP17s for the same patient ID Re-attending between 3 & 9 months - Children	327	841	38.9%	47.5%	46.2%	57.5%
% of FP17s for the same patient ID Re-attending between 3 & 9 months - Adults	377	1,487	25.4%	37.9%	37.8%	50.4%
% of FP17s for Band 1 Urgent Courses	250	2,120	11.8%	10.3%	10.6%	9.1%
% of FP17s Relating to Free Repair or Replacements	9	2,120	0.4%	0.7%	0.6%	0.8%
% of FP17s Relating to Continuations	49	2,120	2.3%	1.1%	0.9%	1.3%
% of Patients satisfied with the dentistry they have received	5	5	N/A	90.2%	90.3%	92.7%
% of Patients satisfied with the time they had to wait for an appointment	4	5	N/A	85.9%	83.8%	88.8%

\* This is based on patients treated on this contract for their most recent course of treatment. Figures in italics indicate the base number of FP17s or Patient Questionnaire responses are less than 100. N/A is shown where the base number of responses is less than 10 during the period. % is calculated as Quantity/Base number\*100

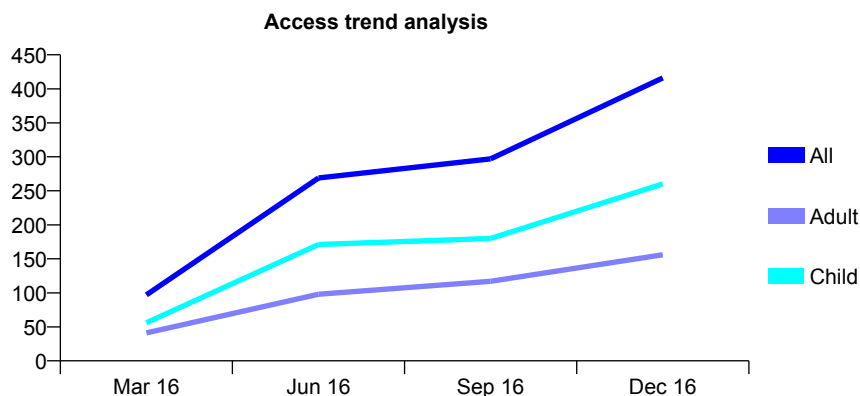
## Q63 - Vital Signs At a Glance Contract Report for 264636/0003 - December 2016

Name or company name	MR O DADASHIAN
Contract type name	GDS Contract
Purpose of contract	General
Contract start date	01/11/2015
Contract end date	

16/17 Contracted general activity (UDA)	1,585
Carry forward general activity (UDA)	0
16/17 Contracted orthodontic activity (UOA)	0
Carry forward orthodontic activity (UOA)	0
Baseline contract value	£32,455.86

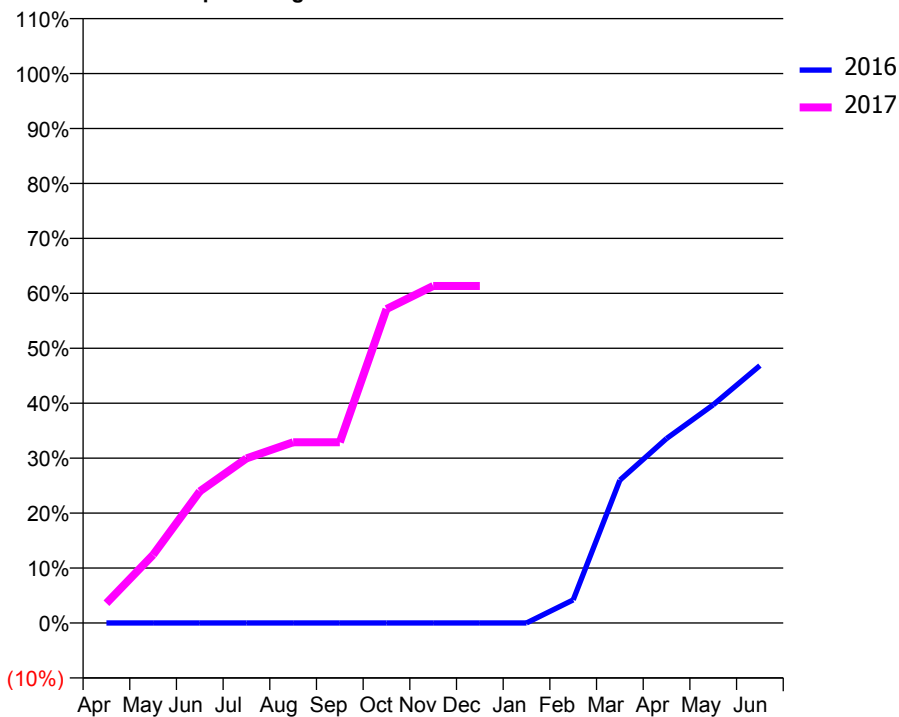
### ACCESS\*

Patients seen in 24 months	Total	Change since previous quarter
Quarter ending December 2015	0	
Quarter ending March 2016	97	
Quarter ending June 2016	269	↑
Quarter ending September 2016	297	↑
Quarter ending December 2016	416	↑
<b>Variance since December 2015</b>	N/A	



### ACTIVITY

Cumulative percentage of contracted UDA delivered 2016 & 2017



Month	Adjusted Scheduled Activity (UDA)	
	2016	2017
April	0	57
May	0	197
June	0	380
July	0	475
August	0	521
September	0	521
October	0	906
November	0	972
December	0	972
January	0	
February	29	
March	182	
April	235	
May	278	
June	328	

### QUALITY

	Quantity	Base Number	Contract	AT	Region	England
% of FP17s for the same patient ID Re-attending within 3 months - Children	19	294	6.5%	10.5%	11.9%	12.4%
% of FP17s for the same patient ID Re-attending within 3 months - Adults	38	185	20.5%	15.9%	17.1%	16.6%
% of FP17s for the same patient ID Re-attending between 3 & 9 months - Children	44	294	15.0%	47.5%	46.2%	57.5%
% of FP17s for the same patient ID Re-attending between 3 & 9 months - Adults	25	185	13.5%	37.9%	37.8%	50.4%
% of FP17s for Band 1 Urgent Courses	30	393	7.6%	10.3%	10.6%	9.1%
% of FP17s Relating to Free Repair or Replacements	0	393	0.0%	0.7%	0.6%	0.8%
% of FP17s Relating to Continuations	4	393	1.0%	1.1%	0.9%	1.3%
% of Patients satisfied with the dentistry they have received	0	0	N/A	90.2%	90.3%	92.7%
% of Patients satisfied with the time they had to wait for an appointment	0	0	N/A	85.9%	83.8%	88.8%

\* This is based on patients treated on this contract for their most recent course of treatment. Figures in italics indicate the base number of FP17s or Patient Questionnaire responses are less than 100. N/A is shown where the base number of responses is less than 10 during the period. % is calculated as Quantity/Base number\*100



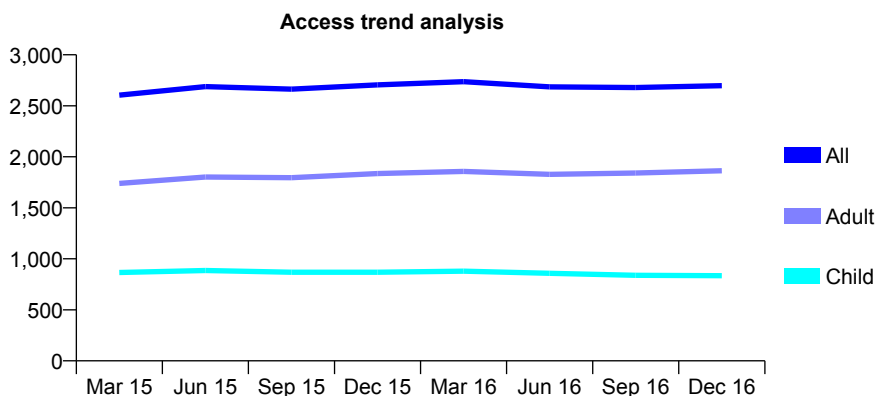
## Q63 - Vital Signs At a Glance Contract Report for 271500/0001 - December 2016

Name or company name	MR P MAZAHERI
Contract type name	GDS Contract
Purpose of contract	General
Contract start date	01/04/2006
Contract end date	

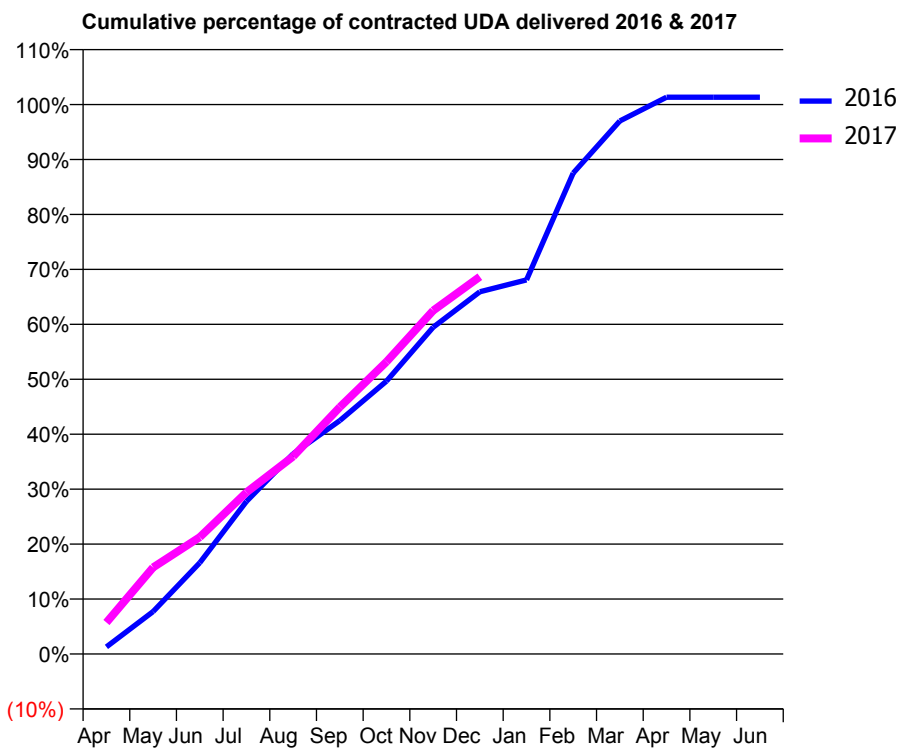
16/17 Contracted general activity (UDA)	6,109
Carry forward general activity (UDA)	-81
16/17 Contracted orthodontic activity (UOA)	0
Carry forward orthodontic activity (UOA)	0
Baseline contract value	£181,686.10

### ACCESS\*

Patients seen in 24 months	Total	Change since previous quarter
Quarter ending December 2015	2,705	
Quarter ending March 2016	2,736	→
Quarter ending June 2016	2,686	↓
Quarter ending September 2016	2,679	→
Quarter ending December 2016	2,698	→
<b>Variance since December 2015</b>	<b>(0.3%)</b>	<b>→</b>



### ACTIVITY



Month	Adjusted Scheduled Activity (UDA)	
	2016	2017
April	80	351
May	473	962
June	1,014	1,300
July	1,697	1,797
August	2,226	2,196
September	2,595	2,745
October	3,033	3,248
November	3,633	3,818
December	4,027	4,194
January	4,159	
February	5,346	
March	5,926	
April	6,190	
May	6,190	
June	6,190	

### QUALITY

	Quantity	Base Number	Contract	AT	Region	England
% of FP17s for the same patient ID Re-attending within 3 months - Children	27	767	3.5%	10.5%	11.9%	12.4%
% of FP17s for the same patient ID Re-attending within 3 months - Adults	189	1,364	13.9%	15.9%	17.1%	16.6%
% of FP17s for the same patient ID Re-attending between 3 & 9 months - Children	452	767	58.9%	47.5%	46.2%	57.5%
% of FP17s for the same patient ID Re-attending between 3 & 9 months - Adults	426	1,364	31.2%	37.9%	37.8%	50.4%
% of FP17s for Band 1 Urgent Courses	127	1,994	6.4%	10.3%	10.6%	9.1%
% of FP17s Relating to Free Repair or Replacements	5	1,994	0.3%	0.7%	0.6%	0.8%
% of FP17s Relating to Continuations	7	1,994	0.4%	1.1%	0.9%	1.3%
% of Patients satisfied with the dentistry they have received	1	1	N/A	90.2%	90.3%	92.7%
% of Patients satisfied with the time they had to wait for an appointment	1	1	N/A	85.9%	83.8%	88.8%

\* This is based on patients treated on this contract for their most recent course of treatment. Figures in italics indicate the base number of FP17s or Patient Questionnaire responses are less than 100. N/A is shown where the base number of responses is less than 10 during the period. % is calculated as Quantity/Base number\*100

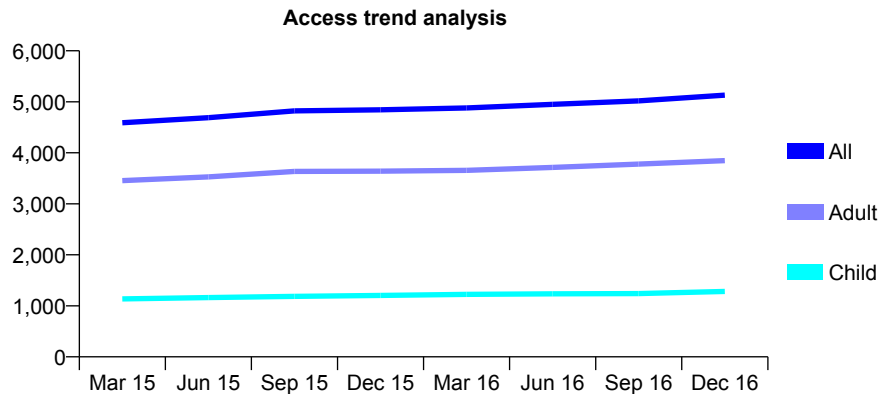
## Q63 - Vital Signs At a Glance Contract Report for 272833/0001 - December 2016

Name or company name	MR D GOVINDASAMI
Contract type name	GDS Contract
Purpose of contract	General
Contract start date	01/04/2006
Contract end date	

16/17 Contracted general activity (UDA)	11,557
Carry forward general activity (UDA)	-22
16/17 Contracted orthodontic activity (UOA)	0
Carry forward orthodontic activity (UOA)	0
Baseline contract value	£279,635.14

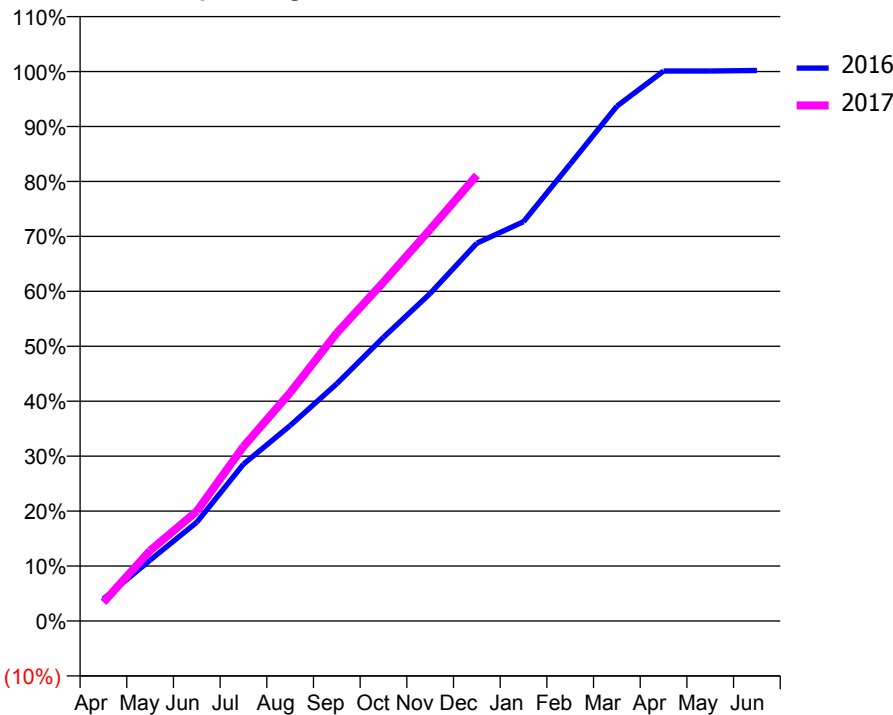
### ACCESS\*

Patients seen in 24 months	Total	Change since previous quarter
Quarter ending December 2015	4,844	
Quarter ending March 2016	4,880	→
Quarter ending June 2016	4,951	→
Quarter ending September 2016	5,018	→
Quarter ending December 2016	5,131	↑
<b>Variance since December 2015</b>	<b>5.9%</b>	<b>↑</b>



### ACTIVITY

Cumulative percentage of contracted UDA delivered 2016 & 2017



Month	Adjusted Scheduled Activity (UDA)	
	2016	2017
April	463	395
May	1,281	1,482
June	2,076	2,308
July	3,300	3,670
August	4,109	4,803
September	4,991	6,058
October	5,967	7,128
November	6,888	8,239
December	7,946	9,374
January	8,399	
February	9,611	
March	10,827	
April	11,566	
May	11,567	
June	11,579	

### QUALITY

	Quantity	Base Number	Contract	AT	Region	England
% of FP17s for the same patient ID Re-attending within 3 months - Children	100	1,515	6.6%	10.5%	11.9%	12.4%
% of FP17s for the same patient ID Re-attending within 3 months - Adults	551	4,287	12.9%	15.9%	17.1%	16.6%
% of FP17s for the same patient ID Re-attending between 3 & 9 months - Children	888	1,515	58.6%	47.5%	46.2%	57.5%
% of FP17s for the same patient ID Re-attending between 3 & 9 months - Adults	2,571	4,287	60.0%	37.9%	37.8%	50.4%
% of FP17s for Band 1 Urgent Courses	307	4,917	6.2%	10.3%	10.6%	9.1%
% of FP17s Relating to Free Repair or Replacements	53	4,917	1.1%	0.7%	0.6%	0.8%
% of FP17s Relating to Continuations	65	4,917	1.3%	1.1%	0.9%	1.3%
% of Patients satisfied with the dentistry they have received	4	4	N/A	90.2%	90.3%	92.7%
% of Patients satisfied with the time they had to wait for an appointment	4	4	N/A	85.9%	83.8%	88.8%

\* This is based on patients treated on this contract for their most recent course of treatment. Figures in italics indicate the base number of FP17s or Patient Questionnaire responses are less than 100. N/A is shown where the base number of responses is less than 10 during the period. % is calculated as Quantity/Base number\*100

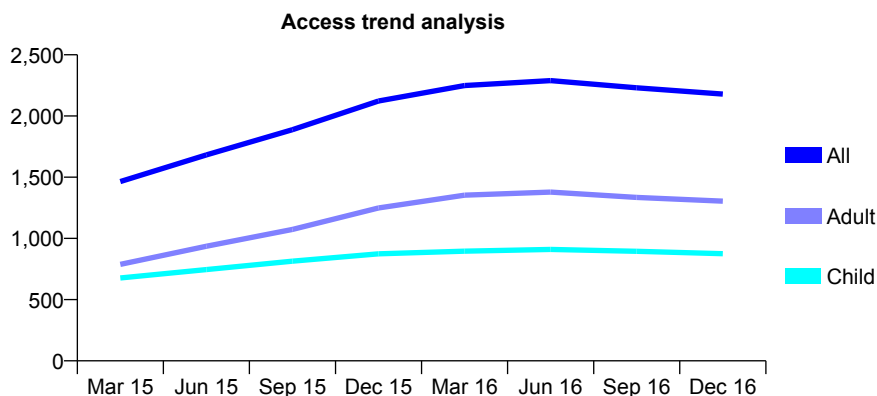
## Q63 - Vital Signs At a Glance Contract Report for 273740/0003 - December 2016

Name or company name	MR J PATEL
Contract type name	GDS Contract
Purpose of contract	General and Orthodontic
Contract start date	01/10/2013
Contract end date	

16/17 Contracted general activity (UDA)	4,500
Carry forward general activity (UDA)	57
16/17 Contracted orthodontic activity (UOA)	750
Carry forward orthodontic activity (UOA)	-2
Baseline contract value	£150,398.90

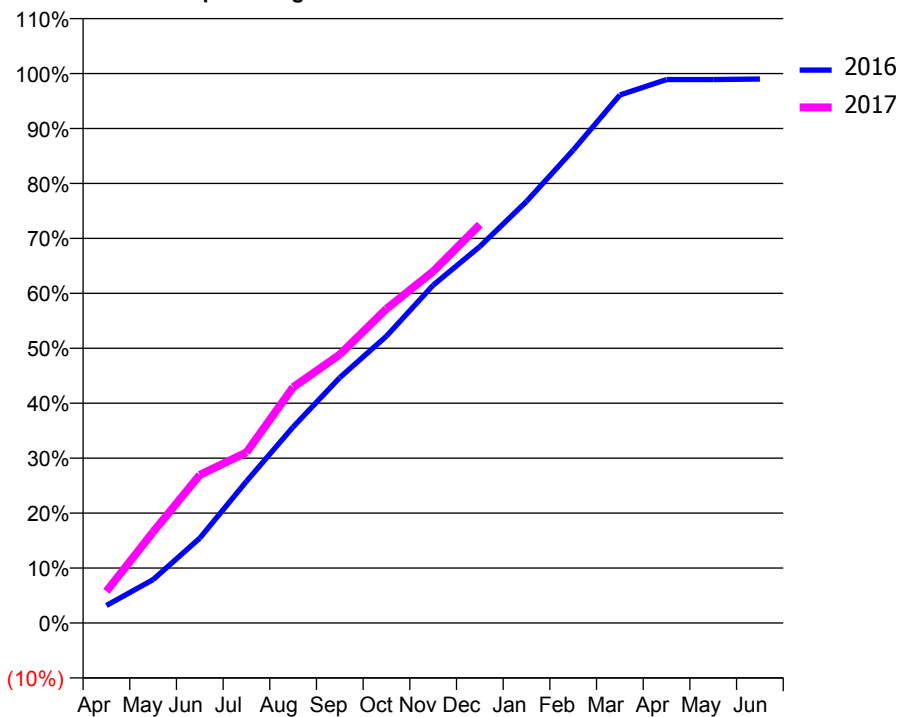
### ACCESS\*

Patients seen in 24 months	Total	Change since previous quarter
Quarter ending December 2015	2,123	
Quarter ending March 2016	2,249	↑
Quarter ending June 2016	2,289	→
Quarter ending September 2016	2,230	↓
Quarter ending December 2016	2,179	↓
<b>Variance since December 2015</b>	<b>2.6%</b>	<b>↑</b>



### ACTIVITY

Cumulative percentage of contracted UDA delivered 2016 & 2017



Month	Adjusted Scheduled Activity (UDA)	
	2016	2017
April	183	260
May	454	746
June	888	1,212
July	1,483	1,397
August	2,051	1,931
September	2,568	2,199
October	3,002	2,574
November	3,535	2,879
December	3,939	3,262
January	4,412	
February	4,949	
March	5,525	
April	5,687	
May	5,687	
June	5,693	

### QUALITY

	Quantity	Base Number	Contract	AT	Region	England
% of FP17s for the same patient ID Re-attending within 3 months - Children	112	895	12.5%	10.5%	11.9%	12.4%
% of FP17s for the same patient ID Re-attending within 3 months - Adults	184	954	19.3%	15.9%	17.1%	16.6%
% of FP17s for the same patient ID Re-attending between 3 & 9 months - Children	469	895	52.4%	47.5%	46.2%	57.5%
% of FP17s for the same patient ID Re-attending between 3 & 9 months - Adults	397	954	41.6%	37.9%	37.8%	50.4%
% of FP17s for Band 1 Urgent Courses	216	1,706	12.7%	10.3%	10.6%	9.1%
% of FP17s Relating to Free Repair or Replacements	1	1,706	0.1%	0.7%	0.6%	0.8%
% of FP17s Relating to Continuations	13	1,706	0.8%	1.1%	0.9%	1.3%
% of Patients satisfied with the dentistry they have received	2	2	N/A	90.2%	90.3%	92.7%
% of Patients satisfied with the time they had to wait for an appointment	2	2	N/A	85.9%	83.8%	88.8%

\* This is based on patients treated on this contract for their most recent course of treatment. Figures in italics indicate the base number of FP17s or Patient Questionnaire responses are less than 100. N/A is shown where the base number of responses is less than 10 during the period. % is calculated as Quantity/Base number\*100

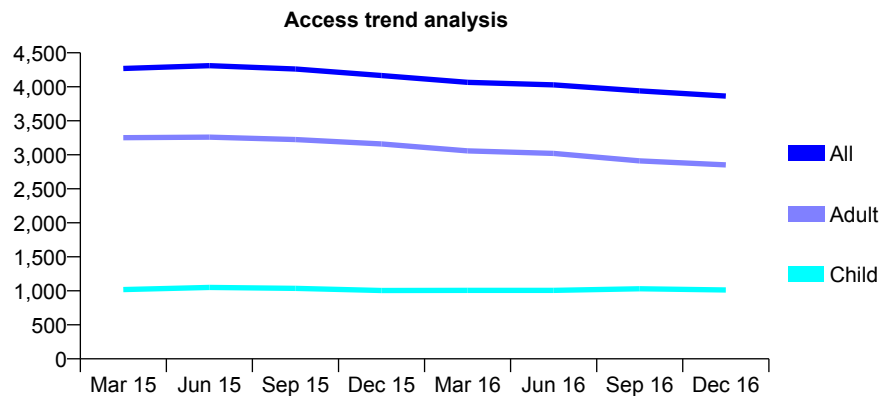
## Q63 - Vital Signs At a Glance Contract Report for 274526/0001 - December 2016

Name or company name	MR DC O'CONNOR
Contract type name	GDS Contract
Purpose of contract	General
Contract start date	01/04/2006
Contract end date	

16/17 Contracted general activity (UDA)	13,409
Carry forward general activity (UDA)	0
16/17 Contracted orthodontic activity (UOA)	0
Carry forward orthodontic activity (UOA)	0
Baseline contract value	£421,289.24

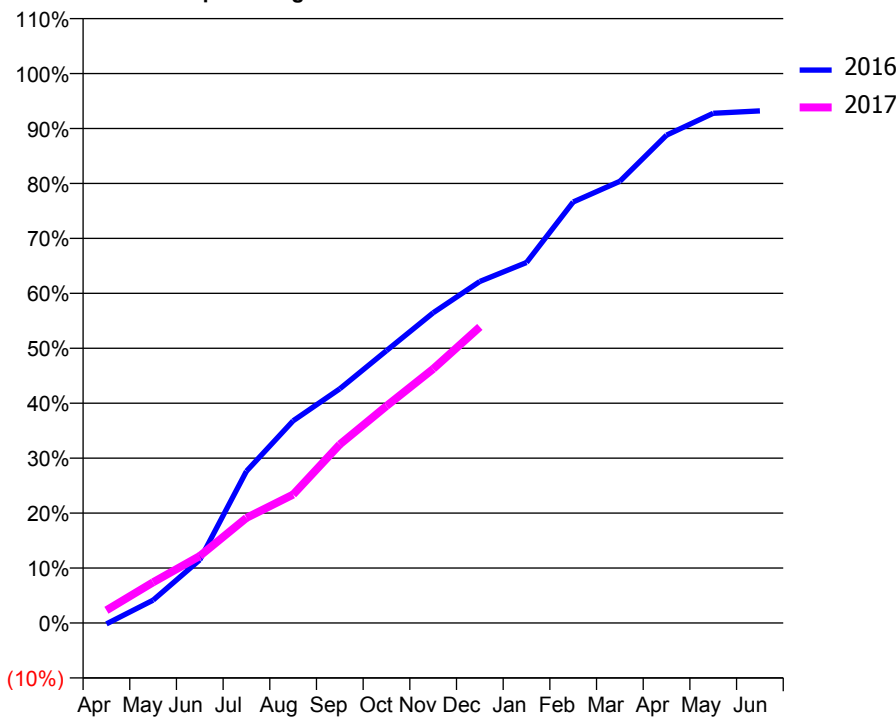
### ACCESS\*

Patients seen in 24 months	Total	Change since previous quarter
Quarter ending December 2015	4,165	
Quarter ending March 2016	4,065	↓
Quarter ending June 2016	4,028	→
Quarter ending September 2016	3,941	↓
Quarter ending December 2016	3,864	↓
<b>Variance since December 2015</b>	<b>(7.2%)</b>	<b>↓</b>



### ACTIVITY

Cumulative percentage of contracted UDA delivered 2016 & 2017



Month	Adjusted Scheduled Activity (UDA)	
	2016	2017
April	-23	311
May	559	994
June	1,540	1,636
July	3,705	2,566
August	4,934	3,135
September	5,717	4,360
October	6,647	5,297
November	7,569	6,202
December	8,336	7,224
January	8,797	
February	10,275	
March	10,780	
April	11,905	
May	12,437	
June	12,498	

### QUALITY

	Quantity	Base Number	Contract	AT	Region	England
% of FP17s for the same patient ID Re-attending within 3 months - Children	76	914	8.3%	10.5%	11.9%	12.4%
% of FP17s for the same patient ID Re-attending within 3 months - Adults	427	2,376	18.0%	15.9%	17.1%	16.6%
% of FP17s for the same patient ID Re-attending between 3 & 9 months - Children	314	914	34.4%	47.5%	46.2%	57.5%
% of FP17s for the same patient ID Re-attending between 3 & 9 months - Adults	716	2,376	30.1%	37.9%	37.8%	50.4%
% of FP17s for Band 1 Urgent Courses	481	2,850	16.9%	10.3%	10.6%	9.1%
% of FP17s Relating to Free Repair or Replacements	6	2,850	0.2%	0.7%	0.6%	0.8%
% of FP17s Relating to Continuations	62	2,850	2.2%	1.1%	0.9%	1.3%
% of Patients satisfied with the dentistry they have received	3	3	N/A	90.2%	90.3%	92.7%
% of Patients satisfied with the time they had to wait for an appointment	2	3	N/A	85.9%	83.8%	88.8%

\* This is based on patients treated on this contract for their most recent course of treatment. Figures in italics indicate the base number of FP17s or Patient Questionnaire responses are less than 100. N/A is shown where the base number of responses is less than 10 during the period. % is calculated as Quantity/Base number\*100

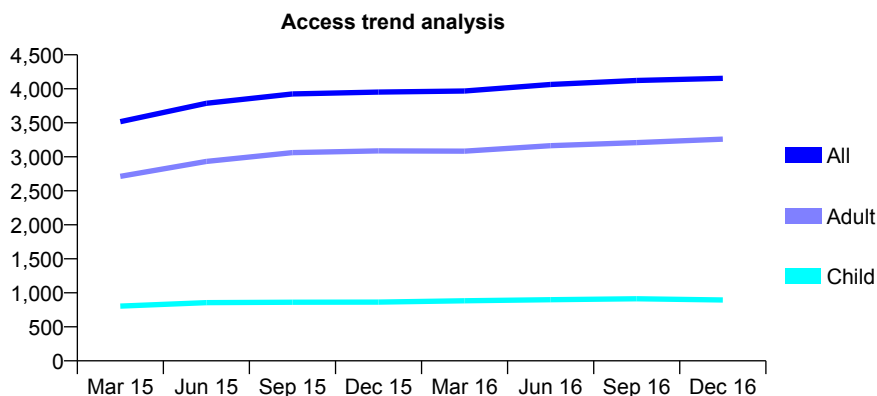
## Q63 - Vital Signs At a Glance Contract Report for 276928/0001 - December 2016

Name or company name	MS T SINGH
Contract type name	GDS Contract
Purpose of contract	General
Contract start date	01/09/2013
Contract end date	

16/17 Contracted general activity (UDA)	17,743
Carry forward general activity (UDA)	506
16/17 Contracted orthodontic activity (UOA)	0
Carry forward orthodontic activity (UOA)	0
Baseline contract value	£491,899.98

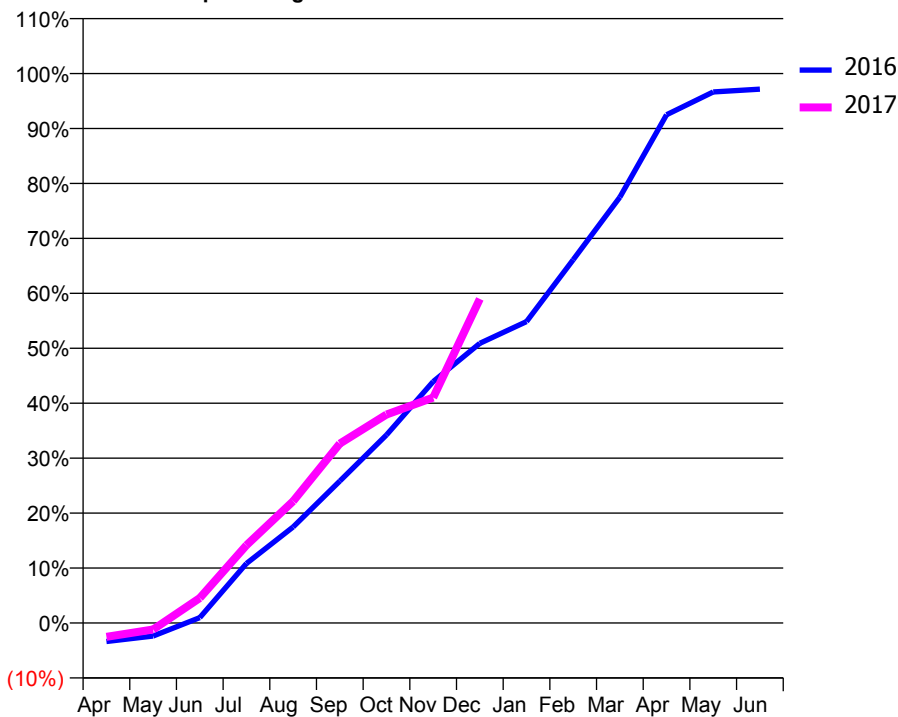
### ACCESS\*

Patients seen in 24 months	Total	Change since previous quarter
Quarter ending December 2015	3,952	
Quarter ending March 2016	3,968	→
Quarter ending June 2016	4,063	↑
Quarter ending September 2016	4,122	→
Quarter ending December 2016	4,154	→
<b>Variance since December 2015</b>	<b>5.1%</b>	<b>↑</b>



### ACTIVITY

Cumulative percentage of contracted UDA delivered 2016 & 2017



Month	Adjusted Scheduled Activity (UDA)	
	2016	2017
April	-600	-449
May	-426	-215
June	173	805
July	1,921	2,510
August	3,104	3,932
September	4,585	5,792
October	6,072	6,730
November	7,796	7,280
December	9,030	10,465
January	9,731	
February	11,732	
March	13,751	
April	16,412	
May	17,148	
June	17,237	

### QUALITY

	Quantity	Base Number	Contract	AT	Region	England
% of FP17s for the same patient ID Re-attending within 3 months - Children	53	887	6.0%	10.5%	11.9%	12.4%
% of FP17s for the same patient ID Re-attending within 3 months - Adults	642	3,264	19.7%	15.9%	17.1%	16.6%
% of FP17s for the same patient ID Re-attending between 3 & 9 months - Children	427	887	48.1%	47.5%	46.2%	57.5%
% of FP17s for the same patient ID Re-attending between 3 & 9 months - Adults	1,325	3,264	40.6%	37.9%	37.8%	50.4%
% of FP17s for Band 1 Urgent Courses	408	3,260	12.5%	10.3%	10.6%	9.1%
% of FP17s Relating to Free Repair or Replacements	50	3,260	1.5%	0.7%	0.6%	0.8%
% of FP17s Relating to Continuations	38	3,260	1.2%	1.1%	0.9%	1.3%
% of Patients satisfied with the dentistry they have received	8	8	N/A	90.2%	90.3%	92.7%
% of Patients satisfied with the time they had to wait for an appointment	7	8	N/A	85.9%	83.8%	88.8%

\* This is based on patients treated on this contract for their most recent course of treatment. Figures in italics indicate the base number of FP17s or Patient Questionnaire responses are less than 100. N/A is shown where the base number of responses is less than 10 during the period. % is calculated as Quantity/Base number\*100

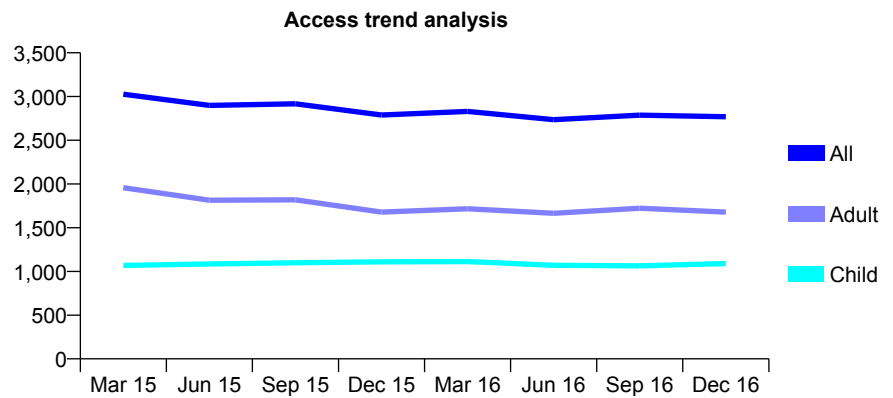
## Q63 - Vital Signs At a Glance Contract Report for 280038/0001 - December 2016

Name or company name	MR M MOHSEN
Contract type name	GDS Contract
Purpose of contract	General
Contract start date	12/07/2008
Contract end date	

16/17 Contracted general activity (UDA)	7,200
Carry forward general activity (UDA)	-143
16/17 Contracted orthodontic activity (UOA)	0
Carry forward orthodontic activity (UOA)	0
Baseline contract value	£219,954.96

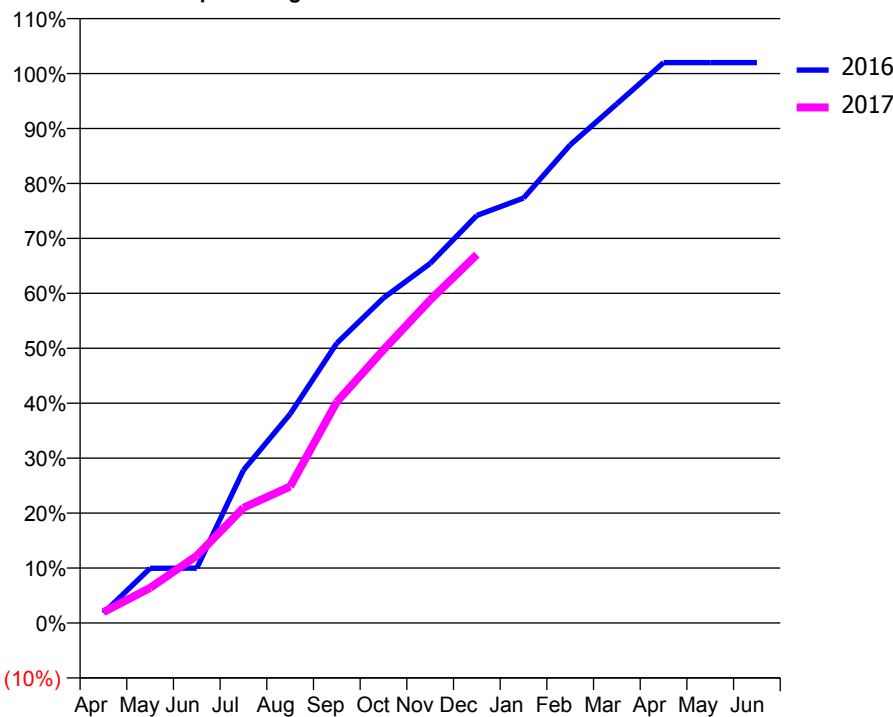
### ACCESS\*

Patients seen in 24 months	Total	Change since previous quarter
Quarter ending December 2015	2,789	
Quarter ending March 2016	2,829	→
Quarter ending June 2016	2,735	↓
Quarter ending September 2016	2,787	→
Quarter ending December 2016	2,768	→
<b>Variance since December 2015</b>	<b>(0.8%)</b>	<b>→</b>



### ACTIVITY

Cumulative percentage of contracted UDA delivered 2016 & 2017



Month	Adjusted Scheduled Activity (UDA)	
	2016	2017
April	130	143
May	717	461
June	719	881
July	2,002	1,511
August	2,739	1,789
September	3,667	2,898
October	4,258	3,579
November	4,711	4,233
December	5,341	4,826
January	5,567	
February	6,264	
March	6,802	
April	7,343	
May	7,343	
June	7,343	

### QUALITY

	Quantity	Base Number	Contract	AT	Region	England
% of FP17s for the same patient ID Re-attending within 3 months - Children	32	777	4.1%	10.5%	11.9%	12.4%
% of FP17s for the same patient ID Re-attending within 3 months - Adults	38	958	4.0%	15.9%	17.1%	16.6%
% of FP17s for the same patient ID Re-attending between 3 & 9 months - Children	198	777	25.5%	47.5%	46.2%	57.5%
% of FP17s for the same patient ID Re-attending between 3 & 9 months - Adults	171	958	17.8%	37.9%	37.8%	50.4%
% of FP17s for Band 1 Urgent Courses	45	1,488	3.0%	10.3%	10.6%	9.1%
% of FP17s Relating to Free Repair or Replacements	0	1,488	0.0%	0.7%	0.6%	0.8%
% of FP17s Relating to Continuations	1	1,488	0.1%	1.1%	0.9%	1.3%
% of Patients satisfied with the dentistry they have received	2	2	N/A	90.2%	90.3%	92.7%
% of Patients satisfied with the time they had to wait for an appointment	2	2	N/A	85.9%	83.8%	88.8%

\* This is based on patients treated on this contract for their most recent course of treatment. Figures in italics indicate the base number of FP17s or Patient Questionnaire responses are less than 100. N/A is shown where the base number of responses is less than 10 during the period. % is calculated as Quantity/Base number\*100

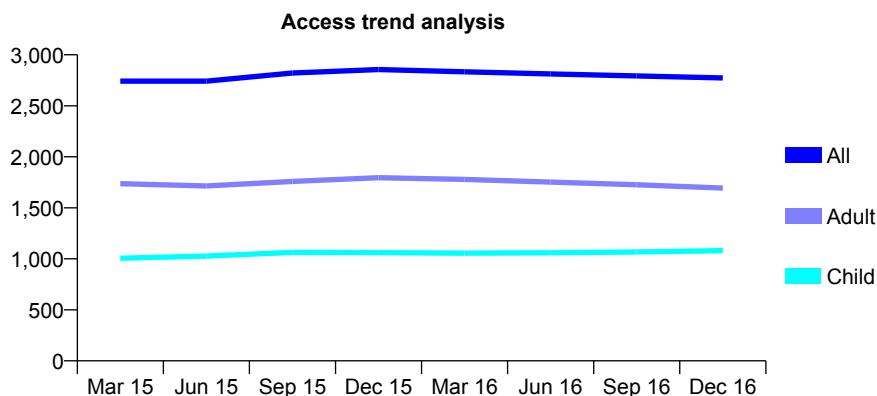
## Q63 - Vital Signs At a Glance Contract Report for 283460/0002 - December 2016

Name or company name	MR S KAMYAB
Contract type name	GDS Contract
Purpose of contract	General
Contract start date	01/11/2008
Contract end date	

16/17 Contracted general activity (UDA)	11,565
Carry forward general activity (UDA)	149
16/17 Contracted orthodontic activity (UOA)	0
Carry forward orthodontic activity (UOA)	0
Baseline contract value	£338,798.63

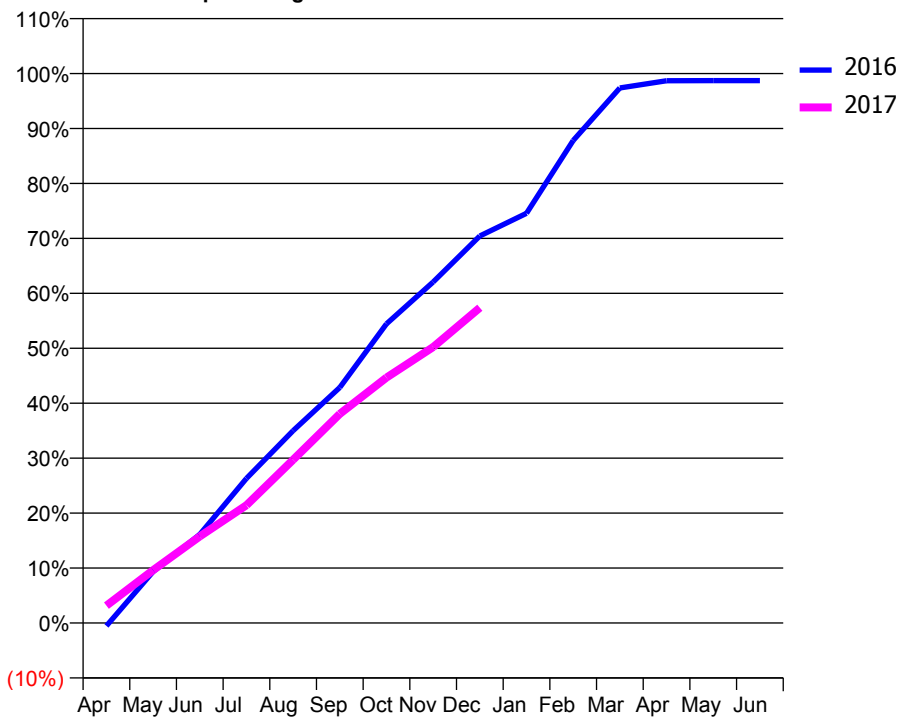
### ACCESS\*

Patients seen in 24 months	Total	Change since previous quarter
Quarter ending December 2015	2,856	
Quarter ending March 2016	2,833	→
Quarter ending June 2016	2,812	→
Quarter ending September 2016	2,793	→
Quarter ending December 2016	2,773	→
<b>Variance since December 2015</b>	<b>(2.9%)</b>	<b>↓</b>



### ACTIVITY

Cumulative percentage of contracted UDA delivered 2016 & 2017



Month	Adjusted Scheduled Activity (UDA)	
	2016	2017
April	-64	366
May	1,081	1,112
June	1,865	1,823
July	3,044	2,481
August	4,049	3,438
September	4,957	4,402
October	6,295	5,167
November	7,177	5,807
December	8,145	6,636
January	8,623	
February	10,156	
March	11,260	
April	11,413	
May	11,416	
June	11,416	

### QUALITY

	Quantity	Base Number	Contract	AT	Region	England
% of FP17s for the same patient ID Re-attending within 3 months - Children	62	800	7.8%	10.5%	11.9%	12.4%
% of FP17s for the same patient ID Re-attending within 3 months - Adults	158	1,026	15.4%	15.9%	17.1%	16.6%
% of FP17s for the same patient ID Re-attending between 3 & 9 months - Children	217	800	27.1%	47.5%	46.2%	57.5%
% of FP17s for the same patient ID Re-attending between 3 & 9 months - Adults	258	1,026	25.1%	37.9%	37.8%	50.4%
% of FP17s for Band 1 Urgent Courses	227	1,788	12.7%	10.3%	10.6%	9.1%
% of FP17s Relating to Free Repair or Replacements	0	1,788	0.0%	0.7%	0.6%	0.8%
% of FP17s Relating to Continuations	15	1,788	0.8%	1.1%	0.9%	1.3%
% of Patients satisfied with the dentistry they have received	1	1	N/A	90.2%	90.3%	92.7%
% of Patients satisfied with the time they had to wait for an appointment	1	1	N/A	85.9%	83.8%	88.8%

\* This is based on patients treated on this contract for their most recent course of treatment. Figures in italics indicate the base number of FP17s or Patient Questionnaire responses are less than 100. N/A is shown where the base number of responses is less than 10 during the period. % is calculated as Quantity/Base number\*100



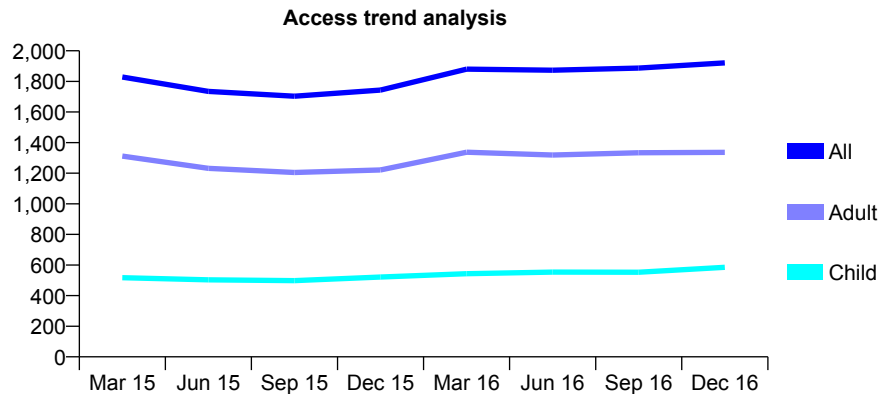
## Q63 - Vital Signs At a Glance Contract Report for 283460/0004 - December 2016

Name or company name	MR S KAMYAB
Contract type name	GDS Contract
Purpose of contract	General
Contract start date	01/04/2011
Contract end date	

16/17 Contracted general activity (UDA)	6,095
Carry forward general activity (UDA)	52
16/17 Contracted orthodontic activity (UOA)	0
Carry forward orthodontic activity (UOA)	0
Baseline contract value	£214,382.25

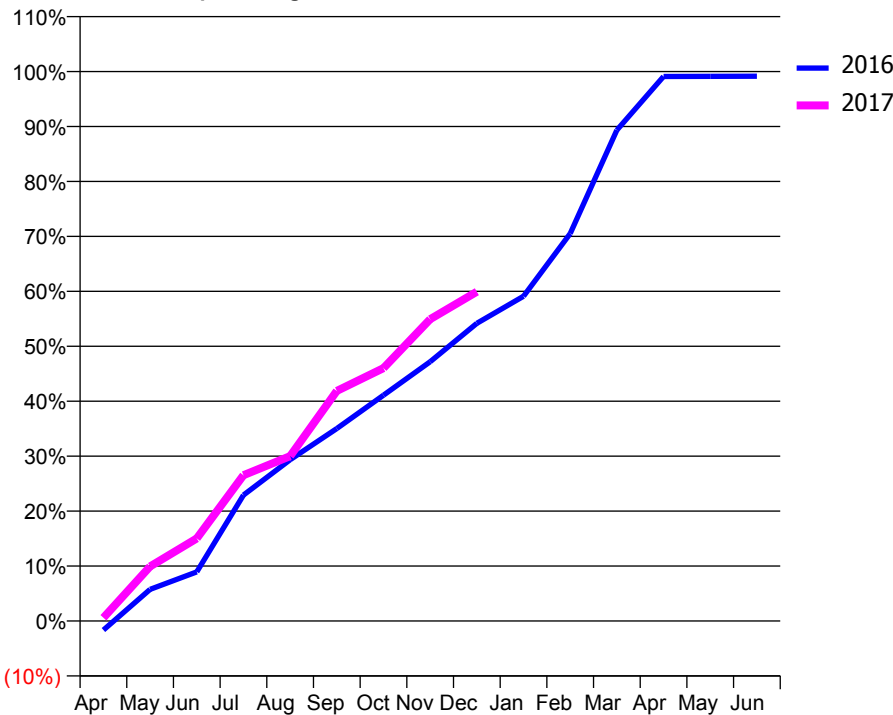
### ACCESS\*

Patients seen in 24 months	Total	Change since previous quarter
Quarter ending December 2015	1,743	
Quarter ending March 2016	1,880	↑
Quarter ending June 2016	1,873	→
Quarter ending September 2016	1,887	→
Quarter ending December 2016	1,921	→
<b>Variance since December 2015</b>	<b>10.2%</b>	<b>↑</b>



### ACTIVITY

Cumulative percentage of contracted UDA delivered 2016 & 2017



Month	Adjusted Scheduled Activity (UDA)	
	2016	2017
April	-101	36
May	351	606
June	546	916
July	1,397	1,618
August	1,789	1,829
September	2,135	2,551
October	2,504	2,805
November	2,876	3,348
December	3,302	3,652
January	3,603	
February	4,297	
March	5,445	
April	6,040	
May	6,042	
June	6,043	

### QUALITY

	Quantity	Base Number	Contract	AT	Region	England
% of FP17s for the same patient ID Re-attending within 3 months - Children	29	511	5.7%	10.5%	11.9%	12.4%
% of FP17s for the same patient ID Re-attending within 3 months - Adults	98	795	12.3%	15.9%	17.1%	16.6%
% of FP17s for the same patient ID Re-attending between 3 & 9 months - Children	206	511	40.3%	47.5%	46.2%	57.5%
% of FP17s for the same patient ID Re-attending between 3 & 9 months - Adults	185	795	23.3%	37.9%	37.8%	50.4%
% of FP17s for Band 1 Urgent Courses	176	1,195	14.7%	10.3%	10.6%	9.1%
% of FP17s Relating to Free Repair or Replacements	0	1,195	0.0%	0.7%	0.6%	0.8%
% of FP17s Relating to Continuations	0	1,195	0.0%	1.1%	0.9%	1.3%
% of Patients satisfied with the dentistry they have received	0	0	N/A	90.2%	90.3%	92.7%
% of Patients satisfied with the time they had to wait for an appointment	0	0	N/A	85.9%	83.8%	88.8%

\* This is based on patients treated on this contract for their most recent course of treatment. Figures in italics indicate the base number of FP17s or Patient Questionnaire responses are less than 100. N/A is shown where the base number of responses is less than 10 during the period. % is calculated as Quantity/Base number\*100

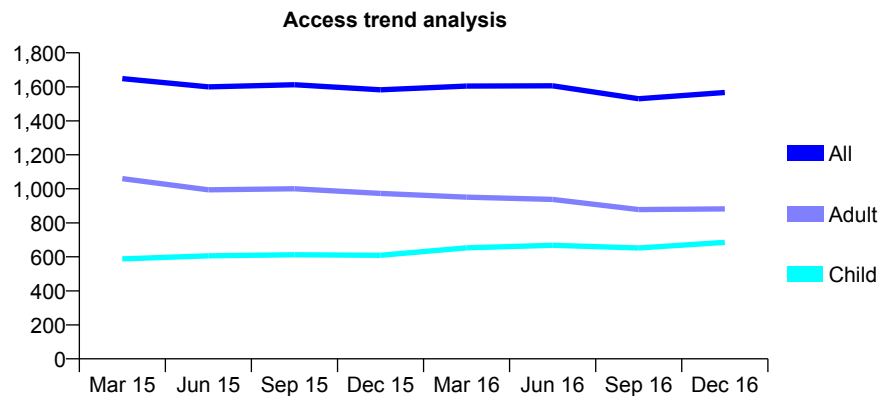
## Q63 - Vital Signs At a Glance Contract Report for 283460/0005 - December 2016

Name or company name	MR S KAMYAB
Contract type name	GDS Contract
Purpose of contract	General
Contract start date	01/04/2012
Contract end date	

16/17 Contracted general activity (UDA)	5,416
Carry forward general activity (UDA)	0
16/17 Contracted orthodontic activity (UOA)	0
Carry forward orthodontic activity (UOA)	0
Baseline contract value	£123,851.34

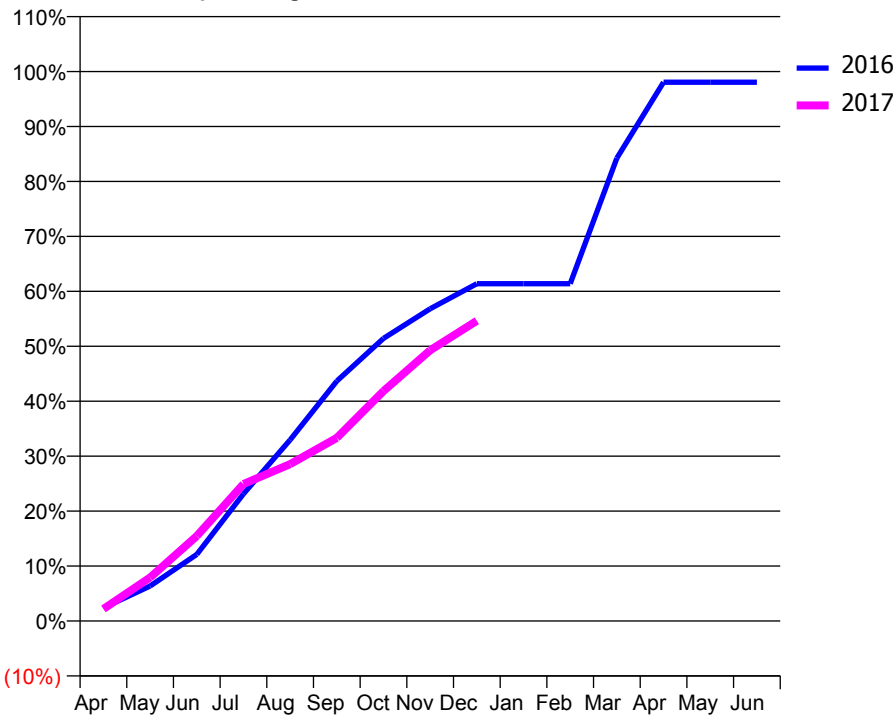
### ACCESS\*

Patients seen in 24 months	Total	Change since previous quarter
Quarter ending December 2015	1,582	
Quarter ending March 2016	1,604	→
Quarter ending June 2016	1,606	→
Quarter ending September 2016	1,530	↓
Quarter ending December 2016	1,567	↑
<b>Variance since December 2015</b>	<b>(0.9%)</b>	<b>→</b>



### ACTIVITY

Cumulative percentage of contracted UDA delivered 2016 & 2017



Month	Adjusted Scheduled Activity (UDA)	
	2016	2017
April	129	120
May	345	429
June	657	838
July	1,253	1,351
August	1,786	1,547
September	2,366	1,805
October	2,785	2,267
November	3,077	2,669
December	3,324	2,959
January	3,324	
February	3,324	
March	4,563	
April	5,311	
May	5,311	
June	5,311	

### QUALITY

	Quantity	Base Number	Contract	AT	Region	England
% of FP17s for the same patient ID Re-attending within 3 months - Children	33	559	5.9%	10.5%	11.9%	12.4%
% of FP17s for the same patient ID Re-attending within 3 months - Adults	89	527	16.9%	15.9%	17.1%	16.6%
% of FP17s for the same patient ID Re-attending between 3 & 9 months - Children	247	559	44.2%	47.5%	46.2%	57.5%
% of FP17s for the same patient ID Re-attending between 3 & 9 months - Adults	156	527	29.6%	37.9%	37.8%	50.4%
% of FP17s for Band 1 Urgent Courses	86	922	9.3%	10.3%	10.6%	9.1%
% of FP17s Relating to Free Repair or Replacements	1	922	0.1%	0.7%	0.6%	0.8%
% of FP17s Relating to Continuations	0	922	0.0%	1.1%	0.9%	1.3%
% of Patients satisfied with the dentistry they have received	3	4	N/A	90.2%	90.3%	92.7%
% of Patients satisfied with the time they had to wait for an appointment	3	4	N/A	85.9%	83.8%	88.8%

\* This is based on patients treated on this contract for their most recent course of treatment. Figures in italics indicate the base number of FP17s or Patient Questionnaire responses are less than 100. N/A is shown where the base number of responses is less than 10 during the period. % is calculated as Quantity/Base number\*100

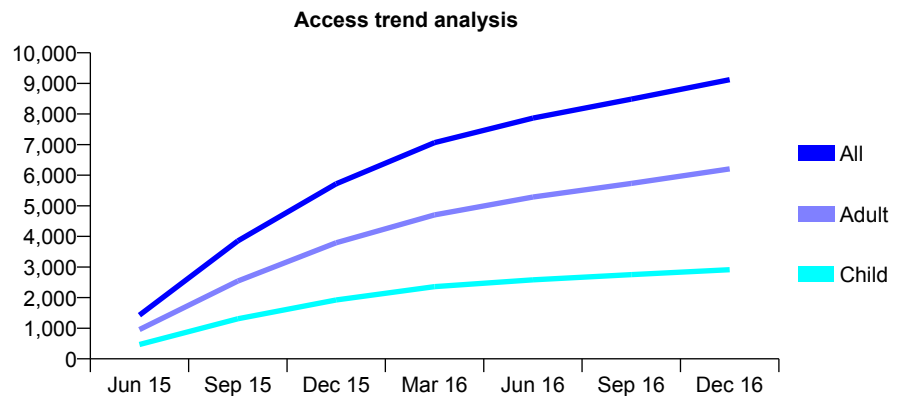
## Q63 - Vital Signs At a Glance Contract Report for 287881/0001 - December 2016

Name or company name	MR AR PATEL
Contract type name	GDS Contract
Purpose of contract	General
Contract start date	01/05/2015
Contract end date	

16/17 Contracted general activity (UDA)	26,220
Carry forward general activity (UDA)	-154
16/17 Contracted orthodontic activity (UOA)	0
Carry forward orthodontic activity (UOA)	0
Baseline contract value	£866,272.96

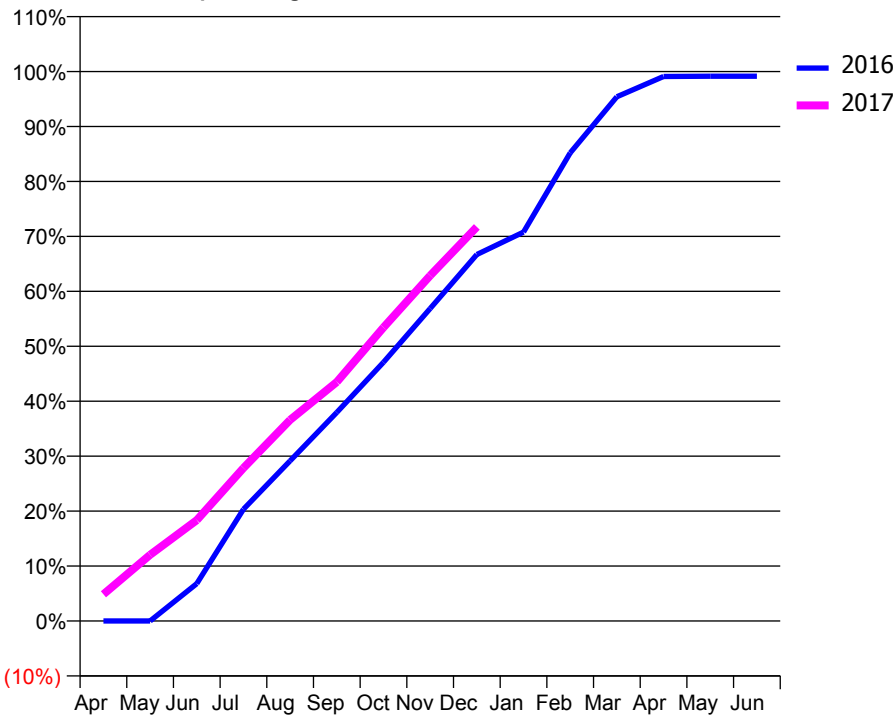
### ACCESS\*

Patients seen in 24 months	Total	Change since previous quarter
Quarter ending December 2015	5,719	
Quarter ending March 2016	7,064	↑
Quarter ending June 2016	7,869	↑
Quarter ending September 2016	8,484	↑
Quarter ending December 2016	9,120	↑
<b>Variance since December 2015</b>	<b>59.5%</b>	<b>↑</b>



### ACTIVITY

**Cumulative percentage of contracted UDA delivered 2016 & 2017**



Month	Adjusted Scheduled Activity (UDA)	
	2016	2017
April	0	1,278
May	0	3,159
June	1,638	4,813
July	4,893	7,300
August	7,009	9,600
September	9,127	11,407
October	11,320	14,007
November	13,669	16,482
December	16,028	18,805
January	17,012	
February	20,476	
March	22,933	
April	23,816	
May	23,829	
June	23,829	

### QUALITY

	Quantity	Base Number	Contract	AT	Region	England
% of FP17s for the same patient ID Re-attending within 3 months - Children	134	2,606	5.1%	10.5%	11.9%	12.4%
% of FP17s for the same patient ID Re-attending within 3 months - Adults	612	5,344	11.5%	15.9%	17.1%	16.6%
% of FP17s for the same patient ID Re-attending between 3 & 9 months - Children	1,165	2,606	44.7%	47.5%	46.2%	57.5%
% of FP17s for the same patient ID Re-attending between 3 & 9 months - Adults	2,154	5,344	40.3%	37.9%	37.8%	50.4%
% of FP17s for Band 1 Urgent Courses	618	7,584	8.1%	10.3%	10.6%	9.1%
% of FP17s Relating to Free Repair or Replacements	41	7,584	0.5%	0.7%	0.6%	0.8%
% of FP17s Relating to Continuations	21	7,584	0.3%	1.1%	0.9%	1.3%
% of Patients satisfied with the dentistry they have received	7	8	N/A	90.2%	90.3%	92.7%
% of Patients satisfied with the time they had to wait for an appointment	8	8	N/A	85.9%	83.8%	88.8%

\* This is based on patients treated on this contract for their most recent course of treatment. Figures in italics indicate the base number of FP17s or Patient Questionnaire responses are less than 100. N/A is shown where the base number of responses is less than 10 during the period. % is calculated as Quantity/Base number\*100

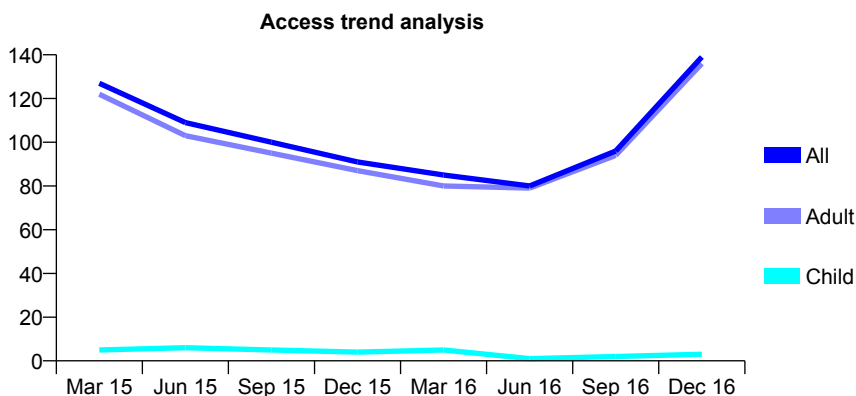
## Q63 - Vital Signs At a Glance Contract Report for 294551/0001 - December 2016

Name or company name	MRS T JAYARAM
Contract type name	PDS Contract
Purpose of contract	General
Contract start date	20/04/2009
Contract end date	31/03/2017

16/17 Contracted general activity (UDA)	500
Carry forward general activity (UDA)	0
16/17 Contracted orthodontic activity (UOA)	0
Carry forward orthodontic activity (UOA)	0
Baseline contract value	£69,120.48

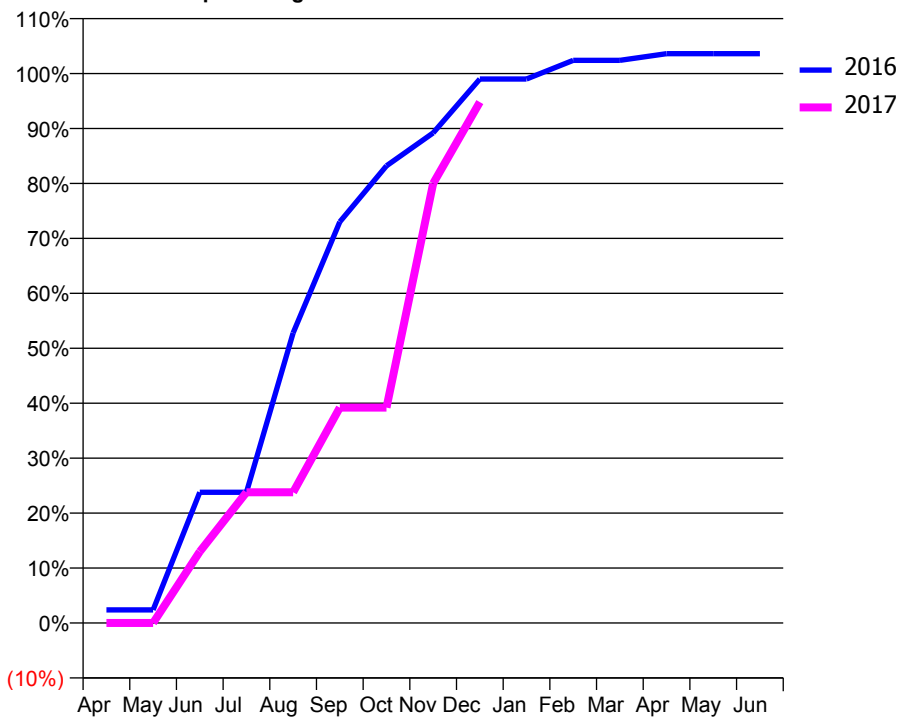
### ACCESS\*

Patients seen in 24 months	Total	Change since previous quarter
Quarter ending December 2015	91	
Quarter ending March 2016	85	↓
Quarter ending June 2016	80	↓
Quarter ending September 2016	96	↑
Quarter ending December 2016	139	↑
<b>Variance since December 2015</b>	<b>52.7%</b>	<b>↑</b>



### ACTIVITY

Cumulative percentage of contracted UDA delivered 2016 & 2017



Month	Adjusted Scheduled Activity (UDA)	
	2016	2017
April	12	0
May	12	0
June	119	65
July	119	119
August	264	119
September	365	196
October	416	196
November	446	400
December	495	474
January	495	
February	512	
March	512	
April	518	
May	518	
June	518	

### QUALITY

	Quantity	Base Number	Contract	AT	Region	England
% of FP17s for the same patient ID Re-attending within 3 months - Children	0	7	0.0%	10.5%	11.9%	12.4%
% of FP17s for the same patient ID Re-attending within 3 months - Adults	6	179	3.4%	15.9%	17.1%	16.6%
% of FP17s for the same patient ID Re-attending between 3 & 9 months - Children	0	7	0.0%	47.5%	46.2%	57.5%
% of FP17s for the same patient ID Re-attending between 3 & 9 months - Adults	2	179	1.1%	37.9%	37.8%	50.4%
% of FP17s for Band 1 Urgent Courses	0	184	0.0%	10.3%	10.6%	9.1%
% of FP17s Relating to Free Repair or Replacements	0	184	0.0%	0.7%	0.6%	0.8%
% of FP17s Relating to Continuations	0	184	0.0%	1.1%	0.9%	1.3%
% of Patients satisfied with the dentistry they have received	0	0	N/A	90.2%	90.3%	92.7%
% of Patients satisfied with the time they had to wait for an appointment	0	0	N/A	85.9%	83.8%	88.8%

\* This is based on patients treated on this contract for their most recent course of treatment. Figures in italics indicate the base number of FP17s or Patient Questionnaire responses are less than 100. N/A is shown where the base number of responses is less than 10 during the period. % is calculated as Quantity/Base number\*100

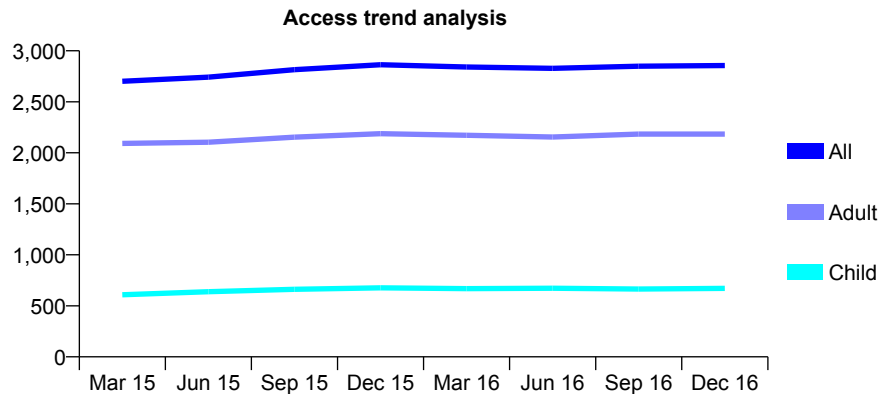
## Q63 - Vital Signs At a Glance Contract Report for 299758/0001 - December 2016

Name or company name	MR AJ MEHTA
Contract type name	GDS Contract
Purpose of contract	General
Contract start date	01/10/2010
Contract end date	

16/17 Contracted general activity (UDA)	9,243
Carry forward general activity (UDA)	-11
16/17 Contracted orthodontic activity (UOA)	0
Carry forward orthodontic activity (UOA)	0
Baseline contract value	£294,332.86

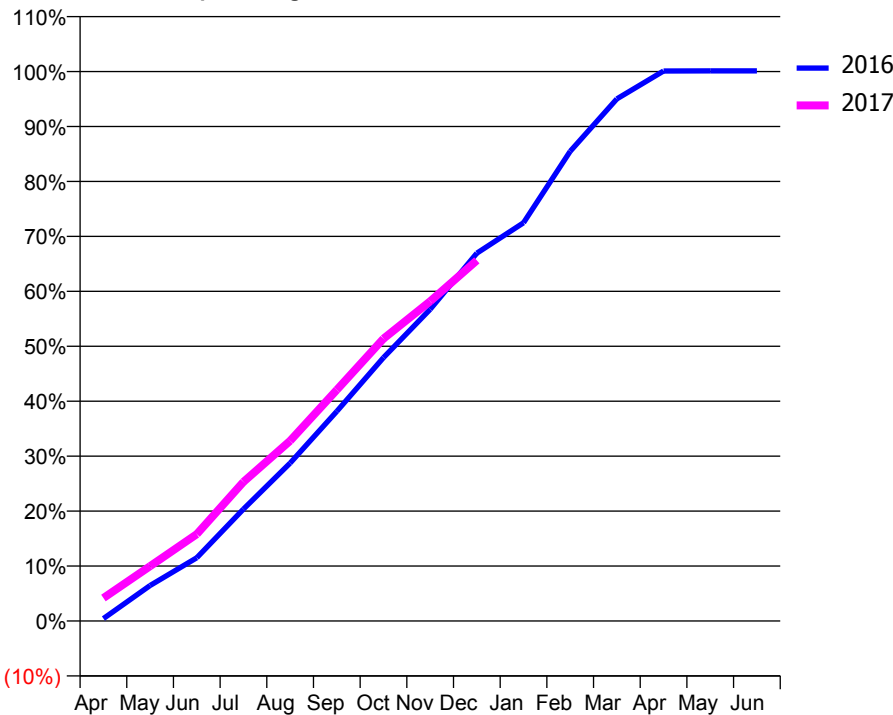
### ACCESS\*

Patients seen in 24 months	Total	Change since previous quarter
Quarter ending December 2015	2,864	
Quarter ending March 2016	2,841	→
Quarter ending June 2016	2,828	→
Quarter ending September 2016	2,849	→
Quarter ending December 2016	2,855	→
<b>Variance since December 2015</b>	<b>(0.3%)</b>	→



### ACTIVITY

Cumulative percentage of contracted UDA delivered 2016 & 2017



Month	Adjusted Scheduled Activity (UDA)	
	2016	2017
April	42	387
May	597	923
June	1,064	1,462
July	1,882	2,340
August	2,657	3,032
September	3,528	3,889
October	4,430	4,750
November	5,244	5,378
December	6,188	6,067
January	6,699	
February	7,902	
March	8,783	
April	9,252	
May	9,253	
June	9,254	

### QUALITY

	Quantity	Base Number	Contract	AT	Region	England
% of FP17s for the same patient ID Re-attending within 3 months - Children	46	620	7.4%	10.5%	11.9%	12.4%
% of FP17s for the same patient ID Re-attending within 3 months - Adults	387	2,005	19.3%	15.9%	17.1%	16.6%
% of FP17s for the same patient ID Re-attending between 3 & 9 months - Children	303	620	48.9%	47.5%	46.2%	57.5%
% of FP17s for the same patient ID Re-attending between 3 & 9 months - Adults	766	2,005	38.2%	37.9%	37.8%	50.4%
% of FP17s for Band 1 Urgent Courses	366	2,494	14.7%	10.3%	10.6%	9.1%
% of FP17s Relating to Free Repair or Replacements	29	2,494	1.2%	0.7%	0.6%	0.8%
% of FP17s Relating to Continuations	29	2,494	1.2%	1.1%	0.9%	1.3%
% of Patients satisfied with the dentistry they have received	3	3	N/A	90.2%	90.3%	92.7%
% of Patients satisfied with the time they had to wait for an appointment	3	3	N/A	85.9%	83.8%	88.8%

\* This is based on patients treated on this contract for their most recent course of treatment. Figures in italics indicate the base number of FP17s or Patient Questionnaire responses are less than 100. N/A is shown where the base number of responses is less than 10 during the period. % is calculated as Quantity/Base number\*100

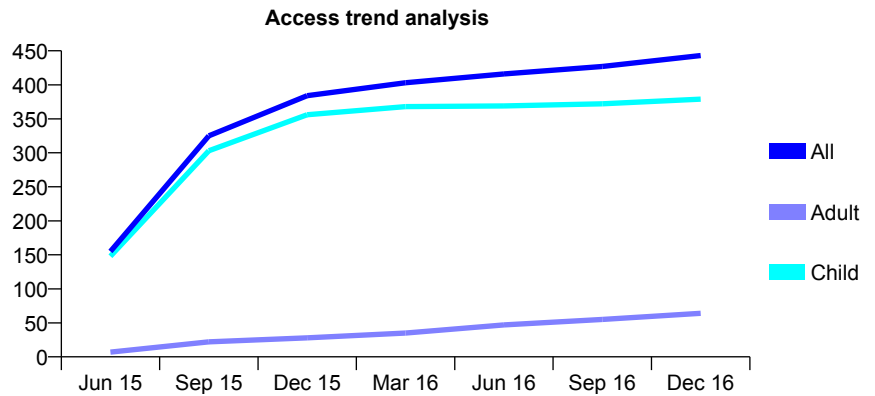
## Q63 - Vital Signs At a Glance Contract Report for 303631/0001 - December 2016

Name or company name	MRS BS OWEN
Contract type name	GDS Contract
Purpose of contract	General
Contract start date	01/02/2015
Contract end date	

16/17 Contracted general activity (UDA)	1,200
Carry forward general activity (UDA)	0
16/17 Contracted orthodontic activity (UOA)	0
Carry forward orthodontic activity (UOA)	0
Baseline contract value	£30,992.97

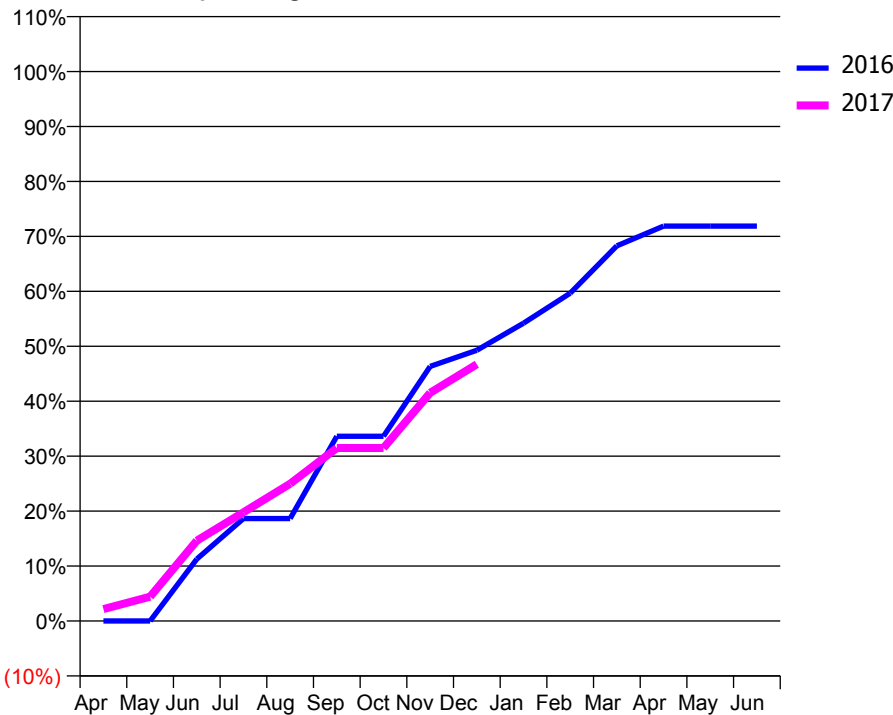
### ACCESS\*

Patients seen in 24 months	Total	Change since previous quarter
Quarter ending December 2015	384	
Quarter ending March 2016	403	↑
Quarter ending June 2016	416	↑
Quarter ending September 2016	427	↑
Quarter ending December 2016	443	↑
<b>Variance since December 2015</b>	<b>15.4%</b>	<b>↑</b>



### ACTIVITY

Cumulative percentage of contracted UDA delivered 2016 & 2017



Month	Adjusted Scheduled Activity (UDA)	
	2016	2017
April	0	26
May	0	53
June	135	175
July	224	237
August	224	300
September	403	378
October	403	378
November	556	498
December	591	561
January	650	
February	716	
March	819	
April	862	
May	862	
June	862	

### QUALITY

	Quantity	Base Number	Contract	AT	Region	England
% of FP17s for the same patient ID Re-attending within 3 months - Children	25	417	6.0%	10.5%	11.9%	12.4%
% of FP17s for the same patient ID Re-attending within 3 months - Adults	0	18	0.0%	15.9%	17.1%	16.6%
% of FP17s for the same patient ID Re-attending between 3 & 9 months - Children	247	417	59.2%	47.5%	46.2%	57.5%
% of FP17s for the same patient ID Re-attending between 3 & 9 months - Adults	16	18	88.9%	37.9%	37.8%	50.4%
% of FP17s for Band 1 Urgent Courses	8	405	2.0%	10.3%	10.6%	9.1%
% of FP17s Relating to Free Repair or Replacements	0	405	0.0%	0.7%	0.6%	0.8%
% of FP17s Relating to Continuations	8	405	2.0%	1.1%	0.9%	1.3%
% of Patients satisfied with the dentistry they have received	0	0	N/A	90.2%	90.3%	92.7%
% of Patients satisfied with the time they had to wait for an appointment	0	0	N/A	85.9%	83.8%	88.8%

\* This is based on patients treated on this contract for their most recent course of treatment. Figures in italics indicate the base number of FP17s or Patient Questionnaire responses are less than 100. N/A is shown where the base number of responses is less than 10 during the period. % is calculated as Quantity/Base number\*100

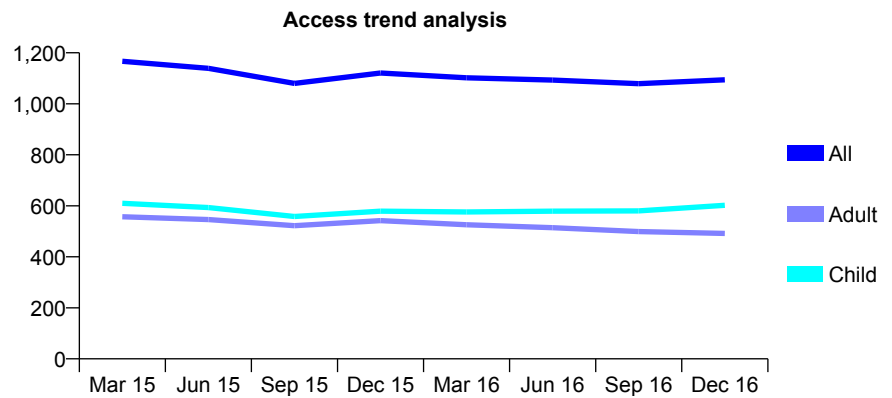
## Q63 - Vital Signs At a Glance Contract Report for 304336/0003 - December 2016

Name or company name	MR PA NORTON
Contract type name	GDS Contract
Purpose of contract	General
Contract start date	01/04/2006
Contract end date	

16/17 Contracted general activity (UDA)	2,104
Carry forward general activity (UDA)	-11
16/17 Contracted orthodontic activity (UOA)	0
Carry forward orthodontic activity (UOA)	0
Baseline contract value	£57,038.32

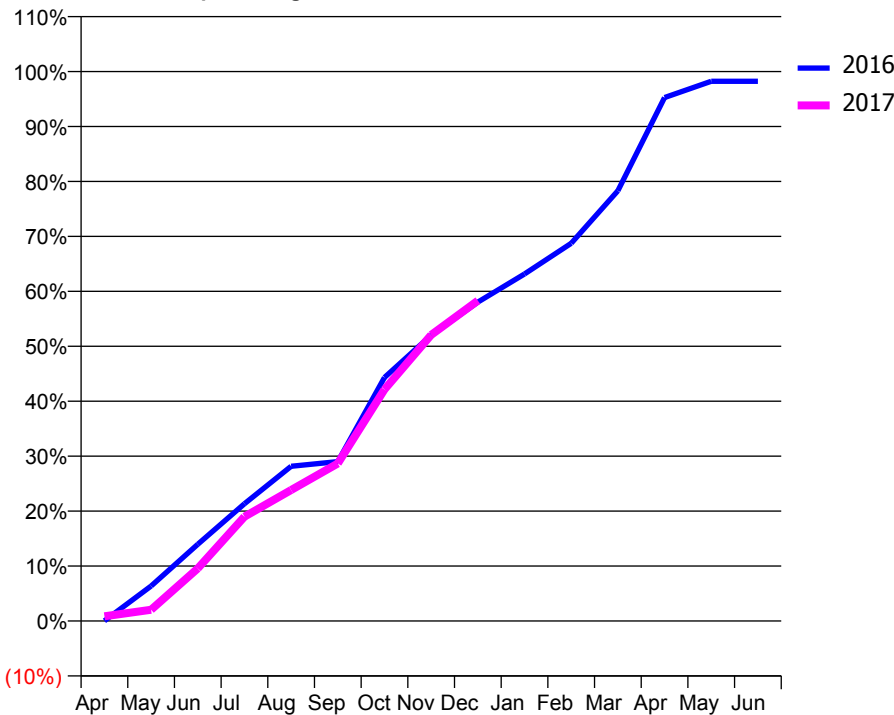
### ACCESS\*

Patients seen in 24 months	Total	Change since previous quarter
Quarter ending December 2015	1,121	
Quarter ending March 2016	1,102	↓
Quarter ending June 2016	1,093	→
Quarter ending September 2016	1,079	↓
Quarter ending December 2016	1,094	→
<b>Variance since December 2015</b>	<b>(2.4%)</b>	<b>↓</b>



### ACTIVITY

Cumulative percentage of contracted UDA delivered 2016 & 2017



Month	Adjusted Scheduled Activity (UDA)	
	2016	2017
April	1	18
May	134	43
June	294	201
July	449	399
August	592	501
September	610	603
October	932	887
November	1,095	1,096
December	1,221	1,227
January	1,329	
February	1,446	
March	1,647	
April	2,004	
May	2,066	
June	2,066	

### QUALITY

	Quantity	Base Number	Contract	AT	Region	England
% of FP17s for the same patient ID Re-attending within 3 months - Children	10	496	2.0%	10.5%	11.9%	12.4%
% of FP17s for the same patient ID Re-attending within 3 months - Adults	26	317	8.2%	15.9%	17.1%	16.6%
% of FP17s for the same patient ID Re-attending between 3 & 9 months - Children	207	496	41.7%	47.5%	46.2%	57.5%
% of FP17s for the same patient ID Re-attending between 3 & 9 months - Adults	95	317	30.0%	37.9%	37.8%	50.4%
% of FP17s for Band 1 Urgent Courses	3	639	0.5%	10.3%	10.6%	9.1%
% of FP17s Relating to Free Repair or Replacements	0	639	0.0%	0.7%	0.6%	0.8%
% of FP17s Relating to Continuations	0	639	0.0%	1.1%	0.9%	1.3%
% of Patients satisfied with the dentistry they have received	1	1	N/A	90.2%	90.3%	92.7%
% of Patients satisfied with the time they had to wait for an appointment	1	1	N/A	85.9%	83.8%	88.8%

\* This is based on patients treated on this contract for their most recent course of treatment. Figures in italics indicate the base number of FP17s or Patient Questionnaire responses are less than 100. N/A is shown where the base number of responses is less than 10 during the period. % is calculated as Quantity/Base number\*100



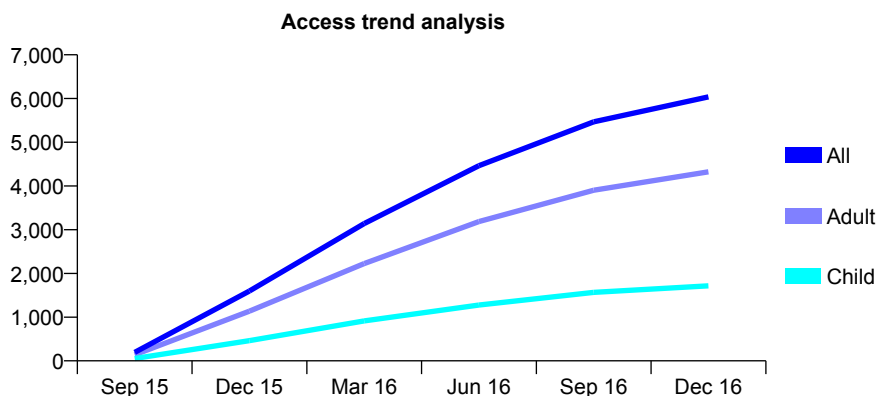
## Q63 - Vital Signs At a Glance Contract Report for 304425/0002 - December 2016

Name or company name	MR SR PATEL
Contract type name	GDS Contract
Purpose of contract	General
Contract start date	03/09/2015
Contract end date	

16/17 Contracted general activity (UDA)	18,833
Carry forward general activity (UDA)	516
16/17 Contracted orthodontic activity (UOA)	0
Carry forward orthodontic activity (UOA)	0
Baseline contract value	£554,811.22

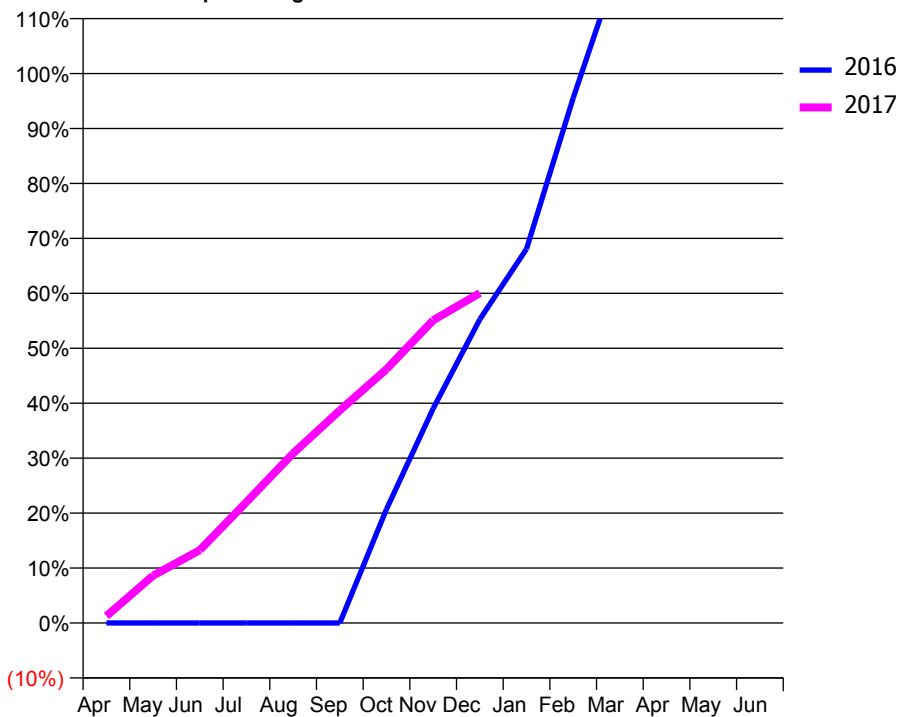
### ACCESS\*

Patients seen in 24 months	Total	Change since previous quarter
Quarter ending December 2015	1,598	
Quarter ending March 2016	3,140	↑
Quarter ending June 2016	4,463	↑
Quarter ending September 2016	5,468	↑
Quarter ending December 2016	6,038	↑
<b>Variance since December 2015</b>	<b>277.8%</b>	<b>↑</b>



### ACTIVITY

Cumulative percentage of contracted UDA delivered 2016 & 2017



Month	Adjusted Scheduled Activity (UDA)	
	2016	2017
April	0	242
May	0	1,625
June	0	2,496
July	0	4,146
August	0	5,816
September	0	7,287
October	1,300	8,699
November	2,451	10,377
December	3,470	11,309
January	4,273	
February	5,998	
March	7,566	
April	8,306	
May	8,384	
June	8,398	

### QUALITY

	Quantity	Base Number	Contract	AT	Region	England
% of FP17s for the same patient ID Re-attending within 3 months - Children	97	1,576	6.2%	10.5%	11.9%	12.4%
% of FP17s for the same patient ID Re-attending within 3 months - Adults	370	3,981	9.3%	15.9%	17.1%	16.6%
% of FP17s for the same patient ID Re-attending between 3 & 9 months - Children	422	1,576	26.8%	47.5%	46.2%	57.5%
% of FP17s for the same patient ID Re-attending between 3 & 9 months - Adults	1,125	3,981	28.3%	37.9%	37.8%	50.4%
% of FP17s for Band 1 Urgent Courses	184	4,833	3.8%	10.3%	10.6%	9.1%
% of FP17s Relating to Free Repair or Replacements	24	4,833	0.5%	0.7%	0.6%	0.8%
% of FP17s Relating to Continuations	39	4,833	0.8%	1.1%	0.9%	1.3%
% of Patients satisfied with the dentistry they have received	2	2	N/A	90.2%	90.3%	92.7%
% of Patients satisfied with the time they had to wait for an appointment	2	2	N/A	85.9%	83.8%	88.8%

\* This is based on patients treated on this contract for their most recent course of treatment. Figures in italics indicate the base number of FP17s or Patient Questionnaire responses are less than 100. N/A is shown where the base number of responses is less than 10 during the period. % is calculated as Quantity/Base number\*100

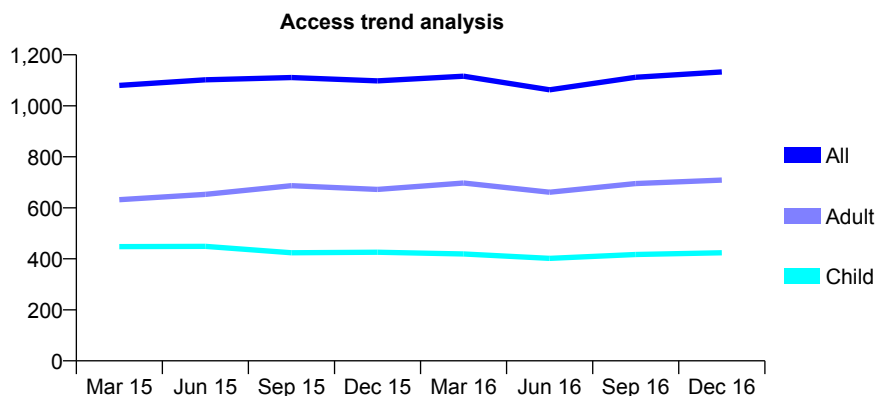
## Q63 - Vital Signs At a Glance Contract Report for 305707/0002 - December 2016

Name or company name	MR A PAICE
Contract type name	GDS Contract
Purpose of contract	General
Contract start date	03/07/2007
Contract end date	

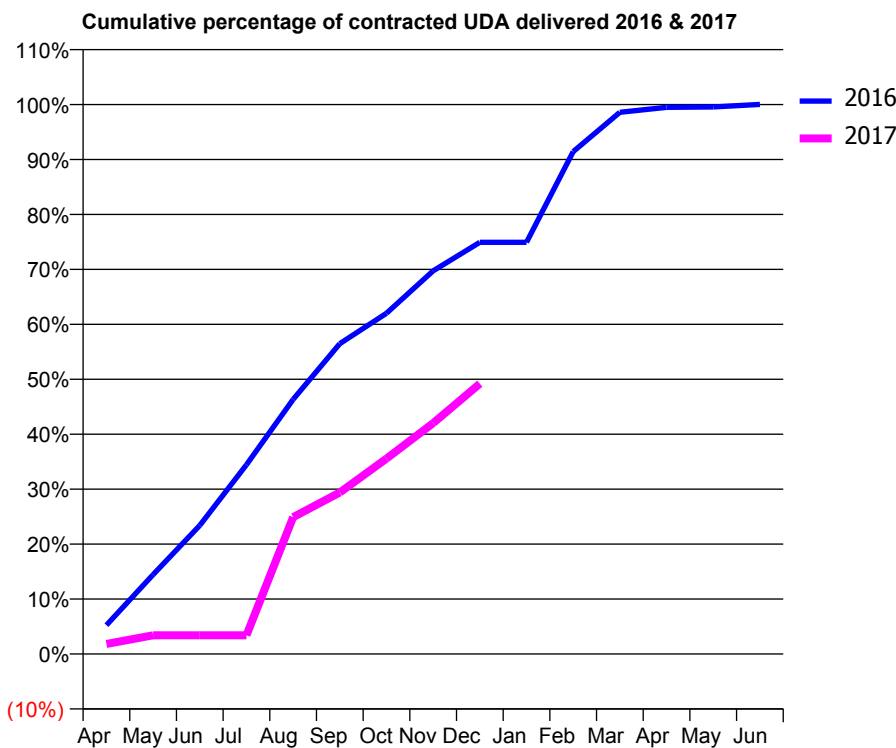
16/17 Contracted general activity (UDA)	2,999
Carry forward general activity (UDA)	0
16/17 Contracted orthodontic activity (UOA)	0
Carry forward orthodontic activity (UOA)	0
Baseline contract value	£91,230.91

### ACCESS\*

Patients seen in 24 months	Total	Change since previous quarter
Quarter ending December 2015	1,098	
Quarter ending March 2016	1,116	→
Quarter ending June 2016	1,063	↓
Quarter ending September 2016	1,112	↑
Quarter ending December 2016	1,133	→
<b>Variance since December 2015</b>	<b>3.2%</b>	<b>↑</b>



### ACTIVITY



Month	Adjusted Scheduled Activity (UDA)	
	2016	2017
April	157	55
May	433	102
June	702	102
July	1,033	102
August	1,390	747
September	1,694	882
October	1,860	1,067
November	2,091	1,260
December	2,247	1,475
January	2,247	
February	2,742	
March	2,956	
April	2,983	
May	2,985	
June	2,999	

### QUALITY

	Quantity	Base Number	Contract	AT	Region	England
% of FP17s for the same patient ID Re-attending within 3 months - Children	26	392	6.6%	10.5%	11.9%	12.4%
% of FP17s for the same patient ID Re-attending within 3 months - Adults	65	482	13.5%	15.9%	17.1%	16.6%
% of FP17s for the same patient ID Re-attending between 3 & 9 months - Children	171	392	43.6%	47.5%	46.2%	57.5%
% of FP17s for the same patient ID Re-attending between 3 & 9 months - Adults	124	482	25.7%	37.9%	37.8%	50.4%
% of FP17s for Band 1 Urgent Courses	57	852	6.7%	10.3%	10.6%	9.1%
% of FP17s Relating to Free Repair or Replacements	3	852	0.4%	0.7%	0.6%	0.8%
% of FP17s Relating to Continuations	2	852	0.2%	1.1%	0.9%	1.3%
% of Patients satisfied with the dentistry they have received	1	1	N/A	90.2%	90.3%	92.7%
% of Patients satisfied with the time they had to wait for an appointment	1	1	N/A	85.9%	83.8%	88.8%

\* This is based on patients treated on this contract for their most recent course of treatment. Figures in italics indicate the base number of FP17s or Patient Questionnaire responses are less than 100. N/A is shown where the base number of responses is less than 10 during the period. % is calculated as Quantity/Base number\*100

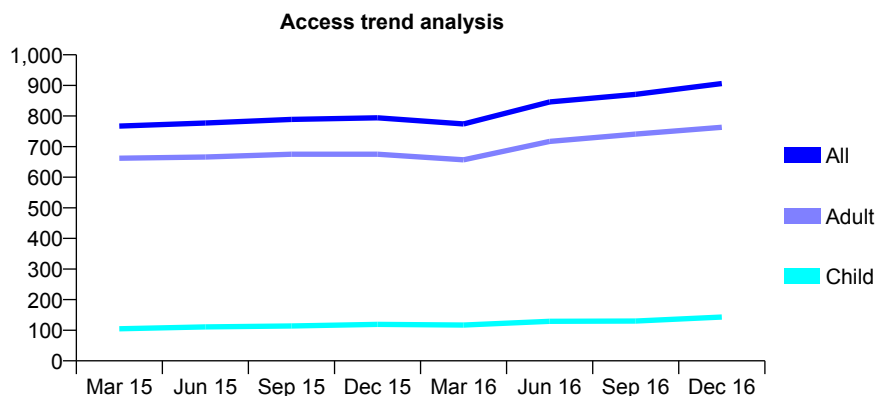
## Q63 - Vital Signs At a Glance Contract Report for 319341/0001 - December 2016

Name or company name	MR AW MAINE
Contract type name	GDS Contract
Purpose of contract	General
Contract start date	01/04/2006
Contract end date	

16/17 Contracted general activity (UDA)	2,259
Carry forward general activity (UDA)	-45
16/17 Contracted orthodontic activity (UOA)	0
Carry forward orthodontic activity (UOA)	0
Baseline contract value	£67,992.07

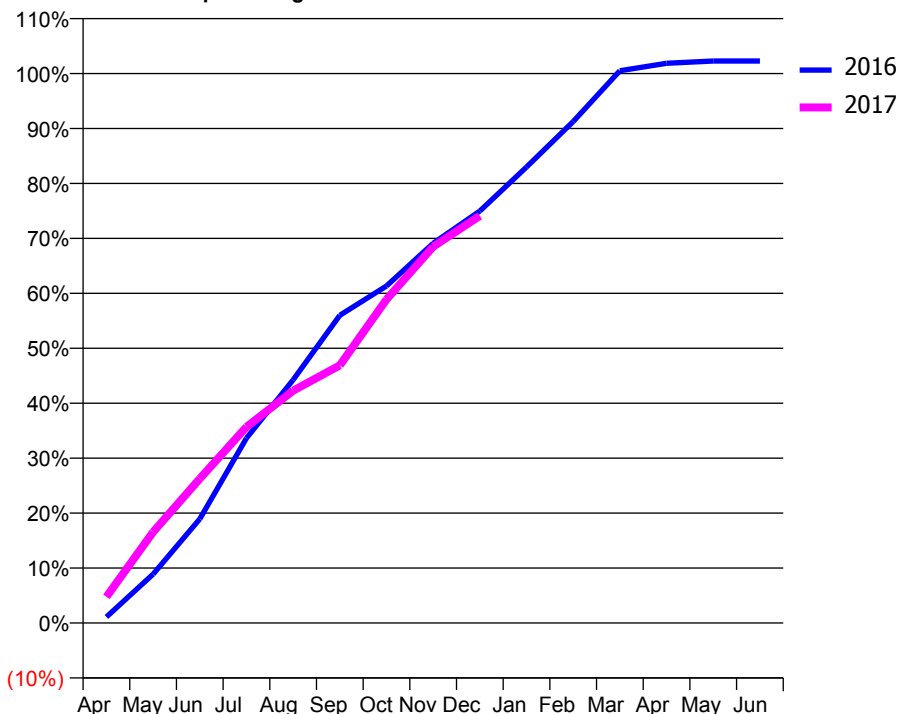
### ACCESS\*

Patients seen in 24 months	Total	Change since previous quarter
Quarter ending December 2015	794	
Quarter ending March 2016	774	↓
Quarter ending June 2016	846	↑
Quarter ending September 2016	871	↑
Quarter ending December 2016	906	↑
<b>Variance since December 2015</b>	<b>14.1%</b>	<b>↑</b>



### ACTIVITY

Cumulative percentage of contracted UDA delivered 2016 & 2017



Month	Adjusted Scheduled Activity (UDA)	
	2016	2017
April	25	108
May	201	374
June	428	593
July	760	806
August	1,000	955
September	1,265	1,060
October	1,386	1,330
November	1,561	1,547
December	1,693	1,674
January	1,874	
February	2,061	
March	2,270	
April	2,301	
May	2,311	
June	2,311	

### QUALITY

	Quantity	Base Number	Contract	AT	Region	England
% of FP17s for the same patient ID Re-attending within 3 months - Children	3	106	2.8%	10.5%	11.9%	12.4%
% of FP17s for the same patient ID Re-attending within 3 months - Adults	89	599	14.9%	15.9%	17.1%	16.6%
% of FP17s for the same patient ID Re-attending between 3 & 9 months - Children	24	106	22.6%	47.5%	46.2%	57.5%
% of FP17s for the same patient ID Re-attending between 3 & 9 months - Adults	140	599	23.4%	37.9%	37.8%	50.4%
% of FP17s for Band 1 Urgent Courses	130	680	19.1%	10.3%	10.6%	9.1%
% of FP17s Relating to Free Repair or Replacements	9	680	1.3%	0.7%	0.6%	0.8%
% of FP17s Relating to Continuations	5	680	0.7%	1.1%	0.9%	1.3%
% of Patients satisfied with the dentistry they have received	1	1	N/A	90.2%	90.3%	92.7%
% of Patients satisfied with the time they had to wait for an appointment	1	1	N/A	85.9%	83.8%	88.8%

\* This is based on patients treated on this contract for their most recent course of treatment. Figures in italics indicate the base number of FP17s or Patient Questionnaire responses are less than 100. N/A is shown where the base number of responses is less than 10 during the period. % is calculated as Quantity/Base number\*100

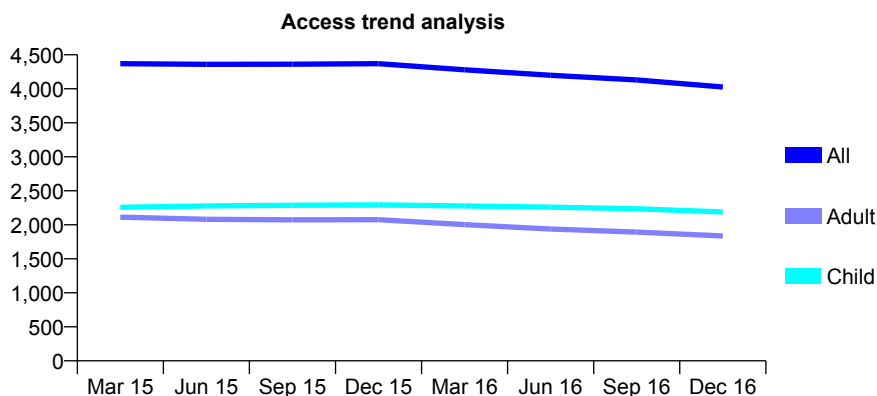
## Q63 - Vital Signs At a Glance Contract Report for 321176/0001 - December 2016

Name or company name	MR RS PATEL
Contract type name	GDS Contract
Purpose of contract	General
Contract start date	01/04/2006
Contract end date	

16/17 Contracted general activity (UDA)	11,373
Carry forward general activity (UDA)	226
16/17 Contracted orthodontic activity (UOA)	0
Carry forward orthodontic activity (UOA)	0
Baseline contract value	£357,913.65

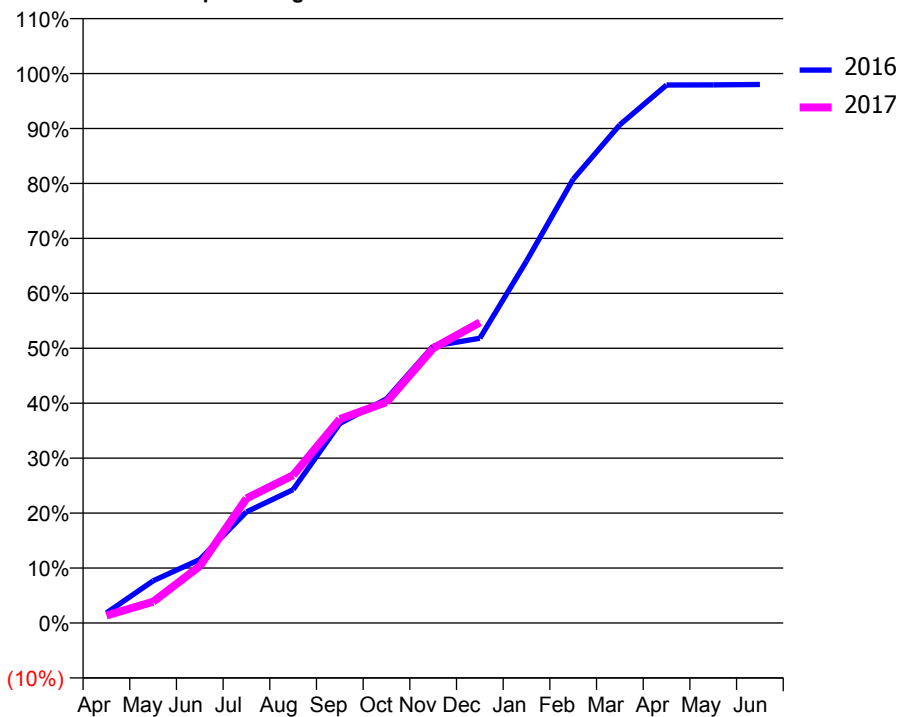
### ACCESS\*

Patients seen in 24 months	Total	Change since previous quarter
Quarter ending December 2015	4,369	
Quarter ending March 2016	4,280	↓
Quarter ending June 2016	4,199	↓
Quarter ending September 2016	4,130	↓
Quarter ending December 2016	4,026	↓
<b>Variance since December 2015</b>	<b>(7.9%)</b>	<b>↓</b>



### ACTIVITY

Cumulative percentage of contracted UDA delivered 2016 & 2017



Adjusted Scheduled Activity (UDA)

Month	2016	2017
April	207	157
May	875	441
June	1,315	1,176
July	2,300	2,578
August	2,761	3,058
September	4,129	4,221
October	4,638	4,570
November	5,731	5,686
December	5,895	6,221
January	7,492	
February	9,185	
March	10,311	
April	11,136	
May	11,137	
June	11,147	

### QUALITY

	Quantity	Base Number	Contract	AT	Region	England
% of FP17s for the same patient ID Re-attending within 3 months - Children	193	2,008	9.6%	10.5%	11.9%	12.4%
% of FP17s for the same patient ID Re-attending within 3 months - Adults	507	1,602	31.6%	15.9%	17.1%	16.6%
% of FP17s for the same patient ID Re-attending between 3 & 9 months - Children	1,076	2,008	53.6%	47.5%	46.2%	57.5%
% of FP17s for the same patient ID Re-attending between 3 & 9 months - Adults	593	1,602	37.0%	37.9%	37.8%	50.4%
% of FP17s for Band 1 Urgent Courses	636	2,988	21.3%	10.3%	10.6%	9.1%
% of FP17s Relating to Free Repair or Replacements	1	2,988	0.0%	0.7%	0.6%	0.8%
% of FP17s Relating to Continuations	0	2,988	0.0%	1.1%	0.9%	1.3%
% of Patients satisfied with the dentistry they have received	4	4	N/A	90.2%	90.3%	92.7%
% of Patients satisfied with the time they had to wait for an appointment	3	4	N/A	85.9%	83.8%	88.8%

\* This is based on patients treated on this contract for their most recent course of treatment. Figures in italics indicate the base number of FP17s or Patient Questionnaire responses are less than 100. N/A is shown where the base number of responses is less than 10 during the period. % is calculated as Quantity/Base number\*100

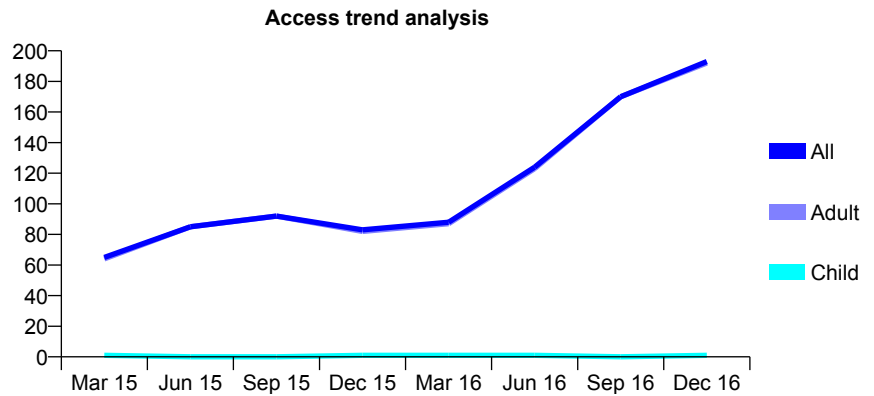
## Q63 - Vital Signs At a Glance Contract Report for 321176/0003 - December 2016

Name or company name	MR RS PATEL
Contract type name	PDS Contract
Purpose of contract	General
Contract start date	01/06/2013
Contract end date	31/03/2017

16/17 Contracted general activity (UDA)	850
Carry forward general activity (UDA)	0
16/17 Contracted orthodontic activity (UOA)	0
Carry forward orthodontic activity (UOA)	0
Baseline contract value	£44,527.54

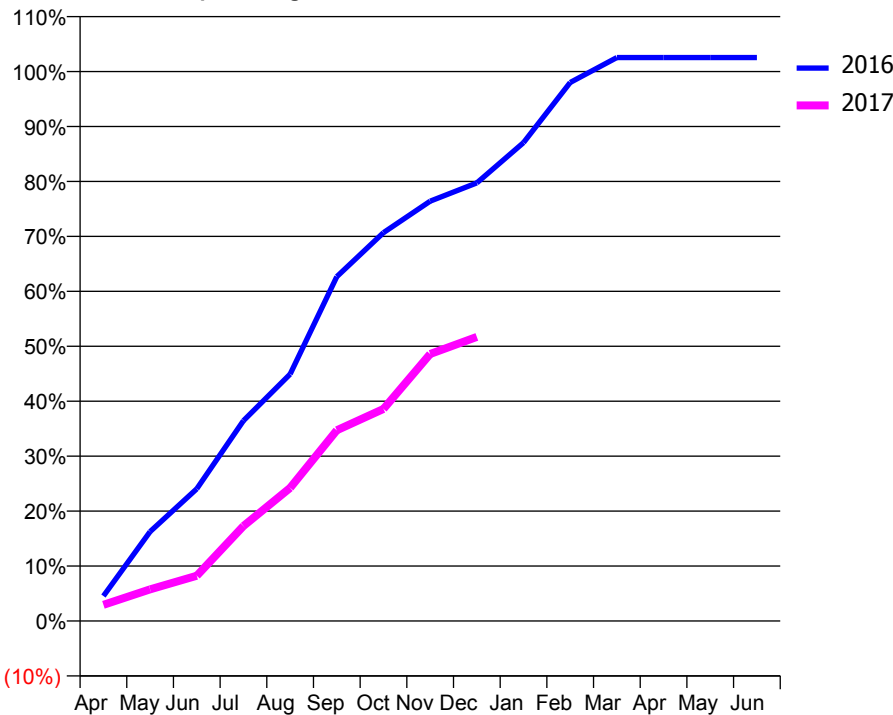
### ACCESS\*

Patients seen in 24 months	Total	Change since previous quarter
Quarter ending December 2015	83	
Quarter ending March 2016	88	↑
Quarter ending June 2016	124	↑
Quarter ending September 2016	170	↑
Quarter ending December 2016	193	↑
<b>Variance since December 2015</b>	<b>132.5%</b>	<b>↑</b>



### ACTIVITY

Cumulative percentage of contracted UDA delivered 2016 & 2017



Month	Adjusted Scheduled Activity (UDA)	
	2016	2017
April	34	25
May	122	49
June	180	70
July	273	147
August	337	206
September	470	295
October	530	328
November	573	413
December	598	439
January	653	
February	735	
March	769	
April	769	
May	769	
June	769	

### QUALITY

	Quantity	Base Number	Contract	AT	Region	England
% of FP17s for the same patient ID Re-attending within 3 months - Children	0	1	0.0%	10.5%	11.9%	12.4%
% of FP17s for the same patient ID Re-attending within 3 months - Adults	2	154	1.3%	15.9%	17.1%	16.6%
% of FP17s for the same patient ID Re-attending between 3 & 9 months - Children	0	1	0.0%	47.5%	46.2%	57.5%
% of FP17s for the same patient ID Re-attending between 3 & 9 months - Adults	2	154	1.3%	37.9%	37.8%	50.4%
% of FP17s for Band 1 Urgent Courses	2	155	1.3%	10.3%	10.6%	9.1%
% of FP17s Relating to Free Repair or Replacements	0	155	0.0%	0.7%	0.6%	0.8%
% of FP17s Relating to Continuations	1	155	0.6%	1.1%	0.9%	1.3%
% of Patients satisfied with the dentistry they have received	1	1	N/A	90.2%	90.3%	92.7%
% of Patients satisfied with the time they had to wait for an appointment	1	1	N/A	85.9%	83.8%	88.8%

\* This is based on patients treated on this contract for their most recent course of treatment. Figures in italics indicate the base number of FP17s or Patient Questionnaire responses are less than 100. N/A is shown where the base number of responses is less than 10 during the period. % is calculated as Quantity/Base number\*100

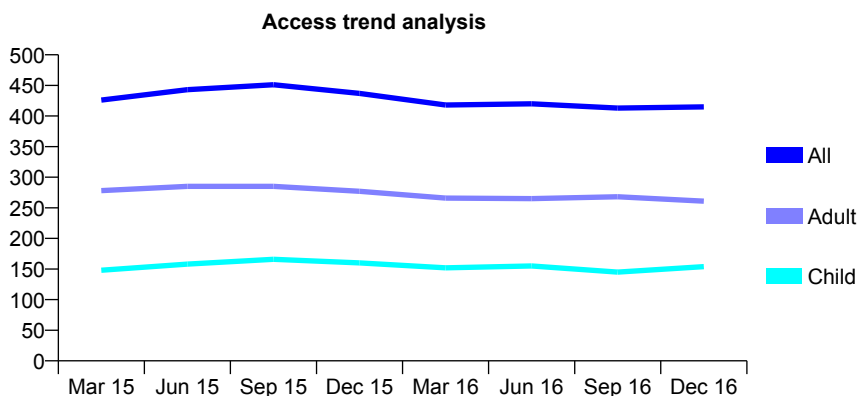
## Q63 - Vital Signs At a Glance Contract Report for 322164/0001 - December 2016

Name or company name	Mr V Rhaasa and Mr GK Ooi
Contract type name	GDS Contract
Purpose of contract	General
Contract start date	01/04/2006
Contract end date	

16/17 Contracted general activity (UDA)	1,406
Carry forward general activity (UDA)	54
16/17 Contracted orthodontic activity (UOA)	0
Carry forward orthodontic activity (UOA)	0
Baseline contract value	£45,999.83

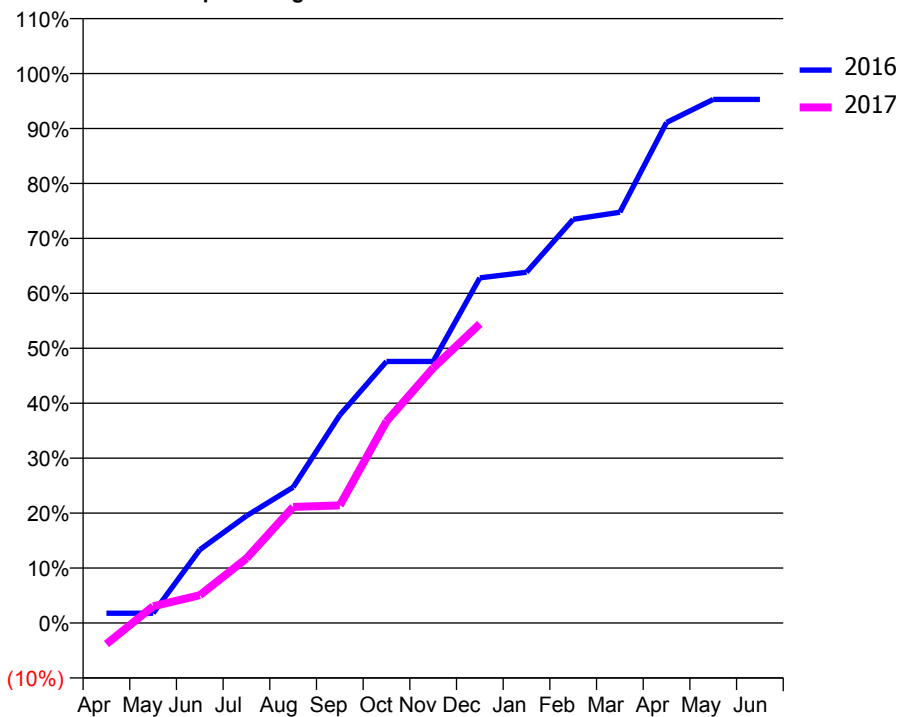
### ACCESS\*

Patients seen in 24 months	Total	Change since previous quarter
Quarter ending December 2015	437	
Quarter ending March 2016	418	↓
Quarter ending June 2016	420	→
Quarter ending September 2016	413	↓
Quarter ending December 2016	415	→
<b>Variance since December 2015</b>	<b>(5.0%)</b>	<b>↓</b>



### ACTIVITY

Cumulative percentage of contracted UDA delivered 2016 & 2017



Month	Adjusted Scheduled Activity (UDA)	
	2016	2017
April	25	-54
May	25	43
June	187	71
July	274	165
August	348	297
September	532	301
October	669	516
November	669	652
December	883	765
January	897	
February	1,033	
March	1,051	
April	1,281	
May	1,340	
June	1,340	

### QUALITY

	Quantity	Base Number	Contract	AT	Region	England
% of FP17s for the same patient ID Re-attending within 3 months - Children	8	168	4.8%	10.5%	11.9%	12.4%
% of FP17s for the same patient ID Re-attending within 3 months - Adults	34	267	12.7%	15.9%	17.1%	16.6%
% of FP17s for the same patient ID Re-attending between 3 & 9 months - Children	93	168	55.4%	47.5%	46.2%	57.5%
% of FP17s for the same patient ID Re-attending between 3 & 9 months - Adults	128	267	47.9%	37.9%	37.8%	50.4%
% of FP17s for Band 1 Urgent Courses	27	309	8.7%	10.3%	10.6%	9.1%
% of FP17s Relating to Free Repair or Replacements	6	309	1.9%	0.7%	0.6%	0.8%
% of FP17s Relating to Continuations	4	309	1.3%	1.1%	0.9%	1.3%
% of Patients satisfied with the dentistry they have received	0	0	N/A	90.2%	90.3%	92.7%
% of Patients satisfied with the time they had to wait for an appointment	0	0	N/A	85.9%	83.8%	88.8%

\* This is based on patients treated on this contract for their most recent course of treatment. Figures in italics indicate the base number of FP17s or Patient Questionnaire responses are less than 100. N/A is shown where the base number of responses is less than 10 during the period. % is calculated as Quantity/Base number\*100

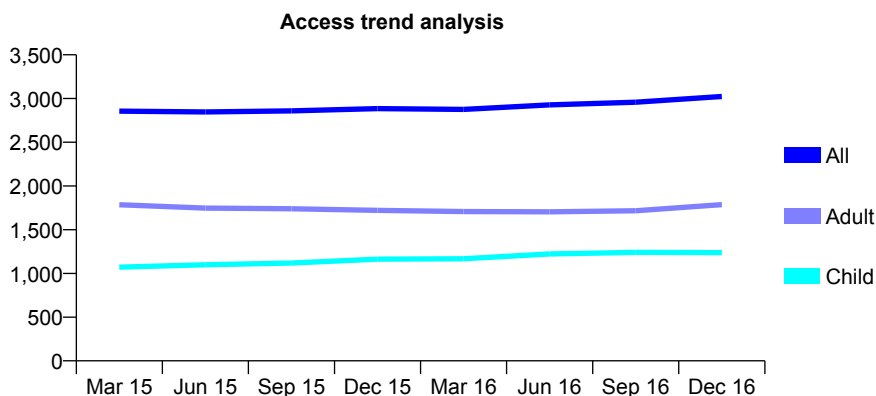
## Q63 - Vital Signs At a Glance Contract Report for 324612/0001 - December 2016

Name or company name	MRS KM WALKER
Contract type name	GDS Contract
Purpose of contract	General
Contract start date	01/04/2006
Contract end date	

16/17 Contracted general activity (UDA)	7,295
Carry forward general activity (UDA)	287
16/17 Contracted orthodontic activity (UOA)	0
Carry forward orthodontic activity (UOA)	0
Baseline contract value	£197,725.10

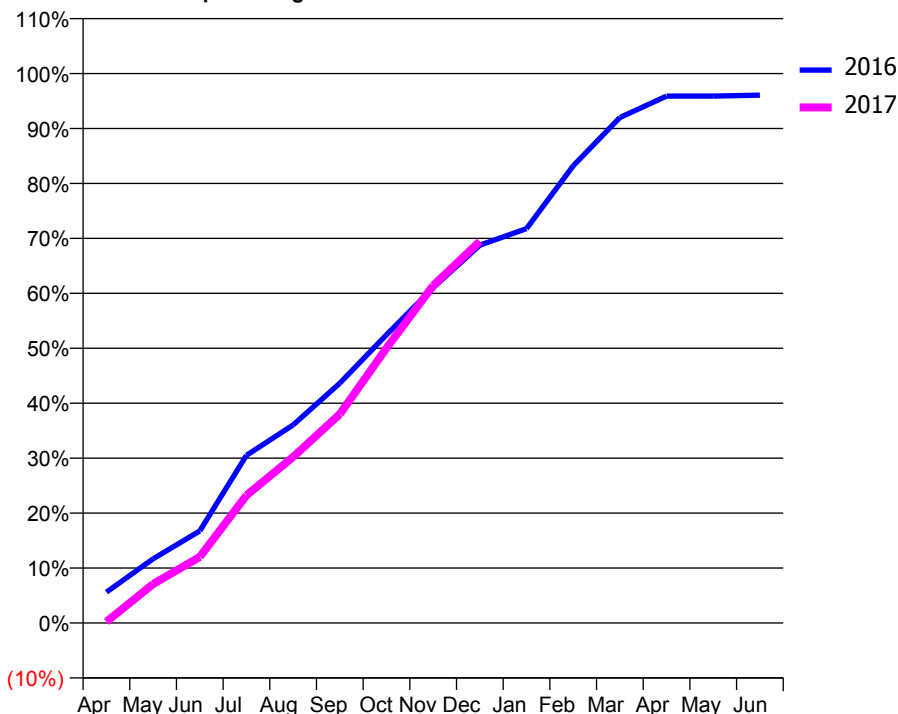
### ACCESS\*

Patients seen in 24 months	Total	Change since previous quarter
Quarter ending December 2015	2,884	
Quarter ending March 2016	2,876	→
Quarter ending June 2016	2,928	→
Quarter ending September 2016	2,958	→
Quarter ending December 2016	3,024	↑
<b>Variance since December 2015</b>	<b>4.9%</b>	<b>↑</b>



### ACTIVITY

Cumulative percentage of contracted UDA delivered 2016 & 2017



Month	Adjusted Scheduled Activity (UDA)	
	2016	2017
April	410	16
May	852	517
June	1,222	877
July	2,226	1,695
August	2,629	2,205
September	3,183	2,773
October	3,826	3,649
November	4,451	4,480
December	5,016	5,066
January	5,235	
February	6,069	
March	6,710	
April	6,995	
May	6,996	
June	7,008	

### QUALITY

	Quantity	Base Number	Contract	AT	Region	England
% of FP17s for the same patient ID Re-attending within 3 months - Children	94	936	10.0%	10.5%	11.9%	12.4%
% of FP17s for the same patient ID Re-attending within 3 months - Adults	299	1,408	21.2%	15.9%	17.1%	16.6%
% of FP17s for the same patient ID Re-attending between 3 & 9 months - Children	224	936	23.9%	47.5%	46.2%	57.5%
% of FP17s for the same patient ID Re-attending between 3 & 9 months - Adults	276	1,408	19.6%	37.9%	37.8%	50.4%
% of FP17s for Band 1 Urgent Courses	403	2,203	18.3%	10.3%	10.6%	9.1%
% of FP17s Relating to Free Repair or Replacements	0	2,203	0.0%	0.7%	0.6%	0.8%
% of FP17s Relating to Continuations	12	2,203	0.5%	1.1%	0.9%	1.3%
% of Patients satisfied with the dentistry they have received	1	1	N/A	90.2%	90.3%	92.7%
% of Patients satisfied with the time they had to wait for an appointment	1	1	N/A	85.9%	83.8%	88.8%

\* This is based on patients treated on this contract for their most recent course of treatment. Figures in italics indicate the base number of FP17s or Patient Questionnaire responses are less than 100. N/A is shown where the base number of responses is less than 10 during the period. % is calculated as Quantity/Base number\*100



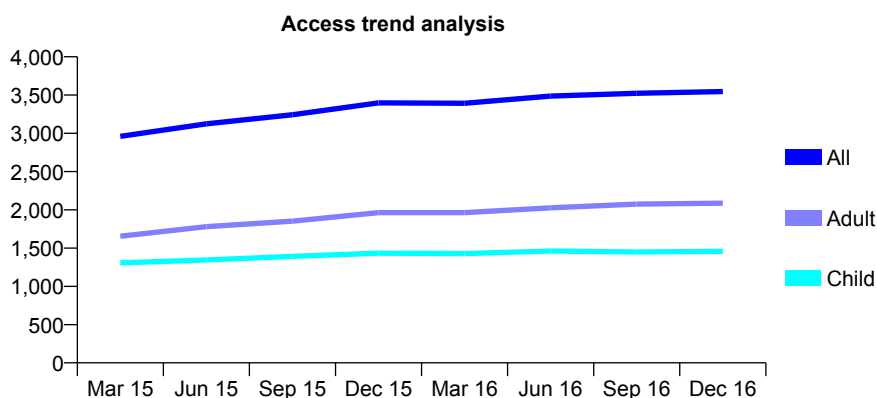
## Q63 - Vital Signs At a Glance Contract Report for 324752/0001 - December 2016

Name or company name	MRS SW DONNELLY
Contract type name	GDS Contract
Purpose of contract	General
Contract start date	01/04/2006
Contract end date	

16/17 Contracted general activity (UDA)	6,835
Carry forward general activity (UDA)	-115
16/17 Contracted orthodontic activity (UOA)	0
Carry forward orthodontic activity (UOA)	0
Baseline contract value	£214,716.44

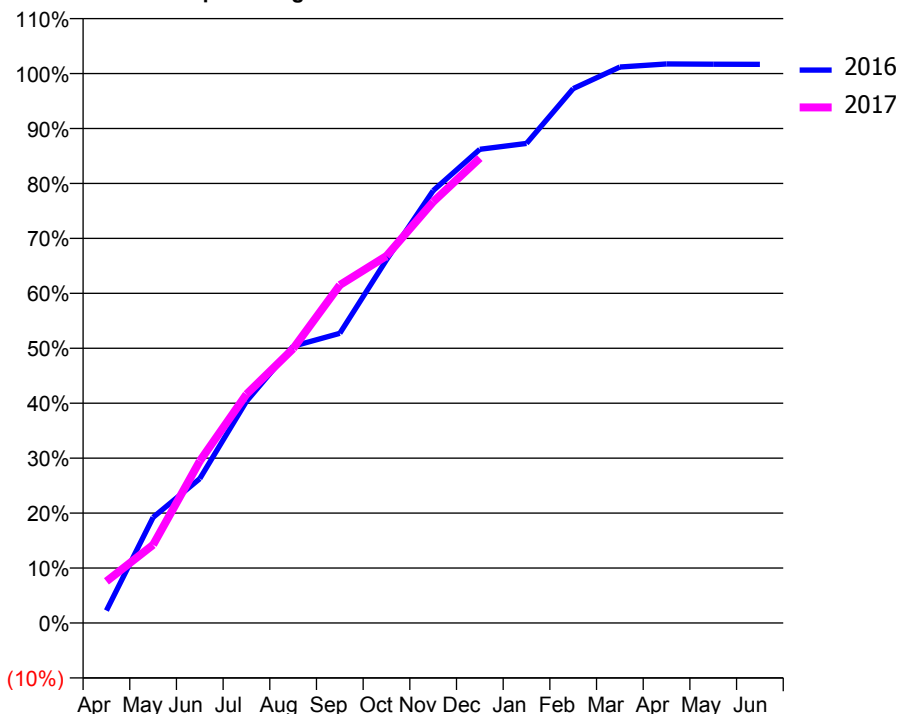
### ACCESS\*

Patients seen in 24 months	Total	Change since previous quarter
Quarter ending December 2015	3,397	
Quarter ending March 2016	3,392	→
Quarter ending June 2016	3,487	↑
Quarter ending September 2016	3,524	→
Quarter ending December 2016	3,546	→
<b>Variance since December 2015</b>	<b>4.4%</b>	<b>↑</b>



### ACTIVITY

Cumulative percentage of contracted UDA delivered 2016 & 2017



Month	Adjusted Scheduled Activity (UDA)	
	2016	2017
April	155	518
May	1,315	972
June	1,796	2,014
July	2,757	2,845
August	3,443	3,413
September	3,604	4,204
October	4,517	4,565
November	5,377	5,239
December	5,893	5,782
January	5,966	
February	6,648	
March	6,916	
April	6,953	
May	6,950	
June	6,950	

### QUALITY

	Quantity	Base Number	Contract	AT	Region	England
% of FP17s for the same patient ID Re-attending within 3 months - Children	50	1,031	4.8%	10.5%	11.9%	12.4%
% of FP17s for the same patient ID Re-attending within 3 months - Adults	127	1,464	8.7%	15.9%	17.1%	16.6%
% of FP17s for the same patient ID Re-attending between 3 & 9 months - Children	206	1,031	20.0%	47.5%	46.2%	57.5%
% of FP17s for the same patient ID Re-attending between 3 & 9 months - Adults	323	1,464	22.1%	37.9%	37.8%	50.4%
% of FP17s for Band 1 Urgent Courses	187	2,463	7.6%	10.3%	10.6%	9.1%
% of FP17s Relating to Free Repair or Replacements	0	2,463	0.0%	0.7%	0.6%	0.8%
% of FP17s Relating to Continuations	27	2,463	1.1%	1.1%	0.9%	1.3%
% of Patients satisfied with the dentistry they have received	3	3	N/A	90.2%	90.3%	92.7%
% of Patients satisfied with the time they had to wait for an appointment	2	3	N/A	85.9%	83.8%	88.8%

\* This is based on patients treated on this contract for their most recent course of treatment. Figures in italics indicate the base number of FP17s or Patient Questionnaire responses are less than 100. N/A is shown where the base number of responses is less than 10 during the period. % is calculated as Quantity/Base number\*100

## Q63 - Vital Signs At a Glance Contract Report for 324752/0002 - December 2016

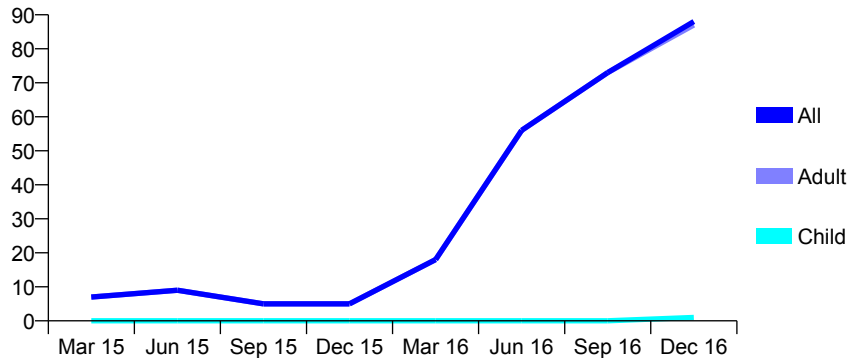
Name or company name	MRS SW DONNELLY
Contract type name	PDS Contract
Purpose of contract	General
Contract start date	01/06/2013
Contract end date	31/03/2017

16/17 Contracted general activity (UDA)	300
Carry forward general activity (UDA)	0
16/17 Contracted orthodontic activity (UOA)	0
Carry forward orthodontic activity (UOA)	0
Baseline contract value	£16,327.90

### ACCESS\*

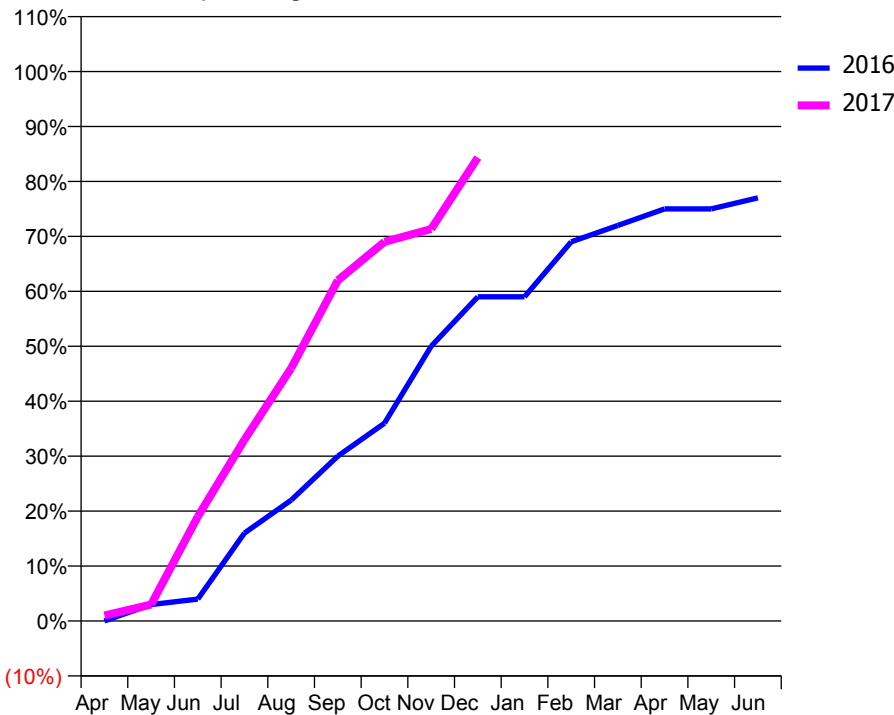
Patients seen in 24 months	Total	Change since previous quarter
Quarter ending December 2015	5	
Quarter ending March 2016	18	↑
Quarter ending June 2016	56	↑
Quarter ending September 2016	73	↑
Quarter ending December 2016	88	↑
<b>Variance since December 2015</b>	<b>1660.0%</b>	<b>↑</b>

### Access trend analysis



### ACTIVITY

#### Cumulative percentage of contracted UDA delivered 2016 & 2017



Month	Adjusted Scheduled Activity (UDA)	
	2016	2017
April	0	3
May	9	9
June	12	57
July	48	99
August	66	138
September	90	186
October	108	207
November	150	214
December	177	253
January	177	
February	207	
March	216	
April	225	
May	225	
June	231	

### QUALITY

	Quantity	Base Number	Contract	AT	Region	England
% of FP17s for the same patient ID Re-attending within 3 months - Children	0	2	0.0%	10.5%	11.9%	12.4%
% of FP17s for the same patient ID Re-attending within 3 months - Adults	0	89	0.0%	15.9%	17.1%	16.6%
% of FP17s for the same patient ID Re-attending between 3 & 9 months - Children	0	2	0.0%	47.5%	46.2%	57.5%
% of FP17s for the same patient ID Re-attending between 3 & 9 months - Adults	0	89	0.0%	37.9%	37.8%	50.4%
% of FP17s for Band 1 Urgent Courses	0	85	0.0%	10.3%	10.6%	9.1%
% of FP17s Relating to Free Repair or Replacements	0	85	0.0%	0.7%	0.6%	0.8%
% of FP17s Relating to Continuations	0	85	0.0%	1.1%	0.9%	1.3%
% of Patients satisfied with the dentistry they have received	0	0	N/A	90.2%	90.3%	92.7%
% of Patients satisfied with the time they had to wait for an appointment	0	0	N/A	85.9%	83.8%	88.8%

\* This is based on patients treated on this contract for their most recent course of treatment. Figures in italics indicate the base number of FP17s or Patient Questionnaire responses are less than 100. N/A is shown where the base number of responses is less than 10 during the period. % is calculated as Quantity/Base number\*100

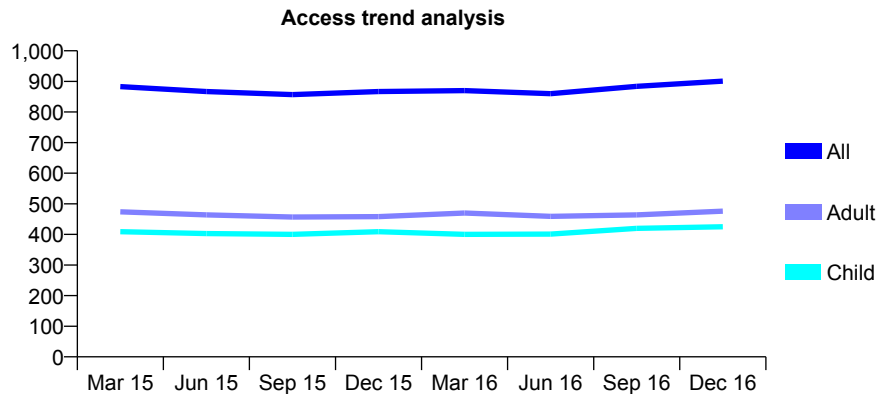
## Q63 - Vital Signs At a Glance Contract Report for 325317/0001 - December 2016

Name or company name	MR PD EVANS
Contract type name	GDS Contract
Purpose of contract	General
Contract start date	01/04/2006
Contract end date	

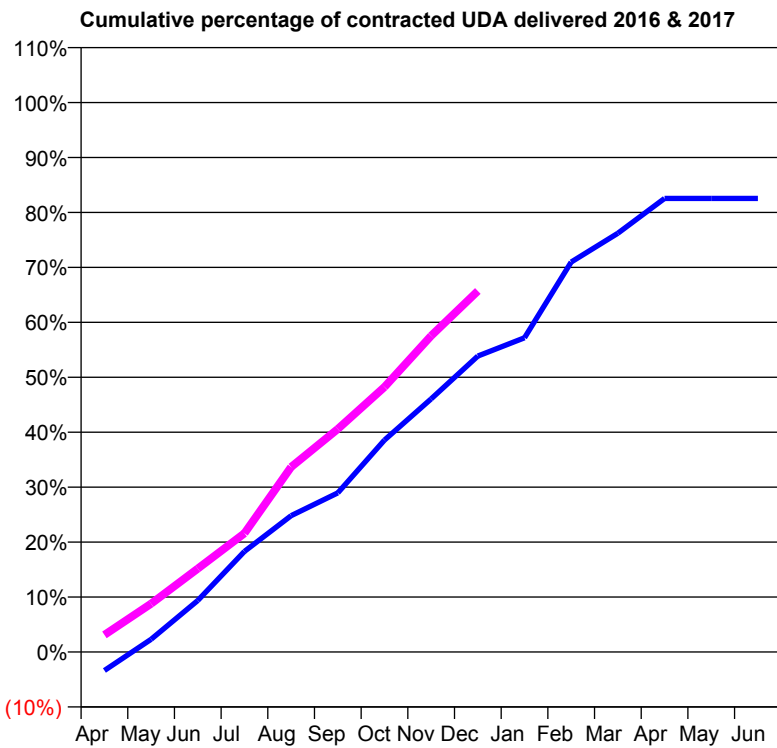
16/17 Contracted general activity (UDA)	2,800
Carry forward general activity (UDA)	0
16/17 Contracted orthodontic activity (UOA)	0
Carry forward orthodontic activity (UOA)	0
Baseline contract value	£65,491.21

### ACCESS\*

Patients seen in 24 months	Total	Change since previous quarter
Quarter ending December 2015	867	
Quarter ending March 2016	870	→
Quarter ending June 2016	860	↓
Quarter ending September 2016	884	↑
Quarter ending December 2016	901	→
<b>Variance since December 2015</b>	<b>3.9%</b>	<b>↑</b>



### ACTIVITY



Month	Adjusted Scheduled Activity (UDA)	
	2016	2017
April	-95	87
May	65	247
June	263	425
July	513	605
August	695	943
September	811	1,137
October	1,080	1,350
November	1,290	1,611
December	1,508	1,840
January	1,601	
February	1,987	
March	2,134	
April	2,311	
May	2,311	
June	2,311	

### QUALITY

	Quantity	Base Number	Contract	AT	Region	England
% of FP17s for the same patient ID Re-attending within 3 months - Children	24	505	4.8%	10.5%	11.9%	12.4%
% of FP17s for the same patient ID Re-attending within 3 months - Adults	81	455	17.8%	15.9%	17.1%	16.6%
% of FP17s for the same patient ID Re-attending between 3 & 9 months - Children	279	505	55.2%	47.5%	46.2%	57.5%
% of FP17s for the same patient ID Re-attending between 3 & 9 months - Adults	175	455	38.5%	37.9%	37.8%	50.4%
% of FP17s for Band 1 Urgent Courses	43	909	4.7%	10.3%	10.6%	9.1%
% of FP17s Relating to Free Repair or Replacements	0	909	0.0%	0.7%	0.6%	0.8%
% of FP17s Relating to Continuations	16	909	1.8%	1.1%	0.9%	1.3%
% of Patients satisfied with the dentistry they have received	1	1	N/A	90.2%	90.3%	92.7%
% of Patients satisfied with the time they had to wait for an appointment	1	1	N/A	85.9%	83.8%	88.8%

\* This is based on patients treated on this contract for their most recent course of treatment. Figures in italics indicate the base number of FP17s or Patient Questionnaire responses are less than 100. N/A is shown where the base number of responses is less than 10 during the period. % is calculated as Quantity/Base number\*100

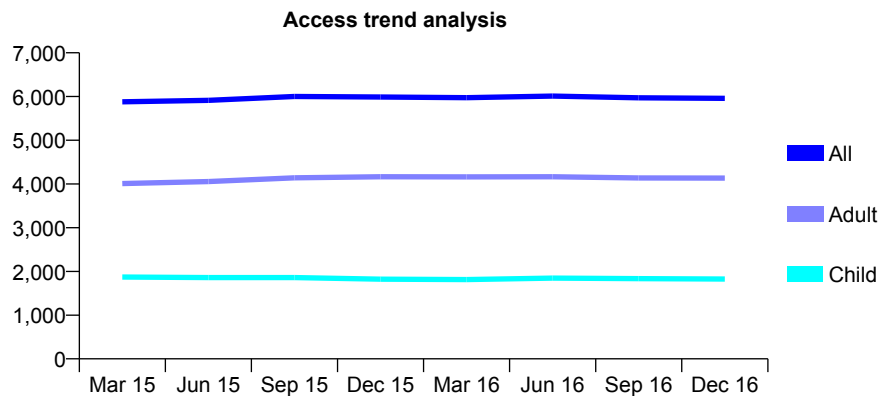
## Q63 - Vital Signs At a Glance Contract Report for 325333/0001 - December 2016

Name or company name	MR JT BLANKENDAAL
Contract type name	GDS Contract
Purpose of contract	General
Contract start date	01/04/2006
Contract end date	

16/17 Contracted general activity (UDA)	23,073
Carry forward general activity (UDA)	700
16/17 Contracted orthodontic activity (UOA)	0
Carry forward orthodontic activity (UOA)	0
Baseline contract value	£784,346.87

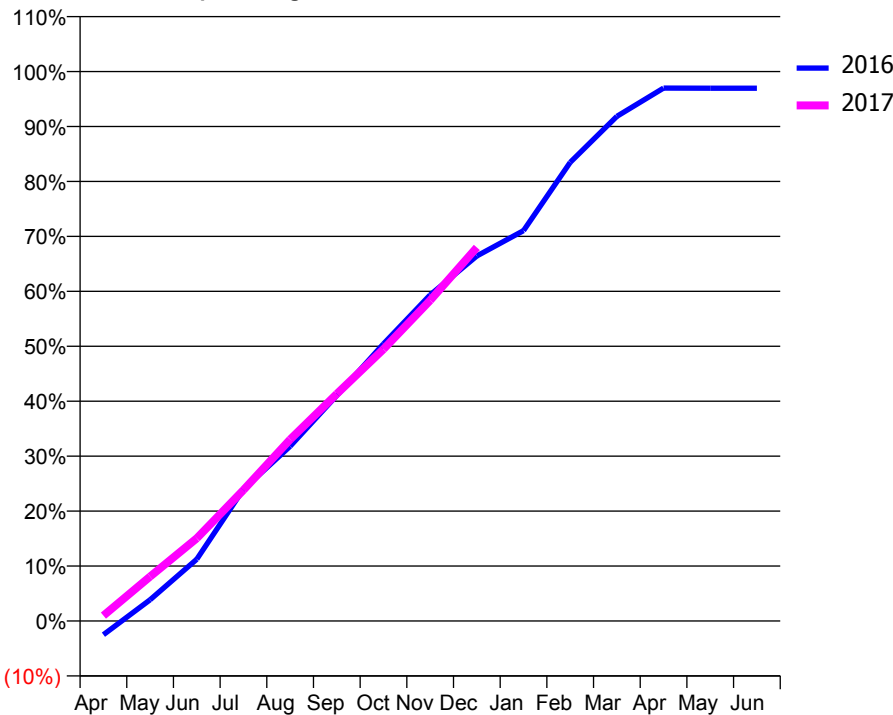
### ACCESS\*

Patients seen in 24 months	Total	Change since previous quarter
Quarter ending December 2015	5,989	
Quarter ending March 2016	5,973	→
Quarter ending June 2016	6,011	→
Quarter ending September 2016	5,971	→
Quarter ending December 2016	5,959	→
<b>Variance since December 2015</b>	<b>(0.5%)</b>	→



### ACTIVITY

Cumulative percentage of contracted UDA delivered 2016 & 2017



Month	Adjusted Scheduled Activity (UDA)	
	2016	2017
April	-579	229
May	896	1,869
June	2,594	3,475
July	5,536	5,501
August	7,340	7,623
September	9,469	9,540
October	11,635	11,415
November	13,693	13,463
December	15,325	15,688
January	16,391	
February	19,258	
March	21,188	
April	22,375	
May	22,373	
June	22,373	

### QUALITY

	Quantity	Base Number	Contract	AT	Region	England
% of FP17s for the same patient ID Re-attending within 3 months - Children	100	1,769	5.7%	10.5%	11.9%	12.4%
% of FP17s for the same patient ID Re-attending within 3 months - Adults	458	3,495	13.1%	15.9%	17.1%	16.6%
% of FP17s for the same patient ID Re-attending between 3 & 9 months - Children	909	1,769	51.4%	47.5%	46.2%	57.5%
% of FP17s for the same patient ID Re-attending between 3 & 9 months - Adults	1,579	3,495	45.2%	37.9%	37.8%	50.4%
% of FP17s for Band 1 Urgent Courses	373	4,887	7.6%	10.3%	10.6%	9.1%
% of FP17s Relating to Free Repair or Replacements	24	4,887	0.5%	0.7%	0.6%	0.8%
% of FP17s Relating to Continuations	21	4,887	0.4%	1.1%	0.9%	1.3%
% of Patients satisfied with the dentistry they have received	2	2	N/A	90.2%	90.3%	92.7%
% of Patients satisfied with the time they had to wait for an appointment	2	2	N/A	85.9%	83.8%	88.8%

\* This is based on patients treated on this contract for their most recent course of treatment. Figures in italics indicate the base number of FP17s or Patient Questionnaire responses are less than 100. N/A is shown where the base number of responses is less than 10 during the period. % is calculated as Quantity/Base number\*100

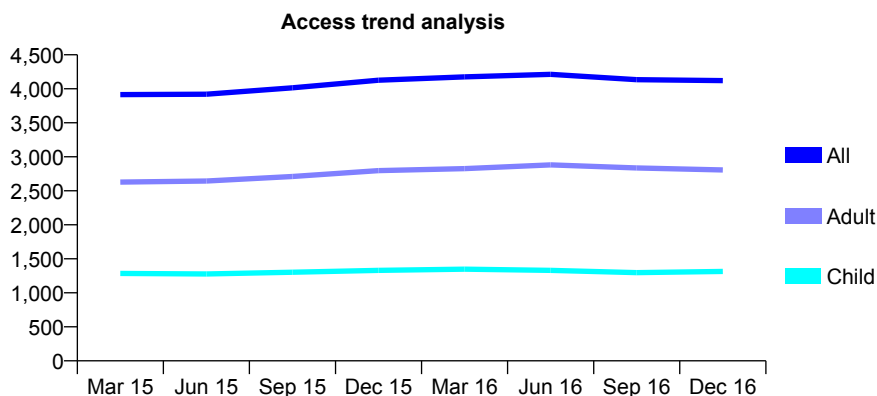
## Q63 - Vital Signs At a Glance Contract Report for 330191/0001 - December 2016

Name or company name	MR ID HENNING
Contract type name	GDS Contract
Purpose of contract	General
Contract start date	01/04/2006
Contract end date	

16/17 Contracted general activity (UDA)	8,428
Carry forward general activity (UDA)	-151
16/17 Contracted orthodontic activity (UOA)	0
Carry forward orthodontic activity (UOA)	0
Baseline contract value	£199,143.54

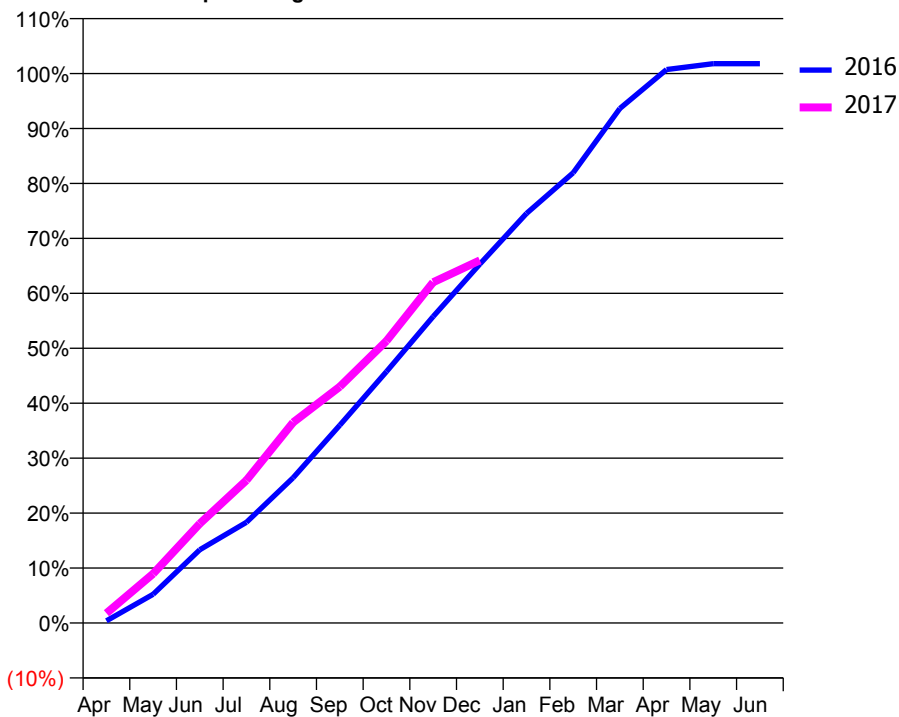
### ACCESS\*

Patients seen in 24 months	Total	Change since previous quarter
Quarter ending December 2015	4,127	
Quarter ending March 2016	4,175	→
Quarter ending June 2016	4,212	→
Quarter ending September 2016	4,134	↓
Quarter ending December 2016	4,120	→
<b>Variance since December 2015</b>	<b>(0.2%)</b>	<b>→</b>



### ACTIVITY

Cumulative percentage of contracted UDA delivered 2016 & 2017



Month	Adjusted Scheduled Activity (UDA)	
	2016	2017
April	33	151
May	440	757
June	1,124	1,524
July	1,546	2,189
August	2,229	3,077
September	3,035	3,625
October	3,856	4,326
November	4,700	5,227
December	5,504	5,563
January	6,281	
February	6,905	
March	7,892	
April	8,488	
May	8,579	
June	8,579	

### QUALITY

	Quantity	Base Number	Contract	AT	Region	England
% of FP17s for the same patient ID Re-attending within 3 months - Children	45	1,161	3.9%	10.5%	11.9%	12.4%
% of FP17s for the same patient ID Re-attending within 3 months - Adults	143	1,939	7.4%	15.9%	17.1%	16.6%
% of FP17s for the same patient ID Re-attending between 3 & 9 months - Children	578	1,161	49.8%	47.5%	46.2%	57.5%
% of FP17s for the same patient ID Re-attending between 3 & 9 months - Adults	696	1,939	35.9%	37.9%	37.8%	50.4%
% of FP17s for Band 1 Urgent Courses	98	2,721	3.6%	10.3%	10.6%	9.1%
% of FP17s Relating to Free Repair or Replacements	17	2,721	0.6%	0.7%	0.6%	0.8%
% of FP17s Relating to Continuations	40	2,721	1.5%	1.1%	0.9%	1.3%
% of Patients satisfied with the dentistry they have received	1	1	N/A	90.2%	90.3%	92.7%
% of Patients satisfied with the time they had to wait for an appointment	1	1	N/A	85.9%	83.8%	88.8%

\* This is based on patients treated on this contract for their most recent course of treatment. Figures in italics indicate the base number of FP17s or Patient Questionnaire responses are less than 100. N/A is shown where the base number of responses is less than 10 during the period. % is calculated as Quantity/Base number\*100

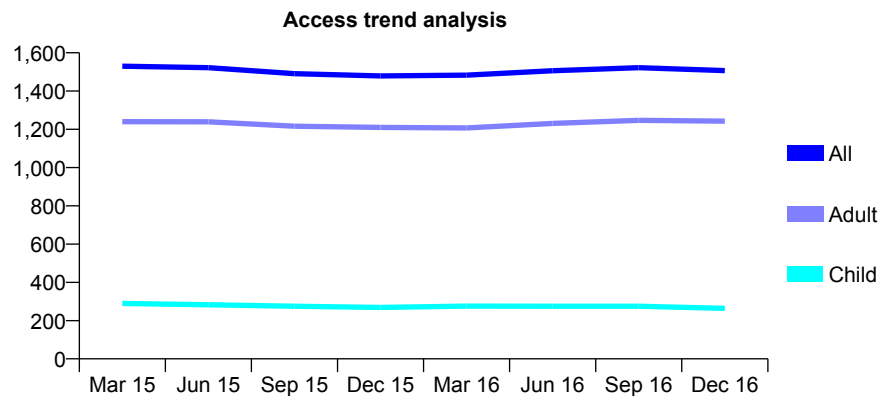
## Q63 - Vital Signs At a Glance Contract Report for 330361/0001 - December 2016

Name or company name	MRS RH PATEL
Contract type name	GDS Contract
Purpose of contract	General
Contract start date	01/04/2006
Contract end date	

16/17 Contracted general activity (UDA)	4,100
Carry forward general activity (UDA)	0
16/17 Contracted orthodontic activity (UOA)	0
Carry forward orthodontic activity (UOA)	0
Baseline contract value	£108,114.12

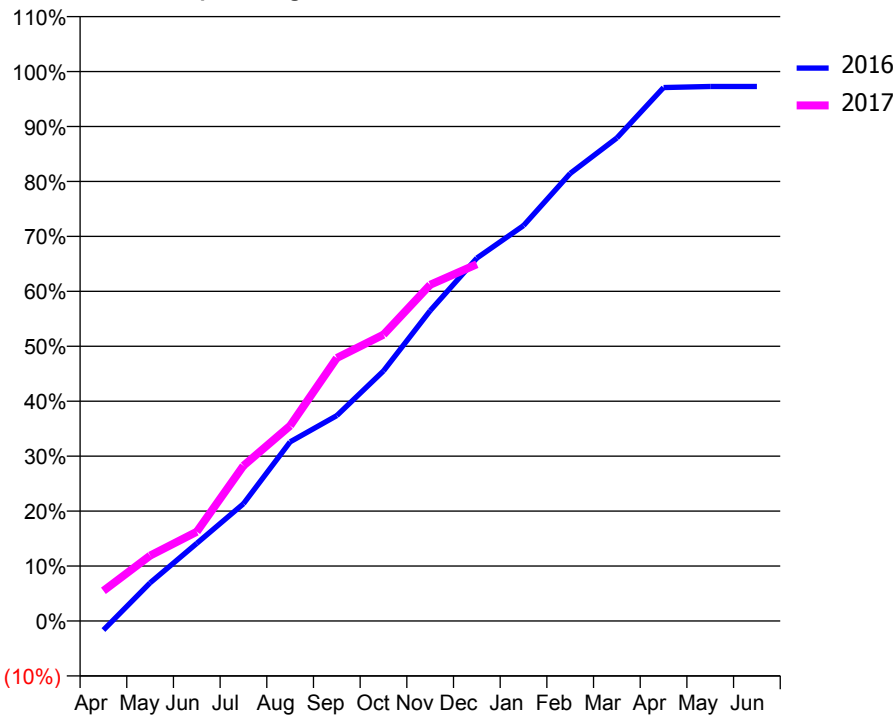
### ACCESS\*

Patients seen in 24 months	Total	Change since previous quarter
Quarter ending December 2015	1,479	
Quarter ending March 2016	1,483	→
Quarter ending June 2016	1,506	→
Quarter ending September 2016	1,522	→
Quarter ending December 2016	1,507	→
<b>Variance since December 2015</b>	<b>1.9%</b>	<b>→</b>



### ACTIVITY

Cumulative percentage of contracted UDA delivered 2016 & 2017



Month	Adjusted Scheduled Activity (UDA)	
	2016	2017
April	-68	225
May	285	488
June	580	666
July	875	1,159
August	1,336	1,457
September	1,533	1,963
October	1,866	2,136
November	2,316	2,509
December	2,708	2,662
January	2,950	
February	3,339	
March	3,604	
April	3,980	
May	3,988	
June	3,988	

### QUALITY

	Quantity	Base Number	Contract	AT	Region	England
% of FP17s for the same patient ID Re-attending within 3 months - Children	10	292	3.4%	10.5%	11.9%	12.4%
% of FP17s for the same patient ID Re-attending within 3 months - Adults	126	1,230	10.2%	15.9%	17.1%	16.6%
% of FP17s for the same patient ID Re-attending between 3 & 9 months - Children	180	292	61.6%	47.5%	46.2%	57.5%
% of FP17s for the same patient ID Re-attending between 3 & 9 months - Adults	733	1,230	59.6%	37.9%	37.8%	50.4%
% of FP17s for Band 1 Urgent Courses	116	1,369	8.5%	10.3%	10.6%	9.1%
% of FP17s Relating to Free Repair or Replacements	0	1,369	0.0%	0.7%	0.6%	0.8%
% of FP17s Relating to Continuations	0	1,369	0.0%	1.1%	0.9%	1.3%
% of Patients satisfied with the dentistry they have received	5	5	N/A	90.2%	90.3%	92.7%
% of Patients satisfied with the time they had to wait for an appointment	5	5	N/A	85.9%	83.8%	88.8%

\* This is based on patients treated on this contract for their most recent course of treatment. Figures in italics indicate the base number of FP17s or Patient Questionnaire responses are less than 100. N/A is shown where the base number of responses is less than 10 during the period. % is calculated as Quantity/Base number\*100

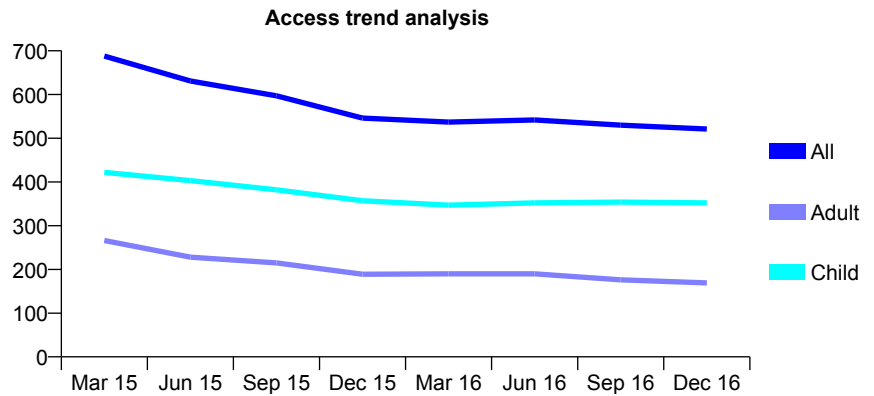
## Q63 - Vital Signs At a Glance Contract Report for 331228/0001 - December 2016

Name or company name	MR S PATEL
Contract type name	GDS Contract
Purpose of contract	General
Contract start date	01/04/2006
Contract end date	

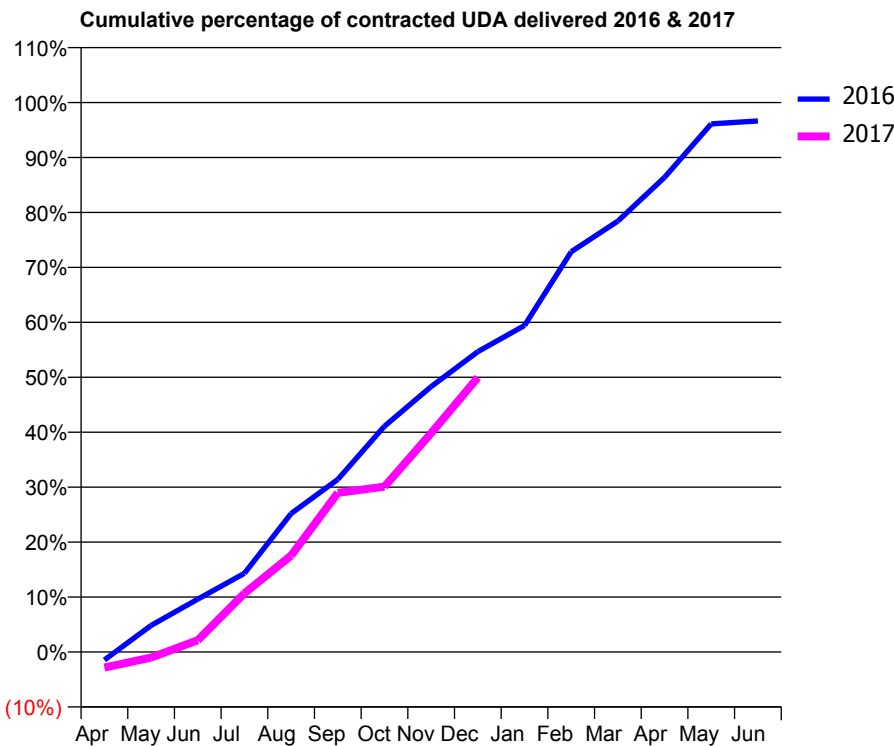
16/17 Contracted general activity (UDA)	1,155
Carry forward general activity (UDA)	39
16/17 Contracted orthodontic activity (UOA)	0
Carry forward orthodontic activity (UOA)	0
Baseline contract value	£29,252.35

### ACCESS\*

Patients seen in 24 months	Total	Change since previous quarter
Quarter ending December 2015	546	
Quarter ending March 2016	537	↓
Quarter ending June 2016	542	→
Quarter ending September 2016	530	↓
Quarter ending December 2016	521	↓
<b>Variance since December 2015</b>	<b>(4.6%)</b>	<b>↓</b>



### ACTIVITY



Month	Adjusted Scheduled Activity (UDA)	
	2016	2017
April	-17	-33
May	56	-12
June	111	25
July	166	123
August	291	203
September	363	335
October	475	348
November	558	460
December	631	577
January	686	
February	841	
March	906	
April	998	
May	1,110	
June	1,116	

### QUALITY

	Quantity	Base Number	Contract	AT	Region	England
% of FP17s for the same patient ID Re-attending within 3 months - Children	18	332	5.4%	10.5%	11.9%	12.4%
% of FP17s for the same patient ID Re-attending within 3 months - Adults	22	132	16.7%	15.9%	17.1%	16.6%
% of FP17s for the same patient ID Re-attending between 3 & 9 months - Children	134	332	40.4%	47.5%	46.2%	57.5%
% of FP17s for the same patient ID Re-attending between 3 & 9 months - Adults	47	132	35.6%	37.9%	37.8%	50.4%
% of FP17s for Band 1 Urgent Courses	25	348	7.2%	10.3%	10.6%	9.1%
% of FP17s Relating to Free Repair or Replacements	0	348	0.0%	0.7%	0.6%	0.8%
% of FP17s Relating to Continuations	3	348	0.9%	1.1%	0.9%	1.3%
% of Patients satisfied with the dentistry they have received	0	0	N/A	90.2%	90.3%	92.7%
% of Patients satisfied with the time they had to wait for an appointment	0	0	N/A	85.9%	83.8%	88.8%

\* This is based on patients treated on this contract for their most recent course of treatment. Figures in italics indicate the base number of FP17s or Patient Questionnaire responses are less than 100. N/A is shown where the base number of responses is less than 10 during the period. % is calculated as Quantity/Base number\*100



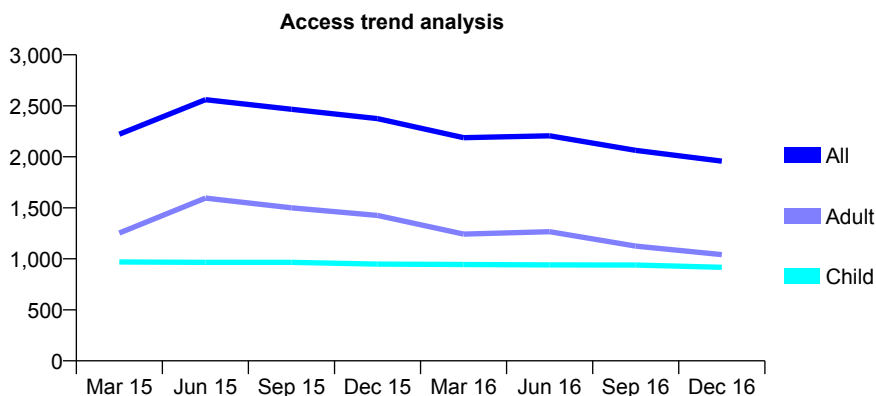
## Q63 - Vital Signs At a Glance Contract Report for 331228/0002 - December 2016

Name or company name	MR S PATEL
Contract type name	GDS Contract
Purpose of contract	General
Contract start date	01/04/2006
Contract end date	

16/17 Contracted general activity (UDA)	5,250
Carry forward general activity (UDA)	186
16/17 Contracted orthodontic activity (UOA)	0
Carry forward orthodontic activity (UOA)	0
Baseline contract value	£123,010.33

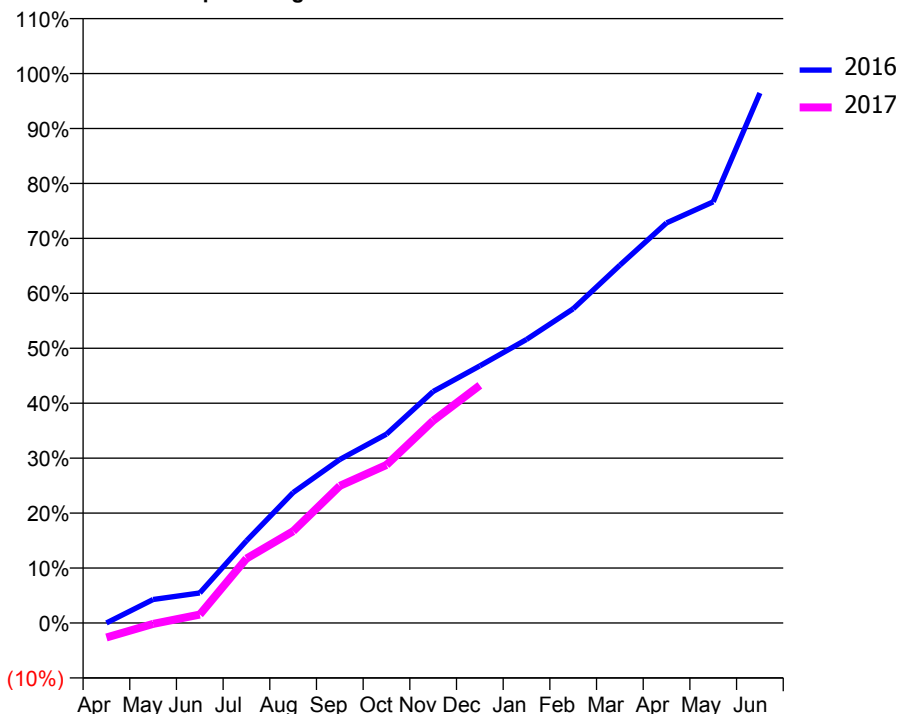
### ACCESS\*

Patients seen in 24 months	Total	Change since previous quarter
Quarter ending December 2015	2,374	
Quarter ending March 2016	2,187	↓
Quarter ending June 2016	2,206	→
Quarter ending September 2016	2,064	↓
Quarter ending December 2016	1,958	↓
<b>Variance since December 2015</b>	<b>(17.5%)</b>	<b>↓</b>



### ACTIVITY

Cumulative percentage of contracted UDA delivered 2016 & 2017



Month	Adjusted Scheduled Activity (UDA)	
	2016	2017
April	0	-140
May	225	-9
June	287	81
July	785	616
August	1,247	877
September	1,563	1,310
October	1,805	1,510
November	2,212	1,933
December	2,457	2,271
January	2,709	
February	3,002	
March	3,419	
April	3,823	
May	4,024	
June	5,064	

### QUALITY

	Quantity	Base Number	Contract	AT	Region	England
% of FP17s for the same patient ID Re-attending within 3 months - Children	65	896	7.3%	10.5%	11.9%	12.4%
% of FP17s for the same patient ID Re-attending within 3 months - Adults	123	847	14.5%	15.9%	17.1%	16.6%
% of FP17s for the same patient ID Re-attending between 3 & 9 months - Children	456	896	50.9%	47.5%	46.2%	57.5%
% of FP17s for the same patient ID Re-attending between 3 & 9 months - Adults	220	847	26.0%	37.9%	37.8%	50.4%
% of FP17s for Band 1 Urgent Courses	99	1,139	8.7%	10.3%	10.6%	9.1%
% of FP17s Relating to Free Repair or Replacements	0	1,139	0.0%	0.7%	0.6%	0.8%
% of FP17s Relating to Continuations	2	1,139	0.2%	1.1%	0.9%	1.3%
% of Patients satisfied with the dentistry they have received	2	2	N/A	90.2%	90.3%	92.7%
% of Patients satisfied with the time they had to wait for an appointment	2	2	N/A	85.9%	83.8%	88.8%

\* This is based on patients treated on this contract for their most recent course of treatment. Figures in italics indicate the base number of FP17s or Patient Questionnaire responses are less than 100. N/A is shown where the base number of responses is less than 10 during the period. % is calculated as Quantity/Base number\*100

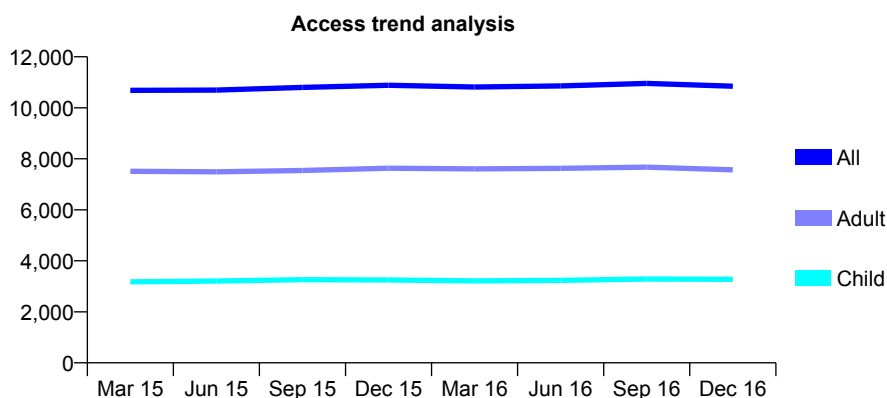
## Q63 - Vital Signs At a Glance Contract Report for 331732/0001 - December 2016

Name or company name	MR M HATIMI
Contract type name	GDS Contract
Purpose of contract	General
Contract start date	01/04/2006
Contract end date	

16/17 Contracted general activity (UDA)	30,000
Carry forward general activity (UDA)	1,185
16/17 Contracted orthodontic activity (UOA)	0
Carry forward orthodontic activity (UOA)	0
Baseline contract value	£815,596.42

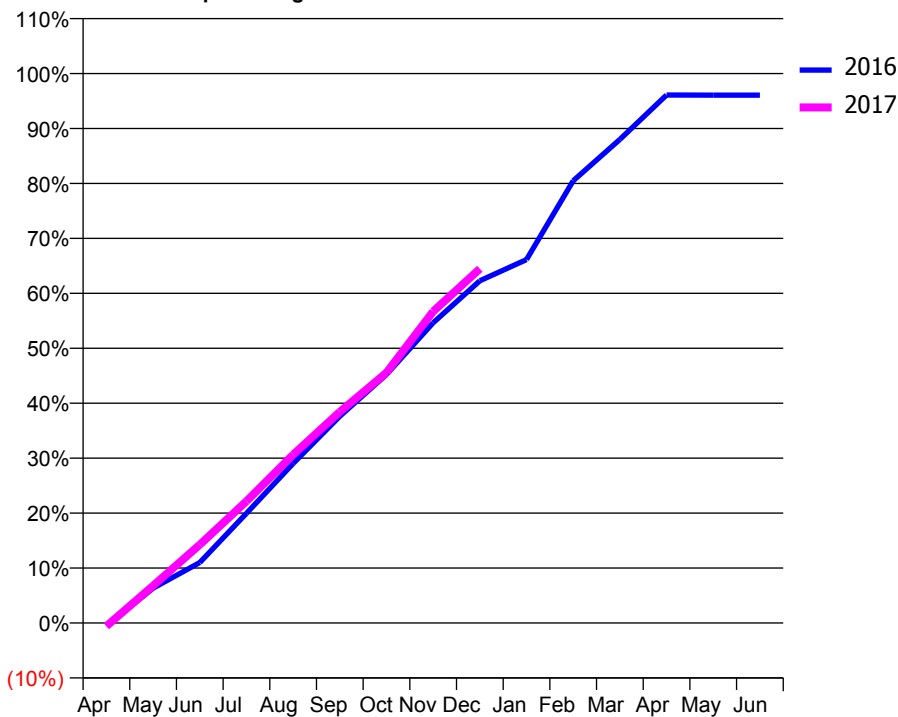
### ACCESS\*

Patients seen in 24 months	Total	Change since previous quarter
Quarter ending December 2015	10,884	
Quarter ending March 2016	10,817	→
Quarter ending June 2016	10,858	→
Quarter ending September 2016	10,958	→
Quarter ending December 2016	10,848	↓
<b>Variance since December 2015</b>	<b>(0.3%)</b>	<b>→</b>



### ACTIVITY

Cumulative percentage of contracted UDA delivered 2016 & 2017



Month	Adjusted Scheduled Activity (UDA)	
	2016	2017
April	-174	-179
May	1,907	2,034
June	3,301	4,275
July	5,987	6,652
August	8,709	9,194
September	11,285	11,528
October	13,563	13,668
November	16,389	17,012
December	18,687	19,336
January	19,843	
February	24,141	
March	26,403	
April	28,824	
May	28,818	
June	28,815	

### QUALITY

	Quantity	Base Number	Contract	AT	Region	England
% of FP17s for the same patient ID Re-attending within 3 months - Children	299	3,025	9.9%	10.5%	11.9%	12.4%
% of FP17s for the same patient ID Re-attending within 3 months - Adults	1,136	6,088	18.7%	15.9%	17.1%	16.6%
% of FP17s for the same patient ID Re-attending between 3 & 9 months - Children	1,283	3,025	42.4%	47.5%	46.2%	57.5%
% of FP17s for the same patient ID Re-attending between 3 & 9 months - Adults	1,818	6,088	29.9%	37.9%	37.8%	50.4%
% of FP17s for Band 1 Urgent Courses	1,487	8,375	17.8%	10.3%	10.6%	9.1%
% of FP17s Relating to Free Repair or Replacements	36	8,375	0.4%	0.7%	0.6%	0.8%
% of FP17s Relating to Continuations	34	8,375	0.4%	1.1%	0.9%	1.3%
% of Patients satisfied with the dentistry they have received	3	3	N/A	90.2%	90.3%	92.7%
% of Patients satisfied with the time they had to wait for an appointment	3	3	N/A	85.9%	83.8%	88.8%

\* This is based on patients treated on this contract for their most recent course of treatment. Figures in italics indicate the base number of FP17s or Patient Questionnaire responses are less than 100. N/A is shown where the base number of responses is less than 10 during the period. % is calculated as Quantity/Base number\*100

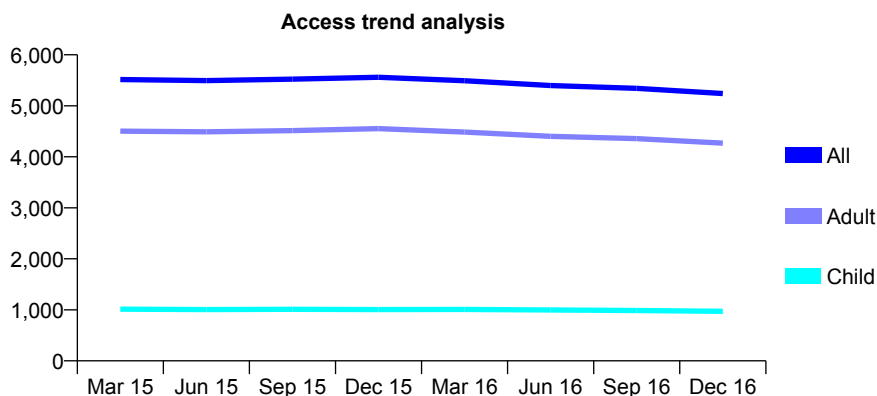
## Q63 - Vital Signs At a Glance Contract Report for 332577/0001 - December 2016

Name or company name	MRS P DJAN
Contract type name	GDS Contract
Purpose of contract	General
Contract start date	01/04/2006
Contract end date	

16/17 Contracted general activity (UDA)	21,167
Carry forward general activity (UDA)	0
16/17 Contracted orthodontic activity (UOA)	0
Carry forward orthodontic activity (UOA)	0
Baseline contract value	£730,854.73

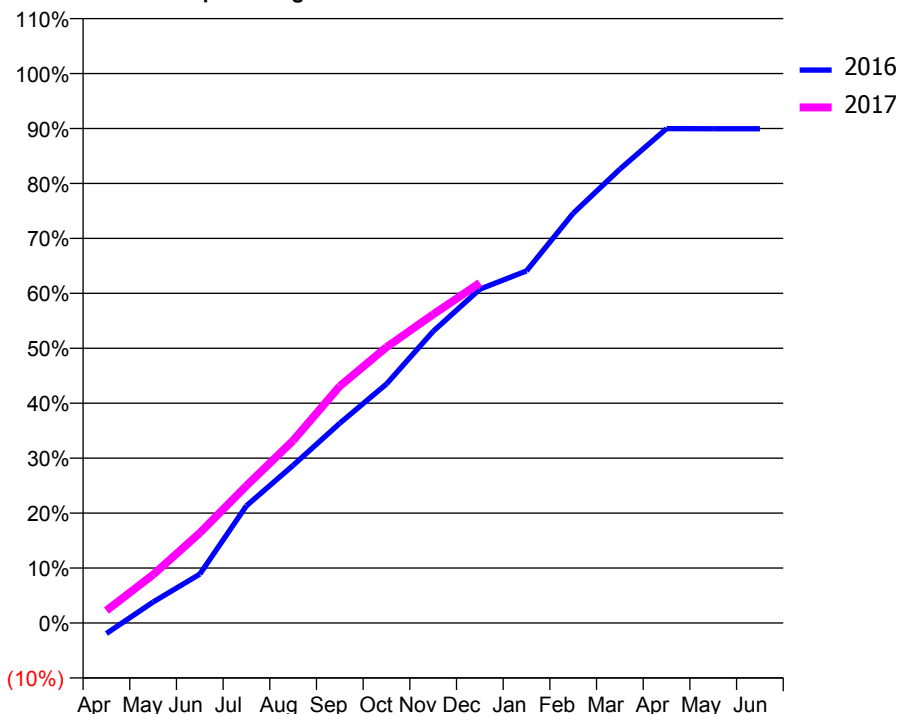
### ACCESS\*

Patients seen in 24 months	Total	Change since previous quarter
Quarter ending December 2015	5,559	
Quarter ending March 2016	5,492	↓
Quarter ending June 2016	5,397	↓
Quarter ending September 2016	5,343	↓
Quarter ending December 2016	5,240	↓
<b>Variance since December 2015</b>	<b>(5.7%)</b>	<b>↓</b>



### ACTIVITY

Cumulative percentage of contracted UDA delivered 2016 & 2017



Month	Adjusted Scheduled Activity (UDA)	
	2016	2017
April	-407	479
May	808	1,861
June	1,883	3,469
July	4,517	5,286
August	6,076	7,031
September	7,697	9,125
October	9,205	10,627
November	11,234	11,890
December	12,861	13,100
January	13,562	
February	15,780	
March	17,484	
April	19,042	
May	19,039	
June	19,039	

### QUALITY

	Quantity	Base Number	Contract	AT	Region	England
% of FP17s for the same patient ID Re-attending within 3 months - Children	108	955	11.3%	10.5%	11.9%	12.4%
% of FP17s for the same patient ID Re-attending within 3 months - Adults	1,035	4,401	23.5%	15.9%	17.1%	16.6%
% of FP17s for the same patient ID Re-attending between 3 & 9 months - Children	474	955	49.6%	47.5%	46.2%	57.5%
% of FP17s for the same patient ID Re-attending between 3 & 9 months - Adults	2,070	4,401	47.0%	37.9%	37.8%	50.4%
% of FP17s for Band 1 Urgent Courses	785	4,948	15.9%	10.3%	10.6%	9.1%
% of FP17s Relating to Free Repair or Replacements	118	4,948	2.4%	0.7%	0.6%	0.8%
% of FP17s Relating to Continuations	20	4,948	0.4%	1.1%	0.9%	1.3%
% of Patients satisfied with the dentistry they have received	14	14	100.0%	90.2%	90.3%	92.7%
% of Patients satisfied with the time they had to wait for an appointment	14	14	100.0%	85.9%	83.8%	88.8%

\* This is based on patients treated on this contract for their most recent course of treatment. Figures in italics indicate the base number of FP17s or Patient Questionnaire responses are less than 100. N/A is shown where the base number of responses is less than 10 during the period. % is calculated as Quantity/Base number\*100

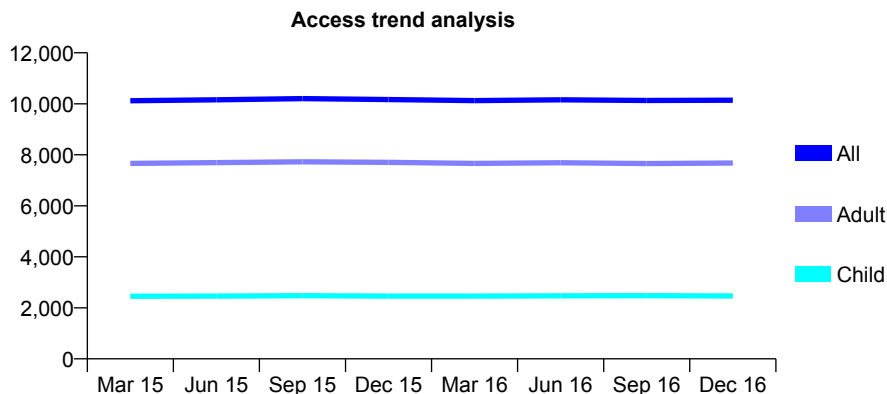
## Q63 - Vital Signs At a Glance Contract Report for 333182/0001 - December 2016

Name or company name	MR K TSE
Contract type name	GDS Contract
Purpose of contract	General
Contract start date	01/04/2006
Contract end date	

16/17 Contracted general activity (UDA)	26,383
Carry forward general activity (UDA)	-28
16/17 Contracted orthodontic activity (UOA)	0
Carry forward orthodontic activity (UOA)	0
Baseline contract value	£688,504.81

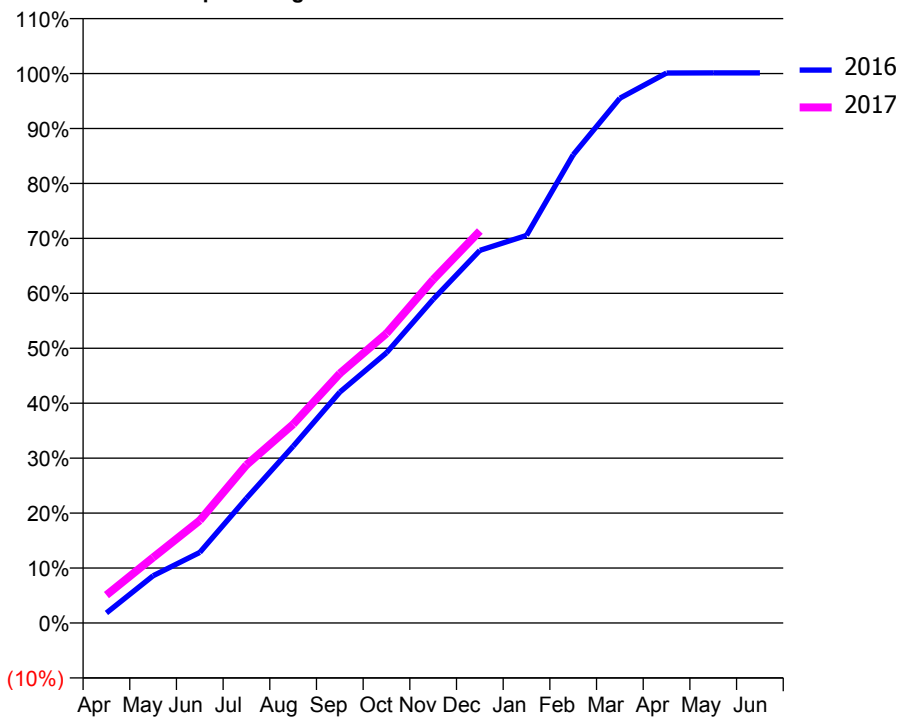
### ACCESS\*

Patients seen in 24 months	Total	Change since previous quarter
Quarter ending December 2015	10,167	
Quarter ending March 2016	10,127	→
Quarter ending June 2016	10,157	→
Quarter ending September 2016	10,129	→
Quarter ending December 2016	10,142	→
<b>Variance since December 2015</b>	<b>(0.2%)</b>	→



### ACTIVITY

Cumulative percentage of contracted UDA delivered 2016 & 2017



Month	Adjusted Scheduled Activity (UDA)	
	2016	2017
April	486	1,338
May	2,270	3,147
June	3,390	4,926
July	5,987	7,590
August	8,488	9,541
September	11,084	11,979
October	12,976	13,904
November	15,543	16,488
December	17,894	18,819
January	18,611	
February	22,481	
March	25,193	
April	26,406	
May	26,412	
June	26,411	

### QUALITY

	Quantity	Base Number	Contract	AT	Region	England
% of FP17s for the same patient ID Re-attending within 3 months - Children	146	3,067	4.8%	10.5%	11.9%	12.4%
% of FP17s for the same patient ID Re-attending within 3 months - Adults	992	8,225	12.1%	15.9%	17.1%	16.6%
% of FP17s for the same patient ID Re-attending between 3 & 9 months - Children	2,157	3,067	70.3%	47.5%	46.2%	57.5%
% of FP17s for the same patient ID Re-attending between 3 & 9 months - Adults	4,616	8,225	56.1%	37.9%	37.8%	50.4%
% of FP17s for Band 1 Urgent Courses	522	10,595	4.9%	10.3%	10.6%	9.1%
% of FP17s Relating to Free Repair or Replacements	81	10,595	0.8%	0.7%	0.6%	0.8%
% of FP17s Relating to Continuations	52	10,595	0.5%	1.1%	0.9%	1.3%
% of Patients satisfied with the dentistry they have received	10	10	100.0%	90.2%	90.3%	92.7%
% of Patients satisfied with the time they had to wait for an appointment	8	10	80.0%	85.9%	83.8%	88.8%

\* This is based on patients treated on this contract for their most recent course of treatment. Figures in italics indicate the base number of FP17s or Patient Questionnaire responses are less than 100. N/A is shown where the base number of responses is less than 10 during the period. % is calculated as Quantity/Base number\*100

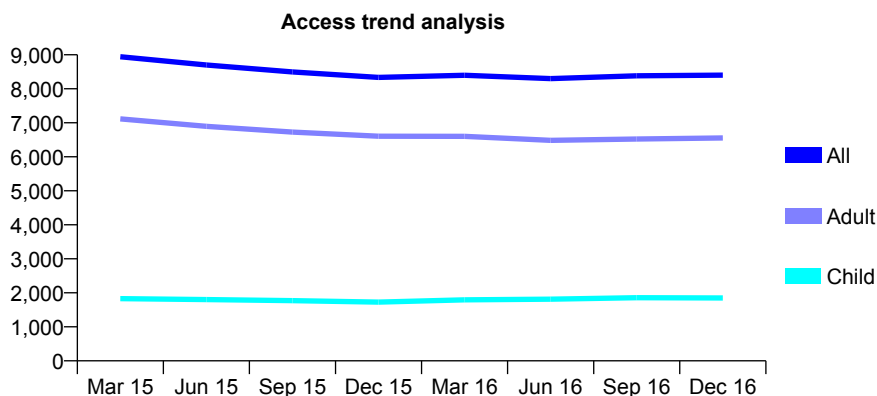
## Q63 - Vital Signs At a Glance Contract Report for 334626/0001 - December 2016

Name or company name	MR KS CHANDRAN
Contract type name	GDS Contract
Purpose of contract	General
Contract start date	01/04/2009
Contract end date	

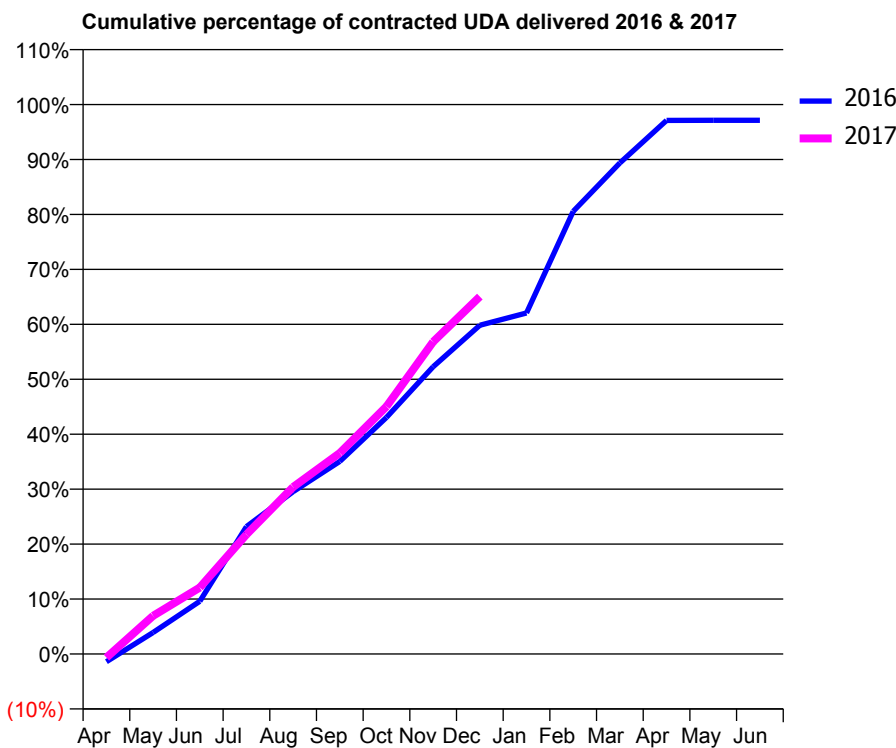
16/17 Contracted general activity (UDA)	29,500
Carry forward general activity (UDA)	848
16/17 Contracted orthodontic activity (UOA)	0
Carry forward orthodontic activity (UOA)	0
Baseline contract value	£848,929.43

### ACCESS\*

Patients seen in 24 months	Total	Change since previous quarter
Quarter ending December 2015	8,335	
Quarter ending March 2016	8,398	→
Quarter ending June 2016	8,299	↓
Quarter ending September 2016	8,383	→
Quarter ending December 2016	8,403	→
<b>Variance since December 2015</b>	<b>0.8%</b>	<b>→</b>



### ACTIVITY



Month	Adjusted Scheduled Activity (UDA)	
	2016	2017
April	-422	-197
May	1,157	2,053
June	2,828	3,569
July	6,841	6,418
August	8,716	8,969
September	10,338	10,792
October	12,701	13,288
November	15,423	16,765
December	17,650	19,188
January	18,311	
February	23,761	
March	26,364	
April	28,648	
May	28,651	
June	28,652	

### QUALITY

	Quantity	Base Number	Contract	AT	Region	England
% of FP17s for the same patient ID Re-attending within 3 months - Children	123	1,539	8.0%	10.5%	11.9%	12.4%
% of FP17s for the same patient ID Re-attending within 3 months - Adults	805	4,919	16.4%	15.9%	17.1%	16.6%
% of FP17s for the same patient ID Re-attending between 3 & 9 months - Children	549	1,539	35.7%	47.5%	46.2%	57.5%
% of FP17s for the same patient ID Re-attending between 3 & 9 months - Adults	1,380	4,919	28.1%	37.9%	37.8%	50.4%
% of FP17s for Band 1 Urgent Courses	806	5,866	13.7%	10.3%	10.6%	9.1%
% of FP17s Relating to Free Repair or Replacements	74	5,866	1.3%	0.7%	0.6%	0.8%
% of FP17s Relating to Continuations	38	5,866	0.6%	1.1%	0.9%	1.3%
% of Patients satisfied with the dentistry they have received	6	7	N/A	90.2%	90.3%	92.7%
% of Patients satisfied with the time they had to wait for an appointment	6	7	N/A	85.9%	83.8%	88.8%

\* This is based on patients treated on this contract for their most recent course of treatment. Figures in italics indicate the base number of FP17s or Patient Questionnaire responses are less than 100. N/A is shown where the base number of responses is less than 10 during the period. % is calculated as Quantity/Base number\*100

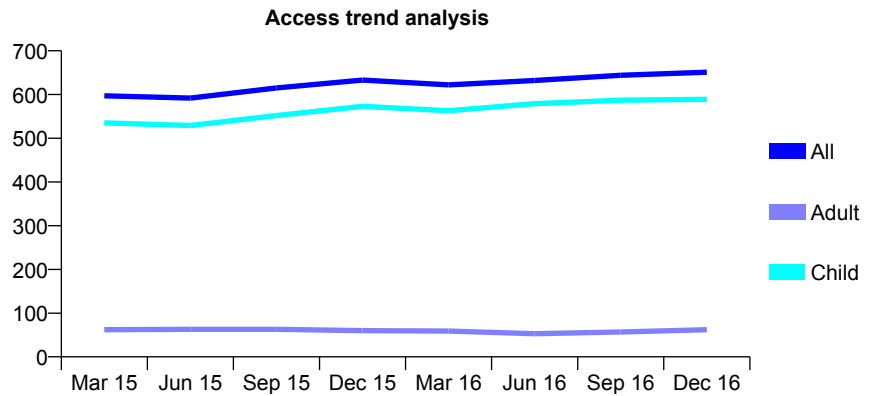
## Q63 - Vital Signs At a Glance Contract Report for 335223/0001 - December 2016

Name or company name	MISS LJ LYNCH
Contract type name	GDS Contract
Purpose of contract	General
Contract start date	01/04/2006
Contract end date	

16/17 Contracted general activity (UDA)	950
Carry forward general activity (UDA)	35
16/17 Contracted orthodontic activity (UOA)	0
Carry forward orthodontic activity (UOA)	0
Baseline contract value	£20,971.47

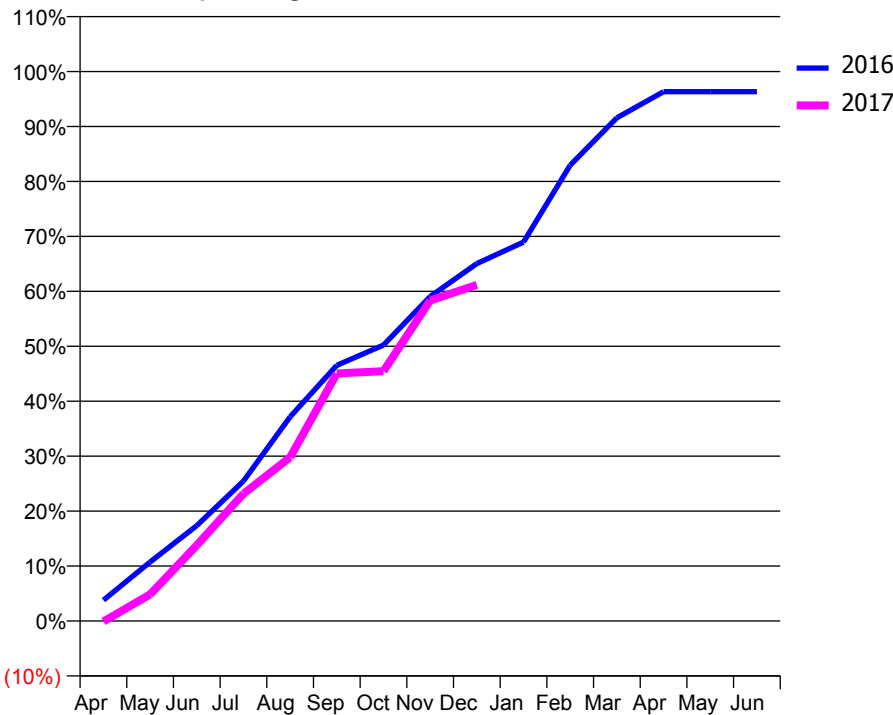
### ACCESS\*

Patients seen in 24 months	Total	Change since previous quarter
Quarter ending December 2015	633	
Quarter ending March 2016	622	↓
Quarter ending June 2016	632	→
Quarter ending September 2016	644	→
Quarter ending December 2016	651	→
<b>Variance since December 2015</b>	<b>2.8%</b>	<b>↑</b>



### ACTIVITY

Cumulative percentage of contracted UDA delivered 2016 & 2017



Month	Adjusted Scheduled Activity (UDA)	
	2016	2017
April	36	-1
May	102	46
June	165	131
July	242	220
August	353	283
September	442	428
October	477	432
November	561	554
December	618	581
January	655	
February	788	
March	870	
April	915	
May	915	
June	915	

### QUALITY

	Quantity	Base Number	Contract	AT	Region	England
% of FP17s for the same patient ID Re-attending within 3 months - Children	24	455	5.3%	10.5%	11.9%	12.4%
% of FP17s for the same patient ID Re-attending within 3 months - Adults	0	15	0.0%	15.9%	17.1%	16.6%
% of FP17s for the same patient ID Re-attending between 3 & 9 months - Children	65	455	14.3%	47.5%	46.2%	57.5%
% of FP17s for the same patient ID Re-attending between 3 & 9 months - Adults	6	15	40.0%	37.9%	37.8%	50.4%
% of FP17s for Band 1 Urgent Courses	0	439	0.0%	10.3%	10.6%	9.1%
% of FP17s Relating to Free Repair or Replacements	0	439	0.0%	0.7%	0.6%	0.8%
% of FP17s Relating to Continuations	0	439	0.0%	1.1%	0.9%	1.3%
% of Patients satisfied with the dentistry they have received	0	0	N/A	90.2%	90.3%	92.7%
% of Patients satisfied with the time they had to wait for an appointment	0	0	N/A	85.9%	83.8%	88.8%

\* This is based on patients treated on this contract for their most recent course of treatment. Figures in italics indicate the base number of FP17s or Patient Questionnaire responses are less than 100. N/A is shown where the base number of responses is less than 10 during the period. % is calculated as Quantity/Base number\*100

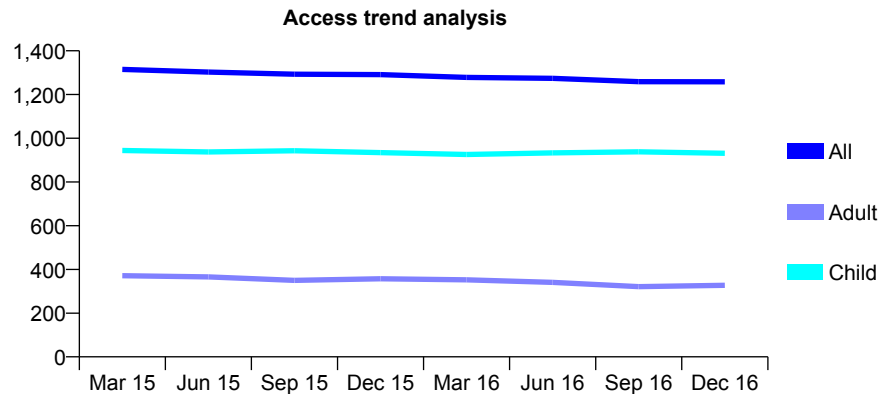
## Q63 - Vital Signs At a Glance Contract Report for 335282/0001 - December 2016

Name or company name	MR SB PATEL
Contract type name	GDS Contract
Purpose of contract	General
Contract start date	01/06/2008
Contract end date	

16/17 Contracted general activity (UDA)	2,750
Carry forward general activity (UDA)	0
16/17 Contracted orthodontic activity (UOA)	0
Carry forward orthodontic activity (UOA)	0
Baseline contract value	£58,107.94

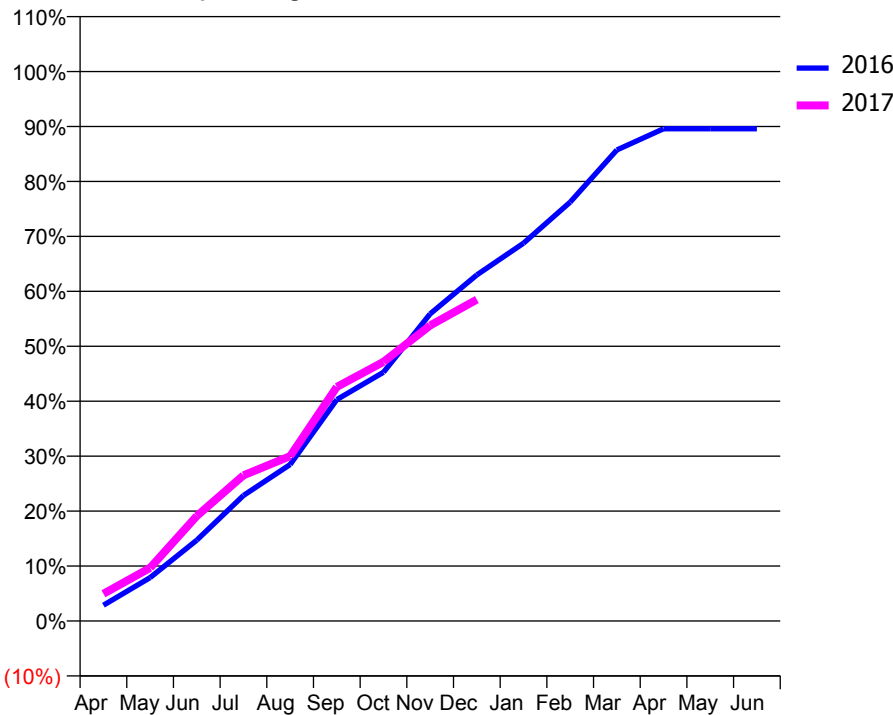
### ACCESS\*

Patients seen in 24 months	Total	Change since previous quarter
Quarter ending December 2015	1,291	
Quarter ending March 2016	1,278	↓
Quarter ending June 2016	1,274	→
Quarter ending September 2016	1,259	↓
Quarter ending December 2016	1,258	→
<b>Variance since December 2015</b>	<b>(2.6%)</b>	<b>↓</b>



### ACTIVITY

Cumulative percentage of contracted UDA delivered 2016 & 2017



Adjusted Scheduled Activity (UDA)		
Month	2016	2017
April	79	136
May	217	266
June	405	526
July	629	729
August	783	825
September	1,108	1,172
October	1,245	1,297
November	1,537	1,479
December	1,732	1,609
January	1,891	
February	2,096	
March	2,357	
April	2,464	
May	2,464	
June	2,464	

### QUALITY

	Quantity	Base Number	Contract	AT	Region	England
% of FP17s for the same patient ID Re-attending within 3 months - Children	57	1,011	5.6%	10.5%	11.9%	12.4%
% of FP17s for the same patient ID Re-attending within 3 months - Adults	25	207	12.1%	15.9%	17.1%	16.6%
% of FP17s for the same patient ID Re-attending between 3 & 9 months - Children	630	1,011	62.3%	47.5%	46.2%	57.5%
% of FP17s for the same patient ID Re-attending between 3 & 9 months - Adults	113	207	54.6%	37.9%	37.8%	50.4%
% of FP17s for Band 1 Urgent Courses	38	1,143	3.3%	10.3%	10.6%	9.1%
% of FP17s Relating to Free Repair or Replacements	0	1,143	0.0%	0.7%	0.6%	0.8%
% of FP17s Relating to Continuations	0	1,143	0.0%	1.1%	0.9%	1.3%
% of Patients satisfied with the dentistry they have received	2	2	N/A	90.2%	90.3%	92.7%
% of Patients satisfied with the time they had to wait for an appointment	1	2	N/A	85.9%	83.8%	88.8%

\* This is based on patients treated on this contract for their most recent course of treatment. Figures in italics indicate the base number of FP17s or Patient Questionnaire responses are less than 100. N/A is shown where the base number of responses is less than 10 during the period. % is calculated as Quantity/Base number\*100



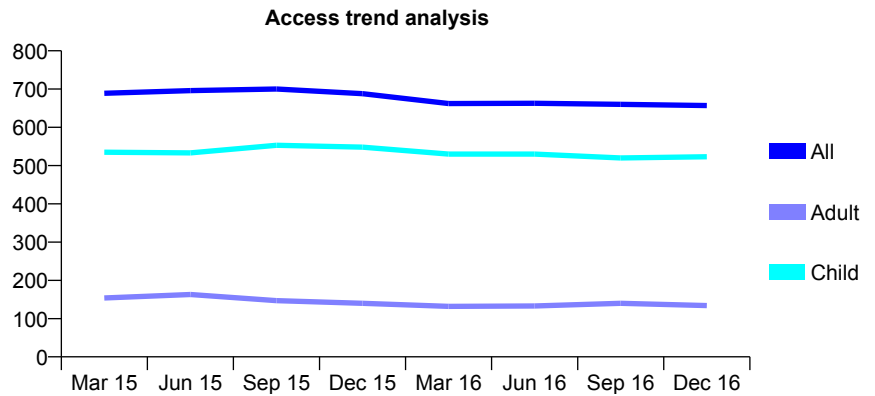
## Q63 - Vital Signs At a Glance Contract Report for 336866/0001 - December 2016

Name or company name	MR MP O'BRIEN
Contract type name	GDS Contract
Purpose of contract	General
Contract start date	01/04/2006
Contract end date	

16/17 Contracted general activity (UDA)	1,235
Carry forward general activity (UDA)	44
16/17 Contracted orthodontic activity (UOA)	0
Carry forward orthodontic activity (UOA)	0
Baseline contract value	£26,768.58

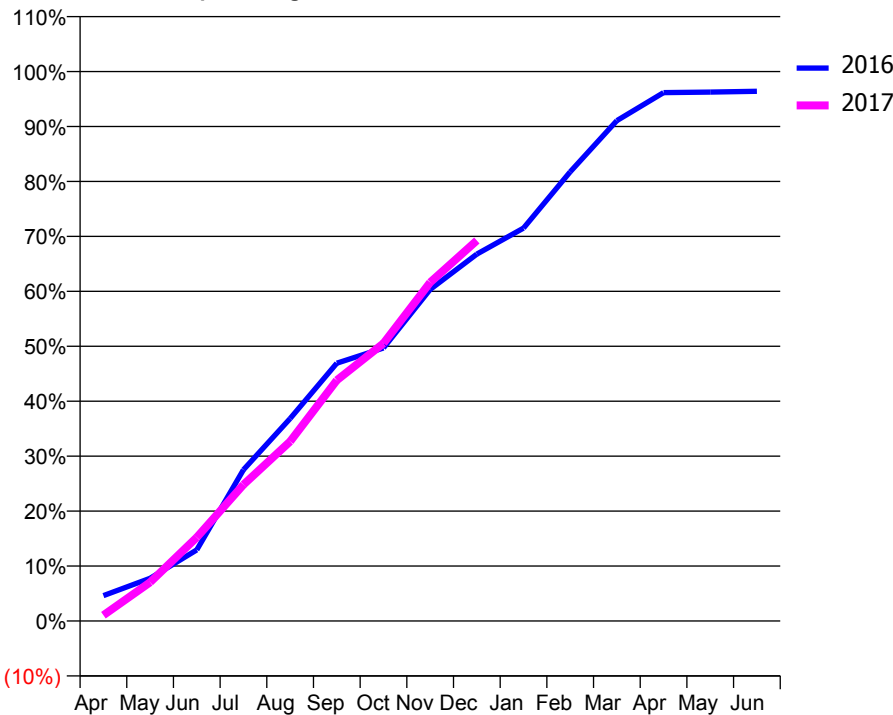
### ACCESS\*

Patients seen in 24 months	Total	Change since previous quarter
Quarter ending December 2015	688	
Quarter ending March 2016	662	↓
Quarter ending June 2016	663	→
Quarter ending September 2016	660	→
Quarter ending December 2016	657	→
<b>Variance since December 2015</b>	<b>(4.5%)</b>	<b>↓</b>



### ACTIVITY

Cumulative percentage of contracted UDA delivered 2016 & 2017



Month	Adjusted Scheduled Activity (UDA)	
	2016	2017
April	57	13
May	96	87
June	160	188
July	340	306
August	455	404
September	580	541
October	614	624
November	745	761
December	825	855
January	883	
February	1,009	
March	1,125	
April	1,188	
May	1,189	
June	1,191	

### QUALITY

	Quantity	Base Number	Contract	AT	Region	England
% of FP17s for the same patient ID Re-attending within 3 months - Children	38	672	5.7%	10.5%	11.9%	12.4%
% of FP17s for the same patient ID Re-attending within 3 months - Adults	2	66	3.0%	15.9%	17.1%	16.6%
% of FP17s for the same patient ID Re-attending between 3 & 9 months - Children	484	672	72.0%	47.5%	46.2%	57.5%
% of FP17s for the same patient ID Re-attending between 3 & 9 months - Adults	41	66	62.1%	37.9%	37.8%	50.4%
% of FP17s for Band 1 Urgent Courses	6	675	0.9%	10.3%	10.6%	9.1%
% of FP17s Relating to Free Repair or Replacements	0	675	0.0%	0.7%	0.6%	0.8%
% of FP17s Relating to Continuations	0	675	0.0%	1.1%	0.9%	1.3%
% of Patients satisfied with the dentistry they have received	0	0	N/A	90.2%	90.3%	92.7%
% of Patients satisfied with the time they had to wait for an appointment	0	0	N/A	85.9%	83.8%	88.8%

\* This is based on patients treated on this contract for their most recent course of treatment. Figures in italics indicate the base number of FP17s or Patient Questionnaire responses are less than 100. N/A is shown where the base number of responses is less than 10 during the period. % is calculated as Quantity/Base number\*100

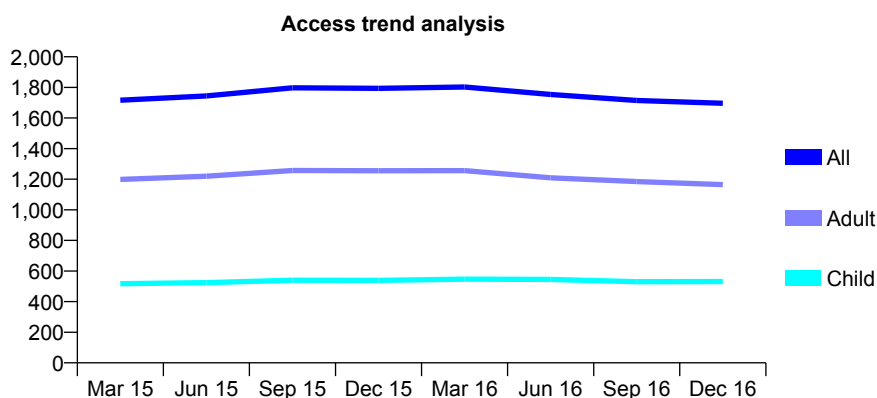
## Q63 - Vital Signs At a Glance Contract Report for 337137/0001 - December 2016

Name or company name	MR G TSOLAKIDES
Contract type name	GDS Contract
Purpose of contract	General
Contract start date	01/04/2006
Contract end date	

16/17 Contracted general activity (UDA)	5,119
Carry forward general activity (UDA)	-32
16/17 Contracted orthodontic activity (UOA)	0
Carry forward orthodontic activity (UOA)	0
Baseline contract value	£136,443.30

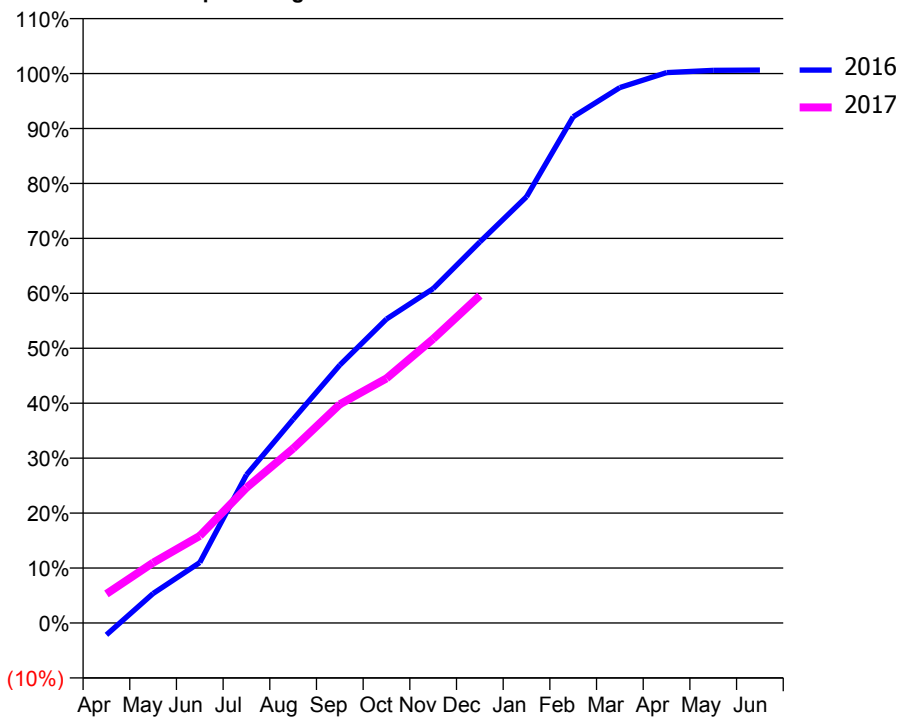
### ACCESS\*

Patients seen in 24 months	Total	Change since previous quarter
Quarter ending December 2015	1,794	
Quarter ending March 2016	1,803	→
Quarter ending June 2016	1,754	↓
Quarter ending September 2016	1,715	↓
Quarter ending December 2016	1,696	↓
<b>Variance since December 2015</b>	<b>(5.5%)</b>	<b>↓</b>



### ACTIVITY

Cumulative percentage of contracted UDA delivered 2016 & 2017



Month	Adjusted Scheduled Activity (UDA)	
	2016	2017
April	-111	272
May	275	562
June	563	811
July	1,380	1,260
August	1,898	1,625
September	2,403	2,038
October	2,832	2,279
November	3,115	2,647
December	3,550	3,050
January	3,971	
February	4,716	
March	4,989	
April	5,127	
May	5,148	
June	5,151	

### QUALITY

	Quantity	Base Number	Contract	AT	Region	England
% of FP17s for the same patient ID Re-attending within 3 months - Children	25	454	5.5%	10.5%	11.9%	12.4%
% of FP17s for the same patient ID Re-attending within 3 months - Adults	92	766	12.0%	15.9%	17.1%	16.6%
% of FP17s for the same patient ID Re-attending between 3 & 9 months - Children	259	454	57.0%	47.5%	46.2%	57.5%
% of FP17s for the same patient ID Re-attending between 3 & 9 months - Adults	338	766	44.1%	37.9%	37.8%	50.4%
% of FP17s for Band 1 Urgent Courses	65	1,144	5.7%	10.3%	10.6%	9.1%
% of FP17s Relating to Free Repair or Replacements	5	1,144	0.4%	0.7%	0.6%	0.8%
% of FP17s Relating to Continuations	0	1,144	0.0%	1.1%	0.9%	1.3%
% of Patients satisfied with the dentistry they have received	0	0	N/A	90.2%	90.3%	92.7%
% of Patients satisfied with the time they had to wait for an appointment	0	0	N/A	85.9%	83.8%	88.8%

\* This is based on patients treated on this contract for their most recent course of treatment. Figures in italics indicate the base number of FP17s or Patient Questionnaire responses are less than 100. N/A is shown where the base number of responses is less than 10 during the period. % is calculated as Quantity/Base number\*100

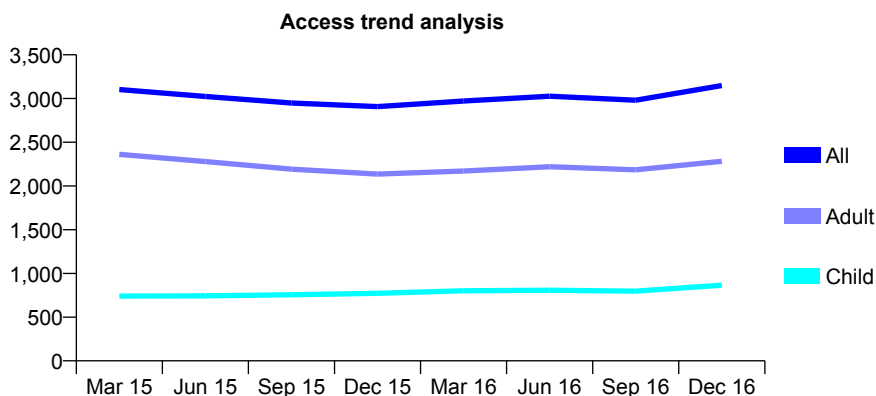
## Q63 - Vital Signs At a Glance Contract Report for 337765/0002 - December 2016

Name or company name	MR SI YOUNG
Contract type name	GDS Contract
Purpose of contract	General
Contract start date	01/04/2006
Contract end date	

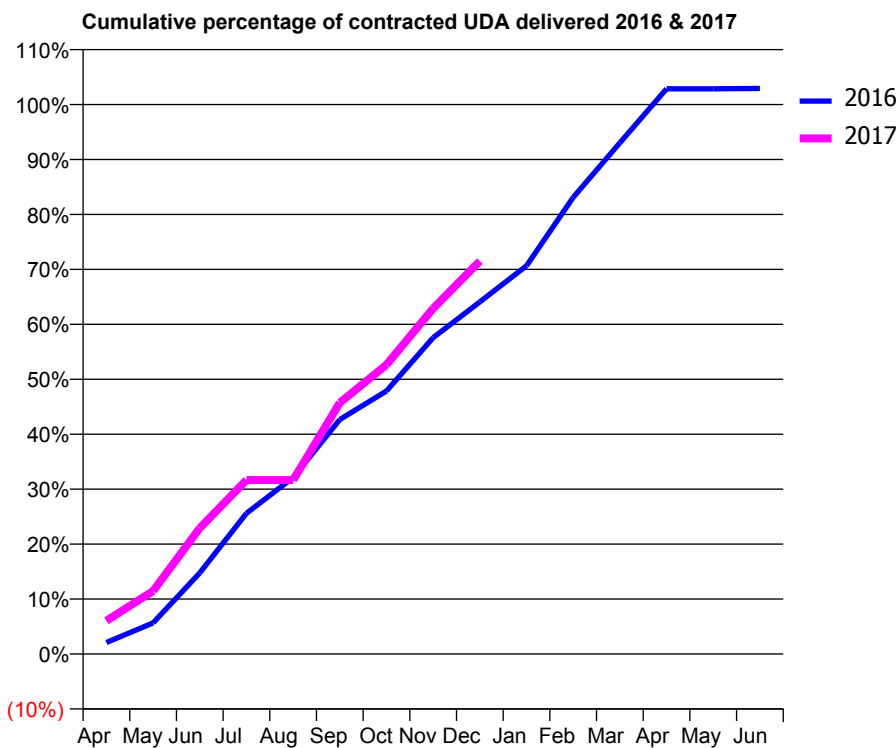
16/17 Contracted general activity (UDA)	10,500
Carry forward general activity (UDA)	-210
16/17 Contracted orthodontic activity (UOA)	0
Carry forward orthodontic activity (UOA)	0
Baseline contract value	£259,151.78

### ACCESS\*

Patients seen in 24 months	Total	Change since previous quarter
Quarter ending December 2015	2,908	
Quarter ending March 2016	2,972	↑
Quarter ending June 2016	3,027	→
Quarter ending September 2016	2,981	↓
Quarter ending December 2016	3,148	↑
<b>Variance since December 2015</b>	<b>8.3%</b>	<b>↑</b>



### ACTIVITY



Month	Adjusted Scheduled Activity (UDA)	
	2016	2017
April	221	637
May	594	1,204
June	1,551	2,407
July	2,689	3,323
August	3,372	3,323
September	4,482	4,801
October	5,026	5,528
November	6,044	6,603
December	6,729	7,508
January	7,418	
February	8,725	
March	9,767	
April	10,801	
May	10,801	
June	10,807	

### QUALITY

	Quantity	Base Number	Contract	AT	Region	England
% of FP17s for the same patient ID Re-attending within 3 months - Children	65	794	8.2%	10.5%	11.9%	12.4%
% of FP17s for the same patient ID Re-attending within 3 months - Adults	387	2,038	19.0%	15.9%	17.1%	16.6%
% of FP17s for the same patient ID Re-attending between 3 & 9 months - Children	361	794	45.5%	47.5%	46.2%	57.5%
% of FP17s for the same patient ID Re-attending between 3 & 9 months - Adults	711	2,038	34.9%	37.9%	37.8%	50.4%
% of FP17s for Band 1 Urgent Courses	418	2,568	16.3%	10.3%	10.6%	9.1%
% of FP17s Relating to Free Repair or Replacements	7	2,568	0.3%	0.7%	0.6%	0.8%
% of FP17s Relating to Continuations	33	2,568	1.3%	1.1%	0.9%	1.3%
% of Patients satisfied with the dentistry they have received	0	1	N/A	90.2%	90.3%	92.7%
% of Patients satisfied with the time they had to wait for an appointment	1	1	N/A	85.9%	83.8%	88.8%

\* This is based on patients treated on this contract for their most recent course of treatment. Figures in italics indicate the base number of FP17s or Patient Questionnaire responses are less than 100. N/A is shown where the base number of responses is less than 10 during the period. % is calculated as Quantity/Base number\*100

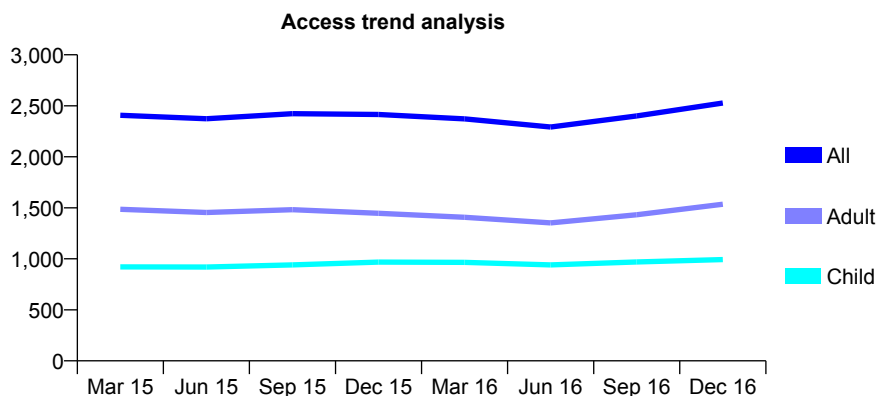
## Q63 - Vital Signs At a Glance Contract Report for 338664/0001 - December 2016

Name or company name	MR MR POURREZA JORSHARI
Contract type name	GDS Contract
Purpose of contract	General
Contract start date	01/04/2006
Contract end date	

16/17 Contracted general activity (UDA)	6,890
Carry forward general activity (UDA)	77
16/17 Contracted orthodontic activity (UOA)	0
Carry forward orthodontic activity (UOA)	0
Baseline contract value	£217,292.99

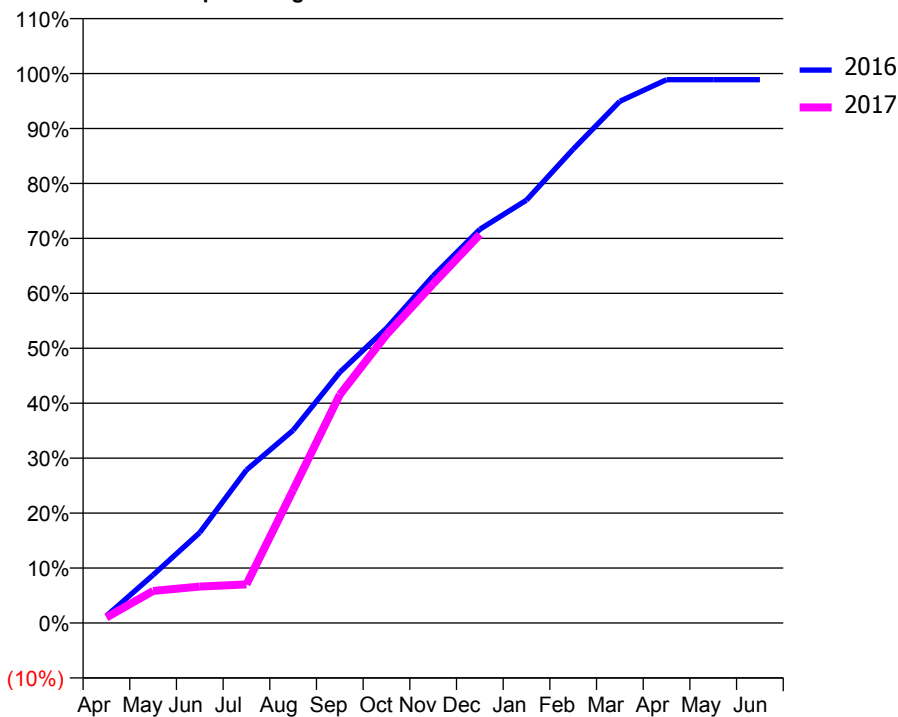
### ACCESS\*

Patients seen in 24 months	Total	Change since previous quarter
Quarter ending December 2015	2,415	
Quarter ending March 2016	2,372	↓
Quarter ending June 2016	2,292	↓
Quarter ending September 2016	2,401	↑
Quarter ending December 2016	2,528	↑
<b>Variance since December 2015</b>	<b>4.7%</b>	<b>↑</b>



### ACTIVITY

Cumulative percentage of contracted UDA delivered 2016 & 2017



Month	Adjusted Scheduled Activity (UDA)	
	2016	2017
April	89	70
May	602	402
June	1,134	457
July	1,918	484
August	2,417	1,667
September	3,144	2,864
October	3,696	3,616
November	4,354	4,253
December	4,937	4,872
January	5,302	
February	5,941	
March	6,542	
April	6,813	
May	6,813	
June	6,813	

### QUALITY

	Quantity	Base Number	Contract	AT	Region	England
% of FP17s for the same patient ID Re-attending within 3 months - Children	59	745	7.9%	10.5%	11.9%	12.4%
% of FP17s for the same patient ID Re-attending within 3 months - Adults	144	1,067	13.5%	15.9%	17.1%	16.6%
% of FP17s for the same patient ID Re-attending between 3 & 9 months - Children	235	745	31.5%	47.5%	46.2%	57.5%
% of FP17s for the same patient ID Re-attending between 3 & 9 months - Adults	240	1,067	22.5%	37.9%	37.8%	50.4%
% of FP17s for Band 1 Urgent Courses	166	1,709	9.7%	10.3%	10.6%	9.1%
% of FP17s Relating to Free Repair or Replacements	2	1,709	0.1%	0.7%	0.6%	0.8%
% of FP17s Relating to Continuations	5	1,709	0.3%	1.1%	0.9%	1.3%
% of Patients satisfied with the dentistry they have received	3	3	N/A	90.2%	90.3%	92.7%
% of Patients satisfied with the time they had to wait for an appointment	3	3	N/A	85.9%	83.8%	88.8%

\* This is based on patients treated on this contract for their most recent course of treatment. Figures in italics indicate the base number of FP17s or Patient Questionnaire responses are less than 100. N/A is shown where the base number of responses is less than 10 during the period. % is calculated as Quantity/Base number\*100

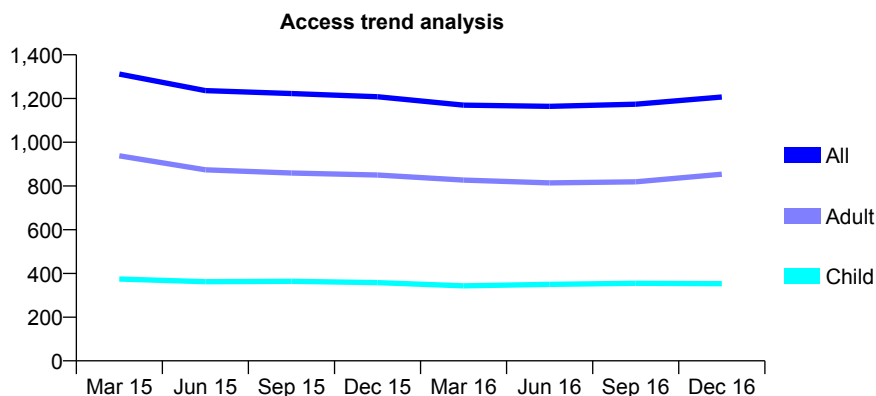
## Q63 - Vital Signs At a Glance Contract Report for 338664/0002 - December 2016

Name or company name	MR MR POURREZA JORSHARI
Contract type name	GDS Contract
Purpose of contract	General
Contract start date	01/04/2006
Contract end date	

16/17 Contracted general activity (UDA)	3,547
Carry forward general activity (UDA)	-17
16/17 Contracted orthodontic activity (UOA)	0
Carry forward orthodontic activity (UOA)	0
Baseline contract value	£111,297.05

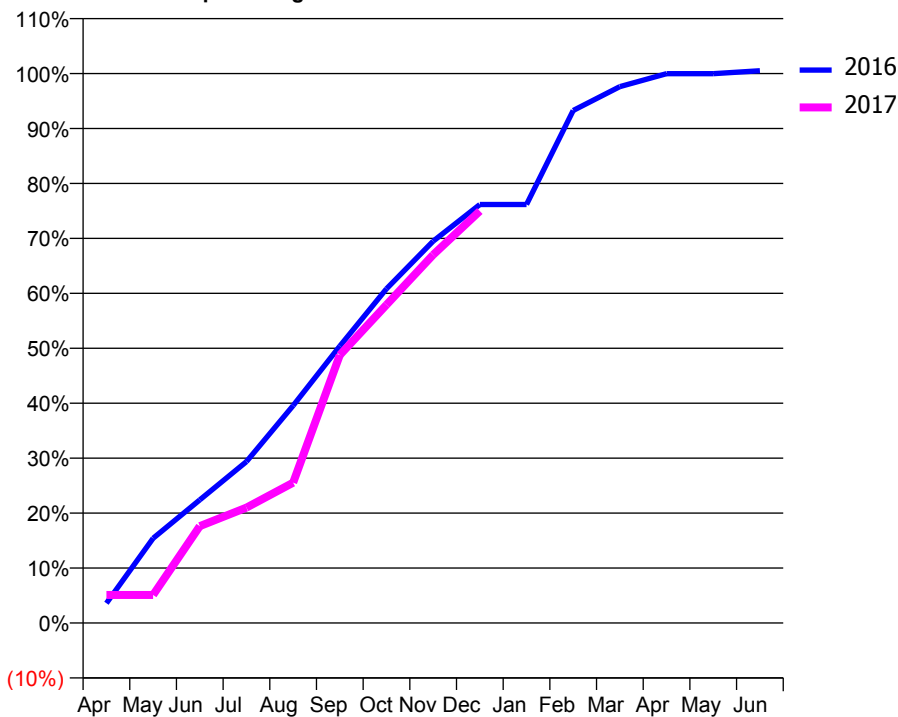
### ACCESS\*

Patients seen in 24 months	Total	Change since previous quarter
Quarter ending December 2015	1,208	
Quarter ending March 2016	1,170	↓
Quarter ending June 2016	1,164	→
Quarter ending September 2016	1,174	→
Quarter ending December 2016	1,207	↑
<b>Variance since December 2015</b>	<b>(0.1%)</b>	→



### ACTIVITY

Cumulative percentage of contracted UDA delivered 2016 & 2017



Month	Adjusted Scheduled Activity (UDA)	
	2016	2017
April	128	181
May	547	181
June	795	625
July	1,042	745
August	1,403	906
September	1,787	1,730
October	2,157	2,054
November	2,464	2,377
December	2,702	2,659
January	2,702	
February	3,308	
March	3,462	
April	3,546	
May	3,546	
June	3,564	

### QUALITY

	Quantity	Base Number	Contract	AT	Region	England
% of FP17s for the same patient ID Re-attending within 3 months - Children	20	270	7.4%	10.5%	11.9%	12.4%
% of FP17s for the same patient ID Re-attending within 3 months - Adults	84	641	13.1%	15.9%	17.1%	16.6%
% of FP17s for the same patient ID Re-attending between 3 & 9 months - Children	55	270	20.4%	47.5%	46.2%	57.5%
% of FP17s for the same patient ID Re-attending between 3 & 9 months - Adults	173	641	27.0%	37.9%	37.8%	50.4%
% of FP17s for Band 1 Urgent Courses	40	866	4.6%	10.3%	10.6%	9.1%
% of FP17s Relating to Free Repair or Replacements	3	866	0.3%	0.7%	0.6%	0.8%
% of FP17s Relating to Continuations	25	866	2.9%	1.1%	0.9%	1.3%
% of Patients satisfied with the dentistry they have received	1	1	N/A	90.2%	90.3%	92.7%
% of Patients satisfied with the time they had to wait for an appointment	1	1	N/A	85.9%	83.8%	88.8%

\* This is based on patients treated on this contract for their most recent course of treatment. Figures in italics indicate the base number of FP17s or Patient Questionnaire responses are less than 100. N/A is shown where the base number of responses is less than 10 during the period. % is calculated as Quantity/Base number\*100

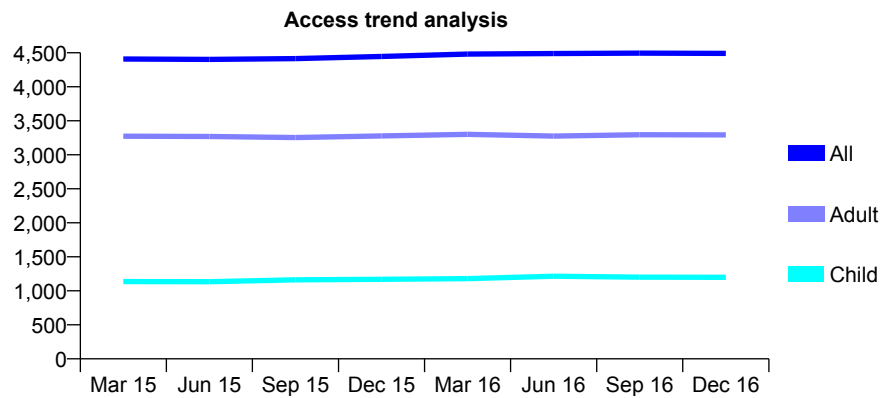
## Q63 - Vital Signs At a Glance Contract Report for 339679/0001 - December 2016

Name or company name	MR H GHODS
Contract type name	GDS Contract
Purpose of contract	General
Contract start date	01/04/2006
Contract end date	

16/17 Contracted general activity (UDA)	18,267
Carry forward general activity (UDA)	1,073
16/17 Contracted orthodontic activity (UOA)	0
Carry forward orthodontic activity (UOA)	0
Baseline contract value	£537,973.85

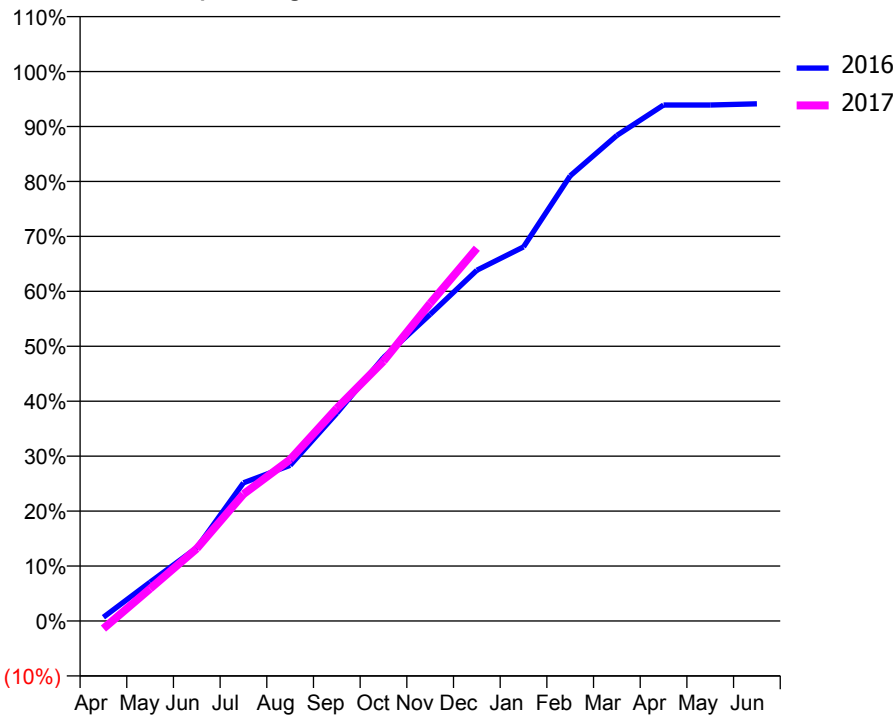
### ACCESS\*

Patients seen in 24 months	Total	Change since previous quarter
Quarter ending December 2015	4,446	
Quarter ending March 2016	4,481	→
Quarter ending June 2016	4,490	→
Quarter ending September 2016	4,496	→
Quarter ending December 2016	4,492	→
<b>Variance since December 2015</b>	<b>1.0%</b>	<b>→</b>



### ACTIVITY

Cumulative percentage of contracted UDA delivered 2016 & 2017



Month	Adjusted Scheduled Activity (UDA)	
	2016	2017
April	126	-254
May	1,293	1,075
June	2,434	2,408
July	4,596	4,218
August	5,174	5,370
September	6,910	7,073
October	8,757	8,636
November	10,195	10,562
December	11,661	12,391
January	12,435	
February	14,800	
March	16,144	
April	17,154	
May	17,154	
June	17,194	

### QUALITY

	Quantity	Base Number	Contract	AT	Region	England
% of FP17s for the same patient ID Re-attending within 3 months - Children	94	1,163	8.1%	10.5%	11.9%	12.4%
% of FP17s for the same patient ID Re-attending within 3 months - Adults	609	2,968	20.5%	15.9%	17.1%	16.6%
% of FP17s for the same patient ID Re-attending between 3 & 9 months - Children	541	1,163	46.5%	47.5%	46.2%	57.5%
% of FP17s for the same patient ID Re-attending between 3 & 9 months - Adults	1,094	2,968	36.9%	37.9%	37.8%	50.4%
% of FP17s for Band 1 Urgent Courses	455	3,841	11.8%	10.3%	10.6%	9.1%
% of FP17s Relating to Free Repair or Replacements	48	3,841	1.2%	0.7%	0.6%	0.8%
% of FP17s Relating to Continuations	55	3,841	1.4%	1.1%	0.9%	1.3%
% of Patients satisfied with the dentistry they have received	4	4	N/A	90.2%	90.3%	92.7%
% of Patients satisfied with the time they had to wait for an appointment	3	4	N/A	85.9%	83.8%	88.8%

\* This is based on patients treated on this contract for their most recent course of treatment. Figures in italics indicate the base number of FP17s or Patient Questionnaire responses are less than 100. N/A is shown where the base number of responses is less than 10 during the period. % is calculated as Quantity/Base number\*100

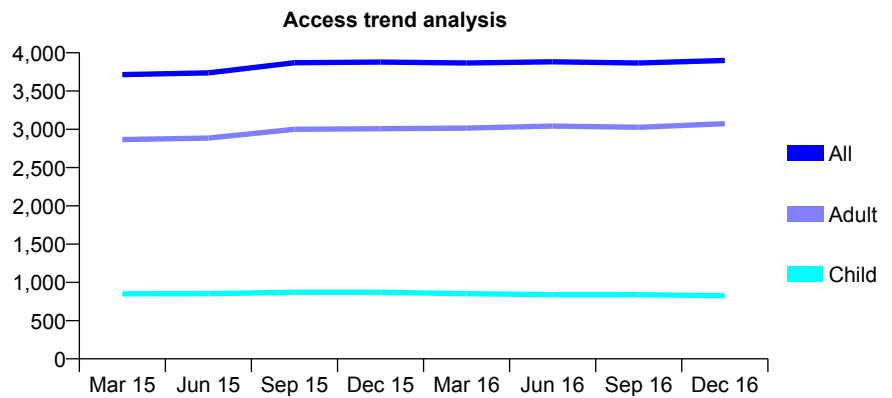
## Q63 - Vital Signs At a Glance Contract Report for 340383/0001 - December 2016

Name or company name	MR NC RODRIGUES
Contract type name	GDS Contract
Purpose of contract	General
Contract start date	01/04/2006
Contract end date	

16/17 Contracted general activity (UDA)	10,312
Carry forward general activity (UDA)	162
16/17 Contracted orthodontic activity (UOA)	0
Carry forward orthodontic activity (UOA)	0
Baseline contract value	£326,434.62

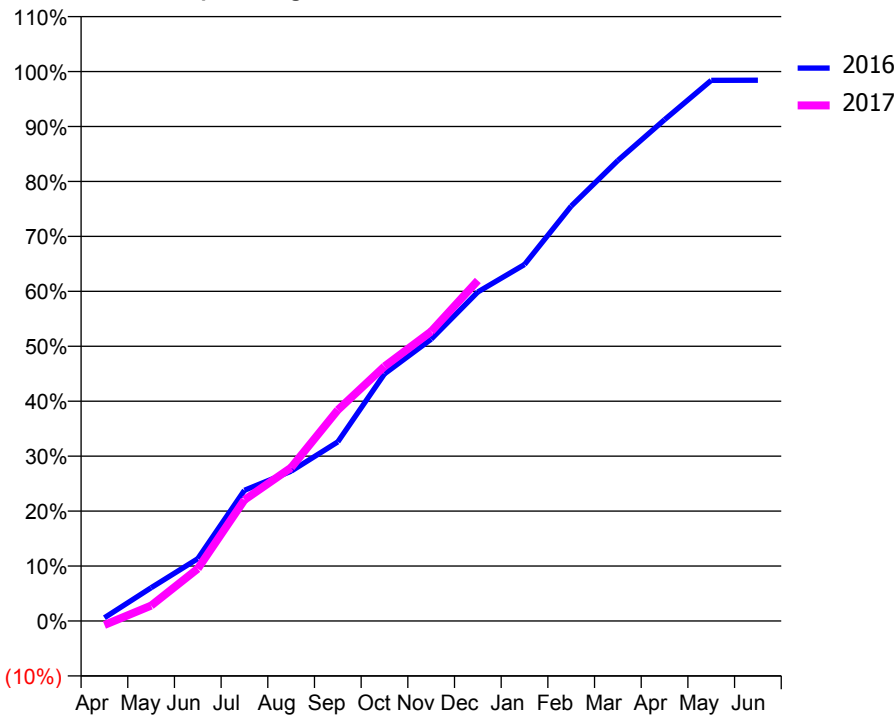
### ACCESS\*

Patients seen in 24 months	Total	Change since previous quarter
Quarter ending December 2015	3,878	
Quarter ending March 2016	3,867	→
Quarter ending June 2016	3,882	→
Quarter ending September 2016	3,867	→
Quarter ending December 2016	3,899	→
<b>Variance since December 2015</b>	<b>0.5%</b>	<b>→</b>



### ACTIVITY

Cumulative percentage of contracted UDA delivered 2016 & 2017



Month	Adjusted Scheduled Activity (UDA)	
	2016	2017
April	62	-77
May	625	290
June	1,170	981
July	2,453	2,273
August	2,812	2,878
September	3,362	3,961
October	4,638	4,777
November	5,288	5,434
December	6,175	6,389
January	6,691	
February	7,786	
March	8,642	
April	9,408	
May	10,147	
June	10,150	

### QUALITY

	Quantity	Base Number	Contract	AT	Region	England
% of FP17s for the same patient ID Re-attending within 3 months - Children	6	610	1.0%	10.5%	11.9%	12.4%
% of FP17s for the same patient ID Re-attending within 3 months - Adults	51	2,170	2.4%	15.9%	17.1%	16.6%
% of FP17s for the same patient ID Re-attending between 3 & 9 months - Children	217	610	35.6%	47.5%	46.2%	57.5%
% of FP17s for the same patient ID Re-attending between 3 & 9 months - Adults	792	2,170	36.5%	37.9%	37.8%	50.4%
% of FP17s for Band 1 Urgent Courses	196	2,388	8.2%	10.3%	10.6%	9.1%
% of FP17s Relating to Free Repair or Replacements	1	2,388	0.0%	0.7%	0.6%	0.8%
% of FP17s Relating to Continuations	0	2,388	0.0%	1.1%	0.9%	1.3%
% of Patients satisfied with the dentistry they have received	3	3	N/A	90.2%	90.3%	92.7%
% of Patients satisfied with the time they had to wait for an appointment	3	3	N/A	85.9%	83.8%	88.8%

\* This is based on patients treated on this contract for their most recent course of treatment. Figures in italics indicate the base number of FP17s or Patient Questionnaire responses are less than 100. N/A is shown where the base number of responses is less than 10 during the period. % is calculated as Quantity/Base number\*100



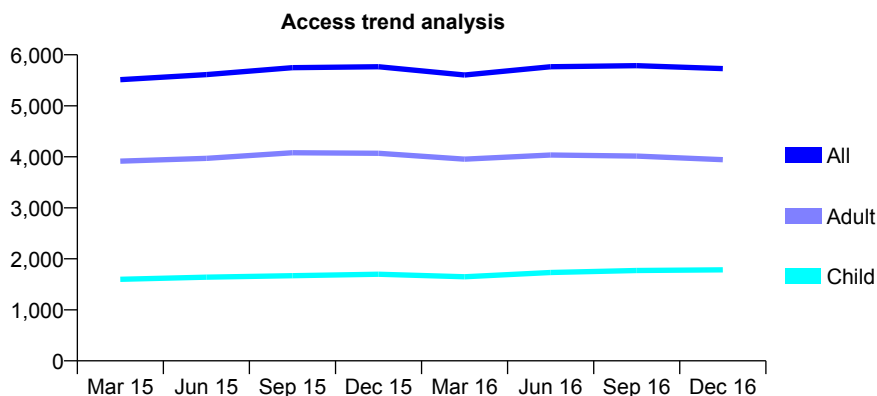
## Q63 - Vital Signs At a Glance Contract Report for 340529/0001 - December 2016

Name or company name	MRS K THILLAINATHAN
Contract type name	GDS Contract
Purpose of contract	General
Contract start date	01/04/2006
Contract end date	

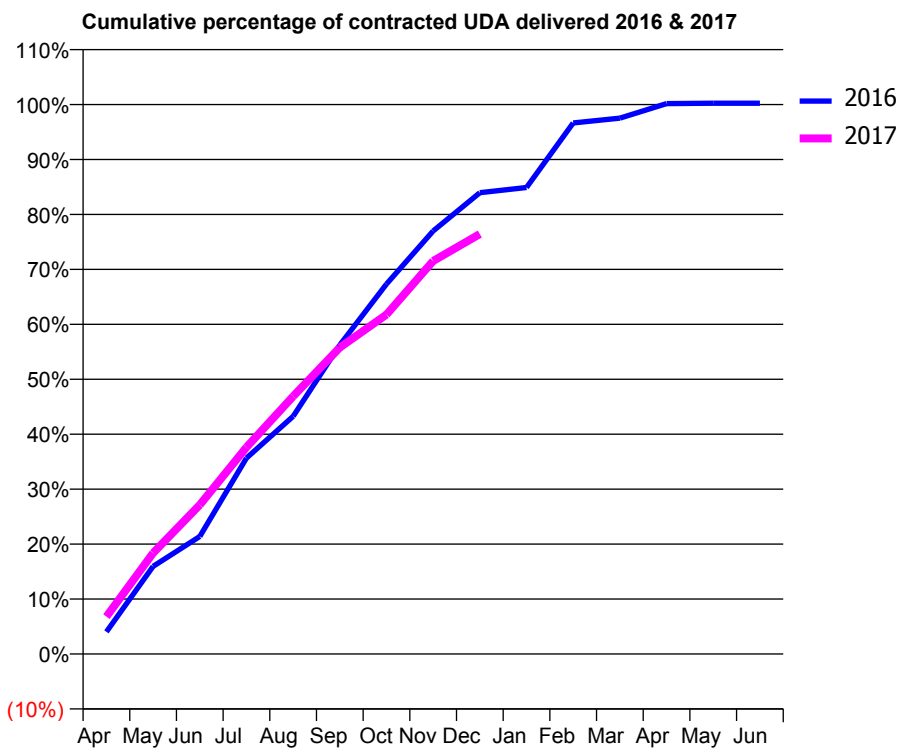
16/17 Contracted general activity (UDA)	14,339
Carry forward general activity (UDA)	-33
16/17 Contracted orthodontic activity (UOA)	0
Carry forward orthodontic activity (UOA)	0
Baseline contract value	£348,654.60

### ACCESS\*

Patients seen in 24 months	Total	Change since previous quarter
Quarter ending December 2015	5,766	
Quarter ending March 2016	5,603	↓
Quarter ending June 2016	5,767	↑
Quarter ending September 2016	5,787	→
Quarter ending December 2016	5,730	→
<b>Variance since December 2015</b>	<b>(0.6%)</b>	→



### ACTIVITY



Month	Adjusted Scheduled Activity (UDA)	
	2016	2017
April	581	977
May	2,286	2,635
June	3,066	3,893
July	5,114	5,395
August	6,202	6,724
September	8,066	7,998
October	9,653	8,856
November	11,041	10,256
December	12,039	10,959
January	12,175	
February	13,859	
March	13,983	
April	14,361	
May	14,372	
June	14,372	

### QUALITY

	Quantity	Base Number	Contract	AT	Region	England
% of FP17s for the same patient ID Re-attending within 3 months - Children	161	1,958	8.2%	10.5%	11.9%	12.4%
% of FP17s for the same patient ID Re-attending within 3 months - Adults	466	3,658	12.7%	15.9%	17.1%	16.6%
% of FP17s for the same patient ID Re-attending between 3 & 9 months - Children	1,067	1,958	54.5%	47.5%	46.2%	57.5%
% of FP17s for the same patient ID Re-attending between 3 & 9 months - Adults	1,596	3,658	43.6%	37.9%	37.8%	50.4%
% of FP17s for Band 1 Urgent Courses	537	5,383	10.0%	10.3%	10.6%	9.1%
% of FP17s Relating to Free Repair or Replacements	22	5,383	0.4%	0.7%	0.6%	0.8%
% of FP17s Relating to Continuations	26	5,383	0.5%	1.1%	0.9%	1.3%
% of Patients satisfied with the dentistry they have received	16	16	100.0%	90.2%	90.3%	92.7%
% of Patients satisfied with the time they had to wait for an appointment	16	16	100.0%	85.9%	83.8%	88.8%

\* This is based on patients treated on this contract for their most recent course of treatment. Figures in italics indicate the base number of FP17s or Patient Questionnaire responses are less than 100. N/A is shown where the base number of responses is less than 10 during the period. % is calculated as Quantity/Base number\*100

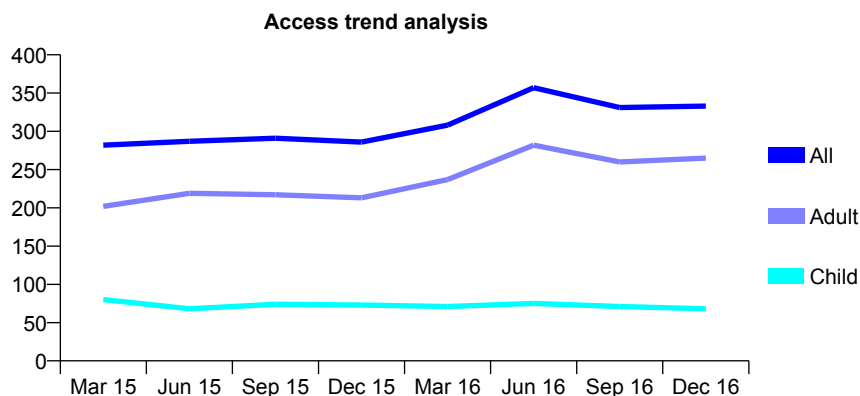
## Q63 - Vital Signs At a Glance Contract Report for 340529/0002 - December 2016

Name or company name	MRS K THILLAINATHAN
Contract type name	GDS Contract
Purpose of contract	General
Contract start date	01/04/2006
Contract end date	

16/17 Contracted general activity (UDA)	761
Carry forward general activity (UDA)	4
16/17 Contracted orthodontic activity (UOA)	0
Carry forward orthodontic activity (UOA)	0
Baseline contract value	£26,121.90

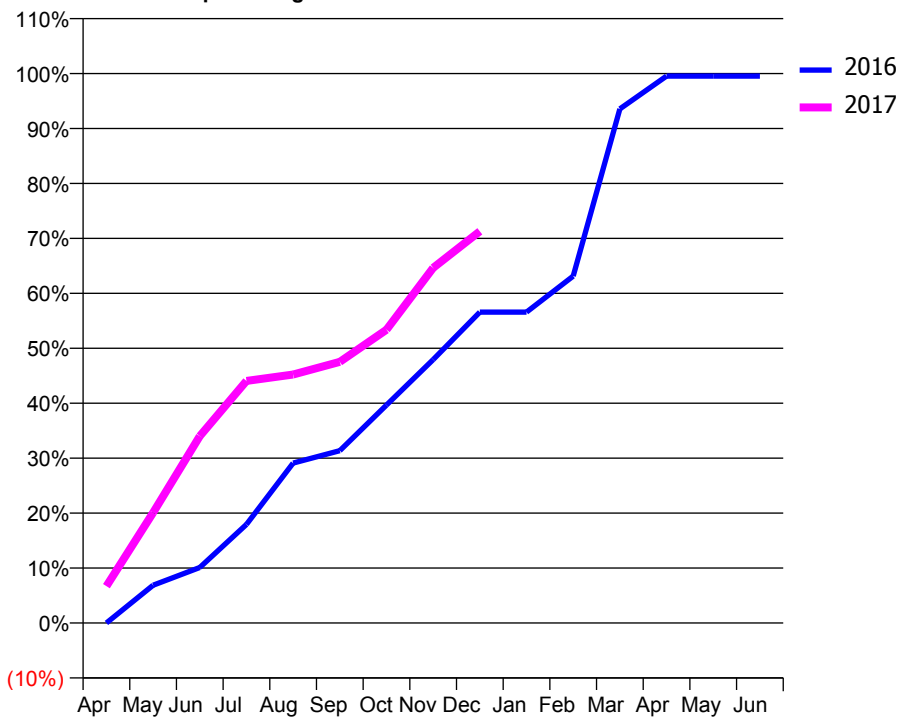
### ACCESS\*

Patients seen in 24 months	Total	Change since previous quarter
Quarter ending December 2015	286	
Quarter ending March 2016	308	↑
Quarter ending June 2016	357	↑
Quarter ending September 2016	331	↓
Quarter ending December 2016	333	→
<b>Variance since December 2015</b>	<b>16.4%</b>	<b>↑</b>



### ACTIVITY

Cumulative percentage of contracted UDA delivered 2016 & 2017



Month	Adjusted Scheduled Activity (UDA)	
	2016	2017
April	0	51
May	52	153
June	77	259
July	137	335
August	222	344
September	239	362
October	302	406
November	365	492
December	431	542
January	431	
February	480	
March	712	
April	757	
May	757	
June	757	

### QUALITY

	Quantity	Base Number	Contract	AT	Region	England
% of FP17s for the same patient ID Re-attending within 3 months - Children	2	41	4.9%	10.5%	11.9%	12.4%
% of FP17s for the same patient ID Re-attending within 3 months - Adults	19	191	9.9%	15.9%	17.1%	16.6%
% of FP17s for the same patient ID Re-attending between 3 & 9 months - Children	4	41	9.8%	47.5%	46.2%	57.5%
% of FP17s for the same patient ID Re-attending between 3 & 9 months - Adults	14	191	7.3%	37.9%	37.8%	50.4%
% of FP17s for Band 1 Urgent Courses	67	212	31.6%	10.3%	10.6%	9.1%
% of FP17s Relating to Free Repair or Replacements	6	212	2.8%	0.7%	0.6%	0.8%
% of FP17s Relating to Continuations	0	212	0.0%	1.1%	0.9%	1.3%
% of Patients satisfied with the dentistry they have received	0	0	N/A	90.2%	90.3%	92.7%
% of Patients satisfied with the time they had to wait for an appointment	0	0	N/A	85.9%	83.8%	88.8%

\* This is based on patients treated on this contract for their most recent course of treatment. Figures in italics indicate the base number of FP17s or Patient Questionnaire responses are less than 100. N/A is shown where the base number of responses is less than 10 during the period. % is calculated as Quantity/Base number\*100

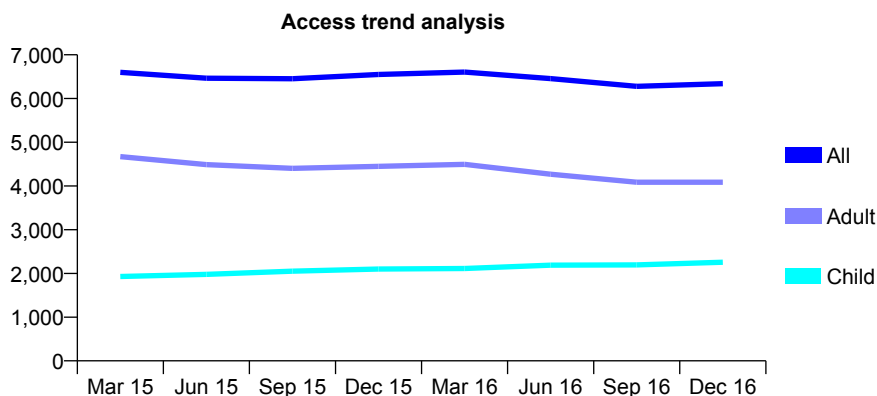
## Q63 - Vital Signs At a Glance Contract Report for 341517/0001 - December 2016

Name or company name	MR AR NADJAFI
Contract type name	GDS Contract
Purpose of contract	General
Contract start date	01/04/2006
Contract end date	

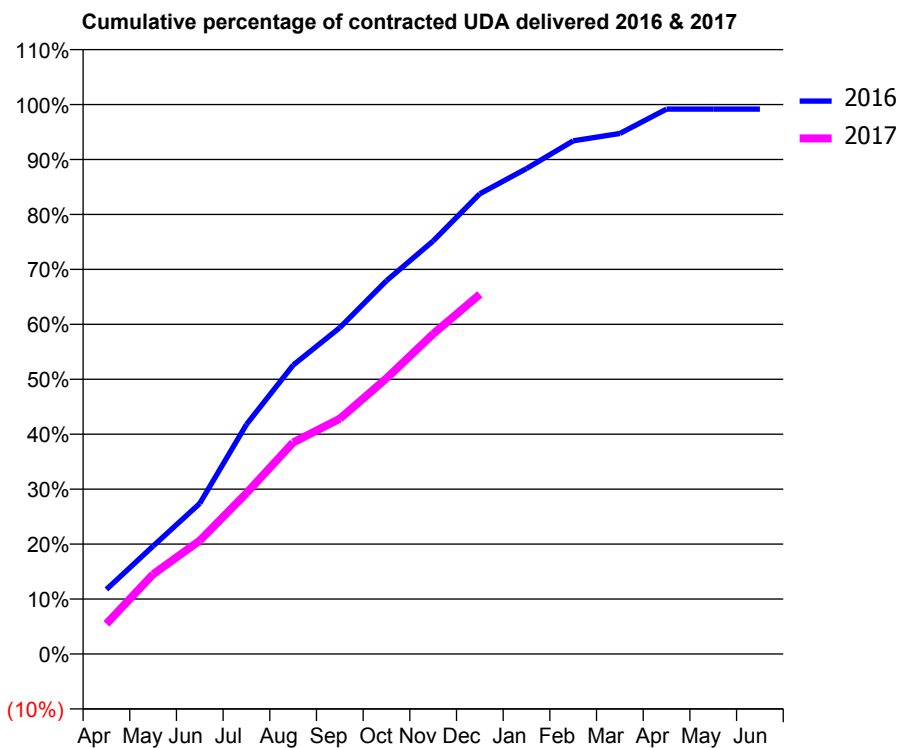
16/17 Contracted general activity (UDA)	22,500
Carry forward general activity (UDA)	188
16/17 Contracted orthodontic activity (UOA)	0
Carry forward orthodontic activity (UOA)	0
Baseline contract value	£650,019.96

### ACCESS\*

Patients seen in 24 months	Total	Change since previous quarter
Quarter ending December 2015	6,549	
Quarter ending March 2016	6,605	→
Quarter ending June 2016	6,456	↓
Quarter ending September 2016	6,280	↓
Quarter ending December 2016	6,341	→
<b>Variance since December 2015</b>	<b>(3.2%)</b>	<b>↓</b>



### ACTIVITY



Month	Adjusted Scheduled Activity (UDA)	
	2016	2017
April	2,645	1,237
May	4,420	3,265
June	6,166	4,641
July	9,398	6,590
August	11,829	8,661
September	13,361	9,635
October	15,288	11,289
November	16,912	13,104
December	18,846	14,730
January	19,877	
February	21,016	
March	21,311	
April	22,312	
May	22,312	
June	22,312	

### QUALITY

	Quantity	Base Number	Contract	AT	Region	England
% of FP17s for the same patient ID Re-attending within 3 months - Children	111	2,120	5.2%	10.5%	11.9%	12.4%
% of FP17s for the same patient ID Re-attending within 3 months - Adults	545	3,078	17.7%	15.9%	17.1%	16.6%
% of FP17s for the same patient ID Re-attending between 3 & 9 months - Children	917	2,120	43.3%	47.5%	46.2%	57.5%
% of FP17s for the same patient ID Re-attending between 3 & 9 months - Adults	1,041	3,078	33.8%	37.9%	37.8%	50.4%
% of FP17s for Band 1 Urgent Courses	437	4,854	9.0%	10.3%	10.6%	9.1%
% of FP17s Relating to Free Repair or Replacements	25	4,854	0.5%	0.7%	0.6%	0.8%
% of FP17s Relating to Continuations	12	4,854	0.2%	1.1%	0.9%	1.3%
% of Patients satisfied with the dentistry they have received	4	5	N/A	90.2%	90.3%	92.7%
% of Patients satisfied with the time they had to wait for an appointment	1	5	N/A	85.9%	83.8%	88.8%

\* This is based on patients treated on this contract for their most recent course of treatment. Figures in italics indicate the base number of FP17s or Patient Questionnaire responses are less than 100. N/A is shown where the base number of responses is less than 10 during the period. % is calculated as Quantity/Base number\*100

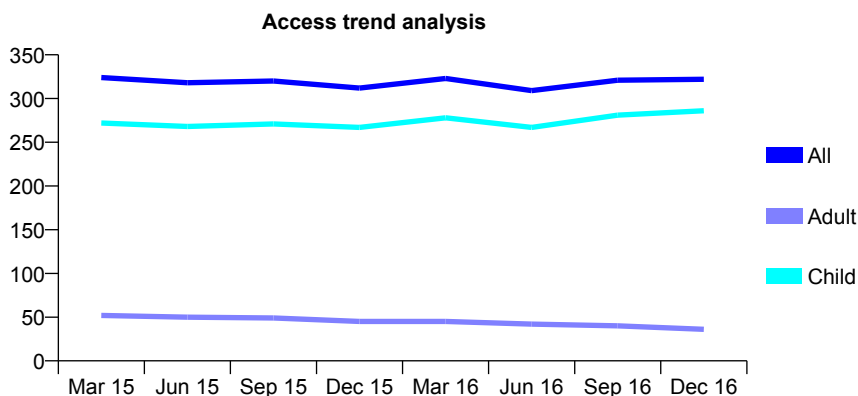
## Q63 - Vital Signs At a Glance Contract Report for 342130/0001 - December 2016

Name or company name	MR SA SIMPSON
Contract type name	GDS Contract
Purpose of contract	General
Contract start date	01/04/2006
Contract end date	

16/17 Contracted general activity (UDA)	435
Carry forward general activity (UDA)	-4
16/17 Contracted orthodontic activity (UOA)	0
Carry forward orthodontic activity (UOA)	0
Baseline contract value	£10,412.33

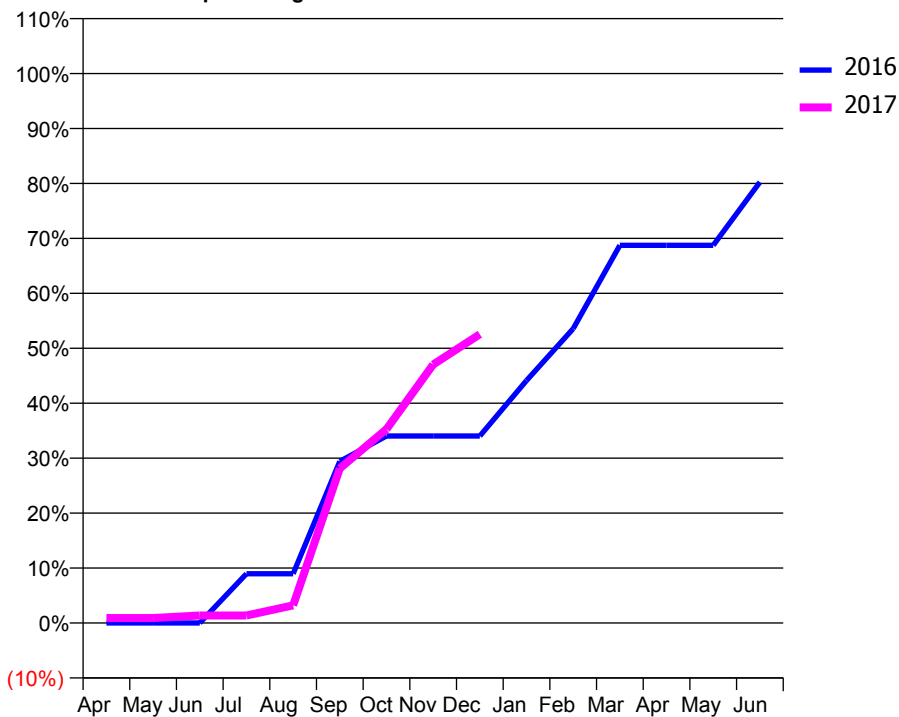
### ACCESS\*

Patients seen in 24 months	Total	Change since previous quarter
Quarter ending December 2015	312	
Quarter ending March 2016	323	↑
Quarter ending June 2016	309	↓
Quarter ending September 2016	321	↑
Quarter ending December 2016	322	→
<b>Variance since December 2015</b>	<b>3.2%</b>	<b>↑</b>



### ACTIVITY

Cumulative percentage of contracted UDA delivered 2016 & 2017



Month	Adjusted Scheduled Activity (UDA)	
	2016	2017
April	0	4
May	0	4
June	0	6
July	39	6
August	39	14
September	128	122
October	148	153
November	148	205
December	148	229
January	192	
February	233	
March	299	
April	299	
May	299	
June	349	

### QUALITY

	Quantity	Base Number	Contract	AT	Region	England
% of FP17s for the same patient ID Re-attending within 3 months - Children	8	241	3.3%	10.5%	11.9%	12.4%
% of FP17s for the same patient ID Re-attending within 3 months - Adults	3	23	13.0%	15.9%	17.1%	16.6%
% of FP17s for the same patient ID Re-attending between 3 & 9 months - Children	107	241	44.4%	47.5%	46.2%	57.5%
% of FP17s for the same patient ID Re-attending between 3 & 9 months - Adults	7	23	30.4%	37.9%	37.8%	50.4%
% of FP17s for Band 1 Urgent Courses	3	205	1.5%	10.3%	10.6%	9.1%
% of FP17s Relating to Free Repair or Replacements	0	205	0.0%	0.7%	0.6%	0.8%
% of FP17s Relating to Continuations	0	205	0.0%	1.1%	0.9%	1.3%
% of Patients satisfied with the dentistry they have received	0	0	N/A	90.2%	90.3%	92.7%
% of Patients satisfied with the time they had to wait for an appointment	0	0	N/A	85.9%	83.8%	88.8%

\* This is based on patients treated on this contract for their most recent course of treatment. Figures in italics indicate the base number of FP17s or Patient Questionnaire responses are less than 100. N/A is shown where the base number of responses is less than 10 during the period. % is calculated as Quantity/Base number\*100

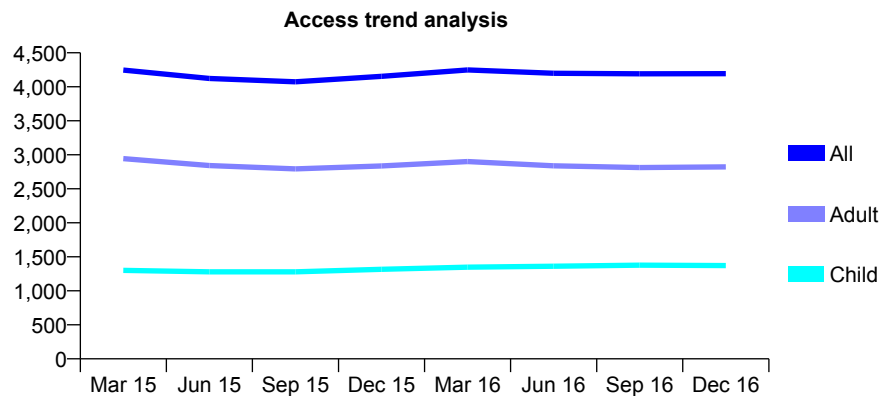
## Q63 - Vital Signs At a Glance Contract Report for 345725/0001 - December 2016

Name or company name	DR OO AJANAKU
Contract type name	GDS Contract
Purpose of contract	General
Contract start date	01/04/2006
Contract end date	

16/17 Contracted general activity (UDA)	13,100
Carry forward general activity (UDA)	468
16/17 Contracted orthodontic activity (UOA)	0
Carry forward orthodontic activity (UOA)	0
Baseline contract value	£404,988.08

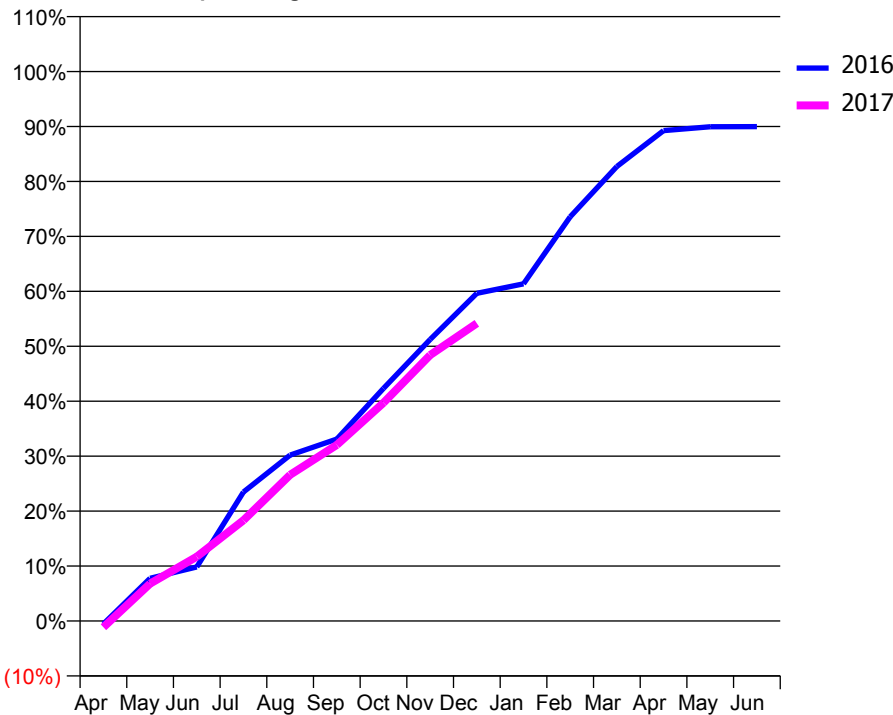
### ACCESS\*

Patients seen in 24 months	Total	Change since previous quarter
Quarter ending December 2015	4,154	
Quarter ending March 2016	4,248	↑
Quarter ending June 2016	4,199	↓
Quarter ending September 2016	4,191	→
Quarter ending December 2016	4,194	→
<b>Variance since December 2015</b>	<b>1.0%</b>	<b>→</b>



### ACTIVITY

Cumulative percentage of contracted UDA delivered 2016 & 2017



Month	Adjusted Scheduled Activity (UDA)	
	2016	2017
April	-72	-150
May	1,018	892
June	1,291	1,533
July	3,076	2,402
August	3,956	3,486
September	4,338	4,198
October	5,544	5,202
November	6,712	6,340
December	7,813	7,096
January	8,038	
February	9,638	
March	10,836	
April	11,691	
May	11,784	
June	11,785	

### QUALITY

	Quantity	Base Number	Contract	AT	Region	England
% of FP17s for the same patient ID Re-attending within 3 months - Children	85	1,049	8.1%	10.5%	11.9%	12.4%
% of FP17s for the same patient ID Re-attending within 3 months - Adults	387	2,119	18.3%	15.9%	17.1%	16.6%
% of FP17s for the same patient ID Re-attending between 3 & 9 months - Children	425	1,049	40.5%	47.5%	46.2%	57.5%
% of FP17s for the same patient ID Re-attending between 3 & 9 months - Adults	633	2,119	29.9%	37.9%	37.8%	50.4%
% of FP17s for Band 1 Urgent Courses	181	2,848	6.4%	10.3%	10.6%	9.1%
% of FP17s Relating to Free Repair or Replacements	31	2,848	1.1%	0.7%	0.6%	0.8%
% of FP17s Relating to Continuations	46	2,848	1.6%	1.1%	0.9%	1.3%
% of Patients satisfied with the dentistry they have received	2	2	N/A	90.2%	90.3%	92.7%
% of Patients satisfied with the time they had to wait for an appointment	2	2	N/A	85.9%	83.8%	88.8%

\* This is based on patients treated on this contract for their most recent course of treatment. Figures in italics indicate the base number of FP17s or Patient Questionnaire responses are less than 100. N/A is shown where the base number of responses is less than 10 during the period. % is calculated as Quantity/Base number\*100

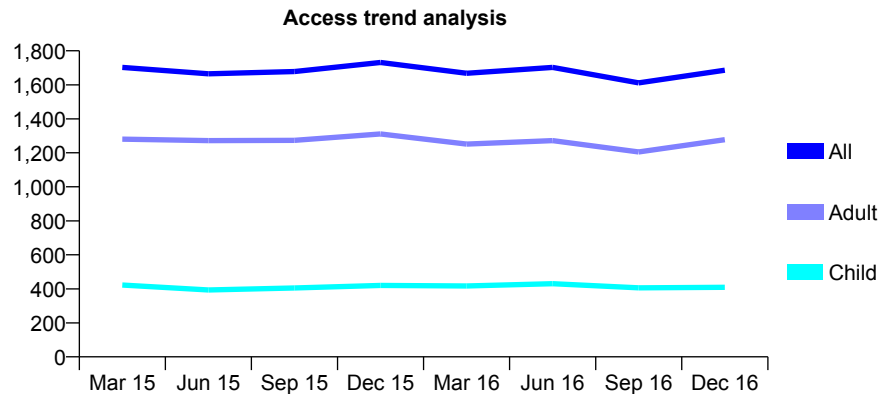
## Q63 - Vital Signs At a Glance Contract Report for 346268/0001 - December 2016

Name or company name	MR M NEKOUI
Contract type name	GDS Contract
Purpose of contract	General
Contract start date	01/04/2006
Contract end date	

16/17 Contracted general activity (UDA)	4,910
Carry forward general activity (UDA)	-70
16/17 Contracted orthodontic activity (UOA)	0
Carry forward orthodontic activity (UOA)	0
Baseline contract value	£134,110.68

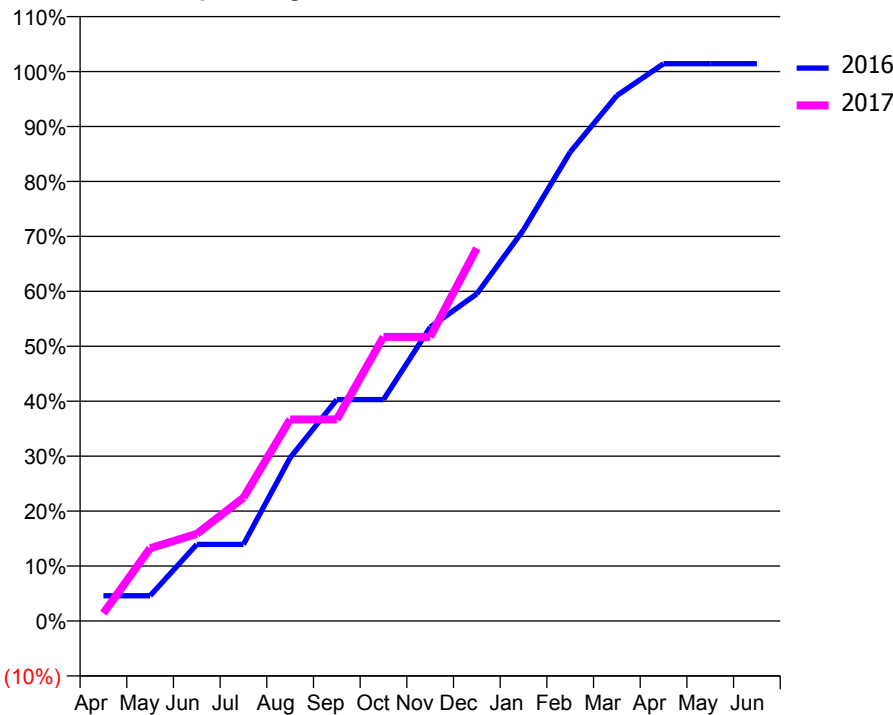
### ACCESS\*

Patients seen in 24 months	Total	Change since previous quarter
Quarter ending December 2015	1,731	
Quarter ending March 2016	1,668	↓
Quarter ending June 2016	1,702	↑
Quarter ending September 2016	1,611	↓
Quarter ending December 2016	1,686	↑
<b>Variance since December 2015</b>	<b>(2.6%)</b>	<b>↓</b>



### ACTIVITY

Cumulative percentage of contracted UDA delivered 2016 & 2017



Month	Adjusted Scheduled Activity (UDA)	
	2016	2017
April	225	70
May	225	650
June	685	778
July	685	1,102
August	1,459	1,800
September	1,979	1,800
October	1,979	2,539
November	2,626	2,539
December	2,923	3,331
January	3,495	
February	4,190	
March	4,695	
April	4,980	
May	4,980	
June	4,980	

### QUALITY

	Quantity	Base Number	Contract	AT	Region	England
% of FP17s for the same patient ID Re-attending within 3 months - Children	9	306	2.9%	10.5%	11.9%	12.4%
% of FP17s for the same patient ID Re-attending within 3 months - Adults	18	761	2.4%	15.9%	17.1%	16.6%
% of FP17s for the same patient ID Re-attending between 3 & 9 months - Children	110	306	35.9%	47.5%	46.2%	57.5%
% of FP17s for the same patient ID Re-attending between 3 & 9 months - Adults	201	761	26.4%	37.9%	37.8%	50.4%
% of FP17s for Band 1 Urgent Courses	37	1,010	3.7%	10.3%	10.6%	9.1%
% of FP17s Relating to Free Repair or Replacements	0	1,010	0.0%	0.7%	0.6%	0.8%
% of FP17s Relating to Continuations	3	1,010	0.3%	1.1%	0.9%	1.3%
% of Patients satisfied with the dentistry they have received	1	1	N/A	90.2%	90.3%	92.7%
% of Patients satisfied with the time they had to wait for an appointment	1	1	N/A	85.9%	83.8%	88.8%

\* This is based on patients treated on this contract for their most recent course of treatment. Figures in italics indicate the base number of FP17s or Patient Questionnaire responses are less than 100. N/A is shown where the base number of responses is less than 10 during the period. % is calculated as Quantity/Base number\*100

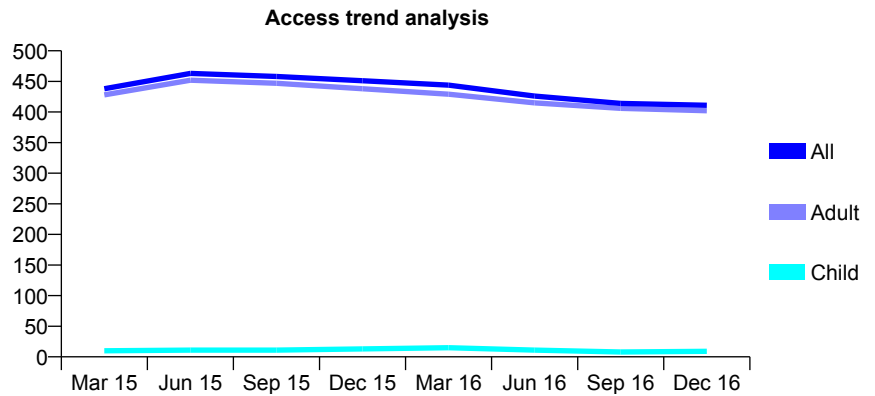
## Q63 - Vital Signs At a Glance Contract Report for 354325/0003 - December 2016

Name or company name	MS VN EGEMONYE
Contract type name	PDS Contract
Purpose of contract	General
Contract start date	28/03/2011
Contract end date	31/03/2017

16/17 Contracted general activity (UDA)	1,164
Carry forward general activity (UDA)	0
16/17 Contracted orthodontic activity (UOA)	0
Carry forward orthodontic activity (UOA)	0
Baseline contract value	£61,290.71

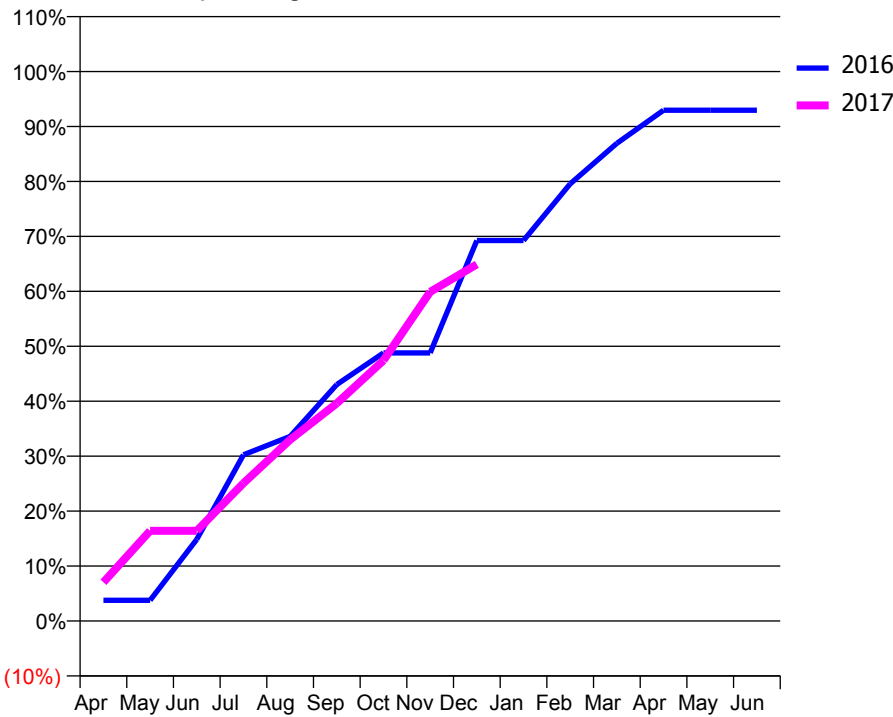
### ACCESS\*

Patients seen in 24 months	Total	Change since previous quarter
Quarter ending December 2015	451	
Quarter ending March 2016	444	↓
Quarter ending June 2016	426	↓
Quarter ending September 2016	414	↓
Quarter ending December 2016	411	→
<b>Variance since December 2015</b>	<b>(8.9%)</b>	<b>↓</b>



### ACTIVITY

Cumulative percentage of contracted UDA delivered 2016 & 2017



Month	Adjusted Scheduled Activity (UDA)	
	2016	2017
April	44	82
May	44	191
June	173	191
July	352	292
August	391	384
September	501	461
October	568	552
November	568	697
December	806	755
January	806	
February	926	
March	1,012	
April	1,082	
May	1,082	
June	1,082	

### QUALITY

	Quantity	Base Number	Contract	AT	Region	England
% of FP17s for the same patient ID Re-attending within 3 months - Children	0	4	0.0%	10.5%	11.9%	12.4%
% of FP17s for the same patient ID Re-attending within 3 months - Adults	0	247	0.0%	15.9%	17.1%	16.6%
% of FP17s for the same patient ID Re-attending between 3 & 9 months - Children	0	4	0.0%	47.5%	46.2%	57.5%
% of FP17s for the same patient ID Re-attending between 3 & 9 months - Adults	1	247	0.4%	37.9%	37.8%	50.4%
% of FP17s for Band 1 Urgent Courses	2	238	0.8%	10.3%	10.6%	9.1%
% of FP17s Relating to Free Repair or Replacements	0	238	0.0%	0.7%	0.6%	0.8%
% of FP17s Relating to Continuations	0	238	0.0%	1.1%	0.9%	1.3%
% of Patients satisfied with the dentistry they have received	1	1	N/A	90.2%	90.3%	92.7%
% of Patients satisfied with the time they had to wait for an appointment	0	1	N/A	85.9%	83.8%	88.8%

\* This is based on patients treated on this contract for their most recent course of treatment. Figures in italics indicate the base number of FP17s or Patient Questionnaire responses are less than 100. N/A is shown where the base number of responses is less than 10 during the period. % is calculated as Quantity/Base number\*100



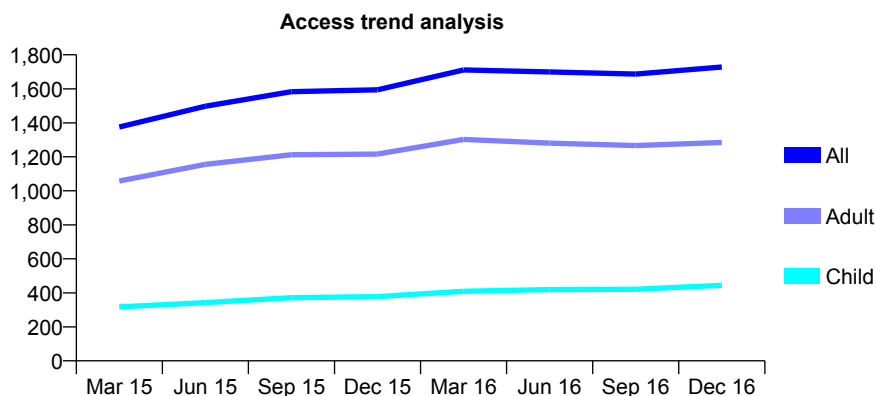
## Q63 - Vital Signs At a Glance Contract Report for 360341/0001 - December 2016

Name or company name	MS O SADIQ
Contract type name	GDS Contract
Purpose of contract	General
Contract start date	01/06/2013
Contract end date	

16/17 Contracted general activity (UDA)	4,700
Carry forward general activity (UDA)	163
16/17 Contracted orthodontic activity (UOA)	0
Carry forward orthodontic activity (UOA)	0
Baseline contract value	£159,316.99

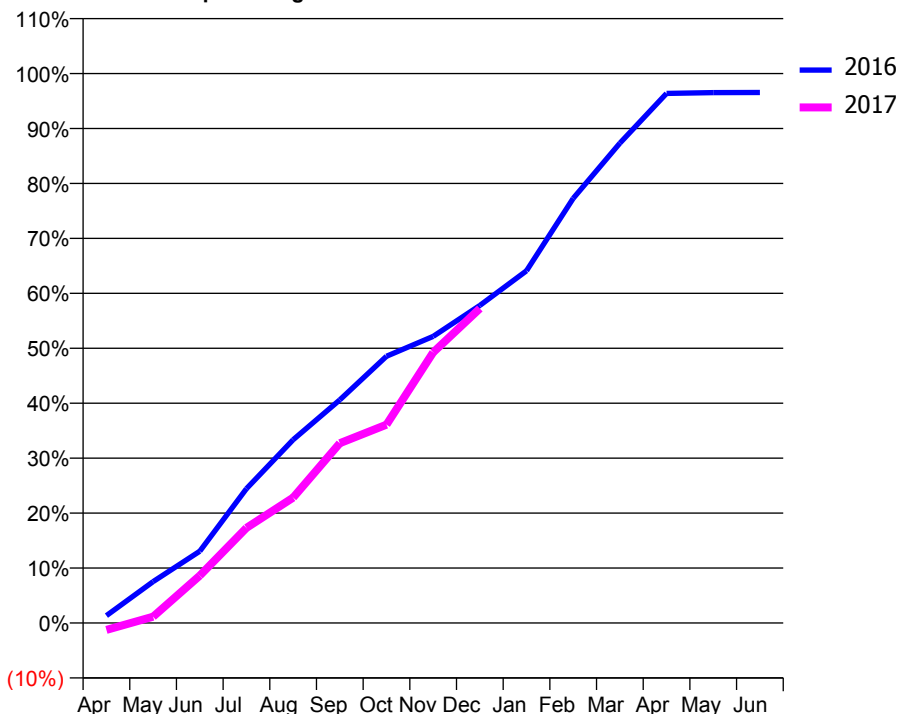
### ACCESS\*

Patients seen in 24 months	Total	Change since previous quarter
Quarter ending December 2015	1,594	
Quarter ending March 2016	1,711	↑
Quarter ending June 2016	1,699	→
Quarter ending September 2016	1,687	→
Quarter ending December 2016	1,728	↑
<b>Variance since December 2015</b>	<b>8.4%</b>	<b>↑</b>



### ACTIVITY

Cumulative percentage of contracted UDA delivered 2016 & 2017



Month	Adjusted Scheduled Activity (UDA)	
	2016	2017
April	63	-60
May	354	55
June	614	406
July	1,149	814
August	1,568	1,073
September	1,909	1,538
October	2,281	1,696
November	2,451	2,315
December	2,716	2,690
January	3,013	
February	3,632	
March	4,104	
April	4,530	
May	4,536	
June	4,537	

### QUALITY

	Quantity	Base Number	Contract	AT	Region	England
% of FP17s for the same patient ID Re-attending within 3 months - Children	23	344	6.7%	10.5%	11.9%	12.4%
% of FP17s for the same patient ID Re-attending within 3 months - Adults	127	885	14.4%	15.9%	17.1%	16.6%
% of FP17s for the same patient ID Re-attending between 3 & 9 months - Children	137	344	39.8%	47.5%	46.2%	57.5%
% of FP17s for the same patient ID Re-attending between 3 & 9 months - Adults	302	885	34.1%	37.9%	37.8%	50.4%
% of FP17s for Band 1 Urgent Courses	53	1,111	4.8%	10.3%	10.6%	9.1%
% of FP17s Relating to Free Repair or Replacements	15	1,111	1.4%	0.7%	0.6%	0.8%
% of FP17s Relating to Continuations	48	1,111	4.3%	1.1%	0.9%	1.3%
% of Patients satisfied with the dentistry they have received	1	1	N/A	90.2%	90.3%	92.7%
% of Patients satisfied with the time they had to wait for an appointment	1	1	N/A	85.9%	83.8%	88.8%

\* This is based on patients treated on this contract for their most recent course of treatment. Figures in italics indicate the base number of FP17s or Patient Questionnaire responses are less than 100. N/A is shown where the base number of responses is less than 10 during the period. % is calculated as Quantity/Base number\*100

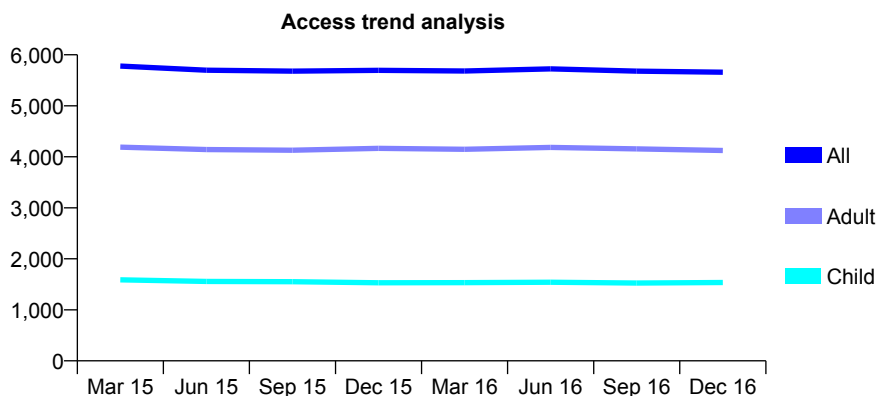
## Q63 - Vital Signs At a Glance Contract Report for 361534/0001 - December 2016

Name or company name	MR R JETHA
Contract type name	GDS Contract
Purpose of contract	General
Contract start date	01/02/2011
Contract end date	

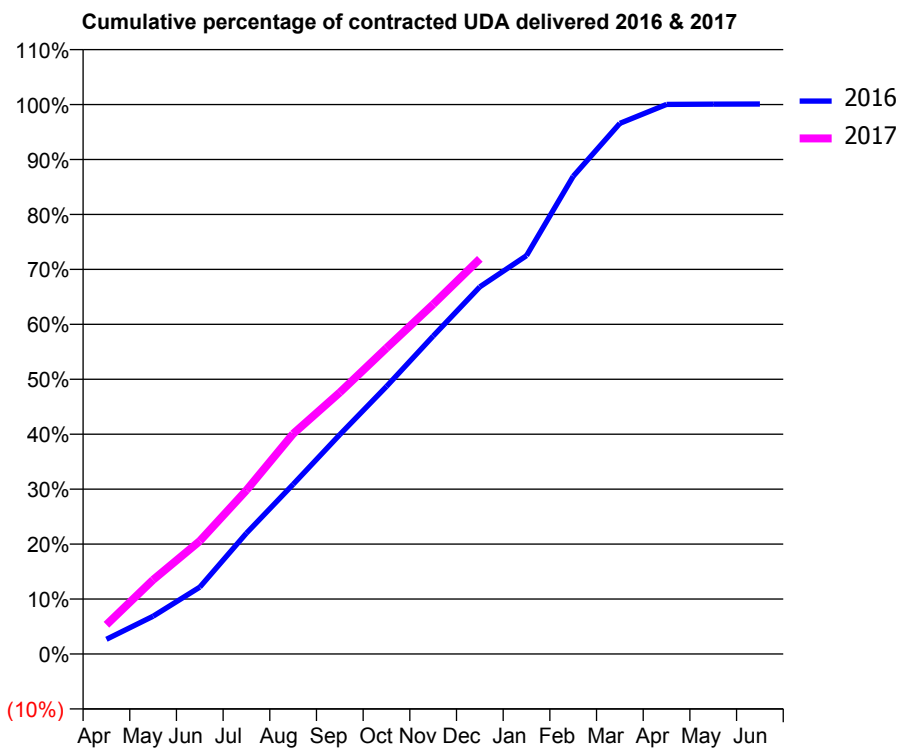
16/17 Contracted general activity (UDA)	12,069
Carry forward general activity (UDA)	-12
16/17 Contracted orthodontic activity (UOA)	0
Carry forward orthodontic activity (UOA)	0
Baseline contract value	£270,321.41

### ACCESS\*

Patients seen in 24 months	Total	Change since previous quarter
Quarter ending December 2015	5,695	
Quarter ending March 2016	5,682	→
Quarter ending June 2016	5,725	→
Quarter ending September 2016	5,680	→
Quarter ending December 2016	5,660	→
<b>Variance since December 2015</b>	<b>(0.6%)</b>	→



### ACTIVITY



Month	Adjusted Scheduled Activity (UDA)	
	2016	2017
April	324	643
May	830	1,630
June	1,469	2,482
July	2,656	3,599
August	3,728	4,836
September	4,818	5,745
October	5,875	6,720
November	6,985	7,681
December	8,064	8,678
January	8,750	
February	10,492	
March	11,654	
April	12,071	
May	12,077	
June	12,081	

### QUALITY

	Quantity	Base Number	Contract	AT	Region	England
% of FP17s for the same patient ID Re-attending within 3 months - Children	120	1,778	6.7%	10.5%	11.9%	12.4%
% of FP17s for the same patient ID Re-attending within 3 months - Adults	661	4,283	15.4%	15.9%	17.1%	16.6%
% of FP17s for the same patient ID Re-attending between 3 & 9 months - Children	1,192	1,778	67.0%	47.5%	46.2%	57.5%
% of FP17s for the same patient ID Re-attending between 3 & 9 months - Adults	2,306	4,283	53.8%	37.9%	37.8%	50.4%
% of FP17s for Band 1 Urgent Courses	521	5,436	9.6%	10.3%	10.6%	9.1%
% of FP17s Relating to Free Repair or Replacements	66	5,436	1.2%	0.7%	0.6%	0.8%
% of FP17s Relating to Continuations	41	5,436	0.8%	1.1%	0.9%	1.3%
% of Patients satisfied with the dentistry they have received	6	6	N/A	90.2%	90.3%	92.7%
% of Patients satisfied with the time they had to wait for an appointment	6	6	N/A	85.9%	83.8%	88.8%

\* This is based on patients treated on this contract for their most recent course of treatment. Figures in italics indicate the base number of FP17s or Patient Questionnaire responses are less than 100. N/A is shown where the base number of responses is less than 10 during the period. % is calculated as Quantity/Base number\*100

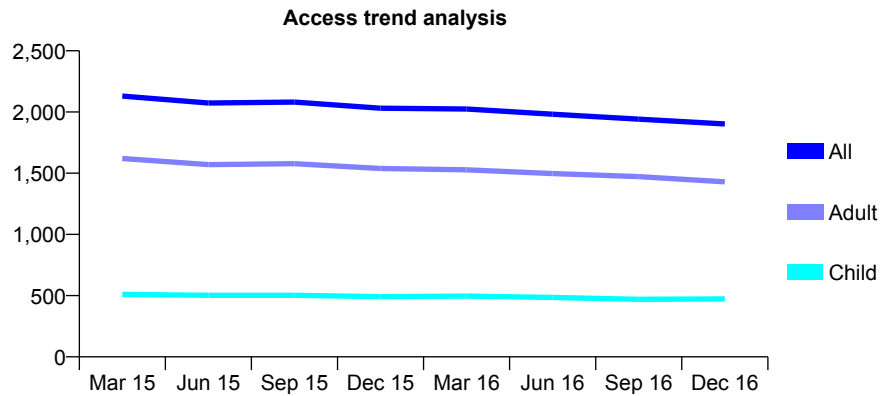
## Q63 - Vital Signs At a Glance Contract Report for 381608/0002 - December 2016

Name or company name	Battersea Bridge Dental Practice
Contract type name	GDS Contract
Purpose of contract	General
Contract start date	02/10/2008
Contract end date	

16/17 Contracted general activity (UDA)	9,674
Carry forward general activity (UDA)	0
16/17 Contracted orthodontic activity (UOA)	0
Carry forward orthodontic activity (UOA)	0
Baseline contract value	£258,235.26

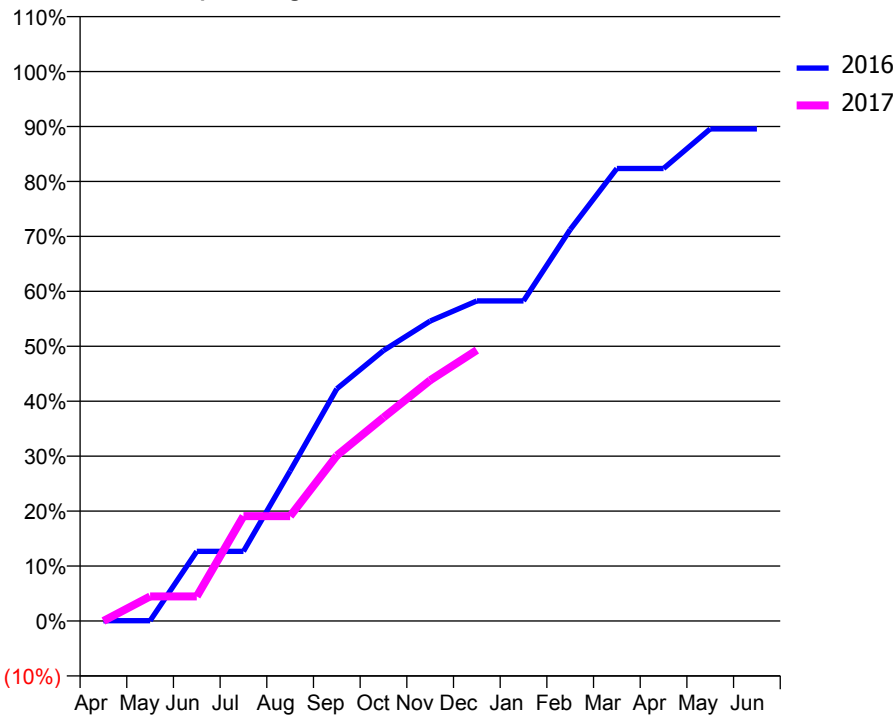
### ACCESS\*

Patients seen in 24 months	Total	Change since previous quarter
Quarter ending December 2015	2,031	
Quarter ending March 2016	2,024	→
Quarter ending June 2016	1,982	↓
Quarter ending September 2016	1,942	↓
Quarter ending December 2016	1,903	↓
<b>Variance since December 2015</b>	<b>(6.3%)</b>	<b>↓</b>



### ACTIVITY

Cumulative percentage of contracted UDA delivered 2016 & 2017



Month	Adjusted Scheduled Activity (UDA)	
	2016	2017
April	5	0
May	5	433
June	1,226	433
July	1,226	1,847
August	2,642	1,847
September	4,089	2,913
October	4,762	3,583
November	5,282	4,239
December	5,634	4,770
January	5,634	
February	6,892	
March	7,967	
April	7,967	
May	8,664	
June	8,664	

### QUALITY

	Quantity	Base Number	Contract	AT	Region	England
% of FP17s for the same patient ID Re-attending within 3 months - Children	28	368	7.6%	10.5%	11.9%	12.4%
% of FP17s for the same patient ID Re-attending within 3 months - Adults	352	1,265	27.8%	15.9%	17.1%	16.6%
% of FP17s for the same patient ID Re-attending between 3 & 9 months - Children	113	368	30.7%	47.5%	46.2%	57.5%
% of FP17s for the same patient ID Re-attending between 3 & 9 months - Adults	360	1,265	28.5%	37.9%	37.8%	50.4%
% of FP17s for Band 1 Urgent Courses	324	1,480	21.9%	10.3%	10.6%	9.1%
% of FP17s Relating to Free Repair or Replacements	11	1,480	0.7%	0.7%	0.6%	0.8%
% of FP17s Relating to Continuations	31	1,480	2.1%	1.1%	0.9%	1.3%
% of Patients satisfied with the dentistry they have received	3	4	N/A	90.2%	90.3%	92.7%
% of Patients satisfied with the time they had to wait for an appointment	3	4	N/A	85.9%	83.8%	88.8%

\* This is based on patients treated on this contract for their most recent course of treatment. Figures in italics indicate the base number of FP17s or Patient Questionnaire responses are less than 100. N/A is shown where the base number of responses is less than 10 during the period. % is calculated as Quantity/Base number\*100

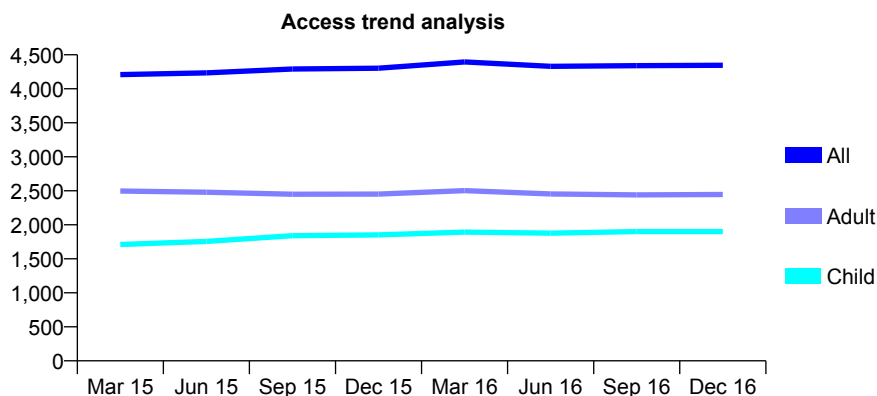
## Q63 - Vital Signs At a Glance Contract Report for 390364/0001 - December 2016

Name or company name	Dr Bandlish and Associates
Contract type name	GDS Contract
Purpose of contract	General
Contract start date	01/04/2006
Contract end date	

16/17 Contracted general activity (UDA)	13,432
Carry forward general activity (UDA)	0
16/17 Contracted orthodontic activity (UOA)	0
Carry forward orthodontic activity (UOA)	0
Baseline contract value	£341,224.68

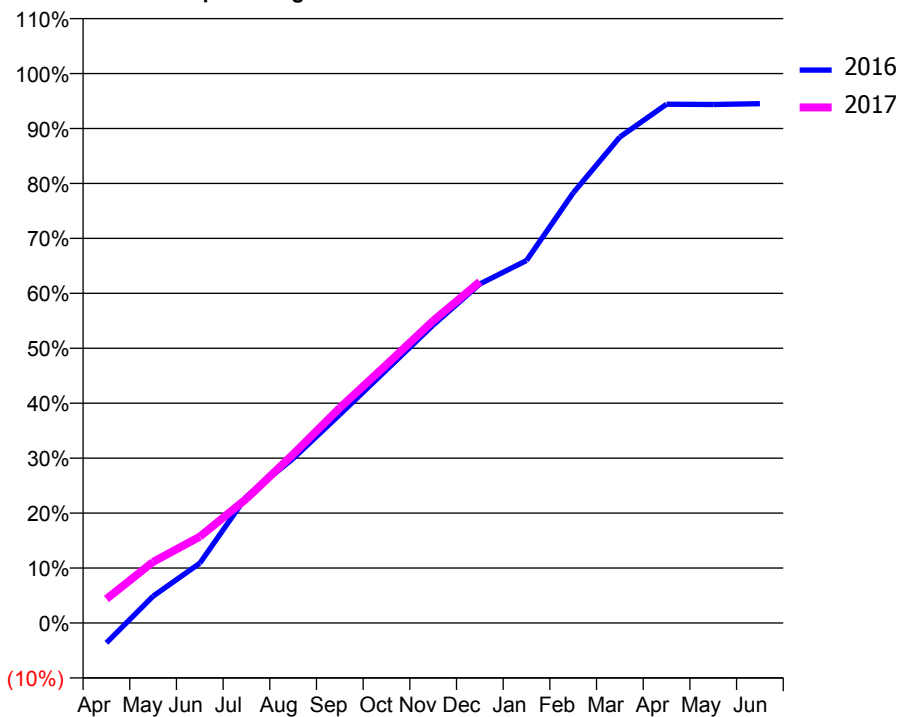
### ACCESS\*

Patients seen in 24 months	Total	Change since previous quarter
Quarter ending December 2015	4,303	
Quarter ending March 2016	4,395	↑
Quarter ending June 2016	4,331	↓
Quarter ending September 2016	4,340	→
Quarter ending December 2016	4,346	→
<b>Variance since December 2015</b>	<b>1.0%</b>	<b>→</b>



### ACTIVITY

Cumulative percentage of contracted UDA delivered 2016 & 2017



Adjusted Scheduled Activity (UDA)

Month	2016	2017
April	-488	588
May	656	1,495
June	1,463	2,110
July	3,092	3,040
August	4,020	4,124
September	5,096	5,261
October	6,188	6,314
November	7,283	7,389
December	8,288	8,342
January	8,862	
February	10,514	
March	11,880	
April	12,680	
May	12,676	
June	12,695	

### QUALITY

	Quantity	Base Number	Contract	AT	Region	England
% of FP17s for the same patient ID Re-attending within 3 months - Children	121	1,751	6.9%	10.5%	11.9%	12.4%
% of FP17s for the same patient ID Re-attending within 3 months - Adults	323	2,118	15.3%	15.9%	17.1%	16.6%
% of FP17s for the same patient ID Re-attending between 3 & 9 months - Children	798	1,751	45.6%	47.5%	46.2%	57.5%
% of FP17s for the same patient ID Re-attending between 3 & 9 months - Adults	881	2,118	41.6%	37.9%	37.8%	50.4%
% of FP17s for Band 1 Urgent Courses	354	3,584	9.9%	10.3%	10.6%	9.1%
% of FP17s Relating to Free Repair or Replacements	3	3,584	0.1%	0.7%	0.6%	0.8%
% of FP17s Relating to Continuations	5	3,584	0.1%	1.1%	0.9%	1.3%
% of Patients satisfied with the dentistry they have received	2	2	N/A	90.2%	90.3%	92.7%
% of Patients satisfied with the time they had to wait for an appointment	2	2	N/A	85.9%	83.8%	88.8%

\* This is based on patients treated on this contract for their most recent course of treatment. Figures in italics indicate the base number of FP17s or Patient Questionnaire responses are less than 100. N/A is shown where the base number of responses is less than 10 during the period. % is calculated as Quantity/Base number\*100

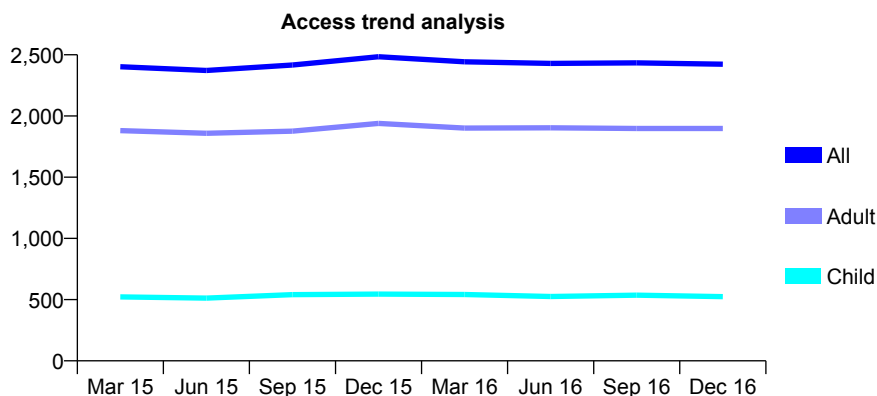
## Q63 - Vital Signs At a Glance Contract Report for 394653/0001 - December 2016

Name or company name	MR FE DARTFORD
Contract type name	GDS Contract
Purpose of contract	General
Contract start date	01/05/2007
Contract end date	

16/17 Contracted general activity (UDA)	6,963
Carry forward general activity (UDA)	0
16/17 Contracted orthodontic activity (UOA)	0
Carry forward orthodontic activity (UOA)	0
Baseline contract value	£152,724.64

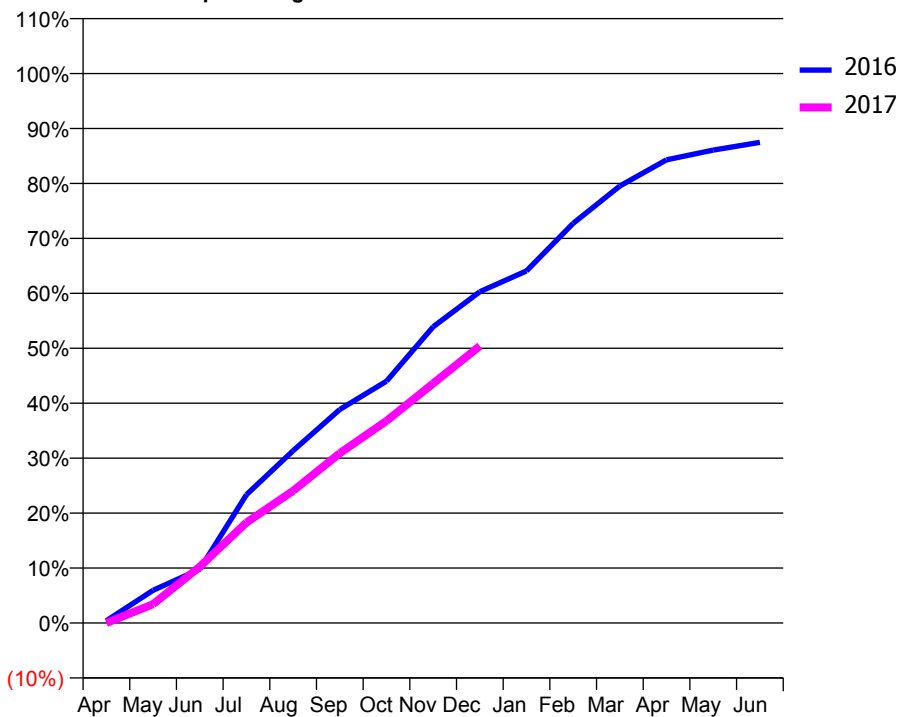
### ACCESS\*

Patients seen in 24 months	Total	Change since previous quarter
Quarter ending December 2015	2,484	
Quarter ending March 2016	2,443	↓
Quarter ending June 2016	2,430	→
Quarter ending September 2016	2,434	→
Quarter ending December 2016	2,423	→
<b>Variance since December 2015</b>	<b>(2.5%)</b>	<b>↓</b>



### ACTIVITY

Cumulative percentage of contracted UDA delivered 2016 & 2017



Month	Adjusted Scheduled Activity (UDA)	
	2016	2017
April	30	0
May	415	240
June	681	714
July	1,627	1,273
August	2,184	1,675
September	2,706	2,152
October	3,064	2,561
November	3,754	3,035
December	4,198	3,511
January	4,462	
February	5,066	
March	5,538	
April	5,870	
May	5,993	
June	6,091	

### QUALITY

	Quantity	Base Number	Contract	AT	Region	England
% of FP17s for the same patient ID Re-attending within 3 months - Children	17	443	3.8%	10.5%	11.9%	12.4%
% of FP17s for the same patient ID Re-attending within 3 months - Adults	151	1,488	10.1%	15.9%	17.1%	16.6%
% of FP17s for the same patient ID Re-attending between 3 & 9 months - Children	231	443	52.1%	47.5%	46.2%	57.5%
% of FP17s for the same patient ID Re-attending between 3 & 9 months - Adults	648	1,488	43.5%	37.9%	37.8%	50.4%
% of FP17s for Band 1 Urgent Courses	30	1,682	1.8%	10.3%	10.6%	9.1%
% of FP17s Relating to Free Repair or Replacements	0	1,682	0.0%	0.7%	0.6%	0.8%
% of FP17s Relating to Continuations	3	1,682	0.2%	1.1%	0.9%	1.3%
% of Patients satisfied with the dentistry they have received	1	1	N/A	90.2%	90.3%	92.7%
% of Patients satisfied with the time they had to wait for an appointment	1	1	N/A	85.9%	83.8%	88.8%

\* This is based on patients treated on this contract for their most recent course of treatment. Figures in italics indicate the base number of FP17s or Patient Questionnaire responses are less than 100. N/A is shown where the base number of responses is less than 10 during the period. % is calculated as Quantity/Base number\*100

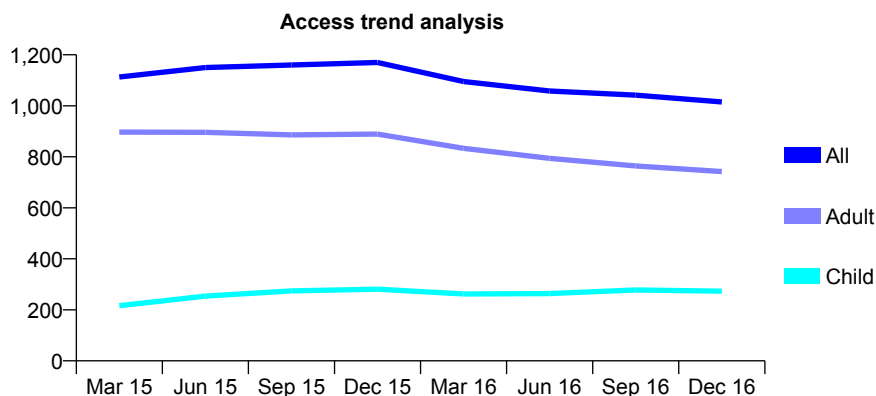
## Q63 - Vital Signs At a Glance Contract Report for 395234/0001 - December 2016

Name or company name	MR MZ SHEIKH
Contract type name	GDS Contract
Purpose of contract	General
Contract start date	01/04/2006
Contract end date	

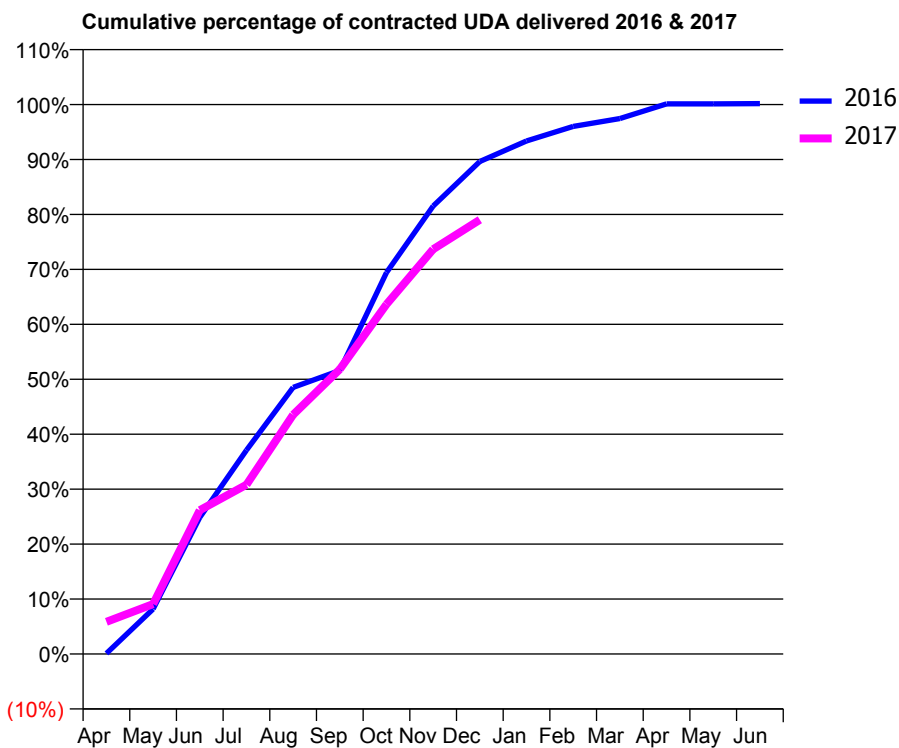
16/17 Contracted general activity (UDA)	2,888
Carry forward general activity (UDA)	-5
16/17 Contracted orthodontic activity (UOA)	0
Carry forward orthodontic activity (UOA)	0
Baseline contract value	£103,336.53

### ACCESS\*

Patients seen in 24 months	Total	Change since previous quarter
Quarter ending December 2015	1,170	
Quarter ending March 2016	1,095	↓
Quarter ending June 2016	1,058	↓
Quarter ending September 2016	1,042	↓
Quarter ending December 2016	1,015	↓
<b>Variance since December 2015</b>	<b>(13.2%)</b>	<b>↓</b>



### ACTIVITY



Month	Adjusted Scheduled Activity (UDA)	
	2016	2017
April	3	169
May	237	262
June	718	756
July	1,071	890
August	1,402	1,257
September	1,490	1,497
October	2,004	1,838
November	2,355	2,127
December	2,588	2,282
January	2,696	
February	2,773	
March	2,814	
April	2,892	
May	2,892	
June	2,893	

### QUALITY

	Quantity	Base Number	Contract	AT	Region	England
% of FP17s for the same patient ID Re-attending within 3 months - Children	9	221	4.1%	10.5%	11.9%	12.4%
% of FP17s for the same patient ID Re-attending within 3 months - Adults	35	507	6.9%	15.9%	17.1%	16.6%
% of FP17s for the same patient ID Re-attending between 3 & 9 months - Children	55	221	24.9%	47.5%	46.2%	57.5%
% of FP17s for the same patient ID Re-attending between 3 & 9 months - Adults	107	507	21.1%	37.9%	37.8%	50.4%
% of FP17s for Band 1 Urgent Courses	47	697	6.7%	10.3%	10.6%	9.1%
% of FP17s Relating to Free Repair or Replacements	5	697	0.7%	0.7%	0.6%	0.8%
% of FP17s Relating to Continuations	2	697	0.3%	1.1%	0.9%	1.3%
% of Patients satisfied with the dentistry they have received	0	0	N/A	90.2%	90.3%	92.7%
% of Patients satisfied with the time they had to wait for an appointment	0	0	N/A	85.9%	83.8%	88.8%

\* This is based on patients treated on this contract for their most recent course of treatment. Figures in italics indicate the base number of FP17s or Patient Questionnaire responses are less than 100. N/A is shown where the base number of responses is less than 10 during the period. % is calculated as Quantity/Base number\*100

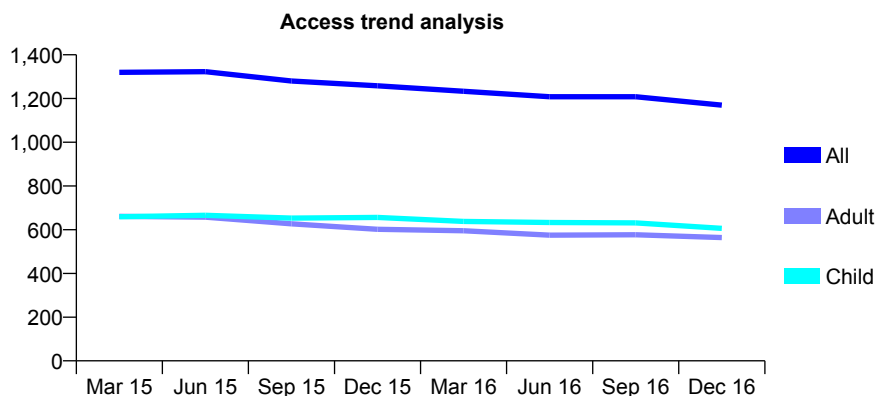
## Q63 - Vital Signs At a Glance Contract Report for 395668/0001 - December 2016

Name or company name	MR RG ST CLAIRE
Contract type name	GDS Contract
Purpose of contract	General
Contract start date	01/04/2006
Contract end date	

16/17 Contracted general activity (UDA)	3,856
Carry forward general activity (UDA)	-5
16/17 Contracted orthodontic activity (UOA)	0
Carry forward orthodontic activity (UOA)	0
Baseline contract value	£110,459.05

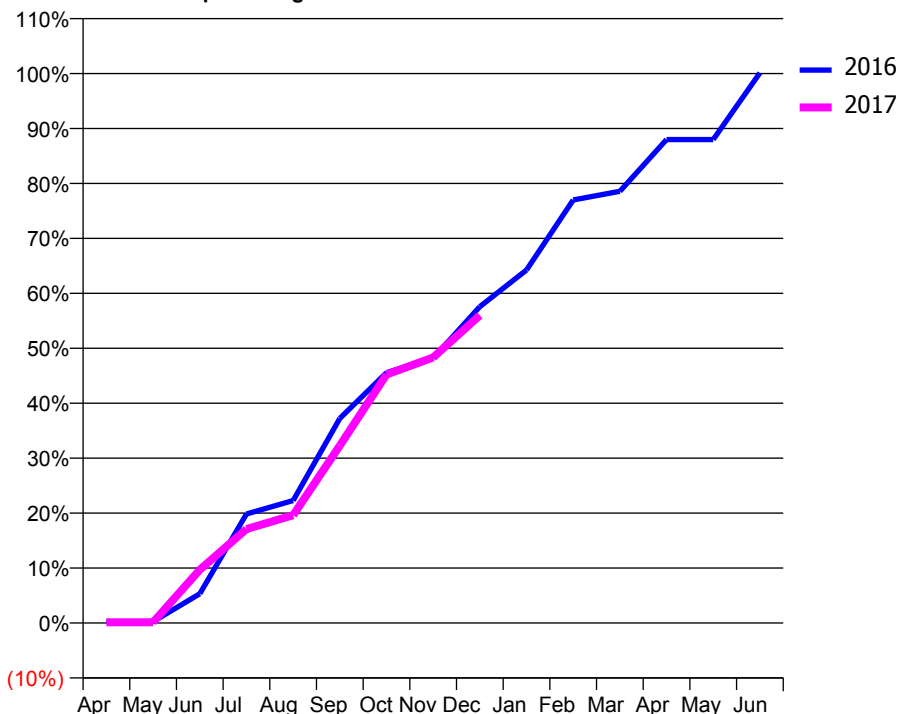
### ACCESS\*

Patients seen in 24 months	Total	Change since previous quarter
Quarter ending December 2015	1,258	
Quarter ending March 2016	1,233	↓
Quarter ending June 2016	1,208	↓
Quarter ending September 2016	1,208	→
Quarter ending December 2016	1,170	↓
<b>Variance since December 2015</b>	<b>(7.0%)</b>	<b>↓</b>



### ACTIVITY

Cumulative percentage of contracted UDA delivered 2016 & 2017



Month	Adjusted Scheduled Activity (UDA)	
	2016	2017
April	10	5
May	10	5
June	205	373
July	765	659
August	859	757
September	1,436	1,245
October	1,757	1,744
November	1,859	1,864
December	2,220	2,159
January	2,477	
February	2,969	
March	3,029	
April	3,393	
May	3,393	
June	3,861	

### QUALITY

	Quantity	Base Number	Contract	AT	Region	England
% of FP17s for the same patient ID Re-attending within 3 months - Children	36	448	8.0%	10.5%	11.9%	12.4%
% of FP17s for the same patient ID Re-attending within 3 months - Adults	52	378	13.8%	15.9%	17.1%	16.6%
% of FP17s for the same patient ID Re-attending between 3 & 9 months - Children	111	448	24.8%	47.5%	46.2%	57.5%
% of FP17s for the same patient ID Re-attending between 3 & 9 months - Adults	80	378	21.2%	37.9%	37.8%	50.4%
% of FP17s for Band 1 Urgent Courses	46	628	7.3%	10.3%	10.6%	9.1%
% of FP17s Relating to Free Repair or Replacements	0	628	0.0%	0.7%	0.6%	0.8%
% of FP17s Relating to Continuations	0	628	0.0%	1.1%	0.9%	1.3%
% of Patients satisfied with the dentistry they have received	0	1	N/A	90.2%	90.3%	92.7%
% of Patients satisfied with the time they had to wait for an appointment	1	1	N/A	85.9%	83.8%	88.8%

\* This is based on patients treated on this contract for their most recent course of treatment. Figures in italics indicate the base number of FP17s or Patient Questionnaire responses are less than 100. N/A is shown where the base number of responses is less than 10 during the period. % is calculated as Quantity/Base number\*100



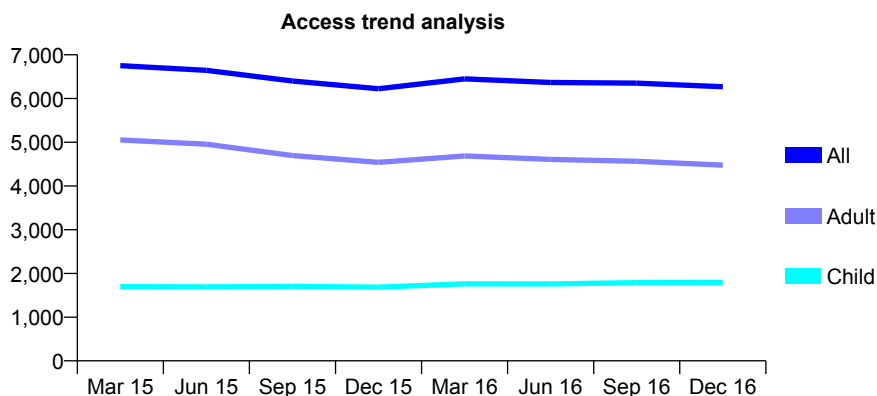
## Q63 - Vital Signs At a Glance Contract Report for 397717/0001 - December 2016

Name or company name	MR R KARDEL-TABAR
Contract type name	GDS Contract
Purpose of contract	General
Contract start date	01/08/2008
Contract end date	

16/17 Contracted general activity (UDA)	16,633
Carry forward general activity (UDA)	691
16/17 Contracted orthodontic activity (UOA)	0
Carry forward orthodontic activity (UOA)	0
Baseline contract value	£412,261.05

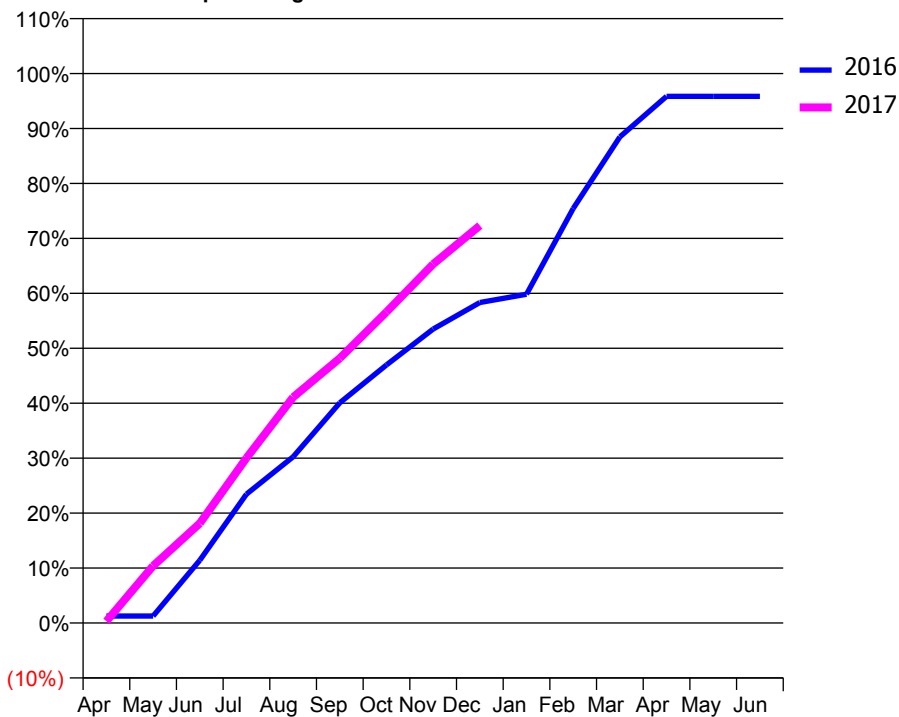
### ACCESS\*

Patients seen in 24 months	Total	Change since previous quarter
Quarter ending December 2015	6,225	
Quarter ending March 2016	6,448	↑
Quarter ending June 2016	6,366	↓
Quarter ending September 2016	6,353	→
Quarter ending December 2016	6,269	↓
<b>Variance since December 2015</b>	<b>0.7%</b>	<b>→</b>



### ACTIVITY

Cumulative percentage of contracted UDA delivered 2016 & 2017



Month	Adjusted Scheduled Activity (UDA)	
	2016	2017
April	212	56
May	212	1,731
June	1,900	3,019
July	3,903	4,995
August	5,032	6,835
September	6,664	8,015
October	7,813	9,414
November	8,897	10,865
December	9,703	12,029
January	9,950	
February	12,547	
March	14,714	
April	15,941	
May	15,942	
June	15,942	

### QUALITY

	Quantity	Base Number	Contract	AT	Region	England
% of FP17s for the same patient ID Re-attending within 3 months - Children	128	1,677	7.6%	10.5%	11.9%	12.4%
% of FP17s for the same patient ID Re-attending within 3 months - Adults	332	3,290	10.1%	15.9%	17.1%	16.6%
% of FP17s for the same patient ID Re-attending between 3 & 9 months - Children	788	1,677	47.0%	47.5%	46.2%	57.5%
% of FP17s for the same patient ID Re-attending between 3 & 9 months - Adults	953	3,290	29.0%	37.9%	37.8%	50.4%
% of FP17s for Band 1 Urgent Courses	500	4,536	11.0%	10.3%	10.6%	9.1%
% of FP17s Relating to Free Repair or Replacements	18	4,536	0.4%	0.7%	0.6%	0.8%
% of FP17s Relating to Continuations	38	4,536	0.8%	1.1%	0.9%	1.3%
% of Patients satisfied with the dentistry they have received	6	8	N/A	90.2%	90.3%	92.7%
% of Patients satisfied with the time they had to wait for an appointment	7	8	N/A	85.9%	83.8%	88.8%

\* This is based on patients treated on this contract for their most recent course of treatment. Figures in italics indicate the base number of FP17s or Patient Questionnaire responses are less than 100. N/A is shown where the base number of responses is less than 10 during the period. % is calculated as Quantity/Base number\*100

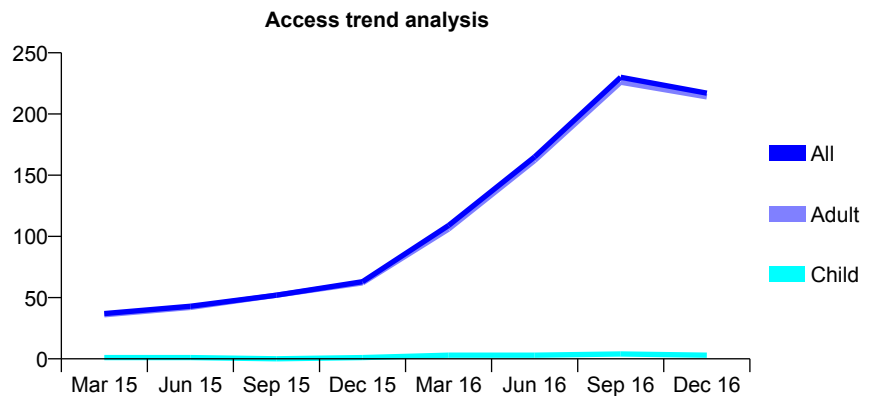
## Q63 - Vital Signs At a Glance Contract Report for 397717/0003 - December 2016

Name or company name	MR R KARDEL-TABAR
Contract type name	PDS Contract
Purpose of contract	General
Contract start date	01/06/2013
Contract end date	31/03/2017

16/17 Contracted general activity (UDA)	600
Carry forward general activity (UDA)	0
16/17 Contracted orthodontic activity (UOA)	0
Carry forward orthodontic activity (UOA)	0
Baseline contract value	£31,635.31

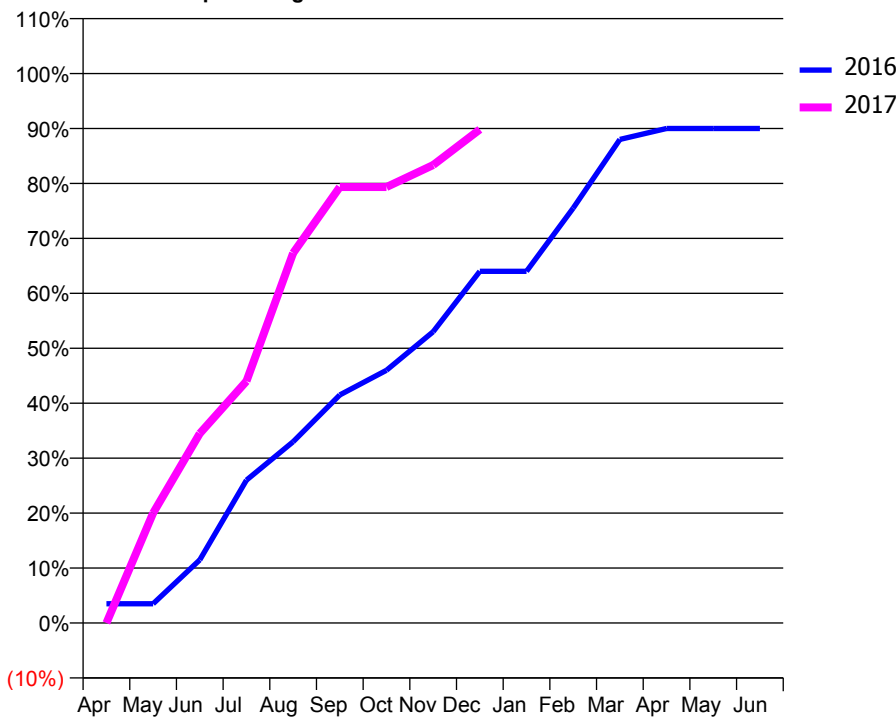
### ACCESS\*

Patients seen in 24 months	Total	Change since previous quarter
Quarter ending December 2015	63	
Quarter ending March 2016	109	↑
Quarter ending June 2016	165	↑
Quarter ending September 2016	230	↑
Quarter ending December 2016	217	↓
<b>Variance since December 2015</b>	<b>244.4%</b>	<b>↑</b>



### ACTIVITY

Cumulative percentage of contracted UDA delivered 2016 & 2017



Month	Adjusted Scheduled Activity (UDA)	
	2016	2017
April	21	0
May	21	120
June	69	207
July	156	264
August	198	404
September	249	476
October	276	476
November	318	500
December	384	539
January	384	
February	453	
March	528	
April	540	
May	540	
June	540	

### QUALITY

	Quantity	Base Number	Contract	AT	Region	England
% of FP17s for the same patient ID Re-attending within 3 months - Children	0	1	0.0%	10.5%	11.9%	12.4%
% of FP17s for the same patient ID Re-attending within 3 months - Adults	6	184	3.3%	15.9%	17.1%	16.6%
% of FP17s for the same patient ID Re-attending between 3 & 9 months - Children	0	1	0.0%	47.5%	46.2%	57.5%
% of FP17s for the same patient ID Re-attending between 3 & 9 months - Adults	1	184	0.5%	37.9%	37.8%	50.4%
% of FP17s for Band 1 Urgent Courses	0	181	0.0%	10.3%	10.6%	9.1%
% of FP17s Relating to Free Repair or Replacements	0	181	0.0%	0.7%	0.6%	0.8%
% of FP17s Relating to Continuations	0	181	0.0%	1.1%	0.9%	1.3%
% of Patients satisfied with the dentistry they have received	0	0	N/A	90.2%	90.3%	92.7%
% of Patients satisfied with the time they had to wait for an appointment	0	0	N/A	85.9%	83.8%	88.8%

\* This is based on patients treated on this contract for their most recent course of treatment. Figures in italics indicate the base number of FP17s or Patient Questionnaire responses are less than 100. N/A is shown where the base number of responses is less than 10 during the period. % is calculated as Quantity/Base number\*100

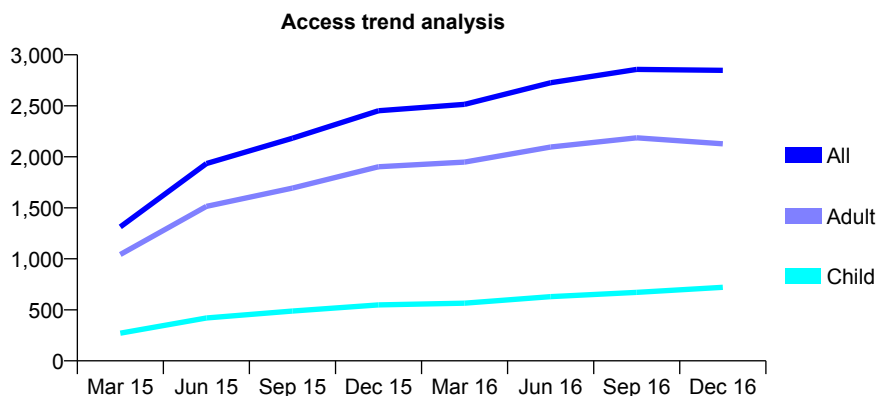
## Q63 - Vital Signs At a Glance Contract Report for 397717/0004 - December 2016

Name or company name	MR R KARDEL-TABAR
Contract type name	GDS Contract
Purpose of contract	General
Contract start date	01/10/2014
Contract end date	

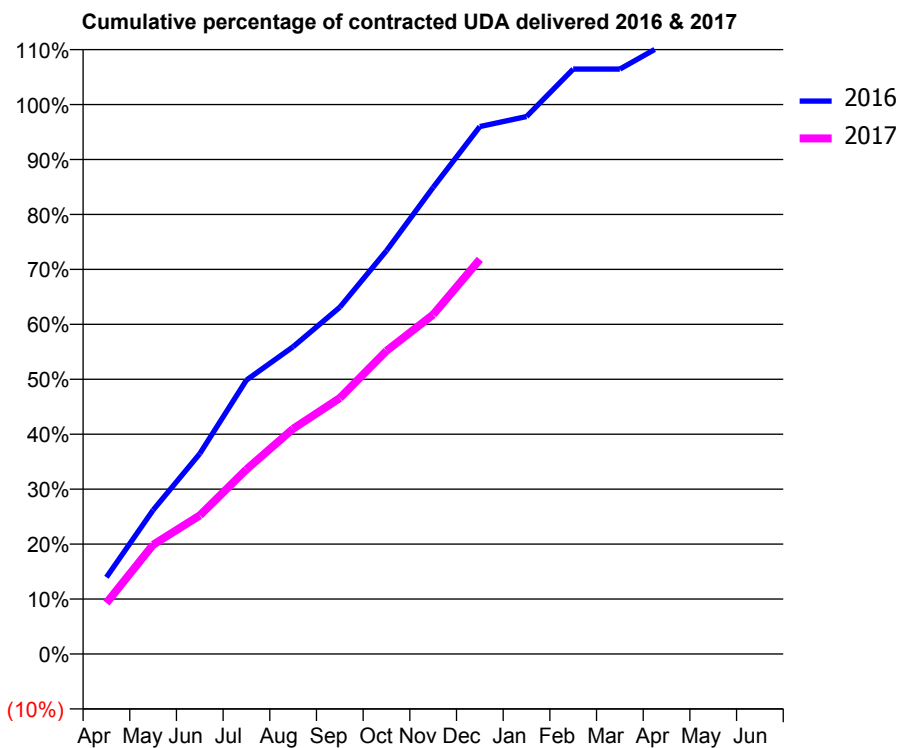
16/17 Contracted general activity (UDA)	6,334
Carry forward general activity (UDA)	-127
16/17 Contracted orthodontic activity (UOA)	0
Carry forward orthodontic activity (UOA)	0
Baseline contract value	£163,035.71

### ACCESS\*

Patients seen in 24 months	Total	Change since previous quarter
Quarter ending December 2015	2,452	
Quarter ending March 2016	2,514	↑
Quarter ending June 2016	2,726	↑
Quarter ending September 2016	2,857	↑
Quarter ending December 2016	2,848	→
<b>Variance since December 2015</b>	<b>16.2%</b>	<b>↑</b>



### ACTIVITY



Month	Adjusted Scheduled Activity (UDA)	
	2016	2017
April	884	588
May	1,659	1,259
June	2,310	1,598
July	3,157	2,128
August	3,542	2,597
September	3,997	2,950
October	4,648	3,495
November	5,379	3,912
December	6,081	4,548
January	6,195	
February	6,742	
March	6,742	
April	7,045	
May	7,048	
June	7,048	

### QUALITY

	Quantity	Base Number	Contract	AT	Region	England
% of FP17s for the same patient ID Re-attending within 3 months - Children	42	673	6.2%	10.5%	11.9%	12.4%
% of FP17s for the same patient ID Re-attending within 3 months - Adults	111	1,291	8.6%	15.9%	17.1%	16.6%
% of FP17s for the same patient ID Re-attending between 3 & 9 months - Children	255	673	37.9%	47.5%	46.2%	57.5%
% of FP17s for the same patient ID Re-attending between 3 & 9 months - Adults	462	1,291	35.8%	37.9%	37.8%	50.4%
% of FP17s for Band 1 Urgent Courses	183	1,788	10.2%	10.3%	10.6%	9.1%
% of FP17s Relating to Free Repair or Replacements	0	1,788	0.0%	0.7%	0.6%	0.8%
% of FP17s Relating to Continuations	8	1,788	0.4%	1.1%	0.9%	1.3%
% of Patients satisfied with the dentistry they have received	1	1	N/A	90.2%	90.3%	92.7%
% of Patients satisfied with the time they had to wait for an appointment	0	1	N/A	85.9%	83.8%	88.8%

\* This is based on patients treated on this contract for their most recent course of treatment. Figures in italics indicate the base number of FP17s or Patient Questionnaire responses are less than 100. N/A is shown where the base number of responses is less than 10 during the period. % is calculated as Quantity/Base number\*100

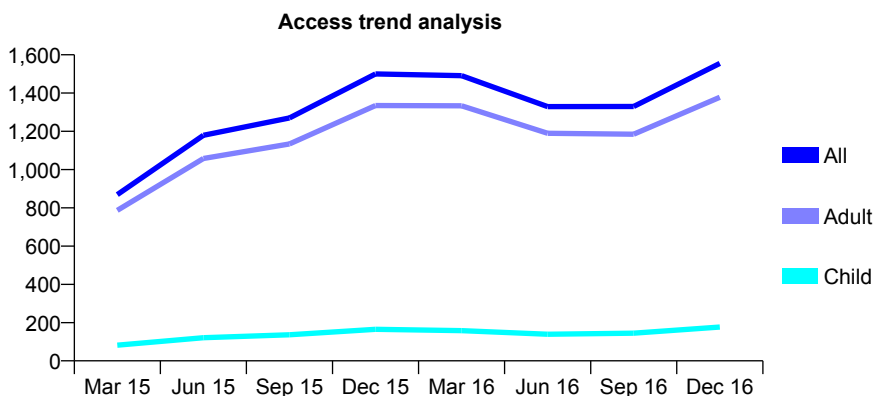
## Q63 - Vital Signs At a Glance Contract Report for 502014/0002 - December 2016

Name or company name	EDS
Contract type name	PDS Contract
Purpose of contract	General
Contract start date	01/04/2013
Contract end date	31/03/2017

16/17 Contracted general activity (UDA)	3,504
Carry forward general activity (UDA)	0
16/17 Contracted orthodontic activity (UOA)	0
Carry forward orthodontic activity (UOA)	0
Baseline contract value	£137,277.00

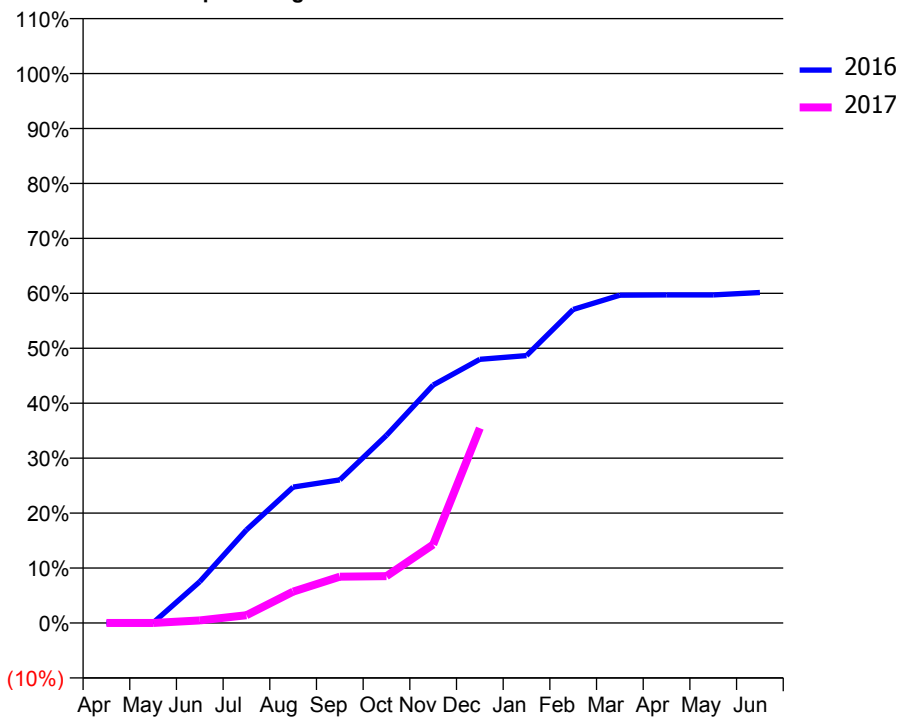
### ACCESS\*

Patients seen in 24 months	Total	Change since previous quarter
Quarter ending December 2015	1,500	
Quarter ending March 2016	1,491	→
Quarter ending June 2016	1,329	↓
Quarter ending September 2016	1,330	→
Quarter ending December 2016	1,555	↑
<b>Variance since December 2015</b>	<b>3.7%</b>	<b>↑</b>



### ACTIVITY

Cumulative percentage of contracted UDA delivered 2016 & 2017



Month	Adjusted Scheduled Activity (UDA)	
	2016	2017
April	0	0
May	1	0
June	264	17
July	594	49
August	867	201
September	913	295
October	1,197	299
November	1,517	501
December	1,682	1,243
January	1,705	
February	2,000	
March	2,091	
April	2,092	
May	2,092	
June	2,107	

### QUALITY

	Quantity	Base Number	Contract	AT	Region	England
% of FP17s for the same patient ID Re-attending within 3 months - Children	2	160	1.3%	10.5%	11.9%	12.4%
% of FP17s for the same patient ID Re-attending within 3 months - Adults	8	1,092	0.7%	15.9%	17.1%	16.6%
% of FP17s for the same patient ID Re-attending between 3 & 9 months - Children	0	160	0.0%	47.5%	46.2%	57.5%
% of FP17s for the same patient ID Re-attending between 3 & 9 months - Adults	3	1,092	0.3%	37.9%	37.8%	50.4%
% of FP17s for Band 1 Urgent Courses	1,109	1,116	99.4%	10.3%	10.6%	9.1%
% of FP17s Relating to Free Repair or Replacements	0	1,116	0.0%	0.7%	0.6%	0.8%
% of FP17s Relating to Continuations	0	1,116	0.0%	1.1%	0.9%	1.3%
% of Patients satisfied with the dentistry they have received	0	0	N/A	90.2%	90.3%	92.7%
% of Patients satisfied with the time they had to wait for an appointment	0	0	N/A	85.9%	83.8%	88.8%

\* This is based on patients treated on this contract for their most recent course of treatment. Figures in italics indicate the base number of FP17s or Patient Questionnaire responses are less than 100. N/A is shown where the base number of responses is less than 10 during the period. % is calculated as Quantity/Base number\*100

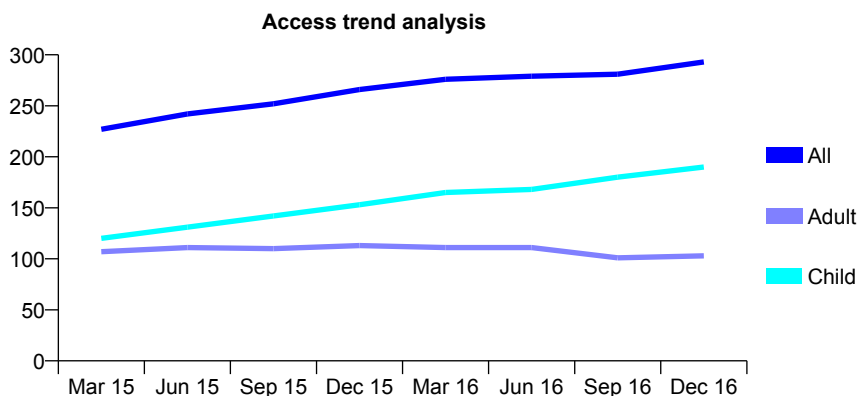
## Q63 - Vital Signs At a Glance Contract Report for 559083/0005 - December 2016

Name or company name	MR VS SEHMI
Contract type name	GDS Contract
Purpose of contract	General
Contract start date	23/01/2012
Contract end date	

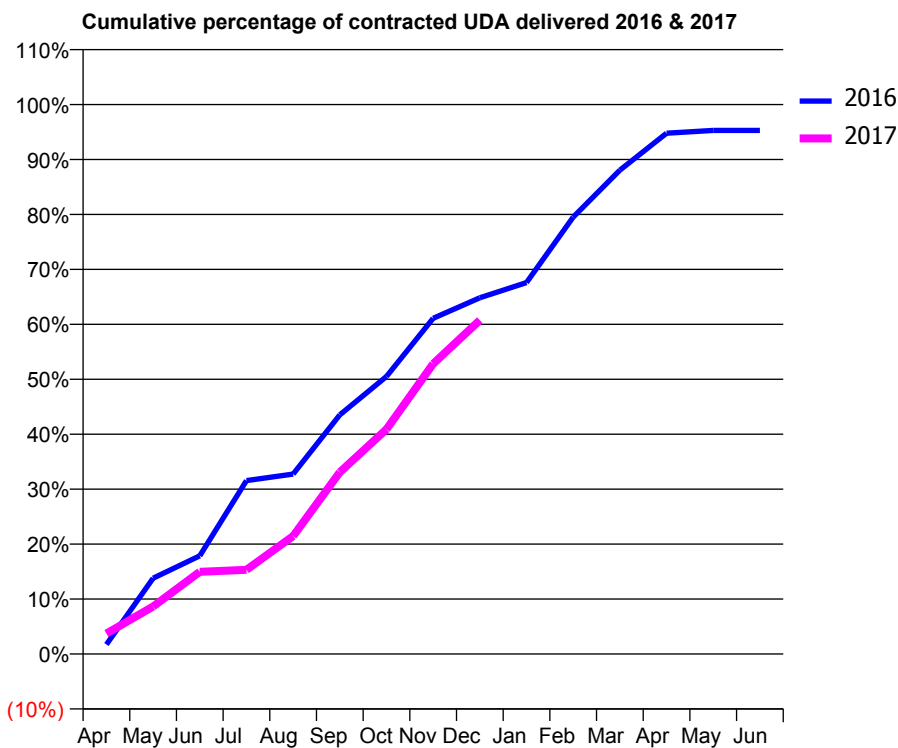
16/17 Contracted general activity (UDA)	859
Carry forward general activity (UDA)	0
16/17 Contracted orthodontic activity (UOA)	0
Carry forward orthodontic activity (UOA)	0
Baseline contract value	£19,363.31

### ACCESS\*

Patients seen in 24 months	Total	Change since previous quarter
Quarter ending December 2015	266	
Quarter ending March 2016	276	↑
Quarter ending June 2016	279	→
Quarter ending September 2016	281	→
Quarter ending December 2016	293	↑
<b>Variance since December 2015</b>	<b>10.2%</b>	<b>↑</b>



### ACTIVITY



Month	Adjusted Scheduled Activity (UDA)	
	2016	2017
April	15	32
May	119	74
June	154	129
July	271	132
August	281	184
September	374	284
October	434	351
November	525	454
December	557	522
January	581	
February	683	
March	756	
April	814	
May	818	
June	818	

### QUALITY

	Quantity	Base Number	Contract	AT	Region	England
% of FP17s for the same patient ID Re-attending within 3 months - Children	12	174	6.9%	10.5%	11.9%	12.4%
% of FP17s for the same patient ID Re-attending within 3 months - Adults	24	88	27.3%	15.9%	17.1%	16.6%
% of FP17s for the same patient ID Re-attending between 3 & 9 months - Children	76	174	43.7%	47.5%	46.2%	57.5%
% of FP17s for the same patient ID Re-attending between 3 & 9 months - Adults	33	88	37.5%	37.9%	37.8%	50.4%
% of FP17s for Band 1 Urgent Courses	19	232	8.2%	10.3%	10.6%	9.1%
% of FP17s Relating to Free Repair or Replacements	0	232	0.0%	0.7%	0.6%	0.8%
% of FP17s Relating to Continuations	0	232	0.0%	1.1%	0.9%	1.3%
% of Patients satisfied with the dentistry they have received	0	0	N/A	90.2%	90.3%	92.7%
% of Patients satisfied with the time they had to wait for an appointment	0	0	N/A	85.9%	83.8%	88.8%

\* This is based on patients treated on this contract for their most recent course of treatment. Figures in italics indicate the base number of FP17s or Patient Questionnaire responses are less than 100. N/A is shown where the base number of responses is less than 10 during the period. % is calculated as Quantity/Base number\*100

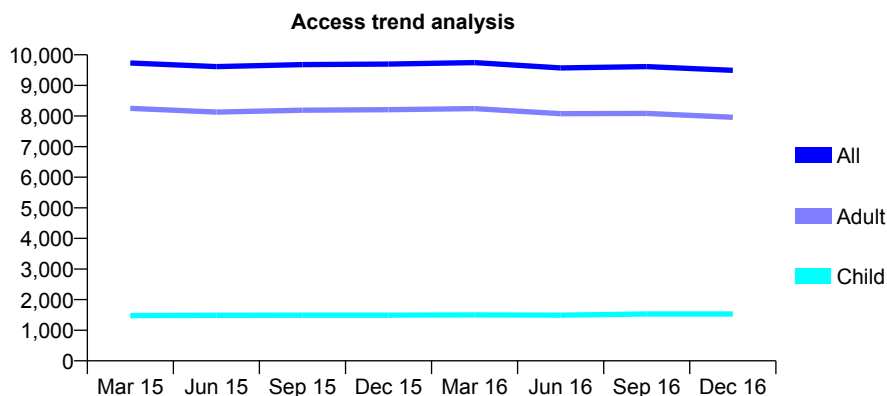
## Q63 - Vital Signs At a Glance Contract Report for 559350/0001 - December 2016

Name or company name	MR S SURENDRA
Contract type name	GDS Contract
Purpose of contract	General
Contract start date	01/04/2006
Contract end date	

16/17 Contracted general activity (UDA)	24,100
Carry forward general activity (UDA)	430
16/17 Contracted orthodontic activity (UOA)	0
Carry forward orthodontic activity (UOA)	0
Baseline contract value	£717,179.14

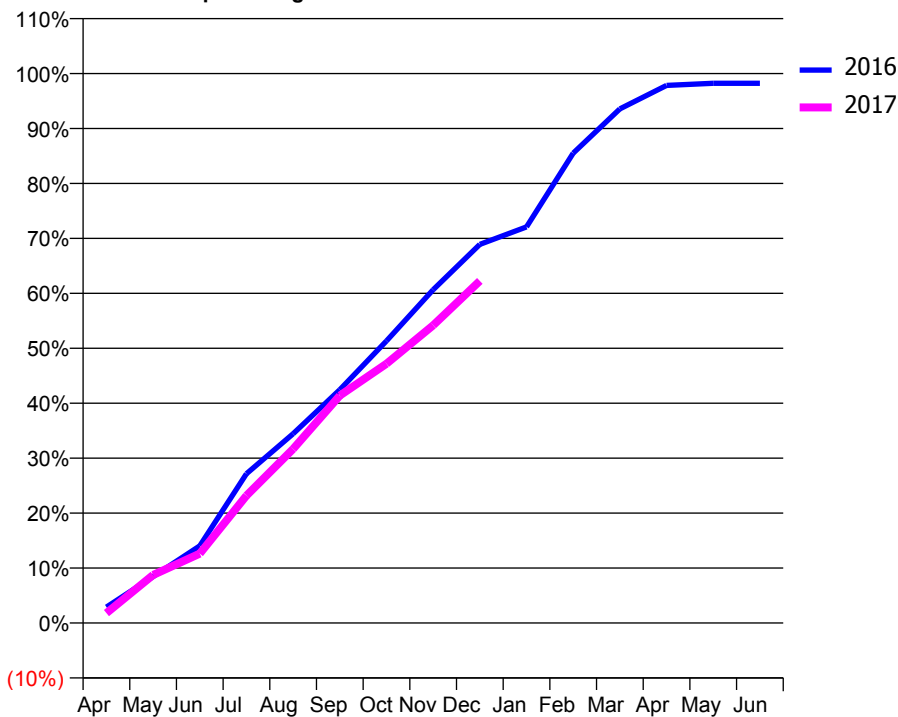
### ACCESS\*

Patients seen in 24 months	Total	Change since previous quarter
Quarter ending December 2015	9,698	
Quarter ending March 2016	9,743	→
Quarter ending June 2016	9,569	↓
Quarter ending September 2016	9,616	→
Quarter ending December 2016	9,491	↓
<b>Variance since December 2015</b>	<b>(2.1%)</b>	<b>↓</b>



### ACTIVITY

Cumulative percentage of contracted UDA delivered 2016 & 2017



Month	Adjusted Scheduled Activity (UDA)	
	2016	2017
April	697	438
May	2,040	2,108
June	3,382	3,044
July	6,547	5,589
August	8,304	7,634
September	10,233	9,972
October	12,375	11,370
November	14,615	13,059
December	16,606	15,005
January	17,373	
February	20,605	
March	22,546	
April	23,579	
May	23,670	
June	23,670	

### QUALITY

	Quantity	Base Number	Contract	AT	Region	England
% of FP17s for the same patient ID Re-attending within 3 months - Children	99	1,331	7.4%	10.5%	11.9%	12.4%
% of FP17s for the same patient ID Re-attending within 3 months - Adults	677	5,739	11.8%	15.9%	17.1%	16.6%
% of FP17s for the same patient ID Re-attending between 3 & 9 months - Children	594	1,331	44.6%	47.5%	46.2%	57.5%
% of FP17s for the same patient ID Re-attending between 3 & 9 months - Adults	2,019	5,739	35.2%	37.9%	37.8%	50.4%
% of FP17s for Band 1 Urgent Courses	278	6,392	4.3%	10.3%	10.6%	9.1%
% of FP17s Relating to Free Repair or Replacements	2	6,392	0.0%	0.7%	0.6%	0.8%
% of FP17s Relating to Continuations	51	6,392	0.8%	1.1%	0.9%	1.3%
% of Patients satisfied with the dentistry they have received	11	12	91.7%	90.2%	90.3%	92.7%
% of Patients satisfied with the time they had to wait for an appointment	10	12	83.3%	85.9%	83.8%	88.8%

\* This is based on patients treated on this contract for their most recent course of treatment. Figures in italics indicate the base number of FP17s or Patient Questionnaire responses are less than 100. N/A is shown where the base number of responses is less than 10 during the period. % is calculated as Quantity/Base number\*100

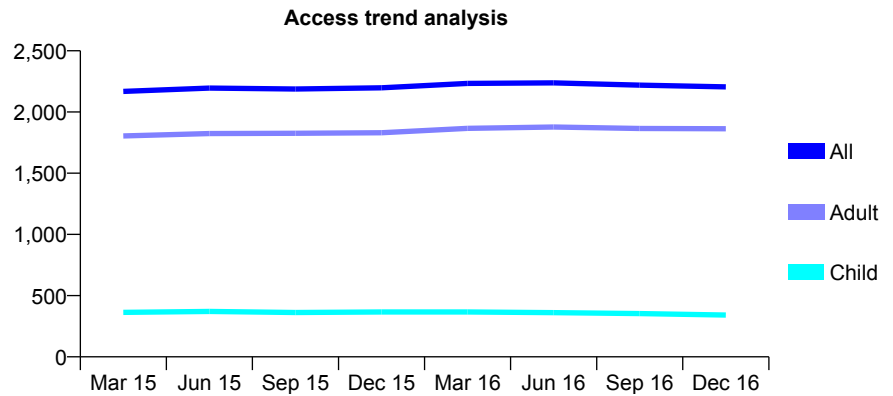
## Q63 - Vital Signs At a Glance Contract Report for 565164/0001 - December 2016

Name or company name	MISS P SARGENT
Contract type name	GDS Contract
Purpose of contract	General
Contract start date	01/04/2006
Contract end date	

16/17 Contracted general activity (UDA)	6,700
Carry forward general activity (UDA)	0
16/17 Contracted orthodontic activity (UOA)	0
Carry forward orthodontic activity (UOA)	0
Baseline contract value	£138,321.85

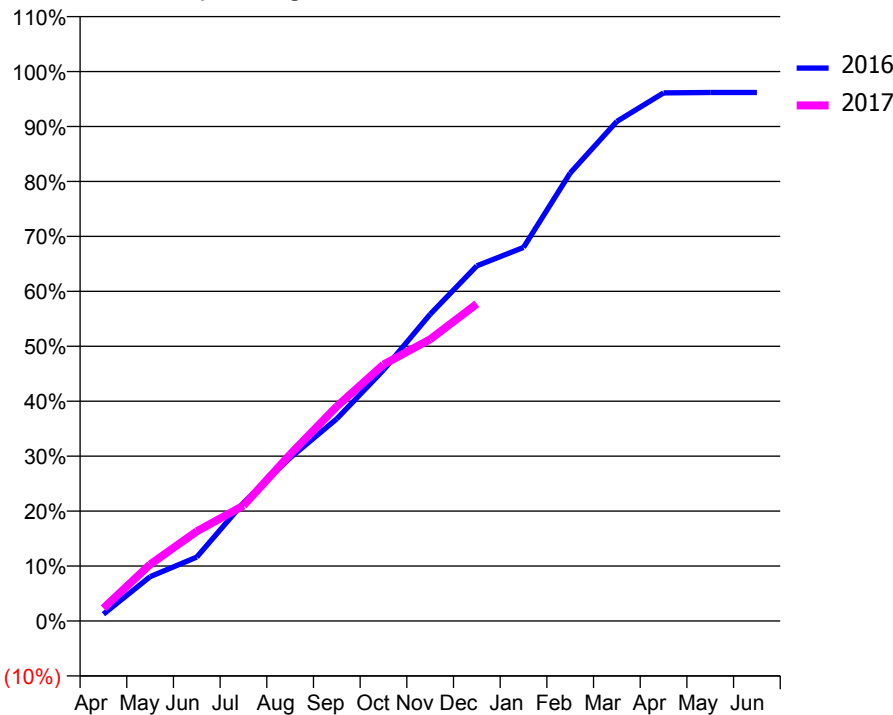
### ACCESS\*

Patients seen in 24 months	Total	Change since previous quarter
Quarter ending December 2015	2,198	
Quarter ending March 2016	2,234	→
Quarter ending June 2016	2,238	→
Quarter ending September 2016	2,219	→
Quarter ending December 2016	2,205	→
<b>Variance since December 2015</b>	<b>0.3%</b>	<b>→</b>



### ACTIVITY

Cumulative percentage of contracted UDA delivered 2016 & 2017



Month	Adjusted Scheduled Activity (UDA)	
	2016	2017
April	84	156
May	540	690
June	780	1,093
July	1,442	1,407
August	1,990	2,032
September	2,466	2,617
October	3,061	3,127
November	3,740	3,435
December	4,331	3,866
January	4,556	
February	5,462	
March	6,091	
April	6,440	
May	6,444	
June	6,444	

### QUALITY

	Quantity	Base Number	Contract	AT	Region	England
% of FP17s for the same patient ID Re-attending within 3 months - Children	8	381	2.1%	10.5%	11.9%	12.4%
% of FP17s for the same patient ID Re-attending within 3 months - Adults	224	2,158	10.4%	15.9%	17.1%	16.6%
% of FP17s for the same patient ID Re-attending between 3 & 9 months - Children	178	381	46.7%	47.5%	46.2%	57.5%
% of FP17s for the same patient ID Re-attending between 3 & 9 months - Adults	1,139	2,158	52.8%	37.9%	37.8%	50.4%
% of FP17s for Band 1 Urgent Courses	174	2,366	7.4%	10.3%	10.6%	9.1%
% of FP17s Relating to Free Repair or Replacements	0	2,366	0.0%	0.7%	0.6%	0.8%
% of FP17s Relating to Continuations	23	2,366	1.0%	1.1%	0.9%	1.3%
% of Patients satisfied with the dentistry they have received	12	13	92.3%	90.2%	90.3%	92.7%
% of Patients satisfied with the time they had to wait for an appointment	11	13	84.6%	85.9%	83.8%	88.8%

\* This is based on patients treated on this contract for their most recent course of treatment. Figures in italics indicate the base number of FP17s or Patient Questionnaire responses are less than 100. N/A is shown where the base number of responses is less than 10 during the period. % is calculated as Quantity/Base number\*100



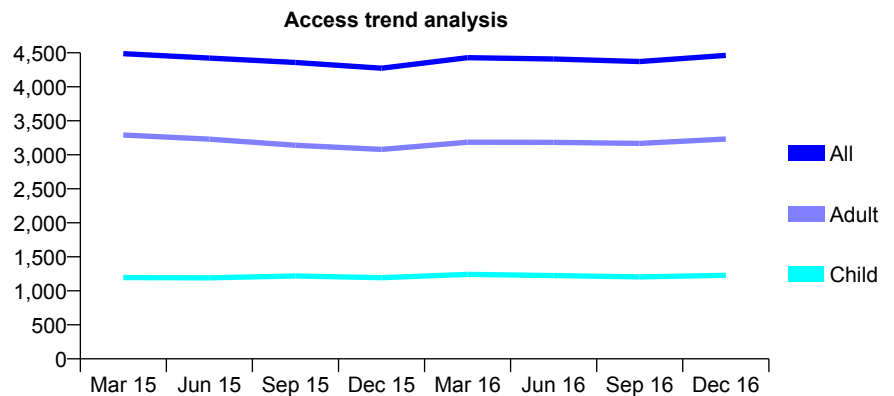
## Q63 - Vital Signs At a Glance Contract Report for 566470/0001 - December 2016

Name or company name	MISS D OZA
Contract type name	GDS Contract
Purpose of contract	General
Contract start date	01/04/2006
Contract end date	

16/17 Contracted general activity (UDA)	13,874
Carry forward general activity (UDA)	0
16/17 Contracted orthodontic activity (UOA)	0
Carry forward orthodontic activity (UOA)	0
Baseline contract value	£353,531.40

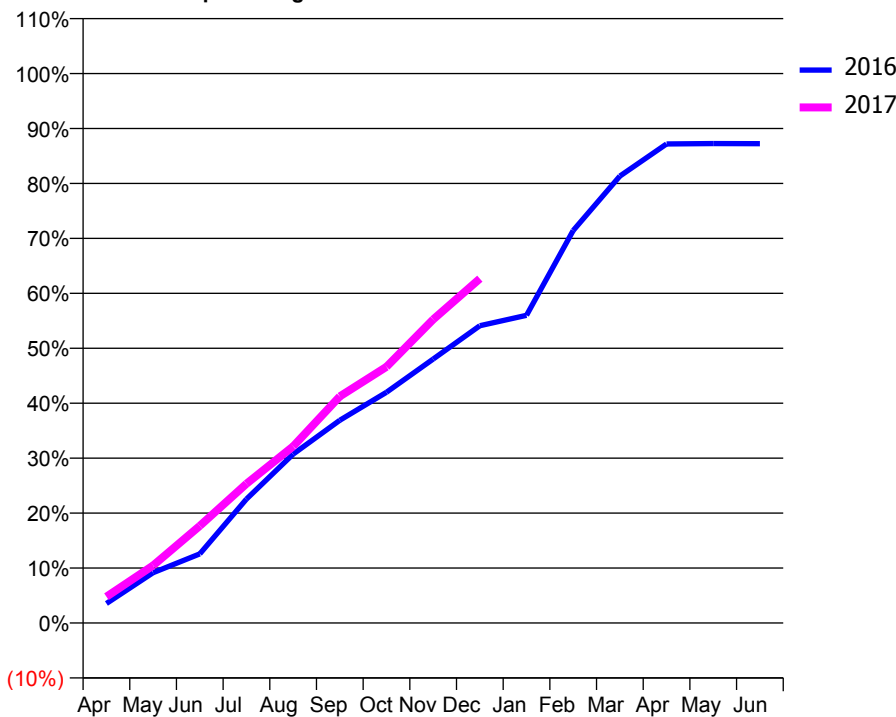
### ACCESS\*

Patients seen in 24 months	Total	Change since previous quarter
Quarter ending December 2015	4,274	
Quarter ending March 2016	4,428	↑
Quarter ending June 2016	4,408	→
Quarter ending September 2016	4,372	→
Quarter ending December 2016	4,461	↑
<b>Variance since December 2015</b>	<b>4.4%</b>	<b>↑</b>



### ACTIVITY

Cumulative percentage of contracted UDA delivered 2016 & 2017



Month	Adjusted Scheduled Activity (UDA)	
	2016	2017
April	492	666
May	1,270	1,451
June	1,745	2,453
July	3,129	3,517
August	4,264	4,460
September	5,120	5,721
October	5,827	6,469
November	6,664	7,664
December	7,506	8,693
January	7,769	
February	9,912	
March	11,283	
April	12,096	
May	12,105	
June	12,103	

### QUALITY

	Quantity	Base Number	Contract	AT	Region	England
% of FP17s for the same patient ID Re-attending within 3 months - Children	98	1,107	8.9%	10.5%	11.9%	12.4%
% of FP17s for the same patient ID Re-attending within 3 months - Adults	385	2,759	14.0%	15.9%	17.1%	16.6%
% of FP17s for the same patient ID Re-attending between 3 & 9 months - Children	510	1,107	46.1%	47.5%	46.2%	57.5%
% of FP17s for the same patient ID Re-attending between 3 & 9 months - Adults	1,040	2,759	37.7%	37.9%	37.8%	50.4%
% of FP17s for Band 1 Urgent Courses	306	3,533	8.7%	10.3%	10.6%	9.1%
% of FP17s Relating to Free Repair or Replacements	23	3,533	0.7%	0.7%	0.6%	0.8%
% of FP17s Relating to Continuations	7	3,533	0.2%	1.1%	0.9%	1.3%
% of Patients satisfied with the dentistry they have received	3	4	N/A	90.2%	90.3%	92.7%
% of Patients satisfied with the time they had to wait for an appointment	4	4	N/A	85.9%	83.8%	88.8%

\* This is based on patients treated on this contract for their most recent course of treatment. Figures in italics indicate the base number of FP17s or Patient Questionnaire responses are less than 100. N/A is shown where the base number of responses is less than 10 during the period. % is calculated as Quantity/Base number\*100

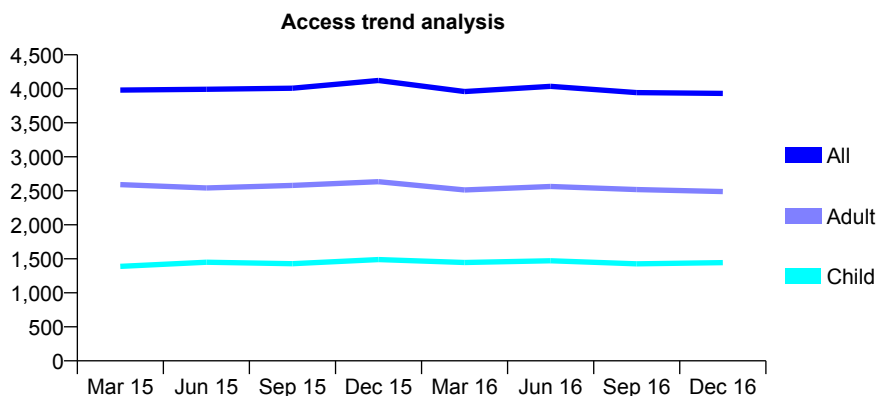
## Q63 - Vital Signs At a Glance Contract Report for 567159/0002 - December 2016

Name or company name	K Sachdev, A Sachdev, M Sachdev, N Sac
Contract type name	GDS Contract
Purpose of contract	General
Contract start date	01/04/2006
Contract end date	

16/17 Contracted general activity (UDA)	8,750
Carry forward general activity (UDA)	-67
16/17 Contracted orthodontic activity (UOA)	0
Carry forward orthodontic activity (UOA)	0
Baseline contract value	£286,533.72

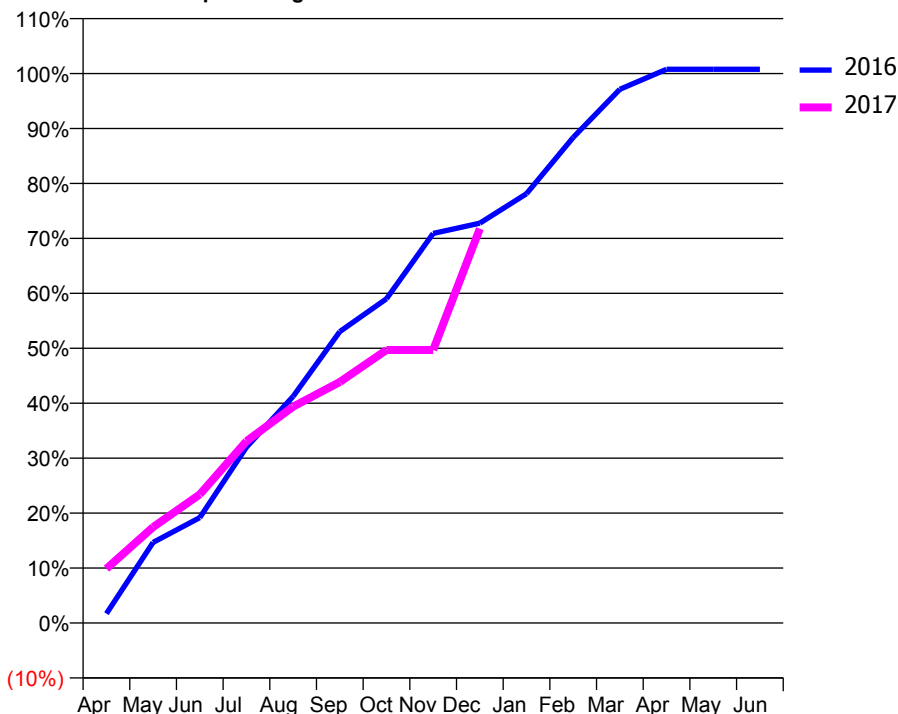
### ACCESS\*

Patients seen in 24 months	Total	Change since previous quarter
Quarter ending December 2015	4,123	
Quarter ending March 2016	3,959	↓
Quarter ending June 2016	4,036	→
Quarter ending September 2016	3,944	↓
Quarter ending December 2016	3,933	→
<b>Variance since December 2015</b>	<b>(4.6%)</b>	<b>↓</b>



### ACTIVITY

Cumulative percentage of contracted UDA delivered 2016 & 2017



Month	Adjusted Scheduled Activity (UDA)	
	2016	2017
April	149	865
May	1,284	1,528
June	1,679	2,049
July	2,799	2,894
August	3,608	3,444
September	4,641	3,837
October	5,164	4,347
November	6,204	4,347
December	6,366	6,280
January	6,836	
February	7,733	
March	8,498	
April	8,817	
May	8,817	
June	8,817	

### QUALITY

	Quantity	Base Number	Contract	AT	Region	England
% of FP17s for the same patient ID Re-attending within 3 months - Children	133	1,293	10.3%	10.5%	11.9%	12.4%
% of FP17s for the same patient ID Re-attending within 3 months - Adults	257	1,644	15.6%	15.9%	17.1%	16.6%
% of FP17s for the same patient ID Re-attending between 3 & 9 months - Children	508	1,293	39.3%	47.5%	46.2%	57.5%
% of FP17s for the same patient ID Re-attending between 3 & 9 months - Adults	381	1,644	23.2%	37.9%	37.8%	50.4%
% of FP17s for Band 1 Urgent Courses	314	2,767	11.3%	10.3%	10.6%	9.1%
% of FP17s Relating to Free Repair or Replacements	0	2,767	0.0%	0.7%	0.6%	0.8%
% of FP17s Relating to Continuations	46	2,767	1.7%	1.1%	0.9%	1.3%
% of Patients satisfied with the dentistry they have received	5	6	N/A	90.2%	90.3%	92.7%
% of Patients satisfied with the time they had to wait for an appointment	5	6	N/A	85.9%	83.8%	88.8%

\* This is based on patients treated on this contract for their most recent course of treatment. Figures in italics indicate the base number of FP17s or Patient Questionnaire responses are less than 100. N/A is shown where the base number of responses is less than 10 during the period. % is calculated as Quantity/Base number\*100

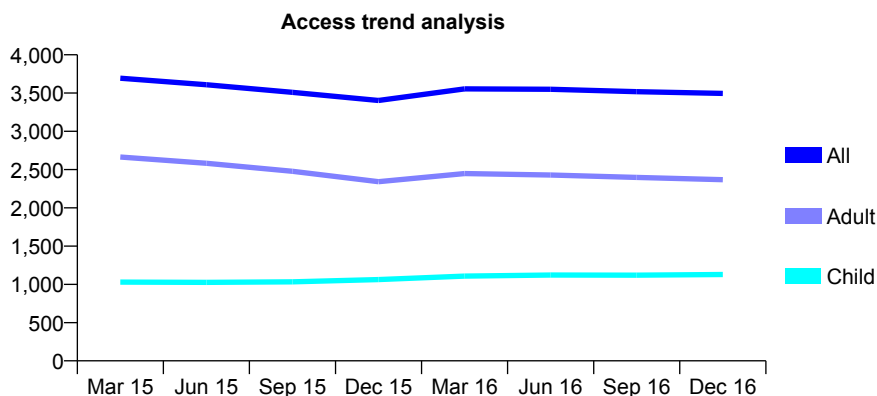
## Q63 - Vital Signs At a Glance Contract Report for 567159/0003 - December 2016

Name or company name	K Sachdev, A Sachdev, M Sachdev, N Sac
Contract type name	GDS Contract
Purpose of contract	General
Contract start date	01/04/2006
Contract end date	

16/17 Contracted general activity (UDA)	12,000
Carry forward general activity (UDA)	-216
16/17 Contracted orthodontic activity (UOA)	0
Carry forward orthodontic activity (UOA)	0
Baseline contract value	£366,161.16

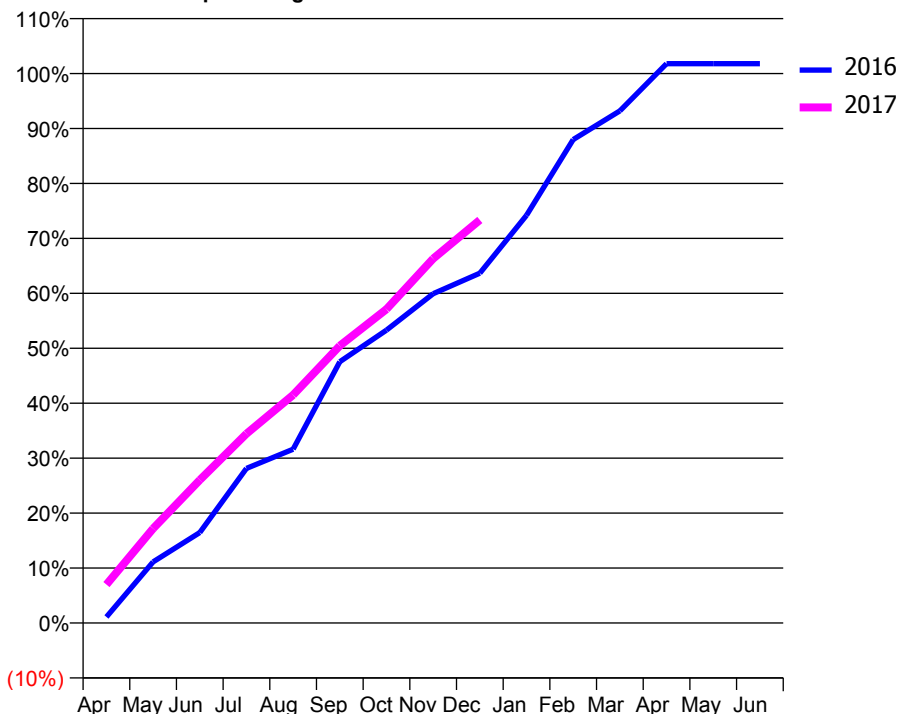
### ACCESS\*

Patients seen in 24 months	Total	Change since previous quarter
Quarter ending December 2015	3,403	
Quarter ending March 2016	3,555	↑
Quarter ending June 2016	3,550	→
Quarter ending September 2016	3,518	→
Quarter ending December 2016	3,496	→
<b>Variance since December 2015</b>	<b>2.7%</b>	<b>↑</b>



### ACTIVITY

Cumulative percentage of contracted UDA delivered 2016 & 2017



Month	Adjusted Scheduled Activity (UDA)	
	2016	2017
April	132	840
May	1,336	2,064
June	1,977	3,122
July	3,378	4,134
August	3,796	4,980
September	5,706	6,055
October	6,398	6,853
November	7,192	7,957
December	7,640	8,803
January	8,904	
February	10,557	
March	11,184	
April	12,216	
May	12,216	
June	12,216	

### QUALITY

	Quantity	Base Number	Contract	AT	Region	England
% of FP17s for the same patient ID Re-attending within 3 months - Children	139	1,038	13.4%	10.5%	11.9%	12.4%
% of FP17s for the same patient ID Re-attending within 3 months - Adults	515	2,064	25.0%	15.9%	17.1%	16.6%
% of FP17s for the same patient ID Re-attending between 3 & 9 months - Children	325	1,038	31.3%	47.5%	46.2%	57.5%
% of FP17s for the same patient ID Re-attending between 3 & 9 months - Adults	531	2,064	25.7%	37.9%	37.8%	50.4%
% of FP17s for Band 1 Urgent Courses	682	2,765	24.7%	10.3%	10.6%	9.1%
% of FP17s Relating to Free Repair or Replacements	21	2,765	0.8%	0.7%	0.6%	0.8%
% of FP17s Relating to Continuations	34	2,765	1.2%	1.1%	0.9%	1.3%
% of Patients satisfied with the dentistry they have received	2	2	N/A	90.2%	90.3%	92.7%
% of Patients satisfied with the time they had to wait for an appointment	1	2	N/A	85.9%	83.8%	88.8%

\* This is based on patients treated on this contract for their most recent course of treatment. Figures in italics indicate the base number of FP17s or Patient Questionnaire responses are less than 100. N/A is shown where the base number of responses is less than 10 during the period. % is calculated as Quantity/Base number\*100

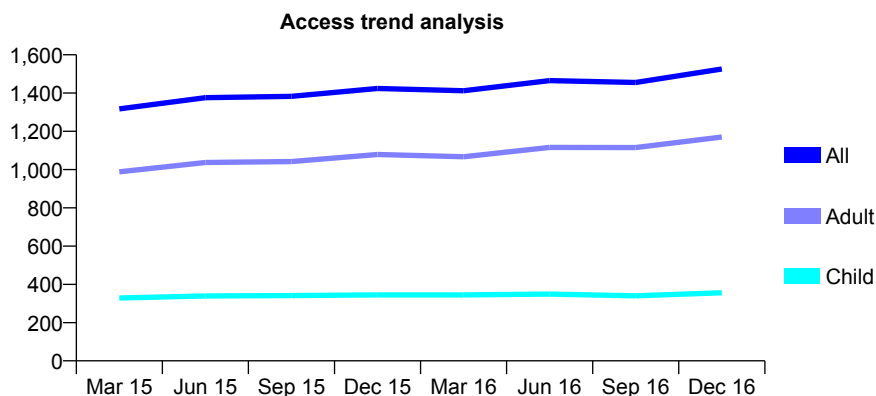
## Q63 - Vital Signs At a Glance Contract Report for 567280/0001 - December 2016

Name or company name	MR NL WATERS
Contract type name	GDS Contract
Purpose of contract	General
Contract start date	01/04/2006
Contract end date	

16/17 Contracted general activity (UDA)	3,519
Carry forward general activity (UDA)	0
16/17 Contracted orthodontic activity (UOA)	0
Carry forward orthodontic activity (UOA)	0
Baseline contract value	£102,220.26

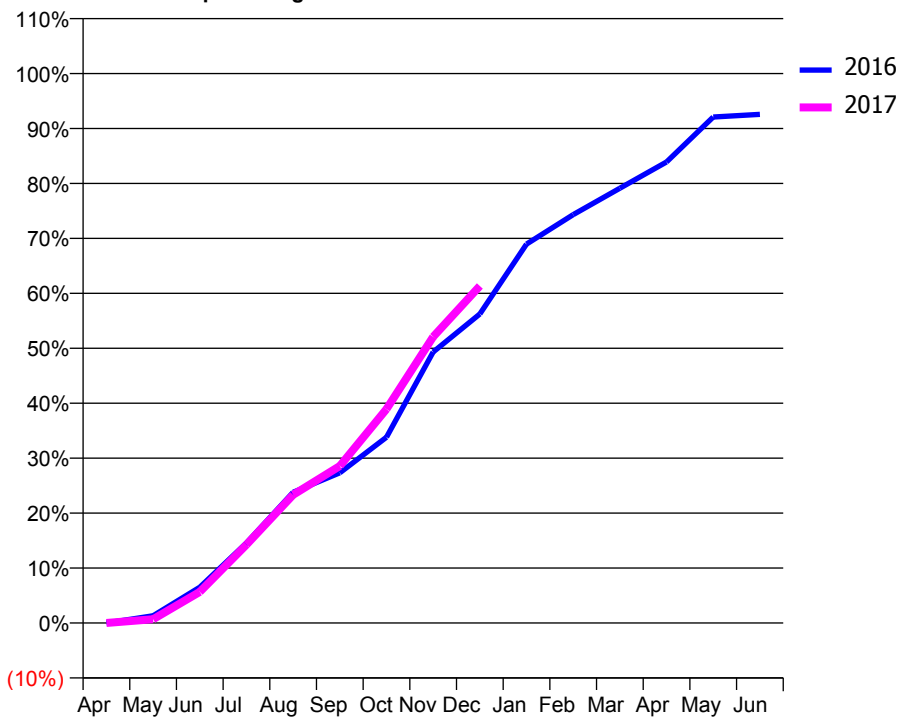
### ACCESS\*

Patients seen in 24 months	Total	Change since previous quarter
Quarter ending December 2015	1,424	
Quarter ending March 2016	1,412	→
Quarter ending June 2016	1,465	↑
Quarter ending September 2016	1,455	→
Quarter ending December 2016	1,526	↑
<b>Variance since December 2015</b>	<b>7.2%</b>	<b>↑</b>



### ACTIVITY

Cumulative percentage of contracted UDA delivered 2016 & 2017



Month	Adjusted Scheduled Activity (UDA)	
	2016	2017
April	0	0
May	47	24
June	229	200
July	512	502
August	837	821
September	962	1,006
October	1,190	1,370
November	1,735	1,833
December	1,979	2,158
January	2,426	
February	2,615	
March	2,784	
April	2,952	
May	3,240	
June	3,258	

### QUALITY

	Quantity	Base Number	Contract	AT	Region	England
% of FP17s for the same patient ID Re-attending within 3 months - Children	24	304	7.9%	10.5%	11.9%	12.4%
% of FP17s for the same patient ID Re-attending within 3 months - Adults	65	879	7.4%	15.9%	17.1%	16.6%
% of FP17s for the same patient ID Re-attending between 3 & 9 months - Children	93	304	30.6%	47.5%	46.2%	57.5%
% of FP17s for the same patient ID Re-attending between 3 & 9 months - Adults	241	879	27.4%	37.9%	37.8%	50.4%
% of FP17s for Band 1 Urgent Courses	82	932	8.8%	10.3%	10.6%	9.1%
% of FP17s Relating to Free Repair or Replacements	0	932	0.0%	0.7%	0.6%	0.8%
% of FP17s Relating to Continuations	0	932	0.0%	1.1%	0.9%	1.3%
% of Patients satisfied with the dentistry they have received	0	0	N/A	90.2%	90.3%	92.7%
% of Patients satisfied with the time they had to wait for an appointment	0	0	N/A	85.9%	83.8%	88.8%

\* This is based on patients treated on this contract for their most recent course of treatment. Figures in italics indicate the base number of FP17s or Patient Questionnaire responses are less than 100. N/A is shown where the base number of responses is less than 10 during the period. % is calculated as Quantity/Base number\*100

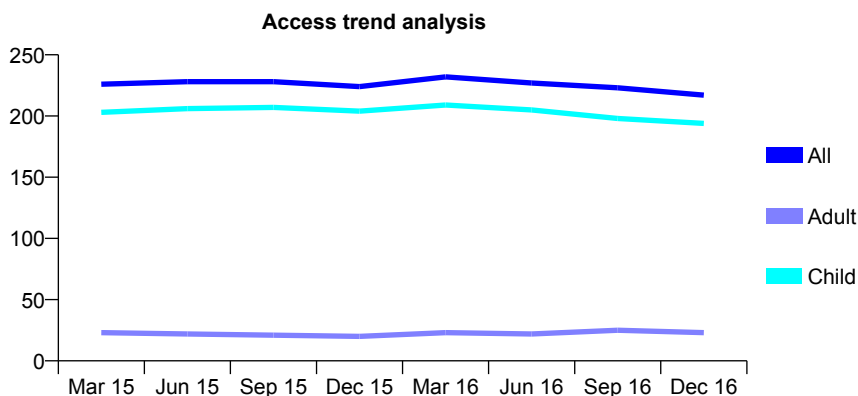
## Q63 - Vital Signs At a Glance Contract Report for 567310/0001 - December 2016

Name or company name	MR NS RANA
Contract type name	GDS Contract
Purpose of contract	General
Contract start date	01/04/2006
Contract end date	

16/17 Contracted general activity (UDA)	260
Carry forward general activity (UDA)	-5
16/17 Contracted orthodontic activity (UOA)	0
Carry forward orthodontic activity (UOA)	0
Baseline contract value	£6,690.05

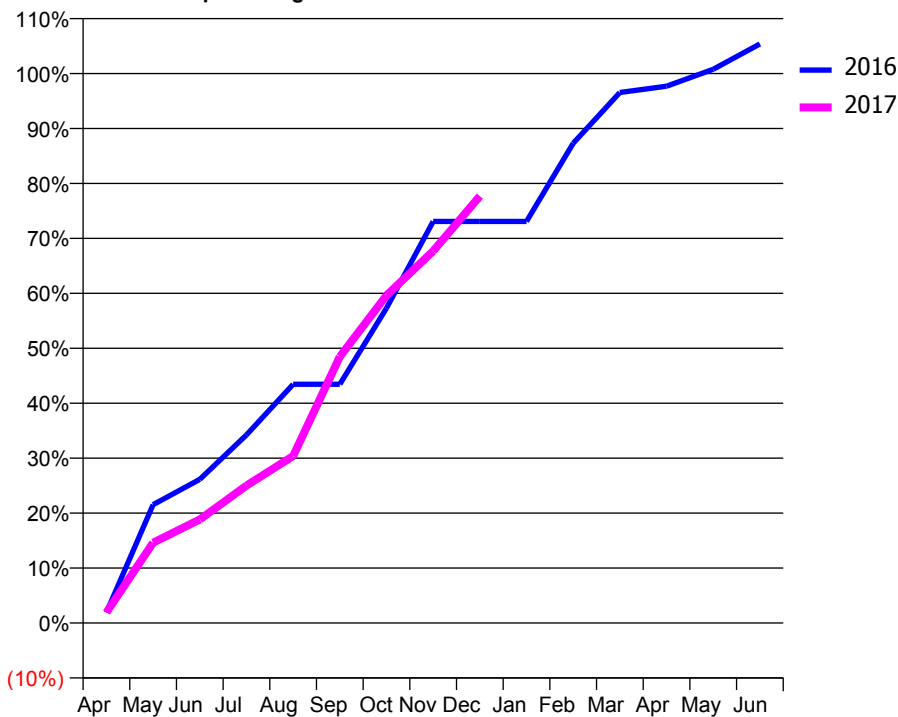
### ACCESS\*

Patients seen in 24 months	Total	Change since previous quarter
Quarter ending December 2015	224	
Quarter ending March 2016	232	↑
Quarter ending June 2016	227	↓
Quarter ending September 2016	223	↓
Quarter ending December 2016	217	↓
<b>Variance since December 2015</b>	<b>(3.1%)</b>	<b>↓</b>



### ACTIVITY

Cumulative percentage of contracted UDA delivered 2016 & 2017



Month	Adjusted Scheduled Activity (UDA)	
	2016	2017
April	5	5
May	56	38
June	68	49
July	89	65
August	113	79
September	113	126
October	149	155
November	190	176
December	190	202
January	190	
February	227	
March	251	
April	254	
May	262	
June	274	

### QUALITY

	Quantity	Base Number	Contract	AT	Region	England
% of FP17s for the same patient ID Re-attending within 3 months - Children	4	187	2.1%	10.5%	11.9%	12.4%
% of FP17s for the same patient ID Re-attending within 3 months - Adults	0	7	0.0%	15.9%	17.1%	16.6%
% of FP17s for the same patient ID Re-attending between 3 & 9 months - Children	107	187	57.2%	47.5%	46.2%	57.5%
% of FP17s for the same patient ID Re-attending between 3 & 9 months - Adults	2	7	28.6%	37.9%	37.8%	50.4%
% of FP17s for Band 1 Urgent Courses	0	175	0.0%	10.3%	10.6%	9.1%
% of FP17s Relating to Free Repair or Replacements	0	175	0.0%	0.7%	0.6%	0.8%
% of FP17s Relating to Continuations	0	175	0.0%	1.1%	0.9%	1.3%
% of Patients satisfied with the dentistry they have received	0	0	N/A	90.2%	90.3%	92.7%
% of Patients satisfied with the time they had to wait for an appointment	0	0	N/A	85.9%	83.8%	88.8%

\* This is based on patients treated on this contract for their most recent course of treatment. Figures in italics indicate the base number of FP17s or Patient Questionnaire responses are less than 100. N/A is shown where the base number of responses is less than 10 during the period. % is calculated as Quantity/Base number\*100

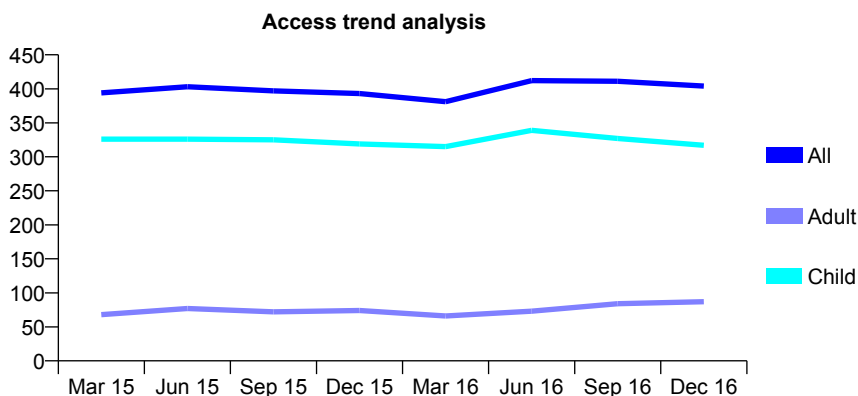
## Q63 - Vital Signs At a Glance Contract Report for 567515/0001 - December 2016

Name or company name	MR BP CULLEN
Contract type name	GDS Contract
Purpose of contract	General
Contract start date	01/04/2006
Contract end date	

16/17 Contracted general activity (UDA)	1,200
Carry forward general activity (UDA)	0
16/17 Contracted orthodontic activity (UOA)	0
Carry forward orthodontic activity (UOA)	0
Baseline contract value	£29,350.35

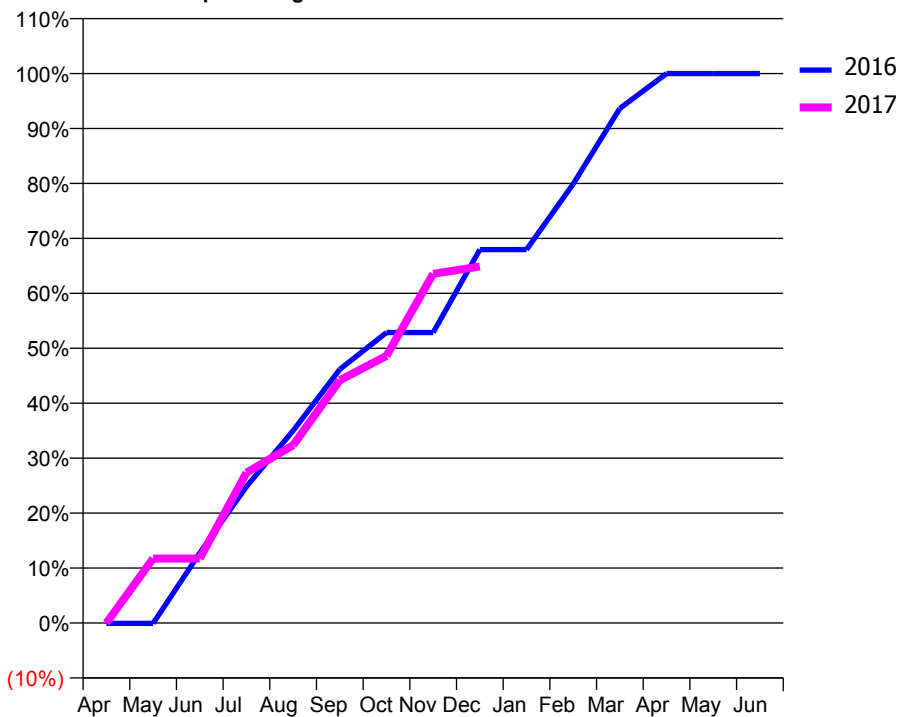
### ACCESS\*

Patients seen in 24 months	Total	Change since previous quarter
Quarter ending December 2015	393	
Quarter ending March 2016	381	↓
Quarter ending June 2016	412	↑
Quarter ending September 2016	411	→
Quarter ending December 2016	404	↓
<b>Variance since December 2015</b>	<b>2.8%</b>	<b>↑</b>



### ACTIVITY

Cumulative percentage of contracted UDA delivered 2016 & 2017



Month	Adjusted Scheduled Activity (UDA)	
	2016	2017
April	-1	0
May	-1	141
June	153	141
July	298	328
August	420	388
September	554	530
October	634	583
November	634	762
December	815	778
January	815	
February	959	
March	1,124	
April	1,200	
May	1,200	
June	1,200	

### QUALITY

	Quantity	Base Number	Contract	AT	Region	England
% of FP17s for the same patient ID Re-attending within 3 months - Children	16	286	5.6%	10.5%	11.9%	12.4%
% of FP17s for the same patient ID Re-attending within 3 months - Adults	0	29	0.0%	15.9%	17.1%	16.6%
% of FP17s for the same patient ID Re-attending between 3 & 9 months - Children	122	286	42.7%	47.5%	46.2%	57.5%
% of FP17s for the same patient ID Re-attending between 3 & 9 months - Adults	14	29	48.3%	37.9%	37.8%	50.4%
% of FP17s for Band 1 Urgent Courses	7	286	2.4%	10.3%	10.6%	9.1%
% of FP17s Relating to Free Repair or Replacements	0	286	0.0%	0.7%	0.6%	0.8%
% of FP17s Relating to Continuations	0	286	0.0%	1.1%	0.9%	1.3%
% of Patients satisfied with the dentistry they have received	0	0	N/A	90.2%	90.3%	92.7%
% of Patients satisfied with the time they had to wait for an appointment	0	0	N/A	85.9%	83.8%	88.8%

\* This is based on patients treated on this contract for their most recent course of treatment. Figures in italics indicate the base number of FP17s or Patient Questionnaire responses are less than 100. N/A is shown where the base number of responses is less than 10 during the period. % is calculated as Quantity/Base number\*100

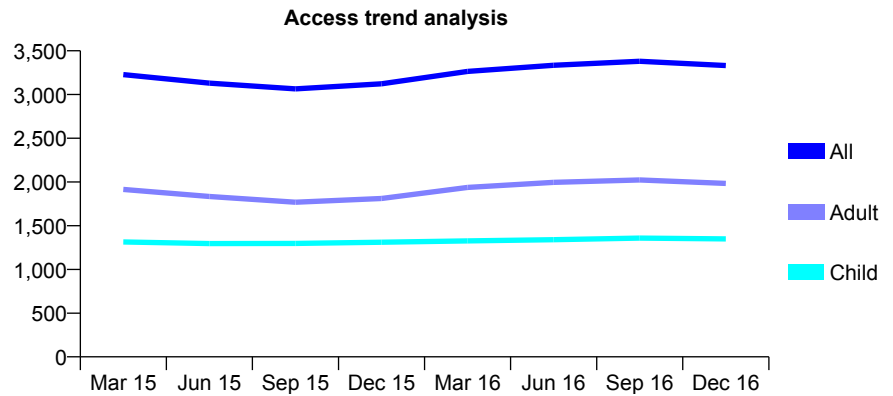
## Q63 - Vital Signs At a Glance Contract Report for 567736/0001 - December 2016

Name or company name	MR DM JOSHI
Contract type name	GDS Contract
Purpose of contract	General
Contract start date	01/04/2006
Contract end date	

16/17 Contracted general activity (UDA)	6,296
Carry forward general activity (UDA)	0
16/17 Contracted orthodontic activity (UOA)	0
Carry forward orthodontic activity (UOA)	0
Baseline contract value	£187,572.31

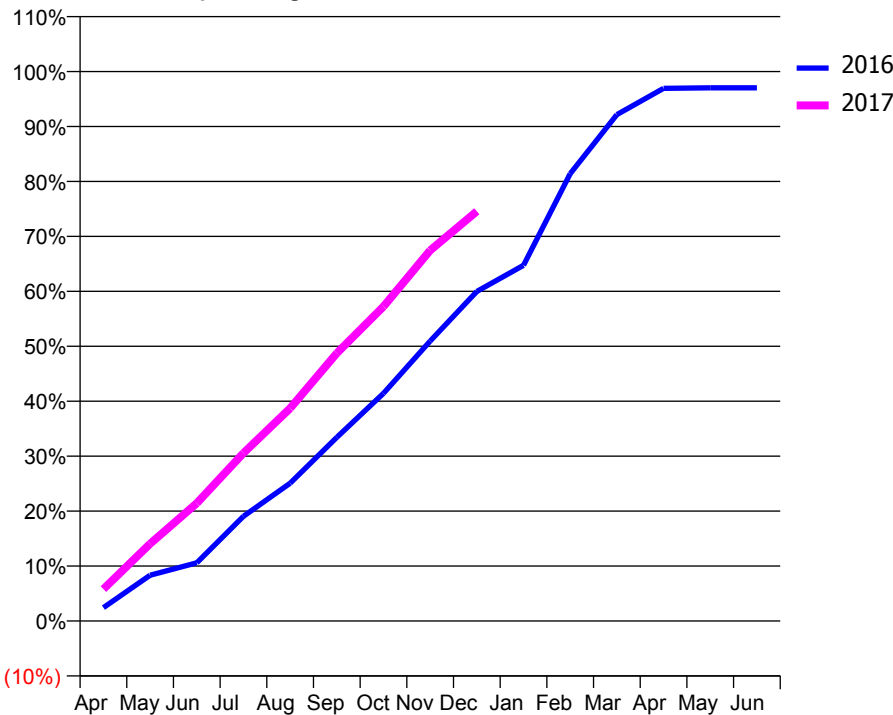
### ACCESS\*

Patients seen in 24 months	Total	Change since previous quarter
Quarter ending December 2015	3,122	
Quarter ending March 2016	3,264	↑
Quarter ending June 2016	3,334	↑
Quarter ending September 2016	3,381	→
Quarter ending December 2016	3,332	↓
<b>Variance since December 2015</b>	<b>6.7%</b>	<b>↑</b>



### ACTIVITY

Cumulative percentage of contracted UDA delivered 2016 & 2017



Month	Adjusted Scheduled Activity (UDA)	
	2016	2017
April	154	367
May	524	885
June	667	1,350
July	1,200	1,925
August	1,580	2,437
September	2,104	3,069
October	2,609	3,604
November	3,208	4,247
December	3,777	4,695
January	4,076	
February	5,126	
March	5,802	
April	6,103	
May	6,109	
June	6,109	

### QUALITY

	Quantity	Base Number	Contract	AT	Region	England
% of FP17s for the same patient ID Re-attending within 3 months - Children	52	1,455	3.6%	10.5%	11.9%	12.4%
% of FP17s for the same patient ID Re-attending within 3 months - Adults	124	1,527	8.1%	15.9%	17.1%	16.6%
% of FP17s for the same patient ID Re-attending between 3 & 9 months - Children	921	1,455	63.3%	47.5%	46.2%	57.5%
% of FP17s for the same patient ID Re-attending between 3 & 9 months - Adults	572	1,527	37.5%	37.9%	37.8%	50.4%
% of FP17s for Band 1 Urgent Courses	204	2,805	7.3%	10.3%	10.6%	9.1%
% of FP17s Relating to Free Repair or Replacements	6	2,805	0.2%	0.7%	0.6%	0.8%
% of FP17s Relating to Continuations	3	2,805	0.1%	1.1%	0.9%	1.3%
% of Patients satisfied with the dentistry they have received	2	2	N/A	90.2%	90.3%	92.7%
% of Patients satisfied with the time they had to wait for an appointment	1	2	N/A	85.9%	83.8%	88.8%

\* This is based on patients treated on this contract for their most recent course of treatment. Figures in italics indicate the base number of FP17s or Patient Questionnaire responses are less than 100. N/A is shown where the base number of responses is less than 10 during the period. % is calculated as Quantity/Base number\*100



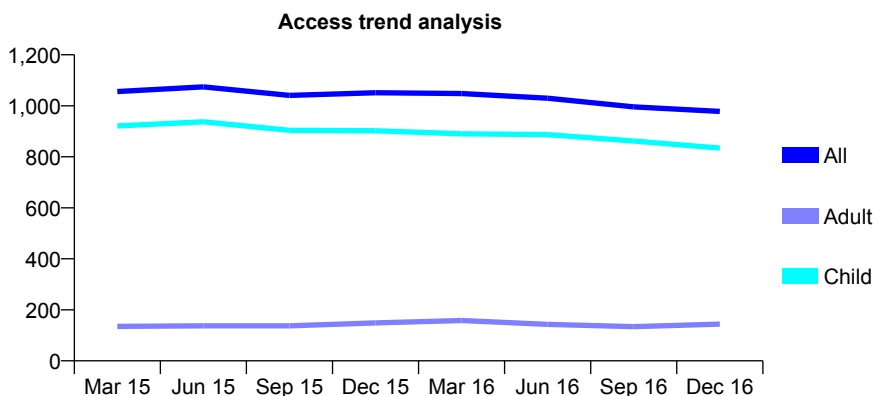
## Q63 - Vital Signs At a Glance Contract Report for 574481/0001 - December 2016

Name or company name	MR PD BANNER
Contract type name	GDS Contract
Purpose of contract	General
Contract start date	01/04/2006
Contract end date	

16/17 Contracted general activity (UDA)	2,000
Carry forward general activity (UDA)	4
16/17 Contracted orthodontic activity (UOA)	0
Carry forward orthodontic activity (UOA)	0
Baseline contract value	£48,067.65

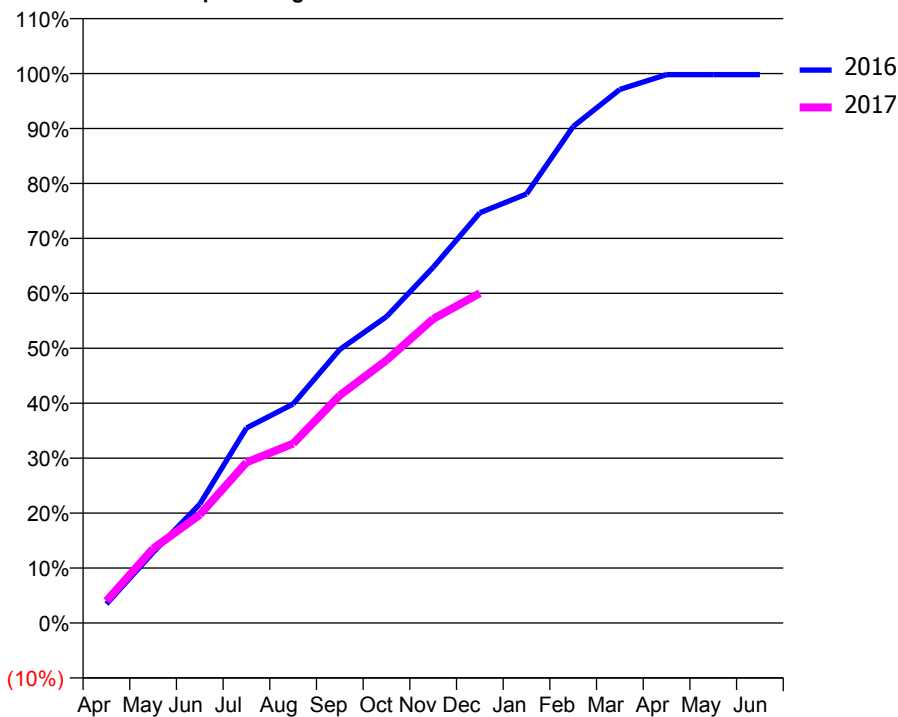
### ACCESS\*

Patients seen in 24 months	Total	Change since previous quarter
Quarter ending December 2015	1,051	
Quarter ending March 2016	1,048	→
Quarter ending June 2016	1,030	↓
Quarter ending September 2016	996	↓
Quarter ending December 2016	978	↓
<b>Variance since December 2015</b>	<b>(6.9%)</b>	<b>↓</b>



### ACTIVITY

Cumulative percentage of contracted UDA delivered 2016 & 2017



Adjusted Scheduled Activity (UDA)

Month	2016	2017
April	69	80
May	257	271
June	433	394
July	710	585
August	797	653
September	996	829
October	1,115	956
November	1,295	1,107
December	1,493	1,201
January	1,562	
February	1,807	
March	1,942	
April	1,996	
May	1,996	
June	1,996	

### QUALITY

	Quantity	Base Number	Contract	AT	Region	England
% of FP17s for the same patient ID Re-attending within 3 months - Children	32	838	3.8%	10.5%	11.9%	12.4%
% of FP17s for the same patient ID Re-attending within 3 months - Adults	0	39	0.0%	15.9%	17.1%	16.6%
% of FP17s for the same patient ID Re-attending between 3 & 9 months - Children	507	838	60.5%	47.5%	46.2%	57.5%
% of FP17s for the same patient ID Re-attending between 3 & 9 months - Adults	11	39	28.2%	37.9%	37.8%	50.4%
% of FP17s for Band 1 Urgent Courses	18	835	2.2%	10.3%	10.6%	9.1%
% of FP17s Relating to Free Repair or Replacements	0	835	0.0%	0.7%	0.6%	0.8%
% of FP17s Relating to Continuations	6	835	0.7%	1.1%	0.9%	1.3%
% of Patients satisfied with the dentistry they have received	0	0	N/A	90.2%	90.3%	92.7%
% of Patients satisfied with the time they had to wait for an appointment	0	0	N/A	85.9%	83.8%	88.8%

\* This is based on patients treated on this contract for their most recent course of treatment. Figures in italics indicate the base number of FP17s or Patient Questionnaire responses are less than 100. N/A is shown where the base number of responses is less than 10 during the period. % is calculated as Quantity/Base number\*100

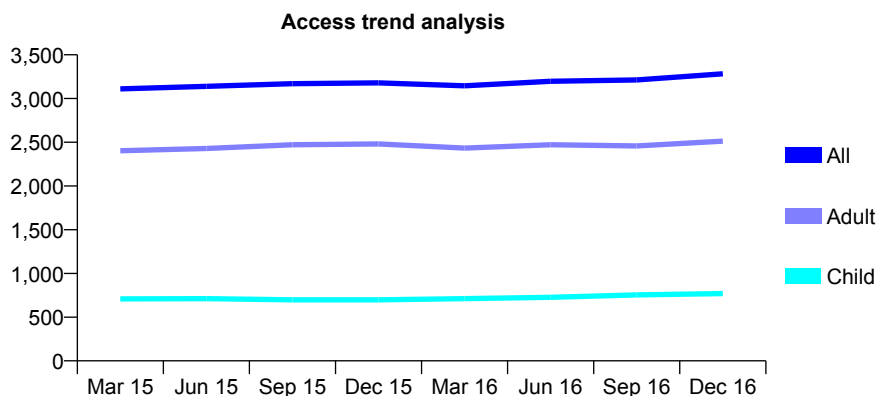
## Q63 - Vital Signs At a Glance Contract Report for 574678/0001 - December 2016

Name or company name	MR MJ PRITCHARD
Contract type name	GDS Contract
Purpose of contract	General
Contract start date	01/04/2006
Contract end date	

16/17 Contracted general activity (UDA)	8,500
Carry forward general activity (UDA)	65
16/17 Contracted orthodontic activity (UOA)	0
Carry forward orthodontic activity (UOA)	0
Baseline contract value	£224,344.63

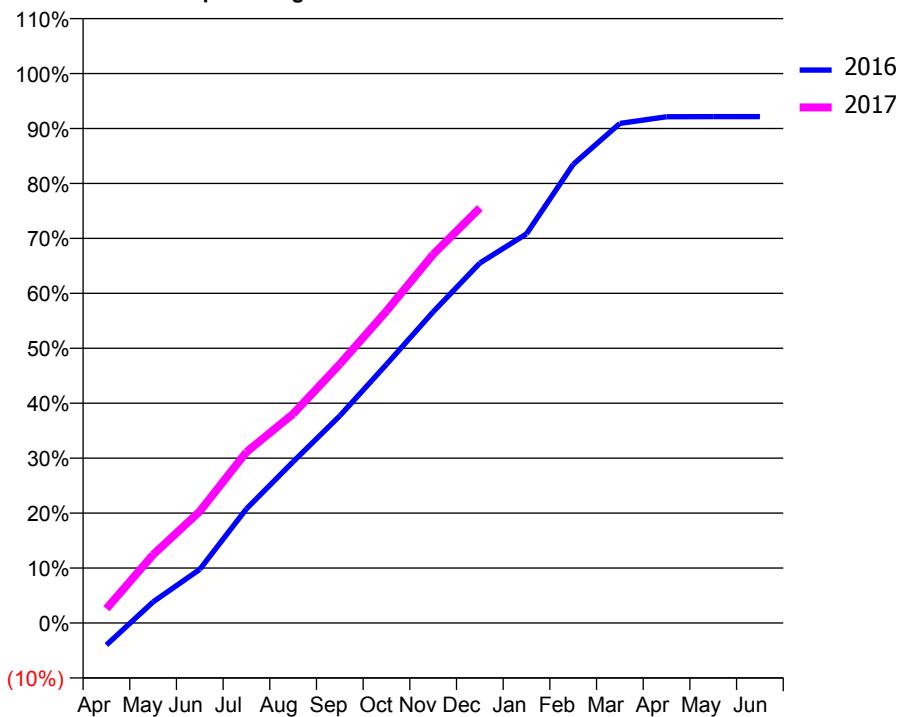
### ACCESS\*

Patients seen in 24 months	Total	Change since previous quarter
Quarter ending December 2015	3,179	
Quarter ending March 2016	3,145	↓
Quarter ending June 2016	3,198	→
Quarter ending September 2016	3,212	→
Quarter ending December 2016	3,282	↑
<b>Variance since December 2015</b>	<b>3.2%</b>	<b>↑</b>



### ACTIVITY

Cumulative percentage of contracted UDA delivered 2016 & 2017



Month	Adjusted Scheduled Activity (UDA)	
	2016	2017
April	-342	222
May	326	1,057
June	831	1,728
July	1,766	2,645
August	2,495	3,236
September	3,205	4,004
October	4,000	4,826
November	4,813	5,702
December	5,568	6,421
January	6,020	
February	7,095	
March	7,727	
April	7,832	
May	7,834	
June	7,834	

### QUALITY

	Quantity	Base Number	Contract	AT	Region	England
% of FP17s for the same patient ID Re-attending within 3 months - Children	48	900	5.3%	10.5%	11.9%	12.4%
% of FP17s for the same patient ID Re-attending within 3 months - Adults	230	2,588	8.9%	15.9%	17.1%	16.6%
% of FP17s for the same patient ID Re-attending between 3 & 9 months - Children	535	900	59.4%	47.5%	46.2%	57.5%
% of FP17s for the same patient ID Re-attending between 3 & 9 months - Adults	1,500	2,588	58.0%	37.9%	37.8%	50.4%
% of FP17s for Band 1 Urgent Courses	35	3,423	1.0%	10.3%	10.6%	9.1%
% of FP17s Relating to Free Repair or Replacements	5	3,423	0.1%	0.7%	0.6%	0.8%
% of FP17s Relating to Continuations	7	3,423	0.2%	1.1%	0.9%	1.3%
% of Patients satisfied with the dentistry they have received	0	0	N/A	90.2%	90.3%	92.7%
% of Patients satisfied with the time they had to wait for an appointment	0	0	N/A	85.9%	83.8%	88.8%

\* This is based on patients treated on this contract for their most recent course of treatment. Figures in italics indicate the base number of FP17s or Patient Questionnaire responses are less than 100. N/A is shown where the base number of responses is less than 10 during the period. % is calculated as Quantity/Base number\*100

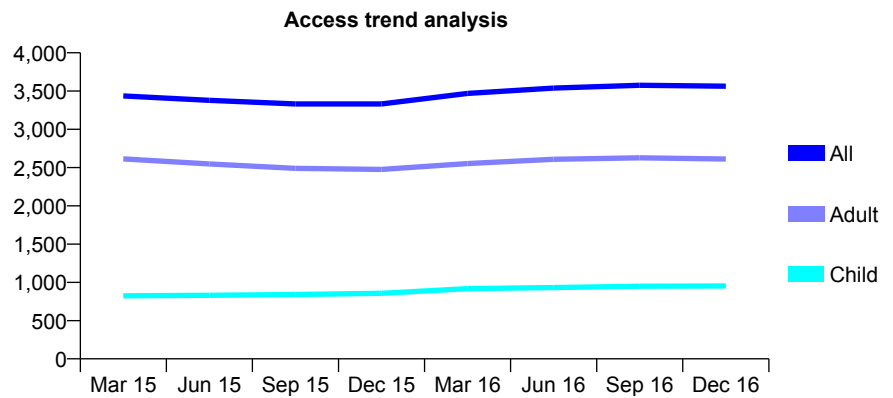
## Q63 - Vital Signs At a Glance Contract Report for 576611/0001 - December 2016

Name or company name	MISS SN PATEL
Contract type name	GDS Contract
Purpose of contract	General
Contract start date	01/04/2006
Contract end date	

16/17 Contracted general activity (UDA)	9,280
Carry forward general activity (UDA)	340
16/17 Contracted orthodontic activity (UOA)	0
Carry forward orthodontic activity (UOA)	0
Baseline contract value	£235,751.20

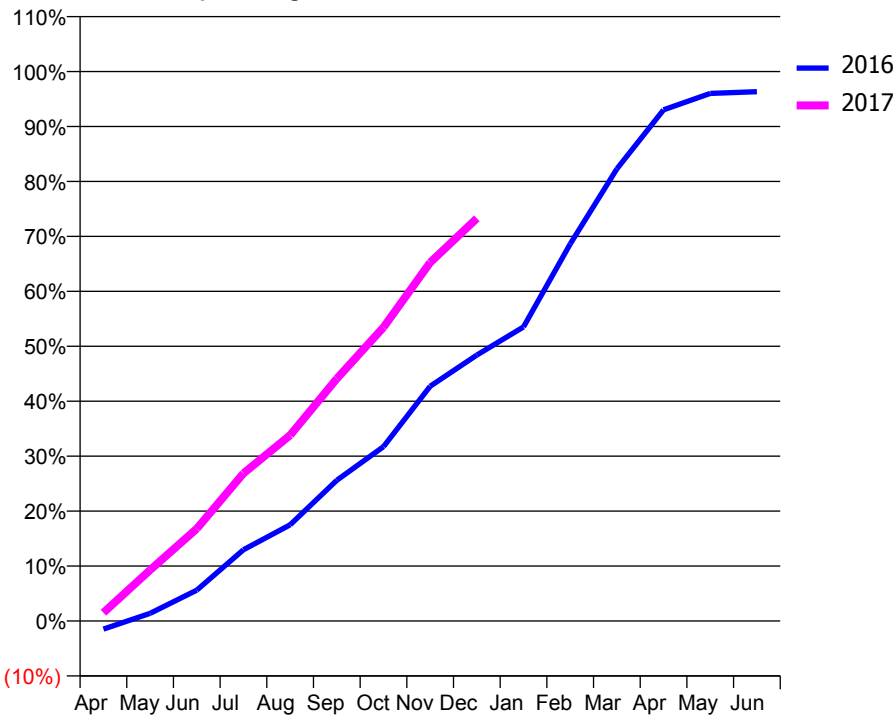
### ACCESS\*

Patients seen in 24 months	Total	Change since previous quarter
Quarter ending December 2015	3,331	
Quarter ending March 2016	3,469	↑
Quarter ending June 2016	3,539	↑
Quarter ending September 2016	3,576	→
Quarter ending December 2016	3,563	→
<b>Variance since December 2015</b>	<b>7.0%</b>	<b>↑</b>



### ACTIVITY

Cumulative percentage of contracted UDA delivered 2016 & 2017



Month	Adjusted Scheduled Activity (UDA)	
	2016	2017
April	-139	140
May	129	860
June	521	1,560
July	1,204	2,494
August	1,625	3,137
September	2,376	4,093
October	2,944	4,960
November	3,965	6,055
December	4,492	6,799
January	4,967	
February	6,366	
March	7,635	
April	8,633	
May	8,911	
June	8,940	

### QUALITY

	Quantity	Base Number	Contract	AT	Region	England
% of FP17s for the same patient ID Re-attending within 3 months - Children	61	767	8.0%	10.5%	11.9%	12.4%
% of FP17s for the same patient ID Re-attending within 3 months - Adults	325	2,096	15.5%	15.9%	17.1%	16.6%
% of FP17s for the same patient ID Re-attending between 3 & 9 months - Children	324	767	42.2%	47.5%	46.2%	57.5%
% of FP17s for the same patient ID Re-attending between 3 & 9 months - Adults	645	2,096	30.8%	37.9%	37.8%	50.4%
% of FP17s for Band 1 Urgent Courses	221	2,317	9.5%	10.3%	10.6%	9.1%
% of FP17s Relating to Free Repair or Replacements	28	2,317	1.2%	0.7%	0.6%	0.8%
% of FP17s Relating to Continuations	30	2,317	1.3%	1.1%	0.9%	1.3%
% of Patients satisfied with the dentistry they have received	1	4	N/A	90.2%	90.3%	92.7%
% of Patients satisfied with the time they had to wait for an appointment	3	4	N/A	85.9%	83.8%	88.8%

\* This is based on patients treated on this contract for their most recent course of treatment. Figures in italics indicate the base number of FP17s or Patient Questionnaire responses are less than 100. N/A is shown where the base number of responses is less than 10 during the period. % is calculated as Quantity/Base number\*100

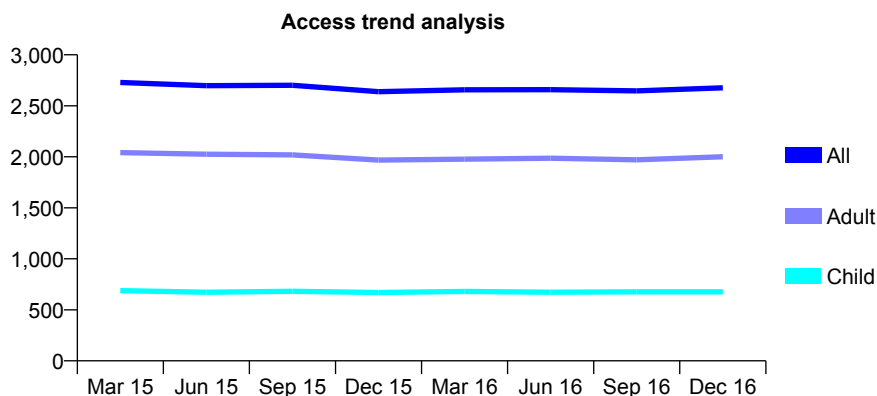
## Q63 - Vital Signs At a Glance Contract Report for 577464/0001 - December 2016

Name or company name	MR NR RUBAKUMAR
Contract type name	GDS Contract
Purpose of contract	General
Contract start date	01/04/2006
Contract end date	

16/17 Contracted general activity (UDA)	7,583
Carry forward general activity (UDA)	-152
16/17 Contracted orthodontic activity (UOA)	0
Carry forward orthodontic activity (UOA)	0
Baseline contract value	£209,011.60

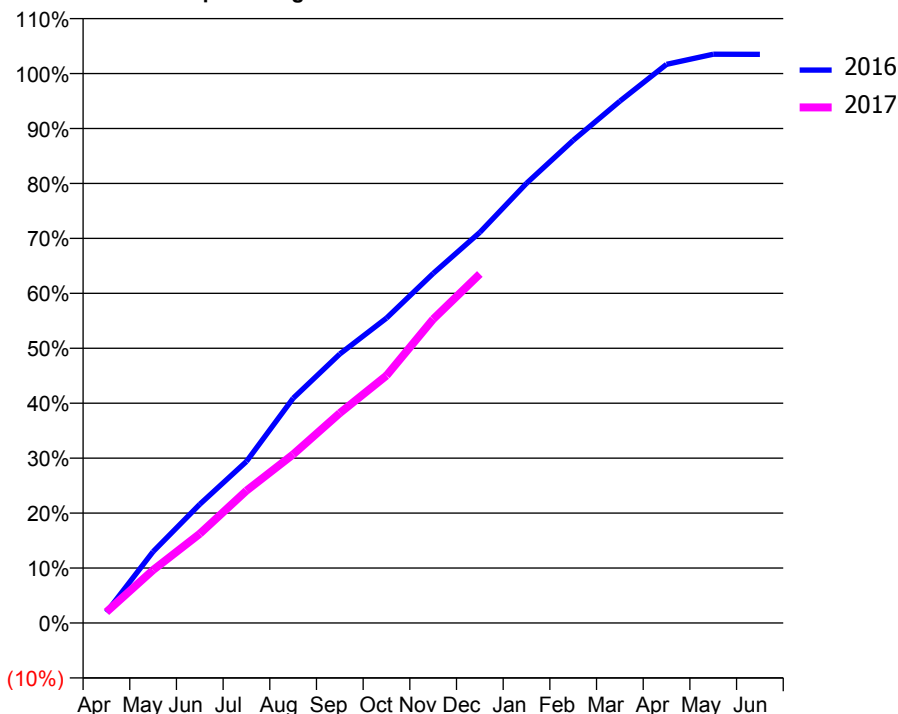
### ACCESS\*

Patients seen in 24 months	Total	Change since previous quarter
Quarter ending December 2015	2,638	
Quarter ending March 2016	2,657	→
Quarter ending June 2016	2,658	→
Quarter ending September 2016	2,647	→
Quarter ending December 2016	2,676	→
<b>Variance since December 2015</b>	<b>1.4%</b>	<b>→</b>



### ACTIVITY

Cumulative percentage of contracted UDA delivered 2016 & 2017



Adjusted Scheduled Activity (UDA)

Month	2016	2017
April	149	152
May	986	732
June	1,639	1,232
July	2,230	1,826
August	3,101	2,327
September	3,713	2,897
October	4,207	3,415
November	4,825	4,193
December	5,390	4,817
January	6,067	
February	6,660	
March	7,201	
April	7,710	
May	7,849	
June	7,848	

### QUALITY

	Quantity	Base Number	Contract	AT	Region	England
% of FP17s for the same patient ID Re-attending within 3 months - Children	30	516	5.8%	10.5%	11.9%	12.4%
% of FP17s for the same patient ID Re-attending within 3 months - Adults	335	1,615	20.7%	15.9%	17.1%	16.6%
% of FP17s for the same patient ID Re-attending between 3 & 9 months - Children	191	516	37.0%	47.5%	46.2%	57.5%
% of FP17s for the same patient ID Re-attending between 3 & 9 months - Adults	483	1,615	29.9%	37.9%	37.8%	50.4%
% of FP17s for Band 1 Urgent Courses	246	1,867	13.2%	10.3%	10.6%	9.1%
% of FP17s Relating to Free Repair or Replacements	17	1,867	0.9%	0.7%	0.6%	0.8%
% of FP17s Relating to Continuations	44	1,867	2.4%	1.1%	0.9%	1.3%
% of Patients satisfied with the dentistry they have received	1	1	N/A	90.2%	90.3%	92.7%
% of Patients satisfied with the time they had to wait for an appointment	1	1	N/A	85.9%	83.8%	88.8%

\* This is based on patients treated on this contract for their most recent course of treatment. Figures in italics indicate the base number of FP17s or Patient Questionnaire responses are less than 100. N/A is shown where the base number of responses is less than 10 during the period. % is calculated as Quantity/Base number\*100

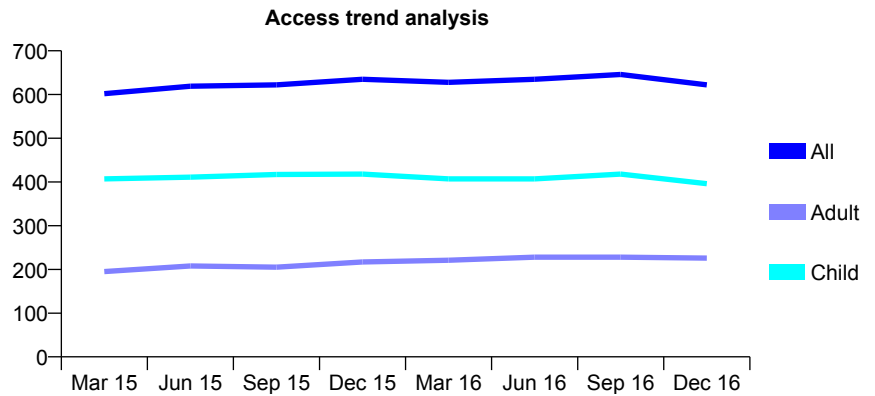
## Q63 - Vital Signs At a Glance Contract Report for 578673/0002 - December 2016

Name or company name	Dr Y Cheng & Dr M Shah
Contract type name	GDS Contract
Purpose of contract	General
Contract start date	01/04/2006
Contract end date	

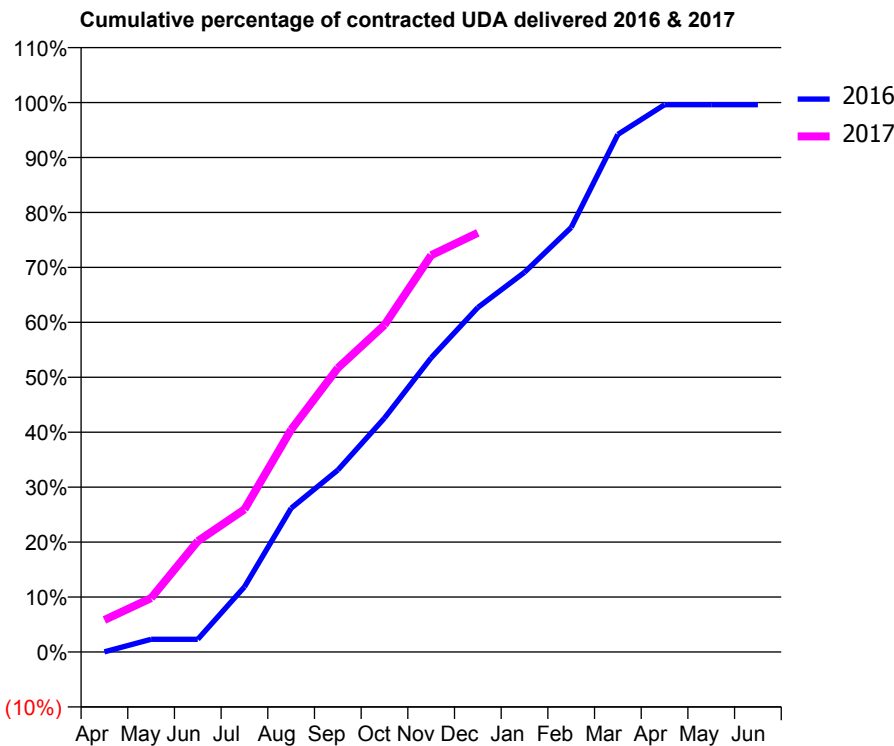
16/17 Contracted general activity (UDA)	2,235
Carry forward general activity (UDA)	0
16/17 Contracted orthodontic activity (UOA)	0
Carry forward orthodontic activity (UOA)	0
Baseline contract value	£55,949.13

### ACCESS\*

Patients seen in 24 months	Total	Change since previous quarter
Quarter ending December 2015	635	
Quarter ending March 2016	628	↓
Quarter ending June 2016	635	→
Quarter ending September 2016	646	→
Quarter ending December 2016	622	↓
<b>Variance since December 2015</b>	<b>(2.0%)</b>	<b>↓</b>



### ACTIVITY



Month	Adjusted Scheduled Activity (UDA)	
	2016	2017
April	1	131
May	52	220
June	52	451
July	265	580
August	585	904
September	740	1,155
October	951	1,330
November	1,197	1,614
December	1,401	1,705
January	1,545	
February	1,727	
March	2,105	
April	2,226	
May	2,226	
June	2,226	

### QUALITY

	Quantity	Base Number	Contract	AT	Region	England
% of FP17s for the same patient ID Re-attending within 3 months - Children	51	472	10.8%	10.5%	11.9%	12.4%
% of FP17s for the same patient ID Re-attending within 3 months - Adults	39	205	19.0%	15.9%	17.1%	16.6%
% of FP17s for the same patient ID Re-attending between 3 & 9 months - Children	261	472	55.3%	47.5%	46.2%	57.5%
% of FP17s for the same patient ID Re-attending between 3 & 9 months - Adults	121	205	59.0%	37.9%	37.8%	50.4%
% of FP17s for Band 1 Urgent Courses	34	629	5.4%	10.3%	10.6%	9.1%
% of FP17s Relating to Free Repair or Replacements	1	629	0.2%	0.7%	0.6%	0.8%
% of FP17s Relating to Continuations	12	629	1.9%	1.1%	0.9%	1.3%
% of Patients satisfied with the dentistry they have received	0	0	N/A	90.2%	90.3%	92.7%
% of Patients satisfied with the time they had to wait for an appointment	0	0	N/A	85.9%	83.8%	88.8%

\* This is based on patients treated on this contract for their most recent course of treatment. Figures in italics indicate the base number of FP17s or Patient Questionnaire responses are less than 100. N/A is shown where the base number of responses is less than 10 during the period. % is calculated as Quantity/Base number\*100

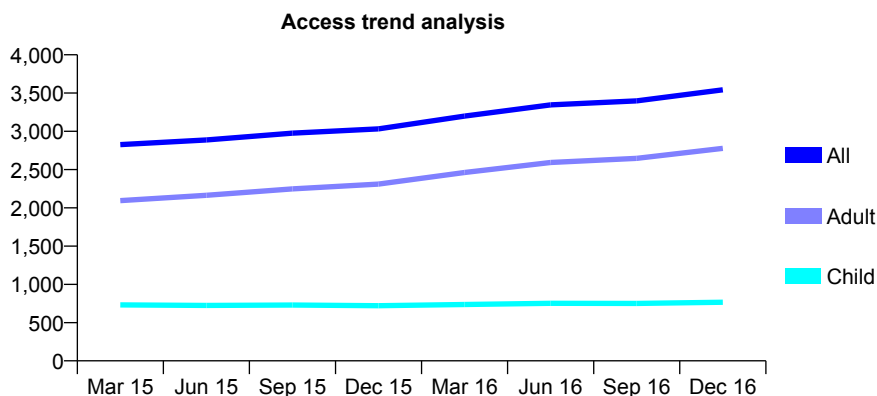
## Q63 - Vital Signs At a Glance Contract Report for 610070/0001 - December 2016

Name or company name	MR DV PATEL
Contract type name	GDS Contract
Purpose of contract	General
Contract start date	01/04/2011
Contract end date	

16/17 Contracted general activity (UDA)	7,500
Carry forward general activity (UDA)	-150
16/17 Contracted orthodontic activity (UOA)	0
Carry forward orthodontic activity (UOA)	0
Baseline contract value	£204,670.23

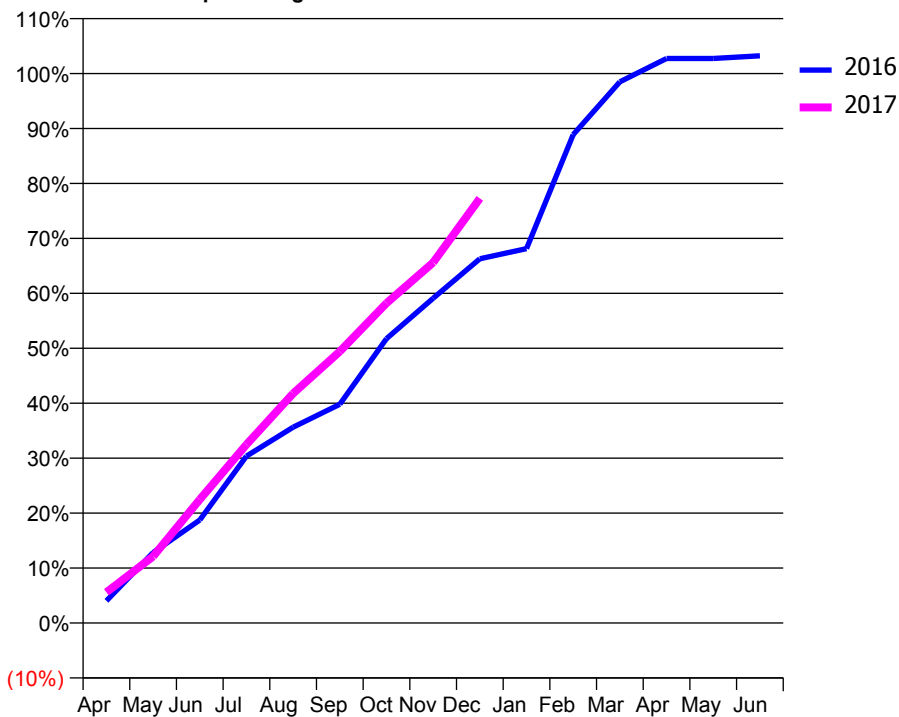
### ACCESS\*

Patients seen in 24 months	Total	Change since previous quarter
Quarter ending December 2015	3,032	
Quarter ending March 2016	3,199	↑
Quarter ending June 2016	3,345	↑
Quarter ending September 2016	3,397	→
Quarter ending December 2016	3,543	↑
<b>Variance since December 2015</b>	<b>16.9%</b>	<b>↑</b>



### ACTIVITY

Cumulative percentage of contracted UDA delivered 2016 & 2017



Month	Adjusted Scheduled Activity (UDA)	
	2016	2017
April	303	420
May	961	909
June	1,406	1,687
July	2,278	2,435
August	2,674	3,134
September	2,986	3,706
October	3,881	4,365
November	4,433	4,920
December	4,971	5,796
January	5,109	
February	6,667	
March	7,387	
April	7,705	
May	7,704	
June	7,741	

### QUALITY

	Quantity	Base Number	Contract	AT	Region	England
% of FP17s for the same patient ID Re-attending within 3 months - Children	38	685	5.5%	10.5%	11.9%	12.4%
% of FP17s for the same patient ID Re-attending within 3 months - Adults	249	2,147	11.6%	15.9%	17.1%	16.6%
% of FP17s for the same patient ID Re-attending between 3 & 9 months - Children	319	685	46.6%	47.5%	46.2%	57.5%
% of FP17s for the same patient ID Re-attending between 3 & 9 months - Adults	687	2,147	32.0%	37.9%	37.8%	50.4%
% of FP17s for Band 1 Urgent Courses	250	2,690	9.3%	10.3%	10.6%	9.1%
% of FP17s Relating to Free Repair or Replacements	12	2,690	0.4%	0.7%	0.6%	0.8%
% of FP17s Relating to Continuations	42	2,690	1.6%	1.1%	0.9%	1.3%
% of Patients satisfied with the dentistry they have received	3	3	N/A	90.2%	90.3%	92.7%
% of Patients satisfied with the time they had to wait for an appointment	2	3	N/A	85.9%	83.8%	88.8%

\* This is based on patients treated on this contract for their most recent course of treatment. Figures in italics indicate the base number of FP17s or Patient Questionnaire responses are less than 100. N/A is shown where the base number of responses is less than 10 during the period. % is calculated as Quantity/Base number\*100

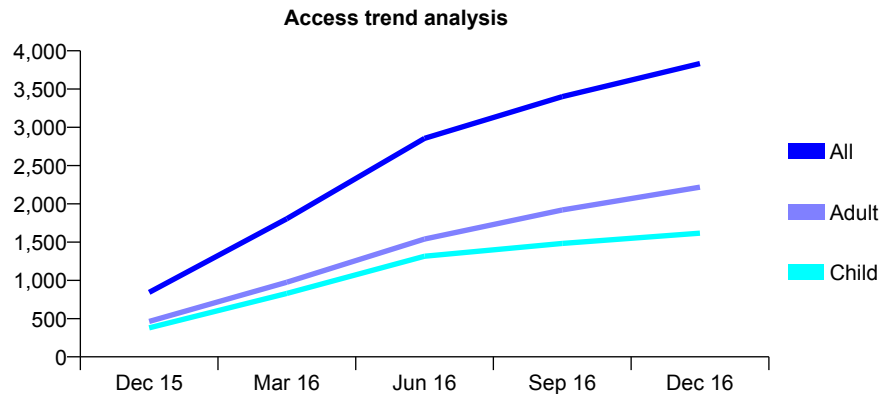
## Q63 - Vital Signs At a Glance Contract Report for 610070/0002 - December 2016

Name or company name	MR DV PATEL
Contract type name	GDS Contract
Purpose of contract	General
Contract start date	01/11/2015
Contract end date	

16/17 Contracted general activity (UDA)	10,000
Carry forward general activity (UDA)	-55
16/17 Contracted orthodontic activity (UOA)	0
Carry forward orthodontic activity (UOA)	0
Baseline contract value	£251,079.31

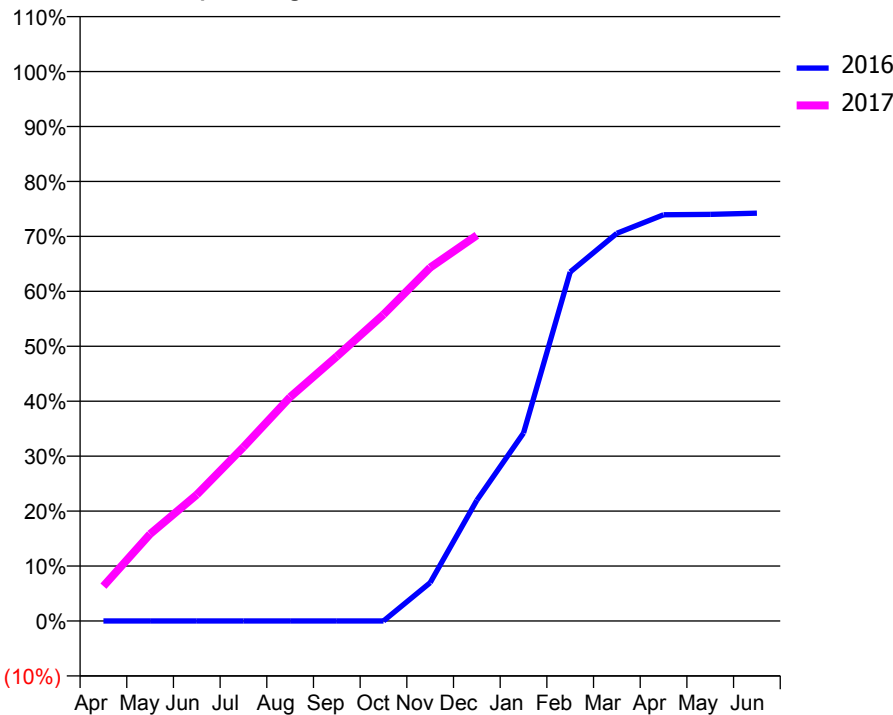
### ACCESS\*

Patients seen in 24 months	Total	Change since previous quarter
Quarter ending December 2015	842	
Quarter ending March 2016	1,804	↑
Quarter ending June 2016	2,855	↑
Quarter ending September 2016	3,402	↑
Quarter ending December 2016	3,833	↑
<b>Variance since December 2015</b>	<b>355.2%</b>	<b>↑</b>



### ACTIVITY

Cumulative percentage of contracted UDA delivered 2016 & 2017



Month	Adjusted Scheduled Activity (UDA)	
	2016	2017
April	0	635
May	0	1,583
June	0	2,298
July	0	3,165
August	0	4,075
September	0	4,817
October	0	5,578
November	348	6,432
December	1,096	7,019
January	1,705	
February	3,167	
March	3,518	
April	3,687	
May	3,690	
June	3,701	

### QUALITY

	Quantity	Base Number	Contract	AT	Region	England
% of FP17s for the same patient ID Re-attending within 3 months - Children	101	1,931	5.2%	10.5%	11.9%	12.4%
% of FP17s for the same patient ID Re-attending within 3 months - Adults	268	2,514	10.7%	15.9%	17.1%	16.6%
% of FP17s for the same patient ID Re-attending between 3 & 9 months - Children	838	1,931	43.4%	47.5%	46.2%	57.5%
% of FP17s for the same patient ID Re-attending between 3 & 9 months - Adults	914	2,514	36.4%	37.9%	37.8%	50.4%
% of FP17s for Band 1 Urgent Courses	463	4,331	10.7%	10.3%	10.6%	9.1%
% of FP17s Relating to Free Repair or Replacements	10	4,331	0.2%	0.7%	0.6%	0.8%
% of FP17s Relating to Continuations	2	4,331	0.0%	1.1%	0.9%	1.3%
% of Patients satisfied with the dentistry they have received	2	3	N/A	90.2%	90.3%	92.7%
% of Patients satisfied with the time they had to wait for an appointment	2	3	N/A	85.9%	83.8%	88.8%

\* This is based on patients treated on this contract for their most recent course of treatment. Figures in italics indicate the base number of FP17s or Patient Questionnaire responses are less than 100. N/A is shown where the base number of responses is less than 10 during the period. % is calculated as Quantity/Base number\*100



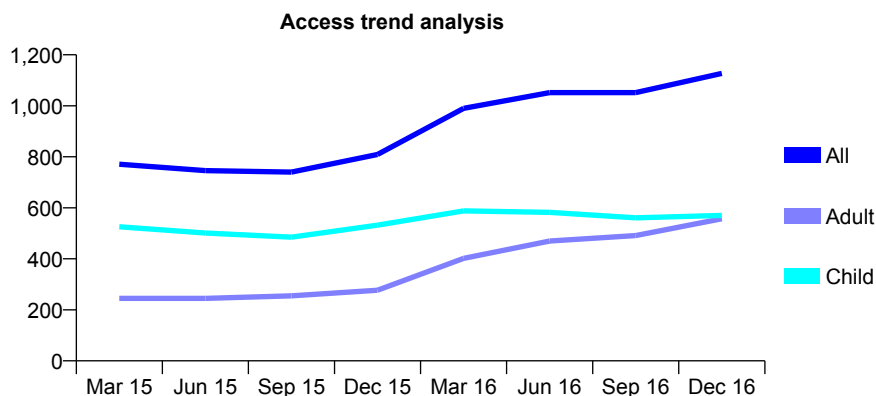
## Q63 - Vital Signs At a Glance Contract Report for 623369/0002 - December 2016

Name or company name	MR RP BATEMAN
Contract type name	PDS Contract
Purpose of contract	General and Orthodontic
Contract start date	01/04/2006
Contract end date	31/03/2019

16/17 Contracted general activity (UDA)	1,777
Carry forward general activity (UDA)	-4
16/17 Contracted orthodontic activity (UOA)	3,951
Carry forward orthodontic activity (UOA)	-19
Baseline contract value	£340,261.66

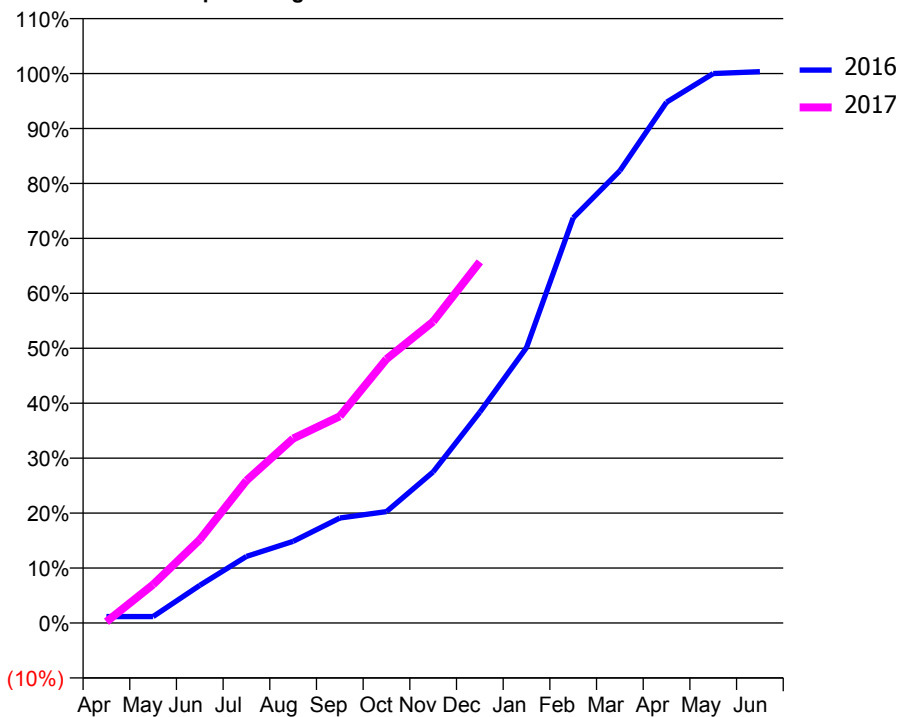
### ACCESS\*

Patients seen in 24 months	Total	Change since previous quarter
Quarter ending December 2015	809	
Quarter ending March 2016	990	↑
Quarter ending June 2016	1,052	↑
Quarter ending September 2016	1,052	→
Quarter ending December 2016	1,127	↑
<b>Variance since December 2015</b>	<b>39.3%</b>	<b>↑</b>



### ACTIVITY

Cumulative percentage of contracted UDA delivered 2016 & 2017



Month	Adjusted Scheduled Activity (UDA)	
	2016	2017
April	15	4
May	15	125
June	87	270
July	155	461
August	190	597
September	244	669
October	259	853
November	351	975
December	490	1,168
January	640	
February	942	
March	1,051	
April	1,210	
May	1,277	
June	1,281	

### QUALITY

	Quantity	Base Number	Contract	AT	Region	England
% of FP17s for the same patient ID Re-attending within 3 months - Children	18	629	2.9%	10.5%	11.9%	12.4%
% of FP17s for the same patient ID Re-attending within 3 months - Adults	37	398	9.3%	15.9%	17.1%	16.6%
% of FP17s for the same patient ID Re-attending between 3 & 9 months - Children	108	629	17.2%	47.5%	46.2%	57.5%
% of FP17s for the same patient ID Re-attending between 3 & 9 months - Adults	94	398	23.6%	37.9%	37.8%	50.4%
% of FP17s for Band 1 Urgent Courses	30	527	5.7%	10.3%	10.6%	9.1%
% of FP17s Relating to Free Repair or Replacements	1	527	0.2%	0.7%	0.6%	0.8%
% of FP17s Relating to Continuations	4	527	0.8%	1.1%	0.9%	1.3%
% of Patients satisfied with the dentistry they have received	0	0	N/A	90.2%	90.3%	92.7%
% of Patients satisfied with the time they had to wait for an appointment	0	0	N/A	85.9%	83.8%	88.8%

\* This is based on patients treated on this contract for their most recent course of treatment. Figures in italics indicate the base number of FP17s or Patient Questionnaire responses are less than 100. N/A is shown where the base number of responses is less than 10 during the period. % is calculated as Quantity/Base number\*100

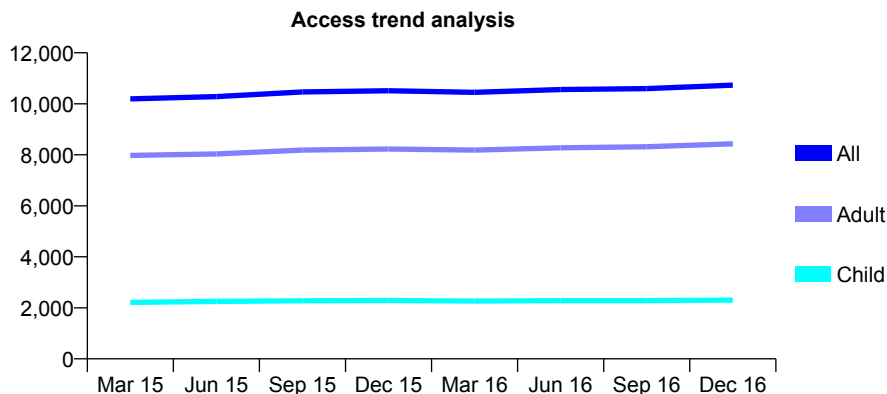
## Q63 - Vital Signs At a Glance Contract Report for 624896/0003 - December 2016

Name or company name	Eltham Dental Partnership
Contract type name	GDS Contract
Purpose of contract	General
Contract start date	01/04/2006
Contract end date	

16/17 Contracted general activity (UDA)	30,842
Carry forward general activity (UDA)	0
16/17 Contracted orthodontic activity (UOA)	0
Carry forward orthodontic activity (UOA)	0
Baseline contract value	£893,536.16

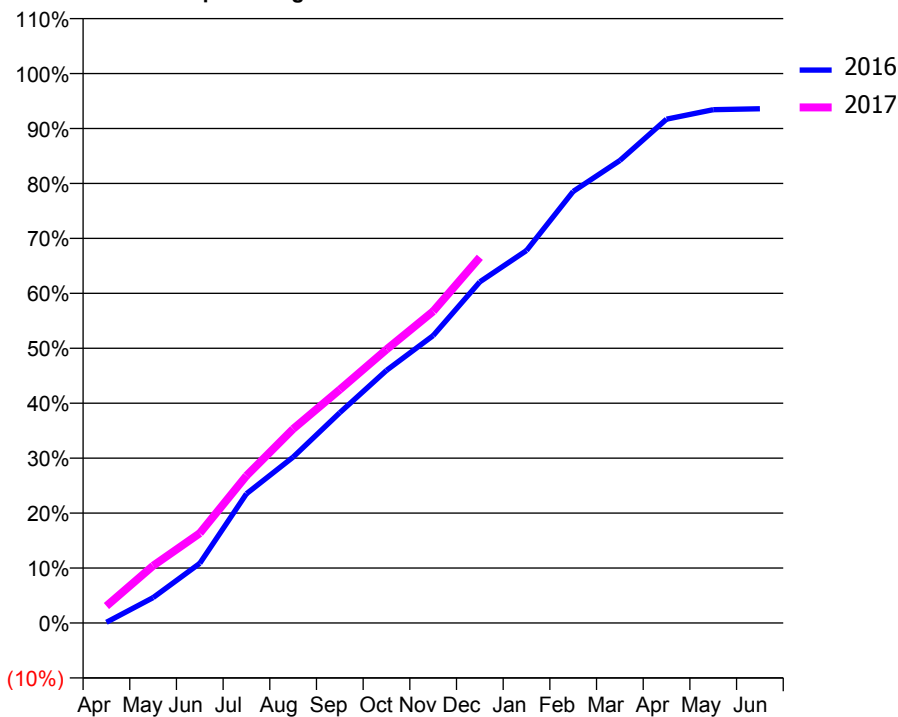
### ACCESS\*

Patients seen in 24 months	Total	Change since previous quarter
Quarter ending December 2015	10,511	
Quarter ending March 2016	10,451	→
Quarter ending June 2016	10,557	→
Quarter ending September 2016	10,598	→
Quarter ending December 2016	10,732	→
<b>Variance since December 2015</b>	<b>2.1%</b>	<b>↑</b>



### ACTIVITY

Cumulative percentage of contracted UDA delivered 2016 & 2017



Month	Adjusted Scheduled Activity (UDA)	
	2016	2017
April	40	951
May	1,429	3,211
June	3,353	5,041
July	7,253	8,263
August	9,317	10,895
September	11,809	13,100
October	14,179	15,351
November	16,129	17,492
December	19,151	20,523
January	20,911	
February	24,224	
March	25,960	
April	28,282	
May	28,808	
June	28,866	

### QUALITY

	Quantity	Base Number	Contract	AT	Region	England
% of FP17s for the same patient ID Re-attending within 3 months - Children	184	2,242	8.2%	10.5%	11.9%	12.4%
% of FP17s for the same patient ID Re-attending within 3 months - Adults	1,240	7,667	16.2%	15.9%	17.1%	16.6%
% of FP17s for the same patient ID Re-attending between 3 & 9 months - Children	961	2,242	42.9%	47.5%	46.2%	57.5%
% of FP17s for the same patient ID Re-attending between 3 & 9 months - Adults	3,081	7,667	40.2%	37.9%	37.8%	50.4%
% of FP17s for Band 1 Urgent Courses	968	8,931	10.8%	10.3%	10.6%	9.1%
% of FP17s Relating to Free Repair or Replacements	104	8,931	1.2%	0.7%	0.6%	0.8%
% of FP17s Relating to Continuations	203	8,931	2.3%	1.1%	0.9%	1.3%
% of Patients satisfied with the dentistry they have received	12	12	100.0%	90.2%	90.3%	92.7%
% of Patients satisfied with the time they had to wait for an appointment	12	12	100.0%	85.9%	83.8%	88.8%

\* This is based on patients treated on this contract for their most recent course of treatment. Figures in italics indicate the base number of FP17s or Patient Questionnaire responses are less than 100. N/A is shown where the base number of responses is less than 10 during the period. % is calculated as Quantity/Base number\*100

## Q63 - Vital Signs At a Glance Contract Report for 624896/0005 - December 2016

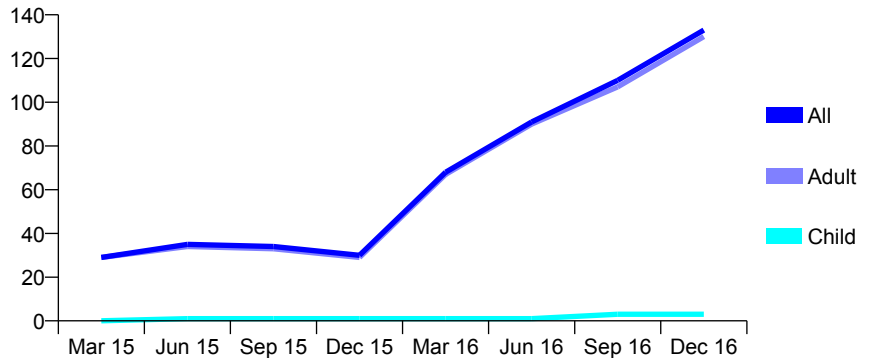
Name or company name	MR JA GINTY
Contract type name	PDS Contract
Purpose of contract	General
Contract start date	01/09/2010
Contract end date	31/03/2017

16/17 Contracted general activity (UDA)	500
Carry forward general activity (UDA)	0
16/17 Contracted orthodontic activity (UOA)	0
Carry forward orthodontic activity (UOA)	0
Baseline contract value	£24,705.01

### ACCESS\*

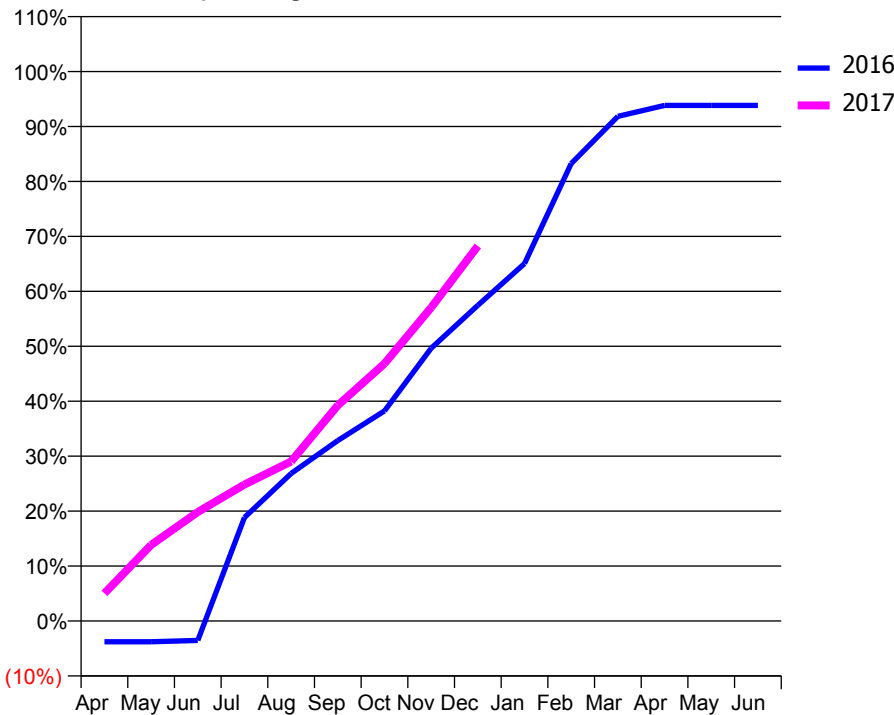
Patients seen in 24 months	Total	Change since previous quarter
Quarter ending December 2015	30	
Quarter ending March 2016	68	↑
Quarter ending June 2016	91	↑
Quarter ending September 2016	110	↑
Quarter ending December 2016	133	↑
<b>Variance since December 2015</b>	<b>343.3%</b>	<b>↑</b>

### Access trend analysis



### ACTIVITY

#### Cumulative percentage of contracted UDA delivered 2016 & 2017



Month	Adjusted Scheduled Activity (UDA)	
	2016	2017
April	-19	25
May	-19	69
June	-18	99
July	94	124
August	134	145
September	164	196
October	191	234
November	248	285
December	287	341
January	325	
February	416	
March	459	
April	469	
May	469	
June	469	

### QUALITY

	Quantity	Base Number	Contract	AT	Region	England
% of FP17s for the same patient ID Re-attending within 3 months - Children	0	2	0.0%	10.5%	11.9%	12.4%
% of FP17s for the same patient ID Re-attending within 3 months - Adults	7	127	5.5%	15.9%	17.1%	16.6%
% of FP17s for the same patient ID Re-attending between 3 & 9 months - Children	0	2	0.0%	47.5%	46.2%	57.5%
% of FP17s for the same patient ID Re-attending between 3 & 9 months - Adults	0	127	0.0%	37.9%	37.8%	50.4%
% of FP17s for Band 1 Urgent Courses	1	125	0.8%	10.3%	10.6%	9.1%
% of FP17s Relating to Free Repair or Replacements	0	125	0.0%	0.7%	0.6%	0.8%
% of FP17s Relating to Continuations	0	125	0.0%	1.1%	0.9%	1.3%
% of Patients satisfied with the dentistry they have received	0	0	N/A	90.2%	90.3%	92.7%
% of Patients satisfied with the time they had to wait for an appointment	0	0	N/A	85.9%	83.8%	88.8%

\* This is based on patients treated on this contract for their most recent course of treatment. Figures in italics indicate the base number of FP17s or Patient Questionnaire responses are less than 100. N/A is shown where the base number of responses is less than 10 during the period. % is calculated as Quantity/Base number\*100

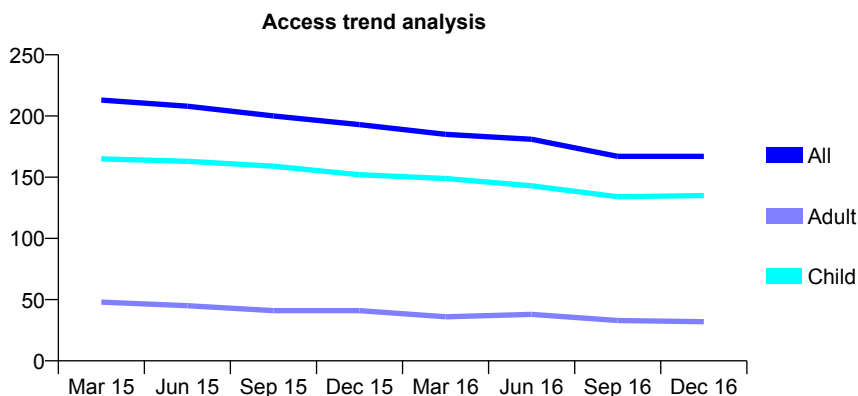
## Q63 - Vital Signs At a Glance Contract Report for 630667/0001 - December 2016

Name or company name	MRS CA SIDA-MURRAY
Contract type name	GDS Contract
Purpose of contract	General
Contract start date	01/04/2006
Contract end date	

16/17 Contracted general activity (UDA)	390
Carry forward general activity (UDA)	0
16/17 Contracted orthodontic activity (UOA)	0
Carry forward orthodontic activity (UOA)	0
Baseline contract value	£9,356.80

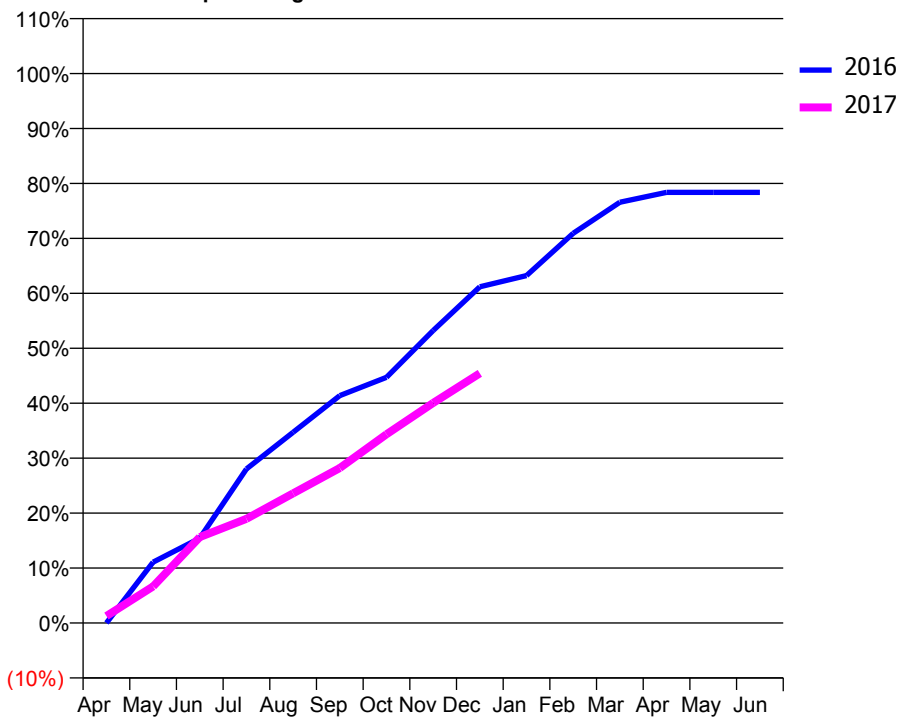
### ACCESS\*

Patients seen in 24 months	Total	Change since previous quarter
Quarter ending December 2015	193	
Quarter ending March 2016	185	↓
Quarter ending June 2016	181	↓
Quarter ending September 2016	167	↓
Quarter ending December 2016	167	→
<b>Variance since December 2015</b>	<b>(13.5%)</b>	<b>↓</b>



### ACTIVITY

Cumulative percentage of contracted UDA delivered 2016 & 2017



Adjusted Scheduled Activity (UDA)

Month	2016	2017
April	0	5
May	43	26
June	60	61
July	109	74
August	135	92
September	161	110
October	174	134
November	208	156
December	239	177
January	247	
February	277	
March	299	
April	306	
May	306	
June	306	

### QUALITY

	Quantity	Base Number	Contract	AT	Region	England
% of FP17s for the same patient ID Re-attending within 3 months - Children	12	155	7.7%	10.5%	11.9%	12.4%
% of FP17s for the same patient ID Re-attending within 3 months - Adults	0	12	0.0%	15.9%	17.1%	16.6%
% of FP17s for the same patient ID Re-attending between 3 & 9 months - Children	92	155	59.4%	47.5%	46.2%	57.5%
% of FP17s for the same patient ID Re-attending between 3 & 9 months - Adults	8	12	66.7%	37.9%	37.8%	50.4%
% of FP17s for Band 1 Urgent Courses	1	159	0.6%	10.3%	10.6%	9.1%
% of FP17s Relating to Free Repair or Replacements	0	159	0.0%	0.7%	0.6%	0.8%
% of FP17s Relating to Continuations	0	159	0.0%	1.1%	0.9%	1.3%
% of Patients satisfied with the dentistry they have received	0	0	N/A	90.2%	90.3%	92.7%
% of Patients satisfied with the time they had to wait for an appointment	0	0	N/A	85.9%	83.8%	88.8%

\* This is based on patients treated on this contract for their most recent course of treatment. Figures in italics indicate the base number of FP17s or Patient Questionnaire responses are less than 100. N/A is shown where the base number of responses is less than 10 during the period. % is calculated as Quantity/Base number\*100

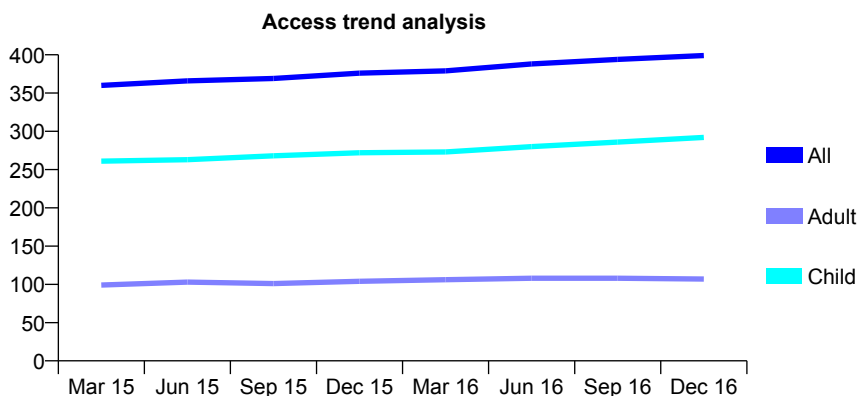
## Q63 - Vital Signs At a Glance Contract Report for 632236/0001 - December 2016

Name or company name	MR WO DE VRIES
Contract type name	GDS Contract
Purpose of contract	General
Contract start date	01/04/2006
Contract end date	

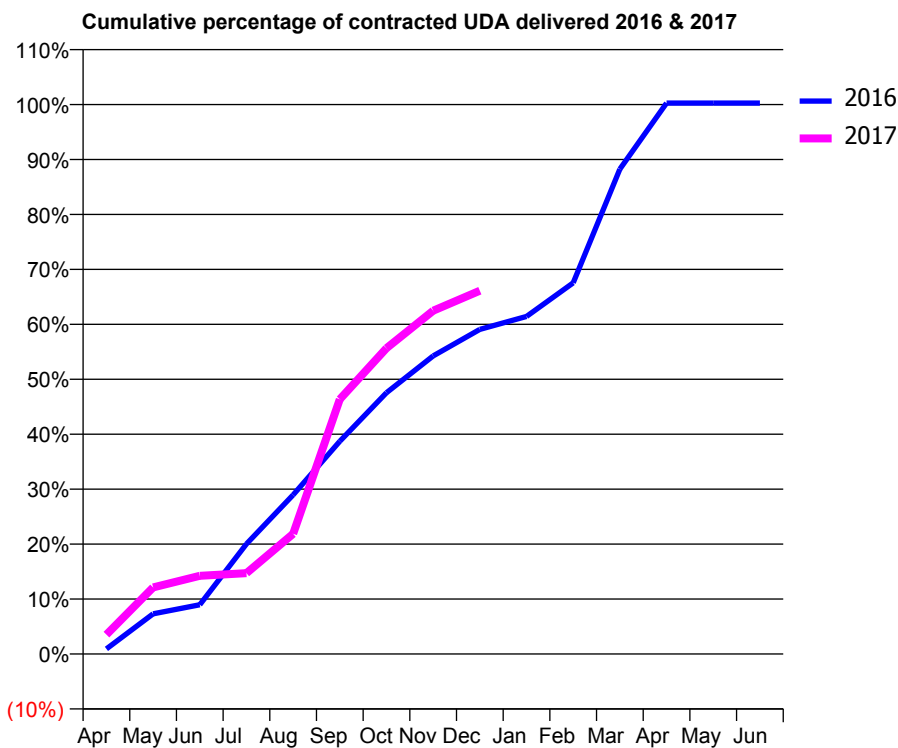
16/17 Contracted general activity (UDA)	850
Carry forward general activity (UDA)	-2
16/17 Contracted orthodontic activity (UOA)	0
Carry forward orthodontic activity (UOA)	0
Baseline contract value	£24,048.45

### ACCESS\*

Patients seen in 24 months	Total	Change since previous quarter
Quarter ending December 2015	376	
Quarter ending March 2016	379	→
Quarter ending June 2016	388	↑
Quarter ending September 2016	394	→
Quarter ending December 2016	399	→
<b>Variance since December 2015</b>	<b>6.1%</b>	<b>↑</b>



### ACTIVITY



Month	Adjusted Scheduled Activity (UDA)	
	2016	2017
April	8	30
May	62	103
June	76	121
July	170	125
August	246	186
September	329	394
October	404	473
November	461	531
December	502	562
January	522	
February	574	
March	750	
April	852	
May	852	
June	852	

### QUALITY

	Quantity	Base Number	Contract	AT	Region	England
% of FP17s for the same patient ID Re-attending within 3 months - Children	5	363	1.4%	10.5%	11.9%	12.4%
% of FP17s for the same patient ID Re-attending within 3 months - Adults	1	72	1.4%	15.9%	17.1%	16.6%
% of FP17s for the same patient ID Re-attending between 3 & 9 months - Children	271	363	74.7%	47.5%	46.2%	57.5%
% of FP17s for the same patient ID Re-attending between 3 & 9 months - Adults	51	72	70.8%	37.9%	37.8%	50.4%
% of FP17s for Band 1 Urgent Courses	0	369	0.0%	10.3%	10.6%	9.1%
% of FP17s Relating to Free Repair or Replacements	0	369	0.0%	0.7%	0.6%	0.8%
% of FP17s Relating to Continuations	0	369	0.0%	1.1%	0.9%	1.3%
% of Patients satisfied with the dentistry they have received	0	1	N/A	90.2%	90.3%	92.7%
% of Patients satisfied with the time they had to wait for an appointment	0	1	N/A	85.9%	83.8%	88.8%

\* This is based on patients treated on this contract for their most recent course of treatment. Figures in italics indicate the base number of FP17s or Patient Questionnaire responses are less than 100. N/A is shown where the base number of responses is less than 10 during the period. % is calculated as Quantity/Base number\*100

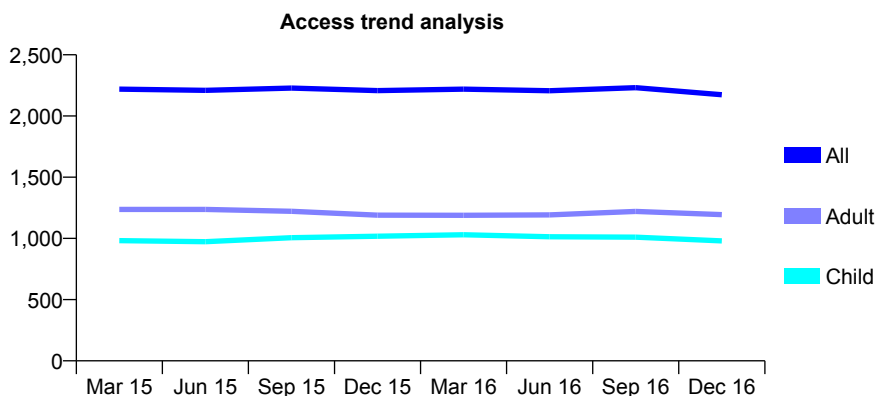
## Q63 - Vital Signs At a Glance Contract Report for 632775/0001 - December 2016

Name or company name	MR AJ WHITTOME
Contract type name	GDS Contract
Purpose of contract	General
Contract start date	01/04/2006
Contract end date	

16/17 Contracted general activity (UDA)	7,187
Carry forward general activity (UDA)	0
16/17 Contracted orthodontic activity (UOA)	0
Carry forward orthodontic activity (UOA)	0
Baseline contract value	£183,824.66

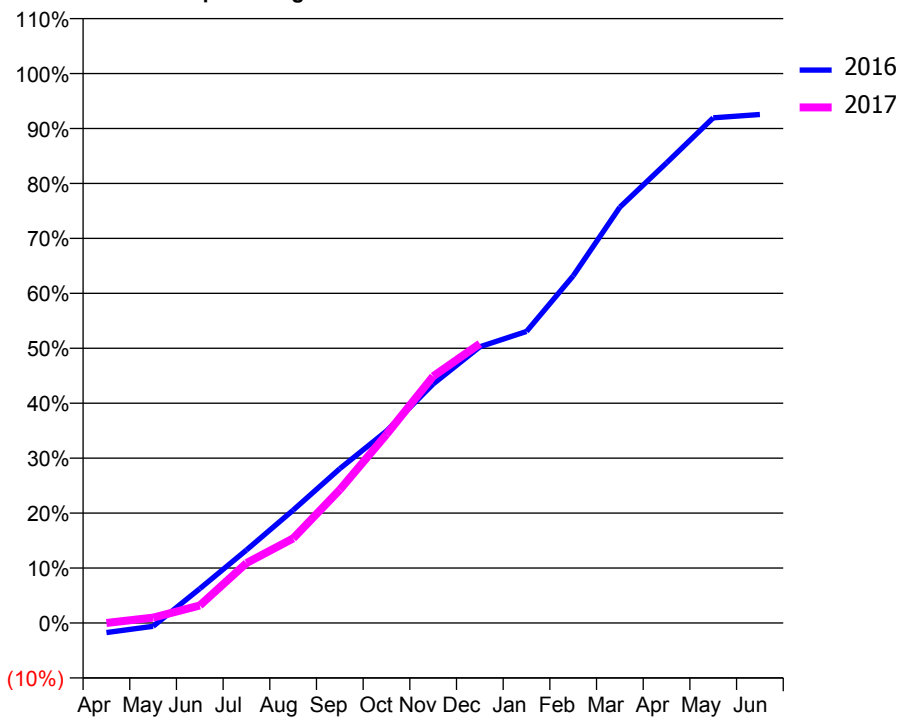
### ACCESS\*

Patients seen in 24 months	Total	Change since previous quarter
Quarter ending December 2015	2,208	
Quarter ending March 2016	2,219	→
Quarter ending June 2016	2,206	→
Quarter ending September 2016	2,231	→
Quarter ending December 2016	2,174	↓
<b>Variance since December 2015</b>	<b>(1.5%)</b>	<b>↓</b>



### ACTIVITY

Cumulative percentage of contracted UDA delivered 2016 & 2017



Month	Adjusted Scheduled Activity (UDA)	
	2016	2017
April	-127	0
May	-45	70
June	449	229
July	954	784
August	1,476	1,107
September	2,018	1,744
October	2,511	2,467
November	3,126	3,228
December	3,613	3,653
January	3,813	
February	4,541	
March	5,439	
April	6,019	
May	6,607	
June	6,651	

### QUALITY

	Quantity	Base Number	Contract	AT	Region	England
% of FP17s for the same patient ID Re-attending within 3 months - Children	100	876	11.4%	10.5%	11.9%	12.4%
% of FP17s for the same patient ID Re-attending within 3 months - Adults	259	1,037	25.0%	15.9%	17.1%	16.6%
% of FP17s for the same patient ID Re-attending between 3 & 9 months - Children	391	876	44.6%	47.5%	46.2%	57.5%
% of FP17s for the same patient ID Re-attending between 3 & 9 months - Adults	414	1,037	39.9%	37.9%	37.8%	50.4%
% of FP17s for Band 1 Urgent Courses	182	1,490	12.2%	10.3%	10.6%	9.1%
% of FP17s Relating to Free Repair or Replacements	3	1,490	0.2%	0.7%	0.6%	0.8%
% of FP17s Relating to Continuations	0	1,490	0.0%	1.1%	0.9%	1.3%
% of Patients satisfied with the dentistry they have received	2	2	N/A	90.2%	90.3%	92.7%
% of Patients satisfied with the time they had to wait for an appointment	2	2	N/A	85.9%	83.8%	88.8%

\* This is based on patients treated on this contract for their most recent course of treatment. Figures in italics indicate the base number of FP17s or Patient Questionnaire responses are less than 100. N/A is shown where the base number of responses is less than 10 during the period. % is calculated as Quantity/Base number\*100

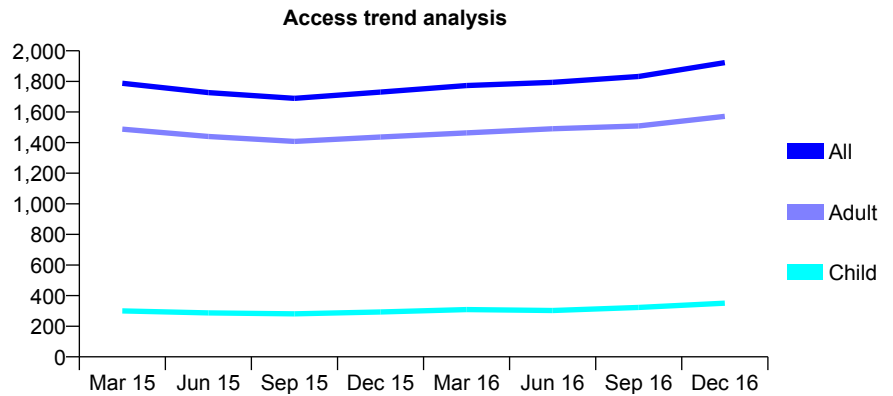
## Q63 - Vital Signs At a Glance Contract Report for 635006/0001 - December 2016

Name or company name	MR CJ LEE
Contract type name	GDS Contract
Purpose of contract	General
Contract start date	01/04/2006
Contract end date	

16/17 Contracted general activity (UDA)	8,206
Carry forward general activity (UDA)	-158
16/17 Contracted orthodontic activity (UOA)	0
Carry forward orthodontic activity (UOA)	0
Baseline contract value	£297,083.40

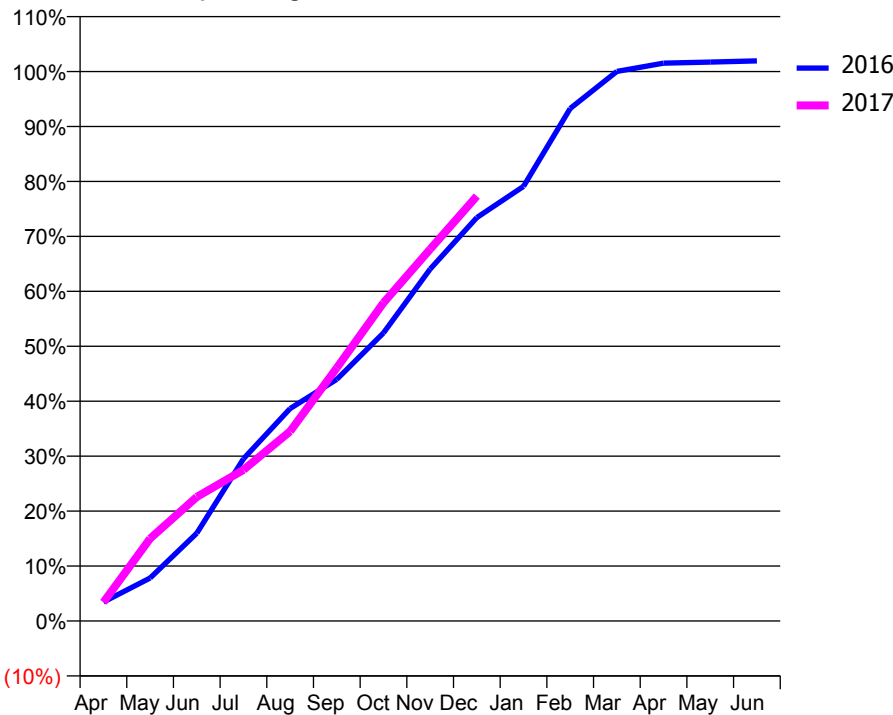
### ACCESS\*

Patients seen in 24 months	Total	Change since previous quarter
Quarter ending December 2015	1,730	
Quarter ending March 2016	1,773	↑
Quarter ending June 2016	1,794	→
Quarter ending September 2016	1,832	↑
Quarter ending December 2016	1,923	↑
<b>Variance since December 2015</b>	<b>11.2%</b>	<b>↑</b>



### ACTIVITY

Cumulative percentage of contracted UDA delivered 2016 & 2017



Month	Adjusted Scheduled Activity (UDA)	
	2016	2017
April	284	279
May	642	1,232
June	1,310	1,852
July	2,422	2,257
August	3,173	2,832
September	3,609	3,781
October	4,303	4,753
November	5,256	5,553
December	6,024	6,345
January	6,490	
February	7,653	
March	8,208	
April	8,331	
May	8,346	
June	8,364	

### QUALITY

	Quantity	Base Number	Contract	AT	Region	England
% of FP17s for the same patient ID Re-attending within 3 months - Children	23	373	6.2%	10.5%	11.9%	12.4%
% of FP17s for the same patient ID Re-attending within 3 months - Adults	205	1,623	12.6%	15.9%	17.1%	16.6%
% of FP17s for the same patient ID Re-attending between 3 & 9 months - Children	181	373	48.5%	47.5%	46.2%	57.5%
% of FP17s for the same patient ID Re-attending between 3 & 9 months - Adults	803	1,623	49.5%	37.9%	37.8%	50.4%
% of FP17s for Band 1 Urgent Courses	128	1,941	6.6%	10.3%	10.6%	9.1%
% of FP17s Relating to Free Repair or Replacements	31	1,941	1.6%	0.7%	0.6%	0.8%
% of FP17s Relating to Continuations	22	1,941	1.1%	1.1%	0.9%	1.3%
% of Patients satisfied with the dentistry they have received	1	1	N/A	90.2%	90.3%	92.7%
% of Patients satisfied with the time they had to wait for an appointment	1	1	N/A	85.9%	83.8%	88.8%

\* This is based on patients treated on this contract for their most recent course of treatment. Figures in italics indicate the base number of FP17s or Patient Questionnaire responses are less than 100. N/A is shown where the base number of responses is less than 10 during the period. % is calculated as Quantity/Base number\*100



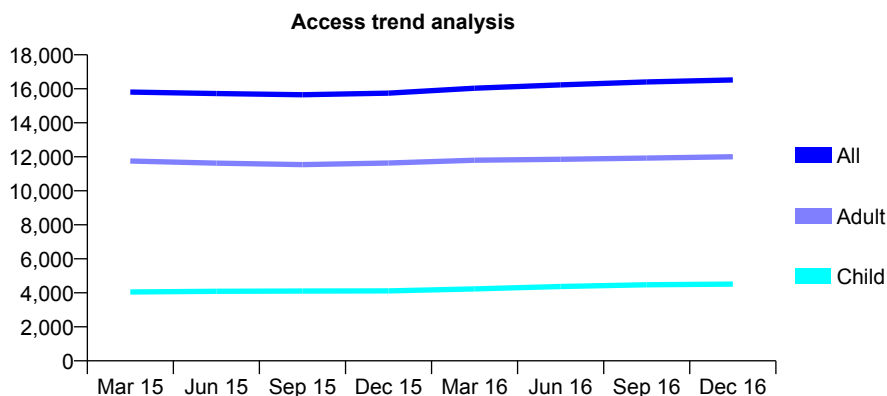
## Q63 - Vital Signs At a Glance Contract Report for 638021/0001 - December 2016

Name or company name	MR U PATEL
Contract type name	GDS Contract
Purpose of contract	General
Contract start date	01/04/2006
Contract end date	

16/17 Contracted general activity (UDA)	56,222
Carry forward general activity (UDA)	709
16/17 Contracted orthodontic activity (UOA)	0
Carry forward orthodontic activity (UOA)	0
Baseline contract value	£1,638,056.49

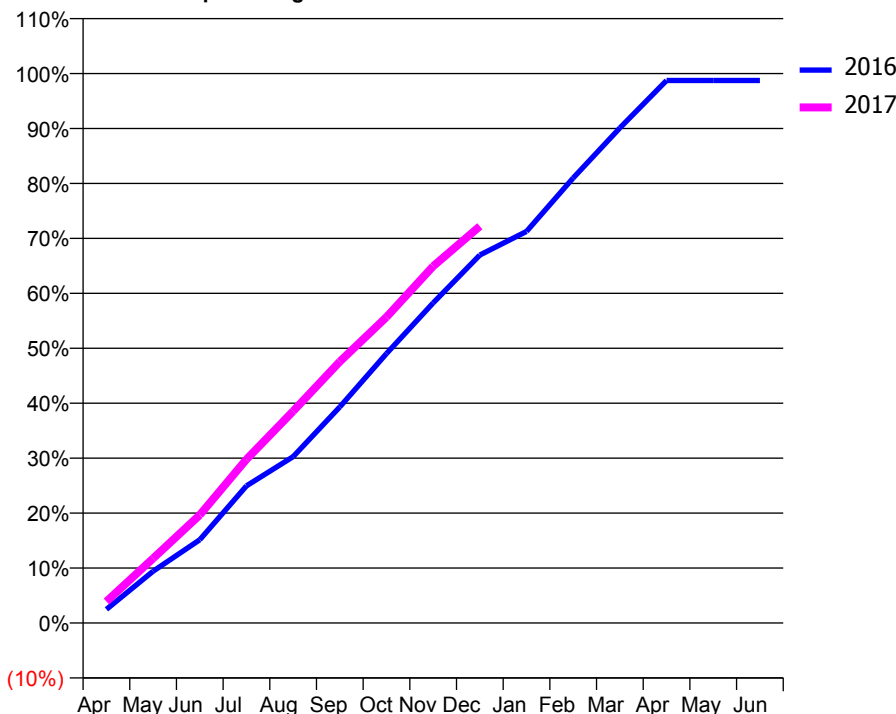
### ACCESS\*

Patients seen in 24 months	Total	Change since previous quarter
Quarter ending December 2015	15,746	
Quarter ending March 2016	16,032	→
Quarter ending June 2016	16,232	→
Quarter ending September 2016	16,400	→
Quarter ending December 2016	16,519	→
<b>Variance since December 2015</b>	<b>4.9%</b>	<b>↑</b>



### ACTIVITY

Cumulative percentage of contracted UDA delivered 2016 & 2017



Month	Adjusted Scheduled Activity (UDA)	
	2016	2017
April	1,397	2,206
May	5,295	6,611
June	8,527	11,057
July	14,037	16,749
August	17,015	21,676
September	22,110	26,746
October	27,572	31,309
November	32,752	36,507
December	37,643	40,601
January	40,065	
February	45,531	
March	50,645	
April	55,510	
May	55,512	
June	55,513	

### QUALITY

	Quantity	Base Number	Contract	AT	Region	England
% of FP17s for the same patient ID Re-attending within 3 months - Children	587	4,571	12.8%	10.5%	11.9%	12.4%
% of FP17s for the same patient ID Re-attending within 3 months - Adults	1,843	10,276	17.9%	15.9%	17.1%	16.6%
% of FP17s for the same patient ID Re-attending between 3 & 9 months - Children	1,878	4,571	41.1%	47.5%	46.2%	57.5%
% of FP17s for the same patient ID Re-attending between 3 & 9 months - Adults	3,360	10,276	32.7%	37.9%	37.8%	50.4%
% of FP17s for Band 1 Urgent Courses	1,112	13,176	8.4%	10.3%	10.6%	9.1%
% of FP17s Relating to Free Repair or Replacements	292	13,176	2.2%	0.7%	0.6%	0.8%
% of FP17s Relating to Continuations	152	13,176	1.2%	1.1%	0.9%	1.3%
% of Patients satisfied with the dentistry they have received	13	14	92.9%	90.2%	90.3%	92.7%
% of Patients satisfied with the time they had to wait for an appointment	14	14	100.0%	85.9%	83.8%	88.8%

\* This is based on patients treated on this contract for their most recent course of treatment. Figures in italics indicate the base number of FP17s or Patient Questionnaire responses are less than 100. N/A is shown where the base number of responses is less than 10 during the period. % is calculated as Quantity/Base number\*100

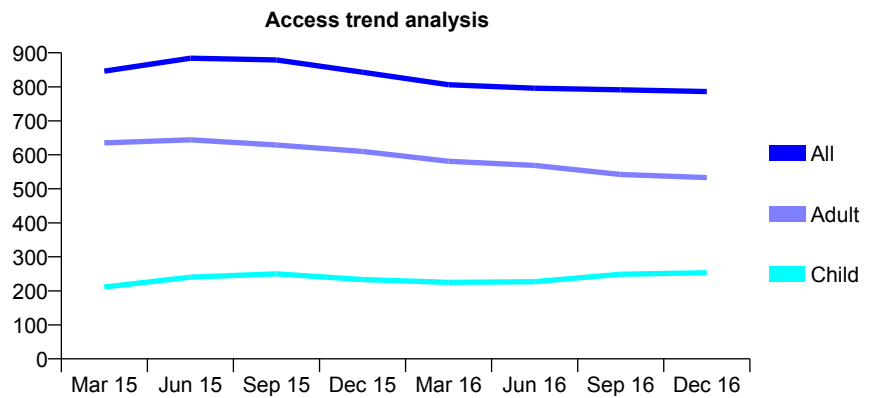
## Q63 - Vital Signs At a Glance Contract Report for 638323/0005 - December 2016

Name or company name	MR SS PHOTAY
Contract type name	GDS Contract
Purpose of contract	General
Contract start date	01/09/2012
Contract end date	

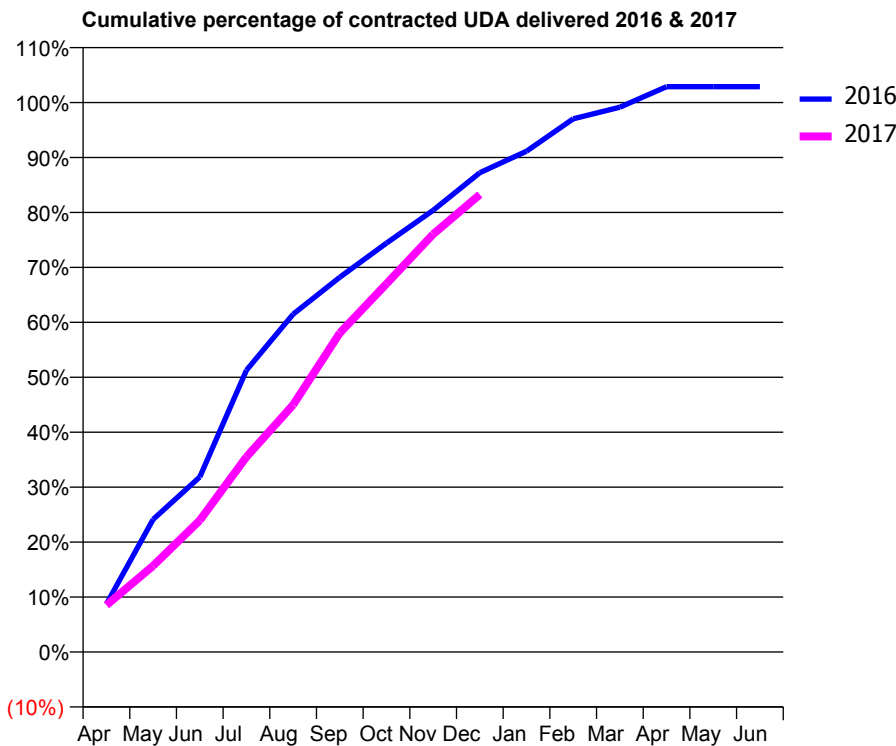
16/17 Contracted general activity (UDA)	2,268
Carry forward general activity (UDA)	-45
16/17 Contracted orthodontic activity (UOA)	0
Carry forward orthodontic activity (UOA)	0
Baseline contract value	£55,668.69

### ACCESS\*

Patients seen in 24 months	Total	Change since previous quarter
Quarter ending December 2015	843	
Quarter ending March 2016	806	↓
Quarter ending June 2016	796	↓
Quarter ending September 2016	791	→
Quarter ending December 2016	786	→
<b>Variance since December 2015</b>	<b>(6.8%)</b>	<b>↓</b>



### ACTIVITY



Month	Adjusted Scheduled Activity (UDA)	
	2016	2017
April	198	193
May	547	356
June	722	544
July	1,163	805
August	1,394	1,020
September	1,547	1,317
October	1,688	1,520
November	1,823	1,724
December	1,978	1,888
January	2,067	
February	2,200	
March	2,249	
April	2,333	
May	2,333	
June	2,333	

### QUALITY

	Quantity	Base Number	Contract	AT	Region	England
% of FP17s for the same patient ID Re-attending within 3 months - Children	22	216	10.2%	10.5%	11.9%	12.4%
% of FP17s for the same patient ID Re-attending within 3 months - Adults	96	429	22.4%	15.9%	17.1%	16.6%
% of FP17s for the same patient ID Re-attending between 3 & 9 months - Children	69	216	31.9%	47.5%	46.2%	57.5%
% of FP17s for the same patient ID Re-attending between 3 & 9 months - Adults	63	429	14.7%	37.9%	37.8%	50.4%
% of FP17s for Band 1 Urgent Courses	86	617	13.9%	10.3%	10.6%	9.1%
% of FP17s Relating to Free Repair or Replacements	2	617	0.3%	0.7%	0.6%	0.8%
% of FP17s Relating to Continuations	1	617	0.2%	1.1%	0.9%	1.3%
% of Patients satisfied with the dentistry they have received	1	1	N/A	90.2%	90.3%	92.7%
% of Patients satisfied with the time they had to wait for an appointment	0	1	N/A	85.9%	83.8%	88.8%

\* This is based on patients treated on this contract for their most recent course of treatment. Figures in italics indicate the base number of FP17s or Patient Questionnaire responses are less than 100. N/A is shown where the base number of responses is less than 10 during the period. % is calculated as Quantity/Base number\*100

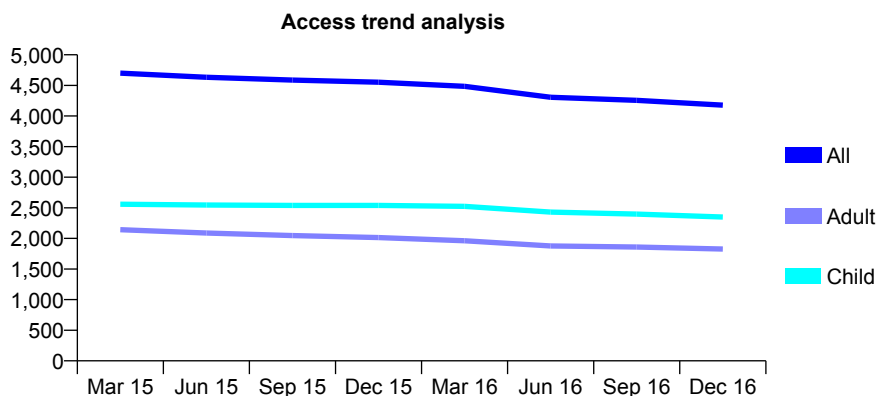
## Q63 - Vital Signs At a Glance Contract Report for 643963/0001 - December 2016

Name or company name	MR BJ O'ROURKE
Contract type name	GDS Contract
Purpose of contract	General
Contract start date	01/04/2006
Contract end date	

16/17 Contracted general activity (UDA)	15,452
Carry forward general activity (UDA)	0
16/17 Contracted orthodontic activity (UOA)	0
Carry forward orthodontic activity (UOA)	0
Baseline contract value	£457,226.61

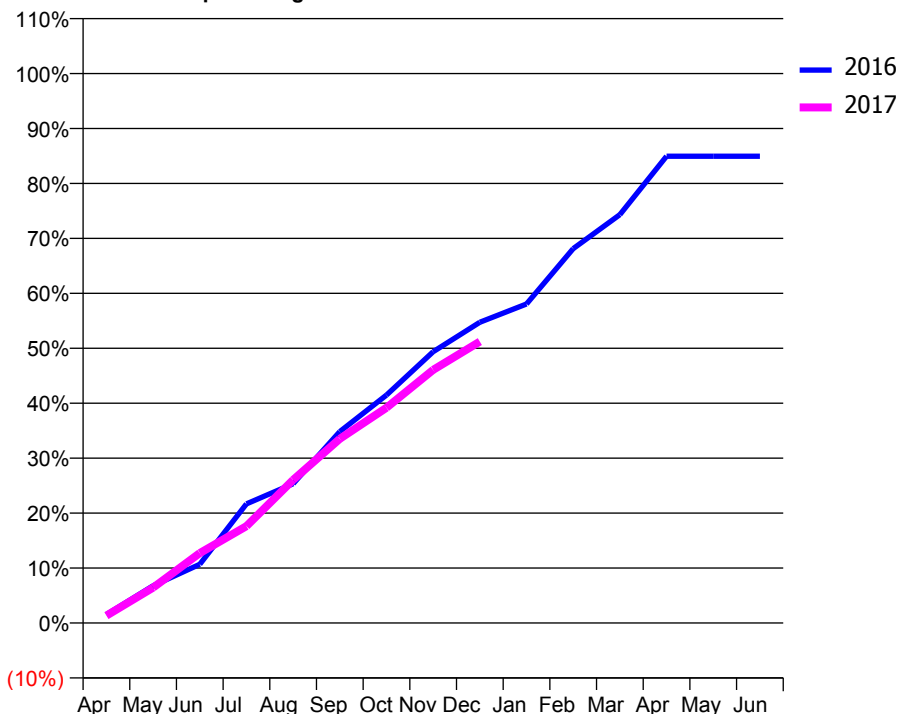
### ACCESS\*

Patients seen in 24 months	Total	Change since previous quarter
Quarter ending December 2015	4,553	
Quarter ending March 2016	4,484	↓
Quarter ending June 2016	4,306	↓
Quarter ending September 2016	4,257	↓
Quarter ending December 2016	4,177	↓
<b>Variance since December 2015</b>	<b>(8.3%)</b>	<b>↓</b>



### ACTIVITY

**Cumulative percentage of contracted UDA delivered 2016 & 2017**



Month	Adjusted Scheduled Activity (UDA)	
	2016	2017
April	238	208
May	1,046	996
June	1,653	1,967
July	3,349	2,723
August	3,916	4,026
September	5,383	5,180
October	6,410	6,055
November	7,628	7,120
December	8,459	7,915
January	8,971	
February	10,526	
March	11,483	
April	13,125	
May	13,126	
June	13,126	

### QUALITY

	Quantity	Base Number	Contract	AT	Region	England
% of FP17s for the same patient ID Re-attending within 3 months - Children	180	2,306	7.8%	10.5%	11.9%	12.4%
% of FP17s for the same patient ID Re-attending within 3 months - Adults	468	1,574	29.7%	15.9%	17.1%	16.6%
% of FP17s for the same patient ID Re-attending between 3 & 9 months - Children	1,133	2,306	49.1%	47.5%	46.2%	57.5%
% of FP17s for the same patient ID Re-attending between 3 & 9 months - Adults	488	1,574	31.0%	37.9%	37.8%	50.4%
% of FP17s for Band 1 Urgent Courses	435	3,352	13.0%	10.3%	10.6%	9.1%
% of FP17s Relating to Free Repair or Replacements	0	3,352	0.0%	0.7%	0.6%	0.8%
% of FP17s Relating to Continuations	48	3,352	1.4%	1.1%	0.9%	1.3%
% of Patients satisfied with the dentistry they have received	6	6	N/A	90.2%	90.3%	92.7%
% of Patients satisfied with the time they had to wait for an appointment	6	6	N/A	85.9%	83.8%	88.8%

\* This is based on patients treated on this contract for their most recent course of treatment. Figures in italics indicate the base number of FP17s or Patient Questionnaire responses are less than 100. N/A is shown where the base number of responses is less than 10 during the period. % is calculated as Quantity/Base number\*100

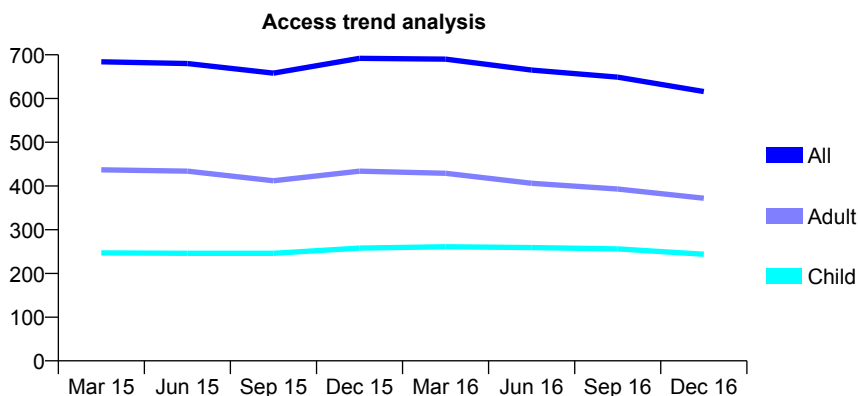
## Q63 - Vital Signs At a Glance Contract Report for 651478/0001 - December 2016

Name or company name	MS NA DATHI
Contract type name	GDS Contract
Purpose of contract	General
Contract start date	01/04/2006
Contract end date	

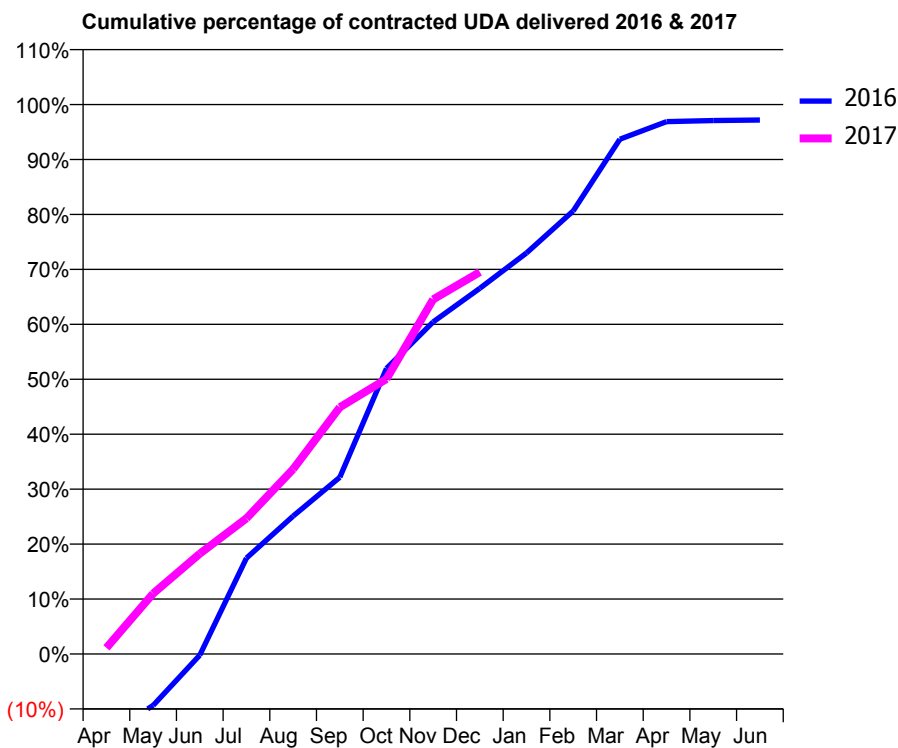
16/17 Contracted general activity (UDA)	1,000
Carry forward general activity (UDA)	28
16/17 Contracted orthodontic activity (UOA)	0
Carry forward orthodontic activity (UOA)	0
Baseline contract value	£23,493.31

### ACCESS\*

Patients seen in 24 months	Total	Change since previous quarter
Quarter ending December 2015	692	
Quarter ending March 2016	690	→
Quarter ending June 2016	665	↓
Quarter ending September 2016	649	↓
Quarter ending December 2016	616	↓
<b>Variance since December 2015</b>	<b>(11.0%)</b>	<b>↓</b>



### ACTIVITY



Month	Adjusted Scheduled Activity (UDA)	
	2016	2017
April	-148	11
May	-94	110
June	-2	183
July	175	247
August	251	336
September	322	449
October	520	500
November	604	645
December	666	695
January	730	
February	806	
March	937	
April	969	
May	971	
June	972	

### QUALITY

	Quantity	Base Number	Contract	AT	Region	England
% of FP17s for the same patient ID Re-attending within 3 months - Children	10	213	4.7%	10.5%	11.9%	12.4%
% of FP17s for the same patient ID Re-attending within 3 months - Adults	21	257	8.2%	15.9%	17.1%	16.6%
% of FP17s for the same patient ID Re-attending between 3 & 9 months - Children	107	213	50.2%	47.5%	46.2%	57.5%
% of FP17s for the same patient ID Re-attending between 3 & 9 months - Adults	107	257	41.6%	37.9%	37.8%	50.4%
% of FP17s for Band 1 Urgent Courses	36	439	8.2%	10.3%	10.6%	9.1%
% of FP17s Relating to Free Repair or Replacements	2	439	0.5%	0.7%	0.6%	0.8%
% of FP17s Relating to Continuations	1	439	0.2%	1.1%	0.9%	1.3%
% of Patients satisfied with the dentistry they have received	0	0	N/A	90.2%	90.3%	92.7%
% of Patients satisfied with the time they had to wait for an appointment	0	0	N/A	85.9%	83.8%	88.8%

\* This is based on patients treated on this contract for their most recent course of treatment. Figures in italics indicate the base number of FP17s or Patient Questionnaire responses are less than 100. N/A is shown where the base number of responses is less than 10 during the period. % is calculated as Quantity/Base number\*100

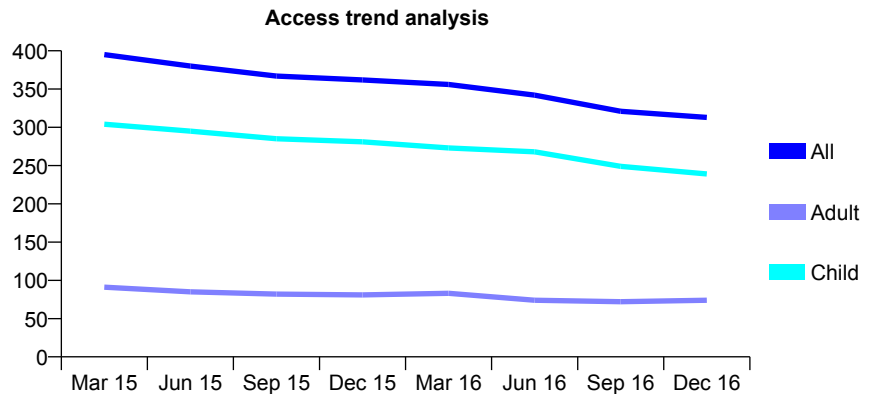
## Q63 - Vital Signs At a Glance Contract Report for 651680/0001 - December 2016

Name or company name	MR RH BAYLIS
Contract type name	GDS Contract
Purpose of contract	General
Contract start date	01/04/2006
Contract end date	

16/17 Contracted general activity (UDA)	546
Carry forward general activity (UDA)	0
16/17 Contracted orthodontic activity (UOA)	0
Carry forward orthodontic activity (UOA)	0
Baseline contract value	£13,919.47

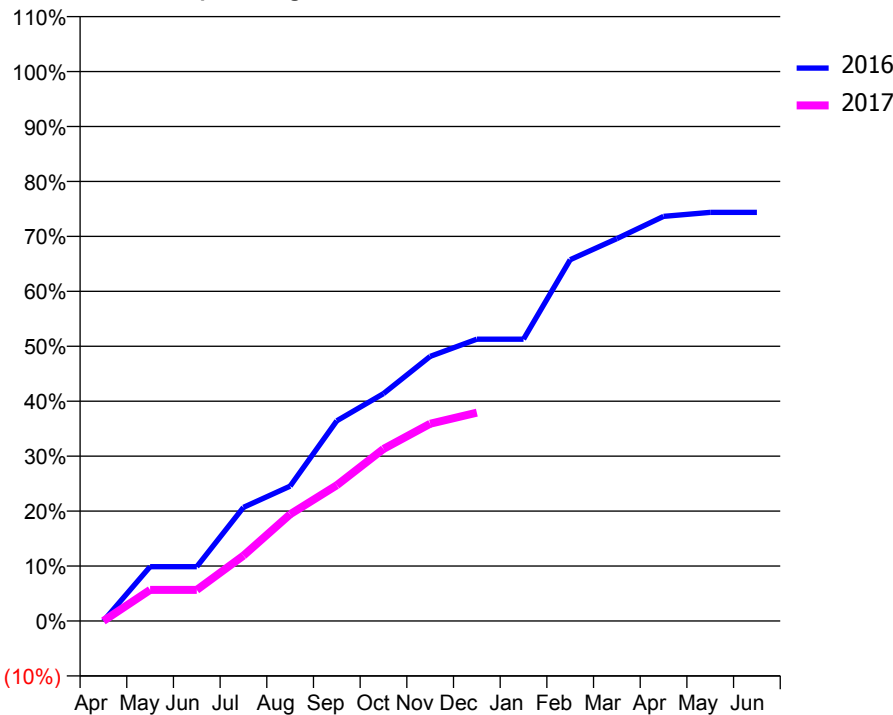
### ACCESS\*

Patients seen in 24 months	Total	Change since previous quarter
Quarter ending December 2015	362	
Quarter ending March 2016	356	↓
Quarter ending June 2016	342	↓
Quarter ending September 2016	321	↓
Quarter ending December 2016	313	↓
<b>Variance since December 2015</b>	<b>(13.5%)</b>	<b>↓</b>



### ACTIVITY

Cumulative percentage of contracted UDA delivered 2016 & 2017



Month	Adjusted Scheduled Activity (UDA)	
	2016	2017
April	0	0
May	54	31
June	54	31
July	113	65
August	134	106
September	199	135
October	226	171
November	263	196
December	280	207
January	280	
February	359	
March	380	
April	402	
May	406	
June	406	

### QUALITY

	Quantity	Base Number	Contract	AT	Region	England
% of FP17s for the same patient ID Re-attending within 3 months - Children	9	199	4.5%	10.5%	11.9%	12.4%
% of FP17s for the same patient ID Re-attending within 3 months - Adults	0	11	0.0%	15.9%	17.1%	16.6%
% of FP17s for the same patient ID Re-attending between 3 & 9 months - Children	69	199	34.7%	47.5%	46.2%	57.5%
% of FP17s for the same patient ID Re-attending between 3 & 9 months - Adults	4	11	36.4%	37.9%	37.8%	50.4%
% of FP17s for Band 1 Urgent Courses	0	186	0.0%	10.3%	10.6%	9.1%
% of FP17s Relating to Free Repair or Replacements	0	186	0.0%	0.7%	0.6%	0.8%
% of FP17s Relating to Continuations	0	186	0.0%	1.1%	0.9%	1.3%
% of Patients satisfied with the dentistry they have received	0	0	N/A	90.2%	90.3%	92.7%
% of Patients satisfied with the time they had to wait for an appointment	0	0	N/A	85.9%	83.8%	88.8%

\* This is based on patients treated on this contract for their most recent course of treatment. Figures in italics indicate the base number of FP17s or Patient Questionnaire responses are less than 100. N/A is shown where the base number of responses is less than 10 during the period. % is calculated as Quantity/Base number\*100

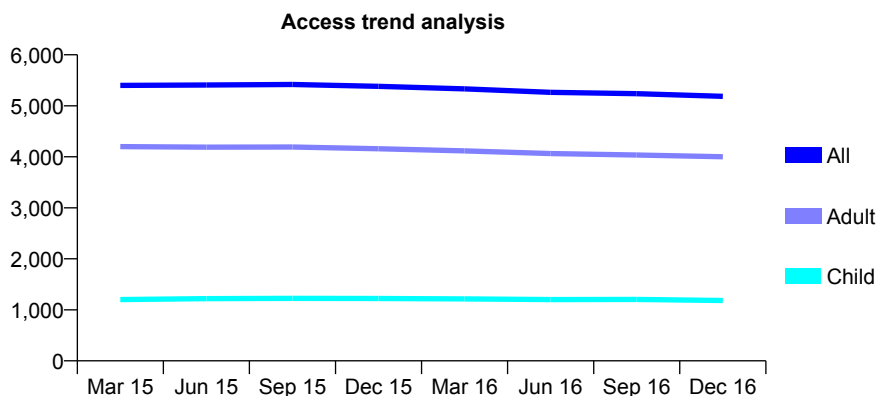
## Q63 - Vital Signs At a Glance Contract Report for 656704/0003 - December 2016

Name or company name	MR R PATEL
Contract type name	GDS Contract
Purpose of contract	General
Contract start date	01/04/2006
Contract end date	

16/17 Contracted general activity (UDA)	15,926
Carry forward general activity (UDA)	346
16/17 Contracted orthodontic activity (UOA)	0
Carry forward orthodontic activity (UOA)	0
Baseline contract value	£441,578.97

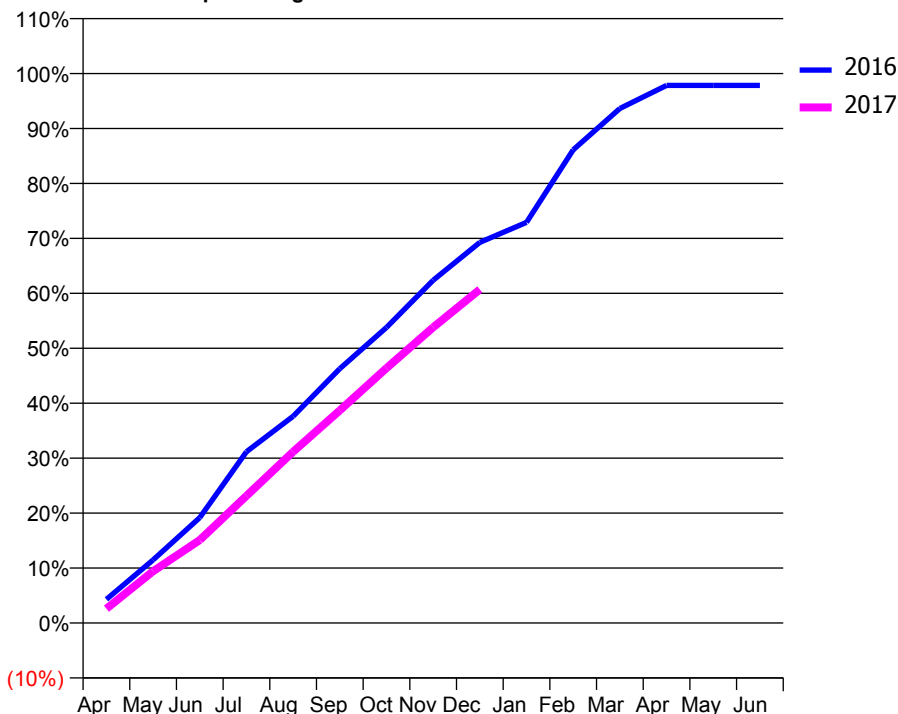
### ACCESS\*

Patients seen in 24 months	Total	Change since previous quarter
Quarter ending December 2015	5,381	
Quarter ending March 2016	5,331	→
Quarter ending June 2016	5,265	↓
Quarter ending September 2016	5,239	→
Quarter ending December 2016	5,185	↓
<b>Variance since December 2015</b>	<b>(3.6%)</b>	<b>↓</b>



### ACTIVITY

Cumulative percentage of contracted UDA delivered 2016 & 2017



Month	Adjusted Scheduled Activity (UDA)	
	2016	2017
April	686	415
May	1,830	1,503
June	3,055	2,407
July	4,963	3,685
August	5,992	4,964
September	7,370	6,161
October	8,565	7,387
November	9,934	8,569
December	11,032	9,666
January	11,613	
February	13,713	
March	14,913	
April	15,580	
May	15,580	
June	15,580	

### QUALITY

	Quantity	Base Number	Contract	AT	Region	England
% of FP17s for the same patient ID Re-attending within 3 months - Children	119	1,168	10.2%	10.5%	11.9%	12.4%
% of FP17s for the same patient ID Re-attending within 3 months - Adults	514	3,248	15.8%	15.9%	17.1%	16.6%
% of FP17s for the same patient ID Re-attending between 3 & 9 months - Children	552	1,168	47.3%	47.5%	46.2%	57.5%
% of FP17s for the same patient ID Re-attending between 3 & 9 months - Adults	1,226	3,248	37.7%	37.9%	37.8%	50.4%
% of FP17s for Band 1 Urgent Courses	396	4,142	9.6%	10.3%	10.6%	9.1%
% of FP17s Relating to Free Repair or Replacements	98	4,142	2.4%	0.7%	0.6%	0.8%
% of FP17s Relating to Continuations	48	4,142	1.2%	1.1%	0.9%	1.3%
% of Patients satisfied with the dentistry they have received	5	7	N/A	90.2%	90.3%	92.7%
% of Patients satisfied with the time they had to wait for an appointment	6	7	N/A	85.9%	83.8%	88.8%

\* This is based on patients treated on this contract for their most recent course of treatment. Figures in italics indicate the base number of FP17s or Patient Questionnaire responses are less than 100. N/A is shown where the base number of responses is less than 10 during the period. % is calculated as Quantity/Base number\*100

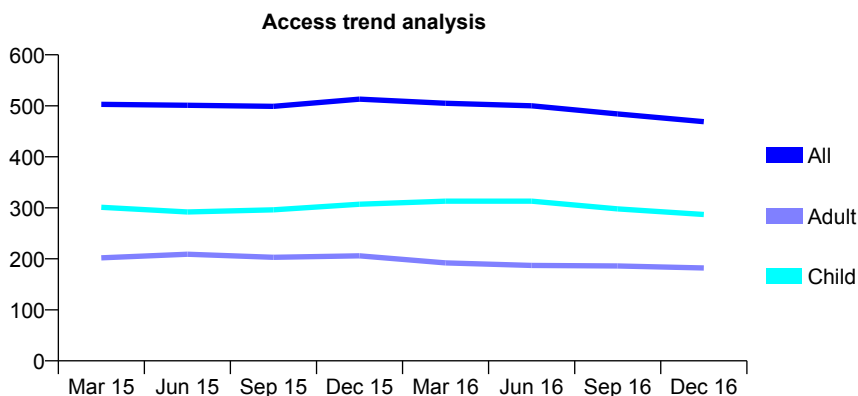
## Q63 - Vital Signs At a Glance Contract Report for 656917/0001 - December 2016

Name or company name	MR P MORAITIS
Contract type name	GDS Contract
Purpose of contract	General
Contract start date	01/04/2006
Contract end date	

16/17 Contracted general activity (UDA)	1,090
Carry forward general activity (UDA)	-22
16/17 Contracted orthodontic activity (UOA)	0
Carry forward orthodontic activity (UOA)	0
Baseline contract value	£29,229.66

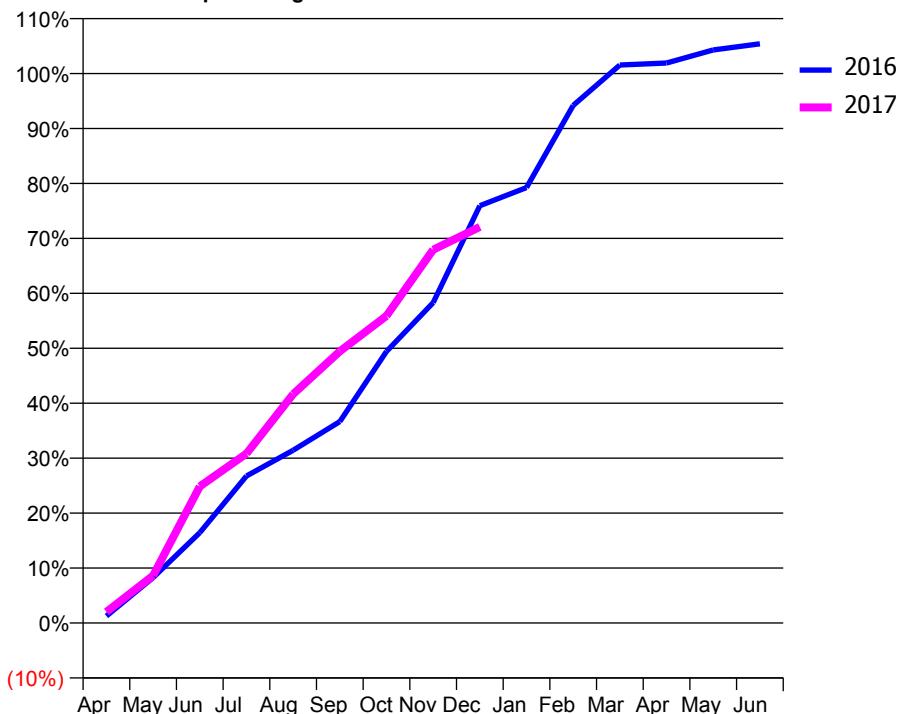
### ACCESS\*

Patients seen in 24 months	Total	Change since previous quarter
Quarter ending December 2015	513	
Quarter ending March 2016	505	↓
Quarter ending June 2016	500	→
Quarter ending September 2016	484	↓
Quarter ending December 2016	469	↓
<b>Variance since December 2015</b>	<b>(8.6%)</b>	<b>↓</b>



### ACTIVITY

Cumulative percentage of contracted UDA delivered 2016 & 2017



Month	Adjusted Scheduled Activity (UDA)	
	2016	2017
April	14	22
May	90	94
June	179	271
July	292	336
August	343	454
September	400	539
October	539	609
November	636	741
December	828	786
January	864	
February	1,027	
March	1,107	
April	1,111	
May	1,137	
June	1,149	

### QUALITY

	Quantity	Base Number	Contract	AT	Region	England
% of FP17s for the same patient ID Re-attending within 3 months - Children	10	290	3.4%	10.5%	11.9%	12.4%
% of FP17s for the same patient ID Re-attending within 3 months - Adults	17	151	11.3%	15.9%	17.1%	16.6%
% of FP17s for the same patient ID Re-attending between 3 & 9 months - Children	174	290	60.0%	47.5%	46.2%	57.5%
% of FP17s for the same patient ID Re-attending between 3 & 9 months - Adults	78	151	51.7%	37.9%	37.8%	50.4%
% of FP17s for Band 1 Urgent Courses	3	428	0.7%	10.3%	10.6%	9.1%
% of FP17s Relating to Free Repair or Replacements	0	428	0.0%	0.7%	0.6%	0.8%
% of FP17s Relating to Continuations	0	428	0.0%	1.1%	0.9%	1.3%
% of Patients satisfied with the dentistry they have received	1	1	N/A	90.2%	90.3%	92.7%
% of Patients satisfied with the time they had to wait for an appointment	1	1	N/A	85.9%	83.8%	88.8%

\* This is based on patients treated on this contract for their most recent course of treatment. Figures in italics indicate the base number of FP17s or Patient Questionnaire responses are less than 100. N/A is shown where the base number of responses is less than 10 during the period. % is calculated as Quantity/Base number\*100



## Q63 - Vital Signs At a Glance Contract Report for 671908/0001 - December 2016

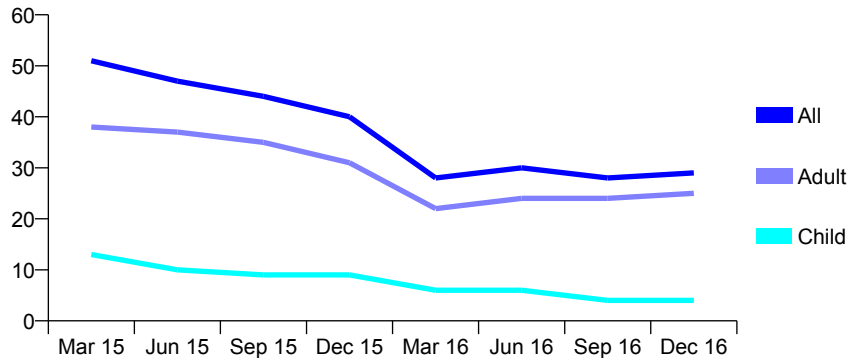
Name or company name	MR J SHELDON
Contract type name	GDS Contract
Purpose of contract	General
Contract start date	01/04/2006
Contract end date	

16/17 Contracted general activity (UDA)	100
Carry forward general activity (UDA)	0
16/17 Contracted orthodontic activity (UOA)	0
Carry forward orthodontic activity (UOA)	0
Baseline contract value	£2,736.18

### ACCESS\*

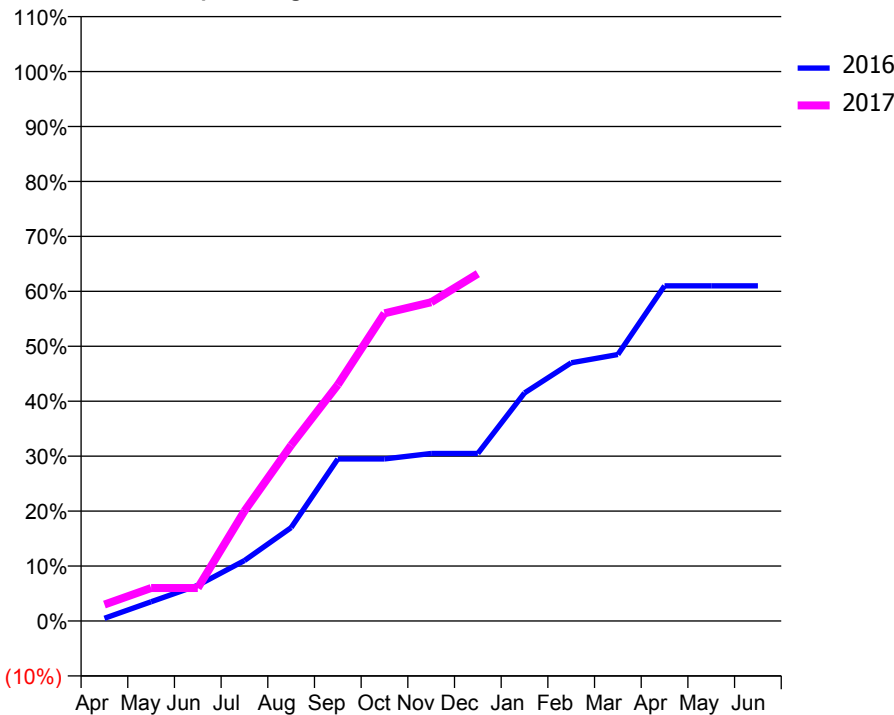
Patients seen in 24 months	Total	Change since previous quarter
Quarter ending December 2015	40	
Quarter ending March 2016	28	↓
Quarter ending June 2016	30	↑
Quarter ending September 2016	28	↓
Quarter ending December 2016	29	↑
<b>Variance since December 2015</b>	<b>(27.5%)</b>	<b>↓</b>

### Access trend analysis



### ACTIVITY

#### Cumulative percentage of contracted UDA delivered 2016 & 2017



Month	Adjusted Scheduled Activity (UDA)	
	2016	2017
April	1	3
May	7	6
June	13	6
July	22	20
August	34	32
September	59	43
October	59	56
November	61	58
December	61	63
January	83	
February	94	
March	97	
April	122	
May	122	
June	122	

### QUALITY

	Quantity	Base Number	Contract	AT	Region	England
% of FP17s for the same patient ID Re-attending within 3 months - Children	0	5	0.0%	10.5%	11.9%	12.4%
% of FP17s for the same patient ID Re-attending within 3 months - Adults	2	24	8.3%	15.9%	17.1%	16.6%
% of FP17s for the same patient ID Re-attending between 3 & 9 months - Children	4	5	80.0%	47.5%	46.2%	57.5%
% of FP17s for the same patient ID Re-attending between 3 & 9 months - Adults	9	24	37.5%	37.9%	37.8%	50.4%
% of FP17s for Band 1 Urgent Courses	1	26	3.8%	10.3%	10.6%	9.1%
% of FP17s Relating to Free Repair or Replacements	0	26	0.0%	0.7%	0.6%	0.8%
% of FP17s Relating to Continuations	0	26	0.0%	1.1%	0.9%	1.3%
% of Patients satisfied with the dentistry they have received	0	0	N/A	90.2%	90.3%	92.7%
% of Patients satisfied with the time they had to wait for an appointment	0	0	N/A	85.9%	83.8%	88.8%

\* This is based on patients treated on this contract for their most recent course of treatment. Figures in italics indicate the base number of FP17s or Patient Questionnaire responses are less than 100. N/A is shown where the base number of responses is less than 10 during the period. % is calculated as Quantity/Base number\*100

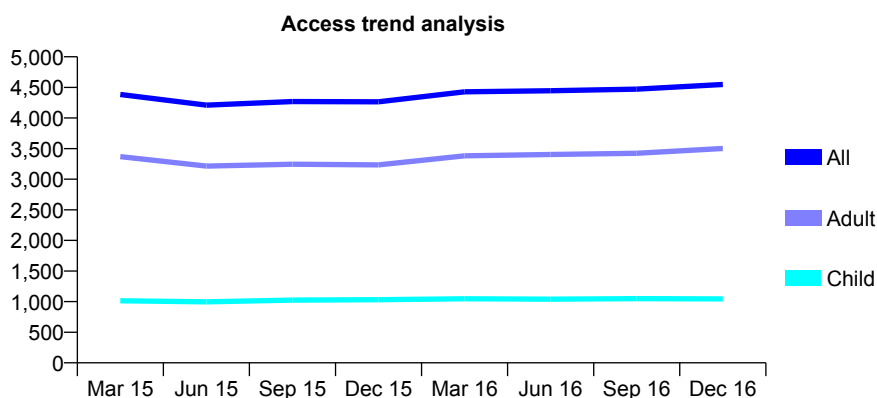
## Q63 - Vital Signs At a Glance Contract Report for 673498/0001 - December 2016

Name or company name	MR TM ASHRAF
Contract type name	GDS Contract
Purpose of contract	General
Contract start date	01/04/2006
Contract end date	

16/17 Contracted general activity (UDA)	14,750
Carry forward general activity (UDA)	0
16/17 Contracted orthodontic activity (UOA)	0
Carry forward orthodontic activity (UOA)	0
Baseline contract value	£372,540.41

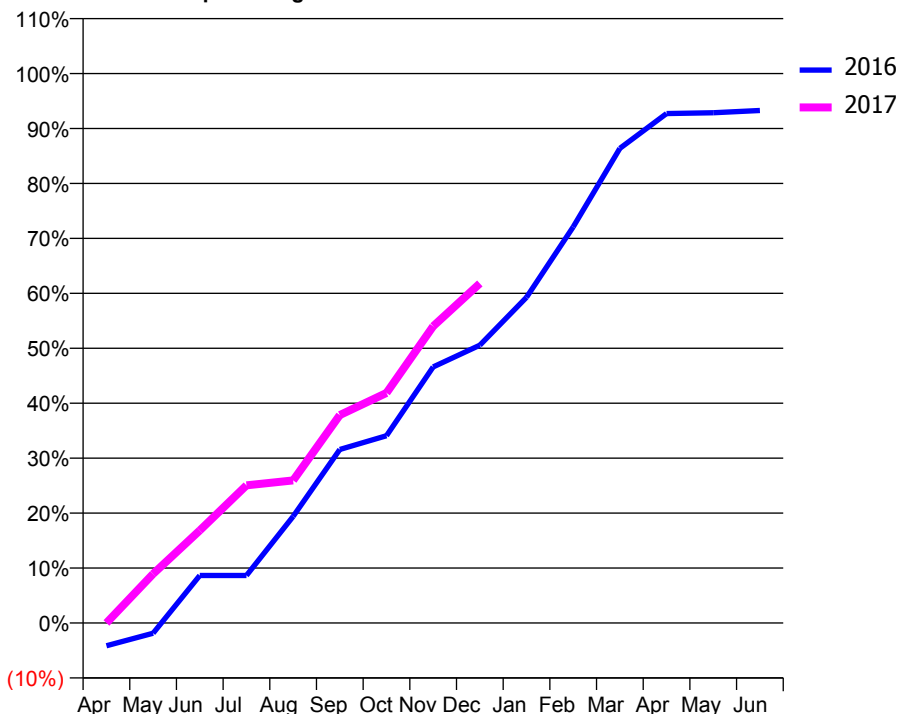
### ACCESS\*

Patients seen in 24 months	Total	Change since previous quarter
Quarter ending December 2015	4,265	
Quarter ending March 2016	4,429	↑
Quarter ending June 2016	4,445	→
Quarter ending September 2016	4,472	→
Quarter ending December 2016	4,548	→
<b>Variance since December 2015</b>	<b>6.6%</b>	<b>↑</b>



### ACTIVITY

Cumulative percentage of contracted UDA delivered 2016 & 2017



Month	Adjusted Scheduled Activity (UDA)	
	2016	2017
April	-614	0
May	-278	1,319
June	1,278	2,487
July	1,278	3,695
August	2,860	3,829
September	4,659	5,580
October	5,028	6,175
November	6,873	7,966
December	7,458	9,114
January	8,743	
February	10,633	
March	12,740	
April	13,676	
May	13,695	
June	13,756	

### QUALITY

	Quantity	Base Number	Contract	AT	Region	England
% of FP17s for the same patient ID Re-attending within 3 months - Children	61	990	6.2%	10.5%	11.9%	12.4%
% of FP17s for the same patient ID Re-attending within 3 months - Adults	409	2,802	14.6%	15.9%	17.1%	16.6%
% of FP17s for the same patient ID Re-attending between 3 & 9 months - Children	508	990	51.3%	47.5%	46.2%	57.5%
% of FP17s for the same patient ID Re-attending between 3 & 9 months - Adults	977	2,802	34.9%	37.9%	37.8%	50.4%
% of FP17s for Band 1 Urgent Courses	139	3,468	4.0%	10.3%	10.6%	9.1%
% of FP17s Relating to Free Repair or Replacements	31	3,468	0.9%	0.7%	0.6%	0.8%
% of FP17s Relating to Continuations	156	3,468	4.5%	1.1%	0.9%	1.3%
% of Patients satisfied with the dentistry they have received	6	6	N/A	90.2%	90.3%	92.7%
% of Patients satisfied with the time they had to wait for an appointment	6	6	N/A	85.9%	83.8%	88.8%

\* This is based on patients treated on this contract for their most recent course of treatment. Figures in italics indicate the base number of FP17s or Patient Questionnaire responses are less than 100. N/A is shown where the base number of responses is less than 10 during the period. % is calculated as Quantity/Base number\*100

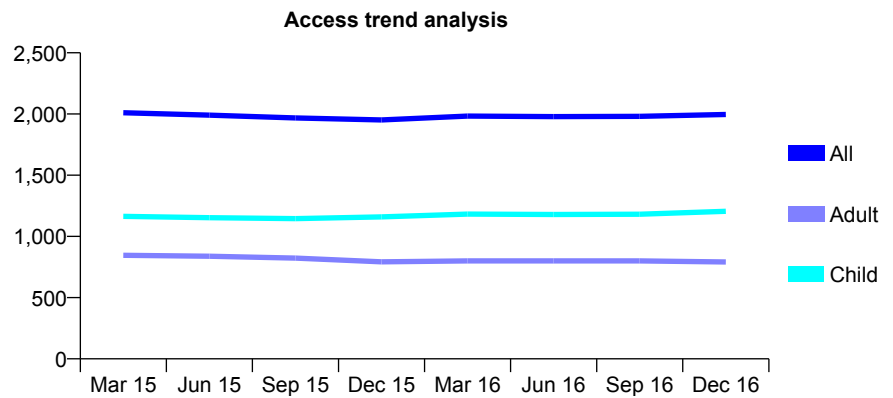
## Q63 - Vital Signs At a Glance Contract Report for 674656/0001 - December 2016

Name or company name	MRS B VAHEESWARAN
Contract type name	GDS Contract
Purpose of contract	General
Contract start date	01/04/2006
Contract end date	

16/17 Contracted general activity (UDA)	5,998
Carry forward general activity (UDA)	0
16/17 Contracted orthodontic activity (UOA)	0
Carry forward orthodontic activity (UOA)	0
Baseline contract value	£171,804.85

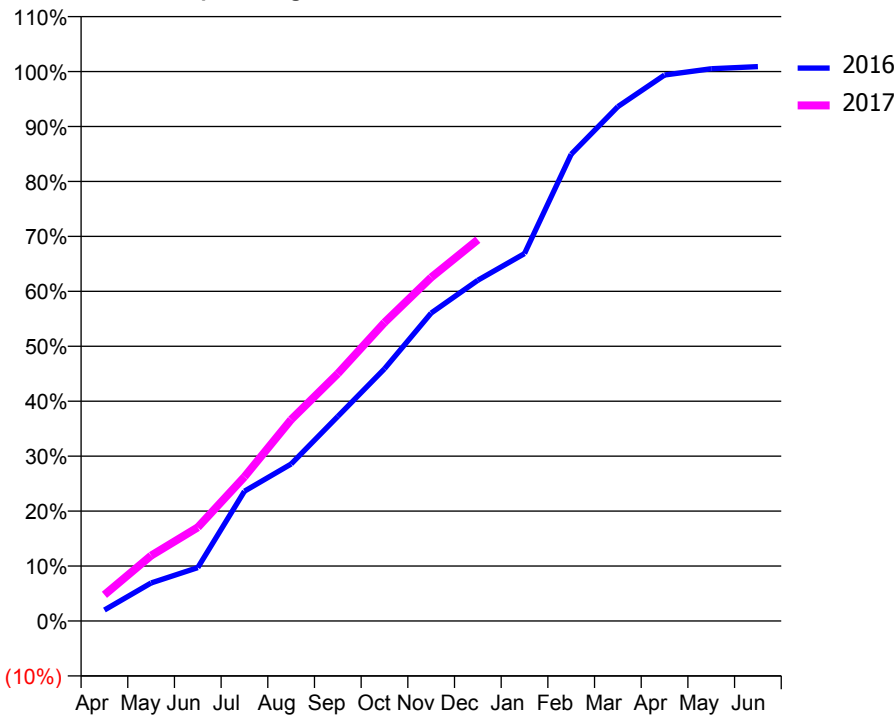
### ACCESS\*

Patients seen in 24 months	Total	Change since previous quarter
Quarter ending December 2015	1,952	
Quarter ending March 2016	1,983	→
Quarter ending June 2016	1,979	→
Quarter ending September 2016	1,981	→
Quarter ending December 2016	1,996	→
<b>Variance since December 2015</b>	<b>2.3%</b>	<b>↑</b>



### ACTIVITY

Cumulative percentage of contracted UDA delivered 2016 & 2017



Month	Adjusted Scheduled Activity (UDA)	
	2016	2017
April	120	286
May	416	714
June	582	1,022
July	1,418	1,574
August	1,714	2,198
September	2,234	2,701
October	2,753	3,258
November	3,361	3,750
December	3,720	4,162
January	4,010	
February	5,096	
March	5,615	
April	5,960	
May	6,028	
June	6,052	

### QUALITY

	Quantity	Base Number	Contract	AT	Region	England
% of FP17s for the same patient ID Re-attending within 3 months - Children	81	1,219	6.6%	10.5%	11.9%	12.4%
% of FP17s for the same patient ID Re-attending within 3 months - Adults	179	735	24.4%	15.9%	17.1%	16.6%
% of FP17s for the same patient ID Re-attending between 3 & 9 months - Children	655	1,219	53.7%	47.5%	46.2%	57.5%
% of FP17s for the same patient ID Re-attending between 3 & 9 months - Adults	270	735	36.7%	37.9%	37.8%	50.4%
% of FP17s for Band 1 Urgent Courses	183	1,812	10.1%	10.3%	10.6%	9.1%
% of FP17s Relating to Free Repair or Replacements	0	1,812	0.0%	0.7%	0.6%	0.8%
% of FP17s Relating to Continuations	1	1,812	0.1%	1.1%	0.9%	1.3%
% of Patients satisfied with the dentistry they have received	2	2	N/A	90.2%	90.3%	92.7%
% of Patients satisfied with the time they had to wait for an appointment	2	2	N/A	85.9%	83.8%	88.8%

\* This is based on patients treated on this contract for their most recent course of treatment. Figures in italics indicate the base number of FP17s or Patient Questionnaire responses are less than 100. N/A is shown where the base number of responses is less than 10 during the period. % is calculated as Quantity/Base number\*100

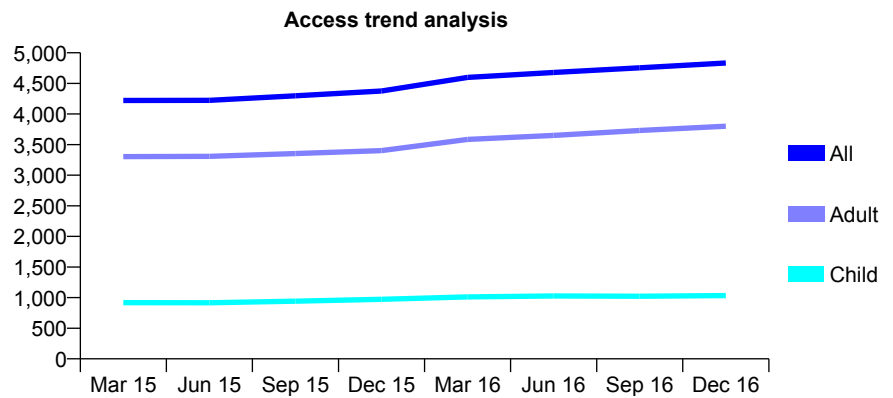
## Q63 - Vital Signs At a Glance Contract Report for 674915/0001 - December 2016

Name or company name	MISS P AKHAVAN-TABIB
Contract type name	GDS Contract
Purpose of contract	General
Contract start date	01/04/2006
Contract end date	

16/17 Contracted general activity (UDA)	20,491
Carry forward general activity (UDA)	-23
16/17 Contracted orthodontic activity (UOA)	0
Carry forward orthodontic activity (UOA)	0
Baseline contract value	£551,686.46

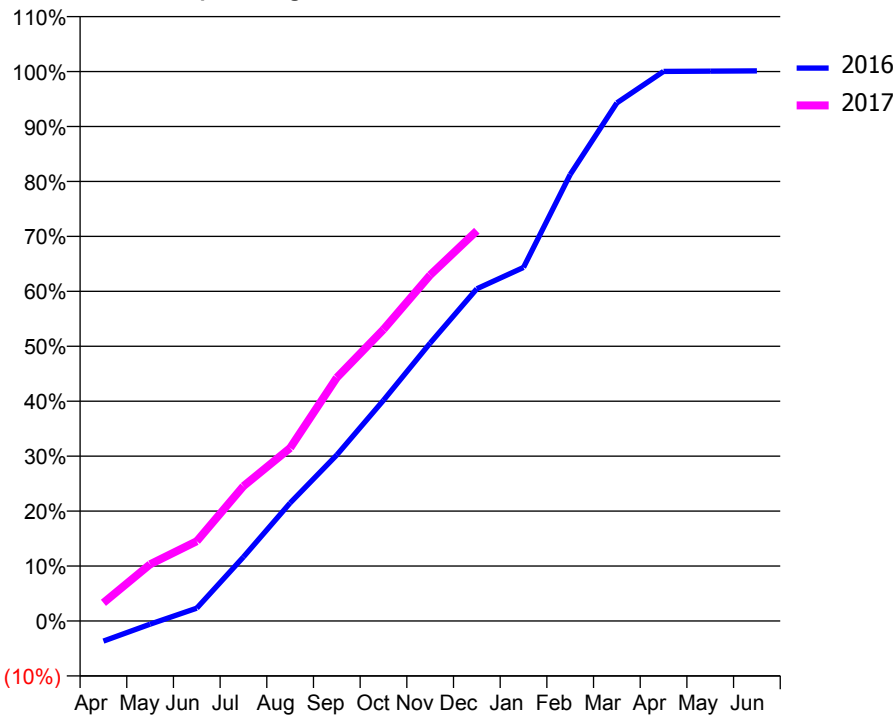
### ACCESS\*

Patients seen in 24 months	Total	Change since previous quarter
Quarter ending December 2015	4,376	
Quarter ending March 2016	4,598	↑
Quarter ending June 2016	4,679	→
Quarter ending September 2016	4,754	→
Quarter ending December 2016	4,834	→
<b>Variance since December 2015</b>	<b>10.5%</b>	<b>↑</b>



### ACTIVITY

Cumulative percentage of contracted UDA delivered 2016 & 2017



Month	Adjusted Scheduled Activity (UDA)	
	2016	2017
April	-753	681
May	-122	2,116
June	478	2,976
July	2,389	5,031
August	4,401	6,453
September	6,194	9,079
October	8,232	10,870
November	10,363	12,903
December	12,388	14,554
January	13,184	
February	16,651	
March	19,321	
April	20,496	
May	20,502	
June	20,514	

### QUALITY

	Quantity	Base Number	Contract	AT	Region	England
% of FP17s for the same patient ID Re-attending within 3 months - Children	101	814	12.4%	10.5%	11.9%	12.4%
% of FP17s for the same patient ID Re-attending within 3 months - Adults	529	2,917	18.1%	15.9%	17.1%	16.6%
% of FP17s for the same patient ID Re-attending between 3 & 9 months - Children	244	814	30.0%	47.5%	46.2%	57.5%
% of FP17s for the same patient ID Re-attending between 3 & 9 months - Adults	771	2,917	26.4%	37.9%	37.8%	50.4%
% of FP17s for Band 1 Urgent Courses	513	3,290	15.6%	10.3%	10.6%	9.1%
% of FP17s Relating to Free Repair or Replacements	19	3,290	0.6%	0.7%	0.6%	0.8%
% of FP17s Relating to Continuations	101	3,290	3.1%	1.1%	0.9%	1.3%
% of Patients satisfied with the dentistry they have received	4	4	N/A	90.2%	90.3%	92.7%
% of Patients satisfied with the time they had to wait for an appointment	4	4	N/A	85.9%	83.8%	88.8%

\* This is based on patients treated on this contract for their most recent course of treatment. Figures in italics indicate the base number of FP17s or Patient Questionnaire responses are less than 100. N/A is shown where the base number of responses is less than 10 during the period. % is calculated as Quantity/Base number\*100

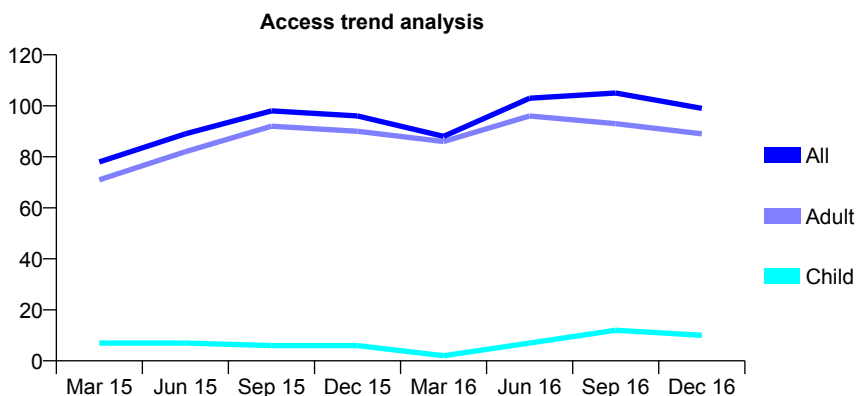
## Q63 - Vital Signs At a Glance Contract Report for 674915/0004 - December 2016

Name or company name	MISS P AKHAVAN-TABIB
Contract type name	PDS Contract
Purpose of contract	General
Contract start date	01/08/2010
Contract end date	31/03/2017

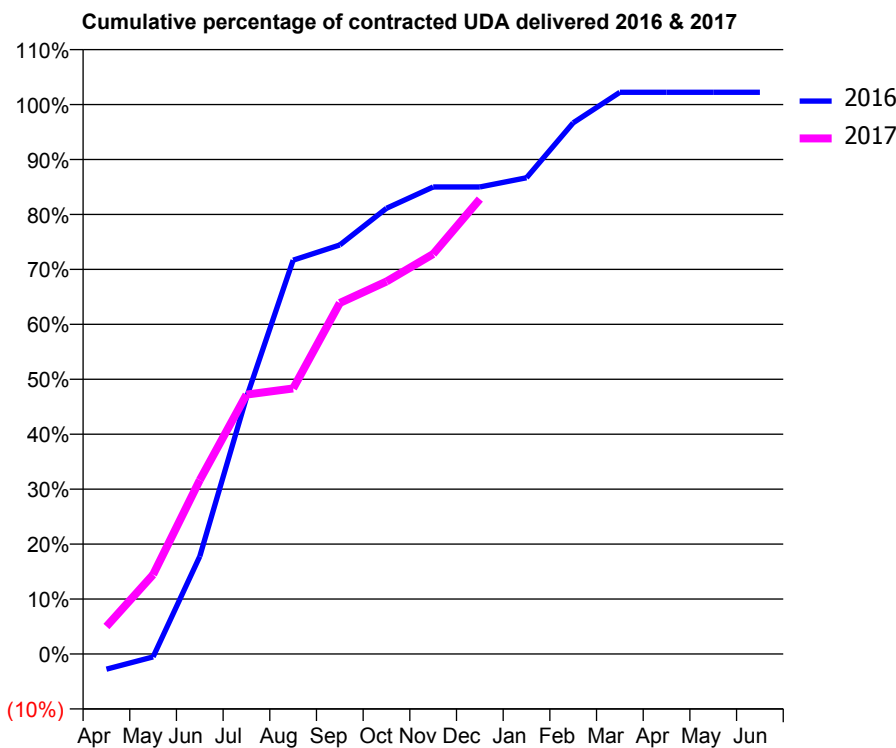
16/17 Contracted general activity (UDA)	180
Carry forward general activity (UDA)	0
16/17 Contracted orthodontic activity (UOA)	0
Carry forward orthodontic activity (UOA)	0
Baseline contract value	£9,247.44

### ACCESS\*

Patients seen in 24 months	Total	Change since previous quarter
Quarter ending December 2015	96	
Quarter ending March 2016	88	↓
Quarter ending June 2016	103	↑
Quarter ending September 2016	105	→
Quarter ending December 2016	99	↓
<b>Variance since December 2015</b>	<b>3.1%</b>	<b>↑</b>



### ACTIVITY



Month	Adjusted Scheduled Activity (UDA)	
	2016	2017
April	-5	9
May	-1	26
June	32	57
July	84	85
August	129	87
September	134	115
October	146	122
November	153	131
December	153	149
January	156	
February	174	
March	184	
April	184	
May	184	
June	184	

### QUALITY

	Quantity	Base Number	Contract	AT	Region	England
% of FP17s for the same patient ID Re-attending within 3 months - Children	0	18	0.0%	10.5%	11.9%	12.4%
% of FP17s for the same patient ID Re-attending within 3 months - Adults	2	59	3.4%	15.9%	17.1%	16.6%
% of FP17s for the same patient ID Re-attending between 3 & 9 months - Children	0	18	0.0%	47.5%	46.2%	57.5%
% of FP17s for the same patient ID Re-attending between 3 & 9 months - Adults	0	59	0.0%	37.9%	37.8%	50.4%
% of FP17s for Band 1 Urgent Courses	0	77	0.0%	10.3%	10.6%	9.1%
% of FP17s Relating to Free Repair or Replacements	0	77	0.0%	0.7%	0.6%	0.8%
% of FP17s Relating to Continuations	0	77	0.0%	1.1%	0.9%	1.3%
% of Patients satisfied with the dentistry they have received	0	0	N/A	90.2%	90.3%	92.7%
% of Patients satisfied with the time they had to wait for an appointment	0	0	N/A	85.9%	83.8%	88.8%

\* This is based on patients treated on this contract for their most recent course of treatment. Figures in italics indicate the base number of FP17s or Patient Questionnaire responses are less than 100. N/A is shown where the base number of responses is less than 10 during the period. % is calculated as Quantity/Base number\*100

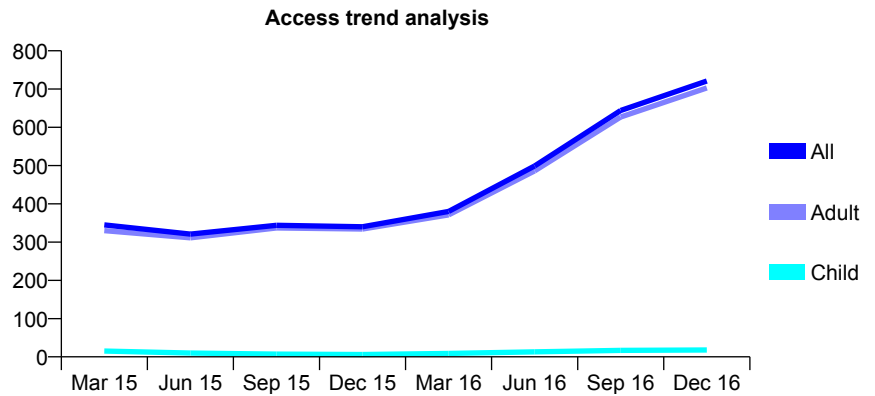
## Q63 - Vital Signs At a Glance Contract Report for 674915/0006 - December 2016

Name or company name	MISS P AKHAVAN-TABIB
Contract type name	PDS Contract
Purpose of contract	General
Contract start date	01/09/2010
Contract end date	31/03/2017

16/17 Contracted general activity (UDA)	2,000
Carry forward general activity (UDA)	0
16/17 Contracted orthodontic activity (UOA)	0
Carry forward orthodontic activity (UOA)	0
Baseline contract value	£100,095.55

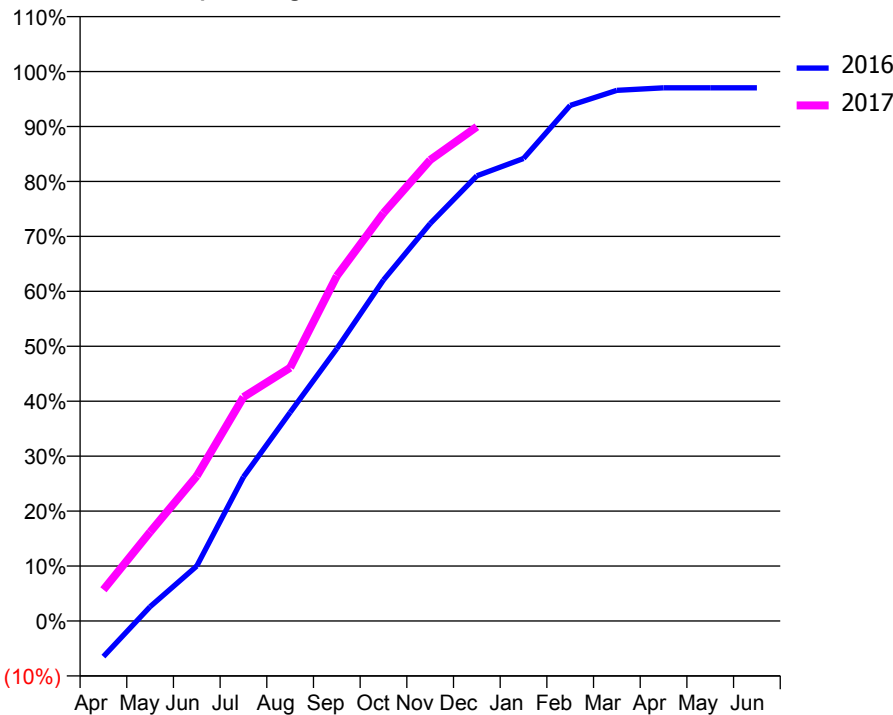
### ACCESS\*

Patients seen in 24 months	Total	Change since previous quarter
Quarter ending December 2015	340	
Quarter ending March 2016	380	↑
Quarter ending June 2016	499	↑
Quarter ending September 2016	644	↑
Quarter ending December 2016	721	↑
<b>Variance since December 2015</b>	<b>112.1%</b>	<b>↑</b>



### ACTIVITY

Cumulative percentage of contracted UDA delivered 2016 & 2017



Month	Adjusted Scheduled Activity (UDA)	
	2016	2017
April	-130	114
May	52	324
June	200	528
July	524	815
August	759	922
September	991	1,256
October	1,241	1,485
November	1,446	1,678
December	1,620	1,799
January	1,683	
February	1,876	
March	1,931	
April	1,940	
May	1,940	
June	1,940	

### QUALITY

	Quantity	Base Number	Contract	AT	Region	England
% of FP17s for the same patient ID Re-attending within 3 months - Children	0	18	0.0%	10.5%	11.9%	12.4%
% of FP17s for the same patient ID Re-attending within 3 months - Adults	11	662	1.7%	15.9%	17.1%	16.6%
% of FP17s for the same patient ID Re-attending between 3 & 9 months - Children	0	18	0.0%	47.5%	46.2%	57.5%
% of FP17s for the same patient ID Re-attending between 3 & 9 months - Adults	4	662	0.6%	37.9%	37.8%	50.4%
% of FP17s for Band 1 Urgent Courses	0	677	0.0%	10.3%	10.6%	9.1%
% of FP17s Relating to Free Repair or Replacements	0	677	0.0%	0.7%	0.6%	0.8%
% of FP17s Relating to Continuations	0	677	0.0%	1.1%	0.9%	1.3%
% of Patients satisfied with the dentistry they have received	0	0	N/A	90.2%	90.3%	92.7%
% of Patients satisfied with the time they had to wait for an appointment	0	0	N/A	85.9%	83.8%	88.8%

\* This is based on patients treated on this contract for their most recent course of treatment. Figures in italics indicate the base number of FP17s or Patient Questionnaire responses are less than 100. N/A is shown where the base number of responses is less than 10 during the period. % is calculated as Quantity/Base number\*100

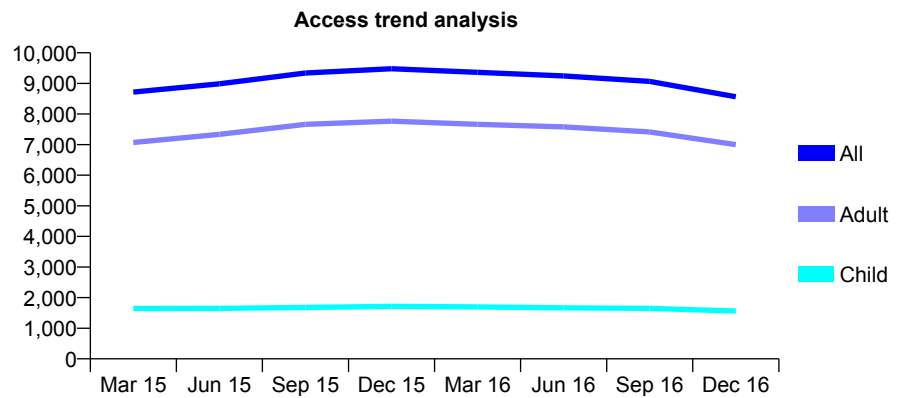
## Q63 - Vital Signs At a Glance Contract Report for 675075/0001 - December 2016

Name or company name	MR S SRI RANGANATHAN
Contract type name	GDS Contract
Purpose of contract	General
Contract start date	01/04/2006
Contract end date	

16/17 Contracted general activity (UDA)	30,570
Carry forward general activity (UDA)	-124
16/17 Contracted orthodontic activity (UOA)	0
Carry forward orthodontic activity (UOA)	0
Baseline contract value	£851,975.76

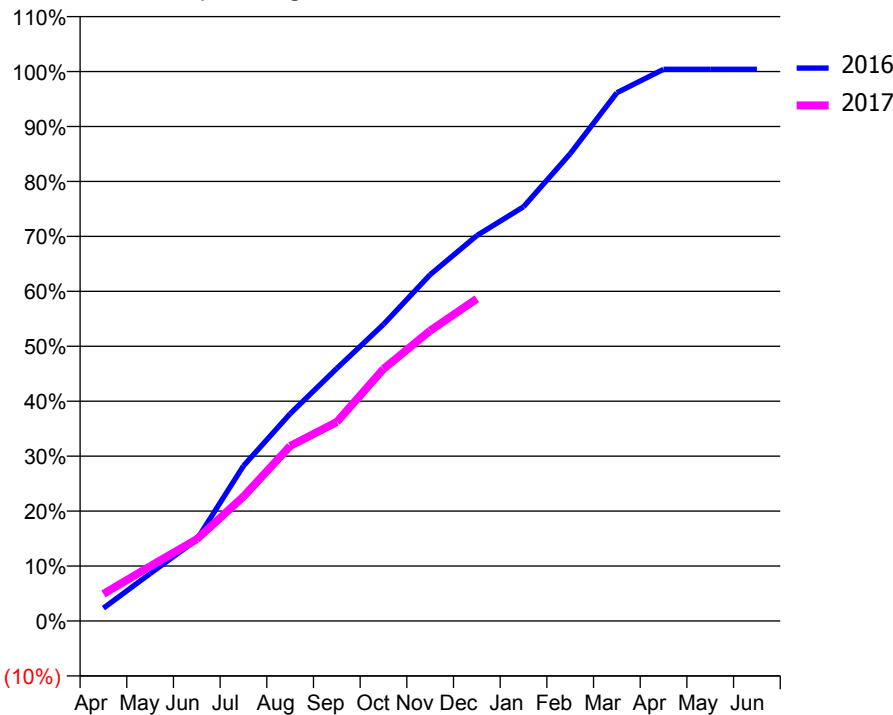
### ACCESS\*

Patients seen in 24 months	Total	Change since previous quarter
Quarter ending December 2015	9,481	
Quarter ending March 2016	9,361	↓
Quarter ending June 2016	9,245	↓
Quarter ending September 2016	9,065	↓
Quarter ending December 2016	8,563	↓
<b>Variance since December 2015</b>	<b>(9.7%)</b>	<b>↓</b>



### ACTIVITY

Cumulative percentage of contracted UDA delivered 2016 & 2017



Month	Adjusted Scheduled Activity (UDA)	
	2016	2017
April	719	1,510
May	2,638	3,049
June	4,530	4,551
July	8,629	6,923
August	11,534	9,737
September	14,057	11,071
October	16,500	14,025
November	19,267	16,155
December	21,443	17,923
January	23,043	
February	25,998	
March	29,387	
April	30,691	
May	30,694	
June	30,694	

### QUALITY

	Quantity	Base Number	Contract	AT	Region	England
% of FP17s for the same patient ID Re-attending within 3 months - Children	89	1,085	8.2%	10.5%	11.9%	12.4%
% of FP17s for the same patient ID Re-attending within 3 months - Adults	692	4,467	15.5%	15.9%	17.1%	16.6%
% of FP17s for the same patient ID Re-attending between 3 & 9 months - Children	270	1,085	24.9%	47.5%	46.2%	57.5%
% of FP17s for the same patient ID Re-attending between 3 & 9 months - Adults	1,231	4,467	27.6%	37.9%	37.8%	50.4%
% of FP17s for Band 1 Urgent Courses	551	5,186	10.6%	10.3%	10.6%	9.1%
% of FP17s Relating to Free Repair or Replacements	79	5,186	1.5%	0.7%	0.6%	0.8%
% of FP17s Relating to Continuations	73	5,186	1.4%	1.1%	0.9%	1.3%
% of Patients satisfied with the dentistry they have received	12	13	92.3%	90.2%	90.3%	92.7%
% of Patients satisfied with the time they had to wait for an appointment	12	13	92.3%	85.9%	83.8%	88.8%

\* This is based on patients treated on this contract for their most recent course of treatment. Figures in italics indicate the base number of FP17s or Patient Questionnaire responses are less than 100. N/A is shown where the base number of responses is less than 10 during the period. % is calculated as Quantity/Base number\*100



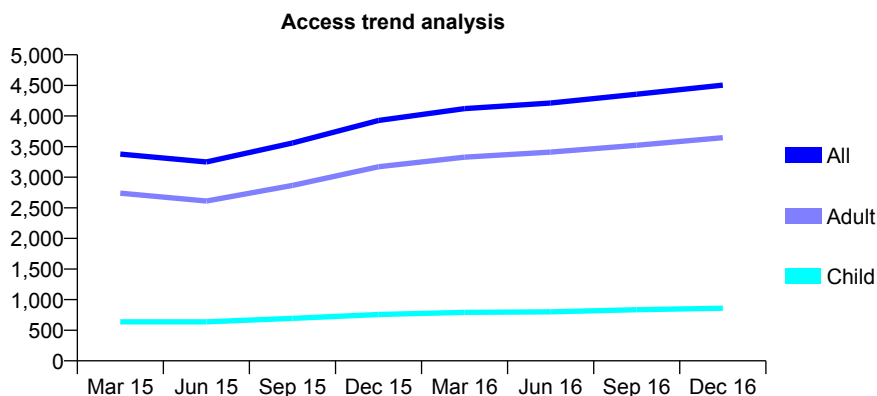
## Q63 - Vital Signs At a Glance Contract Report for 675075/0002 - December 2016

Name or company name	MR S SRI RANGANATHAN
Contract type name	GDS Contract
Purpose of contract	General
Contract start date	01/04/2006
Contract end date	

16/17 Contracted general activity (UDA)	11,326
Carry forward general activity (UDA)	-225
16/17 Contracted orthodontic activity (UOA)	0
Carry forward orthodontic activity (UOA)	0
Baseline contract value	£312,965.06

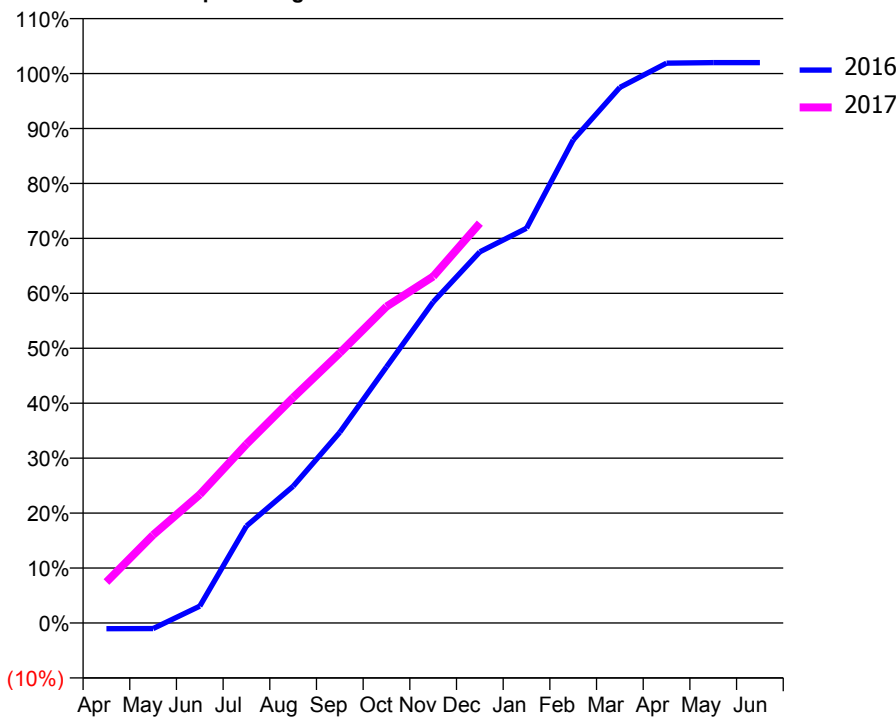
### ACCESS\*

Patients seen in 24 months	Total	Change since previous quarter
Quarter ending December 2015	3,926	
Quarter ending March 2016	4,120	↑
Quarter ending June 2016	4,212	↑
Quarter ending September 2016	4,357	↑
Quarter ending December 2016	4,505	↑
<b>Variance since December 2015</b>	<b>14.7%</b>	<b>↑</b>



### ACTIVITY

Cumulative percentage of contracted UDA delivered 2016 & 2017



Month	Adjusted Scheduled Activity (UDA)	
	2016	2017
April	-120	846
May	-117	1,815
June	347	2,649
July	2,000	3,687
August	2,819	4,648
September	3,931	5,568
October	5,278	6,524
November	6,616	7,143
December	7,652	8,240
January	8,138	
February	9,958	
March	11,039	
April	11,539	
May	11,551	
June	11,551	

### QUALITY

	Quantity	Base Number	Contract	AT	Region	England
% of FP17s for the same patient ID Re-attending within 3 months - Children	54	633	8.5%	10.5%	11.9%	12.4%
% of FP17s for the same patient ID Re-attending within 3 months - Adults	315	2,544	12.4%	15.9%	17.1%	16.6%
% of FP17s for the same patient ID Re-attending between 3 & 9 months - Children	143	633	22.6%	47.5%	46.2%	57.5%
% of FP17s for the same patient ID Re-attending between 3 & 9 months - Adults	544	2,544	21.4%	37.9%	37.8%	50.4%
% of FP17s for Band 1 Urgent Courses	379	3,005	12.6%	10.3%	10.6%	9.1%
% of FP17s Relating to Free Repair or Replacements	4	3,005	0.1%	0.7%	0.6%	0.8%
% of FP17s Relating to Continuations	28	3,005	0.9%	1.1%	0.9%	1.3%
% of Patients satisfied with the dentistry they have received	2	3	N/A	90.2%	90.3%	92.7%
% of Patients satisfied with the time they had to wait for an appointment	2	3	N/A	85.9%	83.8%	88.8%

\* This is based on patients treated on this contract for their most recent course of treatment. Figures in italics indicate the base number of FP17s or Patient Questionnaire responses are less than 100. N/A is shown where the base number of responses is less than 10 during the period. % is calculated as Quantity/Base number\*100

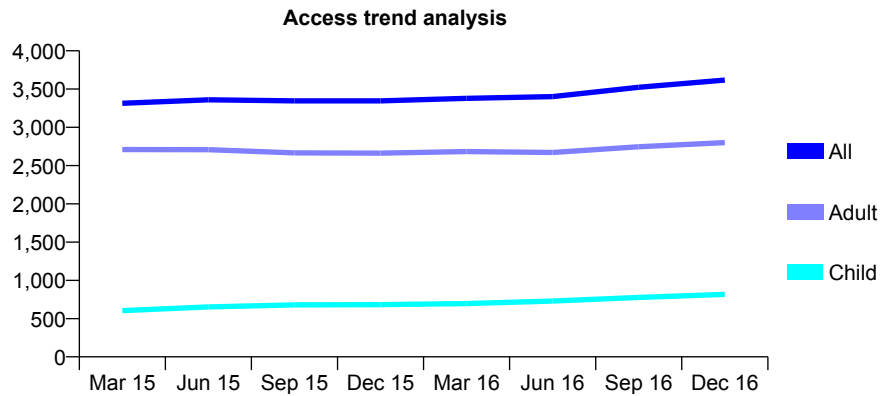
## Q63 - Vital Signs At a Glance Contract Report for 676632/0001 - December 2016

Name or company name	MR J HAGHBEDEH
Contract type name	GDS Contract
Purpose of contract	General
Contract start date	01/12/2009
Contract end date	

16/17 Contracted general activity (UDA)	12,477
Carry forward general activity (UDA)	1,427
16/17 Contracted orthodontic activity (UOA)	0
Carry forward orthodontic activity (UOA)	0
Baseline contract value	£294,029.02

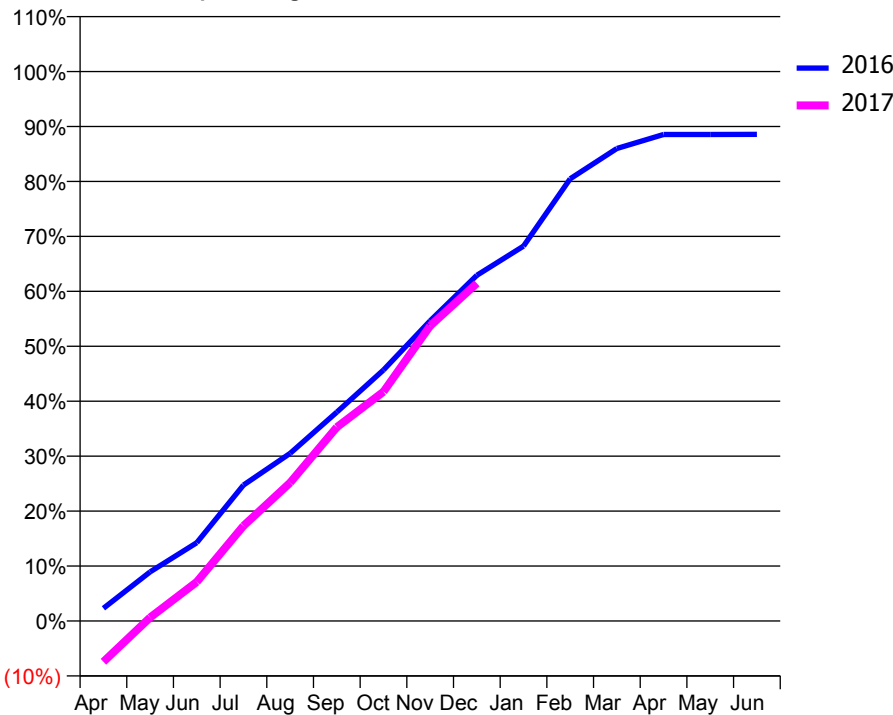
### ACCESS\*

Patients seen in 24 months	Total	Change since previous quarter
Quarter ending December 2015	3,346	
Quarter ending March 2016	3,379	→
Quarter ending June 2016	3,401	→
Quarter ending September 2016	3,523	↑
Quarter ending December 2016	3,617	↑
<b>Variance since December 2015</b>	<b>8.1%</b>	<b>↑</b>



### ACTIVITY

Cumulative percentage of contracted UDA delivered 2016 & 2017



Month	Adjusted Scheduled Activity (UDA)	
	2016	2017
April	288	-927
May	1,115	81
June	1,779	888
July	3,087	2,159
August	3,806	3,143
September	4,744	4,402
October	5,699	5,206
November	6,817	6,703
December	7,850	7,668
January	8,513	
February	10,041	
March	10,730	
April	11,046	
May	11,046	
June	11,050	

### QUALITY

	Quantity	Base Number	Contract	AT	Region	England
% of FP17s for the same patient ID Re-attending within 3 months - Children	59	900	6.6%	10.5%	11.9%	12.4%
% of FP17s for the same patient ID Re-attending within 3 months - Adults	533	3,131	17.0%	15.9%	17.1%	16.6%
% of FP17s for the same patient ID Re-attending between 3 & 9 months - Children	440	900	48.9%	47.5%	46.2%	57.5%
% of FP17s for the same patient ID Re-attending between 3 & 9 months - Adults	1,456	3,131	46.5%	37.9%	37.8%	50.4%
% of FP17s for Band 1 Urgent Courses	430	3,897	11.0%	10.3%	10.6%	9.1%
% of FP17s Relating to Free Repair or Replacements	24	3,897	0.6%	0.7%	0.6%	0.8%
% of FP17s Relating to Continuations	37	3,897	0.9%	1.1%	0.9%	1.3%
% of Patients satisfied with the dentistry they have received	9	9	N/A	90.2%	90.3%	92.7%
% of Patients satisfied with the time they had to wait for an appointment	9	9	N/A	85.9%	83.8%	88.8%

\* This is based on patients treated on this contract for their most recent course of treatment. Figures in italics indicate the base number of FP17s or Patient Questionnaire responses are less than 100. N/A is shown where the base number of responses is less than 10 during the period. % is calculated as Quantity/Base number\*100

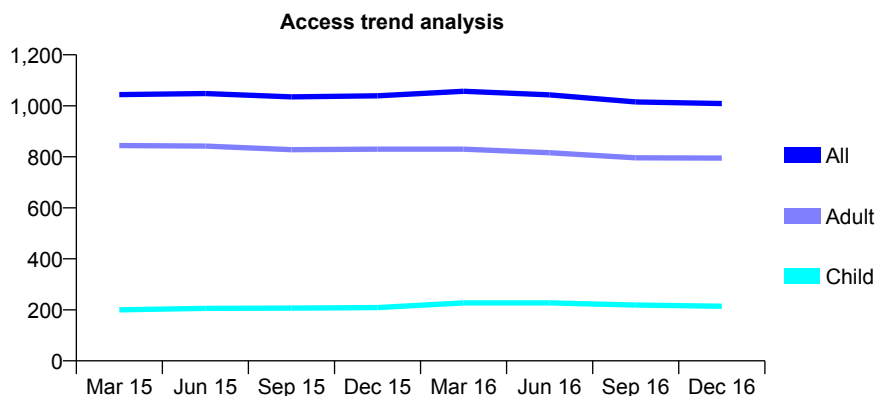
## Q63 - Vital Signs At a Glance Contract Report for 677051/0001 - December 2016

Name or company name	MR R FARZAD
Contract type name	GDS Contract
Purpose of contract	General
Contract start date	01/04/2006
Contract end date	

16/17 Contracted general activity (UDA)	5,121
Carry forward general activity (UDA)	-4
16/17 Contracted orthodontic activity (UOA)	0
Carry forward orthodontic activity (UOA)	0
Baseline contract value	£208,486.72

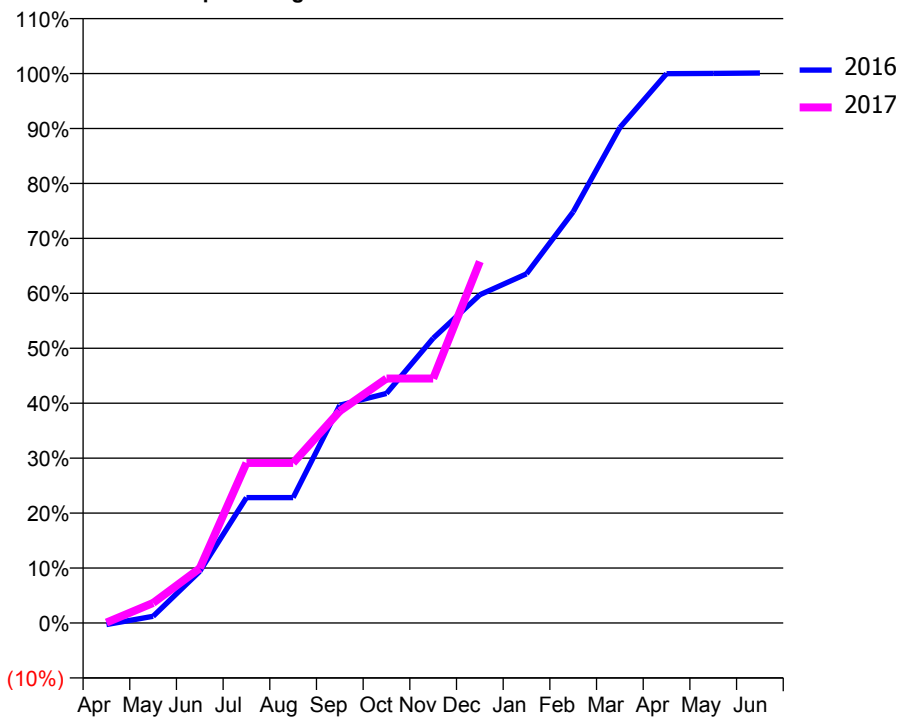
### ACCESS\*

Patients seen in 24 months	Total	Change since previous quarter
Quarter ending December 2015	1,039	
Quarter ending March 2016	1,057	→
Quarter ending June 2016	1,043	↓
Quarter ending September 2016	1,015	↓
Quarter ending December 2016	1,009	→
<b>Variance since December 2015</b>	<b>(2.9%)</b>	<b>↓</b>



### ACTIVITY

Cumulative percentage of contracted UDA delivered 2016 & 2017



Month	Adjusted Scheduled Activity (UDA)	
	2016	2017
April	-16	4
May	63	187
June	482	510
July	1,169	1,492
August	1,169	1,492
September	2,030	1,975
October	2,140	2,279
November	2,654	2,279
December	3,059	3,368
January	3,254	
February	3,832	
March	4,618	
April	5,119	
May	5,122	
June	5,125	

### QUALITY

	Quantity	Base Number	Contract	AT	Region	England
% of FP17s for the same patient ID Re-attending within 3 months - Children	25	207	12.1%	10.5%	11.9%	12.4%
% of FP17s for the same patient ID Re-attending within 3 months - Adults	71	555	12.8%	15.9%	17.1%	16.6%
% of FP17s for the same patient ID Re-attending between 3 & 9 months - Children	108	207	52.2%	47.5%	46.2%	57.5%
% of FP17s for the same patient ID Re-attending between 3 & 9 months - Adults	170	555	30.6%	37.9%	37.8%	50.4%
% of FP17s for Band 1 Urgent Courses	29	673	4.3%	10.3%	10.6%	9.1%
% of FP17s Relating to Free Repair or Replacements	0	673	0.0%	0.7%	0.6%	0.8%
% of FP17s Relating to Continuations	5	673	0.7%	1.1%	0.9%	1.3%
% of Patients satisfied with the dentistry they have received	2	2	N/A	90.2%	90.3%	92.7%
% of Patients satisfied with the time they had to wait for an appointment	2	2	N/A	85.9%	83.8%	88.8%

\* This is based on patients treated on this contract for their most recent course of treatment. Figures in italics indicate the base number of FP17s or Patient Questionnaire responses are less than 100. N/A is shown where the base number of responses is less than 10 during the period. % is calculated as Quantity/Base number\*100

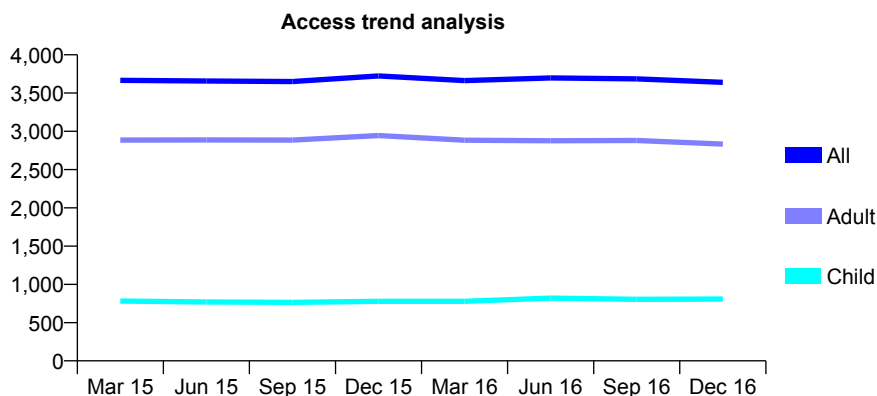
## Q63 - Vital Signs At a Glance Contract Report for 677191/0001 - December 2016

Name or company name	Styliani Styliou and Raman Sandhu
Contract type name	GDS Contract
Purpose of contract	General
Contract start date	01/01/2012
Contract end date	

16/17 Contracted general activity (UDA)	11,285
Carry forward general activity (UDA)	-216
16/17 Contracted orthodontic activity (UOA)	0
Carry forward orthodontic activity (UOA)	0
Baseline contract value	£255,134.80

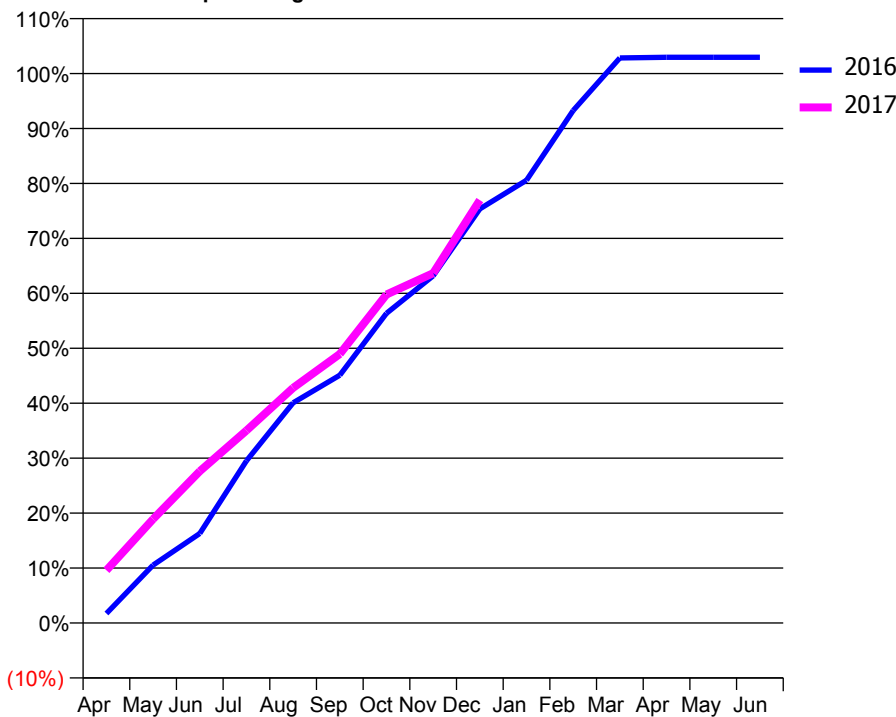
### ACCESS\*

Patients seen in 24 months	Total	Change since previous quarter
Quarter ending December 2015	3,723	
Quarter ending March 2016	3,662	↓
Quarter ending June 2016	3,697	→
Quarter ending September 2016	3,685	→
Quarter ending December 2016	3,640	↓
<b>Variance since December 2015</b>	<b>(2.2%)</b>	<b>↓</b>



### ACTIVITY

Cumulative percentage of contracted UDA delivered 2016 & 2017



Month	Adjusted Scheduled Activity (UDA)	
	2016	2017
April	196	1,082
May	1,189	2,134
June	1,838	3,118
July	3,332	3,953
August	4,523	4,829
September	5,090	5,526
October	6,360	6,746
November	7,131	7,185
December	8,504	8,684
January	9,094	
February	10,525	
March	11,606	
April	11,619	
May	11,619	
June	11,619	

### QUALITY

	Quantity	Base Number	Contract	AT	Region	England
% of FP17s for the same patient ID Re-attending within 3 months - Children	82	680	12.1%	10.5%	11.9%	12.4%
% of FP17s for the same patient ID Re-attending within 3 months - Adults	638	2,766	23.1%	15.9%	17.1%	16.6%
% of FP17s for the same patient ID Re-attending between 3 & 9 months - Children	266	680	39.1%	47.5%	46.2%	57.5%
% of FP17s for the same patient ID Re-attending between 3 & 9 months - Adults	1,143	2,766	41.3%	37.9%	37.8%	50.4%
% of FP17s for Band 1 Urgent Courses	673	3,444	19.5%	10.3%	10.6%	9.1%
% of FP17s Relating to Free Repair or Replacements	85	3,444	2.5%	0.7%	0.6%	0.8%
% of FP17s Relating to Continuations	72	3,444	2.1%	1.1%	0.9%	1.3%
% of Patients satisfied with the dentistry they have received	3	3	N/A	90.2%	90.3%	92.7%
% of Patients satisfied with the time they had to wait for an appointment	3	3	N/A	85.9%	83.8%	88.8%

\* This is based on patients treated on this contract for their most recent course of treatment. Figures in italics indicate the base number of FP17s or Patient Questionnaire responses are less than 100. N/A is shown where the base number of responses is less than 10 during the period. % is calculated as Quantity/Base number\*100

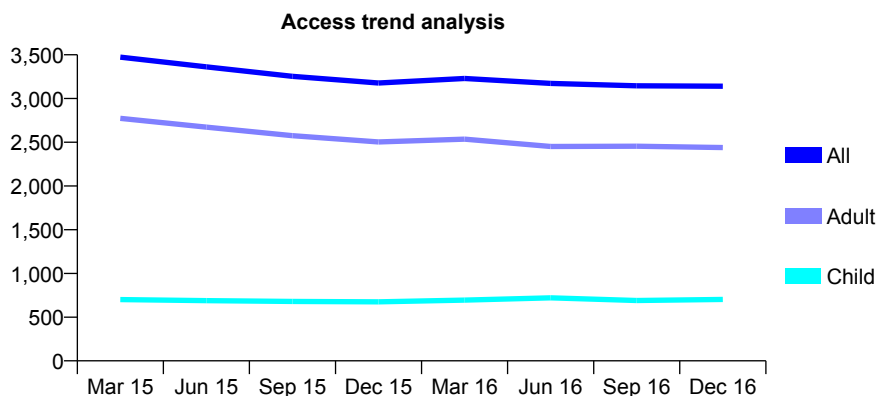
## Q63 - Vital Signs At a Glance Contract Report for 677213/0001 - December 2016

Name or company name	MRS F FEKRAZAD
Contract type name	GDS Contract
Purpose of contract	General
Contract start date	01/04/2006
Contract end date	

16/17 Contracted general activity (UDA)	12,767
Carry forward general activity (UDA)	-32
16/17 Contracted orthodontic activity (UOA)	0
Carry forward orthodontic activity (UOA)	0
Baseline contract value	£354,439.84

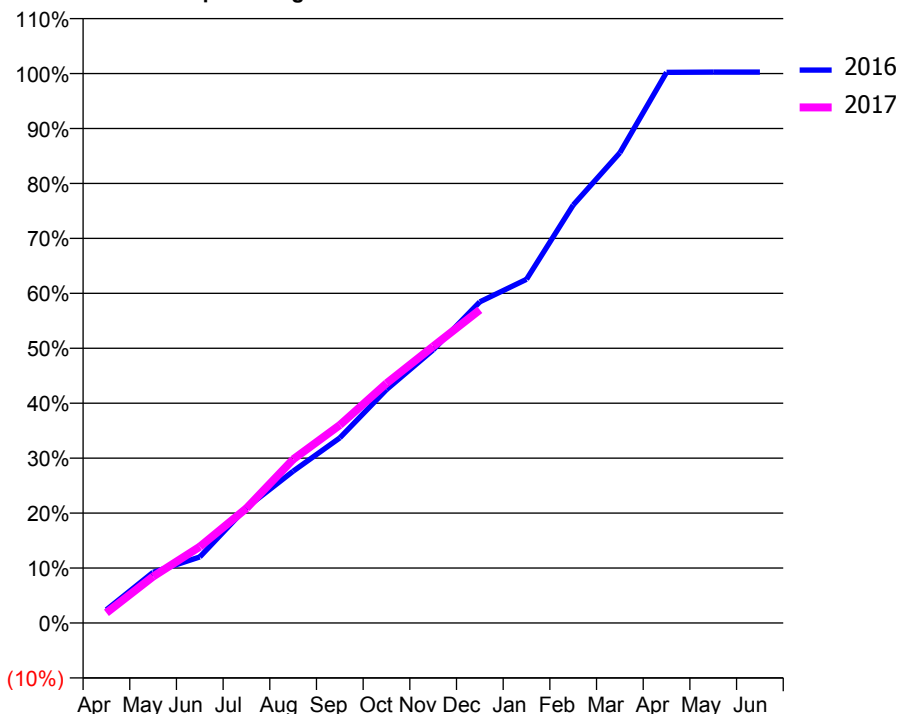
### ACCESS\*

Patients seen in 24 months	Total	Change since previous quarter
Quarter ending December 2015	3,178	
Quarter ending March 2016	3,229	→
Quarter ending June 2016	3,173	↓
Quarter ending September 2016	3,145	→
Quarter ending December 2016	3,141	→
<b>Variance since December 2015</b>	<b>(1.2%)</b>	<b>↓</b>



### ACTIVITY

Cumulative percentage of contracted UDA delivered 2016 & 2017



Month	Adjusted Scheduled Activity (UDA)	
	2016	2017
April	308	237
May	1,178	1,079
June	1,535	1,774
July	2,681	2,667
August	3,527	3,802
September	4,302	4,599
October	5,422	5,569
November	6,346	6,426
December	7,461	7,276
January	7,987	
February	9,710	
March	10,926	
April	12,793	
May	12,799	
June	12,799	

### QUALITY

	Quantity	Base Number	Contract	AT	Region	England
% of FP17s for the same patient ID Re-attending within 3 months - Children	20	540	3.7%	10.5%	11.9%	12.4%
% of FP17s for the same patient ID Re-attending within 3 months - Adults	135	1,863	7.2%	15.9%	17.1%	16.6%
% of FP17s for the same patient ID Re-attending between 3 & 9 months - Children	169	540	31.3%	47.5%	46.2%	57.5%
% of FP17s for the same patient ID Re-attending between 3 & 9 months - Adults	827	1,863	44.4%	37.9%	37.8%	50.4%
% of FP17s for Band 1 Urgent Courses	98	2,032	4.8%	10.3%	10.6%	9.1%
% of FP17s Relating to Free Repair or Replacements	0	2,032	0.0%	0.7%	0.6%	0.8%
% of FP17s Relating to Continuations	8	2,032	0.4%	1.1%	0.9%	1.3%
% of Patients satisfied with the dentistry they have received	9	9	N/A	90.2%	90.3%	92.7%
% of Patients satisfied with the time they had to wait for an appointment	7	9	N/A	85.9%	83.8%	88.8%

\* This is based on patients treated on this contract for their most recent course of treatment. Figures in italics indicate the base number of FP17s or Patient Questionnaire responses are less than 100. N/A is shown where the base number of responses is less than 10 during the period. % is calculated as Quantity/Base number\*100

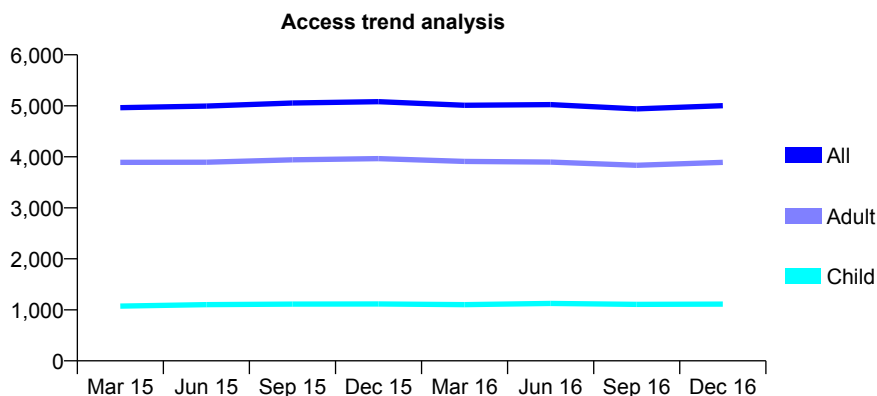
## Q63 - Vital Signs At a Glance Contract Report for 679003/0001 - December 2016

Name or company name	MRS M JAHANGIRI
Contract type name	GDS Contract
Purpose of contract	General
Contract start date	01/04/2006
Contract end date	

16/17 Contracted general activity (UDA)	18,534
Carry forward general activity (UDA)	231
16/17 Contracted orthodontic activity (UOA)	0
Carry forward orthodontic activity (UOA)	0
Baseline contract value	£603,614.39

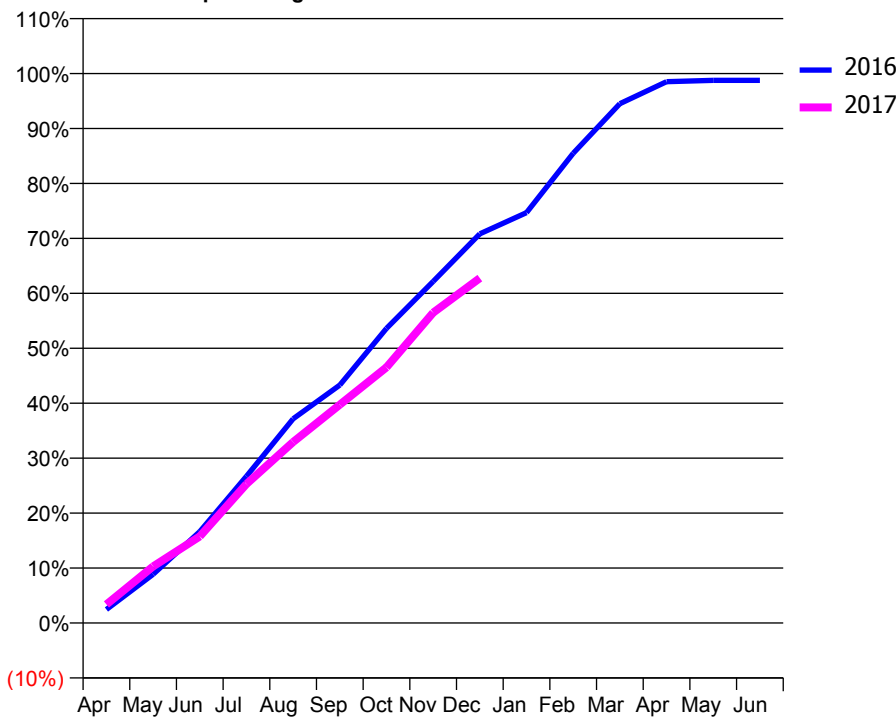
### ACCESS\*

Patients seen in 24 months	Total	Change since previous quarter
Quarter ending December 2015	5,081	
Quarter ending March 2016	5,010	↓
Quarter ending June 2016	5,023	→
Quarter ending September 2016	4,940	↓
Quarter ending December 2016	5,003	→
<b>Variance since December 2015</b>	<b>(1.5%)</b>	<b>↓</b>



### ACTIVITY

Cumulative percentage of contracted UDA delivered 2016 & 2017



Month	Adjusted Scheduled Activity (UDA)	
	2016	2017
April	457	626
May	1,644	1,911
June	3,085	2,923
July	4,948	4,688
August	6,887	6,106
September	8,025	7,364
October	9,939	8,625
November	11,522	10,467
December	13,127	11,635
January	13,840	
February	15,845	
March	17,518	
April	18,259	
May	18,303	
June	18,303	

### QUALITY

	Quantity	Base Number	Contract	AT	Region	England
% of FP17s for the same patient ID Re-attending within 3 months - Children	71	1,160	6.1%	10.5%	11.9%	12.4%
% of FP17s for the same patient ID Re-attending within 3 months - Adults	634	3,768	16.8%	15.9%	17.1%	16.6%
% of FP17s for the same patient ID Re-attending between 3 & 9 months - Children	709	1,160	61.1%	47.5%	46.2%	57.5%
% of FP17s for the same patient ID Re-attending between 3 & 9 months - Adults	1,731	3,768	45.9%	37.9%	37.8%	50.4%
% of FP17s for Band 1 Urgent Courses	460	4,625	9.9%	10.3%	10.6%	9.1%
% of FP17s Relating to Free Repair or Replacements	26	4,625	0.6%	0.7%	0.6%	0.8%
% of FP17s Relating to Continuations	103	4,625	2.2%	1.1%	0.9%	1.3%
% of Patients satisfied with the dentistry they have received	3	5	N/A	90.2%	90.3%	92.7%
% of Patients satisfied with the time they had to wait for an appointment	5	5	N/A	85.9%	83.8%	88.8%

\* This is based on patients treated on this contract for their most recent course of treatment. Figures in italics indicate the base number of FP17s or Patient Questionnaire responses are less than 100. N/A is shown where the base number of responses is less than 10 during the period. % is calculated as Quantity/Base number\*100

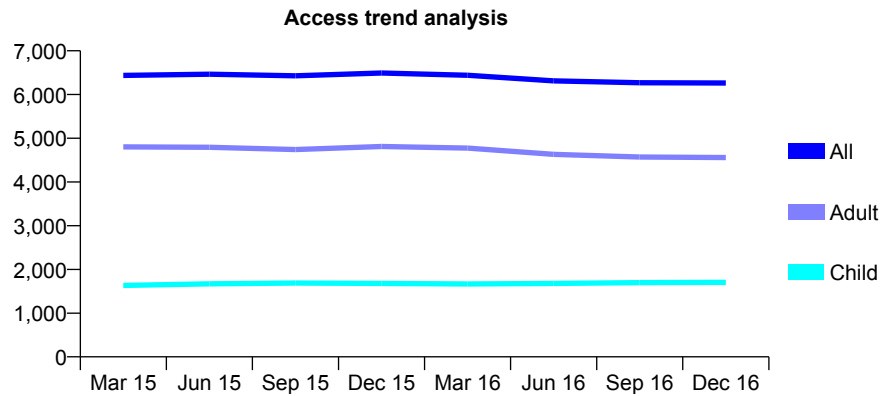
## Q63 - Vital Signs At a Glance Contract Report for 682144/0001 - December 2016

Name or company name	MR AA DADASHIAN
Contract type name	GDS Contract
Purpose of contract	General
Contract start date	01/04/2006
Contract end date	

16/17 Contracted general activity (UDA)	24,000
Carry forward general activity (UDA)	114
16/17 Contracted orthodontic activity (UOA)	0
Carry forward orthodontic activity (UOA)	0
Baseline contract value	£656,764.21

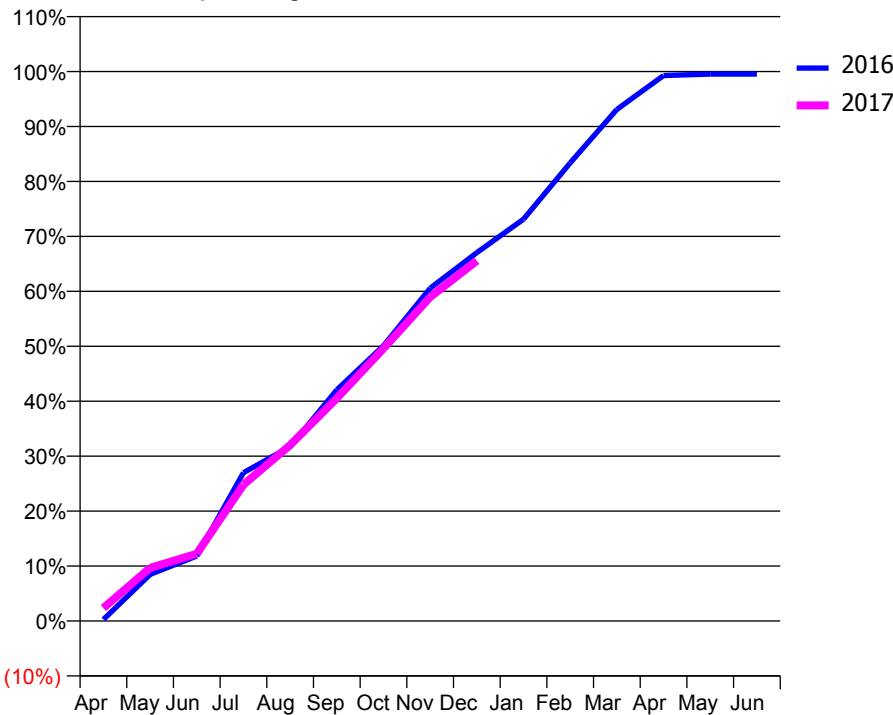
### ACCESS\*

Patients seen in 24 months	Total	Change since previous quarter
Quarter ending December 2015	6,492	
Quarter ending March 2016	6,440	→
Quarter ending June 2016	6,312	↓
Quarter ending September 2016	6,269	→
Quarter ending December 2016	6,263	→
<b>Variance since December 2015</b>	<b>(3.5%)</b>	<b>↓</b>



### ACTIVITY

Cumulative percentage of contracted UDA delivered 2016 & 2017



Month	Adjusted Scheduled Activity (UDA)	
	2016	2017
April	67	566
May	2,038	2,322
June	2,841	2,940
July	6,479	5,954
August	7,615	7,687
September	10,098	9,730
October	12,024	11,900
November	14,533	14,147
December	16,091	15,736
January	17,548	
February	20,011	
March	22,343	
April	23,824	
May	23,886	
June	23,886	

### QUALITY

	Quantity	Base Number	Contract	AT	Region	England
% of FP17s for the same patient ID Re-attending within 3 months - Children	106	1,499	7.1%	10.5%	11.9%	12.4%
% of FP17s for the same patient ID Re-attending within 3 months - Adults	366	3,391	10.8%	15.9%	17.1%	16.6%
% of FP17s for the same patient ID Re-attending between 3 & 9 months - Children	598	1,499	39.9%	47.5%	46.2%	57.5%
% of FP17s for the same patient ID Re-attending between 3 & 9 months - Adults	1,110	3,391	32.7%	37.9%	37.8%	50.4%
% of FP17s for Band 1 Urgent Courses	473	4,486	10.5%	10.3%	10.6%	9.1%
% of FP17s Relating to Free Repair or Replacements	10	4,486	0.2%	0.7%	0.6%	0.8%
% of FP17s Relating to Continuations	30	4,486	0.7%	1.1%	0.9%	1.3%
% of Patients satisfied with the dentistry they have received	2	2	N/A	90.2%	90.3%	92.7%
% of Patients satisfied with the time they had to wait for an appointment	2	2	N/A	85.9%	83.8%	88.8%

\* This is based on patients treated on this contract for their most recent course of treatment. Figures in italics indicate the base number of FP17s or Patient Questionnaire responses are less than 100. N/A is shown where the base number of responses is less than 10 during the period. % is calculated as Quantity/Base number\*100



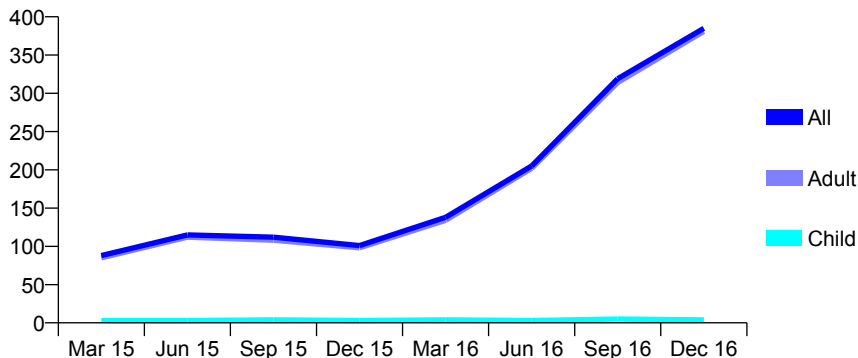
## Q63 - Vital Signs At a Glance Contract Report for 682144/0002 - December 2016

Name or company name	MR AA DADASHIAN
Contract type name	PDS Contract
Purpose of contract	General
Contract start date	01/04/2011
Contract end date	31/03/2017

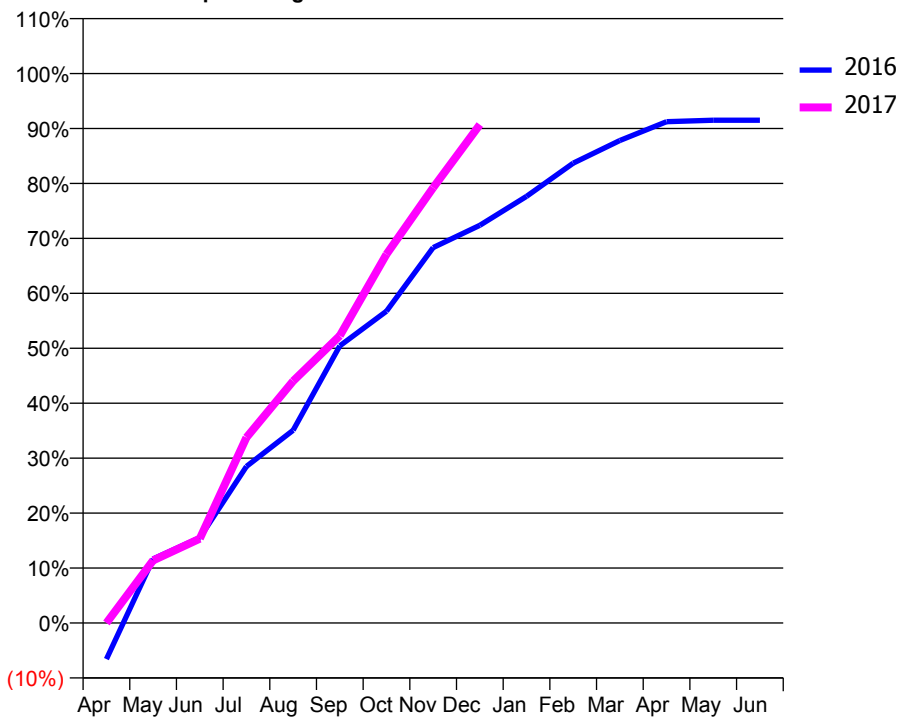
16/17 Contracted general activity (UDA)	1,140
Carry forward general activity (UDA)	0
16/17 Contracted orthodontic activity (UOA)	0
Carry forward orthodontic activity (UOA)	0
Baseline contract value	£55,220.30

### ACCESS\*

Patients seen in 24 months	Total	Change since previous quarter
Quarter ending December 2015	101	
Quarter ending March 2016	138	↑
Quarter ending June 2016	205	↑
Quarter ending September 2016	319	↑
Quarter ending December 2016	385	↑
<b>Variance since December 2015</b>	<b>281.2%</b>	<b>↑</b>

**Access trend analysis**


### ACTIVITY

**Cumulative percentage of contracted UDA delivered 2016 & 2017**


Month	Adjusted Scheduled Activity (UDA)	
	2016	2017
April	-75	0
May	133	130
June	177	175
July	325	385
August	400	502
September	575	596
October	647	765
November	779	903
December	825	1,034
January	885	
February	954	
March	1,001	
April	1,040	
May	1,043	
June	1,043	

### QUALITY

	Quantity	Base Number	Contract	AT	Region	England
% of FP17s for the same patient ID Re-attending within 3 months - Children	0	7	0.0%	10.5%	11.9%	12.4%
% of FP17s for the same patient ID Re-attending within 3 months - Adults	3	386	0.8%	15.9%	17.1%	16.6%
% of FP17s for the same patient ID Re-attending between 3 & 9 months - Children	0	7	0.0%	47.5%	46.2%	57.5%
% of FP17s for the same patient ID Re-attending between 3 & 9 months - Adults	1	386	0.3%	37.9%	37.8%	50.4%
% of FP17s for Band 1 Urgent Courses	0	366	0.0%	10.3%	10.6%	9.1%
% of FP17s Relating to Free Repair or Replacements	0	366	0.0%	0.7%	0.6%	0.8%
% of FP17s Relating to Continuations	0	366	0.0%	1.1%	0.9%	1.3%
% of Patients satisfied with the dentistry they have received	0	0	N/A	90.2%	90.3%	92.7%
% of Patients satisfied with the time they had to wait for an appointment	0	0	N/A	85.9%	83.8%	88.8%

\* This is based on patients treated on this contract for their most recent course of treatment. Figures in italics indicate the base number of FP17s or Patient Questionnaire responses are less than 100. N/A is shown where the base number of responses is less than 10 during the period. % is calculated as Quantity/Base number\*100

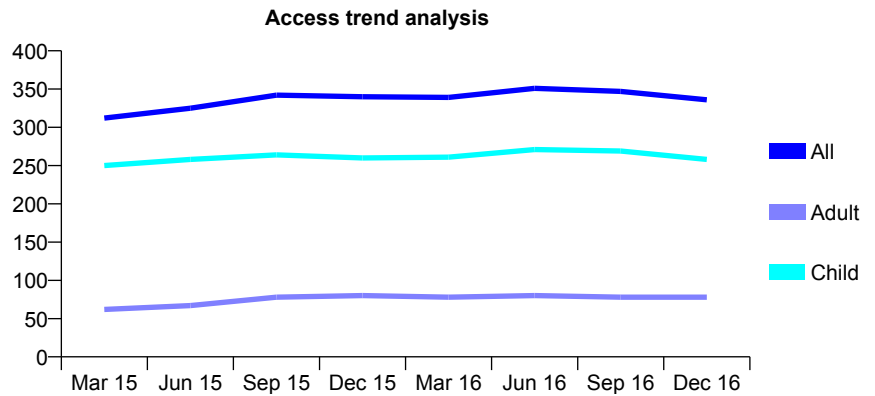
## Q63 - Vital Signs At a Glance Contract Report for 684864/0001 - December 2016

Name or company name	MR P BOAMAH
Contract type name	GDS Contract
Purpose of contract	General
Contract start date	01/05/2009
Contract end date	

16/17 Contracted general activity (UDA)	799
Carry forward general activity (UDA)	0
16/17 Contracted orthodontic activity (UOA)	0
Carry forward orthodontic activity (UOA)	0
Baseline contract value	£16,812.74

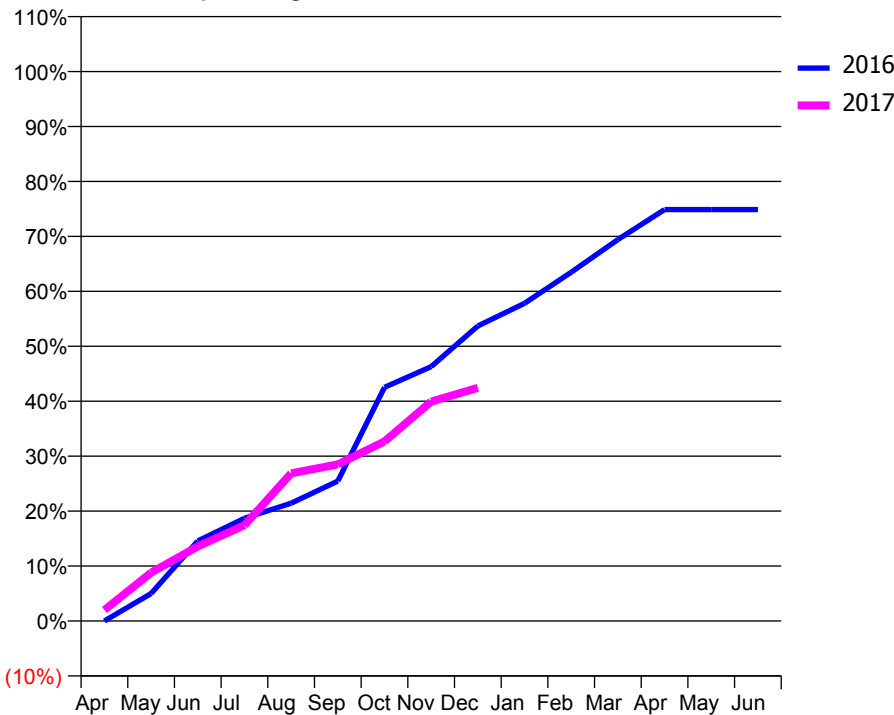
### ACCESS\*

Patients seen in 24 months	Total	Change since previous quarter
Quarter ending December 2015	340	
Quarter ending March 2016	339	→
Quarter ending June 2016	351	↑
Quarter ending September 2016	347	↓
Quarter ending December 2016	336	↓
<b>Variance since December 2015</b>	<b>(1.2%)</b>	<b>↓</b>



### ACTIVITY

Cumulative percentage of contracted UDA delivered 2016 & 2017



Month	Adjusted Scheduled Activity (UDA)	
	2016	2017
April	0	16
May	40	70
June	116	108
July	149	139
August	171	215
September	203	228
October	340	261
November	370	319
December	429	339
January	462	
February	507	
March	555	
April	598	
May	598	
June	598	

### QUALITY

	Quantity	Base Number	Contract	AT	Region	England
% of FP17s for the same patient ID Re-attending within 3 months - Children	13	218	6.0%	10.5%	11.9%	12.4%
% of FP17s for the same patient ID Re-attending within 3 months - Adults	4	43	9.3%	15.9%	17.1%	16.6%
% of FP17s for the same patient ID Re-attending between 3 & 9 months - Children	81	218	37.2%	47.5%	46.2%	57.5%
% of FP17s for the same patient ID Re-attending between 3 & 9 months - Adults	16	43	37.2%	37.9%	37.8%	50.4%
% of FP17s for Band 1 Urgent Courses	5	228	2.2%	10.3%	10.6%	9.1%
% of FP17s Relating to Free Repair or Replacements	0	228	0.0%	0.7%	0.6%	0.8%
% of FP17s Relating to Continuations	2	228	0.9%	1.1%	0.9%	1.3%
% of Patients satisfied with the dentistry they have received	0	1	N/A	90.2%	90.3%	92.7%
% of Patients satisfied with the time they had to wait for an appointment	1	1	N/A	85.9%	83.8%	88.8%

\* This is based on patients treated on this contract for their most recent course of treatment. Figures in italics indicate the base number of FP17s or Patient Questionnaire responses are less than 100. N/A is shown where the base number of responses is less than 10 during the period. % is calculated as Quantity/Base number\*100

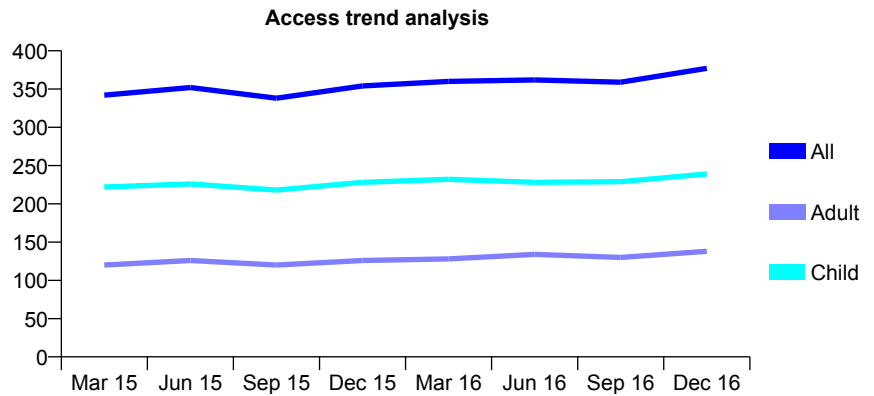
## Q63 - Vital Signs At a Glance Contract Report for 687219/0001 - December 2016

Name or company name	MR AA ZAIDI
Contract type name	GDS Contract
Purpose of contract	General
Contract start date	01/09/2007
Contract end date	

16/17 Contracted general activity (UDA)	1,104
Carry forward general activity (UDA)	-2
16/17 Contracted orthodontic activity (UOA)	0
Carry forward orthodontic activity (UOA)	0
Baseline contract value	£26,025.00

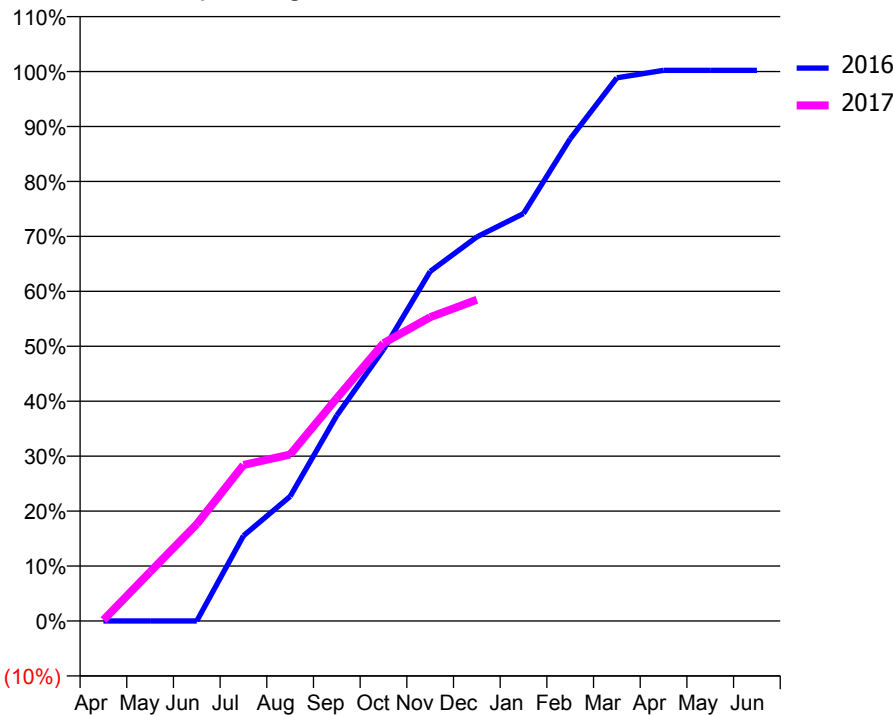
### ACCESS\*

Patients seen in 24 months	Total	Change since previous quarter
Quarter ending December 2015	354	
Quarter ending March 2016	360	→
Quarter ending June 2016	362	→
Quarter ending September 2016	359	→
Quarter ending December 2016	377	↑
<b>Variance since December 2015</b>	<b>6.5%</b>	<b>↑</b>



### ACTIVITY

Cumulative percentage of contracted UDA delivered 2016 & 2017



Month	Adjusted Scheduled Activity (UDA)	
	2016	2017
April	0	2
May	0	99
June	0	195
July	171	314
August	250	335
September	413	448
October	545	558
November	702	610
December	772	645
January	819	
February	969	
March	1,091	
April	1,106	
May	1,106	
June	1,106	

### QUALITY

	Quantity	Base Number	Contract	AT	Region	England
% of FP17s for the same patient ID Re-attending within 3 months - Children	1	174	0.6%	10.5%	11.9%	12.4%
% of FP17s for the same patient ID Re-attending within 3 months - Adults	5	84	6.0%	15.9%	17.1%	16.6%
% of FP17s for the same patient ID Re-attending between 3 & 9 months - Children	105	174	60.3%	47.5%	46.2%	57.5%
% of FP17s for the same patient ID Re-attending between 3 & 9 months - Adults	30	84	35.7%	37.9%	37.8%	50.4%
% of FP17s for Band 1 Urgent Courses	7	249	2.8%	10.3%	10.6%	9.1%
% of FP17s Relating to Free Repair or Replacements	0	249	0.0%	0.7%	0.6%	0.8%
% of FP17s Relating to Continuations	0	249	0.0%	1.1%	0.9%	1.3%
% of Patients satisfied with the dentistry they have received	0	0	N/A	90.2%	90.3%	92.7%
% of Patients satisfied with the time they had to wait for an appointment	0	0	N/A	85.9%	83.8%	88.8%

\* This is based on patients treated on this contract for their most recent course of treatment. Figures in italics indicate the base number of FP17s or Patient Questionnaire responses are less than 100. N/A is shown where the base number of responses is less than 10 during the period. % is calculated as Quantity/Base number\*100

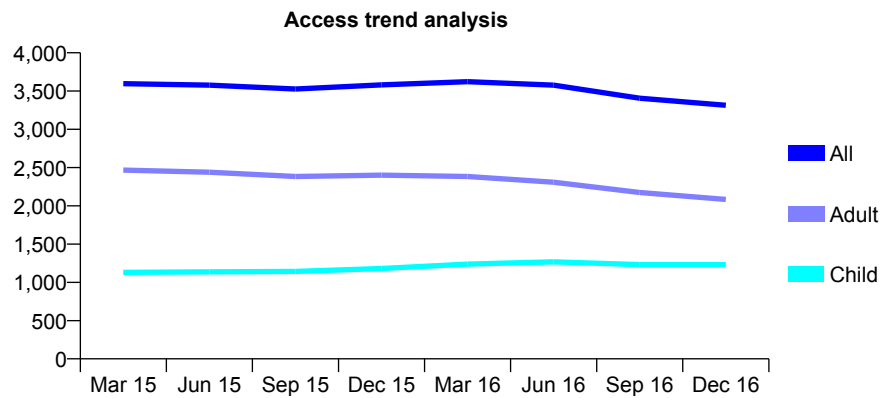
## Q63 - Vital Signs At a Glance Contract Report for 689416/0001 - December 2016

Name or company name	MR MB PATEL
Contract type name	GDS Contract
Purpose of contract	General
Contract start date	01/07/2007
Contract end date	

16/17 Contracted general activity (UDA)	8,500
Carry forward general activity (UDA)	31
16/17 Contracted orthodontic activity (UOA)	0
Carry forward orthodontic activity (UOA)	0
Baseline contract value	£209,198.60

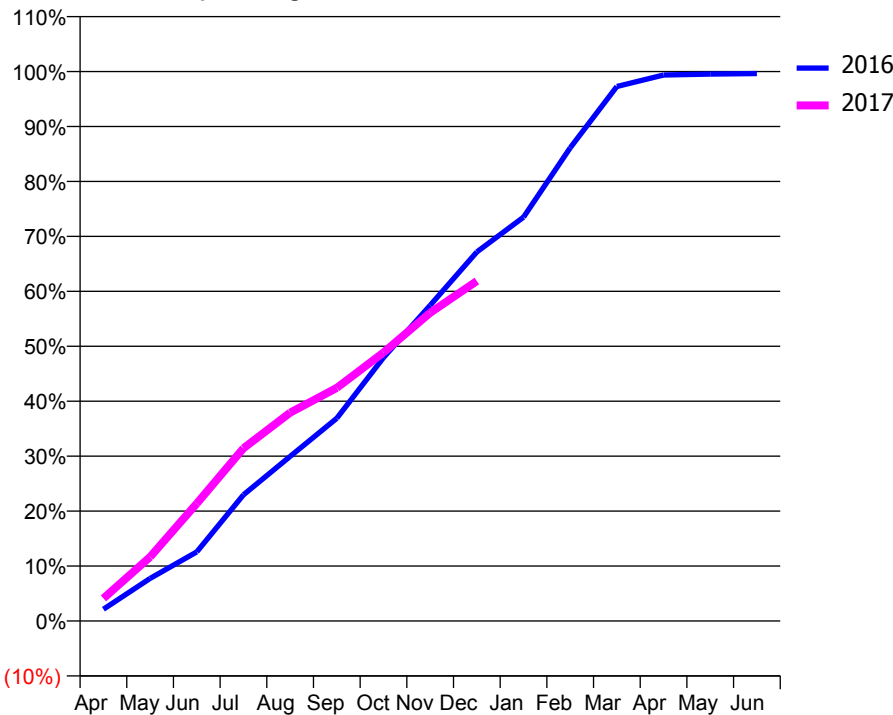
### ACCESS\*

Patients seen in 24 months	Total	Change since previous quarter
Quarter ending December 2015	3,581	
Quarter ending March 2016	3,622	→
Quarter ending June 2016	3,577	↓
Quarter ending September 2016	3,407	↓
Quarter ending December 2016	3,314	↓
<b>Variance since December 2015</b>	<b>(7.5%)</b>	<b>↓</b>



### ACTIVITY

Cumulative percentage of contracted UDA delivered 2016 & 2017



Month	Adjusted Scheduled Activity (UDA)	
	2016	2017
April	182	349
May	658	992
June	1,069	1,818
July	1,953	2,673
August	2,546	3,223
September	3,136	3,607
October	4,076	4,153
November	4,883	4,769
December	5,708	5,258
January	6,246	
February	7,320	
March	8,267	
April	8,446	
May	8,459	
June	8,469	

### QUALITY

	Quantity	Base Number	Contract	AT	Region	England
% of FP17s for the same patient ID Re-attending within 3 months - Children	77	944	8.2%	10.5%	11.9%	12.4%
% of FP17s for the same patient ID Re-attending within 3 months - Adults	195	1,416	13.8%	15.9%	17.1%	16.6%
% of FP17s for the same patient ID Re-attending between 3 & 9 months - Children	377	944	39.9%	47.5%	46.2%	57.5%
% of FP17s for the same patient ID Re-attending between 3 & 9 months - Adults	527	1,416	37.2%	37.9%	37.8%	50.4%
% of FP17s for Band 1 Urgent Courses	264	2,271	11.6%	10.3%	10.6%	9.1%
% of FP17s Relating to Free Repair or Replacements	1	2,271	0.0%	0.7%	0.6%	0.8%
% of FP17s Relating to Continuations	12	2,271	0.5%	1.1%	0.9%	1.3%
% of Patients satisfied with the dentistry they have received	5	5	N/A	90.2%	90.3%	92.7%
% of Patients satisfied with the time they had to wait for an appointment	4	5	N/A	85.9%	83.8%	88.8%

\* This is based on patients treated on this contract for their most recent course of treatment. Figures in italics indicate the base number of FP17s or Patient Questionnaire responses are less than 100. N/A is shown where the base number of responses is less than 10 during the period. % is calculated as Quantity/Base number\*100

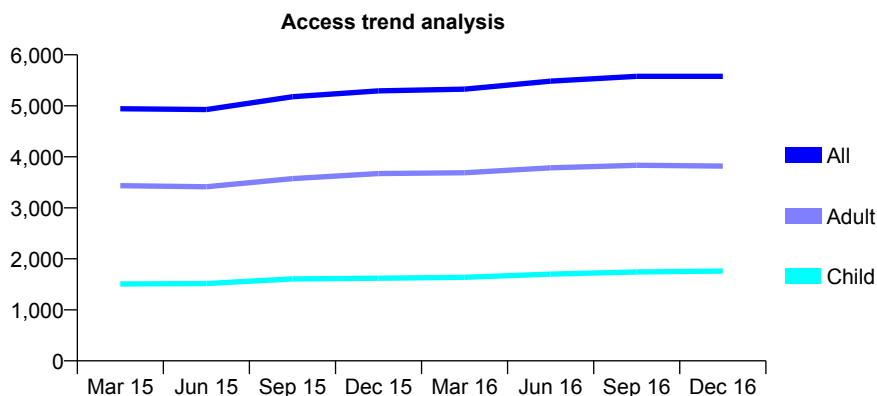
## Q63 - Vital Signs At a Glance Contract Report for 691445/0001 - December 2016

Name or company name	MR AF YUSUF
Contract type name	GDS Contract
Purpose of contract	General
Contract start date	01/11/2008
Contract end date	

16/17 Contracted general activity (UDA)	16,352
Carry forward general activity (UDA)	-319
16/17 Contracted orthodontic activity (UOA)	0
Carry forward orthodontic activity (UOA)	0
Baseline contract value	£509,756.10

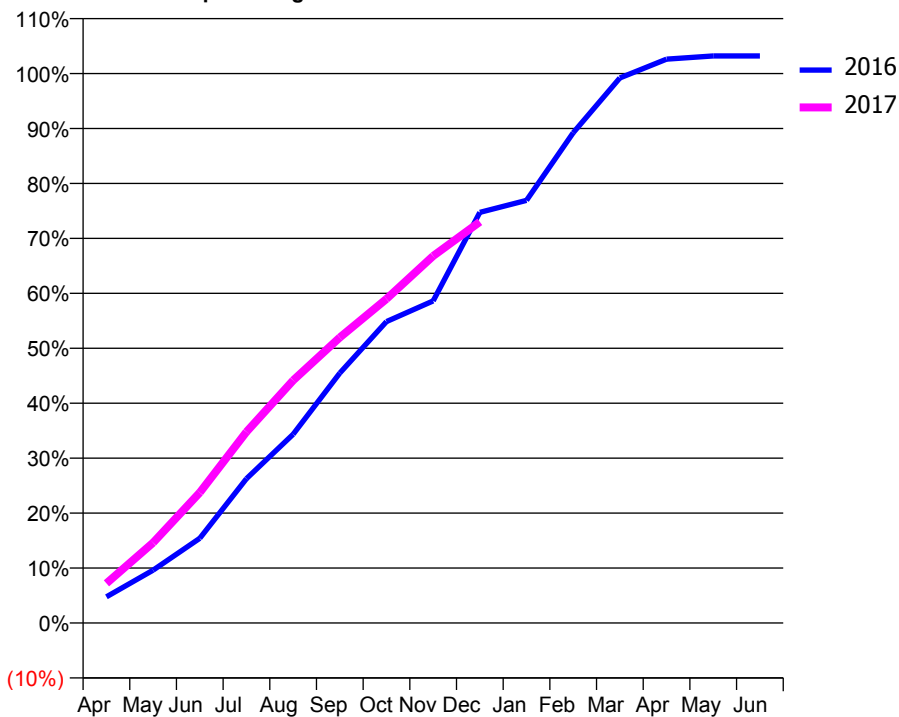
### ACCESS\*

Patients seen in 24 months	Total	Change since previous quarter
Quarter ending December 2015	5,292	
Quarter ending March 2016	5,327	→
Quarter ending June 2016	5,484	↑
Quarter ending September 2016	5,577	→
Quarter ending December 2016	5,577	→
<b>Variance since December 2015</b>	<b>5.4%</b>	<b>↑</b>



### ACTIVITY

Cumulative percentage of contracted UDA delivered 2016 & 2017



Month	Adjusted Scheduled Activity (UDA)	
	2016	2017
April	761	1,181
May	1,535	2,393
June	2,463	3,881
July	4,191	5,689
August	5,482	7,221
September	7,258	8,496
October	8,754	9,645
November	9,354	10,921
December	11,924	11,937
January	12,272	
February	14,236	
March	15,830	
April	16,375	
May	16,467	
June	16,467	

### QUALITY

	Quantity	Base Number	Contract	AT	Region	England
% of FP17s for the same patient ID Re-attending within 3 months - Children	82	1,654	5.0%	10.5%	11.9%	12.4%
% of FP17s for the same patient ID Re-attending within 3 months - Adults	397	2,985	13.3%	15.9%	17.1%	16.6%
% of FP17s for the same patient ID Re-attending between 3 & 9 months - Children	751	1,654	45.4%	47.5%	46.2%	57.5%
% of FP17s for the same patient ID Re-attending between 3 & 9 months - Adults	985	2,985	33.0%	37.9%	37.8%	50.4%
% of FP17s for Band 1 Urgent Courses	553	4,344	12.7%	10.3%	10.6%	9.1%
% of FP17s Relating to Free Repair or Replacements	27	4,344	0.6%	0.7%	0.6%	0.8%
% of FP17s Relating to Continuations	5	4,344	0.1%	1.1%	0.9%	1.3%
% of Patients satisfied with the dentistry they have received	2	2	N/A	90.2%	90.3%	92.7%
% of Patients satisfied with the time they had to wait for an appointment	1	2	N/A	85.9%	83.8%	88.8%

\* This is based on patients treated on this contract for their most recent course of treatment. Figures in italics indicate the base number of FP17s or Patient Questionnaire responses are less than 100. N/A is shown where the base number of responses is less than 10 during the period. % is calculated as Quantity/Base number\*100

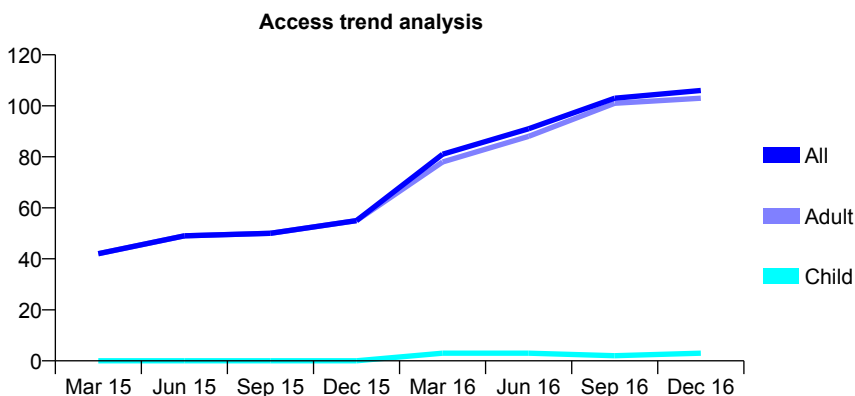
## Q63 - Vital Signs At a Glance Contract Report for 691445/0002 - December 2016

Name or company name	MR AF YUSUF
Contract type name	PDS Contract
Purpose of contract	General
Contract start date	01/04/2009
Contract end date	31/03/2017

16/17 Contracted general activity (UDA)	411
Carry forward general activity (UDA)	0
16/17 Contracted orthodontic activity (UOA)	0
Carry forward orthodontic activity (UOA)	0
Baseline contract value	£56,817.03

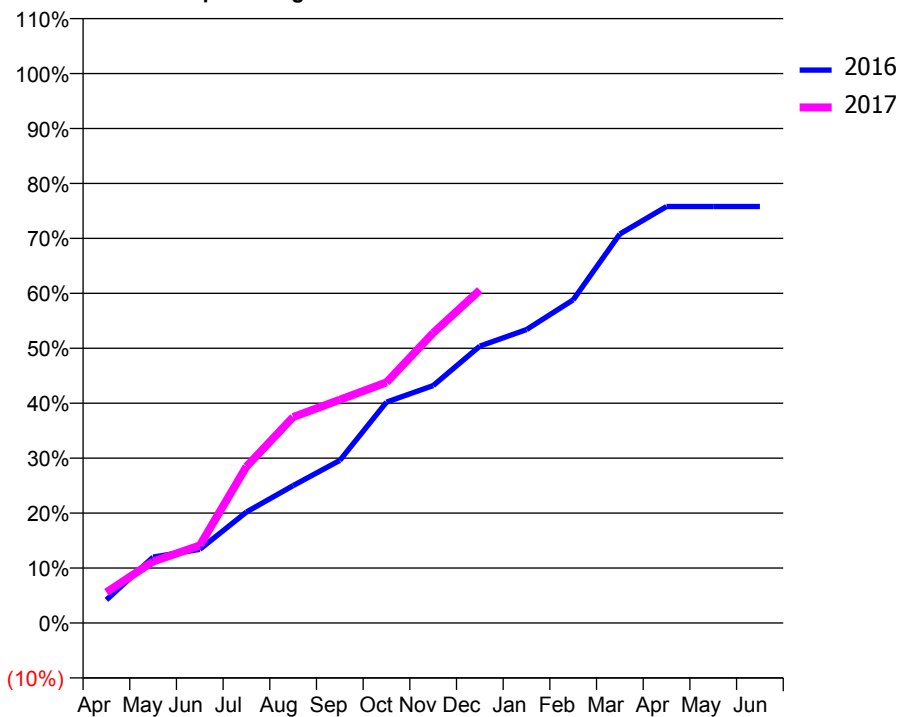
### ACCESS\*

Patients seen in 24 months	Total	Change since previous quarter
Quarter ending December 2015	55	
Quarter ending March 2016	81	↑
Quarter ending June 2016	91	↑
Quarter ending September 2016	103	↑
Quarter ending December 2016	106	↑
<b>Variance since December 2015</b>	<b>92.7%</b>	<b>↑</b>



### ACTIVITY

Cumulative percentage of contracted UDA delivered 2016 & 2017



Month	Adjusted Scheduled Activity (UDA)	
	2016	2017
April	21	23
May	60	46
June	67	58
July	101	117
August	125	154
September	148	167
October	201	180
November	216	217
December	252	249
January	267	
February	294	
March	354	
April	379	
May	379	
June	379	

### QUALITY

	Quantity	Base Number	Contract	AT	Region	England
% of FP17s for the same patient ID Re-attending within 3 months - Children	0	3	0.0%	10.5%	11.9%	12.4%
% of FP17s for the same patient ID Re-attending within 3 months - Adults	6	104	5.8%	15.9%	17.1%	16.6%
% of FP17s for the same patient ID Re-attending between 3 & 9 months - Children	0	3	0.0%	47.5%	46.2%	57.5%
% of FP17s for the same patient ID Re-attending between 3 & 9 months - Adults	1	104	1.0%	37.9%	37.8%	50.4%
% of FP17s for Band 1 Urgent Courses	0	97	0.0%	10.3%	10.6%	9.1%
% of FP17s Relating to Free Repair or Replacements	0	97	0.0%	0.7%	0.6%	0.8%
% of FP17s Relating to Continuations	4	97	4.1%	1.1%	0.9%	1.3%
% of Patients satisfied with the dentistry they have received	0	0	N/A	90.2%	90.3%	92.7%
% of Patients satisfied with the time they had to wait for an appointment	0	0	N/A	85.9%	83.8%	88.8%

\* This is based on patients treated on this contract for their most recent course of treatment. Figures in italics indicate the base number of FP17s or Patient Questionnaire responses are less than 100. N/A is shown where the base number of responses is less than 10 during the period. % is calculated as Quantity/Base number\*100

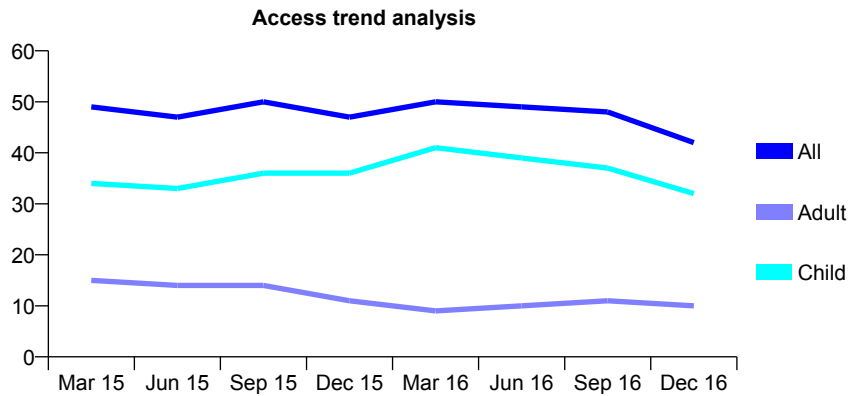
## Q63 - Vital Signs At a Glance Contract Report for 728209/0002 - December 2016

Name or company name	MR MM DAMJI
Contract type name	GDS Contract
Purpose of contract	General
Contract start date	02/11/2010
Contract end date	30/09/2016

16/17 Contracted general activity (UDA)	75
Carry forward general activity (UDA)	0
16/17 Contracted orthodontic activity (UOA)	0
Carry forward orthodontic activity (UOA)	0
Baseline contract value	£1,774.40

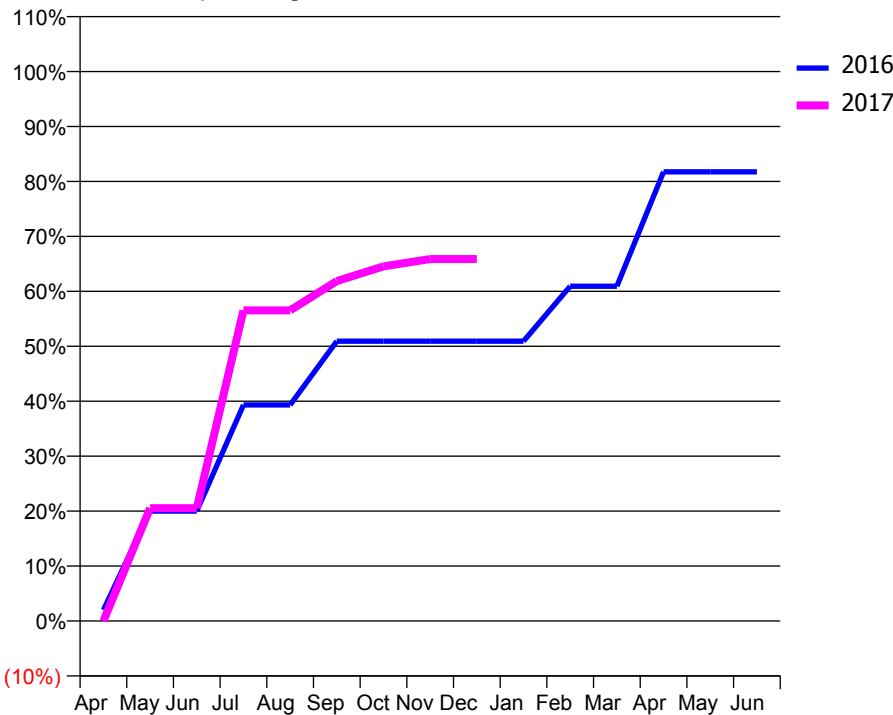
### ACCESS\*

Patients seen in 24 months	Total	Change since previous quarter
Quarter ending December 2015	47	
Quarter ending March 2016	50	↑
Quarter ending June 2016	49	↓
Quarter ending September 2016	48	↓
Quarter ending December 2016	42	↓
<b>Variance since December 2015</b>	<b>(10.6%)</b>	<b>↓</b>



### ACTIVITY

Cumulative percentage of contracted UDA delivered 2016 & 2017



Month	Adjusted Scheduled Activity (UDA)	
	2016	2017
April	3	0
May	30	15
June	30	15
July	59	42
August	59	42
September	76	46
October	76	48
November	76	49
December	76	49
January	76	
February	91	
March	91	
April	123	
May	123	
June	123	

### QUALITY

	Quantity	Base Number	Contract	AT	Region	England
% of FP17s for the same patient ID Re-attending within 3 months - Children	2	35	5.7%	10.5%	11.9%	12.4%
% of FP17s for the same patient ID Re-attending within 3 months - Adults	0	3	0.0%	15.9%	17.1%	16.6%
% of FP17s for the same patient ID Re-attending between 3 & 9 months - Children	12	35	34.3%	47.5%	46.2%	57.5%
% of FP17s for the same patient ID Re-attending between 3 & 9 months - Adults	1	3	33.3%	37.9%	37.8%	50.4%
% of FP17s for Band 1 Urgent Courses	2	24	8.3%	10.3%	10.6%	9.1%
% of FP17s Relating to Free Repair or Replacements	0	24	0.0%	0.7%	0.6%	0.8%
% of FP17s Relating to Continuations	0	24	0.0%	1.1%	0.9%	1.3%
% of Patients satisfied with the dentistry they have received	0	1	N/A	90.2%	90.3%	92.7%
% of Patients satisfied with the time they had to wait for an appointment	0	1	N/A	85.9%	83.8%	88.8%

\* This is based on patients treated on this contract for their most recent course of treatment. Figures in italics indicate the base number of FP17s or Patient Questionnaire responses are less than 100. N/A is shown where the base number of responses is less than 10 during the period. % is calculated as Quantity/Base number\*100



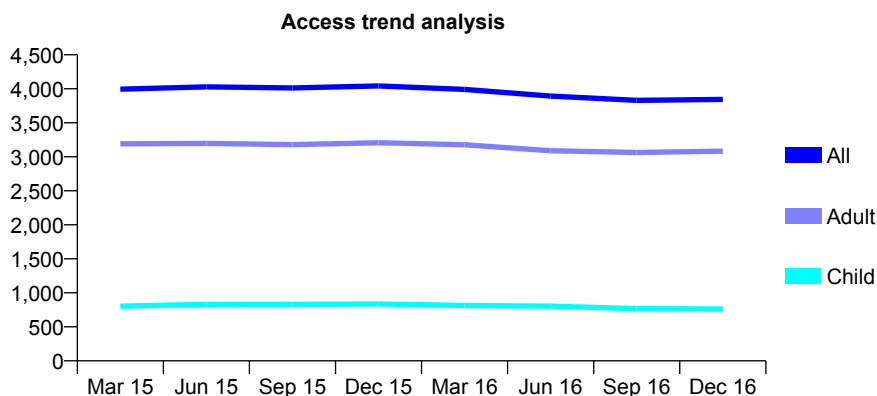
## Q63 - Vital Signs At a Glance Contract Report for 729477/0001 - December 2016

Name or company name	MR JP YOUNGHUSBAND
Contract type name	GDS Contract
Purpose of contract	General
Contract start date	01/04/2006
Contract end date	

16/17 Contracted general activity (UDA)	15,139
Carry forward general activity (UDA)	0
16/17 Contracted orthodontic activity (UOA)	0
Carry forward orthodontic activity (UOA)	0
Baseline contract value	£426,944.38

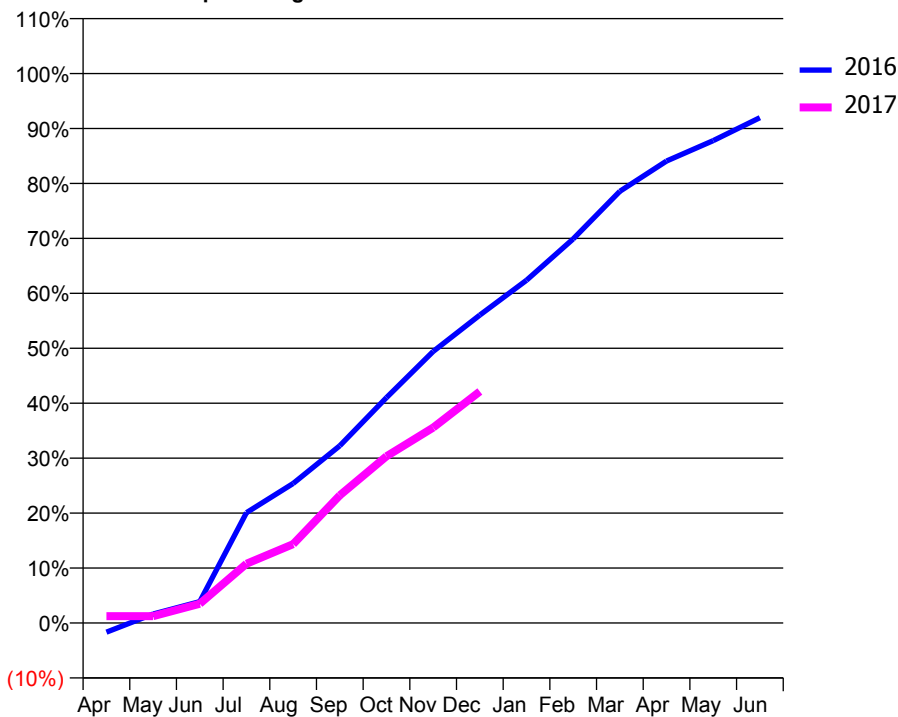
### ACCESS\*

Patients seen in 24 months	Total	Change since previous quarter
Quarter ending December 2015	4,042	
Quarter ending March 2016	3,992	↓
Quarter ending June 2016	3,893	↓
Quarter ending September 2016	3,831	↓
Quarter ending December 2016	3,844	→
<b>Variance since December 2015</b>	<b>(4.9%)</b>	<b>↓</b>



### ACTIVITY

Cumulative percentage of contracted UDA delivered 2016 & 2017



Month	Adjusted Scheduled Activity (UDA)	
	2016	2017
April	-254	188
May	248	191
June	591	532
July	3,041	1,632
August	3,846	2,173
September	4,885	3,518
October	6,212	4,596
November	7,481	5,385
December	8,486	6,378
January	9,444	
February	10,582	
March	11,893	
April	12,730	
May	13,289	
June	13,923	

### QUALITY

	Quantity	Base Number	Contract	AT	Region	England
% of FP17s for the same patient ID Re-attending within 3 months - Children	59	736	8.0%	10.5%	11.9%	12.4%
% of FP17s for the same patient ID Re-attending within 3 months - Adults	599	3,127	19.2%	15.9%	17.1%	16.6%
% of FP17s for the same patient ID Re-attending between 3 & 9 months - Children	354	736	48.1%	47.5%	46.2%	57.5%
% of FP17s for the same patient ID Re-attending between 3 & 9 months - Adults	1,501	3,127	48.0%	37.9%	37.8%	50.4%
% of FP17s for Band 1 Urgent Courses	435	3,029	14.4%	10.3%	10.6%	9.1%
% of FP17s Relating to Free Repair or Replacements	53	3,029	1.7%	0.7%	0.6%	0.8%
% of FP17s Relating to Continuations	63	3,029	2.1%	1.1%	0.9%	1.3%
% of Patients satisfied with the dentistry they have received	6	6	N/A	90.2%	90.3%	92.7%
% of Patients satisfied with the time they had to wait for an appointment	5	6	N/A	85.9%	83.8%	88.8%

\* This is based on patients treated on this contract for their most recent course of treatment. Figures in italics indicate the base number of FP17s or Patient Questionnaire responses are less than 100. N/A is shown where the base number of responses is less than 10 during the period. % is calculated as Quantity/Base number\*100

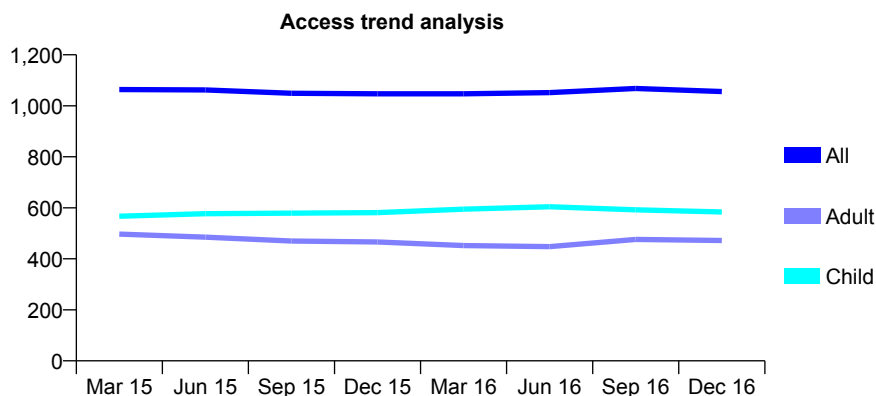
## Q63 - Vital Signs At a Glance Contract Report for 730025/0001 - December 2016

Name or company name	MR SN MOOI
Contract type name	GDS Contract
Purpose of contract	General
Contract start date	01/04/2006
Contract end date	

16/17 Contracted general activity (UDA)	1,844
Carry forward general activity (UDA)	4
16/17 Contracted orthodontic activity (UOA)	0
Carry forward orthodontic activity (UOA)	0
Baseline contract value	£50,831.58

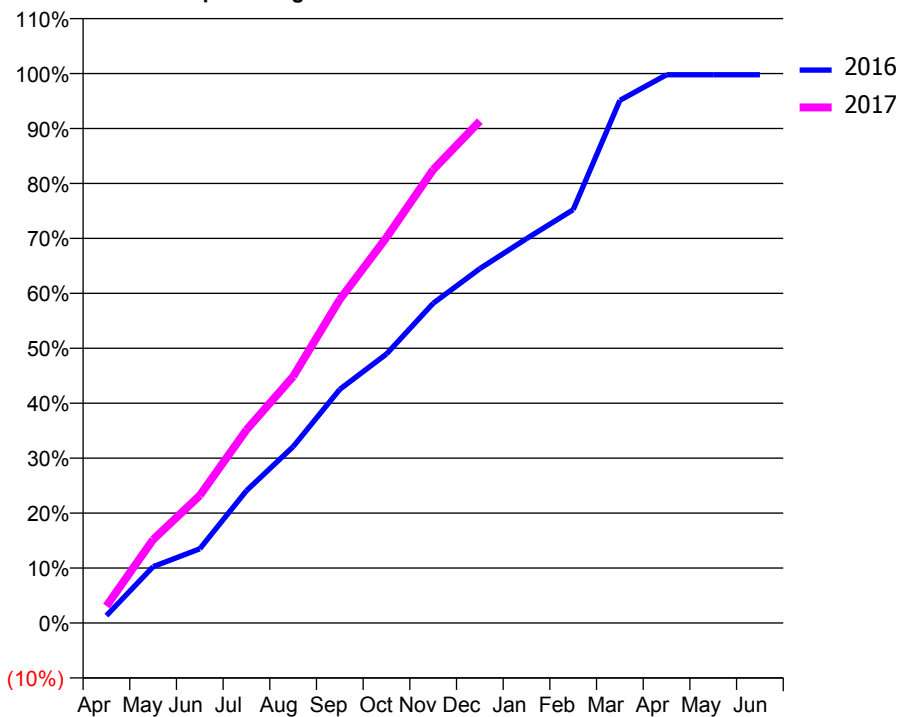
### ACCESS\*

Patients seen in 24 months	Total	Change since previous quarter
Quarter ending December 2015	1,047	
Quarter ending March 2016	1,047	→
Quarter ending June 2016	1,052	→
Quarter ending September 2016	1,068	→
Quarter ending December 2016	1,056	↓
<b>Variance since December 2015</b>	<b>0.9%</b>	<b>→</b>



### ACTIVITY

Cumulative percentage of contracted UDA delivered 2016 & 2017



Month	Adjusted Scheduled Activity (UDA)	
	2016	2017
April	25	57
May	189	280
June	249	428
July	444	648
August	592	827
September	784	1,086
October	903	1,294
November	1,073	1,521
December	1,189	1,684
January	1,290	
February	1,387	
March	1,754	
April	1,840	
May	1,840	
June	1,840	

### QUALITY

	Quantity	Base Number	Contract	AT	Region	England
% of FP17s for the same patient ID Re-attending within 3 months - Children	17	428	4.0%	10.5%	11.9%	12.4%
% of FP17s for the same patient ID Re-attending within 3 months - Adults	54	337	16.0%	15.9%	17.1%	16.6%
% of FP17s for the same patient ID Re-attending between 3 & 9 months - Children	119	428	27.8%	47.5%	46.2%	57.5%
% of FP17s for the same patient ID Re-attending between 3 & 9 months - Adults	76	337	22.6%	37.9%	37.8%	50.4%
% of FP17s for Band 1 Urgent Courses	0	724	0.0%	10.3%	10.6%	9.1%
% of FP17s Relating to Free Repair or Replacements	0	724	0.0%	0.7%	0.6%	0.8%
% of FP17s Relating to Continuations	14	724	1.9%	1.1%	0.9%	1.3%
% of Patients satisfied with the dentistry they have received	0	0	N/A	90.2%	90.3%	92.7%
% of Patients satisfied with the time they had to wait for an appointment	0	0	N/A	85.9%	83.8%	88.8%

\* This is based on patients treated on this contract for their most recent course of treatment. Figures in italics indicate the base number of FP17s or Patient Questionnaire responses are less than 100. N/A is shown where the base number of responses is less than 10 during the period. % is calculated as Quantity/Base number\*100

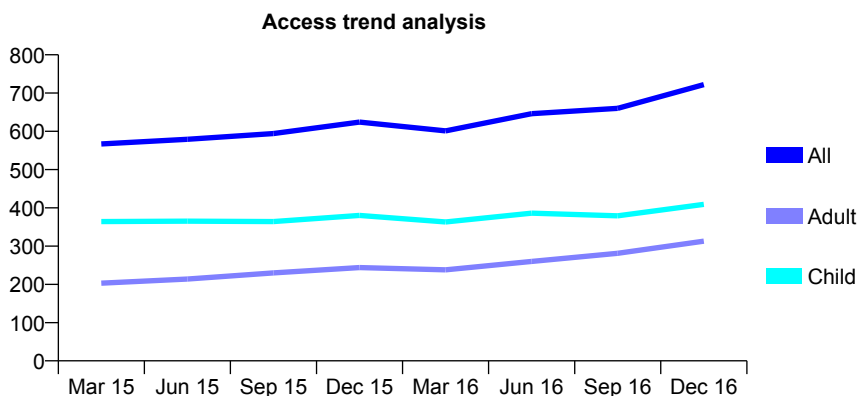
## Q63 - Vital Signs At a Glance Contract Report for 730114/0001 - December 2016

Name or company name	Mr Raj Patel
Contract type name	GDS Contract
Purpose of contract	General
Contract start date	01/04/2006
Contract end date	

16/17 Contracted general activity (UDA)	1,455
Carry forward general activity (UDA)	112
16/17 Contracted orthodontic activity (UOA)	0
Carry forward orthodontic activity (UOA)	0
Baseline contract value	£44,570.77

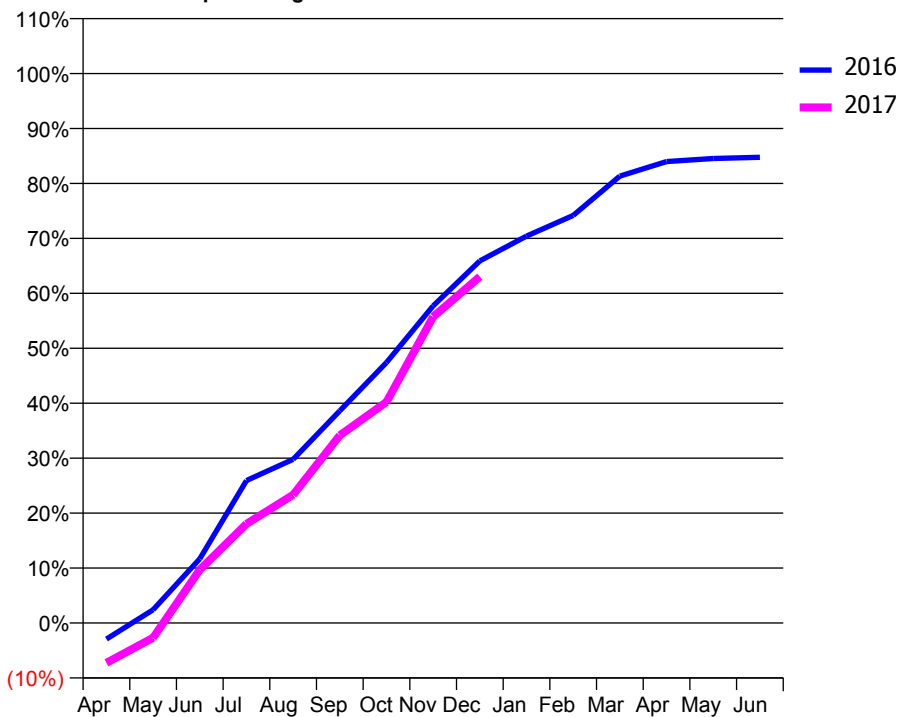
### ACCESS\*

Patients seen in 24 months	Total	Change since previous quarter
Quarter ending December 2015	624	
Quarter ending March 2016	601	↓
Quarter ending June 2016	646	↑
Quarter ending September 2016	660	↑
Quarter ending December 2016	722	↑
<b>Variance since December 2015</b>	<b>15.7%</b>	<b>↑</b>



### ACTIVITY

Cumulative percentage of contracted UDA delivered 2016 & 2017



Adjusted Scheduled Activity (UDA)

Month	2016	2017
April	-43	-106
May	35	-39
June	170	141
July	377	262
August	433	339
September	562	497
October	690	585
November	840	811
December	959	917
January	1,024	
February	1,079	
March	1,183	
April	1,222	
May	1,230	
June	1,233	

### QUALITY

	Quantity	Base Number	Contract	AT	Region	England
% of FP17s for the same patient ID Re-attending within 3 months - Children	17	328	5.2%	10.5%	11.9%	12.4%
% of FP17s for the same patient ID Re-attending within 3 months - Adults	30	215	14.0%	15.9%	17.1%	16.6%
% of FP17s for the same patient ID Re-attending between 3 & 9 months - Children	104	328	31.7%	47.5%	46.2%	57.5%
% of FP17s for the same patient ID Re-attending between 3 & 9 months - Adults	30	215	14.0%	37.9%	37.8%	50.4%
% of FP17s for Band 1 Urgent Courses	46	516	8.9%	10.3%	10.6%	9.1%
% of FP17s Relating to Free Repair or Replacements	1	516	0.2%	0.7%	0.6%	0.8%
% of FP17s Relating to Continuations	0	516	0.0%	1.1%	0.9%	1.3%
% of Patients satisfied with the dentistry they have received	0	0	N/A	90.2%	90.3%	92.7%
% of Patients satisfied with the time they had to wait for an appointment	0	0	N/A	85.9%	83.8%	88.8%

\* This is based on patients treated on this contract for their most recent course of treatment. Figures in italics indicate the base number of FP17s or Patient Questionnaire responses are less than 100. N/A is shown where the base number of responses is less than 10 during the period. % is calculated as Quantity/Base number\*100

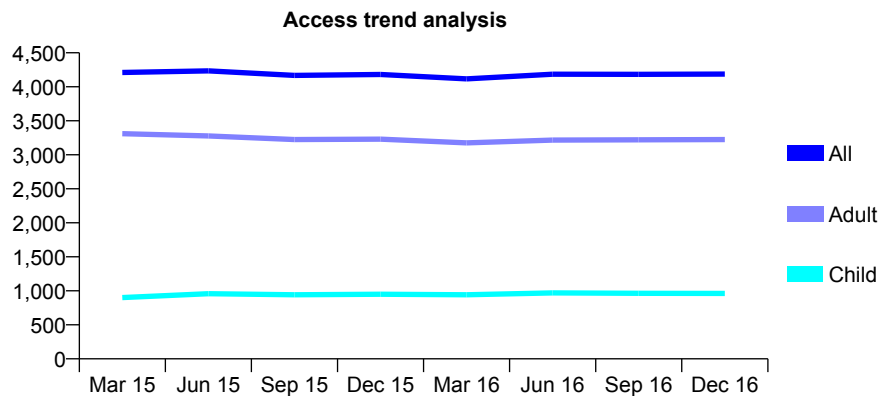
## Q63 - Vital Signs At a Glance Contract Report for 730874/0001 - December 2016

Name or company name	MR GK OOI
Contract type name	GDS Contract
Purpose of contract	General
Contract start date	01/04/2006
Contract end date	

16/17 Contracted general activity (UDA)	12,108
Carry forward general activity (UDA)	-217
16/17 Contracted orthodontic activity (UOA)	0
Carry forward orthodontic activity (UOA)	0
Baseline contract value	£401,910.02

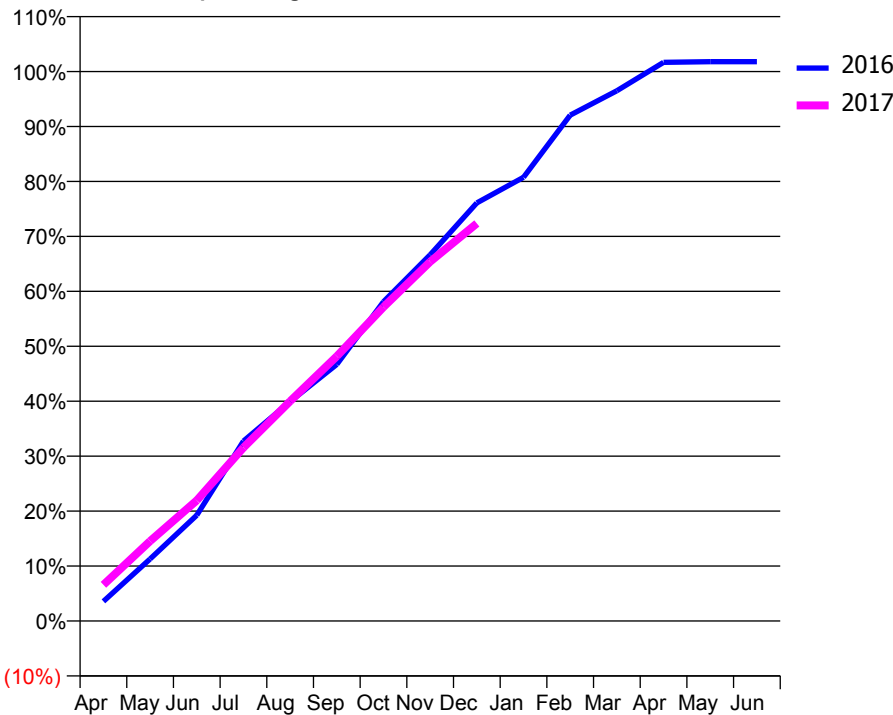
### ACCESS\*

Patients seen in 24 months	Total	Change since previous quarter
Quarter ending December 2015	4,181	
Quarter ending March 2016	4,117	↓
Quarter ending June 2016	4,186	→
Quarter ending September 2016	4,183	→
Quarter ending December 2016	4,187	→
<b>Variance since December 2015</b>	<b>0.1%</b>	<b>→</b>



### ACTIVITY

Cumulative percentage of contracted UDA delivered 2016 & 2017



Month	Adjusted Scheduled Activity (UDA)	
	2016	2017
April	434	799
May	1,367	1,761
June	2,331	2,657
July	3,967	3,822
August	4,835	4,844
September	5,654	5,833
October	7,036	6,918
November	8,069	7,916
December	9,213	8,762
January	9,777	
February	11,147	
March	11,685	
April	12,308	
May	12,325	
June	12,325	

### QUALITY

	Quantity	Base Number	Contract	AT	Region	England
% of FP17s for the same patient ID Re-attending within 3 months - Children	56	751	7.5%	10.5%	11.9%	12.4%
% of FP17s for the same patient ID Re-attending within 3 months - Adults	332	2,574	12.9%	15.9%	17.1%	16.6%
% of FP17s for the same patient ID Re-attending between 3 & 9 months - Children	272	751	36.2%	47.5%	46.2%	57.5%
% of FP17s for the same patient ID Re-attending between 3 & 9 months - Adults	993	2,574	38.6%	37.9%	37.8%	50.4%
% of FP17s for Band 1 Urgent Courses	178	3,149	5.7%	10.3%	10.6%	9.1%
% of FP17s Relating to Free Repair or Replacements	53	3,149	1.7%	0.7%	0.6%	0.8%
% of FP17s Relating to Continuations	82	3,149	2.6%	1.1%	0.9%	1.3%
% of Patients satisfied with the dentistry they have received	3	3	N/A	90.2%	90.3%	92.7%
% of Patients satisfied with the time they had to wait for an appointment	3	3	N/A	85.9%	83.8%	88.8%

\* This is based on patients treated on this contract for their most recent course of treatment. Figures in italics indicate the base number of FP17s or Patient Questionnaire responses are less than 100. N/A is shown where the base number of responses is less than 10 during the period. % is calculated as Quantity/Base number\*100

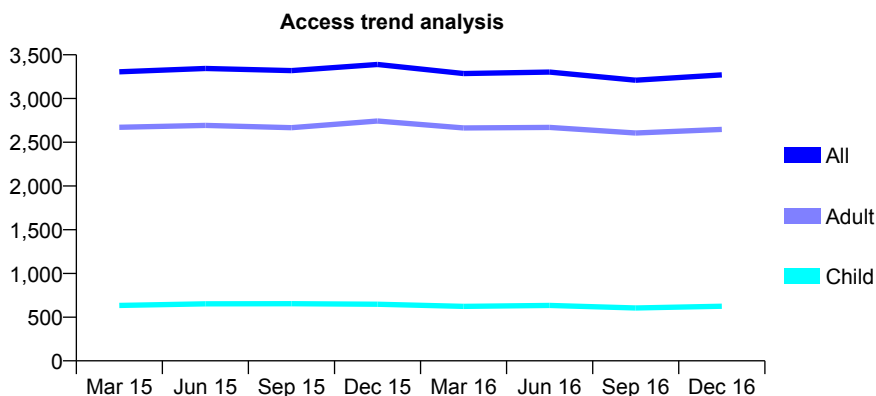
## Q63 - Vital Signs At a Glance Contract Report for 730874/0002 - December 2016

Name or company name	MR GK OOI
Contract type name	GDS Contract
Purpose of contract	General
Contract start date	01/04/2006
Contract end date	

16/17 Contracted general activity (UDA)	12,740
Carry forward general activity (UDA)	359
16/17 Contracted orthodontic activity (UOA)	0
Carry forward orthodontic activity (UOA)	0
Baseline contract value	£448,487.39

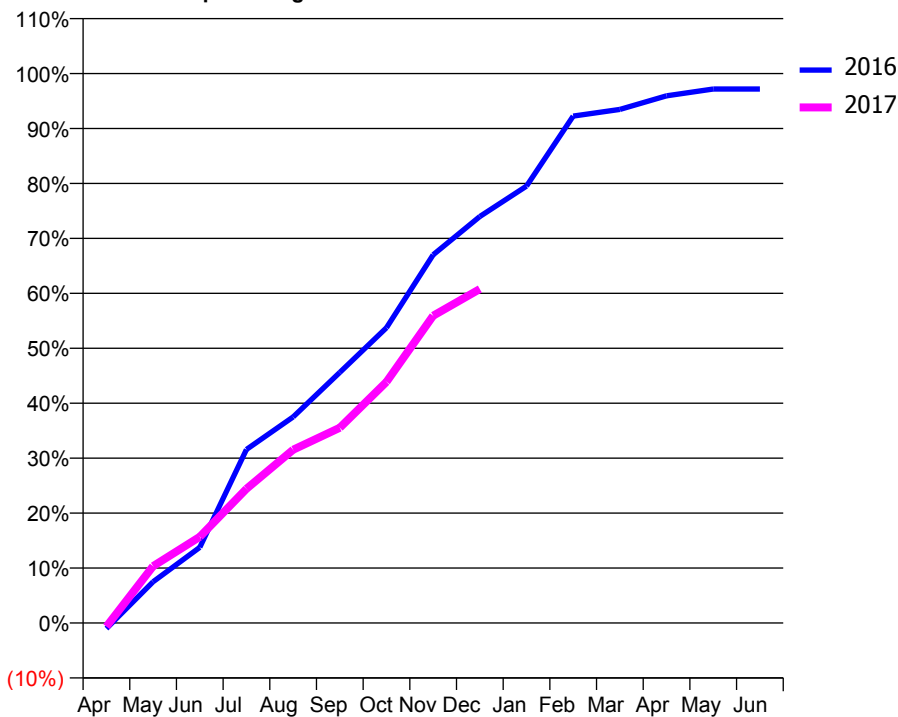
### ACCESS\*

Patients seen in 24 months	Total	Change since previous quarter
Quarter ending December 2015	3,390	
Quarter ending March 2016	3,286	↓
Quarter ending June 2016	3,302	→
Quarter ending September 2016	3,210	↓
Quarter ending December 2016	3,271	→
<b>Variance since December 2015</b>	<b>(3.5%)</b>	<b>↓</b>



### ACTIVITY

Cumulative percentage of contracted UDA delivered 2016 & 2017



Month	Adjusted Scheduled Activity (UDA)	
	2016	2017
April	-132	-85
May	956	1,320
June	1,755	1,999
July	4,023	3,111
August	4,777	4,016
September	5,812	4,528
October	6,845	5,591
November	8,539	7,126
December	9,425	7,743
January	10,131	
February	11,752	
March	11,909	
April	12,224	
May	12,381	
June	12,381	

### QUALITY

	Quantity	Base Number	Contract	AT	Region	England
% of FP17s for the same patient ID Re-attending within 3 months - Children	56	494	11.3%	10.5%	11.9%	12.4%
% of FP17s for the same patient ID Re-attending within 3 months - Adults	334	2,070	16.1%	15.9%	17.1%	16.6%
% of FP17s for the same patient ID Re-attending between 3 & 9 months - Children	144	494	29.1%	47.5%	46.2%	57.5%
% of FP17s for the same patient ID Re-attending between 3 & 9 months - Adults	618	2,070	29.9%	37.9%	37.8%	50.4%
% of FP17s for Band 1 Urgent Courses	498	2,394	20.8%	10.3%	10.6%	9.1%
% of FP17s Relating to Free Repair or Replacements	19	2,394	0.8%	0.7%	0.6%	0.8%
% of FP17s Relating to Continuations	38	2,394	1.6%	1.1%	0.9%	1.3%
% of Patients satisfied with the dentistry they have received	2	2	N/A	90.2%	90.3%	92.7%
% of Patients satisfied with the time they had to wait for an appointment	2	2	N/A	85.9%	83.8%	88.8%

\* This is based on patients treated on this contract for their most recent course of treatment. Figures in italics indicate the base number of FP17s or Patient Questionnaire responses are less than 100. N/A is shown where the base number of responses is less than 10 during the period. % is calculated as Quantity/Base number\*100

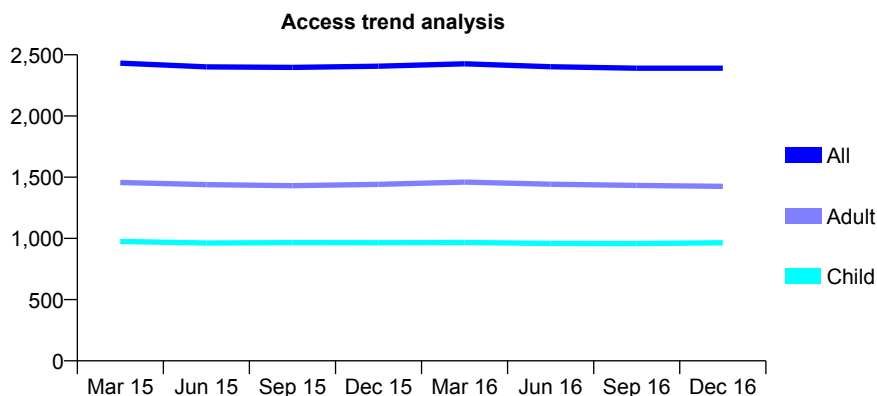
## Q63 - Vital Signs At a Glance Contract Report for 731196/0001 - December 2016

Name or company name	MISS EA DIGHE
Contract type name	GDS Contract
Purpose of contract	General
Contract start date	01/04/2006
Contract end date	

16/17 Contracted general activity (UDA)	7,341
Carry forward general activity (UDA)	-26
16/17 Contracted orthodontic activity (UOA)	0
Carry forward orthodontic activity (UOA)	0
Baseline contract value	£292,227.37

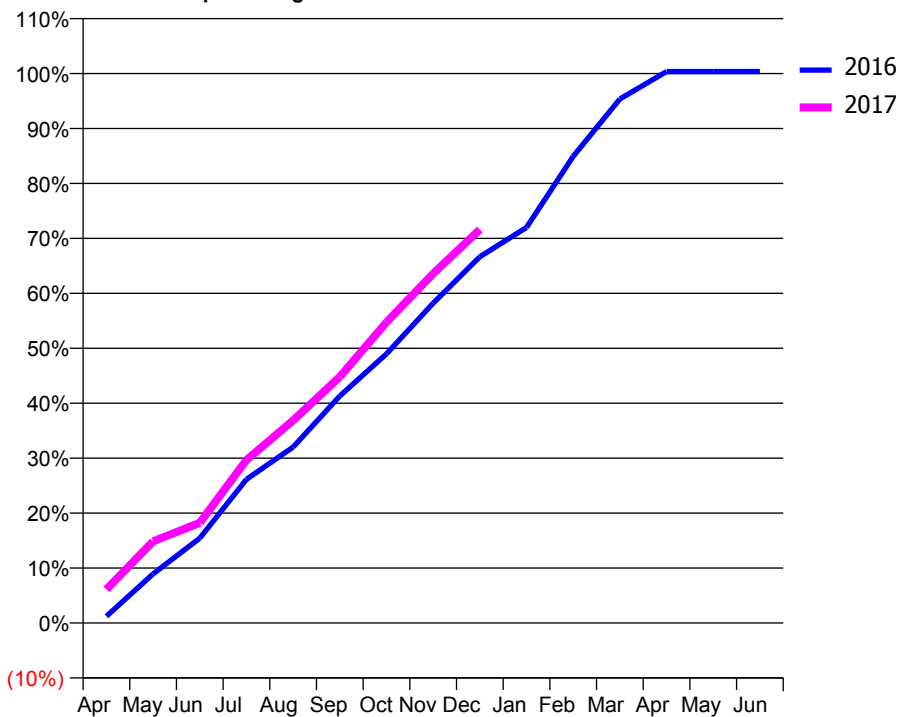
### ACCESS\*

Patients seen in 24 months	Total	Change since previous quarter
Quarter ending December 2015	2,407	
Quarter ending March 2016	2,427	→
Quarter ending June 2016	2,402	↓
Quarter ending September 2016	2,391	→
Quarter ending December 2016	2,390	→
<b>Variance since December 2015</b>	<b>(0.7%)</b>	<b>→</b>



### ACTIVITY

Cumulative percentage of contracted UDA delivered 2016 & 2017



Month	Adjusted Scheduled Activity (UDA)	
	2016	2017
April	90	449
May	656	1,091
June	1,134	1,338
July	1,919	2,177
August	2,351	2,707
September	3,032	3,290
October	3,596	4,018
November	4,273	4,669
December	4,893	5,257
January	5,285	
February	6,234	
March	7,001	
April	7,367	
May	7,367	
June	7,367	

### QUALITY

	Quantity	Base Number	Contract	AT	Region	England
% of FP17s for the same patient ID Re-attending within 3 months - Children	78	1,075	7.3%	10.5%	11.9%	12.4%
% of FP17s for the same patient ID Re-attending within 3 months - Adults	273	1,369	19.9%	15.9%	17.1%	16.6%
% of FP17s for the same patient ID Re-attending between 3 & 9 months - Children	634	1,075	59.0%	47.5%	46.2%	57.5%
% of FP17s for the same patient ID Re-attending between 3 & 9 months - Adults	635	1,369	46.4%	37.9%	37.8%	50.4%
% of FP17s for Band 1 Urgent Courses	255	2,310	11.0%	10.3%	10.6%	9.1%
% of FP17s Relating to Free Repair or Replacements	4	2,310	0.2%	0.7%	0.6%	0.8%
% of FP17s Relating to Continuations	58	2,310	2.5%	1.1%	0.9%	1.3%
% of Patients satisfied with the dentistry they have received	2	2	N/A	90.2%	90.3%	92.7%
% of Patients satisfied with the time they had to wait for an appointment	2	2	N/A	85.9%	83.8%	88.8%

\* This is based on patients treated on this contract for their most recent course of treatment. Figures in italics indicate the base number of FP17s or Patient Questionnaire responses are less than 100. N/A is shown where the base number of responses is less than 10 during the period. % is calculated as Quantity/Base number\*100

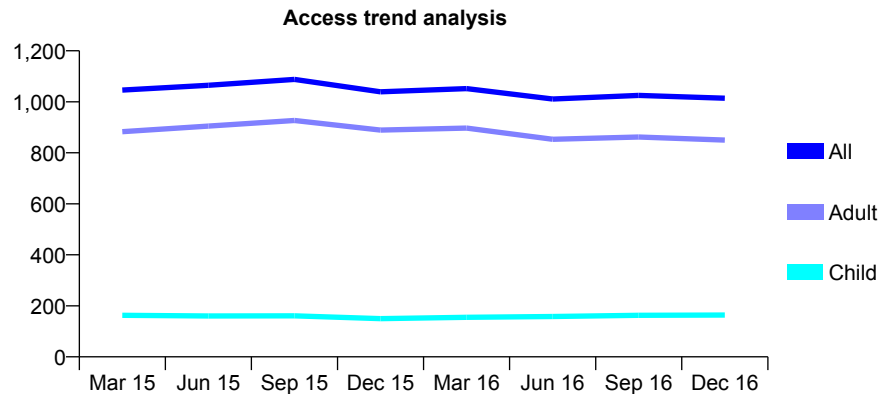
## Q63 - Vital Signs At a Glance Contract Report for 732036/0001 - December 2016

Name or company name	MR YK HO
Contract type name	GDS Contract
Purpose of contract	General
Contract start date	01/04/2006
Contract end date	

16/17 Contracted general activity (UDA)	1,288
Carry forward general activity (UDA)	-3
16/17 Contracted orthodontic activity (UOA)	0
Carry forward orthodontic activity (UOA)	0
Baseline contract value	£35,326.52

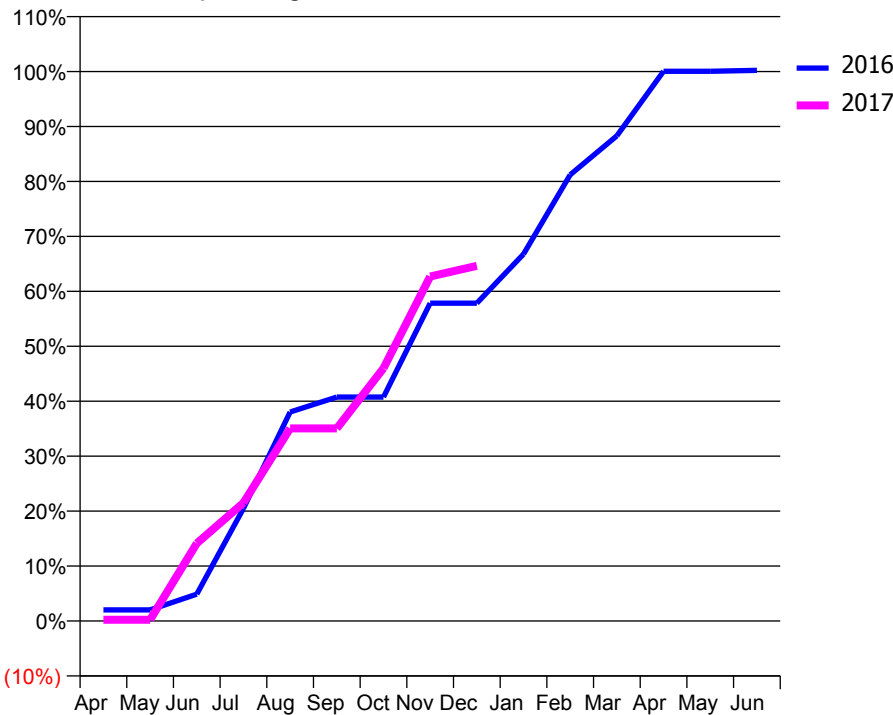
### ACCESS\*

Patients seen in 24 months	Total	Change since previous quarter
Quarter ending December 2015	1,039	
Quarter ending March 2016	1,052	→
Quarter ending June 2016	1,011	↓
Quarter ending September 2016	1,025	→
Quarter ending December 2016	1,014	↓
<b>Variance since December 2015</b>	<b>(2.4%)</b>	<b>↓</b>



### ACTIVITY

Cumulative percentage of contracted UDA delivered 2016 & 2017



Month	Adjusted Scheduled Activity (UDA)	
	2016	2017
April	26	3
May	26	3
June	63	182
July	264	277
August	490	452
September	525	452
October	525	593
November	745	808
December	745	833
January	860	
February	1,046	
March	1,137	
April	1,289	
May	1,289	
June	1,291	

### QUALITY

	Quantity	Base Number	Contract	AT	Region	England
% of FP17s for the same patient ID Re-attending within 3 months - Children	0	97	0.0%	10.5%	11.9%	12.4%
% of FP17s for the same patient ID Re-attending within 3 months - Adults	9	434	2.1%	15.9%	17.1%	16.6%
% of FP17s for the same patient ID Re-attending between 3 & 9 months - Children	17	97	17.5%	47.5%	46.2%	57.5%
% of FP17s for the same patient ID Re-attending between 3 & 9 months - Adults	51	434	11.8%	37.9%	37.8%	50.4%
% of FP17s for Band 1 Urgent Courses	3	464	0.6%	10.3%	10.6%	9.1%
% of FP17s Relating to Free Repair or Replacements	0	464	0.0%	0.7%	0.6%	0.8%
% of FP17s Relating to Continuations	0	464	0.0%	1.1%	0.9%	1.3%
% of Patients satisfied with the dentistry they have received	0	0	N/A	90.2%	90.3%	92.7%
% of Patients satisfied with the time they had to wait for an appointment	0	0	N/A	85.9%	83.8%	88.8%

\* This is based on patients treated on this contract for their most recent course of treatment. Figures in italics indicate the base number of FP17s or Patient Questionnaire responses are less than 100. N/A is shown where the base number of responses is less than 10 during the period. % is calculated as Quantity/Base number\*100



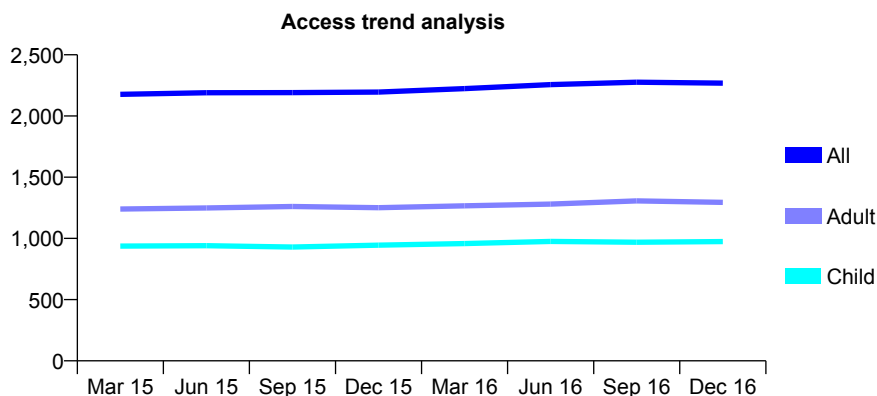
## Q63 - Vital Signs At a Glance Contract Report for 735841/0001 - December 2016

Name or company name	MR IH TAYLOR
Contract type name	GDS Contract
Purpose of contract	General
Contract start date	01/04/2006
Contract end date	

16/17 Contracted general activity (UDA)	4,000
Carry forward general activity (UDA)	-80
16/17 Contracted orthodontic activity (UOA)	0
Carry forward orthodontic activity (UOA)	0
Baseline contract value	£88,796.31

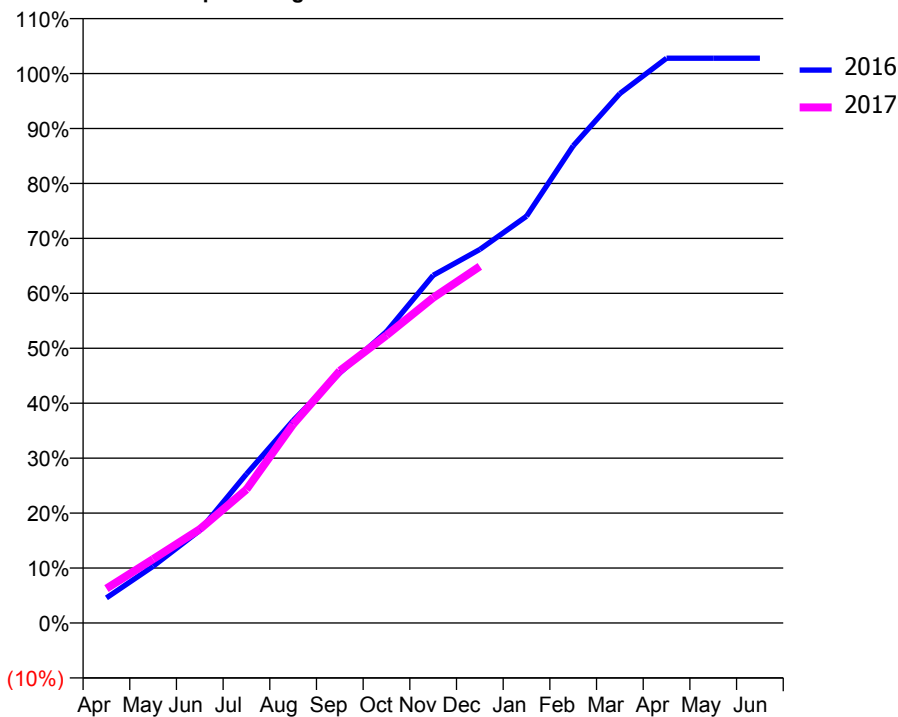
### ACCESS\*

Patients seen in 24 months	Total	Change since previous quarter
Quarter ending December 2015	2,196	
Quarter ending March 2016	2,224	→
Quarter ending June 2016	2,256	→
Quarter ending September 2016	2,276	→
Quarter ending December 2016	2,269	→
<b>Variance since December 2015</b>	<b>3.3%</b>	<b>↑</b>



### ACTIVITY

Cumulative percentage of contracted UDA delivered 2016 & 2017



Month	Adjusted Scheduled Activity (UDA)	
	2016	2017
April	183	251
May	413	466
June	674	683
July	1,085	972
August	1,474	1,447
September	1,821	1,836
October	2,121	2,094
November	2,531	2,368
December	2,719	2,596
January	2,961	
February	3,474	
March	3,854	
April	4,111	
May	4,111	
June	4,111	

### QUALITY

	Quantity	Base Number	Contract	AT	Region	England
% of FP17s for the same patient ID Re-attending within 3 months - Children	105	1,329	7.9%	10.5%	11.9%	12.4%
% of FP17s for the same patient ID Re-attending within 3 months - Adults	195	1,269	15.4%	15.9%	17.1%	16.6%
% of FP17s for the same patient ID Re-attending between 3 & 9 months - Children	1,000	1,329	75.2%	47.5%	46.2%	57.5%
% of FP17s for the same patient ID Re-attending between 3 & 9 months - Adults	791	1,269	62.3%	37.9%	37.8%	50.4%
% of FP17s for Band 1 Urgent Courses	96	1,701	5.6%	10.3%	10.6%	9.1%
% of FP17s Relating to Free Repair or Replacements	0	1,701	0.0%	0.7%	0.6%	0.8%
% of FP17s Relating to Continuations	3	1,701	0.2%	1.1%	0.9%	1.3%
% of Patients satisfied with the dentistry they have received	1	1	N/A	90.2%	90.3%	92.7%
% of Patients satisfied with the time they had to wait for an appointment	1	1	N/A	85.9%	83.8%	88.8%

\* This is based on patients treated on this contract for their most recent course of treatment. Figures in italics indicate the base number of FP17s or Patient Questionnaire responses are less than 100. N/A is shown where the base number of responses is less than 10 during the period. % is calculated as Quantity/Base number\*100

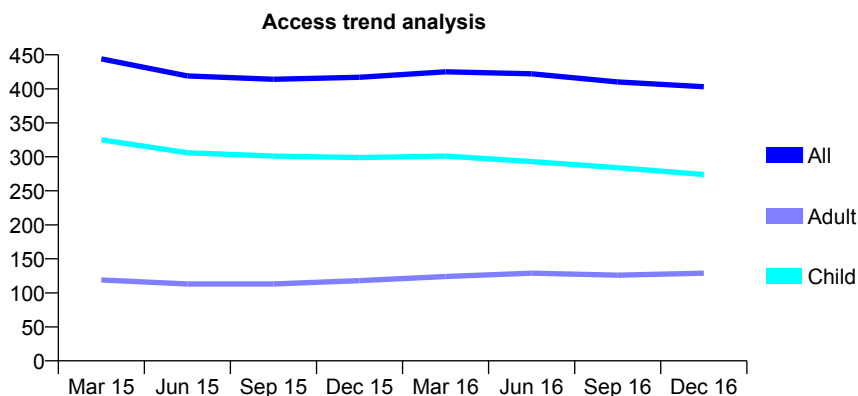
## Q63 - Vital Signs At a Glance Contract Report for 736856/0001 - December 2016

Name or company name	MR CD STROUD
Contract type name	GDS Contract
Purpose of contract	General
Contract start date	01/04/2006
Contract end date	

16/17 Contracted general activity (UDA)	1,200
Carry forward general activity (UDA)	0
16/17 Contracted orthodontic activity (UOA)	0
Carry forward orthodontic activity (UOA)	0
Baseline contract value	£32,771.05

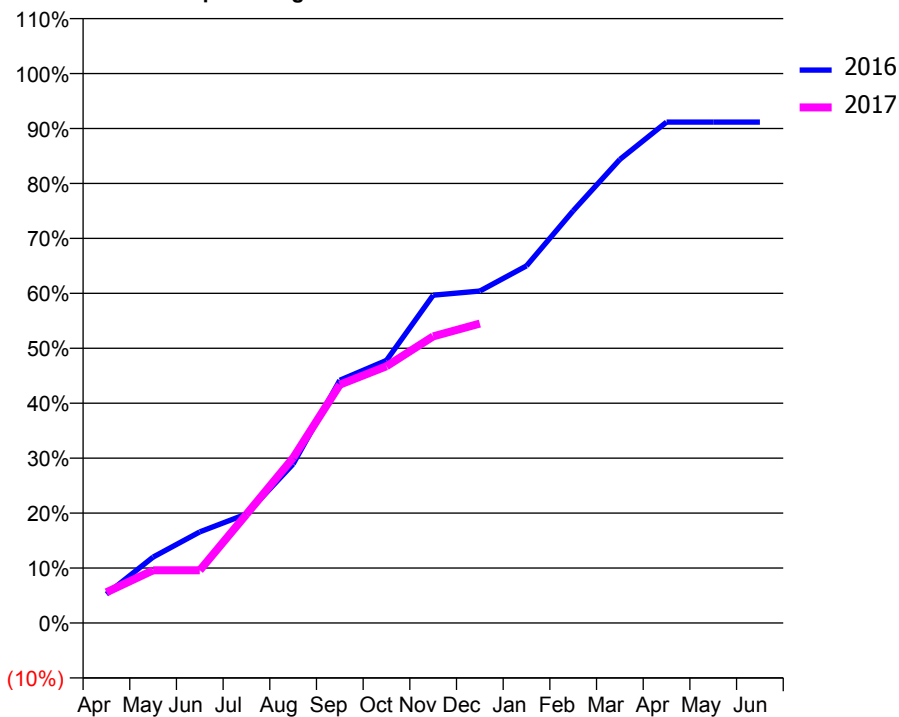
### ACCESS\*

Patients seen in 24 months	Total	Change since previous quarter
Quarter ending December 2015	417	
Quarter ending March 2016	425	→
Quarter ending June 2016	422	→
Quarter ending September 2016	410	↓
Quarter ending December 2016	403	↓
<b>Variance since December 2015</b>	<b>(3.4%)</b>	<b>↓</b>



### ACTIVITY

Cumulative percentage of contracted UDA delivered 2016 & 2017



Month	Adjusted Scheduled Activity (UDA)	
	2016	2017
April	63	67
May	144	115
June	199	115
July	238	237
August	347	361
September	530	521
October	574	561
November	716	626
December	725	654
January	780	
February	900	
March	1,012	
April	1,094	
May	1,094	
June	1,094	

### QUALITY

	Quantity	Base Number	Contract	AT	Region	England
% of FP17s for the same patient ID Re-attending within 3 months - Children	10	237	4.2%	10.5%	11.9%	12.4%
% of FP17s for the same patient ID Re-attending within 3 months - Adults	7	73	9.6%	15.9%	17.1%	16.6%
% of FP17s for the same patient ID Re-attending between 3 & 9 months - Children	114	237	48.1%	47.5%	46.2%	57.5%
% of FP17s for the same patient ID Re-attending between 3 & 9 months - Adults	29	73	39.7%	37.9%	37.8%	50.4%
% of FP17s for Band 1 Urgent Courses	5	275	1.8%	10.3%	10.6%	9.1%
% of FP17s Relating to Free Repair or Replacements	0	275	0.0%	0.7%	0.6%	0.8%
% of FP17s Relating to Continuations	3	275	1.1%	1.1%	0.9%	1.3%
% of Patients satisfied with the dentistry they have received	0	0	N/A	90.2%	90.3%	92.7%
% of Patients satisfied with the time they had to wait for an appointment	0	0	N/A	85.9%	83.8%	88.8%

\* This is based on patients treated on this contract for their most recent course of treatment. Figures in italics indicate the base number of FP17s or Patient Questionnaire responses are less than 100. N/A is shown where the base number of responses is less than 10 during the period. % is calculated as Quantity/Base number\*100

## Q63 - Vital Signs At a Glance Contract Report for 739677/0004 - December 2016

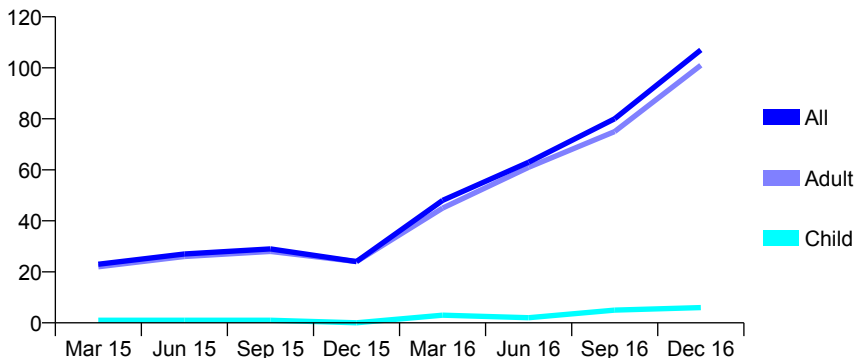
Name or company name	MR LW MCARDLE
Contract type name	PDS Contract
Purpose of contract	General
Contract start date	01/06/2013
Contract end date	31/03/2017

16/17 Contracted general activity (UDA)	352
Carry forward general activity (UDA)	0
16/17 Contracted orthodontic activity (UOA)	0
Carry forward orthodontic activity (UOA)	0
Baseline contract value	£18,930.16

### ACCESS\*

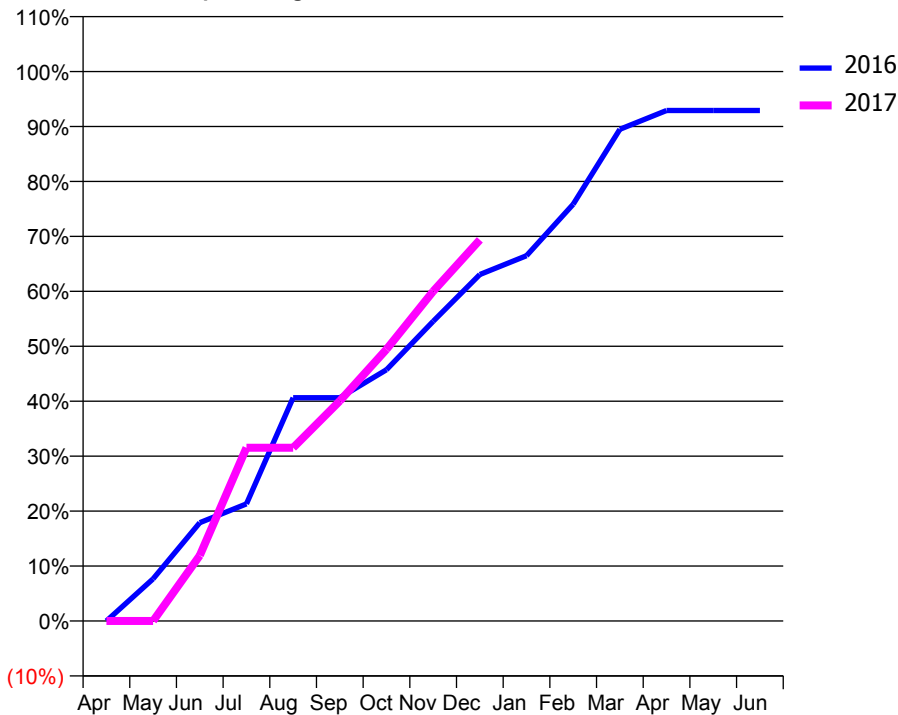
Patients seen in 24 months	Total	Change since previous quarter
Quarter ending December 2015	24	
Quarter ending March 2016	48	↑
Quarter ending June 2016	63	↑
Quarter ending September 2016	80	↑
Quarter ending December 2016	107	↑
<b>Variance since December 2015</b>	<b>345.8%</b>	<b>↑</b>

### Access trend analysis



### ACTIVITY

#### Cumulative percentage of contracted UDA delivered 2016 & 2017



Month	Adjusted Scheduled Activity (UDA)	
	2016	2017
April	0	0
May	27	0
June	63	42
July	75	111
August	143	111
September	143	141
October	161	174
November	192	211
December	222	244
January	234	
February	267	
March	315	
April	327	
May	327	
June	327	

### QUALITY

	Quantity	Base Number	Contract	AT	Region	England
% of FP17s for the same patient ID Re-attending within 3 months - Children	0	6	0.0%	10.5%	11.9%	12.4%
% of FP17s for the same patient ID Re-attending within 3 months - Adults	0	80	0.0%	15.9%	17.1%	16.6%
% of FP17s for the same patient ID Re-attending between 3 & 9 months - Children	0	6	0.0%	47.5%	46.2%	57.5%
% of FP17s for the same patient ID Re-attending between 3 & 9 months - Adults	0	80	0.0%	37.9%	37.8%	50.4%
% of FP17s for Band 1 Urgent Courses	1	82	1.2%	10.3%	10.6%	9.1%
% of FP17s Relating to Free Repair or Replacements	0	82	0.0%	0.7%	0.6%	0.8%
% of FP17s Relating to Continuations	0	82	0.0%	1.1%	0.9%	1.3%
% of Patients satisfied with the dentistry they have received	1	1	N/A	90.2%	90.3%	92.7%
% of Patients satisfied with the time they had to wait for an appointment	0	1	N/A	85.9%	83.8%	88.8%

\* This is based on patients treated on this contract for their most recent course of treatment. Figures in italics indicate the base number of FP17s or Patient Questionnaire responses are less than 100. N/A is shown where the base number of responses is less than 10 during the period. % is calculated as Quantity/Base number\*100

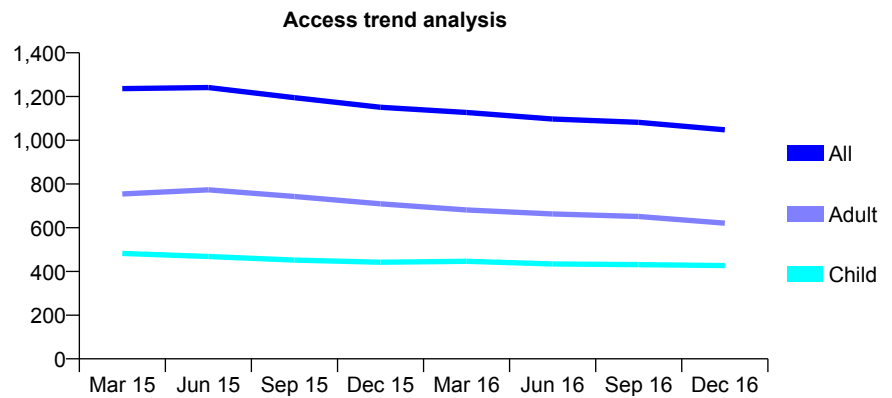
## Q63 - Vital Signs At a Glance Contract Report for 739952/0001 - December 2016

Name or company name	MR JM CLARKE
Contract type name	GDS Contract
Purpose of contract	General
Contract start date	01/04/2006
Contract end date	

16/17 Contracted general activity (UDA)	3,136
Carry forward general activity (UDA)	114
16/17 Contracted orthodontic activity (UOA)	0
Carry forward orthodontic activity (UOA)	0
Baseline contract value	£82,533.26

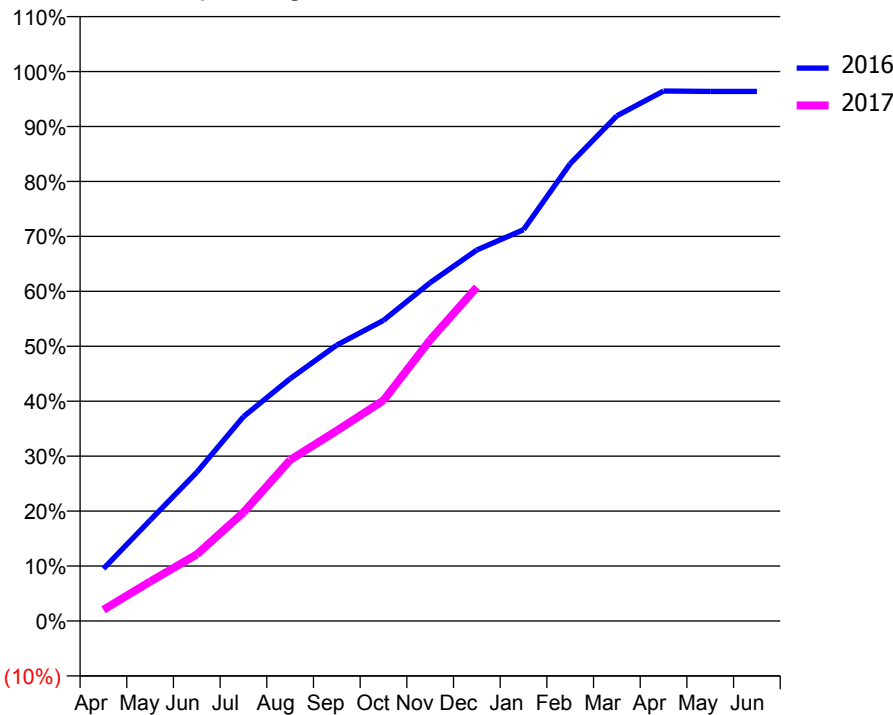
### ACCESS\*

Patients seen in 24 months	Total	Change since previous quarter
Quarter ending December 2015	1,151	
Quarter ending March 2016	1,127	↓
Quarter ending June 2016	1,097	↓
Quarter ending September 2016	1,082	↓
Quarter ending December 2016	1,048	↓
<b>Variance since December 2015</b>	<b>(8.9%)</b>	<b>↓</b>



### ACTIVITY

Cumulative percentage of contracted UDA delivered 2016 & 2017



Month	Adjusted Scheduled Activity (UDA)	
	2016	2017
April	299	64
May	575	225
June	849	380
July	1,166	620
August	1,383	919
September	1,575	1,086
October	1,716	1,259
November	1,931	1,605
December	2,117	1,905
January	2,233	
February	2,610	
March	2,883	
April	3,025	
May	3,022	
June	3,022	

### QUALITY

	Quantity	Base Number	Contract	AT	Region	England
% of FP17s for the same patient ID Re-attending within 3 months - Children	33	449	7.3%	10.5%	11.9%	12.4%
% of FP17s for the same patient ID Re-attending within 3 months - Adults	66	542	12.2%	15.9%	17.1%	16.6%
% of FP17s for the same patient ID Re-attending between 3 & 9 months - Children	265	449	59.0%	47.5%	46.2%	57.5%
% of FP17s for the same patient ID Re-attending between 3 & 9 months - Adults	309	542	57.0%	37.9%	37.8%	50.4%
% of FP17s for Band 1 Urgent Courses	41	923	4.4%	10.3%	10.6%	9.1%
% of FP17s Relating to Free Repair or Replacements	7	923	0.8%	0.7%	0.6%	0.8%
% of FP17s Relating to Continuations	7	923	0.8%	1.1%	0.9%	1.3%
% of Patients satisfied with the dentistry they have received	2	2	N/A	90.2%	90.3%	92.7%
% of Patients satisfied with the time they had to wait for an appointment	1	2	N/A	85.9%	83.8%	88.8%

\* This is based on patients treated on this contract for their most recent course of treatment. Figures in italics indicate the base number of FP17s or Patient Questionnaire responses are less than 100. N/A is shown where the base number of responses is less than 10 during the period. % is calculated as Quantity/Base number\*100

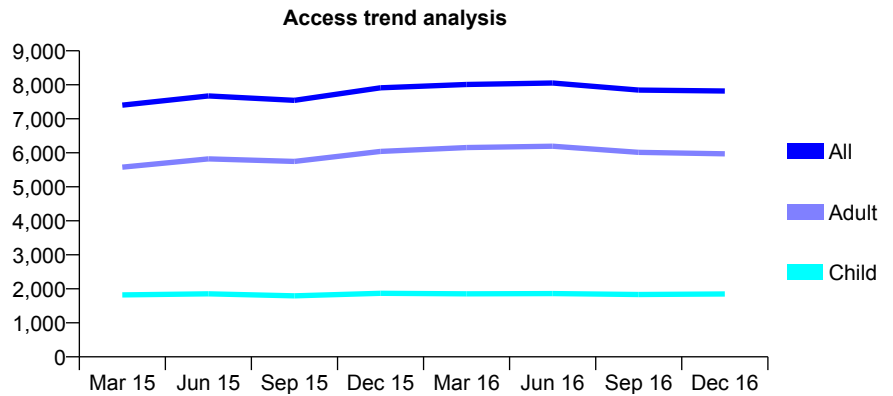
## Q63 - Vital Signs At a Glance Contract Report for 740373/0001 - December 2016

Name or company name	MR J PATEL
Contract type name	Pilot Contract
Purpose of contract	General
Contract start date	01/04/2006
Contract end date	

16/17 Contracted general activity (UDA)	32,742
Carry forward general activity (UDA)	0
16/17 Contracted orthodontic activity (UOA)	0
Carry forward orthodontic activity (UOA)	0
Baseline contract value	£1,084,548.47

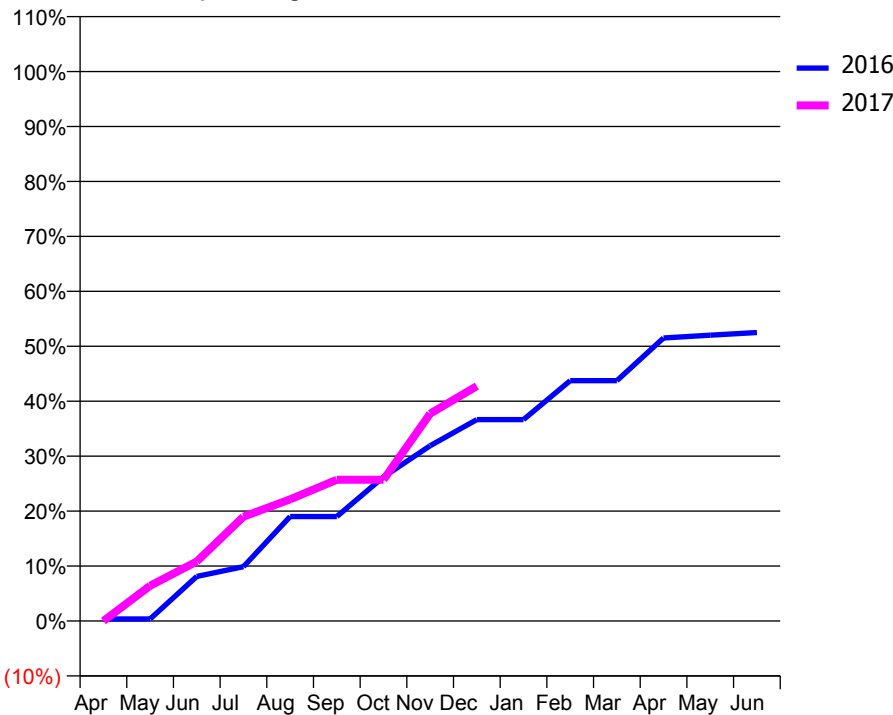
### ACCESS\*

Patients seen in 24 months	Total	Change since previous quarter
Quarter ending December 2015	7,911	
Quarter ending March 2016	8,009	→
Quarter ending June 2016	8,053	→
Quarter ending September 2016	7,847	↓
Quarter ending December 2016	7,817	→
<b>Variance since December 2015</b>	<b>(1.2%)</b>	<b>↓</b>



### ACTIVITY

Cumulative percentage of contracted UDA delivered 2016 & 2017



Month	Adjusted Scheduled Activity (UDA)	
	2016	2017
April	124	0
May	124	2,103
June	2,660	3,548
July	3,238	6,215
August	6,228	7,253
September	6,228	8,417
October	8,586	8,417
November	10,442	12,360
December	12,001	13,993
January	12,001	
February	14,319	
March	14,319	
April	16,867	
May	17,028	
June	17,186	

### QUALITY

	Quantity	Base Number	Contract	AT	Region	England
% of FP17s for the same patient ID Re-attending within 3 months - Children	60	1,550	3.9%	10.5%	11.9%	12.4%
% of FP17s for the same patient ID Re-attending within 3 months - Adults	543	4,876	11.1%	15.9%	17.1%	16.6%
% of FP17s for the same patient ID Re-attending between 3 & 9 months - Children	565	1,550	36.5%	47.5%	46.2%	57.5%
% of FP17s for the same patient ID Re-attending between 3 & 9 months - Adults	1,404	4,876	28.8%	37.9%	37.8%	50.4%
% of FP17s for Band 1 Urgent Courses	445	5,018	8.9%	10.3%	10.6%	9.1%
% of FP17s Relating to Free Repair or Replacements	2	5,018	0.0%	0.7%	0.6%	0.8%
% of FP17s Relating to Continuations	42	5,018	0.8%	1.1%	0.9%	1.3%
% of Patients satisfied with the dentistry they have received	8	8	N/A	90.2%	90.3%	92.7%
% of Patients satisfied with the time they had to wait for an appointment	6	8	N/A	85.9%	83.8%	88.8%

\* This is based on patients treated on this contract for their most recent course of treatment. Figures in italics indicate the base number of FP17s or Patient Questionnaire responses are less than 100. N/A is shown where the base number of responses is less than 10 during the period. % is calculated as Quantity/Base number\*100

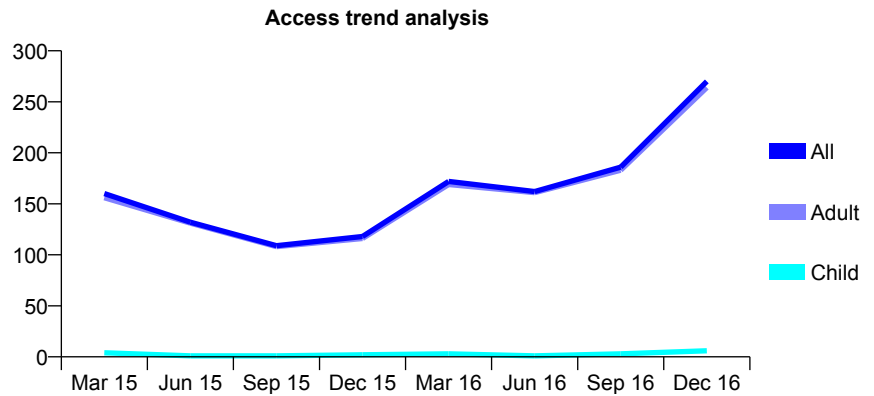
## Q63 - Vital Signs At a Glance Contract Report for 740373/0002 - December 2016

Name or company name	MR J PATEL
Contract type name	PDS Contract
Purpose of contract	General
Contract start date	01/10/2007
Contract end date	31/03/2017

16/17 Contracted general activity (UDA)	1,695
Carry forward general activity (UDA)	0
16/17 Contracted orthodontic activity (UOA)	0
Carry forward orthodontic activity (UOA)	0
Baseline contract value	£78,075.79

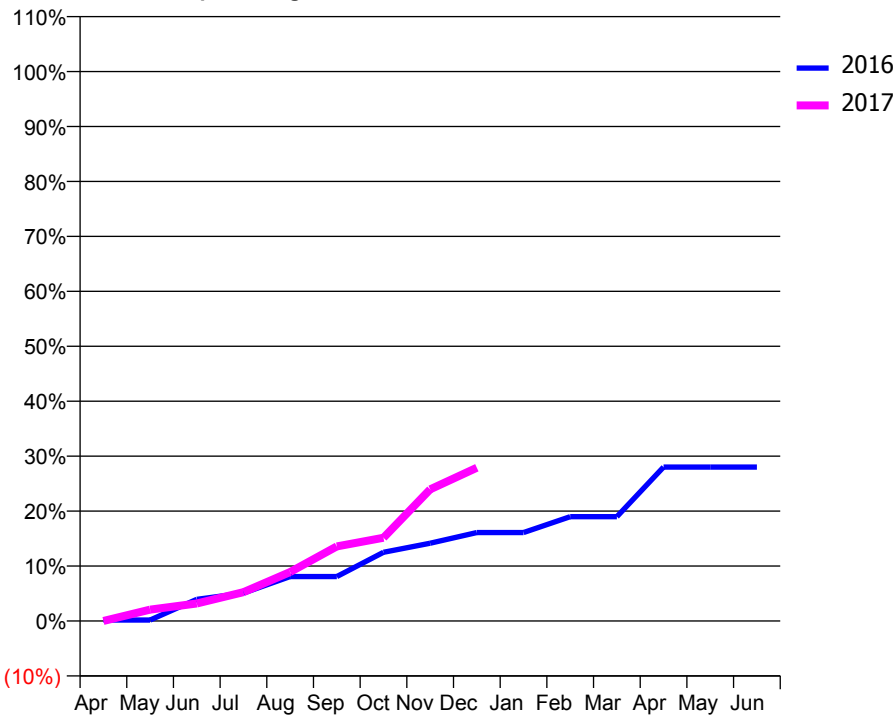
### ACCESS\*

Patients seen in 24 months	Total	Change since previous quarter
Quarter ending December 2015	118	
Quarter ending March 2016	172	↑
Quarter ending June 2016	162	↓
Quarter ending September 2016	186	↑
Quarter ending December 2016	270	↑
<b>Variance since December 2015</b>	<b>128.8%</b>	<b>↑</b>



### ACTIVITY

Cumulative percentage of contracted UDA delivered 2016 & 2017



Month	Adjusted Scheduled Activity (UDA)	
	2016	2017
April	3	0
May	3	35
June	67	54
July	86	89
August	137	151
September	137	230
October	212	257
November	240	406
December	273	473
January	273	
February	322	
March	322	
April	475	
May	475	
June	475	

### QUALITY

	Quantity	Base Number	Contract	AT	Region	England
% of FP17s for the same patient ID Re-attending within 3 months - Children	0	5	0.0%	10.5%	11.9%	12.4%
% of FP17s for the same patient ID Re-attending within 3 months - Adults	0	229	0.0%	15.9%	17.1%	16.6%
% of FP17s for the same patient ID Re-attending between 3 & 9 months - Children	0	5	0.0%	47.5%	46.2%	57.5%
% of FP17s for the same patient ID Re-attending between 3 & 9 months - Adults	0	229	0.0%	37.9%	37.8%	50.4%
% of FP17s for Band 1 Urgent Courses	0	175	0.0%	10.3%	10.6%	9.1%
% of FP17s Relating to Free Repair or Replacements	0	175	0.0%	0.7%	0.6%	0.8%
% of FP17s Relating to Continuations	0	175	0.0%	1.1%	0.9%	1.3%
% of Patients satisfied with the dentistry they have received	0	0	N/A	90.2%	90.3%	92.7%
% of Patients satisfied with the time they had to wait for an appointment	0	0	N/A	85.9%	83.8%	88.8%

\* This is based on patients treated on this contract for their most recent course of treatment. Figures in italics indicate the base number of FP17s or Patient Questionnaire responses are less than 100. N/A is shown where the base number of responses is less than 10 during the period. % is calculated as Quantity/Base number\*100

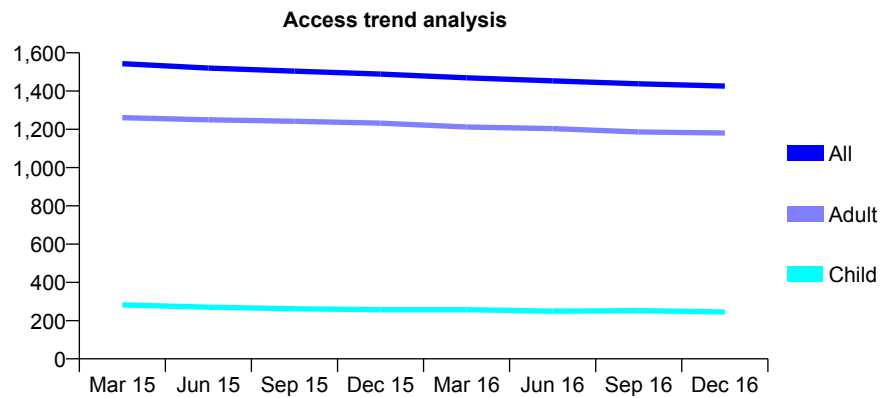
## Q63 - Vital Signs At a Glance Contract Report for 740438/0001 - December 2016

Name or company name	MR K SINGH
Contract type name	GDS Contract
Purpose of contract	General
Contract start date	01/04/2006
Contract end date	

16/17 Contracted general activity (UDA)	7,307
Carry forward general activity (UDA)	11
16/17 Contracted orthodontic activity (UOA)	0
Carry forward orthodontic activity (UOA)	0
Baseline contract value	£178,975.05

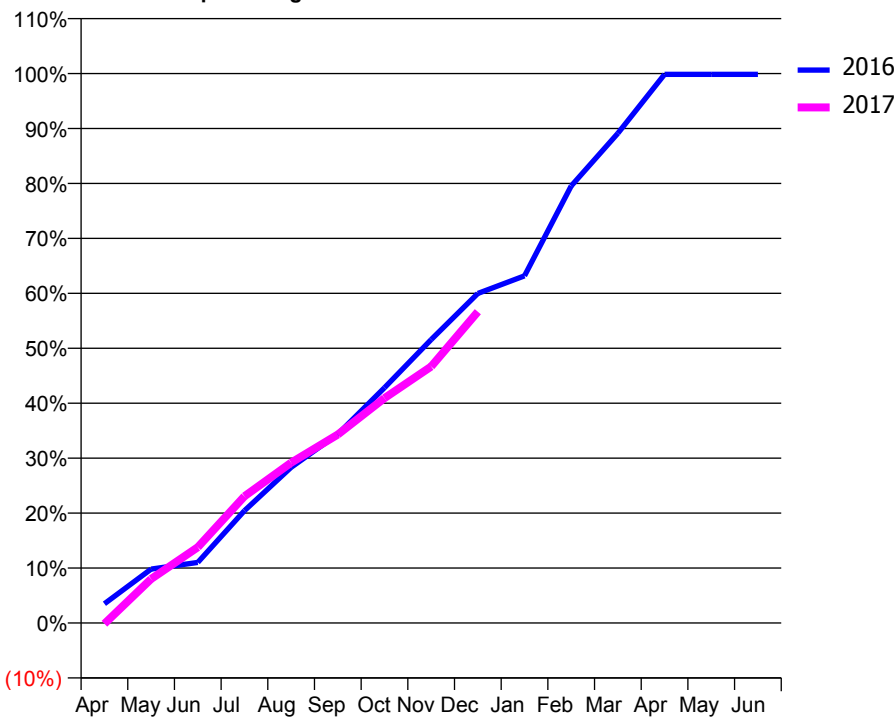
### ACCESS\*

Patients seen in 24 months	Total	Change since previous quarter
Quarter ending December 2015	1,489	
Quarter ending March 2016	1,469	↓
Quarter ending June 2016	1,453	↓
Quarter ending September 2016	1,438	↓
Quarter ending December 2016	1,426	→
<b>Variance since December 2015</b>	<b>(4.2%)</b>	<b>↓</b>



### ACTIVITY

Cumulative percentage of contracted UDA delivered 2016 & 2017



Month	Adjusted Scheduled Activity (UDA)	
	2016	2017
April	256	-11
May	718	585
June	806	1,008
July	1,494	1,686
August	2,069	2,132
September	2,512	2,506
October	3,130	2,990
November	3,769	3,411
December	4,382	4,139
January	4,617	
February	5,811	
March	6,511	
April	7,296	
May	7,296	
June	7,296	

### QUALITY

	Quantity	Base Number	Contract	AT	Region	England
% of FP17s for the same patient ID Re-attending within 3 months - Children	29	346	8.4%	10.5%	11.9%	12.4%
% of FP17s for the same patient ID Re-attending within 3 months - Adults	198	1,121	17.7%	15.9%	17.1%	16.6%
% of FP17s for the same patient ID Re-attending between 3 & 9 months - Children	274	346	79.2%	47.5%	46.2%	57.5%
% of FP17s for the same patient ID Re-attending between 3 & 9 months - Adults	356	1,121	31.8%	37.9%	37.8%	50.4%
% of FP17s for Band 1 Urgent Courses	87	1,284	6.8%	10.3%	10.6%	9.1%
% of FP17s Relating to Free Repair or Replacements	23	1,284	1.8%	0.7%	0.6%	0.8%
% of FP17s Relating to Continuations	56	1,284	4.4%	1.1%	0.9%	1.3%
% of Patients satisfied with the dentistry they have received	2	2	N/A	90.2%	90.3%	92.7%
% of Patients satisfied with the time they had to wait for an appointment	2	2	N/A	85.9%	83.8%	88.8%

\* This is based on patients treated on this contract for their most recent course of treatment. Figures in italics indicate the base number of FP17s or Patient Questionnaire responses are less than 100. N/A is shown where the base number of responses is less than 10 during the period. % is calculated as Quantity/Base number\*100



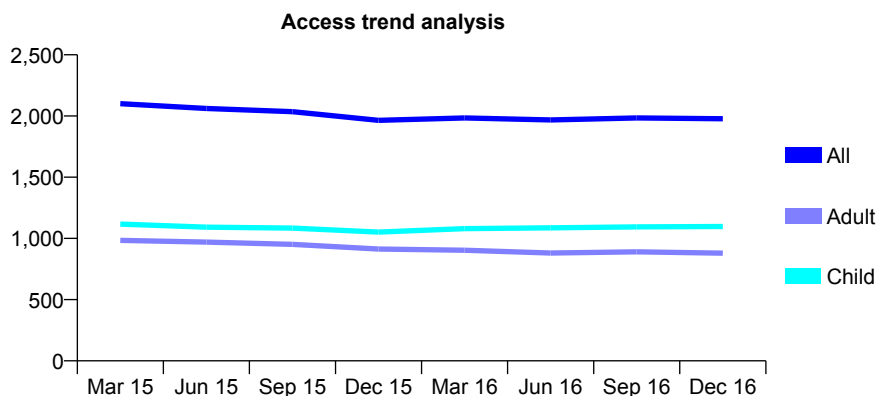
## Q63 - Vital Signs At a Glance Contract Report for 741299/0002 - December 2016

Name or company name	MISS DH QUIGLEY
Contract type name	GDS Contract
Purpose of contract	General
Contract start date	01/04/2006
Contract end date	

16/17 Contracted general activity (UDA)	6,718
Carry forward general activity (UDA)	135
16/17 Contracted orthodontic activity (UOA)	0
Carry forward orthodontic activity (UOA)	0
Baseline contract value	£175,134.74

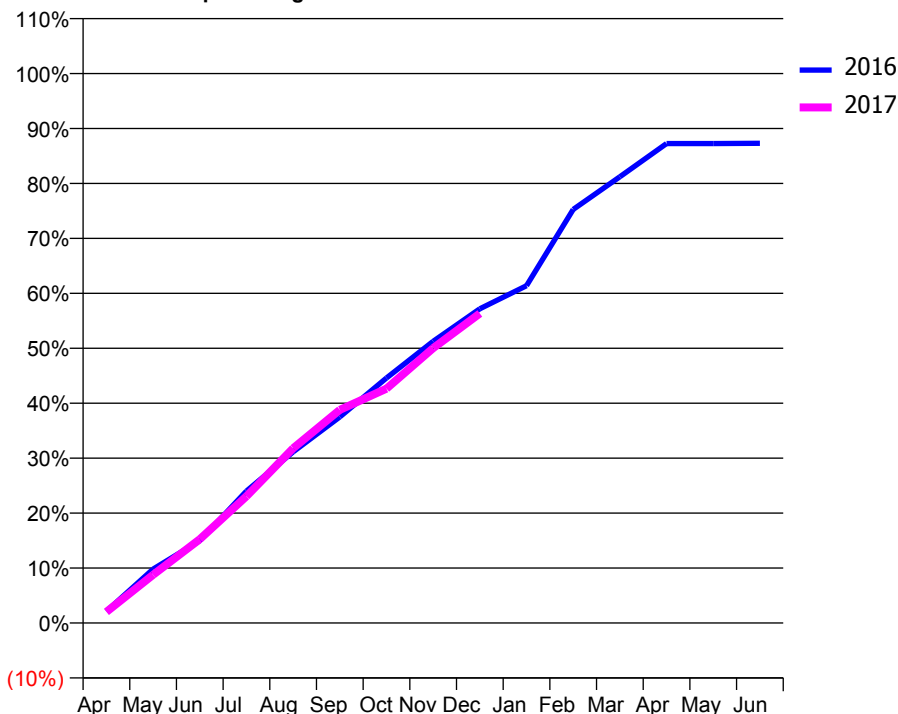
### ACCESS\*

Patients seen in 24 months	Total	Change since previous quarter
Quarter ending December 2015	1,965	
Quarter ending March 2016	1,984	→
Quarter ending June 2016	1,968	→
Quarter ending September 2016	1,984	→
Quarter ending December 2016	1,978	→
<b>Variance since December 2015</b>	<b>0.7%</b>	<b>→</b>



### ACTIVITY

Cumulative percentage of contracted UDA delivered 2016 & 2017



Month	Adjusted Scheduled Activity (UDA)	
	2016	2017
April	144	135
May	660	589
June	1,006	1,025
July	1,614	1,550
August	2,092	2,137
September	2,519	2,606
October	2,995	2,865
November	3,444	3,361
December	3,842	3,785
January	4,123	
February	5,056	
March	5,455	
April	5,862	
May	5,862	
June	5,865	

### QUALITY

	Quantity	Base Number	Contract	AT	Region	England
% of FP17s for the same patient ID Re-attending within 3 months - Children	87	1,092	8.0%	10.5%	11.9%	12.4%
% of FP17s for the same patient ID Re-attending within 3 months - Adults	204	826	24.7%	15.9%	17.1%	16.6%
% of FP17s for the same patient ID Re-attending between 3 & 9 months - Children	536	1,092	49.1%	47.5%	46.2%	57.5%
% of FP17s for the same patient ID Re-attending between 3 & 9 months - Adults	327	826	39.6%	37.9%	37.8%	50.4%
% of FP17s for Band 1 Urgent Courses	226	1,765	12.8%	10.3%	10.6%	9.1%
% of FP17s Relating to Free Repair or Replacements	0	1,765	0.0%	0.7%	0.6%	0.8%
% of FP17s Relating to Continuations	20	1,765	1.1%	1.1%	0.9%	1.3%
% of Patients satisfied with the dentistry they have received	1	1	N/A	90.2%	90.3%	92.7%
% of Patients satisfied with the time they had to wait for an appointment	1	1	N/A	85.9%	83.8%	88.8%

\* This is based on patients treated on this contract for their most recent course of treatment. Figures in italics indicate the base number of FP17s or Patient Questionnaire responses are less than 100. N/A is shown where the base number of responses is less than 10 during the period. % is calculated as Quantity/Base number\*100

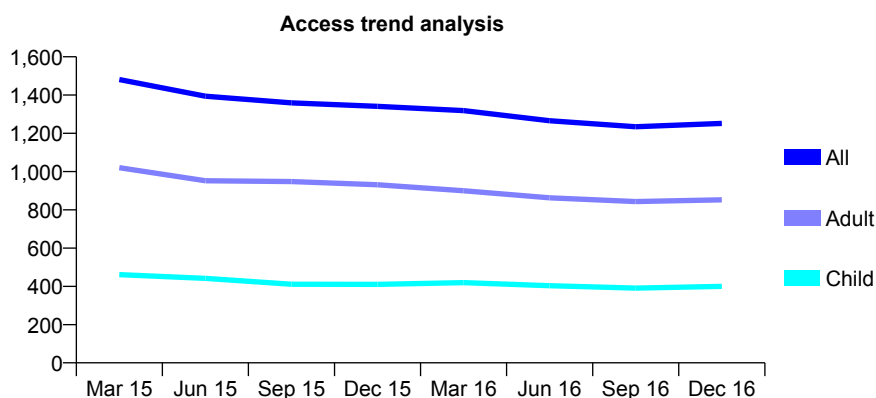
## Q63 - Vital Signs At a Glance Contract Report for 742066/0001 - December 2016

Name or company name	MISS S GAJREE
Contract type name	GDS Contract
Purpose of contract	General
Contract start date	01/04/2006
Contract end date	

16/17 Contracted general activity (UDA)	4,621
Carry forward general activity (UDA)	-92
16/17 Contracted orthodontic activity (UOA)	0
Carry forward orthodontic activity (UOA)	0
Baseline contract value	£132,852.15

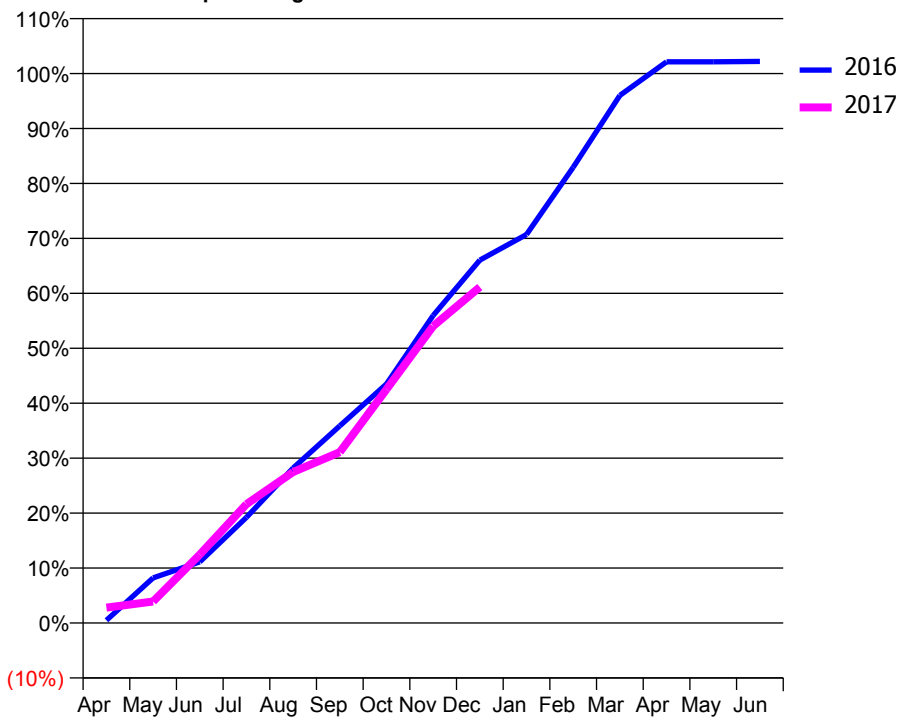
### ACCESS\*

Patients seen in 24 months	Total	Change since previous quarter
Quarter ending December 2015	1,341	
Quarter ending March 2016	1,319	↓
Quarter ending June 2016	1,266	↓
Quarter ending September 2016	1,234	↓
Quarter ending December 2016	1,252	→
<b>Variance since December 2015</b>	<b>(6.6%)</b>	<b>↓</b>



### ACTIVITY

Cumulative percentage of contracted UDA delivered 2016 & 2017



Month	Adjusted Scheduled Activity (UDA)	
	2016	2017
April	23	130
May	380	181
June	514	576
July	888	999
August	1,304	1,270
September	1,658	1,437
October	2,010	1,965
November	2,587	2,497
December	3,051	2,825
January	3,267	
February	3,832	
March	4,437	
April	4,720	
May	4,720	
June	4,723	

### QUALITY

	Quantity	Base Number	Contract	AT	Region	England
% of FP17s for the same patient ID Re-attending within 3 months - Children	21	314	6.7%	10.5%	11.9%	12.4%
% of FP17s for the same patient ID Re-attending within 3 months - Adults	85	720	11.8%	15.9%	17.1%	16.6%
% of FP17s for the same patient ID Re-attending between 3 & 9 months - Children	111	314	35.4%	47.5%	46.2%	57.5%
% of FP17s for the same patient ID Re-attending between 3 & 9 months - Adults	326	720	45.3%	37.9%	37.8%	50.4%
% of FP17s for Band 1 Urgent Courses	134	929	14.4%	10.3%	10.6%	9.1%
% of FP17s Relating to Free Repair or Replacements	1	929	0.1%	0.7%	0.6%	0.8%
% of FP17s Relating to Continuations	2	929	0.2%	1.1%	0.9%	1.3%
% of Patients satisfied with the dentistry they have received	2	2	N/A	90.2%	90.3%	92.7%
% of Patients satisfied with the time they had to wait for an appointment	1	2	N/A	85.9%	83.8%	88.8%

\* This is based on patients treated on this contract for their most recent course of treatment. Figures in italics indicate the base number of FP17s or Patient Questionnaire responses are less than 100. N/A is shown where the base number of responses is less than 10 during the period. % is calculated as Quantity/Base number\*100

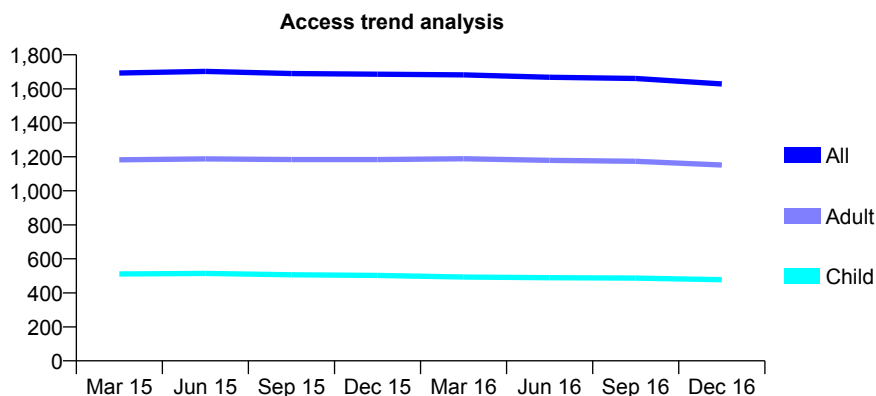
## Q63 - Vital Signs At a Glance Contract Report for 745022/0001 - December 2016

Name or company name	MR NH DOUGLAS
Contract type name	GDS Contract
Purpose of contract	General
Contract start date	01/04/2006
Contract end date	

16/17 Contracted general activity (UDA)	5,200
Carry forward general activity (UDA)	-65
16/17 Contracted orthodontic activity (UOA)	0
Carry forward orthodontic activity (UOA)	0
Baseline contract value	£120,866.96

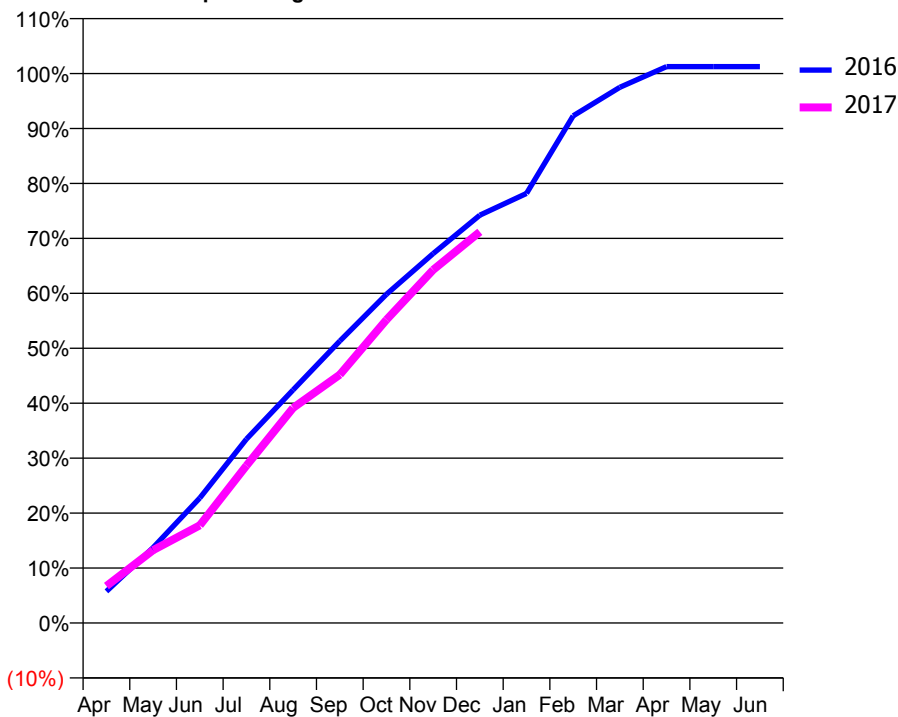
### ACCESS\*

Patients seen in 24 months	Total	Change since previous quarter
Quarter ending December 2015	1,686	
Quarter ending March 2016	1,682	→
Quarter ending June 2016	1,668	→
Quarter ending September 2016	1,661	→
Quarter ending December 2016	1,629	↓
<b>Variance since December 2015</b>	<b>(3.4%)</b>	<b>↓</b>



### ACTIVITY

Cumulative percentage of contracted UDA delivered 2016 & 2017



Month	Adjusted Scheduled Activity (UDA)	
	2016	2017
April	300	350
May	713	690
June	1,184	925
July	1,741	1,490
August	2,206	2,036
September	2,668	2,350
October	3,111	2,870
November	3,496	3,342
December	3,860	3,701
January	4,065	
February	4,799	
March	5,070	
April	5,265	
May	5,265	
June	5,265	

### QUALITY

	Quantity	Base Number	Contract	AT	Region	England
% of FP17s for the same patient ID Re-attending within 3 months - Children	33	497	6.6%	10.5%	11.9%	12.4%
% of FP17s for the same patient ID Re-attending within 3 months - Adults	234	1,166	20.1%	15.9%	17.1%	16.6%
% of FP17s for the same patient ID Re-attending between 3 & 9 months - Children	263	497	52.9%	47.5%	46.2%	57.5%
% of FP17s for the same patient ID Re-attending between 3 & 9 months - Adults	546	1,166	46.8%	37.9%	37.8%	50.4%
% of FP17s for Band 1 Urgent Courses	122	1,579	7.7%	10.3%	10.6%	9.1%
% of FP17s Relating to Free Repair or Replacements	13	1,579	0.8%	0.7%	0.6%	0.8%
% of FP17s Relating to Continuations	64	1,579	4.1%	1.1%	0.9%	1.3%
% of Patients satisfied with the dentistry they have received	3	4	N/A	90.2%	90.3%	92.7%
% of Patients satisfied with the time they had to wait for an appointment	3	4	N/A	85.9%	83.8%	88.8%

\* This is based on patients treated on this contract for their most recent course of treatment. Figures in italics indicate the base number of FP17s or Patient Questionnaire responses are less than 100. N/A is shown where the base number of responses is less than 10 during the period. % is calculated as Quantity/Base number\*100

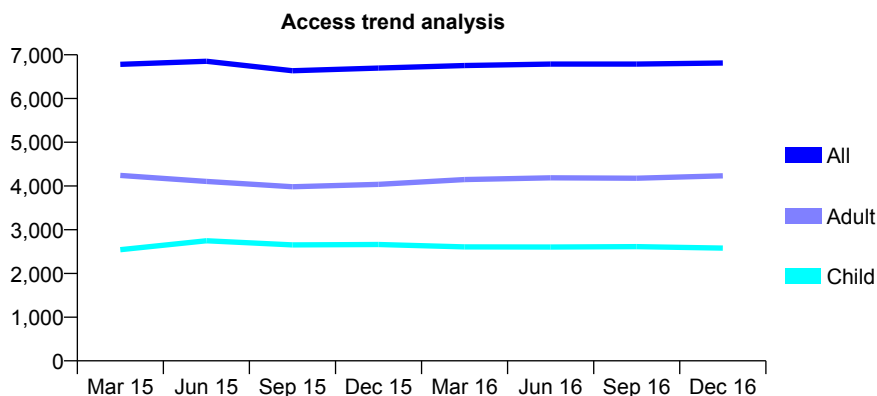
## Q63 - Vital Signs At a Glance Contract Report for 746584/0001 - December 2016

Name or company name	MR N KARIA
Contract type name	GDS Contract
Purpose of contract	General
Contract start date	01/04/2006
Contract end date	

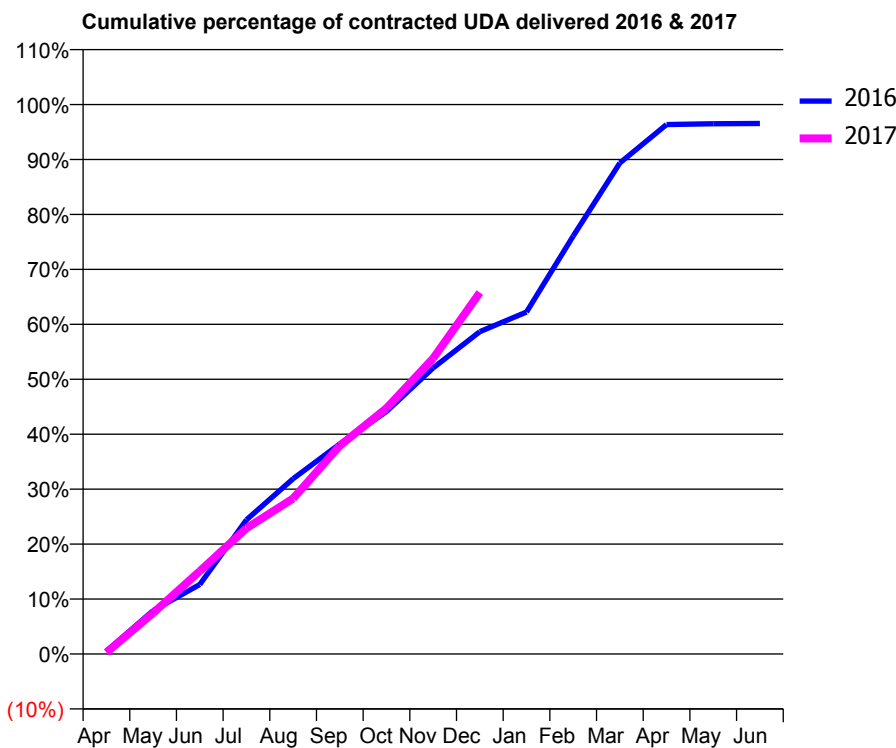
16/17 Contracted general activity (UDA)	16,350
Carry forward general activity (UDA)	566
16/17 Contracted orthodontic activity (UOA)	0
Carry forward orthodontic activity (UOA)	0
Baseline contract value	£467,692.99

### ACCESS\*

Patients seen in 24 months	Total	Change since previous quarter
Quarter ending December 2015	6,696	
Quarter ending March 2016	6,753	→
Quarter ending June 2016	6,789	→
Quarter ending September 2016	6,788	→
Quarter ending December 2016	6,811	→
<b>Variance since December 2015</b>	<b>1.7%</b>	<b>→</b>



### ACTIVITY



Month	Adjusted Scheduled Activity (UDA)	
	2016	2017
April	85	47
May	1,292	1,220
June	2,070	2,465
July	3,992	3,745
August	5,214	4,629
September	6,252	6,199
October	7,213	7,313
November	8,511	8,800
December	9,590	10,756
January	10,173	
February	12,437	
March	14,609	
April	15,755	
May	15,776	
June	15,784	

### QUALITY

	Quantity	Base Number	Contract	AT	Region	England
% of FP17s for the same patient ID Re-attending within 3 months - Children	167	1,829	9.1%	10.5%	11.9%	12.4%
% of FP17s for the same patient ID Re-attending within 3 months - Adults	793	3,784	21.0%	15.9%	17.1%	16.6%
% of FP17s for the same patient ID Re-attending between 3 & 9 months - Children	612	1,829	33.5%	47.5%	46.2%	57.5%
% of FP17s for the same patient ID Re-attending between 3 & 9 months - Adults	1,301	3,784	34.4%	37.9%	37.8%	50.4%
% of FP17s for Band 1 Urgent Courses	747	4,611	16.2%	10.3%	10.6%	9.1%
% of FP17s Relating to Free Repair or Replacements	8	4,611	0.2%	0.7%	0.6%	0.8%
% of FP17s Relating to Continuations	43	4,611	0.9%	1.1%	0.9%	1.3%
% of Patients satisfied with the dentistry they have received	1	1	N/A	90.2%	90.3%	92.7%
% of Patients satisfied with the time they had to wait for an appointment	1	1	N/A	85.9%	83.8%	88.8%

\* This is based on patients treated on this contract for their most recent course of treatment. Figures in italics indicate the base number of FP17s or Patient Questionnaire responses are less than 100. N/A is shown where the base number of responses is less than 10 during the period. % is calculated as Quantity/Base number\*100

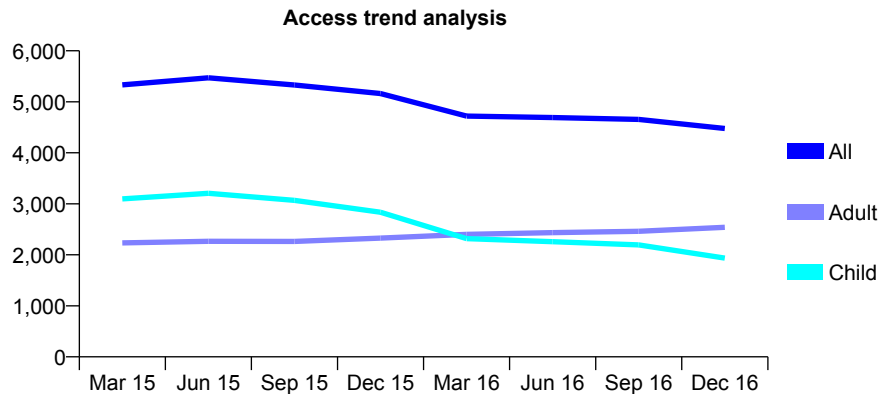
## Q63 - Vital Signs At a Glance Contract Report for 746584/0004 - December 2016

Name or company name	MR N KARIA
Contract type name	GDS Contract
Purpose of contract	General
Contract start date	01/04/2006
Contract end date	

16/17 Contracted general activity (UDA)	11,787
Carry forward general activity (UDA)	0
16/17 Contracted orthodontic activity (UOA)	0
Carry forward orthodontic activity (UOA)	0
Baseline contract value	£302,338.02

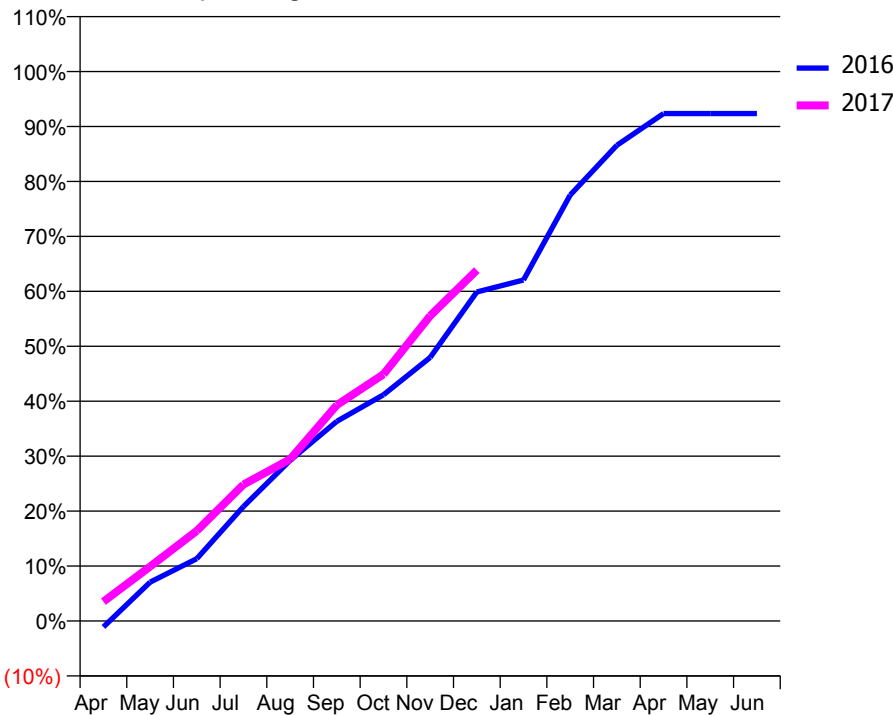
### ACCESS\*

Patients seen in 24 months	Total	Change since previous quarter
Quarter ending December 2015	5,161	
Quarter ending March 2016	4,719	↓
Quarter ending June 2016	4,692	→
Quarter ending September 2016	4,656	→
Quarter ending December 2016	4,476	↓
<b>Variance since December 2015</b>	<b>(13.3%)</b>	<b>↓</b>



### ACTIVITY

Cumulative percentage of contracted UDA delivered 2016 & 2017



Month	Adjusted Scheduled Activity (UDA)	
	2016	2017
April	-131	417
May	833	1,168
June	1,338	1,935
July	2,455	2,929
August	3,446	3,471
September	4,284	4,633
October	4,852	5,293
November	5,654	6,547
December	7,058	7,528
January	7,315	
February	9,137	
March	10,205	
April	10,885	
May	10,885	
June	10,886	

### QUALITY

	Quantity	Base Number	Contract	AT	Region	England
% of FP17s for the same patient ID Re-attending within 3 months - Children	115	1,614	7.1%	10.5%	11.9%	12.4%
% of FP17s for the same patient ID Re-attending within 3 months - Adults	472	2,641	17.9%	15.9%	17.1%	16.6%
% of FP17s for the same patient ID Re-attending between 3 & 9 months - Children	886	1,614	54.9%	47.5%	46.2%	57.5%
% of FP17s for the same patient ID Re-attending between 3 & 9 months - Adults	1,333	2,641	50.5%	37.9%	37.8%	50.4%
% of FP17s for Band 1 Urgent Courses	578	3,933	14.7%	10.3%	10.6%	9.1%
% of FP17s Relating to Free Repair or Replacements	3	3,933	0.1%	0.7%	0.6%	0.8%
% of FP17s Relating to Continuations	34	3,933	0.9%	1.1%	0.9%	1.3%
% of Patients satisfied with the dentistry they have received	5	5	N/A	90.2%	90.3%	92.7%
% of Patients satisfied with the time they had to wait for an appointment	4	5	N/A	85.9%	83.8%	88.8%

\* This is based on patients treated on this contract for their most recent course of treatment. Figures in italics indicate the base number of FP17s or Patient Questionnaire responses are less than 100. N/A is shown where the base number of responses is less than 10 during the period. % is calculated as Quantity/Base number\*100

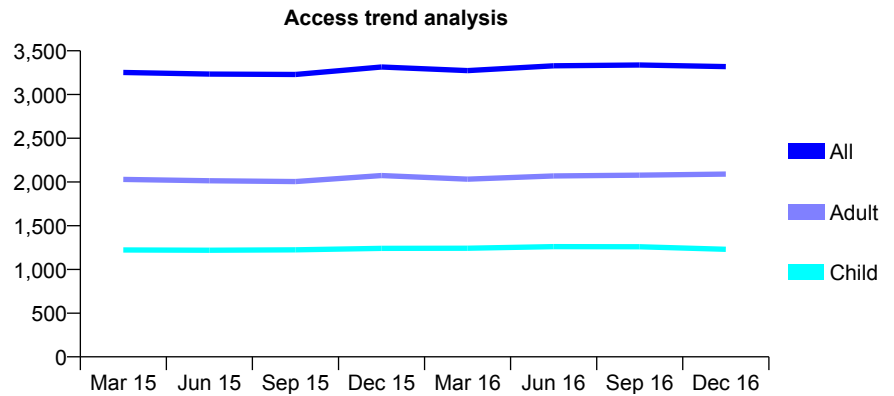
## Q63 - Vital Signs At a Glance Contract Report for 748587/0001 - December 2016

Name or company name	MISS KD MCLAREN
Contract type name	GDS Contract
Purpose of contract	General
Contract start date	01/04/2006
Contract end date	

16/17 Contracted general activity (UDA)	5,992
Carry forward general activity (UDA)	-120
16/17 Contracted orthodontic activity (UOA)	0
Carry forward orthodontic activity (UOA)	0
Baseline contract value	£136,070.54

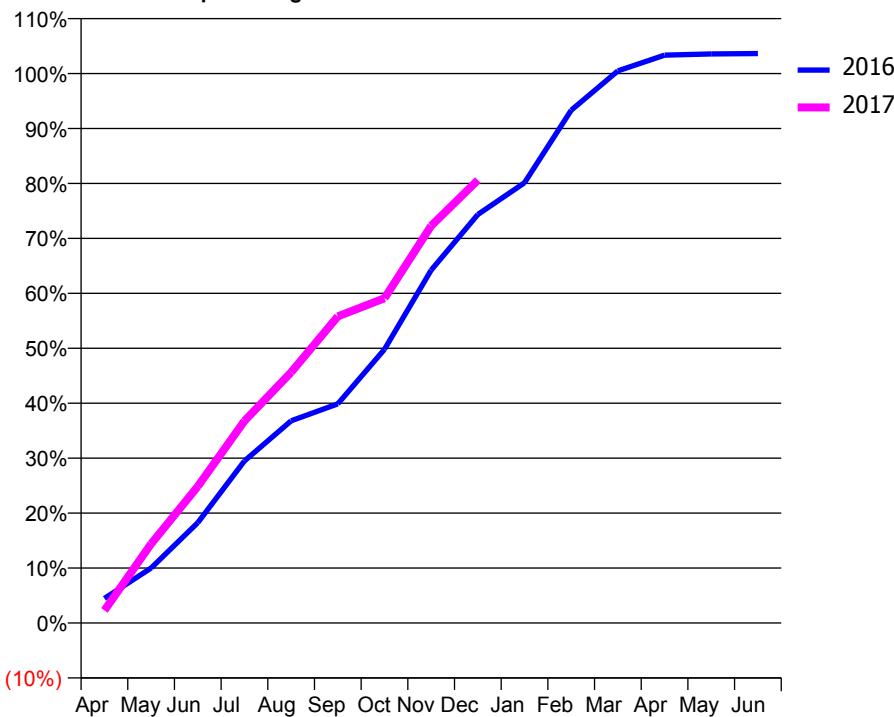
### ACCESS\*

Patients seen in 24 months	Total	Change since previous quarter
Quarter ending December 2015	3,314	
Quarter ending March 2016	3,274	↓
Quarter ending June 2016	3,329	→
Quarter ending September 2016	3,337	→
Quarter ending December 2016	3,320	→
<b>Variance since December 2015</b>	<b>0.2%</b>	<b>→</b>



### ACTIVITY

Cumulative percentage of contracted UDA delivered 2016 & 2017



Month	Adjusted Scheduled Activity (UDA)	
	2016	2017
April	269	138
May	600	863
June	1,095	1,490
July	1,767	2,203
August	2,205	2,734
September	2,390	3,343
October	2,984	3,542
November	3,849	4,332
December	4,454	4,829
January	4,801	
February	5,592	
March	6,020	
April	6,192	
May	6,205	
June	6,209	

### QUALITY

	Quantity	Base Number	Contract	AT	Region	England
% of FP17s for the same patient ID Re-attending within 3 months - Children	39	1,167	3.3%	10.5%	11.9%	12.4%
% of FP17s for the same patient ID Re-attending within 3 months - Adults	149	1,626	9.2%	15.9%	17.1%	16.6%
% of FP17s for the same patient ID Re-attending between 3 & 9 months - Children	671	1,167	57.5%	47.5%	46.2%	57.5%
% of FP17s for the same patient ID Re-attending between 3 & 9 months - Adults	568	1,626	34.9%	37.9%	37.8%	50.4%
% of FP17s for Band 1 Urgent Courses	137	2,686	5.1%	10.3%	10.6%	9.1%
% of FP17s Relating to Free Repair or Replacements	16	2,686	0.6%	0.7%	0.6%	0.8%
% of FP17s Relating to Continuations	9	2,686	0.3%	1.1%	0.9%	1.3%
% of Patients satisfied with the dentistry they have received	4	4	N/A	90.2%	90.3%	92.7%
% of Patients satisfied with the time they had to wait for an appointment	4	4	N/A	85.9%	83.8%	88.8%

\* This is based on patients treated on this contract for their most recent course of treatment. Figures in italics indicate the base number of FP17s or Patient Questionnaire responses are less than 100. N/A is shown where the base number of responses is less than 10 during the period. % is calculated as Quantity/Base number\*100

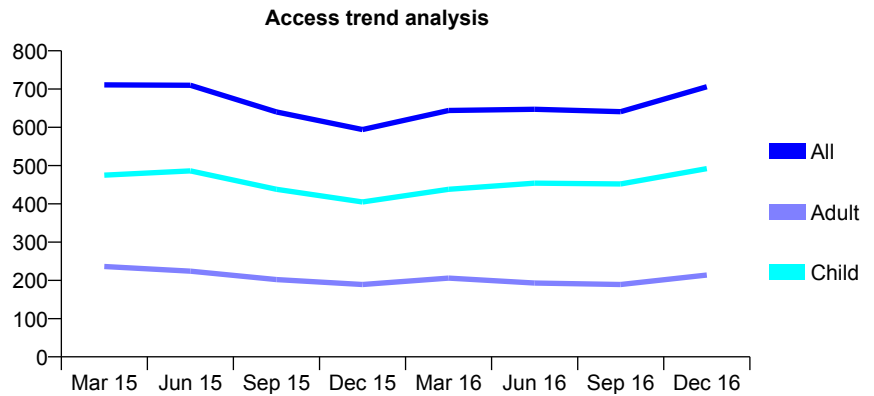
## Q63 - Vital Signs At a Glance Contract Report for 750263/0001 - December 2016

Name or company name	MISS B THURAI SUNDARAM
Contract type name	GDS Contract
Purpose of contract	General
Contract start date	01/04/2006
Contract end date	

16/17 Contracted general activity (UDA)	2,000
Carry forward general activity (UDA)	0
16/17 Contracted orthodontic activity (UOA)	0
Carry forward orthodontic activity (UOA)	0
Baseline contract value	£51,479.53

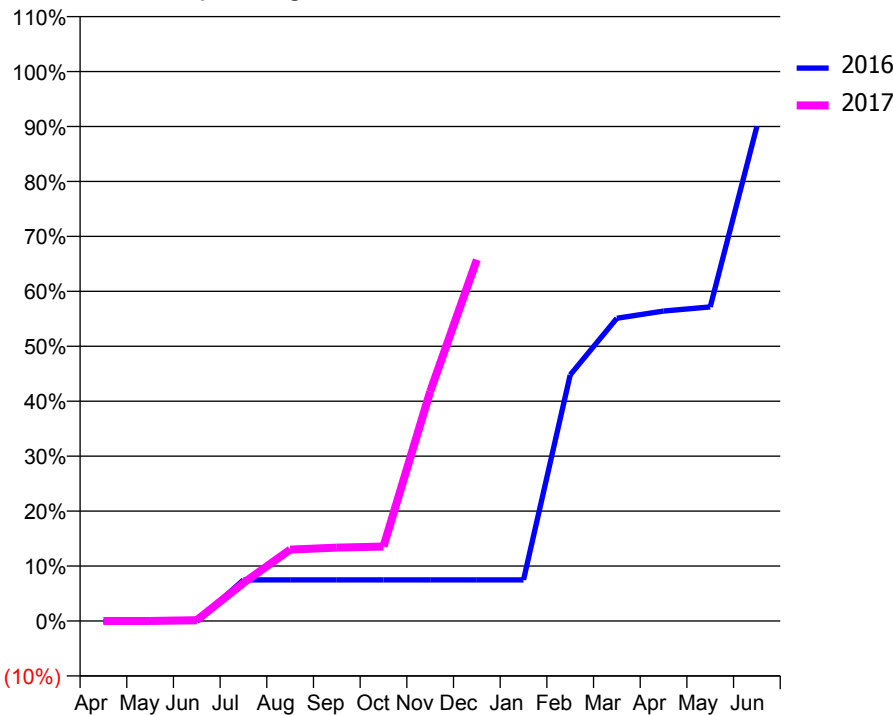
### ACCESS\*

Patients seen in 24 months	Total	Change since previous quarter
Quarter ending December 2015	594	
Quarter ending March 2016	644	↑
Quarter ending June 2016	647	→
Quarter ending September 2016	641	→
Quarter ending December 2016	706	↑
<b>Variance since December 2015</b>	<b>18.9%</b>	<b>↑</b>



### ACTIVITY

Cumulative percentage of contracted UDA delivered 2016 & 2017



Month	Adjusted Scheduled Activity (UDA)	
	2016	2017
April	-2	0
May	-2	0
June	-2	3
July	150	138
August	150	260
September	150	267
October	150	271
November	150	835
December	150	1,315
January	150	
February	896	
March	1,102	
April	1,128	
May	1,143	
June	1,800	

### QUALITY

	Quantity	Base Number	Contract	AT	Region	England
% of FP17s for the same patient ID Re-attending within 3 months - Children	66	573	11.5%	10.5%	11.9%	12.4%
% of FP17s for the same patient ID Re-attending within 3 months - Adults	57	187	30.5%	15.9%	17.1%	16.6%
% of FP17s for the same patient ID Re-attending between 3 & 9 months - Children	205	573	35.8%	47.5%	46.2%	57.5%
% of FP17s for the same patient ID Re-attending between 3 & 9 months - Adults	37	187	19.8%	37.9%	37.8%	50.4%
% of FP17s for Band 1 Urgent Courses	59	482	12.2%	10.3%	10.6%	9.1%
% of FP17s Relating to Free Repair or Replacements	6	482	1.2%	0.7%	0.6%	0.8%
% of FP17s Relating to Continuations	0	482	0.0%	1.1%	0.9%	1.3%
% of Patients satisfied with the dentistry they have received	1	1	N/A	90.2%	90.3%	92.7%
% of Patients satisfied with the time they had to wait for an appointment	1	1	N/A	85.9%	83.8%	88.8%

\* This is based on patients treated on this contract for their most recent course of treatment. Figures in italics indicate the base number of FP17s or Patient Questionnaire responses are less than 100. N/A is shown where the base number of responses is less than 10 during the period. % is calculated as Quantity/Base number\*100



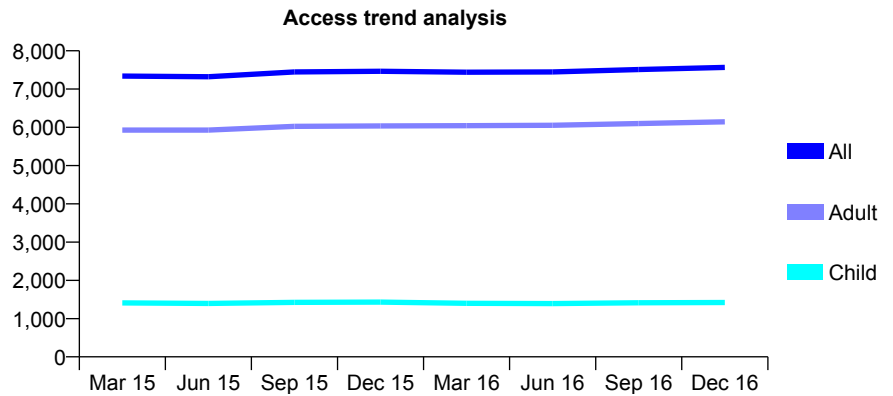
## Q63 - Vital Signs At a Glance Contract Report for 752304/0002 - December 2016

Name or company name	MR MS DARR
Contract type name	GDS Contract
Purpose of contract	General
Contract start date	01/01/2007
Contract end date	

16/17 Contracted general activity (UDA)	21,659
Carry forward general activity (UDA)	-39
16/17 Contracted orthodontic activity (UOA)	0
Carry forward orthodontic activity (UOA)	0
Baseline contract value	£557,725.13

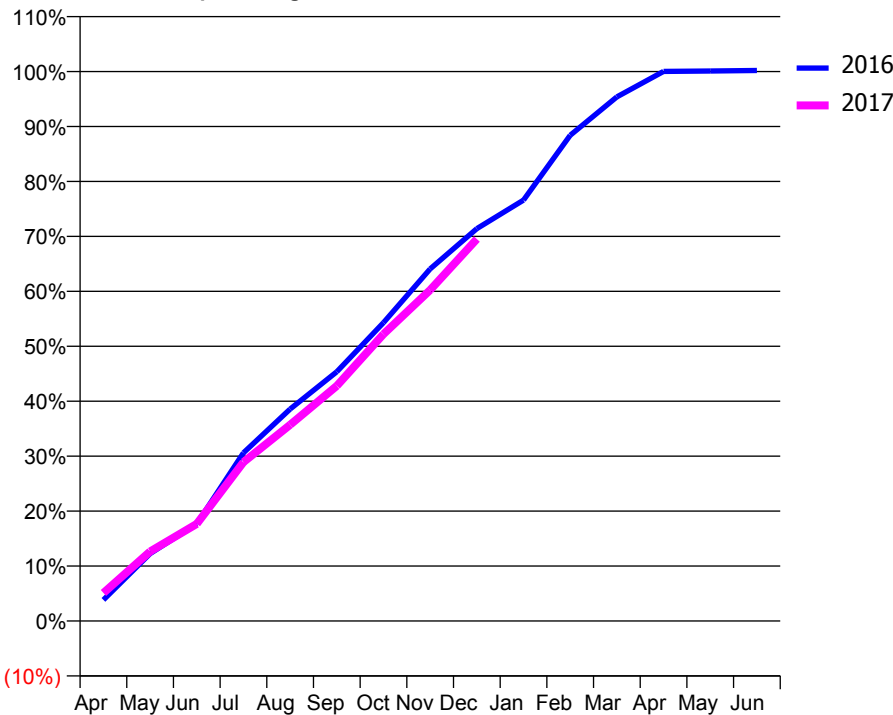
### ACCESS\*

Patients seen in 24 months	Total	Change since previous quarter
Quarter ending December 2015	7,466	
Quarter ending March 2016	7,442	→
Quarter ending June 2016	7,446	→
Quarter ending September 2016	7,511	→
Quarter ending December 2016	7,565	→
<b>Variance since December 2015</b>	<b>1.3%</b>	<b>→</b>



### ACTIVITY

Cumulative percentage of contracted UDA delivered 2016 & 2017



Month	Adjusted Scheduled Activity (UDA)	
	2016	2017
April	835	1,104
May	2,658	2,740
June	3,832	3,828
July	6,629	6,261
August	8,355	7,734
September	9,828	9,267
October	11,762	11,306
November	13,877	13,049
December	15,464	15,054
January	16,589	
February	19,144	
March	20,658	
April	21,662	
May	21,677	
June	21,698	

### QUALITY

	Quantity	Base Number	Contract	AT	Region	England
% of FP17s for the same patient ID Re-attending within 3 months - Children	88	1,434	6.1%	10.5%	11.9%	12.4%
% of FP17s for the same patient ID Re-attending within 3 months - Adults	885	6,218	14.2%	15.9%	17.1%	16.6%
% of FP17s for the same patient ID Re-attending between 3 & 9 months - Children	484	1,434	33.8%	47.5%	46.2%	57.5%
% of FP17s for the same patient ID Re-attending between 3 & 9 months - Adults	2,482	6,218	39.9%	37.9%	37.8%	50.4%
% of FP17s for Band 1 Urgent Courses	467	7,149	6.5%	10.3%	10.6%	9.1%
% of FP17s Relating to Free Repair or Replacements	103	7,149	1.4%	0.7%	0.6%	0.8%
% of FP17s Relating to Continuations	98	7,149	1.4%	1.1%	0.9%	1.3%
% of Patients satisfied with the dentistry they have received	9	9	N/A	90.2%	90.3%	92.7%
% of Patients satisfied with the time they had to wait for an appointment	9	9	N/A	85.9%	83.8%	88.8%

\* This is based on patients treated on this contract for their most recent course of treatment. Figures in italics indicate the base number of FP17s or Patient Questionnaire responses are less than 100. N/A is shown where the base number of responses is less than 10 during the period. % is calculated as Quantity/Base number\*100

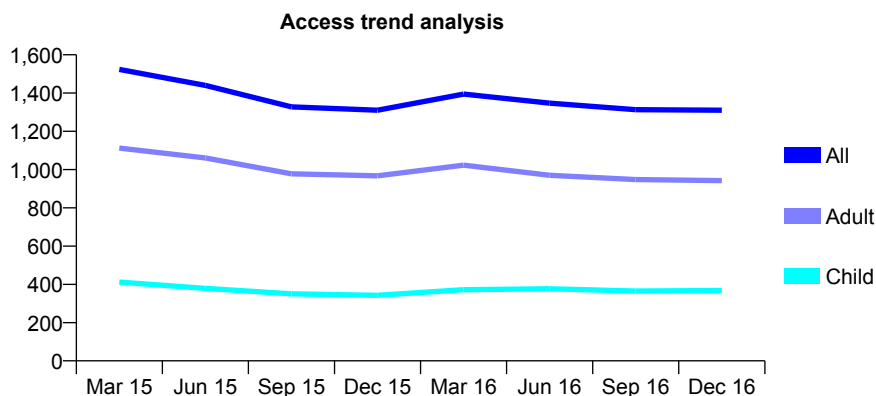
## Q63 - Vital Signs At a Glance Contract Report for 753610/0002 - December 2016

Name or company name	MRS MC HASOON
Contract type name	GDS Contract
Purpose of contract	General
Contract start date	09/03/2007
Contract end date	

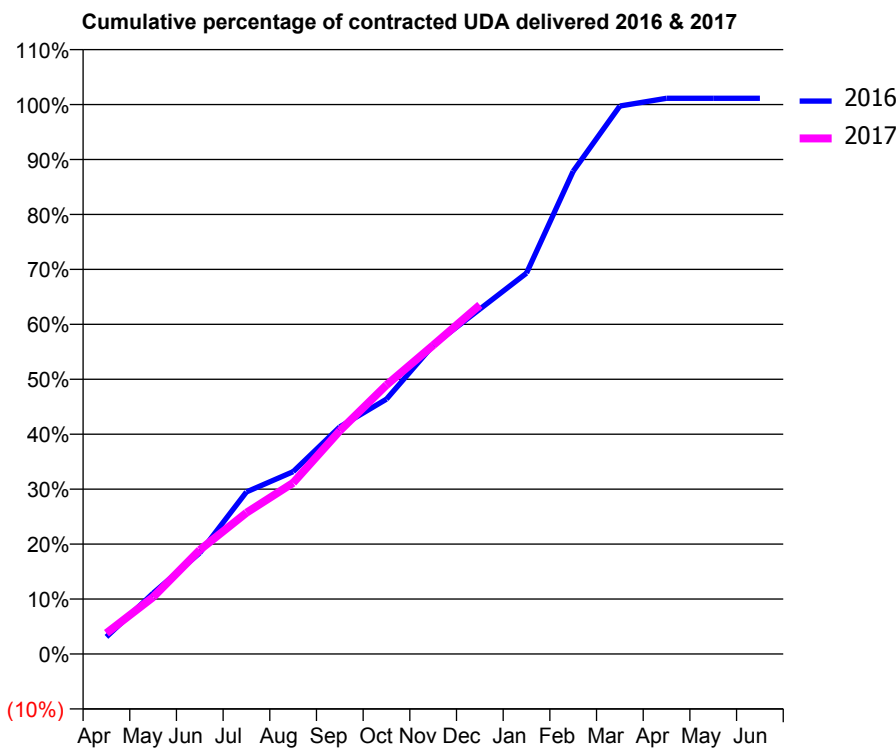
16/17 Contracted general activity (UDA)	3,482
Carry forward general activity (UDA)	-40
16/17 Contracted orthodontic activity (UOA)	0
Carry forward orthodontic activity (UOA)	0
Baseline contract value	£89,757.86

### ACCESS\*

Patients seen in 24 months	Total	Change since previous quarter
Quarter ending December 2015	1,310	
Quarter ending March 2016	1,395	↑
Quarter ending June 2016	1,347	↓
Quarter ending September 2016	1,313	↓
Quarter ending December 2016	1,310	→
<b>Variance since December 2015</b>	<b>0.0%</b>	<b>→</b>



### ACTIVITY



Month	Adjusted Scheduled Activity (UDA)	
	2016	2017
April	109	132
May	386	360
June	641	660
July	1,027	895
August	1,156	1,085
September	1,439	1,415
October	1,615	1,705
November	1,957	1,957
December	2,185	2,212
January	2,414	
February	3,059	
March	3,472	
April	3,522	
May	3,522	
June	3,522	

### QUALITY

	Quantity	Base Number	Contract	AT	Region	England
% of FP17s for the same patient ID Re-attending within 3 months - Children	6	278	2.2%	10.5%	11.9%	12.4%
% of FP17s for the same patient ID Re-attending within 3 months - Adults	69	614	11.2%	15.9%	17.1%	16.6%
% of FP17s for the same patient ID Re-attending between 3 & 9 months - Children	96	278	34.5%	47.5%	46.2%	57.5%
% of FP17s for the same patient ID Re-attending between 3 & 9 months - Adults	162	614	26.4%	37.9%	37.8%	50.4%
% of FP17s for Band 1 Urgent Courses	59	873	6.8%	10.3%	10.6%	9.1%
% of FP17s Relating to Free Repair or Replacements	6	873	0.7%	0.7%	0.6%	0.8%
% of FP17s Relating to Continuations	12	873	1.4%	1.1%	0.9%	1.3%
% of Patients satisfied with the dentistry they have received	1	1	N/A	90.2%	90.3%	92.7%
% of Patients satisfied with the time they had to wait for an appointment	1	1	N/A	85.9%	83.8%	88.8%

\* This is based on patients treated on this contract for their most recent course of treatment. Figures in italics indicate the base number of FP17s or Patient Questionnaire responses are less than 100. N/A is shown where the base number of responses is less than 10 during the period. % is calculated as Quantity/Base number\*100

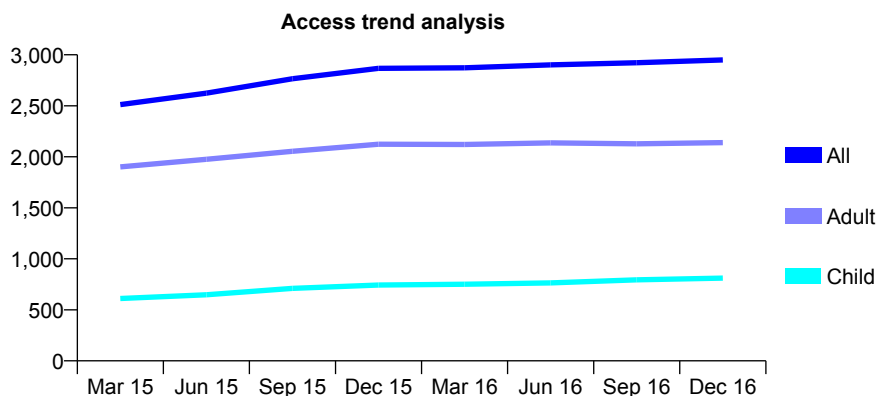
## Q63 - Vital Signs At a Glance Contract Report for 753610/0003 - December 2016

Name or company name	MRS MC HASOON
Contract type name	GDS Contract
Purpose of contract	General
Contract start date	09/01/2013
Contract end date	

16/17 Contracted general activity (UDA)	7,224
Carry forward general activity (UDA)	0
16/17 Contracted orthodontic activity (UOA)	0
Carry forward orthodontic activity (UOA)	0
Baseline contract value	£183,646.27

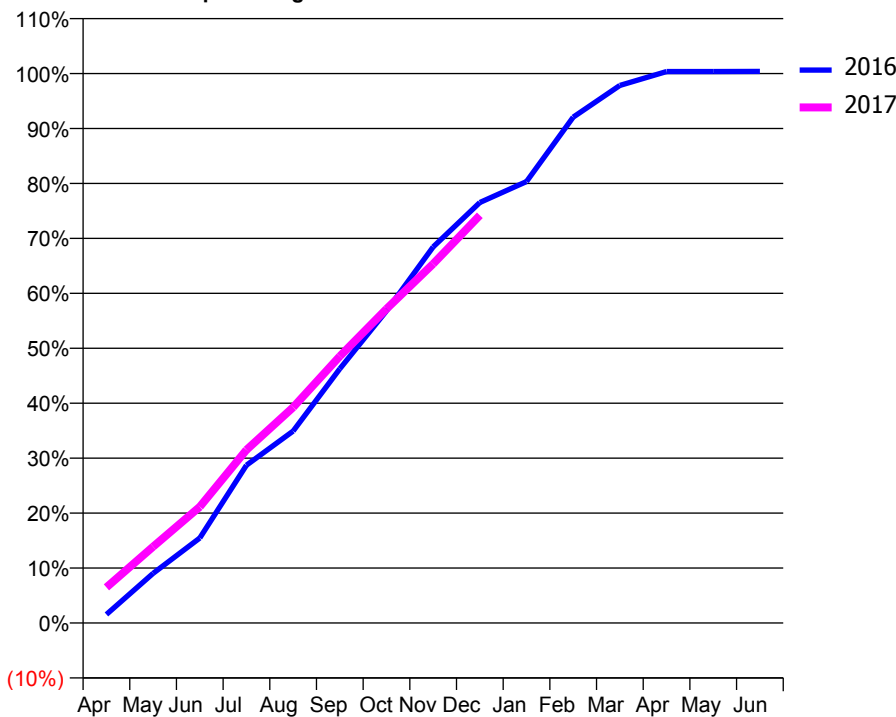
### ACCESS\*

Patients seen in 24 months	Total	Change since previous quarter
Quarter ending December 2015	2,867	
Quarter ending March 2016	2,872	→
Quarter ending June 2016	2,901	→
Quarter ending September 2016	2,922	→
Quarter ending December 2016	2,950	→
<b>Variance since December 2015</b>	<b>2.9%</b>	<b>↑</b>



### ACTIVITY

Cumulative percentage of contracted UDA delivered 2016 & 2017



Month	Adjusted Scheduled Activity (UDA)	
	2016	2017
April	114	469
May	654	1,004
June	1,118	1,528
July	2,075	2,277
August	2,523	2,836
September	3,343	3,507
October	4,102	4,129
November	4,945	4,722
December	5,529	5,361
January	5,804	
February	6,650	
March	7,067	
April	7,250	
May	7,250	
June	7,251	

### QUALITY

	Quantity	Base Number	Contract	AT	Region	England
% of FP17s for the same patient ID Re-attending within 3 months - Children	49	695	7.1%	10.5%	11.9%	12.4%
% of FP17s for the same patient ID Re-attending within 3 months - Adults	252	1,723	14.6%	15.9%	17.1%	16.6%
% of FP17s for the same patient ID Re-attending between 3 & 9 months - Children	278	695	40.0%	47.5%	46.2%	57.5%
% of FP17s for the same patient ID Re-attending between 3 & 9 months - Adults	504	1,723	29.3%	37.9%	37.8%	50.4%
% of FP17s for Band 1 Urgent Courses	288	2,341	12.3%	10.3%	10.6%	9.1%
% of FP17s Relating to Free Repair or Replacements	16	2,341	0.7%	0.7%	0.6%	0.8%
% of FP17s Relating to Continuations	45	2,341	1.9%	1.1%	0.9%	1.3%
% of Patients satisfied with the dentistry they have received	0	0	N/A	90.2%	90.3%	92.7%
% of Patients satisfied with the time they had to wait for an appointment	0	0	N/A	85.9%	83.8%	88.8%

\* This is based on patients treated on this contract for their most recent course of treatment. Figures in italics indicate the base number of FP17s or Patient Questionnaire responses are less than 100. N/A is shown where the base number of responses is less than 10 during the period. % is calculated as Quantity/Base number\*100

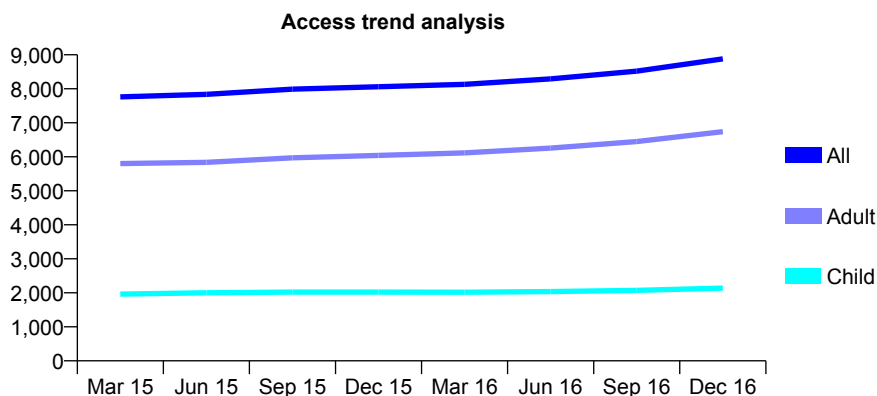
## Q63 - Vital Signs At a Glance Contract Report for 762342/0001 - December 2016

Name or company name	MR D MOHAMMADI SOSHIK
Contract type name	GDS Contract
Purpose of contract	General
Contract start date	01/04/2006
Contract end date	

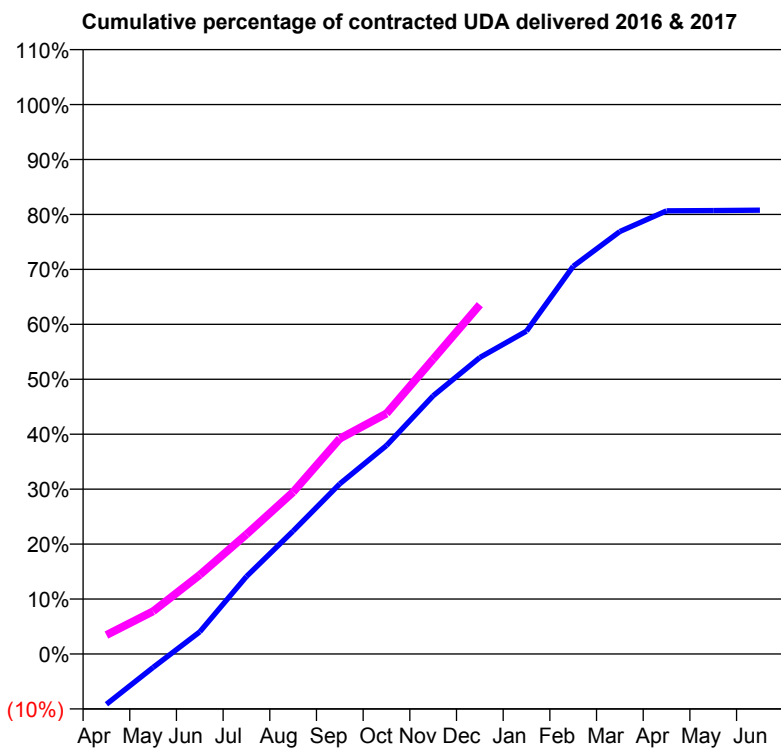
16/17 Contracted general activity (UDA)	32,064
Carry forward general activity (UDA)	0
16/17 Contracted orthodontic activity (UOA)	0
Carry forward orthodontic activity (UOA)	0
Baseline contract value	£885,470.43

### ACCESS\*

Patients seen in 24 months	Total	Change since previous quarter
Quarter ending December 2015	8,062	
Quarter ending March 2016	8,133	→
Quarter ending June 2016	8,293	→
Quarter ending September 2016	8,521	↑
Quarter ending December 2016	8,879	↑
<b>Variance since December 2015</b>	<b>10.1%</b>	<b>↑</b>



### ACTIVITY



Month	Adjusted Scheduled Activity (UDA)	
	2016	2017
April	-2,940	1,111
May	-793	2,498
June	1,295	4,622
July	4,527	6,986
August	7,180	9,454
September	9,930	12,572
October	12,163	14,031
November	15,065	17,204
December	17,302	20,381
January	18,839	
February	22,624	
March	24,655	
April	25,857	
May	25,874	
June	25,897	

### QUALITY

	Quantity	Base Number	Contract	AT	Region	England
% of FP17s for the same patient ID Re-attending within 3 months - Children	201	1,987	10.1%	10.5%	11.9%	12.4%
% of FP17s for the same patient ID Re-attending within 3 months - Adults	993	5,911	16.8%	15.9%	17.1%	16.6%
% of FP17s for the same patient ID Re-attending between 3 & 9 months - Children	768	1,987	38.7%	47.5%	46.2%	57.5%
% of FP17s for the same patient ID Re-attending between 3 & 9 months - Adults	2,008	5,911	34.0%	37.9%	37.8%	50.4%
% of FP17s for Band 1 Urgent Courses	1,457	7,462	19.5%	10.3%	10.6%	9.1%
% of FP17s Relating to Free Repair or Replacements	49	7,462	0.7%	0.7%	0.6%	0.8%
% of FP17s Relating to Continuations	115	7,462	1.5%	1.1%	0.9%	1.3%
% of Patients satisfied with the dentistry they have received	7	8	N/A	90.2%	90.3%	92.7%
% of Patients satisfied with the time they had to wait for an appointment	6	8	N/A	85.9%	83.8%	88.8%

\* This is based on patients treated on this contract for their most recent course of treatment. Figures in italics indicate the base number of FP17s or Patient Questionnaire responses are less than 100. N/A is shown where the base number of responses is less than 10 during the period. % is calculated as Quantity/Base number\*100

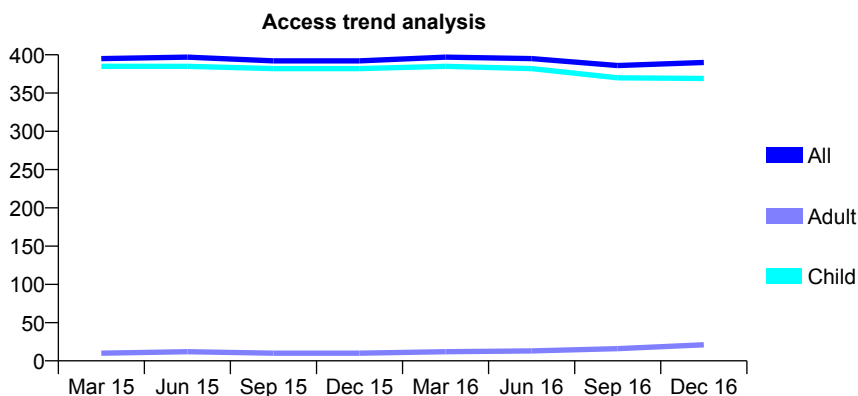
## Q63 - Vital Signs At a Glance Contract Report for 764973/0001 - December 2016

Name or company name	MISS C PASE
Contract type name	GDS Contract
Purpose of contract	General
Contract start date	01/04/2006
Contract end date	

16/17 Contracted general activity (UDA)	600
Carry forward general activity (UDA)	-12
16/17 Contracted orthodontic activity (UOA)	0
Carry forward orthodontic activity (UOA)	0
Baseline contract value	£14,030.59

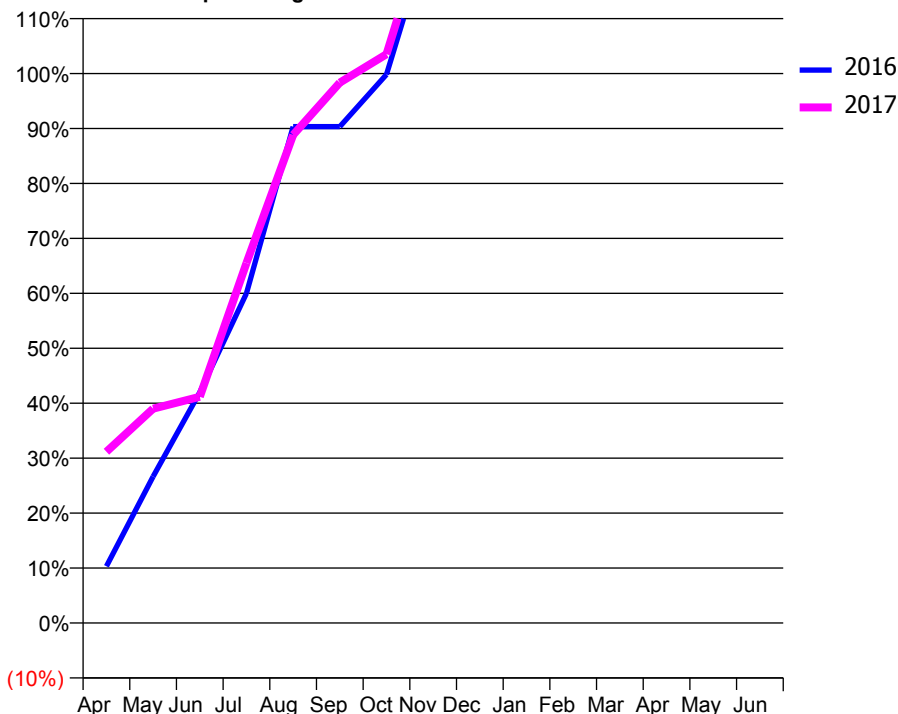
### ACCESS\*

Patients seen in 24 months	Total	Change since previous quarter
Quarter ending December 2015	392	
Quarter ending March 2016	397	→
Quarter ending June 2016	395	→
Quarter ending September 2016	386	↓
Quarter ending December 2016	390	→
<b>Variance since December 2015</b>	<b>(0.5%)</b>	<b>→</b>



### ACTIVITY

Cumulative percentage of contracted UDA delivered 2016 & 2017



Adjusted Scheduled Activity (UDA)

Month	2016	2017
April	62	187
May	160	234
June	252	247
July	360	393
August	542	533
September	542	590
October	599	621
November	766	785
December	802	807
January	890	
February	1,026	
March	1,131	
April	1,211	
May	1,211	
June	1,211	

### QUALITY

	Quantity	Base Number	Contract	AT	Region	England
% of FP17s for the same patient ID Re-attending within 3 months - Children	20	327	6.1%	10.5%	11.9%	12.4%
% of FP17s for the same patient ID Re-attending within 3 months - Adults	2	10	20.0%	15.9%	17.1%	16.6%
% of FP17s for the same patient ID Re-attending between 3 & 9 months - Children	170	327	52.0%	47.5%	46.2%	57.5%
% of FP17s for the same patient ID Re-attending between 3 & 9 months - Adults	5	10	50.0%	37.9%	37.8%	50.4%
% of FP17s for Band 1 Urgent Courses	0	305	0.0%	10.3%	10.6%	9.1%
% of FP17s Relating to Free Repair or Replacements	0	305	0.0%	0.7%	0.6%	0.8%
% of FP17s Relating to Continuations	0	305	0.0%	1.1%	0.9%	1.3%
% of Patients satisfied with the dentistry they have received	0	0	N/A	90.2%	90.3%	92.7%
% of Patients satisfied with the time they had to wait for an appointment	0	0	N/A	85.9%	83.8%	88.8%

\* This is based on patients treated on this contract for their most recent course of treatment. Figures in italics indicate the base number of FP17s or Patient Questionnaire responses are less than 100. N/A is shown where the base number of responses is less than 10 during the period. % is calculated as Quantity/Base number\*100

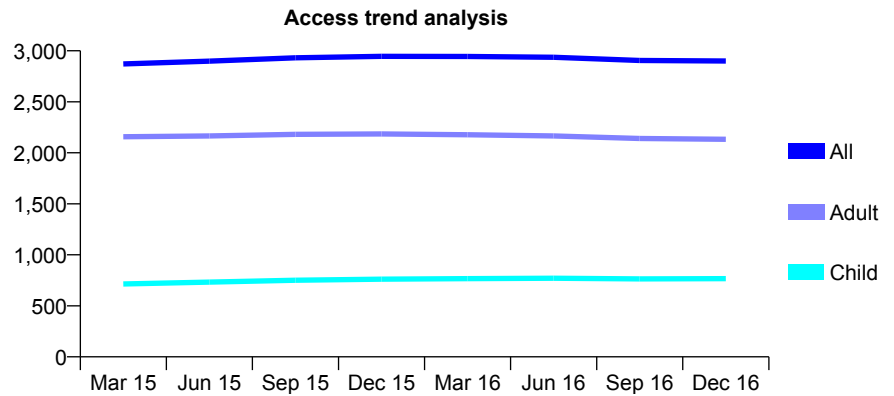
## Q63 - Vital Signs At a Glance Contract Report for 766038/0002 - December 2016

Name or company name	MR VO AKINSOLA
Contract type name	GDS Contract
Purpose of contract	General
Contract start date	01/04/2006
Contract end date	

16/17 Contracted general activity (UDA)	12,000
Carry forward general activity (UDA)	299
16/17 Contracted orthodontic activity (UOA)	0
Carry forward orthodontic activity (UOA)	0
Baseline contract value	£378,315.94

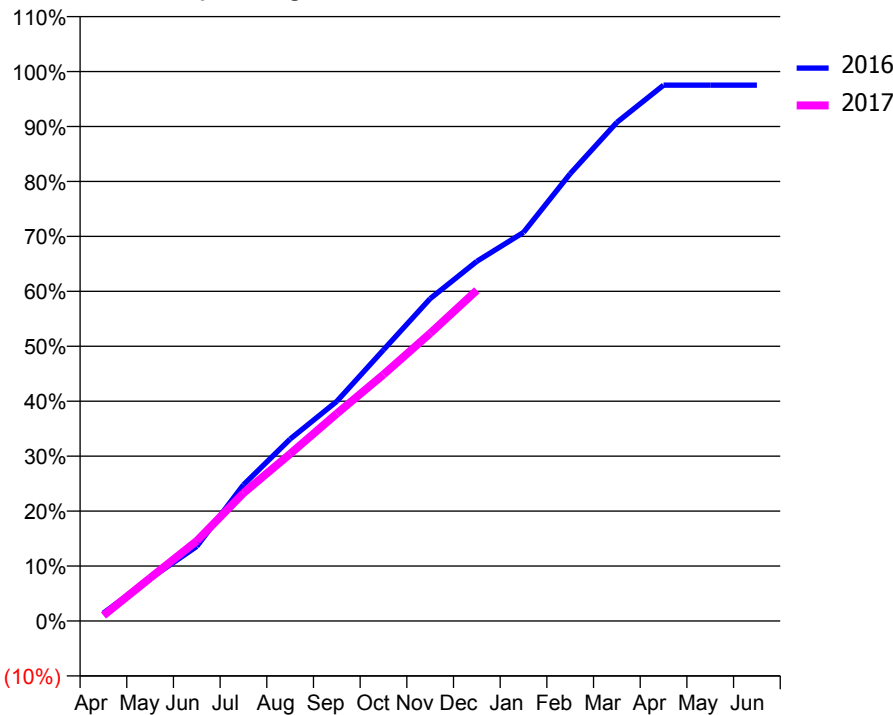
### ACCESS\*

Patients seen in 24 months	Total	Change since previous quarter
Quarter ending December 2015	2,946	
Quarter ending March 2016	2,944	→
Quarter ending June 2016	2,936	→
Quarter ending September 2016	2,905	↓
Quarter ending December 2016	2,900	→
<b>Variance since December 2015</b>	<b>(1.6%)</b>	<b>↓</b>



### ACTIVITY

Cumulative percentage of contracted UDA delivered 2016 & 2017



Month	Adjusted Scheduled Activity (UDA)	
	2016	2017
April	172	120
May	926	938
June	1,628	1,749
July	2,974	2,795
August	3,974	3,652
September	4,797	4,529
October	5,920	5,382
November	7,038	6,282
December	7,854	7,223
January	8,486	
February	9,768	
March	10,890	
April	11,701	
May	11,701	
June	11,701	

### QUALITY

	Quantity	Base Number	Contract	AT	Region	England
% of FP17s for the same patient ID Re-attending within 3 months - Children	39	537	7.3%	10.5%	11.9%	12.4%
% of FP17s for the same patient ID Re-attending within 3 months - Adults	260	1,526	17.0%	15.9%	17.1%	16.6%
% of FP17s for the same patient ID Re-attending between 3 & 9 months - Children	168	537	31.3%	47.5%	46.2%	57.5%
% of FP17s for the same patient ID Re-attending between 3 & 9 months - Adults	376	1,526	24.6%	37.9%	37.8%	50.4%
% of FP17s for Band 1 Urgent Courses	240	1,902	12.6%	10.3%	10.6%	9.1%
% of FP17s Relating to Free Repair or Replacements	11	1,902	0.6%	0.7%	0.6%	0.8%
% of FP17s Relating to Continuations	13	1,902	0.7%	1.1%	0.9%	1.3%
% of Patients satisfied with the dentistry they have received	4	4	N/A	90.2%	90.3%	92.7%
% of Patients satisfied with the time they had to wait for an appointment	4	4	N/A	85.9%	83.8%	88.8%

\* This is based on patients treated on this contract for their most recent course of treatment. Figures in italics indicate the base number of FP17s or Patient Questionnaire responses are less than 100. N/A is shown where the base number of responses is less than 10 during the period. % is calculated as Quantity/Base number\*100

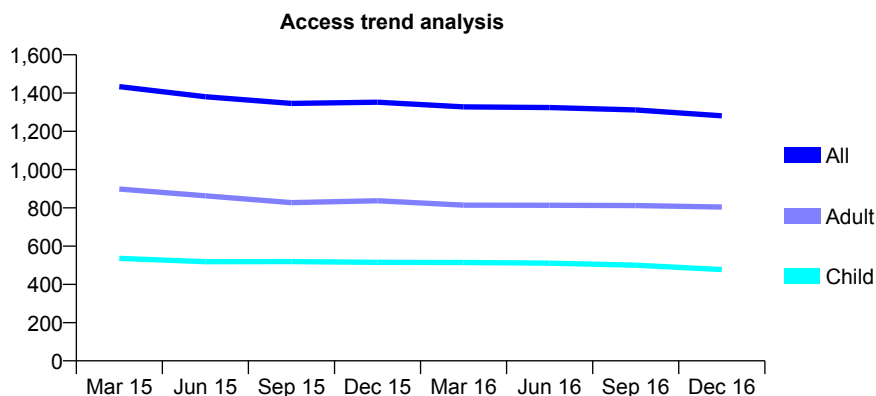
## Q63 - Vital Signs At a Glance Contract Report for 766089/0001 - December 2016

Name or company name	MS G MOBAYEN
Contract type name	GDS Contract
Purpose of contract	General
Contract start date	01/04/2006
Contract end date	

16/17 Contracted general activity (UDA)	7,689
Carry forward general activity (UDA)	0
16/17 Contracted orthodontic activity (UOA)	0
Carry forward orthodontic activity (UOA)	0
Baseline contract value	£221,277.34

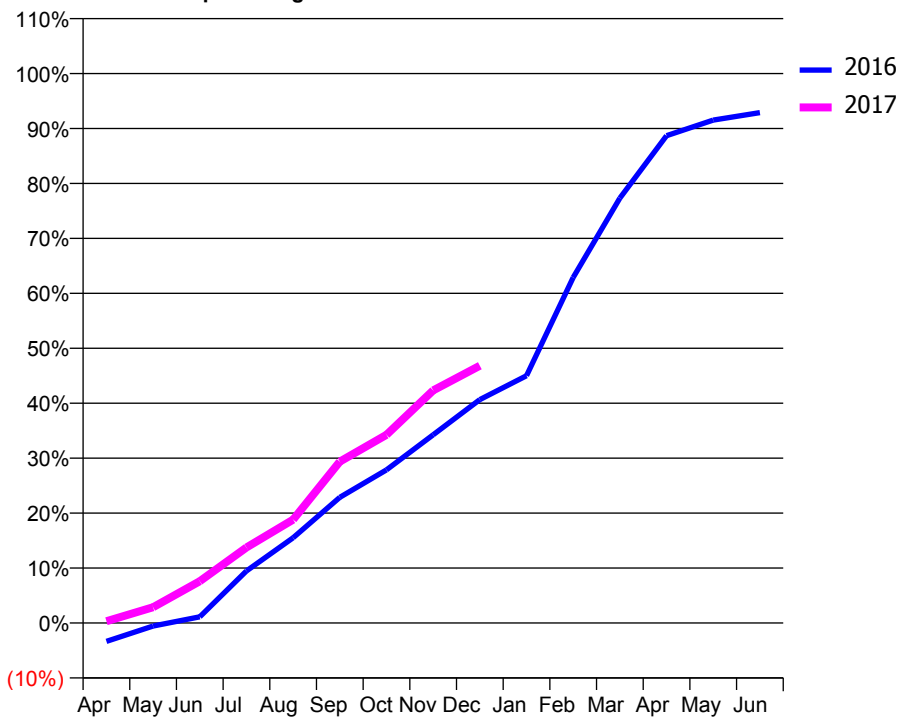
### ACCESS\*

Patients seen in 24 months	Total	Change since previous quarter
Quarter ending December 2015	1,352	
Quarter ending March 2016	1,328	↓
Quarter ending June 2016	1,324	→
Quarter ending September 2016	1,312	→
Quarter ending December 2016	1,281	↓
<b>Variance since December 2015</b>	<b>(5.3%)</b>	<b>↓</b>



### ACTIVITY

Cumulative percentage of contracted UDA delivered 2016 & 2017



Month	Adjusted Scheduled Activity (UDA)	
	2016	2017
April	-258	26
May	-44	221
June	87	584
July	729	1,057
August	1,194	1,448
September	1,758	2,258
October	2,144	2,633
November	2,634	3,254
December	3,127	3,600
January	3,460	
February	4,835	
March	5,945	
April	6,819	
May	7,037	
June	7,142	

### QUALITY

	Quantity	Base Number	Contract	AT	Region	England
% of FP17s for the same patient ID Re-attending within 3 months - Children	15	268	5.6%	10.5%	11.9%	12.4%
% of FP17s for the same patient ID Re-attending within 3 months - Adults	54	461	11.7%	15.9%	17.1%	16.6%
% of FP17s for the same patient ID Re-attending between 3 & 9 months - Children	83	268	31.0%	47.5%	46.2%	57.5%
% of FP17s for the same patient ID Re-attending between 3 & 9 months - Adults	117	461	25.4%	37.9%	37.8%	50.4%
% of FP17s for Band 1 Urgent Courses	80	599	13.4%	10.3%	10.6%	9.1%
% of FP17s Relating to Free Repair or Replacements	0	599	0.0%	0.7%	0.6%	0.8%
% of FP17s Relating to Continuations	4	599	0.7%	1.1%	0.9%	1.3%
% of Patients satisfied with the dentistry they have received	1	1	N/A	90.2%	90.3%	92.7%
% of Patients satisfied with the time they had to wait for an appointment	1	1	N/A	85.9%	83.8%	88.8%

\* This is based on patients treated on this contract for their most recent course of treatment. Figures in italics indicate the base number of FP17s or Patient Questionnaire responses are less than 100. N/A is shown where the base number of responses is less than 10 during the period. % is calculated as Quantity/Base number\*100



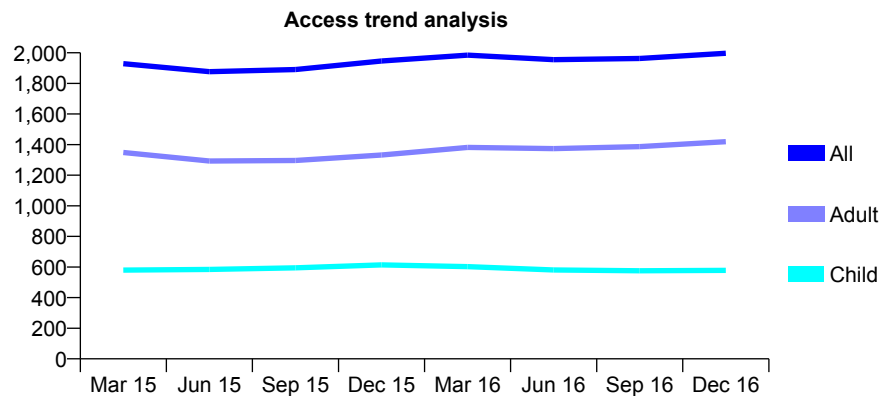
## Q63 - Vital Signs At a Glance Contract Report for 766801/0001 - December 2016

Name or company name	MR D KOWLESSAR
Contract type name	GDS Contract
Purpose of contract	General
Contract start date	01/04/2006
Contract end date	

16/17 Contracted general activity (UDA)	7,250
Carry forward general activity (UDA)	78
16/17 Contracted orthodontic activity (UOA)	0
Carry forward orthodontic activity (UOA)	0
Baseline contract value	£193,149.80

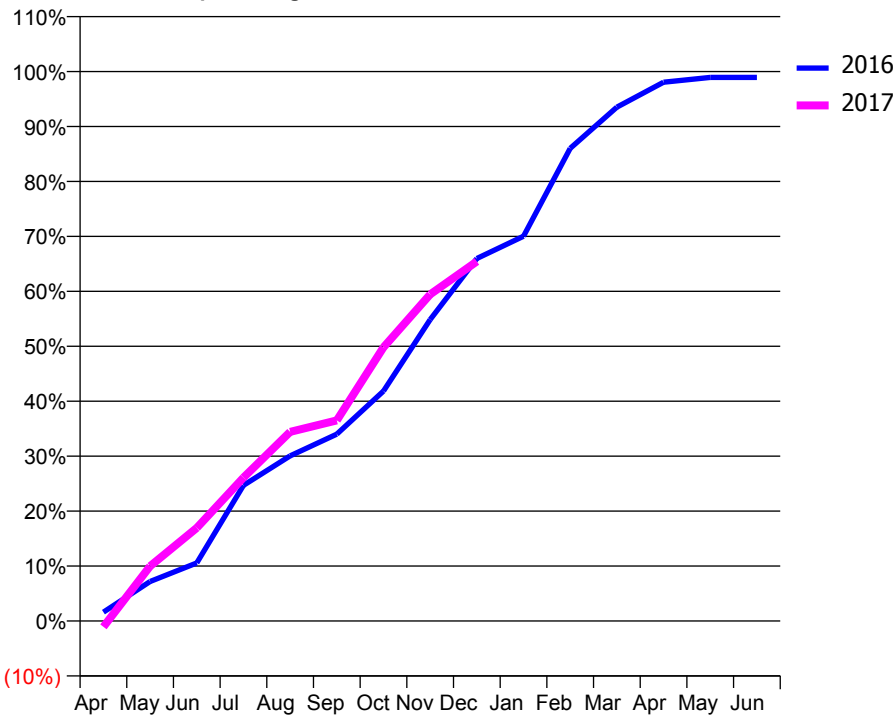
### ACCESS\*

Patients seen in 24 months	Total	Change since previous quarter
Quarter ending December 2015	1,946	
Quarter ending March 2016	1,985	↑
Quarter ending June 2016	1,955	↓
Quarter ending September 2016	1,963	→
Quarter ending December 2016	1,997	→
<b>Variance since December 2015</b>	<b>2.6%</b>	<b>↑</b>



### ACTIVITY

Cumulative percentage of contracted UDA delivered 2016 & 2017



Month	Adjusted Scheduled Activity (UDA)	
	2016	2017
April	118	-78
May	521	724
June	766	1,229
July	1,789	1,891
August	2,179	2,496
September	2,466	2,647
October	3,035	3,611
November	3,977	4,310
December	4,783	4,743
January	5,077	
February	6,236	
March	6,780	
April	7,109	
May	7,172	
June	7,172	

### QUALITY

	Quantity	Base Number	Contract	AT	Region	England
% of FP17s for the same patient ID Re-attending within 3 months - Children	40	549	7.3%	10.5%	11.9%	12.4%
% of FP17s for the same patient ID Re-attending within 3 months - Adults	187	1,165	16.1%	15.9%	17.1%	16.6%
% of FP17s for the same patient ID Re-attending between 3 & 9 months - Children	274	549	49.9%	47.5%	46.2%	57.5%
% of FP17s for the same patient ID Re-attending between 3 & 9 months - Adults	439	1,165	37.7%	37.9%	37.8%	50.4%
% of FP17s for Band 1 Urgent Courses	247	1,573	15.7%	10.3%	10.6%	9.1%
% of FP17s Relating to Free Repair or Replacements	18	1,573	1.1%	0.7%	0.6%	0.8%
% of FP17s Relating to Continuations	6	1,573	0.4%	1.1%	0.9%	1.3%
% of Patients satisfied with the dentistry they have received	4	4	N/A	90.2%	90.3%	92.7%
% of Patients satisfied with the time they had to wait for an appointment	3	4	N/A	85.9%	83.8%	88.8%

\* This is based on patients treated on this contract for their most recent course of treatment. Figures in italics indicate the base number of FP17s or Patient Questionnaire responses are less than 100. N/A is shown where the base number of responses is less than 10 during the period. % is calculated as Quantity/Base number\*100

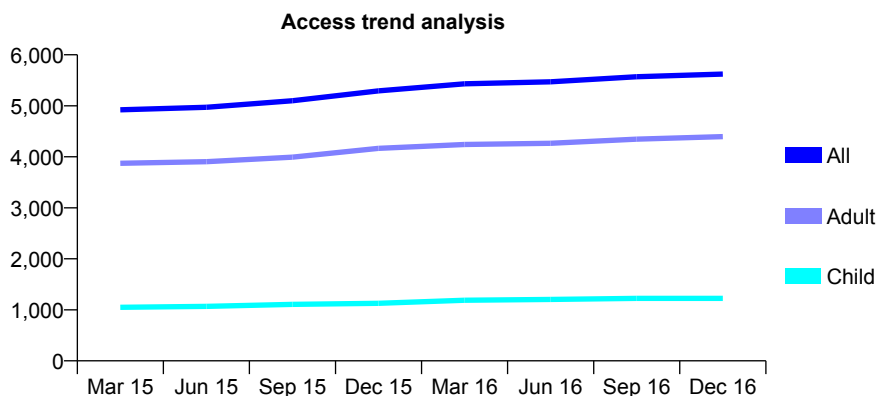
## Q63 - Vital Signs At a Glance Contract Report for 767298/0001 - December 2016

Name or company name	MISS H KHAK-SERESHT
Contract type name	GDS Contract
Purpose of contract	General
Contract start date	01/04/2006
Contract end date	

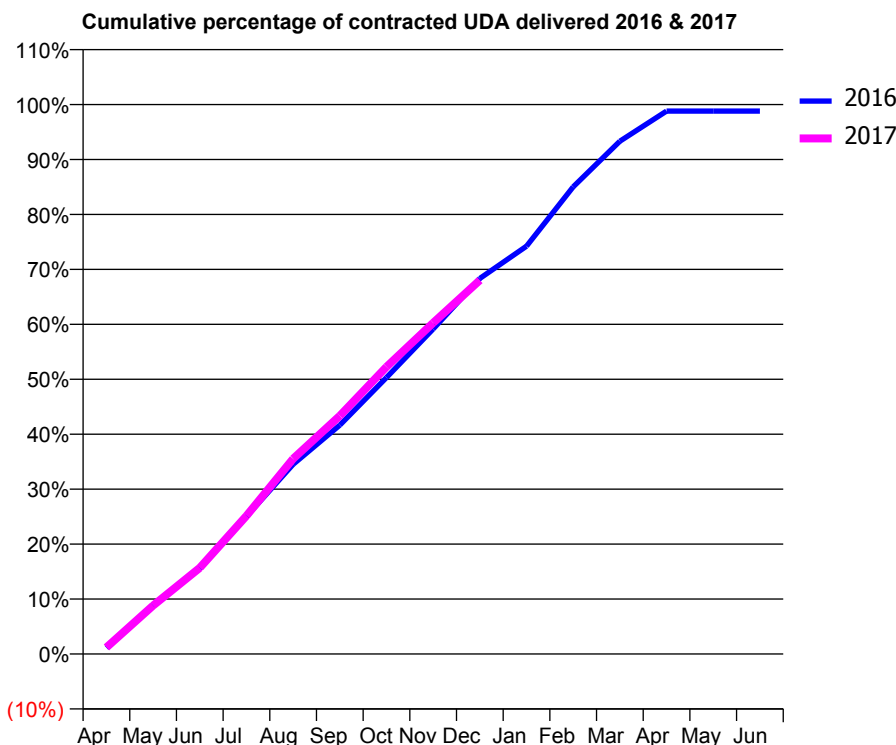
16/17 Contracted general activity (UDA)	19,500
Carry forward general activity (UDA)	236
16/17 Contracted orthodontic activity (UOA)	0
Carry forward orthodontic activity (UOA)	0
Baseline contract value	£582,189.10

### ACCESS\*

Patients seen in 24 months	Total	Change since previous quarter
Quarter ending December 2015	5,292	
Quarter ending March 2016	5,432	↑
Quarter ending June 2016	5,470	→
Quarter ending September 2016	5,571	→
Quarter ending December 2016	5,622	→
<b>Variance since December 2015</b>	<b>6.2%</b>	<b>↑</b>



### ACTIVITY



Month	Adjusted Scheduled Activity (UDA)	
	2016	2017
April	219	232
May	1,731	1,721
June	3,039	3,058
July	4,882	4,906
August	6,730	6,931
September	8,125	8,453
October	9,810	10,191
November	11,533	11,752
December	13,328	13,265
January	14,471	
February	16,577	
March	18,195	
April	19,264	
May	19,264	
June	19,264	

### QUALITY

	Quantity	Base Number	Contract	AT	Region	England
% of FP17s for the same patient ID Re-attending within 3 months - Children	59	988	6.0%	10.5%	11.9%	12.4%
% of FP17s for the same patient ID Re-attending within 3 months - Adults	364	3,190	11.4%	15.9%	17.1%	16.6%
% of FP17s for the same patient ID Re-attending between 3 & 9 months - Children	400	988	40.5%	47.5%	46.2%	57.5%
% of FP17s for the same patient ID Re-attending between 3 & 9 months - Adults	986	3,190	30.9%	37.9%	37.8%	50.4%
% of FP17s for Band 1 Urgent Courses	401	3,942	10.2%	10.3%	10.6%	9.1%
% of FP17s Relating to Free Repair or Replacements	58	3,942	1.5%	0.7%	0.6%	0.8%
% of FP17s Relating to Continuations	44	3,942	1.1%	1.1%	0.9%	1.3%
% of Patients satisfied with the dentistry they have received	6	9	N/A	90.2%	90.3%	92.7%
% of Patients satisfied with the time they had to wait for an appointment	7	9	N/A	85.9%	83.8%	88.8%

\* This is based on patients treated on this contract for their most recent course of treatment. Figures in italics indicate the base number of FP17s or Patient Questionnaire responses are less than 100. N/A is shown where the base number of responses is less than 10 during the period. % is calculated as Quantity/Base number\*100

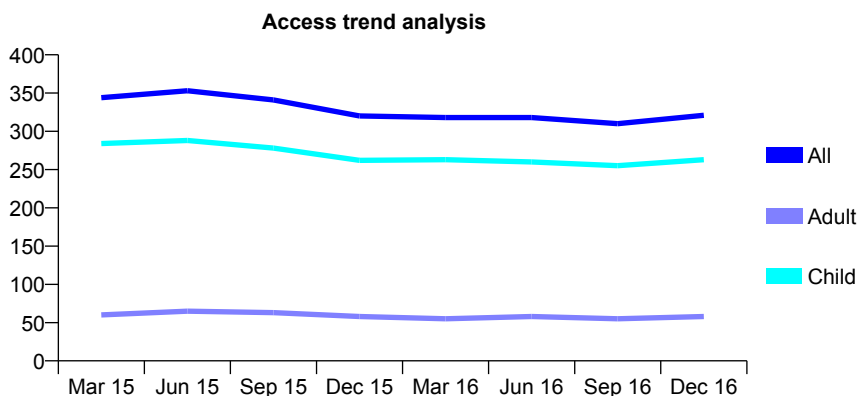
## Q63 - Vital Signs At a Glance Contract Report for 771716/0001 - December 2016

Name or company name	MR JM METCALF
Contract type name	GDS Contract
Purpose of contract	General
Contract start date	01/04/2006
Contract end date	

16/17 Contracted general activity (UDA)	1,031
Carry forward general activity (UDA)	0
16/17 Contracted orthodontic activity (UOA)	0
Carry forward orthodontic activity (UOA)	0
Baseline contract value	£28,116.91

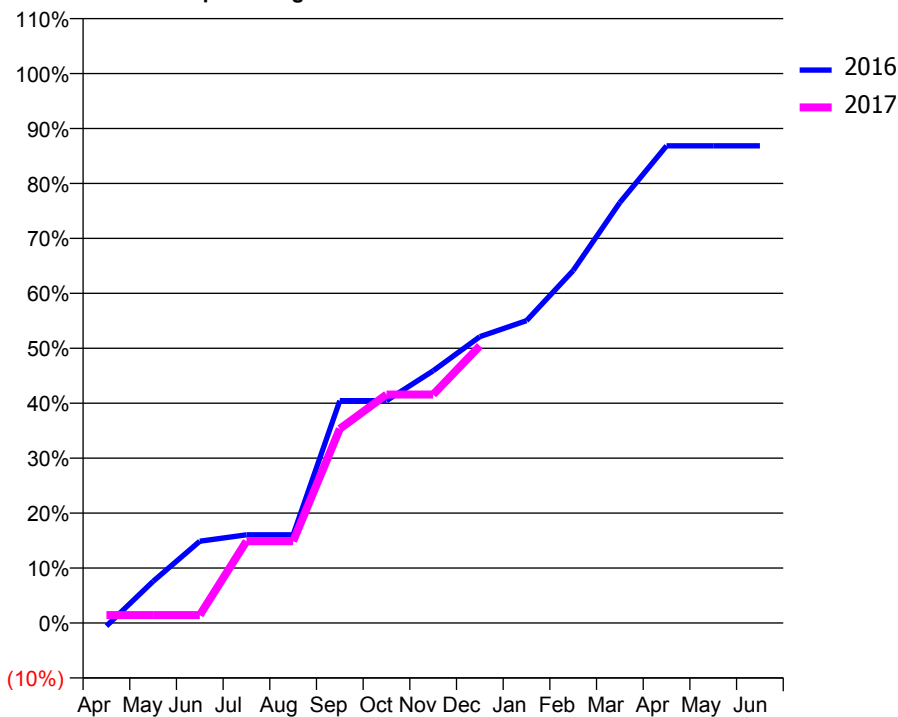
### ACCESS\*

Patients seen in 24 months	Total	Change since previous quarter
Quarter ending December 2015	320	
Quarter ending March 2016	318	→
Quarter ending June 2016	318	→
Quarter ending September 2016	310	↓
Quarter ending December 2016	321	↑
<b>Variance since December 2015</b>	<b>0.3%</b>	<b>→</b>



### ACTIVITY

Cumulative percentage of contracted UDA delivered 2016 & 2017



Month	Adjusted Scheduled Activity (UDA)	
	2016	2017
April	-6	15
May	78	15
June	153	15
July	166	153
August	166	153
September	417	364
October	417	429
November	473	429
December	537	520
January	567	
February	661	
March	789	
April	895	
May	895	
June	895	

### QUALITY

	Quantity	Base Number	Contract	AT	Region	England
% of FP17s for the same patient ID Re-attending within 3 months - Children	7	237	3.0%	10.5%	11.9%	12.4%
% of FP17s for the same patient ID Re-attending within 3 months - Adults	7	32	21.9%	15.9%	17.1%	16.6%
% of FP17s for the same patient ID Re-attending between 3 & 9 months - Children	138	237	58.2%	47.5%	46.2%	57.5%
% of FP17s for the same patient ID Re-attending between 3 & 9 months - Adults	17	32	53.1%	37.9%	37.8%	50.4%
% of FP17s for Band 1 Urgent Courses	5	230	2.2%	10.3%	10.6%	9.1%
% of FP17s Relating to Free Repair or Replacements	0	230	0.0%	0.7%	0.6%	0.8%
% of FP17s Relating to Continuations	2	230	0.9%	1.1%	0.9%	1.3%
% of Patients satisfied with the dentistry they have received	0	0	N/A	90.2%	90.3%	92.7%
% of Patients satisfied with the time they had to wait for an appointment	0	0	N/A	85.9%	83.8%	88.8%

\* This is based on patients treated on this contract for their most recent course of treatment. Figures in italics indicate the base number of FP17s or Patient Questionnaire responses are less than 100. N/A is shown where the base number of responses is less than 10 during the period. % is calculated as Quantity/Base number\*100

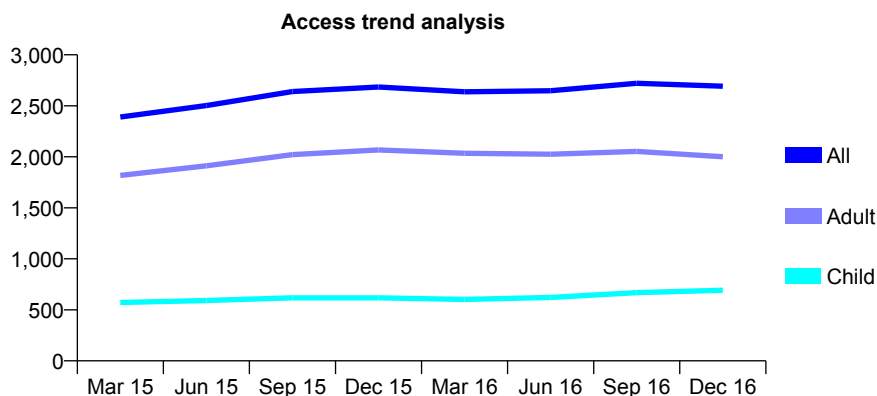
## Q63 - Vital Signs At a Glance Contract Report for 771996/0003 - December 2016

Name or company name	MR H RAZBAN
Contract type name	GDS Contract
Purpose of contract	General
Contract start date	01/05/2013
Contract end date	

16/17 Contracted general activity (UDA)	6,700
Carry forward general activity (UDA)	214
16/17 Contracted orthodontic activity (UOA)	0
Carry forward orthodontic activity (UOA)	0
Baseline contract value	£158,932.58

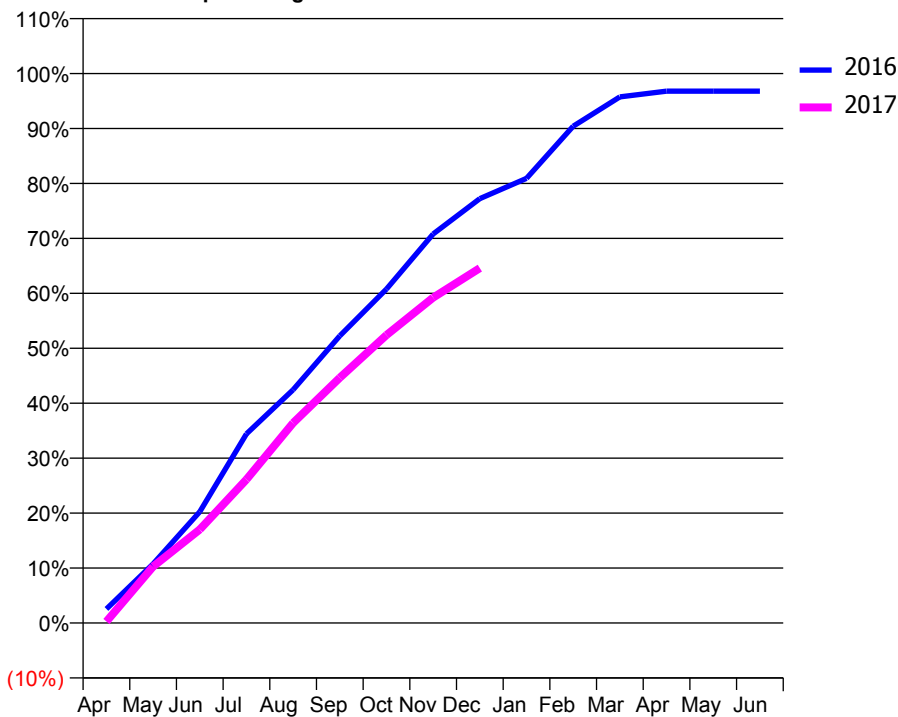
### ACCESS\*

Patients seen in 24 months	Total	Change since previous quarter
Quarter ending December 2015	2,684	
Quarter ending March 2016	2,637	↓
Quarter ending June 2016	2,648	→
Quarter ending September 2016	2,721	↑
Quarter ending December 2016	2,692	↓
<b>Variance since December 2015</b>	<b>0.3%</b>	<b>→</b>



### ACTIVITY

**Cumulative percentage of contracted UDA delivered 2016 & 2017**



Month	Adjusted Scheduled Activity (UDA)	
	2016	2017
April	171	19
May	722	688
June	1,357	1,141
July	2,307	1,750
August	2,845	2,440
September	3,501	2,991
October	4,072	3,510
November	4,744	3,969
December	5,175	4,327
January	5,422	
February	6,058	
March	6,415	
April	6,485	
May	6,485	
June	6,486	

### QUALITY

	Quantity	Base Number	Contract	AT	Region	England
% of FP17s for the same patient ID Re-attending within 3 months - Children	11	497	2.2%	10.5%	11.9%	12.4%
% of FP17s for the same patient ID Re-attending within 3 months - Adults	53	1,202	4.4%	15.9%	17.1%	16.6%
% of FP17s for the same patient ID Re-attending between 3 & 9 months - Children	157	497	31.6%	47.5%	46.2%	57.5%
% of FP17s for the same patient ID Re-attending between 3 & 9 months - Adults	353	1,202	29.4%	37.9%	37.8%	50.4%
% of FP17s for Band 1 Urgent Courses	89	1,672	5.3%	10.3%	10.6%	9.1%
% of FP17s Relating to Free Repair or Replacements	0	1,672	0.0%	0.7%	0.6%	0.8%
% of FP17s Relating to Continuations	1	1,672	0.1%	1.1%	0.9%	1.3%
% of Patients satisfied with the dentistry they have received	0	1	N/A	90.2%	90.3%	92.7%
% of Patients satisfied with the time they had to wait for an appointment	0	1	N/A	85.9%	83.8%	88.8%

\* This is based on patients treated on this contract for their most recent course of treatment. Figures in italics indicate the base number of FP17s or Patient Questionnaire responses are less than 100. N/A is shown where the base number of responses is less than 10 during the period. % is calculated as Quantity/Base number\*100

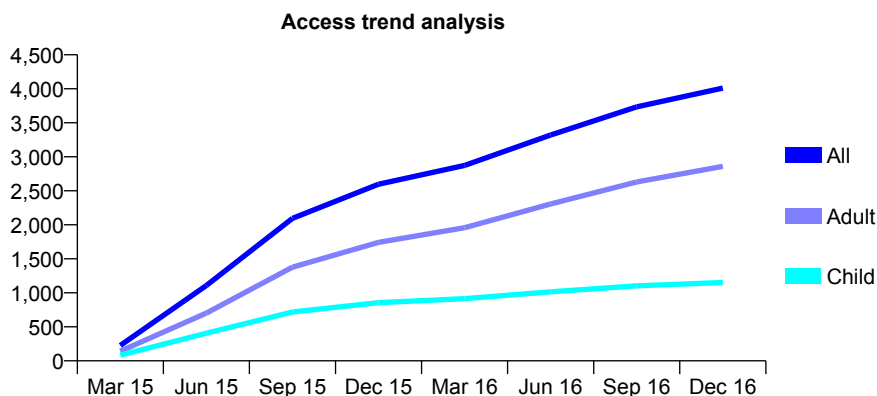
## Q63 - Vital Signs At a Glance Contract Report for 772046/0001 - December 2016

Name or company name	MR A PATEL
Contract type name	GDS Contract
Purpose of contract	General
Contract start date	01/03/2015
Contract end date	

16/17 Contracted general activity (UDA)	8,500
Carry forward general activity (UDA)	-170
16/17 Contracted orthodontic activity (UOA)	0
Carry forward orthodontic activity (UOA)	0
Baseline contract value	£222,950.91

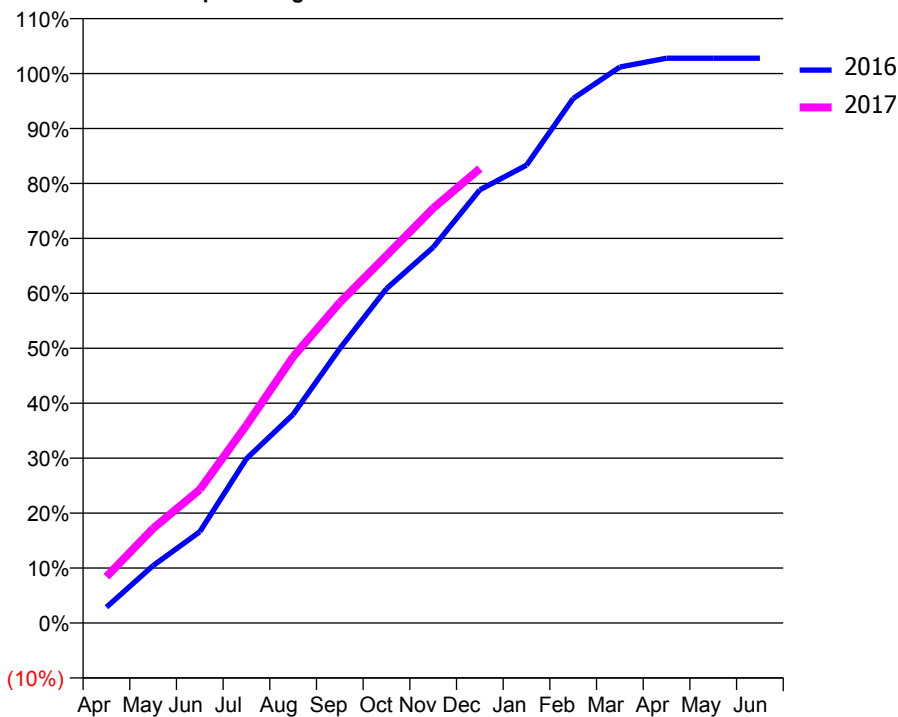
### ACCESS\*

Patients seen in 24 months	Total	Change since previous quarter
Quarter ending December 2015	2,597	
Quarter ending March 2016	2,873	↑
Quarter ending June 2016	3,321	↑
Quarter ending September 2016	3,734	↑
Quarter ending December 2016	4,011	↑
<b>Variance since December 2015</b>	<b>54.4%</b>	<b>↑</b>



### ACTIVITY

Cumulative percentage of contracted UDA delivered 2016 & 2017



Month	Adjusted Scheduled Activity (UDA)	
	2016	2017
April	243	717
May	888	1,463
June	1,412	2,064
July	2,543	3,060
August	3,228	4,117
September	4,247	4,957
October	5,173	5,684
November	5,811	6,416
December	6,701	7,029
January	7,083	
February	8,114	
March	8,601	
April	8,736	
May	8,736	
June	8,736	

### QUALITY

	Quantity	Base Number	Contract	AT	Region	England
% of FP17s for the same patient ID Re-attending within 3 months - Children	97	1,244	7.8%	10.5%	11.9%	12.4%
% of FP17s for the same patient ID Re-attending within 3 months - Adults	452	2,820	16.0%	15.9%	17.1%	16.6%
% of FP17s for the same patient ID Re-attending between 3 & 9 months - Children	684	1,244	55.0%	47.5%	46.2%	57.5%
% of FP17s for the same patient ID Re-attending between 3 & 9 months - Adults	1,039	2,820	36.8%	37.9%	37.8%	50.4%
% of FP17s for Band 1 Urgent Courses	656	3,975	16.5%	10.3%	10.6%	9.1%
% of FP17s Relating to Free Repair or Replacements	28	3,975	0.7%	0.7%	0.6%	0.8%
% of FP17s Relating to Continuations	39	3,975	1.0%	1.1%	0.9%	1.3%
% of Patients satisfied with the dentistry they have received	2	2	N/A	90.2%	90.3%	92.7%
% of Patients satisfied with the time they had to wait for an appointment	2	2	N/A	85.9%	83.8%	88.8%

\* This is based on patients treated on this contract for their most recent course of treatment. Figures in italics indicate the base number of FP17s or Patient Questionnaire responses are less than 100. N/A is shown where the base number of responses is less than 10 during the period. % is calculated as Quantity/Base number\*100

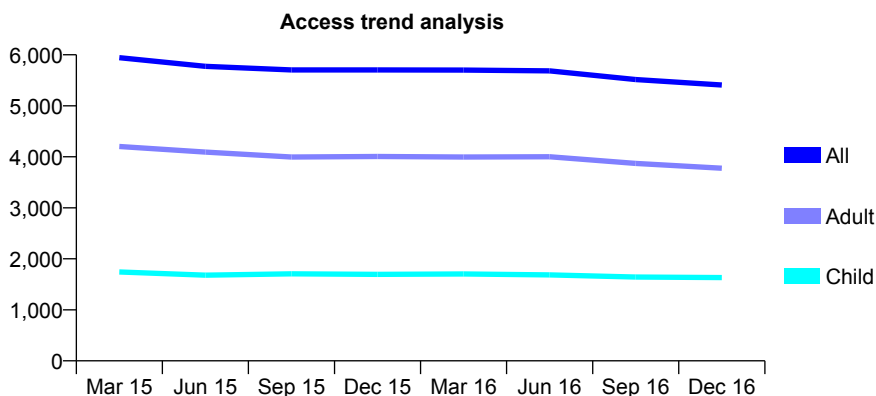
## Q63 - Vital Signs At a Glance Contract Report for 772283/0001 - December 2016

Name or company name	Figges Marsh Dental Practice
Contract type name	GDS Contract
Purpose of contract	General
Contract start date	01/04/2006
Contract end date	

16/17 Contracted general activity (UDA)	17,000
Carry forward general activity (UDA)	258
16/17 Contracted orthodontic activity (UOA)	0
Carry forward orthodontic activity (UOA)	0
Baseline contract value	£427,559.89

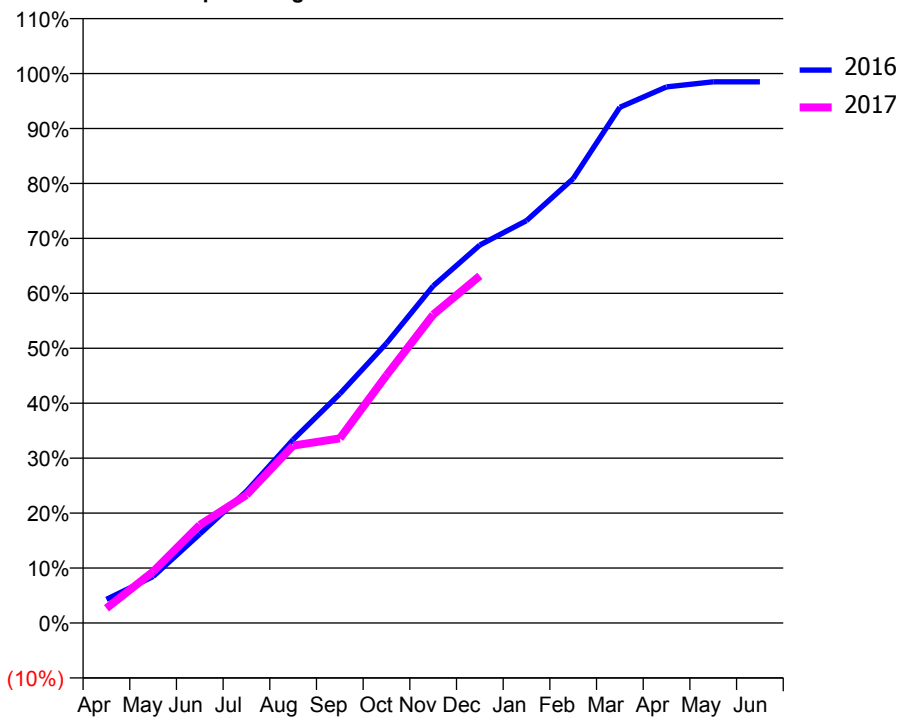
### ACCESS\*

Patients seen in 24 months	Total	Change since previous quarter
Quarter ending December 2015	5,702	
Quarter ending March 2016	5,701	→
Quarter ending June 2016	5,684	→
Quarter ending September 2016	5,514	↓
Quarter ending December 2016	5,409	↓
<b>Variance since December 2015</b>	<b>(5.1%)</b>	<b>↓</b>



### ACTIVITY

Cumulative percentage of contracted UDA delivered 2016 & 2017



Month	Adjusted Scheduled Activity (UDA)	
	2016	2017
April	733	457
May	1,438	1,592
June	2,752	3,033
July	4,077	3,963
August	5,674	5,489
September	7,091	5,713
October	8,653	7,664
November	10,425	9,542
December	11,692	10,741
January	12,450	
February	13,748	
March	15,954	
April	16,584	
May	16,744	
June	16,742	

### QUALITY

	Quantity	Base Number	Contract	AT	Region	England
% of FP17s for the same patient ID Re-attending within 3 months - Children	97	1,540	6.3%	10.5%	11.9%	12.4%
% of FP17s for the same patient ID Re-attending within 3 months - Adults	418	3,082	13.6%	15.9%	17.1%	16.6%
% of FP17s for the same patient ID Re-attending between 3 & 9 months - Children	608	1,540	39.5%	47.5%	46.2%	57.5%
% of FP17s for the same patient ID Re-attending between 3 & 9 months - Adults	1,161	3,082	37.7%	37.9%	37.8%	50.4%
% of FP17s for Band 1 Urgent Courses	453	4,255	10.6%	10.3%	10.6%	9.1%
% of FP17s Relating to Free Repair or Replacements	26	4,255	0.6%	0.7%	0.6%	0.8%
% of FP17s Relating to Continuations	10	4,255	0.2%	1.1%	0.9%	1.3%
% of Patients satisfied with the dentistry they have received	3	3	N/A	90.2%	90.3%	92.7%
% of Patients satisfied with the time they had to wait for an appointment	2	3	N/A	85.9%	83.8%	88.8%

\* This is based on patients treated on this contract for their most recent course of treatment. Figures in italics indicate the base number of FP17s or Patient Questionnaire responses are less than 100. N/A is shown where the base number of responses is less than 10 during the period. % is calculated as Quantity/Base number\*100

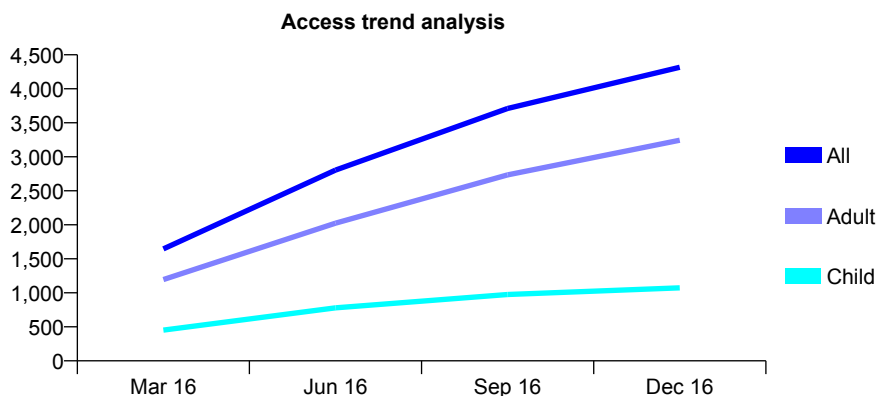
## Q63 - Vital Signs At a Glance Contract Report for 775215/0010 - December 2016

Name or company name	MR C PATEL
Contract type name	GDS Contract
Purpose of contract	General and Orthodontic
Contract start date	01/01/2016
Contract end date	

16/17 Contracted general activity (UDA)	23,346
Carry forward general activity (UDA)	931
16/17 Contracted orthodontic activity (UOA)	326
Carry forward orthodontic activity (UOA)	8
Baseline contract value	£757,050.52

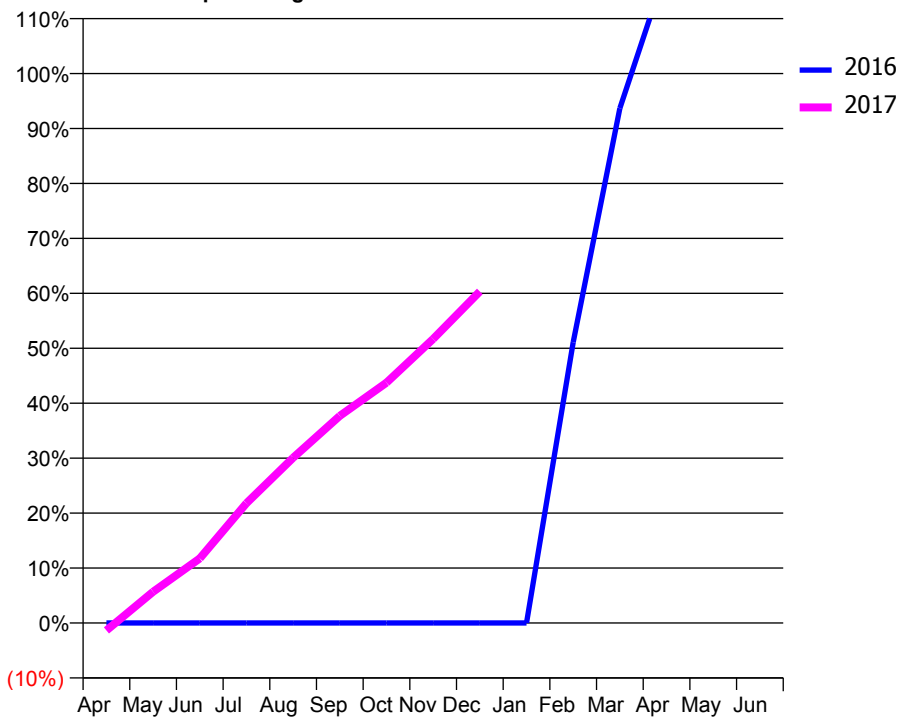
### ACCESS\*

Patients seen in 24 months	Total	Change since previous quarter
Quarter ending December 2015	0	
Quarter ending March 2016	1,646	
Quarter ending June 2016	2,804	↑
Quarter ending September 2016	3,711	↑
Quarter ending December 2016	4,317	↑
<b>Variance since December 2015</b>	N/A	



### ACTIVITY

Cumulative percentage of contracted UDA delivered 2016 & 2017



Month	Adjusted Scheduled Activity (UDA)	
	2016	2017
April	0	-322
May	0	1,329
June	0	2,746
July	0	5,090
August	0	7,022
September	0	8,804
October	0	10,210
November	0	12,070
December	0	14,087
January	0	
February	2,983	
March	5,468	
April	6,955	
May	6,955	
June	6,955	

### QUALITY

	Quantity	Base Number	Contract	AT	Region	England
% of FP17s for the same patient ID Re-attending within 3 months - Children	60	1,187	5.1%	10.5%	11.9%	12.4%
% of FP17s for the same patient ID Re-attending within 3 months - Adults	341	3,508	9.7%	15.9%	17.1%	16.6%
% of FP17s for the same patient ID Re-attending between 3 & 9 months - Children	345	1,187	29.1%	47.5%	46.2%	57.5%
% of FP17s for the same patient ID Re-attending between 3 & 9 months - Adults	794	3,508	22.6%	37.9%	37.8%	50.4%
% of FP17s for Band 1 Urgent Courses	327	4,355	7.5%	10.3%	10.6%	9.1%
% of FP17s Relating to Free Repair or Replacements	2	4,355	0.0%	0.7%	0.6%	0.8%
% of FP17s Relating to Continuations	20	4,355	0.5%	1.1%	0.9%	1.3%
% of Patients satisfied with the dentistry they have received	4	5	N/A	90.2%	90.3%	92.7%
% of Patients satisfied with the time they had to wait for an appointment	2	5	N/A	85.9%	83.8%	88.8%

\* This is based on patients treated on this contract for their most recent course of treatment. Figures in italics indicate the base number of FP17s or Patient Questionnaire responses are less than 100. N/A is shown where the base number of responses is less than 10 during the period. % is calculated as Quantity/Base number\*100



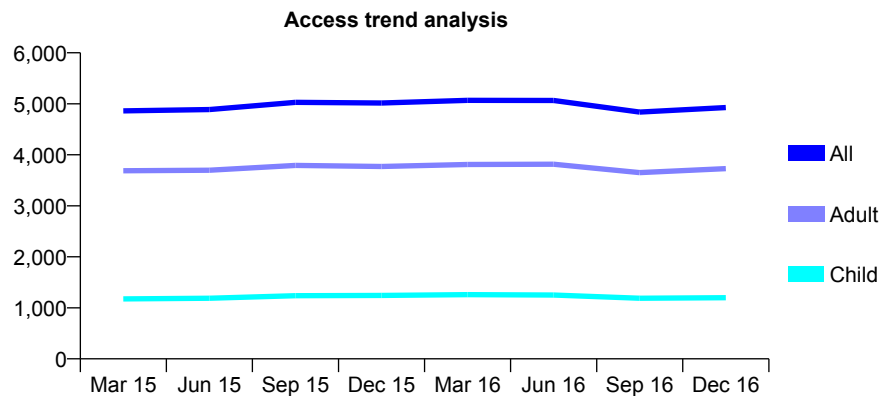
## Q63 - Vital Signs At a Glance Contract Report for 775304/0001 - December 2016

Name or company name	Mrs Megha Deval
Contract type name	GDS Contract
Purpose of contract	General
Contract start date	19/04/2008
Contract end date	

16/17 Contracted general activity (UDA)	15,500
Carry forward general activity (UDA)	321
16/17 Contracted orthodontic activity (UOA)	0
Carry forward orthodontic activity (UOA)	0
Baseline contract value	£351,583.41

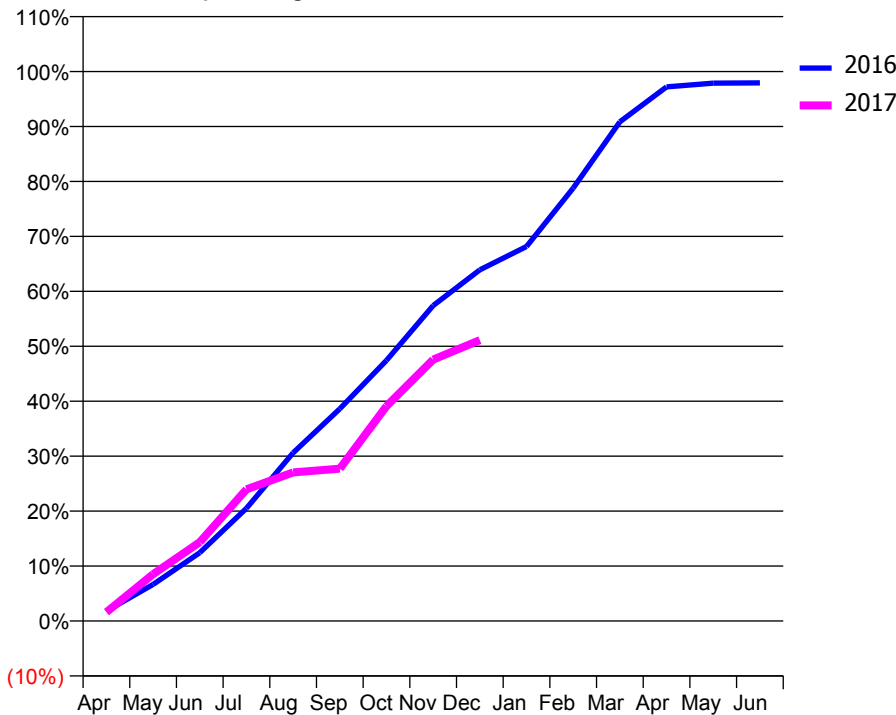
### ACCESS\*

Patients seen in 24 months	Total	Change since previous quarter
Quarter ending December 2015	5,015	
Quarter ending March 2016	5,069	→
Quarter ending June 2016	5,066	→
Quarter ending September 2016	4,839	↓
Quarter ending December 2016	4,928	→
<b>Variance since December 2015</b>	<b>(1.7%)</b>	<b>↓</b>



### ACTIVITY

Cumulative percentage of contracted UDA delivered 2016 & 2017



Month	Adjusted Scheduled Activity (UDA)	
	2016	2017
April	280	251
May	1,033	1,324
June	1,928	2,224
July	3,180	3,715
August	4,743	4,192
September	5,986	4,297
October	7,352	6,063
November	8,898	7,374
December	9,906	7,923
January	10,563	
February	12,212	
March	14,080	
April	15,067	
May	15,170	
June	15,179	

### QUALITY

	Quantity	Base Number	Contract	AT	Region	England
% of FP17s for the same patient ID Re-attending within 3 months - Children	54	858	6.3%	10.5%	11.9%	12.4%
% of FP17s for the same patient ID Re-attending within 3 months - Adults	298	2,388	12.5%	15.9%	17.1%	16.6%
% of FP17s for the same patient ID Re-attending between 3 & 9 months - Children	320	858	37.3%	47.5%	46.2%	57.5%
% of FP17s for the same patient ID Re-attending between 3 & 9 months - Adults	802	2,388	33.6%	37.9%	37.8%	50.4%
% of FP17s for Band 1 Urgent Courses	268	2,940	9.1%	10.3%	10.6%	9.1%
% of FP17s Relating to Free Repair or Replacements	33	2,940	1.1%	0.7%	0.6%	0.8%
% of FP17s Relating to Continuations	39	2,940	1.3%	1.1%	0.9%	1.3%
% of Patients satisfied with the dentistry they have received	3	3	N/A	90.2%	90.3%	92.7%
% of Patients satisfied with the time they had to wait for an appointment	3	3	N/A	85.9%	83.8%	88.8%

\* This is based on patients treated on this contract for their most recent course of treatment. Figures in italics indicate the base number of FP17s or Patient Questionnaire responses are less than 100. N/A is shown where the base number of responses is less than 10 during the period. % is calculated as Quantity/Base number\*100

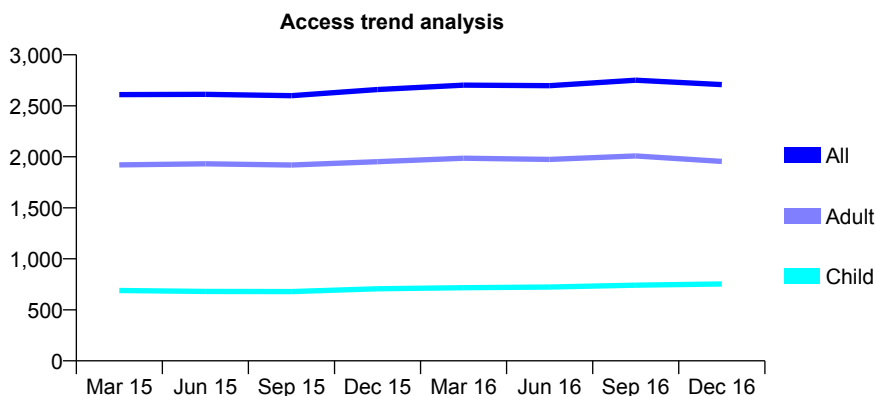
## Q63 - Vital Signs At a Glance Contract Report for 776513/0002 - December 2016

Name or company name	MS P GUPTA
Contract type name	GDS Contract
Purpose of contract	General
Contract start date	09/03/2007
Contract end date	

16/17 Contracted general activity (UDA)	7,716
Carry forward general activity (UDA)	331
16/17 Contracted orthodontic activity (UOA)	0
Carry forward orthodontic activity (UOA)	0
Baseline contract value	£198,896.49

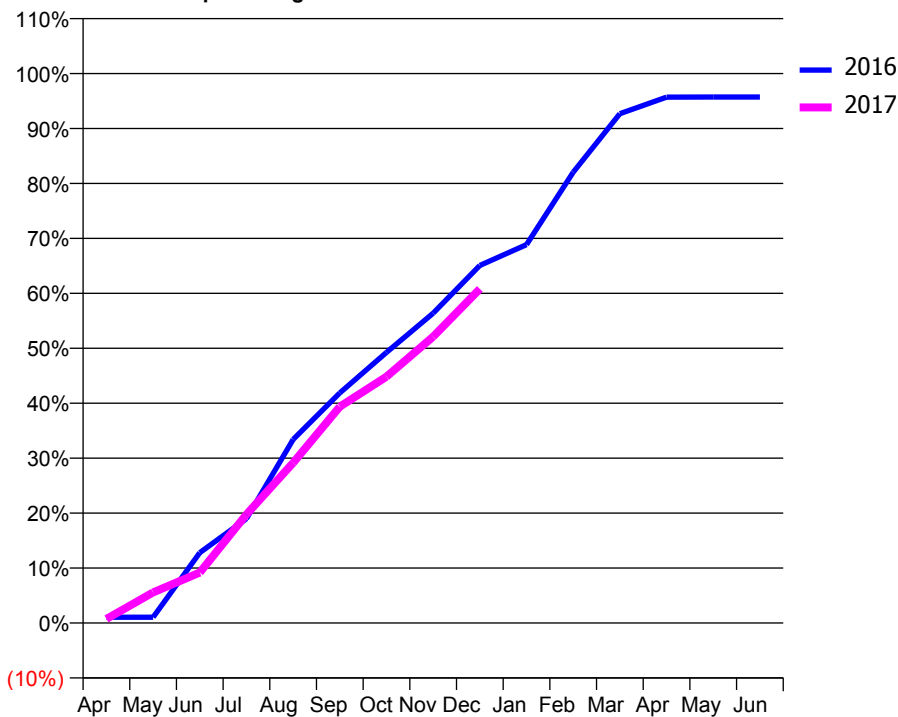
### ACCESS\*

Patients seen in 24 months	Total	Change since previous quarter
Quarter ending December 2015	2,659	
Quarter ending March 2016	2,703	→
Quarter ending June 2016	2,697	→
Quarter ending September 2016	2,751	↑
Quarter ending December 2016	2,708	↓
<b>Variance since December 2015</b>	<b>1.8%</b>	<b>→</b>



### ACTIVITY

Cumulative percentage of contracted UDA delivered 2016 & 2017



Adjusted Scheduled Activity (UDA)

Month	2016	2017
April	81	58
May	81	429
June	988	709
July	1,465	1,525
August	2,577	2,250
September	3,231	3,039
October	3,799	3,459
November	4,350	4,021
December	5,022	4,691
January	5,313	
February	6,329	
March	7,152	
April	7,384	
May	7,385	
June	7,385	

### QUALITY

	Quantity	Base Number	Contract	AT	Region	England
% of FP17s for the same patient ID Re-attending within 3 months - Children	94	758	12.4%	10.5%	11.9%	12.4%
% of FP17s for the same patient ID Re-attending within 3 months - Adults	386	1,968	19.6%	15.9%	17.1%	16.6%
% of FP17s for the same patient ID Re-attending between 3 & 9 months - Children	339	758	44.7%	47.5%	46.2%	57.5%
% of FP17s for the same patient ID Re-attending between 3 & 9 months - Adults	896	1,968	45.5%	37.9%	37.8%	50.4%
% of FP17s for Band 1 Urgent Courses	218	2,598	8.4%	10.3%	10.6%	9.1%
% of FP17s Relating to Free Repair or Replacements	50	2,598	1.9%	0.7%	0.6%	0.8%
% of FP17s Relating to Continuations	69	2,598	2.7%	1.1%	0.9%	1.3%
% of Patients satisfied with the dentistry they have received	6	7	N/A	90.2%	90.3%	92.7%
% of Patients satisfied with the time they had to wait for an appointment	6	7	N/A	85.9%	83.8%	88.8%

\* This is based on patients treated on this contract for their most recent course of treatment. Figures in italics indicate the base number of FP17s or Patient Questionnaire responses are less than 100. N/A is shown where the base number of responses is less than 10 during the period. % is calculated as Quantity/Base number\*100

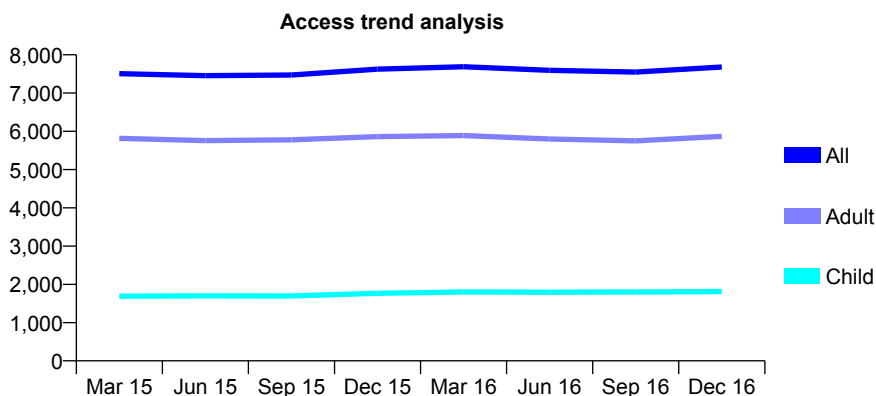
## Q63 - Vital Signs At a Glance Contract Report for 781584/0001 - December 2016

Name or company name	MR M KANANI
Contract type name	GDS Contract
Purpose of contract	General
Contract start date	01/04/2007
Contract end date	

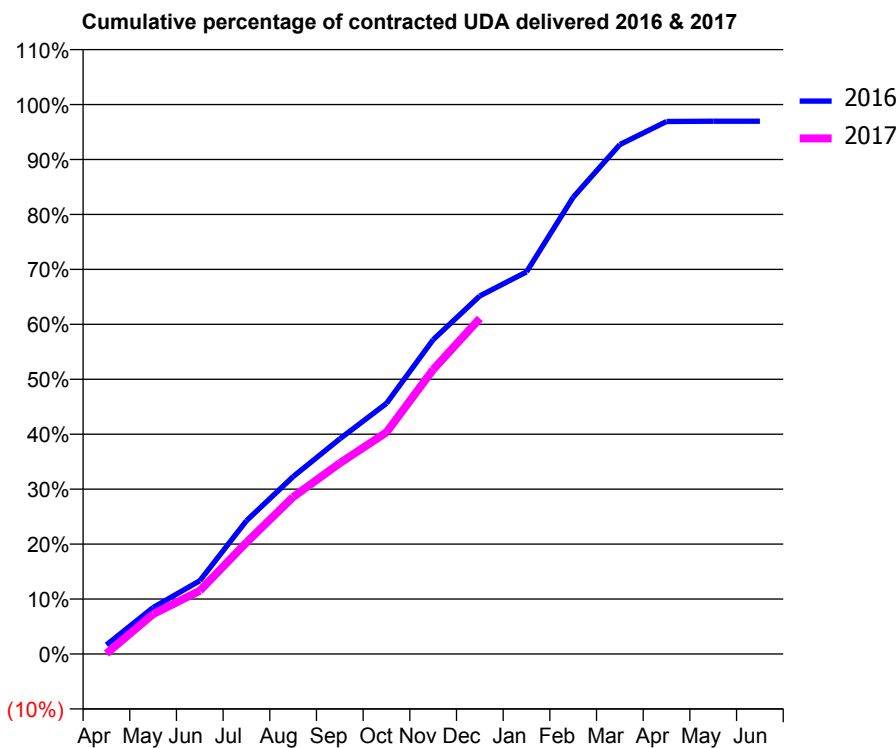
16/17 Contracted general activity (UDA)	26,302
Carry forward general activity (UDA)	802
16/17 Contracted orthodontic activity (UOA)	0
Carry forward orthodontic activity (UOA)	0
Baseline contract value	£696,947.95

### ACCESS\*

Patients seen in 24 months	Total	Change since previous quarter
Quarter ending December 2015	7,626	
Quarter ending March 2016	7,688	→
Quarter ending June 2016	7,594	↓
Quarter ending September 2016	7,550	→
Quarter ending December 2016	7,680	→
<b>Variance since December 2015</b>	<b>0.7%</b>	<b>→</b>



### ACTIVITY



Month	Adjusted Scheduled Activity (UDA)	
	2016	2017
April	440	22
May	2,222	1,915
June	3,505	3,032
July	6,381	5,342
August	8,494	7,519
September	10,301	9,138
October	11,995	10,609
November	15,050	13,619
December	17,140	16,059
January	18,289	
February	21,866	
March	24,388	
April	25,491	
May	25,500	
June	25,500	

### QUALITY

	Quantity	Base Number	Contract	AT	Region	England
% of FP17s for the same patient ID Re-attending within 3 months - Children	114	1,400	8.1%	10.5%	11.9%	12.4%
% of FP17s for the same patient ID Re-attending within 3 months - Adults	555	4,227	13.1%	15.9%	17.1%	16.6%
% of FP17s for the same patient ID Re-attending between 3 & 9 months - Children	509	1,400	36.4%	47.5%	46.2%	57.5%
% of FP17s for the same patient ID Re-attending between 3 & 9 months - Adults	1,301	4,227	30.8%	37.9%	37.8%	50.4%
% of FP17s for Band 1 Urgent Courses	467	5,312	8.8%	10.3%	10.6%	9.1%
% of FP17s Relating to Free Repair or Replacements	0	5,312	0.0%	0.7%	0.6%	0.8%
% of FP17s Relating to Continuations	104	5,312	2.0%	1.1%	0.9%	1.3%
% of Patients satisfied with the dentistry they have received	7	7	N/A	90.2%	90.3%	92.7%
% of Patients satisfied with the time they had to wait for an appointment	7	7	N/A	85.9%	83.8%	88.8%

\* This is based on patients treated on this contract for their most recent course of treatment. Figures in italics indicate the base number of FP17s or Patient Questionnaire responses are less than 100. N/A is shown where the base number of responses is less than 10 during the period. % is calculated as Quantity/Base number\*100

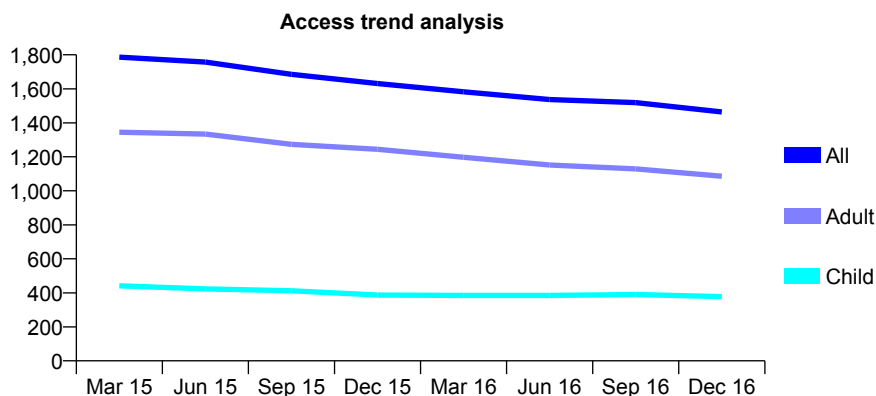
## Q63 - Vital Signs At a Glance Contract Report for 781789/0001 - December 2016

Name or company name	MS L HAGHOZAR
Contract type name	GDS Contract
Purpose of contract	General
Contract start date	01/04/2006
Contract end date	

16/17 Contracted general activity (UDA)	5,596
Carry forward general activity (UDA)	0
16/17 Contracted orthodontic activity (UOA)	0
Carry forward orthodontic activity (UOA)	0
Baseline contract value	£157,326.90

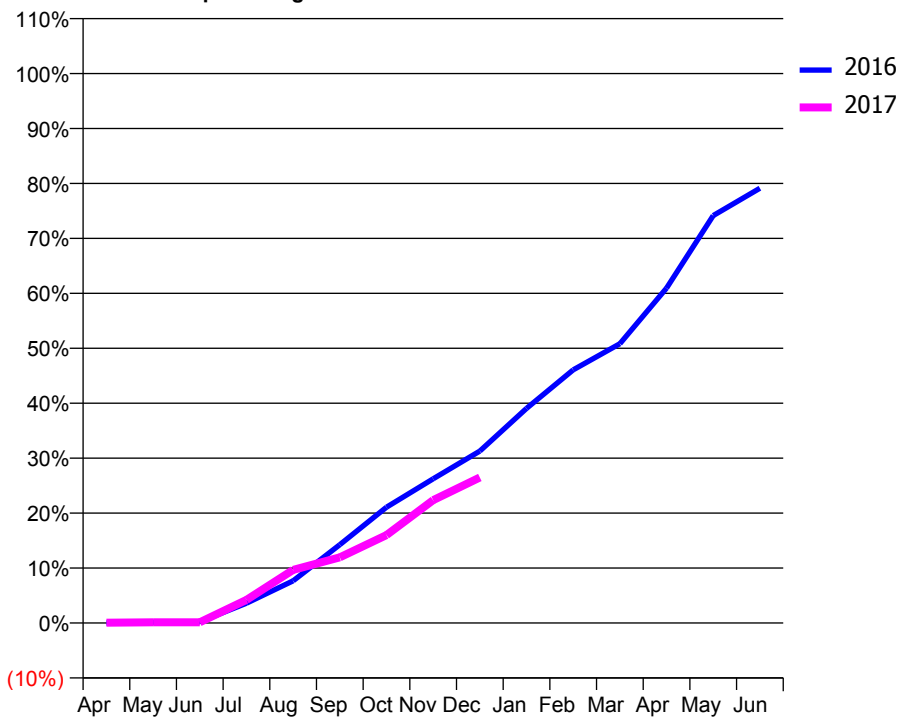
### ACCESS\*

Patients seen in 24 months	Total	Change since previous quarter
Quarter ending December 2015	1,631	
Quarter ending March 2016	1,582	↓
Quarter ending June 2016	1,537	↓
Quarter ending September 2016	1,519	↓
Quarter ending December 2016	1,464	↓
<b>Variance since December 2015</b>	<b>(10.2%)</b>	<b>↓</b>



### ACTIVITY

Cumulative percentage of contracted UDA delivered 2016 & 2017



Month	Adjusted Scheduled Activity (UDA)	
	2016	2017
April	1	3
May	8	7
June	11	8
July	201	235
August	430	541
September	797	669
October	1,180	895
November	1,468	1,252
December	1,751	1,482
January	2,185	
February	2,578	
March	2,844	
April	3,410	
May	4,149	
June	4,427	

### QUALITY

	Quantity	Base Number	Contract	AT	Region	England
% of FP17s for the same patient ID Re-attending within 3 months - Children	13	275	4.7%	10.5%	11.9%	12.4%
% of FP17s for the same patient ID Re-attending within 3 months - Adults	44	684	6.4%	15.9%	17.1%	16.6%
% of FP17s for the same patient ID Re-attending between 3 & 9 months - Children	65	275	23.6%	47.5%	46.2%	57.5%
% of FP17s for the same patient ID Re-attending between 3 & 9 months - Adults	200	684	29.2%	37.9%	37.8%	50.4%
% of FP17s for Band 1 Urgent Courses	38	610	6.2%	10.3%	10.6%	9.1%
% of FP17s Relating to Free Repair or Replacements	1	610	0.2%	0.7%	0.6%	0.8%
% of FP17s Relating to Continuations	3	610	0.5%	1.1%	0.9%	1.3%
% of Patients satisfied with the dentistry they have received	3	8	N/A	90.2%	90.3%	92.7%
% of Patients satisfied with the time they had to wait for an appointment	6	8	N/A	85.9%	83.8%	88.8%

\* This is based on patients treated on this contract for their most recent course of treatment. Figures in italics indicate the base number of FP17s or Patient Questionnaire responses are less than 100. N/A is shown where the base number of responses is less than 10 during the period. % is calculated as Quantity/Base number\*100

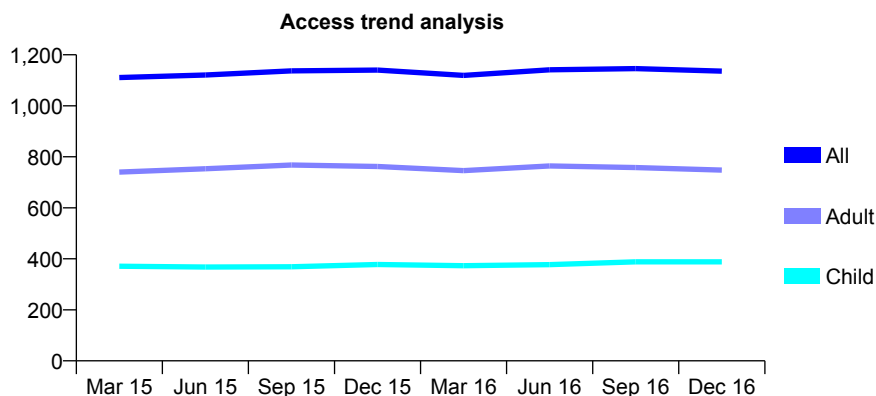
## Q63 - Vital Signs At a Glance Contract Report for 781819/0001 - December 2016

Name or company name	MRS I AZENABOR
Contract type name	GDS Contract
Purpose of contract	General
Contract start date	01/04/2011
Contract end date	

16/17 Contracted general activity (UDA)	2,519
Carry forward general activity (UDA)	-49
16/17 Contracted orthodontic activity (UOA)	0
Carry forward orthodontic activity (UOA)	0
Baseline contract value	£64,666.75

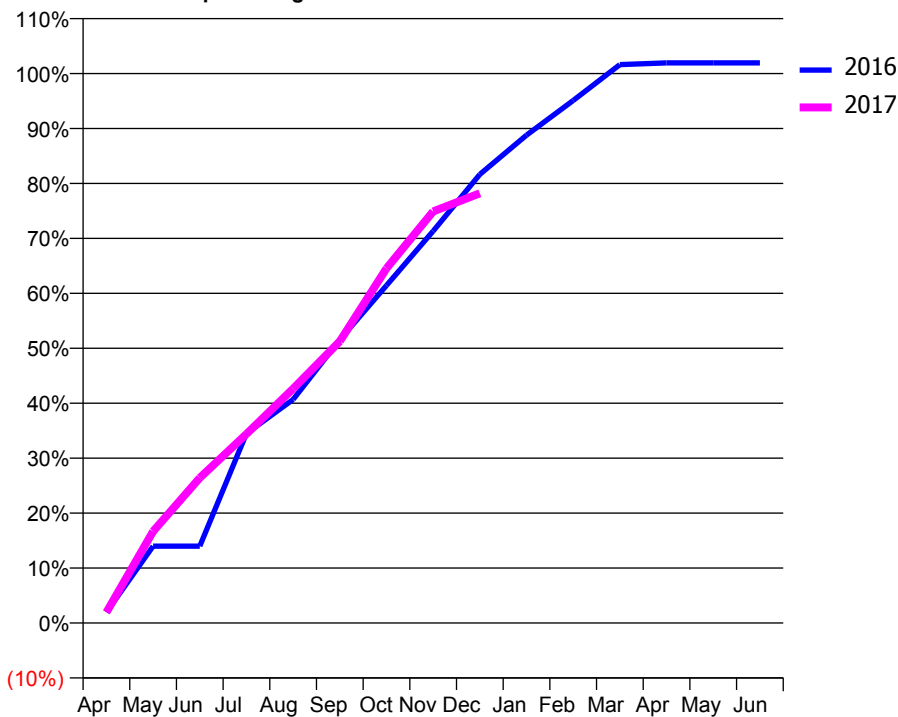
### ACCESS\*

Patients seen in 24 months	Total	Change since previous quarter
Quarter ending December 2015	1,140	
Quarter ending March 2016	1,119	↓
Quarter ending June 2016	1,141	→
Quarter ending September 2016	1,146	→
Quarter ending December 2016	1,136	→
<b>Variance since December 2015</b>	<b>(0.4%)</b>	→



### ACTIVITY

Cumulative percentage of contracted UDA delivered 2016 & 2017



Month	Adjusted Scheduled Activity (UDA)	
	2016	2017
April	50	49
May	352	420
June	352	665
July	869	867
August	1,025	1,074
September	1,299	1,291
October	1,547	1,626
November	1,797	1,887
December	2,057	1,970
January	2,237	
February	2,396	
March	2,560	
April	2,568	
May	2,568	
June	2,568	

### QUALITY

	Quantity	Base Number	Contract	AT	Region	England
% of FP17s for the same patient ID Re-attending within 3 months - Children	20	335	6.0%	10.5%	11.9%	12.4%
% of FP17s for the same patient ID Re-attending within 3 months - Adults	56	576	9.7%	15.9%	17.1%	16.6%
% of FP17s for the same patient ID Re-attending between 3 & 9 months - Children	138	335	41.2%	47.5%	46.2%	57.5%
% of FP17s for the same patient ID Re-attending between 3 & 9 months - Adults	262	576	45.5%	37.9%	37.8%	50.4%
% of FP17s for Band 1 Urgent Courses	60	904	6.6%	10.3%	10.6%	9.1%
% of FP17s Relating to Free Repair or Replacements	0	904	0.0%	0.7%	0.6%	0.8%
% of FP17s Relating to Continuations	1	904	0.1%	1.1%	0.9%	1.3%
% of Patients satisfied with the dentistry they have received	0	0	N/A	90.2%	90.3%	92.7%
% of Patients satisfied with the time they had to wait for an appointment	0	0	N/A	85.9%	83.8%	88.8%

\* This is based on patients treated on this contract for their most recent course of treatment. Figures in italics indicate the base number of FP17s or Patient Questionnaire responses are less than 100. N/A is shown where the base number of responses is less than 10 during the period. % is calculated as Quantity/Base number\*100

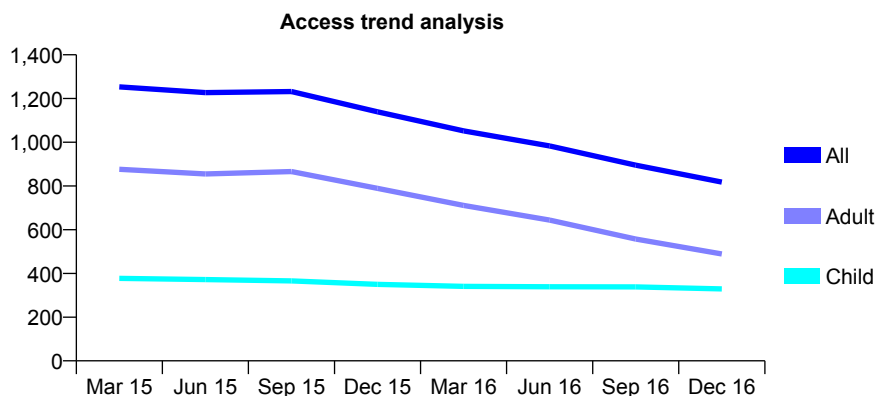
## Q63 - Vital Signs At a Glance Contract Report for 794694/0001 - December 2016

Name or company name	Shirley Park Dental Surgery
Contract type name	GDS Contract
Purpose of contract	General
Contract start date	01/04/2006
Contract end date	

16/17 Contracted general activity (UDA)	1,344
Carry forward general activity (UDA)	-12
16/17 Contracted orthodontic activity (UOA)	0
Carry forward orthodontic activity (UOA)	0
Baseline contract value	£29,976.36

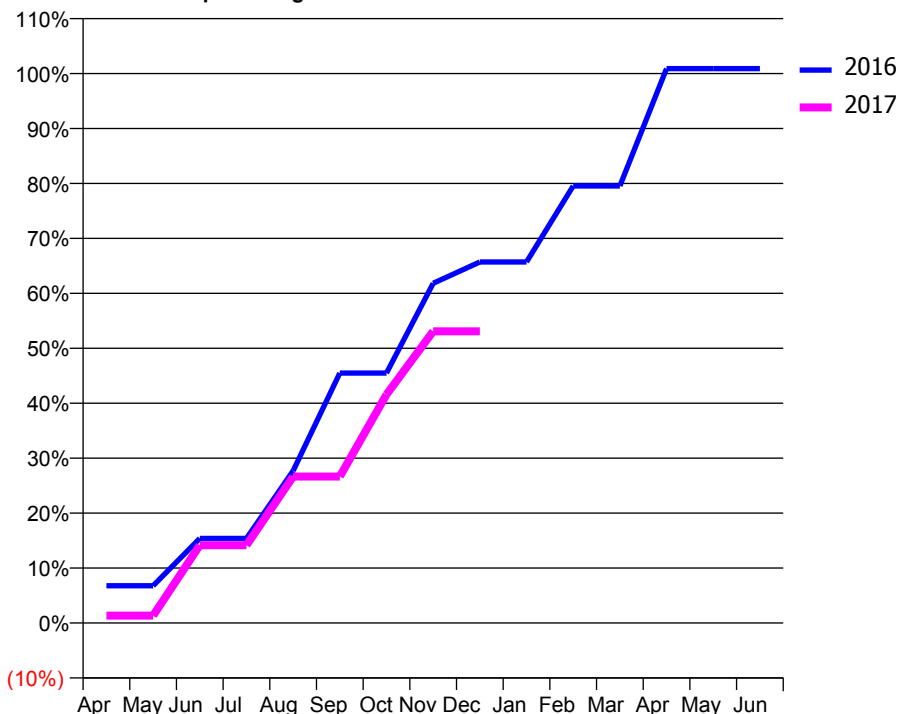
### ACCESS\*

Patients seen in 24 months	Total	Change since previous quarter
Quarter ending December 2015	1,139	
Quarter ending March 2016	1,052	↓
Quarter ending June 2016	983	↓
Quarter ending September 2016	895	↓
Quarter ending December 2016	818	↓
<b>Variance since December 2015</b>	<b>(28.2%)</b>	<b>↓</b>



### ACTIVITY

Cumulative percentage of contracted UDA delivered 2016 & 2017



### QUALITY

	Quantity	Base Number	Contract	AT	Region	England
% of FP17s for the same patient ID Re-attending within 3 months - Children	47	426	11.0%	10.5%	11.9%	12.4%
% of FP17s for the same patient ID Re-attending within 3 months - Adults	33	159	20.8%	15.9%	17.1%	16.6%
% of FP17s for the same patient ID Re-attending between 3 & 9 months - Children	258	426	60.6%	47.5%	46.2%	57.5%
% of FP17s for the same patient ID Re-attending between 3 & 9 months - Adults	82	159	51.6%	37.9%	37.8%	50.4%
% of FP17s for Band 1 Urgent Courses	7	425	1.6%	10.3%	10.6%	9.1%
% of FP17s Relating to Free Repair or Replacements	1	425	0.2%	0.7%	0.6%	0.8%
% of FP17s Relating to Continuations	15	425	3.5%	1.1%	0.9%	1.3%
% of Patients satisfied with the dentistry they have received	0	0	N/A	90.2%	90.3%	92.7%
% of Patients satisfied with the time they had to wait for an appointment	0	0	N/A	85.9%	83.8%	88.8%

\* This is based on patients treated on this contract for their most recent course of treatment. Figures in italics indicate the base number of FP17s or Patient Questionnaire responses are less than 100. N/A is shown where the base number of responses is less than 10 during the period. % is calculated as Quantity/Base number\*100

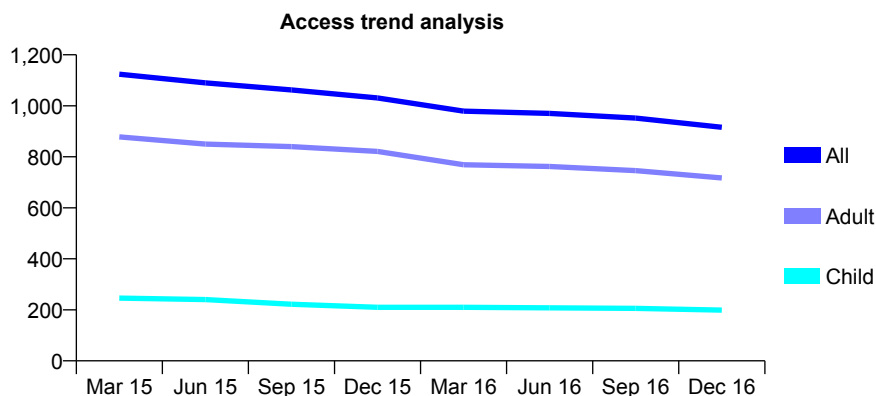
## Q63 - Vital Signs At a Glance Contract Report for 795860/0001 - December 2016

Name or company name	MR S KHAN
Contract type name	GDS Contract
Purpose of contract	General
Contract start date	01/04/2006
Contract end date	

16/17 Contracted general activity (UDA)	4,000
Carry forward general activity (UDA)	-2
16/17 Contracted orthodontic activity (UOA)	0
Carry forward orthodontic activity (UOA)	0
Baseline contract value	£95,967.24

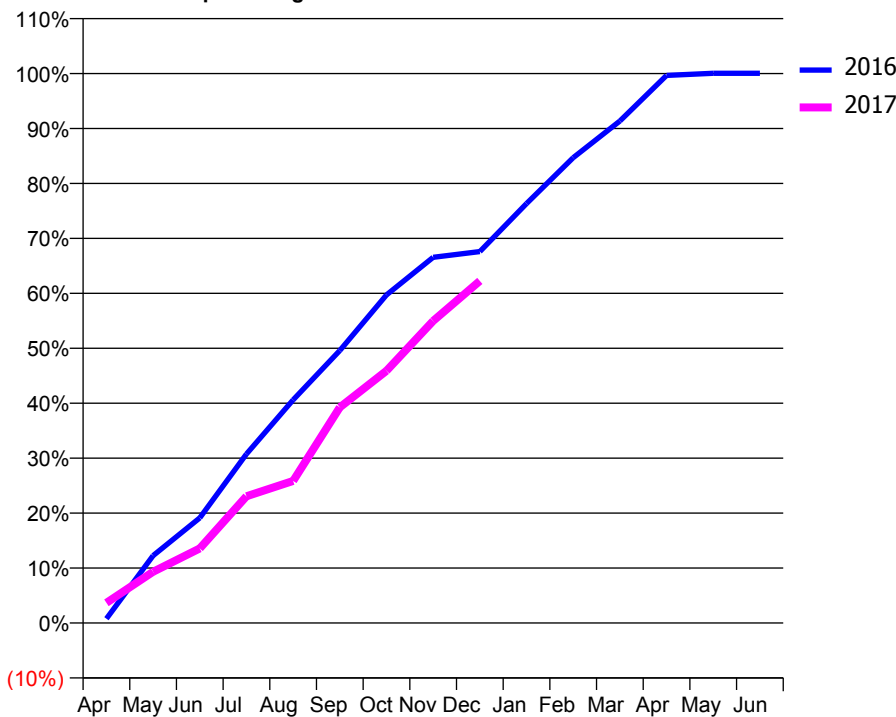
### ACCESS\*

Patients seen in 24 months	Total	Change since previous quarter
Quarter ending December 2015	1,031	
Quarter ending March 2016	979	↓
Quarter ending June 2016	970	→
Quarter ending September 2016	952	↓
Quarter ending December 2016	916	↓
<b>Variance since December 2015</b>	<b>(11.2%)</b>	<b>↓</b>



### ACTIVITY

Cumulative percentage of contracted UDA delivered 2016 & 2017



Month	Adjusted Scheduled Activity (UDA)	
	2016	2017
April	32	147
May	491	373
June	766	543
July	1,231	922
August	1,625	1,034
September	1,984	1,570
October	2,388	1,836
November	2,662	2,199
December	2,704	2,490
January	3,053	
February	3,387	
March	3,654	
April	3,986	
May	4,002	
June	4,002	

### QUALITY

	Quantity	Base Number	Contract	AT	Region	England
% of FP17s for the same patient ID Re-attending within 3 months - Children	18	176	10.2%	10.5%	11.9%	12.4%
% of FP17s for the same patient ID Re-attending within 3 months - Adults	61	564	10.8%	15.9%	17.1%	16.6%
% of FP17s for the same patient ID Re-attending between 3 & 9 months - Children	66	176	37.5%	47.5%	46.2%	57.5%
% of FP17s for the same patient ID Re-attending between 3 & 9 months - Adults	225	564	39.9%	37.9%	37.8%	50.4%
% of FP17s for Band 1 Urgent Courses	4	654	0.6%	10.3%	10.6%	9.1%
% of FP17s Relating to Free Repair or Replacements	1	654	0.2%	0.7%	0.6%	0.8%
% of FP17s Relating to Continuations	3	654	0.5%	1.1%	0.9%	1.3%
% of Patients satisfied with the dentistry they have received	0	0	N/A	90.2%	90.3%	92.7%
% of Patients satisfied with the time they had to wait for an appointment	0	0	N/A	85.9%	83.8%	88.8%

\* This is based on patients treated on this contract for their most recent course of treatment. Figures in italics indicate the base number of FP17s or Patient Questionnaire responses are less than 100. N/A is shown where the base number of responses is less than 10 during the period. % is calculated as Quantity/Base number\*100



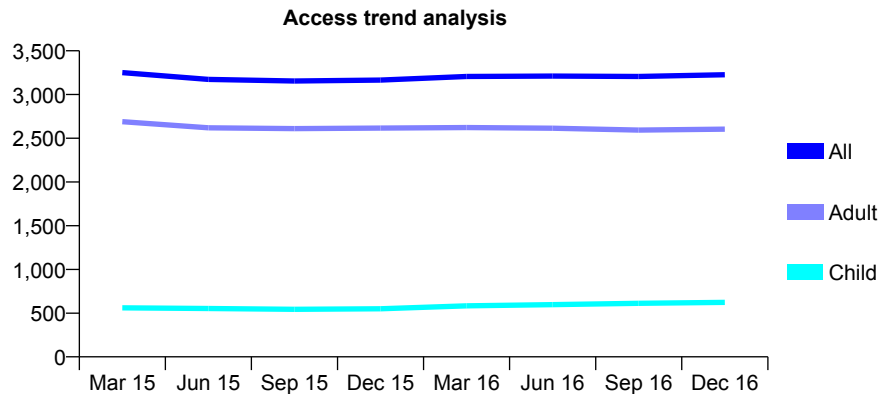
## Q63 - Vital Signs At a Glance Contract Report for 801011/0001 - December 2016

Name or company name	MR H KELAY
Contract type name	GDS Contract
Purpose of contract	General
Contract start date	01/04/2006
Contract end date	

16/17 Contracted general activity (UDA)	11,000
Carry forward general activity (UDA)	0
16/17 Contracted orthodontic activity (UOA)	0
Carry forward orthodontic activity (UOA)	0
Baseline contract value	£250,782.05

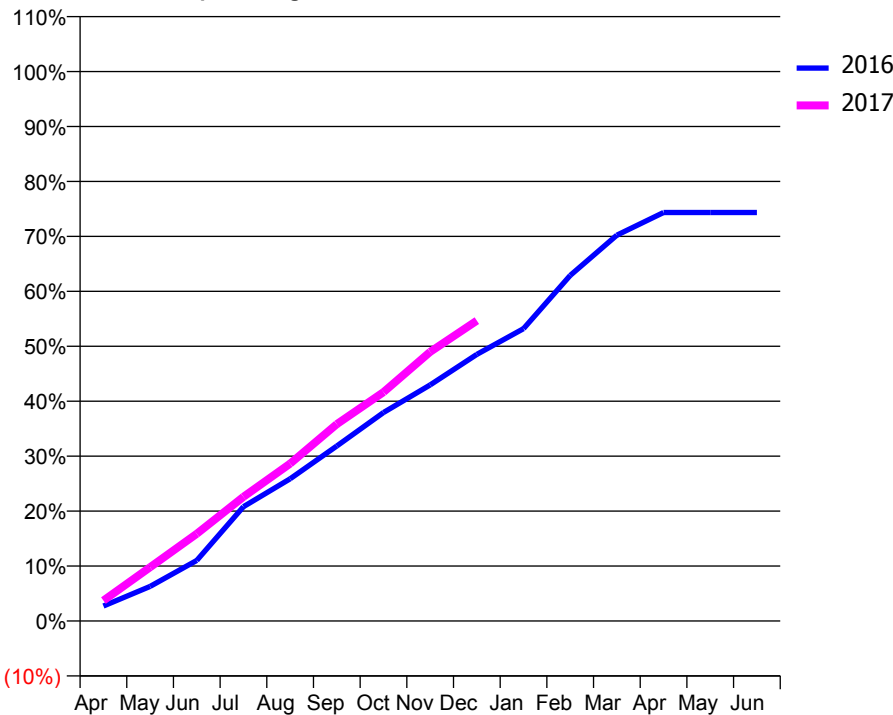
### ACCESS\*

Patients seen in 24 months	Total	Change since previous quarter
Quarter ending December 2015	3,166	
Quarter ending March 2016	3,207	→
Quarter ending June 2016	3,211	→
Quarter ending September 2016	3,206	→
Quarter ending December 2016	3,227	→
<b>Variance since December 2015</b>	<b>1.9%</b>	<b>→</b>



### ACTIVITY

Cumulative percentage of contracted UDA delivered 2016 & 2017



Month	Adjusted Scheduled Activity (UDA)	
	2016	2017
April	300	411
May	693	1,077
June	1,214	1,747
July	2,288	2,486
August	2,847	3,151
September	3,502	3,941
October	4,173	4,581
November	4,726	5,388
December	5,336	6,012
January	5,853	
February	6,916	
March	7,724	
April	8,177	
May	8,177	
June	8,177	

### QUALITY

	Quantity	Base Number	Contract	AT	Region	England
% of FP17s for the same patient ID Re-attending within 3 months - Children	35	567	6.2%	10.5%	11.9%	12.4%
% of FP17s for the same patient ID Re-attending within 3 months - Adults	263	2,144	12.3%	15.9%	17.1%	16.6%
% of FP17s for the same patient ID Re-attending between 3 & 9 months - Children	225	567	39.7%	47.5%	46.2%	57.5%
% of FP17s for the same patient ID Re-attending between 3 & 9 months - Adults	934	2,144	43.6%	37.9%	37.8%	50.4%
% of FP17s for Band 1 Urgent Courses	141	2,362	6.0%	10.3%	10.6%	9.1%
% of FP17s Relating to Free Repair or Replacements	3	2,362	0.1%	0.7%	0.6%	0.8%
% of FP17s Relating to Continuations	48	2,362	2.0%	1.1%	0.9%	1.3%
% of Patients satisfied with the dentistry they have received	0	1	N/A	90.2%	90.3%	92.7%
% of Patients satisfied with the time they had to wait for an appointment	0	1	N/A	85.9%	83.8%	88.8%

\* This is based on patients treated on this contract for their most recent course of treatment. Figures in italics indicate the base number of FP17s or Patient Questionnaire responses are less than 100. N/A is shown where the base number of responses is less than 10 during the period. % is calculated as Quantity/Base number\*100

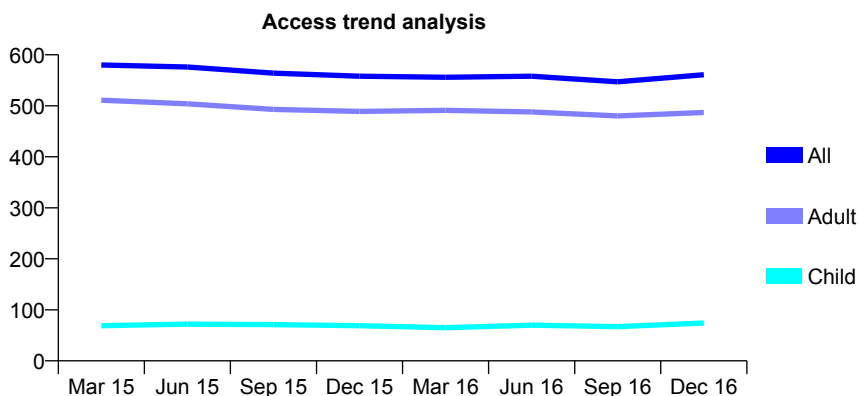
## Q63 - Vital Signs At a Glance Contract Report for 801321/0002 - December 2016

Name or company name	MR AJ WEISS
Contract type name	GDS Contract
Purpose of contract	General
Contract start date	01/04/2006
Contract end date	

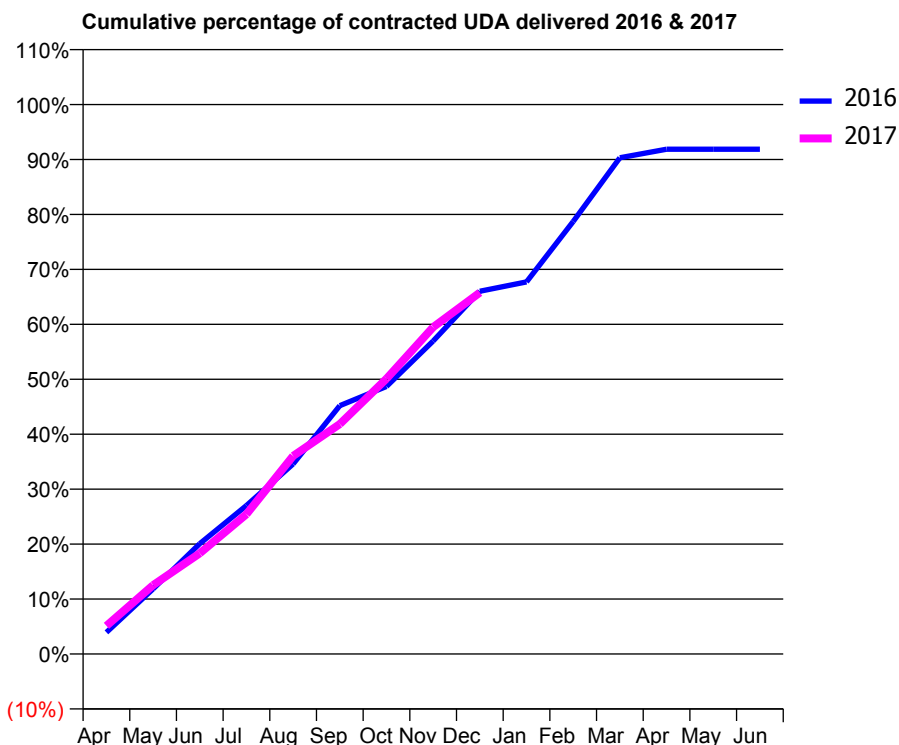
16/17 Contracted general activity (UDA)	1,800
Carry forward general activity (UDA)	0
16/17 Contracted orthodontic activity (UOA)	0
Carry forward orthodontic activity (UOA)	0
Baseline contract value	£37,059.91

### ACCESS\*

Patients seen in 24 months	Total	Change since previous quarter
Quarter ending December 2015	558	
Quarter ending March 2016	556	→
Quarter ending June 2016	558	→
Quarter ending September 2016	547	↓
Quarter ending December 2016	561	↑
<b>Variance since December 2015</b>	<b>0.5%</b>	<b>→</b>



### ACTIVITY



Month	Adjusted Scheduled Activity (UDA)	
	2016	2017
April	71	92
May	213	226
June	362	330
July	486	458
August	623	649
September	813	753
October	877	902
November	1,026	1,071
December	1,188	1,184
January	1,219	
February	1,417	
March	1,625	
April	1,654	
May	1,654	
June	1,654	

### QUALITY

	Quantity	Base Number	Contract	AT	Region	England
% of FP17s for the same patient ID Re-attending within 3 months - Children	4	75	5.3%	10.5%	11.9%	12.4%
% of FP17s for the same patient ID Re-attending within 3 months - Adults	88	606	14.5%	15.9%	17.1%	16.6%
% of FP17s for the same patient ID Re-attending between 3 & 9 months - Children	46	75	61.3%	47.5%	46.2%	57.5%
% of FP17s for the same patient ID Re-attending between 3 & 9 months - Adults	401	606	66.2%	37.9%	37.8%	50.4%
% of FP17s for Band 1 Urgent Courses	60	666	9.0%	10.3%	10.6%	9.1%
% of FP17s Relating to Free Repair or Replacements	0	666	0.0%	0.7%	0.6%	0.8%
% of FP17s Relating to Continuations	8	666	1.2%	1.1%	0.9%	1.3%
% of Patients satisfied with the dentistry they have received	2	2	N/A	90.2%	90.3%	92.7%
% of Patients satisfied with the time they had to wait for an appointment	2	2	N/A	85.9%	83.8%	88.8%

\* This is based on patients treated on this contract for their most recent course of treatment. Figures in italics indicate the base number of FP17s or Patient Questionnaire responses are less than 100. N/A is shown where the base number of responses is less than 10 during the period. % is calculated as Quantity/Base number\*100

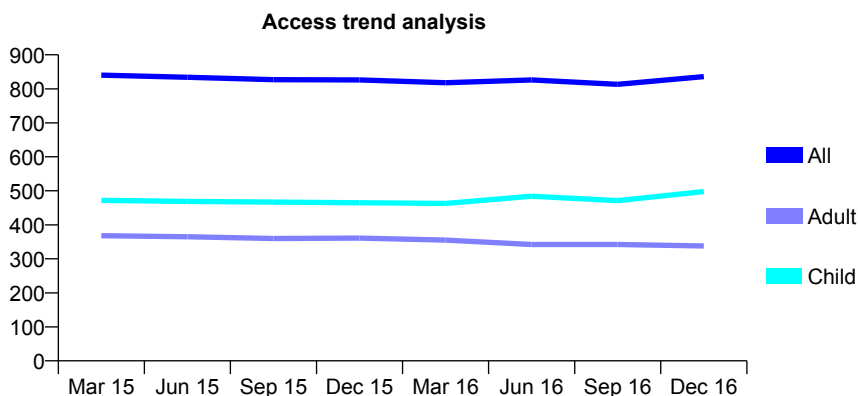
## Q63 - Vital Signs At a Glance Contract Report for 801518/0001 - December 2016

Name or company name	MR DH KEEN
Contract type name	GDS Contract
Purpose of contract	General
Contract start date	01/04/2006
Contract end date	

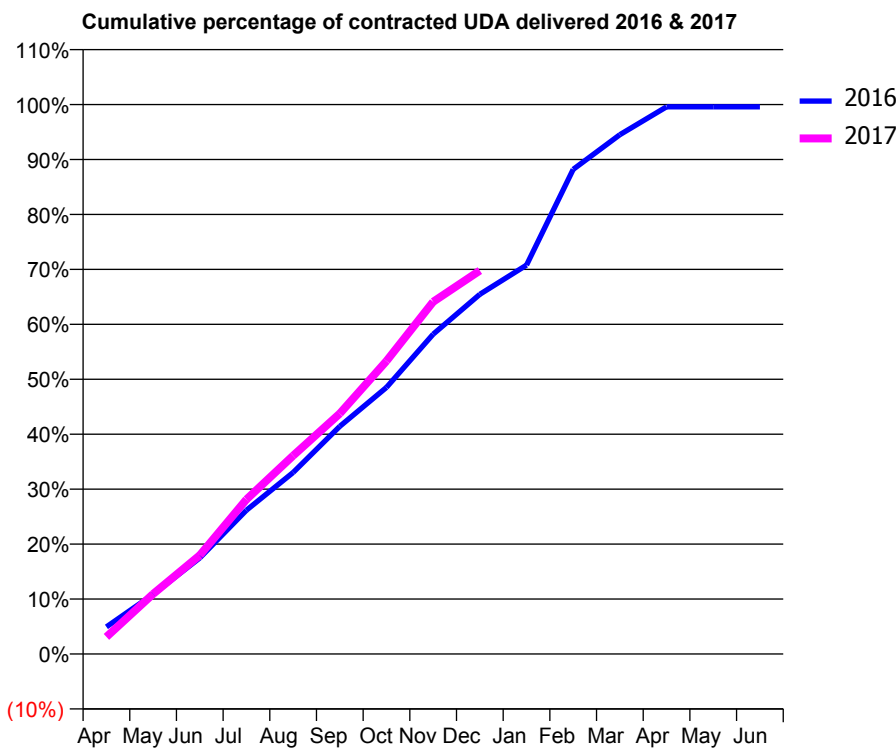
16/17 Contracted general activity (UDA)	2,287
Carry forward general activity (UDA)	9
16/17 Contracted orthodontic activity (UOA)	0
Carry forward orthodontic activity (UOA)	0
Baseline contract value	£58,876.43

### ACCESS\*

Patients seen in 24 months	Total	Change since previous quarter
Quarter ending December 2015	826	
Quarter ending March 2016	818	→
Quarter ending June 2016	826	→
Quarter ending September 2016	813	↓
Quarter ending December 2016	836	↑
<b>Variance since December 2015</b>	<b>1.2%</b>	<b>→</b>



### ACTIVITY



Month	Adjusted Scheduled Activity (UDA)	
	2016	2017
April	113	71
May	248	250
June	400	411
July	599	644
August	756	826
September	947	1,001
October	1,110	1,220
November	1,331	1,466
December	1,497	1,596
January	1,618	
February	2,017	
March	2,161	
April	2,278	
May	2,278	
June	2,278	

### QUALITY

	Quantity	Base Number	Contract	AT	Region	England
% of FP17s for the same patient ID Re-attending within 3 months - Children	31	518	6.0%	10.5%	11.9%	12.4%
% of FP17s for the same patient ID Re-attending within 3 months - Adults	50	327	15.3%	15.9%	17.1%	16.6%
% of FP17s for the same patient ID Re-attending between 3 & 9 months - Children	280	518	54.1%	47.5%	46.2%	57.5%
% of FP17s for the same patient ID Re-attending between 3 & 9 months - Adults	154	327	47.1%	37.9%	37.8%	50.4%
% of FP17s for Band 1 Urgent Courses	33	794	4.2%	10.3%	10.6%	9.1%
% of FP17s Relating to Free Repair or Replacements	0	794	0.0%	0.7%	0.6%	0.8%
% of FP17s Relating to Continuations	0	794	0.0%	1.1%	0.9%	1.3%
% of Patients satisfied with the dentistry they have received	3	3	N/A	90.2%	90.3%	92.7%
% of Patients satisfied with the time they had to wait for an appointment	3	3	N/A	85.9%	83.8%	88.8%

\* This is based on patients treated on this contract for their most recent course of treatment. Figures in italics indicate the base number of FP17s or Patient Questionnaire responses are less than 100. N/A is shown where the base number of responses is less than 10 during the period. % is calculated as Quantity/Base number\*100

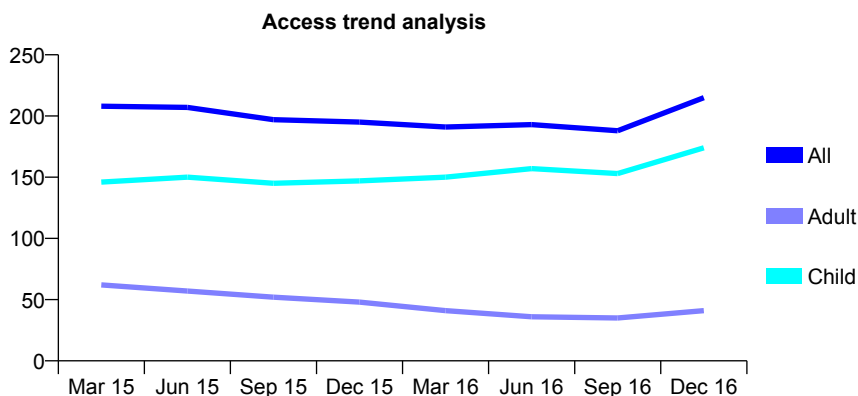
## Q63 - Vital Signs At a Glance Contract Report for 801976/0001 - December 2016

Name or company name	MR BG GRUNDY
Contract type name	GDS Contract
Purpose of contract	General
Contract start date	01/04/2006
Contract end date	

16/17 Contracted general activity (UDA)	400
Carry forward general activity (UDA)	0
16/17 Contracted orthodontic activity (UOA)	0
Carry forward orthodontic activity (UOA)	0
Baseline contract value	£10,758.79

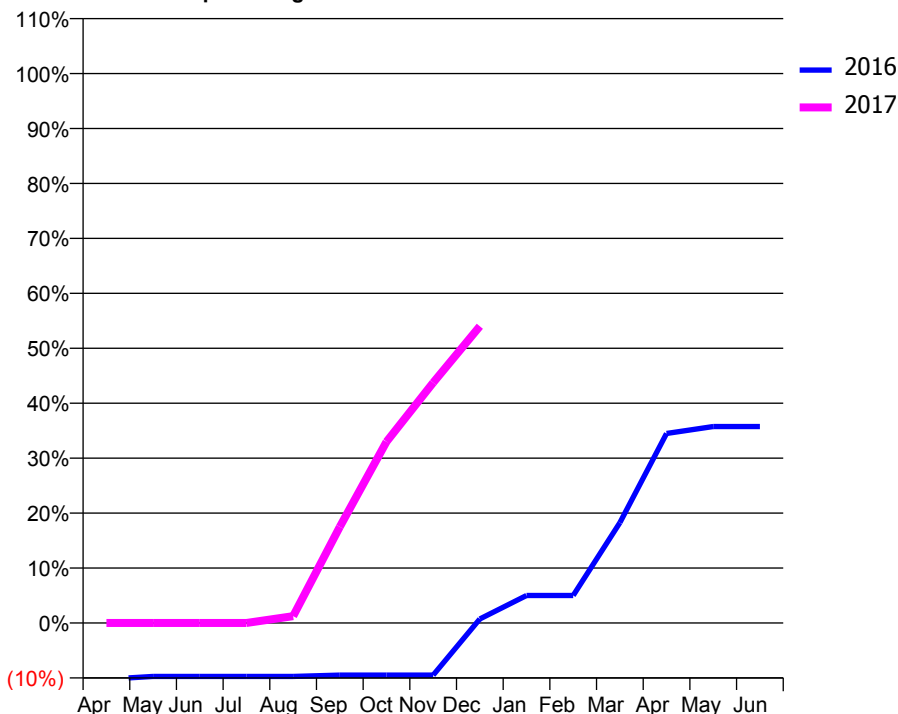
### ACCESS\*

Patients seen in 24 months	Total	Change since previous quarter
Quarter ending December 2015	195	
Quarter ending March 2016	191	↓
Quarter ending June 2016	193	→
Quarter ending September 2016	188	↓
Quarter ending December 2016	215	↑
<b>Variance since December 2015</b>	<b>10.3%</b>	<b>↑</b>



### ACTIVITY

Cumulative percentage of contracted UDA delivered 2016 & 2017



Month	Adjusted Scheduled Activity (UDA)	
	2016	2017
April	-41	0
May	-39	0
June	-39	0
July	-39	0
August	-39	5
September	-38	70
October	-38	132
November	-38	175
December	3	216
January	20	
February	20	
March	73	
April	138	
May	143	
June	143	

### QUALITY

	Quantity	Base Number	Contract	AT	Region	England
% of FP17s for the same patient ID Re-attending within 3 months - Children	2	144	1.4%	10.5%	11.9%	12.4%
% of FP17s for the same patient ID Re-attending within 3 months - Adults	1	21	4.8%	15.9%	17.1%	16.6%
% of FP17s for the same patient ID Re-attending between 3 & 9 months - Children	40	144	27.8%	47.5%	46.2%	57.5%
% of FP17s for the same patient ID Re-attending between 3 & 9 months - Adults	1	21	4.8%	37.9%	37.8%	50.4%
% of FP17s for Band 1 Urgent Courses	0	119	0.0%	10.3%	10.6%	9.1%
% of FP17s Relating to Free Repair or Replacements	0	119	0.0%	0.7%	0.6%	0.8%
% of FP17s Relating to Continuations	0	119	0.0%	1.1%	0.9%	1.3%
% of Patients satisfied with the dentistry they have received	0	0	N/A	90.2%	90.3%	92.7%
% of Patients satisfied with the time they had to wait for an appointment	0	0	N/A	85.9%	83.8%	88.8%

\* This is based on patients treated on this contract for their most recent course of treatment. Figures in italics indicate the base number of FP17s or Patient Questionnaire responses are less than 100. N/A is shown where the base number of responses is less than 10 during the period. % is calculated as Quantity/Base number\*100

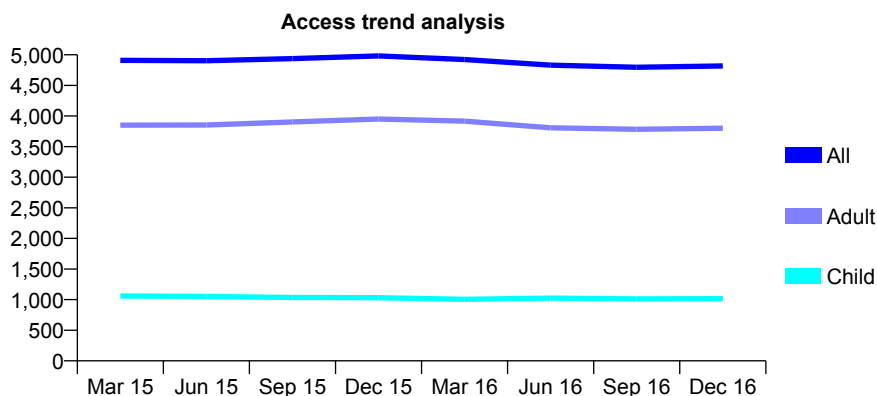
## Q63 - Vital Signs At a Glance Contract Report for 803804/0001 - December 2016

Name or company name	MR PW CHALLIS
Contract type name	GDS Contract
Purpose of contract	General
Contract start date	01/04/2006
Contract end date	

16/17 Contracted general activity (UDA)	13,632
Carry forward general activity (UDA)	-16
16/17 Contracted orthodontic activity (UOA)	0
Carry forward orthodontic activity (UOA)	0
Baseline contract value	£352,017.12

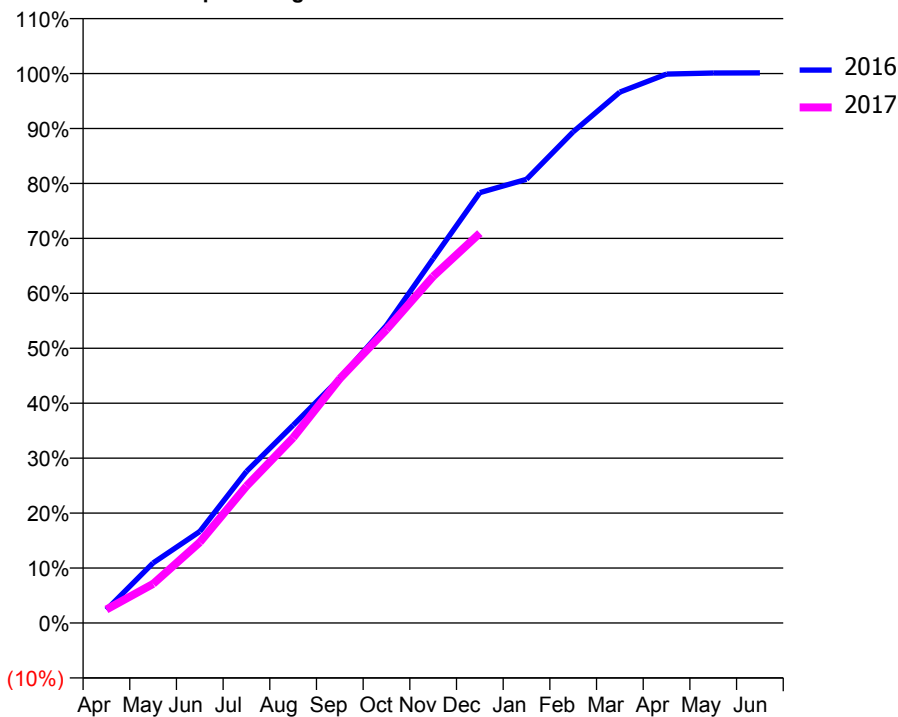
### ACCESS\*

Patients seen in 24 months	Total	Change since previous quarter
Quarter ending December 2015	4,982	
Quarter ending March 2016	4,922	↓
Quarter ending June 2016	4,832	↓
Quarter ending September 2016	4,796	→
Quarter ending December 2016	4,817	→
<b>Variance since December 2015</b>	<b>(3.3%)</b>	<b>↓</b>



### ACTIVITY

Cumulative percentage of contracted UDA delivered 2016 & 2017



Month	Adjusted Scheduled Activity (UDA)	
	2016	2017
April	331	335
May	1,490	971
June	2,272	2,003
July	3,758	3,394
August	4,906	4,598
September	6,068	6,061
October	7,385	7,280
November	9,039	8,599
December	10,678	9,670
January	11,008	
February	12,184	
March	13,170	
April	13,617	
May	13,643	
June	13,648	

### QUALITY

	Quantity	Base Number	Contract	AT	Region	England
% of FP17s for the same patient ID Re-attending within 3 months - Children	49	915	5.4%	10.5%	11.9%	12.4%
% of FP17s for the same patient ID Re-attending within 3 months - Adults	330	2,789	11.8%	15.9%	17.1%	16.6%
% of FP17s for the same patient ID Re-attending between 3 & 9 months - Children	384	915	42.0%	47.5%	46.2%	57.5%
% of FP17s for the same patient ID Re-attending between 3 & 9 months - Adults	891	2,789	31.9%	37.9%	37.8%	50.4%
% of FP17s for Band 1 Urgent Courses	216	3,556	6.1%	10.3%	10.6%	9.1%
% of FP17s Relating to Free Repair or Replacements	26	3,556	0.7%	0.7%	0.6%	0.8%
% of FP17s Relating to Continuations	11	3,556	0.3%	1.1%	0.9%	1.3%
% of Patients satisfied with the dentistry they have received	6	7	N/A	90.2%	90.3%	92.7%
% of Patients satisfied with the time they had to wait for an appointment	7	7	N/A	85.9%	83.8%	88.8%

\* This is based on patients treated on this contract for their most recent course of treatment. Figures in italics indicate the base number of FP17s or Patient Questionnaire responses are less than 100. N/A is shown where the base number of responses is less than 10 during the period. % is calculated as Quantity/Base number\*100

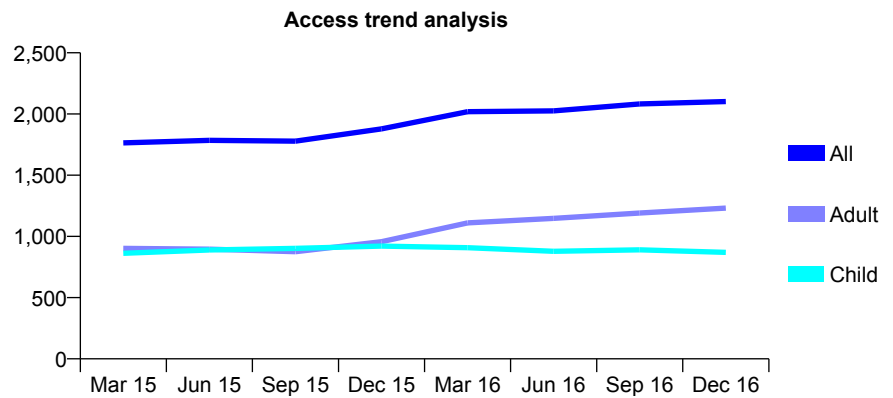
## Q63 - Vital Signs At a Glance Contract Report for 808601/0001 - December 2016

Name or company name	MR GM BURR
Contract type name	GDS Contract
Purpose of contract	General
Contract start date	01/04/2006
Contract end date	

16/17 Contracted general activity (UDA)	4,000
Carry forward general activity (UDA)	3
16/17 Contracted orthodontic activity (UOA)	0
Carry forward orthodontic activity (UOA)	0
Baseline contract value	£102,976.08

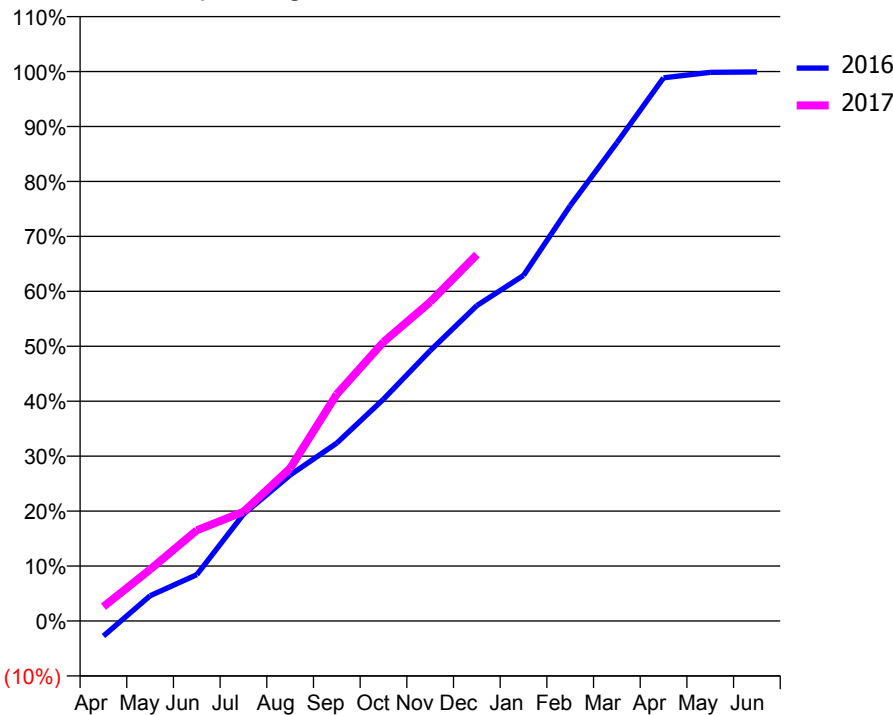
### ACCESS\*

Patients seen in 24 months	Total	Change since previous quarter
Quarter ending December 2015	1,878	
Quarter ending March 2016	2,019	↑
Quarter ending June 2016	2,026	→
Quarter ending September 2016	2,082	↑
Quarter ending December 2016	2,102	→
<b>Variance since December 2015</b>	<b>11.9%</b>	<b>↑</b>



### ACTIVITY

Cumulative percentage of contracted UDA delivered 2016 & 2017



Month	Adjusted Scheduled Activity (UDA)	
	2016	2017
April	-110	105
May	184	375
June	337	660
July	777	795
August	1,062	1,112
September	1,295	1,651
October	1,615	2,031
November	1,968	2,323
December	2,296	2,667
January	2,515	
February	3,023	
March	3,481	
April	3,954	
May	3,994	
June	3,997	

### QUALITY

	Quantity	Base Number	Contract	AT	Region	England
% of FP17s for the same patient ID Re-attending within 3 months - Children	35	709	4.9%	10.5%	11.9%	12.4%
% of FP17s for the same patient ID Re-attending within 3 months - Adults	104	830	12.5%	15.9%	17.1%	16.6%
% of FP17s for the same patient ID Re-attending between 3 & 9 months - Children	306	709	43.2%	47.5%	46.2%	57.5%
% of FP17s for the same patient ID Re-attending between 3 & 9 months - Adults	238	830	28.7%	37.9%	37.8%	50.4%
% of FP17s for Band 1 Urgent Courses	62	1,325	4.7%	10.3%	10.6%	9.1%
% of FP17s Relating to Free Repair or Replacements	1	1,325	0.1%	0.7%	0.6%	0.8%
% of FP17s Relating to Continuations	0	1,325	0.0%	1.1%	0.9%	1.3%
% of Patients satisfied with the dentistry they have received	2	3	N/A	90.2%	90.3%	92.7%
% of Patients satisfied with the time they had to wait for an appointment	2	3	N/A	85.9%	83.8%	88.8%

\* This is based on patients treated on this contract for their most recent course of treatment. Figures in italics indicate the base number of FP17s or Patient Questionnaire responses are less than 100. N/A is shown where the base number of responses is less than 10 during the period. % is calculated as Quantity/Base number\*100

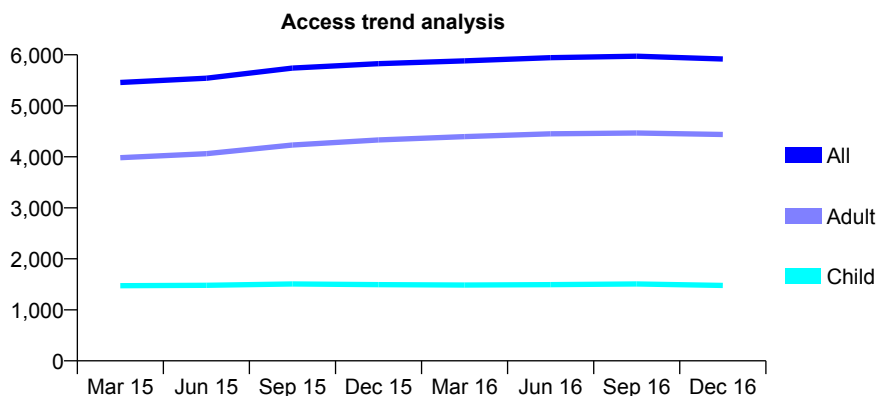
## Q63 - Vital Signs At a Glance Contract Report for 809365/0001 - December 2016

Name or company name	MR CJ WETTON
Contract type name	GDS Contract
Purpose of contract	General
Contract start date	01/08/2012
Contract end date	

16/17 Contracted general activity (UDA)	14,364
Carry forward general activity (UDA)	-136
16/17 Contracted orthodontic activity (UOA)	0
Carry forward orthodontic activity (UOA)	0
Baseline contract value	£369,243.25

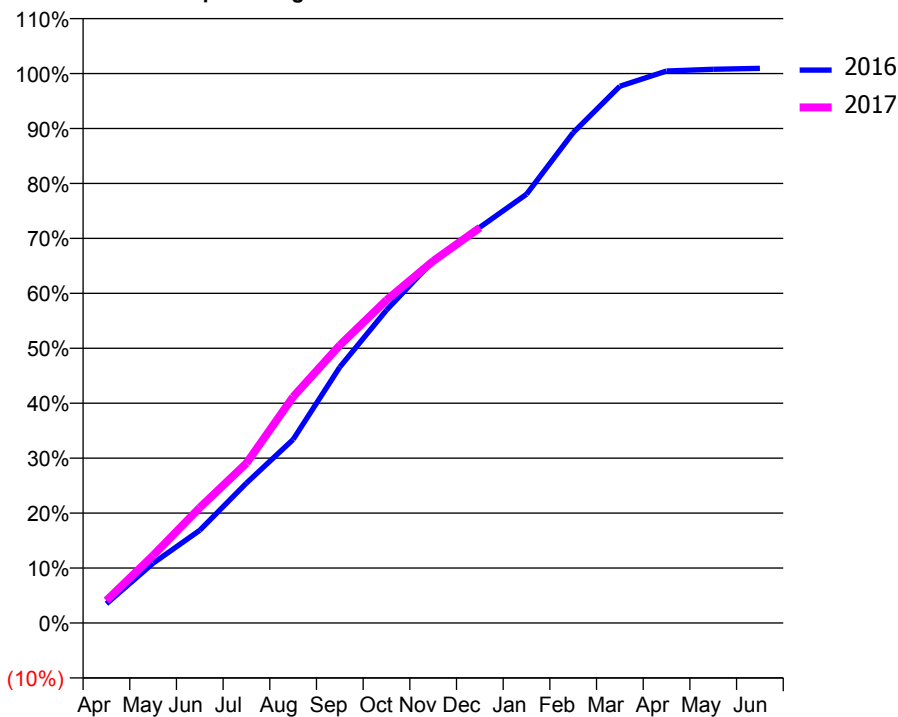
### ACCESS\*

Patients seen in 24 months	Total	Change since previous quarter
Quarter ending December 2015	5,825	
Quarter ending March 2016	5,880	→
Quarter ending June 2016	5,945	→
Quarter ending September 2016	5,973	→
Quarter ending December 2016	5,918	→
<b>Variance since December 2015</b>	<b>1.6%</b>	<b>→</b>



### ACTIVITY

Cumulative percentage of contracted UDA delivered 2016 & 2017



Month	Adjusted Scheduled Activity (UDA)	
	2016	2017
April	502	588
May	1,564	1,764
June	2,425	3,016
July	3,657	4,176
August	4,800	5,913
September	6,692	7,263
October	8,180	8,441
November	9,471	9,462
December	10,344	10,335
January	11,207	
February	12,817	
March	14,032	
April	14,430	
May	14,474	
June	14,500	

### QUALITY

	Quantity	Base Number	Contract	AT	Region	England
% of FP17s for the same patient ID Re-attending within 3 months - Children	67	1,424	4.7%	10.5%	11.9%	12.4%
% of FP17s for the same patient ID Re-attending within 3 months - Adults	439	3,842	11.4%	15.9%	17.1%	16.6%
% of FP17s for the same patient ID Re-attending between 3 & 9 months - Children	616	1,424	43.3%	47.5%	46.2%	57.5%
% of FP17s for the same patient ID Re-attending between 3 & 9 months - Adults	1,529	3,842	39.8%	37.9%	37.8%	50.4%
% of FP17s for Band 1 Urgent Courses	288	5,036	5.7%	10.3%	10.6%	9.1%
% of FP17s Relating to Free Repair or Replacements	56	5,036	1.1%	0.7%	0.6%	0.8%
% of FP17s Relating to Continuations	95	5,036	1.9%	1.1%	0.9%	1.3%
% of Patients satisfied with the dentistry they have received	7	7	N/A	90.2%	90.3%	92.7%
% of Patients satisfied with the time they had to wait for an appointment	6	7	N/A	85.9%	83.8%	88.8%

\* This is based on patients treated on this contract for their most recent course of treatment. Figures in italics indicate the base number of FP17s or Patient Questionnaire responses are less than 100. N/A is shown where the base number of responses is less than 10 during the period. % is calculated as Quantity/Base number\*100



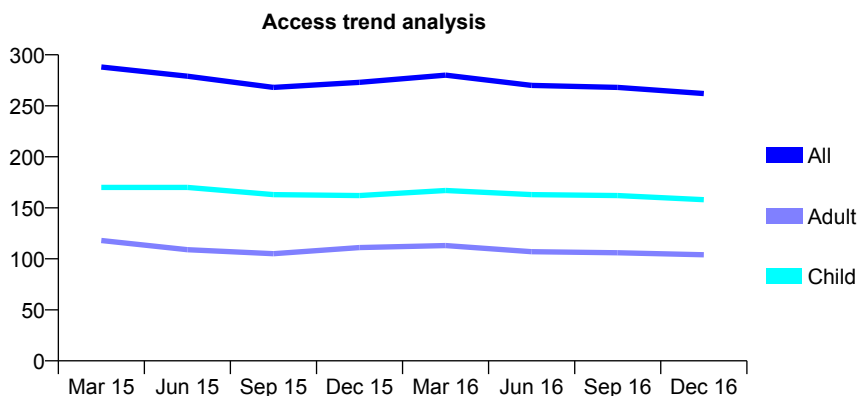
## Q63 - Vital Signs At a Glance Contract Report for 810576/0001 - December 2016

Name or company name	MR RA PEREIRA
Contract type name	GDS Contract
Purpose of contract	General
Contract start date	01/04/2006
Contract end date	

16/17 Contracted general activity (UDA)	600
Carry forward general activity (UDA)	0
16/17 Contracted orthodontic activity (UOA)	0
Carry forward orthodontic activity (UOA)	0
Baseline contract value	£16,200.87

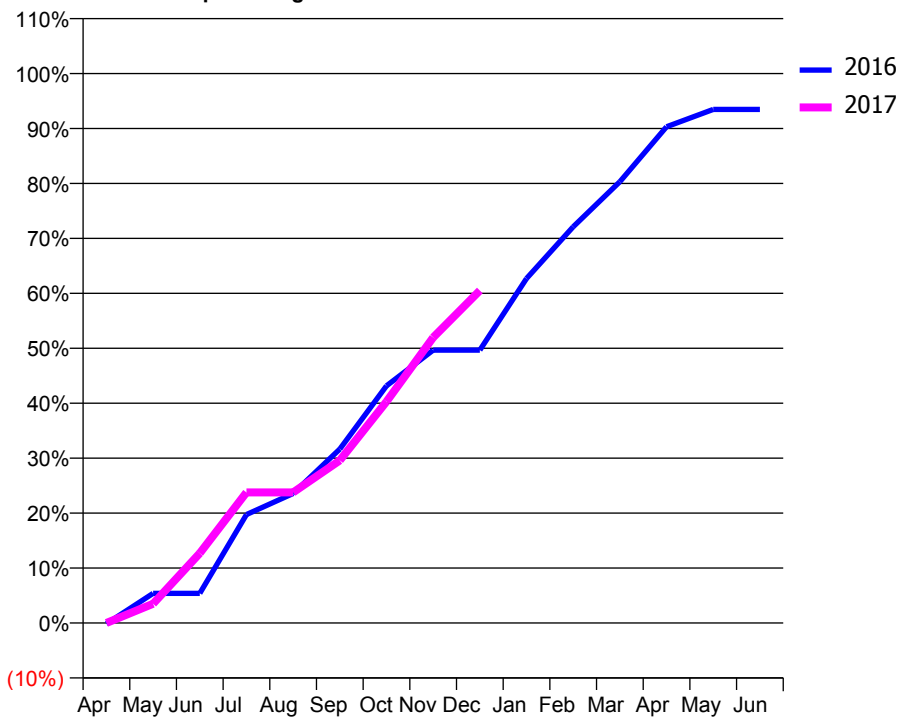
### ACCESS\*

Patients seen in 24 months	Total	Change since previous quarter
Quarter ending December 2015	273	
Quarter ending March 2016	280	↑
Quarter ending June 2016	270	↓
Quarter ending September 2016	268	→
Quarter ending December 2016	262	↓
<b>Variance since December 2015</b>	<b>(4.0%)</b>	<b>↓</b>



### ACTIVITY

Cumulative percentage of contracted UDA delivered 2016 & 2017



Month	Adjusted Scheduled Activity (UDA)	
	2016	2017
April	-1	0
May	32	21
June	32	76
July	118	143
August	141	143
September	190	178
October	259	242
November	298	312
December	298	363
January	376	
February	433	
March	482	
April	542	
May	561	
June	561	

### QUALITY

	Quantity	Base Number	Contract	AT	Region	England
% of FP17s for the same patient ID Re-attending within 3 months - Children	1	124	0.8%	10.5%	11.9%	12.4%
% of FP17s for the same patient ID Re-attending within 3 months - Adults	5	69	7.2%	15.9%	17.1%	16.6%
% of FP17s for the same patient ID Re-attending between 3 & 9 months - Children	21	124	16.9%	47.5%	46.2%	57.5%
% of FP17s for the same patient ID Re-attending between 3 & 9 months - Adults	18	69	26.1%	37.9%	37.8%	50.4%
% of FP17s for Band 1 Urgent Courses	5	170	2.9%	10.3%	10.6%	9.1%
% of FP17s Relating to Free Repair or Replacements	0	170	0.0%	0.7%	0.6%	0.8%
% of FP17s Relating to Continuations	0	170	0.0%	1.1%	0.9%	1.3%
% of Patients satisfied with the dentistry they have received	0	0	N/A	90.2%	90.3%	92.7%
% of Patients satisfied with the time they had to wait for an appointment	0	0	N/A	85.9%	83.8%	88.8%

\* This is based on patients treated on this contract for their most recent course of treatment. Figures in italics indicate the base number of FP17s or Patient Questionnaire responses are less than 100. N/A is shown where the base number of responses is less than 10 during the period. % is calculated as Quantity/Base number\*100

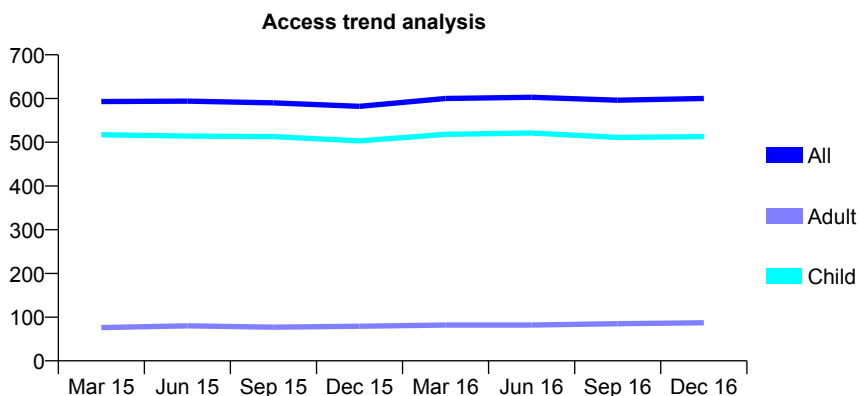
## Q63 - Vital Signs At a Glance Contract Report for 813141/0001 - December 2016

Name or company name	MR MW MURCH
Contract type name	GDS Contract
Purpose of contract	General
Contract start date	01/04/2006
Contract end date	

16/17 Contracted general activity (UDA)	1,261
Carry forward general activity (UDA)	-14
16/17 Contracted orthodontic activity (UOA)	0
Carry forward orthodontic activity (UOA)	0
Baseline contract value	£42,791.69

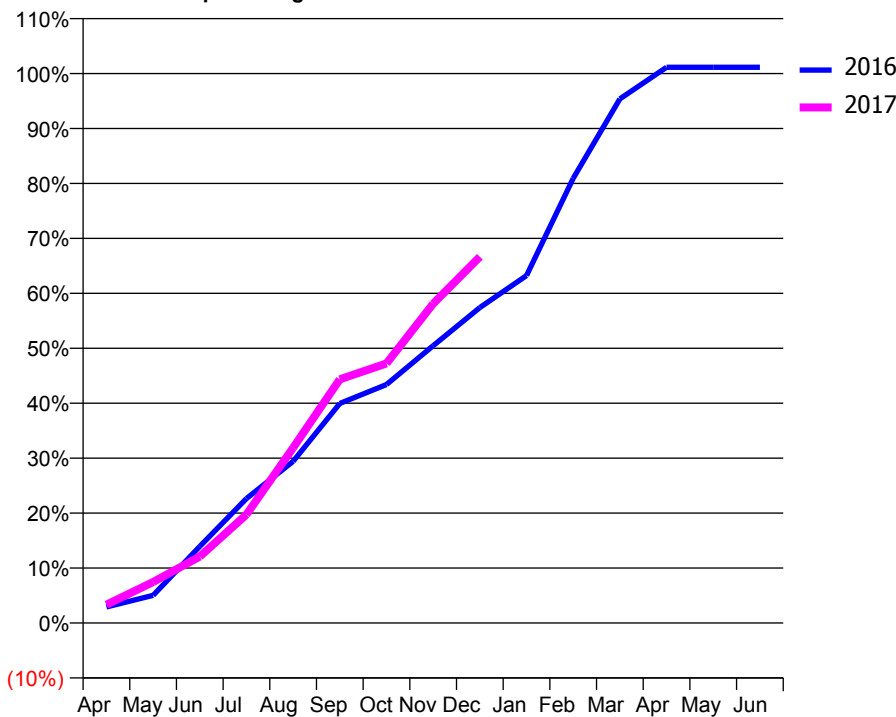
### ACCESS\*

Patients seen in 24 months	Total	Change since previous quarter
Quarter ending December 2015	582	
Quarter ending March 2016	600	↑
Quarter ending June 2016	603	→
Quarter ending September 2016	596	↓
Quarter ending December 2016	600	→
<b>Variance since December 2015</b>	<b>3.1%</b>	<b>↑</b>



### ACTIVITY

Cumulative percentage of contracted UDA delivered 2016 & 2017



Month	Adjusted Scheduled Activity (UDA)	
	2016	2017
April	37	42
May	63	94
June	176	152
July	286	249
August	371	402
September	504	559
October	547	596
November	636	733
December	724	840
January	797	
February	1,020	
March	1,203	
April	1,275	
May	1,275	
June	1,275	

### QUALITY

	Quantity	Base Number	Contract	AT	Region	England
% of FP17s for the same patient ID Re-attending within 3 months - Children	19	540	3.5%	10.5%	11.9%	12.4%
% of FP17s for the same patient ID Re-attending within 3 months - Adults	1	26	3.8%	15.9%	17.1%	16.6%
% of FP17s for the same patient ID Re-attending between 3 & 9 months - Children	300	540	55.6%	47.5%	46.2%	57.5%
% of FP17s for the same patient ID Re-attending between 3 & 9 months - Adults	7	26	26.9%	37.9%	37.8%	50.4%
% of FP17s for Band 1 Urgent Courses	17	519	3.3%	10.3%	10.6%	9.1%
% of FP17s Relating to Free Repair or Replacements	0	519	0.0%	0.7%	0.6%	0.8%
% of FP17s Relating to Continuations	1	519	0.2%	1.1%	0.9%	1.3%
% of Patients satisfied with the dentistry they have received	0	0	N/A	90.2%	90.3%	92.7%
% of Patients satisfied with the time they had to wait for an appointment	0	0	N/A	85.9%	83.8%	88.8%

\* This is based on patients treated on this contract for their most recent course of treatment. Figures in italics indicate the base number of FP17s or Patient Questionnaire responses are less than 100. N/A is shown where the base number of responses is less than 10 during the period. % is calculated as Quantity/Base number\*100

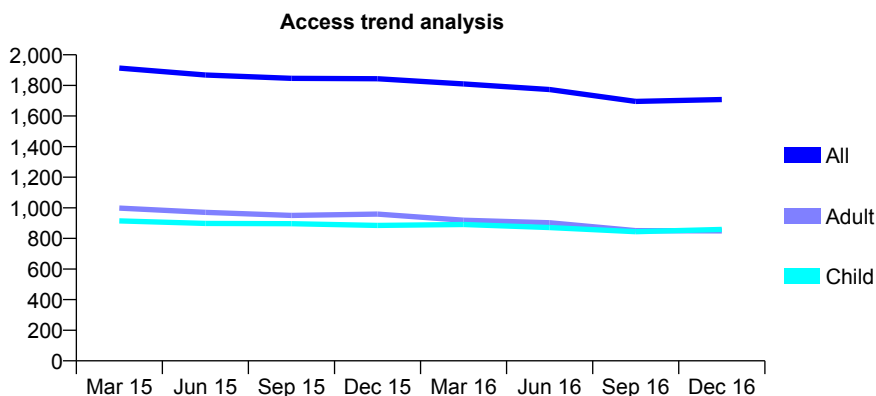
## Q63 - Vital Signs At a Glance Contract Report for 813656/0001 - December 2016

Name or company name	MR KJ BROPHY
Contract type name	GDS Contract
Purpose of contract	General
Contract start date	01/04/2006
Contract end date	

16/17 Contracted general activity (UDA)	7,642
Carry forward general activity (UDA)	0
16/17 Contracted orthodontic activity (UOA)	0
Carry forward orthodontic activity (UOA)	0
Baseline contract value	£246,164.32

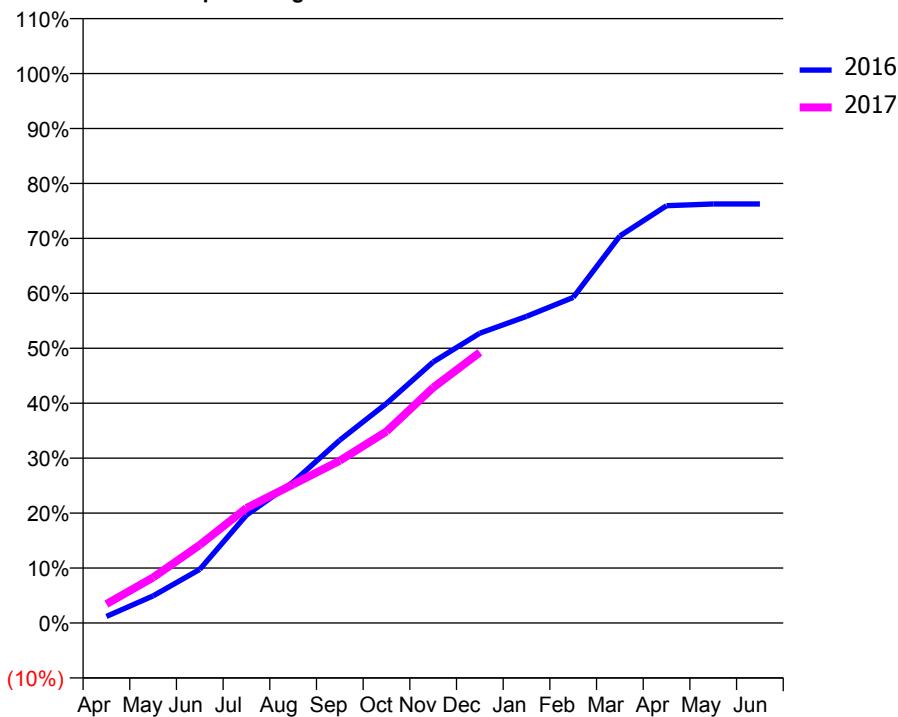
### ACCESS\*

Patients seen in 24 months	Total	Change since previous quarter
Quarter ending December 2015	1,844	
Quarter ending March 2016	1,810	↓
Quarter ending June 2016	1,773	↓
Quarter ending September 2016	1,695	↓
Quarter ending December 2016	1,708	→
<b>Variance since December 2015</b>	<b>(7.4%)</b>	<b>↓</b>



### ACTIVITY

Cumulative percentage of contracted UDA delivered 2016 & 2017



Month	Adjusted Scheduled Activity (UDA)	
	2016	2017
April	92	264
May	377	633
June	746	1,085
July	1,502	1,599
August	1,962	1,927
September	2,544	2,259
October	3,054	2,664
November	3,630	3,275
December	4,030	3,764
January	4,265	
February	4,527	
March	5,383	
April	5,804	
May	5,827	
June	5,827	

### QUALITY

	Quantity	Base Number	Contract	AT	Region	England
% of FP17s for the same patient ID Re-attending within 3 months - Children	53	799	6.6%	10.5%	11.9%	12.4%
% of FP17s for the same patient ID Re-attending within 3 months - Adults	205	799	25.7%	15.9%	17.1%	16.6%
% of FP17s for the same patient ID Re-attending between 3 & 9 months - Children	361	799	45.2%	47.5%	46.2%	57.5%
% of FP17s for the same patient ID Re-attending between 3 & 9 months - Adults	301	799	37.7%	37.9%	37.8%	50.4%
% of FP17s for Band 1 Urgent Courses	148	1,410	10.5%	10.3%	10.6%	9.1%
% of FP17s Relating to Free Repair or Replacements	29	1,410	2.1%	0.7%	0.6%	0.8%
% of FP17s Relating to Continuations	3	1,410	0.2%	1.1%	0.9%	1.3%
% of Patients satisfied with the dentistry they have received	5	6	N/A	90.2%	90.3%	92.7%
% of Patients satisfied with the time they had to wait for an appointment	5	6	N/A	85.9%	83.8%	88.8%

\* This is based on patients treated on this contract for their most recent course of treatment. Figures in italics indicate the base number of FP17s or Patient Questionnaire responses are less than 100. N/A is shown where the base number of responses is less than 10 during the period. % is calculated as Quantity/Base number\*100

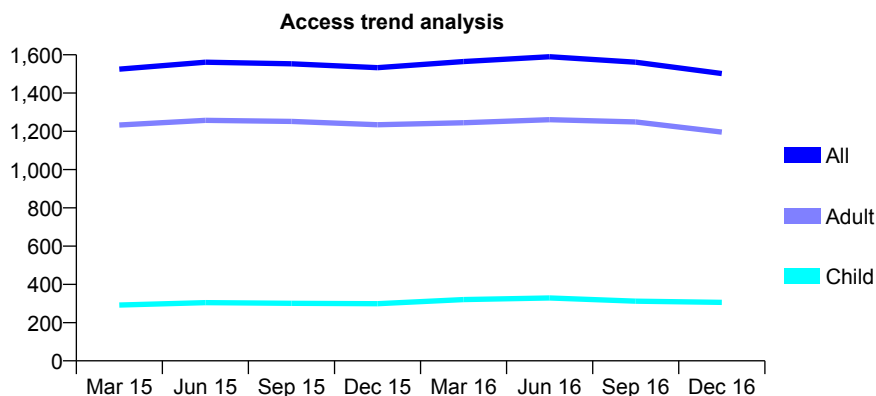
## Q63 - Vital Signs At a Glance Contract Report for 819859/0001 - December 2016

Name or company name	MR CF MCCONNELL
Contract type name	GDS Contract
Purpose of contract	General
Contract start date	01/04/2006
Contract end date	

16/17 Contracted general activity (UDA)	5,369
Carry forward general activity (UDA)	-10
16/17 Contracted orthodontic activity (UOA)	0
Carry forward orthodontic activity (UOA)	0
Baseline contract value	£140,730.02

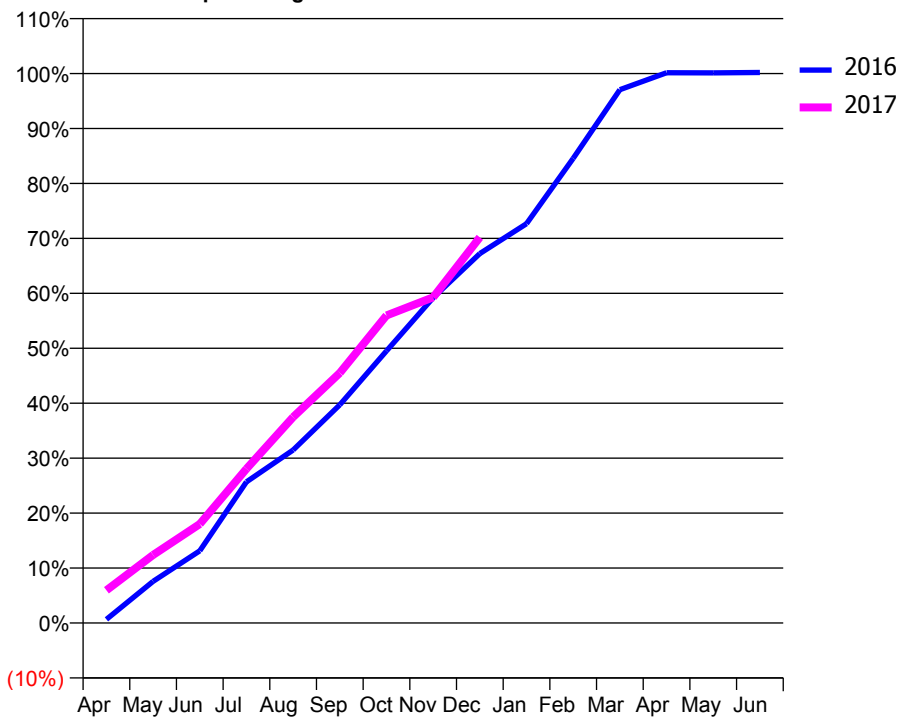
### ACCESS\*

Patients seen in 24 months	Total	Change since previous quarter
Quarter ending December 2015	1,533	
Quarter ending March 2016	1,565	↑
Quarter ending June 2016	1,590	→
Quarter ending September 2016	1,561	↓
Quarter ending December 2016	1,502	↓
<b>Variance since December 2015</b>	<b>(2.0%)</b>	<b>↓</b>



### ACTIVITY

Cumulative percentage of contracted UDA delivered 2016 & 2017



Month	Adjusted Scheduled Activity (UDA)	
	2016	2017
April	36	320
May	407	665
June	706	968
July	1,379	1,507
August	1,690	2,012
September	2,133	2,443
October	2,658	3,005
November	3,179	3,182
December	3,610	3,768
January	3,902	
February	4,540	
March	5,210	
April	5,376	
May	5,375	
June	5,379	

### QUALITY

	Quantity	Base Number	Contract	AT	Region	England
% of FP17s for the same patient ID Re-attending within 3 months - Children	14	335	4.2%	10.5%	11.9%	12.4%
% of FP17s for the same patient ID Re-attending within 3 months - Adults	111	1,437	7.7%	15.9%	17.1%	16.6%
% of FP17s for the same patient ID Re-attending between 3 & 9 months - Children	52	335	15.5%	47.5%	46.2%	57.5%
% of FP17s for the same patient ID Re-attending between 3 & 9 months - Adults	499	1,437	34.7%	37.9%	37.8%	50.4%
% of FP17s for Band 1 Urgent Courses	127	1,661	7.6%	10.3%	10.6%	9.1%
% of FP17s Relating to Free Repair or Replacements	27	1,661	1.6%	0.7%	0.6%	0.8%
% of FP17s Relating to Continuations	26	1,661	1.6%	1.1%	0.9%	1.3%
% of Patients satisfied with the dentistry they have received	2	2	N/A	90.2%	90.3%	92.7%
% of Patients satisfied with the time they had to wait for an appointment	2	2	N/A	85.9%	83.8%	88.8%

\* This is based on patients treated on this contract for their most recent course of treatment. Figures in italics indicate the base number of FP17s or Patient Questionnaire responses are less than 100. N/A is shown where the base number of responses is less than 10 during the period. % is calculated as Quantity/Base number\*100

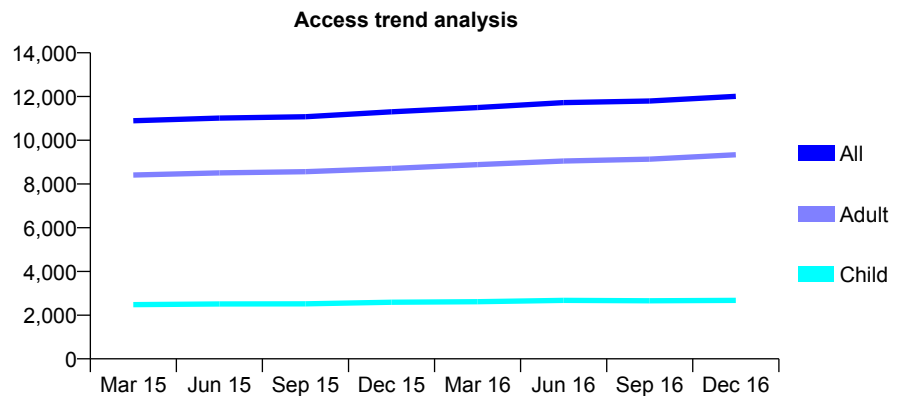
## Q63 - Vital Signs At a Glance Contract Report for 825948/0006 - December 2016

Name or company name	MR JK KOTECHA
Contract type name	GDS Contract
Purpose of contract	General
Contract start date	01/04/2006
Contract end date	

16/17 Contracted general activity (UDA)	36,391
Carry forward general activity (UDA)	-728
16/17 Contracted orthodontic activity (UOA)	0
Carry forward orthodontic activity (UOA)	0
Baseline contract value	£1,221,410.20

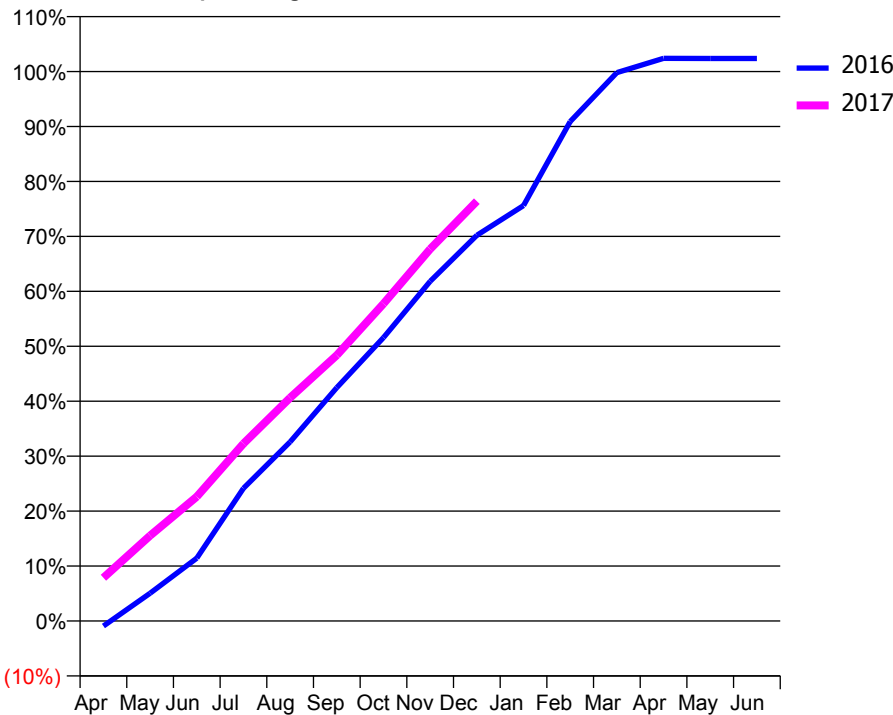
### ACCESS\*

Patients seen in 24 months	Total	Change since previous quarter
Quarter ending December 2015	11,300	
Quarter ending March 2016	11,493	→
Quarter ending June 2016	11,723	↑
Quarter ending September 2016	11,794	→
Quarter ending December 2016	12,006	→
<b>Variance since December 2015</b>	<b>6.2%</b>	<b>↑</b>



### ACTIVITY

Cumulative percentage of contracted UDA delivered 2016 & 2017



Month	Adjusted Scheduled Activity (UDA)	
	2016	2017
April	-338	2,867
May	1,839	5,659
June	4,166	8,234
July	8,791	11,749
August	11,867	14,784
September	15,458	17,604
October	18,771	21,011
November	22,498	24,630
December	25,545	27,802
January	27,509	
February	33,079	
March	36,318	
April	37,266	
May	37,254	
June	37,252	

### QUALITY

	Quantity	Base Number	Contract	AT	Region	England
% of FP17s for the same patient ID Re-attending within 3 months - Children	98	2,335	4.2%	10.5%	11.9%	12.4%
% of FP17s for the same patient ID Re-attending within 3 months - Adults	484	6,474	7.5%	15.9%	17.1%	16.6%
% of FP17s for the same patient ID Re-attending between 3 & 9 months - Children	1,212	2,335	51.9%	47.5%	46.2%	57.5%
% of FP17s for the same patient ID Re-attending between 3 & 9 months - Adults	2,483	6,474	38.4%	37.9%	37.8%	50.4%
% of FP17s for Band 1 Urgent Courses	466	8,486	5.5%	10.3%	10.6%	9.1%
% of FP17s Relating to Free Repair or Replacements	59	8,486	0.7%	0.7%	0.6%	0.8%
% of FP17s Relating to Continuations	5	8,486	0.1%	1.1%	0.9%	1.3%
% of Patients satisfied with the dentistry they have received	7	7	N/A	90.2%	90.3%	92.7%
% of Patients satisfied with the time they had to wait for an appointment	5	7	N/A	85.9%	83.8%	88.8%

\* This is based on patients treated on this contract for their most recent course of treatment. Figures in italics indicate the base number of FP17s or Patient Questionnaire responses are less than 100. N/A is shown where the base number of responses is less than 10 during the period. % is calculated as Quantity/Base number\*100

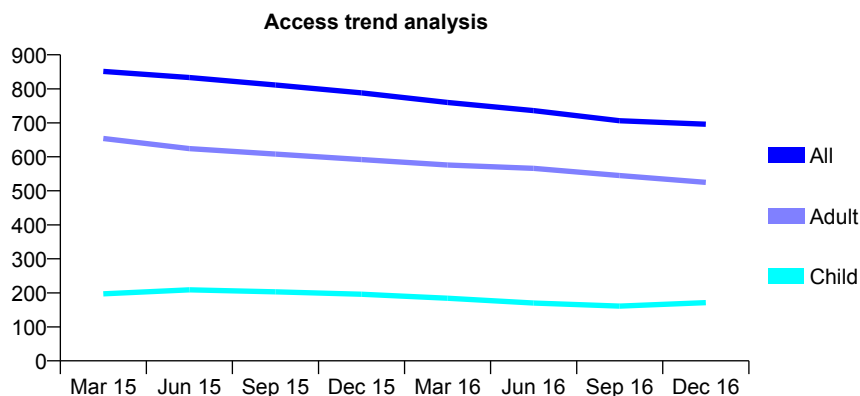
## Q63 - Vital Signs At a Glance Contract Report for 825980/0001 - December 2016

Name or company name	MR KF D'SOUZA
Contract type name	GDS Contract
Purpose of contract	General
Contract start date	01/04/2006
Contract end date	

16/17 Contracted general activity (UDA)	2,000
Carry forward general activity (UDA)	5
16/17 Contracted orthodontic activity (UOA)	0
Carry forward orthodontic activity (UOA)	0
Baseline contract value	£80,676.93

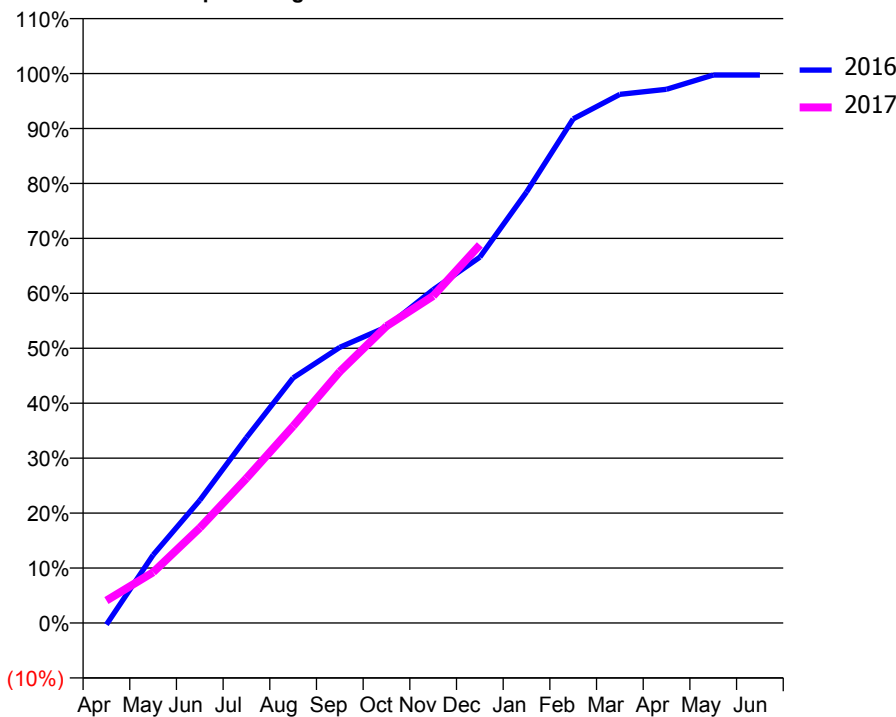
### ACCESS\*

Patients seen in 24 months	Total	Change since previous quarter
Quarter ending December 2015	788	
Quarter ending March 2016	760	↓
Quarter ending June 2016	736	↓
Quarter ending September 2016	706	↓
Quarter ending December 2016	696	↓
<b>Variance since December 2015</b>	<b>(11.7%)</b>	<b>↓</b>



### ACTIVITY

Cumulative percentage of contracted UDA delivered 2016 & 2017



Month	Adjusted Scheduled Activity (UDA)	
	2016	2017
April	-6	82
May	248	185
June	447	346
July	675	527
August	892	716
September	1,003	915
October	1,078	1,080
November	1,213	1,190
December	1,331	1,376
January	1,569	
February	1,835	
March	1,924	
April	1,943	
May	1,995	
June	1,995	

### QUALITY

	Quantity	Base Number	Contract	AT	Region	England
% of FP17s for the same patient ID Re-attending within 3 months - Children	2	121	1.7%	10.5%	11.9%	12.4%
% of FP17s for the same patient ID Re-attending within 3 months - Adults	23	357	6.4%	15.9%	17.1%	16.6%
% of FP17s for the same patient ID Re-attending between 3 & 9 months - Children	31	121	25.6%	47.5%	46.2%	57.5%
% of FP17s for the same patient ID Re-attending between 3 & 9 months - Adults	75	357	21.0%	37.9%	37.8%	50.4%
% of FP17s for Band 1 Urgent Courses	15	437	3.4%	10.3%	10.6%	9.1%
% of FP17s Relating to Free Repair or Replacements	0	437	0.0%	0.7%	0.6%	0.8%
% of FP17s Relating to Continuations	2	437	0.5%	1.1%	0.9%	1.3%
% of Patients satisfied with the dentistry they have received	0	0	N/A	90.2%	90.3%	92.7%
% of Patients satisfied with the time they had to wait for an appointment	0	0	N/A	85.9%	83.8%	88.8%

\* This is based on patients treated on this contract for their most recent course of treatment. Figures in italics indicate the base number of FP17s or Patient Questionnaire responses are less than 100. N/A is shown where the base number of responses is less than 10 during the period. % is calculated as Quantity/Base number\*100

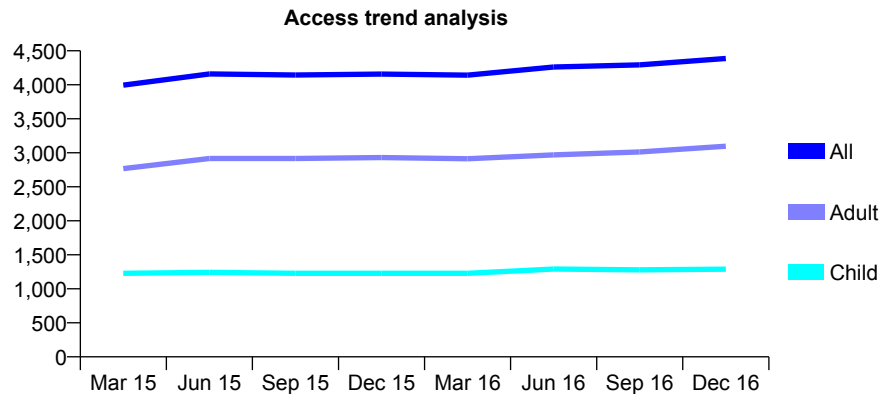
## Q63 - Vital Signs At a Glance Contract Report for 829153/0001 - December 2016

Name or company name	MR GN BROWN
Contract type name	Pilot Contract
Purpose of contract	General
Contract start date	01/04/2006
Contract end date	

16/17 Contracted general activity (UDA)	14,148
Carry forward general activity (UDA)	0
16/17 Contracted orthodontic activity (UOA)	0
Carry forward orthodontic activity (UOA)	0
Baseline contract value	£439,752.69

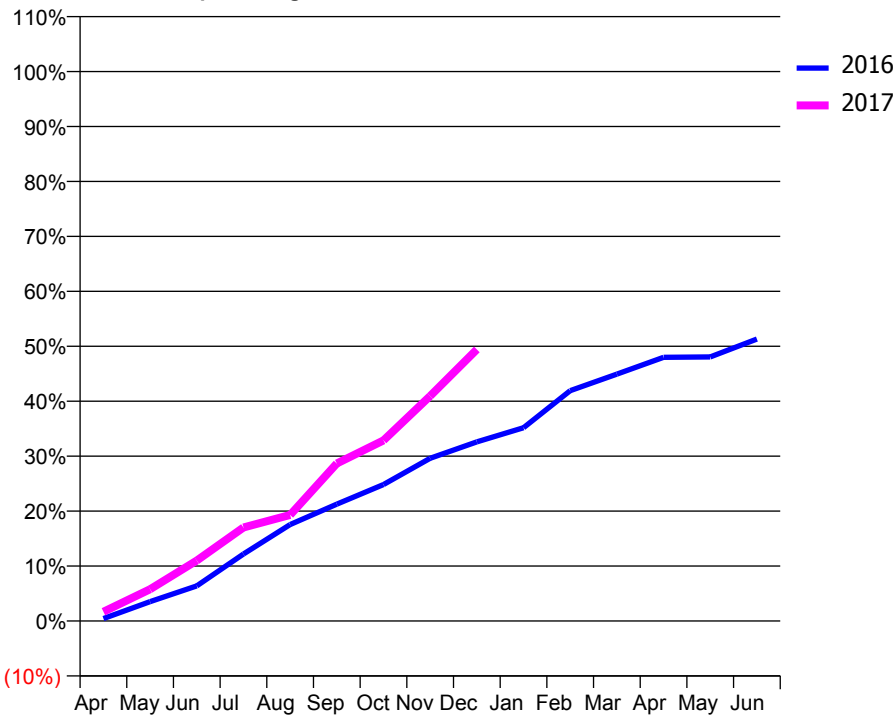
### ACCESS\*

Patients seen in 24 months	Total	Change since previous quarter
Quarter ending December 2015	4,158	
Quarter ending March 2016	4,142	→
Quarter ending June 2016	4,261	↑
Quarter ending September 2016	4,293	→
Quarter ending December 2016	4,387	↑
<b>Variance since December 2015</b>	<b>5.5%</b>	<b>↑</b>



### ACTIVITY

Cumulative percentage of contracted UDA delivered 2016 & 2017



Month	Adjusted Scheduled Activity (UDA)	
	2016	2017
April	65	240
May	499	820
June	905	1,556
July	1,726	2,409
August	2,484	2,733
September	3,008	4,057
October	3,513	4,651
November	4,189	5,792
December	4,611	6,991
January	4,978	
February	5,931	
March	6,357	
April	6,789	
May	6,801	
June	7,260	

### QUALITY

	Quantity	Base Number	Contract	AT	Region	England
% of FP17s for the same patient ID Re-attending within 3 months - Children	55	1,263	4.4%	10.5%	11.9%	12.4%
% of FP17s for the same patient ID Re-attending within 3 months - Adults	185	2,608	7.1%	15.9%	17.1%	16.6%
% of FP17s for the same patient ID Re-attending between 3 & 9 months - Children	585	1,263	46.3%	47.5%	46.2%	57.5%
% of FP17s for the same patient ID Re-attending between 3 & 9 months - Adults	848	2,608	32.5%	37.9%	37.8%	50.4%
% of FP17s for Band 1 Urgent Courses	44	2,886	1.5%	10.3%	10.6%	9.1%
% of FP17s Relating to Free Repair or Replacements	12	2,886	0.4%	0.7%	0.6%	0.8%
% of FP17s Relating to Continuations	34	2,886	1.2%	1.1%	0.9%	1.3%
% of Patients satisfied with the dentistry they have received	1	1	N/A	90.2%	90.3%	92.7%
% of Patients satisfied with the time they had to wait for an appointment	1	1	N/A	85.9%	83.8%	88.8%

\* This is based on patients treated on this contract for their most recent course of treatment. Figures in italics indicate the base number of FP17s or Patient Questionnaire responses are less than 100. N/A is shown where the base number of responses is less than 10 during the period. % is calculated as Quantity/Base number\*100



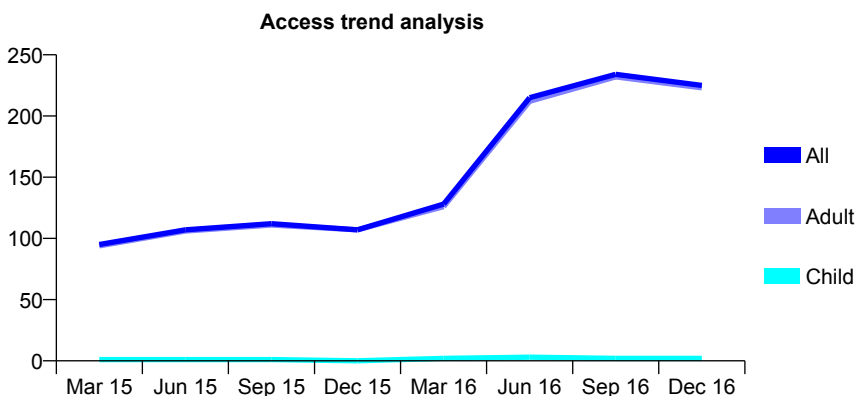
## Q63 - Vital Signs At a Glance Contract Report for 829153/0003 - December 2016

Name or company name	MR GN BROWN
Contract type name	PDS Contract
Purpose of contract	General
Contract start date	01/01/2008
Contract end date	31/03/2017

16/17 Contracted general activity (UDA)	1,500
Carry forward general activity (UDA)	0
16/17 Contracted orthodontic activity (UOA)	0
Carry forward orthodontic activity (UOA)	0
Baseline contract value	£69,090.06

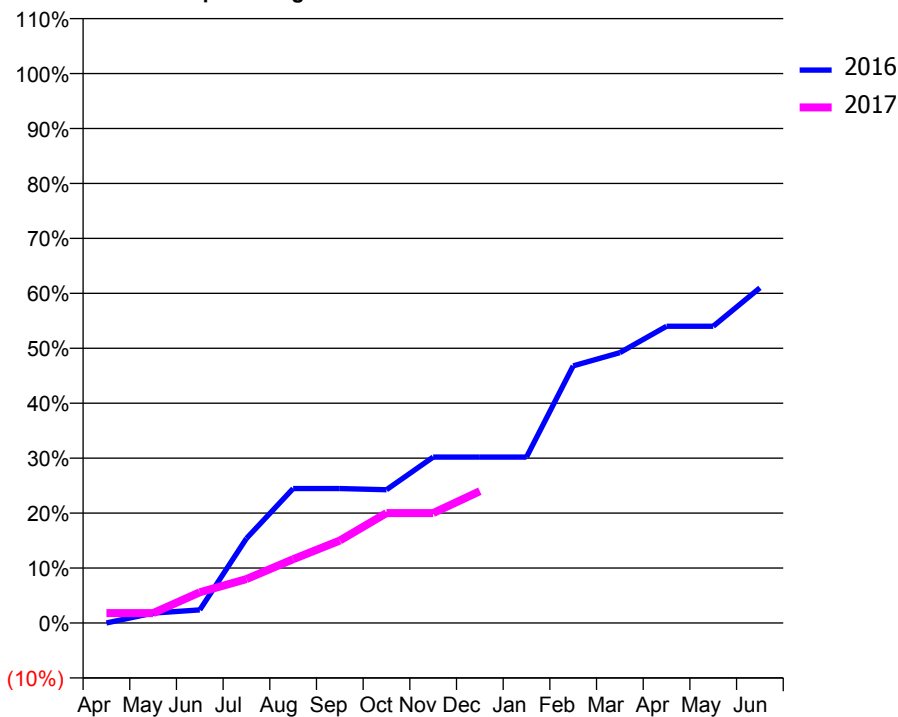
### ACCESS\*

Patients seen in 24 months	Total	Change since previous quarter
Quarter ending December 2015	107	
Quarter ending March 2016	128	↑
Quarter ending June 2016	215	↑
Quarter ending September 2016	234	↑
Quarter ending December 2016	225	↓
<b>Variance since December 2015</b>	<b>110.3%</b>	<b>↑</b>



### ACTIVITY

Cumulative percentage of contracted UDA delivered 2016 & 2017



Month	Adjusted Scheduled Activity (UDA)	
	2016	2017
April	0	27
May	27	27
June	36	84
July	231	120
August	367	174
September	367	225
October	364	300
November	453	300
December	453	360
January	453	
February	702	
March	738	
April	810	
May	810	
June	915	

### QUALITY

	Quantity	Base Number	Contract	AT	Region	England
% of FP17s for the same patient ID Re-attending within 3 months - Children	0	1	0.0%	10.5%	11.9%	12.4%
% of FP17s for the same patient ID Re-attending within 3 months - Adults	2	186	1.1%	15.9%	17.1%	16.6%
% of FP17s for the same patient ID Re-attending between 3 & 9 months - Children	0	1	0.0%	47.5%	46.2%	57.5%
% of FP17s for the same patient ID Re-attending between 3 & 9 months - Adults	2	186	1.1%	37.9%	37.8%	50.4%
% of FP17s for Band 1 Urgent Courses	0	120	0.0%	10.3%	10.6%	9.1%
% of FP17s Relating to Free Repair or Replacements	0	120	0.0%	0.7%	0.6%	0.8%
% of FP17s Relating to Continuations	0	120	0.0%	1.1%	0.9%	1.3%
% of Patients satisfied with the dentistry they have received	0	0	N/A	90.2%	90.3%	92.7%
% of Patients satisfied with the time they had to wait for an appointment	0	0	N/A	85.9%	83.8%	88.8%

\* This is based on patients treated on this contract for their most recent course of treatment. Figures in italics indicate the base number of FP17s or Patient Questionnaire responses are less than 100. N/A is shown where the base number of responses is less than 10 during the period. % is calculated as Quantity/Base number\*100

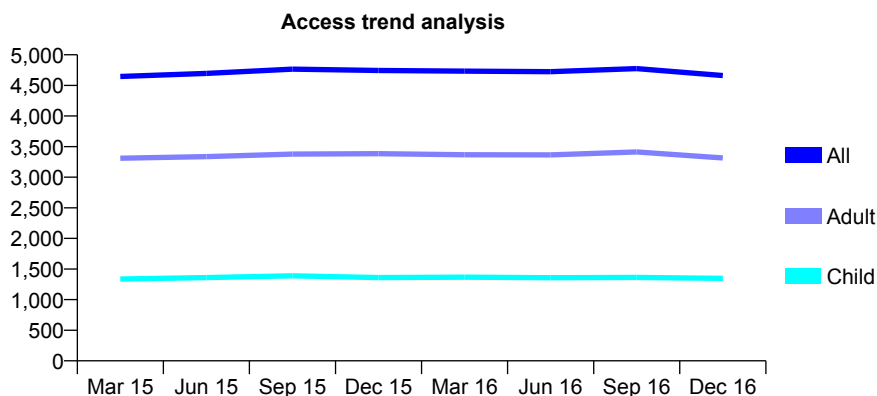
## Q63 - Vital Signs At a Glance Contract Report for 829285/0002 - December 2016

Name or company name	MRS CO ADELOYE
Contract type name	GDS Contract
Purpose of contract	General
Contract start date	01/04/2006
Contract end date	

16/17 Contracted general activity (UDA)	15,503
Carry forward general activity (UDA)	-310
16/17 Contracted orthodontic activity (UOA)	0
Carry forward orthodontic activity (UOA)	0
Baseline contract value	£373,715.29

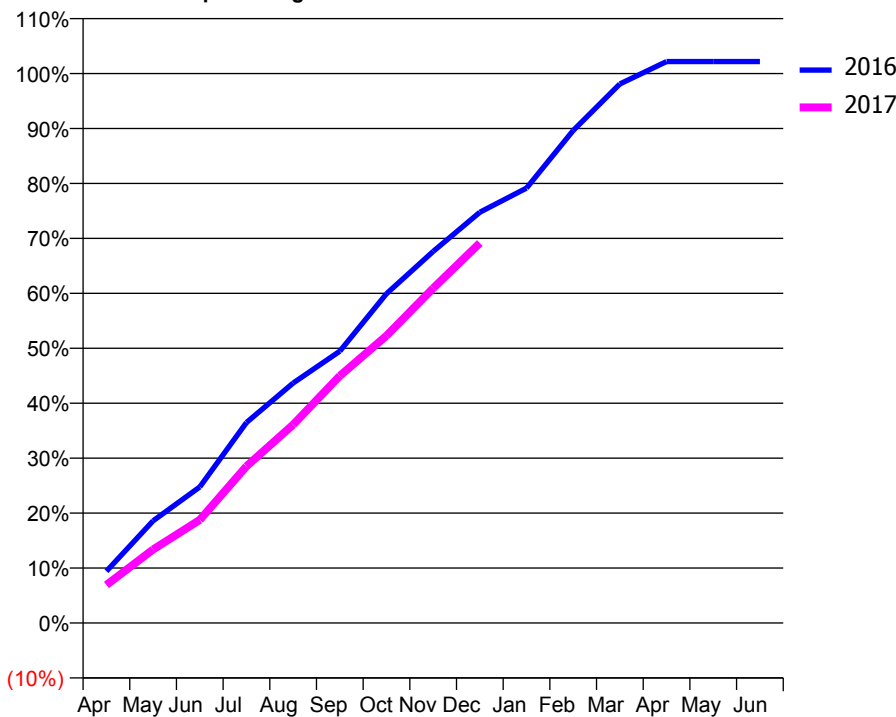
### ACCESS\*

Patients seen in 24 months	Total	Change since previous quarter
Quarter ending December 2015	4,745	
Quarter ending March 2016	4,734	→
Quarter ending June 2016	4,725	→
Quarter ending September 2016	4,774	→
Quarter ending December 2016	4,662	↓
<b>Variance since December 2015</b>	<b>(1.7%)</b>	<b>↓</b>



### ACTIVITY

Cumulative percentage of contracted UDA delivered 2016 & 2017



Month	Adjusted Scheduled Activity (UDA)	
	2016	2017
April	1,463	1,074
May	2,882	2,074
June	3,840	2,909
July	5,657	4,424
August	6,771	5,595
September	7,670	6,973
October	9,290	8,104
November	10,482	9,445
December	11,590	10,719
January	12,272	
February	13,895	
March	15,207	
April	15,839	
May	15,841	
June	15,841	

### QUALITY

	Quantity	Base Number	Contract	AT	Region	England
% of FP17s for the same patient ID Re-attending within 3 months - Children	86	1,233	7.0%	10.5%	11.9%	12.4%
% of FP17s for the same patient ID Re-attending within 3 months - Adults	507	2,731	18.6%	15.9%	17.1%	16.6%
% of FP17s for the same patient ID Re-attending between 3 & 9 months - Children	504	1,233	40.9%	47.5%	46.2%	57.5%
% of FP17s for the same patient ID Re-attending between 3 & 9 months - Adults	886	2,731	32.4%	37.9%	37.8%	50.4%
% of FP17s for Band 1 Urgent Courses	273	3,721	7.3%	10.3%	10.6%	9.1%
% of FP17s Relating to Free Repair or Replacements	39	3,721	1.0%	0.7%	0.6%	0.8%
% of FP17s Relating to Continuations	46	3,721	1.2%	1.1%	0.9%	1.3%
% of Patients satisfied with the dentistry they have received	4	4	N/A	90.2%	90.3%	92.7%
% of Patients satisfied with the time they had to wait for an appointment	4	4	N/A	85.9%	83.8%	88.8%

\* This is based on patients treated on this contract for their most recent course of treatment. Figures in italics indicate the base number of FP17s or Patient Questionnaire responses are less than 100. N/A is shown where the base number of responses is less than 10 during the period. % is calculated as Quantity/Base number\*100

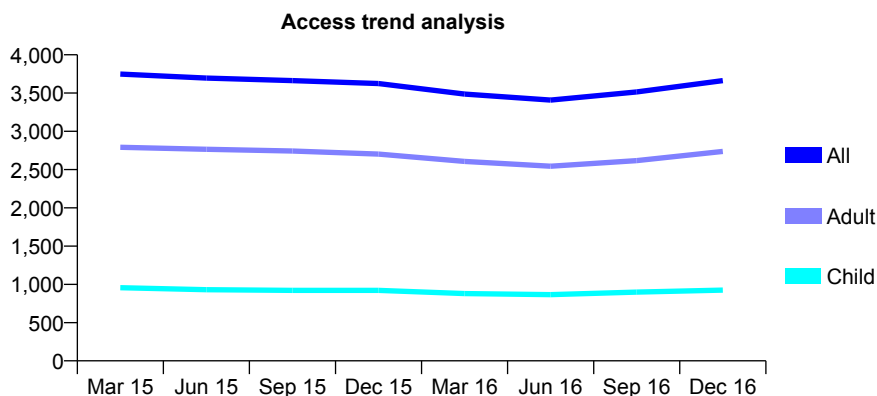
## Q63 - Vital Signs At a Glance Contract Report for 829285/0006 - December 2016

Name or company name	MRS CO ADELOYE
Contract type name	GDS Contract
Purpose of contract	General
Contract start date	15/10/2009
Contract end date	

16/17 Contracted general activity (UDA)	10,500
Carry forward general activity (UDA)	-210
16/17 Contracted orthodontic activity (UOA)	0
Carry forward orthodontic activity (UOA)	0
Baseline contract value	£296,581.28

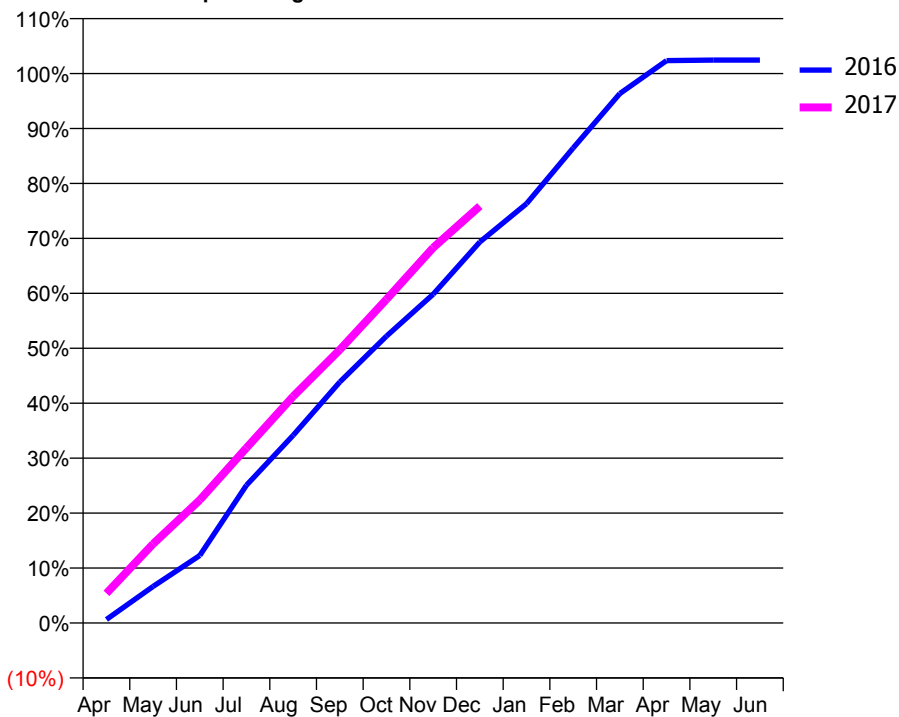
### ACCESS\*

Patients seen in 24 months	Total	Change since previous quarter
Quarter ending December 2015	3,624	
Quarter ending March 2016	3,486	↓
Quarter ending June 2016	3,409	↓
Quarter ending September 2016	3,515	↑
Quarter ending December 2016	3,662	↑
<b>Variance since December 2015</b>	<b>1.0%</b>	<b>→</b>



### ACTIVITY

Cumulative percentage of contracted UDA delivered 2016 & 2017



Month	Adjusted Scheduled Activity (UDA)	
	2016	2017
April	68	567
May	700	1,513
June	1,290	2,351
July	2,634	3,347
August	3,586	4,330
September	4,605	5,223
October	5,482	6,186
November	6,281	7,171
December	7,280	7,966
January	8,011	
February	9,078	
March	10,117	
April	10,746	
May	10,757	
June	10,757	

### QUALITY

	Quantity	Base Number	Contract	AT	Region	England
% of FP17s for the same patient ID Re-attending within 3 months - Children	53	793	6.7%	10.5%	11.9%	12.4%
% of FP17s for the same patient ID Re-attending within 3 months - Adults	324	2,139	15.1%	15.9%	17.1%	16.6%
% of FP17s for the same patient ID Re-attending between 3 & 9 months - Children	257	793	32.4%	47.5%	46.2%	57.5%
% of FP17s for the same patient ID Re-attending between 3 & 9 months - Adults	640	2,139	29.9%	37.9%	37.8%	50.4%
% of FP17s for Band 1 Urgent Courses	262	2,719	9.6%	10.3%	10.6%	9.1%
% of FP17s Relating to Free Repair or Replacements	28	2,719	1.0%	0.7%	0.6%	0.8%
% of FP17s Relating to Continuations	8	2,719	0.3%	1.1%	0.9%	1.3%
% of Patients satisfied with the dentistry they have received	5	5	N/A	90.2%	90.3%	92.7%
% of Patients satisfied with the time they had to wait for an appointment	5	5	N/A	85.9%	83.8%	88.8%

\* This is based on patients treated on this contract for their most recent course of treatment. Figures in italics indicate the base number of FP17s or Patient Questionnaire responses are less than 100. N/A is shown where the base number of responses is less than 10 during the period. % is calculated as Quantity/Base number\*100

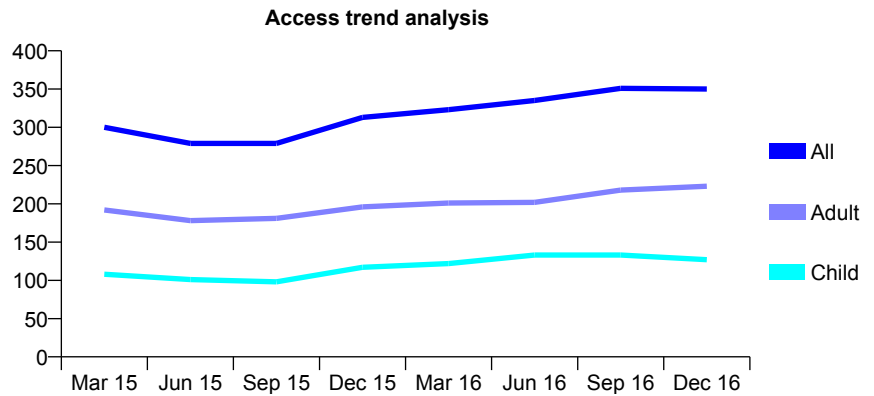
## Q63 - Vital Signs At a Glance Contract Report for 835099/0001 - December 2016

Name or company name	MISS F PESSIAN HAGHIGHI
Contract type name	GDS Contract
Purpose of contract	General
Contract start date	12/11/2007
Contract end date	

16/17 Contracted general activity (UDA)	700
Carry forward general activity (UDA)	-8
16/17 Contracted orthodontic activity (UOA)	0
Carry forward orthodontic activity (UOA)	0
Baseline contract value	£18,017.85

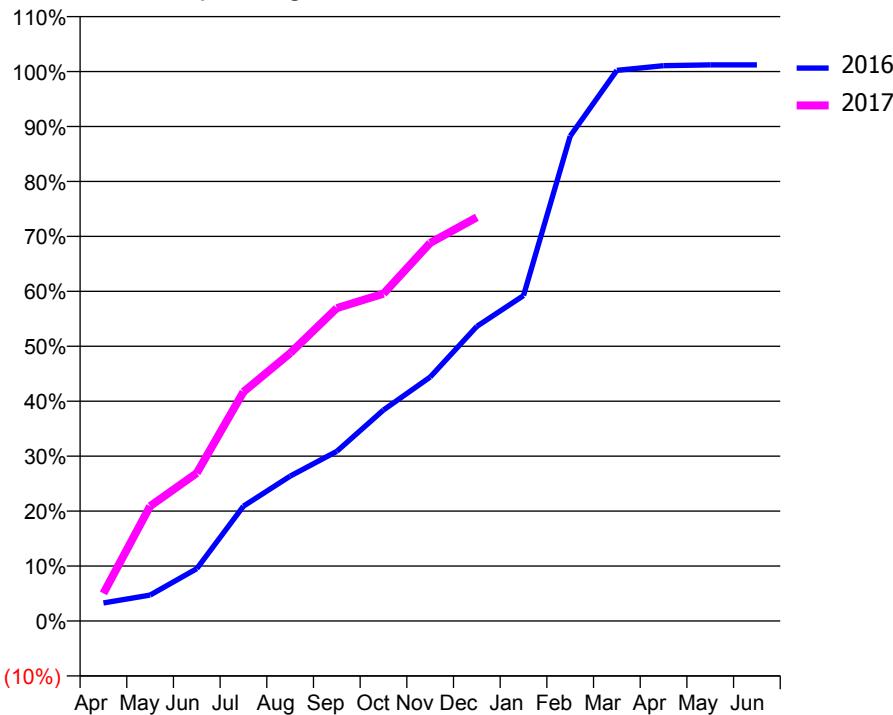
### ACCESS\*

Patients seen in 24 months	Total	Change since previous quarter
Quarter ending December 2015	313	
Quarter ending March 2016	323	↑
Quarter ending June 2016	335	↑
Quarter ending September 2016	351	↑
Quarter ending December 2016	350	→
<b>Variance since December 2015</b>	<b>11.8%</b>	<b>↑</b>



### ACTIVITY

Cumulative percentage of contracted UDA delivered 2016 & 2017



Month	Adjusted Scheduled Activity (UDA)	
	2016	2017
April	23	35
May	33	146
June	67	188
July	146	292
August	185	341
September	216	399
October	269	417
November	311	482
December	375	514
January	415	
February	618	
March	701	
April	707	
May	708	
June	708	

### QUALITY

	Quantity	Base Number	Contract	AT	Region	England
% of FP17s for the same patient ID Re-attending within 3 months - Children	6	107	5.6%	10.5%	11.9%	12.4%
% of FP17s for the same patient ID Re-attending within 3 months - Adults	16	136	11.8%	15.9%	17.1%	16.6%
% of FP17s for the same patient ID Re-attending between 3 & 9 months - Children	35	107	32.7%	47.5%	46.2%	57.5%
% of FP17s for the same patient ID Re-attending between 3 & 9 months - Adults	35	136	25.7%	37.9%	37.8%	50.4%
% of FP17s for Band 1 Urgent Courses	26	238	10.9%	10.3%	10.6%	9.1%
% of FP17s Relating to Free Repair or Replacements	1	238	0.4%	0.7%	0.6%	0.8%
% of FP17s Relating to Continuations	2	238	0.8%	1.1%	0.9%	1.3%
% of Patients satisfied with the dentistry they have received	1	1	N/A	90.2%	90.3%	92.7%
% of Patients satisfied with the time they had to wait for an appointment	1	1	N/A	85.9%	83.8%	88.8%

\* This is based on patients treated on this contract for their most recent course of treatment. Figures in italics indicate the base number of FP17s or Patient Questionnaire responses are less than 100. N/A is shown where the base number of responses is less than 10 during the period. % is calculated as Quantity/Base number\*100

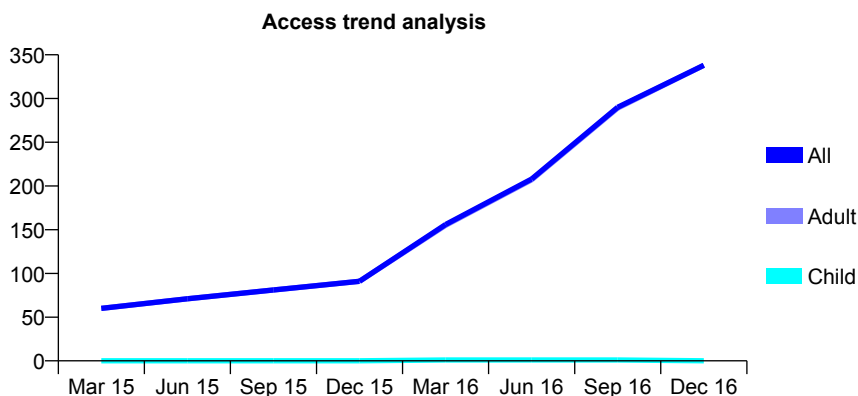
## Q63 - Vital Signs At a Glance Contract Report for 835099/0002 - December 2016

Name or company name	MISS F PESSIAN HAGHIGHI
Contract type name	PDS Contract
Purpose of contract	General
Contract start date	01/06/2013
Contract end date	31/03/2017

16/17 Contracted general activity (UDA)	999
Carry forward general activity (UDA)	0
16/17 Contracted orthodontic activity (UOA)	0
Carry forward orthodontic activity (UOA)	0
Baseline contract value	£52,532.95

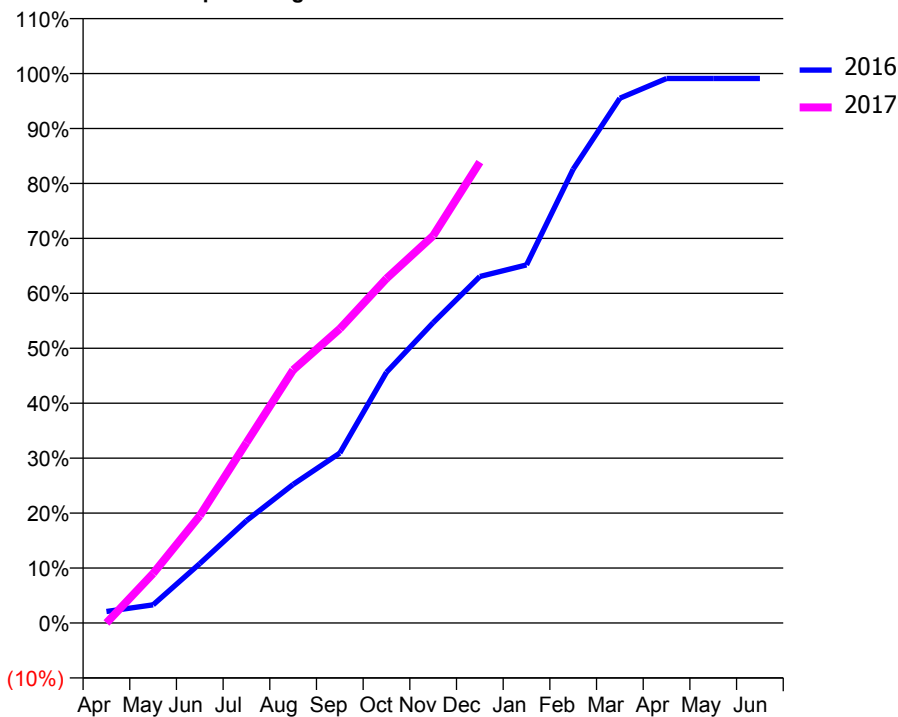
### ACCESS\*

Patients seen in 24 months	Total	Change since previous quarter
Quarter ending December 2015	91	
Quarter ending March 2016	156	↑
Quarter ending June 2016	208	↑
Quarter ending September 2016	290	↑
Quarter ending December 2016	338	↑
<b>Variance since December 2015</b>	<b>271.4%</b>	<b>↑</b>



### ACTIVITY

Cumulative percentage of contracted UDA delivered 2016 & 2017



Month	Adjusted Scheduled Activity (UDA)	
	2016	2017
April	21	0
May	33	90
June	108	195
July	186	328
August	252	460
September	309	535
October	456	626
November	546	704
December	630	838
January	651	
February	825	
March	954	
April	990	
May	990	
June	990	

### QUALITY

	Quantity	Base Number	Contract	AT	Region	England
% of FP17s for the same patient ID Re-attending within 3 months - Children	0	0	N/A	10.5%	11.9%	12.4%
% of FP17s for the same patient ID Re-attending within 3 months - Adults	0	292	0.0%	15.9%	17.1%	16.6%
% of FP17s for the same patient ID Re-attending between 3 & 9 months - Children	0	0	N/A	47.5%	46.2%	57.5%
% of FP17s for the same patient ID Re-attending between 3 & 9 months - Adults	0	292	0.0%	37.9%	37.8%	50.4%
% of FP17s for Band 1 Urgent Courses	0	280	0.0%	10.3%	10.6%	9.1%
% of FP17s Relating to Free Repair or Replacements	0	280	0.0%	0.7%	0.6%	0.8%
% of FP17s Relating to Continuations	0	280	0.0%	1.1%	0.9%	1.3%
% of Patients satisfied with the dentistry they have received	0	0	N/A	90.2%	90.3%	92.7%
% of Patients satisfied with the time they had to wait for an appointment	0	0	N/A	85.9%	83.8%	88.8%

\* This is based on patients treated on this contract for their most recent course of treatment. Figures in italics indicate the base number of FP17s or Patient Questionnaire responses are less than 100. N/A is shown where the base number of responses is less than 10 during the period. % is calculated as Quantity/Base number\*100

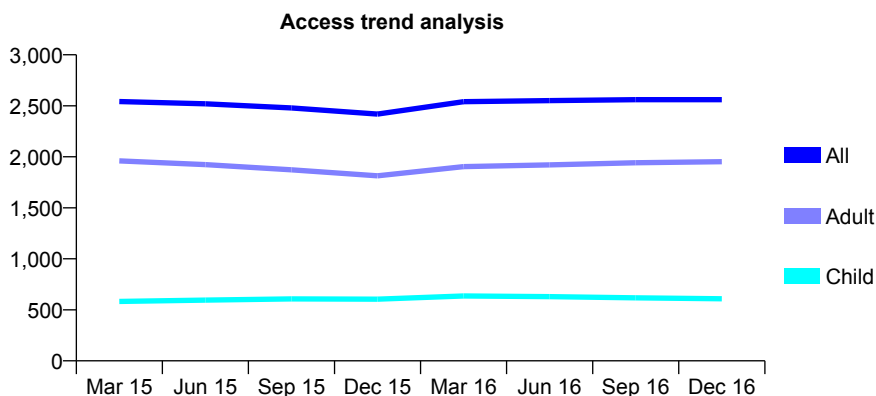
## Q63 - Vital Signs At a Glance Contract Report for 839876/0001 - December 2016

Name or company name	MISS RN NATH
Contract type name	GDS Contract
Purpose of contract	General
Contract start date	01/04/2006
Contract end date	

16/17 Contracted general activity (UDA)	5,861
Carry forward general activity (UDA)	198
16/17 Contracted orthodontic activity (UOA)	0
Carry forward orthodontic activity (UOA)	0
Baseline contract value	£144,116.67

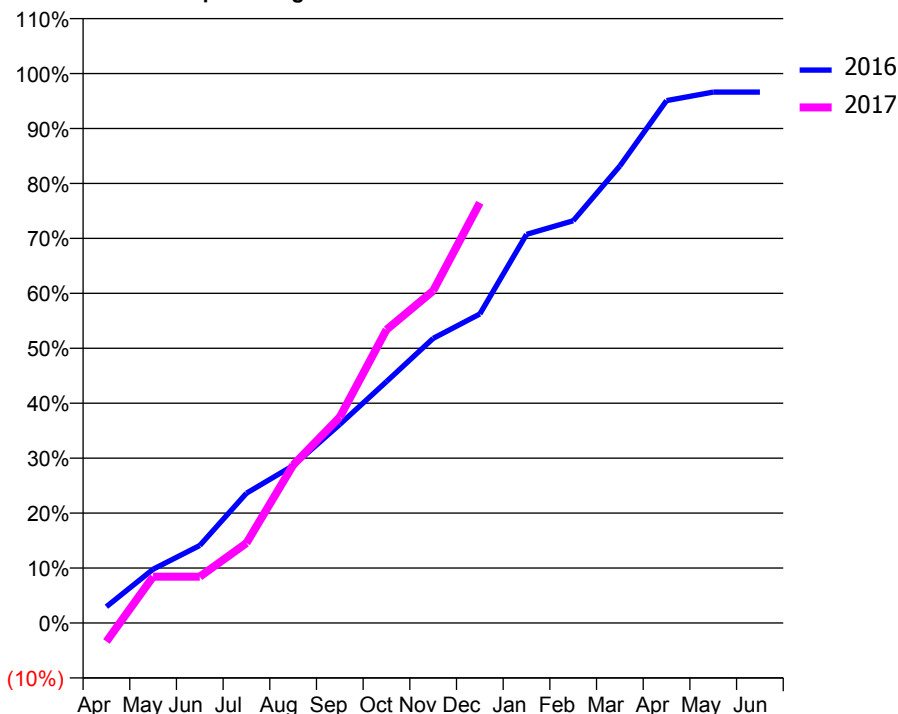
### ACCESS\*

Patients seen in 24 months	Total	Change since previous quarter
Quarter ending December 2015	2,419	
Quarter ending March 2016	2,540	↑
Quarter ending June 2016	2,551	→
Quarter ending September 2016	2,560	→
Quarter ending December 2016	2,560	→
<b>Variance since December 2015</b>	<b>5.8%</b>	<b>↑</b>



### ACTIVITY

Cumulative percentage of contracted UDA delivered 2016 & 2017



Month	Adjusted Scheduled Activity (UDA)	
	2016	2017
April	174	-198
May	574	494
June	827	494
July	1,384	852
August	1,679	1,684
September	2,119	2,197
October	2,575	3,128
November	3,036	3,544
December	3,296	4,482
January	4,145	
February	4,291	
March	4,874	
April	5,572	
May	5,663	
June	5,663	

### QUALITY

	Quantity	Base Number	Contract	AT	Region	England
% of FP17s for the same patient ID Re-attending within 3 months - Children	65	638	10.2%	10.5%	11.9%	12.4%
% of FP17s for the same patient ID Re-attending within 3 months - Adults	356	1,899	18.7%	15.9%	17.1%	16.6%
% of FP17s for the same patient ID Re-attending between 3 & 9 months - Children	312	638	48.9%	47.5%	46.2%	57.5%
% of FP17s for the same patient ID Re-attending between 3 & 9 months - Adults	740	1,899	39.0%	37.9%	37.8%	50.4%
% of FP17s for Band 1 Urgent Courses	183	1,731	10.6%	10.3%	10.6%	9.1%
% of FP17s Relating to Free Repair or Replacements	11	1,731	0.6%	0.7%	0.6%	0.8%
% of FP17s Relating to Continuations	15	1,731	0.9%	1.1%	0.9%	1.3%
% of Patients satisfied with the dentistry they have received	0	1	N/A	90.2%	90.3%	92.7%
% of Patients satisfied with the time they had to wait for an appointment	1	1	N/A	85.9%	83.8%	88.8%

\* This is based on patients treated on this contract for their most recent course of treatment. Figures in italics indicate the base number of FP17s or Patient Questionnaire responses are less than 100. N/A is shown where the base number of responses is less than 10 during the period. % is calculated as Quantity/Base number\*100

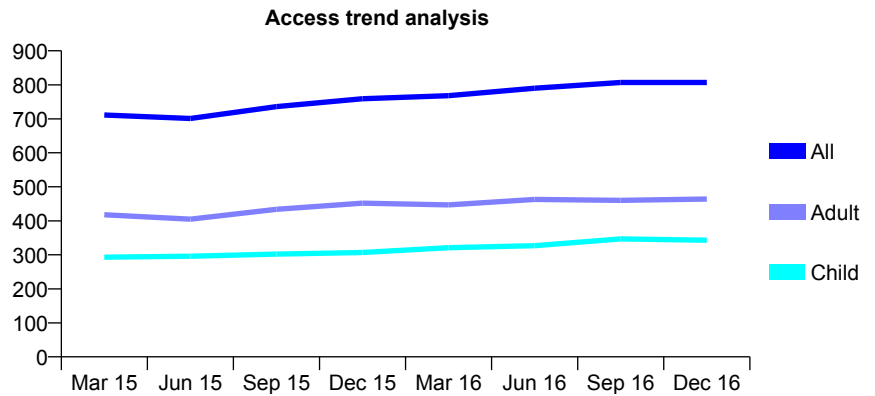
## Q63 - Vital Signs At a Glance Contract Report for 842761/0001 - December 2016

Name or company name	MRS H SEBI
Contract type name	GDS Contract
Purpose of contract	General
Contract start date	01/04/2006
Contract end date	

16/17 Contracted general activity (UDA)	1,704
Carry forward general activity (UDA)	-34
16/17 Contracted orthodontic activity (UOA)	0
Carry forward orthodontic activity (UOA)	0
Baseline contract value	£42,642.52

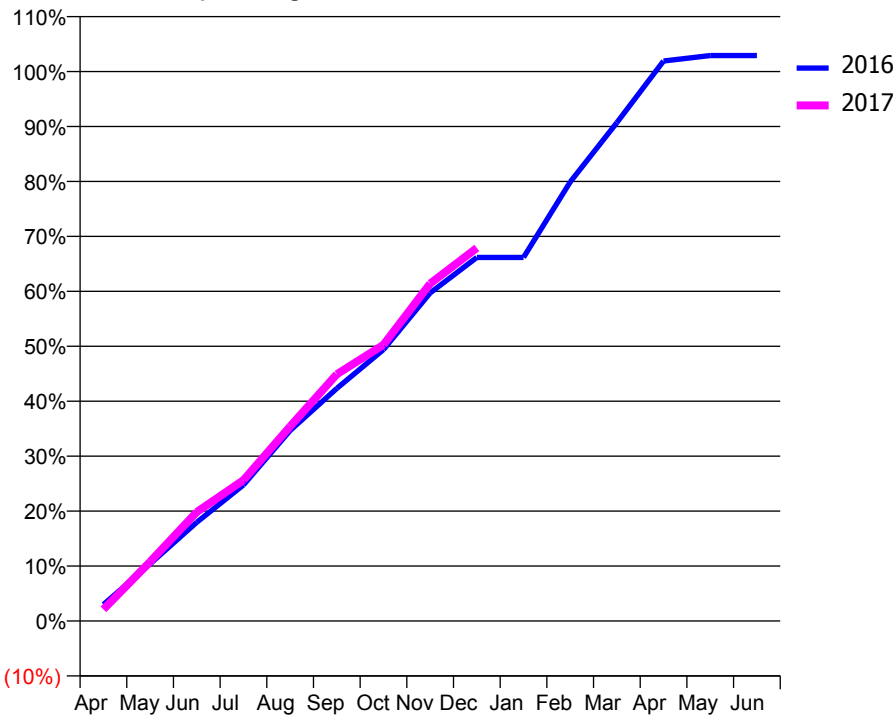
### ACCESS\*

Patients seen in 24 months	Total	Change since previous quarter
Quarter ending December 2015	759	
Quarter ending March 2016	768	→
Quarter ending June 2016	790	↑
Quarter ending September 2016	807	↑
Quarter ending December 2016	807	→
<b>Variance since December 2015</b>	<b>6.3%</b>	<b>↑</b>



### ACTIVITY

Cumulative percentage of contracted UDA delivered 2016 & 2017



Month	Adjusted Scheduled Activity (UDA)	
	2016	2017
April	51	36
May	177	184
June	306	338
July	422	437
August	591	603
September	721	765
October	842	856
November	1,018	1,046
December	1,128	1,157
January	1,128	
February	1,362	
March	1,545	
April	1,736	
May	1,753	
June	1,753	

### QUALITY

	Quantity	Base Number	Contract	AT	Region	England
% of FP17s for the same patient ID Re-attending within 3 months - Children	11	293	3.8%	10.5%	11.9%	12.4%
% of FP17s for the same patient ID Re-attending within 3 months - Adults	8	267	3.0%	15.9%	17.1%	16.6%
% of FP17s for the same patient ID Re-attending between 3 & 9 months - Children	109	293	37.2%	47.5%	46.2%	57.5%
% of FP17s for the same patient ID Re-attending between 3 & 9 months - Adults	71	267	26.6%	37.9%	37.8%	50.4%
% of FP17s for Band 1 Urgent Courses	3	477	0.6%	10.3%	10.6%	9.1%
% of FP17s Relating to Free Repair or Replacements	0	477	0.0%	0.7%	0.6%	0.8%
% of FP17s Relating to Continuations	1	477	0.2%	1.1%	0.9%	1.3%
% of Patients satisfied with the dentistry they have received	2	3	N/A	90.2%	90.3%	92.7%
% of Patients satisfied with the time they had to wait for an appointment	2	3	N/A	85.9%	83.8%	88.8%

\* This is based on patients treated on this contract for their most recent course of treatment. Figures in italics indicate the base number of FP17s or Patient Questionnaire responses are less than 100. N/A is shown where the base number of responses is less than 10 during the period. % is calculated as Quantity/Base number\*100



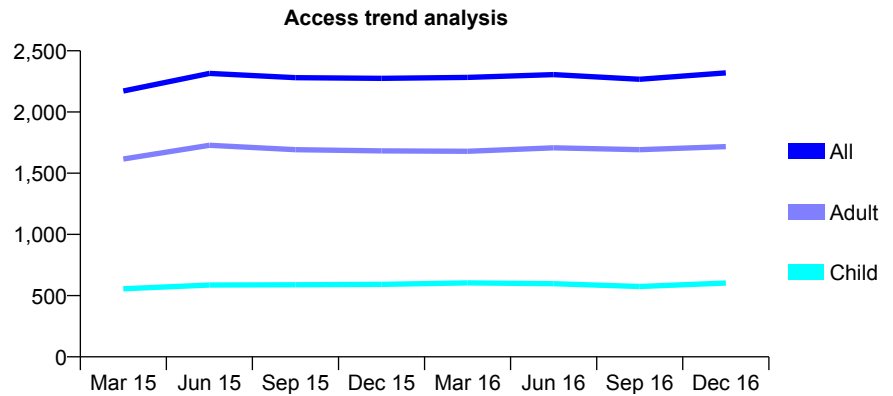
## Q63 - Vital Signs At a Glance Contract Report for 843210/0001 - December 2016

Name or company name	MISS S HAMZEHNEJAD
Contract type name	GDS Contract
Purpose of contract	General
Contract start date	01/04/2006
Contract end date	

16/17 Contracted general activity (UDA)	8,228
Carry forward general activity (UDA)	0
16/17 Contracted orthodontic activity (UOA)	0
Carry forward orthodontic activity (UOA)	0
Baseline contract value	£219,765.85

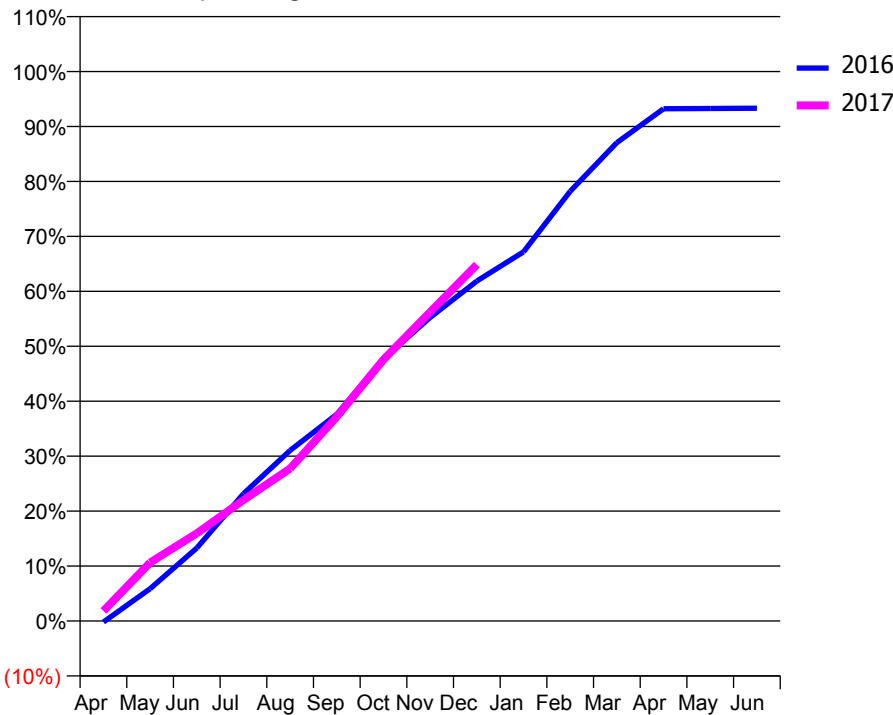
### ACCESS\*

Patients seen in 24 months	Total	Change since previous quarter
Quarter ending December 2015	2,275	
Quarter ending March 2016	2,283	→
Quarter ending June 2016	2,306	→
Quarter ending September 2016	2,267	↓
Quarter ending December 2016	2,320	↑
<b>Variance since December 2015</b>	<b>2.0%</b>	<b>→</b>



### ACTIVITY

Cumulative percentage of contracted UDA delivered 2016 & 2017



Month	Adjusted Scheduled Activity (UDA)	
	2016	2017
April	-17	151
May	484	875
June	1,092	1,312
July	1,906	1,811
August	2,555	2,282
September	3,095	3,060
October	3,927	3,915
November	4,546	4,628
December	5,090	5,336
January	5,527	
February	6,434	
March	7,163	
April	7,671	
May	7,674	
June	7,678	

### QUALITY

	Quantity	Base Number	Contract	AT	Region	England
% of FP17s for the same patient ID Re-attending within 3 months - Children	46	561	8.2%	10.5%	11.9%	12.4%
% of FP17s for the same patient ID Re-attending within 3 months - Adults	286	1,659	17.2%	15.9%	17.1%	16.6%
% of FP17s for the same patient ID Re-attending between 3 & 9 months - Children	256	561	45.6%	47.5%	46.2%	57.5%
% of FP17s for the same patient ID Re-attending between 3 & 9 months - Adults	736	1,659	44.4%	37.9%	37.8%	50.4%
% of FP17s for Band 1 Urgent Courses	226	2,029	11.1%	10.3%	10.6%	9.1%
% of FP17s Relating to Free Repair or Replacements	28	2,029	1.4%	0.7%	0.6%	0.8%
% of FP17s Relating to Continuations	37	2,029	1.8%	1.1%	0.9%	1.3%
% of Patients satisfied with the dentistry they have received	2	2	N/A	90.2%	90.3%	92.7%
% of Patients satisfied with the time they had to wait for an appointment	2	2	N/A	85.9%	83.8%	88.8%

\* This is based on patients treated on this contract for their most recent course of treatment. Figures in italics indicate the base number of FP17s or Patient Questionnaire responses are less than 100. N/A is shown where the base number of responses is less than 10 during the period. % is calculated as Quantity/Base number\*100

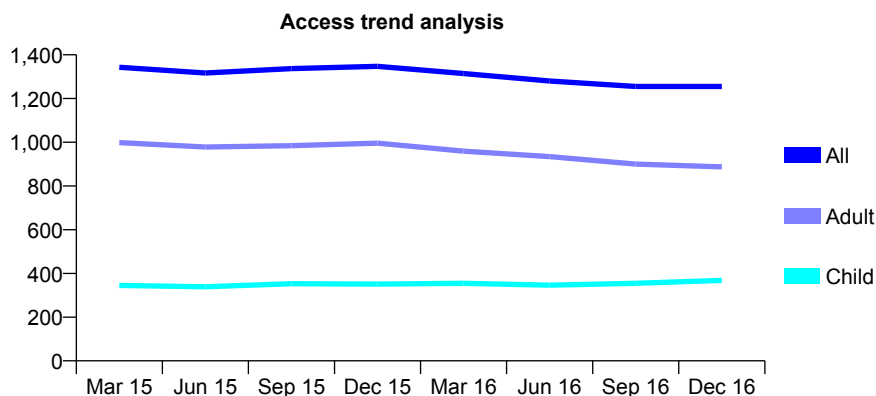
## Q63 - Vital Signs At a Glance Contract Report for 843423/0001 - December 2016

Name or company name	MISS S RAHIMI-ATA
Contract type name	GDS Contract
Purpose of contract	General
Contract start date	01/04/2006
Contract end date	

16/17 Contracted general activity (UDA)	4,738
Carry forward general activity (UDA)	-21
16/17 Contracted orthodontic activity (UOA)	0
Carry forward orthodontic activity (UOA)	0
Baseline contract value	£147,269.02

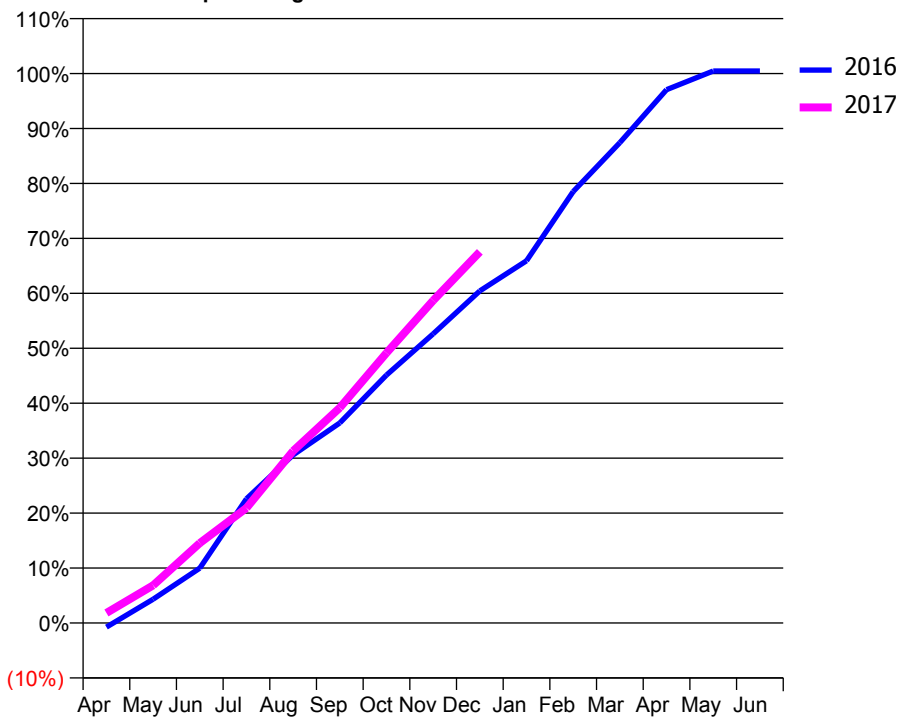
### ACCESS\*

Patients seen in 24 months	Total	Change since previous quarter
Quarter ending December 2015	1,347	
Quarter ending March 2016	1,314	↓
Quarter ending June 2016	1,280	↓
Quarter ending September 2016	1,255	↓
Quarter ending December 2016	1,255	→
<b>Variance since December 2015</b>	<b>(6.8%)</b>	<b>↓</b>



### ACTIVITY

**Cumulative percentage of contracted UDA delivered 2016 & 2017**



Month	Adjusted Scheduled Activity (UDA)	
	2016	2017
April	-36	86
May	205	325
June	473	689
July	1,071	992
August	1,449	1,484
September	1,726	1,856
October	2,138	2,329
November	2,493	2,781
December	2,863	3,201
January	3,123	
February	3,720	
March	4,142	
April	4,598	
May	4,759	
June	4,759	

### QUALITY

	Quantity	Base Number	Contract	AT	Region	England
% of FP17s for the same patient ID Re-attending within 3 months - Children	7	333	2.1%	10.5%	11.9%	12.4%
% of FP17s for the same patient ID Re-attending within 3 months - Adults	103	770	13.4%	15.9%	17.1%	16.6%
% of FP17s for the same patient ID Re-attending between 3 & 9 months - Children	167	333	50.2%	47.5%	46.2%	57.5%
% of FP17s for the same patient ID Re-attending between 3 & 9 months - Adults	345	770	44.8%	37.9%	37.8%	50.4%
% of FP17s for Band 1 Urgent Courses	29	988	2.9%	10.3%	10.6%	9.1%
% of FP17s Relating to Free Repair or Replacements	0	988	0.0%	0.7%	0.6%	0.8%
% of FP17s Relating to Continuations	9	988	0.9%	1.1%	0.9%	1.3%
% of Patients satisfied with the dentistry they have received	1	1	N/A	90.2%	90.3%	92.7%
% of Patients satisfied with the time they had to wait for an appointment	1	1	N/A	85.9%	83.8%	88.8%

\* This is based on patients treated on this contract for their most recent course of treatment. Figures in italics indicate the base number of FP17s or Patient Questionnaire responses are less than 100. N/A is shown where the base number of responses is less than 10 during the period. % is calculated as Quantity/Base number\*100

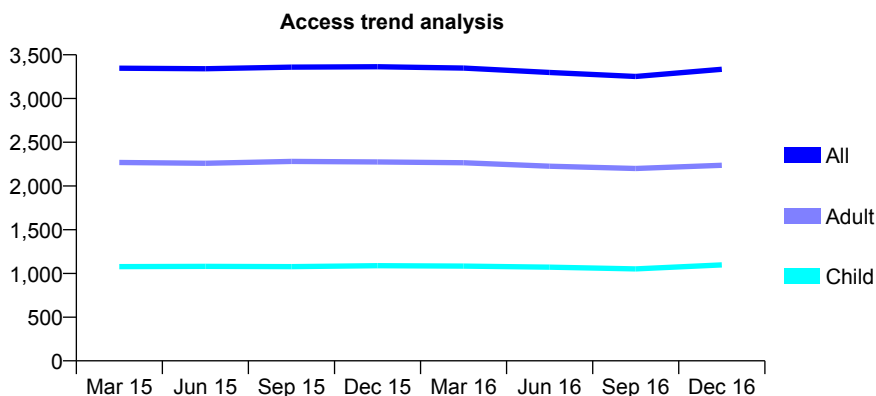
## Q63 - Vital Signs At a Glance Contract Report for 844578/0001 - December 2016

Name or company name	MR PS PANESAR
Contract type name	GDS Contract
Purpose of contract	General
Contract start date	01/04/2006
Contract end date	

16/17 Contracted general activity (UDA)	5,350
Carry forward general activity (UDA)	30
16/17 Contracted orthodontic activity (UOA)	0
Carry forward orthodontic activity (UOA)	0
Baseline contract value	£147,311.75

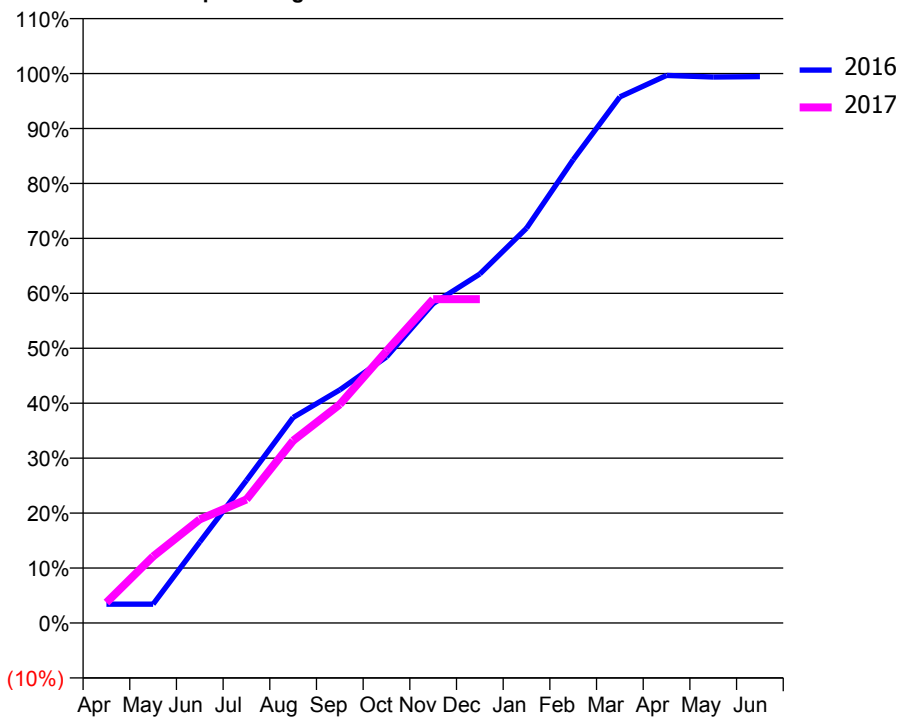
### ACCESS\*

Patients seen in 24 months	Total	Change since previous quarter
Quarter ending December 2015	3,363	
Quarter ending March 2016	3,349	→
Quarter ending June 2016	3,298	↓
Quarter ending September 2016	3,252	↓
Quarter ending December 2016	3,334	↑
<b>Variance since December 2015</b>	<b>(0.9%)</b>	<b>→</b>



### ACTIVITY

Cumulative percentage of contracted UDA delivered 2016 & 2017



Adjusted Scheduled Activity (UDA)

Month	2016	2017
April	183	199
May	183	648
June	789	1,010
July	1,388	1,203
August	2,002	1,776
September	2,270	2,128
October	2,591	2,648
November	3,110	3,153
December	3,398	3,153
January	3,843	
February	4,511	
March	5,122	
April	5,332	
May	5,316	
June	5,320	

### QUALITY

	Quantity	Base Number	Contract	AT	Region	England
% of FP17s for the same patient ID Re-attending within 3 months - Children	35	830	4.2%	10.5%	11.9%	12.4%
% of FP17s for the same patient ID Re-attending within 3 months - Adults	132	1,501	8.8%	15.9%	17.1%	16.6%
% of FP17s for the same patient ID Re-attending between 3 & 9 months - Children	345	830	41.6%	47.5%	46.2%	57.5%
% of FP17s for the same patient ID Re-attending between 3 & 9 months - Adults	526	1,501	35.0%	37.9%	37.8%	50.4%
% of FP17s for Band 1 Urgent Courses	148	1,805	8.2%	10.3%	10.6%	9.1%
% of FP17s Relating to Free Repair or Replacements	12	1,805	0.7%	0.7%	0.6%	0.8%
% of FP17s Relating to Continuations	4	1,805	0.2%	1.1%	0.9%	1.3%
% of Patients satisfied with the dentistry they have received	1	1	N/A	90.2%	90.3%	92.7%
% of Patients satisfied with the time they had to wait for an appointment	1	1	N/A	85.9%	83.8%	88.8%

\* This is based on patients treated on this contract for their most recent course of treatment. Figures in italics indicate the base number of FP17s or Patient Questionnaire responses are less than 100. N/A is shown where the base number of responses is less than 10 during the period. % is calculated as Quantity/Base number\*100

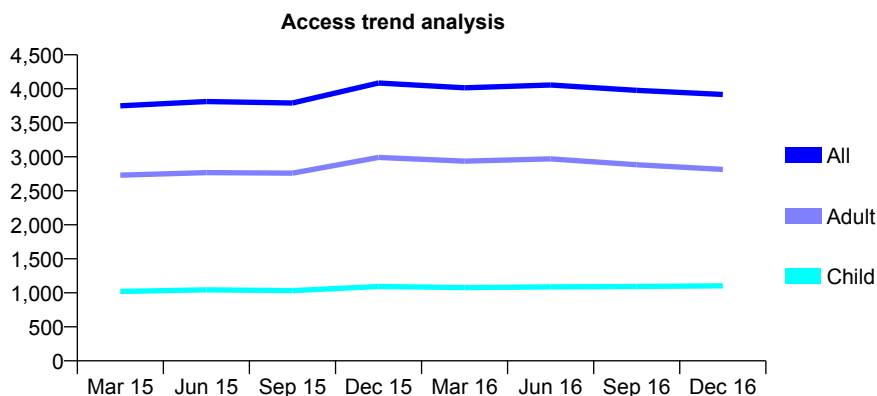
## Q63 - Vital Signs At a Glance Contract Report for 844616/0001 - December 2016

Name or company name	MISS RY ISLAM
Contract type name	GDS Contract
Purpose of contract	General
Contract start date	01/04/2006
Contract end date	

16/17 Contracted general activity (UDA)	10,375
Carry forward general activity (UDA)	-7
16/17 Contracted orthodontic activity (UOA)	0
Carry forward orthodontic activity (UOA)	0
Baseline contract value	£282,875.48

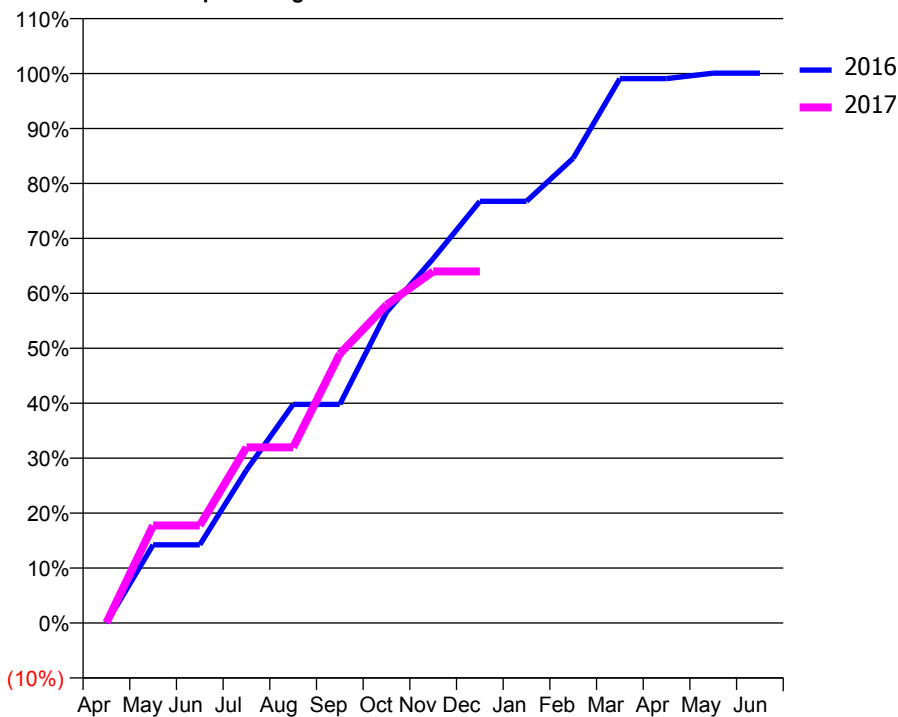
### ACCESS\*

Patients seen in 24 months	Total	Change since previous quarter
Quarter ending December 2015	4,085	
Quarter ending March 2016	4,014	↓
Quarter ending June 2016	4,056	→
Quarter ending September 2016	3,977	↓
Quarter ending December 2016	3,917	↓
<b>Variance since December 2015</b>	<b>(4.1%)</b>	<b>↓</b>



### ACTIVITY

Cumulative percentage of contracted UDA delivered 2016 & 2017



Month	Adjusted Scheduled Activity (UDA)	
	2016	2017
April	2	7
May	1,476	1,841
June	1,476	1,841
July	2,887	3,317
August	4,128	3,317
September	4,128	5,083
October	5,868	6,006
November	6,879	6,637
December	7,963	6,637
January	7,963	
February	8,775	
March	10,278	
April	10,278	
May	10,382	
June	10,382	

### QUALITY

	Quantity	Base Number	Contract	AT	Region	England
% of FP17s for the same patient ID Re-attending within 3 months - Children	39	791	4.9%	10.5%	11.9%	12.4%
% of FP17s for the same patient ID Re-attending within 3 months - Adults	129	1,679	7.7%	15.9%	17.1%	16.6%
% of FP17s for the same patient ID Re-attending between 3 & 9 months - Children	297	791	37.5%	47.5%	46.2%	57.5%
% of FP17s for the same patient ID Re-attending between 3 & 9 months - Adults	563	1,679	33.5%	37.9%	37.8%	50.4%
% of FP17s for Band 1 Urgent Courses	106	2,173	4.9%	10.3%	10.6%	9.1%
% of FP17s Relating to Free Repair or Replacements	5	2,173	0.2%	0.7%	0.6%	0.8%
% of FP17s Relating to Continuations	15	2,173	0.7%	1.1%	0.9%	1.3%
% of Patients satisfied with the dentistry they have received	2	2	N/A	90.2%	90.3%	92.7%
% of Patients satisfied with the time they had to wait for an appointment	2	2	N/A	85.9%	83.8%	88.8%

\* This is based on patients treated on this contract for their most recent course of treatment. Figures in italics indicate the base number of FP17s or Patient Questionnaire responses are less than 100. N/A is shown where the base number of responses is less than 10 during the period. % is calculated as Quantity/Base number\*100

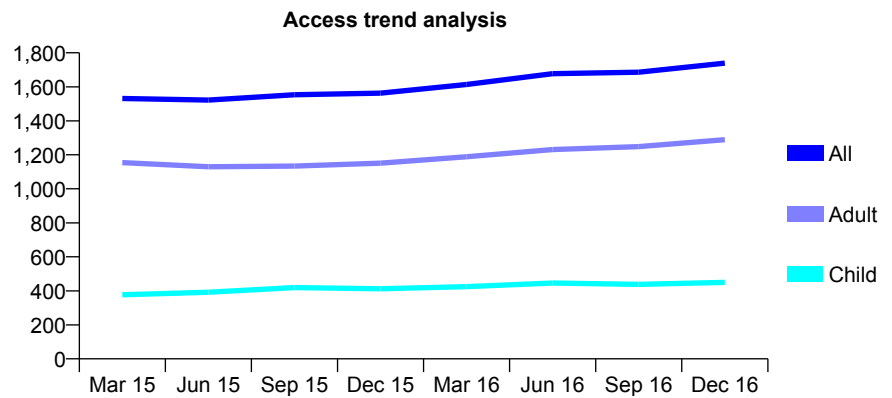
## Q63 - Vital Signs At a Glance Contract Report for 846066/0001 - December 2016

Name or company name	MR A SYED
Contract type name	GDS Contract
Purpose of contract	General
Contract start date	01/04/2006
Contract end date	

16/17 Contracted general activity (UDA)	5,478
Carry forward general activity (UDA)	-52
16/17 Contracted orthodontic activity (UOA)	0
Carry forward orthodontic activity (UOA)	0
Baseline contract value	£220,134.77

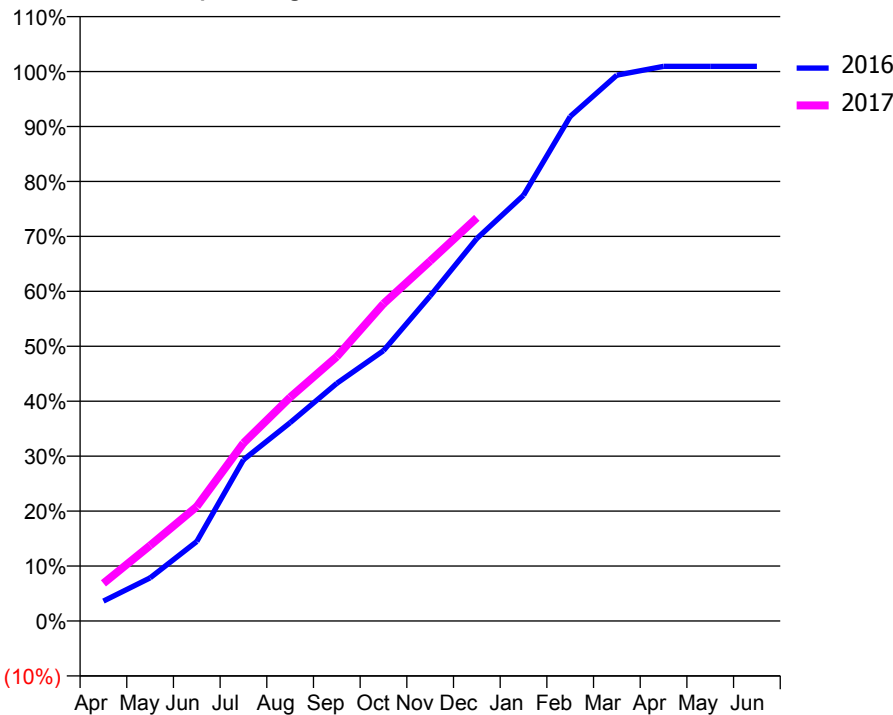
### ACCESS\*

Patients seen in 24 months	Total	Change since previous quarter
Quarter ending December 2015	1,563	
Quarter ending March 2016	1,614	↑
Quarter ending June 2016	1,677	↑
Quarter ending September 2016	1,686	→
Quarter ending December 2016	1,739	↑
<b>Variance since December 2015</b>	<b>11.3%</b>	<b>↑</b>



### ACTIVITY

Cumulative percentage of contracted UDA delivered 2016 & 2017



Month	Adjusted Scheduled Activity (UDA)	
	2016	2017
April	199	376
May	430	753
June	793	1,141
July	1,608	1,774
August	1,978	2,230
September	2,369	2,636
October	2,696	3,164
November	3,240	3,589
December	3,814	4,019
January	4,244	
February	5,029	
March	5,442	
April	5,530	
May	5,530	
June	5,530	

### QUALITY

	Quantity	Base Number	Contract	AT	Region	England
% of FP17s for the same patient ID Re-attending within 3 months - Children	20	421	4.8%	10.5%	11.9%	12.4%
% of FP17s for the same patient ID Re-attending within 3 months - Adults	85	824	10.3%	15.9%	17.1%	16.6%
% of FP17s for the same patient ID Re-attending between 3 & 9 months - Children	207	421	49.2%	47.5%	46.2%	57.5%
% of FP17s for the same patient ID Re-attending between 3 & 9 months - Adults	187	824	22.7%	37.9%	37.8%	50.4%
% of FP17s for Band 1 Urgent Courses	100	1,200	8.3%	10.3%	10.6%	9.1%
% of FP17s Relating to Free Repair or Replacements	0	1,200	0.0%	0.7%	0.6%	0.8%
% of FP17s Relating to Continuations	3	1,200	0.3%	1.1%	0.9%	1.3%
% of Patients satisfied with the dentistry they have received	1	1	N/A	90.2%	90.3%	92.7%
% of Patients satisfied with the time they had to wait for an appointment	1	1	N/A	85.9%	83.8%	88.8%

\* This is based on patients treated on this contract for their most recent course of treatment. Figures in italics indicate the base number of FP17s or Patient Questionnaire responses are less than 100. N/A is shown where the base number of responses is less than 10 during the period. % is calculated as Quantity/Base number\*100

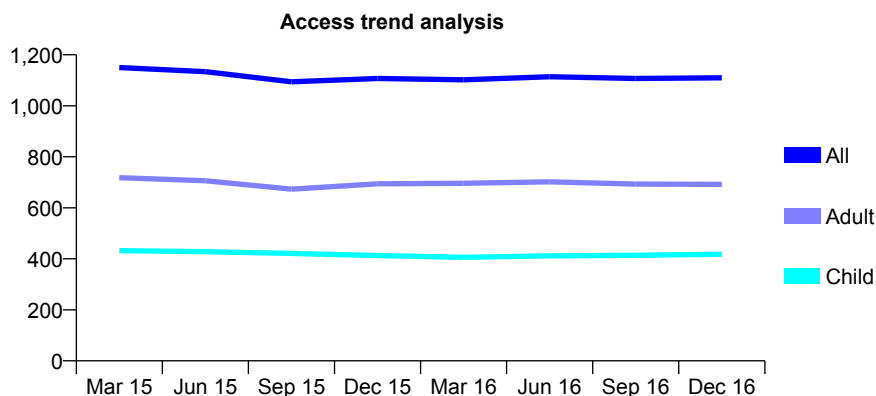
## Q63 - Vital Signs At a Glance Contract Report for 847550/0001 - December 2016

Name or company name	MRS R SHERIFF
Contract type name	GDS Contract
Purpose of contract	General
Contract start date	01/06/2006
Contract end date	

16/17 Contracted general activity (UDA)	4,787
Carry forward general activity (UDA)	0
16/17 Contracted orthodontic activity (UOA)	0
Carry forward orthodontic activity (UOA)	0
Baseline contract value	£143,071.61

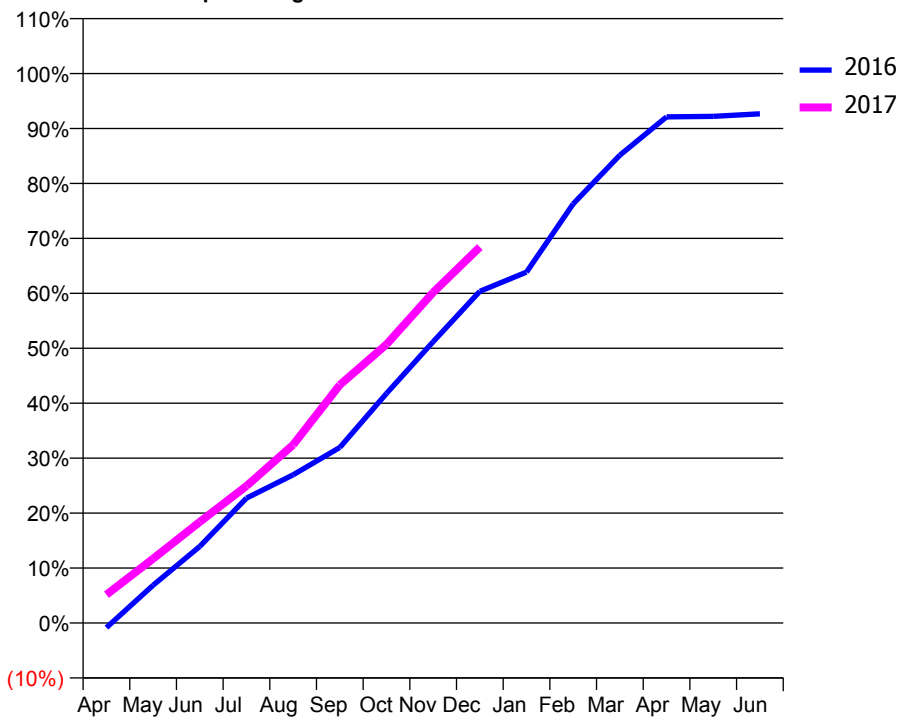
### ACCESS\*

Patients seen in 24 months	Total	Change since previous quarter
Quarter ending December 2015	1,107	
Quarter ending March 2016	1,102	→
Quarter ending June 2016	1,114	→
Quarter ending September 2016	1,107	→
Quarter ending December 2016	1,110	→
<b>Variance since December 2015</b>	<b>0.3%</b>	<b>→</b>



### ACTIVITY

Cumulative percentage of contracted UDA delivered 2016 & 2017



Month	Adjusted Scheduled Activity (UDA)	
	2016	2017
April	-41	246
May	329	560
June	667	881
July	1,088	1,193
August	1,291	1,553
September	1,529	2,074
October	2,000	2,428
November	2,451	2,881
December	2,890	3,275
January	3,057	
February	3,651	
March	4,076	
April	4,409	
May	4,414	
June	4,436	

### QUALITY

	Quantity	Base Number	Contract	AT	Region	England
% of FP17s for the same patient ID Re-attending within 3 months - Children	135	467	28.9%	10.5%	11.9%	12.4%
% of FP17s for the same patient ID Re-attending within 3 months - Adults	247	733	33.7%	15.9%	17.1%	16.6%
% of FP17s for the same patient ID Re-attending between 3 & 9 months - Children	141	467	30.2%	47.5%	46.2%	57.5%
% of FP17s for the same patient ID Re-attending between 3 & 9 months - Adults	202	733	27.6%	37.9%	37.8%	50.4%
% of FP17s for Band 1 Urgent Courses	50	1,095	4.6%	10.3%	10.6%	9.1%
% of FP17s Relating to Free Repair or Replacements	4	1,095	0.4%	0.7%	0.6%	0.8%
% of FP17s Relating to Continuations	168	1,095	15.3%	1.1%	0.9%	1.3%
% of Patients satisfied with the dentistry they have received	2	2	N/A	90.2%	90.3%	92.7%
% of Patients satisfied with the time they had to wait for an appointment	2	2	N/A	85.9%	83.8%	88.8%

\* This is based on patients treated on this contract for their most recent course of treatment. Figures in italics indicate the base number of FP17s or Patient Questionnaire responses are less than 100. N/A is shown where the base number of responses is less than 10 during the period. % is calculated as Quantity/Base number\*100

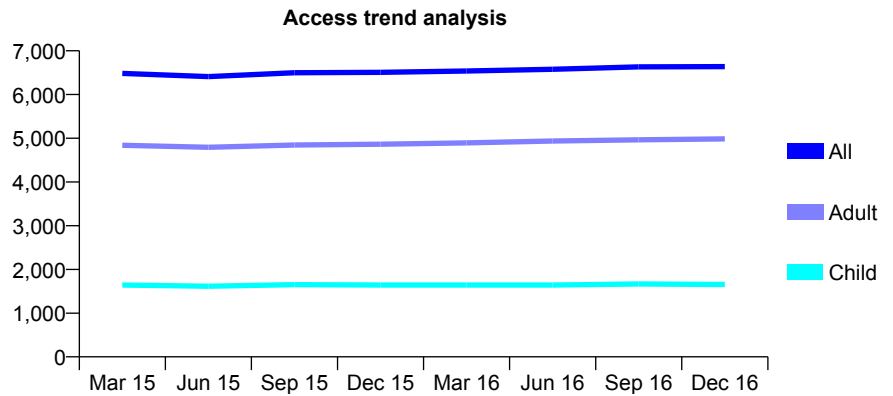
## Q63 - Vital Signs At a Glance Contract Report for 848018/0001 - December 2016

Name or company name	MS F POURGHOBAD
Contract type name	GDS Contract
Purpose of contract	General
Contract start date	01/04/2006
Contract end date	

16/17 Contracted general activity (UDA)	16,817
Carry forward general activity (UDA)	619
16/17 Contracted orthodontic activity (UOA)	0
Carry forward orthodontic activity (UOA)	0
Baseline contract value	£489,852.25

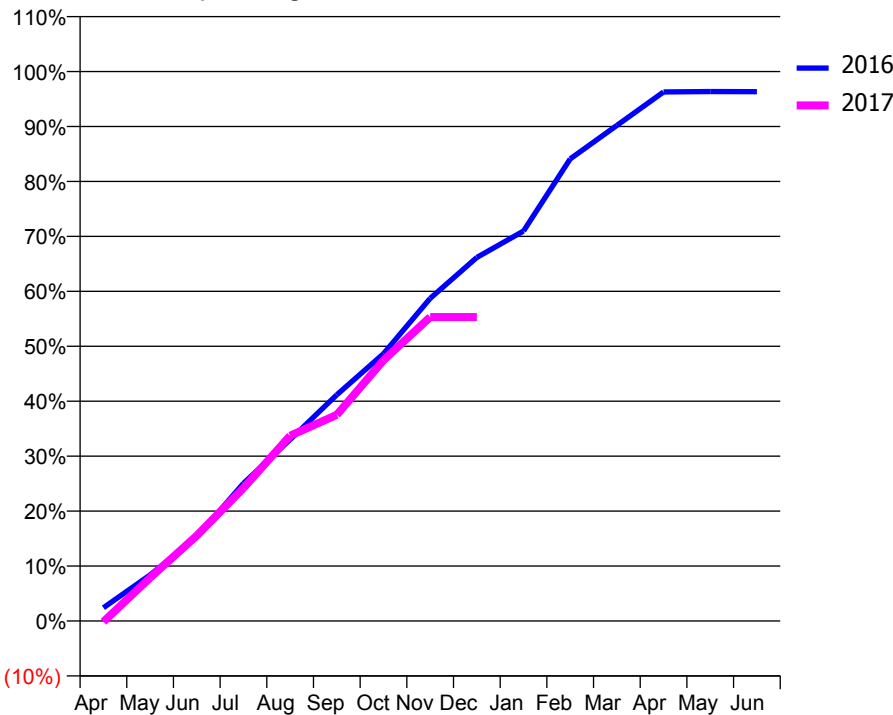
### ACCESS\*

Patients seen in 24 months	Total	Change since previous quarter
Quarter ending December 2015	6,507	
Quarter ending March 2016	6,539	→
Quarter ending June 2016	6,579	→
Quarter ending September 2016	6,631	→
Quarter ending December 2016	6,640	→
<b>Variance since December 2015</b>	<b>2.0%</b>	<b>↑</b>



### ACTIVITY

Cumulative percentage of contracted UDA delivered 2016 & 2017



Month	Adjusted Scheduled Activity (UDA)	
	2016	2017
April	404	-25
May	1,408	1,325
June	2,571	2,616
July	4,213	4,073
August	5,551	5,669
September	6,922	6,313
October	8,179	7,978
November	9,875	9,303
December	11,127	9,303
January	11,933	
February	14,145	
March	15,166	
April	16,192	
May	16,202	
June	16,198	

### QUALITY

	Quantity	Base Number	Contract	AT	Region	England
% of FP17s for the same patient ID Re-attending within 3 months - Children	78	1,531	5.1%	10.5%	11.9%	12.4%
% of FP17s for the same patient ID Re-attending within 3 months - Adults	402	4,204	9.6%	15.9%	17.1%	16.6%
% of FP17s for the same patient ID Re-attending between 3 & 9 months - Children	507	1,531	33.1%	47.5%	46.2%	57.5%
% of FP17s for the same patient ID Re-attending between 3 & 9 months - Adults	1,499	4,204	35.7%	37.9%	37.8%	50.4%
% of FP17s for Band 1 Urgent Courses	309	5,158	6.0%	10.3%	10.6%	9.1%
% of FP17s Relating to Free Repair or Replacements	15	5,158	0.3%	0.7%	0.6%	0.8%
% of FP17s Relating to Continuations	45	5,158	0.9%	1.1%	0.9%	1.3%
% of Patients satisfied with the dentistry they have received	0	0	N/A	90.2%	90.3%	92.7%
% of Patients satisfied with the time they had to wait for an appointment	0	0	N/A	85.9%	83.8%	88.8%

\* This is based on patients treated on this contract for their most recent course of treatment. Figures in italics indicate the base number of FP17s or Patient Questionnaire responses are less than 100. N/A is shown where the base number of responses is less than 10 during the period. % is calculated as Quantity/Base number\*100



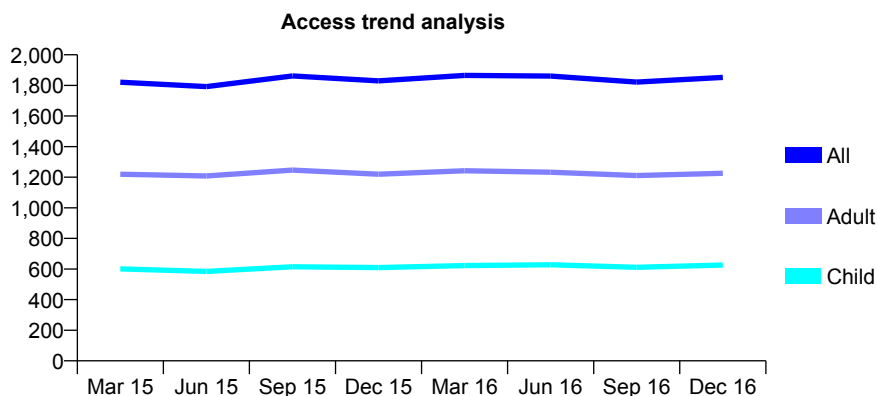
## Q63 - Vital Signs At a Glance Contract Report for 849138/0002 - December 2016

Name or company name	Mr F K Banjo and Mrs D O Banjo
Contract type name	GDS Contract
Purpose of contract	General
Contract start date	01/04/2006
Contract end date	

16/17 Contracted general activity (UDA)	6,000
Carry forward general activity (UDA)	503
16/17 Contracted orthodontic activity (UOA)	0
Carry forward orthodontic activity (UOA)	0
Baseline contract value	£204,518.74

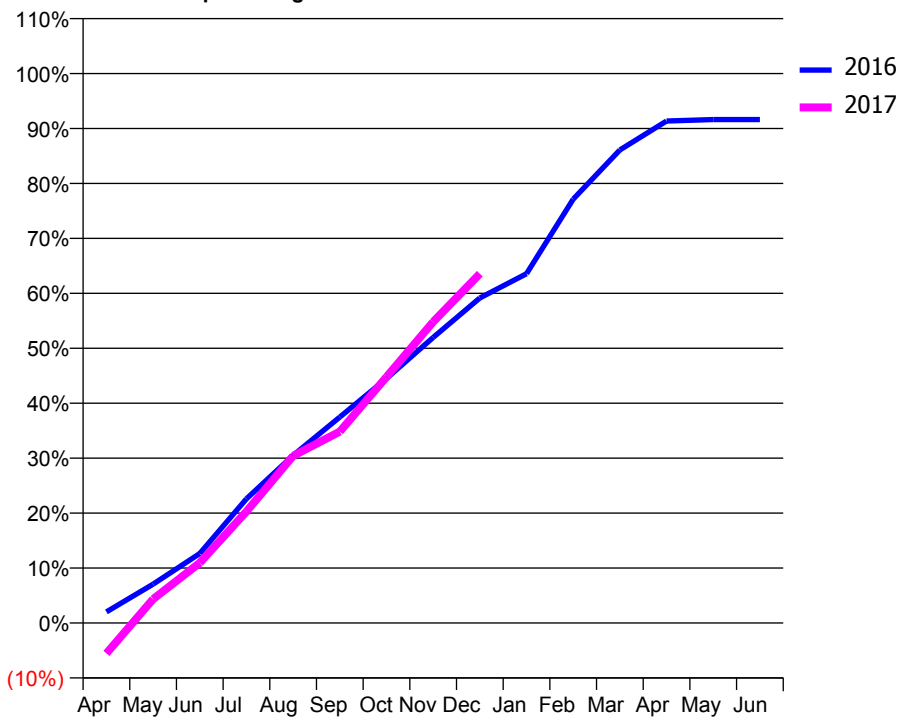
### ACCESS\*

Patients seen in 24 months	Total	Change since previous quarter
Quarter ending December 2015	1,830	
Quarter ending March 2016	1,865	→
Quarter ending June 2016	1,861	→
Quarter ending September 2016	1,822	↓
Quarter ending December 2016	1,852	→
<b>Variance since December 2015</b>	<b>1.2%</b>	<b>→</b>



### ACTIVITY

Cumulative percentage of contracted UDA delivered 2016 & 2017



Month	Adjusted Scheduled Activity (UDA)	
	2016	2017
April	122	-333
May	425	262
June	759	658
July	1,356	1,218
August	1,831	1,825
September	2,249	2,091
October	2,669	2,688
November	3,119	3,288
December	3,549	3,814
January	3,814	
February	4,628	
March	5,166	
April	5,481	
May	5,497	
June	5,497	

### QUALITY

	Quantity	Base Number	Contract	AT	Region	England
% of FP17s for the same patient ID Re-attending within 3 months - Children	40	537	7.4%	10.5%	11.9%	12.4%
% of FP17s for the same patient ID Re-attending within 3 months - Adults	172	1,090	15.8%	15.9%	17.1%	16.6%
% of FP17s for the same patient ID Re-attending between 3 & 9 months - Children	231	537	43.0%	47.5%	46.2%	57.5%
% of FP17s for the same patient ID Re-attending between 3 & 9 months - Adults	412	1,090	37.8%	37.9%	37.8%	50.4%
% of FP17s for Band 1 Urgent Courses	21	1,501	1.4%	10.3%	10.6%	9.1%
% of FP17s Relating to Free Repair or Replacements	7	1,501	0.5%	0.7%	0.6%	0.8%
% of FP17s Relating to Continuations	0	1,501	0.0%	1.1%	0.9%	1.3%
% of Patients satisfied with the dentistry they have received	3	3	N/A	90.2%	90.3%	92.7%
% of Patients satisfied with the time they had to wait for an appointment	3	3	N/A	85.9%	83.8%	88.8%

\* This is based on patients treated on this contract for their most recent course of treatment. Figures in italics indicate the base number of FP17s or Patient Questionnaire responses are less than 100. N/A is shown where the base number of responses is less than 10 during the period. % is calculated as Quantity/Base number\*100

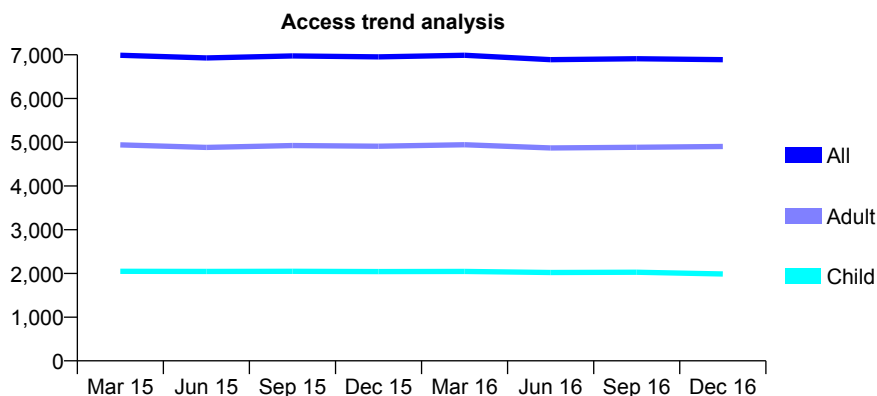
## Q63 - Vital Signs At a Glance Contract Report for 853372/0001 - December 2016

Name or company name	MR K KHOORBHOOR
Contract type name	GDS Contract
Purpose of contract	General
Contract start date	19/04/2008
Contract end date	

16/17 Contracted general activity (UDA)	20,021
Carry forward general activity (UDA)	-93
16/17 Contracted orthodontic activity (UOA)	0
Carry forward orthodontic activity (UOA)	0
Baseline contract value	£565,084.75

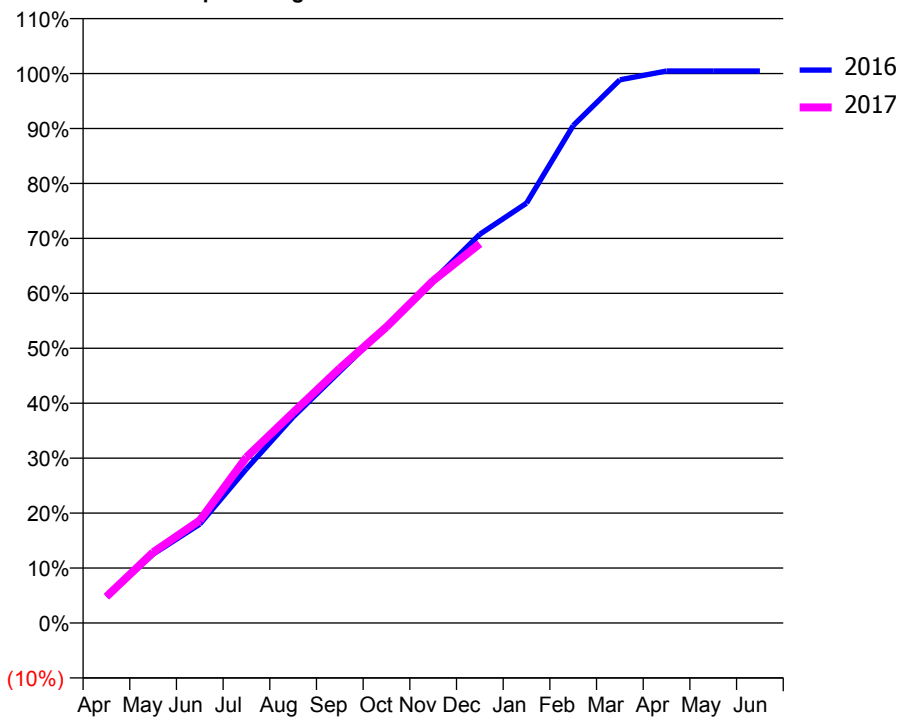
### ACCESS\*

Patients seen in 24 months	Total	Change since previous quarter
Quarter ending December 2015	6,953	
Quarter ending March 2016	6,990	→
Quarter ending June 2016	6,890	↓
Quarter ending September 2016	6,910	→
Quarter ending December 2016	6,890	→
<b>Variance since December 2015</b>	<b>(0.9%)</b>	<b>→</b>



### ACTIVITY

Cumulative percentage of contracted UDA delivered 2016 & 2017



Month	Adjusted Scheduled Activity (UDA)	
	2016	2017
April	955	961
May	2,511	2,579
June	3,602	3,736
July	5,617	6,044
August	7,510	7,671
September	9,165	9,282
October	10,807	10,788
November	12,477	12,476
December	14,164	13,819
January	15,297	
February	18,126	
March	19,790	
April	20,114	
May	20,114	
June	20,114	

### QUALITY

	Quantity	Base Number	Contract	AT	Region	England
% of FP17s for the same patient ID Re-attending within 3 months - Children	83	1,633	5.1%	10.5%	11.9%	12.4%
% of FP17s for the same patient ID Re-attending within 3 months - Adults	557	3,730	14.9%	15.9%	17.1%	16.6%
% of FP17s for the same patient ID Re-attending between 3 & 9 months - Children	727	1,633	44.5%	47.5%	46.2%	57.5%
% of FP17s for the same patient ID Re-attending between 3 & 9 months - Adults	1,282	3,730	34.4%	37.9%	37.8%	50.4%
% of FP17s for Band 1 Urgent Courses	407	5,041	8.1%	10.3%	10.6%	9.1%
% of FP17s Relating to Free Repair or Replacements	28	5,041	0.6%	0.7%	0.6%	0.8%
% of FP17s Relating to Continuations	141	5,041	2.8%	1.1%	0.9%	1.3%
% of Patients satisfied with the dentistry they have received	10	10	100.0%	90.2%	90.3%	92.7%
% of Patients satisfied with the time they had to wait for an appointment	10	10	100.0%	85.9%	83.8%	88.8%

\* This is based on patients treated on this contract for their most recent course of treatment. Figures in italics indicate the base number of FP17s or Patient Questionnaire responses are less than 100. N/A is shown where the base number of responses is less than 10 during the period. % is calculated as Quantity/Base number\*100

## Q63 - Vital Signs At a Glance Contract Report for 853372/0003 - December 2016

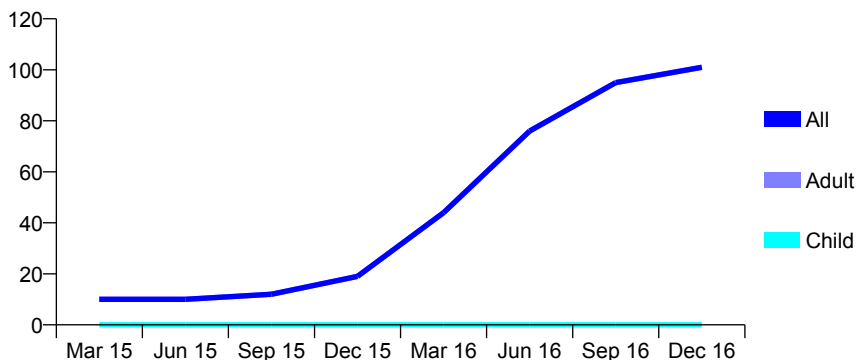
Name or company name	MR K KHOORBHOOR
Contract type name	PDS Contract
Purpose of contract	General
Contract start date	01/06/2013
Contract end date	31/03/2017

16/17 Contracted general activity (UDA)	375
Carry forward general activity (UDA)	0
16/17 Contracted orthodontic activity (UOA)	0
Carry forward orthodontic activity (UOA)	0
Baseline contract value	£20,154.75

### ACCESS\*

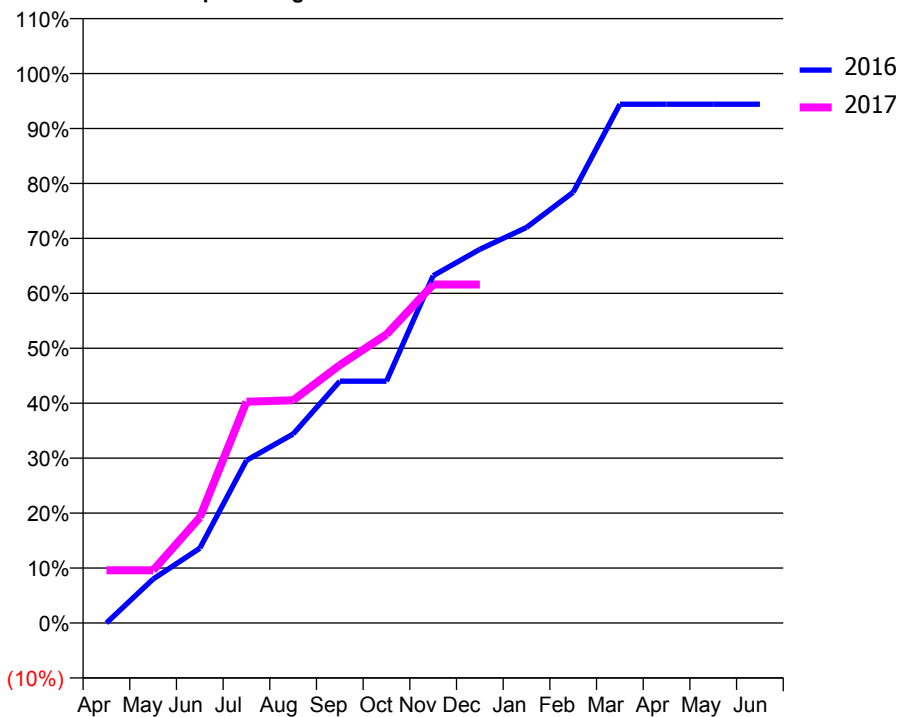
Patients seen in 24 months	Total	Change since previous quarter
Quarter ending December 2015	19	
Quarter ending March 2016	44	↑
Quarter ending June 2016	76	↑
Quarter ending September 2016	95	↑
Quarter ending December 2016	101	↑
<b>Variance since December 2015</b>	<b>431.6%</b>	<b>↑</b>

### Access trend analysis



### ACTIVITY

#### Cumulative percentage of contracted UDA delivered 2016 & 2017



#### Adjusted Scheduled Activity (UDA)

Month	2016	2017
April	0	36
May	30	36
June	51	72
July	111	151
August	129	152
September	165	176
October	165	197
November	237	231
December	255	231
January	270	-
February	294	-
March	354	-
April	354	-
May	354	-
June	354	-

### QUALITY

	Quantity	Base Number	Contract	AT	Region	England
% of FP17s for the same patient ID Re-attending within 3 months - Children	0	0	N/A	10.5%	11.9%	12.4%
% of FP17s for the same patient ID Re-attending within 3 months - Adults	1	79	1.3%	15.9%	17.1%	16.6%
% of FP17s for the same patient ID Re-attending between 3 & 9 months - Children	0	0	N/A	47.5%	46.2%	57.5%
% of FP17s for the same patient ID Re-attending between 3 & 9 months - Adults	3	79	3.8%	37.9%	37.8%	50.4%
% of FP17s for Band 1 Urgent Courses	0	79	0.0%	10.3%	10.6%	9.1%
% of FP17s Relating to Free Repair or Replacements	0	79	0.0%	0.7%	0.6%	0.8%
% of FP17s Relating to Continuations	1	79	1.3%	1.1%	0.9%	1.3%
% of Patients satisfied with the dentistry they have received	0	0	N/A	90.2%	90.3%	92.7%
% of Patients satisfied with the time they had to wait for an appointment	0	0	N/A	85.9%	83.8%	88.8%

\* This is based on patients treated on this contract for their most recent course of treatment. Figures in italics indicate the base number of FP17s or Patient Questionnaire responses are less than 100. N/A is shown where the base number of responses is less than 10 during the period. % is calculated as Quantity/Base number\*100

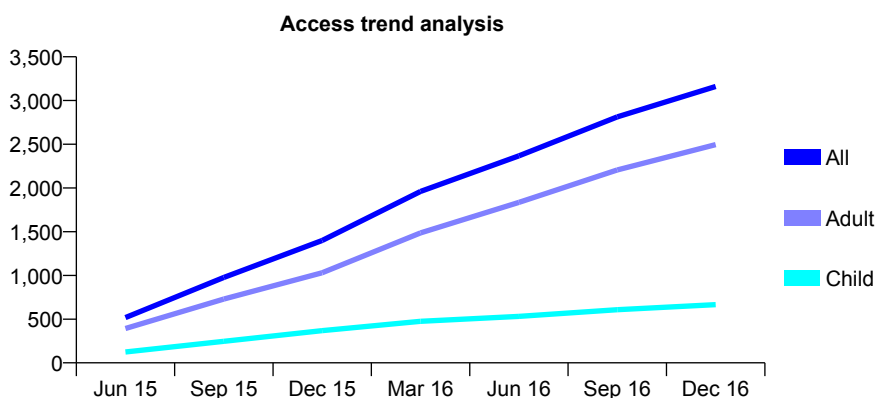
## Q63 - Vital Signs At a Glance Contract Report for 854956/0003 - December 2016

Name or company name	MISS N AL-JUMAILY
Contract type name	GDS Contract
Purpose of contract	General
Contract start date	01/04/2015
Contract end date	

16/17 Contracted general activity (UDA)	6,973
Carry forward general activity (UDA)	-127
16/17 Contracted orthodontic activity (UOA)	0
Carry forward orthodontic activity (UOA)	0
Baseline contract value	£276,759.89

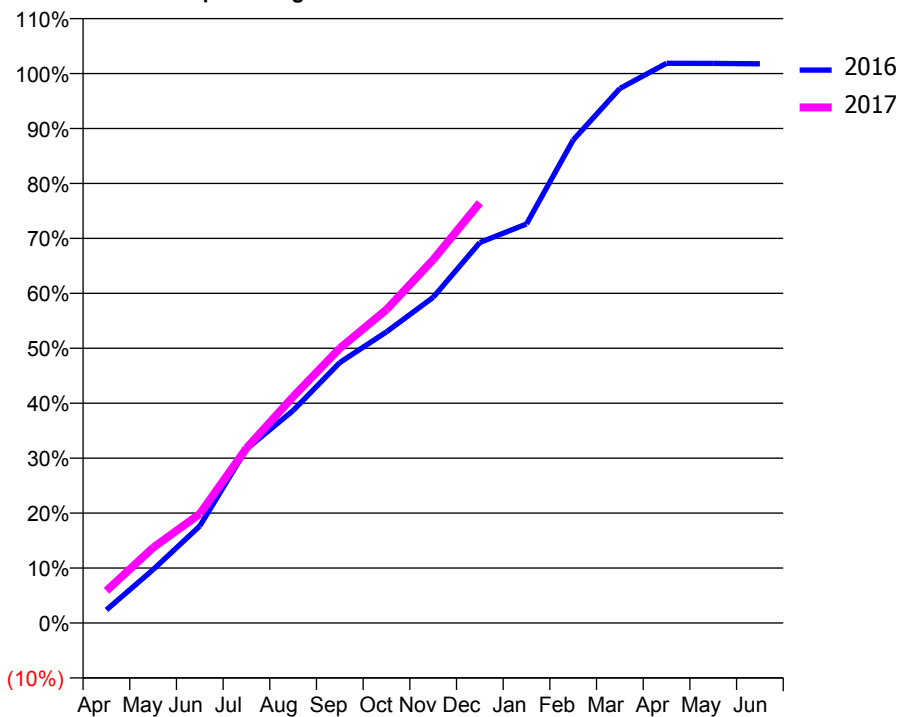
### ACCESS\*

Patients seen in 24 months	Total	Change since previous quarter
Quarter ending December 2015	1,399	
Quarter ending March 2016	1,961	↑
Quarter ending June 2016	2,367	↑
Quarter ending September 2016	2,813	↑
Quarter ending December 2016	3,160	↑
<b>Variance since December 2015</b>	<b>125.9%</b>	<b>↑</b>



### ACTIVITY

Cumulative percentage of contracted UDA delivered 2016 & 2017



Month	Adjusted Scheduled Activity (UDA)	
	2016	2017
April	166	409
May	678	957
June	1,231	1,386
July	2,207	2,218
August	2,697	2,873
September	3,305	3,486
October	3,695	3,978
November	4,133	4,610
December	4,828	5,333
January	5,064	
February	6,130	
March	6,782	
April	7,103	
May	7,102	
June	7,096	

### QUALITY

	Quantity	Base Number	Contract	AT	Region	England
% of FP17s for the same patient ID Re-attending within 3 months - Children	32	499	6.4%	10.5%	11.9%	12.4%
% of FP17s for the same patient ID Re-attending within 3 months - Adults	117	1,794	6.5%	15.9%	17.1%	16.6%
% of FP17s for the same patient ID Re-attending between 3 & 9 months - Children	135	499	27.1%	47.5%	46.2%	57.5%
% of FP17s for the same patient ID Re-attending between 3 & 9 months - Adults	348	1,794	19.4%	37.9%	37.8%	50.4%
% of FP17s for Band 1 Urgent Courses	151	2,180	6.9%	10.3%	10.6%	9.1%
% of FP17s Relating to Free Repair or Replacements	1	2,180	0.0%	0.7%	0.6%	0.8%
% of FP17s Relating to Continuations	0	2,180	0.0%	1.1%	0.9%	1.3%
% of Patients satisfied with the dentistry they have received	3	3	N/A	90.2%	90.3%	92.7%
% of Patients satisfied with the time they had to wait for an appointment	3	3	N/A	85.9%	83.8%	88.8%

\* This is based on patients treated on this contract for their most recent course of treatment. Figures in italics indicate the base number of FP17s or Patient Questionnaire responses are less than 100. N/A is shown where the base number of responses is less than 10 during the period. % is calculated as Quantity/Base number\*100

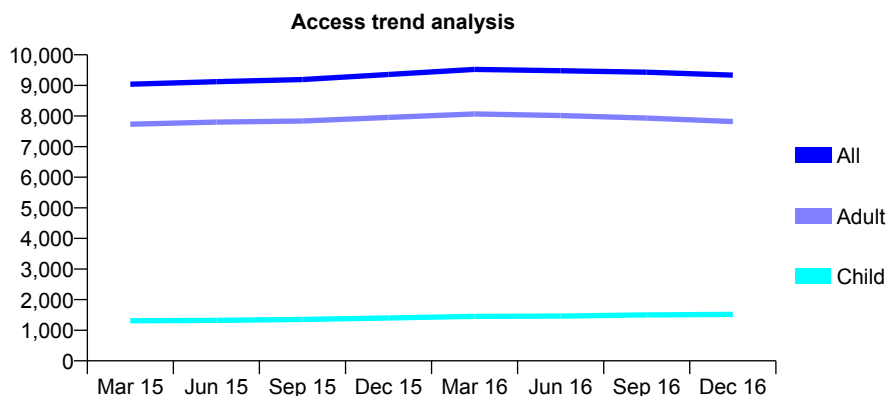
## Q63 - Vital Signs At a Glance Contract Report for 855855/0001 - December 2016

Name or company name	MR F MIRZAI
Contract type name	GDS Contract
Purpose of contract	General
Contract start date	01/03/2008
Contract end date	

16/17 Contracted general activity (UDA)	31,000
Carry forward general activity (UDA)	-7
16/17 Contracted orthodontic activity (UOA)	0
Carry forward orthodontic activity (UOA)	0
Baseline contract value	£924,740.28

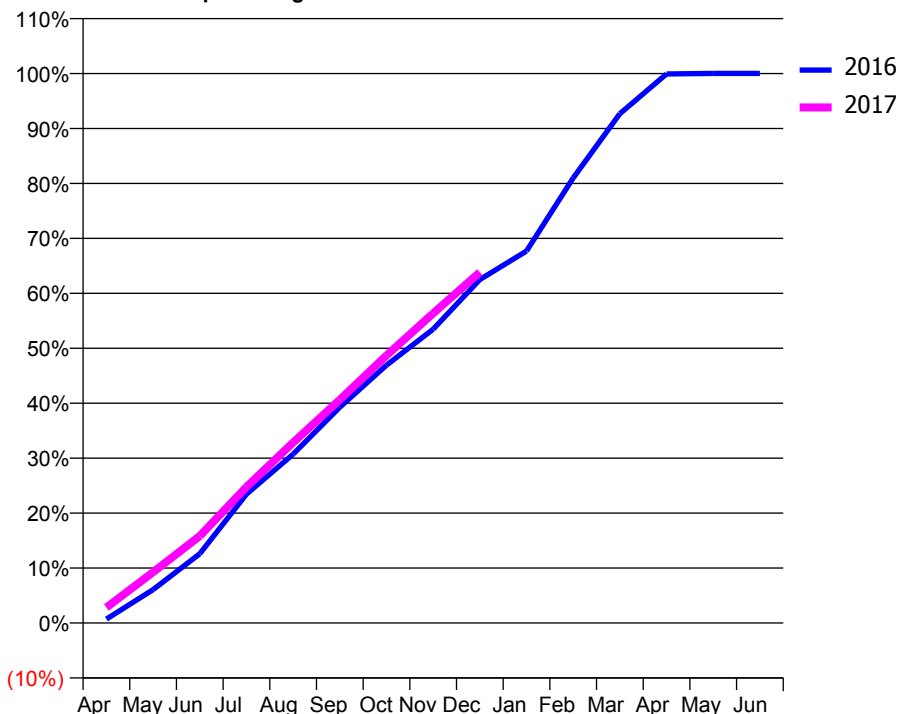
### ACCESS\*

Patients seen in 24 months	Total	Change since previous quarter
Quarter ending December 2015	9,357	
Quarter ending March 2016	9,523	→
Quarter ending June 2016	9,478	→
Quarter ending September 2016	9,431	→
Quarter ending December 2016	9,336	↓
<b>Variance since December 2015</b>	<b>(0.2%)</b>	<b>→</b>



### ACTIVITY

Cumulative percentage of contracted UDA delivered 2016 & 2017



Month	Adjusted Scheduled Activity (UDA)	
	2016	2017
April	225	873
May	1,888	2,868
June	3,909	4,907
July	7,272	7,680
August	9,524	10,182
September	12,174	12,600
October	14,543	15,097
November	16,573	17,473
December	19,378	19,792
January	20,982	
February	25,105	
March	28,733	
April	30,973	
May	31,007	
June	31,007	

### QUALITY

	Quantity	Base Number	Contract	AT	Region	England
% of FP17s for the same patient ID Re-attending within 3 months - Children	58	1,151	5.0%	10.5%	11.9%	12.4%
% of FP17s for the same patient ID Re-attending within 3 months - Adults	431	4,918	8.8%	15.9%	17.1%	16.6%
% of FP17s for the same patient ID Re-attending between 3 & 9 months - Children	376	1,151	32.7%	47.5%	46.2%	57.5%
% of FP17s for the same patient ID Re-attending between 3 & 9 months - Adults	1,421	4,918	28.9%	37.9%	37.8%	50.4%
% of FP17s for Band 1 Urgent Courses	247	5,596	4.4%	10.3%	10.6%	9.1%
% of FP17s Relating to Free Repair or Replacements	84	5,596	1.5%	0.7%	0.6%	0.8%
% of FP17s Relating to Continuations	81	5,596	1.4%	1.1%	0.9%	1.3%
% of Patients satisfied with the dentistry they have received	4	4	N/A	90.2%	90.3%	92.7%
% of Patients satisfied with the time they had to wait for an appointment	2	4	N/A	85.9%	83.8%	88.8%

\* This is based on patients treated on this contract for their most recent course of treatment. Figures in italics indicate the base number of FP17s or Patient Questionnaire responses are less than 100. N/A is shown where the base number of responses is less than 10 during the period. % is calculated as Quantity/Base number\*100

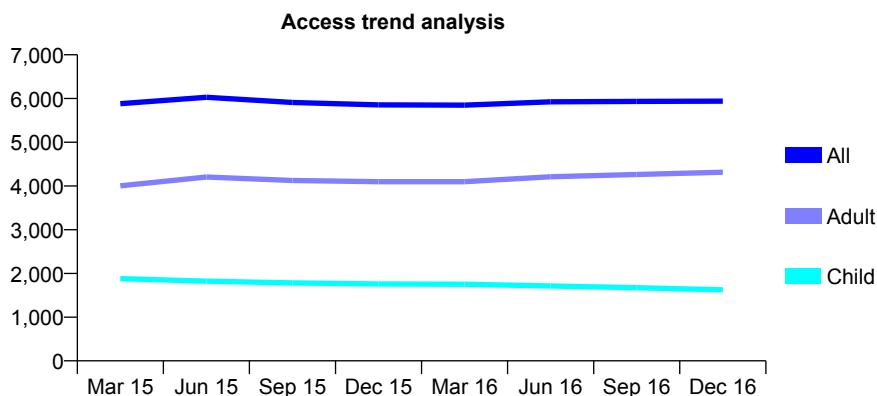
## Q63 - Vital Signs At a Glance Contract Report for 858749/0001 - December 2016

Name or company name	MISS MR HARVEY
Contract type name	GDS Contract
Purpose of contract	General
Contract start date	11/09/2006
Contract end date	

16/17 Contracted general activity (UDA)	12,750
Carry forward general activity (UDA)	247
16/17 Contracted orthodontic activity (UOA)	0
Carry forward orthodontic activity (UOA)	0
Baseline contract value	£319,054.54

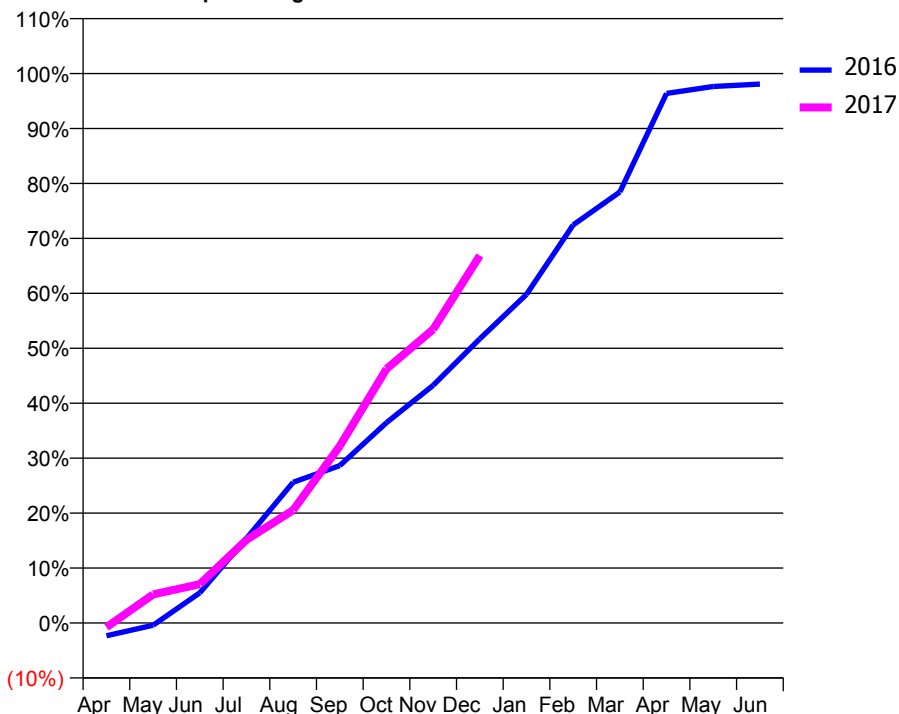
### ACCESS\*

Patients seen in 24 months	Total	Change since previous quarter
Quarter ending December 2015	5,855	
Quarter ending March 2016	5,850	→
Quarter ending June 2016	5,924	→
Quarter ending September 2016	5,935	→
Quarter ending December 2016	5,940	→
<b>Variance since December 2015</b>	<b>1.5%</b>	<b>→</b>



### ACTIVITY

Cumulative percentage of contracted UDA delivered 2016 & 2017



Month	Adjusted Scheduled Activity (UDA)	
	2016	2017
April	-300	-102
May	-54	663
June	702	901
July	1,962	1,930
August	3,267	2,619
September	3,653	4,108
October	4,648	5,895
November	5,516	6,816
December	6,596	8,527
January	7,625	
February	9,237	
March	10,002	
April	12,289	
May	12,449	
June	12,503	

### QUALITY

	Quantity	Base Number	Contract	AT	Region	England
% of FP17s for the same patient ID Re-attending within 3 months - Children	100	1,244	8.0%	10.5%	11.9%	12.4%
% of FP17s for the same patient ID Re-attending within 3 months - Adults	465	3,641	12.8%	15.9%	17.1%	16.6%
% of FP17s for the same patient ID Re-attending between 3 & 9 months - Children	492	1,244	39.5%	47.5%	46.2%	57.5%
% of FP17s for the same patient ID Re-attending between 3 & 9 months - Adults	1,071	3,641	29.4%	37.9%	37.8%	50.4%
% of FP17s for Band 1 Urgent Courses	324	3,788	8.6%	10.3%	10.6%	9.1%
% of FP17s Relating to Free Repair or Replacements	54	3,788	1.4%	0.7%	0.6%	0.8%
% of FP17s Relating to Continuations	19	3,788	0.5%	1.1%	0.9%	1.3%
% of Patients satisfied with the dentistry they have received	6	6	N/A	90.2%	90.3%	92.7%
% of Patients satisfied with the time they had to wait for an appointment	4	6	N/A	85.9%	83.8%	88.8%

\* This is based on patients treated on this contract for their most recent course of treatment. Figures in italics indicate the base number of FP17s or Patient Questionnaire responses are less than 100. N/A is shown where the base number of responses is less than 10 during the period. % is calculated as Quantity/Base number\*100

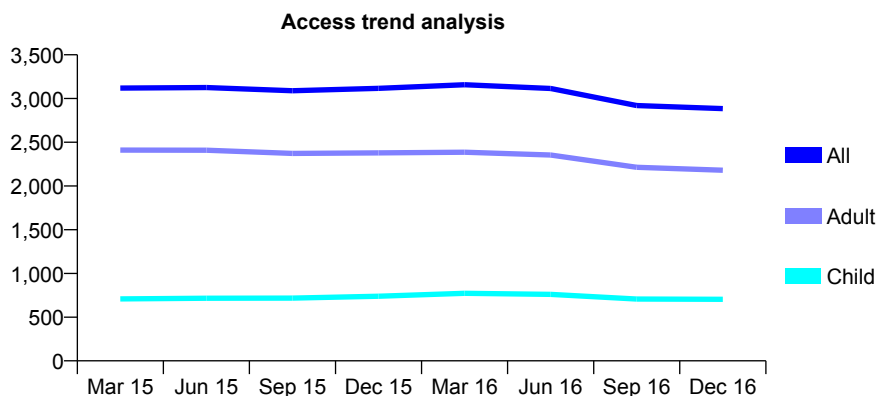
## Q63 - Vital Signs At a Glance Contract Report for 859575/0001 - December 2016

Name or company name	Eltham Family Dental Practice
Contract type name	GDS Contract
Purpose of contract	General
Contract start date	17/07/2008
Contract end date	

16/17 Contracted general activity (UDA)	8,000
Carry forward general activity (UDA)	-15
16/17 Contracted orthodontic activity (UOA)	0
Carry forward orthodontic activity (UOA)	0
Baseline contract value	£212,408.88

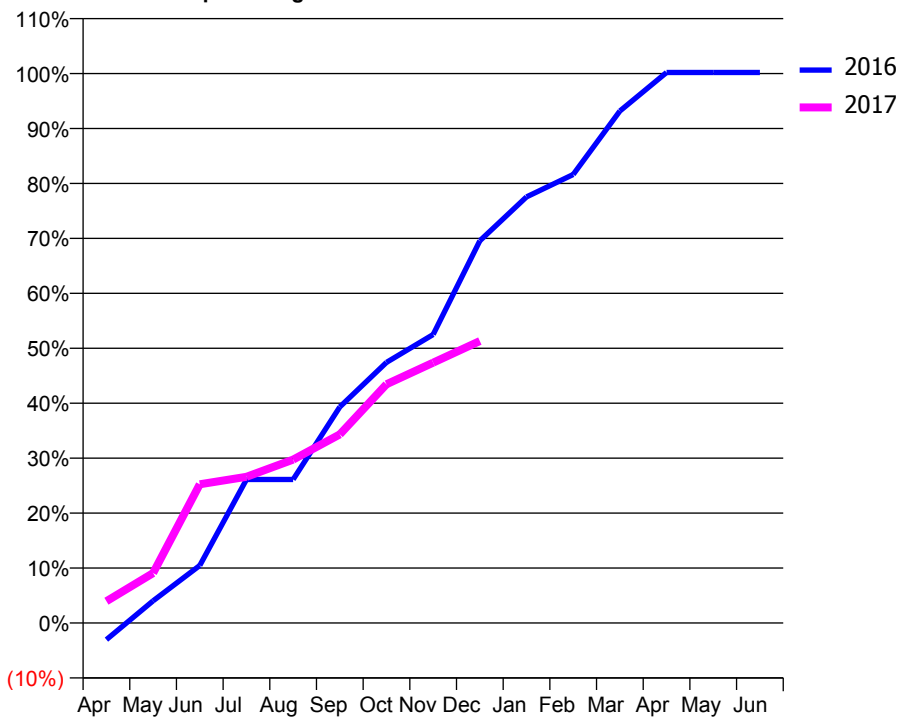
### ACCESS\*

Patients seen in 24 months	Total	Change since previous quarter
Quarter ending December 2015	3,117	
Quarter ending March 2016	3,158	→
Quarter ending June 2016	3,115	↓
Quarter ending September 2016	2,920	↓
Quarter ending December 2016	2,884	↓
<b>Variance since December 2015</b>	<b>(7.5%)</b>	<b>↓</b>



### ACTIVITY

Cumulative percentage of contracted UDA delivered 2016 & 2017



Month	Adjusted Scheduled Activity (UDA)	
	2016	2017
April	-244	317
May	324	726
June	837	2,021
July	2,091	2,128
August	2,091	2,380
September	3,147	2,746
October	3,794	3,477
November	4,200	3,791
December	5,566	4,105
January	6,204	
February	6,531	
March	7,454	
April	8,015	
May	8,015	
June	8,015	

### QUALITY

	Quantity	Base Number	Contract	AT	Region	England
% of FP17s for the same patient ID Re-attending within 3 months - Children	64	569	11.2%	10.5%	11.9%	12.4%
% of FP17s for the same patient ID Re-attending within 3 months - Adults	340	1,682	20.2%	15.9%	17.1%	16.6%
% of FP17s for the same patient ID Re-attending between 3 & 9 months - Children	269	569	47.3%	47.5%	46.2%	57.5%
% of FP17s for the same patient ID Re-attending between 3 & 9 months - Adults	640	1,682	38.0%	37.9%	37.8%	50.4%
% of FP17s for Band 1 Urgent Courses	326	1,912	17.1%	10.3%	10.6%	9.1%
% of FP17s Relating to Free Repair or Replacements	0	1,912	0.0%	0.7%	0.6%	0.8%
% of FP17s Relating to Continuations	21	1,912	1.1%	1.1%	0.9%	1.3%
% of Patients satisfied with the dentistry they have received	3	3	N/A	90.2%	90.3%	92.7%
% of Patients satisfied with the time they had to wait for an appointment	3	3	N/A	85.9%	83.8%	88.8%

\* This is based on patients treated on this contract for their most recent course of treatment. Figures in italics indicate the base number of FP17s or Patient Questionnaire responses are less than 100. N/A is shown where the base number of responses is less than 10 during the period. % is calculated as Quantity/Base number\*100



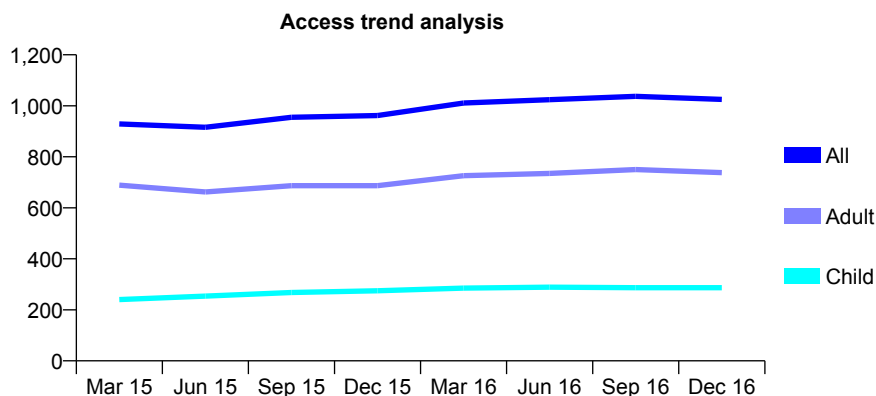
## Q63 - Vital Signs At a Glance Contract Report for 863475/0001 - December 2016

Name or company name	MRS R SIVAKUMARAN
Contract type name	GDS Contract
Purpose of contract	General
Contract start date	01/04/2013
Contract end date	

16/17 Contracted general activity (UDA)	4,200
Carry forward general activity (UDA)	16
16/17 Contracted orthodontic activity (UOA)	0
Carry forward orthodontic activity (UOA)	0
Baseline contract value	£113,604.45

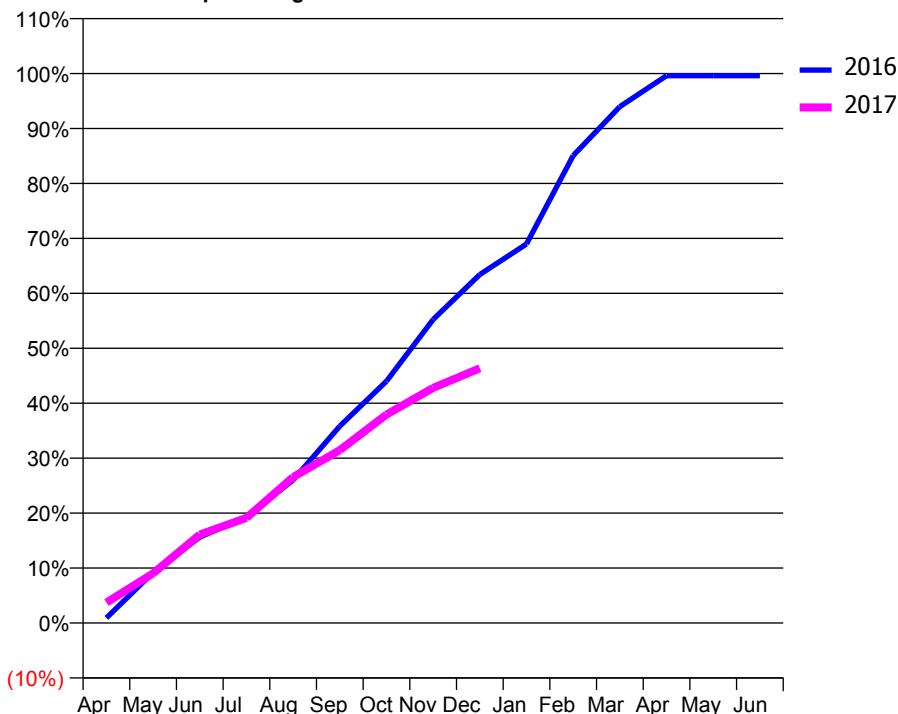
### ACCESS\*

Patients seen in 24 months	Total	Change since previous quarter
Quarter ending December 2015	962	
Quarter ending March 2016	1,011	↑
Quarter ending June 2016	1,024	→
Quarter ending September 2016	1,037	→
Quarter ending December 2016	1,025	↓
<b>Variance since December 2015</b>	<b>6.5%</b>	<b>↑</b>



### ACTIVITY

Cumulative percentage of contracted UDA delivered 2016 & 2017



Month	Adjusted Scheduled Activity (UDA)	
	2016	2017
April	39	157
May	386	380
June	657	676
July	812	803
August	1,093	1,116
September	1,504	1,321
October	1,849	1,594
November	2,320	1,798
December	2,663	1,947
January	2,897	
February	3,572	
March	3,947	
April	4,184	
May	4,184	
June	4,184	

### QUALITY

	Quantity	Base Number	Contract	AT	Region	England
% of FP17s for the same patient ID Re-attending within 3 months - Children	16	190	8.4%	10.5%	11.9%	12.4%
% of FP17s for the same patient ID Re-attending within 3 months - Adults	55	368	14.9%	15.9%	17.1%	16.6%
% of FP17s for the same patient ID Re-attending between 3 & 9 months - Children	79	190	41.6%	47.5%	46.2%	57.5%
% of FP17s for the same patient ID Re-attending between 3 & 9 months - Adults	78	368	21.2%	37.9%	37.8%	50.4%
% of FP17s for Band 1 Urgent Courses	55	509	10.8%	10.3%	10.6%	9.1%
% of FP17s Relating to Free Repair or Replacements	0	509	0.0%	0.7%	0.6%	0.8%
% of FP17s Relating to Continuations	0	509	0.0%	1.1%	0.9%	1.3%
% of Patients satisfied with the dentistry they have received	2	3	N/A	90.2%	90.3%	92.7%
% of Patients satisfied with the time they had to wait for an appointment	2	3	N/A	85.9%	83.8%	88.8%

\* This is based on patients treated on this contract for their most recent course of treatment. Figures in italics indicate the base number of FP17s or Patient Questionnaire responses are less than 100. N/A is shown where the base number of responses is less than 10 during the period. % is calculated as Quantity/Base number\*100

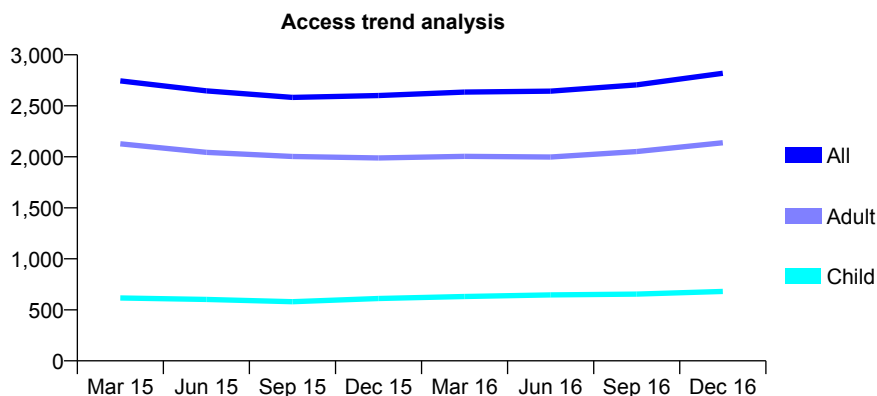
## Q63 - Vital Signs At a Glance Contract Report for 875864/0001 - December 2016

Name or company name	MS MA KICZKA
Contract type name	GDS Contract
Purpose of contract	General
Contract start date	01/04/2013
Contract end date	

16/17 Contracted general activity (UDA)	9,300
Carry forward general activity (UDA)	1,312
16/17 Contracted orthodontic activity (UOA)	0
Carry forward orthodontic activity (UOA)	0
Baseline contract value	£221,853.45

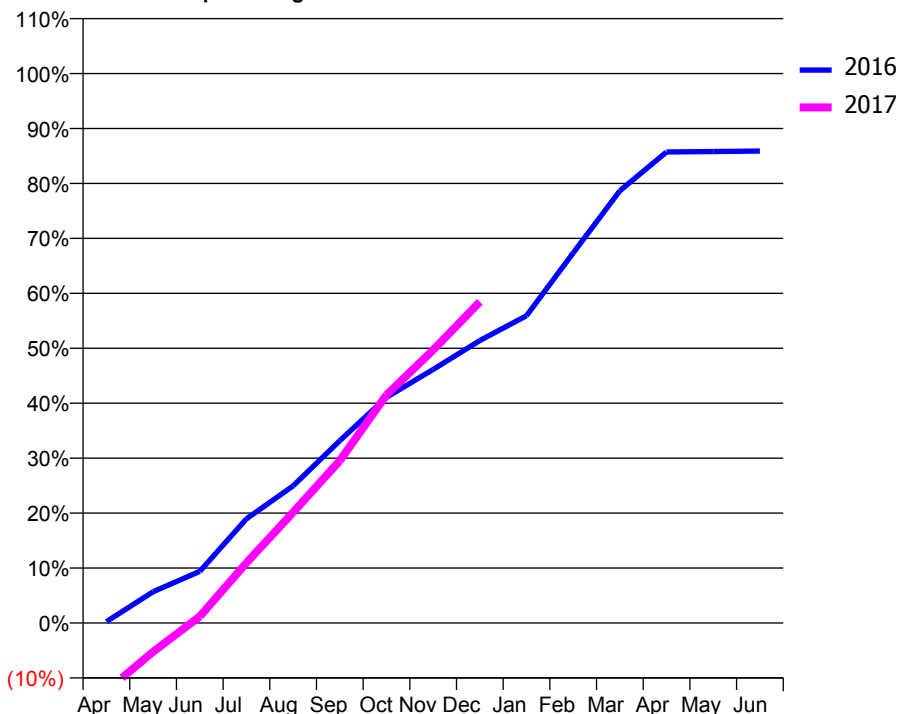
### ACCESS\*

Patients seen in 24 months	Total	Change since previous quarter
Quarter ending December 2015	2,600	
Quarter ending March 2016	2,635	→
Quarter ending June 2016	2,644	→
Quarter ending September 2016	2,705	↑
Quarter ending December 2016	2,819	↑
<b>Variance since December 2015</b>	<b>8.4%</b>	<b>↑</b>



### ACTIVITY

Cumulative percentage of contracted UDA delivered 2016 & 2017



Month	Adjusted Scheduled Activity (UDA)	
	2016	2017
April	25	-1,154
May	528	-488
June	874	111
July	1,763	1,018
August	2,321	1,873
September	3,087	2,748
October	3,820	3,859
November	4,291	4,622
December	4,781	5,436
January	5,200	
February	6,264	
March	7,316	
April	7,972	
May	7,979	
June	7,988	

### QUALITY

	Quantity	Base Number	Contract	AT	Region	England
% of FP17s for the same patient ID Re-attending within 3 months - Children	42	531	7.9%	10.5%	11.9%	12.4%
% of FP17s for the same patient ID Re-attending within 3 months - Adults	338	1,735	19.5%	15.9%	17.1%	16.6%
% of FP17s for the same patient ID Re-attending between 3 & 9 months - Children	128	531	24.1%	47.5%	46.2%	57.5%
% of FP17s for the same patient ID Re-attending between 3 & 9 months - Adults	391	1,735	22.5%	37.9%	37.8%	50.4%
% of FP17s for Band 1 Urgent Courses	322	2,099	15.3%	10.3%	10.6%	9.1%
% of FP17s Relating to Free Repair or Replacements	51	2,099	2.4%	0.7%	0.6%	0.8%
% of FP17s Relating to Continuations	69	2,099	3.3%	1.1%	0.9%	1.3%
% of Patients satisfied with the dentistry they have received	1	1	N/A	90.2%	90.3%	92.7%
% of Patients satisfied with the time they had to wait for an appointment	1	1	N/A	85.9%	83.8%	88.8%

\* This is based on patients treated on this contract for their most recent course of treatment. Figures in italics indicate the base number of FP17s or Patient Questionnaire responses are less than 100. N/A is shown where the base number of responses is less than 10 during the period. % is calculated as Quantity/Base number\*100

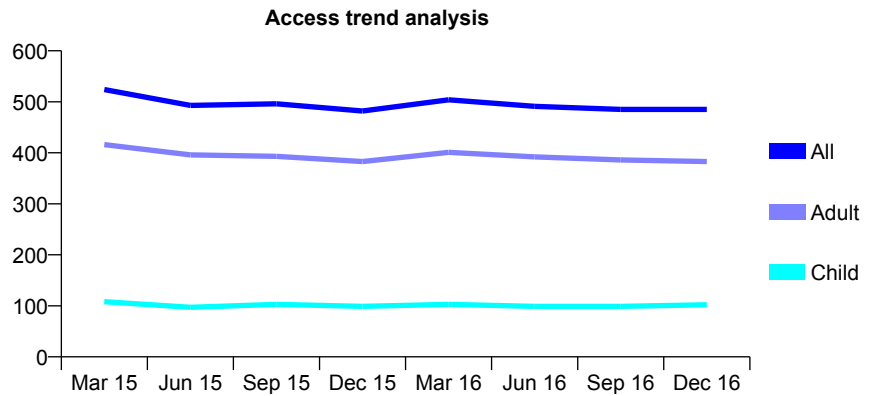
## Q63 - Vital Signs At a Glance Contract Report for 890421/0001 - December 2016

Name or company name	MS M TADAION
Contract type name	GDS Contract
Purpose of contract	General
Contract start date	27/07/2011
Contract end date	

16/17 Contracted general activity (UDA)	910
Carry forward general activity (UDA)	-18
16/17 Contracted orthodontic activity (UOA)	0
Carry forward orthodontic activity (UOA)	0
Baseline contract value	£25,102.01

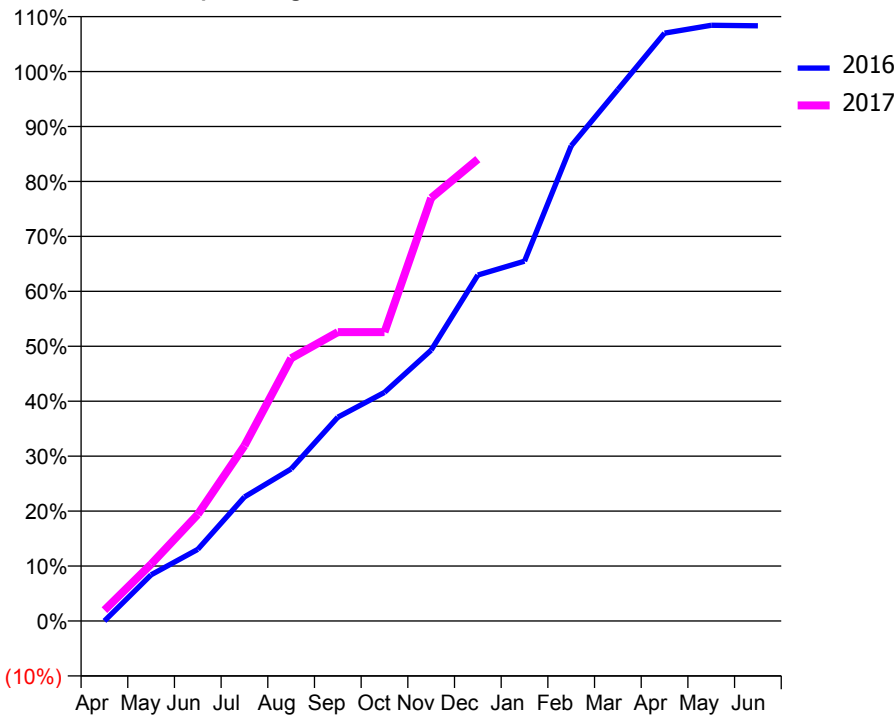
### ACCESS\*

Patients seen in 24 months	Total	Change since previous quarter
Quarter ending December 2015	482	
Quarter ending March 2016	504	↑
Quarter ending June 2016	491	↓
Quarter ending September 2016	485	↓
Quarter ending December 2016	485	→
<b>Variance since December 2015</b>	<b>0.6%</b>	<b>→</b>



### ACTIVITY

Cumulative percentage of contracted UDA delivered 2016 & 2017



Month	Adjusted Scheduled Activity (UDA)	
	2016	2017
April	0	18
May	77	94
June	119	177
July	205	290
August	252	435
September	338	478
October	379	478
November	449	701
December	573	765
January	596	
February	787	
March	880	
April	974	
May	987	
June	986	

### QUALITY

	Quantity	Base Number	Contract	AT	Region	England
% of FP17s for the same patient ID Re-attending within 3 months - Children	9	100	9.0%	10.5%	11.9%	12.4%
% of FP17s for the same patient ID Re-attending within 3 months - Adults	19	317	6.0%	15.9%	17.1%	16.6%
% of FP17s for the same patient ID Re-attending between 3 & 9 months - Children	43	100	43.0%	47.5%	46.2%	57.5%
% of FP17s for the same patient ID Re-attending between 3 & 9 months - Adults	123	317	38.8%	37.9%	37.8%	50.4%
% of FP17s for Band 1 Urgent Courses	34	379	9.0%	10.3%	10.6%	9.1%
% of FP17s Relating to Free Repair or Replacements	0	379	0.0%	0.7%	0.6%	0.8%
% of FP17s Relating to Continuations	0	379	0.0%	1.1%	0.9%	1.3%
% of Patients satisfied with the dentistry they have received	0	0	N/A	90.2%	90.3%	92.7%
% of Patients satisfied with the time they had to wait for an appointment	0	0	N/A	85.9%	83.8%	88.8%

\* This is based on patients treated on this contract for their most recent course of treatment. Figures in italics indicate the base number of FP17s or Patient Questionnaire responses are less than 100. N/A is shown where the base number of responses is less than 10 during the period. % is calculated as Quantity/Base number\*100

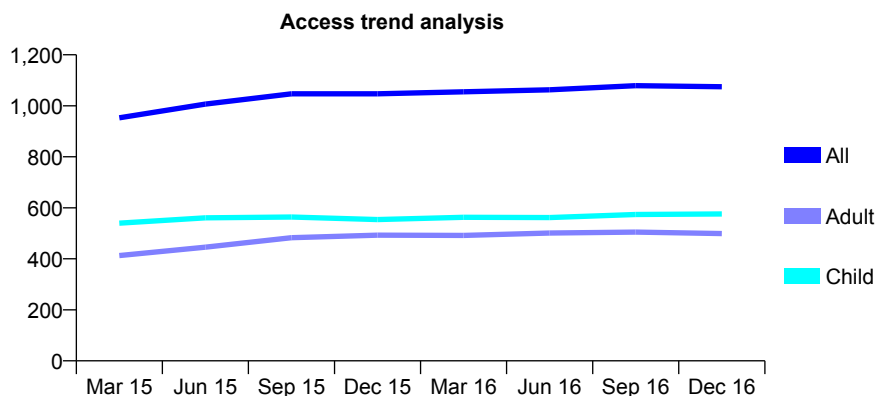
## Q63 - Vital Signs At a Glance Contract Report for 905836/0001 - December 2016

Name or company name	MRS JB JONES
Contract type name	GDS Contract
Purpose of contract	General
Contract start date	01/04/2006
Contract end date	

16/17 Contracted general activity (UDA)	2,250
Carry forward general activity (UDA)	-45
16/17 Contracted orthodontic activity (UOA)	0
Carry forward orthodontic activity (UOA)	0
Baseline contract value	£58,963.80

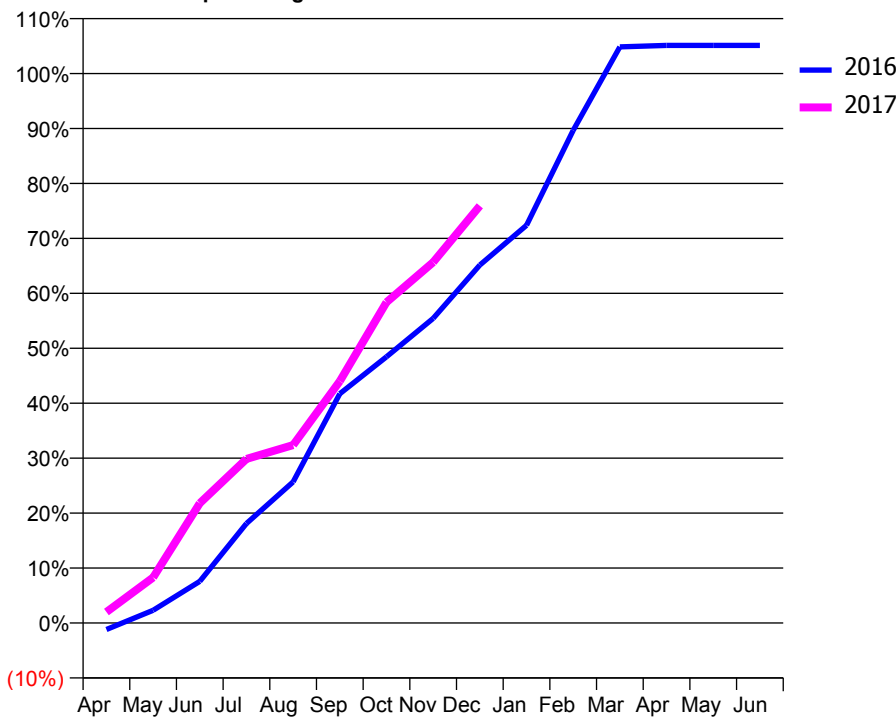
### ACCESS\*

Patients seen in 24 months	Total	Change since previous quarter
Quarter ending December 2015	1,047	
Quarter ending March 2016	1,055	→
Quarter ending June 2016	1,063	→
Quarter ending September 2016	1,079	→
Quarter ending December 2016	1,075	→
<b>Variance since December 2015</b>	<b>2.7%</b>	<b>↑</b>



### ACTIVITY

**Cumulative percentage of contracted UDA delivered 2016 & 2017**



**Adjusted Scheduled Activity (UDA)**

Month	2016	2017
April	-27	45
May	52	187
June	171	491
July	407	672
August	578	729
September	939	990
October	1,090	1,314
November	1,247	1,477
December	1,466	1,708
January	1,628	
February	2,017	
March	2,359	
April	2,365	
May	2,365	
June	2,365	

### QUALITY

	Quantity	Base Number	Contract	AT	Region	England
% of FP17s for the same patient ID Re-attending within 3 months - Children	49	623	7.9%	10.5%	11.9%	12.4%
% of FP17s for the same patient ID Re-attending within 3 months - Adults	64	408	15.7%	15.9%	17.1%	16.6%
% of FP17s for the same patient ID Re-attending between 3 & 9 months - Children	388	623	62.3%	47.5%	46.2%	57.5%
% of FP17s for the same patient ID Re-attending between 3 & 9 months - Adults	188	408	46.1%	37.9%	37.8%	50.4%
% of FP17s for Band 1 Urgent Courses	81	1,024	7.9%	10.3%	10.6%	9.1%
% of FP17s Relating to Free Repair or Replacements	8	1,024	0.8%	0.7%	0.6%	0.8%
% of FP17s Relating to Continuations	7	1,024	0.7%	1.1%	0.9%	1.3%
% of Patients satisfied with the dentistry they have received	0	0	N/A	90.2%	90.3%	92.7%
% of Patients satisfied with the time they had to wait for an appointment	0	0	N/A	85.9%	83.8%	88.8%

\* This is based on patients treated on this contract for their most recent course of treatment. Figures in italics indicate the base number of FP17s or Patient Questionnaire responses are less than 100. N/A is shown where the base number of responses is less than 10 during the period. % is calculated as Quantity/Base number\*100

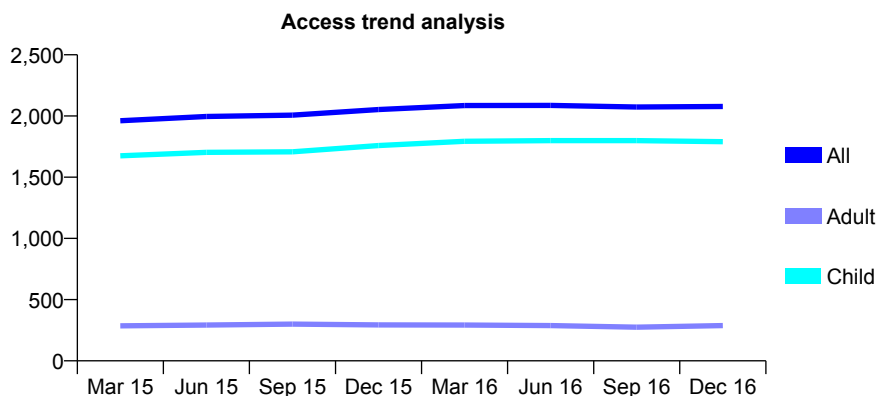
## Q63 - Vital Signs At a Glance Contract Report for 908495/0001 - December 2016

Name or company name	Hayes Dental Surgery
Contract type name	GDS Contract
Purpose of contract	General
Contract start date	01/04/2006
Contract end date	

16/17 Contracted general activity (UDA)	4,427
Carry forward general activity (UDA)	180
16/17 Contracted orthodontic activity (UOA)	0
Carry forward orthodontic activity (UOA)	0
Baseline contract value	£104,759.38

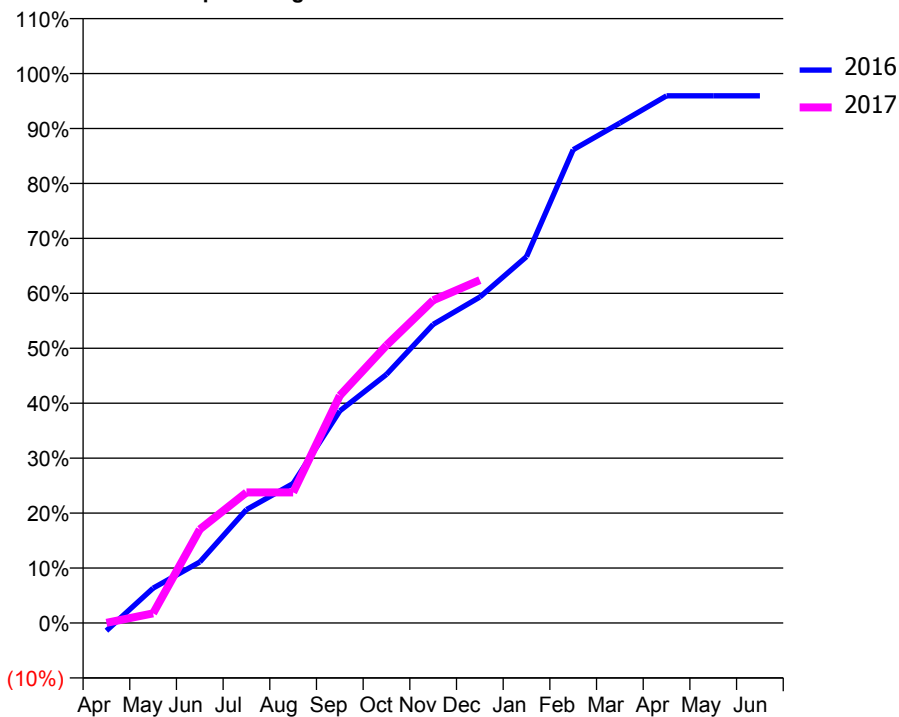
### ACCESS\*

Patients seen in 24 months	Total	Change since previous quarter
Quarter ending December 2015	2,053	
Quarter ending March 2016	2,086	→
Quarter ending June 2016	2,087	→
Quarter ending September 2016	2,074	→
Quarter ending December 2016	2,078	→
<b>Variance since December 2015</b>	<b>1.2%</b>	<b>→</b>



### ACTIVITY

Cumulative percentage of contracted UDA delivered 2016 & 2017



Month	Adjusted Scheduled Activity (UDA)	
	2016	2017
April	-63	1
May	281	78
June	491	755
July	914	1,052
August	1,124	1,052
September	1,709	1,832
October	2,003	2,237
November	2,406	2,600
December	2,626	2,762
January	2,951	
February	3,813	
March	4,028	
April	4,247	
May	4,247	
June	4,247	

### QUALITY

	Quantity	Base Number	Contract	AT	Region	England
% of FP17s for the same patient ID Re-attending within 3 months - Children	231	2,314	10.0%	10.5%	11.9%	12.4%
% of FP17s for the same patient ID Re-attending within 3 months - Adults	14	106	13.2%	15.9%	17.1%	16.6%
% of FP17s for the same patient ID Re-attending between 3 & 9 months - Children	1,598	2,314	69.1%	47.5%	46.2%	57.5%
% of FP17s for the same patient ID Re-attending between 3 & 9 months - Adults	72	106	67.9%	37.9%	37.8%	50.4%
% of FP17s for Band 1 Urgent Courses	27	2,243	1.2%	10.3%	10.6%	9.1%
% of FP17s Relating to Free Repair or Replacements	0	2,243	0.0%	0.7%	0.6%	0.8%
% of FP17s Relating to Continuations	39	2,243	1.7%	1.1%	0.9%	1.3%
% of Patients satisfied with the dentistry they have received	2	2	N/A	90.2%	90.3%	92.7%
% of Patients satisfied with the time they had to wait for an appointment	1	2	N/A	85.9%	83.8%	88.8%

\* This is based on patients treated on this contract for their most recent course of treatment. Figures in italics indicate the base number of FP17s or Patient Questionnaire responses are less than 100. N/A is shown where the base number of responses is less than 10 during the period. % is calculated as Quantity/Base number\*100

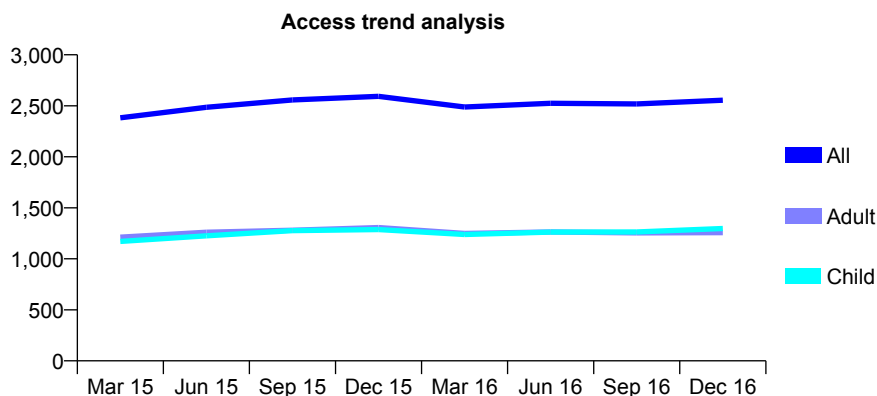
## Q63 - Vital Signs At a Glance Contract Report for 909548/0001 - December 2016

Name or company name	MR HS KALSI
Contract type name	GDS Contract
Purpose of contract	General and Orthodontic
Contract start date	01/04/2006
Contract end date	

16/17 Contracted general activity (UDA)	7,537
Carry forward general activity (UDA)	308
16/17 Contracted orthodontic activity (UOA)	134
Carry forward orthodontic activity (UOA)	4
Baseline contract value	£208,387.62

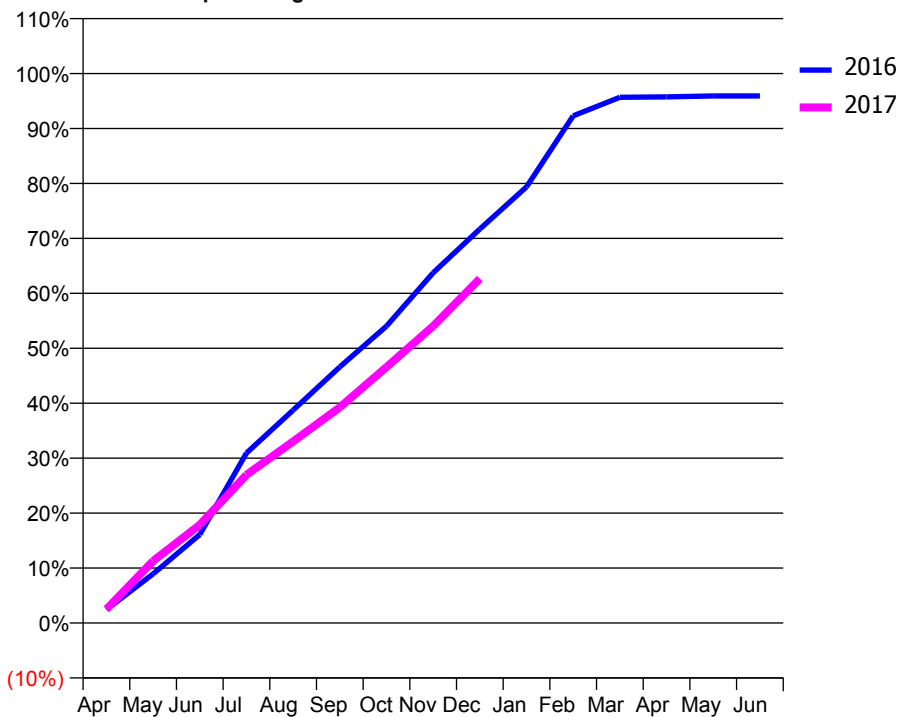
### ACCESS\*

Patients seen in 24 months	Total	Change since previous quarter
Quarter ending December 2015	2,593	
Quarter ending March 2016	2,488	↓
Quarter ending June 2016	2,525	→
Quarter ending September 2016	2,518	→
Quarter ending December 2016	2,555	→
<b>Variance since December 2015</b>	<b>(1.5%)</b>	<b>↓</b>



### ACTIVITY

Cumulative percentage of contracted UDA delivered 2016 & 2017



Month	Adjusted Scheduled Activity (UDA)	
	2016	2017
April	184	190
May	674	852
June	1,214	1,348
July	2,331	2,033
August	2,920	2,491
September	3,513	2,959
October	4,072	3,511
November	4,804	4,071
December	5,403	4,723
January	5,982	
February	6,956	
March	7,211	
April	7,217	
May	7,229	
June	7,229	

### QUALITY

	Quantity	Base Number	Contract	AT	Region	England
% of FP17s for the same patient ID Re-attending within 3 months - Children	95	1,429	6.6%	10.5%	11.9%	12.4%
% of FP17s for the same patient ID Re-attending within 3 months - Adults	108	1,039	10.4%	15.9%	17.1%	16.6%
% of FP17s for the same patient ID Re-attending between 3 & 9 months - Children	820	1,429	57.4%	47.5%	46.2%	57.5%
% of FP17s for the same patient ID Re-attending between 3 & 9 months - Adults	505	1,039	48.6%	37.9%	37.8%	50.4%
% of FP17s for Band 1 Urgent Courses	114	2,438	4.7%	10.3%	10.6%	9.1%
% of FP17s Relating to Free Repair or Replacements	9	2,438	0.4%	0.7%	0.6%	0.8%
% of FP17s Relating to Continuations	5	2,438	0.2%	1.1%	0.9%	1.3%
% of Patients satisfied with the dentistry they have received	5	5	N/A	90.2%	90.3%	92.7%
% of Patients satisfied with the time they had to wait for an appointment	3	5	N/A	85.9%	83.8%	88.8%

\* This is based on patients treated on this contract for their most recent course of treatment. Figures in italics indicate the base number of FP17s or Patient Questionnaire responses are less than 100. N/A is shown where the base number of responses is less than 10 during the period. % is calculated as Quantity/Base number\*100

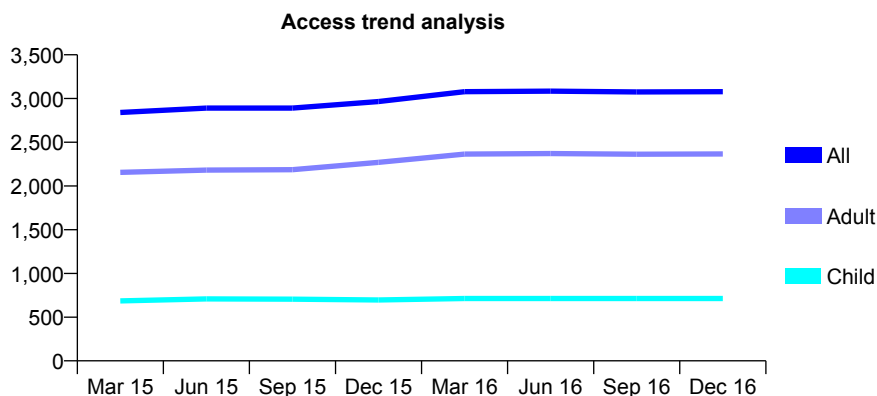
## Q63 - Vital Signs At a Glance Contract Report for 910139/0001 - December 2016

Name or company name	MRS M MOYA
Contract type name	GDS Contract
Purpose of contract	General
Contract start date	01/04/2006
Contract end date	

16/17 Contracted general activity (UDA)	7,000
Carry forward general activity (UDA)	-140
16/17 Contracted orthodontic activity (UOA)	0
Carry forward orthodontic activity (UOA)	0
Baseline contract value	£168,000.26

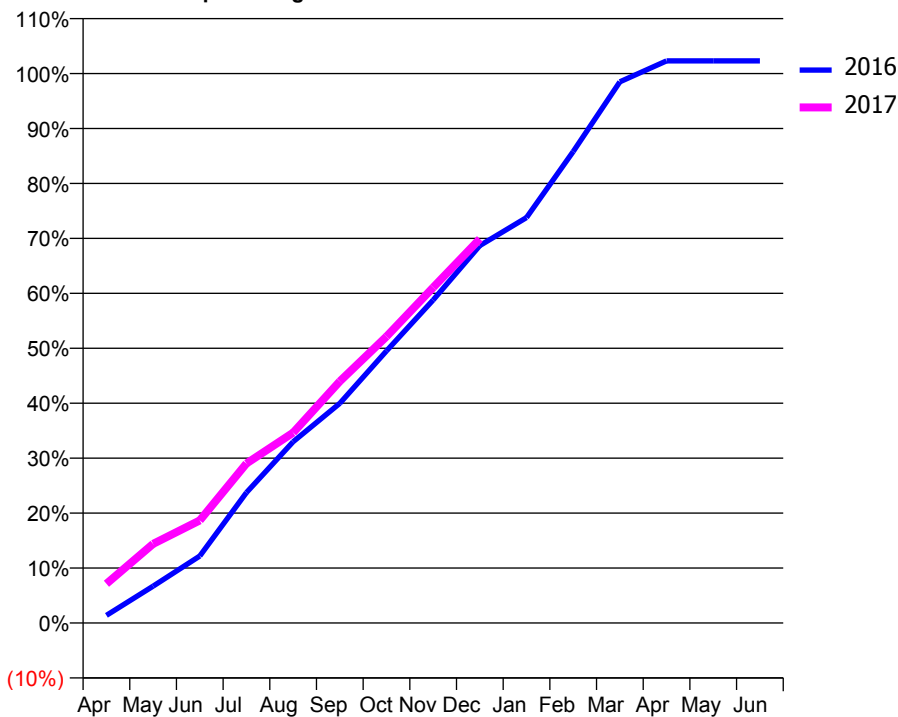
### ACCESS\*

Patients seen in 24 months	Total	Change since previous quarter
Quarter ending December 2015	2,966	
Quarter ending March 2016	3,078	↑
Quarter ending June 2016	3,084	→
Quarter ending September 2016	3,076	→
Quarter ending December 2016	3,079	→
<b>Variance since December 2015</b>	<b>3.8%</b>	<b>↑</b>



### ACTIVITY

Cumulative percentage of contracted UDA delivered 2016 & 2017



Month	Adjusted Scheduled Activity (UDA)	
	2016	2017
April	98	501
May	469	1,008
June	854	1,307
July	1,663	2,032
August	2,310	2,425
September	2,798	3,078
October	3,467	3,650
November	4,115	4,274
December	4,808	4,893
January	5,165	
February	6,006	
March	6,894	
April	7,161	
May	7,161	
June	7,161	

### QUALITY

	Quantity	Base Number	Contract	AT	Region	England
% of FP17s for the same patient ID Re-attending within 3 months - Children	28	712	3.9%	10.5%	11.9%	12.4%
% of FP17s for the same patient ID Re-attending within 3 months - Adults	187	1,748	10.7%	15.9%	17.1%	16.6%
% of FP17s for the same patient ID Re-attending between 3 & 9 months - Children	409	712	57.4%	47.5%	46.2%	57.5%
% of FP17s for the same patient ID Re-attending between 3 & 9 months - Adults	448	1,748	25.6%	37.9%	37.8%	50.4%
% of FP17s for Band 1 Urgent Courses	283	2,361	12.0%	10.3%	10.6%	9.1%
% of FP17s Relating to Free Repair or Replacements	6	2,361	0.3%	0.7%	0.6%	0.8%
% of FP17s Relating to Continuations	10	2,361	0.4%	1.1%	0.9%	1.3%
% of Patients satisfied with the dentistry they have received	0	0	N/A	90.2%	90.3%	92.7%
% of Patients satisfied with the time they had to wait for an appointment	0	0	N/A	85.9%	83.8%	88.8%

\* This is based on patients treated on this contract for their most recent course of treatment. Figures in italics indicate the base number of FP17s or Patient Questionnaire responses are less than 100. N/A is shown where the base number of responses is less than 10 during the period. % is calculated as Quantity/Base number\*100



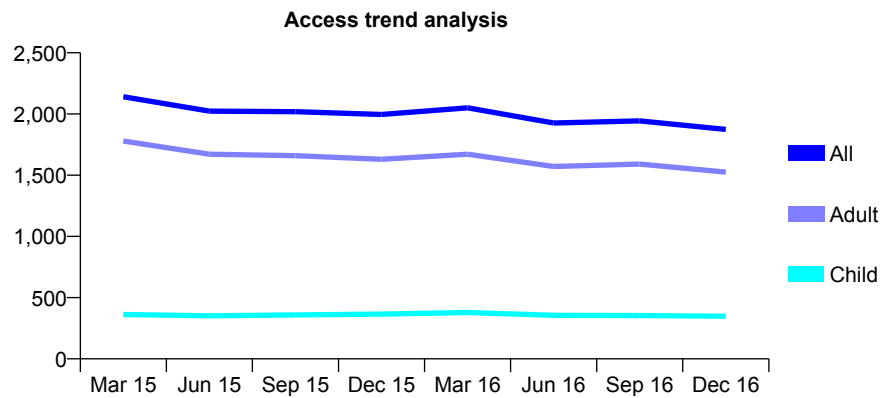
## Q63 - Vital Signs At a Glance Contract Report for 913944/0001 - December 2016

Name or company name	MR MT WONG
Contract type name	GDS Contract
Purpose of contract	General
Contract start date	01/04/2006
Contract end date	

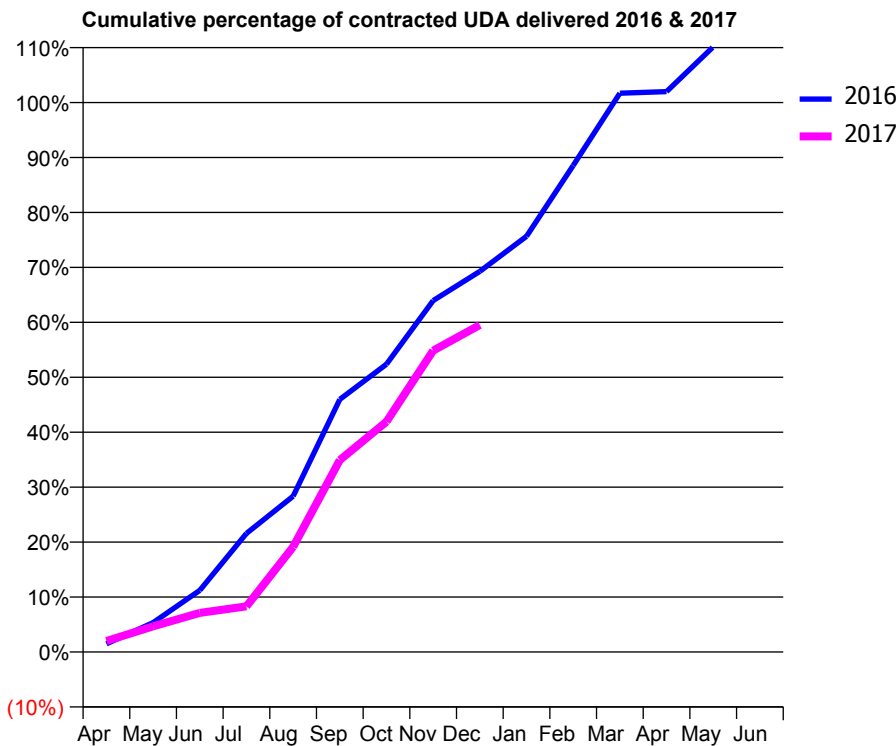
16/17 Contracted general activity (UDA)	4,300
Carry forward general activity (UDA)	-86
16/17 Contracted orthodontic activity (UOA)	0
Carry forward orthodontic activity (UOA)	0
Baseline contract value	£121,172.93

### ACCESS\*

Patients seen in 24 months	Total	Change since previous quarter
Quarter ending December 2015	1,996	
Quarter ending March 2016	2,051	↑
Quarter ending June 2016	1,927	↓
Quarter ending September 2016	1,944	→
Quarter ending December 2016	1,874	↓
<b>Variance since December 2015</b>	<b>(6.1%)</b>	<b>↓</b>



### ACTIVITY



Month	Adjusted Scheduled Activity (UDA)	
	2016	2017
April	64	86
May	230	200
June	483	306
July	928	357
August	1,219	823
September	1,977	1,502
October	2,252	1,803
November	2,750	2,359
December	2,978	2,559
January	3,253	
February	3,807	
March	4,372	
April	4,385	
May	4,735	
June	4,765	

### QUALITY

	Quantity	Base Number	Contract	AT	Region	England
% of FP17s for the same patient ID Re-attending within 3 months - Children	9	199	4.5%	10.5%	11.9%	12.4%
% of FP17s for the same patient ID Re-attending within 3 months - Adults	143	1,100	13.0%	15.9%	17.1%	16.6%
% of FP17s for the same patient ID Re-attending between 3 & 9 months - Children	64	199	32.2%	47.5%	46.2%	57.5%
% of FP17s for the same patient ID Re-attending between 3 & 9 months - Adults	445	1,100	40.5%	37.9%	37.8%	50.4%
% of FP17s for Band 1 Urgent Courses	20	1,145	1.7%	10.3%	10.6%	9.1%
% of FP17s Relating to Free Repair or Replacements	6	1,145	0.5%	0.7%	0.6%	0.8%
% of FP17s Relating to Continuations	3	1,145	0.3%	1.1%	0.9%	1.3%
% of Patients satisfied with the dentistry they have received	2	2	N/A	90.2%	90.3%	92.7%
% of Patients satisfied with the time they had to wait for an appointment	2	2	N/A	85.9%	83.8%	88.8%

\* This is based on patients treated on this contract for their most recent course of treatment. Figures in italics indicate the base number of FP17s or Patient Questionnaire responses are less than 100. N/A is shown where the base number of responses is less than 10 during the period. % is calculated as Quantity/Base number\*100

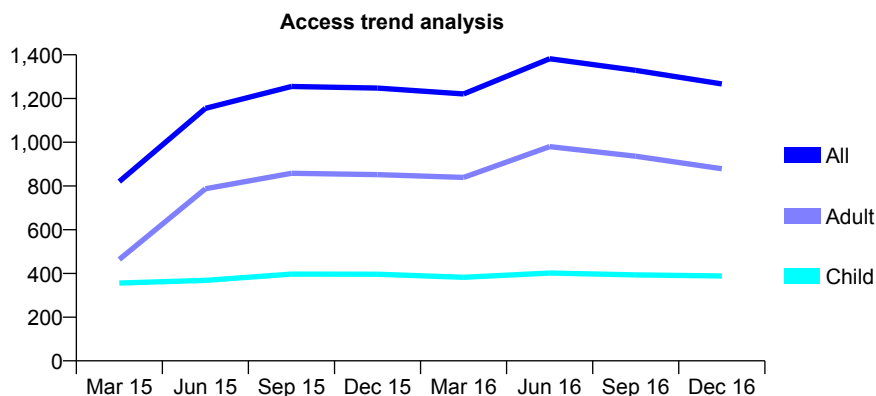
## Q63 - Vital Signs At a Glance Contract Report for 914967/0001 - December 2016

Name or company name	MR JS SOKHI
Contract type name	GDS Contract
Purpose of contract	General
Contract start date	01/04/2006
Contract end date	

16/17 Contracted general activity (UDA)	6,166
Carry forward general activity (UDA)	0
16/17 Contracted orthodontic activity (UOA)	0
Carry forward orthodontic activity (UOA)	0
Baseline contract value	£177,544.63

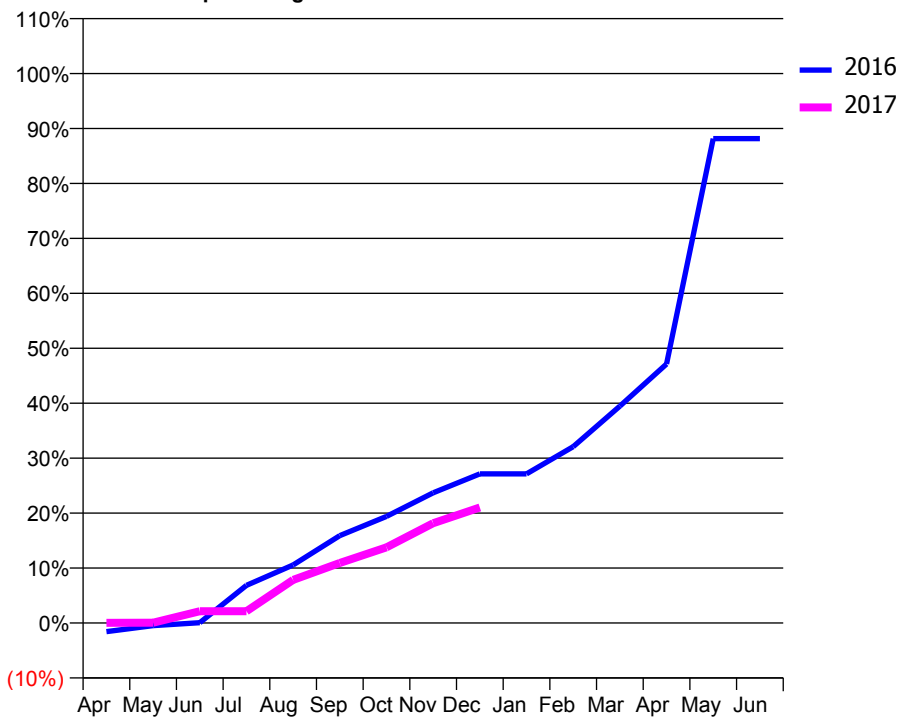
### ACCESS\*

Patients seen in 24 months	Total	Change since previous quarter
Quarter ending December 2015	1,248	
Quarter ending March 2016	1,221	↓
Quarter ending June 2016	1,382	↑
Quarter ending September 2016	1,329	↓
Quarter ending December 2016	1,267	↓
<b>Variance since December 2015</b>	<b>1.5%</b>	→



### ACTIVITY

Cumulative percentage of contracted UDA delivered 2016 & 2017



Month	Adjusted Scheduled Activity (UDA)	
	2016	2017
April	-98	2
May	-31	4
June	4	133
July	423	133
August	652	483
September	981	674
October	1,196	849
November	1,461	1,120
December	1,673	1,296
January	1,673	
February	1,979	
March	2,434	
April	2,907	
May	5,436	
June	5,436	

### QUALITY

	Quantity	Base Number	Contract	AT	Region	England
% of FP17s for the same patient ID Re-attending within 3 months - Children	67	479	14.0%	10.5%	11.9%	12.4%
% of FP17s for the same patient ID Re-attending within 3 months - Adults	76	698	10.9%	15.9%	17.1%	16.6%
% of FP17s for the same patient ID Re-attending between 3 & 9 months - Children	248	479	51.8%	47.5%	46.2%	57.5%
% of FP17s for the same patient ID Re-attending between 3 & 9 months - Adults	270	698	38.7%	37.9%	37.8%	50.4%
% of FP17s for Band 1 Urgent Courses	7	713	1.0%	10.3%	10.6%	9.1%
% of FP17s Relating to Free Repair or Replacements	2	713	0.3%	0.7%	0.6%	0.8%
% of FP17s Relating to Continuations	0	713	0.0%	1.1%	0.9%	1.3%
% of Patients satisfied with the dentistry they have received	3	4	N/A	90.2%	90.3%	92.7%
% of Patients satisfied with the time they had to wait for an appointment	3	4	N/A	85.9%	83.8%	88.8%

\* This is based on patients treated on this contract for their most recent course of treatment. Figures in italics indicate the base number of FP17s or Patient Questionnaire responses are less than 100. N/A is shown where the base number of responses is less than 10 during the period. % is calculated as Quantity/Base number\*100

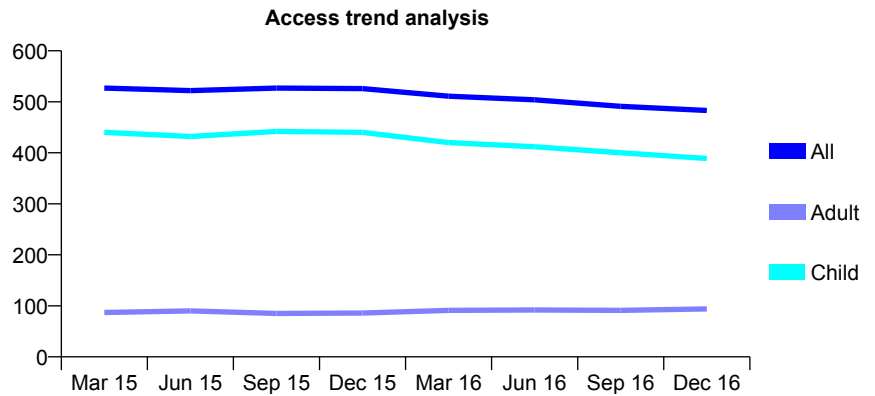
## Q63 - Vital Signs At a Glance Contract Report for 917583/0001 - December 2016

Name or company name	MR A KERSCHBAUMER
Contract type name	GDS Contract
Purpose of contract	General
Contract start date	01/04/2006
Contract end date	

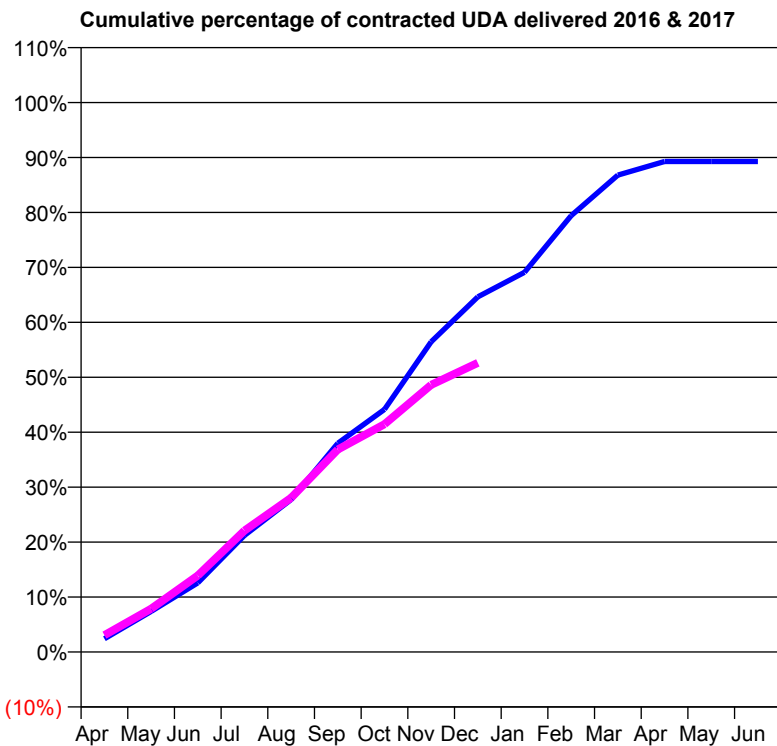
16/17 Contracted general activity (UDA)	1,279
Carry forward general activity (UDA)	0
16/17 Contracted orthodontic activity (UOA)	0
Carry forward orthodontic activity (UOA)	0
Baseline contract value	£27,108.02

### ACCESS\*

Patients seen in 24 months	Total	Change since previous quarter
Quarter ending December 2015	526	
Quarter ending March 2016	511	↓
Quarter ending June 2016	504	↓
Quarter ending September 2016	491	↓
Quarter ending December 2016	483	↓
<b>Variance since December 2015</b>	<b>(8.2%)</b>	<b>↓</b>



### ACTIVITY



Month	Adjusted Scheduled Activity (UDA)	
	2016	2017
April	31	39
May	94	101
June	161	178
July	271	283
August	355	359
September	486	471
October	565	530
November	722	622
December	827	673
January	884	
February	1,016	
March	1,110	
April	1,142	
May	1,142	
June	1,142	

### QUALITY

	Quantity	Base Number	Contract	AT	Region	England
% of FP17s for the same patient ID Re-attending within 3 months - Children	29	415	7.0%	10.5%	11.9%	12.4%
% of FP17s for the same patient ID Re-attending within 3 months - Adults	0	30	0.0%	15.9%	17.1%	16.6%
% of FP17s for the same patient ID Re-attending between 3 & 9 months - Children	240	415	57.8%	47.5%	46.2%	57.5%
% of FP17s for the same patient ID Re-attending between 3 & 9 months - Adults	17	30	56.7%	37.9%	37.8%	50.4%
% of FP17s for Band 1 Urgent Courses	21	420	5.0%	10.3%	10.6%	9.1%
% of FP17s Relating to Free Repair or Replacements	0	420	0.0%	0.7%	0.6%	0.8%
% of FP17s Relating to Continuations	8	420	1.9%	1.1%	0.9%	1.3%
% of Patients satisfied with the dentistry they have received	1	1	N/A	90.2%	90.3%	92.7%
% of Patients satisfied with the time they had to wait for an appointment	0	1	N/A	85.9%	83.8%	88.8%

\* This is based on patients treated on this contract for their most recent course of treatment. Figures in italics indicate the base number of FP17s or Patient Questionnaire responses are less than 100. N/A is shown where the base number of responses is less than 10 during the period. % is calculated as Quantity/Base number\*100

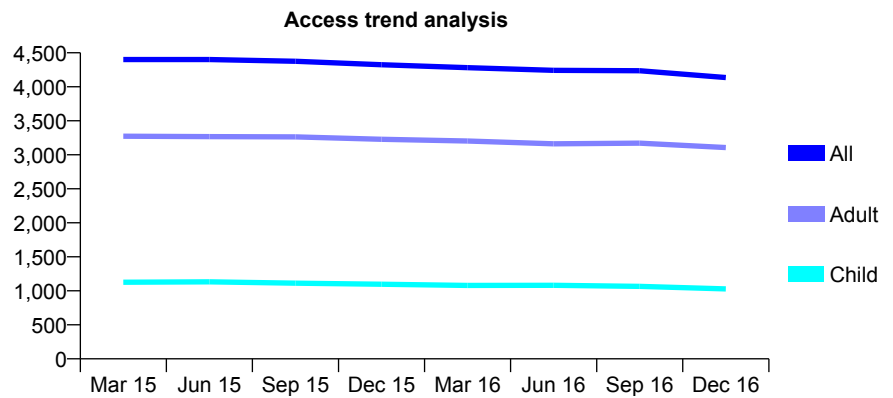
## Q63 - Vital Signs At a Glance Contract Report for 917737/0001 - December 2016

Name or company name	MR JC HEALY
Contract type name	GDS Contract
Purpose of contract	General
Contract start date	01/04/2006
Contract end date	

16/17 Contracted general activity (UDA)	13,000
Carry forward general activity (UDA)	0
16/17 Contracted orthodontic activity (UOA)	0
Carry forward orthodontic activity (UOA)	0
Baseline contract value	£301,232.70

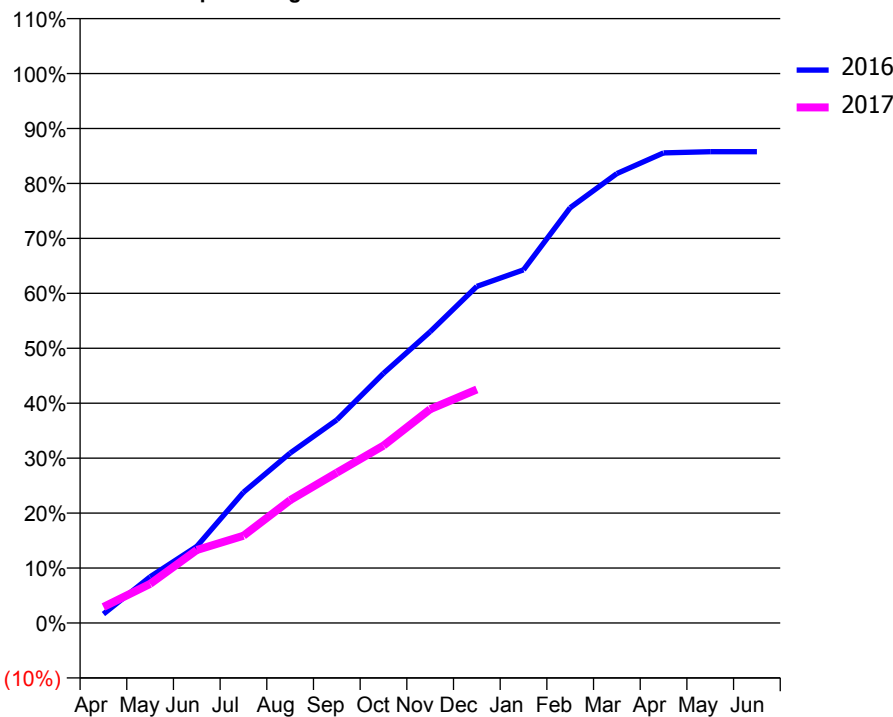
### ACCESS\*

Patients seen in 24 months	Total	Change since previous quarter
Quarter ending December 2015	4,325	
Quarter ending March 2016	4,282	→
Quarter ending June 2016	4,243	→
Quarter ending September 2016	4,236	→
Quarter ending December 2016	4,136	↓
<b>Variance since December 2015</b>	<b>(4.4%)</b>	<b>↓</b>



### ACTIVITY

Cumulative percentage of contracted UDA delivered 2016 & 2017



Month	Adjusted Scheduled Activity (UDA)	
	2016	2017
April	213	379
May	1,093	927
June	1,812	1,726
July	3,094	2,063
August	4,020	2,908
September	4,807	3,557
October	5,906	4,198
November	6,890	5,060
December	7,964	5,525
January	8,355	
February	9,827	
March	10,632	
April	11,122	
May	11,149	
June	11,149	

### QUALITY

	Quantity	Base Number	Contract	AT	Region	England
% of FP17s for the same patient ID Re-attending within 3 months - Children	28	757	3.7%	10.5%	11.9%	12.4%
% of FP17s for the same patient ID Re-attending within 3 months - Adults	290	2,323	12.5%	15.9%	17.1%	16.6%
% of FP17s for the same patient ID Re-attending between 3 & 9 months - Children	395	757	52.2%	47.5%	46.2%	57.5%
% of FP17s for the same patient ID Re-attending between 3 & 9 months - Adults	1,193	2,323	51.4%	37.9%	37.8%	50.4%
% of FP17s for Band 1 Urgent Courses	17	2,811	0.6%	10.3%	10.6%	9.1%
% of FP17s Relating to Free Repair or Replacements	58	2,811	2.1%	0.7%	0.6%	0.8%
% of FP17s Relating to Continuations	125	2,811	4.4%	1.1%	0.9%	1.3%
% of Patients satisfied with the dentistry they have received	3	3	N/A	90.2%	90.3%	92.7%
% of Patients satisfied with the time they had to wait for an appointment	3	3	N/A	85.9%	83.8%	88.8%

\* This is based on patients treated on this contract for their most recent course of treatment. Figures in italics indicate the base number of FP17s or Patient Questionnaire responses are less than 100. N/A is shown where the base number of responses is less than 10 during the period. % is calculated as Quantity/Base number\*100

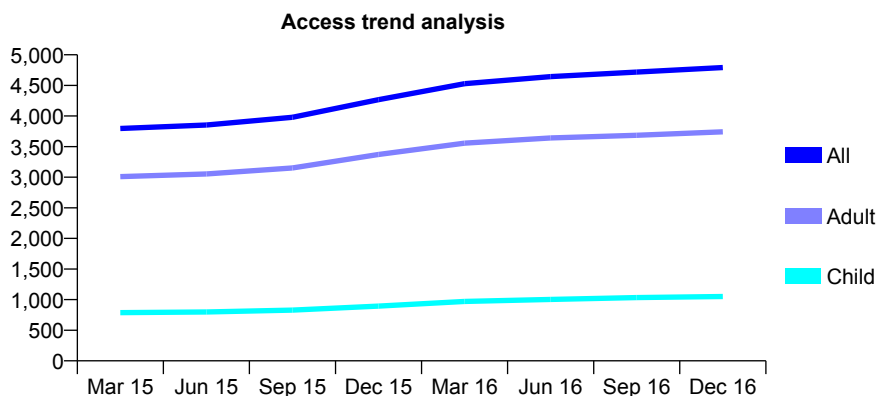
## Q63 - Vital Signs At a Glance Contract Report for 919101/0003 - December 2016

Name or company name	MR S MIRFENDERESKI
Contract type name	GDS Contract
Purpose of contract	General
Contract start date	08/04/2009
Contract end date	

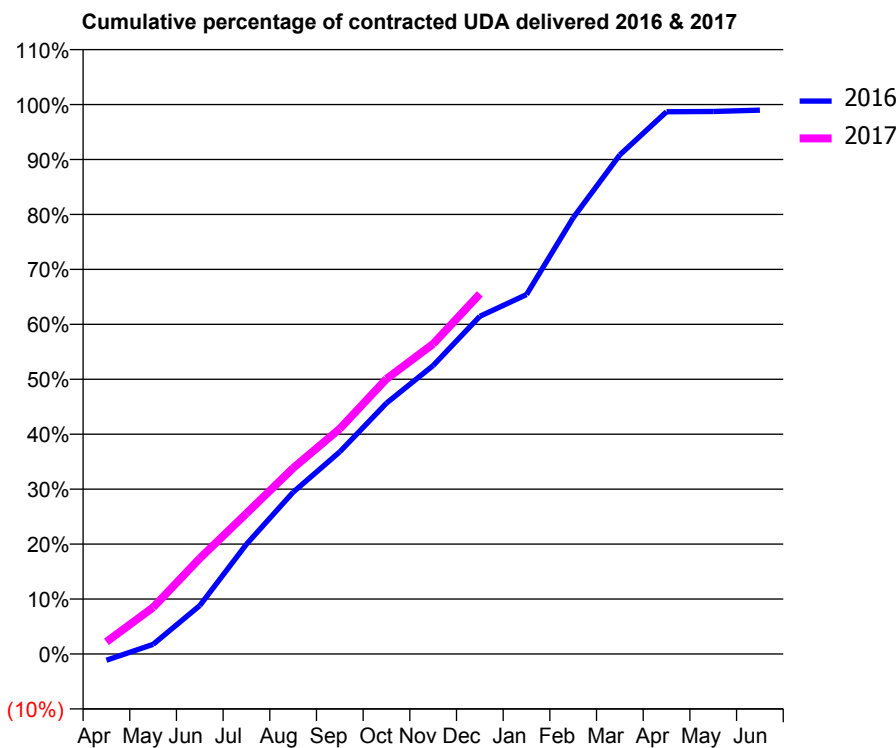
16/17 Contracted general activity (UDA)	13,200
Carry forward general activity (UDA)	135
16/17 Contracted orthodontic activity (UOA)	0
Carry forward orthodontic activity (UOA)	0
Baseline contract value	£325,046.33

### ACCESS\*

Patients seen in 24 months	Total	Change since previous quarter
Quarter ending December 2015	4,267	
Quarter ending March 2016	4,528	↑
Quarter ending June 2016	4,644	↑
Quarter ending September 2016	4,718	→
Quarter ending December 2016	4,792	→
<b>Variance since December 2015</b>	<b>12.3%</b>	<b>↑</b>



### ACTIVITY



Month	Adjusted Scheduled Activity (UDA)	
	2016	2017
April	-152	292
May	233	1,118
June	1,164	2,299
July	2,639	3,379
August	3,887	4,466
September	4,859	5,411
October	6,025	6,611
November	6,931	7,450
December	8,114	8,650
January	8,633	
February	10,481	
March	11,993	
April	13,027	
May	13,032	
June	13,065	

### QUALITY

	Quantity	Base Number	Contract	AT	Region	England
% of FP17s for the same patient ID Re-attending within 3 months - Children	31	805	3.9%	10.5%	11.9%	12.4%
% of FP17s for the same patient ID Re-attending within 3 months - Adults	129	2,363	5.5%	15.9%	17.1%	16.6%
% of FP17s for the same patient ID Re-attending between 3 & 9 months - Children	317	805	39.4%	47.5%	46.2%	57.5%
% of FP17s for the same patient ID Re-attending between 3 & 9 months - Adults	631	2,363	26.7%	37.9%	37.8%	50.4%
% of FP17s for Band 1 Urgent Courses	78	2,929	2.7%	10.3%	10.6%	9.1%
% of FP17s Relating to Free Repair or Replacements	12	2,929	0.4%	0.7%	0.6%	0.8%
% of FP17s Relating to Continuations	0	2,929	0.0%	1.1%	0.9%	1.3%
% of Patients satisfied with the dentistry they have received	0	0	N/A	90.2%	90.3%	92.7%
% of Patients satisfied with the time they had to wait for an appointment	0	0	N/A	85.9%	83.8%	88.8%

\* This is based on patients treated on this contract for their most recent course of treatment. Figures in italics indicate the base number of FP17s or Patient Questionnaire responses are less than 100. N/A is shown where the base number of responses is less than 10 during the period. % is calculated as Quantity/Base number\*100

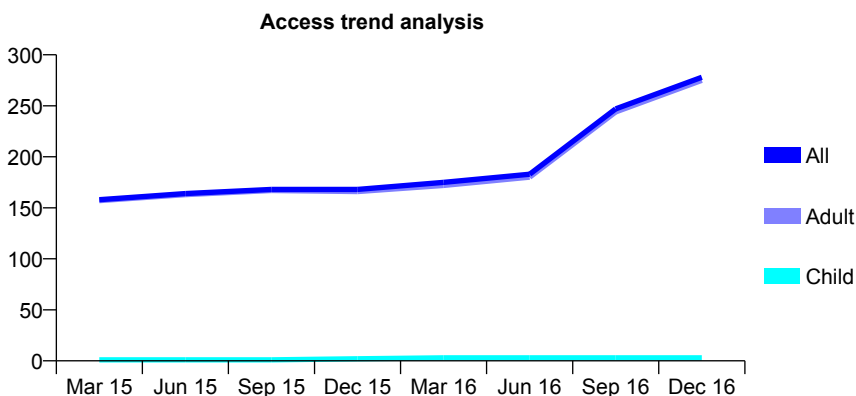
## Q63 - Vital Signs At a Glance Contract Report for 919101/0004 - December 2016

Name or company name	MR S MIRFENDERESKI
Contract type name	PDS Contract
Purpose of contract	General
Contract start date	01/09/2010
Contract end date	31/03/2017

16/17 Contracted general activity (UDA)	600
Carry forward general activity (UDA)	0
16/17 Contracted orthodontic activity (UOA)	0
Carry forward orthodontic activity (UOA)	0
Baseline contract value	£29,230.42

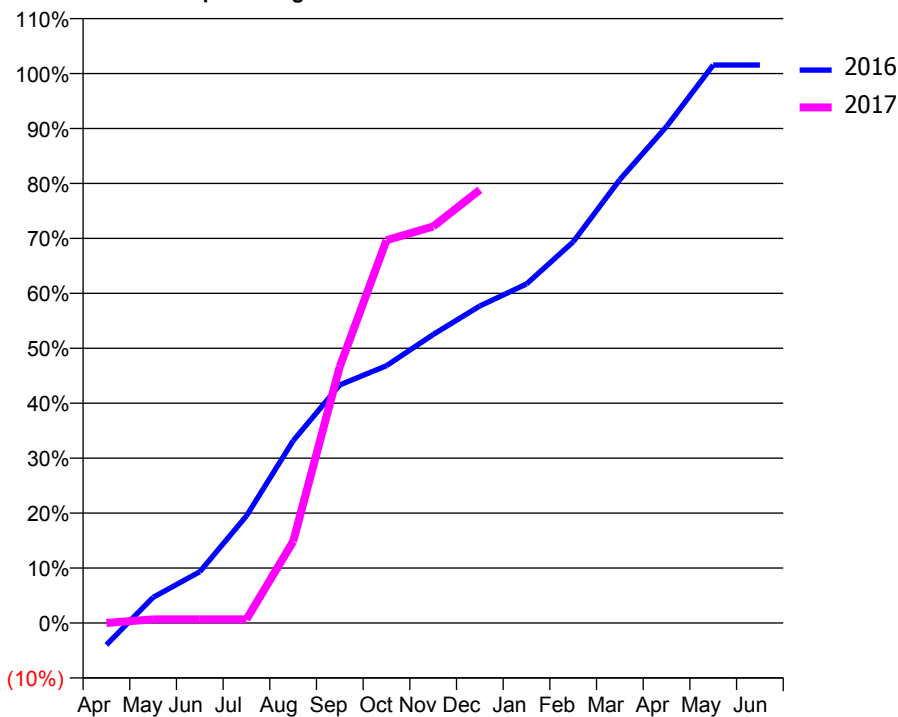
### ACCESS\*

Patients seen in 24 months	Total	Change since previous quarter
Quarter ending December 2015	168	
Quarter ending March 2016	175	↑
Quarter ending June 2016	183	↑
Quarter ending September 2016	247	↑
Quarter ending December 2016	278	↑
<b>Variance since December 2015</b>	<b>65.5%</b>	<b>↑</b>



### ACTIVITY

Cumulative percentage of contracted UDA delivered 2016 & 2017



Month	Adjusted Scheduled Activity (UDA)	
	2016	2017
April	-24	0
May	28	4
June	56	4
July	117	4
August	199	89
September	260	280
October	281	418
November	315	433
December	346	473
January	370	
February	416	
March	484	
April	542	
May	609	
June	609	

### QUALITY

	Quantity	Base Number	Contract	AT	Region	England
% of FP17s for the same patient ID Re-attending within 3 months - Children	0	3	0.0%	10.5%	11.9%	12.4%
% of FP17s for the same patient ID Re-attending within 3 months - Adults	1	211	0.5%	15.9%	17.1%	16.6%
% of FP17s for the same patient ID Re-attending between 3 & 9 months - Children	0	3	0.0%	47.5%	46.2%	57.5%
% of FP17s for the same patient ID Re-attending between 3 & 9 months - Adults	0	211	0.0%	37.9%	37.8%	50.4%
% of FP17s for Band 1 Urgent Courses	0	165	0.0%	10.3%	10.6%	9.1%
% of FP17s Relating to Free Repair or Replacements	0	165	0.0%	0.7%	0.6%	0.8%
% of FP17s Relating to Continuations	0	165	0.0%	1.1%	0.9%	1.3%
% of Patients satisfied with the dentistry they have received	0	0	N/A	90.2%	90.3%	92.7%
% of Patients satisfied with the time they had to wait for an appointment	0	0	N/A	85.9%	83.8%	88.8%

\* This is based on patients treated on this contract for their most recent course of treatment. Figures in italics indicate the base number of FP17s or Patient Questionnaire responses are less than 100. N/A is shown where the base number of responses is less than 10 during the period. % is calculated as Quantity/Base number\*100

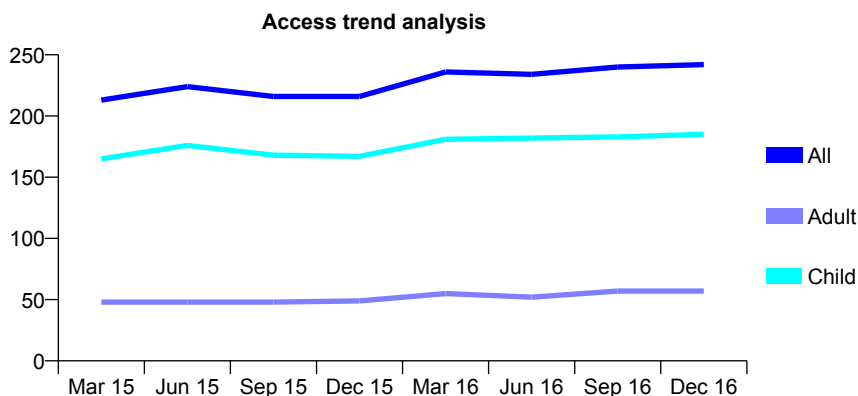
## Q63 - Vital Signs At a Glance Contract Report for 920126/0001 - December 2016

Name or company name	MR MA SULIEMAN
Contract type name	GDS Contract
Purpose of contract	General
Contract start date	01/04/2006
Contract end date	

16/17 Contracted general activity (UDA)	546
Carry forward general activity (UDA)	3
16/17 Contracted orthodontic activity (UOA)	0
Carry forward orthodontic activity (UOA)	0
Baseline contract value	£12,329.63

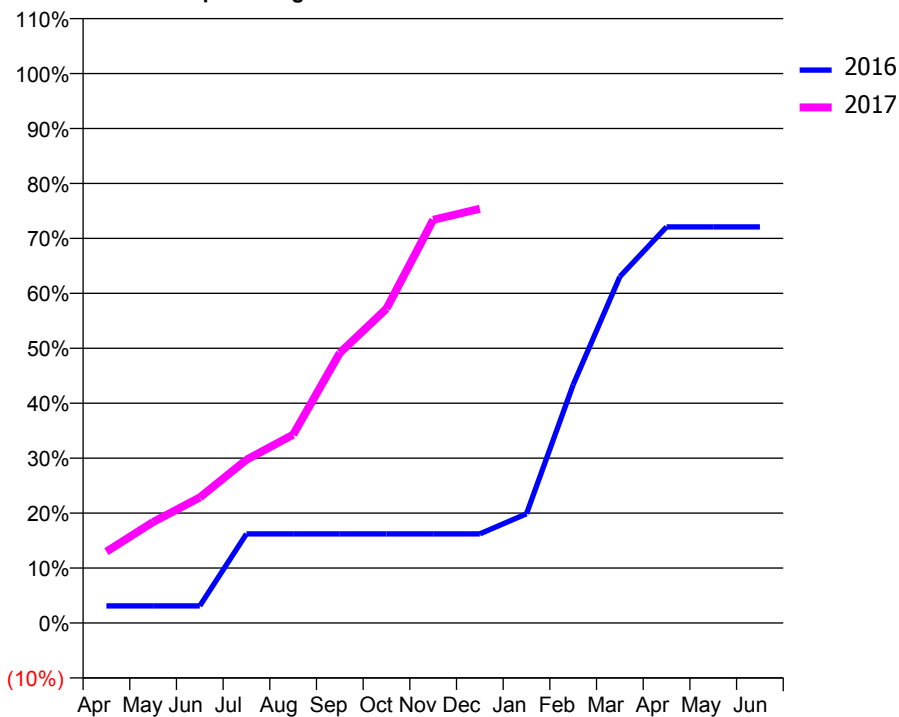
### ACCESS\*

Patients seen in 24 months	Total	Change since previous quarter
Quarter ending December 2015	216	
Quarter ending March 2016	236	↑
Quarter ending June 2016	234	→
Quarter ending September 2016	240	↑
Quarter ending December 2016	242	→
<b>Variance since December 2015</b>	<b>12.0%</b>	<b>↑</b>



### ACTIVITY

Cumulative percentage of contracted UDA delivered 2016 & 2017



Adjusted Scheduled Activity (UDA)

Month	2016	2017
April	17	71
May	17	100
June	17	125
July	89	162
August	89	187
September	89	268
October	89	312
November	89	401
December	89	412
January	109	
February	237	
March	344	
April	394	
May	394	
June	394	

### QUALITY

	Quantity	Base Number	Contract	AT	Region	England
% of FP17s for the same patient ID Re-attending within 3 months - Children	6	208	2.9%	10.5%	11.9%	12.4%
% of FP17s for the same patient ID Re-attending within 3 months - Adults	2	41	4.9%	15.9%	17.1%	16.6%
% of FP17s for the same patient ID Re-attending between 3 & 9 months - Children	126	208	60.6%	47.5%	46.2%	57.5%
% of FP17s for the same patient ID Re-attending between 3 & 9 months - Adults	22	41	53.7%	37.9%	37.8%	50.4%
% of FP17s for Band 1 Urgent Courses	8	221	3.6%	10.3%	10.6%	9.1%
% of FP17s Relating to Free Repair or Replacements	0	221	0.0%	0.7%	0.6%	0.8%
% of FP17s Relating to Continuations	0	221	0.0%	1.1%	0.9%	1.3%
% of Patients satisfied with the dentistry they have received	0	0	N/A	90.2%	90.3%	92.7%
% of Patients satisfied with the time they had to wait for an appointment	0	0	N/A	85.9%	83.8%	88.8%

\* This is based on patients treated on this contract for their most recent course of treatment. Figures in italics indicate the base number of FP17s or Patient Questionnaire responses are less than 100. N/A is shown where the base number of responses is less than 10 during the period. % is calculated as Quantity/Base number\*100



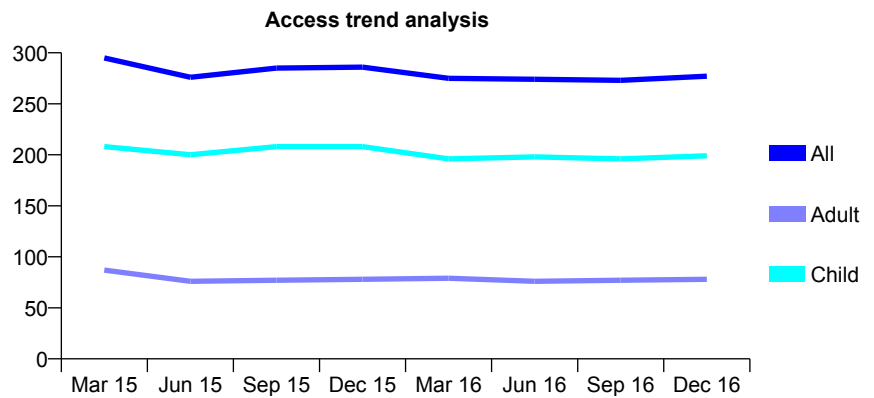
## Q63 - Vital Signs At a Glance Contract Report for 920509/0001 - December 2016

Name or company name	MR KS SIHRA
Contract type name	GDS Contract
Purpose of contract	General
Contract start date	01/04/2006
Contract end date	

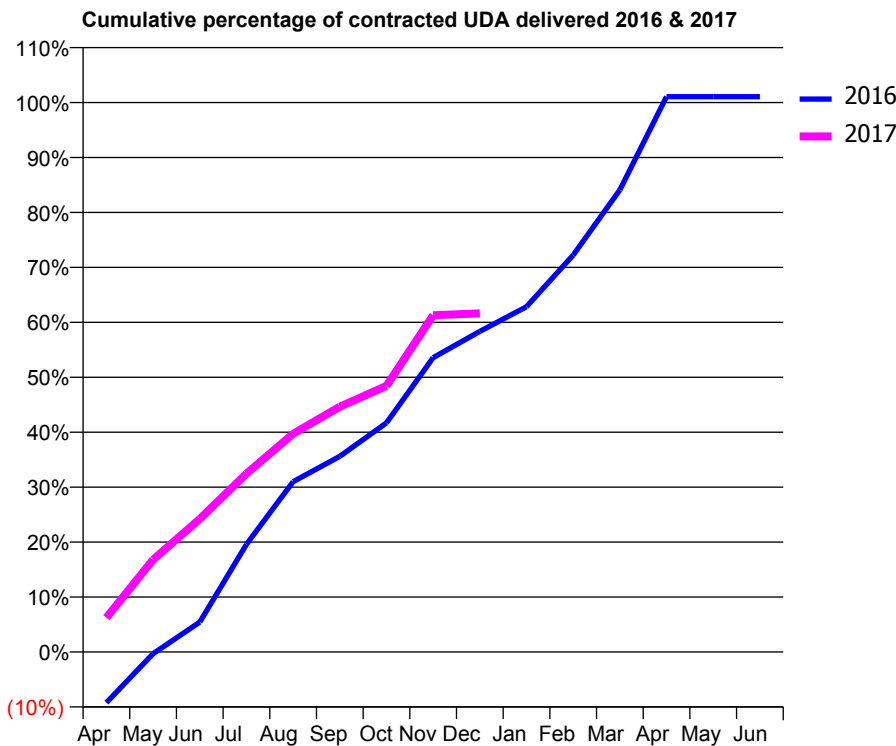
16/17 Contracted general activity (UDA)	607
Carry forward general activity (UDA)	-6
16/17 Contracted orthodontic activity (UOA)	0
Carry forward orthodontic activity (UOA)	0
Baseline contract value	£14,962.23

### ACCESS\*

Patients seen in 24 months	Total	Change since previous quarter
Quarter ending December 2015	286	
Quarter ending March 2016	275	↓
Quarter ending June 2016	274	→
Quarter ending September 2016	273	→
Quarter ending December 2016	277	→
<b>Variance since December 2015</b>	<b>(3.1%)</b>	<b>↓</b>



### ACTIVITY



Month	Adjusted Scheduled Activity (UDA)	
	2016	2017
April	-56	38
May	-2	102
June	33	147
July	119	197
August	188	241
September	216	271
October	253	294
November	325	372
December	354	374
January	381	
February	438	
March	510	
April	613	
May	613	
June	613	

### QUALITY

	Quantity	Base Number	Contract	AT	Region	England
% of FP17s for the same patient ID Re-attending within 3 months - Children	10	240	4.2%	10.5%	11.9%	12.4%
% of FP17s for the same patient ID Re-attending within 3 months - Adults	21	72	29.2%	15.9%	17.1%	16.6%
% of FP17s for the same patient ID Re-attending between 3 & 9 months - Children	163	240	67.9%	47.5%	46.2%	57.5%
% of FP17s for the same patient ID Re-attending between 3 & 9 months - Adults	35	72	48.6%	37.9%	37.8%	50.4%
% of FP17s for Band 1 Urgent Courses	0	271	0.0%	10.3%	10.6%	9.1%
% of FP17s Relating to Free Repair or Replacements	0	271	0.0%	0.7%	0.6%	0.8%
% of FP17s Relating to Continuations	0	271	0.0%	1.1%	0.9%	1.3%
% of Patients satisfied with the dentistry they have received	1	1	N/A	90.2%	90.3%	92.7%
% of Patients satisfied with the time they had to wait for an appointment	1	1	N/A	85.9%	83.8%	88.8%

\* This is based on patients treated on this contract for their most recent course of treatment. Figures in italics indicate the base number of FP17s or Patient Questionnaire responses are less than 100. N/A is shown where the base number of responses is less than 10 during the period. % is calculated as Quantity/Base number\*100

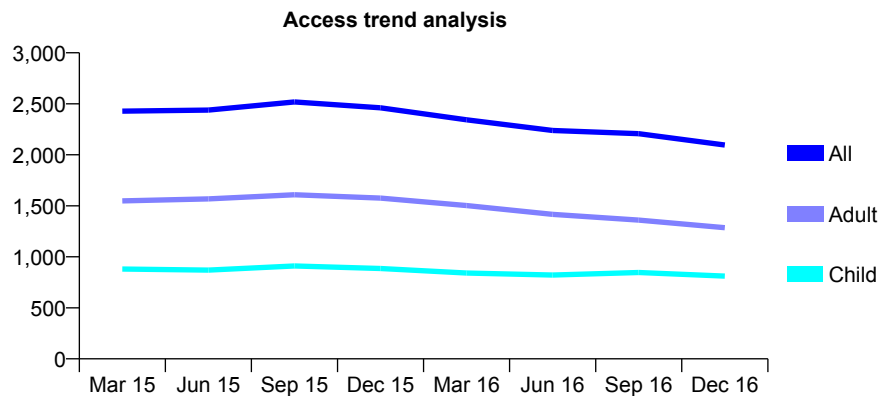
## Q63 - Vital Signs At a Glance Contract Report for 921742/0001 - December 2016

Name or company name	MR AA OJETUNDE
Contract type name	GDS Contract
Purpose of contract	General
Contract start date	01/04/2006
Contract end date	

16/17 Contracted general activity (UDA)	11,195
Carry forward general activity (UDA)	-16
16/17 Contracted orthodontic activity (UOA)	0
Carry forward orthodontic activity (UOA)	0
Baseline contract value	£295,741.62

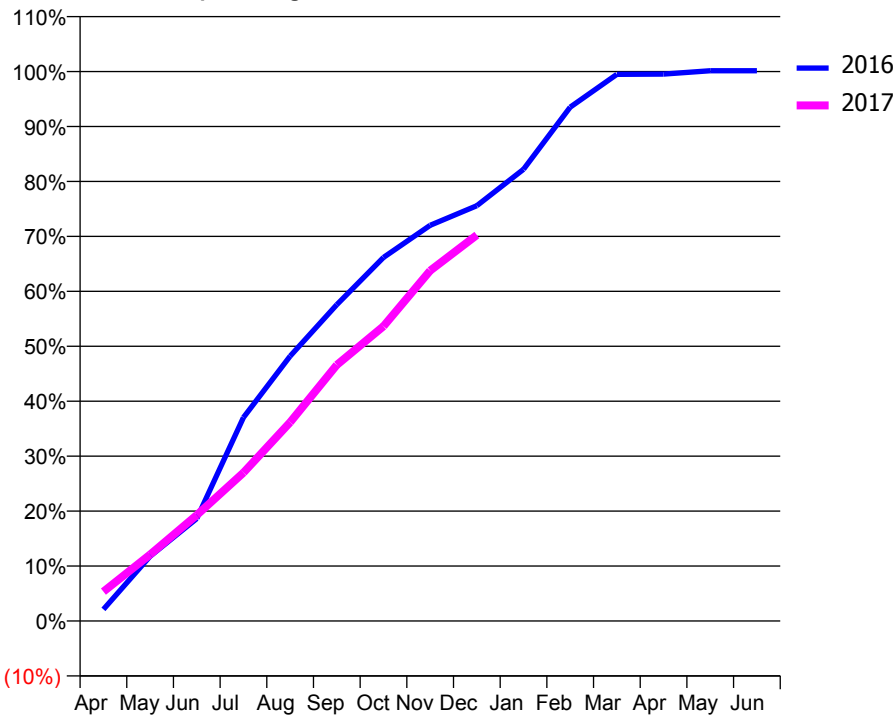
### ACCESS\*

Patients seen in 24 months	Total	Change since previous quarter
Quarter ending December 2015	2,461	
Quarter ending March 2016	2,343	↓
Quarter ending June 2016	2,238	↓
Quarter ending September 2016	2,207	↓
Quarter ending December 2016	2,096	↓
<b>Variance since December 2015</b>	<b>(14.8%)</b>	<b>↓</b>



### ACTIVITY

Cumulative percentage of contracted UDA delivered 2016 & 2017



Month	Adjusted Scheduled Activity (UDA)	
	2016	2017
April	237	598
May	1,319	1,355
June	2,087	2,157
July	4,146	3,023
August	5,397	4,050
September	6,446	5,216
October	7,407	6,006
November	8,061	7,139
December	8,460	7,864
January	9,204	
February	10,469	
March	11,137	
April	11,142	
May	11,211	
June	11,211	

### QUALITY

	Quantity	Base Number	Contract	AT	Region	England
% of FP17s for the same patient ID Re-attending within 3 months - Children	29	636	4.6%	10.5%	11.9%	12.4%
% of FP17s for the same patient ID Re-attending within 3 months - Adults	71	774	9.2%	15.9%	17.1%	16.6%
% of FP17s for the same patient ID Re-attending between 3 & 9 months - Children	205	636	32.2%	47.5%	46.2%	57.5%
% of FP17s for the same patient ID Re-attending between 3 & 9 months - Adults	259	774	33.5%	37.9%	37.8%	50.4%
% of FP17s for Band 1 Urgent Courses	63	1,390	4.5%	10.3%	10.6%	9.1%
% of FP17s Relating to Free Repair or Replacements	5	1,390	0.4%	0.7%	0.6%	0.8%
% of FP17s Relating to Continuations	18	1,390	1.3%	1.1%	0.9%	1.3%
% of Patients satisfied with the dentistry they have received	2	2	N/A	90.2%	90.3%	92.7%
% of Patients satisfied with the time they had to wait for an appointment	2	2	N/A	85.9%	83.8%	88.8%

\* This is based on patients treated on this contract for their most recent course of treatment. Figures in italics indicate the base number of FP17s or Patient Questionnaire responses are less than 100. N/A is shown where the base number of responses is less than 10 during the period. % is calculated as Quantity/Base number\*100

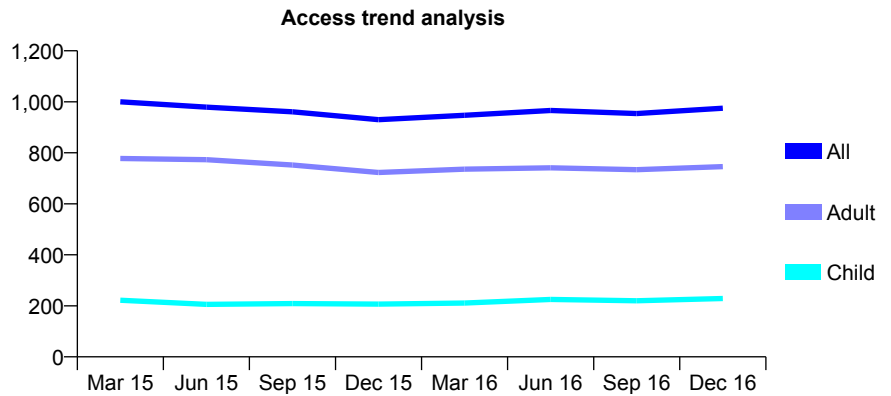
## Q63 - Vital Signs At a Glance Contract Report for 921742/0003 - December 2016

Name or company name	MR AA OJETUNDE
Contract type name	GDS Contract
Purpose of contract	General
Contract start date	01/04/2006
Contract end date	

16/17 Contracted general activity (UDA)	4,795
Carry forward general activity (UDA)	30
16/17 Contracted orthodontic activity (UOA)	0
Carry forward orthodontic activity (UOA)	0
Baseline contract value	£136,410.61

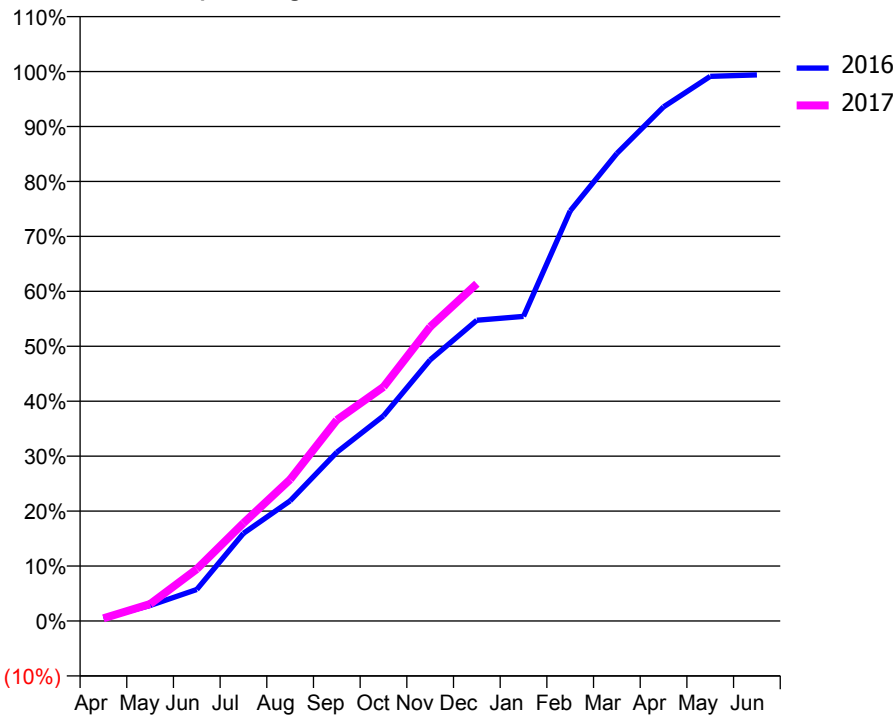
### ACCESS\*

Patients seen in 24 months	Total	Change since previous quarter
Quarter ending December 2015	930	
Quarter ending March 2016	947	→
Quarter ending June 2016	966	↑
Quarter ending September 2016	954	↓
Quarter ending December 2016	975	↑
<b>Variance since December 2015</b>	<b>4.8%</b>	<b>↑</b>



### ACTIVITY

Cumulative percentage of contracted UDA delivered 2016 & 2017



Month	Adjusted Scheduled Activity (UDA)	
	2016	2017
April	28	24
May	136	148
June	276	453
July	765	855
August	1,049	1,236
September	1,472	1,754
October	1,790	2,043
November	2,279	2,567
December	2,625	2,943
January	2,659	
February	3,579	
March	4,081	
April	4,487	
May	4,753	
June	4,765	

### QUALITY

	Quantity	Base Number	Contract	AT	Region	England
% of FP17s for the same patient ID Re-attending within 3 months - Children	20	221	9.0%	10.5%	11.9%	12.4%
% of FP17s for the same patient ID Re-attending within 3 months - Adults	94	612	15.4%	15.9%	17.1%	16.6%
% of FP17s for the same patient ID Re-attending between 3 & 9 months - Children	108	221	48.9%	47.5%	46.2%	57.5%
% of FP17s for the same patient ID Re-attending between 3 & 9 months - Adults	225	612	36.8%	37.9%	37.8%	50.4%
% of FP17s for Band 1 Urgent Courses	31	682	4.5%	10.3%	10.6%	9.1%
% of FP17s Relating to Free Repair or Replacements	7	682	1.0%	0.7%	0.6%	0.8%
% of FP17s Relating to Continuations	17	682	2.5%	1.1%	0.9%	1.3%
% of Patients satisfied with the dentistry they have received	0	0	N/A	90.2%	90.3%	92.7%
% of Patients satisfied with the time they had to wait for an appointment	0	0	N/A	85.9%	83.8%	88.8%

\* This is based on patients treated on this contract for their most recent course of treatment. Figures in italics indicate the base number of FP17s or Patient Questionnaire responses are less than 100. N/A is shown where the base number of responses is less than 10 during the period. % is calculated as Quantity/Base number\*100

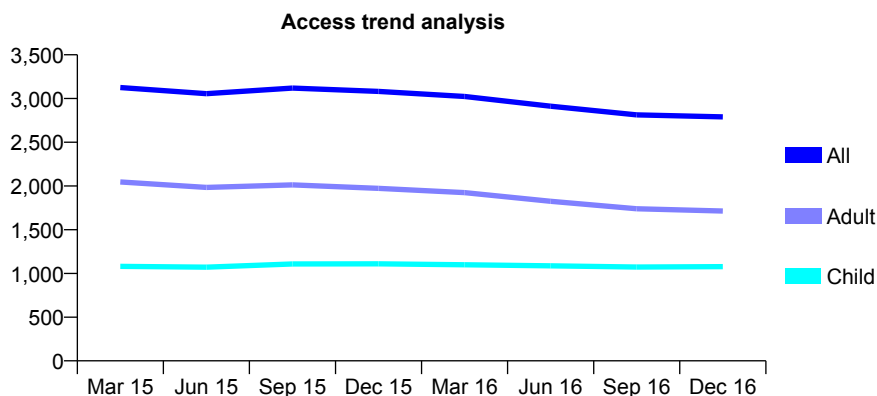
## Q63 - Vital Signs At a Glance Contract Report for 929654/0001 - December 2016

Name or company name	MR MR CHOUDHURY
Contract type name	GDS Contract
Purpose of contract	General
Contract start date	01/04/2006
Contract end date	

16/17 Contracted general activity (UDA)	6,740
Carry forward general activity (UDA)	121
16/17 Contracted orthodontic activity (UOA)	0
Carry forward orthodontic activity (UOA)	0
Baseline contract value	£196,149.50

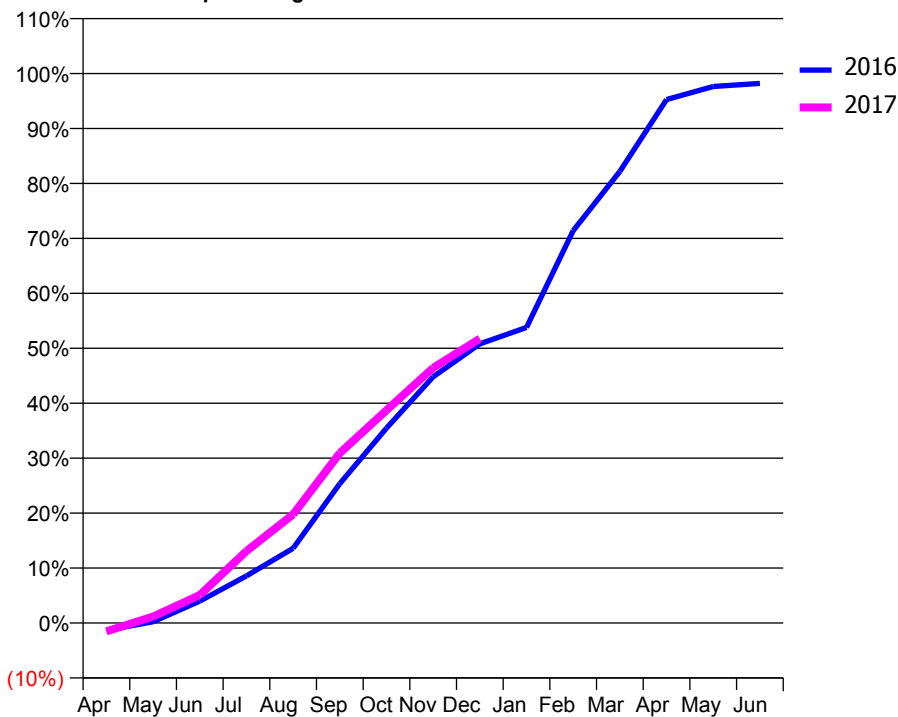
### ACCESS\*

Patients seen in 24 months	Total	Change since previous quarter
Quarter ending December 2015	3,081	
Quarter ending March 2016	3,023	↓
Quarter ending June 2016	2,912	↓
Quarter ending September 2016	2,813	↓
Quarter ending December 2016	2,790	→
<b>Variance since December 2015</b>	<b>(9.4%)</b>	<b>↓</b>



### ACTIVITY

Cumulative percentage of contracted UDA delivered 2016 & 2017



Month	Adjusted Scheduled Activity (UDA)	
	2016	2017
April	-90	-104
May	15	79
June	268	343
July	578	883
August	917	1,333
September	1,709	2,084
October	2,391	2,610
November	3,021	3,129
December	3,425	3,489
January	3,625	
February	4,813	
March	5,538	
April	6,421	
May	6,580	
June	6,619	

### QUALITY

	Quantity	Base Number	Contract	AT	Region	England
% of FP17s for the same patient ID Re-attending within 3 months - Children	42	846	5.0%	10.5%	11.9%	12.4%
% of FP17s for the same patient ID Re-attending within 3 months - Adults	154	1,197	12.9%	15.9%	17.1%	16.6%
% of FP17s for the same patient ID Re-attending between 3 & 9 months - Children	345	846	40.8%	47.5%	46.2%	57.5%
% of FP17s for the same patient ID Re-attending between 3 & 9 months - Adults	498	1,197	41.6%	37.9%	37.8%	50.4%
% of FP17s for Band 1 Urgent Courses	288	1,640	17.6%	10.3%	10.6%	9.1%
% of FP17s Relating to Free Repair or Replacements	25	1,640	1.5%	0.7%	0.6%	0.8%
% of FP17s Relating to Continuations	0	1,640	0.0%	1.1%	0.9%	1.3%
% of Patients satisfied with the dentistry they have received	6	7	N/A	90.2%	90.3%	92.7%
% of Patients satisfied with the time they had to wait for an appointment	5	7	N/A	85.9%	83.8%	88.8%

\* This is based on patients treated on this contract for their most recent course of treatment. Figures in italics indicate the base number of FP17s or Patient Questionnaire responses are less than 100. N/A is shown where the base number of responses is less than 10 during the period. % is calculated as Quantity/Base number\*100

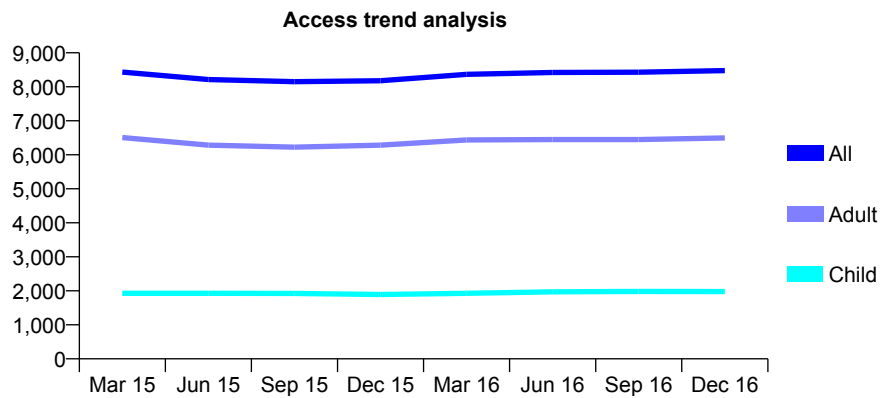
## Q63 - Vital Signs At a Glance Contract Report for 931403/0001 - December 2016

Name or company name	MR AK PATEL
Contract type name	GDS Contract
Purpose of contract	General
Contract start date	01/04/2006
Contract end date	

16/17 Contracted general activity (UDA)	21,449
Carry forward general activity (UDA)	128
16/17 Contracted orthodontic activity (UOA)	0
Carry forward orthodontic activity (UOA)	0
Baseline contract value	£685,765.64

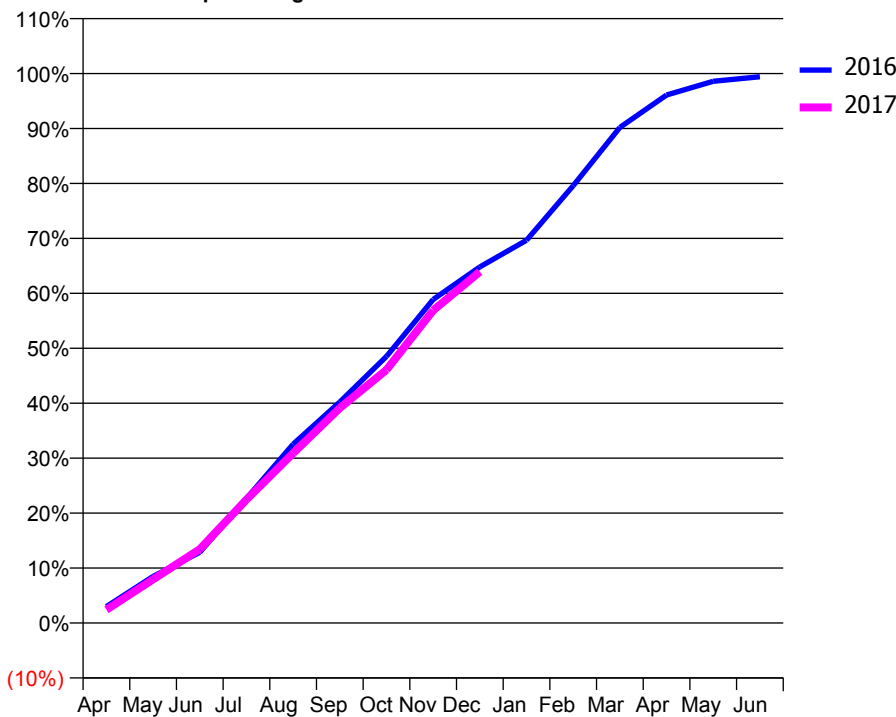
### ACCESS\*

Patients seen in 24 months	Total	Change since previous quarter
Quarter ending December 2015	8,178	
Quarter ending March 2016	8,365	↑
Quarter ending June 2016	8,421	→
Quarter ending September 2016	8,431	→
Quarter ending December 2016	8,476	→
<b>Variance since December 2015</b>	<b>3.6%</b>	<b>↑</b>



### ACTIVITY

Cumulative percentage of contracted UDA delivered 2016 & 2017



Month	Adjusted Scheduled Activity (UDA)	
	2016	2017
April	644	519
May	1,817	1,704
June	2,763	2,882
July	4,864	4,818
August	6,984	6,628
September	8,628	8,395
October	10,409	9,882
November	12,629	12,201
December	13,901	13,711
January	14,939	
February	17,069	
March	19,346	
April	20,610	
May	21,145	
June	21,321	

### QUALITY

	Quantity	Base Number	Contract	AT	Region	England
% of FP17s for the same patient ID Re-attending within 3 months - Children	177	1,844	9.6%	10.5%	11.9%	12.4%
% of FP17s for the same patient ID Re-attending within 3 months - Adults	851	5,176	16.4%	15.9%	17.1%	16.6%
% of FP17s for the same patient ID Re-attending between 3 & 9 months - Children	755	1,844	40.9%	47.5%	46.2%	57.5%
% of FP17s for the same patient ID Re-attending between 3 & 9 months - Adults	1,737	5,176	33.6%	37.9%	37.8%	50.4%
% of FP17s for Band 1 Urgent Courses	927	6,150	15.1%	10.3%	10.6%	9.1%
% of FP17s Relating to Free Repair or Replacements	68	6,150	1.1%	0.7%	0.6%	0.8%
% of FP17s Relating to Continuations	78	6,150	1.3%	1.1%	0.9%	1.3%
% of Patients satisfied with the dentistry they have received	9	10	90.0%	90.2%	90.3%	92.7%
% of Patients satisfied with the time they had to wait for an appointment	9	10	90.0%	85.9%	83.8%	88.8%

\* This is based on patients treated on this contract for their most recent course of treatment. Figures in italics indicate the base number of FP17s or Patient Questionnaire responses are less than 100. N/A is shown where the base number of responses is less than 10 during the period. % is calculated as Quantity/Base number\*100

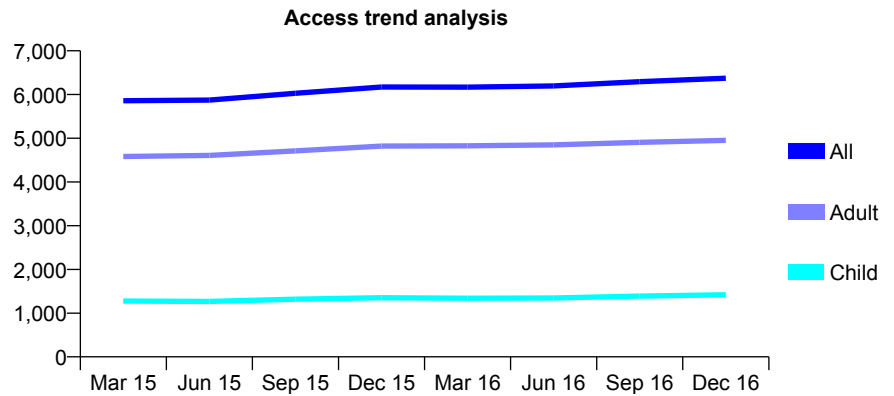
## Q63 - Vital Signs At a Glance Contract Report for 932884/0001 - December 2016

Name or company name	MR HS BASSI
Contract type name	GDS Contract
Purpose of contract	General
Contract start date	01/04/2006
Contract end date	

16/17 Contracted general activity (UDA)	16,913
Carry forward general activity (UDA)	26
16/17 Contracted orthodontic activity (UOA)	0
Carry forward orthodontic activity (UOA)	0
Baseline contract value	£437,251.86

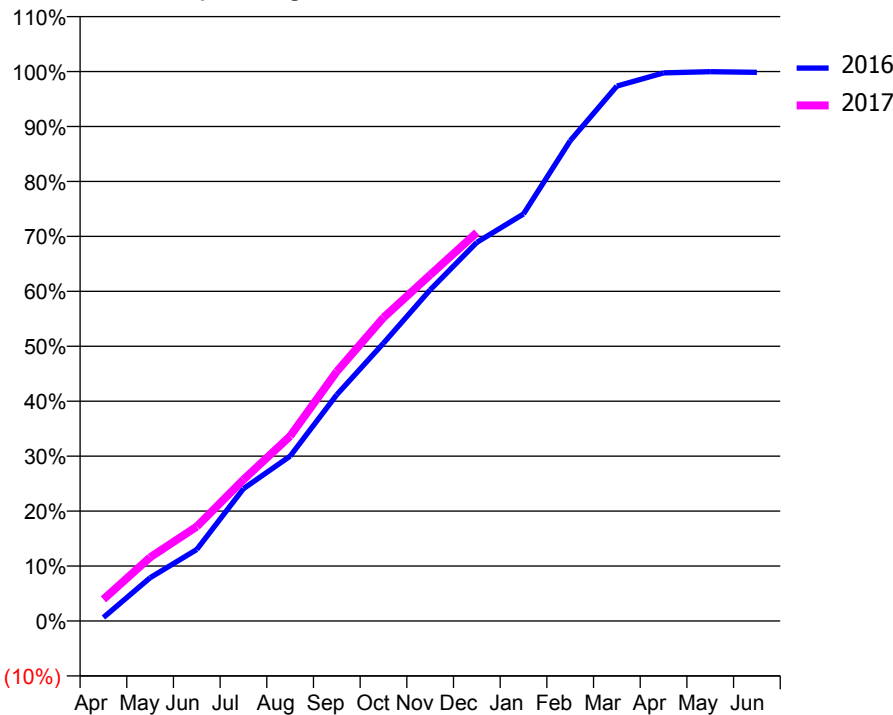
### ACCESS\*

Patients seen in 24 months	Total	Change since previous quarter
Quarter ending December 2015	6,173	
Quarter ending March 2016	6,169	→
Quarter ending June 2016	6,195	→
Quarter ending September 2016	6,295	→
Quarter ending December 2016	6,372	→
<b>Variance since December 2015</b>	<b>3.2%</b>	<b>↑</b>



### ACTIVITY

Cumulative percentage of contracted UDA delivered 2016 & 2017



Month	Adjusted Scheduled Activity (UDA)	
	2016	2017
April	109	667
May	1,333	1,961
June	2,201	2,909
July	4,073	4,353
August	5,073	5,692
September	6,969	7,682
October	8,551	9,339
November	10,193	10,652
December	11,655	11,959
January	12,529	
February	14,781	
March	16,466	
April	16,870	
May	16,906	
June	16,887	

### QUALITY

	Quantity	Base Number	Contract	AT	Region	England
% of FP17s for the same patient ID Re-attending within 3 months - Children	49	1,225	4.0%	10.5%	11.9%	12.4%
% of FP17s for the same patient ID Re-attending within 3 months - Adults	537	4,632	11.6%	15.9%	17.1%	16.6%
% of FP17s for the same patient ID Re-attending between 3 & 9 months - Children	428	1,225	34.9%	47.5%	46.2%	57.5%
% of FP17s for the same patient ID Re-attending between 3 & 9 months - Adults	1,972	4,632	42.6%	37.9%	37.8%	50.4%
% of FP17s for Band 1 Urgent Courses	334	5,163	6.5%	10.3%	10.6%	9.1%
% of FP17s Relating to Free Repair or Replacements	72	5,163	1.4%	0.7%	0.6%	0.8%
% of FP17s Relating to Continuations	43	5,163	0.8%	1.1%	0.9%	1.3%
% of Patients satisfied with the dentistry they have received	6	6	N/A	90.2%	90.3%	92.7%
% of Patients satisfied with the time they had to wait for an appointment	5	6	N/A	85.9%	83.8%	88.8%

\* This is based on patients treated on this contract for their most recent course of treatment. Figures in italics indicate the base number of FP17s or Patient Questionnaire responses are less than 100. N/A is shown where the base number of responses is less than 10 during the period. % is calculated as Quantity/Base number\*100

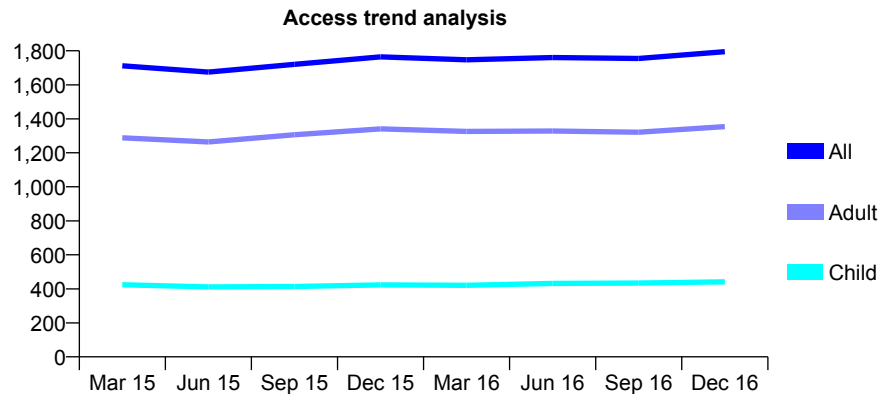
## Q63 - Vital Signs At a Glance Contract Report for 933074/0001 - December 2016

Name or company name	MR M MAZAHERI
Contract type name	GDS Contract
Purpose of contract	General
Contract start date	01/04/2006
Contract end date	

16/17 Contracted general activity (UDA)	10,543
Carry forward general activity (UDA)	-60
16/17 Contracted orthodontic activity (UOA)	0
Carry forward orthodontic activity (UOA)	0
Baseline contract value	£333,308.56

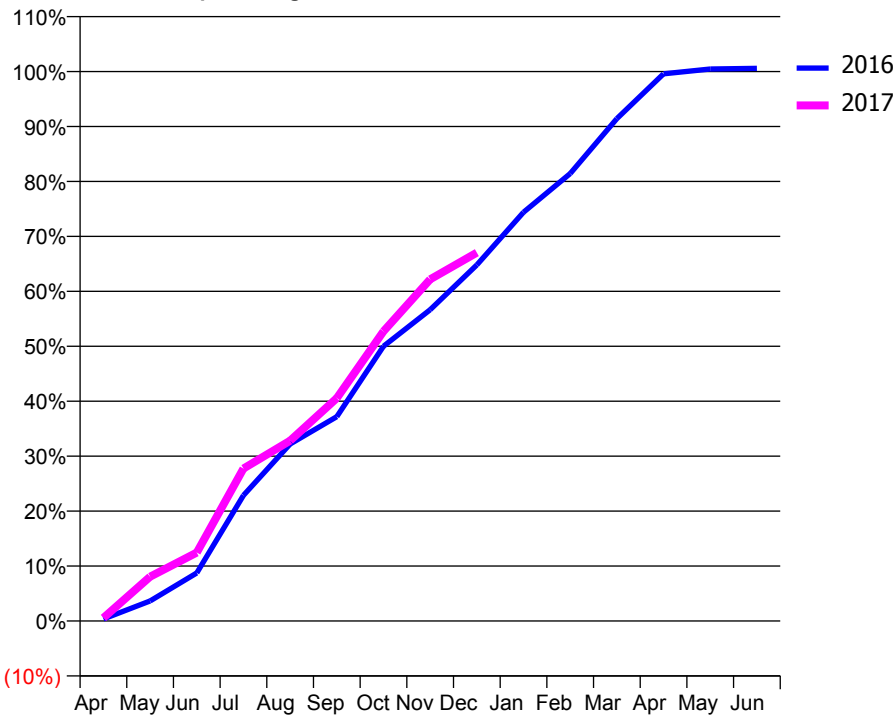
### ACCESS\*

Patients seen in 24 months	Total	Change since previous quarter
Quarter ending December 2015	1,764	
Quarter ending March 2016	1,747	→
Quarter ending June 2016	1,760	→
Quarter ending September 2016	1,755	→
Quarter ending December 2016	1,795	↑
<b>Variance since December 2015</b>	<b>1.8%</b>	<b>→</b>



### ACTIVITY

Cumulative percentage of contracted UDA delivered 2016 & 2017



Month	Adjusted Scheduled Activity (UDA)	
	2016	2017
April	40	60
May	385	852
June	923	1,315
July	2,410	2,926
August	3,396	3,460
September	3,922	4,277
October	5,271	5,558
November	5,972	6,556
December	6,832	7,067
January	7,843	
February	8,585	
March	9,640	
April	10,498	
May	10,591	
June	10,603	

### QUALITY

	Quantity	Base Number	Contract	AT	Region	England
% of FP17s for the same patient ID Re-attending within 3 months - Children	25	423	5.9%	10.5%	11.9%	12.4%
% of FP17s for the same patient ID Re-attending within 3 months - Adults	148	1,046	14.1%	15.9%	17.1%	16.6%
% of FP17s for the same patient ID Re-attending between 3 & 9 months - Children	232	423	54.8%	47.5%	46.2%	57.5%
% of FP17s for the same patient ID Re-attending between 3 & 9 months - Adults	383	1,046	36.6%	37.9%	37.8%	50.4%
% of FP17s for Band 1 Urgent Courses	39	1,289	3.0%	10.3%	10.6%	9.1%
% of FP17s Relating to Free Repair or Replacements	5	1,289	0.4%	0.7%	0.6%	0.8%
% of FP17s Relating to Continuations	17	1,289	1.3%	1.1%	0.9%	1.3%
% of Patients satisfied with the dentistry they have received	1	2	N/A	90.2%	90.3%	92.7%
% of Patients satisfied with the time they had to wait for an appointment	2	2	N/A	85.9%	83.8%	88.8%

\* This is based on patients treated on this contract for their most recent course of treatment. Figures in italics indicate the base number of FP17s or Patient Questionnaire responses are less than 100. N/A is shown where the base number of responses is less than 10 during the period. % is calculated as Quantity/Base number\*100



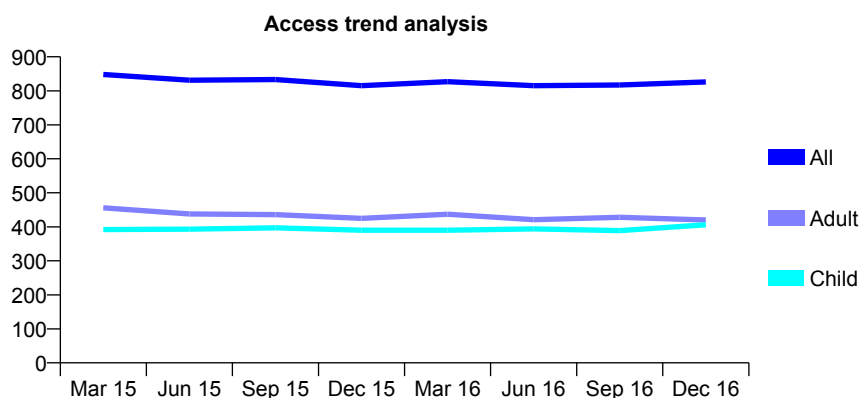
## Q63 - Vital Signs At a Glance Contract Report for 933422/0001 - December 2016

Name or company name	MR A SOMASUNDARARAJAH
Contract type name	GDS Contract
Purpose of contract	General
Contract start date	01/04/2006
Contract end date	

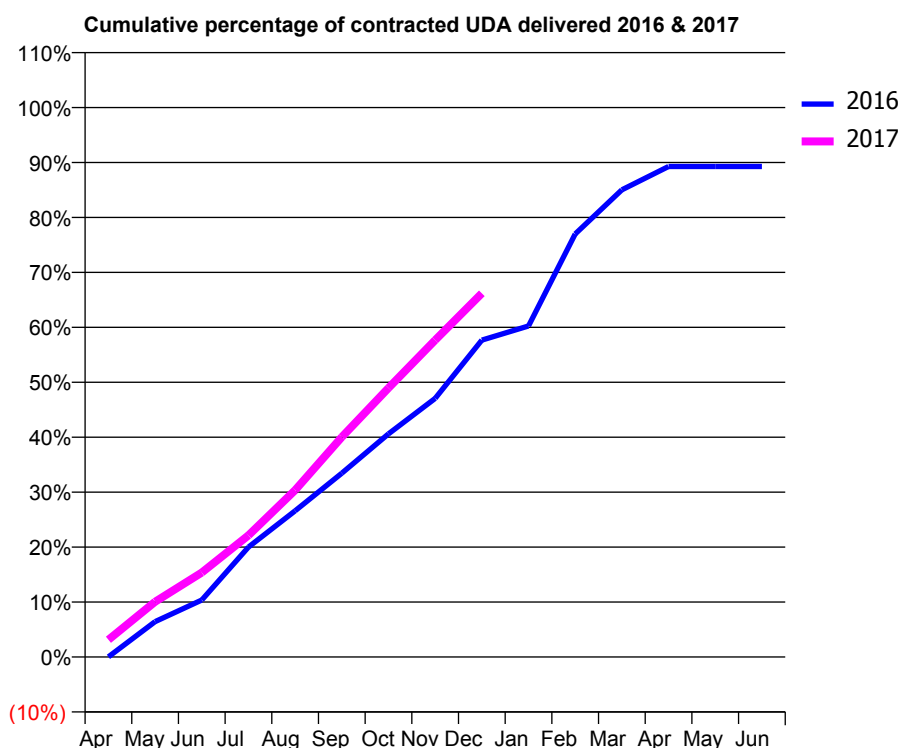
16/17 Contracted general activity (UDA)	3,377
Carry forward general activity (UDA)	0
16/17 Contracted orthodontic activity (UOA)	0
Carry forward orthodontic activity (UOA)	0
Baseline contract value	£96,998.76

### ACCESS\*

Patients seen in 24 months	Total	Change since previous quarter
Quarter ending December 2015	815	
Quarter ending March 2016	827	→
Quarter ending June 2016	815	↓
Quarter ending September 2016	817	→
Quarter ending December 2016	826	→
<b>Variance since December 2015</b>	<b>1.3%</b>	<b>→</b>



### ACTIVITY



Month	Adjusted Scheduled Activity (UDA)	
	2016	2017
April	1	106
May	217	340
June	350	519
July	676	748
August	898	1,025
September	1,130	1,351
October	1,371	1,653
November	1,589	1,947
December	1,948	2,235
January	2,035	
February	2,600	
March	2,871	
April	3,014	
May	3,014	
June	3,014	

### QUALITY

	Quantity	Base Number	Contract	AT	Region	England
% of FP17s for the same patient ID Re-attending within 3 months - Children	18	371	4.9%	10.5%	11.9%	12.4%
% of FP17s for the same patient ID Re-attending within 3 months - Adults	53	358	14.8%	15.9%	17.1%	16.6%
% of FP17s for the same patient ID Re-attending between 3 & 9 months - Children	147	371	39.6%	47.5%	46.2%	57.5%
% of FP17s for the same patient ID Re-attending between 3 & 9 months - Adults	142	358	39.7%	37.9%	37.8%	50.4%
% of FP17s for Band 1 Urgent Courses	37	670	5.5%	10.3%	10.6%	9.1%
% of FP17s Relating to Free Repair or Replacements	2	670	0.3%	0.7%	0.6%	0.8%
% of FP17s Relating to Continuations	14	670	2.1%	1.1%	0.9%	1.3%
% of Patients satisfied with the dentistry they have received	2	2	N/A	90.2%	90.3%	92.7%
% of Patients satisfied with the time they had to wait for an appointment	2	2	N/A	85.9%	83.8%	88.8%

\* This is based on patients treated on this contract for their most recent course of treatment. Figures in italics indicate the base number of FP17s or Patient Questionnaire responses are less than 100. N/A is shown where the base number of responses is less than 10 during the period. % is calculated as Quantity/Base number\*100

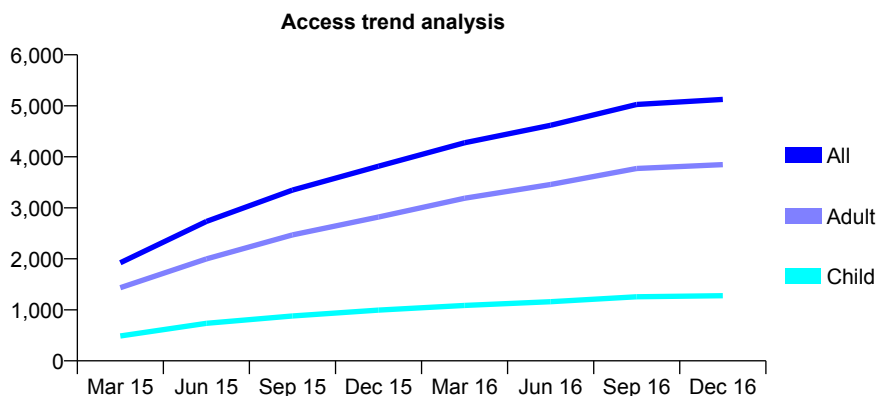
## Q63 - Vital Signs At a Glance Contract Report for 936812/0001 - December 2016

Name or company name	MS M AZARI
Contract type name	GDS Contract
Purpose of contract	General
Contract start date	01/11/2014
Contract end date	

16/17 Contracted general activity (UDA)	17,648
Carry forward general activity (UDA)	409
16/17 Contracted orthodontic activity (UOA)	0
Carry forward orthodontic activity (UOA)	0
Baseline contract value	£653,549.91

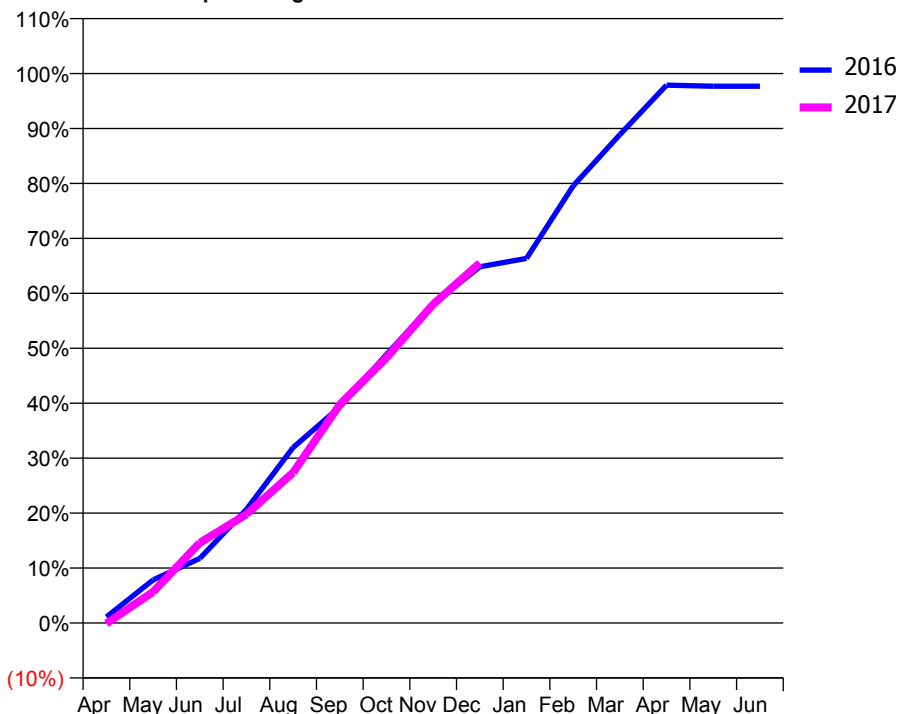
### ACCESS\*

Patients seen in 24 months	Total	Change since previous quarter
Quarter ending December 2015	3,816	
Quarter ending March 2016	4,275	↑
Quarter ending June 2016	4,617	↑
Quarter ending September 2016	5,026	↑
Quarter ending December 2016	5,125	→
<b>Variance since December 2015</b>	<b>34.3%</b>	<b>↑</b>



### ACTIVITY

Cumulative percentage of contracted UDA delivered 2016 & 2017



Month	Adjusted Scheduled Activity (UDA)	
	2016	2017
April	193	-20
May	1,386	1,001
June	2,077	2,575
July	3,653	3,491
August	5,639	4,834
September	6,940	7,017
October	8,627	8,522
November	10,245	10,239
December	11,441	11,560
January	11,709	
February	14,042	
March	15,687	
April	17,275	
May	17,240	
June	17,238	

### QUALITY

	Quantity	Base Number	Contract	AT	Region	England
% of FP17s for the same patient ID Re-attending within 3 months - Children	83	1,081	7.7%	10.5%	11.9%	12.4%
% of FP17s for the same patient ID Re-attending within 3 months - Adults	499	3,035	16.4%	15.9%	17.1%	16.6%
% of FP17s for the same patient ID Re-attending between 3 & 9 months - Children	435	1,081	40.2%	47.5%	46.2%	57.5%
% of FP17s for the same patient ID Re-attending between 3 & 9 months - Adults	1,015	3,035	33.4%	37.9%	37.8%	50.4%
% of FP17s for Band 1 Urgent Courses	515	3,722	13.8%	10.3%	10.6%	9.1%
% of FP17s Relating to Free Repair or Replacements	21	3,722	0.6%	0.7%	0.6%	0.8%
% of FP17s Relating to Continuations	11	3,722	0.3%	1.1%	0.9%	1.3%
% of Patients satisfied with the dentistry they have received	2	2	N/A	90.2%	90.3%	92.7%
% of Patients satisfied with the time they had to wait for an appointment	2	2	N/A	85.9%	83.8%	88.8%

\* This is based on patients treated on this contract for their most recent course of treatment. Figures in italics indicate the base number of FP17s or Patient Questionnaire responses are less than 100. N/A is shown where the base number of responses is less than 10 during the period. % is calculated as Quantity/Base number\*100

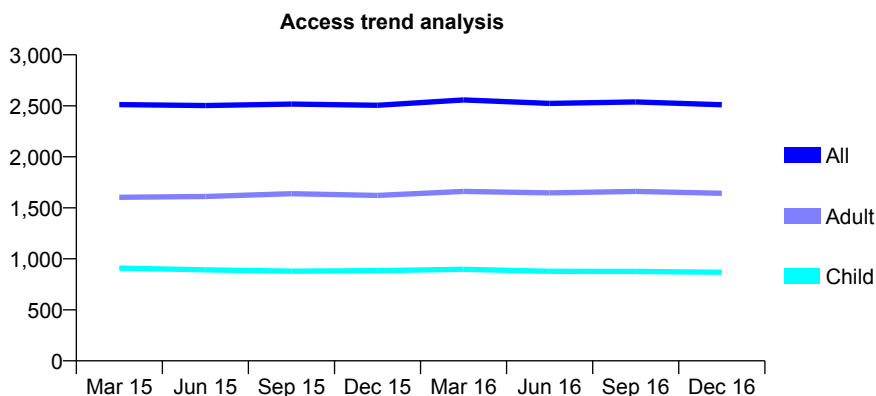
## Q63 - Vital Signs At a Glance Contract Report for 941409/0002 - December 2016

Name or company name	MISS R ILATY
Contract type name	GDS Contract
Purpose of contract	General
Contract start date	30/06/2008
Contract end date	

16/17 Contracted general activity (UDA)	8,400
Carry forward general activity (UDA)	93
16/17 Contracted orthodontic activity (UOA)	0
Carry forward orthodontic activity (UOA)	0
Baseline contract value	£191,163.74

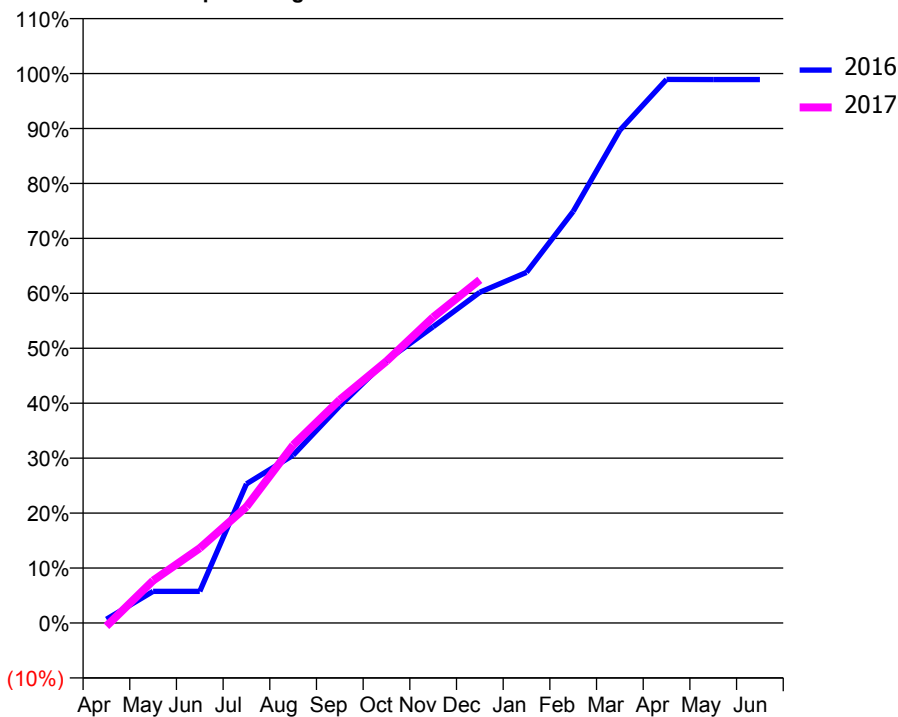
### ACCESS\*

Patients seen in 24 months	Total	Change since previous quarter
Quarter ending December 2015	2,505	
Quarter ending March 2016	2,558	↑
Quarter ending June 2016	2,524	↓
Quarter ending September 2016	2,538	→
Quarter ending December 2016	2,511	↓
<b>Variance since December 2015</b>	<b>0.2%</b>	<b>→</b>



### ACTIVITY

Cumulative percentage of contracted UDA delivered 2016 & 2017



Month	Adjusted Scheduled Activity (UDA)	
	2016	2017
April	58	-50
May	484	650
June	484	1,145
July	2,127	1,776
August	2,565	2,721
September	3,319	3,414
October	4,012	4,002
November	4,528	4,674
December	5,056	5,245
January	5,359	
February	6,292	
March	7,533	
April	8,310	
May	8,307	
June	8,307	

### QUALITY

	Quantity	Base Number	Contract	AT	Region	England
% of FP17s for the same patient ID Re-attending within 3 months - Children	94	966	9.7%	10.5%	11.9%	12.4%
% of FP17s for the same patient ID Re-attending within 3 months - Adults	286	1,590	18.0%	15.9%	17.1%	16.6%
% of FP17s for the same patient ID Re-attending between 3 & 9 months - Children	619	966	64.1%	47.5%	46.2%	57.5%
% of FP17s for the same patient ID Re-attending between 3 & 9 months - Adults	758	1,590	47.7%	37.9%	37.8%	50.4%
% of FP17s for Band 1 Urgent Courses	170	2,273	7.5%	10.3%	10.6%	9.1%
% of FP17s Relating to Free Repair or Replacements	28	2,273	1.2%	0.7%	0.6%	0.8%
% of FP17s Relating to Continuations	0	2,273	0.0%	1.1%	0.9%	1.3%
% of Patients satisfied with the dentistry they have received	2	2	N/A	90.2%	90.3%	92.7%
% of Patients satisfied with the time they had to wait for an appointment	1	2	N/A	85.9%	83.8%	88.8%

\* This is based on patients treated on this contract for their most recent course of treatment. Figures in italics indicate the base number of FP17s or Patient Questionnaire responses are less than 100. N/A is shown where the base number of responses is less than 10 during the period. % is calculated as Quantity/Base number\*100

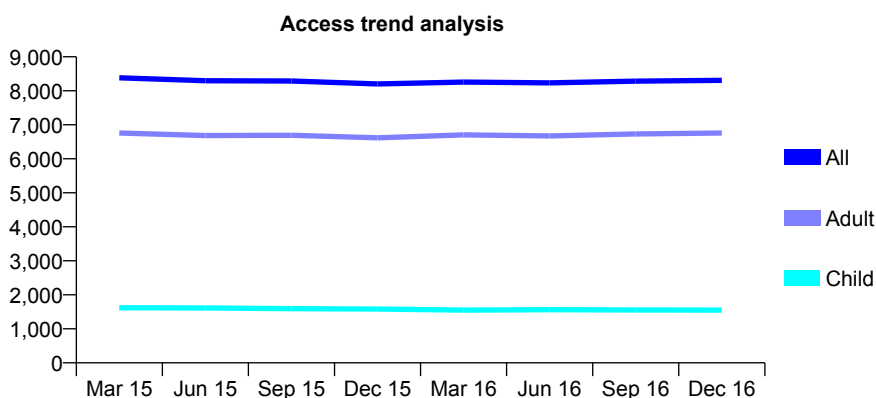
## Q63 - Vital Signs At a Glance Contract Report for 943622/0001 - December 2016

Name or company name	MR H TORKZABAN
Contract type name	GDS Contract
Purpose of contract	General
Contract start date	01/04/2006
Contract end date	

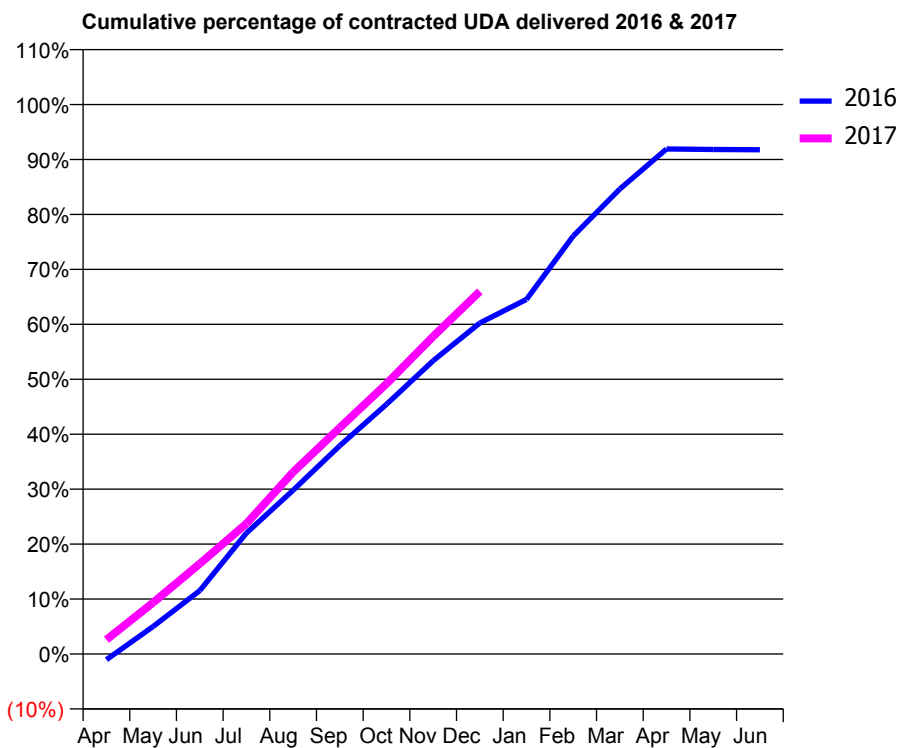
16/17 Contracted general activity (UDA)	29,538
Carry forward general activity (UDA)	0
16/17 Contracted orthodontic activity (UOA)	0
Carry forward orthodontic activity (UOA)	0
Baseline contract value	£895,386.08

### ACCESS\*

Patients seen in 24 months	Total	Change since previous quarter
Quarter ending December 2015	8,200	
Quarter ending March 2016	8,255	→
Quarter ending June 2016	8,235	→
Quarter ending September 2016	8,286	→
Quarter ending December 2016	8,308	→
<b>Variance since December 2015</b>	<b>1.3%</b>	<b>→</b>



### ACTIVITY



Month	Adjusted Scheduled Activity (UDA)	
	2016	2017
April	-315	771
May	1,483	2,760
June	3,407	4,854
July	6,504	7,012
August	8,803	9,778
September	11,199	12,168
October	13,425	14,524
November	15,769	17,067
December	17,797	19,493
January	19,063	
February	22,468	
March	24,996	
April	27,150	
May	27,119	
June	27,104	

### QUALITY

	Quantity	Base Number	Contract	AT	Region	England
% of FP17s for the same patient ID Re-attending within 3 months - Children	67	1,211	5.5%	10.5%	11.9%	12.4%
% of FP17s for the same patient ID Re-attending within 3 months - Adults	426	4,838	8.8%	15.9%	17.1%	16.6%
% of FP17s for the same patient ID Re-attending between 3 & 9 months - Children	465	1,211	38.4%	47.5%	46.2%	57.5%
% of FP17s for the same patient ID Re-attending between 3 & 9 months - Adults	1,252	4,838	25.9%	37.9%	37.8%	50.4%
% of FP17s for Band 1 Urgent Courses	627	5,643	11.1%	10.3%	10.6%	9.1%
% of FP17s Relating to Free Repair or Replacements	26	5,643	0.5%	0.7%	0.6%	0.8%
% of FP17s Relating to Continuations	25	5,643	0.4%	1.1%	0.9%	1.3%
% of Patients satisfied with the dentistry they have received	7	8	N/A	90.2%	90.3%	92.7%
% of Patients satisfied with the time they had to wait for an appointment	8	8	N/A	85.9%	83.8%	88.8%

\* This is based on patients treated on this contract for their most recent course of treatment. Figures in italics indicate the base number of FP17s or Patient Questionnaire responses are less than 100. N/A is shown where the base number of responses is less than 10 during the period. % is calculated as Quantity/Base number\*100

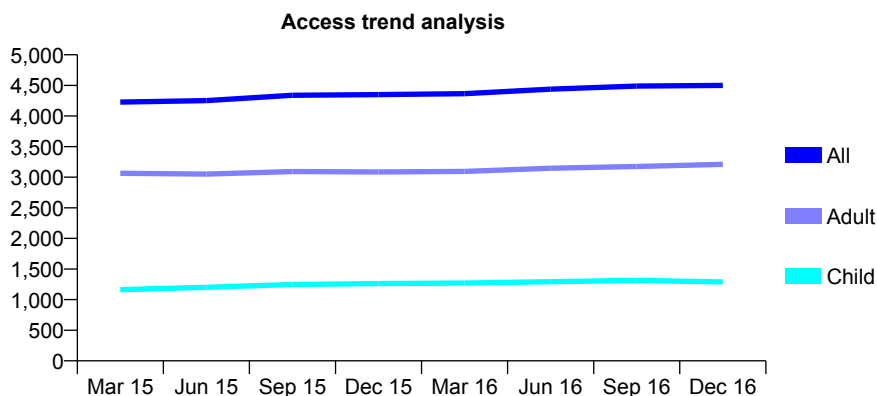
## Q63 - Vital Signs At a Glance Contract Report for 943746/0001 - December 2016

Name or company name	MR MP FUNG
Contract type name	GDS Contract
Purpose of contract	General
Contract start date	01/04/2006
Contract end date	

16/17 Contracted general activity (UDA)	8,866
Carry forward general activity (UDA)	55
16/17 Contracted orthodontic activity (UOA)	0
Carry forward orthodontic activity (UOA)	0
Baseline contract value	£256,510.47

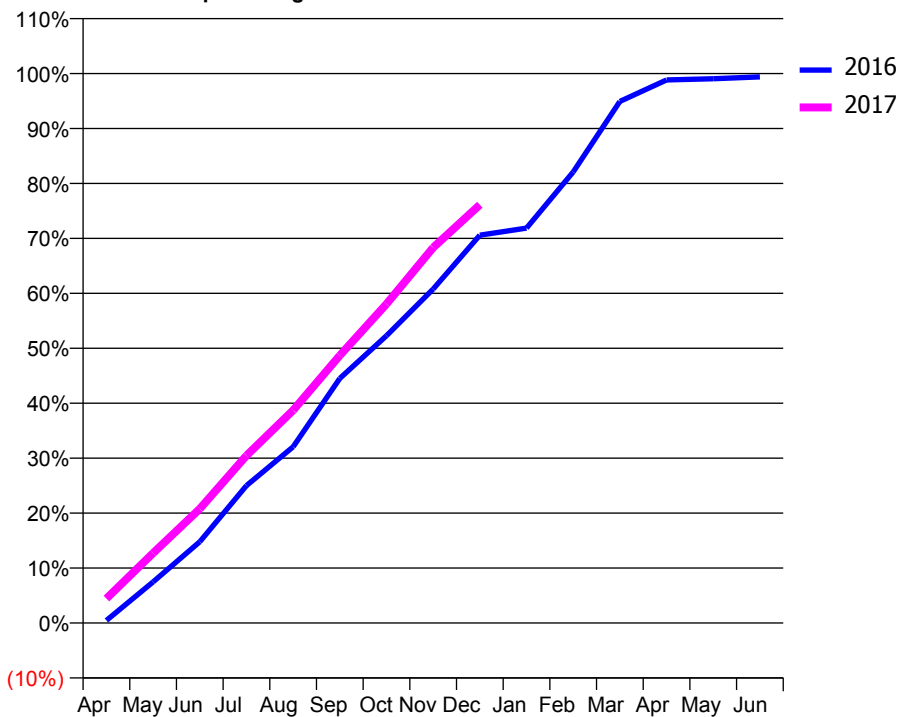
### ACCESS\*

Patients seen in 24 months	Total	Change since previous quarter
Quarter ending December 2015	4,349	
Quarter ending March 2016	4,365	→
Quarter ending June 2016	4,439	→
Quarter ending September 2016	4,490	→
Quarter ending December 2016	4,500	→
<b>Variance since December 2015</b>	<b>3.5%</b>	<b>↑</b>



### ACTIVITY

Cumulative percentage of contracted UDA delivered 2016 & 2017



Month	Adjusted Scheduled Activity (UDA)	
	2016	2017
April	42	395
May	664	1,128
June	1,311	1,843
July	2,218	2,701
August	2,844	3,432
September	3,948	4,318
October	4,634	5,148
November	5,388	6,057
December	6,258	6,748
January	6,372	
February	7,278	
March	8,415	
April	8,761	
May	8,782	
June	8,811	

### QUALITY

	Quantity	Base Number	Contract	AT	Region	England
% of FP17s for the same patient ID Re-attending within 3 months - Children	84	1,246	6.7%	10.5%	11.9%	12.4%
% of FP17s for the same patient ID Re-attending within 3 months - Adults	303	2,421	12.5%	15.9%	17.1%	16.6%
% of FP17s for the same patient ID Re-attending between 3 & 9 months - Children	586	1,246	47.0%	47.5%	46.2%	57.5%
% of FP17s for the same patient ID Re-attending between 3 & 9 months - Adults	681	2,421	28.1%	37.9%	37.8%	50.4%
% of FP17s for Band 1 Urgent Courses	261	3,192	8.2%	10.3%	10.6%	9.1%
% of FP17s Relating to Free Repair or Replacements	5	3,192	0.2%	0.7%	0.6%	0.8%
% of FP17s Relating to Continuations	66	3,192	2.1%	1.1%	0.9%	1.3%
% of Patients satisfied with the dentistry they have received	3	4	N/A	90.2%	90.3%	92.7%
% of Patients satisfied with the time they had to wait for an appointment	4	4	N/A	85.9%	83.8%	88.8%

\* This is based on patients treated on this contract for their most recent course of treatment. Figures in italics indicate the base number of FP17s or Patient Questionnaire responses are less than 100. N/A is shown where the base number of responses is less than 10 during the period. % is calculated as Quantity/Base number\*100

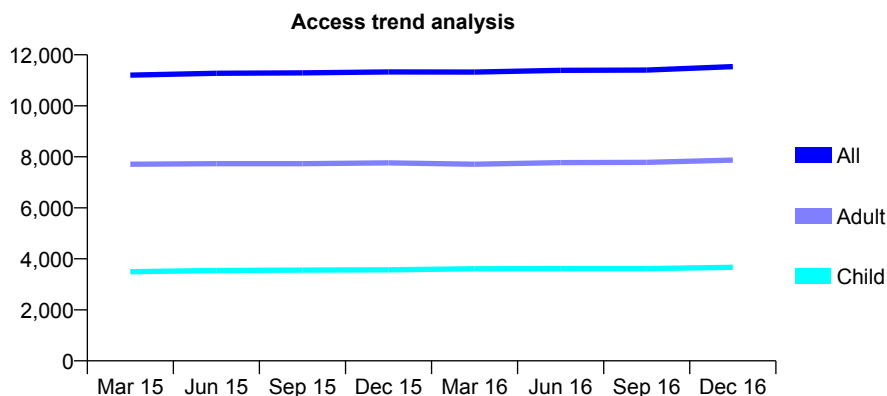
## Q63 - Vital Signs At a Glance Contract Report for 943967/0001 - December 2016

Name or company name	MR JL UBEROI
Contract type name	GDS Contract
Purpose of contract	General
Contract start date	18/12/2009
Contract end date	

16/17 Contracted general activity (UDA)	32,120
Carry forward general activity (UDA)	0
16/17 Contracted orthodontic activity (UOA)	0
Carry forward orthodontic activity (UOA)	0
Baseline contract value	£758,275.05

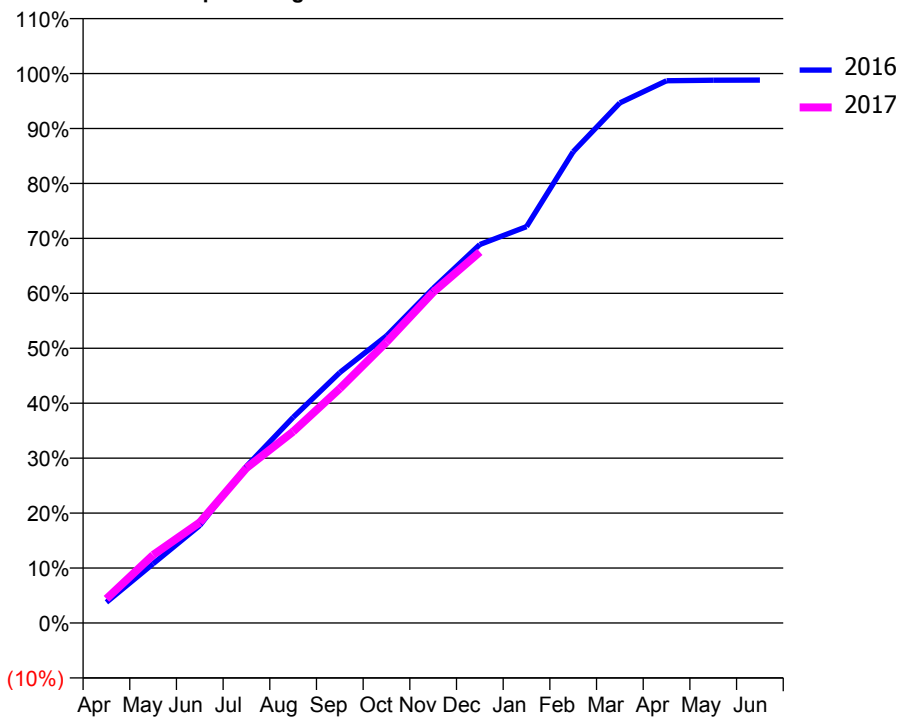
### ACCESS\*

Patients seen in 24 months	Total	Change since previous quarter
Quarter ending December 2015	11,330	
Quarter ending March 2016	11,325	→
Quarter ending June 2016	11,392	→
Quarter ending September 2016	11,401	→
Quarter ending December 2016	11,538	→
<b>Variance since December 2015</b>	<b>1.8%</b>	<b>→</b>



### ACTIVITY

Cumulative percentage of contracted UDA delivered 2016 & 2017



Month	Adjusted Scheduled Activity (UDA)	
	2016	2017
April	1,211	1,411
May	3,468	3,976
June	5,700	5,881
July	9,161	9,060
August	12,020	11,185
September	14,641	13,704
October	16,786	16,421
November	19,564	19,333
December	22,128	21,686
January	23,168	
February	27,549	
March	30,404	
April	31,693	
May	31,730	
June	31,732	

### QUALITY

	Quantity	Base Number	Contract	AT	Region	England
% of FP17s for the same patient ID Re-attending within 3 months - Children	409	3,490	11.7%	10.5%	11.9%	12.4%
% of FP17s for the same patient ID Re-attending within 3 months - Adults	998	6,163	16.2%	15.9%	17.1%	16.6%
% of FP17s for the same patient ID Re-attending between 3 & 9 months - Children	1,547	3,490	44.3%	47.5%	46.2%	57.5%
% of FP17s for the same patient ID Re-attending between 3 & 9 months - Adults	2,169	6,163	35.2%	37.9%	37.8%	50.4%
% of FP17s for Band 1 Urgent Courses	976	9,136	10.7%	10.3%	10.6%	9.1%
% of FP17s Relating to Free Repair or Replacements	160	9,136	1.8%	0.7%	0.6%	0.8%
% of FP17s Relating to Continuations	229	9,136	2.5%	1.1%	0.9%	1.3%
% of Patients satisfied with the dentistry they have received	8	9	N/A	90.2%	90.3%	92.7%
% of Patients satisfied with the time they had to wait for an appointment	7	9	N/A	85.9%	83.8%	88.8%

\* This is based on patients treated on this contract for their most recent course of treatment. Figures in italics indicate the base number of FP17s or Patient Questionnaire responses are less than 100. N/A is shown where the base number of responses is less than 10 during the period. % is calculated as Quantity/Base number\*100

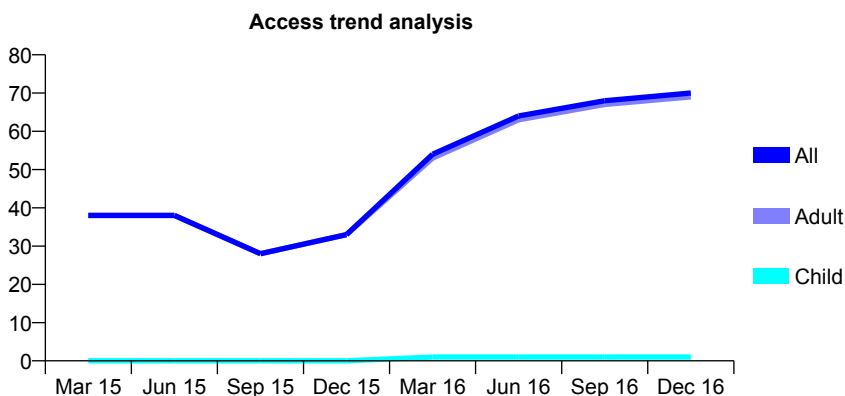
## Q63 - Vital Signs At a Glance Contract Report for 952982/0004 - December 2016

Name or company name	MR PC COLEY
Contract type name	PDS Contract
Purpose of contract	General
Contract start date	02/04/2013
Contract end date	31/03/2017

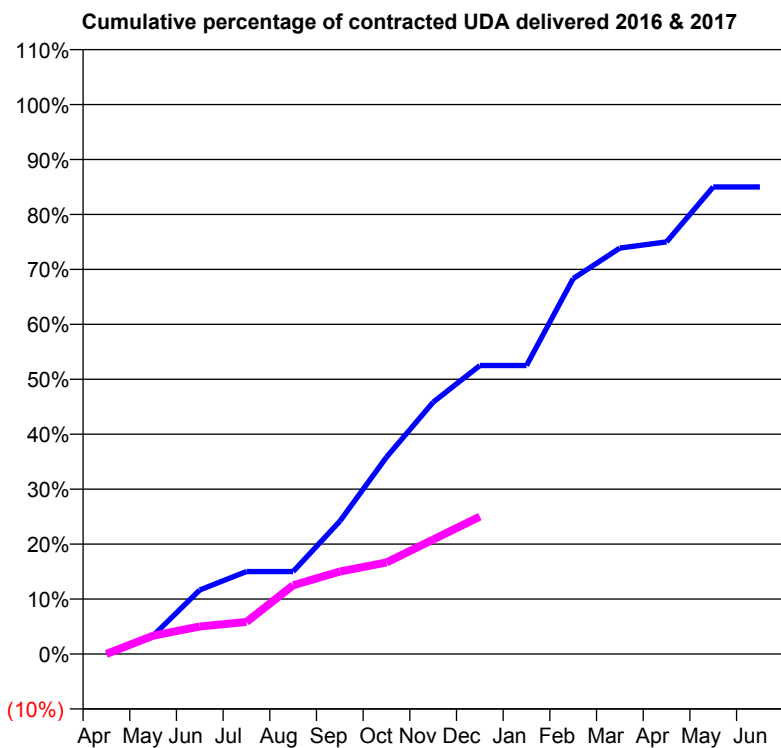
16/17 Contracted general activity (UDA)	360
Carry forward general activity (UDA)	0
16/17 Contracted orthodontic activity (UOA)	0
Carry forward orthodontic activity (UOA)	0
Baseline contract value	£18,879.55

### ACCESS\*

Patients seen in 24 months	Total	Change since previous quarter
Quarter ending December 2015	33	
Quarter ending March 2016	54	↑
Quarter ending June 2016	64	↑
Quarter ending September 2016	68	↑
Quarter ending December 2016	70	↑
<b>Variance since December 2015</b>	<b>112.1%</b>	<b>↑</b>



### ACTIVITY



Month	Adjusted Scheduled Activity (UDA)	
	2016	2017
April	0	0
May	12	12
June	42	18
July	54	21
August	54	45
September	87	54
October	129	60
November	165	75
December	189	90
January	189	
February	246	
March	266	
April	270	
May	306	
June	306	

### QUALITY

	Quantity	Base Number	Contract	AT	Region	England
% of FP17s for the same patient ID Re-attending within 3 months - Children	0	(-1)	N/A	10.5%	11.9%	12.4%
% of FP17s for the same patient ID Re-attending within 3 months - Adults	0	43	0.0%	15.9%	17.1%	16.6%
% of FP17s for the same patient ID Re-attending between 3 & 9 months - Children	0	(-1)	N/A	47.5%	46.2%	57.5%
% of FP17s for the same patient ID Re-attending between 3 & 9 months - Adults	0	43	0.0%	37.9%	37.8%	50.4%
% of FP17s for Band 1 Urgent Courses	0	30	0.0%	10.3%	10.6%	9.1%
% of FP17s Relating to Free Repair or Replacements	0	30	0.0%	0.7%	0.6%	0.8%
% of FP17s Relating to Continuations	0	30	0.0%	1.1%	0.9%	1.3%
% of Patients satisfied with the dentistry they have received	0	0	N/A	90.2%	90.3%	92.7%
% of Patients satisfied with the time they had to wait for an appointment	0	0	N/A	85.9%	83.8%	88.8%

\* This is based on patients treated on this contract for their most recent course of treatment. Figures in italics indicate the base number of FP17s or Patient Questionnaire responses are less than 100. N/A is shown where the base number of responses is less than 10 during the period. % is calculated as Quantity/Base number\*100



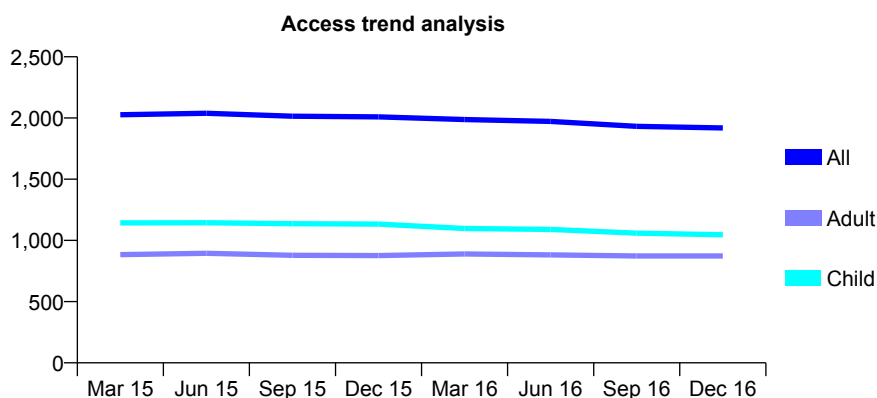
## Q63 - Vital Signs At a Glance Contract Report for 952982/0005 - December 2016

Name or company name	MR PC COLEY
Contract type name	GDS Contract
Purpose of contract	General
Contract start date	02/04/2013
Contract end date	

16/17 Contracted general activity (UDA)	4,762
Carry forward general activity (UDA)	0
16/17 Contracted orthodontic activity (UOA)	0
Carry forward orthodontic activity (UOA)	0
Baseline contract value	£108,319.41

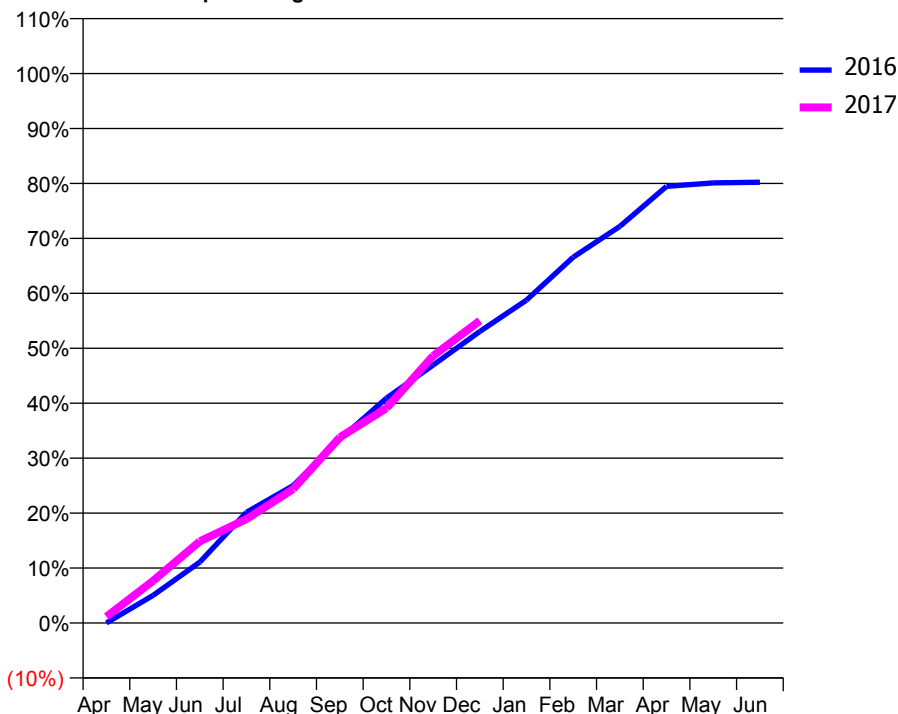
### ACCESS\*

Patients seen in 24 months	Total	Change since previous quarter
Quarter ending December 2015	2,009	
Quarter ending March 2016	1,987	↓
Quarter ending June 2016	1,972	→
Quarter ending September 2016	1,932	↓
Quarter ending December 2016	1,919	→
<b>Variance since December 2015</b>	<b>(4.5%)</b>	<b>↓</b>



### ACTIVITY

Cumulative percentage of contracted UDA delivered 2016 & 2017



Month	Adjusted Scheduled Activity (UDA)	
	2016	2017
April	0	54
May	240	366
June	527	708
July	960	900
August	1,191	1,161
September	1,593	1,610
October	1,948	1,863
November	2,236	2,315
December	2,527	2,620
January	2,799	
February	3,170	
March	3,437	
April	3,784	
May	3,814	
June	3,820	

### QUALITY

	Quantity	Base Number	Contract	AT	Region	England
% of FP17s for the same patient ID Re-attending within 3 months - Children	118	1,250	9.4%	10.5%	11.9%	12.4%
% of FP17s for the same patient ID Re-attending within 3 months - Adults	88	788	11.2%	15.9%	17.1%	16.6%
% of FP17s for the same patient ID Re-attending between 3 & 9 months - Children	799	1,250	63.9%	47.5%	46.2%	57.5%
% of FP17s for the same patient ID Re-attending between 3 & 9 months - Adults	453	788	57.5%	37.9%	37.8%	50.4%
% of FP17s for Band 1 Urgent Courses	42	1,791	2.3%	10.3%	10.6%	9.1%
% of FP17s Relating to Free Repair or Replacements	4	1,791	0.2%	0.7%	0.6%	0.8%
% of FP17s Relating to Continuations	9	1,791	0.5%	1.1%	0.9%	1.3%
% of Patients satisfied with the dentistry they have received	2	2	N/A	90.2%	90.3%	92.7%
% of Patients satisfied with the time they had to wait for an appointment	2	2	N/A	85.9%	83.8%	88.8%

\* This is based on patients treated on this contract for their most recent course of treatment. Figures in italics indicate the base number of FP17s or Patient Questionnaire responses are less than 100. N/A is shown where the base number of responses is less than 10 during the period. % is calculated as Quantity/Base number\*100

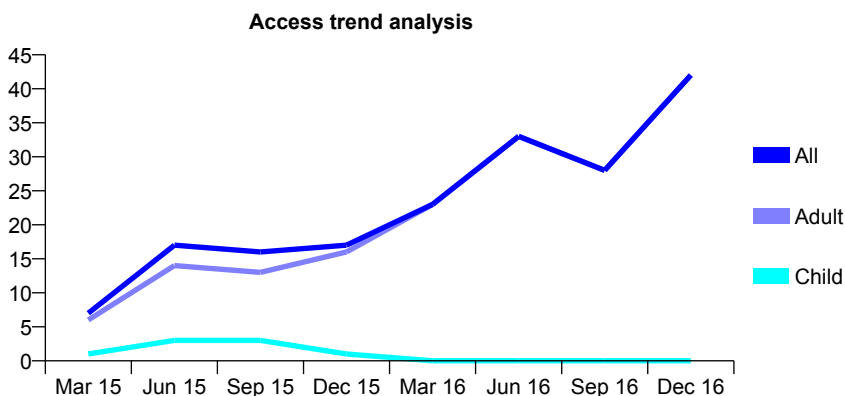
## Q63 - Vital Signs At a Glance Contract Report for 962465/0002 - December 2016

Name or company name	MR AM PRASHAD
Contract type name	PDS Contract
Purpose of contract	General
Contract start date	01/04/2012
Contract end date	31/03/2017

16/17 Contracted general activity (UDA)	540
Carry forward general activity (UDA)	0
16/17 Contracted orthodontic activity (UOA)	0
Carry forward orthodontic activity (UOA)	0
Baseline contract value	£28,318.70

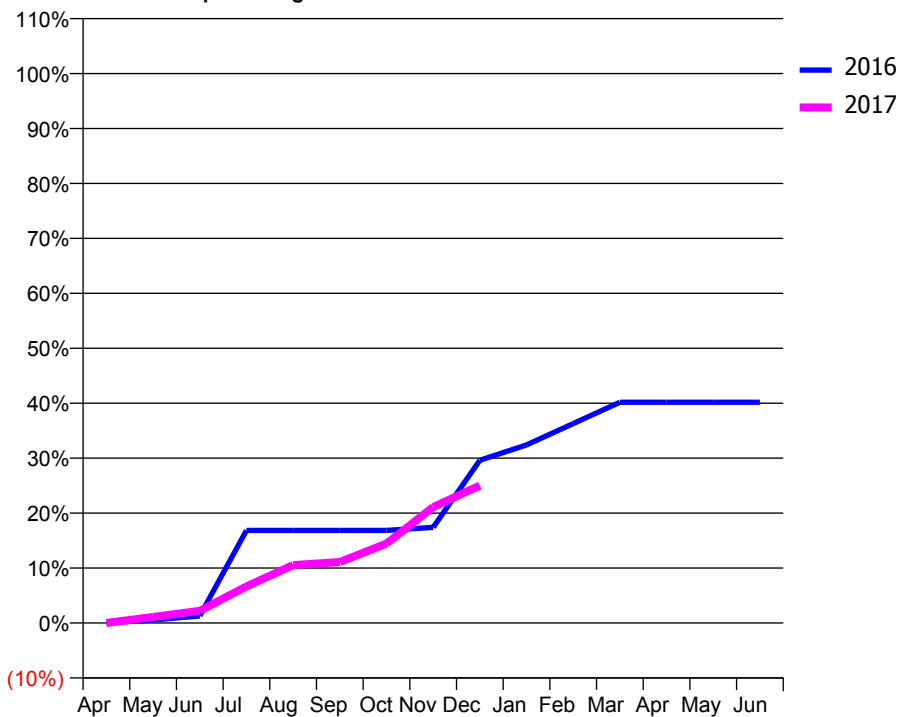
### ACCESS\*

Patients seen in 24 months	Total	Change since previous quarter
Quarter ending December 2015	17	
Quarter ending March 2016	23	↑
Quarter ending June 2016	33	↑
Quarter ending September 2016	28	↓
Quarter ending December 2016	42	↑
<b>Variance since December 2015</b>	<b>147.1%</b>	<b>↑</b>



### ACTIVITY

Cumulative percentage of contracted UDA delivered 2016 & 2017



Adjusted Scheduled Activity (UDA)

Month	2016	2017
April	0	0
May	3	6
June	7	12
July	91	36
August	91	57
September	91	60
October	91	78
November	94	114
December	160	135
January	175	
February	196	
March	217	
April	217	
May	217	
June	217	

### QUALITY

	Quantity	Base Number	Contract	AT	Region	England
% of FP17s for the same patient ID Re-attending within 3 months - Children	0	0	N/A	10.5%	11.9%	12.4%
% of FP17s for the same patient ID Re-attending within 3 months - Adults	0	48	0.0%	15.9%	17.1%	16.6%
% of FP17s for the same patient ID Re-attending between 3 & 9 months - Children	0	0	N/A	47.5%	46.2%	57.5%
% of FP17s for the same patient ID Re-attending between 3 & 9 months - Adults	0	48	0.0%	37.9%	37.8%	50.4%
% of FP17s for Band 1 Urgent Courses	0	45	0.0%	10.3%	10.6%	9.1%
% of FP17s Relating to Free Repair or Replacements	0	45	0.0%	0.7%	0.6%	0.8%
% of FP17s Relating to Continuations	0	45	0.0%	1.1%	0.9%	1.3%
% of Patients satisfied with the dentistry they have received	0	0	N/A	90.2%	90.3%	92.7%
% of Patients satisfied with the time they had to wait for an appointment	0	0	N/A	85.9%	83.8%	88.8%

\* This is based on patients treated on this contract for their most recent course of treatment. Figures in italics indicate the base number of FP17s or Patient Questionnaire responses are less than 100. N/A is shown where the base number of responses is less than 10 during the period. % is calculated as Quantity/Base number\*100

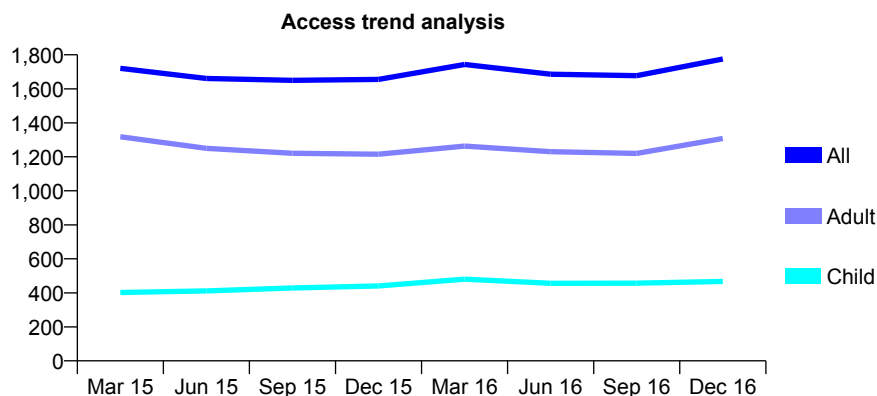
## Q63 - Vital Signs At a Glance Contract Report for 990418/0001 - December 2016

Name or company name	MR D SHAH
Contract type name	GDS Contract
Purpose of contract	General
Contract start date	01/04/2006
Contract end date	

16/17 Contracted general activity (UDA)	9,011
Carry forward general activity (UDA)	-174
16/17 Contracted orthodontic activity (UOA)	0
Carry forward orthodontic activity (UOA)	0
Baseline contract value	£295,077.56

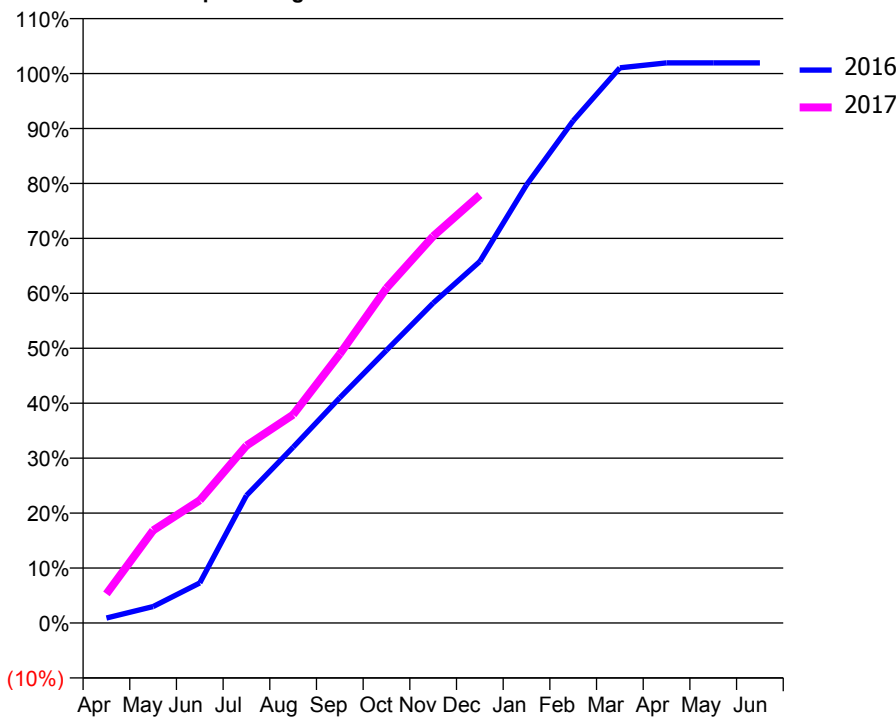
### ACCESS\*

Patients seen in 24 months	Total	Change since previous quarter
Quarter ending December 2015	1,655	
Quarter ending March 2016	1,743	↑
Quarter ending June 2016	1,686	↓
Quarter ending September 2016	1,677	→
Quarter ending December 2016	1,775	↑
<b>Variance since December 2015</b>	<b>7.3%</b>	<b>↑</b>



### ACTIVITY

Cumulative percentage of contracted UDA delivered 2016 & 2017



Month	Adjusted Scheduled Activity (UDA)	
	2016	2017
April	81	477
May	269	1,518
June	658	2,012
July	2,092	2,909
August	2,883	3,417
September	3,694	4,411
October	4,473	5,491
November	5,247	6,343
December	5,929	7,019
January	7,184	
February	8,237	
March	9,104	
April	9,185	
May	9,185	
June	9,185	

### QUALITY

	Quantity	Base Number	Contract	AT	Region	England
% of FP17s for the same patient ID Re-attending within 3 months - Children	20	342	5.8%	10.5%	11.9%	12.4%
% of FP17s for the same patient ID Re-attending within 3 months - Adults	103	946	10.9%	15.9%	17.1%	16.6%
% of FP17s for the same patient ID Re-attending between 3 & 9 months - Children	120	342	35.1%	47.5%	46.2%	57.5%
% of FP17s for the same patient ID Re-attending between 3 & 9 months - Adults	286	946	30.2%	37.9%	37.8%	50.4%
% of FP17s for Band 1 Urgent Courses	0	1,263	0.0%	10.3%	10.6%	9.1%
% of FP17s Relating to Free Repair or Replacements	0	1,263	0.0%	0.7%	0.6%	0.8%
% of FP17s Relating to Continuations	0	1,263	0.0%	1.1%	0.9%	1.3%
% of Patients satisfied with the dentistry they have received	1	1	N/A	90.2%	90.3%	92.7%
% of Patients satisfied with the time they had to wait for an appointment	1	1	N/A	85.9%	83.8%	88.8%

\* This is based on patients treated on this contract for their most recent course of treatment. Figures in italics indicate the base number of FP17s or Patient Questionnaire responses are less than 100. N/A is shown where the base number of responses is less than 10 during the period. % is calculated as Quantity/Base number\*100

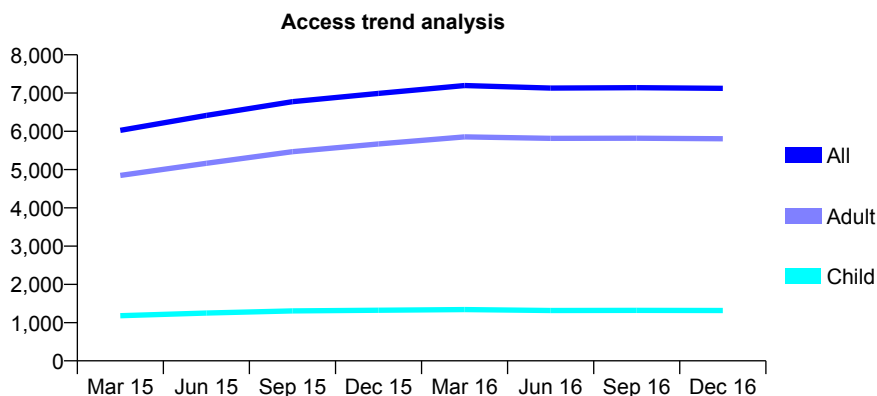
## Q63 - Vital Signs At a Glance Contract Report for 990914/0001 - December 2016

Name or company name	MISS AM MANJI
Contract type name	GDS Contract
Purpose of contract	General
Contract start date	27/11/2013
Contract end date	

16/17 Contracted general activity (UDA)	20,500
Carry forward general activity (UDA)	-190
16/17 Contracted orthodontic activity (UOA)	0
Carry forward orthodontic activity (UOA)	0
Baseline contract value	£427,436.79

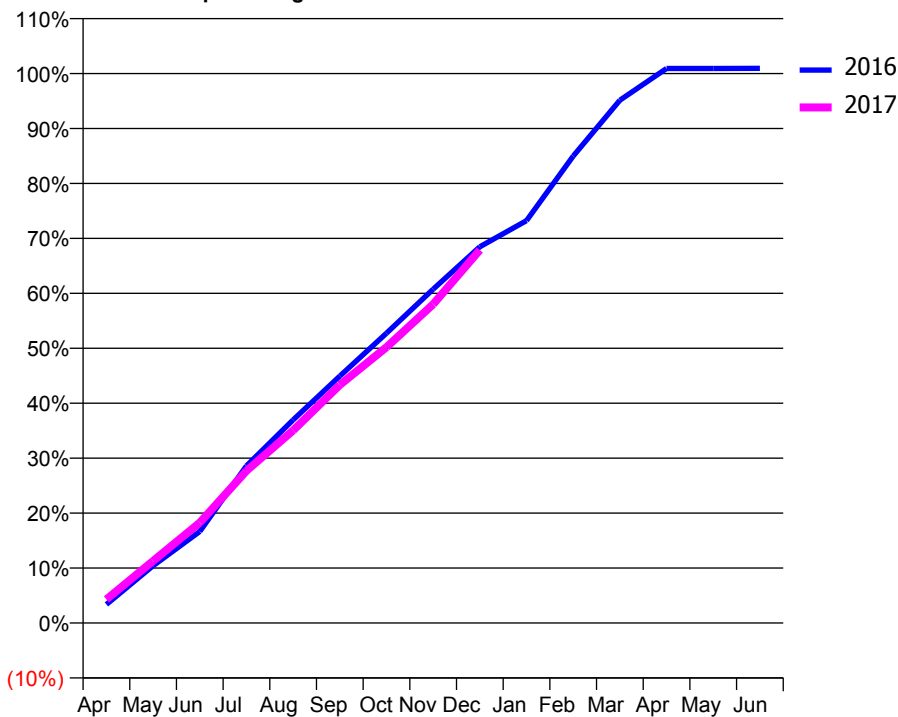
### ACCESS\*

Patients seen in 24 months	Total	Change since previous quarter
Quarter ending December 2015	6,992	
Quarter ending March 2016	7,196	↑
Quarter ending June 2016	7,131	→
Quarter ending September 2016	7,139	→
Quarter ending December 2016	7,124	→
<b>Variance since December 2015</b>	<b>1.9%</b>	<b>→</b>



### ACTIVITY

Cumulative percentage of contracted UDA delivered 2016 & 2017



Month	Adjusted Scheduled Activity (UDA)	
	2016	2017
April	692	884
May	2,137	2,314
June	3,417	3,743
July	5,864	5,679
August	7,578	7,187
September	9,212	8,883
October	10,812	10,291
November	12,452	11,894
December	14,037	13,916
January	15,010	
February	17,421	
March	19,506	
April	20,687	
May	20,687	
June	20,690	

### QUALITY

	Quantity	Base Number	Contract	AT	Region	England
% of FP17s for the same patient ID Re-attending within 3 months - Children	80	1,425	5.6%	10.5%	11.9%	12.4%
% of FP17s for the same patient ID Re-attending within 3 months - Adults	952	6,096	15.6%	15.9%	17.1%	16.6%
% of FP17s for the same patient ID Re-attending between 3 & 9 months - Children	906	1,425	63.6%	47.5%	46.2%	57.5%
% of FP17s for the same patient ID Re-attending between 3 & 9 months - Adults	3,048	6,096	50.0%	37.9%	37.8%	50.4%
% of FP17s for Band 1 Urgent Courses	515	7,078	7.3%	10.3%	10.6%	9.1%
% of FP17s Relating to Free Repair or Replacements	33	7,078	0.5%	0.7%	0.6%	0.8%
% of FP17s Relating to Continuations	112	7,078	1.6%	1.1%	0.9%	1.3%
% of Patients satisfied with the dentistry they have received	17	18	94.4%	90.2%	90.3%	92.7%
% of Patients satisfied with the time they had to wait for an appointment	17	18	94.4%	85.9%	83.8%	88.8%

\* This is based on patients treated on this contract for their most recent course of treatment. Figures in italics indicate the base number of FP17s or Patient Questionnaire responses are less than 100. N/A is shown where the base number of responses is less than 10 during the period. % is calculated as Quantity/Base number\*100

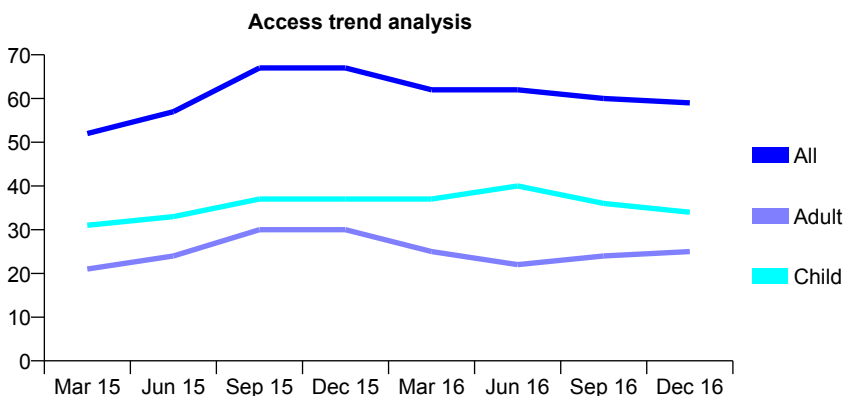
## Q63 - Vital Signs At a Glance Contract Report for 998419/0001 - December 2016

Name or company name	MR AJ RUPAREL
Contract type name	GDS Contract
Purpose of contract	General
Contract start date	01/04/2006
Contract end date	

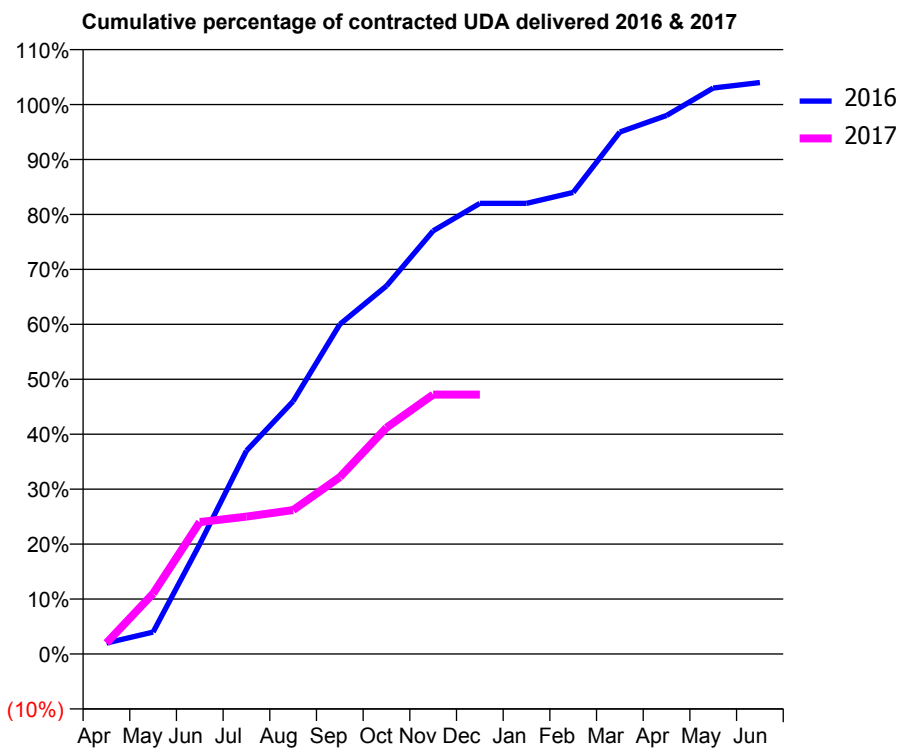
16/17 Contracted general activity (UDA)	100
Carry forward general activity (UDA)	-2
16/17 Contracted orthodontic activity (UOA)	0
Carry forward orthodontic activity (UOA)	0
Baseline contract value	£2,520.91

### ACCESS\*

Patients seen in 24 months	Total	Change since previous quarter
Quarter ending December 2015	67	
Quarter ending March 2016	62	↓
Quarter ending June 2016	62	→
Quarter ending September 2016	60	↓
Quarter ending December 2016	59	↓
<b>Variance since December 2015</b>	<b>(11.9%)</b>	<b>↓</b>



### ACTIVITY



Month	Adjusted Scheduled Activity (UDA)	
	2016	2017
April	2	2
May	4	11
June	20	24
July	37	25
August	46	26
September	60	32
October	67	41
November	77	47
December	82	47
January	82	
February	84	
March	95	
April	98	
May	103	
June	104	

### QUALITY

	Quantity	Base Number	Contract	AT	Region	England
% of FP17s for the same patient ID Re-attending within 3 months - Children	1	25	4.0%	10.5%	11.9%	12.4%
% of FP17s for the same patient ID Re-attending within 3 months - Adults	0	11	0.0%	15.9%	17.1%	16.6%
% of FP17s for the same patient ID Re-attending between 3 & 9 months - Children	9	25	36.0%	47.5%	46.2%	57.5%
% of FP17s for the same patient ID Re-attending between 3 & 9 months - Adults	2	11	18.2%	37.9%	37.8%	50.4%
% of FP17s for Band 1 Urgent Courses	1	31	3.2%	10.3%	10.6%	9.1%
% of FP17s Relating to Free Repair or Replacements	0	31	0.0%	0.7%	0.6%	0.8%
% of FP17s Relating to Continuations	0	31	0.0%	1.1%	0.9%	1.3%
% of Patients satisfied with the dentistry they have received	0	0	N/A	90.2%	90.3%	92.7%
% of Patients satisfied with the time they had to wait for an appointment	0	0	N/A	85.9%	83.8%	88.8%

\* This is based on patients treated on this contract for their most recent course of treatment. Figures in italics indicate the base number of FP17s or Patient Questionnaire responses are less than 100. N/A is shown where the base number of responses is less than 10 during the period. % is calculated as Quantity/Base number\*100