

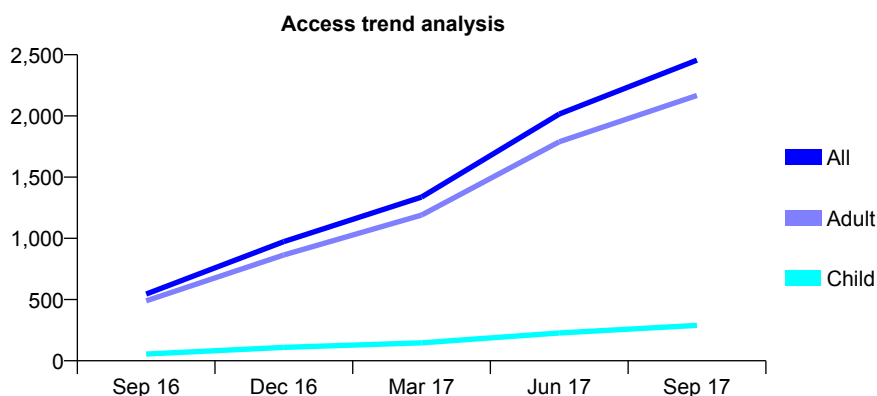
Q61 - Vital Signs At a Glance Contract Report for 100170/0000 - September 2017

Name or company name	Nilesh Patel
Contract type name	PDS Contract
Purpose of contract	General
Contract start date	01/06/2016
Contract end date	31/05/2021

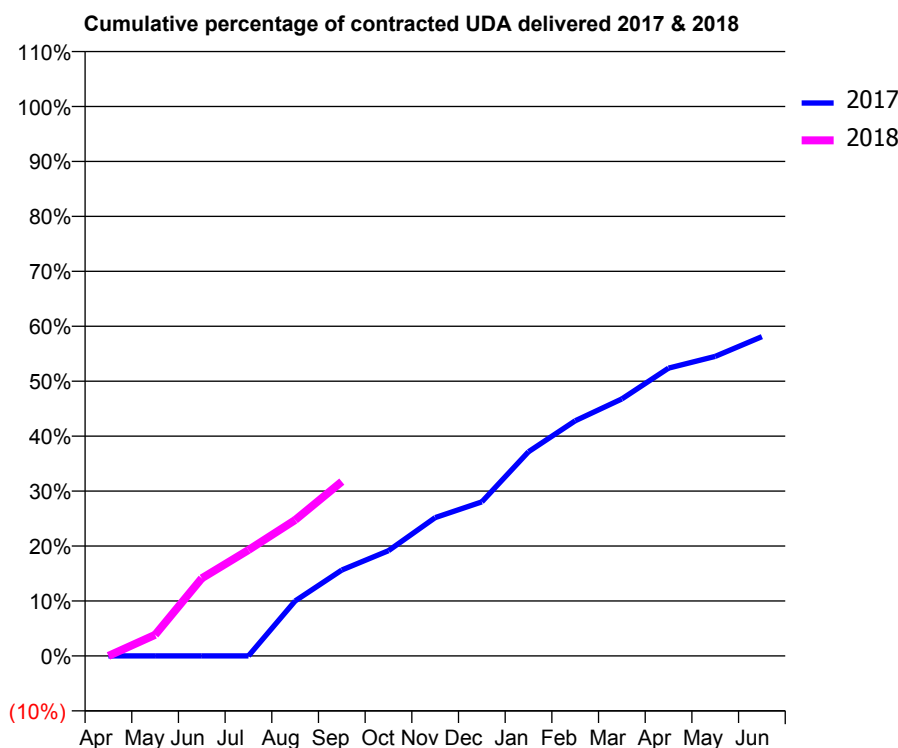
17/18 Contracted general activity (UDA)	8,650
Carry forward general activity (UDA)	0
17/18 Contracted orthodontic activity (UOA)	0
Carry forward orthodontic activity (UOA)	0
Baseline contract value	£437,926.09

ACCESS*

Patients seen in 24 months	Total	Change since previous quarter
Quarter ending September 2016	545	
Quarter ending December 2016	973	↑
Quarter ending March 2017	1,337	↑
Quarter ending June 2017	2,016	↑
Quarter ending September 2017	2,456	↑
Variance since September 2016	350.6%	↑



ACTIVITY



Month	Adjusted Scheduled Activity (UDA)	
	2017	2018
April	0	0
May	0	332
June	0	1,223
July	0	1,668
August	721	2,141
September	1,127	2,745
October	1,381	
November	1,814	
December	2,022	
January	2,680	
February	3,085	
March	3,371	
April	3,775	
May	3,930	
June	4,188	

QUALITY

	Quantity	Base Number	Contract	AT	Region	England
% of FP17s for the same patient ID Re-attending within 3 months - Children	11	445	2.5%	10.2%	11.2%	11.9%
% of FP17s for the same patient ID Re-attending within 3 months - Adults	50	2,516	2.0%	15.9%	16.6%	15.9%
% of FP17s for the same patient ID Re-attending between 3 & 9 months - Children	2	445	0.4%	42.6%	47.0%	58.1%
% of FP17s for the same patient ID Re-attending between 3 & 9 months - Adults	33	2,516	1.3%	35.6%	38.2%	50.6%
% of FP17s for Band 1 Urgent Courses	2,272	2,289	99.3%	10.8%	10.6%	9.1%
% of FP17s Relating to Free Repair or Replacements	0	2,289	0.0%	0.5%	0.6%	0.8%
% of FP17s Relating to Continuations	0	2,289	0.0%	0.7%	0.8%	1.1%
% of Patients satisfied with the dentistry they have received	0	1	N/A	88.7%	89.2%	91.4%
% of Patients satisfied with the time they had to wait for an appointment	0	1	N/A	80.7%	83.4%	87.7%

* This is based on patients treated on this contract for their most recent course of treatment. Figures in italics indicate the base number of FP17s or Patient Questionnaire responses are less than 100. N/A is shown where the base number of responses is less than 10 during the period. % is calculated as Quantity/Base number*100

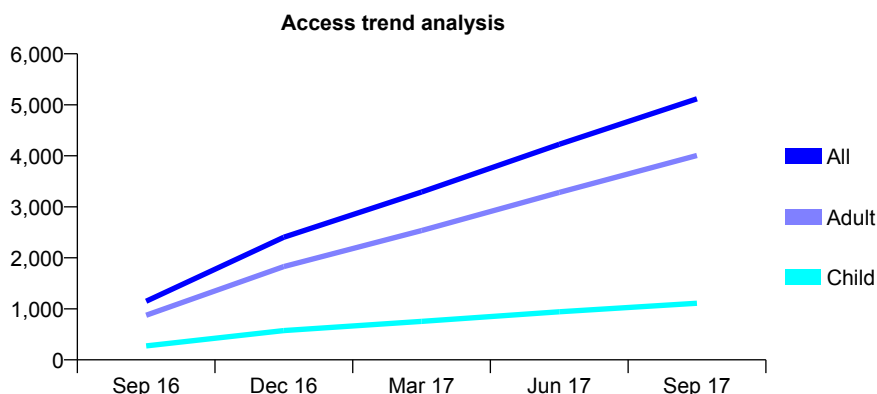
Q61 - Vital Signs At a Glance Contract Report for 100175/0000 - September 2017

Name or company name	Nilesh Patel
Contract type name	PDS Contract
Purpose of contract	General
Contract start date	13/06/2016
Contract end date	12/06/2023

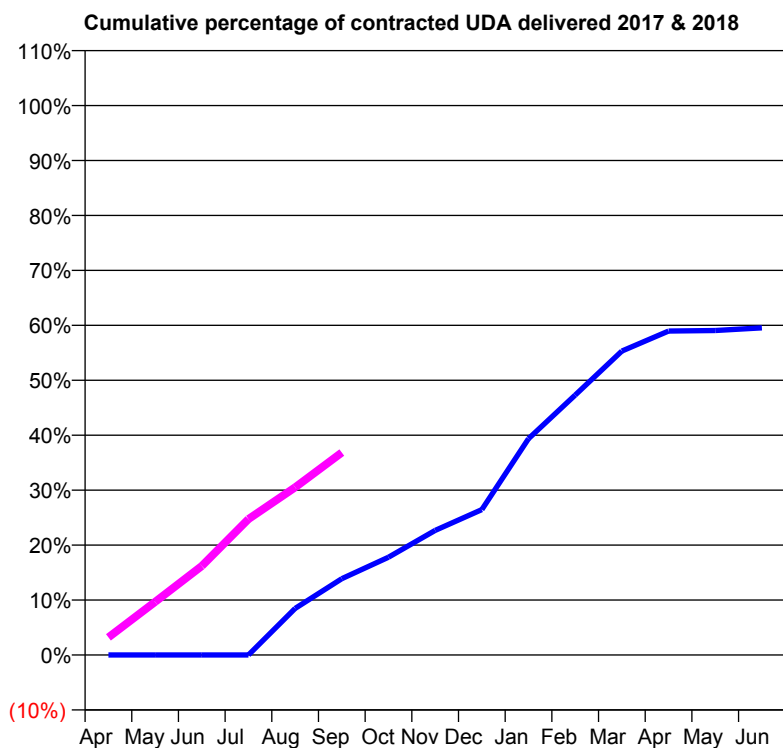
17/18 Contracted general activity (UDA)	18,000
Carry forward general activity (UDA)	0
17/18 Contracted orthodontic activity (UOA)	0
Carry forward orthodontic activity (UOA)	0
Baseline contract value	£318,591.00

ACCESS*

Patients seen in 24 months	Total	Change since previous quarter
Quarter ending September 2016	1,148	
Quarter ending December 2016	2,404	↑
Quarter ending March 2017	3,289	↑
Quarter ending June 2017	4,225	↑
Quarter ending September 2017	5,118	↑
Variance since September 2016	345.8%	↑



ACTIVITY



Month	Adjusted Scheduled Activity (UDA)	
	2017	2018
April	0	579
May	0	1,743
June	0	2,914
July	0	4,455
August	1,221	5,492
September	2,000	6,634
October	2,565	
November	3,265	
December	3,810	
January	5,670	
February	6,813	
March	7,964	
April	8,491	
May	8,504	
June	8,575	

QUALITY

	Quantity	Base Number	Contract	AT	Region	England
% of FP17s for the same patient ID Re-attending within 3 months - Children	74	873	8.5%	10.2%	11.2%	11.9%
% of FP17s for the same patient ID Re-attending within 3 months - Adults	381	3,003	12.7%	15.9%	16.6%	15.9%
% of FP17s for the same patient ID Re-attending between 3 & 9 months - Children	333	873	38.1%	42.6%	47.0%	58.1%
% of FP17s for the same patient ID Re-attending between 3 & 9 months - Adults	759	3,003	25.3%	35.6%	38.2%	50.6%
% of FP17s for Band 1 Urgent Courses	749	3,479	21.5%	10.8%	10.6%	9.1%
% of FP17s Relating to Free Repair or Replacements	7	3,479	0.2%	0.5%	0.6%	0.8%
% of FP17s Relating to Continuations	14	3,479	0.4%	0.7%	0.8%	1.1%
% of Patients satisfied with the dentistry they have received	3	6	N/A	88.7%	89.2%	91.4%
% of Patients satisfied with the time they had to wait for an appointment	4	6	N/A	80.7%	83.4%	87.7%

* This is based on patients treated on this contract for their most recent course of treatment. Figures in italics indicate the base number of FP17s or Patient Questionnaire responses are less than 100. N/A is shown where the base number of responses is less than 10 during the period. % is calculated as Quantity/Base number*100

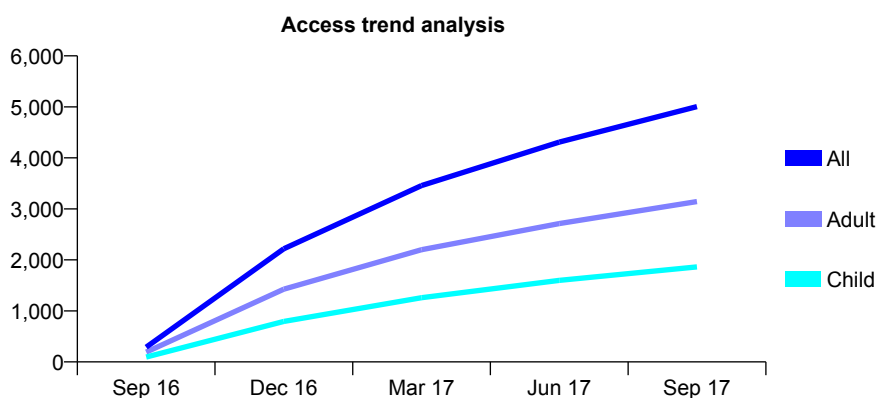
Q61 - Vital Signs At a Glance Contract Report for 100207/0000 - September 2017

Name or company name	Preventdent Limited
Contract type name	GDS Contract
Purpose of contract	General
Contract start date	19/08/2016
Contract end date	

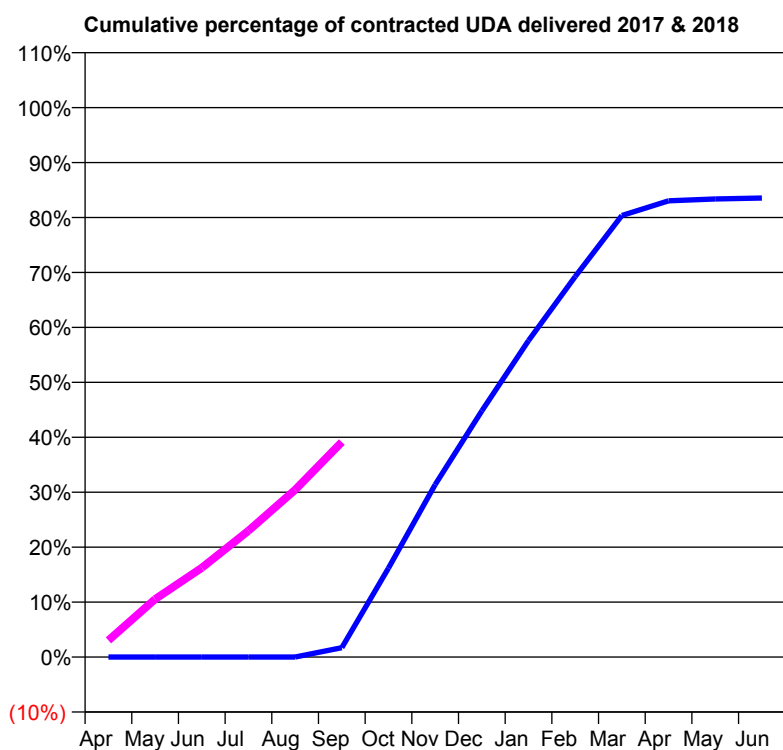
17/18 Contracted general activity (UDA)	18,367
Carry forward general activity (UDA)	0
17/18 Contracted orthodontic activity (UOA)	0
Carry forward orthodontic activity (UOA)	0
Baseline contract value	£636,202.36

ACCESS*

Patients seen in 24 months	Total	Change since previous quarter
Quarter ending September 2016	288	
Quarter ending December 2016	2,218	↑
Quarter ending March 2017	3,458	↑
Quarter ending June 2017	4,310	↑
Quarter ending September 2017	5,005	↑
Variance since September 2016	1637.8%	↑



ACTIVITY



Month	Adjusted Scheduled Activity (UDA)	
	2017	2018
April	0	559
May	0	1,934
June	0	2,983
July	0	4,225
August	0	5,591
September	196	7,188
October	1,838	
November	3,566	
December	5,089	
January	6,541	
February	7,864	
March	9,125	
April	9,429	
May	9,469	
June	9,487	

QUALITY

	Quantity	Base Number	Contract	AT	Region	England
% of FP17s for the same patient ID Re-attending within 3 months - Children	120	1,516	7.9%	10.2%	11.2%	11.9%
% of FP17s for the same patient ID Re-attending within 3 months - Adults	338	2,305	14.7%	15.9%	16.6%	15.9%
% of FP17s for the same patient ID Re-attending between 3 & 9 months - Children	602	1,516	39.7%	42.6%	47.0%	58.1%
% of FP17s for the same patient ID Re-attending between 3 & 9 months - Adults	731	2,305	31.7%	35.6%	38.2%	50.6%
% of FP17s for Band 1 Urgent Courses	467	3,648	12.8%	10.8%	10.6%	9.1%
% of FP17s Relating to Free Repair or Replacements	13	3,648	0.4%	0.5%	0.6%	0.8%
% of FP17s Relating to Continuations	24	3,648	0.7%	0.7%	0.8%	1.1%
% of Patients satisfied with the dentistry they have received	5	5	N/A	88.7%	89.2%	91.4%
% of Patients satisfied with the time they had to wait for an appointment	5	5	N/A	80.7%	83.4%	87.7%

* This is based on patients treated on this contract for their most recent course of treatment. Figures in italics indicate the base number of FP17s or Patient Questionnaire responses are less than 100. N/A is shown where the base number of responses is less than 10 during the period. % is calculated as Quantity/Base number*100

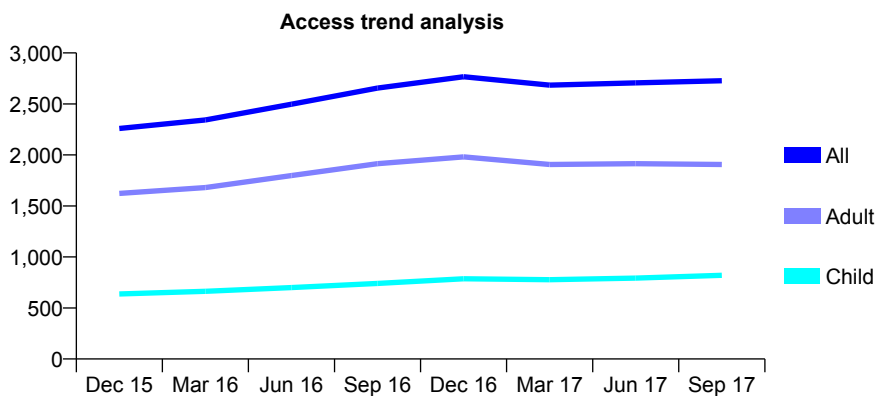
Q61 - Vital Signs At a Glance Contract Report for 101281/0037 - September 2017

Name or company name	OASIS DENTAL CARE LTD
Contract type name	GDS Contract
Purpose of contract	General
Contract start date	01/04/2006
Contract end date	

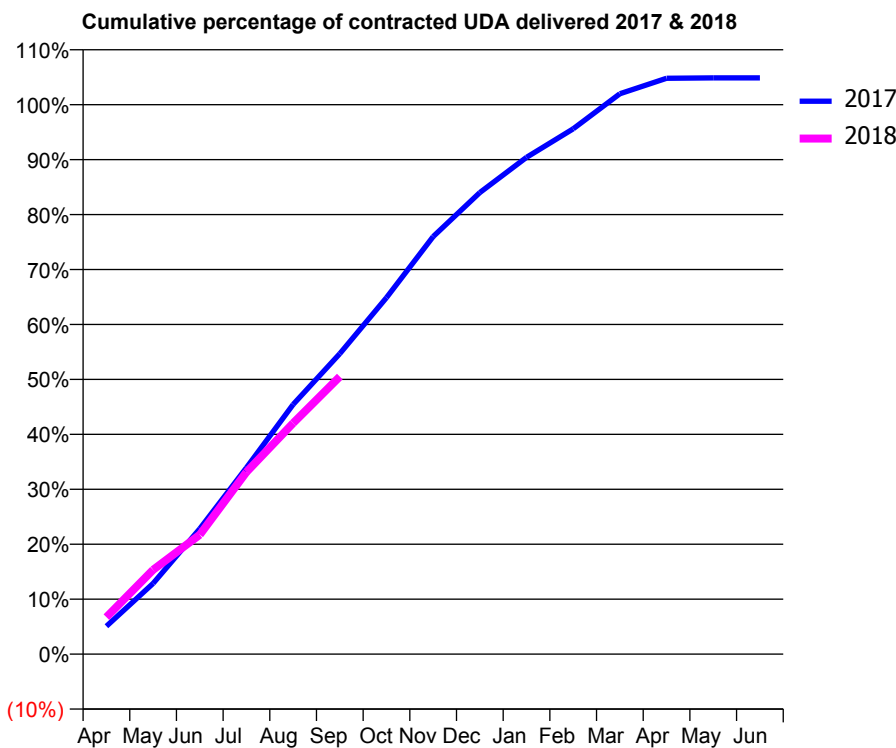
17/18 Contracted general activity (UDA)	5,905
Carry forward general activity (UDA)	-118
17/18 Contracted orthodontic activity (UOA)	0
Carry forward orthodontic activity (UOA)	0
Baseline contract value	£139,954.96

ACCESS*

Patients seen in 24 months	Total	Change since previous quarter
Quarter ending September 2016	2,655	
Quarter ending December 2016	2,767	↑
Quarter ending March 2017	2,684	↓
Quarter ending June 2017	2,707	→
Quarter ending September 2017	2,727	→
Variance since September 2016	2.7%	↑



ACTIVITY



Month	Adjusted Scheduled Activity (UDA)	
	2017	2018
April	300	398
May	760	907
June	1,348	1,284
July	2,004	1,957
August	2,683	2,483
September	3,229	2,983
October	3,831	
November	4,487	
December	4,961	
January	5,339	
February	5,645	
March	6,022	
April	6,188	
May	6,193	
June	6,193	

QUALITY

	Quantity	Base Number	Contract	AT	Region	England
% of FP17s for the same patient ID Re-attending within 3 months - Children	35	656	5.3%	10.2%	11.2%	11.9%
% of FP17s for the same patient ID Re-attending within 3 months - Adults	155	1,208	12.8%	15.9%	16.6%	15.9%
% of FP17s for the same patient ID Re-attending between 3 & 9 months - Children	397	656	60.5%	42.6%	47.0%	58.1%
% of FP17s for the same patient ID Re-attending between 3 & 9 months - Adults	623	1,208	51.6%	35.6%	38.2%	50.6%
% of FP17s for Band 1 Urgent Courses	110	1,757	6.3%	10.8%	10.6%	9.1%
% of FP17s Relating to Free Repair or Replacements	6	1,757	0.3%	0.5%	0.6%	0.8%
% of FP17s Relating to Continuations	37	1,757	2.1%	0.7%	0.8%	1.1%
% of Patients satisfied with the dentistry they have received	0	0	N/A	88.7%	89.2%	91.4%
% of Patients satisfied with the time they had to wait for an appointment	0	0	N/A	80.7%	83.4%	87.7%

* This is based on patients treated on this contract for their most recent course of treatment. Figures in italics indicate the base number of FP17s or Patient Questionnaire responses are less than 100. N/A is shown where the base number of responses is less than 10 during the period. % is calculated as Quantity/Base number*100

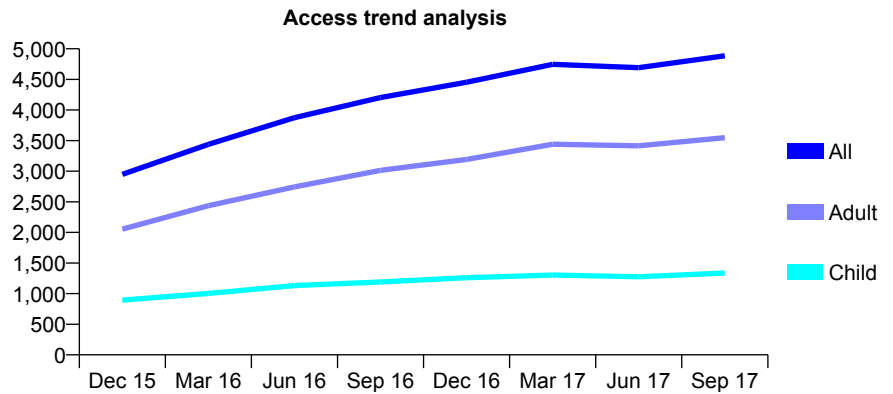
Q61 - Vital Signs At a Glance Contract Report for 101370/0143 - September 2017

Name or company name	Petrie Tucker and Partners Ltd
Contract type name	GDS Contract
Purpose of contract	General and Orthodontic
Contract start date	01/04/2015
Contract end date	

17/18 Contracted general activity (UDA)	18,993
Carry forward general activity (UDA)	0
17/18 Contracted orthodontic activity (UOA)	1,381
Carry forward orthodontic activity (UOA)	0
Baseline contract value	£565,410.28

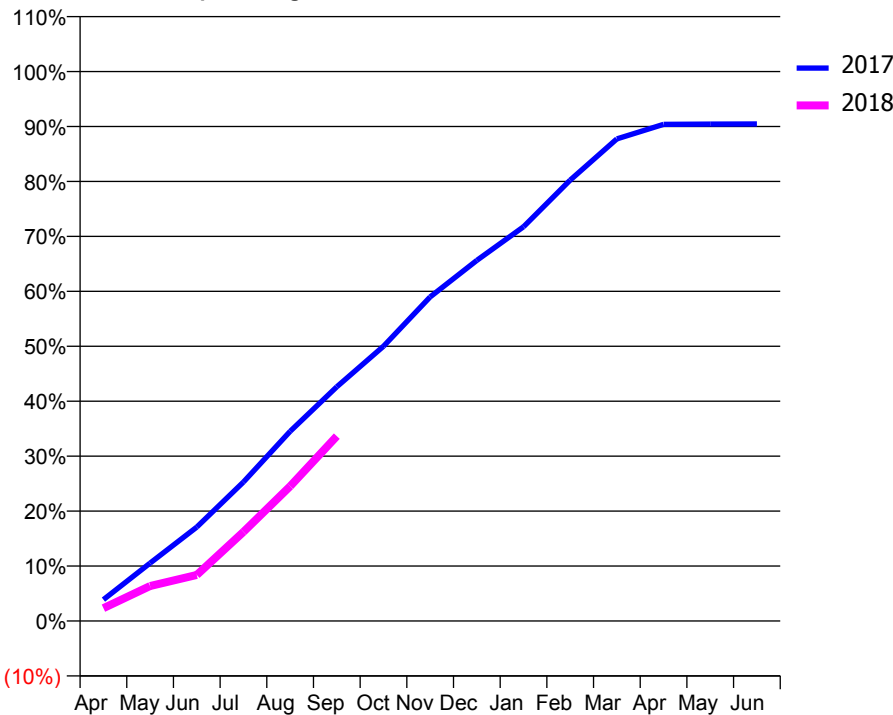
ACCESS*

Patients seen in 24 months	Total	Change since previous quarter
Quarter ending September 2016	4,204	
Quarter ending December 2016	4,454	↑
Quarter ending March 2017	4,746	↑
Quarter ending June 2017	4,691	↓
Quarter ending September 2017	4,885	↑
Variance since September 2016	16.2%	↑



ACTIVITY

Cumulative percentage of contracted UDA delivered 2017 & 2018



Month	Adjusted Scheduled Activity (UDA)	
	2017	2018
April	741	446
May	2,003	1,209
June	3,245	1,591
July	4,807	3,079
August	6,555	4,659
September	8,095	6,391
October	9,495	
November	11,203	
December	12,464	
January	13,626	
February	15,239	
March	16,664	
April	17,167	
May	17,175	
June	17,179	

QUALITY

	Quantity	Base Number	Contract	AT	Region	England
% of FP17s for the same patient ID Re-attending within 3 months - Children	65	1,044	6.2%	10.2%	11.2%	11.9%
% of FP17s for the same patient ID Re-attending within 3 months - Adults	218	1,979	11.0%	15.9%	16.6%	15.9%
% of FP17s for the same patient ID Re-attending between 3 & 9 months - Children	624	1,044	59.8%	42.6%	47.0%	58.1%
% of FP17s for the same patient ID Re-attending between 3 & 9 months - Adults	915	1,979	46.2%	35.6%	38.2%	50.6%
% of FP17s for Band 1 Urgent Courses	180	2,758	6.5%	10.8%	10.6%	9.1%
% of FP17s Relating to Free Repair or Replacements	15	2,758	0.5%	0.5%	0.6%	0.8%
% of FP17s Relating to Continuations	46	2,758	1.7%	0.7%	0.8%	1.1%
% of Patients satisfied with the dentistry they have received	6	6	N/A	88.7%	89.2%	91.4%
% of Patients satisfied with the time they had to wait for an appointment	6	6	N/A	80.7%	83.4%	87.7%

* This is based on patients treated on this contract for their most recent course of treatment. Figures in italics indicate the base number of FP17s or Patient Questionnaire responses are less than 100. N/A is shown where the base number of responses is less than 10 during the period. % is calculated as Quantity/Base number*100

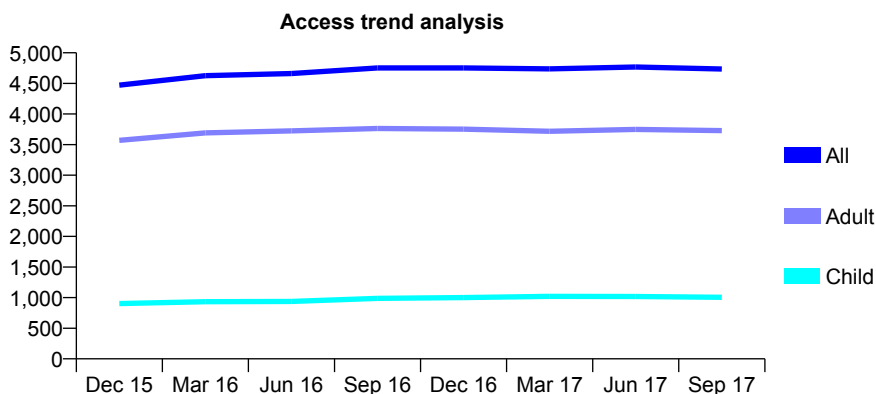
Q61 - Vital Signs At a Glance Contract Report for 101435/0015 - September 2017

Name or company name	IDH Limited
Contract type name	GDS Contract
Purpose of contract	General
Contract start date	01/04/2006
Contract end date	

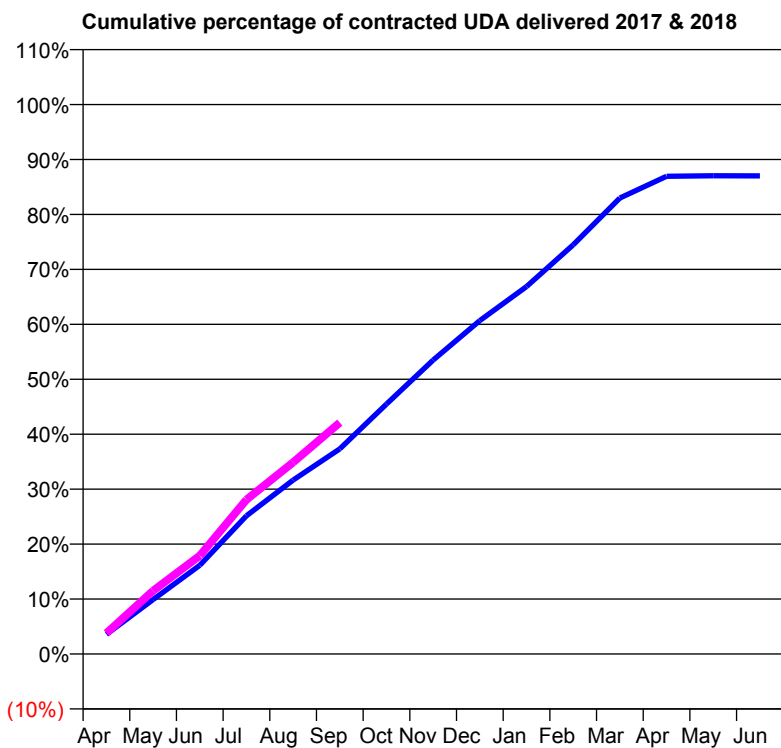
17/18 Contracted general activity (UDA)	15,246
Carry forward general activity (UDA)	0
17/18 Contracted orthodontic activity (UOA)	0
Carry forward orthodontic activity (UOA)	0
Baseline contract value	£398,892.60

ACCESS*

Patients seen in 24 months	Total	Change since previous quarter
Quarter ending September 2016	4,752	
Quarter ending December 2016	4,752	→
Quarter ending March 2017	4,738	→
Quarter ending June 2017	4,767	→
Quarter ending September 2017	4,735	→
Variance since September 2016	(0.4%)	→



ACTIVITY



Month	Adjusted Scheduled Activity (UDA)	
	2017	2018
April	547	580
May	1,511	1,754
June	2,461	2,728
July	3,835	4,284
August	4,825	5,317
September	5,691	6,422
October	6,937	
November	8,156	
December	9,253	
January	10,196	
February	11,353	
March	12,653	
April	13,255	
May	13,268	
June	13,264	

QUALITY

	Quantity	Base Number	Contract	AT	Region	England
% of FP17s for the same patient ID Re-attending within 3 months - Children	61	576	10.6%	10.2%	11.2%	11.9%
% of FP17s for the same patient ID Re-attending within 3 months - Adults	355	2,044	17.4%	15.9%	16.6%	15.9%
% of FP17s for the same patient ID Re-attending between 3 & 9 months - Children	265	576	46.0%	42.6%	47.0%	58.1%
% of FP17s for the same patient ID Re-attending between 3 & 9 months - Adults	714	2,044	34.9%	35.6%	38.2%	50.6%
% of FP17s for Band 1 Urgent Courses	263	2,418	10.9%	10.8%	10.6%	9.1%
% of FP17s Relating to Free Repair or Replacements	50	2,418	2.1%	0.5%	0.6%	0.8%
% of FP17s Relating to Continuations	64	2,418	2.6%	0.7%	0.8%	1.1%
% of Patients satisfied with the dentistry they have received	6	6	N/A	88.7%	89.2%	91.4%
% of Patients satisfied with the time they had to wait for an appointment	5	6	N/A	80.7%	83.4%	87.7%

* This is based on patients treated on this contract for their most recent course of treatment. Figures in italics indicate the base number of FP17s or Patient Questionnaire responses are less than 100. N/A is shown where the base number of responses is less than 10 during the period. % is calculated as Quantity/Base number*100

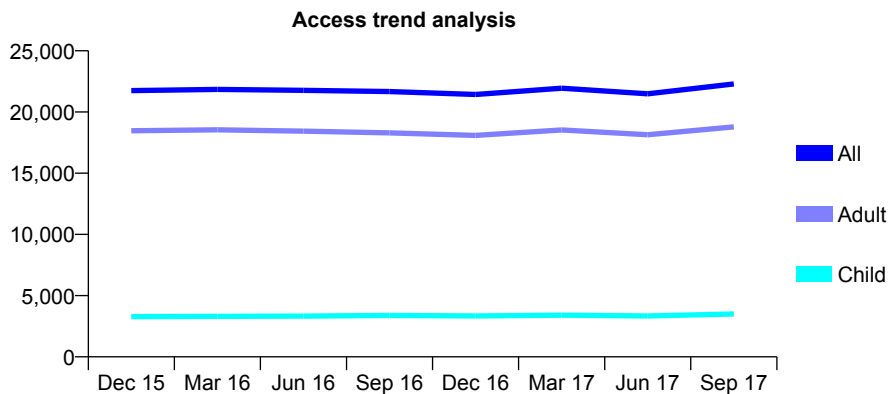
Q61 - Vital Signs At a Glance Contract Report for 101877/0001 - September 2017

Name or company name	Pickerings Dental Surgery Ltd.
Contract type name	GDS Contract
Purpose of contract	General
Contract start date	01/04/2006
Contract end date	

17/18 Contracted general activity (UDA)	54,000
Carry forward general activity (UDA)	-1,080
17/18 Contracted orthodontic activity (UOA)	0
Carry forward orthodontic activity (UOA)	0
Baseline contract value	£1,767,962.95

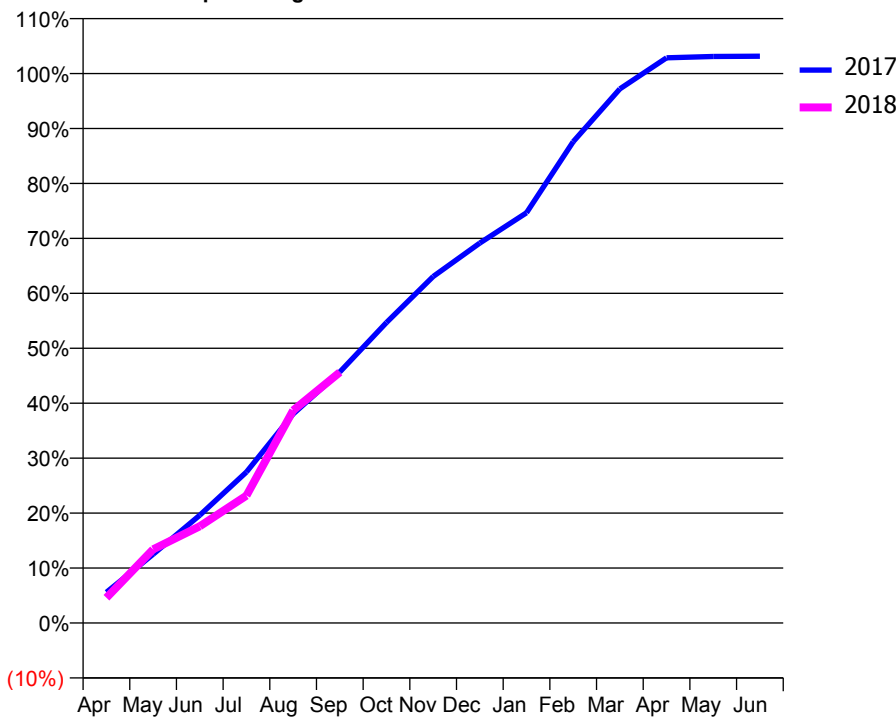
ACCESS*

Patients seen in 24 months	Total	Change since previous quarter
Quarter ending September 2016	21,675	
Quarter ending December 2016	21,433	↓
Quarter ending March 2017	21,945	↑
Quarter ending June 2017	21,482	↓
Quarter ending September 2017	22,291	↑
Variance since September 2016	2.8%	↑



ACTIVITY

Cumulative percentage of contracted UDA delivered 2017 & 2018



Month	Adjusted Scheduled Activity (UDA)	
	2017	2018
April	3,022	2,481
May	6,758	7,244
June	10,592	9,504
July	14,845	12,522
August	20,539	20,894
September	24,665	24,645
October	29,536	
November	34,058	
December	37,346	
January	40,311	
February	47,305	
March	52,494	
April	55,546	
May	55,667	
June	55,701	

QUALITY

	Quantity	Base Number	Contract	AT	Region	England
% of FP17s for the same patient ID Re-attending within 3 months - Children	110	1,893	5.8%	10.2%	11.2%	11.9%
% of FP17s for the same patient ID Re-attending within 3 months - Adults	555	8,119	6.8%	15.9%	16.6%	15.9%
% of FP17s for the same patient ID Re-attending between 3 & 9 months - Children	672	1,893	35.5%	42.6%	47.0%	58.1%
% of FP17s for the same patient ID Re-attending between 3 & 9 months - Adults	2,302	8,119	28.4%	35.6%	38.2%	50.6%
% of FP17s for Band 1 Urgent Courses	712	8,928	8.0%	10.8%	10.6%	9.1%
% of FP17s Relating to Free Repair or Replacements	22	8,928	0.2%	0.5%	0.6%	0.8%
% of FP17s Relating to Continuations	16	8,928	0.2%	0.7%	0.8%	1.1%
% of Patients satisfied with the dentistry they have received	15	17	88.2%	88.7%	89.2%	91.4%
% of Patients satisfied with the time they had to wait for an appointment	16	17	94.1%	80.7%	83.4%	87.7%

* This is based on patients treated on this contract for their most recent course of treatment. Figures in italics indicate the base number of FP17s or Patient Questionnaire responses are less than 100. N/A is shown where the base number of responses is less than 10 during the period. % is calculated as Quantity/Base number*100

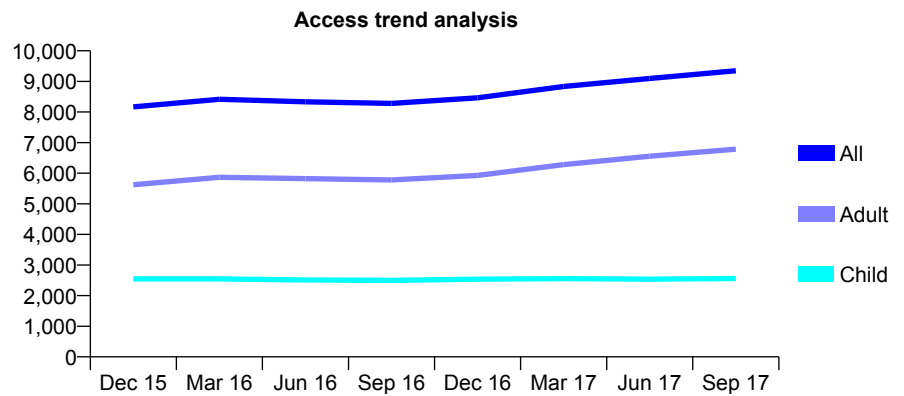
Q61 - Vital Signs At a Glance Contract Report for 102520/0001 - September 2017

Name or company name	Clements Road Dental
Contract type name	GDS Contract
Purpose of contract	General
Contract start date	07/07/2008
Contract end date	

17/18 Contracted general activity (UDA)	25,935
Carry forward general activity (UDA)	-519
17/18 Contracted orthodontic activity (UOA)	0
Carry forward orthodontic activity (UOA)	0
Baseline contract value	£926,929.29

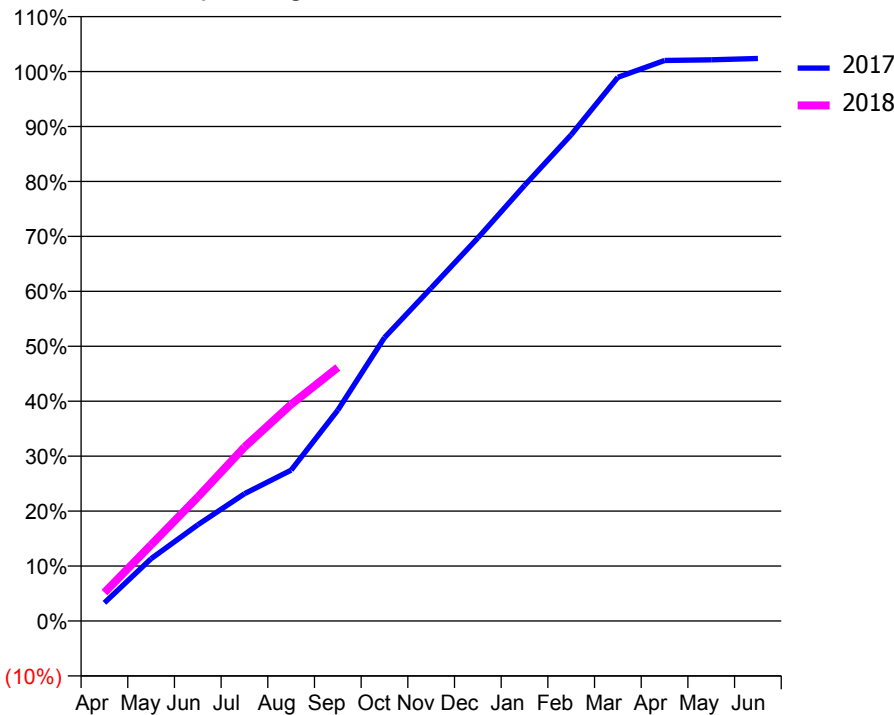
ACCESS*

Patients seen in 24 months	Total	Change since previous quarter
Quarter ending September 2016	8,281	
Quarter ending December 2016	8,466	↑
Quarter ending March 2017	8,833	↑
Quarter ending June 2017	9,097	↑
Quarter ending September 2017	9,348	↑
Variance since September 2016	12.9%	↑



ACTIVITY

Cumulative percentage of contracted UDA delivered 2017 & 2018



Month	Adjusted Scheduled Activity (UDA)	
	2017	2018
April	861	1,341
May	2,942	3,594
June	4,543	5,848
July	6,006	8,209
August	7,123	10,225
September	9,952	11,965
October	13,374	
November	15,719	
December	18,079	
January	20,561	
February	22,952	
March	25,659	
April	26,454	
May	26,485	
June	26,547	

QUALITY

	Quantity	Base Number	Contract	AT	Region	England
% of FP17s for the same patient ID Re-attending within 3 months - Children	139	1,485	9.4%	10.2%	11.2%	11.9%
% of FP17s for the same patient ID Re-attending within 3 months - Adults	508	3,571	14.2%	15.9%	16.6%	15.9%
% of FP17s for the same patient ID Re-attending between 3 & 9 months - Children	662	1,485	44.6%	42.6%	47.0%	58.1%
% of FP17s for the same patient ID Re-attending between 3 & 9 months - Adults	1,178	3,571	33.0%	35.6%	38.2%	50.6%
% of FP17s for Band 1 Urgent Courses	580	4,704	12.3%	10.8%	10.6%	9.1%
% of FP17s Relating to Free Repair or Replacements	43	4,704	0.9%	0.5%	0.6%	0.8%
% of FP17s Relating to Continuations	12	4,704	0.3%	0.7%	0.8%	1.1%
% of Patients satisfied with the dentistry they have received	16	20	80.0%	88.7%	89.2%	91.4%
% of Patients satisfied with the time they had to wait for an appointment	13	20	65.0%	80.7%	83.4%	87.7%

* This is based on patients treated on this contract for their most recent course of treatment. Figures in italics indicate the base number of FP17s or Patient Questionnaire responses are less than 100. N/A is shown where the base number of responses is less than 10 during the period. % is calculated as Quantity/Base number*100

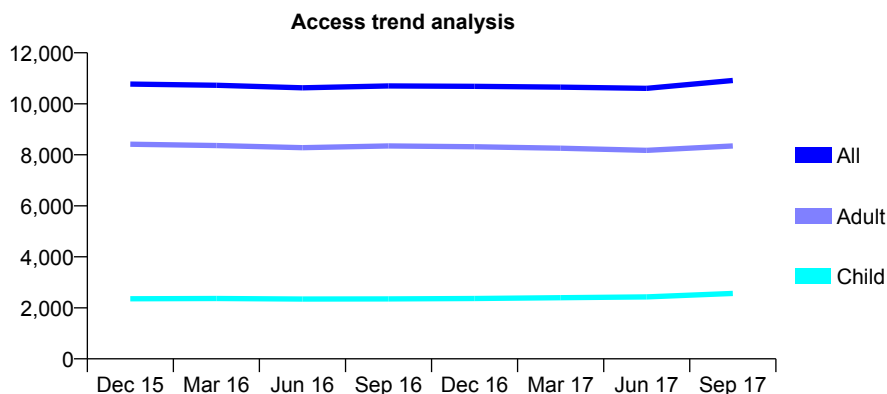
Q61 - Vital Signs At a Glance Contract Report for 102911/0001 - September 2017

Name or company name	Mawney (DS) Limited
Contract type name	GDS Contract
Purpose of contract	General
Contract start date	01/04/2011
Contract end date	

17/18 Contracted general activity (UDA)	33,191
Carry forward general activity (UDA)	0
17/18 Contracted orthodontic activity (UOA)	0
Carry forward orthodontic activity (UOA)	0
Baseline contract value	£1,005,063.49

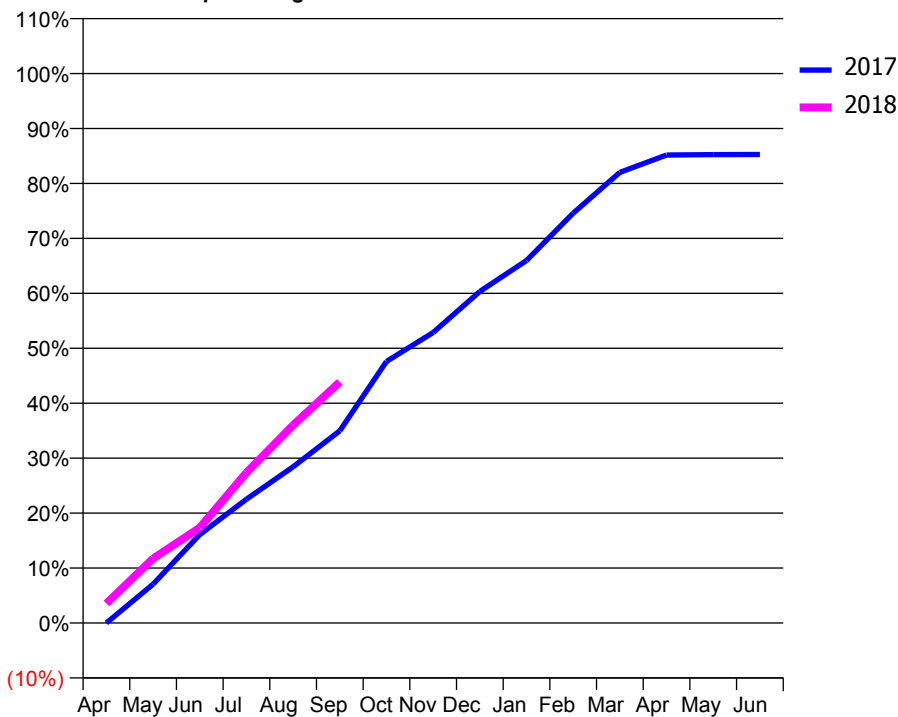
ACCESS*

Patients seen in 24 months	Total	Change since previous quarter
Quarter ending September 2016	10,699	
Quarter ending December 2016	10,684	→
Quarter ending March 2017	10,656	→
Quarter ending June 2017	10,604	→
Quarter ending September 2017	10,913	↑
Variance since September 2016	2.0%	↑



ACTIVITY

Cumulative percentage of contracted UDA delivered 2017 & 2018



Month	Adjusted Scheduled Activity (UDA)	
	2017	2018
April	0	1,181
May	2,351	3,895
June	5,346	5,753
July	7,479	9,080
August	9,439	11,952
September	11,608	14,559
October	15,801	
November	17,543	
December	20,029	
January	21,896	
February	24,754	
March	27,218	
April	28,269	
May	28,292	
June	28,298	

QUALITY

	Quantity	Base Number	Contract	AT	Region	England
% of FP17s for the same patient ID Re-attending within 3 months - Children	124	1,599	7.8%	10.2%	11.2%	11.9%
% of FP17s for the same patient ID Re-attending within 3 months - Adults	686	4,657	14.7%	15.9%	16.6%	15.9%
% of FP17s for the same patient ID Re-attending between 3 & 9 months - Children	545	1,599	34.1%	42.6%	47.0%	58.1%
% of FP17s for the same patient ID Re-attending between 3 & 9 months - Adults	1,601	4,657	34.4%	35.6%	38.2%	50.6%
% of FP17s for Band 1 Urgent Courses	500	5,818	8.6%	10.8%	10.6%	9.1%
% of FP17s Relating to Free Repair or Replacements	57	5,818	1.0%	0.5%	0.6%	0.8%
% of FP17s Relating to Continuations	110	5,818	1.9%	0.7%	0.8%	1.1%
% of Patients satisfied with the dentistry they have received	16	19	84.2%	88.7%	89.2%	91.4%
% of Patients satisfied with the time they had to wait for an appointment	18	19	94.7%	80.7%	83.4%	87.7%

* This is based on patients treated on this contract for their most recent course of treatment. Figures in italics indicate the base number of FP17s or Patient Questionnaire responses are less than 100. N/A is shown where the base number of responses is less than 10 during the period. % is calculated as Quantity/Base number*100

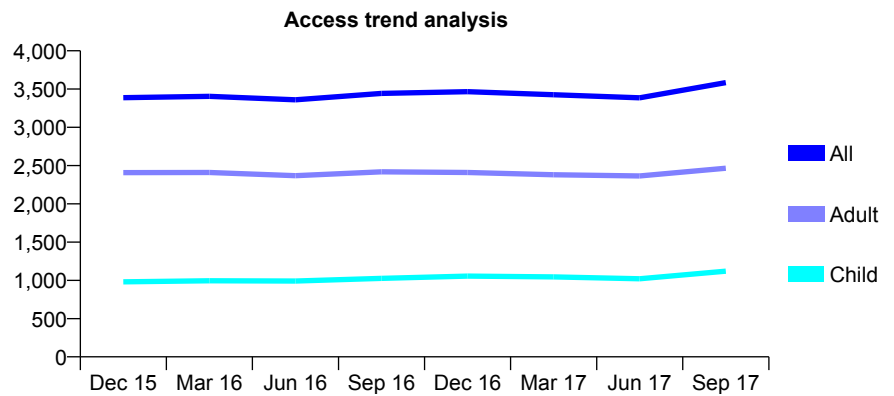
Q61 - Vital Signs At a Glance Contract Report for 103551/0002 - September 2017

Name or company name	Excel Dental Care
Contract type name	GDS Contract
Purpose of contract	General
Contract start date	01/10/2007
Contract end date	

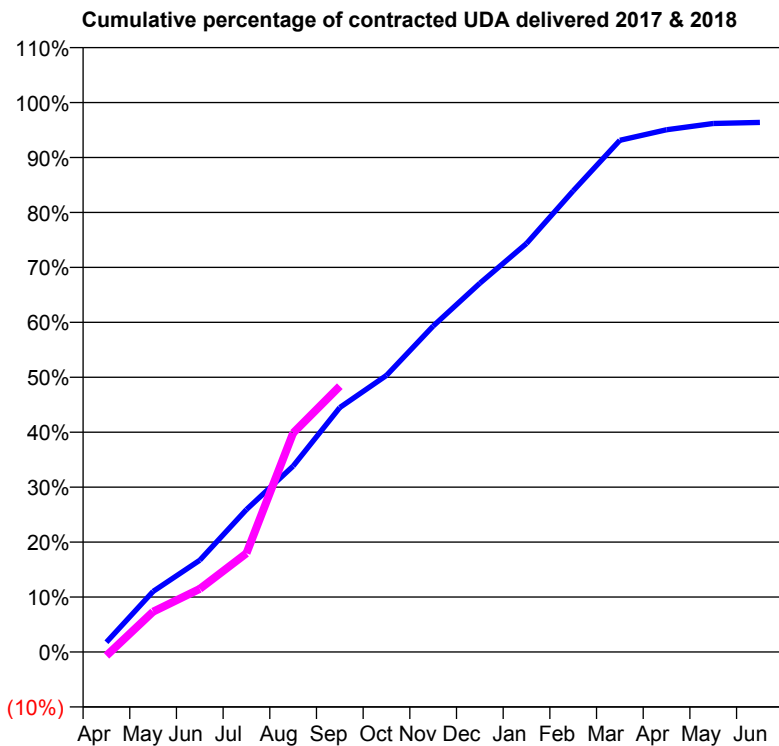
17/18 Contracted general activity (UDA)	8,000
Carry forward general activity (UDA)	289
17/18 Contracted orthodontic activity (UOA)	0
Carry forward orthodontic activity (UOA)	0
Baseline contract value	£202,709.79

ACCESS*

Patients seen in 24 months	Total	Change since previous quarter
Quarter ending September 2016	3,444	
Quarter ending December 2016	3,465	→
Quarter ending March 2017	3,425	↓
Quarter ending June 2017	3,386	↓
Quarter ending September 2017	3,584	↑
Variance since September 2016	4.1%	↑



ACTIVITY



Month	Adjusted Scheduled Activity (UDA)	
	2017	2018
April	143	-54
May	883	588
June	1,336	920
July	2,075	1,437
August	2,707	3,190
September	3,559	3,870
October	4,028	
November	4,745	
December	5,368	
January	5,948	
February	6,714	
March	7,450	
April	7,603	
May	7,694	
June	7,711	

QUALITY

	Quantity	Base Number	Contract	AT	Region	England
% of FP17s for the same patient ID Re-attending within 3 months - Children	52	689	7.5%	10.2%	11.2%	11.9%
% of FP17s for the same patient ID Re-attending within 3 months - Adults	144	1,268	11.4%	15.9%	16.6%	15.9%
% of FP17s for the same patient ID Re-attending between 3 & 9 months - Children	261	689	37.9%	42.6%	47.0%	58.1%
% of FP17s for the same patient ID Re-attending between 3 & 9 months - Adults	368	1,268	29.0%	35.6%	38.2%	50.6%
% of FP17s for Band 1 Urgent Courses	42	1,604	2.6%	10.8%	10.6%	9.1%
% of FP17s Relating to Free Repair or Replacements	13	1,604	0.8%	0.5%	0.6%	0.8%
% of FP17s Relating to Continuations	4	1,604	0.2%	0.7%	0.8%	1.1%
% of Patients satisfied with the dentistry they have received	2	2	N/A	88.7%	89.2%	91.4%
% of Patients satisfied with the time they had to wait for an appointment	2	2	N/A	80.7%	83.4%	87.7%

* This is based on patients treated on this contract for their most recent course of treatment. Figures in italics indicate the base number of FP17s or Patient Questionnaire responses are less than 100. N/A is shown where the base number of responses is less than 10 during the period. % is calculated as Quantity/Base number*100

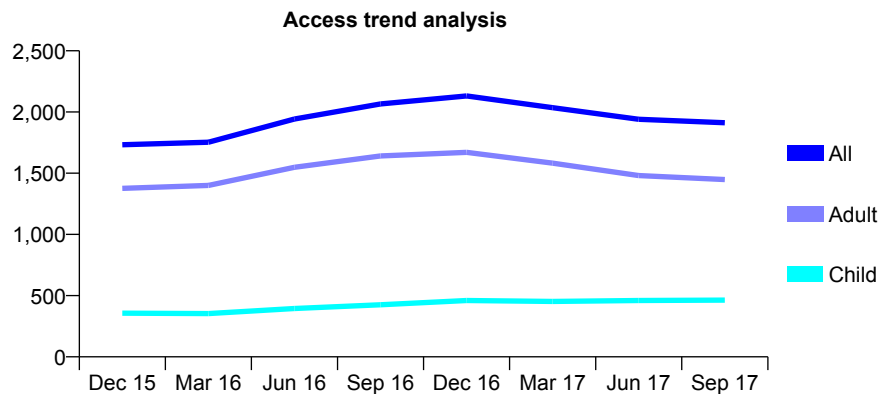
Q61 - Vital Signs At a Glance Contract Report for 104396/0001 - September 2017

Name or company name	Azad Eyrumlu, Honar Shakir and Kamil Sae
Contract type name	GDS Contract
Purpose of contract	General
Contract start date	01/08/2014
Contract end date	

17/18 Contracted general activity (UDA)	7,568
Carry forward general activity (UDA)	-151
17/18 Contracted orthodontic activity (UOA)	0
Carry forward orthodontic activity (UOA)	0
Baseline contract value	£296,614.35

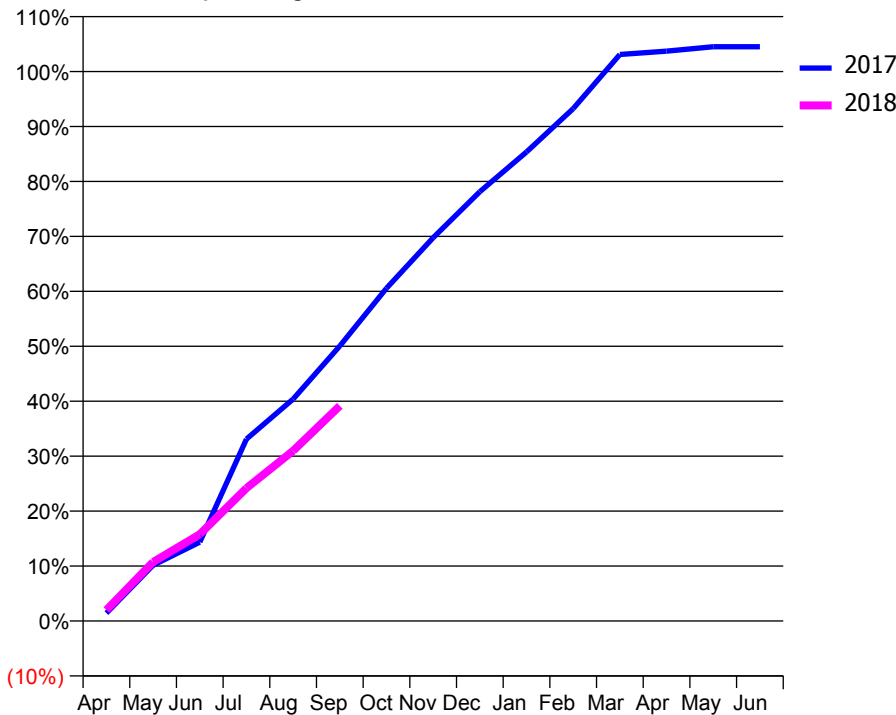
ACCESS*

Patients seen in 24 months	Total	Change since previous quarter
Quarter ending September 2016	2,066	
Quarter ending December 2016	2,131	↑
Quarter ending March 2017	2,035	↓
Quarter ending June 2017	1,941	↓
Quarter ending September 2017	1,912	↓
Variance since September 2016	(7.5%)	↓



ACTIVITY

Cumulative percentage of contracted UDA delivered 2017 & 2018



Month	Adjusted Scheduled Activity (UDA)	
	2017	2018
April	110	151
May	768	813
June	1,087	1,194
July	2,506	1,830
August	3,057	2,345
September	3,788	2,963
October	4,583	
November	5,280	
December	5,913	
January	6,460	
February	7,056	
March	7,802	
April	7,848	
May	7,909	
June	7,909	

QUALITY

	Quantity	Base Number	Contract	AT	Region	England
% of FP17s for the same patient ID Re-attending within 3 months - Children	12	206	5.8%	10.2%	11.2%	11.9%
% of FP17s for the same patient ID Re-attending within 3 months - Adults	65	619	10.5%	15.9%	16.6%	15.9%
% of FP17s for the same patient ID Re-attending between 3 & 9 months - Children	71	206	34.5%	42.6%	47.0%	58.1%
% of FP17s for the same patient ID Re-attending between 3 & 9 months - Adults	177	619	28.6%	35.6%	38.2%	50.6%
% of FP17s for Band 1 Urgent Courses	99	810	12.2%	10.8%	10.6%	9.1%
% of FP17s Relating to Free Repair or Replacements	6	810	0.7%	0.5%	0.6%	0.8%
% of FP17s Relating to Continuations	12	810	1.5%	0.7%	0.8%	1.1%
% of Patients satisfied with the dentistry they have received	1	1	N/A	88.7%	89.2%	91.4%
% of Patients satisfied with the time they had to wait for an appointment	1	1	N/A	80.7%	83.4%	87.7%

* This is based on patients treated on this contract for their most recent course of treatment. Figures in italics indicate the base number of FP17s or Patient Questionnaire responses are less than 100. N/A is shown where the base number of responses is less than 10 during the period. % is calculated as Quantity/Base number*100

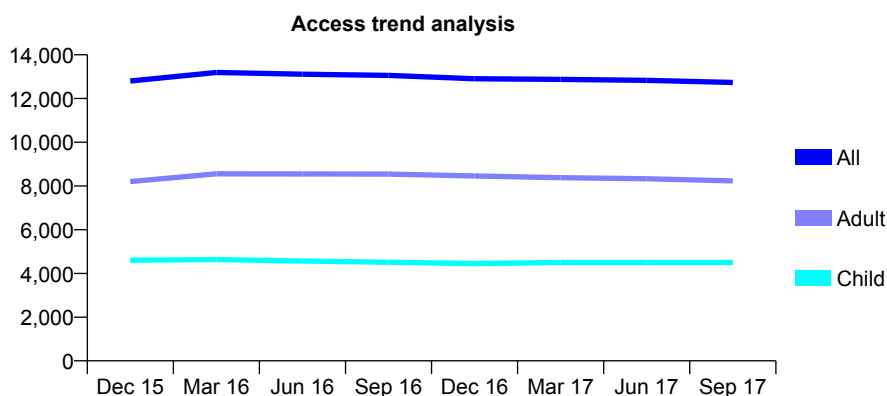
Q61 - Vital Signs At a Glance Contract Report for 104817/0001 - September 2017

Name or company name	Ms G Staneviciene and Mr J Schonberg
Contract type name	GDS Contract
Purpose of contract	General
Contract start date	01/09/2012
Contract end date	

17/18 Contracted general activity (UDA)	34,092
Carry forward general activity (UDA)	96
17/18 Contracted orthodontic activity (UOA)	0
Carry forward orthodontic activity (UOA)	0
Baseline contract value	£1,312,258.90

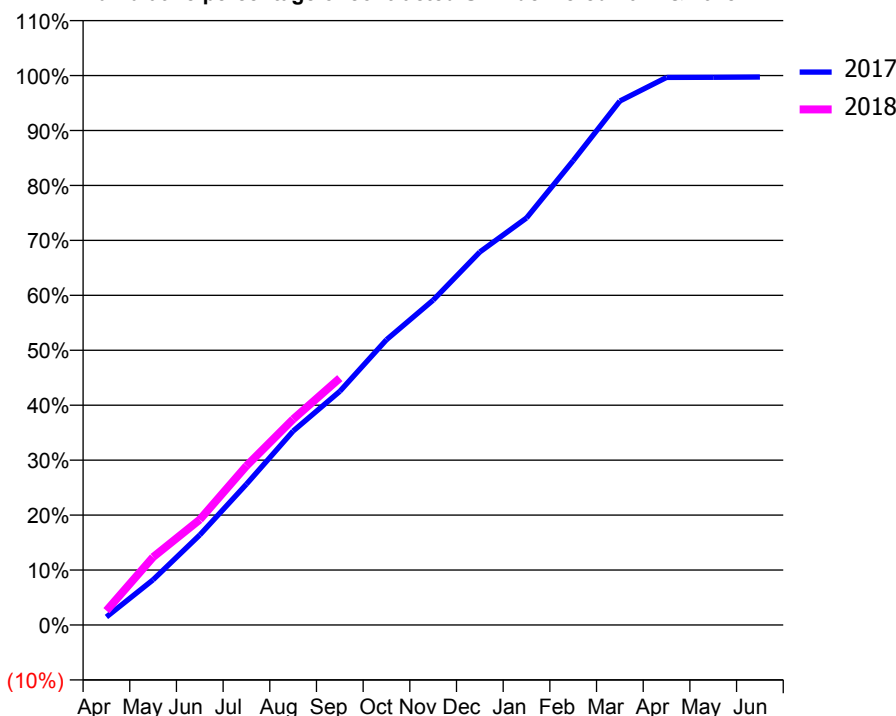
ACCESS*

Patients seen in 24 months	Total	Change since previous quarter
Quarter ending September 2016	13,056	
Quarter ending December 2016	12,907	↓
Quarter ending March 2017	12,876	→
Quarter ending June 2017	12,832	→
Quarter ending September 2017	12,734	→
Variance since September 2016	(2.5%)	↓



ACTIVITY

Cumulative percentage of contracted UDA delivered 2017 & 2018



Month	Adjusted Scheduled Activity (UDA)	
	2017	2018
April	500	893
May	2,807	4,214
June	5,591	6,541
July	8,738	9,872
August	12,033	12,768
September	14,502	15,320
October	17,702	
November	20,161	
December	23,143	
January	25,257	
February	28,810	
March	32,506	
April	33,970	
May	33,983	
June	33,996	

QUALITY

	Quantity	Base Number	Contract	AT	Region	England
% of FP17s for the same patient ID Re-attending within 3 months - Children	205	2,676	7.7%	10.2%	11.2%	11.9%
% of FP17s for the same patient ID Re-attending within 3 months - Adults	807	4,685	17.2%	15.9%	16.6%	15.9%
% of FP17s for the same patient ID Re-attending between 3 & 9 months - Children	968	2,676	36.2%	42.6%	47.0%	58.1%
% of FP17s for the same patient ID Re-attending between 3 & 9 months - Adults	1,705	4,685	36.4%	35.6%	38.2%	50.6%
% of FP17s for Band 1 Urgent Courses	530	6,718	7.9%	10.8%	10.6%	9.1%
% of FP17s Relating to Free Repair or Replacements	51	6,718	0.8%	0.5%	0.6%	0.8%
% of FP17s Relating to Continuations	10	6,718	0.1%	0.7%	0.8%	1.1%
% of Patients satisfied with the dentistry they have received	12	14	85.7%	88.7%	89.2%	91.4%
% of Patients satisfied with the time they had to wait for an appointment	7	14	50.0%	80.7%	83.4%	87.7%

* This is based on patients treated on this contract for their most recent course of treatment. Figures in italics indicate the base number of FP17s or Patient Questionnaire responses are less than 100. N/A is shown where the base number of responses is less than 10 during the period. % is calculated as Quantity/Base number*100

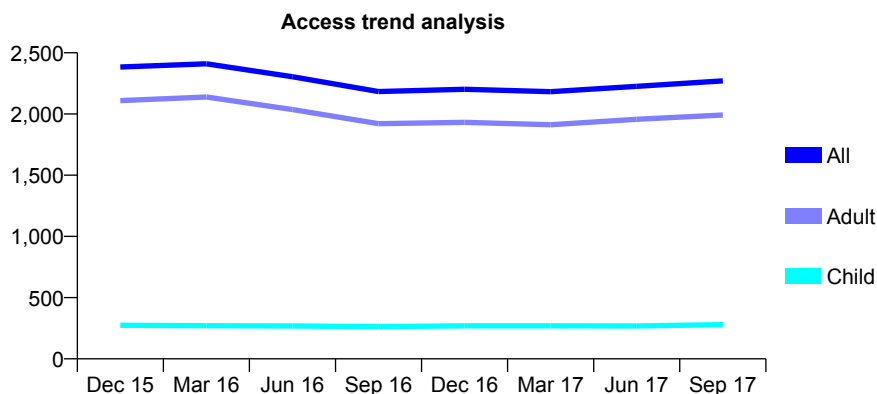
Q61 - Vital Signs At a Glance Contract Report for 105104/0001 - September 2017

Name or company name	Grays Inn Dental Surgery
Contract type name	GDS Contract
Purpose of contract	General
Contract start date	01/04/2011
Contract end date	

17/18 Contracted general activity (UDA)	6,178
Carry forward general activity (UDA)	142
17/18 Contracted orthodontic activity (UOA)	0
Carry forward orthodontic activity (UOA)	0
Baseline contract value	£185,300.33

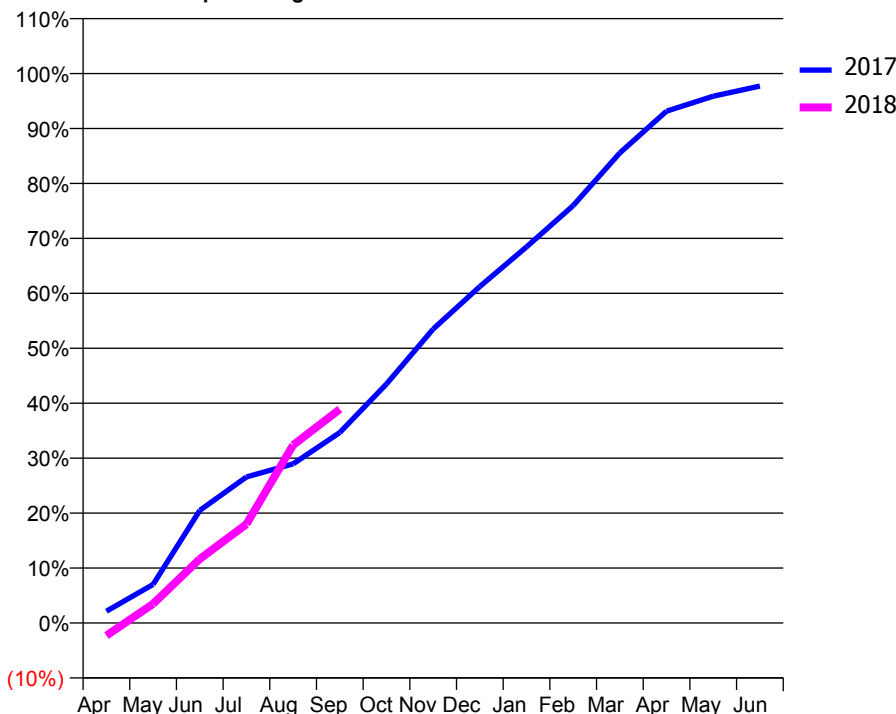
ACCESS*

Patients seen in 24 months	Total	Change since previous quarter
Quarter ending September 2016	2,184	
Quarter ending December 2016	2,202	→
Quarter ending March 2017	2,182	→
Quarter ending June 2017	2,226	↑
Quarter ending September 2017	2,271	↑
Variance since September 2016	4.0%	↑



ACTIVITY

Cumulative percentage of contracted UDA delivered 2017 & 2018



Adjusted Scheduled Activity (UDA)

Month	2017	2018
April	132	-142
May	434	215
June	1,267	720
July	1,643	1,111
August	1,790	2,001
September	2,142	2,404
October	2,687	
November	3,305	
December	3,784	
January	4,228	
February	4,693	
March	5,286	
April	5,754	
May	5,923	
June	6,036	

QUALITY

	Quantity	Base Number	Contract	AT	Region	England
% of FP17s for the same patient ID Re-attending within 3 months - Children	11	121	9.1%	10.2%	11.2%	11.9%
% of FP17s for the same patient ID Re-attending within 3 months - Adults	72	784	9.2%	15.9%	16.6%	15.9%
% of FP17s for the same patient ID Re-attending between 3 & 9 months - Children	15	121	12.4%	42.6%	47.0%	58.1%
% of FP17s for the same patient ID Re-attending between 3 & 9 months - Adults	134	784	17.1%	35.6%	38.2%	50.6%
% of FP17s for Band 1 Urgent Courses	107	698	15.3%	10.8%	10.6%	9.1%
% of FP17s Relating to Free Repair or Replacements	1	698	0.1%	0.5%	0.6%	0.8%
% of FP17s Relating to Continuations	4	698	0.6%	0.7%	0.8%	1.1%
% of Patients satisfied with the dentistry they have received	4	4	N/A	88.7%	89.2%	91.4%
% of Patients satisfied with the time they had to wait for an appointment	4	4	N/A	80.7%	83.4%	87.7%

* This is based on patients treated on this contract for their most recent course of treatment. Figures in italics indicate the base number of FP17s or Patient Questionnaire responses are less than 100. N/A is shown where the base number of responses is less than 10 during the period. % is calculated as Quantity/Base number*100

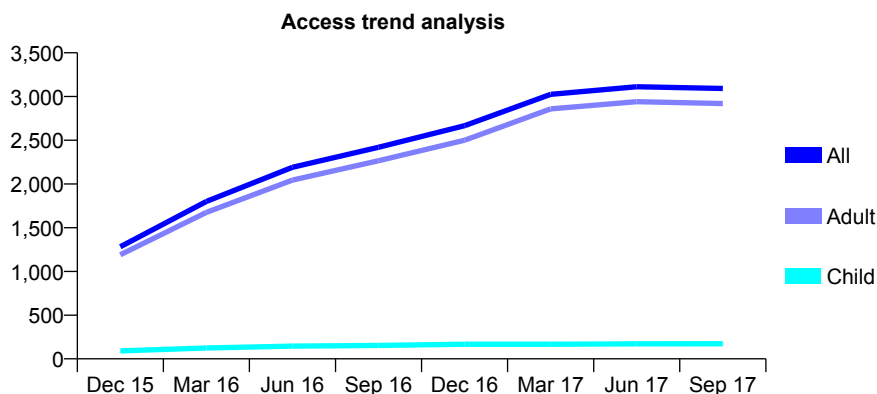
Q61 - Vital Signs At a Glance Contract Report for 105244/0001 - September 2017

Name or company name	Mr H Al-Hariri & Mrs N Al-Hariri
Contract type name	GDS Contract
Purpose of contract	General
Contract start date	01/04/2015
Contract end date	

17/18 Contracted general activity (UDA)	7,000
Carry forward general activity (UDA)	208
17/18 Contracted orthodontic activity (UOA)	0
Carry forward orthodontic activity (UOA)	0
Baseline contract value	£231,665.87

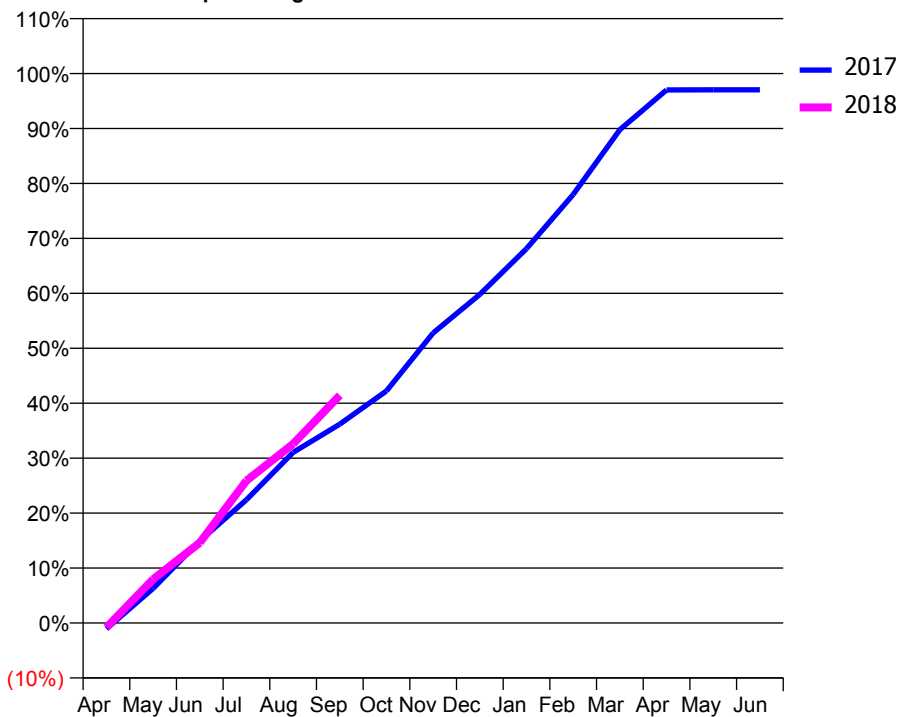
ACCESS*

Patients seen in 24 months	Total	Change since previous quarter
Quarter ending September 2016	2,420	
Quarter ending December 2016	2,667	↑
Quarter ending March 2017	3,025	↑
Quarter ending June 2017	3,112	↑
Quarter ending September 2017	3,092	→
Variance since September 2016	27.8%	↑



ACTIVITY

Cumulative percentage of contracted UDA delivered 2017 & 2018



Month	Adjusted Scheduled Activity (UDA)	
	2017	2018
April	-76	-59
May	440	557
June	1,045	1,024
July	1,571	1,813
August	2,174	2,282
September	2,534	2,900
October	2,956	
November	3,696	
December	4,187	
January	4,769	
February	5,459	
March	6,285	
April	6,791	
May	6,793	
June	6,792	

QUALITY

	Quantity	Base Number	Contract	AT	Region	England
% of FP17s for the same patient ID Re-attending within 3 months - Children	3	72	4.2%	10.2%	11.2%	11.9%
% of FP17s for the same patient ID Re-attending within 3 months - Adults	146	1,309	11.2%	15.9%	16.6%	15.9%
% of FP17s for the same patient ID Re-attending between 3 & 9 months - Children	21	72	29.2%	42.6%	47.0%	58.1%
% of FP17s for the same patient ID Re-attending between 3 & 9 months - Adults	239	1,309	18.3%	35.6%	38.2%	50.6%
% of FP17s for Band 1 Urgent Courses	179	1,220	14.7%	10.8%	10.6%	9.1%
% of FP17s Relating to Free Repair or Replacements	16	1,220	1.3%	0.5%	0.6%	0.8%
% of FP17s Relating to Continuations	4	1,220	0.3%	0.7%	0.8%	1.1%
% of Patients satisfied with the dentistry they have received	2	2	N/A	88.7%	89.2%	91.4%
% of Patients satisfied with the time they had to wait for an appointment	2	2	N/A	80.7%	83.4%	87.7%

* This is based on patients treated on this contract for their most recent course of treatment. Figures in italics indicate the base number of FP17s or Patient Questionnaire responses are less than 100. N/A is shown where the base number of responses is less than 10 during the period. % is calculated as Quantity/Base number*100

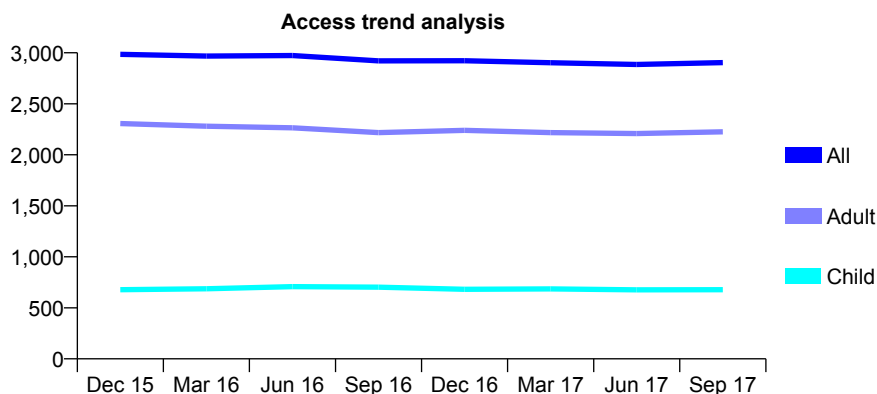
Q61 - Vital Signs At a Glance Contract Report for 105511/0001 - September 2017

Name or company name	Mr CE Ojji & Mr PE Aimiuwu
Contract type name	GDS Contract
Purpose of contract	General
Contract start date	01/04/2010
Contract end date	

17/18 Contracted general activity (UDA)	8,941
Carry forward general activity (UDA)	-179
17/18 Contracted orthodontic activity (UOA)	0
Carry forward orthodontic activity (UOA)	0
Baseline contract value	£297,863.13

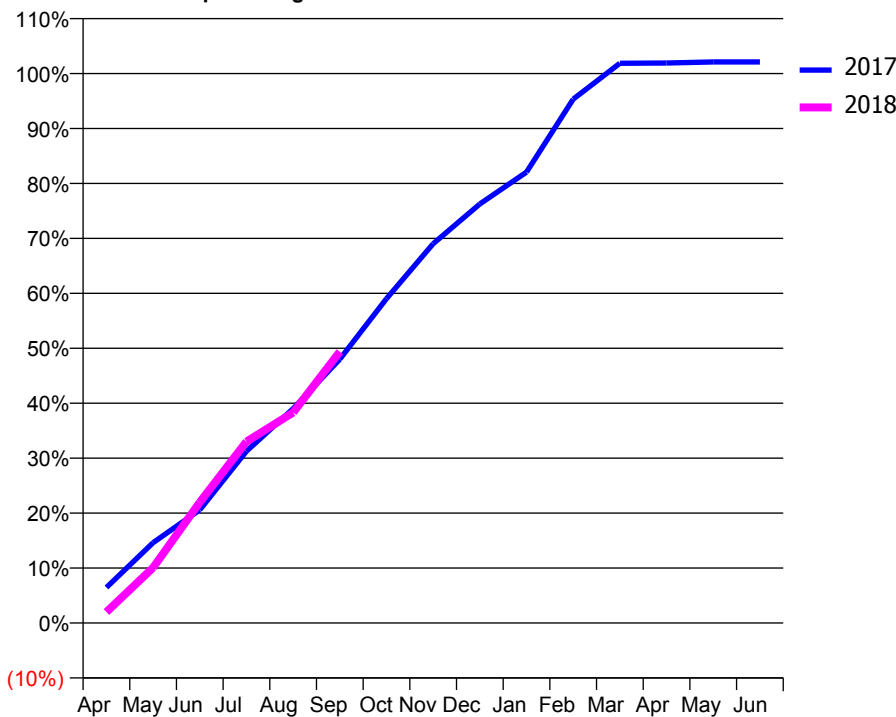
ACCESS*

Patients seen in 24 months	Total	Change since previous quarter
Quarter ending September 2016	2,921	
Quarter ending December 2016	2,922	→
Quarter ending March 2017	2,902	→
Quarter ending June 2017	2,885	→
Quarter ending September 2017	2,904	→
Variance since September 2016	(0.6%)	→



ACTIVITY

Cumulative percentage of contracted UDA delivered 2017 & 2018



Adjusted Scheduled Activity (UDA)

Month	2017	2018
April	579	179
May	1,308	901
June	1,842	1,964
July	2,796	2,952
August	3,487	3,425
September	4,293	4,415
October	5,277	
November	6,171	
December	6,819	
January	7,336	
February	8,524	
March	9,108	
April	9,111	
May	9,128	
June	9,128	

QUALITY

	Quantity	Base Number	Contract	AT	Region	England
% of FP17s for the same patient ID Re-attending within 3 months - Children	16	314	5.1%	10.2%	11.2%	11.9%
% of FP17s for the same patient ID Re-attending within 3 months - Adults	128	972	13.2%	15.9%	16.6%	15.9%
% of FP17s for the same patient ID Re-attending between 3 & 9 months - Children	70	314	22.3%	42.6%	47.0%	58.1%
% of FP17s for the same patient ID Re-attending between 3 & 9 months - Adults	217	972	22.3%	35.6%	38.2%	50.6%
% of FP17s for Band 1 Urgent Courses	98	1,277	7.7%	10.8%	10.6%	9.1%
% of FP17s Relating to Free Repair or Replacements	4	1,277	0.3%	0.5%	0.6%	0.8%
% of FP17s Relating to Continuations	23	1,277	1.8%	0.7%	0.8%	1.1%
% of Patients satisfied with the dentistry they have received	1	1	N/A	88.7%	89.2%	91.4%
% of Patients satisfied with the time they had to wait for an appointment	1	1	N/A	80.7%	83.4%	87.7%

* This is based on patients treated on this contract for their most recent course of treatment. Figures in italics indicate the base number of FP17s or Patient Questionnaire responses are less than 100. N/A is shown where the base number of responses is less than 10 during the period. % is calculated as Quantity/Base number*100

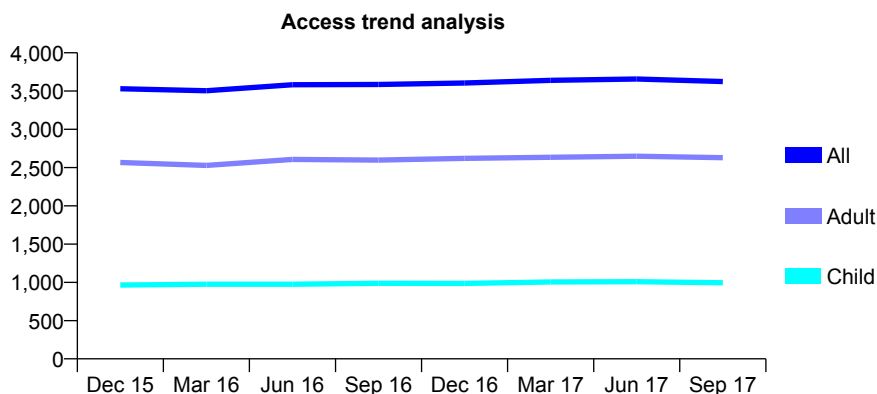
Q61 - Vital Signs At a Glance Contract Report for 105562/0001 - September 2017

Name or company name	Southend Road Dental Surgery Limited
Contract type name	GDS Contract
Purpose of contract	General
Contract start date	01/04/2008
Contract end date	

17/18 Contracted general activity (UDA)	13,304
Carry forward general activity (UDA)	0
17/18 Contracted orthodontic activity (UOA)	0
Carry forward orthodontic activity (UOA)	0
Baseline contract value	£407,984.02

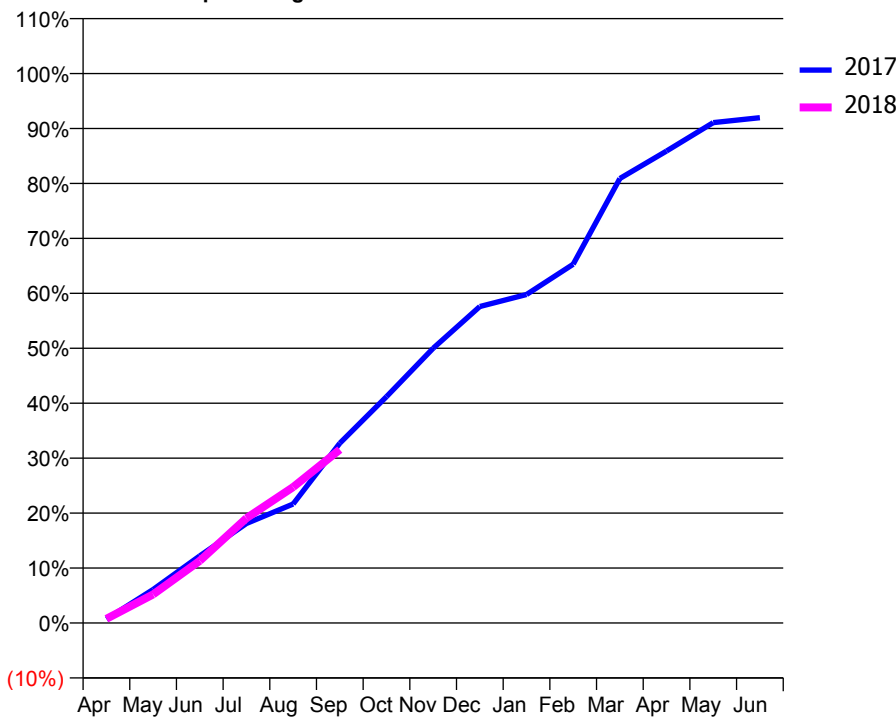
ACCESS*

Patients seen in 24 months	Total	Change since previous quarter
Quarter ending September 2016	3,586	
Quarter ending December 2016	3,606	→
Quarter ending March 2017	3,640	→
Quarter ending June 2017	3,657	→
Quarter ending September 2017	3,624	→
Variance since September 2016	1.1%	→



ACTIVITY

Cumulative percentage of contracted UDA delivered 2017 & 2018



Month	Adjusted Scheduled Activity (UDA)	
	2017	2018
April	96	103
May	811	691
June	1,624	1,506
July	2,410	2,538
August	2,882	3,290
September	4,354	4,199
October	5,481	
November	6,652	
December	7,663	
January	7,954	
February	8,688	
March	10,763	
April	11,426	
May	12,113	
June	12,233	

QUALITY

	Quantity	Base Number	Contract	AT	Region	England
% of FP17s for the same patient ID Re-attending within 3 months - Children	30	527	5.7%	10.2%	11.2%	11.9%
% of FP17s for the same patient ID Re-attending within 3 months - Adults	190	1,230	15.4%	15.9%	16.6%	15.9%
% of FP17s for the same patient ID Re-attending between 3 & 9 months - Children	161	527	30.6%	42.6%	47.0%	58.1%
% of FP17s for the same patient ID Re-attending between 3 & 9 months - Adults	327	1,230	26.6%	35.6%	38.2%	50.6%
% of FP17s for Band 1 Urgent Courses	174	1,438	12.1%	10.8%	10.6%	9.1%
% of FP17s Relating to Free Repair or Replacements	10	1,438	0.7%	0.5%	0.6%	0.8%
% of FP17s Relating to Continuations	8	1,438	0.6%	0.7%	0.8%	1.1%
% of Patients satisfied with the dentistry they have received	4	4	N/A	88.7%	89.2%	91.4%
% of Patients satisfied with the time they had to wait for an appointment	4	4	N/A	80.7%	83.4%	87.7%

* This is based on patients treated on this contract for their most recent course of treatment. Figures in italics indicate the base number of FP17s or Patient Questionnaire responses are less than 100. N/A is shown where the base number of responses is less than 10 during the period. % is calculated as Quantity/Base number*100

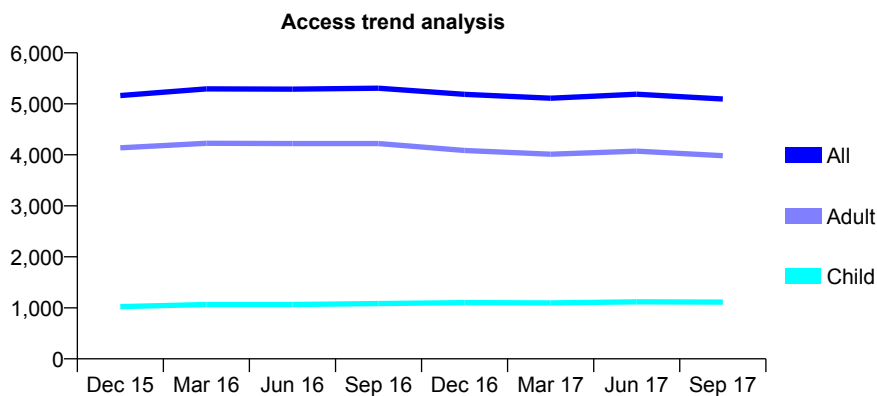
Q61 - Vital Signs At a Glance Contract Report for 105643/0001 - September 2017

Name or company name	E8 Dental Care
Contract type name	GDS Contract
Purpose of contract	General
Contract start date	01/08/2012
Contract end date	

17/18 Contracted general activity (UDA)	14,337
Carry forward general activity (UDA)	-243
17/18 Contracted orthodontic activity (UOA)	0
Carry forward orthodontic activity (UOA)	0
Baseline contract value	£358,548.87

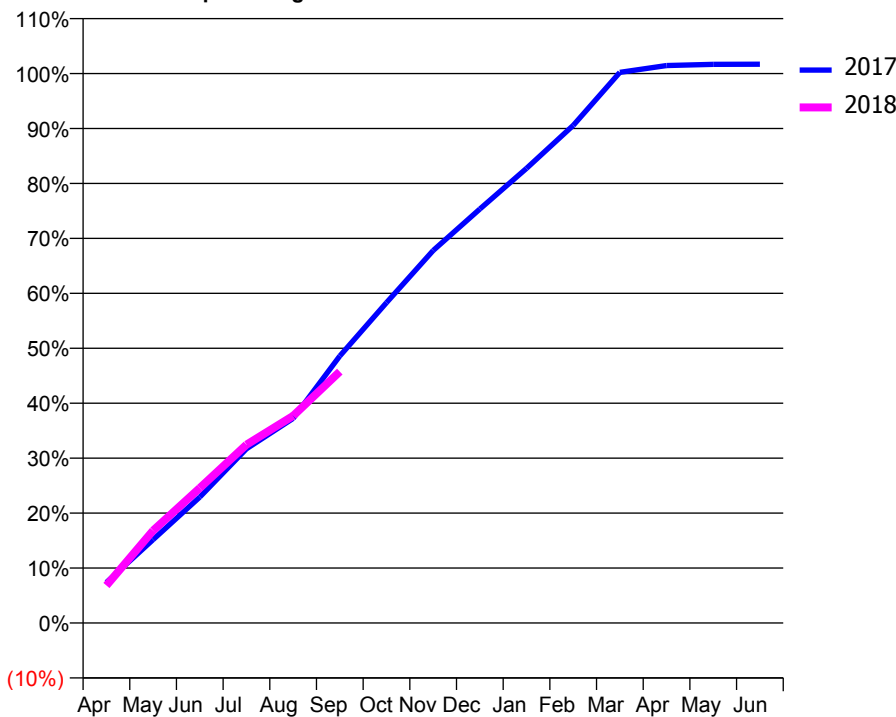
ACCESS*

Patients seen in 24 months	Total	Change since previous quarter
Quarter ending September 2016	5,305	
Quarter ending December 2016	5,186	↓
Quarter ending March 2017	5,110	↓
Quarter ending June 2017	5,188	→
Quarter ending September 2017	5,094	↓
Variance since September 2016	(4.0%)	↓



ACTIVITY

Cumulative percentage of contracted UDA delivered 2017 & 2018



Month	Adjusted Scheduled Activity (UDA)	
	2017	2018
April	1,060	980
May	2,177	2,413
June	3,285	3,522
July	4,547	4,655
August	5,339	5,403
September	6,967	6,560
October	8,358	
November	9,720	
December	10,801	
January	11,863	
February	12,982	
March	14,367	
April	14,545	
May	14,576	
June	14,580	

QUALITY

	Quantity	Base Number	Contract	AT	Region	England
% of FP17s for the same patient ID Re-attending within 3 months - Children	51	596	8.6%	10.2%	11.2%	11.9%
% of FP17s for the same patient ID Re-attending within 3 months - Adults	320	1,856	17.2%	15.9%	16.6%	15.9%
% of FP17s for the same patient ID Re-attending between 3 & 9 months - Children	214	596	35.9%	42.6%	47.0%	58.1%
% of FP17s for the same patient ID Re-attending between 3 & 9 months - Adults	507	1,856	27.3%	35.6%	38.2%	50.6%
% of FP17s for Band 1 Urgent Courses	374	2,362	15.8%	10.8%	10.6%	9.1%
% of FP17s Relating to Free Repair or Replacements	18	2,362	0.8%	0.5%	0.6%	0.8%
% of FP17s Relating to Continuations	12	2,362	0.5%	0.7%	0.8%	1.1%
% of Patients satisfied with the dentistry they have received	0	1	N/A	88.7%	89.2%	91.4%
% of Patients satisfied with the time they had to wait for an appointment	0	1	N/A	80.7%	83.4%	87.7%

* This is based on patients treated on this contract for their most recent course of treatment. Figures in italics indicate the base number of FP17s or Patient Questionnaire responses are less than 100. N/A is shown where the base number of responses is less than 10 during the period. % is calculated as Quantity/Base number*100

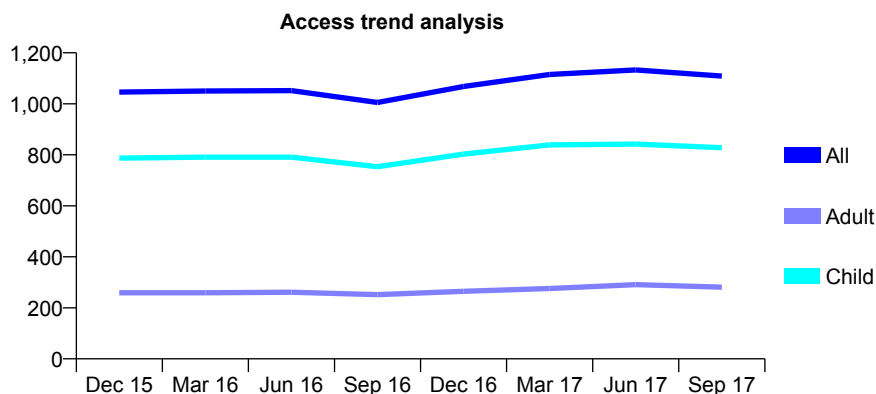
Q61 - Vital Signs At a Glance Contract Report for 105910/0001 - September 2017

Name or company name	Cavendish House Dental Surgery
Contract type name	GDS Contract
Purpose of contract	General
Contract start date	01/08/2007
Contract end date	

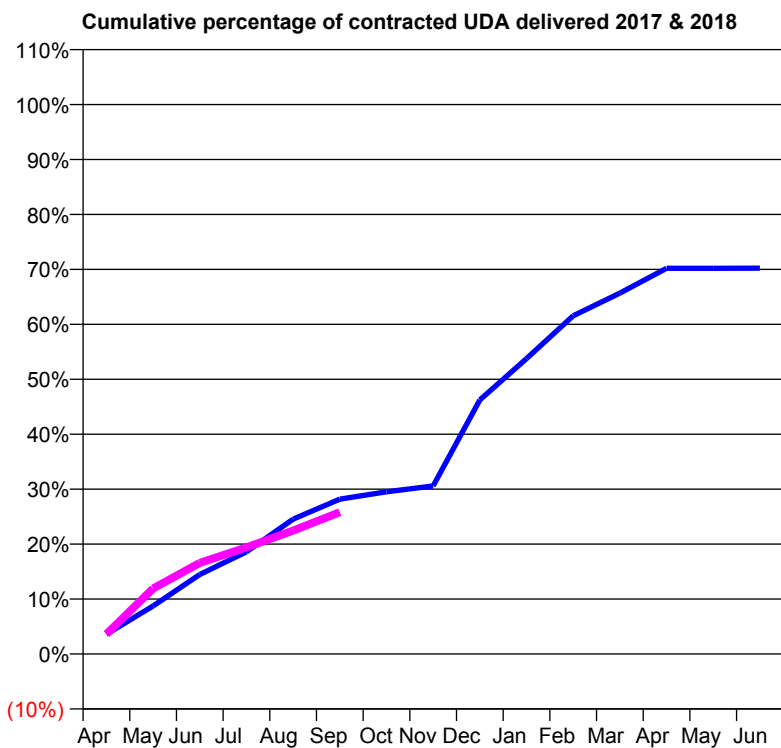
17/18 Contracted general activity (UDA)	3,096
Carry forward general activity (UDA)	0
17/18 Contracted orthodontic activity (UOA)	0
Carry forward orthodontic activity (UOA)	0
Baseline contract value	£67,416.25

ACCESS*

Patients seen in 24 months	Total	Change since previous quarter
Quarter ending September 2016	1,005	
Quarter ending December 2016	1,068	↑
Quarter ending March 2017	1,115	↑
Quarter ending June 2017	1,133	→
Quarter ending September 2017	1,109	↓
Variance since September 2016	10.3%	↑



ACTIVITY



Month	Adjusted Scheduled Activity (UDA)	
	2017	2018
April	112	112
May	271	369
June	448	514
July	576	601
August	760	695
September	873	799
October	914	
November	947	
December	1,432	
January	1,664	
February	1,905	
March	2,034	
April	2,173	
May	2,173	
June	2,174	

QUALITY

	Quantity	Base Number	Contract	AT	Region	England
% of FP17s for the same patient ID Re-attending within 3 months - Children	36	494	7.3%	10.2%	11.2%	11.9%
% of FP17s for the same patient ID Re-attending within 3 months - Adults	11	102	10.8%	15.9%	16.6%	15.9%
% of FP17s for the same patient ID Re-attending between 3 & 9 months - Children	227	494	46.0%	42.6%	47.0%	58.1%
% of FP17s for the same patient ID Re-attending between 3 & 9 months - Adults	37	102	36.3%	35.6%	38.2%	50.6%
% of FP17s for Band 1 Urgent Courses	26	488	5.3%	10.8%	10.6%	9.1%
% of FP17s Relating to Free Repair or Replacements	0	488	0.0%	0.5%	0.6%	0.8%
% of FP17s Relating to Continuations	0	488	0.0%	0.7%	0.8%	1.1%
% of Patients satisfied with the dentistry they have received	3	4	N/A	88.7%	89.2%	91.4%
% of Patients satisfied with the time they had to wait for an appointment	4	4	N/A	80.7%	83.4%	87.7%

* This is based on patients treated on this contract for their most recent course of treatment. Figures in italics indicate the base number of FP17s or Patient Questionnaire responses are less than 100. N/A is shown where the base number of responses is less than 10 during the period. % is calculated as Quantity/Base number*100

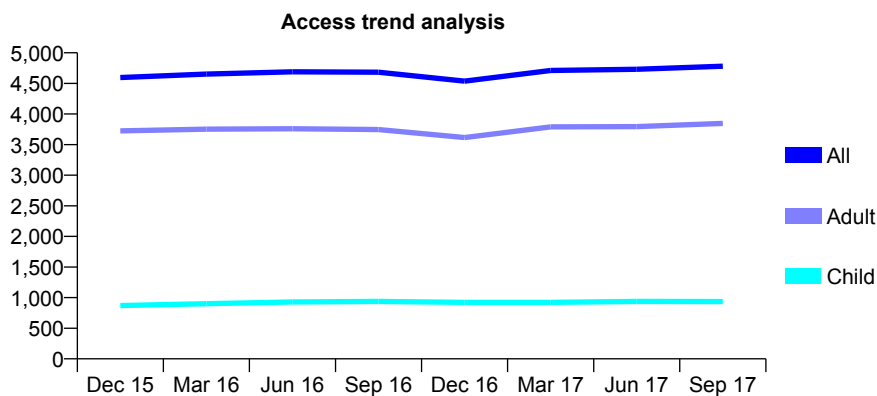
Q61 - Vital Signs At a Glance Contract Report for 106143/0001 - September 2017

Name or company name	M & D Healthcare LTD
Contract type name	GDS Contract
Purpose of contract	General
Contract start date	01/04/2010
Contract end date	

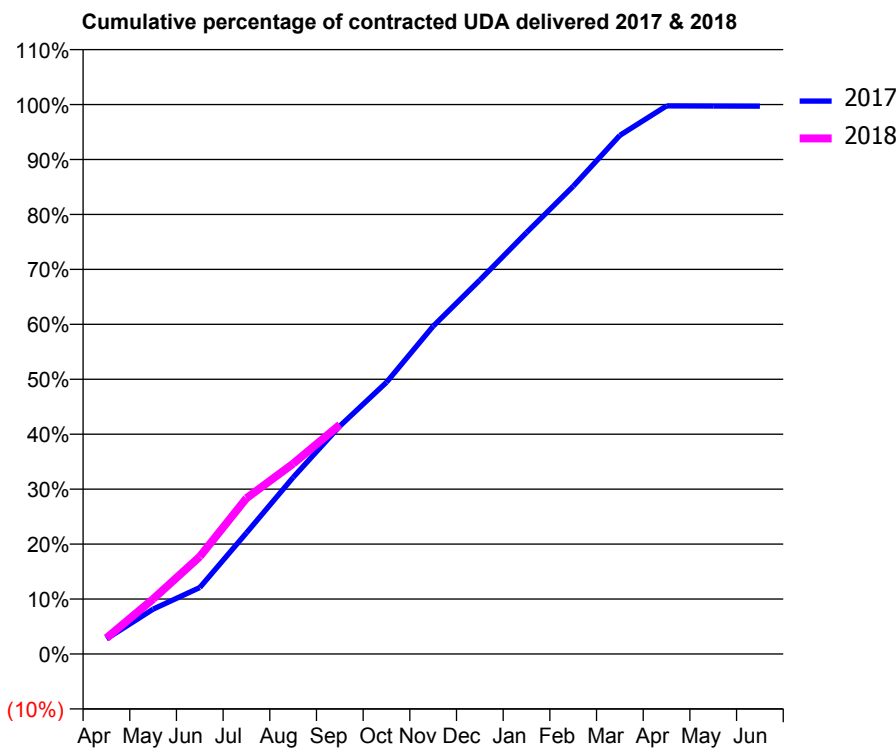
17/18 Contracted general activity (UDA)	11,000
Carry forward general activity (UDA)	0
17/18 Contracted orthodontic activity (UOA)	0
Carry forward orthodontic activity (UOA)	0
Baseline contract value	£439,378.35

ACCESS*

Patients seen in 24 months	Total	Change since previous quarter
Quarter ending September 2016	4,684	
Quarter ending December 2016	4,538	↓
Quarter ending March 2017	4,712	↑
Quarter ending June 2017	4,731	→
Quarter ending September 2017	4,782	→
Variance since September 2016	2.1%	↑



ACTIVITY



Month	Adjusted Scheduled Activity (UDA)	
	2017	2018
April	303	319
May	898	1,101
June	1,329	1,951
July	2,426	3,119
August	3,537	3,811
September	4,562	4,590
October	5,438	
November	6,562	
December	7,485	
January	8,437	
February	9,362	
March	10,383	
April	10,973	
May	10,970	
June	10,966	

QUALITY

	Quantity	Base Number	Contract	AT	Region	England
% of FP17s for the same patient ID Re-attending within 3 months - Children	40	564	7.1%	10.2%	11.2%	11.9%
% of FP17s for the same patient ID Re-attending within 3 months - Adults	250	1,855	13.5%	15.9%	16.6%	15.9%
% of FP17s for the same patient ID Re-attending between 3 & 9 months - Children	235	564	41.7%	42.6%	47.0%	58.1%
% of FP17s for the same patient ID Re-attending between 3 & 9 months - Adults	503	1,855	27.1%	35.6%	38.2%	50.6%
% of FP17s for Band 1 Urgent Courses	334	1,859	18.0%	10.8%	10.6%	9.1%
% of FP17s Relating to Free Repair or Replacements	7	1,859	0.4%	0.5%	0.6%	0.8%
% of FP17s Relating to Continuations	6	1,859	0.3%	0.7%	0.8%	1.1%
% of Patients satisfied with the dentistry they have received	5	5	N/A	88.7%	89.2%	91.4%
% of Patients satisfied with the time they had to wait for an appointment	4	5	N/A	80.7%	83.4%	87.7%

* This is based on patients treated on this contract for their most recent course of treatment. Figures in italics indicate the base number of FP17s or Patient Questionnaire responses are less than 100. N/A is shown where the base number of responses is less than 10 during the period. % is calculated as Quantity/Base number*100

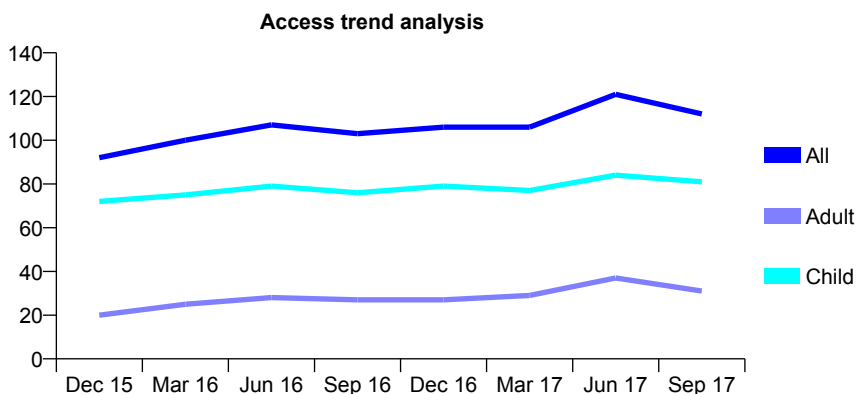
Q61 - Vital Signs At a Glance Contract Report for 107042/0002 - September 2017

Name or company name	Sudhir Thakerar & Partners
Contract type name	GDS Contract
Purpose of contract	General
Contract start date	01/08/2014
Contract end date	

17/18 Contracted general activity (UDA)	245
Carry forward general activity (UDA)	-5
17/18 Contracted orthodontic activity (UOA)	0
Carry forward orthodontic activity (UOA)	0
Baseline contract value	£7,974.69

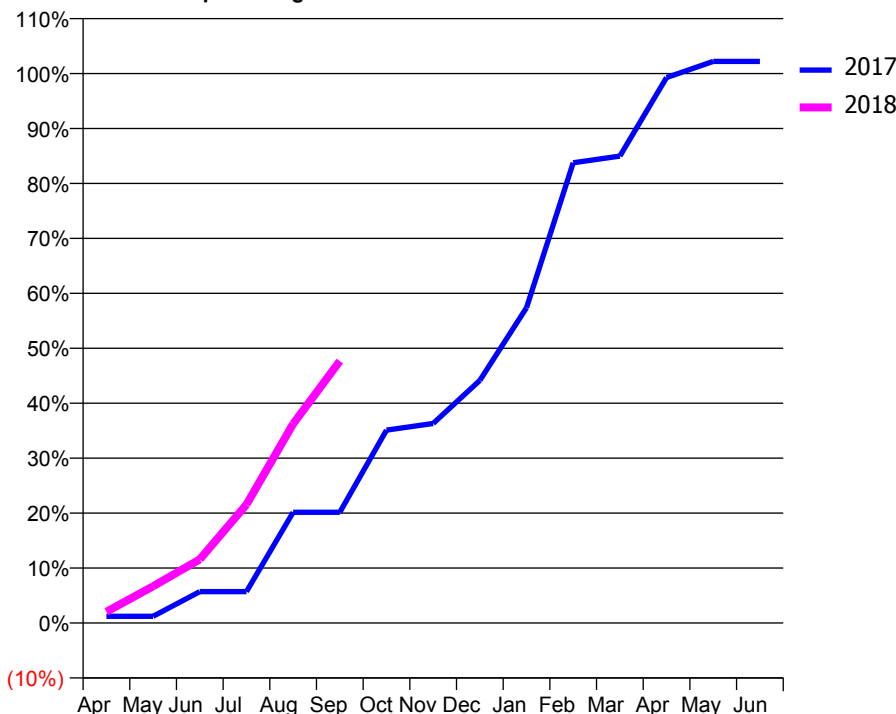
ACCESS*

Patients seen in 24 months	Total	Change since previous quarter
Quarter ending September 2016	103	
Quarter ending December 2016	106	↑
Quarter ending March 2017	106	→
Quarter ending June 2017	121	↑
Quarter ending September 2017	112	↓
Variance since September 2016	8.7%	↑



ACTIVITY

Cumulative percentage of contracted UDA delivered 2017 & 2018



Month	Adjusted Scheduled Activity (UDA)	
	2017	2018
April	3	5
May	3	16
June	14	28
July	14	53
August	49	89
September	49	117
October	86	
November	89	
December	108	
January	141	
February	205	
March	208	
April	243	
May	250	
June	250	

QUALITY

	Quantity	Base Number	Contract	AT	Region	England
% of FP17s for the same patient ID Re-attending within 3 months - Children	3	68	4.4%	10.2%	11.2%	11.9%
% of FP17s for the same patient ID Re-attending within 3 months - Adults	4	18	22.2%	15.9%	16.6%	15.9%
% of FP17s for the same patient ID Re-attending between 3 & 9 months - Children	31	68	45.6%	42.6%	47.0%	58.1%
% of FP17s for the same patient ID Re-attending between 3 & 9 months - Adults	7	18	38.9%	35.6%	38.2%	50.6%
% of FP17s for Band 1 Urgent Courses	4	57	7.0%	10.8%	10.6%	9.1%
% of FP17s Relating to Free Repair or Replacements	0	57	0.0%	0.5%	0.6%	0.8%
% of FP17s Relating to Continuations	0	57	0.0%	0.7%	0.8%	1.1%
% of Patients satisfied with the dentistry they have received	0	0	N/A	88.7%	89.2%	91.4%
% of Patients satisfied with the time they had to wait for an appointment	0	0	N/A	80.7%	83.4%	87.7%

* This is based on patients treated on this contract for their most recent course of treatment. Figures in italics indicate the base number of FP17s or Patient Questionnaire responses are less than 100. N/A is shown where the base number of responses is less than 10 during the period. % is calculated as Quantity/Base number*100

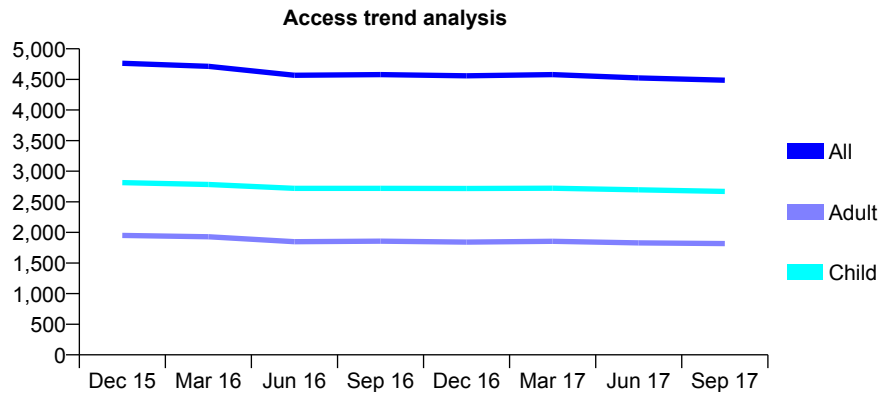
Q61 - Vital Signs At a Glance Contract Report for 109061/0001 - September 2017

Name or company name	Davidoff Dental Practice
Contract type name	GDS Contract
Purpose of contract	General and Orthodontic
Contract start date	23/11/2012
Contract end date	

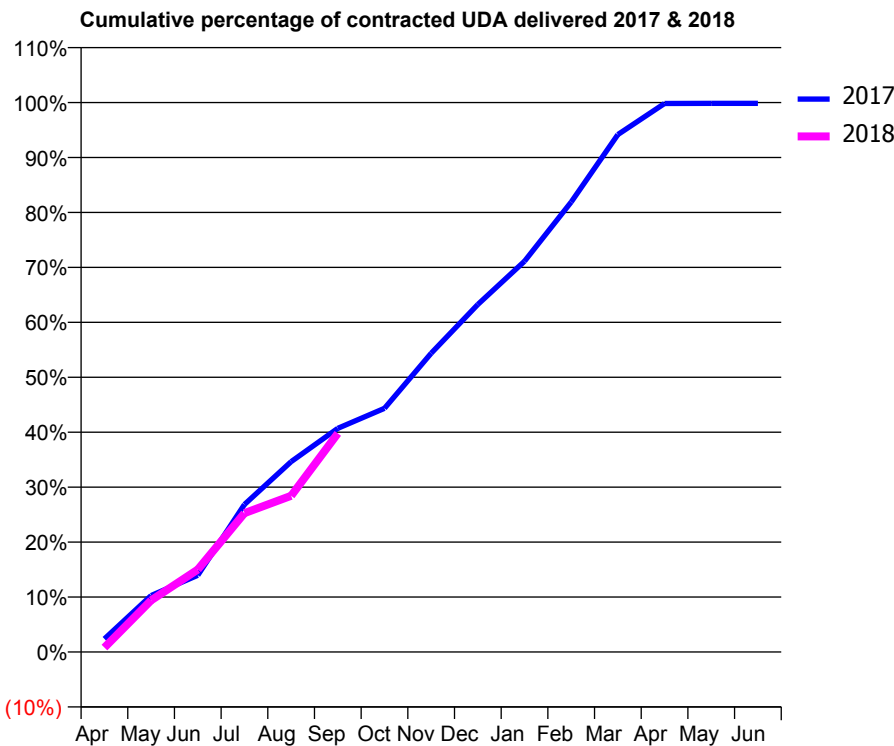
17/18 Contracted general activity (UDA)	14,478
Carry forward general activity (UDA)	23
17/18 Contracted orthodontic activity (UOA)	1,420
Carry forward orthodontic activity (UOA)	-28
Baseline contract value	£519,903.03

ACCESS*

Patients seen in 24 months	Total	Change since previous quarter
Quarter ending September 2016	4,579	
Quarter ending December 2016	4,559	→
Quarter ending March 2017	4,578	→
Quarter ending June 2017	4,525	↓
Quarter ending September 2017	4,488	→
Variance since September 2016	(2.0%)	↓



ACTIVITY



Month	Adjusted Scheduled Activity (UDA)	
	2017	2018
April	347	118
May	1,487	1,361
June	2,021	2,172
July	3,886	3,658
August	5,014	4,117
September	5,894	5,760
October	6,421	
November	7,873	
December	9,159	
January	10,294	
February	11,856	
March	13,633	
April	14,451	
May	14,455	
June	14,455	

QUALITY

	Quantity	Base Number	Contract	AT	Region	England
% of FP17s for the same patient ID Re-attending within 3 months - Children	327	2,054	15.9%	10.2%	11.2%	11.9%
% of FP17s for the same patient ID Re-attending within 3 months - Adults	219	1,203	18.2%	15.9%	16.6%	15.9%
% of FP17s for the same patient ID Re-attending between 3 & 9 months - Children	981	2,054	47.8%	42.6%	47.0%	58.1%
% of FP17s for the same patient ID Re-attending between 3 & 9 months - Adults	611	1,203	50.8%	35.6%	38.2%	50.6%
% of FP17s for Band 1 Urgent Courses	428	2,787	15.4%	10.8%	10.6%	9.1%
% of FP17s Relating to Free Repair or Replacements	0	2,787	0.0%	0.5%	0.6%	0.8%
% of FP17s Relating to Continuations	0	2,787	0.0%	0.7%	0.8%	1.1%
% of Patients satisfied with the dentistry they have received	5	7	N/A	88.7%	89.2%	91.4%
% of Patients satisfied with the time they had to wait for an appointment	3	7	N/A	80.7%	83.4%	87.7%

* This is based on patients treated on this contract for their most recent course of treatment. Figures in italics indicate the base number of FP17s or Patient Questionnaire responses are less than 100. N/A is shown where the base number of responses is less than 10 during the period. % is calculated as Quantity/Base number*100

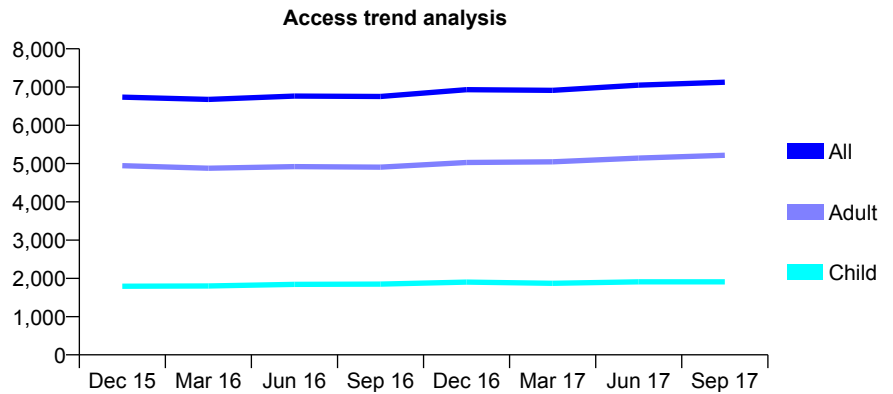
Q61 - Vital Signs At a Glance Contract Report for 109665/0001 - September 2017

Name or company name	Woodford Dental Care
Contract type name	Pilot Contract
Purpose of contract	General and Orthodontic
Contract start date	01/11/2006
Contract end date	

17/18 Contracted general activity (UDA)	15,510
Carry forward general activity (UDA)	0
17/18 Contracted orthodontic activity (UOA)	215
Carry forward orthodontic activity (UOA)	0
Baseline contract value	£536,795.70

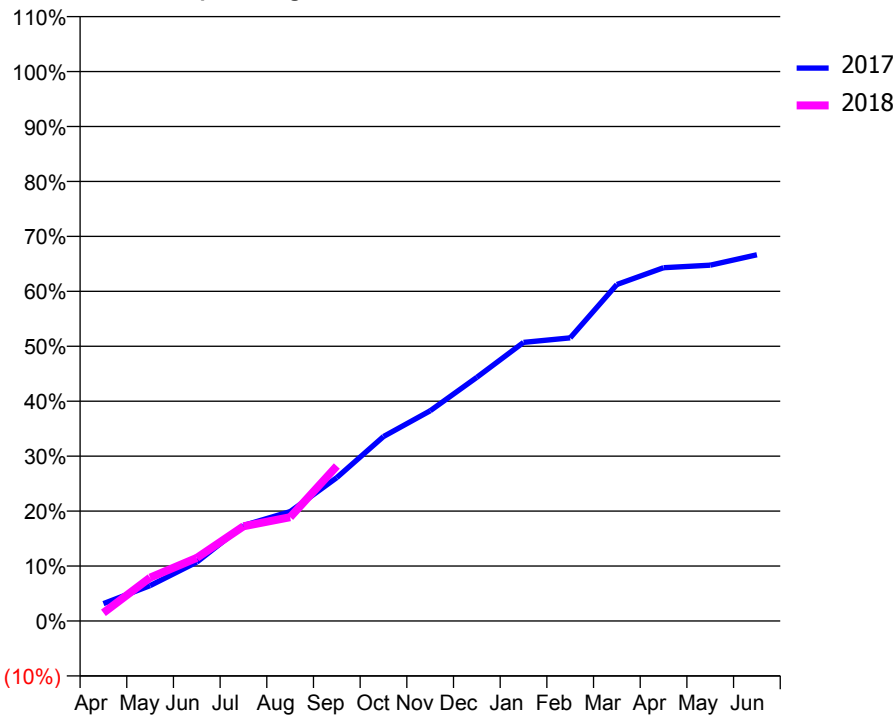
ACCESS*

Patients seen in 24 months	Total	Change since previous quarter
Quarter ending September 2016	6,755	
Quarter ending December 2016	6,932	↑
Quarter ending March 2017	6,915	→
Quarter ending June 2017	7,051	→
Quarter ending September 2017	7,126	→
Variance since September 2016	5.5%	↑



ACTIVITY

Cumulative percentage of contracted UDA delivered 2017 & 2018



Month	Adjusted Scheduled Activity (UDA)	
	2017	2018
April	490	230
May	999	1,225
June	1,663	1,784
July	2,697	2,674
August	3,089	2,931
September	4,048	4,376
October	5,206	
November	5,933	
December	6,880	
January	7,864	
February	7,993	
March	9,498	
April	9,972	
May	10,045	
June	10,337	

QUALITY

	Quantity	Base Number	Contract	AT	Region	England
% of FP17s for the same patient ID Re-attending within 3 months - Children	73	1,240	5.9%	10.2%	11.2%	11.9%
% of FP17s for the same patient ID Re-attending within 3 months - Adults	318	2,584	12.3%	15.9%	16.6%	15.9%
% of FP17s for the same patient ID Re-attending between 3 & 9 months - Children	570	1,240	46.0%	42.6%	47.0%	58.1%
% of FP17s for the same patient ID Re-attending between 3 & 9 months - Adults	577	2,584	22.3%	35.6%	38.2%	50.6%
% of FP17s for Band 1 Urgent Courses	405	2,852	14.2%	10.8%	10.6%	9.1%
% of FP17s Relating to Free Repair or Replacements	3	2,852	0.1%	0.5%	0.6%	0.8%
% of FP17s Relating to Continuations	0	2,852	0.0%	0.7%	0.8%	1.1%
% of Patients satisfied with the dentistry they have received	5	5	N/A	88.7%	89.2%	91.4%
% of Patients satisfied with the time they had to wait for an appointment	3	5	N/A	80.7%	83.4%	87.7%

* This is based on patients treated on this contract for their most recent course of treatment. Figures in italics indicate the base number of FP17s or Patient Questionnaire responses are less than 100. N/A is shown where the base number of responses is less than 10 during the period. % is calculated as Quantity/Base number*100

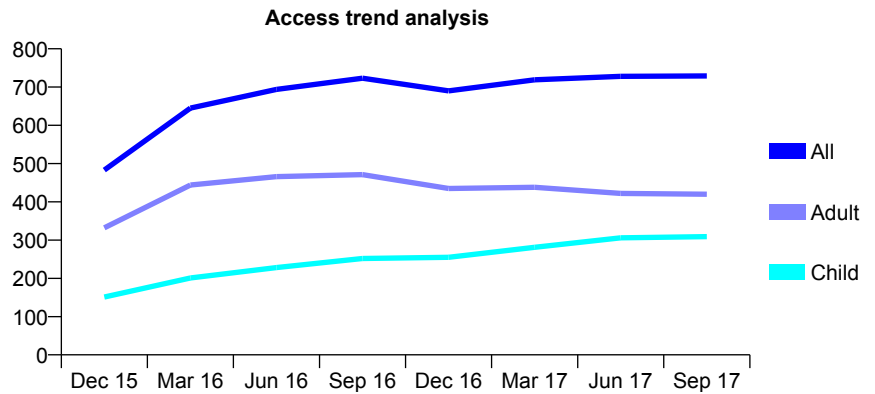
Q61 - Vital Signs At a Glance Contract Report for 109959/0001 - September 2017

Name or company name	Mr Ilja Sapiro
Contract type name	GDS Contract
Purpose of contract	General
Contract start date	01/01/2012
Contract end date	

17/18 Contracted general activity (UDA)	1,272
Carry forward general activity (UDA)	2
17/18 Contracted orthodontic activity (UOA)	0
Carry forward orthodontic activity (UOA)	0
Baseline contract value	£35,785.27

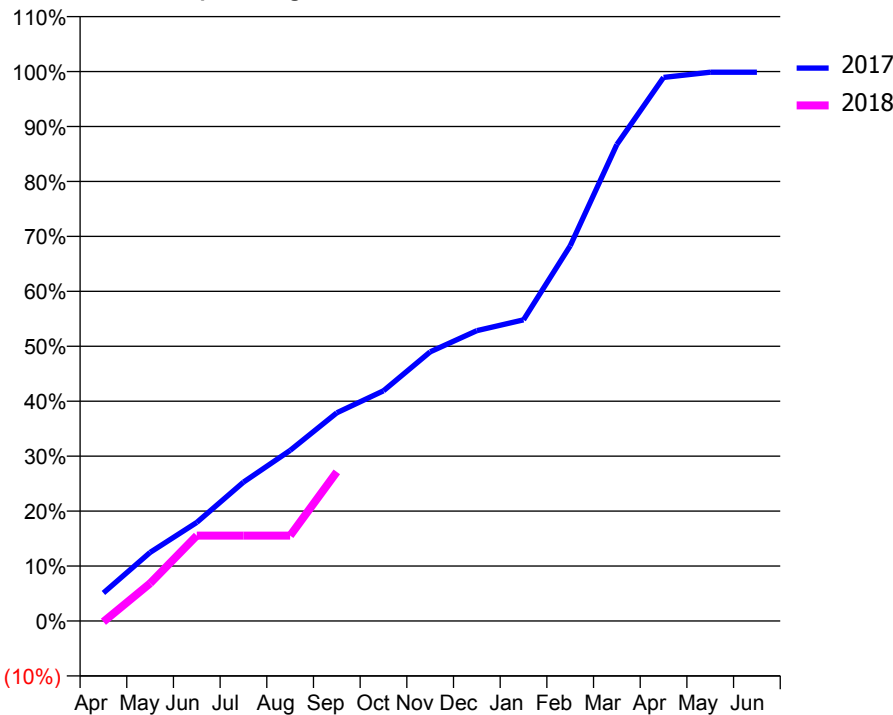
ACCESS*

Patients seen in 24 months	Total	Change since previous quarter
Quarter ending September 2016	723	
Quarter ending December 2016	690	↓
Quarter ending March 2017	719	↑
Quarter ending June 2017	728	→
Quarter ending September 2017	729	→
Variance since September 2016	0.8%	→



ACTIVITY

Cumulative percentage of contracted UDA delivered 2017 & 2018



Month	Adjusted Scheduled Activity (UDA)	
	2017	2018
April	65	-2
May	159	87
June	228	198
July	321	198
August	395	198
September	482	345
October	533	
November	623	
December	672	
January	697	
February	869	
March	1,103	
April	1,258	
May	1,270	
June	1,270	

QUALITY

	Quantity	Base Number	Contract	AT	Region	England
% of FP17s for the same patient ID Re-attending within 3 months - Children	7	183	3.8%	10.2%	11.2%	11.9%
% of FP17s for the same patient ID Re-attending within 3 months - Adults	2	104	1.9%	15.9%	16.6%	15.9%
% of FP17s for the same patient ID Re-attending between 3 & 9 months - Children	77	183	42.1%	42.6%	47.0%	58.1%
% of FP17s for the same patient ID Re-attending between 3 & 9 months - Adults	25	104	24.0%	35.6%	38.2%	50.6%
% of FP17s for Band 1 Urgent Courses	6	241	2.5%	10.8%	10.6%	9.1%
% of FP17s Relating to Free Repair or Replacements	0	241	0.0%	0.5%	0.6%	0.8%
% of FP17s Relating to Continuations	0	241	0.0%	0.7%	0.8%	1.1%
% of Patients satisfied with the dentistry they have received	1	1	N/A	88.7%	89.2%	91.4%
% of Patients satisfied with the time they had to wait for an appointment	1	1	N/A	80.7%	83.4%	87.7%

* This is based on patients treated on this contract for their most recent course of treatment. Figures in italics indicate the base number of FP17s or Patient Questionnaire responses are less than 100. N/A is shown where the base number of responses is less than 10 during the period. % is calculated as Quantity/Base number*100

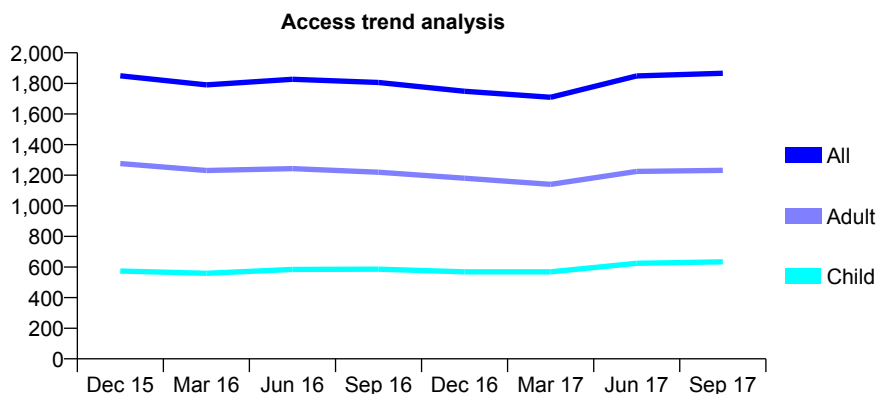
Q61 - Vital Signs At a Glance Contract Report for 110043/0001 - September 2017

Name or company name	Care Dental Practice
Contract type name	GDS Contract
Purpose of contract	General
Contract start date	01/10/2007
Contract end date	

17/18 Contracted general activity (UDA)	5,915
Carry forward general activity (UDA)	0
17/18 Contracted orthodontic activity (UOA)	0
Carry forward orthodontic activity (UOA)	0
Baseline contract value	£188,204.46

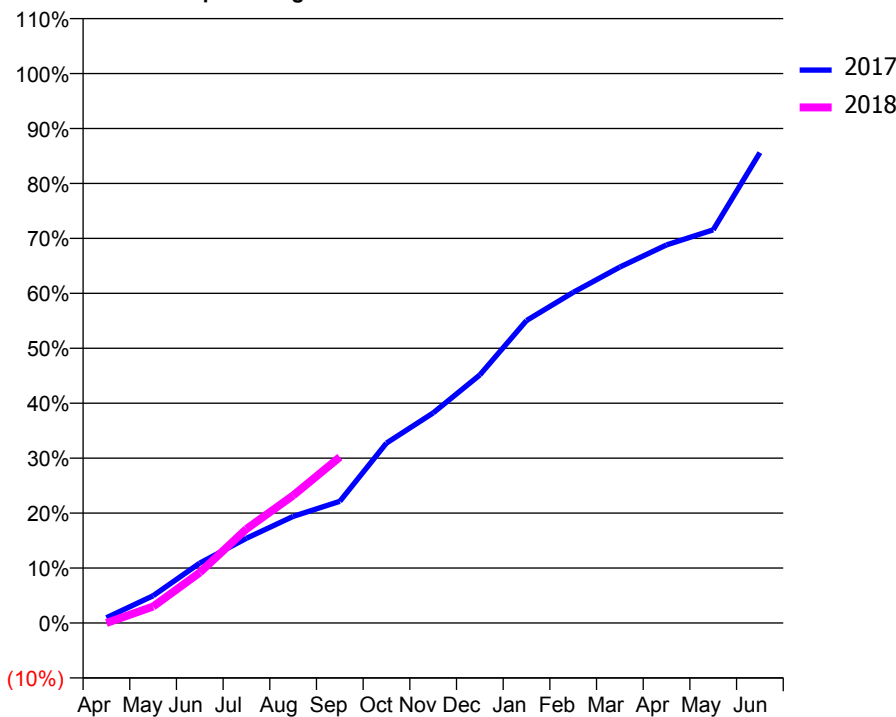
ACCESS*

Patients seen in 24 months	Total	Change since previous quarter
Quarter ending September 2016	1,806	
Quarter ending December 2016	1,749	↓
Quarter ending March 2017	1,709	↓
Quarter ending June 2017	1,849	↑
Quarter ending September 2017	1,866	→
Variance since September 2016	3.3%	↑



ACTIVITY

Cumulative percentage of contracted UDA delivered 2017 & 2018



Adjusted Scheduled Activity (UDA)

Month	2017	2018
April	57	0
May	294	177
June	645	544
July	912	1,013
August	1,148	1,374
September	1,310	1,787
October	1,938	
November	2,261	
December	2,671	
January	3,256	
February	3,559	
March	3,832	
April	4,071	
May	4,232	
June	5,063	

QUALITY

	Quantity	Base Number	Contract	AT	Region	England
% of FP17s for the same patient ID Re-attending within 3 months - Children	28	337	8.3%	10.2%	11.2%	11.9%
% of FP17s for the same patient ID Re-attending within 3 months - Adults	145	742	19.5%	15.9%	16.6%	15.9%
% of FP17s for the same patient ID Re-attending between 3 & 9 months - Children	50	337	14.8%	42.6%	47.0%	58.1%
% of FP17s for the same patient ID Re-attending between 3 & 9 months - Adults	148	742	19.9%	35.6%	38.2%	50.6%
% of FP17s for Band 1 Urgent Courses	126	684	18.4%	10.8%	10.6%	9.1%
% of FP17s Relating to Free Repair or Replacements	2	684	0.3%	0.5%	0.6%	0.8%
% of FP17s Relating to Continuations	2	684	0.3%	0.7%	0.8%	1.1%
% of Patients satisfied with the dentistry they have received	0	0	N/A	88.7%	89.2%	91.4%
% of Patients satisfied with the time they had to wait for an appointment	0	0	N/A	80.7%	83.4%	87.7%

* This is based on patients treated on this contract for their most recent course of treatment. Figures in italics indicate the base number of FP17s or Patient Questionnaire responses are less than 100. N/A is shown where the base number of responses is less than 10 during the period. % is calculated as Quantity/Base number*100

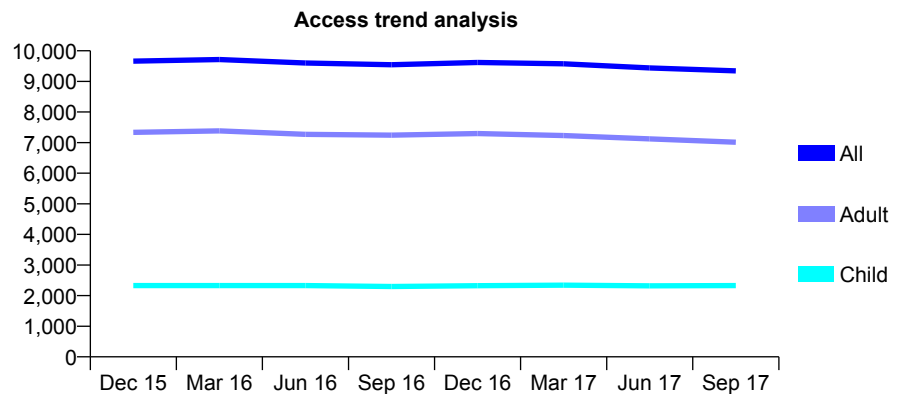
Q61 - Vital Signs At a Glance Contract Report for 110167/0001 - September 2017

Name or company name	Mr K Esmail and M K Velji
Contract type name	GDS Contract
Purpose of contract	General
Contract start date	01/05/2013
Contract end date	

17/18 Contracted general activity (UDA)	26,714
Carry forward general activity (UDA)	35
17/18 Contracted orthodontic activity (UOA)	0
Carry forward orthodontic activity (UOA)	0
Baseline contract value	£716,003.18

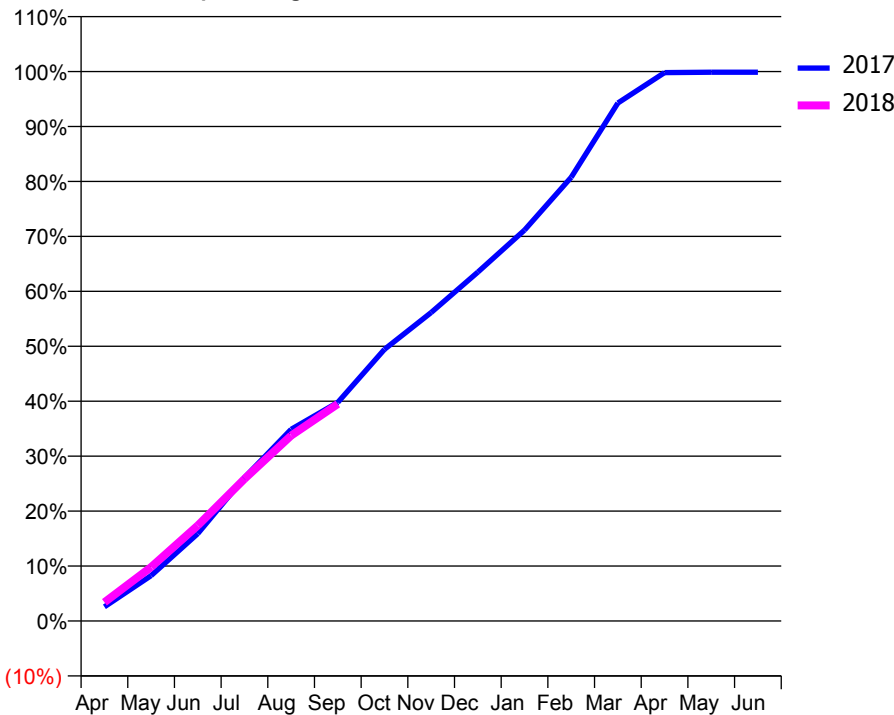
ACCESS*

Patients seen in 24 months	Total	Change since previous quarter
Quarter ending September 2016	9,545	
Quarter ending December 2016	9,620	→
Quarter ending March 2017	9,573	→
Quarter ending June 2017	9,440	↓
Quarter ending September 2017	9,344	↓
Variance since September 2016	(2.1%)	↓



ACTIVITY

Cumulative percentage of contracted UDA delivered 2017 & 2018



Month	Adjusted Scheduled Activity (UDA)	
	2017	2018
April	694	913
May	2,205	2,625
June	4,251	4,642
July	6,969	6,910
August	9,320	9,011
September	10,628	10,553
October	13,208	
November	14,997	
December	16,963	
January	19,003	
February	21,572	
March	25,184	
April	26,659	
May	26,679	
June	26,679	

QUALITY

	Quantity	Base Number	Contract	AT	Region	England
% of FP17s for the same patient ID Re-attending within 3 months - Children	102	1,230	8.3%	10.2%	11.2%	11.9%
% of FP17s for the same patient ID Re-attending within 3 months - Adults	607	3,550	17.1%	15.9%	16.6%	15.9%
% of FP17s for the same patient ID Re-attending between 3 & 9 months - Children	498	1,230	40.5%	42.6%	47.0%	58.1%
% of FP17s for the same patient ID Re-attending between 3 & 9 months - Adults	1,292	3,550	36.4%	35.6%	38.2%	50.6%
% of FP17s for Band 1 Urgent Courses	570	4,204	13.6%	10.8%	10.6%	9.1%
% of FP17s Relating to Free Repair or Replacements	14	4,204	0.3%	0.5%	0.6%	0.8%
% of FP17s Relating to Continuations	46	4,204	1.1%	0.7%	0.8%	1.1%
% of Patients satisfied with the dentistry they have received	16	16	100.0%	88.7%	89.2%	91.4%
% of Patients satisfied with the time they had to wait for an appointment	15	16	93.8%	80.7%	83.4%	87.7%

* This is based on patients treated on this contract for their most recent course of treatment. Figures in italics indicate the base number of FP17s or Patient Questionnaire responses are less than 100. N/A is shown where the base number of responses is less than 10 during the period. % is calculated as Quantity/Base number*100

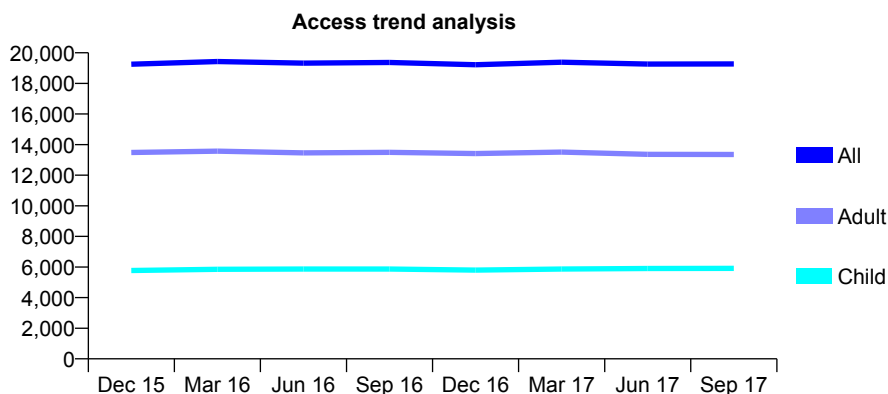
Q61 - Vital Signs At a Glance Contract Report for 110167/0002 - September 2017

Name or company name	Mr K Esmail and M K Velji
Contract type name	GDS Contract
Purpose of contract	General
Contract start date	01/05/2013
Contract end date	

17/18 Contracted general activity (UDA)	53,705
Carry forward general activity (UDA)	-150
17/18 Contracted orthodontic activity (UOA)	0
Carry forward orthodontic activity (UOA)	0
Baseline contract value	£1,466,017.77

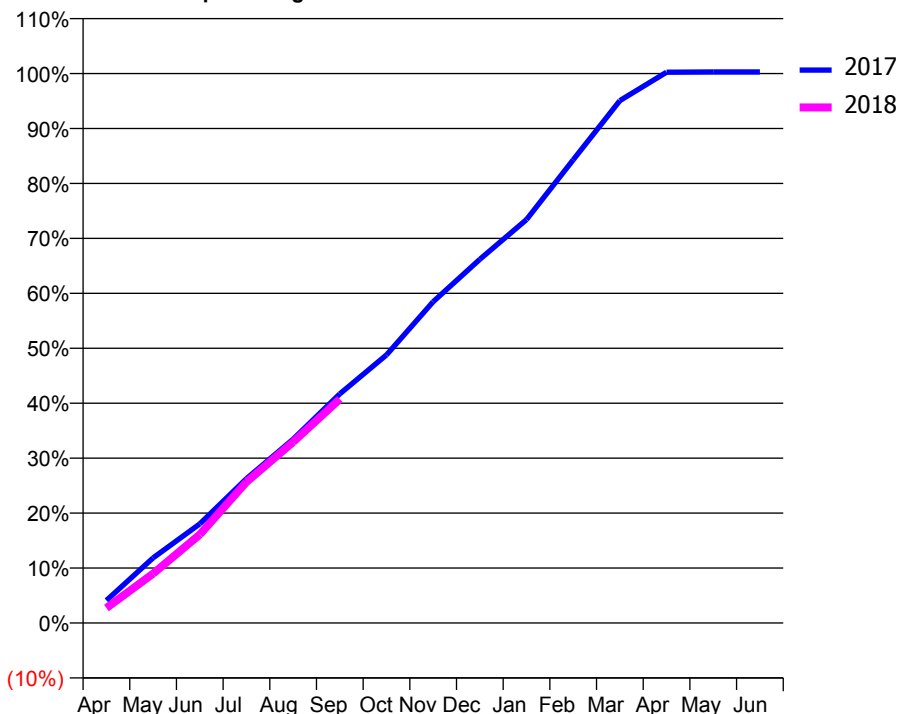
ACCESS*

Patients seen in 24 months	Total	Change since previous quarter
Quarter ending September 2016	19,370	
Quarter ending December 2016	19,217	→
Quarter ending March 2017	19,387	→
Quarter ending June 2017	19,265	→
Quarter ending September 2017	19,270	→
Variance since September 2016	(0.5%)	→



ACTIVITY

Cumulative percentage of contracted UDA delivered 2017 & 2018



Month	Adjusted Scheduled Activity (UDA)	
	2017	2018
April	2,207	1,468
May	6,361	4,834
June	9,689	8,651
July	14,102	13,778
August	17,966	17,688
September	22,401	21,893
October	26,202	
November	31,403	
December	35,544	
January	39,431	
February	45,264	
March	51,056	
April	53,835	
May	53,852	
June	53,855	

QUALITY

	Quantity	Base Number	Contract	AT	Region	England
% of FP17s for the same patient ID Re-attending within 3 months - Children	277	2,960	9.4%	10.2%	11.2%	11.9%
% of FP17s for the same patient ID Re-attending within 3 months - Adults	1,021	6,299	16.2%	15.9%	16.6%	15.9%
% of FP17s for the same patient ID Re-attending between 3 & 9 months - Children	822	2,960	27.8%	42.6%	47.0%	58.1%
% of FP17s for the same patient ID Re-attending between 3 & 9 months - Adults	1,722	6,299	27.3%	35.6%	38.2%	50.6%
% of FP17s for Band 1 Urgent Courses	1,386	8,441	16.4%	10.8%	10.6%	9.1%
% of FP17s Relating to Free Repair or Replacements	32	8,441	0.4%	0.5%	0.6%	0.8%
% of FP17s Relating to Continuations	71	8,441	0.8%	0.7%	0.8%	1.1%
% of Patients satisfied with the dentistry they have received	7	8	N/A	88.7%	89.2%	91.4%
% of Patients satisfied with the time they had to wait for an appointment	7	8	N/A	80.7%	83.4%	87.7%

* This is based on patients treated on this contract for their most recent course of treatment. Figures in italics indicate the base number of FP17s or Patient Questionnaire responses are less than 100. N/A is shown where the base number of responses is less than 10 during the period. % is calculated as Quantity/Base number*100

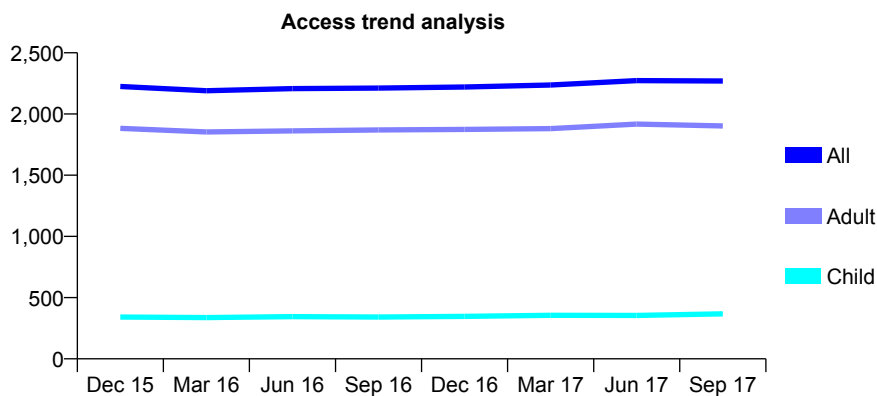
Q61 - Vital Signs At a Glance Contract Report for 110175/0001 - September 2017

Name or company name	Dr N Radia and Dr K Rughani
Contract type name	GDS Contract
Purpose of contract	General
Contract start date	03/12/2012
Contract end date	

17/18 Contracted general activity (UDA)	6,929
Carry forward general activity (UDA)	229
17/18 Contracted orthodontic activity (UOA)	0
Carry forward orthodontic activity (UOA)	0
Baseline contract value	£190,336.71

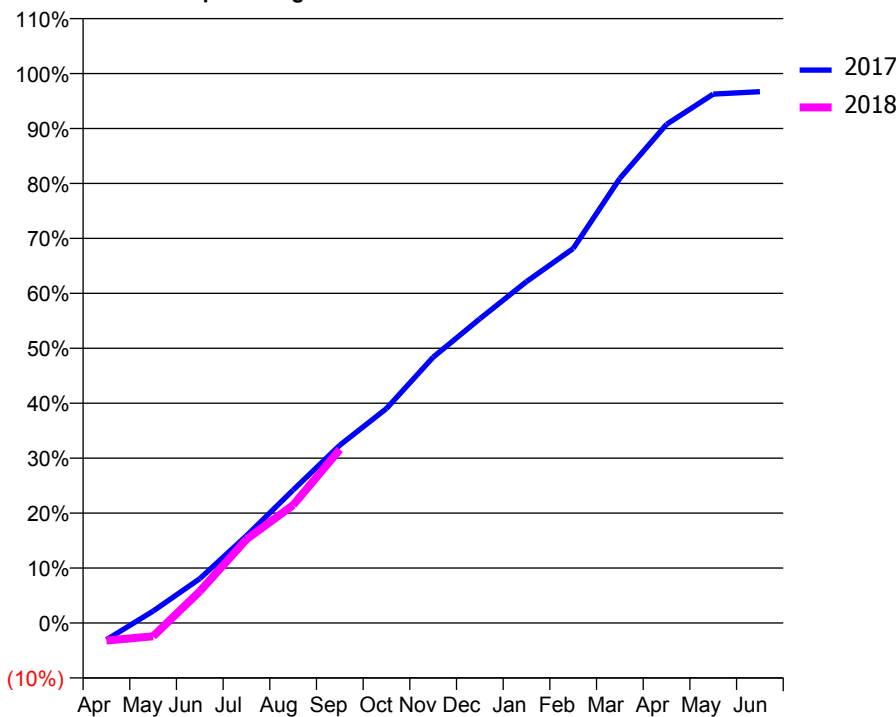
ACCESS*

Patients seen in 24 months	Total	Change since previous quarter
Quarter ending September 2016	2,212	
Quarter ending December 2016	2,221	→
Quarter ending March 2017	2,237	→
Quarter ending June 2017	2,273	→
Quarter ending September 2017	2,270	→
Variance since September 2016	2.6%	↑



ACTIVITY

Cumulative percentage of contracted UDA delivered 2017 & 2018



Adjusted Scheduled Activity (UDA)

Month	2017	2018
April	-213	-223
May	151	-169
June	559	400
July	1,100	1,055
August	1,677	1,487
September	2,241	2,189
October	2,705	
November	3,353	
December	3,836	
January	4,305	
February	4,723	
March	5,607	
April	6,288	
May	6,670	
June	6,700	

QUALITY

	Quantity	Base Number	Contract	AT	Region	England
% of FP17s for the same patient ID Re-attending within 3 months - Children	41	355	11.5%	10.2%	11.2%	11.9%
% of FP17s for the same patient ID Re-attending within 3 months - Adults	207	1,573	13.2%	15.9%	16.6%	15.9%
% of FP17s for the same patient ID Re-attending between 3 & 9 months - Children	211	355	59.4%	42.6%	47.0%	58.1%
% of FP17s for the same patient ID Re-attending between 3 & 9 months - Adults	1,040	1,573	66.1%	35.6%	38.2%	50.6%
% of FP17s for Band 1 Urgent Courses	93	1,409	6.6%	10.8%	10.6%	9.1%
% of FP17s Relating to Free Repair or Replacements	9	1,409	0.6%	0.5%	0.6%	0.8%
% of FP17s Relating to Continuations	15	1,409	1.1%	0.7%	0.8%	1.1%
% of Patients satisfied with the dentistry they have received	8	8	N/A	88.7%	89.2%	91.4%
% of Patients satisfied with the time they had to wait for an appointment	8	8	N/A	80.7%	83.4%	87.7%

* This is based on patients treated on this contract for their most recent course of treatment. Figures in italics indicate the base number of FP17s or Patient Questionnaire responses are less than 100. N/A is shown where the base number of responses is less than 10 during the period. % is calculated as Quantity/Base number*100

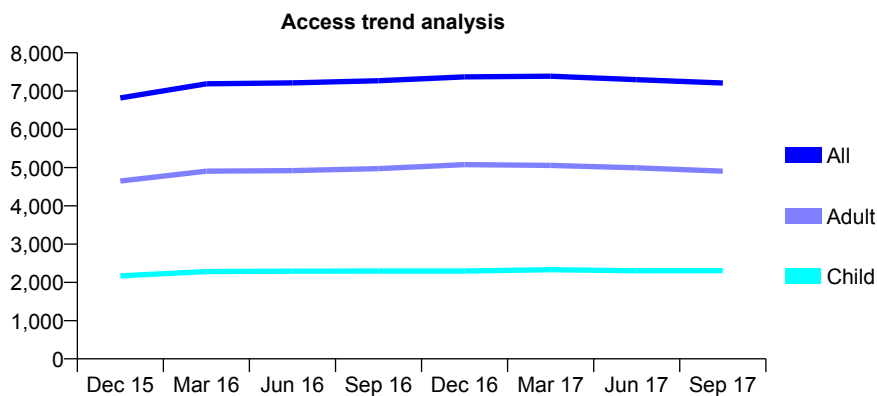
Q61 - Vital Signs At a Glance Contract Report for 110582/0001 - September 2017

Name or company name	MR S DARVISH-KOJOURI
Contract type name	GDS Contract
Purpose of contract	General
Contract start date	01/06/2013
Contract end date	

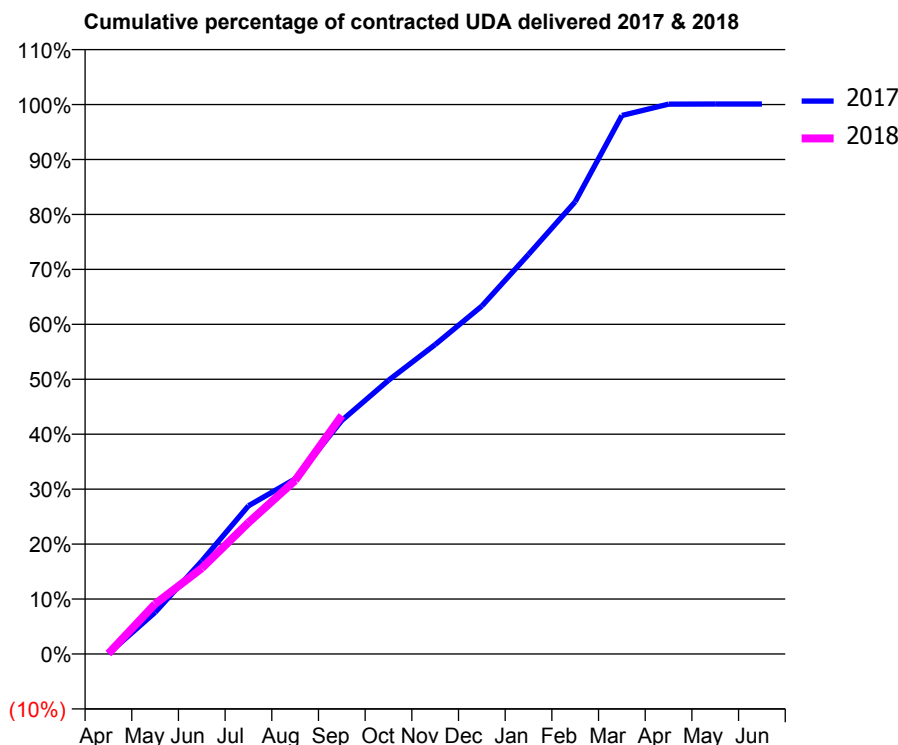
17/18 Contracted general activity (UDA)	21,262
Carry forward general activity (UDA)	-17
17/18 Contracted orthodontic activity (UOA)	0
Carry forward orthodontic activity (UOA)	0
Baseline contract value	£614,311.27

ACCESS*

Patients seen in 24 months	Total	Change since previous quarter
Quarter ending September 2016	7,270	
Quarter ending December 2016	7,372	→
Quarter ending March 2017	7,389	→
Quarter ending June 2017	7,296	↓
Quarter ending September 2017	7,212	↓
Variance since September 2016	(0.8%)	→



ACTIVITY



Month	Adjusted Scheduled Activity (UDA)	
	2017	2018
April	18	17
May	1,613	1,937
June	3,600	3,322
July	5,733	5,087
August	6,779	6,714
September	9,035	9,227
October	10,589	
November	11,972	
December	13,462	
January	15,458	
February	17,499	
March	20,839	
April	21,278	
May	21,279	
June	21,279	

QUALITY

	Quantity	Base Number	Contract	AT	Region	England
% of FP17s for the same patient ID Re-attending within 3 months - Children	142	1,367	10.4%	10.2%	11.2%	11.9%
% of FP17s for the same patient ID Re-attending within 3 months - Adults	350	2,402	14.6%	15.9%	16.6%	15.9%
% of FP17s for the same patient ID Re-attending between 3 & 9 months - Children	624	1,367	45.6%	42.6%	47.0%	58.1%
% of FP17s for the same patient ID Re-attending between 3 & 9 months - Adults	970	2,402	40.4%	35.6%	38.2%	50.6%
% of FP17s for Band 1 Urgent Courses	468	3,611	13.0%	10.8%	10.6%	9.1%
% of FP17s Relating to Free Repair or Replacements	26	3,611	0.7%	0.5%	0.6%	0.8%
% of FP17s Relating to Continuations	37	3,611	1.0%	0.7%	0.8%	1.1%
% of Patients satisfied with the dentistry they have received	6	6	N/A	88.7%	89.2%	91.4%
% of Patients satisfied with the time they had to wait for an appointment	4	6	N/A	80.7%	83.4%	87.7%

* This is based on patients treated on this contract for their most recent course of treatment. Figures in italics indicate the base number of FP17s or Patient Questionnaire responses are less than 100. N/A is shown where the base number of responses is less than 10 during the period. % is calculated as Quantity/Base number*100

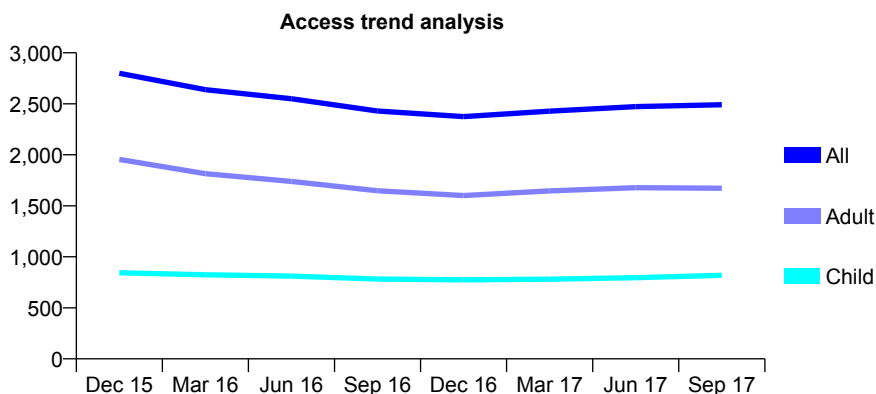
Q61 - Vital Signs At a Glance Contract Report for 110981/0001 - September 2017

Name or company name	Wellesley House Dental Practice Ltd
Contract type name	GDS Contract
Purpose of contract	General
Contract start date	01/06/2011
Contract end date	

17/18 Contracted general activity (UDA)	10,303
Carry forward general activity (UDA)	206
17/18 Contracted orthodontic activity (UOA)	0
Carry forward orthodontic activity (UOA)	0
Baseline contract value	£336,001.37

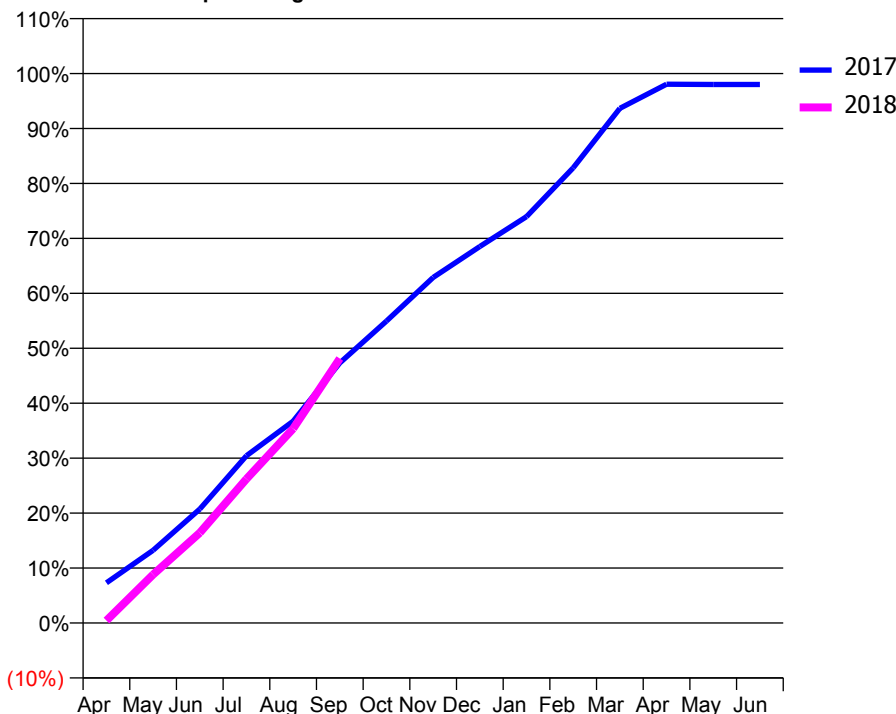
ACCESS*

Patients seen in 24 months	Total	Change since previous quarter
Quarter ending September 2016	2,430	
Quarter ending December 2016	2,375	↓
Quarter ending March 2017	2,428	↑
Quarter ending June 2017	2,473	→
Quarter ending September 2017	2,491	→
Variance since September 2016	2.5%	↑



ACTIVITY

Cumulative percentage of contracted UDA delivered 2017 & 2018



Month	Adjusted Scheduled Activity (UDA)	
	2017	2018
April	754	46
May	1,364	909
June	2,136	1,692
July	3,136	2,703
August	3,783	3,644
September	4,877	4,960
October	5,662	
November	6,480	
December	7,061	
January	7,619	
February	8,535	
March	9,650	
April	10,102	
May	10,097	
June	10,097	

QUALITY

	Quantity	Base Number	Contract	AT	Region	England
% of FP17s for the same patient ID Re-attending within 3 months - Children	67	668	10.0%	10.2%	11.2%	11.9%
% of FP17s for the same patient ID Re-attending within 3 months - Adults	186	1,144	16.3%	15.9%	16.6%	15.9%
% of FP17s for the same patient ID Re-attending between 3 & 9 months - Children	320	668	47.9%	42.6%	47.0%	58.1%
% of FP17s for the same patient ID Re-attending between 3 & 9 months - Adults	429	1,144	37.5%	35.6%	38.2%	50.6%
% of FP17s for Band 1 Urgent Courses	97	1,703	5.7%	10.8%	10.6%	9.1%
% of FP17s Relating to Free Repair or Replacements	16	1,703	0.9%	0.5%	0.6%	0.8%
% of FP17s Relating to Continuations	35	1,703	2.1%	0.7%	0.8%	1.1%
% of Patients satisfied with the dentistry they have received	1	2	N/A	88.7%	89.2%	91.4%
% of Patients satisfied with the time they had to wait for an appointment	1	2	N/A	80.7%	83.4%	87.7%

* This is based on patients treated on this contract for their most recent course of treatment. Figures in italics indicate the base number of FP17s or Patient Questionnaire responses are less than 100. N/A is shown where the base number of responses is less than 10 during the period. % is calculated as Quantity/Base number*100

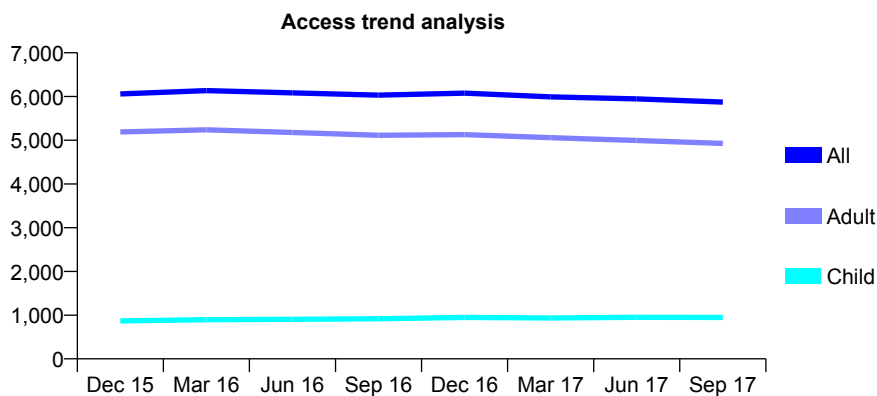
Q61 - Vital Signs At a Glance Contract Report for 111007/0001 - September 2017

Name or company name	Camden Dental Centre
Contract type name	GDS Contract
Purpose of contract	General
Contract start date	01/06/2010
Contract end date	

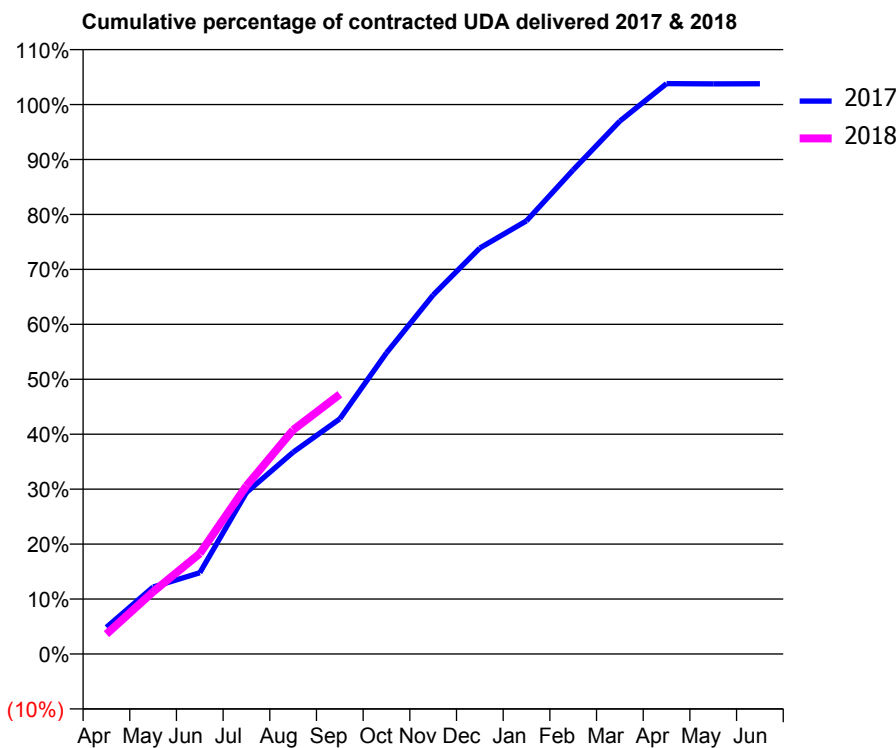
17/18 Contracted general activity (UDA)	20,108
Carry forward general activity (UDA)	-402
17/18 Contracted orthodontic activity (UOA)	0
Carry forward orthodontic activity (UOA)	0
Baseline contract value	£569,005.23

ACCESS*

Patients seen in 24 months	Total	Change since previous quarter
Quarter ending September 2016	6,031	
Quarter ending December 2016	6,077	→
Quarter ending March 2017	5,993	↓
Quarter ending June 2017	5,946	→
Quarter ending September 2017	5,873	↓
Variance since September 2016	(2.6%)	↓



ACTIVITY



Month	Adjusted Scheduled Activity (UDA)	
	2017	2018
April	980	728
May	2,450	2,278
June	2,973	3,676
July	5,912	6,156
August	7,387	8,200
September	8,603	9,502
October	11,022	
November	13,136	
December	14,855	
January	15,849	
February	17,718	
March	19,504	
April	20,872	
May	20,864	
June	20,869	

QUALITY

	Quantity	Base Number	Contract	AT	Region	England
% of FP17s for the same patient ID Re-attending within 3 months - Children	51	533	9.6%	10.2%	11.2%	11.9%
% of FP17s for the same patient ID Re-attending within 3 months - Adults	344	2,454	14.0%	15.9%	16.6%	15.9%
% of FP17s for the same patient ID Re-attending between 3 & 9 months - Children	193	533	36.2%	42.6%	47.0%	58.1%
% of FP17s for the same patient ID Re-attending between 3 & 9 months - Adults	828	2,454	33.7%	35.6%	38.2%	50.6%
% of FP17s for Band 1 Urgent Courses	389	2,645	14.7%	10.8%	10.6%	9.1%
% of FP17s Relating to Free Repair or Replacements	32	2,645	1.2%	0.5%	0.6%	0.8%
% of FP17s Relating to Continuations	5	2,645	0.2%	0.7%	0.8%	1.1%
% of Patients satisfied with the dentistry they have received	20	25	80.0%	88.7%	89.2%	91.4%
% of Patients satisfied with the time they had to wait for an appointment	20	25	80.0%	80.7%	83.4%	87.7%

* This is based on patients treated on this contract for their most recent course of treatment. Figures in italics indicate the base number of FP17s or Patient Questionnaire responses are less than 100. N/A is shown where the base number of responses is less than 10 during the period. % is calculated as Quantity/Base number*100

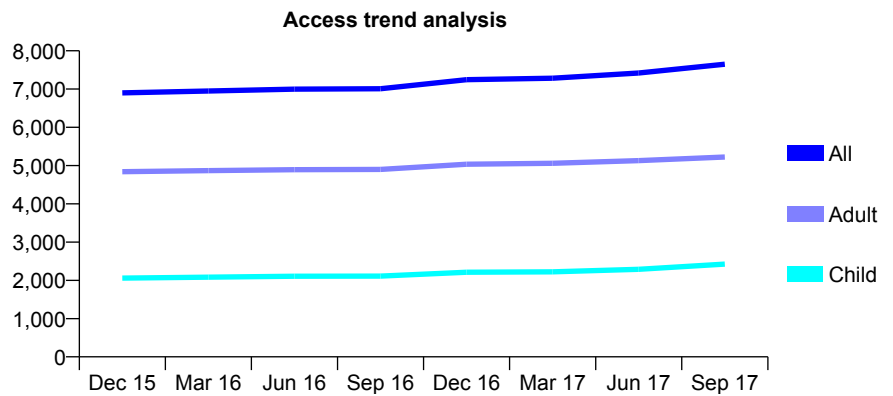
Q61 - Vital Signs At a Glance Contract Report for 11171/0001 - September 2017

Name or company name	Gale Street Limited
Contract type name	GDS Contract
Purpose of contract	General
Contract start date	01/08/2011
Contract end date	

17/18 Contracted general activity (UDA)	21,775
Carry forward general activity (UDA)	-435
17/18 Contracted orthodontic activity (UOA)	0
Carry forward orthodontic activity (UOA)	0
Baseline contract value	£710,031.46

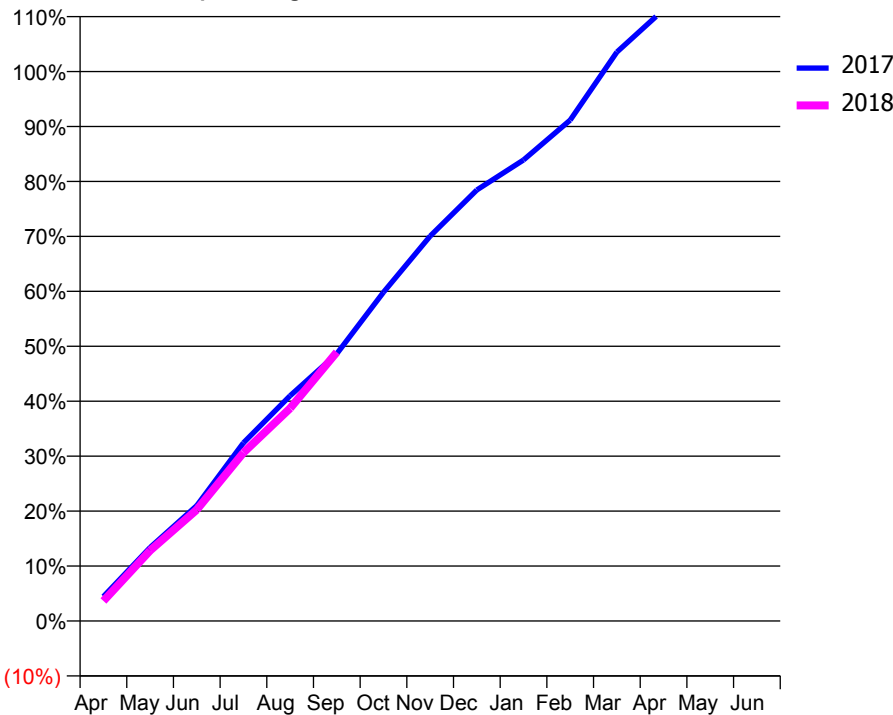
ACCESS*

Patients seen in 24 months	Total	Change since previous quarter
Quarter ending September 2016	7,010	
Quarter ending December 2016	7,247	↑
Quarter ending March 2017	7,282	→
Quarter ending June 2017	7,419	→
Quarter ending September 2017	7,649	↑
Variance since September 2016	9.1%	↑



ACTIVITY

Cumulative percentage of contracted UDA delivered 2017 & 2018



Month	Adjusted Scheduled Activity (UDA)	
	2017	2018
April	972	795
May	2,915	2,790
June	4,573	4,408
July	7,060	6,672
August	8,927	8,429
September	10,594	10,654
October	13,030	
November	15,250	
December	17,079	
January	18,270	
February	19,847	
March	22,547	
April	24,218	
May	24,253	
June	24,256	

QUALITY

	Quantity	Base Number	Contract	AT	Region	England
% of FP17s for the same patient ID Re-attending within 3 months - Children	71	1,263	5.6%	10.2%	11.2%	11.9%
% of FP17s for the same patient ID Re-attending within 3 months - Adults	483	2,689	18.0%	15.9%	16.6%	15.9%
% of FP17s for the same patient ID Re-attending between 3 & 9 months - Children	292	1,263	23.1%	42.6%	47.0%	58.1%
% of FP17s for the same patient ID Re-attending between 3 & 9 months - Adults	650	2,689	24.2%	35.6%	38.2%	50.6%
% of FP17s for Band 1 Urgent Courses	341	3,442	9.9%	10.8%	10.6%	9.1%
% of FP17s Relating to Free Repair or Replacements	73	3,442	2.1%	0.5%	0.6%	0.8%
% of FP17s Relating to Continuations	48	3,442	1.4%	0.7%	0.8%	1.1%
% of Patients satisfied with the dentistry they have received	5	6	N/A	88.7%	89.2%	91.4%
% of Patients satisfied with the time they had to wait for an appointment	5	6	N/A	80.7%	83.4%	87.7%

* This is based on patients treated on this contract for their most recent course of treatment. Figures in italics indicate the base number of FP17s or Patient Questionnaire responses are less than 100. N/A is shown where the base number of responses is less than 10 during the period. % is calculated as Quantity/Base number*100

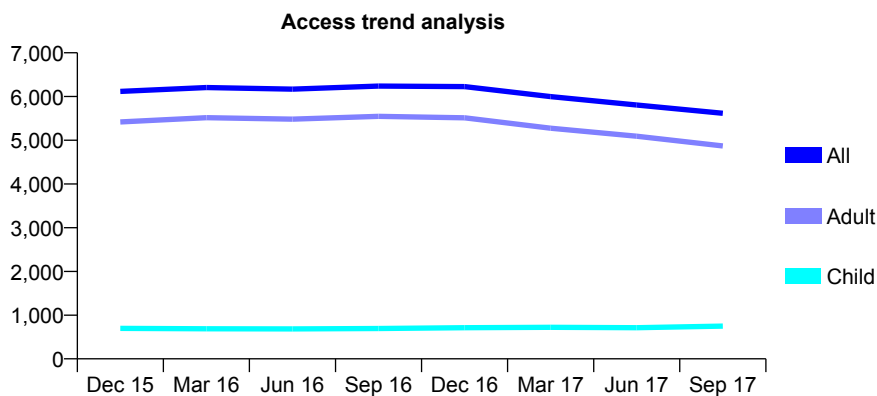
Q61 - Vital Signs At a Glance Contract Report for 113247/0001 - September 2017

Name or company name	Chalton Street Dental
Contract type name	GDS Contract
Purpose of contract	General
Contract start date	01/04/2010
Contract end date	

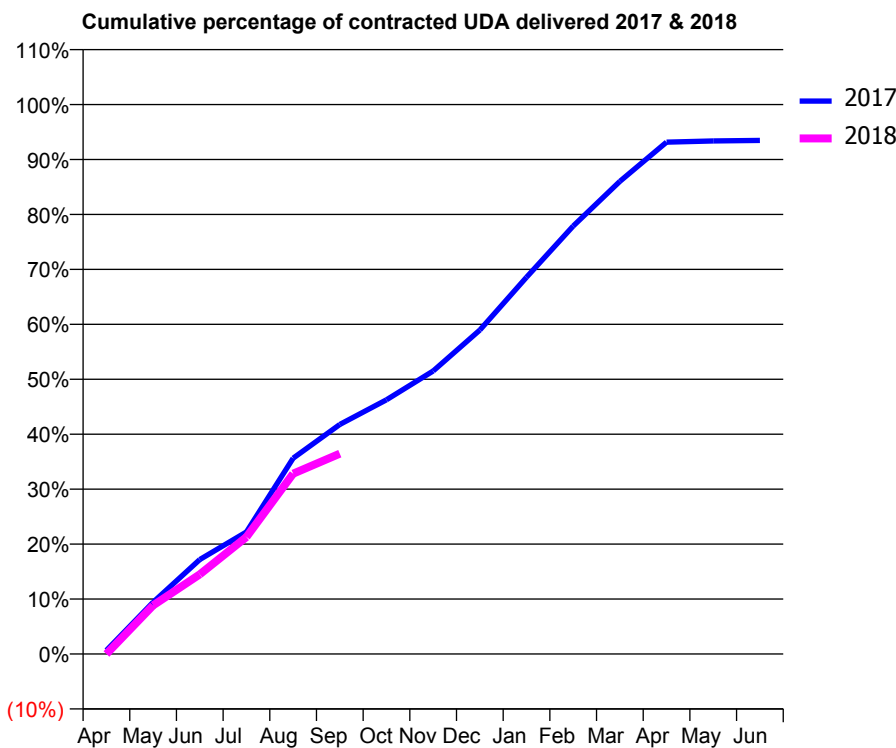
17/18 Contracted general activity (UDA)	14,297
Carry forward general activity (UDA)	0
17/18 Contracted orthodontic activity (UOA)	0
Carry forward orthodontic activity (UOA)	0
Baseline contract value	£381,106.55

ACCESS*

Patients seen in 24 months	Total	Change since previous quarter
Quarter ending September 2016	6,240	
Quarter ending December 2016	6,226	→
Quarter ending March 2017	5,997	↓
Quarter ending June 2017	5,806	↓
Quarter ending September 2017	5,618	↓
Variance since September 2016	(10.0%)	↓



ACTIVITY



Month	Adjusted Scheduled Activity (UDA)	
	2017	2018
April	95	0
May	1,346	1,264
June	2,458	2,073
July	3,175	3,044
August	5,095	4,692
September	5,972	5,213
October	6,614	
November	7,364	
December	8,430	
January	9,803	
February	11,134	
March	12,298	
April	13,319	
May	13,350	
June	13,364	

QUALITY

	Quantity	Base Number	Contract	AT	Region	England
% of FP17s for the same patient ID Re-attending within 3 months - Children	37	478	7.7%	10.2%	11.2%	11.9%
% of FP17s for the same patient ID Re-attending within 3 months - Adults	203	2,212	9.2%	15.9%	16.6%	15.9%
% of FP17s for the same patient ID Re-attending between 3 & 9 months - Children	193	478	40.4%	42.6%	47.0%	58.1%
% of FP17s for the same patient ID Re-attending between 3 & 9 months - Adults	827	2,212	37.4%	35.6%	38.2%	50.6%
% of FP17s for Band 1 Urgent Courses	146	2,259	6.5%	10.8%	10.6%	9.1%
% of FP17s Relating to Free Repair or Replacements	14	2,259	0.6%	0.5%	0.6%	0.8%
% of FP17s Relating to Continuations	3	2,259	0.1%	0.7%	0.8%	1.1%
% of Patients satisfied with the dentistry they have received	6	7	N/A	88.7%	89.2%	91.4%
% of Patients satisfied with the time they had to wait for an appointment	4	7	N/A	80.7%	83.4%	87.7%

* This is based on patients treated on this contract for their most recent course of treatment. Figures in italics indicate the base number of FP17s or Patient Questionnaire responses are less than 100. N/A is shown where the base number of responses is less than 10 during the period. % is calculated as Quantity/Base number*100

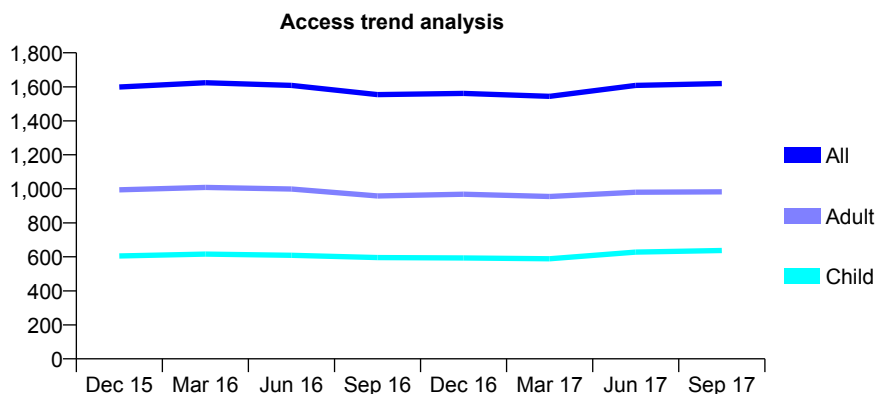
Q61 - Vital Signs At a Glance Contract Report for 114723/0001 - September 2017

Name or company name	Romford Road Dental Centre
Contract type name	GDS Contract
Purpose of contract	General
Contract start date	01/01/2011
Contract end date	

17/18 Contracted general activity (UDA)	5,482
Carry forward general activity (UDA)	167
17/18 Contracted orthodontic activity (UOA)	0
Carry forward orthodontic activity (UOA)	0
Baseline contract value	£148,553.17

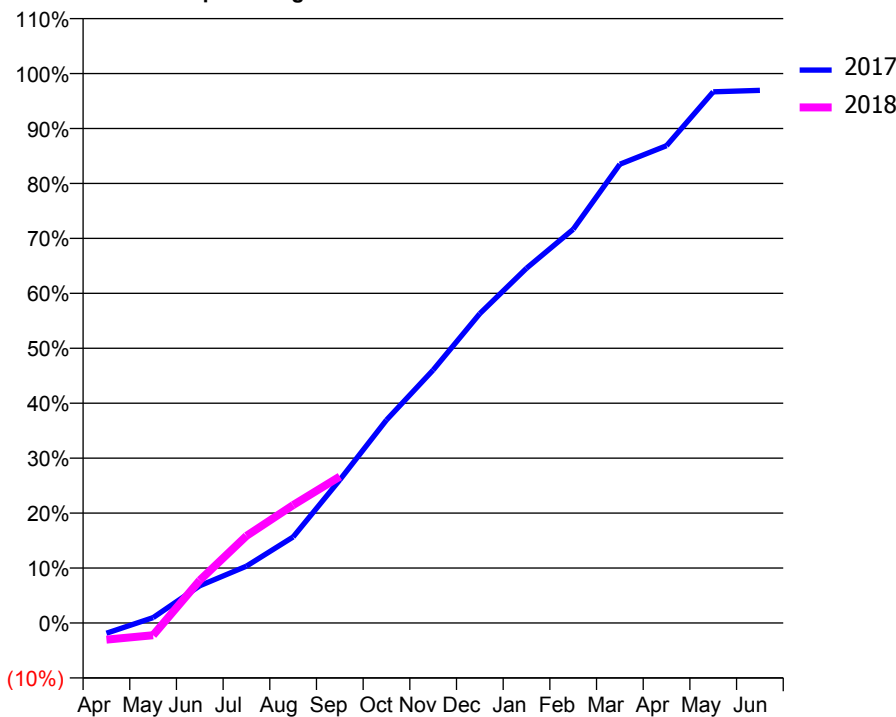
ACCESS*

Patients seen in 24 months	Total	Change since previous quarter
Quarter ending September 2016	1,554	
Quarter ending December 2016	1,561	→
Quarter ending March 2017	1,544	↓
Quarter ending June 2017	1,608	↑
Quarter ending September 2017	1,619	→
Variance since September 2016	4.2%	↑



ACTIVITY

Cumulative percentage of contracted UDA delivered 2017 & 2018



Adjusted Scheduled Activity (UDA)

Month	2017	2018
April	-103	-167
May	54	-122
June	372	426
July	567	870
August	859	1,177
September	1,429	1,461
October	2,025	
November	2,525	
December	3,087	
January	3,540	
February	3,928	
March	4,577	
April	4,761	
May	5,300	
June	5,315	

QUALITY

	Quantity	Base Number	Contract	AT	Region	England
% of FP17s for the same patient ID Re-attending within 3 months - Children	21	282	7.4%	10.2%	11.2%	11.9%
% of FP17s for the same patient ID Re-attending within 3 months - Adults	44	404	10.9%	15.9%	16.6%	15.9%
% of FP17s for the same patient ID Re-attending between 3 & 9 months - Children	47	282	16.7%	42.6%	47.0%	58.1%
% of FP17s for the same patient ID Re-attending between 3 & 9 months - Adults	64	404	15.8%	35.6%	38.2%	50.6%
% of FP17s for Band 1 Urgent Courses	76	506	15.0%	10.8%	10.6%	9.1%
% of FP17s Relating to Free Repair or Replacements	2	506	0.4%	0.5%	0.6%	0.8%
% of FP17s Relating to Continuations	0	506	0.0%	0.7%	0.8%	1.1%
% of Patients satisfied with the dentistry they have received	0	0	N/A	88.7%	89.2%	91.4%
% of Patients satisfied with the time they had to wait for an appointment	0	0	N/A	80.7%	83.4%	87.7%

* This is based on patients treated on this contract for their most recent course of treatment. Figures in italics indicate the base number of FP17s or Patient Questionnaire responses are less than 100. N/A is shown where the base number of responses is less than 10 during the period. % is calculated as Quantity/Base number*100

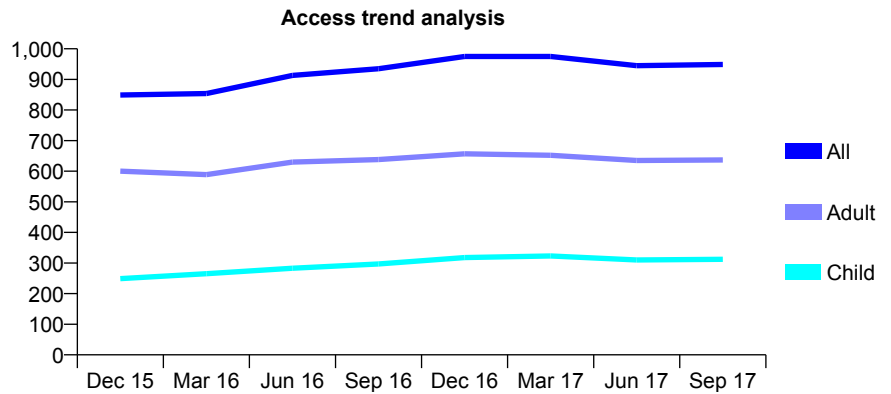
Q61 - Vital Signs At a Glance Contract Report for 115398/0001 - September 2017

Name or company name	Mrs S Hossein Pour Tehrani, Mr P Negahb:
Contract type name	GDS Contract
Purpose of contract	General
Contract start date	04/09/2013
Contract end date	

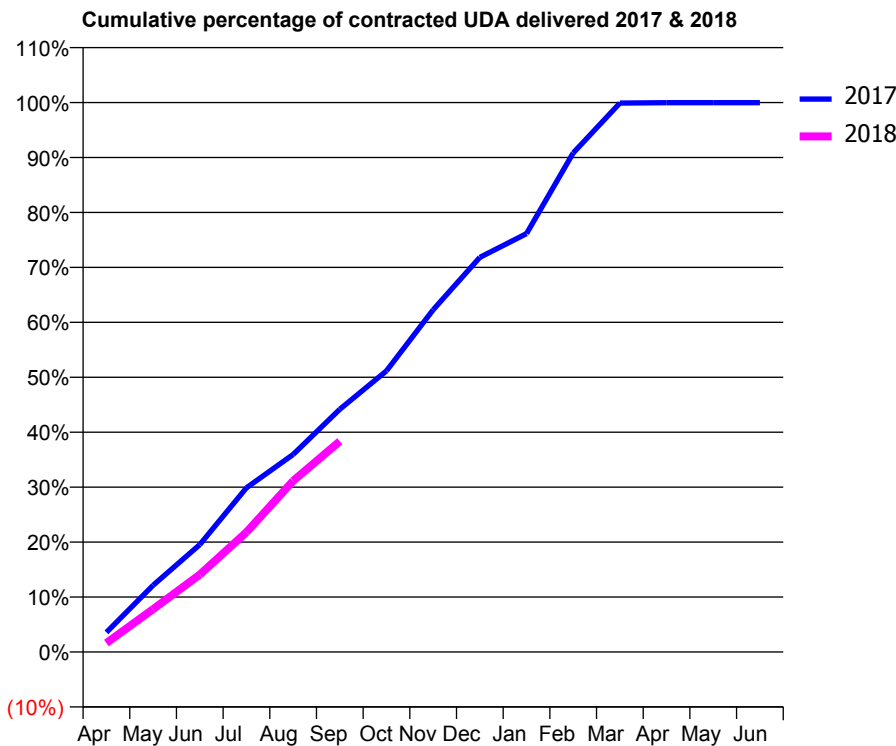
17/18 Contracted general activity (UDA)	3,202
Carry forward general activity (UDA)	1
17/18 Contracted orthodontic activity (UOA)	0
Carry forward orthodontic activity (UOA)	0
Baseline contract value	£84,841.13

ACCESS*

Patients seen in 24 months	Total	Change since previous quarter
Quarter ending September 2016	935	
Quarter ending December 2016	975	↑
Quarter ending March 2017	975	→
Quarter ending June 2017	945	↓
Quarter ending September 2017	949	→
Variance since September 2016	1.5%	→



ACTIVITY



Month	Adjusted Scheduled Activity (UDA)	
	2017	2018
April	115	53
May	389	250
June	626	451
July	957	698
August	1,151	997
September	1,414	1,228
October	1,638	
November	1,994	
December	2,300	
January	2,438	
February	2,908	
March	3,199	
April	3,201	
May	3,201	
June	3,201	

QUALITY

	Quantity	Base Number	Contract	AT	Region	England
% of FP17s for the same patient ID Re-attending within 3 months - Children	6	189	3.2%	10.2%	11.2%	11.9%
% of FP17s for the same patient ID Re-attending within 3 months - Adults	24	310	7.7%	15.9%	16.6%	15.9%
% of FP17s for the same patient ID Re-attending between 3 & 9 months - Children	80	189	42.3%	42.6%	47.0%	58.1%
% of FP17s for the same patient ID Re-attending between 3 & 9 months - Adults	97	310	31.3%	35.6%	38.2%	50.6%
% of FP17s for Band 1 Urgent Courses	70	496	14.1%	10.8%	10.6%	9.1%
% of FP17s Relating to Free Repair or Replacements	0	496	0.0%	0.5%	0.6%	0.8%
% of FP17s Relating to Continuations	0	496	0.0%	0.7%	0.8%	1.1%
% of Patients satisfied with the dentistry they have received	0	0	N/A	88.7%	89.2%	91.4%
% of Patients satisfied with the time they had to wait for an appointment	0	0	N/A	80.7%	83.4%	87.7%

* This is based on patients treated on this contract for their most recent course of treatment. Figures in italics indicate the base number of FP17s or Patient Questionnaire responses are less than 100. N/A is shown where the base number of responses is less than 10 during the period. % is calculated as Quantity/Base number*100

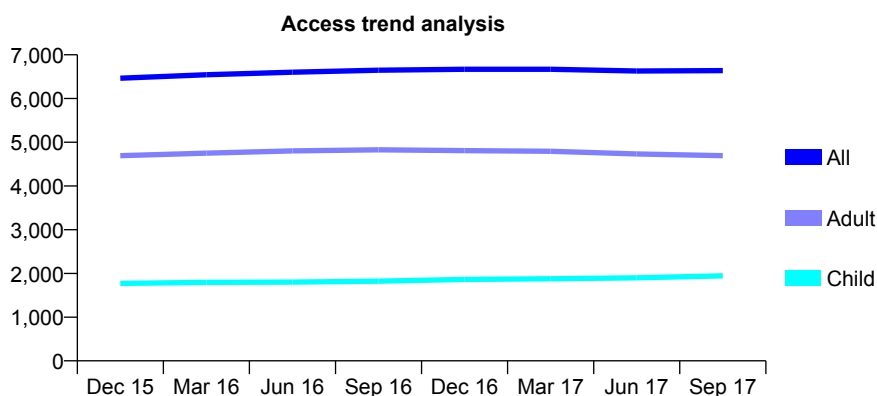
Q61 - Vital Signs At a Glance Contract Report for 117021/0001 - September 2017

Name or company name	N12 Dental Care
Contract type name	GDS Contract
Purpose of contract	General
Contract start date	01/11/2007
Contract end date	

17/18 Contracted general activity (UDA)	17,477
Carry forward general activity (UDA)	-104
17/18 Contracted orthodontic activity (UOA)	0
Carry forward orthodontic activity (UOA)	0
Baseline contract value	£433,485.38

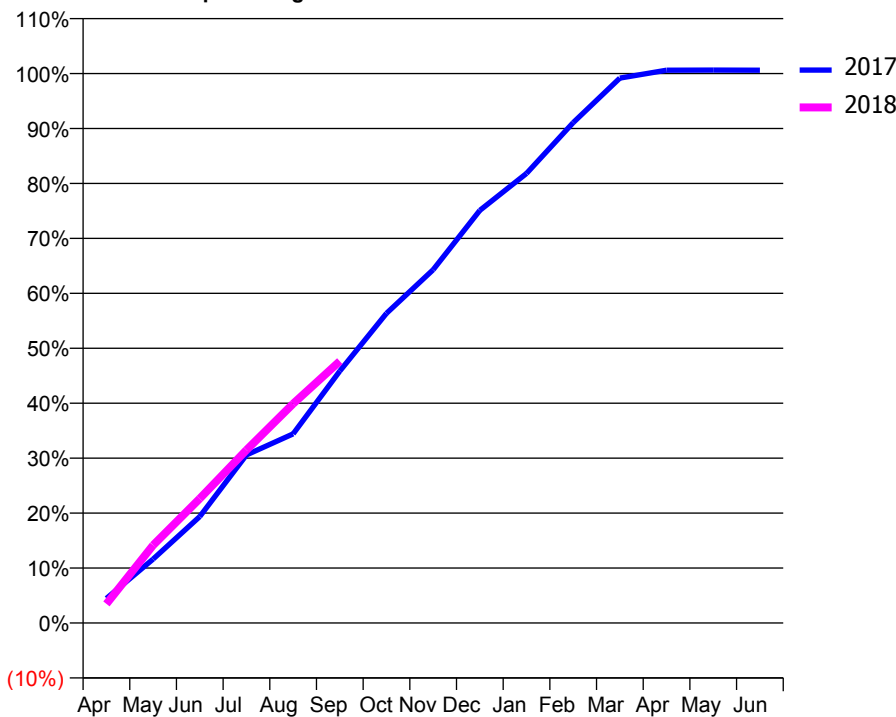
ACCESS*

Patients seen in 24 months	Total	Change since previous quarter
Quarter ending September 2016	6,648	
Quarter ending December 2016	6,670	→
Quarter ending March 2017	6,668	→
Quarter ending June 2017	6,630	→
Quarter ending September 2017	6,639	→
Variance since September 2016	(0.1%)	→



ACTIVITY

Cumulative percentage of contracted UDA delivered 2017 & 2018



Adjusted Scheduled Activity (UDA)

Month	2017	2018
April	782	610
May	2,035	2,474
June	3,388	3,958
July	5,346	5,502
August	6,017	6,973
September	8,015	8,328
October	9,850	
November	11,235	
December	13,122	
January	14,297	
February	15,916	
March	17,332	
April	17,581	
May	17,584	
June	17,581	

QUALITY

	Quantity	Base Number	Contract	AT	Region	England
% of FP17s for the same patient ID Re-attending within 3 months - Children	95	1,175	8.1%	10.2%	11.2%	11.9%
% of FP17s for the same patient ID Re-attending within 3 months - Adults	312	2,305	13.5%	15.9%	16.6%	15.9%
% of FP17s for the same patient ID Re-attending between 3 & 9 months - Children	515	1,175	43.8%	42.6%	47.0%	58.1%
% of FP17s for the same patient ID Re-attending between 3 & 9 months - Adults	844	2,305	36.6%	35.6%	38.2%	50.6%
% of FP17s for Band 1 Urgent Courses	355	3,333	10.7%	10.8%	10.6%	9.1%
% of FP17s Relating to Free Repair or Replacements	3	3,333	0.1%	0.5%	0.6%	0.8%
% of FP17s Relating to Continuations	18	3,333	0.5%	0.7%	0.8%	1.1%
% of Patients satisfied with the dentistry they have received	5	6	N/A	88.7%	89.2%	91.4%
% of Patients satisfied with the time they had to wait for an appointment	5	6	N/A	80.7%	83.4%	87.7%

* This is based on patients treated on this contract for their most recent course of treatment. Figures in italics indicate the base number of FP17s or Patient Questionnaire responses are less than 100. N/A is shown where the base number of responses is less than 10 during the period. % is calculated as Quantity/Base number*100

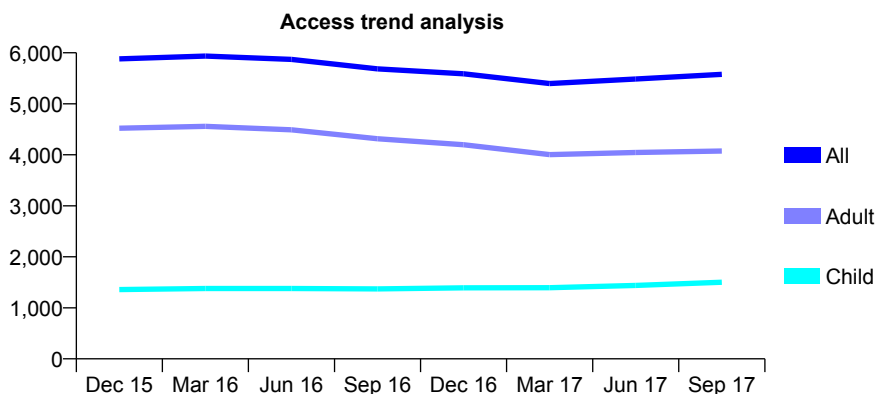
Q61 - Vital Signs At a Glance Contract Report for 117439/0001 - September 2017

Name or company name	Wapping Dental Centre
Contract type name	GDS Contract
Purpose of contract	General
Contract start date	01/04/2013
Contract end date	

17/18 Contracted general activity (UDA)	14,000
Carry forward general activity (UDA)	0
17/18 Contracted orthodontic activity (UOA)	0
Carry forward orthodontic activity (UOA)	0
Baseline contract value	£473,021.19

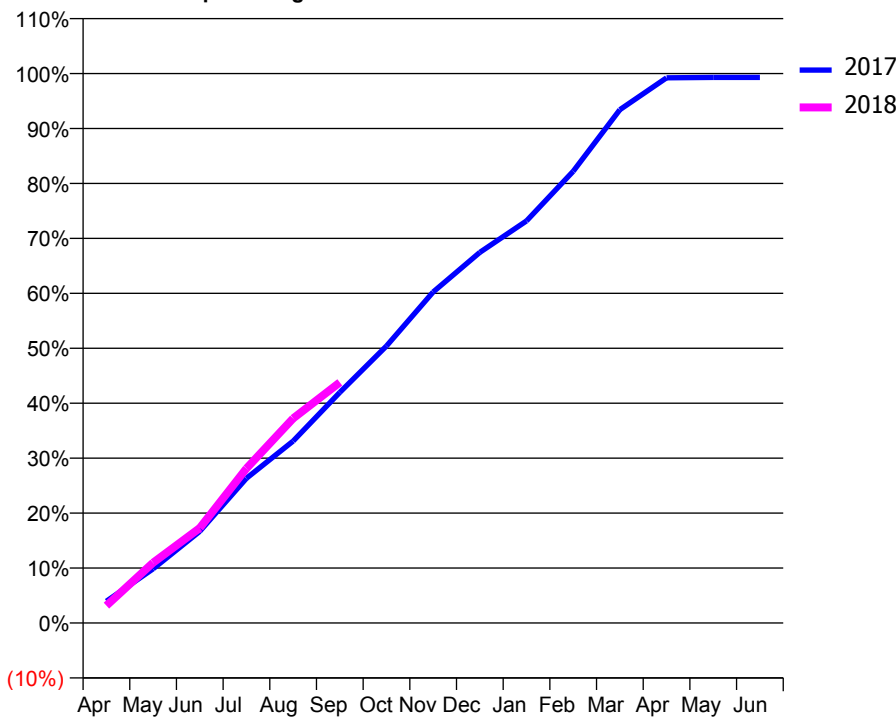
ACCESS*

Patients seen in 24 months	Total	Change since previous quarter
Quarter ending September 2016	5,686	
Quarter ending December 2016	5,588	↓
Quarter ending March 2017	5,398	↓
Quarter ending June 2017	5,487	→
Quarter ending September 2017	5,577	→
Variance since September 2016	(1.9%)	↓



ACTIVITY

Cumulative percentage of contracted UDA delivered 2017 & 2018



Month	Adjusted Scheduled Activity (UDA)	
	2017	2018
April	554	445
May	1,381	1,537
June	2,334	2,420
July	3,688	3,938
August	4,635	5,213
September	5,875	6,131
October	7,056	
November	8,433	
December	9,444	
January	10,246	
February	11,510	
March	13,079	
April	13,889	
May	13,899	
June	13,899	

QUALITY

	Quantity	Base Number	Contract	AT	Region	England
% of FP17s for the same patient ID Re-attending within 3 months - Children	67	991	6.8%	10.2%	11.2%	11.9%
% of FP17s for the same patient ID Re-attending within 3 months - Adults	308	2,306	13.4%	15.9%	16.6%	15.9%
% of FP17s for the same patient ID Re-attending between 3 & 9 months - Children	494	991	49.8%	42.6%	47.0%	58.1%
% of FP17s for the same patient ID Re-attending between 3 & 9 months - Adults	831	2,306	36.0%	35.6%	38.2%	50.6%
% of FP17s for Band 1 Urgent Courses	368	2,985	12.3%	10.8%	10.6%	9.1%
% of FP17s Relating to Free Repair or Replacements	7	2,985	0.2%	0.5%	0.6%	0.8%
% of FP17s Relating to Continuations	14	2,985	0.5%	0.7%	0.8%	1.1%
% of Patients satisfied with the dentistry they have received	2	2	N/A	88.7%	89.2%	91.4%
% of Patients satisfied with the time they had to wait for an appointment	1	2	N/A	80.7%	83.4%	87.7%

* This is based on patients treated on this contract for their most recent course of treatment. Figures in italics indicate the base number of FP17s or Patient Questionnaire responses are less than 100. N/A is shown where the base number of responses is less than 10 during the period. % is calculated as Quantity/Base number*100

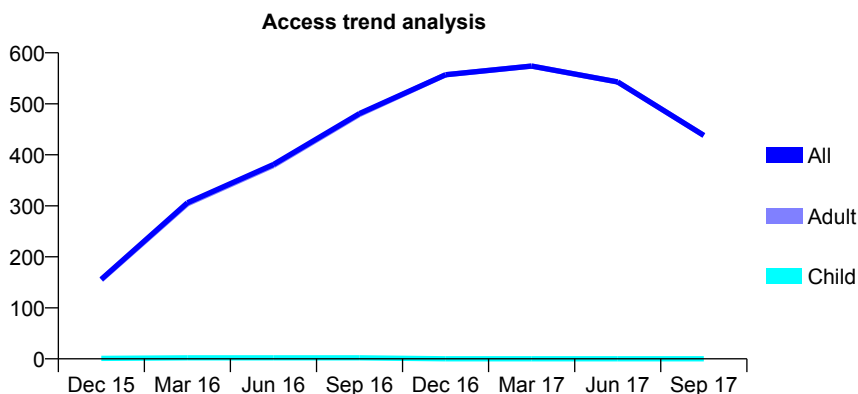
Q61 - Vital Signs At a Glance Contract Report for 118001/0006 - September 2017

Name or company name	Community Dental Service
Contract type name	PDS Contract
Purpose of contract	General
Contract start date	01/04/2014
Contract end date	31/03/2018

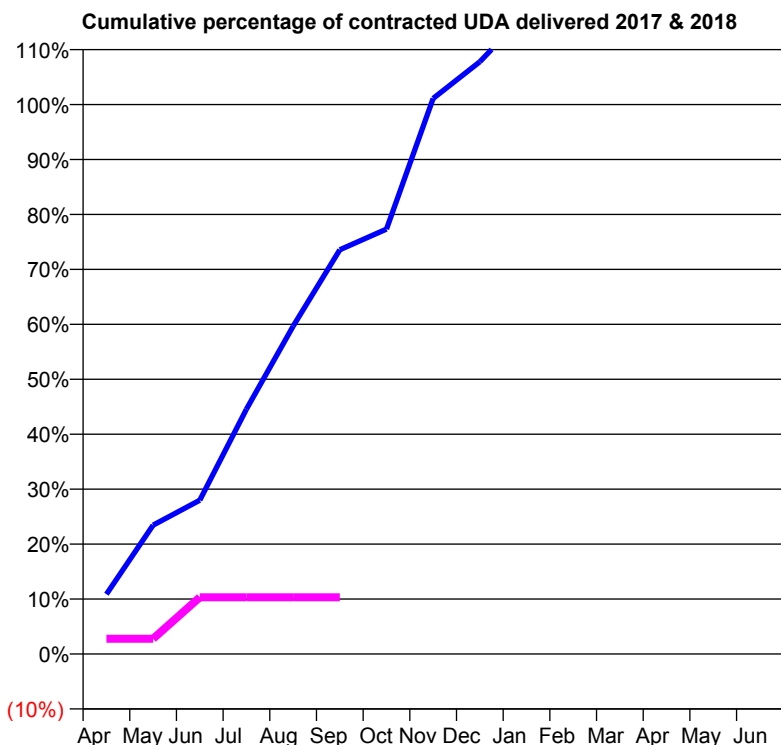
17/18 Contracted general activity (UDA)	900
Carry forward general activity (UDA)	0
17/18 Contracted orthodontic activity (UOA)	0
Carry forward orthodontic activity (UOA)	0
Baseline contract value	£56,626.64

ACCESS*

Patients seen in 24 months	Total	Change since previous quarter
Quarter ending September 2016	481	
Quarter ending December 2016	557	↑
Quarter ending March 2017	574	↑
Quarter ending June 2017	543	↓
Quarter ending September 2017	438	↓
Variance since September 2016	(8.9%)	↓



ACTIVITY



Month	Adjusted Scheduled Activity (UDA)	
	2017	2018
April	98	25
May	211	25
June	252	93
July	401	93
August	537	93
September	662	93
October	696	
November	910	
December	970	
January	1,049	
February	1,132	
March	1,288	
April	1,343	
May	1,343	
June	1,343	

QUALITY

	Quantity	Base Number	Contract	AT	Region	England
% of FP17s for the same patient ID Re-attending within 3 months - Children	0	0	N/A	10.2%	11.2%	11.9%
% of FP17s for the same patient ID Re-attending within 3 months - Adults	2	62	3.2%	15.9%	16.6%	15.9%
% of FP17s for the same patient ID Re-attending between 3 & 9 months - Children	0	0	N/A	42.6%	47.0%	58.1%
% of FP17s for the same patient ID Re-attending between 3 & 9 months - Adults	1	62	1.6%	35.6%	38.2%	50.6%
% of FP17s for Band 1 Urgent Courses	0	37	0.0%	10.8%	10.6%	9.1%
% of FP17s Relating to Free Repair or Replacements	0	37	0.0%	0.5%	0.6%	0.8%
% of FP17s Relating to Continuations	0	37	0.0%	0.7%	0.8%	1.1%
% of Patients satisfied with the dentistry they have received	0	0	N/A	88.7%	89.2%	91.4%
% of Patients satisfied with the time they had to wait for an appointment	0	0	N/A	80.7%	83.4%	87.7%

* This is based on patients treated on this contract for their most recent course of treatment. Figures in italics indicate the base number of FP17s or Patient Questionnaire responses are less than 100. N/A is shown where the base number of responses is less than 10 during the period. % is calculated as Quantity/Base number*100

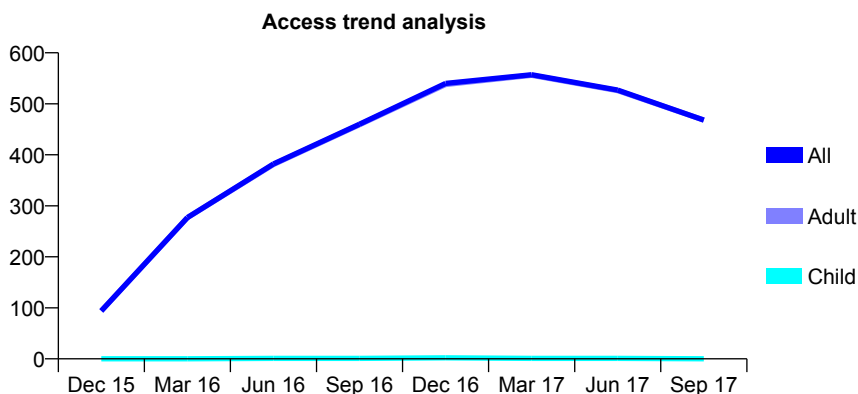
Q61 - Vital Signs At a Glance Contract Report for 118001/0007 - September 2017

Name or company name	Community Dental Service
Contract type name	PDS Contract
Purpose of contract	General
Contract start date	01/04/2014
Contract end date	31/03/2018

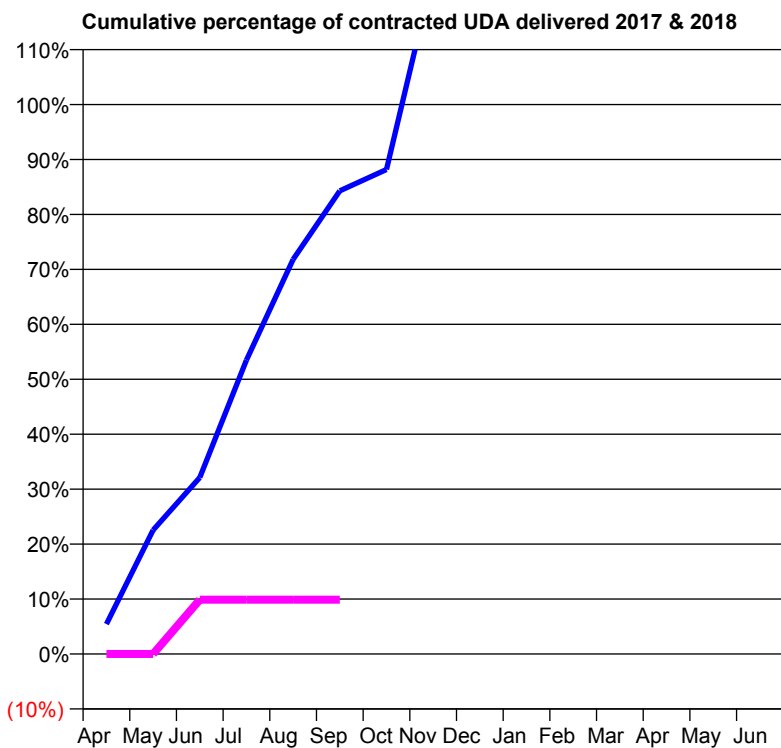
17/18 Contracted general activity (UDA)	900
Carry forward general activity (UDA)	0
17/18 Contracted orthodontic activity (UOA)	0
Carry forward orthodontic activity (UOA)	0
Baseline contract value	£56,626.64

ACCESS*

Patients seen in 24 months	Total	Change since previous quarter
Quarter ending September 2016	460	
Quarter ending December 2016	540	↑
Quarter ending March 2017	557	↑
Quarter ending June 2017	527	↓
Quarter ending September 2017	468	↓
Variance since September 2016	1.7%	→



ACTIVITY



Month	Adjusted Scheduled Activity (UDA)	
	2017	2018
April	49	0
May	203	0
June	289	89
July	481	89
August	646	89
September	759	89
October	794	
November	1,115	
December	1,133	
January	1,227	
February	1,339	
March	1,577	
April	1,658	
May	1,658	
June	1,658	

QUALITY

	Quantity	Base Number	Contract	AT	Region	England
% of FP17s for the same patient ID Re-attending within 3 months - Children	0	0	N/A	10.2%	11.2%	11.9%
% of FP17s for the same patient ID Re-attending within 3 months - Adults	1	61	1.6%	15.9%	16.6%	15.9%
% of FP17s for the same patient ID Re-attending between 3 & 9 months - Children	0	0	N/A	42.6%	47.0%	58.1%
% of FP17s for the same patient ID Re-attending between 3 & 9 months - Adults	2	61	3.3%	35.6%	38.2%	50.6%
% of FP17s for Band 1 Urgent Courses	0	31	0.0%	10.8%	10.6%	9.1%
% of FP17s Relating to Free Repair or Replacements	0	31	0.0%	0.5%	0.6%	0.8%
% of FP17s Relating to Continuations	0	31	0.0%	0.7%	0.8%	1.1%
% of Patients satisfied with the dentistry they have received	2	2	N/A	88.7%	89.2%	91.4%
% of Patients satisfied with the time they had to wait for an appointment	1	2	N/A	80.7%	83.4%	87.7%

* This is based on patients treated on this contract for their most recent course of treatment. Figures in italics indicate the base number of FP17s or Patient Questionnaire responses are less than 100. N/A is shown where the base number of responses is less than 10 during the period. % is calculated as Quantity/Base number*100

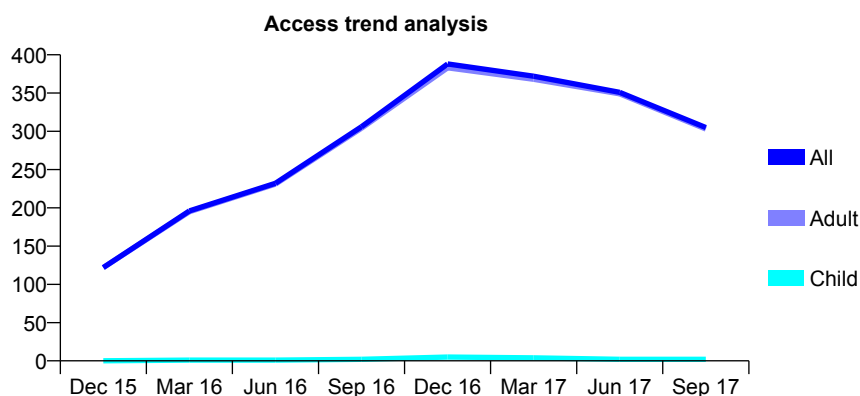
Q61 - Vital Signs At a Glance Contract Report for 118001/0008 - September 2017

Name or company name	Community Dental Service
Contract type name	PDS Contract
Purpose of contract	General
Contract start date	01/04/2014
Contract end date	31/03/2018

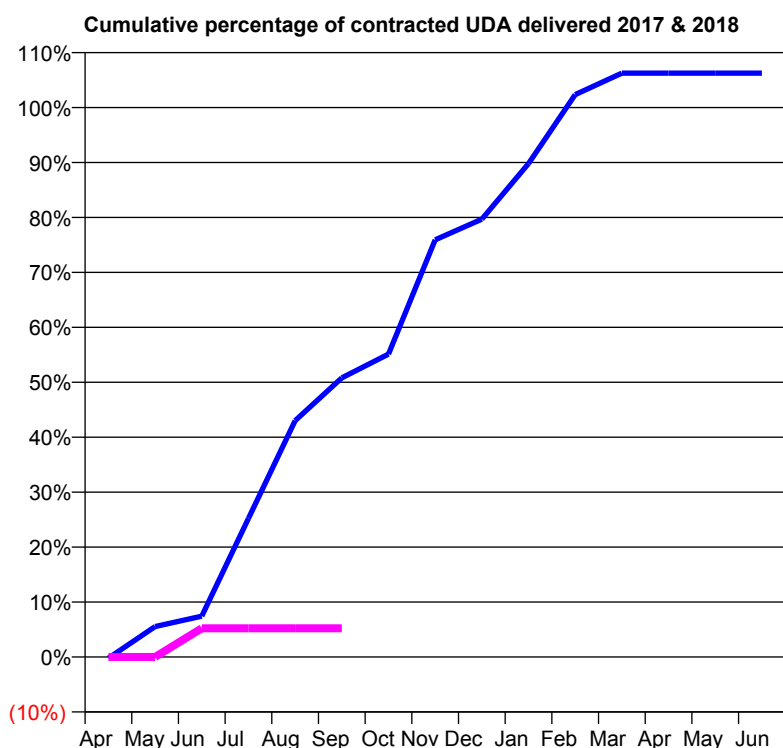
17/18 Contracted general activity (UDA)	900
Carry forward general activity (UDA)	0
17/18 Contracted orthodontic activity (UOA)	0
Carry forward orthodontic activity (UOA)	0
Baseline contract value	£56,626.64

ACCESS*

Patients seen in 24 months	Total	Change since previous quarter
Quarter ending September 2016	306	
Quarter ending December 2016	388	↑
Quarter ending March 2017	372	↓
Quarter ending June 2017	351	↓
Quarter ending September 2017	305	↓
Variance since September 2016	(0.3%)	→



ACTIVITY



Month	Adjusted Scheduled Activity (UDA)	
	2017	2018
April	-2	0
May	50	0
June	67	47
July	227	47
August	387	47
September	457	47
October	496	
November	683	
December	717	
January	808	
February	921	
March	956	
April	956	
May	956	
June	956	

QUALITY

	Quantity	Base Number	Contract	AT	Region	England
% of FP17s for the same patient ID Re-attending within 3 months - Children	0	0	N/A	10.2%	11.2%	11.9%
% of FP17s for the same patient ID Re-attending within 3 months - Adults	0	21	0.0%	15.9%	16.6%	15.9%
% of FP17s for the same patient ID Re-attending between 3 & 9 months - Children	0	0	N/A	42.6%	47.0%	58.1%
% of FP17s for the same patient ID Re-attending between 3 & 9 months - Adults	0	21	0.0%	35.6%	38.2%	50.6%
% of FP17s for Band 1 Urgent Courses	0	21	0.0%	10.8%	10.6%	9.1%
% of FP17s Relating to Free Repair or Replacements	0	21	0.0%	0.5%	0.6%	0.8%
% of FP17s Relating to Continuations	0	21	0.0%	0.7%	0.8%	1.1%
% of Patients satisfied with the dentistry they have received	0	0	N/A	88.7%	89.2%	91.4%
% of Patients satisfied with the time they had to wait for an appointment	0	0	N/A	80.7%	83.4%	87.7%

* This is based on patients treated on this contract for their most recent course of treatment. Figures in italics indicate the base number of FP17s or Patient Questionnaire responses are less than 100. N/A is shown where the base number of responses is less than 10 during the period. % is calculated as Quantity/Base number*100

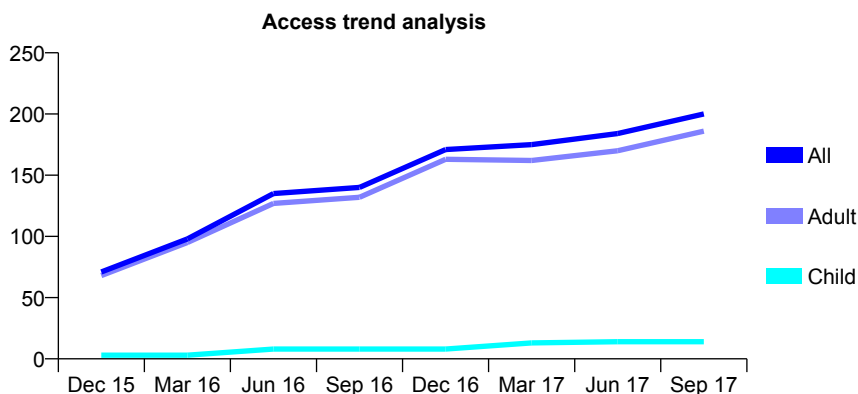
Q61 - Vital Signs At a Glance Contract Report for 118052/0001 - September 2017

Name or company name	Newham Family Dental Care Ltd
Contract type name	PDS Contract
Purpose of contract	General
Contract start date	20/04/2009
Contract end date	31/03/2019

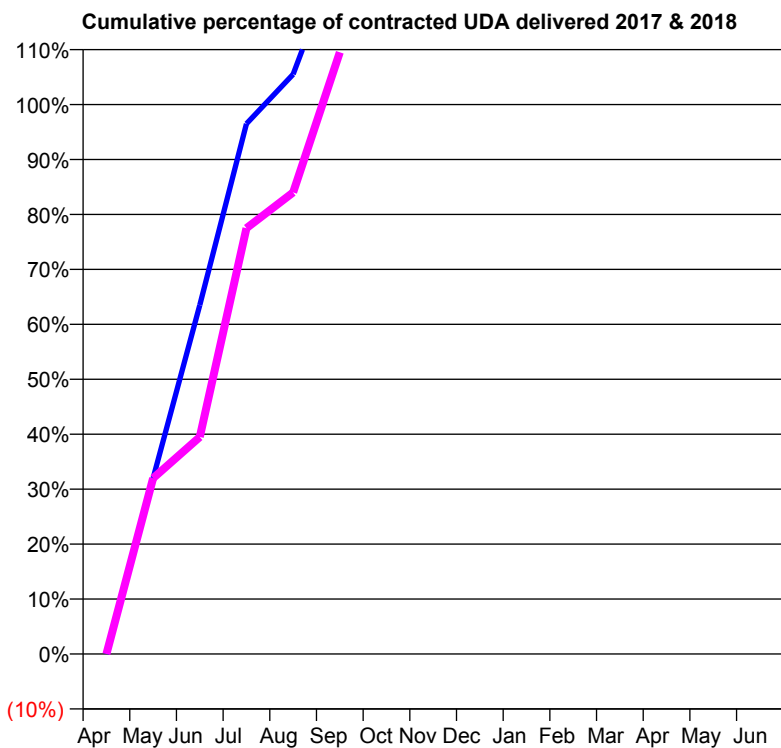
17/18 Contracted general activity (UDA)	200
Carry forward general activity (UDA)	0
17/18 Contracted orthodontic activity (UOA)	0
Carry forward orthodontic activity (UOA)	0
Baseline contract value	£49,542.11

ACCESS*

Patients seen in 24 months	Total	Change since previous quarter
Quarter ending September 2016	140	
Quarter ending December 2016	171	↑
Quarter ending March 2017	175	↑
Quarter ending June 2017	184	↑
Quarter ending September 2017	200	↑
Variance since September 2016	42.9%	↑



ACTIVITY



Month	Adjusted Scheduled Activity (UDA)	
	2017	2018
April	0	0
May	64	64
June	127	79
July	193	155
August	211	168
September	256	219
October	332	
November	378	
December	410	
January	482	
February	532	
March	586	
April	595	
May	595	
June	595	

QUALITY

	Quantity	Base Number	Contract	AT	Region	England
% of FP17s for the same patient ID Re-attending within 3 months - Children	0	6	0.0%	10.2%	11.2%	11.9%
% of FP17s for the same patient ID Re-attending within 3 months - Adults	0	72	0.0%	15.9%	16.6%	15.9%
% of FP17s for the same patient ID Re-attending between 3 & 9 months - Children	0	6	0.0%	42.6%	47.0%	58.1%
% of FP17s for the same patient ID Re-attending between 3 & 9 months - Adults	3	72	4.2%	35.6%	38.2%	50.6%
% of FP17s for Band 1 Urgent Courses	0	75	0.0%	10.8%	10.6%	9.1%
% of FP17s Relating to Free Repair or Replacements	0	75	0.0%	0.5%	0.6%	0.8%
% of FP17s Relating to Continuations	0	75	0.0%	0.7%	0.8%	1.1%
% of Patients satisfied with the dentistry they have received	1	1	N/A	88.7%	89.2%	91.4%
% of Patients satisfied with the time they had to wait for an appointment	1	1	N/A	80.7%	83.4%	87.7%

* This is based on patients treated on this contract for their most recent course of treatment. Figures in italics indicate the base number of FP17s or Patient Questionnaire responses are less than 100. N/A is shown where the base number of responses is less than 10 during the period. % is calculated as Quantity/Base number*100

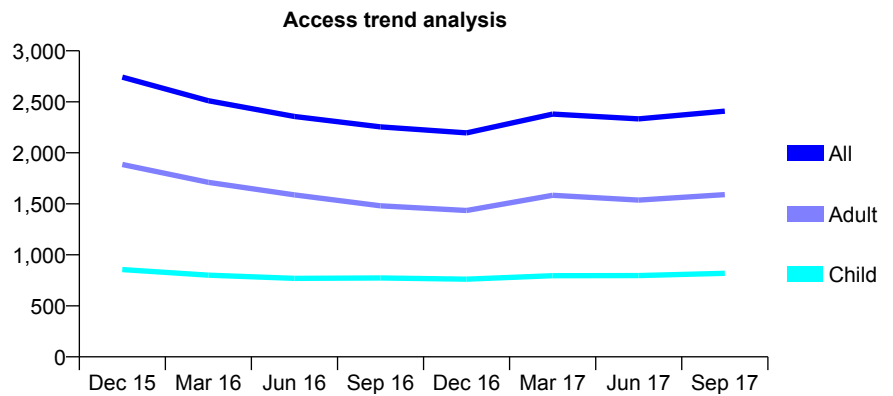
Q61 - Vital Signs At a Glance Contract Report for 118206/0001 - September 2017

Name or company name	Mr Chirag Patel and Mr Manish Patel
Contract type name	GDS Contract
Purpose of contract	General
Contract start date	01/06/2011
Contract end date	

17/18 Contracted general activity (UDA)	5,643
Carry forward general activity (UDA)	0
17/18 Contracted orthodontic activity (UOA)	0
Carry forward orthodontic activity (UOA)	0
Baseline contract value	£155,040.75

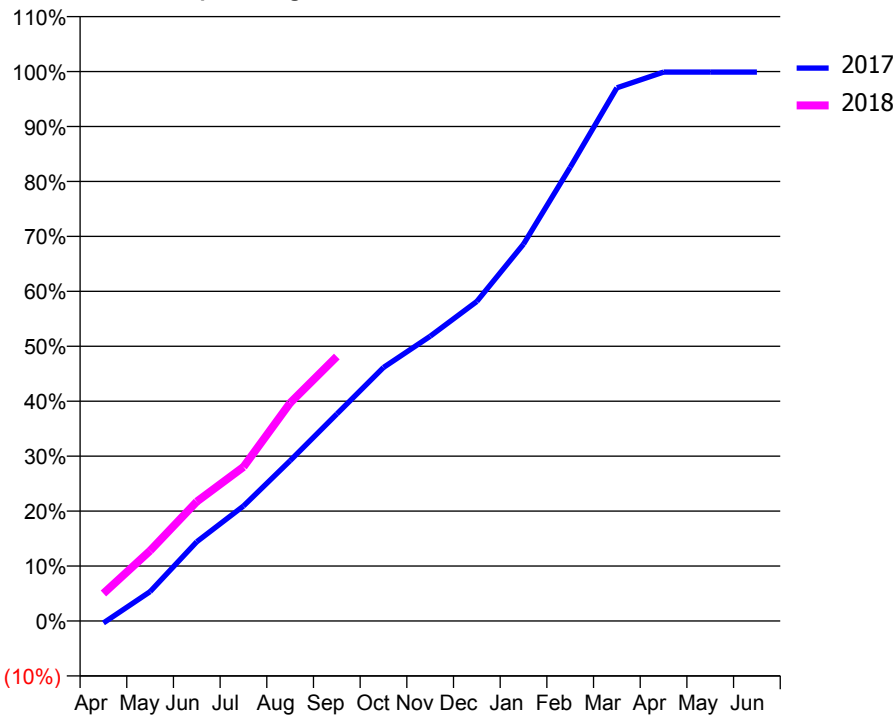
ACCESS*

Patients seen in 24 months	Total	Change since previous quarter
Quarter ending September 2016	2,254	
Quarter ending December 2016	2,196	↓
Quarter ending March 2017	2,380	↑
Quarter ending June 2017	2,333	↓
Quarter ending September 2017	2,409	↑
Variance since September 2016	6.9%	↑



ACTIVITY

Cumulative percentage of contracted UDA delivered 2017 & 2018



Month	Adjusted Scheduled Activity (UDA)	
	2017	2018
April	-21	283
May	302	722
June	814	1,226
July	1,181	1,582
August	1,646	2,239
September	2,126	2,716
October	2,604	
November	2,924	
December	3,282	
January	3,871	
February	4,659	
March	5,475	
April	5,637	
May	5,637	
June	5,637	

QUALITY

	Quantity	Base Number	Contract	AT	Region	England
% of FP17s for the same patient ID Re-attending within 3 months - Children	32	537	6.0%	10.2%	11.2%	11.9%
% of FP17s for the same patient ID Re-attending within 3 months - Adults	110	810	13.6%	15.9%	16.6%	15.9%
% of FP17s for the same patient ID Re-attending between 3 & 9 months - Children	247	537	46.0%	42.6%	47.0%	58.1%
% of FP17s for the same patient ID Re-attending between 3 & 9 months - Adults	286	810	35.3%	35.6%	38.2%	50.6%
% of FP17s for Band 1 Urgent Courses	151	1,274	11.9%	10.8%	10.6%	9.1%
% of FP17s Relating to Free Repair or Replacements	1	1,274	0.1%	0.5%	0.6%	0.8%
% of FP17s Relating to Continuations	19	1,274	1.5%	0.7%	0.8%	1.1%
% of Patients satisfied with the dentistry they have received	2	2	N/A	88.7%	89.2%	91.4%
% of Patients satisfied with the time they had to wait for an appointment	2	2	N/A	80.7%	83.4%	87.7%

* This is based on patients treated on this contract for their most recent course of treatment. Figures in italics indicate the base number of FP17s or Patient Questionnaire responses are less than 100. N/A is shown where the base number of responses is less than 10 during the period. % is calculated as Quantity/Base number*100

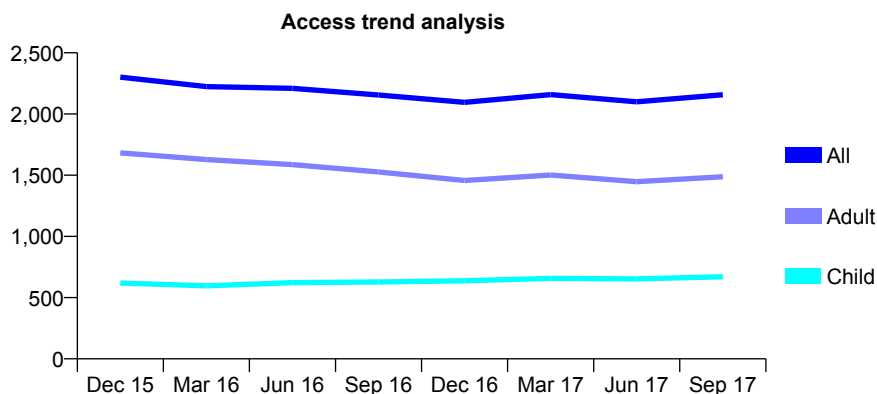
Q61 - Vital Signs At a Glance Contract Report for 118206/0002 - September 2017

Name or company name	Mr Chirag Patel and Mr Manish Patel
Contract type name	GDS Contract
Purpose of contract	General
Contract start date	01/10/2011
Contract end date	

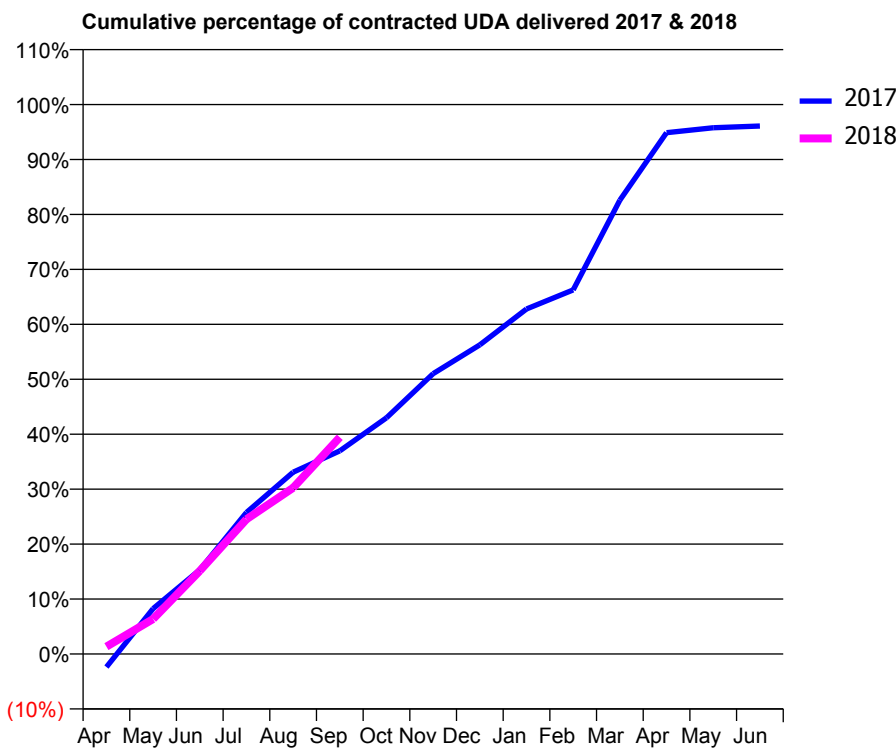
17/18 Contracted general activity (UDA)	4,674
Carry forward general activity (UDA)	0
17/18 Contracted orthodontic activity (UOA)	0
Carry forward orthodontic activity (UOA)	0
Baseline contract value	£129,363.24

ACCESS*

Patients seen in 24 months	Total	Change since previous quarter
Quarter ending September 2016	2,155	
Quarter ending December 2016	2,095	↓
Quarter ending March 2017	2,159	↑
Quarter ending June 2017	2,100	↓
Quarter ending September 2017	2,157	↑
Variance since September 2016	0.1%	→



ACTIVITY



Month	Adjusted Scheduled Activity (UDA)	
	2017	2018
April	-112	63
May	386	297
June	717	707
July	1,204	1,146
August	1,547	1,414
September	1,728	1,843
October	2,009	
November	2,385	
December	2,630	
January	2,935	
February	3,098	
March	3,861	
April	4,434	
May	4,476	
June	4,491	

QUALITY

	Quantity	Base Number	Contract	AT	Region	England
% of FP17s for the same patient ID Re-attending within 3 months - Children	30	370	8.1%	10.2%	11.2%	11.9%
% of FP17s for the same patient ID Re-attending within 3 months - Adults	96	760	12.6%	15.9%	16.6%	15.9%
% of FP17s for the same patient ID Re-attending between 3 & 9 months - Children	149	370	40.3%	42.6%	47.0%	58.1%
% of FP17s for the same patient ID Re-attending between 3 & 9 months - Adults	172	760	22.6%	35.6%	38.2%	50.6%
% of FP17s for Band 1 Urgent Courses	127	883	14.4%	10.8%	10.6%	9.1%
% of FP17s Relating to Free Repair or Replacements	3	883	0.3%	0.5%	0.6%	0.8%
% of FP17s Relating to Continuations	9	883	1.0%	0.7%	0.8%	1.1%
% of Patients satisfied with the dentistry they have received	1	1	N/A	88.7%	89.2%	91.4%
% of Patients satisfied with the time they had to wait for an appointment	1	1	N/A	80.7%	83.4%	87.7%

* This is based on patients treated on this contract for their most recent course of treatment. Figures in italics indicate the base number of FP17s or Patient Questionnaire responses are less than 100. N/A is shown where the base number of responses is less than 10 during the period. % is calculated as Quantity/Base number*100

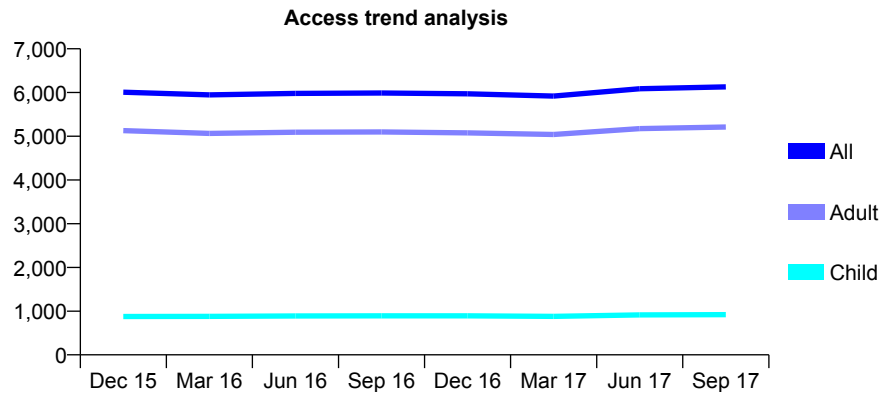
Q61 - Vital Signs At a Glance Contract Report for 119083/0001 - September 2017

Name or company name	Parkway Dental Care
Contract type name	GDS Contract
Purpose of contract	General
Contract start date	01/03/2011
Contract end date	

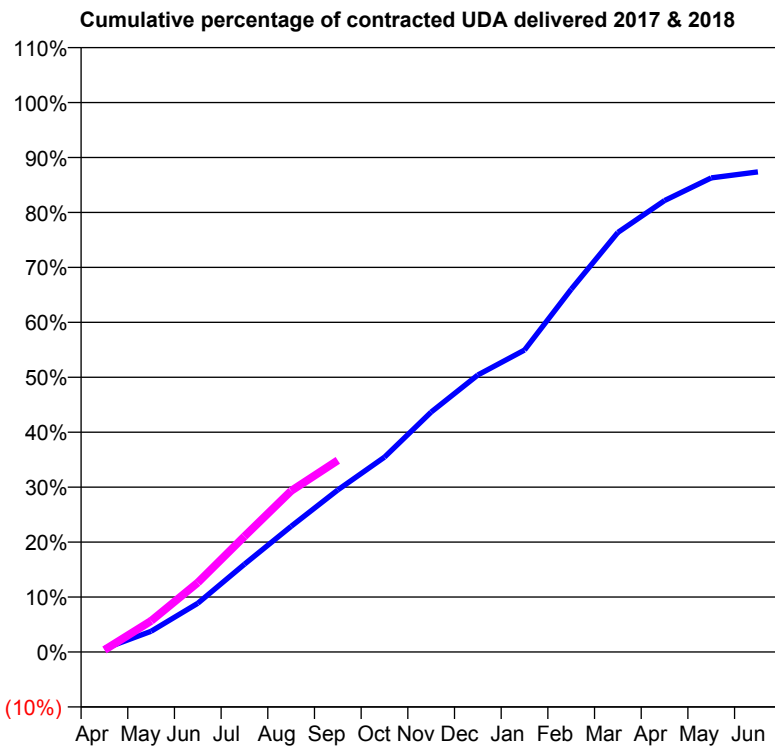
17/18 Contracted general activity (UDA)	19,435
Carry forward general activity (UDA)	0
17/18 Contracted orthodontic activity (UOA)	0
Carry forward orthodontic activity (UOA)	0
Baseline contract value	£419,125.34

ACCESS*

Patients seen in 24 months	Total	Change since previous quarter
Quarter ending September 2016	5,990	
Quarter ending December 2016	5,971	→
Quarter ending March 2017	5,920	→
Quarter ending June 2017	6,088	↑
Quarter ending September 2017	6,130	→
Variance since September 2016	2.3%	↑



ACTIVITY



Month	Adjusted Scheduled Activity (UDA)	
	2017	2018
April	121	71
May	734	1,101
June	1,725	2,455
July	3,105	4,093
August	4,445	5,698
September	5,730	6,778
October	6,891	
November	8,486	
December	9,798	
January	10,680	
February	12,829	
March	14,838	
April	15,965	
May	16,768	
June	16,982	

QUALITY

	Quantity	Base Number	Contract	AT	Region	England
% of FP17s for the same patient ID Re-attending within 3 months - Children	24	564	4.3%	10.2%	11.2%	11.9%
% of FP17s for the same patient ID Re-attending within 3 months - Adults	421	3,006	14.0%	15.9%	16.6%	15.9%
% of FP17s for the same patient ID Re-attending between 3 & 9 months - Children	215	564	38.1%	42.6%	47.0%	58.1%
% of FP17s for the same patient ID Re-attending between 3 & 9 months - Adults	1,062	3,006	35.3%	35.6%	38.2%	50.6%
% of FP17s for Band 1 Urgent Courses	248	3,020	8.2%	10.8%	10.6%	9.1%
% of FP17s Relating to Free Repair or Replacements	27	3,020	0.9%	0.5%	0.6%	0.8%
% of FP17s Relating to Continuations	10	3,020	0.3%	0.7%	0.8%	1.1%
% of Patients satisfied with the dentistry they have received	12	12	100.0%	88.7%	89.2%	91.4%
% of Patients satisfied with the time they had to wait for an appointment	8	12	66.7%	80.7%	83.4%	87.7%

* This is based on patients treated on this contract for their most recent course of treatment. Figures in italics indicate the base number of FP17s or Patient Questionnaire responses are less than 100. N/A is shown where the base number of responses is less than 10 during the period. % is calculated as Quantity/Base number*100

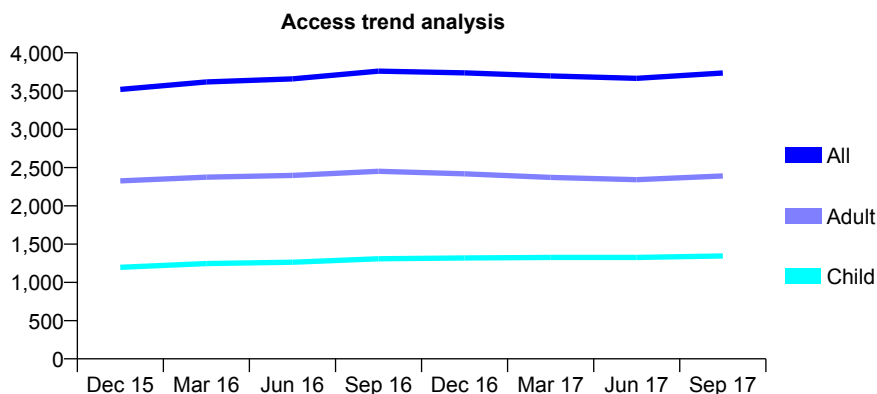
Q61 - Vital Signs At a Glance Contract Report for 119156/0001 - September 2017

Name or company name	Amshell Ltd
Contract type name	GDS Contract
Purpose of contract	General
Contract start date	01/10/2011
Contract end date	

17/18 Contracted general activity (UDA)	12,506
Carry forward general activity (UDA)	-250
17/18 Contracted orthodontic activity (UOA)	0
Carry forward orthodontic activity (UOA)	0
Baseline contract value	£526,140.31

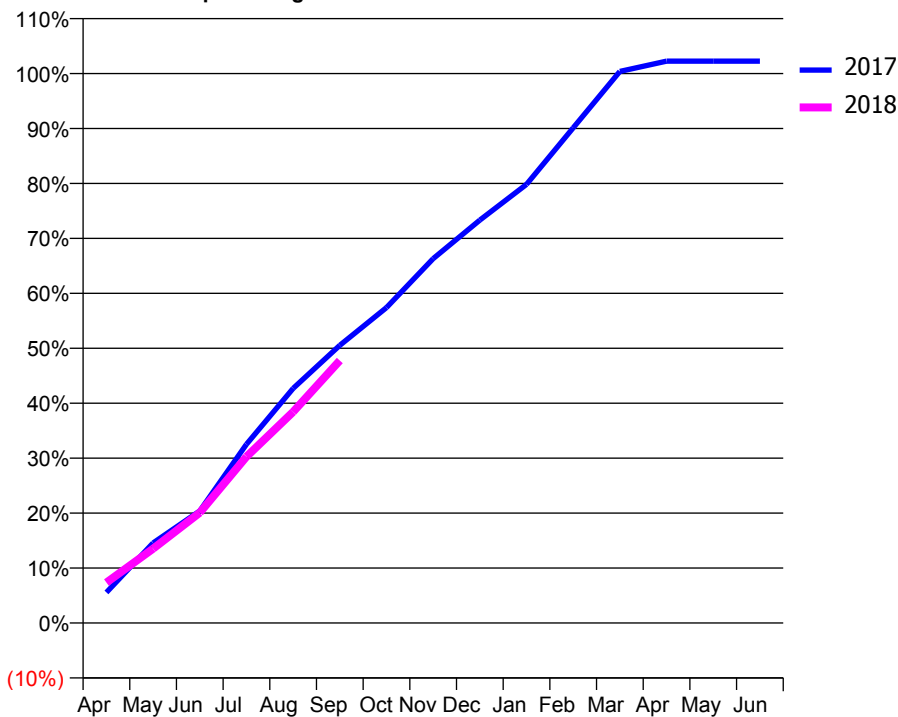
ACCESS*

Patients seen in 24 months	Total	Change since previous quarter
Quarter ending September 2016	3,760	
Quarter ending December 2016	3,737	→
Quarter ending March 2017	3,697	↓
Quarter ending June 2017	3,667	→
Quarter ending September 2017	3,736	→
Variance since September 2016	(0.6%)	→



ACTIVITY

Cumulative percentage of contracted UDA delivered 2017 & 2018



Month	Adjusted Scheduled Activity (UDA)	
	2017	2018
April	695	921
May	1,822	1,693
June	2,550	2,510
July	4,068	3,787
August	5,340	4,804
September	6,321	5,973
October	7,178	
November	8,292	
December	9,169	
January	9,983	
February	11,270	
March	12,552	
April	12,786	
May	12,786	
June	12,786	

QUALITY

	Quantity	Base Number	Contract	AT	Region	England
% of FP17s for the same patient ID Re-attending within 3 months - Children	54	778	6.9%	10.2%	11.2%	11.9%
% of FP17s for the same patient ID Re-attending within 3 months - Adults	244	1,303	18.7%	15.9%	16.6%	15.9%
% of FP17s for the same patient ID Re-attending between 3 & 9 months - Children	329	778	42.3%	42.6%	47.0%	58.1%
% of FP17s for the same patient ID Re-attending between 3 & 9 months - Adults	365	1,303	28.0%	35.6%	38.2%	50.6%
% of FP17s for Band 1 Urgent Courses	420	2,010	20.9%	10.8%	10.6%	9.1%
% of FP17s Relating to Free Repair or Replacements	4	2,010	0.2%	0.5%	0.6%	0.8%
% of FP17s Relating to Continuations	0	2,010	0.0%	0.7%	0.8%	1.1%
% of Patients satisfied with the dentistry they have received	4	4	N/A	88.7%	89.2%	91.4%
% of Patients satisfied with the time they had to wait for an appointment	3	4	N/A	80.7%	83.4%	87.7%

* This is based on patients treated on this contract for their most recent course of treatment. Figures in italics indicate the base number of FP17s or Patient Questionnaire responses are less than 100. N/A is shown where the base number of responses is less than 10 during the period. % is calculated as Quantity/Base number*100

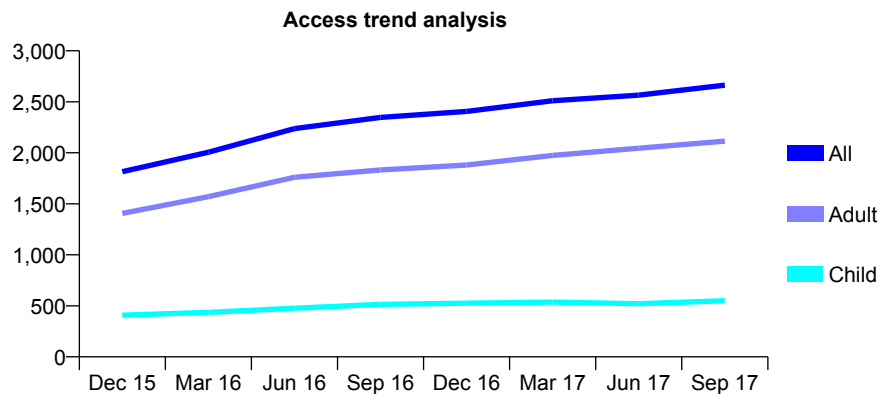
Q61 - Vital Signs At a Glance Contract Report for 119881/0001 - September 2017

Name or company name	Mr Ashish Patel
Contract type name	GDS Contract
Purpose of contract	General
Contract start date	01/08/2014
Contract end date	

17/18 Contracted general activity (UDA)	6,300
Carry forward general activity (UDA)	-60
17/18 Contracted orthodontic activity (UOA)	0
Carry forward orthodontic activity (UOA)	0
Baseline contract value	£144,871.41

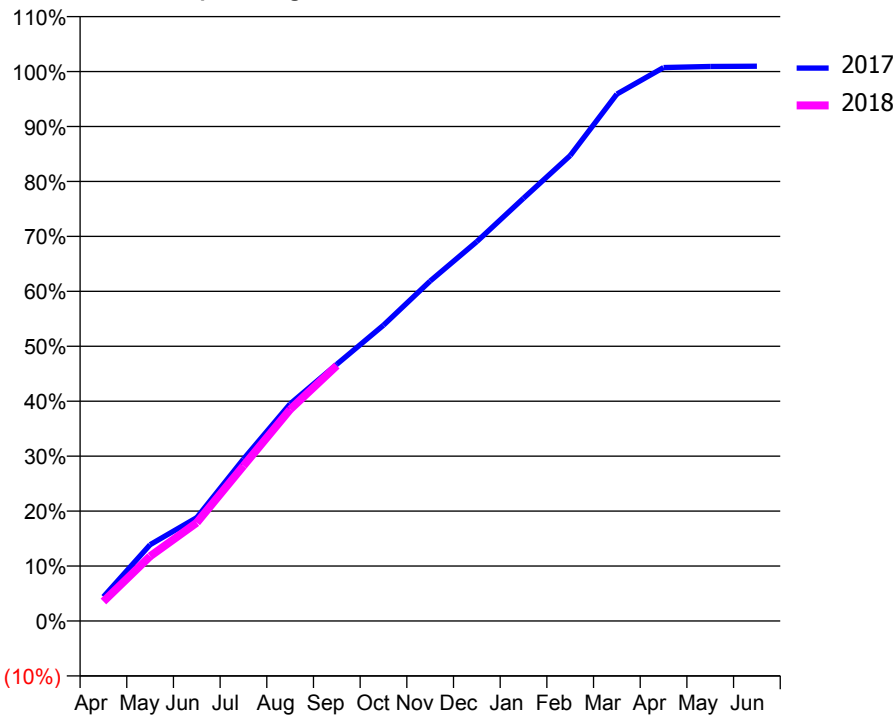
ACCESS*

Patients seen in 24 months	Total	Change since previous quarter
Quarter ending September 2016	2,347	
Quarter ending December 2016	2,406	↑
Quarter ending March 2017	2,510	↑
Quarter ending June 2017	2,566	↑
Quarter ending September 2017	2,664	↑
Variance since September 2016	13.5%	↑



ACTIVITY

Cumulative percentage of contracted UDA delivered 2017 & 2018



Month	2017	2018
April	278	223
May	876	742
June	1,185	1,127
July	1,857	1,779
August	2,490	2,425
September	2,943	2,929
October	3,392	
November	3,897	
December	4,350	
January	4,847	
February	5,336	
March	6,040	
April	6,346	
May	6,358	
June	6,360	

QUALITY

	Quantity	Base Number	Contract	AT	Region	England
% of FP17s for the same patient ID Re-attending within 3 months - Children	25	299	8.4%	10.2%	11.2%	11.9%
% of FP17s for the same patient ID Re-attending within 3 months - Adults	163	1,088	15.0%	15.9%	16.6%	15.9%
% of FP17s for the same patient ID Re-attending between 3 & 9 months - Children	110	299	36.8%	42.6%	47.0%	58.1%
% of FP17s for the same patient ID Re-attending between 3 & 9 months - Adults	279	1,088	25.6%	35.6%	38.2%	50.6%
% of FP17s for Band 1 Urgent Courses	210	1,278	16.4%	10.8%	10.6%	9.1%
% of FP17s Relating to Free Repair or Replacements	3	1,278	0.2%	0.5%	0.6%	0.8%
% of FP17s Relating to Continuations	9	1,278	0.7%	0.7%	0.8%	1.1%
% of Patients satisfied with the dentistry they have received	0	0	N/A	88.7%	89.2%	91.4%
% of Patients satisfied with the time they had to wait for an appointment	0	0	N/A	80.7%	83.4%	87.7%

* This is based on patients treated on this contract for their most recent course of treatment. Figures in italics indicate the base number of FP17s or Patient Questionnaire responses are less than 100. N/A is shown where the base number of responses is less than 10 during the period. % is calculated as Quantity/Base number*100

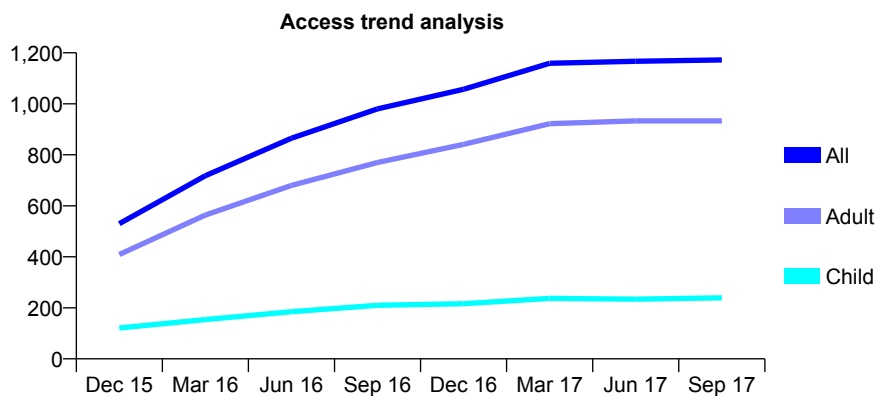
Q61 - Vital Signs At a Glance Contract Report for 120219/0001 - September 2017

Name or company name	SMILE DENT - Green Lanes
Contract type name	GDS Contract
Purpose of contract	General
Contract start date	01/04/2015
Contract end date	

17/18 Contracted general activity (UDA)	3,786
Carry forward general activity (UDA)	-76
17/18 Contracted orthodontic activity (UOA)	0
Carry forward orthodontic activity (UOA)	0
Baseline contract value	£105,839.08

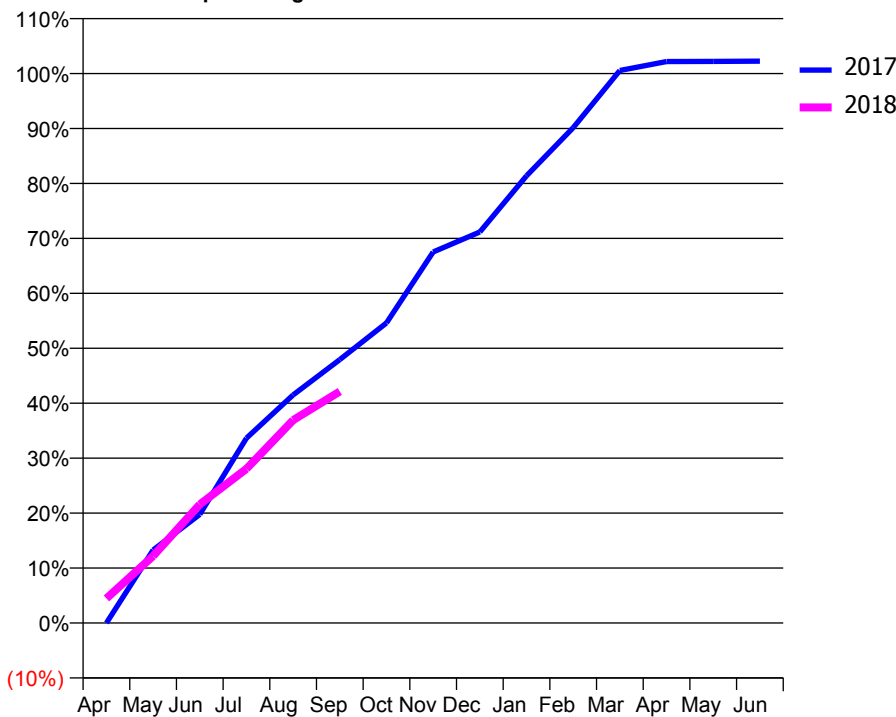
ACCESS*

Patients seen in 24 months	Total	Change since previous quarter
Quarter ending September 2016	980	
Quarter ending December 2016	1,057	↑
Quarter ending March 2017	1,159	↑
Quarter ending June 2017	1,167	→
Quarter ending September 2017	1,172	→
Variance since September 2016	19.6%	↑



ACTIVITY

Cumulative percentage of contracted UDA delivered 2017 & 2018



Month	Adjusted Scheduled Activity (UDA)	
	2017	2018
April	0	169
May	503	461
June	749	817
July	1,274	1,063
August	1,571	1,398
September	1,815	1,595
October	2,067	
November	2,557	
December	2,694	
January	3,081	
February	3,413	
March	3,806	
April	3,868	
May	3,869	
June	3,871	

QUALITY

	Quantity	Base Number	Contract	AT	Region	England
% of FP17s for the same patient ID Re-attending within 3 months - Children	7	147	4.8%	10.2%	11.2%	11.9%
% of FP17s for the same patient ID Re-attending within 3 months - Adults	72	530	13.6%	15.9%	16.6%	15.9%
% of FP17s for the same patient ID Re-attending between 3 & 9 months - Children	94	147	63.9%	42.6%	47.0%	58.1%
% of FP17s for the same patient ID Re-attending between 3 & 9 months - Adults	269	530	50.8%	35.6%	38.2%	50.6%
% of FP17s for Band 1 Urgent Courses	46	638	7.2%	10.8%	10.6%	9.1%
% of FP17s Relating to Free Repair or Replacements	13	638	2.0%	0.5%	0.6%	0.8%
% of FP17s Relating to Continuations	3	638	0.5%	0.7%	0.8%	1.1%
% of Patients satisfied with the dentistry they have received	2	2	N/A	88.7%	89.2%	91.4%
% of Patients satisfied with the time they had to wait for an appointment	2	2	N/A	80.7%	83.4%	87.7%

* This is based on patients treated on this contract for their most recent course of treatment. Figures in italics indicate the base number of FP17s or Patient Questionnaire responses are less than 100. N/A is shown where the base number of responses is less than 10 during the period. % is calculated as Quantity/Base number*100

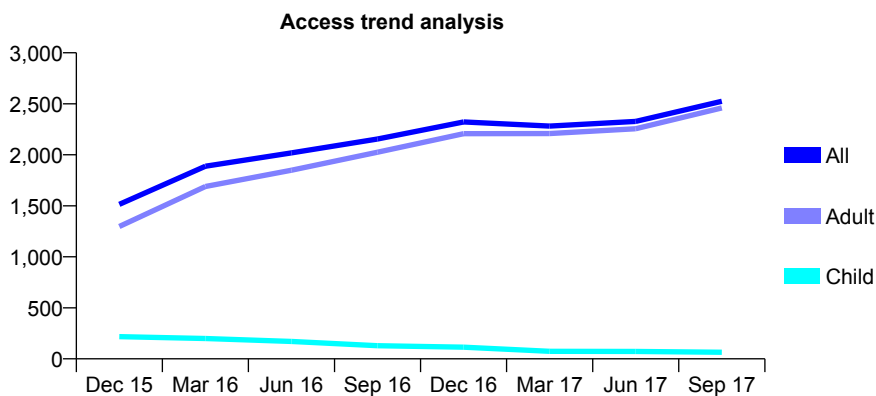
Q61 - Vital Signs At a Glance Contract Report for 120340/0001 - September 2017

Name or company name	MR MR MANBAJOOD
Contract type name	GDS Contract
Purpose of contract	General
Contract start date	11/04/2013
Contract end date	

17/18 Contracted general activity (UDA)	3,657
Carry forward general activity (UDA)	-17
17/18 Contracted orthodontic activity (UOA)	0
Carry forward orthodontic activity (UOA)	0
Baseline contract value	£105,929.75

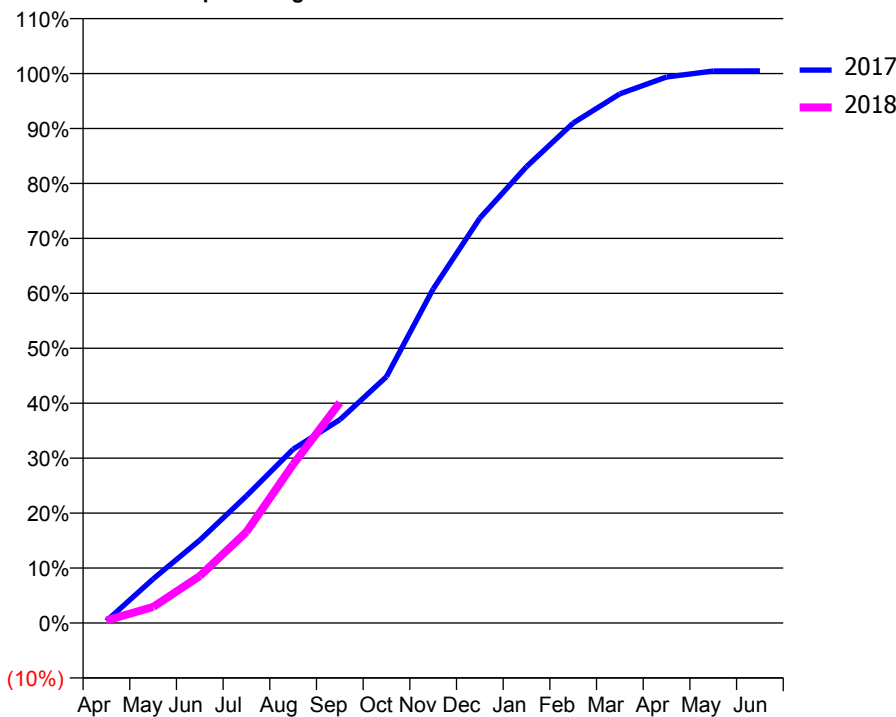
ACCESS*

Patients seen in 24 months	Total	Change since previous quarter
Quarter ending September 2016	2,155	
Quarter ending December 2016	2,322	↑
Quarter ending March 2017	2,282	↓
Quarter ending June 2017	2,327	→
Quarter ending September 2017	2,525	↑
Variance since September 2016	17.2%	↑



ACTIVITY

Cumulative percentage of contracted UDA delivered 2017 & 2018



Month	Adjusted Scheduled Activity (UDA)	
	2017	2018
April	14	17
May	293	107
June	552	313
July	846	607
August	1,157	1,055
September	1,353	1,466
October	1,639	
November	2,224	
December	2,695	
January	3,038	
February	3,327	
March	3,521	
April	3,633	
May	3,673	
June	3,674	

QUALITY

	Quantity	Base Number	Contract	AT	Region	England
% of FP17s for the same patient ID Re-attending within 3 months - Children	3	18	16.7%	10.2%	11.2%	11.9%
% of FP17s for the same patient ID Re-attending within 3 months - Adults	54	830	6.5%	15.9%	16.6%	15.9%
% of FP17s for the same patient ID Re-attending between 3 & 9 months - Children	4	18	22.2%	42.6%	47.0%	58.1%
% of FP17s for the same patient ID Re-attending between 3 & 9 months - Adults	81	830	9.8%	35.6%	38.2%	50.6%
% of FP17s for Band 1 Urgent Courses	78	741	10.5%	10.8%	10.6%	9.1%
% of FP17s Relating to Free Repair or Replacements	5	741	0.7%	0.5%	0.6%	0.8%
% of FP17s Relating to Continuations	3	741	0.4%	0.7%	0.8%	1.1%
% of Patients satisfied with the dentistry they have received	3	3	N/A	88.7%	89.2%	91.4%
% of Patients satisfied with the time they had to wait for an appointment	1	3	N/A	80.7%	83.4%	87.7%

* This is based on patients treated on this contract for their most recent course of treatment. Figures in italics indicate the base number of FP17s or Patient Questionnaire responses are less than 100. N/A is shown where the base number of responses is less than 10 during the period. % is calculated as Quantity/Base number*100

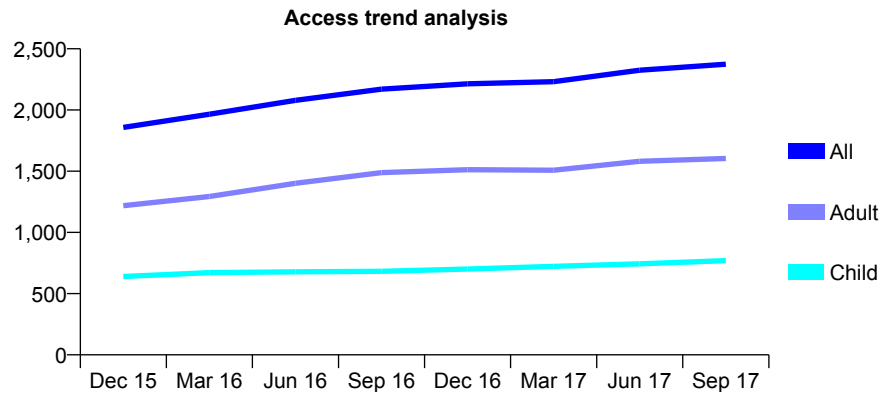
Q61 - Vital Signs At a Glance Contract Report for 121592/0001 - September 2017

Name or company name	Colney Hatch Dental Practice Ltd
Contract type name	Pilot Contract
Purpose of contract	General
Contract start date	01/07/2008
Contract end date	

17/18 Contracted general activity (UDA)	5,744
Carry forward general activity (UDA)	0
17/18 Contracted orthodontic activity (UOA)	0
Carry forward orthodontic activity (UOA)	0
Baseline contract value	£183,379.97

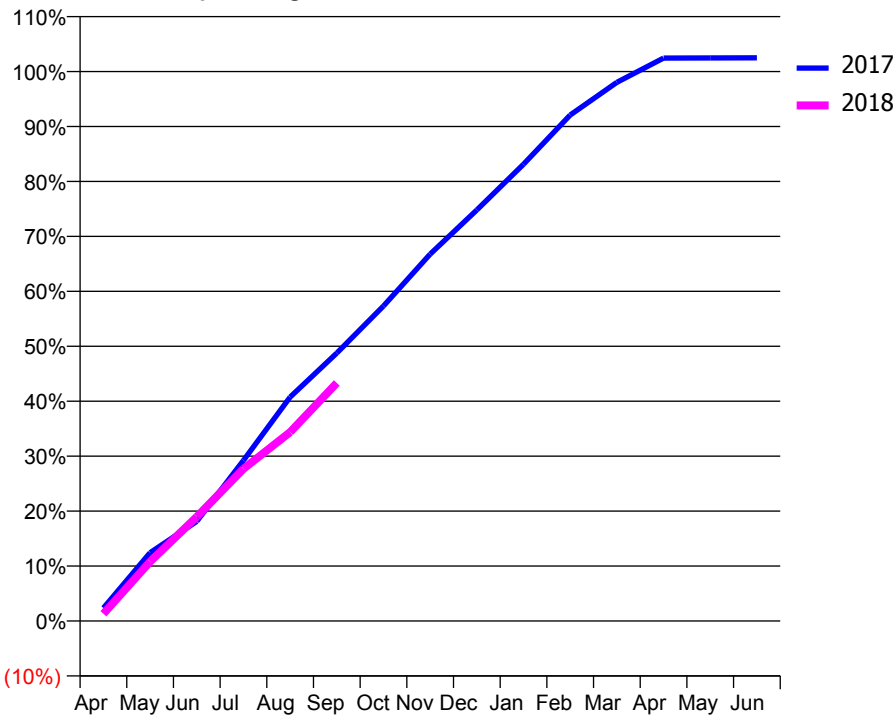
ACCESS*

Patients seen in 24 months	Total	Change since previous quarter
Quarter ending September 2016	2,171	
Quarter ending December 2016	2,214	→
Quarter ending March 2017	2,231	→
Quarter ending June 2017	2,325	↑
Quarter ending September 2017	2,374	↑
Variance since September 2016	9.4%	↑



ACTIVITY

Cumulative percentage of contracted UDA delivered 2017 & 2018



Month	Adjusted Scheduled Activity (UDA)	
	2017	2018
April	136	76
May	714	621
June	1,042	1,089
July	1,679	1,591
August	2,341	1,974
September	2,801	2,488
October	3,293	
November	3,836	
December	4,296	
January	4,775	
February	5,289	
March	5,631	
April	5,884	
May	5,885	
June	5,887	

QUALITY

	Quantity	Base Number	Contract	AT	Region	England
% of FP17s for the same patient ID Re-attending within 3 months - Children	49	549	8.9%	10.2%	11.2%	11.9%
% of FP17s for the same patient ID Re-attending within 3 months - Adults	114	902	12.6%	15.9%	16.6%	15.9%
% of FP17s for the same patient ID Re-attending between 3 & 9 months - Children	284	549	51.7%	42.6%	47.0%	58.1%
% of FP17s for the same patient ID Re-attending between 3 & 9 months - Adults	263	902	29.2%	35.6%	38.2%	50.6%
% of FP17s for Band 1 Urgent Courses	158	1,319	12.0%	10.8%	10.6%	9.1%
% of FP17s Relating to Free Repair or Replacements	4	1,319	0.3%	0.5%	0.6%	0.8%
% of FP17s Relating to Continuations	6	1,319	0.5%	0.7%	0.8%	1.1%
% of Patients satisfied with the dentistry they have received	1	1	N/A	88.7%	89.2%	91.4%
% of Patients satisfied with the time they had to wait for an appointment	1	1	N/A	80.7%	83.4%	87.7%

* This is based on patients treated on this contract for their most recent course of treatment. Figures in italics indicate the base number of FP17s or Patient Questionnaire responses are less than 100. N/A is shown where the base number of responses is less than 10 during the period. % is calculated as Quantity/Base number*100

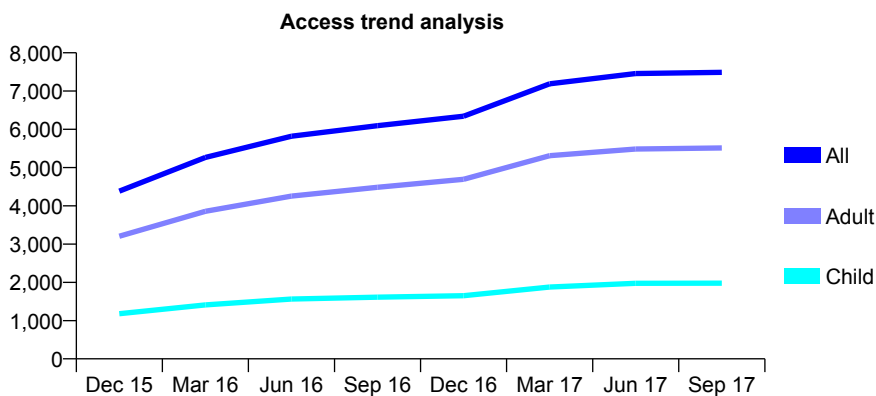
Q61 - Vital Signs At a Glance Contract Report for 122734/0001 - September 2017

Name or company name	Woodford Partnership
Contract type name	GDS Contract
Purpose of contract	General
Contract start date	01/02/2015
Contract end date	

17/18 Contracted general activity (UDA)	18,678
Carry forward general activity (UDA)	120
17/18 Contracted orthodontic activity (UOA)	0
Carry forward orthodontic activity (UOA)	0
Baseline contract value	£466,451.82

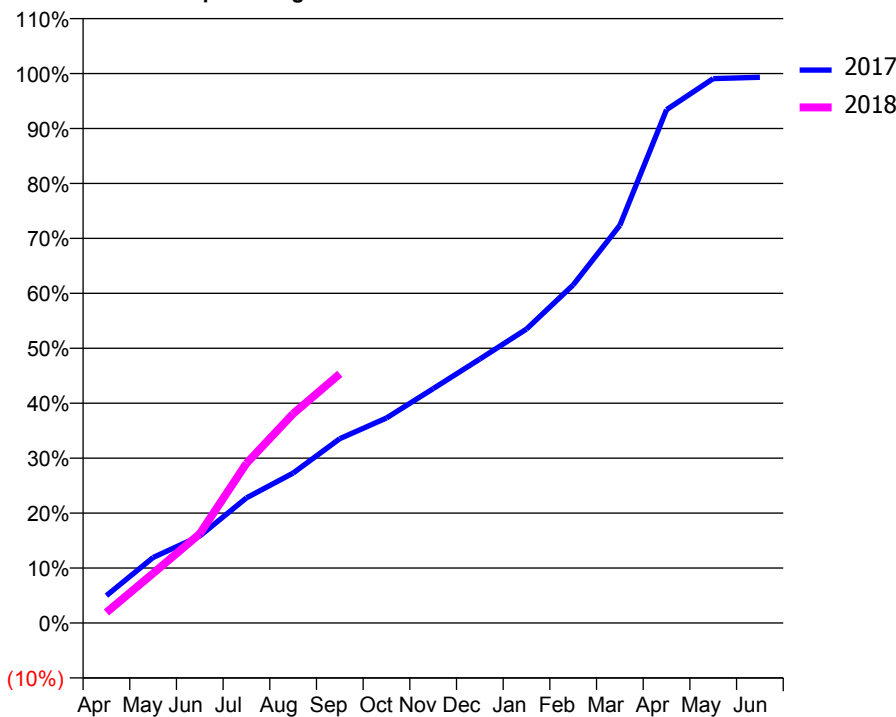
ACCESS*

Patients seen in 24 months	Total	Change since previous quarter
Quarter ending September 2016	6,096	
Quarter ending December 2016	6,344	↑
Quarter ending March 2017	7,189	↑
Quarter ending June 2017	7,457	↑
Quarter ending September 2017	7,491	→
Variance since September 2016	22.9%	↑



ACTIVITY

Cumulative percentage of contracted UDA delivered 2017 & 2018



Adjusted Scheduled Activity (UDA)

Month	2017	2018
April	934	362
May	2,229	1,688
June	2,959	3,033
July	4,256	5,427
August	5,099	7,116
September	6,266	8,471
October	6,968	
November	7,967	
December	8,972	
January	9,993	
February	11,491	
March	13,516	
April	17,447	
May	18,504	
June	18,550	

QUALITY

	Quantity	Base Number	Contract	AT	Region	England
% of FP17s for the same patient ID Re-attending within 3 months - Children	129	1,733	7.4%	10.2%	11.2%	11.9%
% of FP17s for the same patient ID Re-attending within 3 months - Adults	625	4,155	15.0%	15.9%	16.6%	15.9%
% of FP17s for the same patient ID Re-attending between 3 & 9 months - Children	686	1,733	39.6%	42.6%	47.0%	58.1%
% of FP17s for the same patient ID Re-attending between 3 & 9 months - Adults	1,336	4,155	32.2%	35.6%	38.2%	50.6%
% of FP17s for Band 1 Urgent Courses	378	3,753	10.1%	10.8%	10.6%	9.1%
% of FP17s Relating to Free Repair or Replacements	12	3,753	0.3%	0.5%	0.6%	0.8%
% of FP17s Relating to Continuations	76	3,753	2.0%	0.7%	0.8%	1.1%
% of Patients satisfied with the dentistry they have received	3	4	N/A	88.7%	89.2%	91.4%
% of Patients satisfied with the time they had to wait for an appointment	4	4	N/A	80.7%	83.4%	87.7%

* This is based on patients treated on this contract for their most recent course of treatment. Figures in italics indicate the base number of FP17s or Patient Questionnaire responses are less than 100. N/A is shown where the base number of responses is less than 10 during the period. % is calculated as Quantity/Base number*100

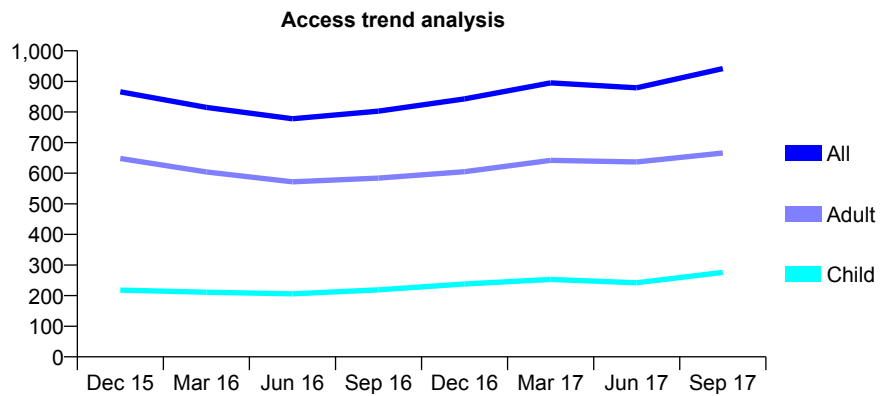
Q61 - Vital Signs At a Glance Contract Report for 122831/0001 - September 2017

Name or company name	Mrs N Mistry & Miss P Mistry
Contract type name	GDS Contract
Purpose of contract	General
Contract start date	01/02/2012
Contract end date	

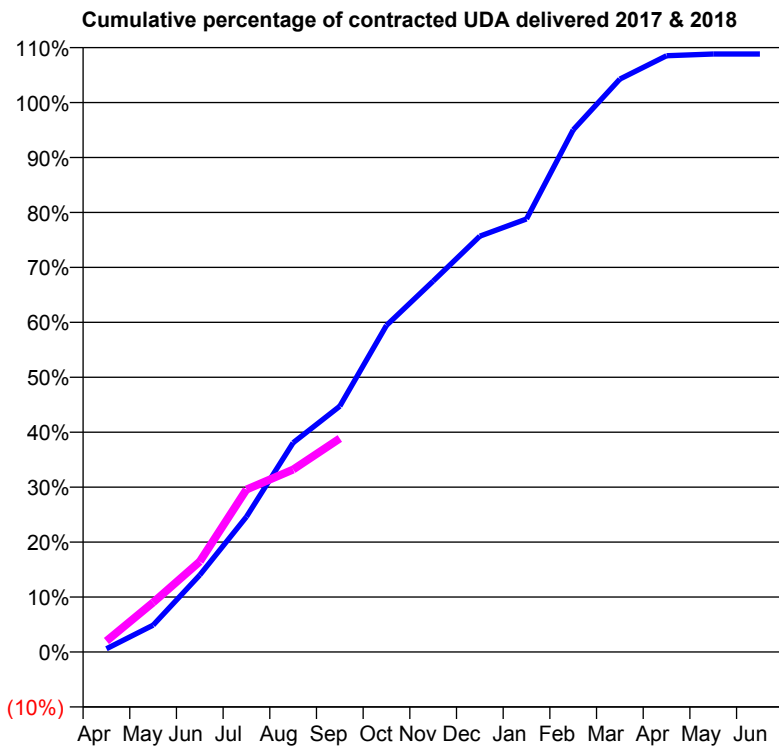
17/18 Contracted general activity (UDA)	1,902
Carry forward general activity (UDA)	-38
17/18 Contracted orthodontic activity (UOA)	0
Carry forward orthodontic activity (UOA)	0
Baseline contract value	£49,607.27

ACCESS*

Patients seen in 24 months	Total	Change since previous quarter
Quarter ending September 2016	803	
Quarter ending December 2016	843	↑
Quarter ending March 2017	895	↑
Quarter ending June 2017	879	↓
Quarter ending September 2017	942	↑
Variance since September 2016	17.3%	↑



ACTIVITY



Adjusted Scheduled Activity (UDA)		
Month	2017	2018
April	11	38
May	93	171
June	266	313
July	468	562
August	724	632
September	851	739
October	1,131	
November	1,284	
December	1,439	
January	1,499	
February	1,807	
March	1,983	
April	2,064	
May	2,070	
June	2,070	

QUALITY

	Quantity	Base Number	Contract	AT	Region	England
% of FP17s for the same patient ID Re-attending within 3 months - Children	6	100	6.0%	10.2%	11.2%	11.9%
% of FP17s for the same patient ID Re-attending within 3 months - Adults	17	252	6.7%	15.9%	16.6%	15.9%
% of FP17s for the same patient ID Re-attending between 3 & 9 months - Children	27	100	27.0%	42.6%	47.0%	58.1%
% of FP17s for the same patient ID Re-attending between 3 & 9 months - Adults	83	252	32.9%	35.6%	38.2%	50.6%
% of FP17s for Band 1 Urgent Courses	37	310	11.9%	10.8%	10.6%	9.1%
% of FP17s Relating to Free Repair or Replacements	2	310	0.6%	0.5%	0.6%	0.8%
% of FP17s Relating to Continuations	0	310	0.0%	0.7%	0.8%	1.1%
% of Patients satisfied with the dentistry they have received	1	1	N/A	88.7%	89.2%	91.4%
% of Patients satisfied with the time they had to wait for an appointment	1	1	N/A	80.7%	83.4%	87.7%

* This is based on patients treated on this contract for their most recent course of treatment. Figures in italics indicate the base number of FP17s or Patient Questionnaire responses are less than 100. N/A is shown where the base number of responses is less than 10 during the period. % is calculated as Quantity/Base number*100

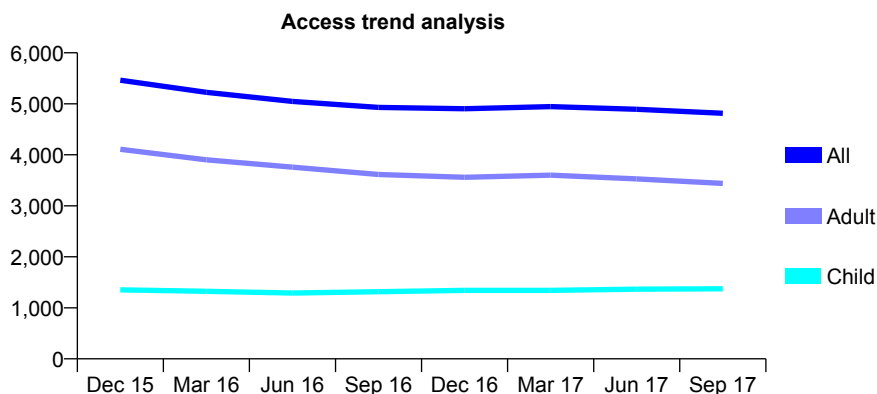
Q61 - Vital Signs At a Glance Contract Report for 123331/0001 - September 2017

Name or company name	East India Dock Road Dental Practice
Contract type name	GDS Contract
Purpose of contract	General
Contract start date	01/04/2007
Contract end date	

17/18 Contracted general activity (UDA)	13,697
Carry forward general activity (UDA)	236
17/18 Contracted orthodontic activity (UOA)	0
Carry forward orthodontic activity (UOA)	0
Baseline contract value	£401,495.82

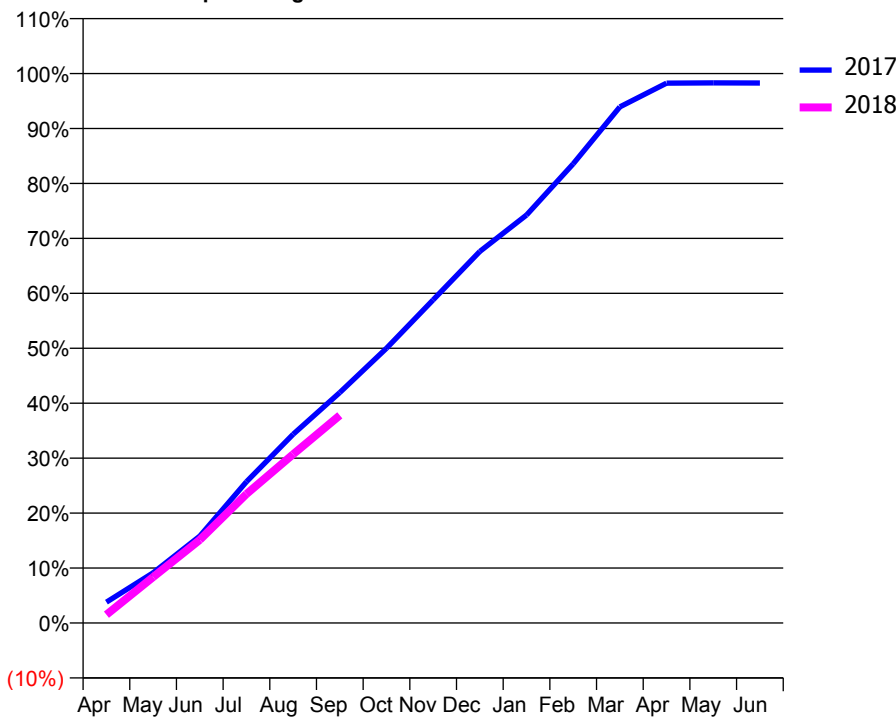
ACCESS*

Patients seen in 24 months	Total	Change since previous quarter
Quarter ending September 2016	4,930	
Quarter ending December 2016	4,902	→
Quarter ending March 2017	4,944	→
Quarter ending June 2017	4,893	↓
Quarter ending September 2017	4,815	↓
Variance since September 2016	(2.3%)	↓



ACTIVITY

Cumulative percentage of contracted UDA delivered 2017 & 2018



Month	Adjusted Scheduled Activity (UDA)	
	2017	2018
April	519	207
May	1,250	1,145
June	2,167	2,073
July	3,523	3,216
August	4,706	4,206
September	5,744	5,176
October	6,848	
November	8,054	
December	9,263	
January	10,169	
February	11,444	
March	12,864	
April	13,458	
May	13,463	
June	13,461	

QUALITY

	Quantity	Base Number	Contract	AT	Region	England
% of FP17s for the same patient ID Re-attending within 3 months - Children	32	790	4.1%	10.2%	11.2%	11.9%
% of FP17s for the same patient ID Re-attending within 3 months - Adults	158	1,792	8.8%	15.9%	16.6%	15.9%
% of FP17s for the same patient ID Re-attending between 3 & 9 months - Children	312	790	39.5%	42.6%	47.0%	58.1%
% of FP17s for the same patient ID Re-attending between 3 & 9 months - Adults	642	1,792	35.8%	35.6%	38.2%	50.6%
% of FP17s for Band 1 Urgent Courses	207	2,350	8.8%	10.8%	10.6%	9.1%
% of FP17s Relating to Free Repair or Replacements	14	2,350	0.6%	0.5%	0.6%	0.8%
% of FP17s Relating to Continuations	8	2,350	0.3%	0.7%	0.8%	1.1%
% of Patients satisfied with the dentistry they have received	2	2	N/A	88.7%	89.2%	91.4%
% of Patients satisfied with the time they had to wait for an appointment	2	2	N/A	80.7%	83.4%	87.7%

* This is based on patients treated on this contract for their most recent course of treatment. Figures in italics indicate the base number of FP17s or Patient Questionnaire responses are less than 100. N/A is shown where the base number of responses is less than 10 during the period. % is calculated as Quantity/Base number*100

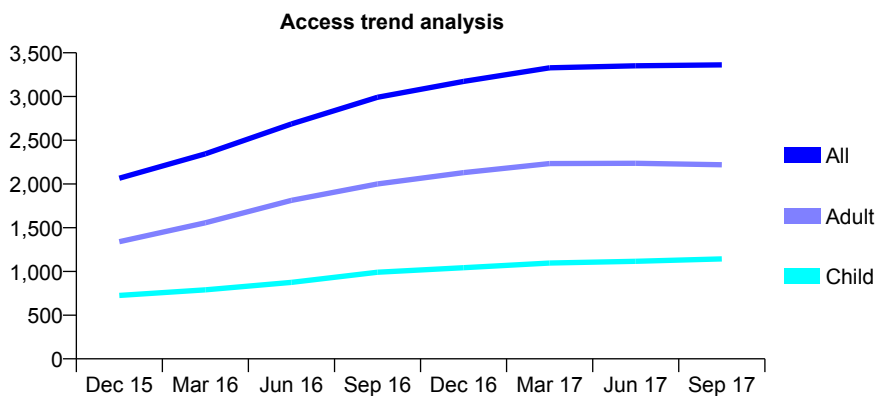
Q61 - Vital Signs At a Glance Contract Report for 124699/0001 - September 2017

Name or company name	Finchley Dental Care Practice Partnership
Contract type name	GDS Contract
Purpose of contract	General
Contract start date	01/03/2015
Contract end date	

17/18 Contracted general activity (UDA)	7,500
Carry forward general activity (UDA)	93
17/18 Contracted orthodontic activity (UOA)	0
Carry forward orthodontic activity (UOA)	0
Baseline contract value	£198,382.63

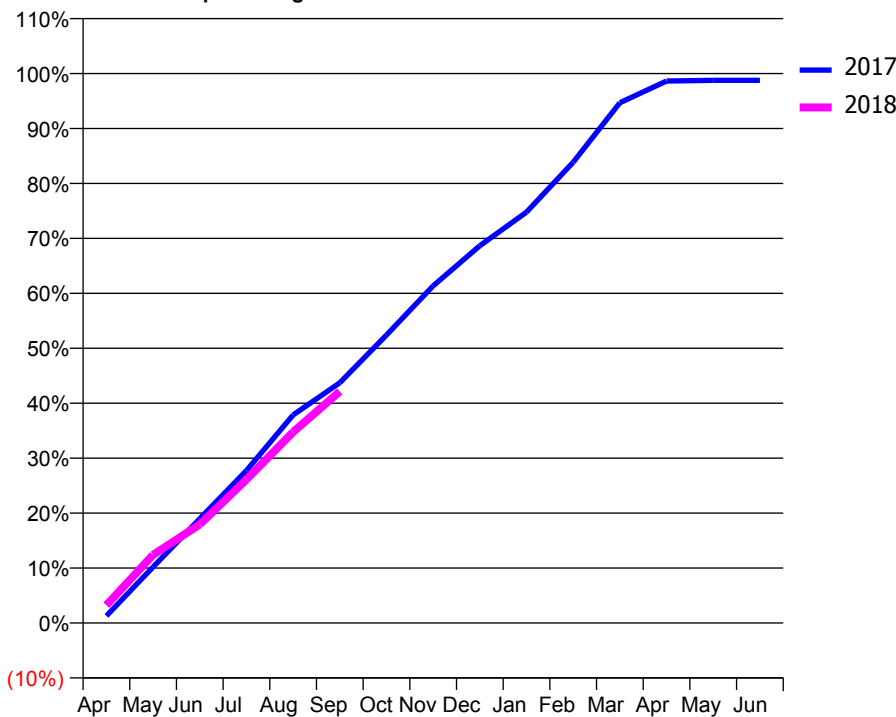
ACCESS*

Patients seen in 24 months	Total	Change since previous quarter
Quarter ending September 2016	2,991	
Quarter ending December 2016	3,173	↑
Quarter ending March 2017	3,328	↑
Quarter ending June 2017	3,351	→
Quarter ending September 2017	3,362	→
Variance since September 2016	12.4%	↑



ACTIVITY

Cumulative percentage of contracted UDA delivered 2017 & 2018



Month	Adjusted Scheduled Activity (UDA)	
	2017	2018
April	97	243
May	765	930
June	1,424	1,346
July	2,082	1,959
August	2,841	2,607
September	3,279	3,160
October	3,931	
November	4,602	
December	5,149	
January	5,608	
February	6,289	
March	7,101	
April	7,397	
May	7,407	
June	7,407	

QUALITY

	Quantity	Base Number	Contract	AT	Region	England
% of FP17s for the same patient ID Re-attending within 3 months - Children	46	714	6.4%	10.2%	11.2%	11.9%
% of FP17s for the same patient ID Re-attending within 3 months - Adults	169	1,169	14.5%	15.9%	16.6%	15.9%
% of FP17s for the same patient ID Re-attending between 3 & 9 months - Children	303	714	42.4%	42.6%	47.0%	58.1%
% of FP17s for the same patient ID Re-attending between 3 & 9 months - Adults	340	1,169	29.1%	35.6%	38.2%	50.6%
% of FP17s for Band 1 Urgent Courses	147	1,744	8.4%	10.8%	10.6%	9.1%
% of FP17s Relating to Free Repair or Replacements	4	1,744	0.2%	0.5%	0.6%	0.8%
% of FP17s Relating to Continuations	31	1,744	1.8%	0.7%	0.8%	1.1%
% of Patients satisfied with the dentistry they have received	3	4	N/A	88.7%	89.2%	91.4%
% of Patients satisfied with the time they had to wait for an appointment	3	4	N/A	80.7%	83.4%	87.7%

* This is based on patients treated on this contract for their most recent course of treatment. Figures in italics indicate the base number of FP17s or Patient Questionnaire responses are less than 100. N/A is shown where the base number of responses is less than 10 during the period. % is calculated as Quantity/Base number*100

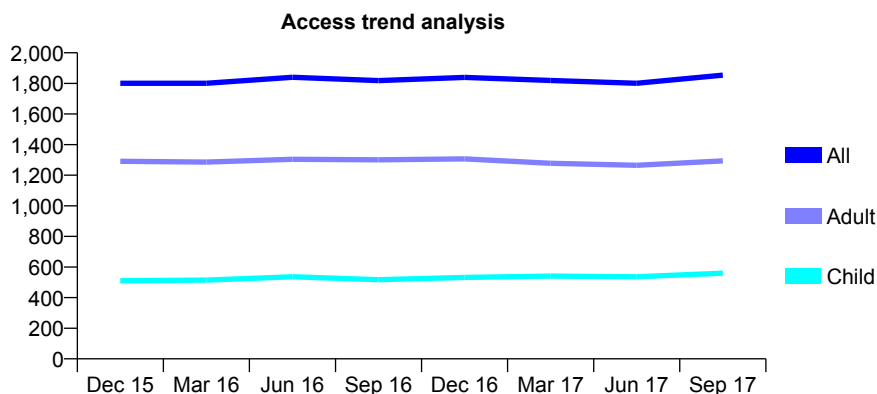
Q61 - Vital Signs At a Glance Contract Report for 124850/0001 - September 2017

Name or company name	Mona Lisa Smiles
Contract type name	GDS Contract
Purpose of contract	General
Contract start date	01/04/2008
Contract end date	

17/18 Contracted general activity (UDA)	5,343
Carry forward general activity (UDA)	-107
17/18 Contracted orthodontic activity (UOA)	0
Carry forward orthodontic activity (UOA)	0
Baseline contract value	£127,835.98

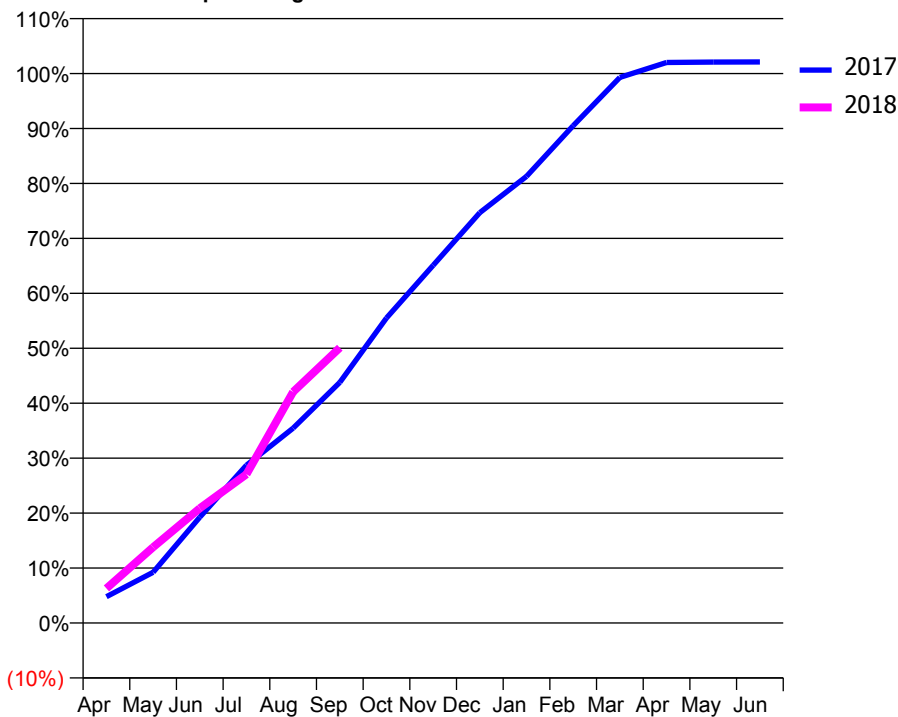
ACCESS*

Patients seen in 24 months	Total	Change since previous quarter
Quarter ending September 2016	1,818	
Quarter ending December 2016	1,839	→
Quarter ending March 2017	1,819	↓
Quarter ending June 2017	1,801	→
Quarter ending September 2017	1,854	↑
Variance since September 2016	2.0%	→



ACTIVITY

Cumulative percentage of contracted UDA delivered 2017 & 2018



Month	Adjusted Scheduled Activity (UDA)	
	2017	2018
April	256	337
May	493	737
June	1,028	1,116
July	1,535	1,447
August	1,895	2,247
September	2,339	2,676
October	2,966	
November	3,478	
December	3,990	
January	4,343	
February	4,835	
March	5,305	
April	5,450	
May	5,454	
June	5,455	

QUALITY

	Quantity	Base Number	Contract	AT	Region	England
% of FP17s for the same patient ID Re-attending within 3 months - Children	83	537	15.5%	10.2%	11.2%	11.9%
% of FP17s for the same patient ID Re-attending within 3 months - Adults	149	1,011	14.7%	15.9%	16.6%	15.9%
% of FP17s for the same patient ID Re-attending between 3 & 9 months - Children	313	537	58.3%	42.6%	47.0%	58.1%
% of FP17s for the same patient ID Re-attending between 3 & 9 months - Adults	614	1,011	60.7%	35.6%	38.2%	50.6%
% of FP17s for Band 1 Urgent Courses	127	1,493	8.5%	10.8%	10.6%	9.1%
% of FP17s Relating to Free Repair or Replacements	11	1,493	0.7%	0.5%	0.6%	0.8%
% of FP17s Relating to Continuations	0	1,493	0.0%	0.7%	0.8%	1.1%
% of Patients satisfied with the dentistry they have received	0	2	N/A	88.7%	89.2%	91.4%
% of Patients satisfied with the time they had to wait for an appointment	1	2	N/A	80.7%	83.4%	87.7%

* This is based on patients treated on this contract for their most recent course of treatment. Figures in italics indicate the base number of FP17s or Patient Questionnaire responses are less than 100. N/A is shown where the base number of responses is less than 10 during the period. % is calculated as Quantity/Base number*100

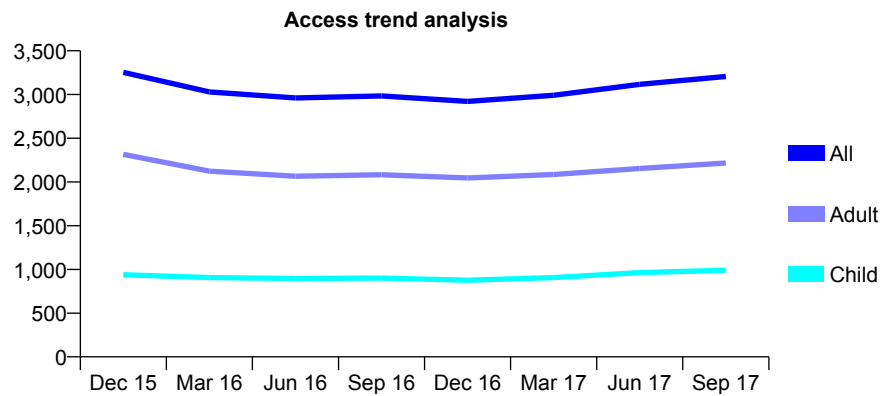
Q61 - Vital Signs At a Glance Contract Report for 125970/0001 - September 2017

Name or company name	Dr's V & S Patel
Contract type name	GDS Contract
Purpose of contract	General
Contract start date	01/04/2008
Contract end date	

17/18 Contracted general activity (UDA)	12,365
Carry forward general activity (UDA)	-13
17/18 Contracted orthodontic activity (UOA)	0
Carry forward orthodontic activity (UOA)	0
Baseline contract value	£457,498.51

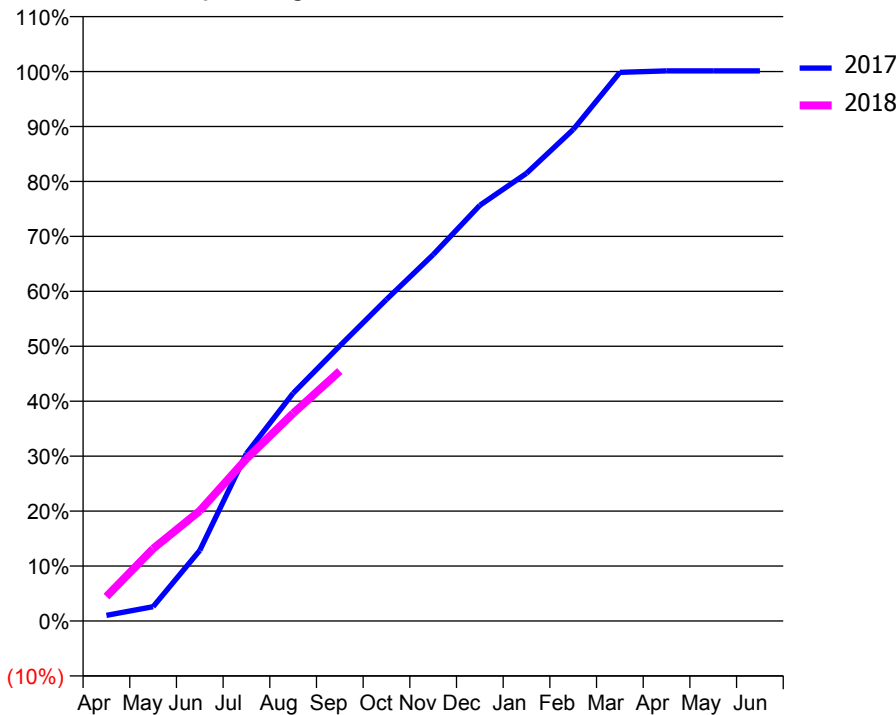
ACCESS*

Patients seen in 24 months	Total	Change since previous quarter
Quarter ending September 2016	2,984	
Quarter ending December 2016	2,922	↓
Quarter ending March 2017	2,992	↑
Quarter ending June 2017	3,117	↑
Quarter ending September 2017	3,207	↑
Variance since September 2016	7.5%	↑



ACTIVITY

Cumulative percentage of contracted UDA delivered 2017 & 2018



Month	Adjusted Scheduled Activity (UDA)	
	2017	2018
April	128	551
May	323	1,628
June	1,590	2,481
July	3,770	3,651
August	5,126	4,672
September	6,192	5,625
October	7,237	
November	8,244	
December	9,355	
January	10,075	
February	11,059	
March	12,345	
April	12,378	
May	12,378	
June	12,378	

QUALITY

	Quantity	Base Number	Contract	AT	Region	England
% of FP17s for the same patient ID Re-attending within 3 months - Children	43	705	6.1%	10.2%	11.2%	11.9%
% of FP17s for the same patient ID Re-attending within 3 months - Adults	143	1,307	10.9%	15.9%	16.6%	15.9%
% of FP17s for the same patient ID Re-attending between 3 & 9 months - Children	357	705	50.6%	42.6%	47.0%	58.1%
% of FP17s for the same patient ID Re-attending between 3 & 9 months - Adults	500	1,307	38.3%	35.6%	38.2%	50.6%
% of FP17s for Band 1 Urgent Courses	154	1,978	7.8%	10.8%	10.6%	9.1%
% of FP17s Relating to Free Repair or Replacements	4	1,978	0.2%	0.5%	0.6%	0.8%
% of FP17s Relating to Continuations	21	1,978	1.1%	0.7%	0.8%	1.1%
% of Patients satisfied with the dentistry they have received	3	3	N/A	88.7%	89.2%	91.4%
% of Patients satisfied with the time they had to wait for an appointment	3	3	N/A	80.7%	83.4%	87.7%

* This is based on patients treated on this contract for their most recent course of treatment. Figures in italics indicate the base number of FP17s or Patient Questionnaire responses are less than 100. N/A is shown where the base number of responses is less than 10 during the period. % is calculated as Quantity/Base number*100

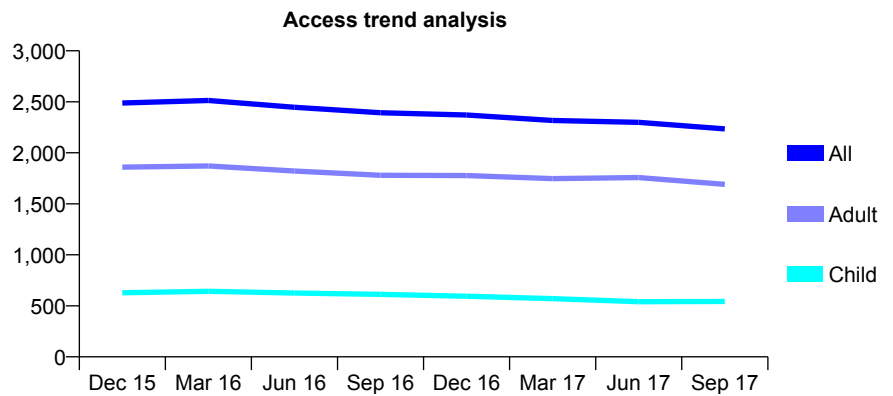
Q61 - Vital Signs At a Glance Contract Report for 126063/0001 - September 2017

Name or company name	Valentine Dental Practice Ltd
Contract type name	GDS Contract
Purpose of contract	General
Contract start date	01/07/2011
Contract end date	

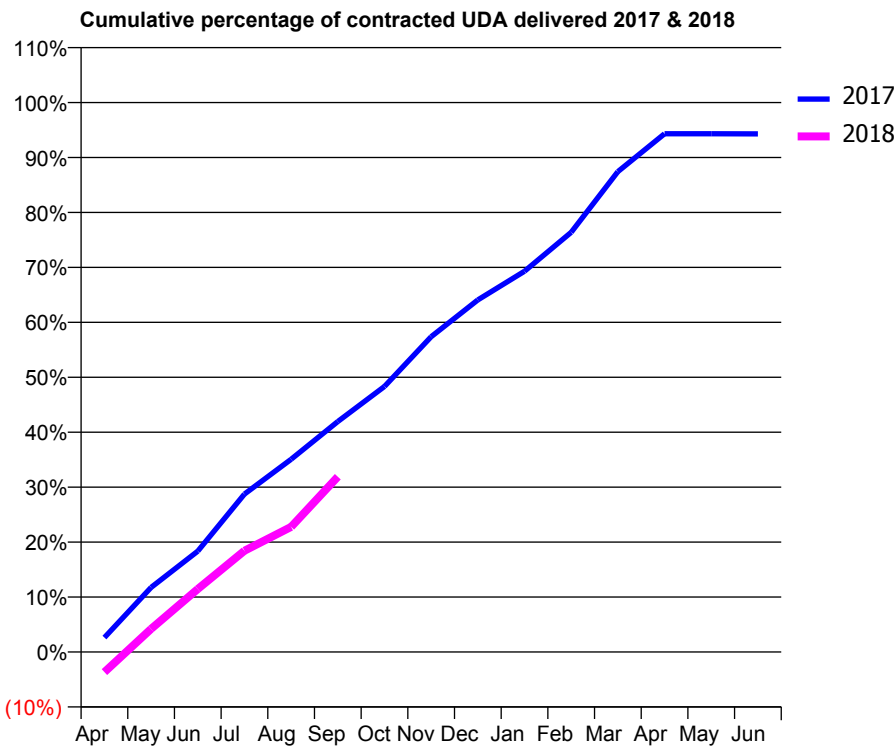
17/18 Contracted general activity (UDA)	6,231
Carry forward general activity (UDA)	355
17/18 Contracted orthodontic activity (UOA)	0
Carry forward orthodontic activity (UOA)	0
Baseline contract value	£175,565.50

ACCESS*

Patients seen in 24 months	Total	Change since previous quarter
Quarter ending September 2016	2,393	
Quarter ending December 2016	2,371	→
Quarter ending March 2017	2,317	↓
Quarter ending June 2017	2,299	→
Quarter ending September 2017	2,234	↓
Variance since September 2016	(6.6%)	↓



ACTIVITY



Month	Adjusted Scheduled Activity (UDA)	
	2017	2018
April	164	-229
May	733	262
June	1,144	715
July	1,791	1,148
August	2,185	1,419
September	2,614	1,987
October	3,011	
November	3,575	
December	3,993	
January	4,317	
February	4,759	
March	5,448	
April	5,877	
May	5,877	
June	5,876	

QUALITY

	Quantity	Base Number	Contract	AT	Region	England
% of FP17s for the same patient ID Re-attending within 3 months - Children	11	225	4.9%	10.2%	11.2%	11.9%
% of FP17s for the same patient ID Re-attending within 3 months - Adults	134	917	14.6%	15.9%	16.6%	15.9%
% of FP17s for the same patient ID Re-attending between 3 & 9 months - Children	52	225	23.1%	42.6%	47.0%	58.1%
% of FP17s for the same patient ID Re-attending between 3 & 9 months - Adults	318	917	34.7%	35.6%	38.2%	50.6%
% of FP17s for Band 1 Urgent Courses	292	987	29.6%	10.8%	10.6%	9.1%
% of FP17s Relating to Free Repair or Replacements	16	987	1.6%	0.5%	0.6%	0.8%
% of FP17s Relating to Continuations	6	987	0.6%	0.7%	0.8%	1.1%
% of Patients satisfied with the dentistry they have received	2	2	N/A	88.7%	89.2%	91.4%
% of Patients satisfied with the time they had to wait for an appointment	2	2	N/A	80.7%	83.4%	87.7%

* This is based on patients treated on this contract for their most recent course of treatment. Figures in italics indicate the base number of FP17s or Patient Questionnaire responses are less than 100. N/A is shown where the base number of responses is less than 10 during the period. % is calculated as Quantity/Base number*100

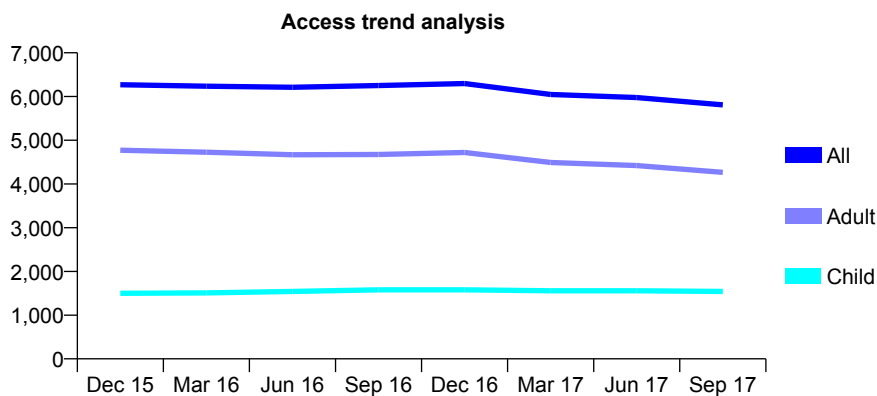
Q61 - Vital Signs At a Glance Contract Report for 126489/0001 - September 2017

Name or company name	Mr Mansour Ezzati
Contract type name	GDS Contract
Purpose of contract	General
Contract start date	01/01/2009
Contract end date	

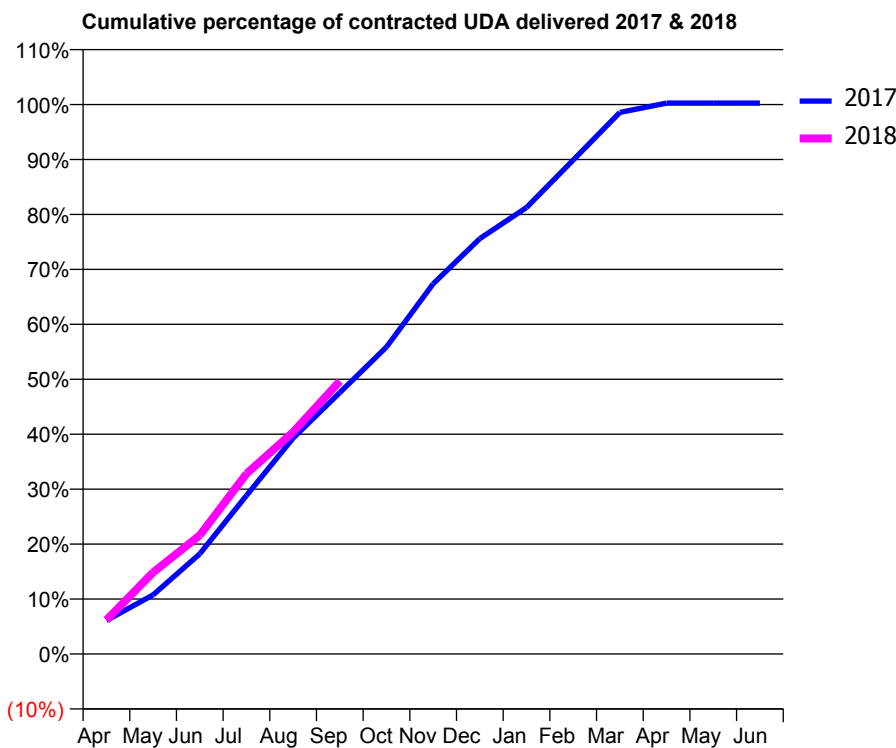
17/18 Contracted general activity (UDA)	18,134
Carry forward general activity (UDA)	-47
17/18 Contracted orthodontic activity (UOA)	0
Carry forward orthodontic activity (UOA)	0
Baseline contract value	£542,799.84

ACCESS*

Patients seen in 24 months	Total	Change since previous quarter
Quarter ending September 2016	6,251	
Quarter ending December 2016	6,297	→
Quarter ending March 2017	6,046	↓
Quarter ending June 2017	5,978	↓
Quarter ending September 2017	5,809	↓
Variance since September 2016	(7.1%)	↓



ACTIVITY



Month	Adjusted Scheduled Activity (UDA)	
	2017	2018
April	1,107	1,122
May	1,953	2,697
June	3,306	3,920
July	5,231	5,954
August	7,127	7,325
September	8,628	9,007
October	10,130	
November	12,220	
December	13,708	
January	14,736	
February	16,301	
March	17,874	
April	18,181	
May	18,181	
June	18,181	

QUALITY

	Quantity	Base Number	Contract	AT	Region	England
% of FP17s for the same patient ID Re-attending within 3 months - Children	40	802	5.0%	10.2%	11.2%	11.9%
% of FP17s for the same patient ID Re-attending within 3 months - Adults	196	1,799	10.9%	15.9%	16.6%	15.9%
% of FP17s for the same patient ID Re-attending between 3 & 9 months - Children	288	802	35.9%	42.6%	47.0%	58.1%
% of FP17s for the same patient ID Re-attending between 3 & 9 months - Adults	510	1,799	28.3%	35.6%	38.2%	50.6%
% of FP17s for Band 1 Urgent Courses	244	2,502	9.8%	10.8%	10.6%	9.1%
% of FP17s Relating to Free Repair or Replacements	1	2,502	0.0%	0.5%	0.6%	0.8%
% of FP17s Relating to Continuations	6	2,502	0.2%	0.7%	0.8%	1.1%
% of Patients satisfied with the dentistry they have received	8	9	N/A	88.7%	89.2%	91.4%
% of Patients satisfied with the time they had to wait for an appointment	6	9	N/A	80.7%	83.4%	87.7%

* This is based on patients treated on this contract for their most recent course of treatment. Figures in italics indicate the base number of FP17s or Patient Questionnaire responses are less than 100. N/A is shown where the base number of responses is less than 10 during the period. % is calculated as Quantity/Base number*100

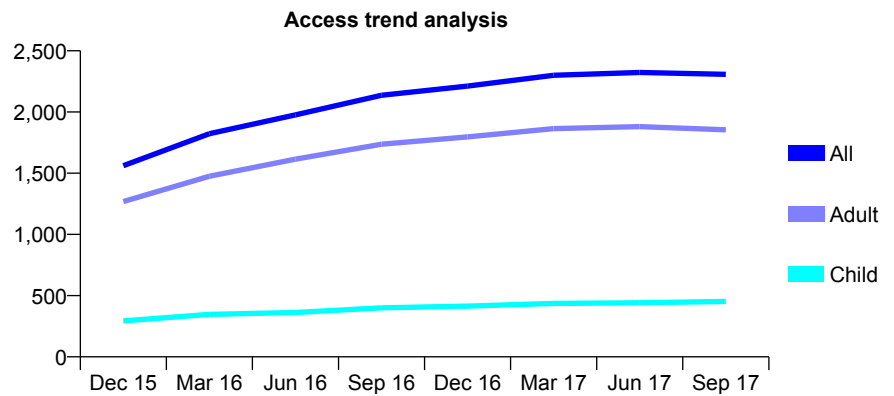
Q61 - Vital Signs At a Glance Contract Report for 127183/0001 - September 2017

Name or company name	NL Partners
Contract type name	GDS Contract
Purpose of contract	General
Contract start date	01/11/2014
Contract end date	

17/18 Contracted general activity (UDA)	7,359
Carry forward general activity (UDA)	138
17/18 Contracted orthodontic activity (UOA)	0
Carry forward orthodontic activity (UOA)	0
Baseline contract value	£226,469.90

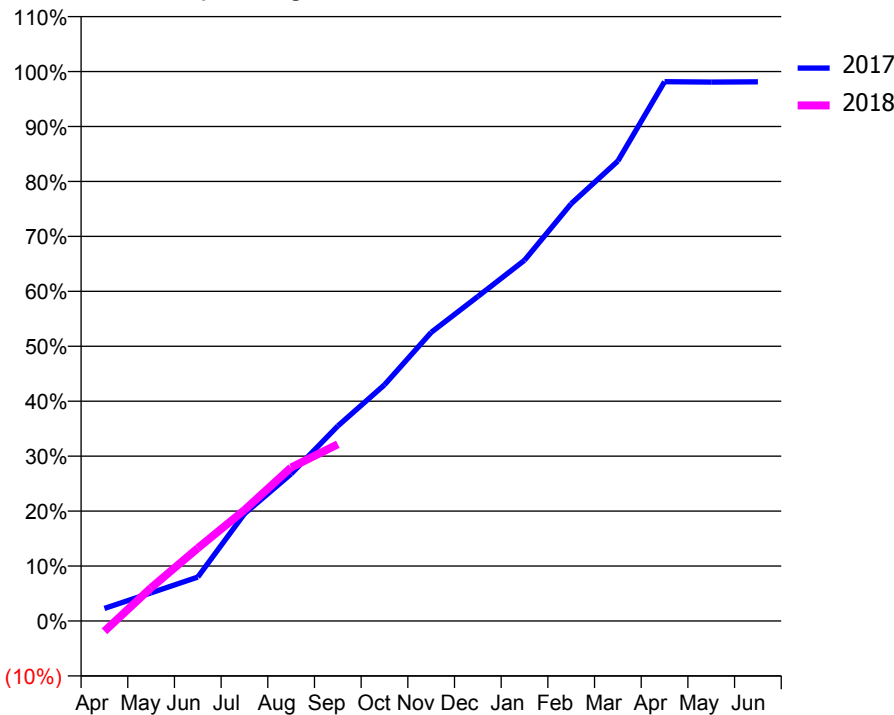
ACCESS*

Patients seen in 24 months	Total	Change since previous quarter
Quarter ending September 2016	2,137	
Quarter ending December 2016	2,212	↑
Quarter ending March 2017	2,300	↑
Quarter ending June 2017	2,323	→
Quarter ending September 2017	2,308	→
Variance since September 2016	8.0%	↑



ACTIVITY

Cumulative percentage of contracted UDA delivered 2017 & 2018



Month	Adjusted Scheduled Activity (UDA)	
	2017	2018
April	169	-138
May	377	445
June	589	976
July	1,436	1,487
August	1,970	2,057
September	2,613	2,367
October	3,164	
November	3,866	
December	4,345	
January	4,831	
February	5,589	
March	6,161	
April	7,223	
May	7,218	
June	7,221	

QUALITY

	Quantity	Base Number	Contract	AT	Region	England
% of FP17s for the same patient ID Re-attending within 3 months - Children	12	243	4.9%	10.2%	11.2%	11.9%
% of FP17s for the same patient ID Re-attending within 3 months - Adults	70	817	8.6%	15.9%	16.6%	15.9%
% of FP17s for the same patient ID Re-attending between 3 & 9 months - Children	87	243	35.8%	42.6%	47.0%	58.1%
% of FP17s for the same patient ID Re-attending between 3 & 9 months - Adults	298	817	36.5%	35.6%	38.2%	50.6%
% of FP17s for Band 1 Urgent Courses	4	840	0.5%	10.8%	10.6%	9.1%
% of FP17s Relating to Free Repair or Replacements	2	840	0.2%	0.5%	0.6%	0.8%
% of FP17s Relating to Continuations	3	840	0.4%	0.7%	0.8%	1.1%
% of Patients satisfied with the dentistry they have received	1	2	N/A	88.7%	89.2%	91.4%
% of Patients satisfied with the time they had to wait for an appointment	2	2	N/A	80.7%	83.4%	87.7%

* This is based on patients treated on this contract for their most recent course of treatment. Figures in italics indicate the base number of FP17s or Patient Questionnaire responses are less than 100. N/A is shown where the base number of responses is less than 10 during the period. % is calculated as Quantity/Base number*100

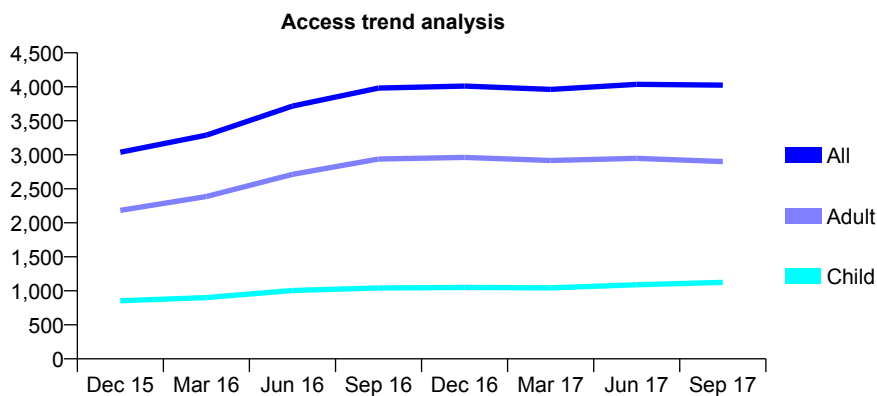
Q61 - Vital Signs At a Glance Contract Report for 127183/0002 - September 2017

Name or company name	NL Partners
Contract type name	GDS Contract
Purpose of contract	General
Contract start date	01/11/2014
Contract end date	

17/18 Contracted general activity (UDA)	10,565
Carry forward general activity (UDA)	-126
17/18 Contracted orthodontic activity (UOA)	0
Carry forward orthodontic activity (UOA)	0
Baseline contract value	£294,900.28

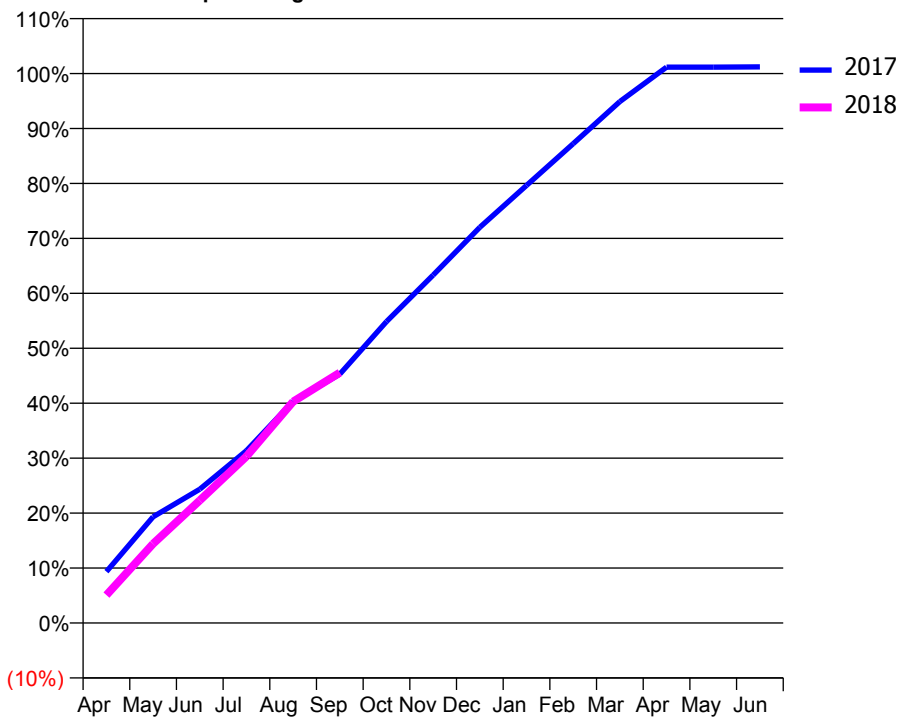
ACCESS*

Patients seen in 24 months	Total	Change since previous quarter
Quarter ending September 2016	3,981	
Quarter ending December 2016	4,011	→
Quarter ending March 2017	3,961	↓
Quarter ending June 2017	4,037	→
Quarter ending September 2017	4,025	→
Variance since September 2016	1.1%	→



ACTIVITY

Cumulative percentage of contracted UDA delivered 2017 & 2018



Month	Adjusted Scheduled Activity (UDA)	
	2017	2018
April	989	537
May	2,041	1,525
June	2,572	2,358
July	3,313	3,204
August	4,264	4,257
September	4,786	4,814
October	5,796	
November	6,690	
December	7,608	
January	8,413	
February	9,214	
March	10,025	
April	10,687	
May	10,687	
June	10,691	

QUALITY

	Quantity	Base Number	Contract	AT	Region	England
% of FP17s for the same patient ID Re-attending within 3 months - Children	61	644	9.5%	10.2%	11.2%	11.9%
% of FP17s for the same patient ID Re-attending within 3 months - Adults	170	1,351	12.6%	15.9%	16.6%	15.9%
% of FP17s for the same patient ID Re-attending between 3 & 9 months - Children	193	644	30.0%	42.6%	47.0%	58.1%
% of FP17s for the same patient ID Re-attending between 3 & 9 months - Adults	380	1,351	28.1%	35.6%	38.2%	50.6%
% of FP17s for Band 1 Urgent Courses	74	1,746	4.2%	10.8%	10.6%	9.1%
% of FP17s Relating to Free Repair or Replacements	3	1,746	0.2%	0.5%	0.6%	0.8%
% of FP17s Relating to Continuations	10	1,746	0.6%	0.7%	0.8%	1.1%
% of Patients satisfied with the dentistry they have received	5	6	N/A	88.7%	89.2%	91.4%
% of Patients satisfied with the time they had to wait for an appointment	6	6	N/A	80.7%	83.4%	87.7%

* This is based on patients treated on this contract for their most recent course of treatment. Figures in italics indicate the base number of FP17s or Patient Questionnaire responses are less than 100. N/A is shown where the base number of responses is less than 10 during the period. % is calculated as Quantity/Base number*100

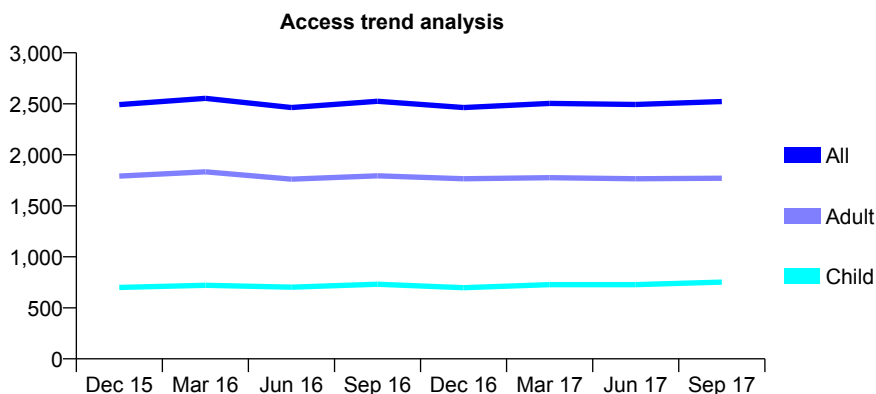
Q61 - Vital Signs At a Glance Contract Report for 127256/0001 - September 2017

Name or company name	Hainualt Gentle Dental Care Ltd
Contract type name	GDS Contract
Purpose of contract	General
Contract start date	01/05/2011
Contract end date	

17/18 Contracted general activity (UDA)	6,575
Carry forward general activity (UDA)	0
17/18 Contracted orthodontic activity (UOA)	0
Carry forward orthodontic activity (UOA)	0
Baseline contract value	£174,127.82

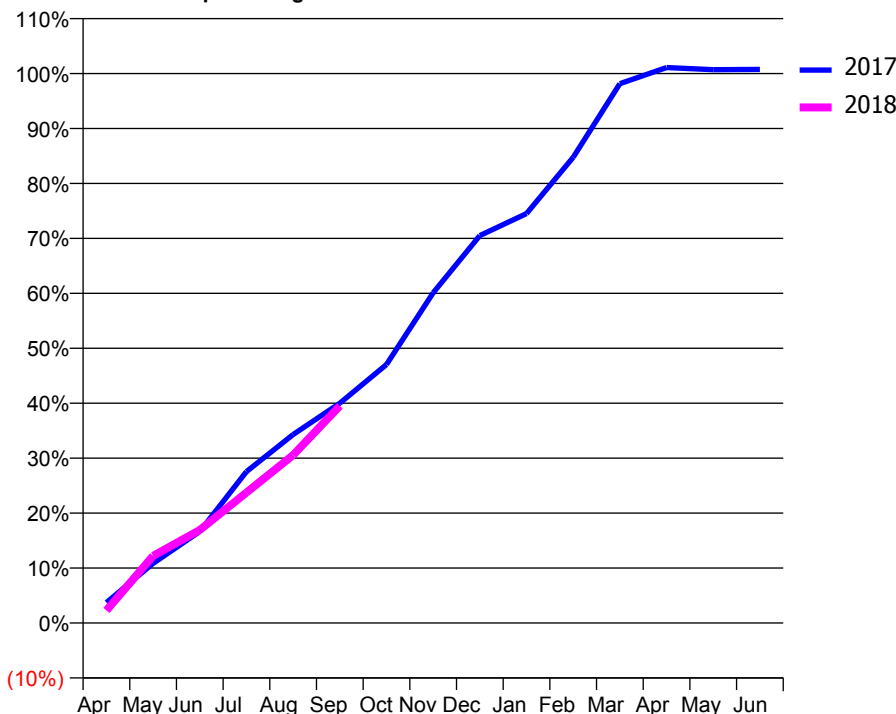
ACCESS*

Patients seen in 24 months	Total	Change since previous quarter
Quarter ending September 2016	2,525	
Quarter ending December 2016	2,463	↓
Quarter ending March 2017	2,504	→
Quarter ending June 2017	2,493	→
Quarter ending September 2017	2,522	→
Variance since September 2016	(0.1%)	→



ACTIVITY

Cumulative percentage of contracted UDA delivered 2017 & 2018



Month	Adjusted Scheduled Activity (UDA)	
	2017	2018
April	244	150
May	713	803
June	1,096	1,112
July	1,812	1,562
August	2,255	2,010
September	2,631	2,598
October	3,093	
November	3,951	
December	4,637	
January	4,900	
February	5,573	
March	6,453	
April	6,647	
May	6,621	
June	6,624	

QUALITY

	Quantity	Base Number	Contract	AT	Region	England
% of FP17s for the same patient ID Re-attending within 3 months - Children	17	351	4.8%	10.2%	11.2%	11.9%
% of FP17s for the same patient ID Re-attending within 3 months - Adults	87	777	11.2%	15.9%	16.6%	15.9%
% of FP17s for the same patient ID Re-attending between 3 & 9 months - Children	97	351	27.6%	42.6%	47.0%	58.1%
% of FP17s for the same patient ID Re-attending between 3 & 9 months - Adults	167	777	21.5%	35.6%	38.2%	50.6%
% of FP17s for Band 1 Urgent Courses	69	794	8.7%	10.8%	10.6%	9.1%
% of FP17s Relating to Free Repair or Replacements	2	794	0.3%	0.5%	0.6%	0.8%
% of FP17s Relating to Continuations	4	794	0.5%	0.7%	0.8%	1.1%
% of Patients satisfied with the dentistry they have received	2	2	N/A	88.7%	89.2%	91.4%
% of Patients satisfied with the time they had to wait for an appointment	2	2	N/A	80.7%	83.4%	87.7%

* This is based on patients treated on this contract for their most recent course of treatment. Figures in italics indicate the base number of FP17s or Patient Questionnaire responses are less than 100. N/A is shown where the base number of responses is less than 10 during the period. % is calculated as Quantity/Base number*100

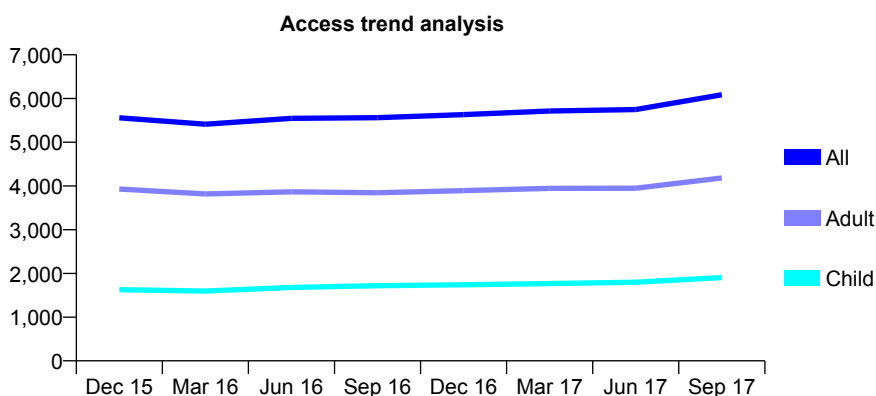
Q61 - Vital Signs At a Glance Contract Report for 127280/0001 - September 2017

Name or company name	Well Street Dental Care
Contract type name	GDS Contract
Purpose of contract	General
Contract start date	01/05/2011
Contract end date	

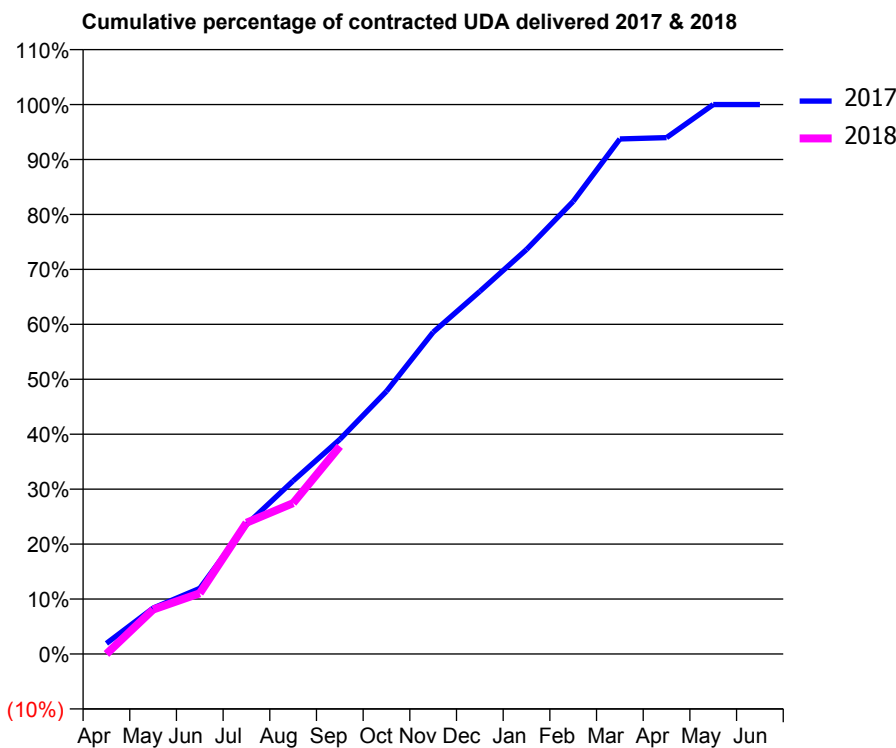
17/18 Contracted general activity (UDA)	23,003
Carry forward general activity (UDA)	4
17/18 Contracted orthodontic activity (UOA)	0
Carry forward orthodontic activity (UOA)	0
Baseline contract value	£672,088.94

ACCESS*

Patients seen in 24 months	Total	Change since previous quarter
Quarter ending September 2016	5,563	
Quarter ending December 2016	5,632	→
Quarter ending March 2017	5,714	→
Quarter ending June 2017	5,747	→
Quarter ending September 2017	6,086	↑
Variance since September 2016	9.4%	↑



ACTIVITY



Month	Adjusted Scheduled Activity (UDA)	
	2017	2018
April	443	-4
May	1,924	1,861
June	2,749	2,541
July	5,418	5,494
August	7,250	6,314
September	8,986	8,696
October	11,000	
November	13,472	
December	15,183	
January	16,936	
February	18,947	
March	21,562	
April	21,615	
May	22,999	
June	22,999	

QUALITY

	Quantity	Base Number	Contract	AT	Region	England
% of FP17s for the same patient ID Re-attending within 3 months - Children	86	979	8.8%	10.2%	11.2%	11.9%
% of FP17s for the same patient ID Re-attending within 3 months - Adults	365	1,972	18.5%	15.9%	16.6%	15.9%
% of FP17s for the same patient ID Re-attending between 3 & 9 months - Children	333	979	34.0%	42.6%	47.0%	58.1%
% of FP17s for the same patient ID Re-attending between 3 & 9 months - Adults	588	1,972	29.8%	35.6%	38.2%	50.6%
% of FP17s for Band 1 Urgent Courses	484	2,658	18.2%	10.8%	10.6%	9.1%
% of FP17s Relating to Free Repair or Replacements	5	2,658	0.2%	0.5%	0.6%	0.8%
% of FP17s Relating to Continuations	54	2,658	2.0%	0.7%	0.8%	1.1%
% of Patients satisfied with the dentistry they have received	6	7	N/A	88.7%	89.2%	91.4%
% of Patients satisfied with the time they had to wait for an appointment	6	7	N/A	80.7%	83.4%	87.7%

* This is based on patients treated on this contract for their most recent course of treatment. Figures in italics indicate the base number of FP17s or Patient Questionnaire responses are less than 100. N/A is shown where the base number of responses is less than 10 during the period. % is calculated as Quantity/Base number*100

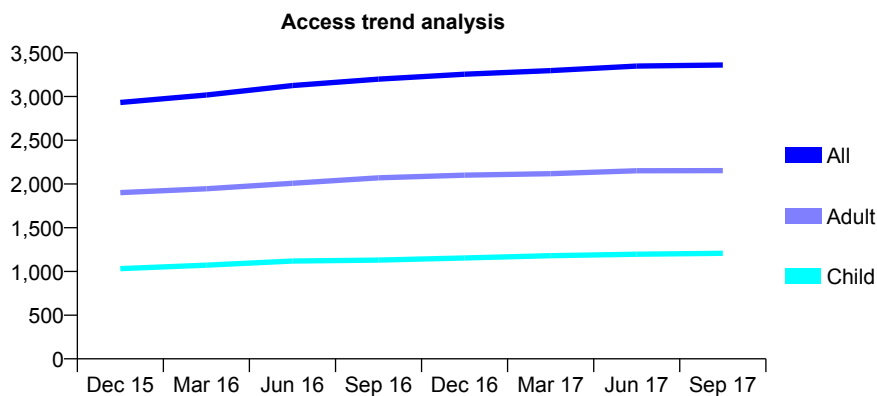
Q61 - Vital Signs At a Glance Contract Report for 127833/0001 - September 2017

Name or company name	Oris Dental Centre
Contract type name	GDS Contract
Purpose of contract	General
Contract start date	01/12/2008
Contract end date	

17/18 Contracted general activity (UDA)	10,757
Carry forward general activity (UDA)	-15
17/18 Contracted orthodontic activity (UOA)	0
Carry forward orthodontic activity (UOA)	0
Baseline contract value	£271,183.41

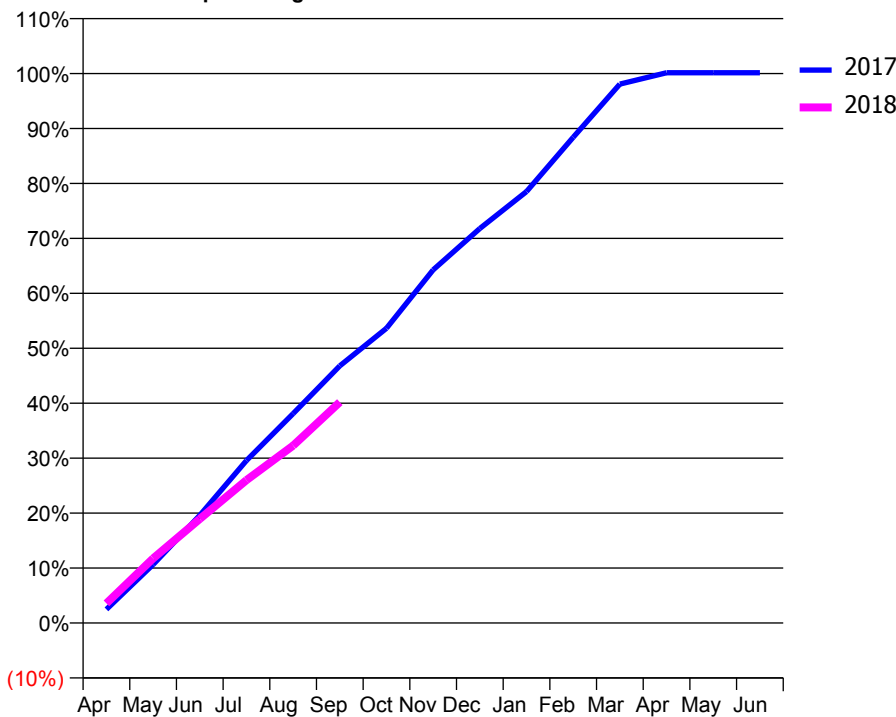
ACCESS*

Patients seen in 24 months	Total	Change since previous quarter
Quarter ending September 2016	3,199	
Quarter ending December 2016	3,255	→
Quarter ending March 2017	3,297	→
Quarter ending June 2017	3,348	→
Quarter ending September 2017	3,360	→
Variance since September 2016	5.0%	↑



ACTIVITY

Cumulative percentage of contracted UDA delivered 2017 & 2018



Adjusted Scheduled Activity (UDA)

Month	2017	2018
April	268	384
May	1,144	1,265
June	2,107	2,036
July	3,182	2,797
August	4,101	3,474
September	5,033	4,324
October	5,771	
November	6,913	
December	7,722	
January	8,447	
February	9,508	
March	10,550	
April	10,772	
May	10,772	
June	10,772	

QUALITY

	Quantity	Base Number	Contract	AT	Region	England
% of FP17s for the same patient ID Re-attending within 3 months - Children	72	784	9.2%	10.2%	11.2%	11.9%
% of FP17s for the same patient ID Re-attending within 3 months - Adults	204	1,186	17.2%	15.9%	16.6%	15.9%
% of FP17s for the same patient ID Re-attending between 3 & 9 months - Children	391	784	49.9%	42.6%	47.0%	58.1%
% of FP17s for the same patient ID Re-attending between 3 & 9 months - Adults	432	1,186	36.4%	35.6%	38.2%	50.6%
% of FP17s for Band 1 Urgent Courses	125	1,539	8.1%	10.8%	10.6%	9.1%
% of FP17s Relating to Free Repair or Replacements	14	1,539	0.9%	0.5%	0.6%	0.8%
% of FP17s Relating to Continuations	24	1,539	1.6%	0.7%	0.8%	1.1%
% of Patients satisfied with the dentistry they have received	5	6	N/A	88.7%	89.2%	91.4%
% of Patients satisfied with the time they had to wait for an appointment	5	6	N/A	80.7%	83.4%	87.7%

* This is based on patients treated on this contract for their most recent course of treatment. Figures in italics indicate the base number of FP17s or Patient Questionnaire responses are less than 100. N/A is shown where the base number of responses is less than 10 during the period. % is calculated as Quantity/Base number*100

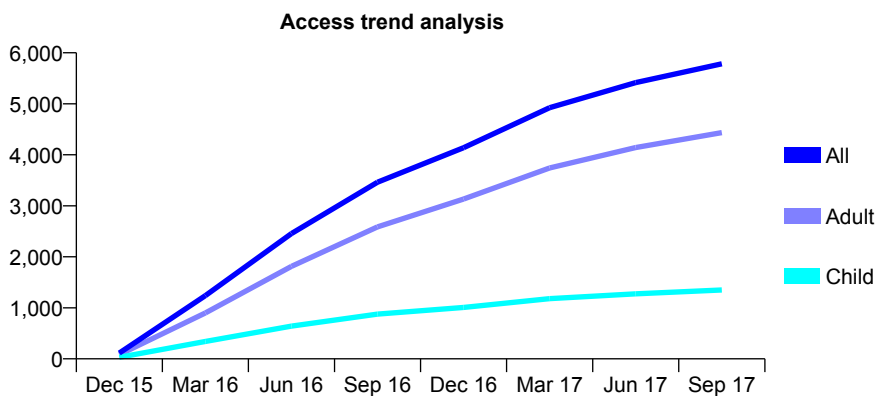
Q61 - Vital Signs At a Glance Contract Report for 127965/0001 - September 2017

Name or company name	Manor House DS
Contract type name	GDS Contract
Purpose of contract	General
Contract start date	01/12/2015
Contract end date	

17/18 Contracted general activity (UDA)	17,735
Carry forward general activity (UDA)	-105
17/18 Contracted orthodontic activity (UOA)	0
Carry forward orthodontic activity (UOA)	0
Baseline contract value	£621,247.80

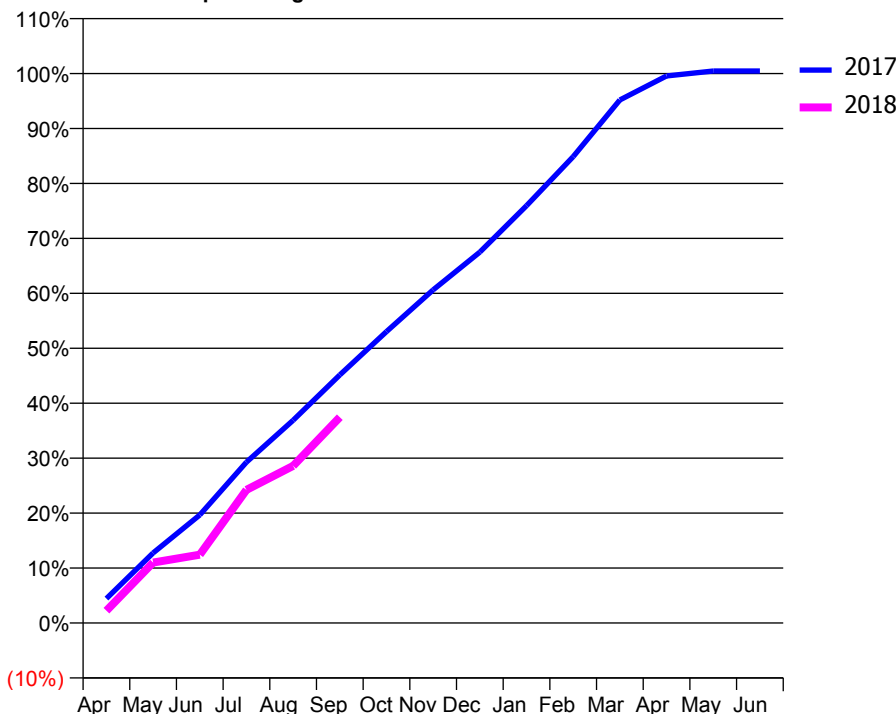
ACCESS*

Patients seen in 24 months	Total	Change since previous quarter
Quarter ending September 2016	3,464	
Quarter ending December 2016	4,141	↑
Quarter ending March 2017	4,923	↑
Quarter ending June 2017	5,416	↑
Quarter ending September 2017	5,785	↑
Variance since September 2016	67.0%	↑



ACTIVITY

Cumulative percentage of contracted UDA delivered 2017 & 2018



Month	Adjusted Scheduled Activity (UDA)	
	2017	2018
April	790	399
May	2,261	1,950
June	3,489	2,206
July	5,192	4,295
August	6,543	5,071
September	8,009	6,642
October	9,404	
November	10,751	
December	11,972	
January	13,470	
February	15,054	
March	16,883	
April	17,654	
May	17,816	
June	17,816	

QUALITY

	Quantity	Base Number	Contract	AT	Region	England
% of FP17s for the same patient ID Re-attending within 3 months - Children	6	613	1.0%	10.2%	11.2%	11.9%
% of FP17s for the same patient ID Re-attending within 3 months - Adults	29	1,662	1.7%	15.9%	16.6%	15.9%
% of FP17s for the same patient ID Re-attending between 3 & 9 months - Children	128	613	20.9%	42.6%	47.0%	58.1%
% of FP17s for the same patient ID Re-attending between 3 & 9 months - Adults	411	1,662	24.7%	35.6%	38.2%	50.6%
% of FP17s for Band 1 Urgent Courses	42	2,027	2.1%	10.8%	10.6%	9.1%
% of FP17s Relating to Free Repair or Replacements	1	2,027	0.0%	0.5%	0.6%	0.8%
% of FP17s Relating to Continuations	0	2,027	0.0%	0.7%	0.8%	1.1%
% of Patients satisfied with the dentistry they have received	0	1	N/A	88.7%	89.2%	91.4%
% of Patients satisfied with the time they had to wait for an appointment	1	1	N/A	80.7%	83.4%	87.7%

* This is based on patients treated on this contract for their most recent course of treatment. Figures in italics indicate the base number of FP17s or Patient Questionnaire responses are less than 100. N/A is shown where the base number of responses is less than 10 during the period. % is calculated as Quantity/Base number*100

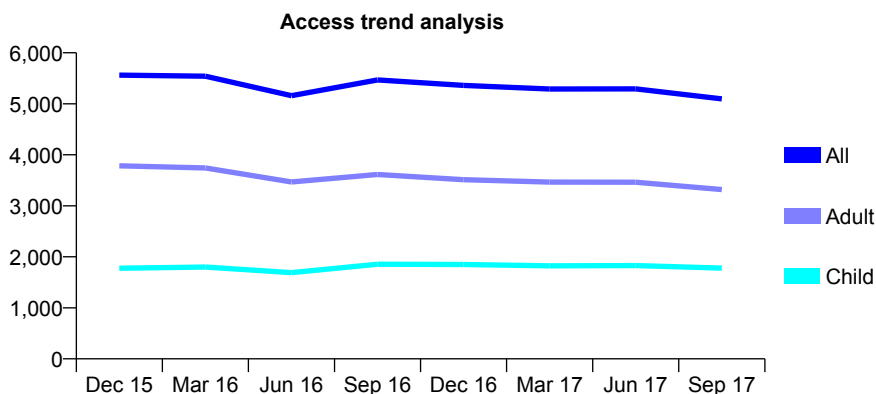
Q61 - Vital Signs At a Glance Contract Report for 128163/0006 - September 2017

Name or company name	Aspire Dental Care Limited
Contract type name	GDS Contract
Purpose of contract	General
Contract start date	11/12/2012
Contract end date	

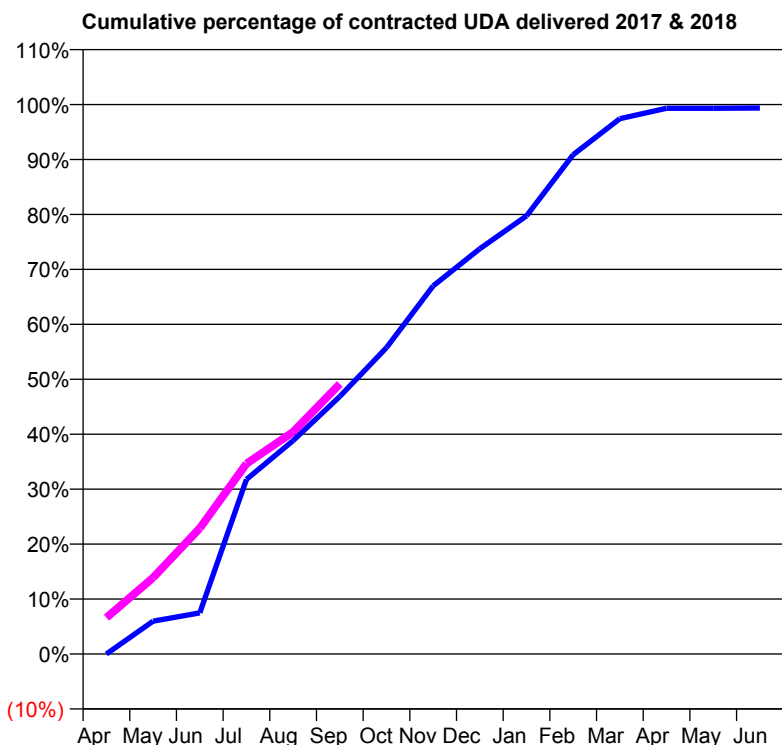
17/18 Contracted general activity (UDA)	13,436
Carry forward general activity (UDA)	0
17/18 Contracted orthodontic activity (UOA)	0
Carry forward orthodontic activity (UOA)	0
Baseline contract value	£322,737.70

ACCESS*

Patients seen in 24 months	Total	Change since previous quarter
Quarter ending September 2016	5,469	
Quarter ending December 2016	5,362	↓
Quarter ending March 2017	5,289	↓
Quarter ending June 2017	5,292	→
Quarter ending September 2017	5,098	↓
Variance since September 2016	(6.8%)	↓



ACTIVITY



Month	Adjusted Scheduled Activity (UDA)	
	2017	2018
April	0	888
May	802	1,868
June	1,005	3,078
July	4,271	4,655
August	5,217	5,431
September	6,296	6,605
October	7,492	
November	8,999	
December	9,911	
January	10,711	
February	12,208	
March	13,089	
April	13,343	
May	13,344	
June	13,349	

QUALITY

	Quantity	Base Number	Contract	AT	Region	England
% of FP17s for the same patient ID Re-attending within 3 months - Children	87	1,101	7.9%	10.2%	11.2%	11.9%
% of FP17s for the same patient ID Re-attending within 3 months - Adults	358	1,869	19.2%	15.9%	16.6%	15.9%
% of FP17s for the same patient ID Re-attending between 3 & 9 months - Children	513	1,101	46.6%	42.6%	47.0%	58.1%
% of FP17s for the same patient ID Re-attending between 3 & 9 months - Adults	609	1,869	32.6%	35.6%	38.2%	50.6%
% of FP17s for Band 1 Urgent Courses	553	2,866	19.3%	10.8%	10.6%	9.1%
% of FP17s Relating to Free Repair or Replacements	30	2,866	1.0%	0.5%	0.6%	0.8%
% of FP17s Relating to Continuations	5	2,866	0.2%	0.7%	0.8%	1.1%
% of Patients satisfied with the dentistry they have received	4	4	N/A	88.7%	89.2%	91.4%
% of Patients satisfied with the time they had to wait for an appointment	2	4	N/A	80.7%	83.4%	87.7%

* This is based on patients treated on this contract for their most recent course of treatment. Figures in italics indicate the base number of FP17s or Patient Questionnaire responses are less than 100. N/A is shown where the base number of responses is less than 10 during the period. % is calculated as Quantity/Base number*100

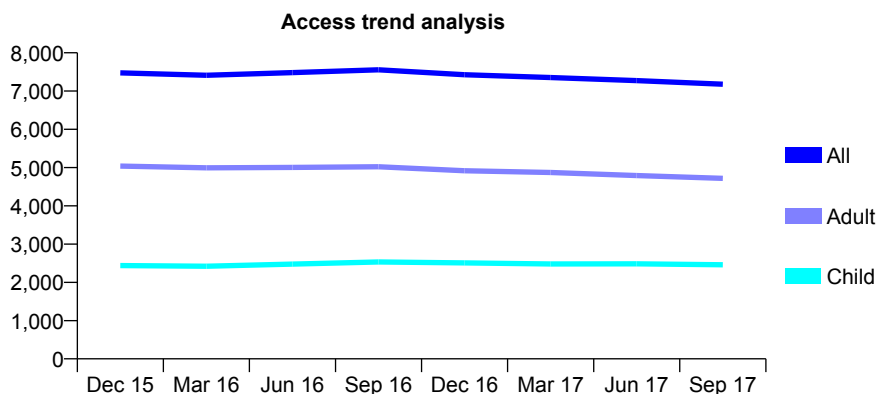
Q61 - Vital Signs At a Glance Contract Report for 128422/0001 - September 2017

Name or company name	MR JL VARA DR NJ VARA DR RJ VARA
Contract type name	GDS Contract
Purpose of contract	General
Contract start date	01/04/2013
Contract end date	

17/18 Contracted general activity (UDA)	20,521
Carry forward general activity (UDA)	-279
17/18 Contracted orthodontic activity (UOA)	0
Carry forward orthodontic activity (UOA)	0
Baseline contract value	£576,992.24

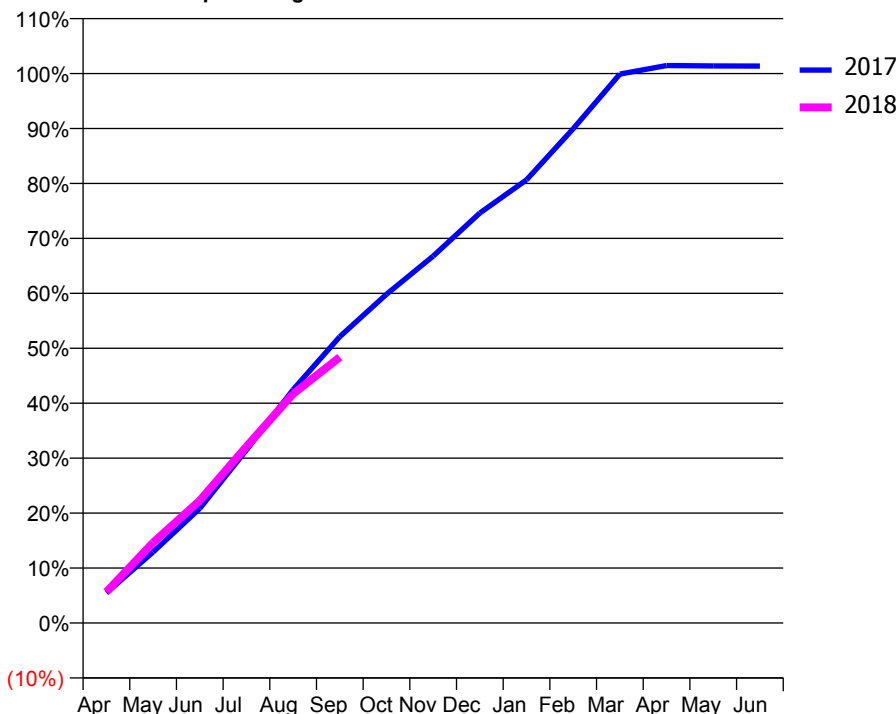
ACCESS*

Patients seen in 24 months	Total	Change since previous quarter
Quarter ending September 2016	7,555	
Quarter ending December 2016	7,425	↓
Quarter ending March 2017	7,353	→
Quarter ending June 2017	7,274	↓
Quarter ending September 2017	7,178	↓
Variance since September 2016	(5.0%)	↓



ACTIVITY

Cumulative percentage of contracted UDA delivered 2017 & 2018



Adjusted Scheduled Activity (UDA)

Month	2017	2018
April	1,122	1,161
May	2,653	3,004
June	4,278	4,576
July	6,461	6,592
August	8,717	8,559
September	10,694	9,927
October	12,277	
November	13,702	
December	15,313	
January	16,552	
February	18,460	
March	20,499	
April	20,818	
May	20,801	
June	20,800	

QUALITY

	Quantity	Base Number	Contract	AT	Region	England
% of FP17s for the same patient ID Re-attending within 3 months - Children	58	1,341	4.3%	10.2%	11.2%	11.9%
% of FP17s for the same patient ID Re-attending within 3 months - Adults	146	1,974	7.4%	15.9%	16.6%	15.9%
% of FP17s for the same patient ID Re-attending between 3 & 9 months - Children	448	1,341	33.4%	42.6%	47.0%	58.1%
% of FP17s for the same patient ID Re-attending between 3 & 9 months - Adults	572	1,974	29.0%	35.6%	38.2%	50.6%
% of FP17s for Band 1 Urgent Courses	187	3,223	5.8%	10.8%	10.6%	9.1%
% of FP17s Relating to Free Repair or Replacements	10	3,223	0.3%	0.5%	0.6%	0.8%
% of FP17s Relating to Continuations	9	3,223	0.3%	0.7%	0.8%	1.1%
% of Patients satisfied with the dentistry they have received	3	4	N/A	88.7%	89.2%	91.4%
% of Patients satisfied with the time they had to wait for an appointment	3	4	N/A	80.7%	83.4%	87.7%

* This is based on patients treated on this contract for their most recent course of treatment. Figures in italics indicate the base number of FP17s or Patient Questionnaire responses are less than 100. N/A is shown where the base number of responses is less than 10 during the period. % is calculated as Quantity/Base number*100

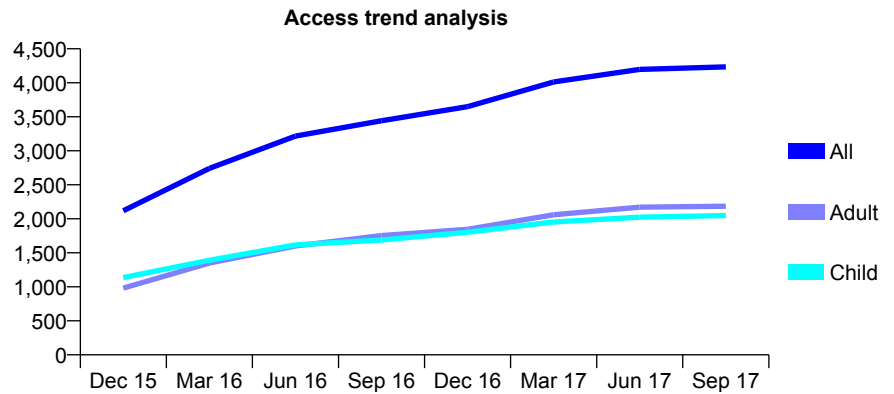
Q61 - Vital Signs At a Glance Contract Report for 128473/0001 - September 2017

Name or company name	The Anna House Partnership
Contract type name	GDS Contract
Purpose of contract	General
Contract start date	01/05/2015
Contract end date	

17/18 Contracted general activity (UDA)	17,027
Carry forward general activity (UDA)	-341
17/18 Contracted orthodontic activity (UOA)	0
Carry forward orthodontic activity (UOA)	0
Baseline contract value	£526,851.17

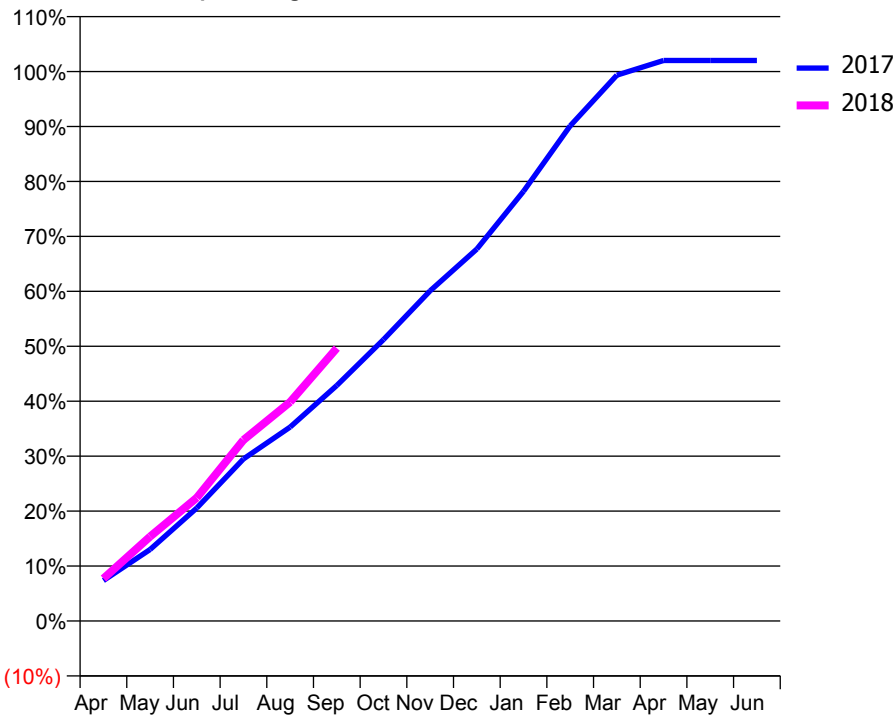
ACCESS*

Patients seen in 24 months	Total	Change since previous quarter
Quarter ending September 2016	3,443	
Quarter ending December 2016	3,650	↑
Quarter ending March 2017	4,013	↑
Quarter ending June 2017	4,197	↑
Quarter ending September 2017	4,235	→
Variance since September 2016	23.0%	↑



ACTIVITY

Cumulative percentage of contracted UDA delivered 2017 & 2018



Month	Adjusted Scheduled Activity (UDA)	
	2017	2018
April	1,255	1,317
May	2,216	2,617
June	3,501	3,821
July	5,021	5,609
August	6,009	6,786
September	7,301	8,456
October	8,721	
November	10,234	
December	11,525	
January	13,314	
February	15,343	
March	16,915	
April	17,368	
May	17,368	
June	17,368	

QUALITY

	Quantity	Base Number	Contract	AT	Region	England
% of FP17s for the same patient ID Re-attending within 3 months - Children	76	1,340	5.7%	10.2%	11.2%	11.9%
% of FP17s for the same patient ID Re-attending within 3 months - Adults	127	1,242	10.2%	15.9%	16.6%	15.9%
% of FP17s for the same patient ID Re-attending between 3 & 9 months - Children	733	1,340	54.7%	42.6%	47.0%	58.1%
% of FP17s for the same patient ID Re-attending between 3 & 9 months - Adults	541	1,242	43.6%	35.6%	38.2%	50.6%
% of FP17s for Band 1 Urgent Courses	140	2,441	5.7%	10.8%	10.6%	9.1%
% of FP17s Relating to Free Repair or Replacements	0	2,441	0.0%	0.5%	0.6%	0.8%
% of FP17s Relating to Continuations	8	2,441	0.3%	0.7%	0.8%	1.1%
% of Patients satisfied with the dentistry they have received	5	6	N/A	88.7%	89.2%	91.4%
% of Patients satisfied with the time they had to wait for an appointment	4	6	N/A	80.7%	83.4%	87.7%

* This is based on patients treated on this contract for their most recent course of treatment. Figures in italics indicate the base number of FP17s or Patient Questionnaire responses are less than 100. N/A is shown where the base number of responses is less than 10 during the period. % is calculated as Quantity/Base number*100

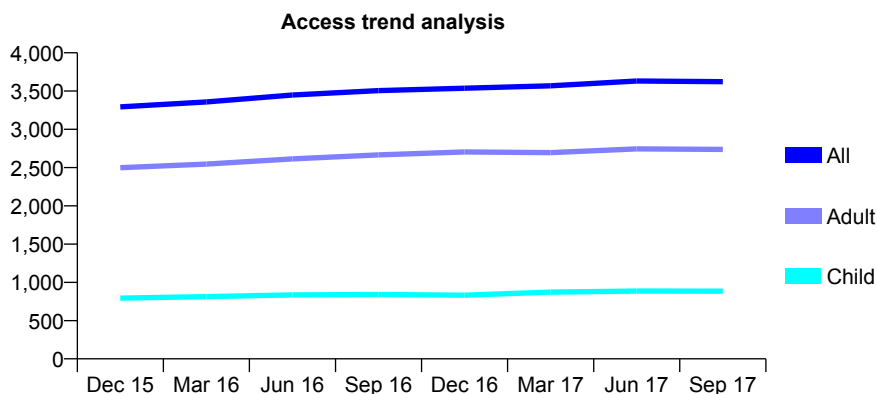
Q61 - Vital Signs At a Glance Contract Report for 129453/0001 - September 2017

Name or company name	Dr Margarita Vochaiti & Dr Aris Psathopoulk
Contract type name	GDS Contract
Purpose of contract	General
Contract start date	01/12/2012
Contract end date	

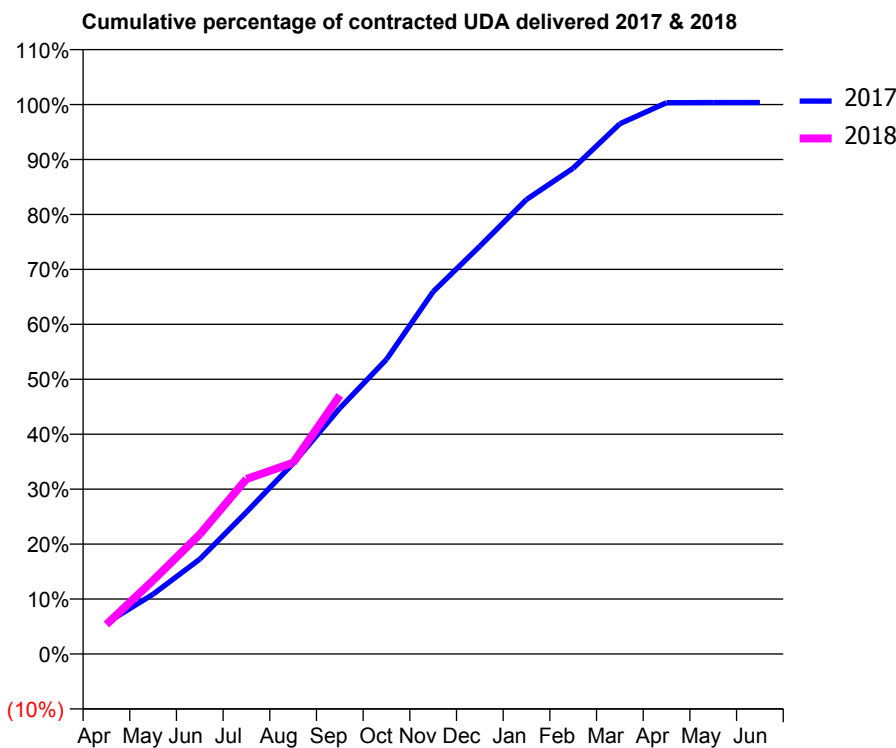
17/18 Contracted general activity (UDA)	7,242
Carry forward general activity (UDA)	-25
17/18 Contracted orthodontic activity (UOA)	0
Carry forward orthodontic activity (UOA)	0
Baseline contract value	£208,064.45

ACCESS*

Patients seen in 24 months	Total	Change since previous quarter
Quarter ending September 2016	3,506	
Quarter ending December 2016	3,537	→
Quarter ending March 2017	3,568	→
Quarter ending June 2017	3,632	→
Quarter ending September 2017	3,622	→
Variance since September 2016	3.3%	↑



ACTIVITY



Month	Adjusted Scheduled Activity (UDA)	
	2017	2018
April	409	390
May	788	970
June	1,251	1,577
July	1,871	2,306
August	2,512	2,521
September	3,240	3,408
October	3,884	
November	4,776	
December	5,374	
January	5,991	
February	6,403	
March	6,988	
April	7,266	
May	7,267	
June	7,267	

QUALITY

	Quantity	Base Number	Contract	AT	Region	England
% of FP17s for the same patient ID Re-attending within 3 months - Children	25	423	5.9%	10.2%	11.2%	11.9%
% of FP17s for the same patient ID Re-attending within 3 months - Adults	162	1,256	12.9%	15.9%	16.6%	15.9%
% of FP17s for the same patient ID Re-attending between 3 & 9 months - Children	147	423	34.8%	42.6%	47.0%	58.1%
% of FP17s for the same patient ID Re-attending between 3 & 9 months - Adults	328	1,256	26.1%	35.6%	38.2%	50.6%
% of FP17s for Band 1 Urgent Courses	134	1,577	8.5%	10.8%	10.6%	9.1%
% of FP17s Relating to Free Repair or Replacements	10	1,577	0.6%	0.5%	0.6%	0.8%
% of FP17s Relating to Continuations	14	1,577	0.9%	0.7%	0.8%	1.1%
% of Patients satisfied with the dentistry they have received	1	2	N/A	88.7%	89.2%	91.4%
% of Patients satisfied with the time they had to wait for an appointment	1	2	N/A	80.7%	83.4%	87.7%

* This is based on patients treated on this contract for their most recent course of treatment. Figures in italics indicate the base number of FP17s or Patient Questionnaire responses are less than 100. N/A is shown where the base number of responses is less than 10 during the period. % is calculated as Quantity/Base number*100

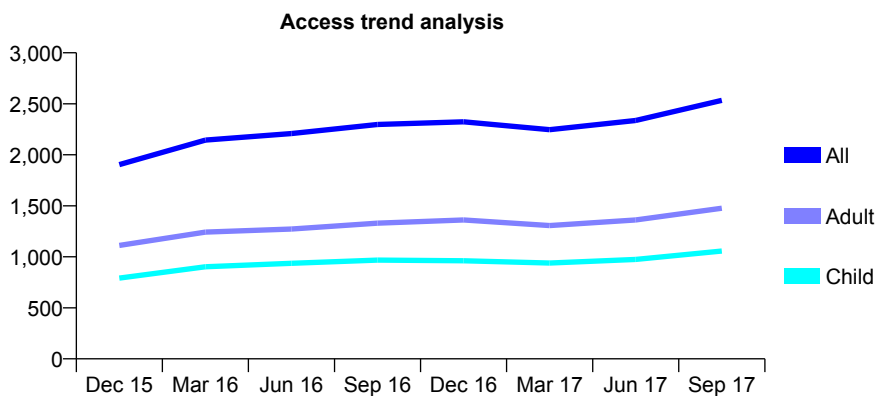
Q61 - Vital Signs At a Glance Contract Report for 129526/0001 - September 2017

Name or company name	S Emami and A P Sattarzadeh
Contract type name	GDS Contract
Purpose of contract	General
Contract start date	01/04/2014
Contract end date	

17/18 Contracted general activity (UDA)	7,074
Carry forward general activity (UDA)	0
17/18 Contracted orthodontic activity (UOA)	0
Carry forward orthodontic activity (UOA)	0
Baseline contract value	£255,944.60

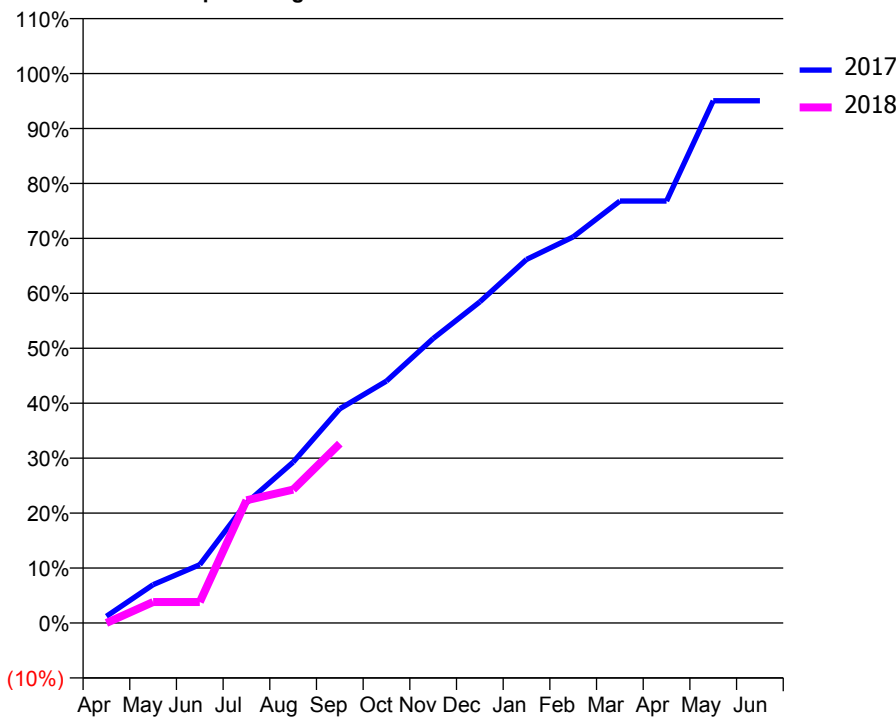
ACCESS*

Patients seen in 24 months	Total	Change since previous quarter
Quarter ending September 2016	2,298	
Quarter ending December 2016	2,323	→
Quarter ending March 2017	2,246	↓
Quarter ending June 2017	2,337	↑
Quarter ending September 2017	2,534	↑
Variance since September 2016	10.3%	↑



ACTIVITY

Cumulative percentage of contracted UDA delivered 2017 & 2018



Month	Adjusted Scheduled Activity (UDA)	
	2017	2018
April	87	0
May	493	271
June	752	271
July	1,546	1,581
August	2,071	1,717
September	2,757	2,310
October	3,114	
November	3,662	
December	4,134	
January	4,681	
February	4,970	
March	5,432	
April	5,432	
May	6,723	
June	6,723	

QUALITY

	Quantity	Base Number	Contract	AT	Region	England
% of FP17s for the same patient ID Re-attending within 3 months - Children	43	686	6.3%	10.2%	11.2%	11.9%
% of FP17s for the same patient ID Re-attending within 3 months - Adults	112	858	13.1%	15.9%	16.6%	15.9%
% of FP17s for the same patient ID Re-attending between 3 & 9 months - Children	314	686	45.8%	42.6%	47.0%	58.1%
% of FP17s for the same patient ID Re-attending between 3 & 9 months - Adults	299	858	34.8%	35.6%	38.2%	50.6%
% of FP17s for Band 1 Urgent Courses	68	920	7.4%	10.8%	10.6%	9.1%
% of FP17s Relating to Free Repair or Replacements	2	920	0.2%	0.5%	0.6%	0.8%
% of FP17s Relating to Continuations	2	920	0.2%	0.7%	0.8%	1.1%
% of Patients satisfied with the dentistry they have received	0	0	N/A	88.7%	89.2%	91.4%
% of Patients satisfied with the time they had to wait for an appointment	0	0	N/A	80.7%	83.4%	87.7%

* This is based on patients treated on this contract for their most recent course of treatment. Figures in italics indicate the base number of FP17s or Patient Questionnaire responses are less than 100. N/A is shown where the base number of responses is less than 10 during the period. % is calculated as Quantity/Base number*100

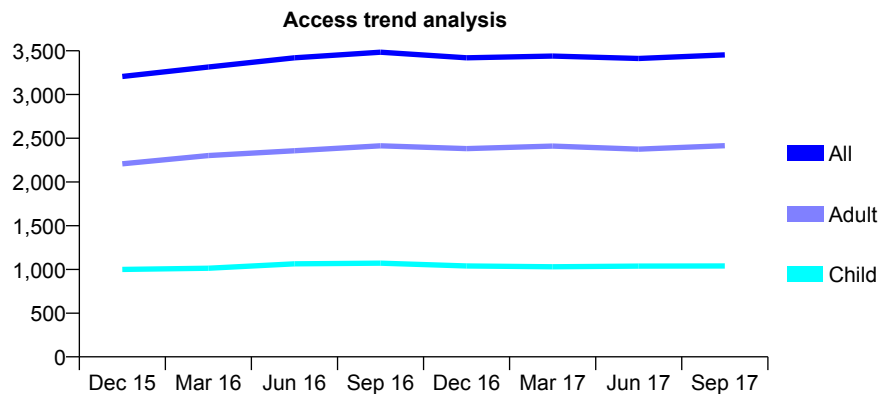
Q61 - Vital Signs At a Glance Contract Report for 130303/0001 - September 2017

Name or company name	Salmon Lane Dental Care
Contract type name	GDS Contract
Purpose of contract	General
Contract start date	19/11/2010
Contract end date	

17/18 Contracted general activity (UDA)	7,879
Carry forward general activity (UDA)	0
17/18 Contracted orthodontic activity (UOA)	0
Carry forward orthodontic activity (UOA)	0
Baseline contract value	£225,576.00

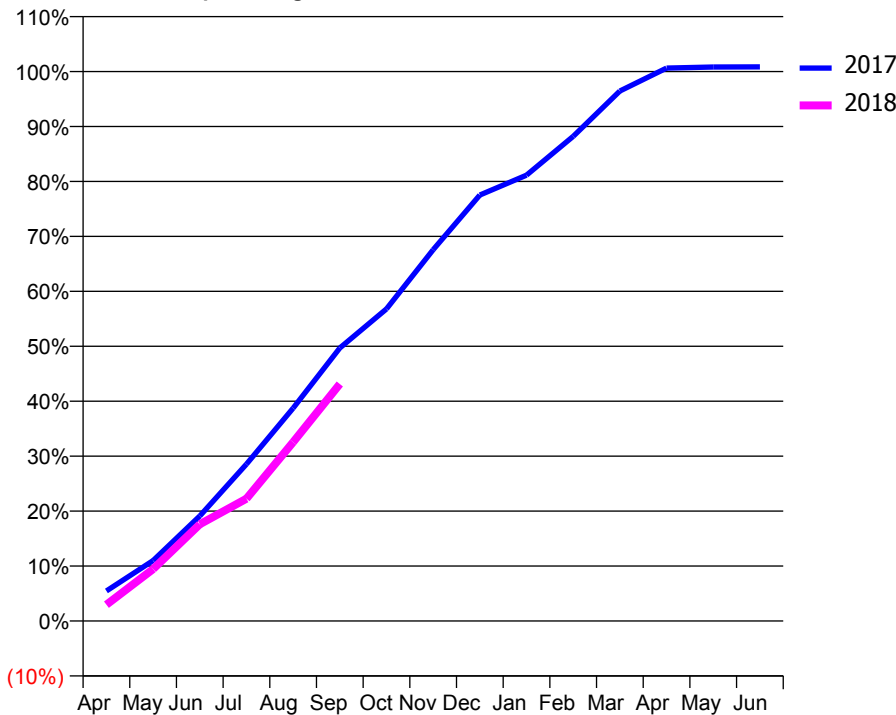
ACCESS*

Patients seen in 24 months	Total	Change since previous quarter
Quarter ending September 2016	3,484	
Quarter ending December 2016	3,420	↓
Quarter ending March 2017	3,440	→
Quarter ending June 2017	3,413	→
Quarter ending September 2017	3,454	→
Variance since September 2016	(0.9%)	→



ACTIVITY

Cumulative percentage of contracted UDA delivered 2017 & 2018



Month	2017	2018
April	431	234
May	868	745
June	1,505	1,386
July	2,249	1,755
August	3,052	2,565
September	3,915	3,398
October	4,475	
November	5,323	
December	6,108	
January	6,393	
February	6,949	
March	7,599	
April	7,929	
May	7,944	
June	7,946	

QUALITY

	Quantity	Base Number	Contract	AT	Region	England
% of FP17s for the same patient ID Re-attending within 3 months - Children	49	510	9.6%	10.2%	11.2%	11.9%
% of FP17s for the same patient ID Re-attending within 3 months - Adults	191	1,171	16.3%	15.9%	16.6%	15.9%
% of FP17s for the same patient ID Re-attending between 3 & 9 months - Children	115	510	22.5%	42.6%	47.0%	58.1%
% of FP17s for the same patient ID Re-attending between 3 & 9 months - Adults	251	1,171	21.4%	35.6%	38.2%	50.6%
% of FP17s for Band 1 Urgent Courses	222	1,201	18.5%	10.8%	10.6%	9.1%
% of FP17s Relating to Free Repair or Replacements	0	1,201	0.0%	0.5%	0.6%	0.8%
% of FP17s Relating to Continuations	8	1,201	0.7%	0.7%	0.8%	1.1%
% of Patients satisfied with the dentistry they have received	4	4	N/A	88.7%	89.2%	91.4%
% of Patients satisfied with the time they had to wait for an appointment	4	4	N/A	80.7%	83.4%	87.7%

* This is based on patients treated on this contract for their most recent course of treatment. Figures in italics indicate the base number of FP17s or Patient Questionnaire responses are less than 100. N/A is shown where the base number of responses is less than 10 during the period. % is calculated as Quantity/Base number*100

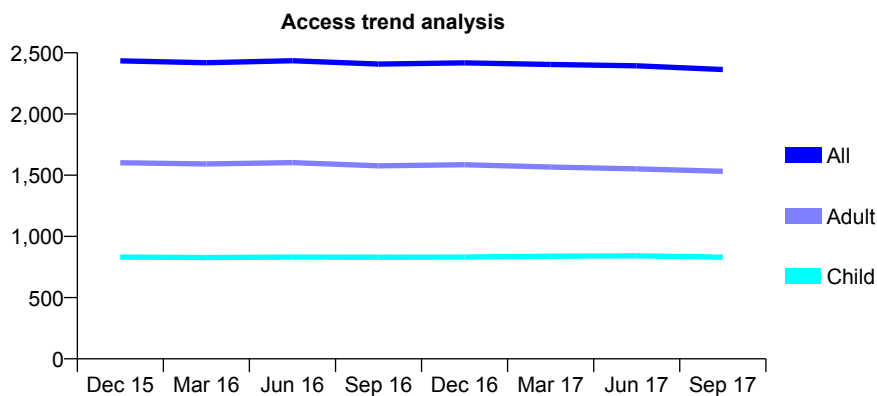
Q61 - Vital Signs At a Glance Contract Report for 131245/0001 - September 2017

Name or company name	Bullsmoor Dental Practice
Contract type name	GDS Contract
Purpose of contract	General
Contract start date	01/07/2013
Contract end date	

17/18 Contracted general activity (UDA)	7,000
Carry forward general activity (UDA)	151
17/18 Contracted orthodontic activity (UOA)	0
Carry forward orthodontic activity (UOA)	0
Baseline contract value	£176,919.58

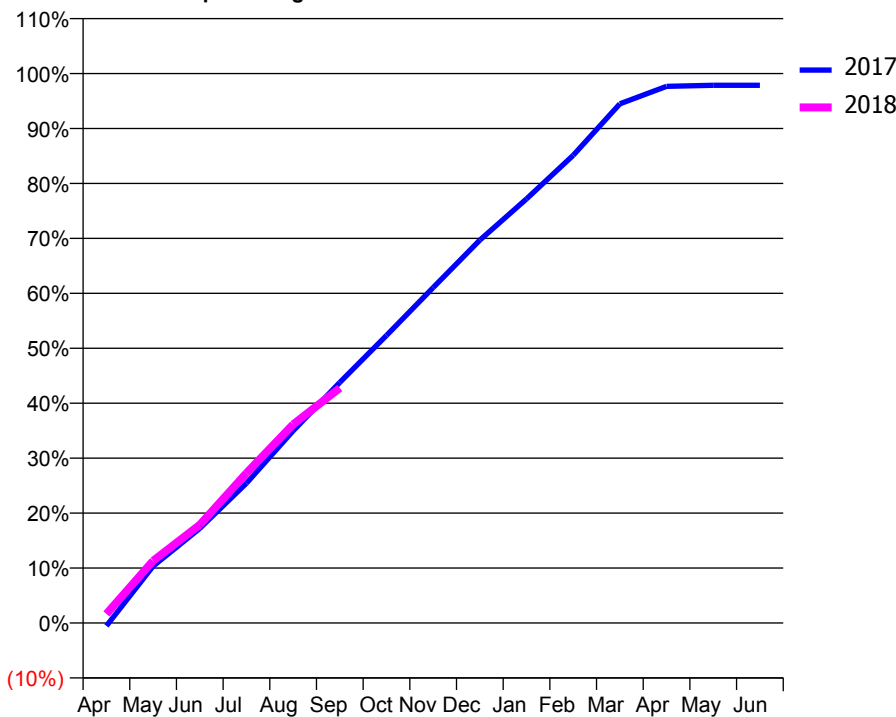
ACCESS*

Patients seen in 24 months	Total	Change since previous quarter
Quarter ending September 2016	2,408	
Quarter ending December 2016	2,418	→
Quarter ending March 2017	2,405	→
Quarter ending June 2017	2,394	→
Quarter ending September 2017	2,363	↓
Variance since September 2016	(1.9%)	↓



ACTIVITY

Cumulative percentage of contracted UDA delivered 2017 & 2018



Adjusted Scheduled Activity (UDA)

Month	2017	2018
April	-38	117
May	724	792
June	1,205	1,251
July	1,781	1,909
August	2,448	2,530
September	3,065	2,994
October	3,664	
November	4,273	
December	4,878	
January	5,403	
February	5,958	
March	6,614	
April	6,836	
May	6,849	
June	6,849	

QUALITY

	Quantity	Base Number	Contract	AT	Region	England
% of FP17s for the same patient ID Re-attending within 3 months - Children	46	694	6.6%	10.2%	11.2%	11.9%
% of FP17s for the same patient ID Re-attending within 3 months - Adults	110	1,088	10.1%	15.9%	16.6%	15.9%
% of FP17s for the same patient ID Re-attending between 3 & 9 months - Children	474	694	68.3%	42.6%	47.0%	58.1%
% of FP17s for the same patient ID Re-attending between 3 & 9 months - Adults	625	1,088	57.4%	35.6%	38.2%	50.6%
% of FP17s for Band 1 Urgent Courses	63	1,638	3.8%	10.8%	10.6%	9.1%
% of FP17s Relating to Free Repair or Replacements	5	1,638	0.3%	0.5%	0.6%	0.8%
% of FP17s Relating to Continuations	5	1,638	0.3%	0.7%	0.8%	1.1%
% of Patients satisfied with the dentistry they have received	7	7	N/A	88.7%	89.2%	91.4%
% of Patients satisfied with the time they had to wait for an appointment	7	7	N/A	80.7%	83.4%	87.7%

* This is based on patients treated on this contract for their most recent course of treatment. Figures in italics indicate the base number of FP17s or Patient Questionnaire responses are less than 100. N/A is shown where the base number of responses is less than 10 during the period. % is calculated as Quantity/Base number*100

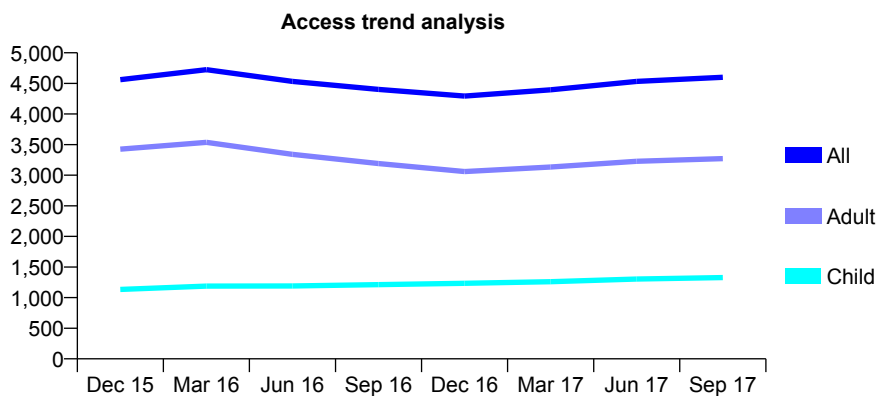
Q61 - Vital Signs At a Glance Contract Report for 132586/0001 - September 2017

Name or company name	Sct. Apollonia Dental Practice
Contract type name	GDS Contract
Purpose of contract	General
Contract start date	01/05/2007
Contract end date	

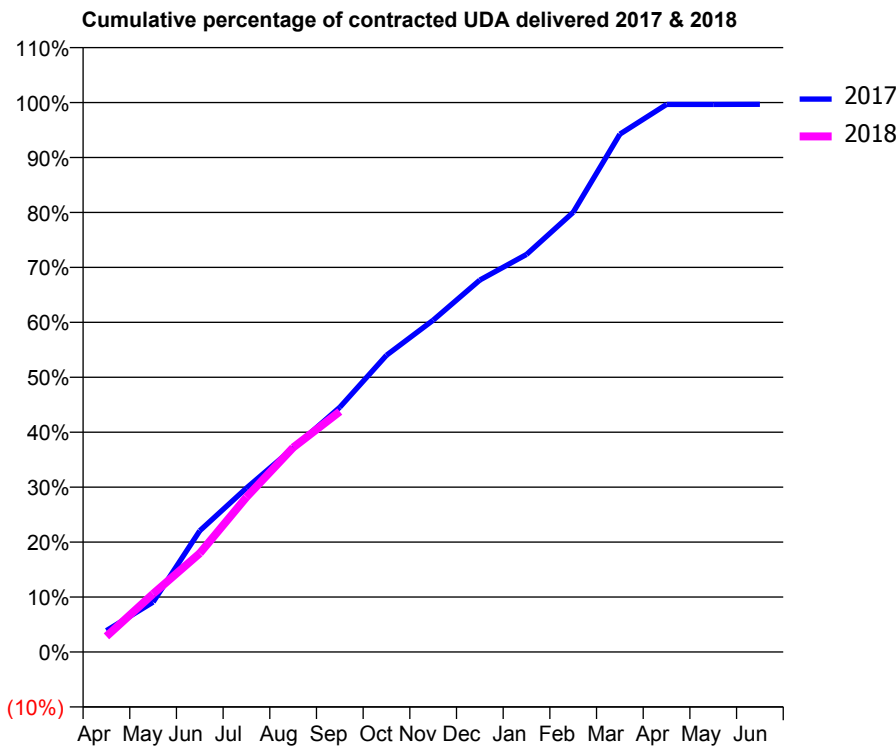
17/18 Contracted general activity (UDA)	14,164
Carry forward general activity (UDA)	47
17/18 Contracted orthodontic activity (UOA)	0
Carry forward orthodontic activity (UOA)	0
Baseline contract value	£394,098.69

ACCESS*

Patients seen in 24 months	Total	Change since previous quarter
Quarter ending September 2016	4,403	
Quarter ending December 2016	4,294	↓
Quarter ending March 2017	4,396	↑
Quarter ending June 2017	4,533	↑
Quarter ending September 2017	4,600	→
Variance since September 2016	4.5%	↑



ACTIVITY



Month	Adjusted Scheduled Activity (UDA)	
	2017	2018
April	553	404
May	1,289	1,501
June	3,127	2,546
July	4,225	3,993
August	5,257	5,273
September	6,310	6,199
October	7,651	
November	8,553	
December	9,587	
January	10,247	
February	11,334	
March	13,347	
April	14,116	
May	14,116	
June	14,117	

QUALITY

	Quantity	Base Number	Contract	AT	Region	England
% of FP17s for the same patient ID Re-attending within 3 months - Children	75	784	9.6%	10.2%	11.2%	11.9%
% of FP17s for the same patient ID Re-attending within 3 months - Adults	269	1,682	16.0%	15.9%	16.6%	15.9%
% of FP17s for the same patient ID Re-attending between 3 & 9 months - Children	281	784	35.8%	42.6%	47.0%	58.1%
% of FP17s for the same patient ID Re-attending between 3 & 9 months - Adults	451	1,682	26.8%	35.6%	38.2%	50.6%
% of FP17s for Band 1 Urgent Courses	292	2,247	13.0%	10.8%	10.6%	9.1%
% of FP17s Relating to Free Repair or Replacements	8	2,247	0.4%	0.5%	0.6%	0.8%
% of FP17s Relating to Continuations	12	2,247	0.5%	0.7%	0.8%	1.1%
% of Patients satisfied with the dentistry they have received	1	1	N/A	88.7%	89.2%	91.4%
% of Patients satisfied with the time they had to wait for an appointment	1	1	N/A	80.7%	83.4%	87.7%

* This is based on patients treated on this contract for their most recent course of treatment. Figures in italics indicate the base number of FP17s or Patient Questionnaire responses are less than 100. N/A is shown where the base number of responses is less than 10 during the period. % is calculated as Quantity/Base number*100

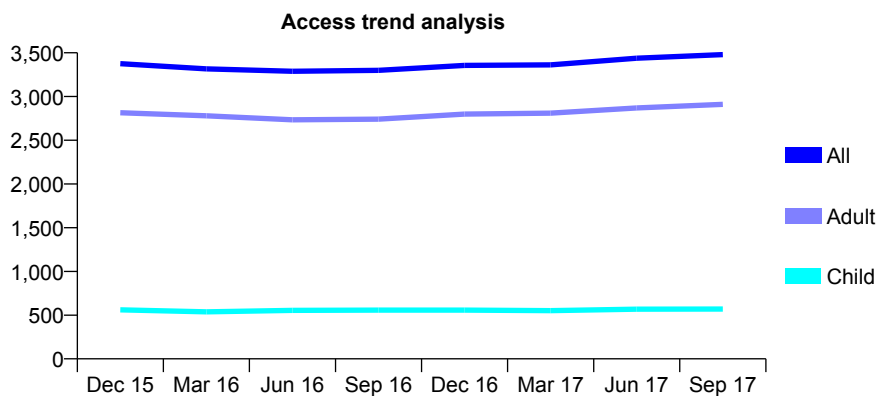
Q61 - Vital Signs At a Glance Contract Report for 132993/0001 - September 2017

Name or company name	Church View Dental Practice
Contract type name	GDS Contract
Purpose of contract	General
Contract start date	01/04/2010
Contract end date	

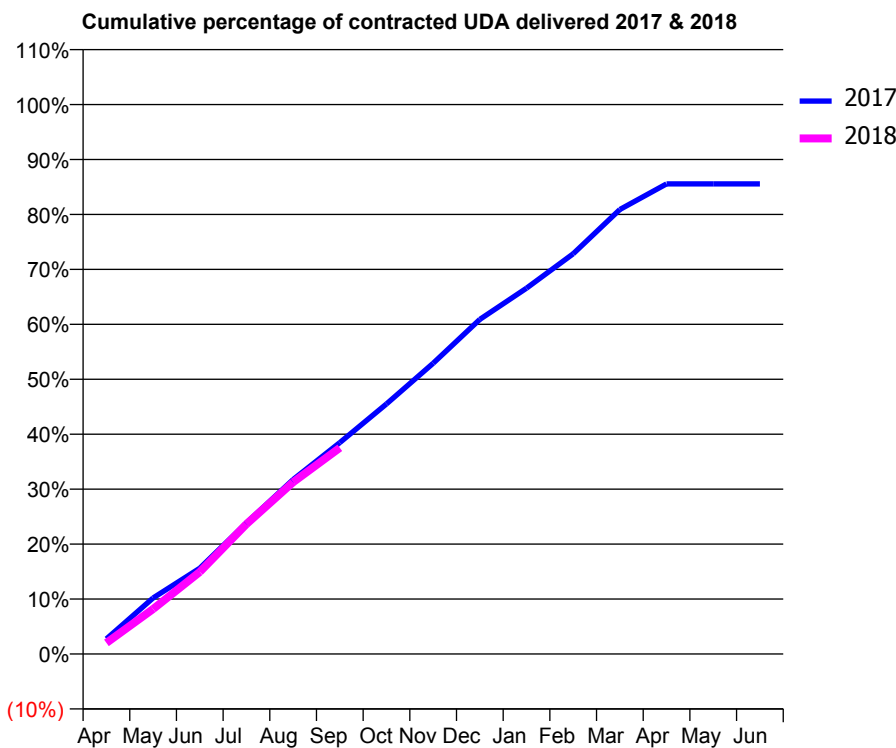
17/18 Contracted general activity (UDA)	14,120
Carry forward general activity (UDA)	0
17/18 Contracted orthodontic activity (UOA)	0
Carry forward orthodontic activity (UOA)	0
Baseline contract value	£442,733.31

ACCESS*

Patients seen in 24 months	Total	Change since previous quarter
Quarter ending September 2016	3,299	
Quarter ending December 2016	3,356	→
Quarter ending March 2017	3,362	→
Quarter ending June 2017	3,438	↑
Quarter ending September 2017	3,479	→
Variance since September 2016	5.5%	↑



ACTIVITY



Month	Adjusted Scheduled Activity (UDA)	
	2017	2018
April	389	287
May	1,439	1,158
June	2,205	2,111
July	3,369	3,339
August	4,485	4,417
September	5,433	5,300
October	6,427	
November	7,471	
December	8,599	
January	9,401	
February	10,283	
March	11,421	
April	12,080	
May	12,080	
June	12,080	

QUALITY

	Quantity	Base Number	Contract	AT	Region	England
% of FP17s for the same patient ID Re-attending within 3 months - Children	47	479	9.8%	10.2%	11.2%	11.9%
% of FP17s for the same patient ID Re-attending within 3 months - Adults	488	2,285	21.4%	15.9%	16.6%	15.9%
% of FP17s for the same patient ID Re-attending between 3 & 9 months - Children	276	479	57.6%	42.6%	47.0%	58.1%
% of FP17s for the same patient ID Re-attending between 3 & 9 months - Adults	1,141	2,285	49.9%	35.6%	38.2%	50.6%
% of FP17s for Band 1 Urgent Courses	292	2,514	11.6%	10.8%	10.6%	9.1%
% of FP17s Relating to Free Repair or Replacements	39	2,514	1.6%	0.5%	0.6%	0.8%
% of FP17s Relating to Continuations	39	2,514	1.6%	0.7%	0.8%	1.1%
% of Patients satisfied with the dentistry they have received	9	9	N/A	88.7%	89.2%	91.4%
% of Patients satisfied with the time they had to wait for an appointment	9	9	N/A	80.7%	83.4%	87.7%

* This is based on patients treated on this contract for their most recent course of treatment. Figures in italics indicate the base number of FP17s or Patient Questionnaire responses are less than 100. N/A is shown where the base number of responses is less than 10 during the period. % is calculated as Quantity/Base number*100

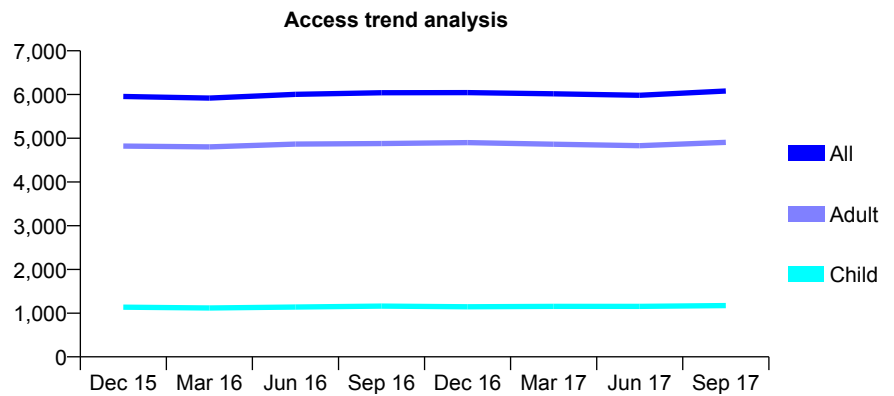
Q61 - Vital Signs At a Glance Contract Report for 133078/0001 - September 2017

Name or company name	R G Matthey Ltd
Contract type name	GDS Contract
Purpose of contract	General
Contract start date	01/01/2009
Contract end date	

17/18 Contracted general activity (UDA)	20,451
Carry forward general activity (UDA)	557
17/18 Contracted orthodontic activity (UOA)	0
Carry forward orthodontic activity (UOA)	0
Baseline contract value	£534,146.97

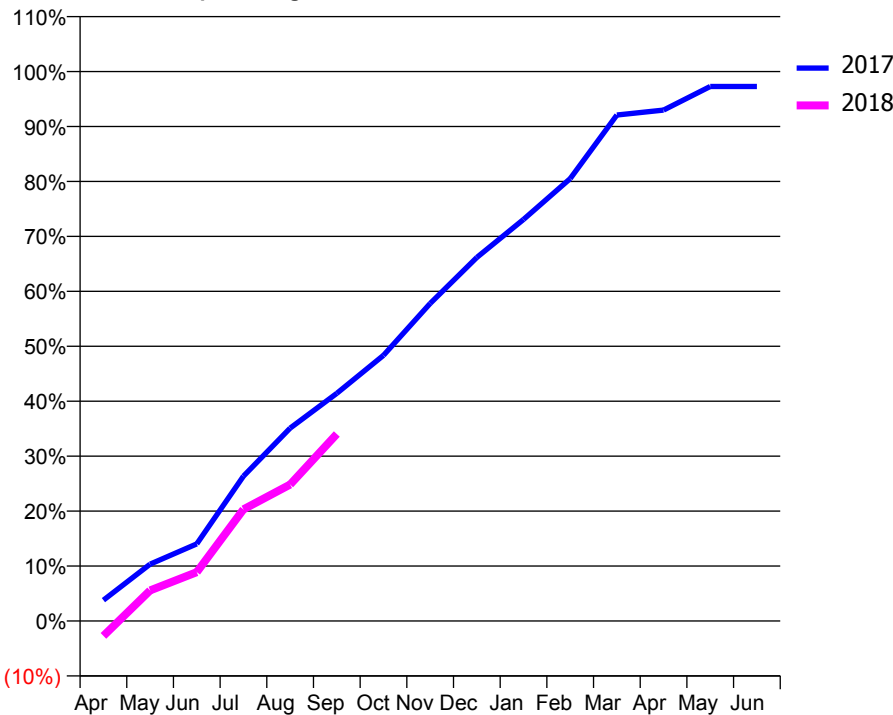
ACCESS*

Patients seen in 24 months	Total	Change since previous quarter
Quarter ending September 2016	6,040	
Quarter ending December 2016	6,044	→
Quarter ending March 2017	6,017	→
Quarter ending June 2017	5,984	→
Quarter ending September 2017	6,080	→
Variance since September 2016	0.7%	→



ACTIVITY

Cumulative percentage of contracted UDA delivered 2017 & 2018



Month	Adjusted Scheduled Activity (UDA)	
	2017	2018
April	778	-557
May	2,115	1,139
June	2,873	1,817
July	5,394	4,157
August	7,178	5,080
September	8,472	6,963
October	9,890	
November	11,817	
December	13,529	
January	14,947	
February	16,465	
March	18,832	
April	19,017	
May	19,895	
June	19,894	

QUALITY

	Quantity	Base Number	Contract	AT	Region	England
% of FP17s for the same patient ID Re-attending within 3 months - Children	90	866	10.4%	10.2%	11.2%	11.9%
% of FP17s for the same patient ID Re-attending within 3 months - Adults	278	2,754	10.1%	15.9%	16.6%	15.9%
% of FP17s for the same patient ID Re-attending between 3 & 9 months - Children	473	866	54.6%	42.6%	47.0%	58.1%
% of FP17s for the same patient ID Re-attending between 3 & 9 months - Adults	1,249	2,754	45.4%	35.6%	38.2%	50.6%
% of FP17s for Band 1 Urgent Courses	269	3,290	8.2%	10.8%	10.6%	9.1%
% of FP17s Relating to Free Repair or Replacements	23	3,290	0.7%	0.5%	0.6%	0.8%
% of FP17s Relating to Continuations	46	3,290	1.4%	0.7%	0.8%	1.1%
% of Patients satisfied with the dentistry they have received	10	11	90.9%	88.7%	89.2%	91.4%
% of Patients satisfied with the time they had to wait for an appointment	8	11	72.7%	80.7%	83.4%	87.7%

* This is based on patients treated on this contract for their most recent course of treatment. Figures in italics indicate the base number of FP17s or Patient Questionnaire responses are less than 100. N/A is shown where the base number of responses is less than 10 during the period. % is calculated as Quantity/Base number*100

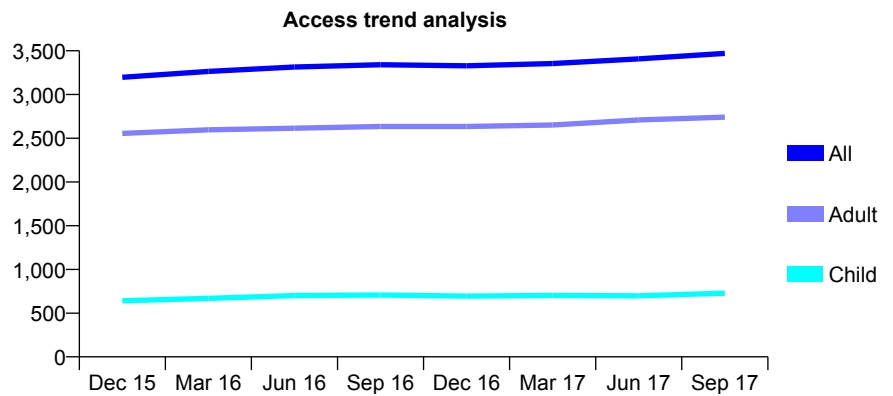
Q61 - Vital Signs At a Glance Contract Report for 133086/0001 - September 2017

Name or company name	Sennik Ltd
Contract type name	GDS Contract
Purpose of contract	General
Contract start date	01/04/2012
Contract end date	

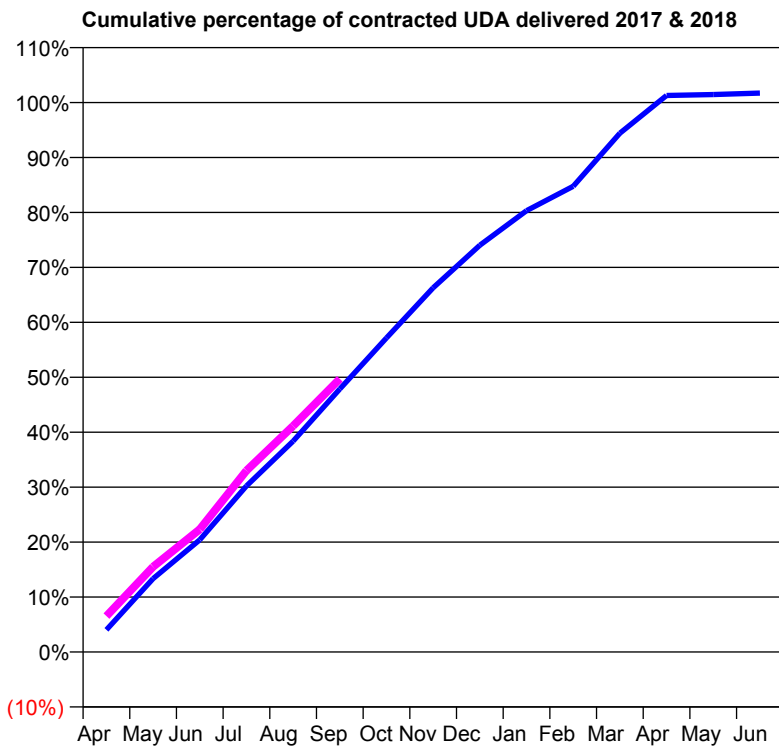
17/18 Contracted general activity (UDA)	10,567
Carry forward general activity (UDA)	-181
17/18 Contracted orthodontic activity (UOA)	0
Carry forward orthodontic activity (UOA)	0
Baseline contract value	£346,154.16

ACCESS*

Patients seen in 24 months	Total	Change since previous quarter
Quarter ending September 2016	3,341	
Quarter ending December 2016	3,329	→
Quarter ending March 2017	3,355	→
Quarter ending June 2017	3,408	→
Quarter ending September 2017	3,470	→
Variance since September 2016	3.9%	↑



ACTIVITY



Month	Adjusted Scheduled Activity (UDA)	
	2017	2018
April	428	692
May	1,411	1,640
June	2,157	2,361
July	3,195	3,489
August	4,054	4,348
September	5,059	5,253
October	6,040	
November	7,005	
December	7,822	
January	8,487	
February	8,955	
March	9,978	
April	10,701	
May	10,720	
June	10,748	

QUALITY

	Quantity	Base Number	Contract	AT	Region	England
% of FP17s for the same patient ID Re-attending within 3 months - Children	17	482	3.5%	10.2%	11.2%	11.9%
% of FP17s for the same patient ID Re-attending within 3 months - Adults	206	1,644	12.5%	15.9%	16.6%	15.9%
% of FP17s for the same patient ID Re-attending between 3 & 9 months - Children	236	482	49.0%	42.6%	47.0%	58.1%
% of FP17s for the same patient ID Re-attending between 3 & 9 months - Adults	696	1,644	42.3%	35.6%	38.2%	50.6%
% of FP17s for Band 1 Urgent Courses	175	1,827	9.6%	10.8%	10.6%	9.1%
% of FP17s Relating to Free Repair or Replacements	14	1,827	0.8%	0.5%	0.6%	0.8%
% of FP17s Relating to Continuations	6	1,827	0.3%	0.7%	0.8%	1.1%
% of Patients satisfied with the dentistry they have received	8	8	N/A	88.7%	89.2%	91.4%
% of Patients satisfied with the time they had to wait for an appointment	8	8	N/A	80.7%	83.4%	87.7%

* This is based on patients treated on this contract for their most recent course of treatment. Figures in italics indicate the base number of FP17s or Patient Questionnaire responses are less than 100. N/A is shown where the base number of responses is less than 10 during the period. % is calculated as Quantity/Base number*100

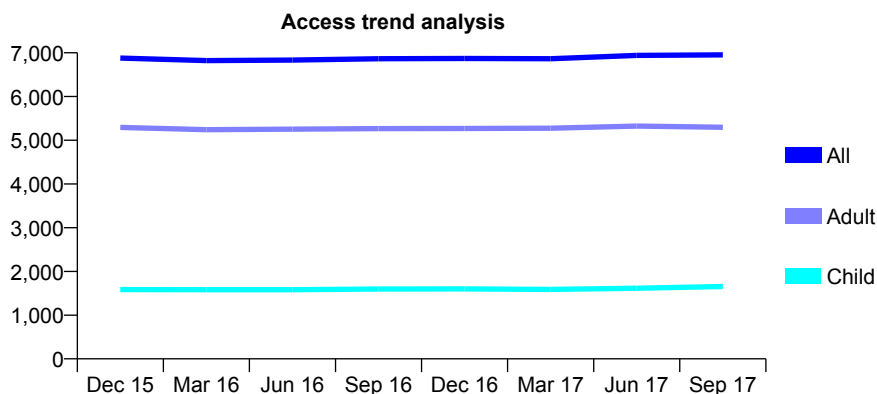
Q61 - Vital Signs At a Glance Contract Report for 133205/0001 - September 2017

Name or company name	Broadway Dental Care
Contract type name	GDS Contract
Purpose of contract	General
Contract start date	06/06/2012
Contract end date	

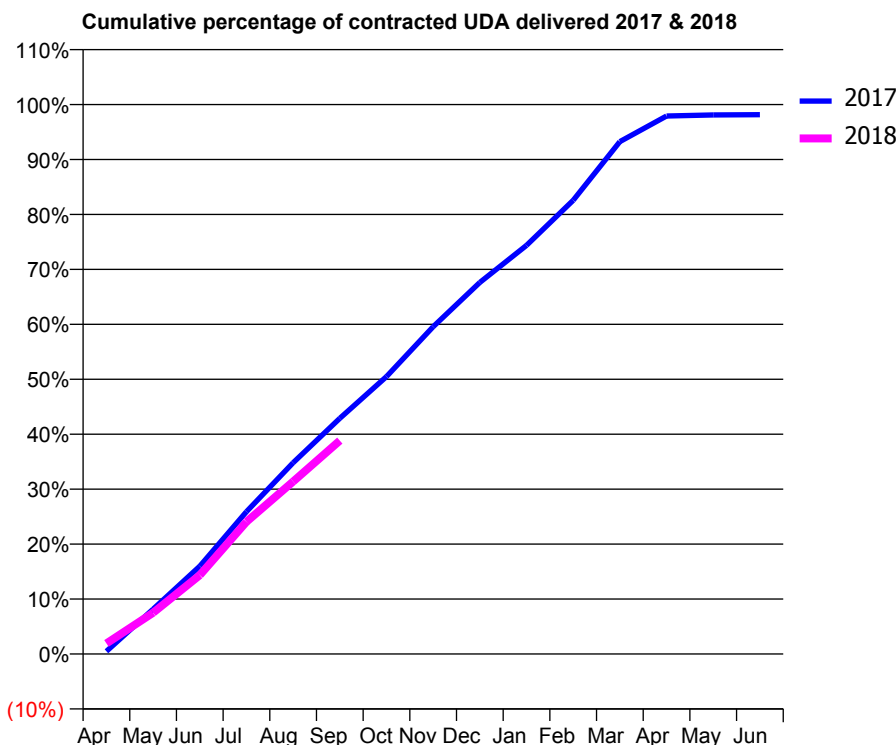
17/18 Contracted general activity (UDA)	18,422
Carry forward general activity (UDA)	339
17/18 Contracted orthodontic activity (UOA)	0
Carry forward orthodontic activity (UOA)	0
Baseline contract value	£536,228.79

ACCESS*

Patients seen in 24 months	Total	Change since previous quarter
Quarter ending September 2016	6,865	
Quarter ending December 2016	6,870	→
Quarter ending March 2017	6,864	→
Quarter ending June 2017	6,939	→
Quarter ending September 2017	6,952	→
Variance since September 2016	1.3%	→



ACTIVITY



Month	Adjusted Scheduled Activity (UDA)	
	2017	2018
April	93	356
May	1,506	1,384
June	2,945	2,643
July	4,771	4,434
August	6,413	5,780
September	7,902	7,156
October	9,299	
November	10,974	
December	12,456	
January	13,698	
February	15,211	
March	17,177	
April	18,035	
May	18,074	
June	18,083	

QUALITY

	Quantity	Base Number	Contract	AT	Region	England
% of FP17s for the same patient ID Re-attending within 3 months - Children	62	1,211	5.1%	10.2%	11.2%	11.9%
% of FP17s for the same patient ID Re-attending within 3 months - Adults	343	3,240	10.6%	15.9%	16.6%	15.9%
% of FP17s for the same patient ID Re-attending between 3 & 9 months - Children	651	1,211	53.8%	42.6%	47.0%	58.1%
% of FP17s for the same patient ID Re-attending between 3 & 9 months - Adults	1,648	3,240	50.9%	35.6%	38.2%	50.6%
% of FP17s for Band 1 Urgent Courses	265	3,792	7.0%	10.8%	10.6%	9.1%
% of FP17s Relating to Free Repair or Replacements	23	3,792	0.6%	0.5%	0.6%	0.8%
% of FP17s Relating to Continuations	22	3,792	0.6%	0.7%	0.8%	1.1%
% of Patients satisfied with the dentistry they have received	5	5	N/A	88.7%	89.2%	91.4%
% of Patients satisfied with the time they had to wait for an appointment	4	5	N/A	80.7%	83.4%	87.7%

* This is based on patients treated on this contract for their most recent course of treatment. Figures in italics indicate the base number of FP17s or Patient Questionnaire responses are less than 100. N/A is shown where the base number of responses is less than 10 during the period. % is calculated as Quantity/Base number*100

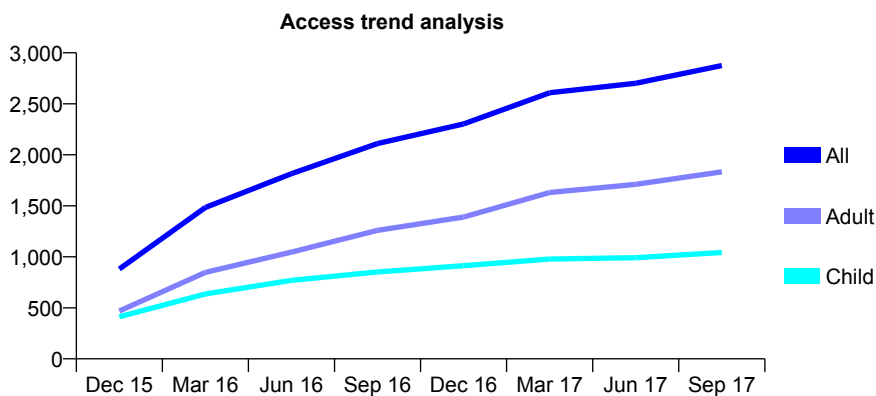
Q61 - Vital Signs At a Glance Contract Report for 133655/0001 - September 2017

Name or company name	Crouch Hall Dental Care
Contract type name	GDS Contract
Purpose of contract	General
Contract start date	01/05/2015
Contract end date	

17/18 Contracted general activity (UDA)	6,025
Carry forward general activity (UDA)	0
17/18 Contracted orthodontic activity (UOA)	0
Carry forward orthodontic activity (UOA)	0
Baseline contract value	£137,615.13

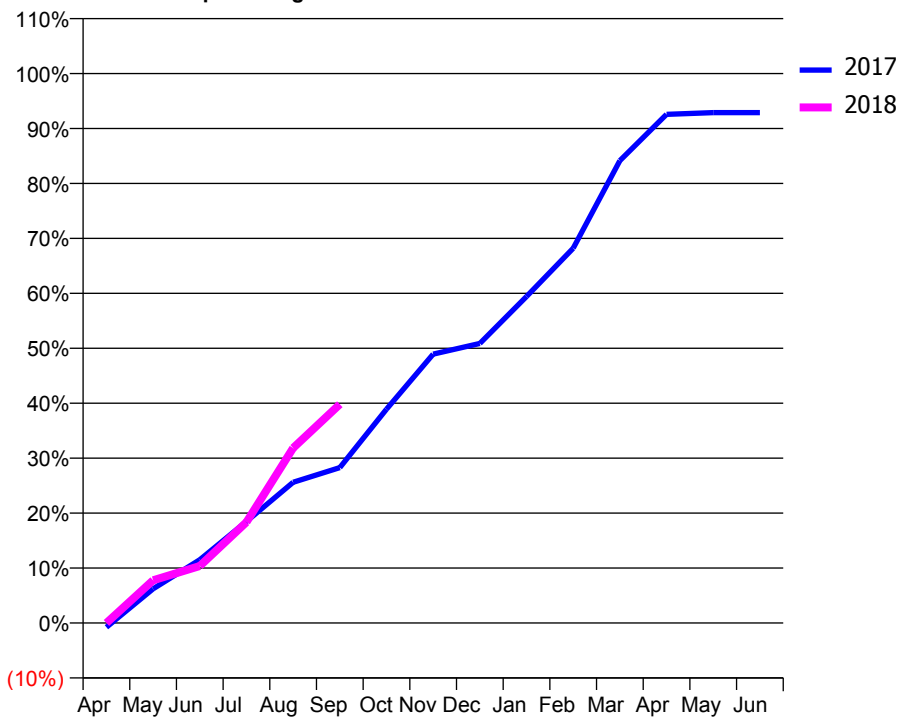
ACCESS*

Patients seen in 24 months	Total	Change since previous quarter
Quarter ending September 2016	2,111	
Quarter ending December 2016	2,303	↑
Quarter ending March 2017	2,609	↑
Quarter ending June 2017	2,701	↑
Quarter ending September 2017	2,875	↑
Variance since September 2016	36.2%	↑



ACTIVITY

Cumulative percentage of contracted UDA delivered 2017 & 2018



Adjusted Scheduled Activity (UDA)

Month	2017	2018
April	-47	0
May	375	469
June	694	624
July	1,114	1,106
August	1,544	1,919
September	1,704	2,398
October	2,344	
November	2,949	
December	3,066	
January	3,580	
February	4,110	
March	5,070	
April	5,576	
May	5,595	
June	5,595	

QUALITY

	Quantity	Base Number	Contract	AT	Region	England
% of FP17s for the same patient ID Re-attending within 3 months - Children	37	579	6.4%	10.2%	11.2%	11.9%
% of FP17s for the same patient ID Re-attending within 3 months - Adults	67	764	8.8%	15.9%	16.6%	15.9%
% of FP17s for the same patient ID Re-attending between 3 & 9 months - Children	203	579	35.1%	42.6%	47.0%	58.1%
% of FP17s for the same patient ID Re-attending between 3 & 9 months - Adults	180	764	23.6%	35.6%	38.2%	50.6%
% of FP17s for Band 1 Urgent Courses	52	1,191	4.4%	10.8%	10.6%	9.1%
% of FP17s Relating to Free Repair or Replacements	0	1,191	0.0%	0.5%	0.6%	0.8%
% of FP17s Relating to Continuations	29	1,191	2.4%	0.7%	0.8%	1.1%
% of Patients satisfied with the dentistry they have received	1	1	N/A	88.7%	89.2%	91.4%
% of Patients satisfied with the time they had to wait for an appointment	1	1	N/A	80.7%	83.4%	87.7%

* This is based on patients treated on this contract for their most recent course of treatment. Figures in italics indicate the base number of FP17s or Patient Questionnaire responses are less than 100. N/A is shown where the base number of responses is less than 10 during the period. % is calculated as Quantity/Base number*100

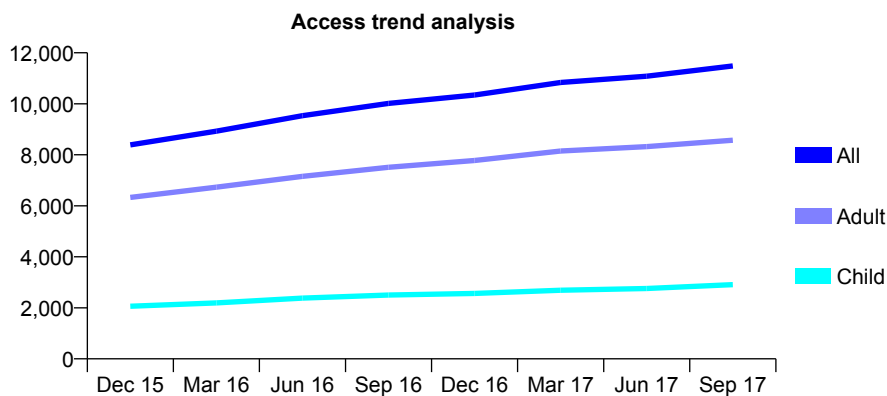
Q61 - Vital Signs At a Glance Contract Report for 134805/0001 - September 2017

Name or company name	Whalebone Lane Limited
Contract type name	GDS Contract
Purpose of contract	General
Contract start date	01/08/2011
Contract end date	

17/18 Contracted general activity (UDA)	38,503
Carry forward general activity (UDA)	0
17/18 Contracted orthodontic activity (UOA)	0
Carry forward orthodontic activity (UOA)	0
Baseline contract value	£1,791,444.87

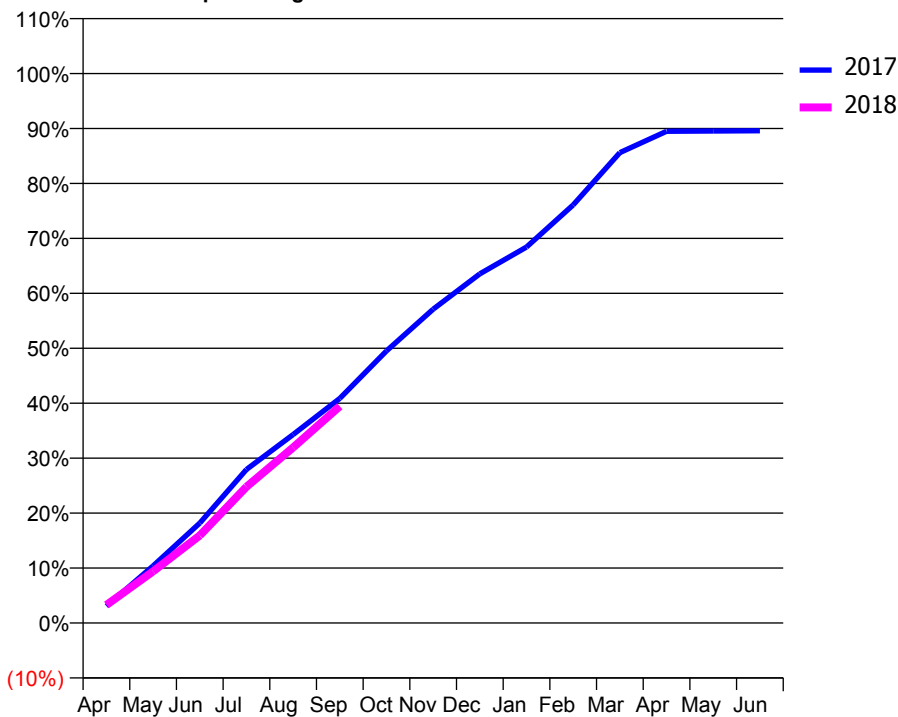
ACCESS*

Patients seen in 24 months	Total	Change since previous quarter
Quarter ending September 2016	10,015	
Quarter ending December 2016	10,344	↑
Quarter ending March 2017	10,837	↑
Quarter ending June 2017	11,082	↑
Quarter ending September 2017	11,484	↑
Variance since September 2016	14.7%	↑



ACTIVITY

Cumulative percentage of contracted UDA delivered 2017 & 2018



Month	Adjusted Scheduled Activity (UDA)	
	2017	2018
April	1,180	1,266
May	4,002	3,621
June	7,000	6,136
July	10,755	9,542
August	13,206	12,297
September	15,738	15,186
October	19,065	
November	21,990	
December	24,467	
January	26,345	
February	29,300	
March	32,962	
April	34,458	
May	34,473	
June	34,489	

QUALITY

	Quantity	Base Number	Contract	AT	Region	England
% of FP17s for the same patient ID Re-attending within 3 months - Children	197	1,764	11.2%	10.2%	11.2%	11.9%
% of FP17s for the same patient ID Re-attending within 3 months - Adults	1,035	4,680	22.1%	15.9%	16.6%	15.9%
% of FP17s for the same patient ID Re-attending between 3 & 9 months - Children	503	1,764	28.5%	42.6%	47.0%	58.1%
% of FP17s for the same patient ID Re-attending between 3 & 9 months - Adults	966	4,680	20.6%	35.6%	38.2%	50.6%
% of FP17s for Band 1 Urgent Courses	418	5,908	7.1%	10.8%	10.6%	9.1%
% of FP17s Relating to Free Repair or Replacements	7	5,908	0.1%	0.5%	0.6%	0.8%
% of FP17s Relating to Continuations	432	5,908	7.3%	0.7%	0.8%	1.1%
% of Patients satisfied with the dentistry they have received	5	5	N/A	88.7%	89.2%	91.4%
% of Patients satisfied with the time they had to wait for an appointment	5	5	N/A	80.7%	83.4%	87.7%

* This is based on patients treated on this contract for their most recent course of treatment. Figures in italics indicate the base number of FP17s or Patient Questionnaire responses are less than 100. N/A is shown where the base number of responses is less than 10 during the period. % is calculated as Quantity/Base number*100

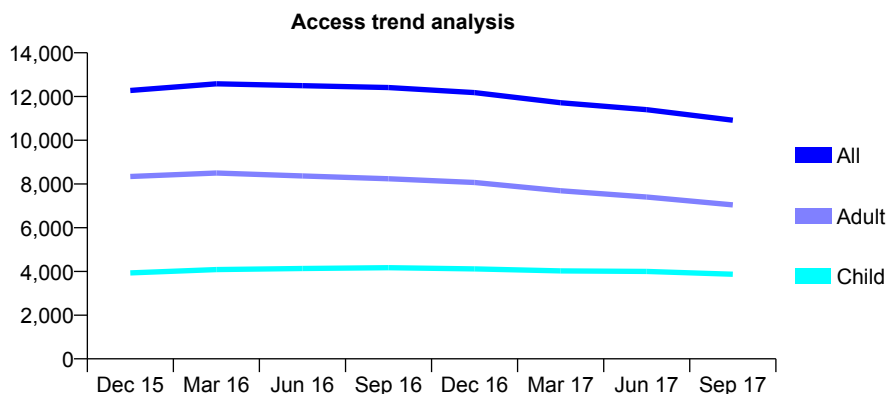
Q61 - Vital Signs At a Glance Contract Report for 134929/0001 - September 2017

Name or company name	Du Toit & Burger Partnership Ltd
Contract type name	GDS Contract
Purpose of contract	General
Contract start date	01/04/2007
Contract end date	

17/18 Contracted general activity (UDA)	35,374
Carry forward general activity (UDA)	0
17/18 Contracted orthodontic activity (UOA)	0
Carry forward orthodontic activity (UOA)	0
Baseline contract value	£1,092,865.83

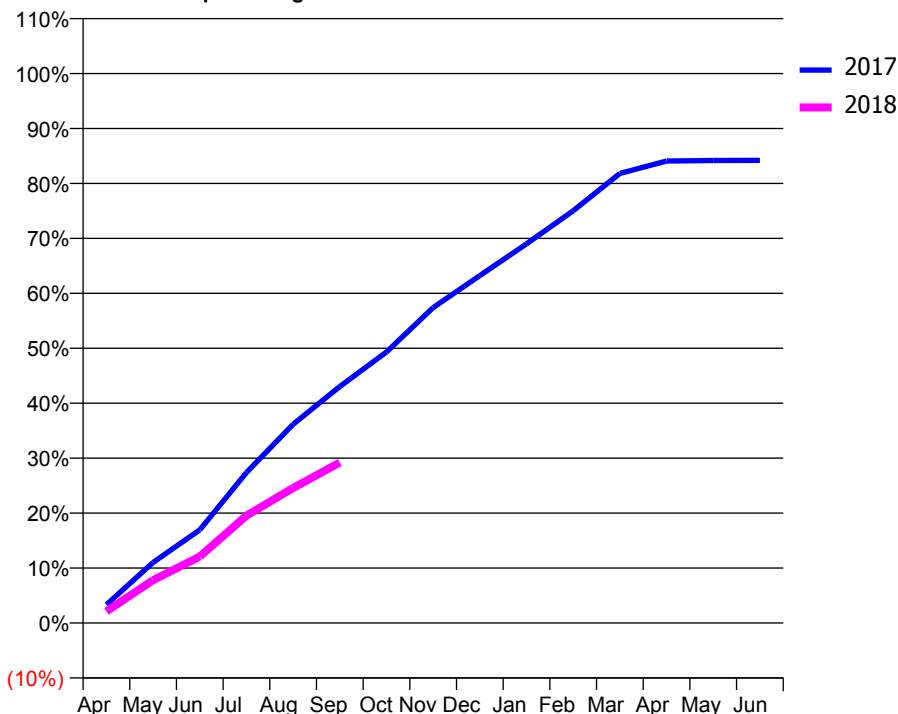
ACCESS*

Patients seen in 24 months	Total	Change since previous quarter
Quarter ending September 2016	12,410	
Quarter ending December 2016	12,182	↓
Quarter ending March 2017	11,715	↓
Quarter ending June 2017	11,398	↓
Quarter ending September 2017	10,916	↓
Variance since September 2016	(12.0%)	↓



ACTIVITY

Cumulative percentage of contracted UDA delivered 2017 & 2018



Adjusted Scheduled Activity (UDA)

Month	2017	2018
April	1,180	751
May	3,906	2,761
June	6,000	4,277
July	9,686	6,919
August	12,794	8,690
September	15,227	10,331
October	17,450	
November	20,302	
December	22,365	
January	24,412	
February	26,540	
March	28,945	
April	29,742	
May	29,774	
June	29,783	

QUALITY

	Quantity	Base Number	Contract	AT	Region	England
% of FP17s for the same patient ID Re-attending within 3 months - Children	63	1,832	3.4%	10.2%	11.2%	11.9%
% of FP17s for the same patient ID Re-attending within 3 months - Adults	274	3,051	9.0%	15.9%	16.6%	15.9%
% of FP17s for the same patient ID Re-attending between 3 & 9 months - Children	788	1,832	43.0%	42.6%	47.0%	58.1%
% of FP17s for the same patient ID Re-attending between 3 & 9 months - Adults	1,110	3,051	36.4%	35.6%	38.2%	50.6%
% of FP17s for Band 1 Urgent Courses	304	4,492	6.8%	10.8%	10.6%	9.1%
% of FP17s Relating to Free Repair or Replacements	20	4,492	0.4%	0.5%	0.6%	0.8%
% of FP17s Relating to Continuations	20	4,492	0.4%	0.7%	0.8%	1.1%
% of Patients satisfied with the dentistry they have received	10	11	90.9%	88.7%	89.2%	91.4%
% of Patients satisfied with the time they had to wait for an appointment	8	11	72.7%	80.7%	83.4%	87.7%

* This is based on patients treated on this contract for their most recent course of treatment. Figures in italics indicate the base number of FP17s or Patient Questionnaire responses are less than 100. N/A is shown where the base number of responses is less than 10 during the period. % is calculated as Quantity/Base number*100

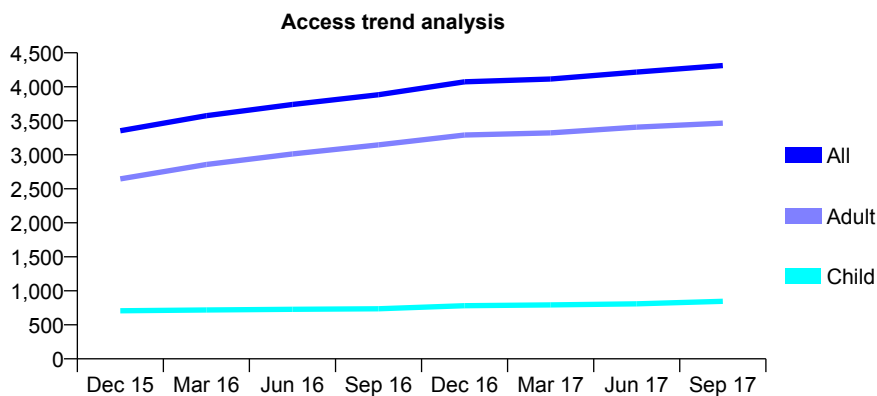
Q61 - Vital Signs At a Glance Contract Report for 135674/0002 - September 2017

Name or company name	East Side Dental Practice
Contract type name	GDS Contract
Purpose of contract	General
Contract start date	01/09/2007
Contract end date	

17/18 Contracted general activity (UDA)	10,888
Carry forward general activity (UDA)	0
17/18 Contracted orthodontic activity (UOA)	0
Carry forward orthodontic activity (UOA)	0
Baseline contract value	£348,002.26

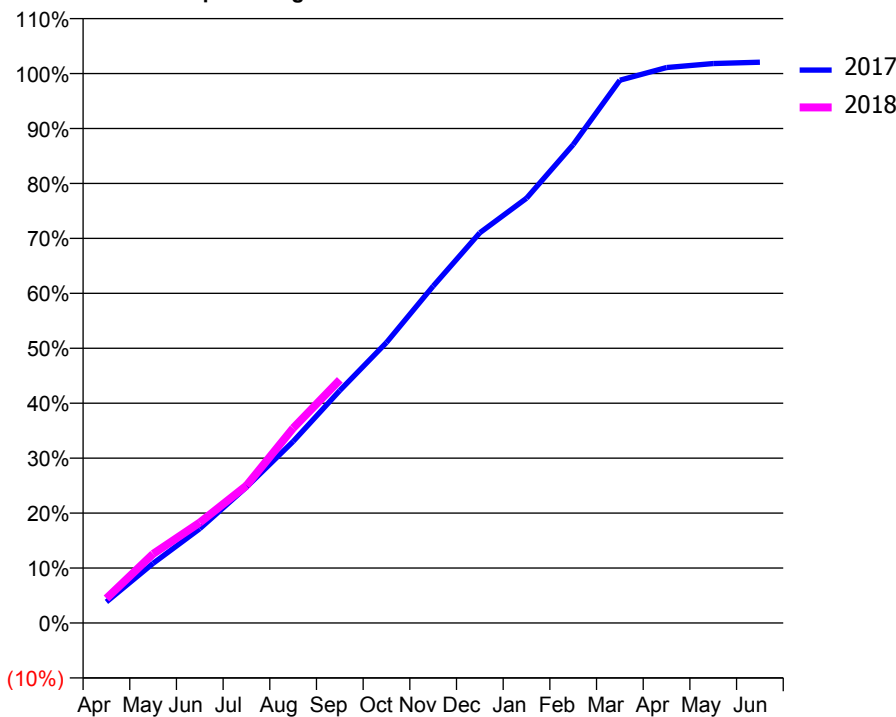
ACCESS*

Patients seen in 24 months	Total	Change since previous quarter
Quarter ending September 2016	3,883	
Quarter ending December 2016	4,074	↑
Quarter ending March 2017	4,115	→
Quarter ending June 2017	4,216	↑
Quarter ending September 2017	4,312	↑
Variance since September 2016	11.0%	↑



ACTIVITY

Cumulative percentage of contracted UDA delivered 2017 & 2018



Month	Adjusted Scheduled Activity (UDA)	
	2017	2018
April	419	488
May	1,182	1,370
June	1,869	1,991
July	2,693	2,723
August	3,596	3,861
September	4,608	4,818
October	5,558	
November	6,674	
December	7,733	
January	8,417	
February	9,478	
March	10,754	
April	11,007	
May	11,086	
June	11,112	

QUALITY

	Quantity	Base Number	Contract	AT	Region	England
% of FP17s for the same patient ID Re-attending within 3 months - Children	27	434	6.2%	10.2%	11.2%	11.9%
% of FP17s for the same patient ID Re-attending within 3 months - Adults	219	1,491	14.7%	15.9%	16.6%	15.9%
% of FP17s for the same patient ID Re-attending between 3 & 9 months - Children	113	434	26.0%	42.6%	47.0%	58.1%
% of FP17s for the same patient ID Re-attending between 3 & 9 months - Adults	277	1,491	18.6%	35.6%	38.2%	50.6%
% of FP17s for Band 1 Urgent Courses	323	1,805	17.9%	10.8%	10.6%	9.1%
% of FP17s Relating to Free Repair or Replacements	0	1,805	0.0%	0.5%	0.6%	0.8%
% of FP17s Relating to Continuations	1	1,805	0.1%	0.7%	0.8%	1.1%
% of Patients satisfied with the dentistry they have received	2	3	N/A	88.7%	89.2%	91.4%
% of Patients satisfied with the time they had to wait for an appointment	2	3	N/A	80.7%	83.4%	87.7%

* This is based on patients treated on this contract for their most recent course of treatment. Figures in italics indicate the base number of FP17s or Patient Questionnaire responses are less than 100. N/A is shown where the base number of responses is less than 10 during the period. % is calculated as Quantity/Base number*100

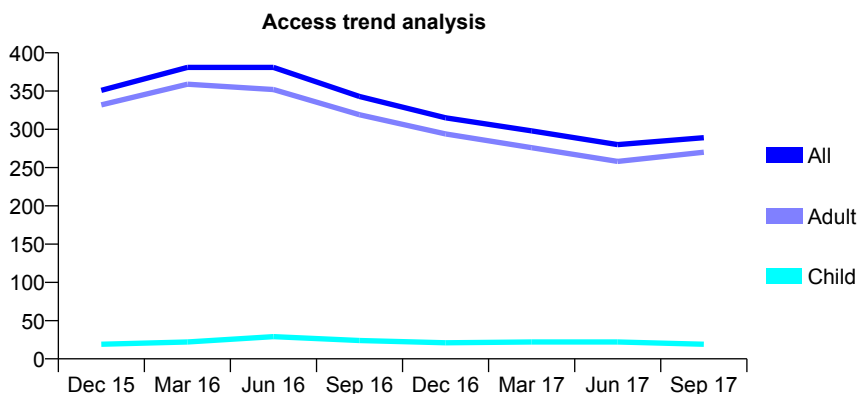
Q61 - Vital Signs At a Glance Contract Report for 136158/0001 - September 2017

Name or company name	Dental Solutions Urgent Treatment Service
Contract type name	GDS Contract
Purpose of contract	General
Contract start date	16/12/2009
Contract end date	

17/18 Contracted general activity (UDA)	624
Carry forward general activity (UDA)	0
17/18 Contracted orthodontic activity (UOA)	0
Carry forward orthodontic activity (UOA)	0
Baseline contract value	£29,669.18

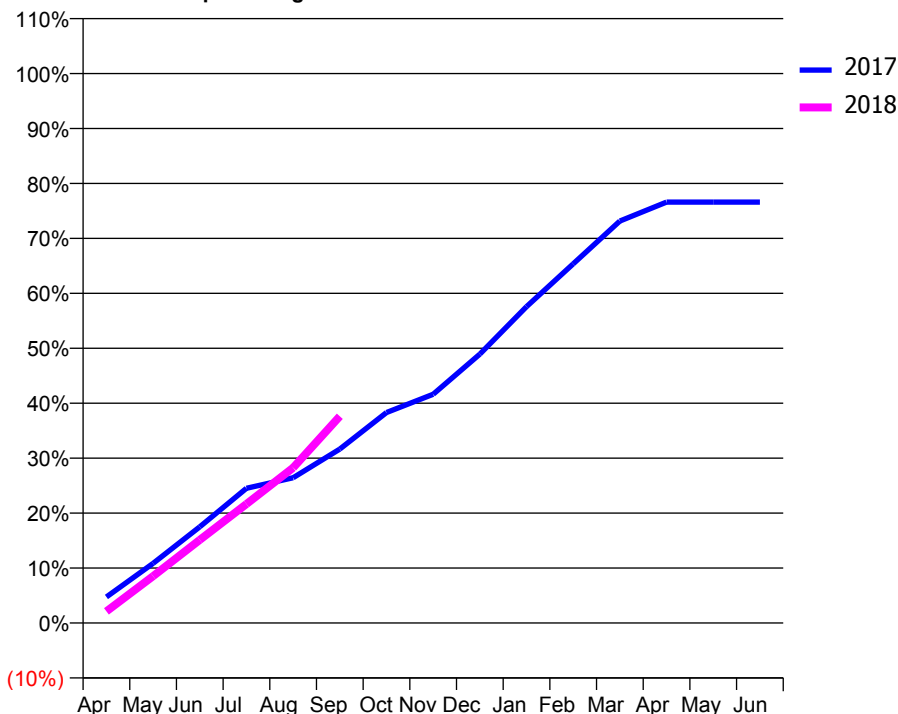
ACCESS*

Patients seen in 24 months	Total	Change since previous quarter
Quarter ending September 2016	343	
Quarter ending December 2016	315	↓
Quarter ending March 2017	298	↓
Quarter ending June 2017	280	↓
Quarter ending September 2017	289	↑
Variance since September 2016	(15.7%)	↓



ACTIVITY

Cumulative percentage of contracted UDA delivered 2017 & 2018



Month	Adjusted Scheduled Activity (UDA)	
	2017	2018
April	30	13
May	68	53
June	109	94
July	153	135
August	165	176
September	198	235
October	239	
November	260	
December	305	
January	359	
February	408	
March	456	
April	478	
May	478	
June	478	

QUALITY

	Quantity	Base Number	Contract	AT	Region	England
% of FP17s for the same patient ID Re-attending within 3 months - Children	0	16	0.0%	10.2%	11.2%	11.9%
% of FP17s for the same patient ID Re-attending within 3 months - Adults	0	191	0.0%	15.9%	16.6%	15.9%
% of FP17s for the same patient ID Re-attending between 3 & 9 months - Children	0	16	0.0%	42.6%	47.0%	58.1%
% of FP17s for the same patient ID Re-attending between 3 & 9 months - Adults	4	191	2.1%	35.6%	38.2%	50.6%
% of FP17s for Band 1 Urgent Courses	177	189	93.7%	10.8%	10.6%	9.1%
% of FP17s Relating to Free Repair or Replacements	0	189	0.0%	0.5%	0.6%	0.8%
% of FP17s Relating to Continuations	0	189	0.0%	0.7%	0.8%	1.1%
% of Patients satisfied with the dentistry they have received	0	0	N/A	88.7%	89.2%	91.4%
% of Patients satisfied with the time they had to wait for an appointment	0	0	N/A	80.7%	83.4%	87.7%

* This is based on patients treated on this contract for their most recent course of treatment. Figures in italics indicate the base number of FP17s or Patient Questionnaire responses are less than 100. N/A is shown where the base number of responses is less than 10 during the period. % is calculated as Quantity/Base number*100

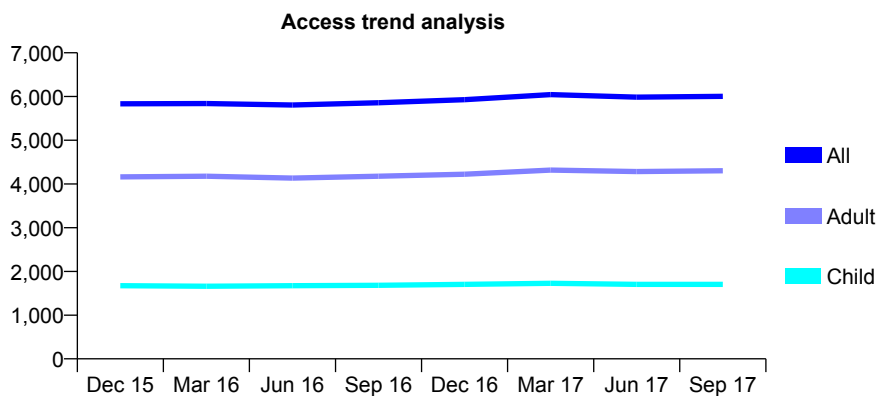
Q61 - Vital Signs At a Glance Contract Report for 136409/0001 - September 2017

Name or company name	High Barnet Dental Care
Contract type name	GDS Contract
Purpose of contract	General
Contract start date	01/08/2007
Contract end date	

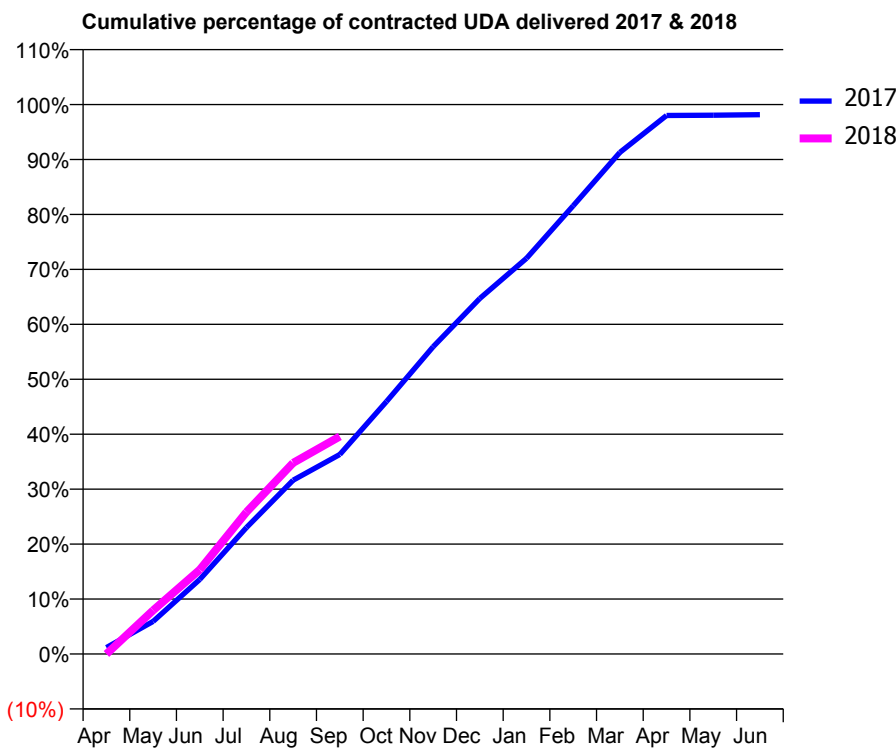
17/18 Contracted general activity (UDA)	16,426
Carry forward general activity (UDA)	304
17/18 Contracted orthodontic activity (UOA)	0
Carry forward orthodontic activity (UOA)	0
Baseline contract value	£466,746.63

ACCESS*

Patients seen in 24 months	Total	Change since previous quarter
Quarter ending September 2016	5,859	
Quarter ending December 2016	5,929	→
Quarter ending March 2017	6,045	→
Quarter ending June 2017	5,986	→
Quarter ending September 2017	6,005	→
Variance since September 2016	2.5%	↑



ACTIVITY



Month	Adjusted Scheduled Activity (UDA)	
	2017	2018
April	193	-0
May	974	1,307
June	2,230	2,521
July	3,781	4,243
August	5,196	5,713
September	5,964	6,505
October	7,549	
November	9,187	
December	10,629	
January	11,830	
February	13,397	
March	14,993	
April	16,100	
May	16,105	
June	16,122	

QUALITY

	Quantity	Base Number	Contract	AT	Region	England
% of FP17s for the same patient ID Re-attending within 3 months - Children	102	1,170	8.7%	10.2%	11.2%	11.9%
% of FP17s for the same patient ID Re-attending within 3 months - Adults	444	2,494	17.8%	15.9%	16.6%	15.9%
% of FP17s for the same patient ID Re-attending between 3 & 9 months - Children	590	1,170	50.4%	42.6%	47.0%	58.1%
% of FP17s for the same patient ID Re-attending between 3 & 9 months - Adults	970	2,494	38.9%	35.6%	38.2%	50.6%
% of FP17s for Band 1 Urgent Courses	427	3,212	13.3%	10.8%	10.6%	9.1%
% of FP17s Relating to Free Repair or Replacements	25	3,212	0.8%	0.5%	0.6%	0.8%
% of FP17s Relating to Continuations	9	3,212	0.3%	0.7%	0.8%	1.1%
% of Patients satisfied with the dentistry they have received	2	4	N/A	88.7%	89.2%	91.4%
% of Patients satisfied with the time they had to wait for an appointment	3	4	N/A	80.7%	83.4%	87.7%

* This is based on patients treated on this contract for their most recent course of treatment. Figures in italics indicate the base number of FP17s or Patient Questionnaire responses are less than 100. N/A is shown where the base number of responses is less than 10 during the period. % is calculated as Quantity/Base number*100

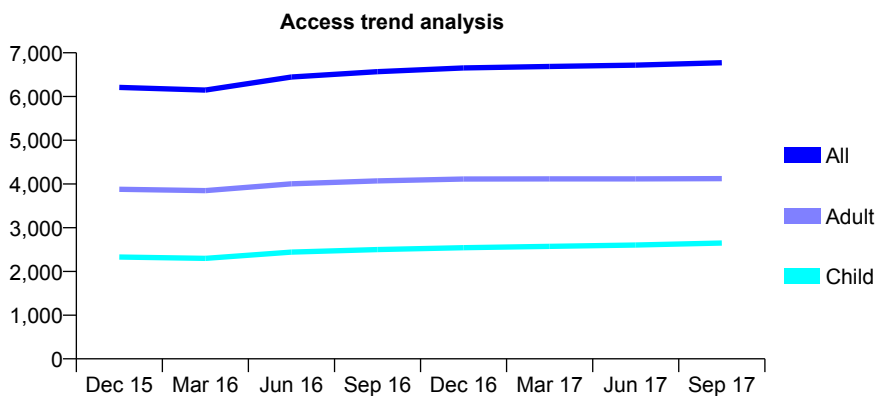
Q61 - Vital Signs At a Glance Contract Report for 136557/0001 - September 2017

Name or company name	Beckton Dental Centre
Contract type name	GDS Contract
Purpose of contract	General
Contract start date	01/04/2011
Contract end date	

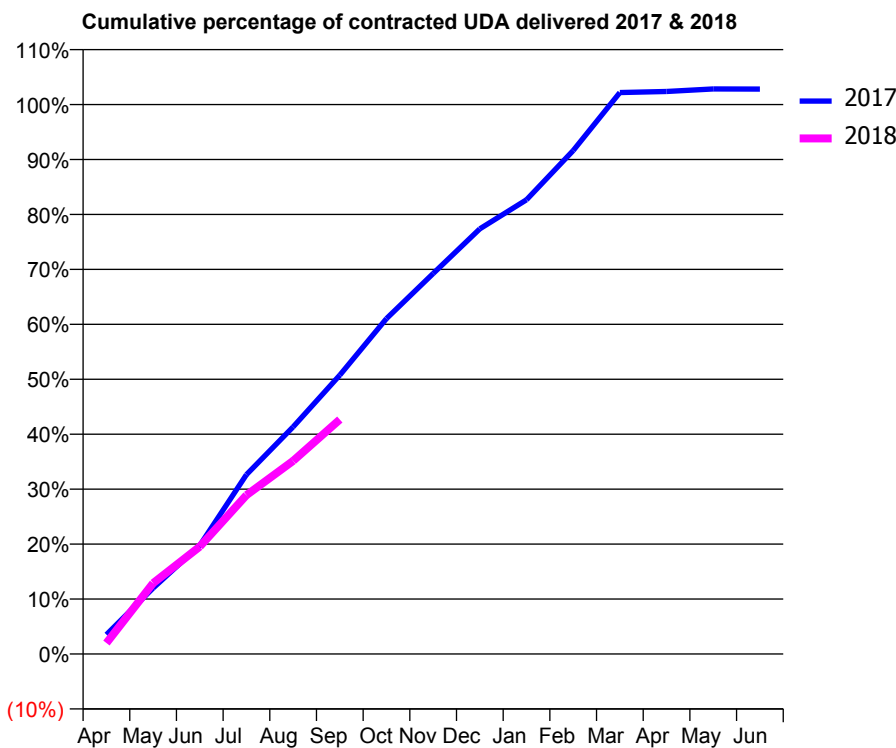
17/18 Contracted general activity (UDA)	21,193
Carry forward general activity (UDA)	-424
17/18 Contracted orthodontic activity (UOA)	0
Carry forward orthodontic activity (UOA)	0
Baseline contract value	£572,556.18

ACCESS*

Patients seen in 24 months	Total	Change since previous quarter
Quarter ending September 2016	6,568	
Quarter ending December 2016	6,655	→
Quarter ending March 2017	6,687	→
Quarter ending June 2017	6,719	→
Quarter ending September 2017	6,772	→
Variance since September 2016	3.1%	↑



ACTIVITY



Month	Adjusted Scheduled Activity (UDA)	
	2017	2018
April	750	424
May	2,545	2,735
June	4,188	4,143
July	6,919	6,128
August	8,762	7,451
September	10,755	9,045
October	12,936	
November	14,675	
December	16,401	
January	17,522	
February	19,418	
March	21,655	
April	21,694	
May	21,792	
June	21,789	

QUALITY

	Quantity	Base Number	Contract	AT	Region	England
% of FP17s for the same patient ID Re-attending within 3 months - Children	60	1,327	4.5%	10.2%	11.2%	11.9%
% of FP17s for the same patient ID Re-attending within 3 months - Adults	134	1,739	7.7%	15.9%	16.6%	15.9%
% of FP17s for the same patient ID Re-attending between 3 & 9 months - Children	498	1,327	37.5%	42.6%	47.0%	58.1%
% of FP17s for the same patient ID Re-attending between 3 & 9 months - Adults	627	1,739	36.1%	35.6%	38.2%	50.6%
% of FP17s for Band 1 Urgent Courses	231	3,032	7.6%	10.8%	10.6%	9.1%
% of FP17s Relating to Free Repair or Replacements	2	3,032	0.1%	0.5%	0.6%	0.8%
% of FP17s Relating to Continuations	13	3,032	0.4%	0.7%	0.8%	1.1%
% of Patients satisfied with the dentistry they have received	4	4	N/A	88.7%	89.2%	91.4%
% of Patients satisfied with the time they had to wait for an appointment	1	4	N/A	80.7%	83.4%	87.7%

* This is based on patients treated on this contract for their most recent course of treatment. Figures in italics indicate the base number of FP17s or Patient Questionnaire responses are less than 100. N/A is shown where the base number of responses is less than 10 during the period. % is calculated as Quantity/Base number*100

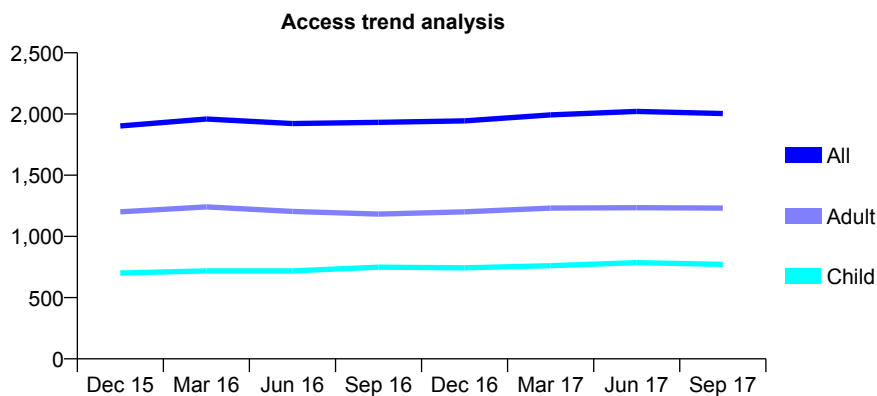
Q61 - Vital Signs At a Glance Contract Report for 137081/0001 - September 2017

Name or company name	Dental Living
Contract type name	GDS Contract
Purpose of contract	General
Contract start date	01/07/2009
Contract end date	

17/18 Contracted general activity (UDA)	4,301
Carry forward general activity (UDA)	-83
17/18 Contracted orthodontic activity (UOA)	0
Carry forward orthodontic activity (UOA)	0
Baseline contract value	£110,661.73

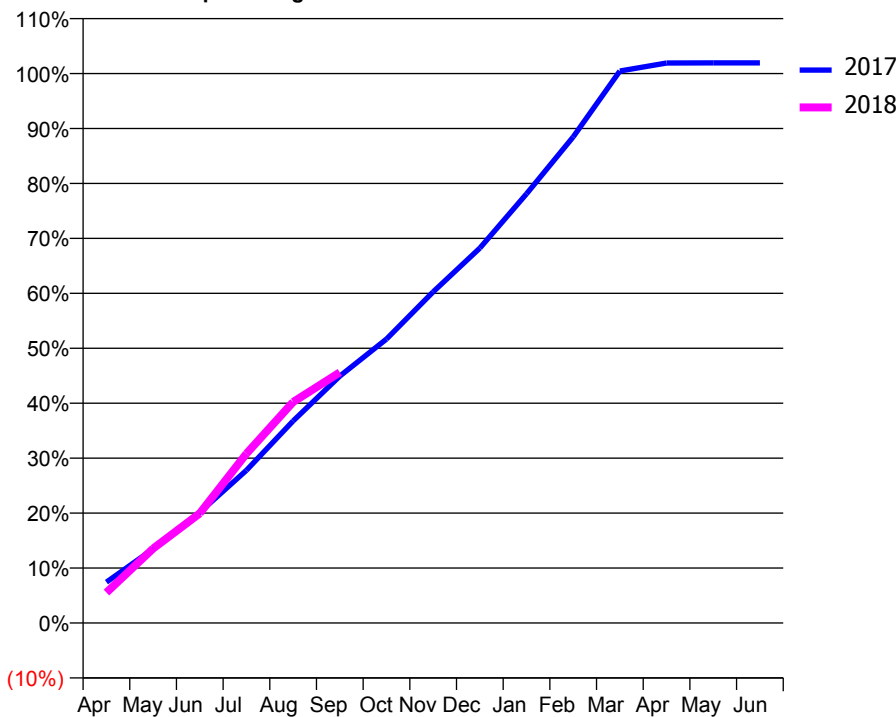
ACCESS*

Patients seen in 24 months	Total	Change since previous quarter
Quarter ending September 2016	1,932	
Quarter ending December 2016	1,944	→
Quarter ending March 2017	1,993	↑
Quarter ending June 2017	2,021	→
Quarter ending September 2017	2,004	→
Variance since September 2016	3.7%	↑



ACTIVITY

Cumulative percentage of contracted UDA delivered 2017 & 2018



Adjusted Scheduled Activity (UDA)

Month	2017	2018
April	320	239
May	580	583
June	867	858
July	1,195	1,326
August	1,582	1,730
September	1,932	1,961
October	2,222	
November	2,592	
December	2,934	
January	3,359	
February	3,804	
March	4,321	
April	4,383	
May	4,384	
June	4,384	

QUALITY

	Quantity	Base Number	Contract	AT	Region	England
% of FP17s for the same patient ID Re-attending within 3 months - Children	34	439	7.7%	10.2%	11.2%	11.9%
% of FP17s for the same patient ID Re-attending within 3 months - Adults	102	568	18.0%	15.9%	16.6%	15.9%
% of FP17s for the same patient ID Re-attending between 3 & 9 months - Children	127	439	28.9%	42.6%	47.0%	58.1%
% of FP17s for the same patient ID Re-attending between 3 & 9 months - Adults	136	568	23.9%	35.6%	38.2%	50.6%
% of FP17s for Band 1 Urgent Courses	117	973	12.0%	10.8%	10.6%	9.1%
% of FP17s Relating to Free Repair or Replacements	0	973	0.0%	0.5%	0.6%	0.8%
% of FP17s Relating to Continuations	15	973	1.5%	0.7%	0.8%	1.1%
% of Patients satisfied with the dentistry they have received	1	2	N/A	88.7%	89.2%	91.4%
% of Patients satisfied with the time they had to wait for an appointment	0	2	N/A	80.7%	83.4%	87.7%

* This is based on patients treated on this contract for their most recent course of treatment. Figures in italics indicate the base number of FP17s or Patient Questionnaire responses are less than 100. N/A is shown where the base number of responses is less than 10 during the period. % is calculated as Quantity/Base number*100

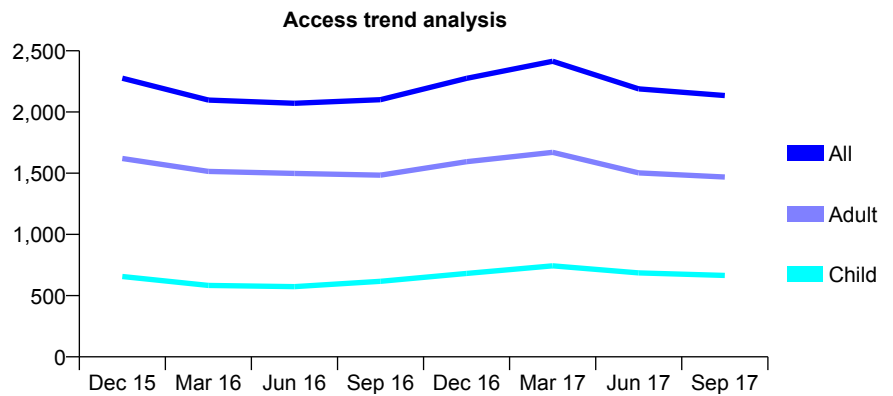
Q61 - Vital Signs At a Glance Contract Report for 137723/0001 - September 2017

Name or company name	Miss Chaudry & Dr M Siddique
Contract type name	GDS Contract
Purpose of contract	General
Contract start date	01/02/2012
Contract end date	

17/18 Contracted general activity (UDA)	6,879
Carry forward general activity (UDA)	-138
17/18 Contracted orthodontic activity (UOA)	0
Carry forward orthodontic activity (UOA)	0
Baseline contract value	£197,752.00

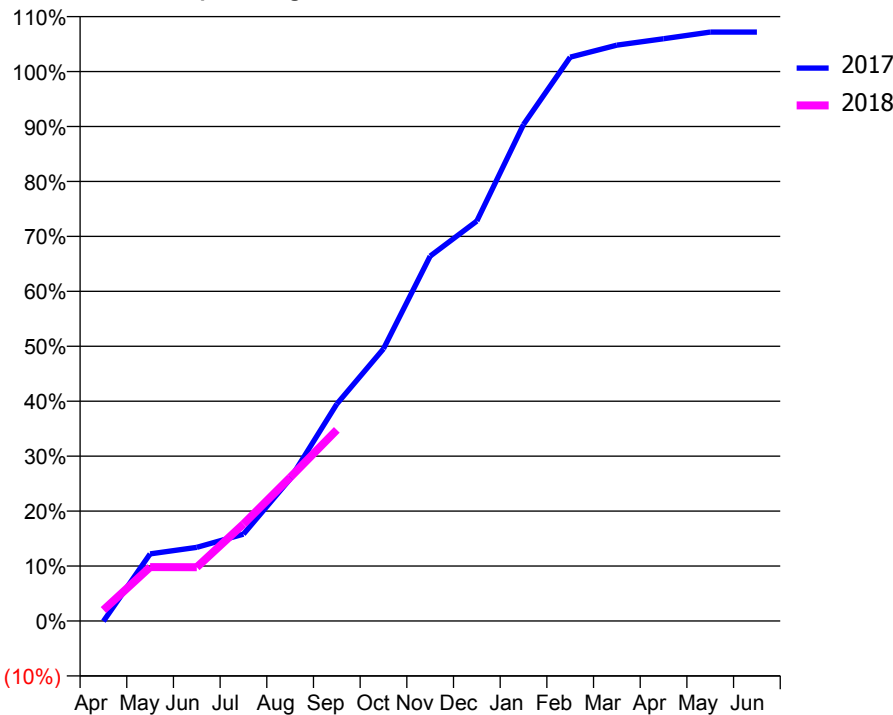
ACCESS*

Patients seen in 24 months	Total	Change since previous quarter
Quarter ending September 2016	2,101	
Quarter ending December 2016	2,275	↑
Quarter ending March 2017	2,414	↑
Quarter ending June 2017	2,189	↓
Quarter ending September 2017	2,134	↓
Variance since September 2016	1.6%	→



ACTIVITY

Cumulative percentage of contracted UDA delivered 2017 & 2018



Month	Adjusted Scheduled Activity (UDA)	
	2017	2018
April	-4	138
May	841	675
June	923	674
July	1,088	1,214
August	1,779	1,797
September	2,716	2,393
October	3,408	
November	4,569	
December	5,008	
January	6,216	
February	7,058	
March	7,209	
April	7,288	
May	7,373	
June	7,373	

QUALITY

	Quantity	Base Number	Contract	AT	Region	England
% of FP17s for the same patient ID Re-attending within 3 months - Children	17	296	5.7%	10.2%	11.2%	11.9%
% of FP17s for the same patient ID Re-attending within 3 months - Adults	73	562	13.0%	15.9%	16.6%	15.9%
% of FP17s for the same patient ID Re-attending between 3 & 9 months - Children	91	296	30.7%	42.6%	47.0%	58.1%
% of FP17s for the same patient ID Re-attending between 3 & 9 months - Adults	126	562	22.4%	35.6%	38.2%	50.6%
% of FP17s for Band 1 Urgent Courses	98	797	12.3%	10.8%	10.6%	9.1%
% of FP17s Relating to Free Repair or Replacements	0	797	0.0%	0.5%	0.6%	0.8%
% of FP17s Relating to Continuations	0	797	0.0%	0.7%	0.8%	1.1%
% of Patients satisfied with the dentistry they have received	1	1	N/A	88.7%	89.2%	91.4%
% of Patients satisfied with the time they had to wait for an appointment	0	1	N/A	80.7%	83.4%	87.7%

* This is based on patients treated on this contract for their most recent course of treatment. Figures in italics indicate the base number of FP17s or Patient Questionnaire responses are less than 100. N/A is shown where the base number of responses is less than 10 during the period. % is calculated as Quantity/Base number*100

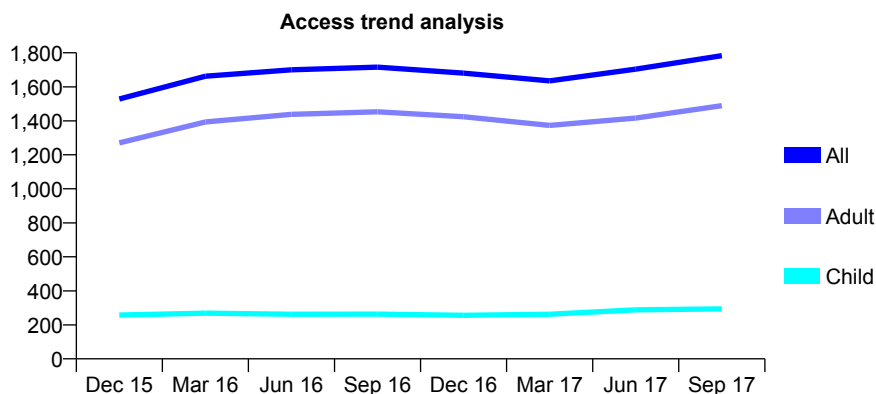
Q61 - Vital Signs At a Glance Contract Report for 137871/0001 - September 2017

Name or company name	Harpinder Dhamu and Geo Vellappany Mat
Contract type name	Pilot Contract
Purpose of contract	General
Contract start date	01/05/2014
Contract end date	

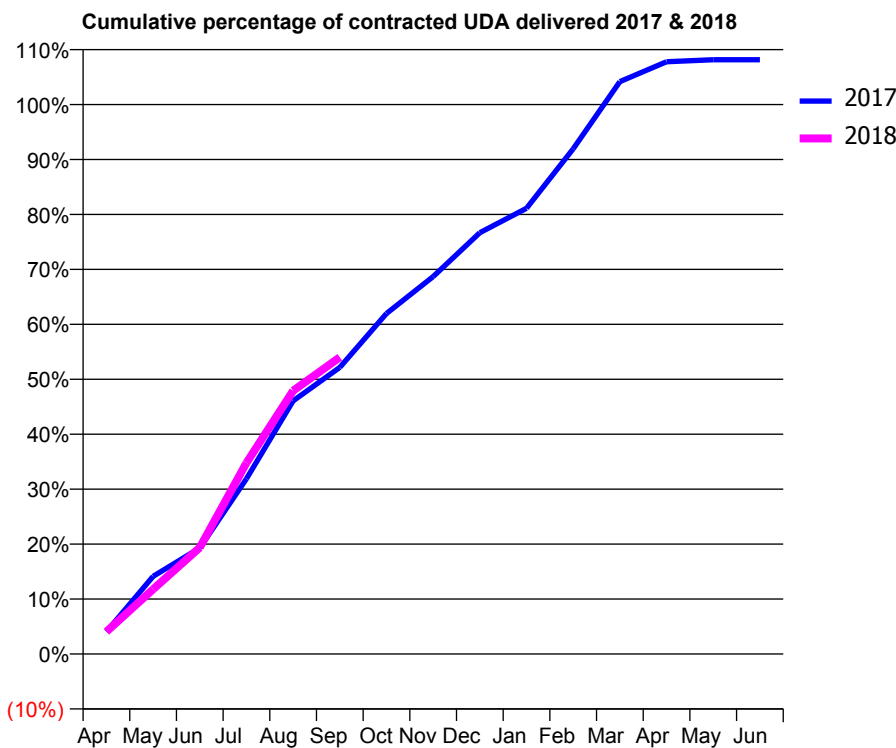
17/18 Contracted general activity (UDA)	3,252
Carry forward general activity (UDA)	0
17/18 Contracted orthodontic activity (UOA)	0
Carry forward orthodontic activity (UOA)	0
Baseline contract value	£172,892.91

ACCESS*

Patients seen in 24 months	Total	Change since previous quarter
Quarter ending September 2016	1,716	
Quarter ending December 2016	1,680	↓
Quarter ending March 2017	1,635	↓
Quarter ending June 2017	1,704	↑
Quarter ending September 2017	1,783	↑
Variance since September 2016	3.9%	↑



ACTIVITY



Adjusted Scheduled Activity (UDA)		
Month	2017	2018
April	132	132
May	460	383
June	628	630
July	1,037	1,132
August	1,498	1,558
September	1,696	1,756
October	2,015	
November	2,233	
December	2,493	
January	2,637	
February	2,990	
March	3,388	
April	3,505	
May	3,517	
June	3,517	

QUALITY

	Quantity	Base Number	Contract	AT	Region	England
% of FP17s for the same patient ID Re-attending within 3 months - Children	8	188	4.3%	10.2%	11.2%	11.9%
% of FP17s for the same patient ID Re-attending within 3 months - Adults	46	728	6.3%	15.9%	16.6%	15.9%
% of FP17s for the same patient ID Re-attending between 3 & 9 months - Children	64	188	34.0%	42.6%	47.0%	58.1%
% of FP17s for the same patient ID Re-attending between 3 & 9 months - Adults	102	728	14.0%	35.6%	38.2%	50.6%
% of FP17s for Band 1 Urgent Courses	26	655	4.0%	10.8%	10.6%	9.1%
% of FP17s Relating to Free Repair or Replacements	1	655	0.2%	0.5%	0.6%	0.8%
% of FP17s Relating to Continuations	1	655	0.2%	0.7%	0.8%	1.1%
% of Patients satisfied with the dentistry they have received	2	2	N/A	88.7%	89.2%	91.4%
% of Patients satisfied with the time they had to wait for an appointment	1	2	N/A	80.7%	83.4%	87.7%

* This is based on patients treated on this contract for their most recent course of treatment. Figures in italics indicate the base number of FP17s or Patient Questionnaire responses are less than 100. N/A is shown where the base number of responses is less than 10 during the period. % is calculated as Quantity/Base number*100

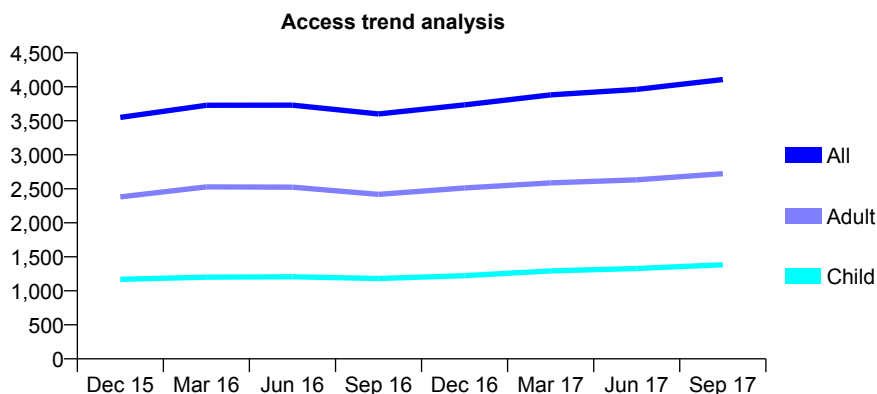
Q61 - Vital Signs At a Glance Contract Report for 137901/0001 - September 2017

Name or company name	Smiles Dental Care Limited
Contract type name	GDS Contract
Purpose of contract	General
Contract start date	01/04/2014
Contract end date	

17/18 Contracted general activity (UDA)	7,500
Carry forward general activity (UDA)	0
17/18 Contracted orthodontic activity (UOA)	0
Carry forward orthodontic activity (UOA)	0
Baseline contract value	£207,547.18

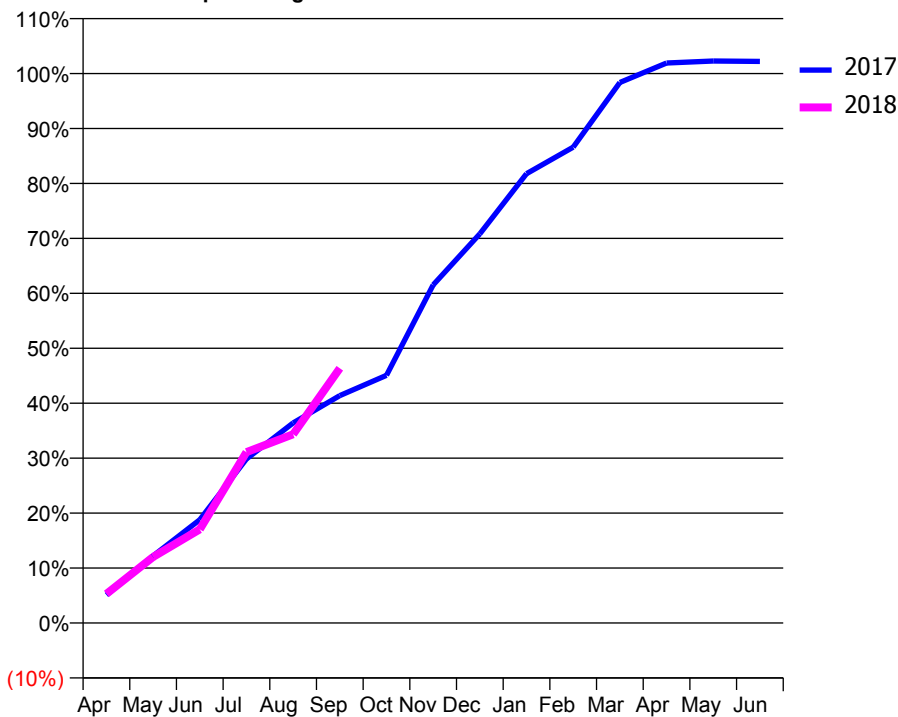
ACCESS*

Patients seen in 24 months	Total	Change since previous quarter
Quarter ending September 2016	3,600	
Quarter ending December 2016	3,734	↑
Quarter ending March 2017	3,881	↑
Quarter ending June 2017	3,961	↑
Quarter ending September 2017	4,106	↑
Variance since September 2016	14.1%	↑



ACTIVITY

Cumulative percentage of contracted UDA delivered 2017 & 2018



Month	Adjusted Scheduled Activity (UDA)	
	2017	2018
April	382	397
May	917	902
June	1,409	1,279
July	2,239	2,333
August	2,731	2,576
September	3,104	3,477
October	3,380	
November	4,614	
December	5,311	
January	6,132	
February	6,494	
March	7,377	
April	7,643	
May	7,670	
June	7,665	

QUALITY

	Quantity	Base Number	Contract	AT	Region	England
% of FP17s for the same patient ID Re-attending within 3 months - Children	19	903	2.1%	10.2%	11.2%	11.9%
% of FP17s for the same patient ID Re-attending within 3 months - Adults	68	1,407	4.8%	15.9%	16.6%	15.9%
% of FP17s for the same patient ID Re-attending between 3 & 9 months - Children	483	903	53.5%	42.6%	47.0%	58.1%
% of FP17s for the same patient ID Re-attending between 3 & 9 months - Adults	560	1,407	39.8%	35.6%	38.2%	50.6%
% of FP17s for Band 1 Urgent Courses	110	1,894	5.8%	10.8%	10.6%	9.1%
% of FP17s Relating to Free Repair or Replacements	4	1,894	0.2%	0.5%	0.6%	0.8%
% of FP17s Relating to Continuations	0	1,894	0.0%	0.7%	0.8%	1.1%
% of Patients satisfied with the dentistry they have received	5	5	N/A	88.7%	89.2%	91.4%
% of Patients satisfied with the time they had to wait for an appointment	5	5	N/A	80.7%	83.4%	87.7%

* This is based on patients treated on this contract for their most recent course of treatment. Figures in italics indicate the base number of FP17s or Patient Questionnaire responses are less than 100. N/A is shown where the base number of responses is less than 10 during the period. % is calculated as Quantity/Base number*100

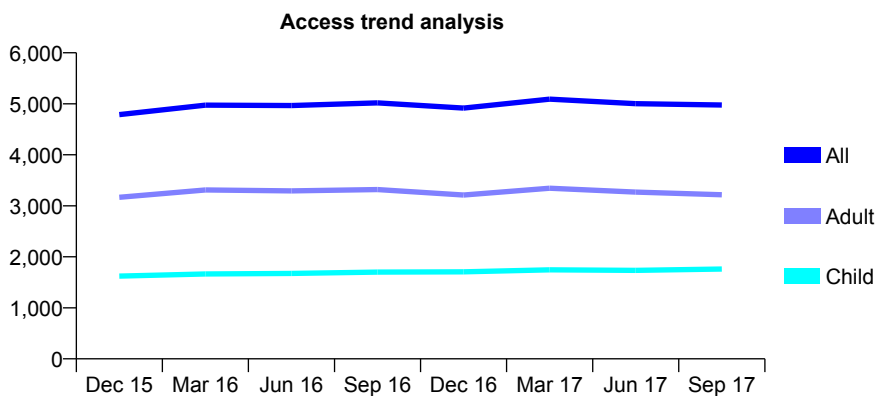
Q61 - Vital Signs At a Glance Contract Report for 138037/0001 - September 2017

Name or company name	Mr Punit Shah, Mrs Priya Punit Shah
Contract type name	GDS Contract
Purpose of contract	General
Contract start date	10/02/2014
Contract end date	

17/18 Contracted general activity (UDA)	7,567
Carry forward general activity (UDA)	-18
17/18 Contracted orthodontic activity (UOA)	0
Carry forward orthodontic activity (UOA)	0
Baseline contract value	£227,455.12

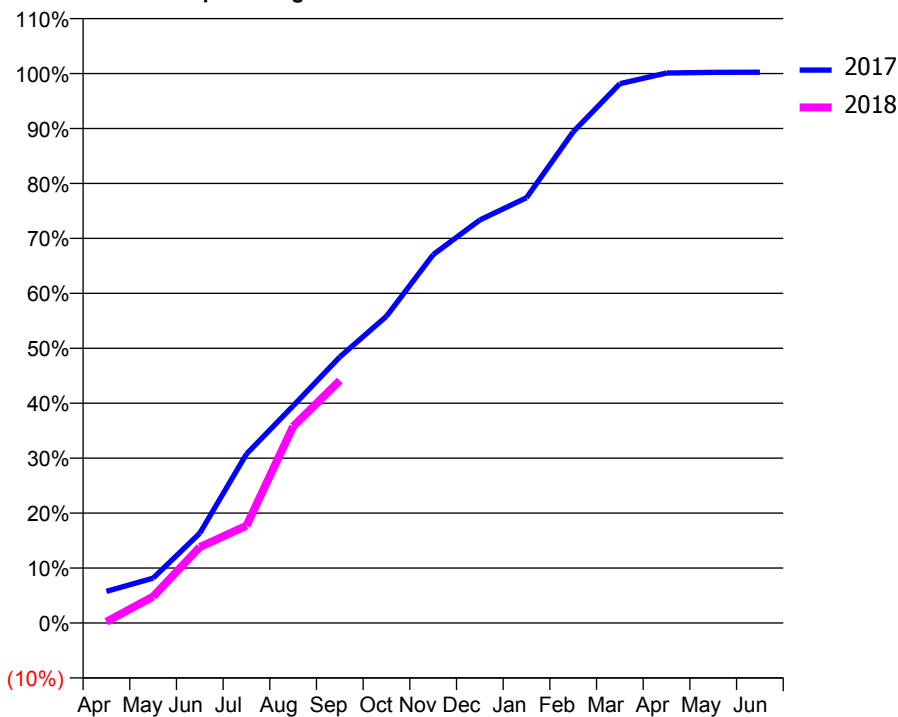
ACCESS*

Patients seen in 24 months	Total	Change since previous quarter
Quarter ending September 2016	5,019	
Quarter ending December 2016	4,916	↓
Quarter ending March 2017	5,092	↑
Quarter ending June 2017	5,002	↓
Quarter ending September 2017	4,976	→
Variance since September 2016	(0.9%)	→



ACTIVITY

Cumulative percentage of contracted UDA delivered 2017 & 2018



Month	Adjusted Scheduled Activity (UDA)	
	2017	2018
April	437	18
May	617	365
June	1,237	1,047
July	2,327	1,339
August	2,990	2,707
September	3,665	3,338
October	4,224	
November	5,072	
December	5,550	
January	5,857	
February	6,764	
March	7,428	
April	7,574	
May	7,582	
June	7,585	

QUALITY

	Quantity	Base Number	Contract	AT	Region	England
% of FP17s for the same patient ID Re-attending within 3 months - Children	47	1,028	4.6%	10.2%	11.2%	11.9%
% of FP17s for the same patient ID Re-attending within 3 months - Adults	129	1,354	9.5%	15.9%	16.6%	15.9%
% of FP17s for the same patient ID Re-attending between 3 & 9 months - Children	339	1,028	33.0%	42.6%	47.0%	58.1%
% of FP17s for the same patient ID Re-attending between 3 & 9 months - Adults	289	1,354	21.3%	35.6%	38.2%	50.6%
% of FP17s for Band 1 Urgent Courses	137	1,994	6.9%	10.8%	10.6%	9.1%
% of FP17s Relating to Free Repair or Replacements	4	1,994	0.2%	0.5%	0.6%	0.8%
% of FP17s Relating to Continuations	15	1,994	0.8%	0.7%	0.8%	1.1%
% of Patients satisfied with the dentistry they have received	7	7	N/A	88.7%	89.2%	91.4%
% of Patients satisfied with the time they had to wait for an appointment	7	7	N/A	80.7%	83.4%	87.7%

* This is based on patients treated on this contract for their most recent course of treatment. Figures in italics indicate the base number of FP17s or Patient Questionnaire responses are less than 100. N/A is shown where the base number of responses is less than 10 during the period. % is calculated as Quantity/Base number*100

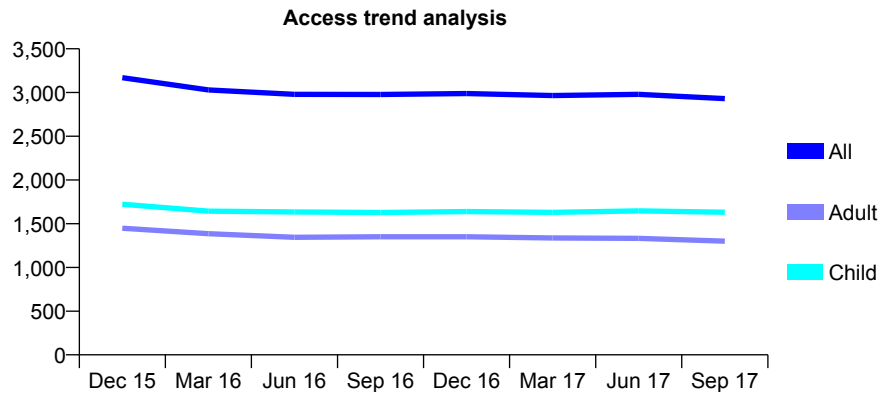
Q61 - Vital Signs At a Glance Contract Report for 139262/0001 - September 2017

Name or company name	St Johns Dental Practice Limited
Contract type name	GDS Contract
Purpose of contract	General
Contract start date	01/12/2011
Contract end date	

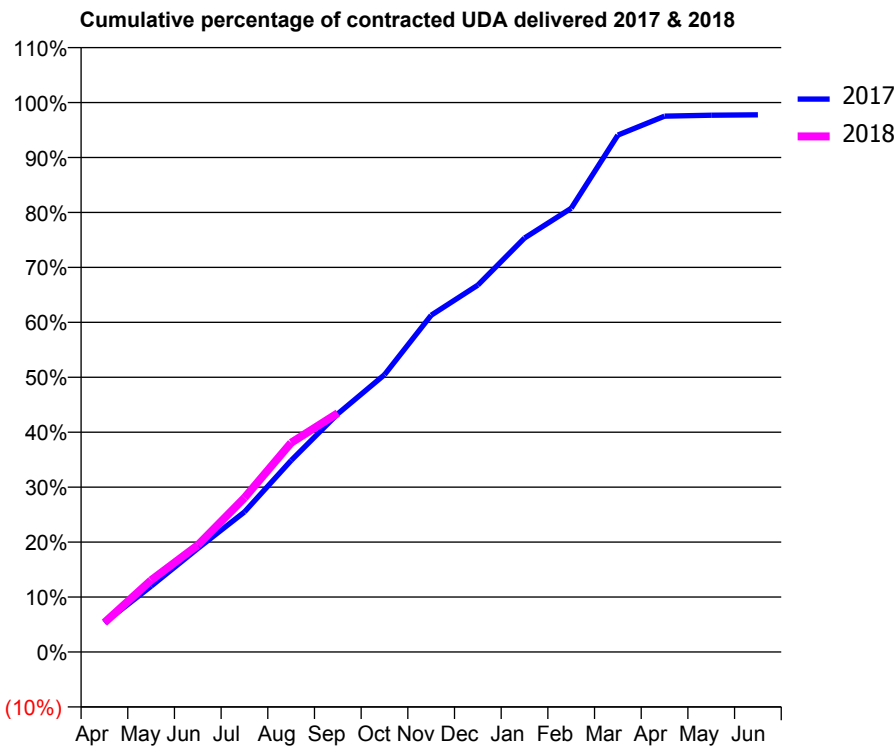
17/18 Contracted general activity (UDA)	7,247
Carry forward general activity (UDA)	0
17/18 Contracted orthodontic activity (UOA)	0
Carry forward orthodontic activity (UOA)	0
Baseline contract value	£160,112.86

ACCESS*

Patients seen in 24 months	Total	Change since previous quarter
Quarter ending September 2016	2,978	
Quarter ending December 2016	2,989	→
Quarter ending March 2017	2,966	→
Quarter ending June 2017	2,979	→
Quarter ending September 2017	2,931	↓
Variance since September 2016	(1.6%)	↓



ACTIVITY



Month	Adjusted Scheduled Activity (UDA)	
	2017	2018
April	386	388
May	868	947
June	1,366	1,409
July	1,848	2,034
August	2,525	2,761
September	3,142	3,150
October	3,658	
November	4,441	
December	4,839	
January	5,460	
February	5,852	
March	6,817	
April	7,067	
May	7,079	
June	7,085	

QUALITY

	Quantity	Base Number	Contract	AT	Region	England
% of FP17s for the same patient ID Re-attending within 3 months - Children	111	1,366	8.1%	10.2%	11.2%	11.9%
% of FP17s for the same patient ID Re-attending within 3 months - Adults	118	812	14.5%	15.9%	16.6%	15.9%
% of FP17s for the same patient ID Re-attending between 3 & 9 months - Children	916	1,366	67.1%	42.6%	47.0%	58.1%
% of FP17s for the same patient ID Re-attending between 3 & 9 months - Adults	478	812	58.9%	35.6%	38.2%	50.6%
% of FP17s for Band 1 Urgent Courses	95	2,011	4.7%	10.8%	10.6%	9.1%
% of FP17s Relating to Free Repair or Replacements	0	2,011	0.0%	0.5%	0.6%	0.8%
% of FP17s Relating to Continuations	1	2,011	0.0%	0.7%	0.8%	1.1%
% of Patients satisfied with the dentistry they have received	2	2	N/A	88.7%	89.2%	91.4%
% of Patients satisfied with the time they had to wait for an appointment	2	2	N/A	80.7%	83.4%	87.7%

* This is based on patients treated on this contract for their most recent course of treatment. Figures in italics indicate the base number of FP17s or Patient Questionnaire responses are less than 100. N/A is shown where the base number of responses is less than 10 during the period. % is calculated as Quantity/Base number*100

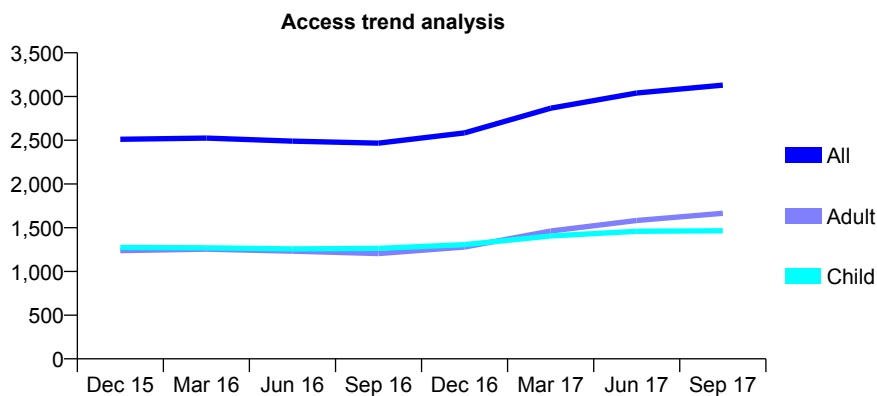
Q61 - Vital Signs At a Glance Contract Report for 140252/0001 - September 2017

Name or company name	Mrs S Talwar & Dr R Khera
Contract type name	GDS Contract
Purpose of contract	General and Orthodontic
Contract start date	10/01/2009
Contract end date	

17/18 Contracted general activity (UDA)	3,745
Carry forward general activity (UDA)	-75
17/18 Contracted orthodontic activity (UOA)	2,645
Carry forward orthodontic activity (UOA)	4
Baseline contract value	£272,916.70

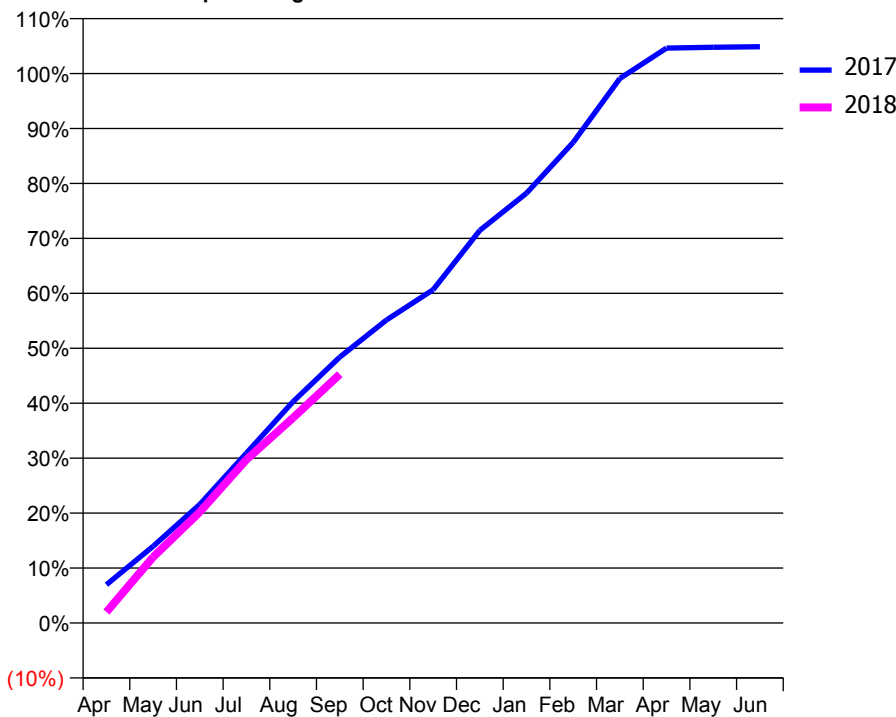
ACCESS*

Patients seen in 24 months	Total	Change since previous quarter
Quarter ending September 2016	2,467	
Quarter ending December 2016	2,584	↑
Quarter ending March 2017	2,867	↑
Quarter ending June 2017	3,040	↑
Quarter ending September 2017	3,130	↑
Variance since September 2016	26.9%	↑



ACTIVITY

Cumulative percentage of contracted UDA delivered 2017 & 2018



Adjusted Scheduled Activity (UDA)

Month	2017	2018
April	261	75
May	523	449
June	808	757
July	1,158	1,114
August	1,509	1,399
September	1,813	1,696
October	2,065	
November	2,271	
December	2,676	
January	2,930	
February	3,276	
March	3,711	
April	3,918	
May	3,924	
June	3,927	

QUALITY

	Quantity	Base Number	Contract	AT	Region	England
% of FP17s for the same patient ID Re-attending within 3 months - Children	92	935	9.8%	10.2%	11.2%	11.9%
% of FP17s for the same patient ID Re-attending within 3 months - Adults	136	914	14.9%	15.9%	16.6%	15.9%
% of FP17s for the same patient ID Re-attending between 3 & 9 months - Children	250	935	26.7%	42.6%	47.0%	58.1%
% of FP17s for the same patient ID Re-attending between 3 & 9 months - Adults	218	914	23.9%	35.6%	38.2%	50.6%
% of FP17s for Band 1 Urgent Courses	99	815	12.1%	10.8%	10.6%	9.1%
% of FP17s Relating to Free Repair or Replacements	1	815	0.1%	0.5%	0.6%	0.8%
% of FP17s Relating to Continuations	11	815	1.3%	0.7%	0.8%	1.1%
% of Patients satisfied with the dentistry they have received	1	1	N/A	88.7%	89.2%	91.4%
% of Patients satisfied with the time they had to wait for an appointment	1	1	N/A	80.7%	83.4%	87.7%

* This is based on patients treated on this contract for their most recent course of treatment. Figures in italics indicate the base number of FP17s or Patient Questionnaire responses are less than 100. N/A is shown where the base number of responses is less than 10 during the period. % is calculated as Quantity/Base number*100

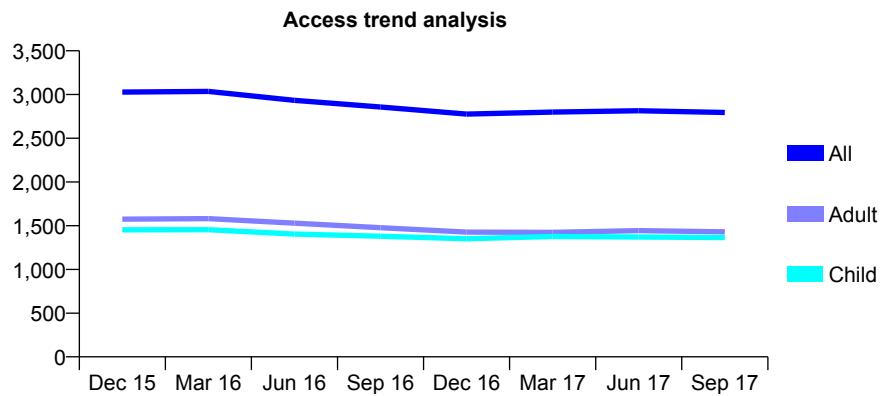
Q61 - Vital Signs At a Glance Contract Report for 140473/0001 - September 2017

Name or company name	Barnet Smiles Dental Care Limited
Contract type name	GDS Contract
Purpose of contract	General
Contract start date	01/04/2014
Contract end date	

17/18 Contracted general activity (UDA)	7,560
Carry forward general activity (UDA)	-86
17/18 Contracted orthodontic activity (UOA)	0
Carry forward orthodontic activity (UOA)	0
Baseline contract value	£189,306.23

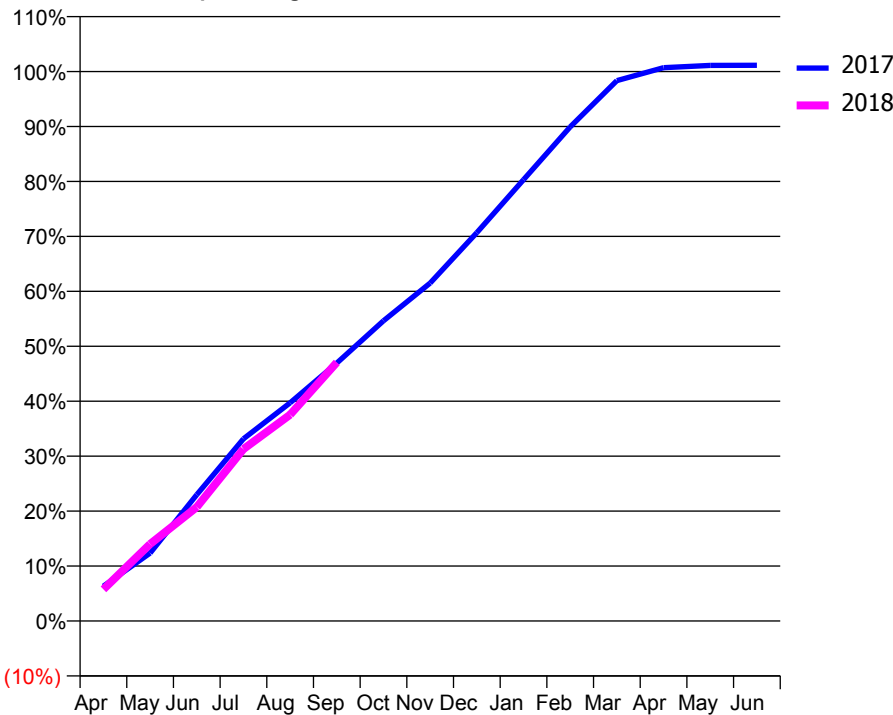
ACCESS*

Patients seen in 24 months	Total	Change since previous quarter
Quarter ending September 2016	2,857	
Quarter ending December 2016	2,777	↓
Quarter ending March 2017	2,799	→
Quarter ending June 2017	2,815	→
Quarter ending September 2017	2,794	→
Variance since September 2016	(2.2%)	↓



ACTIVITY

Cumulative percentage of contracted UDA delivered 2017 & 2018



Month	Adjusted Scheduled Activity (UDA)	
	2017	2018
April	480	436
May	934	1,059
June	1,738	1,567
July	2,508	2,366
August	3,003	2,840
September	3,550	3,558
October	4,130	
November	4,649	
December	5,343	
January	6,071	
February	6,798	
March	7,435	
April	7,612	
May	7,644	
June	7,646	

QUALITY

	Quantity	Base Number	Contract	AT	Region	England
% of FP17s for the same patient ID Re-attending within 3 months - Children	84	1,030	8.2%	10.2%	11.2%	11.9%
% of FP17s for the same patient ID Re-attending within 3 months - Adults	171	948	18.0%	15.9%	16.6%	15.9%
% of FP17s for the same patient ID Re-attending between 3 & 9 months - Children	626	1,030	60.8%	42.6%	47.0%	58.1%
% of FP17s for the same patient ID Re-attending between 3 & 9 months - Adults	397	948	41.9%	35.6%	38.2%	50.6%
% of FP17s for Band 1 Urgent Courses	150	1,888	7.9%	10.8%	10.6%	9.1%
% of FP17s Relating to Free Repair or Replacements	7	1,888	0.4%	0.5%	0.6%	0.8%
% of FP17s Relating to Continuations	0	1,888	0.0%	0.7%	0.8%	1.1%
% of Patients satisfied with the dentistry they have received	1	1	N/A	88.7%	89.2%	91.4%
% of Patients satisfied with the time they had to wait for an appointment	1	1	N/A	80.7%	83.4%	87.7%

* This is based on patients treated on this contract for their most recent course of treatment. Figures in italics indicate the base number of FP17s or Patient Questionnaire responses are less than 100. N/A is shown where the base number of responses is less than 10 during the period. % is calculated as Quantity/Base number*100

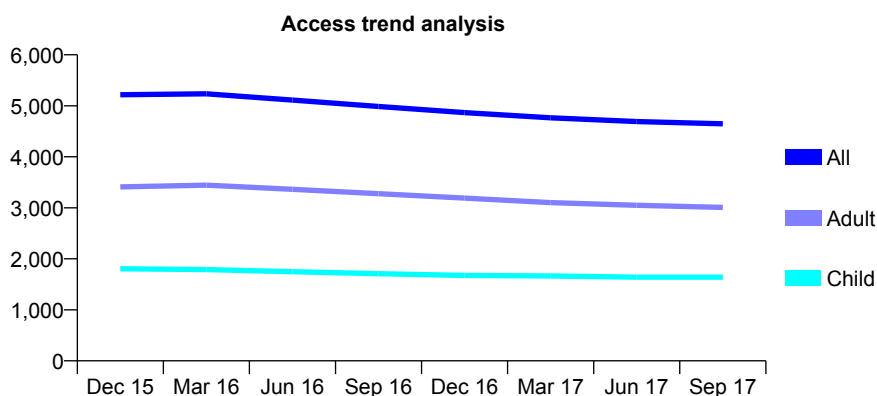
Q61 - Vital Signs At a Glance Contract Report for 140740/0001 - September 2017

Name or company name	Mr S Atkar
Contract type name	GDS Contract
Purpose of contract	General
Contract start date	01/09/2012
Contract end date	

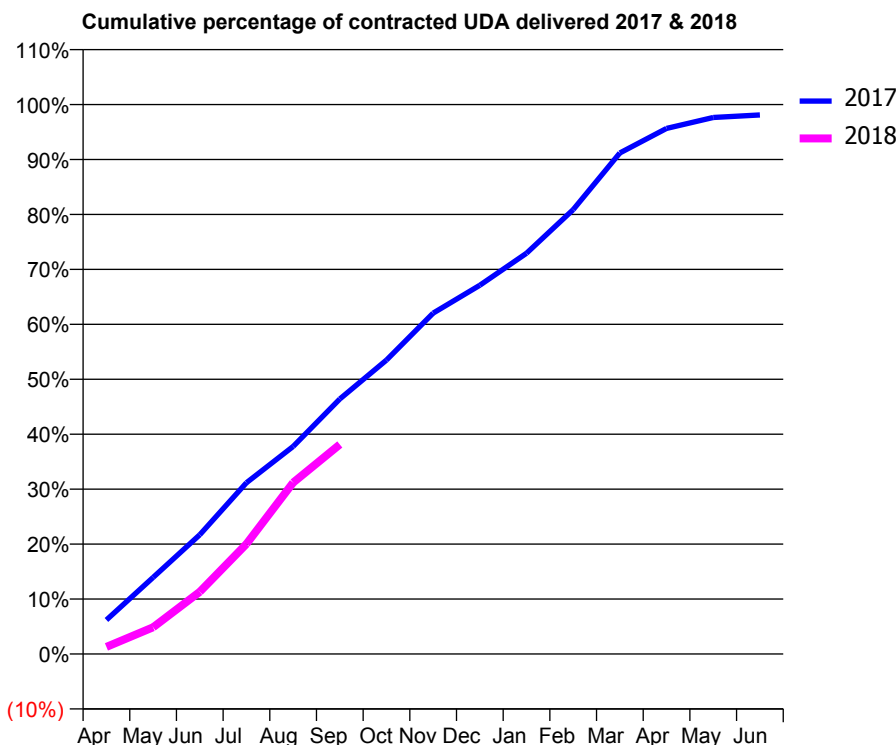
17/18 Contracted general activity (UDA)	13,433
Carry forward general activity (UDA)	257
17/18 Contracted orthodontic activity (UOA)	0
Carry forward orthodontic activity (UOA)	0
Baseline contract value	£406,006.61

ACCESS*

Patients seen in 24 months	Total	Change since previous quarter
Quarter ending September 2016	4,986	
Quarter ending December 2016	4,867	↓
Quarter ending March 2017	4,765	↓
Quarter ending June 2017	4,691	↓
Quarter ending September 2017	4,648	→
Variance since September 2016	(6.8%)	↓



ACTIVITY



Month	Adjusted Scheduled Activity (UDA)	
	2017	2018
April	833	175
May	1,874	653
June	2,916	1,521
July	4,186	2,691
August	5,073	4,190
September	6,233	5,124
October	7,187	
November	8,333	
December	9,016	
January	9,798	
February	10,864	
March	12,249	
April	12,849	
May	13,114	
June	13,176	

QUALITY

	Quantity	Base Number	Contract	AT	Region	England
% of FP17s for the same patient ID Re-attending within 3 months - Children	51	1,147	4.4%	10.2%	11.2%	11.9%
% of FP17s for the same patient ID Re-attending within 3 months - Adults	191	1,906	10.0%	15.9%	16.6%	15.9%
% of FP17s for the same patient ID Re-attending between 3 & 9 months - Children	589	1,147	51.4%	42.6%	47.0%	58.1%
% of FP17s for the same patient ID Re-attending between 3 & 9 months - Adults	1,041	1,906	54.6%	35.6%	38.2%	50.6%
% of FP17s for Band 1 Urgent Courses	133	2,444	5.4%	10.8%	10.6%	9.1%
% of FP17s Relating to Free Repair or Replacements	4	2,444	0.2%	0.5%	0.6%	0.8%
% of FP17s Relating to Continuations	7	2,444	0.3%	0.7%	0.8%	1.1%
% of Patients satisfied with the dentistry they have received	3	3	N/A	88.7%	89.2%	91.4%
% of Patients satisfied with the time they had to wait for an appointment	2	3	N/A	80.7%	83.4%	87.7%

* This is based on patients treated on this contract for their most recent course of treatment. Figures in italics indicate the base number of FP17s or Patient Questionnaire responses are less than 100. N/A is shown where the base number of responses is less than 10 during the period. % is calculated as Quantity/Base number*100

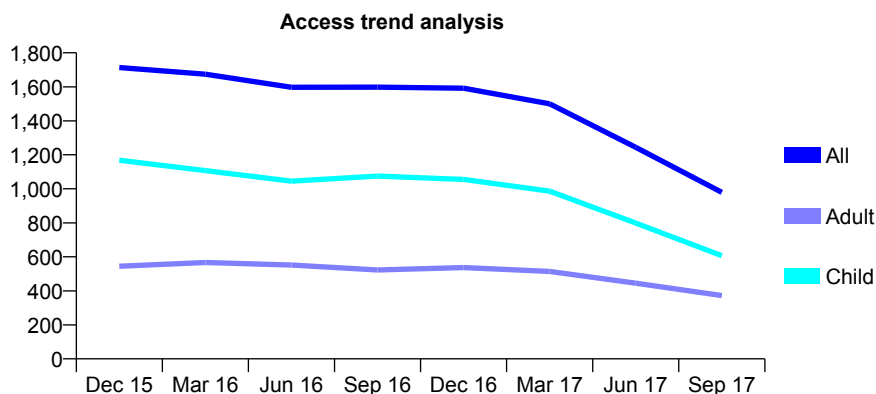
Q61 - Vital Signs At a Glance Contract Report for 141046/0001 - September 2017

Name or company name	E Kent Salaried Primary Care Dental
Contract type name	PDS Contract
Purpose of contract	General
Contract start date	01/02/2011
Contract end date	31/01/2021

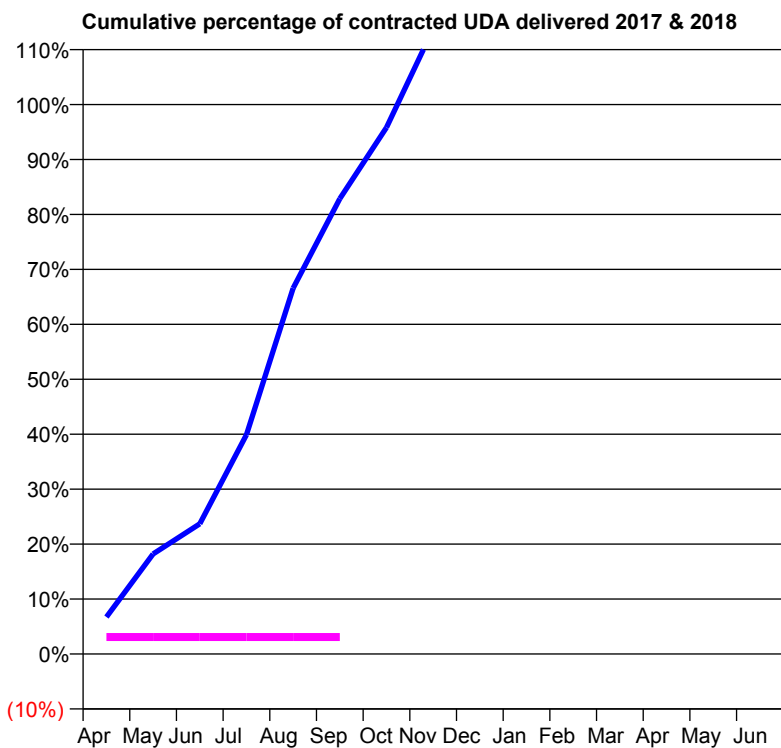
17/18 Contracted general activity (UDA)	2,095
Carry forward general activity (UDA)	-42
17/18 Contracted orthodontic activity (UOA)	0
Carry forward orthodontic activity (UOA)	0
Baseline contract value	£1,791,833.09

ACCESS*

Patients seen in 24 months	Total	Change since previous quarter
Quarter ending September 2016	1,598	
Quarter ending December 2016	1,592	→
Quarter ending March 2017	1,500	↓
Quarter ending June 2017	1,244	↓
Quarter ending September 2017	979	↓
Variance since September 2016	(38.7%)	↓



ACTIVITY



Month	Adjusted Scheduled Activity (UDA)	
	2017	2018
April	141	65
May	382	65
June	496	65
July	836	65
August	1,395	65
September	1,736	65
October	2,007	
November	2,382	
December	2,694	
January	3,029	
February	3,291	
March	3,489	
April	3,628	
May	3,628	
June	3,628	

QUALITY

	Quantity	Base Number	Contract	AT	Region	England
% of FP17s for the same patient ID Re-attending within 3 months - Children	6	54	11.1%	10.2%	11.2%	11.9%
% of FP17s for the same patient ID Re-attending within 3 months - Adults	1	21	4.8%	15.9%	16.6%	15.9%
% of FP17s for the same patient ID Re-attending between 3 & 9 months - Children	7	54	13.0%	42.6%	47.0%	58.1%
% of FP17s for the same patient ID Re-attending between 3 & 9 months - Adults	4	21	19.0%	35.6%	38.2%	50.6%
% of FP17s for Band 1 Urgent Courses	4	12	33.3%	10.8%	10.6%	9.1%
% of FP17s Relating to Free Repair or Replacements	0	12	0.0%	0.5%	0.6%	0.8%
% of FP17s Relating to Continuations	0	12	0.0%	0.7%	0.8%	1.1%
% of Patients satisfied with the dentistry they have received	0	0	N/A	88.7%	89.2%	91.4%
% of Patients satisfied with the time they had to wait for an appointment	0	0	N/A	80.7%	83.4%	87.7%

* This is based on patients treated on this contract for their most recent course of treatment. Figures in italics indicate the base number of FP17s or Patient Questionnaire responses are less than 100. N/A is shown where the base number of responses is less than 10 during the period. % is calculated as Quantity/Base number*100

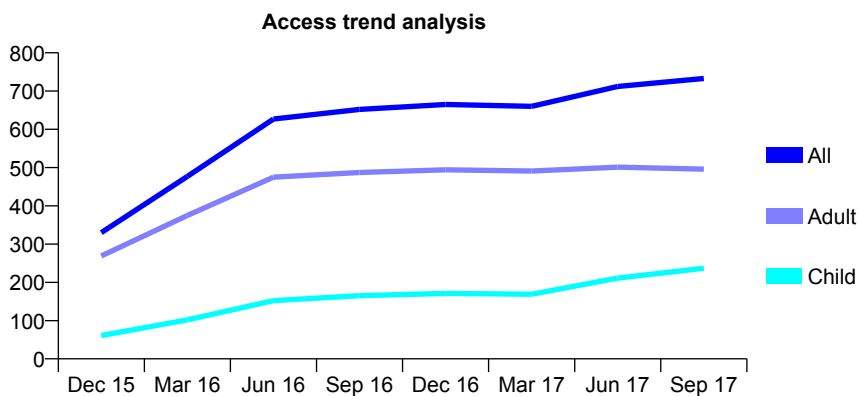
Q61 - Vital Signs At a Glance Contract Report for 141798/0001 - September 2017

Name or company name	Noorani, Noorani
Contract type name	GDS Contract
Purpose of contract	General
Contract start date	01/07/2015
Contract end date	

17/18 Contracted general activity (UDA)	2,074
Carry forward general activity (UDA)	0
17/18 Contracted orthodontic activity (UOA)	0
Carry forward orthodontic activity (UOA)	0
Baseline contract value	£50,100.74

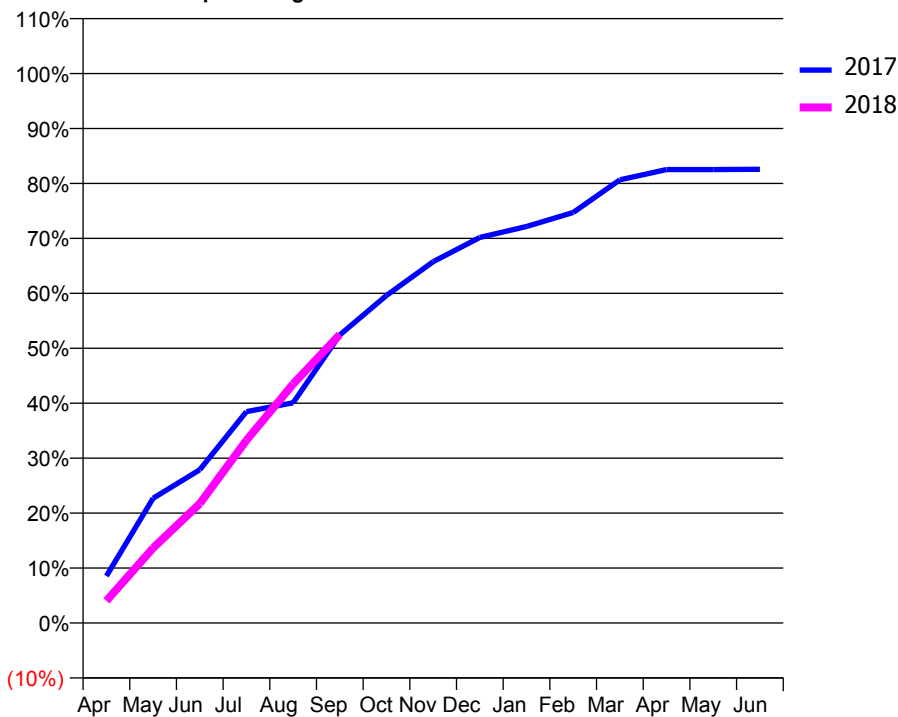
ACCESS*

Patients seen in 24 months	Total	Change since previous quarter
Quarter ending September 2016	652	
Quarter ending December 2016	665	→
Quarter ending March 2017	660	→
Quarter ending June 2017	712	↑
Quarter ending September 2017	733	↑
Variance since September 2016	12.4%	↑



ACTIVITY

Cumulative percentage of contracted UDA delivered 2017 & 2018



Adjusted Scheduled Activity (UDA)

Month	2017	2018
April	177	84
May	471	283
June	578	451
July	798	690
August	831	902
September	1,087	1,089
October	1,236	
November	1,364	
December	1,455	
January	1,496	
February	1,549	
March	1,673	
April	1,711	
May	1,711	
June	1,712	

QUALITY

	Quantity	Base Number	Contract	AT	Region	England
% of FP17s for the same patient ID Re-attending within 3 months - Children	12	176	6.8%	10.2%	11.2%	11.9%
% of FP17s for the same patient ID Re-attending within 3 months - Adults	77	266	28.9%	15.9%	16.6%	15.9%
% of FP17s for the same patient ID Re-attending between 3 & 9 months - Children	48	176	27.3%	42.6%	47.0%	58.1%
% of FP17s for the same patient ID Re-attending between 3 & 9 months - Adults	92	266	34.6%	35.6%	38.2%	50.6%
% of FP17s for Band 1 Urgent Courses	60	424	14.2%	10.8%	10.6%	9.1%
% of FP17s Relating to Free Repair or Replacements	0	424	0.0%	0.5%	0.6%	0.8%
% of FP17s Relating to Continuations	5	424	1.2%	0.7%	0.8%	1.1%
% of Patients satisfied with the dentistry they have received	0	0	N/A	88.7%	89.2%	91.4%
% of Patients satisfied with the time they had to wait for an appointment	0	0	N/A	80.7%	83.4%	87.7%

* This is based on patients treated on this contract for their most recent course of treatment. Figures in italics indicate the base number of FP17s or Patient Questionnaire responses are less than 100. N/A is shown where the base number of responses is less than 10 during the period. % is calculated as Quantity/Base number*100

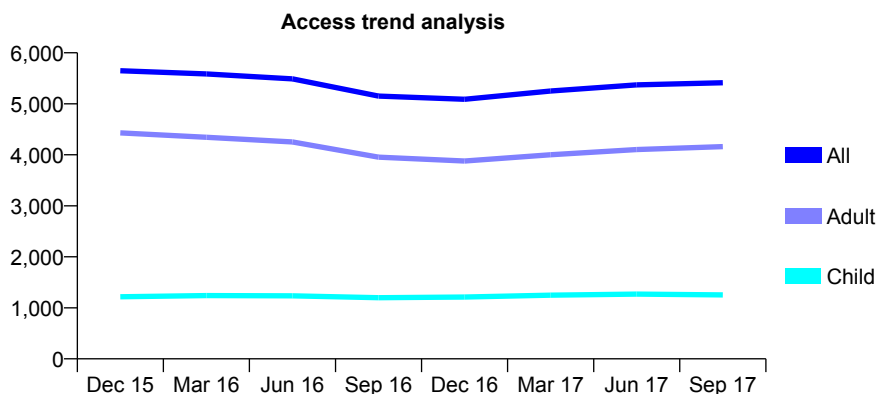
Q61 - Vital Signs At a Glance Contract Report for 142794/0001 - September 2017

Name or company name	Ace Dental
Contract type name	GDS Contract
Purpose of contract	General
Contract start date	01/04/2010
Contract end date	

17/18 Contracted general activity (UDA)	15,340
Carry forward general activity (UDA)	-4
17/18 Contracted orthodontic activity (UOA)	0
Carry forward orthodontic activity (UOA)	0
Baseline contract value	£422,829.98

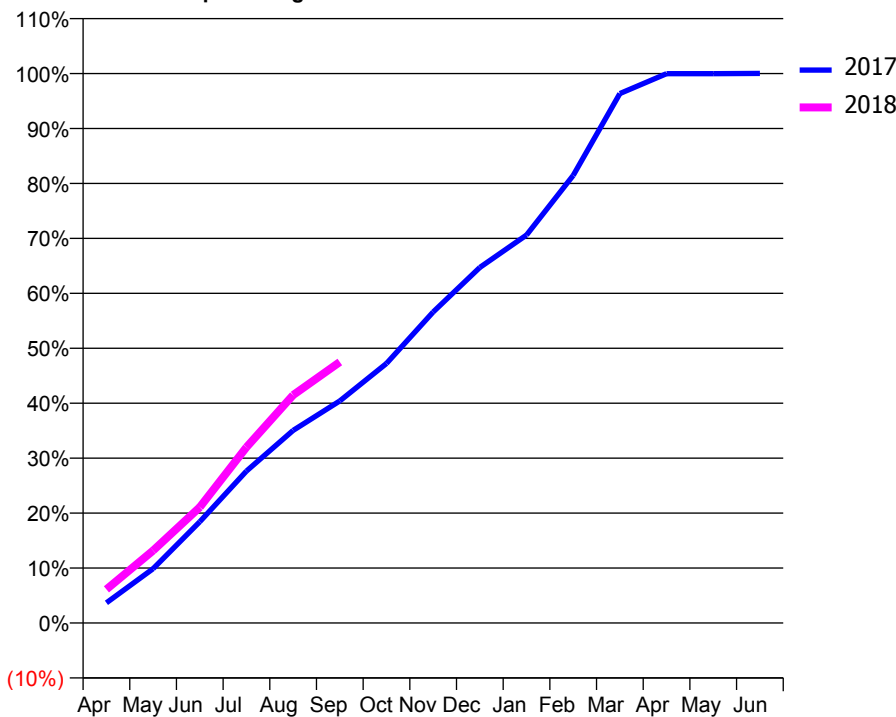
ACCESS*

Patients seen in 24 months	Total	Change since previous quarter
Quarter ending September 2016	5,152	
Quarter ending December 2016	5,090	↓
Quarter ending March 2017	5,251	↑
Quarter ending June 2017	5,372	↑
Quarter ending September 2017	5,413	→
Variance since September 2016	5.1%	↑



ACTIVITY

Cumulative percentage of contracted UDA delivered 2017 & 2018



Adjusted Scheduled Activity (UDA)

Month	2017	2018
April	565	942
May	1,515	2,023
June	2,829	3,232
July	4,240	4,909
August	5,377	6,364
September	6,200	7,287
October	7,245	
November	8,682	
December	9,926	
January	10,832	
February	12,495	
March	14,781	
April	15,336	
May	15,334	
June	15,344	

QUALITY

	Quantity	Base Number	Contract	AT	Region	England
% of FP17s for the same patient ID Re-attending within 3 months - Children	43	733	5.9%	10.2%	11.2%	11.9%
% of FP17s for the same patient ID Re-attending within 3 months - Adults	300	2,159	13.9%	15.9%	16.6%	15.9%
% of FP17s for the same patient ID Re-attending between 3 & 9 months - Children	327	733	44.6%	42.6%	47.0%	58.1%
% of FP17s for the same patient ID Re-attending between 3 & 9 months - Adults	682	2,159	31.6%	35.6%	38.2%	50.6%
% of FP17s for Band 1 Urgent Courses	306	2,685	11.4%	10.8%	10.6%	9.1%
% of FP17s Relating to Free Repair or Replacements	17	2,685	0.6%	0.5%	0.6%	0.8%
% of FP17s Relating to Continuations	17	2,685	0.6%	0.7%	0.8%	1.1%
% of Patients satisfied with the dentistry they have received	4	5	N/A	88.7%	89.2%	91.4%
% of Patients satisfied with the time they had to wait for an appointment	2	5	N/A	80.7%	83.4%	87.7%

* This is based on patients treated on this contract for their most recent course of treatment. Figures in italics indicate the base number of FP17s or Patient Questionnaire responses are less than 100. N/A is shown where the base number of responses is less than 10 during the period. % is calculated as Quantity/Base number*100

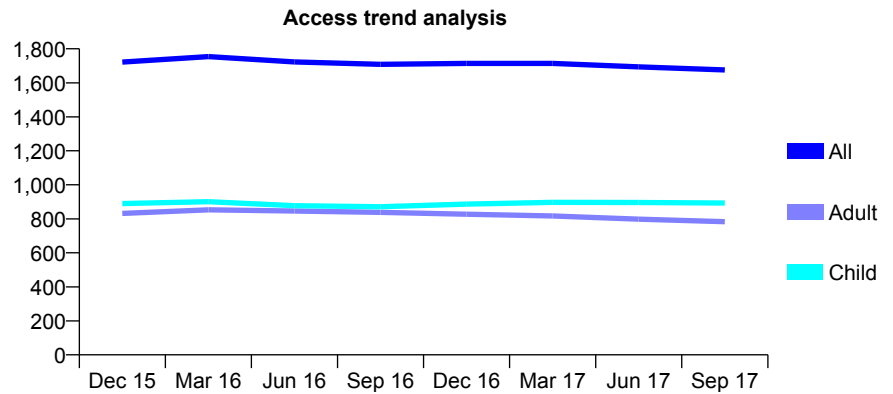
Q61 - Vital Signs At a Glance Contract Report for 143693/0003 - September 2017

Name or company name	Newham Family Dental Care Ltd
Contract type name	GDS Contract
Purpose of contract	General
Contract start date	12/03/2008
Contract end date	

17/18 Contracted general activity (UDA)	4,723
Carry forward general activity (UDA)	-94
17/18 Contracted orthodontic activity (UOA)	0
Carry forward orthodontic activity (UOA)	0
Baseline contract value	£211,443.60

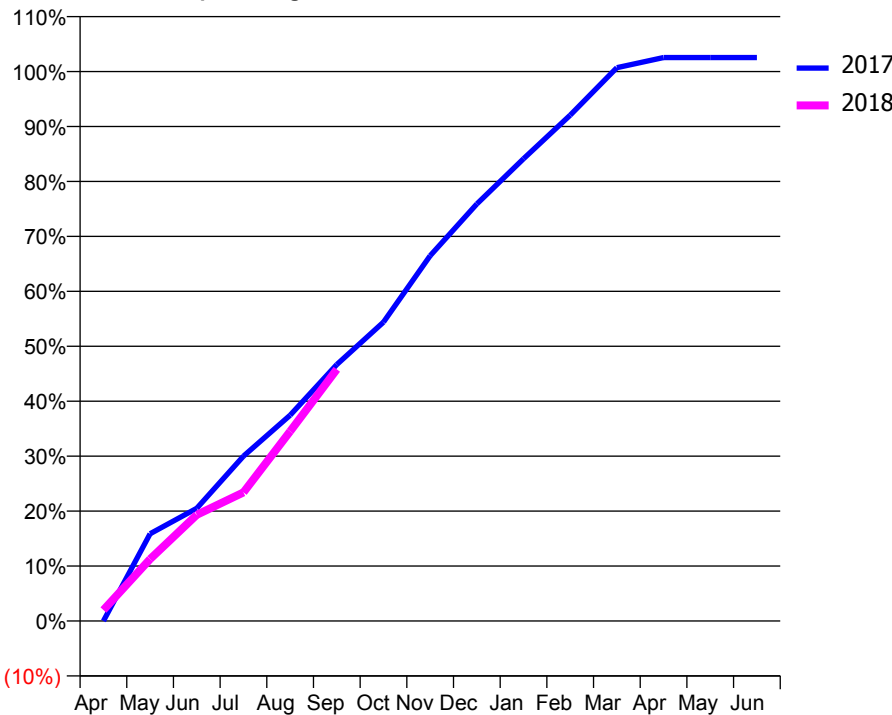
ACCESS*

Patients seen in 24 months	Total	Change since previous quarter
Quarter ending September 2016	1,709	
Quarter ending December 2016	1,714	→
Quarter ending March 2017	1,714	→
Quarter ending June 2017	1,694	↓
Quarter ending September 2017	1,676	↓
Variance since September 2016	(1.9%)	↓



ACTIVITY

Cumulative percentage of contracted UDA delivered 2017 & 2018



Month	Adjusted Scheduled Activity (UDA)	
	2017	2018
April	0	94
May	750	532
June	969	912
July	1,417	1,105
August	1,769	1,630
September	2,205	2,163
October	2,569	
November	3,140	
December	3,584	
January	3,973	
February	4,348	
March	4,755	
April	4,843	
May	4,843	
June	4,843	

QUALITY

	Quantity	Base Number	Contract	AT	Region	England
% of FP17s for the same patient ID Re-attending within 3 months - Children	51	585	8.7%	10.2%	11.2%	11.9%
% of FP17s for the same patient ID Re-attending within 3 months - Adults	17	304	5.6%	15.9%	16.6%	15.9%
% of FP17s for the same patient ID Re-attending between 3 & 9 months - Children	294	585	50.3%	42.6%	47.0%	58.1%
% of FP17s for the same patient ID Re-attending between 3 & 9 months - Adults	101	304	33.2%	35.6%	38.2%	50.6%
% of FP17s for Band 1 Urgent Courses	66	842	7.8%	10.8%	10.6%	9.1%
% of FP17s Relating to Free Repair or Replacements	2	842	0.2%	0.5%	0.6%	0.8%
% of FP17s Relating to Continuations	4	842	0.5%	0.7%	0.8%	1.1%
% of Patients satisfied with the dentistry they have received	2	2	N/A	88.7%	89.2%	91.4%
% of Patients satisfied with the time they had to wait for an appointment	2	2	N/A	80.7%	83.4%	87.7%

* This is based on patients treated on this contract for their most recent course of treatment. Figures in italics indicate the base number of FP17s or Patient Questionnaire responses are less than 100. N/A is shown where the base number of responses is less than 10 during the period. % is calculated as Quantity/Base number*100

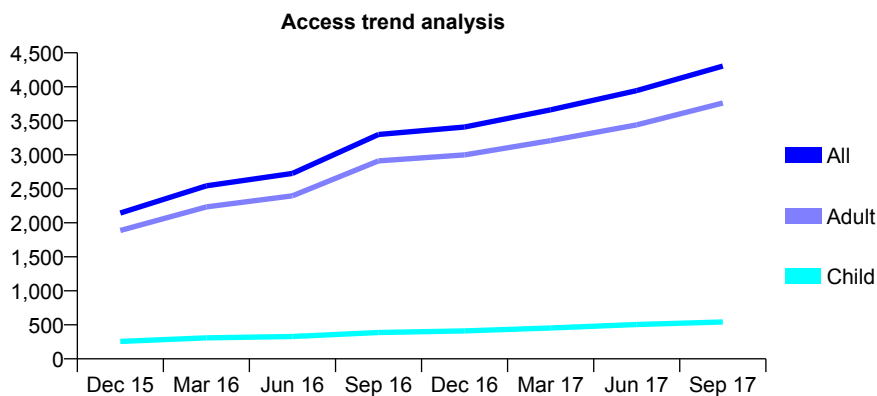
Q61 - Vital Signs At a Glance Contract Report for 143693/0004 - September 2017

Name or company name	Newham Family Dental Care Ltd
Contract type name	PDS Contract
Purpose of contract	General
Contract start date	01/04/2014
Contract end date	31/03/2024

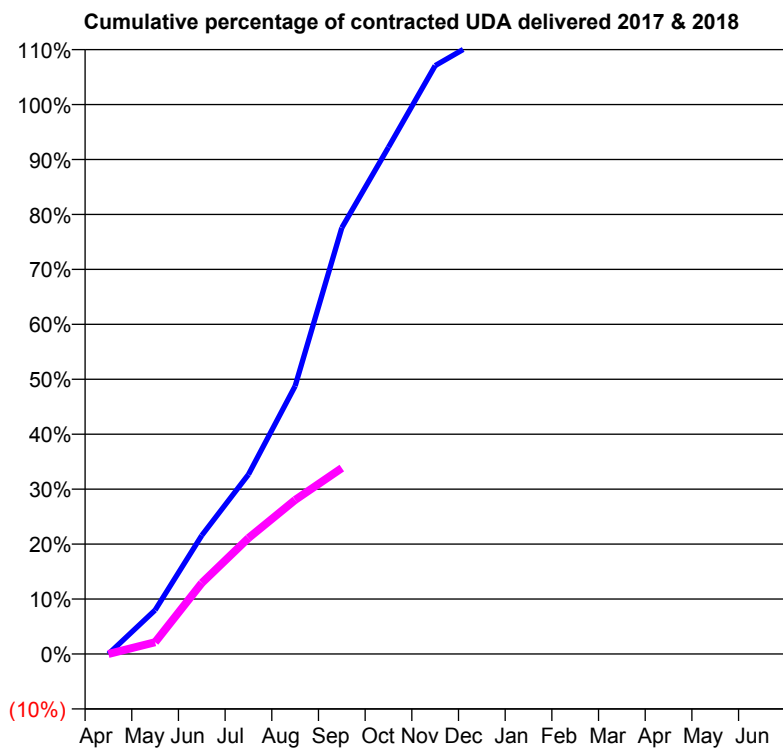
17/18 Contracted general activity (UDA)	8,649
Carry forward general activity (UDA)	0
17/18 Contracted orthodontic activity (UOA)	0
Carry forward orthodontic activity (UOA)	0
Baseline contract value	£449,425.70

ACCESS*

Patients seen in 24 months	Total	Change since previous quarter
Quarter ending September 2016	3,299	
Quarter ending December 2016	3,409	↑
Quarter ending March 2017	3,662	↑
Quarter ending June 2017	3,945	↑
Quarter ending September 2017	4,304	↑
Variance since September 2016	30.5%	↑



ACTIVITY



Month	Adjusted Scheduled Activity (UDA)	
	2017	2018
April	0	0
May	311	186
June	839	1,118
July	1,269	1,826
August	1,895	2,424
September	3,013	2,928
October	3,583	
November	4,160	
December	4,350	
January	5,307	
February	5,819	
March	6,172	
April	6,172	
May	6,603	
June	6,603	

QUALITY

	Quantity	Base Number	Contract	AT	Region	England
% of FP17s for the same patient ID Re-attending within 3 months - Children	8	398	2.0%	10.2%	11.2%	11.9%
% of FP17s for the same patient ID Re-attending within 3 months - Adults	95	2,399	4.0%	15.9%	16.6%	15.9%
% of FP17s for the same patient ID Re-attending between 3 & 9 months - Children	1	398	0.3%	42.6%	47.0%	58.1%
% of FP17s for the same patient ID Re-attending between 3 & 9 months - Adults	28	2,399	1.2%	35.6%	38.2%	50.6%
% of FP17s for Band 1 Urgent Courses	2,435	2,438	99.9%	10.8%	10.6%	9.1%
% of FP17s Relating to Free Repair or Replacements	0	2,438	0.0%	0.5%	0.6%	0.8%
% of FP17s Relating to Continuations	0	2,438	0.0%	0.7%	0.8%	1.1%
% of Patients satisfied with the dentistry they have received	0	0	N/A	88.7%	89.2%	91.4%
% of Patients satisfied with the time they had to wait for an appointment	0	0	N/A	80.7%	83.4%	87.7%

* This is based on patients treated on this contract for their most recent course of treatment. Figures in italics indicate the base number of FP17s or Patient Questionnaire responses are less than 100. N/A is shown where the base number of responses is less than 10 during the period. % is calculated as Quantity/Base number*100

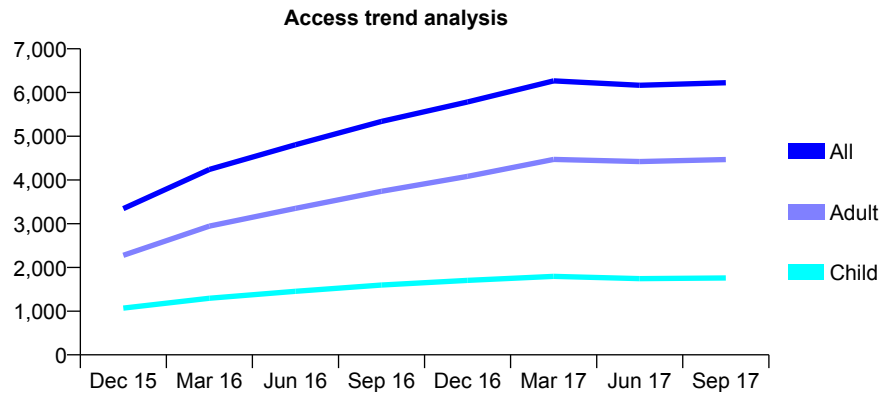
Q61 - Vital Signs At a Glance Contract Report for 144231/0001 - September 2017

Name or company name	Lea Bridge Road Dental Surgery
Contract type name	GDS Contract
Purpose of contract	General
Contract start date	01/04/2015
Contract end date	

17/18 Contracted general activity (UDA)	16,249
Carry forward general activity (UDA)	23
17/18 Contracted orthodontic activity (UOA)	0
Carry forward orthodontic activity (UOA)	0
Baseline contract value	£426,822.75

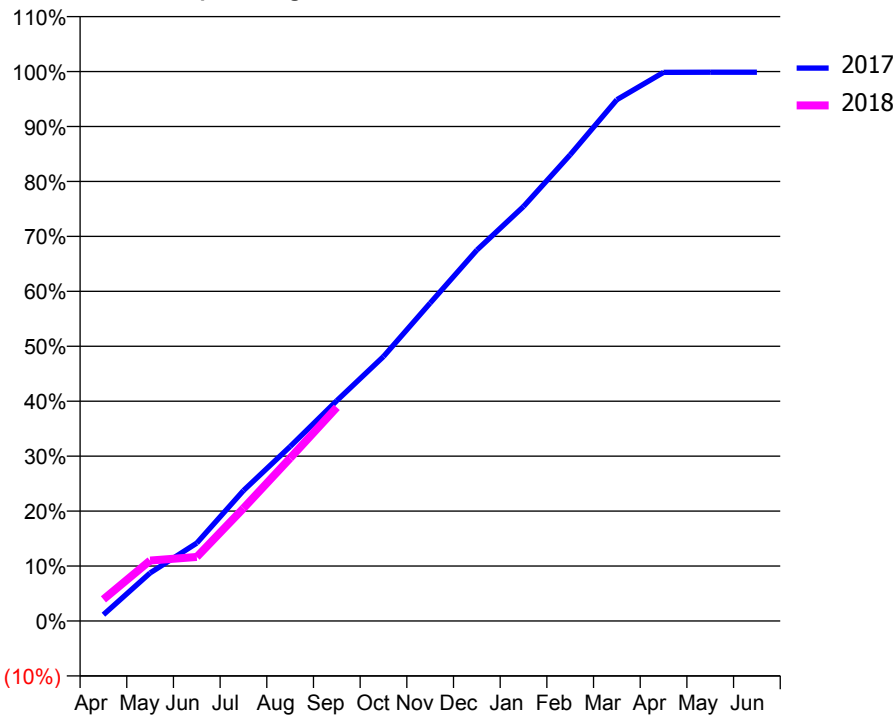
ACCESS*

Patients seen in 24 months	Total	Change since previous quarter
Quarter ending September 2016	5,338	
Quarter ending December 2016	5,784	↑
Quarter ending March 2017	6,265	↑
Quarter ending June 2017	6,166	↓
Quarter ending September 2017	6,224	→
Variance since September 2016	16.6%	↑



ACTIVITY

Cumulative percentage of contracted UDA delivered 2017 & 2018



Month	Adjusted Scheduled Activity (UDA)	
	2017	2018
April	187	642
May	1,423	1,789
June	2,304	1,894
July	3,858	3,332
August	5,160	4,818
September	6,516	6,319
October	7,822	
November	9,403	
December	10,970	
January	12,257	
February	13,787	
March	15,416	
April	16,225	
May	16,226	
June	16,226	

QUALITY

	Quantity	Base Number	Contract	AT	Region	England
% of FP17s for the same patient ID Re-attending within 3 months - Children	32	870	3.7%	10.2%	11.2%	11.9%
% of FP17s for the same patient ID Re-attending within 3 months - Adults	175	1,992	8.8%	15.9%	16.6%	15.9%
% of FP17s for the same patient ID Re-attending between 3 & 9 months - Children	328	870	37.7%	42.6%	47.0%	58.1%
% of FP17s for the same patient ID Re-attending between 3 & 9 months - Adults	693	1,992	34.8%	35.6%	38.2%	50.6%
% of FP17s for Band 1 Urgent Courses	156	2,426	6.4%	10.8%	10.6%	9.1%
% of FP17s Relating to Free Repair or Replacements	11	2,426	0.5%	0.5%	0.6%	0.8%
% of FP17s Relating to Continuations	23	2,426	0.9%	0.7%	0.8%	1.1%
% of Patients satisfied with the dentistry they have received	4	5	N/A	88.7%	89.2%	91.4%
% of Patients satisfied with the time they had to wait for an appointment	4	5	N/A	80.7%	83.4%	87.7%

* This is based on patients treated on this contract for their most recent course of treatment. Figures in italics indicate the base number of FP17s or Patient Questionnaire responses are less than 100. N/A is shown where the base number of responses is less than 10 during the period. % is calculated as Quantity/Base number*100

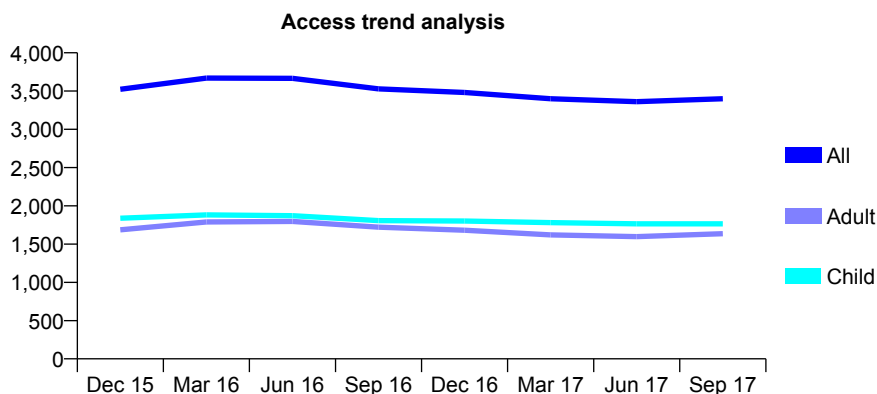
Q61 - Vital Signs At a Glance Contract Report for 144339/0001 - September 2017

Name or company name	Mr F K Banjo and Mrs D O Banjo
Contract type name	GDS Contract
Purpose of contract	General
Contract start date	16/05/2007
Contract end date	

17/18 Contracted general activity (UDA)	9,399
Carry forward general activity (UDA)	-124
17/18 Contracted orthodontic activity (UOA)	0
Carry forward orthodontic activity (UOA)	0
Baseline contract value	£310,305.91

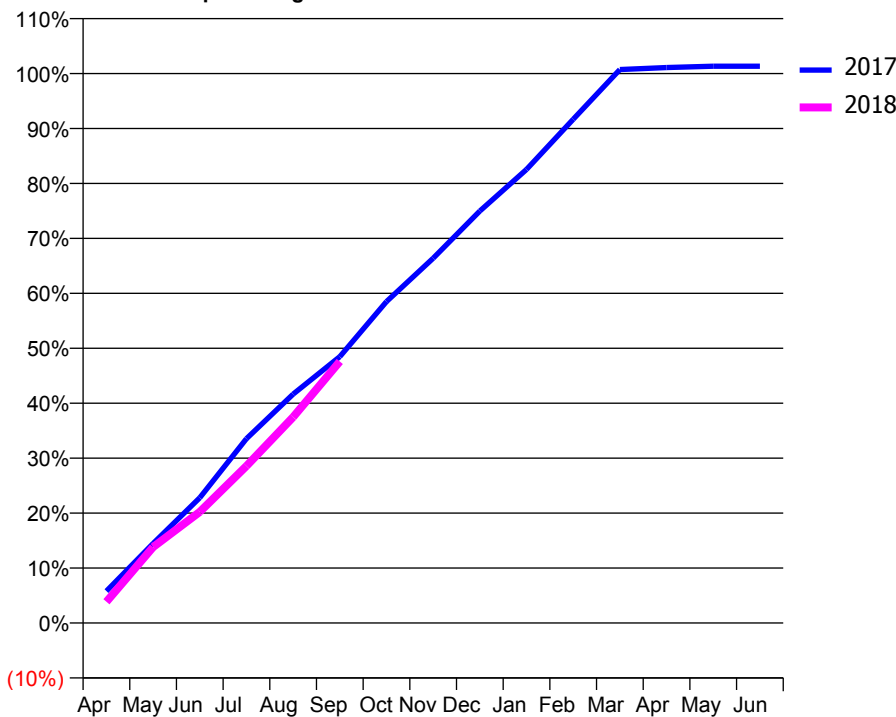
ACCESS*

Patients seen in 24 months	Total	Change since previous quarter
Quarter ending September 2016	3,528	
Quarter ending December 2016	3,482	↓
Quarter ending March 2017	3,400	↓
Quarter ending June 2017	3,361	↓
Quarter ending September 2017	3,400	→
Variance since September 2016	(3.6%)	↓



ACTIVITY

Cumulative percentage of contracted UDA delivered 2017 & 2018



Adjusted Scheduled Activity (UDA)

Month	2017	2018
April	546	363
May	1,361	1,300
June	2,143	1,901
July	3,154	2,686
August	3,915	3,522
September	4,557	4,474
October	5,499	
November	6,239	
December	7,047	
January	7,757	
February	8,615	
March	9,466	
April	9,500	
May	9,523	
June	9,523	

QUALITY

	Quantity	Base Number	Contract	AT	Region	England
% of FP17s for the same patient ID Re-attending within 3 months - Children	75	912	8.2%	10.2%	11.2%	11.9%
% of FP17s for the same patient ID Re-attending within 3 months - Adults	130	891	14.6%	15.9%	16.6%	15.9%
% of FP17s for the same patient ID Re-attending between 3 & 9 months - Children	273	912	29.9%	42.6%	47.0%	58.1%
% of FP17s for the same patient ID Re-attending between 3 & 9 months - Adults	299	891	33.6%	35.6%	38.2%	50.6%
% of FP17s for Band 1 Urgent Courses	117	1,770	6.6%	10.8%	10.6%	9.1%
% of FP17s Relating to Free Repair or Replacements	0	1,770	0.0%	0.5%	0.6%	0.8%
% of FP17s Relating to Continuations	0	1,770	0.0%	0.7%	0.8%	1.1%
% of Patients satisfied with the dentistry they have received	0	0	N/A	88.7%	89.2%	91.4%
% of Patients satisfied with the time they had to wait for an appointment	0	0	N/A	80.7%	83.4%	87.7%

* This is based on patients treated on this contract for their most recent course of treatment. Figures in italics indicate the base number of FP17s or Patient Questionnaire responses are less than 100. N/A is shown where the base number of responses is less than 10 during the period. % is calculated as Quantity/Base number*100

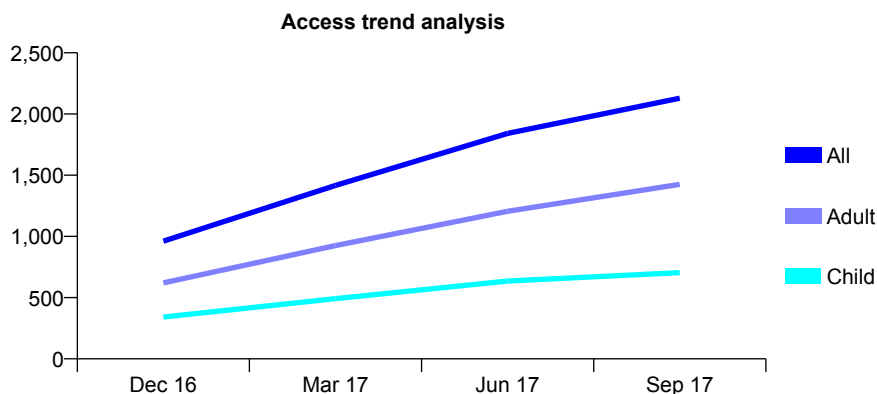
Q61 - Vital Signs At a Glance Contract Report for 145076/0001 - September 2017

Name or company name	Harford Street Dental Practice
Contract type name	PDS Contract
Purpose of contract	General
Contract start date	01/04/2015
Contract end date	31/03/2020

17/18 Contracted general activity (UDA)	13,000
Carry forward general activity (UDA)	0
17/18 Contracted orthodontic activity (UOA)	0
Carry forward orthodontic activity (UOA)	0
Baseline contract value	£281,801.08

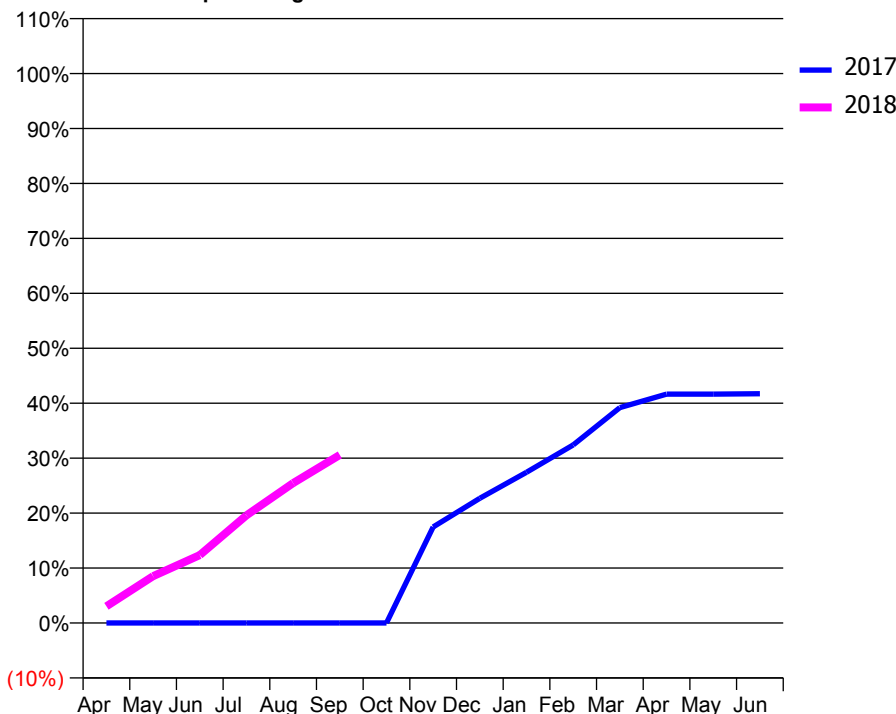
ACCESS*

Patients seen in 24 months	Total	Change since previous quarter
Quarter ending September 2016	0	
Quarter ending December 2016	961	↑
Quarter ending March 2017	1,417	↑
Quarter ending June 2017	1,841	↑
Quarter ending September 2017	2,129	↑
Variance since September 2016	N/A	



ACTIVITY

Cumulative percentage of contracted UDA delivered 2017 & 2018



Month	Adjusted Scheduled Activity (UDA)	
	2017	2018
April	0	395
May	0	1,109
June	0	1,607
July	0	2,547
August	0	3,311
September	0	3,976
October	0	
November	2,273	
December	2,952	
January	3,567	
February	4,215	
March	5,096	
April	5,415	
May	5,415	
June	5,426	

QUALITY

	Quantity	Base Number	Contract	AT	Region	England
% of FP17s for the same patient ID Re-attending within 3 months - Children	29	557	5.2%	10.2%	11.2%	11.9%
% of FP17s for the same patient ID Re-attending within 3 months - Adults	94	1,053	8.9%	15.9%	16.6%	15.9%
% of FP17s for the same patient ID Re-attending between 3 & 9 months - Children	212	557	38.1%	42.6%	47.0%	58.1%
% of FP17s for the same patient ID Re-attending between 3 & 9 months - Adults	310	1,053	29.4%	35.6%	38.2%	50.6%
% of FP17s for Band 1 Urgent Courses	170	1,490	11.4%	10.8%	10.6%	9.1%
% of FP17s Relating to Free Repair or Replacements	0	1,490	0.0%	0.5%	0.6%	0.8%
% of FP17s Relating to Continuations	1	1,490	0.1%	0.7%	0.8%	1.1%
% of Patients satisfied with the dentistry they have received	2	2	N/A	88.7%	89.2%	91.4%
% of Patients satisfied with the time they had to wait for an appointment	2	2	N/A	80.7%	83.4%	87.7%

* This is based on patients treated on this contract for their most recent course of treatment. Figures in italics indicate the base number of FP17s or Patient Questionnaire responses are less than 100. N/A is shown where the base number of responses is less than 10 during the period. % is calculated as Quantity/Base number*100

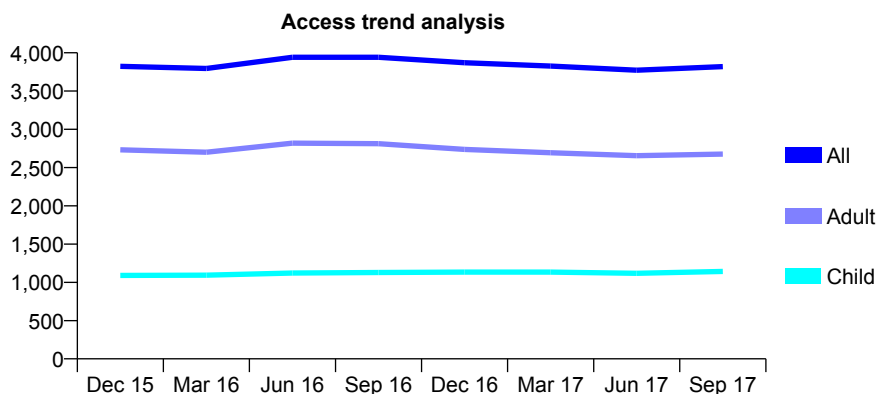
Q61 - Vital Signs At a Glance Contract Report for 145475/0001 - September 2017

Name or company name	Du Toit & Burger Partnership (Stratford) Ltc
Contract type name	GDS Contract
Purpose of contract	General
Contract start date	01/04/2007
Contract end date	

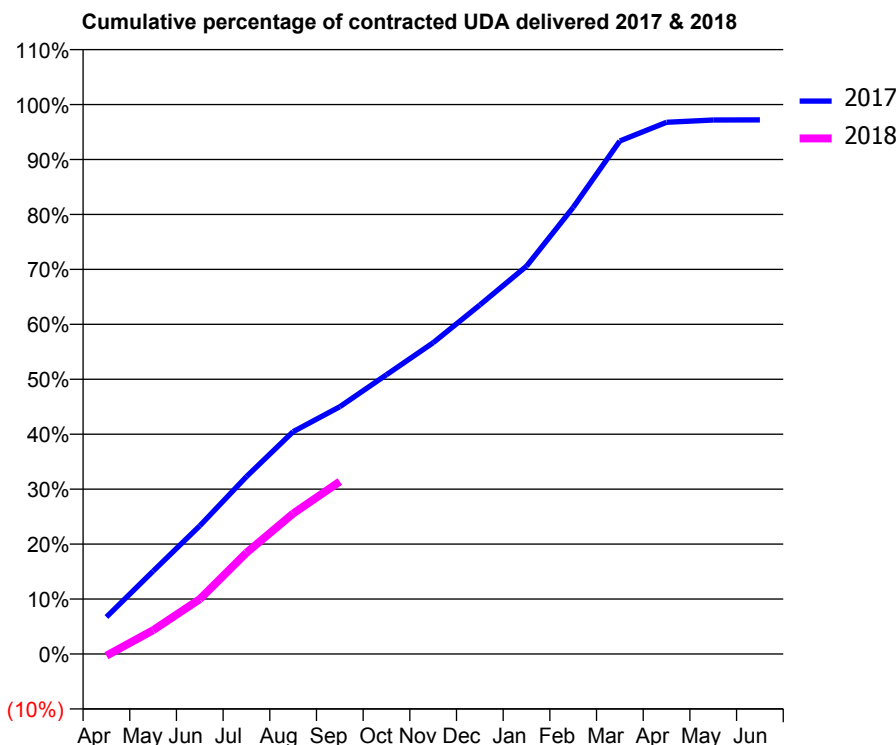
17/18 Contracted general activity (UDA)	11,363
Carry forward general activity (UDA)	318
17/18 Contracted orthodontic activity (UOA)	0
Carry forward orthodontic activity (UOA)	0
Baseline contract value	£318,999.48

ACCESS*

Patients seen in 24 months	Total	Change since previous quarter
Quarter ending September 2016	3,941	
Quarter ending December 2016	3,870	↓
Quarter ending March 2017	3,827	↓
Quarter ending June 2017	3,773	↓
Quarter ending September 2017	3,819	→
Variance since September 2016	(3.1%)	↓



ACTIVITY



Month	Adjusted Scheduled Activity (UDA)	
	2017	2018
April	766	-37
May	1,714	492
June	2,651	1,134
July	3,669	2,095
August	4,597	2,905
September	5,114	3,567
October	5,777	
November	6,437	
December	7,218	
January	8,020	
February	9,236	
March	10,610	
April	10,995	
May	11,042	
June	11,045	

QUALITY

	Quantity	Base Number	Contract	AT	Region	England
% of FP17s for the same patient ID Re-attending within 3 months - Children	43	641	6.7%	10.2%	11.2%	11.9%
% of FP17s for the same patient ID Re-attending within 3 months - Adults	151	1,280	11.8%	15.9%	16.6%	15.9%
% of FP17s for the same patient ID Re-attending between 3 & 9 months - Children	293	641	45.7%	42.6%	47.0%	58.1%
% of FP17s for the same patient ID Re-attending between 3 & 9 months - Adults	517	1,280	40.4%	35.6%	38.2%	50.6%
% of FP17s for Band 1 Urgent Courses	129	1,766	7.3%	10.8%	10.6%	9.1%
% of FP17s Relating to Free Repair or Replacements	9	1,766	0.5%	0.5%	0.6%	0.8%
% of FP17s Relating to Continuations	17	1,766	1.0%	0.7%	0.8%	1.1%
% of Patients satisfied with the dentistry they have received	2	2	N/A	88.7%	89.2%	91.4%
% of Patients satisfied with the time they had to wait for an appointment	2	2	N/A	80.7%	83.4%	87.7%

* This is based on patients treated on this contract for their most recent course of treatment. Figures in italics indicate the base number of FP17s or Patient Questionnaire responses are less than 100. N/A is shown where the base number of responses is less than 10 during the period. % is calculated as Quantity/Base number*100

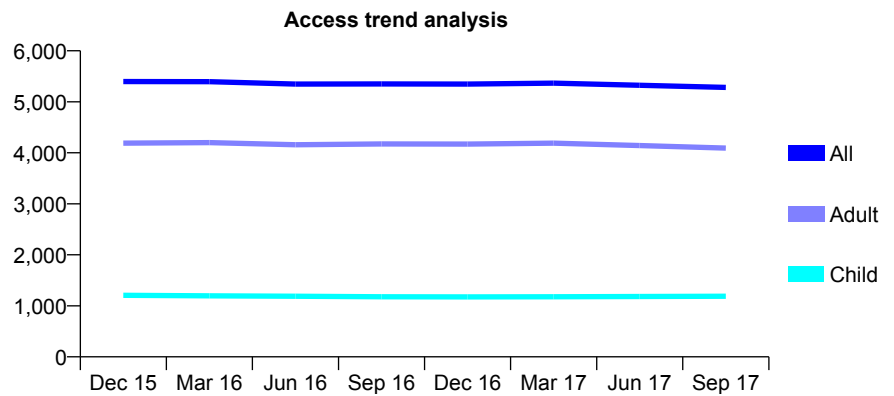
Q61 - Vital Signs At a Glance Contract Report for 145548/0001 - September 2017

Name or company name	Cranham Dental Centre Ltd
Contract type name	GDS Contract
Purpose of contract	General
Contract start date	01/04/2011
Contract end date	

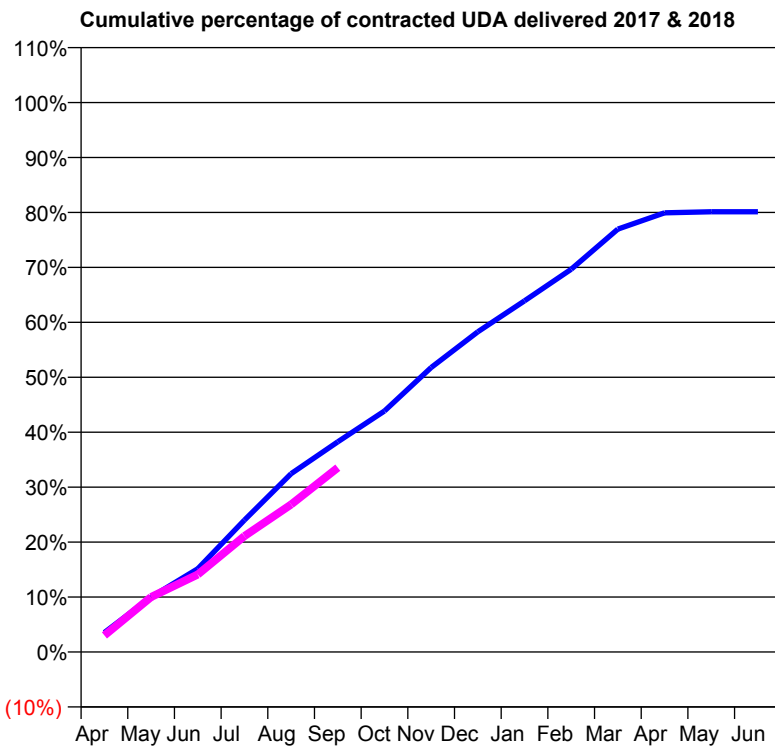
17/18 Contracted general activity (UDA)	16,681
Carry forward general activity (UDA)	0
17/18 Contracted orthodontic activity (UOA)	0
Carry forward orthodontic activity (UOA)	0
Baseline contract value	£386,234.49

ACCESS*

Patients seen in 24 months	Total	Change since previous quarter
Quarter ending September 2016	5,350	
Quarter ending December 2016	5,348	→
Quarter ending March 2017	5,367	→
Quarter ending June 2017	5,325	→
Quarter ending September 2017	5,282	→
Variance since September 2016	(1.3%)	↓



ACTIVITY



Month	Adjusted Scheduled Activity (UDA)	
	2017	2018
April	594	502
May	1,668	1,670
June	2,529	2,354
July	4,005	3,520
August	5,415	4,480
September	6,381	5,596
October	7,317	
November	8,637	
December	9,722	
January	10,660	
February	11,618	
March	12,839	
April	13,330	
May	13,362	
June	13,363	

QUALITY

	Quantity	Base Number	Contract	AT	Region	England
% of FP17s for the same patient ID Re-attending within 3 months - Children	40	924	4.3%	10.2%	11.2%	11.9%
% of FP17s for the same patient ID Re-attending within 3 months - Adults	266	2,747	9.7%	15.9%	16.6%	15.9%
% of FP17s for the same patient ID Re-attending between 3 & 9 months - Children	591	924	64.0%	42.6%	47.0%	58.1%
% of FP17s for the same patient ID Re-attending between 3 & 9 months - Adults	1,677	2,747	61.0%	35.6%	38.2%	50.6%
% of FP17s for Band 1 Urgent Courses	201	3,338	6.0%	10.8%	10.6%	9.1%
% of FP17s Relating to Free Repair or Replacements	19	3,338	0.6%	0.5%	0.6%	0.8%
% of FP17s Relating to Continuations	11	3,338	0.3%	0.7%	0.8%	1.1%
% of Patients satisfied with the dentistry they have received	8	9	N/A	88.7%	89.2%	91.4%
% of Patients satisfied with the time they had to wait for an appointment	7	9	N/A	80.7%	83.4%	87.7%

* This is based on patients treated on this contract for their most recent course of treatment. Figures in italics indicate the base number of FP17s or Patient Questionnaire responses are less than 100. N/A is shown where the base number of responses is less than 10 during the period. % is calculated as Quantity/Base number*100

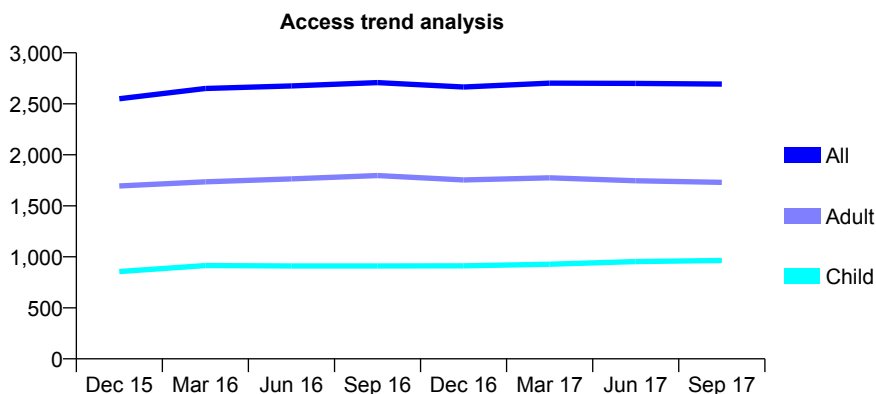
Q61 - Vital Signs At a Glance Contract Report for 146110/0001 - September 2017

Name or company name	Du Toit & Burger Partnership (Silvertown) L
Contract type name	GDS Contract
Purpose of contract	General
Contract start date	01/04/2007
Contract end date	

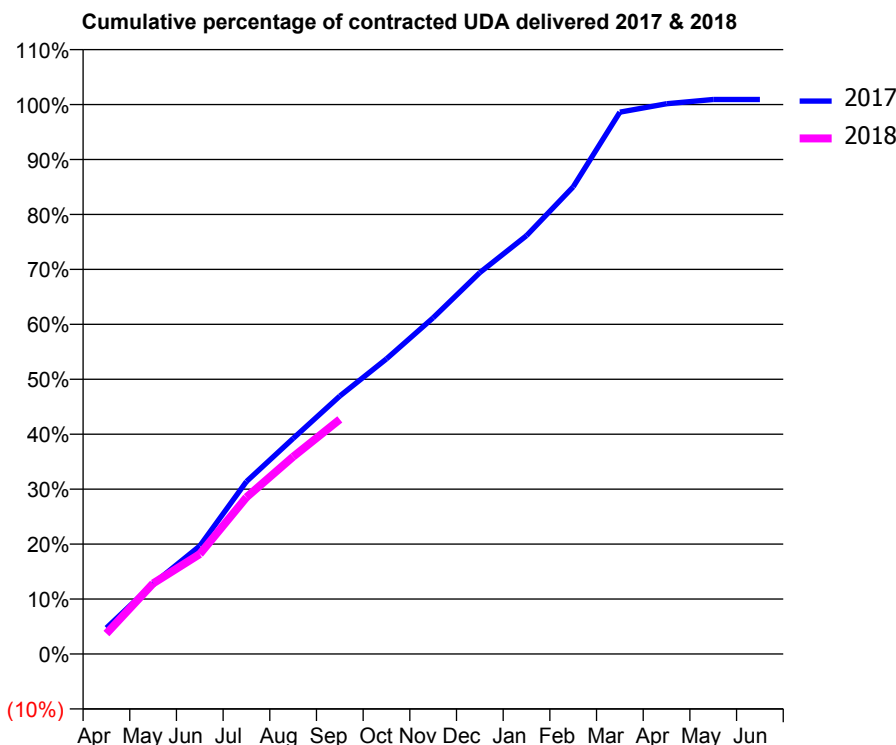
17/18 Contracted general activity (UDA)	6,974
Carry forward general activity (UDA)	-64
17/18 Contracted orthodontic activity (UOA)	0
Carry forward orthodontic activity (UOA)	0
Baseline contract value	£215,296.66

ACCESS*

Patients seen in 24 months	Total	Change since previous quarter
Quarter ending September 2016	2,708	
Quarter ending December 2016	2,665	↓
Quarter ending March 2017	2,702	→
Quarter ending June 2017	2,700	→
Quarter ending September 2017	2,694	→
Variance since September 2016	(0.5%)	→



ACTIVITY



Month	Adjusted Scheduled Activity (UDA)	
	2017	2018
April	331	260
May	891	897
June	1,372	1,268
July	2,189	1,989
August	2,735	2,503
September	3,274	2,978
October	3,746	
November	4,267	
December	4,841	
January	5,310	
February	5,930	
March	6,877	
April	6,984	
May	7,038	
June	7,038	

QUALITY

	Quantity	Base Number	Contract	AT	Region	England
% of FP17s for the same patient ID Re-attending within 3 months - Children	27	538	5.0%	10.2%	11.2%	11.9%
% of FP17s for the same patient ID Re-attending within 3 months - Adults	62	714	8.7%	15.9%	16.6%	15.9%
% of FP17s for the same patient ID Re-attending between 3 & 9 months - Children	229	538	42.6%	42.6%	47.0%	58.1%
% of FP17s for the same patient ID Re-attending between 3 & 9 months - Adults	294	714	41.2%	35.6%	38.2%	50.6%
% of FP17s for Band 1 Urgent Courses	80	1,195	6.7%	10.8%	10.6%	9.1%
% of FP17s Relating to Free Repair or Replacements	4	1,195	0.3%	0.5%	0.6%	0.8%
% of FP17s Relating to Continuations	17	1,195	1.4%	0.7%	0.8%	1.1%
% of Patients satisfied with the dentistry they have received	0	0	N/A	88.7%	89.2%	91.4%
% of Patients satisfied with the time they had to wait for an appointment	0	0	N/A	80.7%	83.4%	87.7%

* This is based on patients treated on this contract for their most recent course of treatment. Figures in italics indicate the base number of FP17s or Patient Questionnaire responses are less than 100. N/A is shown where the base number of responses is less than 10 during the period. % is calculated as Quantity/Base number*100

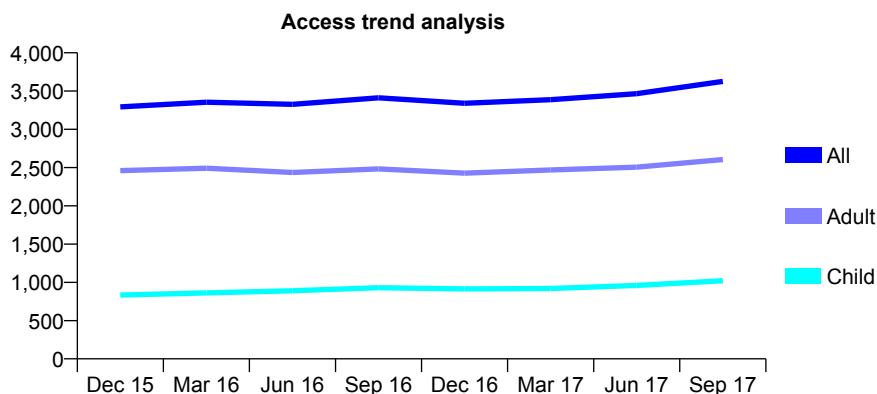
Q61 - Vital Signs At a Glance Contract Report for 147990/0001 - September 2017

Name or company name	Mr CC Bailie & Mr JG Mallon
Contract type name	GDS Contract
Purpose of contract	General
Contract start date	01/11/2011
Contract end date	

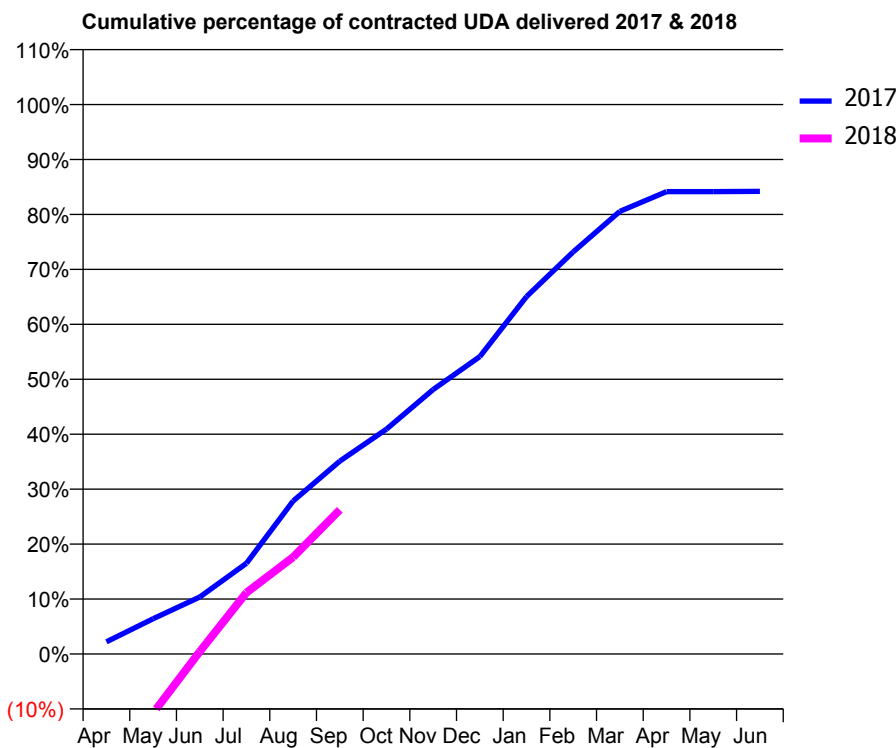
17/18 Contracted general activity (UDA)	11,605
Carry forward general activity (UDA)	1,834
17/18 Contracted orthodontic activity (UOA)	0
Carry forward orthodontic activity (UOA)	0
Baseline contract value	£298,721.32

ACCESS*

Patients seen in 24 months	Total	Change since previous quarter
Quarter ending September 2016	3,412	
Quarter ending December 2016	3,341	↓
Quarter ending March 2017	3,388	→
Quarter ending June 2017	3,466	↑
Quarter ending September 2017	3,626	↑
Variance since September 2016	6.3%	↑



ACTIVITY



Month	Adjusted Scheduled Activity (UDA)	
	2017	2018
April	256	-1,676
May	745	-1,256
June	1,204	52
July	1,918	1,297
August	3,232	2,047
September	4,073	3,046
October	4,750	
November	5,587	
December	6,282	
January	7,548	
February	8,493	
March	9,348	
April	9,765	
May	9,766	
June	9,771	

QUALITY

	Quantity	Base Number	Contract	AT	Region	England
% of FP17s for the same patient ID Re-attending within 3 months - Children	93	599	15.5%	10.2%	11.2%	11.9%
% of FP17s for the same patient ID Re-attending within 3 months - Adults	423	1,650	25.6%	15.9%	16.6%	15.9%
% of FP17s for the same patient ID Re-attending between 3 & 9 months - Children	164	599	27.4%	42.6%	47.0%	58.1%
% of FP17s for the same patient ID Re-attending between 3 & 9 months - Adults	394	1,650	23.9%	35.6%	38.2%	50.6%
% of FP17s for Band 1 Urgent Courses	476	2,030	23.4%	10.8%	10.6%	9.1%
% of FP17s Relating to Free Repair or Replacements	26	2,030	1.3%	0.5%	0.6%	0.8%
% of FP17s Relating to Continuations	25	2,030	1.2%	0.7%	0.8%	1.1%
% of Patients satisfied with the dentistry they have received	0	0	N/A	88.7%	89.2%	91.4%
% of Patients satisfied with the time they had to wait for an appointment	0	0	N/A	80.7%	83.4%	87.7%

* This is based on patients treated on this contract for their most recent course of treatment. Figures in italics indicate the base number of FP17s or Patient Questionnaire responses are less than 100. N/A is shown where the base number of responses is less than 10 during the period. % is calculated as Quantity/Base number*100

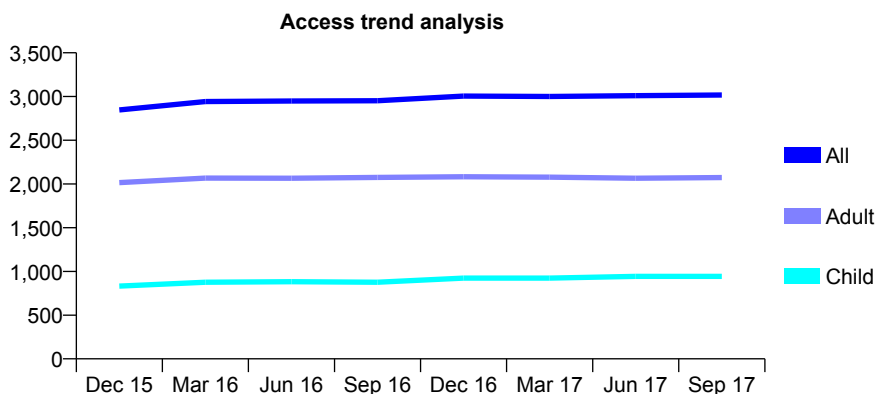
Q61 - Vital Signs At a Glance Contract Report for 148121/0001 - September 2017

Name or company name	Belmont Dental Practice
Contract type name	GDS Contract
Purpose of contract	General
Contract start date	16/04/2007
Contract end date	

17/18 Contracted general activity (UDA)	9,226
Carry forward general activity (UDA)	0
17/18 Contracted orthodontic activity (UOA)	0
Carry forward orthodontic activity (UOA)	0
Baseline contract value	£247,006.73

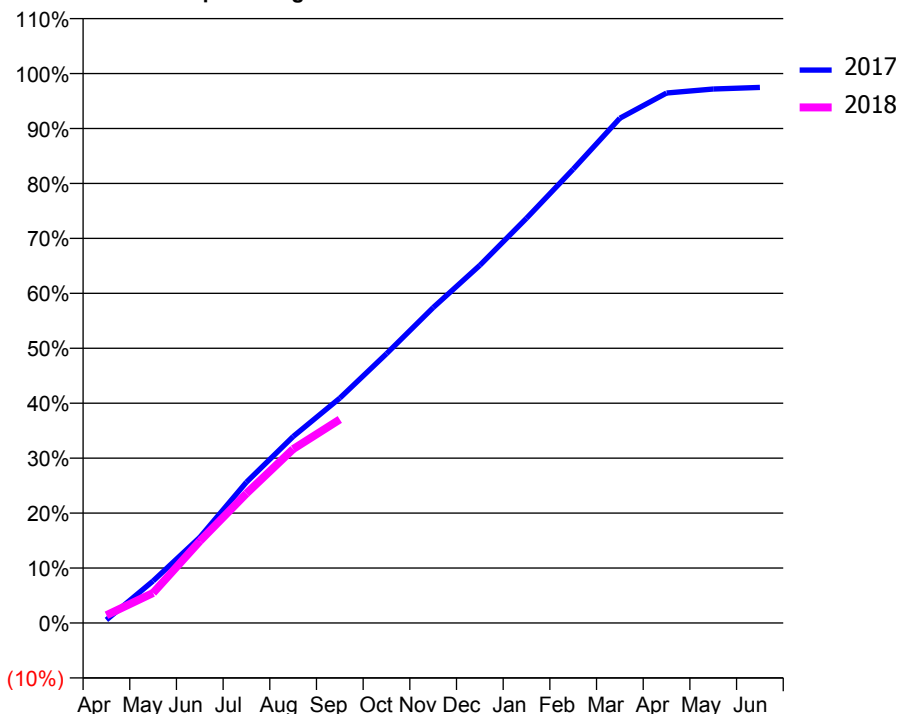
ACCESS*

Patients seen in 24 months	Total	Change since previous quarter
Quarter ending September 2016	2,951	
Quarter ending December 2016	3,005	→
Quarter ending March 2017	3,001	→
Quarter ending June 2017	3,009	→
Quarter ending September 2017	3,017	→
Variance since September 2016	2.2%	↑



ACTIVITY

Cumulative percentage of contracted UDA delivered 2017 & 2018



Adjusted Scheduled Activity (UDA)

Month	2017	2018
April	52	132
May	707	506
June	1,439	1,373
July	2,366	2,174
August	3,130	2,920
September	3,776	3,417
October	4,521	
November	5,297	
December	6,005	
January	6,797	
February	7,619	
March	8,476	
April	8,898	
May	8,966	
June	8,992	

QUALITY

	Quantity	Base Number	Contract	AT	Region	England
% of FP17s for the same patient ID Re-attending within 3 months - Children	45	494	9.1%	10.2%	11.2%	11.9%
% of FP17s for the same patient ID Re-attending within 3 months - Adults	201	1,024	19.6%	15.9%	16.6%	15.9%
% of FP17s for the same patient ID Re-attending between 3 & 9 months - Children	166	494	33.6%	42.6%	47.0%	58.1%
% of FP17s for the same patient ID Re-attending between 3 & 9 months - Adults	197	1,024	19.2%	35.6%	38.2%	50.6%
% of FP17s for Band 1 Urgent Courses	238	1,351	17.6%	10.8%	10.6%	9.1%
% of FP17s Relating to Free Repair or Replacements	8	1,351	0.6%	0.5%	0.6%	0.8%
% of FP17s Relating to Continuations	14	1,351	1.0%	0.7%	0.8%	1.1%
% of Patients satisfied with the dentistry they have received	6	7	N/A	88.7%	89.2%	91.4%
% of Patients satisfied with the time they had to wait for an appointment	4	7	N/A	80.7%	83.4%	87.7%

* This is based on patients treated on this contract for their most recent course of treatment. Figures in italics indicate the base number of FP17s or Patient Questionnaire responses are less than 100. N/A is shown where the base number of responses is less than 10 during the period. % is calculated as Quantity/Base number*100

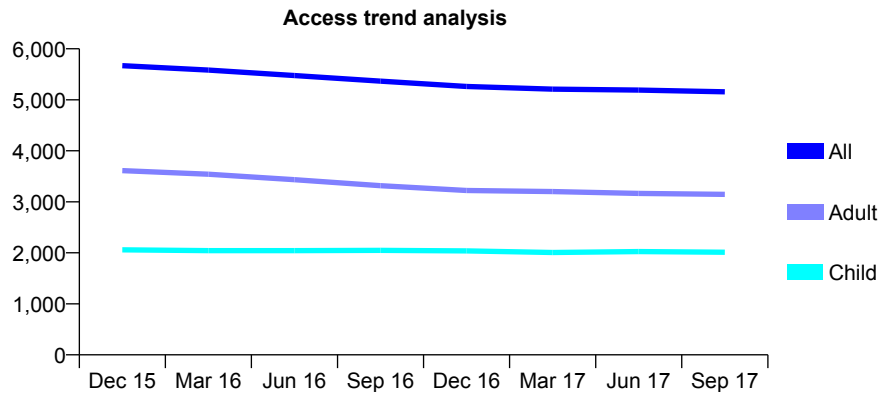
Q61 - Vital Signs At a Glance Contract Report for 149578/0001 - September 2017

Name or company name	Dentasmile Ltd
Contract type name	GDS Contract
Purpose of contract	General
Contract start date	11/11/2012
Contract end date	

17/18 Contracted general activity (UDA)	19,880
Carry forward general activity (UDA)	-398
17/18 Contracted orthodontic activity (UOA)	0
Carry forward orthodontic activity (UOA)	0
Baseline contract value	£588,874.45

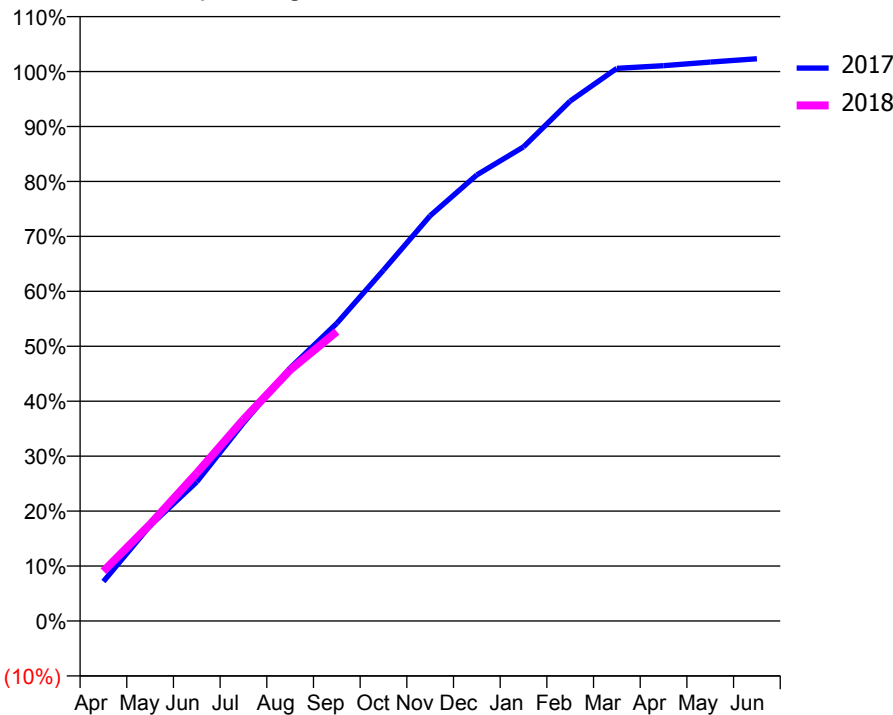
ACCESS*

Patients seen in 24 months	Total	Change since previous quarter
Quarter ending September 2016	5,365	
Quarter ending December 2016	5,261	↓
Quarter ending March 2017	5,208	↓
Quarter ending June 2017	5,191	→
Quarter ending September 2017	5,157	→
Variance since September 2016	(3.9%)	↓



ACTIVITY

Cumulative percentage of contracted UDA delivered 2017 & 2018



Month	Adjusted Scheduled Activity (UDA)	
	2017	2018
April	1,429	1,802
May	3,449	3,501
June	5,032	5,353
July	7,169	7,293
August	9,153	9,082
September	10,770	10,471
October	12,697	
November	14,662	
December	16,139	
January	17,154	
February	18,813	
March	19,994	
April	20,091	
May	20,223	
June	20,339	

QUALITY

	Quantity	Base Number	Contract	AT	Region	England
% of FP17s for the same patient ID Re-attending within 3 months - Children	111	1,355	8.2%	10.2%	11.2%	11.9%
% of FP17s for the same patient ID Re-attending within 3 months - Adults	210	1,778	11.8%	15.9%	16.6%	15.9%
% of FP17s for the same patient ID Re-attending between 3 & 9 months - Children	591	1,355	43.6%	42.6%	47.0%	58.1%
% of FP17s for the same patient ID Re-attending between 3 & 9 months - Adults	751	1,778	42.2%	35.6%	38.2%	50.6%
% of FP17s for Band 1 Urgent Courses	183	3,034	6.0%	10.8%	10.6%	9.1%
% of FP17s Relating to Free Repair or Replacements	11	3,034	0.4%	0.5%	0.6%	0.8%
% of FP17s Relating to Continuations	2	3,034	0.1%	0.7%	0.8%	1.1%
% of Patients satisfied with the dentistry they have received	6	6	N/A	88.7%	89.2%	91.4%
% of Patients satisfied with the time they had to wait for an appointment	5	6	N/A	80.7%	83.4%	87.7%

* This is based on patients treated on this contract for their most recent course of treatment. Figures in italics indicate the base number of FP17s or Patient Questionnaire responses are less than 100. N/A is shown where the base number of responses is less than 10 during the period. % is calculated as Quantity/Base number*100

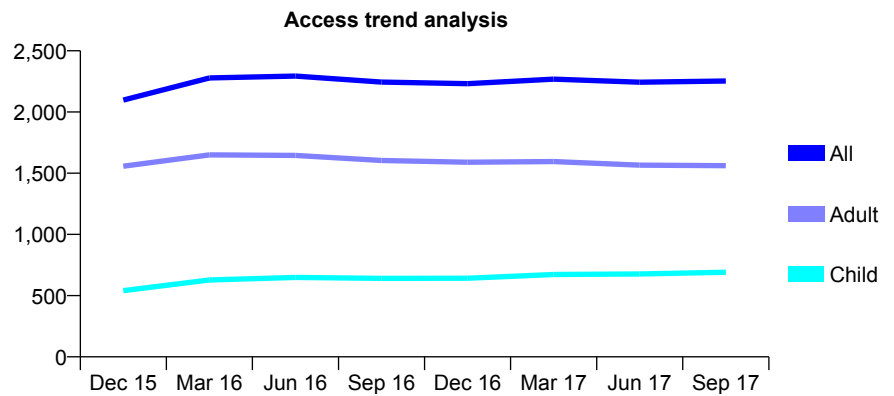
Q61 - Vital Signs At a Glance Contract Report for 150053/0001 - September 2017

Name or company name	Malli and Donnelly Dental Partnership
Contract type name	GDS Contract
Purpose of contract	General
Contract start date	01/07/2010
Contract end date	

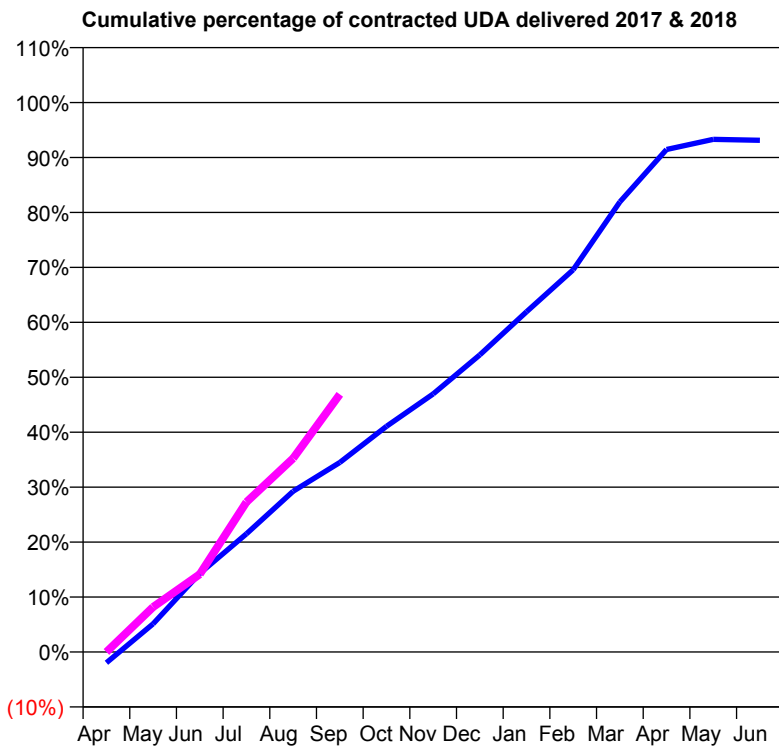
17/18 Contracted general activity (UDA)	6,403
Carry forward general activity (UDA)	0
17/18 Contracted orthodontic activity (UOA)	0
Carry forward orthodontic activity (UOA)	0
Baseline contract value	£221,290.47

ACCESS*

Patients seen in 24 months	Total	Change since previous quarter
Quarter ending September 2016	2,245	
Quarter ending December 2016	2,232	→
Quarter ending March 2017	2,268	→
Quarter ending June 2017	2,243	↓
Quarter ending September 2017	2,253	→
Variance since September 2016	0.4%	→



ACTIVITY



Month	Adjusted Scheduled Activity (UDA)	
	2017	2018
April	-127	0
May	329	524
June	915	907
July	1,378	1,747
August	1,873	2,257
September	2,209	3,003
October	2,630	
November	3,008	
December	3,463	
January	3,964	
February	4,455	
March	5,246	
April	5,855	
May	5,973	
June	5,963	

QUALITY

	Quantity	Base Number	Contract	AT	Region	England
% of FP17s for the same patient ID Re-attending within 3 months - Children	39	359	10.9%	10.2%	11.2%	11.9%
% of FP17s for the same patient ID Re-attending within 3 months - Adults	162	823	19.7%	15.9%	16.6%	15.9%
% of FP17s for the same patient ID Re-attending between 3 & 9 months - Children	97	359	27.0%	42.6%	47.0%	58.1%
% of FP17s for the same patient ID Re-attending between 3 & 9 months - Adults	221	823	26.9%	35.6%	38.2%	50.6%
% of FP17s for Band 1 Urgent Courses	175	1,030	17.0%	10.8%	10.6%	9.1%
% of FP17s Relating to Free Repair or Replacements	2	1,030	0.2%	0.5%	0.6%	0.8%
% of FP17s Relating to Continuations	3	1,030	0.3%	0.7%	0.8%	1.1%
% of Patients satisfied with the dentistry they have received	2	2	N/A	88.7%	89.2%	91.4%
% of Patients satisfied with the time they had to wait for an appointment	2	2	N/A	80.7%	83.4%	87.7%

* This is based on patients treated on this contract for their most recent course of treatment. Figures in italics indicate the base number of FP17s or Patient Questionnaire responses are less than 100. N/A is shown where the base number of responses is less than 10 during the period. % is calculated as Quantity/Base number*100

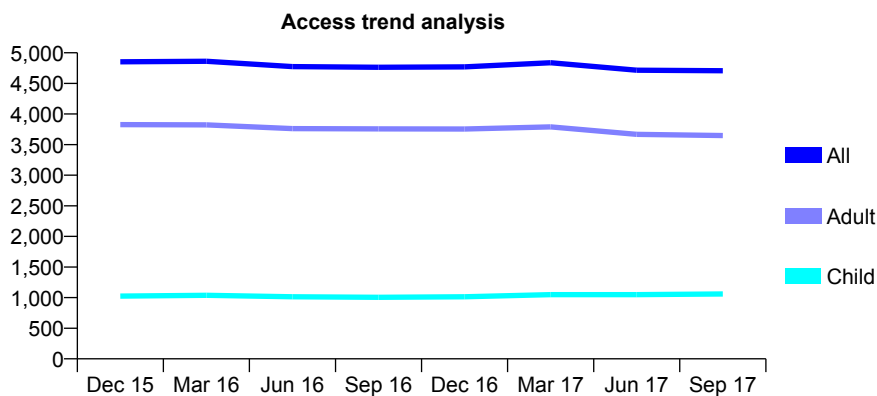
Q61 - Vital Signs At a Glance Contract Report for 150061/0001 - September 2017

Name or company name	The Garden Dental Practice
Contract type name	GDS Contract
Purpose of contract	General
Contract start date	01/07/2008
Contract end date	

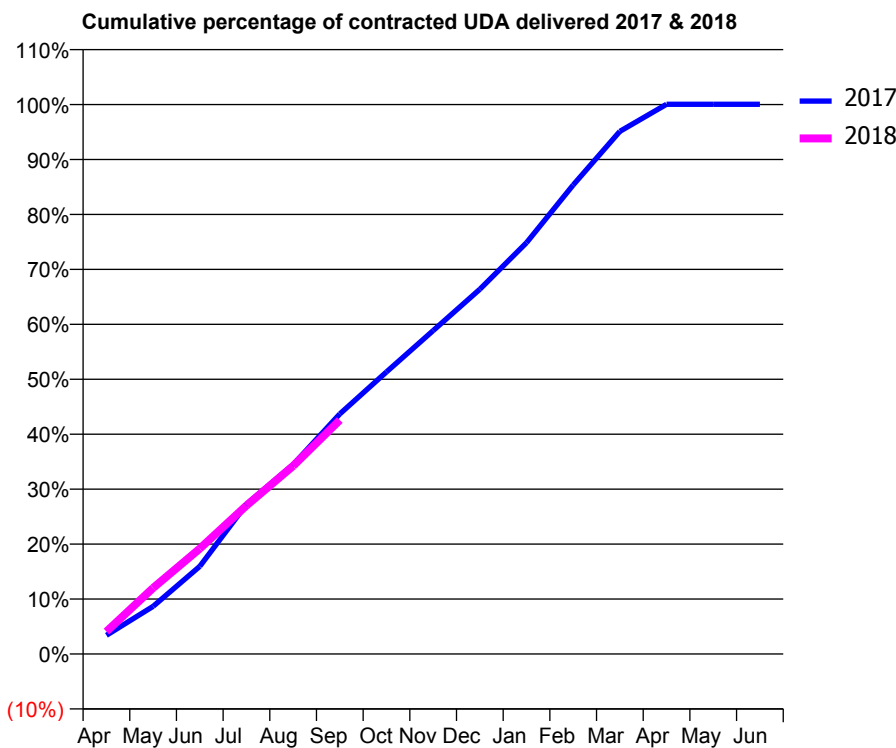
17/18 Contracted general activity (UDA)	14,522
Carry forward general activity (UDA)	-7
17/18 Contracted orthodontic activity (UOA)	0
Carry forward orthodontic activity (UOA)	0
Baseline contract value	£395,362.75

ACCESS*

Patients seen in 24 months	Total	Change since previous quarter
Quarter ending September 2016	4,763	
Quarter ending December 2016	4,770	→
Quarter ending March 2017	4,838	→
Quarter ending June 2017	4,716	↓
Quarter ending September 2017	4,707	→
Variance since September 2016	(1.2%)	↓



ACTIVITY



Month	Adjusted Scheduled Activity (UDA)	
	2017	2018
April	497	595
May	1,259	1,746
June	2,316	2,784
July	3,957	3,924
August	5,007	4,971
September	6,344	6,182
October	7,454	
November	8,546	
December	9,641	
January	10,870	
February	12,395	
March	13,814	
April	14,529	
May	14,529	
June	14,529	

QUALITY

	Quantity	Base Number	Contract	AT	Region	England
% of FP17s for the same patient ID Re-attending within 3 months - Children	25	633	3.9%	10.2%	11.2%	11.9%
% of FP17s for the same patient ID Re-attending within 3 months - Adults	116	1,667	7.0%	15.9%	16.6%	15.9%
% of FP17s for the same patient ID Re-attending between 3 & 9 months - Children	287	633	45.3%	42.6%	47.0%	58.1%
% of FP17s for the same patient ID Re-attending between 3 & 9 months - Adults	565	1,667	33.9%	35.6%	38.2%	50.6%
% of FP17s for Band 1 Urgent Courses	241	2,084	11.6%	10.8%	10.6%	9.1%
% of FP17s Relating to Free Repair or Replacements	1	2,084	0.0%	0.5%	0.6%	0.8%
% of FP17s Relating to Continuations	1	2,084	0.0%	0.7%	0.8%	1.1%
% of Patients satisfied with the dentistry they have received	5	6	N/A	88.7%	89.2%	91.4%
% of Patients satisfied with the time they had to wait for an appointment	6	6	N/A	80.7%	83.4%	87.7%

* This is based on patients treated on this contract for their most recent course of treatment. Figures in italics indicate the base number of FP17s or Patient Questionnaire responses are less than 100. N/A is shown where the base number of responses is less than 10 during the period. % is calculated as Quantity/Base number*100

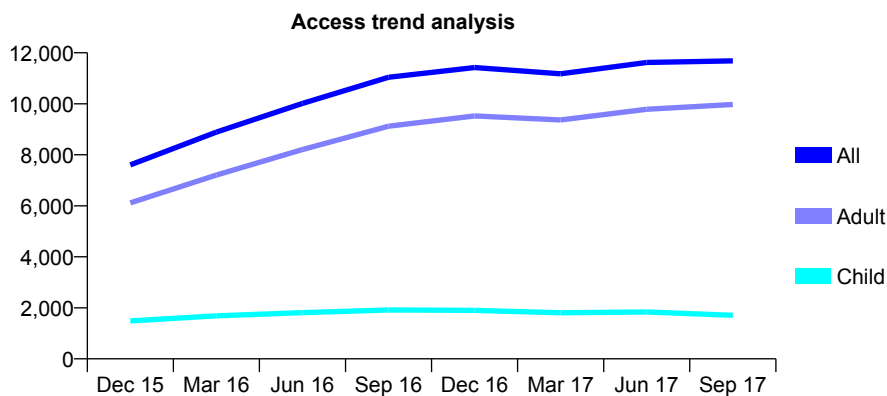
Q61 - Vital Signs At a Glance Contract Report for 150525/0001 - September 2017

Name or company name	The Nightingale Clinic
Contract type name	GDS Contract
Purpose of contract	General
Contract start date	05/09/2014
Contract end date	

17/18 Contracted general activity (UDA)	25,573
Carry forward general activity (UDA)	-511
17/18 Contracted orthodontic activity (UOA)	0
Carry forward orthodontic activity (UOA)	0
Baseline contract value	£1,533,022.04

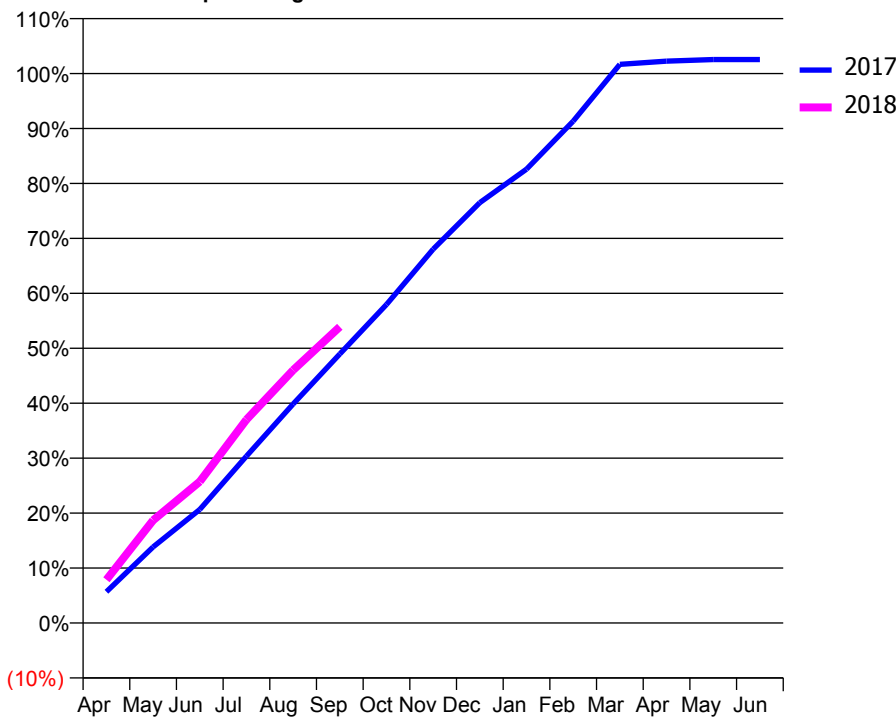
ACCESS*

Patients seen in 24 months	Total	Change since previous quarter
Quarter ending September 2016	11,039	
Quarter ending December 2016	11,421	↑
Quarter ending March 2017	11,175	↓
Quarter ending June 2017	11,623	↑
Quarter ending September 2017	11,683	→
Variance since September 2016	5.8%	↑



ACTIVITY

Cumulative percentage of contracted UDA delivered 2017 & 2018



Month	Adjusted Scheduled Activity (UDA)	
	2017	2018
April	1,453	2,013
May	3,540	4,781
June	5,284	6,582
July	7,769	9,467
August	10,193	11,770
September	12,518	13,788
October	14,823	
November	17,397	
December	19,563	
January	21,121	
February	23,355	
March	26,002	
April	26,146	
May	26,221	
June	26,224	

QUALITY

	Quantity	Base Number	Contract	AT	Region	England
% of FP17s for the same patient ID Re-attending within 3 months - Children	14	738	1.9%	10.2%	11.2%	11.9%
% of FP17s for the same patient ID Re-attending within 3 months - Adults	98	4,204	2.3%	15.9%	16.6%	15.9%
% of FP17s for the same patient ID Re-attending between 3 & 9 months - Children	5	738	0.7%	42.6%	47.0%	58.1%
% of FP17s for the same patient ID Re-attending between 3 & 9 months - Adults	24	4,204	0.6%	35.6%	38.2%	50.6%
% of FP17s for Band 1 Urgent Courses	0	4,796	0.0%	10.8%	10.6%	9.1%
% of FP17s Relating to Free Repair or Replacements	0	4,796	0.0%	0.5%	0.6%	0.8%
% of FP17s Relating to Continuations	39	4,796	0.8%	0.7%	0.8%	1.1%
% of Patients satisfied with the dentistry they have received	0	0	N/A	88.7%	89.2%	91.4%
% of Patients satisfied with the time they had to wait for an appointment	0	0	N/A	80.7%	83.4%	87.7%

* This is based on patients treated on this contract for their most recent course of treatment. Figures in italics indicate the base number of FP17s or Patient Questionnaire responses are less than 100. N/A is shown where the base number of responses is less than 10 during the period. % is calculated as Quantity/Base number*100

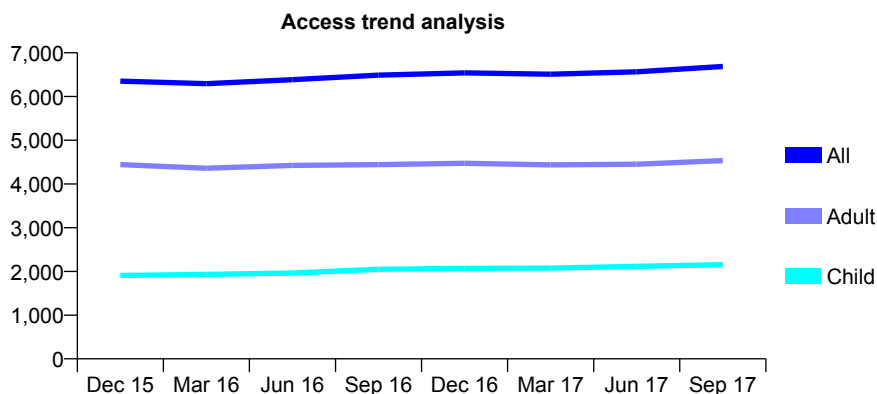
Q61 - Vital Signs At a Glance Contract Report for 151297/0001 - September 2017

Name or company name	Newham Family Dental Care Ltd
Contract type name	GDS Contract
Purpose of contract	General
Contract start date	01/04/2009
Contract end date	

17/18 Contracted general activity (UDA)	17,579
Carry forward general activity (UDA)	-352
17/18 Contracted orthodontic activity (UOA)	0
Carry forward orthodontic activity (UOA)	0
Baseline contract value	£456,540.88

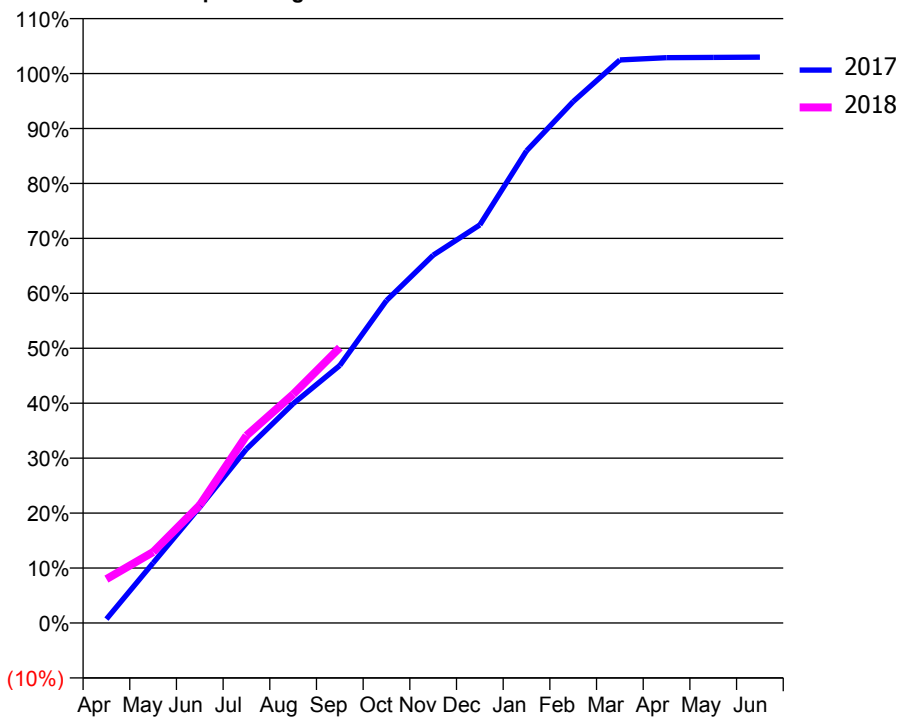
ACCESS*

Patients seen in 24 months	Total	Change since previous quarter
Quarter ending September 2016	6,489	
Quarter ending December 2016	6,541	→
Quarter ending March 2017	6,511	→
Quarter ending June 2017	6,566	→
Quarter ending September 2017	6,687	→
Variance since September 2016	3.1%	↑



ACTIVITY

Cumulative percentage of contracted UDA delivered 2017 & 2018



Month	Adjusted Scheduled Activity (UDA)	
	2017	2018
April	126	1,406
May	1,920	2,271
June	3,708	3,772
July	5,564	5,996
August	7,015	7,318
September	8,239	8,812
October	10,315	
November	11,768	
December	12,736	
January	15,101	
February	16,683	
March	18,011	
April	18,086	
May	18,092	
June	18,100	

QUALITY

	Quantity	Base Number	Contract	AT	Region	England
% of FP17s for the same patient ID Re-attending within 3 months - Children	73	1,081	6.8%	10.2%	11.2%	11.9%
% of FP17s for the same patient ID Re-attending within 3 months - Adults	184	2,044	9.0%	15.9%	16.6%	15.9%
% of FP17s for the same patient ID Re-attending between 3 & 9 months - Children	315	1,081	29.1%	42.6%	47.0%	58.1%
% of FP17s for the same patient ID Re-attending between 3 & 9 months - Adults	516	2,044	25.2%	35.6%	38.2%	50.6%
% of FP17s for Band 1 Urgent Courses	296	3,064	9.7%	10.8%	10.6%	9.1%
% of FP17s Relating to Free Repair or Replacements	22	3,064	0.7%	0.5%	0.6%	0.8%
% of FP17s Relating to Continuations	5	3,064	0.2%	0.7%	0.8%	1.1%
% of Patients satisfied with the dentistry they have received	13	15	86.7%	88.7%	89.2%	91.4%
% of Patients satisfied with the time they had to wait for an appointment	13	15	86.7%	80.7%	83.4%	87.7%

* This is based on patients treated on this contract for their most recent course of treatment. Figures in italics indicate the base number of FP17s or Patient Questionnaire responses are less than 100. N/A is shown where the base number of responses is less than 10 during the period. % is calculated as Quantity/Base number*100

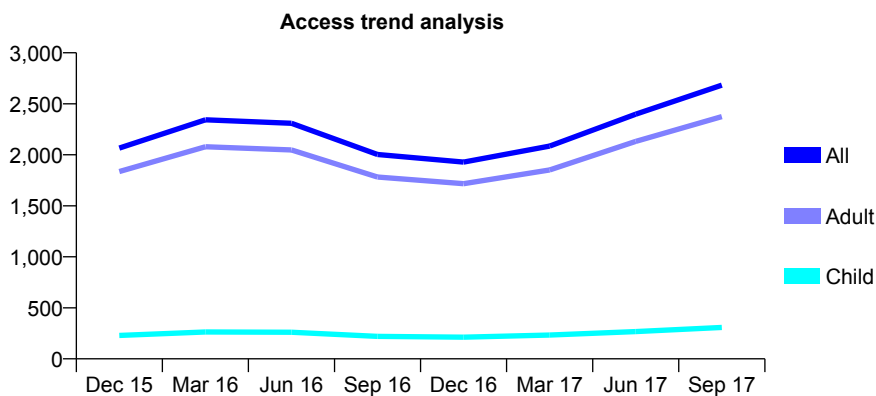
Q61 - Vital Signs At a Glance Contract Report for 151297/0002 - September 2017

Name or company name	Newham Family Dental Care Ltd
Contract type name	PDS Contract
Purpose of contract	General
Contract start date	01/04/2014
Contract end date	31/03/2024

17/18 Contracted general activity (UDA)	8,649
Carry forward general activity (UDA)	0
17/18 Contracted orthodontic activity (UOA)	0
Carry forward orthodontic activity (UOA)	0
Baseline contract value	£449,425.70

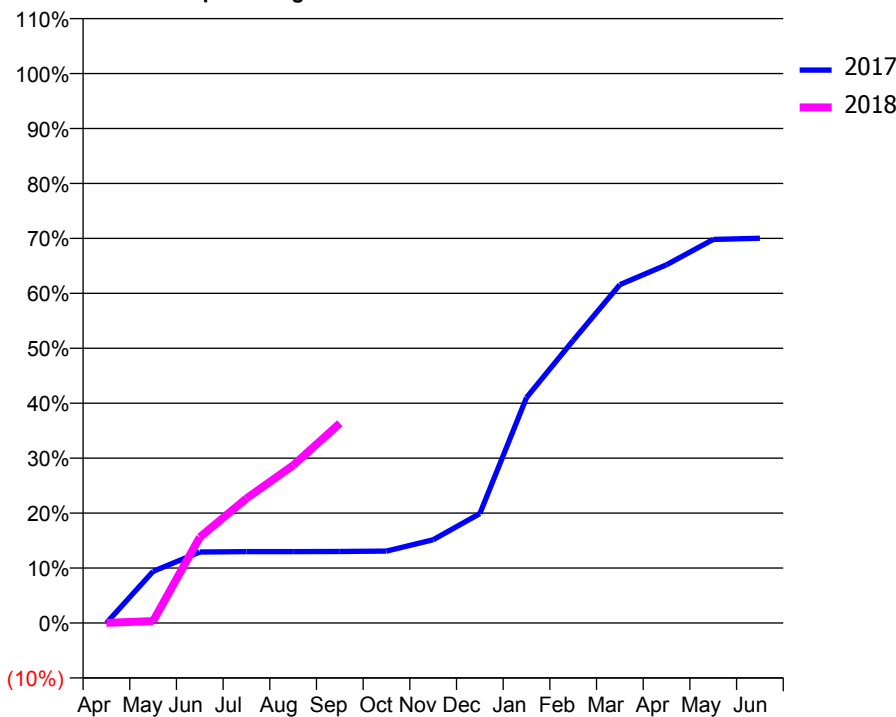
ACCESS*

Patients seen in 24 months	Total	Change since previous quarter
Quarter ending September 2016	2,003	
Quarter ending December 2016	1,929	↓
Quarter ending March 2017	2,085	↑
Quarter ending June 2017	2,398	↑
Quarter ending September 2017	2,683	↑
Variance since September 2016	33.9%	↑



ACTIVITY

Cumulative percentage of contracted UDA delivered 2017 & 2018



Month	Adjusted Scheduled Activity (UDA)	
	2017	2018
April	0	2
May	365	30
June	502	1,351
July	505	1,961
August	505	2,482
September	506	3,144
October	509	
November	589	
December	773	
January	1,594	
February	1,998	
March	2,392	
April	2,533	
May	2,712	
June	2,720	

QUALITY

	Quantity	Base Number	Contract	AT	Region	England
% of FP17s for the same patient ID Re-attending within 3 months - Children	12	415	2.9%	10.2%	11.2%	11.9%
% of FP17s for the same patient ID Re-attending within 3 months - Adults	91	2,477	3.7%	15.9%	16.6%	15.9%
% of FP17s for the same patient ID Re-attending between 3 & 9 months - Children	0	415	0.0%	42.6%	47.0%	58.1%
% of FP17s for the same patient ID Re-attending between 3 & 9 months - Adults	29	2,477	1.2%	35.6%	38.2%	50.6%
% of FP17s for Band 1 Urgent Courses	2,608	2,617	99.7%	10.8%	10.6%	9.1%
% of FP17s Relating to Free Repair or Replacements	0	2,617	0.0%	0.5%	0.6%	0.8%
% of FP17s Relating to Continuations	0	2,617	0.0%	0.7%	0.8%	1.1%
% of Patients satisfied with the dentistry they have received	0	0	N/A	88.7%	89.2%	91.4%
% of Patients satisfied with the time they had to wait for an appointment	0	0	N/A	80.7%	83.4%	87.7%

* This is based on patients treated on this contract for their most recent course of treatment. Figures in italics indicate the base number of FP17s or Patient Questionnaire responses are less than 100. N/A is shown where the base number of responses is less than 10 during the period. % is calculated as Quantity/Base number*100

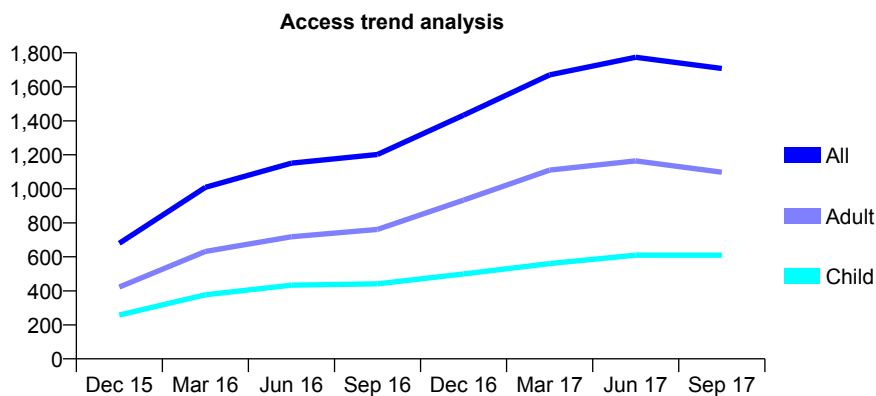
Q61 - Vital Signs At a Glance Contract Report for 153338/0001 - September 2017

Name or company name	Orchard Dental Practice
Contract type name	GDS Contract
Purpose of contract	General
Contract start date	01/07/2015
Contract end date	

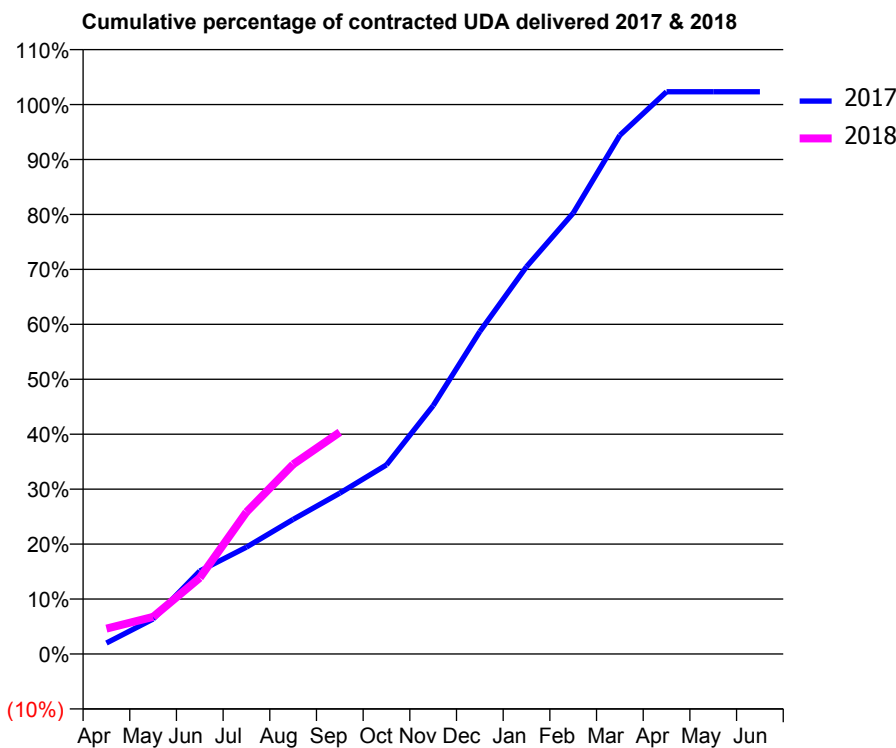
17/18 Contracted general activity (UDA)	4,645
Carry forward general activity (UDA)	-93
17/18 Contracted orthodontic activity (UOA)	0
Carry forward orthodontic activity (UOA)	0
Baseline contract value	£164,406.56

ACCESS*

Patients seen in 24 months	Total	Change since previous quarter
Quarter ending September 2016	1,202	
Quarter ending December 2016	1,433	↑
Quarter ending March 2017	1,670	↑
Quarter ending June 2017	1,774	↑
Quarter ending September 2017	1,708	↓
Variance since September 2016	42.1%	↑



ACTIVITY



Month	Adjusted Scheduled Activity (UDA)	
	2017	2018
April	93	215
May	296	314
June	702	644
July	903	1,199
August	1,138	1,604
September	1,360	1,875
October	1,599	
November	2,100	
December	2,726	
January	3,273	
February	3,727	
March	4,386	
April	4,753	
May	4,753	
June	4,753	

QUALITY

	Quantity	Base Number	Contract	AT	Region	England
% of FP17s for the same patient ID Re-attending within 3 months - Children	32	384	8.3%	10.2%	11.2%	11.9%
% of FP17s for the same patient ID Re-attending within 3 months - Adults	150	625	24.0%	15.9%	16.6%	15.9%
% of FP17s for the same patient ID Re-attending between 3 & 9 months - Children	170	384	44.3%	42.6%	47.0%	58.1%
% of FP17s for the same patient ID Re-attending between 3 & 9 months - Adults	220	625	35.2%	35.6%	38.2%	50.6%
% of FP17s for Band 1 Urgent Courses	176	884	19.9%	10.8%	10.6%	9.1%
% of FP17s Relating to Free Repair or Replacements	4	884	0.5%	0.5%	0.6%	0.8%
% of FP17s Relating to Continuations	0	884	0.0%	0.7%	0.8%	1.1%
% of Patients satisfied with the dentistry they have received	3	3	N/A	88.7%	89.2%	91.4%
% of Patients satisfied with the time they had to wait for an appointment	2	3	N/A	80.7%	83.4%	87.7%

* This is based on patients treated on this contract for their most recent course of treatment. Figures in italics indicate the base number of FP17s or Patient Questionnaire responses are less than 100. N/A is shown where the base number of responses is less than 10 during the period. % is calculated as Quantity/Base number*100

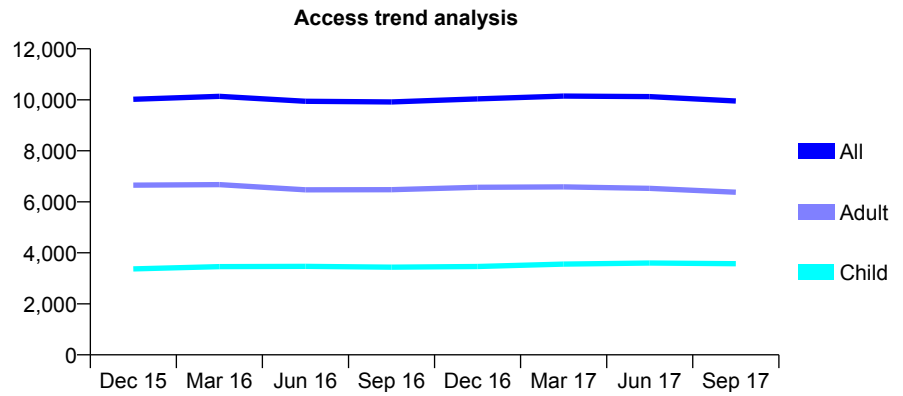
Q61 - Vital Signs At a Glance Contract Report for 153710/0001 - September 2017

Name or company name	Inspire Dental Dagenham Ltd
Contract type name	GDS Contract
Purpose of contract	General and Orthodontic
Contract start date	01/12/2007
Contract end date	

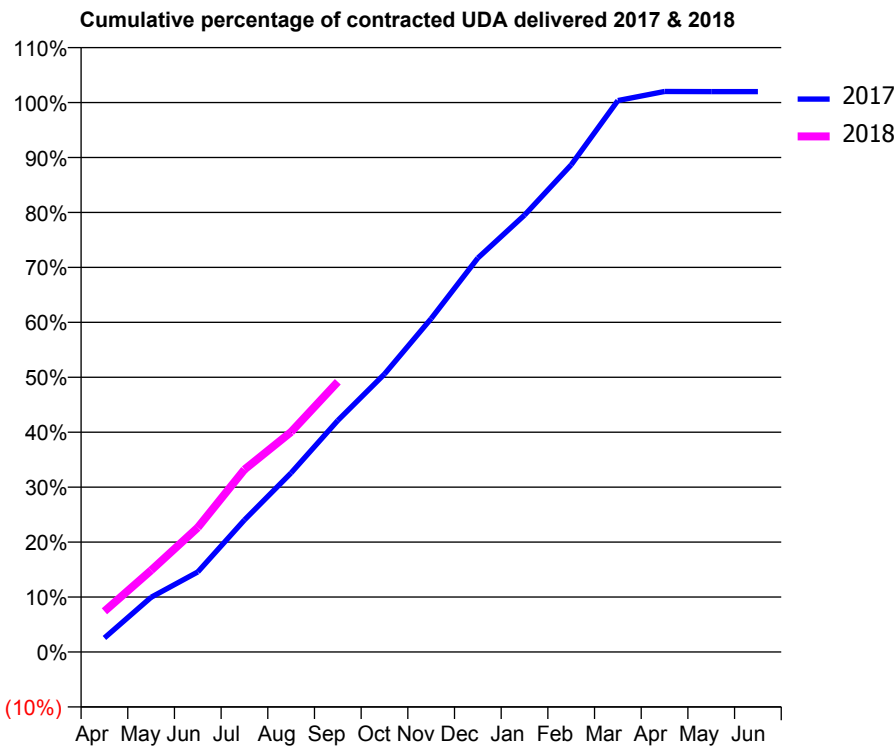
17/18 Contracted general activity (UDA)	28,268
Carry forward general activity (UDA)	-558
17/18 Contracted orthodontic activity (UOA)	2,513
Carry forward orthodontic activity (UOA)	-50
Baseline contract value	£930,957.98

ACCESS*

Patients seen in 24 months	Total	Change since previous quarter
Quarter ending September 2016	9,918	
Quarter ending December 2016	10,034	→
Quarter ending March 2017	10,146	→
Quarter ending June 2017	10,124	→
Quarter ending September 2017	9,952	↓
Variance since September 2016	0.3%	→



ACTIVITY



Month	Adjusted Scheduled Activity (UDA)	
	2017	2018
April	725	2,094
May	2,818	4,203
June	4,121	6,407
July	6,792	9,390
August	9,214	11,325
September	11,914	13,898
October	14,302	
November	17,153	
December	20,267	
January	22,476	
February	25,064	
March	28,369	
April	28,835	
May	28,825	
June	28,826	

QUALITY

	Quantity	Base Number	Contract	AT	Region	England
% of FP17s for the same patient ID Re-attending within 3 months - Children	160	2,253	7.1%	10.2%	11.2%	11.9%
% of FP17s for the same patient ID Re-attending within 3 months - Adults	356	3,057	11.6%	15.9%	16.6%	15.9%
% of FP17s for the same patient ID Re-attending between 3 & 9 months - Children	1,173	2,253	52.1%	42.6%	47.0%	58.1%
% of FP17s for the same patient ID Re-attending between 3 & 9 months - Adults	1,333	3,057	43.6%	35.6%	38.2%	50.6%
% of FP17s for Band 1 Urgent Courses	310	4,929	6.3%	10.8%	10.6%	9.1%
% of FP17s Relating to Free Repair or Replacements	20	4,929	0.4%	0.5%	0.6%	0.8%
% of FP17s Relating to Continuations	15	4,929	0.3%	0.7%	0.8%	1.1%
% of Patients satisfied with the dentistry they have received	5	8	N/A	88.7%	89.2%	91.4%
% of Patients satisfied with the time they had to wait for an appointment	5	8	N/A	80.7%	83.4%	87.7%

* This is based on patients treated on this contract for their most recent course of treatment. Figures in italics indicate the base number of FP17s or Patient Questionnaire responses are less than 100. N/A is shown where the base number of responses is less than 10 during the period. % is calculated as Quantity/Base number*100

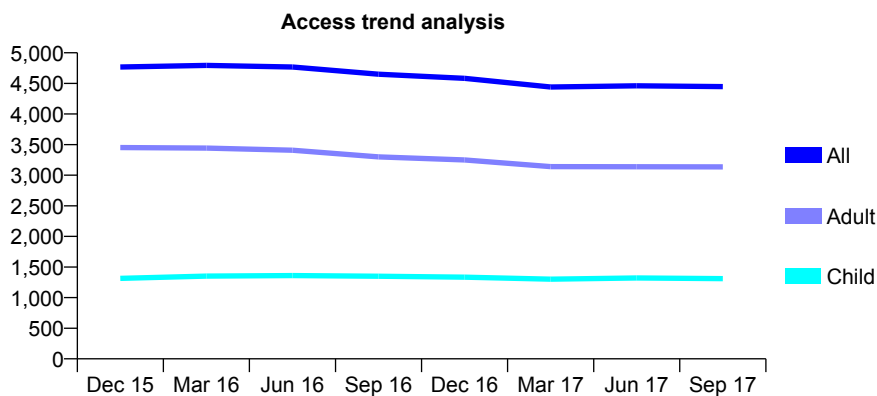
Q61 - Vital Signs At a Glance Contract Report for 158615/0001 - September 2017

Name or company name	Mr R NAidu and Mrs P Naidu
Contract type name	GDS Contract
Purpose of contract	General
Contract start date	01/04/2010
Contract end date	

17/18 Contracted general activity (UDA)	12,066
Carry forward general activity (UDA)	0
17/18 Contracted orthodontic activity (UOA)	0
Carry forward orthodontic activity (UOA)	0
Baseline contract value	£329,702.84

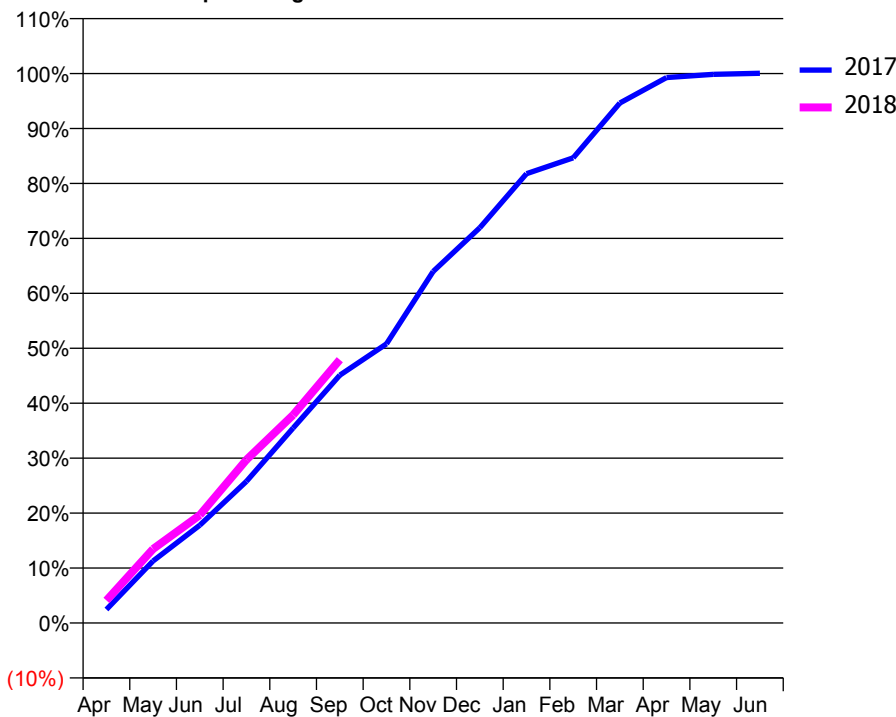
ACCESS*

Patients seen in 24 months	Total	Change since previous quarter
Quarter ending September 2016	4,650	
Quarter ending December 2016	4,583	↓
Quarter ending March 2017	4,442	↓
Quarter ending June 2017	4,461	→
Quarter ending September 2017	4,447	→
Variance since September 2016	(4.4%)	↓



ACTIVITY

Cumulative percentage of contracted UDA delivered 2017 & 2018



Adjusted Scheduled Activity (UDA)

Month	2017	2018
April	298	496
May	1,363	1,627
June	2,148	2,371
July	3,110	3,586
August	4,283	4,568
September	5,442	5,783
October	6,129	
November	7,719	
December	8,680	
January	9,866	
February	10,216	
March	11,417	
April	11,977	
May	12,049	
June	12,072	

QUALITY

	Quantity	Base Number	Contract	AT	Region	England
% of FP17s for the same patient ID Re-attending within 3 months - Children	62	957	6.5%	10.2%	11.2%	11.9%
% of FP17s for the same patient ID Re-attending within 3 months - Adults	217	2,029	10.7%	15.9%	16.6%	15.9%
% of FP17s for the same patient ID Re-attending between 3 & 9 months - Children	509	957	53.2%	42.6%	47.0%	58.1%
% of FP17s for the same patient ID Re-attending between 3 & 9 months - Adults	1,073	2,029	52.9%	35.6%	38.2%	50.6%
% of FP17s for Band 1 Urgent Courses	174	2,715	6.4%	10.8%	10.6%	9.1%
% of FP17s Relating to Free Repair or Replacements	21	2,715	0.8%	0.5%	0.6%	0.8%
% of FP17s Relating to Continuations	17	2,715	0.6%	0.7%	0.8%	1.1%
% of Patients satisfied with the dentistry they have received	5	5	N/A	88.7%	89.2%	91.4%
% of Patients satisfied with the time they had to wait for an appointment	5	5	N/A	80.7%	83.4%	87.7%

* This is based on patients treated on this contract for their most recent course of treatment. Figures in italics indicate the base number of FP17s or Patient Questionnaire responses are less than 100. N/A is shown where the base number of responses is less than 10 during the period. % is calculated as Quantity/Base number*100

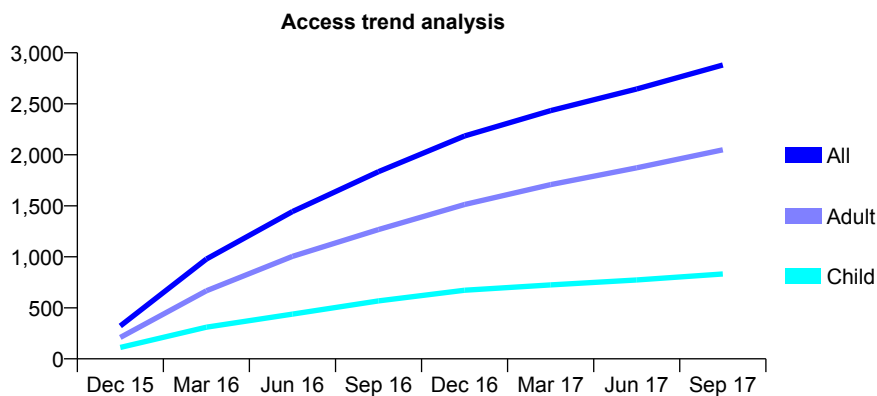
Q61 - Vital Signs At a Glance Contract Report for 158860/0001 - September 2017

Name or company name	Ashish Patel
Contract type name	GDS Contract
Purpose of contract	General
Contract start date	01/11/2015
Contract end date	

17/18 Contracted general activity (UDA)	6,902
Carry forward general activity (UDA)	-138
17/18 Contracted orthodontic activity (UOA)	0
Carry forward orthodontic activity (UOA)	0
Baseline contract value	£277,888.95

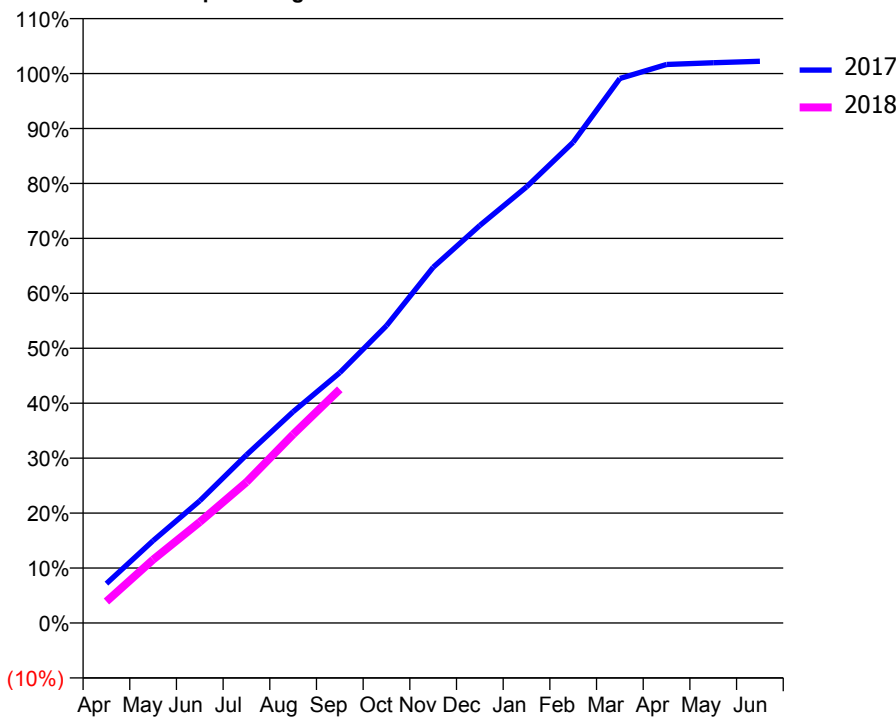
ACCESS*

Patients seen in 24 months	Total	Change since previous quarter
Quarter ending September 2016	1,835	
Quarter ending December 2016	2,185	↑
Quarter ending March 2017	2,433	↑
Quarter ending June 2017	2,645	↑
Quarter ending September 2017	2,881	↑
Variance since September 2016	57.0%	↑



ACTIVITY

Cumulative percentage of contracted UDA delivered 2017 & 2018



Month	Adjusted Scheduled Activity (UDA)	
	2017	2018
April	495	271
May	1,035	796
June	1,534	1,268
July	2,111	1,769
August	2,653	2,370
September	3,145	2,936
October	3,734	
November	4,468	
December	4,993	
January	5,478	
February	6,039	
March	6,839	
April	7,016	
May	7,038	
June	7,056	

QUALITY

	Quantity	Base Number	Contract	AT	Region	England
% of FP17s for the same patient ID Re-attending within 3 months - Children	32	374	8.6%	10.2%	11.2%	11.9%
% of FP17s for the same patient ID Re-attending within 3 months - Adults	129	882	14.6%	15.9%	16.6%	15.9%
% of FP17s for the same patient ID Re-attending between 3 & 9 months - Children	94	374	25.1%	42.6%	47.0%	58.1%
% of FP17s for the same patient ID Re-attending between 3 & 9 months - Adults	157	882	17.8%	35.6%	38.2%	50.6%
% of FP17s for Band 1 Urgent Courses	179	1,174	15.2%	10.8%	10.6%	9.1%
% of FP17s Relating to Free Repair or Replacements	2	1,174	0.2%	0.5%	0.6%	0.8%
% of FP17s Relating to Continuations	7	1,174	0.6%	0.7%	0.8%	1.1%
% of Patients satisfied with the dentistry they have received	2	2	N/A	88.7%	89.2%	91.4%
% of Patients satisfied with the time they had to wait for an appointment	2	2	N/A	80.7%	83.4%	87.7%

* This is based on patients treated on this contract for their most recent course of treatment. Figures in italics indicate the base number of FP17s or Patient Questionnaire responses are less than 100. N/A is shown where the base number of responses is less than 10 during the period. % is calculated as Quantity/Base number*100

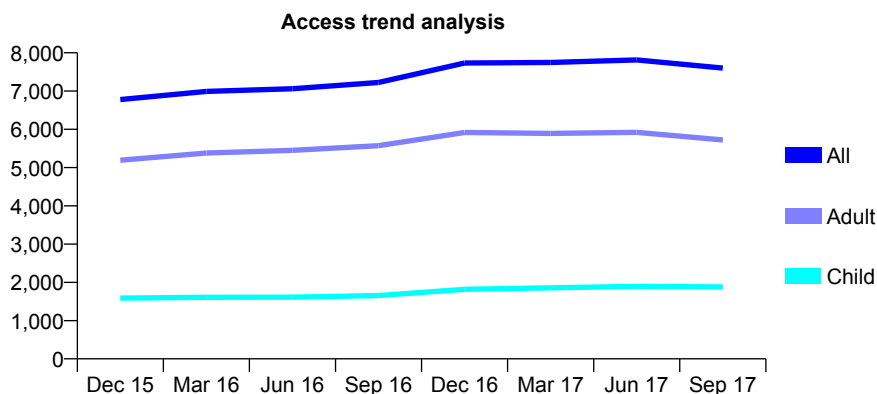
Q61 - Vital Signs At a Glance Contract Report for 159050/0001 - September 2017

Name or company name	THE HARROW DENTAL PRACTICE LIMIT
Contract type name	GDS Contract
Purpose of contract	General
Contract start date	01/04/2011
Contract end date	

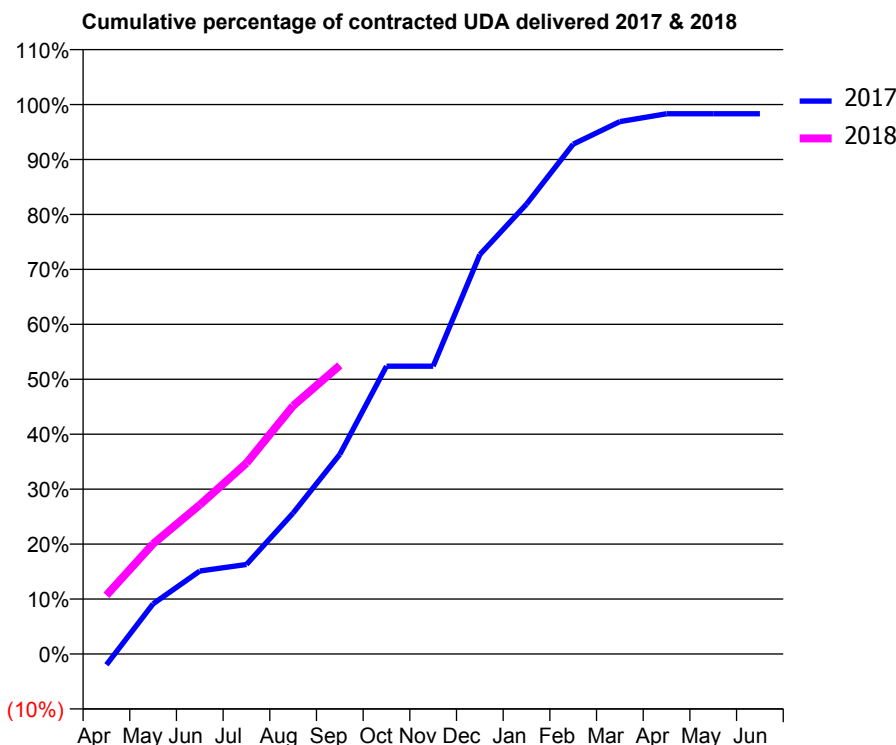
17/18 Contracted general activity (UDA)	19,469
Carry forward general activity (UDA)	327
17/18 Contracted orthodontic activity (UOA)	0
Carry forward orthodontic activity (UOA)	0
Baseline contract value	£507,076.51

ACCESS*

Patients seen in 24 months	Total	Change since previous quarter
Quarter ending September 2016	7,226	
Quarter ending December 2016	7,735	↑
Quarter ending March 2017	7,749	→
Quarter ending June 2017	7,815	→
Quarter ending September 2017	7,601	↓
Variance since September 2016	5.2%	↑



ACTIVITY



Month	Adjusted Scheduled Activity (UDA)	
	2017	2018
April	-385	2,082
May	1,777	3,907
June	2,940	5,283
July	3,173	6,762
August	4,997	8,794
September	7,075	10,225
October	10,196	
November	10,196	
December	14,152	
January	15,937	
February	18,064	
March	18,864	
April	19,143	
May	19,142	
June	19,142	

QUALITY

	Quantity	Base Number	Contract	AT	Region	England
% of FP17s for the same patient ID Re-attending within 3 months - Children	62	1,367	4.5%	10.2%	11.2%	11.9%
% of FP17s for the same patient ID Re-attending within 3 months - Adults	395	3,818	10.3%	15.9%	16.6%	15.9%
% of FP17s for the same patient ID Re-attending between 3 & 9 months - Children	741	1,367	54.2%	42.6%	47.0%	58.1%
% of FP17s for the same patient ID Re-attending between 3 & 9 months - Adults	2,185	3,818	57.2%	35.6%	38.2%	50.6%
% of FP17s for Band 1 Urgent Courses	134	5,009	2.7%	10.8%	10.6%	9.1%
% of FP17s Relating to Free Repair or Replacements	67	5,009	1.3%	0.5%	0.6%	0.8%
% of FP17s Relating to Continuations	99	5,009	2.0%	0.7%	0.8%	1.1%
% of Patients satisfied with the dentistry they have received	4	6	N/A	88.7%	89.2%	91.4%
% of Patients satisfied with the time they had to wait for an appointment	4	6	N/A	80.7%	83.4%	87.7%

* This is based on patients treated on this contract for their most recent course of treatment. Figures in italics indicate the base number of FP17s or Patient Questionnaire responses are less than 100. N/A is shown where the base number of responses is less than 10 during the period. % is calculated as Quantity/Base number*100

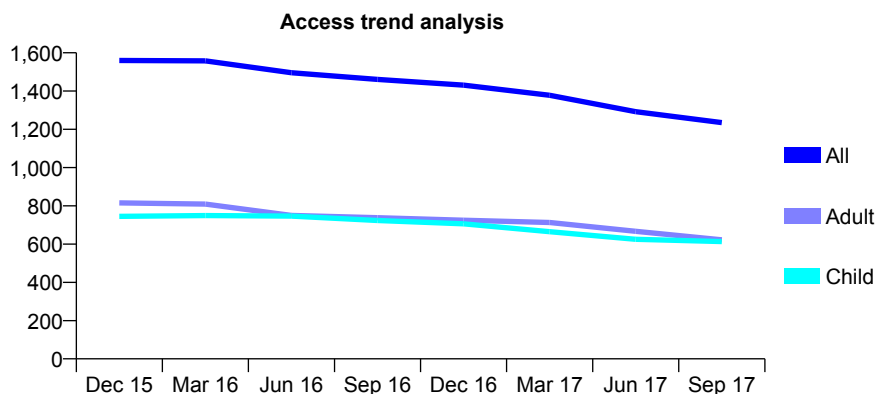
Q61 - Vital Signs At a Glance Contract Report for 159557/0001 - September 2017

Name or company name	Ilford Lane Family Dental Surgery
Contract type name	GDS Contract
Purpose of contract	General
Contract start date	01/04/2013
Contract end date	

17/18 Contracted general activity (UDA)	4,998
Carry forward general activity (UDA)	79
17/18 Contracted orthodontic activity (UOA)	0
Carry forward orthodontic activity (UOA)	0
Baseline contract value	£172,709.24

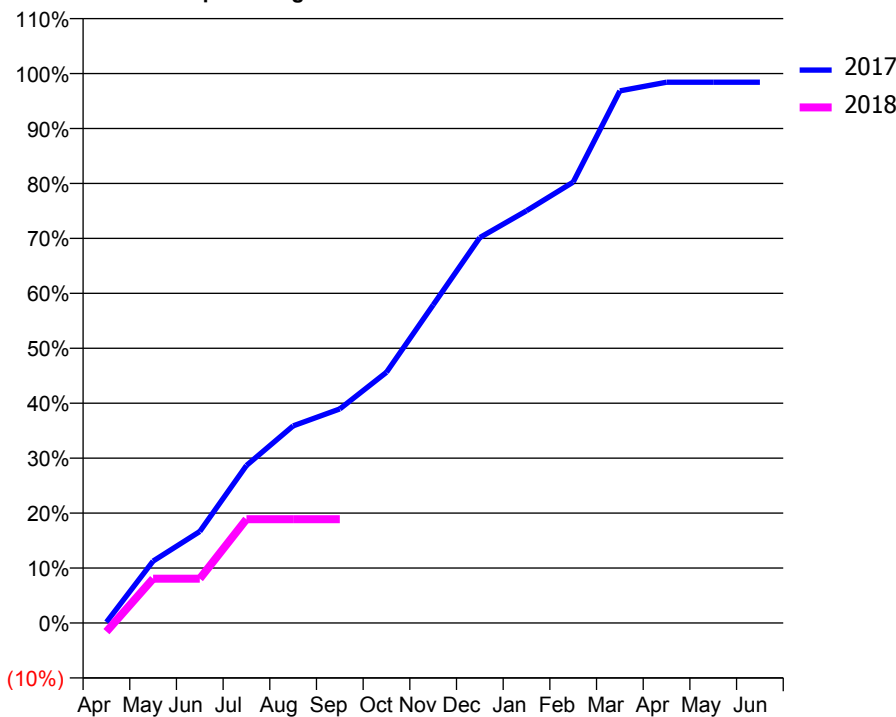
ACCESS*

Patients seen in 24 months	Total	Change since previous quarter
Quarter ending September 2016	1,461	
Quarter ending December 2016	1,431	↓
Quarter ending March 2017	1,378	↓
Quarter ending June 2017	1,292	↓
Quarter ending September 2017	1,235	↓
Variance since September 2016	(15.5%)	↓



ACTIVITY

Cumulative percentage of contracted UDA delivered 2017 & 2018



Adjusted Scheduled Activity (UDA)

Month	2017	2018
April	8	-79
May	563	403
June	833	403
July	1,433	944
August	1,793	944
September	1,948	944
October	2,280	
November	2,893	
December	3,506	
January	3,749	
February	4,010	
March	4,839	
April	4,919	
May	4,919	
June	4,919	

QUALITY

	Quantity	Base Number	Contract	AT	Region	England
% of FP17s for the same patient ID Re-attending within 3 months - Children	28	175	16.0%	10.2%	11.2%	11.9%
% of FP17s for the same patient ID Re-attending within 3 months - Adults	60	209	28.7%	15.9%	16.6%	15.9%
% of FP17s for the same patient ID Re-attending between 3 & 9 months - Children	50	175	28.6%	42.6%	47.0%	58.1%
% of FP17s for the same patient ID Re-attending between 3 & 9 months - Adults	50	209	23.9%	35.6%	38.2%	50.6%
% of FP17s for Band 1 Urgent Courses	109	375	29.1%	10.8%	10.6%	9.1%
% of FP17s Relating to Free Repair or Replacements	0	375	0.0%	0.5%	0.6%	0.8%
% of FP17s Relating to Continuations	0	375	0.0%	0.7%	0.8%	1.1%
% of Patients satisfied with the dentistry they have received	2	2	N/A	88.7%	89.2%	91.4%
% of Patients satisfied with the time they had to wait for an appointment	1	2	N/A	80.7%	83.4%	87.7%

* This is based on patients treated on this contract for their most recent course of treatment. Figures in italics indicate the base number of FP17s or Patient Questionnaire responses are less than 100. N/A is shown where the base number of responses is less than 10 during the period. % is calculated as Quantity/Base number*100

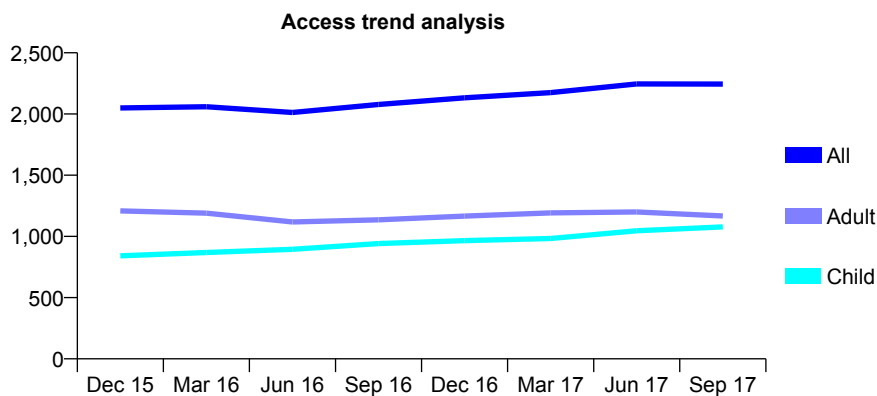
Q61 - Vital Signs At a Glance Contract Report for 160946/0001 - September 2017

Name or company name	Drs Landau & Lauffer
Contract type name	GDS Contract
Purpose of contract	General
Contract start date	08/02/2014
Contract end date	

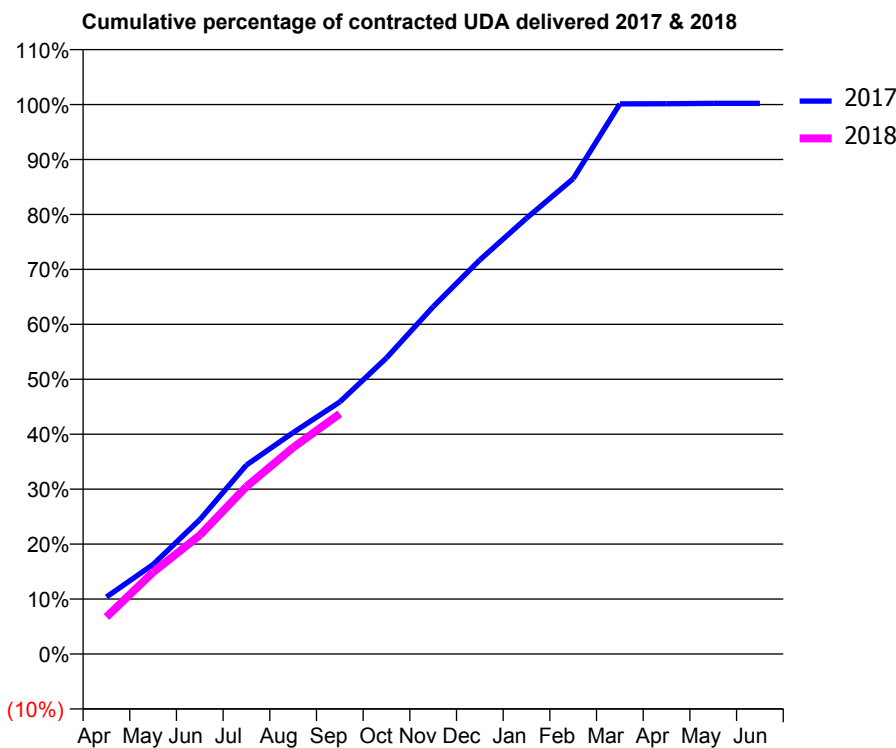
17/18 Contracted general activity (UDA)	6,500
Carry forward general activity (UDA)	-14
17/18 Contracted orthodontic activity (UOA)	0
Carry forward orthodontic activity (UOA)	0
Baseline contract value	£176,961.74

ACCESS*

Patients seen in 24 months	Total	Change since previous quarter
Quarter ending September 2016	2,078	
Quarter ending December 2016	2,132	↑
Quarter ending March 2017	2,175	↑
Quarter ending June 2017	2,246	↑
Quarter ending September 2017	2,245	→
Variance since September 2016	8.0%	↑



ACTIVITY



Month	Adjusted Scheduled Activity (UDA)	
	2017	2018
April	675	438
May	1,059	967
June	1,589	1,404
July	2,236	1,981
August	2,619	2,443
September	2,982	2,841
October	3,503	
November	4,108	
December	4,662	
January	5,155	
February	5,622	
March	6,507	
April	6,508	
May	6,514	
June	6,514	

QUALITY

	Quantity	Base Number	Contract	AT	Region	England
% of FP17s for the same patient ID Re-attending within 3 months - Children	35	666	5.3%	10.2%	11.2%	11.9%
% of FP17s for the same patient ID Re-attending within 3 months - Adults	94	489	19.2%	15.9%	16.6%	15.9%
% of FP17s for the same patient ID Re-attending between 3 & 9 months - Children	299	666	44.9%	42.6%	47.0%	58.1%
% of FP17s for the same patient ID Re-attending between 3 & 9 months - Adults	171	489	35.0%	35.6%	38.2%	50.6%
% of FP17s for Band 1 Urgent Courses	101	1,150	8.8%	10.8%	10.6%	9.1%
% of FP17s Relating to Free Repair or Replacements	1	1,150	0.1%	0.5%	0.6%	0.8%
% of FP17s Relating to Continuations	1	1,150	0.1%	0.7%	0.8%	1.1%
% of Patients satisfied with the dentistry they have received	0	1	N/A	88.7%	89.2%	91.4%
% of Patients satisfied with the time they had to wait for an appointment	0	1	N/A	80.7%	83.4%	87.7%

* This is based on patients treated on this contract for their most recent course of treatment. Figures in italics indicate the base number of FP17s or Patient Questionnaire responses are less than 100. N/A is shown where the base number of responses is less than 10 during the period. % is calculated as Quantity/Base number*100

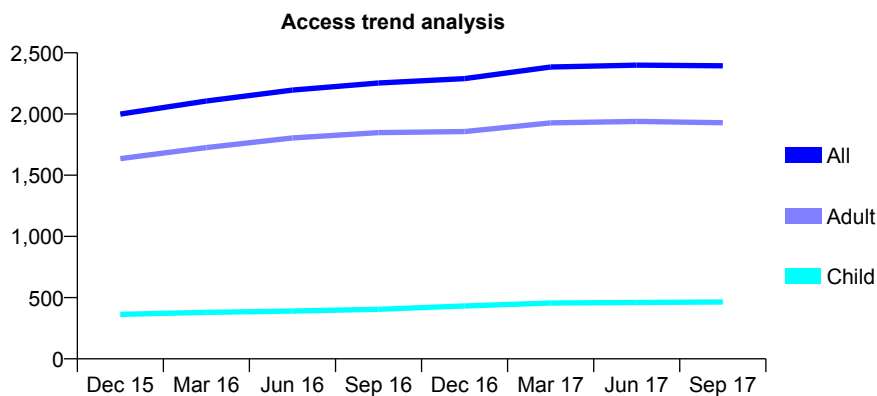
Q61 - Vital Signs At a Glance Contract Report for 161462/0001 - September 2017

Name or company name	NEWHAM FAMILY DENTAL CARE LTD
Contract type name	GDS Contract
Purpose of contract	General
Contract start date	15/10/2012
Contract end date	

17/18 Contracted general activity (UDA)	6,000
Carry forward general activity (UDA)	0
17/18 Contracted orthodontic activity (UOA)	0
Carry forward orthodontic activity (UOA)	0
Baseline contract value	£183,120.05

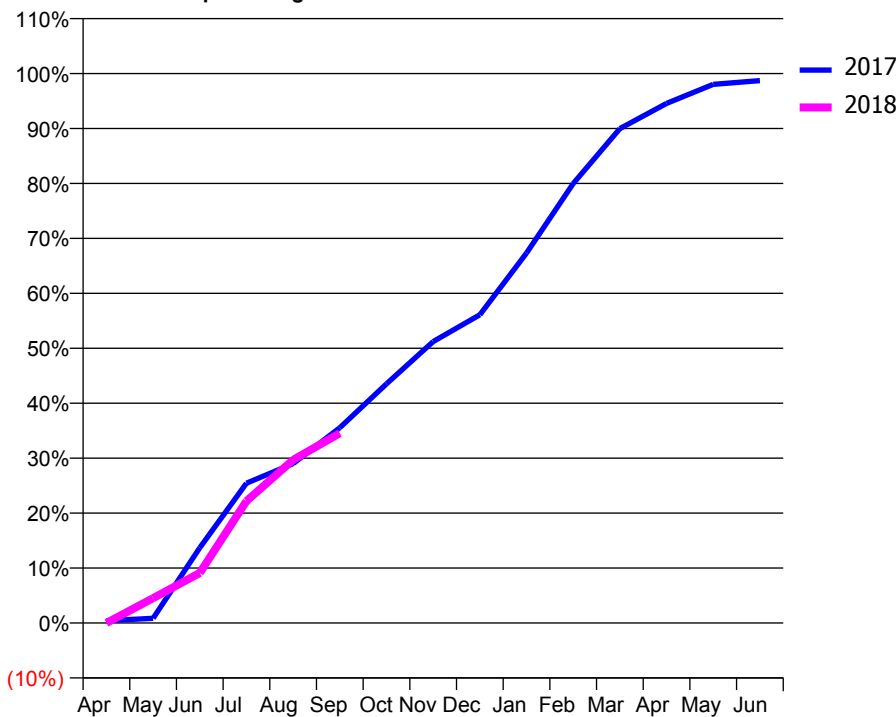
ACCESS*

Patients seen in 24 months	Total	Change since previous quarter
Quarter ending September 2016	2,253	
Quarter ending December 2016	2,289	→
Quarter ending March 2017	2,384	↑
Quarter ending June 2017	2,399	→
Quarter ending September 2017	2,394	→
Variance since September 2016	6.3%	↑



ACTIVITY

Cumulative percentage of contracted UDA delivered 2017 & 2018



Month	Adjusted Scheduled Activity (UDA)	
	2017	2018
April	25	0
May	52	271
June	822	547
July	1,527	1,331
August	1,741	1,781
September	2,132	2,073
October	2,612	
November	3,072	
December	3,365	
January	4,039	
February	4,798	
March	5,398	
April	5,674	
May	5,881	
June	5,923	

QUALITY

	Quantity	Base Number	Contract	AT	Region	England
% of FP17s for the same patient ID Re-attending within 3 months - Children	13	220	5.9%	10.2%	11.2%	11.9%
% of FP17s for the same patient ID Re-attending within 3 months - Adults	74	840	8.8%	15.9%	16.6%	15.9%
% of FP17s for the same patient ID Re-attending between 3 & 9 months - Children	90	220	40.9%	42.6%	47.0%	58.1%
% of FP17s for the same patient ID Re-attending between 3 & 9 months - Adults	225	840	26.8%	35.6%	38.2%	50.6%
% of FP17s for Band 1 Urgent Courses	153	903	16.9%	10.8%	10.6%	9.1%
% of FP17s Relating to Free Repair or Replacements	10	903	1.1%	0.5%	0.6%	0.8%
% of FP17s Relating to Continuations	0	903	0.0%	0.7%	0.8%	1.1%
% of Patients satisfied with the dentistry they have received	3	3	N/A	88.7%	89.2%	91.4%
% of Patients satisfied with the time they had to wait for an appointment	2	3	N/A	80.7%	83.4%	87.7%

* This is based on patients treated on this contract for their most recent course of treatment. Figures in italics indicate the base number of FP17s or Patient Questionnaire responses are less than 100. N/A is shown where the base number of responses is less than 10 during the period. % is calculated as Quantity/Base number*100

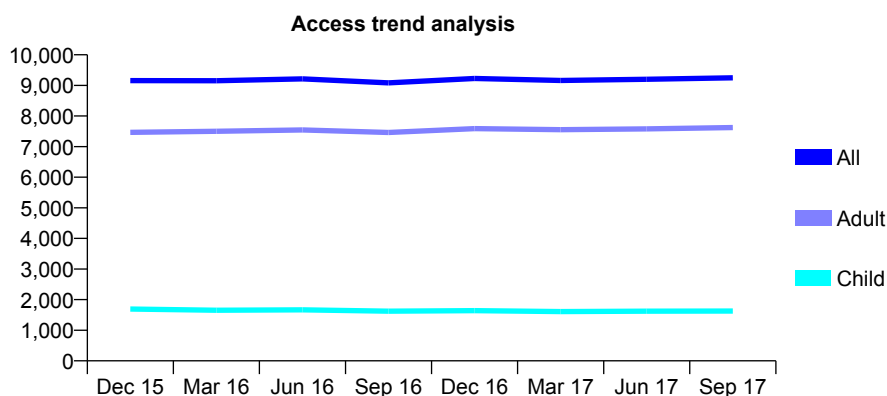
Q61 - Vital Signs At a Glance Contract Report for 162574/0001 - September 2017

Name or company name	10 Hall Lane Dental Practice Ltd
Contract type name	GDS Contract
Purpose of contract	General
Contract start date	01/04/2010
Contract end date	

17/18 Contracted general activity (UDA)	21,964
Carry forward general activity (UDA)	-319
17/18 Contracted orthodontic activity (UOA)	0
Carry forward orthodontic activity (UOA)	0
Baseline contract value	£713,847.00

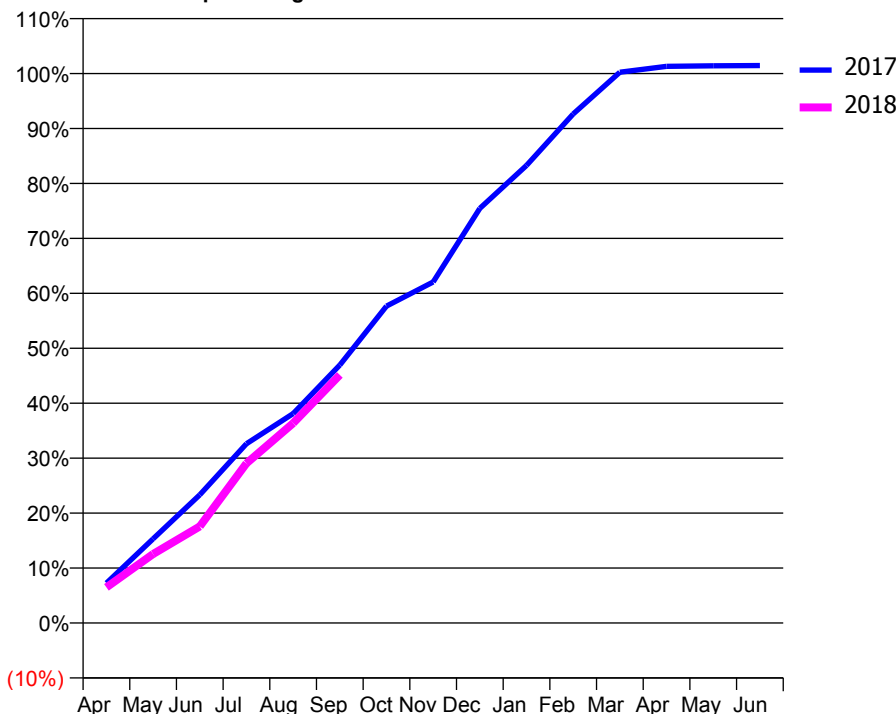
ACCESS*

Patients seen in 24 months	Total	Change since previous quarter
Quarter ending September 2016	9,083	
Quarter ending December 2016	9,228	→
Quarter ending March 2017	9,162	→
Quarter ending June 2017	9,201	→
Quarter ending September 2017	9,249	→
Variance since September 2016	1.8%	→



ACTIVITY

Cumulative percentage of contracted UDA delivered 2017 & 2018



Adjusted Scheduled Activity (UDA)

Month	2017	2018
April	1,599	1,427
May	3,368	2,756
June	5,126	3,864
July	7,164	6,380
August	8,369	7,988
September	10,309	9,914
October	12,669	
November	13,630	
December	16,573	
January	18,289	
February	20,350	
March	22,017	
April	22,252	
May	22,273	
June	22,283	

QUALITY

	Quantity	Base Number	Contract	AT	Region	England
% of FP17s for the same patient ID Re-attending within 3 months - Children	57	1,061	5.4%	10.2%	11.2%	11.9%
% of FP17s for the same patient ID Re-attending within 3 months - Adults	572	4,427	12.9%	15.9%	16.6%	15.9%
% of FP17s for the same patient ID Re-attending between 3 & 9 months - Children	469	1,061	44.2%	42.6%	47.0%	58.1%
% of FP17s for the same patient ID Re-attending between 3 & 9 months - Adults	1,659	4,427	37.5%	35.6%	38.2%	50.6%
% of FP17s for Band 1 Urgent Courses	486	5,337	9.1%	10.8%	10.6%	9.1%
% of FP17s Relating to Free Repair or Replacements	74	5,337	1.4%	0.5%	0.6%	0.8%
% of FP17s Relating to Continuations	26	5,337	0.5%	0.7%	0.8%	1.1%
% of Patients satisfied with the dentistry they have received	10	13	76.9%	88.7%	89.2%	91.4%
% of Patients satisfied with the time they had to wait for an appointment	10	13	76.9%	80.7%	83.4%	87.7%

* This is based on patients treated on this contract for their most recent course of treatment. Figures in italics indicate the base number of FP17s or Patient Questionnaire responses are less than 100. N/A is shown where the base number of responses is less than 10 during the period. % is calculated as Quantity/Base number*100

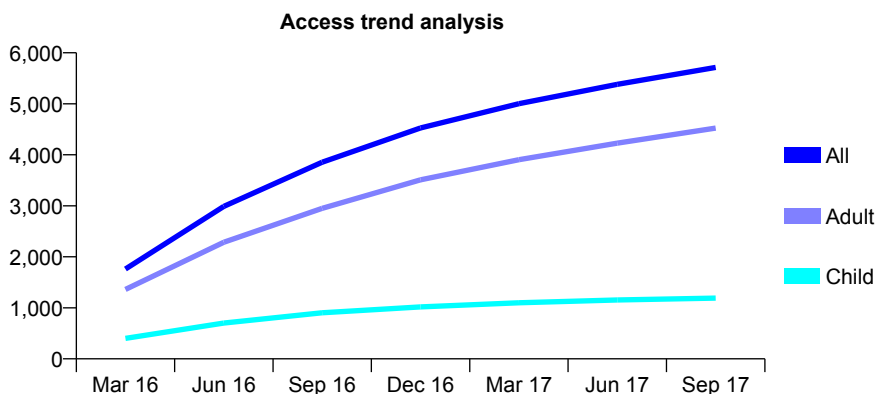
Q61 - Vital Signs At a Glance Contract Report for 164461/0001 - September 2017

Name or company name	Mohsin Ali
Contract type name	GDS Contract
Purpose of contract	General
Contract start date	01/12/2015
Contract end date	

17/18 Contracted general activity (UDA)	14,800
Carry forward general activity (UDA)	551
17/18 Contracted orthodontic activity (UOA)	0
Carry forward orthodontic activity (UOA)	0
Baseline contract value	£282,751.58

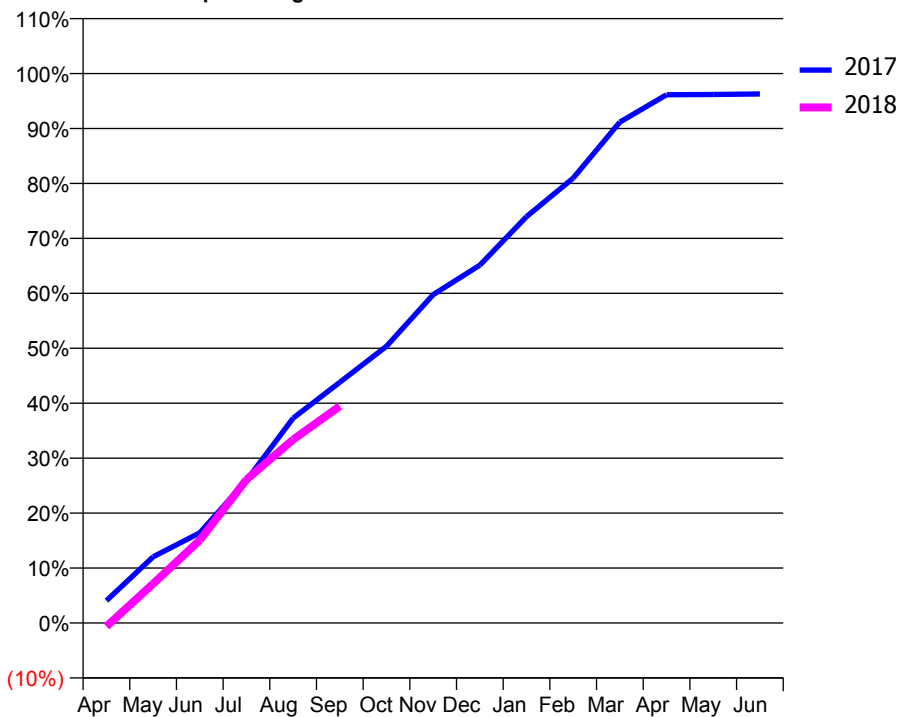
ACCESS*

Patients seen in 24 months	Total	Change since previous quarter
Quarter ending September 2016	3,855	
Quarter ending December 2016	4,528	↑
Quarter ending March 2017	5,003	↑
Quarter ending June 2017	5,383	↑
Quarter ending September 2017	5,714	↑
Variance since September 2016	48.2%	↑



ACTIVITY

Cumulative percentage of contracted UDA delivered 2017 & 2018



Month	Adjusted Scheduled Activity (UDA)	
	2017	2018
April	601	-94
May	1,784	1,059
June	2,429	2,231
July	3,839	3,863
August	5,517	4,939
September	6,483	5,842
October	7,453	
November	8,844	
December	9,639	
January	10,944	
February	11,982	
March	13,491	
April	14,228	
May	14,235	
June	14,249	

QUALITY

	Quantity	Base Number	Contract	AT	Region	England
% of FP17s for the same patient ID Re-attending within 3 months - Children	36	749	4.8%	10.2%	11.2%	11.9%
% of FP17s for the same patient ID Re-attending within 3 months - Adults	396	2,734	14.5%	15.9%	16.6%	15.9%
% of FP17s for the same patient ID Re-attending between 3 & 9 months - Children	335	749	44.7%	42.6%	47.0%	58.1%
% of FP17s for the same patient ID Re-attending between 3 & 9 months - Adults	1,083	2,734	39.6%	35.6%	38.2%	50.6%
% of FP17s for Band 1 Urgent Courses	326	3,113	10.5%	10.8%	10.6%	9.1%
% of FP17s Relating to Free Repair or Replacements	18	3,113	0.6%	0.5%	0.6%	0.8%
% of FP17s Relating to Continuations	26	3,113	0.8%	0.7%	0.8%	1.1%
% of Patients satisfied with the dentistry they have received	6	7	N/A	88.7%	89.2%	91.4%
% of Patients satisfied with the time they had to wait for an appointment	5	7	N/A	80.7%	83.4%	87.7%

* This is based on patients treated on this contract for their most recent course of treatment. Figures in italics indicate the base number of FP17s or Patient Questionnaire responses are less than 100. N/A is shown where the base number of responses is less than 10 during the period. % is calculated as Quantity/Base number*100

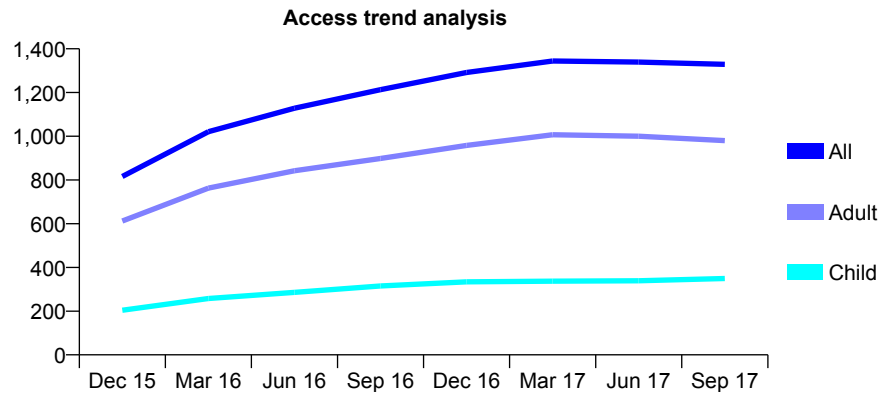
Q61 - Vital Signs At a Glance Contract Report for 165069/0001 - September 2017

Name or company name	The Fenton Dental Surgery
Contract type name	GDS Contract
Purpose of contract	General
Contract start date	01/02/2015
Contract end date	

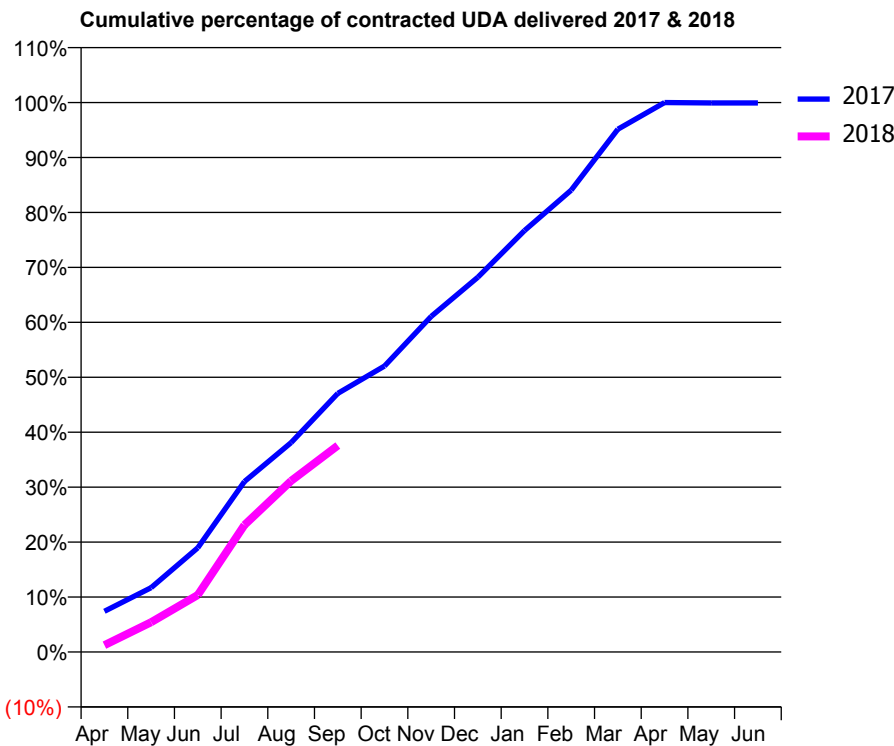
17/18 Contracted general activity (UDA)	4,369
Carry forward general activity (UDA)	4
17/18 Contracted orthodontic activity (UOA)	0
Carry forward orthodontic activity (UOA)	0
Baseline contract value	£126,338.30

ACCESS*

Patients seen in 24 months	Total	Change since previous quarter
Quarter ending September 2016	1,213	
Quarter ending December 2016	1,292	↑
Quarter ending March 2017	1,344	↑
Quarter ending June 2017	1,339	→
Quarter ending September 2017	1,329	→
Variance since September 2016	9.6%	↑



ACTIVITY



Month	Adjusted Scheduled Activity (UDA)	
	2017	2018
April	324	55
May	511	237
June	829	454
July	1,355	1,010
August	1,665	1,361
September	2,056	1,642
October	2,273	
November	2,668	
December	2,980	
January	3,351	
February	3,672	
March	4,157	
April	4,368	
May	4,365	
June	4,365	

QUALITY

	Quantity	Base Number	Contract	AT	Region	England
% of FP17s for the same patient ID Re-attending within 3 months - Children	11	200	5.5%	10.2%	11.2%	11.9%
% of FP17s for the same patient ID Re-attending within 3 months - Adults	120	586	20.5%	15.9%	16.6%	15.9%
% of FP17s for the same patient ID Re-attending between 3 & 9 months - Children	95	200	47.5%	42.6%	47.0%	58.1%
% of FP17s for the same patient ID Re-attending between 3 & 9 months - Adults	259	586	44.2%	35.6%	38.2%	50.6%
% of FP17s for Band 1 Urgent Courses	94	707	13.3%	10.8%	10.6%	9.1%
% of FP17s Relating to Free Repair or Replacements	0	707	0.0%	0.5%	0.6%	0.8%
% of FP17s Relating to Continuations	7	707	1.0%	0.7%	0.8%	1.1%
% of Patients satisfied with the dentistry they have received	4	4	N/A	88.7%	89.2%	91.4%
% of Patients satisfied with the time they had to wait for an appointment	4	4	N/A	80.7%	83.4%	87.7%

* This is based on patients treated on this contract for their most recent course of treatment. Figures in italics indicate the base number of FP17s or Patient Questionnaire responses are less than 100. N/A is shown where the base number of responses is less than 10 during the period. % is calculated as Quantity/Base number*100

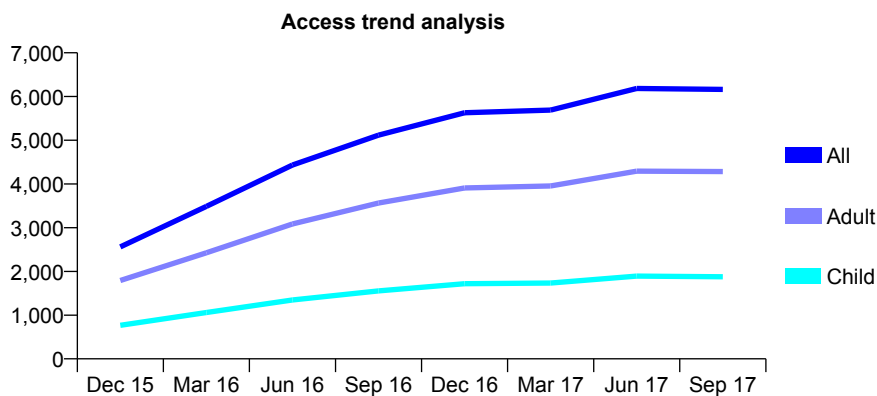
Q61 - Vital Signs At a Glance Contract Report for 165336/0001 - September 2017

Name or company name	Inspire Dental
Contract type name	GDS Contract
Purpose of contract	General
Contract start date	01/07/2015
Contract end date	

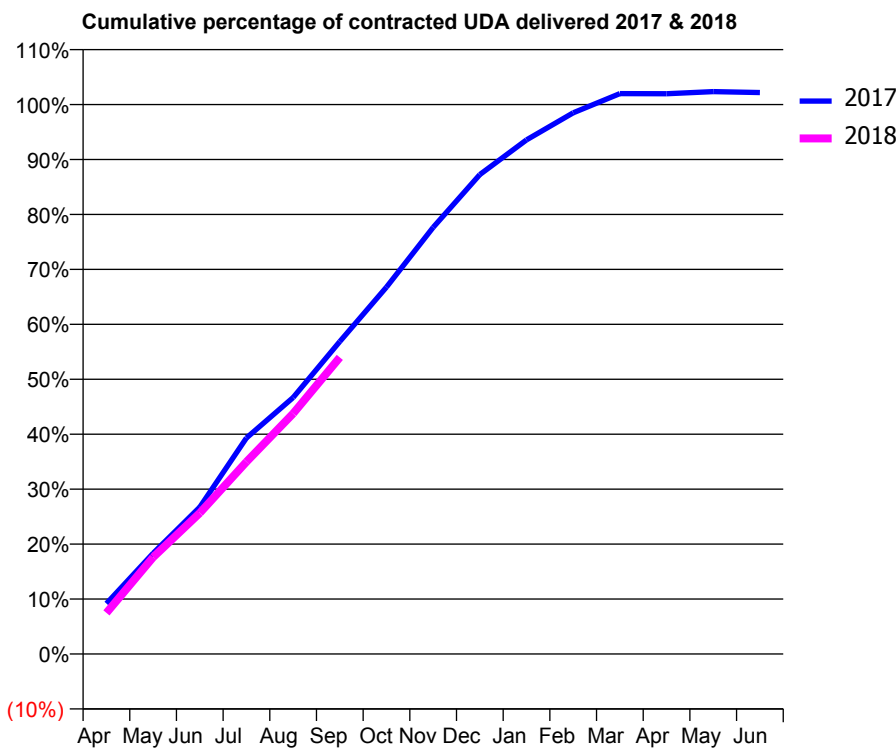
17/18 Contracted general activity (UDA)	15,860
Carry forward general activity (UDA)	-317
17/18 Contracted orthodontic activity (UOA)	0
Carry forward orthodontic activity (UOA)	0
Baseline contract value	£442,162.53

ACCESS*

Patients seen in 24 months	Total	Change since previous quarter
Quarter ending September 2016	5,116	
Quarter ending December 2016	5,629	↑
Quarter ending March 2017	5,689	→
Quarter ending June 2017	6,184	↑
Quarter ending September 2017	6,162	→
Variance since September 2016	20.4%	↑



ACTIVITY



Month	Adjusted Scheduled Activity (UDA)	
	2017	2018
April	1,455	1,187
May	2,907	2,794
June	4,240	4,071
July	6,239	5,547
August	7,405	6,941
September	9,019	8,563
October	10,591	
November	12,313	
December	13,840	
January	14,837	
February	15,619	
March	16,176	
April	16,169	
May	16,233	
June	16,207	

QUALITY

	Quantity	Base Number	Contract	AT	Region	England
% of FP17s for the same patient ID Re-attending within 3 months - Children	46	1,242	3.7%	10.2%	11.2%	11.9%
% of FP17s for the same patient ID Re-attending within 3 months - Adults	185	2,180	8.5%	15.9%	16.6%	15.9%
% of FP17s for the same patient ID Re-attending between 3 & 9 months - Children	594	1,242	47.8%	42.6%	47.0%	58.1%
% of FP17s for the same patient ID Re-attending between 3 & 9 months - Adults	799	2,180	36.7%	35.6%	38.2%	50.6%
% of FP17s for Band 1 Urgent Courses	174	3,394	5.1%	10.8%	10.6%	9.1%
% of FP17s Relating to Free Repair or Replacements	1	3,394	0.0%	0.5%	0.6%	0.8%
% of FP17s Relating to Continuations	0	3,394	0.0%	0.7%	0.8%	1.1%
% of Patients satisfied with the dentistry they have received	6	6	N/A	88.7%	89.2%	91.4%
% of Patients satisfied with the time they had to wait for an appointment	4	6	N/A	80.7%	83.4%	87.7%

* This is based on patients treated on this contract for their most recent course of treatment. Figures in italics indicate the base number of FP17s or Patient Questionnaire responses are less than 100. N/A is shown where the base number of responses is less than 10 during the period. % is calculated as Quantity/Base number*100

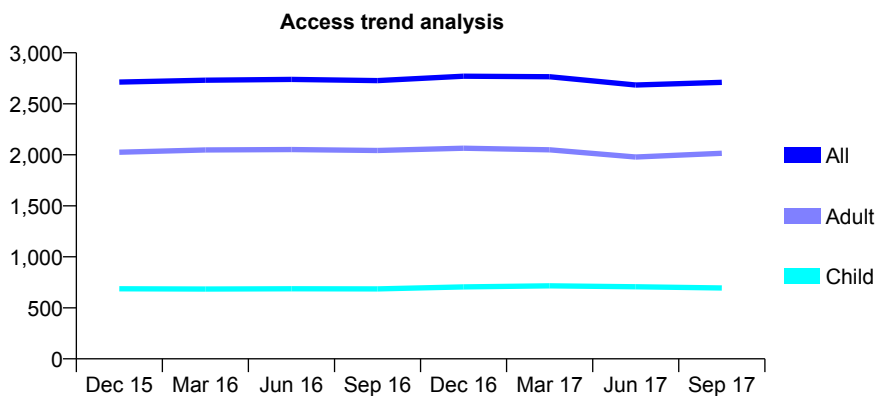
Q61 - Vital Signs At a Glance Contract Report for 165476/0001 - September 2017

Name or company name	Altmore Dental Care
Contract type name	GDS Contract
Purpose of contract	General
Contract start date	28/12/2012
Contract end date	

17/18 Contracted general activity (UDA)	7,716
Carry forward general activity (UDA)	0
17/18 Contracted orthodontic activity (UOA)	0
Carry forward orthodontic activity (UOA)	0
Baseline contract value	£227,155.44

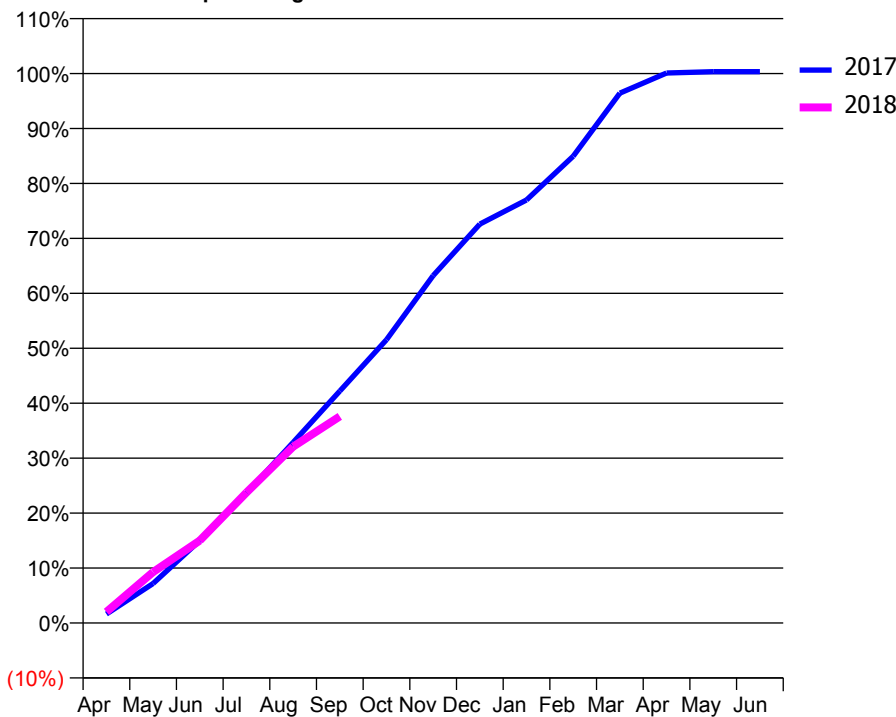
ACCESS*

Patients seen in 24 months	Total	Change since previous quarter
Quarter ending September 2016	2,727	
Quarter ending December 2016	2,770	→
Quarter ending March 2017	2,765	→
Quarter ending June 2017	2,684	↓
Quarter ending September 2017	2,710	→
Variance since September 2016	(0.6%)	→



ACTIVITY

Cumulative percentage of contracted UDA delivered 2017 & 2018



Month	Adjusted Scheduled Activity (UDA)	
	2017	2018
April	127	157
May	556	716
June	1,159	1,159
July	1,825	1,832
August	2,536	2,477
September	3,258	2,901
October	3,977	
November	4,878	
December	5,601	
January	5,941	
February	6,555	
March	7,439	
April	7,723	
May	7,741	
June	7,741	

QUALITY

	Quantity	Base Number	Contract	AT	Region	England
% of FP17s for the same patient ID Re-attending within 3 months - Children	21	327	6.4%	10.2%	11.2%	11.9%
% of FP17s for the same patient ID Re-attending within 3 months - Adults	175	912	19.2%	15.9%	16.6%	15.9%
% of FP17s for the same patient ID Re-attending between 3 & 9 months - Children	131	327	40.1%	42.6%	47.0%	58.1%
% of FP17s for the same patient ID Re-attending between 3 & 9 months - Adults	273	912	29.9%	35.6%	38.2%	50.6%
% of FP17s for Band 1 Urgent Courses	239	1,142	20.9%	10.8%	10.6%	9.1%
% of FP17s Relating to Free Repair or Replacements	3	1,142	0.3%	0.5%	0.6%	0.8%
% of FP17s Relating to Continuations	10	1,142	0.9%	0.7%	0.8%	1.1%
% of Patients satisfied with the dentistry they have received	0	1	N/A	88.7%	89.2%	91.4%
% of Patients satisfied with the time they had to wait for an appointment	1	1	N/A	80.7%	83.4%	87.7%

* This is based on patients treated on this contract for their most recent course of treatment. Figures in italics indicate the base number of FP17s or Patient Questionnaire responses are less than 100. N/A is shown where the base number of responses is less than 10 during the period. % is calculated as Quantity/Base number*100

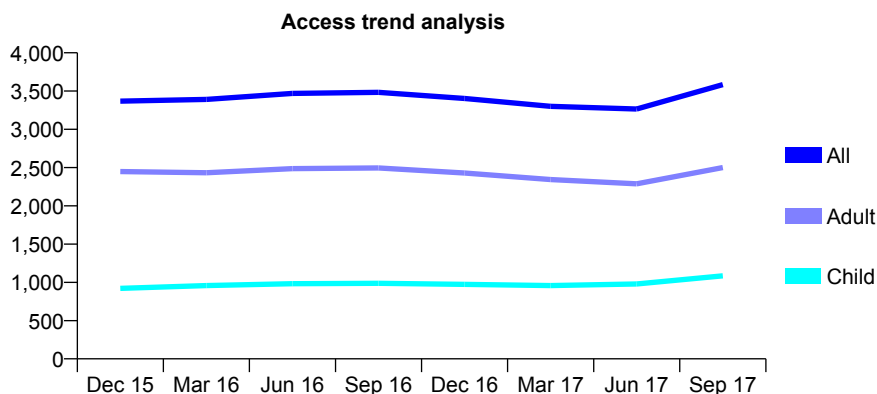
Q61 - Vital Signs At a Glance Contract Report for 165484/0001 - September 2017

Name or company name	Romford Smile Dental Practice Limited
Contract type name	GDS Contract
Purpose of contract	General
Contract start date	04/12/2009
Contract end date	

17/18 Contracted general activity (UDA)	10,634
Carry forward general activity (UDA)	150
17/18 Contracted orthodontic activity (UOA)	0
Carry forward orthodontic activity (UOA)	0
Baseline contract value	£291,136.29

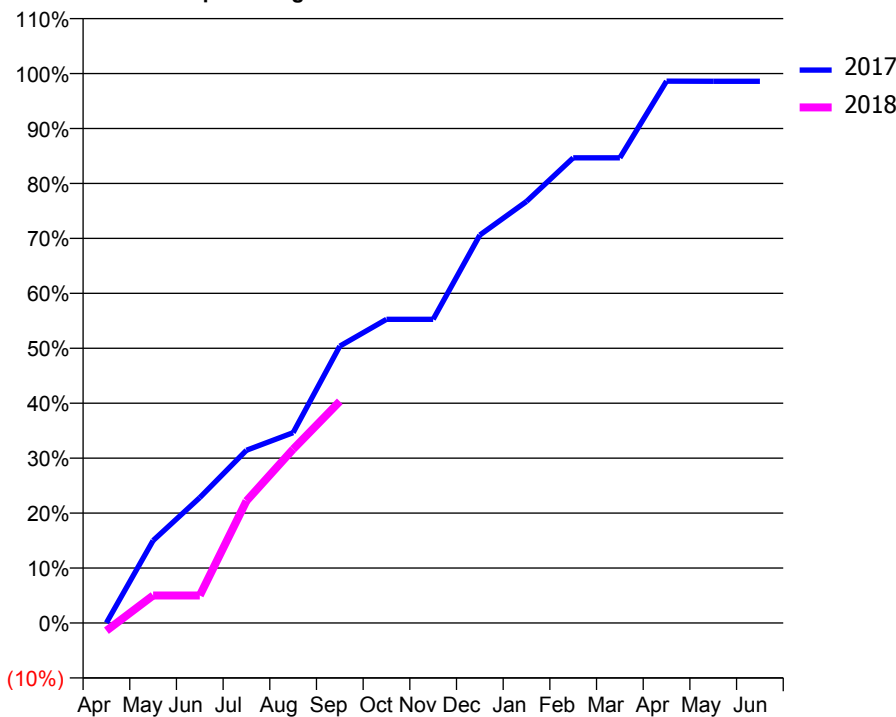
ACCESS*

Patients seen in 24 months	Total	Change since previous quarter
Quarter ending September 2016	3,483	
Quarter ending December 2016	3,403	↓
Quarter ending March 2017	3,301	↓
Quarter ending June 2017	3,266	↓
Quarter ending September 2017	3,585	↑
Variance since September 2016	2.9%	↑



ACTIVITY

Cumulative percentage of contracted UDA delivered 2017 & 2018



Adjusted Scheduled Activity (UDA)

Month	2017	2018
April	3	-150
May	1,596	532
June	2,428	532
July	3,343	2,363
August	3,684	3,364
September	5,358	4,289
October	5,878	
November	5,878	
December	7,508	
January	8,157	
February	9,002	
March	9,002	
April	10,485	
May	10,484	
June	10,484	

QUALITY

	Quantity	Base Number	Contract	AT	Region	England
% of FP17s for the same patient ID Re-attending within 3 months - Children	35	801	4.4%	10.2%	11.2%	11.9%
% of FP17s for the same patient ID Re-attending within 3 months - Adults	154	1,674	9.2%	15.9%	16.6%	15.9%
% of FP17s for the same patient ID Re-attending between 3 & 9 months - Children	331	801	41.3%	42.6%	47.0%	58.1%
% of FP17s for the same patient ID Re-attending between 3 & 9 months - Adults	578	1,674	34.5%	35.6%	38.2%	50.6%
% of FP17s for Band 1 Urgent Courses	156	1,889	8.3%	10.8%	10.6%	9.1%
% of FP17s Relating to Free Repair or Replacements	8	1,889	0.4%	0.5%	0.6%	0.8%
% of FP17s Relating to Continuations	2	1,889	0.1%	0.7%	0.8%	1.1%
% of Patients satisfied with the dentistry they have received	1	2	N/A	88.7%	89.2%	91.4%
% of Patients satisfied with the time they had to wait for an appointment	2	2	N/A	80.7%	83.4%	87.7%

* This is based on patients treated on this contract for their most recent course of treatment. Figures in italics indicate the base number of FP17s or Patient Questionnaire responses are less than 100. N/A is shown where the base number of responses is less than 10 during the period. % is calculated as Quantity/Base number*100

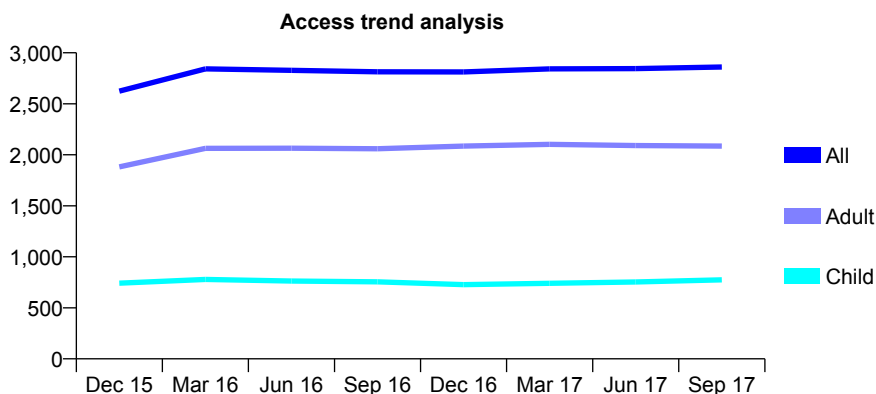
Q61 - Vital Signs At a Glance Contract Report for 166251/0001 - September 2017

Name or company name	David Lipsitz
Contract type name	GDS Contract
Purpose of contract	General
Contract start date	01/04/2014
Contract end date	

17/18 Contracted general activity (UDA)	8,771
Carry forward general activity (UDA)	311
17/18 Contracted orthodontic activity (UOA)	0
Carry forward orthodontic activity (UOA)	0
Baseline contract value	£229,943.20

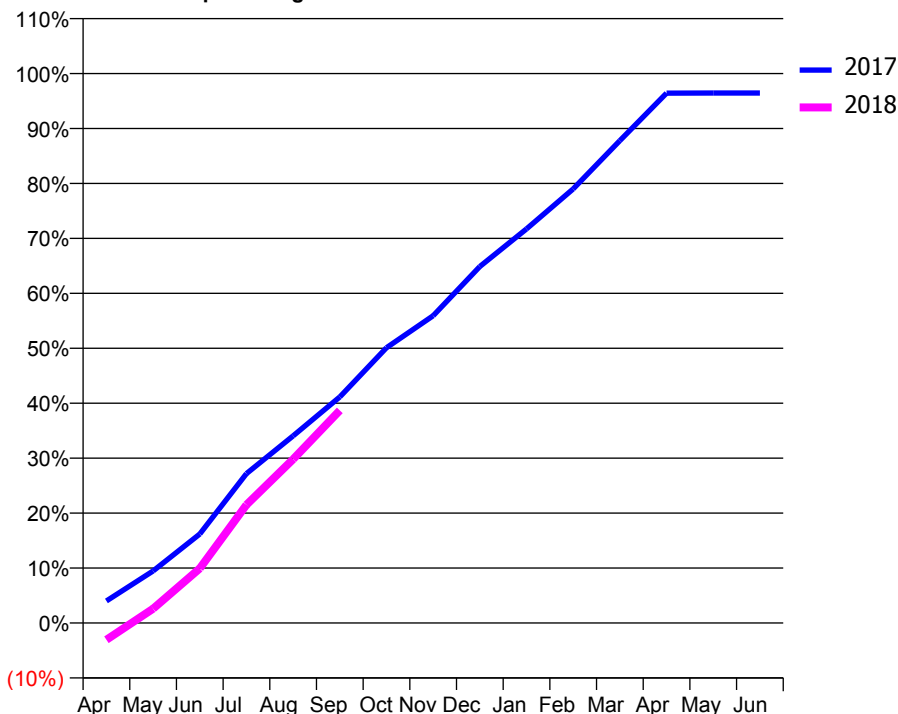
ACCESS*

Patients seen in 24 months	Total	Change since previous quarter
Quarter ending September 2016	2,814	
Quarter ending December 2016	2,813	→
Quarter ending March 2017	2,842	→
Quarter ending June 2017	2,845	→
Quarter ending September 2017	2,861	→
Variance since September 2016	1.7%	→



ACTIVITY

Cumulative percentage of contracted UDA delivered 2017 & 2018



Adjusted Scheduled Activity (UDA)

Month	2017	2018
April	353	-270
May	832	228
June	1,420	872
July	2,385	1,887
August	2,987	2,614
September	3,608	3,393
October	4,394	
November	4,904	
December	5,691	
January	6,290	
February	6,929	
March	7,701	
April	8,457	
May	8,459	
June	8,459	

QUALITY

	Quantity	Base Number	Contract	AT	Region	England
% of FP17s for the same patient ID Re-attending within 3 months - Children	41	526	7.8%	10.2%	11.2%	11.9%
% of FP17s for the same patient ID Re-attending within 3 months - Adults	163	1,097	14.9%	15.9%	16.6%	15.9%
% of FP17s for the same patient ID Re-attending between 3 & 9 months - Children	226	526	43.0%	42.6%	47.0%	58.1%
% of FP17s for the same patient ID Re-attending between 3 & 9 months - Adults	333	1,097	30.4%	35.6%	38.2%	50.6%
% of FP17s for Band 1 Urgent Courses	120	1,401	8.6%	10.8%	10.6%	9.1%
% of FP17s Relating to Free Repair or Replacements	11	1,401	0.8%	0.5%	0.6%	0.8%
% of FP17s Relating to Continuations	23	1,401	1.6%	0.7%	0.8%	1.1%
% of Patients satisfied with the dentistry they have received	1	1	N/A	88.7%	89.2%	91.4%
% of Patients satisfied with the time they had to wait for an appointment	1	1	N/A	80.7%	83.4%	87.7%

* This is based on patients treated on this contract for their most recent course of treatment. Figures in italics indicate the base number of FP17s or Patient Questionnaire responses are less than 100. N/A is shown where the base number of responses is less than 10 during the period. % is calculated as Quantity/Base number*100

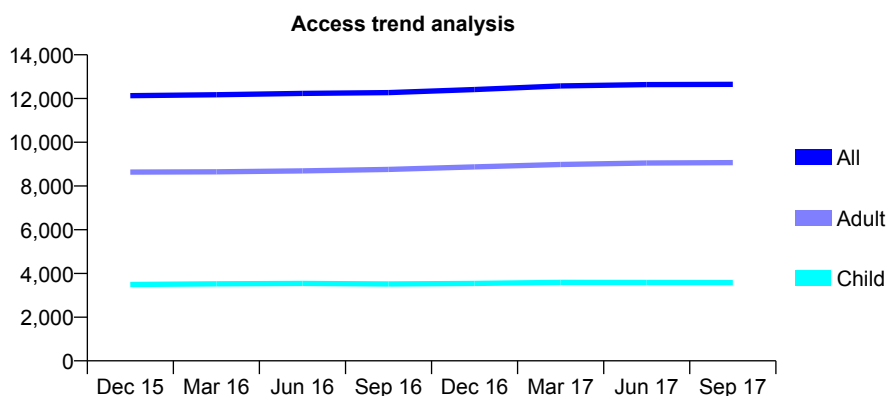
Q61 - Vital Signs At a Glance Contract Report for 166618/0001 - September 2017

Name or company name	DENTAL ARTS STUDIO (DENTAL CARE)
Contract type name	GDS Contract
Purpose of contract	General
Contract start date	01/06/2010
Contract end date	

17/18 Contracted general activity (UDA)	34,835
Carry forward general activity (UDA)	-144
17/18 Contracted orthodontic activity (UOA)	0
Carry forward orthodontic activity (UOA)	0
Baseline contract value	£915,847.13

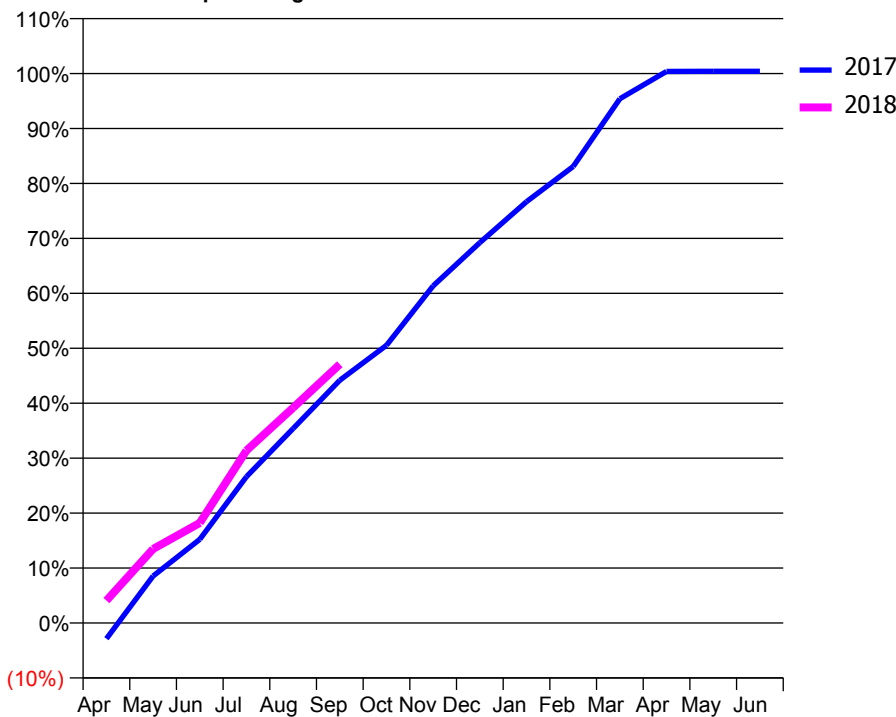
ACCESS*

Patients seen in 24 months	Total	Change since previous quarter
Quarter ending September 2016	12,272	
Quarter ending December 2016	12,412	→
Quarter ending March 2017	12,574	→
Quarter ending June 2017	12,634	→
Quarter ending September 2017	12,646	→
Variance since September 2016	3.0%	↑



ACTIVITY

Cumulative percentage of contracted UDA delivered 2017 & 2018



Month	Adjusted Scheduled Activity (UDA)	
	2017	2018
April	-1,000	1,422
May	2,983	4,692
June	5,301	6,341
July	9,277	10,938
August	12,330	13,650
September	15,392	16,406
October	17,607	
November	21,373	
December	24,110	
January	26,711	
February	28,938	
March	33,237	
April	34,964	
May	34,975	
June	34,979	

QUALITY

	Quantity	Base Number	Contract	AT	Region	England
% of FP17s for the same patient ID Re-attending within 3 months - Children	176	2,202	8.0%	10.2%	11.2%	11.9%
% of FP17s for the same patient ID Re-attending within 3 months - Adults	825	4,925	16.8%	15.9%	16.6%	15.9%
% of FP17s for the same patient ID Re-attending between 3 & 9 months - Children	881	2,202	40.0%	42.6%	47.0%	58.1%
% of FP17s for the same patient ID Re-attending between 3 & 9 months - Adults	1,645	4,925	33.4%	35.6%	38.2%	50.6%
% of FP17s for Band 1 Urgent Courses	962	6,486	14.8%	10.8%	10.6%	9.1%
% of FP17s Relating to Free Repair or Replacements	30	6,486	0.5%	0.5%	0.6%	0.8%
% of FP17s Relating to Continuations	72	6,486	1.1%	0.7%	0.8%	1.1%
% of Patients satisfied with the dentistry they have received	12	14	85.7%	88.7%	89.2%	91.4%
% of Patients satisfied with the time they had to wait for an appointment	12	14	85.7%	80.7%	83.4%	87.7%

* This is based on patients treated on this contract for their most recent course of treatment. Figures in italics indicate the base number of FP17s or Patient Questionnaire responses are less than 100. N/A is shown where the base number of responses is less than 10 during the period. % is calculated as Quantity/Base number*100

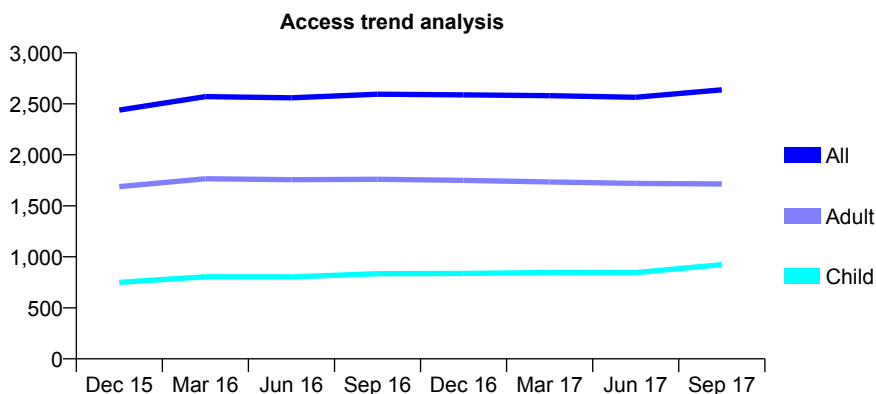
Q61 - Vital Signs At a Glance Contract Report for 166790/0001 - September 2017

Name or company name	East London Dental Care
Contract type name	GDS Contract
Purpose of contract	General
Contract start date	10/02/2014
Contract end date	

17/18 Contracted general activity (UDA)	6,171
Carry forward general activity (UDA)	-56
17/18 Contracted orthodontic activity (UOA)	0
Carry forward orthodontic activity (UOA)	0
Baseline contract value	£160,964.20

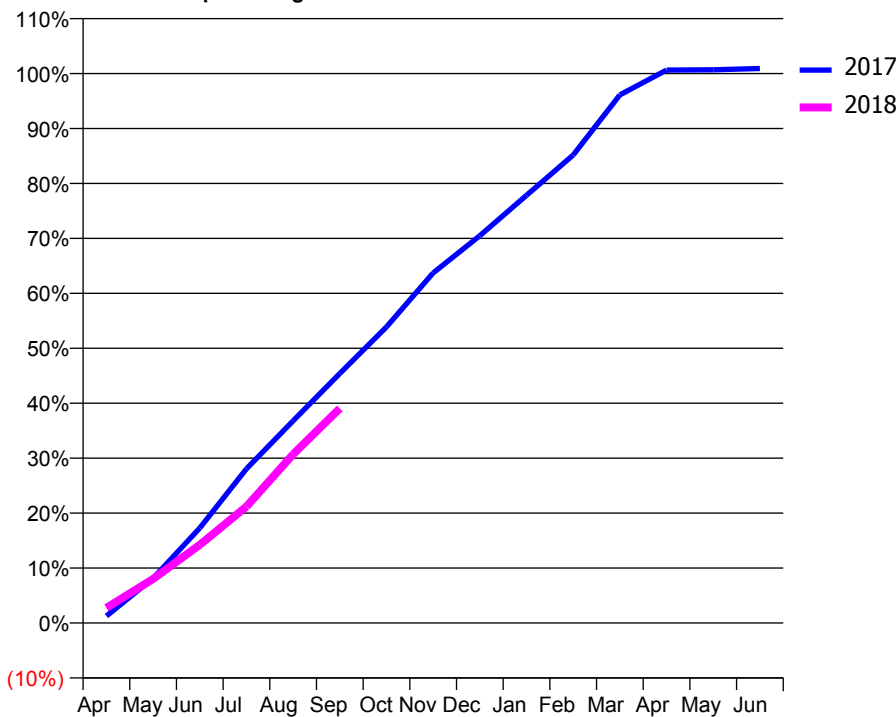
ACCESS*

Patients seen in 24 months	Total	Change since previous quarter
Quarter ending September 2016	2,594	
Quarter ending December 2016	2,587	→
Quarter ending March 2017	2,580	→
Quarter ending June 2017	2,564	→
Quarter ending September 2017	2,637	↑
Variance since September 2016	1.7%	→



ACTIVITY

Cumulative percentage of contracted UDA delivered 2017 & 2018



Adjusted Scheduled Activity (UDA)

Month	2017	2018
April	78	170
May	502	495
June	1,067	878
July	1,733	1,308
August	2,271	1,894
September	2,802	2,410
October	3,326	
November	3,932	
December	4,350	
January	4,804	
February	5,256	
March	5,931	
April	6,210	
May	6,213	
June	6,227	

QUALITY

	Quantity	Base Number	Contract	AT	Region	England
% of FP17s for the same patient ID Re-attending within 3 months - Children	10	472	2.1%	10.2%	11.2%	11.9%
% of FP17s for the same patient ID Re-attending within 3 months - Adults	45	754	6.0%	15.9%	16.6%	15.9%
% of FP17s for the same patient ID Re-attending between 3 & 9 months - Children	160	472	33.9%	42.6%	47.0%	58.1%
% of FP17s for the same patient ID Re-attending between 3 & 9 months - Adults	255	754	33.8%	35.6%	38.2%	50.6%
% of FP17s for Band 1 Urgent Courses	23	1,123	2.0%	10.8%	10.6%	9.1%
% of FP17s Relating to Free Repair or Replacements	1	1,123	0.1%	0.5%	0.6%	0.8%
% of FP17s Relating to Continuations	1	1,123	0.1%	0.7%	0.8%	1.1%
% of Patients satisfied with the dentistry they have received	4	4	N/A	88.7%	89.2%	91.4%
% of Patients satisfied with the time they had to wait for an appointment	3	4	N/A	80.7%	83.4%	87.7%

* This is based on patients treated on this contract for their most recent course of treatment. Figures in italics indicate the base number of FP17s or Patient Questionnaire responses are less than 100. N/A is shown where the base number of responses is less than 10 during the period. % is calculated as Quantity/Base number*100

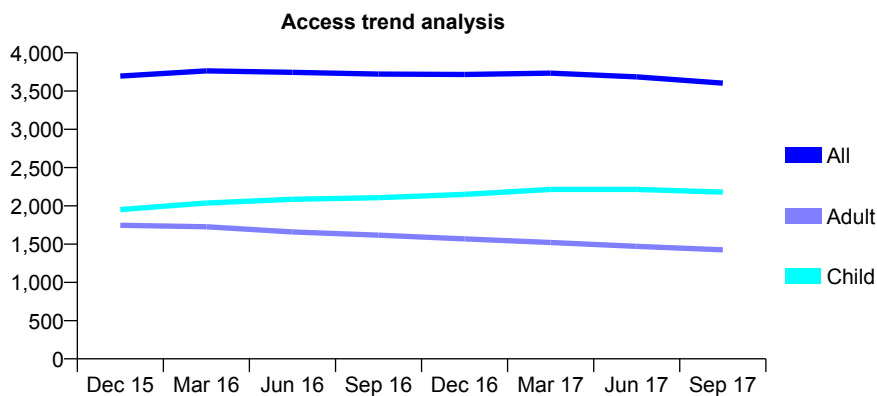
Q61 - Vital Signs At a Glance Contract Report for 166839/0001 - September 2017

Name or company name	Dr S Hirekodi and Mrs A Hirekodi
Contract type name	GDS Contract
Purpose of contract	General
Contract start date	01/04/2012
Contract end date	

17/18 Contracted general activity (UDA)	11,785
Carry forward general activity (UDA)	-22
17/18 Contracted orthodontic activity (UOA)	0
Carry forward orthodontic activity (UOA)	0
Baseline contract value	£382,770.56

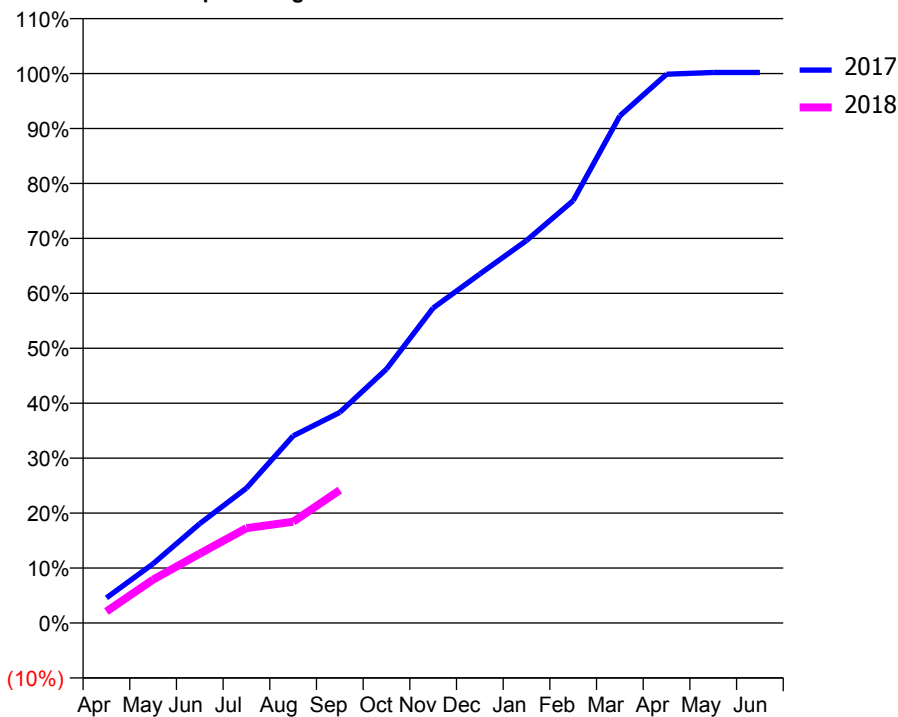
ACCESS*

Patients seen in 24 months	Total	Change since previous quarter
Quarter ending September 2016	3,722	
Quarter ending December 2016	3,717	→
Quarter ending March 2017	3,735	→
Quarter ending June 2017	3,686	↓
Quarter ending September 2017	3,604	↓
Variance since September 2016	(3.2%)	↓



ACTIVITY

Cumulative percentage of contracted UDA delivered 2017 & 2018



Adjusted Scheduled Activity (UDA)

Month	2017	2018
April	538	247
May	1,270	932
June	2,132	1,489
July	2,893	2,034
August	4,014	2,171
September	4,516	2,851
October	5,446	
November	6,755	
December	7,485	
January	8,204	
February	9,060	
March	10,876	
April	11,769	
May	11,807	
June	11,807	

QUALITY

	Quantity	Base Number	Contract	AT	Region	England
% of FP17s for the same patient ID Re-attending within 3 months - Children	90	983	9.2%	10.2%	11.2%	11.9%
% of FP17s for the same patient ID Re-attending within 3 months - Adults	141	571	24.7%	15.9%	16.6%	15.9%
% of FP17s for the same patient ID Re-attending between 3 & 9 months - Children	412	983	41.9%	42.6%	47.0%	58.1%
% of FP17s for the same patient ID Re-attending between 3 & 9 months - Adults	156	571	27.3%	35.6%	38.2%	50.6%
% of FP17s for Band 1 Urgent Courses	174	1,196	14.5%	10.8%	10.6%	9.1%
% of FP17s Relating to Free Repair or Replacements	0	1,196	0.0%	0.5%	0.6%	0.8%
% of FP17s Relating to Continuations	2	1,196	0.2%	0.7%	0.8%	1.1%
% of Patients satisfied with the dentistry they have received	1	1	N/A	88.7%	89.2%	91.4%
% of Patients satisfied with the time they had to wait for an appointment	1	1	N/A	80.7%	83.4%	87.7%

* This is based on patients treated on this contract for their most recent course of treatment. Figures in italics indicate the base number of FP17s or Patient Questionnaire responses are less than 100. N/A is shown where the base number of responses is less than 10 during the period. % is calculated as Quantity/Base number*100

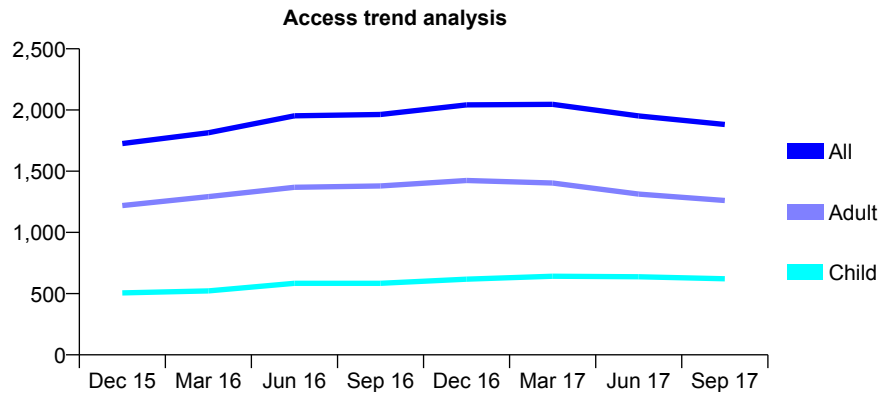
Q61 - Vital Signs At a Glance Contract Report for 167371/0001 - September 2017

Name or company name	All Smiles Dental Care
Contract type name	GDS Contract
Purpose of contract	General
Contract start date	01/09/2014
Contract end date	

17/18 Contracted general activity (UDA)	5,168
Carry forward general activity (UDA)	0
17/18 Contracted orthodontic activity (UOA)	0
Carry forward orthodontic activity (UOA)	0
Baseline contract value	£148,322.44

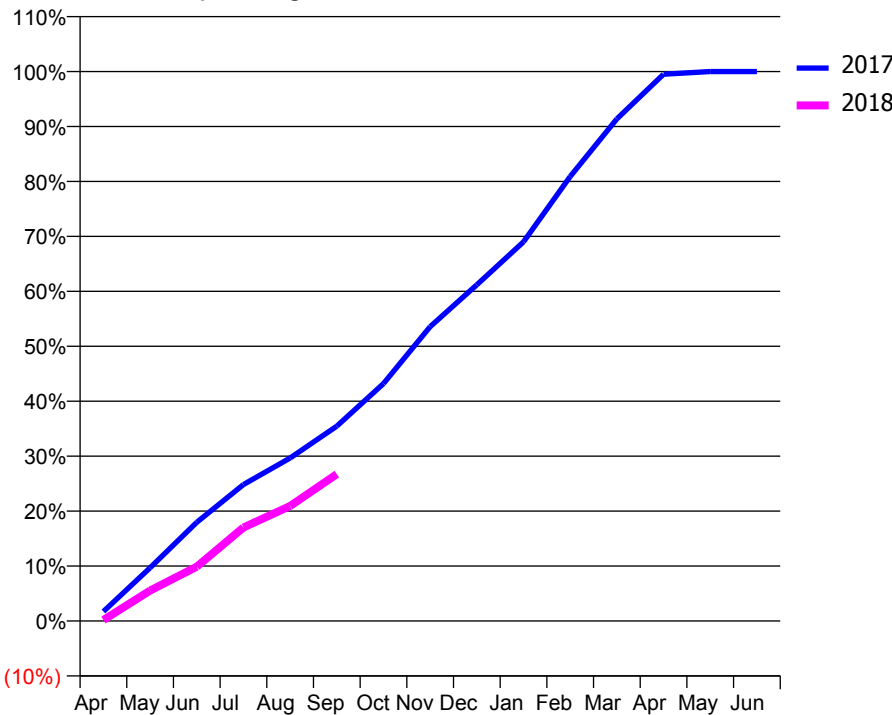
ACCESS*

Patients seen in 24 months	Total	Change since previous quarter
Quarter ending September 2016	1,964	
Quarter ending December 2016	2,042	↑
Quarter ending March 2017	2,046	→
Quarter ending June 2017	1,951	↓
Quarter ending September 2017	1,882	↓
Variance since September 2016	(4.2%)	↓



ACTIVITY

Cumulative percentage of contracted UDA delivered 2017 & 2018



Month	Adjusted Scheduled Activity (UDA)	
	2017	2018
April	90	9
May	501	286
June	928	511
July	1,284	880
August	1,533	1,082
September	1,832	1,382
October	2,233	
November	2,769	
December	3,162	
January	3,566	
February	4,180	
March	4,722	
April	5,143	
May	5,168	
June	5,168	

QUALITY

	Quantity	Base Number	Contract	AT	Region	England
% of FP17s for the same patient ID Re-attending within 3 months - Children	24	285	8.4%	10.2%	11.2%	11.9%
% of FP17s for the same patient ID Re-attending within 3 months - Adults	81	526	15.4%	15.9%	16.6%	15.9%
% of FP17s for the same patient ID Re-attending between 3 & 9 months - Children	90	285	31.6%	42.6%	47.0%	58.1%
% of FP17s for the same patient ID Re-attending between 3 & 9 months - Adults	171	526	32.5%	35.6%	38.2%	50.6%
% of FP17s for Band 1 Urgent Courses	98	643	15.2%	10.8%	10.6%	9.1%
% of FP17s Relating to Free Repair or Replacements	3	643	0.5%	0.5%	0.6%	0.8%
% of FP17s Relating to Continuations	5	643	0.8%	0.7%	0.8%	1.1%
% of Patients satisfied with the dentistry they have received	2	2	N/A	88.7%	89.2%	91.4%
% of Patients satisfied with the time they had to wait for an appointment	2	2	N/A	80.7%	83.4%	87.7%

* This is based on patients treated on this contract for their most recent course of treatment. Figures in italics indicate the base number of FP17s or Patient Questionnaire responses are less than 100. N/A is shown where the base number of responses is less than 10 during the period. % is calculated as Quantity/Base number*100

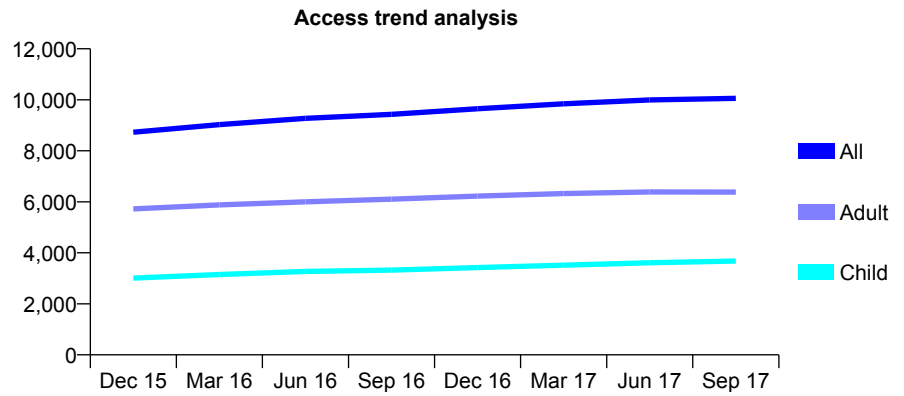
Q61 - Vital Signs At a Glance Contract Report for 168009/0001 - September 2017

Name or company name	East Street Dental Ltd
Contract type name	GDS Contract
Purpose of contract	General
Contract start date	01/12/2007
Contract end date	

17/18 Contracted general activity (UDA)	24,937
Carry forward general activity (UDA)	-499
17/18 Contracted orthodontic activity (UOA)	0
Carry forward orthodontic activity (UOA)	0
Baseline contract value	£793,166.42

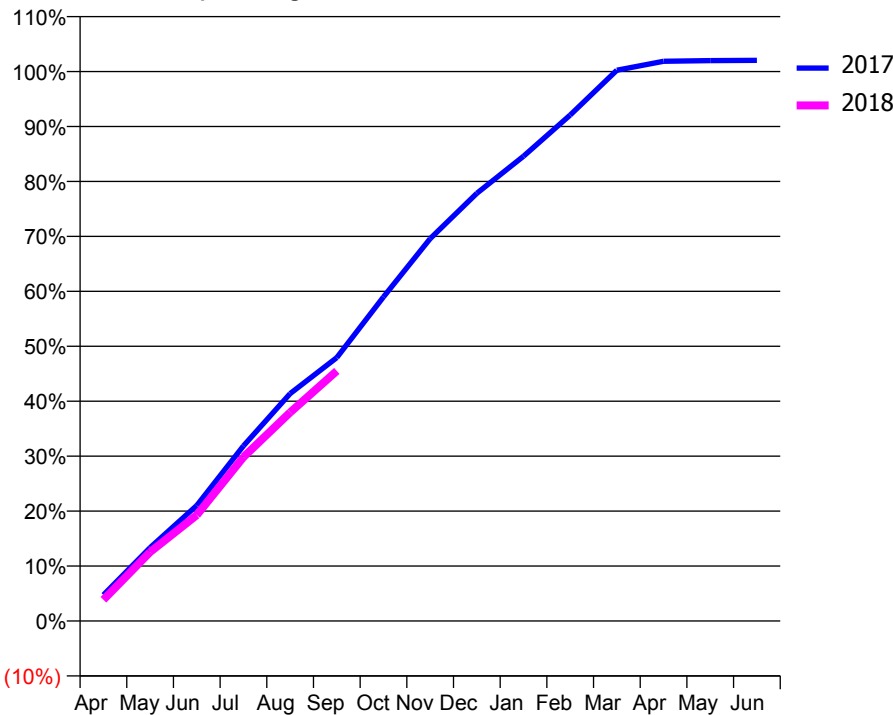
ACCESS*

Patients seen in 24 months	Total	Change since previous quarter
Quarter ending September 2016	9,432	
Quarter ending December 2016	9,650	↑
Quarter ending March 2017	9,843	↑
Quarter ending June 2017	9,994	→
Quarter ending September 2017	10,057	→
Variance since September 2016	6.6%	↑



ACTIVITY

Cumulative percentage of contracted UDA delivered 2017 & 2018



Month	Adjusted Scheduled Activity (UDA)	
	2017	2018
April	1,181	965
May	3,331	3,132
June	5,245	4,806
July	7,946	7,440
August	10,318	9,467
September	11,953	11,347
October	14,710	
November	17,351	
December	19,408	
January	21,091	
February	22,964	
March	24,998	
April	25,400	
May	25,430	
June	25,443	

QUALITY

	Quantity	Base Number	Contract	AT	Region	England
% of FP17s for the same patient ID Re-attending within 3 months - Children	88	2,185	4.0%	10.2%	11.2%	11.9%
% of FP17s for the same patient ID Re-attending within 3 months - Adults	292	2,964	9.9%	15.9%	16.6%	15.9%
% of FP17s for the same patient ID Re-attending between 3 & 9 months - Children	964	2,185	44.1%	42.6%	47.0%	58.1%
% of FP17s for the same patient ID Re-attending between 3 & 9 months - Adults	1,075	2,964	36.3%	35.6%	38.2%	50.6%
% of FP17s for Band 1 Urgent Courses	483	4,901	9.9%	10.8%	10.6%	9.1%
% of FP17s Relating to Free Repair or Replacements	30	4,901	0.6%	0.5%	0.6%	0.8%
% of FP17s Relating to Continuations	10	4,901	0.2%	0.7%	0.8%	1.1%
% of Patients satisfied with the dentistry they have received	8	10	80.0%	88.7%	89.2%	91.4%
% of Patients satisfied with the time they had to wait for an appointment	8	10	80.0%	80.7%	83.4%	87.7%

* This is based on patients treated on this contract for their most recent course of treatment. Figures in italics indicate the base number of FP17s or Patient Questionnaire responses are less than 100. N/A is shown where the base number of responses is less than 10 during the period. % is calculated as Quantity/Base number*100

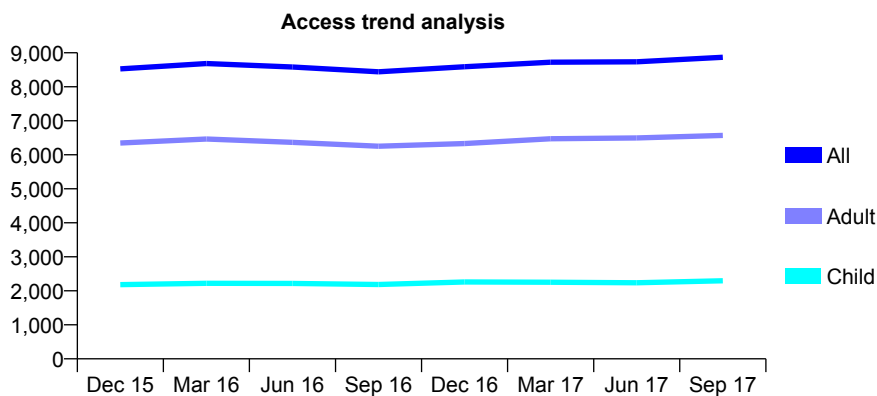
Q61 - Vital Signs At a Glance Contract Report for 169234/0001 - September 2017

Name or company name	Hoe St Dental Surgery Ltd
Contract type name	GDS Contract
Purpose of contract	General
Contract start date	01/11/2011
Contract end date	

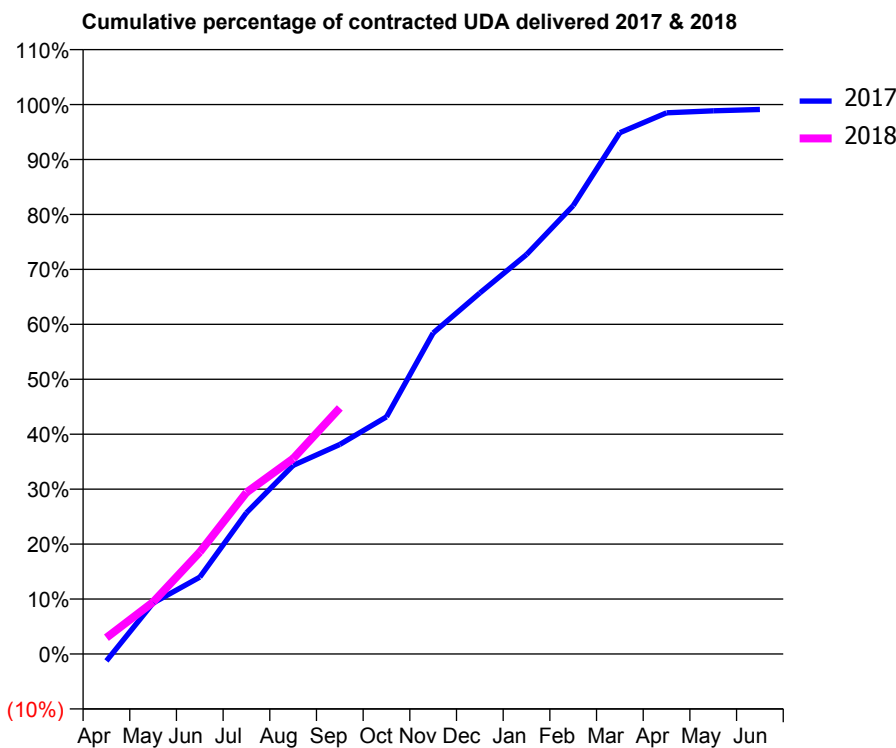
17/18 Contracted general activity (UDA)	24,870
Carry forward general activity (UDA)	227
17/18 Contracted orthodontic activity (UOA)	0
Carry forward orthodontic activity (UOA)	0
Baseline contract value	£703,040.24

ACCESS*

Patients seen in 24 months	Total	Change since previous quarter
Quarter ending September 2016	8,442	
Quarter ending December 2016	8,592	→
Quarter ending March 2017	8,724	→
Quarter ending June 2017	8,735	→
Quarter ending September 2017	8,868	→
Variance since September 2016	5.0%	↑



ACTIVITY



Month	Adjusted Scheduled Activity (UDA)	
	2017	2018
April	-319	741
May	2,309	2,354
June	3,477	4,614
July	6,394	7,314
August	8,534	8,843
September	9,484	11,135
October	10,735	
November	14,532	
December	16,338	
January	18,081	
February	20,290	
March	23,593	
April	24,493	
May	24,584	
June	24,643	

QUALITY

	Quantity	Base Number	Contract	AT	Region	England
% of FP17s for the same patient ID Re-attending within 3 months - Children	88	1,104	8.0%	10.2%	11.2%	11.9%
% of FP17s for the same patient ID Re-attending within 3 months - Adults	281	2,639	10.6%	15.9%	16.6%	15.9%
% of FP17s for the same patient ID Re-attending between 3 & 9 months - Children	225	1,104	20.4%	42.6%	47.0%	58.1%
% of FP17s for the same patient ID Re-attending between 3 & 9 months - Adults	533	2,639	20.2%	35.6%	38.2%	50.6%
% of FP17s for Band 1 Urgent Courses	289	3,451	8.4%	10.8%	10.6%	9.1%
% of FP17s Relating to Free Repair or Replacements	28	3,451	0.8%	0.5%	0.6%	0.8%
% of FP17s Relating to Continuations	66	3,451	1.9%	0.7%	0.8%	1.1%
% of Patients satisfied with the dentistry they have received	6	6	N/A	88.7%	89.2%	91.4%
% of Patients satisfied with the time they had to wait for an appointment	3	6	N/A	80.7%	83.4%	87.7%

* This is based on patients treated on this contract for their most recent course of treatment. Figures in italics indicate the base number of FP17s or Patient Questionnaire responses are less than 100. N/A is shown where the base number of responses is less than 10 during the period. % is calculated as Quantity/Base number*100

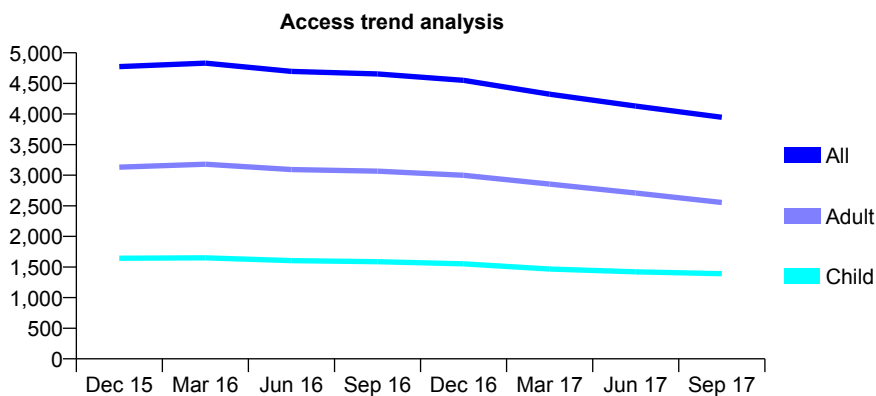
Q61 - Vital Signs At a Glance Contract Report for 169285/0001 - September 2017

Name or company name	TMG Dentistry Ltd
Contract type name	GDS Contract
Purpose of contract	General
Contract start date	01/04/2010
Contract end date	

17/18 Contracted general activity (UDA)	12,000
Carry forward general activity (UDA)	0
17/18 Contracted orthodontic activity (UOA)	0
Carry forward orthodontic activity (UOA)	0
Baseline contract value	£367,617.66

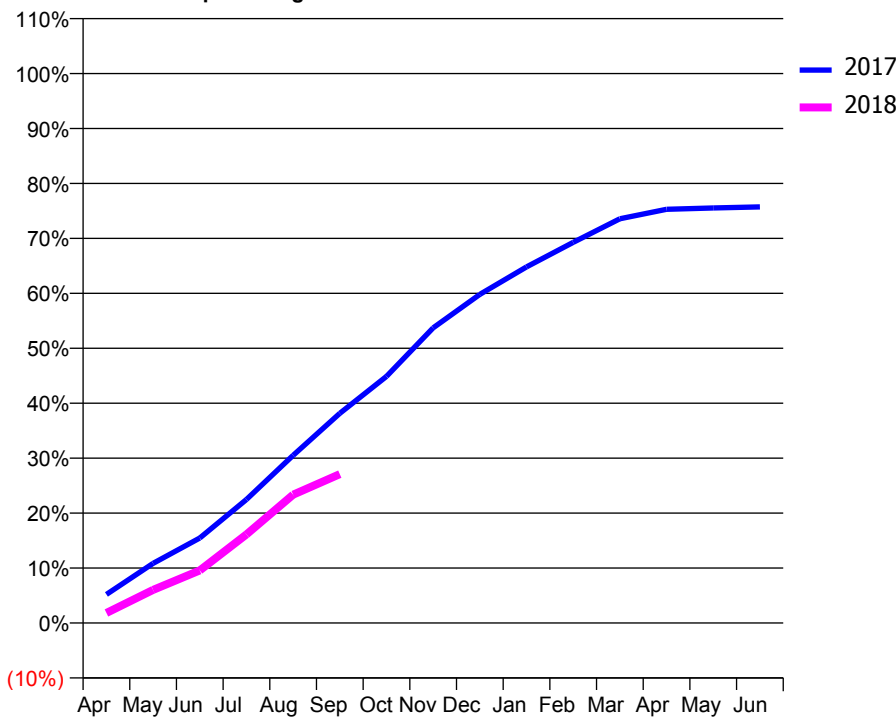
ACCESS*

Patients seen in 24 months	Total	Change since previous quarter
Quarter ending September 2016	4,654	
Quarter ending December 2016	4,551	↓
Quarter ending March 2017	4,323	↓
Quarter ending June 2017	4,130	↓
Quarter ending September 2017	3,946	↓
Variance since September 2016	(15.2%)	↓



ACTIVITY

Cumulative percentage of contracted UDA delivered 2017 & 2018



Month	Adjusted Scheduled Activity (UDA)	
	2017	2018
April	625	220
May	1,303	724
June	1,858	1,149
July	2,697	1,936
August	3,662	2,801
September	4,579	3,252
October	5,384	
November	6,446	
December	7,175	
January	7,776	
February	8,311	
March	8,829	
April	9,036	
May	9,063	
June	9,087	

QUALITY

	Quantity	Base Number	Contract	AT	Region	England
% of FP17s for the same patient ID Re-attending within 3 months - Children	28	591	4.7%	10.2%	11.2%	11.9%
% of FP17s for the same patient ID Re-attending within 3 months - Adults	130	917	14.2%	15.9%	16.6%	15.9%
% of FP17s for the same patient ID Re-attending between 3 & 9 months - Children	188	591	31.8%	42.6%	47.0%	58.1%
% of FP17s for the same patient ID Re-attending between 3 & 9 months - Adults	255	917	27.8%	35.6%	38.2%	50.6%
% of FP17s for Band 1 Urgent Courses	111	1,346	8.2%	10.8%	10.6%	9.1%
% of FP17s Relating to Free Repair or Replacements	10	1,346	0.7%	0.5%	0.6%	0.8%
% of FP17s Relating to Continuations	9	1,346	0.7%	0.7%	0.8%	1.1%
% of Patients satisfied with the dentistry they have received	3	3	N/A	88.7%	89.2%	91.4%
% of Patients satisfied with the time they had to wait for an appointment	2	3	N/A	80.7%	83.4%	87.7%

* This is based on patients treated on this contract for their most recent course of treatment. Figures in italics indicate the base number of FP17s or Patient Questionnaire responses are less than 100. N/A is shown where the base number of responses is less than 10 during the period. % is calculated as Quantity/Base number*100

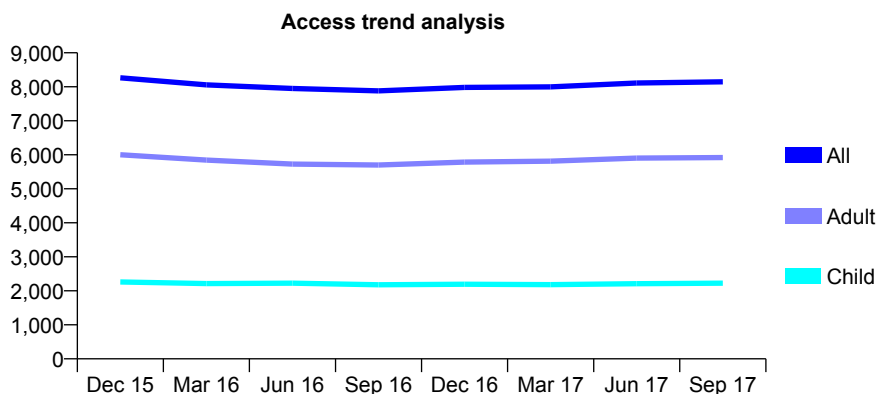
Q61 - Vital Signs At a Glance Contract Report for 170070/0001 - September 2017

Name or company name	Chadwell Dental Practice Ltd
Contract type name	GDS Contract
Purpose of contract	General
Contract start date	01/06/2011
Contract end date	

17/18 Contracted general activity (UDA)	23,737
Carry forward general activity (UDA)	360
17/18 Contracted orthodontic activity (UOA)	0
Carry forward orthodontic activity (UOA)	0
Baseline contract value	£571,914.55

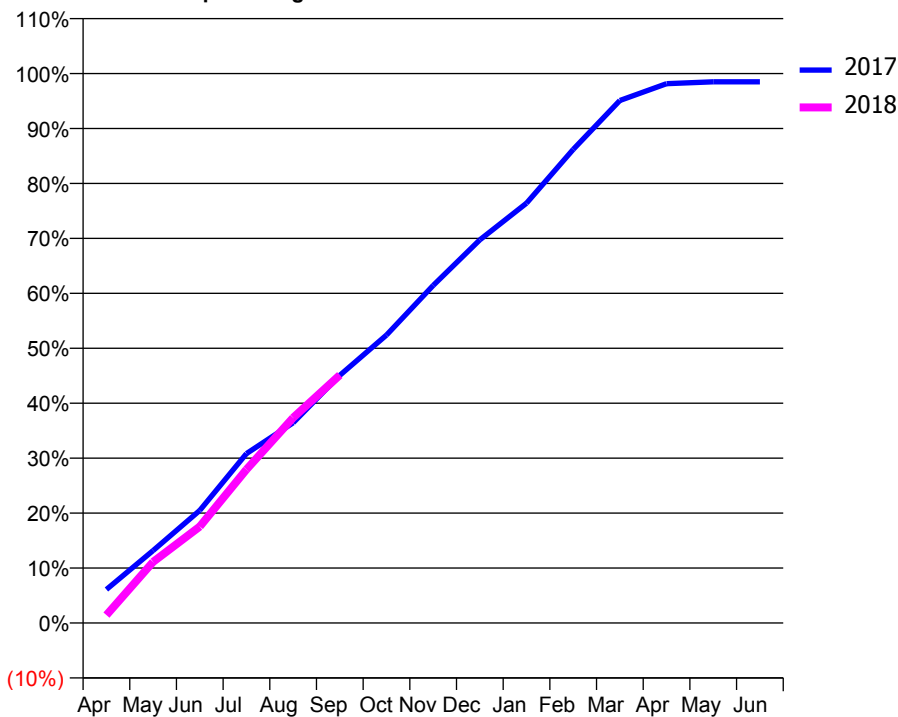
ACCESS*

Patients seen in 24 months	Total	Change since previous quarter
Quarter ending September 2016	7,880	
Quarter ending December 2016	7,984	→
Quarter ending March 2017	7,997	→
Quarter ending June 2017	8,111	→
Quarter ending September 2017	8,147	→
Variance since September 2016	3.4%	↑



ACTIVITY

Cumulative percentage of contracted UDA delivered 2017 & 2018



Month	Adjusted Scheduled Activity (UDA)	
	2017	2018
April	1,447	345
May	3,128	2,639
June	4,867	4,170
July	7,317	6,630
August	8,648	8,868
September	10,697	10,712
October	12,437	
November	14,583	
December	16,554	
January	18,138	
February	20,460	
March	22,572	
April	23,299	
May	23,376	
June	23,377	

QUALITY

	Quantity	Base Number	Contract	AT	Region	England
% of FP17s for the same patient ID Re-attending within 3 months - Children	152	1,433	10.6%	10.2%	11.2%	11.9%
% of FP17s for the same patient ID Re-attending within 3 months - Adults	642	3,822	16.8%	15.9%	16.6%	15.9%
% of FP17s for the same patient ID Re-attending between 3 & 9 months - Children	640	1,433	44.7%	42.6%	47.0%	58.1%
% of FP17s for the same patient ID Re-attending between 3 & 9 months - Adults	1,884	3,822	49.3%	35.6%	38.2%	50.6%
% of FP17s for Band 1 Urgent Courses	224	4,919	4.6%	10.8%	10.6%	9.1%
% of FP17s Relating to Free Repair or Replacements	58	4,919	1.2%	0.5%	0.6%	0.8%
% of FP17s Relating to Continuations	15	4,919	0.3%	0.7%	0.8%	1.1%
% of Patients satisfied with the dentistry they have received	10	12	83.3%	88.7%	89.2%	91.4%
% of Patients satisfied with the time they had to wait for an appointment	11	12	91.7%	80.7%	83.4%	87.7%

* This is based on patients treated on this contract for their most recent course of treatment. Figures in italics indicate the base number of FP17s or Patient Questionnaire responses are less than 100. N/A is shown where the base number of responses is less than 10 during the period. % is calculated as Quantity/Base number*100

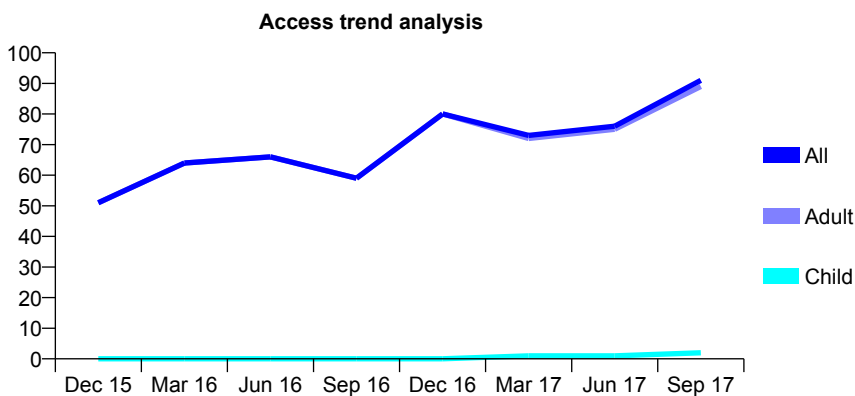
Q61 - Vital Signs At a Glance Contract Report for 170615/0001 - September 2017

Name or company name	Mr N.Nagpaul & Mr J. Ginty
Contract type name	PDS Contract
Purpose of contract	General
Contract start date	01/04/2009
Contract end date	31/03/2018

17/18 Contracted general activity (UDA)	276
Carry forward general activity (UDA)	-6
17/18 Contracted orthodontic activity (UOA)	0
Carry forward orthodontic activity (UOA)	0
Baseline contract value	£55,047.47

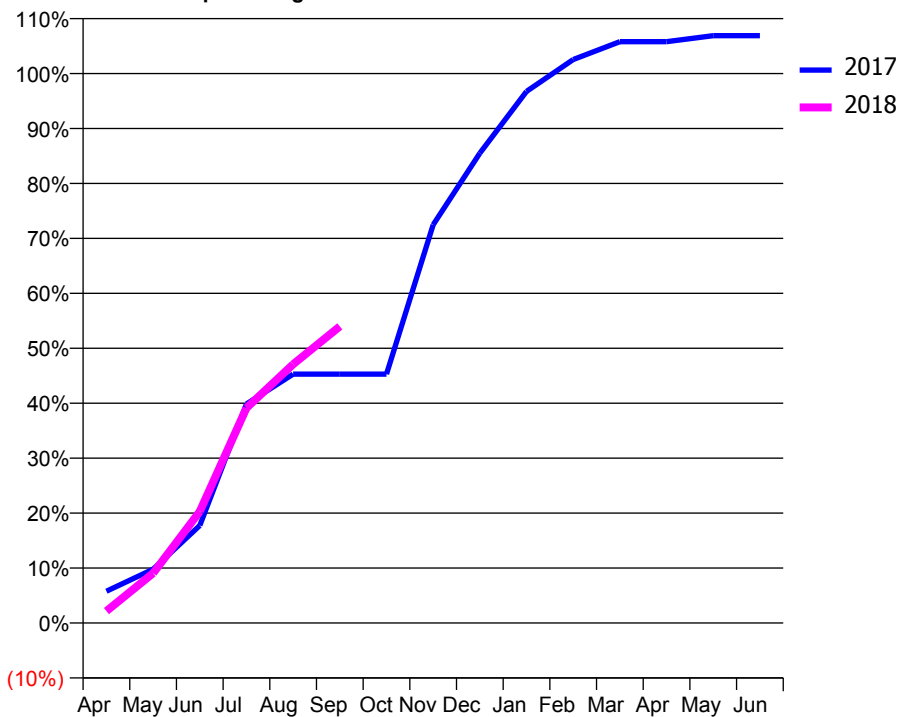
ACCESS*

Patients seen in 24 months	Total	Change since previous quarter
Quarter ending September 2016	59	
Quarter ending December 2016	80	↑
Quarter ending March 2017	73	↓
Quarter ending June 2017	76	↑
Quarter ending September 2017	91	↑
Variance since September 2016	54.2%	↑



ACTIVITY

Cumulative percentage of contracted UDA delivered 2017 & 2018



Month	Adjusted Scheduled Activity (UDA)	
	2017	2018
April	16	6
May	27	25
June	49	56
July	110	108
August	125	130
September	125	149
October	125	
November	200	
December	236	
January	267	
February	283	
March	292	
April	292	
May	295	
June	295	

QUALITY

	Quantity	Base Number	Contract	AT	Region	England
% of FP17s for the same patient ID Re-attending within 3 months - Children	0	1	0.0%	10.2%	11.2%	11.9%
% of FP17s for the same patient ID Re-attending within 3 months - Adults	0	51	0.0%	15.9%	16.6%	15.9%
% of FP17s for the same patient ID Re-attending between 3 & 9 months - Children	0	1	0.0%	42.6%	47.0%	58.1%
% of FP17s for the same patient ID Re-attending between 3 & 9 months - Adults	0	51	0.0%	35.6%	38.2%	50.6%
% of FP17s for Band 1 Urgent Courses	0	51	0.0%	10.8%	10.6%	9.1%
% of FP17s Relating to Free Repair or Replacements	0	51	0.0%	0.5%	0.6%	0.8%
% of FP17s Relating to Continuations	0	51	0.0%	0.7%	0.8%	1.1%
% of Patients satisfied with the dentistry they have received	0	0	N/A	88.7%	89.2%	91.4%
% of Patients satisfied with the time they had to wait for an appointment	0	0	N/A	80.7%	83.4%	87.7%

* This is based on patients treated on this contract for their most recent course of treatment. Figures in italics indicate the base number of FP17s or Patient Questionnaire responses are less than 100. N/A is shown where the base number of responses is less than 10 during the period. % is calculated as Quantity/Base number*100

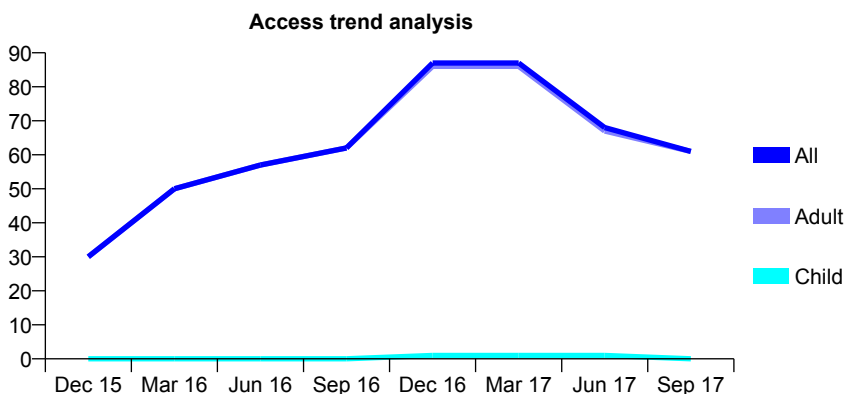
Q61 - Vital Signs At a Glance Contract Report for 170615/0002 - September 2017

Name or company name	Mr N.Naggpaul & Mr J. Ginty
Contract type name	PDS Contract
Purpose of contract	General
Contract start date	01/11/2009
Contract end date	31/03/2018

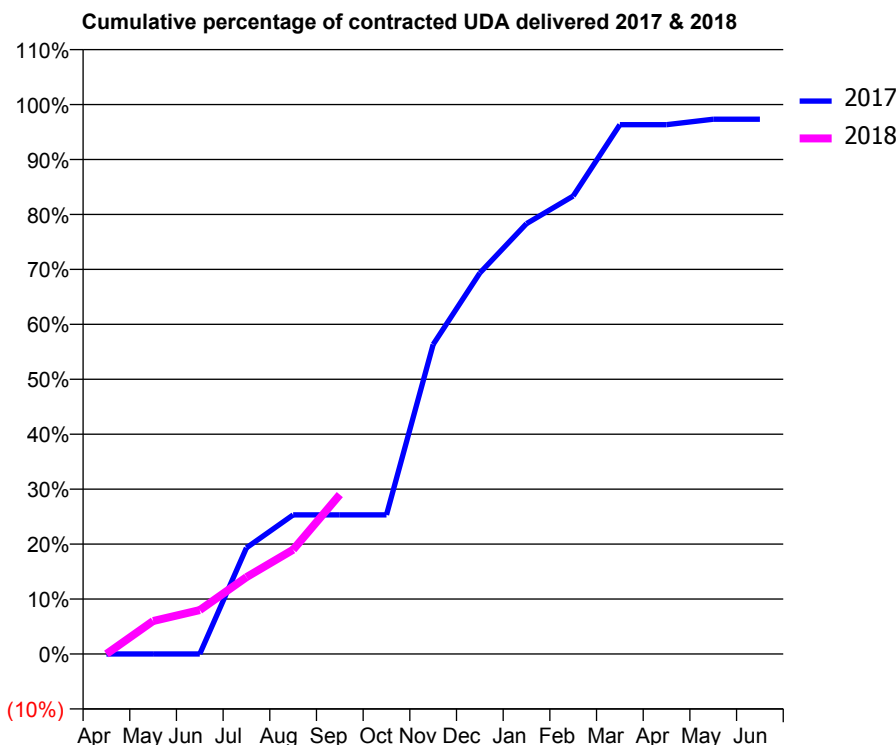
17/18 Contracted general activity (UDA)	300
Carry forward general activity (UDA)	0
17/18 Contracted orthodontic activity (UOA)	0
Carry forward orthodontic activity (UOA)	0
Baseline contract value	£61,277.37

ACCESS*

Patients seen in 24 months	Total	Change since previous quarter
Quarter ending September 2016	62	
Quarter ending December 2016	87	↑
Quarter ending March 2017	87	→
Quarter ending June 2017	68	↓
Quarter ending September 2017	61	↓
Variance since September 2016	(1.6%)	↓



ACTIVITY



Month	Adjusted Scheduled Activity (UDA)	
	2017	2018
April	0	0
May	0	18
June	0	24
July	58	42
August	76	57
September	76	87
October	76	
November	169	
December	208	
January	235	
February	250	
March	289	
April	289	
May	292	
June	292	

QUALITY

	Quantity	Base Number	Contract	AT	Region	England
% of FP17s for the same patient ID Re-attending within 3 months - Children	0	0	N/A	10.2%	11.2%	11.9%
% of FP17s for the same patient ID Re-attending within 3 months - Adults	0	30	0.0%	15.9%	16.6%	15.9%
% of FP17s for the same patient ID Re-attending between 3 & 9 months - Children	0	0	N/A	42.6%	47.0%	58.1%
% of FP17s for the same patient ID Re-attending between 3 & 9 months - Adults	0	30	0.0%	35.6%	38.2%	50.6%
% of FP17s for Band 1 Urgent Courses	0	29	0.0%	10.8%	10.6%	9.1%
% of FP17s Relating to Free Repair or Replacements	0	29	0.0%	0.5%	0.6%	0.8%
% of FP17s Relating to Continuations	0	29	0.0%	0.7%	0.8%	1.1%
% of Patients satisfied with the dentistry they have received	0	0	N/A	88.7%	89.2%	91.4%
% of Patients satisfied with the time they had to wait for an appointment	0	0	N/A	80.7%	83.4%	87.7%

* This is based on patients treated on this contract for their most recent course of treatment. Figures in italics indicate the base number of FP17s or Patient Questionnaire responses are less than 100. N/A is shown where the base number of responses is less than 10 during the period. % is calculated as Quantity/Base number*100

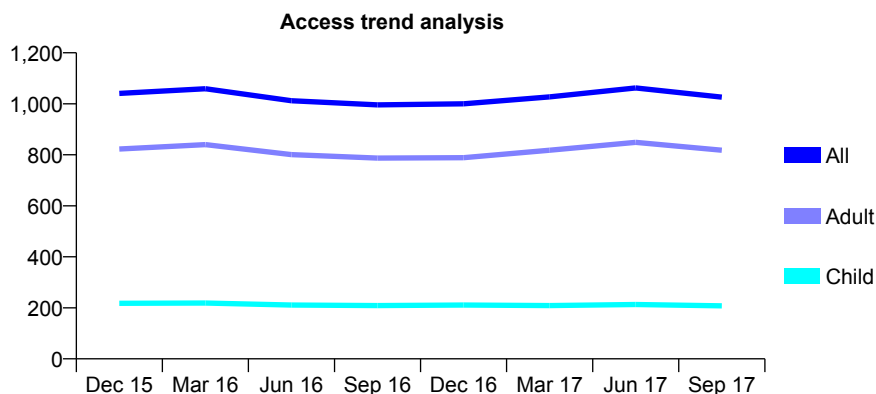
Q61 - Vital Signs At a Glance Contract Report for 170801/0001 - September 2017

Name or company name	Mr C Kaher & Ms S H Kotecha
Contract type name	GDS Contract
Purpose of contract	General
Contract start date	01/06/2012
Contract end date	

17/18 Contracted general activity (UDA)	3,861
Carry forward general activity (UDA)	0
17/18 Contracted orthodontic activity (UOA)	0
Carry forward orthodontic activity (UOA)	0
Baseline contract value	£108,368.77

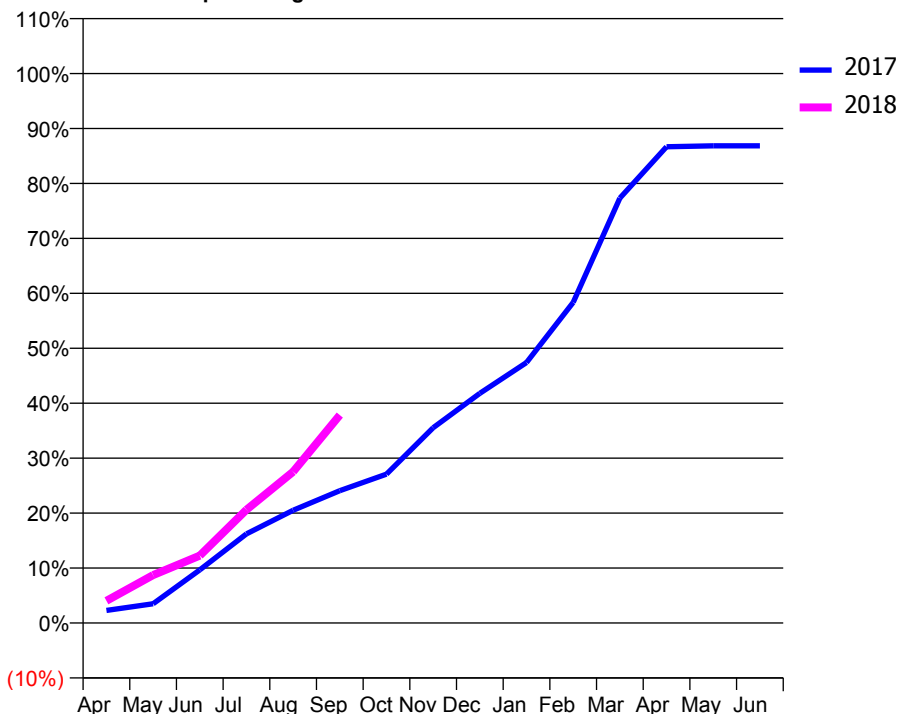
ACCESS*

Patients seen in 24 months	Total	Change since previous quarter
Quarter ending September 2016	996	
Quarter ending December 2016	1,000	→
Quarter ending March 2017	1,027	↑
Quarter ending June 2017	1,062	↑
Quarter ending September 2017	1,026	↓
Variance since September 2016	3.0%	↑



ACTIVITY

Cumulative percentage of contracted UDA delivered 2017 & 2018



Adjusted Scheduled Activity (UDA)

Month	2017	2018
April	89	156
May	135	336
June	373	474
July	626	796
August	792	1,063
September	930	1,462
October	1,046	
November	1,372	
December	1,614	
January	1,830	
February	2,253	
March	2,985	
April	3,346	
May	3,353	
June	3,353	

QUALITY

	Quantity	Base Number	Contract	AT	Region	England
% of FP17s for the same patient ID Re-attending within 3 months - Children	6	129	4.7%	10.2%	11.2%	11.9%
% of FP17s for the same patient ID Re-attending within 3 months - Adults	68	398	17.1%	15.9%	16.6%	15.9%
% of FP17s for the same patient ID Re-attending between 3 & 9 months - Children	51	129	39.5%	42.6%	47.0%	58.1%
% of FP17s for the same patient ID Re-attending between 3 & 9 months - Adults	88	398	22.1%	35.6%	38.2%	50.6%
% of FP17s for Band 1 Urgent Courses	63	436	14.4%	10.8%	10.6%	9.1%
% of FP17s Relating to Free Repair or Replacements	0	436	0.0%	0.5%	0.6%	0.8%
% of FP17s Relating to Continuations	5	436	1.1%	0.7%	0.8%	1.1%
% of Patients satisfied with the dentistry they have received	2	2	N/A	88.7%	89.2%	91.4%
% of Patients satisfied with the time they had to wait for an appointment	2	2	N/A	80.7%	83.4%	87.7%

* This is based on patients treated on this contract for their most recent course of treatment. Figures in italics indicate the base number of FP17s or Patient Questionnaire responses are less than 100. N/A is shown where the base number of responses is less than 10 during the period. % is calculated as Quantity/Base number*100

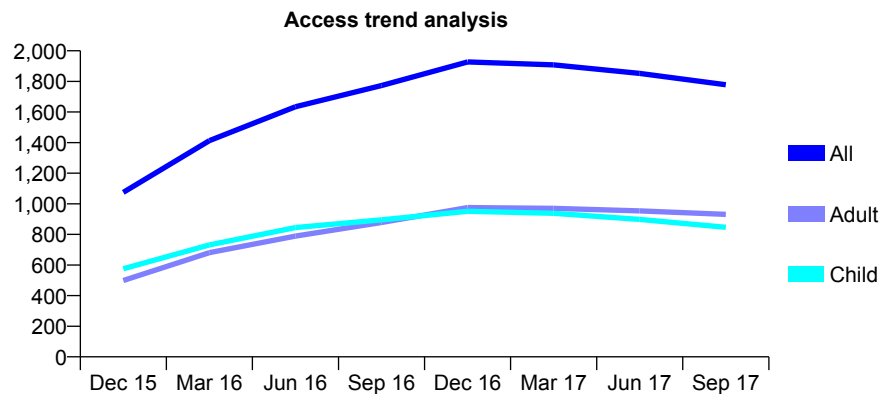
Q61 - Vital Signs At a Glance Contract Report for 171190/0001 - September 2017

Name or company name	The Dental Surgery
Contract type name	GDS Contract
Purpose of contract	General
Contract start date	01/03/2015
Contract end date	

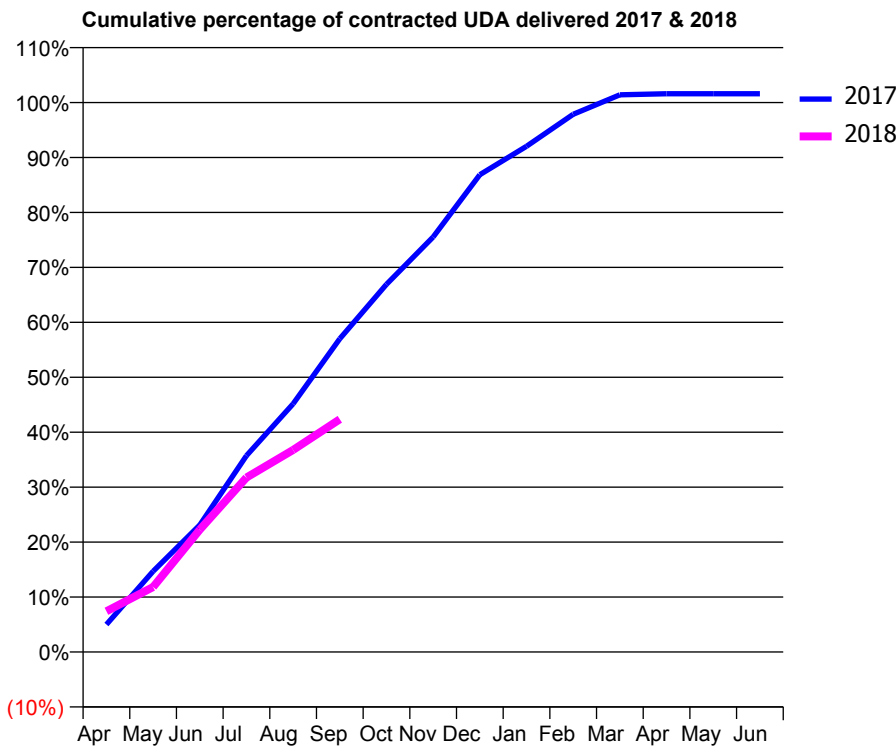
17/18 Contracted general activity (UDA)	4,098
Carry forward general activity (UDA)	-65
17/18 Contracted orthodontic activity (UOA)	0
Carry forward orthodontic activity (UOA)	0
Baseline contract value	£136,753.02

ACCESS*

Patients seen in 24 months	Total	Change since previous quarter
Quarter ending September 2016	1,773	
Quarter ending December 2016	1,927	↑
Quarter ending March 2017	1,908	→
Quarter ending June 2017	1,852	↓
Quarter ending September 2017	1,778	↓
Variance since September 2016	0.3%	→



ACTIVITY



Adjusted Scheduled Activity (UDA)		
Month	2017	2018
April	205	304
May	603	485
June	947	913
July	1,464	1,301
August	1,851	1,507
September	2,336	1,735
October	2,742	
November	3,096	
December	3,560	
January	3,771	
February	4,010	
March	4,155	
April	4,163	
May	4,163	
June	4,163	

QUALITY

	Quantity	Base Number	Contract	AT	Region	England
% of FP17s for the same patient ID Re-attending within 3 months - Children	31	408	7.6%	10.2%	11.2%	11.9%
% of FP17s for the same patient ID Re-attending within 3 months - Adults	58	395	14.7%	15.9%	16.6%	15.9%
% of FP17s for the same patient ID Re-attending between 3 & 9 months - Children	198	408	48.5%	42.6%	47.0%	58.1%
% of FP17s for the same patient ID Re-attending between 3 & 9 months - Adults	178	395	45.1%	35.6%	38.2%	50.6%
% of FP17s for Band 1 Urgent Courses	87	798	10.9%	10.8%	10.6%	9.1%
% of FP17s Relating to Free Repair or Replacements	5	798	0.6%	0.5%	0.6%	0.8%
% of FP17s Relating to Continuations	7	798	0.9%	0.7%	0.8%	1.1%
% of Patients satisfied with the dentistry they have received	1	1	N/A	88.7%	89.2%	91.4%
% of Patients satisfied with the time they had to wait for an appointment	1	1	N/A	80.7%	83.4%	87.7%

* This is based on patients treated on this contract for their most recent course of treatment. Figures in italics indicate the base number of FP17s or Patient Questionnaire responses are less than 100. N/A is shown where the base number of responses is less than 10 during the period. % is calculated as Quantity/Base number*100

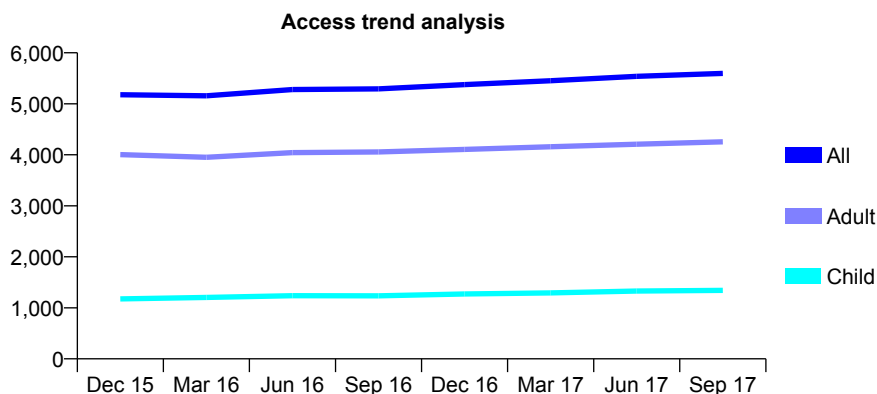
Q61 - Vital Signs At a Glance Contract Report for 173231/0001 - September 2017

Name or company name	S Shah and A Patel
Contract type name	GDS Contract
Purpose of contract	General
Contract start date	22/08/2013
Contract end date	

17/18 Contracted general activity (UDA)	14,477
Carry forward general activity (UDA)	-290
17/18 Contracted orthodontic activity (UOA)	0
Carry forward orthodontic activity (UOA)	0
Baseline contract value	£342,106.38

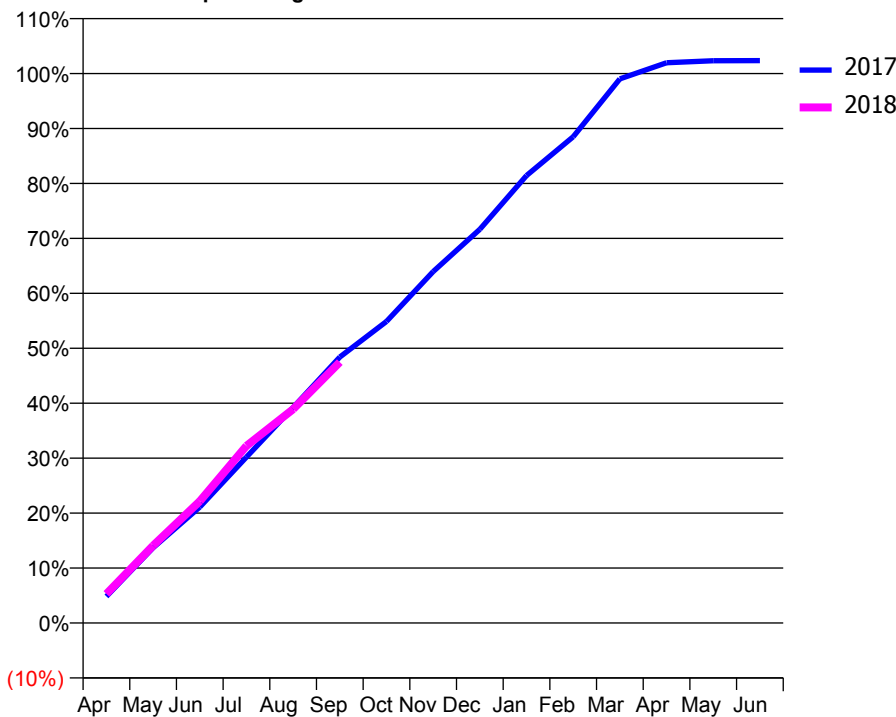
ACCESS*

Patients seen in 24 months	Total	Change since previous quarter
Quarter ending September 2016	5,293	
Quarter ending December 2016	5,377	→
Quarter ending March 2017	5,451	→
Quarter ending June 2017	5,538	→
Quarter ending September 2017	5,597	→
Variance since September 2016	5.7%	↑



ACTIVITY

Cumulative percentage of contracted UDA delivered 2017 & 2018



Month	Adjusted Scheduled Activity (UDA)	
	2017	2018
April	699	769
May	1,982	2,038
June	3,054	3,210
July	4,370	4,668
August	5,678	5,632
September	7,006	6,872
October	7,944	
November	9,257	
December	10,373	
January	11,787	
February	12,810	
March	14,334	
April	14,761	
May	14,813	
June	14,816	

QUALITY

	Quantity	Base Number	Contract	AT	Region	England
% of FP17s for the same patient ID Re-attending within 3 months - Children	69	918	7.5%	10.2%	11.2%	11.9%
% of FP17s for the same patient ID Re-attending within 3 months - Adults	359	2,400	15.0%	15.9%	16.6%	15.9%
% of FP17s for the same patient ID Re-attending between 3 & 9 months - Children	441	918	48.0%	42.6%	47.0%	58.1%
% of FP17s for the same patient ID Re-attending between 3 & 9 months - Adults	932	2,400	38.8%	35.6%	38.2%	50.6%
% of FP17s for Band 1 Urgent Courses	346	3,125	11.1%	10.8%	10.6%	9.1%
% of FP17s Relating to Free Repair or Replacements	16	3,125	0.5%	0.5%	0.6%	0.8%
% of FP17s Relating to Continuations	12	3,125	0.4%	0.7%	0.8%	1.1%
% of Patients satisfied with the dentistry they have received	4	5	N/A	88.7%	89.2%	91.4%
% of Patients satisfied with the time they had to wait for an appointment	3	5	N/A	80.7%	83.4%	87.7%

* This is based on patients treated on this contract for their most recent course of treatment. Figures in italics indicate the base number of FP17s or Patient Questionnaire responses are less than 100. N/A is shown where the base number of responses is less than 10 during the period. % is calculated as Quantity/Base number*100

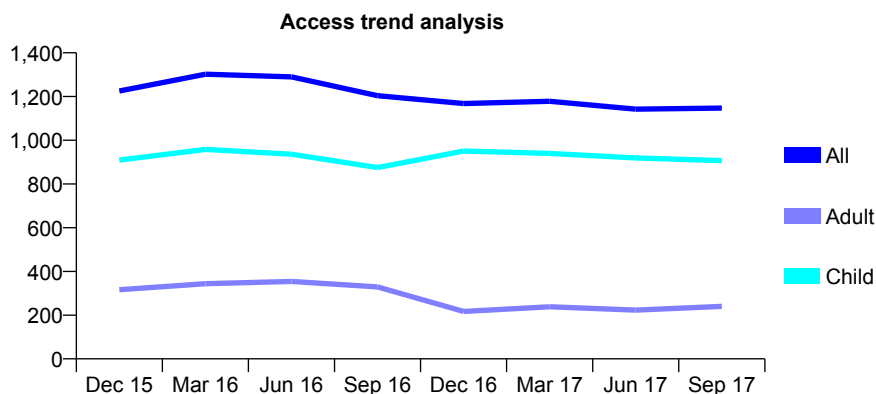
Q61 - Vital Signs At a Glance Contract Report for 174122/0001 - September 2017

Name or company name	Mr Matthew Power, Mrs Nicola Power and M
Contract type name	GDS Contract
Purpose of contract	General and Orthodontic
Contract start date	01/11/2010
Contract end date	

17/18 Contracted general activity (UDA)	529
Carry forward general activity (UDA)	-11
17/18 Contracted orthodontic activity (UOA)	10,864
Carry forward orthodontic activity (UOA)	-217
Baseline contract value	£762,075.58

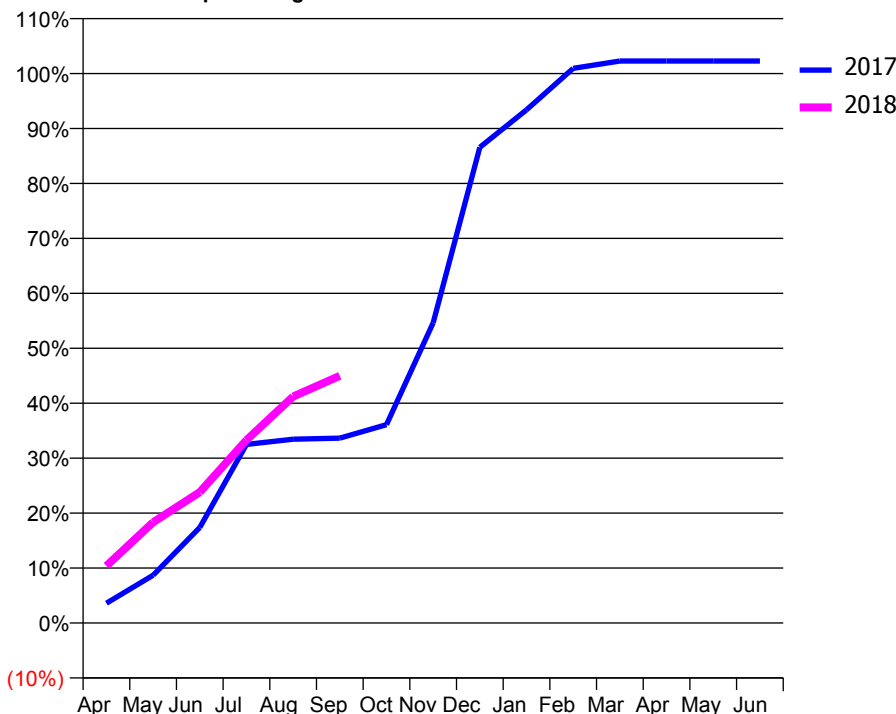
ACCESS*

Patients seen in 24 months	Total	Change since previous quarter
Quarter ending September 2016	1,204	
Quarter ending December 2016	1,168	↓
Quarter ending March 2017	1,178	→
Quarter ending June 2017	1,142	↓
Quarter ending September 2017	1,147	→
Variance since September 2016	(4.7%)	↓



ACTIVITY

Cumulative percentage of contracted UDA delivered 2017 & 2018



Month	Adjusted Scheduled Activity (UDA)	
	2017	2018
April	19	55
May	46	97
June	92	126
July	172	176
August	177	218
September	178	238
October	191	
November	289	
December	458	
January	494	
February	534	
March	541	
April	541	
May	541	
June	541	

QUALITY

	Quantity	Base Number	Contract	AT	Region	England
% of FP17s for the same patient ID Re-attending within 3 months - Children	23	682	3.4%	10.2%	11.2%	11.9%
% of FP17s for the same patient ID Re-attending within 3 months - Adults	0	57	0.0%	15.9%	16.6%	15.9%
% of FP17s for the same patient ID Re-attending between 3 & 9 months - Children	55	682	8.1%	42.6%	47.0%	58.1%
% of FP17s for the same patient ID Re-attending between 3 & 9 months - Adults	1	57	1.8%	35.6%	38.2%	50.6%
% of FP17s for Band 1 Urgent Courses	0	219	0.0%	10.8%	10.6%	9.1%
% of FP17s Relating to Free Repair or Replacements	0	219	0.0%	0.5%	0.6%	0.8%
% of FP17s Relating to Continuations	0	219	0.0%	0.7%	0.8%	1.1%
% of Patients satisfied with the dentistry they have received	0	0	N/A	88.7%	89.2%	91.4%
% of Patients satisfied with the time they had to wait for an appointment	0	0	N/A	80.7%	83.4%	87.7%

* This is based on patients treated on this contract for their most recent course of treatment. Figures in italics indicate the base number of FP17s or Patient Questionnaire responses are less than 100. N/A is shown where the base number of responses is less than 10 during the period. % is calculated as Quantity/Base number*100

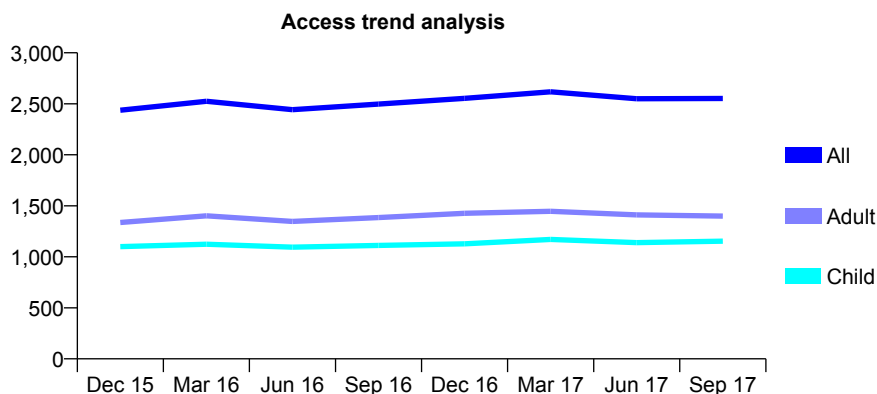
Q61 - Vital Signs At a Glance Contract Report for 175773/0001 - September 2017

Name or company name	Mr Monsur Hannan & Mr Amin Mandegarar
Contract type name	GDS Contract
Purpose of contract	General
Contract start date	01/04/2008
Contract end date	

17/18 Contracted general activity (UDA)	5,256
Carry forward general activity (UDA)	174
17/18 Contracted orthodontic activity (UOA)	0
Carry forward orthodontic activity (UOA)	0
Baseline contract value	£144,676.12

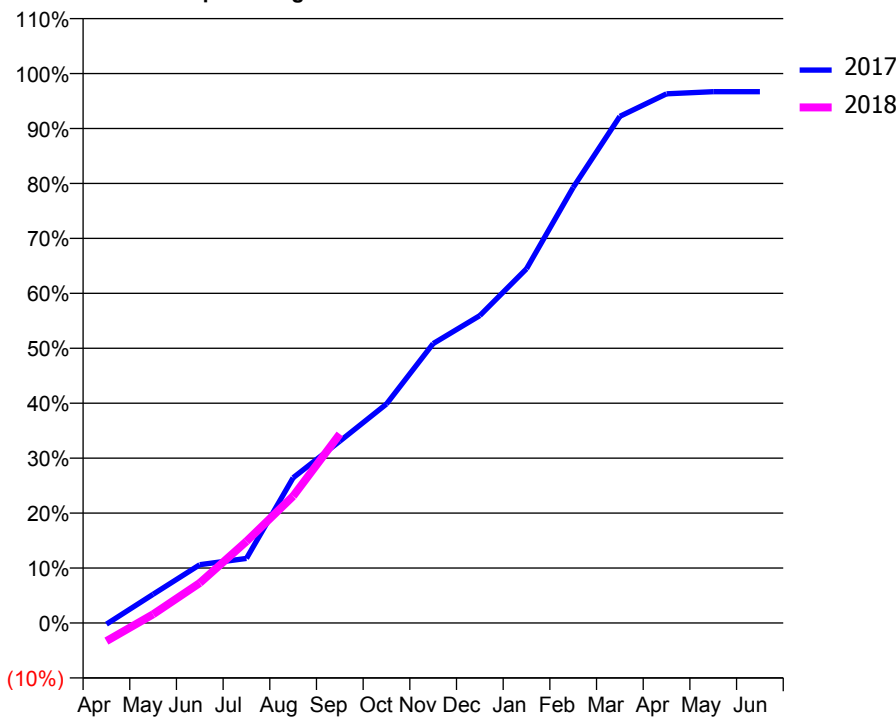
ACCESS*

Patients seen in 24 months	Total	Change since previous quarter
Quarter ending September 2016	2,497	
Quarter ending December 2016	2,554	↑
Quarter ending March 2017	2,617	↑
Quarter ending June 2017	2,550	↓
Quarter ending September 2017	2,552	→
Variance since September 2016	2.2%	↑



ACTIVITY

Cumulative percentage of contracted UDA delivered 2017 & 2018



Month	Adjusted Scheduled Activity (UDA)	
	2017	2018
April	-12	-174
May	275	83
June	557	384
July	618	782
August	1,389	1,214
September	1,739	1,808
October	2,095	
November	2,673	
December	2,940	
January	3,389	
February	4,166	
March	4,846	
April	5,062	
May	5,082	
June	5,082	

QUALITY

	Quantity	Base Number	Contract	AT	Region	England
% of FP17s for the same patient ID Re-attending within 3 months - Children	39	670	5.8%	10.2%	11.2%	11.9%
% of FP17s for the same patient ID Re-attending within 3 months - Adults	80	582	13.7%	15.9%	16.6%	15.9%
% of FP17s for the same patient ID Re-attending between 3 & 9 months - Children	352	670	52.5%	42.6%	47.0%	58.1%
% of FP17s for the same patient ID Re-attending between 3 & 9 months - Adults	201	582	34.5%	35.6%	38.2%	50.6%
% of FP17s for Band 1 Urgent Courses	118	1,171	10.1%	10.8%	10.6%	9.1%
% of FP17s Relating to Free Repair or Replacements	1	1,171	0.1%	0.5%	0.6%	0.8%
% of FP17s Relating to Continuations	1	1,171	0.1%	0.7%	0.8%	1.1%
% of Patients satisfied with the dentistry they have received	0	0	N/A	88.7%	89.2%	91.4%
% of Patients satisfied with the time they had to wait for an appointment	0	0	N/A	80.7%	83.4%	87.7%

* This is based on patients treated on this contract for their most recent course of treatment. Figures in italics indicate the base number of FP17s or Patient Questionnaire responses are less than 100. N/A is shown where the base number of responses is less than 10 during the period. % is calculated as Quantity/Base number*100

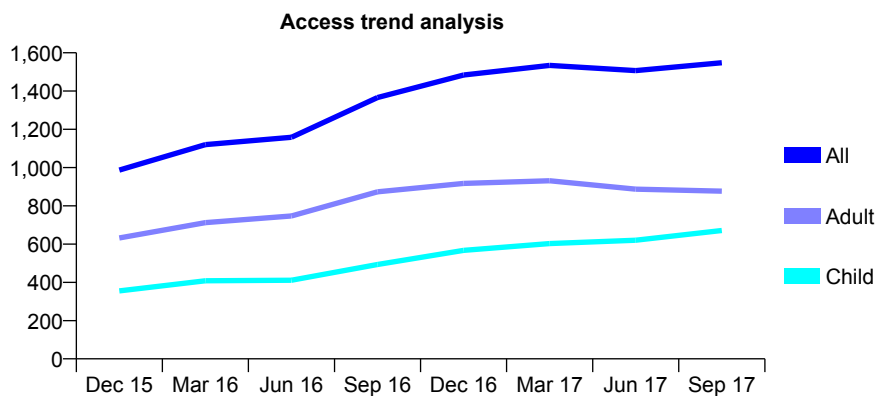
Q61 - Vital Signs At a Glance Contract Report for 176230/0001 - September 2017

Name or company name	Bell Lane Smile Dental Practice
Contract type name	GDS Contract
Purpose of contract	General
Contract start date	01/11/2014
Contract end date	

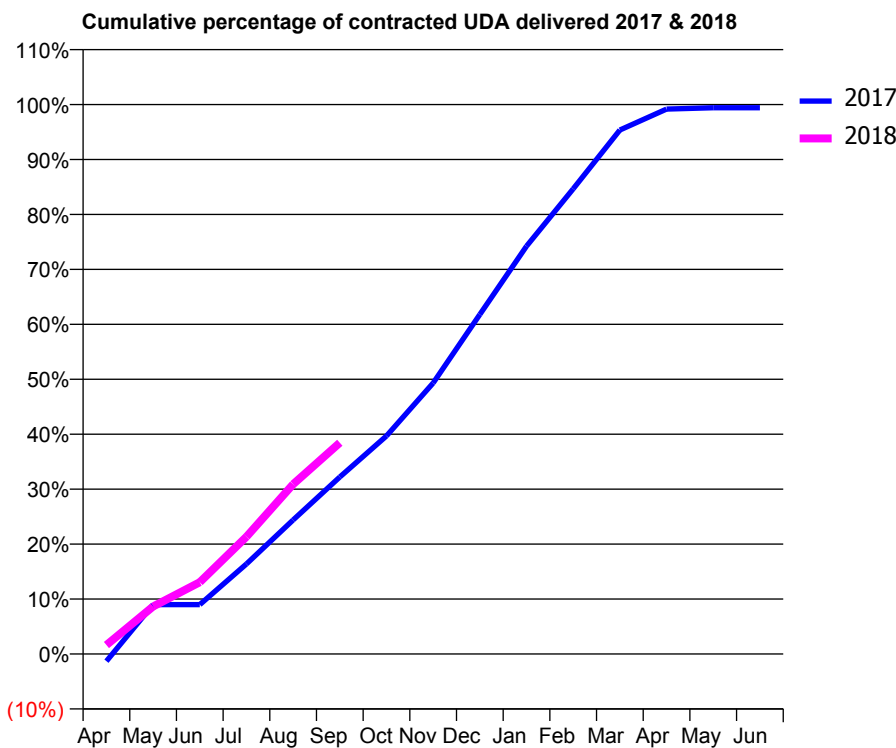
17/18 Contracted general activity (UDA)	5,430
Carry forward general activity (UDA)	32
17/18 Contracted orthodontic activity (UOA)	0
Carry forward orthodontic activity (UOA)	0
Baseline contract value	£153,929.88

ACCESS*

Patients seen in 24 months	Total	Change since previous quarter
Quarter ending September 2016	1,366	
Quarter ending December 2016	1,484	↑
Quarter ending March 2017	1,534	↑
Quarter ending June 2017	1,507	↓
Quarter ending September 2017	1,548	↑
Variance since September 2016	13.3%	↑



ACTIVITY



Month	Adjusted Scheduled Activity (UDA)	
	2017	2018
April	-72	89
May	488	470
June	488	709
July	890	1,159
August	1,325	1,678
September	1,749	2,088
October	2,155	
November	2,678	
December	3,356	
January	4,030	
February	4,597	
March	5,178	
April	5,384	
May	5,398	
June	5,398	

QUALITY

	Quantity	Base Number	Contract	AT	Region	England
% of FP17s for the same patient ID Re-attending within 3 months - Children	101	573	17.6%	10.2%	11.2%	11.9%
% of FP17s for the same patient ID Re-attending within 3 months - Adults	47	332	14.2%	15.9%	16.6%	15.9%
% of FP17s for the same patient ID Re-attending between 3 & 9 months - Children	306	573	53.4%	42.6%	47.0%	58.1%
% of FP17s for the same patient ID Re-attending between 3 & 9 months - Adults	122	332	36.7%	35.6%	38.2%	50.6%
% of FP17s for Band 1 Urgent Courses	45	837	5.4%	10.8%	10.6%	9.1%
% of FP17s Relating to Free Repair or Replacements	0	837	0.0%	0.5%	0.6%	0.8%
% of FP17s Relating to Continuations	3	837	0.4%	0.7%	0.8%	1.1%
% of Patients satisfied with the dentistry they have received	0	0	N/A	88.7%	89.2%	91.4%
% of Patients satisfied with the time they had to wait for an appointment	0	0	N/A	80.7%	83.4%	87.7%

* This is based on patients treated on this contract for their most recent course of treatment. Figures in italics indicate the base number of FP17s or Patient Questionnaire responses are less than 100. N/A is shown where the base number of responses is less than 10 during the period. % is calculated as Quantity/Base number*100

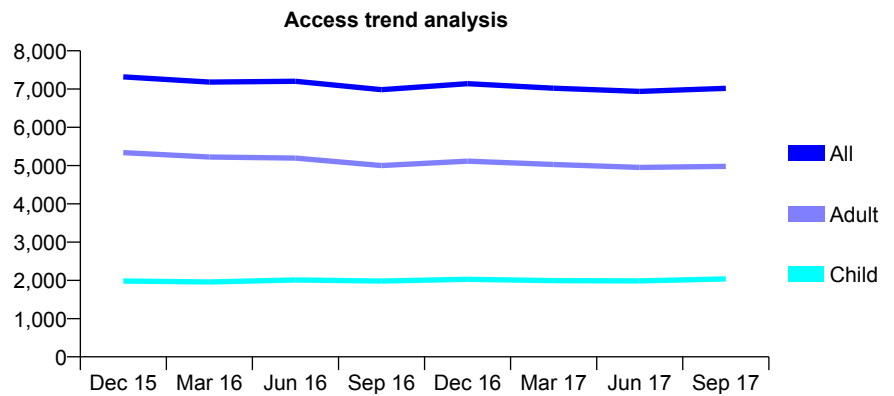
Q61 - Vital Signs At a Glance Contract Report for 176729/0001 - September 2017

Name or company name	Dr Vahid Haghghi and Dr Katayoun Shams
Contract type name	GDS Contract
Purpose of contract	General
Contract start date	01/12/2011
Contract end date	

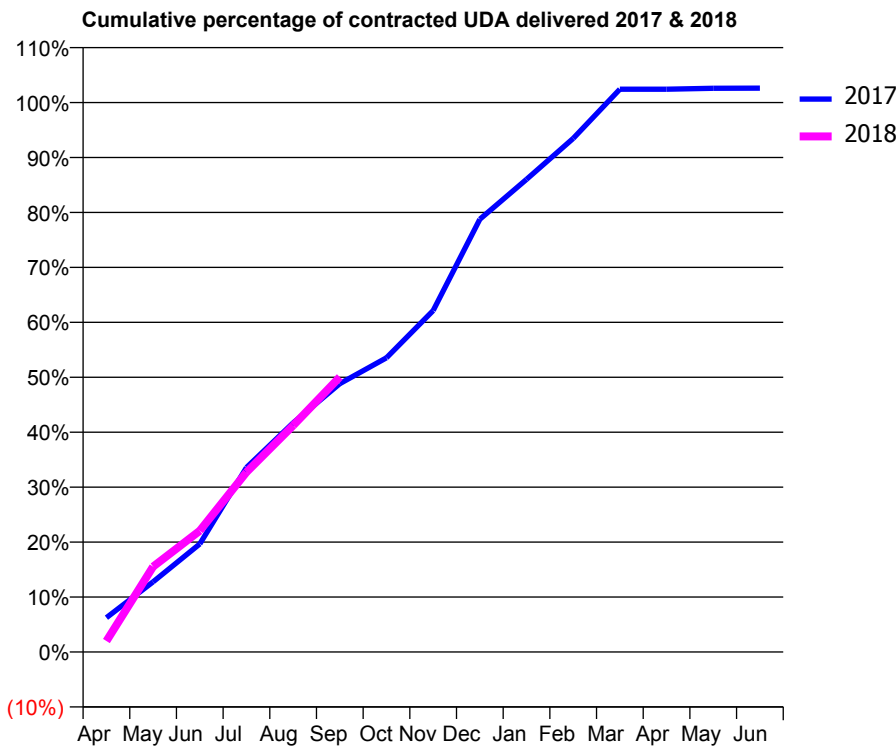
17/18 Contracted general activity (UDA)	18,762
Carry forward general activity (UDA)	-375
17/18 Contracted orthodontic activity (UOA)	0
Carry forward orthodontic activity (UOA)	0
Baseline contract value	£500,398.72

ACCESS*

Patients seen in 24 months	Total	Change since previous quarter
Quarter ending September 2016	6,983	
Quarter ending December 2016	7,141	↑
Quarter ending March 2017	7,022	↓
Quarter ending June 2017	6,937	↓
Quarter ending September 2017	7,018	→
Variance since September 2016	0.5%	→



ACTIVITY



Month	Adjusted Scheduled Activity (UDA)	
	2017	2018
April	1,172	375
May	2,396	2,916
June	3,690	4,139
July	6,300	6,139
August	7,822	7,732
September	9,161	9,391
October	10,047	
November	11,660	
December	14,778	
January	16,139	
February	17,535	
March	19,215	
April	19,215	
May	19,249	
June	19,253	

QUALITY

	Quantity	Base Number	Contract	AT	Region	England
% of FP17s for the same patient ID Re-attending within 3 months - Children	64	1,217	5.3%	10.2%	11.2%	11.9%
% of FP17s for the same patient ID Re-attending within 3 months - Adults	268	2,262	11.8%	15.9%	16.6%	15.9%
% of FP17s for the same patient ID Re-attending between 3 & 9 months - Children	424	1,217	34.8%	42.6%	47.0%	58.1%
% of FP17s for the same patient ID Re-attending between 3 & 9 months - Adults	632	2,262	27.9%	35.6%	38.2%	50.6%
% of FP17s for Band 1 Urgent Courses	244	3,467	7.0%	10.8%	10.6%	9.1%
% of FP17s Relating to Free Repair or Replacements	8	3,467	0.2%	0.5%	0.6%	0.8%
% of FP17s Relating to Continuations	50	3,467	1.4%	0.7%	0.8%	1.1%
% of Patients satisfied with the dentistry they have received	4	6	N/A	88.7%	89.2%	91.4%
% of Patients satisfied with the time they had to wait for an appointment	2	6	N/A	80.7%	83.4%	87.7%

* This is based on patients treated on this contract for their most recent course of treatment. Figures in italics indicate the base number of FP17s or Patient Questionnaire responses are less than 100. N/A is shown where the base number of responses is less than 10 during the period. % is calculated as Quantity/Base number*100

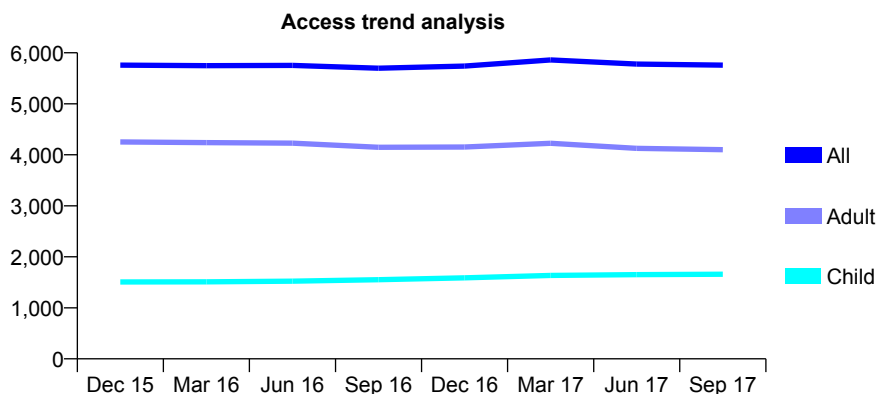
Q61 - Vital Signs At a Glance Contract Report for 177180/0001 - September 2017

Name or company name	Cosmo Clinic Ltd.
Contract type name	GDS Contract
Purpose of contract	General
Contract start date	01/05/2010
Contract end date	

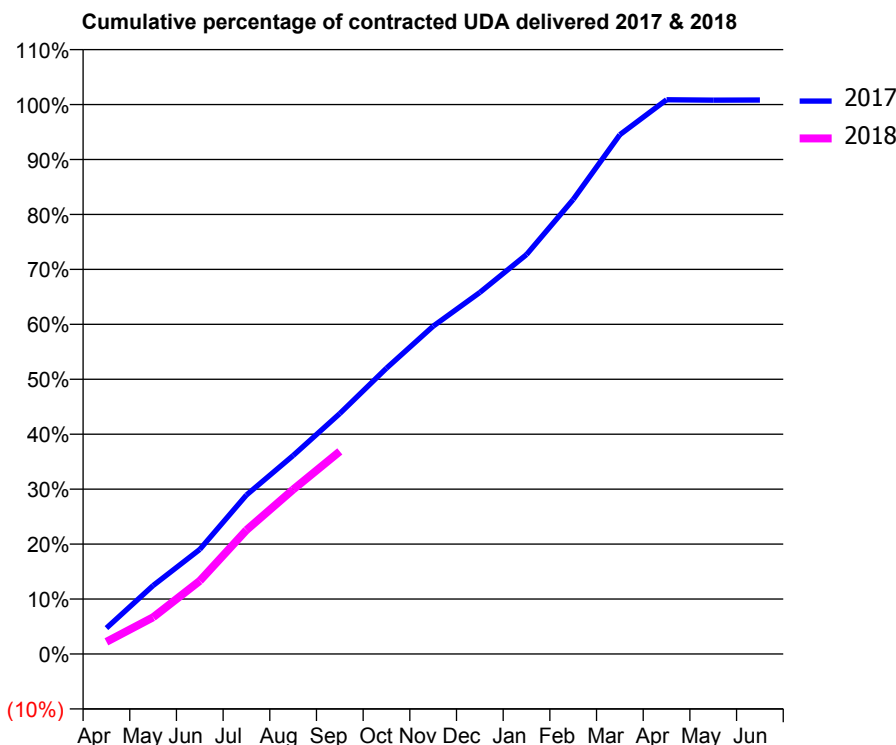
17/18 Contracted general activity (UDA)	21,931
Carry forward general activity (UDA)	-178
17/18 Contracted orthodontic activity (UOA)	0
Carry forward orthodontic activity (UOA)	0
Baseline contract value	£613,430.85

ACCESS*

Patients seen in 24 months	Total	Change since previous quarter
Quarter ending September 2016	5,699	
Quarter ending December 2016	5,740	→
Quarter ending March 2017	5,860	↑
Quarter ending June 2017	5,778	↓
Quarter ending September 2017	5,759	→
Variance since September 2016	1.1%	→



ACTIVITY



Month	Adjusted Scheduled Activity (UDA)	
	2017	2018
April	1,034	485
May	2,734	1,467
June	4,173	2,921
July	6,346	4,946
August	7,922	6,566
September	9,597	8,089
October	11,406	
November	13,087	
December	14,430	
January	15,943	
February	18,140	
March	20,725	
April	22,119	
May	22,107	
June	22,109	

QUALITY

	Quantity	Base Number	Contract	AT	Region	England
% of FP17s for the same patient ID Re-attending within 3 months - Children	70	708	9.9%	10.2%	11.2%	11.9%
% of FP17s for the same patient ID Re-attending within 3 months - Adults	304	1,743	17.4%	15.9%	16.6%	15.9%
% of FP17s for the same patient ID Re-attending between 3 & 9 months - Children	188	708	26.6%	42.6%	47.0%	58.1%
% of FP17s for the same patient ID Re-attending between 3 & 9 months - Adults	425	1,743	24.4%	35.6%	38.2%	50.6%
% of FP17s for Band 1 Urgent Courses	164	2,139	7.7%	10.8%	10.6%	9.1%
% of FP17s Relating to Free Repair or Replacements	15	2,139	0.7%	0.5%	0.6%	0.8%
% of FP17s Relating to Continuations	9	2,139	0.4%	0.7%	0.8%	1.1%
% of Patients satisfied with the dentistry they have received	5	5	N/A	88.7%	89.2%	91.4%
% of Patients satisfied with the time they had to wait for an appointment	3	5	N/A	80.7%	83.4%	87.7%

* This is based on patients treated on this contract for their most recent course of treatment. Figures in italics indicate the base number of FP17s or Patient Questionnaire responses are less than 100. N/A is shown where the base number of responses is less than 10 during the period. % is calculated as Quantity/Base number*100

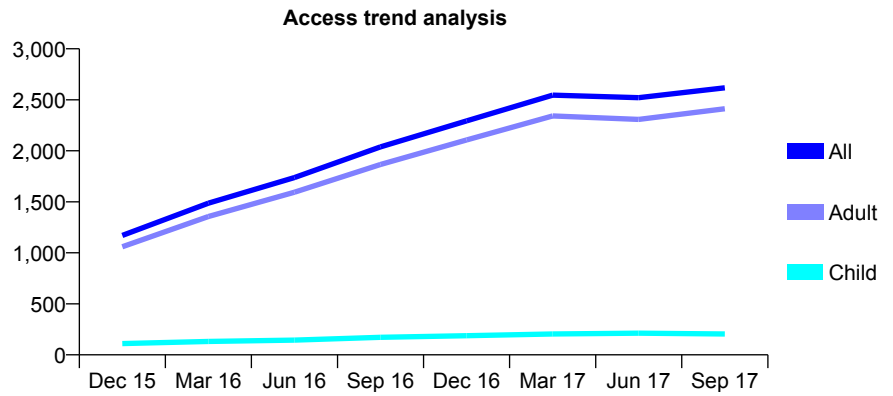
Q61 - Vital Signs At a Glance Contract Report for 177431/0001 - September 2017

Name or company name	Mr H Al-Hariri & Mrs N Al-Hariri
Contract type name	GDS Contract
Purpose of contract	General
Contract start date	01/04/2015
Contract end date	

17/18 Contracted general activity (UDA)	5,441
Carry forward general activity (UDA)	0
17/18 Contracted orthodontic activity (UOA)	0
Carry forward orthodontic activity (UOA)	0
Baseline contract value	£173,127.99

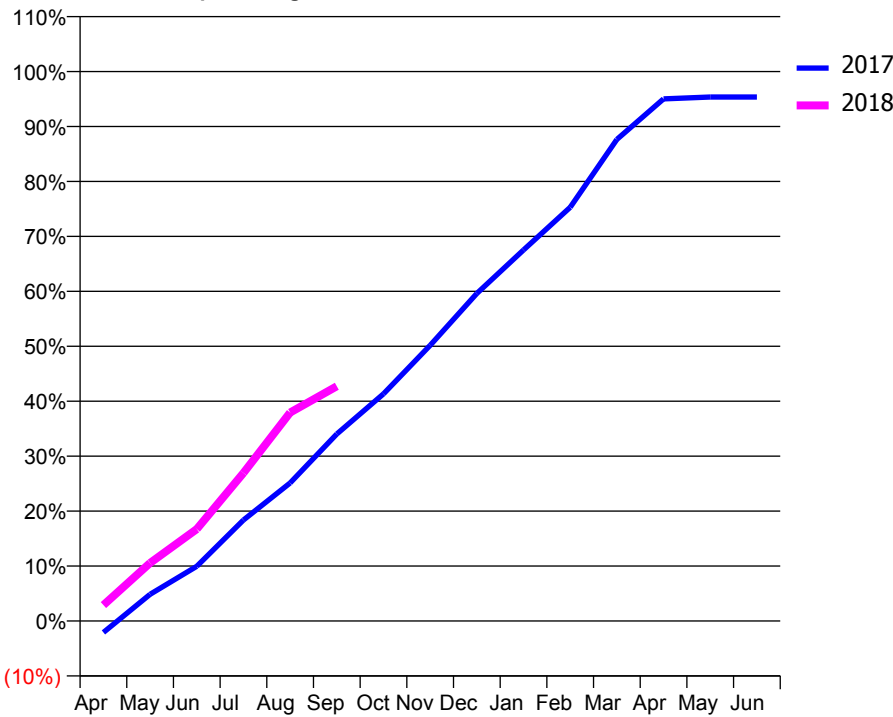
ACCESS*

Patients seen in 24 months	Total	Change since previous quarter
Quarter ending September 2016	2,038	
Quarter ending December 2016	2,293	↑
Quarter ending March 2017	2,546	↑
Quarter ending June 2017	2,521	→
Quarter ending September 2017	2,617	↑
Variance since September 2016	28.4%	↑



ACTIVITY

Cumulative percentage of contracted UDA delivered 2017 & 2018



Month	Adjusted Scheduled Activity (UDA)	
	2017	2018
April	-114	157
May	265	576
June	542	911
July	1,001	1,467
August	1,367	2,065
September	1,852	2,324
October	2,249	
November	2,730	
December	3,244	
January	3,674	
February	4,096	
March	4,768	
April	5,170	
May	5,189	
June	5,189	

QUALITY

	Quantity	Base Number	Contract	AT	Region	England
% of FP17s for the same patient ID Re-attending within 3 months - Children	5	91	5.5%	10.2%	11.2%	11.9%
% of FP17s for the same patient ID Re-attending within 3 months - Adults	78	1,101	7.1%	15.9%	16.6%	15.9%
% of FP17s for the same patient ID Re-attending between 3 & 9 months - Children	24	91	26.4%	42.6%	47.0%	58.1%
% of FP17s for the same patient ID Re-attending between 3 & 9 months - Adults	248	1,101	22.5%	35.6%	38.2%	50.6%
% of FP17s for Band 1 Urgent Courses	160	1,058	15.1%	10.8%	10.6%	9.1%
% of FP17s Relating to Free Repair or Replacements	5	1,058	0.5%	0.5%	0.6%	0.8%
% of FP17s Relating to Continuations	1	1,058	0.1%	0.7%	0.8%	1.1%
% of Patients satisfied with the dentistry they have received	3	3	N/A	88.7%	89.2%	91.4%
% of Patients satisfied with the time they had to wait for an appointment	3	3	N/A	80.7%	83.4%	87.7%

* This is based on patients treated on this contract for their most recent course of treatment. Figures in italics indicate the base number of FP17s or Patient Questionnaire responses are less than 100. N/A is shown where the base number of responses is less than 10 during the period. % is calculated as Quantity/Base number*100

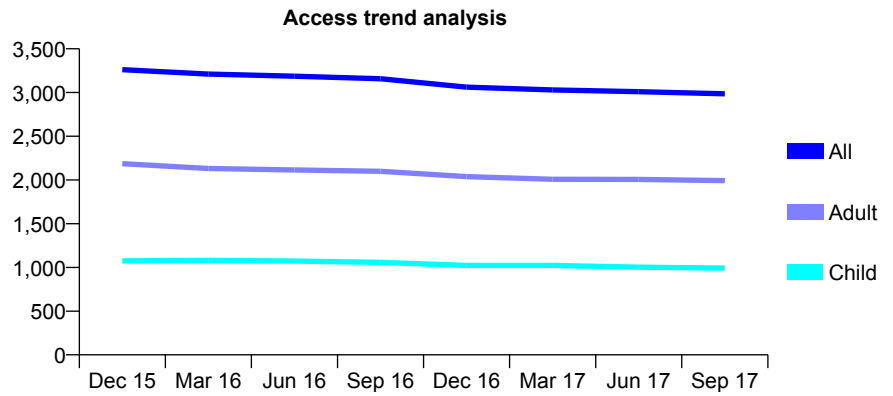
Q61 - Vital Signs At a Glance Contract Report for 177660/0001 - September 2017

Name or company name	Fladbury Dental Surgery
Contract type name	GDS Contract
Purpose of contract	General
Contract start date	01/03/2012
Contract end date	

17/18 Contracted general activity (UDA)	9,916
Carry forward general activity (UDA)	-196
17/18 Contracted orthodontic activity (UOA)	0
Carry forward orthodontic activity (UOA)	0
Baseline contract value	£261,697.26

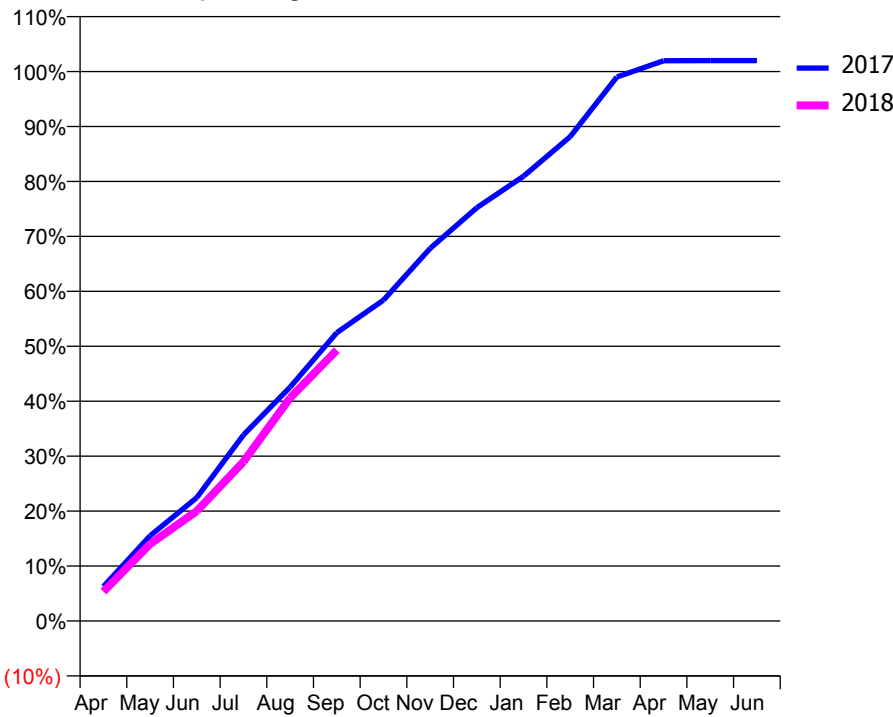
ACCESS*

Patients seen in 24 months	Total	Change since previous quarter
Quarter ending September 2016	3,157	
Quarter ending December 2016	3,061	↓
Quarter ending March 2017	3,030	↓
Quarter ending June 2017	3,009	→
Quarter ending September 2017	2,985	→
Variance since September 2016	(5.4%)	↓



ACTIVITY

Cumulative percentage of contracted UDA delivered 2017 & 2018



Month	Adjusted Scheduled Activity (UDA)	
	2017	2018
April	622	531
May	1,539	1,389
June	2,228	1,985
July	3,358	2,875
August	4,221	4,026
September	5,204	4,889
October	5,791	
November	6,725	
December	7,458	
January	8,027	
February	8,742	
March	9,817	
April	10,111	
May	10,112	
June	10,112	

QUALITY

	Quantity	Base Number	Contract	AT	Region	England
% of FP17s for the same patient ID Re-attending within 3 months - Children	96	745	12.9%	10.2%	11.2%	11.9%
% of FP17s for the same patient ID Re-attending within 3 months - Adults	245	1,327	18.5%	15.9%	16.6%	15.9%
% of FP17s for the same patient ID Re-attending between 3 & 9 months - Children	354	745	47.5%	42.6%	47.0%	58.1%
% of FP17s for the same patient ID Re-attending between 3 & 9 months - Adults	517	1,327	39.0%	35.6%	38.2%	50.6%
% of FP17s for Band 1 Urgent Courses	255	1,944	13.1%	10.8%	10.6%	9.1%
% of FP17s Relating to Free Repair or Replacements	10	1,944	0.5%	0.5%	0.6%	0.8%
% of FP17s Relating to Continuations	25	1,944	1.3%	0.7%	0.8%	1.1%
% of Patients satisfied with the dentistry they have received	2	2	N/A	88.7%	89.2%	91.4%
% of Patients satisfied with the time they had to wait for an appointment	2	2	N/A	80.7%	83.4%	87.7%

* This is based on patients treated on this contract for their most recent course of treatment. Figures in italics indicate the base number of FP17s or Patient Questionnaire responses are less than 100. N/A is shown where the base number of responses is less than 10 during the period. % is calculated as Quantity/Base number*100

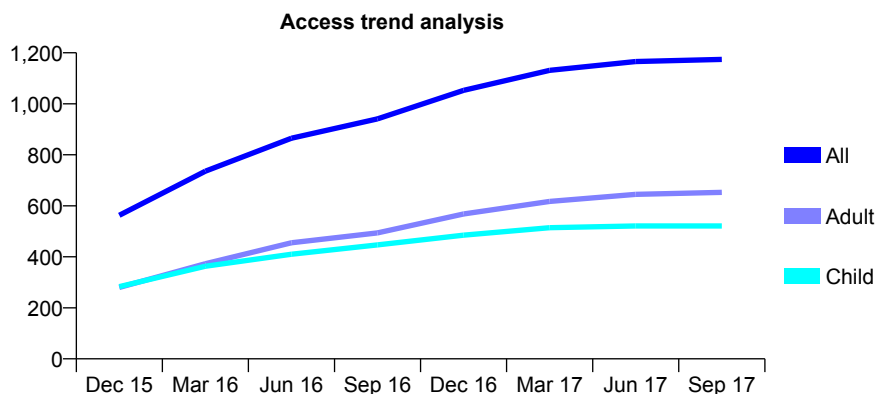
Q61 - Vital Signs At a Glance Contract Report for 177695/0001 - September 2017

Name or company name	Mrs F Ghani, Mr M Spencer Brown & Mr JF
Contract type name	GDS Contract
Purpose of contract	General
Contract start date	01/04/2015
Contract end date	

17/18 Contracted general activity (UDA)	3,738
Carry forward general activity (UDA)	-75
17/18 Contracted orthodontic activity (UOA)	0
Carry forward orthodontic activity (UOA)	0
Baseline contract value	£119,046.07

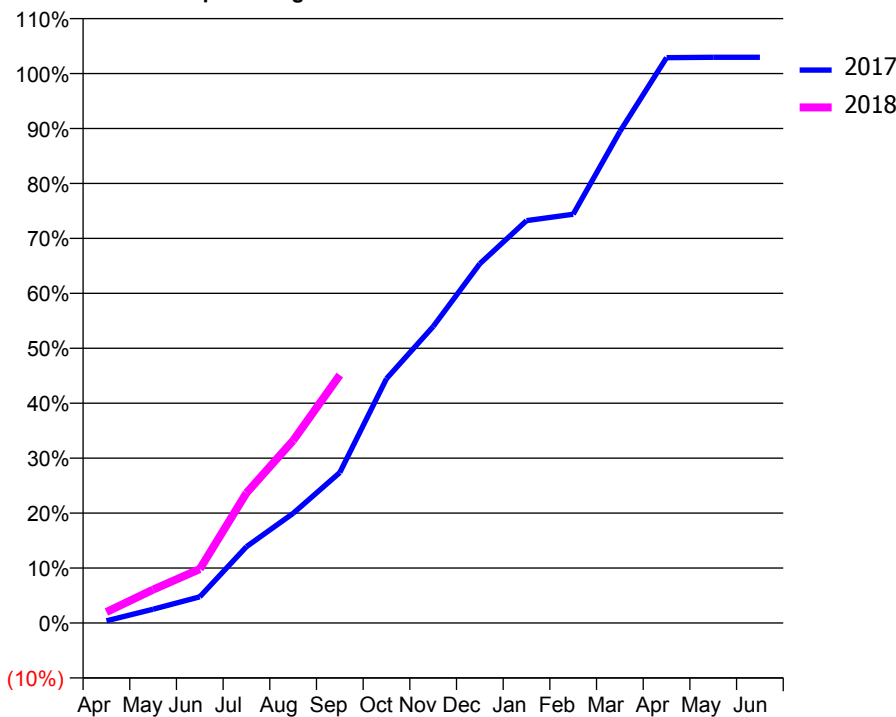
ACCESS*

Patients seen in 24 months	Total	Change since previous quarter
Quarter ending September 2016	941	
Quarter ending December 2016	1,053	↑
Quarter ending March 2017	1,131	↑
Quarter ending June 2017	1,166	↑
Quarter ending September 2017	1,174	→
Variance since September 2016	24.8%	↑



ACTIVITY

Cumulative percentage of contracted UDA delivered 2017 & 2018



Adjusted Scheduled Activity (UDA)

Month	2017	2018
April	15	75
May	94	228
June	178	367
July	519	885
August	746	1,242
September	1,023	1,687
October	1,662	
November	2,017	
December	2,444	
January	2,737	
February	2,781	
March	3,343	
April	3,846	
May	3,849	
June	3,849	

QUALITY

	Quantity	Base Number	Contract	AT	Region	England
% of FP17s for the same patient ID Re-attending within 3 months - Children	33	290	11.4%	10.2%	11.2%	11.9%
% of FP17s for the same patient ID Re-attending within 3 months - Adults	61	375	16.3%	15.9%	16.6%	15.9%
% of FP17s for the same patient ID Re-attending between 3 & 9 months - Children	67	290	23.1%	42.6%	47.0%	58.1%
% of FP17s for the same patient ID Re-attending between 3 & 9 months - Adults	66	375	17.6%	35.6%	38.2%	50.6%
% of FP17s for Band 1 Urgent Courses	57	510	11.2%	10.8%	10.6%	9.1%
% of FP17s Relating to Free Repair or Replacements	0	510	0.0%	0.5%	0.6%	0.8%
% of FP17s Relating to Continuations	0	510	0.0%	0.7%	0.8%	1.1%
% of Patients satisfied with the dentistry they have received	2	3	N/A	88.7%	89.2%	91.4%
% of Patients satisfied with the time they had to wait for an appointment	0	3	N/A	80.7%	83.4%	87.7%

* This is based on patients treated on this contract for their most recent course of treatment. Figures in italics indicate the base number of FP17s or Patient Questionnaire responses are less than 100. N/A is shown where the base number of responses is less than 10 during the period. % is calculated as Quantity/Base number*100

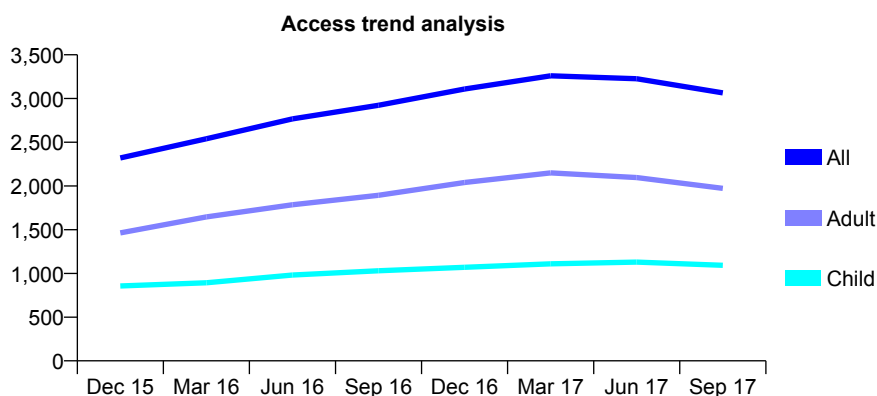
Q61 - Vital Signs At a Glance Contract Report for 178527/0001 - September 2017

Name or company name	Golders Green Dental Care
Contract type name	GDS Contract
Purpose of contract	General
Contract start date	01/04/2015
Contract end date	

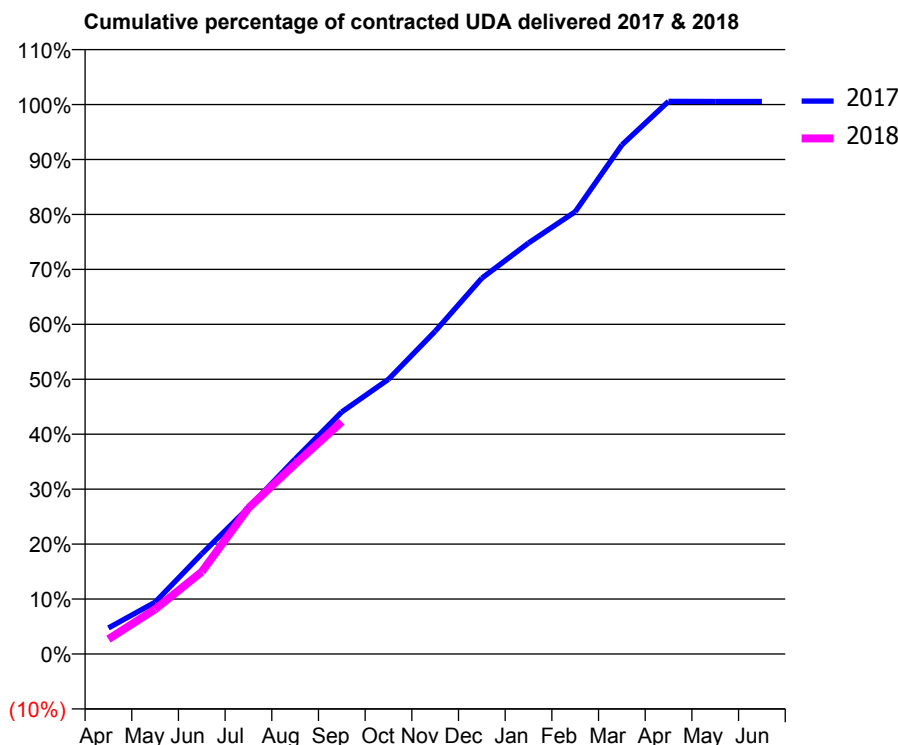
17/18 Contracted general activity (UDA)	9,424
Carry forward general activity (UDA)	0
17/18 Contracted orthodontic activity (UOA)	0
Carry forward orthodontic activity (UOA)	0
Baseline contract value	£280,507.45

ACCESS*

Patients seen in 24 months	Total	Change since previous quarter
Quarter ending September 2016	2,923	
Quarter ending December 2016	3,109	↑
Quarter ending March 2017	3,260	↑
Quarter ending June 2017	3,226	↓
Quarter ending September 2017	3,065	↓
Variance since September 2016	4.9%	↑



ACTIVITY



Month	Adjusted Scheduled Activity (UDA)	
	2017	2018
April	447	255
May	888	768
June	1,719	1,409
July	2,510	2,502
August	3,344	3,258
September	4,151	3,983
October	4,712	
November	5,536	
December	6,447	
January	7,050	
February	7,585	
March	8,730	
April	9,479	
May	9,477	
June	9,477	

QUALITY

	Quantity	Base Number	Contract	AT	Region	England
% of FP17s for the same patient ID Re-attending within 3 months - Children	93	789	11.8%	10.2%	11.2%	11.9%
% of FP17s for the same patient ID Re-attending within 3 months - Adults	228	1,181	19.3%	15.9%	16.6%	15.9%
% of FP17s for the same patient ID Re-attending between 3 & 9 months - Children	373	789	47.3%	42.6%	47.0%	58.1%
% of FP17s for the same patient ID Re-attending between 3 & 9 months - Adults	455	1,181	38.5%	35.6%	38.2%	50.6%
% of FP17s for Band 1 Urgent Courses	156	1,760	8.9%	10.8%	10.6%	9.1%
% of FP17s Relating to Free Repair or Replacements	16	1,760	0.9%	0.5%	0.6%	0.8%
% of FP17s Relating to Continuations	8	1,760	0.5%	0.7%	0.8%	1.1%
% of Patients satisfied with the dentistry they have received	1	2	N/A	88.7%	89.2%	91.4%
% of Patients satisfied with the time they had to wait for an appointment	2	2	N/A	80.7%	83.4%	87.7%

* This is based on patients treated on this contract for their most recent course of treatment. Figures in italics indicate the base number of FP17s or Patient Questionnaire responses are less than 100. N/A is shown where the base number of responses is less than 10 during the period. % is calculated as Quantity/Base number*100

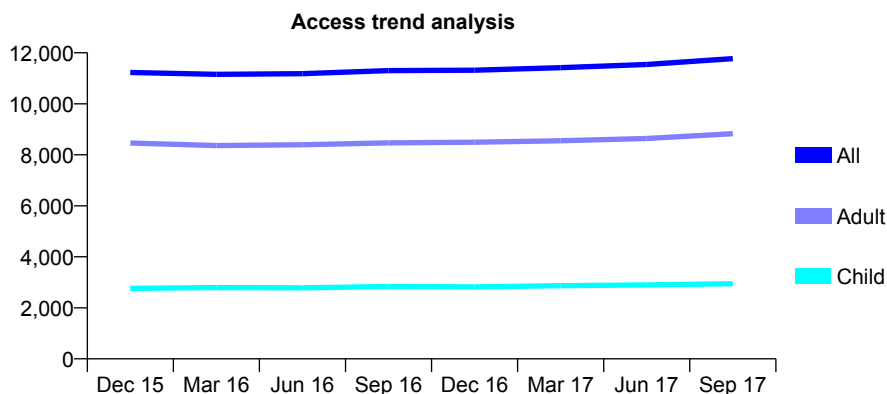
Q61 - Vital Signs At a Glance Contract Report for 178950/0001 - September 2017

Name or company name	MC Dentistry Ltd
Contract type name	GDS Contract
Purpose of contract	General
Contract start date	01/04/2012
Contract end date	

17/18 Contracted general activity (UDA)	36,284
Carry forward general activity (UDA)	982
17/18 Contracted orthodontic activity (UOA)	0
Carry forward orthodontic activity (UOA)	0
Baseline contract value	£989,177.73

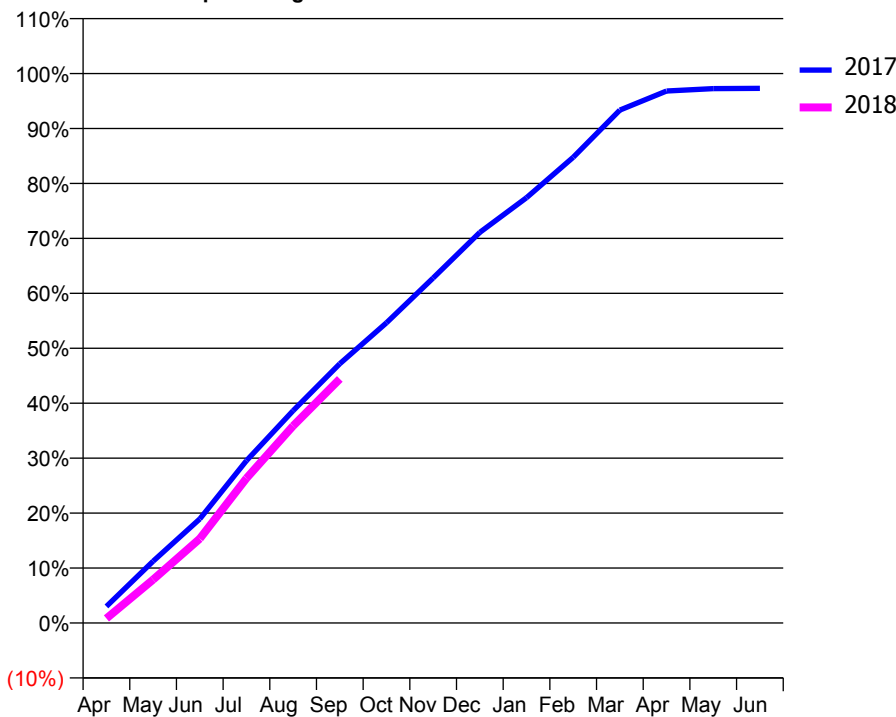
ACCESS*

Patients seen in 24 months	Total	Change since previous quarter
Quarter ending September 2016	11,304	
Quarter ending December 2016	11,317	→
Quarter ending March 2017	11,417	→
Quarter ending June 2017	11,544	→
Quarter ending September 2017	11,774	→
Variance since September 2016	4.2%	↑



ACTIVITY

Cumulative percentage of contracted UDA delivered 2017 & 2018



Month	Adjusted Scheduled Activity (UDA)	
	2017	2018
April	1,093	305
May	4,084	2,866
June	6,875	5,567
July	10,716	9,554
August	14,025	13,018
September	17,123	16,114
October	19,825	
November	22,783	
December	25,793	
January	28,084	
February	30,751	
March	33,868	
April	35,131	
May	35,283	
June	35,302	

QUALITY

	Quantity	Base Number	Contract	AT	Region	England
% of FP17s for the same patient ID Re-attending within 3 months - Children	67	1,565	4.3%	10.2%	11.2%	11.9%
% of FP17s for the same patient ID Re-attending within 3 months - Adults	334	4,114	8.1%	15.9%	16.6%	15.9%
% of FP17s for the same patient ID Re-attending between 3 & 9 months - Children	417	1,565	26.6%	42.6%	47.0%	58.1%
% of FP17s for the same patient ID Re-attending between 3 & 9 months - Adults	1,240	4,114	30.1%	35.6%	38.2%	50.6%
% of FP17s for Band 1 Urgent Courses	296	5,244	5.6%	10.8%	10.6%	9.1%
% of FP17s Relating to Free Repair or Replacements	7	5,244	0.1%	0.5%	0.6%	0.8%
% of FP17s Relating to Continuations	34	5,244	0.6%	0.7%	0.8%	1.1%
% of Patients satisfied with the dentistry they have received	4	5	N/A	88.7%	89.2%	91.4%
% of Patients satisfied with the time they had to wait for an appointment	5	5	N/A	80.7%	83.4%	87.7%

* This is based on patients treated on this contract for their most recent course of treatment. Figures in italics indicate the base number of FP17s or Patient Questionnaire responses are less than 100. N/A is shown where the base number of responses is less than 10 during the period. % is calculated as Quantity/Base number*100

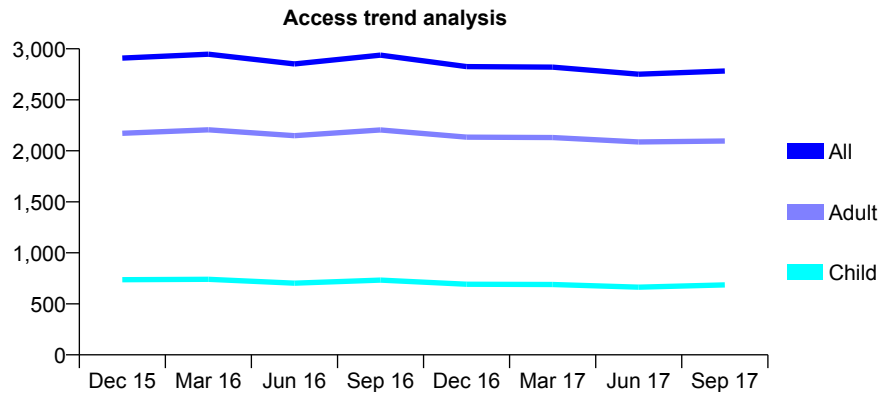
Q61 - Vital Signs At a Glance Contract Report for 178969/0001 - September 2017

Name or company name	Mr D T Patel & Mrs B Patel
Contract type name	GDS Contract
Purpose of contract	General
Contract start date	05/09/2013
Contract end date	

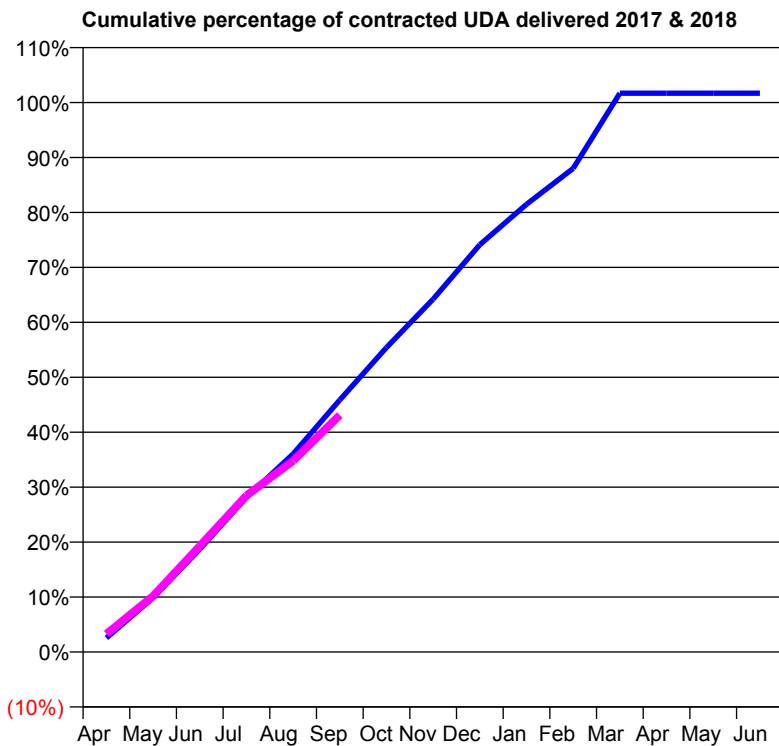
17/18 Contracted general activity (UDA)	10,107
Carry forward general activity (UDA)	-170
17/18 Contracted orthodontic activity (UOA)	0
Carry forward orthodontic activity (UOA)	0
Baseline contract value	£371,037.04

ACCESS*

Patients seen in 24 months	Total	Change since previous quarter
Quarter ending September 2016	2,938	
Quarter ending December 2016	2,826	↓
Quarter ending March 2017	2,820	→
Quarter ending June 2017	2,751	↓
Quarter ending September 2017	2,782	→
Variance since September 2016	(5.3%)	↓



ACTIVITY



Month	Adjusted Scheduled Activity (UDA)	
	2017	2018
April	259	333
May	996	1,029
June	1,893	1,949
July	2,844	2,878
August	3,644	3,517
September	4,637	4,358
October	5,600	
November	6,492	
December	7,493	
January	8,235	
February	8,894	
March	10,277	
April	10,278	
May	10,277	
June	10,277	

QUALITY

	Quantity	Base Number	Contract	AT	Region	England
% of FP17s for the same patient ID Re-attending within 3 months - Children	21	286	7.3%	10.2%	11.2%	11.9%
% of FP17s for the same patient ID Re-attending within 3 months - Adults	228	914	24.9%	15.9%	16.6%	15.9%
% of FP17s for the same patient ID Re-attending between 3 & 9 months - Children	54	286	18.9%	42.6%	47.0%	58.1%
% of FP17s for the same patient ID Re-attending between 3 & 9 months - Adults	207	914	22.6%	35.6%	38.2%	50.6%
% of FP17s for Band 1 Urgent Courses	109	1,200	9.1%	10.8%	10.6%	9.1%
% of FP17s Relating to Free Repair or Replacements	9	1,200	0.8%	0.5%	0.6%	0.8%
% of FP17s Relating to Continuations	0	1,200	0.0%	0.7%	0.8%	1.1%
% of Patients satisfied with the dentistry they have received	1	1	N/A	88.7%	89.2%	91.4%
% of Patients satisfied with the time they had to wait for an appointment	1	1	N/A	80.7%	83.4%	87.7%

* This is based on patients treated on this contract for their most recent course of treatment. Figures in italics indicate the base number of FP17s or Patient Questionnaire responses are less than 100. N/A is shown where the base number of responses is less than 10 during the period. % is calculated as Quantity/Base number*100

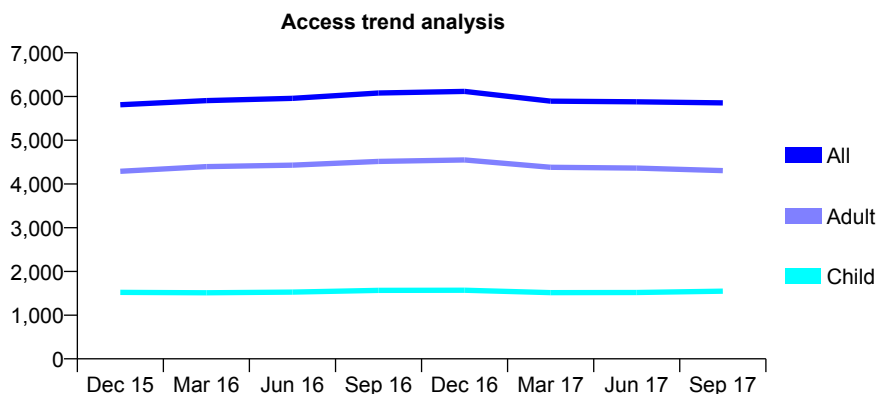
Q61 - Vital Signs At a Glance Contract Report for 179450/0001 - September 2017

Name or company name	Inglehurst Dental Practice Ltd
Contract type name	GDS Contract
Purpose of contract	General
Contract start date	01/06/2011
Contract end date	

17/18 Contracted general activity (UDA)	16,064
Carry forward general activity (UDA)	0
17/18 Contracted orthodontic activity (UOA)	0
Carry forward orthodontic activity (UOA)	0
Baseline contract value	£417,476.56

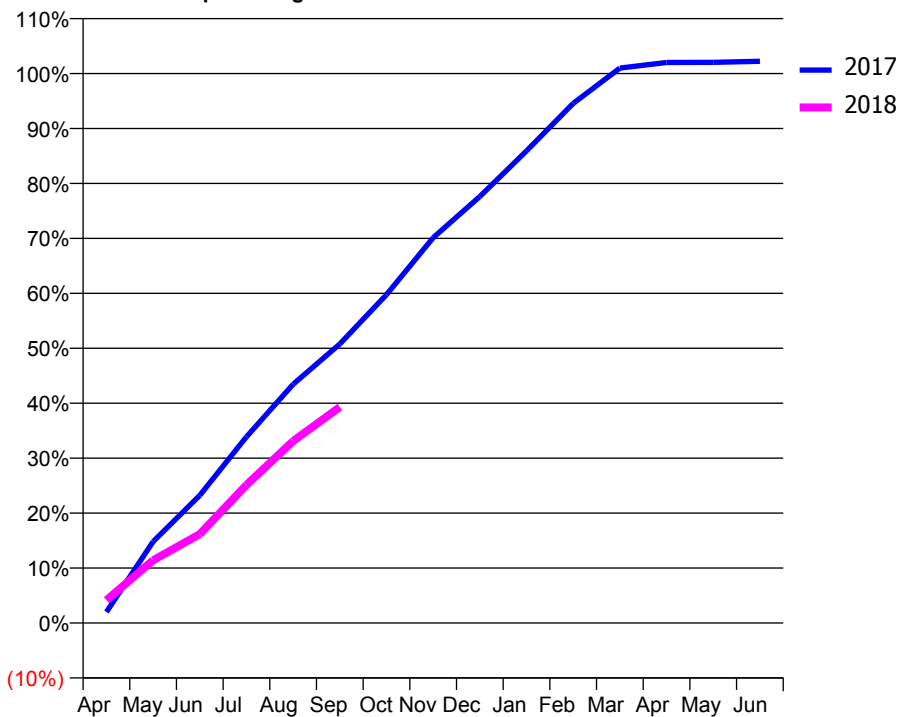
ACCESS*

Patients seen in 24 months	Total	Change since previous quarter
Quarter ending September 2016	6,081	
Quarter ending December 2016	6,117	→
Quarter ending March 2017	5,895	↓
Quarter ending June 2017	5,880	→
Quarter ending September 2017	5,854	→
Variance since September 2016	(3.7%)	↓



ACTIVITY

Cumulative percentage of contracted UDA delivered 2017 & 2018



Month	Adjusted Scheduled Activity (UDA)	
	2017	2018
April	321	670
May	2,380	1,832
June	3,732	2,600
July	5,444	4,037
August	6,980	5,318
September	8,159	6,315
October	9,601	
November	11,265	
December	12,468	
January	13,801	
February	15,191	
March	16,222	
April	16,386	
May	16,391	
June	16,420	

QUALITY

	Quantity	Base Number	Contract	AT	Region	England
% of FP17s for the same patient ID Re-attending within 3 months - Children	64	882	7.3%	10.2%	11.2%	11.9%
% of FP17s for the same patient ID Re-attending within 3 months - Adults	310	2,040	15.2%	15.9%	16.6%	15.9%
% of FP17s for the same patient ID Re-attending between 3 & 9 months - Children	267	882	30.3%	42.6%	47.0%	58.1%
% of FP17s for the same patient ID Re-attending between 3 & 9 months - Adults	587	2,040	28.8%	35.6%	38.2%	50.6%
% of FP17s for Band 1 Urgent Courses	206	2,435	8.5%	10.8%	10.6%	9.1%
% of FP17s Relating to Free Repair or Replacements	14	2,435	0.6%	0.5%	0.6%	0.8%
% of FP17s Relating to Continuations	60	2,435	2.5%	0.7%	0.8%	1.1%
% of Patients satisfied with the dentistry they have received	4	4	N/A	88.7%	89.2%	91.4%
% of Patients satisfied with the time they had to wait for an appointment	4	4	N/A	80.7%	83.4%	87.7%

* This is based on patients treated on this contract for their most recent course of treatment. Figures in italics indicate the base number of FP17s or Patient Questionnaire responses are less than 100. N/A is shown where the base number of responses is less than 10 during the period. % is calculated as Quantity/Base number*100

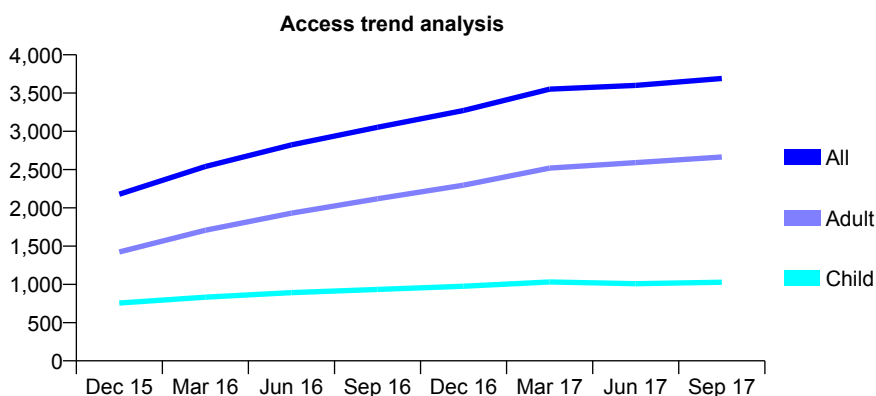
Q61 - Vital Signs At a Glance Contract Report for 179574/0001 - September 2017

Name or company name	Eli Shalom Joffe
Contract type name	GDS Contract
Purpose of contract	General
Contract start date	01/04/2015
Contract end date	

17/18 Contracted general activity (UDA)	9,314
Carry forward general activity (UDA)	-186
17/18 Contracted orthodontic activity (UOA)	0
Carry forward orthodontic activity (UOA)	0
Baseline contract value	£331,843.06

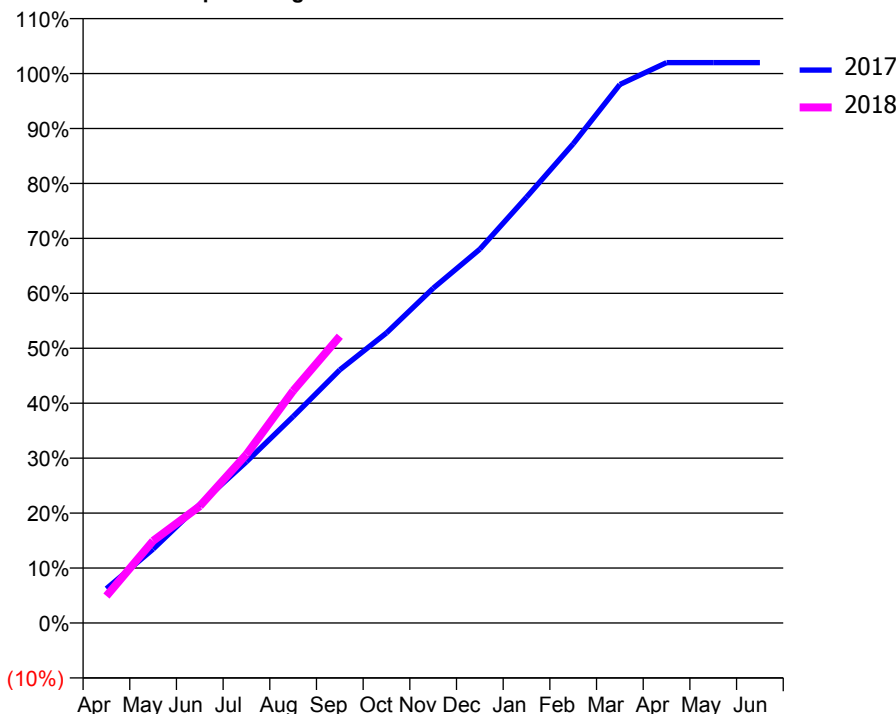
ACCESS*

Patients seen in 24 months	Total	Change since previous quarter
Quarter ending September 2016	3,052	
Quarter ending December 2016	3,272	↑
Quarter ending March 2017	3,551	↑
Quarter ending June 2017	3,600	→
Quarter ending September 2017	3,691	↑
Variance since September 2016	20.9%	↑



ACTIVITY

Cumulative percentage of contracted UDA delivered 2017 & 2018



Adjusted Scheduled Activity (UDA)

Month	2017	2018
April	583	458
May	1,252	1,394
June	2,010	1,981
July	2,734	2,859
August	3,500	3,937
September	4,292	4,861
October	4,917	
November	5,674	
December	6,336	
January	7,217	
February	8,123	
March	9,127	
April	9,499	
May	9,499	
June	9,499	

QUALITY

	Quantity	Base Number	Contract	AT	Region	England
% of FP17s for the same patient ID Re-attending within 3 months - Children	60	711	8.4%	10.2%	11.2%	11.9%
% of FP17s for the same patient ID Re-attending within 3 months - Adults	201	1,538	13.1%	15.9%	16.6%	15.9%
% of FP17s for the same patient ID Re-attending between 3 & 9 months - Children	339	711	47.7%	42.6%	47.0%	58.1%
% of FP17s for the same patient ID Re-attending between 3 & 9 months - Adults	616	1,538	40.1%	35.6%	38.2%	50.6%
% of FP17s for Band 1 Urgent Courses	197	2,084	9.5%	10.8%	10.6%	9.1%
% of FP17s Relating to Free Repair or Replacements	2	2,084	0.1%	0.5%	0.6%	0.8%
% of FP17s Relating to Continuations	24	2,084	1.2%	0.7%	0.8%	1.1%
% of Patients satisfied with the dentistry they have received	1	1	N/A	88.7%	89.2%	91.4%
% of Patients satisfied with the time they had to wait for an appointment	0	1	N/A	80.7%	83.4%	87.7%

* This is based on patients treated on this contract for their most recent course of treatment. Figures in italics indicate the base number of FP17s or Patient Questionnaire responses are less than 100. N/A is shown where the base number of responses is less than 10 during the period. % is calculated as Quantity/Base number*100

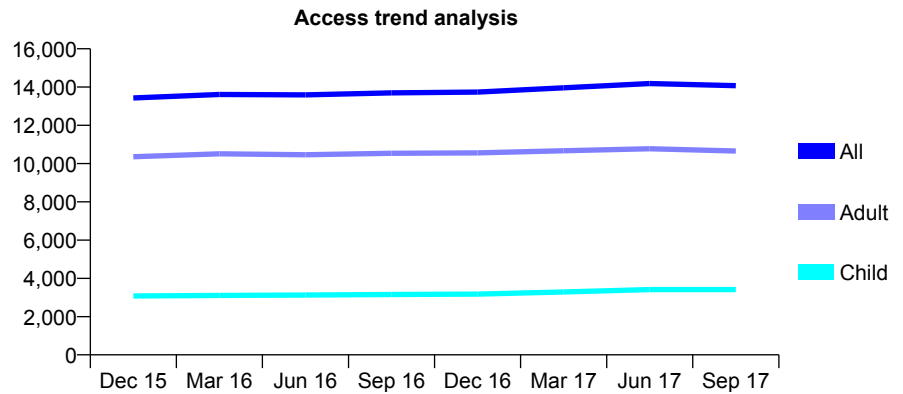
Q61 - Vital Signs At a Glance Contract Report for 181978/0001 - September 2017

Name or company name	M C DENTISTRY LTD
Contract type name	GDS Contract
Purpose of contract	General
Contract start date	01/04/2006
Contract end date	

17/18 Contracted general activity (UDA)	57,747
Carry forward general activity (UDA)	0
17/18 Contracted orthodontic activity (UOA)	0
Carry forward orthodontic activity (UOA)	0
Baseline contract value	£1,673,436.20

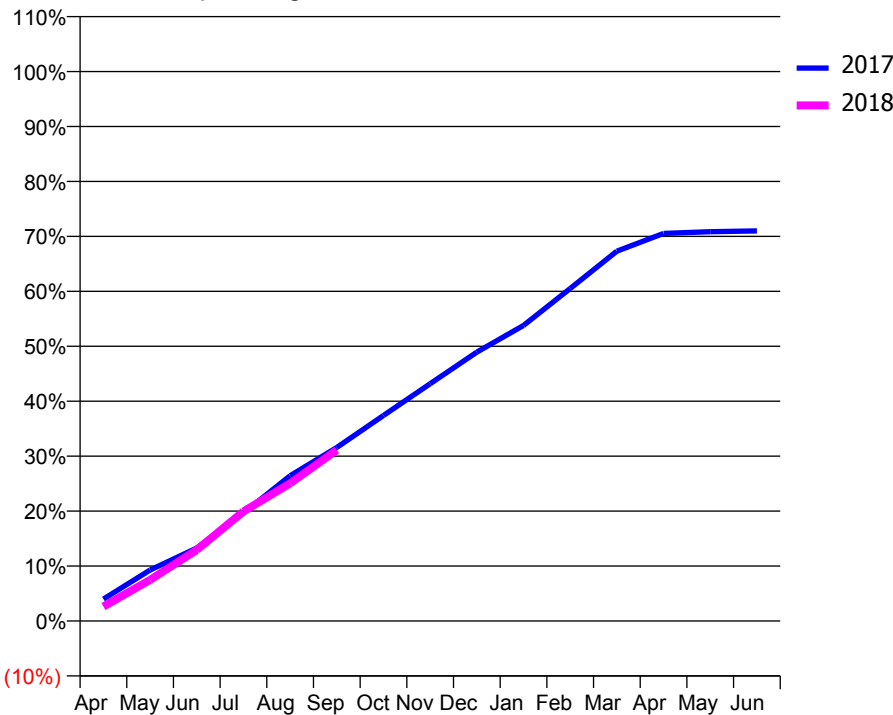
ACCESS*

Patients seen in 24 months	Total	Change since previous quarter
Quarter ending September 2016	13,698	
Quarter ending December 2016	13,739	→
Quarter ending March 2017	13,959	→
Quarter ending June 2017	14,185	→
Quarter ending September 2017	14,073	→
Variance since September 2016	2.7%	↑



ACTIVITY

Cumulative percentage of contracted UDA delivered 2017 & 2018



Month	Adjusted Scheduled Activity (UDA)	
	2017	2018
April	2,301	1,526
May	5,355	4,325
June	7,678	7,476
July	11,357	11,508
August	15,267	14,469
September	18,235	17,977
October	21,601	
November	24,943	
December	28,251	
January	31,064	
February	34,942	
March	38,873	
April	40,728	
May	40,916	
June	40,997	

QUALITY

	Quantity	Base Number	Contract	AT	Region	England
% of FP17s for the same patient ID Re-attending within 3 months - Children	142	2,084	6.8%	10.2%	11.2%	11.9%
% of FP17s for the same patient ID Re-attending within 3 months - Adults	632	5,775	10.9%	15.9%	16.6%	15.9%
% of FP17s for the same patient ID Re-attending between 3 & 9 months - Children	803	2,084	38.5%	42.6%	47.0%	58.1%
% of FP17s for the same patient ID Re-attending between 3 & 9 months - Adults	2,170	5,775	37.6%	35.6%	38.2%	50.6%
% of FP17s for Band 1 Urgent Courses	546	7,022	7.8%	10.8%	10.6%	9.1%
% of FP17s Relating to Free Repair or Replacements	41	7,022	0.6%	0.5%	0.6%	0.8%
% of FP17s Relating to Continuations	93	7,022	1.3%	0.7%	0.8%	1.1%
% of Patients satisfied with the dentistry they have received	12	18	66.7%	88.7%	89.2%	91.4%
% of Patients satisfied with the time they had to wait for an appointment	12	18	66.7%	80.7%	83.4%	87.7%

* This is based on patients treated on this contract for their most recent course of treatment. Figures in italics indicate the base number of FP17s or Patient Questionnaire responses are less than 100. N/A is shown where the base number of responses is less than 10 during the period. % is calculated as Quantity/Base number*100

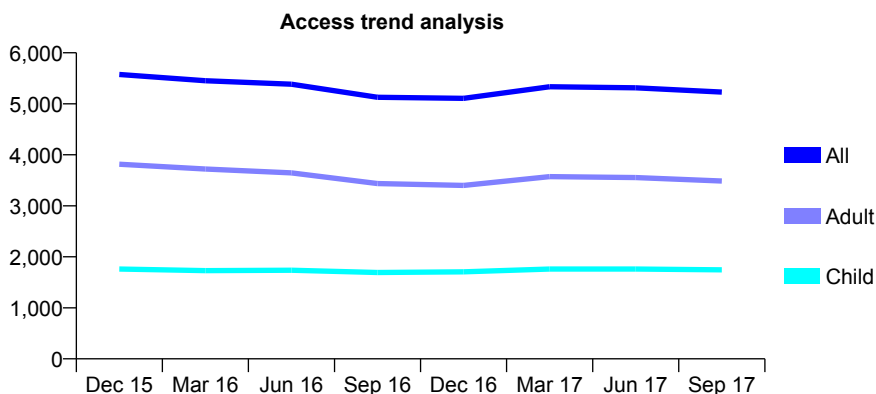
Q61 - Vital Signs At a Glance Contract Report for 182095/0001 - September 2017

Name or company name	WGDC LTD
Contract type name	GDS Contract
Purpose of contract	General
Contract start date	01/07/2011
Contract end date	

17/18 Contracted general activity (UDA)	12,739
Carry forward general activity (UDA)	152
17/18 Contracted orthodontic activity (UOA)	0
Carry forward orthodontic activity (UOA)	0
Baseline contract value	£354,274.82

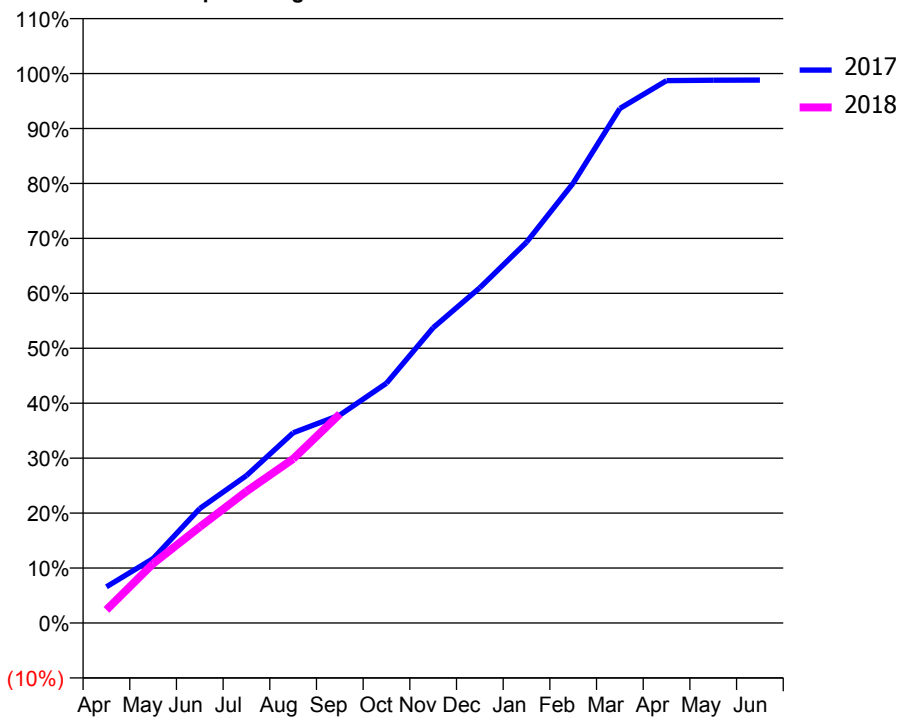
ACCESS*

Patients seen in 24 months	Total	Change since previous quarter
Quarter ending September 2016	5,129	
Quarter ending December 2016	5,106	→
Quarter ending March 2017	5,335	↑
Quarter ending June 2017	5,315	→
Quarter ending September 2017	5,230	↓
Variance since September 2016	2.0%	→



ACTIVITY

Cumulative percentage of contracted UDA delivered 2017 & 2018



Month	Adjusted Scheduled Activity (UDA)	
	2017	2018
April	841	303
May	1,496	1,376
June	2,654	2,228
July	3,417	3,052
August	4,411	3,805
September	4,822	4,845
October	5,561	
November	6,845	
December	7,774	
January	8,827	
February	10,196	
March	11,929	
April	12,574	
May	12,584	
June	12,587	

QUALITY

	Quantity	Base Number	Contract	AT	Region	England
% of FP17s for the same patient ID Re-attending within 3 months - Children	79	996	7.9%	10.2%	11.2%	11.9%
% of FP17s for the same patient ID Re-attending within 3 months - Adults	269	1,878	14.3%	15.9%	16.6%	15.9%
% of FP17s for the same patient ID Re-attending between 3 & 9 months - Children	361	996	36.2%	42.6%	47.0%	58.1%
% of FP17s for the same patient ID Re-attending between 3 & 9 months - Adults	615	1,878	32.7%	35.6%	38.2%	50.6%
% of FP17s for Band 1 Urgent Courses	209	2,205	9.5%	10.8%	10.6%	9.1%
% of FP17s Relating to Free Repair or Replacements	13	2,205	0.6%	0.5%	0.6%	0.8%
% of FP17s Relating to Continuations	17	2,205	0.8%	0.7%	0.8%	1.1%
% of Patients satisfied with the dentistry they have received	3	4	N/A	88.7%	89.2%	91.4%
% of Patients satisfied with the time they had to wait for an appointment	2	4	N/A	80.7%	83.4%	87.7%

* This is based on patients treated on this contract for their most recent course of treatment. Figures in italics indicate the base number of FP17s or Patient Questionnaire responses are less than 100. N/A is shown where the base number of responses is less than 10 during the period. % is calculated as Quantity/Base number*100

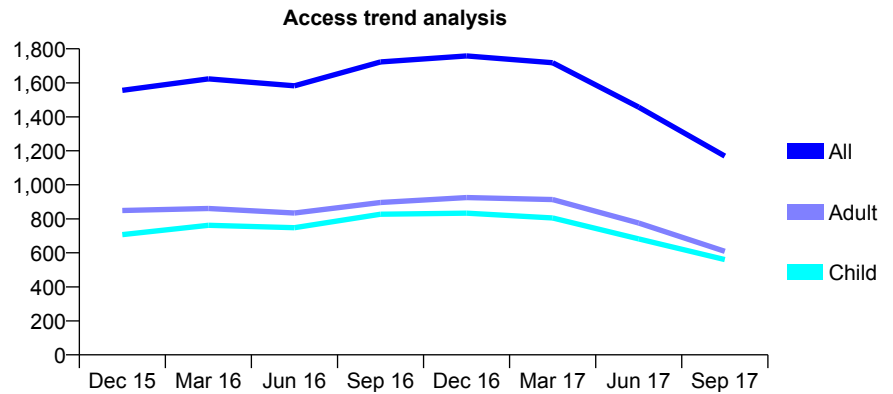
Q61 - Vital Signs At a Glance Contract Report for 182303/0001 - September 2017

Name or company name	NHS Waltham Forest
Contract type name	PDS Contract
Purpose of contract	General
Contract start date	01/07/2012
Contract end date	30/06/2022

17/18 Contracted general activity (UDA)	4,000
Carry forward general activity (UDA)	0
17/18 Contracted orthodontic activity (UOA)	0
Carry forward orthodontic activity (UOA)	0
Baseline contract value	£0.00

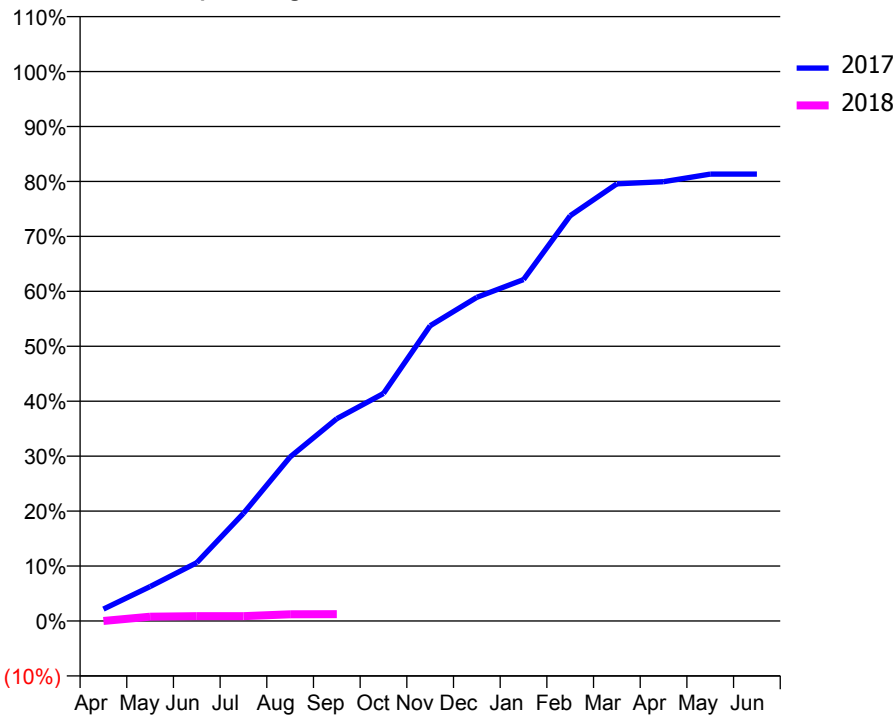
ACCESS*

Patients seen in 24 months	Total	Change since previous quarter
Quarter ending September 2016	1,723	
Quarter ending December 2016	1,758	↑
Quarter ending March 2017	1,718	↓
Quarter ending June 2017	1,457	↓
Quarter ending September 2017	1,169	↓
Variance since September 2016	(32.2%)	↓



ACTIVITY

Cumulative percentage of contracted UDA delivered 2017 & 2018



Month	Adjusted Scheduled Activity (UDA)	
	2017	2018
April	87	0
May	251	32
June	424	35
July	783	35
August	1,195	49
September	1,473	50
October	1,656	
November	2,149	
December	2,356	
January	2,485	
February	2,950	
March	3,182	
April	3,198	
May	3,254	
June	3,254	

QUALITY

	Quantity	Base Number	Contract	AT	Region	England
% of FP17s for the same patient ID Re-attending within 3 months - Children	1	35	2.9%	10.2%	11.2%	11.9%
% of FP17s for the same patient ID Re-attending within 3 months - Adults	2	27	7.4%	15.9%	16.6%	15.9%
% of FP17s for the same patient ID Re-attending between 3 & 9 months - Children	5	35	14.3%	42.6%	47.0%	58.1%
% of FP17s for the same patient ID Re-attending between 3 & 9 months - Adults	6	27	22.2%	35.6%	38.2%	50.6%
% of FP17s for Band 1 Urgent Courses	0	25	0.0%	10.8%	10.6%	9.1%
% of FP17s Relating to Free Repair or Replacements	0	25	0.0%	0.5%	0.6%	0.8%
% of FP17s Relating to Continuations	0	25	0.0%	0.7%	0.8%	1.1%
% of Patients satisfied with the dentistry they have received	1	1	N/A	88.7%	89.2%	91.4%
% of Patients satisfied with the time they had to wait for an appointment	0	1	N/A	80.7%	83.4%	87.7%

* This is based on patients treated on this contract for their most recent course of treatment. Figures in italics indicate the base number of FP17s or Patient Questionnaire responses are less than 100. N/A is shown where the base number of responses is less than 10 during the period. % is calculated as Quantity/Base number*100

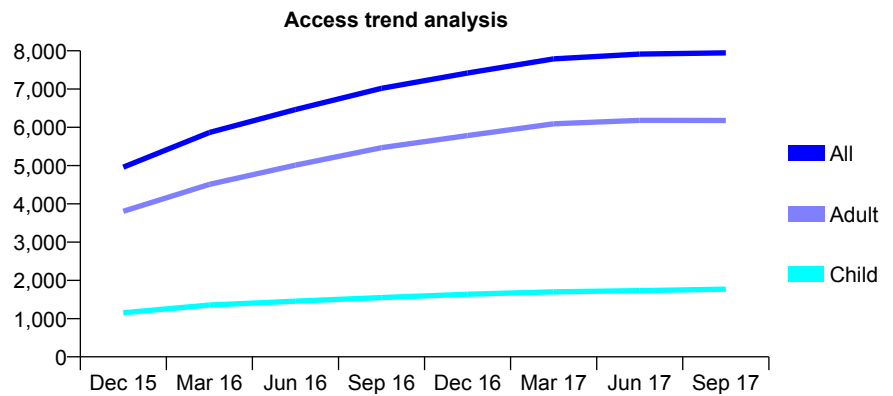
Q61 - Vital Signs At a Glance Contract Report for 182346/0001 - September 2017

Name or company name	Trinity Dental Surgery Ltd
Contract type name	GDS Contract
Purpose of contract	General
Contract start date	01/04/2015
Contract end date	

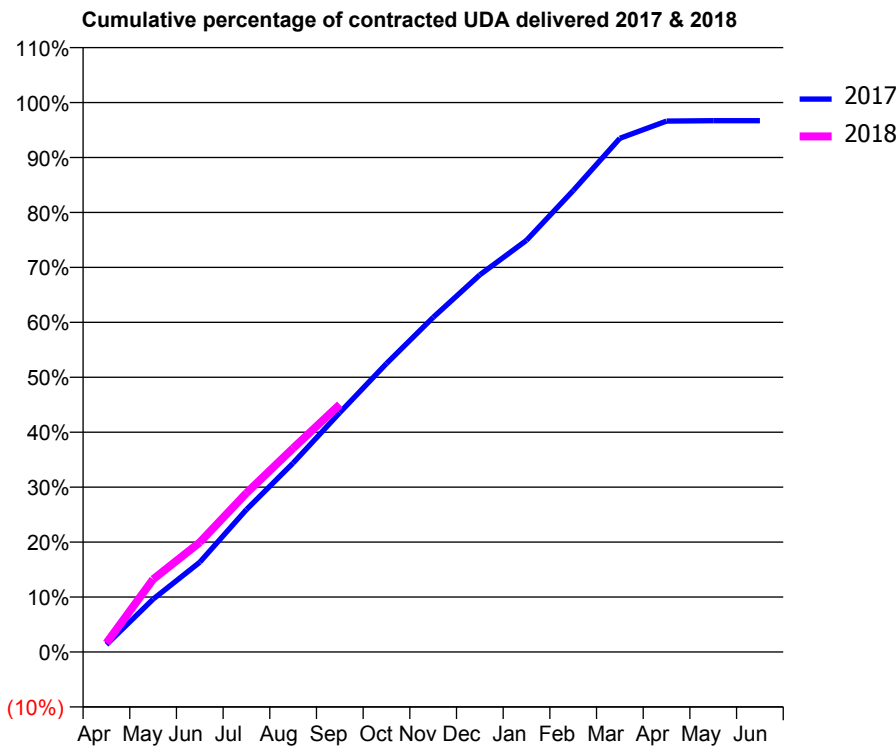
17/18 Contracted general activity (UDA)	19,476
Carry forward general activity (UDA)	7
17/18 Contracted orthodontic activity (UOA)	0
Carry forward orthodontic activity (UOA)	0
Baseline contract value	£527,937.35

ACCESS*

Patients seen in 24 months	Total	Change since previous quarter
Quarter ending September 2016	7,017	
Quarter ending December 2016	7,419	↑
Quarter ending March 2017	7,790	↑
Quarter ending June 2017	7,915	→
Quarter ending September 2017	7,947	→
Variance since September 2016	13.3%	↑



ACTIVITY



Month	Adjusted Scheduled Activity (UDA)	
	2017	2018
April	263	320
May	1,876	2,577
June	3,183	3,890
July	5,052	5,634
August	6,700	7,226
September	8,488	8,776
October	10,225	
November	11,860	
December	13,370	
January	14,594	
February	16,356	
March	18,207	
April	18,816	
May	18,832	
June	18,832	

QUALITY

	Quantity	Base Number	Contract	AT	Region	England
% of FP17s for the same patient ID Re-attending within 3 months - Children	75	1,184	6.3%	10.2%	11.2%	11.9%
% of FP17s for the same patient ID Re-attending within 3 months - Adults	585	3,712	15.8%	15.9%	16.6%	15.9%
% of FP17s for the same patient ID Re-attending between 3 & 9 months - Children	462	1,184	39.0%	42.6%	47.0%	58.1%
% of FP17s for the same patient ID Re-attending between 3 & 9 months - Adults	1,397	3,712	37.6%	35.6%	38.2%	50.6%
% of FP17s for Band 1 Urgent Courses	356	4,614	7.7%	10.8%	10.6%	9.1%
% of FP17s Relating to Free Repair or Replacements	43	4,614	0.9%	0.5%	0.6%	0.8%
% of FP17s Relating to Continuations	129	4,614	2.8%	0.7%	0.8%	1.1%
% of Patients satisfied with the dentistry they have received	8	9	N/A	88.7%	89.2%	91.4%
% of Patients satisfied with the time they had to wait for an appointment	7	9	N/A	80.7%	83.4%	87.7%

* This is based on patients treated on this contract for their most recent course of treatment. Figures in italics indicate the base number of FP17s or Patient Questionnaire responses are less than 100. N/A is shown where the base number of responses is less than 10 during the period. % is calculated as Quantity/Base number*100

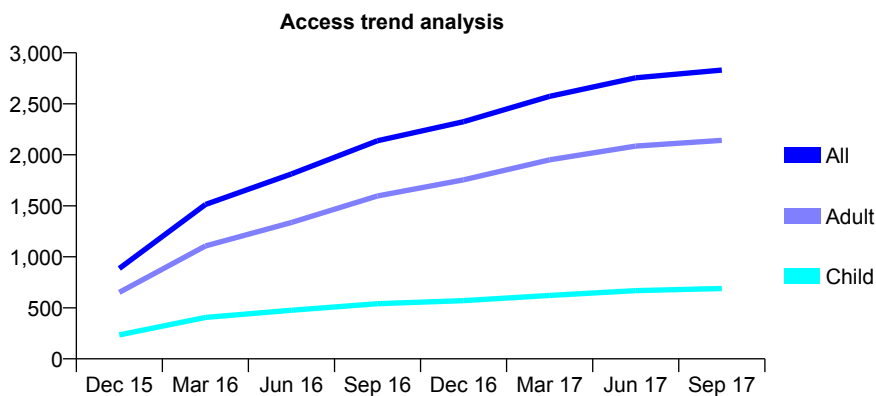
Q61 - Vital Signs At a Glance Contract Report for 183466/0001 - September 2017

Name or company name	Dharmesh Patel
Contract type name	GDS Contract
Purpose of contract	General
Contract start date	01/08/2015
Contract end date	

17/18 Contracted general activity (UDA)	8,498
Carry forward general activity (UDA)	109
17/18 Contracted orthodontic activity (UOA)	0
Carry forward orthodontic activity (UOA)	0
Baseline contract value	£252,137.09

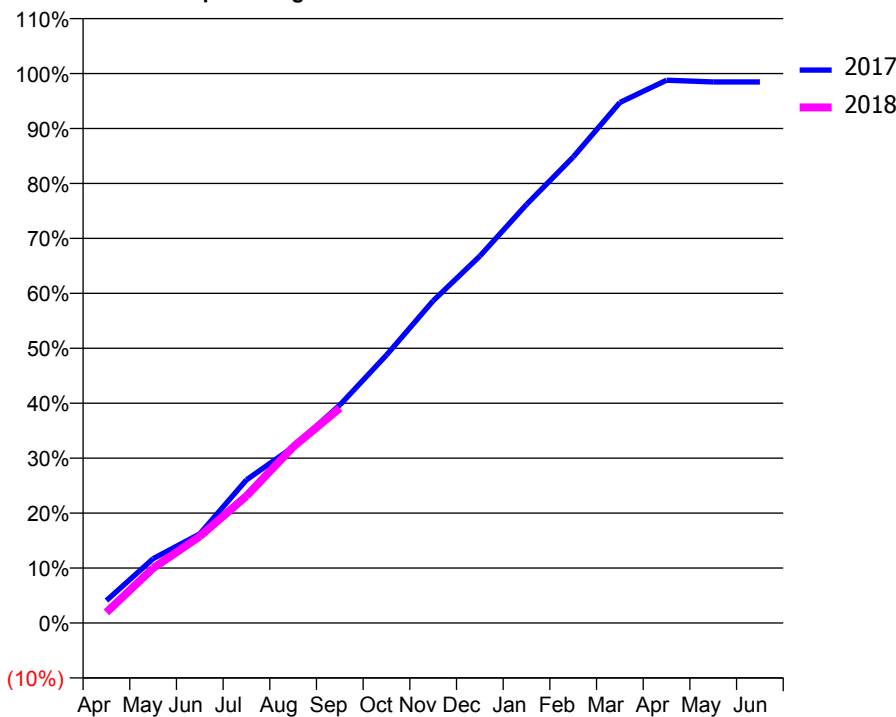
ACCESS*

Patients seen in 24 months	Total	Change since previous quarter
Quarter ending September 2016	2,138	
Quarter ending December 2016	2,325	↑
Quarter ending March 2017	2,573	↑
Quarter ending June 2017	2,755	↑
Quarter ending September 2017	2,831	↑
Variance since September 2016	32.4%	↑



ACTIVITY

Cumulative percentage of contracted UDA delivered 2017 & 2018



Month	Adjusted Scheduled Activity (UDA)	
	2017	2018
April	347	163
May	995	848
June	1,378	1,340
July	2,214	1,964
August	2,720	2,722
September	3,371	3,322
October	4,144	
November	4,983	
December	5,674	
January	6,472	
February	7,207	
March	8,050	
April	8,393	
May	8,367	
June	8,367	

QUALITY

	Quantity	Base Number	Contract	AT	Region	England
% of FP17s for the same patient ID Re-attending within 3 months - Children	44	402	10.9%	10.2%	11.2%	11.9%
% of FP17s for the same patient ID Re-attending within 3 months - Adults	193	1,094	17.6%	15.9%	16.6%	15.9%
% of FP17s for the same patient ID Re-attending between 3 & 9 months - Children	170	402	42.3%	42.6%	47.0%	58.1%
% of FP17s for the same patient ID Re-attending between 3 & 9 months - Adults	328	1,094	30.0%	35.6%	38.2%	50.6%
% of FP17s for Band 1 Urgent Courses	152	1,410	10.8%	10.8%	10.6%	9.1%
% of FP17s Relating to Free Repair or Replacements	18	1,410	1.3%	0.5%	0.6%	0.8%
% of FP17s Relating to Continuations	4	1,410	0.3%	0.7%	0.8%	1.1%
% of Patients satisfied with the dentistry they have received	1	2	N/A	88.7%	89.2%	91.4%
% of Patients satisfied with the time they had to wait for an appointment	1	2	N/A	80.7%	83.4%	87.7%

* This is based on patients treated on this contract for their most recent course of treatment. Figures in italics indicate the base number of FP17s or Patient Questionnaire responses are less than 100. N/A is shown where the base number of responses is less than 10 during the period. % is calculated as Quantity/Base number*100

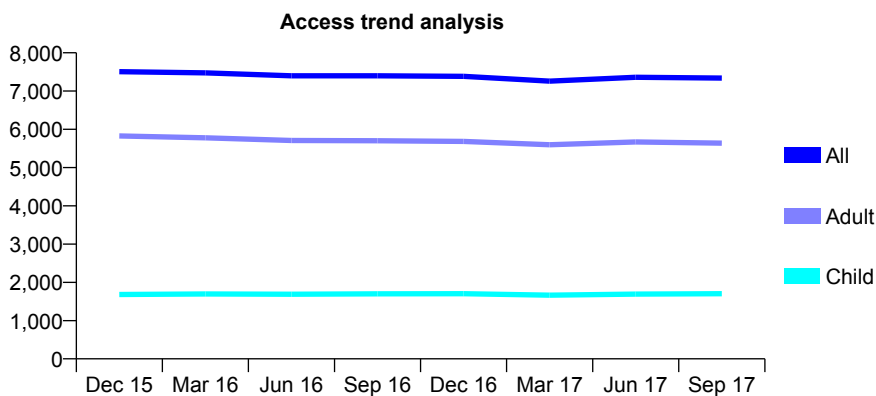
Q61 - Vital Signs At a Glance Contract Report for 185817/0001 - September 2017

Name or company name	DIPS Dental Surgery
Contract type name	GDS Contract
Purpose of contract	General
Contract start date	01/06/2006
Contract end date	

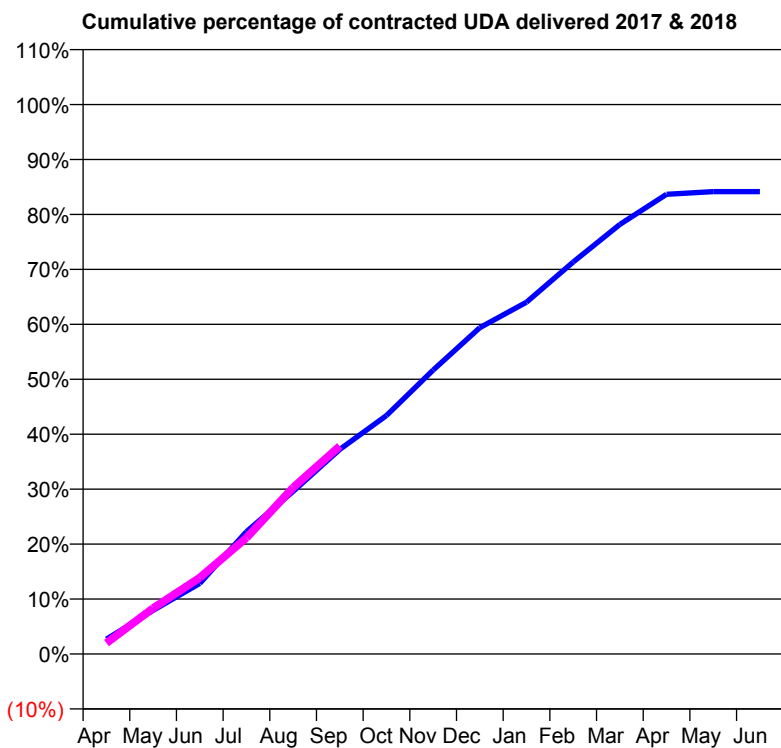
17/18 Contracted general activity (UDA)	24,000
Carry forward general activity (UDA)	0
17/18 Contracted orthodontic activity (UOA)	0
Carry forward orthodontic activity (UOA)	0
Baseline contract value	£672,622.92

ACCESS*

Patients seen in 24 months	Total	Change since previous quarter
Quarter ending September 2016	7,400	
Quarter ending December 2016	7,385	→
Quarter ending March 2017	7,261	↓
Quarter ending June 2017	7,360	→
Quarter ending September 2017	7,341	→
Variance since September 2016	(0.8%)	→



ACTIVITY



Month	Adjusted Scheduled Activity (UDA)	
	2017	2018
April	647	479
May	1,910	1,999
June	3,082	3,333
July	5,346	5,076
August	7,101	7,271
September	8,934	9,083
October	10,417	
November	12,400	
December	14,253	
January	15,366	
February	17,121	
March	18,761	
April	20,076	
May	20,193	
June	20,194	

QUALITY

	Quantity	Base Number	Contract	AT	Region	England
% of FP17s for the same patient ID Re-attending within 3 months - Children	61	1,096	5.6%	10.2%	11.2%	11.9%
% of FP17s for the same patient ID Re-attending within 3 months - Adults	312	2,920	10.7%	15.9%	16.6%	15.9%
% of FP17s for the same patient ID Re-attending between 3 & 9 months - Children	439	1,096	40.1%	42.6%	47.0%	58.1%
% of FP17s for the same patient ID Re-attending between 3 & 9 months - Adults	977	2,920	33.5%	35.6%	38.2%	50.6%
% of FP17s for Band 1 Urgent Courses	254	3,297	7.7%	10.8%	10.6%	9.1%
% of FP17s Relating to Free Repair or Replacements	58	3,297	1.8%	0.5%	0.6%	0.8%
% of FP17s Relating to Continuations	11	3,297	0.3%	0.7%	0.8%	1.1%
% of Patients satisfied with the dentistry they have received	8	8	N/A	88.7%	89.2%	91.4%
% of Patients satisfied with the time they had to wait for an appointment	8	8	N/A	80.7%	83.4%	87.7%

* This is based on patients treated on this contract for their most recent course of treatment. Figures in italics indicate the base number of FP17s or Patient Questionnaire responses are less than 100. N/A is shown where the base number of responses is less than 10 during the period. % is calculated as Quantity/Base number*100

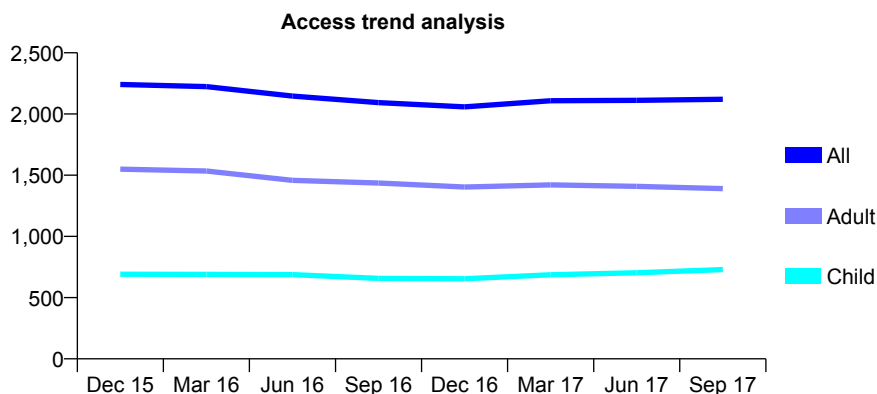
Q61 - Vital Signs At a Glance Contract Report for 187062/0001 - September 2017

Name or company name	I E Barmania and A Vawda
Contract type name	GDS Contract
Purpose of contract	General
Contract start date	26/01/2009
Contract end date	

17/18 Contracted general activity (UDA)	7,047
Carry forward general activity (UDA)	-12
17/18 Contracted orthodontic activity (UOA)	0
Carry forward orthodontic activity (UOA)	0
Baseline contract value	£185,966.02

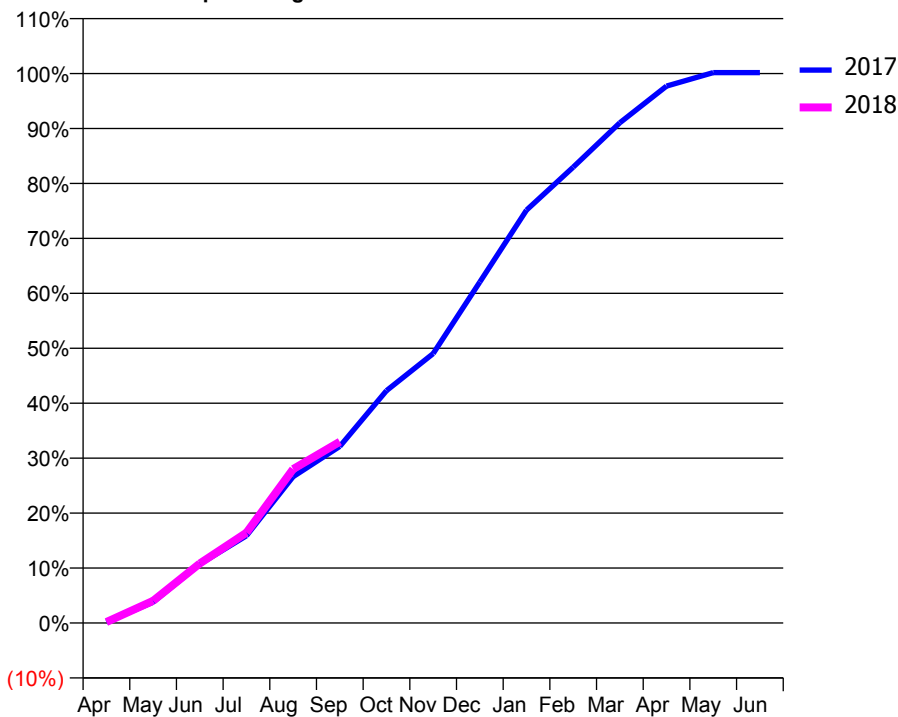
ACCESS*

Patients seen in 24 months	Total	Change since previous quarter
Quarter ending September 2016	2,093	
Quarter ending December 2016	2,058	↓
Quarter ending March 2017	2,108	↑
Quarter ending June 2017	2,112	→
Quarter ending September 2017	2,120	→
Variance since September 2016	1.3%	→



ACTIVITY

Cumulative percentage of contracted UDA delivered 2017 & 2018



Month	Adjusted Scheduled Activity (UDA)	
	2017	2018
April	13	12
May	268	285
June	755	764
July	1,118	1,158
August	1,877	1,975
September	2,266	2,325
October	2,979	
November	3,456	
December	4,373	
January	5,296	
February	5,846	
March	6,415	
April	6,886	
May	7,058	
June	7,059	

QUALITY

	Quantity	Base Number	Contract	AT	Region	England
% of FP17s for the same patient ID Re-attending within 3 months - Children	5	420	1.2%	10.2%	11.2%	11.9%
% of FP17s for the same patient ID Re-attending within 3 months - Adults	54	685	7.9%	15.9%	16.6%	15.9%
% of FP17s for the same patient ID Re-attending between 3 & 9 months - Children	225	420	53.6%	42.6%	47.0%	58.1%
% of FP17s for the same patient ID Re-attending between 3 & 9 months - Adults	347	685	50.7%	35.6%	38.2%	50.6%
% of FP17s for Band 1 Urgent Courses	55	935	5.9%	10.8%	10.6%	9.1%
% of FP17s Relating to Free Repair or Replacements	0	935	0.0%	0.5%	0.6%	0.8%
% of FP17s Relating to Continuations	3	935	0.3%	0.7%	0.8%	1.1%
% of Patients satisfied with the dentistry they have received	5	5	N/A	88.7%	89.2%	91.4%
% of Patients satisfied with the time they had to wait for an appointment	4	5	N/A	80.7%	83.4%	87.7%

* This is based on patients treated on this contract for their most recent course of treatment. Figures in italics indicate the base number of FP17s or Patient Questionnaire responses are less than 100. N/A is shown where the base number of responses is less than 10 during the period. % is calculated as Quantity/Base number*100

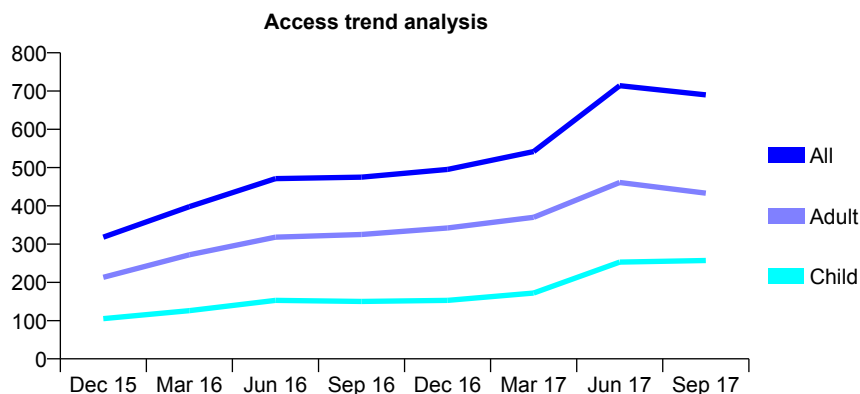
Q61 - Vital Signs At a Glance Contract Report for 188697/0001 - September 2017

Name or company name	F Mian Dental Surgery
Contract type name	GDS Contract
Purpose of contract	General
Contract start date	01/03/2015
Contract end date	

17/18 Contracted general activity (UDA)	2,177
Carry forward general activity (UDA)	-44
17/18 Contracted orthodontic activity (UOA)	0
Carry forward orthodontic activity (UOA)	0
Baseline contract value	£62,349.32

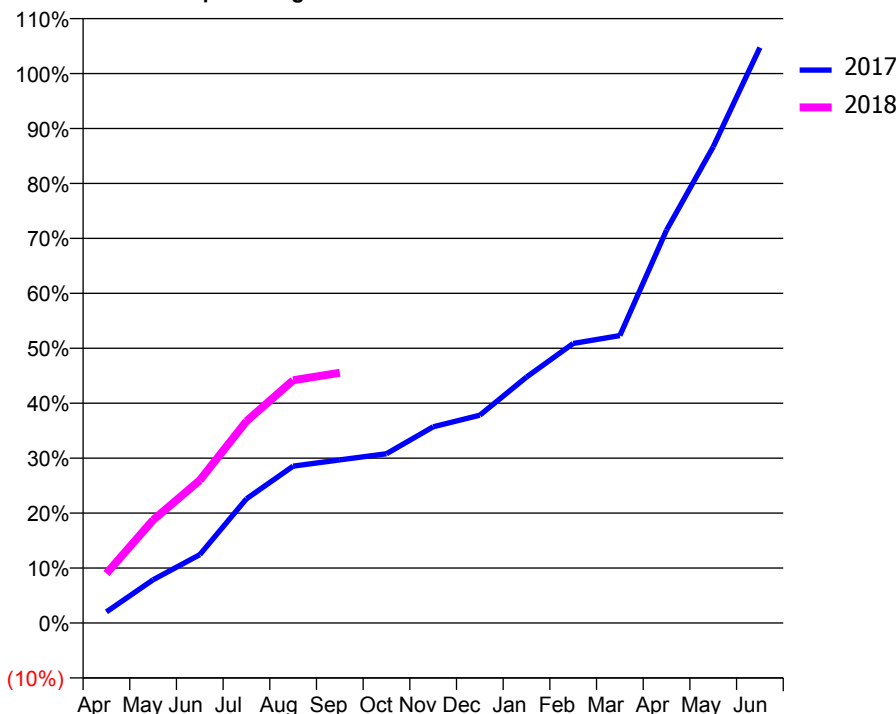
ACCESS*

Patients seen in 24 months	Total	Change since previous quarter
Quarter ending September 2016	475	
Quarter ending December 2016	495	↑
Quarter ending March 2017	542	↑
Quarter ending June 2017	714	↑
Quarter ending September 2017	690	↓
Variance since September 2016	45.3%	↑



ACTIVITY

Cumulative percentage of contracted UDA delivered 2017 & 2018



Month	Adjusted Scheduled Activity (UDA)	
	2017	2018
April	44	196
May	171	408
June	271	566
July	492	800
August	621	962
September	647	992
October	671	
November	778	
December	824	
January	975	
February	1,108	
March	1,139	
April	1,557	
May	1,887	
June	2,280	

QUALITY

	Quantity	Base Number	Contract	AT	Region	England
% of FP17s for the same patient ID Re-attending within 3 months - Children	8	210	3.8%	10.2%	11.2%	11.9%
% of FP17s for the same patient ID Re-attending within 3 months - Adults	6	276	2.2%	15.9%	16.6%	15.9%
% of FP17s for the same patient ID Re-attending between 3 & 9 months - Children	32	210	15.2%	42.6%	47.0%	58.1%
% of FP17s for the same patient ID Re-attending between 3 & 9 months - Adults	50	276	18.1%	35.6%	38.2%	50.6%
% of FP17s for Band 1 Urgent Courses	3	209	1.4%	10.8%	10.6%	9.1%
% of FP17s Relating to Free Repair or Replacements	0	209	0.0%	0.5%	0.6%	0.8%
% of FP17s Relating to Continuations	0	209	0.0%	0.7%	0.8%	1.1%
% of Patients satisfied with the dentistry they have received	0	0	N/A	88.7%	89.2%	91.4%
% of Patients satisfied with the time they had to wait for an appointment	0	0	N/A	80.7%	83.4%	87.7%

* This is based on patients treated on this contract for their most recent course of treatment. Figures in italics indicate the base number of FP17s or Patient Questionnaire responses are less than 100. N/A is shown where the base number of responses is less than 10 during the period. % is calculated as Quantity/Base number*100

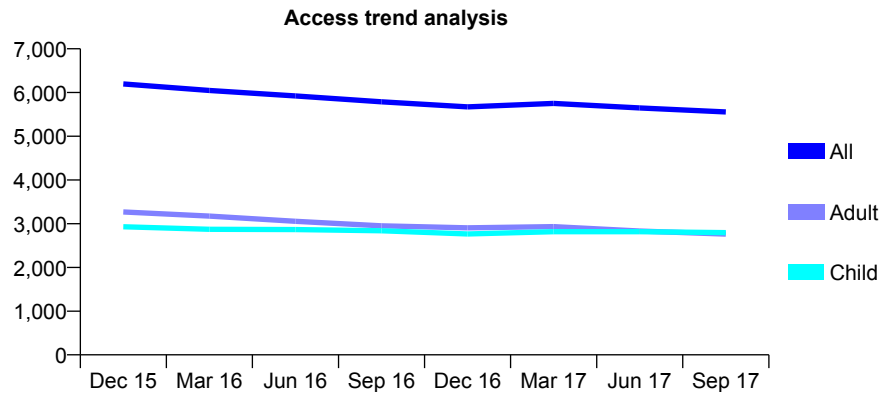
Q61 - Vital Signs At a Glance Contract Report for 188883/0001 - September 2017

Name or company name	The Angel Dental Practice Ltd
Contract type name	GDS Contract
Purpose of contract	General
Contract start date	01/04/2012
Contract end date	

17/18 Contracted general activity (UDA)	18,415
Carry forward general activity (UDA)	-7
17/18 Contracted orthodontic activity (UOA)	0
Carry forward orthodontic activity (UOA)	0
Baseline contract value	£528,238.71

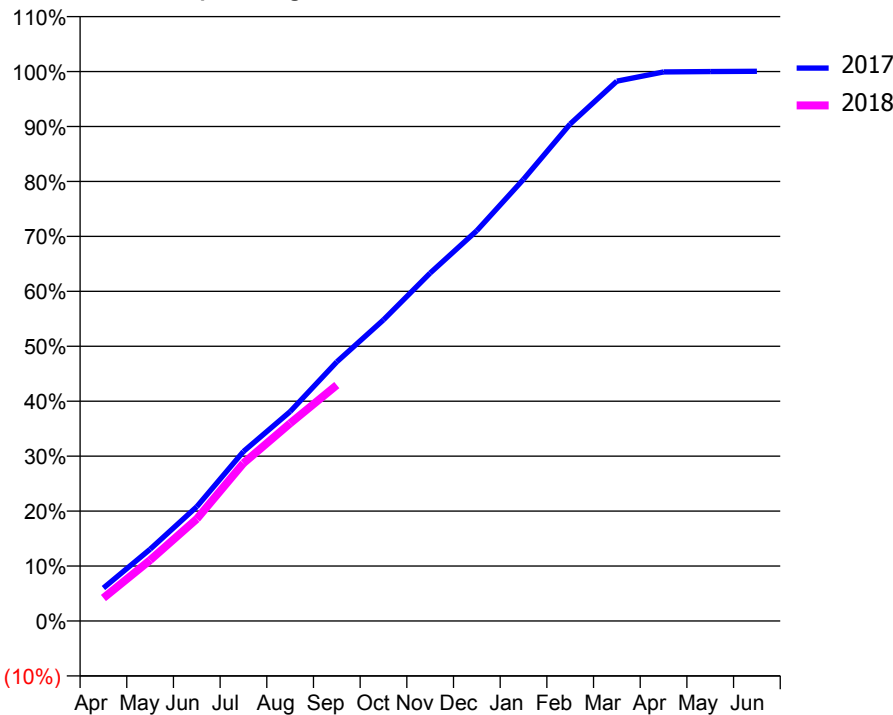
ACCESS*

Patients seen in 24 months	Total	Change since previous quarter
Quarter ending September 2016	5,788	
Quarter ending December 2016	5,671	↓
Quarter ending March 2017	5,750	→
Quarter ending June 2017	5,647	↓
Quarter ending September 2017	5,557	↓
Variance since September 2016	(4.0%)	↓



ACTIVITY

Cumulative percentage of contracted UDA delivered 2017 & 2018



Month	Adjusted Scheduled Activity (UDA)	
	2017	2018
April	1,107	770
May	2,409	2,040
June	3,830	3,422
July	5,684	5,288
August	7,018	6,626
September	8,683	7,909
October	10,093	
November	11,660	
December	13,084	
January	14,803	
February	16,657	
March	18,090	
April	18,399	
May	18,415	
June	18,422	

QUALITY

	Quantity	Base Number	Contract	AT	Region	England
% of FP17s for the same patient ID Re-attending within 3 months - Children	168	1,732	9.7%	10.2%	11.2%	11.9%
% of FP17s for the same patient ID Re-attending within 3 months - Adults	355	1,514	23.4%	15.9%	16.6%	15.9%
% of FP17s for the same patient ID Re-attending between 3 & 9 months - Children	715	1,732	41.3%	42.6%	47.0%	58.1%
% of FP17s for the same patient ID Re-attending between 3 & 9 months - Adults	498	1,514	32.9%	35.6%	38.2%	50.6%
% of FP17s for Band 1 Urgent Courses	392	3,131	12.5%	10.8%	10.6%	9.1%
% of FP17s Relating to Free Repair or Replacements	12	3,131	0.4%	0.5%	0.6%	0.8%
% of FP17s Relating to Continuations	4	3,131	0.1%	0.7%	0.8%	1.1%
% of Patients satisfied with the dentistry they have received	5	5	N/A	88.7%	89.2%	91.4%
% of Patients satisfied with the time they had to wait for an appointment	4	5	N/A	80.7%	83.4%	87.7%

* This is based on patients treated on this contract for their most recent course of treatment. Figures in italics indicate the base number of FP17s or Patient Questionnaire responses are less than 100. N/A is shown where the base number of responses is less than 10 during the period. % is calculated as Quantity/Base number*100

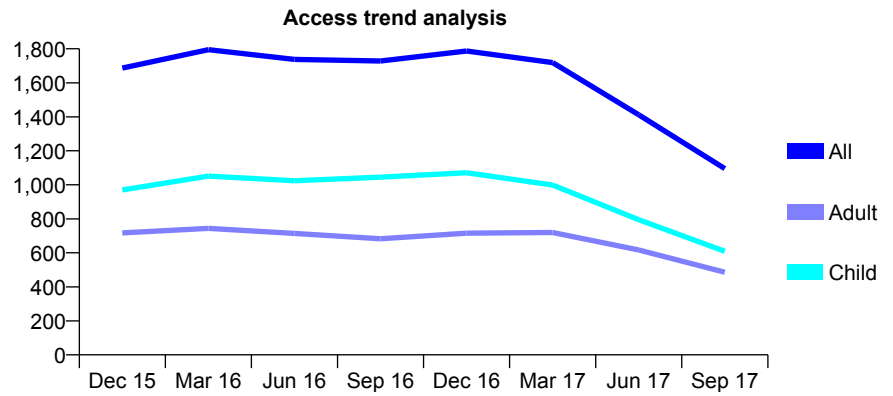
Q61 - Vital Signs At a Glance Contract Report for 189774/0001 - September 2017

Name or company name	NHS Redbridge
Contract type name	PDS Contract
Purpose of contract	General
Contract start date	01/07/2012
Contract end date	30/06/2022

17/18 Contracted general activity (UDA)	4,000
Carry forward general activity (UDA)	0
17/18 Contracted orthodontic activity (UOA)	0
Carry forward orthodontic activity (UOA)	0
Baseline contract value	£0.00

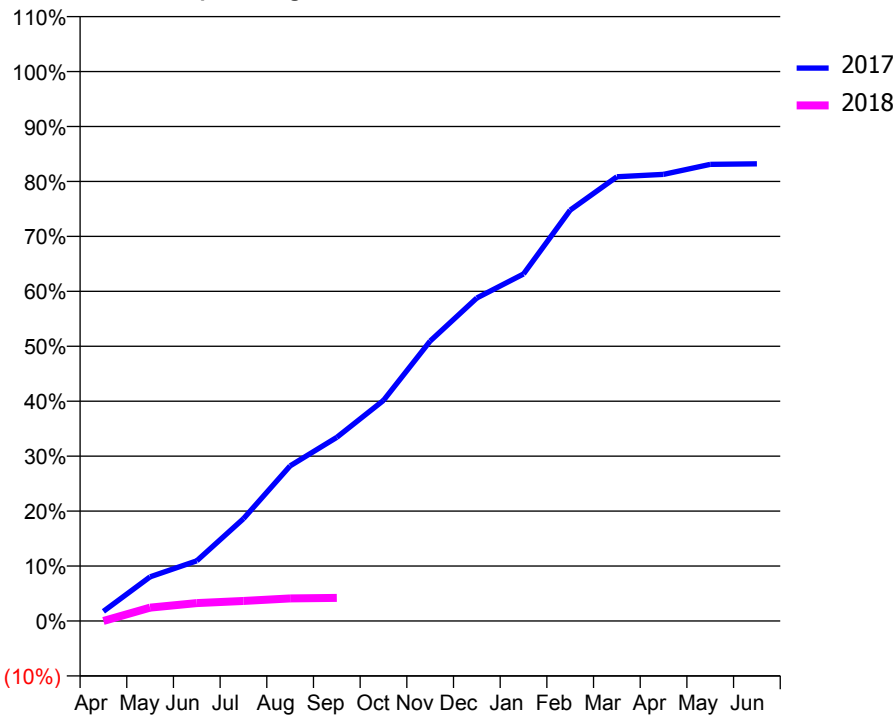
ACCESS*

Patients seen in 24 months	Total	Change since previous quarter
Quarter ending September 2016	1,728	
Quarter ending December 2016	1,787	↑
Quarter ending March 2017	1,719	↓
Quarter ending June 2017	1,412	↓
Quarter ending September 2017	1,095	↓
Variance since September 2016	(36.6%)	↓



ACTIVITY

Cumulative percentage of contracted UDA delivered 2017 & 2018



Month	Adjusted Scheduled Activity (UDA)	
	2017	2018
April	70	0
May	322	97
June	439	130
July	745	146
August	1,129	164
September	1,337	168
October	1,606	
November	2,038	
December	2,352	
January	2,526	
February	2,991	
March	3,233	
April	3,251	
May	3,324	
June	3,328	

QUALITY

	Quantity	Base Number	Contract	AT	Region	England
% of FP17s for the same patient ID Re-attending within 3 months - Children	2	53	3.8%	10.2%	11.2%	11.9%
% of FP17s for the same patient ID Re-attending within 3 months - Adults	1	51	2.0%	15.9%	16.6%	15.9%
% of FP17s for the same patient ID Re-attending between 3 & 9 months - Children	8	53	15.1%	42.6%	47.0%	58.1%
% of FP17s for the same patient ID Re-attending between 3 & 9 months - Adults	12	51	23.5%	35.6%	38.2%	50.6%
% of FP17s for Band 1 Urgent Courses	2	46	4.3%	10.8%	10.6%	9.1%
% of FP17s Relating to Free Repair or Replacements	0	46	0.0%	0.5%	0.6%	0.8%
% of FP17s Relating to Continuations	0	46	0.0%	0.7%	0.8%	1.1%
% of Patients satisfied with the dentistry they have received	1	1	N/A	88.7%	89.2%	91.4%
% of Patients satisfied with the time they had to wait for an appointment	0	1	N/A	80.7%	83.4%	87.7%

* This is based on patients treated on this contract for their most recent course of treatment. Figures in italics indicate the base number of FP17s or Patient Questionnaire responses are less than 100. N/A is shown where the base number of responses is less than 10 during the period. % is calculated as Quantity/Base number*100

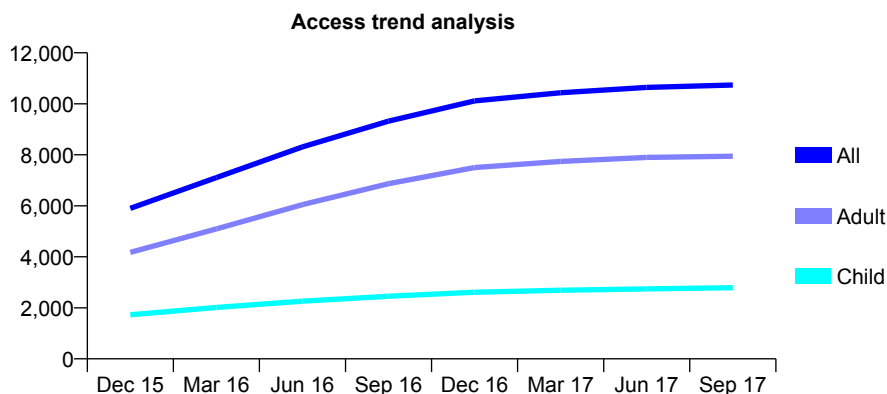
Q61 - Vital Signs At a Glance Contract Report for 190799/0001 - September 2017

Name or company name	P J Dental Surgery
Contract type name	GDS Contract
Purpose of contract	General and Orthodontic
Contract start date	01/02/2015
Contract end date	

17/18 Contracted general activity (UDA)	29,693
Carry forward general activity (UDA)	-136
17/18 Contracted orthodontic activity (UOA)	1,614
Carry forward orthodontic activity (UOA)	15
Baseline contract value	£1,033,532.63

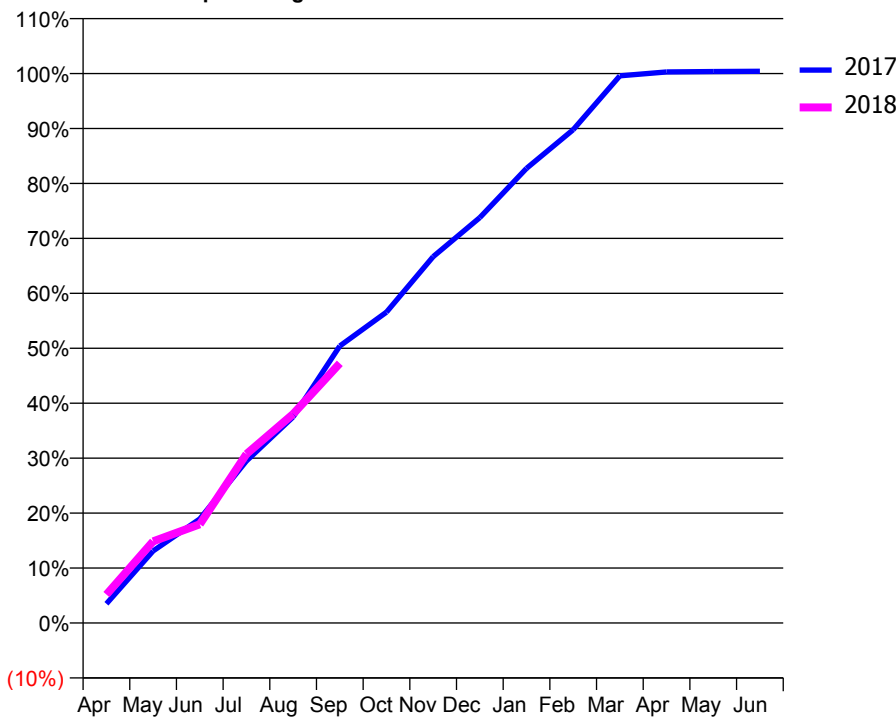
ACCESS*

Patients seen in 24 months	Total	Change since previous quarter
Quarter ending September 2016	9,320	
Quarter ending December 2016	10,114	↑
Quarter ending March 2017	10,432	↑
Quarter ending June 2017	10,644	↑
Quarter ending September 2017	10,735	→
Variance since September 2016	15.2%	↑



ACTIVITY

Cumulative percentage of contracted UDA delivered 2017 & 2018



Month	Adjusted Scheduled Activity (UDA)	
	2017	2018
April	1,043	1,537
May	3,896	4,416
June	5,621	5,337
July	8,760	9,131
August	11,136	11,294
September	14,972	14,032
October	16,803	
November	19,798	
December	21,908	
January	24,568	
February	26,660	
March	29,567	
April	29,777	
May	29,798	
June	29,810	

QUALITY

	Quantity	Base Number	Contract	AT	Region	England
% of FP17s for the same patient ID Re-attending within 3 months - Children	116	1,540	7.5%	10.2%	11.2%	11.9%
% of FP17s for the same patient ID Re-attending within 3 months - Adults	286	3,267	8.8%	15.9%	16.6%	15.9%
% of FP17s for the same patient ID Re-attending between 3 & 9 months - Children	546	1,540	35.5%	42.6%	47.0%	58.1%
% of FP17s for the same patient ID Re-attending between 3 & 9 months - Adults	771	3,267	23.6%	35.6%	38.2%	50.6%
% of FP17s for Band 1 Urgent Courses	432	4,599	9.4%	10.8%	10.6%	9.1%
% of FP17s Relating to Free Repair or Replacements	3	4,599	0.1%	0.5%	0.6%	0.8%
% of FP17s Relating to Continuations	40	4,599	0.9%	0.7%	0.8%	1.1%
% of Patients satisfied with the dentistry they have received	5	6	N/A	88.7%	89.2%	91.4%
% of Patients satisfied with the time they had to wait for an appointment	6	6	N/A	80.7%	83.4%	87.7%

* This is based on patients treated on this contract for their most recent course of treatment. Figures in italics indicate the base number of FP17s or Patient Questionnaire responses are less than 100. N/A is shown where the base number of responses is less than 10 during the period. % is calculated as Quantity/Base number*100

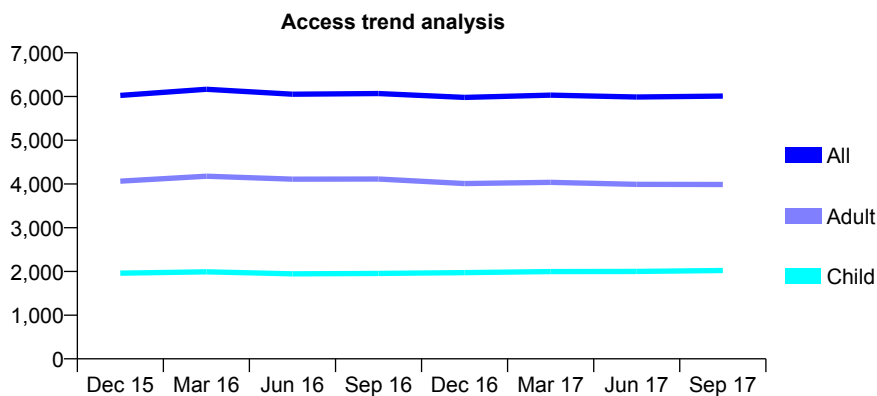
Q61 - Vital Signs At a Glance Contract Report for 190993/0001 - September 2017

Name or company name	MR JP SHAH and MS M SHAH
Contract type name	GDS Contract
Purpose of contract	General
Contract start date	01/07/2013
Contract end date	

17/18 Contracted general activity (UDA)	20,236
Carry forward general activity (UDA)	-405
17/18 Contracted orthodontic activity (UOA)	0
Carry forward orthodontic activity (UOA)	0
Baseline contract value	£603,635.54

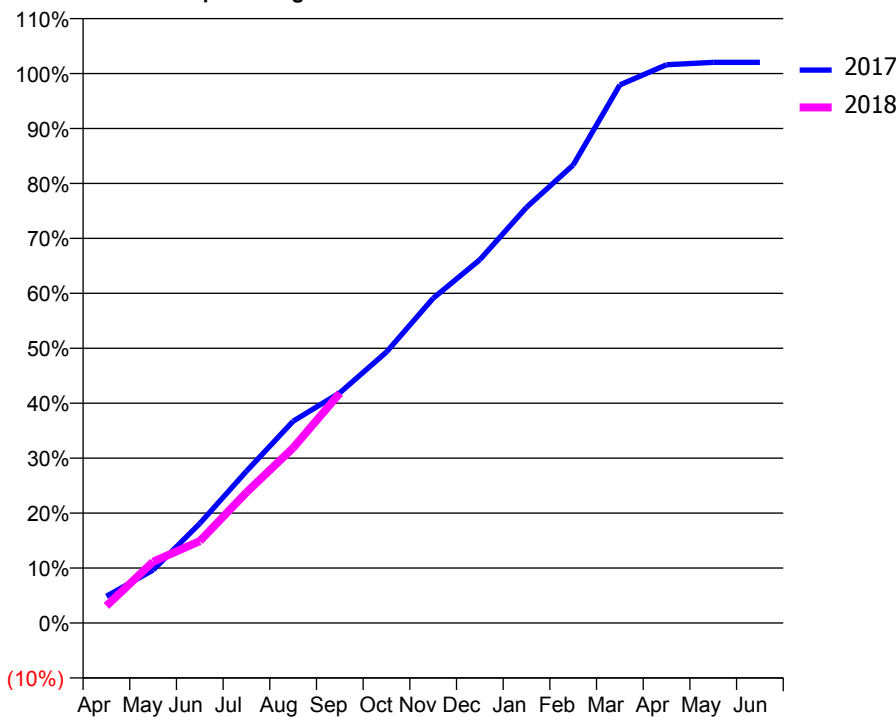
ACCESS*

Patients seen in 24 months	Total	Change since previous quarter
Quarter ending September 2016	6,068	
Quarter ending December 2016	5,981	↓
Quarter ending March 2017	6,033	→
Quarter ending June 2017	5,990	→
Quarter ending September 2017	6,009	→
Variance since September 2016	(1.0%)	→



ACTIVITY

Cumulative percentage of contracted UDA delivered 2017 & 2018



Month	Adjusted Scheduled Activity (UDA)	
	2017	2018
April	984	631
May	1,953	2,258
June	3,668	3,017
July	5,588	4,809
August	7,433	6,451
September	8,480	8,464
October	9,983	
November	11,958	
December	13,379	
January	15,309	
February	16,864	
March	19,818	
April	20,561	
May	20,646	
June	20,647	

QUALITY

	Quantity	Base Number	Contract	AT	Region	England
% of FP17s for the same patient ID Re-attending within 3 months - Children	54	1,151	4.7%	10.2%	11.2%	11.9%
% of FP17s for the same patient ID Re-attending within 3 months - Adults	332	2,237	14.8%	15.9%	16.6%	15.9%
% of FP17s for the same patient ID Re-attending between 3 & 9 months - Children	539	1,151	46.8%	42.6%	47.0%	58.1%
% of FP17s for the same patient ID Re-attending between 3 & 9 months - Adults	1,028	2,237	46.0%	35.6%	38.2%	50.6%
% of FP17s for Band 1 Urgent Courses	300	3,093	9.7%	10.8%	10.6%	9.1%
% of FP17s Relating to Free Repair or Replacements	11	3,093	0.4%	0.5%	0.6%	0.8%
% of FP17s Relating to Continuations	19	3,093	0.6%	0.7%	0.8%	1.1%
% of Patients satisfied with the dentistry they have received	9	10	90.0%	88.7%	89.2%	91.4%
% of Patients satisfied with the time they had to wait for an appointment	8	10	80.0%	80.7%	83.4%	87.7%

* This is based on patients treated on this contract for their most recent course of treatment. Figures in italics indicate the base number of FP17s or Patient Questionnaire responses are less than 100. N/A is shown where the base number of responses is less than 10 during the period. % is calculated as Quantity/Base number*100

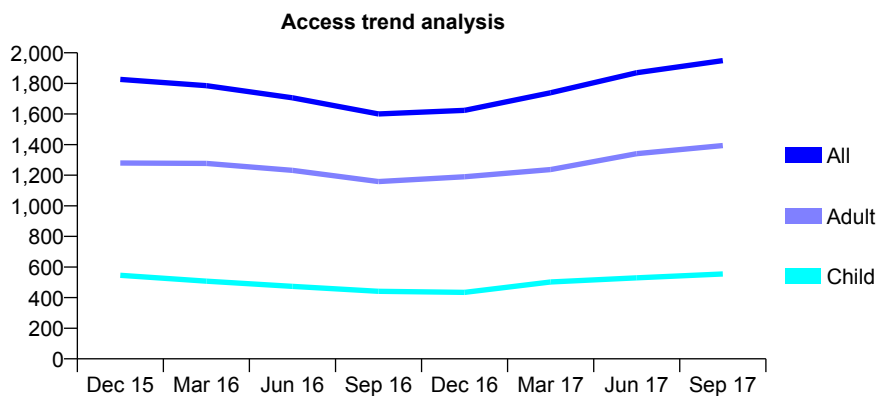
Q61 - Vital Signs At a Glance Contract Report for 191019/0001 - September 2017

Name or company name	Dental Care
Contract type name	GDS Contract
Purpose of contract	General
Contract start date	01/03/2012
Contract end date	

17/18 Contracted general activity (UDA)	5,037
Carry forward general activity (UDA)	-40
17/18 Contracted orthodontic activity (UOA)	0
Carry forward orthodontic activity (UOA)	0
Baseline contract value	£194,079.54

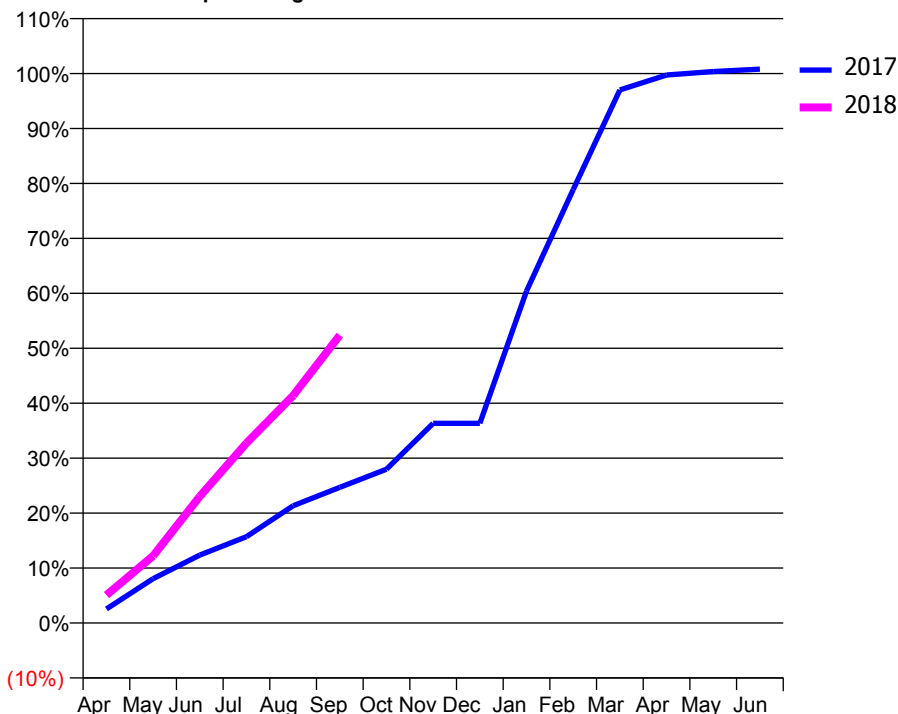
ACCESS*

Patients seen in 24 months	Total	Change since previous quarter
Quarter ending September 2016	1,600	
Quarter ending December 2016	1,624	→
Quarter ending March 2017	1,739	↑
Quarter ending June 2017	1,870	↑
Quarter ending September 2017	1,949	↑
Variance since September 2016	21.8%	↑



ACTIVITY

Cumulative percentage of contracted UDA delivered 2017 & 2018



Month	Adjusted Scheduled Activity (UDA)	
	2017	2018
April	129	256
May	407	615
June	622	1,161
July	792	1,649
August	1,075	2,085
September	1,244	2,638
October	1,410	
November	1,830	
December	1,830	
January	3,042	
February	3,973	
March	4,887	
April	5,023	
May	5,055	
June	5,077	

QUALITY

	Quantity	Base Number	Contract	AT	Region	England
% of FP17s for the same patient ID Re-attending within 3 months - Children	16	306	5.2%	10.2%	11.2%	11.9%
% of FP17s for the same patient ID Re-attending within 3 months - Adults	64	685	9.3%	15.9%	16.6%	15.9%
% of FP17s for the same patient ID Re-attending between 3 & 9 months - Children	114	306	37.3%	42.6%	47.0%	58.1%
% of FP17s for the same patient ID Re-attending between 3 & 9 months - Adults	189	685	27.6%	35.6%	38.2%	50.6%
% of FP17s for Band 1 Urgent Courses	51	924	5.5%	10.8%	10.6%	9.1%
% of FP17s Relating to Free Repair or Replacements	7	924	0.8%	0.5%	0.6%	0.8%
% of FP17s Relating to Continuations	3	924	0.3%	0.7%	0.8%	1.1%
% of Patients satisfied with the dentistry they have received	1	1	N/A	88.7%	89.2%	91.4%
% of Patients satisfied with the time they had to wait for an appointment	1	1	N/A	80.7%	83.4%	87.7%

* This is based on patients treated on this contract for their most recent course of treatment. Figures in italics indicate the base number of FP17s or Patient Questionnaire responses are less than 100. N/A is shown where the base number of responses is less than 10 during the period. % is calculated as Quantity/Base number*100

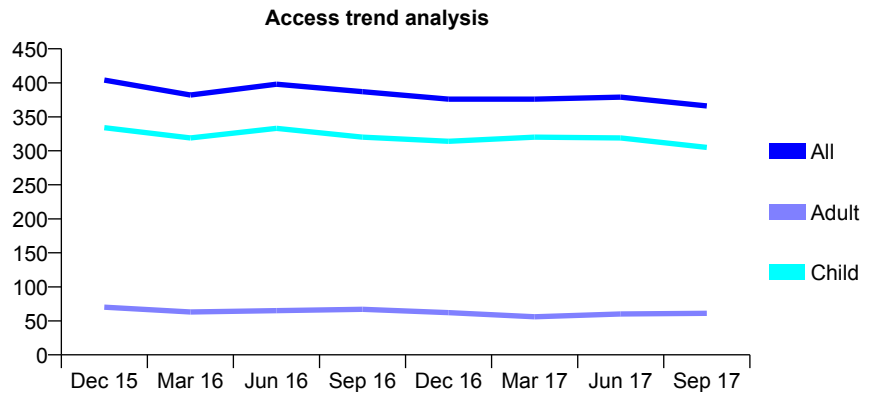
Q61 - Vital Signs At a Glance Contract Report for 192570/0001 - September 2017

Name or company name	Hampden Clinics Limited
Contract type name	PDS Contract
Purpose of contract	General
Contract start date	01/01/2011
Contract end date	30/11/2017

17/18 Contracted general activity (UDA)	1,173
Carry forward general activity (UDA)	0
17/18 Contracted orthodontic activity (UOA)	0
Carry forward orthodontic activity (UOA)	0
Baseline contract value	£30,005.59

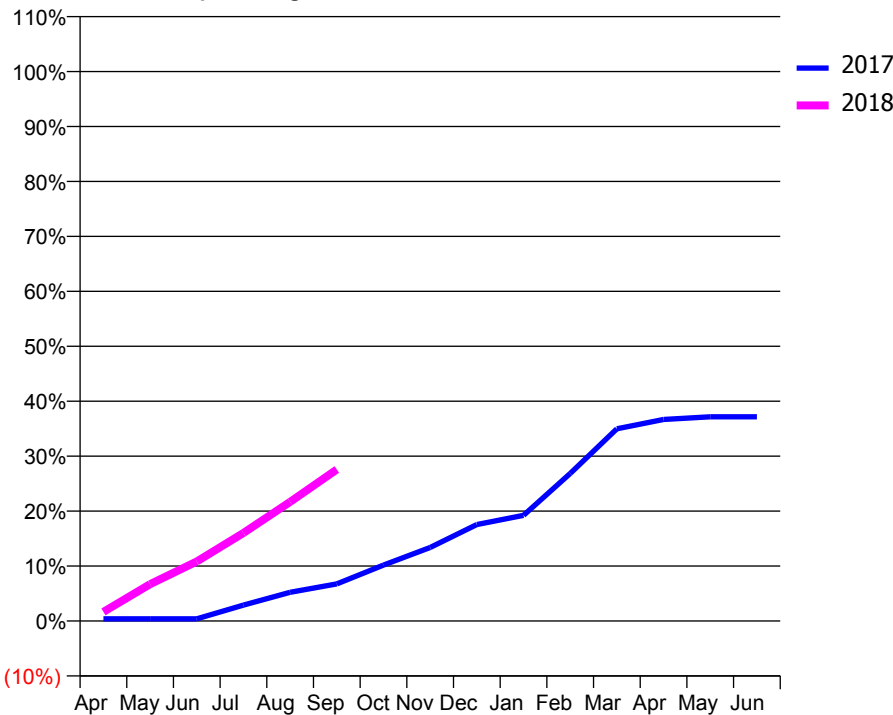
ACCESS*

Patients seen in 24 months	Total	Change since previous quarter
Quarter ending September 2016	387	
Quarter ending December 2016	376	↓
Quarter ending March 2017	376	→
Quarter ending June 2017	379	→
Quarter ending September 2017	366	↓
Variance since September 2016	(5.4%)	↓



ACTIVITY

Cumulative percentage of contracted UDA delivered 2017 & 2018



Month	Adjusted Scheduled Activity (UDA)	
	2017	2018
April	7	19
May	7	79
June	7	127
July	51	188
August	92	254
September	119	323
October	179	
November	235	
December	309	
January	338	
February	472	
March	615	
April	645	
May	654	
June	654	

QUALITY

	Quantity	Base Number	Contract	AT	Region	England
% of FP17s for the same patient ID Re-attending within 3 months - Children	20	157	12.7%	10.2%	11.2%	11.9%
% of FP17s for the same patient ID Re-attending within 3 months - Adults	1	17	5.9%	15.9%	16.6%	15.9%
% of FP17s for the same patient ID Re-attending between 3 & 9 months - Children	59	157	37.6%	42.6%	47.0%	58.1%
% of FP17s for the same patient ID Re-attending between 3 & 9 months - Adults	2	17	11.8%	35.6%	38.2%	50.6%
% of FP17s for Band 1 Urgent Courses	12	154	7.8%	10.8%	10.6%	9.1%
% of FP17s Relating to Free Repair or Replacements	0	154	0.0%	0.5%	0.6%	0.8%
% of FP17s Relating to Continuations	2	154	1.3%	0.7%	0.8%	1.1%
% of Patients satisfied with the dentistry they have received	0	0	N/A	88.7%	89.2%	91.4%
% of Patients satisfied with the time they had to wait for an appointment	0	0	N/A	80.7%	83.4%	87.7%

* This is based on patients treated on this contract for their most recent course of treatment. Figures in italics indicate the base number of FP17s or Patient Questionnaire responses are less than 100. N/A is shown where the base number of responses is less than 10 during the period. % is calculated as Quantity/Base number*100

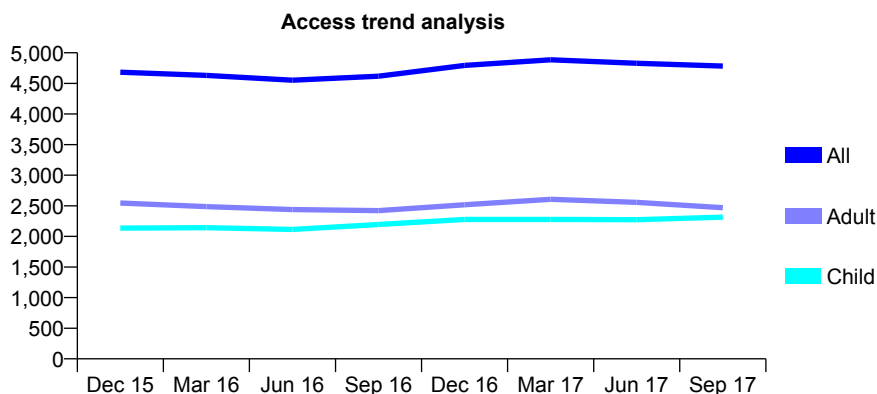
Q61 - Vital Signs At a Glance Contract Report for 192651/0001 - September 2017

Name or company name	Goodmayes Dental Practice Ltd
Contract type name	GDS Contract
Purpose of contract	General
Contract start date	01/09/2010
Contract end date	

17/18 Contracted general activity (UDA)	13,676
Carry forward general activity (UDA)	-274
17/18 Contracted orthodontic activity (UOA)	0
Carry forward orthodontic activity (UOA)	0
Baseline contract value	£436,460.37

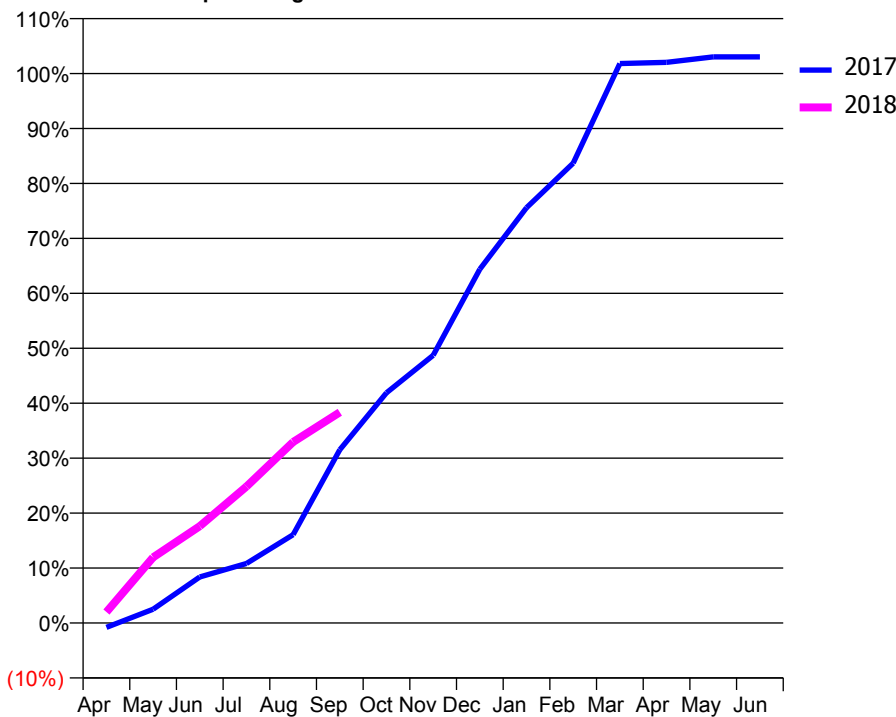
ACCESS*

Patients seen in 24 months	Total	Change since previous quarter
Quarter ending September 2016	4,618	
Quarter ending December 2016	4,795	↑
Quarter ending March 2017	4,885	→
Quarter ending June 2017	4,830	↓
Quarter ending September 2017	4,783	→
Variance since September 2016	3.6%	↑



ACTIVITY

Cumulative percentage of contracted UDA delivered 2017 & 2018



Adjusted Scheduled Activity (UDA)

Month	2017	2018
April	-112	274
May	343	1,634
June	1,147	2,410
July	1,481	3,398
August	2,200	4,506
September	4,313	5,244
October	5,729	
November	6,663	
December	8,805	
January	10,337	
February	11,444	
March	13,922	
April	13,954	
May	14,090	
June	14,090	

QUALITY

	Quantity	Base Number	Contract	AT	Region	England
% of FP17s for the same patient ID Re-attending within 3 months - Children	120	1,481	8.1%	10.2%	11.2%	11.9%
% of FP17s for the same patient ID Re-attending within 3 months - Adults	195	1,083	18.0%	15.9%	16.6%	15.9%
% of FP17s for the same patient ID Re-attending between 3 & 9 months - Children	702	1,481	47.4%	42.6%	47.0%	58.1%
% of FP17s for the same patient ID Re-attending between 3 & 9 months - Adults	421	1,083	38.9%	35.6%	38.2%	50.6%
% of FP17s for Band 1 Urgent Courses	148	2,525	5.9%	10.8%	10.6%	9.1%
% of FP17s Relating to Free Repair or Replacements	5	2,525	0.2%	0.5%	0.6%	0.8%
% of FP17s Relating to Continuations	5	2,525	0.2%	0.7%	0.8%	1.1%
% of Patients satisfied with the dentistry they have received	1	1	N/A	88.7%	89.2%	91.4%
% of Patients satisfied with the time they had to wait for an appointment	1	1	N/A	80.7%	83.4%	87.7%

* This is based on patients treated on this contract for their most recent course of treatment. Figures in italics indicate the base number of FP17s or Patient Questionnaire responses are less than 100. N/A is shown where the base number of responses is less than 10 during the period. % is calculated as Quantity/Base number*100

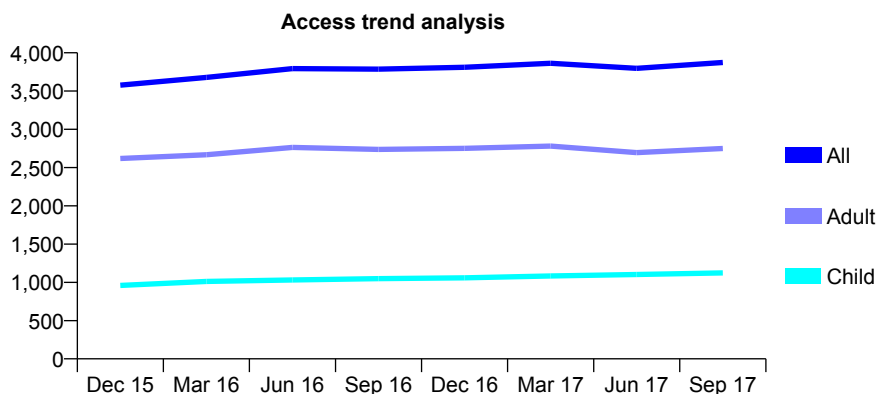
Q61 - Vital Signs At a Glance Contract Report for 193127/0001 - September 2017

Name or company name	RUSHDENT LIMITED
Contract type name	GDS Contract
Purpose of contract	General
Contract start date	01/04/2011
Contract end date	

17/18 Contracted general activity (UDA)	9,924
Carry forward general activity (UDA)	-160
17/18 Contracted orthodontic activity (UOA)	0
Carry forward orthodontic activity (UOA)	0
Baseline contract value	£267,263.86

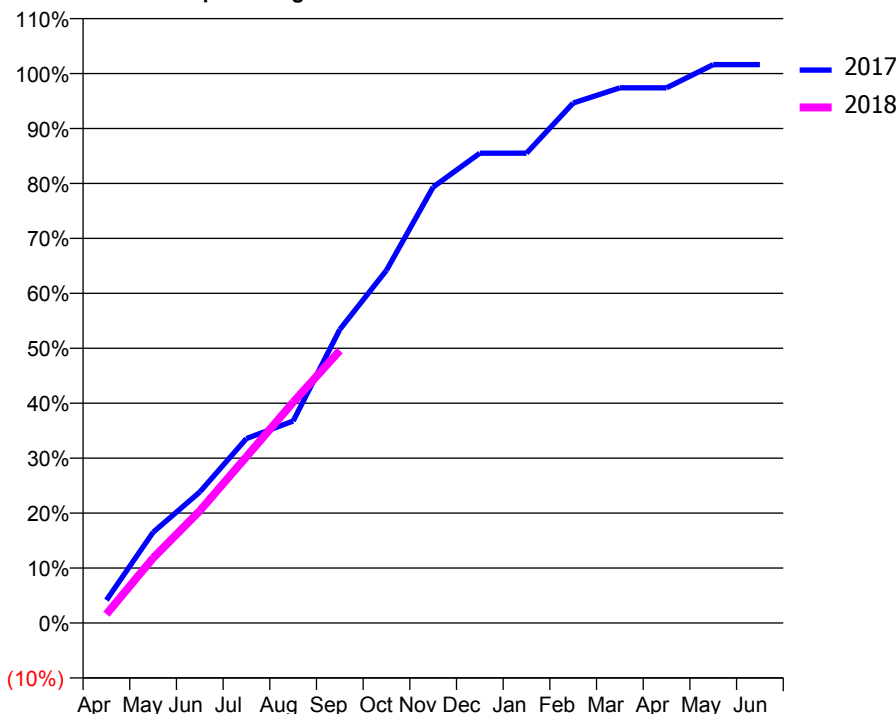
ACCESS*

Patients seen in 24 months	Total	Change since previous quarter
Quarter ending September 2016	3,786	
Quarter ending December 2016	3,811	→
Quarter ending March 2017	3,864	→
Quarter ending June 2017	3,797	↓
Quarter ending September 2017	3,874	↑
Variance since September 2016	2.3%	↑



ACTIVITY

Cumulative percentage of contracted UDA delivered 2017 & 2018



Adjusted Scheduled Activity (UDA)

Month	2017	2018
April	413	160
May	1,638	1,174
June	2,365	2,027
July	3,332	3,004
August	3,648	3,987
September	5,302	4,921
October	6,372	
November	7,873	
December	8,485	
January	8,485	
February	9,390	
March	9,665	
April	9,665	
May	10,084	
June	10,084	

QUALITY

	Quantity	Base Number	Contract	AT	Region	England
% of FP17s for the same patient ID Re-attending within 3 months - Children	19	726	2.6%	10.2%	11.2%	11.9%
% of FP17s for the same patient ID Re-attending within 3 months - Adults	60	1,573	3.8%	15.9%	16.6%	15.9%
% of FP17s for the same patient ID Re-attending between 3 & 9 months - Children	352	726	48.5%	42.6%	47.0%	58.1%
% of FP17s for the same patient ID Re-attending between 3 & 9 months - Adults	590	1,573	37.5%	35.6%	38.2%	50.6%
% of FP17s for Band 1 Urgent Courses	0	2,097	0.0%	10.8%	10.6%	9.1%
% of FP17s Relating to Free Repair or Replacements	0	2,097	0.0%	0.5%	0.6%	0.8%
% of FP17s Relating to Continuations	0	2,097	0.0%	0.7%	0.8%	1.1%
% of Patients satisfied with the dentistry they have received	2	2	N/A	88.7%	89.2%	91.4%
% of Patients satisfied with the time they had to wait for an appointment	2	2	N/A	80.7%	83.4%	87.7%

* This is based on patients treated on this contract for their most recent course of treatment. Figures in italics indicate the base number of FP17s or Patient Questionnaire responses are less than 100. N/A is shown where the base number of responses is less than 10 during the period. % is calculated as Quantity/Base number*100

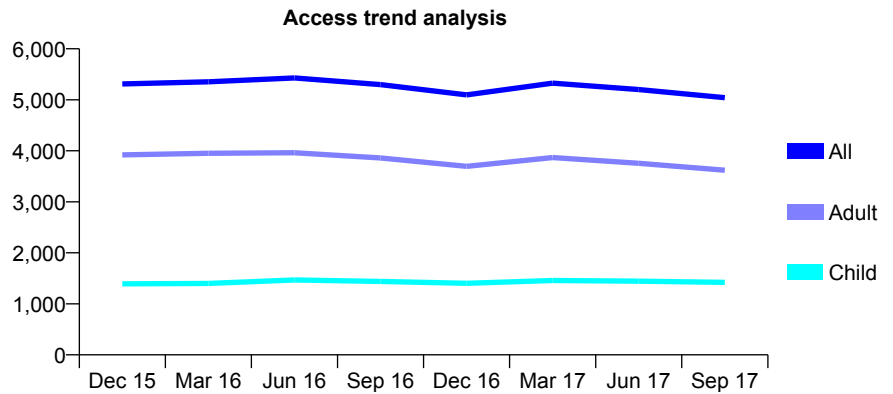
Q61 - Vital Signs At a Glance Contract Report for 193798/0001 - September 2017

Name or company name	Dr S S Dhami & Dr J S Gill
Contract type name	GDS Contract
Purpose of contract	General
Contract start date	21/09/2011
Contract end date	

17/18 Contracted general activity (UDA)	15,151
Carry forward general activity (UDA)	-303
17/18 Contracted orthodontic activity (UOA)	0
Carry forward orthodontic activity (UOA)	0
Baseline contract value	£382,143.85

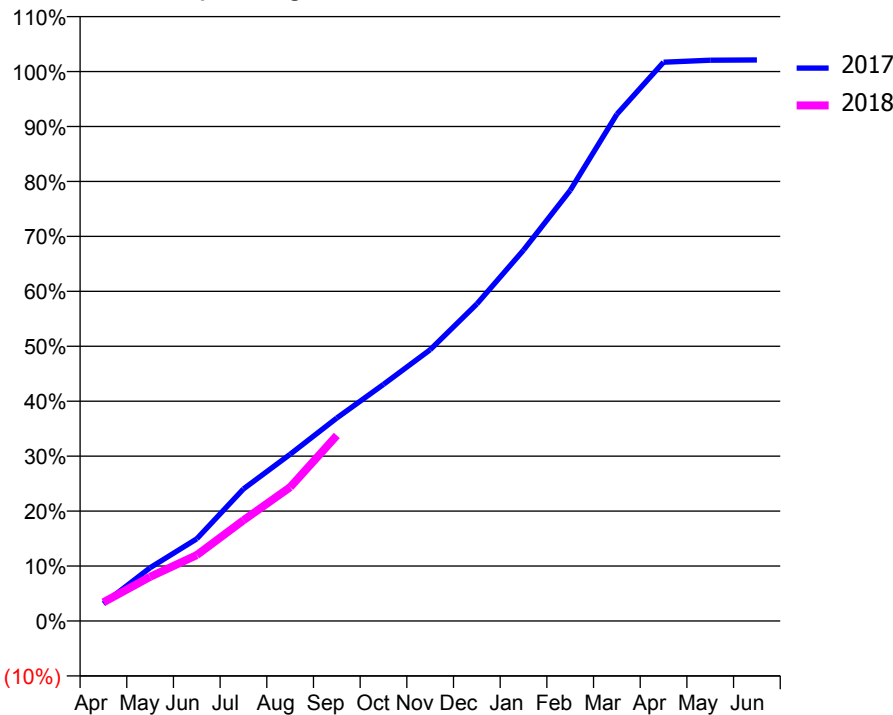
ACCESS*

Patients seen in 24 months	Total	Change since previous quarter
Quarter ending September 2016	5,298	
Quarter ending December 2016	5,098	↓
Quarter ending March 2017	5,326	↑
Quarter ending June 2017	5,200	↓
Quarter ending September 2017	5,041	↓
Variance since September 2016	(4.9%)	↓



ACTIVITY

Cumulative percentage of contracted UDA delivered 2017 & 2018



Adjusted Scheduled Activity (UDA)		
Month	2017	2018
April	476	515
May	1,469	1,218
June	2,265	1,819
July	3,640	2,778
August	4,597	3,688
September	5,599	5,115
October	6,525	
November	7,481	
December	8,743	
January	10,225	
February	11,874	
March	13,973	
April	15,407	
May	15,463	
June	15,468	

QUALITY

	Quantity	Base Number	Contract	AT	Region	England
% of FP17s for the same patient ID Re-attending within 3 months - Children	34	726	4.7%	10.2%	11.2%	11.9%
% of FP17s for the same patient ID Re-attending within 3 months - Adults	209	1,502	13.9%	15.9%	16.6%	15.9%
% of FP17s for the same patient ID Re-attending between 3 & 9 months - Children	216	726	29.8%	42.6%	47.0%	58.1%
% of FP17s for the same patient ID Re-attending between 3 & 9 months - Adults	379	1,502	25.2%	35.6%	38.2%	50.6%
% of FP17s for Band 1 Urgent Courses	301	1,858	16.2%	10.8%	10.6%	9.1%
% of FP17s Relating to Free Repair or Replacements	15	1,858	0.8%	0.5%	0.6%	0.8%
% of FP17s Relating to Continuations	0	1,858	0.0%	0.7%	0.8%	1.1%
% of Patients satisfied with the dentistry they have received	0	0	N/A	88.7%	89.2%	91.4%
% of Patients satisfied with the time they had to wait for an appointment	0	0	N/A	80.7%	83.4%	87.7%

* This is based on patients treated on this contract for their most recent course of treatment. Figures in italics indicate the base number of FP17s or Patient Questionnaire responses are less than 100. N/A is shown where the base number of responses is less than 10 during the period. % is calculated as Quantity/Base number*100

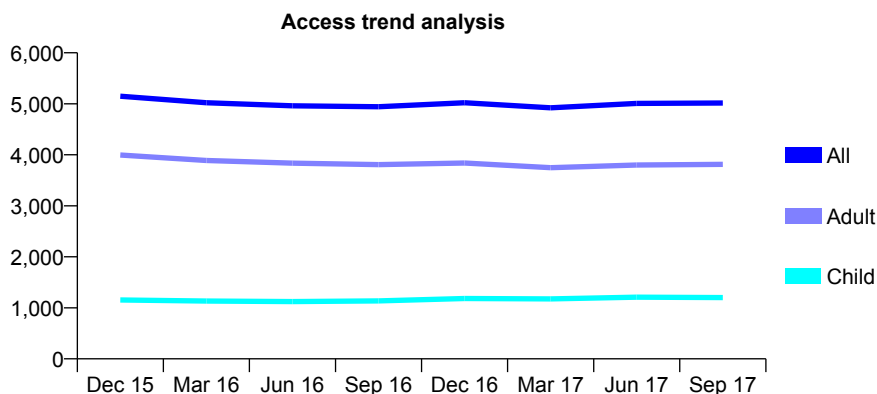
Q61 - Vital Signs At a Glance Contract Report for 194050/0001 - September 2017

Name or company name	Woodberry Downs Dental Practice
Contract type name	PDS Contract
Purpose of contract	General
Contract start date	01/04/2010
Contract end date	31/03/2020

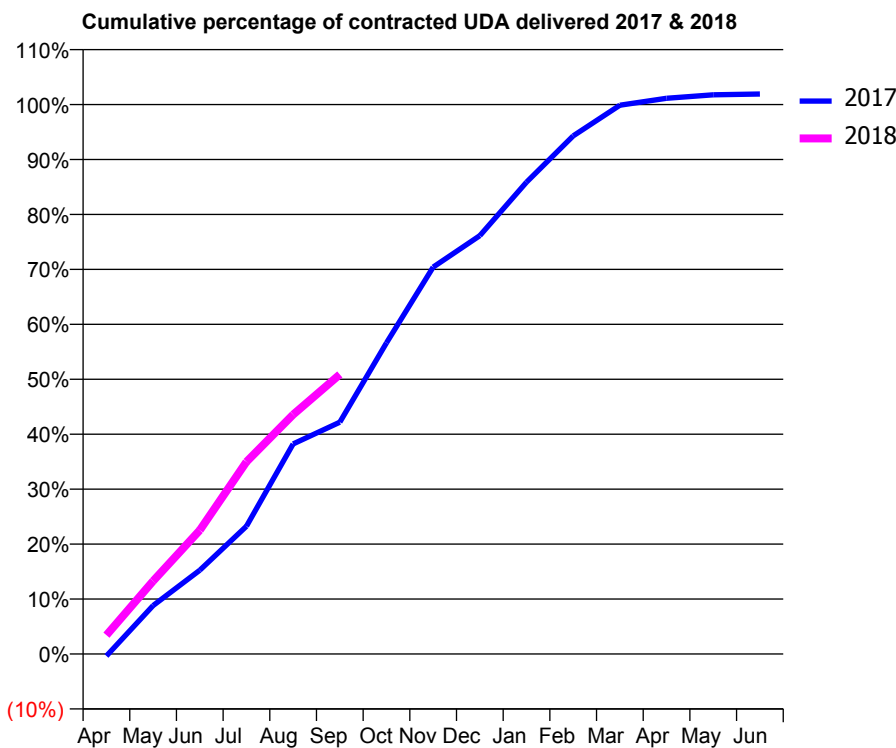
17/18 Contracted general activity (UDA)	12,649
Carry forward general activity (UDA)	-242
17/18 Contracted orthodontic activity (UOA)	0
Carry forward orthodontic activity (UOA)	0
Baseline contract value	£461,316.03

ACCESS*

Patients seen in 24 months	Total	Change since previous quarter
Quarter ending September 2016	4,942	
Quarter ending December 2016	5,021	→
Quarter ending March 2017	4,922	↓
Quarter ending June 2017	5,009	→
Quarter ending September 2017	5,016	→
Variance since September 2016	1.5%	→



ACTIVITY



Month	Adjusted Scheduled Activity (UDA)	
	2017	2018
April	-49	434
May	1,117	1,682
June	1,929	2,850
July	2,941	4,423
August	4,837	5,513
September	5,338	6,435
October	7,162	
November	8,905	
December	9,631	
January	10,862	
February	11,926	
March	12,633	
April	12,791	
May	12,871	
June	12,891	

QUALITY

	Quantity	Base Number	Contract	AT	Region	England
% of FP17s for the same patient ID Re-attending within 3 months - Children	29	610	4.8%	10.2%	11.2%	11.9%
% of FP17s for the same patient ID Re-attending within 3 months - Adults	165	1,788	9.2%	15.9%	16.6%	15.9%
% of FP17s for the same patient ID Re-attending between 3 & 9 months - Children	196	610	32.1%	42.6%	47.0%	58.1%
% of FP17s for the same patient ID Re-attending between 3 & 9 months - Adults	543	1,788	30.4%	35.6%	38.2%	50.6%
% of FP17s for Band 1 Urgent Courses	131	2,302	5.7%	10.8%	10.6%	9.1%
% of FP17s Relating to Free Repair or Replacements	22	2,302	1.0%	0.5%	0.6%	0.8%
% of FP17s Relating to Continuations	7	2,302	0.3%	0.7%	0.8%	1.1%
% of Patients satisfied with the dentistry they have received	3	3	N/A	88.7%	89.2%	91.4%
% of Patients satisfied with the time they had to wait for an appointment	2	3	N/A	80.7%	83.4%	87.7%

* This is based on patients treated on this contract for their most recent course of treatment. Figures in italics indicate the base number of FP17s or Patient Questionnaire responses are less than 100. N/A is shown where the base number of responses is less than 10 during the period. % is calculated as Quantity/Base number*100

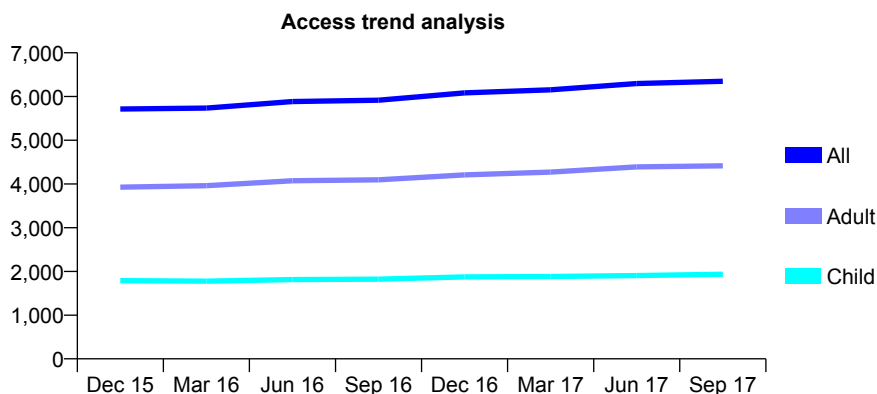
Q61 - Vital Signs At a Glance Contract Report for 194069/0001 - September 2017

Name or company name	Bluebell Dental Practice
Contract type name	GDS Contract
Purpose of contract	General
Contract start date	01/11/2007
Contract end date	

17/18 Contracted general activity (UDA)	11,460
Carry forward general activity (UDA)	263
17/18 Contracted orthodontic activity (UOA)	0
Carry forward orthodontic activity (UOA)	0
Baseline contract value	£315,611.73

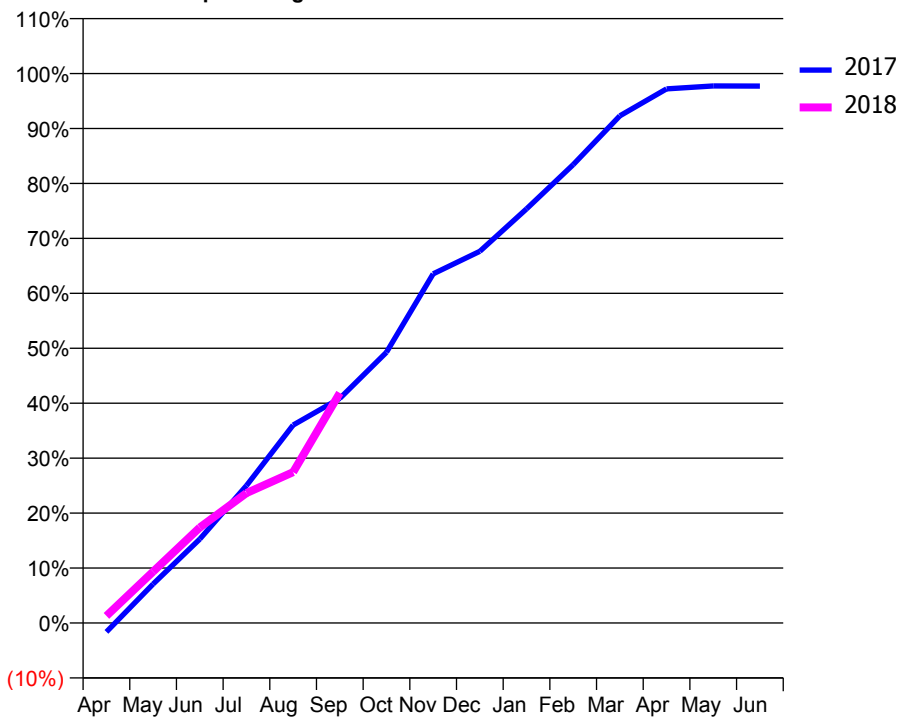
ACCESS*

Patients seen in 24 months	Total	Change since previous quarter
Quarter ending September 2016	5,916	
Quarter ending December 2016	6,082	↑
Quarter ending March 2017	6,155	→
Quarter ending June 2017	6,297	↑
Quarter ending September 2017	6,348	→
Variance since September 2016	7.3%	↑



ACTIVITY

Cumulative percentage of contracted UDA delivered 2017 & 2018



Month	Adjusted Scheduled Activity (UDA)	
	2017	2018
April	-187	149
May	814	1,073
June	1,752	1,992
July	2,866	2,711
August	4,128	3,147
September	4,684	4,799
October	5,647	
November	7,281	
December	7,751	
January	8,636	
February	9,560	
March	10,576	
April	11,140	
May	11,201	
June	11,197	

QUALITY

	Quantity	Base Number	Contract	AT	Region	England
% of FP17s for the same patient ID Re-attending within 3 months - Children	69	1,272	5.4%	10.2%	11.2%	11.9%
% of FP17s for the same patient ID Re-attending within 3 months - Adults	222	2,302	9.6%	15.9%	16.6%	15.9%
% of FP17s for the same patient ID Re-attending between 3 & 9 months - Children	580	1,272	45.6%	42.6%	47.0%	58.1%
% of FP17s for the same patient ID Re-attending between 3 & 9 months - Adults	667	2,302	29.0%	35.6%	38.2%	50.6%
% of FP17s for Band 1 Urgent Courses	249	3,177	7.8%	10.8%	10.6%	9.1%
% of FP17s Relating to Free Repair or Replacements	17	3,177	0.5%	0.5%	0.6%	0.8%
% of FP17s Relating to Continuations	3	3,177	0.1%	0.7%	0.8%	1.1%
% of Patients satisfied with the dentistry they have received	5	5	N/A	88.7%	89.2%	91.4%
% of Patients satisfied with the time they had to wait for an appointment	5	5	N/A	80.7%	83.4%	87.7%

* This is based on patients treated on this contract for their most recent course of treatment. Figures in italics indicate the base number of FP17s or Patient Questionnaire responses are less than 100. N/A is shown where the base number of responses is less than 10 during the period. % is calculated as Quantity/Base number*100

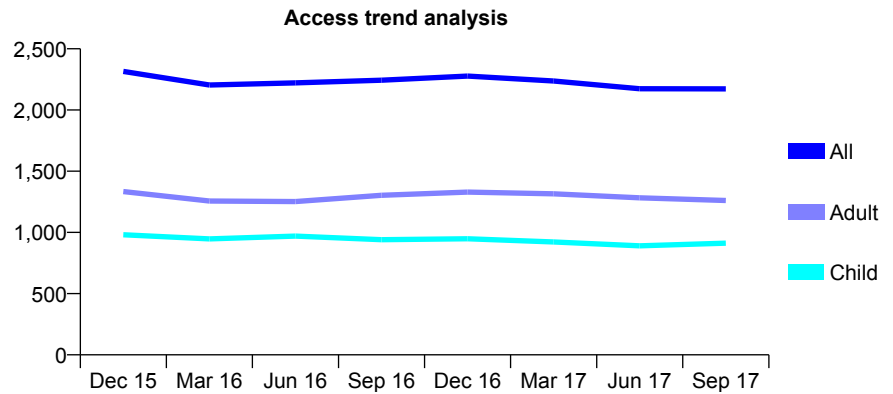
Q61 - Vital Signs At a Glance Contract Report for 194662/0001 - September 2017

Name or company name	Barkingside Dental Care Ltd
Contract type name	GDS Contract
Purpose of contract	General
Contract start date	01/05/2011
Contract end date	

17/18 Contracted general activity (UDA)	5,103
Carry forward general activity (UDA)	-32
17/18 Contracted orthodontic activity (UOA)	0
Carry forward orthodontic activity (UOA)	0
Baseline contract value	£134,127.22

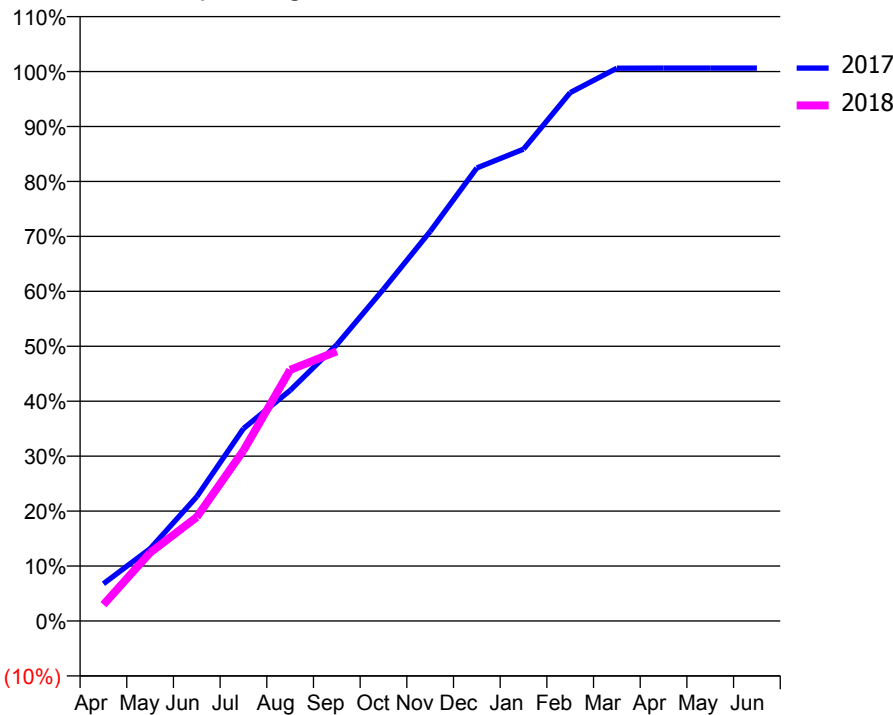
ACCESS*

Patients seen in 24 months	Total	Change since previous quarter
Quarter ending September 2016	2,244	
Quarter ending December 2016	2,277	→
Quarter ending March 2017	2,237	↓
Quarter ending June 2017	2,174	↓
Quarter ending September 2017	2,173	→
Variance since September 2016	(3.2%)	↓



ACTIVITY

Cumulative percentage of contracted UDA delivered 2017 & 2018



Month	Adjusted Scheduled Activity (UDA)	
	2017	2018
April	346	152
May	672	635
June	1,155	965
July	1,787	1,584
August	2,142	2,332
September	2,567	2,504
October	3,082	
November	3,618	
December	4,208	
January	4,381	
February	4,907	
March	5,133	
April	5,134	
May	5,135	
June	5,135	

QUALITY

	Quantity	Base Number	Contract	AT	Region	England
% of FP17s for the same patient ID Re-attending within 3 months - Children	14	454	3.1%	10.2%	11.2%	11.9%
% of FP17s for the same patient ID Re-attending within 3 months - Adults	68	533	12.8%	15.9%	16.6%	15.9%
% of FP17s for the same patient ID Re-attending between 3 & 9 months - Children	173	454	38.1%	42.6%	47.0%	58.1%
% of FP17s for the same patient ID Re-attending between 3 & 9 months - Adults	183	533	34.3%	35.6%	38.2%	50.6%
% of FP17s for Band 1 Urgent Courses	47	984	4.8%	10.8%	10.6%	9.1%
% of FP17s Relating to Free Repair or Replacements	16	984	1.6%	0.5%	0.6%	0.8%
% of FP17s Relating to Continuations	7	984	0.7%	0.7%	0.8%	1.1%
% of Patients satisfied with the dentistry they have received	3	4	N/A	88.7%	89.2%	91.4%
% of Patients satisfied with the time they had to wait for an appointment	4	4	N/A	80.7%	83.4%	87.7%

* This is based on patients treated on this contract for their most recent course of treatment. Figures in italics indicate the base number of FP17s or Patient Questionnaire responses are less than 100. N/A is shown where the base number of responses is less than 10 during the period. % is calculated as Quantity/Base number*100

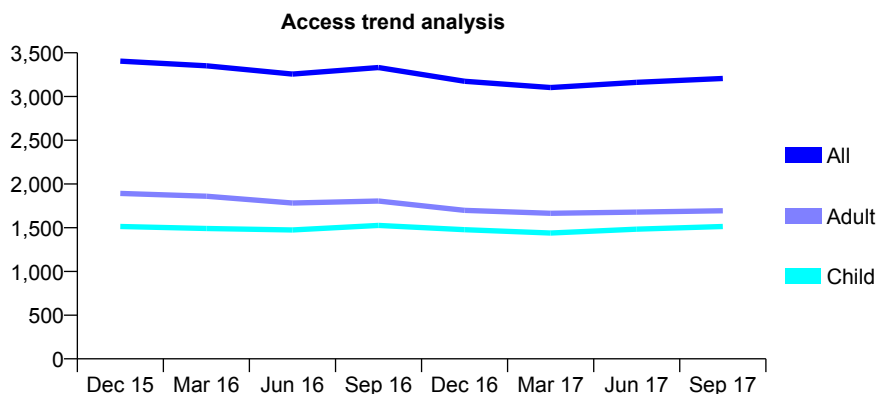
Q61 - Vital Signs At a Glance Contract Report for 195065/0001 - September 2017

Name or company name	Island Health Dental Practice
Contract type name	GDS Contract
Purpose of contract	General
Contract start date	15/10/2010
Contract end date	

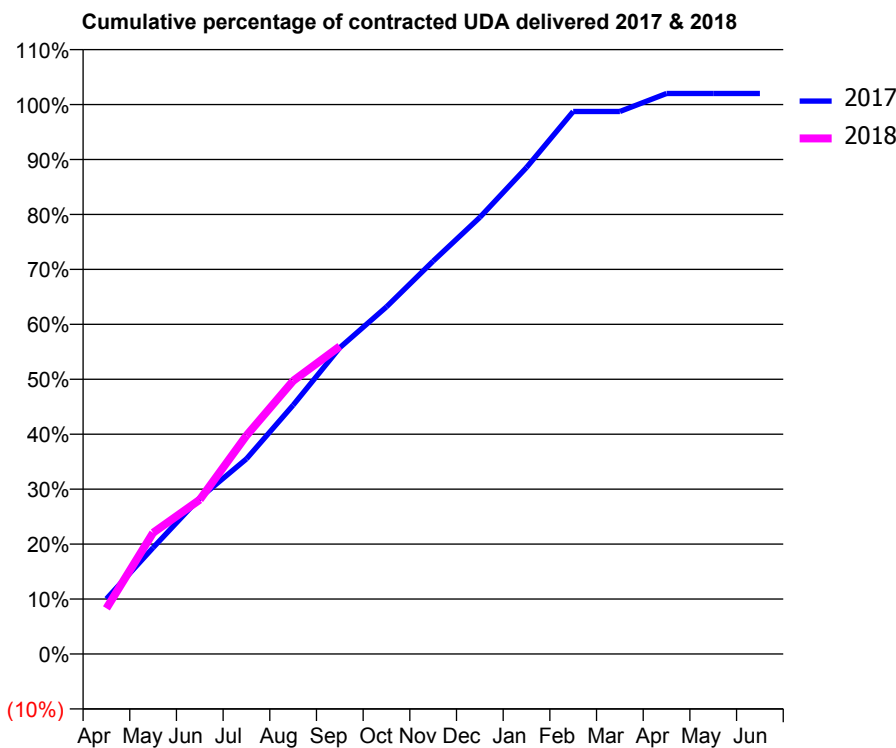
17/18 Contracted general activity (UDA)	9,120
Carry forward general activity (UDA)	-182
17/18 Contracted orthodontic activity (UOA)	0
Carry forward orthodontic activity (UOA)	0
Baseline contract value	£286,304.42

ACCESS*

Patients seen in 24 months	Total	Change since previous quarter
Quarter ending September 2016	3,331	
Quarter ending December 2016	3,175	↓
Quarter ending March 2017	3,103	↓
Quarter ending June 2017	3,162	→
Quarter ending September 2017	3,206	→
Variance since September 2016	(3.8%)	↓



ACTIVITY



Month	Adjusted Scheduled Activity (UDA)	
	2017	2018
April	915	759
May	1,765	2,014
June	2,590	2,561
July	3,239	3,627
August	4,131	4,534
September	5,084	5,106
October	5,763	
November	6,520	
December	7,247	
January	8,074	
February	9,005	
March	9,005	
April	9,302	
May	9,303	
June	9,303	

QUALITY

	Quantity	Base Number	Contract	AT	Region	England
% of FP17s for the same patient ID Re-attending within 3 months - Children	117	1,028	11.4%	10.2%	11.2%	11.9%
% of FP17s for the same patient ID Re-attending within 3 months - Adults	324	1,276	25.4%	15.9%	16.6%	15.9%
% of FP17s for the same patient ID Re-attending between 3 & 9 months - Children	395	1,028	38.4%	42.6%	47.0%	58.1%
% of FP17s for the same patient ID Re-attending between 3 & 9 months - Adults	441	1,276	34.6%	35.6%	38.2%	50.6%
% of FP17s for Band 1 Urgent Courses	261	2,166	12.0%	10.8%	10.6%	9.1%
% of FP17s Relating to Free Repair or Replacements	4	2,166	0.2%	0.5%	0.6%	0.8%
% of FP17s Relating to Continuations	0	2,166	0.0%	0.7%	0.8%	1.1%
% of Patients satisfied with the dentistry they have received	0	1	N/A	88.7%	89.2%	91.4%
% of Patients satisfied with the time they had to wait for an appointment	0	1	N/A	80.7%	83.4%	87.7%

* This is based on patients treated on this contract for their most recent course of treatment. Figures in italics indicate the base number of FP17s or Patient Questionnaire responses are less than 100. N/A is shown where the base number of responses is less than 10 during the period. % is calculated as Quantity/Base number*100

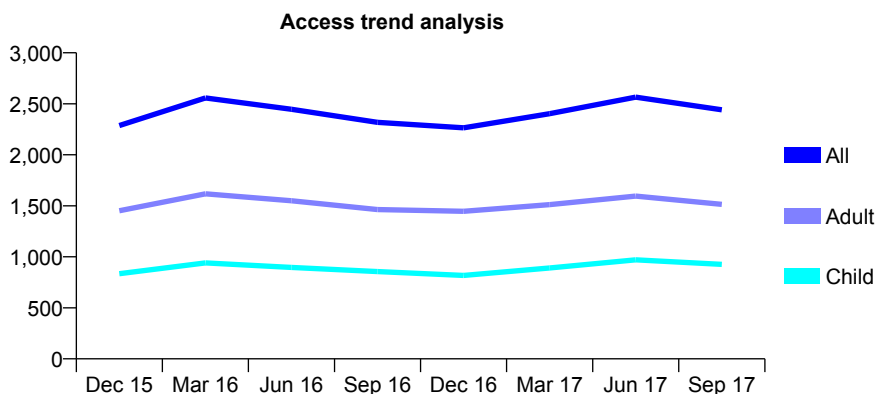
Q61 - Vital Signs At a Glance Contract Report for 196711/0001 - September 2017

Name or company name	Miss Chaudry & Dr M Siddique
Contract type name	GDS Contract
Purpose of contract	General
Contract start date	01/02/2012
Contract end date	

17/18 Contracted general activity (UDA)	6,879
Carry forward general activity (UDA)	0
17/18 Contracted orthodontic activity (UOA)	0
Carry forward orthodontic activity (UOA)	0
Baseline contract value	£175,945.90

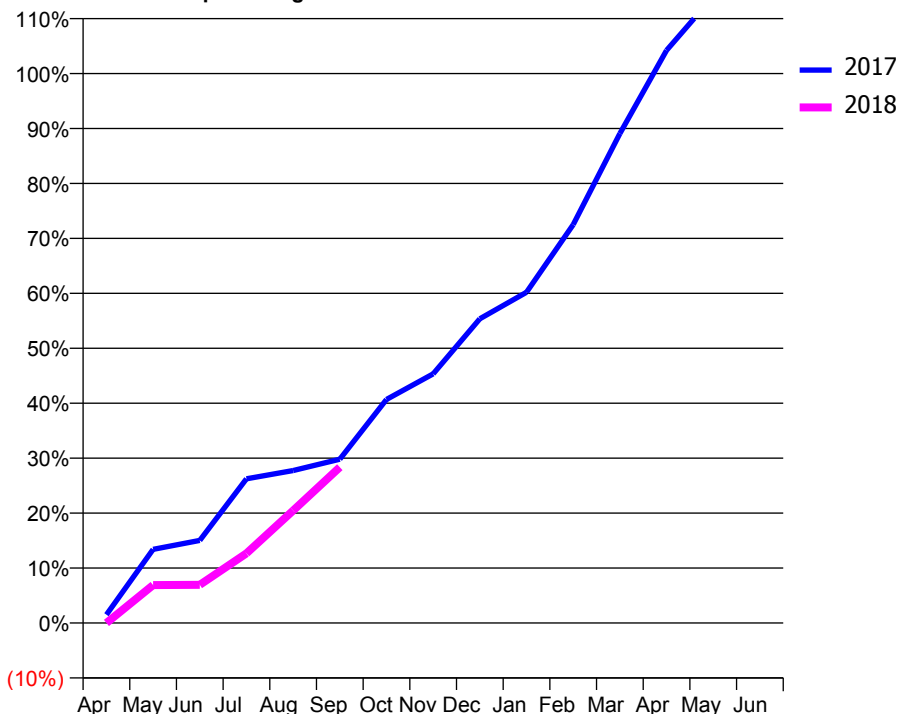
ACCESS*

Patients seen in 24 months	Total	Change since previous quarter
Quarter ending September 2016	2,318	
Quarter ending December 2016	2,265	↓
Quarter ending March 2017	2,403	↑
Quarter ending June 2017	2,566	↑
Quarter ending September 2017	2,441	↓
Variance since September 2016	5.3%	↑



ACTIVITY

Cumulative percentage of contracted UDA delivered 2017 & 2018



Adjusted Scheduled Activity (UDA)

Month	2017	2018
April	105	0
May	923	475
June	1,035	478
July	1,806	872
August	1,908	1,408
September	2,051	1,951
October	2,798	
November	3,120	
December	3,808	
January	4,141	
February	4,987	
March	6,127	
April	7,169	
May	7,843	
June	7,843	

QUALITY

	Quantity	Base Number	Contract	AT	Region	England
% of FP17s for the same patient ID Re-attending within 3 months - Children	24	518	4.6%	10.2%	11.2%	11.9%
% of FP17s for the same patient ID Re-attending within 3 months - Adults	128	804	15.9%	15.9%	16.6%	15.9%
% of FP17s for the same patient ID Re-attending between 3 & 9 months - Children	166	518	32.0%	42.6%	47.0%	58.1%
% of FP17s for the same patient ID Re-attending between 3 & 9 months - Adults	137	804	17.0%	35.6%	38.2%	50.6%
% of FP17s for Band 1 Urgent Courses	146	742	19.7%	10.8%	10.6%	9.1%
% of FP17s Relating to Free Repair or Replacements	0	742	0.0%	0.5%	0.6%	0.8%
% of FP17s Relating to Continuations	1	742	0.1%	0.7%	0.8%	1.1%
% of Patients satisfied with the dentistry they have received	1	1	N/A	88.7%	89.2%	91.4%
% of Patients satisfied with the time they had to wait for an appointment	0	1	N/A	80.7%	83.4%	87.7%

* This is based on patients treated on this contract for their most recent course of treatment. Figures in italics indicate the base number of FP17s or Patient Questionnaire responses are less than 100. N/A is shown where the base number of responses is less than 10 during the period. % is calculated as Quantity/Base number*100

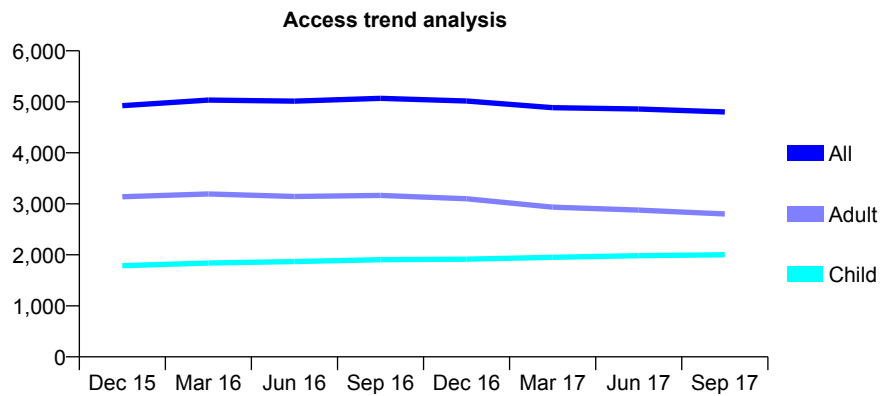
Q61 - Vital Signs At a Glance Contract Report for 196975/0001 - September 2017

Name or company name	Dental Art Studio
Contract type name	GDS Contract
Purpose of contract	General
Contract start date	01/10/2010
Contract end date	

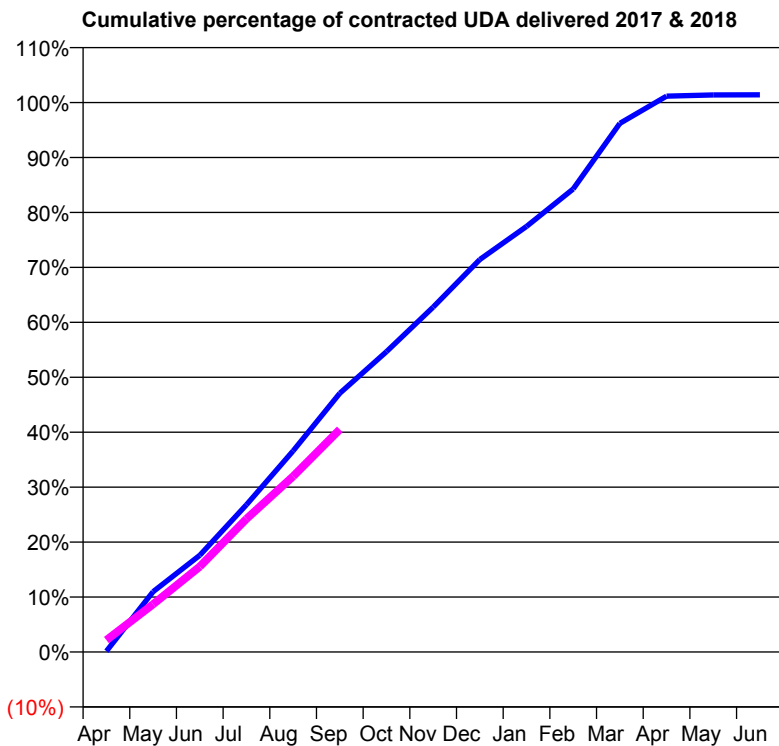
17/18 Contracted general activity (UDA)	11,429
Carry forward general activity (UDA)	0
17/18 Contracted orthodontic activity (UOA)	0
Carry forward orthodontic activity (UOA)	0
Baseline contract value	£316,995.53

ACCESS*

Patients seen in 24 months	Total	Change since previous quarter
Quarter ending September 2016	5,068	
Quarter ending December 2016	5,016	↓
Quarter ending March 2017	4,886	↓
Quarter ending June 2017	4,860	→
Quarter ending September 2017	4,801	↓
Variance since September 2016	(5.3%)	↓



ACTIVITY



Month	Adjusted Scheduled Activity (UDA)	
	2017	2018
April	19	249
May	1,255	994
June	2,011	1,777
July	3,062	2,769
August	4,185	3,654
September	5,383	4,629
October	6,246	
November	7,173	
December	8,165	
January	8,852	
February	9,631	
March	10,997	
April	11,562	
May	11,586	
June	11,589	

QUALITY

	Quantity	Base Number	Contract	AT	Region	England
% of FP17s for the same patient ID Re-attending within 3 months - Children	102	1,192	8.6%	10.2%	11.2%	11.9%
% of FP17s for the same patient ID Re-attending within 3 months - Adults	177	1,242	14.3%	15.9%	16.6%	15.9%
% of FP17s for the same patient ID Re-attending between 3 & 9 months - Children	514	1,192	43.1%	42.6%	47.0%	58.1%
% of FP17s for the same patient ID Re-attending between 3 & 9 months - Adults	388	1,242	31.2%	35.6%	38.2%	50.6%
% of FP17s for Band 1 Urgent Courses	167	2,202	7.6%	10.8%	10.6%	9.1%
% of FP17s Relating to Free Repair or Replacements	9	2,202	0.4%	0.5%	0.6%	0.8%
% of FP17s Relating to Continuations	10	2,202	0.5%	0.7%	0.8%	1.1%
% of Patients satisfied with the dentistry they have received	1	1	N/A	88.7%	89.2%	91.4%
% of Patients satisfied with the time they had to wait for an appointment	1	1	N/A	80.7%	83.4%	87.7%

* This is based on patients treated on this contract for their most recent course of treatment. Figures in italics indicate the base number of FP17s or Patient Questionnaire responses are less than 100. N/A is shown where the base number of responses is less than 10 during the period. % is calculated as Quantity/Base number*100

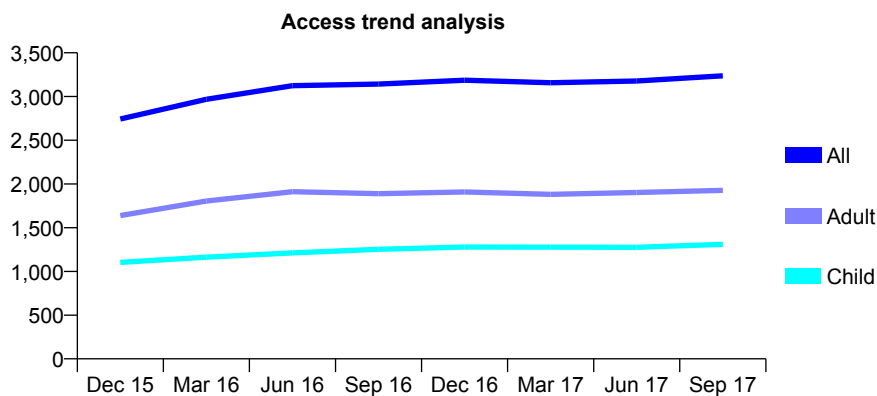
Q61 - Vital Signs At a Glance Contract Report for 197866/0001 - September 2017

Name or company name	Morris House Dental Surgery
Contract type name	GDS Contract
Purpose of contract	General
Contract start date	06/06/2014
Contract end date	

17/18 Contracted general activity (UDA)	10,306
Carry forward general activity (UDA)	47
17/18 Contracted orthodontic activity (UOA)	0
Carry forward orthodontic activity (UOA)	0
Baseline contract value	£327,081.52

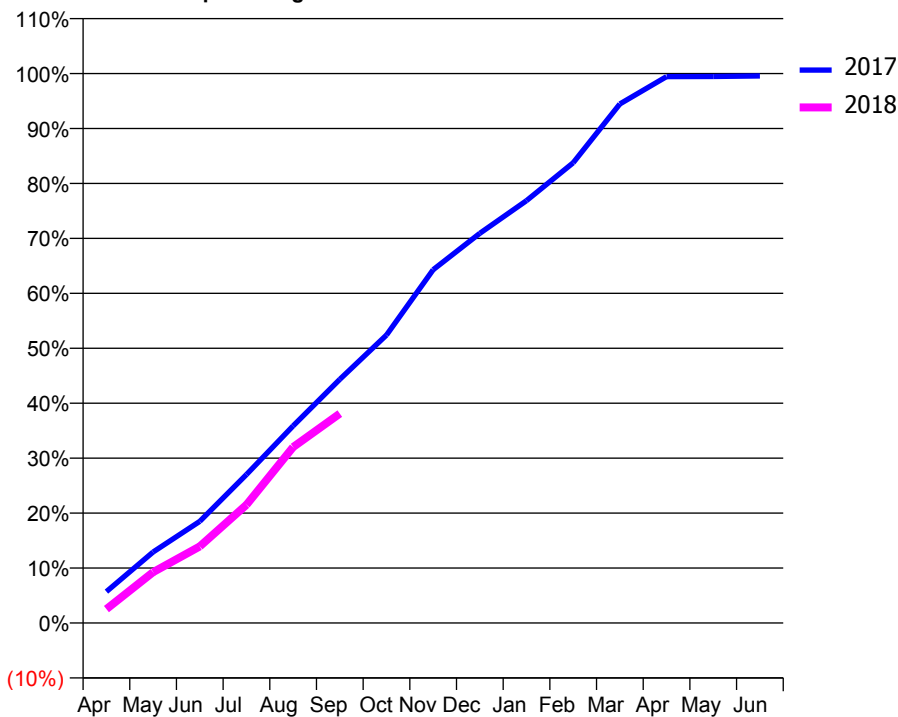
ACCESS*

Patients seen in 24 months	Total	Change since previous quarter
Quarter ending September 2016	3,142	
Quarter ending December 2016	3,187	→
Quarter ending March 2017	3,158	→
Quarter ending June 2017	3,178	→
Quarter ending September 2017	3,237	→
Variance since September 2016	3.0%	↑



ACTIVITY

Cumulative percentage of contracted UDA delivered 2017 & 2018



Month	Adjusted Scheduled Activity (UDA)	
	2017	2018
April	590	262
May	1,332	953
June	1,908	1,437
July	2,784	2,218
August	3,698	3,301
September	4,571	3,927
October	5,402	
November	6,626	
December	7,310	
January	7,923	
February	8,632	
March	9,734	
April	10,248	
May	10,249	
June	10,259	

QUALITY

	Quantity	Base Number	Contract	AT	Region	England
% of FP17s for the same patient ID Re-attending within 3 months - Children	23	678	3.4%	10.2%	11.2%	11.9%
% of FP17s for the same patient ID Re-attending within 3 months - Adults	56	811	6.9%	15.9%	16.6%	15.9%
% of FP17s for the same patient ID Re-attending between 3 & 9 months - Children	276	678	40.7%	42.6%	47.0%	58.1%
% of FP17s for the same patient ID Re-attending between 3 & 9 months - Adults	265	811	32.7%	35.6%	38.2%	50.6%
% of FP17s for Band 1 Urgent Courses	87	1,325	6.6%	10.8%	10.6%	9.1%
% of FP17s Relating to Free Repair or Replacements	4	1,325	0.3%	0.5%	0.6%	0.8%
% of FP17s Relating to Continuations	0	1,325	0.0%	0.7%	0.8%	1.1%
% of Patients satisfied with the dentistry they have received	2	2	N/A	88.7%	89.2%	91.4%
% of Patients satisfied with the time they had to wait for an appointment	2	2	N/A	80.7%	83.4%	87.7%

* This is based on patients treated on this contract for their most recent course of treatment. Figures in italics indicate the base number of FP17s or Patient Questionnaire responses are less than 100. N/A is shown where the base number of responses is less than 10 during the period. % is calculated as Quantity/Base number*100

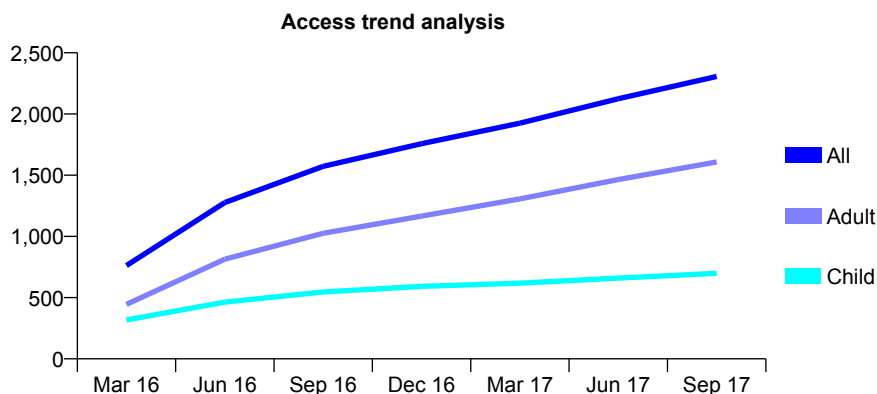
Q61 - Vital Signs At a Glance Contract Report for 198323/0001 - September 2017

Name or company name	Fowell and Lodhia and Dhuggal
Contract type name	GDS Contract
Purpose of contract	General
Contract start date	01/12/2015
Contract end date	

17/18 Contracted general activity (UDA)	6,262
Carry forward general activity (UDA)	-63
17/18 Contracted orthodontic activity (UOA)	0
Carry forward orthodontic activity (UOA)	0
Baseline contract value	£212,940.52

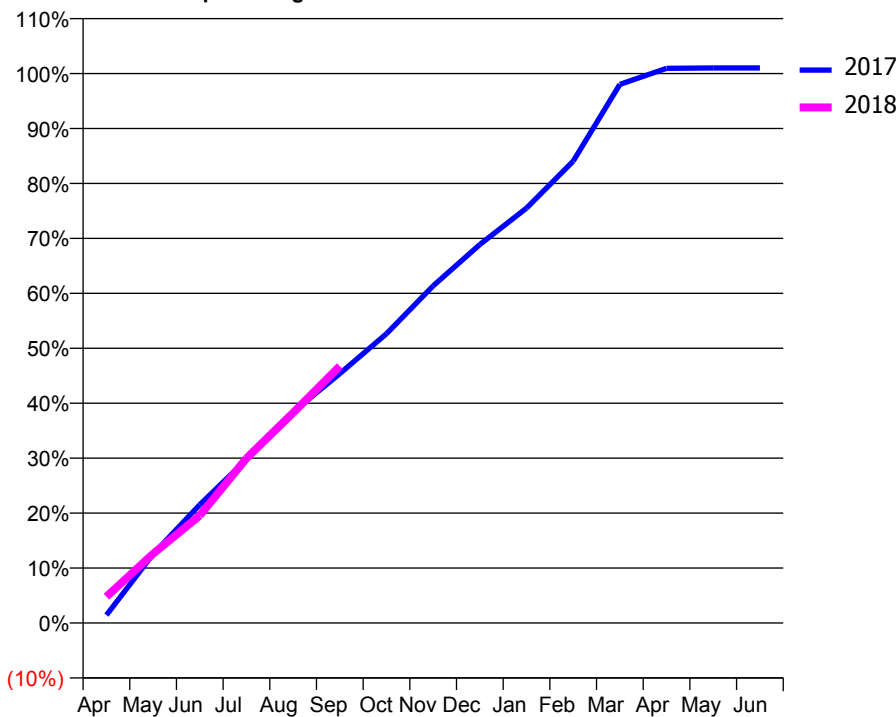
ACCESS*

Patients seen in 24 months	Total	Change since previous quarter
Quarter ending September 2016	1,572	
Quarter ending December 2016	1,758	↑
Quarter ending March 2017	1,925	↑
Quarter ending June 2017	2,125	↑
Quarter ending September 2017	2,307	↑
Variance since September 2016	46.8%	↑



ACTIVITY

Cumulative percentage of contracted UDA delivered 2017 & 2018



Adjusted Scheduled Activity (UDA)

Month	2017	2018
April	91	300
May	785	789
June	1,349	1,225
July	1,864	1,877
August	2,405	2,395
September	2,843	2,928
October	3,297	
November	3,842	
December	4,313	
January	4,728	
February	5,264	
March	6,138	
April	6,321	
May	6,325	
June	6,325	

QUALITY

	Quantity	Base Number	Contract	AT	Region	England
% of FP17s for the same patient ID Re-attending within 3 months - Children	31	432	7.2%	10.2%	11.2%	11.9%
% of FP17s for the same patient ID Re-attending within 3 months - Adults	91	858	10.6%	15.9%	16.6%	15.9%
% of FP17s for the same patient ID Re-attending between 3 & 9 months - Children	194	432	44.9%	42.6%	47.0%	58.1%
% of FP17s for the same patient ID Re-attending between 3 & 9 months - Adults	329	858	38.3%	35.6%	38.2%	50.6%
% of FP17s for Band 1 Urgent Courses	63	1,199	5.3%	10.8%	10.6%	9.1%
% of FP17s Relating to Free Repair or Replacements	9	1,199	0.8%	0.5%	0.6%	0.8%
% of FP17s Relating to Continuations	13	1,199	1.1%	0.7%	0.8%	1.1%
% of Patients satisfied with the dentistry they have received	1	1	N/A	88.7%	89.2%	91.4%
% of Patients satisfied with the time they had to wait for an appointment	1	1	N/A	80.7%	83.4%	87.7%

* This is based on patients treated on this contract for their most recent course of treatment. Figures in italics indicate the base number of FP17s or Patient Questionnaire responses are less than 100. N/A is shown where the base number of responses is less than 10 during the period. % is calculated as Quantity/Base number*100

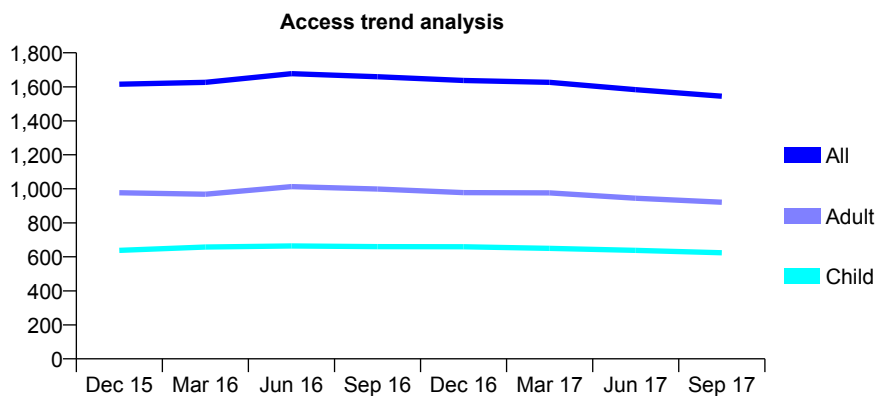
Q61 - Vital Signs At a Glance Contract Report for 198455/0001 - September 2017

Name or company name	Cambridge Park Dental Practice
Contract type name	GDS Contract
Purpose of contract	General
Contract start date	01/06/2008
Contract end date	

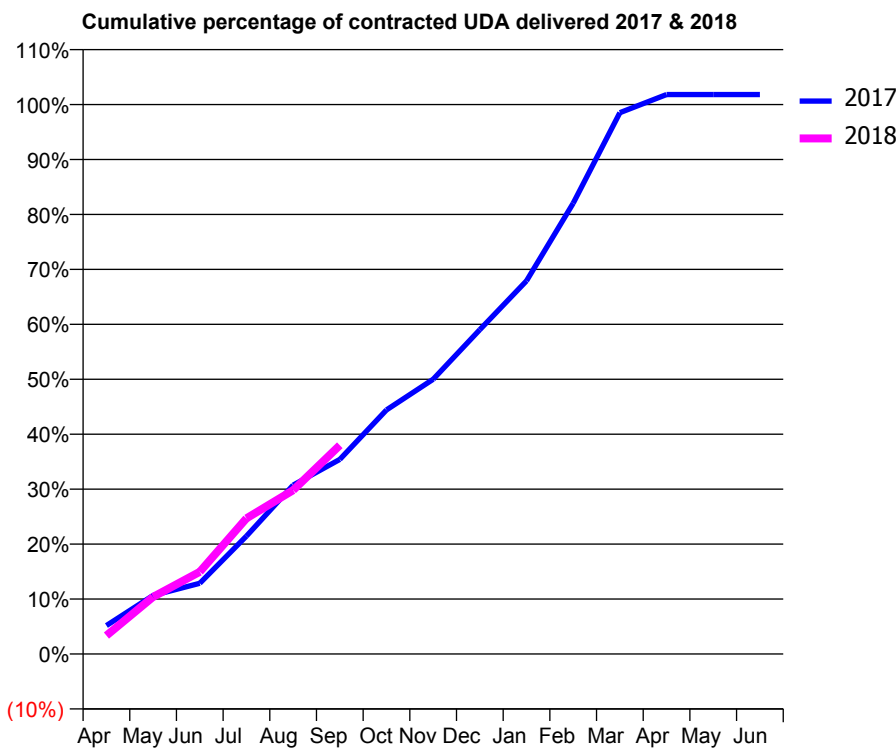
17/18 Contracted general activity (UDA)	4,037
Carry forward general activity (UDA)	-73
17/18 Contracted orthodontic activity (UOA)	0
Carry forward orthodontic activity (UOA)	0
Baseline contract value	£110,655.47

ACCESS*

Patients seen in 24 months	Total	Change since previous quarter
Quarter ending September 2016	1,659	
Quarter ending December 2016	1,637	↓
Quarter ending March 2017	1,626	→
Quarter ending June 2017	1,583	↓
Quarter ending September 2017	1,545	↓
Variance since September 2016	(6.9%)	↓



ACTIVITY



Month	Adjusted Scheduled Activity (UDA)	
	2017	2018
April	209	135
May	430	420
June	519	604
July	867	996
August	1,241	1,203
September	1,430	1,534
October	1,793	
November	2,019	
December	2,383	
January	2,741	
February	3,312	
March	3,977	
April	4,110	
May	4,110	
June	4,110	

QUALITY

	Quantity	Base Number	Contract	AT	Region	England
% of FP17s for the same patient ID Re-attending within 3 months - Children	48	332	14.5%	10.2%	11.2%	11.9%
% of FP17s for the same patient ID Re-attending within 3 months - Adults	86	420	20.5%	15.9%	16.6%	15.9%
% of FP17s for the same patient ID Re-attending between 3 & 9 months - Children	131	332	39.5%	42.6%	47.0%	58.1%
% of FP17s for the same patient ID Re-attending between 3 & 9 months - Adults	159	420	37.9%	35.6%	38.2%	50.6%
% of FP17s for Band 1 Urgent Courses	60	438	13.7%	10.8%	10.6%	9.1%
% of FP17s Relating to Free Repair or Replacements	4	438	0.9%	0.5%	0.6%	0.8%
% of FP17s Relating to Continuations	1	438	0.2%	0.7%	0.8%	1.1%
% of Patients satisfied with the dentistry they have received	1	1	N/A	88.7%	89.2%	91.4%
% of Patients satisfied with the time they had to wait for an appointment	1	1	N/A	80.7%	83.4%	87.7%

* This is based on patients treated on this contract for their most recent course of treatment. Figures in italics indicate the base number of FP17s or Patient Questionnaire responses are less than 100. N/A is shown where the base number of responses is less than 10 during the period. % is calculated as Quantity/Base number*100

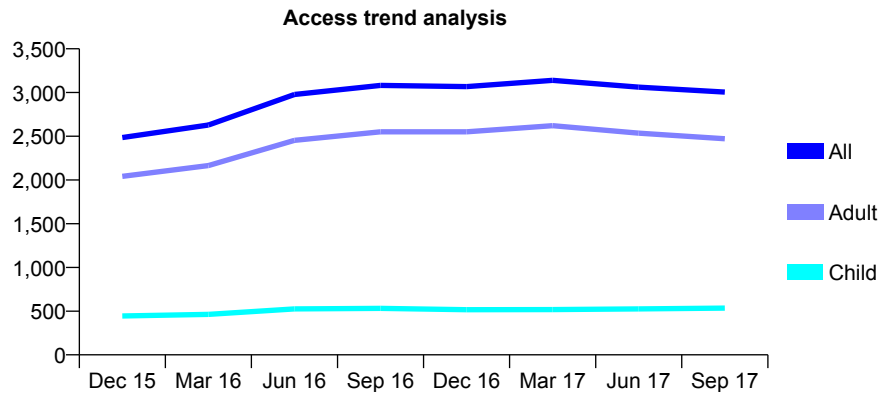
Q61 - Vital Signs At a Glance Contract Report for 198579/0001 - September 2017

Name or company name	MP Wong & Associates
Contract type name	GDS Contract
Purpose of contract	General
Contract start date	18/08/2014
Contract end date	

17/18 Contracted general activity (UDA)	8,716
Carry forward general activity (UDA)	22
17/18 Contracted orthodontic activity (UOA)	0
Carry forward orthodontic activity (UOA)	0
Baseline contract value	£241,379.86

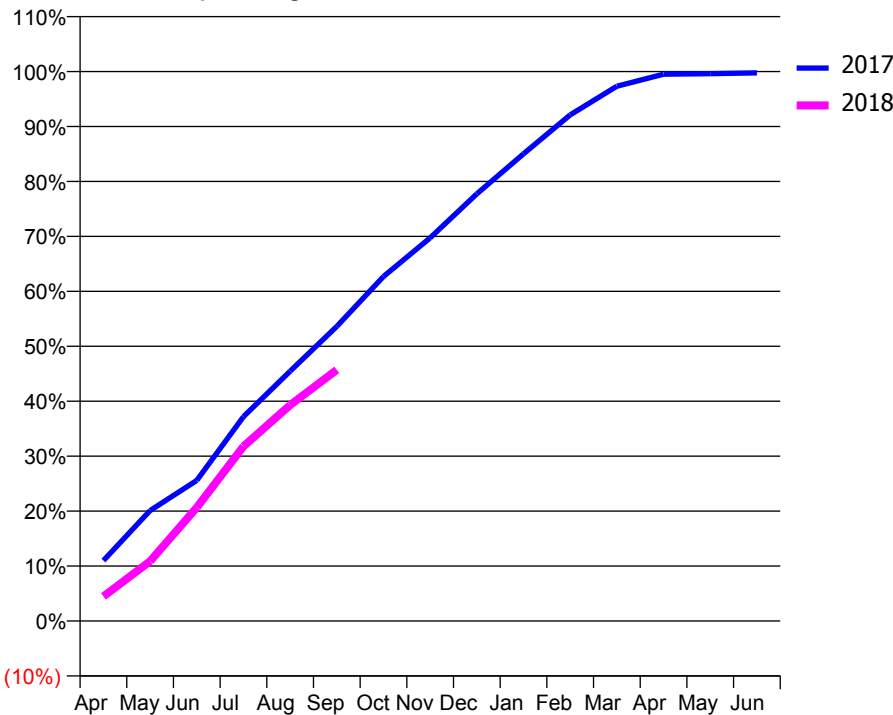
ACCESS*

Patients seen in 24 months	Total	Change since previous quarter
Quarter ending September 2016	3,081	
Quarter ending December 2016	3,067	→
Quarter ending March 2017	3,139	↑
Quarter ending June 2017	3,061	↓
Quarter ending September 2017	3,005	↓
Variance since September 2016	(2.5%)	↓



ACTIVITY

Cumulative percentage of contracted UDA delivered 2017 & 2018



Month	Adjusted Scheduled Activity (UDA)	
	2017	2018
April	960	390
May	1,752	949
June	2,230	1,801
July	3,242	2,769
August	3,963	3,426
September	4,674	3,983
October	5,465	
November	6,078	
December	6,775	
January	7,411	
February	8,028	
March	8,483	
April	8,673	
May	8,682	
June	8,694	

QUALITY

	Quantity	Base Number	Contract	AT	Region	England
% of FP17s for the same patient ID Re-attending within 3 months - Children	8	284	2.8%	10.2%	11.2%	11.9%
% of FP17s for the same patient ID Re-attending within 3 months - Adults	82	1,118	7.3%	15.9%	16.6%	15.9%
% of FP17s for the same patient ID Re-attending between 3 & 9 months - Children	68	284	23.9%	42.6%	47.0%	58.1%
% of FP17s for the same patient ID Re-attending between 3 & 9 months - Adults	277	1,118	24.8%	35.6%	38.2%	50.6%
% of FP17s for Band 1 Urgent Courses	86	1,305	6.6%	10.8%	10.6%	9.1%
% of FP17s Relating to Free Repair or Replacements	2	1,305	0.2%	0.5%	0.6%	0.8%
% of FP17s Relating to Continuations	9	1,305	0.7%	0.7%	0.8%	1.1%
% of Patients satisfied with the dentistry they have received	13	13	100.0%	88.7%	89.2%	91.4%
% of Patients satisfied with the time they had to wait for an appointment	11	13	84.6%	80.7%	83.4%	87.7%

* This is based on patients treated on this contract for their most recent course of treatment. Figures in italics indicate the base number of FP17s or Patient Questionnaire responses are less than 100. N/A is shown where the base number of responses is less than 10 during the period. % is calculated as Quantity/Base number*100

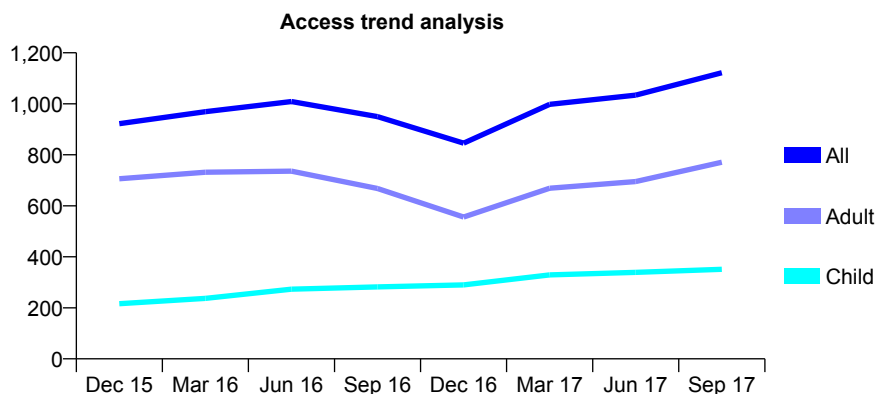
Q61 - Vital Signs At a Glance Contract Report for 198676/0001 - September 2017

Name or company name	Mrs Priya Shah and Mr Punit Shah
Contract type name	GDS Contract
Purpose of contract	General
Contract start date	01/05/2014
Contract end date	

17/18 Contracted general activity (UDA)	1,785
Carry forward general activity (UDA)	-14
17/18 Contracted orthodontic activity (UOA)	0
Carry forward orthodontic activity (UOA)	0
Baseline contract value	£49,004.58

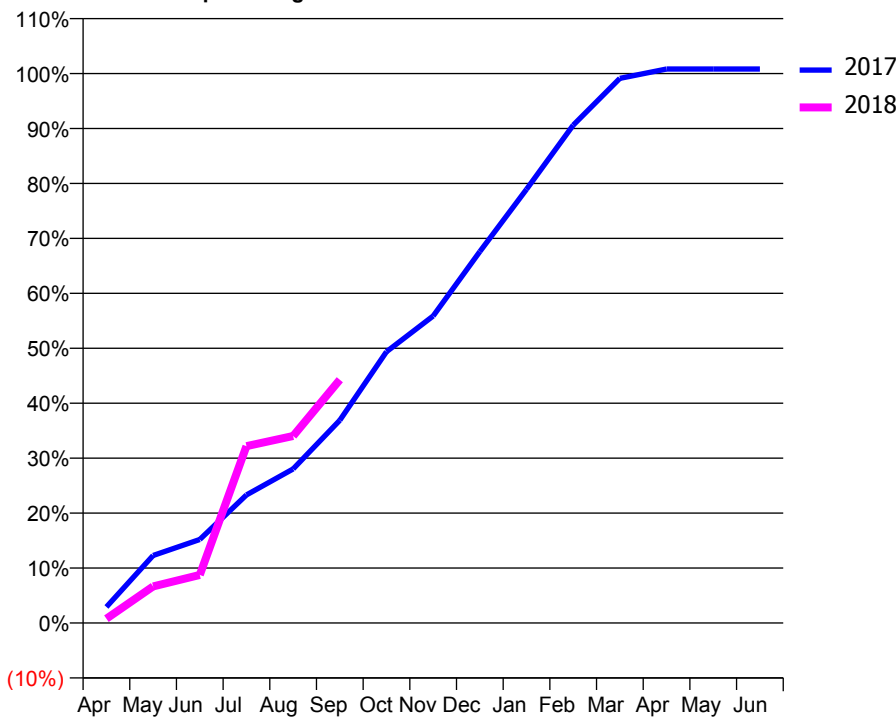
ACCESS*

Patients seen in 24 months	Total	Change since previous quarter
Quarter ending September 2016	950	
Quarter ending December 2016	846	↓
Quarter ending March 2017	998	↑
Quarter ending June 2017	1,034	↑
Quarter ending September 2017	1,122	↑
Variance since September 2016	18.1%	↑



ACTIVITY

Cumulative percentage of contracted UDA delivered 2017 & 2018



Adjusted Scheduled Activity (UDA)

Month	2017	2018
April	52	14
May	219	119
June	271	156
July	416	575
August	500	607
September	659	790
October	881	
November	997	
December	1,206	
January	1,409	
February	1,617	
March	1,769	
April	1,799	
May	1,799	
June	1,799	

QUALITY

	Quantity	Base Number	Contract	AT	Region	England
% of FP17s for the same patient ID Re-attending within 3 months - Children	5	169	3.0%	10.2%	11.2%	11.9%
% of FP17s for the same patient ID Re-attending within 3 months - Adults	20	264	7.6%	15.9%	16.6%	15.9%
% of FP17s for the same patient ID Re-attending between 3 & 9 months - Children	69	169	40.8%	42.6%	47.0%	58.1%
% of FP17s for the same patient ID Re-attending between 3 & 9 months - Adults	45	264	17.0%	35.6%	38.2%	50.6%
% of FP17s for Band 1 Urgent Courses	37	420	8.8%	10.8%	10.6%	9.1%
% of FP17s Relating to Free Repair or Replacements	1	420	0.2%	0.5%	0.6%	0.8%
% of FP17s Relating to Continuations	0	420	0.0%	0.7%	0.8%	1.1%
% of Patients satisfied with the dentistry they have received	0	0	N/A	88.7%	89.2%	91.4%
% of Patients satisfied with the time they had to wait for an appointment	0	0	N/A	80.7%	83.4%	87.7%

* This is based on patients treated on this contract for their most recent course of treatment. Figures in italics indicate the base number of FP17s or Patient Questionnaire responses are less than 100. N/A is shown where the base number of responses is less than 10 during the period. % is calculated as Quantity/Base number*100

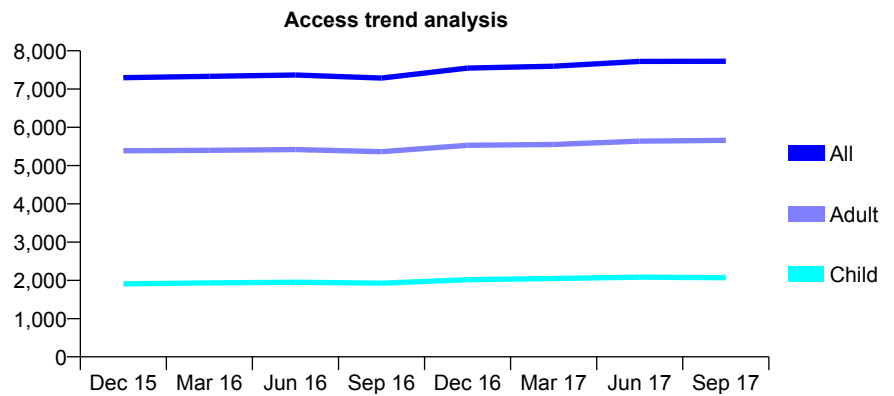
Q61 - Vital Signs At a Glance Contract Report for 198781/0001 - September 2017

Name or company name	Orchard Road (DS) Limited
Contract type name	GDS Contract
Purpose of contract	General
Contract start date	01/08/2011
Contract end date	

17/18 Contracted general activity (UDA)	26,107
Carry forward general activity (UDA)	0
17/18 Contracted orthodontic activity (UOA)	0
Carry forward orthodontic activity (UOA)	0
Baseline contract value	£759,446.87

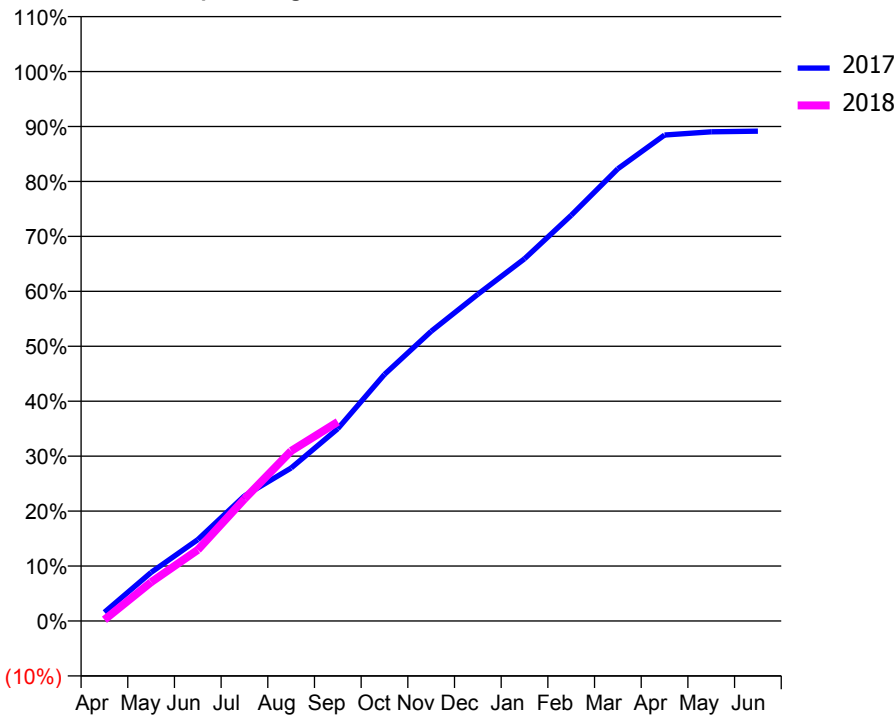
ACCESS*

Patients seen in 24 months	Total	Change since previous quarter
Quarter ending September 2016	7,287	
Quarter ending December 2016	7,548	↑
Quarter ending March 2017	7,597	→
Quarter ending June 2017	7,722	→
Quarter ending September 2017	7,728	→
Variance since September 2016	6.1%	↑



ACTIVITY

Cumulative percentage of contracted UDA delivered 2017 & 2018



Month	Adjusted Scheduled Activity (UDA)	
	2017	2018
April	415	60
May	2,311	1,845
June	3,870	3,380
July	5,943	5,801
August	7,273	8,080
September	9,138	9,462
October	11,720	
November	13,763	
December	15,525	
January	17,210	
February	19,273	
March	21,489	
April	23,091	
May	23,244	
June	23,272	

QUALITY

	Quantity	Base Number	Contract	AT	Region	England
% of FP17s for the same patient ID Re-attending within 3 months - Children	81	1,062	7.6%	10.2%	11.2%	11.9%
% of FP17s for the same patient ID Re-attending within 3 months - Adults	486	2,950	16.5%	15.9%	16.6%	15.9%
% of FP17s for the same patient ID Re-attending between 3 & 9 months - Children	340	1,062	32.0%	42.6%	47.0%	58.1%
% of FP17s for the same patient ID Re-attending between 3 & 9 months - Adults	856	2,950	29.0%	35.6%	38.2%	50.6%
% of FP17s for Band 1 Urgent Courses	422	3,488	12.1%	10.8%	10.6%	9.1%
% of FP17s Relating to Free Repair or Replacements	18	3,488	0.5%	0.5%	0.6%	0.8%
% of FP17s Relating to Continuations	42	3,488	1.2%	0.7%	0.8%	1.1%
% of Patients satisfied with the dentistry they have received	12	12	100.0%	88.7%	89.2%	91.4%
% of Patients satisfied with the time they had to wait for an appointment	10	12	83.3%	80.7%	83.4%	87.7%

* This is based on patients treated on this contract for their most recent course of treatment. Figures in italics indicate the base number of FP17s or Patient Questionnaire responses are less than 100. N/A is shown where the base number of responses is less than 10 during the period. % is calculated as Quantity/Base number*100

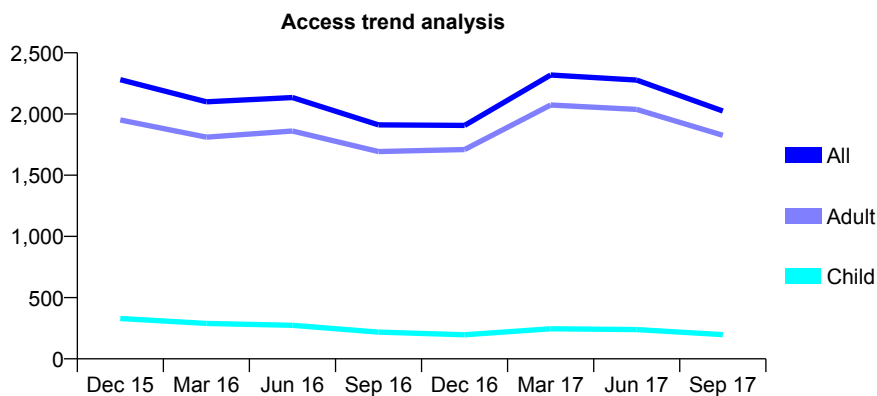
Q61 - Vital Signs At a Glance Contract Report for 199400/0001 - September 2017

Name or company name	Drs D & J Levenstein
Contract type name	GDS Contract
Purpose of contract	General
Contract start date	01/12/2011
Contract end date	

17/18 Contracted general activity (UDA)	6,501
Carry forward general activity (UDA)	0
17/18 Contracted orthodontic activity (UOA)	0
Carry forward orthodontic activity (UOA)	0
Baseline contract value	£208,631.56

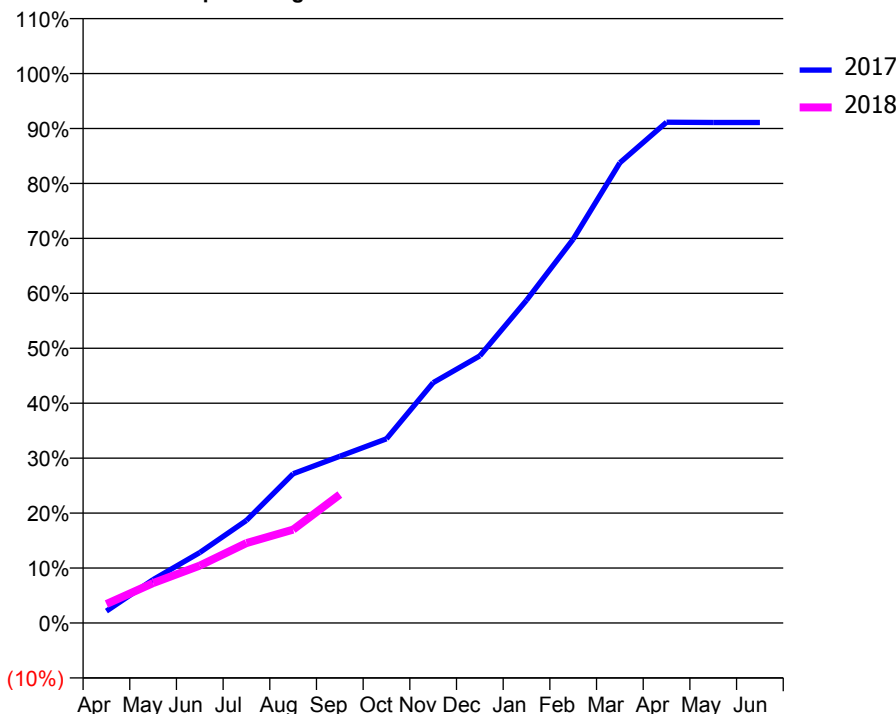
ACCESS*

Patients seen in 24 months	Total	Change since previous quarter
Quarter ending September 2016	1,911	
Quarter ending December 2016	1,907	→
Quarter ending March 2017	2,319	↑
Quarter ending June 2017	2,277	↓
Quarter ending September 2017	2,024	↓
Variance since September 2016	5.9%	↑



ACTIVITY

Cumulative percentage of contracted UDA delivered 2017 & 2018



Month	Adjusted Scheduled Activity (UDA)	
	2017	2018
April	141	225
May	514	472
June	834	679
July	1,214	946
August	1,767	1,106
September	1,972	1,520
October	2,179	
November	2,844	
December	3,161	
January	3,818	
February	4,541	
March	5,445	
April	5,924	
May	5,921	
June	5,921	

QUALITY

	Quantity	Base Number	Contract	AT	Region	England
% of FP17s for the same patient ID Re-attending within 3 months - Children	14	112	12.5%	10.2%	11.2%	11.9%
% of FP17s for the same patient ID Re-attending within 3 months - Adults	100	818	12.2%	15.9%	16.6%	15.9%
% of FP17s for the same patient ID Re-attending between 3 & 9 months - Children	17	112	15.2%	42.6%	47.0%	58.1%
% of FP17s for the same patient ID Re-attending between 3 & 9 months - Adults	129	818	15.8%	35.6%	38.2%	50.6%
% of FP17s for Band 1 Urgent Courses	174	765	22.7%	10.8%	10.6%	9.1%
% of FP17s Relating to Free Repair or Replacements	3	765	0.4%	0.5%	0.6%	0.8%
% of FP17s Relating to Continuations	1	765	0.1%	0.7%	0.8%	1.1%
% of Patients satisfied with the dentistry they have received	0	0	N/A	88.7%	89.2%	91.4%
% of Patients satisfied with the time they had to wait for an appointment	0	0	N/A	80.7%	83.4%	87.7%

* This is based on patients treated on this contract for their most recent course of treatment. Figures in italics indicate the base number of FP17s or Patient Questionnaire responses are less than 100. N/A is shown where the base number of responses is less than 10 during the period. % is calculated as Quantity/Base number*100

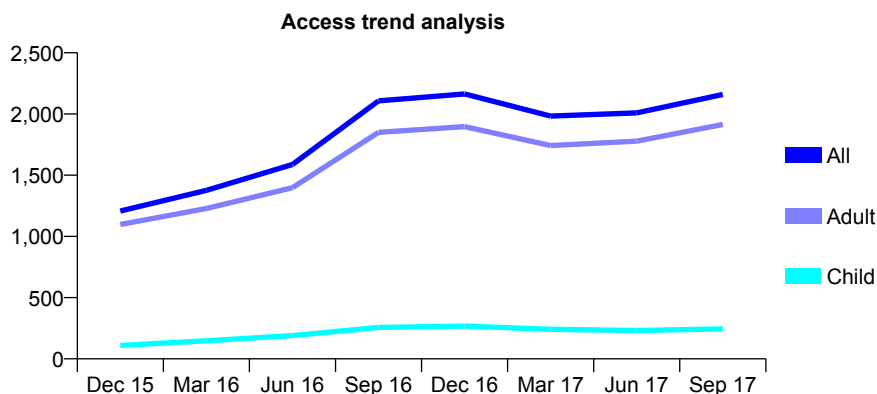
Q61 - Vital Signs At a Glance Contract Report for 199400/0002 - September 2017

Name or company name	Drs D & J Levenstein
Contract type name	PDS Contract
Purpose of contract	General
Contract start date	01/04/2012
Contract end date	31/03/2022

17/18 Contracted general activity (UDA)	5,249
Carry forward general activity (UDA)	0
17/18 Contracted orthodontic activity (UOA)	0
Carry forward orthodontic activity (UOA)	0
Baseline contract value	£219,205.76

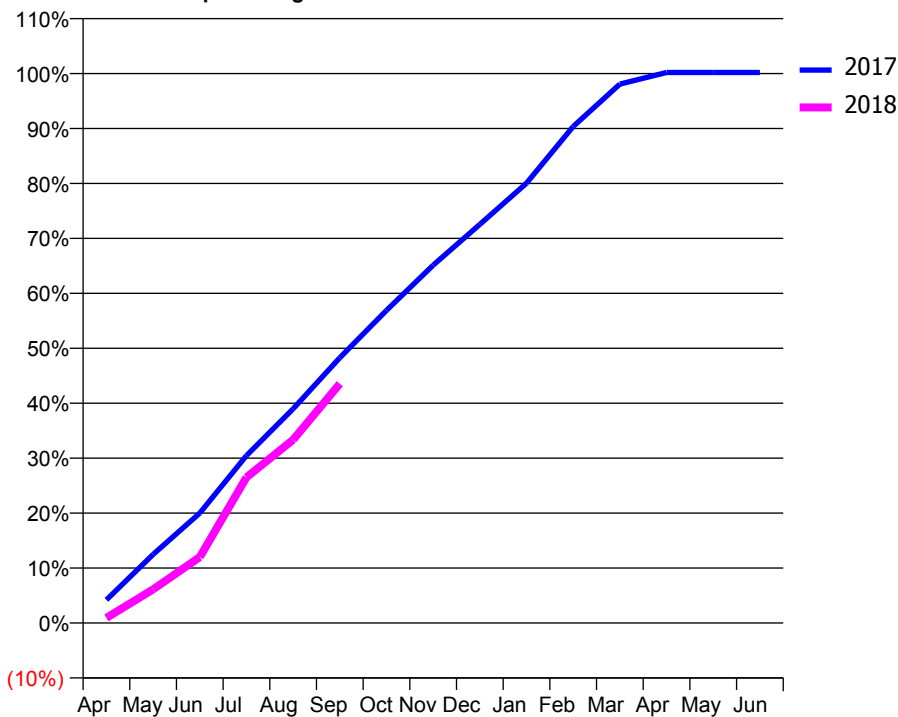
ACCESS*

Patients seen in 24 months	Total	Change since previous quarter
Quarter ending September 2016	2,107	
Quarter ending December 2016	2,164	↑
Quarter ending March 2017	1,983	↓
Quarter ending June 2017	2,009	→
Quarter ending September 2017	2,160	↑
Variance since September 2016	2.5%	↑



ACTIVITY

Cumulative percentage of contracted UDA delivered 2017 & 2018



Month	Adjusted Scheduled Activity (UDA)	
	2017	2018
April	221	49
May	655	322
June	1,051	630
July	1,599	1,392
August	2,047	1,751
September	2,534	2,286
October	2,986	
November	3,418	
December	3,808	
January	4,201	
February	4,743	
March	5,148	
April	5,259	
May	5,259	
June	5,259	

QUALITY

	Quantity	Base Number	Contract	AT	Region	England
% of FP17s for the same patient ID Re-attending within 3 months - Children	5	126	4.0%	10.2%	11.2%	11.9%
% of FP17s for the same patient ID Re-attending within 3 months - Adults	74	942	7.9%	15.9%	16.6%	15.9%
% of FP17s for the same patient ID Re-attending between 3 & 9 months - Children	22	126	17.5%	42.6%	47.0%	58.1%
% of FP17s for the same patient ID Re-attending between 3 & 9 months - Adults	126	942	13.4%	35.6%	38.2%	50.6%
% of FP17s for Band 1 Urgent Courses	334	1,014	32.9%	10.8%	10.6%	9.1%
% of FP17s Relating to Free Repair or Replacements	7	1,014	0.7%	0.5%	0.6%	0.8%
% of FP17s Relating to Continuations	6	1,014	0.6%	0.7%	0.8%	1.1%
% of Patients satisfied with the dentistry they have received	2	2	N/A	88.7%	89.2%	91.4%
% of Patients satisfied with the time they had to wait for an appointment	2	2	N/A	80.7%	83.4%	87.7%

* This is based on patients treated on this contract for their most recent course of treatment. Figures in italics indicate the base number of FP17s or Patient Questionnaire responses are less than 100. N/A is shown where the base number of responses is less than 10 during the period. % is calculated as Quantity/Base number*100

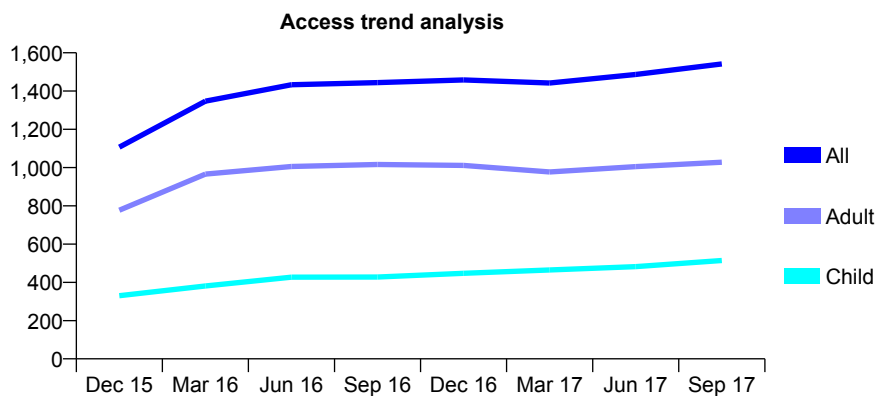
Q61 - Vital Signs At a Glance Contract Report for 199478/0001 - September 2017

Name or company name	Mr M Siddiqui & Ms S Sheikh
Contract type name	GDS Contract
Purpose of contract	General
Contract start date	01/02/2012
Contract end date	

17/18 Contracted general activity (UDA)	5,441
Carry forward general activity (UDA)	-79
17/18 Contracted orthodontic activity (UOA)	0
Carry forward orthodontic activity (UOA)	0
Baseline contract value	£179,904.80

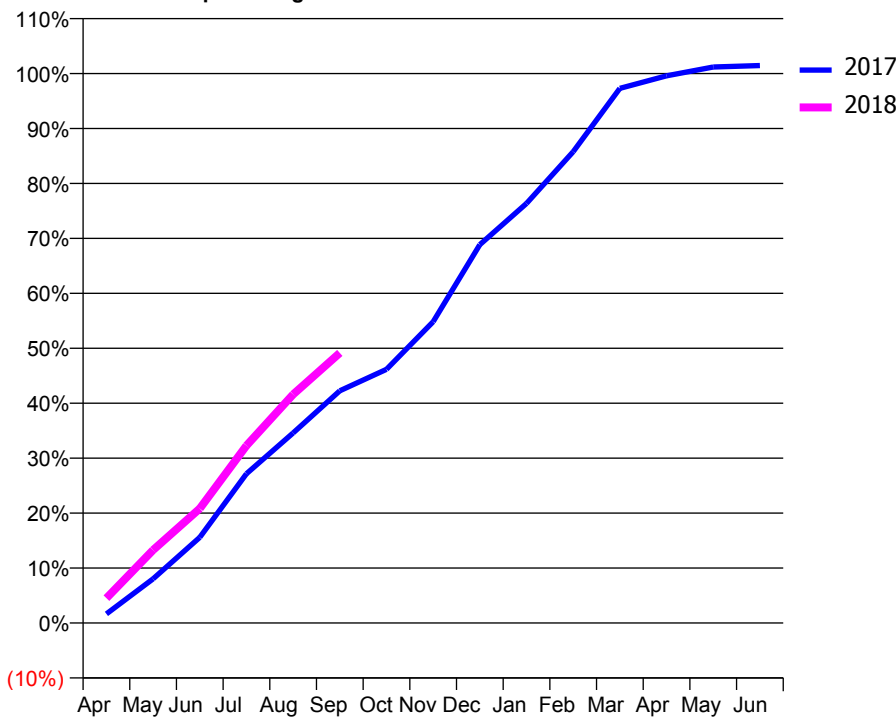
ACCESS*

Patients seen in 24 months	Total	Change since previous quarter
Quarter ending September 2016	1,444	
Quarter ending December 2016	1,458	→
Quarter ending March 2017	1,442	↓
Quarter ending June 2017	1,487	↑
Quarter ending September 2017	1,542	↑
Variance since September 2016	6.8%	↑



ACTIVITY

Cumulative percentage of contracted UDA delivered 2017 & 2018



Month	Adjusted Scheduled Activity (UDA)	
	2017	2018
April	90	247
May	437	723
June	849	1,133
July	1,478	1,756
August	1,882	2,264
September	2,299	2,674
October	2,512	
November	2,983	
December	3,747	
January	4,155	
February	4,666	
March	5,293	
April	5,419	
May	5,505	
June	5,520	

QUALITY

	Quantity	Base Number	Contract	AT	Region	England
% of FP17s for the same patient ID Re-attending within 3 months - Children	19	246	7.7%	10.2%	11.2%	11.9%
% of FP17s for the same patient ID Re-attending within 3 months - Adults	45	336	13.4%	15.9%	16.6%	15.9%
% of FP17s for the same patient ID Re-attending between 3 & 9 months - Children	55	246	22.4%	42.6%	47.0%	58.1%
% of FP17s for the same patient ID Re-attending between 3 & 9 months - Adults	77	336	22.9%	35.6%	38.2%	50.6%
% of FP17s for Band 1 Urgent Courses	129	546	23.6%	10.8%	10.6%	9.1%
% of FP17s Relating to Free Repair or Replacements	1	546	0.2%	0.5%	0.6%	0.8%
% of FP17s Relating to Continuations	0	546	0.0%	0.7%	0.8%	1.1%
% of Patients satisfied with the dentistry they have received	3	3	N/A	88.7%	89.2%	91.4%
% of Patients satisfied with the time they had to wait for an appointment	3	3	N/A	80.7%	83.4%	87.7%

* This is based on patients treated on this contract for their most recent course of treatment. Figures in italics indicate the base number of FP17s or Patient Questionnaire responses are less than 100. N/A is shown where the base number of responses is less than 10 during the period. % is calculated as Quantity/Base number*100

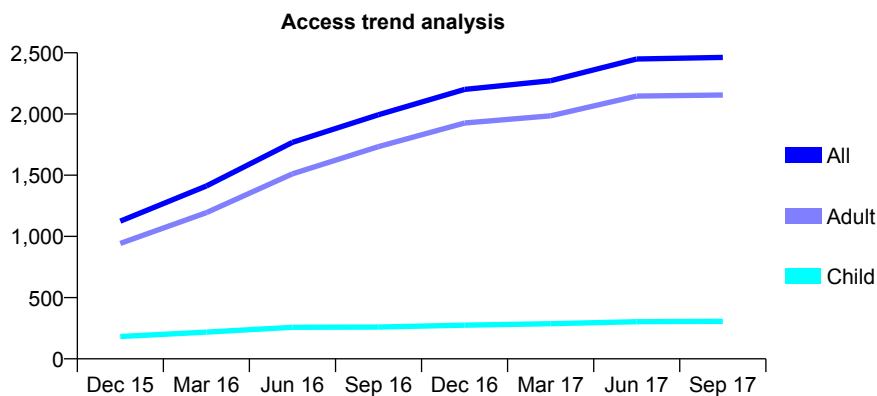
Q61 - Vital Signs At a Glance Contract Report for 207799/0002 - September 2017

Name or company name	MR RS LEVY
Contract type name	GDS Contract
Purpose of contract	General
Contract start date	01/07/2015
Contract end date	

17/18 Contracted general activity (UDA)	10,000
Carry forward general activity (UDA)	1,570
17/18 Contracted orthodontic activity (UOA)	0
Carry forward orthodontic activity (UOA)	0
Baseline contract value	£299,939.77

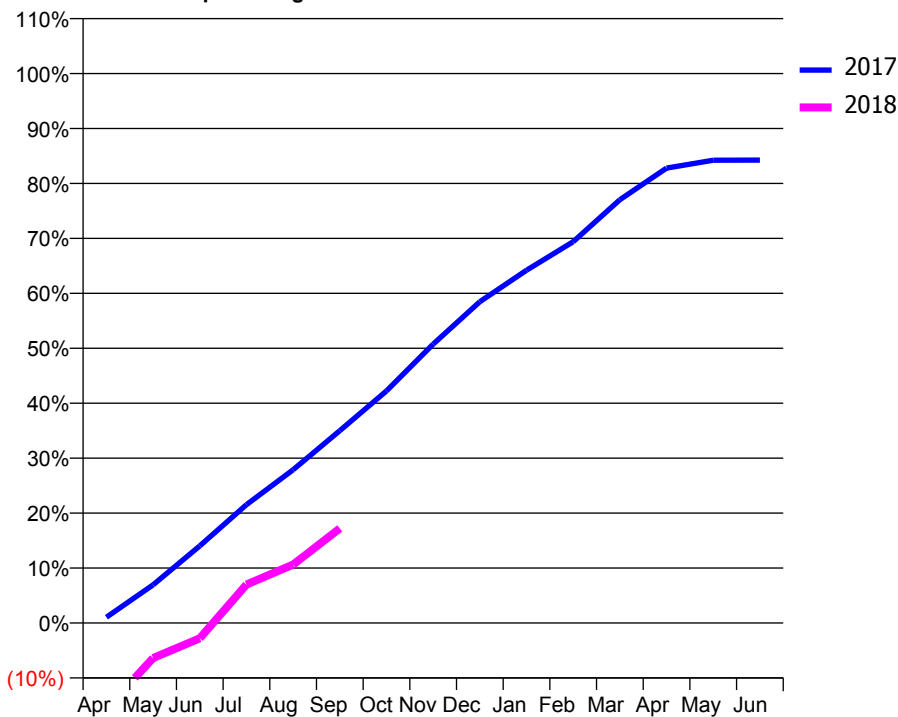
ACCESS*

Patients seen in 24 months	Total	Change since previous quarter
Quarter ending September 2016	1,994	
Quarter ending December 2016	2,201	↑
Quarter ending March 2017	2,272	↑
Quarter ending June 2017	2,449	↑
Quarter ending September 2017	2,462	→
Variance since September 2016	23.5%	↑



ACTIVITY

Cumulative percentage of contracted UDA delivered 2017 & 2018



Month	Adjusted Scheduled Activity (UDA)	
	2017	2018
April	105	-1,570
May	695	-639
June	1,403	-280
July	2,153	700
August	2,788	1,064
September	3,500	1,721
October	4,223	
November	5,076	
December	5,848	
January	6,419	
February	6,939	
March	7,704	
April	8,279	
May	8,422	
June	8,425	

QUALITY

	Quantity	Base Number	Contract	AT	Region	England
% of FP17s for the same patient ID Re-attending within 3 months - Children	17	203	8.4%	10.2%	11.2%	11.9%
% of FP17s for the same patient ID Re-attending within 3 months - Adults	155	1,235	12.6%	15.9%	16.6%	15.9%
% of FP17s for the same patient ID Re-attending between 3 & 9 months - Children	95	203	46.8%	42.6%	47.0%	58.1%
% of FP17s for the same patient ID Re-attending between 3 & 9 months - Adults	545	1,235	44.1%	35.6%	38.2%	50.6%
% of FP17s for Band 1 Urgent Courses	123	1,196	10.3%	10.8%	10.6%	9.1%
% of FP17s Relating to Free Repair or Replacements	5	1,196	0.4%	0.5%	0.6%	0.8%
% of FP17s Relating to Continuations	7	1,196	0.6%	0.7%	0.8%	1.1%
% of Patients satisfied with the dentistry they have received	3	3	N/A	88.7%	89.2%	91.4%
% of Patients satisfied with the time they had to wait for an appointment	3	3	N/A	80.7%	83.4%	87.7%

* This is based on patients treated on this contract for their most recent course of treatment. Figures in italics indicate the base number of FP17s or Patient Questionnaire responses are less than 100. N/A is shown where the base number of responses is less than 10 during the period. % is calculated as Quantity/Base number*100

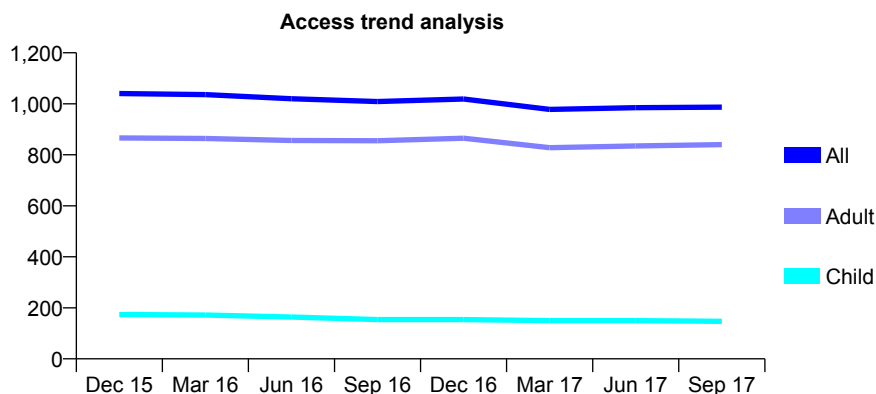
Q61 - Vital Signs At a Glance Contract Report for 208493/0001 - September 2017

Name or company name	MR PC WEE
Contract type name	GDS Contract
Purpose of contract	General
Contract start date	01/04/2006
Contract end date	

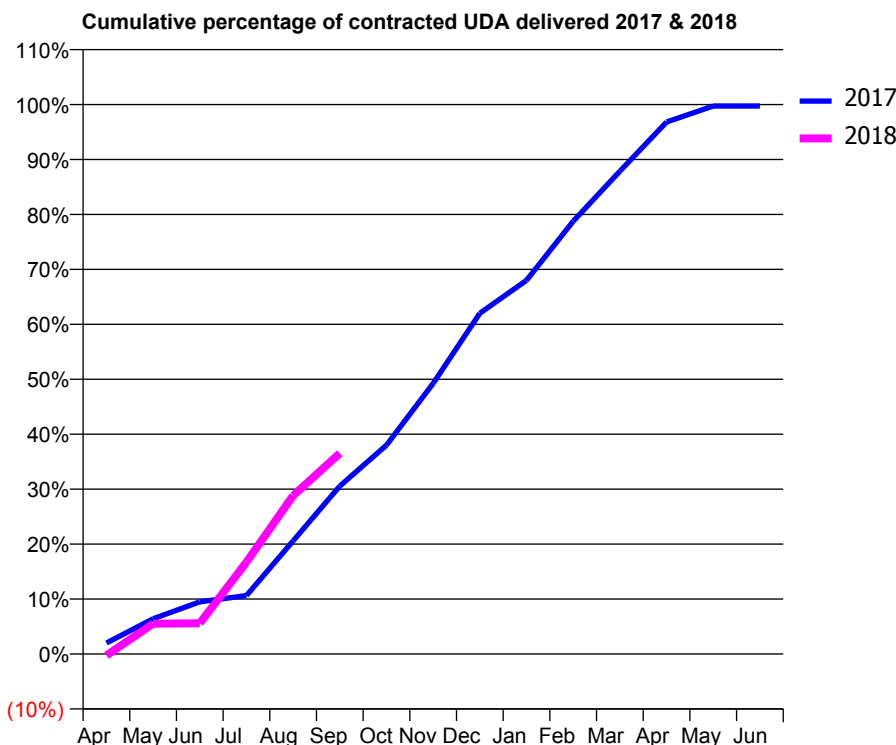
17/18 Contracted general activity (UDA)	3,505
Carry forward general activity (UDA)	10
17/18 Contracted orthodontic activity (UOA)	0
Carry forward orthodontic activity (UOA)	0
Baseline contract value	£106,447.92

ACCESS*

Patients seen in 24 months	Total	Change since previous quarter
Quarter ending September 2016	1,009	
Quarter ending December 2016	1,019	→
Quarter ending March 2017	978	↓
Quarter ending June 2017	985	→
Quarter ending September 2017	987	→
Variance since September 2016	(2.2%)	↓



ACTIVITY



Month	Adjusted Scheduled Activity (UDA)	
	2017	2018
April	70	-10
May	225	194
June	333	196
July	373	586
August	722	1,011
September	1,071	1,281
October	1,332	
November	1,726	
December	2,174	
January	2,384	
February	2,760	
March	3,079	
April	3,393	
May	3,495	
June	3,495	

QUALITY

	Quantity	Base Number	Contract	AT	Region	England
% of FP17s for the same patient ID Re-attending within 3 months - Children	0	63	0.0%	10.2%	11.2%	11.9%
% of FP17s for the same patient ID Re-attending within 3 months - Adults	46	475	9.7%	15.9%	16.6%	15.9%
% of FP17s for the same patient ID Re-attending between 3 & 9 months - Children	32	63	50.8%	42.6%	47.0%	58.1%
% of FP17s for the same patient ID Re-attending between 3 & 9 months - Adults	230	475	48.4%	35.6%	38.2%	50.6%
% of FP17s for Band 1 Urgent Courses	19	396	4.8%	10.8%	10.6%	9.1%
% of FP17s Relating to Free Repair or Replacements	0	396	0.0%	0.5%	0.6%	0.8%
% of FP17s Relating to Continuations	0	396	0.0%	0.7%	0.8%	1.1%
% of Patients satisfied with the dentistry they have received	2	2	N/A	88.7%	89.2%	91.4%
% of Patients satisfied with the time they had to wait for an appointment	2	2	N/A	80.7%	83.4%	87.7%

* This is based on patients treated on this contract for their most recent course of treatment. Figures in italics indicate the base number of FP17s or Patient Questionnaire responses are less than 100. N/A is shown where the base number of responses is less than 10 during the period. % is calculated as Quantity/Base number*100

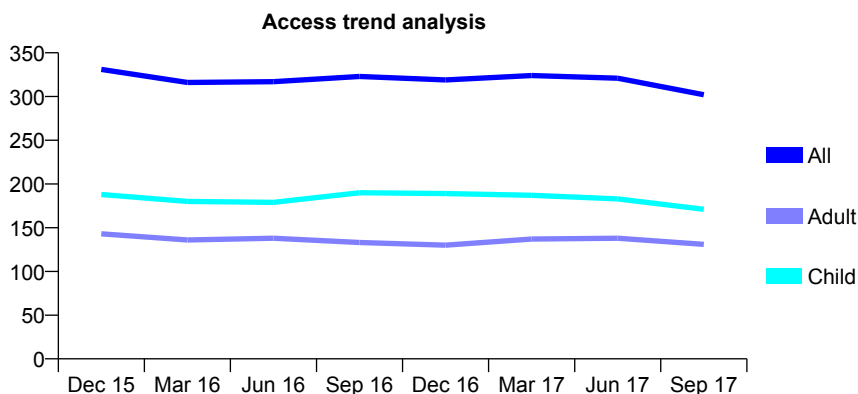
Q61 - Vital Signs At a Glance Contract Report for 209392/0001 - September 2017

Name or company name	MR LH BAUM
Contract type name	GDS Contract
Purpose of contract	General
Contract start date	01/04/2006
Contract end date	

17/18 Contracted general activity (UDA)	703
Carry forward general activity (UDA)	-4
17/18 Contracted orthodontic activity (UOA)	0
Carry forward orthodontic activity (UOA)	0
Baseline contract value	£15,837.64

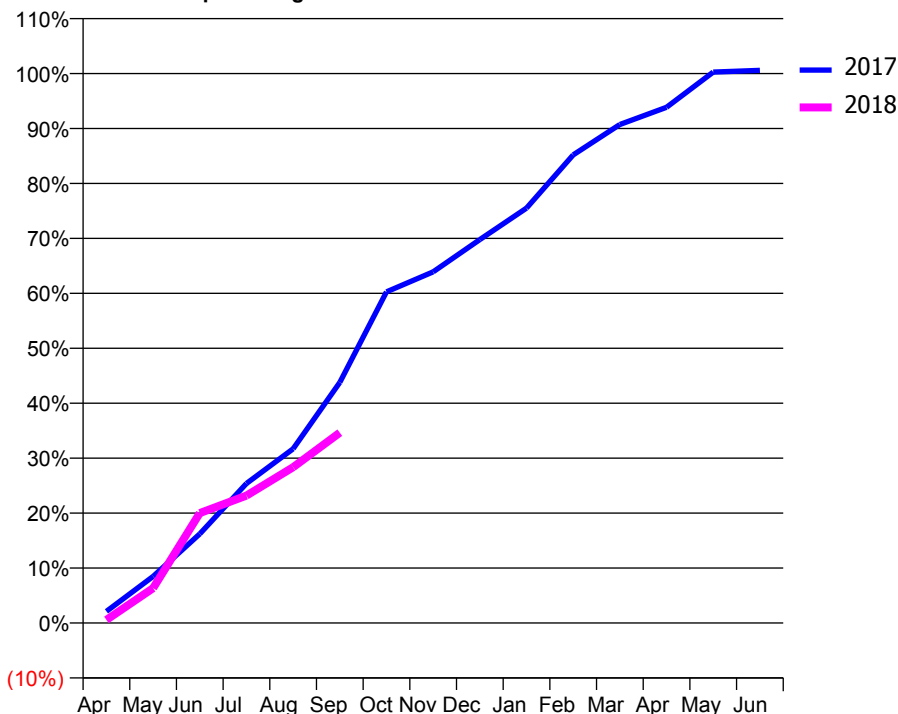
ACCESS*

Patients seen in 24 months	Total	Change since previous quarter
Quarter ending September 2016	323	
Quarter ending December 2016	319	↓
Quarter ending March 2017	324	→
Quarter ending June 2017	321	→
Quarter ending September 2017	302	↓
Variance since September 2016	(6.5%)	↓



ACTIVITY

Cumulative percentage of contracted UDA delivered 2017 & 2018



Month	Adjusted Scheduled Activity (UDA)	
	2017	2018
April	15	4
May	60	45
June	114	141
July	179	163
August	223	199
September	308	244
October	424	
November	449	
December	491	
January	531	
February	599	
March	638	
April	660	
May	705	
June	707	

QUALITY

	Quantity	Base Number	Contract	AT	Region	England
% of FP17s for the same patient ID Re-attending within 3 months - Children	8	87	9.2%	10.2%	11.2%	11.9%
% of FP17s for the same patient ID Re-attending within 3 months - Adults	4	52	7.7%	15.9%	16.6%	15.9%
% of FP17s for the same patient ID Re-attending between 3 & 9 months - Children	37	87	42.5%	42.6%	47.0%	58.1%
% of FP17s for the same patient ID Re-attending between 3 & 9 months - Adults	26	52	50.0%	35.6%	38.2%	50.6%
% of FP17s for Band 1 Urgent Courses	8	104	7.7%	10.8%	10.6%	9.1%
% of FP17s Relating to Free Repair or Replacements	0	104	0.0%	0.5%	0.6%	0.8%
% of FP17s Relating to Continuations	0	104	0.0%	0.7%	0.8%	1.1%
% of Patients satisfied with the dentistry they have received	0	0	N/A	88.7%	89.2%	91.4%
% of Patients satisfied with the time they had to wait for an appointment	0	0	N/A	80.7%	83.4%	87.7%

* This is based on patients treated on this contract for their most recent course of treatment. Figures in italics indicate the base number of FP17s or Patient Questionnaire responses are less than 100. N/A is shown where the base number of responses is less than 10 during the period. % is calculated as Quantity/Base number*100

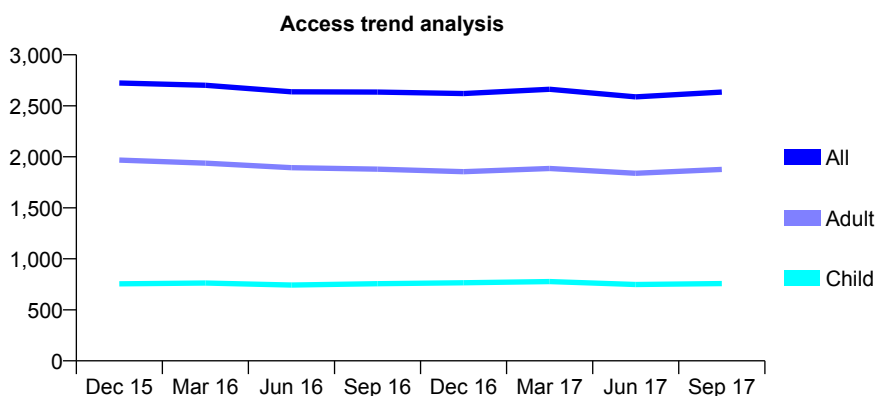
Q61 - Vital Signs At a Glance Contract Report for 215260/0002 - September 2017

Name or company name	MR M WIEDER
Contract type name	GDS Contract
Purpose of contract	General and Orthodontic
Contract start date	01/04/2006
Contract end date	

17/18 Contracted general activity (UDA)	8,606
Carry forward general activity (UDA)	0
17/18 Contracted orthodontic activity (UOA)	119
Carry forward orthodontic activity (UOA)	0
Baseline contract value	£245,262.83

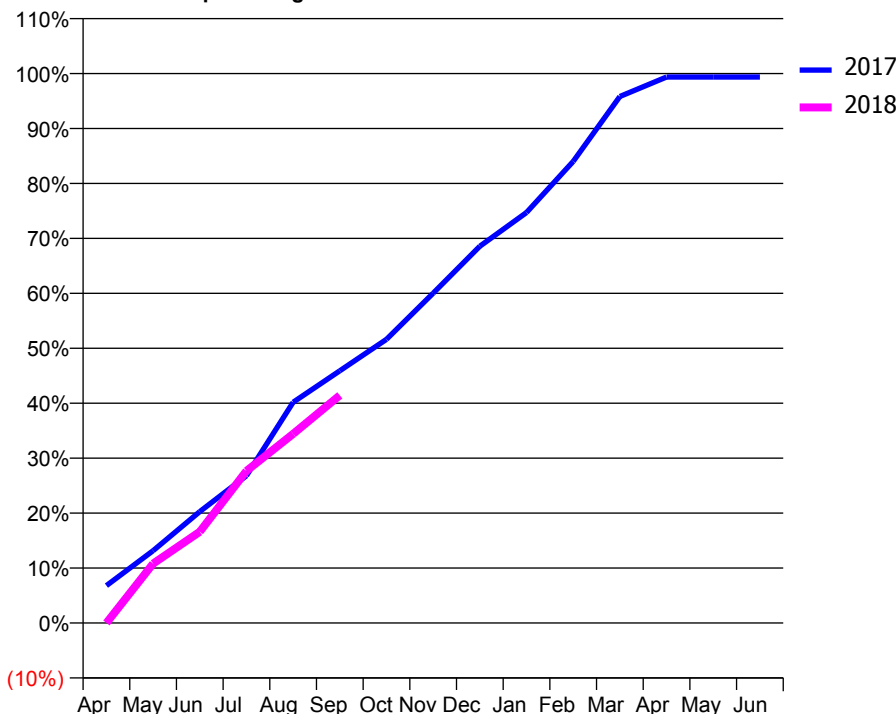
ACCESS*

Patients seen in 24 months	Total	Change since previous quarter
Quarter ending September 2016	2,635	
Quarter ending December 2016	2,620	→
Quarter ending March 2017	2,662	→
Quarter ending June 2017	2,587	↓
Quarter ending September 2017	2,635	→
Variance since September 2016	0.0%	→



ACTIVITY

Cumulative percentage of contracted UDA delivered 2017 & 2018



Month	Adjusted Scheduled Activity (UDA)	
	2017	2018
April	586	0
May	1,134	930
June	1,746	1,429
July	2,308	2,382
August	3,457	2,961
September	3,951	3,566
October	4,444	
November	5,167	
December	5,902	
January	6,430	
February	7,229	
March	8,245	
April	8,551	
May	8,551	
June	8,552	

QUALITY

	Quantity	Base Number	Contract	AT	Region	England
% of FP17s for the same patient ID Re-attending within 3 months - Children	43	441	9.8%	10.2%	11.2%	11.9%
% of FP17s for the same patient ID Re-attending within 3 months - Adults	211	1,111	19.0%	15.9%	16.6%	15.9%
% of FP17s for the same patient ID Re-attending between 3 & 9 months - Children	204	441	46.3%	42.6%	47.0%	58.1%
% of FP17s for the same patient ID Re-attending between 3 & 9 months - Adults	392	1,111	35.3%	35.6%	38.2%	50.6%
% of FP17s for Band 1 Urgent Courses	126	1,216	10.4%	10.8%	10.6%	9.1%
% of FP17s Relating to Free Repair or Replacements	10	1,216	0.8%	0.5%	0.6%	0.8%
% of FP17s Relating to Continuations	28	1,216	2.3%	0.7%	0.8%	1.1%
% of Patients satisfied with the dentistry they have received	4	4	N/A	88.7%	89.2%	91.4%
% of Patients satisfied with the time they had to wait for an appointment	4	4	N/A	80.7%	83.4%	87.7%

* This is based on patients treated on this contract for their most recent course of treatment. Figures in italics indicate the base number of FP17s or Patient Questionnaire responses are less than 100. N/A is shown where the base number of responses is less than 10 during the period. % is calculated as Quantity/Base number*100

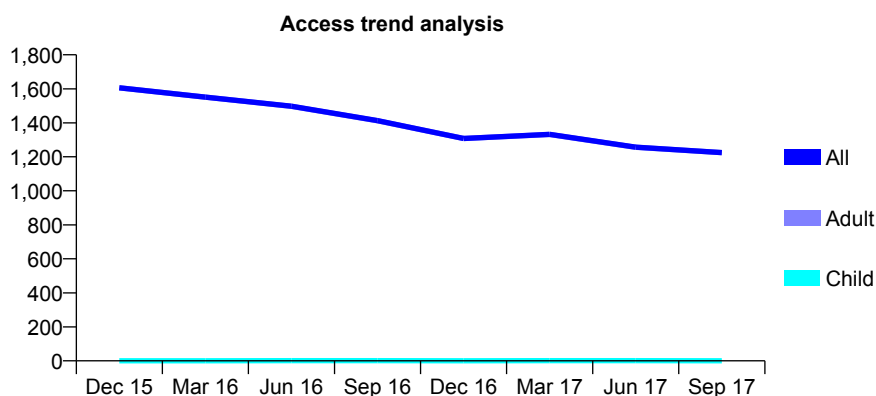
Q61 - Vital Signs At a Glance Contract Report for 215481/0001 - September 2017

Name or company name	MRS CK JONES
Contract type name	GDS Contract
Purpose of contract	General
Contract start date	01/04/2006
Contract end date	

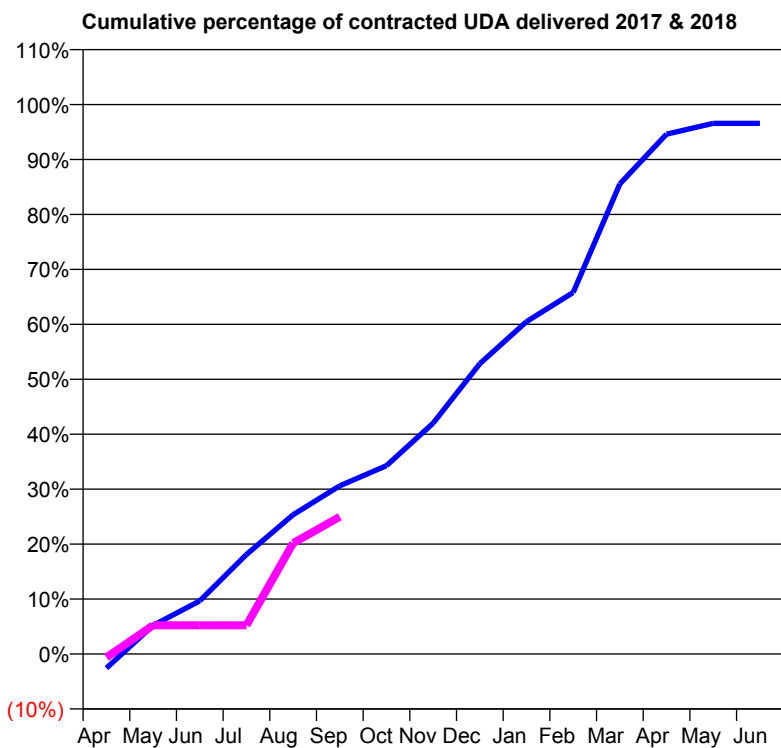
17/18 Contracted general activity (UDA)	3,255
Carry forward general activity (UDA)	112
17/18 Contracted orthodontic activity (UOA)	0
Carry forward orthodontic activity (UOA)	0
Baseline contract value	£79,403.15

ACCESS*

Patients seen in 24 months	Total	Change since previous quarter
Quarter ending September 2016	1,413	
Quarter ending December 2016	1,308	↓
Quarter ending March 2017	1,332	→
Quarter ending June 2017	1,257	↓
Quarter ending September 2017	1,225	↓
Variance since September 2016	(13.3%)	↓



ACTIVITY



Adjusted Scheduled Activity (UDA)		
Month	2017	2018
April	-84	-21
May	170	171
June	314	171
July	590	171
August	825	657
September	997	813
October	1,116	
November	1,368	
December	1,720	
January	1,969	
February	2,142	
March	2,785	
April	3,079	
May	3,143	
June	3,143	

QUALITY

	Quantity	Base Number	Contract	AT	Region	England
% of FP17s for the same patient ID Re-attending within 3 months - Children	0	1	0.0%	10.2%	11.2%	11.9%
% of FP17s for the same patient ID Re-attending within 3 months - Adults	62	694	8.9%	15.9%	16.6%	15.9%
% of FP17s for the same patient ID Re-attending between 3 & 9 months - Children	0	1	0.0%	42.6%	47.0%	58.1%
% of FP17s for the same patient ID Re-attending between 3 & 9 months - Adults	417	694	60.1%	35.6%	38.2%	50.6%
% of FP17s for Band 1 Urgent Courses	37	543	6.8%	10.8%	10.6%	9.1%
% of FP17s Relating to Free Repair or Replacements	5	543	0.9%	0.5%	0.6%	0.8%
% of FP17s Relating to Continuations	1	543	0.2%	0.7%	0.8%	1.1%
% of Patients satisfied with the dentistry they have received	3	3	N/A	88.7%	89.2%	91.4%
% of Patients satisfied with the time they had to wait for an appointment	2	3	N/A	80.7%	83.4%	87.7%

* This is based on patients treated on this contract for their most recent course of treatment. Figures in italics indicate the base number of FP17s or Patient Questionnaire responses are less than 100. N/A is shown where the base number of responses is less than 10 during the period. % is calculated as Quantity/Base number*100

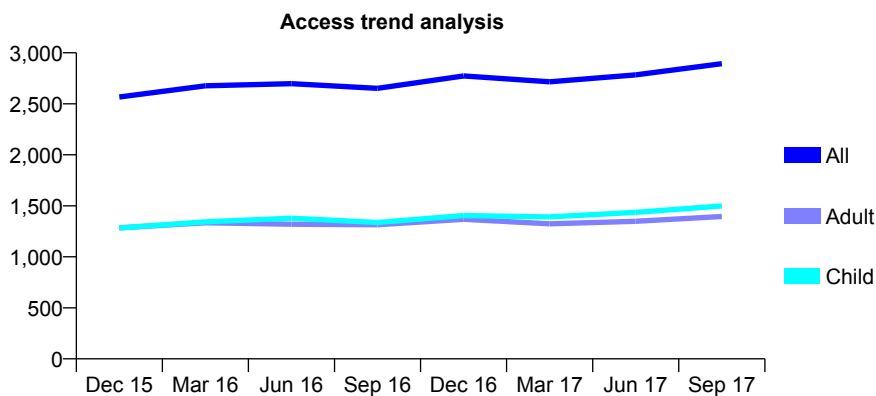
Q61 - Vital Signs At a Glance Contract Report for 221554/0001 - September 2017

Name or company name	MR NN PATEL
Contract type name	GDS Contract
Purpose of contract	General
Contract start date	01/04/2006
Contract end date	

17/18 Contracted general activity (UDA)	7,338
Carry forward general activity (UDA)	-147
17/18 Contracted orthodontic activity (UOA)	0
Carry forward orthodontic activity (UOA)	0
Baseline contract value	£235,341.95

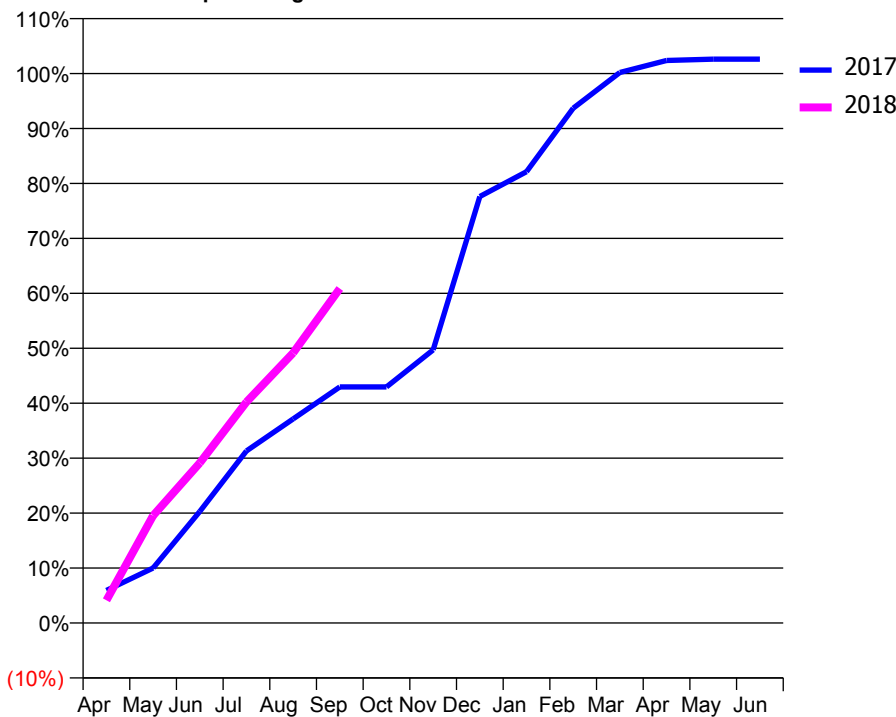
ACCESS*

Patients seen in 24 months	Total	Change since previous quarter
Quarter ending September 2016	2,651	
Quarter ending December 2016	2,773	↑
Quarter ending March 2017	2,716	↓
Quarter ending June 2017	2,784	↑
Quarter ending September 2017	2,894	↑
Variance since September 2016	9.2%	↑



ACTIVITY

Cumulative percentage of contracted UDA delivered 2017 & 2018



Month	Adjusted Scheduled Activity (UDA)	
	2017	2018
April	436	304
May	734	1,434
June	1,490	2,137
July	2,298	2,952
August	2,725	3,607
September	3,153	4,466
October	3,153	
November	3,648	
December	5,696	
January	6,028	
February	6,875	
March	7,351	
April	7,513	
May	7,530	
June	7,530	

QUALITY

	Quantity	Base Number	Contract	AT	Region	England
% of FP17s for the same patient ID Re-attending within 3 months - Children	74	1,062	7.0%	10.2%	11.2%	11.9%
% of FP17s for the same patient ID Re-attending within 3 months - Adults	90	796	11.3%	15.9%	16.6%	15.9%
% of FP17s for the same patient ID Re-attending between 3 & 9 months - Children	591	1,062	55.6%	42.6%	47.0%	58.1%
% of FP17s for the same patient ID Re-attending between 3 & 9 months - Adults	339	796	42.6%	35.6%	38.2%	50.6%
% of FP17s for Band 1 Urgent Courses	97	1,469	6.6%	10.8%	10.6%	9.1%
% of FP17s Relating to Free Repair or Replacements	1	1,469	0.1%	0.5%	0.6%	0.8%
% of FP17s Relating to Continuations	3	1,469	0.2%	0.7%	0.8%	1.1%
% of Patients satisfied with the dentistry they have received	5	5	N/A	88.7%	89.2%	91.4%
% of Patients satisfied with the time they had to wait for an appointment	4	5	N/A	80.7%	83.4%	87.7%

* This is based on patients treated on this contract for their most recent course of treatment. Figures in italics indicate the base number of FP17s or Patient Questionnaire responses are less than 100. N/A is shown where the base number of responses is less than 10 during the period. % is calculated as Quantity/Base number*100

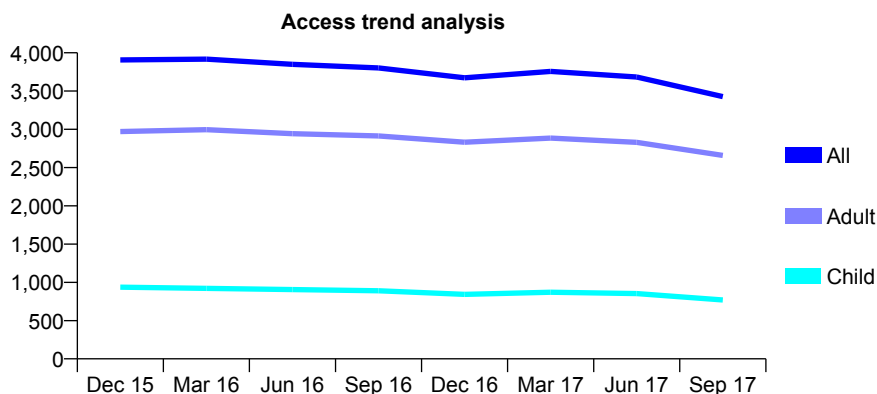
Q61 - Vital Signs At a Glance Contract Report for 229210/0001 - September 2017

Name or company name	MR SM MUGHAL
Contract type name	GDS Contract
Purpose of contract	General
Contract start date	01/04/2006
Contract end date	

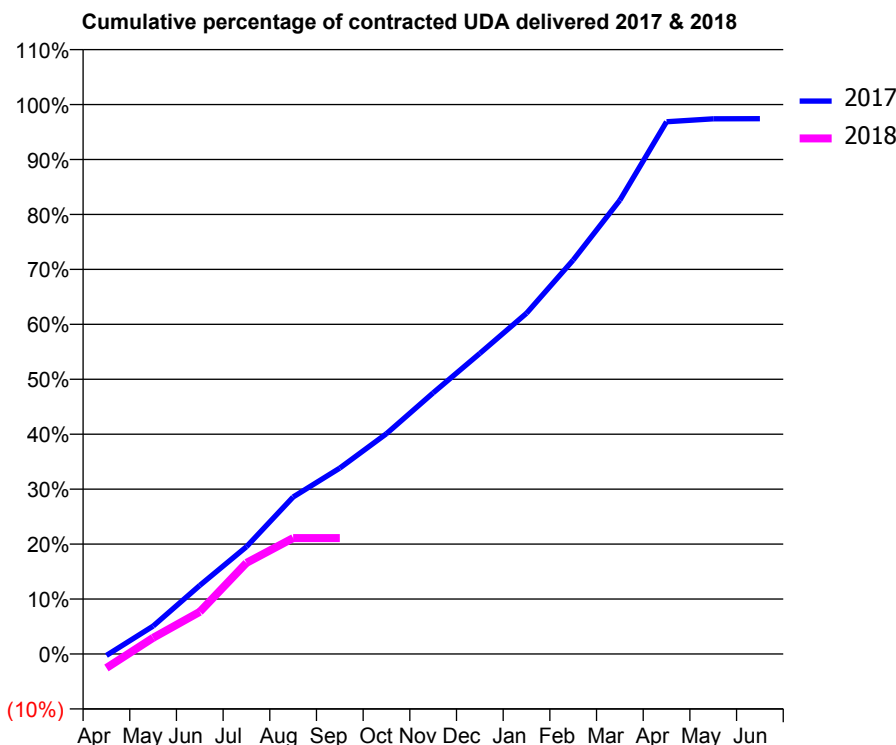
17/18 Contracted general activity (UDA)	12,135
Carry forward general activity (UDA)	312
17/18 Contracted orthodontic activity (UOA)	0
Carry forward orthodontic activity (UOA)	0
Baseline contract value	£296,575.34

ACCESS*

Patients seen in 24 months	Total	Change since previous quarter
Quarter ending September 2016	3,802	
Quarter ending December 2016	3,673	↓
Quarter ending March 2017	3,756	↑
Quarter ending June 2017	3,683	↓
Quarter ending September 2017	3,428	↓
Variance since September 2016	(9.8%)	↓



ACTIVITY



Month	Adjusted Scheduled Activity (UDA)	
	2017	2018
April	-34	-312
May	617	359
June	1,515	932
July	2,368	2,013
August	3,468	2,560
September	4,108	2,560
October	4,865	
November	5,768	
December	6,640	
January	7,527	
February	8,700	
March	10,024	
April	11,755	
May	11,820	
June	11,823	

QUALITY

	Quantity	Base Number	Contract	AT	Region	England
% of FP17s for the same patient ID Re-attending within 3 months - Children	46	329	14.0%	10.2%	11.2%	11.9%
% of FP17s for the same patient ID Re-attending within 3 months - Adults	155	1,071	14.5%	15.9%	16.6%	15.9%
% of FP17s for the same patient ID Re-attending between 3 & 9 months - Children	86	329	26.1%	42.6%	47.0%	58.1%
% of FP17s for the same patient ID Re-attending between 3 & 9 months - Adults	303	1,071	28.3%	35.6%	38.2%	50.6%
% of FP17s for Band 1 Urgent Courses	99	952	10.4%	10.8%	10.6%	9.1%
% of FP17s Relating to Free Repair or Replacements	0	952	0.0%	0.5%	0.6%	0.8%
% of FP17s Relating to Continuations	5	952	0.5%	0.7%	0.8%	1.1%
% of Patients satisfied with the dentistry they have received	3	3	N/A	88.7%	89.2%	91.4%
% of Patients satisfied with the time they had to wait for an appointment	2	3	N/A	80.7%	83.4%	87.7%

* This is based on patients treated on this contract for their most recent course of treatment. Figures in italics indicate the base number of FP17s or Patient Questionnaire responses are less than 100. N/A is shown where the base number of responses is less than 10 during the period. % is calculated as Quantity/Base number*100

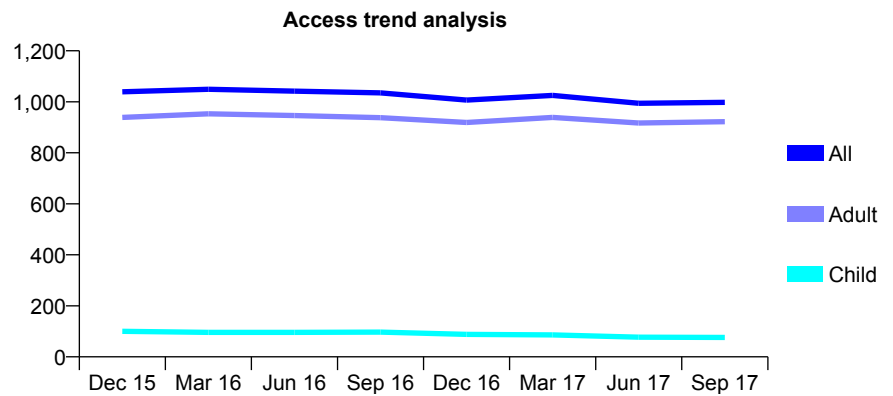
Q61 - Vital Signs At a Glance Contract Report for 230480/0001 - September 2017

Name or company name	MR K SHAH
Contract type name	GDS Contract
Purpose of contract	General
Contract start date	01/04/2006
Contract end date	

17/18 Contracted general activity (UDA)	3,482
Carry forward general activity (UDA)	120
17/18 Contracted orthodontic activity (UOA)	0
Carry forward orthodontic activity (UOA)	0
Baseline contract value	£102,364.69

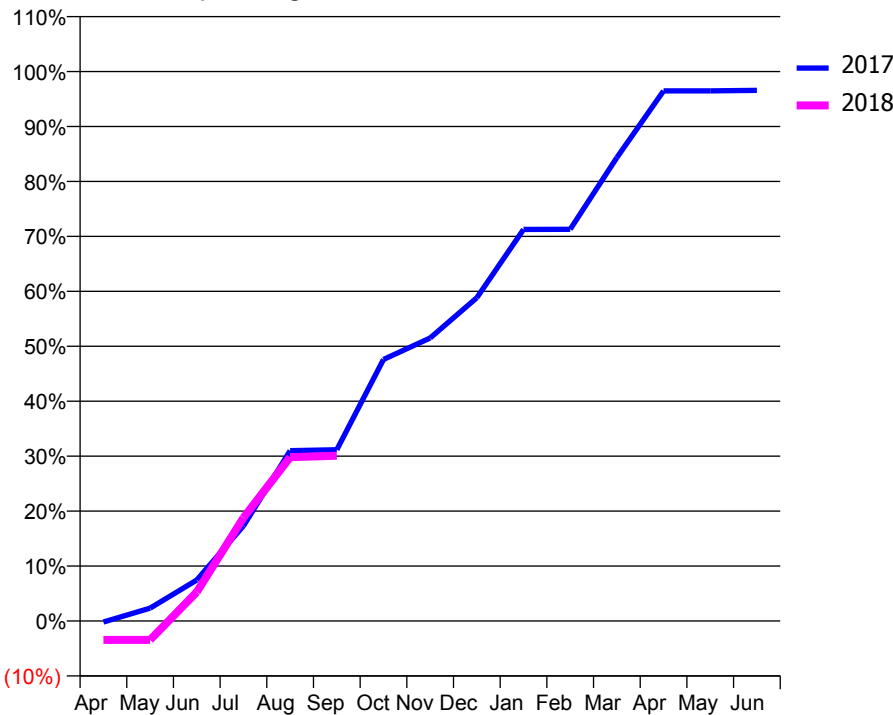
ACCESS*

Patients seen in 24 months	Total	Change since previous quarter
Quarter ending September 2016	1,035	
Quarter ending December 2016	1,007	↓
Quarter ending March 2017	1,025	→
Quarter ending June 2017	994	↓
Quarter ending September 2017	998	→
Variance since September 2016	(3.6%)	↓



ACTIVITY

Cumulative percentage of contracted UDA delivered 2017 & 2018



Month	Adjusted Scheduled Activity (UDA)	
	2017	2018
April	-7	-120
May	81	-120
June	260	184
July	603	654
August	1,079	1,038
September	1,085	1,047
October	1,658	
November	1,794	
December	2,049	
January	2,481	
February	2,482	
March	2,937	
April	3,359	
May	3,359	
June	3,362	

QUALITY

	Quantity	Base Number	Contract	AT	Region	England
% of FP17s for the same patient ID Re-attending within 3 months - Children	0	30	0.0%	10.2%	11.2%	11.9%
% of FP17s for the same patient ID Re-attending within 3 months - Adults	12	363	3.3%	15.9%	16.6%	15.9%
% of FP17s for the same patient ID Re-attending between 3 & 9 months - Children	11	30	36.7%	42.6%	47.0%	58.1%
% of FP17s for the same patient ID Re-attending between 3 & 9 months - Adults	112	363	30.9%	35.6%	38.2%	50.6%
% of FP17s for Band 1 Urgent Courses	6	302	2.0%	10.8%	10.6%	9.1%
% of FP17s Relating to Free Repair or Replacements	0	302	0.0%	0.5%	0.6%	0.8%
% of FP17s Relating to Continuations	0	302	0.0%	0.7%	0.8%	1.1%
% of Patients satisfied with the dentistry they have received	4	4	N/A	88.7%	89.2%	91.4%
% of Patients satisfied with the time they had to wait for an appointment	4	4	N/A	80.7%	83.4%	87.7%

* This is based on patients treated on this contract for their most recent course of treatment. Figures in italics indicate the base number of FP17s or Patient Questionnaire responses are less than 100. N/A is shown where the base number of responses is less than 10 during the period. % is calculated as Quantity/Base number*100

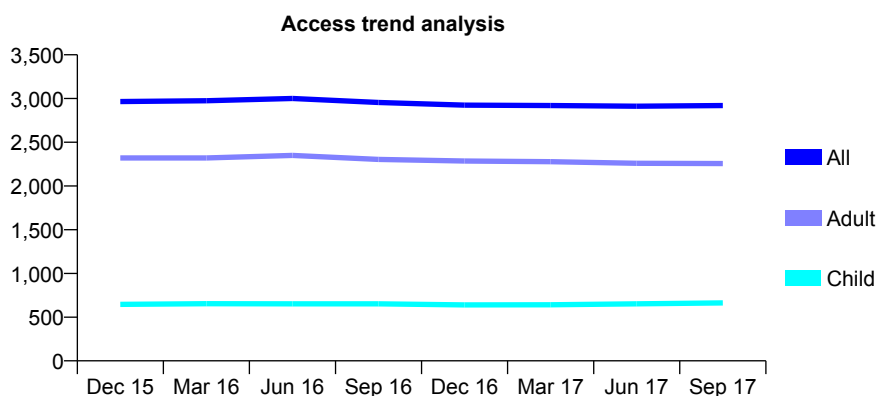
Q61 - Vital Signs At a Glance Contract Report for 232815/0001 - September 2017

Name or company name	MR HS GOUW
Contract type name	GDS Contract
Purpose of contract	General
Contract start date	01/04/2006
Contract end date	

17/18 Contracted general activity (UDA)	9,434
Carry forward general activity (UDA)	-40
17/18 Contracted orthodontic activity (UOA)	0
Carry forward orthodontic activity (UOA)	0
Baseline contract value	£239,454.02

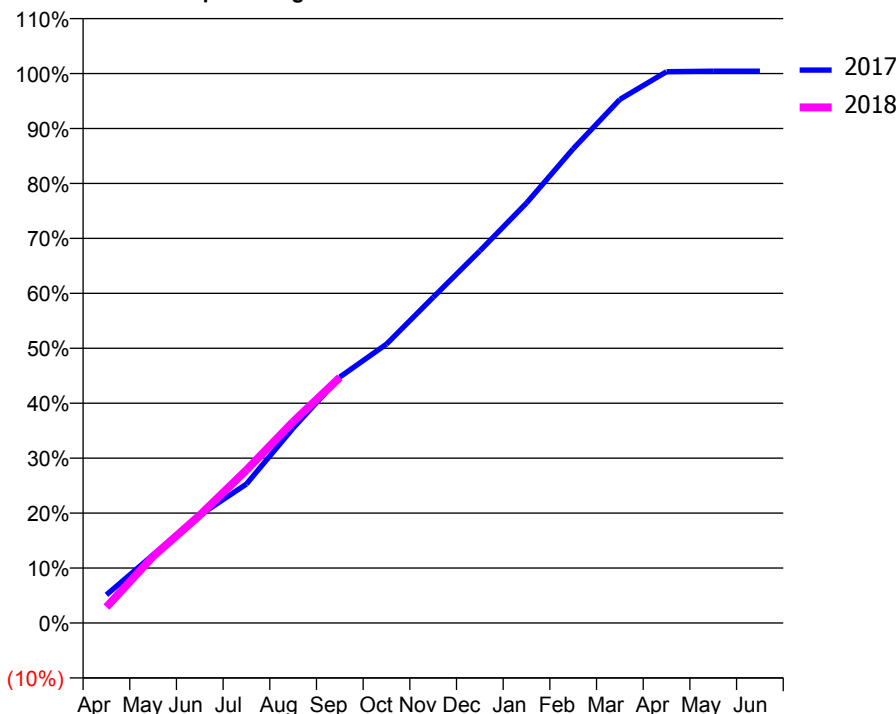
ACCESS*

Patients seen in 24 months	Total	Change since previous quarter
Quarter ending September 2016	2,955	
Quarter ending December 2016	2,924	↓
Quarter ending March 2017	2,919	→
Quarter ending June 2017	2,912	→
Quarter ending September 2017	2,919	→
Variance since September 2016	(1.2%)	↓



ACTIVITY

Cumulative percentage of contracted UDA delivered 2017 & 2018



Month	Adjusted Scheduled Activity (UDA)	
	2017	2018
April	485	274
May	1,171	1,143
June	1,851	1,852
July	2,388	2,626
August	3,347	3,456
September	4,222	4,217
October	4,789	
November	5,592	
December	6,389	
January	7,211	
February	8,143	
March	8,989	
April	9,465	
May	9,474	
June	9,474	

QUALITY

	Quantity	Base Number	Contract	AT	Region	England
% of FP17s for the same patient ID Re-attending within 3 months - Children	29	306	9.5%	10.2%	11.2%	11.9%
% of FP17s for the same patient ID Re-attending within 3 months - Adults	194	1,128	17.2%	15.9%	16.6%	15.9%
% of FP17s for the same patient ID Re-attending between 3 & 9 months - Children	80	306	26.1%	42.6%	47.0%	58.1%
% of FP17s for the same patient ID Re-attending between 3 & 9 months - Adults	285	1,128	25.3%	35.6%	38.2%	50.6%
% of FP17s for Band 1 Urgent Courses	188	1,276	14.7%	10.8%	10.6%	9.1%
% of FP17s Relating to Free Repair or Replacements	0	1,276	0.0%	0.5%	0.6%	0.8%
% of FP17s Relating to Continuations	0	1,276	0.0%	0.7%	0.8%	1.1%
% of Patients satisfied with the dentistry they have received	3	3	N/A	88.7%	89.2%	91.4%
% of Patients satisfied with the time they had to wait for an appointment	3	3	N/A	80.7%	83.4%	87.7%

* This is based on patients treated on this contract for their most recent course of treatment. Figures in italics indicate the base number of FP17s or Patient Questionnaire responses are less than 100. N/A is shown where the base number of responses is less than 10 during the period. % is calculated as Quantity/Base number*100

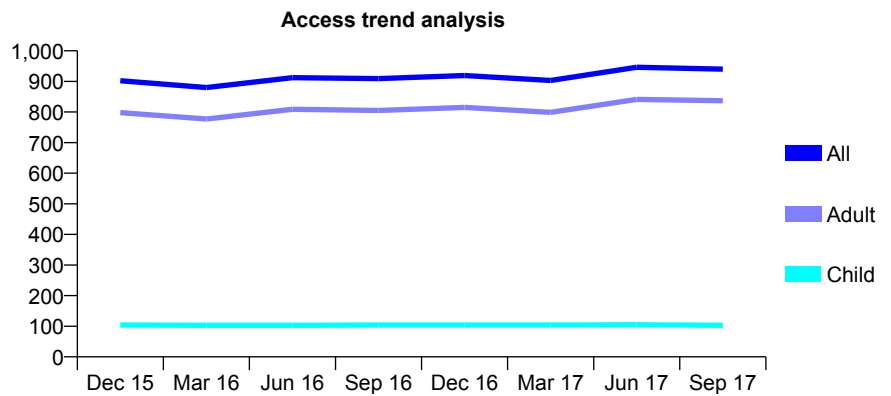
Q61 - Vital Signs At a Glance Contract Report for 233439/0001 - September 2017

Name or company name	MR MA CONNELL
Contract type name	GDS Contract
Purpose of contract	General
Contract start date	01/04/2006
Contract end date	

17/18 Contracted general activity (UDA)	4,281
Carry forward general activity (UDA)	18
17/18 Contracted orthodontic activity (UOA)	0
Carry forward orthodontic activity (UOA)	0
Baseline contract value	£120,570.03

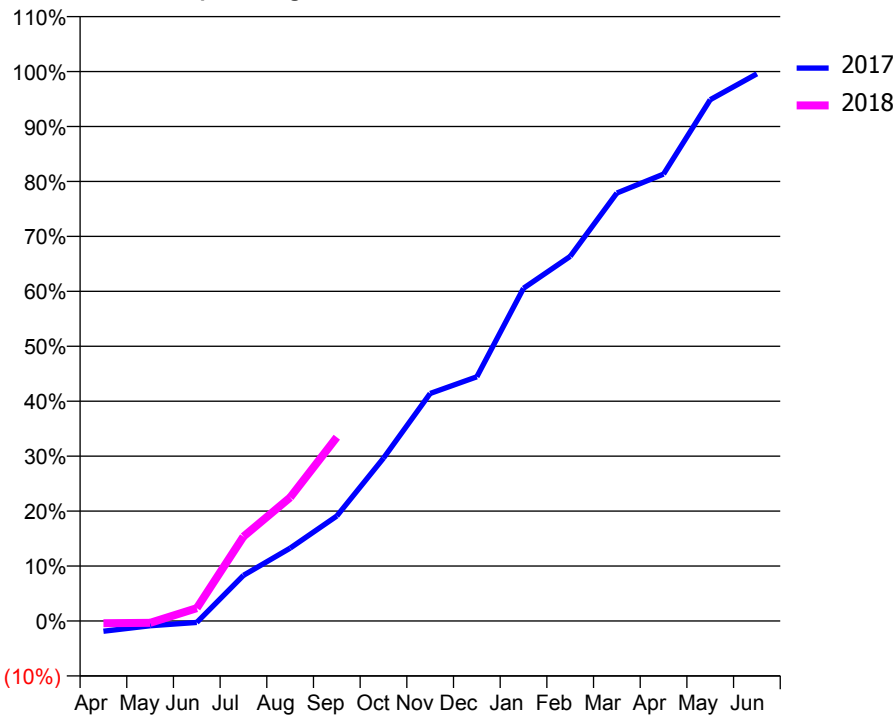
ACCESS*

Patients seen in 24 months	Total	Change since previous quarter
Quarter ending September 2016	909	
Quarter ending December 2016	919	→
Quarter ending March 2017	903	↓
Quarter ending June 2017	946	↑
Quarter ending September 2017	940	→
Variance since September 2016	3.4%	↑



ACTIVITY

Cumulative percentage of contracted UDA delivered 2017 & 2018



Month	Adjusted Scheduled Activity (UDA)	
	2017	2018
April	-80	-18
May	-38	-15
June	-12	100
July	355	658
August	568	962
September	818	1,432
October	1,269	
November	1,773	
December	1,903	
January	2,593	
February	2,840	
March	3,334	
April	3,482	
May	4,061	
June	4,263	

QUALITY

	Quantity	Base Number	Contract	AT	Region	England
% of FP17s for the same patient ID Re-attending within 3 months - Children	2	54	3.7%	10.2%	11.2%	11.9%
% of FP17s for the same patient ID Re-attending within 3 months - Adults	82	553	14.8%	15.9%	16.6%	15.9%
% of FP17s for the same patient ID Re-attending between 3 & 9 months - Children	23	54	42.6%	42.6%	47.0%	58.1%
% of FP17s for the same patient ID Re-attending between 3 & 9 months - Adults	215	553	38.9%	35.6%	38.2%	50.6%
% of FP17s for Band 1 Urgent Courses	16	416	3.8%	10.8%	10.6%	9.1%
% of FP17s Relating to Free Repair or Replacements	2	416	0.5%	0.5%	0.6%	0.8%
% of FP17s Relating to Continuations	9	416	2.2%	0.7%	0.8%	1.1%
% of Patients satisfied with the dentistry they have received	1	2	N/A	88.7%	89.2%	91.4%
% of Patients satisfied with the time they had to wait for an appointment	2	2	N/A	80.7%	83.4%	87.7%

* This is based on patients treated on this contract for their most recent course of treatment. Figures in italics indicate the base number of FP17s or Patient Questionnaire responses are less than 100. N/A is shown where the base number of responses is less than 10 during the period. % is calculated as Quantity/Base number*100

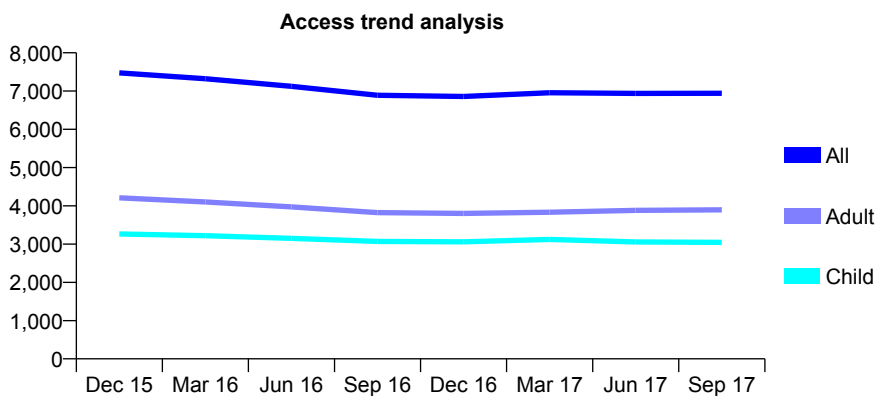
Q61 - Vital Signs At a Glance Contract Report for 234125/0001 - September 2017

Name or company name	MR NI AMIN
Contract type name	GDS Contract
Purpose of contract	General and Orthodontic
Contract start date	01/04/2006
Contract end date	

17/18 Contracted general activity (UDA)	16,536
Carry forward general activity (UDA)	0
17/18 Contracted orthodontic activity (UOA)	823
Carry forward orthodontic activity (UOA)	0
Baseline contract value	£542,928.04

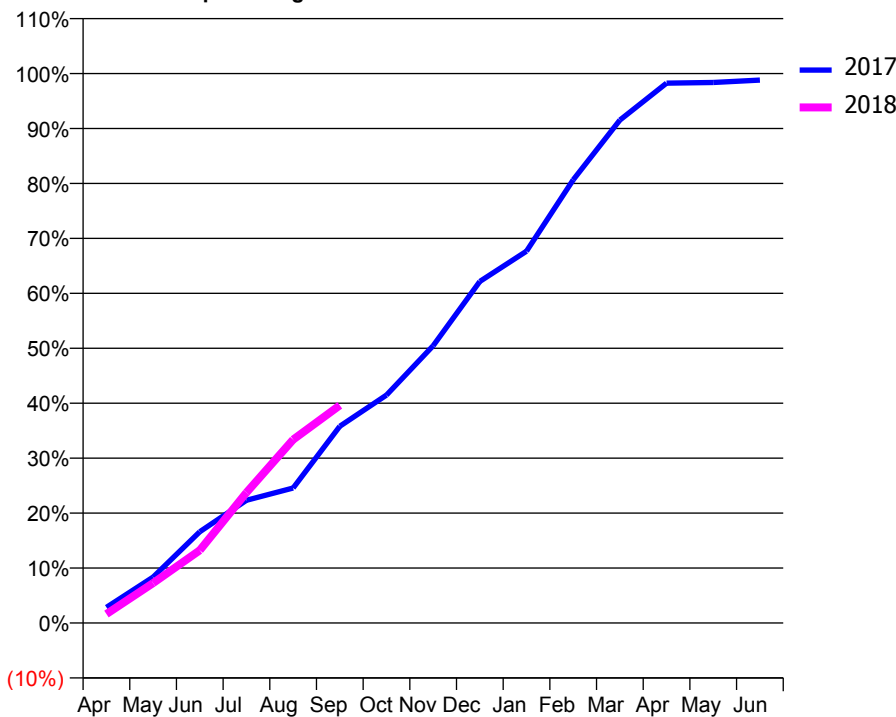
ACCESS*

Patients seen in 24 months	Total	Change since previous quarter
Quarter ending September 2016	6,891	
Quarter ending December 2016	6,859	→
Quarter ending March 2017	6,955	→
Quarter ending June 2017	6,937	→
Quarter ending September 2017	6,941	→
Variance since September 2016	0.7%	→



ACTIVITY

Cumulative percentage of contracted UDA delivered 2017 & 2018



Month	Adjusted Scheduled Activity (UDA)	
	2017	2018
April	473	271
May	1,384	1,201
June	2,746	2,188
July	3,692	3,928
August	4,062	5,521
September	5,920	6,549
October	6,860	
November	8,344	
December	10,279	
January	11,188	
February	13,337	
March	15,136	
April	16,244	
May	16,264	
June	16,338	

QUALITY

	Quantity	Base Number	Contract	AT	Region	England
% of FP17s for the same patient ID Re-attending within 3 months - Children	116	1,690	6.9%	10.2%	11.2%	11.9%
% of FP17s for the same patient ID Re-attending within 3 months - Adults	253	2,122	11.9%	15.9%	16.6%	15.9%
% of FP17s for the same patient ID Re-attending between 3 & 9 months - Children	774	1,690	45.8%	42.6%	47.0%	58.1%
% of FP17s for the same patient ID Re-attending between 3 & 9 months - Adults	777	2,122	36.6%	35.6%	38.2%	50.6%
% of FP17s for Band 1 Urgent Courses	281	3,113	9.0%	10.8%	10.6%	9.1%
% of FP17s Relating to Free Repair or Replacements	14	3,113	0.4%	0.5%	0.6%	0.8%
% of FP17s Relating to Continuations	4	3,113	0.1%	0.7%	0.8%	1.1%
% of Patients satisfied with the dentistry they have received	5	6	N/A	88.7%	89.2%	91.4%
% of Patients satisfied with the time they had to wait for an appointment	4	6	N/A	80.7%	83.4%	87.7%

* This is based on patients treated on this contract for their most recent course of treatment. Figures in italics indicate the base number of FP17s or Patient Questionnaire responses are less than 100. N/A is shown where the base number of responses is less than 10 during the period. % is calculated as Quantity/Base number*100

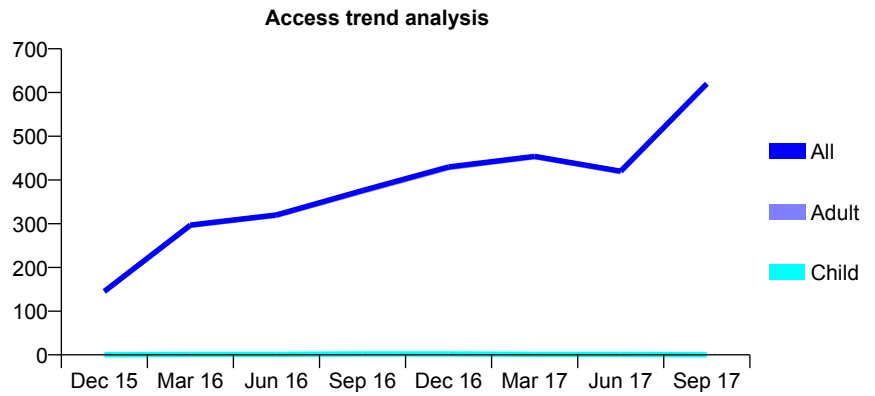
Q61 - Vital Signs At a Glance Contract Report for 234125/0003 - September 2017

Name or company name	MR NI AMIN
Contract type name	PDS Contract
Purpose of contract	General
Contract start date	01/04/2014
Contract end date	30/11/2017

17/18 Contracted general activity (UDA)	600
Carry forward general activity (UDA)	0
17/18 Contracted orthodontic activity (UOA)	0
Carry forward orthodontic activity (UOA)	0
Baseline contract value	£37,751.09

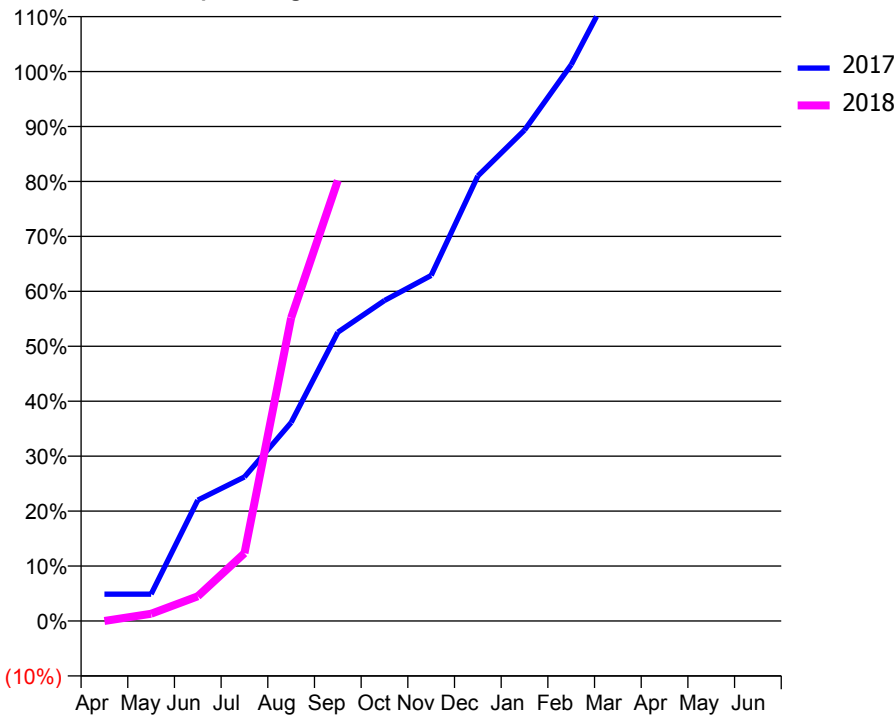
ACCESS*

Patients seen in 24 months	Total	Change since previous quarter
Quarter ending September 2016	376	
Quarter ending December 2016	430	↑
Quarter ending March 2017	454	↑
Quarter ending June 2017	420	↓
Quarter ending September 2017	620	↑
Variance since September 2016	64.9%	↑



ACTIVITY

Cumulative percentage of contracted UDA delivered 2017 & 2018



Month	Adjusted Scheduled Activity (UDA)	
	2017	2018
April	44	0
May	44	8
June	198	27
July	236	74
August	325	331
September	473	481
October	525	
November	566	
December	729	
January	804	
February	911	
March	1,056	
April	1,103	
May	1,109	
June	1,125	

QUALITY

	Quantity	Base Number	Contract	AT	Region	England
% of FP17s for the same patient ID Re-attending within 3 months - Children	0	0	N/A	10.2%	11.2%	11.9%
% of FP17s for the same patient ID Re-attending within 3 months - Adults	0	213	0.0%	15.9%	16.6%	15.9%
% of FP17s for the same patient ID Re-attending between 3 & 9 months - Children	0	0	N/A	42.6%	47.0%	58.1%
% of FP17s for the same patient ID Re-attending between 3 & 9 months - Adults	0	213	0.0%	35.6%	38.2%	50.6%
% of FP17s for Band 1 Urgent Courses	0	189	0.0%	10.8%	10.6%	9.1%
% of FP17s Relating to Free Repair or Replacements	0	189	0.0%	0.5%	0.6%	0.8%
% of FP17s Relating to Continuations	0	189	0.0%	0.7%	0.8%	1.1%
% of Patients satisfied with the dentistry they have received	0	0	N/A	88.7%	89.2%	91.4%
% of Patients satisfied with the time they had to wait for an appointment	0	0	N/A	80.7%	83.4%	87.7%

* This is based on patients treated on this contract for their most recent course of treatment. Figures in italics indicate the base number of FP17s or Patient Questionnaire responses are less than 100. N/A is shown where the base number of responses is less than 10 during the period. % is calculated as Quantity/Base number*100

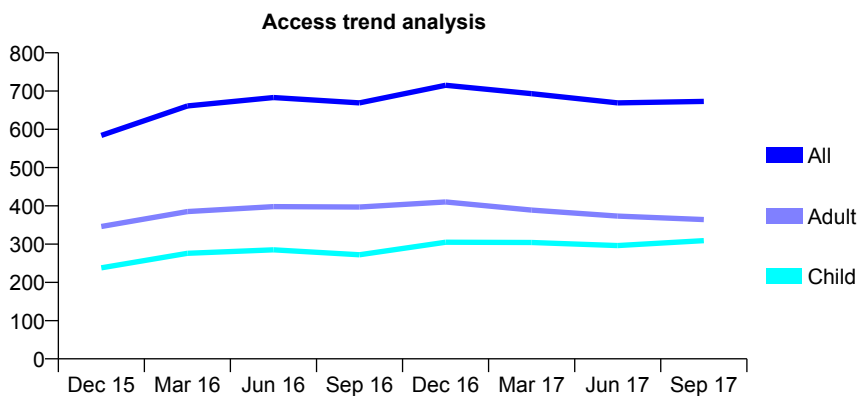
Q61 - Vital Signs At a Glance Contract Report for 237159/0002 - September 2017

Name or company name	MR HJ PAY
Contract type name	GDS Contract
Purpose of contract	General
Contract start date	01/05/2014
Contract end date	

17/18 Contracted general activity (UDA)	1,345
Carry forward general activity (UDA)	26
17/18 Contracted orthodontic activity (UOA)	0
Carry forward orthodontic activity (UOA)	0
Baseline contract value	£39,759.21

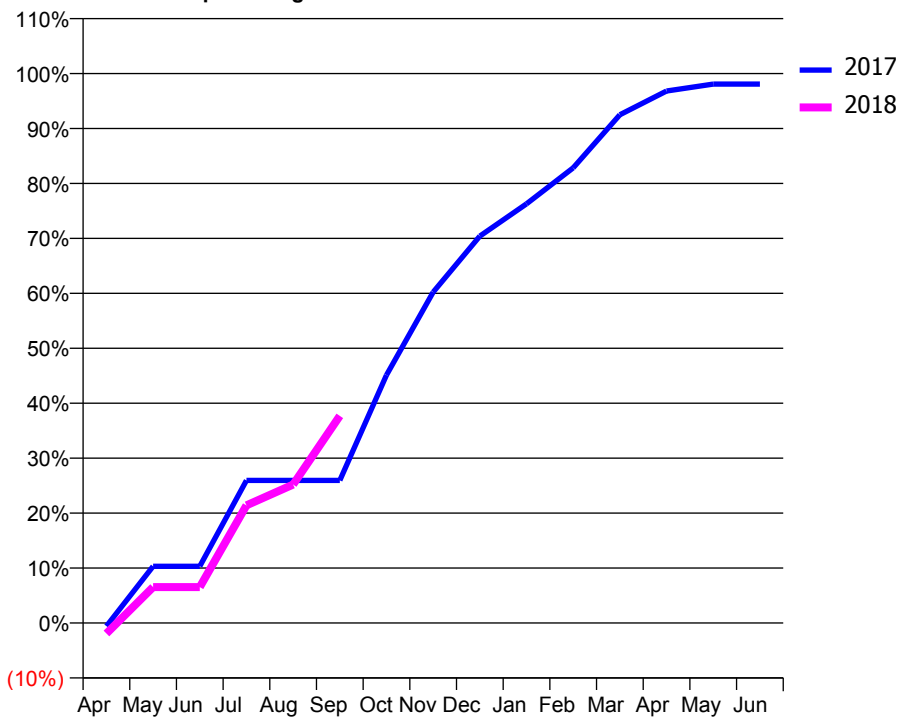
ACCESS*

Patients seen in 24 months	Total	Change since previous quarter
Quarter ending September 2016	669	
Quarter ending December 2016	715	↑
Quarter ending March 2017	693	↓
Quarter ending June 2017	669	↓
Quarter ending September 2017	673	→
Variance since September 2016	0.6%	→



ACTIVITY

Cumulative percentage of contracted UDA delivered 2017 & 2018



Month	Adjusted Scheduled Activity (UDA)	
	2017	2018
April	-8	-26
May	139	88
June	139	88
July	349	288
August	349	339
September	349	507
October	607	
November	810	
December	947	
January	1,026	
February	1,114	
March	1,244	
April	1,302	
May	1,319	
June	1,319	

QUALITY

	Quantity	Base Number	Contract	AT	Region	England
% of FP17s for the same patient ID Re-attending within 3 months - Children	24	229	10.5%	10.2%	11.2%	11.9%
% of FP17s for the same patient ID Re-attending within 3 months - Adults	3	133	2.3%	15.9%	16.6%	15.9%
% of FP17s for the same patient ID Re-attending between 3 & 9 months - Children	106	229	46.3%	42.6%	47.0%	58.1%
% of FP17s for the same patient ID Re-attending between 3 & 9 months - Adults	47	133	35.3%	35.6%	38.2%	50.6%
% of FP17s for Band 1 Urgent Courses	0	315	0.0%	10.8%	10.6%	9.1%
% of FP17s Relating to Free Repair or Replacements	0	315	0.0%	0.5%	0.6%	0.8%
% of FP17s Relating to Continuations	4	315	1.3%	0.7%	0.8%	1.1%
% of Patients satisfied with the dentistry they have received	2	2	N/A	88.7%	89.2%	91.4%
% of Patients satisfied with the time they had to wait for an appointment	2	2	N/A	80.7%	83.4%	87.7%

* This is based on patients treated on this contract for their most recent course of treatment. Figures in italics indicate the base number of FP17s or Patient Questionnaire responses are less than 100. N/A is shown where the base number of responses is less than 10 during the period. % is calculated as Quantity/Base number*100

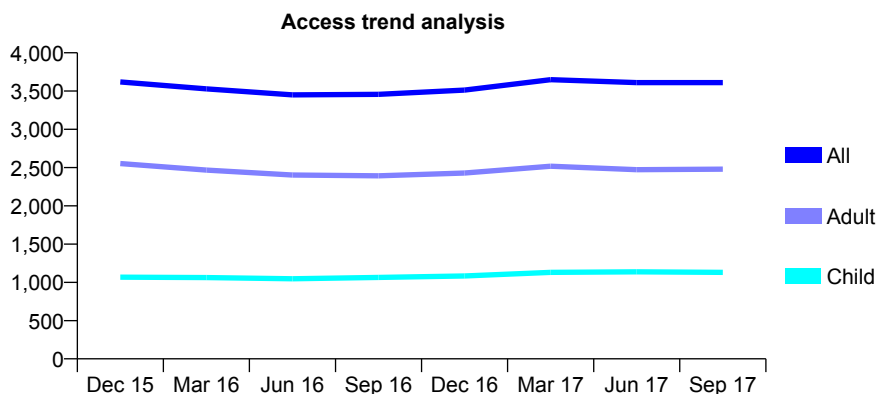
Q61 - Vital Signs At a Glance Contract Report for 238627/0001 - September 2017

Name or company name	Mr Bernard Weinbaum
Contract type name	GDS Contract
Purpose of contract	General
Contract start date	01/04/2006
Contract end date	

17/18 Contracted general activity (UDA)	6,804
Carry forward general activity (UDA)	-132
17/18 Contracted orthodontic activity (UOA)	0
Carry forward orthodontic activity (UOA)	0
Baseline contract value	£188,935.65

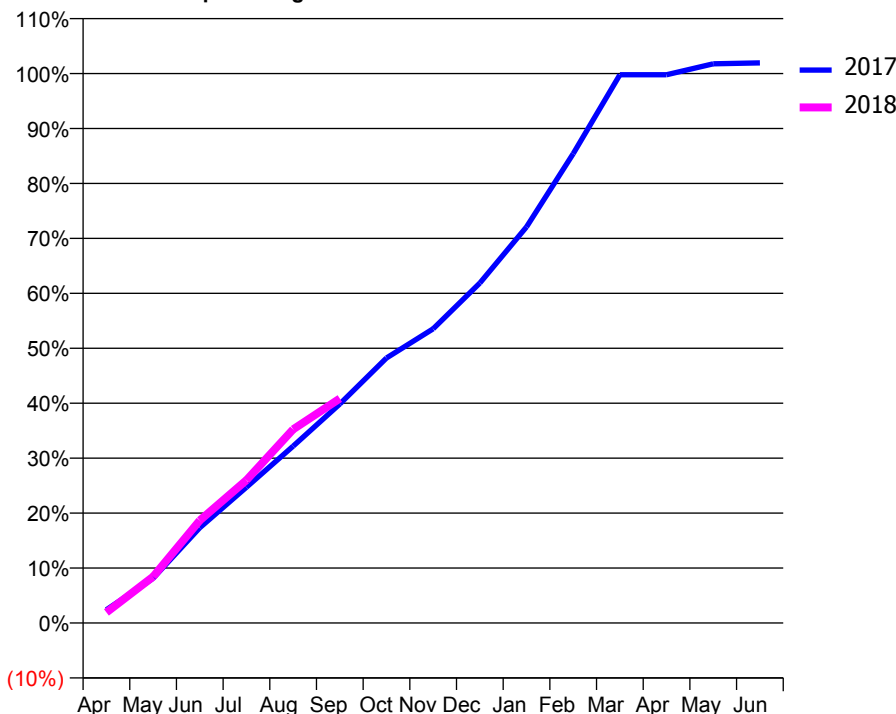
ACCESS*

Patients seen in 24 months	Total	Change since previous quarter
Quarter ending September 2016	3,457	
Quarter ending December 2016	3,513	→
Quarter ending March 2017	3,649	↑
Quarter ending June 2017	3,610	↓
Quarter ending September 2017	3,610	→
Variance since September 2016	4.4%	↑



ACTIVITY

Cumulative percentage of contracted UDA delivered 2017 & 2018



Month	Adjusted Scheduled Activity (UDA)	
	2017	2018
April	164	132
May	554	574
June	1,180	1,271
July	1,681	1,770
August	2,190	2,398
September	2,712	2,780
October	3,282	
November	3,644	
December	4,210	
January	4,905	
February	5,811	
March	6,788	
April	6,788	
May	6,924	
June	6,936	

QUALITY

	Quantity	Base Number	Contract	AT	Region	England
% of FP17s for the same patient ID Re-attending within 3 months - Children	43	548	7.8%	10.2%	11.2%	11.9%
% of FP17s for the same patient ID Re-attending within 3 months - Adults	116	932	12.4%	15.9%	16.6%	15.9%
% of FP17s for the same patient ID Re-attending between 3 & 9 months - Children	204	548	37.2%	42.6%	47.0%	58.1%
% of FP17s for the same patient ID Re-attending between 3 & 9 months - Adults	238	932	25.5%	35.6%	38.2%	50.6%
% of FP17s for Band 1 Urgent Courses	128	1,386	9.2%	10.8%	10.6%	9.1%
% of FP17s Relating to Free Repair or Replacements	0	1,386	0.0%	0.5%	0.6%	0.8%
% of FP17s Relating to Continuations	26	1,386	1.9%	0.7%	0.8%	1.1%
% of Patients satisfied with the dentistry they have received	1	1	N/A	88.7%	89.2%	91.4%
% of Patients satisfied with the time they had to wait for an appointment	1	1	N/A	80.7%	83.4%	87.7%

* This is based on patients treated on this contract for their most recent course of treatment. Figures in italics indicate the base number of FP17s or Patient Questionnaire responses are less than 100. N/A is shown where the base number of responses is less than 10 during the period. % is calculated as Quantity/Base number*100

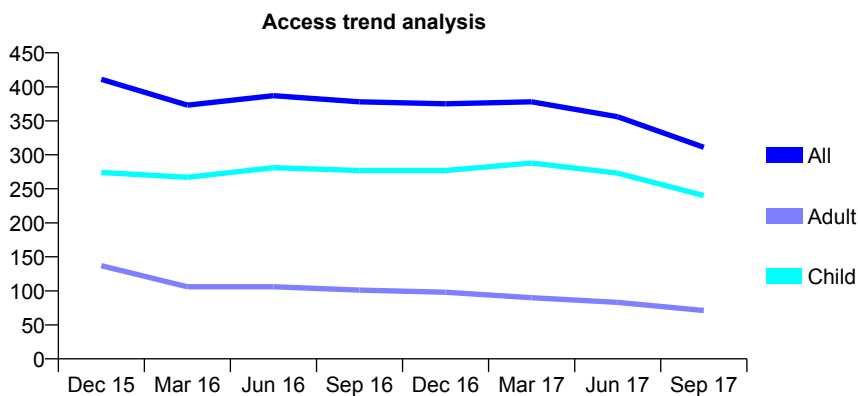
Q61 - Vital Signs At a Glance Contract Report for 241172/0001 - September 2017

Name or company name	MR RS RAO
Contract type name	GDS Contract
Purpose of contract	General
Contract start date	01/04/2006
Contract end date	

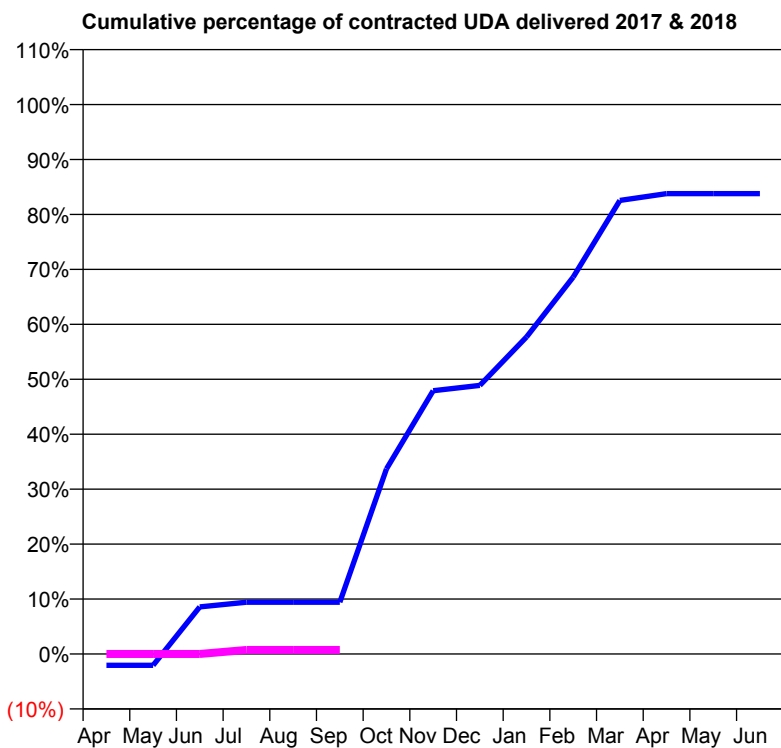
17/18 Contracted general activity (UDA)	817
Carry forward general activity (UDA)	0
17/18 Contracted orthodontic activity (UOA)	0
Carry forward orthodontic activity (UOA)	0
Baseline contract value	£20,204.32

ACCESS*

Patients seen in 24 months	Total	Change since previous quarter
Quarter ending September 2016	378	
Quarter ending December 2016	375	→
Quarter ending March 2017	378	→
Quarter ending June 2017	356	↓
Quarter ending September 2017	311	↓
Variance since September 2016	(17.7%)	↓



ACTIVITY



Adjusted Scheduled Activity (UDA)		
Month	2017	2018
April	-17	0
May	-17	0
June	70	0
July	77	6
August	77	6
September	77	6
October	275	
November	391	
December	399	
January	471	
February	560	
March	674	
April	684	
May	684	
June	684	

QUALITY

	Quantity	Base Number	Contract	AT	Region	England
% of FP17s for the same patient ID Re-attending within 3 months - Children	2	35	5.7%	10.2%	11.2%	11.9%
% of FP17s for the same patient ID Re-attending within 3 months - Adults	1	9	11.1%	15.9%	16.6%	15.9%
% of FP17s for the same patient ID Re-attending between 3 & 9 months - Children	14	35	40.0%	42.6%	47.0%	58.1%
% of FP17s for the same patient ID Re-attending between 3 & 9 months - Adults	3	9	33.3%	35.6%	38.2%	50.6%
% of FP17s for Band 1 Urgent Courses	0	4	0.0%	10.8%	10.6%	9.1%
% of FP17s Relating to Free Repair or Replacements	0	4	0.0%	0.5%	0.6%	0.8%
% of FP17s Relating to Continuations	0	4	0.0%	0.7%	0.8%	1.1%
% of Patients satisfied with the dentistry they have received	1	1	N/A	88.7%	89.2%	91.4%
% of Patients satisfied with the time they had to wait for an appointment	1	1	N/A	80.7%	83.4%	87.7%

* This is based on patients treated on this contract for their most recent course of treatment. Figures in italics indicate the base number of FP17s or Patient Questionnaire responses are less than 100. N/A is shown where the base number of responses is less than 10 during the period. % is calculated as Quantity/Base number*100

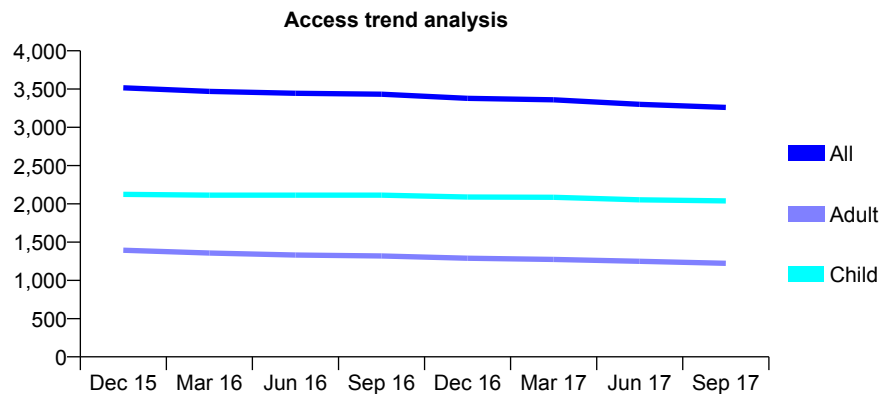
Q61 - Vital Signs At a Glance Contract Report for 244538/0001 - September 2017

Name or company name	MR MS MACMANUS
Contract type name	GDS Contract
Purpose of contract	General
Contract start date	01/04/2006
Contract end date	

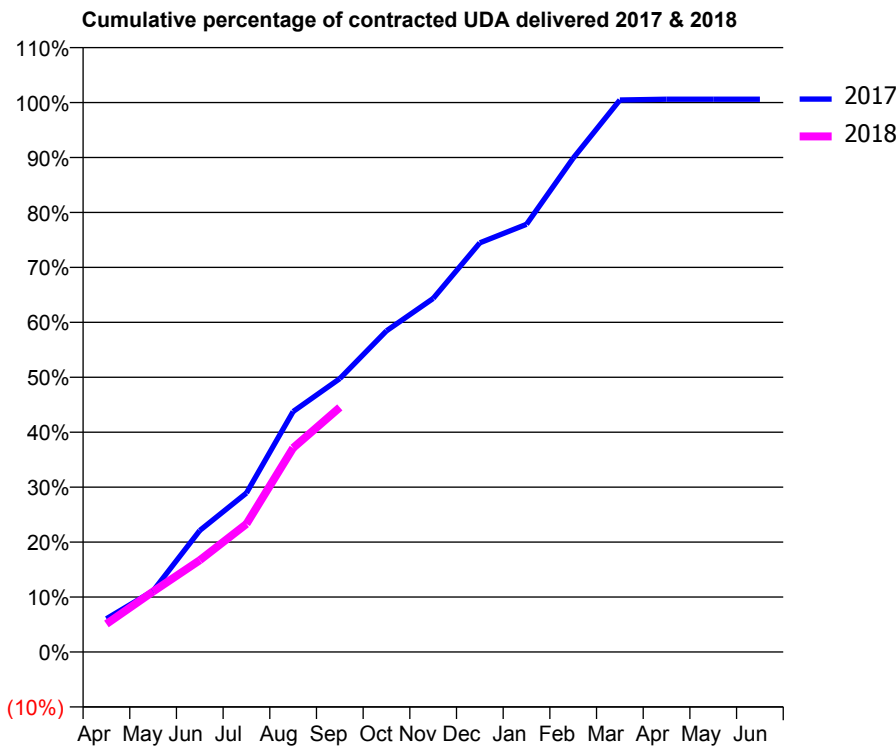
17/18 Contracted general activity (UDA)	9,054
Carry forward general activity (UDA)	-53
17/18 Contracted orthodontic activity (UOA)	0
Carry forward orthodontic activity (UOA)	0
Baseline contract value	£219,607.91

ACCESS*

Patients seen in 24 months	Total	Change since previous quarter
Quarter ending September 2016	3,432	
Quarter ending December 2016	3,378	↓
Quarter ending March 2017	3,359	→
Quarter ending June 2017	3,301	↓
Quarter ending September 2017	3,261	↓
Variance since September 2016	(5.0%)	↓



ACTIVITY



Month	Adjusted Scheduled Activity (UDA)	
	2017	2018
April	548	463
May	1,007	997
June	2,002	1,513
July	2,620	2,111
August	3,963	3,363
September	4,506	4,031
October	5,291	
November	5,826	
December	6,742	
January	7,047	
February	8,138	
March	9,094	
April	9,107	
May	9,107	
June	9,107	

QUALITY

	Quantity	Base Number	Contract	AT	Region	England
% of FP17s for the same patient ID Re-attending within 3 months - Children	64	1,228	5.2%	10.2%	11.2%	11.9%
% of FP17s for the same patient ID Re-attending within 3 months - Adults	104	540	19.3%	15.9%	16.6%	15.9%
% of FP17s for the same patient ID Re-attending between 3 & 9 months - Children	605	1,228	49.3%	42.6%	47.0%	58.1%
% of FP17s for the same patient ID Re-attending between 3 & 9 months - Adults	191	540	35.4%	35.6%	38.2%	50.6%
% of FP17s for Band 1 Urgent Courses	139	1,760	7.9%	10.8%	10.6%	9.1%
% of FP17s Relating to Free Repair or Replacements	1	1,760	0.1%	0.5%	0.6%	0.8%
% of FP17s Relating to Continuations	0	1,760	0.0%	0.7%	0.8%	1.1%
% of Patients satisfied with the dentistry they have received	4	4	N/A	88.7%	89.2%	91.4%
% of Patients satisfied with the time they had to wait for an appointment	4	4	N/A	80.7%	83.4%	87.7%

* This is based on patients treated on this contract for their most recent course of treatment. Figures in italics indicate the base number of FP17s or Patient Questionnaire responses are less than 100. N/A is shown where the base number of responses is less than 10 during the period. % is calculated as Quantity/Base number*100

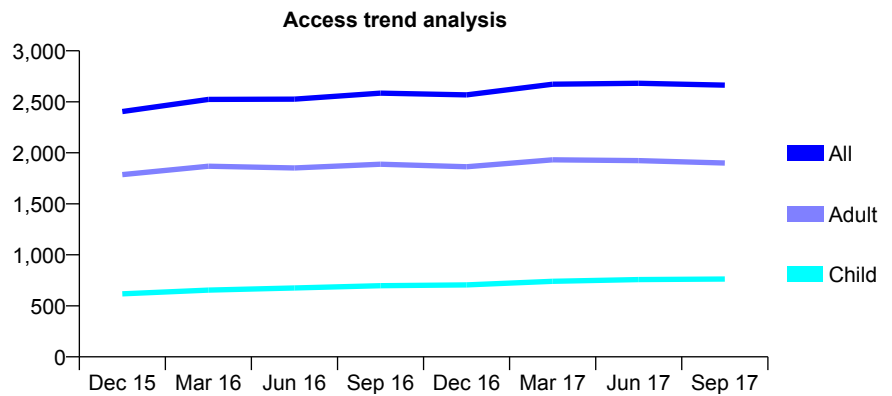
Q61 - Vital Signs At a Glance Contract Report for 245690/0002 - September 2017

Name or company name	MR N AGRAWAL
Contract type name	GDS Contract
Purpose of contract	General
Contract start date	01/04/2006
Contract end date	

17/18 Contracted general activity (UDA)	5,231
Carry forward general activity (UDA)	0
17/18 Contracted orthodontic activity (UOA)	0
Carry forward orthodontic activity (UOA)	0
Baseline contract value	£170,654.78

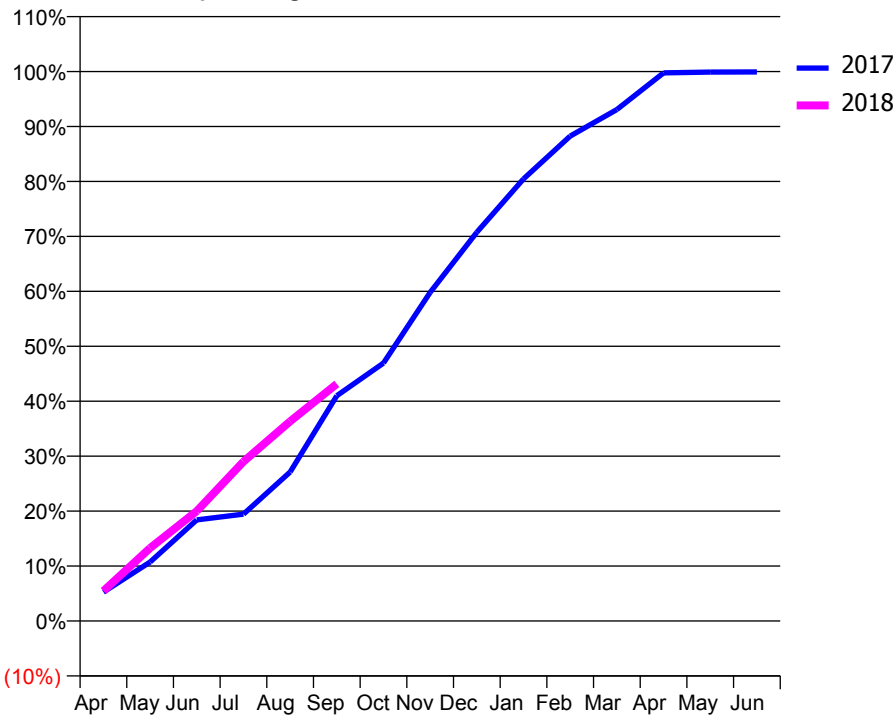
ACCESS*

Patients seen in 24 months	Total	Change since previous quarter
Quarter ending September 2016	2,585	
Quarter ending December 2016	2,568	→
Quarter ending March 2017	2,672	↑
Quarter ending June 2017	2,682	→
Quarter ending September 2017	2,663	→
Variance since September 2016	3.0%	↑



ACTIVITY

Cumulative percentage of contracted UDA delivered 2017 & 2018



Month	Adjusted Scheduled Activity (UDA)	
	2017	2018
April	274	286
May	562	695
June	962	1,047
July	1,017	1,517
August	1,419	1,901
September	2,145	2,258
October	2,455	
November	3,129	
December	3,700	
January	4,208	
February	4,616	
March	4,869	
April	5,218	
May	5,226	
June	5,227	

QUALITY

	Quantity	Base Number	Contract	AT	Region	England
% of FP17s for the same patient ID Re-attending within 3 months - Children	39	504	7.7%	10.2%	11.2%	11.9%
% of FP17s for the same patient ID Re-attending within 3 months - Adults	129	962	13.4%	15.9%	16.6%	15.9%
% of FP17s for the same patient ID Re-attending between 3 & 9 months - Children	202	504	40.1%	42.6%	47.0%	58.1%
% of FP17s for the same patient ID Re-attending between 3 & 9 months - Adults	296	962	30.8%	35.6%	38.2%	50.6%
% of FP17s for Band 1 Urgent Courses	124	982	12.6%	10.8%	10.6%	9.1%
% of FP17s Relating to Free Repair or Replacements	0	982	0.0%	0.5%	0.6%	0.8%
% of FP17s Relating to Continuations	16	982	1.6%	0.7%	0.8%	1.1%
% of Patients satisfied with the dentistry they have received	3	3	N/A	88.7%	89.2%	91.4%
% of Patients satisfied with the time they had to wait for an appointment	1	3	N/A	80.7%	83.4%	87.7%

* This is based on patients treated on this contract for their most recent course of treatment. Figures in italics indicate the base number of FP17s or Patient Questionnaire responses are less than 100. N/A is shown where the base number of responses is less than 10 during the period. % is calculated as Quantity/Base number*100

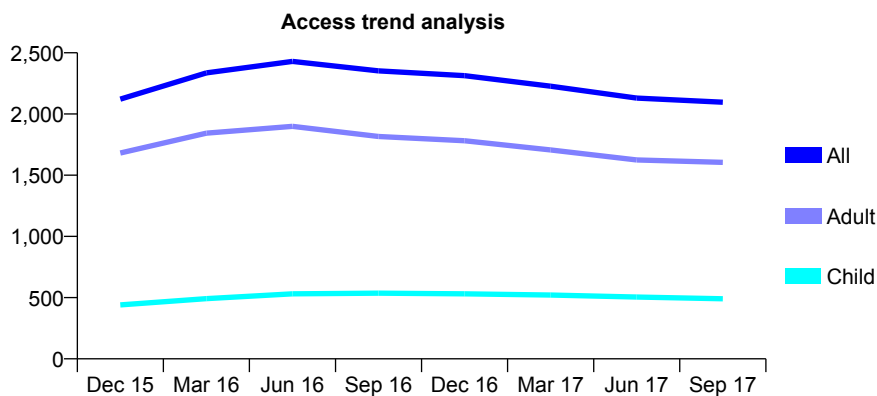
Q61 - Vital Signs At a Glance Contract Report for 250279/0004 - September 2017

Name or company name	MR S OLUBUNMI-OKE
Contract type name	GDS Contract
Purpose of contract	General
Contract start date	01/06/2014
Contract end date	

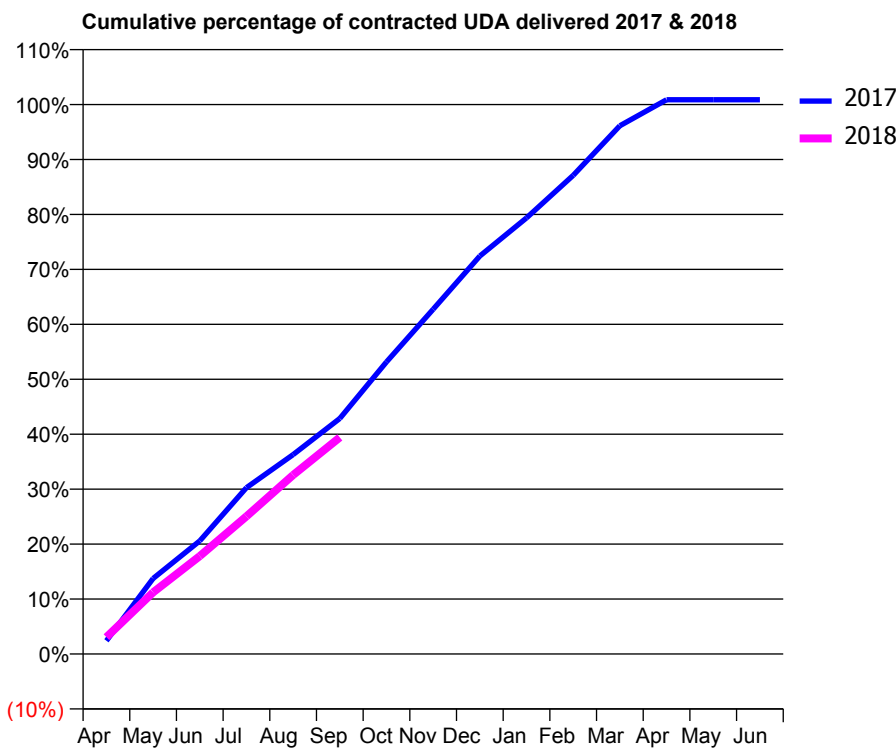
17/18 Contracted general activity (UDA)	9,194
Carry forward general activity (UDA)	-81
17/18 Contracted orthodontic activity (UOA)	0
Carry forward orthodontic activity (UOA)	0
Baseline contract value	£286,893.13

ACCESS*

Patients seen in 24 months	Total	Change since previous quarter
Quarter ending September 2016	2,352	
Quarter ending December 2016	2,313	↓
Quarter ending March 2017	2,227	↓
Quarter ending June 2017	2,130	↓
Quarter ending September 2017	2,096	↓
Variance since September 2016	(10.9%)	↓



ACTIVITY



Month	Adjusted Scheduled Activity (UDA)	
	2017	2018
April	222	281
May	1,264	1,032
June	1,892	1,638
July	2,782	2,304
August	3,336	2,996
September	3,941	3,625
October	4,888	
November	5,769	
December	6,658	
January	7,297	
February	8,009	
March	8,839	
April	9,275	
May	9,275	
June	9,275	

QUALITY

	Quantity	Base Number	Contract	AT	Region	England
% of FP17s for the same patient ID Re-attending within 3 months - Children	40	321	12.5%	10.2%	11.2%	11.9%
% of FP17s for the same patient ID Re-attending within 3 months - Adults	140	814	17.2%	15.9%	16.6%	15.9%
% of FP17s for the same patient ID Re-attending between 3 & 9 months - Children	173	321	53.9%	42.6%	47.0%	58.1%
% of FP17s for the same patient ID Re-attending between 3 & 9 months - Adults	304	814	37.3%	35.6%	38.2%	50.6%
% of FP17s for Band 1 Urgent Courses	99	1,052	9.4%	10.8%	10.6%	9.1%
% of FP17s Relating to Free Repair or Replacements	12	1,052	1.1%	0.5%	0.6%	0.8%
% of FP17s Relating to Continuations	2	1,052	0.2%	0.7%	0.8%	1.1%
% of Patients satisfied with the dentistry they have received	1	1	N/A	88.7%	89.2%	91.4%
% of Patients satisfied with the time they had to wait for an appointment	1	1	N/A	80.7%	83.4%	87.7%

* This is based on patients treated on this contract for their most recent course of treatment. Figures in italics indicate the base number of FP17s or Patient Questionnaire responses are less than 100. N/A is shown where the base number of responses is less than 10 during the period. % is calculated as Quantity/Base number*100

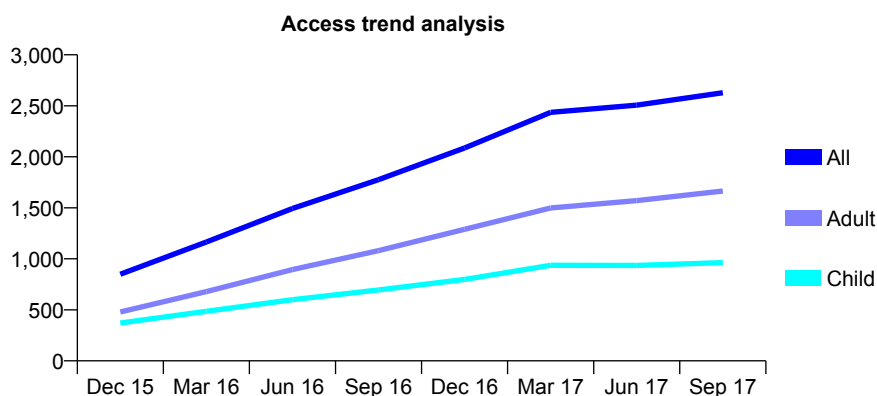
Q61 - Vital Signs At a Glance Contract Report for 250643/0001 - September 2017

Name or company name	MISS SY BHUIYAN
Contract type name	GDS Contract
Purpose of contract	General and Orthodontic
Contract start date	01/06/2015
Contract end date	

17/18 Contracted general activity (UDA)	5,300
Carry forward general activity (UDA)	-26
17/18 Contracted orthodontic activity (UOA)	6,850
Carry forward orthodontic activity (UOA)	78
Baseline contract value	£721,557.38

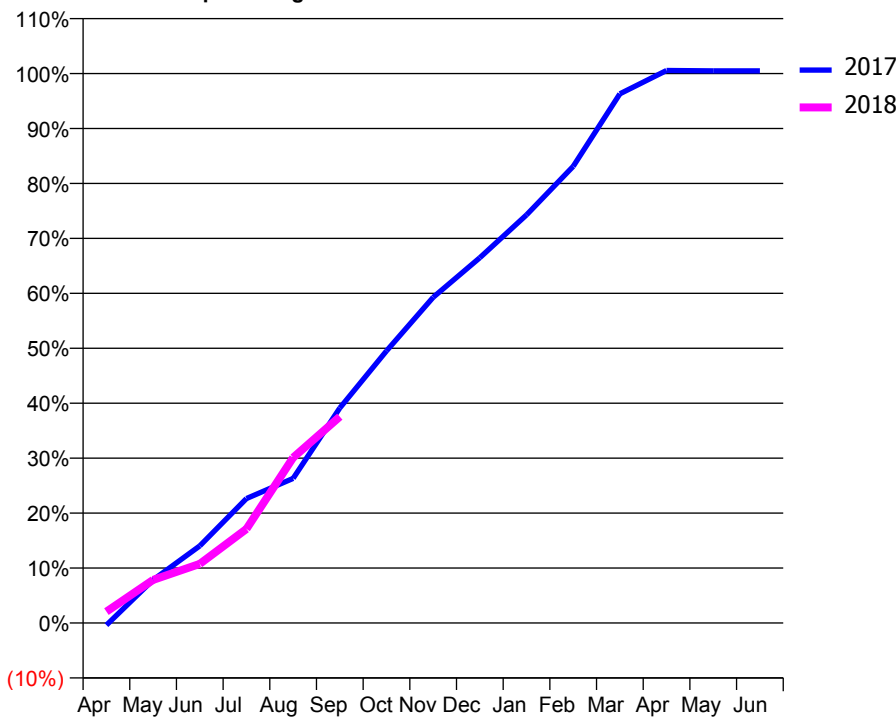
ACCESS*

Patients seen in 24 months	Total	Change since previous quarter
Quarter ending September 2016	1,776	
Quarter ending December 2016	2,087	↑
Quarter ending March 2017	2,436	↑
Quarter ending June 2017	2,506	↑
Quarter ending September 2017	2,628	↑
Variance since September 2016	48.0%	↑



ACTIVITY

Cumulative percentage of contracted UDA delivered 2017 & 2018



Month	Adjusted Scheduled Activity (UDA)	
	2017	2018
April	-21	111
May	416	416
June	743	570
July	1,201	907
August	1,395	1,595
September	2,074	1,990
October	2,625	
November	3,142	
December	3,524	
January	3,936	
February	4,404	
March	5,104	
April	5,329	
May	5,326	
June	5,326	

QUALITY

	Quantity	Base Number	Contract	AT	Region	England
% of FP17s for the same patient ID Re-attending within 3 months - Children	84	574	14.6%	10.2%	11.2%	11.9%
% of FP17s for the same patient ID Re-attending within 3 months - Adults	98	650	15.1%	15.9%	16.6%	15.9%
% of FP17s for the same patient ID Re-attending between 3 & 9 months - Children	106	574	18.5%	42.6%	47.0%	58.1%
% of FP17s for the same patient ID Re-attending between 3 & 9 months - Adults	115	650	17.7%	35.6%	38.2%	50.6%
% of FP17s for Band 1 Urgent Courses	62	866	7.2%	10.8%	10.6%	9.1%
% of FP17s Relating to Free Repair or Replacements	0	866	0.0%	0.5%	0.6%	0.8%
% of FP17s Relating to Continuations	2	866	0.2%	0.7%	0.8%	1.1%
% of Patients satisfied with the dentistry they have received	1	1	N/A	88.7%	89.2%	91.4%
% of Patients satisfied with the time they had to wait for an appointment	1	1	N/A	80.7%	83.4%	87.7%

* This is based on patients treated on this contract for their most recent course of treatment. Figures in italics indicate the base number of FP17s or Patient Questionnaire responses are less than 100. N/A is shown where the base number of responses is less than 10 during the period. % is calculated as Quantity/Base number*100

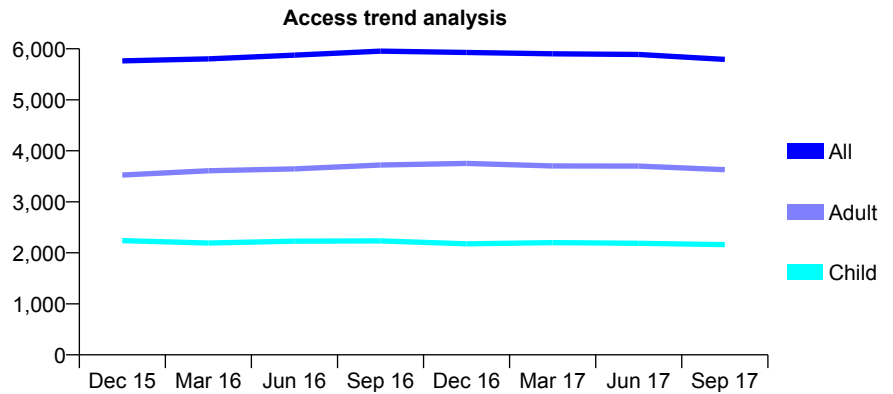
Q61 - Vital Signs At a Glance Contract Report for 250678/0001 - September 2017

Name or company name	MR GS COHEN
Contract type name	GDS Contract
Purpose of contract	General
Contract start date	01/04/2006
Contract end date	

17/18 Contracted general activity (UDA)	12,460
Carry forward general activity (UDA)	-204
17/18 Contracted orthodontic activity (UOA)	0
Carry forward orthodontic activity (UOA)	0
Baseline contract value	£319,085.21

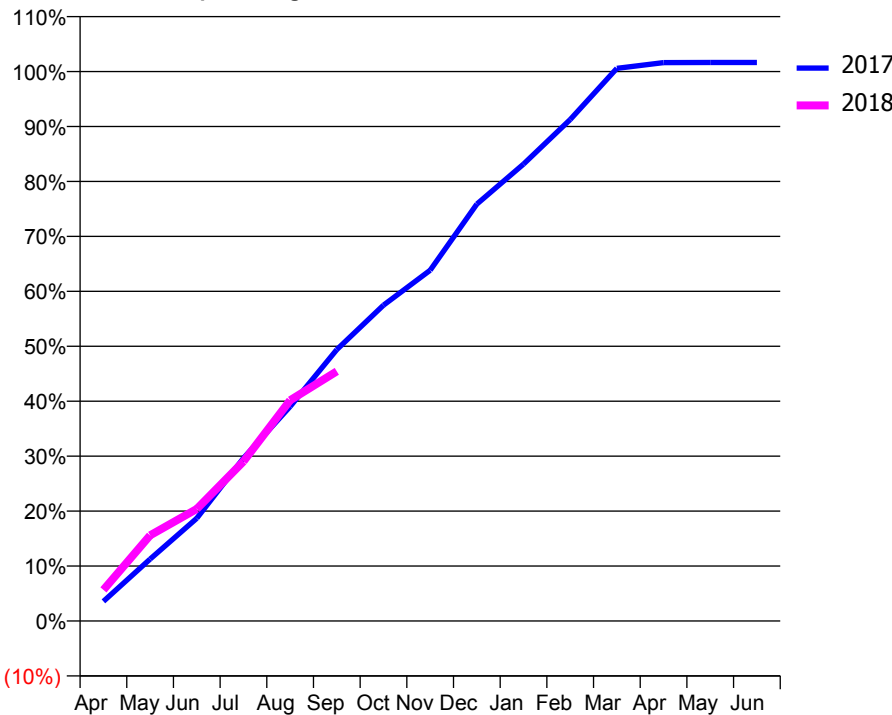
ACCESS*

Patients seen in 24 months	Total	Change since previous quarter
Quarter ending September 2016	5,954	
Quarter ending December 2016	5,928	→
Quarter ending March 2017	5,902	→
Quarter ending June 2017	5,888	→
Quarter ending September 2017	5,791	↓
Variance since September 2016	(2.7%)	↓



ACTIVITY

Cumulative percentage of contracted UDA delivered 2017 & 2018



Month	Adjusted Scheduled Activity (UDA)	
	2017	2018
April	446	705
May	1,405	1,944
June	2,331	2,541
July	3,694	3,619
August	4,864	5,004
September	6,156	5,661
October	7,160	
November	7,954	
December	9,454	
January	10,361	
February	11,371	
March	12,533	
April	12,661	
May	12,664	
June	12,664	

QUALITY

	Quantity	Base Number	Contract	AT	Region	England
% of FP17s for the same patient ID Re-attending within 3 months - Children	70	1,173	6.0%	10.2%	11.2%	11.9%
% of FP17s for the same patient ID Re-attending within 3 months - Adults	334	1,829	18.3%	15.9%	16.6%	15.9%
% of FP17s for the same patient ID Re-attending between 3 & 9 months - Children	429	1,173	36.6%	42.6%	47.0%	58.1%
% of FP17s for the same patient ID Re-attending between 3 & 9 months - Adults	661	1,829	36.1%	35.6%	38.2%	50.6%
% of FP17s for Band 1 Urgent Courses	368	2,915	12.6%	10.8%	10.6%	9.1%
% of FP17s Relating to Free Repair or Replacements	14	2,915	0.5%	0.5%	0.6%	0.8%
% of FP17s Relating to Continuations	16	2,915	0.5%	0.7%	0.8%	1.1%
% of Patients satisfied with the dentistry they have received	7	7	N/A	88.7%	89.2%	91.4%
% of Patients satisfied with the time they had to wait for an appointment	5	7	N/A	80.7%	83.4%	87.7%

* This is based on patients treated on this contract for their most recent course of treatment. Figures in italics indicate the base number of FP17s or Patient Questionnaire responses are less than 100. N/A is shown where the base number of responses is less than 10 during the period. % is calculated as Quantity/Base number*100

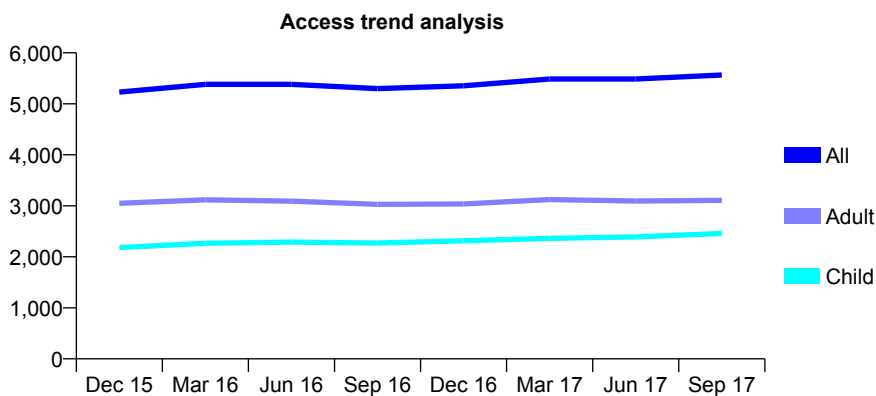
Q61 - Vital Signs At a Glance Contract Report for 250805/0001 - September 2017

Name or company name	MRS A CHAGGER
Contract type name	GDS Contract
Purpose of contract	General
Contract start date	01/04/2006
Contract end date	

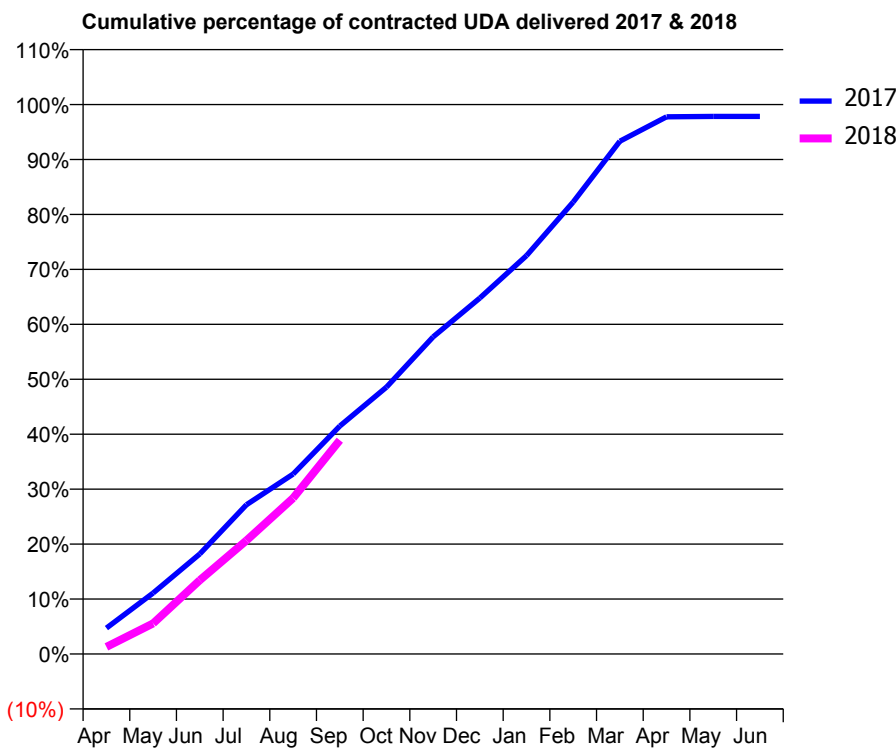
17/18 Contracted general activity (UDA)	20,606
Carry forward general activity (UDA)	448
17/18 Contracted orthodontic activity (UOA)	0
Carry forward orthodontic activity (UOA)	0
Baseline contract value	£590,477.94

ACCESS*

Patients seen in 24 months	Total	Change since previous quarter
Quarter ending September 2016	5,299	
Quarter ending December 2016	5,352	→
Quarter ending March 2017	5,486	↑
Quarter ending June 2017	5,485	→
Quarter ending September 2017	5,565	→
Variance since September 2016	5.0%	↑



ACTIVITY



Month	Adjusted Scheduled Activity (UDA)	
	2017	2018
April	975	266
May	2,286	1,150
June	3,751	2,768
July	5,596	4,258
August	6,750	5,849
September	8,546	8,020
October	10,008	
November	11,894	
December	13,348	
January	14,937	
February	16,949	
March	19,229	
April	20,144	
May	20,158	
June	20,158	

QUALITY

	Quantity	Base Number	Contract	AT	Region	England
% of FP17s for the same patient ID Re-attending within 3 months - Children	79	1,429	5.5%	10.2%	11.2%	11.9%
% of FP17s for the same patient ID Re-attending within 3 months - Adults	249	1,688	14.8%	15.9%	16.6%	15.9%
% of FP17s for the same patient ID Re-attending between 3 & 9 months - Children	667	1,429	46.7%	42.6%	47.0%	58.1%
% of FP17s for the same patient ID Re-attending between 3 & 9 months - Adults	559	1,688	33.1%	35.6%	38.2%	50.6%
% of FP17s for Band 1 Urgent Courses	306	2,834	10.8%	10.8%	10.6%	9.1%
% of FP17s Relating to Free Repair or Replacements	0	2,834	0.0%	0.5%	0.6%	0.8%
% of FP17s Relating to Continuations	2	2,834	0.1%	0.7%	0.8%	1.1%
% of Patients satisfied with the dentistry they have received	5	5	N/A	88.7%	89.2%	91.4%
% of Patients satisfied with the time they had to wait for an appointment	5	5	N/A	80.7%	83.4%	87.7%

* This is based on patients treated on this contract for their most recent course of treatment. Figures in italics indicate the base number of FP17s or Patient Questionnaire responses are less than 100. N/A is shown where the base number of responses is less than 10 during the period. % is calculated as Quantity/Base number*100

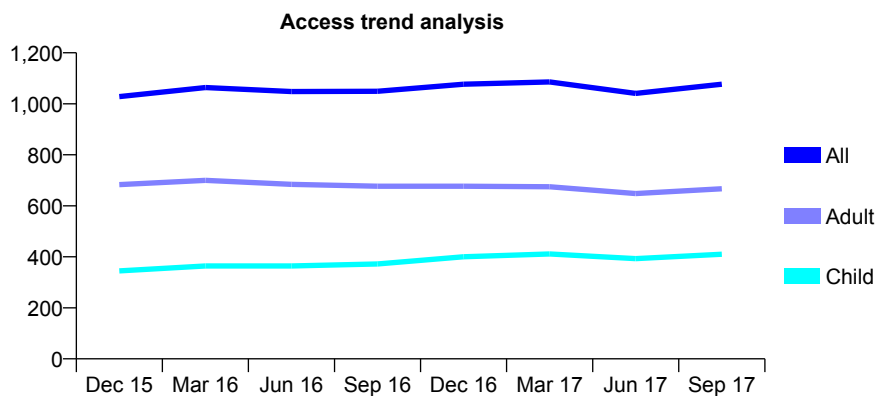
Q61 - Vital Signs At a Glance Contract Report for 250805/0004 - September 2017

Name or company name	MRS A CHAGGER
Contract type name	GDS Contract
Purpose of contract	General
Contract start date	01/02/2011
Contract end date	

17/18 Contracted general activity (UDA)	3,369
Carry forward general activity (UDA)	41
17/18 Contracted orthodontic activity (UOA)	0
Carry forward orthodontic activity (UOA)	0
Baseline contract value	£104,229.03

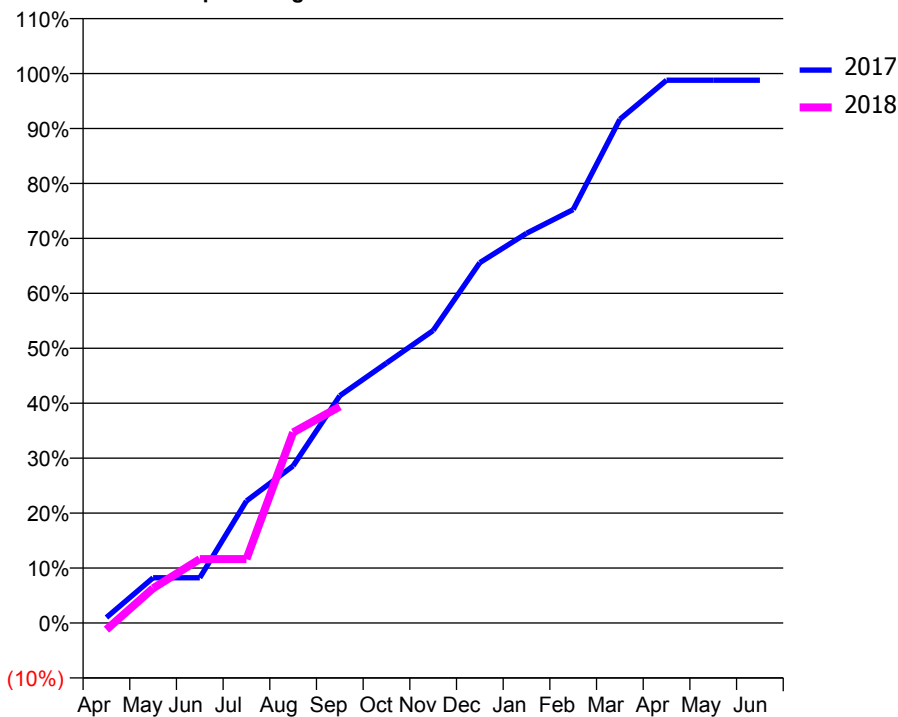
ACCESS*

Patients seen in 24 months	Total	Change since previous quarter
Quarter ending September 2016	1,049	
Quarter ending December 2016	1,077	↑
Quarter ending March 2017	1,086	→
Quarter ending June 2017	1,041	↓
Quarter ending September 2017	1,077	↑
Variance since September 2016	2.7%	↑



ACTIVITY

Cumulative percentage of contracted UDA delivered 2017 & 2018



Adjusted Scheduled Activity (UDA)		
Month	2017	2018
April	34	-41
May	278	213
June	278	392
July	749	392
August	964	1,168
September	1,394	1,327
October	1,594	
November	1,794	
December	2,210	
January	2,389	
February	2,535	
March	3,089	
April	3,328	
May	3,328	
June	3,328	

QUALITY

	Quantity	Base Number	Contract	AT	Region	England
% of FP17s for the same patient ID Re-attending within 3 months - Children	27	318	8.5%	10.2%	11.2%	11.9%
% of FP17s for the same patient ID Re-attending within 3 months - Adults	33	433	7.6%	15.9%	16.6%	15.9%
% of FP17s for the same patient ID Re-attending between 3 & 9 months - Children	187	318	58.8%	42.6%	47.0%	58.1%
% of FP17s for the same patient ID Re-attending between 3 & 9 months - Adults	275	433	63.5%	35.6%	38.2%	50.6%
% of FP17s for Band 1 Urgent Courses	35	661	5.3%	10.8%	10.6%	9.1%
% of FP17s Relating to Free Repair or Replacements	2	661	0.3%	0.5%	0.6%	0.8%
% of FP17s Relating to Continuations	1	661	0.2%	0.7%	0.8%	1.1%
% of Patients satisfied with the dentistry they have received	2	2	N/A	88.7%	89.2%	91.4%
% of Patients satisfied with the time they had to wait for an appointment	2	2	N/A	80.7%	83.4%	87.7%

* This is based on patients treated on this contract for their most recent course of treatment. Figures in italics indicate the base number of FP17s or Patient Questionnaire responses are less than 100. N/A is shown where the base number of responses is less than 10 during the period. % is calculated as Quantity/Base number*100

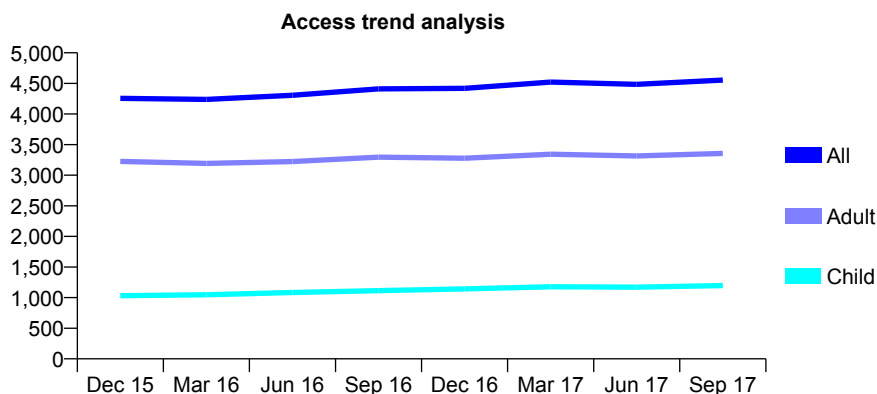
Q61 - Vital Signs At a Glance Contract Report for 251348/0001 - September 2017

Name or company name	MR A MOTAMEDARDAMEH
Contract type name	GDS Contract
Purpose of contract	General
Contract start date	01/04/2006
Contract end date	

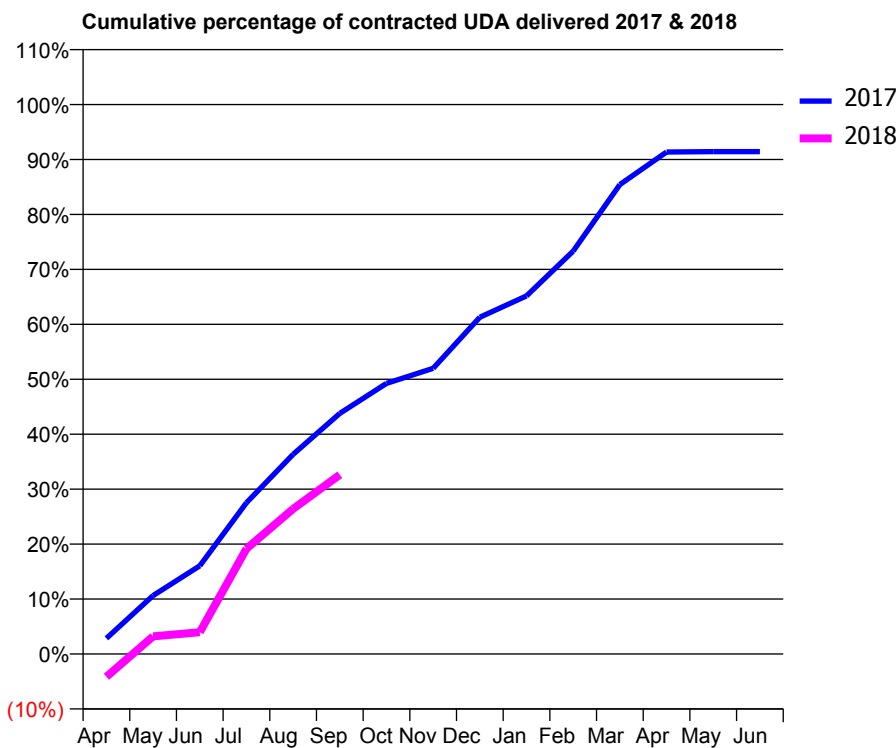
17/18 Contracted general activity (UDA)	15,139
Carry forward general activity (UDA)	1,300
17/18 Contracted orthodontic activity (UOA)	0
Carry forward orthodontic activity (UOA)	0
Baseline contract value	£394,327.59

ACCESS*

Patients seen in 24 months	Total	Change since previous quarter
Quarter ending September 2016	4,411	
Quarter ending December 2016	4,419	→
Quarter ending March 2017	4,521	↑
Quarter ending June 2017	4,485	→
Quarter ending September 2017	4,555	→
Variance since September 2016	3.3%	↑



ACTIVITY



Month	Adjusted Scheduled Activity (UDA)	
	2017	2018
April	430	-629
May	1,611	485
June	2,432	601
July	4,167	2,902
August	5,503	3,997
September	6,629	4,941
October	7,454	
November	7,873	
December	9,278	
January	9,867	
February	11,102	
March	12,935	
April	13,828	
May	13,839	
June	13,839	

QUALITY

	Quantity	Base Number	Contract	AT	Region	England
% of FP17s for the same patient ID Re-attending within 3 months - Children	46	606	7.6%	10.2%	11.2%	11.9%
% of FP17s for the same patient ID Re-attending within 3 months - Adults	277	1,631	17.0%	15.9%	16.6%	15.9%
% of FP17s for the same patient ID Re-attending between 3 & 9 months - Children	233	606	38.4%	42.6%	47.0%	58.1%
% of FP17s for the same patient ID Re-attending between 3 & 9 months - Adults	444	1,631	27.2%	35.6%	38.2%	50.6%
% of FP17s for Band 1 Urgent Courses	319	1,998	16.0%	10.8%	10.6%	9.1%
% of FP17s Relating to Free Repair or Replacements	5	1,998	0.3%	0.5%	0.6%	0.8%
% of FP17s Relating to Continuations	14	1,998	0.7%	0.7%	0.8%	1.1%
% of Patients satisfied with the dentistry they have received	5	5	N/A	88.7%	89.2%	91.4%
% of Patients satisfied with the time they had to wait for an appointment	5	5	N/A	80.7%	83.4%	87.7%

* This is based on patients treated on this contract for their most recent course of treatment. Figures in italics indicate the base number of FP17s or Patient Questionnaire responses are less than 100. N/A is shown where the base number of responses is less than 10 during the period. % is calculated as Quantity/Base number*100

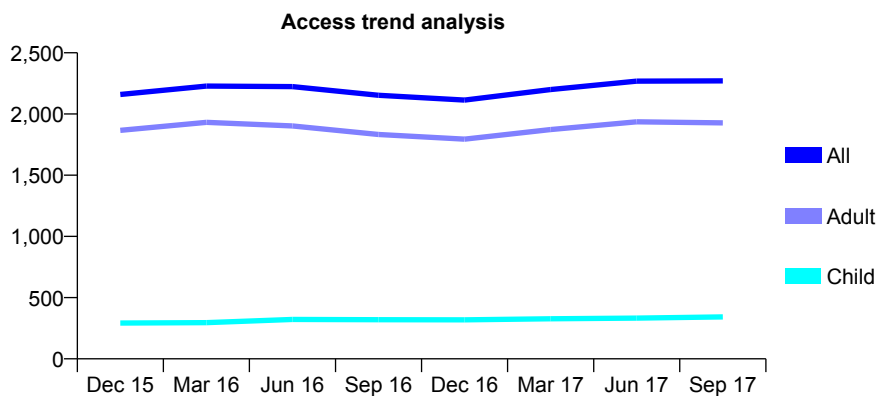
Q61 - Vital Signs At a Glance Contract Report for 256722/0001 - September 2017

Name or company name	MR S PATEL
Contract type name	GDS Contract
Purpose of contract	General
Contract start date	01/04/2006
Contract end date	

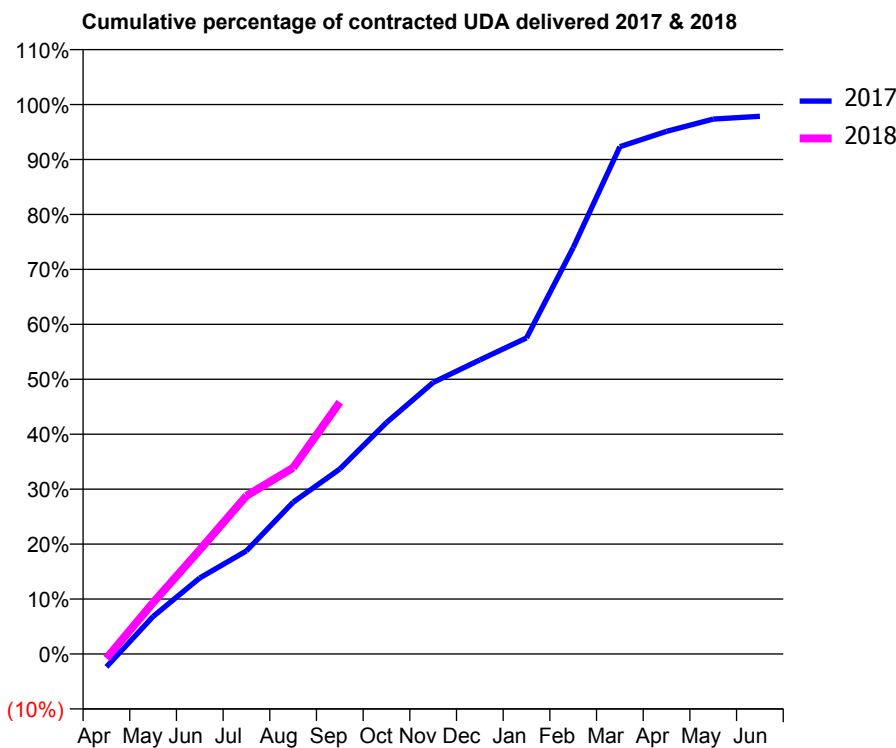
17/18 Contracted general activity (UDA)	4,834
Carry forward general activity (UDA)	104
17/18 Contracted orthodontic activity (UOA)	0
Carry forward orthodontic activity (UOA)	0
Baseline contract value	£172,586.27

ACCESS*

Patients seen in 24 months	Total	Change since previous quarter
Quarter ending September 2016	2,153	
Quarter ending December 2016	2,114	↓
Quarter ending March 2017	2,200	↑
Quarter ending June 2017	2,269	↑
Quarter ending September 2017	2,271	→
Variance since September 2016	5.5%	↑



ACTIVITY



Month	Adjusted Scheduled Activity (UDA)	
	2017	2018
April	-115	-40
May	330	452
June	669	917
July	907	1,392
August	1,335	1,639
September	1,628	2,216
October	2,036	
November	2,389	
December	2,587	
January	2,781	
February	3,574	
March	4,463	
April	4,598	
May	4,706	
June	4,730	

QUALITY

	Quantity	Base Number	Contract	AT	Region	England
% of FP17s for the same patient ID Re-attending within 3 months - Children	30	251	12.0%	10.2%	11.2%	11.9%
% of FP17s for the same patient ID Re-attending within 3 months - Adults	54	1,008	5.4%	15.9%	16.6%	15.9%
% of FP17s for the same patient ID Re-attending between 3 & 9 months - Children	123	251	49.0%	42.6%	47.0%	58.1%
% of FP17s for the same patient ID Re-attending between 3 & 9 months - Adults	431	1,008	42.8%	35.6%	38.2%	50.6%
% of FP17s for Band 1 Urgent Courses	39	1,049	3.7%	10.8%	10.6%	9.1%
% of FP17s Relating to Free Repair or Replacements	9	1,049	0.9%	0.5%	0.6%	0.8%
% of FP17s Relating to Continuations	3	1,049	0.3%	0.7%	0.8%	1.1%
% of Patients satisfied with the dentistry they have received	2	2	N/A	88.7%	89.2%	91.4%
% of Patients satisfied with the time they had to wait for an appointment	2	2	N/A	80.7%	83.4%	87.7%

* This is based on patients treated on this contract for their most recent course of treatment. Figures in italics indicate the base number of FP17s or Patient Questionnaire responses are less than 100. N/A is shown where the base number of responses is less than 10 during the period. % is calculated as Quantity/Base number*100

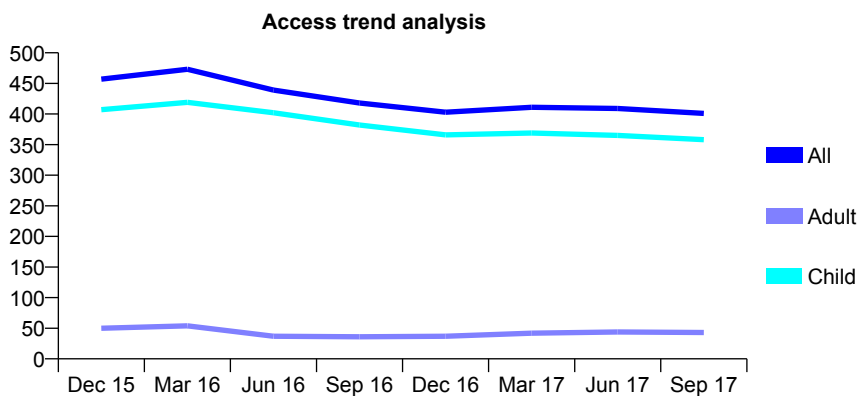
Q61 - Vital Signs At a Glance Contract Report for 256951/0001 - September 2017

Name or company name	MR I DAVIS
Contract type name	GDS Contract
Purpose of contract	General
Contract start date	01/04/2006
Contract end date	

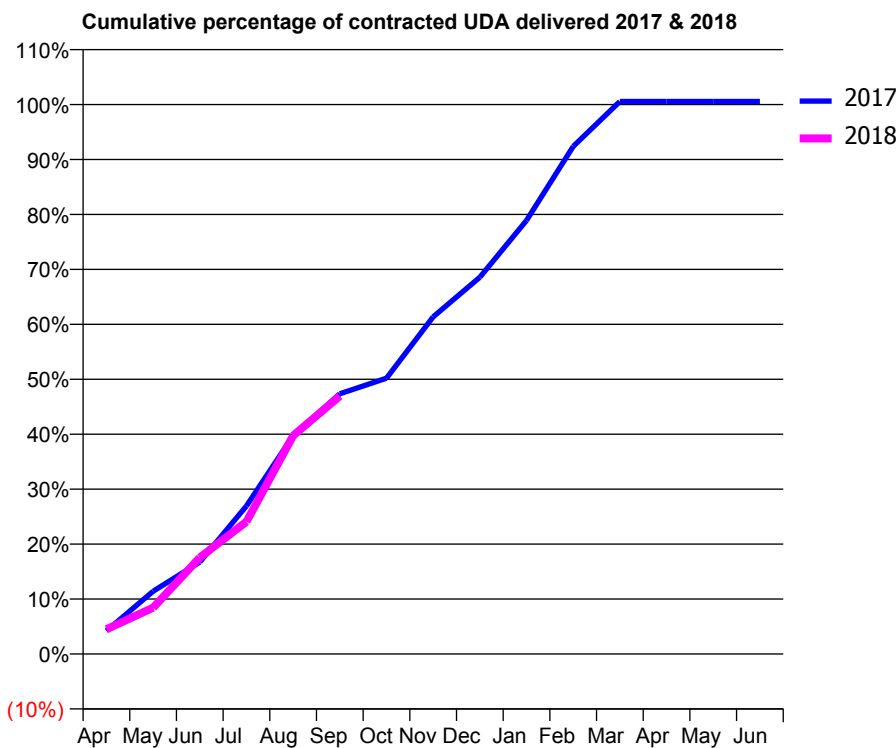
17/18 Contracted general activity (UDA)	735
Carry forward general activity (UDA)	-4
17/18 Contracted orthodontic activity (UOA)	0
Carry forward orthodontic activity (UOA)	0
Baseline contract value	£17,631.40

ACCESS*

Patients seen in 24 months	Total	Change since previous quarter
Quarter ending September 2016	418	
Quarter ending December 2016	403	↓
Quarter ending March 2017	411	→
Quarter ending June 2017	409	→
Quarter ending September 2017	401	↓
Variance since September 2016	(4.1%)	↓



ACTIVITY



Month	Adjusted Scheduled Activity (UDA)	
	2017	2018
April	31	33
May	84	62
June	123	129
July	198	177
August	292	292
September	348	345
October	369	
November	451	
December	504	
January	580	
February	679	
March	739	
April	739	
May	739	
June	739	

QUALITY

	Quantity	Base Number	Contract	AT	Region	England
% of FP17s for the same patient ID Re-attending within 3 months - Children	6	194	3.1%	10.2%	11.2%	11.9%
% of FP17s for the same patient ID Re-attending within 3 months - Adults	0	5	0.0%	15.9%	16.6%	15.9%
% of FP17s for the same patient ID Re-attending between 3 & 9 months - Children	88	194	45.4%	42.6%	47.0%	58.1%
% of FP17s for the same patient ID Re-attending between 3 & 9 months - Adults	3	5	60.0%	35.6%	38.2%	50.6%
% of FP17s for Band 1 Urgent Courses	0	198	0.0%	10.8%	10.6%	9.1%
% of FP17s Relating to Free Repair or Replacements	0	198	0.0%	0.5%	0.6%	0.8%
% of FP17s Relating to Continuations	0	198	0.0%	0.7%	0.8%	1.1%
% of Patients satisfied with the dentistry they have received	1	1	N/A	88.7%	89.2%	91.4%
% of Patients satisfied with the time they had to wait for an appointment	1	1	N/A	80.7%	83.4%	87.7%

* This is based on patients treated on this contract for their most recent course of treatment. Figures in italics indicate the base number of FP17s or Patient Questionnaire responses are less than 100. N/A is shown where the base number of responses is less than 10 during the period. % is calculated as Quantity/Base number*100

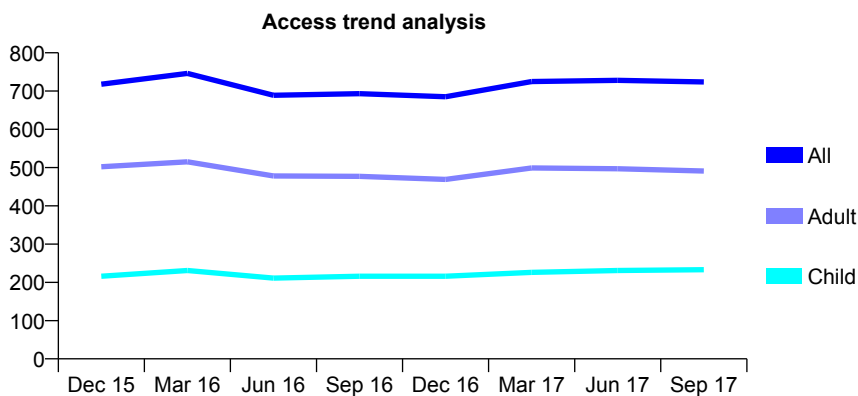
Q61 - Vital Signs At a Glance Contract Report for 258016/0001 - September 2017

Name or company name	MR L KHALILIBEGLOO
Contract type name	GDS Contract
Purpose of contract	General
Contract start date	01/04/2006
Contract end date	

17/18 Contracted general activity (UDA)	1,900
Carry forward general activity (UDA)	0
17/18 Contracted orthodontic activity (UOA)	0
Carry forward orthodontic activity (UOA)	0
Baseline contract value	£61,136.65

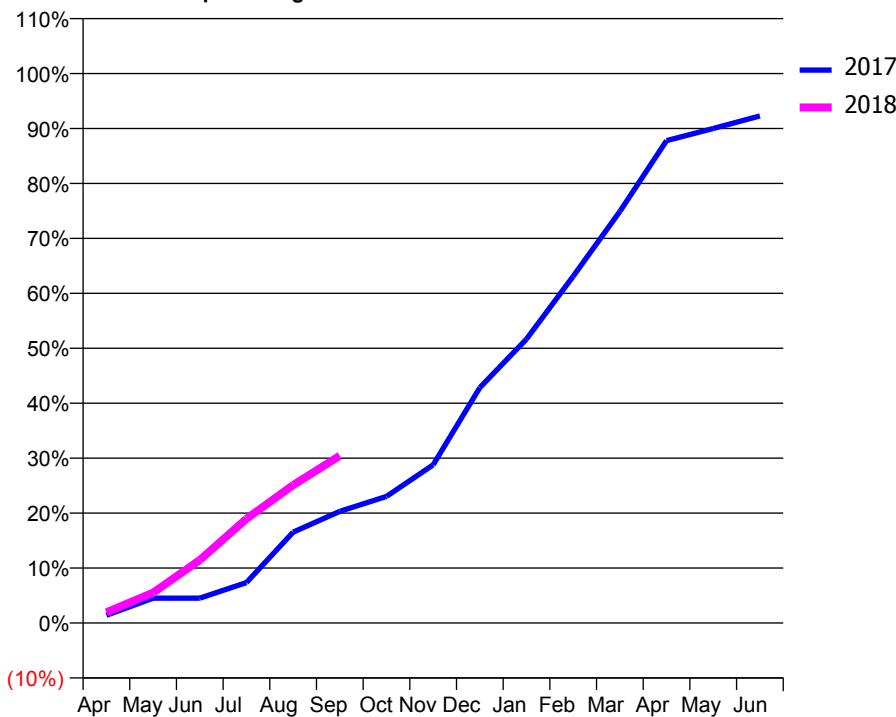
ACCESS*

Patients seen in 24 months	Total	Change since previous quarter
Quarter ending September 2016	693	
Quarter ending December 2016	685	↓
Quarter ending March 2017	725	↑
Quarter ending June 2017	728	→
Quarter ending September 2017	724	→
Variance since September 2016	4.5%	↑



ACTIVITY

Cumulative percentage of contracted UDA delivered 2017 & 2018



Month	Adjusted Scheduled Activity (UDA)	
	2017	2018
April	27	37
May	86	105
June	86	218
July	140	360
August	314	477
September	386	578
October	438	
November	547	
December	814	
January	982	
February	1,199	
March	1,423	
April	1,668	
May	1,710	
June	1,753	

QUALITY

	Quantity	Base Number	Contract	AT	Region	England
% of FP17s for the same patient ID Re-attending within 3 months - Children	2	107	1.9%	10.2%	11.2%	11.9%
% of FP17s for the same patient ID Re-attending within 3 months - Adults	13	235	5.5%	15.9%	16.6%	15.9%
% of FP17s for the same patient ID Re-attending between 3 & 9 months - Children	31	107	29.0%	42.6%	47.0%	58.1%
% of FP17s for the same patient ID Re-attending between 3 & 9 months - Adults	72	235	30.6%	35.6%	38.2%	50.6%
% of FP17s for Band 1 Urgent Courses	1	255	0.4%	10.8%	10.6%	9.1%
% of FP17s Relating to Free Repair or Replacements	0	255	0.0%	0.5%	0.6%	0.8%
% of FP17s Relating to Continuations	2	255	0.8%	0.7%	0.8%	1.1%
% of Patients satisfied with the dentistry they have received	0	0	N/A	88.7%	89.2%	91.4%
% of Patients satisfied with the time they had to wait for an appointment	0	0	N/A	80.7%	83.4%	87.7%

* This is based on patients treated on this contract for their most recent course of treatment. Figures in italics indicate the base number of FP17s or Patient Questionnaire responses are less than 100. N/A is shown where the base number of responses is less than 10 during the period. % is calculated as Quantity/Base number*100

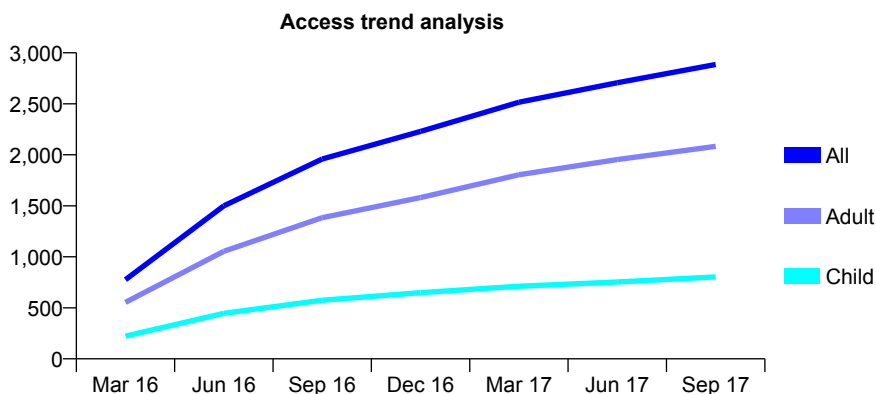
Q61 - Vital Signs At a Glance Contract Report for 269824/0001 - September 2017

Name or company name	MR A SHARMA
Contract type name	GDS Contract
Purpose of contract	General
Contract start date	01/01/2016
Contract end date	

17/18 Contracted general activity (UDA)	8,143
Carry forward general activity (UDA)	6
17/18 Contracted orthodontic activity (UOA)	0
Carry forward orthodontic activity (UOA)	0
Baseline contract value	£215,639.46

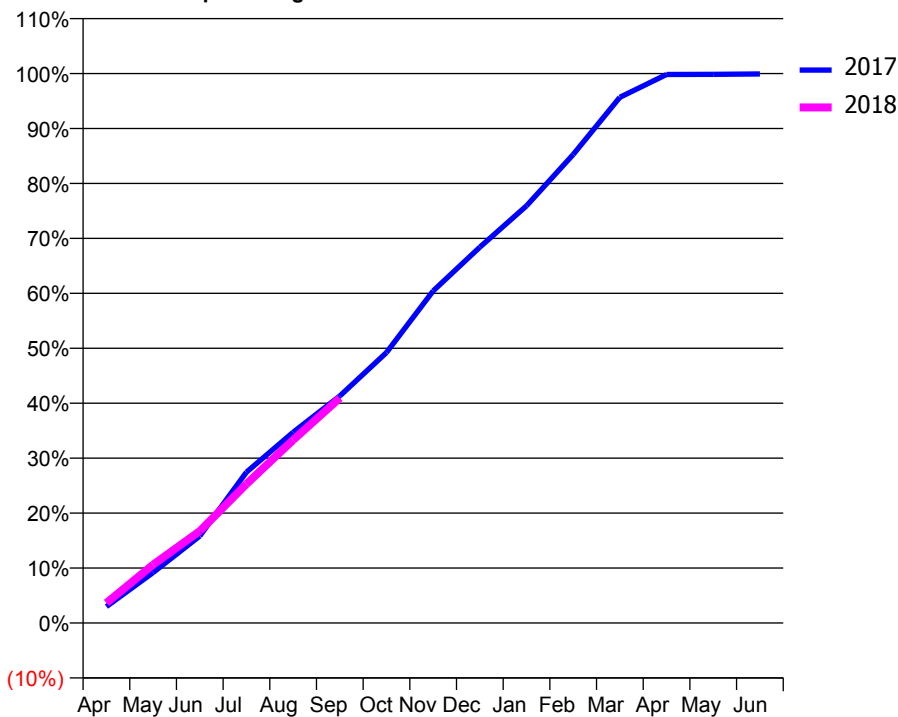
ACCESS*

Patients seen in 24 months	Total	Change since previous quarter
Quarter ending September 2016	1,959	
Quarter ending December 2016	2,230	↑
Quarter ending March 2017	2,516	↑
Quarter ending June 2017	2,707	↑
Quarter ending September 2017	2,886	↑
Variance since September 2016	47.3%	↑



ACTIVITY

Cumulative percentage of contracted UDA delivered 2017 & 2018



Month	Adjusted Scheduled Activity (UDA)	
	2017	2018
April	244	297
May	749	864
June	1,289	1,363
July	2,235	2,061
August	2,827	2,712
September	3,364	3,335
October	4,008	
November	4,921	
December	5,570	
January	6,182	
February	6,944	
March	7,790	
April	8,129	
May	8,130	
June	8,136	

QUALITY

	Quantity	Base Number	Contract	AT	Region	England
% of FP17s for the same patient ID Re-attending within 3 months - Children	38	646	5.9%	10.2%	11.2%	11.9%
% of FP17s for the same patient ID Re-attending within 3 months - Adults	159	1,358	11.7%	15.9%	16.6%	15.9%
% of FP17s for the same patient ID Re-attending between 3 & 9 months - Children	352	646	54.5%	42.6%	47.0%	58.1%
% of FP17s for the same patient ID Re-attending between 3 & 9 months - Adults	646	1,358	47.6%	35.6%	38.2%	50.6%
% of FP17s for Band 1 Urgent Courses	179	1,860	9.6%	10.8%	10.6%	9.1%
% of FP17s Relating to Free Repair or Replacements	27	1,860	1.5%	0.5%	0.6%	0.8%
% of FP17s Relating to Continuations	2	1,860	0.1%	0.7%	0.8%	1.1%
% of Patients satisfied with the dentistry they have received	2	3	N/A	88.7%	89.2%	91.4%
% of Patients satisfied with the time they had to wait for an appointment	3	3	N/A	80.7%	83.4%	87.7%

* This is based on patients treated on this contract for their most recent course of treatment. Figures in italics indicate the base number of FP17s or Patient Questionnaire responses are less than 100. N/A is shown where the base number of responses is less than 10 during the period. % is calculated as Quantity/Base number*100

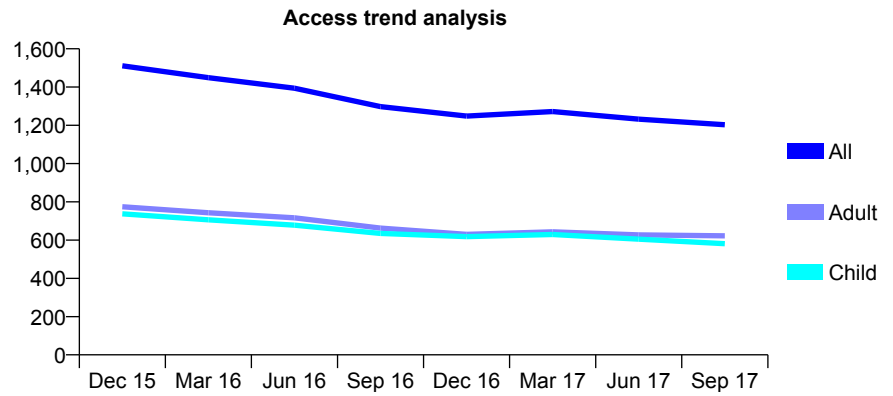
Q61 - Vital Signs At a Glance Contract Report for 270180/0001 - September 2017

Name or company name	MR SS SIHRA
Contract type name	GDS Contract
Purpose of contract	General
Contract start date	01/04/2006
Contract end date	

17/18 Contracted general activity (UDA)	4,009
Carry forward general activity (UDA)	-22
17/18 Contracted orthodontic activity (UOA)	0
Carry forward orthodontic activity (UOA)	0
Baseline contract value	£129,925.19

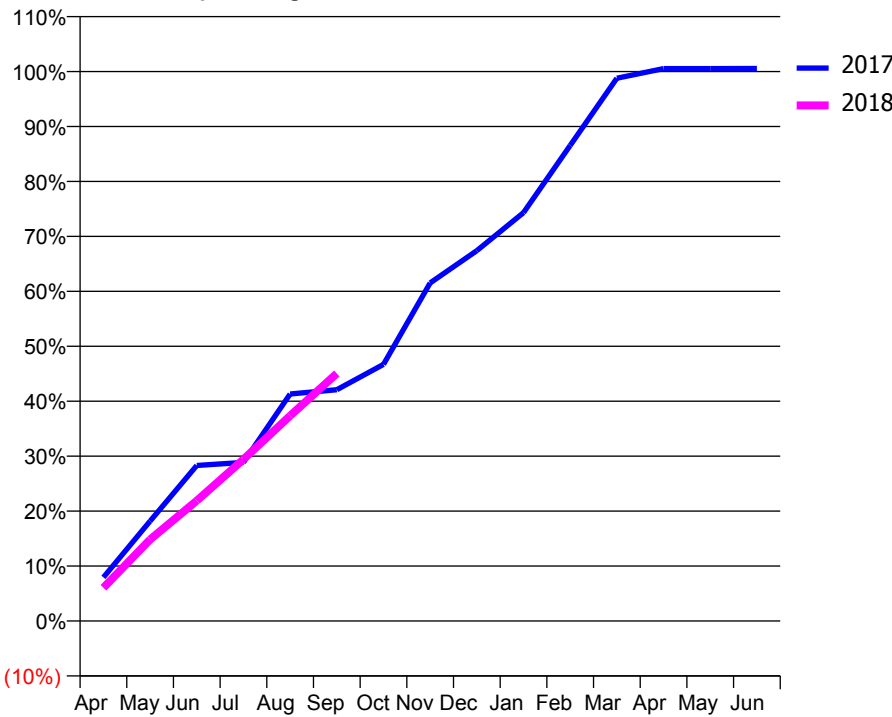
ACCESS*

Patients seen in 24 months	Total	Change since previous quarter
Quarter ending September 2016	1,298	
Quarter ending December 2016	1,248	↓
Quarter ending March 2017	1,272	→
Quarter ending June 2017	1,232	↓
Quarter ending September 2017	1,203	↓
Variance since September 2016	(7.3%)	↓



ACTIVITY

Cumulative percentage of contracted UDA delivered 2017 & 2018



Month	Adjusted Scheduled Activity (UDA)	
	2017	2018
April	319	243
May	730	595
June	1,135	878
July	1,157	1,180
August	1,656	1,497
September	1,687	1,806
October	1,873	
November	2,467	
December	2,702	
January	2,980	
February	3,470	
March	3,960	
April	4,030	
May	4,030	
June	4,031	

QUALITY

	Quantity	Base Number	Contract	AT	Region	England
% of FP17s for the same patient ID Re-attending within 3 months - Children	18	331	5.4%	10.2%	11.2%	11.9%
% of FP17s for the same patient ID Re-attending within 3 months - Adults	24	260	9.2%	15.9%	16.6%	15.9%
% of FP17s for the same patient ID Re-attending between 3 & 9 months - Children	164	331	49.5%	42.6%	47.0%	58.1%
% of FP17s for the same patient ID Re-attending between 3 & 9 months - Adults	104	260	40.0%	35.6%	38.2%	50.6%
% of FP17s for Band 1 Urgent Courses	7	567	1.2%	10.8%	10.6%	9.1%
% of FP17s Relating to Free Repair or Replacements	0	567	0.0%	0.5%	0.6%	0.8%
% of FP17s Relating to Continuations	12	567	2.1%	0.7%	0.8%	1.1%
% of Patients satisfied with the dentistry they have received	0	0	N/A	88.7%	89.2%	91.4%
% of Patients satisfied with the time they had to wait for an appointment	0	0	N/A	80.7%	83.4%	87.7%

* This is based on patients treated on this contract for their most recent course of treatment. Figures in italics indicate the base number of FP17s or Patient Questionnaire responses are less than 100. N/A is shown where the base number of responses is less than 10 during the period. % is calculated as Quantity/Base number*100

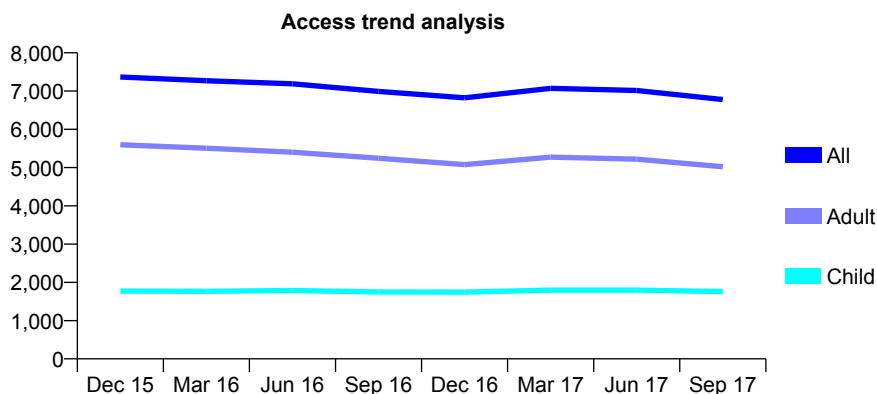
Q61 - Vital Signs At a Glance Contract Report for 277371/0001 - September 2017

Name or company name	MRS K SIVAGURUNATHAN
Contract type name	GDS Contract
Purpose of contract	General
Contract start date	01/04/2006
Contract end date	

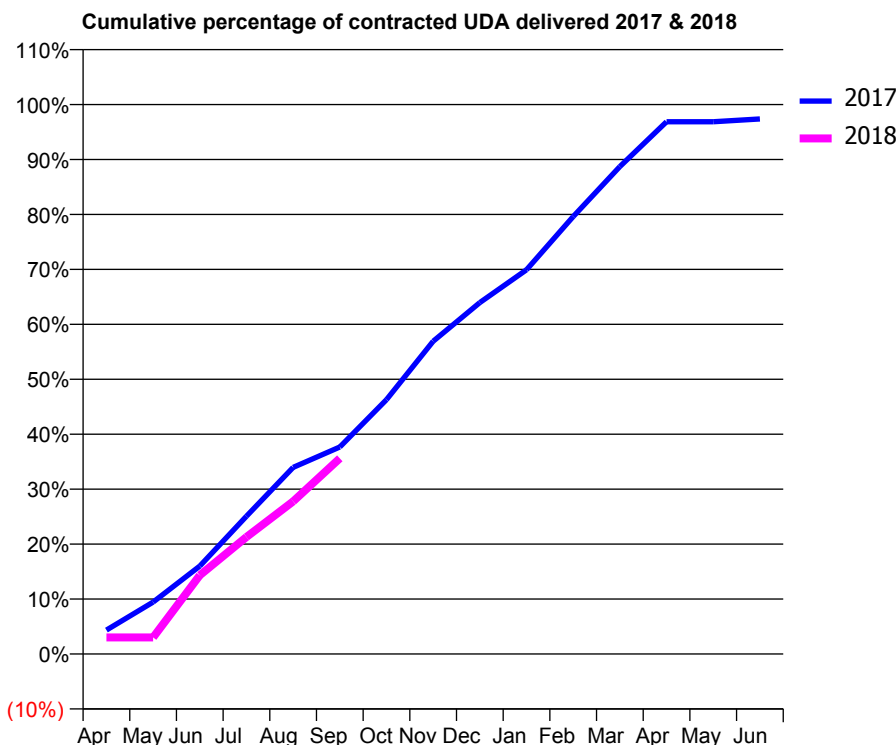
17/18 Contracted general activity (UDA)	20,252
Carry forward general activity (UDA)	0
17/18 Contracted orthodontic activity (UOA)	0
Carry forward orthodontic activity (UOA)	0
Baseline contract value	£526,108.82

ACCESS*

Patients seen in 24 months	Total	Change since previous quarter
Quarter ending September 2016	6,992	
Quarter ending December 2016	6,822	↓
Quarter ending March 2017	7,070	↑
Quarter ending June 2017	7,015	→
Quarter ending September 2017	6,779	↓
Variance since September 2016	(3.0%)	↓



ACTIVITY



Month	Adjusted Scheduled Activity (UDA)	
	2017	2018
April	884	610
May	1,912	610
June	3,241	2,903
July	5,079	4,312
August	6,876	5,623
September	7,631	7,214
October	9,374	
November	11,528	
December	12,950	
January	14,162	
February	16,123	
March	17,964	
April	19,615	
May	19,615	
June	19,718	

QUALITY

	Quantity	Base Number	Contract	AT	Region	England
% of FP17s for the same patient ID Re-attending within 3 months - Children	47	821	5.7%	10.2%	11.2%	11.9%
% of FP17s for the same patient ID Re-attending within 3 months - Adults	295	2,503	11.8%	15.9%	16.6%	15.9%
% of FP17s for the same patient ID Re-attending between 3 & 9 months - Children	330	821	40.2%	42.6%	47.0%	58.1%
% of FP17s for the same patient ID Re-attending between 3 & 9 months - Adults	851	2,503	34.0%	35.6%	38.2%	50.6%
% of FP17s for Band 1 Urgent Courses	266	2,780	9.6%	10.8%	10.6%	9.1%
% of FP17s Relating to Free Repair or Replacements	10	2,780	0.4%	0.5%	0.6%	0.8%
% of FP17s Relating to Continuations	21	2,780	0.8%	0.7%	0.8%	1.1%
% of Patients satisfied with the dentistry they have received	4	6	N/A	88.7%	89.2%	91.4%
% of Patients satisfied with the time they had to wait for an appointment	3	6	N/A	80.7%	83.4%	87.7%

* This is based on patients treated on this contract for their most recent course of treatment. Figures in italics indicate the base number of FP17s or Patient Questionnaire responses are less than 100. N/A is shown where the base number of responses is less than 10 during the period. % is calculated as Quantity/Base number*100

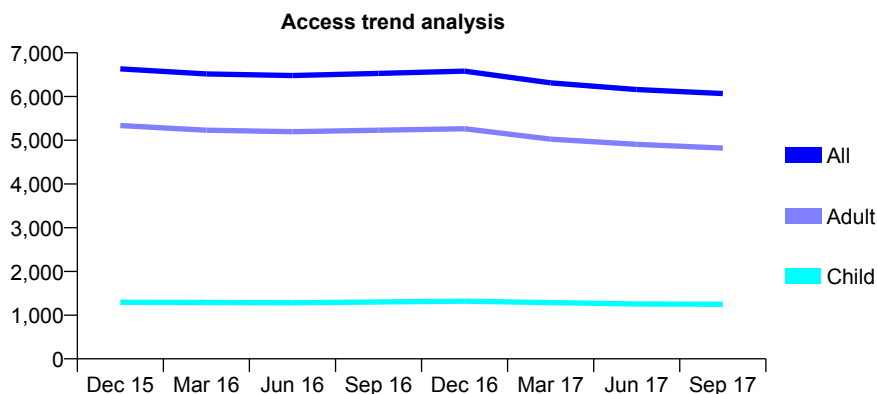
Q61 - Vital Signs At a Glance Contract Report for 277371/0002 - September 2017

Name or company name	MRS K SIVAGURUNATHAN
Contract type name	GDS Contract
Purpose of contract	General
Contract start date	01/11/2007
Contract end date	

17/18 Contracted general activity (UDA)	19,281
Carry forward general activity (UDA)	60
17/18 Contracted orthodontic activity (UOA)	0
Carry forward orthodontic activity (UOA)	0
Baseline contract value	£550,616.06

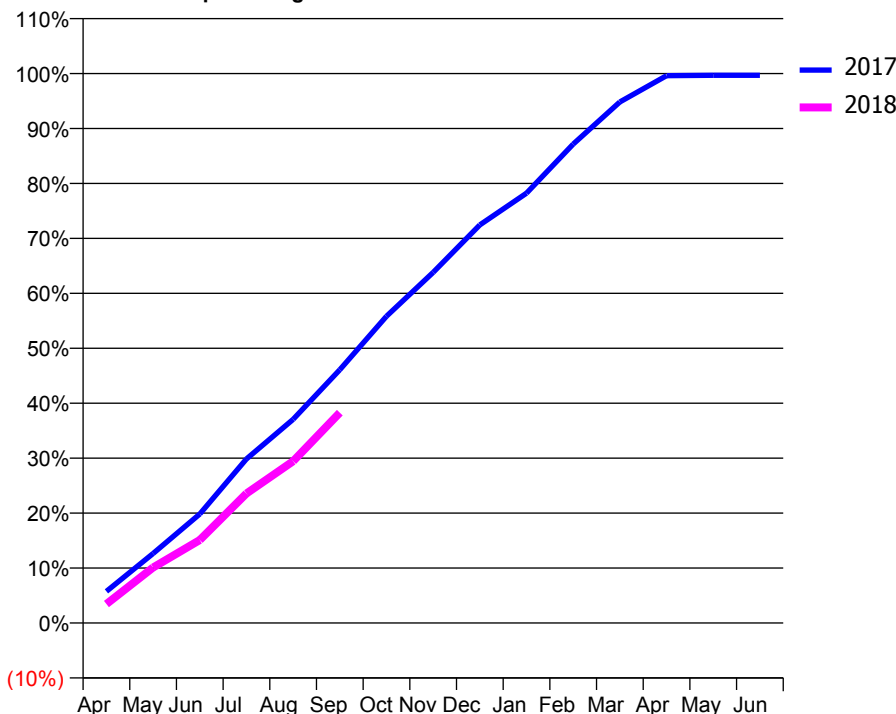
ACCESS*

Patients seen in 24 months	Total	Change since previous quarter
Quarter ending September 2016	6,530	
Quarter ending December 2016	6,581	→
Quarter ending March 2017	6,312	↓
Quarter ending June 2017	6,160	↓
Quarter ending September 2017	6,069	↓
Variance since September 2016	(7.1%)	↓



ACTIVITY

Cumulative percentage of contracted UDA delivered 2017 & 2018



Adjusted Scheduled Activity (UDA)

Month	2017	2018
April	1,111	668
May	2,438	1,948
June	3,823	2,912
July	5,756	4,545
August	7,146	5,679
September	8,887	7,379
October	10,764	
November	12,304	
December	13,970	
January	15,082	
February	16,803	
March	18,284	
April	19,205	
May	19,221	
June	19,221	

QUALITY

	Quantity	Base Number	Contract	AT	Region	England
% of FP17s for the same patient ID Re-attending within 3 months - Children	68	696	9.8%	10.2%	11.2%	11.9%
% of FP17s for the same patient ID Re-attending within 3 months - Adults	197	2,201	9.0%	15.9%	16.6%	15.9%
% of FP17s for the same patient ID Re-attending between 3 & 9 months - Children	311	696	44.7%	42.6%	47.0%	58.1%
% of FP17s for the same patient ID Re-attending between 3 & 9 months - Adults	809	2,201	36.8%	35.6%	38.2%	50.6%
% of FP17s for Band 1 Urgent Courses	65	2,544	2.6%	10.8%	10.6%	9.1%
% of FP17s Relating to Free Repair or Replacements	7	2,544	0.3%	0.5%	0.6%	0.8%
% of FP17s Relating to Continuations	6	2,544	0.2%	0.7%	0.8%	1.1%
% of Patients satisfied with the dentistry they have received	4	4	N/A	88.7%	89.2%	91.4%
% of Patients satisfied with the time they had to wait for an appointment	4	4	N/A	80.7%	83.4%	87.7%

* This is based on patients treated on this contract for their most recent course of treatment. Figures in italics indicate the base number of FP17s or Patient Questionnaire responses are less than 100. N/A is shown where the base number of responses is less than 10 during the period. % is calculated as Quantity/Base number*100

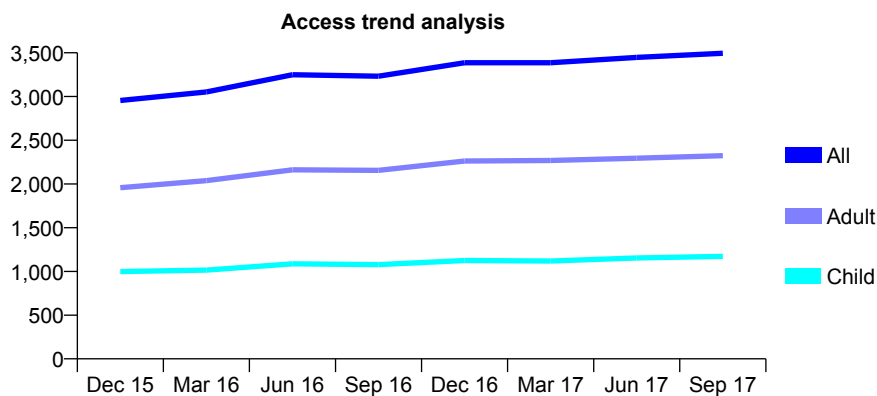
Q61 - Vital Signs At a Glance Contract Report for 277495/0001 - September 2017

Name or company name	DR A ALSAM
Contract type name	GDS Contract
Purpose of contract	General
Contract start date	01/04/2006
Contract end date	

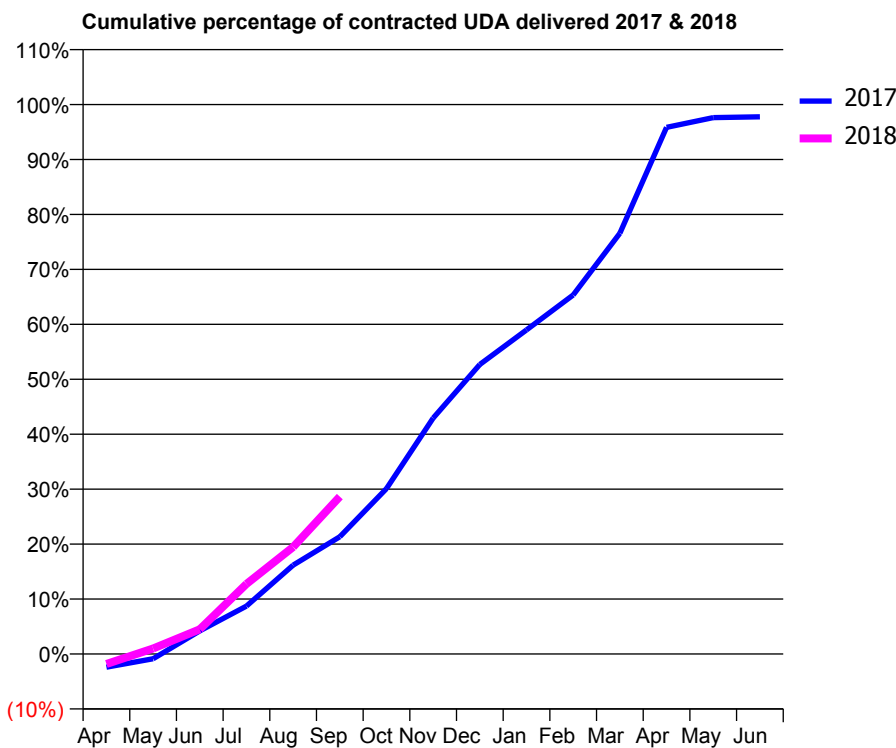
17/18 Contracted general activity (UDA)	7,861
Carry forward general activity (UDA)	176
17/18 Contracted orthodontic activity (UOA)	0
Carry forward orthodontic activity (UOA)	0
Baseline contract value	£222,644.54

ACCESS*

Patients seen in 24 months	Total	Change since previous quarter
Quarter ending September 2016	3,233	
Quarter ending December 2016	3,387	↑
Quarter ending March 2017	3,386	→
Quarter ending June 2017	3,447	→
Quarter ending September 2017	3,495	→
Variance since September 2016	8.1%	↑



ACTIVITY



Month	Adjusted Scheduled Activity (UDA)	
	2017	2018
April	-189	-144
May	-70	79
June	331	355
July	685	1,003
August	1,271	1,531
September	1,677	2,253
October	2,366	
November	3,376	
December	4,143	
January	4,637	
February	5,136	
March	6,020	
April	7,534	
May	7,673	
June	7,685	

QUALITY

	Quantity	Base Number	Contract	AT	Region	England
% of FP17s for the same patient ID Re-attending within 3 months - Children	34	525	6.5%	10.2%	11.2%	11.9%
% of FP17s for the same patient ID Re-attending within 3 months - Adults	74	965	7.7%	15.9%	16.6%	15.9%
% of FP17s for the same patient ID Re-attending between 3 & 9 months - Children	159	525	30.3%	42.6%	47.0%	58.1%
% of FP17s for the same patient ID Re-attending between 3 & 9 months - Adults	208	965	21.6%	35.6%	38.2%	50.6%
% of FP17s for Band 1 Urgent Courses	120	1,013	11.8%	10.8%	10.6%	9.1%
% of FP17s Relating to Free Repair or Replacements	0	1,013	0.0%	0.5%	0.6%	0.8%
% of FP17s Relating to Continuations	0	1,013	0.0%	0.7%	0.8%	1.1%
% of Patients satisfied with the dentistry they have received	1	1	N/A	88.7%	89.2%	91.4%
% of Patients satisfied with the time they had to wait for an appointment	1	1	N/A	80.7%	83.4%	87.7%

* This is based on patients treated on this contract for their most recent course of treatment. Figures in italics indicate the base number of FP17s or Patient Questionnaire responses are less than 100. N/A is shown where the base number of responses is less than 10 during the period. % is calculated as Quantity/Base number*100

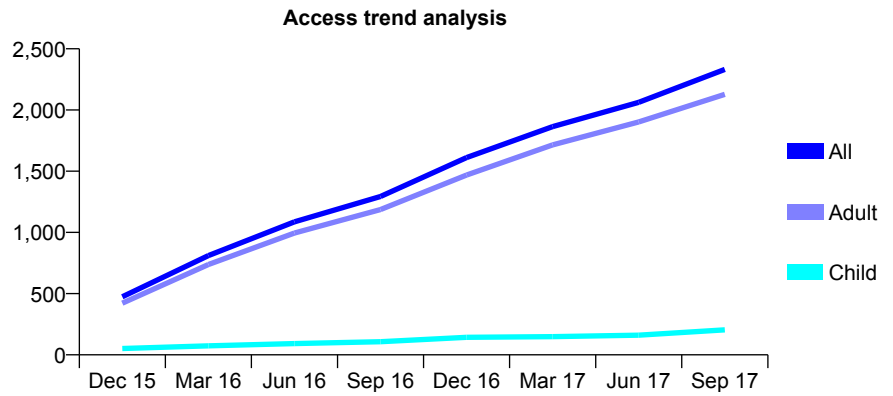
Q61 - Vital Signs At a Glance Contract Report for 285978/0002 - September 2017

Name or company name	MR A DEMETRIOU
Contract type name	GDS Contract
Purpose of contract	General
Contract start date	01/09/2015
Contract end date	

17/18 Contracted general activity (UDA)	6,809
Carry forward general activity (UDA)	0
17/18 Contracted orthodontic activity (UOA)	0
Carry forward orthodontic activity (UOA)	0
Baseline contract value	£150,912.10

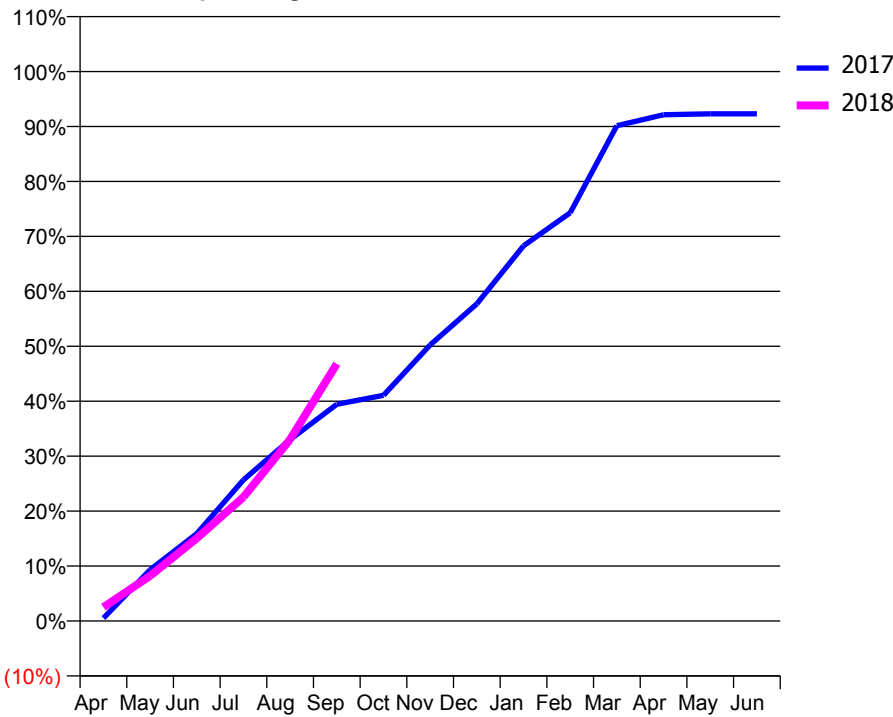
ACCESS*

Patients seen in 24 months	Total	Change since previous quarter
Quarter ending September 2016	1,294	
Quarter ending December 2016	1,612	↑
Quarter ending March 2017	1,864	↑
Quarter ending June 2017	2,063	↑
Quarter ending September 2017	2,332	↑
Variance since September 2016	80.2%	↑



ACTIVITY

Cumulative percentage of contracted UDA delivered 2017 & 2018



Month	Adjusted Scheduled Activity (UDA)	
	2017	2018
April	35	171
May	636	559
June	1,083	1,025
July	1,750	1,536
August	2,247	2,252
September	2,686	3,186
October	2,797	
November	3,421	
December	3,931	
January	4,649	
February	5,058	
March	6,138	
April	6,273	
May	6,285	
June	6,285	

QUALITY

	Quantity	Base Number	Contract	AT	Region	England
% of FP17s for the same patient ID Re-attending within 3 months - Children	10	137	7.3%	10.2%	11.2%	11.9%
% of FP17s for the same patient ID Re-attending within 3 months - Adults	88	980	9.0%	15.9%	16.6%	15.9%
% of FP17s for the same patient ID Re-attending between 3 & 9 months - Children	31	137	22.6%	42.6%	47.0%	58.1%
% of FP17s for the same patient ID Re-attending between 3 & 9 months - Adults	242	980	24.7%	35.6%	38.2%	50.6%
% of FP17s for Band 1 Urgent Courses	107	1,044	10.2%	10.8%	10.6%	9.1%
% of FP17s Relating to Free Repair or Replacements	12	1,044	1.1%	0.5%	0.6%	0.8%
% of FP17s Relating to Continuations	0	1,044	0.0%	0.7%	0.8%	1.1%
% of Patients satisfied with the dentistry they have received	10	11	90.9%	88.7%	89.2%	91.4%
% of Patients satisfied with the time they had to wait for an appointment	11	11	100.0%	80.7%	83.4%	87.7%

* This is based on patients treated on this contract for their most recent course of treatment. Figures in italics indicate the base number of FP17s or Patient Questionnaire responses are less than 100. N/A is shown where the base number of responses is less than 10 during the period. % is calculated as Quantity/Base number*100

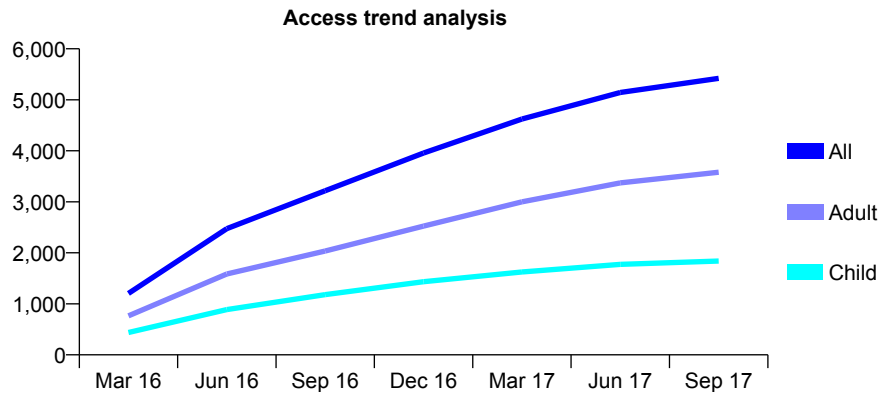
Q61 - Vital Signs At a Glance Contract Report for 299049/0001 - September 2017

Name or company name	MISS R SHAH
Contract type name	GDS Contract
Purpose of contract	General
Contract start date	01/01/2016
Contract end date	

17/18 Contracted general activity (UDA)	14,112
Carry forward general activity (UDA)	19
17/18 Contracted orthodontic activity (UOA)	0
Carry forward orthodontic activity (UOA)	0
Baseline contract value	£353,680.02

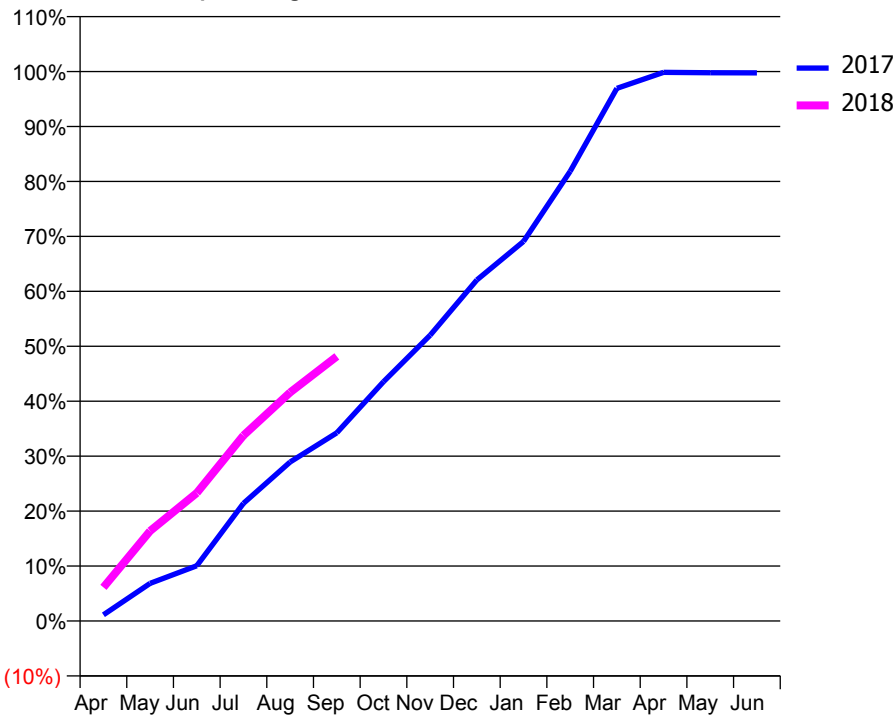
ACCESS*

Patients seen in 24 months	Total	Change since previous quarter
Quarter ending September 2016	3,216	
Quarter ending December 2016	3,957	↑
Quarter ending March 2017	4,623	↑
Quarter ending June 2017	5,144	↑
Quarter ending September 2017	5,421	↑
Variance since September 2016	68.6%	↑



ACTIVITY

Cumulative percentage of contracted UDA delivered 2017 & 2018



Month	Adjusted Scheduled Activity (UDA)	
	2017	2018
April	160	866
May	966	2,314
June	1,420	3,291
July	3,022	4,765
August	4,083	5,871
September	4,833	6,795
October	6,147	
November	7,340	
December	8,759	
January	9,750	
February	11,550	
March	13,679	
April	14,090	
May	14,081	
June	14,078	

QUALITY

	Quantity	Base Number	Contract	AT	Region	England
% of FP17s for the same patient ID Re-attending within 3 months - Children	73	1,148	6.4%	10.2%	11.2%	11.9%
% of FP17s for the same patient ID Re-attending within 3 months - Adults	215	2,116	10.2%	15.9%	16.6%	15.9%
% of FP17s for the same patient ID Re-attending between 3 & 9 months - Children	509	1,148	44.3%	42.6%	47.0%	58.1%
% of FP17s for the same patient ID Re-attending between 3 & 9 months - Adults	880	2,116	41.6%	35.6%	38.2%	50.6%
% of FP17s for Band 1 Urgent Courses	222	3,072	7.2%	10.8%	10.6%	9.1%
% of FP17s Relating to Free Repair or Replacements	25	3,072	0.8%	0.5%	0.6%	0.8%
% of FP17s Relating to Continuations	10	3,072	0.3%	0.7%	0.8%	1.1%
% of Patients satisfied with the dentistry they have received	13	14	92.9%	88.7%	89.2%	91.4%
% of Patients satisfied with the time they had to wait for an appointment	12	14	85.7%	80.7%	83.4%	87.7%

* This is based on patients treated on this contract for their most recent course of treatment. Figures in italics indicate the base number of FP17s or Patient Questionnaire responses are less than 100. N/A is shown where the base number of responses is less than 10 during the period. % is calculated as Quantity/Base number*100

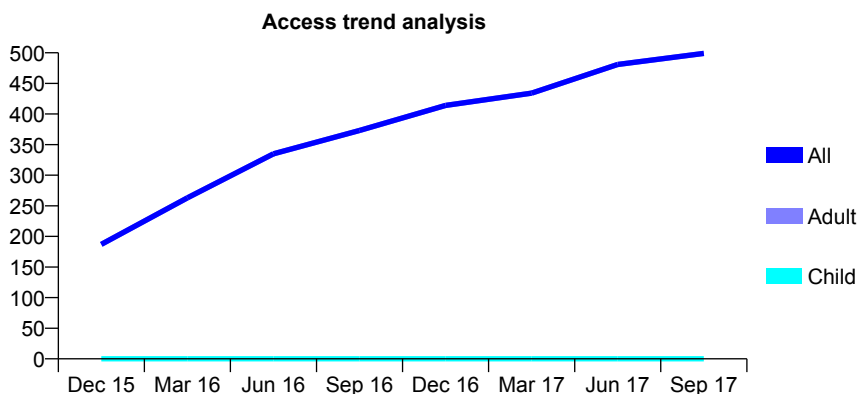
Q61 - Vital Signs At a Glance Contract Report for 302139/0003 - September 2017

Name or company name	MR VA PATEL
Contract type name	PDS Contract
Purpose of contract	General
Contract start date	01/04/2014
Contract end date	30/11/2017

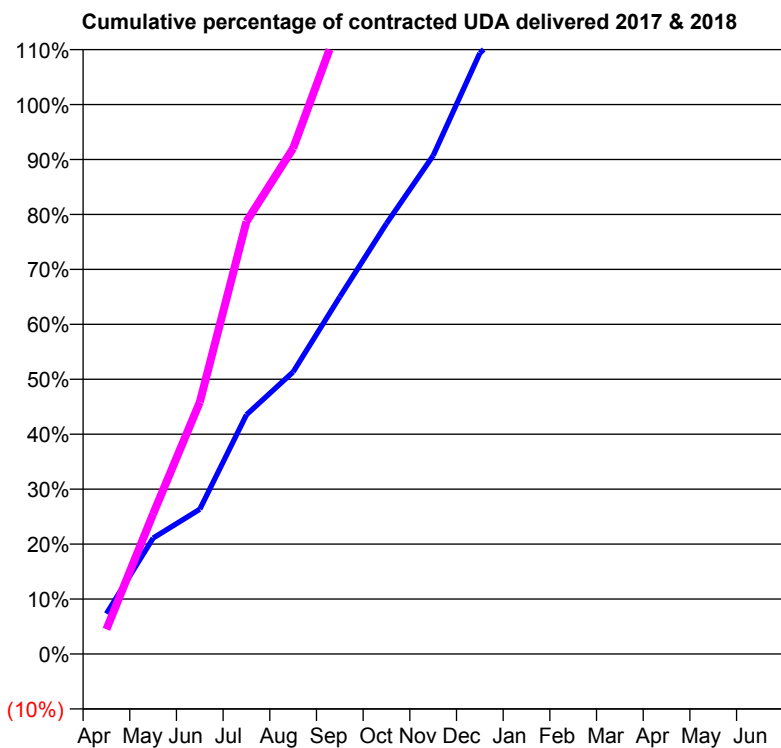
17/18 Contracted general activity (UDA)	600
Carry forward general activity (UDA)	0
17/18 Contracted orthodontic activity (UOA)	0
Carry forward orthodontic activity (UOA)	0
Baseline contract value	£31,459.25

ACCESS*

Patients seen in 24 months	Total	Change since previous quarter
Quarter ending September 2016	373	
Quarter ending December 2016	414	↑
Quarter ending March 2017	434	↑
Quarter ending June 2017	481	↑
Quarter ending September 2017	499	↑
Variance since September 2016	33.8%	↑



ACTIVITY



Month	Adjusted Scheduled Activity (UDA)	
	2017	2018
April	66	27
May	190	153
June	237	275
July	392	472
August	462	552
September	585	690
October	705	
November	816	
December	984	
January	1,054	
February	1,151	
March	1,190	
April	1,265	
May	1,265	
June	1,265	

QUALITY

	Quantity	Base Number	Contract	AT	Region	England
% of FP17s for the same patient ID Re-attending within 3 months - Children	0	0	N/A	10.2%	11.2%	11.9%
% of FP17s for the same patient ID Re-attending within 3 months - Adults	2	266	0.8%	15.9%	16.6%	15.9%
% of FP17s for the same patient ID Re-attending between 3 & 9 months - Children	0	0	N/A	42.6%	47.0%	58.1%
% of FP17s for the same patient ID Re-attending between 3 & 9 months - Adults	0	266	0.0%	35.6%	38.2%	50.6%
% of FP17s for Band 1 Urgent Courses	1	239	0.4%	10.8%	10.6%	9.1%
% of FP17s Relating to Free Repair or Replacements	0	239	0.0%	0.5%	0.6%	0.8%
% of FP17s Relating to Continuations	0	239	0.0%	0.7%	0.8%	1.1%
% of Patients satisfied with the dentistry they have received	0	0	N/A	88.7%	89.2%	91.4%
% of Patients satisfied with the time they had to wait for an appointment	0	0	N/A	80.7%	83.4%	87.7%

* This is based on patients treated on this contract for their most recent course of treatment. Figures in italics indicate the base number of FP17s or Patient Questionnaire responses are less than 100. N/A is shown where the base number of responses is less than 10 during the period. % is calculated as Quantity/Base number*100

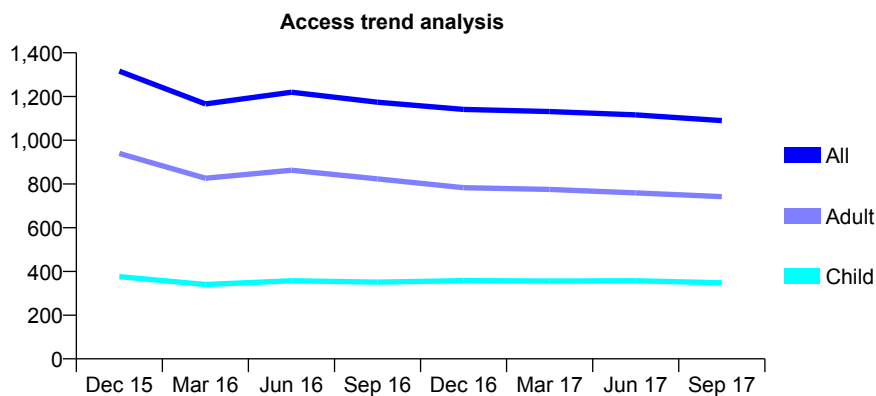
Q61 - Vital Signs At a Glance Contract Report for 305286/0001 - September 2017

Name or company name	MR S LEIGH
Contract type name	GDS Contract
Purpose of contract	General
Contract start date	01/04/2006
Contract end date	

17/18 Contracted general activity (UDA)	3,000
Carry forward general activity (UDA)	-18
17/18 Contracted orthodontic activity (UOA)	0
Carry forward orthodontic activity (UOA)	0
Baseline contract value	£85,573.86

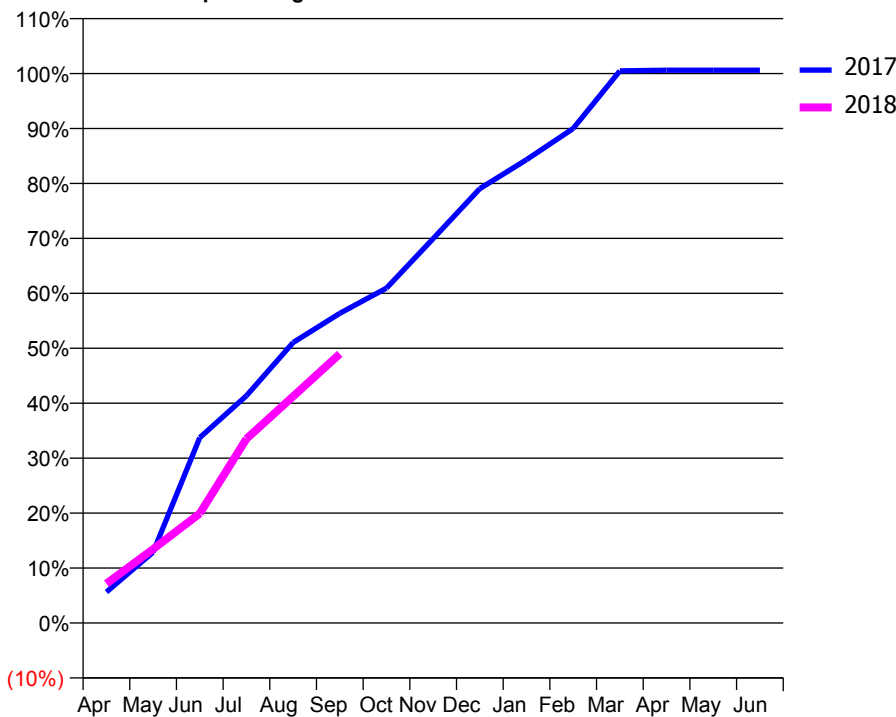
ACCESS*

Patients seen in 24 months	Total	Change since previous quarter
Quarter ending September 2016	1,174	
Quarter ending December 2016	1,141	↓
Quarter ending March 2017	1,131	→
Quarter ending June 2017	1,116	↓
Quarter ending September 2017	1,090	↓
Variance since September 2016	(7.2%)	↓



ACTIVITY

Cumulative percentage of contracted UDA delivered 2017 & 2018



Month	Adjusted Scheduled Activity (UDA)	
	2017	2018
April	170	215
May	387	404
June	1,013	598
July	1,241	1,006
August	1,531	1,237
September	1,691	1,469
October	1,828	
November	2,098	
December	2,372	
January	2,529	
February	2,700	
March	3,014	
April	3,018	
May	3,018	
June	3,018	

QUALITY

	Quantity	Base Number	Contract	AT	Region	England
% of FP17s for the same patient ID Re-attending within 3 months - Children	20	218	9.2%	10.2%	11.2%	11.9%
% of FP17s for the same patient ID Re-attending within 3 months - Adults	48	392	12.2%	15.9%	16.6%	15.9%
% of FP17s for the same patient ID Re-attending between 3 & 9 months - Children	92	218	42.2%	42.6%	47.0%	58.1%
% of FP17s for the same patient ID Re-attending between 3 & 9 months - Adults	142	392	36.2%	35.6%	38.2%	50.6%
% of FP17s for Band 1 Urgent Courses	67	607	11.0%	10.8%	10.6%	9.1%
% of FP17s Relating to Free Repair or Replacements	0	607	0.0%	0.5%	0.6%	0.8%
% of FP17s Relating to Continuations	0	607	0.0%	0.7%	0.8%	1.1%
% of Patients satisfied with the dentistry they have received	0	0	N/A	88.7%	89.2%	91.4%
% of Patients satisfied with the time they had to wait for an appointment	0	0	N/A	80.7%	83.4%	87.7%

* This is based on patients treated on this contract for their most recent course of treatment. Figures in italics indicate the base number of FP17s or Patient Questionnaire responses are less than 100. N/A is shown where the base number of responses is less than 10 during the period. % is calculated as Quantity/Base number*100

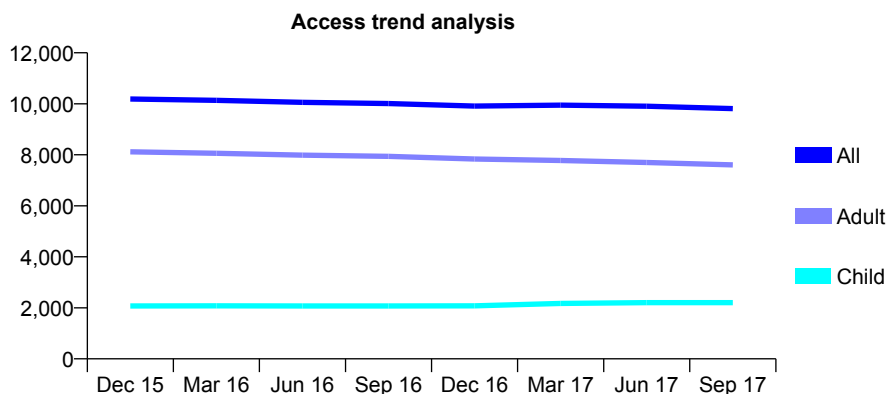
Q61 - Vital Signs At a Glance Contract Report for 306711/0001 - September 2017

Name or company name	Raydens Dental Surgery
Contract type name	GDS Contract
Purpose of contract	General
Contract start date	01/04/2006
Contract end date	

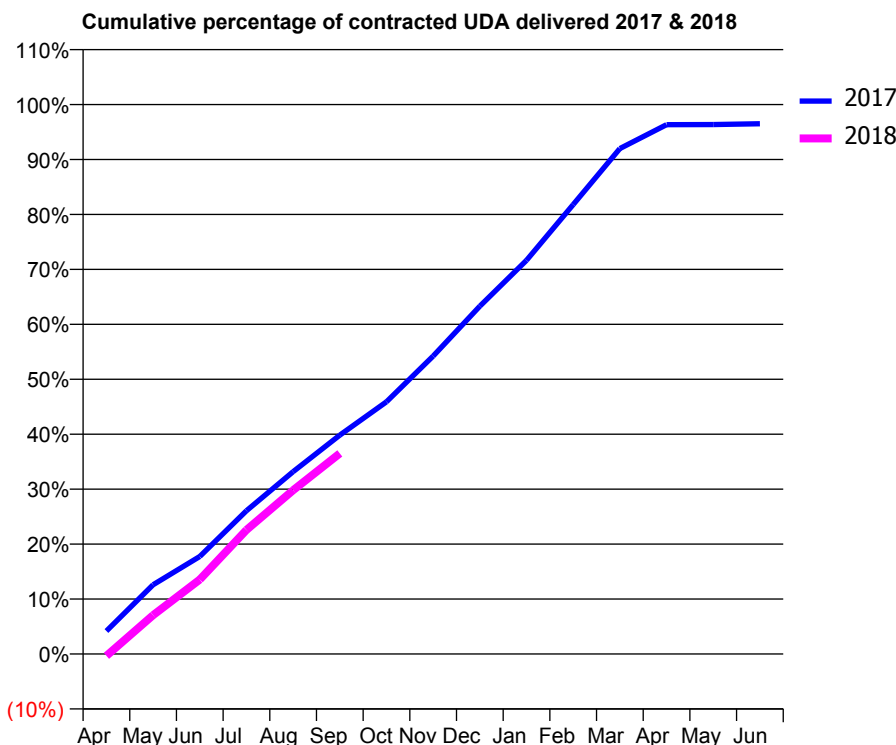
17/18 Contracted general activity (UDA)	25,759
Carry forward general activity (UDA)	904
17/18 Contracted orthodontic activity (UOA)	0
Carry forward orthodontic activity (UOA)	0
Baseline contract value	£592,802.85

ACCESS*

Patients seen in 24 months	Total	Change since previous quarter
Quarter ending September 2016	10,009	
Quarter ending December 2016	9,911	→
Quarter ending March 2017	9,948	→
Quarter ending June 2017	9,905	→
Quarter ending September 2017	9,810	→
Variance since September 2016	(2.0%)	↓



ACTIVITY



Month	Adjusted Scheduled Activity (UDA)	
	2017	2018
April	1,081	-91
May	3,249	1,823
June	4,571	3,490
July	6,718	5,820
August	8,548	7,680
September	10,262	9,402
October	11,821	
November	13,965	
December	16,306	
January	18,454	
February	21,072	
March	23,693	
April	24,813	
May	24,821	
June	24,855	

QUALITY

	Quantity	Base Number	Contract	AT	Region	England
% of FP17s for the same patient ID Re-attending within 3 months - Children	102	1,302	7.8%	10.2%	11.2%	11.9%
% of FP17s for the same patient ID Re-attending within 3 months - Adults	654	4,191	15.6%	15.9%	16.6%	15.9%
% of FP17s for the same patient ID Re-attending between 3 & 9 months - Children	532	1,302	40.9%	42.6%	47.0%	58.1%
% of FP17s for the same patient ID Re-attending between 3 & 9 months - Adults	1,486	4,191	35.5%	35.6%	38.2%	50.6%
% of FP17s for Band 1 Urgent Courses	753	4,964	15.2%	10.8%	10.6%	9.1%
% of FP17s Relating to Free Repair or Replacements	80	4,964	1.6%	0.5%	0.6%	0.8%
% of FP17s Relating to Continuations	31	4,964	0.6%	0.7%	0.8%	1.1%
% of Patients satisfied with the dentistry they have received	18	18	100.0%	88.7%	89.2%	91.4%
% of Patients satisfied with the time they had to wait for an appointment	14	18	77.8%	80.7%	83.4%	87.7%

* This is based on patients treated on this contract for their most recent course of treatment. Figures in italics indicate the base number of FP17s or Patient Questionnaire responses are less than 100. N/A is shown where the base number of responses is less than 10 during the period. % is calculated as Quantity/Base number*100

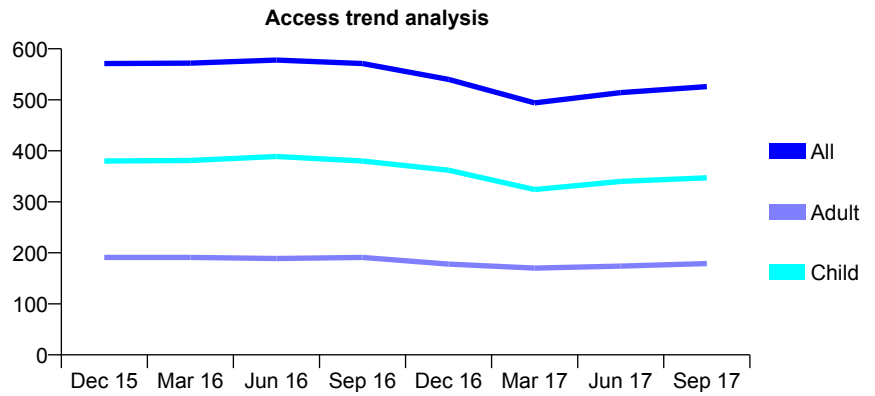
Q61 - Vital Signs At a Glance Contract Report for 307386/0001 - September 2017

Name or company name	Meeson Family Dental Practice
Contract type name	GDS Contract
Purpose of contract	General
Contract start date	01/04/2006
Contract end date	

17/18 Contracted general activity (UDA)	1,900
Carry forward general activity (UDA)	0
17/18 Contracted orthodontic activity (UOA)	0
Carry forward orthodontic activity (UOA)	0
Baseline contract value	£39,829.84

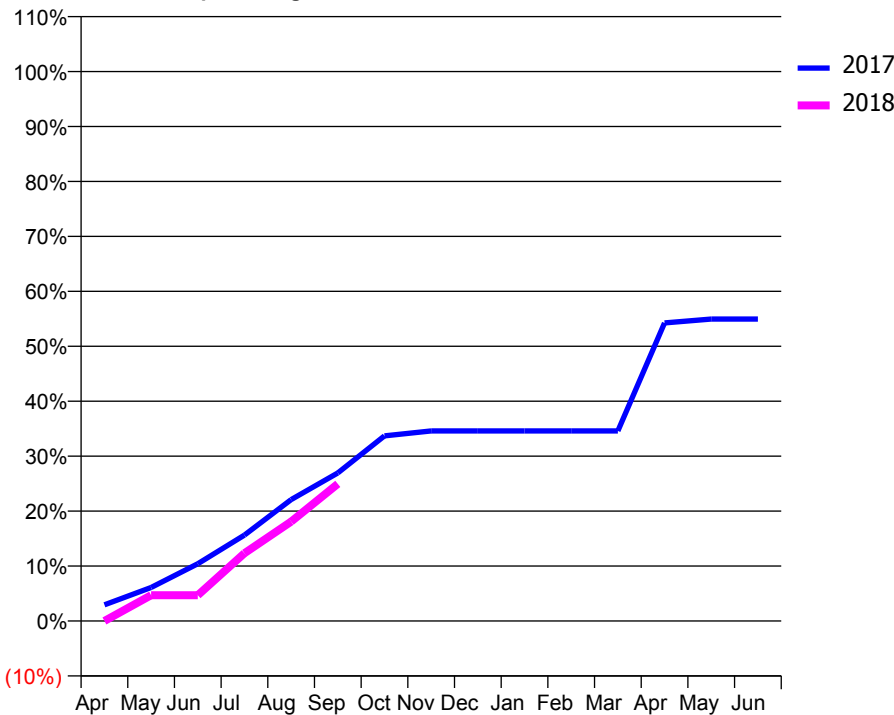
ACCESS*

Patients seen in 24 months	Total	Change since previous quarter
Quarter ending September 2016	571	
Quarter ending December 2016	540	↓
Quarter ending March 2017	494	↓
Quarter ending June 2017	514	↑
Quarter ending September 2017	526	↑
Variance since September 2016	(7.9%)	↓



ACTIVITY

Cumulative percentage of contracted UDA delivered 2017 & 2018



Month	Adjusted Scheduled Activity (UDA)	
	2017	2018
April	56	0
May	116	89
June	198	89
July	297	235
August	420	344
September	512	474
October	640	
November	657	
December	657	
January	657	
February	657	
March	657	
April	1,031	
May	1,044	
June	1,044	

QUALITY

	Quantity	Base Number	Contract	AT	Region	England
% of FP17s for the same patient ID Re-attending within 3 months - Children	10	313	3.2%	10.2%	11.2%	11.9%
% of FP17s for the same patient ID Re-attending within 3 months - Adults	12	79	15.2%	15.9%	16.6%	15.9%
% of FP17s for the same patient ID Re-attending between 3 & 9 months - Children	135	313	43.1%	42.6%	47.0%	58.1%
% of FP17s for the same patient ID Re-attending between 3 & 9 months - Adults	20	79	25.3%	35.6%	38.2%	50.6%
% of FP17s for Band 1 Urgent Courses	12	203	5.9%	10.8%	10.6%	9.1%
% of FP17s Relating to Free Repair or Replacements	0	203	0.0%	0.5%	0.6%	0.8%
% of FP17s Relating to Continuations	0	203	0.0%	0.7%	0.8%	1.1%
% of Patients satisfied with the dentistry they have received	1	1	N/A	88.7%	89.2%	91.4%
% of Patients satisfied with the time they had to wait for an appointment	1	1	N/A	80.7%	83.4%	87.7%

* This is based on patients treated on this contract for their most recent course of treatment. Figures in italics indicate the base number of FP17s or Patient Questionnaire responses are less than 100. N/A is shown where the base number of responses is less than 10 during the period. % is calculated as Quantity/Base number*100

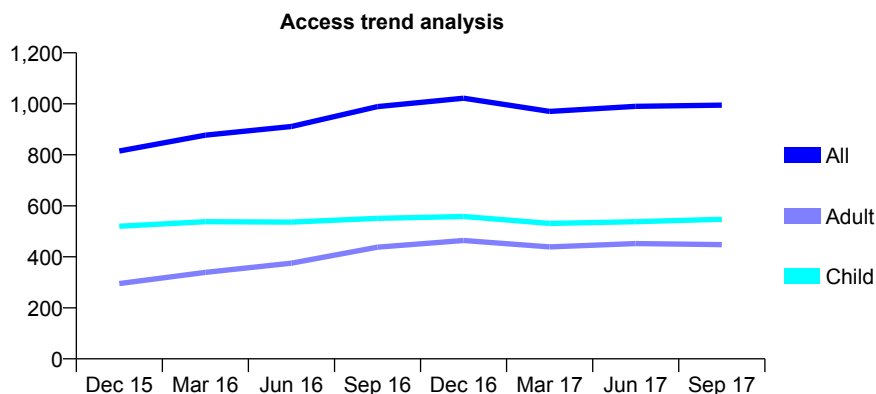
Q61 - Vital Signs At a Glance Contract Report for 308536/0001 - September 2017

Name or company name	MR AR ROSS
Contract type name	GDS Contract
Purpose of contract	General
Contract start date	01/04/2006
Contract end date	

17/18 Contracted general activity (UDA)	1,393
Carry forward general activity (UDA)	-28
17/18 Contracted orthodontic activity (UOA)	0
Carry forward orthodontic activity (UOA)	0
Baseline contract value	£29,268.23

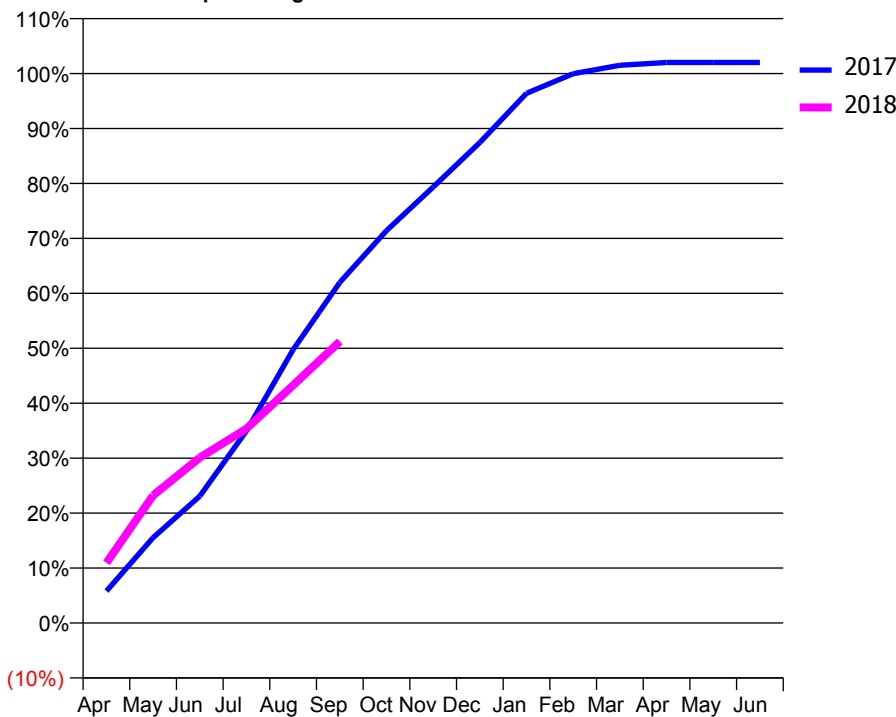
ACCESS*

Patients seen in 24 months	Total	Change since previous quarter
Quarter ending September 2016	989	
Quarter ending December 2016	1,022	↑
Quarter ending March 2017	970	↓
Quarter ending June 2017	990	↑
Quarter ending September 2017	995	→
Variance since September 2016	0.6%	→



ACTIVITY

Cumulative percentage of contracted UDA delivered 2017 & 2018



Month	Adjusted Scheduled Activity (UDA)	
	2017	2018
April	81	153
May	217	324
June	322	419
July	487	493
August	693	603
September	863	714
October	995	
November	1,105	
December	1,218	
January	1,343	
February	1,393	
March	1,414	
April	1,421	
May	1,421	
June	1,421	

QUALITY

	Quantity	Base Number	Contract	AT	Region	England
% of FP17s for the same patient ID Re-attending within 3 months - Children	7	383	1.8%	10.2%	11.2%	11.9%
% of FP17s for the same patient ID Re-attending within 3 months - Adults	10	173	5.8%	15.9%	16.6%	15.9%
% of FP17s for the same patient ID Re-attending between 3 & 9 months - Children	193	383	50.4%	42.6%	47.0%	58.1%
% of FP17s for the same patient ID Re-attending between 3 & 9 months - Adults	73	173	42.2%	35.6%	38.2%	50.6%
% of FP17s for Band 1 Urgent Courses	23	551	4.2%	10.8%	10.6%	9.1%
% of FP17s Relating to Free Repair or Replacements	0	551	0.0%	0.5%	0.6%	0.8%
% of FP17s Relating to Continuations	0	551	0.0%	0.7%	0.8%	1.1%
% of Patients satisfied with the dentistry they have received	1	1	N/A	88.7%	89.2%	91.4%
% of Patients satisfied with the time they had to wait for an appointment	1	1	N/A	80.7%	83.4%	87.7%

* This is based on patients treated on this contract for their most recent course of treatment. Figures in italics indicate the base number of FP17s or Patient Questionnaire responses are less than 100. N/A is shown where the base number of responses is less than 10 during the period. % is calculated as Quantity/Base number*100

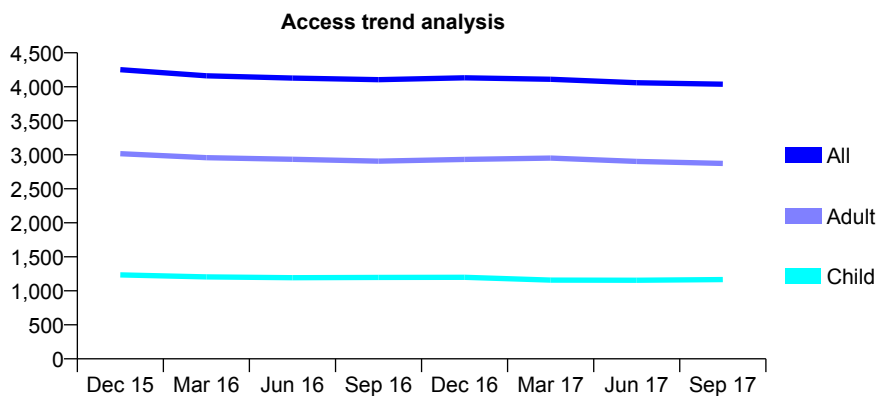
Q61 - Vital Signs At a Glance Contract Report for 310093/0001 - September 2017

Name or company name	MR DG BORODA
Contract type name	GDS Contract
Purpose of contract	General
Contract start date	01/04/2006
Contract end date	

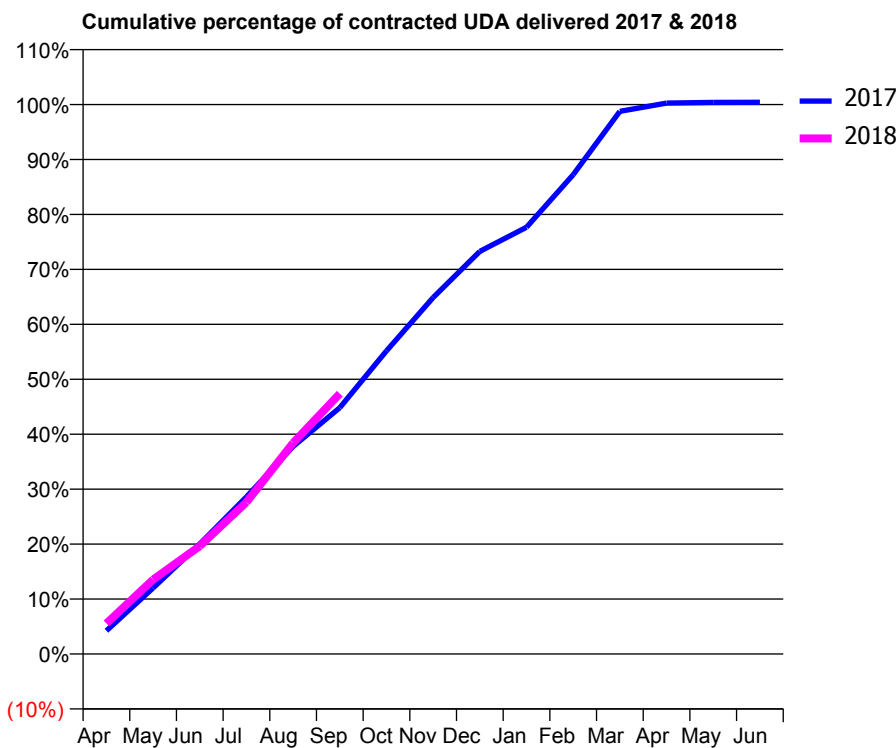
17/18 Contracted general activity (UDA)	10,534
Carry forward general activity (UDA)	-43
17/18 Contracted orthodontic activity (UOA)	0
Carry forward orthodontic activity (UOA)	0
Baseline contract value	£287,567.09

ACCESS*

Patients seen in 24 months	Total	Change since previous quarter
Quarter ending September 2016	4,104	
Quarter ending December 2016	4,132	→
Quarter ending March 2017	4,110	→
Quarter ending June 2017	4,059	↓
Quarter ending September 2017	4,039	→
Variance since September 2016	(1.6%)	↓



ACTIVITY



Month	Adjusted Scheduled Activity (UDA)	
	2017	2018
April	446	587
May	1,267	1,427
June	2,110	2,070
July	3,014	2,911
August	3,979	4,048
September	4,723	4,991
October	5,812	
November	6,835	
December	7,719	
January	8,182	
February	9,188	
March	10,403	
April	10,562	
May	10,574	
June	10,577	

QUALITY

	Quantity	Base Number	Contract	AT	Region	England
% of FP17s for the same patient ID Re-attending within 3 months - Children	30	668	4.5%	10.2%	11.2%	11.9%
% of FP17s for the same patient ID Re-attending within 3 months - Adults	186	1,410	13.2%	15.9%	16.6%	15.9%
% of FP17s for the same patient ID Re-attending between 3 & 9 months - Children	288	668	43.1%	42.6%	47.0%	58.1%
% of FP17s for the same patient ID Re-attending between 3 & 9 months - Adults	505	1,410	35.8%	35.6%	38.2%	50.6%
% of FP17s for Band 1 Urgent Courses	155	2,018	7.7%	10.8%	10.6%	9.1%
% of FP17s Relating to Free Repair or Replacements	0	2,018	0.0%	0.5%	0.6%	0.8%
% of FP17s Relating to Continuations	26	2,018	1.3%	0.7%	0.8%	1.1%
% of Patients satisfied with the dentistry they have received	2	2	N/A	88.7%	89.2%	91.4%
% of Patients satisfied with the time they had to wait for an appointment	1	2	N/A	80.7%	83.4%	87.7%

* This is based on patients treated on this contract for their most recent course of treatment. Figures in italics indicate the base number of FP17s or Patient Questionnaire responses are less than 100. N/A is shown where the base number of responses is less than 10 during the period. % is calculated as Quantity/Base number*100

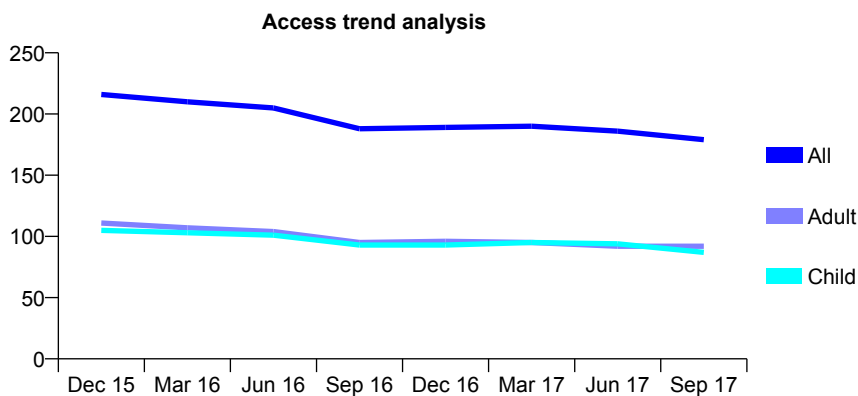
Q61 - Vital Signs At a Glance Contract Report for 319694/0001 - September 2017

Name or company name	MR A LANGDON
Contract type name	GDS Contract
Purpose of contract	General
Contract start date	01/04/2006
Contract end date	

17/18 Contracted general activity (UDA)	800
Carry forward general activity (UDA)	0
17/18 Contracted orthodontic activity (UOA)	0
Carry forward orthodontic activity (UOA)	0
Baseline contract value	£18,154.07

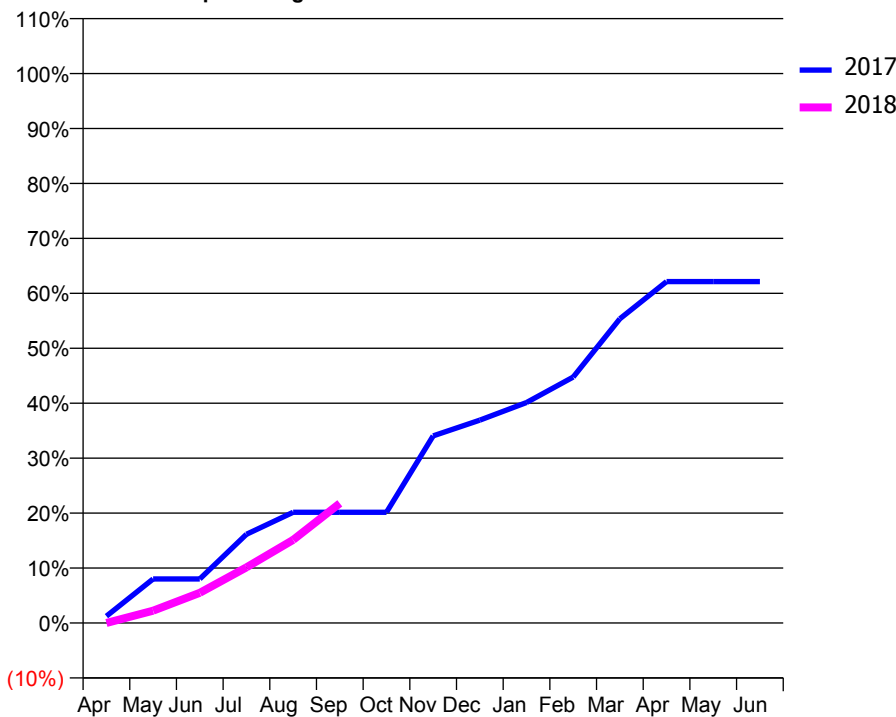
ACCESS*

Patients seen in 24 months	Total	Change since previous quarter
Quarter ending September 2016	188	
Quarter ending December 2016	189	→
Quarter ending March 2017	190	→
Quarter ending June 2017	186	↓
Quarter ending September 2017	179	↓
Variance since September 2016	(4.8%)	↓



ACTIVITY

Cumulative percentage of contracted UDA delivered 2017 & 2018



Adjusted Scheduled Activity (UDA)

Month	2017	2018
April	10	0
May	64	18
June	64	44
July	129	81
August	161	121
September	161	174
October	161	
November	272	
December	295	
January	321	
February	358	
March	443	
April	497	
May	497	
June	497	

QUALITY

	Quantity	Base Number	Contract	AT	Region	England
% of FP17s for the same patient ID Re-attending within 3 months - Children	13	63	20.6%	10.2%	11.2%	11.9%
% of FP17s for the same patient ID Re-attending within 3 months - Adults	4	39	10.3%	15.9%	16.6%	15.9%
% of FP17s for the same patient ID Re-attending between 3 & 9 months - Children	29	63	46.0%	42.6%	47.0%	58.1%
% of FP17s for the same patient ID Re-attending between 3 & 9 months - Adults	16	39	41.0%	35.6%	38.2%	50.6%
% of FP17s for Band 1 Urgent Courses	1	76	1.3%	10.8%	10.6%	9.1%
% of FP17s Relating to Free Repair or Replacements	1	76	1.3%	0.5%	0.6%	0.8%
% of FP17s Relating to Continuations	3	76	3.9%	0.7%	0.8%	1.1%
% of Patients satisfied with the dentistry they have received	2	2	N/A	88.7%	89.2%	91.4%
% of Patients satisfied with the time they had to wait for an appointment	2	2	N/A	80.7%	83.4%	87.7%

* This is based on patients treated on this contract for their most recent course of treatment. Figures in italics indicate the base number of FP17s or Patient Questionnaire responses are less than 100. N/A is shown where the base number of responses is less than 10 during the period. % is calculated as Quantity/Base number*100

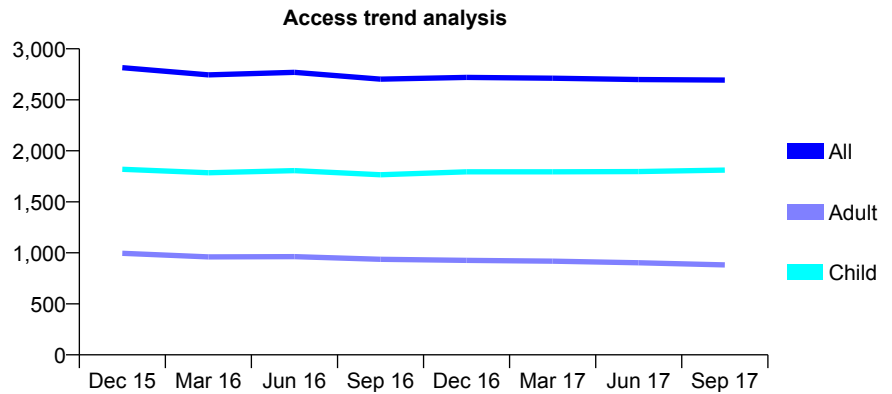
Q61 - Vital Signs At a Glance Contract Report for 325775/0001 - September 2017

Name or company name	MR R BABBAR
Contract type name	GDS Contract
Purpose of contract	General
Contract start date	01/04/2006
Contract end date	

17/18 Contracted general activity (UDA)	5,818
Carry forward general activity (UDA)	-116
17/18 Contracted orthodontic activity (UOA)	0
Carry forward orthodontic activity (UOA)	0
Baseline contract value	£152,738.75

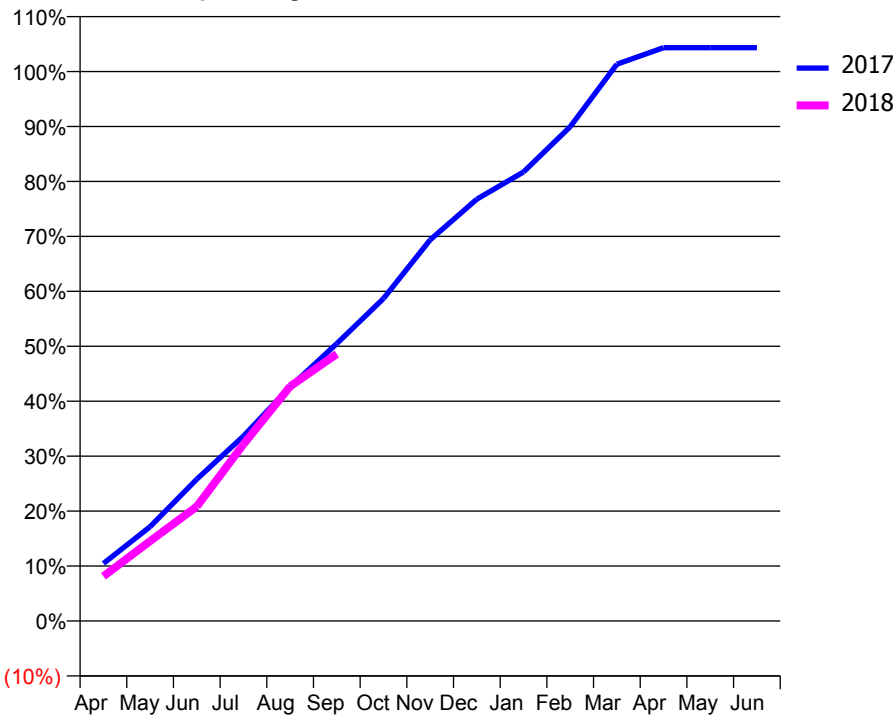
ACCESS*

Patients seen in 24 months	Total	Change since previous quarter
Quarter ending September 2016	2,702	
Quarter ending December 2016	2,720	→
Quarter ending March 2017	2,712	→
Quarter ending June 2017	2,699	→
Quarter ending September 2017	2,693	→
Variance since September 2016	(0.3%)	→



ACTIVITY

Cumulative percentage of contracted UDA delivered 2017 & 2018



Month	Adjusted Scheduled Activity (UDA)	
	2017	2018
April	609	474
May	999	846
June	1,501	1,211
July	1,957	1,872
August	2,480	2,485
September	2,937	2,828
October	3,414	
November	4,036	
December	4,467	
January	4,755	
February	5,233	
March	5,895	
April	6,070	
May	6,070	
June	6,070	

QUALITY

	Quantity	Base Number	Contract	AT	Region	England
% of FP17s for the same patient ID Re-attending within 3 months - Children	85	1,138	7.5%	10.2%	11.2%	11.9%
% of FP17s for the same patient ID Re-attending within 3 months - Adults	112	427	26.2%	15.9%	16.6%	15.9%
% of FP17s for the same patient ID Re-attending between 3 & 9 months - Children	507	1,138	44.6%	42.6%	47.0%	58.1%
% of FP17s for the same patient ID Re-attending between 3 & 9 months - Adults	124	427	29.0%	35.6%	38.2%	50.6%
% of FP17s for Band 1 Urgent Courses	158	1,507	10.5%	10.8%	10.6%	9.1%
% of FP17s Relating to Free Repair or Replacements	0	1,507	0.0%	0.5%	0.6%	0.8%
% of FP17s Relating to Continuations	15	1,507	1.0%	0.7%	0.8%	1.1%
% of Patients satisfied with the dentistry they have received	0	0	N/A	88.7%	89.2%	91.4%
% of Patients satisfied with the time they had to wait for an appointment	0	0	N/A	80.7%	83.4%	87.7%

* This is based on patients treated on this contract for their most recent course of treatment. Figures in italics indicate the base number of FP17s or Patient Questionnaire responses are less than 100. N/A is shown where the base number of responses is less than 10 during the period. % is calculated as Quantity/Base number*100

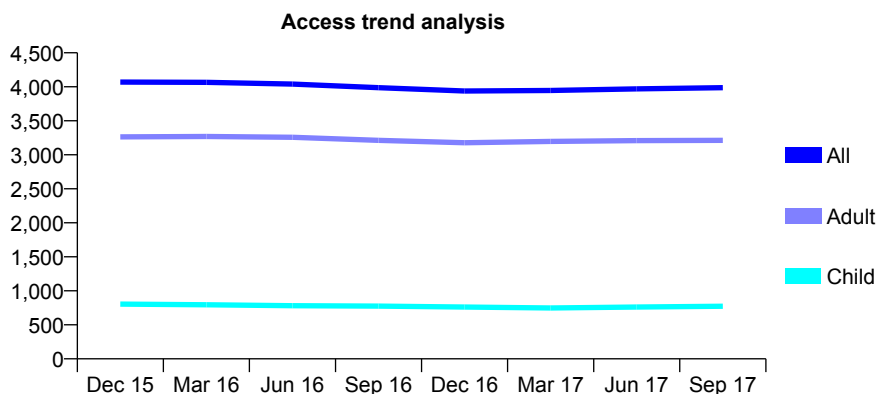
Q61 - Vital Signs At a Glance Contract Report for 326216/0001 - September 2017

Name or company name	MR LC WONG
Contract type name	GDS Contract
Purpose of contract	General
Contract start date	01/04/2006
Contract end date	

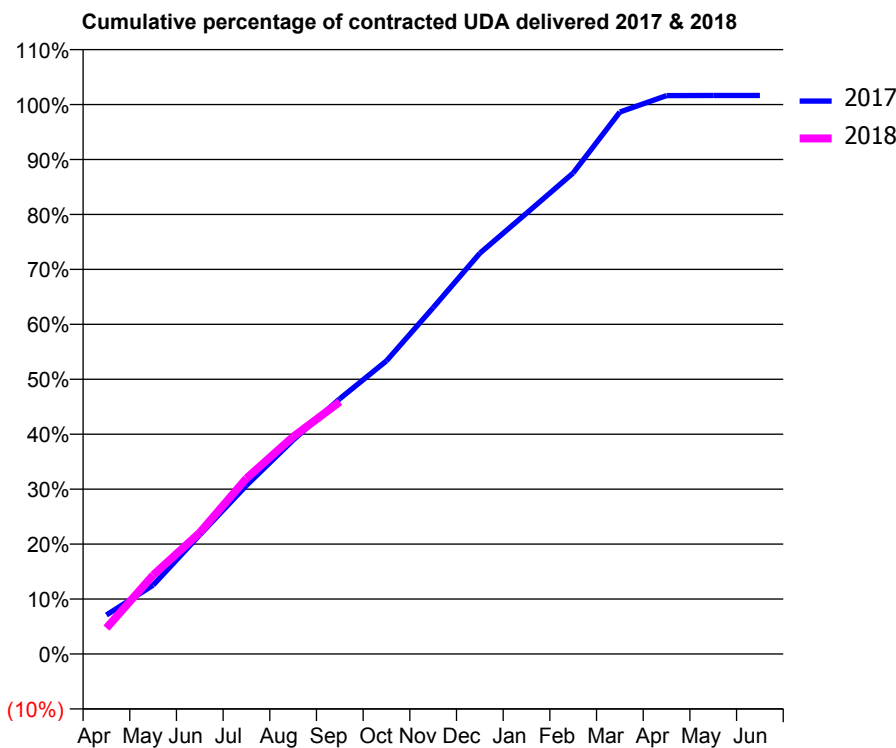
17/18 Contracted general activity (UDA)	14,316
Carry forward general activity (UDA)	-236
17/18 Contracted orthodontic activity (UOA)	0
Carry forward orthodontic activity (UOA)	0
Baseline contract value	£354,557.84

ACCESS*

Patients seen in 24 months	Total	Change since previous quarter
Quarter ending September 2016	3,987	
Quarter ending December 2016	3,938	↓
Quarter ending March 2017	3,946	→
Quarter ending June 2017	3,970	→
Quarter ending September 2017	3,987	→
Variance since September 2016	0.0%	→



ACTIVITY



Month	Adjusted Scheduled Activity (UDA)	
	2017	2018
April	1,017	675
May	1,795	2,054
June	3,103	3,162
July	4,392	4,576
August	5,575	5,661
September	6,652	6,570
October	7,637	
November	9,023	
December	10,443	
January	11,482	
February	12,532	
March	14,121	
April	14,546	
May	14,551	
June	14,552	

QUALITY

	Quantity	Base Number	Contract	AT	Region	England
% of FP17s for the same patient ID Re-attending within 3 months - Children	23	535	4.3%	10.2%	11.2%	11.9%
% of FP17s for the same patient ID Re-attending within 3 months - Adults	374	2,172	17.2%	15.9%	16.6%	15.9%
% of FP17s for the same patient ID Re-attending between 3 & 9 months - Children	277	535	51.8%	42.6%	47.0%	58.1%
% of FP17s for the same patient ID Re-attending between 3 & 9 months - Adults	999	2,172	46.0%	35.6%	38.2%	50.6%
% of FP17s for Band 1 Urgent Courses	193	2,548	7.6%	10.8%	10.6%	9.1%
% of FP17s Relating to Free Repair or Replacements	24	2,548	0.9%	0.5%	0.6%	0.8%
% of FP17s Relating to Continuations	50	2,548	2.0%	0.7%	0.8%	1.1%
% of Patients satisfied with the dentistry they have received	8	9	N/A	88.7%	89.2%	91.4%
% of Patients satisfied with the time they had to wait for an appointment	7	9	N/A	80.7%	83.4%	87.7%

* This is based on patients treated on this contract for their most recent course of treatment. Figures in italics indicate the base number of FP17s or Patient Questionnaire responses are less than 100. N/A is shown where the base number of responses is less than 10 during the period. % is calculated as Quantity/Base number*100

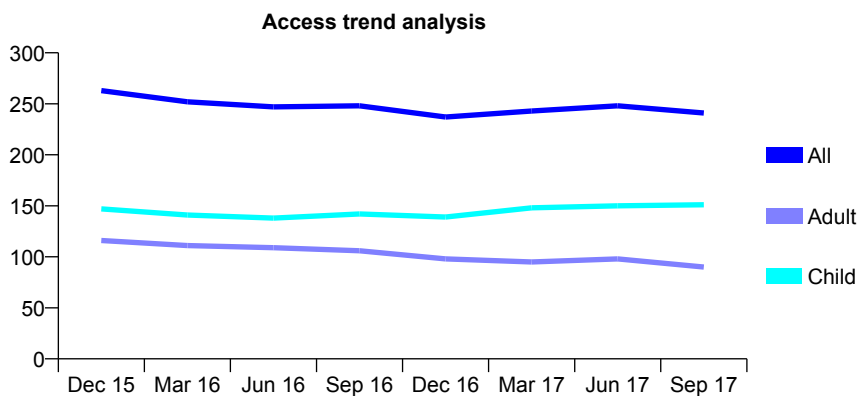
Q61 - Vital Signs At a Glance Contract Report for 327948/0001 - September 2017

Name or company name	The Hazelwood Dental Practice
Contract type name	GDS Contract
Purpose of contract	General
Contract start date	01/04/2006
Contract end date	

17/18 Contracted general activity (UDA)	481
Carry forward general activity (UDA)	0
17/18 Contracted orthodontic activity (UOA)	0
Carry forward orthodontic activity (UOA)	0
Baseline contract value	£11,906.25

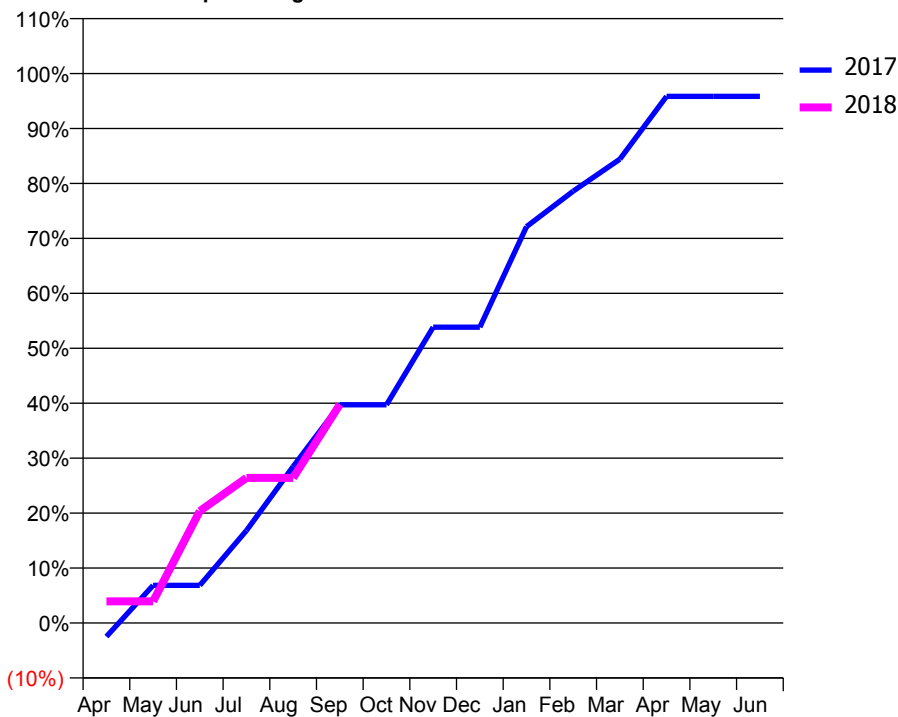
ACCESS*

Patients seen in 24 months	Total	Change since previous quarter
Quarter ending September 2016	248	
Quarter ending December 2016	237	↓
Quarter ending March 2017	243	↑
Quarter ending June 2017	248	↑
Quarter ending September 2017	241	↓
Variance since September 2016	(2.8%)	↓



ACTIVITY

Cumulative percentage of contracted UDA delivered 2017 & 2018



Adjusted Scheduled Activity (UDA)

Month	2017	2018
April	-12	19
May	33	19
June	33	98
July	81	127
August	137	127
September	191	191
October	191	
November	259	
December	259	
January	347	
February	378	
March	406	
April	461	
May	461	
June	461	

QUALITY

	Quantity	Base Number	Contract	AT	Region	England
% of FP17s for the same patient ID Re-attending within 3 months - Children	2	125	1.6%	10.2%	11.2%	11.9%
% of FP17s for the same patient ID Re-attending within 3 months - Adults	2	48	4.2%	15.9%	16.6%	15.9%
% of FP17s for the same patient ID Re-attending between 3 & 9 months - Children	72	125	57.6%	42.6%	47.0%	58.1%
% of FP17s for the same patient ID Re-attending between 3 & 9 months - Adults	28	48	58.3%	35.6%	38.2%	50.6%
% of FP17s for Band 1 Urgent Courses	2	141	1.4%	10.8%	10.6%	9.1%
% of FP17s Relating to Free Repair or Replacements	0	141	0.0%	0.5%	0.6%	0.8%
% of FP17s Relating to Continuations	0	141	0.0%	0.7%	0.8%	1.1%
% of Patients satisfied with the dentistry they have received	0	0	N/A	88.7%	89.2%	91.4%
% of Patients satisfied with the time they had to wait for an appointment	0	0	N/A	80.7%	83.4%	87.7%

* This is based on patients treated on this contract for their most recent course of treatment. Figures in italics indicate the base number of FP17s or Patient Questionnaire responses are less than 100. N/A is shown where the base number of responses is less than 10 during the period. % is calculated as Quantity/Base number*100

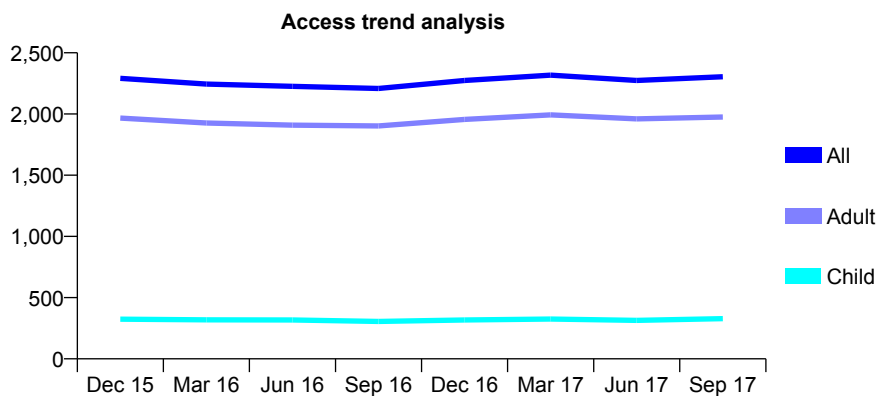
Q61 - Vital Signs At a Glance Contract Report for 328766/0001 - September 2017

Name or company name	MR RB TRAVERS
Contract type name	GDS Contract
Purpose of contract	General
Contract start date	01/04/2006
Contract end date	

17/18 Contracted general activity (UDA)	8,132
Carry forward general activity (UDA)	-51
17/18 Contracted orthodontic activity (UOA)	0
Carry forward orthodontic activity (UOA)	0
Baseline contract value	£251,432.36

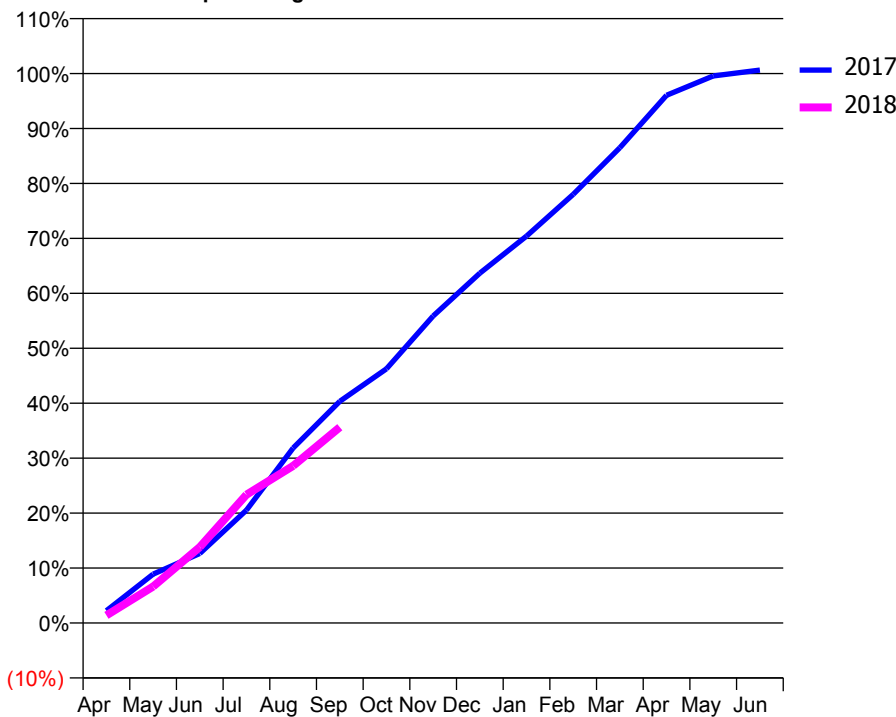
ACCESS*

Patients seen in 24 months	Total	Change since previous quarter
Quarter ending September 2016	2,209	
Quarter ending December 2016	2,274	↑
Quarter ending March 2017	2,318	→
Quarter ending June 2017	2,274	↓
Quarter ending September 2017	2,304	→
Variance since September 2016	4.3%	↑



ACTIVITY

Cumulative percentage of contracted UDA delivered 2017 & 2018



Month	Adjusted Scheduled Activity (UDA)	
	2017	2018
April	182	113
May	723	541
June	1,029	1,123
July	1,671	1,900
August	2,589	2,325
September	3,281	2,898
October	3,763	
November	4,544	
December	5,177	
January	5,726	
February	6,343	
March	7,033	
April	7,810	
May	8,096	
June	8,183	

QUALITY

	Quantity	Base Number	Contract	AT	Region	England
% of FP17s for the same patient ID Re-attending within 3 months - Children	7	188	3.7%	10.2%	11.2%	11.9%
% of FP17s for the same patient ID Re-attending within 3 months - Adults	75	889	8.4%	15.9%	16.6%	15.9%
% of FP17s for the same patient ID Re-attending between 3 & 9 months - Children	53	188	28.2%	42.6%	47.0%	58.1%
% of FP17s for the same patient ID Re-attending between 3 & 9 months - Adults	264	889	29.7%	35.6%	38.2%	50.6%
% of FP17s for Band 1 Urgent Courses	23	770	3.0%	10.8%	10.6%	9.1%
% of FP17s Relating to Free Repair or Replacements	9	770	1.2%	0.5%	0.6%	0.8%
% of FP17s Relating to Continuations	6	770	0.8%	0.7%	0.8%	1.1%
% of Patients satisfied with the dentistry they have received	1	2	N/A	88.7%	89.2%	91.4%
% of Patients satisfied with the time they had to wait for an appointment	2	2	N/A	80.7%	83.4%	87.7%

* This is based on patients treated on this contract for their most recent course of treatment. Figures in italics indicate the base number of FP17s or Patient Questionnaire responses are less than 100. N/A is shown where the base number of responses is less than 10 during the period. % is calculated as Quantity/Base number*100

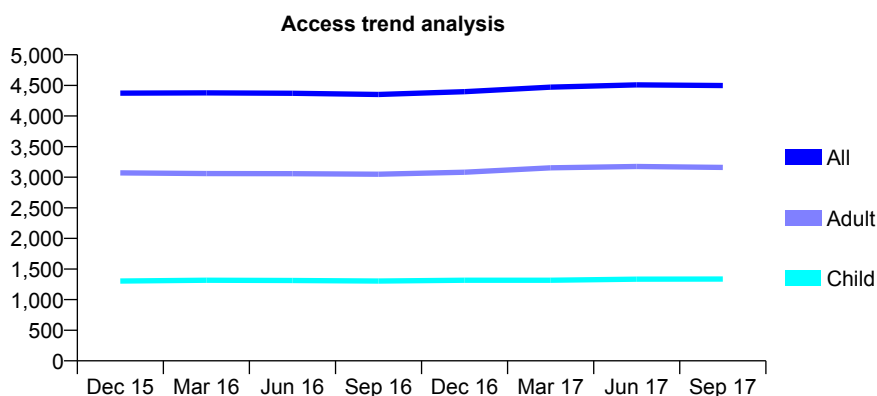
Q61 - Vital Signs At a Glance Contract Report for 329665/0002 - September 2017

Name or company name	MR A GANDECHA
Contract type name	GDS Contract
Purpose of contract	General
Contract start date	01/04/2006
Contract end date	

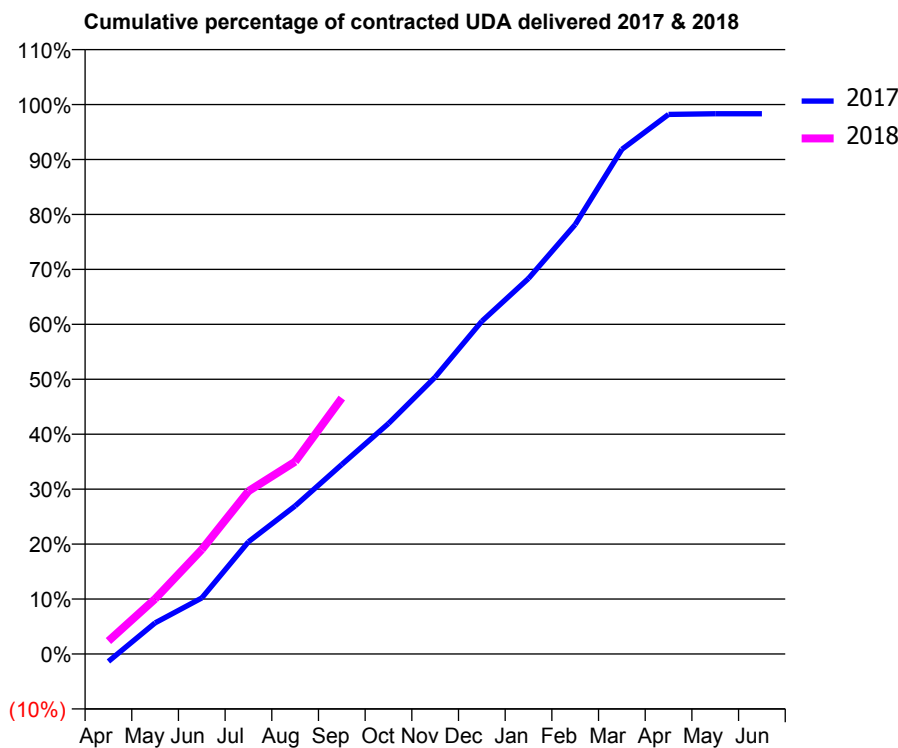
17/18 Contracted general activity (UDA)	14,047
Carry forward general activity (UDA)	237
17/18 Contracted orthodontic activity (UOA)	0
Carry forward orthodontic activity (UOA)	0
Baseline contract value	£365,705.76

ACCESS*

Patients seen in 24 months	Total	Change since previous quarter
Quarter ending September 2016	4,352	
Quarter ending December 2016	4,398	→
Quarter ending March 2017	4,471	→
Quarter ending June 2017	4,509	→
Quarter ending September 2017	4,497	→
Variance since September 2016	3.3%	↑



ACTIVITY



Month	Adjusted Scheduled Activity (UDA)	
	2017	2018
April	-192	334
May	795	1,409
June	1,433	2,671
July	2,867	4,164
August	3,785	4,918
September	4,846	6,544
October	5,892	
November	7,079	
December	8,506	
January	9,601	
February	10,978	
March	12,900	
April	13,795	
May	13,810	
June	13,810	

QUALITY

	Quantity	Base Number	Contract	AT	Region	England
% of FP17s for the same patient ID Re-attending within 3 months - Children	102	892	11.4%	10.2%	11.2%	11.9%
% of FP17s for the same patient ID Re-attending within 3 months - Adults	361	1,898	19.0%	15.9%	16.6%	15.9%
% of FP17s for the same patient ID Re-attending between 3 & 9 months - Children	421	892	47.2%	42.6%	47.0%	58.1%
% of FP17s for the same patient ID Re-attending between 3 & 9 months - Adults	829	1,898	43.7%	35.6%	38.2%	50.6%
% of FP17s for Band 1 Urgent Courses	239	2,525	9.5%	10.8%	10.6%	9.1%
% of FP17s Relating to Free Repair or Replacements	35	2,525	1.4%	0.5%	0.6%	0.8%
% of FP17s Relating to Continuations	32	2,525	1.3%	0.7%	0.8%	1.1%
% of Patients satisfied with the dentistry they have received	6	6	N/A	88.7%	89.2%	91.4%
% of Patients satisfied with the time they had to wait for an appointment	6	6	N/A	80.7%	83.4%	87.7%

* This is based on patients treated on this contract for their most recent course of treatment. Figures in italics indicate the base number of FP17s or Patient Questionnaire responses are less than 100. N/A is shown where the base number of responses is less than 10 during the period. % is calculated as Quantity/Base number*100

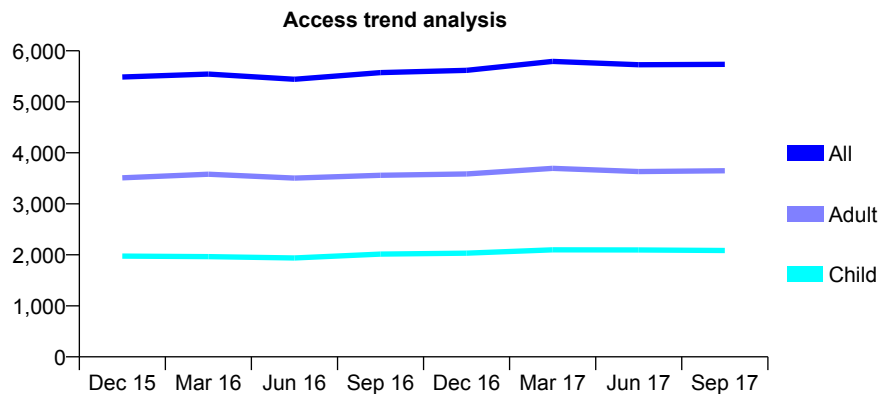
Q61 - Vital Signs At a Glance Contract Report for 332542/0001 - September 2017

Name or company name	MR V BAKSHI
Contract type name	GDS Contract
Purpose of contract	General
Contract start date	01/04/2006
Contract end date	

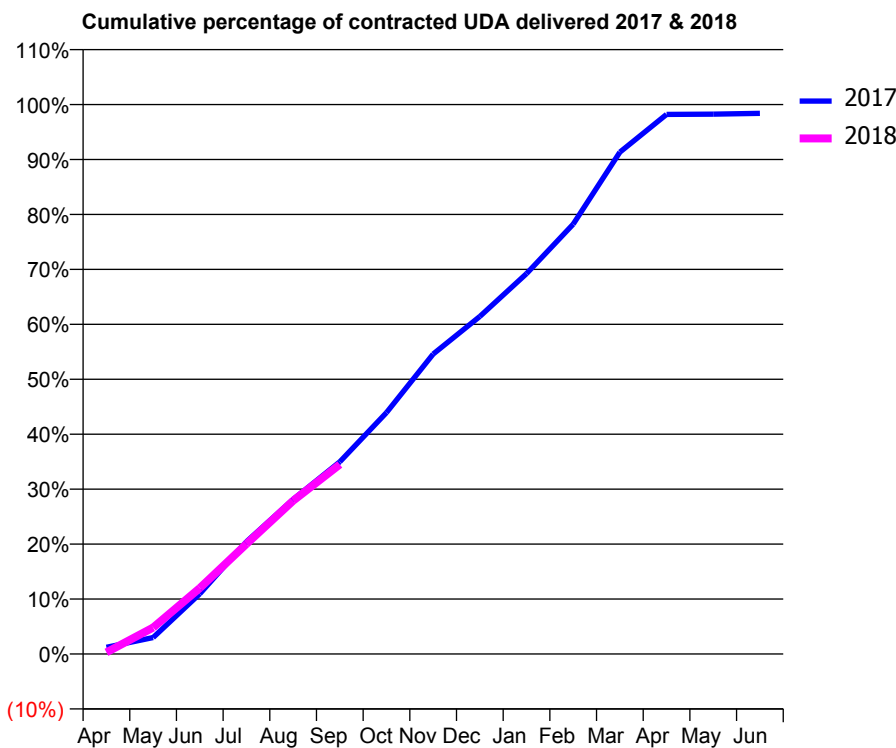
17/18 Contracted general activity (UDA)	12,606
Carry forward general activity (UDA)	203
17/18 Contracted orthodontic activity (UOA)	0
Carry forward orthodontic activity (UOA)	0
Baseline contract value	£342,367.90

ACCESS*

Patients seen in 24 months	Total	Change since previous quarter
Quarter ending September 2016	5,573	
Quarter ending December 2016	5,618	→
Quarter ending March 2017	5,793	↑
Quarter ending June 2017	5,727	↓
Quarter ending September 2017	5,735	→
Variance since September 2016	2.9%	↑



ACTIVITY



Month	Adjusted Scheduled Activity (UDA)	
	2017	2018
April	154	39
May	379	606
June	1,382	1,514
July	2,577	2,526
August	3,547	3,517
September	4,409	4,348
October	5,538	
November	6,881	
December	7,743	
January	8,725	
February	9,862	
March	11,512	
April	12,379	
May	12,384	
June	12,403	

QUALITY

	Quantity	Base Number	Contract	AT	Region	England
% of FP17s for the same patient ID Re-attending within 3 months - Children	55	975	5.6%	10.2%	11.2%	11.9%
% of FP17s for the same patient ID Re-attending within 3 months - Adults	154	1,496	10.3%	15.9%	16.6%	15.9%
% of FP17s for the same patient ID Re-attending between 3 & 9 months - Children	216	975	22.2%	42.6%	47.0%	58.1%
% of FP17s for the same patient ID Re-attending between 3 & 9 months - Adults	314	1,496	21.0%	35.6%	38.2%	50.6%
% of FP17s for Band 1 Urgent Courses	157	1,872	8.4%	10.8%	10.6%	9.1%
% of FP17s Relating to Free Repair or Replacements	4	1,872	0.2%	0.5%	0.6%	0.8%
% of FP17s Relating to Continuations	7	1,872	0.4%	0.7%	0.8%	1.1%
% of Patients satisfied with the dentistry they have received	3	6	N/A	88.7%	89.2%	91.4%
% of Patients satisfied with the time they had to wait for an appointment	3	6	N/A	80.7%	83.4%	87.7%

* This is based on patients treated on this contract for their most recent course of treatment. Figures in italics indicate the base number of FP17s or Patient Questionnaire responses are less than 100. N/A is shown where the base number of responses is less than 10 during the period. % is calculated as Quantity/Base number*100

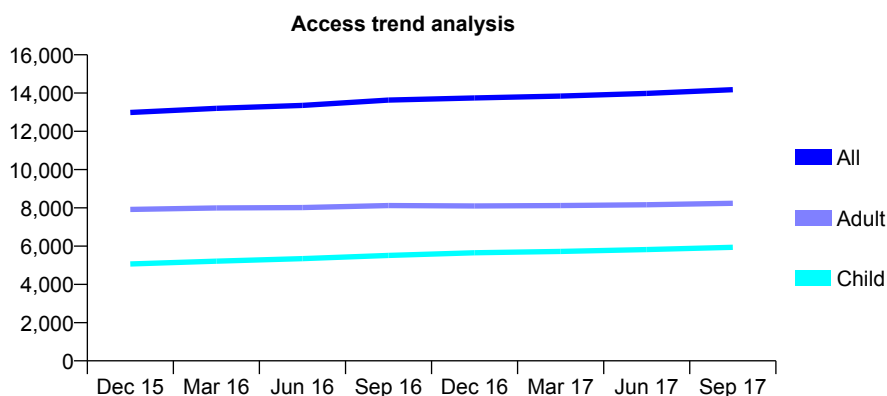
Q61 - Vital Signs At a Glance Contract Report for 332852/0001 - September 2017

Name or company name	MISS SK DHINDSA
Contract type name	GDS Contract
Purpose of contract	General
Contract start date	01/05/2013
Contract end date	

17/18 Contracted general activity (UDA)	33,873
Carry forward general activity (UDA)	-119
17/18 Contracted orthodontic activity (UOA)	0
Carry forward orthodontic activity (UOA)	0
Baseline contract value	£1,175,905.02

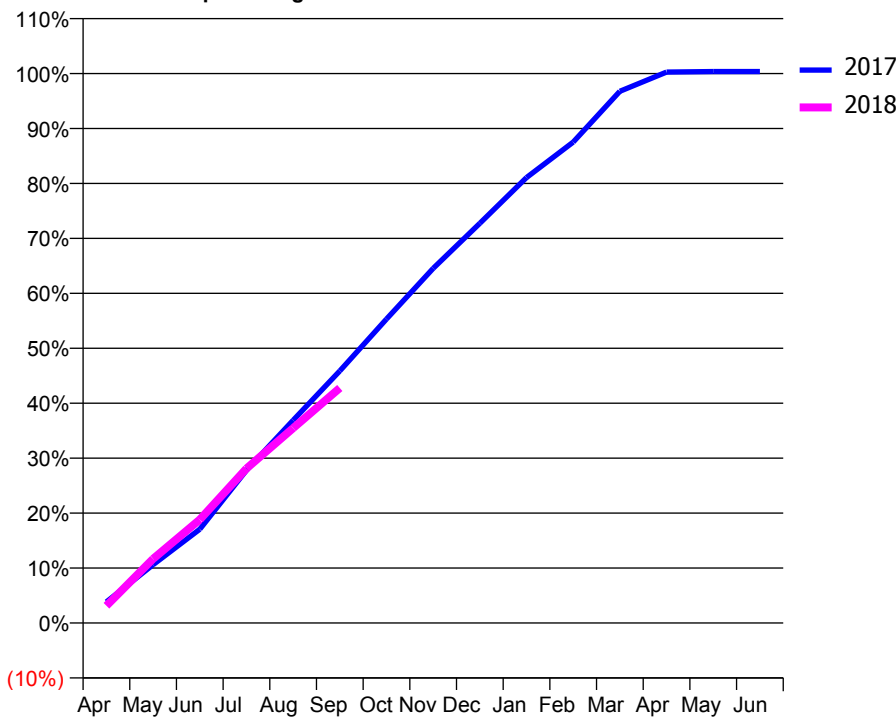
ACCESS*

Patients seen in 24 months	Total	Change since previous quarter
Quarter ending September 2016	13,630	
Quarter ending December 2016	13,746	→
Quarter ending March 2017	13,843	→
Quarter ending June 2017	13,979	→
Quarter ending September 2017	14,174	→
Variance since September 2016	4.0%	↑



ACTIVITY

Cumulative percentage of contracted UDA delivered 2017 & 2018



Month	Adjusted Scheduled Activity (UDA)	
	2017	2018
April	1,302	1,064
May	3,600	3,955
June	5,784	6,376
July	9,415	9,522
August	12,497	12,017
September	15,537	14,490
October	18,739	
November	21,864	
December	24,642	
January	27,458	
February	29,649	
March	32,780	
April	33,960	
May	33,992	
June	33,992	

QUALITY

	Quantity	Base Number	Contract	AT	Region	England
% of FP17s for the same patient ID Re-attending within 3 months - Children	227	3,385	6.7%	10.2%	11.2%	11.9%
% of FP17s for the same patient ID Re-attending within 3 months - Adults	564	4,070	13.9%	15.9%	16.6%	15.9%
% of FP17s for the same patient ID Re-attending between 3 & 9 months - Children	963	3,385	28.4%	42.6%	47.0%	58.1%
% of FP17s for the same patient ID Re-attending between 3 & 9 months - Adults	1,317	4,070	32.4%	35.6%	38.2%	50.6%
% of FP17s for Band 1 Urgent Courses	946	6,919	13.7%	10.8%	10.6%	9.1%
% of FP17s Relating to Free Repair or Replacements	13	6,919	0.2%	0.5%	0.6%	0.8%
% of FP17s Relating to Continuations	6	6,919	0.1%	0.7%	0.8%	1.1%
% of Patients satisfied with the dentistry they have received	11	12	91.7%	88.7%	89.2%	91.4%
% of Patients satisfied with the time they had to wait for an appointment	9	12	75.0%	80.7%	83.4%	87.7%

* This is based on patients treated on this contract for their most recent course of treatment. Figures in italics indicate the base number of FP17s or Patient Questionnaire responses are less than 100. N/A is shown where the base number of responses is less than 10 during the period. % is calculated as Quantity/Base number*100

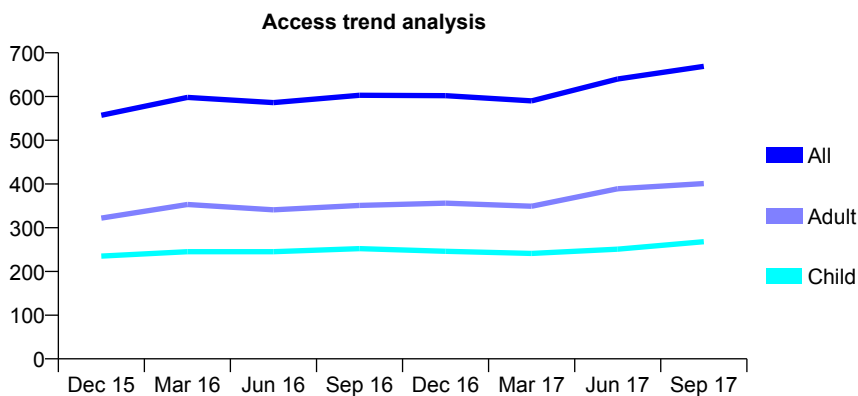
Q61 - Vital Signs At a Glance Contract Report for 334359/0001 - September 2017

Name or company name	MR A JARVID
Contract type name	GDS Contract
Purpose of contract	General
Contract start date	01/04/2006
Contract end date	

17/18 Contracted general activity (UDA)	1,322
Carry forward general activity (UDA)	-18
17/18 Contracted orthodontic activity (UOA)	0
Carry forward orthodontic activity (UOA)	0
Baseline contract value	£41,772.01

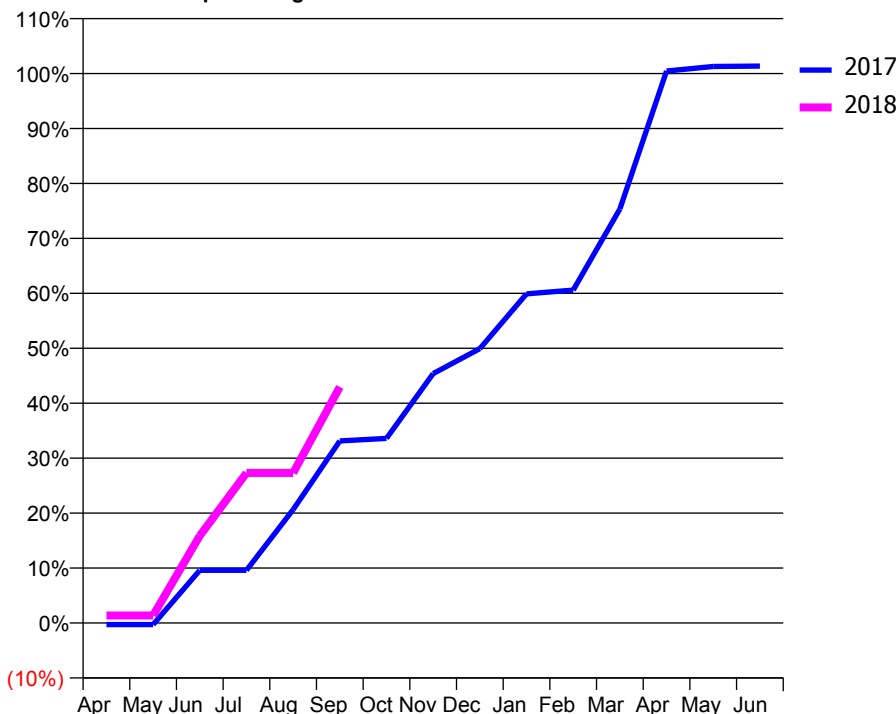
ACCESS*

Patients seen in 24 months	Total	Change since previous quarter
Quarter ending September 2016	603	
Quarter ending December 2016	602	→
Quarter ending March 2017	590	↓
Quarter ending June 2017	640	↑
Quarter ending September 2017	669	↑
Variance since September 2016	10.9%	↑



ACTIVITY

Cumulative percentage of contracted UDA delivered 2017 & 2018



Month	Adjusted Scheduled Activity (UDA)	
	2017	2018
April	-4	18
May	-4	18
June	127	210
July	127	361
August	273	361
September	438	568
October	444	
November	600	
December	660	
January	792	
February	801	
March	996	
April	1,328	
May	1,339	
June	1,340	

QUALITY

	Quantity	Base Number	Contract	AT	Region	England
% of FP17s for the same patient ID Re-attending within 3 months - Children	13	169	7.7%	10.2%	11.2%	11.9%
% of FP17s for the same patient ID Re-attending within 3 months - Adults	14	205	6.8%	15.9%	16.6%	15.9%
% of FP17s for the same patient ID Re-attending between 3 & 9 months - Children	52	169	30.8%	42.6%	47.0%	58.1%
% of FP17s for the same patient ID Re-attending between 3 & 9 months - Adults	49	205	23.9%	35.6%	38.2%	50.6%
% of FP17s for Band 1 Urgent Courses	0	250	0.0%	10.8%	10.6%	9.1%
% of FP17s Relating to Free Repair or Replacements	0	250	0.0%	0.5%	0.6%	0.8%
% of FP17s Relating to Continuations	0	250	0.0%	0.7%	0.8%	1.1%
% of Patients satisfied with the dentistry they have received	1	1	N/A	88.7%	89.2%	91.4%
% of Patients satisfied with the time they had to wait for an appointment	1	1	N/A	80.7%	83.4%	87.7%

* This is based on patients treated on this contract for their most recent course of treatment. Figures in italics indicate the base number of FP17s or Patient Questionnaire responses are less than 100. N/A is shown where the base number of responses is less than 10 during the period. % is calculated as Quantity/Base number*100

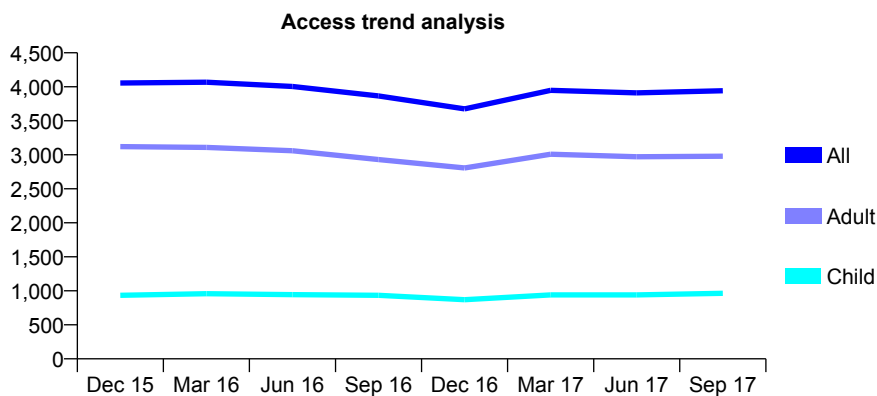
Q61 - Vital Signs At a Glance Contract Report for 335495/0001 - September 2017

Name or company name	MISS A HOQUE
Contract type name	GDS Contract
Purpose of contract	General
Contract start date	01/04/2006
Contract end date	

17/18 Contracted general activity (UDA)	13,234
Carry forward general activity (UDA)	0
17/18 Contracted orthodontic activity (UOA)	0
Carry forward orthodontic activity (UOA)	0
Baseline contract value	£365,376.99

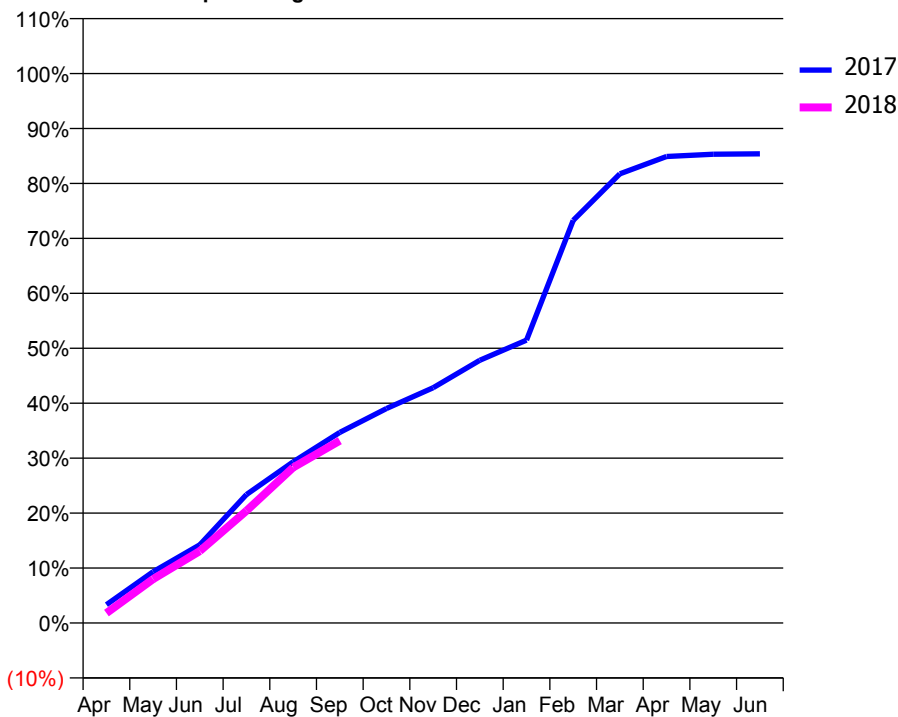
ACCESS*

Patients seen in 24 months	Total	Change since previous quarter
Quarter ending September 2016	3,866	
Quarter ending December 2016	3,676	↓
Quarter ending March 2017	3,948	↑
Quarter ending June 2017	3,911	→
Quarter ending September 2017	3,943	→
Variance since September 2016	2.0%	→



ACTIVITY

Cumulative percentage of contracted UDA delivered 2017 & 2018



Adjusted Scheduled Activity (UDA)

Month	2017	2018
April	440	240
May	1,236	1,059
June	1,885	1,733
July	3,094	2,703
August	3,881	3,746
September	4,592	4,391
October	5,167	
November	5,666	
December	6,328	
January	6,813	
February	9,698	
March	10,816	
April	11,234	
May	11,290	
June	11,301	

QUALITY

	Quantity	Base Number	Contract	AT	Region	England
% of FP17s for the same patient ID Re-attending within 3 months - Children	24	478	5.0%	10.2%	11.2%	11.9%
% of FP17s for the same patient ID Re-attending within 3 months - Adults	216	1,363	15.8%	15.9%	16.6%	15.9%
% of FP17s for the same patient ID Re-attending between 3 & 9 months - Children	131	478	27.4%	42.6%	47.0%	58.1%
% of FP17s for the same patient ID Re-attending between 3 & 9 months - Adults	362	1,363	26.6%	35.6%	38.2%	50.6%
% of FP17s for Band 1 Urgent Courses	178	1,686	10.6%	10.8%	10.6%	9.1%
% of FP17s Relating to Free Repair or Replacements	13	1,686	0.8%	0.5%	0.6%	0.8%
% of FP17s Relating to Continuations	34	1,686	2.0%	0.7%	0.8%	1.1%
% of Patients satisfied with the dentistry they have received	0	1	N/A	88.7%	89.2%	91.4%
% of Patients satisfied with the time they had to wait for an appointment	1	1	N/A	80.7%	83.4%	87.7%

* This is based on patients treated on this contract for their most recent course of treatment. Figures in italics indicate the base number of FP17s or Patient Questionnaire responses are less than 100. N/A is shown where the base number of responses is less than 10 during the period. % is calculated as Quantity/Base number*100

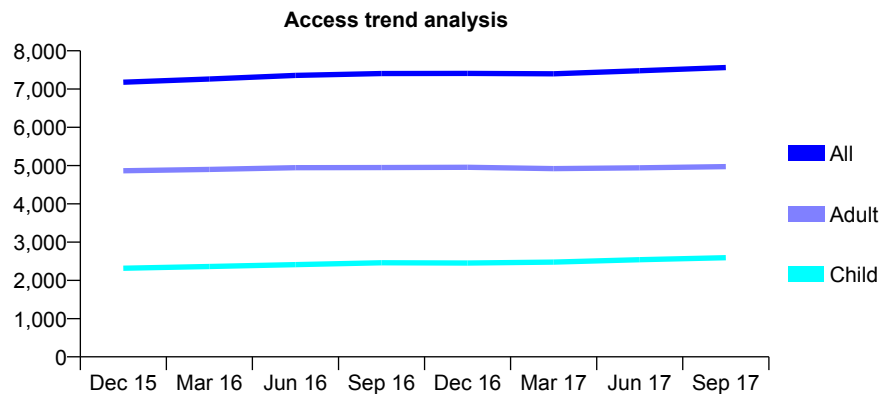
Q61 - Vital Signs At a Glance Contract Report for 336955/0004 - September 2017

Name or company name	MR SM HUSSAIN
Contract type name	GDS Contract
Purpose of contract	General
Contract start date	01/04/2006
Contract end date	

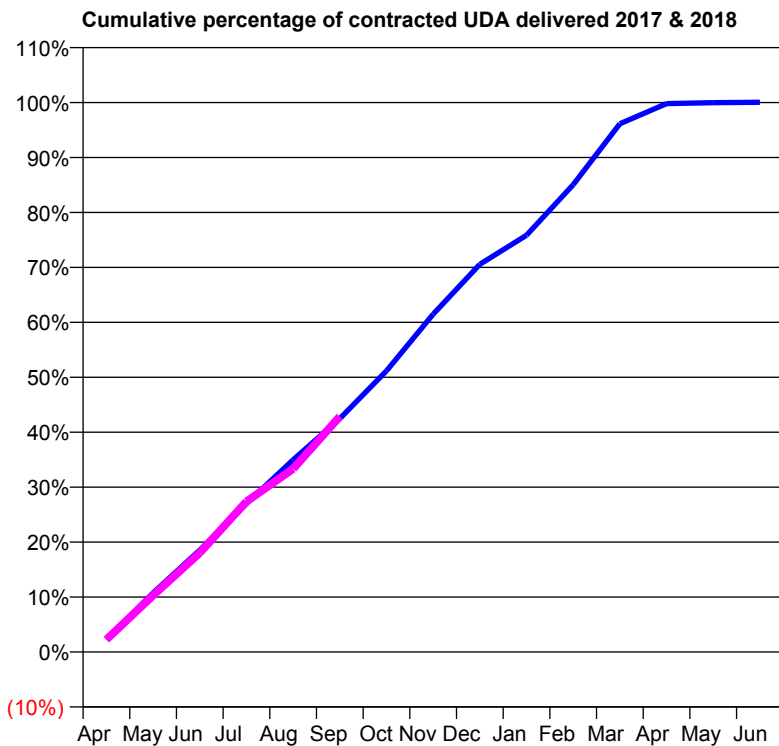
17/18 Contracted general activity (UDA)	20,008
Carry forward general activity (UDA)	-9
17/18 Contracted orthodontic activity (UOA)	0
Carry forward orthodontic activity (UOA)	0
Baseline contract value	£549,383.36

ACCESS*

Patients seen in 24 months	Total	Change since previous quarter
Quarter ending September 2016	7,407	
Quarter ending December 2016	7,409	→
Quarter ending March 2017	7,397	→
Quarter ending June 2017	7,480	→
Quarter ending September 2017	7,561	→
Variance since September 2016	2.1%	↑



ACTIVITY



Month	Adjusted Scheduled Activity (UDA)	
	2017	2018
April	460	454
May	2,153	2,063
June	3,712	3,610
July	5,407	5,479
August	6,999	6,670
September	8,499	8,576
October	10,236	
November	12,299	
December	14,118	
January	15,175	
February	17,013	
March	19,236	
April	19,970	
May	20,002	
June	20,017	

QUALITY

	Quantity	Base Number	Contract	AT	Region	England
% of FP17s for the same patient ID Re-attending within 3 months - Children	57	1,385	4.1%	10.2%	11.2%	11.9%
% of FP17s for the same patient ID Re-attending within 3 months - Adults	177	2,362	7.5%	15.9%	16.6%	15.9%
% of FP17s for the same patient ID Re-attending between 3 & 9 months - Children	604	1,385	43.6%	42.6%	47.0%	58.1%
% of FP17s for the same patient ID Re-attending between 3 & 9 months - Adults	929	2,362	39.3%	35.6%	38.2%	50.6%
% of FP17s for Band 1 Urgent Courses	225	3,466	6.5%	10.8%	10.6%	9.1%
% of FP17s Relating to Free Repair or Replacements	5	3,466	0.1%	0.5%	0.6%	0.8%
% of FP17s Relating to Continuations	5	3,466	0.1%	0.7%	0.8%	1.1%
% of Patients satisfied with the dentistry they have received	3	3	N/A	88.7%	89.2%	91.4%
% of Patients satisfied with the time they had to wait for an appointment	3	3	N/A	80.7%	83.4%	87.7%

* This is based on patients treated on this contract for their most recent course of treatment. Figures in italics indicate the base number of FP17s or Patient Questionnaire responses are less than 100. N/A is shown where the base number of responses is less than 10 during the period. % is calculated as Quantity/Base number*100

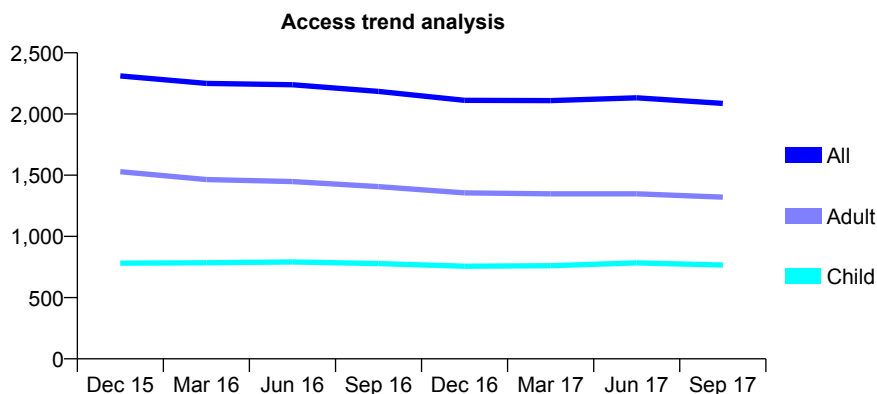
Q61 - Vital Signs At a Glance Contract Report for 337781/0001 - September 2017

Name or company name	MR R HEJAZI-TEHRANI
Contract type name	GDS Contract
Purpose of contract	General
Contract start date	01/04/2006
Contract end date	

17/18 Contracted general activity (UDA)	4,625
Carry forward general activity (UDA)	59
17/18 Contracted orthodontic activity (UOA)	0
Carry forward orthodontic activity (UOA)	0
Baseline contract value	£126,826.98

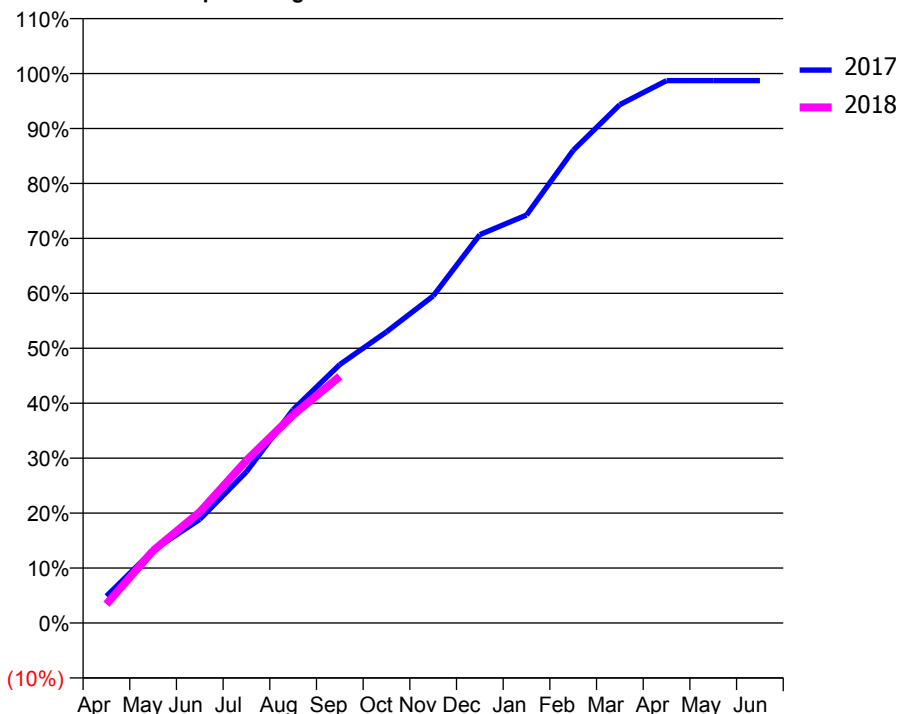
ACCESS*

Patients seen in 24 months	Total	Change since previous quarter
Quarter ending September 2016	2,185	
Quarter ending December 2016	2,112	↓
Quarter ending March 2017	2,109	→
Quarter ending June 2017	2,132	→
Quarter ending September 2017	2,087	↓
Variance since September 2016	(4.5%)	↓



ACTIVITY

Cumulative percentage of contracted UDA delivered 2017 & 2018



Adjusted Scheduled Activity (UDA)		
Month	2017	2018
April	226	159
May	612	609
June	873	935
July	1,273	1,369
August	1,796	1,751
September	2,176	2,075
October	2,451	
November	2,753	
December	3,269	
January	3,434	
February	3,978	
March	4,364	
April	4,565	
May	4,566	
June	4,566	

QUALITY

	Quantity	Base Number	Contract	AT	Region	England
% of FP17s for the same patient ID Re-attending within 3 months - Children	11	456	2.4%	10.2%	11.2%	11.9%
% of FP17s for the same patient ID Re-attending within 3 months - Adults	41	674	6.1%	15.9%	16.6%	15.9%
% of FP17s for the same patient ID Re-attending between 3 & 9 months - Children	227	456	49.8%	42.6%	47.0%	58.1%
% of FP17s for the same patient ID Re-attending between 3 & 9 months - Adults	281	674	41.7%	35.6%	38.2%	50.6%
% of FP17s for Band 1 Urgent Courses	17	1,039	1.6%	10.8%	10.6%	9.1%
% of FP17s Relating to Free Repair or Replacements	0	1,039	0.0%	0.5%	0.6%	0.8%
% of FP17s Relating to Continuations	1	1,039	0.1%	0.7%	0.8%	1.1%
% of Patients satisfied with the dentistry they have received	1	1	N/A	88.7%	89.2%	91.4%
% of Patients satisfied with the time they had to wait for an appointment	1	1	N/A	80.7%	83.4%	87.7%

* This is based on patients treated on this contract for their most recent course of treatment. Figures in italics indicate the base number of FP17s or Patient Questionnaire responses are less than 100. N/A is shown where the base number of responses is less than 10 during the period. % is calculated as Quantity/Base number*100

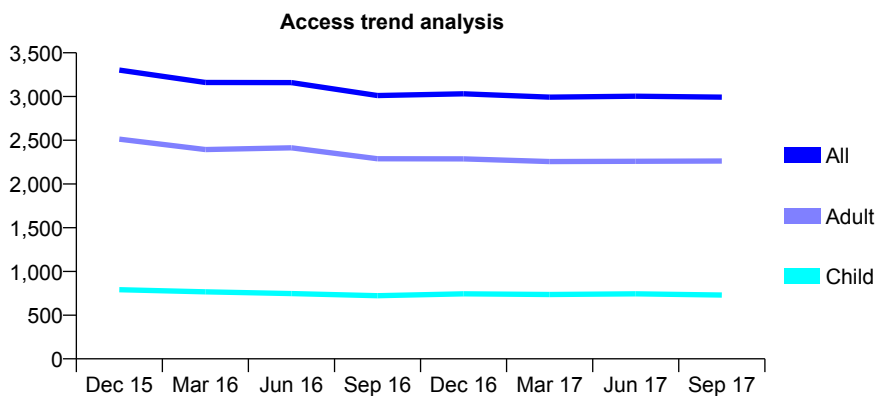
Q61 - Vital Signs At a Glance Contract Report for 338761/0001 - September 2017

Name or company name	MR MS KHAN
Contract type name	GDS Contract
Purpose of contract	General
Contract start date	01/04/2006
Contract end date	

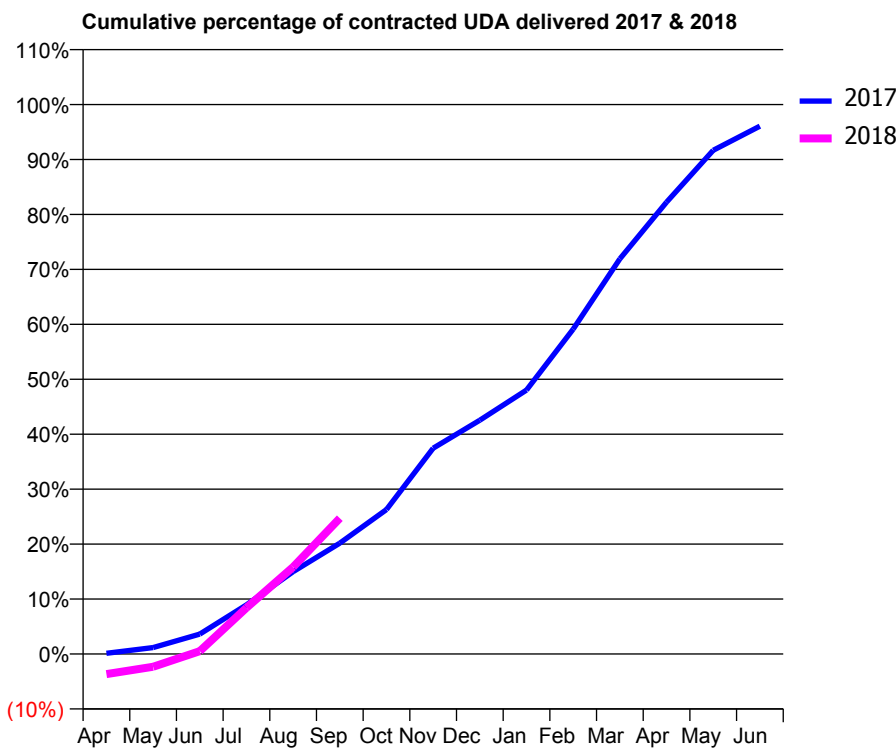
17/18 Contracted general activity (UDA)	11,004
Carry forward general activity (UDA)	433
17/18 Contracted orthodontic activity (UOA)	0
Carry forward orthodontic activity (UOA)	0
Baseline contract value	£334,379.13

ACCESS*

Patients seen in 24 months	Total	Change since previous quarter
Quarter ending September 2016	3,011	
Quarter ending December 2016	3,031	→
Quarter ending March 2017	2,993	↓
Quarter ending June 2017	3,004	→
Quarter ending September 2017	2,993	→
Variance since September 2016	(0.6%)	→



ACTIVITY



Month	Adjusted Scheduled Activity (UDA)	
	2017	2018
April	15	-404
May	129	-259
June	400	56
July	984	926
August	1,649	1,742
September	2,221	2,721
October	2,895	
November	4,122	
December	4,683	
January	5,286	
February	6,506	
March	7,914	
April	9,050	
May	10,086	
June	10,571	

QUALITY

	Quantity	Base Number	Contract	AT	Region	England
% of FP17s for the same patient ID Re-attending within 3 months - Children	105	612	17.2%	10.2%	11.2%	11.9%
% of FP17s for the same patient ID Re-attending within 3 months - Adults	406	1,496	27.1%	15.9%	16.6%	15.9%
% of FP17s for the same patient ID Re-attending between 3 & 9 months - Children	284	612	46.4%	42.6%	47.0%	58.1%
% of FP17s for the same patient ID Re-attending between 3 & 9 months - Adults	461	1,496	30.8%	35.6%	38.2%	50.6%
% of FP17s for Band 1 Urgent Courses	340	1,213	28.0%	10.8%	10.6%	9.1%
% of FP17s Relating to Free Repair or Replacements	5	1,213	0.4%	0.5%	0.6%	0.8%
% of FP17s Relating to Continuations	26	1,213	2.1%	0.7%	0.8%	1.1%
% of Patients satisfied with the dentistry they have received	2	3	N/A	88.7%	89.2%	91.4%
% of Patients satisfied with the time they had to wait for an appointment	3	3	N/A	80.7%	83.4%	87.7%

* This is based on patients treated on this contract for their most recent course of treatment. Figures in italics indicate the base number of FP17s or Patient Questionnaire responses are less than 100. N/A is shown where the base number of responses is less than 10 during the period. % is calculated as Quantity/Base number*100

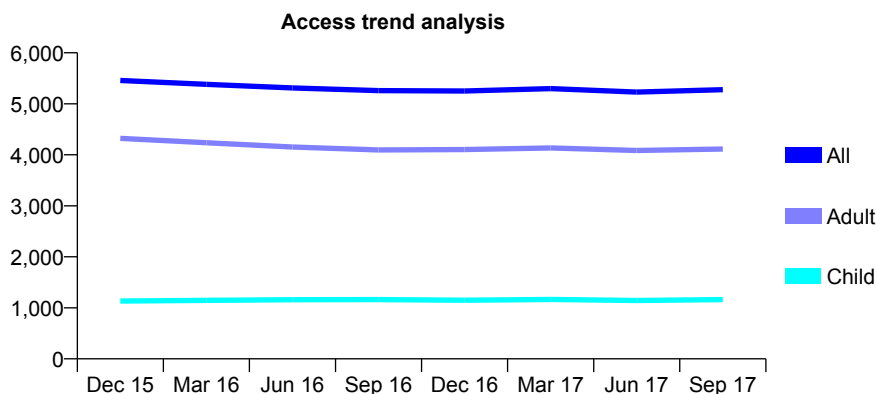
Q61 - Vital Signs At a Glance Contract Report for 338877/0001 - September 2017

Name or company name	MR MC MARCOU
Contract type name	GDS Contract
Purpose of contract	General
Contract start date	01/04/2006
Contract end date	

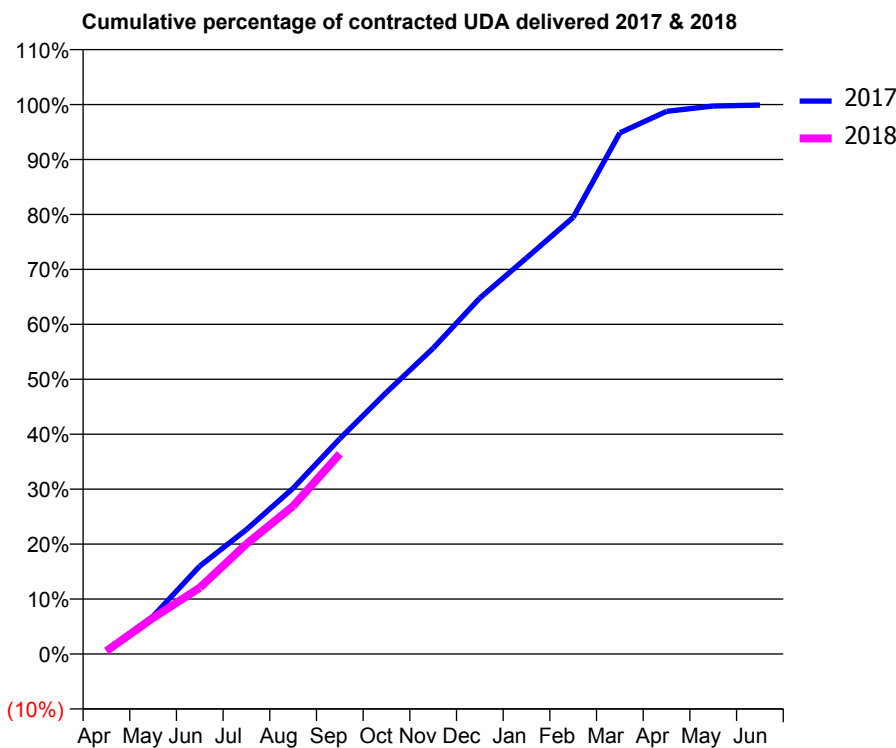
17/18 Contracted general activity (UDA)	15,124
Carry forward general activity (UDA)	17
17/18 Contracted orthodontic activity (UOA)	0
Carry forward orthodontic activity (UOA)	0
Baseline contract value	£405,099.72

ACCESS*

Patients seen in 24 months	Total	Change since previous quarter
Quarter ending September 2016	5,258	
Quarter ending December 2016	5,252	→
Quarter ending March 2017	5,299	→
Quarter ending June 2017	5,229	↓
Quarter ending September 2017	5,278	→
Variance since September 2016	0.4%	→



ACTIVITY



Month	Adjusted Scheduled Activity (UDA)	
	2017	2018
April	100	83
May	1,042	992
June	2,419	1,825
July	3,428	3,028
August	4,565	4,072
September	5,927	5,510
October	7,202	
November	8,418	
December	9,798	
January	10,902	
February	12,018	
March	14,345	
April	14,934	
May	15,082	
June	15,107	

QUALITY

	Quantity	Base Number	Contract	AT	Region	England
% of FP17s for the same patient ID Re-attending within 3 months - Children	49	621	7.9%	10.2%	11.2%	11.9%
% of FP17s for the same patient ID Re-attending within 3 months - Adults	270	2,249	12.0%	15.9%	16.6%	15.9%
% of FP17s for the same patient ID Re-attending between 3 & 9 months - Children	291	621	46.9%	42.6%	47.0%	58.1%
% of FP17s for the same patient ID Re-attending between 3 & 9 months - Adults	1,050	2,249	46.7%	35.6%	38.2%	50.6%
% of FP17s for Band 1 Urgent Courses	203	2,371	8.6%	10.8%	10.6%	9.1%
% of FP17s Relating to Free Repair or Replacements	12	2,371	0.5%	0.5%	0.6%	0.8%
% of FP17s Relating to Continuations	1	2,371	0.0%	0.7%	0.8%	1.1%
% of Patients satisfied with the dentistry they have received	7	9	N/A	88.7%	89.2%	91.4%
% of Patients satisfied with the time they had to wait for an appointment	5	9	N/A	80.7%	83.4%	87.7%

* This is based on patients treated on this contract for their most recent course of treatment. Figures in italics indicate the base number of FP17s or Patient Questionnaire responses are less than 100. N/A is shown where the base number of responses is less than 10 during the period. % is calculated as Quantity/Base number*100

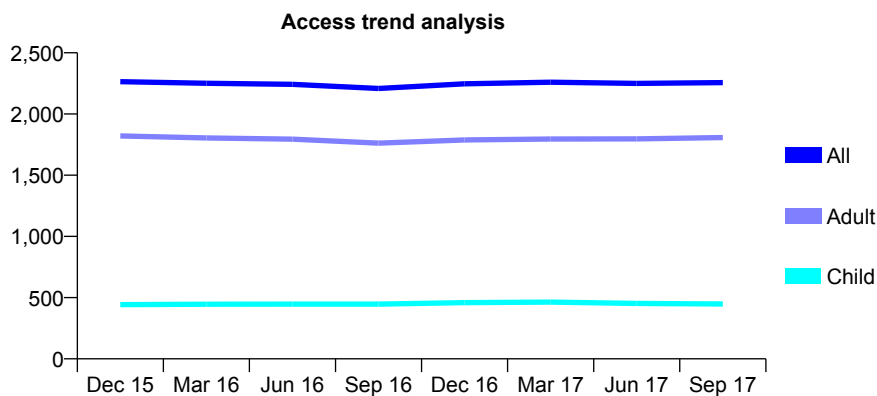
Q61 - Vital Signs At a Glance Contract Report for 339288/0001 - September 2017

Name or company name	MR SA HAMA SAIED
Contract type name	GDS Contract
Purpose of contract	General
Contract start date	01/04/2006
Contract end date	

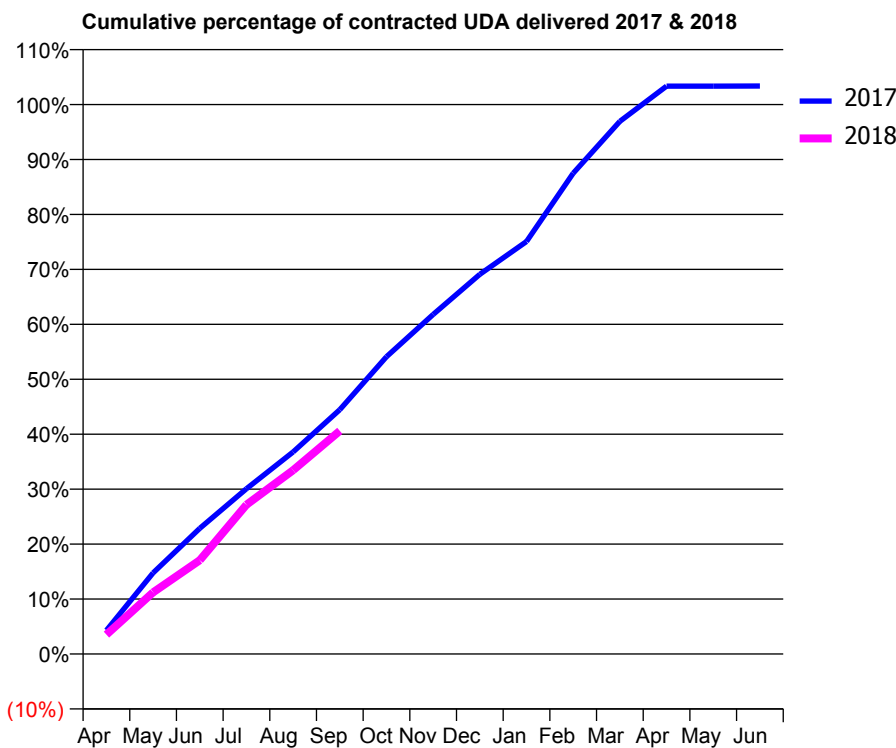
17/18 Contracted general activity (UDA)	8,013
Carry forward general activity (UDA)	-160
17/18 Contracted orthodontic activity (UOA)	0
Carry forward orthodontic activity (UOA)	0
Baseline contract value	£238,886.67

ACCESS*

Patients seen in 24 months	Total	Change since previous quarter
Quarter ending September 2016	2,209	
Quarter ending December 2016	2,247	→
Quarter ending March 2017	2,260	→
Quarter ending June 2017	2,250	→
Quarter ending September 2017	2,256	→
Variance since September 2016	2.1%	↑



ACTIVITY



Month	Adjusted Scheduled Activity (UDA)	
	2017	2018
April	346	282
May	1,183	900
June	1,833	1,367
July	2,410	2,177
August	2,946	2,680
September	3,564	3,254
October	4,336	
November	4,952	
December	5,538	
January	6,015	
February	7,011	
March	7,768	
April	8,281	
May	8,281	
June	8,282	

QUALITY

	Quantity	Base Number	Contract	AT	Region	England
% of FP17s for the same patient ID Re-attending within 3 months - Children	14	275	5.1%	10.2%	11.2%	11.9%
% of FP17s for the same patient ID Re-attending within 3 months - Adults	154	1,100	14.0%	15.9%	16.6%	15.9%
% of FP17s for the same patient ID Re-attending between 3 & 9 months - Children	128	275	46.5%	42.6%	47.0%	58.1%
% of FP17s for the same patient ID Re-attending between 3 & 9 months - Adults	491	1,100	44.6%	35.6%	38.2%	50.6%
% of FP17s for Band 1 Urgent Courses	3	1,188	0.3%	10.8%	10.6%	9.1%
% of FP17s Relating to Free Repair or Replacements	0	1,188	0.0%	0.5%	0.6%	0.8%
% of FP17s Relating to Continuations	40	1,188	3.4%	0.7%	0.8%	1.1%
% of Patients satisfied with the dentistry they have received	2	2	N/A	88.7%	89.2%	91.4%
% of Patients satisfied with the time they had to wait for an appointment	2	2	N/A	80.7%	83.4%	87.7%

* This is based on patients treated on this contract for their most recent course of treatment. Figures in italics indicate the base number of FP17s or Patient Questionnaire responses are less than 100. N/A is shown where the base number of responses is less than 10 during the period. % is calculated as Quantity/Base number*100

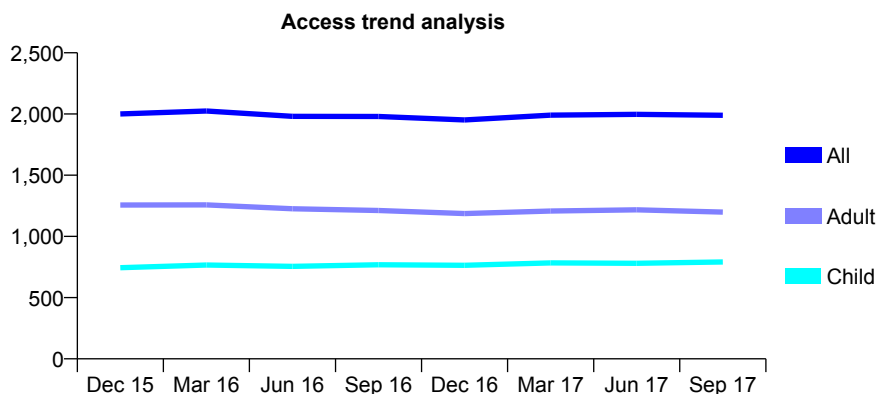
Q61 - Vital Signs At a Glance Contract Report for 339407/0001 - September 2017

Name or company name	MR H HAMBARCHIAN
Contract type name	GDS Contract
Purpose of contract	General
Contract start date	01/04/2006
Contract end date	

17/18 Contracted general activity (UDA)	10,663
Carry forward general activity (UDA)	19
17/18 Contracted orthodontic activity (UOA)	0
Carry forward orthodontic activity (UOA)	0
Baseline contract value	£347,339.04

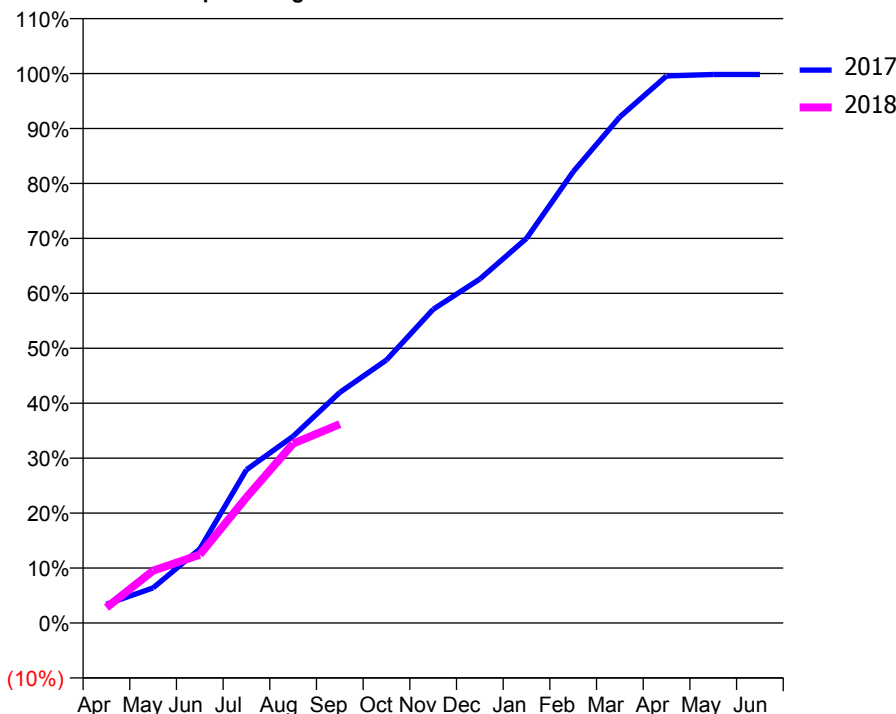
ACCESS*

Patients seen in 24 months	Total	Change since previous quarter
Quarter ending September 2016	1,980	
Quarter ending December 2016	1,951	↓
Quarter ending March 2017	1,991	↑
Quarter ending June 2017	1,997	→
Quarter ending September 2017	1,990	→
Variance since September 2016	0.5%	→



ACTIVITY

Cumulative percentage of contracted UDA delivered 2017 & 2018



Month	Adjusted Scheduled Activity (UDA)	
	2017	2018
April	364	298
May	681	1,015
June	1,439	1,326
July	2,975	2,439
August	3,624	3,480
September	4,474	3,859
October	5,105	
November	6,087	
December	6,675	
January	7,463	
February	8,758	
March	9,821	
April	10,616	
May	10,644	
June	10,644	

QUALITY

	Quantity	Base Number	Contract	AT	Region	England
% of FP17s for the same patient ID Re-attending within 3 months - Children	24	531	4.5%	10.2%	11.2%	11.9%
% of FP17s for the same patient ID Re-attending within 3 months - Adults	111	757	14.7%	15.9%	16.6%	15.9%
% of FP17s for the same patient ID Re-attending between 3 & 9 months - Children	320	531	60.3%	42.6%	47.0%	58.1%
% of FP17s for the same patient ID Re-attending between 3 & 9 months - Adults	447	757	59.0%	35.6%	38.2%	50.6%
% of FP17s for Band 1 Urgent Courses	7	1,112	0.6%	10.8%	10.6%	9.1%
% of FP17s Relating to Free Repair or Replacements	0	1,112	0.0%	0.5%	0.6%	0.8%
% of FP17s Relating to Continuations	6	1,112	0.5%	0.7%	0.8%	1.1%
% of Patients satisfied with the dentistry they have received	2	2	N/A	88.7%	89.2%	91.4%
% of Patients satisfied with the time they had to wait for an appointment	2	2	N/A	80.7%	83.4%	87.7%

* This is based on patients treated on this contract for their most recent course of treatment. Figures in italics indicate the base number of FP17s or Patient Questionnaire responses are less than 100. N/A is shown where the base number of responses is less than 10 during the period. % is calculated as Quantity/Base number*100

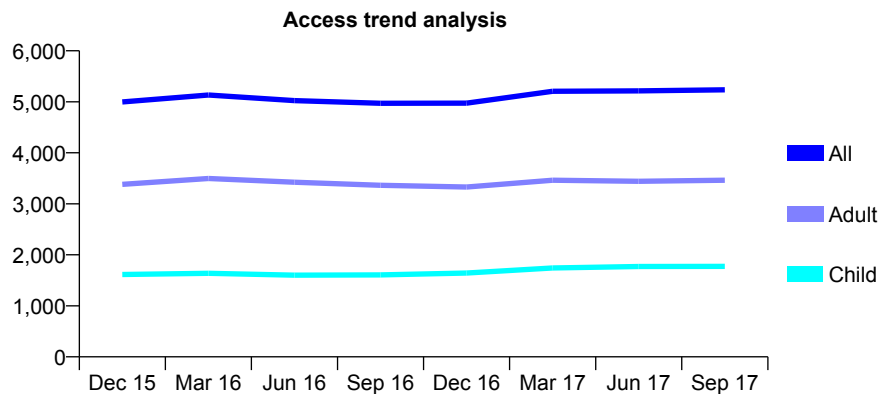
Q61 - Vital Signs At a Glance Contract Report for 340561/0001 - September 2017

Name or company name	MR S RAJAYOGAN
Contract type name	GDS Contract
Purpose of contract	General
Contract start date	01/04/2006
Contract end date	

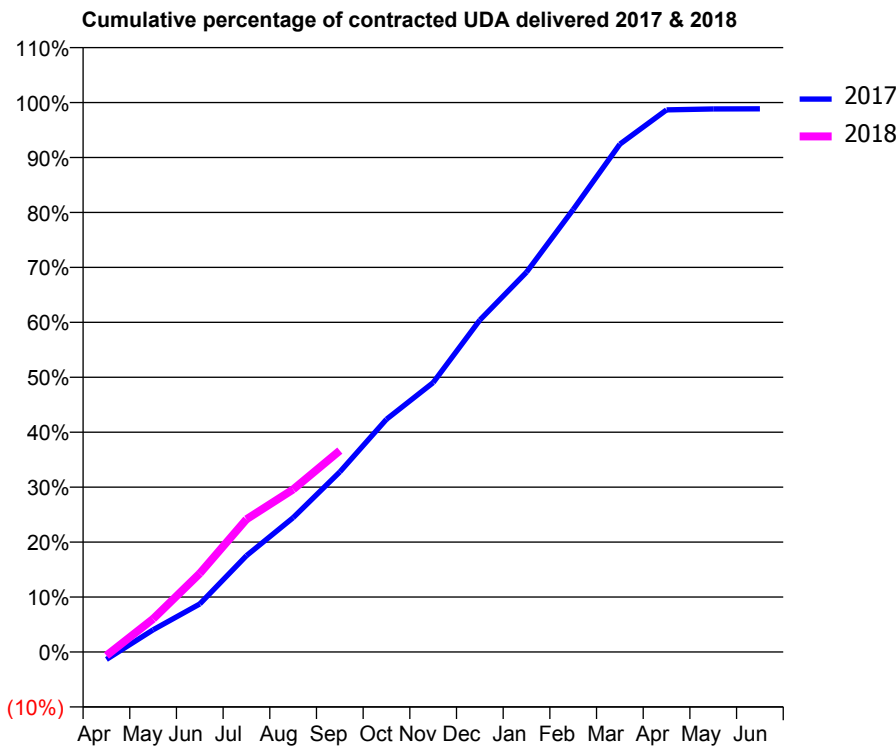
17/18 Contracted general activity (UDA)	13,563
Carry forward general activity (UDA)	156
17/18 Contracted orthodontic activity (UOA)	0
Carry forward orthodontic activity (UOA)	0
Baseline contract value	£380,532.19

ACCESS*

Patients seen in 24 months	Total	Change since previous quarter
Quarter ending September 2016	4,970	
Quarter ending December 2016	4,973	→
Quarter ending March 2017	5,206	↑
Quarter ending June 2017	5,214	→
Quarter ending September 2017	5,236	→
Variance since September 2016	5.4%	↑



ACTIVITY



Month	Adjusted Scheduled Activity (UDA)	
	2017	2018
April	-184	-91
May	546	817
June	1,186	1,941
July	2,380	3,276
August	3,317	4,013
September	4,444	4,971
October	5,744	
November	6,651	
December	8,193	
January	9,377	
February	10,924	
March	12,536	
April	13,381	
May	13,403	
June	13,407	

QUALITY

	Quantity	Base Number	Contract	AT	Region	England
% of FP17s for the same patient ID Re-attending within 3 months - Children	61	810	7.5%	10.2%	11.2%	11.9%
% of FP17s for the same patient ID Re-attending within 3 months - Adults	157	1,411	11.1%	15.9%	16.6%	15.9%
% of FP17s for the same patient ID Re-attending between 3 & 9 months - Children	219	810	27.0%	42.6%	47.0%	58.1%
% of FP17s for the same patient ID Re-attending between 3 & 9 months - Adults	306	1,411	21.7%	35.6%	38.2%	50.6%
% of FP17s for Band 1 Urgent Courses	216	1,962	11.0%	10.8%	10.6%	9.1%
% of FP17s Relating to Free Repair or Replacements	0	1,962	0.0%	0.5%	0.6%	0.8%
% of FP17s Relating to Continuations	0	1,962	0.0%	0.7%	0.8%	1.1%
% of Patients satisfied with the dentistry they have received	3	4	N/A	88.7%	89.2%	91.4%
% of Patients satisfied with the time they had to wait for an appointment	3	4	N/A	80.7%	83.4%	87.7%

* This is based on patients treated on this contract for their most recent course of treatment. Figures in italics indicate the base number of FP17s or Patient Questionnaire responses are less than 100. N/A is shown where the base number of responses is less than 10 during the period. % is calculated as Quantity/Base number*100

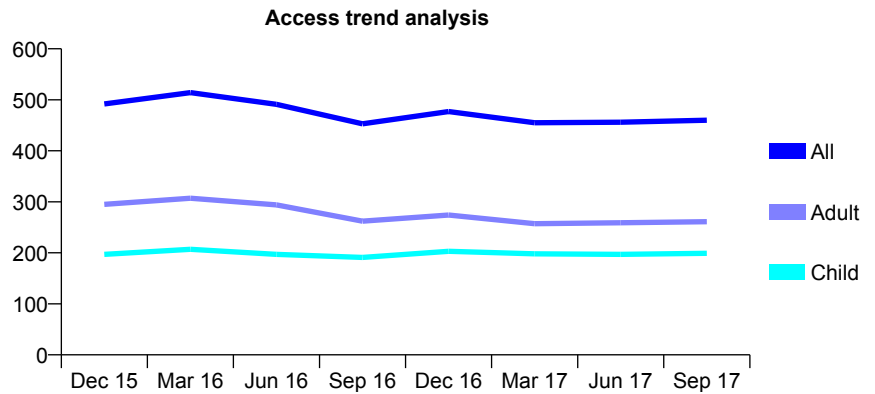
Q61 - Vital Signs At a Glance Contract Report for 341320/0001 - September 2017

Name or company name	MR HS JOSHI
Contract type name	GDS Contract
Purpose of contract	General
Contract start date	01/04/2006
Contract end date	

17/18 Contracted general activity (UDA)	1,646
Carry forward general activity (UDA)	59
17/18 Contracted orthodontic activity (UOA)	0
Carry forward orthodontic activity (UOA)	0
Baseline contract value	£82,670.82

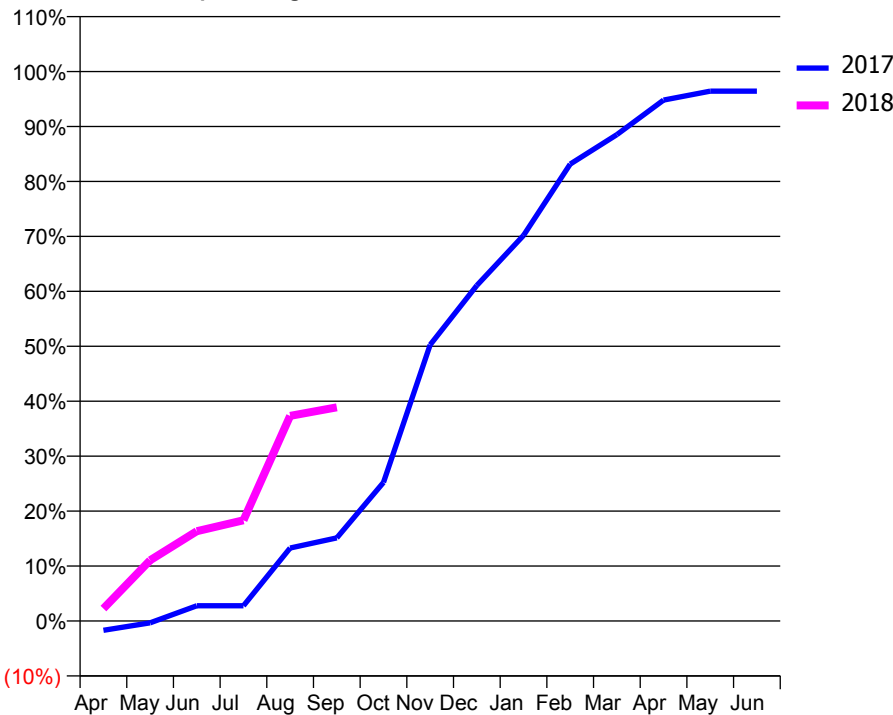
ACCESS*

Patients seen in 24 months	Total	Change since previous quarter
Quarter ending September 2016	453	
Quarter ending December 2016	477	↑
Quarter ending March 2017	455	↓
Quarter ending June 2017	456	→
Quarter ending September 2017	460	→
Variance since September 2016	1.5%	→



ACTIVITY

Cumulative percentage of contracted UDA delivered 2017 & 2018



Month	Adjusted Scheduled Activity (UDA)	
	2017	2018
April	-28	37
May	-6	182
June	46	269
July	46	302
August	219	615
September	249	640
October	415	
November	828	
December	1,005	
January	1,155	
February	1,369	
March	1,457	
April	1,560	
May	1,587	
June	1,587	

QUALITY

	Quantity	Base Number	Contract	AT	Region	England
% of FP17s for the same patient ID Re-attending within 3 months - Children	18	134	13.4%	10.2%	11.2%	11.9%
% of FP17s for the same patient ID Re-attending within 3 months - Adults	35	154	22.7%	15.9%	16.6%	15.9%
% of FP17s for the same patient ID Re-attending between 3 & 9 months - Children	58	134	43.3%	42.6%	47.0%	58.1%
% of FP17s for the same patient ID Re-attending between 3 & 9 months - Adults	44	154	28.6%	35.6%	38.2%	50.6%
% of FP17s for Band 1 Urgent Courses	31	254	12.2%	10.8%	10.6%	9.1%
% of FP17s Relating to Free Repair or Replacements	0	254	0.0%	0.5%	0.6%	0.8%
% of FP17s Relating to Continuations	0	254	0.0%	0.7%	0.8%	1.1%
% of Patients satisfied with the dentistry they have received	0	0	N/A	88.7%	89.2%	91.4%
% of Patients satisfied with the time they had to wait for an appointment	0	0	N/A	80.7%	83.4%	87.7%

* This is based on patients treated on this contract for their most recent course of treatment. Figures in italics indicate the base number of FP17s or Patient Questionnaire responses are less than 100. N/A is shown where the base number of responses is less than 10 during the period. % is calculated as Quantity/Base number*100

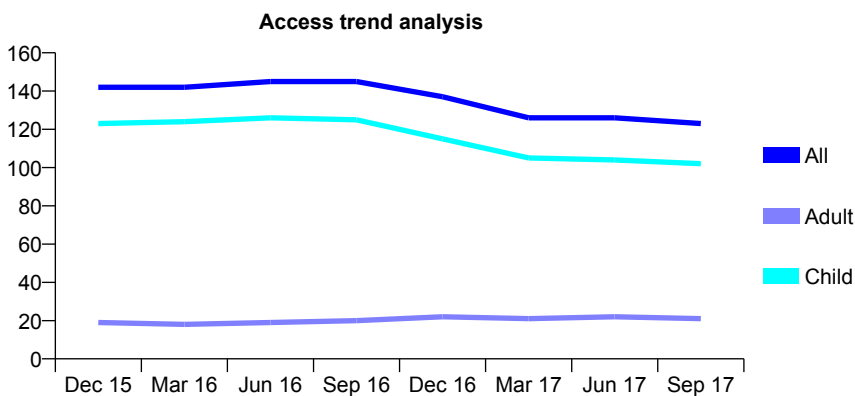
Q61 - Vital Signs At a Glance Contract Report for 342858/0002 - September 2017

Name or company name	MRS B SALEK-HADDADI
Contract type name	GDS Contract
Purpose of contract	General
Contract start date	01/04/2006
Contract end date	

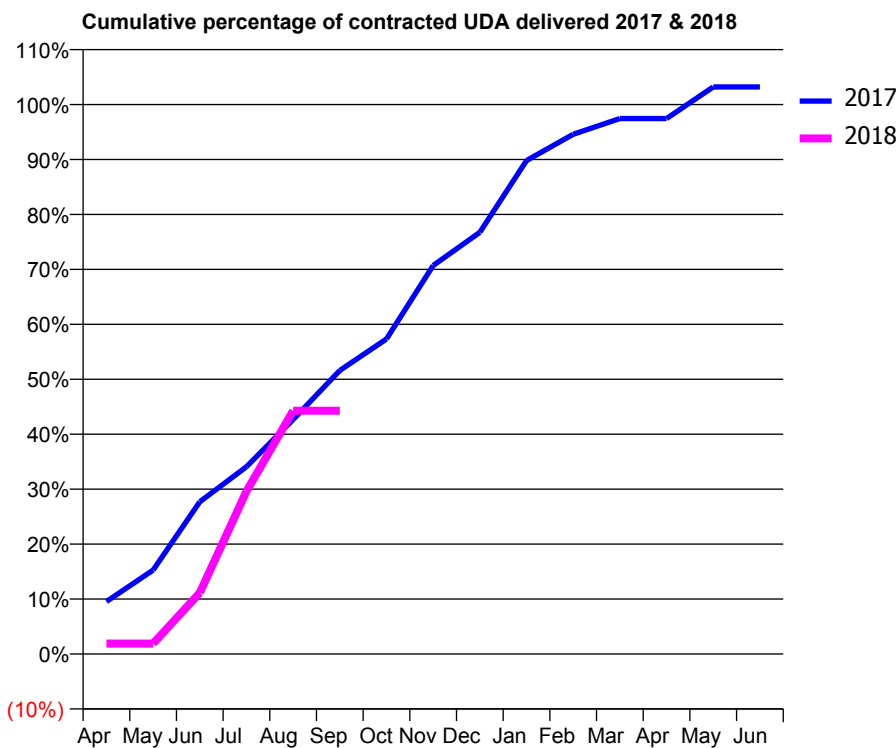
17/18 Contracted general activity (UDA)	314
Carry forward general activity (UDA)	-6
17/18 Contracted orthodontic activity (UOA)	0
Carry forward orthodontic activity (UOA)	0
Baseline contract value	£12,729.01

ACCESS*

Patients seen in 24 months	Total	Change since previous quarter
Quarter ending September 2016	145	
Quarter ending December 2016	137	↓
Quarter ending March 2017	126	↓
Quarter ending June 2017	126	→
Quarter ending September 2017	123	↓
Variance since September 2016	(15.2%)	↓



ACTIVITY



Month	Adjusted Scheduled Activity (UDA)	
	2017	2018
April	30	6
May	48	6
June	87	35
July	107	93
August	134	139
September	162	139
October	180	
November	222	
December	241	
January	282	
February	297	
March	306	
April	306	
May	324	
June	324	

QUALITY

	Quantity	Base Number	Contract	AT	Region	England
% of FP17s for the same patient ID Re-attending within 3 months - Children	7	73	9.6%	10.2%	11.2%	11.9%
% of FP17s for the same patient ID Re-attending within 3 months - Adults	0	13	0.0%	15.9%	16.6%	15.9%
% of FP17s for the same patient ID Re-attending between 3 & 9 months - Children	34	73	46.6%	42.6%	47.0%	58.1%
% of FP17s for the same patient ID Re-attending between 3 & 9 months - Adults	4	13	30.8%	35.6%	38.2%	50.6%
% of FP17s for Band 1 Urgent Courses	0	78	0.0%	10.8%	10.6%	9.1%
% of FP17s Relating to Free Repair or Replacements	0	78	0.0%	0.5%	0.6%	0.8%
% of FP17s Relating to Continuations	0	78	0.0%	0.7%	0.8%	1.1%
% of Patients satisfied with the dentistry they have received	0	0	N/A	88.7%	89.2%	91.4%
% of Patients satisfied with the time they had to wait for an appointment	0	0	N/A	80.7%	83.4%	87.7%

* This is based on patients treated on this contract for their most recent course of treatment. Figures in italics indicate the base number of FP17s or Patient Questionnaire responses are less than 100. N/A is shown where the base number of responses is less than 10 during the period. % is calculated as Quantity/Base number*100

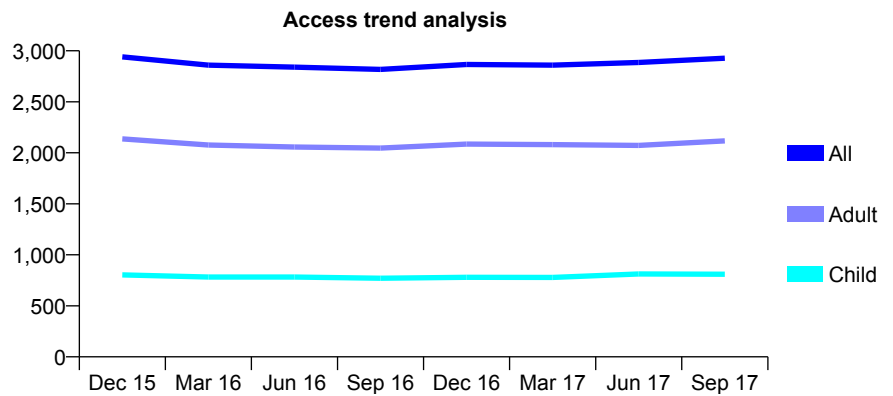
Q61 - Vital Signs At a Glance Contract Report for 343587/0001 - September 2017

Name or company name	MR F AMINI
Contract type name	GDS Contract
Purpose of contract	General
Contract start date	01/04/2006
Contract end date	

17/18 Contracted general activity (UDA)	10,546
Carry forward general activity (UDA)	0
17/18 Contracted orthodontic activity (UOA)	0
Carry forward orthodontic activity (UOA)	0
Baseline contract value	£311,402.89

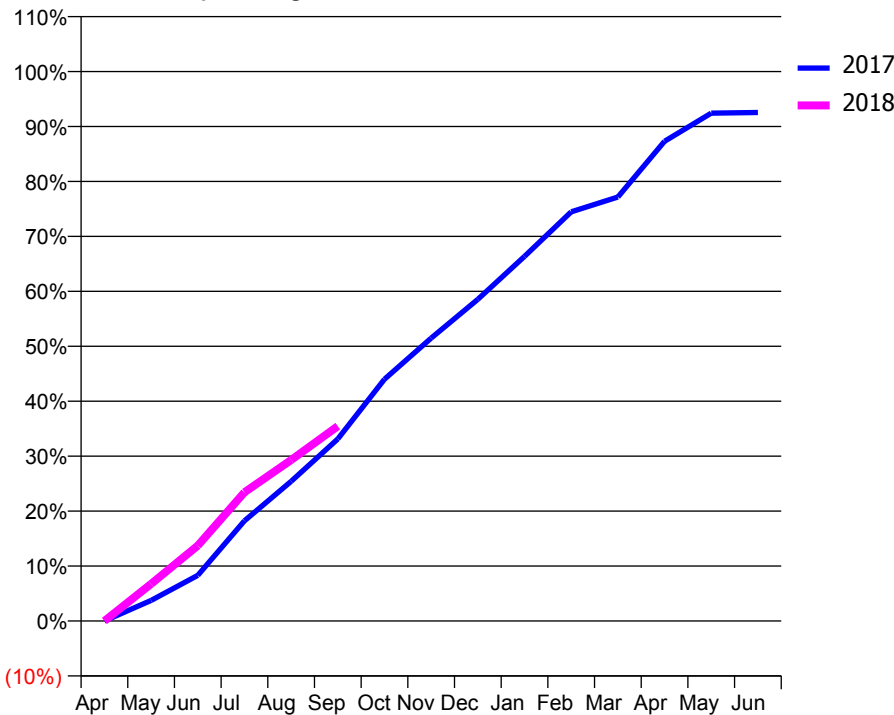
ACCESS*

Patients seen in 24 months	Total	Change since previous quarter
Quarter ending September 2016	2,817	
Quarter ending December 2016	2,866	→
Quarter ending March 2017	2,860	→
Quarter ending June 2017	2,886	→
Quarter ending September 2017	2,927	→
Variance since September 2016	3.9%	↑



ACTIVITY

Cumulative percentage of contracted UDA delivered 2017 & 2018



Month	Adjusted Scheduled Activity (UDA)	
	2017	2018
April	0	0
May	395	713
June	877	1,447
July	1,924	2,472
August	2,680	3,090
September	3,496	3,741
October	4,642	
November	5,430	
December	6,175	
January	6,998	
February	7,853	
March	8,136	
April	9,208	
May	9,747	
June	9,759	

QUALITY

	Quantity	Base Number	Contract	AT	Region	England
% of FP17s for the same patient ID Re-attending within 3 months - Children	48	534	9.0%	10.2%	11.2%	11.9%
% of FP17s for the same patient ID Re-attending within 3 months - Adults	262	1,263	20.7%	15.9%	16.6%	15.9%
% of FP17s for the same patient ID Re-attending between 3 & 9 months - Children	180	534	33.7%	42.6%	47.0%	58.1%
% of FP17s for the same patient ID Re-attending between 3 & 9 months - Adults	299	1,263	23.7%	35.6%	38.2%	50.6%
% of FP17s for Band 1 Urgent Courses	325	1,346	24.1%	10.8%	10.6%	9.1%
% of FP17s Relating to Free Repair or Replacements	8	1,346	0.6%	0.5%	0.6%	0.8%
% of FP17s Relating to Continuations	11	1,346	0.8%	0.7%	0.8%	1.1%
% of Patients satisfied with the dentistry they have received	3	3	N/A	88.7%	89.2%	91.4%
% of Patients satisfied with the time they had to wait for an appointment	3	3	N/A	80.7%	83.4%	87.7%

* This is based on patients treated on this contract for their most recent course of treatment. Figures in italics indicate the base number of FP17s or Patient Questionnaire responses are less than 100. N/A is shown where the base number of responses is less than 10 during the period. % is calculated as Quantity/Base number*100

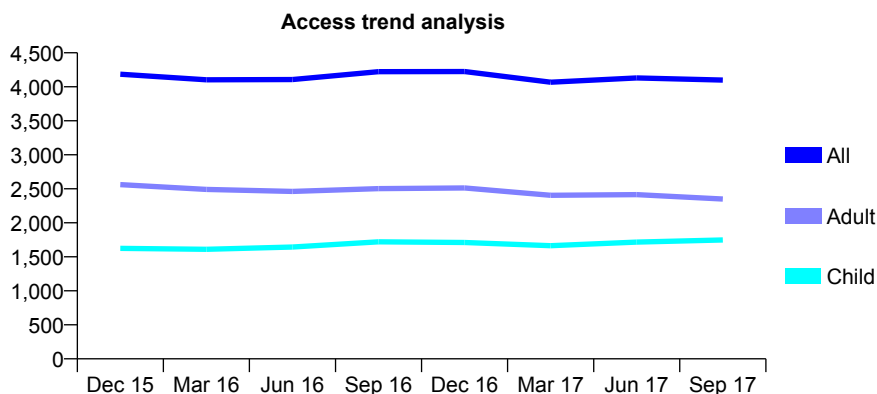
Q61 - Vital Signs At a Glance Contract Report for 344516/0001 - September 2017

Name or company name	MS MK MORADI
Contract type name	GDS Contract
Purpose of contract	General
Contract start date	01/04/2006
Contract end date	

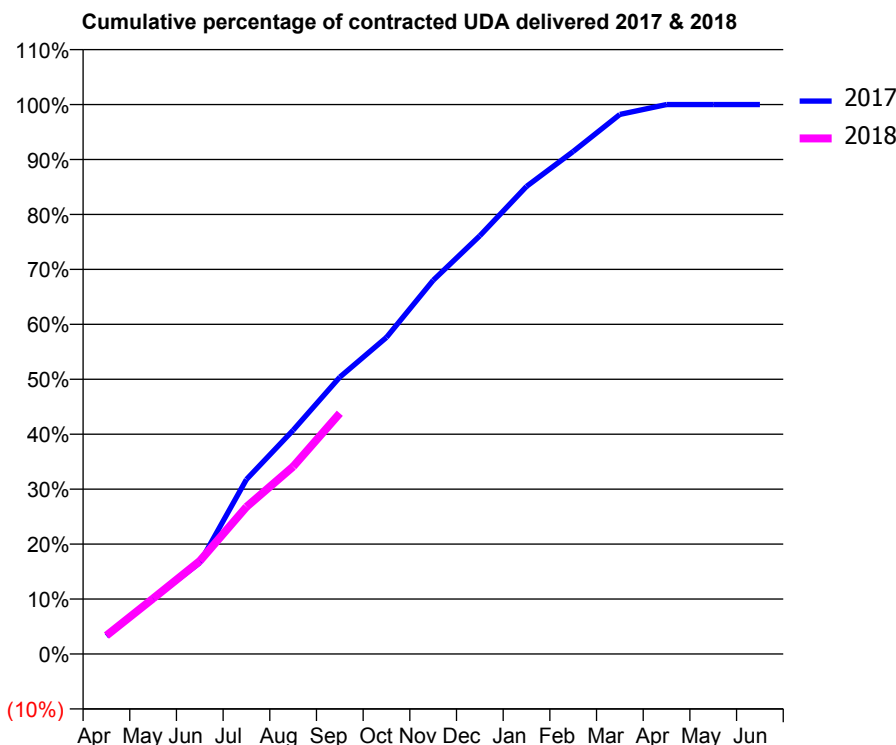
17/18 Contracted general activity (UDA)	11,486
Carry forward general activity (UDA)	0
17/18 Contracted orthodontic activity (UOA)	0
Carry forward orthodontic activity (UOA)	0
Baseline contract value	£336,651.42

ACCESS*

Patients seen in 24 months	Total	Change since previous quarter
Quarter ending September 2016	4,223	
Quarter ending December 2016	4,224	→
Quarter ending March 2017	4,067	↓
Quarter ending June 2017	4,131	→
Quarter ending September 2017	4,099	→
Variance since September 2016	(2.9%)	↓



ACTIVITY



Month	Adjusted Scheduled Activity (UDA)	
	2017	2018
April	375	386
May	1,160	1,161
June	1,909	1,943
July	3,651	3,076
August	4,680	3,918
September	5,788	5,031
October	6,617	
November	7,811	
December	8,743	
January	9,773	
February	10,505	
March	11,278	
April	11,486	
May	11,486	
June	11,486	

QUALITY

	Quantity	Base Number	Contract	AT	Region	England
% of FP17s for the same patient ID Re-attending within 3 months - Children	52	1,018	5.1%	10.2%	11.2%	11.9%
% of FP17s for the same patient ID Re-attending within 3 months - Adults	90	1,087	8.3%	15.9%	16.6%	15.9%
% of FP17s for the same patient ID Re-attending between 3 & 9 months - Children	309	1,018	30.4%	42.6%	47.0%	58.1%
% of FP17s for the same patient ID Re-attending between 3 & 9 months - Adults	327	1,087	30.1%	35.6%	38.2%	50.6%
% of FP17s for Band 1 Urgent Courses	101	2,041	4.9%	10.8%	10.6%	9.1%
% of FP17s Relating to Free Repair or Replacements	12	2,041	0.6%	0.5%	0.6%	0.8%
% of FP17s Relating to Continuations	4	2,041	0.2%	0.7%	0.8%	1.1%
% of Patients satisfied with the dentistry they have received	3	3	N/A	88.7%	89.2%	91.4%
% of Patients satisfied with the time they had to wait for an appointment	2	3	N/A	80.7%	83.4%	87.7%

* This is based on patients treated on this contract for their most recent course of treatment. Figures in italics indicate the base number of FP17s or Patient Questionnaire responses are less than 100. N/A is shown where the base number of responses is less than 10 during the period. % is calculated as Quantity/Base number*100

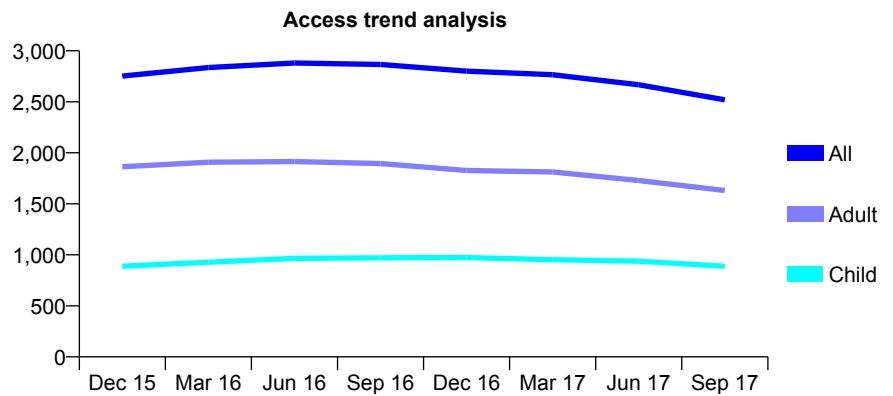
Q61 - Vital Signs At a Glance Contract Report for 345725/0002 - September 2017

Name or company name	DR OO AJANAKU
Contract type name	GDS Contract
Purpose of contract	General
Contract start date	05/04/2006
Contract end date	

17/18 Contracted general activity (UDA)	6,509
Carry forward general activity (UDA)	0
17/18 Contracted orthodontic activity (UOA)	0
Carry forward orthodontic activity (UOA)	0
Baseline contract value	£175,979.50

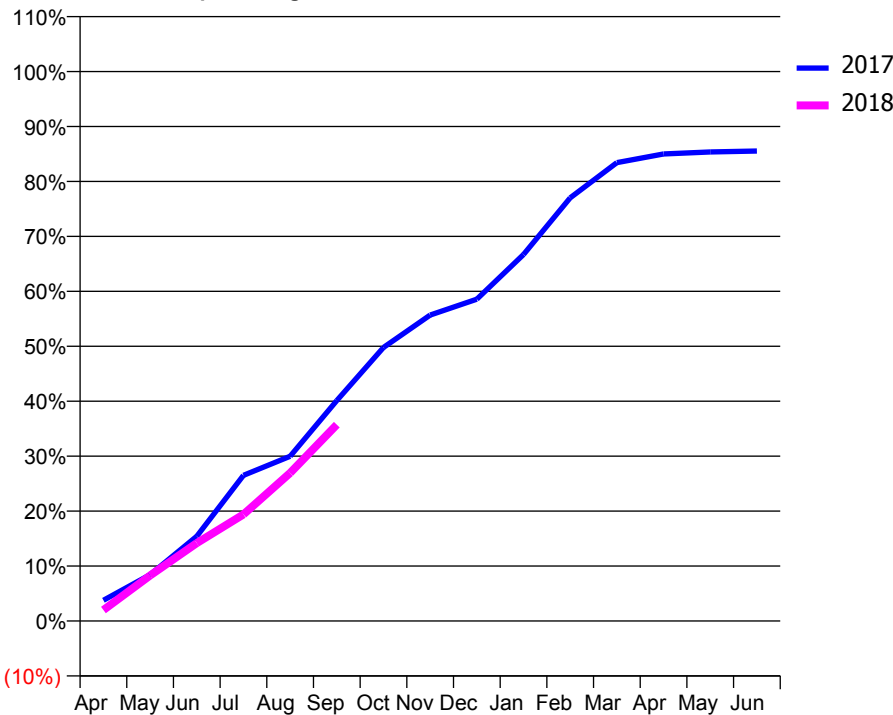
ACCESS*

Patients seen in 24 months	Total	Change since previous quarter
Quarter ending September 2016	2,866	
Quarter ending December 2016	2,800	↓
Quarter ending March 2017	2,765	↓
Quarter ending June 2017	2,667	↓
Quarter ending September 2017	2,519	↓
Variance since September 2016	(12.1%)	↓



ACTIVITY

Cumulative percentage of contracted UDA delivered 2017 & 2018



Month	Adjusted Scheduled Activity (UDA)	
	2017	2018
April	245	130
May	549	540
June	1,003	923
July	1,725	1,262
August	1,951	1,754
September	2,611	2,325
October	3,241	
November	3,624	
December	3,812	
January	4,342	
February	5,013	
March	5,429	
April	5,532	
May	5,556	
June	5,567	

QUALITY

	Quantity	Base Number	Contract	AT	Region	England
% of FP17s for the same patient ID Re-attending within 3 months - Children	25	404	6.2%	10.2%	11.2%	11.9%
% of FP17s for the same patient ID Re-attending within 3 months - Adults	76	587	12.9%	15.9%	16.6%	15.9%
% of FP17s for the same patient ID Re-attending between 3 & 9 months - Children	181	404	44.8%	42.6%	47.0%	58.1%
% of FP17s for the same patient ID Re-attending between 3 & 9 months - Adults	144	587	24.5%	35.6%	38.2%	50.6%
% of FP17s for Band 1 Urgent Courses	6	917	0.7%	10.8%	10.6%	9.1%
% of FP17s Relating to Free Repair or Replacements	11	917	1.2%	0.5%	0.6%	0.8%
% of FP17s Relating to Continuations	9	917	1.0%	0.7%	0.8%	1.1%
% of Patients satisfied with the dentistry they have received	2	2	N/A	88.7%	89.2%	91.4%
% of Patients satisfied with the time they had to wait for an appointment	2	2	N/A	80.7%	83.4%	87.7%

* This is based on patients treated on this contract for their most recent course of treatment. Figures in italics indicate the base number of FP17s or Patient Questionnaire responses are less than 100. N/A is shown where the base number of responses is less than 10 during the period. % is calculated as Quantity/Base number*100

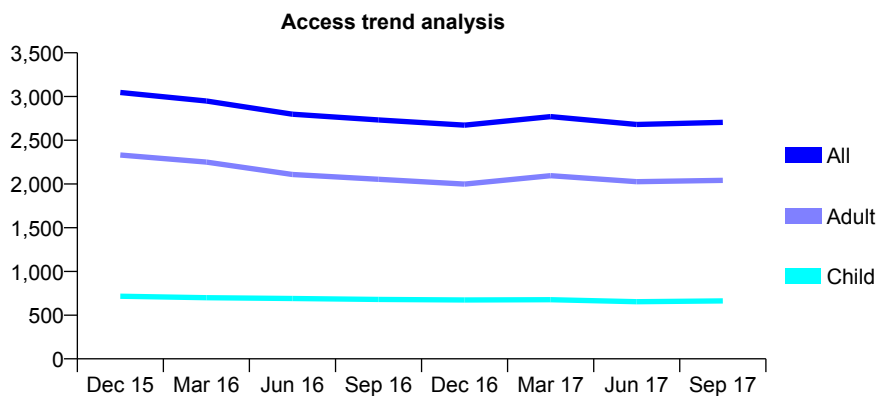
Q61 - Vital Signs At a Glance Contract Report for 347477/0001 - September 2017

Name or company name	MRS B CROWTHER
Contract type name	GDS Contract
Purpose of contract	General
Contract start date	01/04/2008
Contract end date	

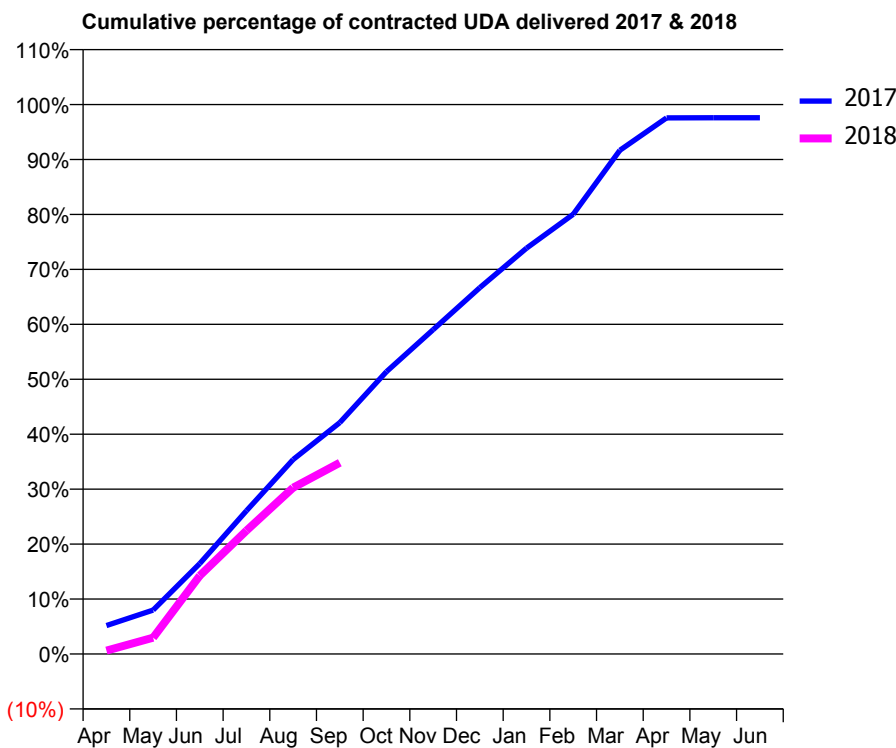
17/18 Contracted general activity (UDA)	7,747
Carry forward general activity (UDA)	187
17/18 Contracted orthodontic activity (UOA)	0
Carry forward orthodontic activity (UOA)	0
Baseline contract value	£240,458.54

ACCESS*

Patients seen in 24 months	Total	Change since previous quarter
Quarter ending September 2016	2,732	
Quarter ending December 2016	2,672	↓
Quarter ending March 2017	2,771	↑
Quarter ending June 2017	2,680	↓
Quarter ending September 2017	2,704	→
Variance since September 2016	(1.0%)	↓



ACTIVITY



Adjusted Scheduled Activity (UDA)		
Month	2017	2018
April	402	48
May	620	231
June	1,276	1,105
July	2,019	1,739
August	2,742	2,345
September	3,263	2,696
October	3,980	
November	4,573	
December	5,166	
January	5,721	
February	6,199	
March	7,101	
April	7,558	
May	7,560	
June	7,560	

QUALITY

	Quantity	Base Number	Contract	AT	Region	England
% of FP17s for the same patient ID Re-attending within 3 months - Children	47	311	15.1%	10.2%	11.2%	11.9%
% of FP17s for the same patient ID Re-attending within 3 months - Adults	198	924	21.4%	15.9%	16.6%	15.9%
% of FP17s for the same patient ID Re-attending between 3 & 9 months - Children	62	311	19.9%	42.6%	47.0%	58.1%
% of FP17s for the same patient ID Re-attending between 3 & 9 months - Adults	189	924	20.5%	35.6%	38.2%	50.6%
% of FP17s for Band 1 Urgent Courses	315	1,088	29.0%	10.8%	10.6%	9.1%
% of FP17s Relating to Free Repair or Replacements	1	1,088	0.1%	0.5%	0.6%	0.8%
% of FP17s Relating to Continuations	4	1,088	0.4%	0.7%	0.8%	1.1%
% of Patients satisfied with the dentistry they have received	4	6	N/A	88.7%	89.2%	91.4%
% of Patients satisfied with the time they had to wait for an appointment	4	6	N/A	80.7%	83.4%	87.7%

* This is based on patients treated on this contract for their most recent course of treatment. Figures in italics indicate the base number of FP17s or Patient Questionnaire responses are less than 100. N/A is shown where the base number of responses is less than 10 during the period. % is calculated as Quantity/Base number*100

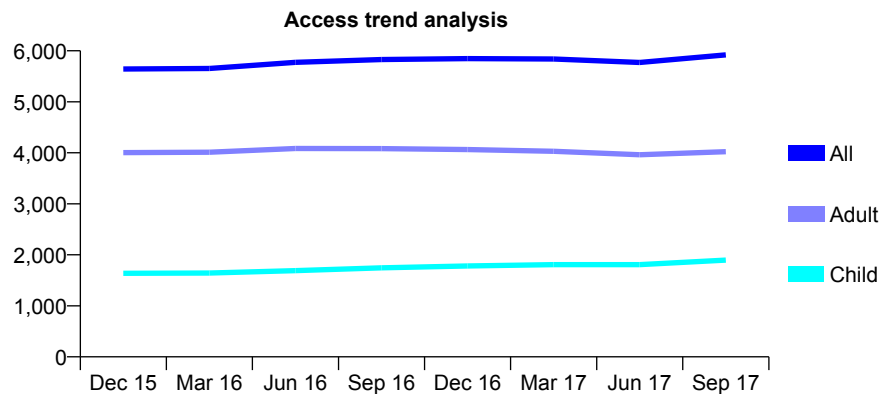
Q61 - Vital Signs At a Glance Contract Report for 353302/0002 - September 2017

Name or company name	MRS A BROGAN
Contract type name	GDS Contract
Purpose of contract	General
Contract start date	01/02/2007
Contract end date	

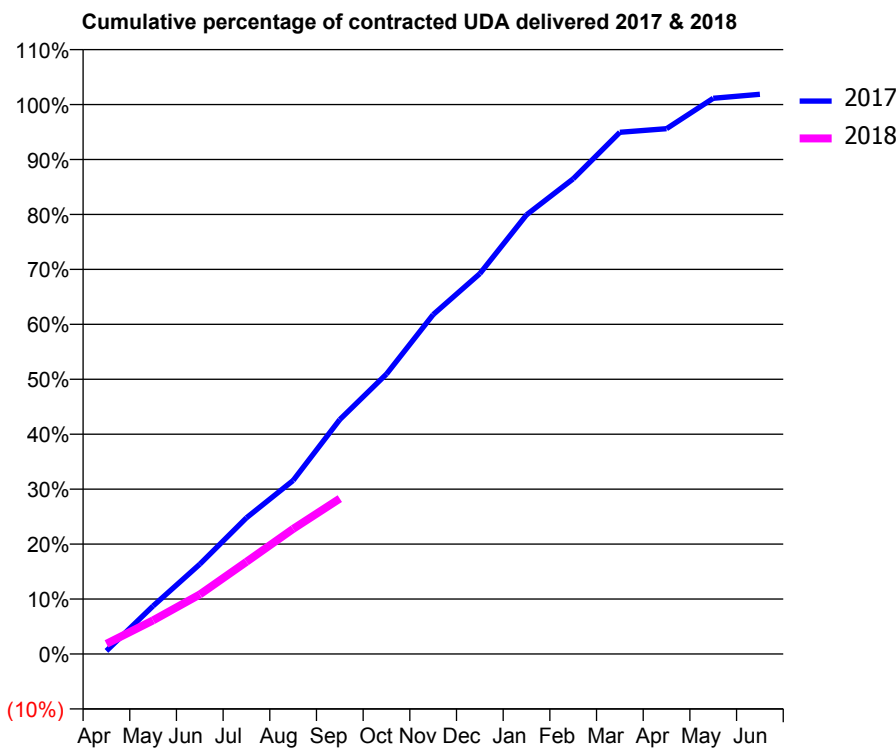
17/18 Contracted general activity (UDA)	15,436
Carry forward general activity (UDA)	-287
17/18 Contracted orthodontic activity (UOA)	0
Carry forward orthodontic activity (UOA)	0
Baseline contract value	£330,385.67

ACCESS*

Patients seen in 24 months	Total	Change since previous quarter
Quarter ending September 2016	5,829	
Quarter ending December 2016	5,846	→
Quarter ending March 2017	5,838	→
Quarter ending June 2017	5,771	↓
Quarter ending September 2017	5,919	↑
Variance since September 2016	1.5%	→



ACTIVITY



Month	Adjusted Scheduled Activity (UDA)	
	2017	2018
April	88	287
May	1,350	944
June	2,523	1,671
July	3,827	2,590
August	4,877	3,514
September	6,589	4,365
October	7,865	
November	9,533	
December	10,685	
January	12,338	
February	13,348	
March	14,656	
April	14,758	
May	15,611	
June	15,723	

QUALITY

	Quantity	Base Number	Contract	AT	Region	England
% of FP17s for the same patient ID Re-attending within 3 months - Children	46	922	5.0%	10.2%	11.2%	11.9%
% of FP17s for the same patient ID Re-attending within 3 months - Adults	165	1,572	10.5%	15.9%	16.6%	15.9%
% of FP17s for the same patient ID Re-attending between 3 & 9 months - Children	495	922	53.7%	42.6%	47.0%	58.1%
% of FP17s for the same patient ID Re-attending between 3 & 9 months - Adults	643	1,572	40.9%	35.6%	38.2%	50.6%
% of FP17s for Band 1 Urgent Courses	180	1,993	9.0%	10.8%	10.6%	9.1%
% of FP17s Relating to Free Repair or Replacements	11	1,993	0.6%	0.5%	0.6%	0.8%
% of FP17s Relating to Continuations	8	1,993	0.4%	0.7%	0.8%	1.1%
% of Patients satisfied with the dentistry they have received	3	3	N/A	88.7%	89.2%	91.4%
% of Patients satisfied with the time they had to wait for an appointment	3	3	N/A	80.7%	83.4%	87.7%

* This is based on patients treated on this contract for their most recent course of treatment. Figures in italics indicate the base number of FP17s or Patient Questionnaire responses are less than 100. N/A is shown where the base number of responses is less than 10 during the period. % is calculated as Quantity/Base number*100

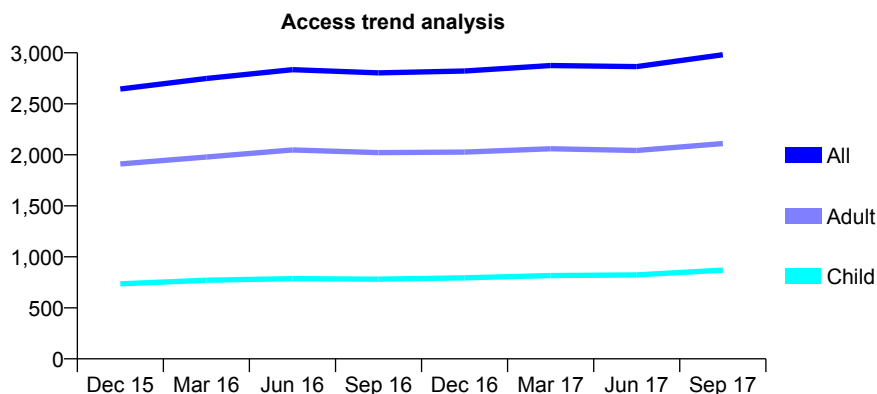
Q61 - Vital Signs At a Glance Contract Report for 353302/0003 - September 2017

Name or company name	MRS A BROGAN
Contract type name	GDS Contract
Purpose of contract	General
Contract start date	09/06/2008
Contract end date	

17/18 Contracted general activity (UDA)	10,063
Carry forward general activity (UDA)	78
17/18 Contracted orthodontic activity (UOA)	0
Carry forward orthodontic activity (UOA)	0
Baseline contract value	£318,549.10

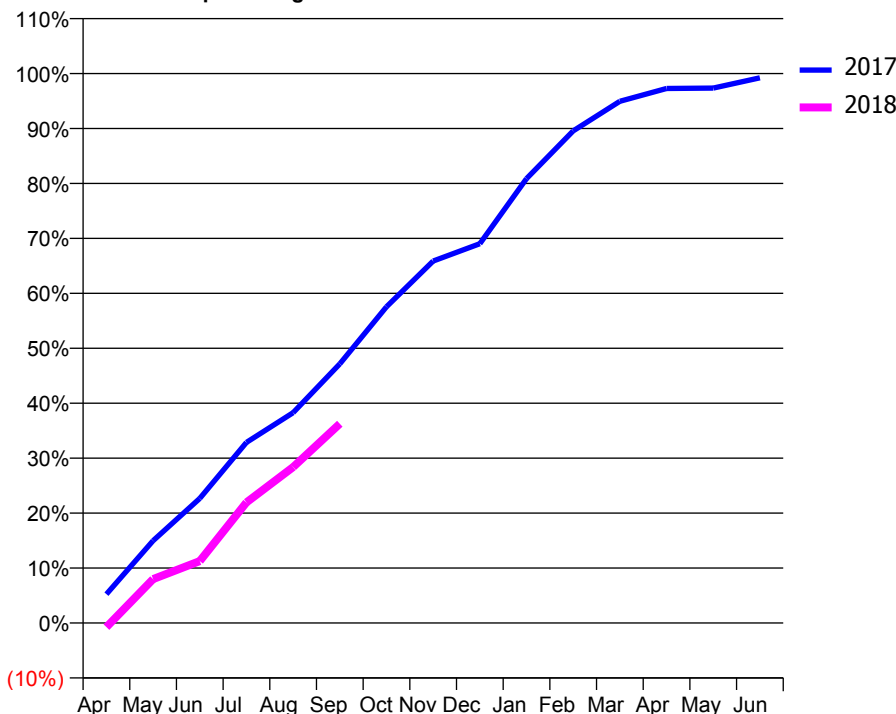
ACCESS*

Patients seen in 24 months	Total	Change since previous quarter
Quarter ending September 2016	2,803	
Quarter ending December 2016	2,821	→
Quarter ending March 2017	2,875	→
Quarter ending June 2017	2,865	→
Quarter ending September 2017	2,981	↑
Variance since September 2016	6.4%	↑



ACTIVITY

Cumulative percentage of contracted UDA delivered 2017 & 2018



Adjusted Scheduled Activity (UDA)

Month	2017	2018
April	528	-78
May	1,507	805
June	2,282	1,134
July	3,309	2,209
August	3,853	2,856
September	4,746	3,649
October	5,790	
November	6,629	
December	6,947	
January	8,139	
February	9,012	
March	9,554	
April	9,789	
May	9,796	
June	9,985	

QUALITY

	Quantity	Base Number	Contract	AT	Region	England
% of FP17s for the same patient ID Re-attending within 3 months - Children	38	494	7.7%	10.2%	11.2%	11.9%
% of FP17s for the same patient ID Re-attending within 3 months - Adults	131	1,115	11.7%	15.9%	16.6%	15.9%
% of FP17s for the same patient ID Re-attending between 3 & 9 months - Children	187	494	37.9%	42.6%	47.0%	58.1%
% of FP17s for the same patient ID Re-attending between 3 & 9 months - Adults	397	1,115	35.6%	35.6%	38.2%	50.6%
% of FP17s for Band 1 Urgent Courses	146	1,452	10.1%	10.8%	10.6%	9.1%
% of FP17s Relating to Free Repair or Replacements	11	1,452	0.8%	0.5%	0.6%	0.8%
% of FP17s Relating to Continuations	9	1,452	0.6%	0.7%	0.8%	1.1%
% of Patients satisfied with the dentistry they have received	0	0	N/A	88.7%	89.2%	91.4%
% of Patients satisfied with the time they had to wait for an appointment	0	0	N/A	80.7%	83.4%	87.7%

* This is based on patients treated on this contract for their most recent course of treatment. Figures in italics indicate the base number of FP17s or Patient Questionnaire responses are less than 100. N/A is shown where the base number of responses is less than 10 during the period. % is calculated as Quantity/Base number*100

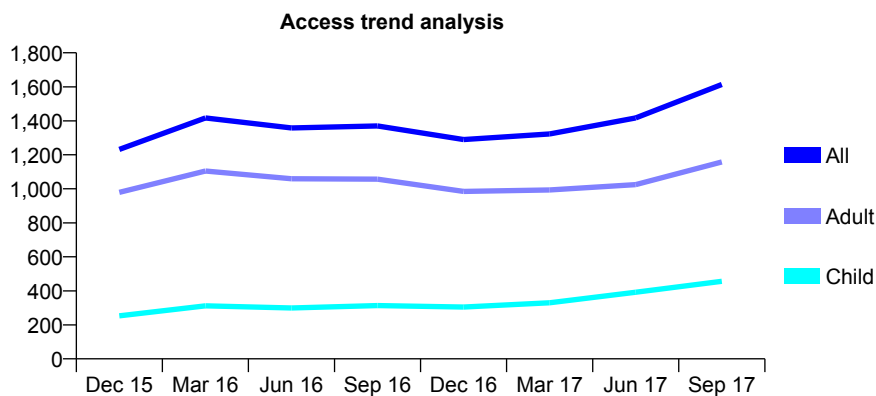
Q61 - Vital Signs At a Glance Contract Report for 354155/0002 - September 2017

Name or company name	MS M MEHDIANI
Contract type name	GDS Contract
Purpose of contract	General
Contract start date	15/09/2008
Contract end date	

17/18 Contracted general activity (UDA)	8,155
Carry forward general activity (UDA)	1,789
17/18 Contracted orthodontic activity (UOA)	0
Carry forward orthodontic activity (UOA)	0
Baseline contract value	£239,820.09

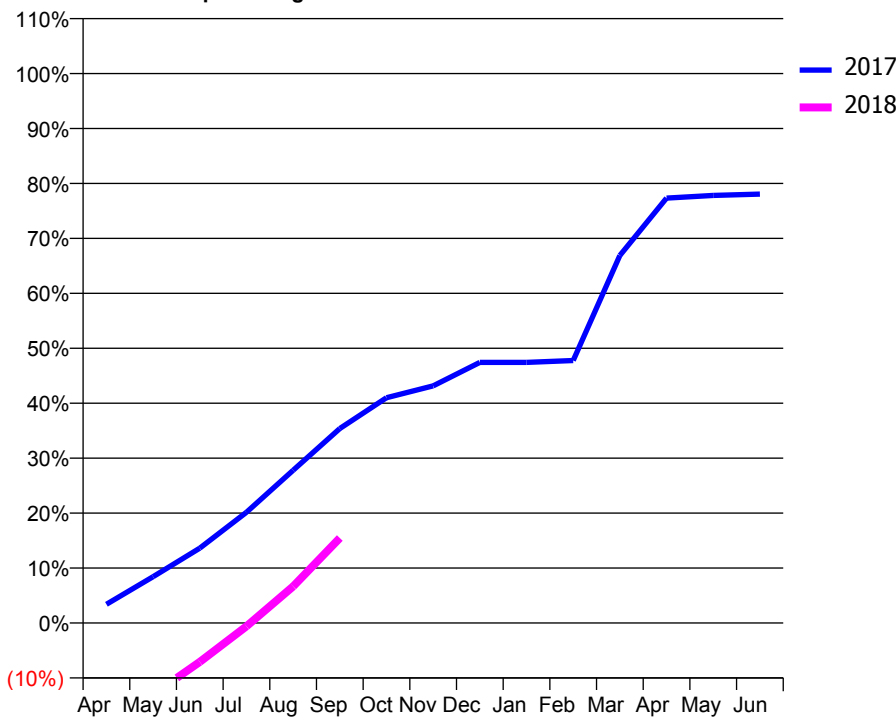
ACCESS*

Patients seen in 24 months	Total	Change since previous quarter
Quarter ending September 2016	1,370	
Quarter ending December 2016	1,290	↓
Quarter ending March 2017	1,323	↑
Quarter ending June 2017	1,417	↑
Quarter ending September 2017	1,614	↑
Variance since September 2016	17.8%	↑



ACTIVITY

Cumulative percentage of contracted UDA delivered 2017 & 2018



Month	Adjusted Scheduled Activity (UDA)	
	2017	2018
April	277	-1,713
May	688	-1,063
June	1,112	-579
July	1,643	-51
August	2,266	543
September	2,887	1,262
October	3,343	
November	3,520	
December	3,869	
January	3,869	
February	3,896	
March	5,456	
April	6,307	
May	6,345	
June	6,366	

QUALITY

	Quantity	Base Number	Contract	AT	Region	England
% of FP17s for the same patient ID Re-attending within 3 months - Children	22	294	7.5%	10.2%	11.2%	11.9%
% of FP17s for the same patient ID Re-attending within 3 months - Adults	55	686	8.0%	15.9%	16.6%	15.9%
% of FP17s for the same patient ID Re-attending between 3 & 9 months - Children	27	294	9.2%	42.6%	47.0%	58.1%
% of FP17s for the same patient ID Re-attending between 3 & 9 months - Adults	89	686	13.0%	35.6%	38.2%	50.6%
% of FP17s for Band 1 Urgent Courses	86	773	11.1%	10.8%	10.6%	9.1%
% of FP17s Relating to Free Repair or Replacements	0	773	0.0%	0.5%	0.6%	0.8%
% of FP17s Relating to Continuations	1	773	0.1%	0.7%	0.8%	1.1%
% of Patients satisfied with the dentistry they have received	1	1	N/A	88.7%	89.2%	91.4%
% of Patients satisfied with the time they had to wait for an appointment	0	1	N/A	80.7%	83.4%	87.7%

* This is based on patients treated on this contract for their most recent course of treatment. Figures in italics indicate the base number of FP17s or Patient Questionnaire responses are less than 100. N/A is shown where the base number of responses is less than 10 during the period. % is calculated as Quantity/Base number*100

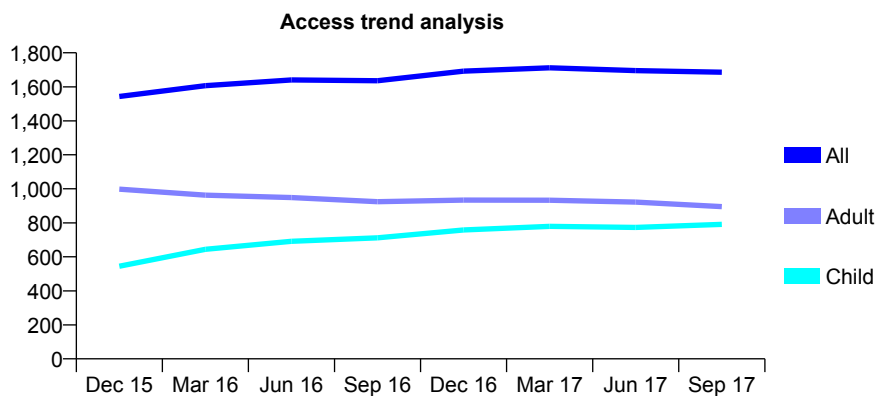
Q61 - Vital Signs At a Glance Contract Report for 355267/0001 - September 2017

Name or company name	MISS MJ GAJJAR
Contract type name	GDS Contract
Purpose of contract	General
Contract start date	19/05/2008
Contract end date	

17/18 Contracted general activity (UDA)	3,976
Carry forward general activity (UDA)	-80
17/18 Contracted orthodontic activity (UOA)	0
Carry forward orthodontic activity (UOA)	0
Baseline contract value	£116,167.66

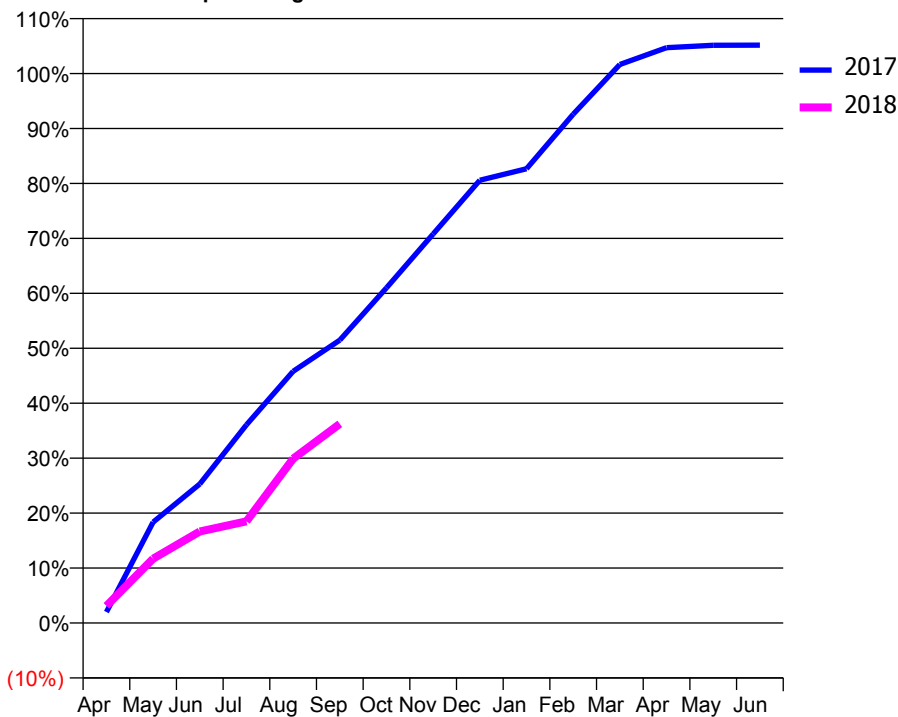
ACCESS*

Patients seen in 24 months	Total	Change since previous quarter
Quarter ending September 2016	1,636	
Quarter ending December 2016	1,692	↑
Quarter ending March 2017	1,712	→
Quarter ending June 2017	1,695	→
Quarter ending September 2017	1,686	→
Variance since September 2016	3.1%	↑



ACTIVITY

Cumulative percentage of contracted UDA delivered 2017 & 2018



Month	Adjusted Scheduled Activity (UDA)	
	2017	2018
April	80	124
May	730	466
June	1,006	662
July	1,434	735
August	1,821	1,189
September	2,047	1,441
October	2,425	
November	2,815	
December	3,203	
January	3,287	
February	3,681	
March	4,042	
April	4,163	
May	4,180	
June	4,181	

QUALITY

	Quantity	Base Number	Contract	AT	Region	England
% of FP17s for the same patient ID Re-attending within 3 months - Children	19	456	4.2%	10.2%	11.2%	11.9%
% of FP17s for the same patient ID Re-attending within 3 months - Adults	58	421	13.8%	15.9%	16.6%	15.9%
% of FP17s for the same patient ID Re-attending between 3 & 9 months - Children	235	456	51.5%	42.6%	47.0%	58.1%
% of FP17s for the same patient ID Re-attending between 3 & 9 months - Adults	179	421	42.5%	35.6%	38.2%	50.6%
% of FP17s for Band 1 Urgent Courses	60	786	7.6%	10.8%	10.6%	9.1%
% of FP17s Relating to Free Repair or Replacements	3	786	0.4%	0.5%	0.6%	0.8%
% of FP17s Relating to Continuations	10	786	1.3%	0.7%	0.8%	1.1%
% of Patients satisfied with the dentistry they have received	2	3	N/A	88.7%	89.2%	91.4%
% of Patients satisfied with the time they had to wait for an appointment	2	3	N/A	80.7%	83.4%	87.7%

* This is based on patients treated on this contract for their most recent course of treatment. Figures in italics indicate the base number of FP17s or Patient Questionnaire responses are less than 100. N/A is shown where the base number of responses is less than 10 during the period. % is calculated as Quantity/Base number*100

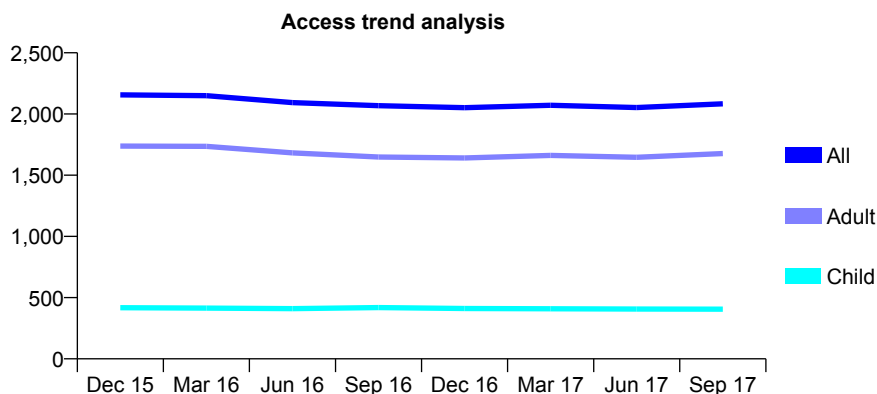
Q61 - Vital Signs At a Glance Contract Report for 360368/0001 - September 2017

Name or company name	MR J BABAN
Contract type name	GDS Contract
Purpose of contract	General
Contract start date	01/12/2007
Contract end date	

17/18 Contracted general activity (UDA)	5,593
Carry forward general activity (UDA)	-1
17/18 Contracted orthodontic activity (UOA)	0
Carry forward orthodontic activity (UOA)	0
Baseline contract value	£169,289.14

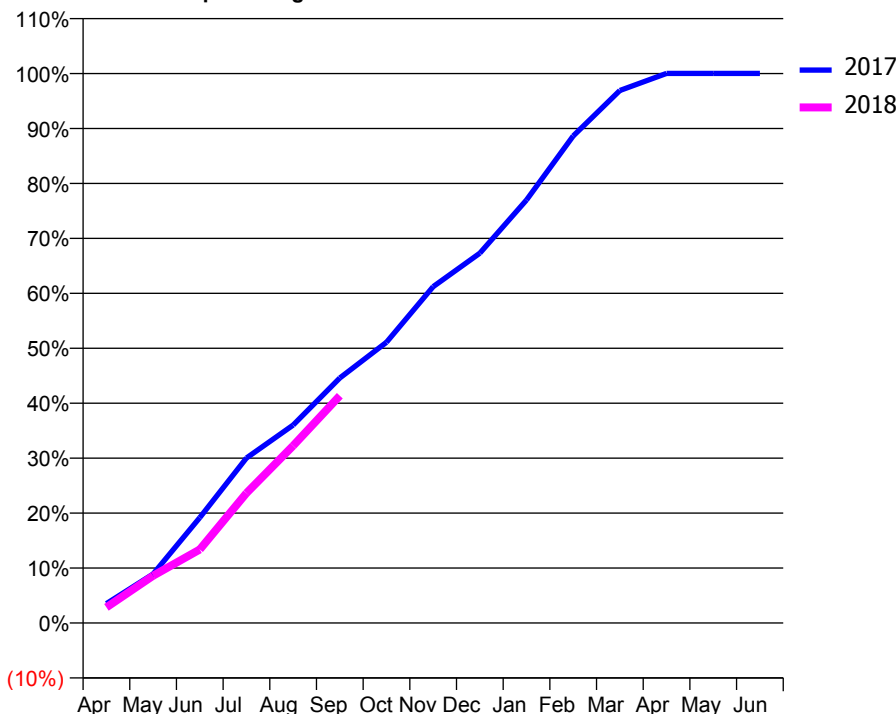
ACCESS*

Patients seen in 24 months	Total	Change since previous quarter
Quarter ending September 2016	2,068	
Quarter ending December 2016	2,052	→
Quarter ending March 2017	2,071	→
Quarter ending June 2017	2,053	→
Quarter ending September 2017	2,083	→
Variance since September 2016	0.7%	→



ACTIVITY

Cumulative percentage of contracted UDA delivered 2017 & 2018



Month	Adjusted Scheduled Activity (UDA)	
	2017	2018
April	198	159
May	499	481
June	1,073	748
July	1,679	1,323
August	2,015	1,804
September	2,493	2,314
October	2,858	
November	3,423	
December	3,765	
January	4,306	
February	4,957	
March	5,420	
April	5,594	
May	5,594	
June	5,594	

QUALITY

	Quantity	Base Number	Contract	AT	Region	England
% of FP17s for the same patient ID Re-attending within 3 months - Children	3	223	1.3%	10.2%	11.2%	11.9%
% of FP17s for the same patient ID Re-attending within 3 months - Adults	28	783	3.6%	15.9%	16.6%	15.9%
% of FP17s for the same patient ID Re-attending between 3 & 9 months - Children	78	223	35.0%	42.6%	47.0%	58.1%
% of FP17s for the same patient ID Re-attending between 3 & 9 months - Adults	213	783	27.2%	35.6%	38.2%	50.6%
% of FP17s for Band 1 Urgent Courses	74	930	8.0%	10.8%	10.6%	9.1%
% of FP17s Relating to Free Repair or Replacements	2	930	0.2%	0.5%	0.6%	0.8%
% of FP17s Relating to Continuations	0	930	0.0%	0.7%	0.8%	1.1%
% of Patients satisfied with the dentistry they have received	3	4	N/A	88.7%	89.2%	91.4%
% of Patients satisfied with the time they had to wait for an appointment	4	4	N/A	80.7%	83.4%	87.7%

* This is based on patients treated on this contract for their most recent course of treatment. Figures in italics indicate the base number of FP17s or Patient Questionnaire responses are less than 100. N/A is shown where the base number of responses is less than 10 during the period. % is calculated as Quantity/Base number*100

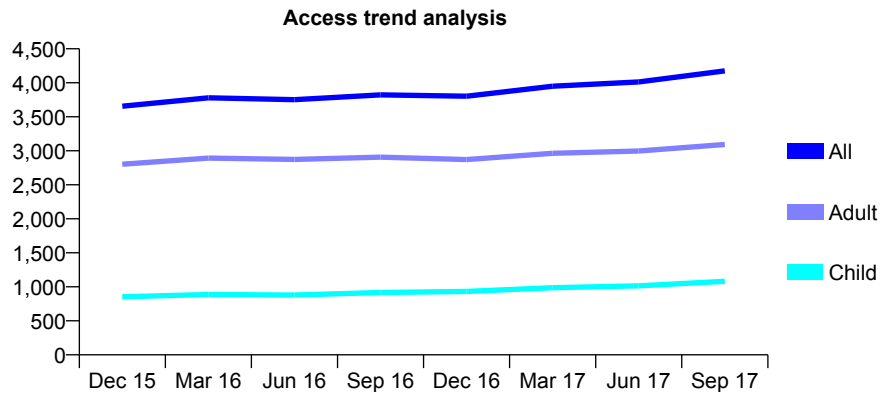
Q61 - Vital Signs At a Glance Contract Report for 361135/0001 - September 2017

Name or company name	The Dental Suite
Contract type name	GDS Contract
Purpose of contract	General
Contract start date	01/08/2010
Contract end date	

17/18 Contracted general activity (UDA)	7,600
Carry forward general activity (UDA)	0
17/18 Contracted orthodontic activity (UOA)	0
Carry forward orthodontic activity (UOA)	0
Baseline contract value	£217,946.20

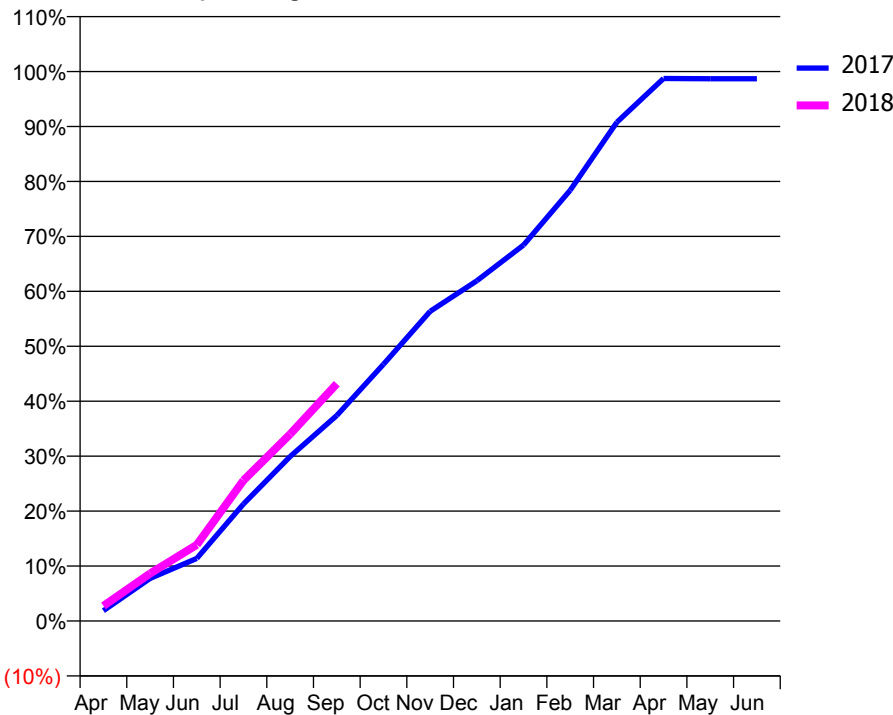
ACCESS*

Patients seen in 24 months	Total	Change since previous quarter
Quarter ending September 2016	3,823	
Quarter ending December 2016	3,803	→
Quarter ending March 2017	3,950	↑
Quarter ending June 2017	4,012	→
Quarter ending September 2017	4,176	↑
Variance since September 2016	9.2%	↑



ACTIVITY

Cumulative percentage of contracted UDA delivered 2017 & 2018



Month	Adjusted Scheduled Activity (UDA)	
	2017	2018
April	143	210
May	589	658
June	865	1,055
July	1,618	1,946
August	2,275	2,585
September	2,843	3,283
October	3,552	
November	4,283	
December	4,706	
January	5,199	
February	5,958	
March	6,899	
April	7,503	
May	7,500	
June	7,500	

QUALITY

	Quantity	Base Number	Contract	AT	Region	England
% of FP17s for the same patient ID Re-attending within 3 months - Children	56	672	8.3%	10.2%	11.2%	11.9%
% of FP17s for the same patient ID Re-attending within 3 months - Adults	188	1,557	12.1%	15.9%	16.6%	15.9%
% of FP17s for the same patient ID Re-attending between 3 & 9 months - Children	213	672	31.7%	42.6%	47.0%	58.1%
% of FP17s for the same patient ID Re-attending between 3 & 9 months - Adults	356	1,557	22.9%	35.6%	38.2%	50.6%
% of FP17s for Band 1 Urgent Courses	140	1,534	9.1%	10.8%	10.6%	9.1%
% of FP17s Relating to Free Repair or Replacements	7	1,534	0.5%	0.5%	0.6%	0.8%
% of FP17s Relating to Continuations	5	1,534	0.3%	0.7%	0.8%	1.1%
% of Patients satisfied with the dentistry they have received	1	1	N/A	88.7%	89.2%	91.4%
% of Patients satisfied with the time they had to wait for an appointment	0	1	N/A	80.7%	83.4%	87.7%

* This is based on patients treated on this contract for their most recent course of treatment. Figures in italics indicate the base number of FP17s or Patient Questionnaire responses are less than 100. N/A is shown where the base number of responses is less than 10 during the period. % is calculated as Quantity/Base number*100

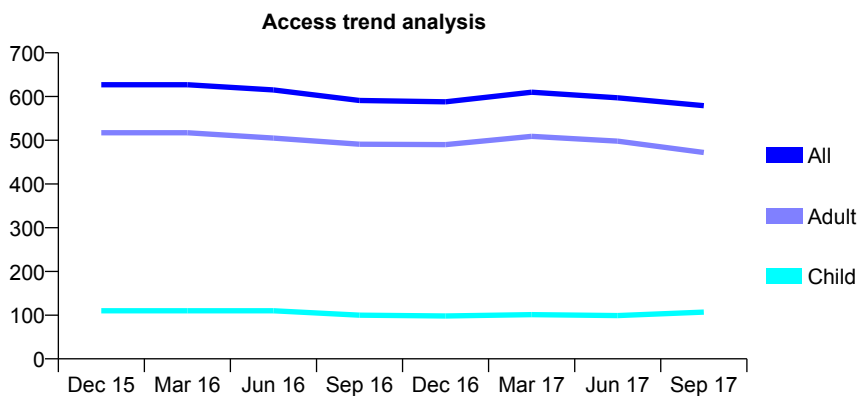
Q61 - Vital Signs At a Glance Contract Report for 363383/0002 - September 2017

Name or company name	Hakhamaneshi and Lichtig
Contract type name	GDS Contract
Purpose of contract	General
Contract start date	12/06/2011
Contract end date	

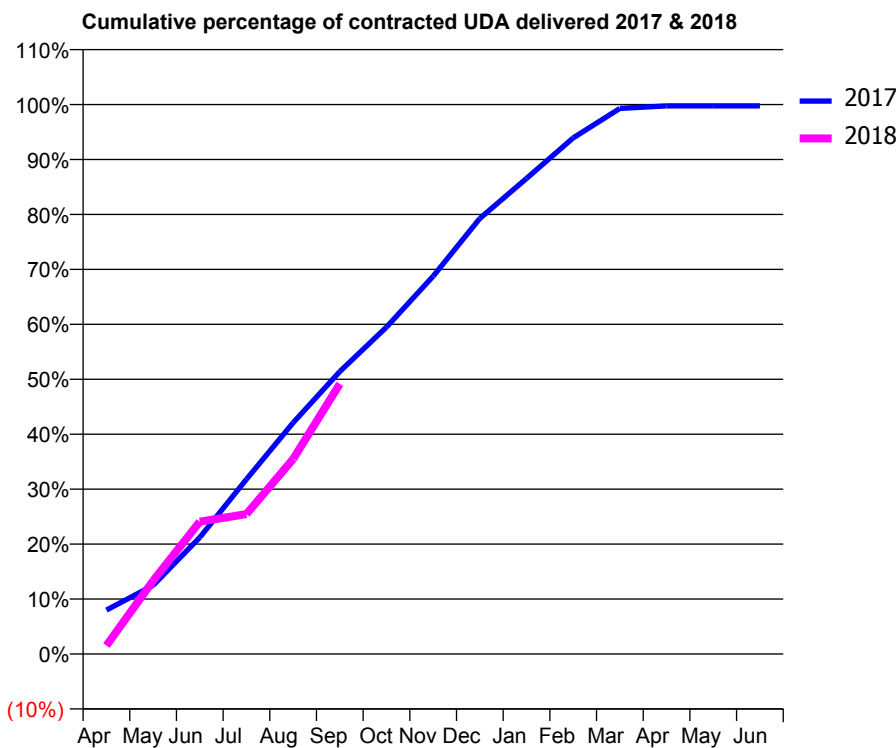
17/18 Contracted general activity (UDA)	1,658
Carry forward general activity (UDA)	4
17/18 Contracted orthodontic activity (UOA)	0
Carry forward orthodontic activity (UOA)	0
Baseline contract value	£45,592.88

ACCESS*

Patients seen in 24 months	Total	Change since previous quarter
Quarter ending September 2016	591	
Quarter ending December 2016	588	→
Quarter ending March 2017	610	↑
Quarter ending June 2017	597	↓
Quarter ending September 2017	579	↓
Variance since September 2016	(2.0%)	↓



ACTIVITY



Month	Adjusted Scheduled Activity (UDA)	
	2017	2018
April	132	26
May	207	221
June	352	399
July	527	422
August	698	588
September	852	815
October	986	
November	1,140	
December	1,314	
January	1,435	
February	1,557	
March	1,646	
April	1,654	
May	1,654	
June	1,654	

QUALITY

	Quantity	Base Number	Contract	AT	Region	England
% of FP17s for the same patient ID Re-attending within 3 months - Children	1	51	2.0%	10.2%	11.2%	11.9%
% of FP17s for the same patient ID Re-attending within 3 months - Adults	40	359	11.1%	15.9%	16.6%	15.9%
% of FP17s for the same patient ID Re-attending between 3 & 9 months - Children	21	51	41.2%	42.6%	47.0%	58.1%
% of FP17s for the same patient ID Re-attending between 3 & 9 months - Adults	138	359	38.4%	35.6%	38.2%	50.6%
% of FP17s for Band 1 Urgent Courses	69	405	17.0%	10.8%	10.6%	9.1%
% of FP17s Relating to Free Repair or Replacements	4	405	1.0%	0.5%	0.6%	0.8%
% of FP17s Relating to Continuations	7	405	1.7%	0.7%	0.8%	1.1%
% of Patients satisfied with the dentistry they have received	0	0	N/A	88.7%	89.2%	91.4%
% of Patients satisfied with the time they had to wait for an appointment	0	0	N/A	80.7%	83.4%	87.7%

* This is based on patients treated on this contract for their most recent course of treatment. Figures in italics indicate the base number of FP17s or Patient Questionnaire responses are less than 100. N/A is shown where the base number of responses is less than 10 during the period. % is calculated as Quantity/Base number*100

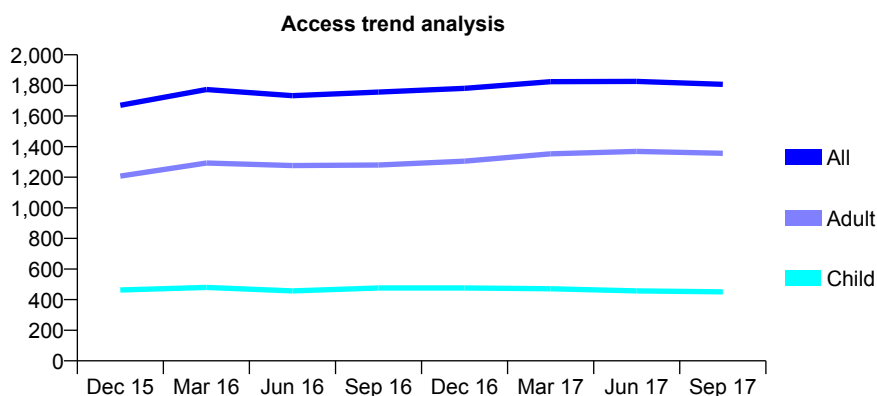
Q61 - Vital Signs At a Glance Contract Report for 364215/0001 - September 2017

Name or company name	MR GS GILL
Contract type name	GDS Contract
Purpose of contract	General
Contract start date	01/05/2014
Contract end date	

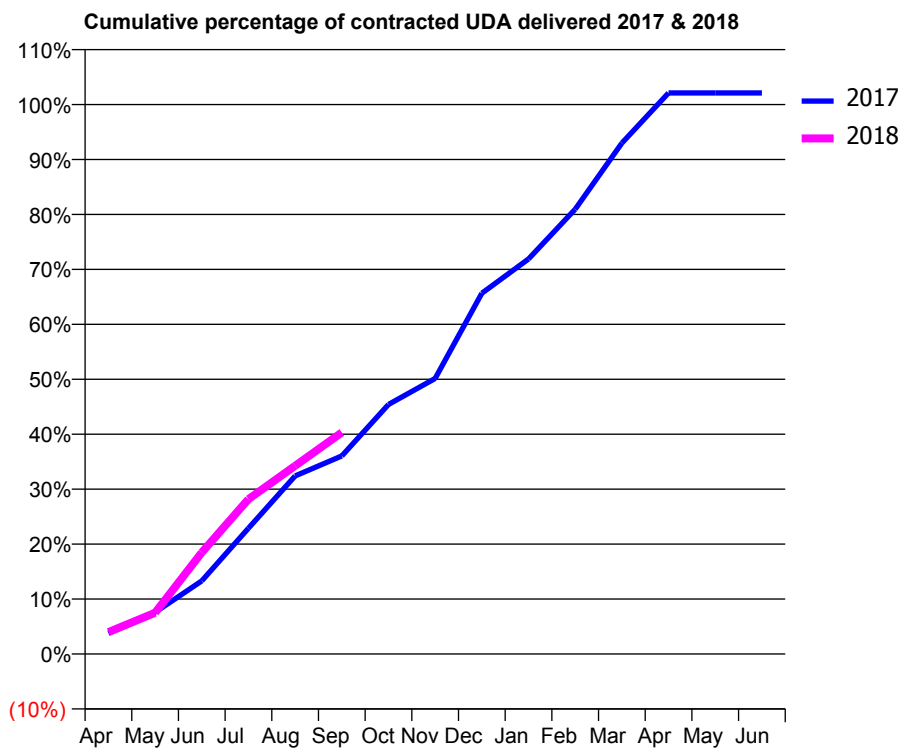
17/18 Contracted general activity (UDA)	7,827
Carry forward general activity (UDA)	-157
17/18 Contracted orthodontic activity (UOA)	0
Carry forward orthodontic activity (UOA)	0
Baseline contract value	£254,905.43

ACCESS*

Patients seen in 24 months	Total	Change since previous quarter
Quarter ending September 2016	1,756	
Quarter ending December 2016	1,781	→
Quarter ending March 2017	1,824	↑
Quarter ending June 2017	1,826	→
Quarter ending September 2017	1,807	↓
Variance since September 2016	2.9%	↑



ACTIVITY



Month	Adjusted Scheduled Activity (UDA)	
	2017	2018
April	295	313
May	594	588
June	1,042	1,447
July	1,792	2,206
August	2,537	2,681
September	2,822	3,155
October	3,555	
November	3,924	
December	5,138	
January	5,626	
February	6,335	
March	7,278	
April	7,991	
May	7,991	
June	7,992	

QUALITY

	Quantity	Base Number	Contract	AT	Region	England
% of FP17s for the same patient ID Re-attending within 3 months - Children	32	284	11.3%	10.2%	11.2%	11.9%
% of FP17s for the same patient ID Re-attending within 3 months - Adults	204	878	23.2%	15.9%	16.6%	15.9%
% of FP17s for the same patient ID Re-attending between 3 & 9 months - Children	160	284	56.3%	42.6%	47.0%	58.1%
% of FP17s for the same patient ID Re-attending between 3 & 9 months - Adults	361	878	41.1%	35.6%	38.2%	50.6%
% of FP17s for Band 1 Urgent Courses	188	1,004	18.7%	10.8%	10.6%	9.1%
% of FP17s Relating to Free Repair or Replacements	2	1,004	0.2%	0.5%	0.6%	0.8%
% of FP17s Relating to Continuations	6	1,004	0.6%	0.7%	0.8%	1.1%
% of Patients satisfied with the dentistry they have received	0	0	N/A	88.7%	89.2%	91.4%
% of Patients satisfied with the time they had to wait for an appointment	0	0	N/A	80.7%	83.4%	87.7%

* This is based on patients treated on this contract for their most recent course of treatment. Figures in italics indicate the base number of FP17s or Patient Questionnaire responses are less than 100. N/A is shown where the base number of responses is less than 10 during the period. % is calculated as Quantity/Base number*100

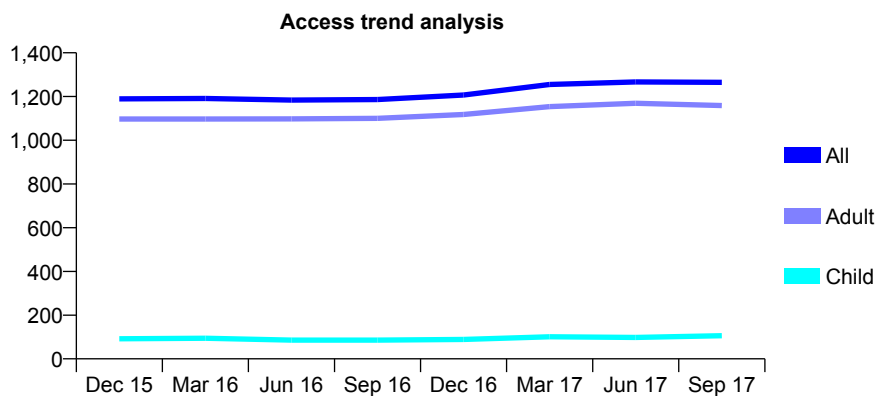
Q61 - Vital Signs At a Glance Contract Report for 395625/0003 - September 2017

Name or company name	MR CF NG
Contract type name	GDS Contract
Purpose of contract	General
Contract start date	01/11/2006
Contract end date	

17/18 Contracted general activity (UDA)	5,678
Carry forward general activity (UDA)	-114
17/18 Contracted orthodontic activity (UOA)	0
Carry forward orthodontic activity (UOA)	0
Baseline contract value	£166,531.31

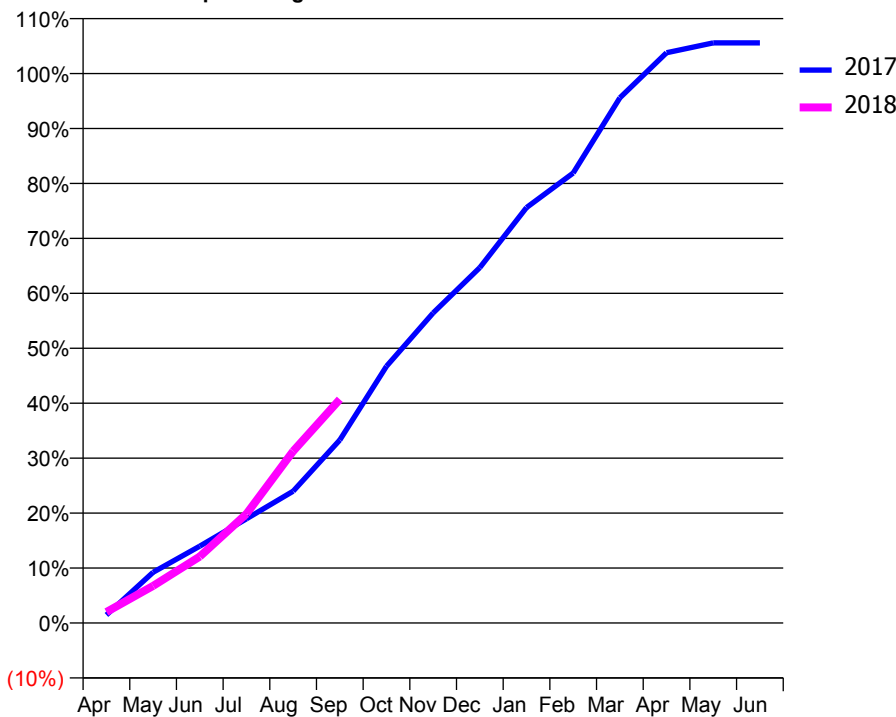
ACCESS*

Patients seen in 24 months	Total	Change since previous quarter
Quarter ending September 2016	1,186	
Quarter ending December 2016	1,207	→
Quarter ending March 2017	1,255	↑
Quarter ending June 2017	1,267	→
Quarter ending September 2017	1,265	→
Variance since September 2016	6.7%	↑



ACTIVITY

Cumulative percentage of contracted UDA delivered 2017 & 2018



Month	Adjusted Scheduled Activity (UDA)	
	2017	2018
April	83	114
May	524	384
June	795	687
July	1,077	1,128
August	1,362	1,776
September	1,891	2,312
October	2,653	
November	3,204	
December	3,673	
January	4,293	
February	4,650	
March	5,427	
April	5,893	
May	5,994	
June	5,995	

QUALITY

	Quantity	Base Number	Contract	AT	Region	England
% of FP17s for the same patient ID Re-attending within 3 months - Children	5	62	8.1%	10.2%	11.2%	11.9%
% of FP17s for the same patient ID Re-attending within 3 months - Adults	63	545	11.6%	15.9%	16.6%	15.9%
% of FP17s for the same patient ID Re-attending between 3 & 9 months - Children	21	62	33.9%	42.6%	47.0%	58.1%
% of FP17s for the same patient ID Re-attending between 3 & 9 months - Adults	193	545	35.4%	35.6%	38.2%	50.6%
% of FP17s for Band 1 Urgent Courses	0	484	0.0%	10.8%	10.6%	9.1%
% of FP17s Relating to Free Repair or Replacements	5	484	1.0%	0.5%	0.6%	0.8%
% of FP17s Relating to Continuations	7	484	1.4%	0.7%	0.8%	1.1%
% of Patients satisfied with the dentistry they have received	2	2	N/A	88.7%	89.2%	91.4%
% of Patients satisfied with the time they had to wait for an appointment	2	2	N/A	80.7%	83.4%	87.7%

* This is based on patients treated on this contract for their most recent course of treatment. Figures in italics indicate the base number of FP17s or Patient Questionnaire responses are less than 100. N/A is shown where the base number of responses is less than 10 during the period. % is calculated as Quantity/Base number*100

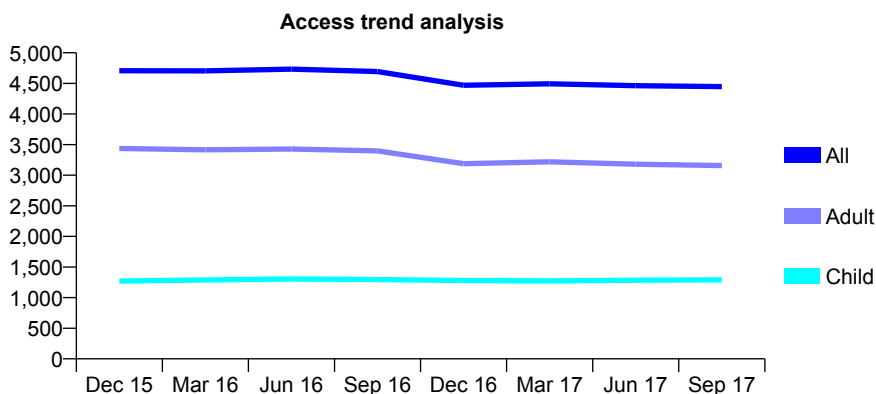
Q61 - Vital Signs At a Glance Contract Report for 549568/0001 - September 2017

Name or company name	MR C LEWIS
Contract type name	GDS Contract
Purpose of contract	General
Contract start date	01/04/2006
Contract end date	

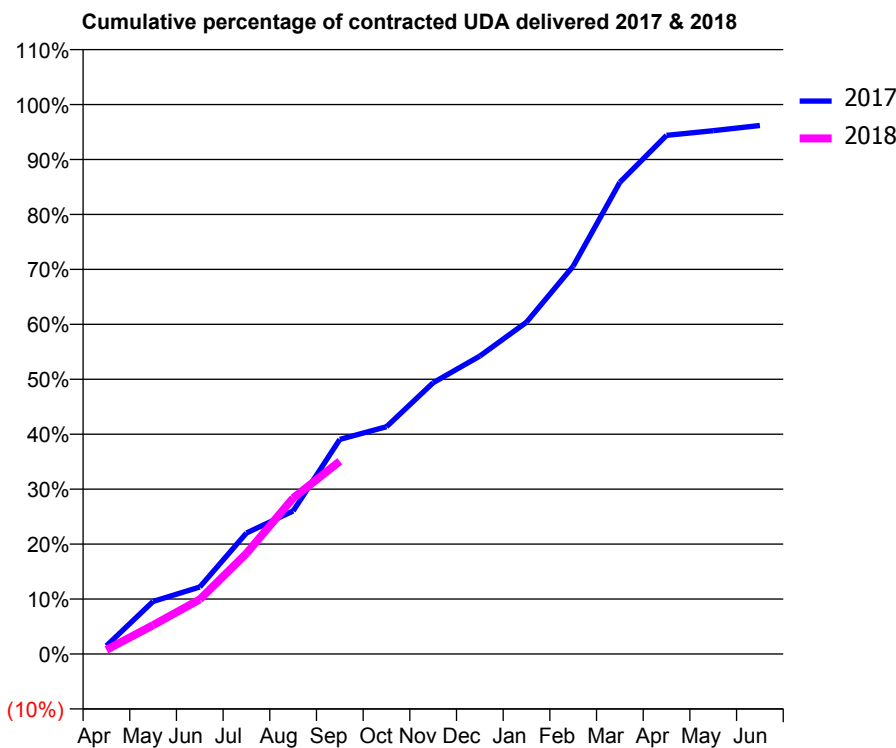
17/18 Contracted general activity (UDA)	14,514
Carry forward general activity (UDA)	0
17/18 Contracted orthodontic activity (UOA)	0
Carry forward orthodontic activity (UOA)	0
Baseline contract value	£384,777.18

ACCESS*

Patients seen in 24 months	Total	Change since previous quarter
Quarter ending September 2016	4,693	
Quarter ending December 2016	4,469	↓
Quarter ending March 2017	4,493	→
Quarter ending June 2017	4,464	→
Quarter ending September 2017	4,448	→
Variance since September 2016	(5.2%)	↓



ACTIVITY



Month	Adjusted Scheduled Activity (UDA)	
	2017	2018
April	218	112
May	1,389	761
June	1,771	1,442
July	3,195	2,657
August	3,777	4,118
September	5,669	5,092
October	6,003	
November	7,165	
December	7,869	
January	8,764	
February	10,244	
March	12,461	
April	13,698	
May	13,822	
June	13,960	

QUALITY

	Quantity	Base Number	Contract	AT	Region	England
% of FP17s for the same patient ID Re-attending within 3 months - Children	69	726	9.5%	10.2%	11.2%	11.9%
% of FP17s for the same patient ID Re-attending within 3 months - Adults	329	1,614	20.4%	15.9%	16.6%	15.9%
% of FP17s for the same patient ID Re-attending between 3 & 9 months - Children	268	726	36.9%	42.6%	47.0%	58.1%
% of FP17s for the same patient ID Re-attending between 3 & 9 months - Adults	477	1,614	29.6%	35.6%	38.2%	50.6%
% of FP17s for Band 1 Urgent Courses	257	1,900	13.5%	10.8%	10.6%	9.1%
% of FP17s Relating to Free Repair or Replacements	12	1,900	0.6%	0.5%	0.6%	0.8%
% of FP17s Relating to Continuations	11	1,900	0.6%	0.7%	0.8%	1.1%
% of Patients satisfied with the dentistry they have received	1	2	N/A	88.7%	89.2%	91.4%
% of Patients satisfied with the time they had to wait for an appointment	2	2	N/A	80.7%	83.4%	87.7%

* This is based on patients treated on this contract for their most recent course of treatment. Figures in italics indicate the base number of FP17s or Patient Questionnaire responses are less than 100. N/A is shown where the base number of responses is less than 10 during the period. % is calculated as Quantity/Base number*100

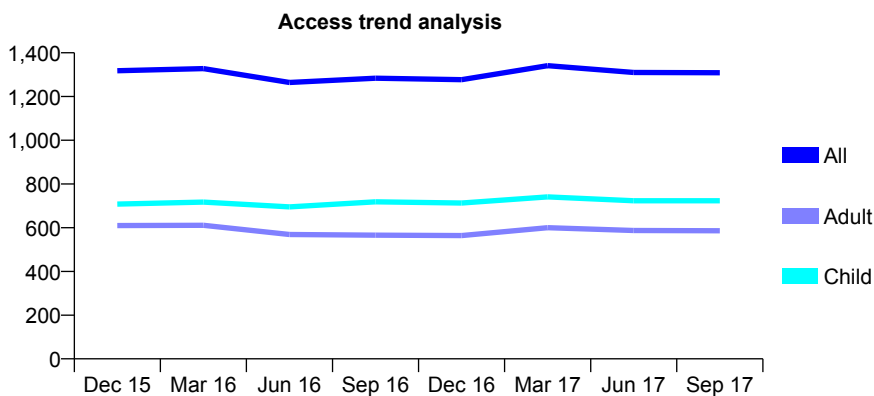
Q61 - Vital Signs At a Glance Contract Report for 554898/0001 - September 2017

Name or company name	MR AJ TREWELLA
Contract type name	GDS Contract
Purpose of contract	General
Contract start date	01/04/2006
Contract end date	

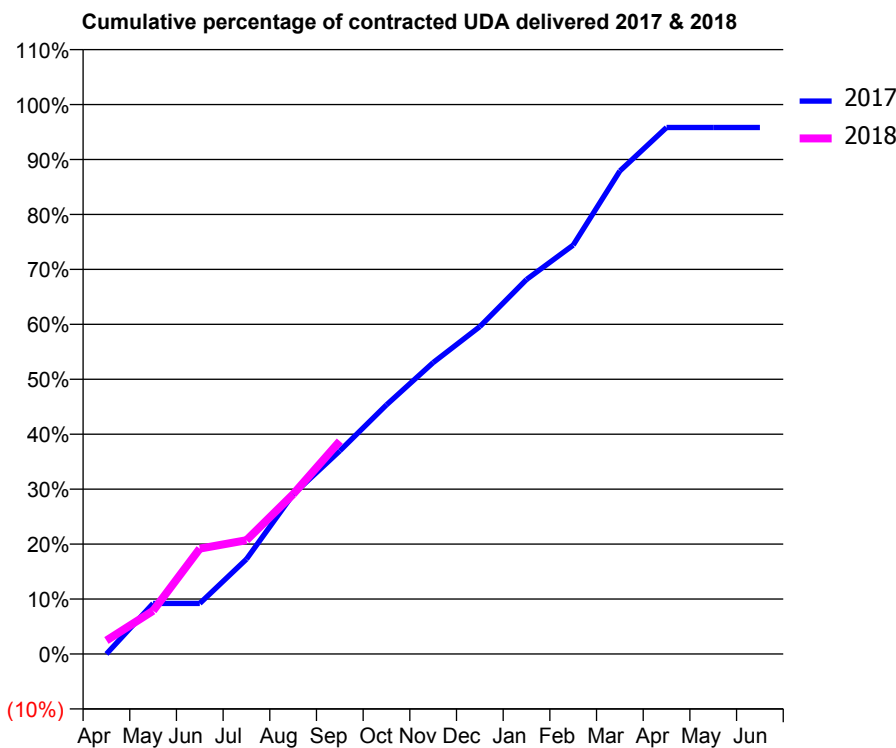
17/18 Contracted general activity (UDA)	3,740
Carry forward general activity (UDA)	0
17/18 Contracted orthodontic activity (UOA)	0
Carry forward orthodontic activity (UOA)	0
Baseline contract value	£99,883.50

ACCESS*

Patients seen in 24 months	Total	Change since previous quarter
Quarter ending September 2016	1,284	
Quarter ending December 2016	1,277	→
Quarter ending March 2017	1,341	↑
Quarter ending June 2017	1,310	↓
Quarter ending September 2017	1,309	→
Variance since September 2016	1.9%	→



ACTIVITY



Month	Adjusted Scheduled Activity (UDA)	
	2017	2018
April	0	92
May	344	295
June	344	717
July	646	774
August	1,087	1,087
September	1,383	1,449
October	1,696	
November	1,984	
December	2,229	
January	2,549	
February	2,783	
March	3,288	
April	3,584	
May	3,584	
June	3,584	

QUALITY

	Quantity	Base Number	Contract	AT	Region	England
% of FP17s for the same patient ID Re-attending within 3 months - Children	26	458	5.7%	10.2%	11.2%	11.9%
% of FP17s for the same patient ID Re-attending within 3 months - Adults	60	330	18.2%	15.9%	16.6%	15.9%
% of FP17s for the same patient ID Re-attending between 3 & 9 months - Children	224	458	48.9%	42.6%	47.0%	58.1%
% of FP17s for the same patient ID Re-attending between 3 & 9 months - Adults	130	330	39.4%	35.6%	38.2%	50.6%
% of FP17s for Band 1 Urgent Courses	63	687	9.2%	10.8%	10.6%	9.1%
% of FP17s Relating to Free Repair or Replacements	0	687	0.0%	0.5%	0.6%	0.8%
% of FP17s Relating to Continuations	0	687	0.0%	0.7%	0.8%	1.1%
% of Patients satisfied with the dentistry they have received	0	1	N/A	88.7%	89.2%	91.4%
% of Patients satisfied with the time they had to wait for an appointment	0	1	N/A	80.7%	83.4%	87.7%

* This is based on patients treated on this contract for their most recent course of treatment. Figures in italics indicate the base number of FP17s or Patient Questionnaire responses are less than 100. N/A is shown where the base number of responses is less than 10 during the period. % is calculated as Quantity/Base number*100

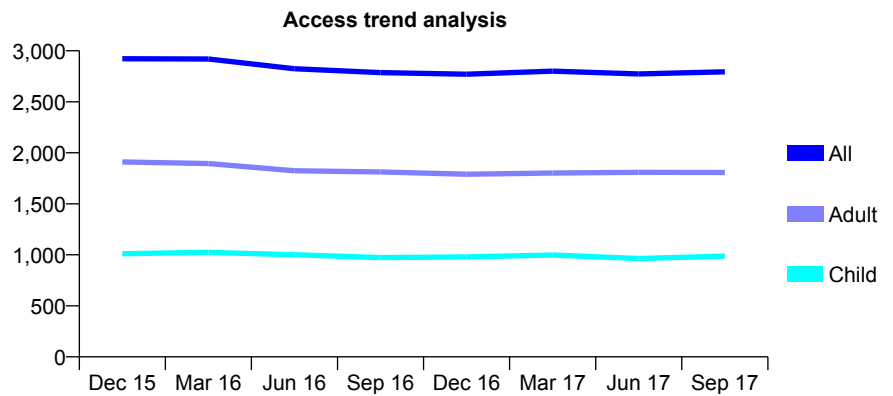
Q61 - Vital Signs At a Glance Contract Report for 556459/0002 - September 2017

Name or company name	MR GP DINDOL
Contract type name	GDS Contract
Purpose of contract	General and Orthodontic
Contract start date	19/07/2008
Contract end date	

17/18 Contracted general activity (UDA)	5,459
Carry forward general activity (UDA)	-109
17/18 Contracted orthodontic activity (UOA)	2,491
Carry forward orthodontic activity (UOA)	-47
Baseline contract value	£524,142.07

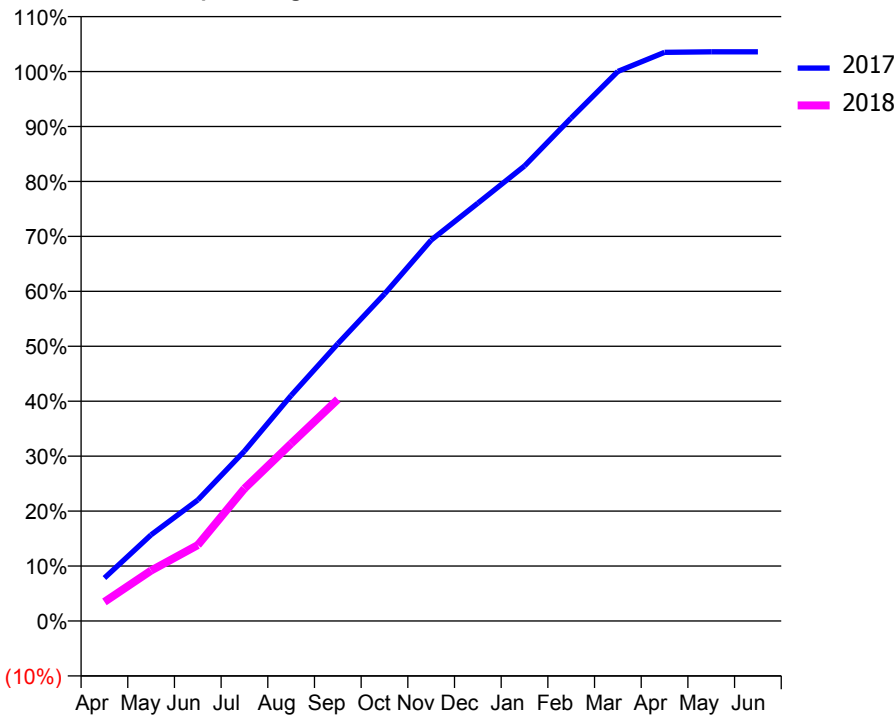
ACCESS*

Patients seen in 24 months	Total	Change since previous quarter
Quarter ending September 2016	2,786	
Quarter ending December 2016	2,770	→
Quarter ending March 2017	2,800	→
Quarter ending June 2017	2,773	→
Quarter ending September 2017	2,794	→
Variance since September 2016	0.3%	→



ACTIVITY

Cumulative percentage of contracted UDA delivered 2017 & 2018



Month	Adjusted Scheduled Activity (UDA)	
	2017	2018
April	427	190
May	856	501
June	1,202	755
July	1,688	1,316
August	2,240	1,762
September	2,755	2,203
October	3,249	
November	3,784	
December	4,151	
January	4,521	
February	4,997	
March	5,459	
April	5,650	
May	5,655	
June	5,655	

QUALITY

	Quantity	Base Number	Contract	AT	Region	England
% of FP17s for the same patient ID Re-attending within 3 months - Children	62	613	10.1%	10.2%	11.2%	11.9%
% of FP17s for the same patient ID Re-attending within 3 months - Adults	140	939	14.9%	15.9%	16.6%	15.9%
% of FP17s for the same patient ID Re-attending between 3 & 9 months - Children	153	613	25.0%	42.6%	47.0%	58.1%
% of FP17s for the same patient ID Re-attending between 3 & 9 months - Adults	269	939	28.6%	35.6%	38.2%	50.6%
% of FP17s for Band 1 Urgent Courses	110	945	11.6%	10.8%	10.6%	9.1%
% of FP17s Relating to Free Repair or Replacements	4	945	0.4%	0.5%	0.6%	0.8%
% of FP17s Relating to Continuations	3	945	0.3%	0.7%	0.8%	1.1%
% of Patients satisfied with the dentistry they have received	0	2	N/A	88.7%	89.2%	91.4%
% of Patients satisfied with the time they had to wait for an appointment	1	2	N/A	80.7%	83.4%	87.7%

* This is based on patients treated on this contract for their most recent course of treatment. Figures in italics indicate the base number of FP17s or Patient Questionnaire responses are less than 100. N/A is shown where the base number of responses is less than 10 during the period. % is calculated as Quantity/Base number*100

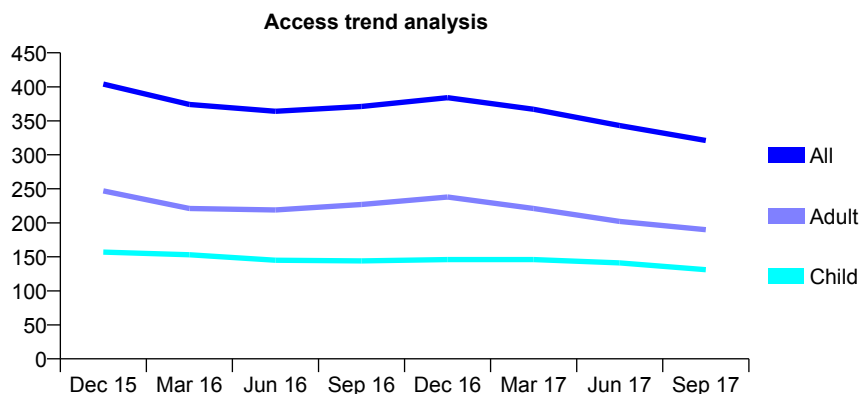
Q61 - Vital Signs At a Glance Contract Report for 557145/0003 - September 2017

Name or company name	MR A STELLMAN
Contract type name	GDS Contract
Purpose of contract	General
Contract start date	02/01/2007
Contract end date	

17/18 Contracted general activity (UDA)	642
Carry forward general activity (UDA)	-13
17/18 Contracted orthodontic activity (UOA)	0
Carry forward orthodontic activity (UOA)	0
Baseline contract value	£17,269.92

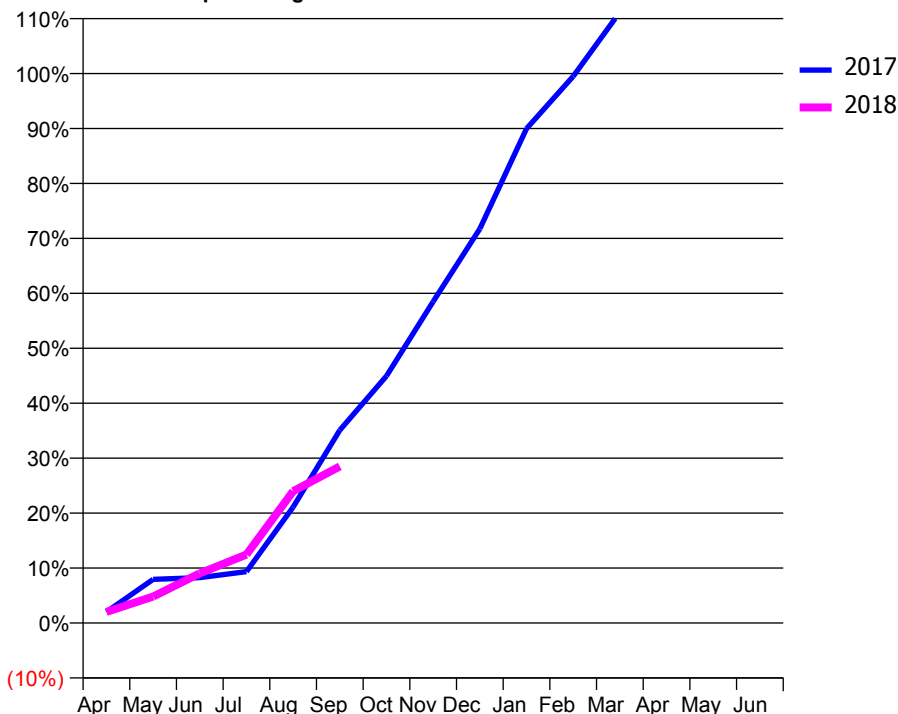
ACCESS*

Patients seen in 24 months	Total	Change since previous quarter
Quarter ending September 2016	371	
Quarter ending December 2016	384	↑
Quarter ending March 2017	367	↓
Quarter ending June 2017	343	↓
Quarter ending September 2017	321	↓
Variance since September 2016	(13.5%)	↓



ACTIVITY

Cumulative percentage of contracted UDA delivered 2017 & 2018



Adjusted Scheduled Activity (UDA)

Month	2017	2018
April	13	13
May	51	31
June	53	58
July	60	80
August	135	154
September	225	183
October	289	
November	376	
December	461	
January	578	
February	639	
March	714	
April	740	
May	747	
June	747	

QUALITY

	Quantity	Base Number	Contract	AT	Region	England
% of FP17s for the same patient ID Re-attending within 3 months - Children	3	60	5.0%	10.2%	11.2%	11.9%
% of FP17s for the same patient ID Re-attending within 3 months - Adults	5	55	9.1%	15.9%	16.6%	15.9%
% of FP17s for the same patient ID Re-attending between 3 & 9 months - Children	25	60	41.7%	42.6%	47.0%	58.1%
% of FP17s for the same patient ID Re-attending between 3 & 9 months - Adults	16	55	29.1%	35.6%	38.2%	50.6%
% of FP17s for Band 1 Urgent Courses	0	101	0.0%	10.8%	10.6%	9.1%
% of FP17s Relating to Free Repair or Replacements	0	101	0.0%	0.5%	0.6%	0.8%
% of FP17s Relating to Continuations	0	101	0.0%	0.7%	0.8%	1.1%
% of Patients satisfied with the dentistry they have received	0	0	N/A	88.7%	89.2%	91.4%
% of Patients satisfied with the time they had to wait for an appointment	0	0	N/A	80.7%	83.4%	87.7%

* This is based on patients treated on this contract for their most recent course of treatment. Figures in italics indicate the base number of FP17s or Patient Questionnaire responses are less than 100. N/A is shown where the base number of responses is less than 10 during the period. % is calculated as Quantity/Base number*100

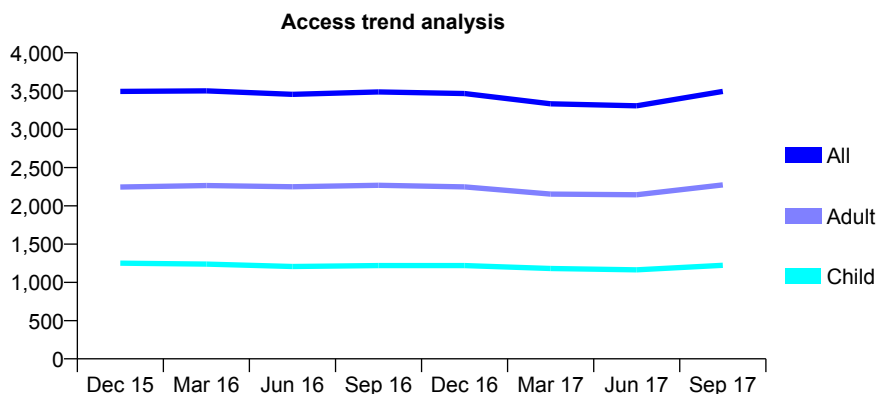
Q61 - Vital Signs At a Glance Contract Report for 560022/0002 - September 2017

Name or company name	MR J SCHWAB
Contract type name	GDS Contract
Purpose of contract	General
Contract start date	10/08/2011
Contract end date	

17/18 Contracted general activity (UDA)	13,288
Carry forward general activity (UDA)	275
17/18 Contracted orthodontic activity (UOA)	0
Carry forward orthodontic activity (UOA)	0
Baseline contract value	£249,491.67

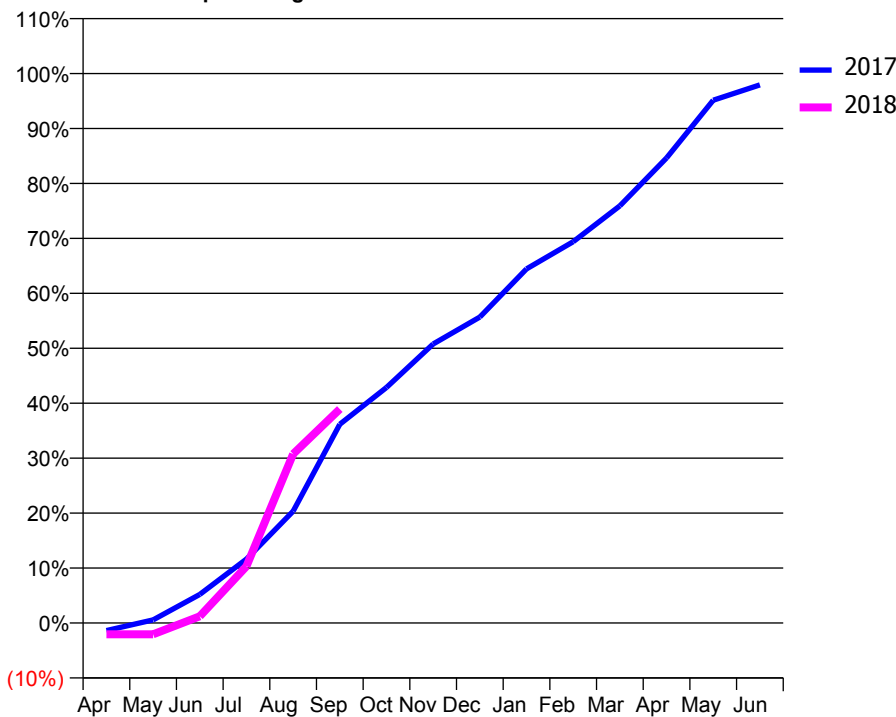
ACCESS*

Patients seen in 24 months	Total	Change since previous quarter
Quarter ending September 2016	3,488	
Quarter ending December 2016	3,468	→
Quarter ending March 2017	3,334	↓
Quarter ending June 2017	3,307	→
Quarter ending September 2017	3,495	↑
Variance since September 2016	0.2%	→



ACTIVITY

Cumulative percentage of contracted UDA delivered 2017 & 2018



Adjusted Scheduled Activity (UDA)

Month	2017	2018
April	-184	-275
May	76	-275
June	693	162
July	1,546	1,371
August	2,704	4,087
September	4,806	5,175
October	5,696	
November	6,748	
December	7,399	
January	8,562	
February	9,219	
March	10,088	
April	11,244	
May	12,643	
June	13,013	

QUALITY

	Quantity	Base Number	Contract	AT	Region	England
% of FP17s for the same patient ID Re-attending within 3 months - Children	111	896	12.4%	10.2%	11.2%	11.9%
% of FP17s for the same patient ID Re-attending within 3 months - Adults	322	1,767	18.2%	15.9%	16.6%	15.9%
% of FP17s for the same patient ID Re-attending between 3 & 9 months - Children	297	896	33.1%	42.6%	47.0%	58.1%
% of FP17s for the same patient ID Re-attending between 3 & 9 months - Adults	632	1,767	35.8%	35.6%	38.2%	50.6%
% of FP17s for Band 1 Urgent Courses	298	1,821	16.4%	10.8%	10.6%	9.1%
% of FP17s Relating to Free Repair or Replacements	14	1,821	0.8%	0.5%	0.6%	0.8%
% of FP17s Relating to Continuations	2	1,821	0.1%	0.7%	0.8%	1.1%
% of Patients satisfied with the dentistry they have received	22	24	91.7%	88.7%	89.2%	91.4%
% of Patients satisfied with the time they had to wait for an appointment	16	24	66.7%	80.7%	83.4%	87.7%

* This is based on patients treated on this contract for their most recent course of treatment. Figures in italics indicate the base number of FP17s or Patient Questionnaire responses are less than 100. N/A is shown where the base number of responses is less than 10 during the period. % is calculated as Quantity/Base number*100

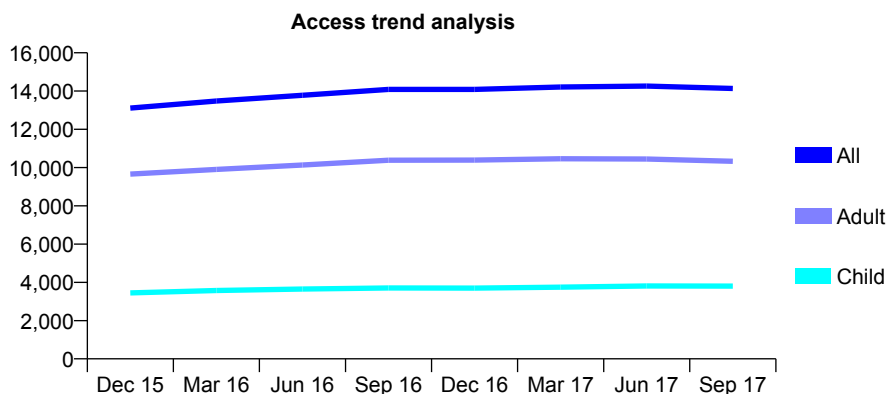
Q61 - Vital Signs At a Glance Contract Report for 566667/0001 - September 2017

Name or company name	MR RN TORRANCE
Contract type name	GDS Contract
Purpose of contract	General
Contract start date	01/04/2006
Contract end date	

17/18 Contracted general activity (UDA)	54,930
Carry forward general activity (UDA)	2,762
17/18 Contracted orthodontic activity (UOA)	0
Carry forward orthodontic activity (UOA)	0
Baseline contract value	£1,536,999.32

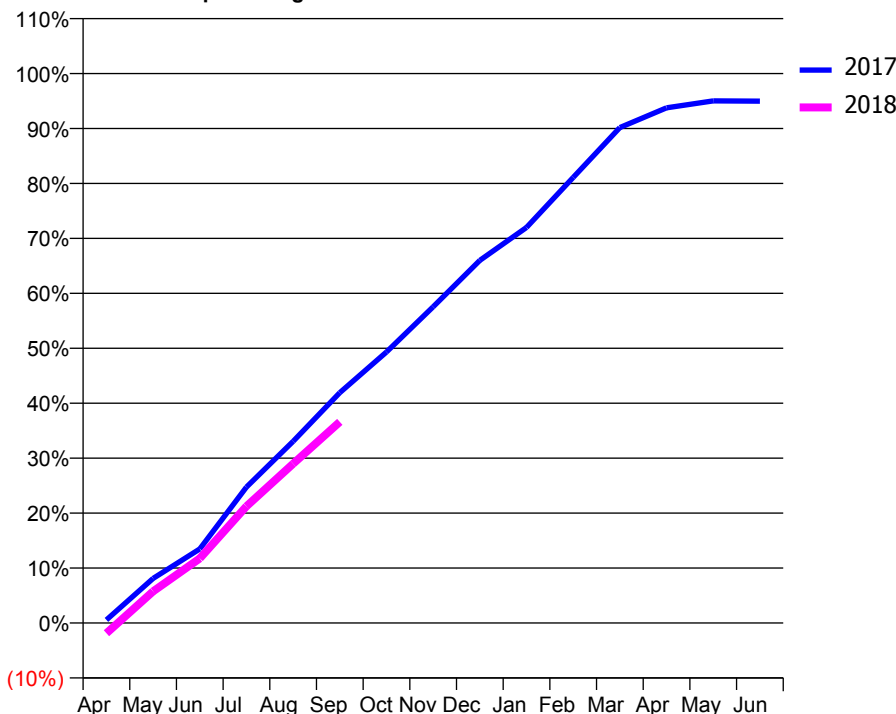
ACCESS*

Patients seen in 24 months	Total	Change since previous quarter
Quarter ending September 2016	14,084	
Quarter ending December 2016	14,085	→
Quarter ending March 2017	14,210	→
Quarter ending June 2017	14,260	→
Quarter ending September 2017	14,132	→
Variance since September 2016	0.3%	→



ACTIVITY

Cumulative percentage of contracted UDA delivered 2017 & 2018



Month	Adjusted Scheduled Activity (UDA)	
	2017	2018
April	310	-1,033
May	4,463	3,169
June	7,408	6,456
July	13,595	11,670
August	18,160	15,916
September	23,027	20,112
October	27,098	
November	31,608	
December	36,245	
January	39,537	
February	44,541	
March	49,529	
April	51,504	
May	52,192	
June	52,168	

QUALITY

	Quantity	Base Number	Contract	AT	Region	England
% of FP17s for the same patient ID Re-attending within 3 months - Children	296	2,292	12.9%	10.2%	11.2%	11.9%
% of FP17s for the same patient ID Re-attending within 3 months - Adults	1,182	5,562	21.3%	15.9%	16.6%	15.9%
% of FP17s for the same patient ID Re-attending between 3 & 9 months - Children	758	2,292	33.1%	42.6%	47.0%	58.1%
% of FP17s for the same patient ID Re-attending between 3 & 9 months - Adults	1,704	5,562	30.6%	35.6%	38.2%	50.6%
% of FP17s for Band 1 Urgent Courses	1,271	7,074	18.0%	10.8%	10.6%	9.1%
% of FP17s Relating to Free Repair or Replacements	73	7,074	1.0%	0.5%	0.6%	0.8%
% of FP17s Relating to Continuations	56	7,074	0.8%	0.7%	0.8%	1.1%
% of Patients satisfied with the dentistry they have received	12	13	92.3%	88.7%	89.2%	91.4%
% of Patients satisfied with the time they had to wait for an appointment	10	13	76.9%	80.7%	83.4%	87.7%

* This is based on patients treated on this contract for their most recent course of treatment. Figures in italics indicate the base number of FP17s or Patient Questionnaire responses are less than 100. N/A is shown where the base number of responses is less than 10 during the period. % is calculated as Quantity/Base number*100

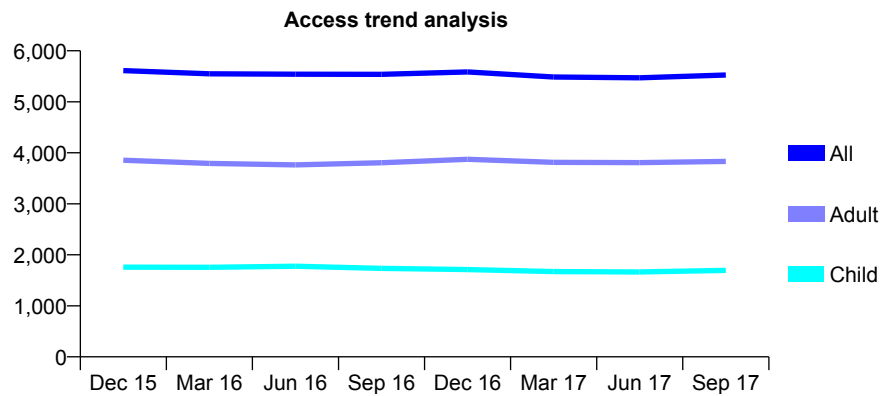
Q61 - Vital Signs At a Glance Contract Report for 566969/0001 - September 2017

Name or company name	Hackney Dental Practice
Contract type name	GDS Contract
Purpose of contract	General
Contract start date	01/04/2006
Contract end date	

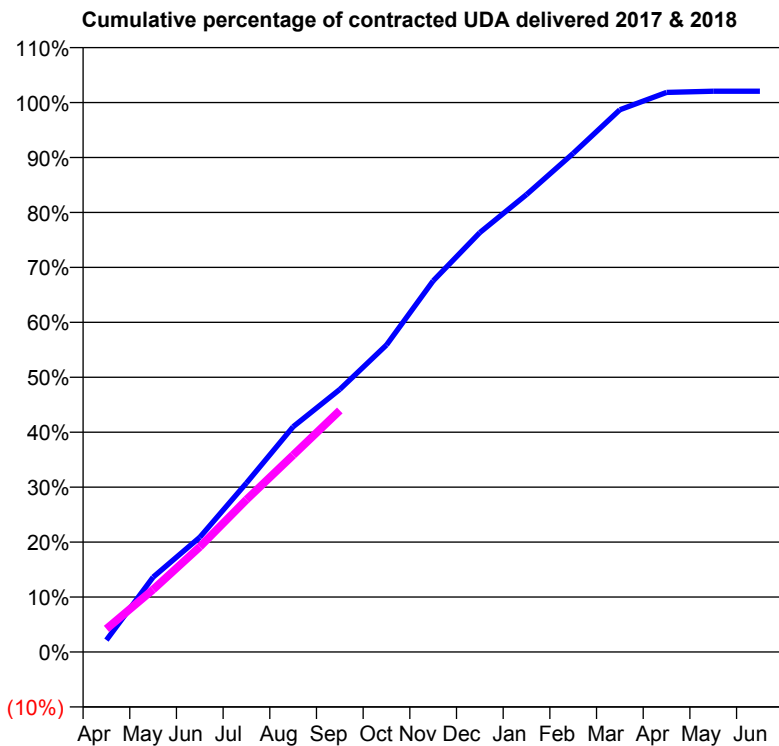
17/18 Contracted general activity (UDA)	17,225
Carry forward general activity (UDA)	-345
17/18 Contracted orthodontic activity (UOA)	0
Carry forward orthodontic activity (UOA)	0
Baseline contract value	£546,321.13

ACCESS*

Patients seen in 24 months	Total	Change since previous quarter
Quarter ending September 2016	5,539	
Quarter ending December 2016	5,585	→
Quarter ending March 2017	5,485	↓
Quarter ending June 2017	5,470	→
Quarter ending September 2017	5,526	→
Variance since September 2016	(0.2%)	→



ACTIVITY



Month	Adjusted Scheduled Activity (UDA)	
	2017	2018
April	372	727
May	2,348	1,958
June	3,595	3,298
July	5,299	4,777
August	7,060	6,172
September	8,232	7,573
October	9,624	
November	11,636	
December	13,149	
January	14,341	
February	15,630	
March	16,997	
April	17,543	
May	17,578	
June	17,578	

QUALITY

	Quantity	Base Number	Contract	AT	Region	England
% of FP17s for the same patient ID Re-attending within 3 months - Children	58	961	6.0%	10.2%	11.2%	11.9%
% of FP17s for the same patient ID Re-attending within 3 months - Adults	416	2,149	19.4%	15.9%	16.6%	15.9%
% of FP17s for the same patient ID Re-attending between 3 & 9 months - Children	340	961	35.4%	42.6%	47.0%	58.1%
% of FP17s for the same patient ID Re-attending between 3 & 9 months - Adults	714	2,149	33.2%	35.6%	38.2%	50.6%
% of FP17s for Band 1 Urgent Courses	522	2,884	18.1%	10.8%	10.6%	9.1%
% of FP17s Relating to Free Repair or Replacements	15	2,884	0.5%	0.5%	0.6%	0.8%
% of FP17s Relating to Continuations	55	2,884	1.9%	0.7%	0.8%	1.1%
% of Patients satisfied with the dentistry they have received	5	5	N/A	88.7%	89.2%	91.4%
% of Patients satisfied with the time they had to wait for an appointment	3	5	N/A	80.7%	83.4%	87.7%

* This is based on patients treated on this contract for their most recent course of treatment. Figures in italics indicate the base number of FP17s or Patient Questionnaire responses are less than 100. N/A is shown where the base number of responses is less than 10 during the period. % is calculated as Quantity/Base number*100

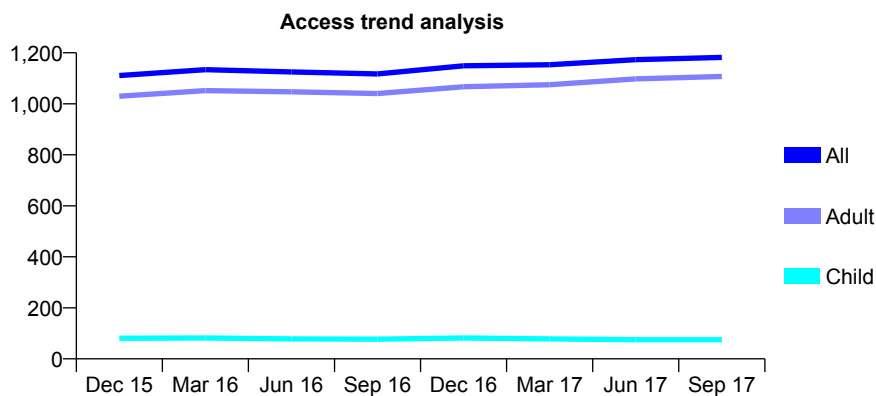
Q61 - Vital Signs At a Glance Contract Report for 568503/0001 - September 2017

Name or company name	MR NS MUDHAR
Contract type name	GDS Contract
Purpose of contract	General
Contract start date	01/04/2006
Contract end date	

17/18 Contracted general activity (UDA)	4,783
Carry forward general activity (UDA)	-18
17/18 Contracted orthodontic activity (UOA)	0
Carry forward orthodontic activity (UOA)	0
Baseline contract value	£195,764.46

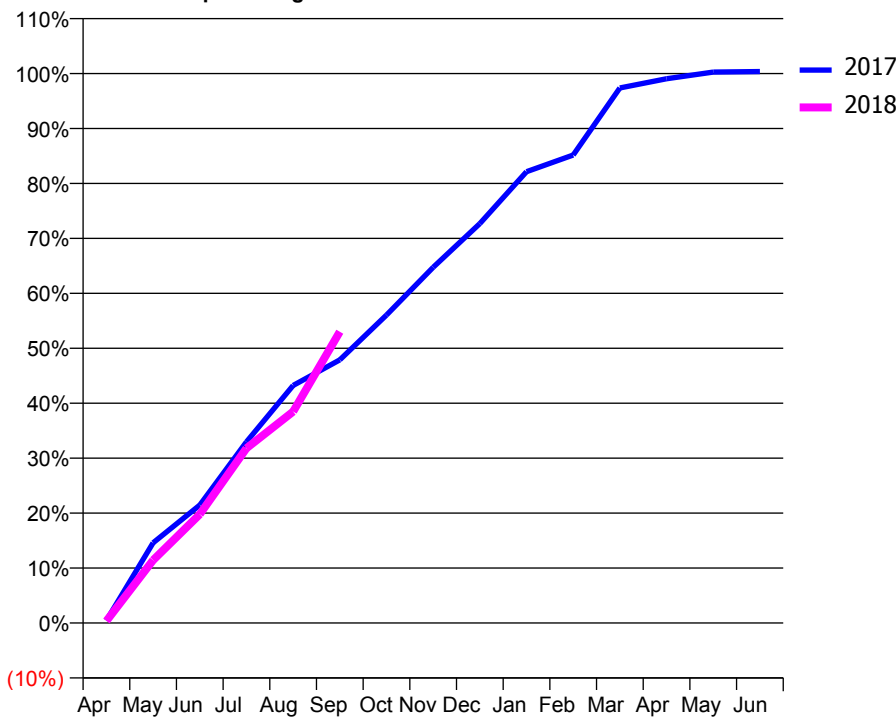
ACCESS*

Patients seen in 24 months	Total	Change since previous quarter
Quarter ending September 2016	1,117	
Quarter ending December 2016	1,149	↑
Quarter ending March 2017	1,153	→
Quarter ending June 2017	1,173	→
Quarter ending September 2017	1,182	→
Variance since September 2016	5.8%	↑



ACTIVITY

Cumulative percentage of contracted UDA delivered 2017 & 2018



Month	Adjusted Scheduled Activity (UDA)	
	2017	2018
April	23	18
May	698	547
June	1,027	947
July	1,577	1,521
August	2,067	1,840
September	2,291	2,536
October	2,681	
November	3,096	
December	3,477	
January	3,929	
February	4,073	
March	4,657	
April	4,737	
May	4,796	
June	4,801	

QUALITY

	Quantity	Base Number	Contract	AT	Region	England
% of FP17s for the same patient ID Re-attending within 3 months - Children	1	37	2.7%	10.2%	11.2%	11.9%
% of FP17s for the same patient ID Re-attending within 3 months - Adults	52	547	9.5%	15.9%	16.6%	15.9%
% of FP17s for the same patient ID Re-attending between 3 & 9 months - Children	12	37	32.4%	42.6%	47.0%	58.1%
% of FP17s for the same patient ID Re-attending between 3 & 9 months - Adults	129	547	23.6%	35.6%	38.2%	50.6%
% of FP17s for Band 1 Urgent Courses	51	516	9.9%	10.8%	10.6%	9.1%
% of FP17s Relating to Free Repair or Replacements	0	516	0.0%	0.5%	0.6%	0.8%
% of FP17s Relating to Continuations	2	516	0.4%	0.7%	0.8%	1.1%
% of Patients satisfied with the dentistry they have received	1	1	N/A	88.7%	89.2%	91.4%
% of Patients satisfied with the time they had to wait for an appointment	1	1	N/A	80.7%	83.4%	87.7%

* This is based on patients treated on this contract for their most recent course of treatment. Figures in italics indicate the base number of FP17s or Patient Questionnaire responses are less than 100. N/A is shown where the base number of responses is less than 10 during the period. % is calculated as Quantity/Base number*100

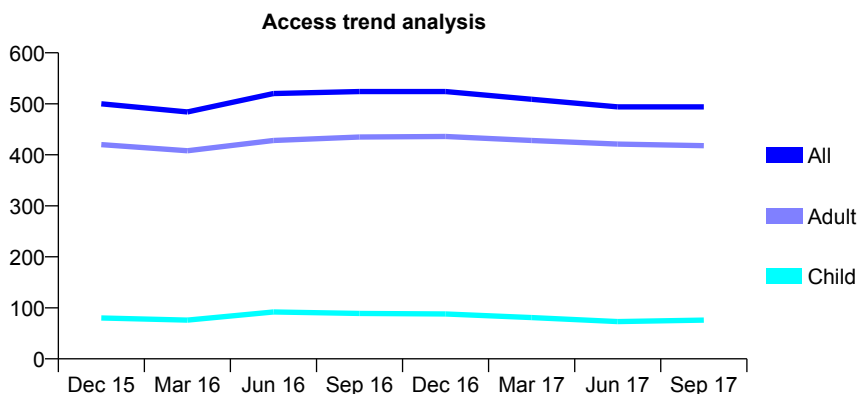
Q61 - Vital Signs At a Glance Contract Report for 568503/0003 - September 2017

Name or company name	MR NS MUDHAR
Contract type name	GDS Contract
Purpose of contract	General
Contract start date	01/04/2006
Contract end date	

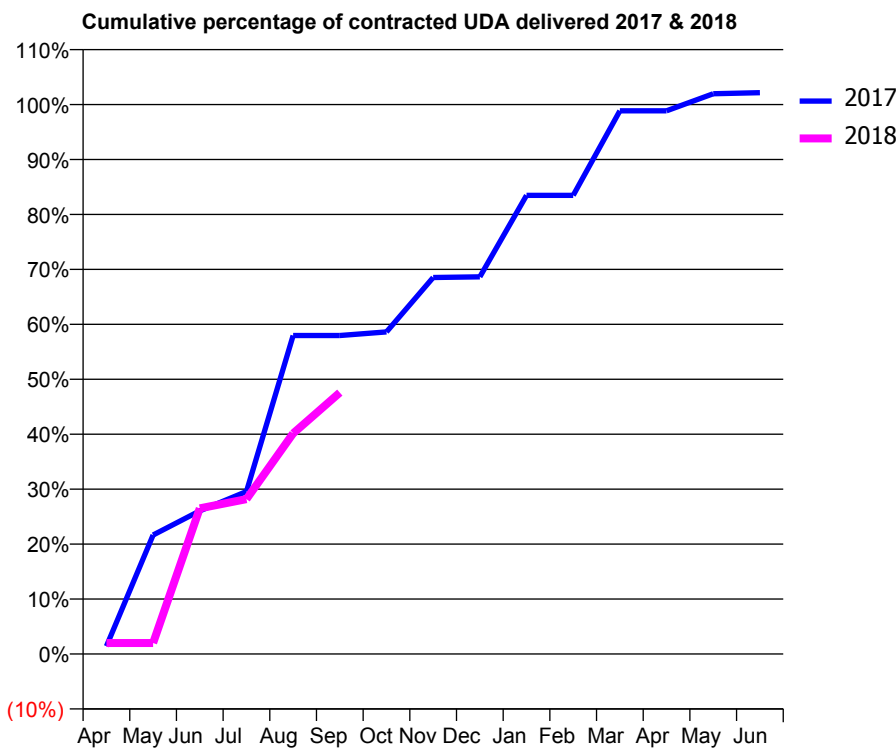
17/18 Contracted general activity (UDA)	1,840
Carry forward general activity (UDA)	-37
17/18 Contracted orthodontic activity (UOA)	0
Carry forward orthodontic activity (UOA)	0
Baseline contract value	£62,536.63

ACCESS*

Patients seen in 24 months	Total	Change since previous quarter
Quarter ending September 2016	524	
Quarter ending December 2016	524	→
Quarter ending March 2017	509	↓
Quarter ending June 2017	494	↓
Quarter ending September 2017	494	→
Variance since September 2016	(5.7%)	↓



ACTIVITY



Month	Adjusted Scheduled Activity (UDA)	
	2017	2018
April	26	37
May	399	37
June	479	488
July	544	519
August	1,066	739
September	1,066	876
October	1,078	
November	1,261	
December	1,263	
January	1,536	
February	1,536	
March	1,819	
April	1,819	
May	1,876	
June	1,880	

QUALITY

	Quantity	Base Number	Contract	AT	Region	England
% of FP17s for the same patient ID Re-attending within 3 months - Children	0	39	0.0%	10.2%	11.2%	11.9%
% of FP17s for the same patient ID Re-attending within 3 months - Adults	4	155	2.6%	15.9%	16.6%	15.9%
% of FP17s for the same patient ID Re-attending between 3 & 9 months - Children	4	39	10.3%	42.6%	47.0%	58.1%
% of FP17s for the same patient ID Re-attending between 3 & 9 months - Adults	38	155	24.5%	35.6%	38.2%	50.6%
% of FP17s for Band 1 Urgent Courses	3	162	1.9%	10.8%	10.6%	9.1%
% of FP17s Relating to Free Repair or Replacements	0	162	0.0%	0.5%	0.6%	0.8%
% of FP17s Relating to Continuations	0	162	0.0%	0.7%	0.8%	1.1%
% of Patients satisfied with the dentistry they have received	0	0	N/A	88.7%	89.2%	91.4%
% of Patients satisfied with the time they had to wait for an appointment	0	0	N/A	80.7%	83.4%	87.7%

* This is based on patients treated on this contract for their most recent course of treatment. Figures in italics indicate the base number of FP17s or Patient Questionnaire responses are less than 100. N/A is shown where the base number of responses is less than 10 during the period. % is calculated as Quantity/Base number*100

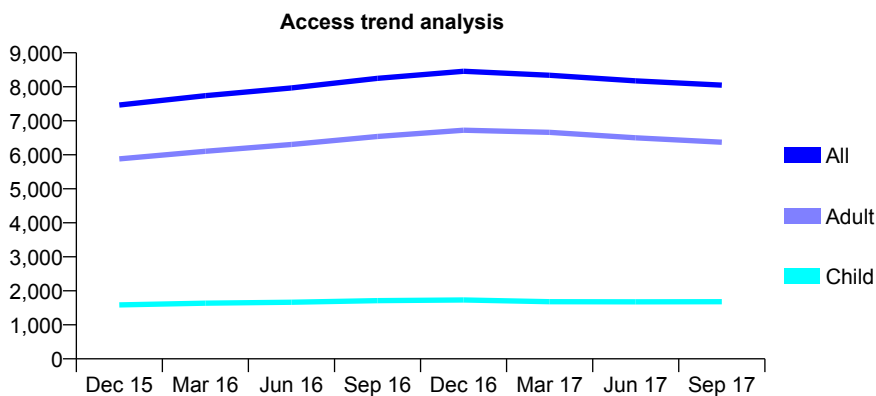
Q61 - Vital Signs At a Glance Contract Report for 568821/0003 - September 2017

Name or company name	MR BK VEKARIA
Contract type name	GDS Contract
Purpose of contract	General
Contract start date	01/05/2009
Contract end date	

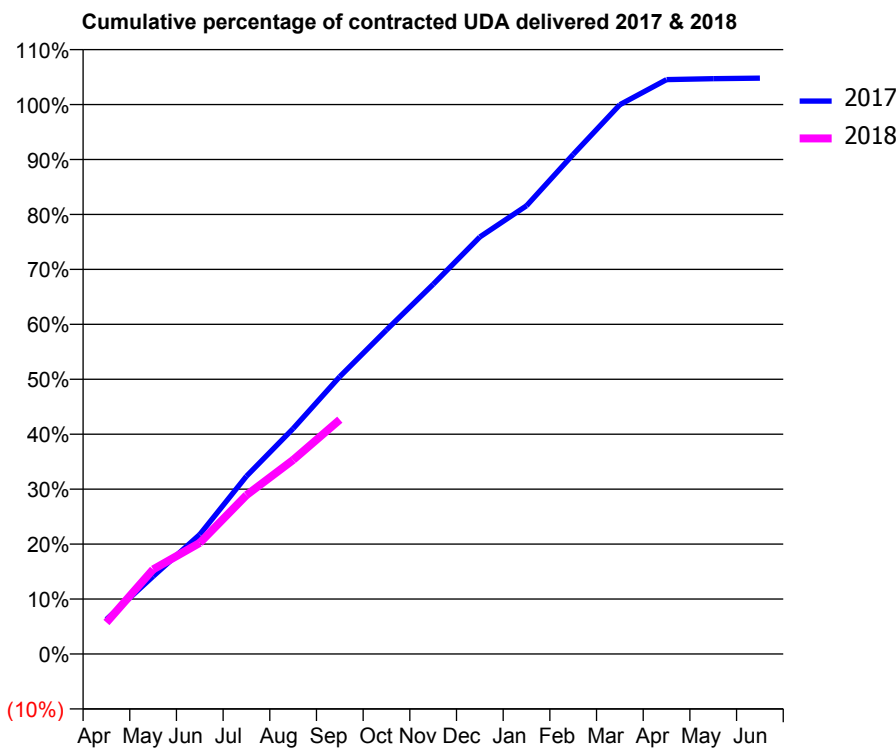
17/18 Contracted general activity (UDA)	17,684
Carry forward general activity (UDA)	-354
17/18 Contracted orthodontic activity (UOA)	0
Carry forward orthodontic activity (UOA)	0
Baseline contract value	£484,828.62

ACCESS*

Patients seen in 24 months	Total	Change since previous quarter
Quarter ending September 2016	8,250	
Quarter ending December 2016	8,455	↑
Quarter ending March 2017	8,340	↓
Quarter ending June 2017	8,176	↓
Quarter ending September 2017	8,050	↓
Variance since September 2016	(2.4%)	↓



ACTIVITY



Month	Adjusted Scheduled Activity (UDA)	
	2017	2018
April	1,114	1,015
May	2,498	2,725
June	3,847	3,575
July	5,723	5,113
August	7,256	6,245
September	8,927	7,542
October	10,432	
November	11,898	
December	13,422	
January	14,426	
February	16,078	
March	17,676	
April	18,485	
May	18,516	
June	18,531	

QUALITY

	Quantity	Base Number	Contract	AT	Region	England
% of FP17s for the same patient ID Re-attending within 3 months - Children	60	964	6.2%	10.2%	11.2%	11.9%
% of FP17s for the same patient ID Re-attending within 3 months - Adults	237	2,656	8.9%	15.9%	16.6%	15.9%
% of FP17s for the same patient ID Re-attending between 3 & 9 months - Children	421	964	43.7%	42.6%	47.0%	58.1%
% of FP17s for the same patient ID Re-attending between 3 & 9 months - Adults	857	2,656	32.3%	35.6%	38.2%	50.6%
% of FP17s for Band 1 Urgent Courses	363	3,232	11.2%	10.8%	10.6%	9.1%
% of FP17s Relating to Free Repair or Replacements	3	3,232	0.1%	0.5%	0.6%	0.8%
% of FP17s Relating to Continuations	4	3,232	0.1%	0.7%	0.8%	1.1%
% of Patients satisfied with the dentistry they have received	3	4	N/A	88.7%	89.2%	91.4%
% of Patients satisfied with the time they had to wait for an appointment	4	4	N/A	80.7%	83.4%	87.7%

* This is based on patients treated on this contract for their most recent course of treatment. Figures in italics indicate the base number of FP17s or Patient Questionnaire responses are less than 100. N/A is shown where the base number of responses is less than 10 during the period. % is calculated as Quantity/Base number*100

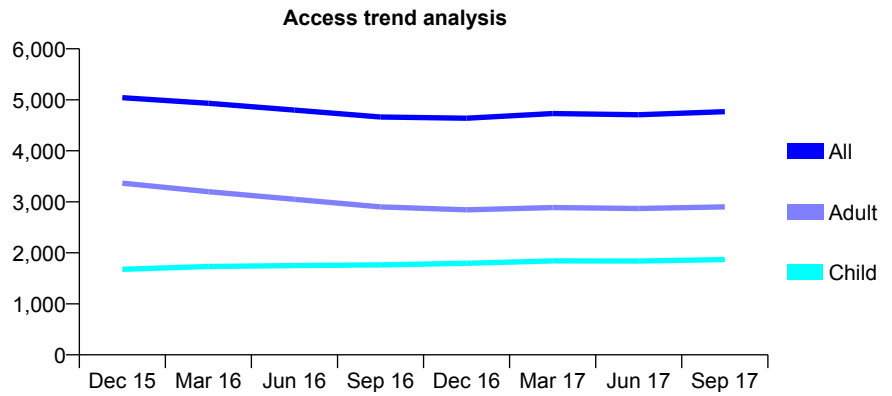
Q61 - Vital Signs At a Glance Contract Report for 572500/0001 - September 2017

Name or company name	MR ST KAKKAD
Contract type name	GDS Contract
Purpose of contract	General
Contract start date	01/04/2006
Contract end date	

17/18 Contracted general activity (UDA)	11,810
Carry forward general activity (UDA)	0
17/18 Contracted orthodontic activity (UOA)	0
Carry forward orthodontic activity (UOA)	0
Baseline contract value	£276,750.62

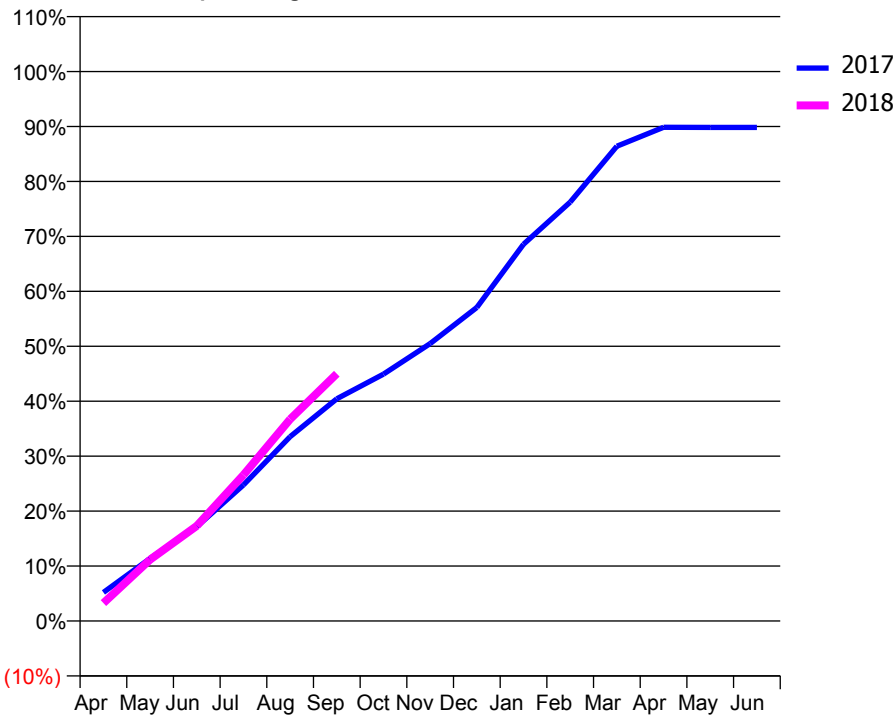
ACCESS*

Patients seen in 24 months	Total	Change since previous quarter
Quarter ending September 2016	4,663	
Quarter ending December 2016	4,639	→
Quarter ending March 2017	4,730	→
Quarter ending June 2017	4,708	→
Quarter ending September 2017	4,768	→
Variance since September 2016	2.3%	↑



ACTIVITY

Cumulative percentage of contracted UDA delivered 2017 & 2018



Month	Adjusted Scheduled Activity (UDA)	
	2017	2018
April	614	385
May	1,347	1,319
June	2,029	2,044
July	2,924	3,139
August	3,962	4,339
September	4,776	5,314
October	5,305	
November	5,962	
December	6,739	
January	8,097	
February	9,004	
March	10,205	
April	10,610	
May	10,609	
June	10,609	

QUALITY

	Quantity	Base Number	Contract	AT	Region	England
% of FP17s for the same patient ID Re-attending within 3 months - Children	122	1,316	9.3%	10.2%	11.2%	11.9%
% of FP17s for the same patient ID Re-attending within 3 months - Adults	251	1,760	14.3%	15.9%	16.6%	15.9%
% of FP17s for the same patient ID Re-attending between 3 & 9 months - Children	643	1,316	48.9%	42.6%	47.0%	58.1%
% of FP17s for the same patient ID Re-attending between 3 & 9 months - Adults	708	1,760	40.2%	35.6%	38.2%	50.6%
% of FP17s for Band 1 Urgent Courses	384	2,854	13.5%	10.8%	10.6%	9.1%
% of FP17s Relating to Free Repair or Replacements	3	2,854	0.1%	0.5%	0.6%	0.8%
% of FP17s Relating to Continuations	43	2,854	1.5%	0.7%	0.8%	1.1%
% of Patients satisfied with the dentistry they have received	4	4	N/A	88.7%	89.2%	91.4%
% of Patients satisfied with the time they had to wait for an appointment	4	4	N/A	80.7%	83.4%	87.7%

* This is based on patients treated on this contract for their most recent course of treatment. Figures in italics indicate the base number of FP17s or Patient Questionnaire responses are less than 100. N/A is shown where the base number of responses is less than 10 during the period. % is calculated as Quantity/Base number*100

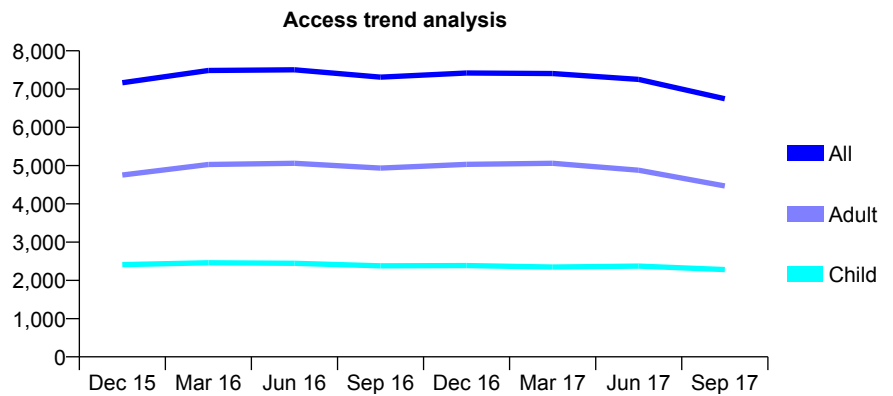
Q61 - Vital Signs At a Glance Contract Report for 572659/0001 - September 2017

Name or company name	MR LS LEVIN
Contract type name	GDS Contract
Purpose of contract	General
Contract start date	01/04/2006
Contract end date	

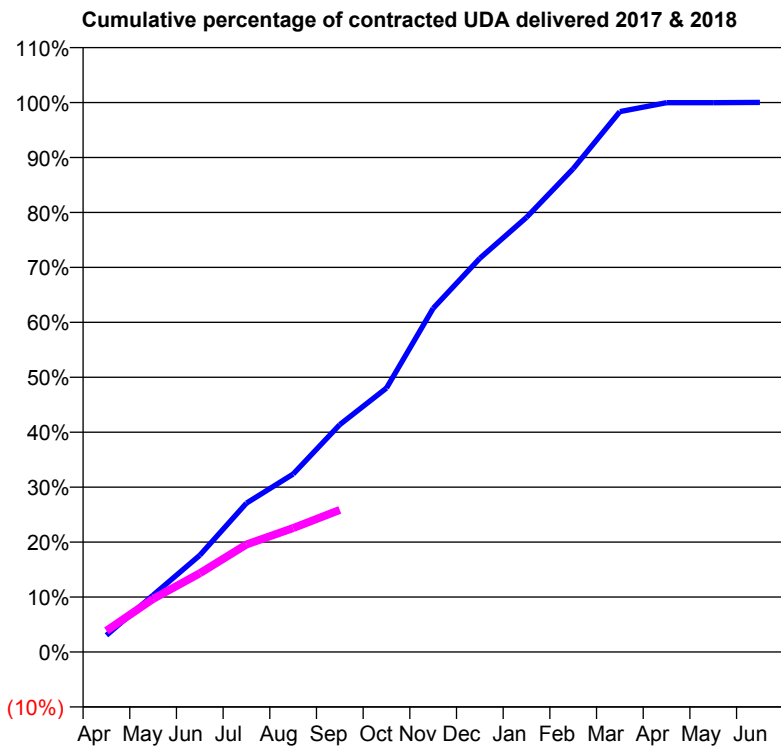
17/18 Contracted general activity (UDA)	21,691
Carry forward general activity (UDA)	-4
17/18 Contracted orthodontic activity (UOA)	0
Carry forward orthodontic activity (UOA)	0
Baseline contract value	£624,235.30

ACCESS*

Patients seen in 24 months	Total	Change since previous quarter
Quarter ending September 2016	7,313	
Quarter ending December 2016	7,418	→
Quarter ending March 2017	7,406	→
Quarter ending June 2017	7,252	↓
Quarter ending September 2017	6,748	↓
Variance since September 2016	(7.7%)	↓



ACTIVITY



Month	Adjusted Scheduled Activity (UDA)	
	2017	2018
April	662	837
May	2,243	2,098
June	3,819	3,110
July	5,876	4,245
August	7,023	4,892
September	8,975	5,607
October	10,417	
November	13,569	
December	15,541	
January	17,156	
February	19,076	
March	21,331	
April	21,684	
May	21,684	
June	21,695	

QUALITY

	Quantity	Base Number	Contract	AT	Region	England
% of FP17s for the same patient ID Re-attending within 3 months - Children	104	1,035	10.0%	10.2%	11.2%	11.9%
% of FP17s for the same patient ID Re-attending within 3 months - Adults	284	1,546	18.4%	15.9%	16.6%	15.9%
% of FP17s for the same patient ID Re-attending between 3 & 9 months - Children	330	1,035	31.9%	42.6%	47.0%	58.1%
% of FP17s for the same patient ID Re-attending between 3 & 9 months - Adults	628	1,546	40.6%	35.6%	38.2%	50.6%
% of FP17s for Band 1 Urgent Courses	268	2,459	10.9%	10.8%	10.6%	9.1%
% of FP17s Relating to Free Repair or Replacements	19	2,459	0.8%	0.5%	0.6%	0.8%
% of FP17s Relating to Continuations	64	2,459	2.6%	0.7%	0.8%	1.1%
% of Patients satisfied with the dentistry they have received	39	42	92.9%	88.7%	89.2%	91.4%
% of Patients satisfied with the time they had to wait for an appointment	37	42	88.1%	80.7%	83.4%	87.7%

* This is based on patients treated on this contract for their most recent course of treatment. Figures in italics indicate the base number of FP17s or Patient Questionnaire responses are less than 100. N/A is shown where the base number of responses is less than 10 during the period. % is calculated as Quantity/Base number*100

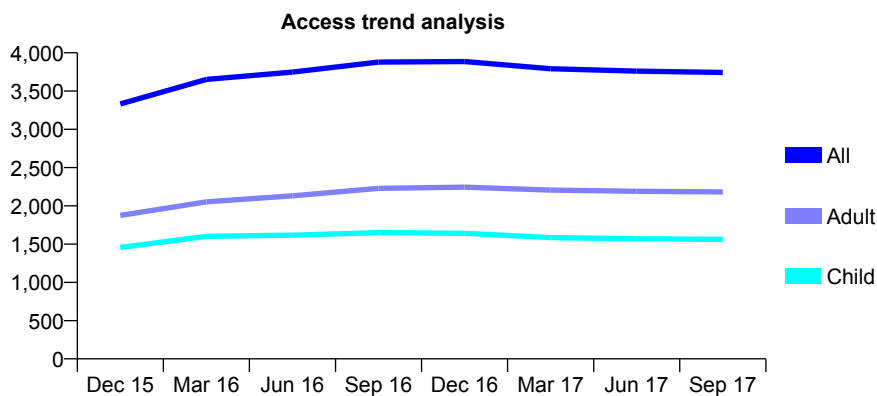
Q61 - Vital Signs At a Glance Contract Report for 572888/0001 - September 2017

Name or company name	MR R GOGNA
Contract type name	GDS Contract
Purpose of contract	General
Contract start date	01/04/2006
Contract end date	

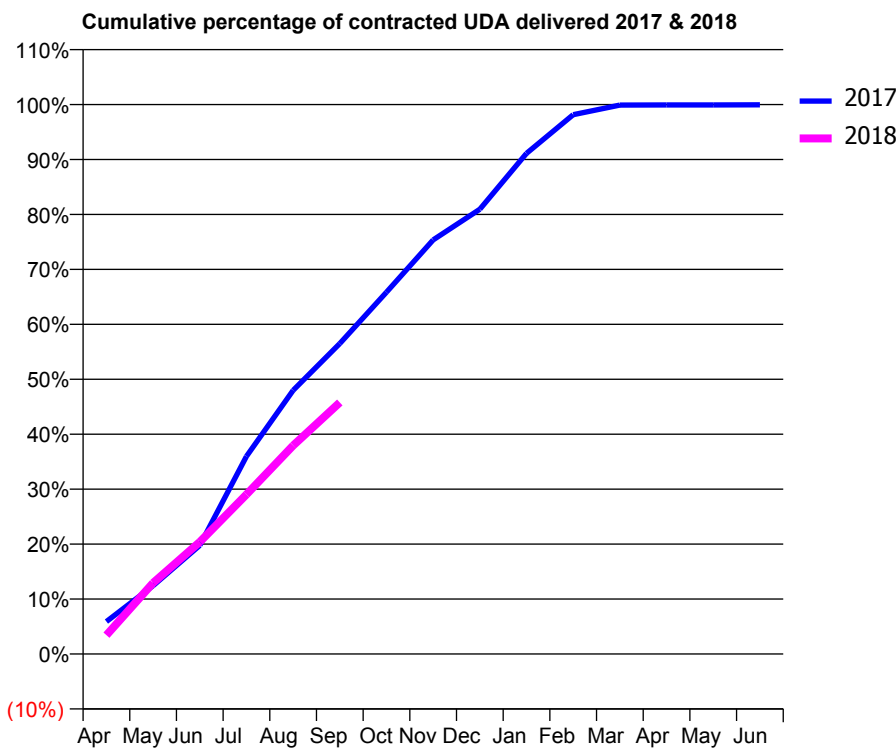
17/18 Contracted general activity (UDA)	8,928
Carry forward general activity (UDA)	6
17/18 Contracted orthodontic activity (UOA)	0
Carry forward orthodontic activity (UOA)	0
Baseline contract value	£258,204.05

ACCESS*

Patients seen in 24 months	Total	Change since previous quarter
Quarter ending September 2016	3,879	
Quarter ending December 2016	3,885	→
Quarter ending March 2017	3,791	↓
Quarter ending June 2017	3,760	→
Quarter ending September 2017	3,743	→
Variance since September 2016	(3.5%)	↓



ACTIVITY



Month	Adjusted Scheduled Activity (UDA)	
	2017	2018
April	528	307
May	1,110	1,155
June	1,765	1,820
July	3,212	2,592
August	4,284	3,387
September	5,045	4,087
October	5,879	
November	6,728	
December	7,226	
January	8,133	
February	8,763	
March	8,919	
April	8,920	
May	8,921	
June	8,922	

QUALITY

	Quantity	Base Number	Contract	AT	Region	England
% of FP17s for the same patient ID Re-attending within 3 months - Children	63	1,129	5.6%	10.2%	11.2%	11.9%
% of FP17s for the same patient ID Re-attending within 3 months - Adults	137	1,207	11.4%	15.9%	16.6%	15.9%
% of FP17s for the same patient ID Re-attending between 3 & 9 months - Children	603	1,129	53.4%	42.6%	47.0%	58.1%
% of FP17s for the same patient ID Re-attending between 3 & 9 months - Adults	563	1,207	46.6%	35.6%	38.2%	50.6%
% of FP17s for Band 1 Urgent Courses	142	1,988	7.1%	10.8%	10.6%	9.1%
% of FP17s Relating to Free Repair or Replacements	5	1,988	0.3%	0.5%	0.6%	0.8%
% of FP17s Relating to Continuations	6	1,988	0.3%	0.7%	0.8%	1.1%
% of Patients satisfied with the dentistry they have received	4	4	N/A	88.7%	89.2%	91.4%
% of Patients satisfied with the time they had to wait for an appointment	4	4	N/A	80.7%	83.4%	87.7%

* This is based on patients treated on this contract for their most recent course of treatment. Figures in italics indicate the base number of FP17s or Patient Questionnaire responses are less than 100. N/A is shown where the base number of responses is less than 10 during the period. % is calculated as Quantity/Base number*100

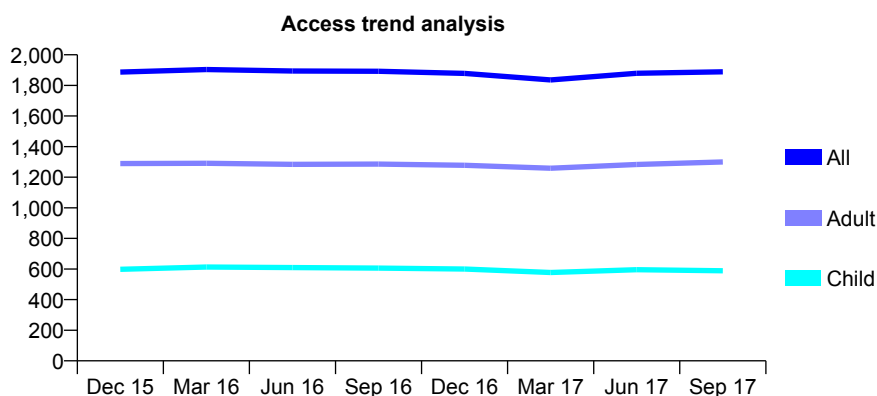
Q61 - Vital Signs At a Glance Contract Report for 574732/0001 - September 2017

Name or company name	MR B LILADHAR
Contract type name	GDS Contract
Purpose of contract	General and Orthodontic
Contract start date	01/04/2006
Contract end date	

17/18 Contracted general activity (UDA)	3,503
Carry forward general activity (UDA)	0
17/18 Contracted orthodontic activity (UOA)	315
Carry forward orthodontic activity (UOA)	0
Baseline contract value	£128,882.56

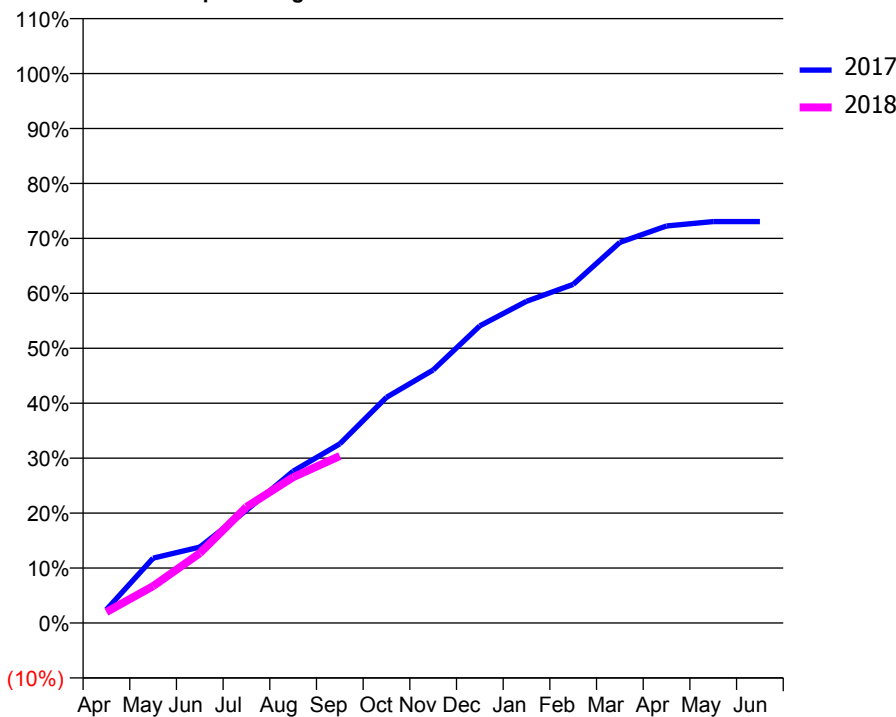
ACCESS*

Patients seen in 24 months	Total	Change since previous quarter
Quarter ending September 2016	1,892	
Quarter ending December 2016	1,878	→
Quarter ending March 2017	1,836	↓
Quarter ending June 2017	1,879	↑
Quarter ending September 2017	1,889	→
Variance since September 2016	(0.2%)	→



ACTIVITY

Cumulative percentage of contracted UDA delivered 2017 & 2018



Month	Adjusted Scheduled Activity (UDA)	
	2017	2018
April	85	70
May	414	235
June	484	445
July	719	740
August	968	930
September	1,142	1,065
October	1,438	
November	1,613	
December	1,895	
January	2,051	
February	2,159	
March	2,426	
April	2,531	
May	2,559	
June	2,559	

QUALITY

	Quantity	Base Number	Contract	AT	Region	England
% of FP17s for the same patient ID Re-attending within 3 months - Children	25	376	6.6%	10.2%	11.2%	11.9%
% of FP17s for the same patient ID Re-attending within 3 months - Adults	66	715	9.2%	15.9%	16.6%	15.9%
% of FP17s for the same patient ID Re-attending between 3 & 9 months - Children	185	376	49.2%	42.6%	47.0%	58.1%
% of FP17s for the same patient ID Re-attending between 3 & 9 months - Adults	335	715	46.9%	35.6%	38.2%	50.6%
% of FP17s for Band 1 Urgent Courses	39	534	7.3%	10.8%	10.6%	9.1%
% of FP17s Relating to Free Repair or Replacements	2	534	0.4%	0.5%	0.6%	0.8%
% of FP17s Relating to Continuations	3	534	0.6%	0.7%	0.8%	1.1%
% of Patients satisfied with the dentistry they have received	1	1	N/A	88.7%	89.2%	91.4%
% of Patients satisfied with the time they had to wait for an appointment	1	1	N/A	80.7%	83.4%	87.7%

* This is based on patients treated on this contract for their most recent course of treatment. Figures in italics indicate the base number of FP17s or Patient Questionnaire responses are less than 100. N/A is shown where the base number of responses is less than 10 during the period. % is calculated as Quantity/Base number*100

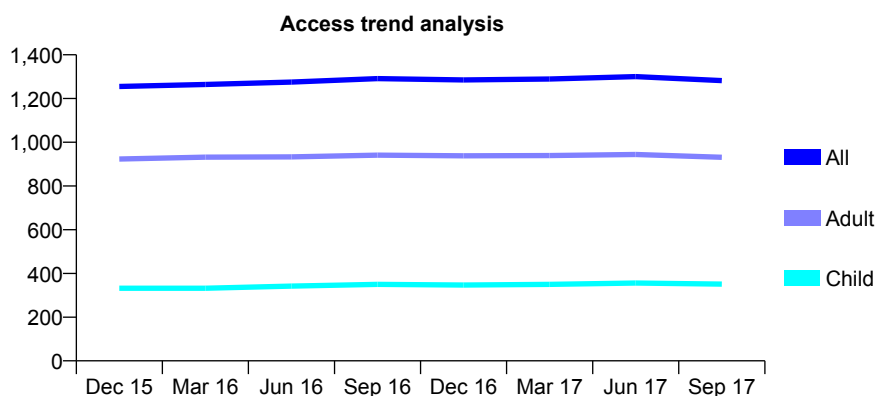
Q61 - Vital Signs At a Glance Contract Report for 576778/0001 - September 2017

Name or company name	MR AK FANG
Contract type name	GDS Contract
Purpose of contract	General
Contract start date	01/04/2006
Contract end date	

17/18 Contracted general activity (UDA)	4,368
Carry forward general activity (UDA)	-62
17/18 Contracted orthodontic activity (UOA)	0
Carry forward orthodontic activity (UOA)	0
Baseline contract value	£121,479.85

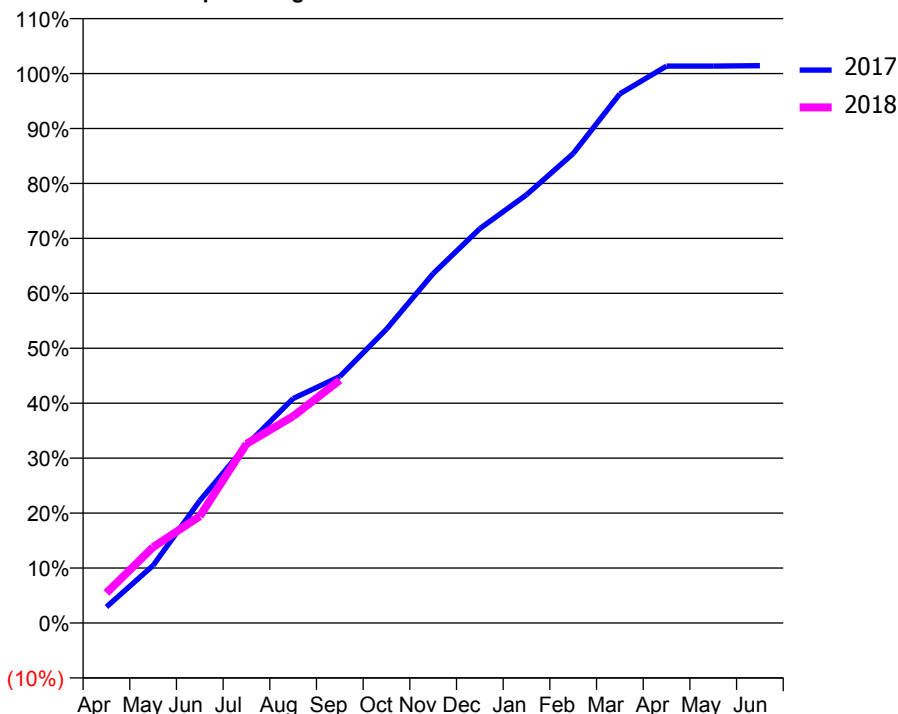
ACCESS*

Patients seen in 24 months	Total	Change since previous quarter
Quarter ending September 2016	1,291	
Quarter ending December 2016	1,285	→
Quarter ending March 2017	1,289	→
Quarter ending June 2017	1,300	→
Quarter ending September 2017	1,282	↓
Variance since September 2016	(0.7%)	→



ACTIVITY

Cumulative percentage of contracted UDA delivered 2017 & 2018



Adjusted Scheduled Activity (UDA)

Month	2017	2018
April	128	239
May	457	603
June	973	849
July	1,413	1,425
August	1,784	1,643
September	1,959	1,931
October	2,336	
November	2,778	
December	3,134	
January	3,405	
February	3,732	
March	4,207	
April	4,427	
May	4,427	
June	4,430	

QUALITY

	Quantity	Base Number	Contract	AT	Region	England
% of FP17s for the same patient ID Re-attending within 3 months - Children	20	262	7.6%	10.2%	11.2%	11.9%
% of FP17s for the same patient ID Re-attending within 3 months - Adults	112	679	16.5%	15.9%	16.6%	15.9%
% of FP17s for the same patient ID Re-attending between 3 & 9 months - Children	163	262	62.2%	42.6%	47.0%	58.1%
% of FP17s for the same patient ID Re-attending between 3 & 9 months - Adults	370	679	54.5%	35.6%	38.2%	50.6%
% of FP17s for Band 1 Urgent Courses	100	857	11.7%	10.8%	10.6%	9.1%
% of FP17s Relating to Free Repair or Replacements	1	857	0.1%	0.5%	0.6%	0.8%
% of FP17s Relating to Continuations	0	857	0.0%	0.7%	0.8%	1.1%
% of Patients satisfied with the dentistry they have received	3	4	N/A	88.7%	89.2%	91.4%
% of Patients satisfied with the time they had to wait for an appointment	3	4	N/A	80.7%	83.4%	87.7%

* This is based on patients treated on this contract for their most recent course of treatment. Figures in italics indicate the base number of FP17s or Patient Questionnaire responses are less than 100. N/A is shown where the base number of responses is less than 10 during the period. % is calculated as Quantity/Base number*100

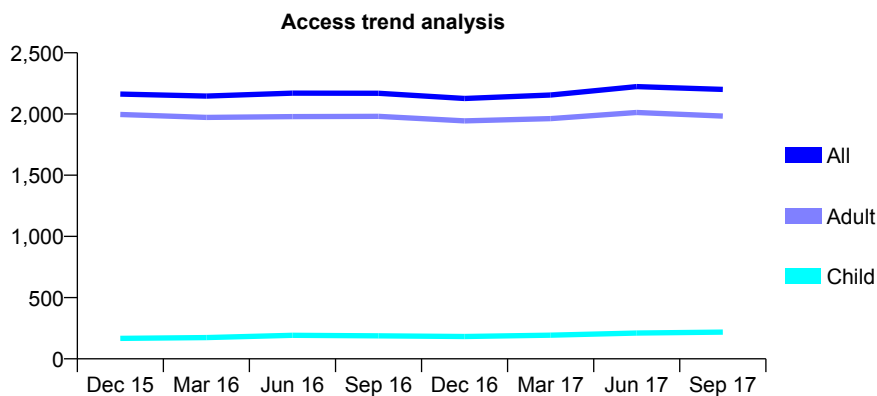
Q61 - Vital Signs At a Glance Contract Report for 577472/0001 - September 2017

Name or company name	MR NR SHUKLE
Contract type name	GDS Contract
Purpose of contract	General
Contract start date	01/04/2006
Contract end date	

17/18 Contracted general activity (UDA)	5,608
Carry forward general activity (UDA)	-112
17/18 Contracted orthodontic activity (UOA)	0
Carry forward orthodontic activity (UOA)	0
Baseline contract value	£140,829.10

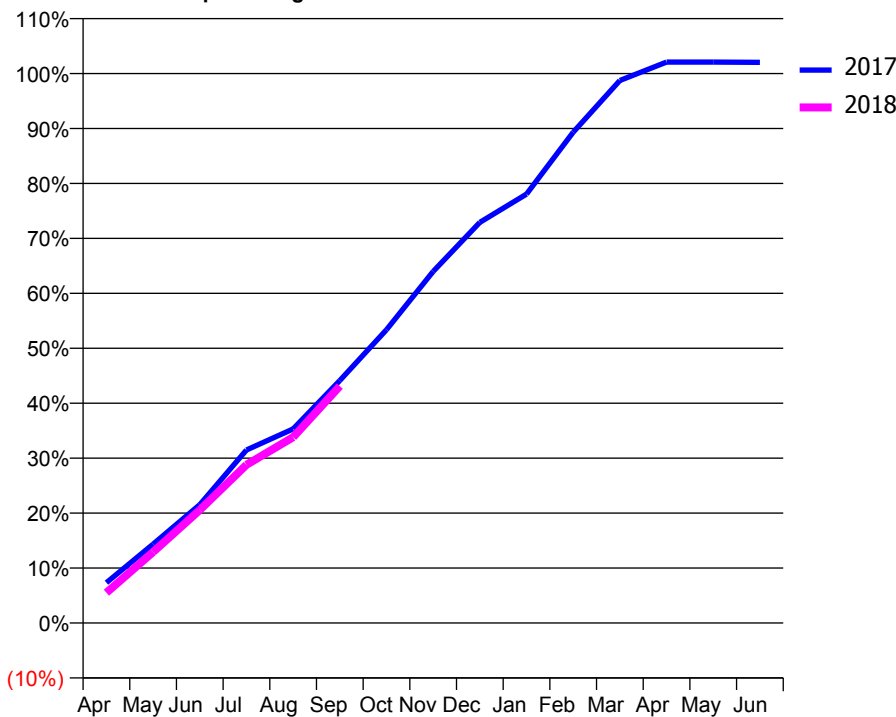
ACCESS*

Patients seen in 24 months	Total	Change since previous quarter
Quarter ending September 2016	2,169	
Quarter ending December 2016	2,127	↓
Quarter ending March 2017	2,155	→
Quarter ending June 2017	2,224	↑
Quarter ending September 2017	2,201	↓
Variance since September 2016	1.5%	→



ACTIVITY

Cumulative percentage of contracted UDA delivered 2017 & 2018



Adjusted Scheduled Activity (UDA)

Month	2017	2018
April	412	310
May	804	724
June	1,208	1,153
July	1,766	1,615
August	1,981	1,896
September	2,475	2,417
October	2,994	
November	3,587	
December	4,089	
January	4,377	
February	5,009	
March	5,537	
April	5,725	
May	5,725	
June	5,722	

QUALITY

	Quantity	Base Number	Contract	AT	Region	England
% of FP17s for the same patient ID Re-attending within 3 months - Children	6	145	4.1%	10.2%	11.2%	11.9%
% of FP17s for the same patient ID Re-attending within 3 months - Adults	228	1,098	20.8%	15.9%	16.6%	15.9%
% of FP17s for the same patient ID Re-attending between 3 & 9 months - Children	50	145	34.5%	42.6%	47.0%	58.1%
% of FP17s for the same patient ID Re-attending between 3 & 9 months - Adults	366	1,098	33.3%	35.6%	38.2%	50.6%
% of FP17s for Band 1 Urgent Courses	95	955	9.9%	10.8%	10.6%	9.1%
% of FP17s Relating to Free Repair or Replacements	16	955	1.7%	0.5%	0.6%	0.8%
% of FP17s Relating to Continuations	10	955	1.0%	0.7%	0.8%	1.1%
% of Patients satisfied with the dentistry they have received	1	2	N/A	88.7%	89.2%	91.4%
% of Patients satisfied with the time they had to wait for an appointment	2	2	N/A	80.7%	83.4%	87.7%

* This is based on patients treated on this contract for their most recent course of treatment. Figures in italics indicate the base number of FP17s or Patient Questionnaire responses are less than 100. N/A is shown where the base number of responses is less than 10 during the period. % is calculated as Quantity/Base number*100

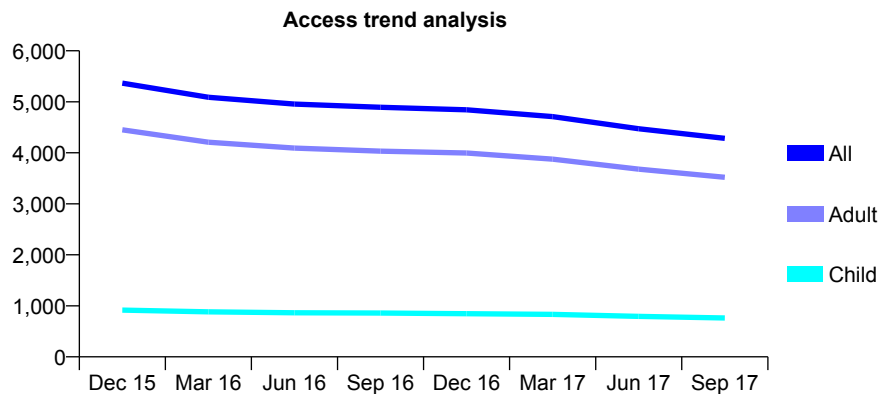
Q61 - Vital Signs At a Glance Contract Report for 577537/0001 - September 2017

Name or company name	The Grove Dental Care Limited
Contract type name	GDS Contract
Purpose of contract	General
Contract start date	01/04/2006
Contract end date	

17/18 Contracted general activity (UDA)	13,265
Carry forward general activity (UDA)	65
17/18 Contracted orthodontic activity (UOA)	0
Carry forward orthodontic activity (UOA)	0
Baseline contract value	£436,723.57

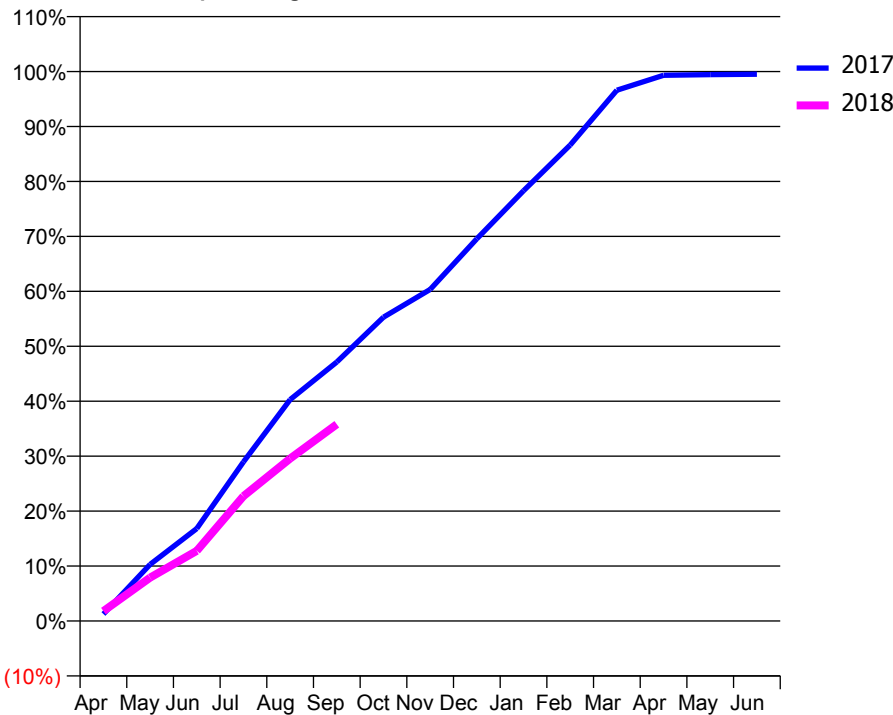
ACCESS*

Patients seen in 24 months	Total	Change since previous quarter
Quarter ending September 2016	4,893	
Quarter ending December 2016	4,843	↓
Quarter ending March 2017	4,709	↓
Quarter ending June 2017	4,473	↓
Quarter ending September 2017	4,284	↓
Variance since September 2016	(12.4%)	↓



ACTIVITY

Cumulative percentage of contracted UDA delivered 2017 & 2018



Month	Adjusted Scheduled Activity (UDA)	
	2017	2018
April	170	239
May	1,366	1,047
June	2,231	1,693
July	3,842	3,014
August	5,344	3,923
September	6,254	4,748
October	7,336	
November	8,004	
December	9,229	
January	10,387	
February	11,491	
March	12,814	
April	13,175	
May	13,191	
June	13,200	

QUALITY

	Quantity	Base Number	Contract	AT	Region	England
% of FP17s for the same patient ID Re-attending within 3 months - Children	40	457	8.8%	10.2%	11.2%	11.9%
% of FP17s for the same patient ID Re-attending within 3 months - Adults	378	1,889	20.0%	15.9%	16.6%	15.9%
% of FP17s for the same patient ID Re-attending between 3 & 9 months - Children	200	457	43.8%	42.6%	47.0%	58.1%
% of FP17s for the same patient ID Re-attending between 3 & 9 months - Adults	713	1,889	37.7%	35.6%	38.2%	50.6%
% of FP17s for Band 1 Urgent Courses	289	2,201	13.1%	10.8%	10.6%	9.1%
% of FP17s Relating to Free Repair or Replacements	20	2,201	0.9%	0.5%	0.6%	0.8%
% of FP17s Relating to Continuations	26	2,201	1.2%	0.7%	0.8%	1.1%
% of Patients satisfied with the dentistry they have received	5	5	N/A	88.7%	89.2%	91.4%
% of Patients satisfied with the time they had to wait for an appointment	5	5	N/A	80.7%	83.4%	87.7%

* This is based on patients treated on this contract for their most recent course of treatment. Figures in italics indicate the base number of FP17s or Patient Questionnaire responses are less than 100. N/A is shown where the base number of responses is less than 10 during the period. % is calculated as Quantity/Base number*100

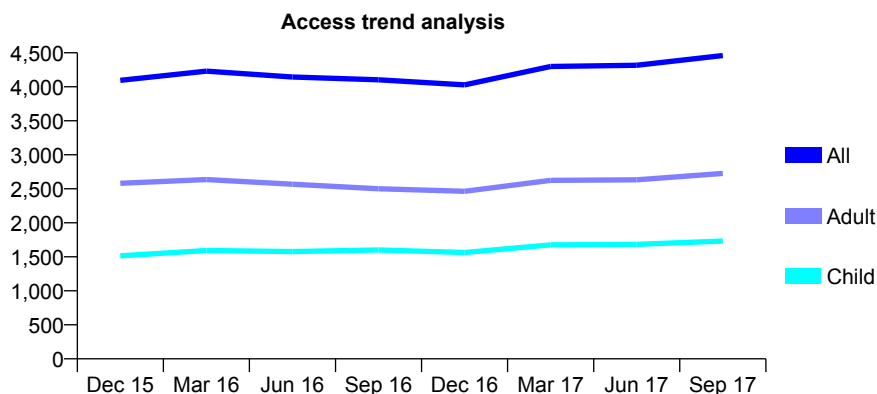
Q61 - Vital Signs At a Glance Contract Report for 578738/0001 - September 2017

Name or company name	MR OF ABBAS
Contract type name	GDS Contract
Purpose of contract	General
Contract start date	01/04/2006
Contract end date	

17/18 Contracted general activity (UDA)	14,007
Carry forward general activity (UDA)	308
17/18 Contracted orthodontic activity (UOA)	0
Carry forward orthodontic activity (UOA)	0
Baseline contract value	£366,748.51

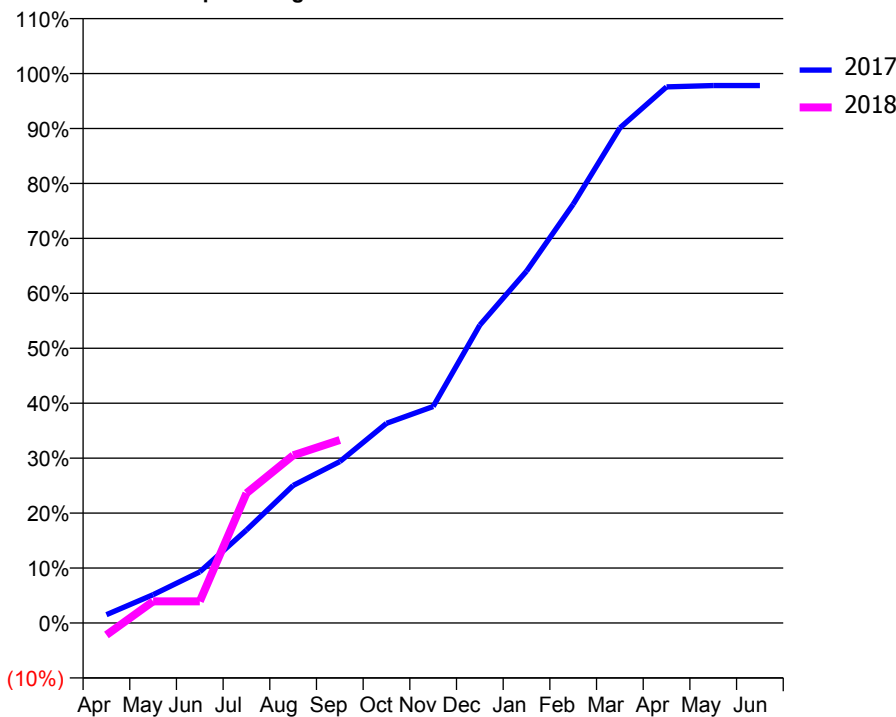
ACCESS*

Patients seen in 24 months	Total	Change since previous quarter
Quarter ending September 2016	4,102	
Quarter ending December 2016	4,028	↓
Quarter ending March 2017	4,299	↑
Quarter ending June 2017	4,316	→
Quarter ending September 2017	4,459	↑
Variance since September 2016	8.7%	↑



ACTIVITY

Cumulative percentage of contracted UDA delivered 2017 & 2018



Month	Adjusted Scheduled Activity (UDA)	
	2017	2018
April	213	-308
May	723	552
June	1,304	552
July	2,372	3,310
August	3,506	4,273
September	4,115	4,667
October	5,091	
November	5,517	
December	7,596	
January	8,968	
February	10,676	
March	12,619	
April	13,667	
May	13,699	
June	13,699	

QUALITY

	Quantity	Base Number	Contract	AT	Region	England
% of FP17s for the same patient ID Re-attending within 3 months - Children	73	853	8.6%	10.2%	11.2%	11.9%
% of FP17s for the same patient ID Re-attending within 3 months - Adults	145	1,235	11.7%	15.9%	16.6%	15.9%
% of FP17s for the same patient ID Re-attending between 3 & 9 months - Children	365	853	42.8%	42.6%	47.0%	58.1%
% of FP17s for the same patient ID Re-attending between 3 & 9 months - Adults	360	1,235	29.1%	35.6%	38.2%	50.6%
% of FP17s for Band 1 Urgent Courses	174	1,791	9.7%	10.8%	10.6%	9.1%
% of FP17s Relating to Free Repair or Replacements	7	1,791	0.4%	0.5%	0.6%	0.8%
% of FP17s Relating to Continuations	5	1,791	0.3%	0.7%	0.8%	1.1%
% of Patients satisfied with the dentistry they have received	2	2	N/A	88.7%	89.2%	91.4%
% of Patients satisfied with the time they had to wait for an appointment	0	2	N/A	80.7%	83.4%	87.7%

* This is based on patients treated on this contract for their most recent course of treatment. Figures in italics indicate the base number of FP17s or Patient Questionnaire responses are less than 100. N/A is shown where the base number of responses is less than 10 during the period. % is calculated as Quantity/Base number*100

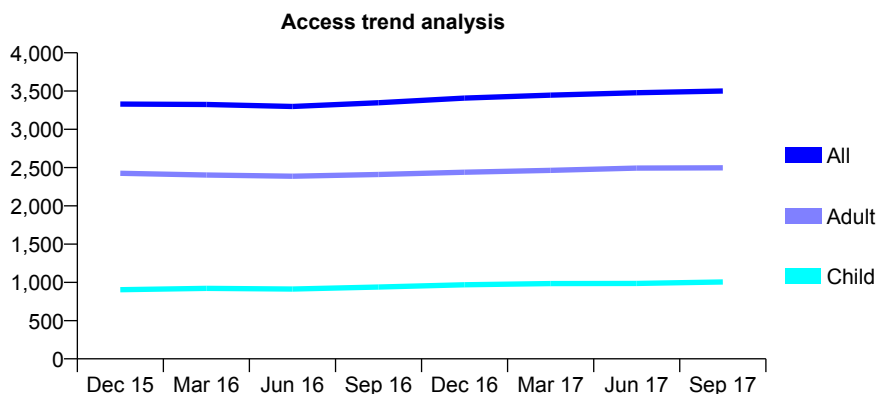
Q61 - Vital Signs At a Glance Contract Report for 578991/0001 - September 2017

Name or company name	MR TS DEO
Contract type name	GDS Contract
Purpose of contract	General
Contract start date	01/04/2006
Contract end date	

17/18 Contracted general activity (UDA)	10,649
Carry forward general activity (UDA)	-151
17/18 Contracted orthodontic activity (UOA)	0
Carry forward orthodontic activity (UOA)	0
Baseline contract value	£351,437.60

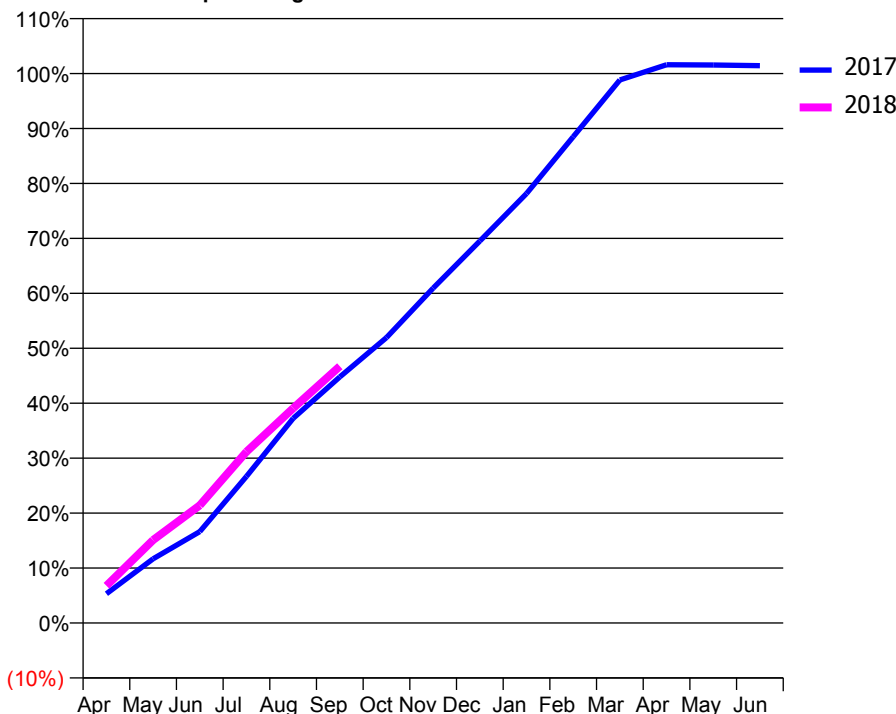
ACCESS*

Patients seen in 24 months	Total	Change since previous quarter
Quarter ending September 2016	3,348	
Quarter ending December 2016	3,409	→
Quarter ending March 2017	3,447	→
Quarter ending June 2017	3,478	→
Quarter ending September 2017	3,501	→
Variance since September 2016	4.6%	↑



ACTIVITY

Cumulative percentage of contracted UDA delivered 2017 & 2018



Month	Adjusted Scheduled Activity (UDA)	
	2017	2018
April	568	723
May	1,244	1,609
June	1,772	2,280
July	2,842	3,319
August	3,966	4,162
September	4,770	4,976
October	5,531	
November	6,490	
December	7,403	
January	8,322	
February	9,422	
March	10,525	
April	10,818	
May	10,813	
June	10,800	

QUALITY

	Quantity	Base Number	Contract	AT	Region	England
% of FP17s for the same patient ID Re-attending within 3 months - Children	60	719	8.3%	10.2%	11.2%	11.9%
% of FP17s for the same patient ID Re-attending within 3 months - Adults	222	1,532	14.5%	15.9%	16.6%	15.9%
% of FP17s for the same patient ID Re-attending between 3 & 9 months - Children	382	719	53.1%	42.6%	47.0%	58.1%
% of FP17s for the same patient ID Re-attending between 3 & 9 months - Adults	678	1,532	44.3%	35.6%	38.2%	50.6%
% of FP17s for Band 1 Urgent Courses	203	2,131	9.5%	10.8%	10.6%	9.1%
% of FP17s Relating to Free Repair or Replacements	12	2,131	0.6%	0.5%	0.6%	0.8%
% of FP17s Relating to Continuations	8	2,131	0.4%	0.7%	0.8%	1.1%
% of Patients satisfied with the dentistry they have received	4	4	N/A	88.7%	89.2%	91.4%
% of Patients satisfied with the time they had to wait for an appointment	4	4	N/A	80.7%	83.4%	87.7%

* This is based on patients treated on this contract for their most recent course of treatment. Figures in italics indicate the base number of FP17s or Patient Questionnaire responses are less than 100. N/A is shown where the base number of responses is less than 10 during the period. % is calculated as Quantity/Base number*100

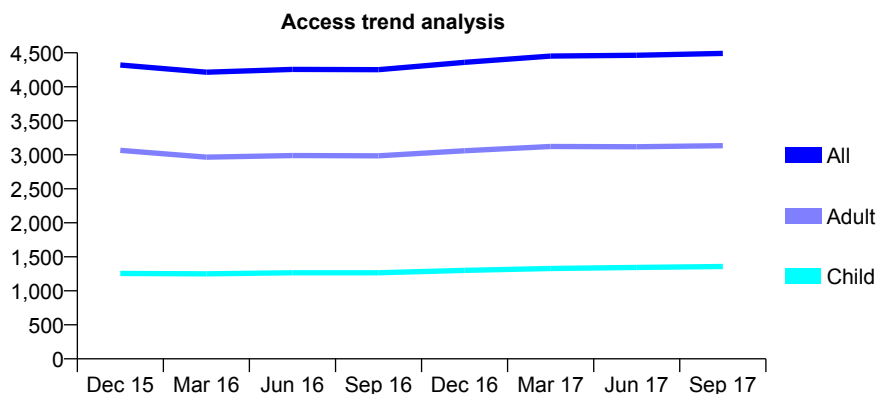
Q61 - Vital Signs At a Glance Contract Report for 607703/0001 - September 2017

Name or company name	MR R PATEL
Contract type name	GDS Contract
Purpose of contract	General
Contract start date	01/08/2013
Contract end date	

17/18 Contracted general activity (UDA)	9,343
Carry forward general activity (UDA)	-61
17/18 Contracted orthodontic activity (UOA)	0
Carry forward orthodontic activity (UOA)	0
Baseline contract value	£235,620.40

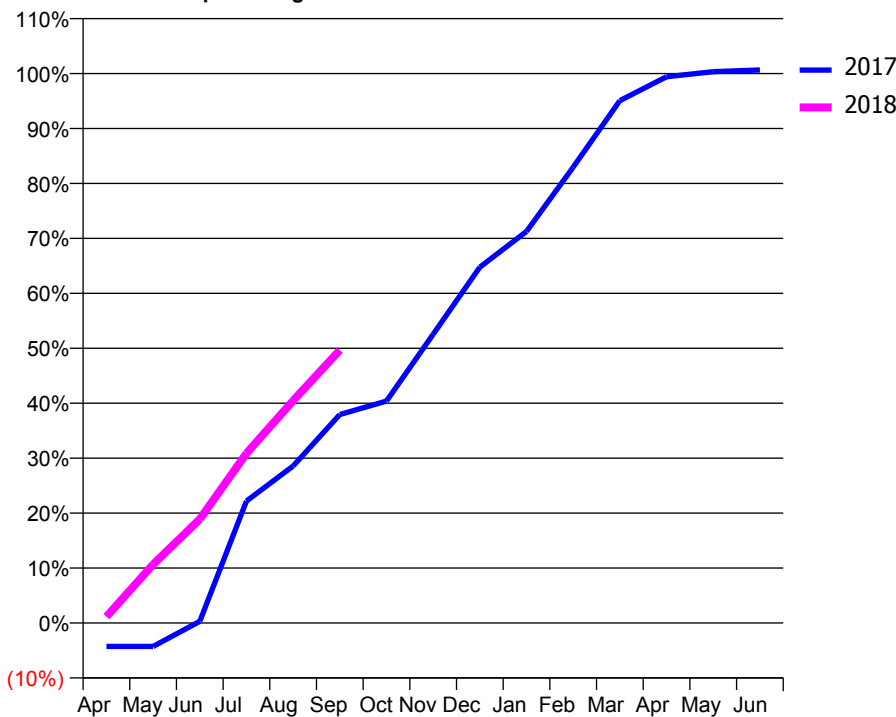
ACCESS*

Patients seen in 24 months	Total	Change since previous quarter
Quarter ending September 2016	4,251	
Quarter ending December 2016	4,359	↑
Quarter ending March 2017	4,451	↑
Quarter ending June 2017	4,463	→
Quarter ending September 2017	4,491	→
Variance since September 2016	5.6%	↑



ACTIVITY

Cumulative percentage of contracted UDA delivered 2017 & 2018



Month	Adjusted Scheduled Activity (UDA)	
	2017	2018
April	-401	108
May	-401	996
June	28	1,766
July	2,074	2,884
August	2,670	3,782
September	3,545	4,640
October	3,773	
November	4,911	
December	6,049	
January	6,658	
February	7,750	
March	8,881	
April	9,289	
May	9,373	
June	9,403	

QUALITY

	Quantity	Base Number	Contract	AT	Region	England
% of FP17s for the same patient ID Re-attending within 3 months - Children	110	1,093	10.1%	10.2%	11.2%	11.9%
% of FP17s for the same patient ID Re-attending within 3 months - Adults	229	1,776	12.9%	15.9%	16.6%	15.9%
% of FP17s for the same patient ID Re-attending between 3 & 9 months - Children	570	1,093	52.2%	42.6%	47.0%	58.1%
% of FP17s for the same patient ID Re-attending between 3 & 9 months - Adults	675	1,776	38.0%	35.6%	38.2%	50.6%
% of FP17s for Band 1 Urgent Courses	232	2,548	9.1%	10.8%	10.6%	9.1%
% of FP17s Relating to Free Repair or Replacements	30	2,548	1.2%	0.5%	0.6%	0.8%
% of FP17s Relating to Continuations	15	2,548	0.6%	0.7%	0.8%	1.1%
% of Patients satisfied with the dentistry they have received	5	5	N/A	88.7%	89.2%	91.4%
% of Patients satisfied with the time they had to wait for an appointment	5	5	N/A	80.7%	83.4%	87.7%

* This is based on patients treated on this contract for their most recent course of treatment. Figures in italics indicate the base number of FP17s or Patient Questionnaire responses are less than 100. N/A is shown where the base number of responses is less than 10 during the period. % is calculated as Quantity/Base number*100

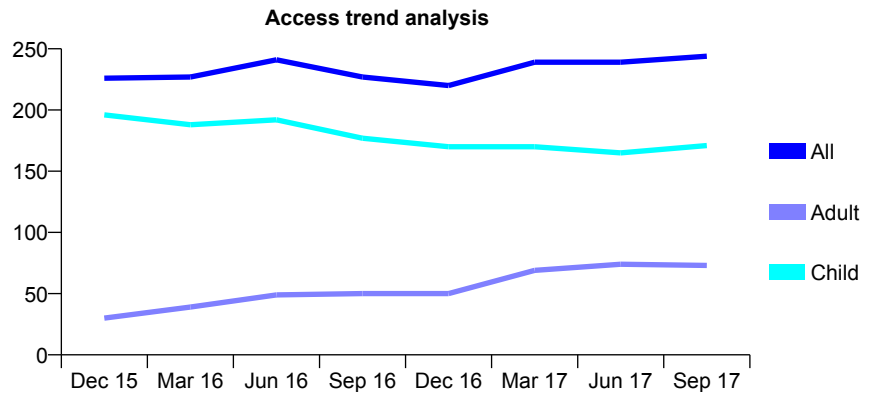
Q61 - Vital Signs At a Glance Contract Report for 629839/0001 - September 2017

Name or company name	MRS AJ SHAUL
Contract type name	GDS Contract
Purpose of contract	General
Contract start date	01/04/2006
Contract end date	

17/18 Contracted general activity (UDA)	320
Carry forward general activity (UDA)	1
17/18 Contracted orthodontic activity (UOA)	0
Carry forward orthodontic activity (UOA)	0
Baseline contract value	£8,817.95

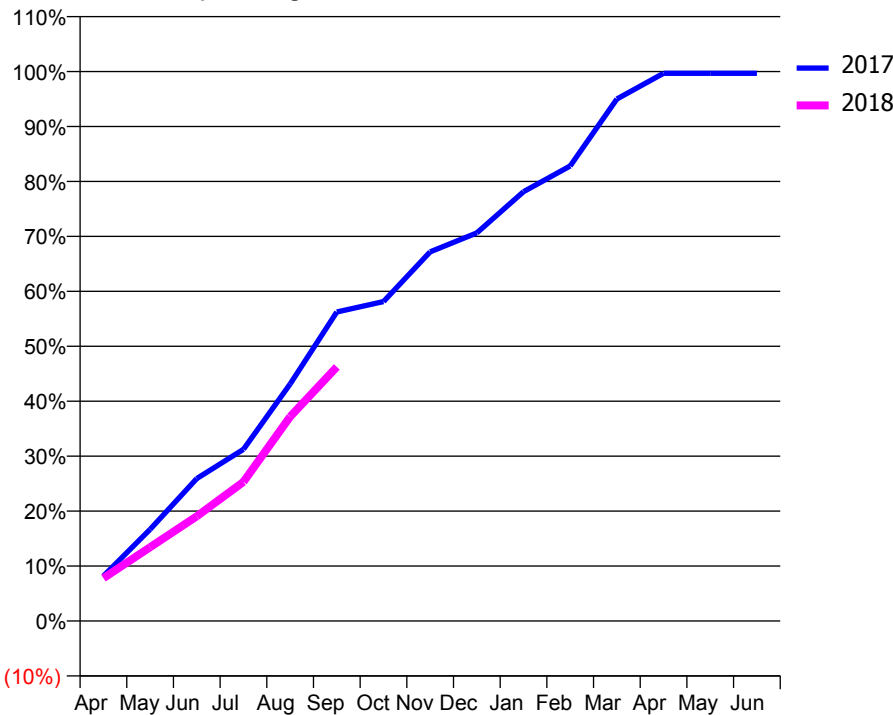
ACCESS*

Patients seen in 24 months	Total	Change since previous quarter
Quarter ending September 2016	227	
Quarter ending December 2016	220	↓
Quarter ending March 2017	239	↑
Quarter ending June 2017	239	→
Quarter ending September 2017	244	↑
Variance since September 2016	7.5%	↑



ACTIVITY

Cumulative percentage of contracted UDA delivered 2017 & 2018



Month	Adjusted Scheduled Activity (UDA)	
	2017	2018
April	26	25
May	53	43
June	83	61
July	100	81
August	138	119
September	180	148
October	186	
November	215	
December	226	
January	250	
February	265	
March	304	
April	319	
May	319	
June	319	

QUALITY

	Quantity	Base Number	Contract	AT	Region	England
% of FP17s for the same patient ID Re-attending within 3 months - Children	8	133	6.0%	10.2%	11.2%	11.9%
% of FP17s for the same patient ID Re-attending within 3 months - Adults	2	18	<i>11.1%</i>	15.9%	16.6%	15.9%
% of FP17s for the same patient ID Re-attending between 3 & 9 months - Children	72	133	54.1%	42.6%	47.0%	58.1%
% of FP17s for the same patient ID Re-attending between 3 & 9 months - Adults	9	18	50.0%	35.6%	38.2%	50.6%
% of FP17s for Band 1 Urgent Courses	0	144	0.0%	10.8%	10.6%	9.1%
% of FP17s Relating to Free Repair or Replacements	0	144	0.0%	0.5%	0.6%	0.8%
% of FP17s Relating to Continuations	0	144	0.0%	0.7%	0.8%	1.1%
% of Patients satisfied with the dentistry they have received	0	0	N/A	88.7%	89.2%	91.4%
% of Patients satisfied with the time they had to wait for an appointment	0	0	N/A	80.7%	83.4%	87.7%

* This is based on patients treated on this contract for their most recent course of treatment. Figures in italics indicate the base number of FP17s or Patient Questionnaire responses are less than 100. N/A is shown where the base number of responses is less than 10 during the period. % is calculated as Quantity/Base number*100

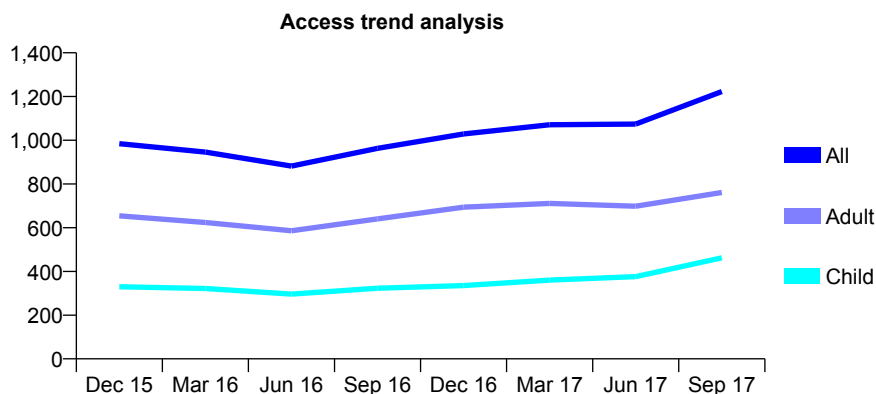
Q61 - Vital Signs At a Glance Contract Report for 630195/0001 - September 2017

Name or company name	MR M SPENCER BROWN
Contract type name	GDS Contract
Purpose of contract	General
Contract start date	01/04/2006
Contract end date	

17/18 Contracted general activity (UDA)	3,341
Carry forward general activity (UDA)	-67
17/18 Contracted orthodontic activity (UOA)	0
Carry forward orthodontic activity (UOA)	0
Baseline contract value	£128,810.84

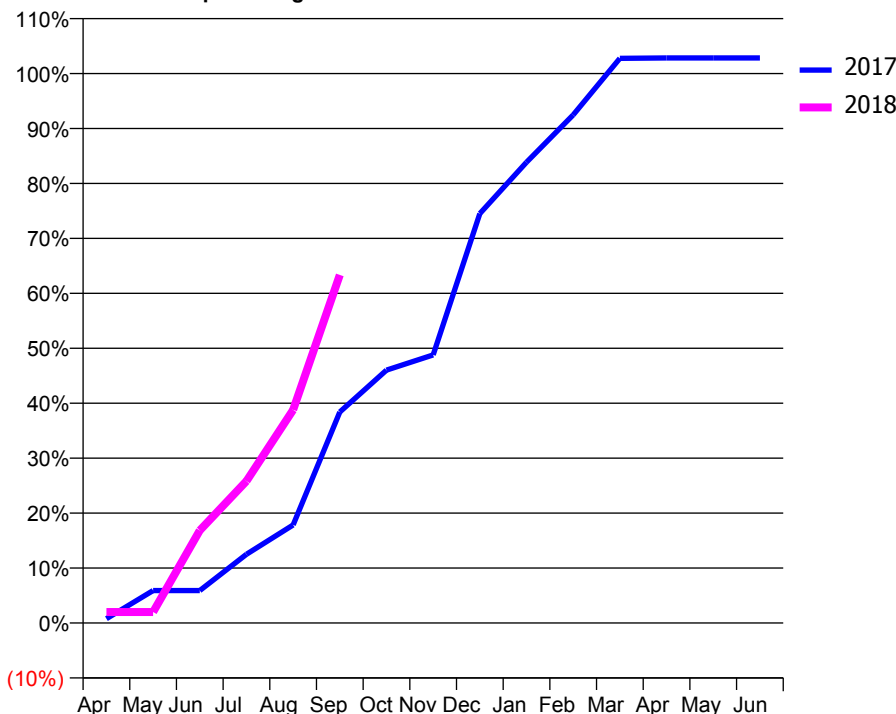
ACCESS*

Patients seen in 24 months	Total	Change since previous quarter
Quarter ending September 2016	963	
Quarter ending December 2016	1,029	↑
Quarter ending March 2017	1,071	↑
Quarter ending June 2017	1,074	→
Quarter ending September 2017	1,223	↑
Variance since September 2016	27.0%	↑



ACTIVITY

Cumulative percentage of contracted UDA delivered 2017 & 2018



Adjusted Scheduled Activity (UDA)

Month	2017	2018
April	26	67
May	197	67
June	197	563
July	418	863
August	596	1,296
September	1,283	2,117
October	1,538	
November	1,630	
December	2,489	
January	2,801	
February	3,090	
March	3,433	
April	3,436	
May	3,436	
June	3,436	

QUALITY

	Quantity	Base Number	Contract	AT	Region	England
% of FP17s for the same patient ID Re-attending within 3 months - Children	13	295	4.4%	10.2%	11.2%	11.9%
% of FP17s for the same patient ID Re-attending within 3 months - Adults	63	463	13.6%	15.9%	16.6%	15.9%
% of FP17s for the same patient ID Re-attending between 3 & 9 months - Children	17	295	5.8%	42.6%	47.0%	58.1%
% of FP17s for the same patient ID Re-attending between 3 & 9 months - Adults	69	463	14.9%	35.6%	38.2%	50.6%
% of FP17s for Band 1 Urgent Courses	81	525	15.4%	10.8%	10.6%	9.1%
% of FP17s Relating to Free Repair or Replacements	0	525	0.0%	0.5%	0.6%	0.8%
% of FP17s Relating to Continuations	0	525	0.0%	0.7%	0.8%	1.1%
% of Patients satisfied with the dentistry they have received	2	2	N/A	88.7%	89.2%	91.4%
% of Patients satisfied with the time they had to wait for an appointment	2	2	N/A	80.7%	83.4%	87.7%

* This is based on patients treated on this contract for their most recent course of treatment. Figures in italics indicate the base number of FP17s or Patient Questionnaire responses are less than 100. N/A is shown where the base number of responses is less than 10 during the period. % is calculated as Quantity/Base number*100

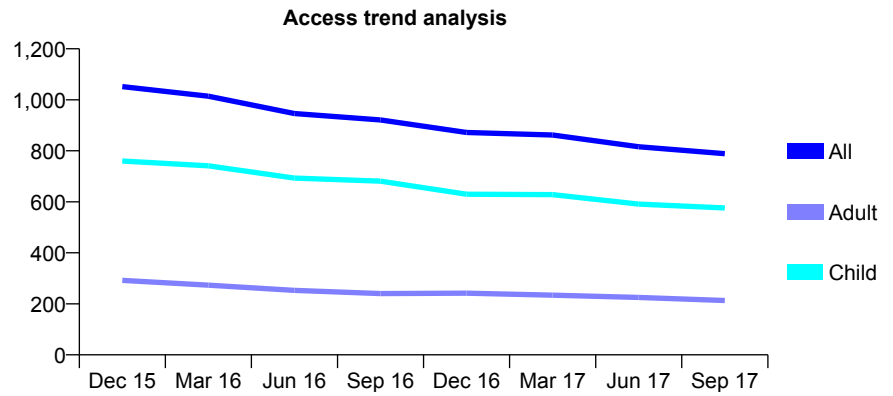
Q61 - Vital Signs At a Glance Contract Report for 642576/0001 - September 2017

Name or company name	MR CA HAWKES
Contract type name	GDS Contract
Purpose of contract	General
Contract start date	01/04/2006
Contract end date	

17/18 Contracted general activity (UDA)	1,500
Carry forward general activity (UDA)	0
17/18 Contracted orthodontic activity (UOA)	0
Carry forward orthodontic activity (UOA)	0
Baseline contract value	£35,443.55

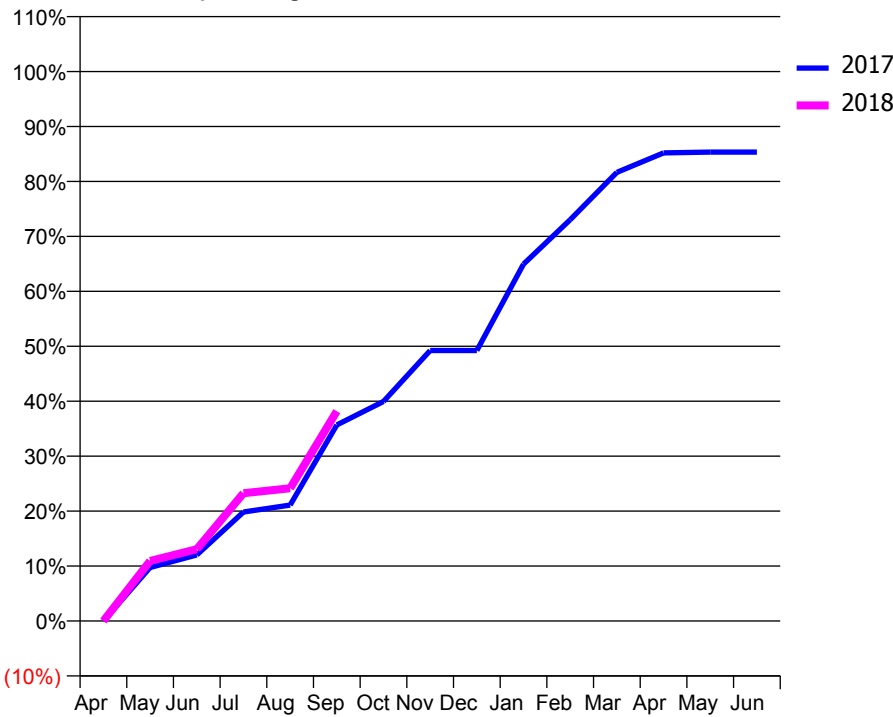
ACCESS*

Patients seen in 24 months	Total	Change since previous quarter
Quarter ending September 2016	921	
Quarter ending December 2016	872	↓
Quarter ending March 2017	862	↓
Quarter ending June 2017	816	↓
Quarter ending September 2017	789	↓
Variance since September 2016	(14.3%)	↓



ACTIVITY

Cumulative percentage of contracted UDA delivered 2017 & 2018



Month	Adjusted Scheduled Activity (UDA)	
	2017	2018
April	0	0
May	146	164
June	180	196
July	297	349
August	316	362
September	535	573
October	599	
November	738	
December	738	
January	974	
February	1,096	
March	1,225	
April	1,278	
May	1,280	
June	1,280	

QUALITY

	Quantity	Base Number	Contract	AT	Region	England
% of FP17s for the same patient ID Re-attending within 3 months - Children	12	312	3.8%	10.2%	11.2%	11.9%
% of FP17s for the same patient ID Re-attending within 3 months - Adults	1	67	1.5%	15.9%	16.6%	15.9%
% of FP17s for the same patient ID Re-attending between 3 & 9 months - Children	102	312	32.7%	42.6%	47.0%	58.1%
% of FP17s for the same patient ID Re-attending between 3 & 9 months - Adults	9	67	13.4%	35.6%	38.2%	50.6%
% of FP17s for Band 1 Urgent Courses	3	352	0.9%	10.8%	10.6%	9.1%
% of FP17s Relating to Free Repair or Replacements	0	352	0.0%	0.5%	0.6%	0.8%
% of FP17s Relating to Continuations	0	352	0.0%	0.7%	0.8%	1.1%
% of Patients satisfied with the dentistry they have received	1	1	N/A	88.7%	89.2%	91.4%
% of Patients satisfied with the time they had to wait for an appointment	1	1	N/A	80.7%	83.4%	87.7%

* This is based on patients treated on this contract for their most recent course of treatment. Figures in italics indicate the base number of FP17s or Patient Questionnaire responses are less than 100. N/A is shown where the base number of responses is less than 10 during the period. % is calculated as Quantity/Base number*100

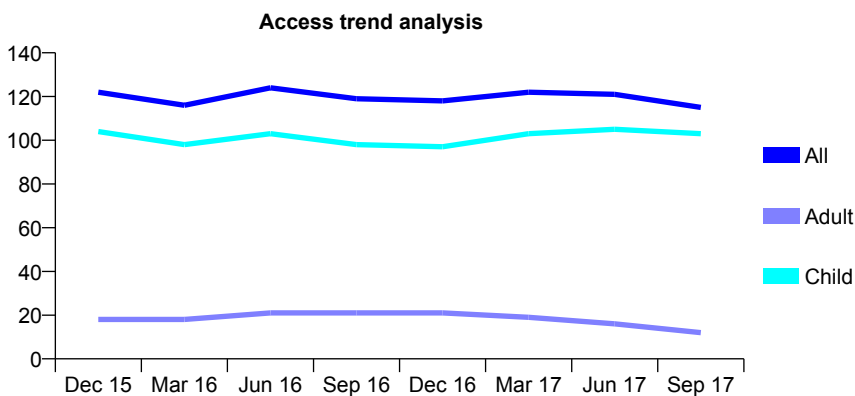
Q61 - Vital Signs At a Glance Contract Report for 643025/0001 - September 2017

Name or company name	MR PC VASWANI
Contract type name	GDS Contract
Purpose of contract	General
Contract start date	01/04/2006
Contract end date	

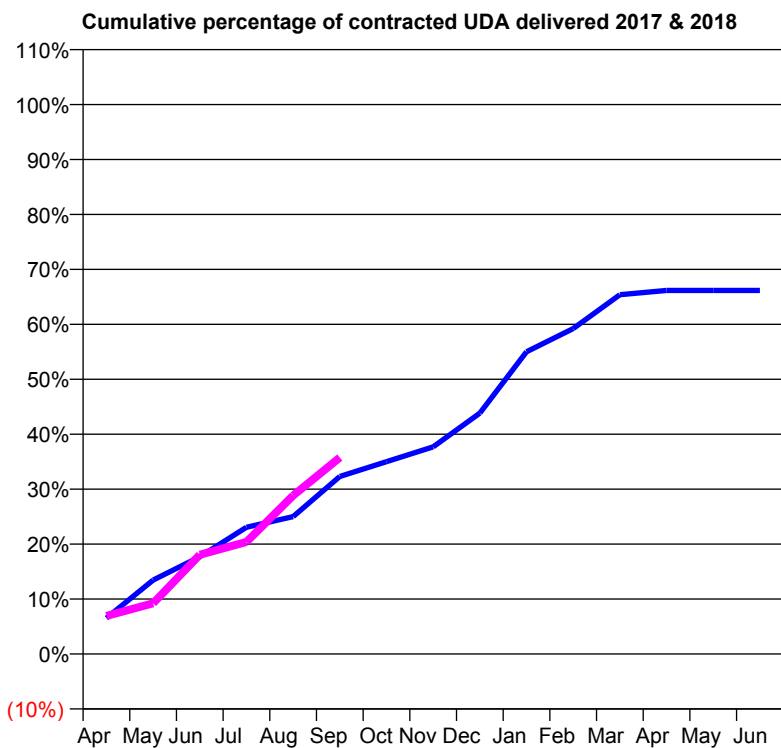
17/18 Contracted general activity (UDA)	260
Carry forward general activity (UDA)	0
17/18 Contracted orthodontic activity (UOA)	0
Carry forward orthodontic activity (UOA)	0
Baseline contract value	£5,888.95

ACCESS*

Patients seen in 24 months	Total	Change since previous quarter
Quarter ending September 2016	119	
Quarter ending December 2016	118	→
Quarter ending March 2017	122	↑
Quarter ending June 2017	121	→
Quarter ending September 2017	115	↓
Variance since September 2016	(3.4%)	↓



ACTIVITY



Month	Adjusted Scheduled Activity (UDA)	
	2017	2018
April	17	18
May	35	24
June	46	47
July	60	53
August	65	75
September	84	93
October	91	
November	98	
December	114	
January	143	
February	154	
March	170	
April	172	
May	172	
June	172	

QUALITY

	Quantity	Base Number	Contract	AT	Region	England
% of FP17s for the same patient ID Re-attending within 3 months - Children	5	61	8.2%	10.2%	11.2%	11.9%
% of FP17s for the same patient ID Re-attending within 3 months - Adults	0	2	0.0%	15.9%	16.6%	15.9%
% of FP17s for the same patient ID Re-attending between 3 & 9 months - Children	27	61	44.3%	42.6%	47.0%	58.1%
% of FP17s for the same patient ID Re-attending between 3 & 9 months - Adults	0	2	0.0%	35.6%	38.2%	50.6%
% of FP17s for Band 1 Urgent Courses	0	61	0.0%	10.8%	10.6%	9.1%
% of FP17s Relating to Free Repair or Replacements	0	61	0.0%	0.5%	0.6%	0.8%
% of FP17s Relating to Continuations	2	61	3.3%	0.7%	0.8%	1.1%
% of Patients satisfied with the dentistry they have received	0	0	N/A	88.7%	89.2%	91.4%
% of Patients satisfied with the time they had to wait for an appointment	0	0	N/A	80.7%	83.4%	87.7%

* This is based on patients treated on this contract for their most recent course of treatment. Figures in italics indicate the base number of FP17s or Patient Questionnaire responses are less than 100. N/A is shown where the base number of responses is less than 10 during the period. % is calculated as Quantity/Base number*100

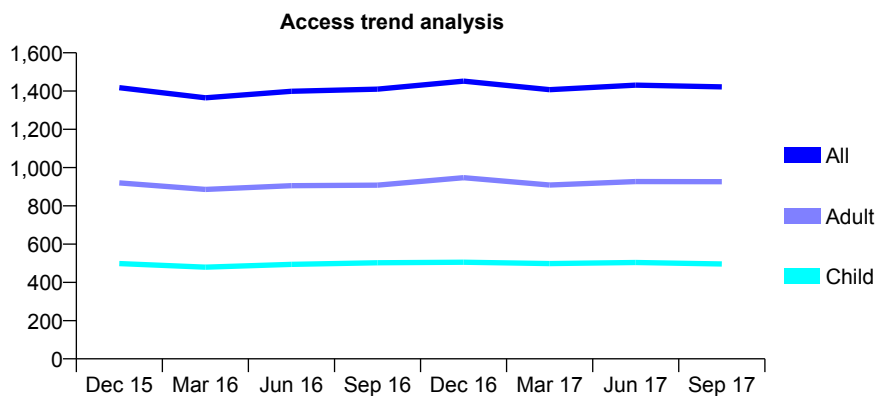
Q61 - Vital Signs At a Glance Contract Report for 643513/0001 - September 2017

Name or company name	MR JB RAVAL
Contract type name	GDS Contract
Purpose of contract	General
Contract start date	01/04/2006
Contract end date	

17/18 Contracted general activity (UDA)	6,014
Carry forward general activity (UDA)	-120
17/18 Contracted orthodontic activity (UOA)	0
Carry forward orthodontic activity (UOA)	0
Baseline contract value	£190,728.08

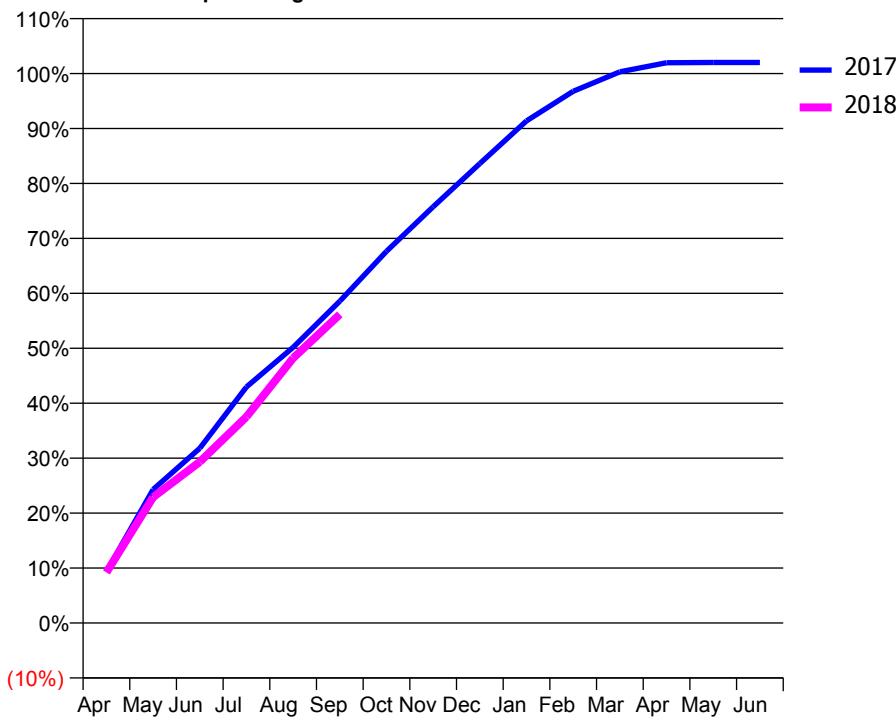
ACCESS*

Patients seen in 24 months	Total	Change since previous quarter
Quarter ending September 2016	1,410	
Quarter ending December 2016	1,452	↑
Quarter ending March 2017	1,407	↓
Quarter ending June 2017	1,431	→
Quarter ending September 2017	1,422	→
Variance since September 2016	0.9%	→



ACTIVITY

Cumulative percentage of contracted UDA delivered 2017 & 2018



Month	Adjusted Scheduled Activity (UDA)	
	2017	2018
April	563	553
May	1,461	1,376
June	1,913	1,764
July	2,585	2,258
August	3,017	2,900
September	3,523	3,378
October	4,068	
November	4,556	
December	5,029	
January	5,495	
February	5,819	
March	6,033	
April	6,131	
May	6,134	
June	6,134	

QUALITY

	Quantity	Base Number	Contract	AT	Region	England
% of FP17s for the same patient ID Re-attending within 3 months - Children	14	363	3.9%	10.2%	11.2%	11.9%
% of FP17s for the same patient ID Re-attending within 3 months - Adults	20	565	3.5%	15.9%	16.6%	15.9%
% of FP17s for the same patient ID Re-attending between 3 & 9 months - Children	200	363	55.1%	42.6%	47.0%	58.1%
% of FP17s for the same patient ID Re-attending between 3 & 9 months - Adults	301	565	53.3%	35.6%	38.2%	50.6%
% of FP17s for Band 1 Urgent Courses	24	871	2.8%	10.8%	10.6%	9.1%
% of FP17s Relating to Free Repair or Replacements	0	871	0.0%	0.5%	0.6%	0.8%
% of FP17s Relating to Continuations	0	871	0.0%	0.7%	0.8%	1.1%
% of Patients satisfied with the dentistry they have received	3	5	N/A	88.7%	89.2%	91.4%
% of Patients satisfied with the time they had to wait for an appointment	4	5	N/A	80.7%	83.4%	87.7%

* This is based on patients treated on this contract for their most recent course of treatment. Figures in italics indicate the base number of FP17s or Patient Questionnaire responses are less than 100. N/A is shown where the base number of responses is less than 10 during the period. % is calculated as Quantity/Base number*100

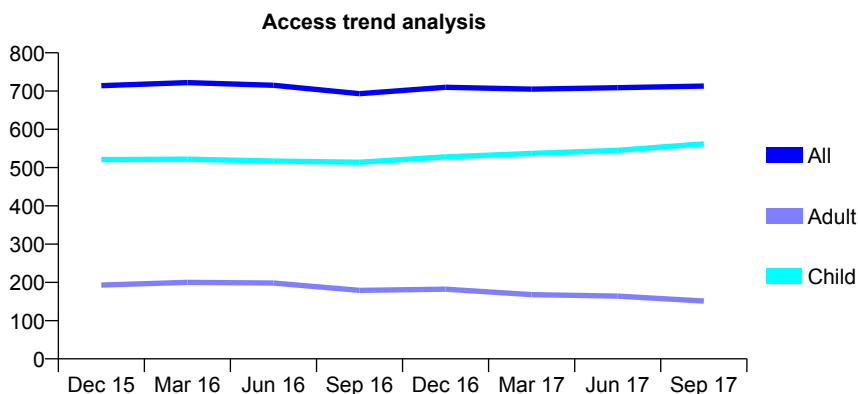
Q61 - Vital Signs At a Glance Contract Report for 644889/0001 - September 2017

Name or company name	MR C RISOLI
Contract type name	GDS Contract
Purpose of contract	General
Contract start date	01/04/2006
Contract end date	

17/18 Contracted general activity (UDA)	1,488
Carry forward general activity (UDA)	0
17/18 Contracted orthodontic activity (UOA)	0
Carry forward orthodontic activity (UOA)	0
Baseline contract value	£51,272.01

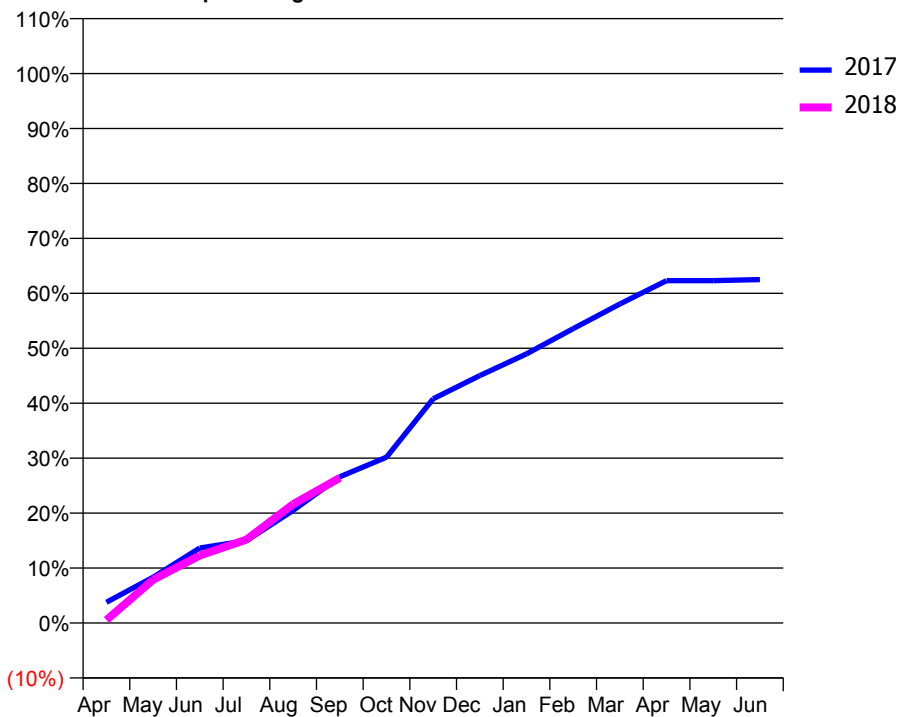
ACCESS*

Patients seen in 24 months	Total	Change since previous quarter
Quarter ending September 2016	693	
Quarter ending December 2016	710	↑
Quarter ending March 2017	705	→
Quarter ending June 2017	709	→
Quarter ending September 2017	713	→
Variance since September 2016	2.9%	↑



ACTIVITY

Cumulative percentage of contracted UDA delivered 2017 & 2018



Adjusted Scheduled Activity (UDA)

Month	2017	2018
April	56	8
May	124	117
June	203	183
July	223	226
August	305	322
September	396	393
October	449	
November	607	
December	670	
January	729	
February	797	
March	864	
April	927	
May	927	
June	930	

QUALITY

	Quantity	Base Number	Contract	AT	Region	England
% of FP17s for the same patient ID Re-attending within 3 months - Children	19	299	6.4%	10.2%	11.2%	11.9%
% of FP17s for the same patient ID Re-attending within 3 months - Adults	2	44	4.5%	15.9%	16.6%	15.9%
% of FP17s for the same patient ID Re-attending between 3 & 9 months - Children	84	299	28.1%	42.6%	47.0%	58.1%
% of FP17s for the same patient ID Re-attending between 3 & 9 months - Adults	11	44	25.0%	35.6%	38.2%	50.6%
% of FP17s for Band 1 Urgent Courses	0	298	0.0%	10.8%	10.6%	9.1%
% of FP17s Relating to Free Repair or Replacements	0	298	0.0%	0.5%	0.6%	0.8%
% of FP17s Relating to Continuations	5	298	1.7%	0.7%	0.8%	1.1%
% of Patients satisfied with the dentistry they have received	1	1	N/A	88.7%	89.2%	91.4%
% of Patients satisfied with the time they had to wait for an appointment	1	1	N/A	80.7%	83.4%	87.7%

* This is based on patients treated on this contract for their most recent course of treatment. Figures in italics indicate the base number of FP17s or Patient Questionnaire responses are less than 100. N/A is shown where the base number of responses is less than 10 during the period. % is calculated as Quantity/Base number*100

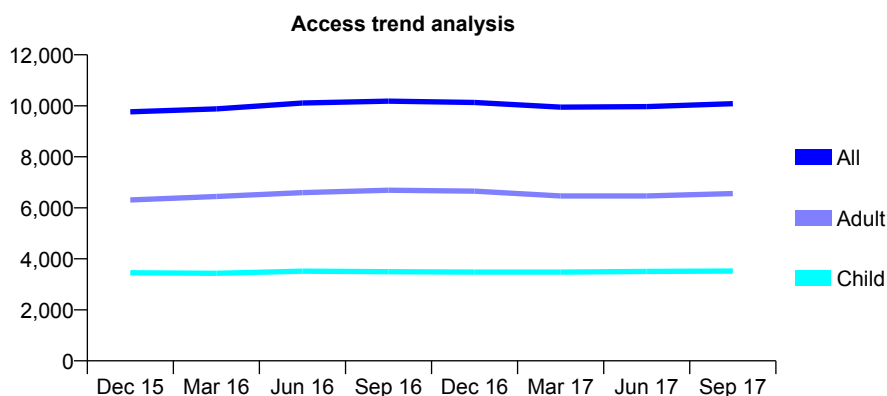
Q61 - Vital Signs At a Glance Contract Report for 650242/0001 - September 2017

Name or company name	MR H SHAH
Contract type name	GDS Contract
Purpose of contract	General and Orthodontic
Contract start date	01/04/2006
Contract end date	

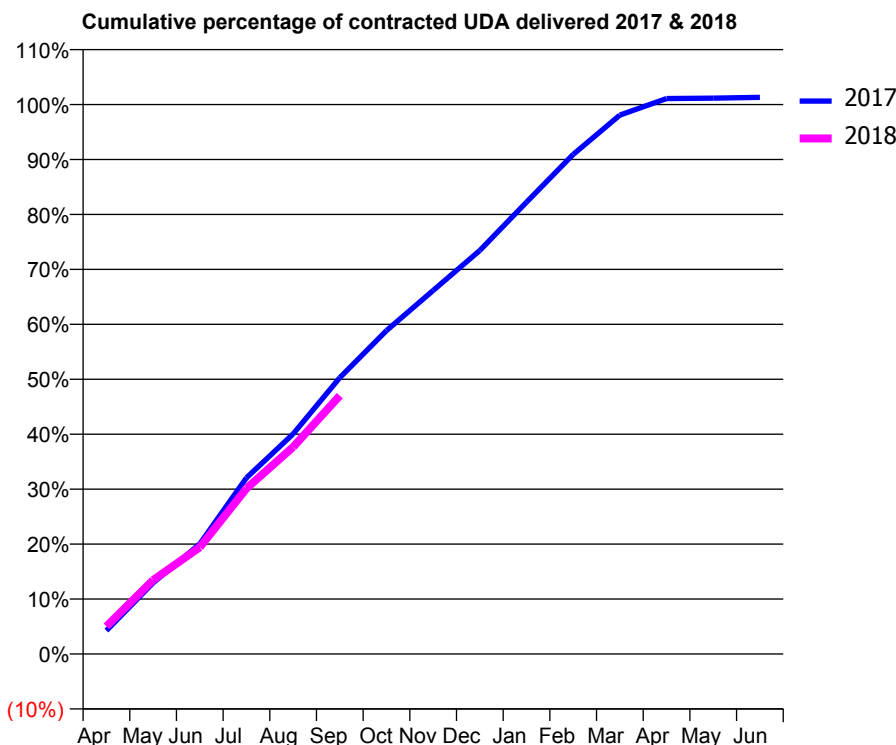
17/18 Contracted general activity (UDA)	27,477
Carry forward general activity (UDA)	-358
17/18 Contracted orthodontic activity (UOA)	1,314
Carry forward orthodontic activity (UOA)	-26
Baseline contract value	£897,033.95

ACCESS*

Patients seen in 24 months	Total	Change since previous quarter
Quarter ending September 2016	10,182	
Quarter ending December 2016	10,132	→
Quarter ending March 2017	9,947	↓
Quarter ending June 2017	9,970	→
Quarter ending September 2017	10,083	→
Variance since September 2016	(1.0%)	→



ACTIVITY



Adjusted Scheduled Activity (UDA)		
Month	2017	2018
April	1,168	1,385
May	3,556	3,698
June	5,501	5,339
July	8,810	8,277
August	11,003	10,352
September	13,822	12,920
October	16,170	
November	18,177	
December	20,179	
January	22,596	
February	24,982	
March	26,949	
April	27,773	
May	27,793	
June	27,835	

QUALITY

	Quantity	Base Number	Contract	AT	Region	England
% of FP17s for the same patient ID Re-attending within 3 months - Children	320	2,173	14.7%	10.2%	11.2%	11.9%
% of FP17s for the same patient ID Re-attending within 3 months - Adults	450	3,013	14.9%	15.9%	16.6%	15.9%
% of FP17s for the same patient ID Re-attending between 3 & 9 months - Children	590	2,173	27.2%	42.6%	47.0%	58.1%
% of FP17s for the same patient ID Re-attending between 3 & 9 months - Adults	716	3,013	23.8%	35.6%	38.2%	50.6%
% of FP17s for Band 1 Urgent Courses	708	4,309	16.4%	10.8%	10.6%	9.1%
% of FP17s Relating to Free Repair or Replacements	26	4,309	0.6%	0.5%	0.6%	0.8%
% of FP17s Relating to Continuations	16	4,309	0.4%	0.7%	0.8%	1.1%
% of Patients satisfied with the dentistry they have received	9	13	69.2%	88.7%	89.2%	91.4%
% of Patients satisfied with the time they had to wait for an appointment	9	13	69.2%	80.7%	83.4%	87.7%

* This is based on patients treated on this contract for their most recent course of treatment. Figures in italics indicate the base number of FP17s or Patient Questionnaire responses are less than 100. N/A is shown where the base number of responses is less than 10 during the period. % is calculated as Quantity/Base number*100

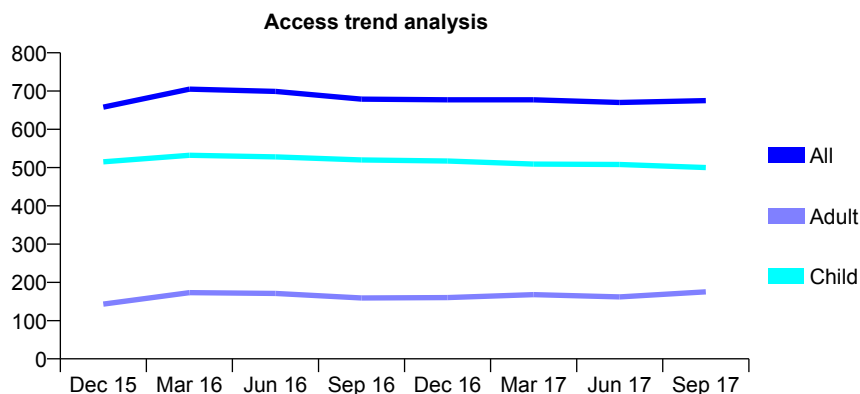
Q61 - Vital Signs At a Glance Contract Report for 650439/0001 - September 2017

Name or company name	MISS F AZIZ
Contract type name	GDS Contract
Purpose of contract	General
Contract start date	01/01/2013
Contract end date	

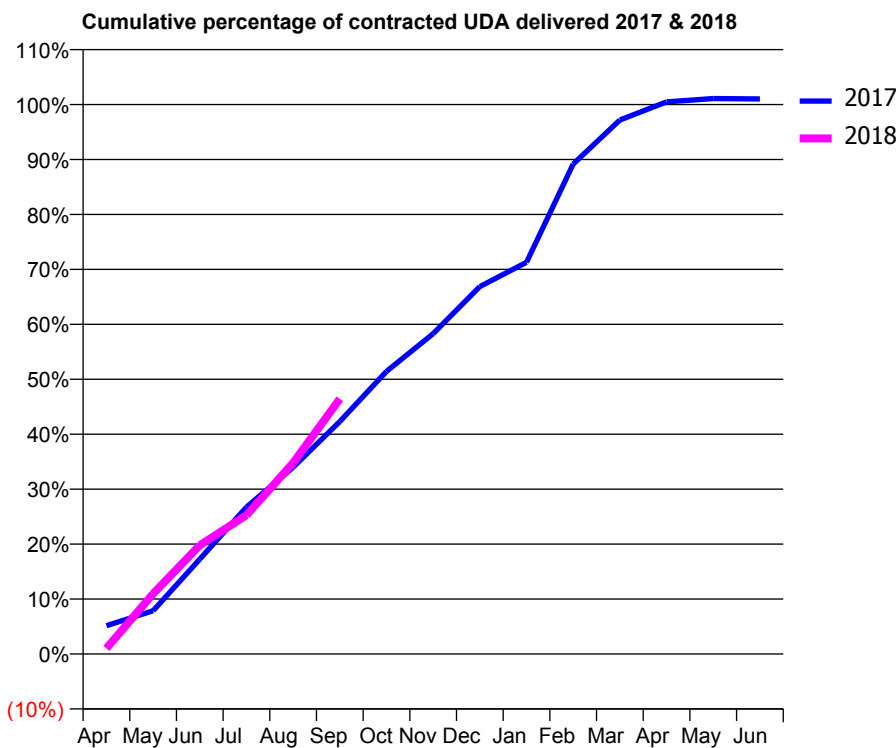
17/18 Contracted general activity (UDA)	1,461
Carry forward general activity (UDA)	-15
17/18 Contracted orthodontic activity (UOA)	0
Carry forward orthodontic activity (UOA)	0
Baseline contract value	£33,807.04

ACCESS*

Patients seen in 24 months	Total	Change since previous quarter
Quarter ending September 2016	679	
Quarter ending December 2016	677	→
Quarter ending March 2017	677	→
Quarter ending June 2017	670	↓
Quarter ending September 2017	675	→
Variance since September 2016	(0.6%)	→



ACTIVITY



Month	Adjusted Scheduled Activity (UDA)	
	2017	2018
April	75	15
May	115	160
June	252	289
July	390	369
August	496	508
September	618	678
October	751	
November	852	
December	977	
January	1,042	
February	1,303	
March	1,420	
April	1,468	
May	1,477	
June	1,476	

QUALITY

	Quantity	Base Number	Contract	AT	Region	England
% of FP17s for the same patient ID Re-attending within 3 months - Children	30	411	7.3%	10.2%	11.2%	11.9%
% of FP17s for the same patient ID Re-attending within 3 months - Adults	6	74	8.1%	15.9%	16.6%	15.9%
% of FP17s for the same patient ID Re-attending between 3 & 9 months - Children	276	411	67.2%	42.6%	47.0%	58.1%
% of FP17s for the same patient ID Re-attending between 3 & 9 months - Adults	37	74	50.0%	35.6%	38.2%	50.6%
% of FP17s for Band 1 Urgent Courses	12	459	2.6%	10.8%	10.6%	9.1%
% of FP17s Relating to Free Repair or Replacements	0	459	0.0%	0.5%	0.6%	0.8%
% of FP17s Relating to Continuations	1	459	0.2%	0.7%	0.8%	1.1%
% of Patients satisfied with the dentistry they have received	1	1	N/A	88.7%	89.2%	91.4%
% of Patients satisfied with the time they had to wait for an appointment	1	1	N/A	80.7%	83.4%	87.7%

* This is based on patients treated on this contract for their most recent course of treatment. Figures in italics indicate the base number of FP17s or Patient Questionnaire responses are less than 100. N/A is shown where the base number of responses is less than 10 during the period. % is calculated as Quantity/Base number*100

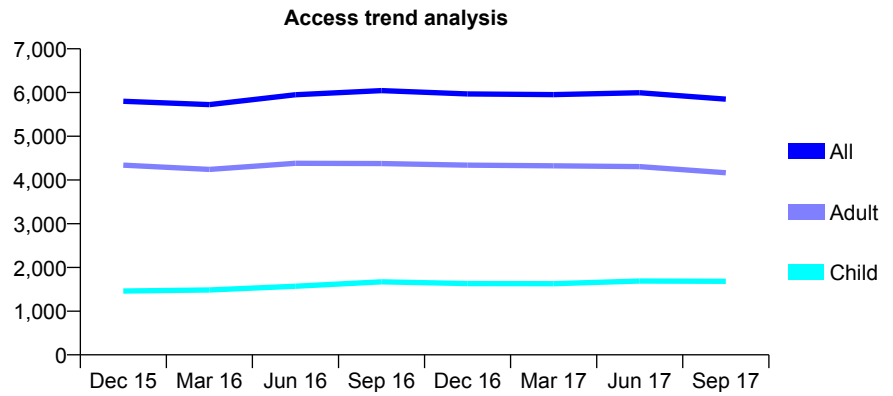
Q61 - Vital Signs At a Glance Contract Report for 650730/0001 - September 2017

Name or company name	Whitechapel Dental Centre
Contract type name	GDS Contract
Purpose of contract	General
Contract start date	01/04/2006
Contract end date	

17/18 Contracted general activity (UDA)	21,524
Carry forward general activity (UDA)	-89
17/18 Contracted orthodontic activity (UOA)	0
Carry forward orthodontic activity (UOA)	0
Baseline contract value	£713,123.44

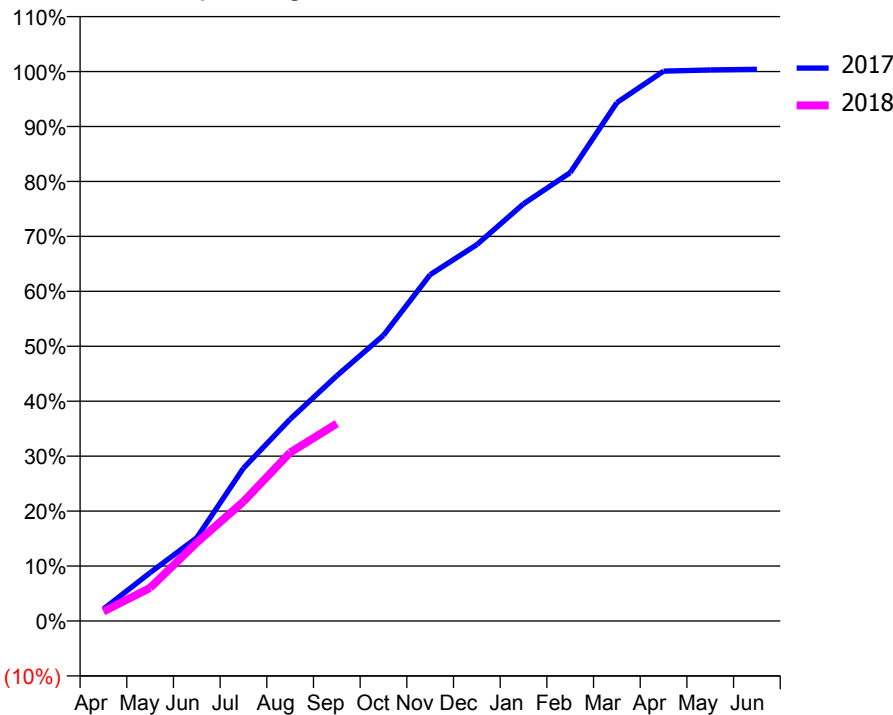
ACCESS*

Patients seen in 24 months	Total	Change since previous quarter
Quarter ending September 2016	6,044	
Quarter ending December 2016	5,968	↓
Quarter ending March 2017	5,953	→
Quarter ending June 2017	5,994	→
Quarter ending September 2017	5,849	↓
Variance since September 2016	(3.2%)	↓



ACTIVITY

Cumulative percentage of contracted UDA delivered 2017 & 2018



Month	Adjusted Scheduled Activity (UDA)	
	2017	2018
April	469	374
May	1,895	1,300
June	3,264	3,073
July	5,987	4,675
August	7,905	6,602
September	9,607	7,734
October	11,190	
November	13,569	
December	14,744	
January	16,341	
February	17,561	
March	20,307	
April	21,539	
May	21,586	
June	21,613	

QUALITY

	Quantity	Base Number	Contract	AT	Region	England
% of FP17s for the same patient ID Re-attending within 3 months - Children	96	882	10.9%	10.2%	11.2%	11.9%
% of FP17s for the same patient ID Re-attending within 3 months - Adults	414	2,113	19.6%	15.9%	16.6%	15.9%
% of FP17s for the same patient ID Re-attending between 3 & 9 months - Children	212	882	24.0%	42.6%	47.0%	58.1%
% of FP17s for the same patient ID Re-attending between 3 & 9 months - Adults	439	2,113	20.8%	35.6%	38.2%	50.6%
% of FP17s for Band 1 Urgent Courses	546	2,398	22.8%	10.8%	10.6%	9.1%
% of FP17s Relating to Free Repair or Replacements	6	2,398	0.3%	0.5%	0.6%	0.8%
% of FP17s Relating to Continuations	27	2,398	1.1%	0.7%	0.8%	1.1%
% of Patients satisfied with the dentistry they have received	3	3	N/A	88.7%	89.2%	91.4%
% of Patients satisfied with the time they had to wait for an appointment	3	3	N/A	80.7%	83.4%	87.7%

* This is based on patients treated on this contract for their most recent course of treatment. Figures in italics indicate the base number of FP17s or Patient Questionnaire responses are less than 100. N/A is shown where the base number of responses is less than 10 during the period. % is calculated as Quantity/Base number*100

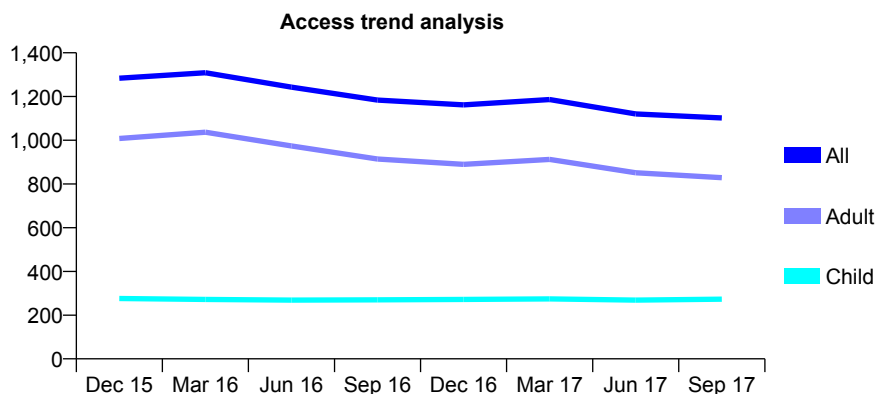
Q61 - Vital Signs At a Glance Contract Report for 656542/0001 - September 2017

Name or company name	MR JS SURDHAR
Contract type name	GDS Contract
Purpose of contract	General
Contract start date	01/04/2006
Contract end date	

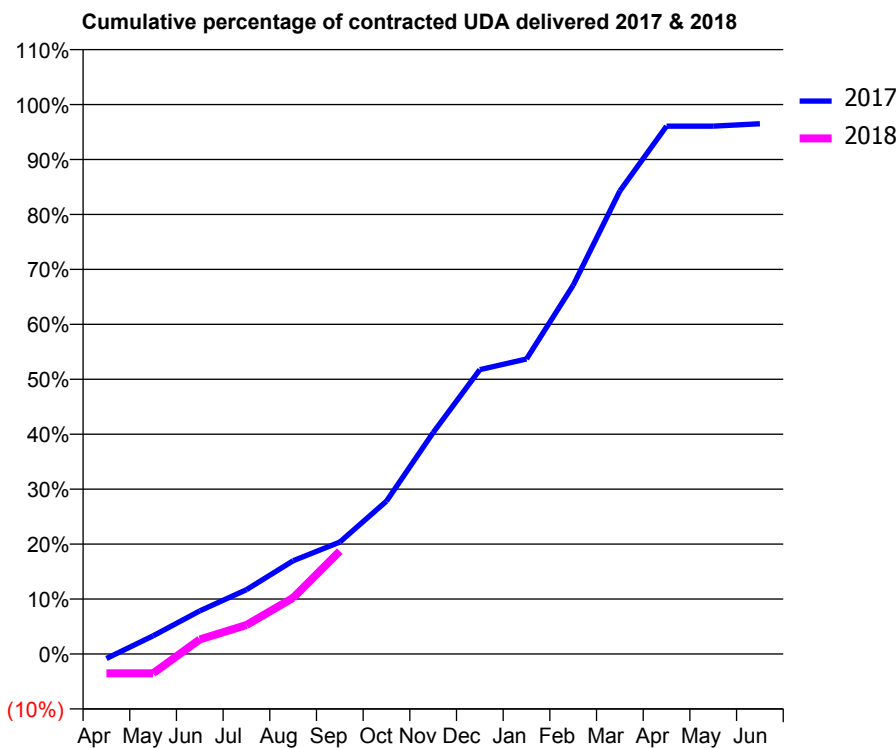
17/18 Contracted general activity (UDA)	3,268
Carry forward general activity (UDA)	115
17/18 Contracted orthodontic activity (UOA)	0
Carry forward orthodontic activity (UOA)	0
Baseline contract value	£114,066.67

ACCESS*

Patients seen in 24 months	Total	Change since previous quarter
Quarter ending September 2016	1,184	
Quarter ending December 2016	1,162	↓
Quarter ending March 2017	1,186	↑
Quarter ending June 2017	1,120	↓
Quarter ending September 2017	1,102	↓
Variance since September 2016	(6.9%)	↓



ACTIVITY



Adjusted Scheduled Activity (UDA)		
Month	2017	2018
April	-27	-115
May	108	-115
June	256	87
July	383	172
August	554	335
September	666	612
October	909	
November	1,317	
December	1,691	
January	1,755	
February	2,193	
March	2,754	
April	3,139	
May	3,139	
June	3,153	

QUALITY

	Quantity	Base Number	Contract	AT	Region	England
% of FP17s for the same patient ID Re-attending within 3 months - Children	8	129	6.2%	10.2%	11.2%	11.9%
% of FP17s for the same patient ID Re-attending within 3 months - Adults	50	296	16.9%	15.9%	16.6%	15.9%
% of FP17s for the same patient ID Re-attending between 3 & 9 months - Children	48	129	37.2%	42.6%	47.0%	58.1%
% of FP17s for the same patient ID Re-attending between 3 & 9 months - Adults	66	296	22.3%	35.6%	38.2%	50.6%
% of FP17s for Band 1 Urgent Courses	63	340	18.5%	10.8%	10.6%	9.1%
% of FP17s Relating to Free Repair or Replacements	0	340	0.0%	0.5%	0.6%	0.8%
% of FP17s Relating to Continuations	0	340	0.0%	0.7%	0.8%	1.1%
% of Patients satisfied with the dentistry they have received	1	1	N/A	88.7%	89.2%	91.4%
% of Patients satisfied with the time they had to wait for an appointment	0	1	N/A	80.7%	83.4%	87.7%

* This is based on patients treated on this contract for their most recent course of treatment. Figures in italics indicate the base number of FP17s or Patient Questionnaire responses are less than 100. N/A is shown where the base number of responses is less than 10 during the period. % is calculated as Quantity/Base number*100

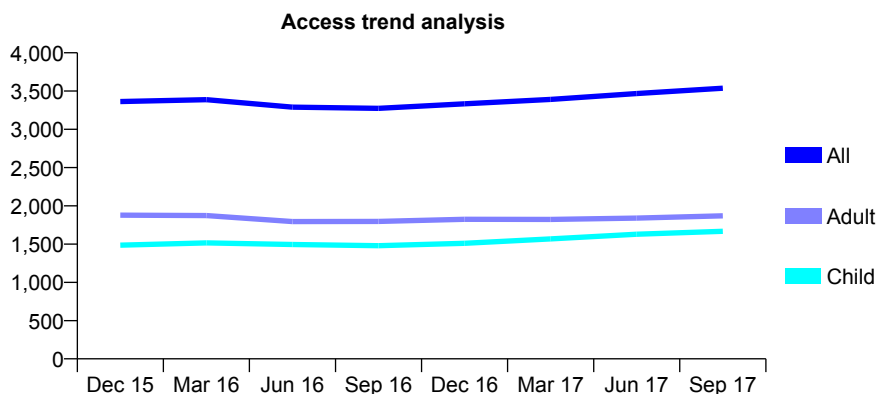
Q61 - Vital Signs At a Glance Contract Report for 661074/0002 - September 2017

Name or company name	MR SA TAVACKOLLI FARD
Contract type name	GDS Contract
Purpose of contract	General
Contract start date	01/04/2006
Contract end date	

17/18 Contracted general activity (UDA)	11,281
Carry forward general activity (UDA)	-129
17/18 Contracted orthodontic activity (UOA)	0
Carry forward orthodontic activity (UOA)	0
Baseline contract value	£293,045.12

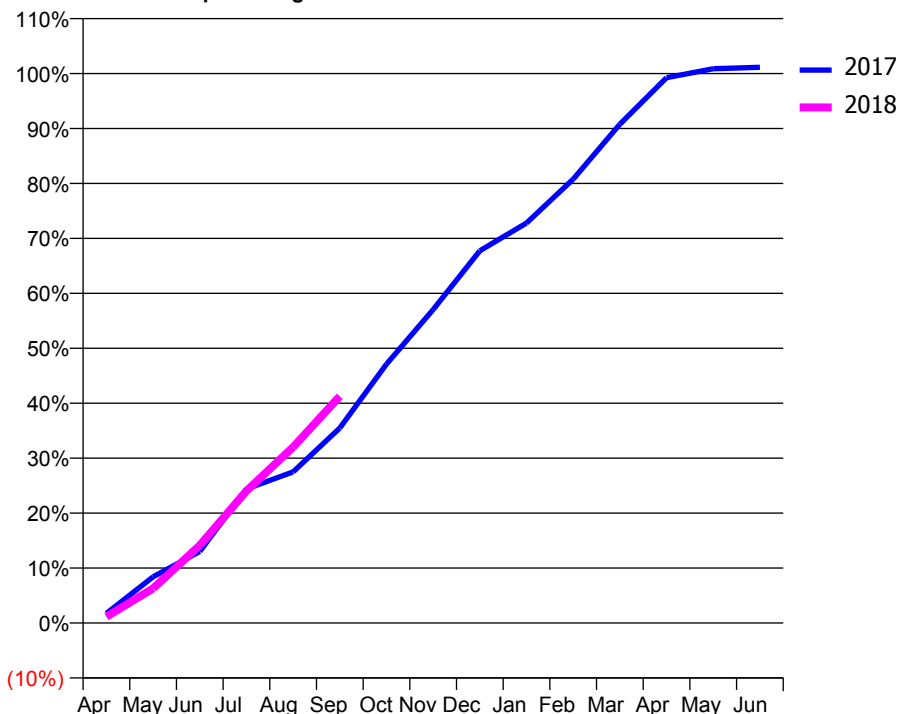
ACCESS*

Patients seen in 24 months	Total	Change since previous quarter
Quarter ending September 2016	3,274	
Quarter ending December 2016	3,334	→
Quarter ending March 2017	3,391	→
Quarter ending June 2017	3,468	↑
Quarter ending September 2017	3,537	→
Variance since September 2016	8.0%	↑



ACTIVITY

Cumulative percentage of contracted UDA delivered 2017 & 2018



Month	Adjusted Scheduled Activity (UDA)	
	2017	2018
April	198	129
May	950	709
June	1,470	1,596
July	2,752	2,712
August	3,104	3,613
September	4,004	4,654
October	5,315	
November	6,435	
December	7,643	
January	8,213	
February	9,111	
March	10,240	
April	11,196	
May	11,379	
June	11,410	

QUALITY

	Quantity	Base Number	Contract	AT	Region	England
% of FP17s for the same patient ID Re-attending within 3 months - Children	33	813	4.1%	10.2%	11.2%	11.9%
% of FP17s for the same patient ID Re-attending within 3 months - Adults	68	806	8.4%	15.9%	16.6%	15.9%
% of FP17s for the same patient ID Re-attending between 3 & 9 months - Children	257	813	31.6%	42.6%	47.0%	58.1%
% of FP17s for the same patient ID Re-attending between 3 & 9 months - Adults	191	806	23.7%	35.6%	38.2%	50.6%
% of FP17s for Band 1 Urgent Courses	81	1,307	6.2%	10.8%	10.6%	9.1%
% of FP17s Relating to Free Repair or Replacements	0	1,307	0.0%	0.5%	0.6%	0.8%
% of FP17s Relating to Continuations	0	1,307	0.0%	0.7%	0.8%	1.1%
% of Patients satisfied with the dentistry they have received	2	4	N/A	88.7%	89.2%	91.4%
% of Patients satisfied with the time they had to wait for an appointment	4	4	N/A	80.7%	83.4%	87.7%

* This is based on patients treated on this contract for their most recent course of treatment. Figures in italics indicate the base number of FP17s or Patient Questionnaire responses are less than 100. N/A is shown where the base number of responses is less than 10 during the period. % is calculated as Quantity/Base number*100

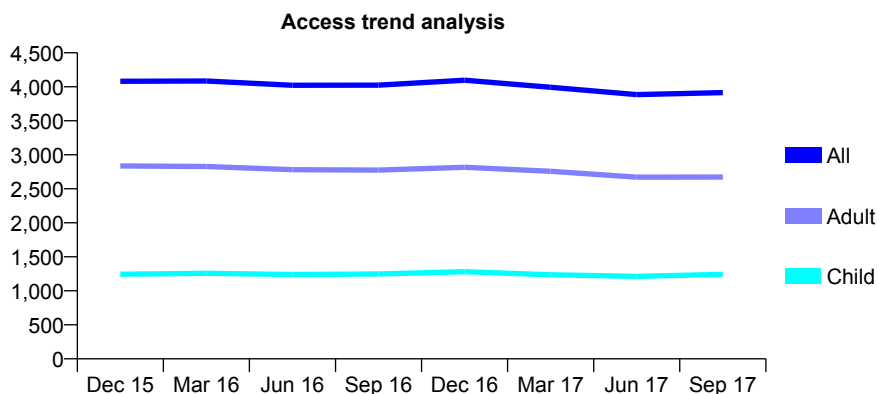
Q61 - Vital Signs At a Glance Contract Report for 673005/0001 - September 2017

Name or company name	MR C TAN
Contract type name	GDS Contract
Purpose of contract	General
Contract start date	01/04/2006
Contract end date	

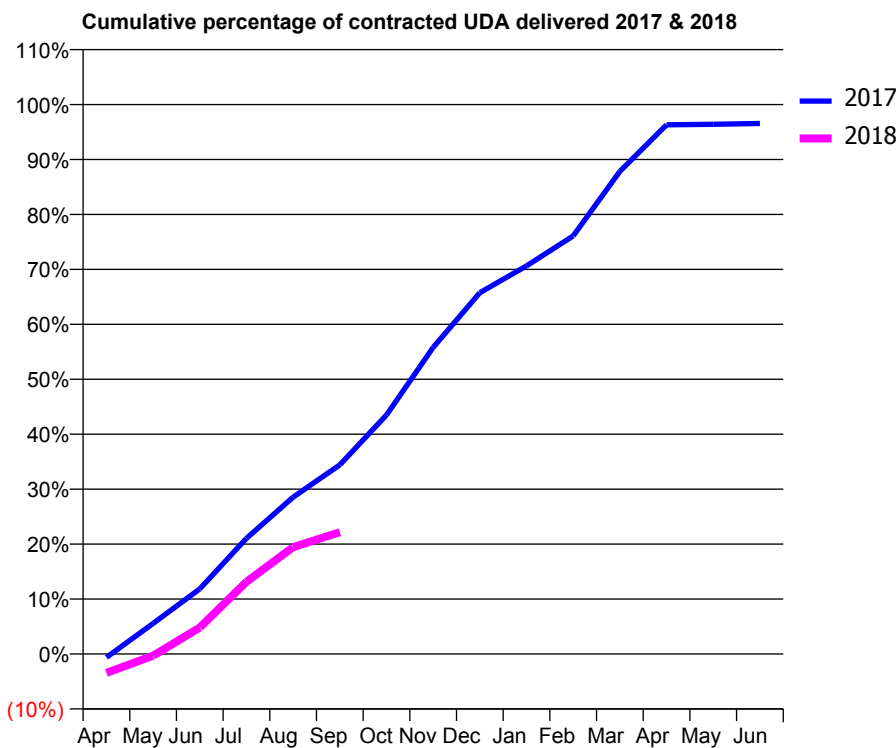
17/18 Contracted general activity (UDA)	11,571
Carry forward general activity (UDA)	399
17/18 Contracted orthodontic activity (UOA)	0
Carry forward orthodontic activity (UOA)	0
Baseline contract value	£437,866.17

ACCESS*

Patients seen in 24 months	Total	Change since previous quarter
Quarter ending September 2016	4,024	
Quarter ending December 2016	4,098	→
Quarter ending March 2017	3,994	↓
Quarter ending June 2017	3,885	↓
Quarter ending September 2017	3,915	→
Variance since September 2016	(2.7%)	↓



ACTIVITY



Month	Adjusted Scheduled Activity (UDA)	
	2017	2018
April	-73	-399
May	644	-39
June	1,371	556
July	2,437	1,522
August	3,305	2,252
September	3,982	2,565
October	5,033	
November	6,457	
December	7,609	
January	8,171	
February	8,803	
March	10,163	
April	11,144	
May	11,156	
June	11,172	

QUALITY

	Quantity	Base Number	Contract	AT	Region	England
% of FP17s for the same patient ID Re-attending within 3 months - Children	20	385	5.2%	10.2%	11.2%	11.9%
% of FP17s for the same patient ID Re-attending within 3 months - Adults	149	989	15.1%	15.9%	16.6%	15.9%
% of FP17s for the same patient ID Re-attending between 3 & 9 months - Children	93	385	24.2%	42.6%	47.0%	58.1%
% of FP17s for the same patient ID Re-attending between 3 & 9 months - Adults	347	989	35.1%	35.6%	38.2%	50.6%
% of FP17s for Band 1 Urgent Courses	66	1,121	5.9%	10.8%	10.6%	9.1%
% of FP17s Relating to Free Repair or Replacements	8	1,121	0.7%	0.5%	0.6%	0.8%
% of FP17s Relating to Continuations	50	1,121	4.5%	0.7%	0.8%	1.1%
% of Patients satisfied with the dentistry they have received	5	6	N/A	88.7%	89.2%	91.4%
% of Patients satisfied with the time they had to wait for an appointment	6	6	N/A	80.7%	83.4%	87.7%

* This is based on patients treated on this contract for their most recent course of treatment. Figures in italics indicate the base number of FP17s or Patient Questionnaire responses are less than 100. N/A is shown where the base number of responses is less than 10 during the period. % is calculated as Quantity/Base number*100

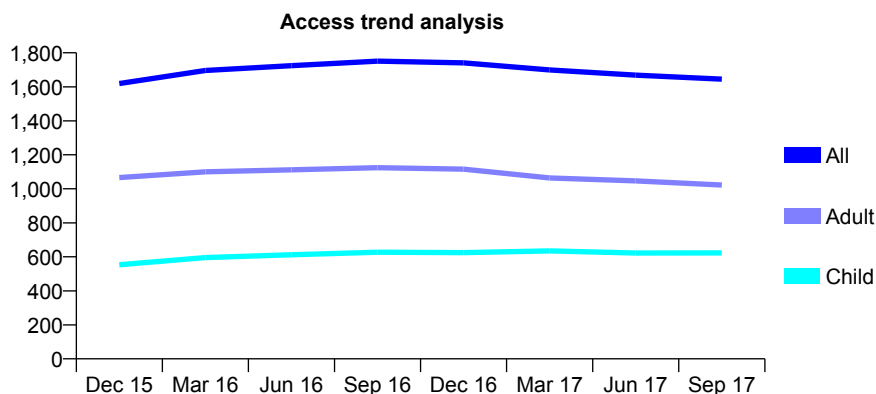
Q61 - Vital Signs At a Glance Contract Report for 673390/0001 - September 2017

Name or company name	MR A KOUCHEKIAN SABOUR
Contract type name	GDS Contract
Purpose of contract	General
Contract start date	01/04/2006
Contract end date	

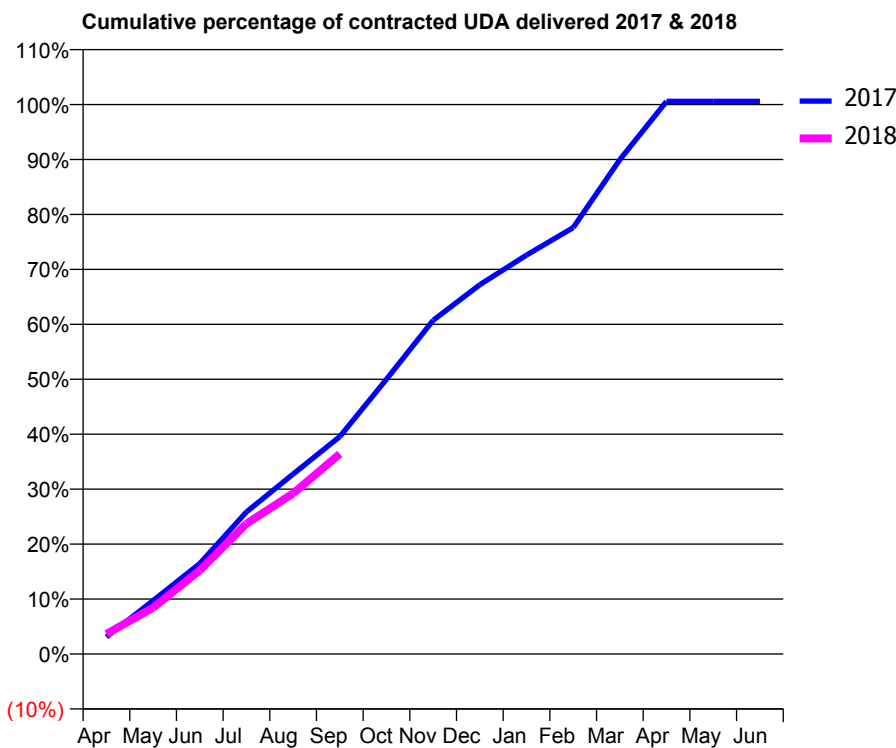
17/18 Contracted general activity (UDA)	6,846
Carry forward general activity (UDA)	-39
17/18 Contracted orthodontic activity (UOA)	0
Carry forward orthodontic activity (UOA)	0
Baseline contract value	£205,735.86

ACCESS*

Patients seen in 24 months	Total	Change since previous quarter
Quarter ending September 2016	1,751	
Quarter ending December 2016	1,741	→
Quarter ending March 2017	1,699	↓
Quarter ending June 2017	1,669	↓
Quarter ending September 2017	1,645	↓
Variance since September 2016	(6.1%)	↓



ACTIVITY



Month	Adjusted Scheduled Activity (UDA)	
	2017	2018
April	214	249
May	665	577
June	1,128	1,043
July	1,770	1,624
August	2,241	2,001
September	2,709	2,493
October	3,422	
November	4,157	
December	4,600	
January	4,970	
February	5,313	
March	6,160	
April	6,885	
May	6,885	
June	6,885	

QUALITY

	Quantity	Base Number	Contract	AT	Region	England
% of FP17s for the same patient ID Re-attending within 3 months - Children	22	441	5.0%	10.2%	11.2%	11.9%
% of FP17s for the same patient ID Re-attending within 3 months - Adults	79	597	13.2%	15.9%	16.6%	15.9%
% of FP17s for the same patient ID Re-attending between 3 & 9 months - Children	305	441	69.2%	42.6%	47.0%	58.1%
% of FP17s for the same patient ID Re-attending between 3 & 9 months - Adults	309	597	51.8%	35.6%	38.2%	50.6%
% of FP17s for Band 1 Urgent Courses	126	884	14.3%	10.8%	10.6%	9.1%
% of FP17s Relating to Free Repair or Replacements	0	884	0.0%	0.5%	0.6%	0.8%
% of FP17s Relating to Continuations	0	884	0.0%	0.7%	0.8%	1.1%
% of Patients satisfied with the dentistry they have received	3	3	N/A	88.7%	89.2%	91.4%
% of Patients satisfied with the time they had to wait for an appointment	3	3	N/A	80.7%	83.4%	87.7%

* This is based on patients treated on this contract for their most recent course of treatment. Figures in italics indicate the base number of FP17s or Patient Questionnaire responses are less than 100. N/A is shown where the base number of responses is less than 10 during the period. % is calculated as Quantity/Base number*100

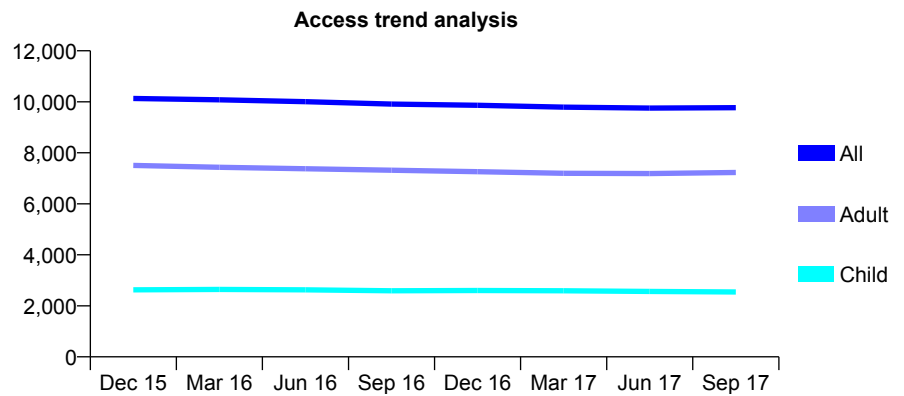
Q61 - Vital Signs At a Glance Contract Report for 673943/0001 - September 2017

Name or company name	Pashazadeh, Moghadam and Moghaddam
Contract type name	GDS Contract
Purpose of contract	General
Contract start date	01/04/2006
Contract end date	

17/18 Contracted general activity (UDA)	33,784
Carry forward general activity (UDA)	-265
17/18 Contracted orthodontic activity (UOA)	0
Carry forward orthodontic activity (UOA)	0
Baseline contract value	£1,082,228.75

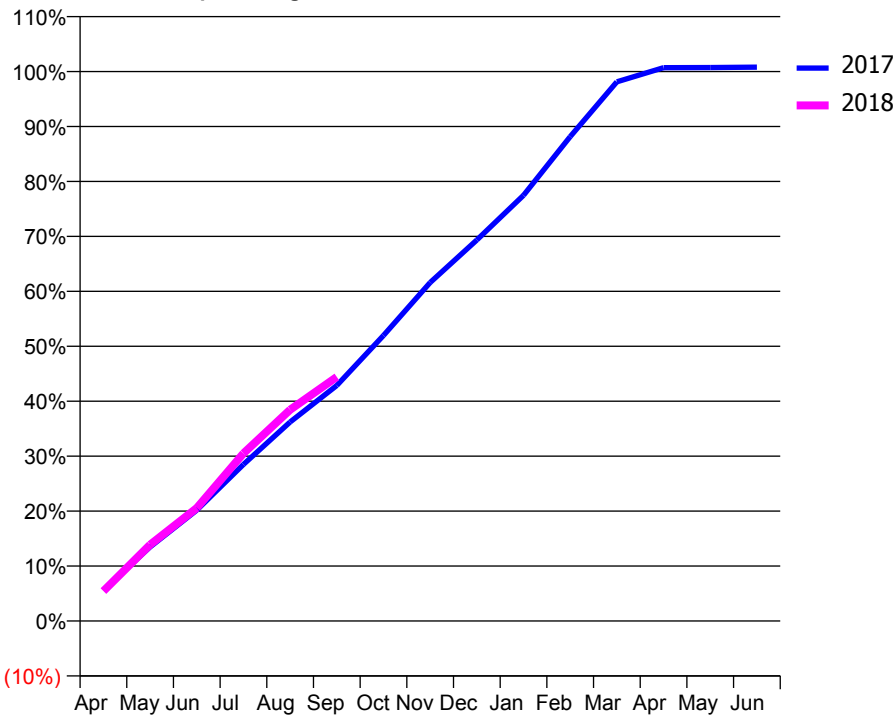
ACCESS*

Patients seen in 24 months	Total	Change since previous quarter
Quarter ending September 2016	9,909	
Quarter ending December 2016	9,862	→
Quarter ending March 2017	9,791	→
Quarter ending June 2017	9,752	→
Quarter ending September 2017	9,770	→
Variance since September 2016	(1.4%)	↓



ACTIVITY

Cumulative percentage of contracted UDA delivered 2017 & 2018



Month	Adjusted Scheduled Activity (UDA)	
	2017	2018
April	1,903	1,842
May	4,556	4,697
June	6,815	6,947
July	9,630	10,305
August	12,235	12,993
September	14,480	15,006
October	17,557	
November	20,810	
December	23,429	
January	26,177	
February	29,778	
March	33,146	
April	34,021	
May	34,030	
June	34,049	

QUALITY

	Quantity	Base Number	Contract	AT	Region	England
% of FP17s for the same patient ID Re-attending within 3 months - Children	143	1,247	11.5%	10.2%	11.2%	11.9%
% of FP17s for the same patient ID Re-attending within 3 months - Adults	654	3,505	18.7%	15.9%	16.6%	15.9%
% of FP17s for the same patient ID Re-attending between 3 & 9 months - Children	420	1,247	33.7%	42.6%	47.0%	58.1%
% of FP17s for the same patient ID Re-attending between 3 & 9 months - Adults	1,169	3,505	33.4%	35.6%	38.2%	50.6%
% of FP17s for Band 1 Urgent Courses	778	4,435	17.5%	10.8%	10.6%	9.1%
% of FP17s Relating to Free Repair or Replacements	12	4,435	0.3%	0.5%	0.6%	0.8%
% of FP17s Relating to Continuations	2	4,435	0.0%	0.7%	0.8%	1.1%
% of Patients satisfied with the dentistry they have received	10	14	71.4%	88.7%	89.2%	91.4%
% of Patients satisfied with the time they had to wait for an appointment	10	14	71.4%	80.7%	83.4%	87.7%

* This is based on patients treated on this contract for their most recent course of treatment. Figures in italics indicate the base number of FP17s or Patient Questionnaire responses are less than 100. N/A is shown where the base number of responses is less than 10 during the period. % is calculated as Quantity/Base number*100

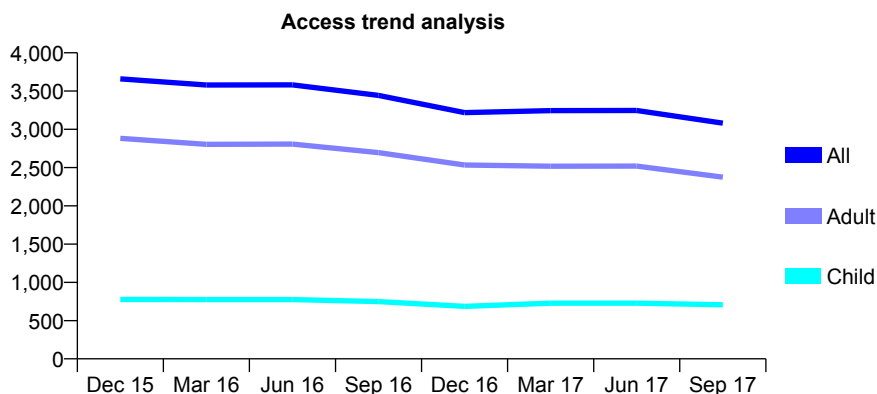
Q61 - Vital Signs At a Glance Contract Report for 675083/0001 - September 2017

Name or company name	MR S TABIBZADEH
Contract type name	GDS Contract
Purpose of contract	General
Contract start date	01/04/2006
Contract end date	

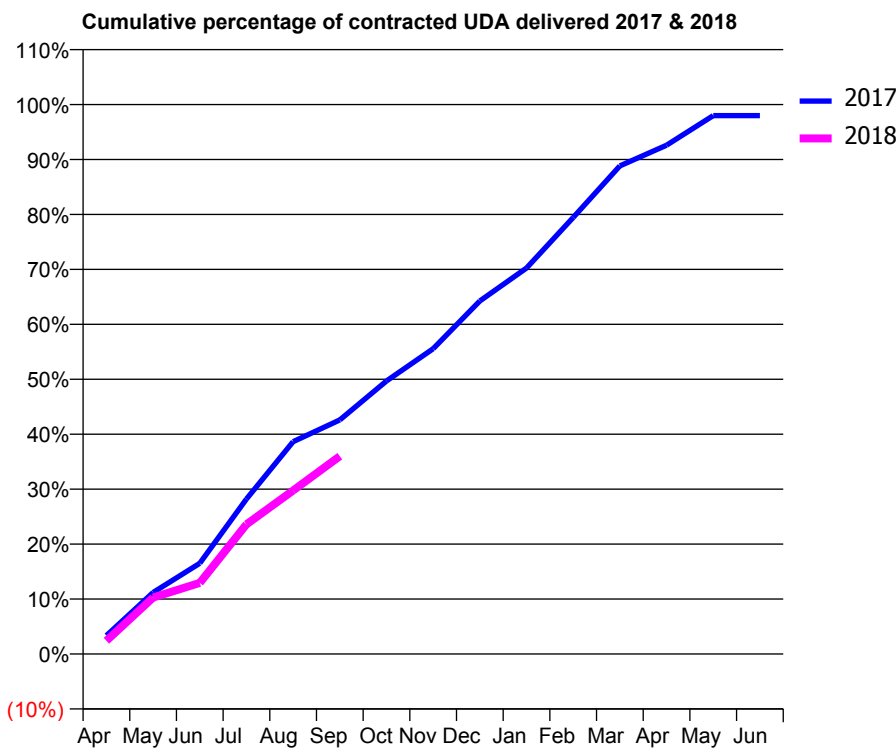
17/18 Contracted general activity (UDA)	13,995
Carry forward general activity (UDA)	0
17/18 Contracted orthodontic activity (UOA)	0
Carry forward orthodontic activity (UOA)	0
Baseline contract value	£494,186.78

ACCESS*

Patients seen in 24 months	Total	Change since previous quarter
Quarter ending September 2016	3,443	
Quarter ending December 2016	3,219	↓
Quarter ending March 2017	3,245	→
Quarter ending June 2017	3,247	→
Quarter ending September 2017	3,080	↓
Variance since September 2016	(10.5%)	↓



ACTIVITY



Month	Adjusted Scheduled Activity (UDA)	
	2017	2018
April	470	338
May	1,568	1,439
June	2,310	1,812
July	3,948	3,304
August	5,410	4,167
September	5,961	5,039
October	6,953	
November	7,776	
December	8,993	
January	9,830	
February	11,116	
March	12,431	
April	12,958	
May	13,711	
June	13,711	

QUALITY

	Quantity	Base Number	Contract	AT	Region	England
% of FP17s for the same patient ID Re-attending within 3 months - Children	17	335	5.1%	10.2%	11.2%	11.9%
% of FP17s for the same patient ID Re-attending within 3 months - Adults	124	969	12.8%	15.9%	16.6%	15.9%
% of FP17s for the same patient ID Re-attending between 3 & 9 months - Children	91	335	27.2%	42.6%	47.0%	58.1%
% of FP17s for the same patient ID Re-attending between 3 & 9 months - Adults	276	969	28.5%	35.6%	38.2%	50.6%
% of FP17s for Band 1 Urgent Courses	125	1,077	11.6%	10.8%	10.6%	9.1%
% of FP17s Relating to Free Repair or Replacements	0	1,077	0.0%	0.5%	0.6%	0.8%
% of FP17s Relating to Continuations	15	1,077	1.4%	0.7%	0.8%	1.1%
% of Patients satisfied with the dentistry they have received	1	2	N/A	88.7%	89.2%	91.4%
% of Patients satisfied with the time they had to wait for an appointment	1	2	N/A	80.7%	83.4%	87.7%

* This is based on patients treated on this contract for their most recent course of treatment. Figures in italics indicate the base number of FP17s or Patient Questionnaire responses are less than 100. N/A is shown where the base number of responses is less than 10 during the period. % is calculated as Quantity/Base number*100

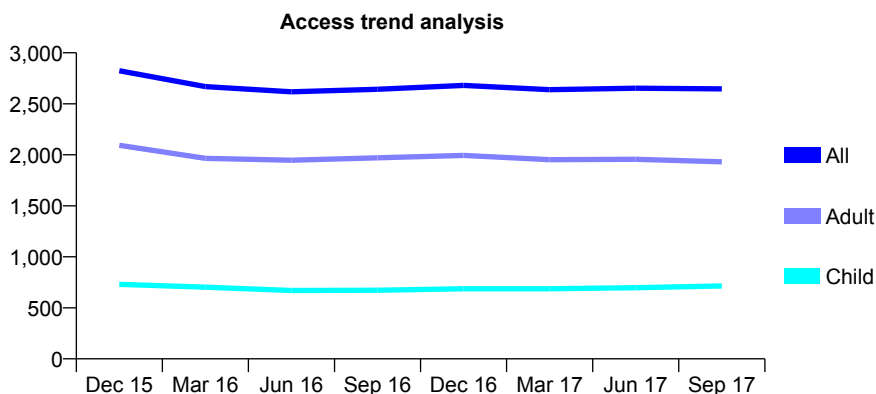
Q61 - Vital Signs At a Glance Contract Report for 677809/0001 - September 2017

Name or company name	MR QM KHALIL
Contract type name	GDS Contract
Purpose of contract	General
Contract start date	01/04/2006
Contract end date	

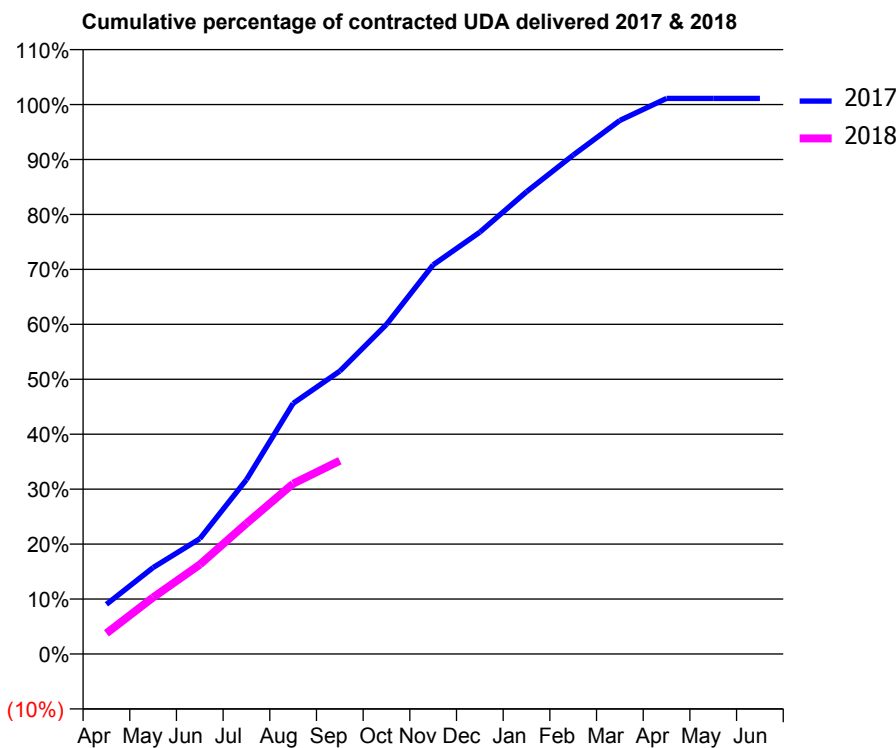
17/18 Contracted general activity (UDA)	10,923
Carry forward general activity (UDA)	-121
17/18 Contracted orthodontic activity (UOA)	0
Carry forward orthodontic activity (UOA)	0
Baseline contract value	£331,207.37

ACCESS*

Patients seen in 24 months	Total	Change since previous quarter
Quarter ending September 2016	2,643	
Quarter ending December 2016	2,681	→
Quarter ending March 2017	2,639	↓
Quarter ending June 2017	2,653	→
Quarter ending September 2017	2,646	→
Variance since September 2016	0.1%	→



ACTIVITY



Month	Adjusted Scheduled Activity (UDA)	
	2017	2018
April	988	411
May	1,719	1,124
June	2,292	1,778
July	3,467	2,597
August	4,983	3,387
September	5,623	3,841
October	6,551	
November	7,736	
December	8,385	
January	9,189	
February	9,917	
March	10,606	
April	11,044	
May	11,044	
June	11,044	

QUALITY

	Quantity	Base Number	Contract	AT	Region	England
% of FP17s for the same patient ID Re-attending within 3 months - Children	15	370	4.1%	10.2%	11.2%	11.9%
% of FP17s for the same patient ID Re-attending within 3 months - Adults	100	865	11.6%	15.9%	16.6%	15.9%
% of FP17s for the same patient ID Re-attending between 3 & 9 months - Children	127	370	34.3%	42.6%	47.0%	58.1%
% of FP17s for the same patient ID Re-attending between 3 & 9 months - Adults	252	865	29.1%	35.6%	38.2%	50.6%
% of FP17s for Band 1 Urgent Courses	106	1,126	9.4%	10.8%	10.6%	9.1%
% of FP17s Relating to Free Repair or Replacements	8	1,126	0.7%	0.5%	0.6%	0.8%
% of FP17s Relating to Continuations	16	1,126	1.4%	0.7%	0.8%	1.1%
% of Patients satisfied with the dentistry they have received	2	2	N/A	88.7%	89.2%	91.4%
% of Patients satisfied with the time they had to wait for an appointment	2	2	N/A	80.7%	83.4%	87.7%

* This is based on patients treated on this contract for their most recent course of treatment. Figures in italics indicate the base number of FP17s or Patient Questionnaire responses are less than 100. N/A is shown where the base number of responses is less than 10 during the period. % is calculated as Quantity/Base number*100

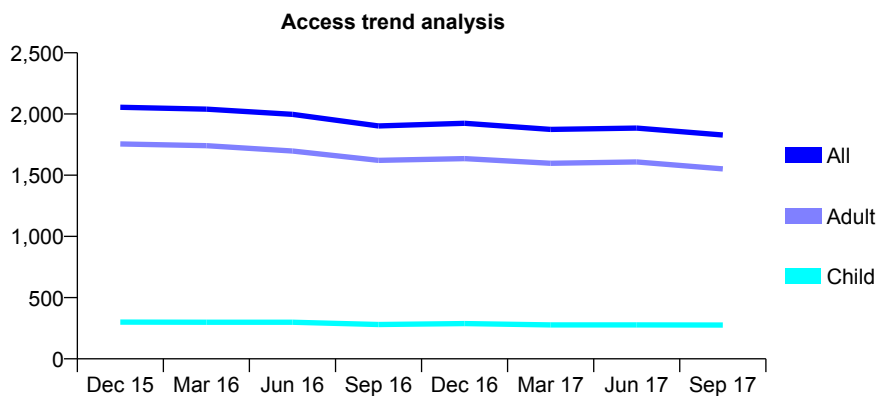
Q61 - Vital Signs At a Glance Contract Report for 680761/0002 - September 2017

Name or company name	MISS A KHAN
Contract type name	GDS Contract
Purpose of contract	General
Contract start date	15/03/2012
Contract end date	

17/18 Contracted general activity (UDA)	6,000
Carry forward general activity (UDA)	-83
17/18 Contracted orthodontic activity (UOA)	0
Carry forward orthodontic activity (UOA)	0
Baseline contract value	£166,959.54

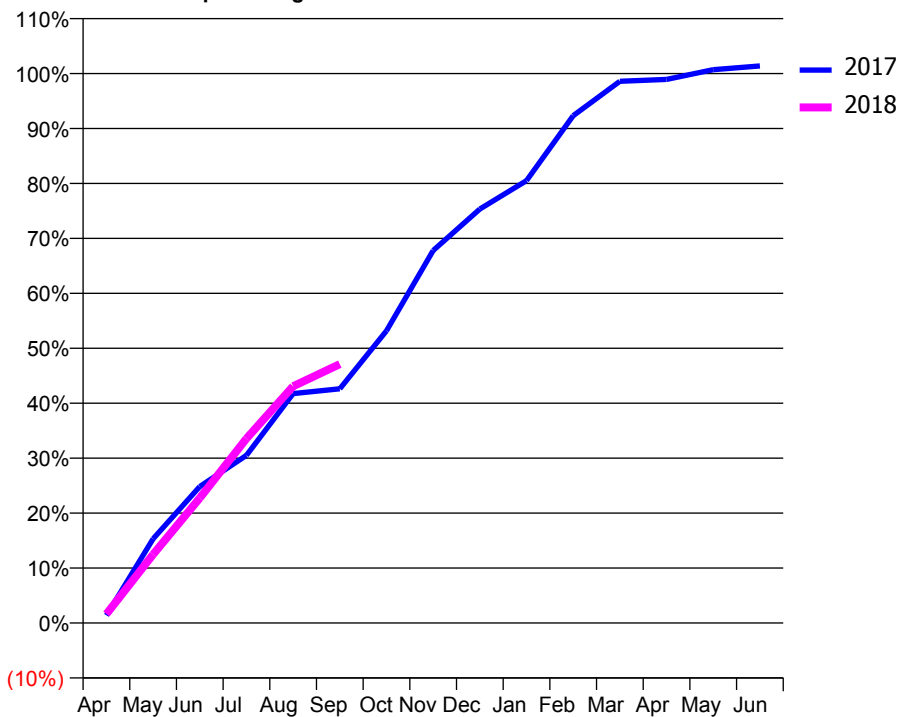
ACCESS*

Patients seen in 24 months	Total	Change since previous quarter
Quarter ending September 2016	1,903	
Quarter ending December 2016	1,924	→
Quarter ending March 2017	1,874	↓
Quarter ending June 2017	1,885	→
Quarter ending September 2017	1,828	↓
Variance since September 2016	(3.9%)	↓



ACTIVITY

Cumulative percentage of contracted UDA delivered 2017 & 2018



Month	Adjusted Scheduled Activity (UDA)	
	2017	2018
April	84	99
May	919	749
June	1,490	1,364
July	1,831	2,015
August	2,506	2,585
September	2,557	2,827
October	3,191	
November	4,068	
December	4,520	
January	4,830	
February	5,539	
March	5,914	
April	5,935	
May	6,042	
June	6,083	

QUALITY

	Quantity	Base Number	Contract	AT	Region	England
% of FP17s for the same patient ID Re-attending within 3 months - Children	3	161	1.9%	10.2%	11.2%	11.9%
% of FP17s for the same patient ID Re-attending within 3 months - Adults	167	965	17.3%	15.9%	16.6%	15.9%
% of FP17s for the same patient ID Re-attending between 3 & 9 months - Children	64	161	39.8%	42.6%	47.0%	58.1%
% of FP17s for the same patient ID Re-attending between 3 & 9 months - Adults	378	965	39.2%	35.6%	38.2%	50.6%
% of FP17s for Band 1 Urgent Courses	118	1,033	11.4%	10.8%	10.6%	9.1%
% of FP17s Relating to Free Repair or Replacements	15	1,033	1.5%	0.5%	0.6%	0.8%
% of FP17s Relating to Continuations	7	1,033	0.7%	0.7%	0.8%	1.1%
% of Patients satisfied with the dentistry they have received	0	0	N/A	88.7%	89.2%	91.4%
% of Patients satisfied with the time they had to wait for an appointment	0	0	N/A	80.7%	83.4%	87.7%

* This is based on patients treated on this contract for their most recent course of treatment. Figures in italics indicate the base number of FP17s or Patient Questionnaire responses are less than 100. N/A is shown where the base number of responses is less than 10 during the period. % is calculated as Quantity/Base number*100

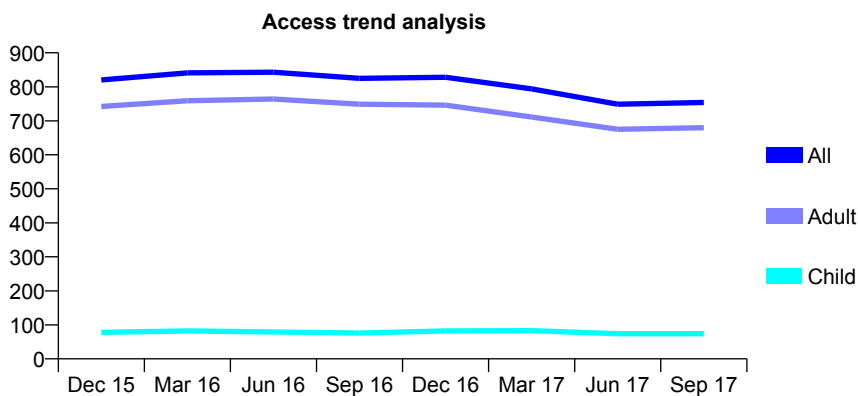
Q61 - Vital Signs At a Glance Contract Report for 681601/0001 - September 2017

Name or company name	MR A FARZEH-SAEID
Contract type name	GDS Contract
Purpose of contract	General
Contract start date	01/04/2006
Contract end date	

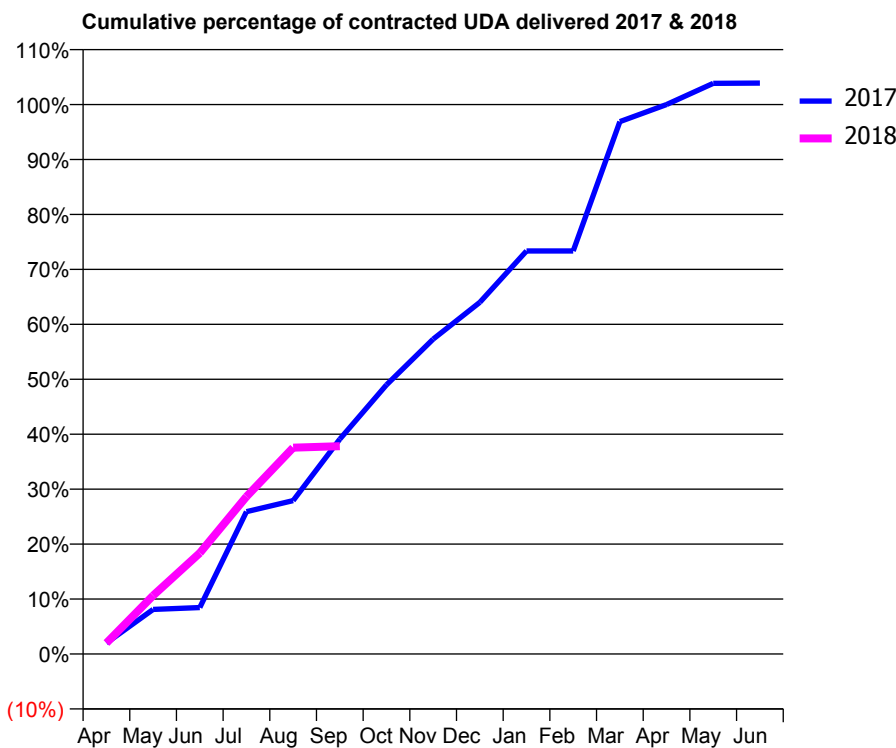
17/18 Contracted general activity (UDA)	3,000
Carry forward general activity (UDA)	-60
17/18 Contracted orthodontic activity (UOA)	0
Carry forward orthodontic activity (UOA)	0
Baseline contract value	£80,530.32

ACCESS*

Patients seen in 24 months	Total	Change since previous quarter
Quarter ending September 2016	825	
Quarter ending December 2016	828	→
Quarter ending March 2017	794	↓
Quarter ending June 2017	749	↓
Quarter ending September 2017	754	→
Variance since September 2016	(8.6%)	↓



ACTIVITY



Month	Adjusted Scheduled Activity (UDA)	
	2017	2018
April	60	60
May	243	319
June	254	551
July	777	859
August	837	1,127
September	1,173	1,135
October	1,469	
November	1,719	
December	1,920	
January	2,201	
February	2,201	
March	2,907	
April	3,000	
May	3,116	
June	3,117	

QUALITY

	Quantity	Base Number	Contract	AT	Region	England
% of FP17s for the same patient ID Re-attending within 3 months - Children	4	39	10.3%	10.2%	11.2%	11.9%
% of FP17s for the same patient ID Re-attending within 3 months - Adults	27	239	11.3%	15.9%	16.6%	15.9%
% of FP17s for the same patient ID Re-attending between 3 & 9 months - Children	11	39	28.2%	42.6%	47.0%	58.1%
% of FP17s for the same patient ID Re-attending between 3 & 9 months - Adults	37	239	15.5%	35.6%	38.2%	50.6%
% of FP17s for Band 1 Urgent Courses	20	214	9.3%	10.8%	10.6%	9.1%
% of FP17s Relating to Free Repair or Replacements	5	214	2.3%	0.5%	0.6%	0.8%
% of FP17s Relating to Continuations	2	214	0.9%	0.7%	0.8%	1.1%
% of Patients satisfied with the dentistry they have received	0	0	N/A	88.7%	89.2%	91.4%
% of Patients satisfied with the time they had to wait for an appointment	0	0	N/A	80.7%	83.4%	87.7%

* This is based on patients treated on this contract for their most recent course of treatment. Figures in italics indicate the base number of FP17s or Patient Questionnaire responses are less than 100. N/A is shown where the base number of responses is less than 10 during the period. % is calculated as Quantity/Base number*100

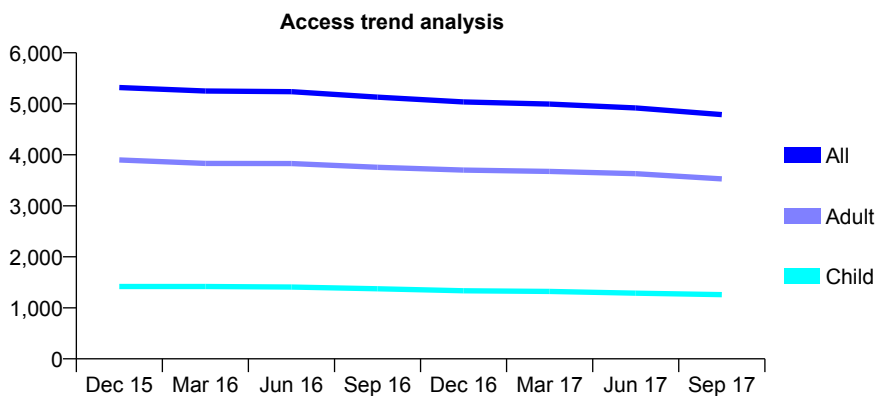
Q61 - Vital Signs At a Glance Contract Report for 683116/0001 - September 2017

Name or company name	MR SC KAPADIA
Contract type name	GDS Contract
Purpose of contract	General
Contract start date	01/04/2009
Contract end date	

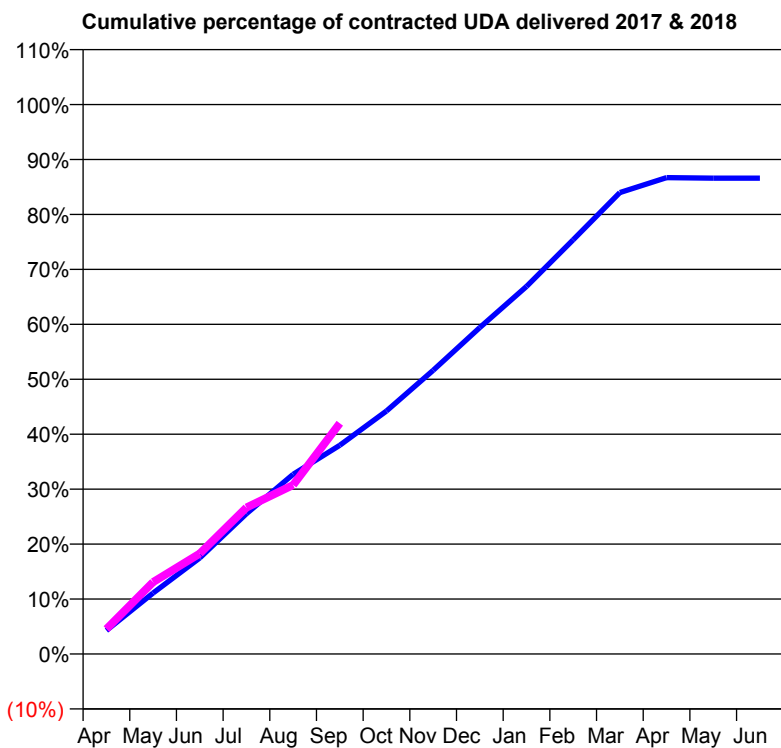
17/18 Contracted general activity (UDA)	13,747
Carry forward general activity (UDA)	0
17/18 Contracted orthodontic activity (UOA)	0
Carry forward orthodontic activity (UOA)	0
Baseline contract value	£332,849.21

ACCESS*

Patients seen in 24 months	Total	Change since previous quarter
Quarter ending September 2016	5,130	
Quarter ending December 2016	5,036	↓
Quarter ending March 2017	4,996	→
Quarter ending June 2017	4,919	↓
Quarter ending September 2017	4,789	↓
Variance since September 2016	(6.6%)	↓



ACTIVITY



Month	Adjusted Scheduled Activity (UDA)	
	2017	2018
April	588	624
May	1,528	1,800
June	2,404	2,514
July	3,511	3,666
August	4,496	4,229
September	5,223	5,774
October	6,080	
November	7,098	
December	8,168	
January	9,194	
February	10,365	
March	11,543	
April	11,916	
May	11,904	
June	11,904	

QUALITY

	Quantity	Base Number	Contract	AT	Region	England
% of FP17s for the same patient ID Re-attending within 3 months - Children	27	735	3.7%	10.2%	11.2%	11.9%
% of FP17s for the same patient ID Re-attending within 3 months - Adults	156	1,831	8.5%	15.9%	16.6%	15.9%
% of FP17s for the same patient ID Re-attending between 3 & 9 months - Children	371	735	50.5%	42.6%	47.0%	58.1%
% of FP17s for the same patient ID Re-attending between 3 & 9 months - Adults	834	1,831	45.5%	35.6%	38.2%	50.6%
% of FP17s for Band 1 Urgent Courses	96	2,405	4.0%	10.8%	10.6%	9.1%
% of FP17s Relating to Free Repair or Replacements	18	2,405	0.7%	0.5%	0.6%	0.8%
% of FP17s Relating to Continuations	13	2,405	0.5%	0.7%	0.8%	1.1%
% of Patients satisfied with the dentistry they have received	1	1	N/A	88.7%	89.2%	91.4%
% of Patients satisfied with the time they had to wait for an appointment	0	1	N/A	80.7%	83.4%	87.7%

* This is based on patients treated on this contract for their most recent course of treatment. Figures in italics indicate the base number of FP17s or Patient Questionnaire responses are less than 100. N/A is shown where the base number of responses is less than 10 during the period. % is calculated as Quantity/Base number*100

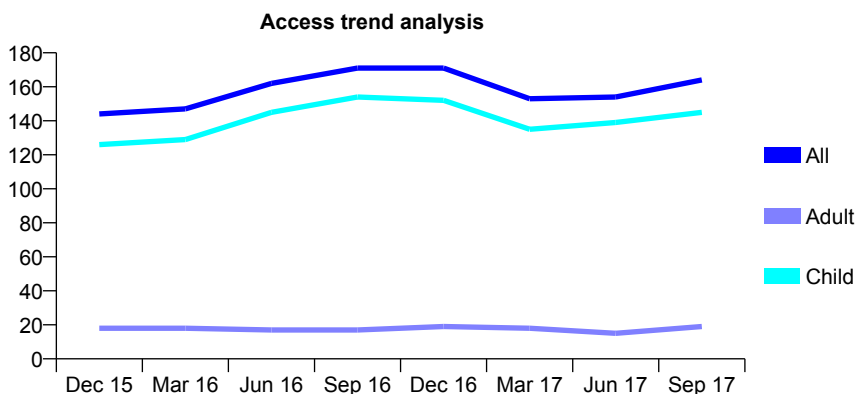
Q61 - Vital Signs At a Glance Contract Report for 683434/0001 - September 2017

Name or company name	MR F BASSEGHI
Contract type name	GDS Contract
Purpose of contract	General
Contract start date	01/04/2006
Contract end date	

17/18 Contracted general activity (UDA)	320
Carry forward general activity (UDA)	0
17/18 Contracted orthodontic activity (UOA)	0
Carry forward orthodontic activity (UOA)	0
Baseline contract value	£12,100.48

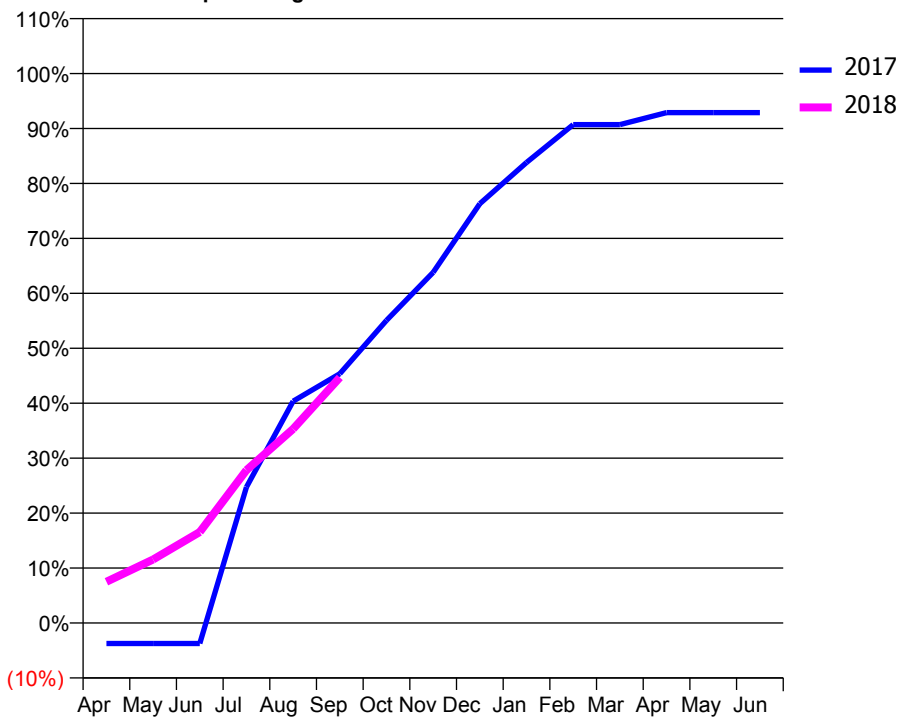
ACCESS*

Patients seen in 24 months	Total	Change since previous quarter
Quarter ending September 2016	171	
Quarter ending December 2016	171	→
Quarter ending March 2017	153	↓
Quarter ending June 2017	154	→
Quarter ending September 2017	164	↑
Variance since September 2016	(4.1%)	↓



ACTIVITY

Cumulative percentage of contracted UDA delivered 2017 & 2018



Month	Adjusted Scheduled Activity (UDA)	
	2017	2018
April	-12	24
May	-12	37
June	-12	53
July	79	89
August	129	113
September	145	143
October	176	
November	204	
December	244	
January	268	
February	290	
March	290	
April	297	
May	297	
June	297	

QUALITY

	Quantity	Base Number	Contract	AT	Region	England
% of FP17s for the same patient ID Re-attending within 3 months - Children	8	111	7.2%	10.2%	11.2%	11.9%
% of FP17s for the same patient ID Re-attending within 3 months - Adults	0	6	0.0%	15.9%	16.6%	15.9%
% of FP17s for the same patient ID Re-attending between 3 & 9 months - Children	40	111	36.0%	42.6%	47.0%	58.1%
% of FP17s for the same patient ID Re-attending between 3 & 9 months - Adults	3	6	50.0%	35.6%	38.2%	50.6%
% of FP17s for Band 1 Urgent Courses	0	110	0.0%	10.8%	10.6%	9.1%
% of FP17s Relating to Free Repair or Replacements	0	110	0.0%	0.5%	0.6%	0.8%
% of FP17s Relating to Continuations	0	110	0.0%	0.7%	0.8%	1.1%
% of Patients satisfied with the dentistry they have received	0	0	N/A	88.7%	89.2%	91.4%
% of Patients satisfied with the time they had to wait for an appointment	0	0	N/A	80.7%	83.4%	87.7%

* This is based on patients treated on this contract for their most recent course of treatment. Figures in italics indicate the base number of FP17s or Patient Questionnaire responses are less than 100. N/A is shown where the base number of responses is less than 10 during the period. % is calculated as Quantity/Base number*100

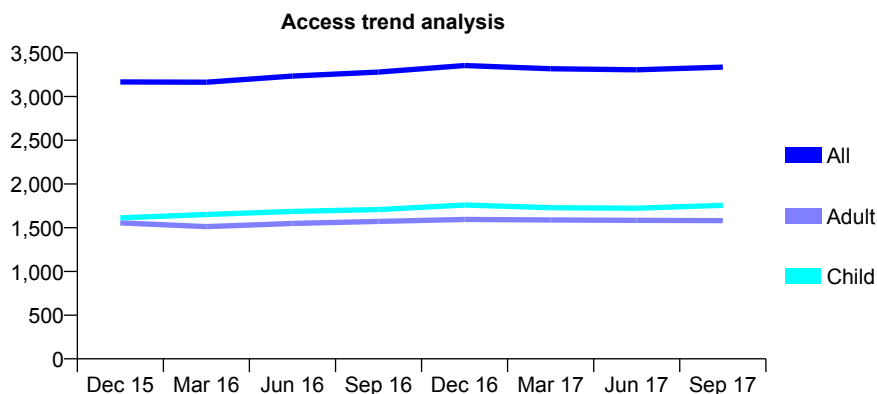
Q61 - Vital Signs At a Glance Contract Report for 685763/0001 - September 2017

Name or company name	MR S CHAUDHURI
Contract type name	GDS Contract
Purpose of contract	General
Contract start date	01/04/2008
Contract end date	

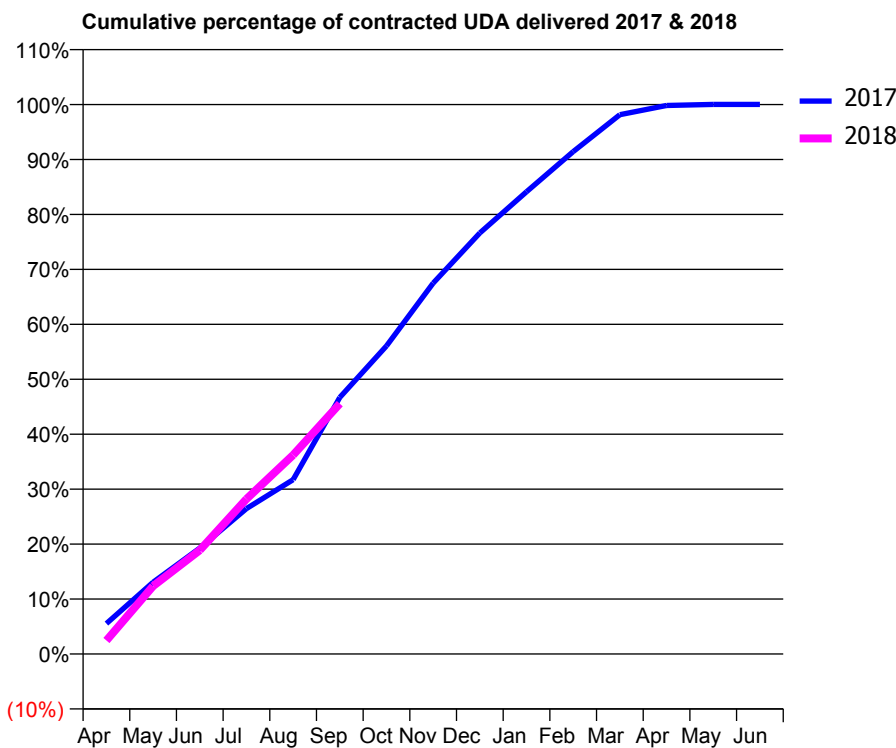
17/18 Contracted general activity (UDA)	12,935
Carry forward general activity (UDA)	0
17/18 Contracted orthodontic activity (UOA)	0
Carry forward orthodontic activity (UOA)	0
Baseline contract value	£390,282.39

ACCESS*

Patients seen in 24 months	Total	Change since previous quarter
Quarter ending September 2016	3,279	
Quarter ending December 2016	3,354	↑
Quarter ending March 2017	3,317	↓
Quarter ending June 2017	3,306	→
Quarter ending September 2017	3,336	→
Variance since September 2016	1.7%	→



ACTIVITY



Month	Adjusted Scheduled Activity (UDA)	
	2017	2018
April	717	319
May	1,689	1,600
June	2,495	2,443
July	3,423	3,650
August	4,104	4,685
September	6,040	5,893
October	7,253	
November	8,732	
December	9,910	
January	10,880	
February	11,827	
March	12,694	
April	12,912	
May	12,936	
June	12,938	

QUALITY

	Quantity	Base Number	Contract	AT	Region	England
% of FP17s for the same patient ID Re-attending within 3 months - Children	141	1,320	10.7%	10.2%	11.2%	11.9%
% of FP17s for the same patient ID Re-attending within 3 months - Adults	295	1,141	25.9%	15.9%	16.6%	15.9%
% of FP17s for the same patient ID Re-attending between 3 & 9 months - Children	745	1,320	56.4%	42.6%	47.0%	58.1%
% of FP17s for the same patient ID Re-attending between 3 & 9 months - Adults	489	1,141	42.9%	35.6%	38.2%	50.6%
% of FP17s for Band 1 Urgent Courses	286	2,351	12.2%	10.8%	10.6%	9.1%
% of FP17s Relating to Free Repair or Replacements	9	2,351	0.4%	0.5%	0.6%	0.8%
% of FP17s Relating to Continuations	1	2,351	0.0%	0.7%	0.8%	1.1%
% of Patients satisfied with the dentistry they have received	0	0	N/A	88.7%	89.2%	91.4%
% of Patients satisfied with the time they had to wait for an appointment	0	0	N/A	80.7%	83.4%	87.7%

* This is based on patients treated on this contract for their most recent course of treatment. Figures in italics indicate the base number of FP17s or Patient Questionnaire responses are less than 100. N/A is shown where the base number of responses is less than 10 during the period. % is calculated as Quantity/Base number*100

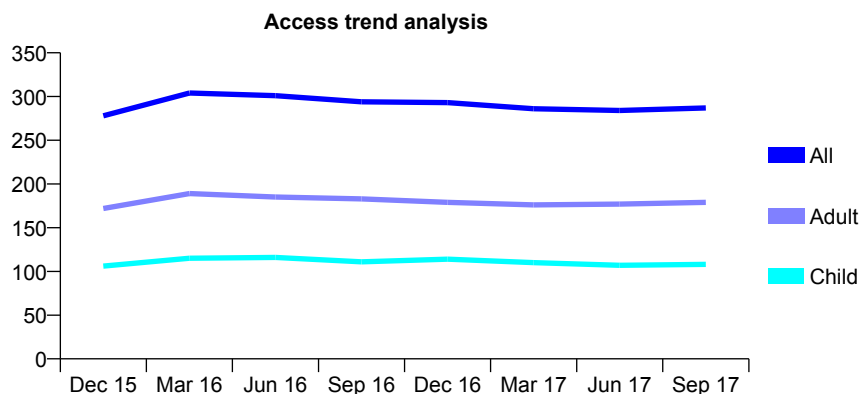
Q61 - Vital Signs At a Glance Contract Report for 687073/0001 - September 2017

Name or company name	MR H ALI
Contract type name	GDS Contract
Purpose of contract	General
Contract start date	01/04/2008
Contract end date	

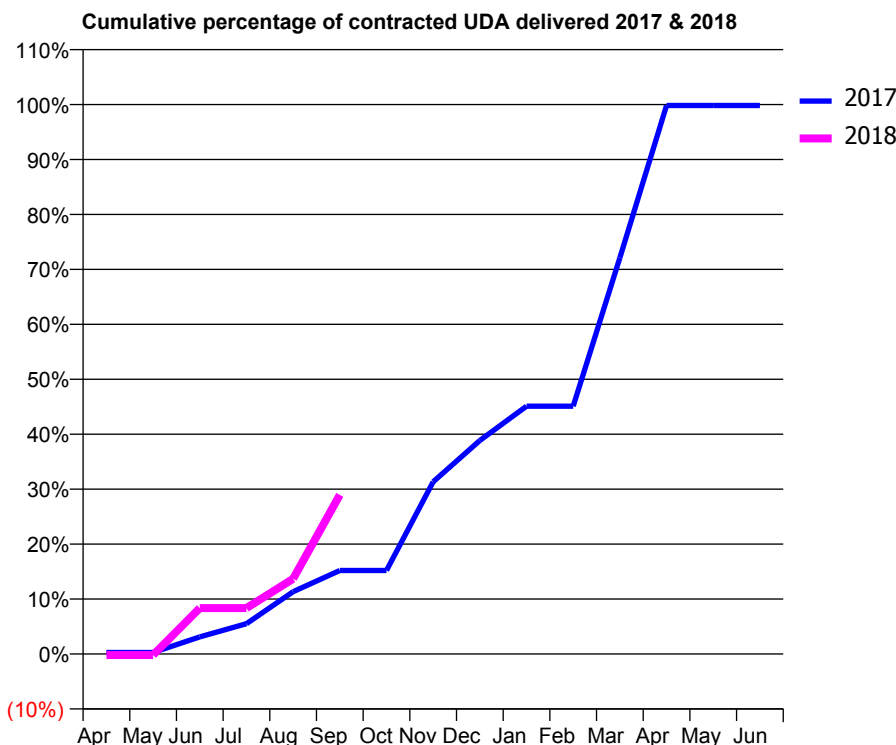
17/18 Contracted general activity (UDA)	1,376
Carry forward general activity (UDA)	3
17/18 Contracted orthodontic activity (UOA)	0
Carry forward orthodontic activity (UOA)	0
Baseline contract value	£37,987.86

ACCESS*

Patients seen in 24 months	Total	Change since previous quarter
Quarter ending September 2016	294	
Quarter ending December 2016	293	→
Quarter ending March 2017	286	↓
Quarter ending June 2017	284	→
Quarter ending September 2017	287	→
Variance since September 2016	(2.4%)	↓



ACTIVITY



Month	Adjusted Scheduled Activity (UDA)	
	2017	2018
April	4	-3
May	4	-3
June	43	115
July	76	115
August	156	189
September	209	399
October	209	
November	431	
December	535	
January	621	
February	621	
March	992	
April	1,373	
May	1,373	
June	1,373	

QUALITY

	Quantity	Base Number	Contract	AT	Region	England
% of FP17s for the same patient ID Re-attending within 3 months - Children	1	55	1.8%	10.2%	11.2%	11.9%
% of FP17s for the same patient ID Re-attending within 3 months - Adults	6	94	6.4%	15.9%	16.6%	15.9%
% of FP17s for the same patient ID Re-attending between 3 & 9 months - Children	21	55	38.2%	42.6%	47.0%	58.1%
% of FP17s for the same patient ID Re-attending between 3 & 9 months - Adults	28	94	29.8%	35.6%	38.2%	50.6%
% of FP17s for Band 1 Urgent Courses	3	99	3.0%	10.8%	10.6%	9.1%
% of FP17s Relating to Free Repair or Replacements	0	99	0.0%	0.5%	0.6%	0.8%
% of FP17s Relating to Continuations	0	99	0.0%	0.7%	0.8%	1.1%
% of Patients satisfied with the dentistry they have received	0	0	N/A	88.7%	89.2%	91.4%
% of Patients satisfied with the time they had to wait for an appointment	0	0	N/A	80.7%	83.4%	87.7%

* This is based on patients treated on this contract for their most recent course of treatment. Figures in italics indicate the base number of FP17s or Patient Questionnaire responses are less than 100. N/A is shown where the base number of responses is less than 10 during the period. % is calculated as Quantity/Base number*100

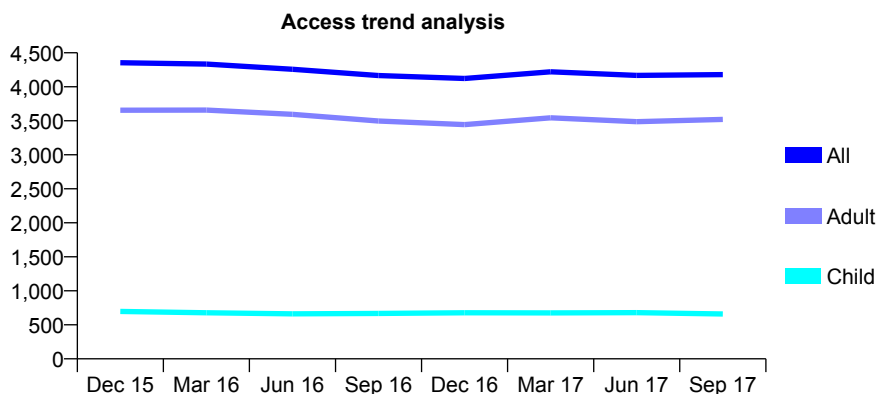
Q61 - Vital Signs At a Glance Contract Report for 687359/0001 - September 2017

Name or company name	MR K HADJI ALI AHMADI
Contract type name	GDS Contract
Purpose of contract	General
Contract start date	01/04/2006
Contract end date	

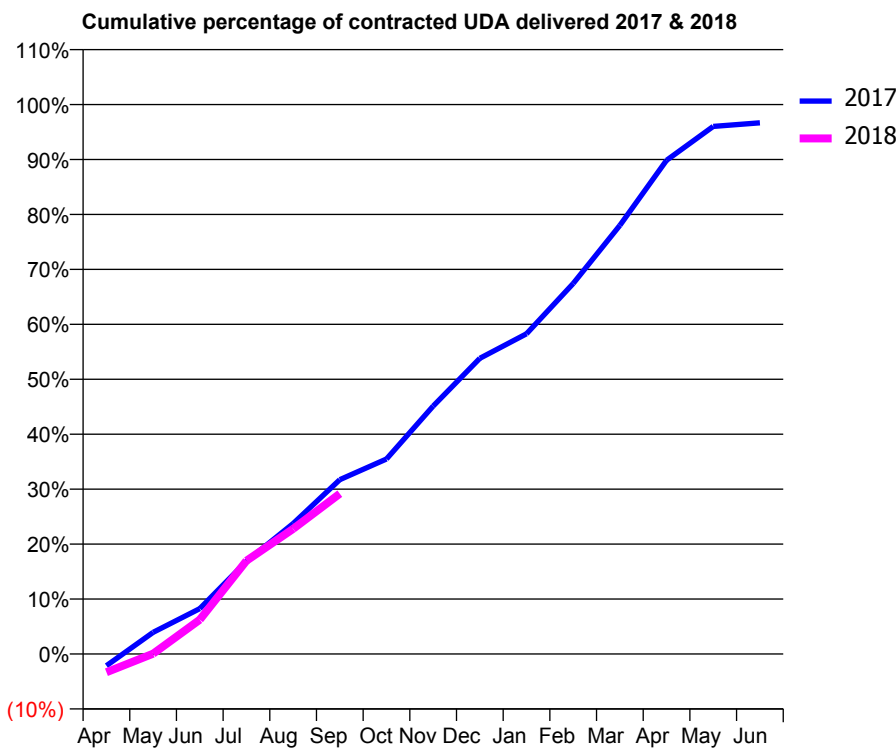
17/18 Contracted general activity (UDA)	17,540
Carry forward general activity (UDA)	585
17/18 Contracted orthodontic activity (UOA)	0
Carry forward orthodontic activity (UOA)	0
Baseline contract value	£637,895.56

ACCESS*

Patients seen in 24 months	Total	Change since previous quarter
Quarter ending September 2016	4,166	
Quarter ending December 2016	4,122	↓
Quarter ending March 2017	4,220	↑
Quarter ending June 2017	4,168	↓
Quarter ending September 2017	4,180	→
Variance since September 2016	0.3%	→



ACTIVITY



Month	Adjusted Scheduled Activity (UDA)	
	2017	2018
April	-375	-585
May	693	9
June	1,449	1,094
July	2,959	2,978
August	4,164	3,994
September	5,567	5,120
October	6,225	
November	7,916	
December	9,439	
January	10,223	
February	11,825	
March	13,682	
April	15,758	
May	16,842	
June	16,955	

QUALITY

	Quantity	Base Number	Contract	AT	Region	England
% of FP17s for the same patient ID Re-attending within 3 months - Children	10	346	2.9%	10.2%	11.2%	11.9%
% of FP17s for the same patient ID Re-attending within 3 months - Adults	90	1,643	5.5%	15.9%	16.6%	15.9%
% of FP17s for the same patient ID Re-attending between 3 & 9 months - Children	62	346	17.9%	42.6%	47.0%	58.1%
% of FP17s for the same patient ID Re-attending between 3 & 9 months - Adults	386	1,643	23.5%	35.6%	38.2%	50.6%
% of FP17s for Band 1 Urgent Courses	46	1,533	3.0%	10.8%	10.6%	9.1%
% of FP17s Relating to Free Repair or Replacements	14	1,533	0.9%	0.5%	0.6%	0.8%
% of FP17s Relating to Continuations	1	1,533	0.1%	0.7%	0.8%	1.1%
% of Patients satisfied with the dentistry they have received	2	3	N/A	88.7%	89.2%	91.4%
% of Patients satisfied with the time they had to wait for an appointment	3	3	N/A	80.7%	83.4%	87.7%

* This is based on patients treated on this contract for their most recent course of treatment. Figures in italics indicate the base number of FP17s or Patient Questionnaire responses are less than 100. N/A is shown where the base number of responses is less than 10 during the period. % is calculated as Quantity/Base number*100

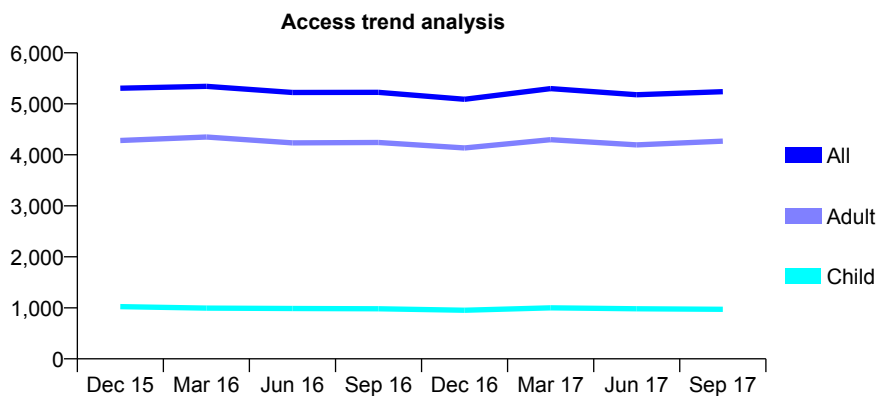
Q61 - Vital Signs At a Glance Contract Report for 688045/0001 - September 2017

Name or company name	MR M MOBASSERI
Contract type name	GDS Contract
Purpose of contract	General
Contract start date	03/07/2006
Contract end date	

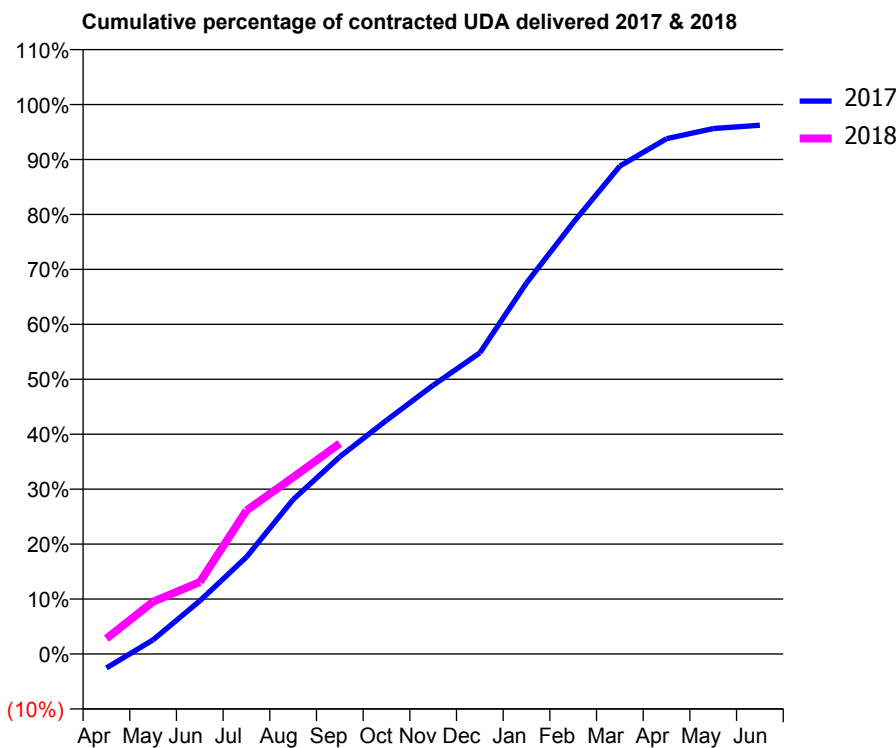
17/18 Contracted general activity (UDA)	18,111
Carry forward general activity (UDA)	0
17/18 Contracted orthodontic activity (UOA)	0
Carry forward orthodontic activity (UOA)	0
Baseline contract value	£598,118.26

ACCESS*

Patients seen in 24 months	Total	Change since previous quarter
Quarter ending September 2016	5,226	
Quarter ending December 2016	5,088	↓
Quarter ending March 2017	5,297	↑
Quarter ending June 2017	5,179	↓
Quarter ending September 2017	5,239	→
Variance since September 2016	0.2%	→



ACTIVITY



Month	Adjusted Scheduled Activity (UDA)	
	2017	2018
April	-464	508
May	467	1,727
June	1,753	2,370
July	3,197	4,731
August	5,091	5,825
September	6,503	6,941
October	7,703	
November	8,859	
December	9,926	
January	12,231	
February	14,215	
March	16,085	
April	16,984	
May	17,318	
June	17,427	

QUALITY

	Quantity	Base Number	Contract	AT	Region	England
% of FP17s for the same patient ID Re-attending within 3 months - Children	45	532	8.5%	10.2%	11.2%	11.9%
% of FP17s for the same patient ID Re-attending within 3 months - Adults	358	2,064	17.3%	15.9%	16.6%	15.9%
% of FP17s for the same patient ID Re-attending between 3 & 9 months - Children	215	532	40.4%	42.6%	47.0%	58.1%
% of FP17s for the same patient ID Re-attending between 3 & 9 months - Adults	484	2,064	23.4%	35.6%	38.2%	50.6%
% of FP17s for Band 1 Urgent Courses	570	2,272	25.1%	10.8%	10.6%	9.1%
% of FP17s Relating to Free Repair or Replacements	11	2,272	0.5%	0.5%	0.6%	0.8%
% of FP17s Relating to Continuations	17	2,272	0.7%	0.7%	0.8%	1.1%
% of Patients satisfied with the dentistry they have received	3	3	N/A	88.7%	89.2%	91.4%
% of Patients satisfied with the time they had to wait for an appointment	3	3	N/A	80.7%	83.4%	87.7%

* This is based on patients treated on this contract for their most recent course of treatment. Figures in italics indicate the base number of FP17s or Patient Questionnaire responses are less than 100. N/A is shown where the base number of responses is less than 10 during the period. % is calculated as Quantity/Base number*100

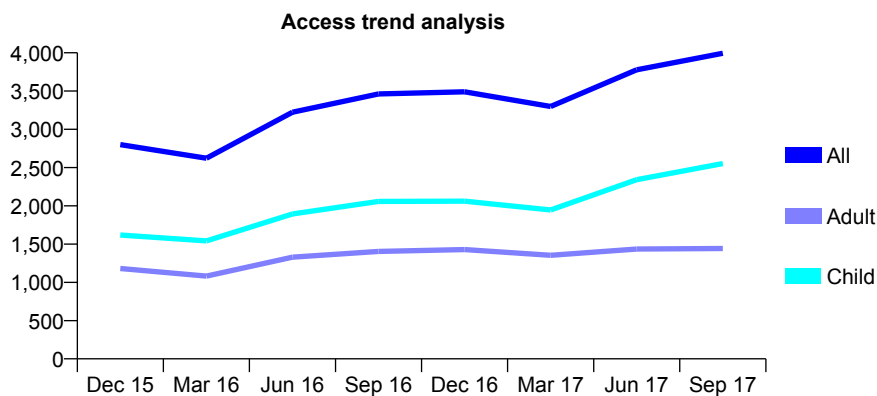
Q61 - Vital Signs At a Glance Contract Report for 689254/0005 - September 2017

Name or company name	MR M PATEL
Contract type name	GDS Contract
Purpose of contract	General
Contract start date	16/06/2010
Contract end date	

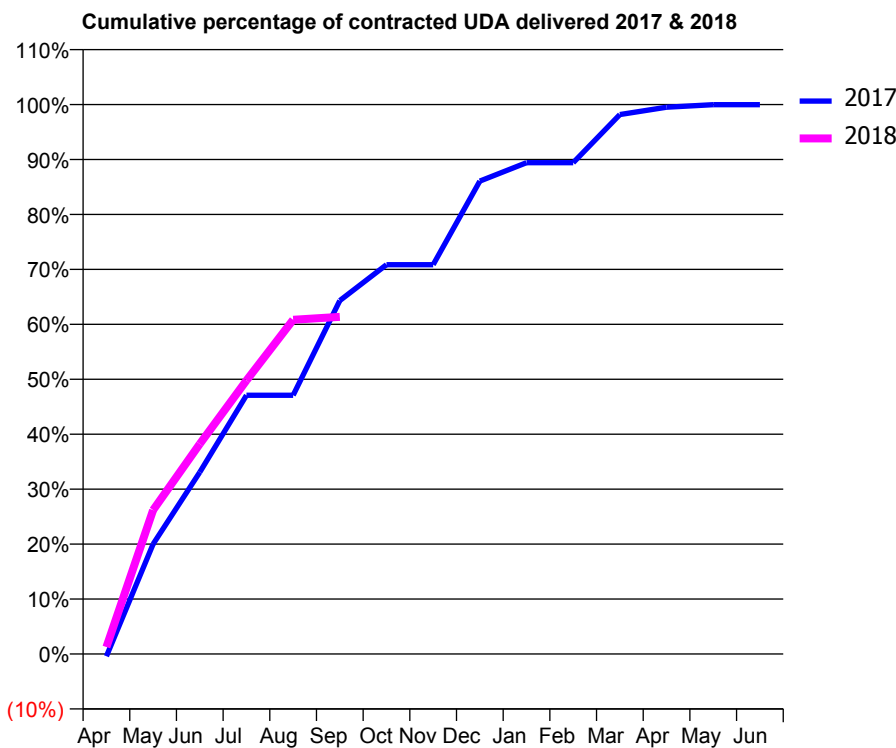
17/18 Contracted general activity (UDA)	9,508
Carry forward general activity (UDA)	4
17/18 Contracted orthodontic activity (UOA)	0
Carry forward orthodontic activity (UOA)	0
Baseline contract value	£817,190.95

ACCESS*

Patients seen in 24 months	Total	Change since previous quarter
Quarter ending September 2016	3,462	
Quarter ending December 2016	3,490	→
Quarter ending March 2017	3,299	↓
Quarter ending June 2017	3,777	↑
Quarter ending September 2017	3,994	↑
Variance since September 2016	15.4%	↑



ACTIVITY



Month	Adjusted Scheduled Activity (UDA)	
	2017	2018
April	-41	122
May	1,902	2,490
June	3,147	3,634
July	4,477	4,734
August	4,477	5,783
September	6,115	5,834
October	6,737	
November	6,737	
December	8,183	
January	8,501	
February	8,501	
March	9,334	
April	9,461	
May	9,504	
June	9,504	

QUALITY

	Quantity	Base Number	Contract	AT	Region	England
% of FP17s for the same patient ID Re-attending within 3 months - Children	6	1,371	0.4%	10.2%	11.2%	11.9%
% of FP17s for the same patient ID Re-attending within 3 months - Adults	2	593	0.3%	15.9%	16.6%	15.9%
% of FP17s for the same patient ID Re-attending between 3 & 9 months - Children	7	1,371	0.5%	42.6%	47.0%	58.1%
% of FP17s for the same patient ID Re-attending between 3 & 9 months - Adults	12	593	2.0%	35.6%	38.2%	50.6%
% of FP17s for Band 1 Urgent Courses	0	1,904	0.0%	10.8%	10.6%	9.1%
% of FP17s Relating to Free Repair or Replacements	1	1,904	0.1%	0.5%	0.6%	0.8%
% of FP17s Relating to Continuations	0	1,904	0.0%	0.7%	0.8%	1.1%
% of Patients satisfied with the dentistry they have received	0	0	N/A	88.7%	89.2%	91.4%
% of Patients satisfied with the time they had to wait for an appointment	0	0	N/A	80.7%	83.4%	87.7%

* This is based on patients treated on this contract for their most recent course of treatment. Figures in italics indicate the base number of FP17s or Patient Questionnaire responses are less than 100. N/A is shown where the base number of responses is less than 10 during the period. % is calculated as Quantity/Base number*100

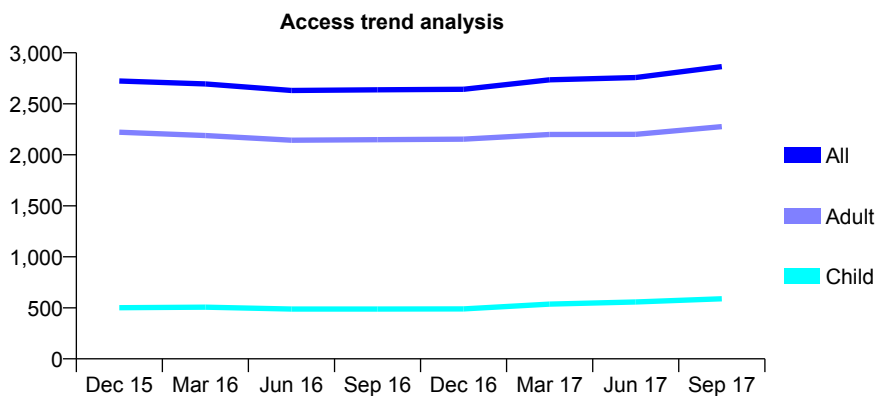
Q61 - Vital Signs At a Glance Contract Report for 689386/0003 - September 2017

Name or company name	MR SP DHAMI
Contract type name	GDS Contract
Purpose of contract	General
Contract start date	14/01/2010
Contract end date	

17/18 Contracted general activity (UDA)	11,716
Carry forward general activity (UDA)	0
17/18 Contracted orthodontic activity (UOA)	0
Carry forward orthodontic activity (UOA)	0
Baseline contract value	£292,224.62

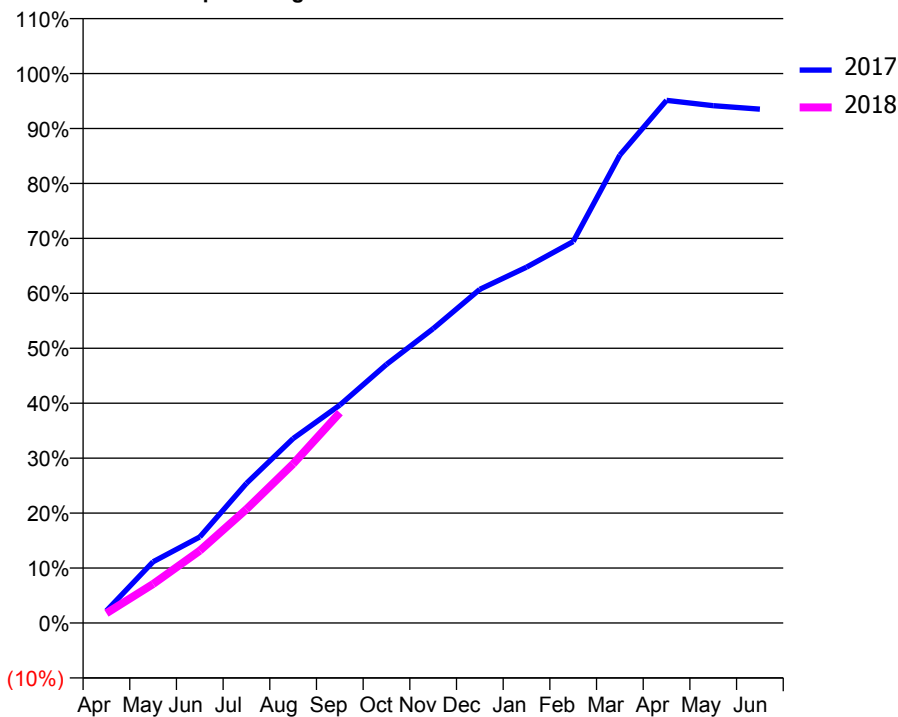
ACCESS*

Patients seen in 24 months	Total	Change since previous quarter
Quarter ending September 2016	2,637	
Quarter ending December 2016	2,643	→
Quarter ending March 2017	2,735	↑
Quarter ending June 2017	2,758	→
Quarter ending September 2017	2,865	↑
Variance since September 2016	8.6%	↑



ACTIVITY

Cumulative percentage of contracted UDA delivered 2017 & 2018



Adjusted Scheduled Activity (UDA)

Month	2017	2018
April	259	210
May	1,307	833
June	1,835	1,543
July	2,977	2,425
August	3,933	3,393
September	4,647	4,486
October	5,514	
November	6,276	
December	7,116	
January	7,588	
February	8,133	
March	9,977	
April	11,144	
May	11,029	
June	10,956	

QUALITY

	Quantity	Base Number	Contract	AT	Region	England
% of FP17s for the same patient ID Re-attending within 3 months - Children	22	393	5.6%	10.2%	11.2%	11.9%
% of FP17s for the same patient ID Re-attending within 3 months - Adults	208	1,363	15.3%	15.9%	16.6%	15.9%
% of FP17s for the same patient ID Re-attending between 3 & 9 months - Children	146	393	37.2%	42.6%	47.0%	58.1%
% of FP17s for the same patient ID Re-attending between 3 & 9 months - Adults	488	1,363	35.8%	35.6%	38.2%	50.6%
% of FP17s for Band 1 Urgent Courses	113	1,524	7.4%	10.8%	10.6%	9.1%
% of FP17s Relating to Free Repair or Replacements	46	1,524	3.0%	0.5%	0.6%	0.8%
% of FP17s Relating to Continuations	5	1,524	0.3%	0.7%	0.8%	1.1%
% of Patients satisfied with the dentistry they have received	5	5	N/A	88.7%	89.2%	91.4%
% of Patients satisfied with the time they had to wait for an appointment	3	5	N/A	80.7%	83.4%	87.7%

* This is based on patients treated on this contract for their most recent course of treatment. Figures in italics indicate the base number of FP17s or Patient Questionnaire responses are less than 100. N/A is shown where the base number of responses is less than 10 during the period. % is calculated as Quantity/Base number*100

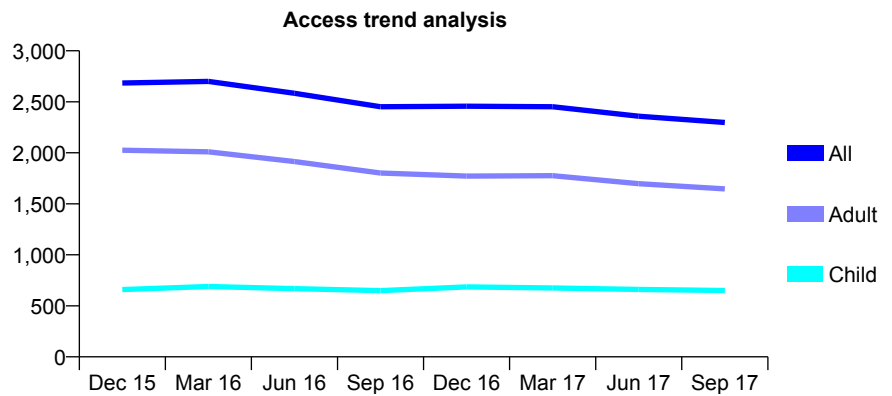
Q61 - Vital Signs At a Glance Contract Report for 691089/0001 - September 2017

Name or company name	Nile Street Dental Practice
Contract type name	GDS Contract
Purpose of contract	General
Contract start date	01/04/2006
Contract end date	

17/18 Contracted general activity (UDA)	8,238
Carry forward general activity (UDA)	-165
17/18 Contracted orthodontic activity (UOA)	0
Carry forward orthodontic activity (UOA)	0
Baseline contract value	£233,144.83

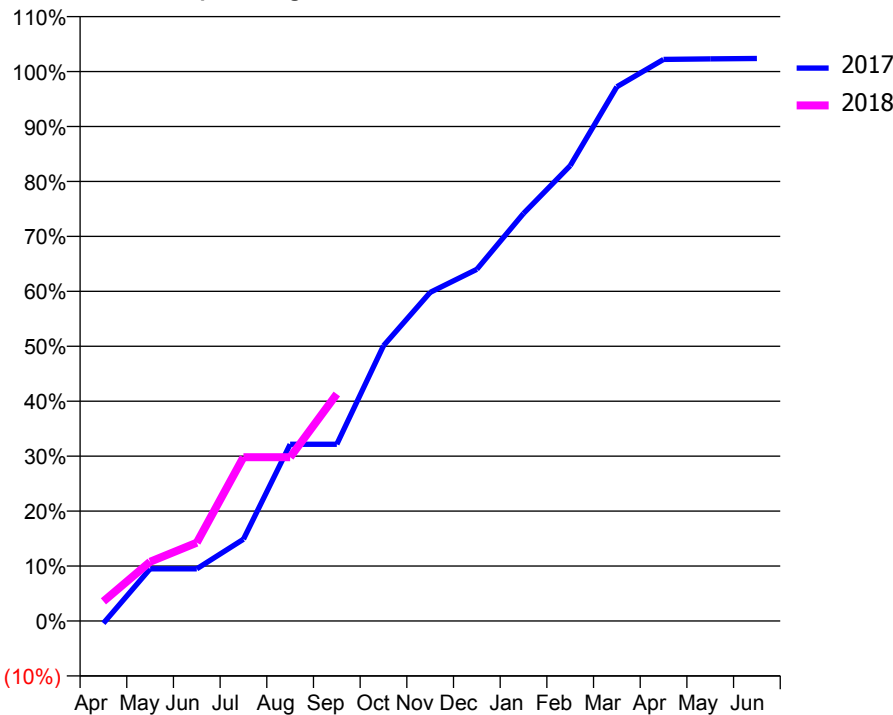
ACCESS*

Patients seen in 24 months	Total	Change since previous quarter
Quarter ending September 2016	2,451	
Quarter ending December 2016	2,457	→
Quarter ending March 2017	2,451	→
Quarter ending June 2017	2,359	↓
Quarter ending September 2017	2,297	↓
Variance since September 2016	(6.3%)	↓



ACTIVITY

Cumulative percentage of contracted UDA delivered 2017 & 2018



Month	Adjusted Scheduled Activity (UDA)	
	2017	2018
April	-34	294
May	783	888
June	783	1,175
July	1,227	2,457
August	2,651	2,457
September	2,651	3,404
October	4,127	
November	4,926	
December	5,273	
January	6,109	
February	6,826	
March	8,009	
April	8,419	
May	8,428	
June	8,434	

QUALITY

	Quantity	Base Number	Contract	AT	Region	England
% of FP17s for the same patient ID Re-attending within 3 months - Children	25	276	9.1%	10.2%	11.2%	11.9%
% of FP17s for the same patient ID Re-attending within 3 months - Adults	102	644	15.8%	15.9%	16.6%	15.9%
% of FP17s for the same patient ID Re-attending between 3 & 9 months - Children	55	276	19.9%	42.6%	47.0%	58.1%
% of FP17s for the same patient ID Re-attending between 3 & 9 months - Adults	153	644	23.8%	35.6%	38.2%	50.6%
% of FP17s for Band 1 Urgent Courses	204	793	25.7%	10.8%	10.6%	9.1%
% of FP17s Relating to Free Repair or Replacements	5	793	0.6%	0.5%	0.6%	0.8%
% of FP17s Relating to Continuations	1	793	0.1%	0.7%	0.8%	1.1%
% of Patients satisfied with the dentistry they have received	1	2	N/A	88.7%	89.2%	91.4%
% of Patients satisfied with the time they had to wait for an appointment	2	2	N/A	80.7%	83.4%	87.7%

* This is based on patients treated on this contract for their most recent course of treatment. Figures in italics indicate the base number of FP17s or Patient Questionnaire responses are less than 100. N/A is shown where the base number of responses is less than 10 during the period. % is calculated as Quantity/Base number*100

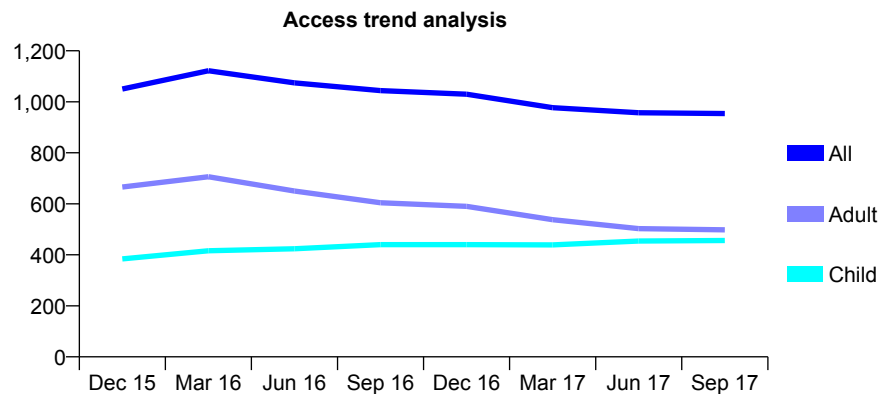
Q61 - Vital Signs At a Glance Contract Report for 693758/0001 - September 2017

Name or company name	MISS N PATEL
Contract type name	GDS Contract
Purpose of contract	General
Contract start date	01/04/2014
Contract end date	

17/18 Contracted general activity (UDA)	2,137
Carry forward general activity (UDA)	-42
17/18 Contracted orthodontic activity (UOA)	0
Carry forward orthodontic activity (UOA)	0
Baseline contract value	£53,523.86

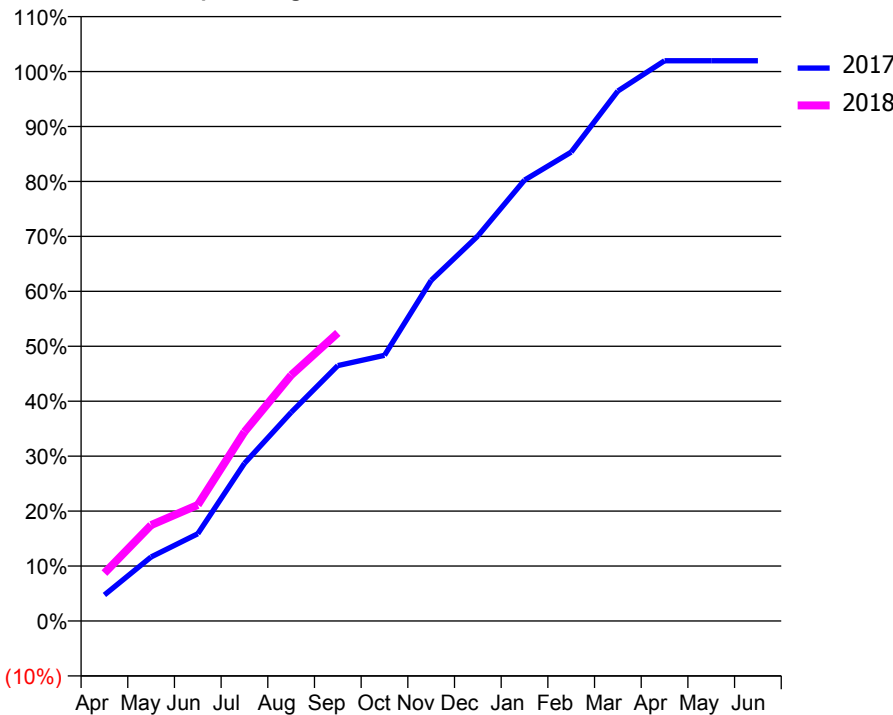
ACCESS*

Patients seen in 24 months	Total	Change since previous quarter
Quarter ending September 2016	1,044	
Quarter ending December 2016	1,030	↓
Quarter ending March 2017	977	↓
Quarter ending June 2017	957	↓
Quarter ending September 2017	954	→
Variance since September 2016	(8.6%)	↓



ACTIVITY

Cumulative percentage of contracted UDA delivered 2017 & 2018



Month	Adjusted Scheduled Activity (UDA)	
	2017	2018
April	102	186
May	249	373
June	340	452
July	613	735
August	811	956
September	993	1,121
October	1,033	
November	1,325	
December	1,498	
January	1,715	
February	1,824	
March	2,061	
April	2,179	
May	2,179	
June	2,179	

QUALITY

	Quantity	Base Number	Contract	AT	Region	England
% of FP17s for the same patient ID Re-attending within 3 months - Children	33	321	10.3%	10.2%	11.2%	11.9%
% of FP17s for the same patient ID Re-attending within 3 months - Adults	53	273	19.4%	15.9%	16.6%	15.9%
% of FP17s for the same patient ID Re-attending between 3 & 9 months - Children	148	321	46.1%	42.6%	47.0%	58.1%
% of FP17s for the same patient ID Re-attending between 3 & 9 months - Adults	86	273	31.5%	35.6%	38.2%	50.6%
% of FP17s for Band 1 Urgent Courses	38	557	6.8%	10.8%	10.6%	9.1%
% of FP17s Relating to Free Repair or Replacements	1	557	0.2%	0.5%	0.6%	0.8%
% of FP17s Relating to Continuations	20	557	3.6%	0.7%	0.8%	1.1%
% of Patients satisfied with the dentistry they have received	1	1	N/A	88.7%	89.2%	91.4%
% of Patients satisfied with the time they had to wait for an appointment	1	1	N/A	80.7%	83.4%	87.7%

* This is based on patients treated on this contract for their most recent course of treatment. Figures in italics indicate the base number of FP17s or Patient Questionnaire responses are less than 100. N/A is shown where the base number of responses is less than 10 during the period. % is calculated as Quantity/Base number*100

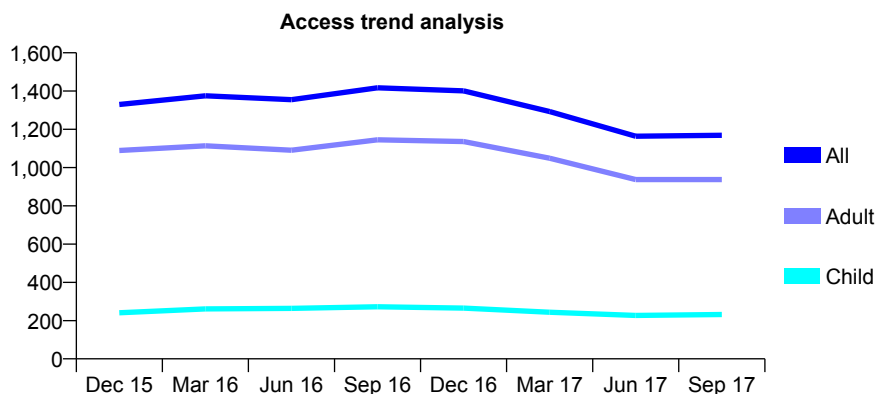
Q61 - Vital Signs At a Glance Contract Report for 725404/0001 - September 2017

Name or company name	MR K ELIAS
Contract type name	GDS Contract
Purpose of contract	General
Contract start date	01/04/2006
Contract end date	

17/18 Contracted general activity (UDA)	4,333
Carry forward general activity (UDA)	0
17/18 Contracted orthodontic activity (UOA)	0
Carry forward orthodontic activity (UOA)	0
Baseline contract value	£128,363.59

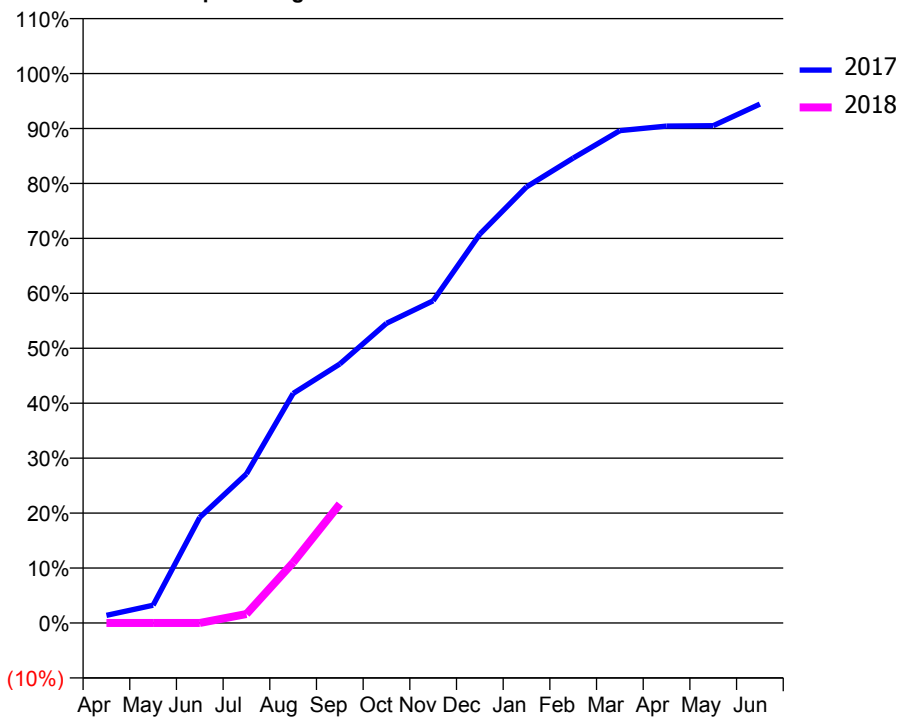
ACCESS*

Patients seen in 24 months	Total	Change since previous quarter
Quarter ending September 2016	1,417	
Quarter ending December 2016	1,401	↓
Quarter ending March 2017	1,293	↓
Quarter ending June 2017	1,164	↓
Quarter ending September 2017	1,169	→
Variance since September 2016	(17.5%)	↓



ACTIVITY

Cumulative percentage of contracted UDA delivered 2017 & 2018



Month	Adjusted Scheduled Activity (UDA)	
	2017	2018
April	60	0
May	140	0
June	834	0
July	1,176	71
August	1,810	477
September	2,043	938
October	2,363	
November	2,541	
December	3,066	
January	3,439	
February	3,666	
March	3,882	
April	3,918	
May	3,921	
June	4,092	

QUALITY

	Quantity	Base Number	Contract	AT	Region	England
% of FP17s for the same patient ID Re-attending within 3 months - Children	1	67	1.5%	10.2%	11.2%	11.9%
% of FP17s for the same patient ID Re-attending within 3 months - Adults	7	225	3.1%	15.9%	16.6%	15.9%
% of FP17s for the same patient ID Re-attending between 3 & 9 months - Children	9	67	13.4%	42.6%	47.0%	58.1%
% of FP17s for the same patient ID Re-attending between 3 & 9 months - Adults	41	225	18.2%	35.6%	38.2%	50.6%
% of FP17s for Band 1 Urgent Courses	12	246	4.9%	10.8%	10.6%	9.1%
% of FP17s Relating to Free Repair or Replacements	1	246	0.4%	0.5%	0.6%	0.8%
% of FP17s Relating to Continuations	0	246	0.0%	0.7%	0.8%	1.1%
% of Patients satisfied with the dentistry they have received	1	2	N/A	88.7%	89.2%	91.4%
% of Patients satisfied with the time they had to wait for an appointment	2	2	N/A	80.7%	83.4%	87.7%

* This is based on patients treated on this contract for their most recent course of treatment. Figures in italics indicate the base number of FP17s or Patient Questionnaire responses are less than 100. N/A is shown where the base number of responses is less than 10 during the period. % is calculated as Quantity/Base number*100

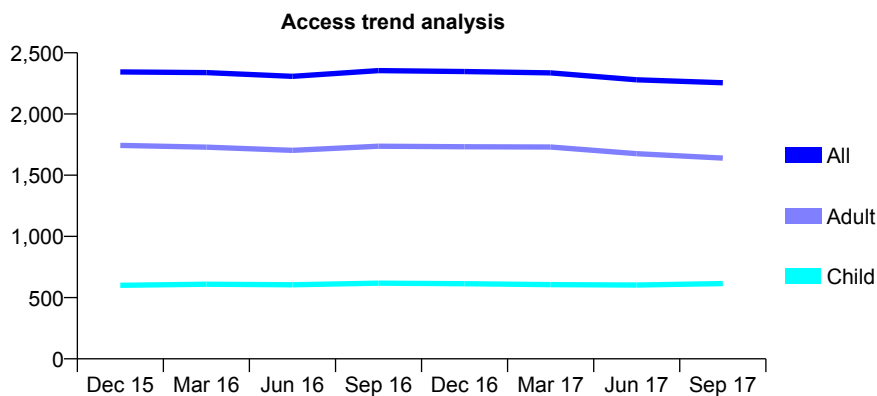
Q61 - Vital Signs At a Glance Contract Report for 729426/0001 - September 2017

Name or company name	MR AK SACHDEV
Contract type name	GDS Contract
Purpose of contract	General
Contract start date	02/07/2007
Contract end date	

17/18 Contracted general activity (UDA)	5,212
Carry forward general activity (UDA)	-20
17/18 Contracted orthodontic activity (UOA)	0
Carry forward orthodontic activity (UOA)	0
Baseline contract value	£143,165.23

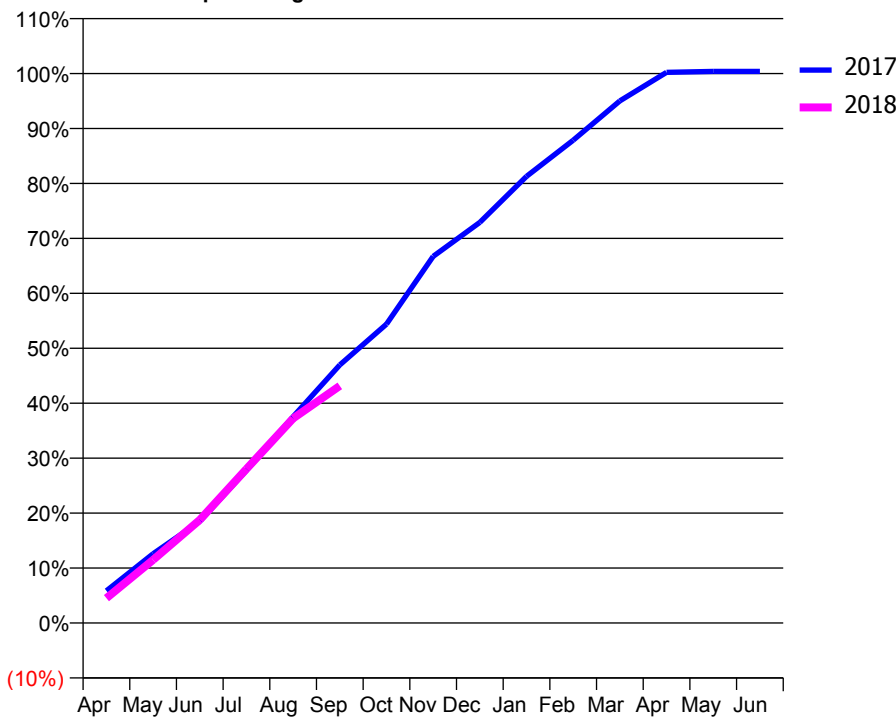
ACCESS*

Patients seen in 24 months	Total	Change since previous quarter
Quarter ending September 2016	2,355	
Quarter ending December 2016	2,347	→
Quarter ending March 2017	2,336	→
Quarter ending June 2017	2,279	↓
Quarter ending September 2017	2,255	↓
Variance since September 2016	(4.2%)	↓



ACTIVITY

Cumulative percentage of contracted UDA delivered 2017 & 2018



Month	Adjusted Scheduled Activity (UDA)	
	2017	2018
April	305	236
May	657	599
June	965	978
July	1,449	1,462
August	1,957	1,941
September	2,448	2,250
October	2,835	
November	3,478	
December	3,800	
January	4,236	
February	4,580	
March	4,953	
April	5,223	
May	5,231	
June	5,232	

QUALITY

	Quantity	Base Number	Contract	AT	Region	England
% of FP17s for the same patient ID Re-attending within 3 months - Children	14	331	4.2%	10.2%	11.2%	11.9%
% of FP17s for the same patient ID Re-attending within 3 months - Adults	22	682	3.2%	15.9%	16.6%	15.9%
% of FP17s for the same patient ID Re-attending between 3 & 9 months - Children	115	331	34.7%	42.6%	47.0%	58.1%
% of FP17s for the same patient ID Re-attending between 3 & 9 months - Adults	218	682	32.0%	35.6%	38.2%	50.6%
% of FP17s for Band 1 Urgent Courses	183	913	20.0%	10.8%	10.6%	9.1%
% of FP17s Relating to Free Repair or Replacements	0	913	0.0%	0.5%	0.6%	0.8%
% of FP17s Relating to Continuations	0	913	0.0%	0.7%	0.8%	1.1%
% of Patients satisfied with the dentistry they have received	1	1	N/A	88.7%	89.2%	91.4%
% of Patients satisfied with the time they had to wait for an appointment	1	1	N/A	80.7%	83.4%	87.7%

* This is based on patients treated on this contract for their most recent course of treatment. Figures in italics indicate the base number of FP17s or Patient Questionnaire responses are less than 100. N/A is shown where the base number of responses is less than 10 during the period. % is calculated as Quantity/Base number*100

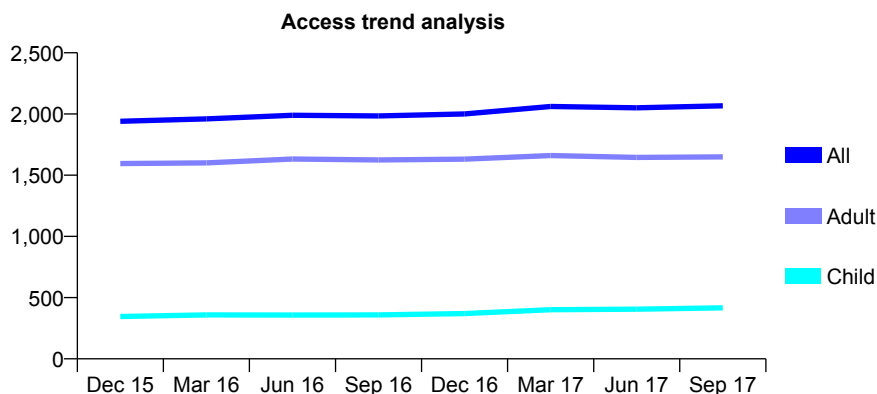
Q61 - Vital Signs At a Glance Contract Report for 729914/0001 - September 2017

Name or company name	MR ML EVANS
Contract type name	GDS Contract
Purpose of contract	General
Contract start date	01/04/2006
Contract end date	

17/18 Contracted general activity (UDA)	7,180
Carry forward general activity (UDA)	-15
17/18 Contracted orthodontic activity (UOA)	0
Carry forward orthodontic activity (UOA)	0
Baseline contract value	£240,629.90

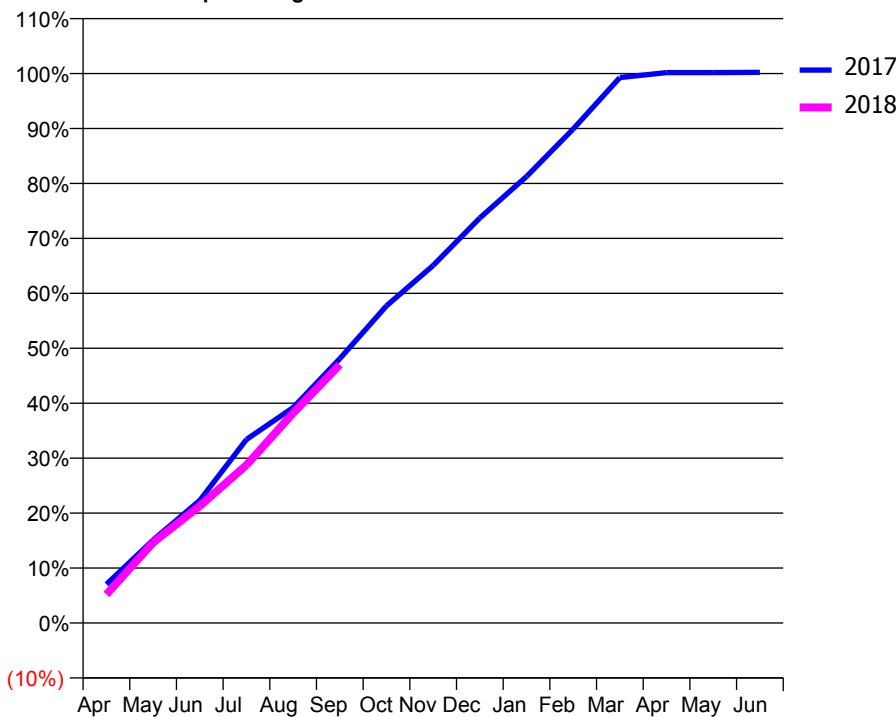
ACCESS*

Patients seen in 24 months	Total	Change since previous quarter
Quarter ending September 2016	1,984	
Quarter ending December 2016	2,001	→
Quarter ending March 2017	2,062	↑
Quarter ending June 2017	2,051	→
Quarter ending September 2017	2,067	→
Variance since September 2016	4.2%	↑



ACTIVITY

Cumulative percentage of contracted UDA delivered 2017 & 2018



Adjusted Scheduled Activity (UDA)

Month	2017	2018
April	507	373
May	1,085	1,052
June	1,602	1,529
July	2,398	2,063
August	2,815	2,744
September	3,455	3,376
October	4,144	
November	4,672	
December	5,292	
January	5,834	
February	6,454	
March	7,128	
April	7,192	
May	7,192	
June	7,195	

QUALITY

	Quantity	Base Number	Contract	AT	Region	England
% of FP17s for the same patient ID Re-attending within 3 months - Children	19	222	8.6%	10.2%	11.2%	11.9%
% of FP17s for the same patient ID Re-attending within 3 months - Adults	226	944	23.9%	15.9%	16.6%	15.9%
% of FP17s for the same patient ID Re-attending between 3 & 9 months - Children	81	222	36.5%	42.6%	47.0%	58.1%
% of FP17s for the same patient ID Re-attending between 3 & 9 months - Adults	339	944	35.9%	35.6%	38.2%	50.6%
% of FP17s for Band 1 Urgent Courses	0	1,139	0.0%	10.8%	10.6%	9.1%
% of FP17s Relating to Free Repair or Replacements	0	1,139	0.0%	0.5%	0.6%	0.8%
% of FP17s Relating to Continuations	131	1,139	11.5%	0.7%	0.8%	1.1%
% of Patients satisfied with the dentistry they have received	1	1	N/A	88.7%	89.2%	91.4%
% of Patients satisfied with the time they had to wait for an appointment	1	1	N/A	80.7%	83.4%	87.7%

* This is based on patients treated on this contract for their most recent course of treatment. Figures in italics indicate the base number of FP17s or Patient Questionnaire responses are less than 100. N/A is shown where the base number of responses is less than 10 during the period. % is calculated as Quantity/Base number*100

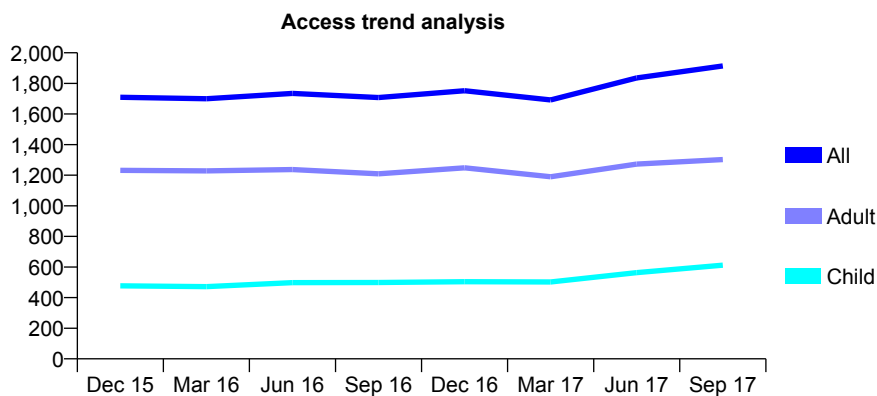
Q61 - Vital Signs At a Glance Contract Report for 730726/0001 - September 2017

Name or company name	Family Dental Care
Contract type name	GDS Contract
Purpose of contract	General
Contract start date	01/04/2006
Contract end date	

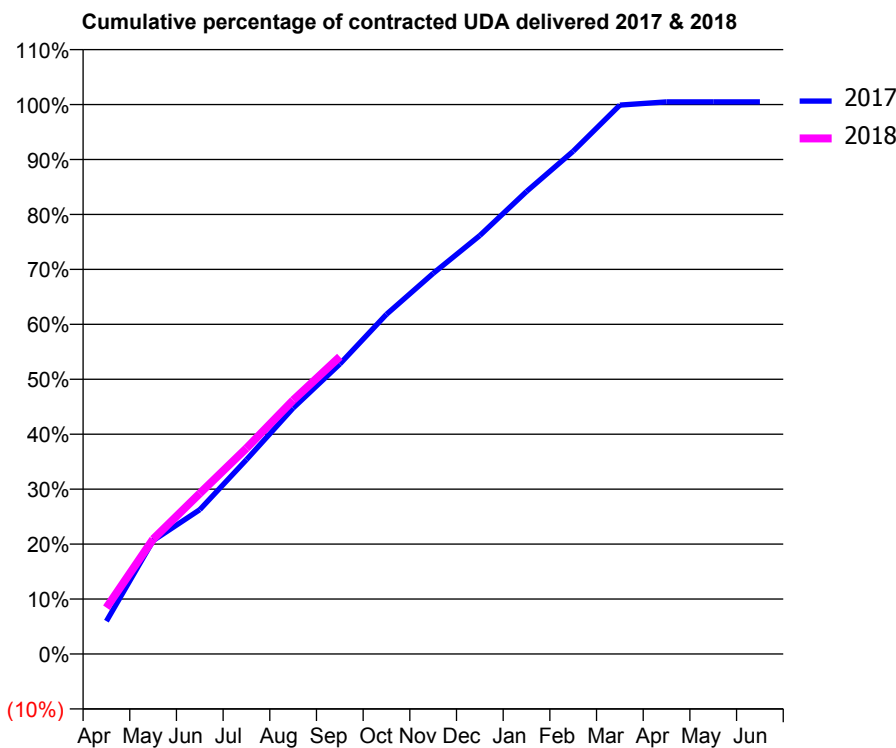
17/18 Contracted general activity (UDA)	5,150
Carry forward general activity (UDA)	-25
17/18 Contracted orthodontic activity (UOA)	0
Carry forward orthodontic activity (UOA)	0
Baseline contract value	£189,601.51

ACCESS*

Patients seen in 24 months	Total	Change since previous quarter
Quarter ending September 2016	1,708	
Quarter ending December 2016	1,752	↑
Quarter ending March 2017	1,692	↓
Quarter ending June 2017	1,836	↑
Quarter ending September 2017	1,914	↑
Variance since September 2016	12.1%	↑



ACTIVITY



Month	Adjusted Scheduled Activity (UDA)	
	2017	2018
April	308	434
May	1,063	1,077
June	1,353	1,505
July	1,822	1,929
August	2,305	2,379
September	2,717	2,786
October	3,184	
November	3,567	
December	3,922	
January	4,335	
February	4,712	
March	5,145	
April	5,174	
May	5,174	
June	5,175	

QUALITY

	Quantity	Base Number	Contract	AT	Region	England
% of FP17s for the same patient ID Re-attending within 3 months - Children	12	347	3.5%	10.2%	11.2%	11.9%
% of FP17s for the same patient ID Re-attending within 3 months - Adults	24	614	3.9%	15.9%	16.6%	15.9%
% of FP17s for the same patient ID Re-attending between 3 & 9 months - Children	81	347	23.3%	42.6%	47.0%	58.1%
% of FP17s for the same patient ID Re-attending between 3 & 9 months - Adults	132	614	21.5%	35.6%	38.2%	50.6%
% of FP17s for Band 1 Urgent Courses	0	952	0.0%	10.8%	10.6%	9.1%
% of FP17s Relating to Free Repair or Replacements	4	952	0.4%	0.5%	0.6%	0.8%
% of FP17s Relating to Continuations	0	952	0.0%	0.7%	0.8%	1.1%
% of Patients satisfied with the dentistry they have received	0	0	N/A	88.7%	89.2%	91.4%
% of Patients satisfied with the time they had to wait for an appointment	0	0	N/A	80.7%	83.4%	87.7%

* This is based on patients treated on this contract for their most recent course of treatment. Figures in italics indicate the base number of FP17s or Patient Questionnaire responses are less than 100. N/A is shown where the base number of responses is less than 10 during the period. % is calculated as Quantity/Base number*100

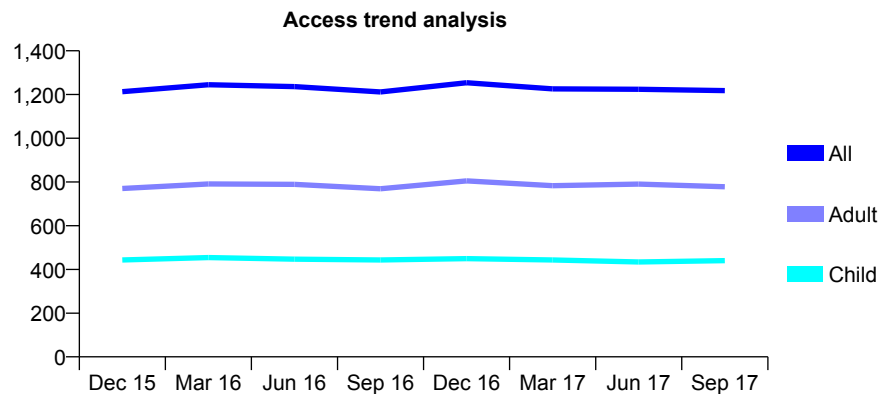
Q61 - Vital Signs At a Glance Contract Report for 731129/0001 - September 2017

Name or company name	MR AZ MALIK
Contract type name	GDS Contract
Purpose of contract	General
Contract start date	01/04/2006
Contract end date	

17/18 Contracted general activity (UDA)	3,500
Carry forward general activity (UDA)	-15
17/18 Contracted orthodontic activity (UOA)	0
Carry forward orthodontic activity (UOA)	0
Baseline contract value	£84,183.77

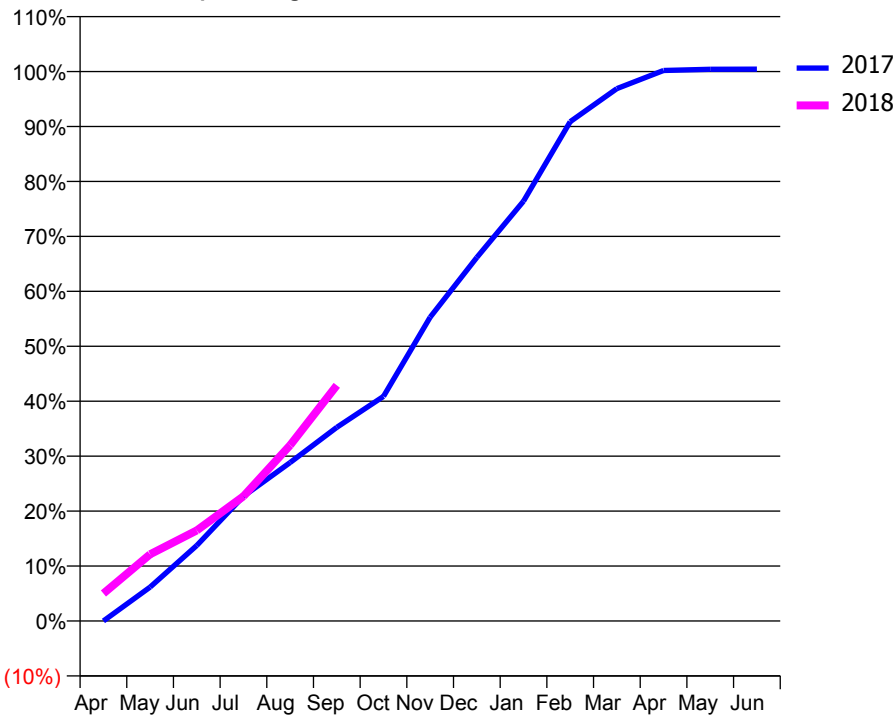
ACCESS*

Patients seen in 24 months	Total	Change since previous quarter
Quarter ending September 2016	1,212	
Quarter ending December 2016	1,254	↑
Quarter ending March 2017	1,226	↓
Quarter ending June 2017	1,224	→
Quarter ending September 2017	1,218	→
Variance since September 2016	0.5%	→



ACTIVITY

Cumulative percentage of contracted UDA delivered 2017 & 2018



Month	Adjusted Scheduled Activity (UDA)	
	2017	2018
April	0	175
May	216	425
June	481	577
July	794	794
August	1,010	1,120
September	1,234	1,502
October	1,431	
November	1,935	
December	2,315	
January	2,674	
February	3,181	
March	3,391	
April	3,506	
May	3,514	
June	3,515	

QUALITY

	Quantity	Base Number	Contract	AT	Region	England
% of FP17s for the same patient ID Re-attending within 3 months - Children	26	375	6.9%	10.2%	11.2%	11.9%
% of FP17s for the same patient ID Re-attending within 3 months - Adults	94	461	20.4%	15.9%	16.6%	15.9%
% of FP17s for the same patient ID Re-attending between 3 & 9 months - Children	269	375	71.7%	42.6%	47.0%	58.1%
% of FP17s for the same patient ID Re-attending between 3 & 9 months - Adults	195	461	42.3%	35.6%	38.2%	50.6%
% of FP17s for Band 1 Urgent Courses	78	776	10.1%	10.8%	10.6%	9.1%
% of FP17s Relating to Free Repair or Replacements	21	776	2.7%	0.5%	0.6%	0.8%
% of FP17s Relating to Continuations	1	776	0.1%	0.7%	0.8%	1.1%
% of Patients satisfied with the dentistry they have received	3	3	N/A	88.7%	89.2%	91.4%
% of Patients satisfied with the time they had to wait for an appointment	2	3	N/A	80.7%	83.4%	87.7%

* This is based on patients treated on this contract for their most recent course of treatment. Figures in italics indicate the base number of FP17s or Patient Questionnaire responses are less than 100. N/A is shown where the base number of responses is less than 10 during the period. % is calculated as Quantity/Base number*100

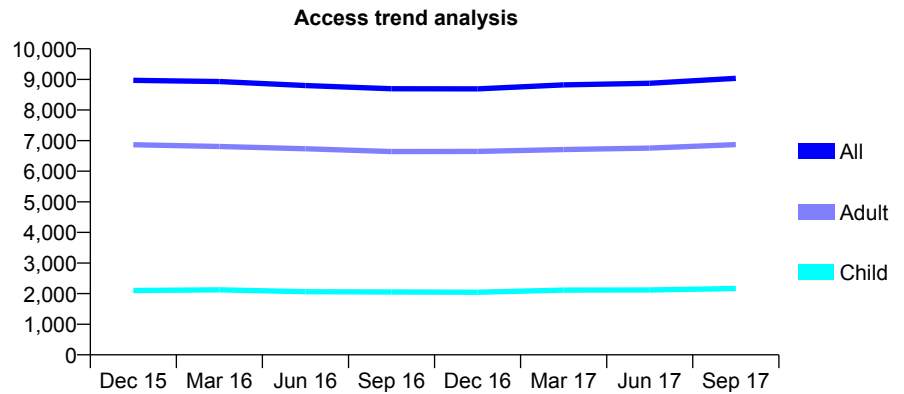
Q61 - Vital Signs At a Glance Contract Report for 731285/0001 - September 2017

Name or company name	Barnes, Wardle and Majeবাদia
Contract type name	GDS Contract
Purpose of contract	General
Contract start date	01/04/2006
Contract end date	

17/18 Contracted general activity (UDA)	23,933
Carry forward general activity (UDA)	0
17/18 Contracted orthodontic activity (UOA)	0
Carry forward orthodontic activity (UOA)	0
Baseline contract value	£811,333.46

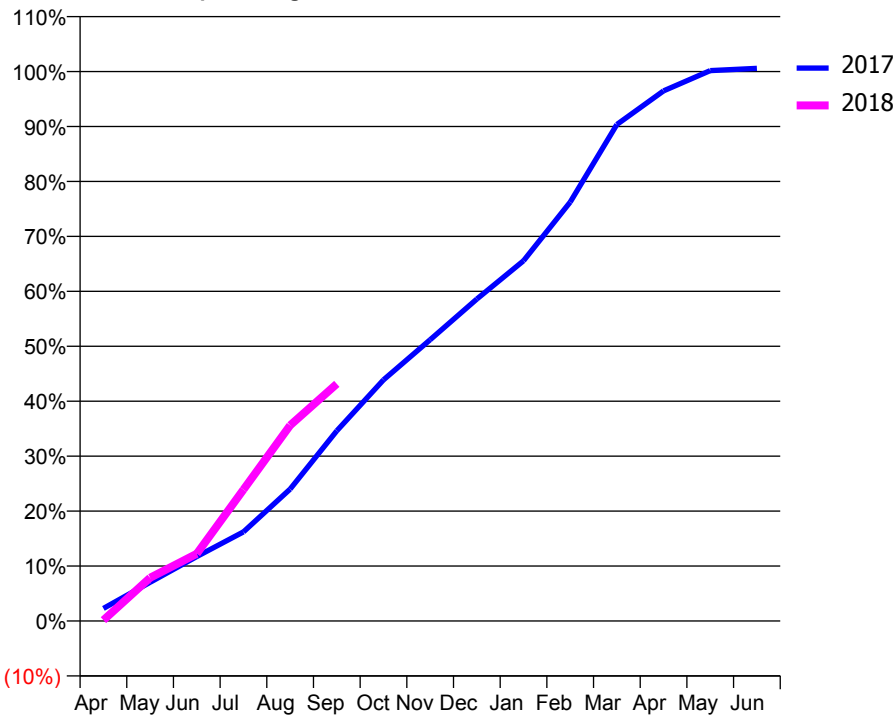
ACCESS*

Patients seen in 24 months	Total	Change since previous quarter
Quarter ending September 2016	8,696	
Quarter ending December 2016	8,689	→
Quarter ending March 2017	8,821	→
Quarter ending June 2017	8,873	→
Quarter ending September 2017	9,037	→
Variance since September 2016	3.9%	↑



ACTIVITY

Cumulative percentage of contracted UDA delivered 2017 & 2018



Adjusted Scheduled Activity (UDA)		
Month	2017	2018
April	547	39
May	1,687	1,885
June	2,805	2,931
July	3,885	5,722
August	5,747	8,523
September	8,283	10,328
October	10,502	
November	12,250	
December	14,021	
January	15,691	
February	18,242	
March	21,624	
April	23,087	
May	23,970	
June	24,071	

QUALITY

	Quantity	Base Number	Contract	AT	Region	England
% of FP17s for the same patient ID Re-attending within 3 months - Children	61	1,265	4.8%	10.2%	11.2%	11.9%
% of FP17s for the same patient ID Re-attending within 3 months - Adults	662	4,339	15.3%	15.9%	16.6%	15.9%
% of FP17s for the same patient ID Re-attending between 3 & 9 months - Children	467	1,265	36.9%	42.6%	47.0%	58.1%
% of FP17s for the same patient ID Re-attending between 3 & 9 months - Adults	1,769	4,339	40.8%	35.6%	38.2%	50.6%
% of FP17s for Band 1 Urgent Courses	364	4,746	7.7%	10.8%	10.6%	9.1%
% of FP17s Relating to Free Repair or Replacements	27	4,746	0.6%	0.5%	0.6%	0.8%
% of FP17s Relating to Continuations	44	4,746	0.9%	0.7%	0.8%	1.1%
% of Patients satisfied with the dentistry they have received	6	6	N/A	88.7%	89.2%	91.4%
% of Patients satisfied with the time they had to wait for an appointment	5	6	N/A	80.7%	83.4%	87.7%

* This is based on patients treated on this contract for their most recent course of treatment. Figures in italics indicate the base number of FP17s or Patient Questionnaire responses are less than 100. N/A is shown where the base number of responses is less than 10 during the period. % is calculated as Quantity/Base number*100

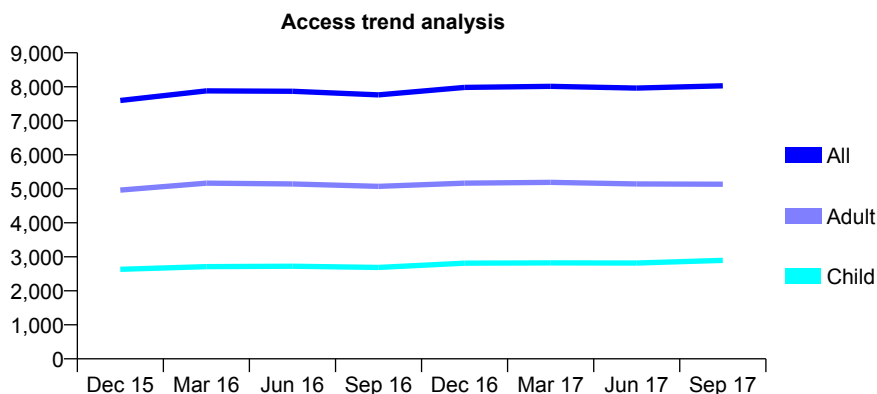
Q61 - Vital Signs At a Glance Contract Report for 733180/0001 - September 2017

Name or company name	MR P PATEL
Contract type name	GDS Contract
Purpose of contract	General
Contract start date	01/04/2006
Contract end date	

17/18 Contracted general activity (UDA)	20,204
Carry forward general activity (UDA)	-404
17/18 Contracted orthodontic activity (UOA)	0
Carry forward orthodontic activity (UOA)	0
Baseline contract value	£601,091.39

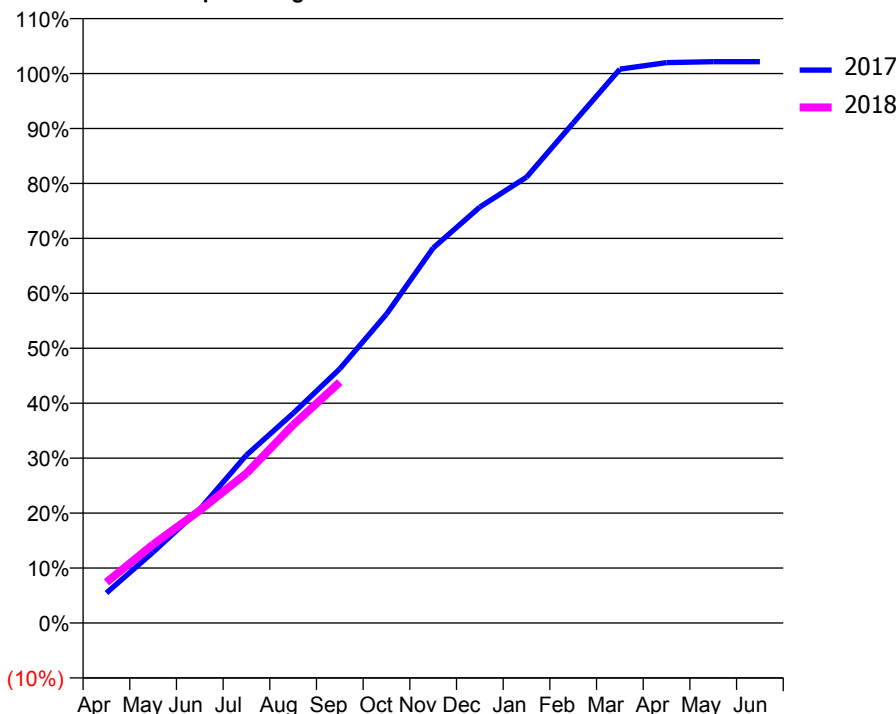
ACCESS*

Patients seen in 24 months	Total	Change since previous quarter
Quarter ending September 2016	7,761	
Quarter ending December 2016	7,982	↑
Quarter ending March 2017	8,012	→
Quarter ending June 2017	7,964	→
Quarter ending September 2017	8,031	→
Variance since September 2016	3.5%	↑



ACTIVITY

Cumulative percentage of contracted UDA delivered 2017 & 2018



Month	Adjusted Scheduled Activity (UDA)	
	2017	2018
April	1,107	1,499
May	2,608	2,890
June	4,187	4,143
July	6,173	5,502
August	7,712	7,283
September	9,347	8,856
October	11,355	
November	13,791	
December	15,294	
January	16,393	
February	18,386	
March	20,363	
April	20,604	
May	20,640	
June	20,638	

QUALITY

	Quantity	Base Number	Contract	AT	Region	England
% of FP17s for the same patient ID Re-attending within 3 months - Children	174	1,702	10.2%	10.2%	11.2%	11.9%
% of FP17s for the same patient ID Re-attending within 3 months - Adults	382	2,537	15.1%	15.9%	16.6%	15.9%
% of FP17s for the same patient ID Re-attending between 3 & 9 months - Children	742	1,702	43.6%	42.6%	47.0%	58.1%
% of FP17s for the same patient ID Re-attending between 3 & 9 months - Adults	947	2,537	37.3%	35.6%	38.2%	50.6%
% of FP17s for Band 1 Urgent Courses	377	3,742	10.1%	10.8%	10.6%	9.1%
% of FP17s Relating to Free Repair or Replacements	2	3,742	0.1%	0.5%	0.6%	0.8%
% of FP17s Relating to Continuations	42	3,742	1.1%	0.7%	0.8%	1.1%
% of Patients satisfied with the dentistry they have received	8	9	N/A	88.7%	89.2%	91.4%
% of Patients satisfied with the time they had to wait for an appointment	6	9	N/A	80.7%	83.4%	87.7%

* This is based on patients treated on this contract for their most recent course of treatment. Figures in italics indicate the base number of FP17s or Patient Questionnaire responses are less than 100. N/A is shown where the base number of responses is less than 10 during the period. % is calculated as Quantity/Base number*100

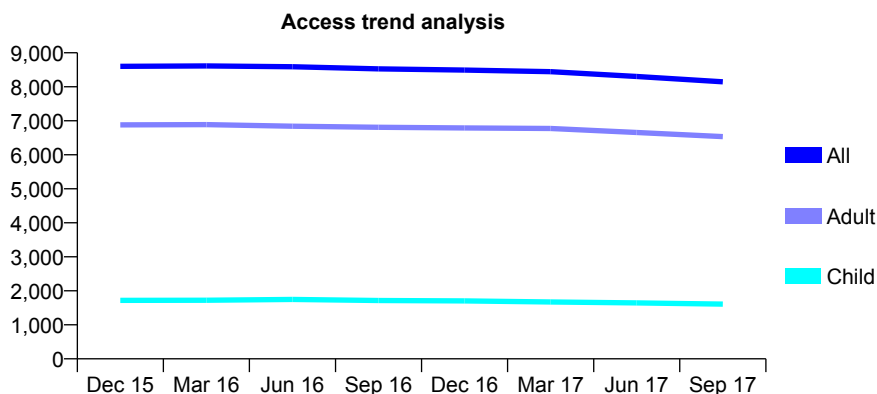
Q61 - Vital Signs At a Glance Contract Report for 733202/0001 - September 2017

Name or company name	MR CM GAUNT
Contract type name	GDS Contract
Purpose of contract	General
Contract start date	01/04/2006
Contract end date	

17/18 Contracted general activity (UDA)	24,083
Carry forward general activity (UDA)	242
17/18 Contracted orthodontic activity (UOA)	0
Carry forward orthodontic activity (UOA)	0
Baseline contract value	£690,338.08

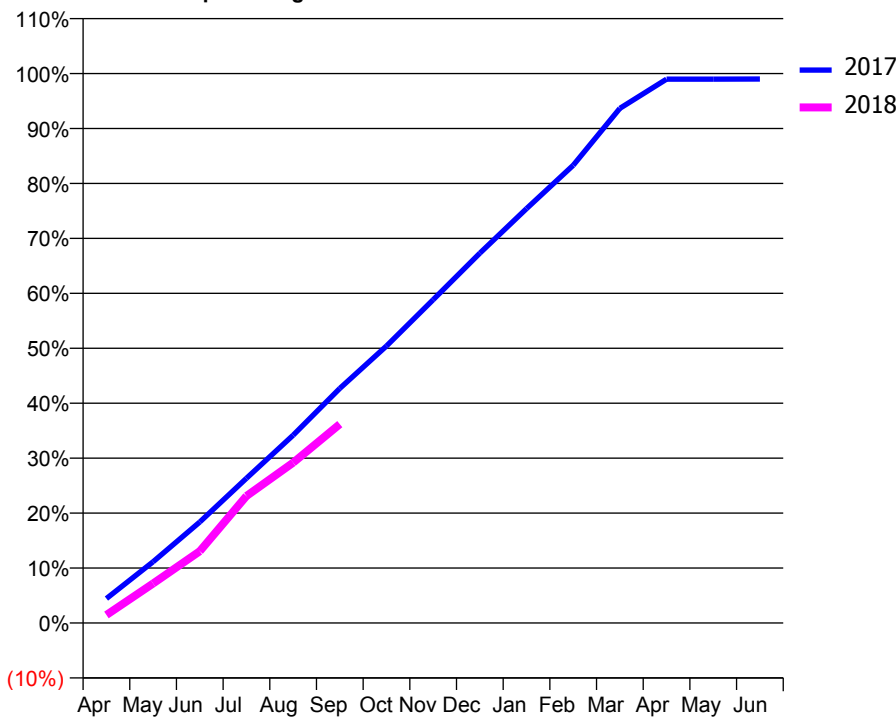
ACCESS*

Patients seen in 24 months	Total	Change since previous quarter
Quarter ending September 2016	8,526	
Quarter ending December 2016	8,492	→
Quarter ending March 2017	8,446	→
Quarter ending June 2017	8,302	↓
Quarter ending September 2017	8,146	↓
Variance since September 2016	(4.5%)	↓



ACTIVITY

Cumulative percentage of contracted UDA delivered 2017 & 2018



Month	Adjusted Scheduled Activity (UDA)	
	2017	2018
April	1,074	354
May	2,688	1,735
June	4,429	3,147
July	6,347	5,565
August	8,231	7,030
September	10,285	8,719
October	12,142	
November	14,167	
December	16,211	
January	18,162	
February	20,058	
March	22,554	
April	23,837	
May	23,837	
June	23,841	

QUALITY

	Quantity	Base Number	Contract	AT	Region	England
% of FP17s for the same patient ID Re-attending within 3 months - Children	61	1,047	5.8%	10.2%	11.2%	11.9%
% of FP17s for the same patient ID Re-attending within 3 months - Adults	620	3,747	16.5%	15.9%	16.6%	15.9%
% of FP17s for the same patient ID Re-attending between 3 & 9 months - Children	524	1,047	50.0%	42.6%	47.0%	58.1%
% of FP17s for the same patient ID Re-attending between 3 & 9 months - Adults	1,801	3,747	48.1%	35.6%	38.2%	50.6%
% of FP17s for Band 1 Urgent Courses	603	4,361	13.8%	10.8%	10.6%	9.1%
% of FP17s Relating to Free Repair or Replacements	10	4,361	0.2%	0.5%	0.6%	0.8%
% of FP17s Relating to Continuations	45	4,361	1.0%	0.7%	0.8%	1.1%
% of Patients satisfied with the dentistry they have received	14	15	93.3%	88.7%	89.2%	91.4%
% of Patients satisfied with the time they had to wait for an appointment	15	15	100.0%	80.7%	83.4%	87.7%

* This is based on patients treated on this contract for their most recent course of treatment. Figures in italics indicate the base number of FP17s or Patient Questionnaire responses are less than 100. N/A is shown where the base number of responses is less than 10 during the period. % is calculated as Quantity/Base number*100

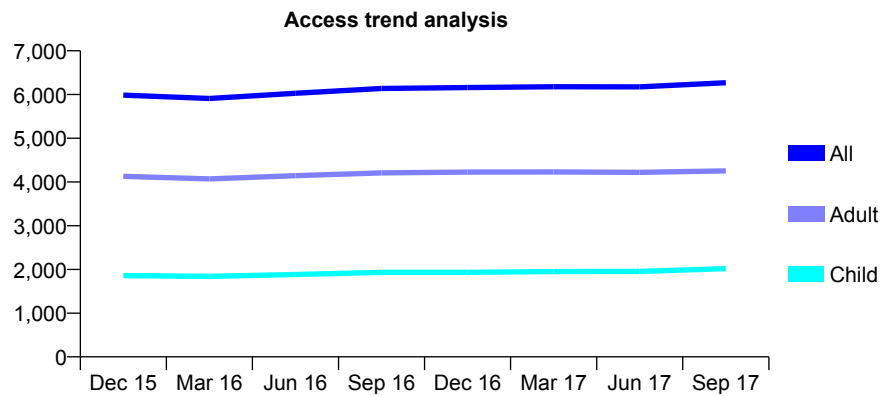
Q61 - Vital Signs At a Glance Contract Report for 733245/0001 - September 2017

Name or company name	MR AM BOOKEY
Contract type name	GDS Contract
Purpose of contract	General
Contract start date	01/04/2006
Contract end date	

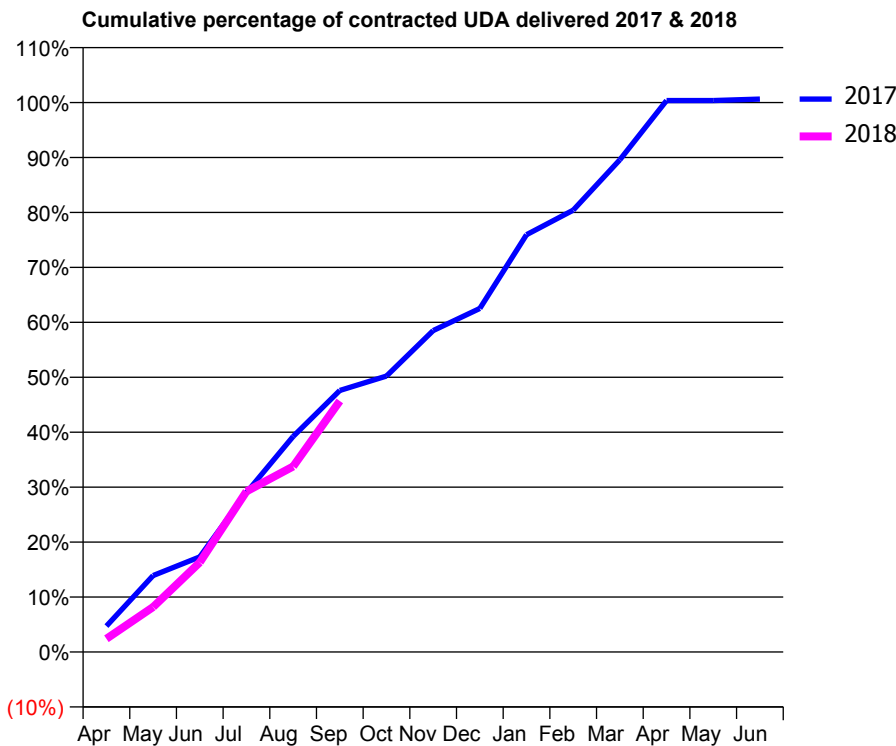
17/18 Contracted general activity (UDA)	13,493
Carry forward general activity (UDA)	-85
17/18 Contracted orthodontic activity (UOA)	0
Carry forward orthodontic activity (UOA)	0
Baseline contract value	£312,043.55

ACCESS*

Patients seen in 24 months	Total	Change since previous quarter
Quarter ending September 2016	6,138	
Quarter ending December 2016	6,159	→
Quarter ending March 2017	6,179	→
Quarter ending June 2017	6,174	→
Quarter ending September 2017	6,271	→
Variance since September 2016	2.2%	↑



ACTIVITY



Month	Adjusted Scheduled Activity (UDA)	
	2017	2018
April	638	325
May	1,879	1,105
June	2,337	2,202
July	3,915	3,945
August	5,294	4,556
September	6,424	6,162
October	6,777	
November	7,891	
December	8,437	
January	10,248	
February	10,848	
March	12,086	
April	13,541	
May	13,540	
June	13,578	

QUALITY

	Quantity	Base Number	Contract	AT	Region	England
% of FP17s for the same patient ID Re-attending within 3 months - Children	70	1,354	5.2%	10.2%	11.2%	11.9%
% of FP17s for the same patient ID Re-attending within 3 months - Adults	279	2,403	11.6%	15.9%	16.6%	15.9%
% of FP17s for the same patient ID Re-attending between 3 & 9 months - Children	673	1,354	49.7%	42.6%	47.0%	58.1%
% of FP17s for the same patient ID Re-attending between 3 & 9 months - Adults	837	2,403	34.8%	35.6%	38.2%	50.6%
% of FP17s for Band 1 Urgent Courses	226	3,074	7.4%	10.8%	10.6%	9.1%
% of FP17s Relating to Free Repair or Replacements	13	3,074	0.4%	0.5%	0.6%	0.8%
% of FP17s Relating to Continuations	16	3,074	0.5%	0.7%	0.8%	1.1%
% of Patients satisfied with the dentistry they have received	5	5	N/A	88.7%	89.2%	91.4%
% of Patients satisfied with the time they had to wait for an appointment	4	5	N/A	80.7%	83.4%	87.7%

* This is based on patients treated on this contract for their most recent course of treatment. Figures in italics indicate the base number of FP17s or Patient Questionnaire responses are less than 100. N/A is shown where the base number of responses is less than 10 during the period. % is calculated as Quantity/Base number*100

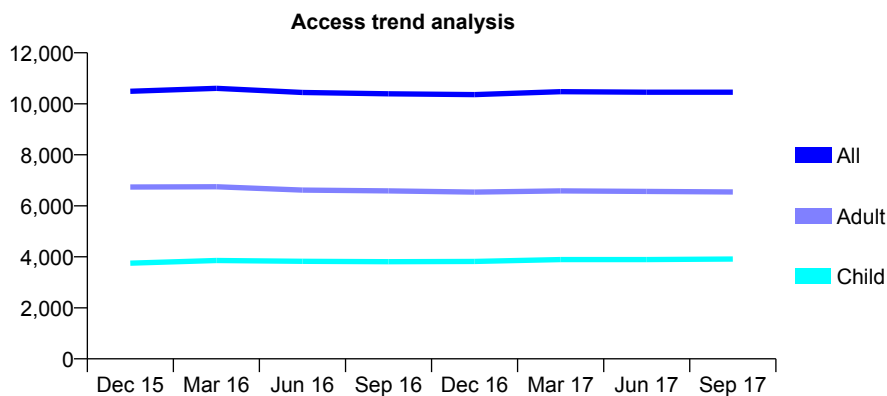
Q61 - Vital Signs At a Glance Contract Report for 738166/0001 - September 2017

Name or company name	MR S MALHAN
Contract type name	GDS Contract
Purpose of contract	General
Contract start date	01/04/2006
Contract end date	

17/18 Contracted general activity (UDA)	26,571
Carry forward general activity (UDA)	-60
17/18 Contracted orthodontic activity (UOA)	0
Carry forward orthodontic activity (UOA)	0
Baseline contract value	£678,401.06

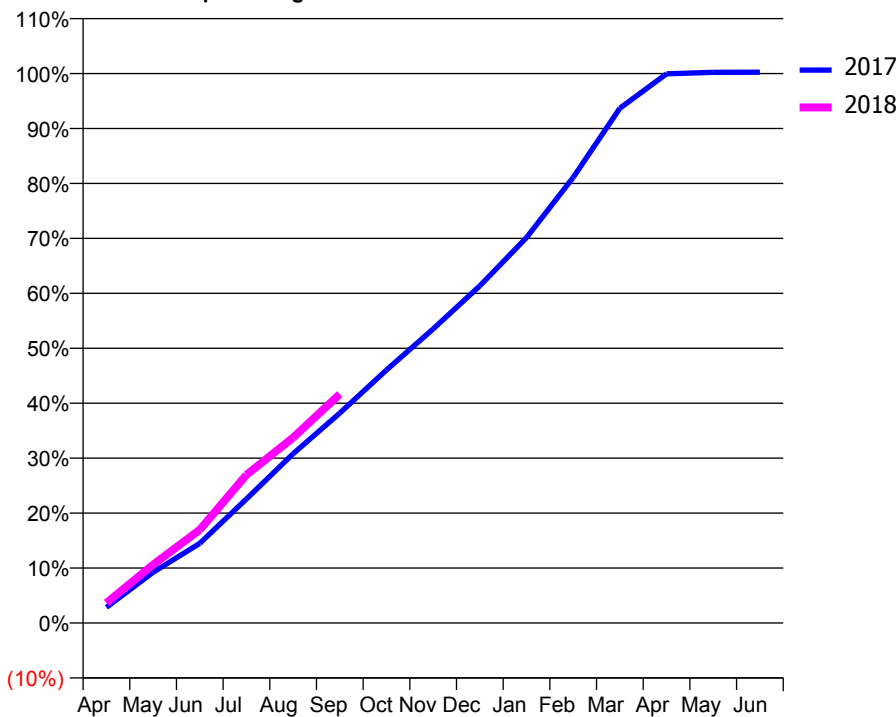
ACCESS*

Patients seen in 24 months	Total	Change since previous quarter
Quarter ending September 2016	10,394	
Quarter ending December 2016	10,361	→
Quarter ending March 2017	10,478	→
Quarter ending June 2017	10,455	→
Quarter ending September 2017	10,457	→
Variance since September 2016	0.6%	→



ACTIVITY

Cumulative percentage of contracted UDA delivered 2017 & 2018



Month	Adjusted Scheduled Activity (UDA)	
	2017	2018
April	759	973
May	2,451	2,824
June	3,854	4,513
July	6,000	7,167
August	8,187	8,968
September	10,155	11,066
October	12,236	
November	14,223	
December	16,304	
January	18,640	
February	21,547	
March	24,891	
April	26,557	
May	26,627	
June	26,631	

QUALITY

	Quantity	Base Number	Contract	AT	Region	England
% of FP17s for the same patient ID Re-attending within 3 months - Children	149	2,097	7.1%	10.2%	11.2%	11.9%
% of FP17s for the same patient ID Re-attending within 3 months - Adults	459	3,183	14.4%	15.9%	16.6%	15.9%
% of FP17s for the same patient ID Re-attending between 3 & 9 months - Children	930	2,097	44.3%	42.6%	47.0%	58.1%
% of FP17s for the same patient ID Re-attending between 3 & 9 months - Adults	1,070	3,183	33.6%	35.6%	38.2%	50.6%
% of FP17s for Band 1 Urgent Courses	600	4,725	12.7%	10.8%	10.6%	9.1%
% of FP17s Relating to Free Repair or Replacements	30	4,725	0.6%	0.5%	0.6%	0.8%
% of FP17s Relating to Continuations	7	4,725	0.1%	0.7%	0.8%	1.1%
% of Patients satisfied with the dentistry they have received	7	8	N/A	88.7%	89.2%	91.4%
% of Patients satisfied with the time they had to wait for an appointment	6	8	N/A	80.7%	83.4%	87.7%

* This is based on patients treated on this contract for their most recent course of treatment. Figures in italics indicate the base number of FP17s or Patient Questionnaire responses are less than 100. N/A is shown where the base number of responses is less than 10 during the period. % is calculated as Quantity/Base number*100

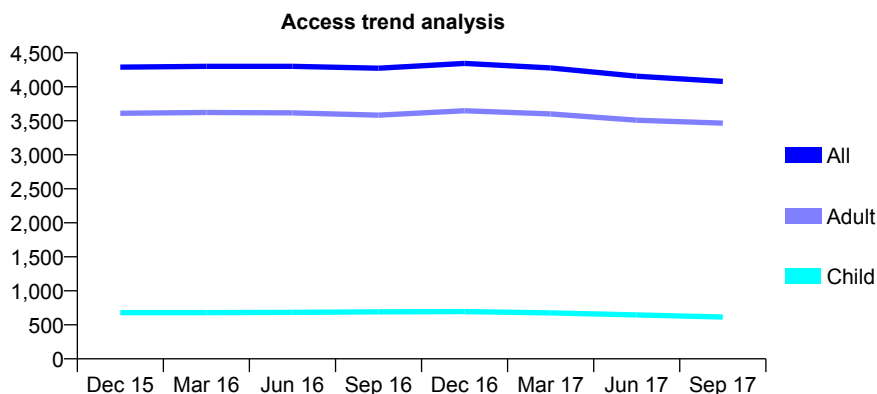
Q61 - Vital Signs At a Glance Contract Report for 741906/0001 - September 2017

Name or company name	MR DL LEVENSTEIN
Contract type name	GDS Contract
Purpose of contract	General
Contract start date	01/04/2006
Contract end date	

17/18 Contracted general activity (UDA)	11,978
Carry forward general activity (UDA)	-183
17/18 Contracted orthodontic activity (UOA)	0
Carry forward orthodontic activity (UOA)	0
Baseline contract value	£336,940.04

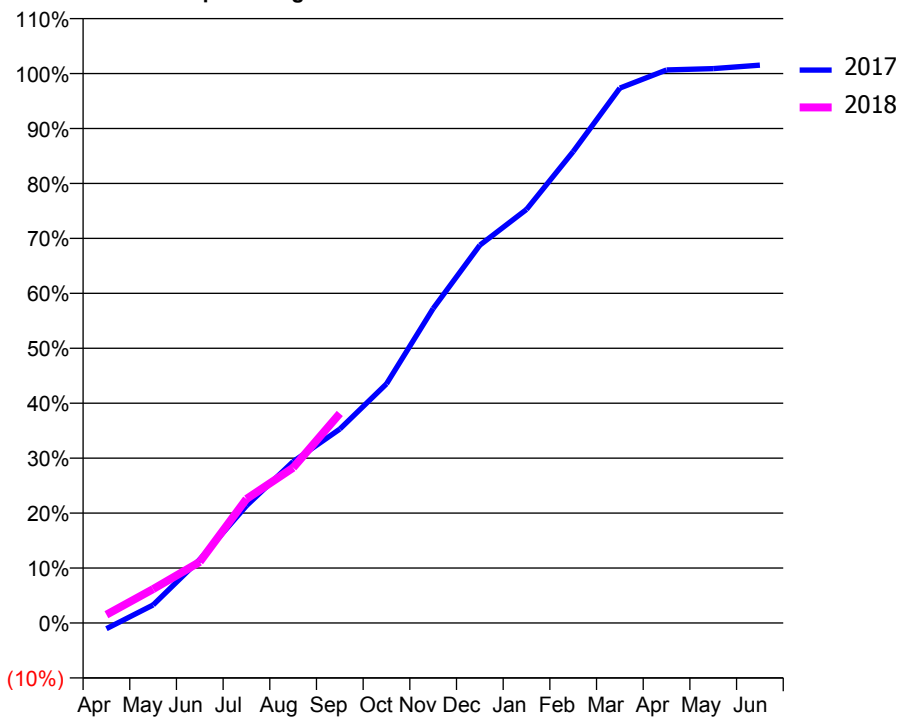
ACCESS*

Patients seen in 24 months	Total	Change since previous quarter
Quarter ending September 2016	4,274	
Quarter ending December 2016	4,344	→
Quarter ending March 2017	4,277	↓
Quarter ending June 2017	4,156	↓
Quarter ending September 2017	4,080	↓
Variance since September 2016	(4.5%)	↓



ACTIVITY

Cumulative percentage of contracted UDA delivered 2017 & 2018



Month	Adjusted Scheduled Activity (UDA)	
	2017	2018
April	-128	183
May	395	741
June	1,385	1,333
July	2,555	2,704
August	3,520	3,386
September	4,229	4,569
October	5,214	
November	6,854	
December	8,236	
January	9,016	
February	10,275	
March	11,659	
April	12,057	
May	12,086	
June	12,161	

QUALITY

	Quantity	Base Number	Contract	AT	Region	England
% of FP17s for the same patient ID Re-attending within 3 months - Children	7	274	2.6%	10.2%	11.2%	11.9%
% of FP17s for the same patient ID Re-attending within 3 months - Adults	175	1,717	10.2%	15.9%	16.6%	15.9%
% of FP17s for the same patient ID Re-attending between 3 & 9 months - Children	132	274	48.2%	42.6%	47.0%	58.1%
% of FP17s for the same patient ID Re-attending between 3 & 9 months - Adults	783	1,717	45.6%	35.6%	38.2%	50.6%
% of FP17s for Band 1 Urgent Courses	133	1,787	7.4%	10.8%	10.6%	9.1%
% of FP17s Relating to Free Repair or Replacements	11	1,787	0.6%	0.5%	0.6%	0.8%
% of FP17s Relating to Continuations	8	1,787	0.4%	0.7%	0.8%	1.1%
% of Patients satisfied with the dentistry they have received	4	4	N/A	88.7%	89.2%	91.4%
% of Patients satisfied with the time they had to wait for an appointment	3	4	N/A	80.7%	83.4%	87.7%

* This is based on patients treated on this contract for their most recent course of treatment. Figures in italics indicate the base number of FP17s or Patient Questionnaire responses are less than 100. N/A is shown where the base number of responses is less than 10 during the period. % is calculated as Quantity/Base number*100

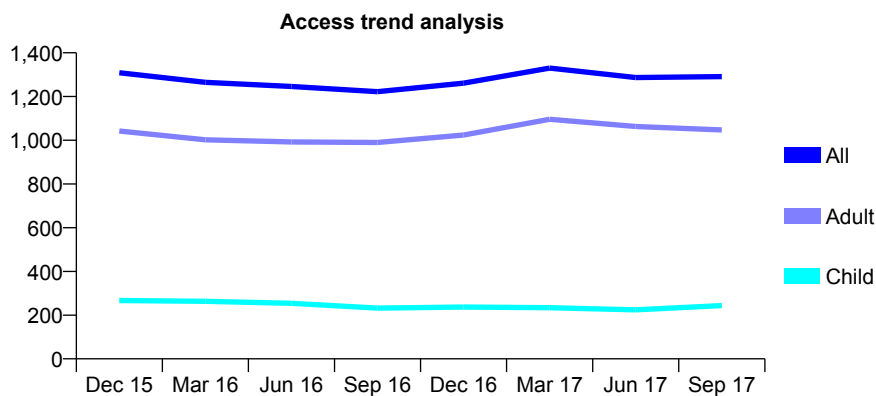
Q61 - Vital Signs At a Glance Contract Report for 742295/0001 - September 2017

Name or company name	Family Dental Care
Contract type name	GDS Contract
Purpose of contract	General
Contract start date	01/04/2006
Contract end date	

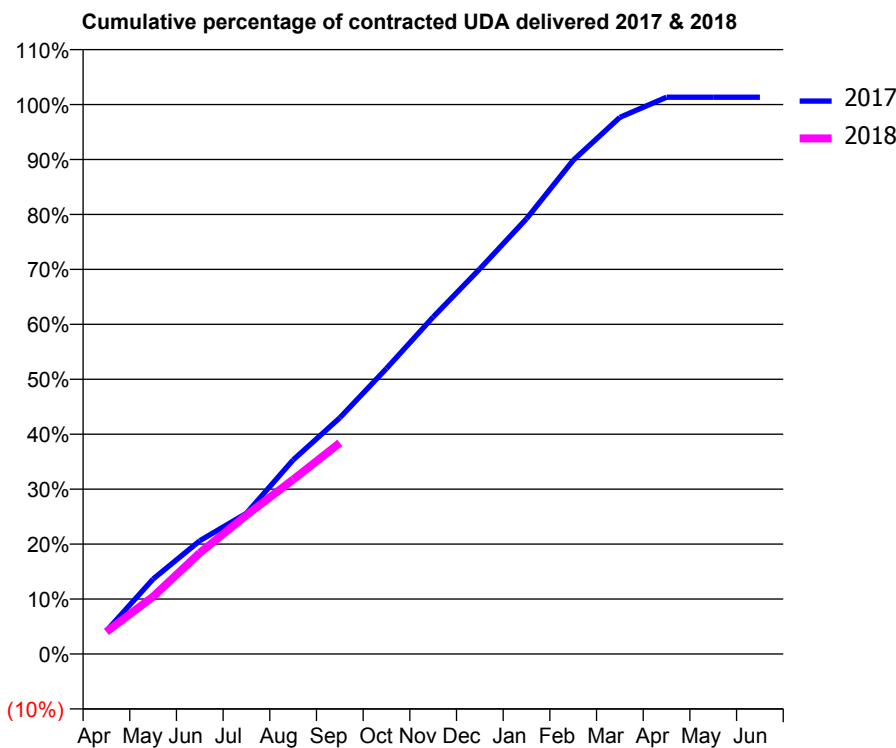
17/18 Contracted general activity (UDA)	5,308
Carry forward general activity (UDA)	-70
17/18 Contracted orthodontic activity (UOA)	0
Carry forward orthodontic activity (UOA)	0
Baseline contract value	£185,664.61

ACCESS*

Patients seen in 24 months	Total	Change since previous quarter
Quarter ending September 2016	1,222	
Quarter ending December 2016	1,261	↑
Quarter ending March 2017	1,330	↑
Quarter ending June 2017	1,287	↓
Quarter ending September 2017	1,291	→
Variance since September 2016	5.6%	↑



ACTIVITY



Month	Adjusted Scheduled Activity (UDA)	
	2017	2018
April	224	214
May	724	554
June	1,094	977
July	1,359	1,341
August	1,875	1,686
September	2,282	2,040
October	2,758	
November	3,256	
December	3,721	
January	4,205	
February	4,769	
March	5,184	
April	5,378	
May	5,378	
June	5,378	

QUALITY

	Quantity	Base Number	Contract	AT	Region	England
% of FP17s for the same patient ID Re-attending within 3 months - Children	12	116	10.3%	10.2%	11.2%	11.9%
% of FP17s for the same patient ID Re-attending within 3 months - Adults	43	484	8.9%	15.9%	16.6%	15.9%
% of FP17s for the same patient ID Re-attending between 3 & 9 months - Children	41	116	35.3%	42.6%	47.0%	58.1%
% of FP17s for the same patient ID Re-attending between 3 & 9 months - Adults	143	484	29.5%	35.6%	38.2%	50.6%
% of FP17s for Band 1 Urgent Courses	0	536	0.0%	10.8%	10.6%	9.1%
% of FP17s Relating to Free Repair or Replacements	0	536	0.0%	0.5%	0.6%	0.8%
% of FP17s Relating to Continuations	0	536	0.0%	0.7%	0.8%	1.1%
% of Patients satisfied with the dentistry they have received	1	1	N/A	88.7%	89.2%	91.4%
% of Patients satisfied with the time they had to wait for an appointment	1	1	N/A	80.7%	83.4%	87.7%

* This is based on patients treated on this contract for their most recent course of treatment. Figures in italics indicate the base number of FP17s or Patient Questionnaire responses are less than 100. N/A is shown where the base number of responses is less than 10 during the period. % is calculated as Quantity/Base number*100

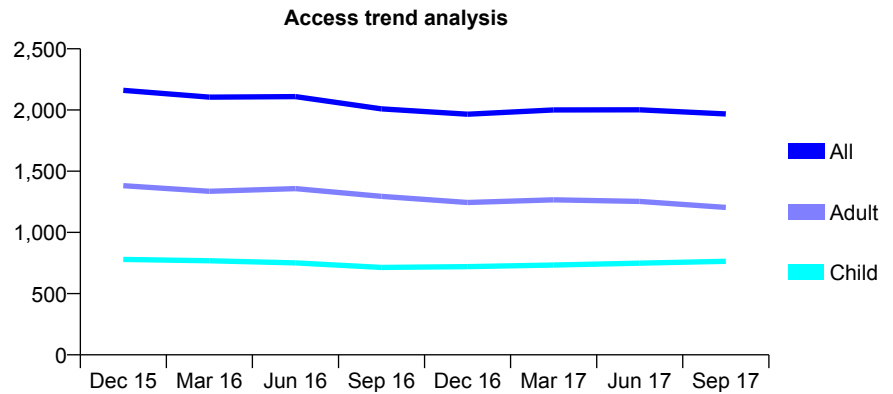
Q61 - Vital Signs At a Glance Contract Report for 742732/0001 - September 2017

Name or company name	MR R SULLMAN
Contract type name	GDS Contract
Purpose of contract	General
Contract start date	01/04/2006
Contract end date	

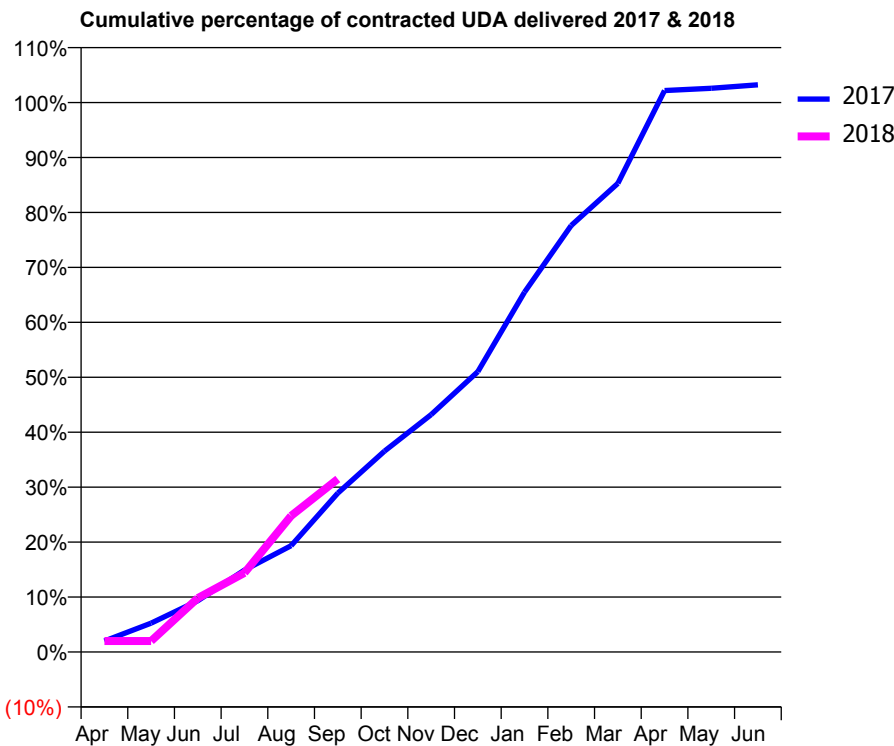
17/18 Contracted general activity (UDA)	6,652
Carry forward general activity (UDA)	-133
17/18 Contracted orthodontic activity (UOA)	0
Carry forward orthodontic activity (UOA)	0
Baseline contract value	£174,441.44

ACCESS*

Patients seen in 24 months	Total	Change since previous quarter
Quarter ending September 2016	2,009	
Quarter ending December 2016	1,966	↓
Quarter ending March 2017	2,000	→
Quarter ending June 2017	2,002	→
Quarter ending September 2017	1,968	↓
Variance since September 2016	(2.0%)	↓



ACTIVITY



Month	Adjusted Scheduled Activity (UDA)	
	2017	2018
April	133	133
May	349	133
June	620	653
July	992	958
August	1,288	1,648
September	1,923	2,094
October	2,432	
November	2,875	
December	3,394	
January	4,356	
February	5,163	
March	5,673	
April	6,796	
May	6,824	
June	6,867	

QUALITY

	Quantity	Base Number	Contract	AT	Region	England
% of FP17s for the same patient ID Re-attending within 3 months - Children	40	443	9.0%	10.2%	11.2%	11.9%
% of FP17s for the same patient ID Re-attending within 3 months - Adults	96	584	16.4%	15.9%	16.6%	15.9%
% of FP17s for the same patient ID Re-attending between 3 & 9 months - Children	59	443	13.3%	42.6%	47.0%	58.1%
% of FP17s for the same patient ID Re-attending between 3 & 9 months - Adults	139	584	23.8%	35.6%	38.2%	50.6%
% of FP17s for Band 1 Urgent Courses	134	711	18.8%	10.8%	10.6%	9.1%
% of FP17s Relating to Free Repair or Replacements	1	711	0.1%	0.5%	0.6%	0.8%
% of FP17s Relating to Continuations	1	711	0.1%	0.7%	0.8%	1.1%
% of Patients satisfied with the dentistry they have received	0	0	N/A	88.7%	89.2%	91.4%
% of Patients satisfied with the time they had to wait for an appointment	0	0	N/A	80.7%	83.4%	87.7%

* This is based on patients treated on this contract for their most recent course of treatment. Figures in italics indicate the base number of FP17s or Patient Questionnaire responses are less than 100. N/A is shown where the base number of responses is less than 10 during the period. % is calculated as Quantity/Base number*100

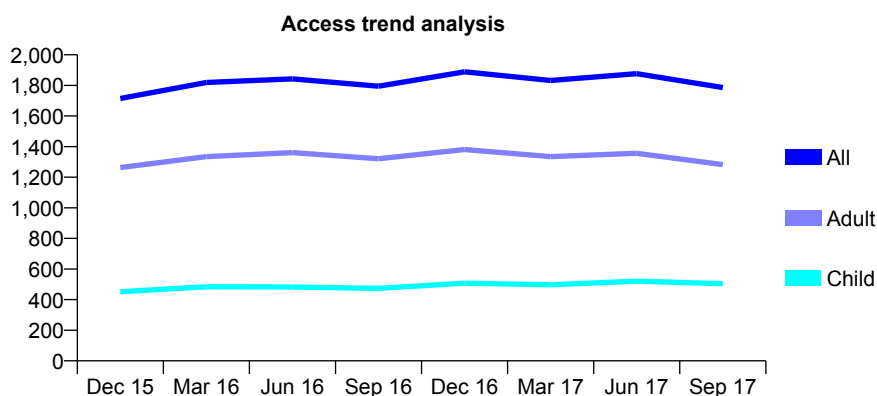
Q61 - Vital Signs At a Glance Contract Report for 745359/0001 - September 2017

Name or company name	MISS A AGARWAL
Contract type name	GDS Contract
Purpose of contract	General
Contract start date	01/04/2006
Contract end date	

17/18 Contracted general activity (UDA)	4,246
Carry forward general activity (UDA)	140
17/18 Contracted orthodontic activity (UOA)	0
Carry forward orthodontic activity (UOA)	0
Baseline contract value	£133,952.25

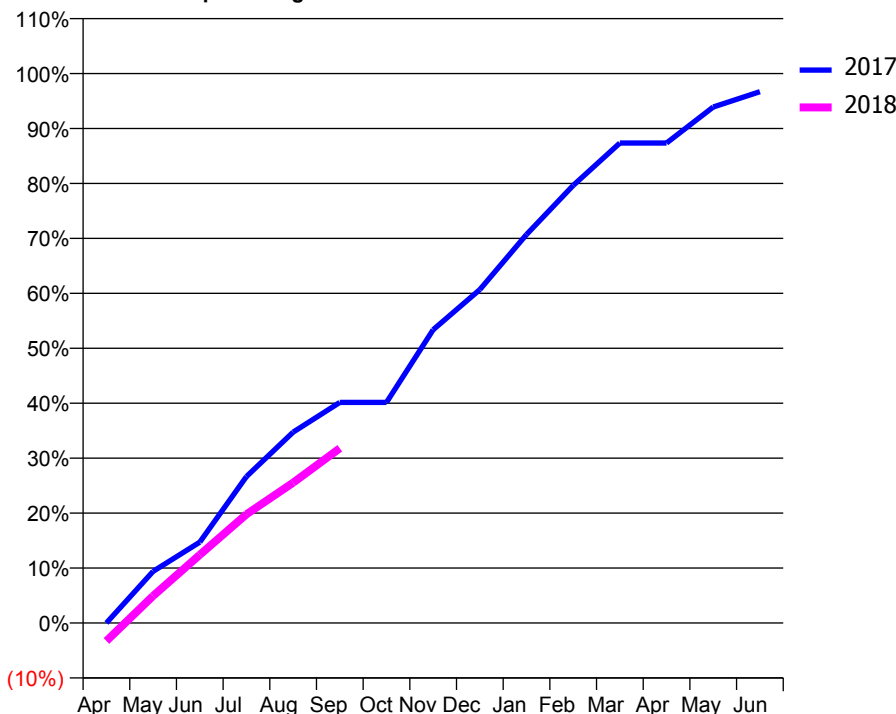
ACCESS*

Patients seen in 24 months	Total	Change since previous quarter
Quarter ending September 2016	1,795	
Quarter ending December 2016	1,889	↑
Quarter ending March 2017	1,832	↓
Quarter ending June 2017	1,877	↑
Quarter ending September 2017	1,786	↓
Variance since September 2016	(0.5%)	→



ACTIVITY

Cumulative percentage of contracted UDA delivered 2017 & 2018



Month	Adjusted Scheduled Activity (UDA)	
	2017	2018
April	0	-140
May	399	210
June	625	527
July	1,132	841
August	1,475	1,085
September	1,705	1,350
October	1,705	
November	2,267	
December	2,576	
January	3,002	
February	3,381	
March	3,709	
April	3,709	
May	3,987	
June	4,106	

QUALITY

	Quantity	Base Number	Contract	AT	Region	England
% of FP17s for the same patient ID Re-attending within 3 months - Children	25	249	10.0%	10.2%	11.2%	11.9%
% of FP17s for the same patient ID Re-attending within 3 months - Adults	108	569	19.0%	15.9%	16.6%	15.9%
% of FP17s for the same patient ID Re-attending between 3 & 9 months - Children	69	249	27.7%	42.6%	47.0%	58.1%
% of FP17s for the same patient ID Re-attending between 3 & 9 months - Adults	109	569	19.2%	35.6%	38.2%	50.6%
% of FP17s for Band 1 Urgent Courses	114	674	16.9%	10.8%	10.6%	9.1%
% of FP17s Relating to Free Repair or Replacements	4	674	0.6%	0.5%	0.6%	0.8%
% of FP17s Relating to Continuations	11	674	1.6%	0.7%	0.8%	1.1%
% of Patients satisfied with the dentistry they have received	2	2	N/A	88.7%	89.2%	91.4%
% of Patients satisfied with the time they had to wait for an appointment	2	2	N/A	80.7%	83.4%	87.7%

* This is based on patients treated on this contract for their most recent course of treatment. Figures in italics indicate the base number of FP17s or Patient Questionnaire responses are less than 100. N/A is shown where the base number of responses is less than 10 during the period. % is calculated as Quantity/Base number*100

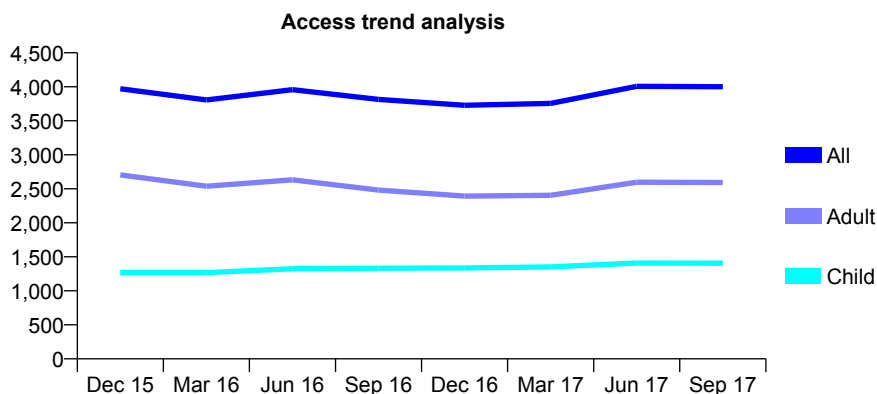
Q61 - Vital Signs At a Glance Contract Report for 745634/0001 - September 2017

Name or company name	MR DG FOURIE
Contract type name	GDS Contract
Purpose of contract	General
Contract start date	01/04/2006
Contract end date	

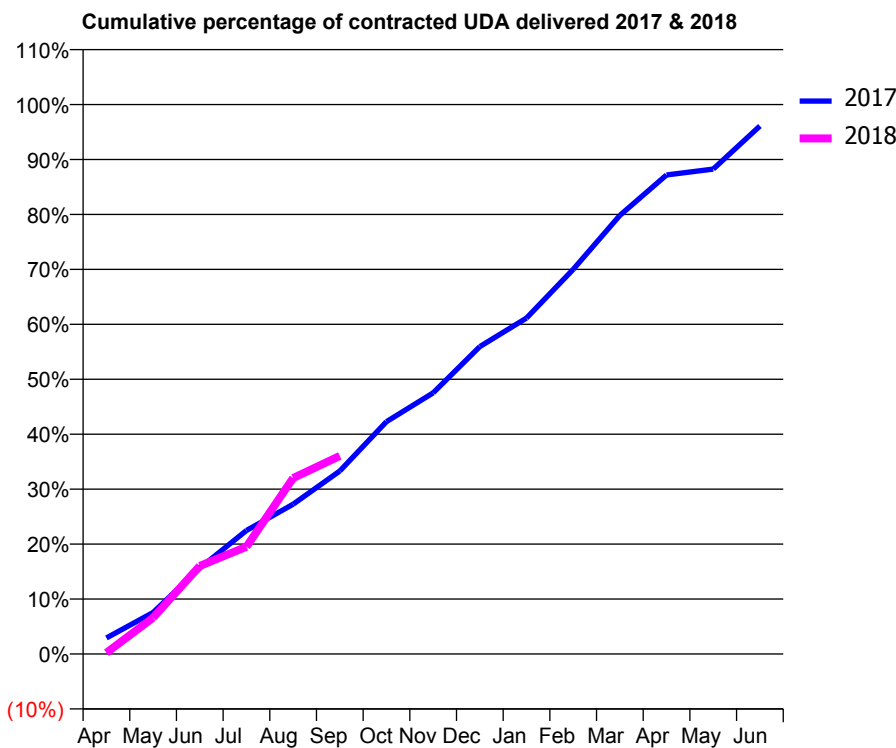
17/18 Contracted general activity (UDA)	11,947
Carry forward general activity (UDA)	0
17/18 Contracted orthodontic activity (UOA)	0
Carry forward orthodontic activity (UOA)	0
Baseline contract value	£401,429.74

ACCESS*

Patients seen in 24 months	Total	Change since previous quarter
Quarter ending September 2016	3,815	
Quarter ending December 2016	3,729	↓
Quarter ending March 2017	3,756	→
Quarter ending June 2017	4,006	↑
Quarter ending September 2017	4,000	→
Variance since September 2016	4.8%	↑



ACTIVITY



Month	Adjusted Scheduled Activity (UDA)	
	2017	2018
April	350	28
May	902	789
June	1,868	1,916
July	2,685	2,331
August	3,258	3,826
September	3,978	4,306
October	5,051	
November	5,677	
December	6,685	
January	7,306	
February	8,364	
March	9,537	
April	10,415	
May	10,542	
June	11,479	

QUALITY

	Quantity	Base Number	Contract	AT	Region	England
% of FP17s for the same patient ID Re-attending within 3 months - Children	75	981	7.6%	10.2%	11.2%	11.9%
% of FP17s for the same patient ID Re-attending within 3 months - Adults	281	1,853	15.2%	15.9%	16.6%	15.9%
% of FP17s for the same patient ID Re-attending between 3 & 9 months - Children	497	981	50.7%	42.6%	47.0%	58.1%
% of FP17s for the same patient ID Re-attending between 3 & 9 months - Adults	740	1,853	39.9%	35.6%	38.2%	50.6%
% of FP17s for Band 1 Urgent Courses	153	1,844	8.3%	10.8%	10.6%	9.1%
% of FP17s Relating to Free Repair or Replacements	17	1,844	0.9%	0.5%	0.6%	0.8%
% of FP17s Relating to Continuations	4	1,844	0.2%	0.7%	0.8%	1.1%
% of Patients satisfied with the dentistry they have received	8	9	N/A	88.7%	89.2%	91.4%
% of Patients satisfied with the time they had to wait for an appointment	6	9	N/A	80.7%	83.4%	87.7%

* This is based on patients treated on this contract for their most recent course of treatment. Figures in italics indicate the base number of FP17s or Patient Questionnaire responses are less than 100. N/A is shown where the base number of responses is less than 10 during the period. % is calculated as Quantity/Base number*100

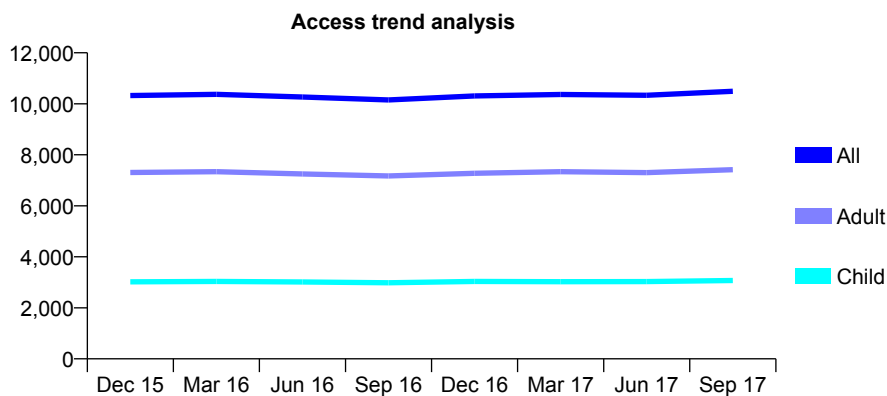
Q61 - Vital Signs At a Glance Contract Report for 746959/0001 - September 2017

Name or company name	Wanstead Village Dental & Health Centre
Contract type name	GDS Contract
Purpose of contract	General
Contract start date	01/04/2006
Contract end date	

17/18 Contracted general activity (UDA)	22,644
Carry forward general activity (UDA)	-453
17/18 Contracted orthodontic activity (UOA)	0
Carry forward orthodontic activity (UOA)	0
Baseline contract value	£497,493.30

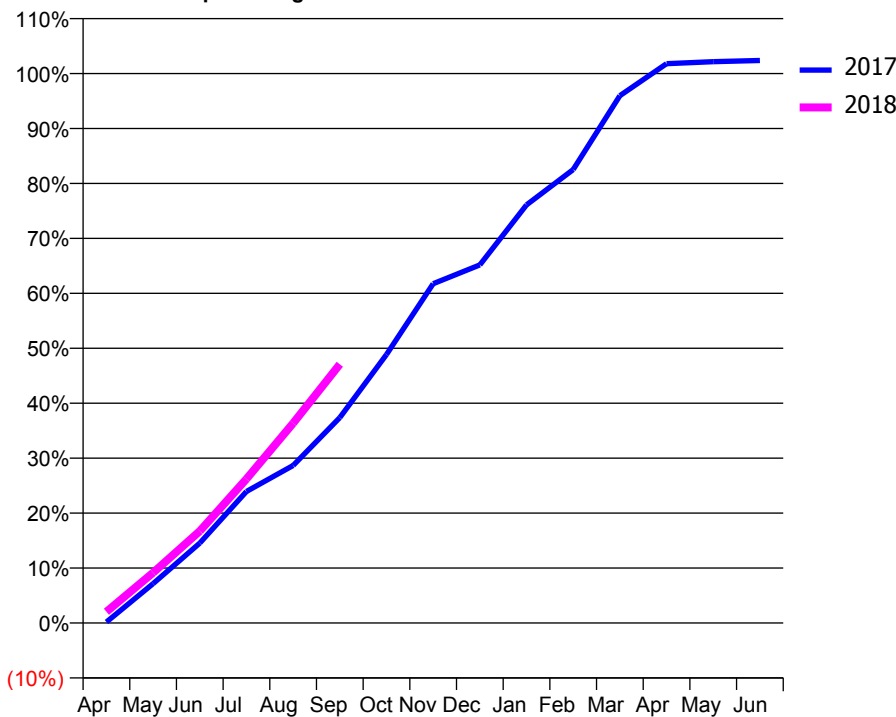
ACCESS*

Patients seen in 24 months	Total	Change since previous quarter
Quarter ending September 2016	10,151	
Quarter ending December 2016	10,307	→
Quarter ending March 2017	10,364	→
Quarter ending June 2017	10,335	→
Quarter ending September 2017	10,493	→
Variance since September 2016	3.4%	↑



ACTIVITY

Cumulative percentage of contracted UDA delivered 2017 & 2018



Month	Adjusted Scheduled Activity (UDA)	
	2017	2018
April	44	465
May	1,625	2,076
June	3,292	3,791
July	5,423	5,935
August	6,491	8,235
September	8,463	10,662
October	11,062	
November	13,979	
December	14,757	
January	17,228	
February	18,685	
March	21,731	
April	23,051	
May	23,132	
June	23,182	

QUALITY

	Quantity	Base Number	Contract	AT	Region	England
% of FP17s for the same patient ID Re-attending within 3 months - Children	167	2,319	7.2%	10.2%	11.2%	11.9%
% of FP17s for the same patient ID Re-attending within 3 months - Adults	677	4,596	14.7%	15.9%	16.6%	15.9%
% of FP17s for the same patient ID Re-attending between 3 & 9 months - Children	1,313	2,319	56.6%	42.6%	47.0%	58.1%
% of FP17s for the same patient ID Re-attending between 3 & 9 months - Adults	2,144	4,596	46.6%	35.6%	38.2%	50.6%
% of FP17s for Band 1 Urgent Courses	635	5,755	11.0%	10.8%	10.6%	9.1%
% of FP17s Relating to Free Repair or Replacements	68	5,755	1.2%	0.5%	0.6%	0.8%
% of FP17s Relating to Continuations	4	5,755	0.1%	0.7%	0.8%	1.1%
% of Patients satisfied with the dentistry they have received	22	23	95.7%	88.7%	89.2%	91.4%
% of Patients satisfied with the time they had to wait for an appointment	20	23	87.0%	80.7%	83.4%	87.7%

* This is based on patients treated on this contract for their most recent course of treatment. Figures in italics indicate the base number of FP17s or Patient Questionnaire responses are less than 100. N/A is shown where the base number of responses is less than 10 during the period. % is calculated as Quantity/Base number*100

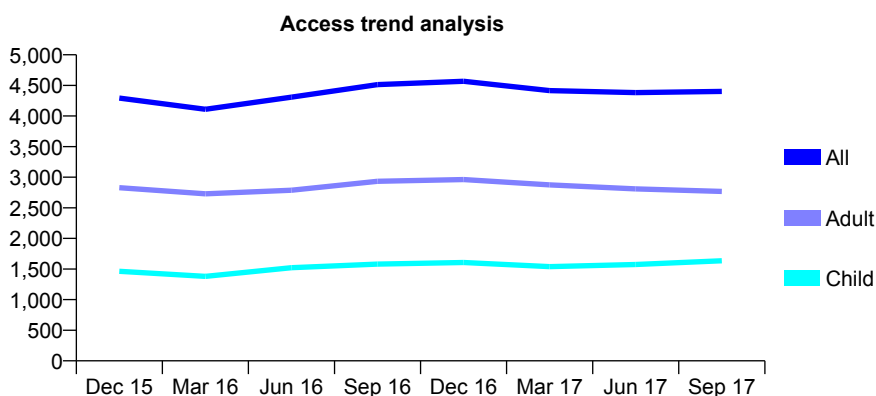
Q61 - Vital Signs At a Glance Contract Report for 750123/0001 - September 2017

Name or company name	MR S DODHIA
Contract type name	GDS Contract
Purpose of contract	General
Contract start date	01/04/2006
Contract end date	

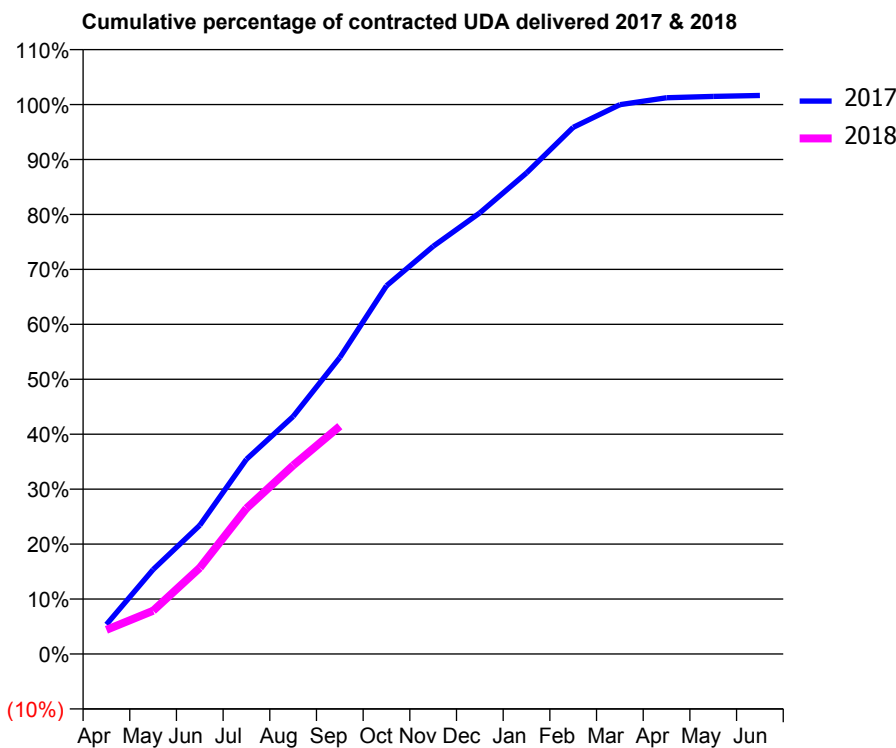
17/18 Contracted general activity (UDA)	12,420
Carry forward general activity (UDA)	-205
17/18 Contracted orthodontic activity (UOA)	0
Carry forward orthodontic activity (UOA)	0
Baseline contract value	£467,848.70

ACCESS*

Patients seen in 24 months	Total	Change since previous quarter
Quarter ending September 2016	4,514	
Quarter ending December 2016	4,567	→
Quarter ending March 2017	4,414	↓
Quarter ending June 2017	4,383	→
Quarter ending September 2017	4,402	→
Variance since September 2016	(2.5%)	↓



ACTIVITY



Month	Adjusted Scheduled Activity (UDA)	
	2017	2018
April	668	547
May	1,909	977
June	2,909	1,949
July	4,403	3,293
August	5,370	4,263
September	6,702	5,149
October	8,323	
November	9,214	
December	9,971	
January	10,873	
February	11,903	
March	12,417	
April	12,572	
May	12,603	
June	12,625	

QUALITY

	Quantity	Base Number	Contract	AT	Region	England
% of FP17s for the same patient ID Re-attending within 3 months - Children	55	733	7.5%	10.2%	11.2%	11.9%
% of FP17s for the same patient ID Re-attending within 3 months - Adults	208	1,262	16.5%	15.9%	16.6%	15.9%
% of FP17s for the same patient ID Re-attending between 3 & 9 months - Children	162	733	22.1%	42.6%	47.0%	58.1%
% of FP17s for the same patient ID Re-attending between 3 & 9 months - Adults	354	1,262	28.1%	35.6%	38.2%	50.6%
% of FP17s for Band 1 Urgent Courses	304	1,886	16.1%	10.8%	10.6%	9.1%
% of FP17s Relating to Free Repair or Replacements	0	1,886	0.0%	0.5%	0.6%	0.8%
% of FP17s Relating to Continuations	5	1,886	0.3%	0.7%	0.8%	1.1%
% of Patients satisfied with the dentistry they have received	1	1	N/A	88.7%	89.2%	91.4%
% of Patients satisfied with the time they had to wait for an appointment	1	1	N/A	80.7%	83.4%	87.7%

* This is based on patients treated on this contract for their most recent course of treatment. Figures in italics indicate the base number of FP17s or Patient Questionnaire responses are less than 100. N/A is shown where the base number of responses is less than 10 during the period. % is calculated as Quantity/Base number*100

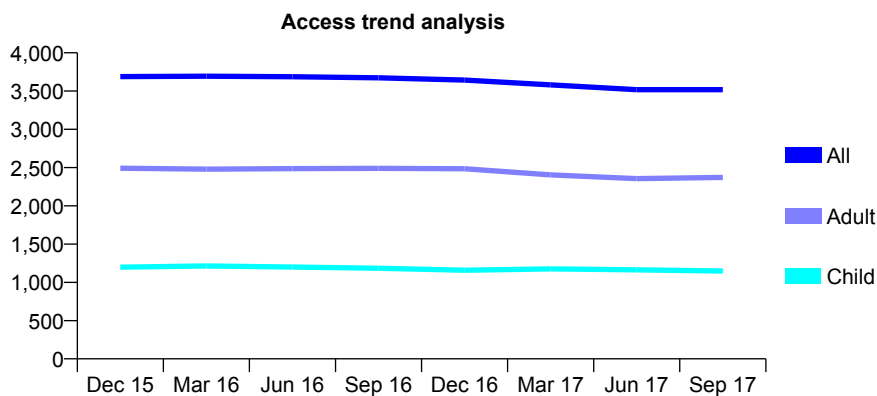
Q61 - Vital Signs At a Glance Contract Report for 750123/0002 - September 2017

Name or company name	MR S DODHIA
Contract type name	GDS Contract
Purpose of contract	General
Contract start date	01/04/2006
Contract end date	

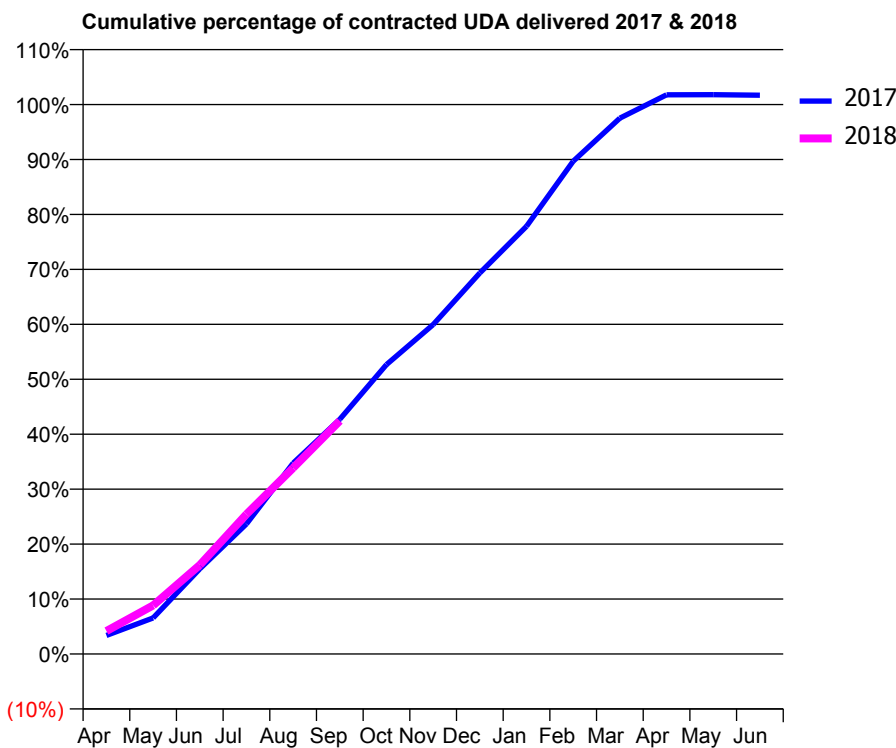
17/18 Contracted general activity (UDA)	9,575
Carry forward general activity (UDA)	-162
17/18 Contracted orthodontic activity (UOA)	0
Carry forward orthodontic activity (UOA)	0
Baseline contract value	£354,534.03

ACCESS*

Patients seen in 24 months	Total	Change since previous quarter
Quarter ending September 2016	3,674	
Quarter ending December 2016	3,643	→
Quarter ending March 2017	3,580	↓
Quarter ending June 2017	3,518	↓
Quarter ending September 2017	3,518	→
Variance since September 2016	(4.2%)	↓



ACTIVITY



Month	Adjusted Scheduled Activity (UDA)	
	2017	2018
April	325	401
May	630	847
June	1,484	1,552
July	2,267	2,437
August	3,326	3,243
September	4,091	4,064
October	5,043	
November	5,741	
December	6,641	
January	7,453	
February	8,586	
March	9,337	
April	9,743	
May	9,746	
June	9,737	

QUALITY

	Quantity	Base Number	Contract	AT	Region	England
% of FP17s for the same patient ID Re-attending within 3 months - Children	45	523	8.6%	10.2%	11.2%	11.9%
% of FP17s for the same patient ID Re-attending within 3 months - Adults	220	1,149	19.1%	15.9%	16.6%	15.9%
% of FP17s for the same patient ID Re-attending between 3 & 9 months - Children	135	523	25.8%	42.6%	47.0%	58.1%
% of FP17s for the same patient ID Re-attending between 3 & 9 months - Adults	264	1,149	23.0%	35.6%	38.2%	50.6%
% of FP17s for Band 1 Urgent Courses	314	1,541	20.4%	10.8%	10.6%	9.1%
% of FP17s Relating to Free Repair or Replacements	8	1,541	0.5%	0.5%	0.6%	0.8%
% of FP17s Relating to Continuations	2	1,541	0.1%	0.7%	0.8%	1.1%
% of Patients satisfied with the dentistry they have received	4	5	N/A	88.7%	89.2%	91.4%
% of Patients satisfied with the time they had to wait for an appointment	2	5	N/A	80.7%	83.4%	87.7%

* This is based on patients treated on this contract for their most recent course of treatment. Figures in italics indicate the base number of FP17s or Patient Questionnaire responses are less than 100. N/A is shown where the base number of responses is less than 10 during the period. % is calculated as Quantity/Base number*100

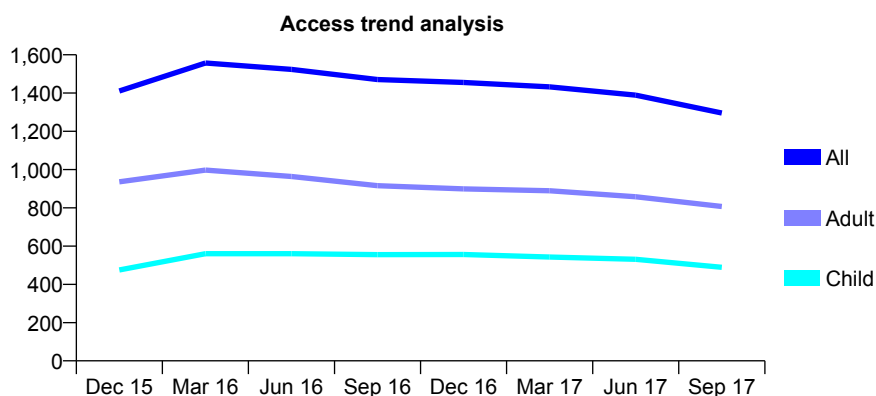
Q61 - Vital Signs At a Glance Contract Report for 750123/0004 - September 2017

Name or company name	MR S DODHIA
Contract type name	GDS Contract
Purpose of contract	General
Contract start date	27/07/2013
Contract end date	

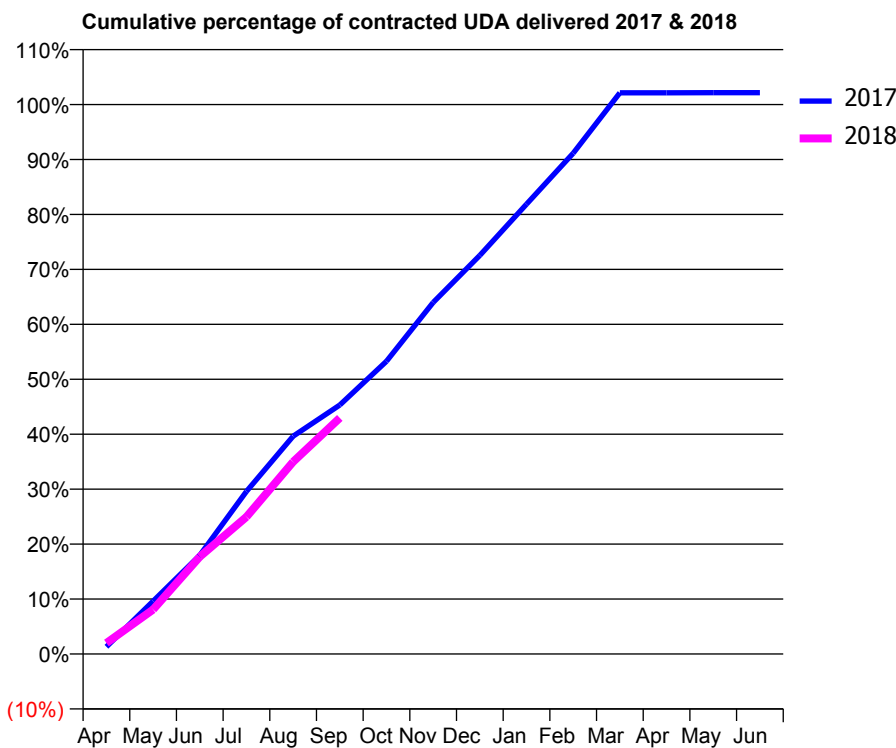
17/18 Contracted general activity (UDA)	4,105
Carry forward general activity (UDA)	-82
17/18 Contracted orthodontic activity (UOA)	0
Carry forward orthodontic activity (UOA)	0
Baseline contract value	£138,088.73

ACCESS*

Patients seen in 24 months	Total	Change since previous quarter
Quarter ending September 2016	1,471	
Quarter ending December 2016	1,455	↓
Quarter ending March 2017	1,432	↓
Quarter ending June 2017	1,389	↓
Quarter ending September 2017	1,296	↓
Variance since September 2016	(11.9%)	↓



ACTIVITY



Month	Adjusted Scheduled Activity (UDA)	
	2017	2018
April	54	82
May	395	332
June	738	726
July	1,214	1,024
August	1,627	1,436
September	1,861	1,764
October	2,187	
November	2,626	
December	2,978	
January	3,361	
February	3,741	
March	4,192	
April	4,192	
May	4,193	
June	4,193	

QUALITY

	Quantity	Base Number	Contract	AT	Region	England
% of FP17s for the same patient ID Re-attending within 3 months - Children	4	158	2.5%	10.2%	11.2%	11.9%
% of FP17s for the same patient ID Re-attending within 3 months - Adults	46	321	14.3%	15.9%	16.6%	15.9%
% of FP17s for the same patient ID Re-attending between 3 & 9 months - Children	36	158	22.8%	42.6%	47.0%	58.1%
% of FP17s for the same patient ID Re-attending between 3 & 9 months - Adults	78	321	24.3%	35.6%	38.2%	50.6%
% of FP17s for Band 1 Urgent Courses	79	477	16.6%	10.8%	10.6%	9.1%
% of FP17s Relating to Free Repair or Replacements	0	477	0.0%	0.5%	0.6%	0.8%
% of FP17s Relating to Continuations	0	477	0.0%	0.7%	0.8%	1.1%
% of Patients satisfied with the dentistry they have received	0	0	N/A	88.7%	89.2%	91.4%
% of Patients satisfied with the time they had to wait for an appointment	0	0	N/A	80.7%	83.4%	87.7%

* This is based on patients treated on this contract for their most recent course of treatment. Figures in italics indicate the base number of FP17s or Patient Questionnaire responses are less than 100. N/A is shown where the base number of responses is less than 10 during the period. % is calculated as Quantity/Base number*100

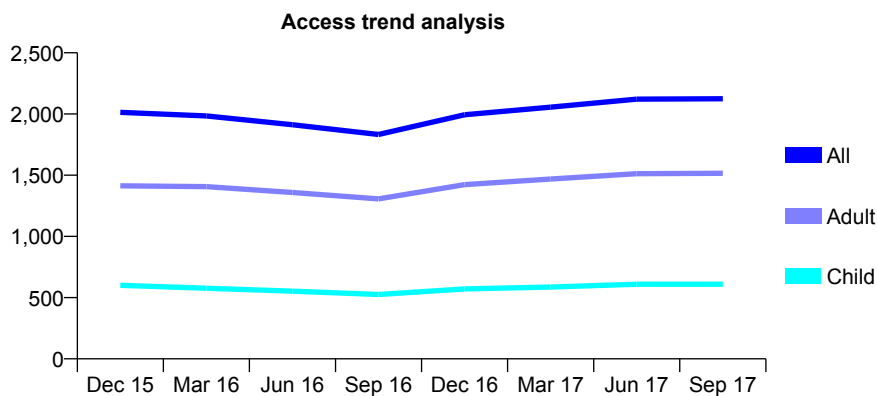
Q61 - Vital Signs At a Glance Contract Report for 751669/0001 - September 2017

Name or company name	MR V KAJAN
Contract type name	GDS Contract
Purpose of contract	General
Contract start date	01/04/2006
Contract end date	

17/18 Contracted general activity (UDA)	5,139
Carry forward general activity (UDA)	0
17/18 Contracted orthodontic activity (UOA)	0
Carry forward orthodontic activity (UOA)	0
Baseline contract value	£193,894.27

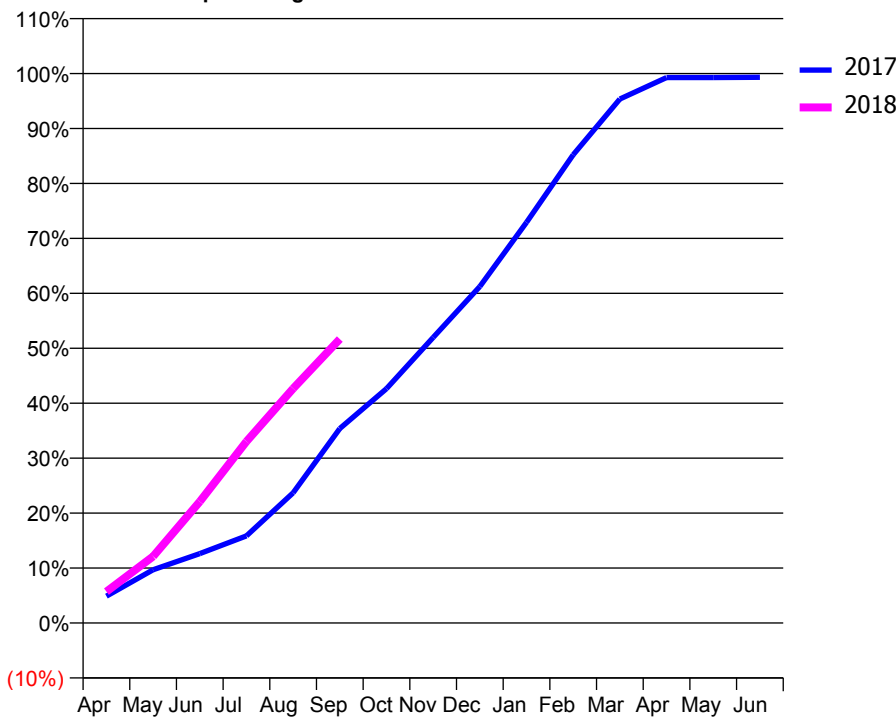
ACCESS*

Patients seen in 24 months	Total	Change since previous quarter
Quarter ending September 2016	1,833	
Quarter ending December 2016	1,994	↑
Quarter ending March 2017	2,056	↑
Quarter ending June 2017	2,122	↑
Quarter ending September 2017	2,125	→
Variance since September 2016	15.9%	↑



ACTIVITY

Cumulative percentage of contracted UDA delivered 2017 & 2018



Adjusted Scheduled Activity (UDA)		
Month	2017	2018
April	252	293
May	498	622
June	649	1,135
July	815	1,698
August	1,218	2,193
September	1,819	2,656
October	2,191	
November	2,671	
December	3,147	
January	3,747	
February	4,379	
March	4,900	
April	5,101	
May	5,101	
June	5,104	

QUALITY

	Quantity	Base Number	Contract	AT	Region	England
% of FP17s for the same patient ID Re-attending within 3 months - Children	55	544	10.1%	10.2%	11.2%	11.9%
% of FP17s for the same patient ID Re-attending within 3 months - Adults	217	1,198	18.1%	15.9%	16.6%	15.9%
% of FP17s for the same patient ID Re-attending between 3 & 9 months - Children	348	544	64.0%	42.6%	47.0%	58.1%
% of FP17s for the same patient ID Re-attending between 3 & 9 months - Adults	664	1,198	55.4%	35.6%	38.2%	50.6%
% of FP17s for Band 1 Urgent Courses	97	1,610	6.0%	10.8%	10.6%	9.1%
% of FP17s Relating to Free Repair or Replacements	90	1,610	5.6%	0.5%	0.6%	0.8%
% of FP17s Relating to Continuations	15	1,610	0.9%	0.7%	0.8%	1.1%
% of Patients satisfied with the dentistry they have received	6	6	N/A	88.7%	89.2%	91.4%
% of Patients satisfied with the time they had to wait for an appointment	6	6	N/A	80.7%	83.4%	87.7%

* This is based on patients treated on this contract for their most recent course of treatment. Figures in italics indicate the base number of FP17s or Patient Questionnaire responses are less than 100. N/A is shown where the base number of responses is less than 10 during the period. % is calculated as Quantity/Base number*100

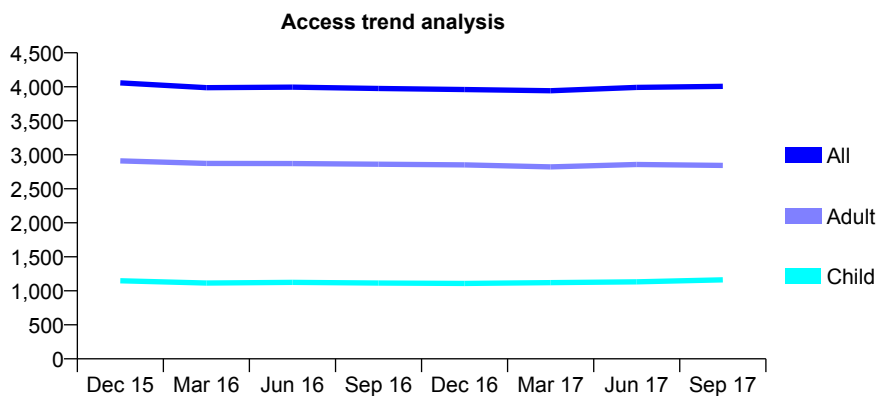
Q61 - Vital Signs At a Glance Contract Report for 755605/0001 - September 2017

Name or company name	MRS M KHAMBATI
Contract type name	GDS Contract
Purpose of contract	General
Contract start date	01/04/2006
Contract end date	

17/18 Contracted general activity (UDA)	11,817
Carry forward general activity (UDA)	-5
17/18 Contracted orthodontic activity (UOA)	0
Carry forward orthodontic activity (UOA)	0
Baseline contract value	£377,212.38

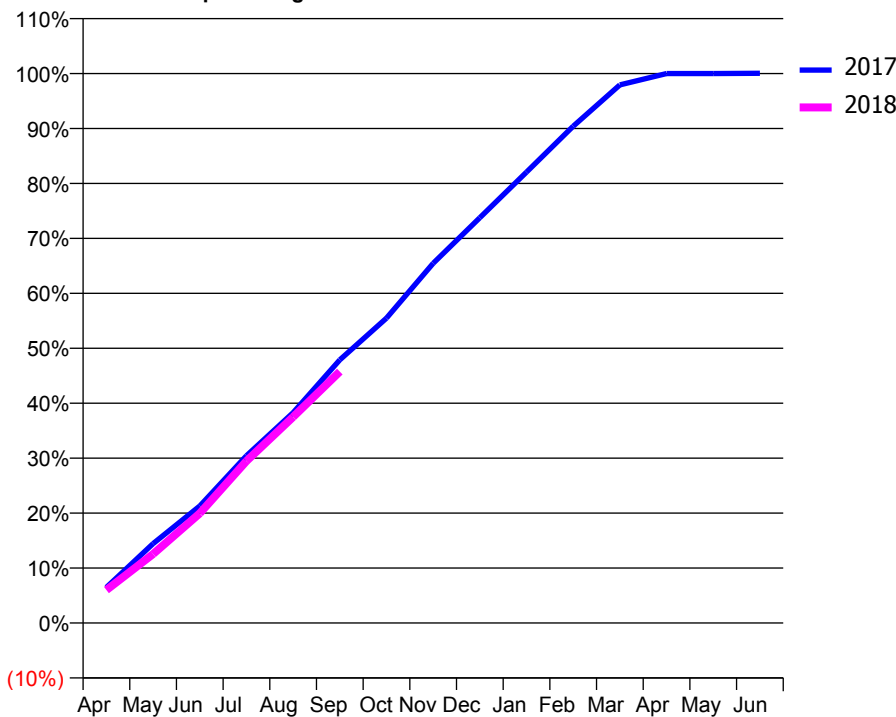
ACCESS*

Patients seen in 24 months	Total	Change since previous quarter
Quarter ending September 2016	3,975	
Quarter ending December 2016	3,960	→
Quarter ending March 2017	3,943	→
Quarter ending June 2017	3,991	→
Quarter ending September 2017	4,006	→
Variance since September 2016	0.8%	→



ACTIVITY

Cumulative percentage of contracted UDA delivered 2017 & 2018



Month	Adjusted Scheduled Activity (UDA)	
	2017	2018
April	766	708
May	1,709	1,485
June	2,517	2,359
July	3,597	3,484
August	4,524	4,432
September	5,658	5,408
October	6,557	
November	7,734	
December	8,716	
January	9,696	
February	10,682	
March	11,573	
April	11,816	
May	11,817	
June	11,822	

QUALITY

	Quantity	Base Number	Contract	AT	Region	England
% of FP17s for the same patient ID Re-attending within 3 months - Children	62	748	8.3%	10.2%	11.2%	11.9%
% of FP17s for the same patient ID Re-attending within 3 months - Adults	256	1,697	15.1%	15.9%	16.6%	15.9%
% of FP17s for the same patient ID Re-attending between 3 & 9 months - Children	291	748	38.9%	42.6%	47.0%	58.1%
% of FP17s for the same patient ID Re-attending between 3 & 9 months - Adults	667	1,697	39.3%	35.6%	38.2%	50.6%
% of FP17s for Band 1 Urgent Courses	244	2,321	10.5%	10.8%	10.6%	9.1%
% of FP17s Relating to Free Repair or Replacements	15	2,321	0.6%	0.5%	0.6%	0.8%
% of FP17s Relating to Continuations	21	2,321	0.9%	0.7%	0.8%	1.1%
% of Patients satisfied with the dentistry they have received	5	5	N/A	88.7%	89.2%	91.4%
% of Patients satisfied with the time they had to wait for an appointment	3	5	N/A	80.7%	83.4%	87.7%

* This is based on patients treated on this contract for their most recent course of treatment. Figures in italics indicate the base number of FP17s or Patient Questionnaire responses are less than 100. N/A is shown where the base number of responses is less than 10 during the period. % is calculated as Quantity/Base number*100

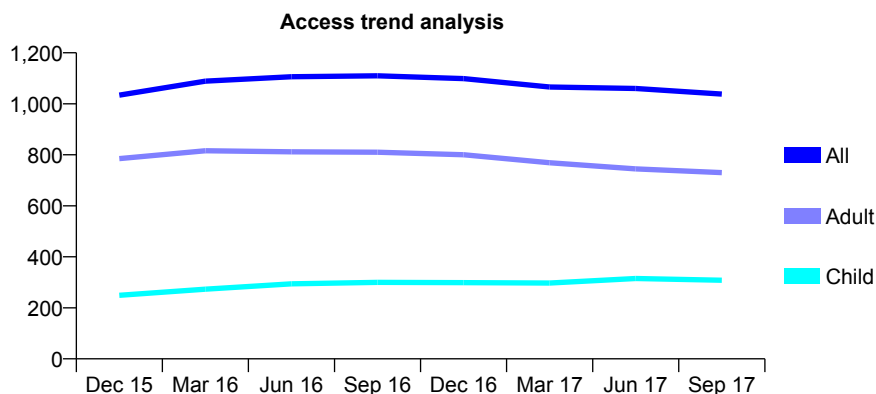
Q61 - Vital Signs At a Glance Contract Report for 762067/0001 - September 2017

Name or company name	MR M OTIFEH
Contract type name	GDS Contract
Purpose of contract	General
Contract start date	01/04/2006
Contract end date	

17/18 Contracted general activity (UDA)	2,910
Carry forward general activity (UDA)	8
17/18 Contracted orthodontic activity (UOA)	0
Carry forward orthodontic activity (UOA)	0
Baseline contract value	£83,986.07

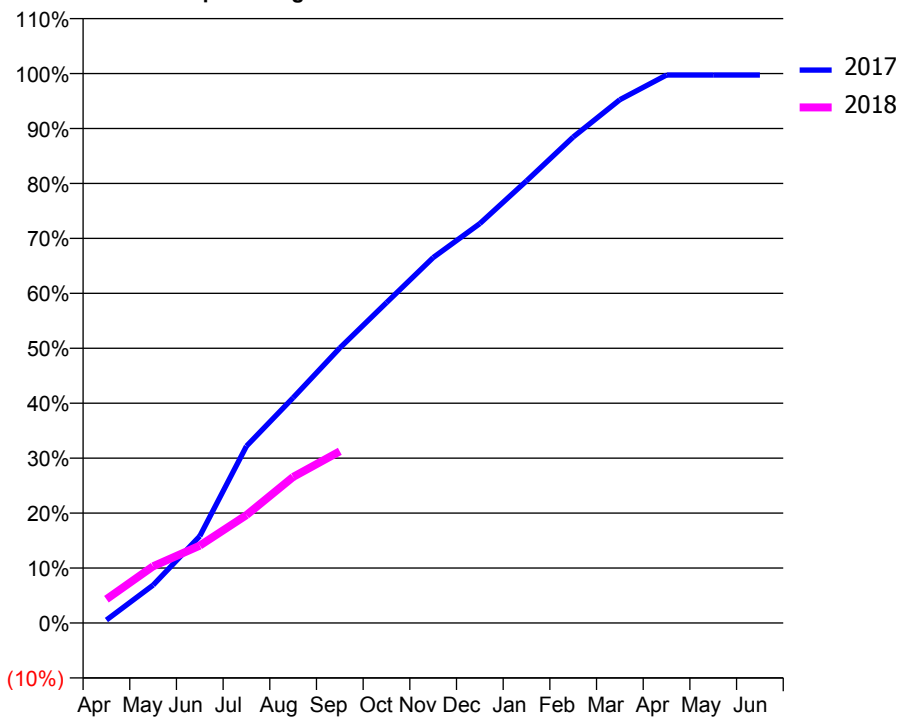
ACCESS*

Patients seen in 24 months	Total	Change since previous quarter
Quarter ending September 2016	1,110	
Quarter ending December 2016	1,099	→
Quarter ending March 2017	1,066	↓
Quarter ending June 2017	1,060	→
Quarter ending September 2017	1,038	↓
Variance since September 2016	(6.5%)	↓



ACTIVITY

Cumulative percentage of contracted UDA delivered 2017 & 2018



Adjusted Scheduled Activity (UDA)

Month	2017	2018
April	16	126
May	201	300
June	460	410
July	937	571
August	1,193	773
September	1,457	909
October	1,697	
November	1,935	
December	2,115	
January	2,341	
February	2,574	
March	2,771	
April	2,902	
May	2,902	
June	2,902	

QUALITY

	Quantity	Base Number	Contract	AT	Region	England
% of FP17s for the same patient ID Re-attending within 3 months - Children	1	171	0.6%	10.2%	11.2%	11.9%
% of FP17s for the same patient ID Re-attending within 3 months - Adults	28	307	9.1%	15.9%	16.6%	15.9%
% of FP17s for the same patient ID Re-attending between 3 & 9 months - Children	89	171	52.0%	42.6%	47.0%	58.1%
% of FP17s for the same patient ID Re-attending between 3 & 9 months - Adults	105	307	34.2%	35.6%	38.2%	50.6%
% of FP17s for Band 1 Urgent Courses	56	428	13.1%	10.8%	10.6%	9.1%
% of FP17s Relating to Free Repair or Replacements	0	428	0.0%	0.5%	0.6%	0.8%
% of FP17s Relating to Continuations	0	428	0.0%	0.7%	0.8%	1.1%
% of Patients satisfied with the dentistry they have received	0	0	N/A	88.7%	89.2%	91.4%
% of Patients satisfied with the time they had to wait for an appointment	0	0	N/A	80.7%	83.4%	87.7%

* This is based on patients treated on this contract for their most recent course of treatment. Figures in italics indicate the base number of FP17s or Patient Questionnaire responses are less than 100. N/A is shown where the base number of responses is less than 10 during the period. % is calculated as Quantity/Base number*100

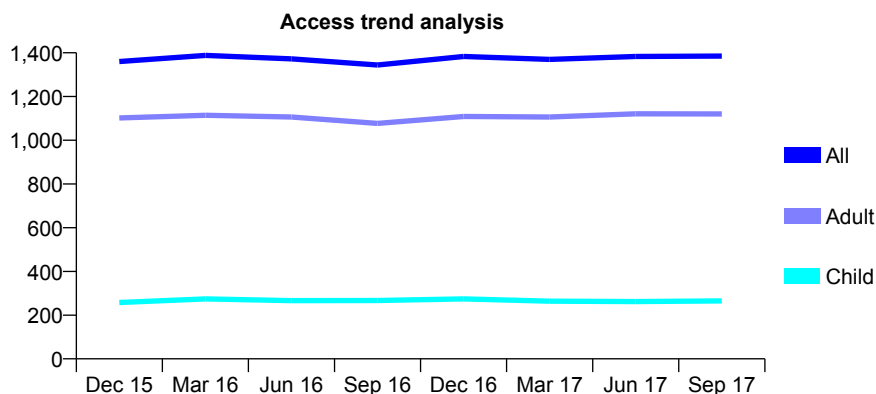
Q61 - Vital Signs At a Glance Contract Report for 762431/0003 - September 2017

Name or company name	MR N NEKOO-PARVAR
Contract type name	GDS Contract
Purpose of contract	General
Contract start date	08/10/2012
Contract end date	

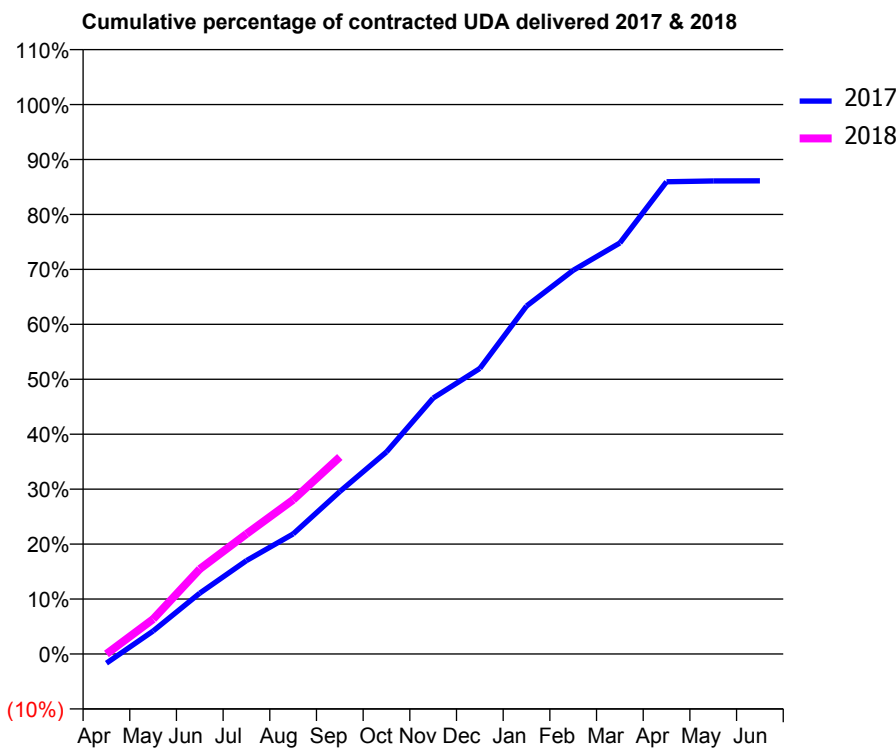
17/18 Contracted general activity (UDA)	5,304
Carry forward general activity (UDA)	0
17/18 Contracted orthodontic activity (UOA)	0
Carry forward orthodontic activity (UOA)	0
Baseline contract value	£136,726.92

ACCESS*

Patients seen in 24 months	Total	Change since previous quarter
Quarter ending September 2016	1,344	
Quarter ending December 2016	1,383	↑
Quarter ending March 2017	1,370	→
Quarter ending June 2017	1,383	→
Quarter ending September 2017	1,385	→
Variance since September 2016	3.1%	↑



ACTIVITY



Month	Adjusted Scheduled Activity (UDA)	
	2017	2018
April	-90	0
May	222	336
June	587	821
July	901	1,159
August	1,159	1,489
September	1,569	1,902
October	1,951	
November	2,470	
December	2,757	
January	3,359	
February	3,704	
March	3,967	
April	4,559	
May	4,566	
June	4,568	

QUALITY

	Quantity	Base Number	Contract	AT	Region	England
% of FP17s for the same patient ID Re-attending within 3 months - Children	2	117	1.7%	10.2%	11.2%	11.9%
% of FP17s for the same patient ID Re-attending within 3 months - Adults	54	552	9.8%	15.9%	16.6%	15.9%
% of FP17s for the same patient ID Re-attending between 3 & 9 months - Children	32	117	27.4%	42.6%	47.0%	58.1%
% of FP17s for the same patient ID Re-attending between 3 & 9 months - Adults	175	552	31.7%	35.6%	38.2%	50.6%
% of FP17s for Band 1 Urgent Courses	21	539	3.9%	10.8%	10.6%	9.1%
% of FP17s Relating to Free Repair or Replacements	2	539	0.4%	0.5%	0.6%	0.8%
% of FP17s Relating to Continuations	2	539	0.4%	0.7%	0.8%	1.1%
% of Patients satisfied with the dentistry they have received	0	0	N/A	88.7%	89.2%	91.4%
% of Patients satisfied with the time they had to wait for an appointment	0	0	N/A	80.7%	83.4%	87.7%

* This is based on patients treated on this contract for their most recent course of treatment. Figures in italics indicate the base number of FP17s or Patient Questionnaire responses are less than 100. N/A is shown where the base number of responses is less than 10 during the period. % is calculated as Quantity/Base number*100

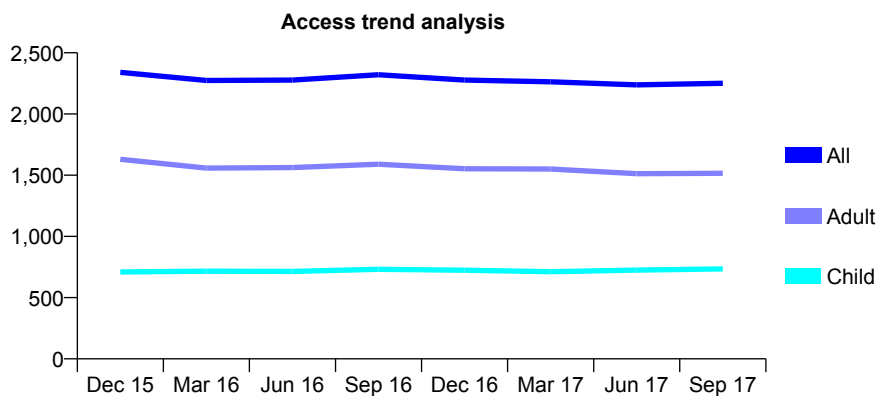
Q61 - Vital Signs At a Glance Contract Report for 763934/0002 - September 2017

Name or company name	MRS F KHOSRAVI
Contract type name	GDS Contract
Purpose of contract	General
Contract start date	01/04/2006
Contract end date	

17/18 Contracted general activity (UDA)	5,793
Carry forward general activity (UDA)	73
17/18 Contracted orthodontic activity (UOA)	0
Carry forward orthodontic activity (UOA)	0
Baseline contract value	£164,450.99

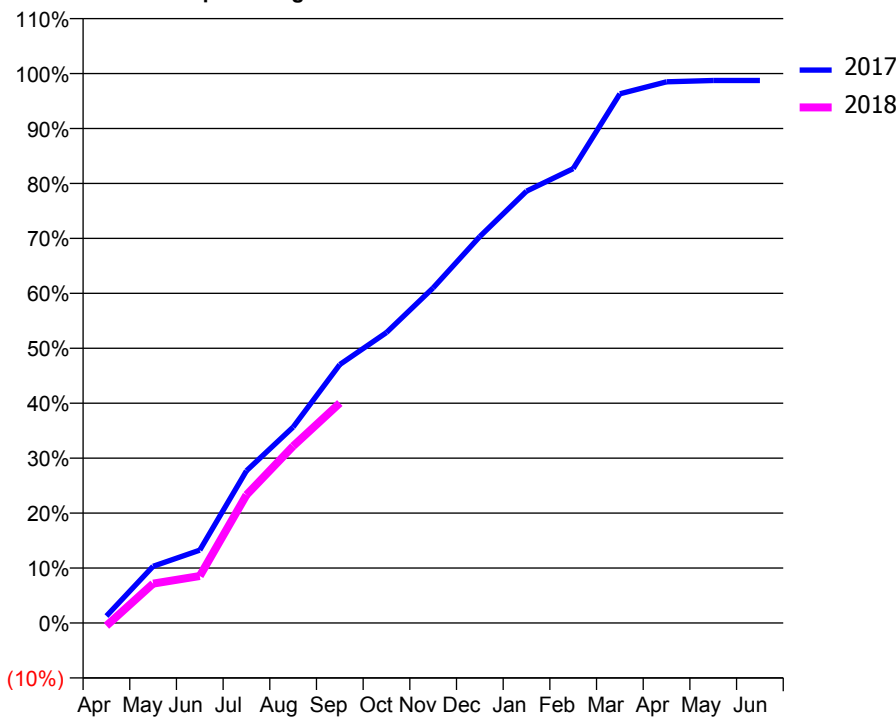
ACCESS*

Patients seen in 24 months	Total	Change since previous quarter
Quarter ending September 2016	2,321	
Quarter ending December 2016	2,277	↓
Quarter ending March 2017	2,263	→
Quarter ending June 2017	2,238	↓
Quarter ending September 2017	2,251	→
Variance since September 2016	(3.0%)	↓



ACTIVITY

Cumulative percentage of contracted UDA delivered 2017 & 2018



Adjusted Scheduled Activity (UDA)

Month	2017	2018
April	73	-30
May	599	415
June	769	496
July	1,604	1,350
August	2,065	1,865
September	2,725	2,319
October	3,063	
November	3,534	
December	4,074	
January	4,552	
February	4,790	
March	5,579	
April	5,705	
May	5,720	
June	5,720	

QUALITY

	Quantity	Base Number	Contract	AT	Region	England
% of FP17s for the same patient ID Re-attending within 3 months - Children	12	377	3.2%	10.2%	11.2%	11.9%
% of FP17s for the same patient ID Re-attending within 3 months - Adults	63	619	10.2%	15.9%	16.6%	15.9%
% of FP17s for the same patient ID Re-attending between 3 & 9 months - Children	120	377	31.8%	42.6%	47.0%	58.1%
% of FP17s for the same patient ID Re-attending between 3 & 9 months - Adults	154	619	24.9%	35.6%	38.2%	50.6%
% of FP17s for Band 1 Urgent Courses	86	946	9.1%	10.8%	10.6%	9.1%
% of FP17s Relating to Free Repair or Replacements	1	946	0.1%	0.5%	0.6%	0.8%
% of FP17s Relating to Continuations	2	946	0.2%	0.7%	0.8%	1.1%
% of Patients satisfied with the dentistry they have received	3	3	N/A	88.7%	89.2%	91.4%
% of Patients satisfied with the time they had to wait for an appointment	3	3	N/A	80.7%	83.4%	87.7%

* This is based on patients treated on this contract for their most recent course of treatment. Figures in italics indicate the base number of FP17s or Patient Questionnaire responses are less than 100. N/A is shown where the base number of responses is less than 10 during the period. % is calculated as Quantity/Base number*100

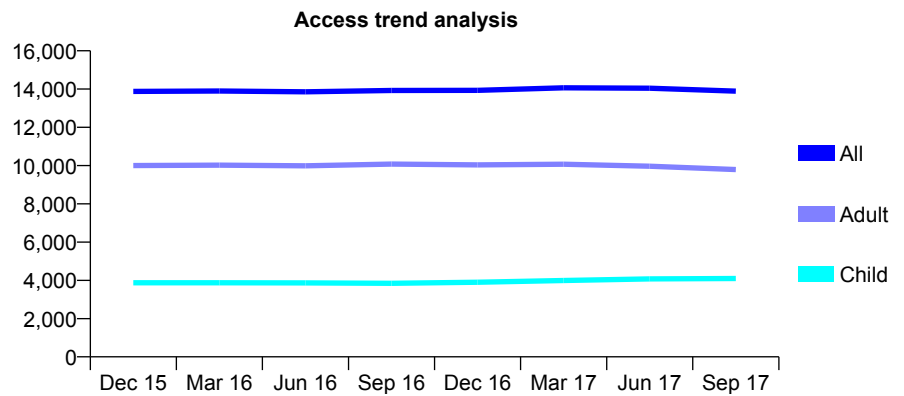
Q61 - Vital Signs At a Glance Contract Report for 764957/0004 - September 2017

Name or company name	MR GS KUMAR
Contract type name	GDS Contract
Purpose of contract	General
Contract start date	01/04/2006
Contract end date	

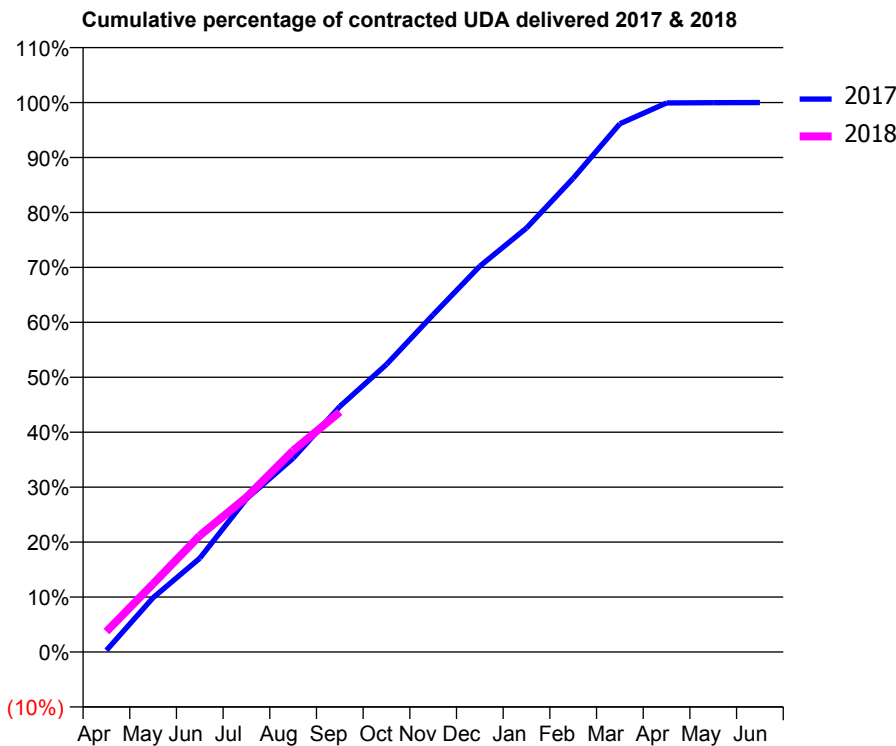
17/18 Contracted general activity (UDA)	40,267
Carry forward general activity (UDA)	6
17/18 Contracted orthodontic activity (UOA)	0
Carry forward orthodontic activity (UOA)	0
Baseline contract value	£1,149,969.26

ACCESS*

Patients seen in 24 months	Total	Change since previous quarter
Quarter ending September 2016	13,923	
Quarter ending December 2016	13,936	→
Quarter ending March 2017	14,067	→
Quarter ending June 2017	14,043	→
Quarter ending September 2017	13,890	↓
Variance since September 2016	(0.2%)	→



ACTIVITY



Month	Adjusted Scheduled Activity (UDA)	
	2017	2018
April	120	1,502
May	3,979	5,000
June	6,875	8,540
July	11,220	11,336
August	14,205	14,764
September	17,999	17,593
October	21,074	
November	24,718	
December	28,278	
January	31,071	
February	34,709	
March	38,712	
April	40,234	
May	40,250	
June	40,261	

QUALITY

	Quantity	Base Number	Contract	AT	Region	England
% of FP17s for the same patient ID Re-attending within 3 months - Children	134	2,646	5.1%	10.2%	11.2%	11.9%
% of FP17s for the same patient ID Re-attending within 3 months - Adults	435	5,082	8.6%	15.9%	16.6%	15.9%
% of FP17s for the same patient ID Re-attending between 3 & 9 months - Children	1,314	2,646	49.7%	42.6%	47.0%	58.1%
% of FP17s for the same patient ID Re-attending between 3 & 9 months - Adults	2,335	5,082	45.9%	35.6%	38.2%	50.6%
% of FP17s for Band 1 Urgent Courses	254	7,110	3.6%	10.8%	10.6%	9.1%
% of FP17s Relating to Free Repair or Replacements	81	7,110	1.1%	0.5%	0.6%	0.8%
% of FP17s Relating to Continuations	18	7,110	0.3%	0.7%	0.8%	1.1%
% of Patients satisfied with the dentistry they have received	16	19	84.2%	88.7%	89.2%	91.4%
% of Patients satisfied with the time they had to wait for an appointment	14	19	73.7%	80.7%	83.4%	87.7%

* This is based on patients treated on this contract for their most recent course of treatment. Figures in italics indicate the base number of FP17s or Patient Questionnaire responses are less than 100. N/A is shown where the base number of responses is less than 10 during the period. % is calculated as Quantity/Base number*100

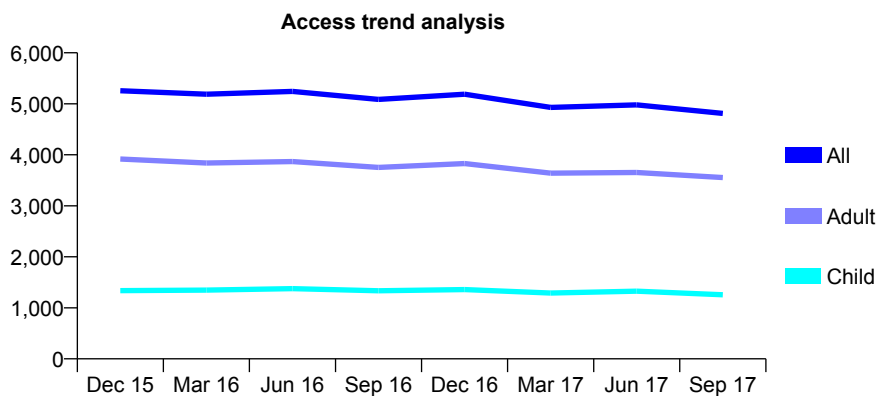
Q61 - Vital Signs At a Glance Contract Report for 765805/0001 - September 2017

Name or company name	MR JR KANOGO
Contract type name	GDS Contract
Purpose of contract	General
Contract start date	01/04/2006
Contract end date	

17/18 Contracted general activity (UDA)	13,708
Carry forward general activity (UDA)	0
17/18 Contracted orthodontic activity (UOA)	0
Carry forward orthodontic activity (UOA)	0
Baseline contract value	£361,372.21

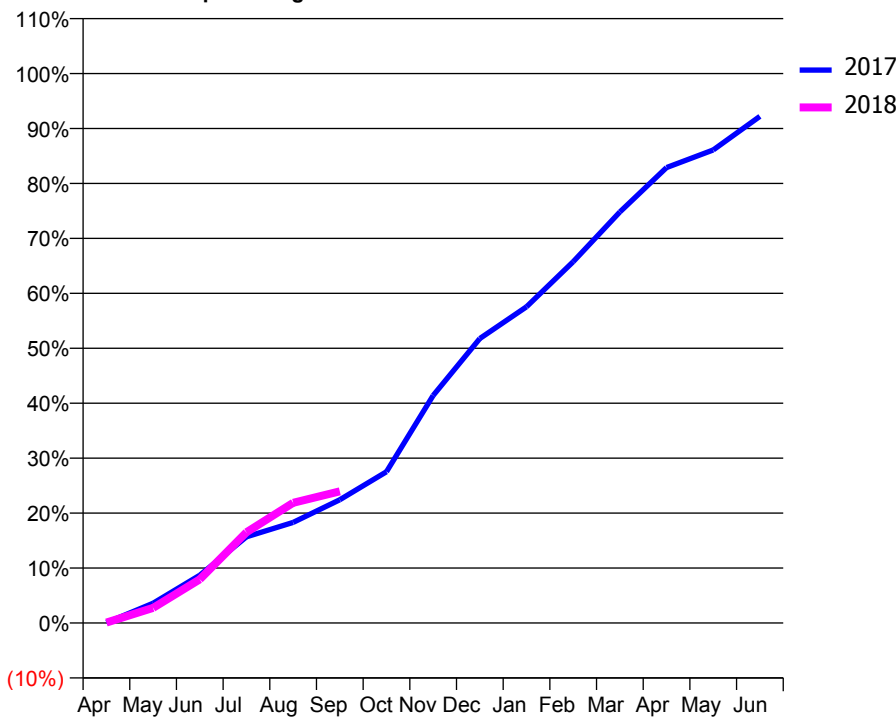
ACCESS*

Patients seen in 24 months	Total	Change since previous quarter
Quarter ending September 2016	5,087	
Quarter ending December 2016	5,187	→
Quarter ending March 2017	4,930	↓
Quarter ending June 2017	4,980	→
Quarter ending September 2017	4,811	↓
Variance since September 2016	(5.4%)	↓



ACTIVITY

Cumulative percentage of contracted UDA delivered 2017 & 2018



Adjusted Scheduled Activity (UDA)		
Month	2017	2018
April	7	13
May	493	379
June	1,192	1,088
July	2,152	2,263
August	2,511	2,998
September	3,075	3,286
October	3,774	
November	5,677	
December	7,096	
January	7,889	
February	9,013	
March	10,253	
April	11,363	
May	11,800	
June	12,640	

QUALITY

	Quantity	Base Number	Contract	AT	Region	England
% of FP17s for the same patient ID Re-attending within 3 months - Children	37	460	8.0%	10.2%	11.2%	11.9%
% of FP17s for the same patient ID Re-attending within 3 months - Adults	124	1,354	9.2%	15.9%	16.6%	15.9%
% of FP17s for the same patient ID Re-attending between 3 & 9 months - Children	107	460	23.3%	42.6%	47.0%	58.1%
% of FP17s for the same patient ID Re-attending between 3 & 9 months - Adults	425	1,354	31.4%	35.6%	38.2%	50.6%
% of FP17s for Band 1 Urgent Courses	57	1,214	4.7%	10.8%	10.6%	9.1%
% of FP17s Relating to Free Repair or Replacements	0	1,214	0.0%	0.5%	0.6%	0.8%
% of FP17s Relating to Continuations	0	1,214	0.0%	0.7%	0.8%	1.1%
% of Patients satisfied with the dentistry they have received	6	7	N/A	88.7%	89.2%	91.4%
% of Patients satisfied with the time they had to wait for an appointment	7	7	N/A	80.7%	83.4%	87.7%

* This is based on patients treated on this contract for their most recent course of treatment. Figures in italics indicate the base number of FP17s or Patient Questionnaire responses are less than 100. N/A is shown where the base number of responses is less than 10 during the period. % is calculated as Quantity/Base number*100

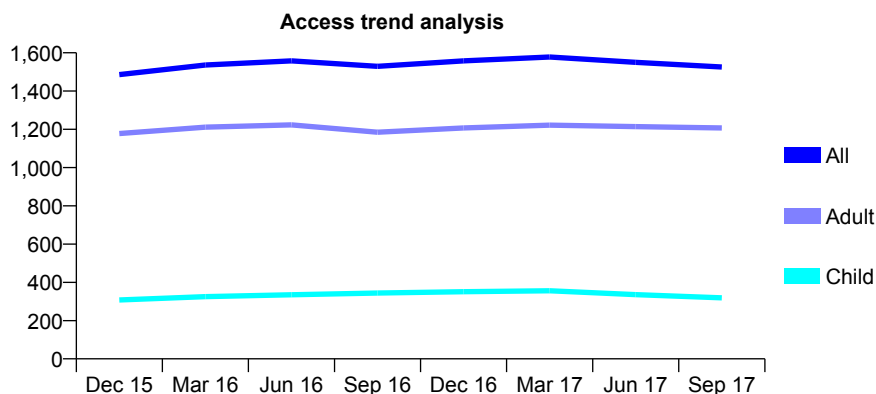
Q61 - Vital Signs At a Glance Contract Report for 766038/0001 - September 2017

Name or company name	MR VO AKINSOLA
Contract type name	GDS Contract
Purpose of contract	General
Contract start date	01/04/2006
Contract end date	

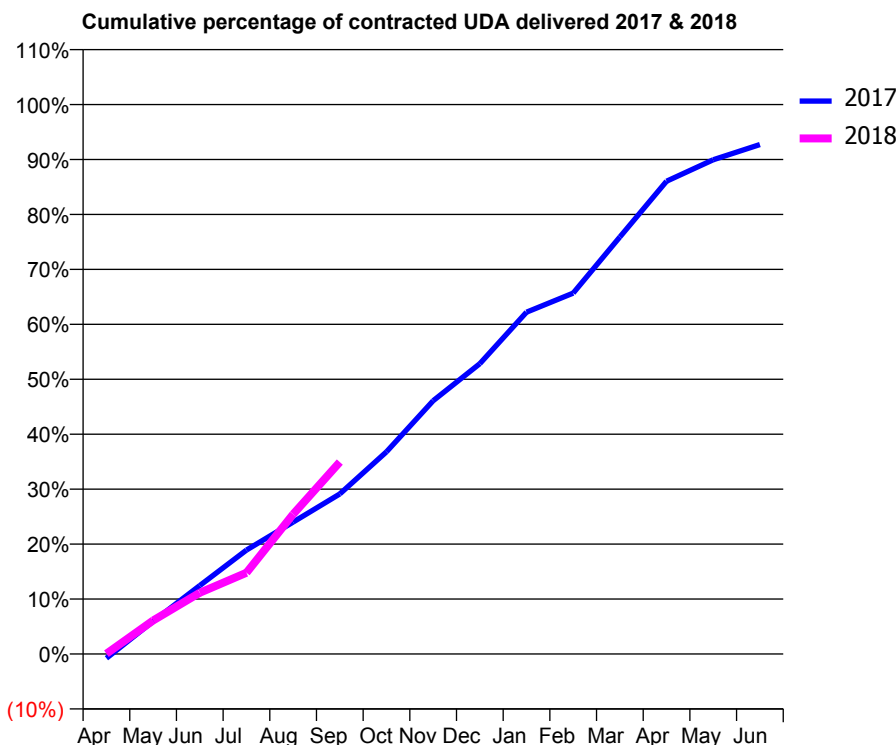
17/18 Contracted general activity (UDA)	6,225
Carry forward general activity (UDA)	0
17/18 Contracted orthodontic activity (UOA)	0
Carry forward orthodontic activity (UOA)	0
Baseline contract value	£199,915.30

ACCESS*

Patients seen in 24 months	Total	Change since previous quarter
Quarter ending September 2016	1,529	
Quarter ending December 2016	1,558	→
Quarter ending March 2017	1,578	→
Quarter ending June 2017	1,550	↓
Quarter ending September 2017	1,526	↓
Variance since September 2016	(0.2%)	→



ACTIVITY



Month	Adjusted Scheduled Activity (UDA)	
	2017	2018
April	-50	4
May	371	379
June	776	694
July	1,178	920
August	1,495	1,584
September	1,813	2,174
October	2,291	
November	2,869	
December	3,289	
January	3,872	
February	4,088	
March	4,724	
April	5,355	
May	5,599	
June	5,772	

QUALITY

	Quantity	Base Number	Contract	AT	Region	England
% of FP17s for the same patient ID Re-attending within 3 months - Children	7	130	5.4%	10.2%	11.2%	11.9%
% of FP17s for the same patient ID Re-attending within 3 months - Adults	101	553	18.3%	15.9%	16.6%	15.9%
% of FP17s for the same patient ID Re-attending between 3 & 9 months - Children	32	130	24.6%	42.6%	47.0%	58.1%
% of FP17s for the same patient ID Re-attending between 3 & 9 months - Adults	117	553	21.2%	35.6%	38.2%	50.6%
% of FP17s for Band 1 Urgent Courses	55	496	11.1%	10.8%	10.6%	9.1%
% of FP17s Relating to Free Repair or Replacements	3	496	0.6%	0.5%	0.6%	0.8%
% of FP17s Relating to Continuations	0	496	0.0%	0.7%	0.8%	1.1%
% of Patients satisfied with the dentistry they have received	0	1	N/A	88.7%	89.2%	91.4%
% of Patients satisfied with the time they had to wait for an appointment	1	1	N/A	80.7%	83.4%	87.7%

* This is based on patients treated on this contract for their most recent course of treatment. Figures in italics indicate the base number of FP17s or Patient Questionnaire responses are less than 100. N/A is shown where the base number of responses is less than 10 during the period. % is calculated as Quantity/Base number*100

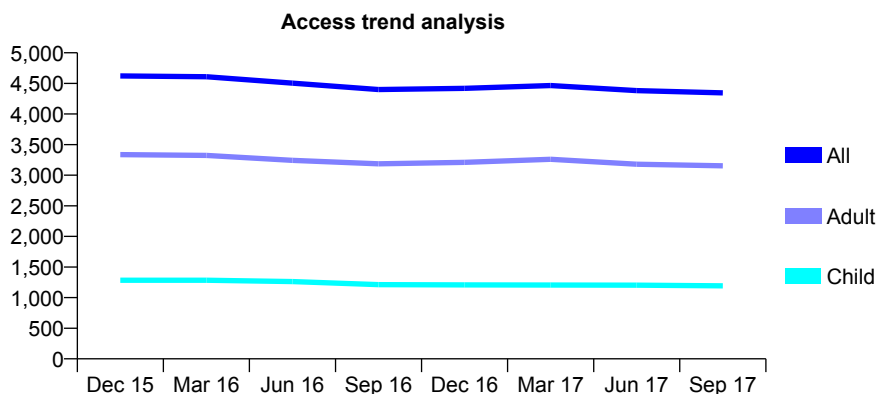
Q61 - Vital Signs At a Glance Contract Report for 766895/0003 - September 2017

Name or company name	MR M SOLTAN MOHAMMADI KHAYAT
Contract type name	GDS Contract
Purpose of contract	General
Contract start date	01/04/2006
Contract end date	

17/18 Contracted general activity (UDA)	15,725
Carry forward general activity (UDA)	-18
17/18 Contracted orthodontic activity (UOA)	0
Carry forward orthodontic activity (UOA)	0
Baseline contract value	£397,221.02

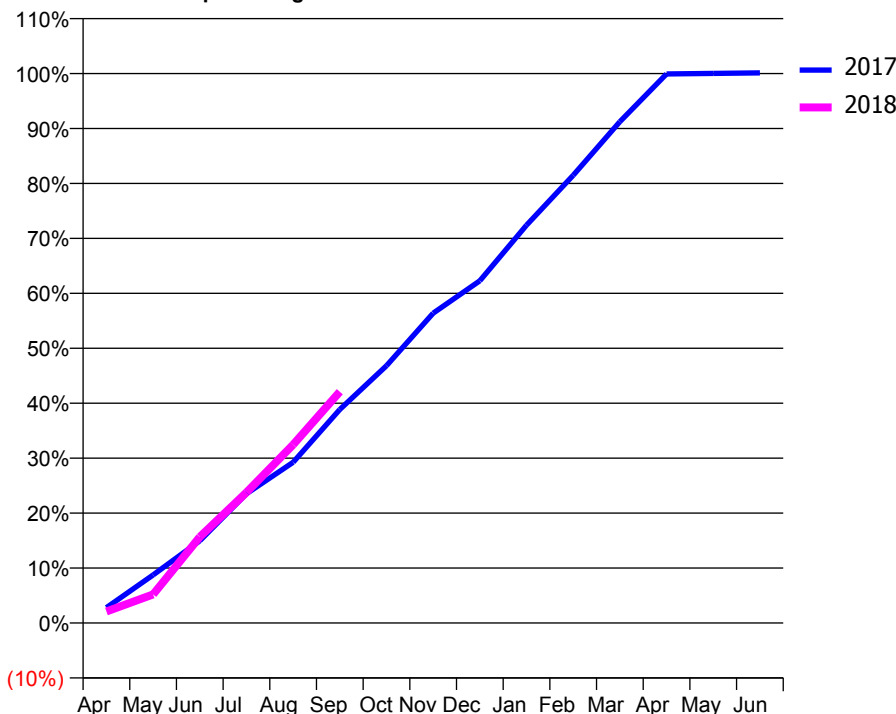
ACCESS*

Patients seen in 24 months	Total	Change since previous quarter
Quarter ending September 2016	4,399	
Quarter ending December 2016	4,419	→
Quarter ending March 2017	4,466	→
Quarter ending June 2017	4,382	↓
Quarter ending September 2017	4,345	→
Variance since September 2016	(1.2%)	↓



ACTIVITY

Cumulative percentage of contracted UDA delivered 2017 & 2018



Month	Adjusted Scheduled Activity (UDA)	
	2017	2018
April	443	330
May	1,374	817
June	2,351	2,462
July	3,699	3,738
August	4,599	5,104
September	6,112	6,618
October	7,363	
November	8,865	
December	9,794	
January	11,384	
February	12,813	
March	14,346	
April	15,714	
May	15,727	
June	15,743	

QUALITY

	Quantity	Base Number	Contract	AT	Region	England
% of FP17s for the same patient ID Re-attending within 3 months - Children	51	683	7.5%	10.2%	11.2%	11.9%
% of FP17s for the same patient ID Re-attending within 3 months - Adults	204	1,531	13.3%	15.9%	16.6%	15.9%
% of FP17s for the same patient ID Re-attending between 3 & 9 months - Children	278	683	40.7%	42.6%	47.0%	58.1%
% of FP17s for the same patient ID Re-attending between 3 & 9 months - Adults	494	1,531	32.3%	35.6%	38.2%	50.6%
% of FP17s for Band 1 Urgent Courses	227	1,904	11.9%	10.8%	10.6%	9.1%
% of FP17s Relating to Free Repair or Replacements	0	1,904	0.0%	0.5%	0.6%	0.8%
% of FP17s Relating to Continuations	8	1,904	0.4%	0.7%	0.8%	1.1%
% of Patients satisfied with the dentistry they have received	4	5	N/A	88.7%	89.2%	91.4%
% of Patients satisfied with the time they had to wait for an appointment	5	5	N/A	80.7%	83.4%	87.7%

* This is based on patients treated on this contract for their most recent course of treatment. Figures in italics indicate the base number of FP17s or Patient Questionnaire responses are less than 100. N/A is shown where the base number of responses is less than 10 during the period. % is calculated as Quantity/Base number*100

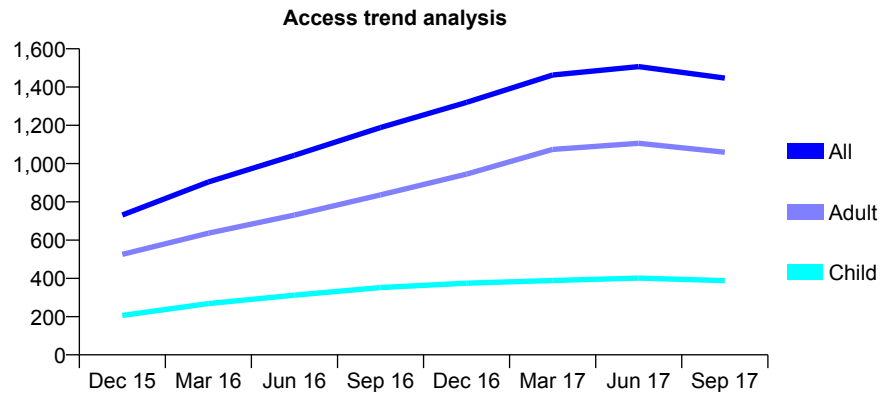
Q61 - Vital Signs At a Glance Contract Report for 766895/0005 - September 2017

Name or company name	MR M SOLTAN MOHAMMADI KHAYAT
Contract type name	GDS Contract
Purpose of contract	General
Contract start date	01/06/2015
Contract end date	

17/18 Contracted general activity (UDA)	5,000
Carry forward general activity (UDA)	8
17/18 Contracted orthodontic activity (UOA)	0
Carry forward orthodontic activity (UOA)	0
Baseline contract value	£160,820.88

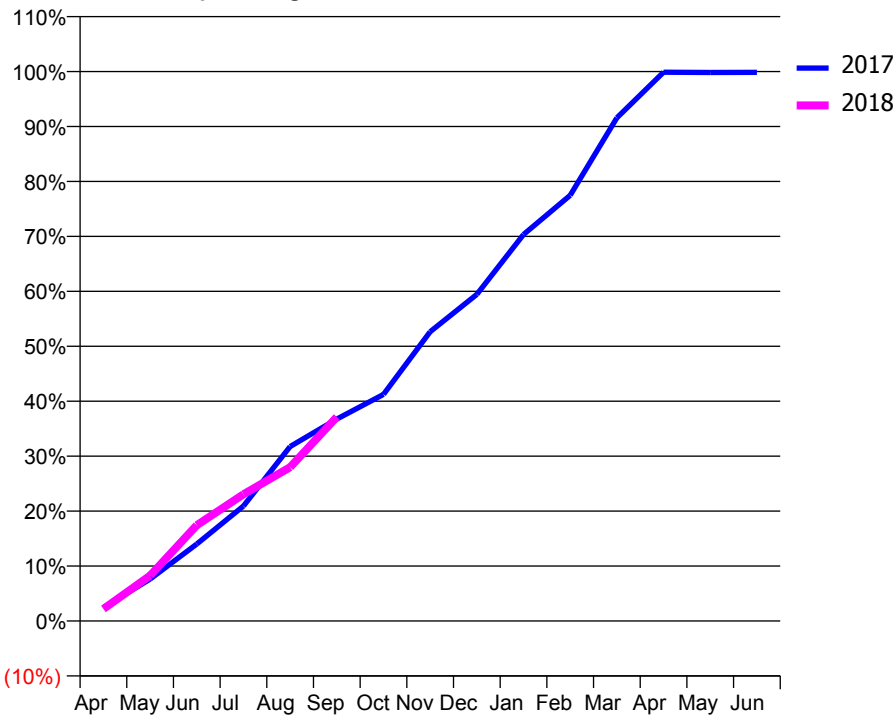
ACCESS*

Patients seen in 24 months	Total	Change since previous quarter
Quarter ending September 2016	1,188	
Quarter ending December 2016	1,320	↑
Quarter ending March 2017	1,463	↑
Quarter ending June 2017	1,507	↑
Quarter ending September 2017	1,447	↓
Variance since September 2016	21.8%	↑



ACTIVITY

Cumulative percentage of contracted UDA delivered 2017 & 2018



Month	Adjusted Scheduled Activity (UDA)	
	2017	2018
April	122	110
May	382	413
June	701	872
July	1,047	1,154
August	1,588	1,400
September	1,837	1,857
October	2,062	
November	2,632	
December	2,973	
January	3,517	
February	3,873	
March	4,579	
April	4,993	
May	4,991	
June	4,992	

QUALITY

	Quantity	Base Number	Contract	AT	Region	England
% of FP17s for the same patient ID Re-attending within 3 months - Children	13	178	7.3%	10.2%	11.2%	11.9%
% of FP17s for the same patient ID Re-attending within 3 months - Adults	41	455	9.0%	15.9%	16.6%	15.9%
% of FP17s for the same patient ID Re-attending between 3 & 9 months - Children	60	178	33.7%	42.6%	47.0%	58.1%
% of FP17s for the same patient ID Re-attending between 3 & 9 months - Adults	107	455	23.5%	35.6%	38.2%	50.6%
% of FP17s for Band 1 Urgent Courses	39	535	7.3%	10.8%	10.6%	9.1%
% of FP17s Relating to Free Repair or Replacements	1	535	0.2%	0.5%	0.6%	0.8%
% of FP17s Relating to Continuations	1	535	0.2%	0.7%	0.8%	1.1%
% of Patients satisfied with the dentistry they have received	1	1	N/A	88.7%	89.2%	91.4%
% of Patients satisfied with the time they had to wait for an appointment	0	1	N/A	80.7%	83.4%	87.7%

* This is based on patients treated on this contract for their most recent course of treatment. Figures in italics indicate the base number of FP17s or Patient Questionnaire responses are less than 100. N/A is shown where the base number of responses is less than 10 during the period. % is calculated as Quantity/Base number*100

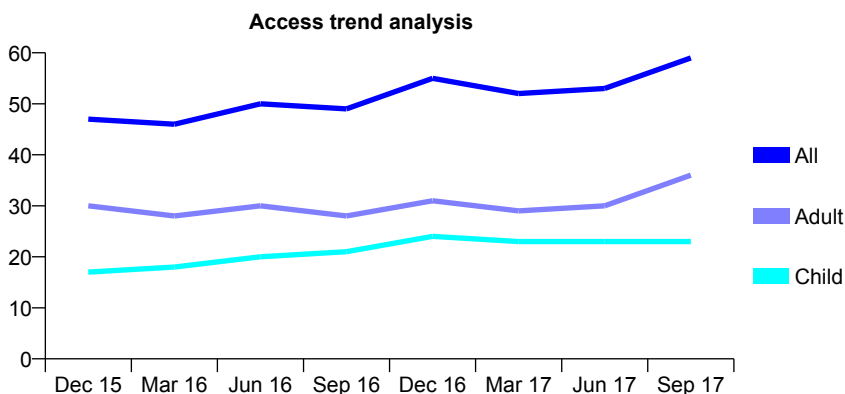
Q61 - Vital Signs At a Glance Contract Report for 767239/0001 - September 2017

Name or company name	MR N NAGPAUL
Contract type name	PDS Contract
Purpose of contract	General
Contract start date	01/08/2009
Contract end date	30/11/2017

17/18 Contracted general activity (UDA)	133
Carry forward general activity (UDA)	0
17/18 Contracted orthodontic activity (UOA)	0
Carry forward orthodontic activity (UOA)	0
Baseline contract value	£3,904.98

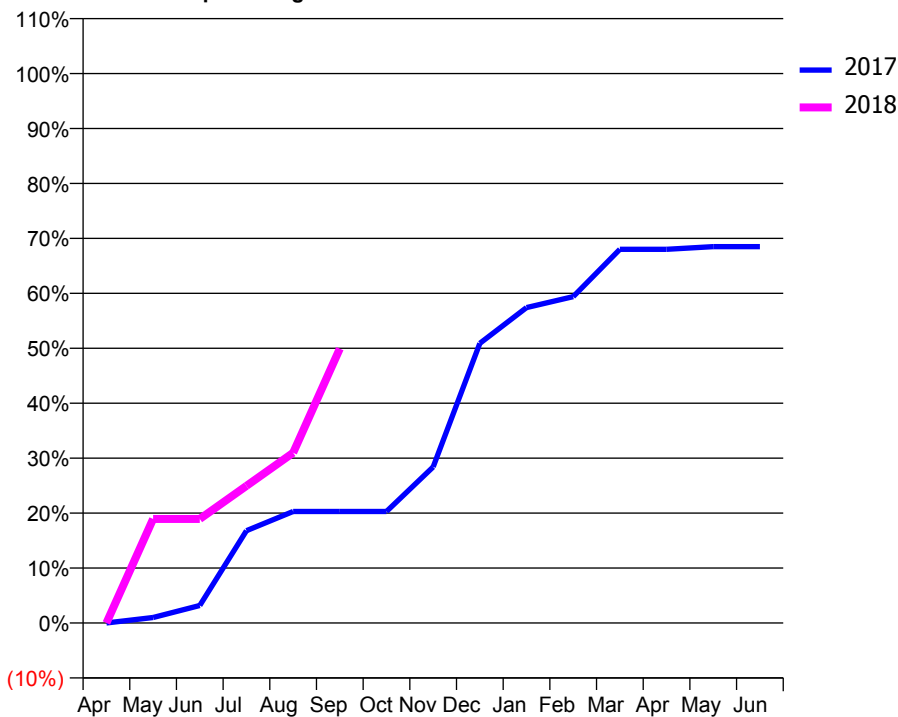
ACCESS*

Patients seen in 24 months	Total	Change since previous quarter
Quarter ending September 2016	49	
Quarter ending December 2016	55	↑
Quarter ending March 2017	52	↓
Quarter ending June 2017	53	→
Quarter ending September 2017	59	↑
Variance since September 2016	20.4%	↑



ACTIVITY

Cumulative percentage of contracted UDA delivered 2017 & 2018



Adjusted Scheduled Activity (UDA)

Month	2017	2018
April	0	0
May	2	25
June	6	25
July	34	33
August	41	41
September	41	66
October	41	
November	57	
December	102	
January	115	
February	119	
March	136	
April	136	
May	137	
June	137	

QUALITY

	Quantity	Base Number	Contract	AT	Region	England
% of FP17s for the same patient ID Re-attending within 3 months - Children	2	15	13.3%	10.2%	11.2%	11.9%
% of FP17s for the same patient ID Re-attending within 3 months - Adults	2	20	10.0%	15.9%	16.6%	15.9%
% of FP17s for the same patient ID Re-attending between 3 & 9 months - Children	4	15	26.7%	42.6%	47.0%	58.1%
% of FP17s for the same patient ID Re-attending between 3 & 9 months - Adults	7	20	35.0%	35.6%	38.2%	50.6%
% of FP17s for Band 1 Urgent Courses	2	34	5.9%	10.8%	10.6%	9.1%
% of FP17s Relating to Free Repair or Replacements	1	34	2.9%	0.5%	0.6%	0.8%
% of FP17s Relating to Continuations	1	34	2.9%	0.7%	0.8%	1.1%
% of Patients satisfied with the dentistry they have received	0	0	N/A	88.7%	89.2%	91.4%
% of Patients satisfied with the time they had to wait for an appointment	0	0	N/A	80.7%	83.4%	87.7%

* This is based on patients treated on this contract for their most recent course of treatment. Figures in italics indicate the base number of FP17s or Patient Questionnaire responses are less than 100. N/A is shown where the base number of responses is less than 10 during the period. % is calculated as Quantity/Base number*100

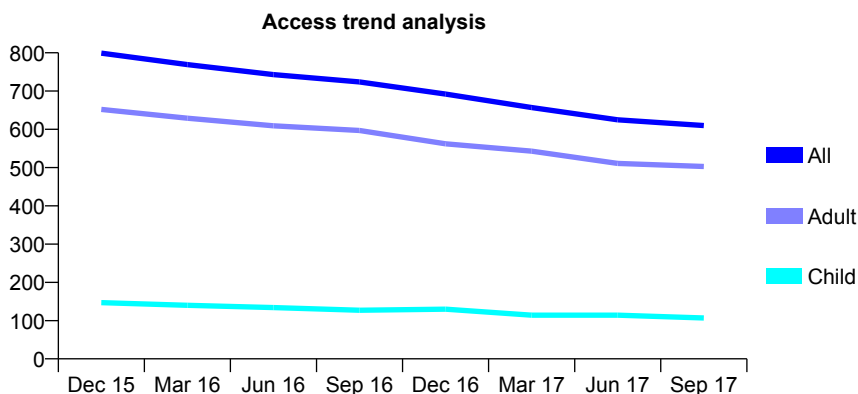
Q61 - Vital Signs At a Glance Contract Report for 769037/0001 - September 2017

Name or company name	MR B VARNAMKHASTY
Contract type name	GDS Contract
Purpose of contract	General
Contract start date	01/04/2006
Contract end date	

17/18 Contracted general activity (UDA)	2,936
Carry forward general activity (UDA)	0
17/18 Contracted orthodontic activity (UOA)	0
Carry forward orthodontic activity (UOA)	0
Baseline contract value	£95,907.51

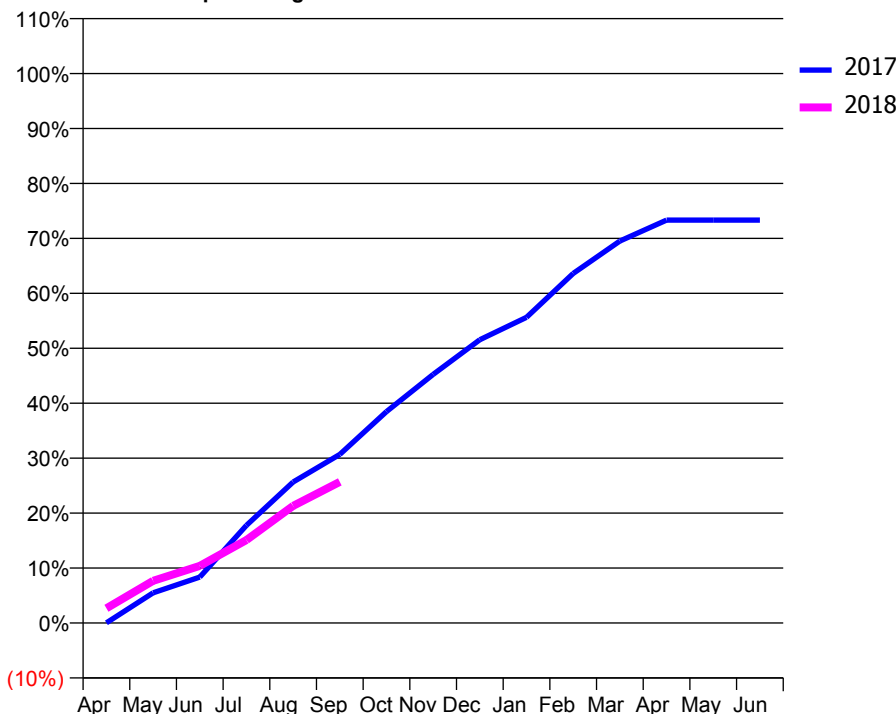
ACCESS*

Patients seen in 24 months	Total	Change since previous quarter
Quarter ending September 2016	724	
Quarter ending December 2016	692	↓
Quarter ending March 2017	657	↓
Quarter ending June 2017	625	↓
Quarter ending September 2017	610	↓
Variance since September 2016	(15.7%)	↓



ACTIVITY

Cumulative percentage of contracted UDA delivered 2017 & 2018



Adjusted Scheduled Activity (UDA)

Month	2017	2018
April	1	79
May	162	225
June	245	305
July	522	443
August	754	626
September	901	754
October	1,130	
November	1,328	
December	1,514	
January	1,633	
February	1,868	
March	2,041	
April	2,152	
May	2,152	
June	2,152	

QUALITY

	Quantity	Base Number	Contract	AT	Region	England
% of FP17s for the same patient ID Re-attending within 3 months - Children	2	63	3.2%	10.2%	11.2%	11.9%
% of FP17s for the same patient ID Re-attending within 3 months - Adults	5	184	2.7%	15.9%	16.6%	15.9%
% of FP17s for the same patient ID Re-attending between 3 & 9 months - Children	20	63	31.7%	42.6%	47.0%	58.1%
% of FP17s for the same patient ID Re-attending between 3 & 9 months - Adults	53	184	28.8%	35.6%	38.2%	50.6%
% of FP17s for Band 1 Urgent Courses	11	217	5.1%	10.8%	10.6%	9.1%
% of FP17s Relating to Free Repair or Replacements	0	217	0.0%	0.5%	0.6%	0.8%
% of FP17s Relating to Continuations	0	217	0.0%	0.7%	0.8%	1.1%
% of Patients satisfied with the dentistry they have received	0	0	N/A	88.7%	89.2%	91.4%
% of Patients satisfied with the time they had to wait for an appointment	0	0	N/A	80.7%	83.4%	87.7%

* This is based on patients treated on this contract for their most recent course of treatment. Figures in italics indicate the base number of FP17s or Patient Questionnaire responses are less than 100. N/A is shown where the base number of responses is less than 10 during the period. % is calculated as Quantity/Base number*100

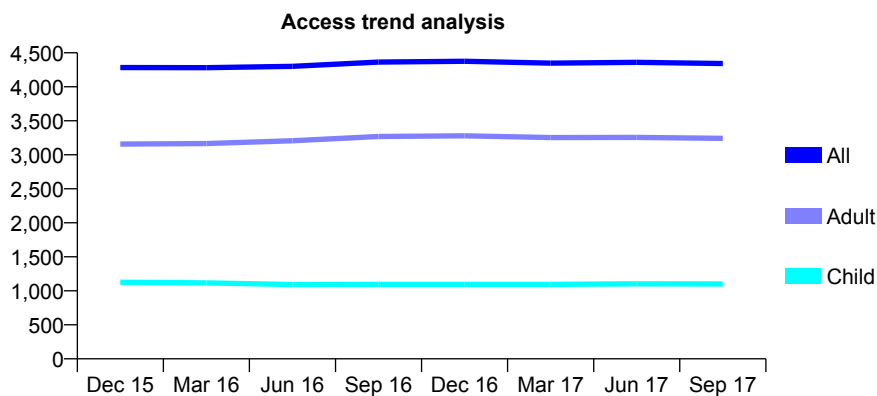
Q61 - Vital Signs At a Glance Contract Report for 769568/0001 - September 2017

Name or company name	MRS M RAFIEE
Contract type name	GDS Contract
Purpose of contract	General
Contract start date	01/04/2006
Contract end date	

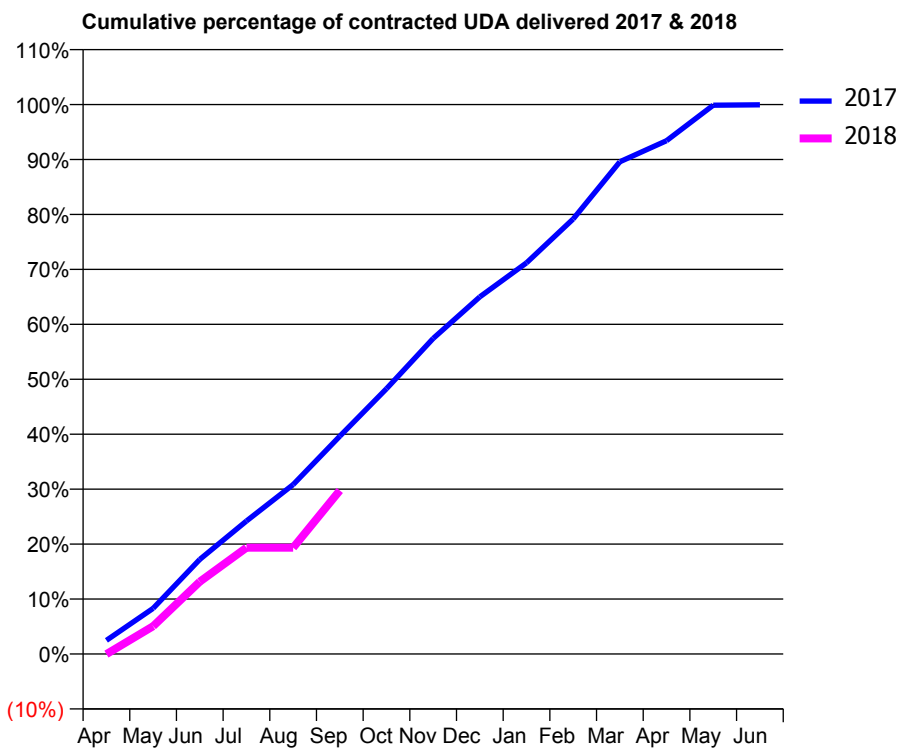
17/18 Contracted general activity (UDA)	12,620
Carry forward general activity (UDA)	6
17/18 Contracted orthodontic activity (UOA)	0
Carry forward orthodontic activity (UOA)	0
Baseline contract value	£362,621.71

ACCESS*

Patients seen in 24 months	Total	Change since previous quarter
Quarter ending September 2016	4,364	
Quarter ending December 2016	4,375	→
Quarter ending March 2017	4,349	→
Quarter ending June 2017	4,359	→
Quarter ending September 2017	4,343	→
Variance since September 2016	(0.5%)	→



ACTIVITY



Month	Adjusted Scheduled Activity (UDA)	
	2017	2018
April	314	-6
May	1,050	639
June	2,174	1,662
July	3,053	2,443
August	3,892	2,443
September	5,004	3,756
October	6,092	
November	7,247	
December	8,203	
January	8,985	
February	9,993	
March	11,305	
April	11,790	
May	12,605	
June	12,614	

QUALITY

	Quantity	Base Number	Contract	AT	Region	England
% of FP17s for the same patient ID Re-attending within 3 months - Children	25	614	4.1%	10.2%	11.2%	11.9%
% of FP17s for the same patient ID Re-attending within 3 months - Adults	173	1,489	11.6%	15.9%	16.6%	15.9%
% of FP17s for the same patient ID Re-attending between 3 & 9 months - Children	324	614	52.8%	42.6%	47.0%	58.1%
% of FP17s for the same patient ID Re-attending between 3 & 9 months - Adults	642	1,489	43.1%	35.6%	38.2%	50.6%
% of FP17s for Band 1 Urgent Courses	120	1,623	7.4%	10.8%	10.6%	9.1%
% of FP17s Relating to Free Repair or Replacements	6	1,623	0.4%	0.5%	0.6%	0.8%
% of FP17s Relating to Continuations	7	1,623	0.4%	0.7%	0.8%	1.1%
% of Patients satisfied with the dentistry they have received	5	5	N/A	88.7%	89.2%	91.4%
% of Patients satisfied with the time they had to wait for an appointment	4	5	N/A	80.7%	83.4%	87.7%

* This is based on patients treated on this contract for their most recent course of treatment. Figures in italics indicate the base number of FP17s or Patient Questionnaire responses are less than 100. N/A is shown where the base number of responses is less than 10 during the period. % is calculated as Quantity/Base number*100

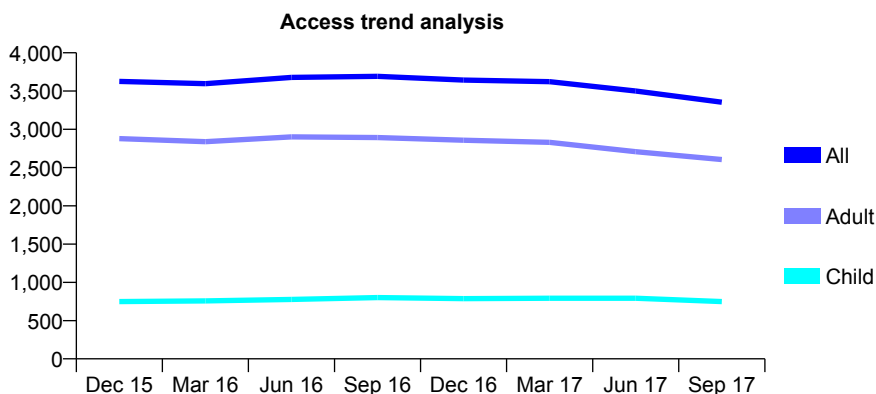
Q61 - Vital Signs At a Glance Contract Report for 778249/0001 - September 2017

Name or company name	MISS RJ SANGHVI
Contract type name	GDS Contract
Purpose of contract	General
Contract start date	01/09/2011
Contract end date	

17/18 Contracted general activity (UDA)	8,726
Carry forward general activity (UDA)	129
17/18 Contracted orthodontic activity (UOA)	0
Carry forward orthodontic activity (UOA)	0
Baseline contract value	£209,913.23

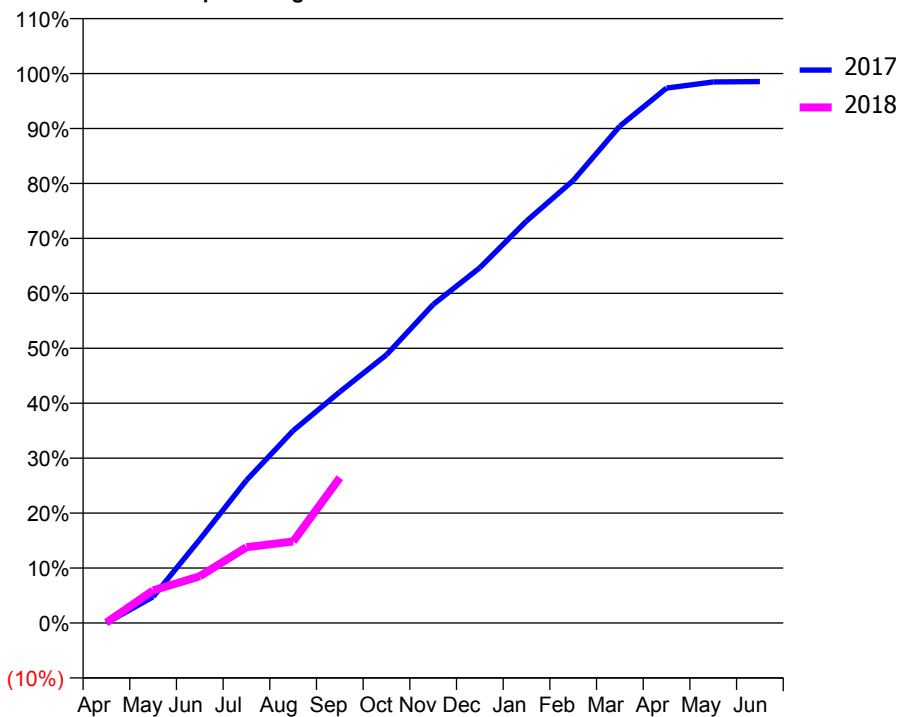
ACCESS*

Patients seen in 24 months	Total	Change since previous quarter
Quarter ending September 2016	3,693	
Quarter ending December 2016	3,644	↓
Quarter ending March 2017	3,623	→
Quarter ending June 2017	3,500	↓
Quarter ending September 2017	3,354	↓
Variance since September 2016	(9.2%)	↓



ACTIVITY

Cumulative percentage of contracted UDA delivered 2017 & 2018



Adjusted Scheduled Activity (UDA)

Month	2017	2018
April	-0	7
May	416	519
June	1,327	741
July	2,267	1,203
August	3,054	1,295
September	3,670	2,306
October	4,259	
November	5,057	
December	5,642	
January	6,384	
February	7,027	
March	7,891	
April	8,494	
May	8,591	
June	8,597	

QUALITY

	Quantity	Base Number	Contract	AT	Region	England
% of FP17s for the same patient ID Re-attending within 3 months - Children	26	308	8.4%	10.2%	11.2%	11.9%
% of FP17s for the same patient ID Re-attending within 3 months - Adults	113	1,010	11.2%	15.9%	16.6%	15.9%
% of FP17s for the same patient ID Re-attending between 3 & 9 months - Children	69	308	22.4%	42.6%	47.0%	58.1%
% of FP17s for the same patient ID Re-attending between 3 & 9 months - Adults	302	1,010	29.9%	35.6%	38.2%	50.6%
% of FP17s for Band 1 Urgent Courses	161	1,062	15.2%	10.8%	10.6%	9.1%
% of FP17s Relating to Free Repair or Replacements	7	1,062	0.7%	0.5%	0.6%	0.8%
% of FP17s Relating to Continuations	8	1,062	0.8%	0.7%	0.8%	1.1%
% of Patients satisfied with the dentistry they have received	4	4	N/A	88.7%	89.2%	91.4%
% of Patients satisfied with the time they had to wait for an appointment	3	4	N/A	80.7%	83.4%	87.7%

* This is based on patients treated on this contract for their most recent course of treatment. Figures in italics indicate the base number of FP17s or Patient Questionnaire responses are less than 100. N/A is shown where the base number of responses is less than 10 during the period. % is calculated as Quantity/Base number*100

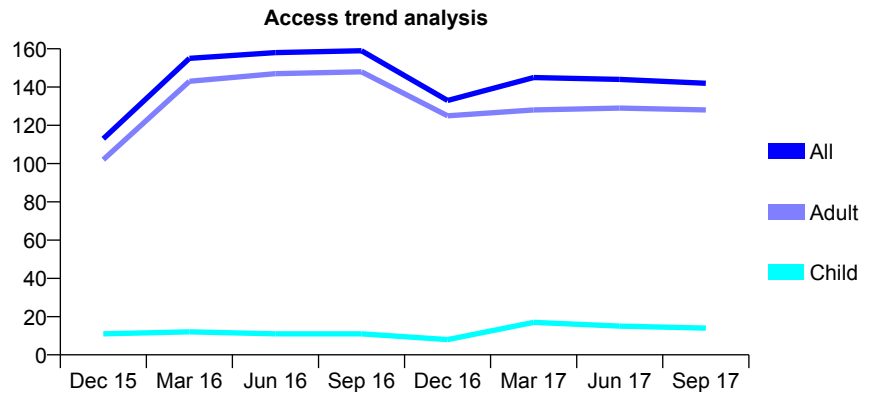
Q61 - Vital Signs At a Glance Contract Report for 781800/0001 - September 2017

Name or company name	MR B NISAR
Contract type name	GDS Contract
Purpose of contract	General
Contract start date	28/07/2011
Contract end date	

17/18 Contracted general activity (UDA)	325
Carry forward general activity (UDA)	-6
17/18 Contracted orthodontic activity (UOA)	0
Carry forward orthodontic activity (UOA)	0
Baseline contract value	£7,507.37

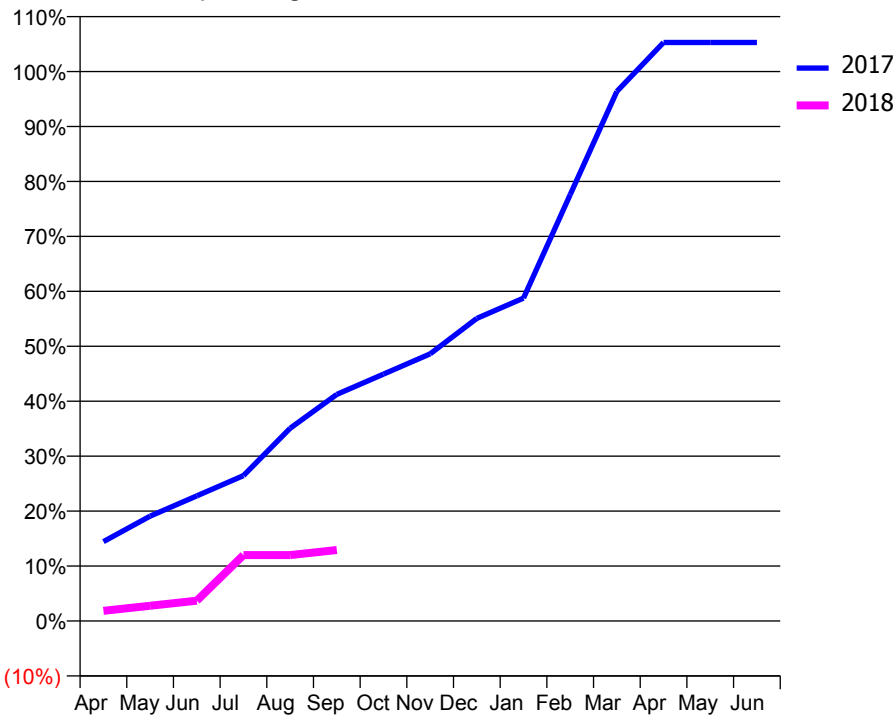
ACCESS*

Patients seen in 24 months	Total	Change since previous quarter
Quarter ending September 2016	159	
Quarter ending December 2016	133	↓
Quarter ending March 2017	145	↑
Quarter ending June 2017	144	→
Quarter ending September 2017	142	↓
Variance since September 2016	(10.7%)	↓



ACTIVITY

Cumulative percentage of contracted UDA delivered 2017 & 2018



Month	Adjusted Scheduled Activity (UDA)	
	2017	2018
April	47	6
May	62	9
June	74	12
July	86	39
August	114	39
September	134	42
October	146	
November	158	
December	179	
January	191	
February	252	
March	313	
April	342	
May	342	
June	342	

QUALITY

	Quantity	Base Number	Contract	AT	Region	England
% of FP17s for the same patient ID Re-attending within 3 months - Children	0	0	N/A	10.2%	11.2%	11.9%
% of FP17s for the same patient ID Re-attending within 3 months - Adults	1	11	9.1%	15.9%	16.6%	15.9%
% of FP17s for the same patient ID Re-attending between 3 & 9 months - Children	0	0	N/A	42.6%	47.0%	58.1%
% of FP17s for the same patient ID Re-attending between 3 & 9 months - Adults	1	11	9.1%	35.6%	38.2%	50.6%
% of FP17s for Band 1 Urgent Courses	0	6	0.0%	10.8%	10.6%	9.1%
% of FP17s Relating to Free Repair or Replacements	0	6	0.0%	0.5%	0.6%	0.8%
% of FP17s Relating to Continuations	0	6	0.0%	0.7%	0.8%	1.1%
% of Patients satisfied with the dentistry they have received	0	0	N/A	88.7%	89.2%	91.4%
% of Patients satisfied with the time they had to wait for an appointment	0	0	N/A	80.7%	83.4%	87.7%

* This is based on patients treated on this contract for their most recent course of treatment. Figures in italics indicate the base number of FP17s or Patient Questionnaire responses are less than 100. N/A is shown where the base number of responses is less than 10 during the period. % is calculated as Quantity/Base number*100

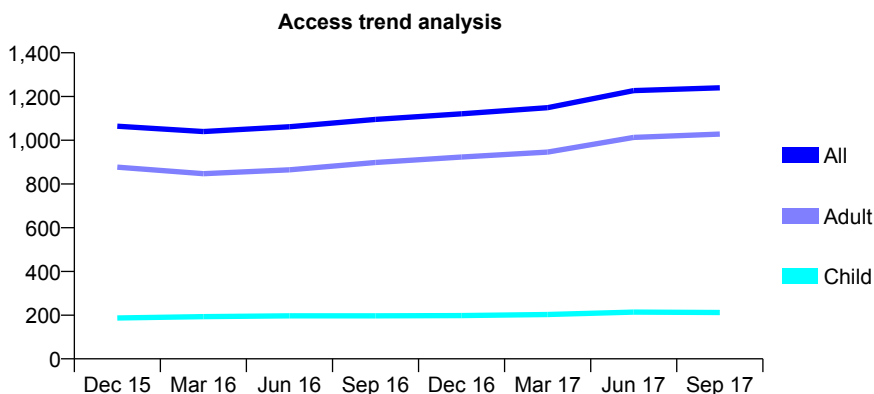
Q61 - Vital Signs At a Glance Contract Report for 782874/0001 - September 2017

Name or company name	MR DR SADOH
Contract type name	GDS Contract
Purpose of contract	General
Contract start date	01/04/2006
Contract end date	

17/18 Contracted general activity (UDA)	4,263
Carry forward general activity (UDA)	0
17/18 Contracted orthodontic activity (UOA)	0
Carry forward orthodontic activity (UOA)	0
Baseline contract value	£153,963.00

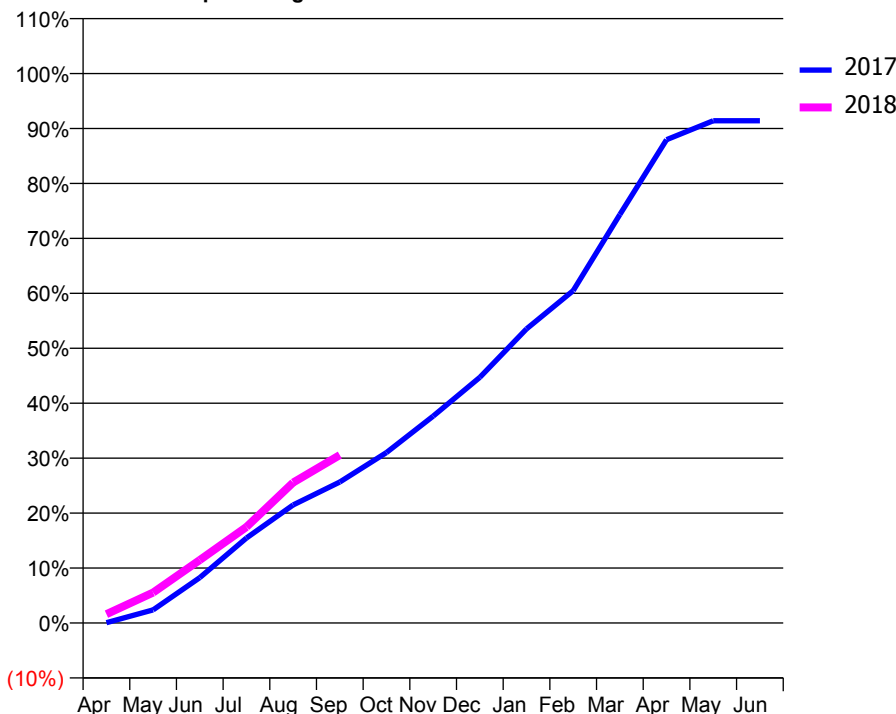
ACCESS*

Patients seen in 24 months	Total	Change since previous quarter
Quarter ending September 2016	1,095	
Quarter ending December 2016	1,121	↑
Quarter ending March 2017	1,149	↑
Quarter ending June 2017	1,227	↑
Quarter ending September 2017	1,240	→
Variance since September 2016	13.2%	↑



ACTIVITY

Cumulative percentage of contracted UDA delivered 2017 & 2018



Month	Adjusted Scheduled Activity (UDA)	
	2017	2018
April	3	69
May	102	236
June	352	489
July	659	745
August	916	1,090
September	1,094	1,303
October	1,323	
November	1,605	
December	1,906	
January	2,282	
February	2,579	
March	3,169	
April	3,750	
May	3,897	
June	3,897	

QUALITY

	Quantity	Base Number	Contract	AT	Region	England
% of FP17s for the same patient ID Re-attending within 3 months - Children	7	111	6.3%	10.2%	11.2%	11.9%
% of FP17s for the same patient ID Re-attending within 3 months - Adults	60	512	11.7%	15.9%	16.6%	15.9%
% of FP17s for the same patient ID Re-attending between 3 & 9 months - Children	41	111	36.9%	42.6%	47.0%	58.1%
% of FP17s for the same patient ID Re-attending between 3 & 9 months - Adults	83	512	16.2%	35.6%	38.2%	50.6%
% of FP17s for Band 1 Urgent Courses	190	541	35.1%	10.8%	10.6%	9.1%
% of FP17s Relating to Free Repair or Replacements	0	541	0.0%	0.5%	0.6%	0.8%
% of FP17s Relating to Continuations	3	541	0.6%	0.7%	0.8%	1.1%
% of Patients satisfied with the dentistry they have received	1	1	N/A	88.7%	89.2%	91.4%
% of Patients satisfied with the time they had to wait for an appointment	1	1	N/A	80.7%	83.4%	87.7%

* This is based on patients treated on this contract for their most recent course of treatment. Figures in italics indicate the base number of FP17s or Patient Questionnaire responses are less than 100. N/A is shown where the base number of responses is less than 10 during the period. % is calculated as Quantity/Base number*100

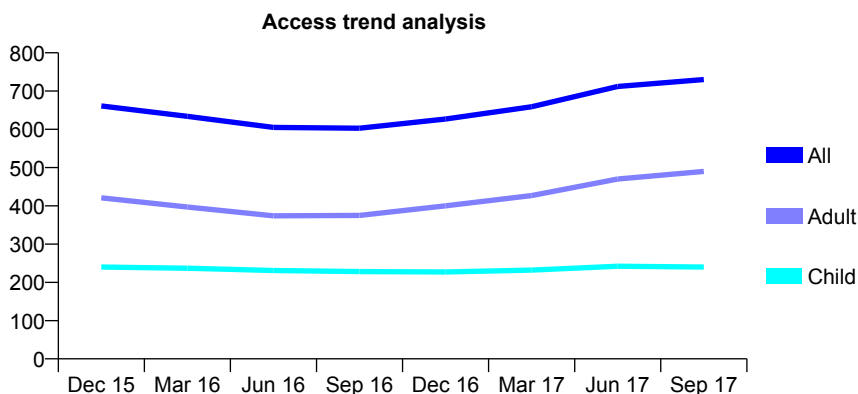
Q61 - Vital Signs At a Glance Contract Report for 783099/0001 - September 2017

Name or company name	MISS P HEIDARZADEH PASHA
Contract type name	GDS Contract
Purpose of contract	General
Contract start date	01/12/2007
Contract end date	

17/18 Contracted general activity (UDA)	3,600
Carry forward general activity (UDA)	0
17/18 Contracted orthodontic activity (UOA)	0
Carry forward orthodontic activity (UOA)	0
Baseline contract value	£98,298.63

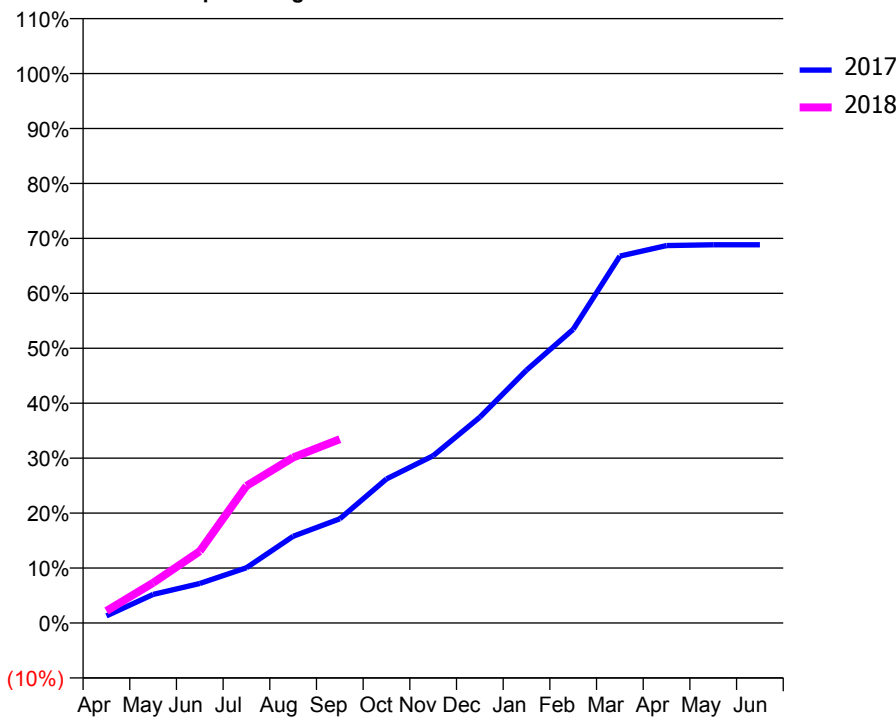
ACCESS*

Patients seen in 24 months	Total	Change since previous quarter
Quarter ending September 2016	603	
Quarter ending December 2016	627	↑
Quarter ending March 2017	659	↑
Quarter ending June 2017	712	↑
Quarter ending September 2017	730	↑
Variance since September 2016	21.1%	↑



ACTIVITY

Cumulative percentage of contracted UDA delivered 2017 & 2018



Adjusted Scheduled Activity (UDA)

Month	2017	2018
April	47	79
May	187	263
June	259	471
July	362	899
August	568	1,084
September	682	1,204
October	944	
November	1,096	
December	1,349	
January	1,657	
February	1,924	
March	2,403	
April	2,473	
May	2,478	
June	2,478	

QUALITY

	Quantity	Base Number	Contract	AT	Region	England
% of FP17s for the same patient ID Re-attending within 3 months - Children	3	125	2.4%	10.2%	11.2%	11.9%
% of FP17s for the same patient ID Re-attending within 3 months - Adults	20	255	7.8%	15.9%	16.6%	15.9%
% of FP17s for the same patient ID Re-attending between 3 & 9 months - Children	57	125	45.6%	42.6%	47.0%	58.1%
% of FP17s for the same patient ID Re-attending between 3 & 9 months - Adults	78	255	30.6%	35.6%	38.2%	50.6%
% of FP17s for Band 1 Urgent Courses	11	350	3.1%	10.8%	10.6%	9.1%
% of FP17s Relating to Free Repair or Replacements	0	350	0.0%	0.5%	0.6%	0.8%
% of FP17s Relating to Continuations	1	350	0.3%	0.7%	0.8%	1.1%
% of Patients satisfied with the dentistry they have received	3	4	N/A	88.7%	89.2%	91.4%
% of Patients satisfied with the time they had to wait for an appointment	3	4	N/A	80.7%	83.4%	87.7%

* This is based on patients treated on this contract for their most recent course of treatment. Figures in italics indicate the base number of FP17s or Patient Questionnaire responses are less than 100. N/A is shown where the base number of responses is less than 10 during the period. % is calculated as Quantity/Base number*100

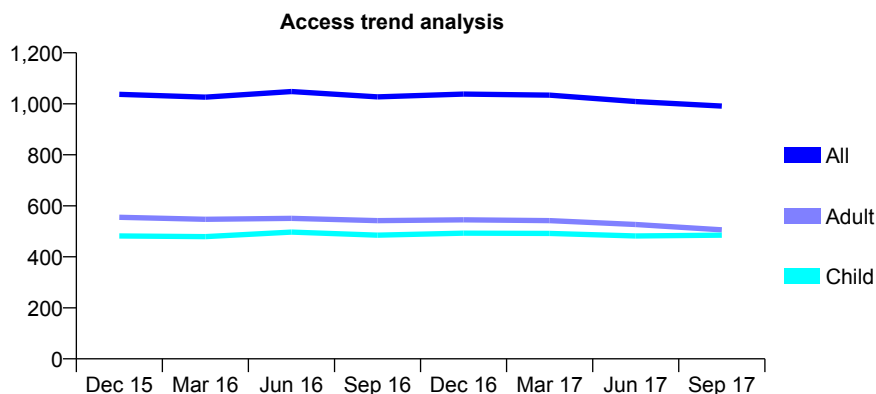
Q61 - Vital Signs At a Glance Contract Report for 785490/0001 - September 2017

Name or company name	MRS FI OLUYANNWO
Contract type name	GDS Contract
Purpose of contract	General
Contract start date	09/11/2009
Contract end date	

17/18 Contracted general activity (UDA)	2,582
Carry forward general activity (UDA)	14
17/18 Contracted orthodontic activity (UOA)	0
Carry forward orthodontic activity (UOA)	0
Baseline contract value	£93,836.54

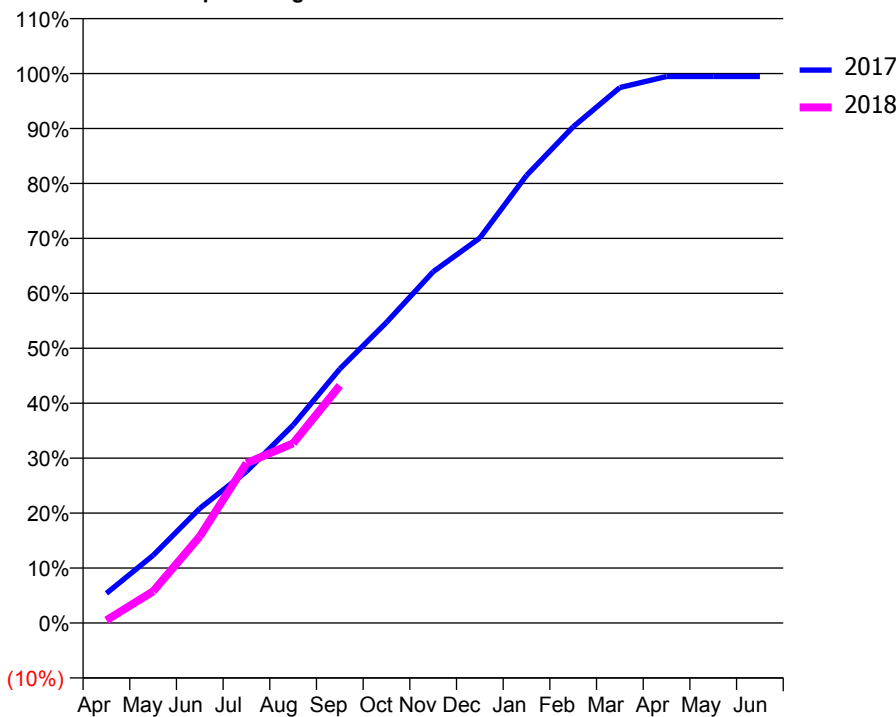
ACCESS*

Patients seen in 24 months	Total	Change since previous quarter
Quarter ending September 2016	1,027	
Quarter ending December 2016	1,038	→
Quarter ending March 2017	1,034	→
Quarter ending June 2017	1,009	↓
Quarter ending September 2017	991	↓
Variance since September 2016	(3.5%)	↓



ACTIVITY

Cumulative percentage of contracted UDA delivered 2017 & 2018



Adjusted Scheduled Activity (UDA)

Month	2017	2018
April	139	13
May	318	149
June	539	407
July	712	751
August	930	844
September	1,194	1,116
October	1,413	
November	1,651	
December	1,809	
January	2,103	
February	2,332	
March	2,516	
April	2,568	
May	2,568	
June	2,568	

QUALITY

	Quantity	Base Number	Contract	AT	Region	England
% of FP17s for the same patient ID Re-attending within 3 months - Children	10	337	3.0%	10.2%	11.2%	11.9%
% of FP17s for the same patient ID Re-attending within 3 months - Adults	13	239	5.4%	15.9%	16.6%	15.9%
% of FP17s for the same patient ID Re-attending between 3 & 9 months - Children	187	337	55.5%	42.6%	47.0%	58.1%
% of FP17s for the same patient ID Re-attending between 3 & 9 months - Adults	140	239	58.6%	35.6%	38.2%	50.6%
% of FP17s for Band 1 Urgent Courses	19	538	3.5%	10.8%	10.6%	9.1%
% of FP17s Relating to Free Repair or Replacements	0	538	0.0%	0.5%	0.6%	0.8%
% of FP17s Relating to Continuations	0	538	0.0%	0.7%	0.8%	1.1%
% of Patients satisfied with the dentistry they have received	1	1	N/A	88.7%	89.2%	91.4%
% of Patients satisfied with the time they had to wait for an appointment	1	1	N/A	80.7%	83.4%	87.7%

* This is based on patients treated on this contract for their most recent course of treatment. Figures in italics indicate the base number of FP17s or Patient Questionnaire responses are less than 100. N/A is shown where the base number of responses is less than 10 during the period. % is calculated as Quantity/Base number*100

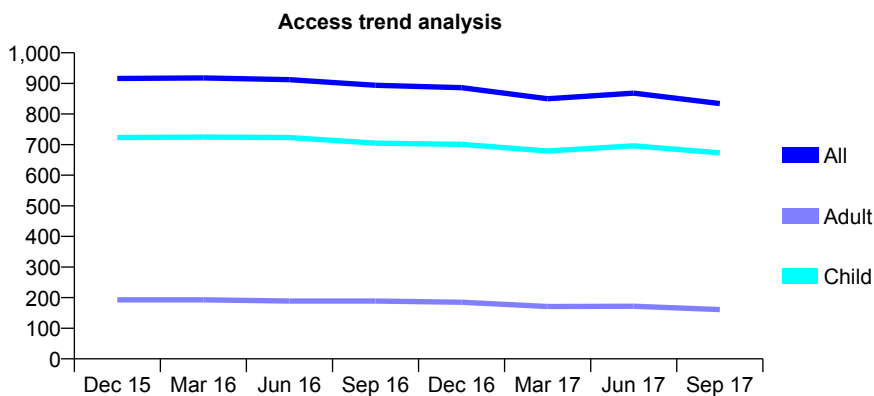
Q61 - Vital Signs At a Glance Contract Report for 785806/0001 - September 2017

Name or company name	MR M BHARDWAJ
Contract type name	GDS Contract
Purpose of contract	General
Contract start date	01/01/2013
Contract end date	

17/18 Contracted general activity (UDA)	1,850
Carry forward general activity (UDA)	-13
17/18 Contracted orthodontic activity (UOA)	0
Carry forward orthodontic activity (UOA)	0
Baseline contract value	£48,100.38

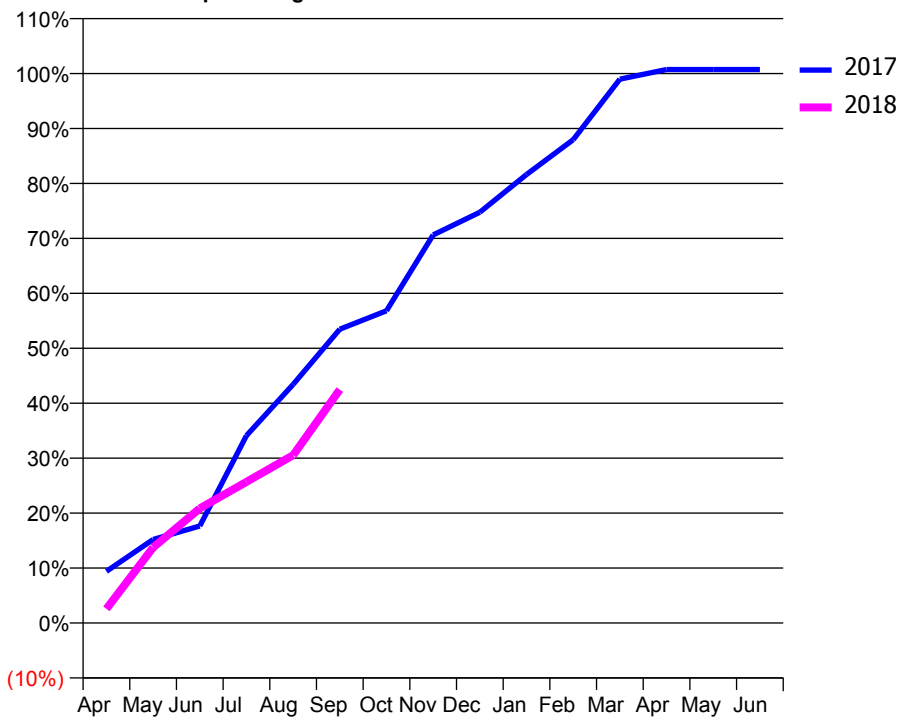
ACCESS*

Patients seen in 24 months	Total	Change since previous quarter
Quarter ending September 2016	894	
Quarter ending December 2016	886	→
Quarter ending March 2017	850	↓
Quarter ending June 2017	868	↑
Quarter ending September 2017	834	↓
Variance since September 2016	(6.7%)	↓



ACTIVITY

Cumulative percentage of contracted UDA delivered 2017 & 2018



Adjusted Scheduled Activity (UDA)

Month	2017	2018
April	174	48
May	281	254
June	327	386
July	631	475
August	803	565
September	989	786
October	1,051	
November	1,307	
December	1,383	
January	1,510	
February	1,627	
March	1,831	
April	1,863	
May	1,863	
June	1,863	

QUALITY

	Quantity	Base Number	Contract	AT	Region	England
% of FP17s for the same patient ID Re-attending within 3 months - Children	35	401	8.7%	10.2%	11.2%	11.9%
% of FP17s for the same patient ID Re-attending within 3 months - Adults	5	60	8.3%	15.9%	16.6%	15.9%
% of FP17s for the same patient ID Re-attending between 3 & 9 months - Children	163	401	40.6%	42.6%	47.0%	58.1%
% of FP17s for the same patient ID Re-attending between 3 & 9 months - Adults	27	60	45.0%	35.6%	38.2%	50.6%
% of FP17s for Band 1 Urgent Courses	24	441	5.4%	10.8%	10.6%	9.1%
% of FP17s Relating to Free Repair or Replacements	0	441	0.0%	0.5%	0.6%	0.8%
% of FP17s Relating to Continuations	3	441	0.7%	0.7%	0.8%	1.1%
% of Patients satisfied with the dentistry they have received	0	0	N/A	88.7%	89.2%	91.4%
% of Patients satisfied with the time they had to wait for an appointment	0	0	N/A	80.7%	83.4%	87.7%

* This is based on patients treated on this contract for their most recent course of treatment. Figures in italics indicate the base number of FP17s or Patient Questionnaire responses are less than 100. N/A is shown where the base number of responses is less than 10 during the period. % is calculated as Quantity/Base number*100

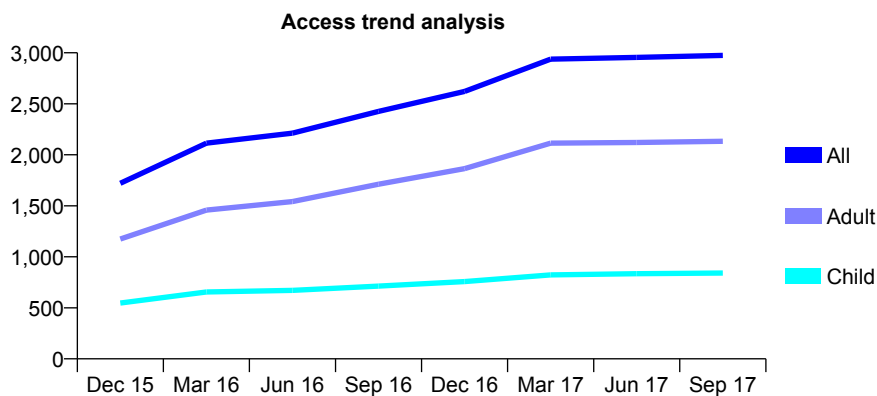
Q61 - Vital Signs At a Glance Contract Report for 785946/0001 - September 2017

Name or company name	MR M BEHNAM
Contract type name	GDS Contract
Purpose of contract	General
Contract start date	01/04/2015
Contract end date	

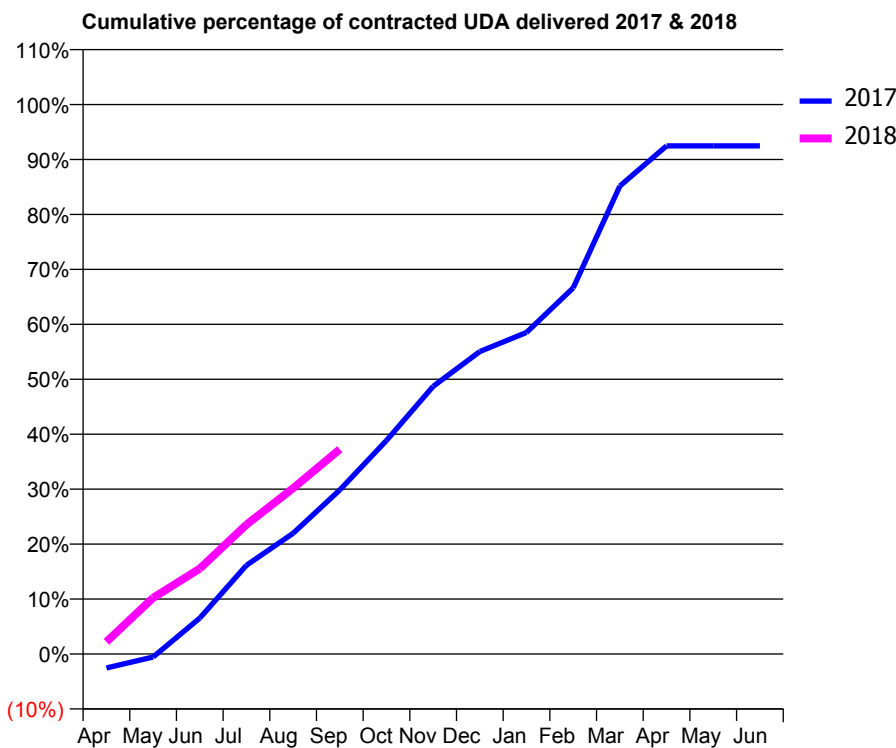
17/18 Contracted general activity (UDA)	9,969
Carry forward general activity (UDA)	0
17/18 Contracted orthodontic activity (UOA)	0
Carry forward orthodontic activity (UOA)	0
Baseline contract value	£243,838.72

ACCESS*

Patients seen in 24 months	Total	Change since previous quarter
Quarter ending September 2016	2,425	
Quarter ending December 2016	2,622	↑
Quarter ending March 2017	2,938	↑
Quarter ending June 2017	2,955	→
Quarter ending September 2017	2,974	→
Variance since September 2016	22.6%	↑



ACTIVITY



Month	Adjusted Scheduled Activity (UDA)	
	2017	2018
April	-256	221
May	-56	1,020
June	651	1,551
July	1,609	2,349
August	2,190	3,008
September	2,978	3,714
October	3,873	
November	4,855	
December	5,487	
January	5,833	
February	6,641	
March	8,489	
April	9,219	
May	9,219	
June	9,219	

QUALITY

	Quantity	Base Number	Contract	AT	Region	England
% of FP17s for the same patient ID Re-attending within 3 months - Children	55	530	10.4%	10.2%	11.2%	11.9%
% of FP17s for the same patient ID Re-attending within 3 months - Adults	119	1,027	11.6%	15.9%	16.6%	15.9%
% of FP17s for the same patient ID Re-attending between 3 & 9 months - Children	246	530	46.4%	42.6%	47.0%	58.1%
% of FP17s for the same patient ID Re-attending between 3 & 9 months - Adults	371	1,027	36.1%	35.6%	38.2%	50.6%
% of FP17s for Band 1 Urgent Courses	164	1,370	12.0%	10.8%	10.6%	9.1%
% of FP17s Relating to Free Repair or Replacements	9	1,370	0.7%	0.5%	0.6%	0.8%
% of FP17s Relating to Continuations	3	1,370	0.2%	0.7%	0.8%	1.1%
% of Patients satisfied with the dentistry they have received	2	2	N/A	88.7%	89.2%	91.4%
% of Patients satisfied with the time they had to wait for an appointment	1	2	N/A	80.7%	83.4%	87.7%

* This is based on patients treated on this contract for their most recent course of treatment. Figures in italics indicate the base number of FP17s or Patient Questionnaire responses are less than 100. N/A is shown where the base number of responses is less than 10 during the period. % is calculated as Quantity/Base number*100

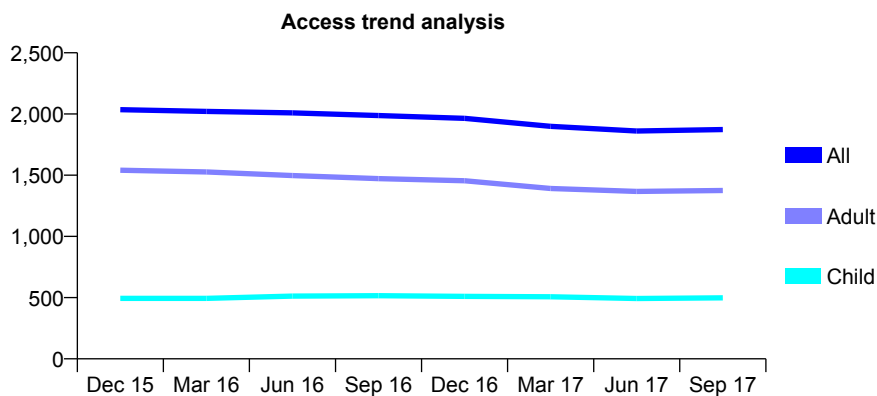
Q61 - Vital Signs At a Glance Contract Report for 787566/0001 - September 2017

Name or company name	DR P ZIAHOSSEINI
Contract type name	GDS Contract
Purpose of contract	General
Contract start date	15/04/2008
Contract end date	

17/18 Contracted general activity (UDA)	6,876
Carry forward general activity (UDA)	0
17/18 Contracted orthodontic activity (UOA)	0
Carry forward orthodontic activity (UOA)	0
Baseline contract value	£203,776.30

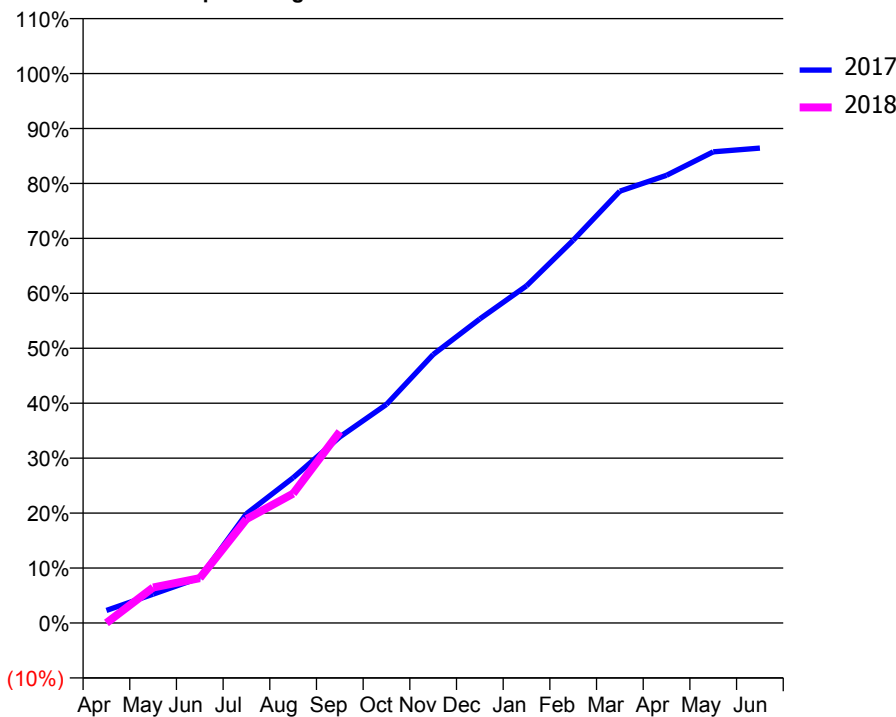
ACCESS*

Patients seen in 24 months	Total	Change since previous quarter
Quarter ending September 2016	1,988	
Quarter ending December 2016	1,965	↓
Quarter ending March 2017	1,899	↓
Quarter ending June 2017	1,861	↓
Quarter ending September 2017	1,873	→
Variance since September 2016	(5.8%)	↓



ACTIVITY

Cumulative percentage of contracted UDA delivered 2017 & 2018



Month	Adjusted Scheduled Activity (UDA)	
	2017	2018
April	157	0
May	362	445
June	567	562
July	1,367	1,300
August	1,818	1,619
September	2,328	2,395
October	2,735	
November	3,359	
December	3,806	
January	4,219	
February	4,789	
March	5,404	
April	5,602	
May	5,896	
June	5,943	

QUALITY

	Quantity	Base Number	Contract	AT	Region	England
% of FP17s for the same patient ID Re-attending within 3 months - Children	57	424	13.4%	10.2%	11.2%	11.9%
% of FP17s for the same patient ID Re-attending within 3 months - Adults	199	919	21.7%	15.9%	16.6%	15.9%
% of FP17s for the same patient ID Re-attending between 3 & 9 months - Children	234	424	55.2%	42.6%	47.0%	58.1%
% of FP17s for the same patient ID Re-attending between 3 & 9 months - Adults	347	919	37.8%	35.6%	38.2%	50.6%
% of FP17s for Band 1 Urgent Courses	230	1,148	20.0%	10.8%	10.6%	9.1%
% of FP17s Relating to Free Repair or Replacements	4	1,148	0.3%	0.5%	0.6%	0.8%
% of FP17s Relating to Continuations	1	1,148	0.1%	0.7%	0.8%	1.1%
% of Patients satisfied with the dentistry they have received	1	1	N/A	88.7%	89.2%	91.4%
% of Patients satisfied with the time they had to wait for an appointment	1	1	N/A	80.7%	83.4%	87.7%

* This is based on patients treated on this contract for their most recent course of treatment. Figures in italics indicate the base number of FP17s or Patient Questionnaire responses are less than 100. N/A is shown where the base number of responses is less than 10 during the period. % is calculated as Quantity/Base number*100

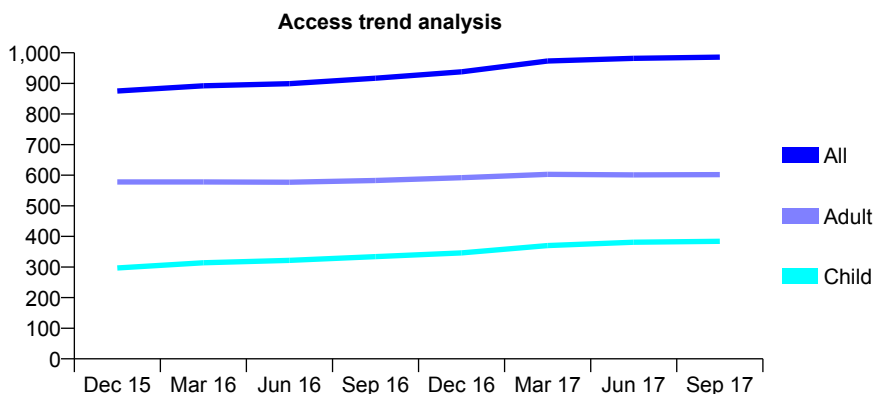
Q61 - Vital Signs At a Glance Contract Report for 789518/0001 - September 2017

Name or company name	The Fenton Dental Studios
Contract type name	GDS Contract
Purpose of contract	General
Contract start date	18/02/2010
Contract end date	

17/18 Contracted general activity (UDA)	2,481
Carry forward general activity (UDA)	56
17/18 Contracted orthodontic activity (UOA)	0
Carry forward orthodontic activity (UOA)	0
Baseline contract value	£77,674.49

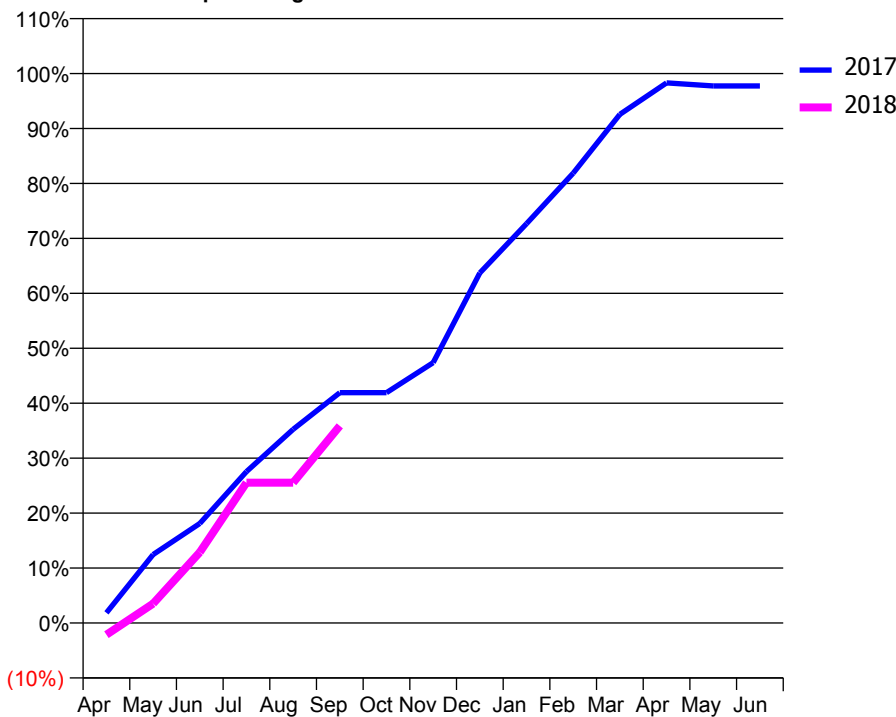
ACCESS*

Patients seen in 24 months	Total	Change since previous quarter
Quarter ending September 2016	917	
Quarter ending December 2016	938	↑
Quarter ending March 2017	973	↑
Quarter ending June 2017	982	→
Quarter ending September 2017	986	→
Variance since September 2016	7.5%	↑



ACTIVITY

Cumulative percentage of contracted UDA delivered 2017 & 2018



Adjusted Scheduled Activity (UDA)

Month	2017	2018
April	46	-53
May	309	88
June	449	319
July	684	633
August	874	633
September	1,040	890
October	1,040	
November	1,176	
December	1,581	
January	1,803	
February	2,031	
March	2,296	
April	2,439	
May	2,425	
June	2,425	

QUALITY

	Quantity	Base Number	Contract	AT	Region	England
% of FP17s for the same patient ID Re-attending within 3 months - Children	9	253	3.6%	10.2%	11.2%	11.9%
% of FP17s for the same patient ID Re-attending within 3 months - Adults	35	382	9.2%	15.9%	16.6%	15.9%
% of FP17s for the same patient ID Re-attending between 3 & 9 months - Children	163	253	64.4%	42.6%	47.0%	58.1%
% of FP17s for the same patient ID Re-attending between 3 & 9 months - Adults	216	382	56.5%	35.6%	38.2%	50.6%
% of FP17s for Band 1 Urgent Courses	17	567	3.0%	10.8%	10.6%	9.1%
% of FP17s Relating to Free Repair or Replacements	0	567	0.0%	0.5%	0.6%	0.8%
% of FP17s Relating to Continuations	1	567	0.2%	0.7%	0.8%	1.1%
% of Patients satisfied with the dentistry they have received	1	1	N/A	88.7%	89.2%	91.4%
% of Patients satisfied with the time they had to wait for an appointment	1	1	N/A	80.7%	83.4%	87.7%

* This is based on patients treated on this contract for their most recent course of treatment. Figures in italics indicate the base number of FP17s or Patient Questionnaire responses are less than 100. N/A is shown where the base number of responses is less than 10 during the period. % is calculated as Quantity/Base number*100

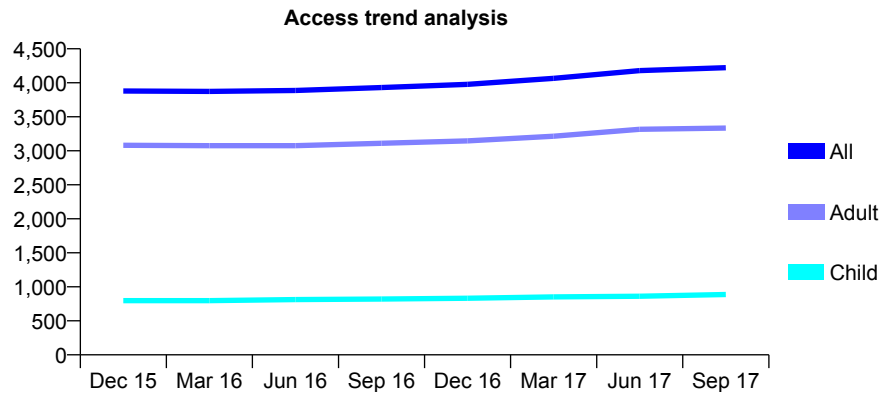
Q61 - Vital Signs At a Glance Contract Report for 794821/0001 - September 2017

Name or company name	Devalia, Devalia Partnership
Contract type name	GDS Contract
Purpose of contract	General
Contract start date	01/04/2006
Contract end date	

17/18 Contracted general activity (UDA)	11,819
Carry forward general activity (UDA)	-118
17/18 Contracted orthodontic activity (UOA)	0
Carry forward orthodontic activity (UOA)	0
Baseline contract value	£350,556.02

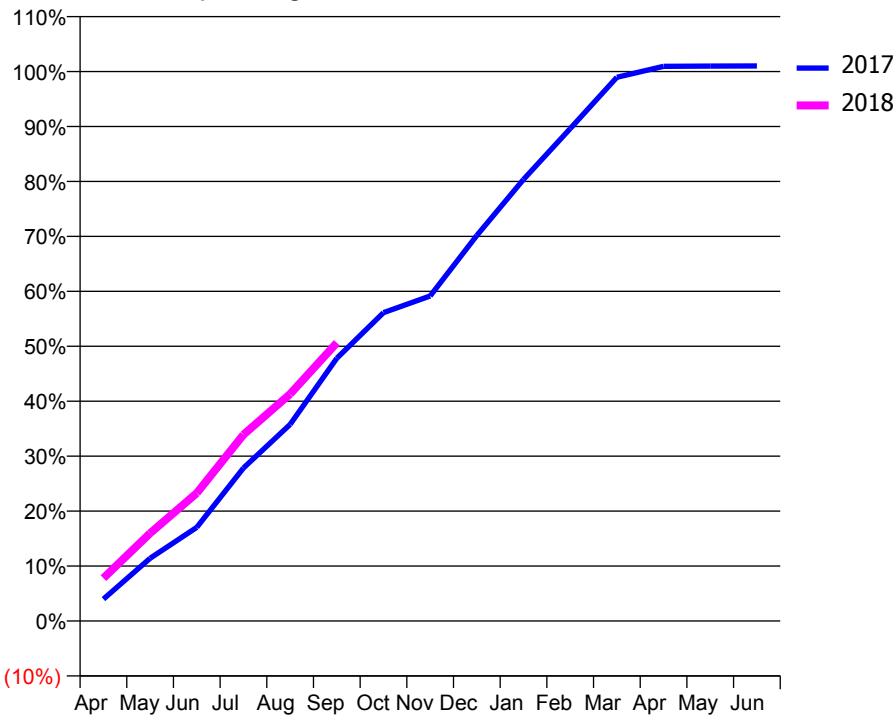
ACCESS*

Patients seen in 24 months	Total	Change since previous quarter
Quarter ending September 2016	3,931	
Quarter ending December 2016	3,978	→
Quarter ending March 2017	4,065	↑
Quarter ending June 2017	4,179	↑
Quarter ending September 2017	4,222	→
Variance since September 2016	7.4%	↑



ACTIVITY

Cumulative percentage of contracted UDA delivered 2017 & 2018



Month	Adjusted Scheduled Activity (UDA)	
	2017	2018
April	471	923
May	1,351	1,890
June	2,014	2,751
July	3,290	4,008
August	4,230	4,882
September	5,652	5,986
October	6,634	
November	6,992	
December	8,294	
January	9,497	
February	10,592	
March	11,695	
April	11,929	
May	11,936	
June	11,937	

QUALITY

	Quantity	Base Number	Contract	AT	Region	England
% of FP17s for the same patient ID Re-attending within 3 months - Children	69	660	10.5%	10.2%	11.2%	11.9%
% of FP17s for the same patient ID Re-attending within 3 months - Adults	543	2,539	21.4%	15.9%	16.6%	15.9%
% of FP17s for the same patient ID Re-attending between 3 & 9 months - Children	377	660	57.1%	42.6%	47.0%	58.1%
% of FP17s for the same patient ID Re-attending between 3 & 9 months - Adults	1,179	2,539	46.4%	35.6%	38.2%	50.6%
% of FP17s for Band 1 Urgent Courses	521	3,071	17.0%	10.8%	10.6%	9.1%
% of FP17s Relating to Free Repair or Replacements	52	3,071	1.7%	0.5%	0.6%	0.8%
% of FP17s Relating to Continuations	47	3,071	1.5%	0.7%	0.8%	1.1%
% of Patients satisfied with the dentistry they have received	6	7	N/A	88.7%	89.2%	91.4%
% of Patients satisfied with the time they had to wait for an appointment	6	7	N/A	80.7%	83.4%	87.7%

* This is based on patients treated on this contract for their most recent course of treatment. Figures in italics indicate the base number of FP17s or Patient Questionnaire responses are less than 100. N/A is shown where the base number of responses is less than 10 during the period. % is calculated as Quantity/Base number*100

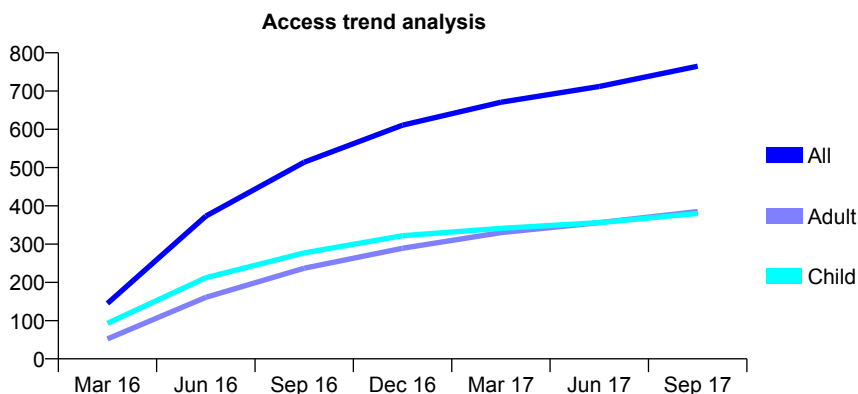
Q61 - Vital Signs At a Glance Contract Report for 805424/0001 - September 2017

Name or company name	MR RS SHETH
Contract type name	GDS Contract
Purpose of contract	General
Contract start date	01/01/2016
Contract end date	

17/18 Contracted general activity (UDA)	1,995
Carry forward general activity (UDA)	0
17/18 Contracted orthodontic activity (UOA)	0
Carry forward orthodontic activity (UOA)	0
Baseline contract value	£45,914.08

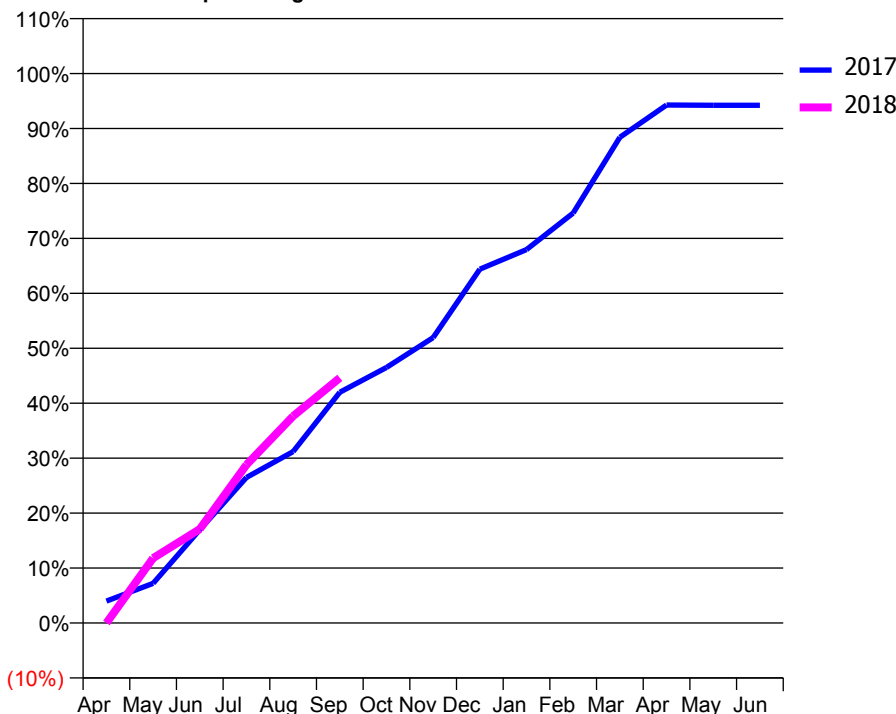
ACCESS*

Patients seen in 24 months	Total	Change since previous quarter
Quarter ending September 2016	514	
Quarter ending December 2016	611	↑
Quarter ending March 2017	671	↑
Quarter ending June 2017	712	↑
Quarter ending September 2017	765	↑
Variance since September 2016	48.8%	↑



ACTIVITY

Cumulative percentage of contracted UDA delivered 2017 & 2018



Adjusted Scheduled Activity (UDA)

Month	2017	2018
April	79	0
May	144	235
June	339	341
July	528	574
August	622	751
September	838	890
October	928	
November	1,036	
December	1,285	
January	1,356	
February	1,489	
March	1,764	
April	1,881	
May	1,880	
June	1,880	

QUALITY

	Quantity	Base Number	Contract	AT	Region	England
% of FP17s for the same patient ID Re-attending within 3 months - Children	23	315	7.3%	10.2%	11.2%	11.9%
% of FP17s for the same patient ID Re-attending within 3 months - Adults	28	244	11.5%	15.9%	16.6%	15.9%
% of FP17s for the same patient ID Re-attending between 3 & 9 months - Children	208	315	66.0%	42.6%	47.0%	58.1%
% of FP17s for the same patient ID Re-attending between 3 & 9 months - Adults	141	244	57.8%	35.6%	38.2%	50.6%
% of FP17s for Band 1 Urgent Courses	26	510	5.1%	10.8%	10.6%	9.1%
% of FP17s Relating to Free Repair or Replacements	1	510	0.2%	0.5%	0.6%	0.8%
% of FP17s Relating to Continuations	2	510	0.4%	0.7%	0.8%	1.1%
% of Patients satisfied with the dentistry they have received	0	0	N/A	88.7%	89.2%	91.4%
% of Patients satisfied with the time they had to wait for an appointment	0	0	N/A	80.7%	83.4%	87.7%

* This is based on patients treated on this contract for their most recent course of treatment. Figures in italics indicate the base number of FP17s or Patient Questionnaire responses are less than 100. N/A is shown where the base number of responses is less than 10 during the period. % is calculated as Quantity/Base number*100

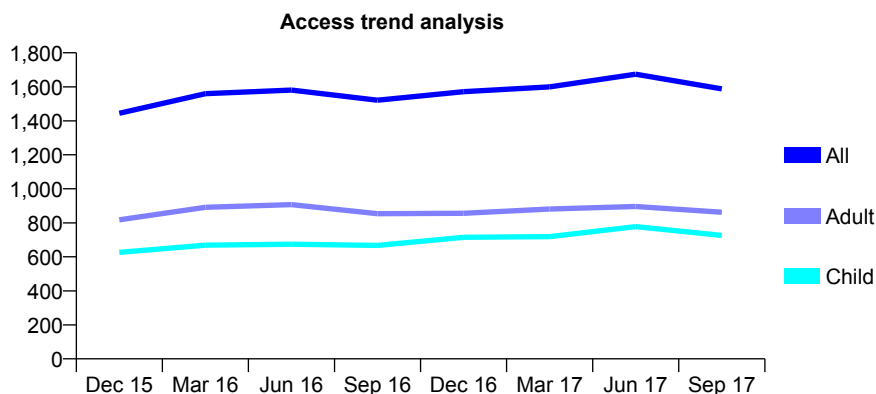
Q61 - Vital Signs At a Glance Contract Report for 808369/0001 - September 2017

Name or company name	MR JR SROTYR
Contract type name	GDS Contract
Purpose of contract	General
Contract start date	01/04/2006
Contract end date	

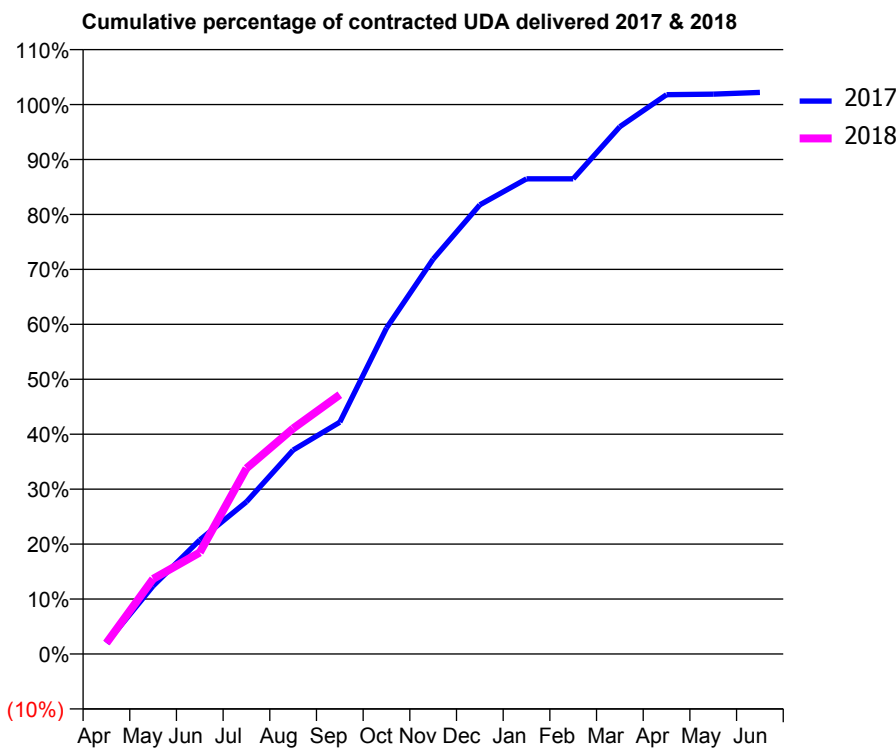
17/18 Contracted general activity (UDA)	4,757
Carry forward general activity (UDA)	-95
17/18 Contracted orthodontic activity (UOA)	0
Carry forward orthodontic activity (UOA)	0
Baseline contract value	£156,150.57

ACCESS*

Patients seen in 24 months	Total	Change since previous quarter
Quarter ending September 2016	1,521	
Quarter ending December 2016	1,571	↑
Quarter ending March 2017	1,600	→
Quarter ending June 2017	1,674	↑
Quarter ending September 2017	1,588	↓
Variance since September 2016	4.4%	↑



ACTIVITY



Month	Adjusted Scheduled Activity (UDA)	
	2017	2018
April	95	95
May	590	651
June	987	879
July	1,318	1,608
August	1,766	1,952
September	2,007	2,244
October	2,822	
November	3,419	
December	3,889	
January	4,114	
February	4,114	
March	4,565	
April	4,843	
May	4,847	
June	4,862	

QUALITY

	Quantity	Base Number	Contract	AT	Region	England
% of FP17s for the same patient ID Re-attending within 3 months - Children	12	298	4.0%	10.2%	11.2%	11.9%
% of FP17s for the same patient ID Re-attending within 3 months - Adults	76	397	19.1%	15.9%	16.6%	15.9%
% of FP17s for the same patient ID Re-attending between 3 & 9 months - Children	51	298	17.1%	42.6%	47.0%	58.1%
% of FP17s for the same patient ID Re-attending between 3 & 9 months - Adults	75	397	18.9%	35.6%	38.2%	50.6%
% of FP17s for Band 1 Urgent Courses	101	597	16.9%	10.8%	10.6%	9.1%
% of FP17s Relating to Free Repair or Replacements	0	597	0.0%	0.5%	0.6%	0.8%
% of FP17s Relating to Continuations	0	597	0.0%	0.7%	0.8%	1.1%
% of Patients satisfied with the dentistry they have received	0	0	N/A	88.7%	89.2%	91.4%
% of Patients satisfied with the time they had to wait for an appointment	0	0	N/A	80.7%	83.4%	87.7%

* This is based on patients treated on this contract for their most recent course of treatment. Figures in italics indicate the base number of FP17s or Patient Questionnaire responses are less than 100. N/A is shown where the base number of responses is less than 10 during the period. % is calculated as Quantity/Base number*100

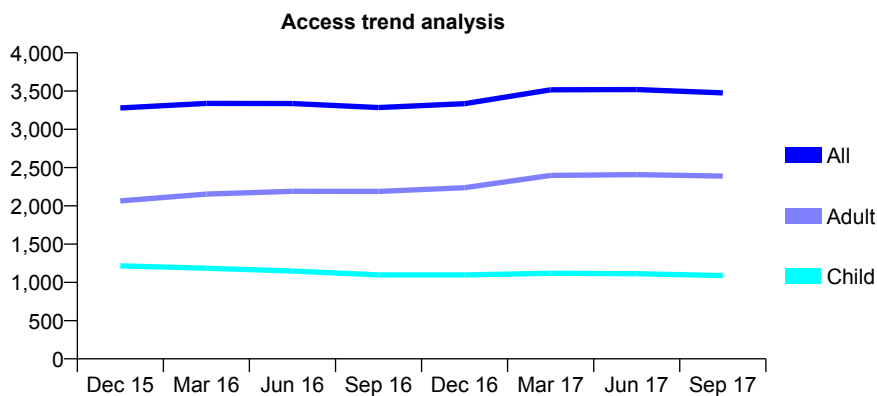
Q61 - Vital Signs At a Glance Contract Report for 809543/0002 - September 2017

Name or company name	MR SV PATEL
Contract type name	GDS Contract
Purpose of contract	General
Contract start date	14/05/2007
Contract end date	

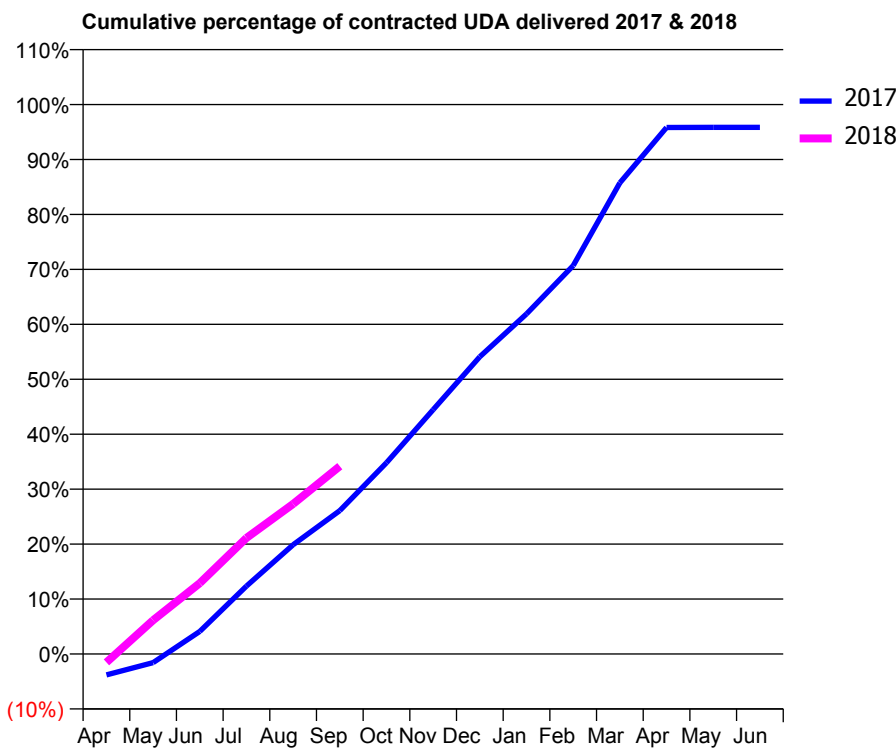
17/18 Contracted general activity (UDA)	13,086
Carry forward general activity (UDA)	545
17/18 Contracted orthodontic activity (UOA)	0
Carry forward orthodontic activity (UOA)	0
Baseline contract value	£340,048.23

ACCESS*

Patients seen in 24 months	Total	Change since previous quarter
Quarter ending September 2016	3,285	
Quarter ending December 2016	3,335	→
Quarter ending March 2017	3,516	↑
Quarter ending June 2017	3,520	→
Quarter ending September 2017	3,477	↓
Variance since September 2016	5.8%	↑



ACTIVITY



Month	Adjusted Scheduled Activity (UDA)	
	2017	2018
April	-501	-200
May	-207	804
June	538	1,687
July	1,619	2,764
August	2,603	3,575
September	3,414	4,471
October	4,555	
November	5,819	
December	7,081	
January	8,101	
February	9,249	
March	11,221	
April	12,538	
May	12,541	
June	12,541	

QUALITY

	Quantity	Base Number	Contract	AT	Region	England
% of FP17s for the same patient ID Re-attending within 3 months - Children	57	638	8.9%	10.2%	11.2%	11.9%
% of FP17s for the same patient ID Re-attending within 3 months - Adults	275	1,446	19.0%	15.9%	16.6%	15.9%
% of FP17s for the same patient ID Re-attending between 3 & 9 months - Children	338	638	53.0%	42.6%	47.0%	58.1%
% of FP17s for the same patient ID Re-attending between 3 & 9 months - Adults	664	1,446	45.9%	35.6%	38.2%	50.6%
% of FP17s for Band 1 Urgent Courses	107	1,803	5.9%	10.8%	10.6%	9.1%
% of FP17s Relating to Free Repair or Replacements	0	1,803	0.0%	0.5%	0.6%	0.8%
% of FP17s Relating to Continuations	78	1,803	4.3%	0.7%	0.8%	1.1%
% of Patients satisfied with the dentistry they have received	6	7	N/A	88.7%	89.2%	91.4%
% of Patients satisfied with the time they had to wait for an appointment	6	7	N/A	80.7%	83.4%	87.7%

* This is based on patients treated on this contract for their most recent course of treatment. Figures in italics indicate the base number of FP17s or Patient Questionnaire responses are less than 100. N/A is shown where the base number of responses is less than 10 during the period. % is calculated as Quantity/Base number*100

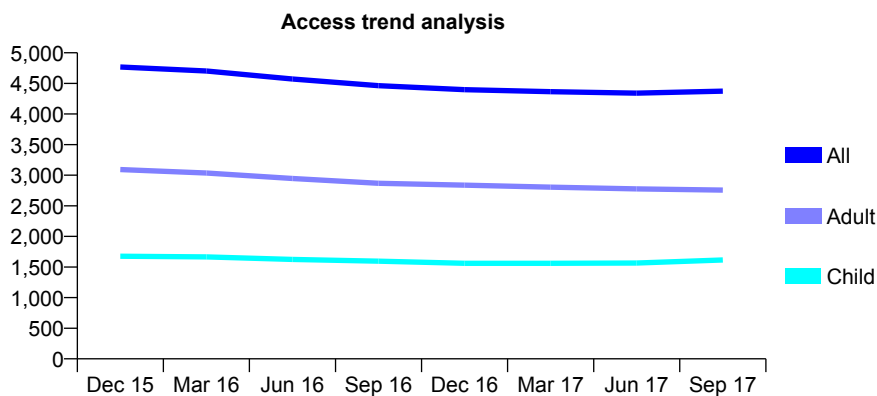
Q61 - Vital Signs At a Glance Contract Report for 812994/0001 - September 2017

Name or company name	Mr Anoushiravan Pashmi
Contract type name	GDS Contract
Purpose of contract	General
Contract start date	01/04/2006
Contract end date	

17/18 Contracted general activity (UDA)	11,039
Carry forward general activity (UDA)	0
17/18 Contracted orthodontic activity (UOA)	0
Carry forward orthodontic activity (UOA)	0
Baseline contract value	£340,365.59

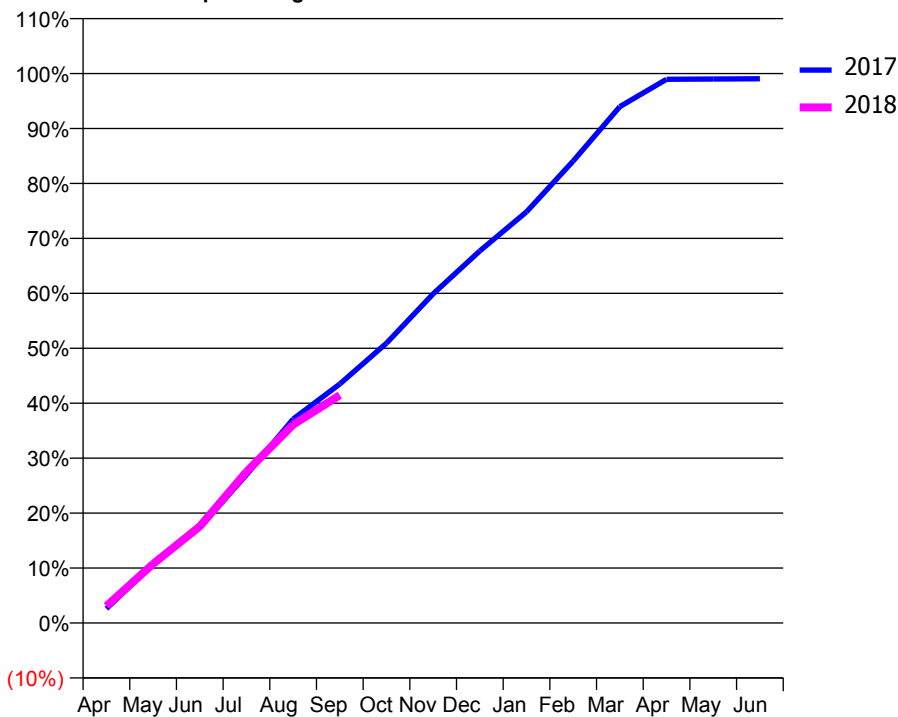
ACCESS*

Patients seen in 24 months	Total	Change since previous quarter
Quarter ending September 2016	4,464	
Quarter ending December 2016	4,398	↓
Quarter ending March 2017	4,365	→
Quarter ending June 2017	4,342	→
Quarter ending September 2017	4,373	→
Variance since September 2016	(2.0%)	↓



ACTIVITY

Cumulative percentage of contracted UDA delivered 2017 & 2018



Month	Adjusted Scheduled Activity (UDA)	
	2017	2018
April	287	342
May	1,181	1,188
June	1,922	1,942
July	2,978	3,040
August	4,096	3,986
September	4,801	4,578
October	5,620	
November	6,613	
December	7,475	
January	8,261	
February	9,280	
March	10,374	
April	10,924	
May	10,930	
June	10,933	

QUALITY

	Quantity	Base Number	Contract	AT	Region	England
% of FP17s for the same patient ID Re-attending within 3 months - Children	37	1,126	3.3%	10.2%	11.2%	11.9%
% of FP17s for the same patient ID Re-attending within 3 months - Adults	119	1,503	7.9%	15.9%	16.6%	15.9%
% of FP17s for the same patient ID Re-attending between 3 & 9 months - Children	694	1,126	61.6%	42.6%	47.0%	58.1%
% of FP17s for the same patient ID Re-attending between 3 & 9 months - Adults	794	1,503	52.8%	35.6%	38.2%	50.6%
% of FP17s for Band 1 Urgent Courses	75	2,384	3.1%	10.8%	10.6%	9.1%
% of FP17s Relating to Free Repair or Replacements	11	2,384	0.5%	0.5%	0.6%	0.8%
% of FP17s Relating to Continuations	3	2,384	0.1%	0.7%	0.8%	1.1%
% of Patients satisfied with the dentistry they have received	4	4	N/A	88.7%	89.2%	91.4%
% of Patients satisfied with the time they had to wait for an appointment	3	4	N/A	80.7%	83.4%	87.7%

* This is based on patients treated on this contract for their most recent course of treatment. Figures in italics indicate the base number of FP17s or Patient Questionnaire responses are less than 100. N/A is shown where the base number of responses is less than 10 during the period. % is calculated as Quantity/Base number*100

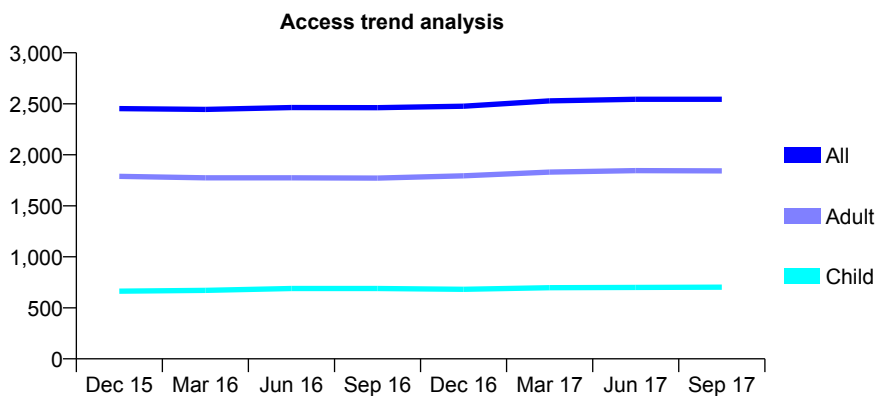
Q61 - Vital Signs At a Glance Contract Report for 815144/0001 - September 2017

Name or company name	MR A MARCUS
Contract type name	GDS Contract
Purpose of contract	General
Contract start date	01/04/2006
Contract end date	

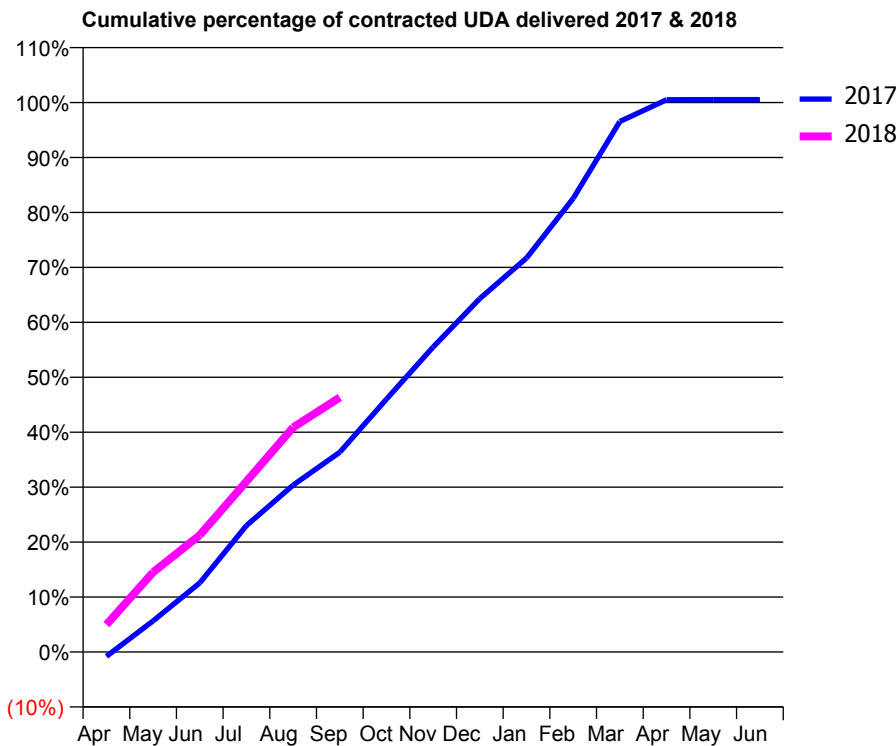
17/18 Contracted general activity (UDA)	5,705
Carry forward general activity (UDA)	-30
17/18 Contracted orthodontic activity (UOA)	0
Carry forward orthodontic activity (UOA)	0
Baseline contract value	£140,895.36

ACCESS*

Patients seen in 24 months	Total	Change since previous quarter
Quarter ending September 2016	2,462	
Quarter ending December 2016	2,476	→
Quarter ending March 2017	2,529	↑
Quarter ending June 2017	2,545	→
Quarter ending September 2017	2,545	→
Variance since September 2016	3.4%	↑



ACTIVITY



Month	Adjusted Scheduled Activity (UDA)	
	2017	2018
April	-47	284
May	324	829
June	718	1,213
July	1,313	1,771
August	1,733	2,333
September	2,075	2,643
October	2,626	
November	3,167	
December	3,669	
January	4,091	
February	4,709	
March	5,508	
April	5,734	
May	5,735	
June	5,735	

QUALITY

	Quantity	Base Number	Contract	AT	Region	England
% of FP17s for the same patient ID Re-attending within 3 months - Children	32	444	7.2%	10.2%	11.2%	11.9%
% of FP17s for the same patient ID Re-attending within 3 months - Adults	107	1,032	10.4%	15.9%	16.6%	15.9%
% of FP17s for the same patient ID Re-attending between 3 & 9 months - Children	244	444	55.0%	42.6%	47.0%	58.1%
% of FP17s for the same patient ID Re-attending between 3 & 9 months - Adults	493	1,032	47.8%	35.6%	38.2%	50.6%
% of FP17s for Band 1 Urgent Courses	101	1,369	7.4%	10.8%	10.6%	9.1%
% of FP17s Relating to Free Repair or Replacements	0	1,369	0.0%	0.5%	0.6%	0.8%
% of FP17s Relating to Continuations	19	1,369	1.4%	0.7%	0.8%	1.1%
% of Patients satisfied with the dentistry they have received	5	5	N/A	88.7%	89.2%	91.4%
% of Patients satisfied with the time they had to wait for an appointment	5	5	N/A	80.7%	83.4%	87.7%

* This is based on patients treated on this contract for their most recent course of treatment. Figures in italics indicate the base number of FP17s or Patient Questionnaire responses are less than 100. N/A is shown where the base number of responses is less than 10 during the period. % is calculated as Quantity/Base number*100

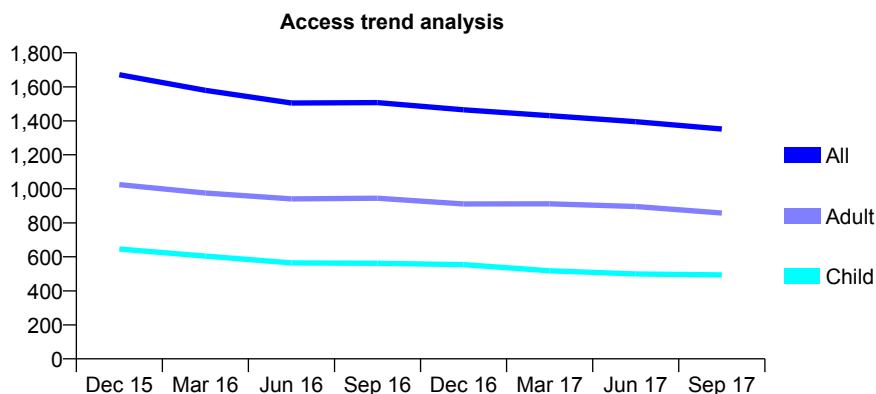
Q61 - Vital Signs At a Glance Contract Report for 820075/0001 - September 2017

Name or company name	MR CP BALCOMBE
Contract type name	GDS Contract
Purpose of contract	General
Contract start date	01/04/2006
Contract end date	

17/18 Contracted general activity (UDA)	2,759
Carry forward general activity (UDA)	-45
17/18 Contracted orthodontic activity (UOA)	0
Carry forward orthodontic activity (UOA)	0
Baseline contract value	£68,375.39

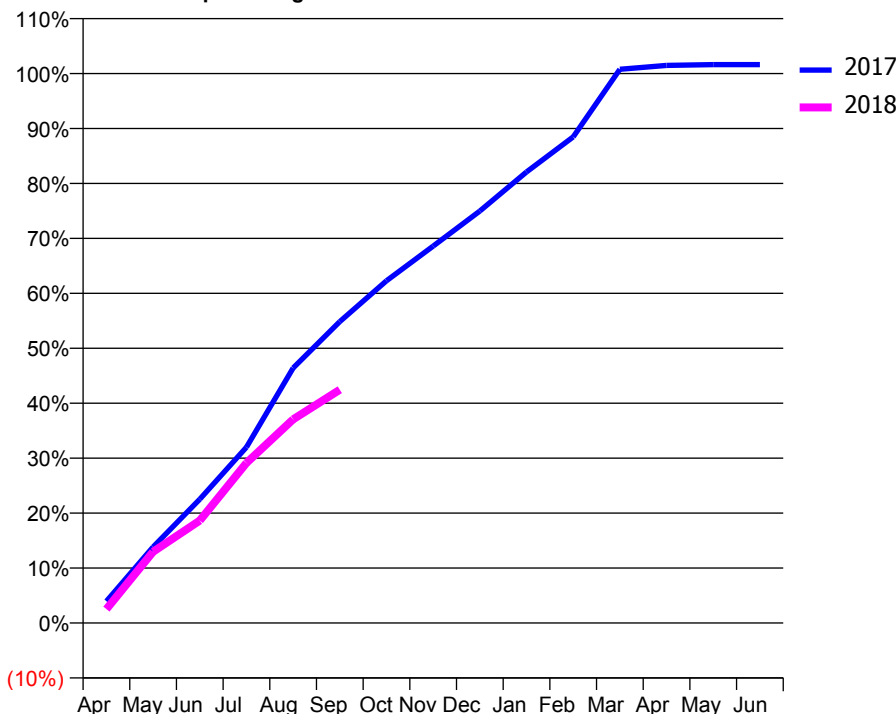
ACCESS*

Patients seen in 24 months	Total	Change since previous quarter
Quarter ending September 2016	1,507	
Quarter ending December 2016	1,465	↓
Quarter ending March 2017	1,430	↓
Quarter ending June 2017	1,395	↓
Quarter ending September 2017	1,352	↓
Variance since September 2016	(10.3%)	↓



ACTIVITY

Cumulative percentage of contracted UDA delivered 2017 & 2018



Adjusted Scheduled Activity (UDA)

Month	2017	2018
April	110	70
May	382	358
June	622	515
July	883	804
August	1,280	1,022
September	1,513	1,171
October	1,718	
November	1,892	
December	2,069	
January	2,265	
February	2,441	
March	2,780	
April	2,800	
May	2,804	
June	2,804	

QUALITY

	Quantity	Base Number	Contract	AT	Region	England
% of FP17s for the same patient ID Re-attending within 3 months - Children	20	308	6.5%	10.2%	11.2%	11.9%
% of FP17s for the same patient ID Re-attending within 3 months - Adults	43	386	11.1%	15.9%	16.6%	15.9%
% of FP17s for the same patient ID Re-attending between 3 & 9 months - Children	102	308	33.1%	42.6%	47.0%	58.1%
% of FP17s for the same patient ID Re-attending between 3 & 9 months - Adults	108	386	28.0%	35.6%	38.2%	50.6%
% of FP17s for Band 1 Urgent Courses	85	679	12.5%	10.8%	10.6%	9.1%
% of FP17s Relating to Free Repair or Replacements	8	679	1.2%	0.5%	0.6%	0.8%
% of FP17s Relating to Continuations	1	679	0.1%	0.7%	0.8%	1.1%
% of Patients satisfied with the dentistry they have received	1	1	N/A	88.7%	89.2%	91.4%
% of Patients satisfied with the time they had to wait for an appointment	1	1	N/A	80.7%	83.4%	87.7%

* This is based on patients treated on this contract for their most recent course of treatment. Figures in italics indicate the base number of FP17s or Patient Questionnaire responses are less than 100. N/A is shown where the base number of responses is less than 10 during the period. % is calculated as Quantity/Base number*100

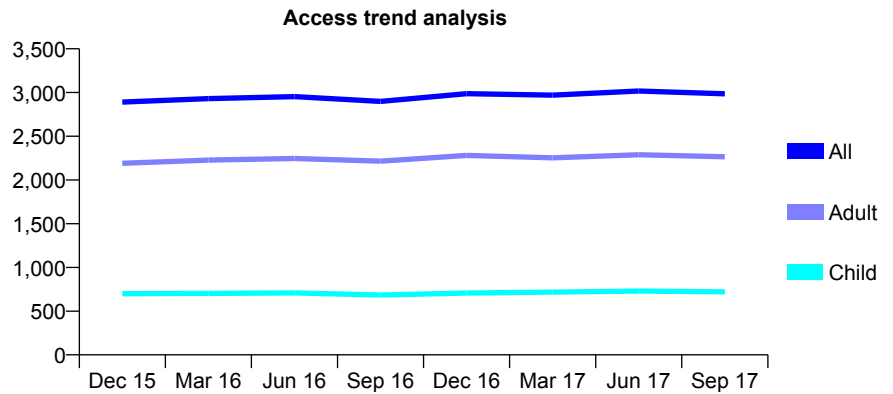
Q61 - Vital Signs At a Glance Contract Report for 824127/0001 - September 2017

Name or company name	MR AM HATHI
Contract type name	GDS Contract
Purpose of contract	General
Contract start date	01/04/2006
Contract end date	

17/18 Contracted general activity (UDA)	7,590
Carry forward general activity (UDA)	-152
17/18 Contracted orthodontic activity (UOA)	0
Carry forward orthodontic activity (UOA)	0
Baseline contract value	£221,335.69

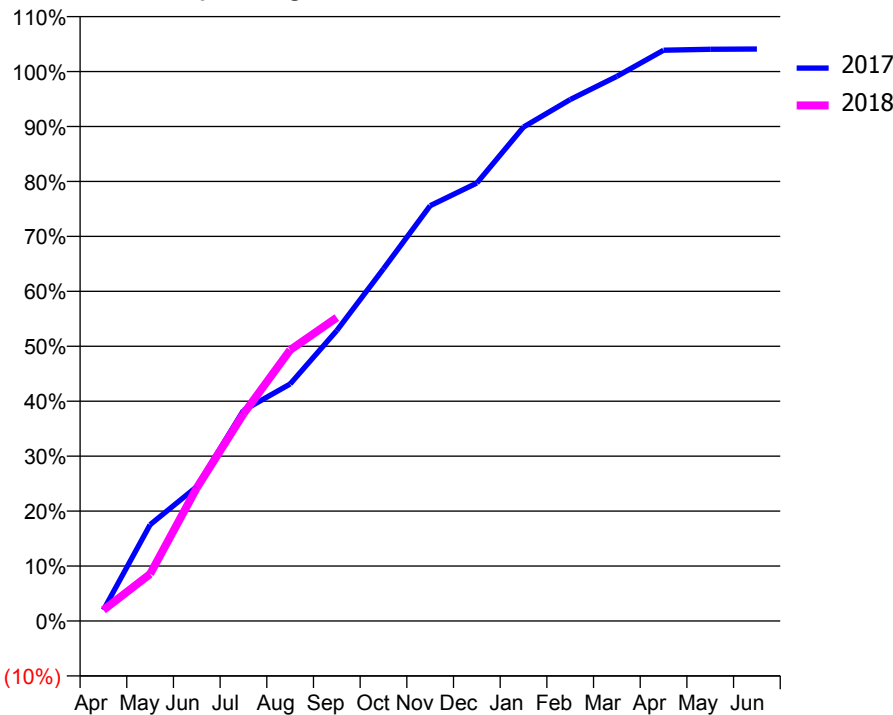
ACCESS*

Patients seen in 24 months	Total	Change since previous quarter
Quarter ending September 2016	2,899	
Quarter ending December 2016	2,987	↑
Quarter ending March 2017	2,970	→
Quarter ending June 2017	3,018	→
Quarter ending September 2017	2,985	↓
Variance since September 2016	3.0%	↑



ACTIVITY

Cumulative percentage of contracted UDA delivered 2017 & 2018



Month	Adjusted Scheduled Activity (UDA)	
	2017	2018
April	152	152
May	1,332	649
June	1,855	1,839
July	2,908	2,862
August	3,274	3,743
September	4,012	4,191
October	4,866	
November	5,737	
December	6,050	
January	6,823	
February	7,202	
March	7,523	
April	7,884	
May	7,898	
June	7,901	

QUALITY

	Quantity	Base Number	Contract	AT	Region	England
% of FP17s for the same patient ID Re-attending within 3 months - Children	23	404	5.7%	10.2%	11.2%	11.9%
% of FP17s for the same patient ID Re-attending within 3 months - Adults	160	1,248	12.8%	15.9%	16.6%	15.9%
% of FP17s for the same patient ID Re-attending between 3 & 9 months - Children	124	404	30.7%	42.6%	47.0%	58.1%
% of FP17s for the same patient ID Re-attending between 3 & 9 months - Adults	419	1,248	33.6%	35.6%	38.2%	50.6%
% of FP17s for Band 1 Urgent Courses	102	1,416	7.2%	10.8%	10.6%	9.1%
% of FP17s Relating to Free Repair or Replacements	4	1,416	0.3%	0.5%	0.6%	0.8%
% of FP17s Relating to Continuations	18	1,416	1.3%	0.7%	0.8%	1.1%
% of Patients satisfied with the dentistry they have received	3	3	N/A	88.7%	89.2%	91.4%
% of Patients satisfied with the time they had to wait for an appointment	3	3	N/A	80.7%	83.4%	87.7%

* This is based on patients treated on this contract for their most recent course of treatment. Figures in italics indicate the base number of FP17s or Patient Questionnaire responses are less than 100. N/A is shown where the base number of responses is less than 10 during the period. % is calculated as Quantity/Base number*100

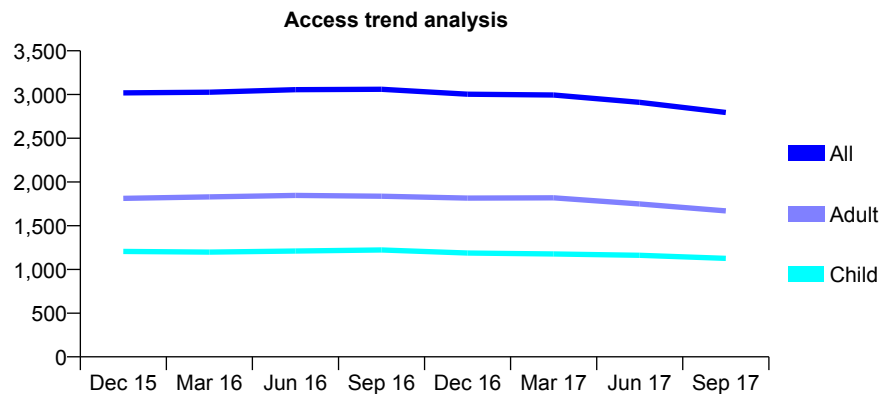
Q61 - Vital Signs At a Glance Contract Report for 824259/0001 - September 2017

Name or company name	MR RF PRAIS
Contract type name	GDS Contract
Purpose of contract	General
Contract start date	01/04/2006
Contract end date	

17/18 Contracted general activity (UDA)	6,711
Carry forward general activity (UDA)	-38
17/18 Contracted orthodontic activity (UOA)	0
Carry forward orthodontic activity (UOA)	0
Baseline contract value	£212,253.62

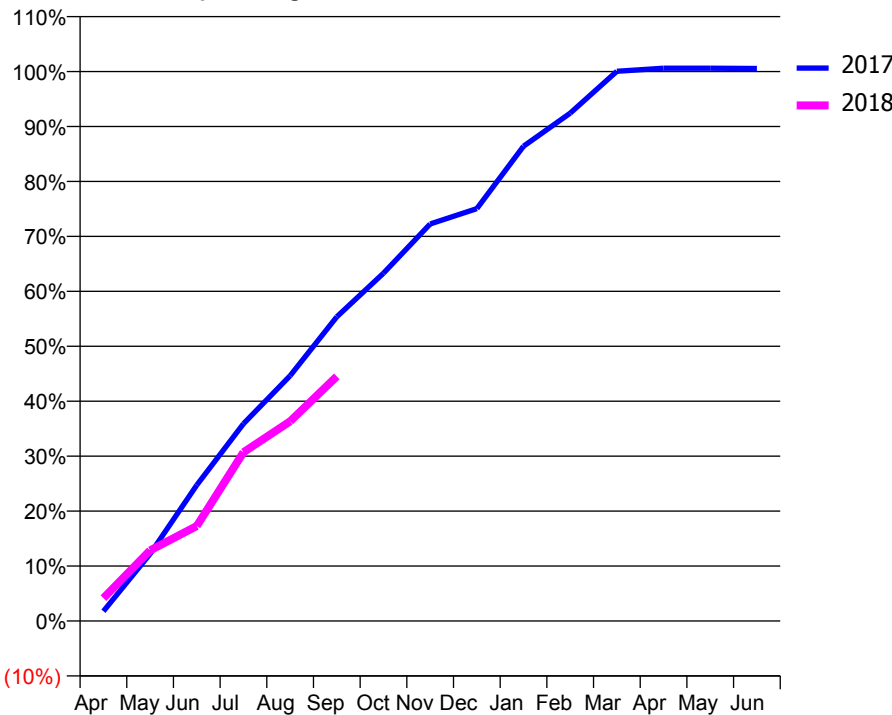
ACCESS*

Patients seen in 24 months	Total	Change since previous quarter
Quarter ending September 2016	3,060	
Quarter ending December 2016	3,003	↓
Quarter ending March 2017	2,995	→
Quarter ending June 2017	2,910	↓
Quarter ending September 2017	2,795	↓
Variance since September 2016	(8.7%)	↓



ACTIVITY

Cumulative percentage of contracted UDA delivered 2017 & 2018



Month	Adjusted Scheduled Activity (UDA)	
	2017	2018
April	119	279
May	820	862
June	1,660	1,160
July	2,409	2,060
August	2,995	2,439
September	3,716	2,988
October	4,248	
November	4,849	
December	5,037	
January	5,799	
February	6,203	
March	6,713	
April	6,751	
May	6,751	
June	6,749	

QUALITY

	Quantity	Base Number	Contract	AT	Region	England
% of FP17s for the same patient ID Re-attending within 3 months - Children	70	855	8.2%	10.2%	11.2%	11.9%
% of FP17s for the same patient ID Re-attending within 3 months - Adults	101	843	12.0%	15.9%	16.6%	15.9%
% of FP17s for the same patient ID Re-attending between 3 & 9 months - Children	531	855	62.1%	42.6%	47.0%	58.1%
% of FP17s for the same patient ID Re-attending between 3 & 9 months - Adults	446	843	52.9%	35.6%	38.2%	50.6%
% of FP17s for Band 1 Urgent Courses	85	1,675	5.1%	10.8%	10.6%	9.1%
% of FP17s Relating to Free Repair or Replacements	4	1,675	0.2%	0.5%	0.6%	0.8%
% of FP17s Relating to Continuations	3	1,675	0.2%	0.7%	0.8%	1.1%
% of Patients satisfied with the dentistry they have received	0	0	N/A	88.7%	89.2%	91.4%
% of Patients satisfied with the time they had to wait for an appointment	0	0	N/A	80.7%	83.4%	87.7%

* This is based on patients treated on this contract for their most recent course of treatment. Figures in italics indicate the base number of FP17s or Patient Questionnaire responses are less than 100. N/A is shown where the base number of responses is less than 10 during the period. % is calculated as Quantity/Base number*100

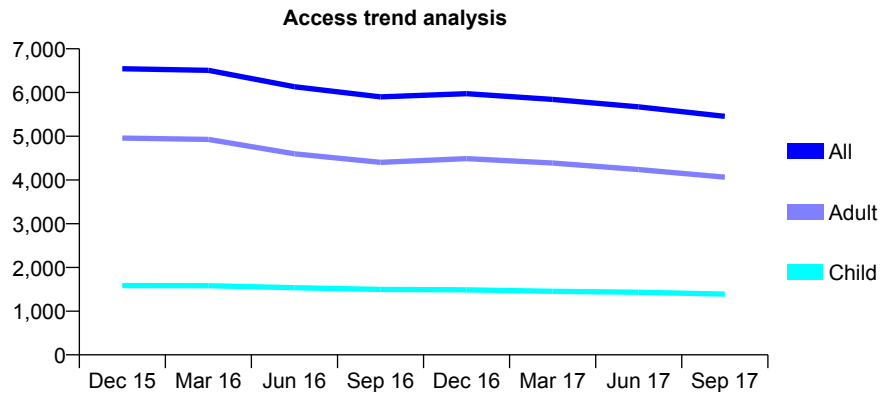
Q61 - Vital Signs At a Glance Contract Report for 825247/0001 - September 2017

Name or company name	MR JE DINEEN
Contract type name	GDS Contract
Purpose of contract	General
Contract start date	01/04/2006
Contract end date	

17/18 Contracted general activity (UDA)	21,166
Carry forward general activity (UDA)	0
17/18 Contracted orthodontic activity (UOA)	0
Carry forward orthodontic activity (UOA)	0
Baseline contract value	£725,681.51

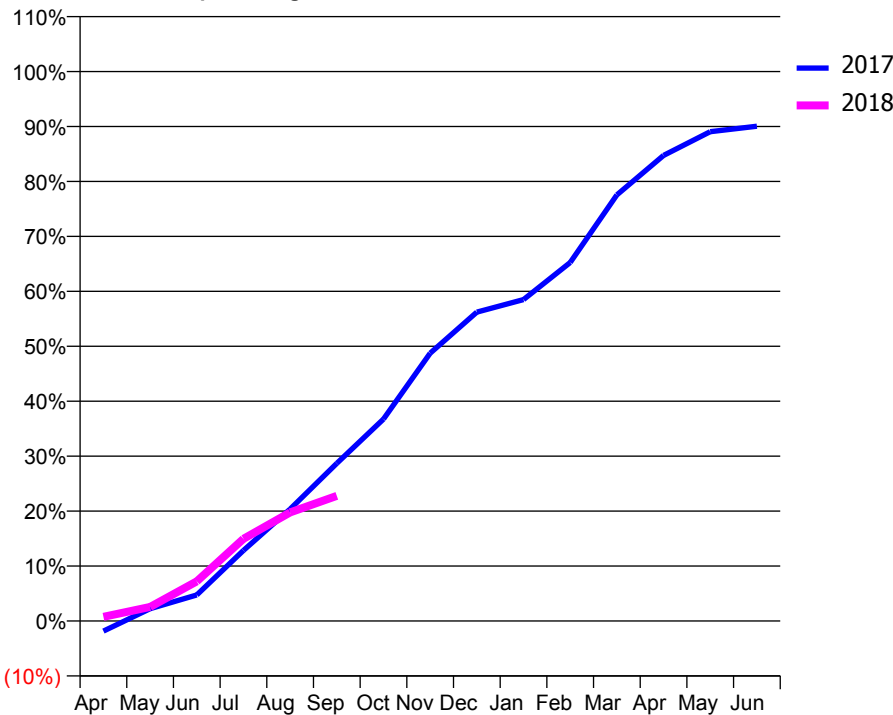
ACCESS*

Patients seen in 24 months	Total	Change since previous quarter
Quarter ending September 2016	5,899	
Quarter ending December 2016	5,975	→
Quarter ending March 2017	5,842	↓
Quarter ending June 2017	5,671	↓
Quarter ending September 2017	5,454	↓
Variance since September 2016	(7.5%)	↓



ACTIVITY

Cumulative percentage of contracted UDA delivered 2017 & 2018



Month	Adjusted Scheduled Activity (UDA)	
	2017	2018
April	-394	162
May	475	540
June	1,006	1,526
July	2,720	3,167
August	4,313	4,182
September	6,075	4,822
October	7,778	
November	10,317	
December	11,896	
January	12,380	
February	13,807	
March	16,414	
April	17,934	
May	18,846	
June	19,058	

QUALITY

	Quantity	Base Number	Contract	AT	Region	England
% of FP17s for the same patient ID Re-attending within 3 months - Children	28	519	5.4%	10.2%	11.2%	11.9%
% of FP17s for the same patient ID Re-attending within 3 months - Adults	213	1,564	13.6%	15.9%	16.6%	15.9%
% of FP17s for the same patient ID Re-attending between 3 & 9 months - Children	118	519	22.7%	42.6%	47.0%	58.1%
% of FP17s for the same patient ID Re-attending between 3 & 9 months - Adults	403	1,564	25.8%	35.6%	38.2%	50.6%
% of FP17s for Band 1 Urgent Courses	42	1,543	2.7%	10.8%	10.6%	9.1%
% of FP17s Relating to Free Repair or Replacements	0	1,543	0.0%	0.5%	0.6%	0.8%
% of FP17s Relating to Continuations	0	1,543	0.0%	0.7%	0.8%	1.1%
% of Patients satisfied with the dentistry they have received	2	2	N/A	88.7%	89.2%	91.4%
% of Patients satisfied with the time they had to wait for an appointment	2	2	N/A	80.7%	83.4%	87.7%

* This is based on patients treated on this contract for their most recent course of treatment. Figures in italics indicate the base number of FP17s or Patient Questionnaire responses are less than 100. N/A is shown where the base number of responses is less than 10 during the period. % is calculated as Quantity/Base number*100

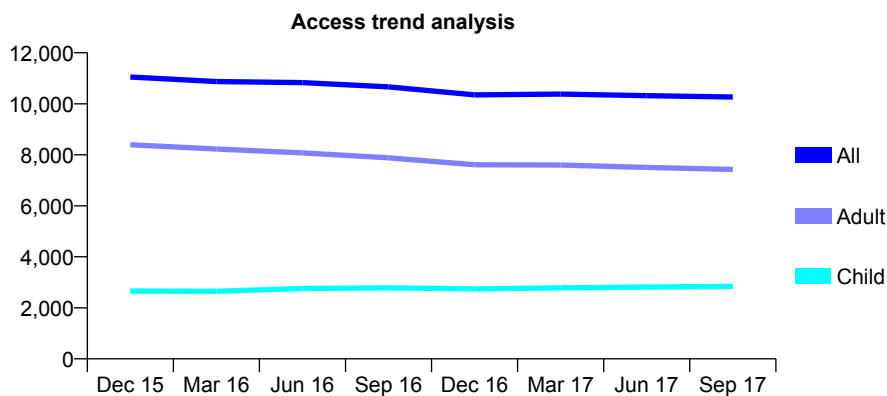
Q61 - Vital Signs At a Glance Contract Report for 825948/0001 - September 2017

Name or company name	MR JK KOTECHEA
Contract type name	GDS Contract
Purpose of contract	General
Contract start date	01/04/2006
Contract end date	

17/18 Contracted general activity (UDA)	32,638
Carry forward general activity (UDA)	-642
17/18 Contracted orthodontic activity (UOA)	0
Carry forward orthodontic activity (UOA)	0
Baseline contract value	£1,021,605.94

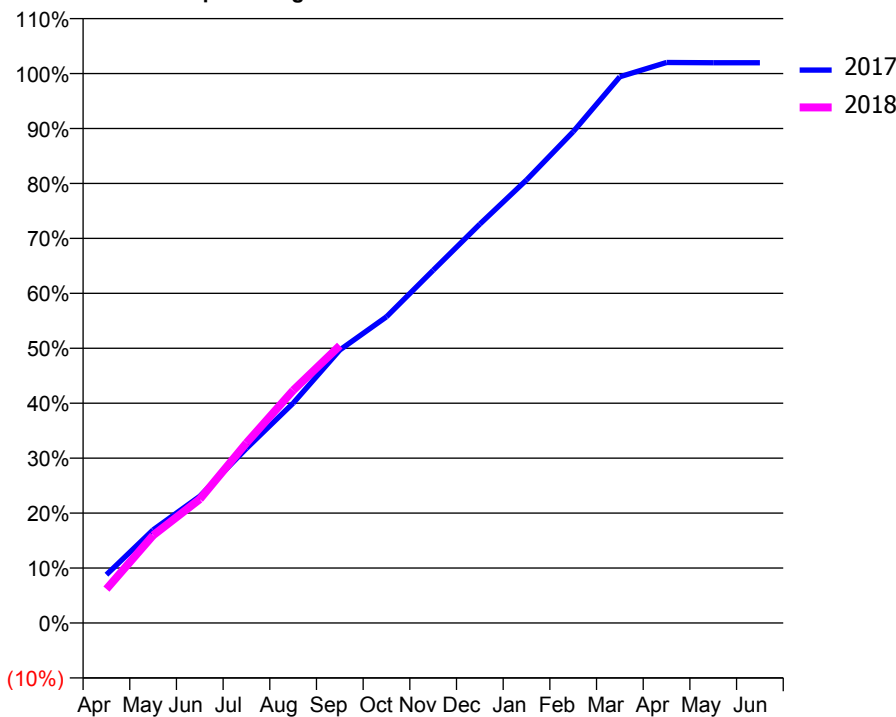
ACCESS*

Patients seen in 24 months	Total	Change since previous quarter
Quarter ending September 2016	10,665	
Quarter ending December 2016	10,352	↓
Quarter ending March 2017	10,382	→
Quarter ending June 2017	10,318	→
Quarter ending September 2017	10,269	→
Variance since September 2016	(3.7%)	↓



ACTIVITY

Cumulative percentage of contracted UDA delivered 2017 & 2018



Adjusted Scheduled Activity (UDA)

Month	2017	2018
April	2,872	2,012
May	5,536	5,208
June	7,526	7,357
July	10,370	10,695
August	13,056	13,813
September	16,213	16,481
October	18,192	
November	20,953	
December	23,691	
January	26,315	
February	29,184	
March	32,446	
April	33,291	
May	33,277	
June	33,280	

QUALITY

	Quantity	Base Number	Contract	AT	Region	England
% of FP17s for the same patient ID Re-attending within 3 months - Children	131	1,824	7.2%	10.2%	11.2%	11.9%
% of FP17s for the same patient ID Re-attending within 3 months - Adults	368	4,055	9.1%	15.9%	16.6%	15.9%
% of FP17s for the same patient ID Re-attending between 3 & 9 months - Children	776	1,824	42.5%	42.6%	47.0%	58.1%
% of FP17s for the same patient ID Re-attending between 3 & 9 months - Adults	1,680	4,055	41.4%	35.6%	38.2%	50.6%
% of FP17s for Band 1 Urgent Courses	246	5,601	4.4%	10.8%	10.6%	9.1%
% of FP17s Relating to Free Repair or Replacements	17	5,601	0.3%	0.5%	0.6%	0.8%
% of FP17s Relating to Continuations	3	5,601	0.1%	0.7%	0.8%	1.1%
% of Patients satisfied with the dentistry they have received	8	9	N/A	88.7%	89.2%	91.4%
% of Patients satisfied with the time they had to wait for an appointment	4	9	N/A	80.7%	83.4%	87.7%

* This is based on patients treated on this contract for their most recent course of treatment. Figures in italics indicate the base number of FP17s or Patient Questionnaire responses are less than 100. N/A is shown where the base number of responses is less than 10 during the period. % is calculated as Quantity/Base number*100

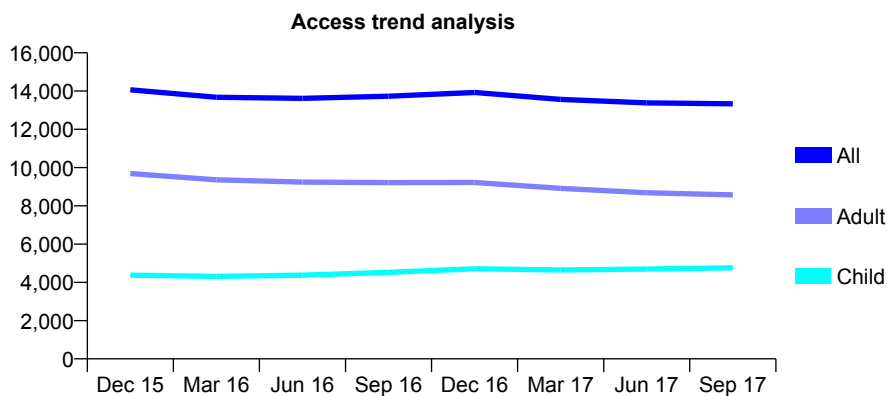
Q61 - Vital Signs At a Glance Contract Report for 825948/0002 - September 2017

Name or company name	MR JK KOTECHA
Contract type name	GDS Contract
Purpose of contract	General
Contract start date	01/04/2006
Contract end date	

17/18 Contracted general activity (UDA)	36,854
Carry forward general activity (UDA)	-737
17/18 Contracted orthodontic activity (UOA)	0
Carry forward orthodontic activity (UOA)	0
Baseline contract value	£1,059,340.96

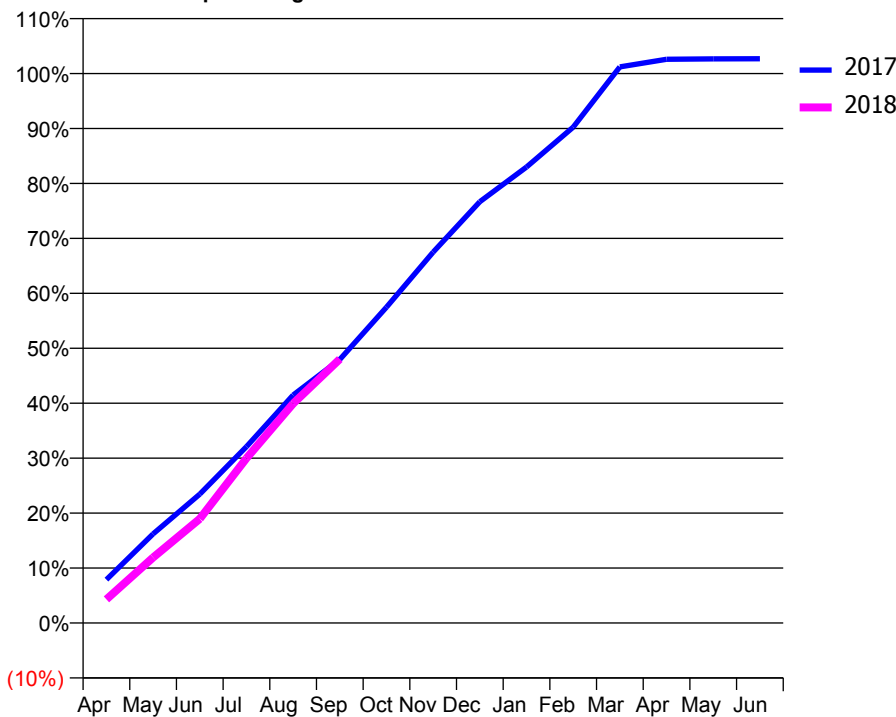
ACCESS*

Patients seen in 24 months	Total	Change since previous quarter
Quarter ending September 2016	13,730	
Quarter ending December 2016	13,924	→
Quarter ending March 2017	13,565	↓
Quarter ending June 2017	13,382	↓
Quarter ending September 2017	13,330	→
Variance since September 2016	(2.9%)	↓



ACTIVITY

Cumulative percentage of contracted UDA delivered 2017 & 2018



Month	Adjusted Scheduled Activity (UDA)	
	2017	2018
April	2,910	1,591
May	5,975	4,393
June	8,640	6,986
July	11,827	11,054
August	15,288	14,713
September	17,673	17,701
October	21,183	
November	24,875	
December	28,254	
January	30,579	
February	33,259	
March	37,297	
April	37,808	
May	37,839	
June	37,842	

QUALITY

	Quantity	Base Number	Contract	AT	Region	England
% of FP17s for the same patient ID Re-attending within 3 months - Children	147	2,716	5.4%	10.2%	11.2%	11.9%
% of FP17s for the same patient ID Re-attending within 3 months - Adults	460	4,283	10.7%	15.9%	16.6%	15.9%
% of FP17s for the same patient ID Re-attending between 3 & 9 months - Children	1,192	2,716	43.9%	42.6%	47.0%	58.1%
% of FP17s for the same patient ID Re-attending between 3 & 9 months - Adults	1,742	4,283	40.7%	35.6%	38.2%	50.6%
% of FP17s for Band 1 Urgent Courses	337	6,809	4.9%	10.8%	10.6%	9.1%
% of FP17s Relating to Free Repair or Replacements	20	6,809	0.3%	0.5%	0.6%	0.8%
% of FP17s Relating to Continuations	24	6,809	0.4%	0.7%	0.8%	1.1%
% of Patients satisfied with the dentistry they have received	8	8	N/A	88.7%	89.2%	91.4%
% of Patients satisfied with the time they had to wait for an appointment	6	8	N/A	80.7%	83.4%	87.7%

* This is based on patients treated on this contract for their most recent course of treatment. Figures in italics indicate the base number of FP17s or Patient Questionnaire responses are less than 100. N/A is shown where the base number of responses is less than 10 during the period. % is calculated as Quantity/Base number*100

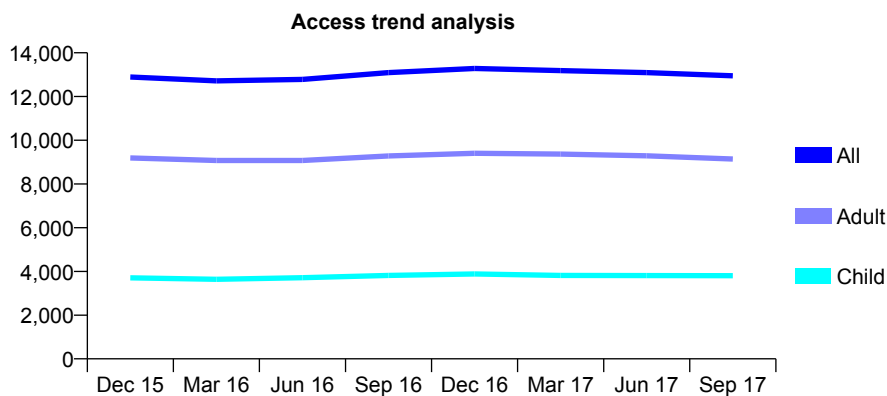
Q61 - Vital Signs At a Glance Contract Report for 825948/0003 - September 2017

Name or company name	MR JK KOTECHA
Contract type name	GDS Contract
Purpose of contract	General
Contract start date	01/04/2006
Contract end date	

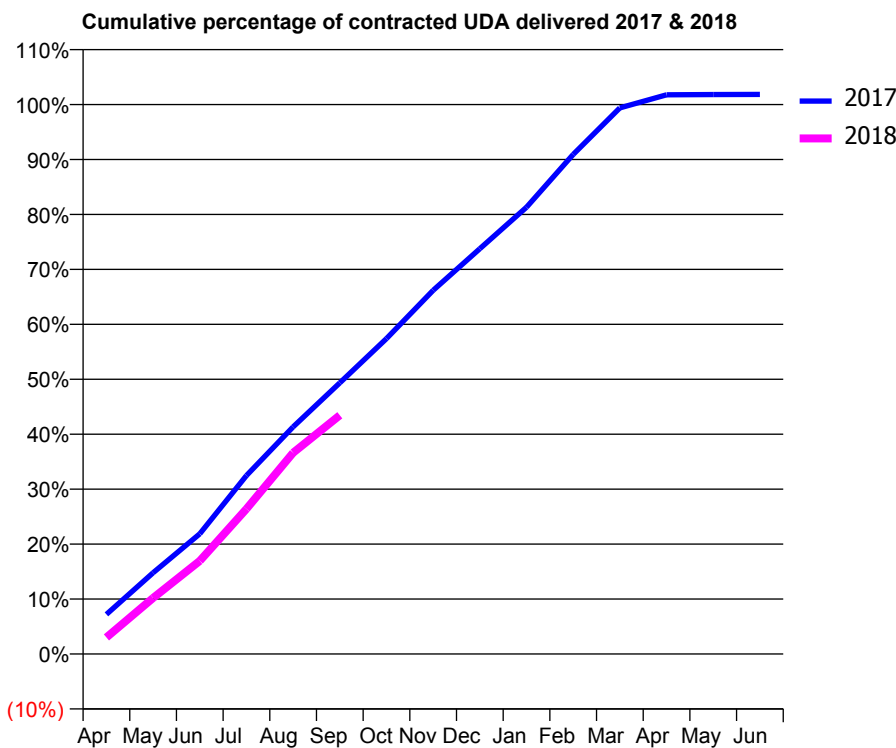
17/18 Contracted general activity (UDA)	37,108
Carry forward general activity (UDA)	0
17/18 Contracted orthodontic activity (UOA)	0
Carry forward orthodontic activity (UOA)	0
Baseline contract value	£1,150,387.24

ACCESS*

Patients seen in 24 months	Total	Change since previous quarter
Quarter ending September 2016	13,095	
Quarter ending December 2016	13,285	→
Quarter ending March 2017	13,183	→
Quarter ending June 2017	13,094	→
Quarter ending September 2017	12,949	↓
Variance since September 2016	(1.1%)	↓



ACTIVITY



Month	Adjusted Scheduled Activity (UDA)	
	2017	2018
April	2,683	1,120
May	5,485	3,787
June	8,119	6,289
July	12,050	9,804
August	15,343	13,597
September	18,313	16,127
October	21,301	
November	24,564	
December	27,373	
January	30,173	
February	33,737	
March	36,881	
April	37,766	
May	37,785	
June	37,786	

QUALITY

	Quantity	Base Number	Contract	AT	Region	England
% of FP17s for the same patient ID Re-attending within 3 months - Children	92	2,104	4.4%	10.2%	11.2%	11.9%
% of FP17s for the same patient ID Re-attending within 3 months - Adults	565	4,403	12.8%	15.9%	16.6%	15.9%
% of FP17s for the same patient ID Re-attending between 3 & 9 months - Children	927	2,104	44.1%	42.6%	47.0%	58.1%
% of FP17s for the same patient ID Re-attending between 3 & 9 months - Adults	1,536	4,403	34.9%	35.6%	38.2%	50.6%
% of FP17s for Band 1 Urgent Courses	605	6,254	9.7%	10.8%	10.6%	9.1%
% of FP17s Relating to Free Repair or Replacements	29	6,254	0.5%	0.5%	0.6%	0.8%
% of FP17s Relating to Continuations	32	6,254	0.5%	0.7%	0.8%	1.1%
% of Patients satisfied with the dentistry they have received	12	14	85.7%	88.7%	89.2%	91.4%
% of Patients satisfied with the time they had to wait for an appointment	12	14	85.7%	80.7%	83.4%	87.7%

* This is based on patients treated on this contract for their most recent course of treatment. Figures in italics indicate the base number of FP17s or Patient Questionnaire responses are less than 100. N/A is shown where the base number of responses is less than 10 during the period. % is calculated as Quantity/Base number*100

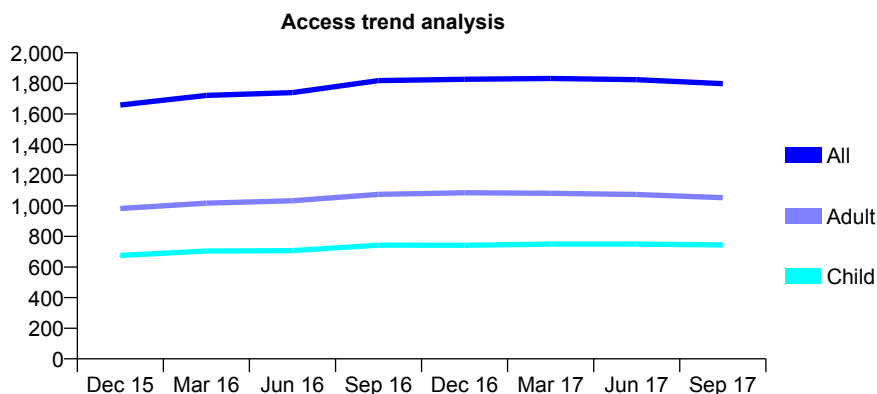
Q61 - Vital Signs At a Glance Contract Report for 828211/0001 - September 2017

Name or company name	MR J PRASHAR
Contract type name	GDS Contract
Purpose of contract	General
Contract start date	01/04/2006
Contract end date	

17/18 Contracted general activity (UDA)	3,968
Carry forward general activity (UDA)	-79
17/18 Contracted orthodontic activity (UOA)	0
Carry forward orthodontic activity (UOA)	0
Baseline contract value	£108,483.45

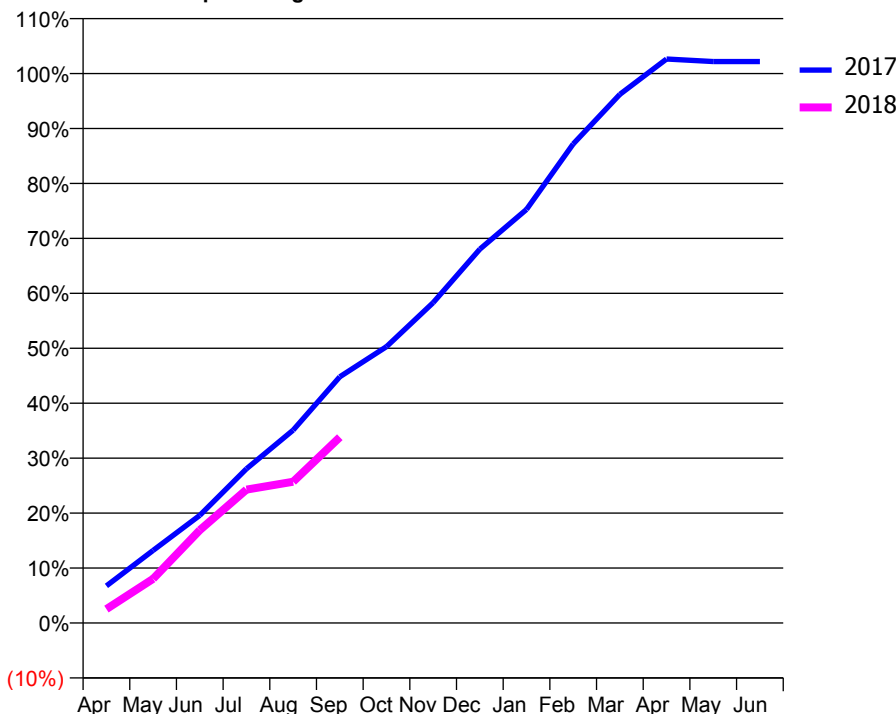
ACCESS*

Patients seen in 24 months	Total	Change since previous quarter
Quarter ending September 2016	1,818	
Quarter ending December 2016	1,827	→
Quarter ending March 2017	1,832	→
Quarter ending June 2017	1,824	→
Quarter ending September 2017	1,798	↓
Variance since September 2016	(1.1%)	↓



ACTIVITY

Cumulative percentage of contracted UDA delivered 2017 & 2018



Month	Adjusted Scheduled Activity (UDA)	
	2017	2018
April	269	101
May	525	319
June	777	670
July	1,114	964
August	1,393	1,020
September	1,778	1,342
October	1,996	
November	2,314	
December	2,699	
January	2,986	
February	3,459	
March	3,817	
April	4,072	
May	4,054	
June	4,054	

QUALITY

	Quantity	Base Number	Contract	AT	Region	England
% of FP17s for the same patient ID Re-attending within 3 months - Children	28	402	7.0%	10.2%	11.2%	11.9%
% of FP17s for the same patient ID Re-attending within 3 months - Adults	59	431	13.7%	15.9%	16.6%	15.9%
% of FP17s for the same patient ID Re-attending between 3 & 9 months - Children	172	402	42.8%	42.6%	47.0%	58.1%
% of FP17s for the same patient ID Re-attending between 3 & 9 months - Adults	145	431	33.6%	35.6%	38.2%	50.6%
% of FP17s for Band 1 Urgent Courses	47	715	6.6%	10.8%	10.6%	9.1%
% of FP17s Relating to Free Repair or Replacements	0	715	0.0%	0.5%	0.6%	0.8%
% of FP17s Relating to Continuations	5	715	0.7%	0.7%	0.8%	1.1%
% of Patients satisfied with the dentistry they have received	0	0	N/A	88.7%	89.2%	91.4%
% of Patients satisfied with the time they had to wait for an appointment	0	0	N/A	80.7%	83.4%	87.7%

* This is based on patients treated on this contract for their most recent course of treatment. Figures in italics indicate the base number of FP17s or Patient Questionnaire responses are less than 100. N/A is shown where the base number of responses is less than 10 during the period. % is calculated as Quantity/Base number*100

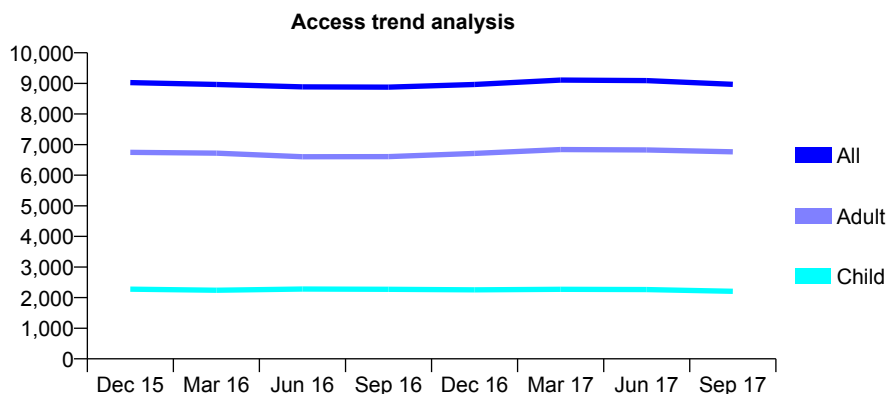
Q61 - Vital Signs At a Glance Contract Report for 828262/0001 - September 2017

Name or company name	MRS GT WARD
Contract type name	GDS Contract
Purpose of contract	General
Contract start date	01/04/2006
Contract end date	

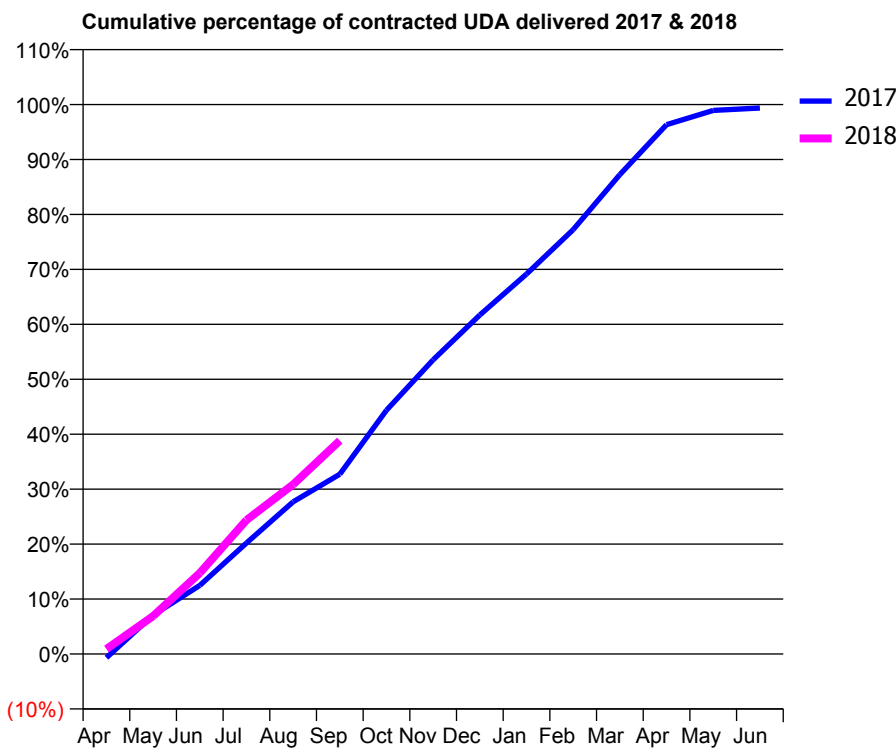
17/18 Contracted general activity (UDA)	17,513
Carry forward general activity (UDA)	112
17/18 Contracted orthodontic activity (UOA)	0
Carry forward orthodontic activity (UOA)	0
Baseline contract value	£460,416.15

ACCESS*

Patients seen in 24 months	Total	Change since previous quarter
Quarter ending September 2016	8,878	
Quarter ending December 2016	8,967	→
Quarter ending March 2017	9,108	→
Quarter ending June 2017	9,091	→
Quarter ending September 2017	8,971	↓
Variance since September 2016	1.0%	→



ACTIVITY



Month	2017	2018
April	-121	160
May	1,240	1,211
June	2,186	2,581
July	3,537	4,267
August	4,853	5,405
September	5,731	6,804
October	7,772	
November	9,377	
December	10,807	
January	12,108	
February	13,524	
March	15,281	
April	16,868	
May	17,325	
June	17,401	

QUALITY

	Quantity	Base Number	Contract	AT	Region	England
% of FP17s for the same patient ID Re-attending within 3 months - Children	47	1,176	4.0%	10.2%	11.2%	11.9%
% of FP17s for the same patient ID Re-attending within 3 months - Adults	580	3,276	17.7%	15.9%	16.6%	15.9%
% of FP17s for the same patient ID Re-attending between 3 & 9 months - Children	379	1,176	32.2%	42.6%	47.0%	58.1%
% of FP17s for the same patient ID Re-attending between 3 & 9 months - Adults	691	3,276	21.1%	35.6%	38.2%	50.6%
% of FP17s for Band 1 Urgent Courses	509	3,357	15.2%	10.8%	10.6%	9.1%
% of FP17s Relating to Free Repair or Replacements	72	3,357	2.1%	0.5%	0.6%	0.8%
% of FP17s Relating to Continuations	20	3,357	0.6%	0.7%	0.8%	1.1%
% of Patients satisfied with the dentistry they have received	13	13	100.0%	88.7%	89.2%	91.4%
% of Patients satisfied with the time they had to wait for an appointment	12	13	92.3%	80.7%	83.4%	87.7%

* This is based on patients treated on this contract for their most recent course of treatment. Figures in italics indicate the base number of FP17s or Patient Questionnaire responses are less than 100. N/A is shown where the base number of responses is less than 10 during the period. % is calculated as Quantity/Base number*100

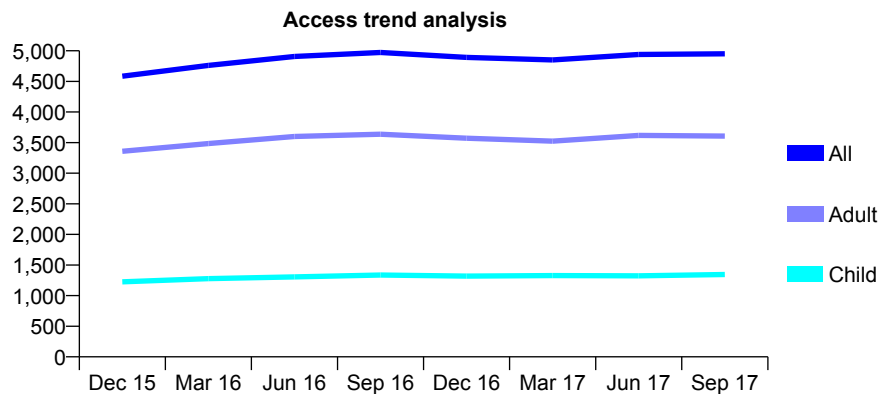
Q61 - Vital Signs At a Glance Contract Report for 828262/0002 - September 2017

Name or company name	MRS GT WARD
Contract type name	GDS Contract
Purpose of contract	General
Contract start date	20/12/2011
Contract end date	

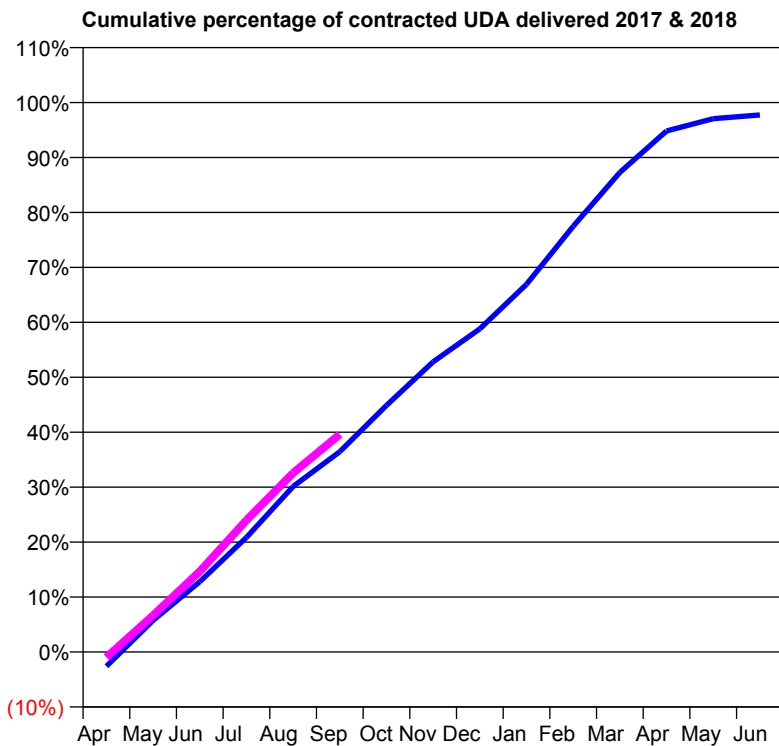
17/18 Contracted general activity (UDA)	10,554
Carry forward general activity (UDA)	240
17/18 Contracted orthodontic activity (UOA)	0
Carry forward orthodontic activity (UOA)	0
Baseline contract value	£287,639.73

ACCESS*

Patients seen in 24 months	Total	Change since previous quarter
Quarter ending September 2016	4,973	
Quarter ending December 2016	4,892	↓
Quarter ending March 2017	4,851	→
Quarter ending June 2017	4,940	→
Quarter ending September 2017	4,951	→
Variance since September 2016	(0.4%)	→



ACTIVITY



Month	2017	2018
April	-274	-104
May	608	702
June	1,351	1,549
July	2,202	2,532
August	3,180	3,440
September	3,848	4,181
October	4,738	
November	5,575	
December	6,206	
January	7,061	
February	8,176	
March	9,210	
April	10,007	
May	10,244	
June	10,314	

QUALITY

	Quantity	Base Number	Contract	AT	Region	England
% of FP17s for the same patient ID Re-attending within 3 months - Children	29	702	4.1%	10.2%	11.2%	11.9%
% of FP17s for the same patient ID Re-attending within 3 months - Adults	220	1,806	12.2%	15.9%	16.6%	15.9%
% of FP17s for the same patient ID Re-attending between 3 & 9 months - Children	234	702	33.3%	42.6%	47.0%	58.1%
% of FP17s for the same patient ID Re-attending between 3 & 9 months - Adults	365	1,806	20.2%	35.6%	38.2%	50.6%
% of FP17s for Band 1 Urgent Courses	342	2,116	16.2%	10.8%	10.6%	9.1%
% of FP17s Relating to Free Repair or Replacements	15	2,116	0.7%	0.5%	0.6%	0.8%
% of FP17s Relating to Continuations	5	2,116	0.2%	0.7%	0.8%	1.1%
% of Patients satisfied with the dentistry they have received	5	5	N/A	88.7%	89.2%	91.4%
% of Patients satisfied with the time they had to wait for an appointment	3	5	N/A	80.7%	83.4%	87.7%

* This is based on patients treated on this contract for their most recent course of treatment. Figures in italics indicate the base number of FP17s or Patient Questionnaire responses are less than 100. N/A is shown where the base number of responses is less than 10 during the period. % is calculated as Quantity/Base number*100

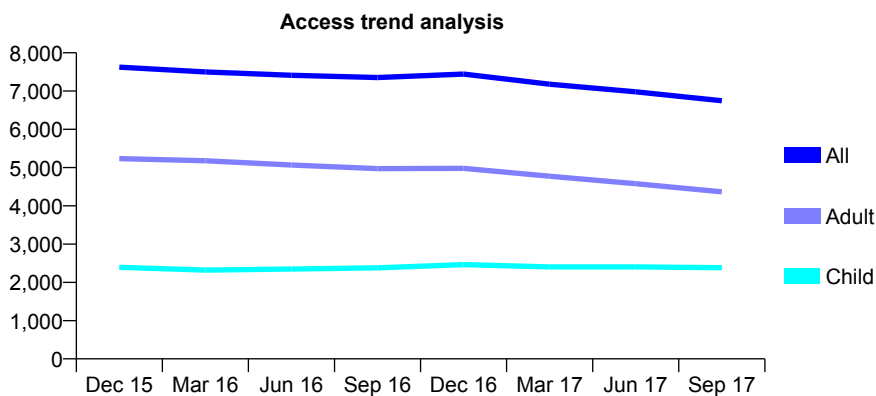
Q61 - Vital Signs At a Glance Contract Report for 829285/0001 - September 2017

Name or company name	MRS CO ADELOYE
Contract type name	GDS Contract
Purpose of contract	General
Contract start date	01/04/2006
Contract end date	

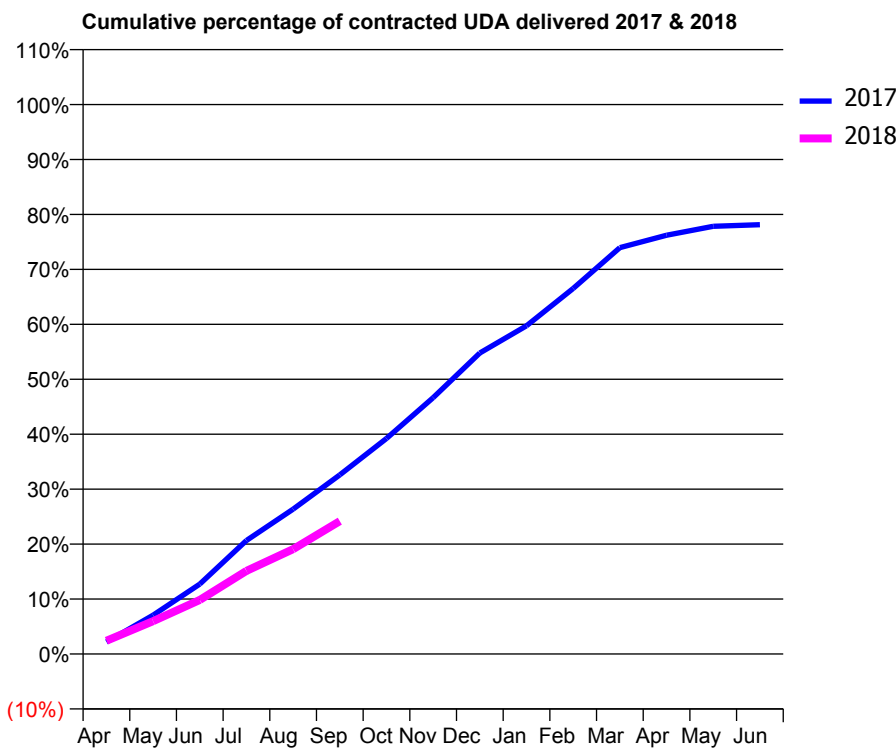
17/18 Contracted general activity (UDA)	22,618
Carry forward general activity (UDA)	0
17/18 Contracted orthodontic activity (UOA)	0
Carry forward orthodontic activity (UOA)	0
Baseline contract value	£565,546.81

ACCESS*

Patients seen in 24 months	Total	Change since previous quarter
Quarter ending September 2016	7,352	
Quarter ending December 2016	7,444	→
Quarter ending March 2017	7,180	↓
Quarter ending June 2017	6,981	↓
Quarter ending September 2017	6,748	↓
Variance since September 2016	(8.2%)	↓



ACTIVITY



Month	2017	2018
April	499	544
May	1,602	1,352
June	2,877	2,225
July	4,676	3,425
August	5,961	4,316
September	7,374	5,470
October	8,872	
November	10,554	
December	12,392	
January	13,512	
February	15,050	
March	16,727	
April	17,239	
May	17,604	
June	17,673	

QUALITY

	Quantity	Base Number	Contract	AT	Region	England
% of FP17s for the same patient ID Re-attending within 3 months - Children	35	980	3.6%	10.2%	11.2%	11.9%
% of FP17s for the same patient ID Re-attending within 3 months - Adults	90	1,406	6.4%	15.9%	16.6%	15.9%
% of FP17s for the same patient ID Re-attending between 3 & 9 months - Children	284	980	29.0%	42.6%	47.0%	58.1%
% of FP17s for the same patient ID Re-attending between 3 & 9 months - Adults	362	1,406	25.7%	35.6%	38.2%	50.6%
% of FP17s for Band 1 Urgent Courses	75	1,936	3.9%	10.8%	10.6%	9.1%
% of FP17s Relating to Free Repair or Replacements	4	1,936	0.2%	0.5%	0.6%	0.8%
% of FP17s Relating to Continuations	2	1,936	0.1%	0.7%	0.8%	1.1%
% of Patients satisfied with the dentistry they have received	2	3	N/A	88.7%	89.2%	91.4%
% of Patients satisfied with the time they had to wait for an appointment	3	3	N/A	80.7%	83.4%	87.7%

* This is based on patients treated on this contract for their most recent course of treatment. Figures in italics indicate the base number of FP17s or Patient Questionnaire responses are less than 100. N/A is shown where the base number of responses is less than 10 during the period. % is calculated as Quantity/Base number*100

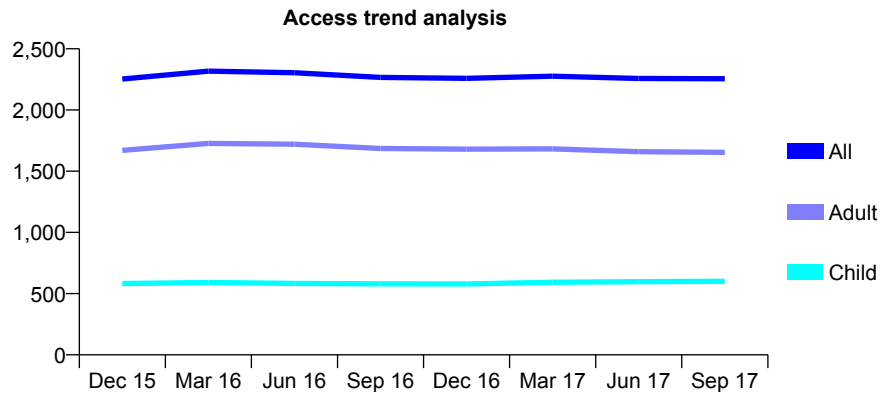
Q61 - Vital Signs At a Glance Contract Report for 831522/0001 - September 2017

Name or company name	MISS G HAKHAMANESHI
Contract type name	GDS Contract
Purpose of contract	General
Contract start date	01/04/2006
Contract end date	

17/18 Contracted general activity (UDA)	7,126
Carry forward general activity (UDA)	-23
17/18 Contracted orthodontic activity (UOA)	0
Carry forward orthodontic activity (UOA)	0
Baseline contract value	£250,413.66

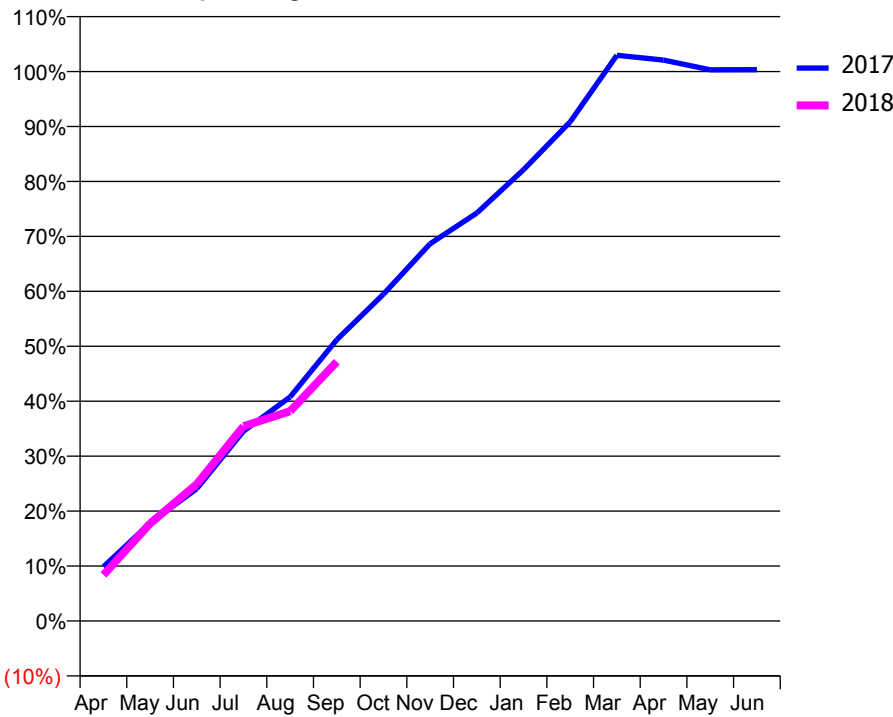
ACCESS*

Patients seen in 24 months	Total	Change since previous quarter
Quarter ending September 2016	2,266	
Quarter ending December 2016	2,259	→
Quarter ending March 2017	2,276	→
Quarter ending June 2017	2,258	→
Quarter ending September 2017	2,255	→
Variance since September 2016	(0.5%)	→



ACTIVITY

Cumulative percentage of contracted UDA delivered 2017 & 2018



Month	Adjusted Scheduled Activity (UDA)	
	2017	2018
April	704	597
May	1,270	1,266
June	1,716	1,775
July	2,462	2,526
August	2,905	2,720
September	3,648	3,362
October	4,239	
November	4,893	
December	5,291	
January	5,853	
February	6,473	
March	7,336	
April	7,274	
May	7,148	
June	7,149	

QUALITY

	Quantity	Base Number	Contract	AT	Region	England
% of FP17s for the same patient ID Re-attending within 3 months - Children	34	404	8.4%	10.2%	11.2%	11.9%
% of FP17s for the same patient ID Re-attending within 3 months - Adults	190	1,042	18.2%	15.9%	16.6%	15.9%
% of FP17s for the same patient ID Re-attending between 3 & 9 months - Children	245	404	60.6%	42.6%	47.0%	58.1%
% of FP17s for the same patient ID Re-attending between 3 & 9 months - Adults	481	1,042	46.2%	35.6%	38.2%	50.6%
% of FP17s for Band 1 Urgent Courses	95	1,444	6.6%	10.8%	10.6%	9.1%
% of FP17s Relating to Free Repair or Replacements	4	1,444	0.3%	0.5%	0.6%	0.8%
% of FP17s Relating to Continuations	19	1,444	1.3%	0.7%	0.8%	1.1%
% of Patients satisfied with the dentistry they have received	4	4	N/A	88.7%	89.2%	91.4%
% of Patients satisfied with the time they had to wait for an appointment	4	4	N/A	80.7%	83.4%	87.7%

* This is based on patients treated on this contract for their most recent course of treatment. Figures in italics indicate the base number of FP17s or Patient Questionnaire responses are less than 100. N/A is shown where the base number of responses is less than 10 during the period. % is calculated as Quantity/Base number*100

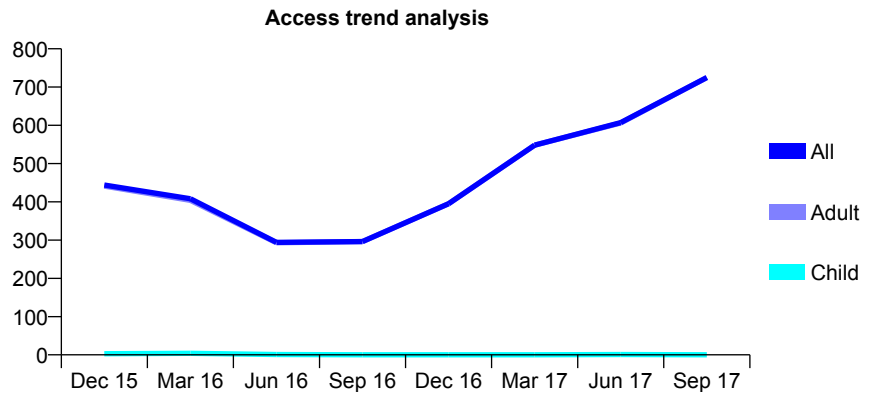
Q61 - Vital Signs At a Glance Contract Report for 832391/0002 - September 2017

Name or company name	MR M TORZ
Contract type name	PDS Contract
Purpose of contract	General
Contract start date	01/04/2006
Contract end date	30/11/2017

17/18 Contracted general activity (UDA)	1,425
Carry forward general activity (UDA)	0
17/18 Contracted orthodontic activity (UOA)	0
Carry forward orthodontic activity (UOA)	0
Baseline contract value	£73,487.47

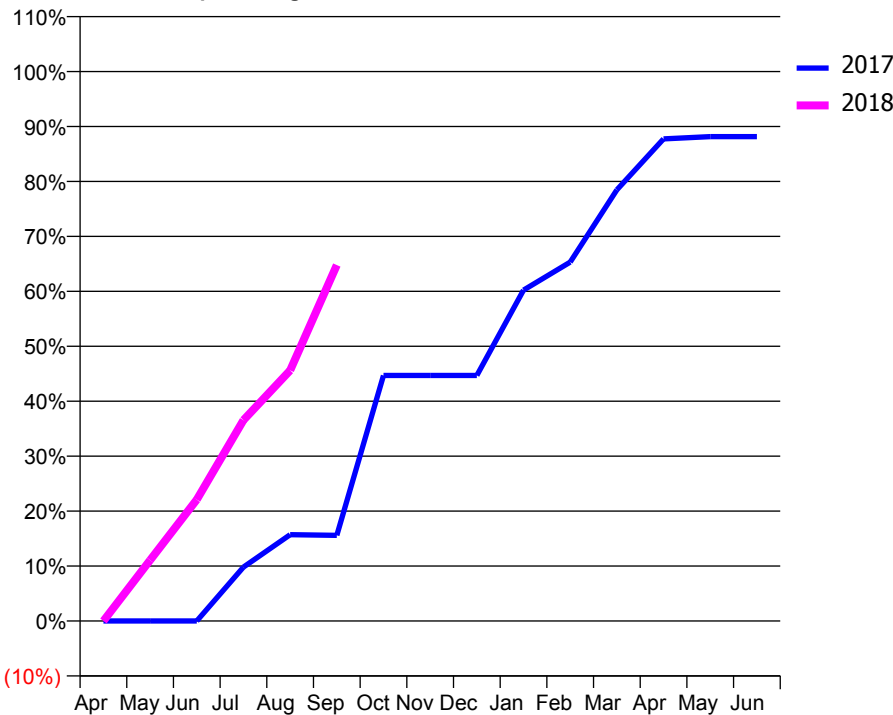
ACCESS*

Patients seen in 24 months	Total	Change since previous quarter
Quarter ending September 2016	296	
Quarter ending December 2016	395	↑
Quarter ending March 2017	548	↑
Quarter ending June 2017	607	↑
Quarter ending September 2017	725	↑
Variance since September 2016	144.9%	↑



ACTIVITY

Cumulative percentage of contracted UDA delivered 2017 & 2018



Month	Adjusted Scheduled Activity (UDA)	
	2017	2018
April	0	0
May	0	158
June	0	315
July	210	521
August	336	650
September	333	923
October	955	
November	955	
December	955	
January	1,287	
February	1,396	
March	1,677	
April	1,875	
May	1,884	
June	1,884	

QUALITY

	Quantity	Base Number	Contract	AT	Region	England
% of FP17s for the same patient ID Re-attending within 3 months - Children	0	1	0.0%	10.2%	11.2%	11.9%
% of FP17s for the same patient ID Re-attending within 3 months - Adults	2	409	0.5%	15.9%	16.6%	15.9%
% of FP17s for the same patient ID Re-attending between 3 & 9 months - Children	0	1	0.0%	42.6%	47.0%	58.1%
% of FP17s for the same patient ID Re-attending between 3 & 9 months - Adults	4	409	1.0%	35.6%	38.2%	50.6%
% of FP17s for Band 1 Urgent Courses	0	337	0.0%	10.8%	10.6%	9.1%
% of FP17s Relating to Free Repair or Replacements	0	337	0.0%	0.5%	0.6%	0.8%
% of FP17s Relating to Continuations	1	337	0.3%	0.7%	0.8%	1.1%
% of Patients satisfied with the dentistry they have received	1	1	N/A	88.7%	89.2%	91.4%
% of Patients satisfied with the time they had to wait for an appointment	0	1	N/A	80.7%	83.4%	87.7%

* This is based on patients treated on this contract for their most recent course of treatment. Figures in italics indicate the base number of FP17s or Patient Questionnaire responses are less than 100. N/A is shown where the base number of responses is less than 10 during the period. % is calculated as Quantity/Base number*100

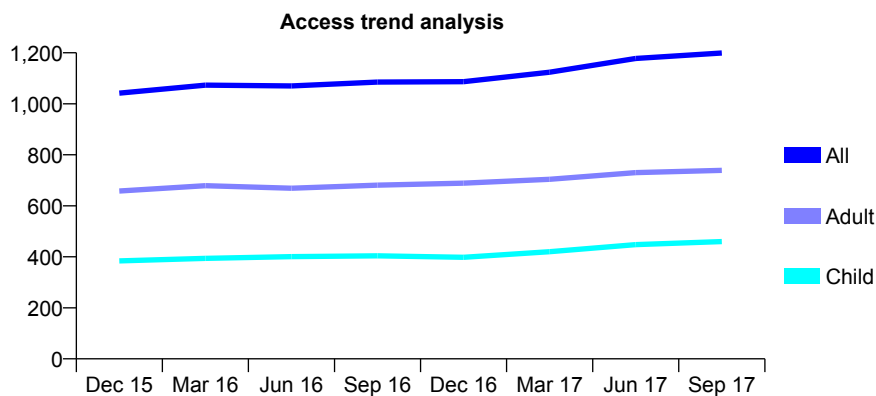
Q61 - Vital Signs At a Glance Contract Report for 839167/0001 - September 2017

Name or company name	Promenade Dental Practice
Contract type name	GDS Contract
Purpose of contract	General
Contract start date	01/04/2006
Contract end date	

17/18 Contracted general activity (UDA)	1,992
Carry forward general activity (UDA)	-40
17/18 Contracted orthodontic activity (UOA)	0
Carry forward orthodontic activity (UOA)	0
Baseline contract value	£62,432.89

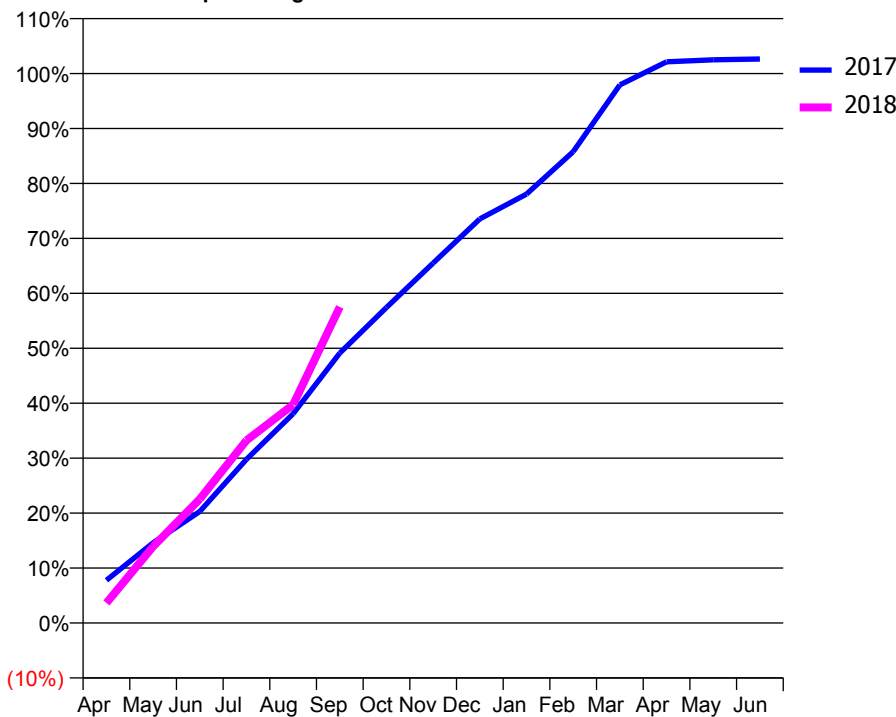
ACCESS*

Patients seen in 24 months	Total	Change since previous quarter
Quarter ending September 2016	1,085	
Quarter ending December 2016	1,087	→
Quarter ending March 2017	1,124	↑
Quarter ending June 2017	1,178	↑
Quarter ending September 2017	1,199	→
Variance since September 2016	10.5%	↑



ACTIVITY

Cumulative percentage of contracted UDA delivered 2017 & 2018



Month	Adjusted Scheduled Activity (UDA)	
	2017	2018
April	155	73
May	291	277
June	404	449
July	594	662
August	759	792
September	979	1,146
October	1,144	
November	1,305	
December	1,465	
January	1,555	
February	1,709	
March	1,951	
April	2,034	
May	2,041	
June	2,044	

QUALITY

	Quantity	Base Number	Contract	AT	Region	England
% of FP17s for the same patient ID Re-attending within 3 months - Children	20	337	5.9%	10.2%	11.2%	11.9%
% of FP17s for the same patient ID Re-attending within 3 months - Adults	32	413	7.7%	15.9%	16.6%	15.9%
% of FP17s for the same patient ID Re-attending between 3 & 9 months - Children	131	337	38.9%	42.6%	47.0%	58.1%
% of FP17s for the same patient ID Re-attending between 3 & 9 months - Adults	156	413	37.8%	35.6%	38.2%	50.6%
% of FP17s for Band 1 Urgent Courses	54	679	8.0%	10.8%	10.6%	9.1%
% of FP17s Relating to Free Repair or Replacements	0	679	0.0%	0.5%	0.6%	0.8%
% of FP17s Relating to Continuations	0	679	0.0%	0.7%	0.8%	1.1%
% of Patients satisfied with the dentistry they have received	1	1	N/A	88.7%	89.2%	91.4%
% of Patients satisfied with the time they had to wait for an appointment	1	1	N/A	80.7%	83.4%	87.7%

* This is based on patients treated on this contract for their most recent course of treatment. Figures in italics indicate the base number of FP17s or Patient Questionnaire responses are less than 100. N/A is shown where the base number of responses is less than 10 during the period. % is calculated as Quantity/Base number*100

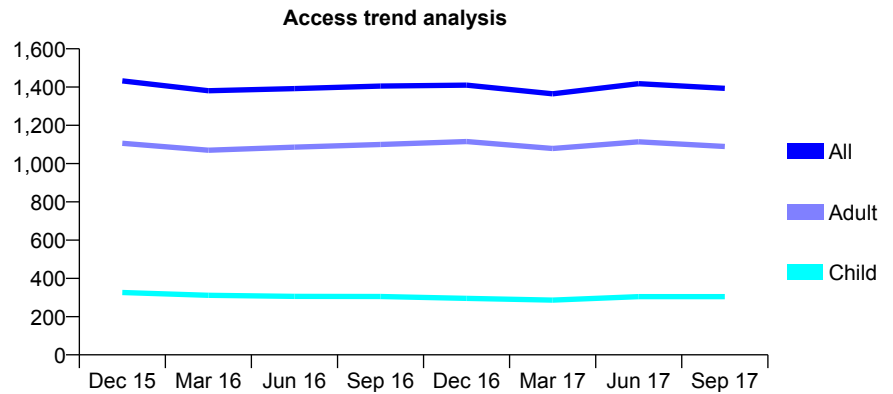
Q61 - Vital Signs At a Glance Contract Report for 839779/0001 - September 2017

Name or company name	MR M SIMYAB
Contract type name	GDS Contract
Purpose of contract	General
Contract start date	01/04/2006
Contract end date	

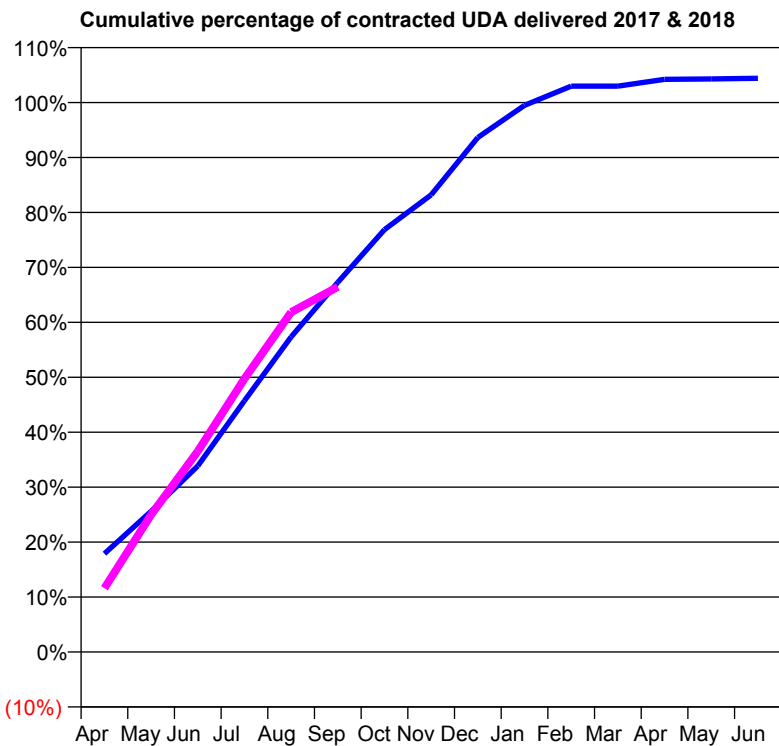
17/18 Contracted general activity (UDA)	3,780
Carry forward general activity (UDA)	-76
17/18 Contracted orthodontic activity (UOA)	0
Carry forward orthodontic activity (UOA)	0
Baseline contract value	£137,861.11

ACCESS*

Patients seen in 24 months	Total	Change since previous quarter
Quarter ending September 2016	1,405	
Quarter ending December 2016	1,410	→
Quarter ending March 2017	1,365	↓
Quarter ending June 2017	1,418	↑
Quarter ending September 2017	1,393	↓
Variance since September 2016	(0.9%)	→



ACTIVITY



Month	Adjusted Scheduled Activity (UDA)	
	2017	2018
April	677	439
May	969	944
June	1,280	1,381
July	1,728	1,880
August	2,168	2,337
September	2,543	2,512
October	2,906	
November	3,145	
December	3,539	
January	3,760	
February	3,893	
March	3,893	
April	3,939	
May	3,942	
June	3,946	

QUALITY

	Quantity	Base Number	Contract	AT	Region	England
% of FP17s for the same patient ID Re-attending within 3 months - Children	23	240	9.6%	10.2%	11.2%	11.9%
% of FP17s for the same patient ID Re-attending within 3 months - Adults	113	711	15.9%	15.9%	16.6%	15.9%
% of FP17s for the same patient ID Re-attending between 3 & 9 months - Children	63	240	26.3%	42.6%	47.0%	58.1%
% of FP17s for the same patient ID Re-attending between 3 & 9 months - Adults	231	711	32.5%	35.6%	38.2%	50.6%
% of FP17s for Band 1 Urgent Courses	79	909	8.7%	10.8%	10.6%	9.1%
% of FP17s Relating to Free Repair or Replacements	0	909	0.0%	0.5%	0.6%	0.8%
% of FP17s Relating to Continuations	23	909	2.5%	0.7%	0.8%	1.1%
% of Patients satisfied with the dentistry they have received	5	5	N/A	88.7%	89.2%	91.4%
% of Patients satisfied with the time they had to wait for an appointment	4	5	N/A	80.7%	83.4%	87.7%

* This is based on patients treated on this contract for their most recent course of treatment. Figures in italics indicate the base number of FP17s or Patient Questionnaire responses are less than 100. N/A is shown where the base number of responses is less than 10 during the period. % is calculated as Quantity/Base number*100

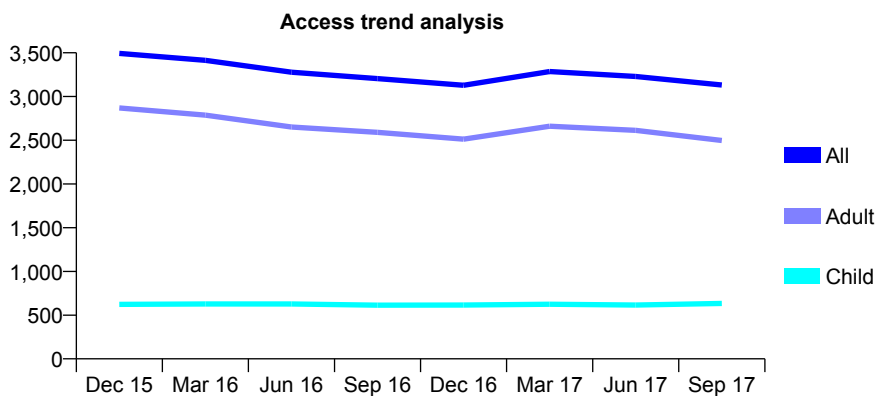
Q61 - Vital Signs At a Glance Contract Report for 841242/0001 - September 2017

Name or company name	MRS O SULAIMAN
Contract type name	GDS Contract
Purpose of contract	General
Contract start date	01/04/2006
Contract end date	

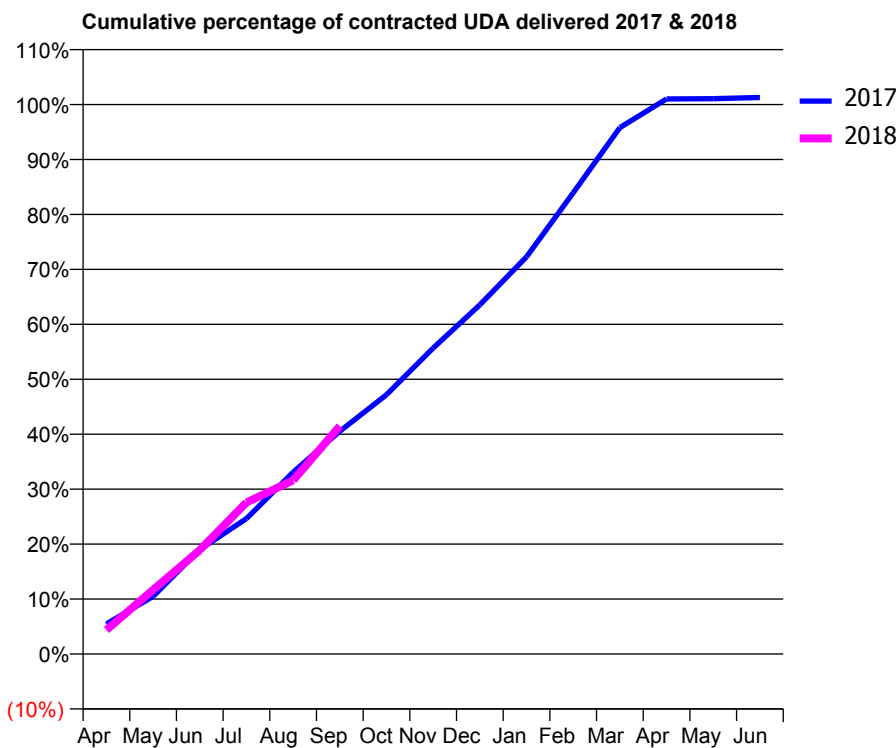
17/18 Contracted general activity (UDA)	6,663
Carry forward general activity (UDA)	-84
17/18 Contracted orthodontic activity (UOA)	0
Carry forward orthodontic activity (UOA)	0
Baseline contract value	£187,323.98

ACCESS*

Patients seen in 24 months	Total	Change since previous quarter
Quarter ending September 2016	3,205	
Quarter ending December 2016	3,128	↓
Quarter ending March 2017	3,286	↑
Quarter ending June 2017	3,229	↓
Quarter ending September 2017	3,131	↓
Variance since September 2016	(2.3%)	↓



ACTIVITY



Month	Adjusted Scheduled Activity (UDA)	
	2017	2018
April	365	292
May	699	779
June	1,267	1,261
July	1,642	1,838
August	2,205	2,107
September	2,702	2,764
October	3,145	
November	3,709	
December	4,233	
January	4,816	
February	5,591	
March	6,383	
April	6,730	
May	6,734	
June	6,747	

QUALITY

	Quantity	Base Number	Contract	AT	Region	England
% of FP17s for the same patient ID Re-attending within 3 months - Children	46	347	13.3%	10.2%	11.2%	11.9%
% of FP17s for the same patient ID Re-attending within 3 months - Adults	142	1,061	13.4%	15.9%	16.6%	15.9%
% of FP17s for the same patient ID Re-attending between 3 & 9 months - Children	144	347	41.5%	42.6%	47.0%	58.1%
% of FP17s for the same patient ID Re-attending between 3 & 9 months - Adults	326	1,061	30.7%	35.6%	38.2%	50.6%
% of FP17s for Band 1 Urgent Courses	132	1,238	10.7%	10.8%	10.6%	9.1%
% of FP17s Relating to Free Repair or Replacements	0	1,238	0.0%	0.5%	0.6%	0.8%
% of FP17s Relating to Continuations	0	1,238	0.0%	0.7%	0.8%	1.1%
% of Patients satisfied with the dentistry they have received	1	2	N/A	88.7%	89.2%	91.4%
% of Patients satisfied with the time they had to wait for an appointment	1	2	N/A	80.7%	83.4%	87.7%

* This is based on patients treated on this contract for their most recent course of treatment. Figures in italics indicate the base number of FP17s or Patient Questionnaire responses are less than 100. N/A is shown where the base number of responses is less than 10 during the period. % is calculated as Quantity/Base number*100

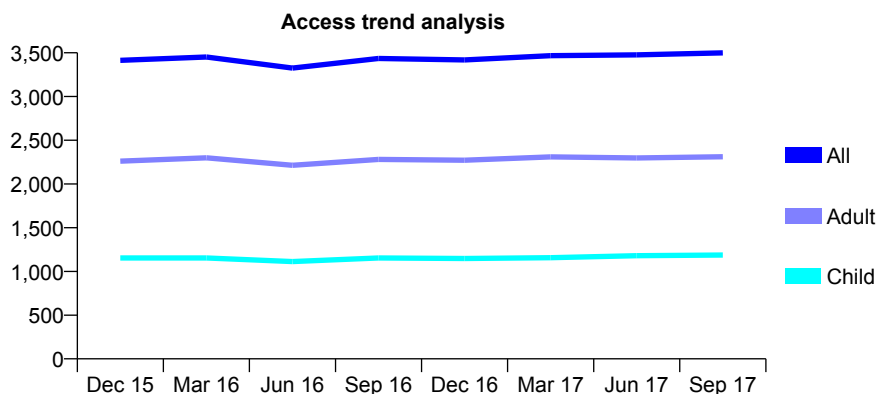
Q61 - Vital Signs At a Glance Contract Report for 841390/0001 - September 2017

Name or company name	MR AG PATEL
Contract type name	GDS Contract
Purpose of contract	General
Contract start date	01/04/2006
Contract end date	

17/18 Contracted general activity (UDA)	6,499
Carry forward general activity (UDA)	-130
17/18 Contracted orthodontic activity (UOA)	0
Carry forward orthodontic activity (UOA)	0
Baseline contract value	£185,464.81

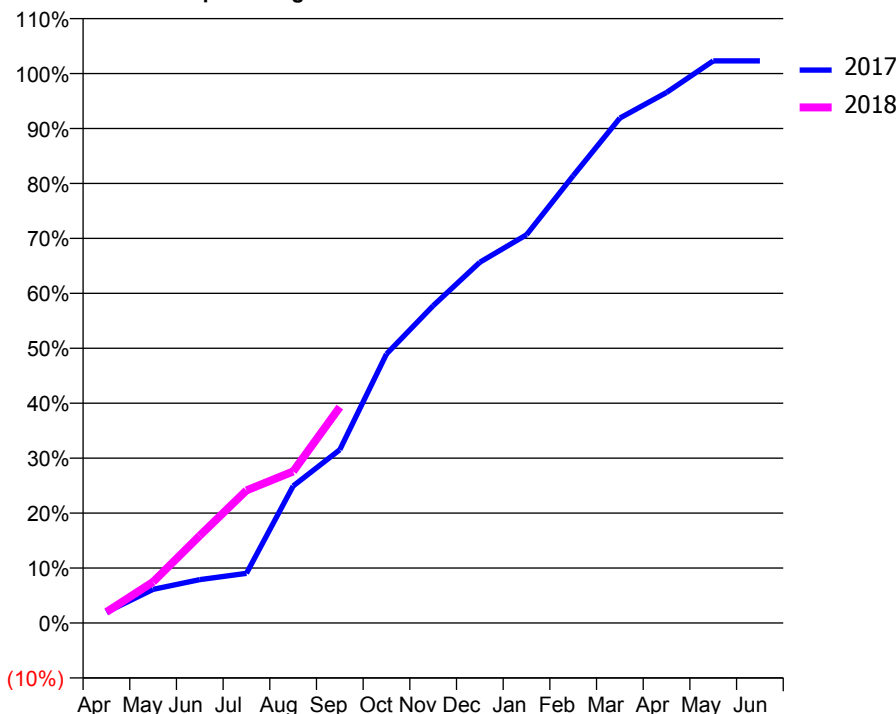
ACCESS*

Patients seen in 24 months	Total	Change since previous quarter
Quarter ending September 2016	3,435	
Quarter ending December 2016	3,418	→
Quarter ending March 2017	3,467	→
Quarter ending June 2017	3,477	→
Quarter ending September 2017	3,499	→
Variance since September 2016	1.9%	→



ACTIVITY

Cumulative percentage of contracted UDA delivered 2017 & 2018



Month	Adjusted Scheduled Activity (UDA)	
	2017	2018
April	128	130
May	398	486
June	513	1,033
July	587	1,569
August	1,620	1,792
September	2,049	2,555
October	3,181	
November	3,752	
December	4,268	
January	4,591	
February	5,290	
March	5,972	
April	6,274	
May	6,648	
June	6,649	

QUALITY

	Quantity	Base Number	Contract	AT	Region	England
% of FP17s for the same patient ID Re-attending within 3 months - Children	15	576	2.6%	10.2%	11.2%	11.9%
% of FP17s for the same patient ID Re-attending within 3 months - Adults	50	1,006	5.0%	15.9%	16.6%	15.9%
% of FP17s for the same patient ID Re-attending between 3 & 9 months - Children	184	576	31.9%	42.6%	47.0%	58.1%
% of FP17s for the same patient ID Re-attending between 3 & 9 months - Adults	306	1,006	30.4%	35.6%	38.2%	50.6%
% of FP17s for Band 1 Urgent Courses	8	1,295	0.6%	10.8%	10.6%	9.1%
% of FP17s Relating to Free Repair or Replacements	2	1,295	0.2%	0.5%	0.6%	0.8%
% of FP17s Relating to Continuations	3	1,295	0.2%	0.7%	0.8%	1.1%
% of Patients satisfied with the dentistry they have received	5	5	N/A	88.7%	89.2%	91.4%
% of Patients satisfied with the time they had to wait for an appointment	4	5	N/A	80.7%	83.4%	87.7%

* This is based on patients treated on this contract for their most recent course of treatment. Figures in italics indicate the base number of FP17s or Patient Questionnaire responses are less than 100. N/A is shown where the base number of responses is less than 10 during the period. % is calculated as Quantity/Base number*100

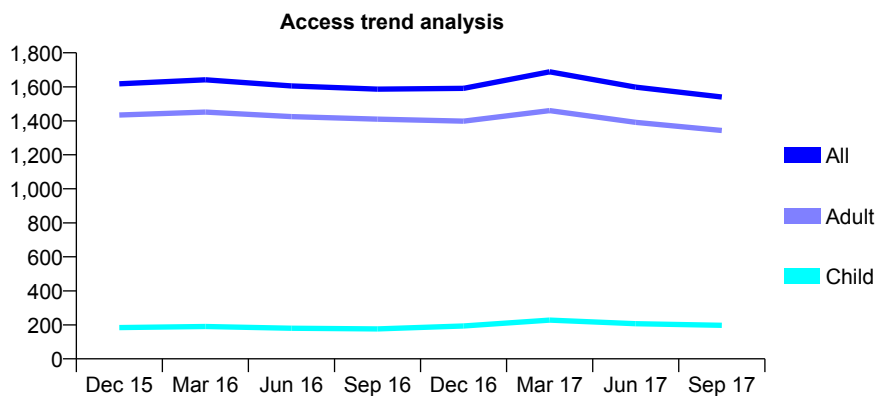
Q61 - Vital Signs At a Glance Contract Report for 841463/0001 - September 2017

Name or company name	MR H TOSI
Contract type name	GDS Contract
Purpose of contract	General
Contract start date	01/04/2006
Contract end date	

17/18 Contracted general activity (UDA)	3,786
Carry forward general activity (UDA)	-9
17/18 Contracted orthodontic activity (UOA)	0
Carry forward orthodontic activity (UOA)	0
Baseline contract value	£193,879.17

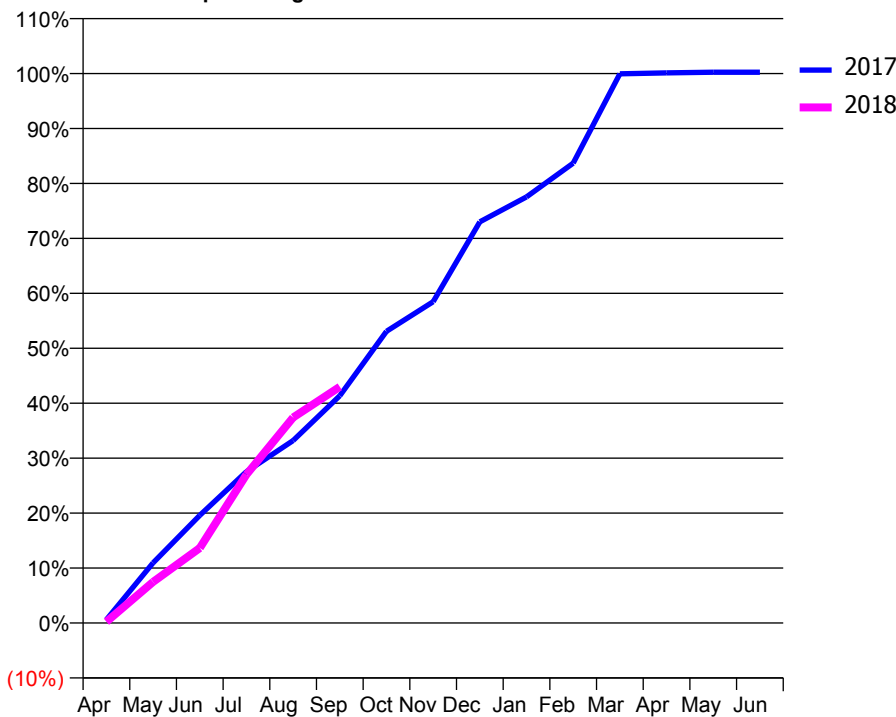
ACCESS*

Patients seen in 24 months	Total	Change since previous quarter
Quarter ending September 2016	1,586	
Quarter ending December 2016	1,591	→
Quarter ending March 2017	1,688	↑
Quarter ending June 2017	1,598	↓
Quarter ending September 2017	1,540	↓
Variance since September 2016	(2.9%)	↓



ACTIVITY

Cumulative percentage of contracted UDA delivered 2017 & 2018



Adjusted Scheduled Activity (UDA)

Month	2017	2018
April	23	9
May	415	283
June	742	517
July	1,043	1,023
August	1,257	1,416
September	1,566	1,627
October	2,010	
November	2,214	
December	2,764	
January	2,936	
February	3,168	
March	3,784	
April	3,790	
May	3,795	
June	3,795	

QUALITY

	Quantity	Base Number	Contract	AT	Region	England
% of FP17s for the same patient ID Re-attending within 3 months - Children	6	84	7.1%	10.2%	11.2%	11.9%
% of FP17s for the same patient ID Re-attending within 3 months - Adults	62	528	11.7%	15.9%	16.6%	15.9%
% of FP17s for the same patient ID Re-attending between 3 & 9 months - Children	23	84	27.4%	42.6%	47.0%	58.1%
% of FP17s for the same patient ID Re-attending between 3 & 9 months - Adults	121	528	22.9%	35.6%	38.2%	50.6%
% of FP17s for Band 1 Urgent Courses	71	603	11.8%	10.8%	10.6%	9.1%
% of FP17s Relating to Free Repair or Replacements	1	603	0.2%	0.5%	0.6%	0.8%
% of FP17s Relating to Continuations	2	603	0.3%	0.7%	0.8%	1.1%
% of Patients satisfied with the dentistry they have received	0	0	N/A	88.7%	89.2%	91.4%
% of Patients satisfied with the time they had to wait for an appointment	0	0	N/A	80.7%	83.4%	87.7%

* This is based on patients treated on this contract for their most recent course of treatment. Figures in italics indicate the base number of FP17s or Patient Questionnaire responses are less than 100. N/A is shown where the base number of responses is less than 10 during the period. % is calculated as Quantity/Base number*100

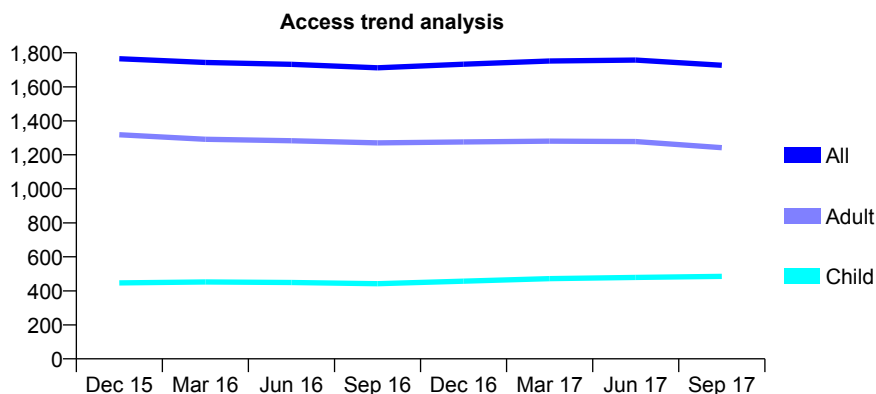
Q61 - Vital Signs At a Glance Contract Report for 842567/0001 - September 2017

Name or company name	MR P PATEL
Contract type name	GDS Contract
Purpose of contract	General
Contract start date	01/04/2006
Contract end date	

17/18 Contracted general activity (UDA)	10,481
Carry forward general activity (UDA)	-122
17/18 Contracted orthodontic activity (UOA)	0
Carry forward orthodontic activity (UOA)	0
Baseline contract value	£282,713.74

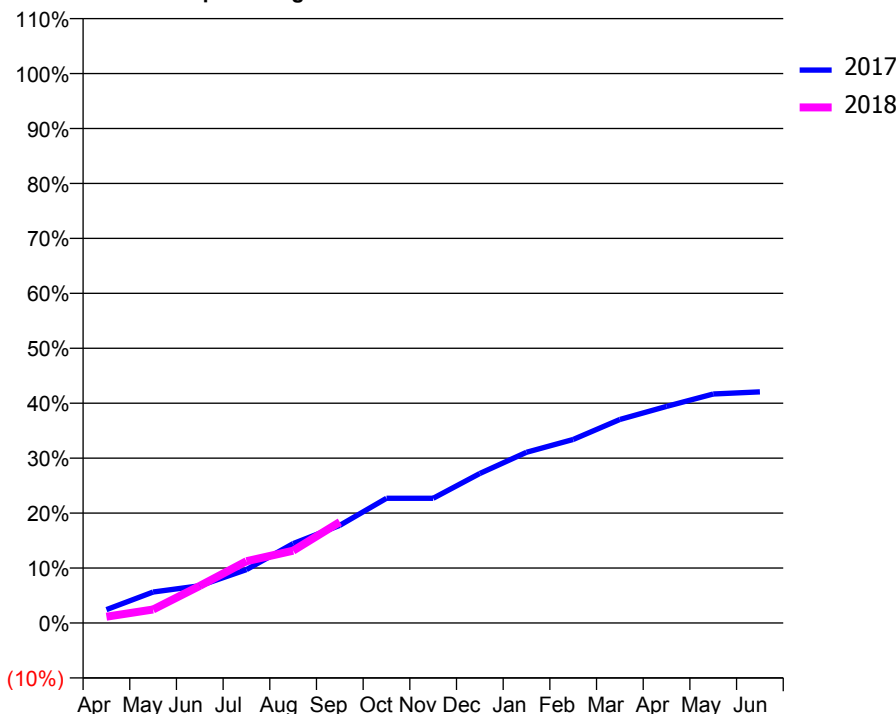
ACCESS*

Patients seen in 24 months	Total	Change since previous quarter
Quarter ending September 2016	1,712	
Quarter ending December 2016	1,733	→
Quarter ending March 2017	1,752	→
Quarter ending June 2017	1,757	→
Quarter ending September 2017	1,727	↓
Variance since September 2016	0.9%	→



ACTIVITY

Cumulative percentage of contracted UDA delivered 2017 & 2018



Month	Adjusted Scheduled Activity (UDA)	
	2017	2018
April	256	122
May	591	257
June	710	707
July	1,019	1,178
August	1,515	1,379
September	1,863	1,926
October	2,379	
November	2,379	
December	2,853	
January	3,257	
February	3,501	
March	3,882	
April	4,132	
May	4,368	
June	4,409	

QUALITY

	Quantity	Base Number	Contract	AT	Region	England
% of FP17s for the same patient ID Re-attending within 3 months - Children	11	307	3.6%	10.2%	11.2%	11.9%
% of FP17s for the same patient ID Re-attending within 3 months - Adults	38	684	5.6%	15.9%	16.6%	15.9%
% of FP17s for the same patient ID Re-attending between 3 & 9 months - Children	163	307	53.1%	42.6%	47.0%	58.1%
% of FP17s for the same patient ID Re-attending between 3 & 9 months - Adults	291	684	42.5%	35.6%	38.2%	50.6%
% of FP17s for Band 1 Urgent Courses	35	787	4.4%	10.8%	10.6%	9.1%
% of FP17s Relating to Free Repair or Replacements	4	787	0.5%	0.5%	0.6%	0.8%
% of FP17s Relating to Continuations	2	787	0.3%	0.7%	0.8%	1.1%
% of Patients satisfied with the dentistry they have received	4	5	N/A	88.7%	89.2%	91.4%
% of Patients satisfied with the time they had to wait for an appointment	3	5	N/A	80.7%	83.4%	87.7%

* This is based on patients treated on this contract for their most recent course of treatment. Figures in italics indicate the base number of FP17s or Patient Questionnaire responses are less than 100. N/A is shown where the base number of responses is less than 10 during the period. % is calculated as Quantity/Base number*100

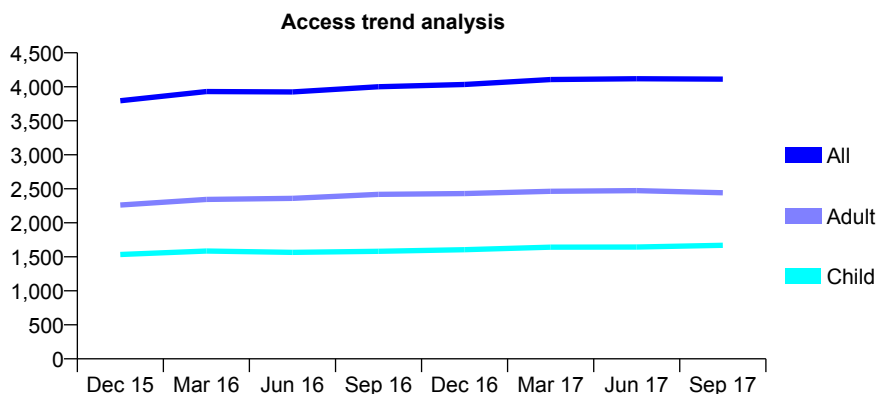
Q61 - Vital Signs At a Glance Contract Report for 842605/0001 - September 2017

Name or company name	MR GS UBHI
Contract type name	GDS Contract
Purpose of contract	General
Contract start date	01/04/2006
Contract end date	

17/18 Contracted general activity (UDA)	12,053
Carry forward general activity (UDA)	-241
17/18 Contracted orthodontic activity (UOA)	0
Carry forward orthodontic activity (UOA)	0
Baseline contract value	£356,146.33

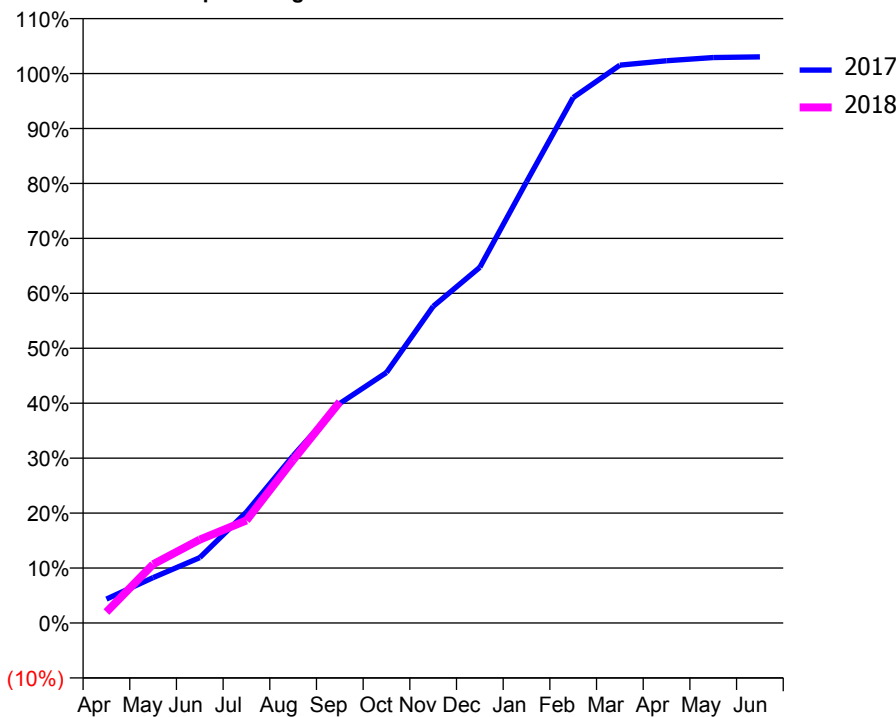
ACCESS*

Patients seen in 24 months	Total	Change since previous quarter
Quarter ending September 2016	4,001	
Quarter ending December 2016	4,035	→
Quarter ending March 2017	4,106	→
Quarter ending June 2017	4,118	→
Quarter ending September 2017	4,112	→
Variance since September 2016	2.8%	↑



ACTIVITY

Cumulative percentage of contracted UDA delivered 2017 & 2018



Month	Adjusted Scheduled Activity (UDA)	
	2017	2018
April	525	241
May	997	1,288
June	1,436	1,829
July	2,434	2,250
August	3,670	3,576
September	4,815	4,851
October	5,495	
November	6,944	
December	7,802	
January	9,678	
February	11,526	
March	12,236	
April	12,332	
May	12,404	
June	12,417	

QUALITY

	Quantity	Base Number	Contract	AT	Region	England
% of FP17s for the same patient ID Re-attending within 3 months - Children	72	865	8.3%	10.2%	11.2%	11.9%
% of FP17s for the same patient ID Re-attending within 3 months - Adults	123	1,087	11.3%	15.9%	16.6%	15.9%
% of FP17s for the same patient ID Re-attending between 3 & 9 months - Children	300	865	34.7%	42.6%	47.0%	58.1%
% of FP17s for the same patient ID Re-attending between 3 & 9 months - Adults	318	1,087	29.3%	35.6%	38.2%	50.6%
% of FP17s for Band 1 Urgent Courses	156	1,452	10.7%	10.8%	10.6%	9.1%
% of FP17s Relating to Free Repair or Replacements	5	1,452	0.3%	0.5%	0.6%	0.8%
% of FP17s Relating to Continuations	8	1,452	0.6%	0.7%	0.8%	1.1%
% of Patients satisfied with the dentistry they have received	1	1	N/A	88.7%	89.2%	91.4%
% of Patients satisfied with the time they had to wait for an appointment	1	1	N/A	80.7%	83.4%	87.7%

* This is based on patients treated on this contract for their most recent course of treatment. Figures in italics indicate the base number of FP17s or Patient Questionnaire responses are less than 100. N/A is shown where the base number of responses is less than 10 during the period. % is calculated as Quantity/Base number*100

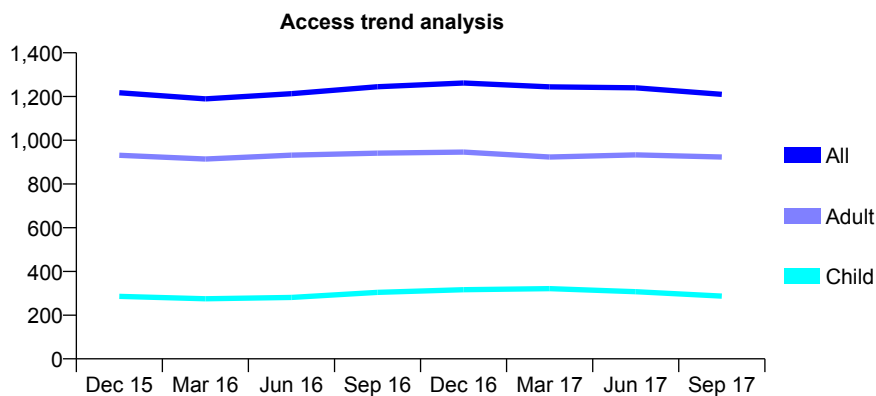
Q61 - Vital Signs At a Glance Contract Report for 843148/0002 - September 2017

Name or company name	MR SR MANAFI
Contract type name	GDS Contract
Purpose of contract	General
Contract start date	01/04/2006
Contract end date	

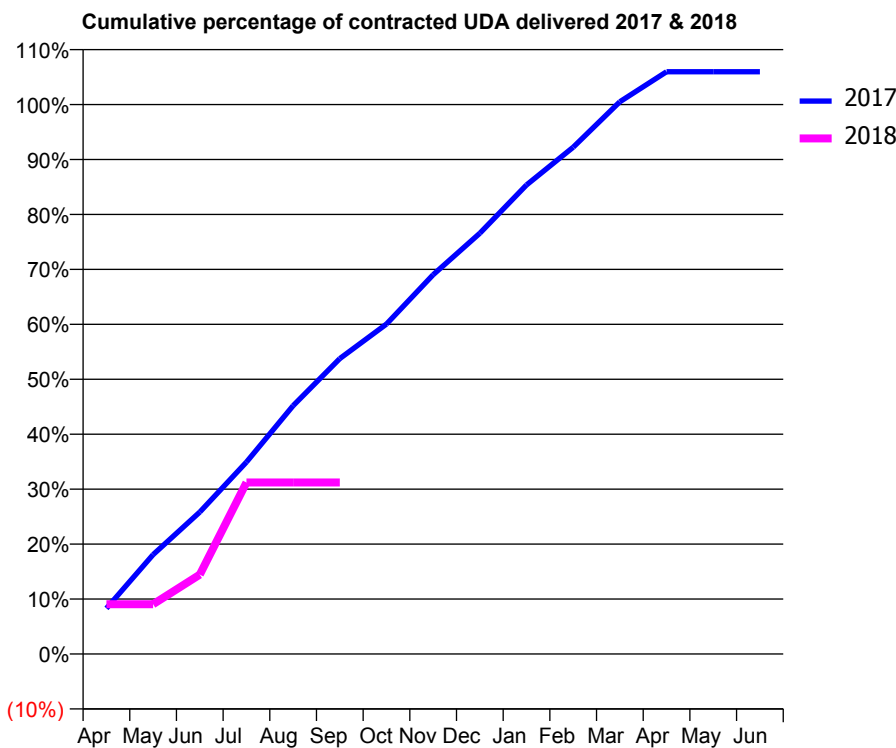
17/18 Contracted general activity (UDA)	4,613
Carry forward general activity (UDA)	-92
17/18 Contracted orthodontic activity (UOA)	0
Carry forward orthodontic activity (UOA)	0
Baseline contract value	£156,212.65

ACCESS*

Patients seen in 24 months	Total	Change since previous quarter
Quarter ending September 2016	1,245	
Quarter ending December 2016	1,262	→
Quarter ending March 2017	1,244	↓
Quarter ending June 2017	1,240	→
Quarter ending September 2017	1,210	↓
Variance since September 2016	(2.8%)	↓



ACTIVITY



Adjusted Scheduled Activity (UDA)		
Month	2017	2018
April	383	418
May	834	418
June	1,192	667
July	1,611	1,440
August	2,084	1,440
September	2,480	1,440
October	2,770	
November	3,184	
December	3,532	
January	3,938	
February	4,254	
March	4,636	
April	4,888	
May	4,888	
June	4,888	

QUALITY

	Quantity	Base Number	Contract	AT	Region	England
% of FP17s for the same patient ID Re-attending within 3 months - Children	12	129	9.3%	10.2%	11.2%	11.9%
% of FP17s for the same patient ID Re-attending within 3 months - Adults	61	402	15.2%	15.9%	16.6%	15.9%
% of FP17s for the same patient ID Re-attending between 3 & 9 months - Children	67	129	51.9%	42.6%	47.0%	58.1%
% of FP17s for the same patient ID Re-attending between 3 & 9 months - Adults	115	402	28.6%	35.6%	38.2%	50.6%
% of FP17s for Band 1 Urgent Courses	57	460	12.4%	10.8%	10.6%	9.1%
% of FP17s Relating to Free Repair or Replacements	0	460	0.0%	0.5%	0.6%	0.8%
% of FP17s Relating to Continuations	6	460	1.3%	0.7%	0.8%	1.1%
% of Patients satisfied with the dentistry they have received	1	1	N/A	88.7%	89.2%	91.4%
% of Patients satisfied with the time they had to wait for an appointment	1	1	N/A	80.7%	83.4%	87.7%

* This is based on patients treated on this contract for their most recent course of treatment. Figures in italics indicate the base number of FP17s or Patient Questionnaire responses are less than 100. N/A is shown where the base number of responses is less than 10 during the period. % is calculated as Quantity/Base number*100

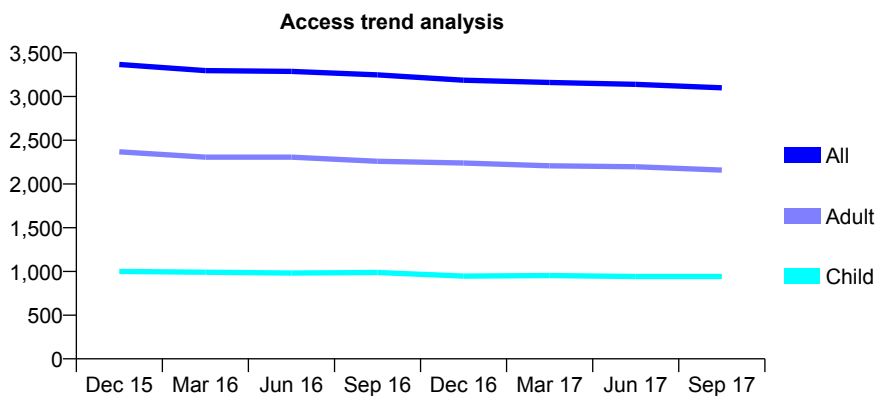
Q61 - Vital Signs At a Glance Contract Report for 843148/0003 - September 2017

Name or company name	MR SR MANAFI
Contract type name	GDS Contract
Purpose of contract	General
Contract start date	01/04/2006
Contract end date	

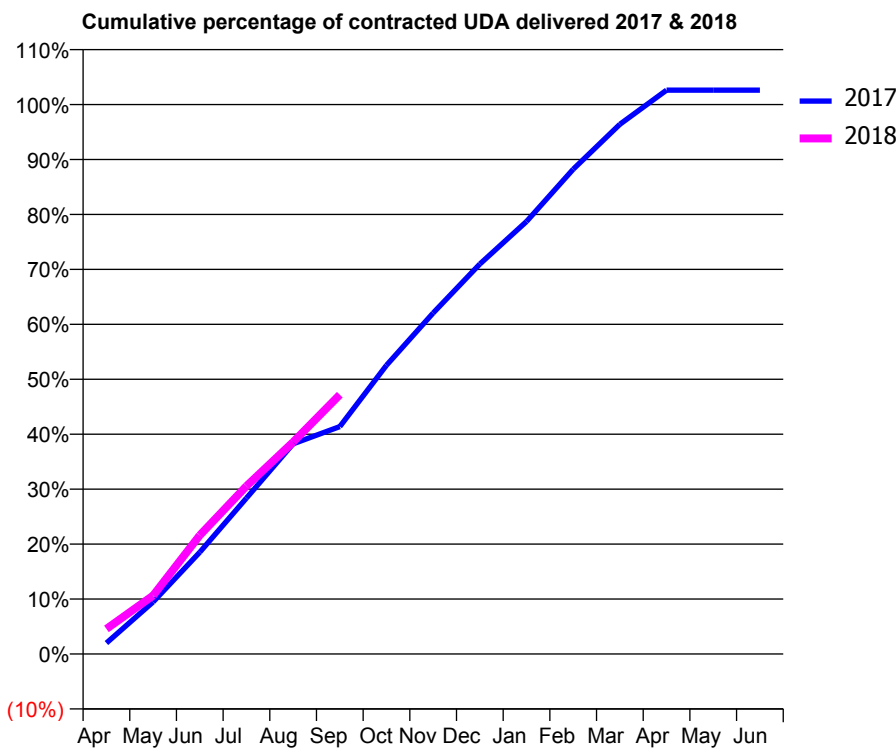
17/18 Contracted general activity (UDA)	9,676
Carry forward general activity (UDA)	-194
17/18 Contracted orthodontic activity (UOA)	0
Carry forward orthodontic activity (UOA)	0
Baseline contract value	£324,119.07

ACCESS*

Patients seen in 24 months	Total	Change since previous quarter
Quarter ending September 2016	3,248	
Quarter ending December 2016	3,187	↓
Quarter ending March 2017	3,160	→
Quarter ending June 2017	3,139	→
Quarter ending September 2017	3,100	↓
Variance since September 2016	(4.6%)	↓



ACTIVITY



Month	Adjusted Scheduled Activity (UDA)	
	2017	2018
April	194	443
May	917	1,030
June	1,793	2,091
July	2,747	2,956
August	3,702	3,733
September	4,004	4,567
October	5,084	
November	6,005	
December	6,868	
January	7,617	
February	8,537	
March	9,328	
April	9,929	
May	9,930	
June	9,930	

QUALITY

	Quantity	Base Number	Contract	AT	Region	England
% of FP17s for the same patient ID Re-attending within 3 months - Children	35	461	7.6%	10.2%	11.2%	11.9%
% of FP17s for the same patient ID Re-attending within 3 months - Adults	120	969	12.4%	15.9%	16.6%	15.9%
% of FP17s for the same patient ID Re-attending between 3 & 9 months - Children	168	461	36.4%	42.6%	47.0%	58.1%
% of FP17s for the same patient ID Re-attending between 3 & 9 months - Adults	244	969	25.2%	35.6%	38.2%	50.6%
% of FP17s for Band 1 Urgent Courses	172	1,258	13.7%	10.8%	10.6%	9.1%
% of FP17s Relating to Free Repair or Replacements	0	1,258	0.0%	0.5%	0.6%	0.8%
% of FP17s Relating to Continuations	12	1,258	1.0%	0.7%	0.8%	1.1%
% of Patients satisfied with the dentistry they have received	2	2	N/A	88.7%	89.2%	91.4%
% of Patients satisfied with the time they had to wait for an appointment	2	2	N/A	80.7%	83.4%	87.7%

* This is based on patients treated on this contract for their most recent course of treatment. Figures in italics indicate the base number of FP17s or Patient Questionnaire responses are less than 100. N/A is shown where the base number of responses is less than 10 during the period. % is calculated as Quantity/Base number*100

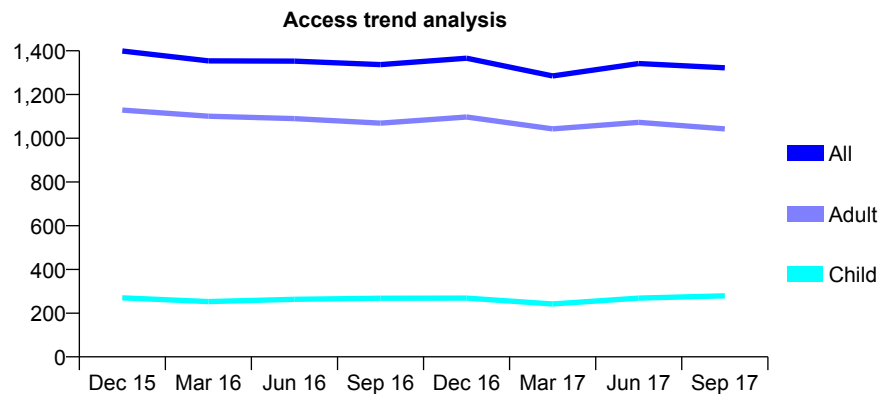
Q61 - Vital Signs At a Glance Contract Report for 843253/0001 - September 2017

Name or company name	MS AL DOBRE
Contract type name	GDS Contract
Purpose of contract	General
Contract start date	01/04/2006
Contract end date	

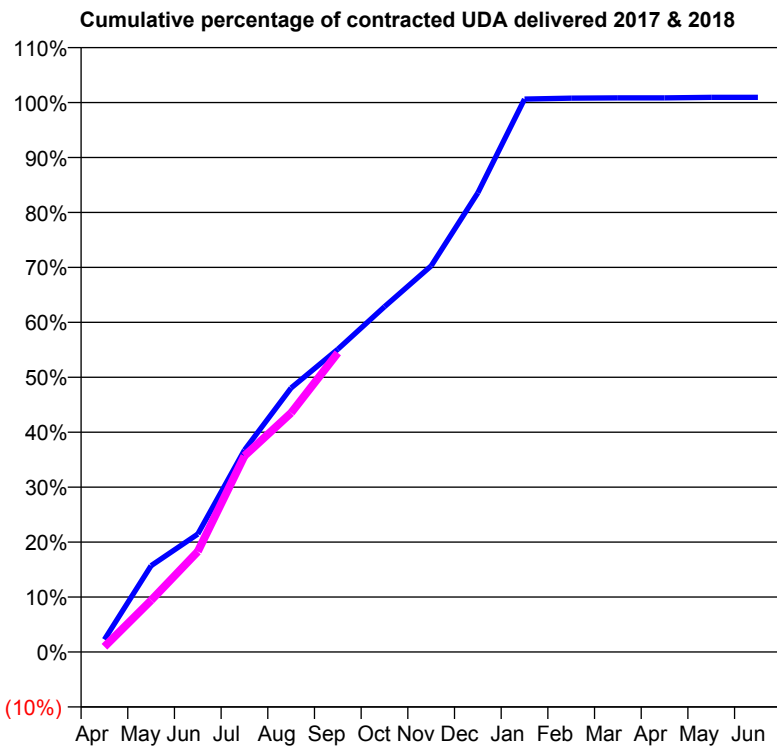
17/18 Contracted general activity (UDA)	3,786
Carry forward general activity (UDA)	-36
17/18 Contracted orthodontic activity (UOA)	0
Carry forward orthodontic activity (UOA)	0
Baseline contract value	£194,286.31

ACCESS*

Patients seen in 24 months	Total	Change since previous quarter
Quarter ending September 2016	1,337	
Quarter ending December 2016	1,366	↑
Quarter ending March 2017	1,285	↓
Quarter ending June 2017	1,342	↑
Quarter ending September 2017	1,322	↓
Variance since September 2016	(1.1%)	↓



ACTIVITY



Month	Adjusted Scheduled Activity (UDA)	
	2017	2018
April	86	36
May	595	356
June	812	692
July	1,391	1,351
August	1,819	1,648
September	2,086	2,061
October	2,379	
November	2,660	
December	3,164	
January	3,809	
February	3,816	
March	3,818	
April	3,818	
May	3,822	
June	3,822	

QUALITY

	Quantity	Base Number	Contract	AT	Region	England
% of FP17s for the same patient ID Re-attending within 3 months - Children	7	169	4.1%	10.2%	11.2%	11.9%
% of FP17s for the same patient ID Re-attending within 3 months - Adults	40	572	7.0%	15.9%	16.6%	15.9%
% of FP17s for the same patient ID Re-attending between 3 & 9 months - Children	30	169	17.8%	42.6%	47.0%	58.1%
% of FP17s for the same patient ID Re-attending between 3 & 9 months - Adults	84	572	14.7%	35.6%	38.2%	50.6%
% of FP17s for Band 1 Urgent Courses	97	741	13.1%	10.8%	10.6%	9.1%
% of FP17s Relating to Free Repair or Replacements	2	741	0.3%	0.5%	0.6%	0.8%
% of FP17s Relating to Continuations	4	741	0.5%	0.7%	0.8%	1.1%
% of Patients satisfied with the dentistry they have received	0	0	N/A	88.7%	89.2%	91.4%
% of Patients satisfied with the time they had to wait for an appointment	0	0	N/A	80.7%	83.4%	87.7%

* This is based on patients treated on this contract for their most recent course of treatment. Figures in italics indicate the base number of FP17s or Patient Questionnaire responses are less than 100. N/A is shown where the base number of responses is less than 10 during the period. % is calculated as Quantity/Base number*100

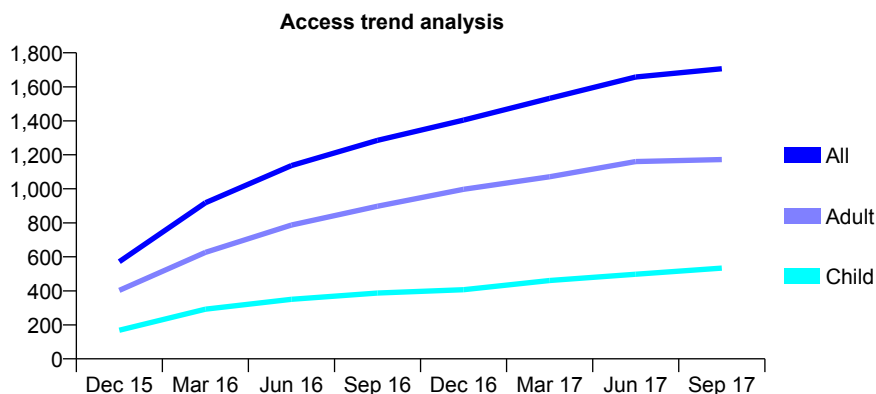
Q61 - Vital Signs At a Glance Contract Report for 845531/0001 - September 2017

Name or company name	MR J SHAH
Contract type name	GDS Contract
Purpose of contract	General
Contract start date	01/09/2015
Contract end date	

17/18 Contracted general activity (UDA)	7,427
Carry forward general activity (UDA)	-110
17/18 Contracted orthodontic activity (UOA)	0
Carry forward orthodontic activity (UOA)	0
Baseline contract value	£217,711.67

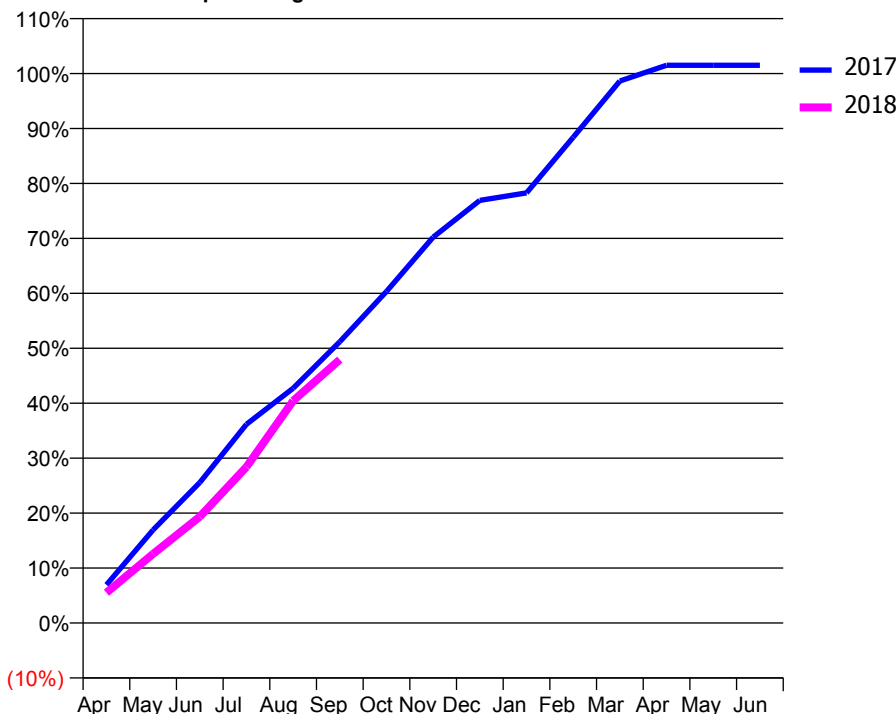
ACCESS*

Patients seen in 24 months	Total	Change since previous quarter
Quarter ending September 2016	1,285	
Quarter ending December 2016	1,404	↑
Quarter ending March 2017	1,532	↑
Quarter ending June 2017	1,658	↑
Quarter ending September 2017	1,706	↑
Variance since September 2016	32.8%	↑



ACTIVITY

Cumulative percentage of contracted UDA delivered 2017 & 2018



Month	Adjusted Scheduled Activity (UDA)	
	2017	2018
April	516	410
May	1,260	935
June	1,898	1,437
July	2,686	2,110
August	3,172	3,003
September	3,801	3,560
October	4,481	
November	5,215	
December	5,713	
January	5,814	
February	6,565	
March	7,326	
April	7,537	
May	7,537	
June	7,537	

QUALITY

	Quantity	Base Number	Contract	AT	Region	England
% of FP17s for the same patient ID Re-attending within 3 months - Children	50	321	15.6%	10.2%	11.2%	11.9%
% of FP17s for the same patient ID Re-attending within 3 months - Adults	141	519	27.2%	15.9%	16.6%	15.9%
% of FP17s for the same patient ID Re-attending between 3 & 9 months - Children	105	321	32.7%	42.6%	47.0%	58.1%
% of FP17s for the same patient ID Re-attending between 3 & 9 months - Adults	136	519	26.2%	35.6%	38.2%	50.6%
% of FP17s for Band 1 Urgent Courses	119	780	15.3%	10.8%	10.6%	9.1%
% of FP17s Relating to Free Repair or Replacements	0	780	0.0%	0.5%	0.6%	0.8%
% of FP17s Relating to Continuations	19	780	2.4%	0.7%	0.8%	1.1%
% of Patients satisfied with the dentistry they have received	3	3	N/A	88.7%	89.2%	91.4%
% of Patients satisfied with the time they had to wait for an appointment	2	3	N/A	80.7%	83.4%	87.7%

* This is based on patients treated on this contract for their most recent course of treatment. Figures in italics indicate the base number of FP17s or Patient Questionnaire responses are less than 100. N/A is shown where the base number of responses is less than 10 during the period. % is calculated as Quantity/Base number*100

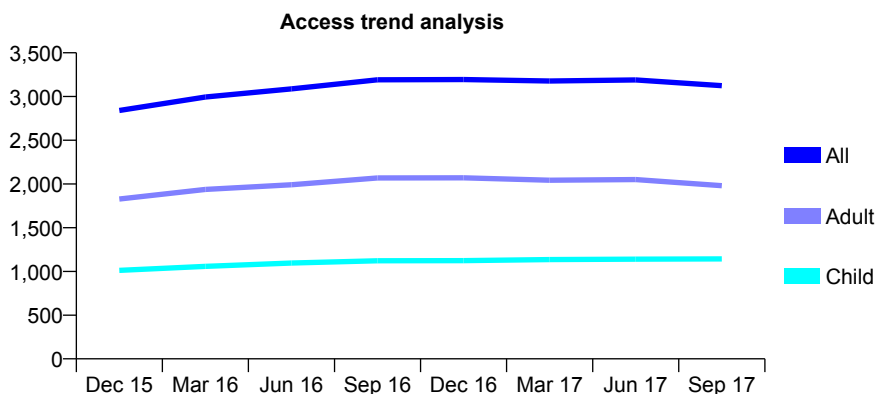
Q61 - Vital Signs At a Glance Contract Report for 847283/0001 - September 2017

Name or company name	MR SK MALIK
Contract type name	GDS Contract
Purpose of contract	General
Contract start date	01/04/2006
Contract end date	

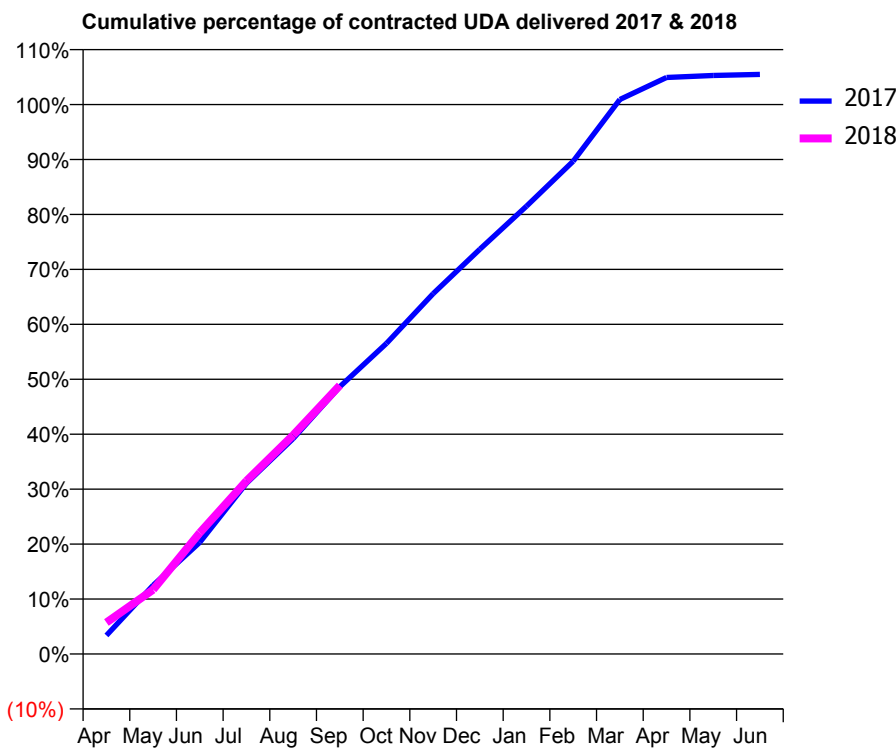
17/18 Contracted general activity (UDA)	5,694
Carry forward general activity (UDA)	-114
17/18 Contracted orthodontic activity (UOA)	0
Carry forward orthodontic activity (UOA)	0
Baseline contract value	£149,272.10

ACCESS*

Patients seen in 24 months	Total	Change since previous quarter
Quarter ending September 2016	3,191	
Quarter ending December 2016	3,194	→
Quarter ending March 2017	3,178	→
Quarter ending June 2017	3,190	→
Quarter ending September 2017	3,124	↓
Variance since September 2016	(2.1%)	↓



ACTIVITY



Month	Adjusted Scheduled Activity (UDA)	
	2017	2018
April	193	327
May	712	667
June	1,158	1,257
July	1,770	1,794
August	2,232	2,269
September	2,770	2,784
October	3,219	
November	3,734	
December	4,194	
January	4,640	
February	5,106	
March	5,746	
April	5,974	
May	5,994	
June	6,006	

QUALITY

	Quantity	Base Number	Contract	AT	Region	England
% of FP17s for the same patient ID Re-attending within 3 months - Children	58	783	7.4%	10.2%	11.2%	11.9%
% of FP17s for the same patient ID Re-attending within 3 months - Adults	124	1,070	11.6%	15.9%	16.6%	15.9%
% of FP17s for the same patient ID Re-attending between 3 & 9 months - Children	352	783	45.0%	42.6%	47.0%	58.1%
% of FP17s for the same patient ID Re-attending between 3 & 9 months - Adults	459	1,070	42.9%	35.6%	38.2%	50.6%
% of FP17s for Band 1 Urgent Courses	113	1,372	8.2%	10.8%	10.6%	9.1%
% of FP17s Relating to Free Repair or Replacements	0	1,372	0.0%	0.5%	0.6%	0.8%
% of FP17s Relating to Continuations	7	1,372	0.5%	0.7%	0.8%	1.1%
% of Patients satisfied with the dentistry they have received	6	6	N/A	88.7%	89.2%	91.4%
% of Patients satisfied with the time they had to wait for an appointment	5	6	N/A	80.7%	83.4%	87.7%

* This is based on patients treated on this contract for their most recent course of treatment. Figures in italics indicate the base number of FP17s or Patient Questionnaire responses are less than 100. N/A is shown where the base number of responses is less than 10 during the period. % is calculated as Quantity/Base number*100

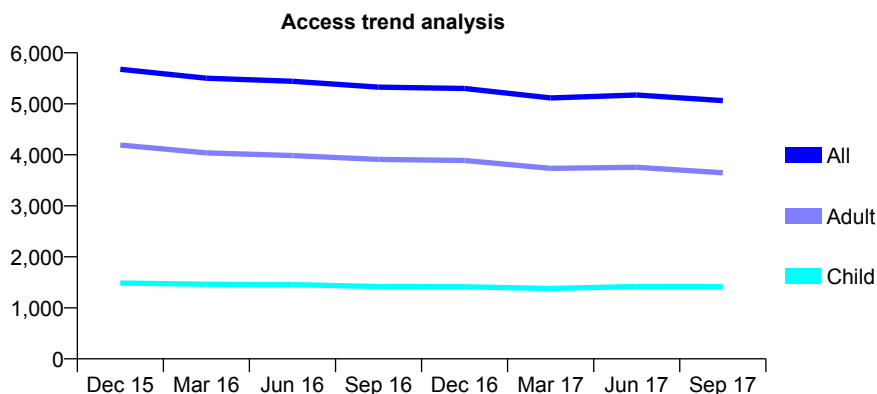
Q61 - Vital Signs At a Glance Contract Report for 853933/0001 - September 2017

Name or company name	MR M HASHEMI KHATOUN ABADI
Contract type name	PDS Contract
Purpose of contract	General
Contract start date	01/04/2006
Contract end date	31/03/2018

17/18 Contracted general activity (UDA)	12,854
Carry forward general activity (UDA)	-257
17/18 Contracted orthodontic activity (UOA)	0
Carry forward orthodontic activity (UOA)	0
Baseline contract value	£360,974.92

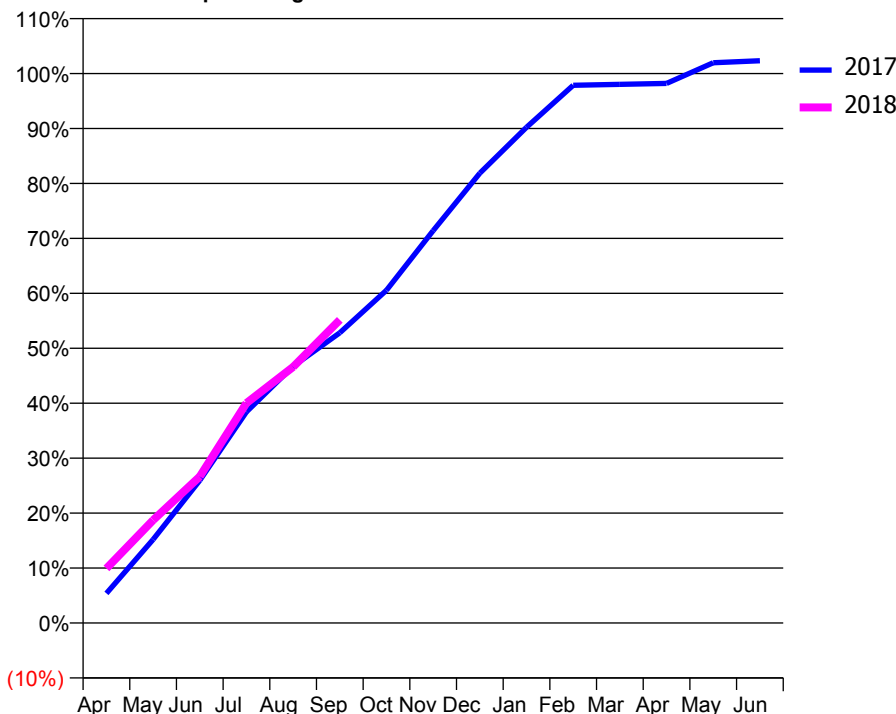
ACCESS*

Patients seen in 24 months	Total	Change since previous quarter
Quarter ending September 2016	5,327	
Quarter ending December 2016	5,301	→
Quarter ending March 2017	5,114	↓
Quarter ending June 2017	5,172	→
Quarter ending September 2017	5,064	↓
Variance since September 2016	(4.9%)	↓



ACTIVITY

Cumulative percentage of contracted UDA delivered 2017 & 2018



Month	Adjusted Scheduled Activity (UDA)	
	2017	2018
April	695	1,277
May	1,954	2,407
June	3,336	3,426
July	4,939	5,145
August	6,006	5,992
September	6,789	7,092
October	7,784	
November	9,180	
December	10,522	
January	11,594	
February	12,580	
March	12,601	
April	12,621	
May	13,105	
June	13,151	

QUALITY

	Quantity	Base Number	Contract	AT	Region	England
% of FP17s for the same patient ID Re-attending within 3 months - Children	92	1,069	8.6%	10.2%	11.2%	11.9%
% of FP17s for the same patient ID Re-attending within 3 months - Adults	448	2,500	17.9%	15.9%	16.6%	15.9%
% of FP17s for the same patient ID Re-attending between 3 & 9 months - Children	493	1,069	46.1%	42.6%	47.0%	58.1%
% of FP17s for the same patient ID Re-attending between 3 & 9 months - Adults	1,137	2,500	45.5%	35.6%	38.2%	50.6%
% of FP17s for Band 1 Urgent Courses	269	3,267	8.2%	10.8%	10.6%	9.1%
% of FP17s Relating to Free Repair or Replacements	134	3,267	4.1%	0.5%	0.6%	0.8%
% of FP17s Relating to Continuations	42	3,267	1.3%	0.7%	0.8%	1.1%
% of Patients satisfied with the dentistry they have received	10	11	90.9%	88.7%	89.2%	91.4%
% of Patients satisfied with the time they had to wait for an appointment	8	11	72.7%	80.7%	83.4%	87.7%

* This is based on patients treated on this contract for their most recent course of treatment. Figures in italics indicate the base number of FP17s or Patient Questionnaire responses are less than 100. N/A is shown where the base number of responses is less than 10 during the period. % is calculated as Quantity/Base number*100

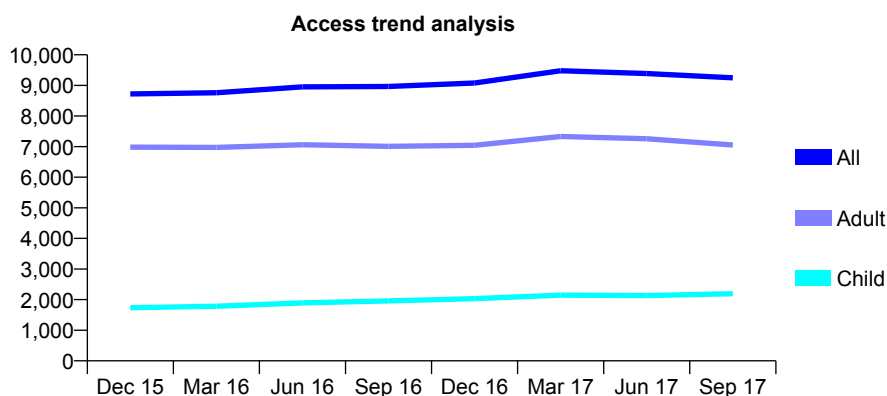
Q61 - Vital Signs At a Glance Contract Report for 85510/0001 - September 2017

Name or company name	MR MR MANBAJOOD
Contract type name	GDS Contract
Purpose of contract	General
Contract start date	01/04/2006
Contract end date	

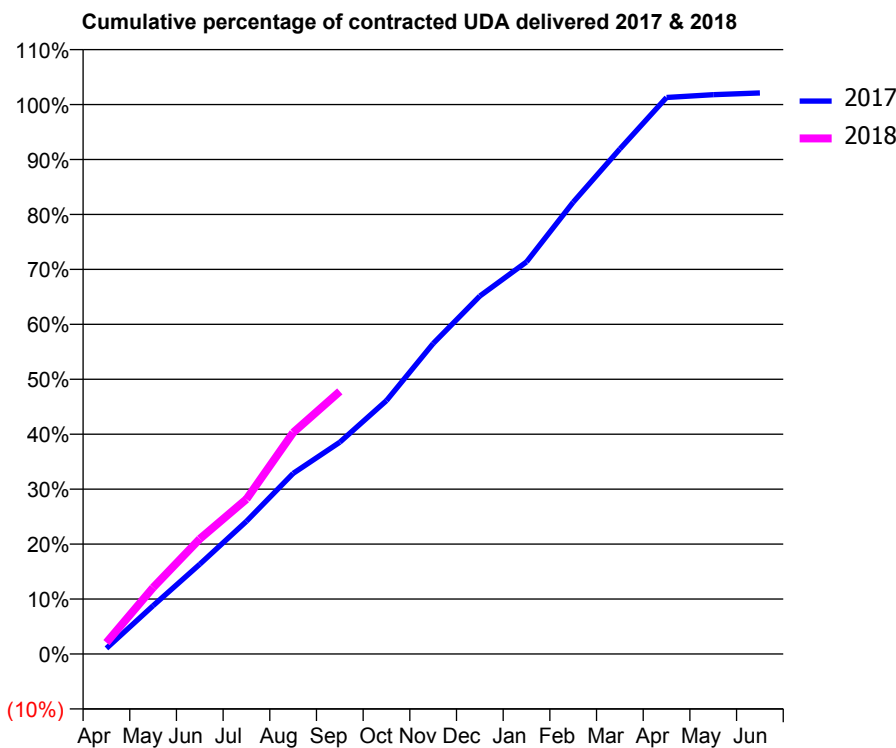
17/18 Contracted general activity (UDA)	23,411
Carry forward general activity (UDA)	-487
17/18 Contracted orthodontic activity (UOA)	0
Carry forward orthodontic activity (UOA)	0
Baseline contract value	£764,255.55

ACCESS*

Patients seen in 24 months	Total	Change since previous quarter
Quarter ending September 2016	8,965	
Quarter ending December 2016	9,078	→
Quarter ending March 2017	9,479	↑
Quarter ending June 2017	9,388	→
Quarter ending September 2017	9,247	↓
Variance since September 2016	3.1%	↑



ACTIVITY



Month	Adjusted Scheduled Activity (UDA)	
	2017	2018
April	249	487
May	2,145	2,833
June	3,981	4,908
July	5,884	6,600
August	8,006	9,436
September	9,391	11,189
October	11,237	
November	13,765	
December	15,868	
January	17,380	
February	20,029	
March	22,390	
April	24,674	
May	24,794	
June	24,873	

QUALITY

	Quantity	Base Number	Contract	AT	Region	England
% of FP17s for the same patient ID Re-attending within 3 months - Children	73	1,144	6.4%	10.2%	11.2%	11.9%
% of FP17s for the same patient ID Re-attending within 3 months - Adults	393	3,181	12.4%	15.9%	16.6%	15.9%
% of FP17s for the same patient ID Re-attending between 3 & 9 months - Children	278	1,144	24.3%	42.6%	47.0%	58.1%
% of FP17s for the same patient ID Re-attending between 3 & 9 months - Adults	619	3,181	19.5%	35.6%	38.2%	50.6%
% of FP17s for Band 1 Urgent Courses	463	3,398	13.6%	10.8%	10.6%	9.1%
% of FP17s Relating to Free Repair or Replacements	5	3,398	0.1%	0.5%	0.6%	0.8%
% of FP17s Relating to Continuations	6	3,398	0.2%	0.7%	0.8%	1.1%
% of Patients satisfied with the dentistry they have received	1	1	N/A	88.7%	89.2%	91.4%
% of Patients satisfied with the time they had to wait for an appointment	1	1	N/A	80.7%	83.4%	87.7%

* This is based on patients treated on this contract for their most recent course of treatment. Figures in italics indicate the base number of FP17s or Patient Questionnaire responses are less than 100. N/A is shown where the base number of responses is less than 10 during the period. % is calculated as Quantity/Base number*100

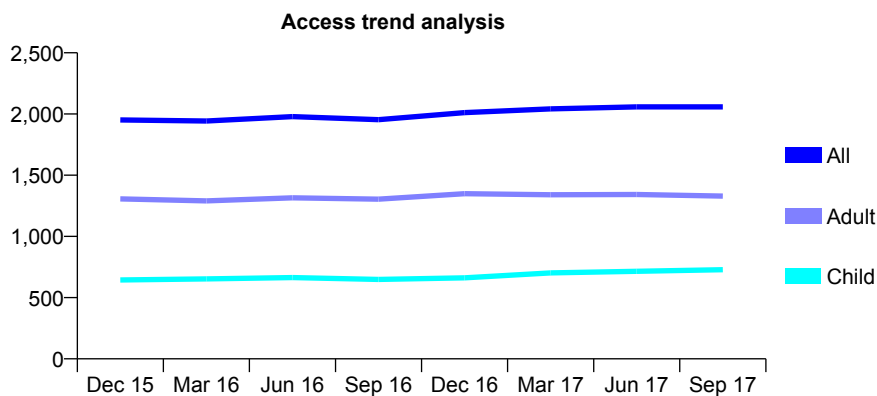
Q61 - Vital Signs At a Glance Contract Report for 857319/0001 - September 2017

Name or company name	MR A SHAMOSSON
Contract type name	GDS Contract
Purpose of contract	General
Contract start date	01/12/2008
Contract end date	

17/18 Contracted general activity (UDA)	6,675
Carry forward general activity (UDA)	71
17/18 Contracted orthodontic activity (UOA)	0
Carry forward orthodontic activity (UOA)	0
Baseline contract value	£187,096.69

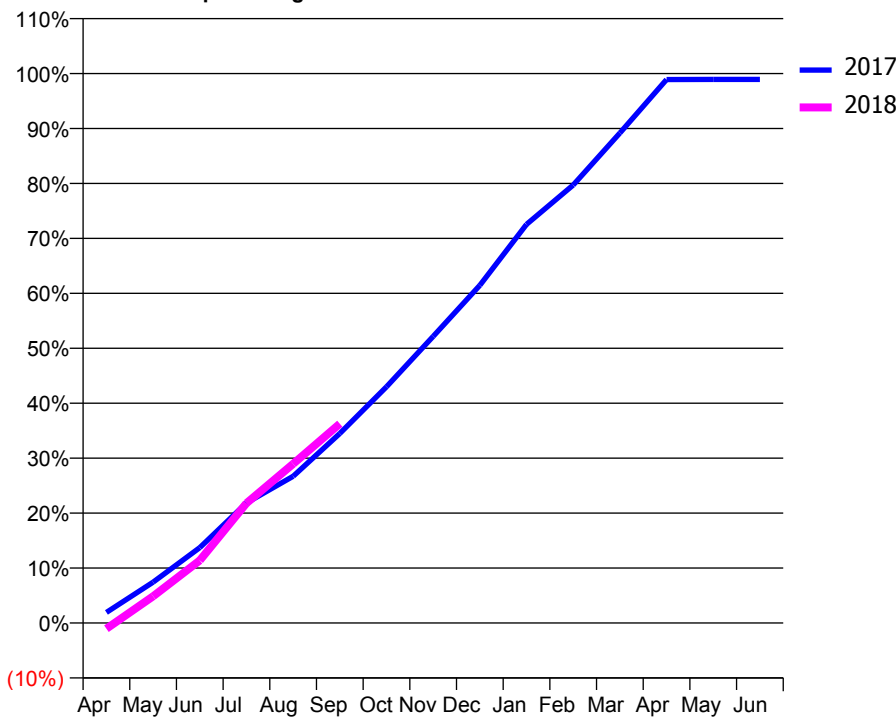
ACCESS*

Patients seen in 24 months	Total	Change since previous quarter
Quarter ending September 2016	1,954	
Quarter ending December 2016	2,011	↑
Quarter ending March 2017	2,042	→
Quarter ending June 2017	2,058	→
Quarter ending September 2017	2,058	→
Variance since September 2016	5.3%	↑



ACTIVITY

Cumulative percentage of contracted UDA delivered 2017 & 2018



Adjusted Scheduled Activity (UDA)

Month	2017	2018
April	129	-71
May	496	325
June	917	761
July	1,459	1,455
August	1,783	1,934
September	2,302	2,421
October	2,869	
November	3,481	
December	4,101	
January	4,842	
February	5,321	
March	5,952	
April	6,601	
May	6,604	
June	6,604	

QUALITY

	Quantity	Base Number	Contract	AT	Region	England
% of FP17s for the same patient ID Re-attending within 3 months - Children	20	363	5.5%	10.2%	11.2%	11.9%
% of FP17s for the same patient ID Re-attending within 3 months - Adults	66	682	9.7%	15.9%	16.6%	15.9%
% of FP17s for the same patient ID Re-attending between 3 & 9 months - Children	129	363	35.5%	42.6%	47.0%	58.1%
% of FP17s for the same patient ID Re-attending between 3 & 9 months - Adults	250	682	36.7%	35.6%	38.2%	50.6%
% of FP17s for Band 1 Urgent Courses	18	877	2.1%	10.8%	10.6%	9.1%
% of FP17s Relating to Free Repair or Replacements	0	877	0.0%	0.5%	0.6%	0.8%
% of FP17s Relating to Continuations	0	877	0.0%	0.7%	0.8%	1.1%
% of Patients satisfied with the dentistry they have received	1	1	N/A	88.7%	89.2%	91.4%
% of Patients satisfied with the time they had to wait for an appointment	1	1	N/A	80.7%	83.4%	87.7%

* This is based on patients treated on this contract for their most recent course of treatment. Figures in italics indicate the base number of FP17s or Patient Questionnaire responses are less than 100. N/A is shown where the base number of responses is less than 10 during the period. % is calculated as Quantity/Base number*100

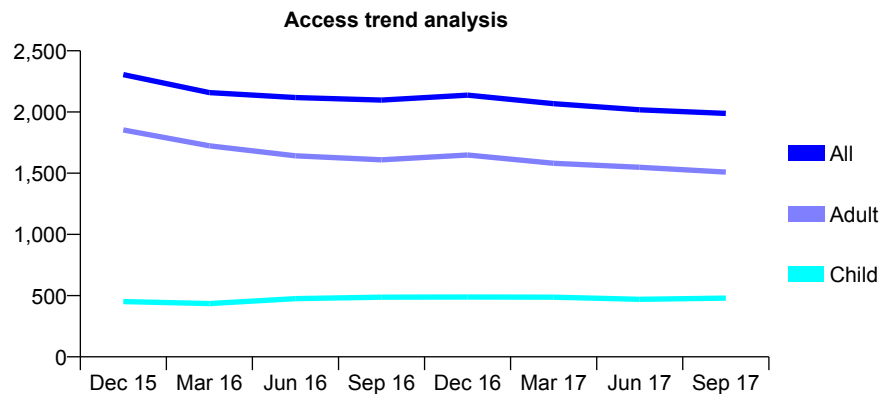
Q61 - Vital Signs At a Glance Contract Report for 859605/0001 - September 2017

Name or company name	MRS S MEHTA
Contract type name	GDS Contract
Purpose of contract	General
Contract start date	28/01/2008
Contract end date	

17/18 Contracted general activity (UDA)	3,854
Carry forward general activity (UDA)	-40
17/18 Contracted orthodontic activity (UOA)	0
Carry forward orthodontic activity (UOA)	0
Baseline contract value	£105,733.82

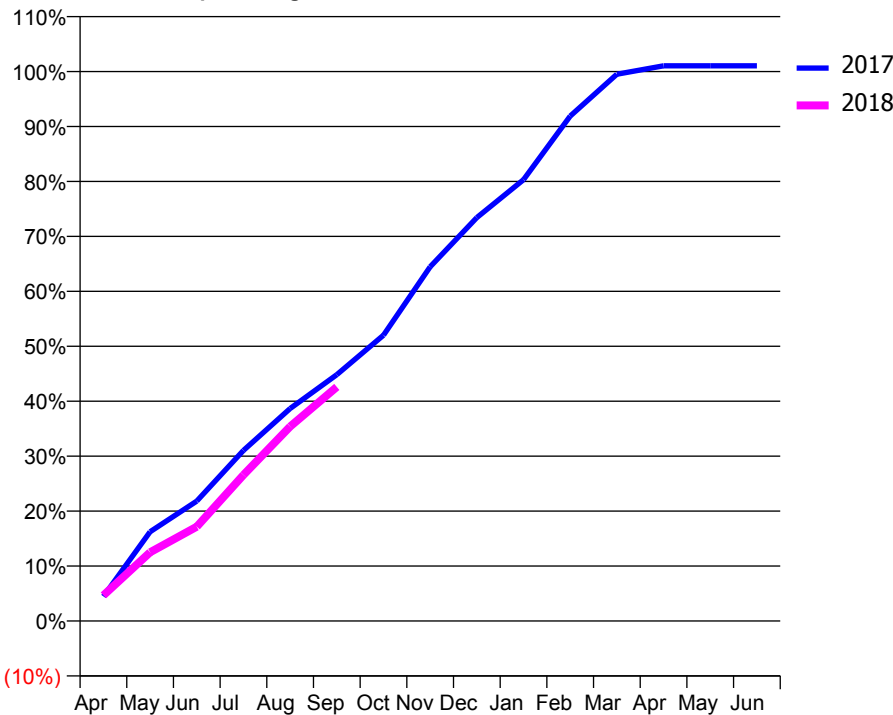
ACCESS*

Patients seen in 24 months	Total	Change since previous quarter
Quarter ending September 2016	2,097	
Quarter ending December 2016	2,138	→
Quarter ending March 2017	2,068	↓
Quarter ending June 2017	2,018	↓
Quarter ending September 2017	1,989	↓
Variance since September 2016	(5.2%)	↓



ACTIVITY

Cumulative percentage of contracted UDA delivered 2017 & 2018



Month	Adjusted Scheduled Activity (UDA)	
	2017	2018
April	173	180
May	626	482
June	841	662
July	1,196	1,024
August	1,490	1,364
September	1,728	1,642
October	2,004	
November	2,485	
December	2,830	
January	3,095	
February	3,542	
March	3,835	
April	3,894	
May	3,894	
June	3,894	

QUALITY

	Quantity	Base Number	Contract	AT	Region	England
% of FP17s for the same patient ID Re-attending within 3 months - Children	16	270	5.9%	10.2%	11.2%	11.9%
% of FP17s for the same patient ID Re-attending within 3 months - Adults	43	627	6.9%	15.9%	16.6%	15.9%
% of FP17s for the same patient ID Re-attending between 3 & 9 months - Children	126	270	46.7%	42.6%	47.0%	58.1%
% of FP17s for the same patient ID Re-attending between 3 & 9 months - Adults	167	627	26.6%	35.6%	38.2%	50.6%
% of FP17s for Band 1 Urgent Courses	101	850	11.9%	10.8%	10.6%	9.1%
% of FP17s Relating to Free Repair or Replacements	0	850	0.0%	0.5%	0.6%	0.8%
% of FP17s Relating to Continuations	4	850	0.5%	0.7%	0.8%	1.1%
% of Patients satisfied with the dentistry they have received	0	0	N/A	88.7%	89.2%	91.4%
% of Patients satisfied with the time they had to wait for an appointment	0	0	N/A	80.7%	83.4%	87.7%

* This is based on patients treated on this contract for their most recent course of treatment. Figures in italics indicate the base number of FP17s or Patient Questionnaire responses are less than 100. N/A is shown where the base number of responses is less than 10 during the period. % is calculated as Quantity/Base number*100

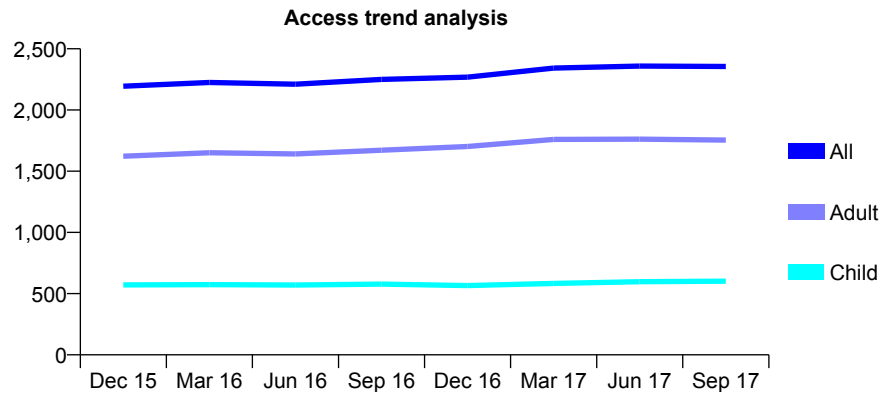
Q61 - Vital Signs At a Glance Contract Report for 869546/0002 - September 2017

Name or company name	MR A ULLAH
Contract type name	GDS Contract
Purpose of contract	General
Contract start date	01/11/2011
Contract end date	

17/18 Contracted general activity (UDA)	6,060
Carry forward general activity (UDA)	0
17/18 Contracted orthodontic activity (UOA)	0
Carry forward orthodontic activity (UOA)	0
Baseline contract value	£190,881.85

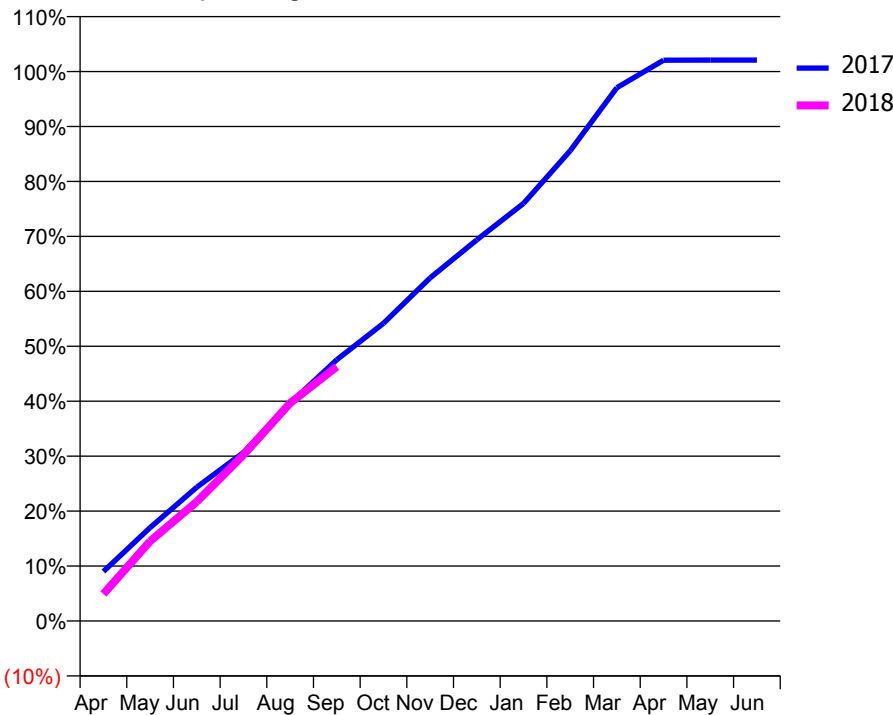
ACCESS*

Patients seen in 24 months	Total	Change since previous quarter
Quarter ending September 2016	2,250	
Quarter ending December 2016	2,268	→
Quarter ending March 2017	2,343	↑
Quarter ending June 2017	2,359	→
Quarter ending September 2017	2,356	→
Variance since September 2016	4.7%	↑



ACTIVITY

Cumulative percentage of contracted UDA delivered 2017 & 2018



Month	Adjusted Scheduled Activity (UDA)	
	2017	2018
April	547	297
May	1,031	881
June	1,476	1,316
July	1,858	1,831
August	2,402	2,404
September	2,882	2,805
October	3,283	
November	3,784	
December	4,204	
January	4,605	
February	5,186	
March	5,882	
April	6,185	
May	6,186	
June	6,186	

QUALITY

	Quantity	Base Number	Contract	AT	Region	England
% of FP17s for the same patient ID Re-attending within 3 months - Children	16	318	5.0%	10.2%	11.2%	11.9%
% of FP17s for the same patient ID Re-attending within 3 months - Adults	111	835	13.3%	15.9%	16.6%	15.9%
% of FP17s for the same patient ID Re-attending between 3 & 9 months - Children	64	318	20.1%	42.6%	47.0%	58.1%
% of FP17s for the same patient ID Re-attending between 3 & 9 months - Adults	229	835	27.4%	35.6%	38.2%	50.6%
% of FP17s for Band 1 Urgent Courses	168	1,086	15.5%	10.8%	10.6%	9.1%
% of FP17s Relating to Free Repair or Replacements	11	1,086	1.0%	0.5%	0.6%	0.8%
% of FP17s Relating to Continuations	6	1,086	0.6%	0.7%	0.8%	1.1%
% of Patients satisfied with the dentistry they have received	0	0	N/A	88.7%	89.2%	91.4%
% of Patients satisfied with the time they had to wait for an appointment	0	0	N/A	80.7%	83.4%	87.7%

* This is based on patients treated on this contract for their most recent course of treatment. Figures in italics indicate the base number of FP17s or Patient Questionnaire responses are less than 100. N/A is shown where the base number of responses is less than 10 during the period. % is calculated as Quantity/Base number*100

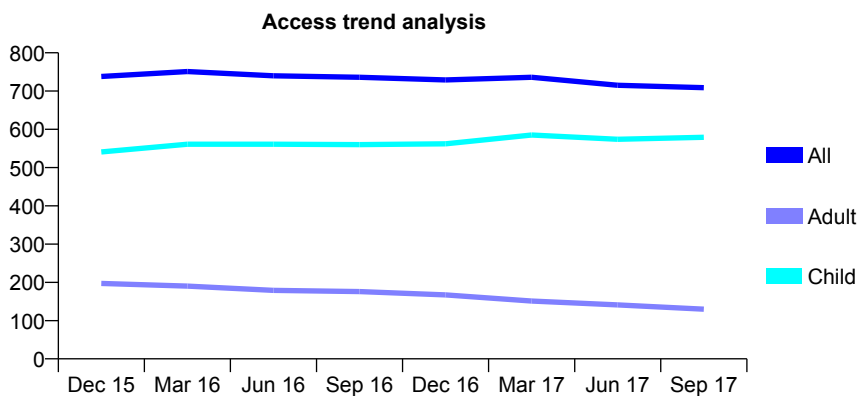
Q61 - Vital Signs At a Glance Contract Report for 881937/0001 - September 2017

Name or company name	MR A ADAMS
Contract type name	GDS Contract
Purpose of contract	General
Contract start date	01/04/2006
Contract end date	

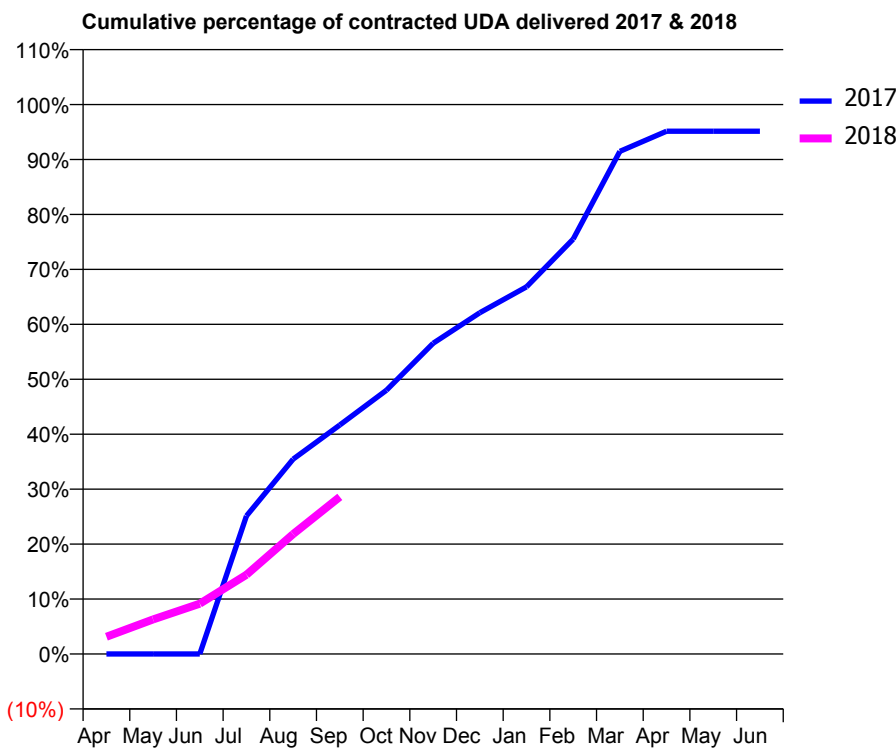
17/18 Contracted general activity (UDA)	1,400
Carry forward general activity (UDA)	0
17/18 Contracted orthodontic activity (UOA)	0
Carry forward orthodontic activity (UOA)	0
Baseline contract value	£32,514.41

ACCESS*

Patients seen in 24 months	Total	Change since previous quarter
Quarter ending September 2016	736	
Quarter ending December 2016	729	→
Quarter ending March 2017	736	→
Quarter ending June 2017	715	↓
Quarter ending September 2017	709	→
Variance since September 2016	(3.7%)	↓



ACTIVITY



Month	Adjusted Scheduled Activity (UDA)	
	2017	2018
April	0	44
May	0	88
June	0	128
July	352	202
August	496	306
September	584	400
October	672	
November	792	
December	869	
January	936	
February	1,057	
March	1,281	
April	1,332	
May	1,332	
June	1,332	

QUALITY

	Quantity	Base Number	Contract	AT	Region	England
% of FP17s for the same patient ID Re-attending within 3 months - Children	23	334	6.9%	10.2%	11.2%	11.9%
% of FP17s for the same patient ID Re-attending within 3 months - Adults	3	35	8.6%	15.9%	16.6%	15.9%
% of FP17s for the same patient ID Re-attending between 3 & 9 months - Children	207	334	62.0%	42.6%	47.0%	58.1%
% of FP17s for the same patient ID Re-attending between 3 & 9 months - Adults	16	35	45.7%	35.6%	38.2%	50.6%
% of FP17s for Band 1 Urgent Courses	12	331	3.6%	10.8%	10.6%	9.1%
% of FP17s Relating to Free Repair or Replacements	0	331	0.0%	0.5%	0.6%	0.8%
% of FP17s Relating to Continuations	0	331	0.0%	0.7%	0.8%	1.1%
% of Patients satisfied with the dentistry they have received	0	0	N/A	88.7%	89.2%	91.4%
% of Patients satisfied with the time they had to wait for an appointment	0	0	N/A	80.7%	83.4%	87.7%

* This is based on patients treated on this contract for their most recent course of treatment. Figures in italics indicate the base number of FP17s or Patient Questionnaire responses are less than 100. N/A is shown where the base number of responses is less than 10 during the period. % is calculated as Quantity/Base number*100

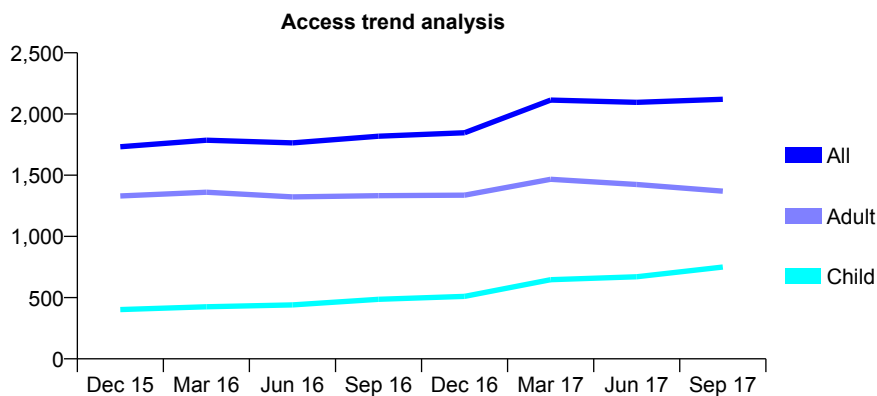
Q61 - Vital Signs At a Glance Contract Report for 894206/0001 - September 2017

Name or company name	MRS SC ROY
Contract type name	GDS Contract
Purpose of contract	General
Contract start date	01/07/2013
Contract end date	

17/18 Contracted general activity (UDA)	4,858
Carry forward general activity (UDA)	-27
17/18 Contracted orthodontic activity (UOA)	0
Carry forward orthodontic activity (UOA)	0
Baseline contract value	£169,926.07

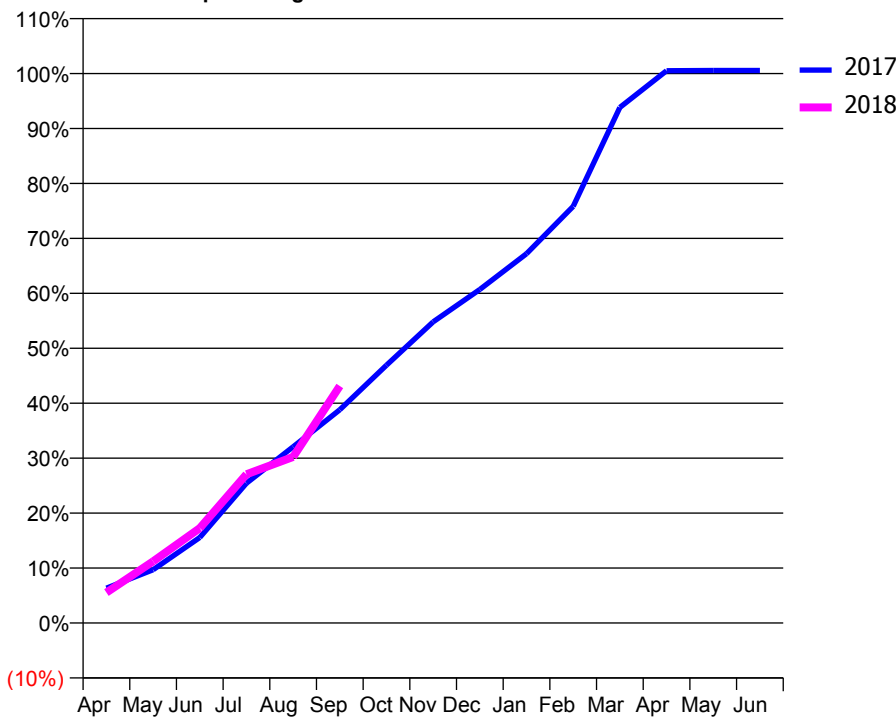
ACCESS*

Patients seen in 24 months	Total	Change since previous quarter
Quarter ending September 2016	1,819	
Quarter ending December 2016	1,847	→
Quarter ending March 2017	2,114	↑
Quarter ending June 2017	2,095	→
Quarter ending September 2017	2,120	→
Variance since September 2016	16.5%	↑



ACTIVITY

Cumulative percentage of contracted UDA delivered 2017 & 2018



Month	Adjusted Scheduled Activity (UDA)	
	2017	2018
April	308	270
May	471	545
June	756	838
July	1,237	1,316
August	1,557	1,469
September	1,885	2,095
October	2,280	
November	2,663	
December	2,949	
January	3,265	
February	3,684	
March	4,558	
April	4,882	
May	4,885	
June	4,885	

QUALITY

	Quantity	Base Number	Contract	AT	Region	England
% of FP17s for the same patient ID Re-attending within 3 months - Children	14	461	3.0%	10.2%	11.2%	11.9%
% of FP17s for the same patient ID Re-attending within 3 months - Adults	79	529	14.9%	15.9%	16.6%	15.9%
% of FP17s for the same patient ID Re-attending between 3 & 9 months - Children	130	461	28.2%	42.6%	47.0%	58.1%
% of FP17s for the same patient ID Re-attending between 3 & 9 months - Adults	152	529	28.7%	35.6%	38.2%	50.6%
% of FP17s for Band 1 Urgent Courses	117	871	13.4%	10.8%	10.6%	9.1%
% of FP17s Relating to Free Repair or Replacements	1	871	0.1%	0.5%	0.6%	0.8%
% of FP17s Relating to Continuations	1	871	0.1%	0.7%	0.8%	1.1%
% of Patients satisfied with the dentistry they have received	0	1	N/A	88.7%	89.2%	91.4%
% of Patients satisfied with the time they had to wait for an appointment	1	1	N/A	80.7%	83.4%	87.7%

* This is based on patients treated on this contract for their most recent course of treatment. Figures in italics indicate the base number of FP17s or Patient Questionnaire responses are less than 100. N/A is shown where the base number of responses is less than 10 during the period. % is calculated as Quantity/Base number*100

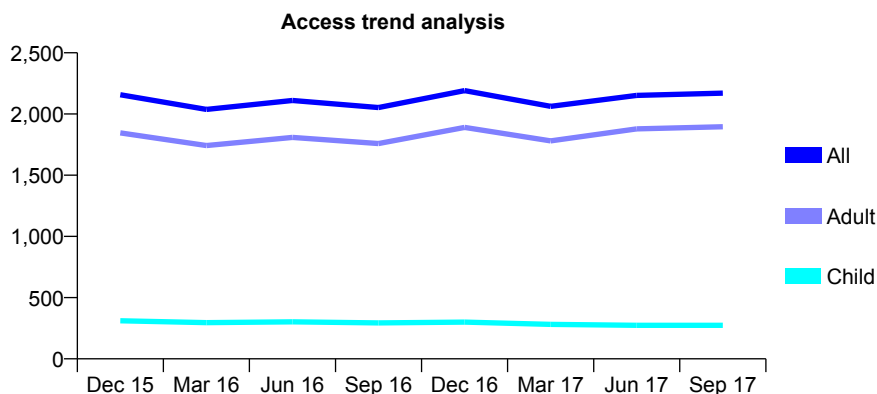
Q61 - Vital Signs At a Glance Contract Report for 904562/0001 - September 2017

Name or company name	R Patel and Partners
Contract type name	GDS Contract
Purpose of contract	General
Contract start date	01/04/2006
Contract end date	

17/18 Contracted general activity (UDA)	7,614
Carry forward general activity (UDA)	-152
17/18 Contracted orthodontic activity (UOA)	0
Carry forward orthodontic activity (UOA)	0
Baseline contract value	£357,227.85

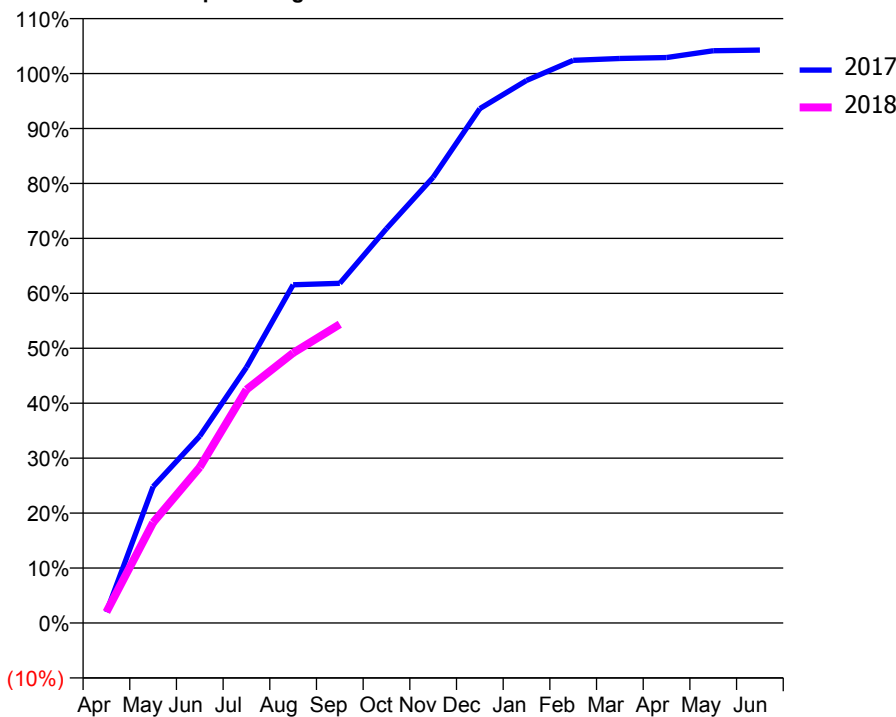
ACCESS*

Patients seen in 24 months	Total	Change since previous quarter
Quarter ending September 2016	2,053	
Quarter ending December 2016	2,191	↑
Quarter ending March 2017	2,063	↓
Quarter ending June 2017	2,152	↑
Quarter ending September 2017	2,170	→
Variance since September 2016	5.7%	↑



ACTIVITY

Cumulative percentage of contracted UDA delivered 2017 & 2018



Adjusted Scheduled Activity (UDA)

Month	2017	2018
April	152	152
May	1,889	1,392
June	2,590	2,158
July	3,543	3,235
August	4,686	3,742
September	4,707	4,141
October	5,464	
November	6,175	
December	7,127	
January	7,518	
February	7,797	
March	7,822	
April	7,836	
May	7,929	
June	7,938	

QUALITY

	Quantity	Base Number	Contract	AT	Region	England
% of FP17s for the same patient ID Re-attending within 3 months - Children	3	125	2.4%	10.2%	11.2%	11.9%
% of FP17s for the same patient ID Re-attending within 3 months - Adults	115	1,067	10.8%	15.9%	16.6%	15.9%
% of FP17s for the same patient ID Re-attending between 3 & 9 months - Children	28	125	22.4%	42.6%	47.0%	58.1%
% of FP17s for the same patient ID Re-attending between 3 & 9 months - Adults	312	1,067	29.2%	35.6%	38.2%	50.6%
% of FP17s for Band 1 Urgent Courses	26	1,151	2.3%	10.8%	10.6%	9.1%
% of FP17s Relating to Free Repair or Replacements	2	1,151	0.2%	0.5%	0.6%	0.8%
% of FP17s Relating to Continuations	0	1,151	0.0%	0.7%	0.8%	1.1%
% of Patients satisfied with the dentistry they have received	0	1	N/A	88.7%	89.2%	91.4%
% of Patients satisfied with the time they had to wait for an appointment	0	1	N/A	80.7%	83.4%	87.7%

* This is based on patients treated on this contract for their most recent course of treatment. Figures in italics indicate the base number of FP17s or Patient Questionnaire responses are less than 100. N/A is shown where the base number of responses is less than 10 during the period. % is calculated as Quantity/Base number*100

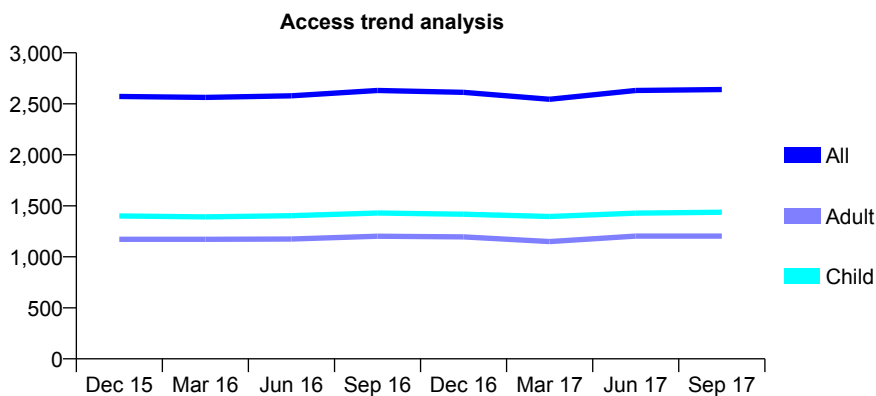
Q61 - Vital Signs At a Glance Contract Report for 905348/0003 - September 2017

Name or company name	MR HJ KANDLER
Contract type name	GDS Contract
Purpose of contract	General
Contract start date	01/04/2006
Contract end date	

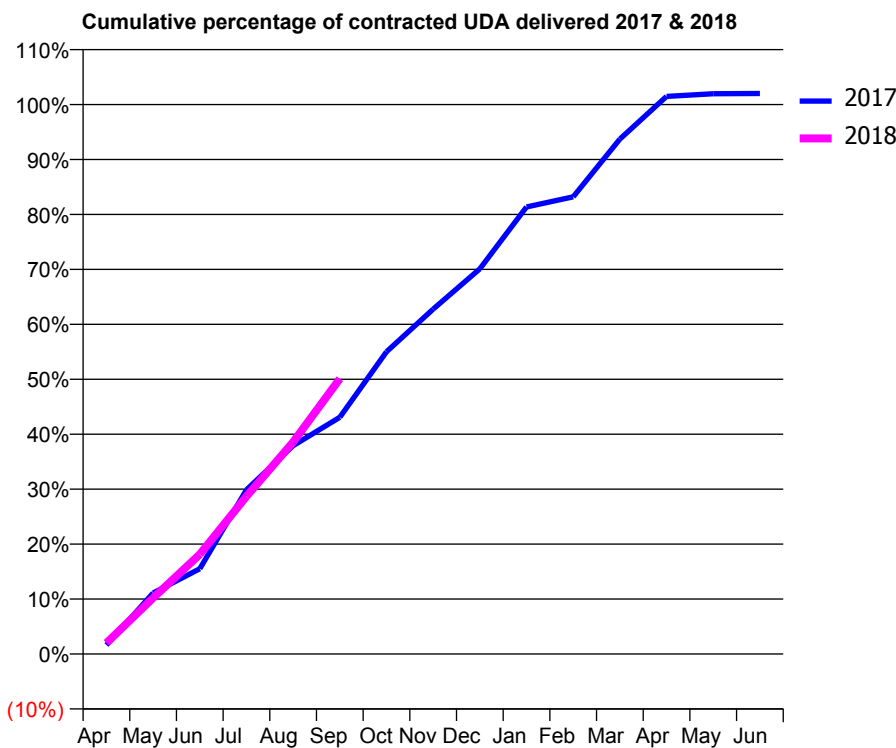
17/18 Contracted general activity (UDA)	5,023
Carry forward general activity (UDA)	-100
17/18 Contracted orthodontic activity (UOA)	0
Carry forward orthodontic activity (UOA)	0
Baseline contract value	£120,523.86

ACCESS*

Patients seen in 24 months	Total	Change since previous quarter
Quarter ending September 2016	2,631	
Quarter ending December 2016	2,612	→
Quarter ending March 2017	2,545	↓
Quarter ending June 2017	2,631	↑
Quarter ending September 2017	2,640	→
Variance since September 2016	0.3%	→



ACTIVITY



Adjusted Scheduled Activity (UDA)		
Month	2017	2018
April	83	100
May	558	513
June	779	911
July	1,501	1,442
August	1,904	1,938
September	2,164	2,517
October	2,763	
November	3,153	
December	3,521	
January	4,086	
February	4,180	
March	4,706	
April	5,097	
May	5,121	
June	5,124	

QUALITY

	Quantity	Base Number	Contract	AT	Region	England
% of FP17s for the same patient ID Re-attending within 3 months - Children	37	889	4.2%	10.2%	11.2%	11.9%
% of FP17s for the same patient ID Re-attending within 3 months - Adults	97	652	14.9%	15.9%	16.6%	15.9%
% of FP17s for the same patient ID Re-attending between 3 & 9 months - Children	423	889	47.6%	42.6%	47.0%	58.1%
% of FP17s for the same patient ID Re-attending between 3 & 9 months - Adults	194	652	29.8%	35.6%	38.2%	50.6%
% of FP17s for Band 1 Urgent Courses	128	1,269	10.1%	10.8%	10.6%	9.1%
% of FP17s Relating to Free Repair or Replacements	9	1,269	0.7%	0.5%	0.6%	0.8%
% of FP17s Relating to Continuations	1	1,269	0.1%	0.7%	0.8%	1.1%
% of Patients satisfied with the dentistry they have received	2	2	N/A	88.7%	89.2%	91.4%
% of Patients satisfied with the time they had to wait for an appointment	1	2	N/A	80.7%	83.4%	87.7%

* This is based on patients treated on this contract for their most recent course of treatment. Figures in italics indicate the base number of FP17s or Patient Questionnaire responses are less than 100. N/A is shown where the base number of responses is less than 10 during the period. % is calculated as Quantity/Base number*100

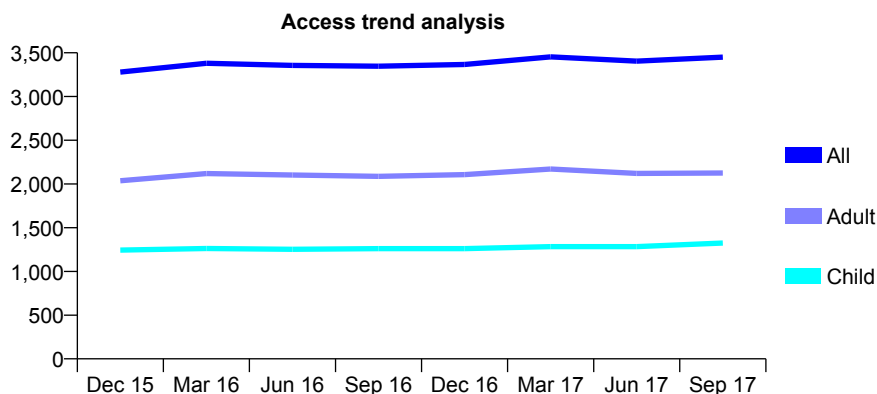
Q61 - Vital Signs At a Glance Contract Report for 906107/0001 - September 2017

Name or company name	MR HF KAPADIA
Contract type name	GDS Contract
Purpose of contract	General
Contract start date	01/04/2006
Contract end date	

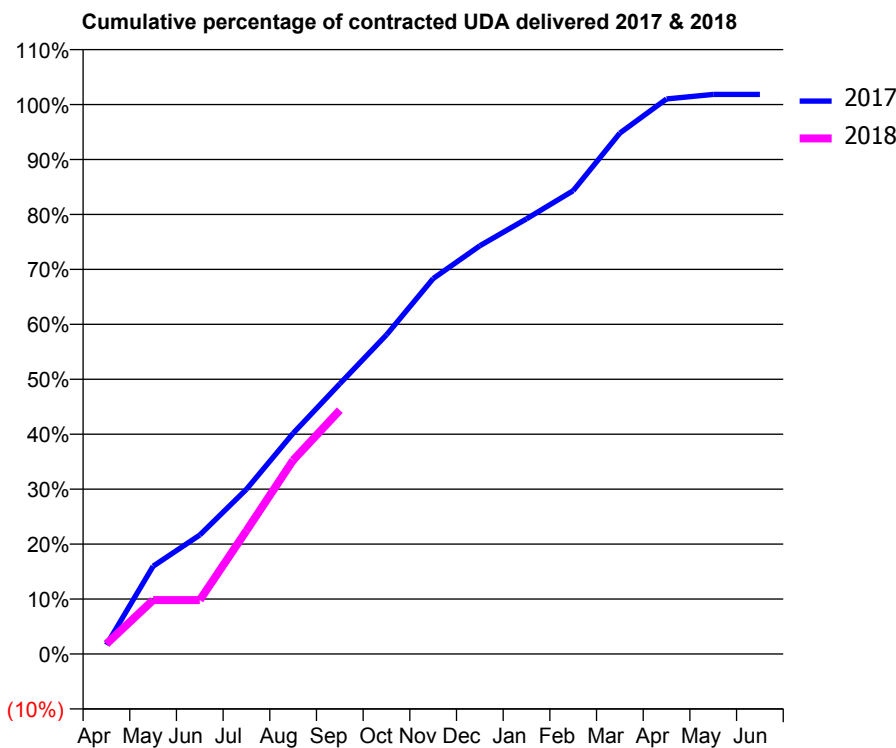
17/18 Contracted general activity (UDA)	8,012
Carry forward general activity (UDA)	-147
17/18 Contracted orthodontic activity (UOA)	0
Carry forward orthodontic activity (UOA)	0
Baseline contract value	£245,126.02

ACCESS*

Patients seen in 24 months	Total	Change since previous quarter
Quarter ending September 2016	3,347	
Quarter ending December 2016	3,367	→
Quarter ending March 2017	3,454	↑
Quarter ending June 2017	3,404	↓
Quarter ending September 2017	3,450	→
Variance since September 2016	3.1%	↑



ACTIVITY



Month	Adjusted Scheduled Activity (UDA)	
	2017	2018
April	133	147
May	1,280	787
June	1,736	787
July	2,403	1,800
August	3,220	2,826
September	3,940	3,556
October	4,653	
November	5,475	
December	5,953	
January	6,345	
February	6,756	
March	7,596	
April	8,092	
May	8,159	
June	8,159	

QUALITY

	Quantity	Base Number	Contract	AT	Region	England
% of FP17s for the same patient ID Re-attending within 3 months - Children	27	800	3.4%	10.2%	11.2%	11.9%
% of FP17s for the same patient ID Re-attending within 3 months - Adults	97	1,009	9.6%	15.9%	16.6%	15.9%
% of FP17s for the same patient ID Re-attending between 3 & 9 months - Children	347	800	43.4%	42.6%	47.0%	58.1%
% of FP17s for the same patient ID Re-attending between 3 & 9 months - Adults	368	1,009	36.5%	35.6%	38.2%	50.6%
% of FP17s for Band 1 Urgent Courses	163	1,381	11.8%	10.8%	10.6%	9.1%
% of FP17s Relating to Free Repair or Replacements	0	1,381	0.0%	0.5%	0.6%	0.8%
% of FP17s Relating to Continuations	1	1,381	0.1%	0.7%	0.8%	1.1%
% of Patients satisfied with the dentistry they have received	5	5	N/A	88.7%	89.2%	91.4%
% of Patients satisfied with the time they had to wait for an appointment	4	5	N/A	80.7%	83.4%	87.7%

* This is based on patients treated on this contract for their most recent course of treatment. Figures in italics indicate the base number of FP17s or Patient Questionnaire responses are less than 100. N/A is shown where the base number of responses is less than 10 during the period. % is calculated as Quantity/Base number*100

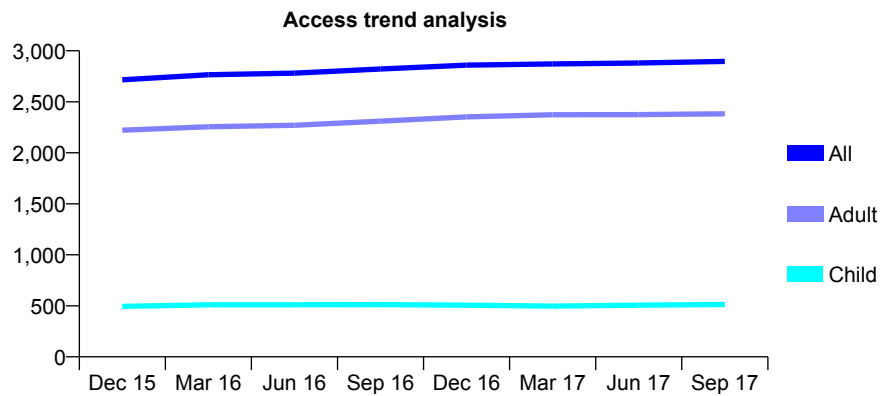
Q61 - Vital Signs At a Glance Contract Report for 906190/0001 - September 2017

Name or company name	MR BM ROSENBLUM
Contract type name	GDS Contract
Purpose of contract	General
Contract start date	01/04/2006
Contract end date	

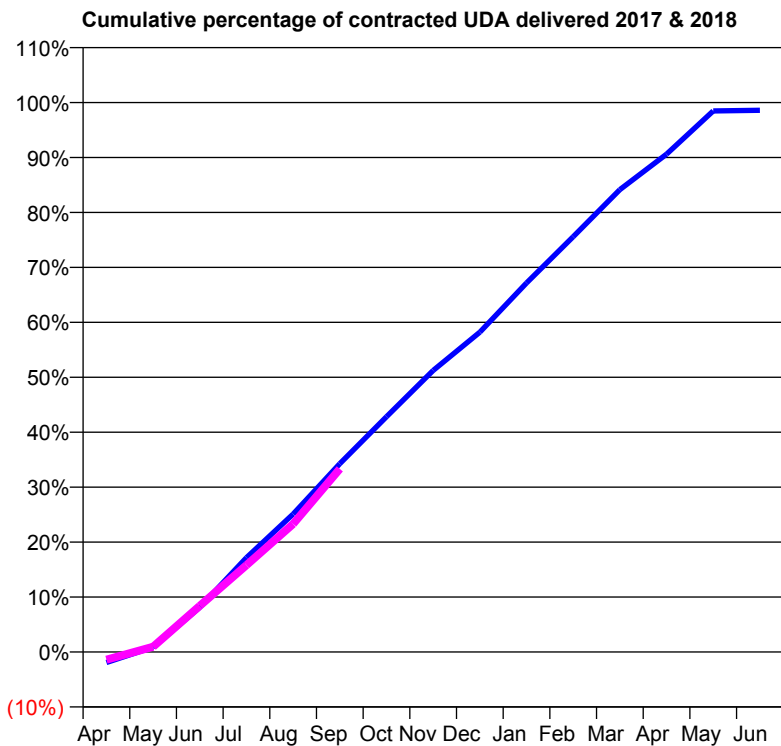
17/18 Contracted general activity (UDA)	7,781
Carry forward general activity (UDA)	110
17/18 Contracted orthodontic activity (UOA)	0
Carry forward orthodontic activity (UOA)	0
Baseline contract value	£283,810.29

ACCESS*

Patients seen in 24 months	Total	Change since previous quarter
Quarter ending September 2016	2,822	
Quarter ending December 2016	2,859	→
Quarter ending March 2017	2,871	→
Quarter ending June 2017	2,881	→
Quarter ending September 2017	2,896	→
Variance since September 2016	2.6%	↑



ACTIVITY



Month	Adjusted Scheduled Activity (UDA)	
	2017	2018
April	-151	-110
May	69	75
June	634	655
July	1,335	1,231
August	1,954	1,813
September	2,668	2,594
October	3,332	
November	3,987	
December	4,529	
January	5,225	
February	5,881	
March	6,547	
April	7,050	
May	7,661	
June	7,671	

QUALITY

	Quantity	Base Number	Contract	AT	Region	England
% of FP17s for the same patient ID Re-attending within 3 months - Children	12	281	4.3%	10.2%	11.2%	11.9%
% of FP17s for the same patient ID Re-attending within 3 months - Adults	176	1,317	13.4%	15.9%	16.6%	15.9%
% of FP17s for the same patient ID Re-attending between 3 & 9 months - Children	51	281	18.1%	42.6%	47.0%	58.1%
% of FP17s for the same patient ID Re-attending between 3 & 9 months - Adults	334	1,317	25.4%	35.6%	38.2%	50.6%
% of FP17s for Band 1 Urgent Courses	43	1,175	3.7%	10.8%	10.6%	9.1%
% of FP17s Relating to Free Repair or Replacements	11	1,175	0.9%	0.5%	0.6%	0.8%
% of FP17s Relating to Continuations	68	1,175	5.8%	0.7%	0.8%	1.1%
% of Patients satisfied with the dentistry they have received	4	4	N/A	88.7%	89.2%	91.4%
% of Patients satisfied with the time they had to wait for an appointment	4	4	N/A	80.7%	83.4%	87.7%

* This is based on patients treated on this contract for their most recent course of treatment. Figures in italics indicate the base number of FP17s or Patient Questionnaire responses are less than 100. N/A is shown where the base number of responses is less than 10 during the period. % is calculated as Quantity/Base number*100

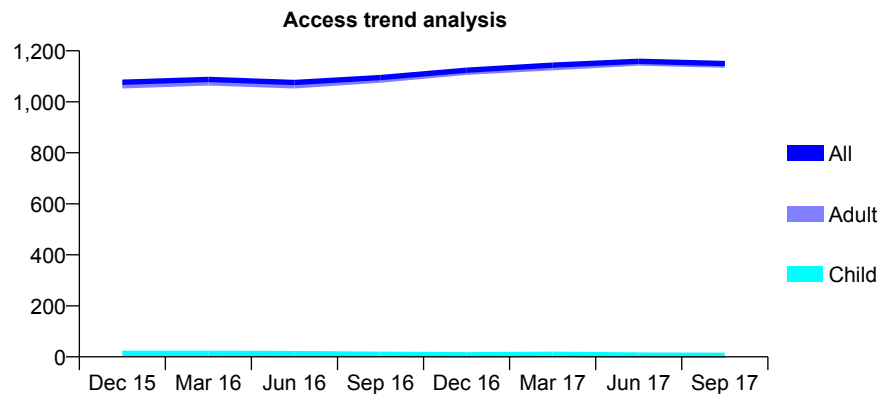
Q61 - Vital Signs At a Glance Contract Report for 906352/0001 - September 2017

Name or company name	MR HS REEL
Contract type name	GDS Contract
Purpose of contract	General
Contract start date	01/04/2006
Contract end date	

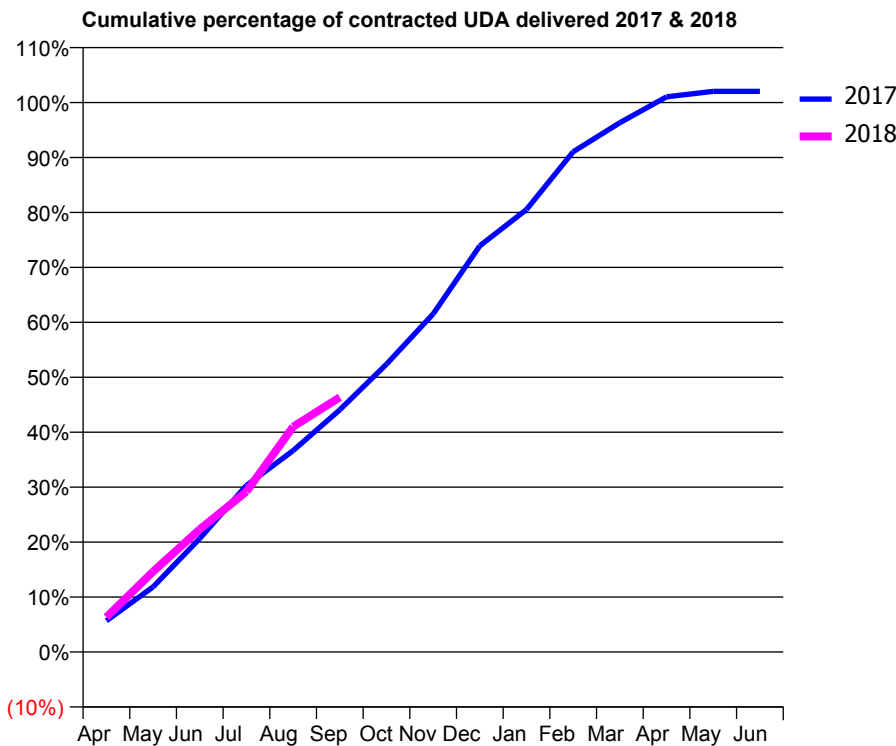
17/18 Contracted general activity (UDA)	5,297
Carry forward general activity (UDA)	-106
17/18 Contracted orthodontic activity (UOA)	0
Carry forward orthodontic activity (UOA)	0
Baseline contract value	£188,313.86

ACCESS*

Patients seen in 24 months	Total	Change since previous quarter
Quarter ending September 2016	1,095	
Quarter ending December 2016	1,124	↑
Quarter ending March 2017	1,144	→
Quarter ending June 2017	1,159	→
Quarter ending September 2017	1,150	→
Variance since September 2016	5.0%	↑



ACTIVITY



Month	Adjusted Scheduled Activity (UDA)	
	2017	2018
April	302	336
May	628	775
June	1,095	1,183
July	1,607	1,547
August	1,941	2,172
September	2,334	2,456
October	2,775	
November	3,259	
December	3,916	
January	4,266	
February	4,822	
March	5,102	
April	5,352	
May	5,404	
June	5,405	

QUALITY

	Quantity	Base Number	Contract	AT	Region	England
% of FP17s for the same patient ID Re-attending within 3 months - Children	0	2	0.0%	10.2%	11.2%	11.9%
% of FP17s for the same patient ID Re-attending within 3 months - Adults	87	562	15.5%	15.9%	16.6%	15.9%
% of FP17s for the same patient ID Re-attending between 3 & 9 months - Children	0	2	0.0%	42.6%	47.0%	58.1%
% of FP17s for the same patient ID Re-attending between 3 & 9 months - Adults	121	562	21.5%	35.6%	38.2%	50.6%
% of FP17s for Band 1 Urgent Courses	75	465	16.1%	10.8%	10.6%	9.1%
% of FP17s Relating to Free Repair or Replacements	1	465	0.2%	0.5%	0.6%	0.8%
% of FP17s Relating to Continuations	2	465	0.4%	0.7%	0.8%	1.1%
% of Patients satisfied with the dentistry they have received	2	2	N/A	88.7%	89.2%	91.4%
% of Patients satisfied with the time they had to wait for an appointment	2	2	N/A	80.7%	83.4%	87.7%

* This is based on patients treated on this contract for their most recent course of treatment. Figures in italics indicate the base number of FP17s or Patient Questionnaire responses are less than 100. N/A is shown where the base number of responses is less than 10 during the period. % is calculated as Quantity/Base number*100

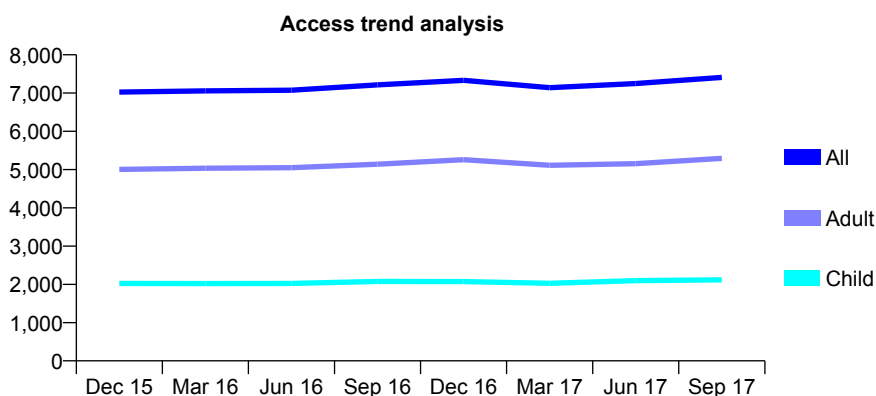
Q61 - Vital Signs At a Glance Contract Report for 907553/0001 - September 2017

Name or company name	MR AS SHAH
Contract type name	GDS Contract
Purpose of contract	General
Contract start date	01/04/2006
Contract end date	

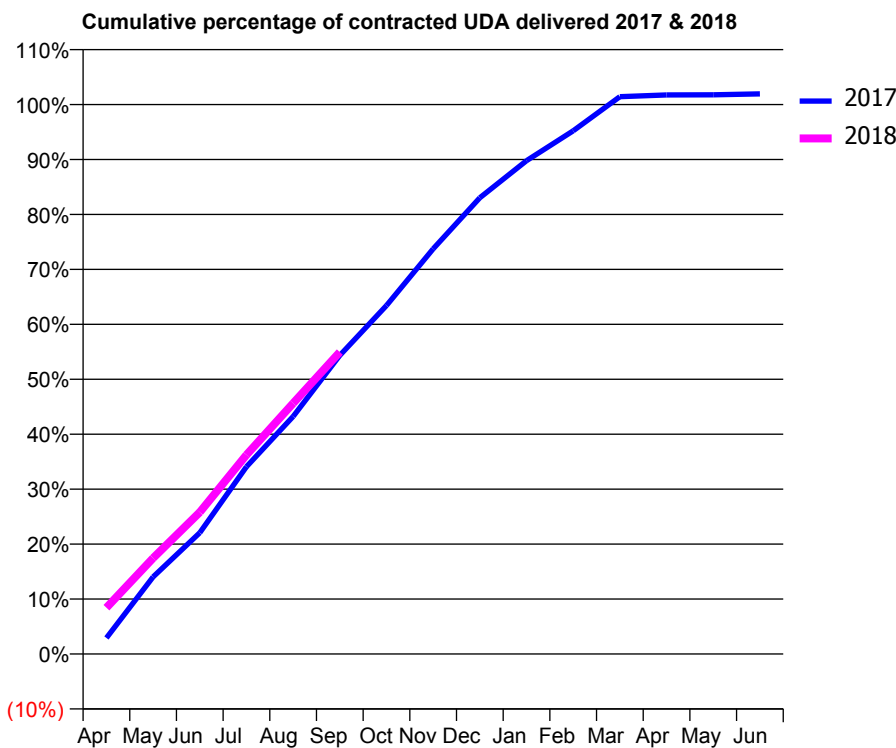
17/18 Contracted general activity (UDA)	21,077
Carry forward general activity (UDA)	-410
17/18 Contracted orthodontic activity (UOA)	0
Carry forward orthodontic activity (UOA)	0
Baseline contract value	£755,838.69

ACCESS*

Patients seen in 24 months	Total	Change since previous quarter
Quarter ending September 2016	7,214	
Quarter ending December 2016	7,332	→
Quarter ending March 2017	7,139	↓
Quarter ending June 2017	7,250	→
Quarter ending September 2017	7,410	↑
Variance since September 2016	2.7%	↑



ACTIVITY



Month	Adjusted Scheduled Activity (UDA)	
	2017	2018
April	614	1,779
May	2,957	3,678
June	4,654	5,437
July	7,186	7,640
August	9,110	9,617
September	11,456	11,582
October	13,370	
November	15,543	
December	17,502	
January	18,923	
February	20,066	
March	21,376	
April	21,443	
May	21,447	
June	21,487	

QUALITY

	Quantity	Base Number	Contract	AT	Region	England
% of FP17s for the same patient ID Re-attending within 3 months - Children	126	1,134	11.1%	10.2%	11.2%	11.9%
% of FP17s for the same patient ID Re-attending within 3 months - Adults	513	2,787	18.4%	15.9%	16.6%	15.9%
% of FP17s for the same patient ID Re-attending between 3 & 9 months - Children	270	1,134	23.8%	42.6%	47.0%	58.1%
% of FP17s for the same patient ID Re-attending between 3 & 9 months - Adults	719	2,787	25.8%	35.6%	38.2%	50.6%
% of FP17s for Band 1 Urgent Courses	703	3,858	18.2%	10.8%	10.6%	9.1%
% of FP17s Relating to Free Repair or Replacements	18	3,858	0.5%	0.5%	0.6%	0.8%
% of FP17s Relating to Continuations	18	3,858	0.5%	0.7%	0.8%	1.1%
% of Patients satisfied with the dentistry they have received	16	18	88.9%	88.7%	89.2%	91.4%
% of Patients satisfied with the time they had to wait for an appointment	14	18	77.8%	80.7%	83.4%	87.7%

* This is based on patients treated on this contract for their most recent course of treatment. Figures in italics indicate the base number of FP17s or Patient Questionnaire responses are less than 100. N/A is shown where the base number of responses is less than 10 during the period. % is calculated as Quantity/Base number*100

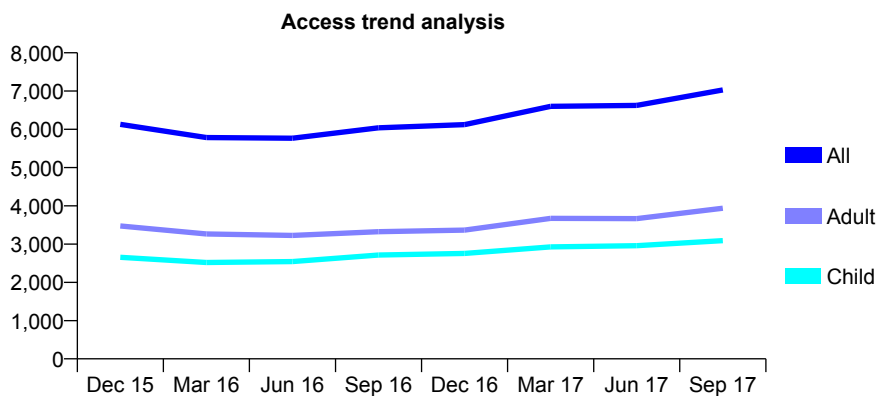
Q61 - Vital Signs At a Glance Contract Report for 907901/0007 - September 2017

Name or company name	MR GK MALHOTRA
Contract type name	GDS Contract
Purpose of contract	General
Contract start date	01/04/2006
Contract end date	

17/18 Contracted general activity (UDA)	18,691
Carry forward general activity (UDA)	-374
17/18 Contracted orthodontic activity (UOA)	0
Carry forward orthodontic activity (UOA)	0
Baseline contract value	£542,838.89

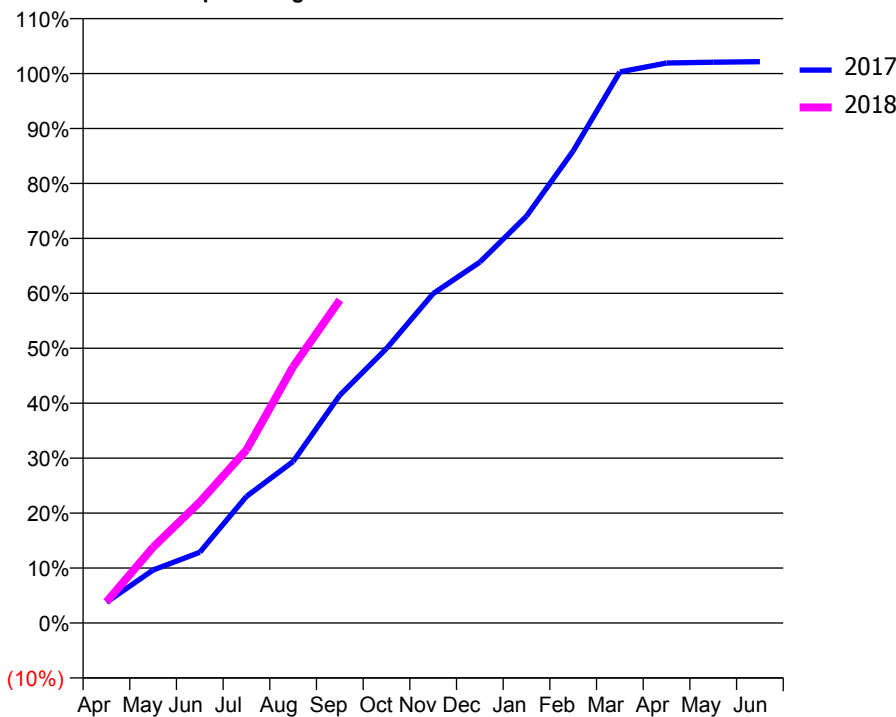
ACCESS*

Patients seen in 24 months	Total	Change since previous quarter
Quarter ending September 2016	6,039	
Quarter ending December 2016	6,122	→
Quarter ending March 2017	6,599	↑
Quarter ending June 2017	6,625	→
Quarter ending September 2017	7,028	↑
Variance since September 2016	16.4%	↑



ACTIVITY

Cumulative percentage of contracted UDA delivered 2017 & 2018



Month	Adjusted Scheduled Activity (UDA)	
	2017	2018
April	705	720
May	1,802	2,578
June	2,408	4,116
July	4,308	5,891
August	5,497	8,720
September	7,751	10,986
October	9,338	
November	11,206	
December	12,274	
January	13,840	
February	16,057	
March	18,746	
April	19,047	
May	19,073	
June	19,091	

QUALITY

	Quantity	Base Number	Contract	AT	Region	England
% of FP17s for the same patient ID Re-attending within 3 months - Children	110	1,774	6.2%	10.2%	11.2%	11.9%
% of FP17s for the same patient ID Re-attending within 3 months - Adults	189	2,120	8.9%	15.9%	16.6%	15.9%
% of FP17s for the same patient ID Re-attending between 3 & 9 months - Children	612	1,774	34.5%	42.6%	47.0%	58.1%
% of FP17s for the same patient ID Re-attending between 3 & 9 months - Adults	638	2,120	30.1%	35.6%	38.2%	50.6%
% of FP17s for Band 1 Urgent Courses	100	3,743	2.7%	10.8%	10.6%	9.1%
% of FP17s Relating to Free Repair or Replacements	7	3,743	0.2%	0.5%	0.6%	0.8%
% of FP17s Relating to Continuations	34	3,743	0.9%	0.7%	0.8%	1.1%
% of Patients satisfied with the dentistry they have received	1	2	N/A	88.7%	89.2%	91.4%
% of Patients satisfied with the time they had to wait for an appointment	1	2	N/A	80.7%	83.4%	87.7%

* This is based on patients treated on this contract for their most recent course of treatment. Figures in italics indicate the base number of FP17s or Patient Questionnaire responses are less than 100. N/A is shown where the base number of responses is less than 10 during the period. % is calculated as Quantity/Base number*100

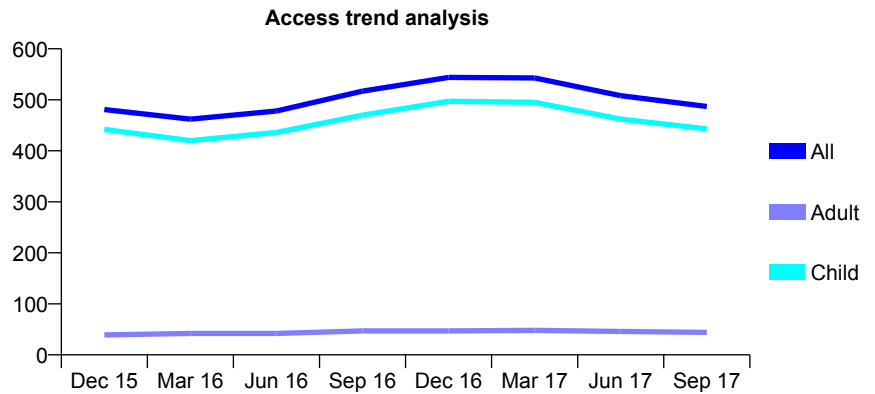
Q61 - Vital Signs At a Glance Contract Report for 910716/0001 - September 2017

Name or company name	MR JS BLISS
Contract type name	GDS Contract
Purpose of contract	General
Contract start date	01/04/2006
Contract end date	

17/18 Contracted general activity (UDA)	550
Carry forward general activity (UDA)	-11
17/18 Contracted orthodontic activity (UOA)	0
Carry forward orthodontic activity (UOA)	0
Baseline contract value	£13,495.26

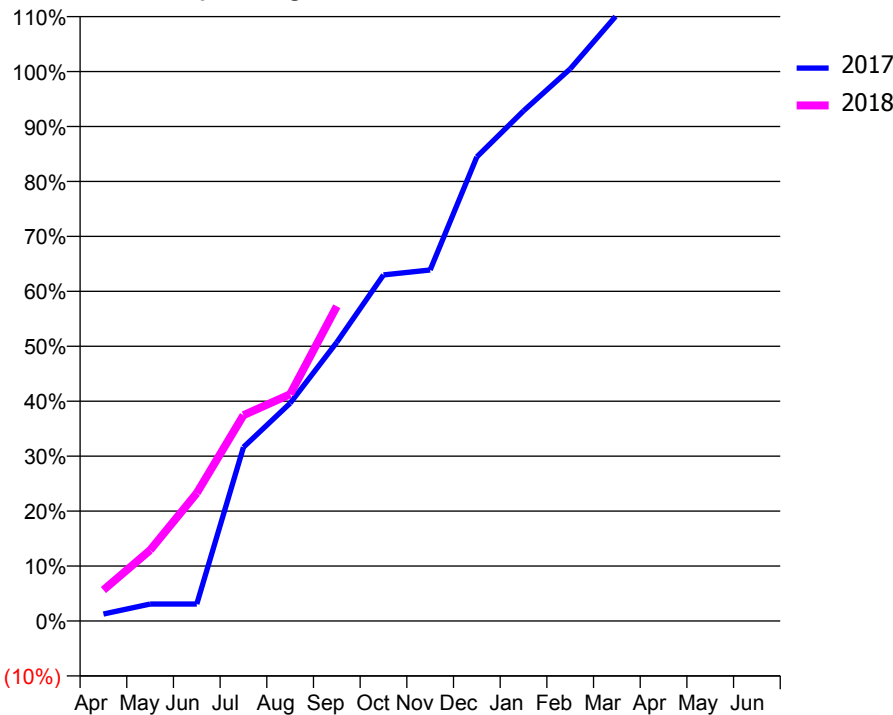
ACCESS*

Patients seen in 24 months	Total	Change since previous quarter
Quarter ending September 2016	517	
Quarter ending December 2016	544	↑
Quarter ending March 2017	543	→
Quarter ending June 2017	508	↓
Quarter ending September 2017	487	↓
Variance since September 2016	(5.8%)	↓



ACTIVITY

Cumulative percentage of contracted UDA delivered 2017 & 2018



Month	Adjusted Scheduled Activity (UDA)	
	2017	2018
April	7	31
May	17	71
June	17	128
July	174	206
August	218	227
September	279	315
October	346	
November	351	
December	465	
January	511	
February	553	
March	607	
April	635	
May	639	
June	639	

QUALITY

	Quantity	Base Number	Contract	AT	Region	England
% of FP17s for the same patient ID Re-attending within 3 months - Children	16	235	6.8%	10.2%	11.2%	11.9%
% of FP17s for the same patient ID Re-attending within 3 months - Adults	0	4	0.0%	15.9%	16.6%	15.9%
% of FP17s for the same patient ID Re-attending between 3 & 9 months - Children	69	235	29.4%	42.6%	47.0%	58.1%
% of FP17s for the same patient ID Re-attending between 3 & 9 months - Adults	2	4	50.0%	35.6%	38.2%	50.6%
% of FP17s for Band 1 Urgent Courses	0	218	0.0%	10.8%	10.6%	9.1%
% of FP17s Relating to Free Repair or Replacements	0	218	0.0%	0.5%	0.6%	0.8%
% of FP17s Relating to Continuations	0	218	0.0%	0.7%	0.8%	1.1%
% of Patients satisfied with the dentistry they have received	3	3	N/A	88.7%	89.2%	91.4%
% of Patients satisfied with the time they had to wait for an appointment	3	3	N/A	80.7%	83.4%	87.7%

* This is based on patients treated on this contract for their most recent course of treatment. Figures in italics indicate the base number of FP17s or Patient Questionnaire responses are less than 100. N/A is shown where the base number of responses is less than 10 during the period. % is calculated as Quantity/Base number*100

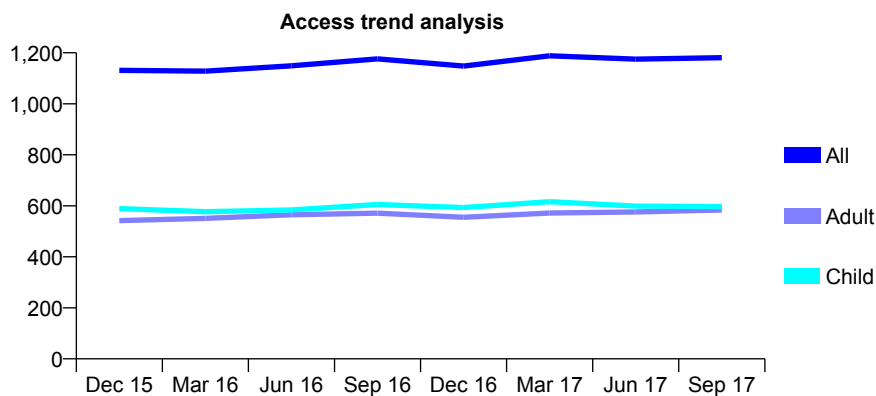
Q61 - Vital Signs At a Glance Contract Report for 912085/0001 - September 2017

Name or company name	MR MP BASS
Contract type name	GDS Contract
Purpose of contract	General
Contract start date	01/04/2006
Contract end date	

17/18 Contracted general activity (UDA)	2,738
Carry forward general activity (UDA)	79
17/18 Contracted orthodontic activity (UOA)	0
Carry forward orthodontic activity (UOA)	0
Baseline contract value	£60,177.95

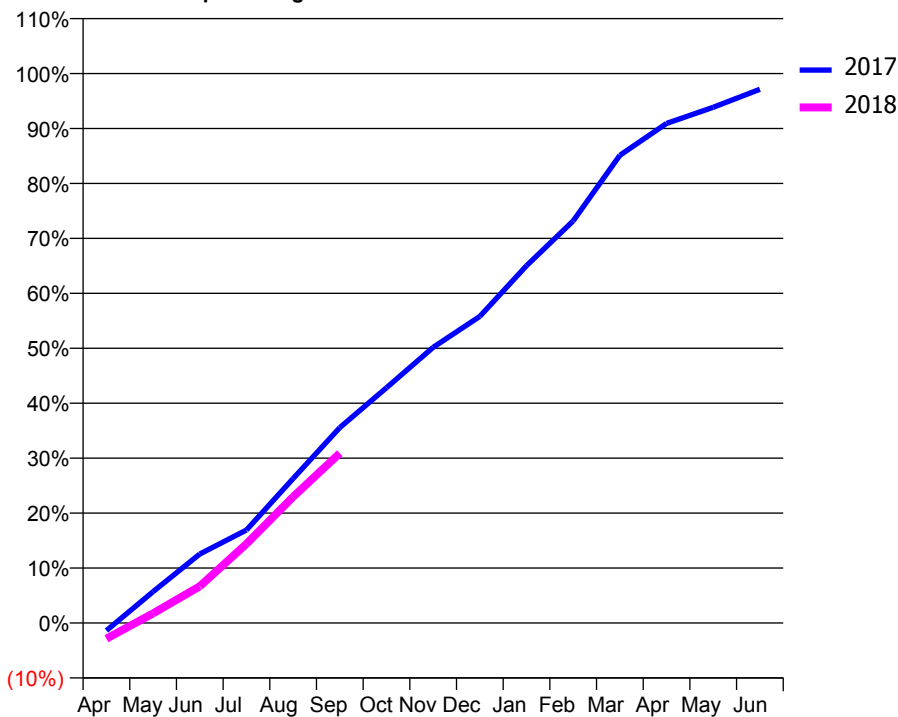
ACCESS*

Patients seen in 24 months	Total	Change since previous quarter
Quarter ending September 2016	1,176	
Quarter ending December 2016	1,148	↓
Quarter ending March 2017	1,188	↑
Quarter ending June 2017	1,175	↓
Quarter ending September 2017	1,181	→
Variance since September 2016	0.4%	→



ACTIVITY

Cumulative percentage of contracted UDA delivered 2017 & 2018



Month	Adjusted Scheduled Activity (UDA)	
	2017	2018
April	-38	-79
May	157	48
June	344	183
July	463	395
August	720	629
September	973	846
October	1,173	
November	1,374	
December	1,528	
January	1,781	
February	2,004	
March	2,331	
April	2,489	
May	2,570	
June	2,659	

QUALITY

	Quantity	Base Number	Contract	AT	Region	England
% of FP17s for the same patient ID Re-attending within 3 months - Children	24	258	9.3%	10.2%	11.2%	11.9%
% of FP17s for the same patient ID Re-attending within 3 months - Adults	77	299	25.8%	15.9%	16.6%	15.9%
% of FP17s for the same patient ID Re-attending between 3 & 9 months - Children	96	258	37.2%	42.6%	47.0%	58.1%
% of FP17s for the same patient ID Re-attending between 3 & 9 months - Adults	91	299	30.4%	35.6%	38.2%	50.6%
% of FP17s for Band 1 Urgent Courses	26	423	6.1%	10.8%	10.6%	9.1%
% of FP17s Relating to Free Repair or Replacements	9	423	2.1%	0.5%	0.6%	0.8%
% of FP17s Relating to Continuations	0	423	0.0%	0.7%	0.8%	1.1%
% of Patients satisfied with the dentistry they have received	0	0	N/A	88.7%	89.2%	91.4%
% of Patients satisfied with the time they had to wait for an appointment	0	0	N/A	80.7%	83.4%	87.7%

* This is based on patients treated on this contract for their most recent course of treatment. Figures in italics indicate the base number of FP17s or Patient Questionnaire responses are less than 100. N/A is shown where the base number of responses is less than 10 during the period. % is calculated as Quantity/Base number*100

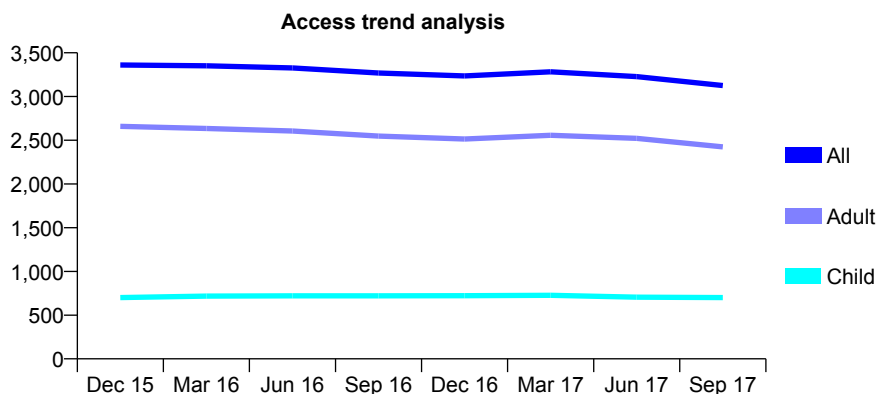
Q61 - Vital Signs At a Glance Contract Report for 912468/0001 - September 2017

Name or company name	MR KN FALEKKOS
Contract type name	GDS Contract
Purpose of contract	General
Contract start date	01/04/2006
Contract end date	

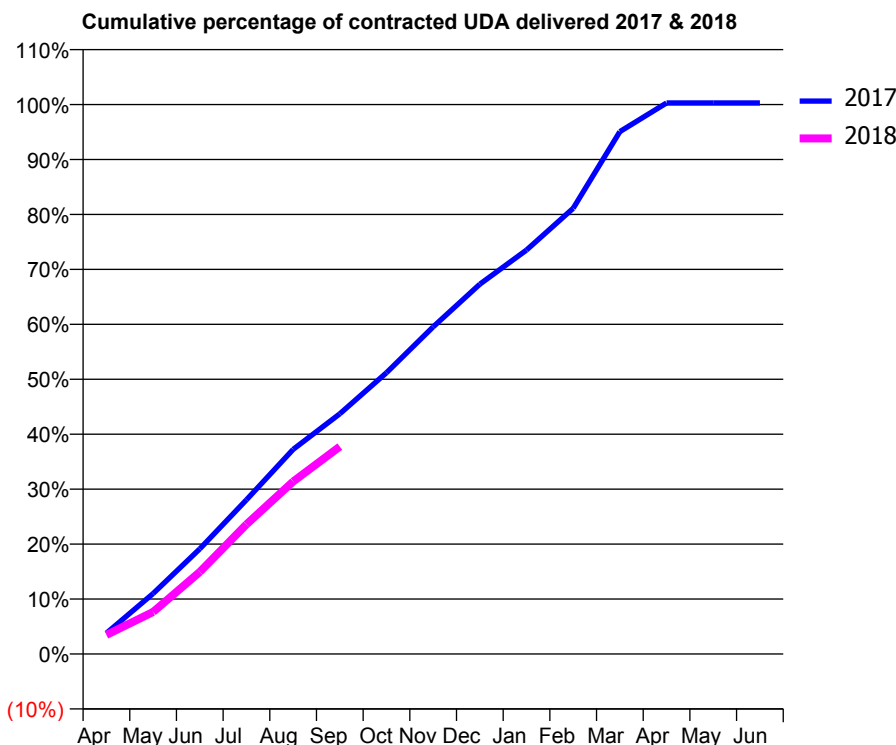
17/18 Contracted general activity (UDA)	8,701
Carry forward general activity (UDA)	-26
17/18 Contracted orthodontic activity (UOA)	0
Carry forward orthodontic activity (UOA)	0
Baseline contract value	£239,131.19

ACCESS*

Patients seen in 24 months	Total	Change since previous quarter
Quarter ending September 2016	3,269	
Quarter ending December 2016	3,236	↓
Quarter ending March 2017	3,283	→
Quarter ending June 2017	3,228	↓
Quarter ending September 2017	3,125	↓
Variance since September 2016	(4.4%)	↓



ACTIVITY



Month	Adjusted Scheduled Activity (UDA)	
	2017	2018
April	331	303
May	958	665
June	1,666	1,300
July	2,442	2,053
August	3,239	2,732
September	3,805	3,284
October	4,454	
November	5,180	
December	5,856	
January	6,396	
February	7,057	
March	8,271	
April	8,725	
May	8,726	
June	8,727	

QUALITY

	Quantity	Base Number	Contract	AT	Region	England
% of FP17s for the same patient ID Re-attending within 3 months - Children	19	430	4.4%	10.2%	11.2%	11.9%
% of FP17s for the same patient ID Re-attending within 3 months - Adults	131	1,241	10.6%	15.9%	16.6%	15.9%
% of FP17s for the same patient ID Re-attending between 3 & 9 months - Children	227	430	52.8%	42.6%	47.0%	58.1%
% of FP17s for the same patient ID Re-attending between 3 & 9 months - Adults	576	1,241	46.4%	35.6%	38.2%	50.6%
% of FP17s for Band 1 Urgent Courses	141	1,531	9.2%	10.8%	10.6%	9.1%
% of FP17s Relating to Free Repair or Replacements	4	1,531	0.3%	0.5%	0.6%	0.8%
% of FP17s Relating to Continuations	0	1,531	0.0%	0.7%	0.8%	1.1%
% of Patients satisfied with the dentistry they have received	1	1	N/A	88.7%	89.2%	91.4%
% of Patients satisfied with the time they had to wait for an appointment	1	1	N/A	80.7%	83.4%	87.7%

* This is based on patients treated on this contract for their most recent course of treatment. Figures in italics indicate the base number of FP17s or Patient Questionnaire responses are less than 100. N/A is shown where the base number of responses is less than 10 during the period. % is calculated as Quantity/Base number*100

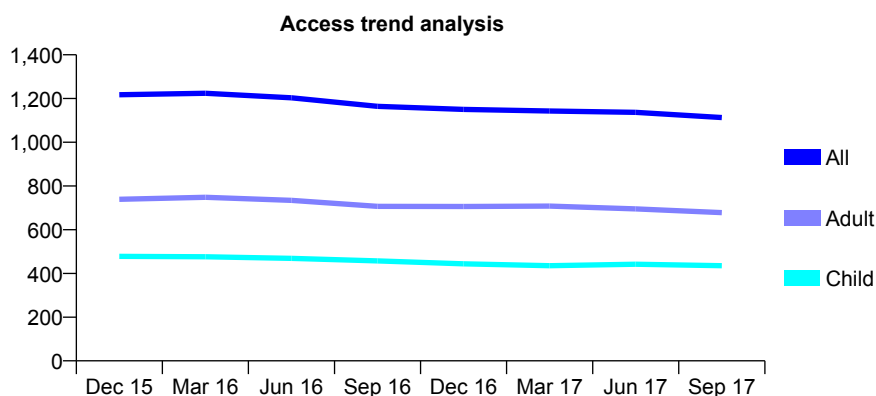
Q61 - Vital Signs At a Glance Contract Report for 914681/0001 - September 2017

Name or company name	MR VK SETHI
Contract type name	GDS Contract
Purpose of contract	General
Contract start date	01/04/2006
Contract end date	

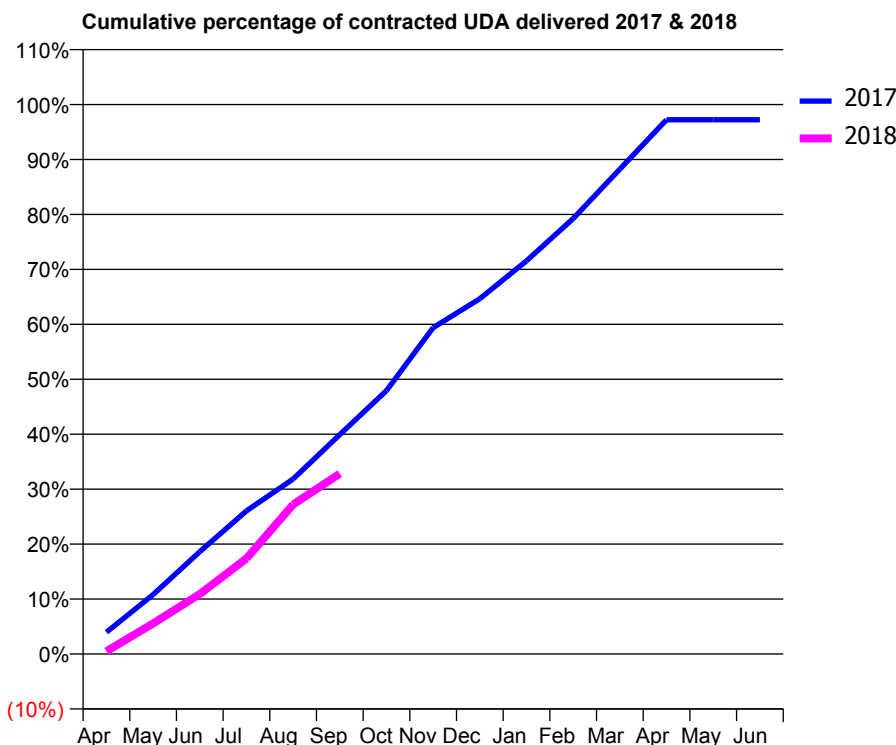
17/18 Contracted general activity (UDA)	4,926
Carry forward general activity (UDA)	137
17/18 Contracted orthodontic activity (UOA)	0
Carry forward orthodontic activity (UOA)	0
Baseline contract value	£171,693.45

ACCESS*

Patients seen in 24 months	Total	Change since previous quarter
Quarter ending September 2016	1,164	
Quarter ending December 2016	1,150	↓
Quarter ending March 2017	1,143	→
Quarter ending June 2017	1,137	→
Quarter ending September 2017	1,113	↓
Variance since September 2016	(4.4%)	↓



ACTIVITY



Month	Adjusted Scheduled Activity (UDA)	
	2017	2018
April	195	25
May	532	274
June	917	537
July	1,284	856
August	1,569	1,341
September	1,967	1,616
October	2,362	
November	2,925	
December	3,185	
January	3,525	
February	3,903	
March	4,347	
April	4,789	
May	4,789	
June	4,789	

QUALITY

	Quantity	Base Number	Contract	AT	Region	England
% of FP17s for the same patient ID Re-attending within 3 months - Children	29	355	8.2%	10.2%	11.2%	11.9%
% of FP17s for the same patient ID Re-attending within 3 months - Adults	74	439	16.9%	15.9%	16.6%	15.9%
% of FP17s for the same patient ID Re-attending between 3 & 9 months - Children	224	355	63.1%	42.6%	47.0%	58.1%
% of FP17s for the same patient ID Re-attending between 3 & 9 months - Adults	250	439	56.9%	35.6%	38.2%	50.6%
% of FP17s for Band 1 Urgent Courses	56	689	8.1%	10.8%	10.6%	9.1%
% of FP17s Relating to Free Repair or Replacements	0	689	0.0%	0.5%	0.6%	0.8%
% of FP17s Relating to Continuations	5	689	0.7%	0.7%	0.8%	1.1%
% of Patients satisfied with the dentistry they have received	1	2	N/A	88.7%	89.2%	91.4%
% of Patients satisfied with the time they had to wait for an appointment	2	2	N/A	80.7%	83.4%	87.7%

* This is based on patients treated on this contract for their most recent course of treatment. Figures in italics indicate the base number of FP17s or Patient Questionnaire responses are less than 100. N/A is shown where the base number of responses is less than 10 during the period. % is calculated as Quantity/Base number*100

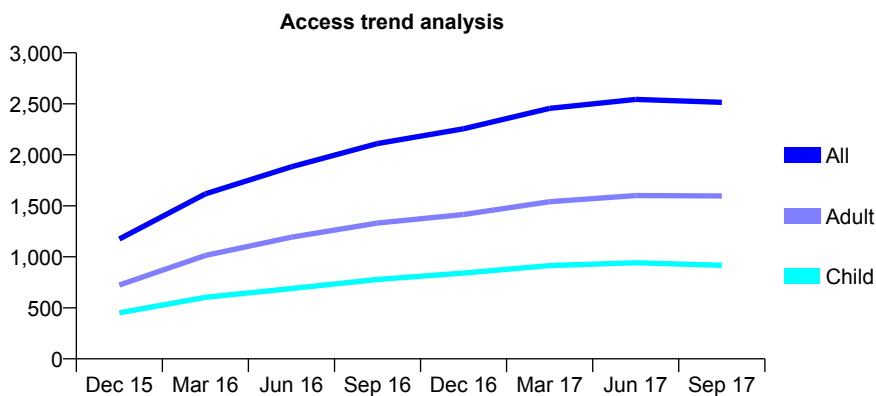
Q61 - Vital Signs At a Glance Contract Report for 916358/0002 - September 2017

Name or company name	MR PD CLESHAM
Contract type name	GDS Contract
Purpose of contract	General
Contract start date	01/05/2015
Contract end date	

17/18 Contracted general activity (UDA)	7,986
Carry forward general activity (UDA)	0
17/18 Contracted orthodontic activity (UOA)	0
Carry forward orthodontic activity (UOA)	0
Baseline contract value	£220,375.51

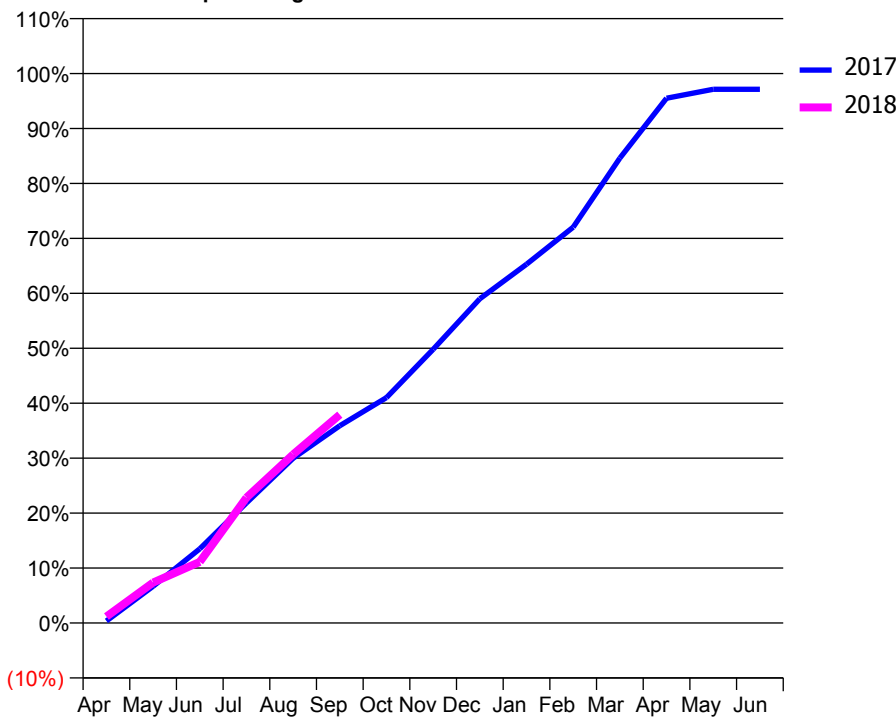
ACCESS*

Patients seen in 24 months	Total	Change since previous quarter
Quarter ending September 2016	2,110	
Quarter ending December 2016	2,256	↑
Quarter ending March 2017	2,456	↑
Quarter ending June 2017	2,543	↑
Quarter ending September 2017	2,514	↓
Variance since September 2016	19.1%	↑



ACTIVITY

Cumulative percentage of contracted UDA delivered 2017 & 2018



Month	Adjusted Scheduled Activity (UDA)	
	2017	2018
April	31	94
May	534	589
June	1,078	889
July	1,745	1,822
August	2,394	2,451
September	2,868	3,028
October	3,277	
November	3,977	
December	4,711	
January	5,213	
February	5,753	
March	6,757	
April	7,626	
May	7,756	
June	7,756	

QUALITY

	Quantity	Base Number	Contract	AT	Region	England
% of FP17s for the same patient ID Re-attending within 3 months - Children	34	473	7.2%	10.2%	11.2%	11.9%
% of FP17s for the same patient ID Re-attending within 3 months - Adults	111	825	13.5%	15.9%	16.6%	15.9%
% of FP17s for the same patient ID Re-attending between 3 & 9 months - Children	136	473	28.8%	42.6%	47.0%	58.1%
% of FP17s for the same patient ID Re-attending between 3 & 9 months - Adults	257	825	31.2%	35.6%	38.2%	50.6%
% of FP17s for Band 1 Urgent Courses	77	1,067	7.2%	10.8%	10.6%	9.1%
% of FP17s Relating to Free Repair or Replacements	1	1,067	0.1%	0.5%	0.6%	0.8%
% of FP17s Relating to Continuations	3	1,067	0.3%	0.7%	0.8%	1.1%
% of Patients satisfied with the dentistry they have received	2	2	N/A	88.7%	89.2%	91.4%
% of Patients satisfied with the time they had to wait for an appointment	2	2	N/A	80.7%	83.4%	87.7%

* This is based on patients treated on this contract for their most recent course of treatment. Figures in italics indicate the base number of FP17s or Patient Questionnaire responses are less than 100. N/A is shown where the base number of responses is less than 10 during the period. % is calculated as Quantity/Base number*100

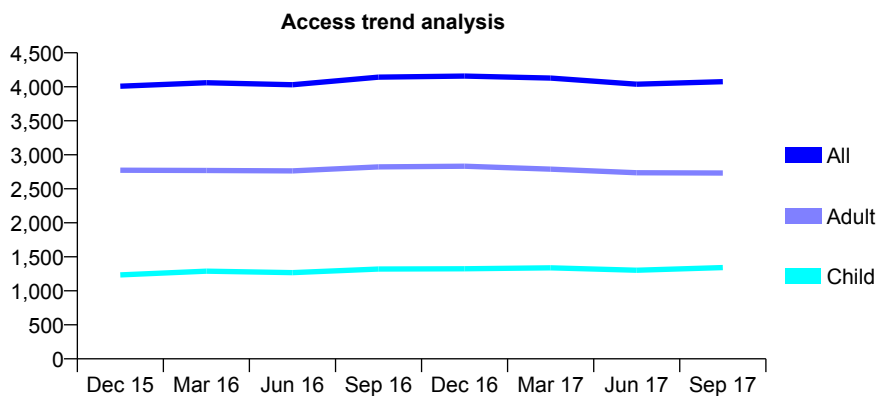
Q61 - Vital Signs At a Glance Contract Report for 917079/0001 - September 2017

Name or company name	MRS A LEE
Contract type name	GDS Contract
Purpose of contract	General and Orthodontic
Contract start date	01/04/2006
Contract end date	

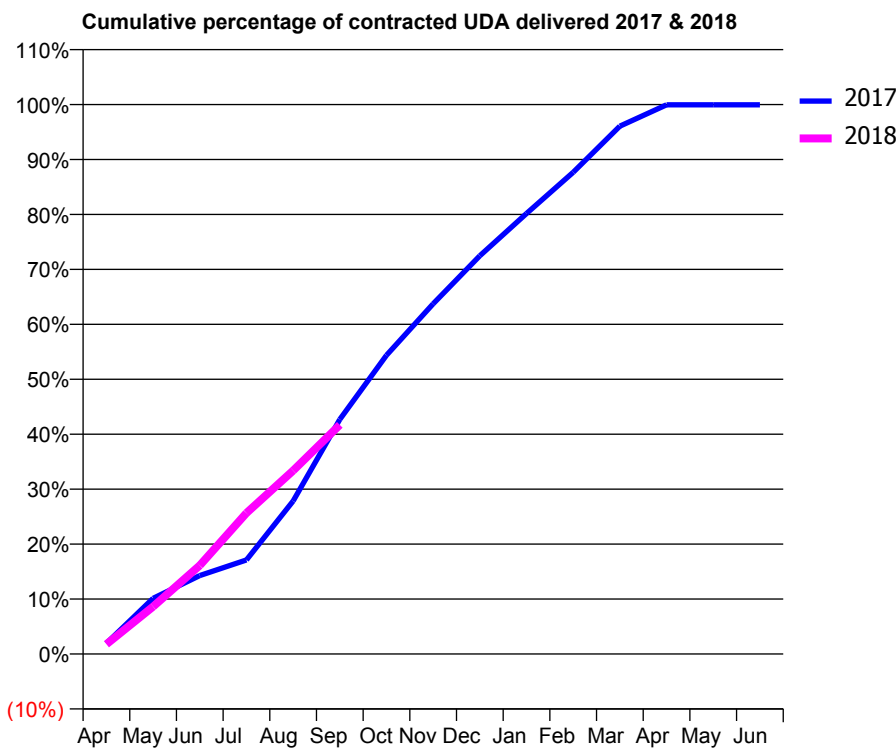
17/18 Contracted general activity (UDA)	9,302
Carry forward general activity (UDA)	6
17/18 Contracted orthodontic activity (UOA)	1,419
Carry forward orthodontic activity (UOA)	14
Baseline contract value	£382,955.38

ACCESS*

Patients seen in 24 months	Total	Change since previous quarter
Quarter ending September 2016	4,143	
Quarter ending December 2016	4,157	→
Quarter ending March 2017	4,129	→
Quarter ending June 2017	4,039	↓
Quarter ending September 2017	4,075	→
Variance since September 2016	(1.6%)	↓



ACTIVITY



Month	Adjusted Scheduled Activity (UDA)	
	2017	2018
April	183	165
May	943	802
June	1,328	1,500
July	1,593	2,388
August	2,591	3,104
September	3,971	3,880
October	5,056	
November	5,929	
December	6,742	
January	7,457	
February	8,154	
March	8,937	
April	9,296	
May	9,296	
June	9,296	

QUALITY

	Quantity	Base Number	Contract	AT	Region	England
% of FP17s for the same patient ID Re-attending within 3 months - Children	65	798	8.1%	10.2%	11.2%	11.9%
% of FP17s for the same patient ID Re-attending within 3 months - Adults	152	1,296	11.7%	15.9%	16.6%	15.9%
% of FP17s for the same patient ID Re-attending between 3 & 9 months - Children	281	798	35.2%	42.6%	47.0%	58.1%
% of FP17s for the same patient ID Re-attending between 3 & 9 months - Adults	399	1,296	30.8%	35.6%	38.2%	50.6%
% of FP17s for Band 1 Urgent Courses	78	1,838	4.2%	10.8%	10.6%	9.1%
% of FP17s Relating to Free Repair or Replacements	18	1,838	1.0%	0.5%	0.6%	0.8%
% of FP17s Relating to Continuations	17	1,838	0.9%	0.7%	0.8%	1.1%
% of Patients satisfied with the dentistry they have received	7	7	N/A	88.7%	89.2%	91.4%
% of Patients satisfied with the time they had to wait for an appointment	6	7	N/A	80.7%	83.4%	87.7%

* This is based on patients treated on this contract for their most recent course of treatment. Figures in italics indicate the base number of FP17s or Patient Questionnaire responses are less than 100. N/A is shown where the base number of responses is less than 10 during the period. % is calculated as Quantity/Base number*100

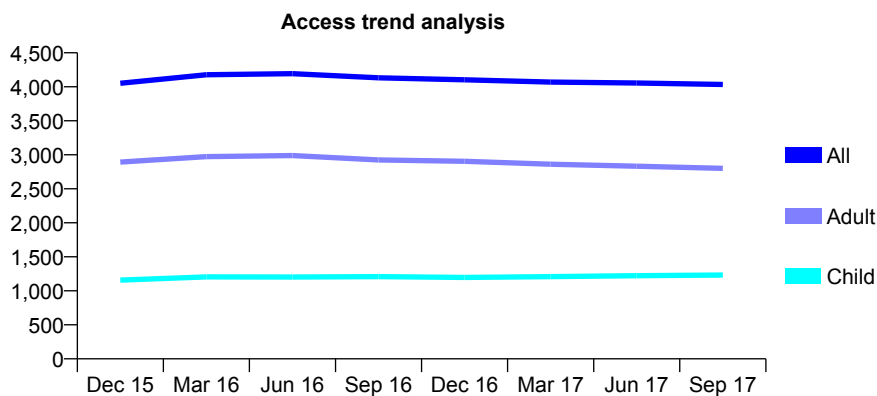
Q61 - Vital Signs At a Glance Contract Report for 918393/0001 - September 2017

Name or company name	MISS SV SMALL
Contract type name	GDS Contract
Purpose of contract	General
Contract start date	01/04/2006
Contract end date	

17/18 Contracted general activity (UDA)	9,569
Carry forward general activity (UDA)	-191
17/18 Contracted orthodontic activity (UOA)	0
Carry forward orthodontic activity (UOA)	0
Baseline contract value	£272,208.67

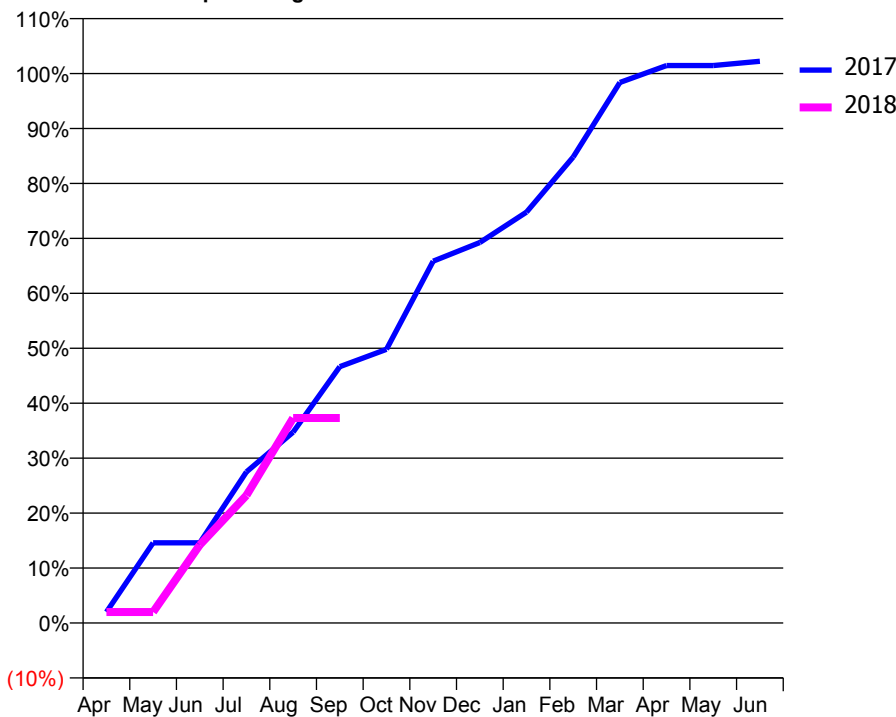
ACCESS*

Patients seen in 24 months	Total	Change since previous quarter
Quarter ending September 2016	4,133	
Quarter ending December 2016	4,102	→
Quarter ending March 2017	4,070	→
Quarter ending June 2017	4,055	→
Quarter ending September 2017	4,034	→
Variance since September 2016	(2.4%)	↓



ACTIVITY

Cumulative percentage of contracted UDA delivered 2017 & 2018



Month	Adjusted Scheduled Activity (UDA)	
	2017	2018
April	191	191
May	1,397	191
June	1,397	1,360
July	2,631	2,224
August	3,325	3,569
September	4,463	3,569
October	4,765	
November	6,301	
December	6,626	
January	7,157	
February	8,114	
March	9,413	
April	9,708	
May	9,708	
June	9,782	

QUALITY

	Quantity	Base Number	Contract	AT	Region	England
% of FP17s for the same patient ID Re-attending within 3 months - Children	58	763	7.6%	10.2%	11.2%	11.9%
% of FP17s for the same patient ID Re-attending within 3 months - Adults	226	1,401	16.1%	15.9%	16.6%	15.9%
% of FP17s for the same patient ID Re-attending between 3 & 9 months - Children	464	763	60.8%	42.6%	47.0%	58.1%
% of FP17s for the same patient ID Re-attending between 3 & 9 months - Adults	753	1,401	53.7%	35.6%	38.2%	50.6%
% of FP17s for Band 1 Urgent Courses	188	1,836	10.2%	10.8%	10.6%	9.1%
% of FP17s Relating to Free Repair or Replacements	9	1,836	0.5%	0.5%	0.6%	0.8%
% of FP17s Relating to Continuations	19	1,836	1.0%	0.7%	0.8%	1.1%
% of Patients satisfied with the dentistry they have received	3	4	N/A	88.7%	89.2%	91.4%
% of Patients satisfied with the time they had to wait for an appointment	3	4	N/A	80.7%	83.4%	87.7%

* This is based on patients treated on this contract for their most recent course of treatment. Figures in italics indicate the base number of FP17s or Patient Questionnaire responses are less than 100. N/A is shown where the base number of responses is less than 10 during the period. % is calculated as Quantity/Base number*100

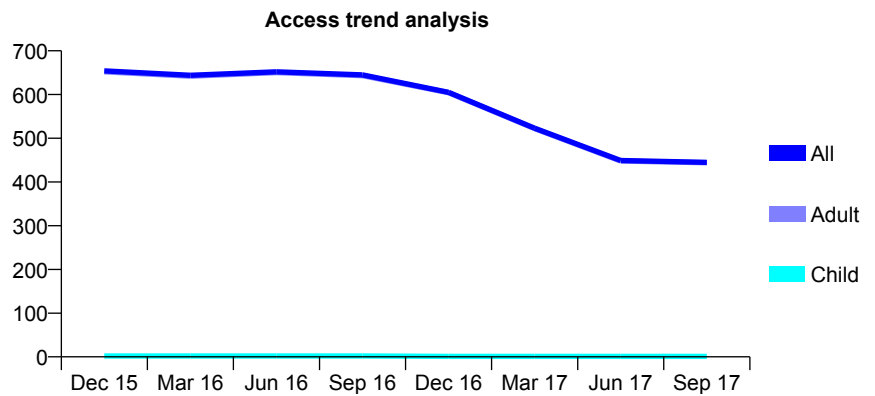
Q61 - Vital Signs At a Glance Contract Report for 921351/0007 - September 2017

Name or company name	MR PK CHOPRA
Contract type name	GDS Contract
Purpose of contract	General
Contract start date	01/04/2006
Contract end date	

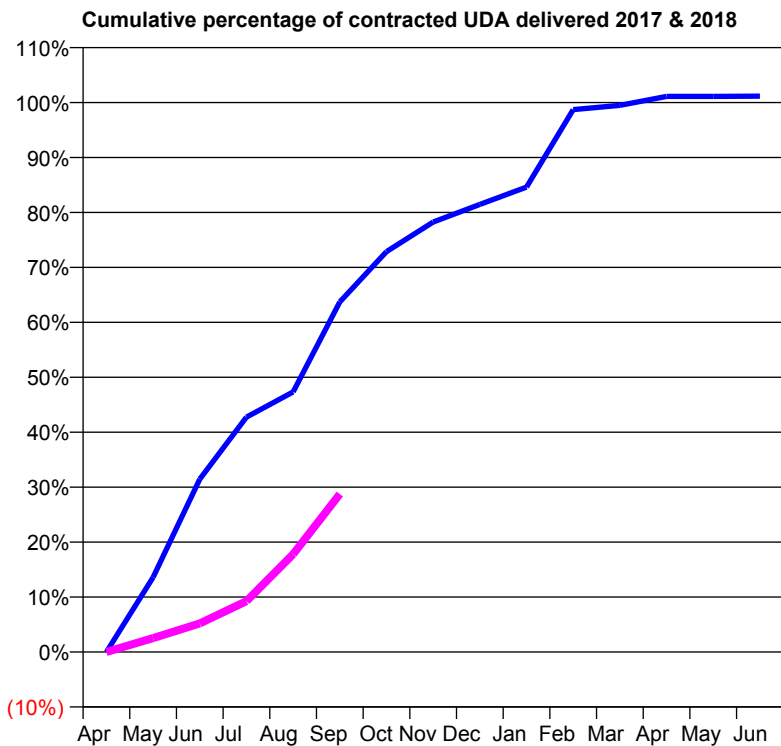
17/18 Contracted general activity (UDA)	1,800
Carry forward general activity (UDA)	0
17/18 Contracted orthodontic activity (UOA)	0
Carry forward orthodontic activity (UOA)	0
Baseline contract value	£52,095.36

ACCESS*

Patients seen in 24 months	Total	Change since previous quarter
Quarter ending September 2016	645	
Quarter ending December 2016	605	↓
Quarter ending March 2017	523	↓
Quarter ending June 2017	449	↓
Quarter ending September 2017	445	→
Variance since September 2016	(31.0%)	↓



ACTIVITY



Month	Adjusted Scheduled Activity (UDA)	
	2017	2018
April	0	0
May	245	46
June	566	94
July	770	167
August	852	320
September	1,147	517
October	1,311	
November	1,408	
December	1,466	
January	1,523	
February	1,777	
March	1,791	
April	1,820	
May	1,820	
June	1,821	

QUALITY

	Quantity	Base Number	Contract	AT	Region	England
% of FP17s for the same patient ID Re-attending within 3 months - Children	0	0	N/A	10.2%	11.2%	11.9%
% of FP17s for the same patient ID Re-attending within 3 months - Adults	9	121	7.4%	15.9%	16.6%	15.9%
% of FP17s for the same patient ID Re-attending between 3 & 9 months - Children	0	0	N/A	42.6%	47.0%	58.1%
% of FP17s for the same patient ID Re-attending between 3 & 9 months - Adults	3	121	2.5%	35.6%	38.2%	50.6%
% of FP17s for Band 1 Urgent Courses	32	110	29.1%	10.8%	10.6%	9.1%
% of FP17s Relating to Free Repair or Replacements	0	110	0.0%	0.5%	0.6%	0.8%
% of FP17s Relating to Continuations	0	110	0.0%	0.7%	0.8%	1.1%
% of Patients satisfied with the dentistry they have received	0	0	N/A	88.7%	89.2%	91.4%
% of Patients satisfied with the time they had to wait for an appointment	0	0	N/A	80.7%	83.4%	87.7%

* This is based on patients treated on this contract for their most recent course of treatment. Figures in italics indicate the base number of FP17s or Patient Questionnaire responses are less than 100. N/A is shown where the base number of responses is less than 10 during the period. % is calculated as Quantity/Base number*100

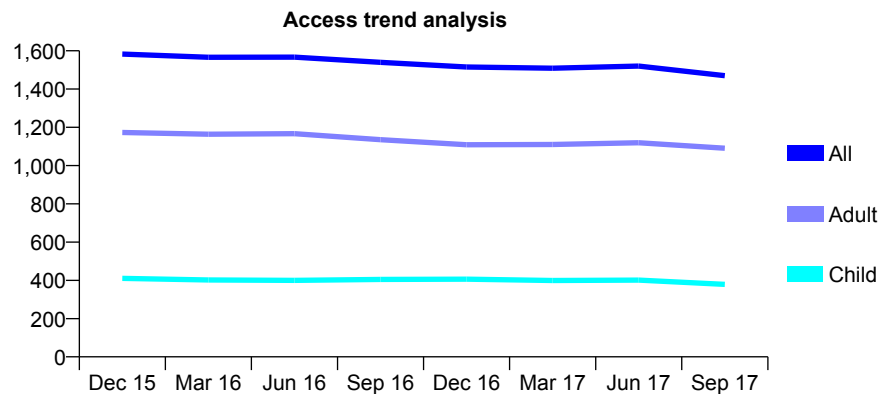
Q61 - Vital Signs At a Glance Contract Report for 921734/0001 - September 2017

Name or company name	MR N PATEL
Contract type name	GDS Contract
Purpose of contract	General
Contract start date	01/04/2006
Contract end date	

17/18 Contracted general activity (UDA)	5,448
Carry forward general activity (UDA)	-57
17/18 Contracted orthodontic activity (UOA)	0
Carry forward orthodontic activity (UOA)	0
Baseline contract value	£185,924.91

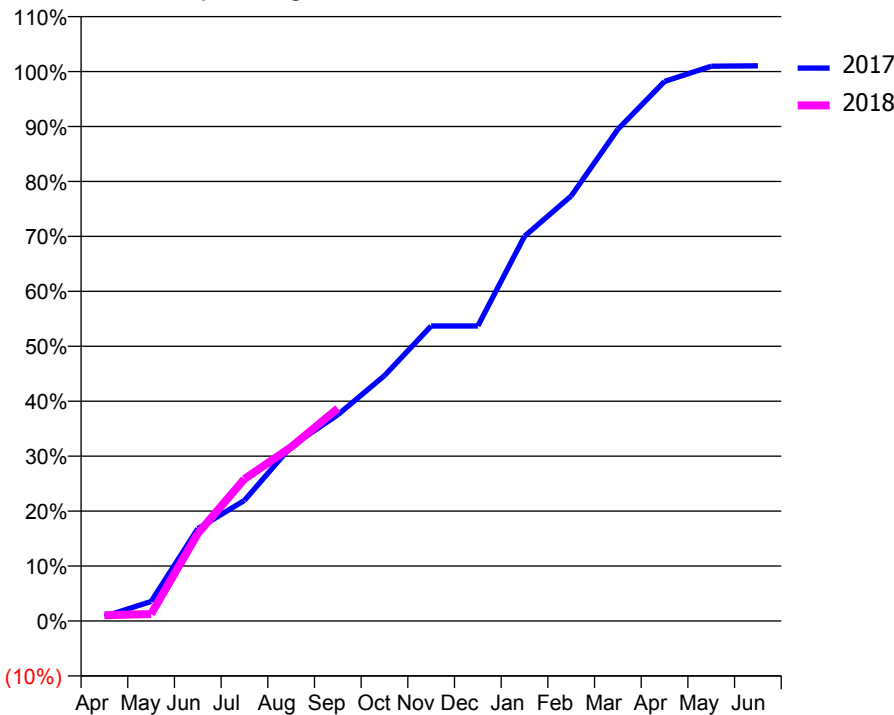
ACCESS*

Patients seen in 24 months	Total	Change since previous quarter
Quarter ending September 2016	1,540	
Quarter ending December 2016	1,515	↓
Quarter ending March 2017	1,509	→
Quarter ending June 2017	1,520	→
Quarter ending September 2017	1,470	↓
Variance since September 2016	(4.5%)	↓



ACTIVITY

Cumulative percentage of contracted UDA delivered 2017 & 2018



Adjusted Scheduled Activity (UDA)		
Month	2017	2018
April	45	57
May	193	70
June	915	867
July	1,195	1,409
August	1,731	1,724
September	2,045	2,107
October	2,433	
November	2,925	
December	2,925	
January	3,815	
February	4,214	
March	4,875	
April	5,350	
May	5,501	
June	5,505	

QUALITY

	Quantity	Base Number	Contract	AT	Region	England
% of FP17s for the same patient ID Re-attending within 3 months - Children	7	182	3.8%	10.2%	11.2%	11.9%
% of FP17s for the same patient ID Re-attending within 3 months - Adults	27	537	5.0%	15.9%	16.6%	15.9%
% of FP17s for the same patient ID Re-attending between 3 & 9 months - Children	79	182	43.4%	42.6%	47.0%	58.1%
% of FP17s for the same patient ID Re-attending between 3 & 9 months - Adults	210	537	39.1%	35.6%	38.2%	50.6%
% of FP17s for Band 1 Urgent Courses	7	602	1.2%	10.8%	10.6%	9.1%
% of FP17s Relating to Free Repair or Replacements	0	602	0.0%	0.5%	0.6%	0.8%
% of FP17s Relating to Continuations	0	602	0.0%	0.7%	0.8%	1.1%
% of Patients satisfied with the dentistry they have received	2	2	N/A	88.7%	89.2%	91.4%
% of Patients satisfied with the time they had to wait for an appointment	2	2	N/A	80.7%	83.4%	87.7%

* This is based on patients treated on this contract for their most recent course of treatment. Figures in italics indicate the base number of FP17s or Patient Questionnaire responses are less than 100. N/A is shown where the base number of responses is less than 10 during the period. % is calculated as Quantity/Base number*100

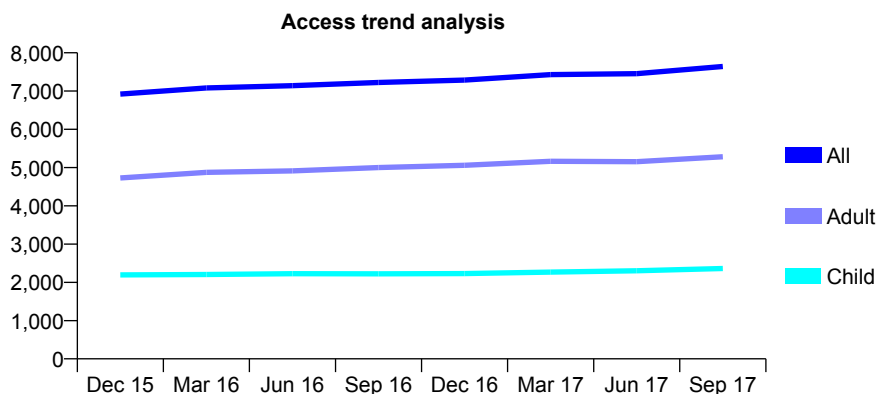
Q61 - Vital Signs At a Glance Contract Report for 921742/0002 - September 2017

Name or company name	MR AA OJETUNDE
Contract type name	GDS Contract
Purpose of contract	General
Contract start date	01/04/2006
Contract end date	

17/18 Contracted general activity (UDA)	31,006
Carry forward general activity (UDA)	-239
17/18 Contracted orthodontic activity (UOA)	0
Carry forward orthodontic activity (UOA)	0
Baseline contract value	£998,801.43

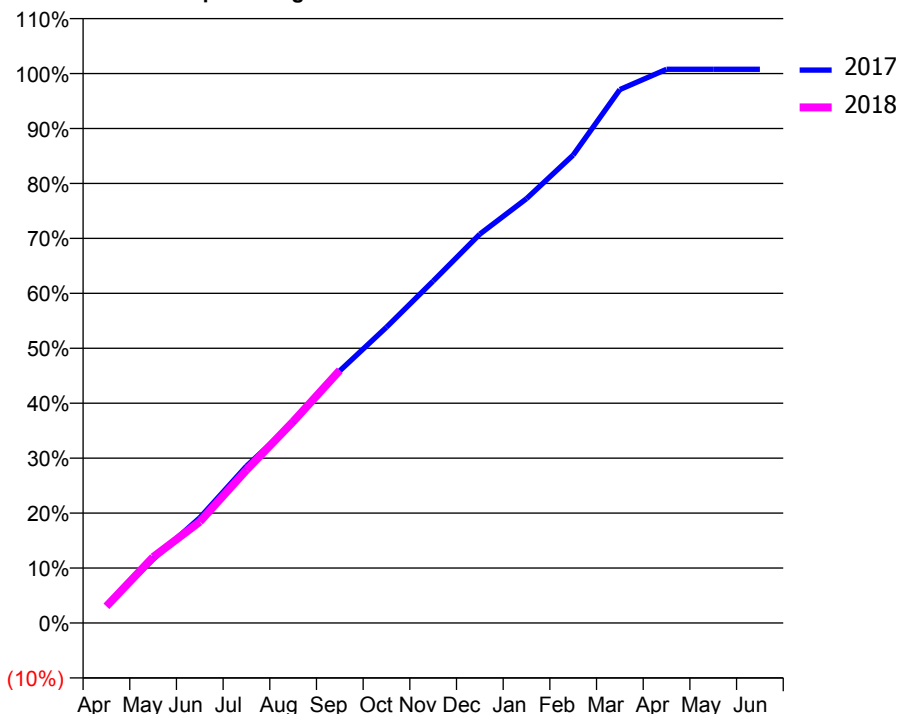
ACCESS*

Patients seen in 24 months	Total	Change since previous quarter
Quarter ending September 2016	7,223	
Quarter ending December 2016	7,288	→
Quarter ending March 2017	7,431	→
Quarter ending June 2017	7,456	→
Quarter ending September 2017	7,643	↑
Variance since September 2016	5.8%	↑



ACTIVITY

Cumulative percentage of contracted UDA delivered 2017 & 2018



Month	Adjusted Scheduled Activity (UDA)	
	2017	2018
April	975	942
May	3,598	3,721
June	5,941	5,712
July	8,855	8,636
August	11,295	11,369
September	14,230	14,263
October	16,694	
November	19,292	
December	21,941	
January	23,948	
February	26,409	
March	30,103	
April	31,242	
May	31,245	
June	31,245	

QUALITY

	Quantity	Base Number	Contract	AT	Region	England
% of FP17s for the same patient ID Re-attending within 3 months - Children	90	1,253	7.2%	10.2%	11.2%	11.9%
% of FP17s for the same patient ID Re-attending within 3 months - Adults	329	2,514	13.1%	15.9%	16.6%	15.9%
% of FP17s for the same patient ID Re-attending between 3 & 9 months - Children	356	1,253	28.4%	42.6%	47.0%	58.1%
% of FP17s for the same patient ID Re-attending between 3 & 9 months - Adults	590	2,514	23.5%	35.6%	38.2%	50.6%
% of FP17s for Band 1 Urgent Courses	294	3,527	8.3%	10.8%	10.6%	9.1%
% of FP17s Relating to Free Repair or Replacements	67	3,527	1.9%	0.5%	0.6%	0.8%
% of FP17s Relating to Continuations	55	3,527	1.6%	0.7%	0.8%	1.1%
% of Patients satisfied with the dentistry they have received	5	7	N/A	88.7%	89.2%	91.4%
% of Patients satisfied with the time they had to wait for an appointment	5	7	N/A	80.7%	83.4%	87.7%

* This is based on patients treated on this contract for their most recent course of treatment. Figures in italics indicate the base number of FP17s or Patient Questionnaire responses are less than 100. N/A is shown where the base number of responses is less than 10 during the period. % is calculated as Quantity/Base number*100

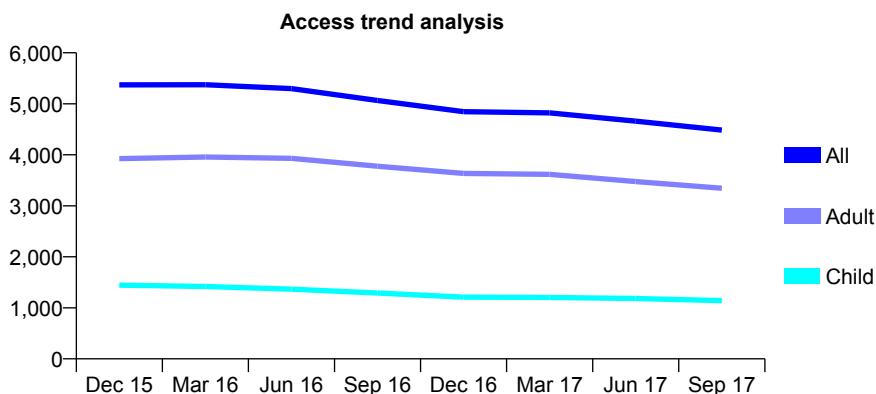
Q61 - Vital Signs At a Glance Contract Report for 921777/0001 - September 2017

Name or company name	MISS A AGGARWAL
Contract type name	GDS Contract
Purpose of contract	General
Contract start date	01/04/2006
Contract end date	

17/18 Contracted general activity (UDA)	11,405
Carry forward general activity (UDA)	277
17/18 Contracted orthodontic activity (UOA)	0
Carry forward orthodontic activity (UOA)	0
Baseline contract value	£289,160.72

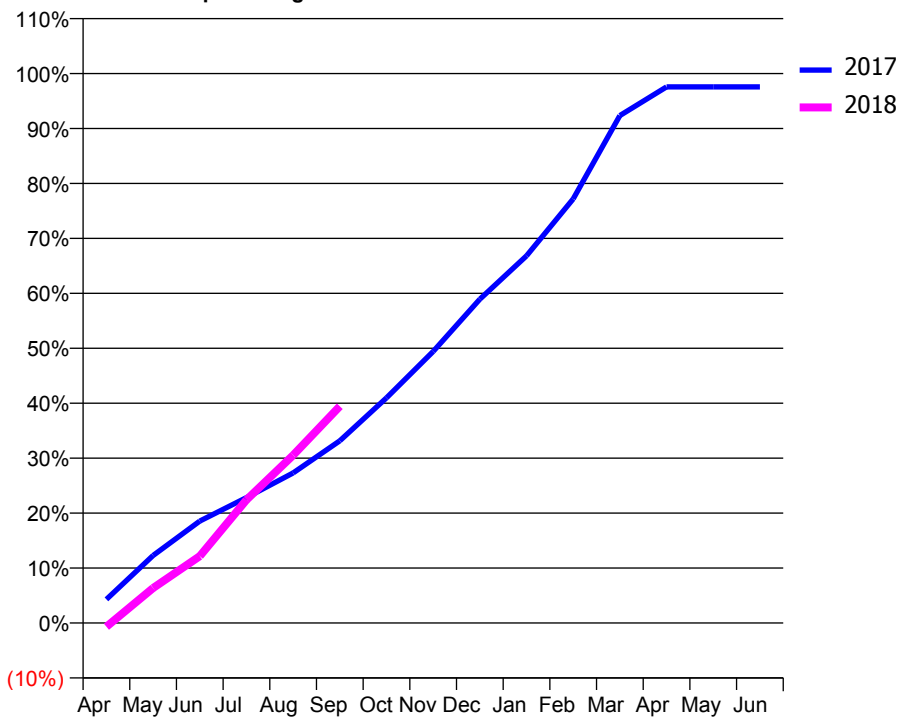
ACCESS*

Patients seen in 24 months	Total	Change since previous quarter
Quarter ending September 2016	5,065	
Quarter ending December 2016	4,846	↓
Quarter ending March 2017	4,821	→
Quarter ending June 2017	4,659	↓
Quarter ending September 2017	4,485	↓
Variance since September 2016	(11.5%)	↓



ACTIVITY

Cumulative percentage of contracted UDA delivered 2017 & 2018



Month	Adjusted Scheduled Activity (UDA)	
	2017	2018
April	491	-78
May	1,401	727
June	2,116	1,387
July	2,604	2,555
August	3,115	3,484
September	3,782	4,500
October	4,672	
November	5,637	
December	6,722	
January	7,622	
February	8,803	
March	10,531	
April	11,127	
May	11,128	
June	11,128	

QUALITY

	Quantity	Base Number	Contract	AT	Region	England
% of FP17s for the same patient ID Re-attending within 3 months - Children	45	768	5.9%	10.2%	11.2%	11.9%
% of FP17s for the same patient ID Re-attending within 3 months - Adults	300	2,111	14.2%	15.9%	16.6%	15.9%
% of FP17s for the same patient ID Re-attending between 3 & 9 months - Children	419	768	54.6%	42.6%	47.0%	58.1%
% of FP17s for the same patient ID Re-attending between 3 & 9 months - Adults	1,057	2,111	50.1%	35.6%	38.2%	50.6%
% of FP17s for Band 1 Urgent Courses	226	2,608	8.7%	10.8%	10.6%	9.1%
% of FP17s Relating to Free Repair or Replacements	24	2,608	0.9%	0.5%	0.6%	0.8%
% of FP17s Relating to Continuations	8	2,608	0.3%	0.7%	0.8%	1.1%
% of Patients satisfied with the dentistry they have received	3	3	N/A	88.7%	89.2%	91.4%
% of Patients satisfied with the time they had to wait for an appointment	3	3	N/A	80.7%	83.4%	87.7%

* This is based on patients treated on this contract for their most recent course of treatment. Figures in italics indicate the base number of FP17s or Patient Questionnaire responses are less than 100. N/A is shown where the base number of responses is less than 10 during the period. % is calculated as Quantity/Base number*100

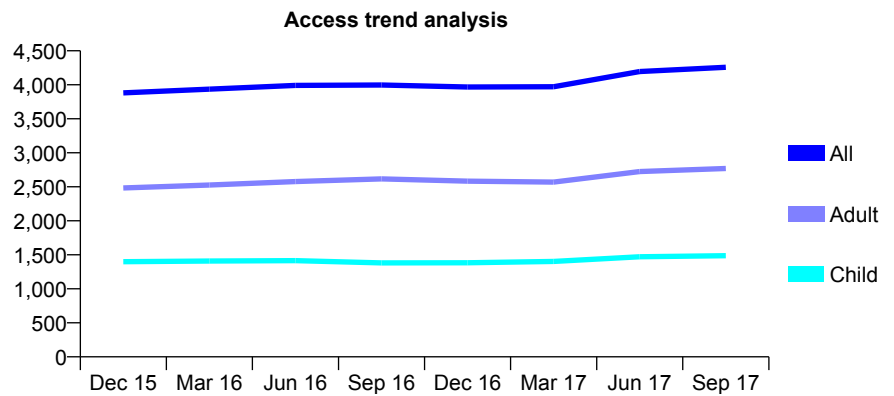
Q61 - Vital Signs At a Glance Contract Report for 925942/0001 - September 2017

Name or company name	MR YR SARWAR
Contract type name	GDS Contract
Purpose of contract	General
Contract start date	01/04/2006
Contract end date	

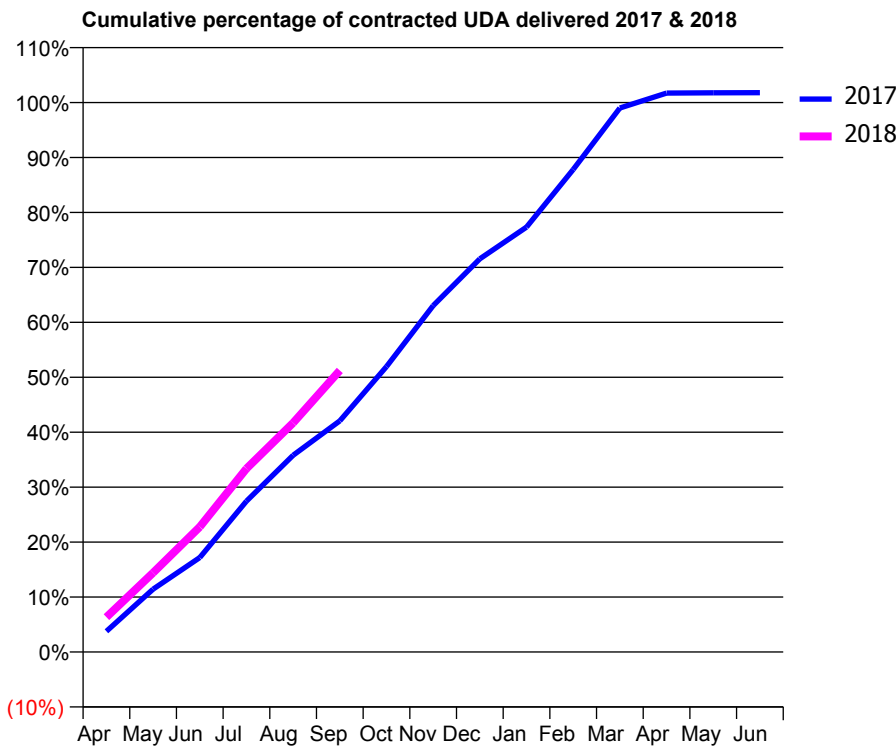
17/18 Contracted general activity (UDA)	8,836
Carry forward general activity (UDA)	-157
17/18 Contracted orthodontic activity (UOA)	0
Carry forward orthodontic activity (UOA)	0
Baseline contract value	£225,364.84

ACCESS*

Patients seen in 24 months	Total	Change since previous quarter
Quarter ending September 2016	3,997	
Quarter ending December 2016	3,967	→
Quarter ending March 2017	3,972	→
Quarter ending June 2017	4,196	↑
Quarter ending September 2017	4,258	→
Variance since September 2016	6.5%	↑



ACTIVITY



Month	Adjusted Scheduled Activity (UDA)	
	2017	2018
April	333	560
May	1,011	1,275
June	1,520	2,011
July	2,426	2,949
August	3,164	3,685
September	3,717	4,527
October	4,590	
November	5,570	
December	6,322	
January	6,833	
February	7,759	
March	8,748	
April	8,988	
May	8,992	
June	8,993	

QUALITY

	Quantity	Base Number	Contract	AT	Region	England
% of FP17s for the same patient ID Re-attending within 3 months - Children	66	946	7.0%	10.2%	11.2%	11.9%
% of FP17s for the same patient ID Re-attending within 3 months - Adults	204	1,455	14.0%	15.9%	16.6%	15.9%
% of FP17s for the same patient ID Re-attending between 3 & 9 months - Children	357	946	37.7%	42.6%	47.0%	58.1%
% of FP17s for the same patient ID Re-attending between 3 & 9 months - Adults	432	1,455	29.7%	35.6%	38.2%	50.6%
% of FP17s for Band 1 Urgent Courses	188	1,891	9.9%	10.8%	10.6%	9.1%
% of FP17s Relating to Free Repair or Replacements	5	1,891	0.3%	0.5%	0.6%	0.8%
% of FP17s Relating to Continuations	31	1,891	1.6%	0.7%	0.8%	1.1%
% of Patients satisfied with the dentistry they have received	4	5	N/A	88.7%	89.2%	91.4%
% of Patients satisfied with the time they had to wait for an appointment	3	5	N/A	80.7%	83.4%	87.7%

* This is based on patients treated on this contract for their most recent course of treatment. Figures in italics indicate the base number of FP17s or Patient Questionnaire responses are less than 100. N/A is shown where the base number of responses is less than 10 during the period. % is calculated as Quantity/Base number*100

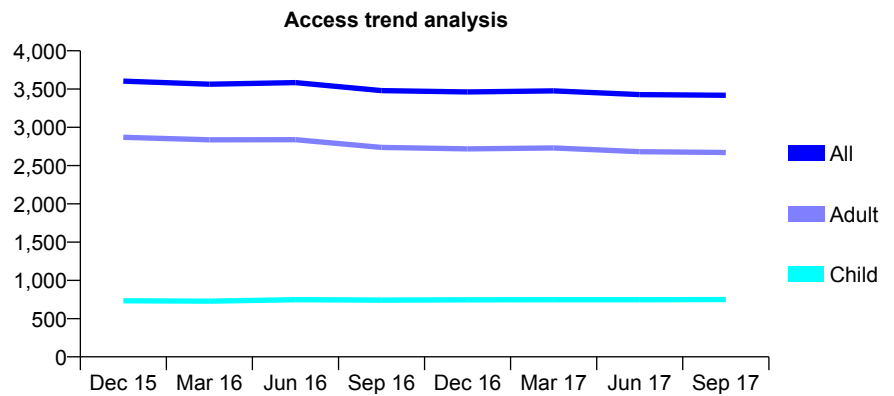
Q61 - Vital Signs At a Glance Contract Report for 925985/0001 - September 2017

Name or company name	MR S CHOPRA
Contract type name	GDS Contract
Purpose of contract	General
Contract start date	01/04/2006
Contract end date	

17/18 Contracted general activity (UDA)	6,963
Carry forward general activity (UDA)	-68
17/18 Contracted orthodontic activity (UOA)	0
Carry forward orthodontic activity (UOA)	0
Baseline contract value	£243,458.44

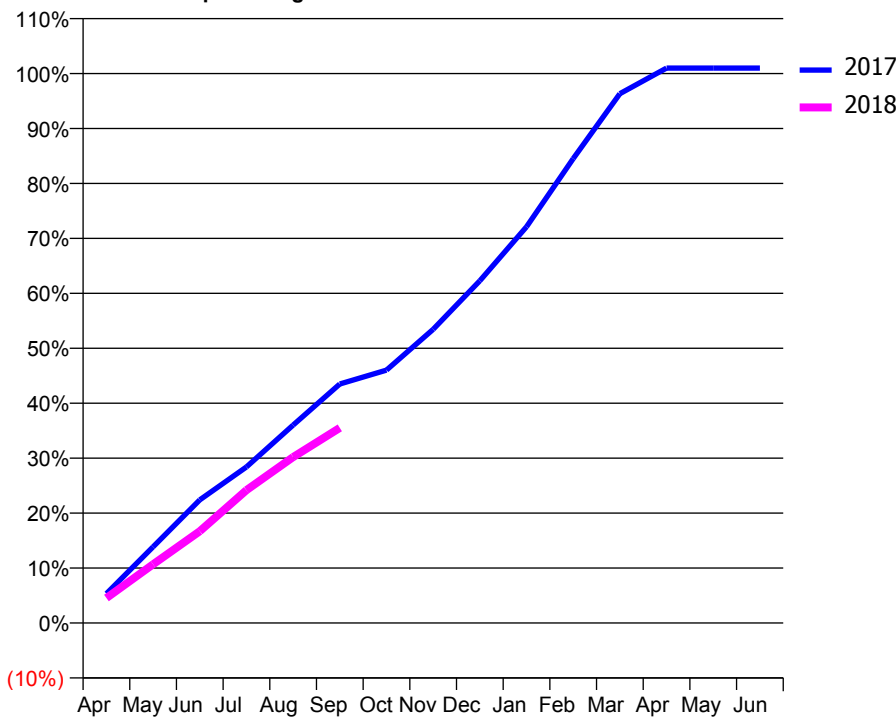
ACCESS*

Patients seen in 24 months	Total	Change since previous quarter
Quarter ending September 2016	3,480	
Quarter ending December 2016	3,463	→
Quarter ending March 2017	3,476	→
Quarter ending June 2017	3,428	↓
Quarter ending September 2017	3,419	→
Variance since September 2016	(1.8%)	↓



ACTIVITY

Cumulative percentage of contracted UDA delivered 2017 & 2018



Month	Adjusted Scheduled Activity (UDA)	
	2017	2018
April	372	317
May	965	744
June	1,560	1,163
July	1,978	1,684
August	2,509	2,103
September	3,029	2,473
October	3,204	
November	3,721	
December	4,336	
January	5,020	
February	5,884	
March	6,707	
April	7,031	
May	7,031	
June	7,031	

QUALITY

	Quantity	Base Number	Contract	AT	Region	England
% of FP17s for the same patient ID Re-attending within 3 months - Children	30	394	7.6%	10.2%	11.2%	11.9%
% of FP17s for the same patient ID Re-attending within 3 months - Adults	138	1,186	11.6%	15.9%	16.6%	15.9%
% of FP17s for the same patient ID Re-attending between 3 & 9 months - Children	157	394	39.8%	42.6%	47.0%	58.1%
% of FP17s for the same patient ID Re-attending between 3 & 9 months - Adults	399	1,186	33.6%	35.6%	38.2%	50.6%
% of FP17s for Band 1 Urgent Courses	87	1,116	7.8%	10.8%	10.6%	9.1%
% of FP17s Relating to Free Repair or Replacements	2	1,116	0.2%	0.5%	0.6%	0.8%
% of FP17s Relating to Continuations	4	1,116	0.4%	0.7%	0.8%	1.1%
% of Patients satisfied with the dentistry they have received	1	1	N/A	88.7%	89.2%	91.4%
% of Patients satisfied with the time they had to wait for an appointment	1	1	N/A	80.7%	83.4%	87.7%

* This is based on patients treated on this contract for their most recent course of treatment. Figures in italics indicate the base number of FP17s or Patient Questionnaire responses are less than 100. N/A is shown where the base number of responses is less than 10 during the period. % is calculated as Quantity/Base number*100

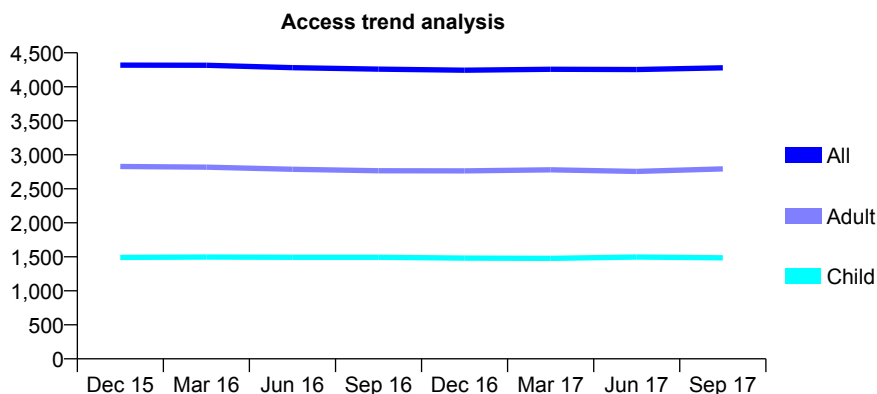
Q61 - Vital Signs At a Glance Contract Report for 926094/0001 - September 2017

Name or company name	MR AN AL-ATTAR
Contract type name	GDS Contract
Purpose of contract	General
Contract start date	01/04/2006
Contract end date	

17/18 Contracted general activity (UDA)	12,876
Carry forward general activity (UDA)	0
17/18 Contracted orthodontic activity (UOA)	0
Carry forward orthodontic activity (UOA)	0
Baseline contract value	£392,077.08

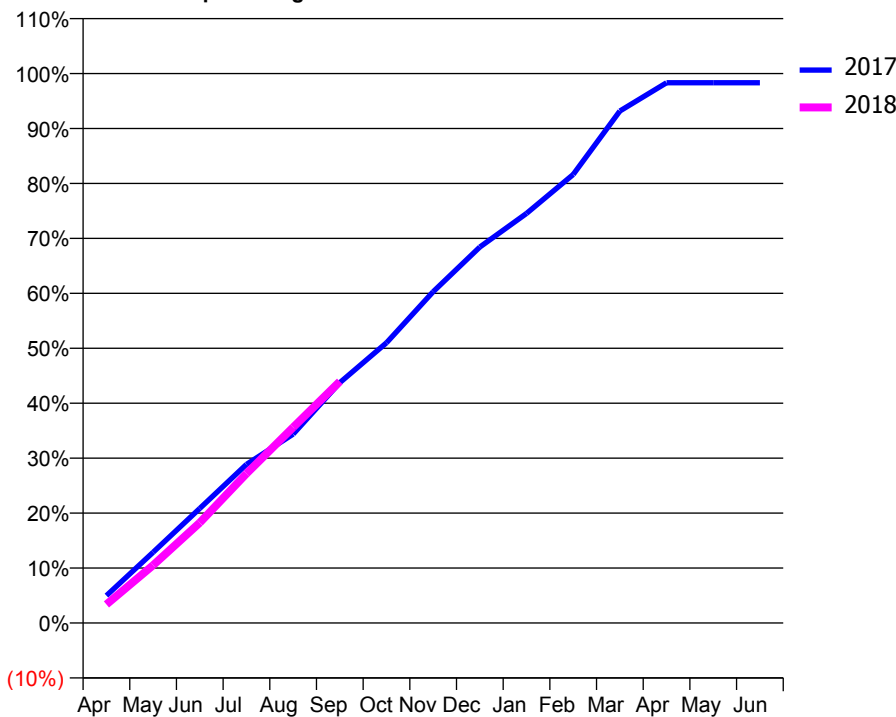
ACCESS*

Patients seen in 24 months	Total	Change since previous quarter
Quarter ending September 2016	4,259	
Quarter ending December 2016	4,245	→
Quarter ending March 2017	4,258	→
Quarter ending June 2017	4,254	→
Quarter ending September 2017	4,279	→
Variance since September 2016	0.5%	→



ACTIVITY

Cumulative percentage of contracted UDA delivered 2017 & 2018



Month	Adjusted Scheduled Activity (UDA)	
	2017	2018
April	643	437
May	1,658	1,356
June	2,685	2,351
July	3,717	3,502
August	4,426	4,586
September	5,633	5,661
October	6,566	
November	7,762	
December	8,809	
January	9,597	
February	10,510	
March	11,998	
April	12,659	
May	12,659	
June	12,659	

QUALITY

	Quantity	Base Number	Contract	AT	Region	England
% of FP17s for the same patient ID Re-attending within 3 months - Children	110	914	12.0%	10.2%	11.2%	11.9%
% of FP17s for the same patient ID Re-attending within 3 months - Adults	401	1,764	22.7%	15.9%	16.6%	15.9%
% of FP17s for the same patient ID Re-attending between 3 & 9 months - Children	377	914	41.2%	42.6%	47.0%	58.1%
% of FP17s for the same patient ID Re-attending between 3 & 9 months - Adults	613	1,764	34.8%	35.6%	38.2%	50.6%
% of FP17s for Band 1 Urgent Courses	206	2,455	8.4%	10.8%	10.6%	9.1%
% of FP17s Relating to Free Repair or Replacements	22	2,455	0.9%	0.5%	0.6%	0.8%
% of FP17s Relating to Continuations	100	2,455	4.1%	0.7%	0.8%	1.1%
% of Patients satisfied with the dentistry they have received	2	2	N/A	88.7%	89.2%	91.4%
% of Patients satisfied with the time they had to wait for an appointment	2	2	N/A	80.7%	83.4%	87.7%

* This is based on patients treated on this contract for their most recent course of treatment. Figures in italics indicate the base number of FP17s or Patient Questionnaire responses are less than 100. N/A is shown where the base number of responses is less than 10 during the period. % is calculated as Quantity/Base number*100

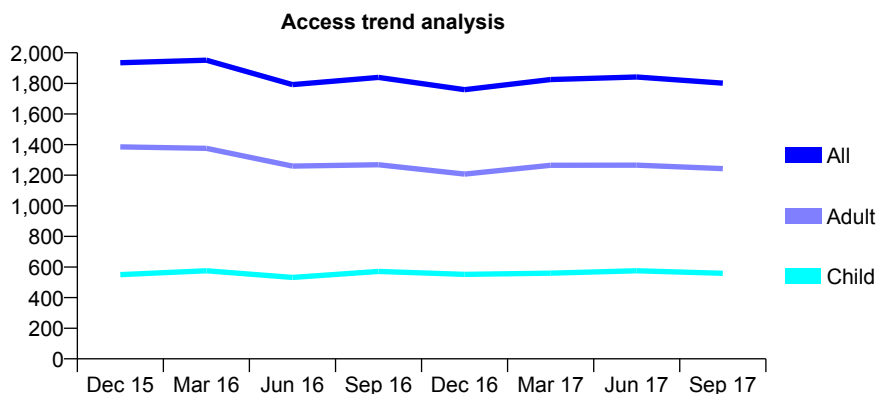
Q61 - Vital Signs At a Glance Contract Report for 927996/0001 - September 2017

Name or company name	MR WU ABALEKE
Contract type name	GDS Contract
Purpose of contract	General
Contract start date	01/04/2006
Contract end date	

17/18 Contracted general activity (UDA)	5,148
Carry forward general activity (UDA)	0
17/18 Contracted orthodontic activity (UOA)	0
Carry forward orthodontic activity (UOA)	0
Baseline contract value	£164,524.42

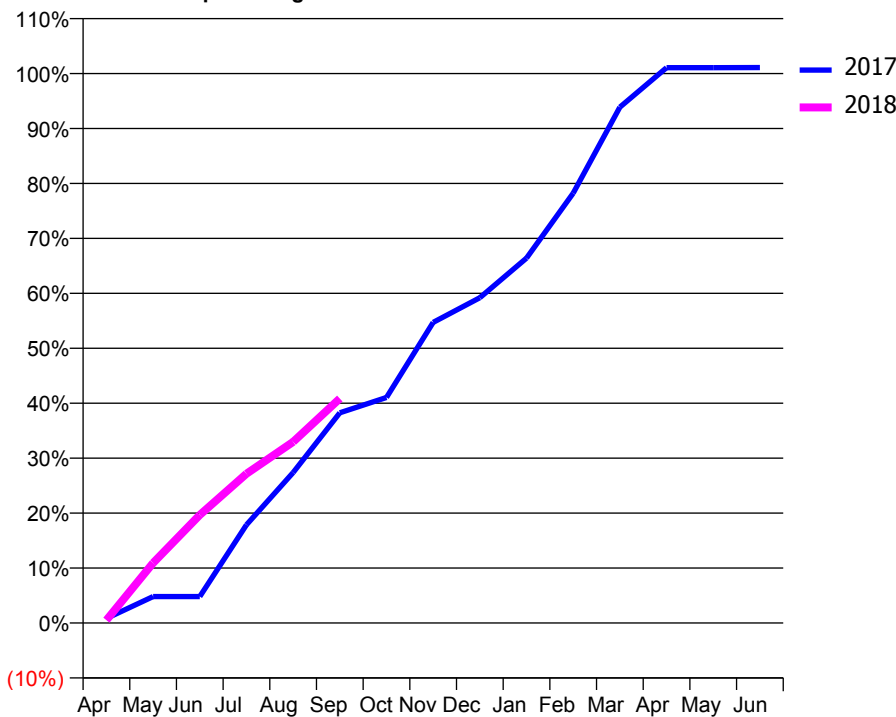
ACCESS*

Patients seen in 24 months	Total	Change since previous quarter
Quarter ending September 2016	1,839	
Quarter ending December 2016	1,759	↓
Quarter ending March 2017	1,825	↑
Quarter ending June 2017	1,842	→
Quarter ending September 2017	1,802	↓
Variance since September 2016	(2.0%)	↓



ACTIVITY

Cumulative percentage of contracted UDA delivered 2017 & 2018



Adjusted Scheduled Activity (UDA)

Month	2017	2018
April	43	26
May	248	563
June	248	1,013
July	920	1,399
August	1,409	1,698
September	1,969	2,103
October	2,113	
November	2,817	
December	3,048	
January	3,419	
February	4,027	
March	4,833	
April	5,202	
May	5,202	
June	5,204	

QUALITY

	Quantity	Base Number	Contract	AT	Region	England
% of FP17s for the same patient ID Re-attending within 3 months - Children	29	442	6.6%	10.2%	11.2%	11.9%
% of FP17s for the same patient ID Re-attending within 3 months - Adults	142	793	17.9%	15.9%	16.6%	15.9%
% of FP17s for the same patient ID Re-attending between 3 & 9 months - Children	267	442	60.4%	42.6%	47.0%	58.1%
% of FP17s for the same patient ID Re-attending between 3 & 9 months - Adults	378	793	47.7%	35.6%	38.2%	50.6%
% of FP17s for Band 1 Urgent Courses	84	911	9.2%	10.8%	10.6%	9.1%
% of FP17s Relating to Free Repair or Replacements	3	911	0.3%	0.5%	0.6%	0.8%
% of FP17s Relating to Continuations	5	911	0.5%	0.7%	0.8%	1.1%
% of Patients satisfied with the dentistry they have received	2	2	N/A	88.7%	89.2%	91.4%
% of Patients satisfied with the time they had to wait for an appointment	2	2	N/A	80.7%	83.4%	87.7%

* This is based on patients treated on this contract for their most recent course of treatment. Figures in italics indicate the base number of FP17s or Patient Questionnaire responses are less than 100. N/A is shown where the base number of responses is less than 10 during the period. % is calculated as Quantity/Base number*100

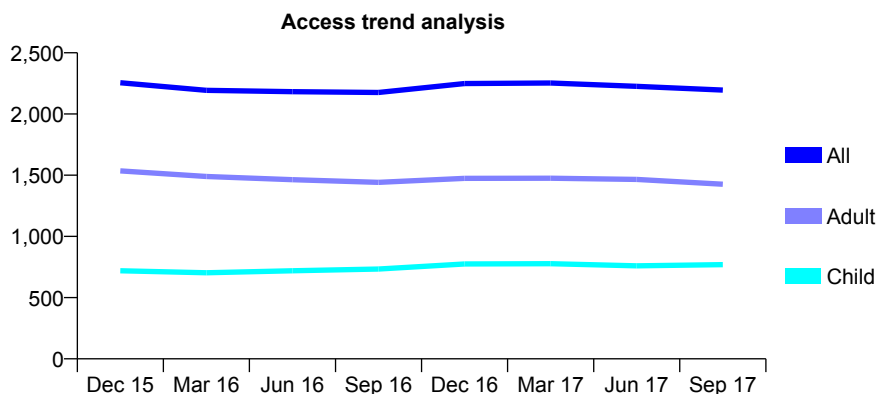
Q61 - Vital Signs At a Glance Contract Report for 929123/0001 - September 2017

Name or company name	MR R MEHROTRA
Contract type name	GDS Contract
Purpose of contract	General
Contract start date	01/04/2006
Contract end date	

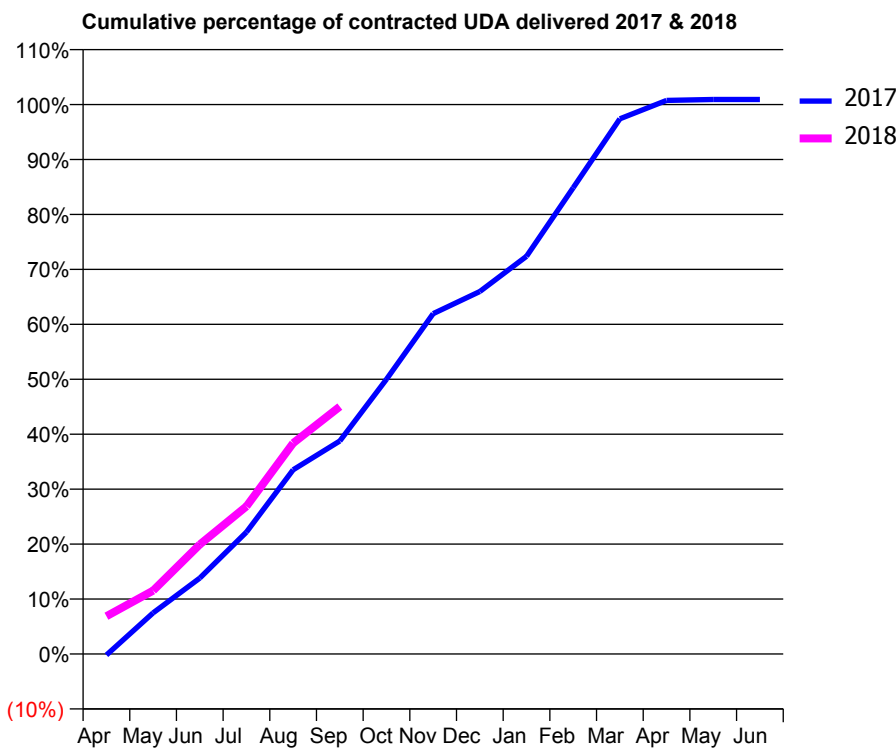
17/18 Contracted general activity (UDA)	6,329
Carry forward general activity (UDA)	-59
17/18 Contracted orthodontic activity (UOA)	0
Carry forward orthodontic activity (UOA)	0
Baseline contract value	£227,418.86

ACCESS*

Patients seen in 24 months	Total	Change since previous quarter
Quarter ending September 2016	2,176	
Quarter ending December 2016	2,249	↑
Quarter ending March 2017	2,253	→
Quarter ending June 2017	2,226	↓
Quarter ending September 2017	2,196	↓
Variance since September 2016	0.9%	→



ACTIVITY



Month	Adjusted Scheduled Activity (UDA)	
	2017	2018
April	-12	435
May	473	730
June	875	1,261
July	1,404	1,701
August	2,122	2,429
September	2,454	2,850
October	3,165	
November	3,920	
December	4,175	
January	4,580	
February	5,369	
March	6,165	
April	6,377	
May	6,388	
June	6,388	

QUALITY

	Quantity	Base Number	Contract	AT	Region	England
% of FP17s for the same patient ID Re-attending within 3 months - Children	36	518	6.9%	10.2%	11.2%	11.9%
% of FP17s for the same patient ID Re-attending within 3 months - Adults	121	724	16.7%	15.9%	16.6%	15.9%
% of FP17s for the same patient ID Re-attending between 3 & 9 months - Children	277	518	53.5%	42.6%	47.0%	58.1%
% of FP17s for the same patient ID Re-attending between 3 & 9 months - Adults	304	724	42.0%	35.6%	38.2%	50.6%
% of FP17s for Band 1 Urgent Courses	67	1,133	5.9%	10.8%	10.6%	9.1%
% of FP17s Relating to Free Repair or Replacements	25	1,133	2.2%	0.5%	0.6%	0.8%
% of FP17s Relating to Continuations	48	1,133	4.2%	0.7%	0.8%	1.1%
% of Patients satisfied with the dentistry they have received	2	2	N/A	88.7%	89.2%	91.4%
% of Patients satisfied with the time they had to wait for an appointment	1	2	N/A	80.7%	83.4%	87.7%

* This is based on patients treated on this contract for their most recent course of treatment. Figures in italics indicate the base number of FP17s or Patient Questionnaire responses are less than 100. N/A is shown where the base number of responses is less than 10 during the period. % is calculated as Quantity/Base number*100

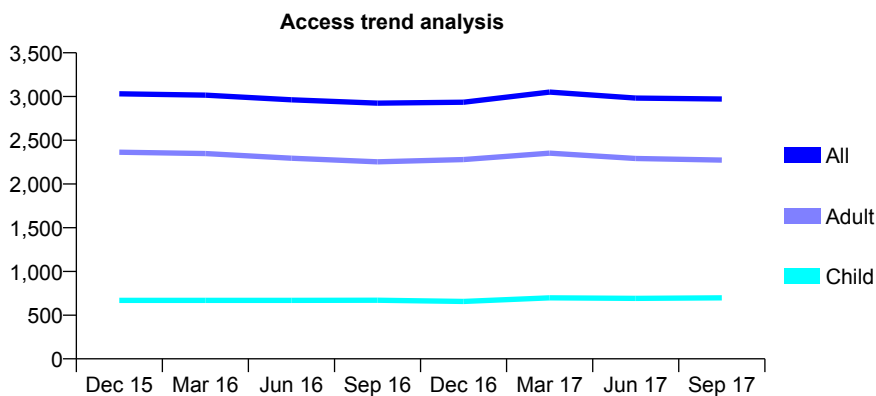
Q61 - Vital Signs At a Glance Contract Report for 929794/0001 - September 2017

Name or company name	MR NM OPARVAR
Contract type name	GDS Contract
Purpose of contract	General
Contract start date	01/04/2006
Contract end date	

17/18 Contracted general activity (UDA)	6,907
Carry forward general activity (UDA)	17
17/18 Contracted orthodontic activity (UOA)	0
Carry forward orthodontic activity (UOA)	0
Baseline contract value	£182,743.24

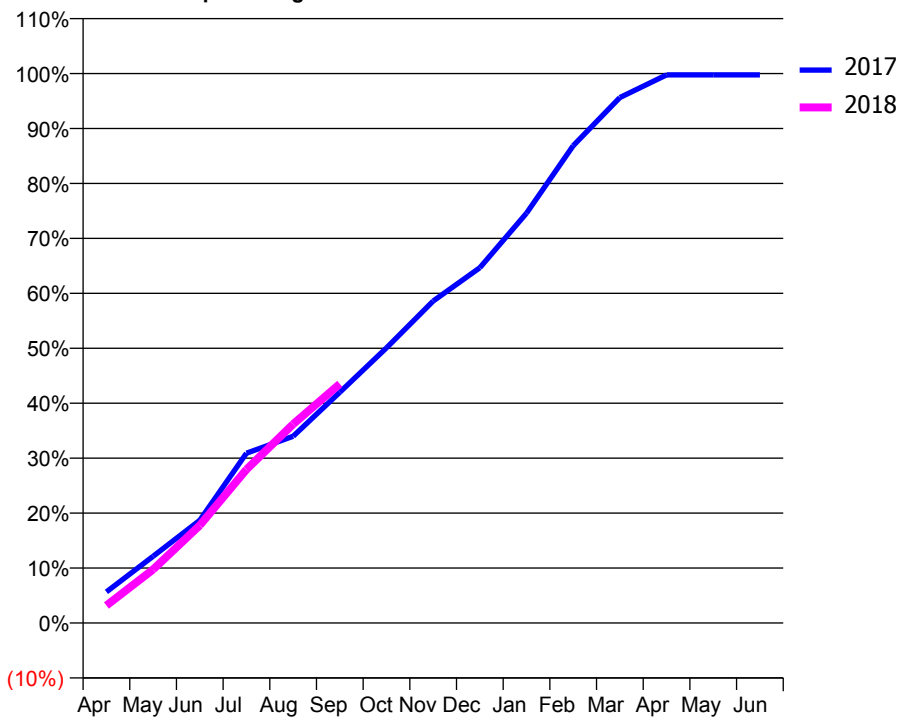
ACCESS*

Patients seen in 24 months	Total	Change since previous quarter
Quarter ending September 2016	2,924	
Quarter ending December 2016	2,935	→
Quarter ending March 2017	3,051	↑
Quarter ending June 2017	2,983	↓
Quarter ending September 2017	2,971	→
Variance since September 2016	1.6%	→



ACTIVITY

Cumulative percentage of contracted UDA delivered 2017 & 2018



Month	Adjusted Scheduled Activity (UDA)	
	2017	2018
April	392	220
May	839	673
June	1,292	1,228
July	2,134	1,930
August	2,348	2,500
September	2,901	3,006
October	3,459	
November	4,048	
December	4,466	
January	5,151	
February	6,000	
March	6,605	
April	6,890	
May	6,890	
June	6,890	

QUALITY

	Quantity	Base Number	Contract	AT	Region	England
% of FP17s for the same patient ID Re-attending within 3 months - Children	14	461	3.0%	10.2%	11.2%	11.9%
% of FP17s for the same patient ID Re-attending within 3 months - Adults	96	1,279	7.5%	15.9%	16.6%	15.9%
% of FP17s for the same patient ID Re-attending between 3 & 9 months - Children	251	461	54.4%	42.6%	47.0%	58.1%
% of FP17s for the same patient ID Re-attending between 3 & 9 months - Adults	638	1,279	49.9%	35.6%	38.2%	50.6%
% of FP17s for Band 1 Urgent Courses	79	1,568	5.0%	10.8%	10.6%	9.1%
% of FP17s Relating to Free Repair or Replacements	0	1,568	0.0%	0.5%	0.6%	0.8%
% of FP17s Relating to Continuations	2	1,568	0.1%	0.7%	0.8%	1.1%
% of Patients satisfied with the dentistry they have received	11	13	84.6%	88.7%	89.2%	91.4%
% of Patients satisfied with the time they had to wait for an appointment	12	13	92.3%	80.7%	83.4%	87.7%

* This is based on patients treated on this contract for their most recent course of treatment. Figures in italics indicate the base number of FP17s or Patient Questionnaire responses are less than 100. N/A is shown where the base number of responses is less than 10 during the period. % is calculated as Quantity/Base number*100

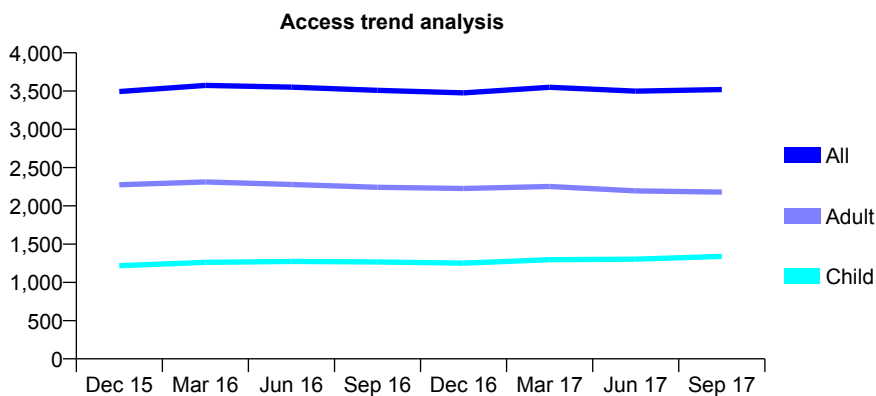
Q61 - Vital Signs At a Glance Contract Report for 932655/0001 - September 2017

Name or company name	MR M POURHASSAN GHAZIHAHANI
Contract type name	GDS Contract
Purpose of contract	General
Contract start date	01/04/2006
Contract end date	

17/18 Contracted general activity (UDA)	7,776
Carry forward general activity (UDA)	-66
17/18 Contracted orthodontic activity (UOA)	0
Carry forward orthodontic activity (UOA)	0
Baseline contract value	£219,181.53

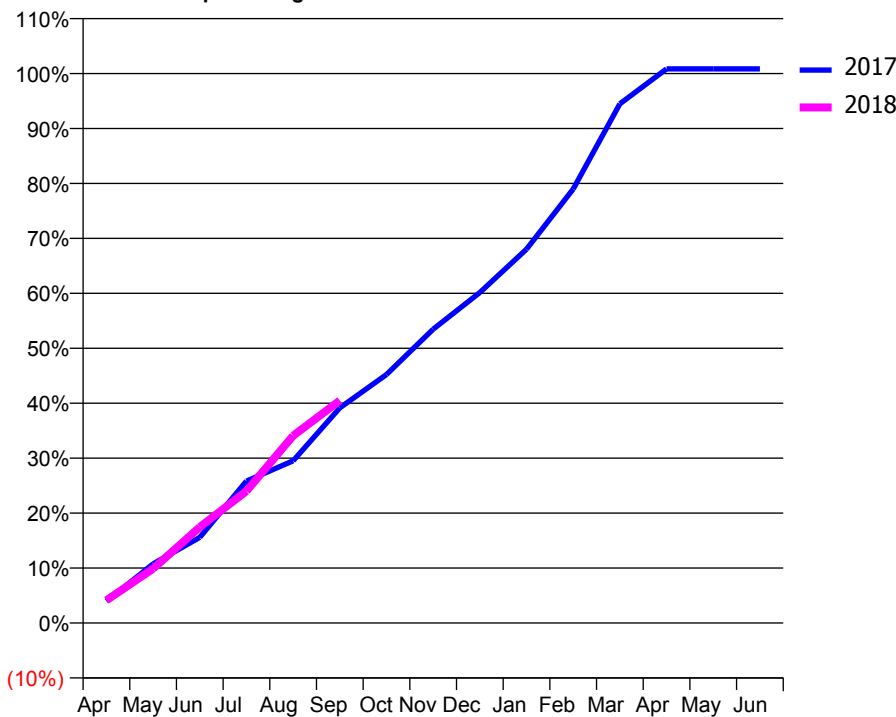
ACCESS*

Patients seen in 24 months	Total	Change since previous quarter
Quarter ending September 2016	3,509	
Quarter ending December 2016	3,477	→
Quarter ending March 2017	3,549	↑
Quarter ending June 2017	3,499	↓
Quarter ending September 2017	3,519	→
Variance since September 2016	0.3%	→



ACTIVITY

Cumulative percentage of contracted UDA delivered 2017 & 2018



Month	Adjusted Scheduled Activity (UDA)	
	2017	2018
April	309	323
May	838	769
June	1,213	1,357
July	2,009	1,867
August	2,295	2,651
September	3,046	3,148
October	3,516	
November	4,158	
December	4,678	
January	5,291	
February	6,142	
March	7,347	
April	7,841	
May	7,841	
June	7,842	

QUALITY

	Quantity	Base Number	Contract	AT	Region	England
% of FP17s for the same patient ID Re-attending within 3 months - Children	29	730	4.0%	10.2%	11.2%	11.9%
% of FP17s for the same patient ID Re-attending within 3 months - Adults	84	988	8.5%	15.9%	16.6%	15.9%
% of FP17s for the same patient ID Re-attending between 3 & 9 months - Children	289	730	39.6%	42.6%	47.0%	58.1%
% of FP17s for the same patient ID Re-attending between 3 & 9 months - Adults	358	988	36.2%	35.6%	38.2%	50.6%
% of FP17s for Band 1 Urgent Courses	73	1,527	4.8%	10.8%	10.6%	9.1%
% of FP17s Relating to Free Repair or Replacements	17	1,527	1.1%	0.5%	0.6%	0.8%
% of FP17s Relating to Continuations	10	1,527	0.7%	0.7%	0.8%	1.1%
% of Patients satisfied with the dentistry they have received	4	4	N/A	88.7%	89.2%	91.4%
% of Patients satisfied with the time they had to wait for an appointment	4	4	N/A	80.7%	83.4%	87.7%

* This is based on patients treated on this contract for their most recent course of treatment. Figures in italics indicate the base number of FP17s or Patient Questionnaire responses are less than 100. N/A is shown where the base number of responses is less than 10 during the period. % is calculated as Quantity/Base number*100

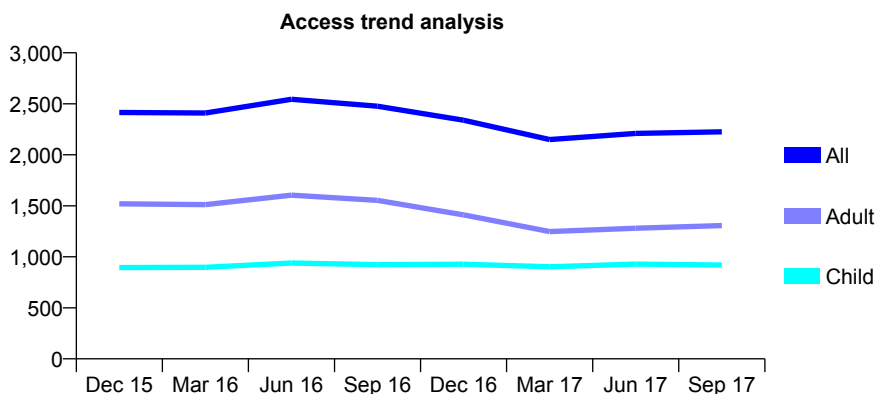
Q61 - Vital Signs At a Glance Contract Report for 932752/0002 - September 2017

Name or company name	MRS A CASTELLHEIM GHAREH
Contract type name	GDS Contract
Purpose of contract	General
Contract start date	01/04/2006
Contract end date	

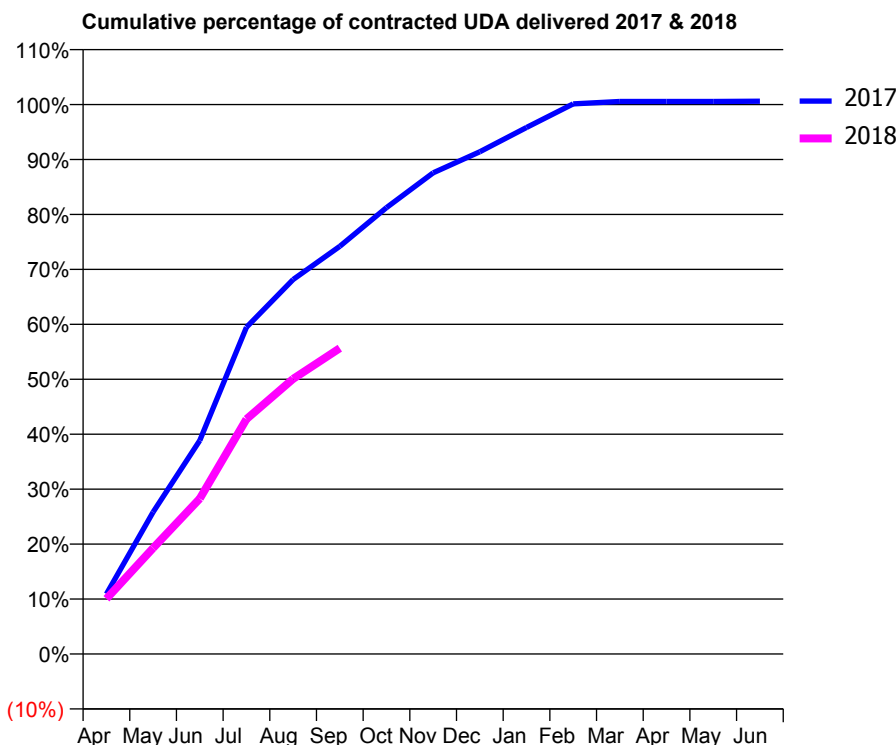
17/18 Contracted general activity (UDA)	5,651
Carry forward general activity (UDA)	-34
17/18 Contracted orthodontic activity (UOA)	0
Carry forward orthodontic activity (UOA)	0
Baseline contract value	£166,268.38

ACCESS*

Patients seen in 24 months	Total	Change since previous quarter
Quarter ending September 2016	2,477	
Quarter ending December 2016	2,339	↓
Quarter ending March 2017	2,150	↓
Quarter ending June 2017	2,210	↑
Quarter ending September 2017	2,226	→
Variance since September 2016	(10.1%)	↓



ACTIVITY



Month	Adjusted Scheduled Activity (UDA)	
	2017	2018
April	617	569
May	1,459	1,089
June	2,196	1,598
July	3,360	2,416
August	3,852	2,829
September	4,192	3,145
October	4,590	
November	4,948	
December	5,165	
January	5,414	
February	5,657	
March	5,682	
April	5,682	
May	5,682	
June	5,685	

QUALITY

	Quantity	Base Number	Contract	AT	Region	England
% of FP17s for the same patient ID Re-attending within 3 months - Children	31	586	5.3%	10.2%	11.2%	11.9%
% of FP17s for the same patient ID Re-attending within 3 months - Adults	80	647	12.4%	15.9%	16.6%	15.9%
% of FP17s for the same patient ID Re-attending between 3 & 9 months - Children	211	586	36.0%	42.6%	47.0%	58.1%
% of FP17s for the same patient ID Re-attending between 3 & 9 months - Adults	152	647	23.5%	35.6%	38.2%	50.6%
% of FP17s for Band 1 Urgent Courses	194	1,232	15.7%	10.8%	10.6%	9.1%
% of FP17s Relating to Free Repair or Replacements	0	1,232	0.0%	0.5%	0.6%	0.8%
% of FP17s Relating to Continuations	0	1,232	0.0%	0.7%	0.8%	1.1%
% of Patients satisfied with the dentistry they have received	0	0	N/A	88.7%	89.2%	91.4%
% of Patients satisfied with the time they had to wait for an appointment	0	0	N/A	80.7%	83.4%	87.7%

* This is based on patients treated on this contract for their most recent course of treatment. Figures in italics indicate the base number of FP17s or Patient Questionnaire responses are less than 100. N/A is shown where the base number of responses is less than 10 during the period. % is calculated as Quantity/Base number*100

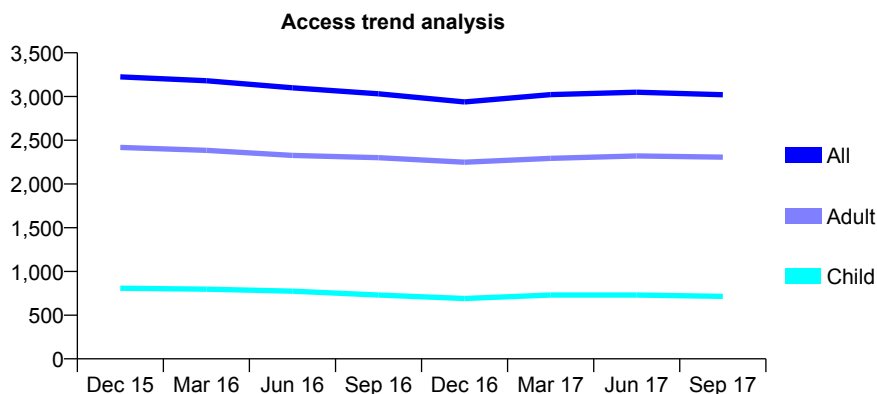
Q61 - Vital Signs At a Glance Contract Report for 932965/0001 - September 2017

Name or company name	MR A MEHRI
Contract type name	GDS Contract
Purpose of contract	General
Contract start date	01/04/2006
Contract end date	

17/18 Contracted general activity (UDA)	11,839
Carry forward general activity (UDA)	-63
17/18 Contracted orthodontic activity (UOA)	0
Carry forward orthodontic activity (UOA)	0
Baseline contract value	£399,114.64

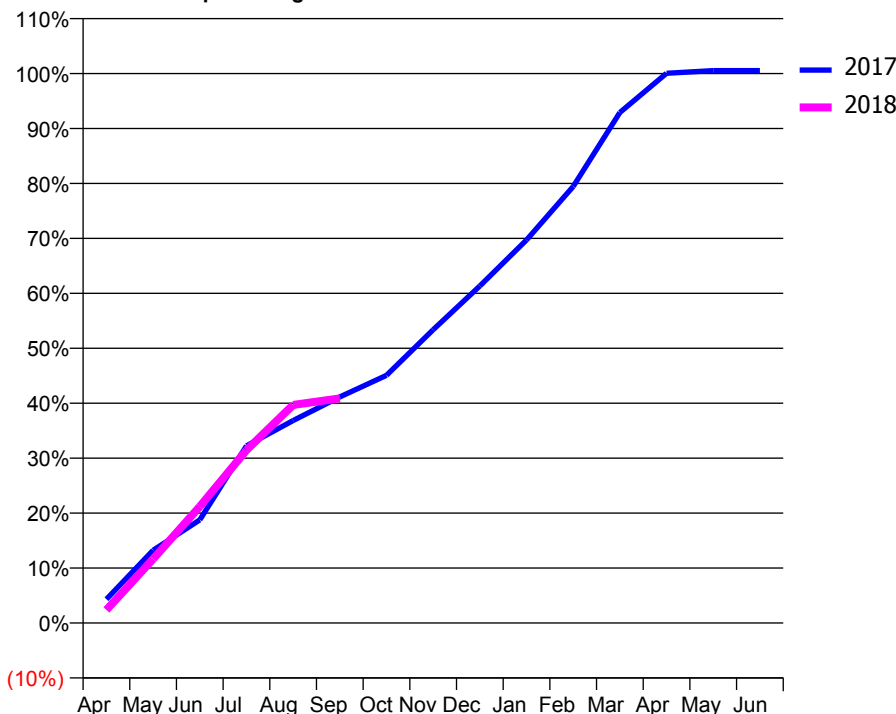
ACCESS*

Patients seen in 24 months	Total	Change since previous quarter
Quarter ending September 2016	3,031	
Quarter ending December 2016	2,938	↓
Quarter ending March 2017	3,022	↑
Quarter ending June 2017	3,050	→
Quarter ending September 2017	3,021	→
Variance since September 2016	(0.3%)	→



ACTIVITY

Cumulative percentage of contracted UDA delivered 2017 & 2018



Month	Adjusted Scheduled Activity (UDA)	
	2017	2018
April	513	282
May	1,567	1,382
June	2,223	2,509
July	3,816	3,724
August	4,363	4,699
September	4,872	4,840
October	5,336	
November	6,319	
December	7,260	
January	8,254	
February	9,404	
March	11,000	
April	11,843	
May	11,902	
June	11,902	

QUALITY

	Quantity	Base Number	Contract	AT	Region	England
% of FP17s for the same patient ID Re-attending within 3 months - Children	22	307	7.2%	10.2%	11.2%	11.9%
% of FP17s for the same patient ID Re-attending within 3 months - Adults	106	984	10.8%	15.9%	16.6%	15.9%
% of FP17s for the same patient ID Re-attending between 3 & 9 months - Children	93	307	30.3%	42.6%	47.0%	58.1%
% of FP17s for the same patient ID Re-attending between 3 & 9 months - Adults	269	984	27.3%	35.6%	38.2%	50.6%
% of FP17s for Band 1 Urgent Courses	109	1,128	9.7%	10.8%	10.6%	9.1%
% of FP17s Relating to Free Repair or Replacements	0	1,128	0.0%	0.5%	0.6%	0.8%
% of FP17s Relating to Continuations	7	1,128	0.6%	0.7%	0.8%	1.1%
% of Patients satisfied with the dentistry they have received	3	3	N/A	88.7%	89.2%	91.4%
% of Patients satisfied with the time they had to wait for an appointment	3	3	N/A	80.7%	83.4%	87.7%

* This is based on patients treated on this contract for their most recent course of treatment. Figures in italics indicate the base number of FP17s or Patient Questionnaire responses are less than 100. N/A is shown where the base number of responses is less than 10 during the period. % is calculated as Quantity/Base number*100

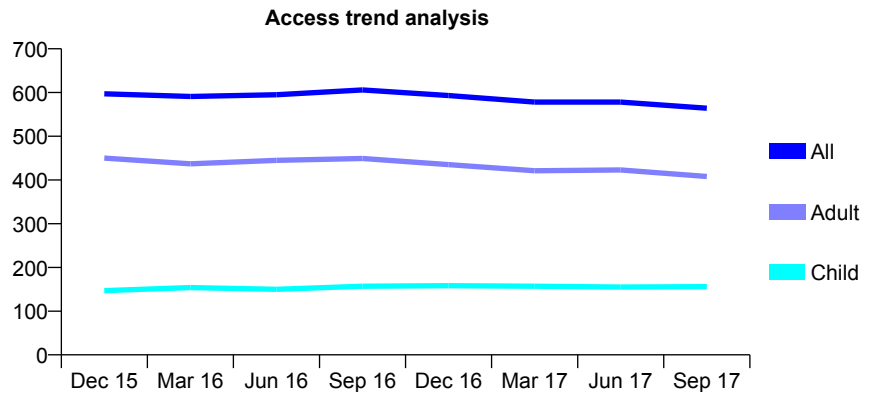
Q61 - Vital Signs At a Glance Contract Report for 932965/0002 - September 2017

Name or company name	MR A MEHRI
Contract type name	GDS Contract
Purpose of contract	General
Contract start date	01/04/2006
Contract end date	

17/18 Contracted general activity (UDA)	2,866
Carry forward general activity (UDA)	-5
17/18 Contracted orthodontic activity (UOA)	0
Carry forward orthodontic activity (UOA)	0
Baseline contract value	£91,963.55

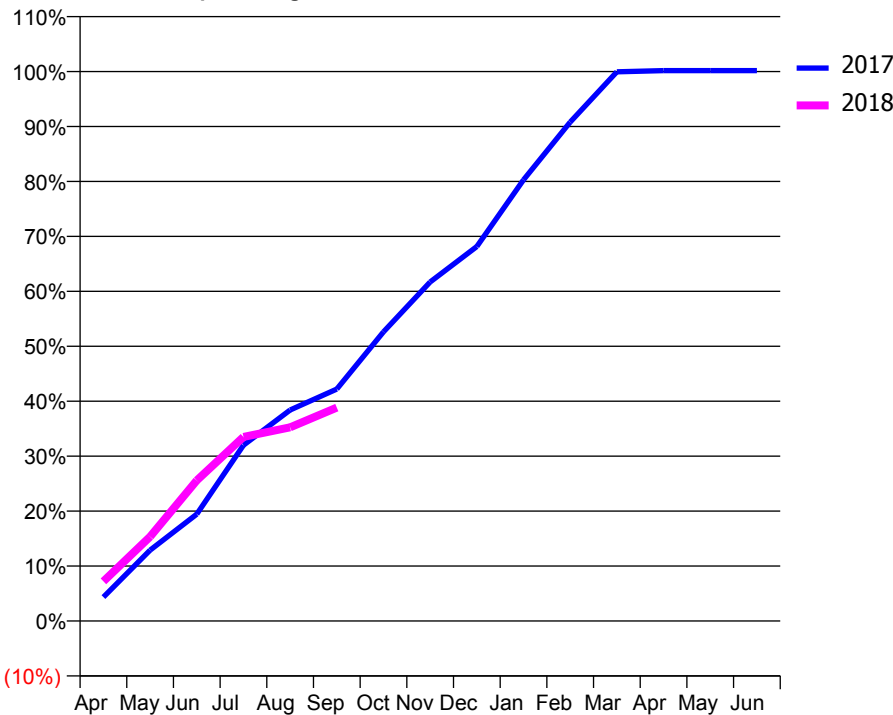
ACCESS*

Patients seen in 24 months	Total	Change since previous quarter
Quarter ending September 2016	606	
Quarter ending December 2016	593	↓
Quarter ending March 2017	578	↓
Quarter ending June 2017	578	→
Quarter ending September 2017	564	↓
Variance since September 2016	(6.9%)	↓



ACTIVITY

Cumulative percentage of contracted UDA delivered 2017 & 2018



Month	Adjusted Scheduled Activity (UDA)	
	2017	2018
April	125	207
May	370	440
June	557	733
July	917	960
August	1,100	1,010
September	1,210	1,113
October	1,508	
November	1,768	
December	1,954	
January	2,301	
February	2,602	
March	2,865	
April	2,871	
May	2,871	
June	2,871	

QUALITY

	Quantity	Base Number	Contract	AT	Region	England
% of FP17s for the same patient ID Re-attending within 3 months - Children	3	59	5.1%	10.2%	11.2%	11.9%
% of FP17s for the same patient ID Re-attending within 3 months - Adults	22	152	14.5%	15.9%	16.6%	15.9%
% of FP17s for the same patient ID Re-attending between 3 & 9 months - Children	18	59	30.5%	42.6%	47.0%	58.1%
% of FP17s for the same patient ID Re-attending between 3 & 9 months - Adults	42	152	27.6%	35.6%	38.2%	50.6%
% of FP17s for Band 1 Urgent Courses	21	210	10.0%	10.8%	10.6%	9.1%
% of FP17s Relating to Free Repair or Replacements	0	210	0.0%	0.5%	0.6%	0.8%
% of FP17s Relating to Continuations	1	210	0.5%	0.7%	0.8%	1.1%
% of Patients satisfied with the dentistry they have received	1	1	N/A	88.7%	89.2%	91.4%
% of Patients satisfied with the time they had to wait for an appointment	1	1	N/A	80.7%	83.4%	87.7%

* This is based on patients treated on this contract for their most recent course of treatment. Figures in italics indicate the base number of FP17s or Patient Questionnaire responses are less than 100. N/A is shown where the base number of responses is less than 10 during the period. % is calculated as Quantity/Base number*100

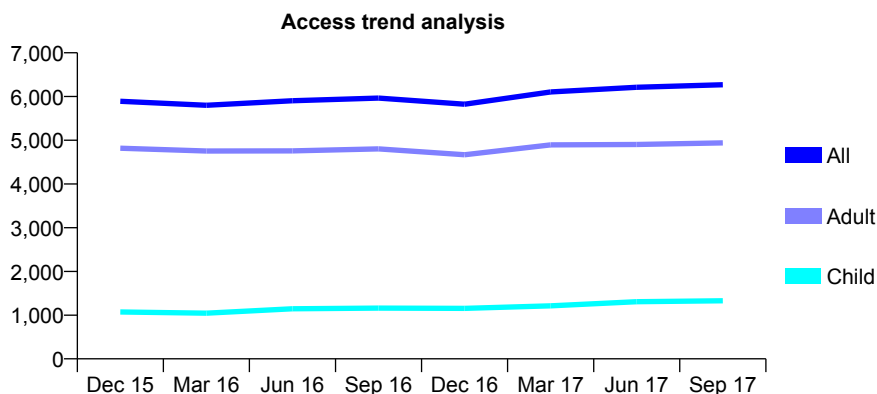
Q61 - Vital Signs At a Glance Contract Report for 934828/0001 - September 2017

Name or company name	MR L MASHENSKY
Contract type name	GDS Contract
Purpose of contract	General
Contract start date	01/04/2006
Contract end date	

17/18 Contracted general activity (UDA)	10,473
Carry forward general activity (UDA)	-209
17/18 Contracted orthodontic activity (UOA)	0
Carry forward orthodontic activity (UOA)	0
Baseline contract value	£384,623.15

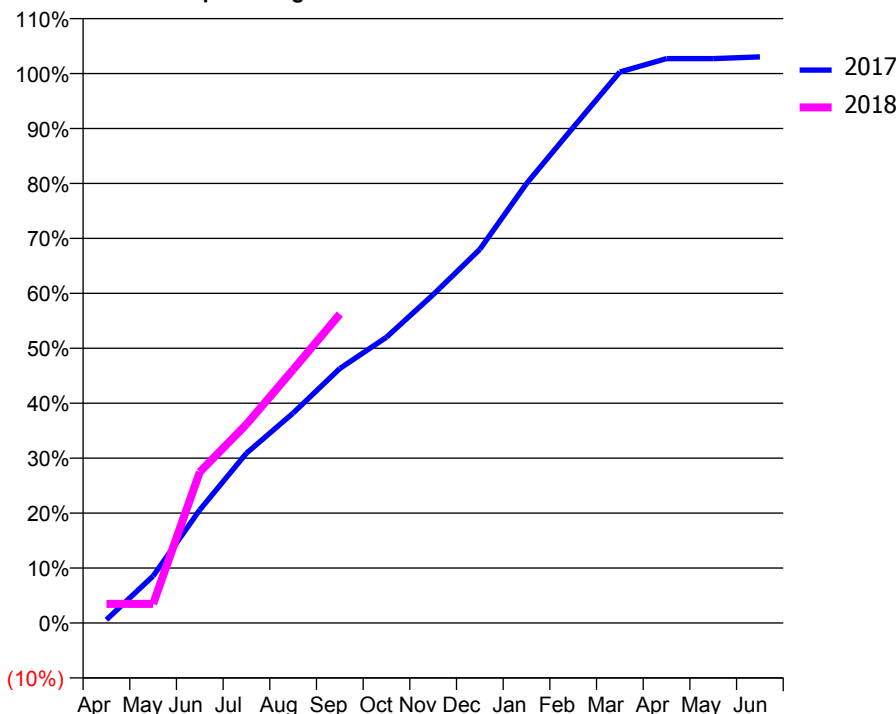
ACCESS*

Patients seen in 24 months	Total	Change since previous quarter
Quarter ending September 2016	5,963	
Quarter ending December 2016	5,824	↓
Quarter ending March 2017	6,106	↑
Quarter ending June 2017	6,211	→
Quarter ending September 2017	6,269	→
Variance since September 2016	5.1%	↑



ACTIVITY

Cumulative percentage of contracted UDA delivered 2017 & 2018



Month	Adjusted Scheduled Activity (UDA)	
	2017	2018
April	62	365
May	895	365
June	2,156	2,878
July	3,237	3,788
August	4,002	4,830
September	4,850	5,886
October	5,449	
November	6,259	
December	7,122	
January	8,376	
February	9,446	
March	10,503	
April	10,758	
May	10,758	
June	10,789	

QUALITY

	Quantity	Base Number	Contract	AT	Region	England
% of FP17s for the same patient ID Re-attending within 3 months - Children	18	671	2.7%	10.2%	11.2%	11.9%
% of FP17s for the same patient ID Re-attending within 3 months - Adults	118	1,952	6.0%	15.9%	16.6%	15.9%
% of FP17s for the same patient ID Re-attending between 3 & 9 months - Children	118	671	17.6%	42.6%	47.0%	58.1%
% of FP17s for the same patient ID Re-attending between 3 & 9 months - Adults	289	1,952	14.8%	35.6%	38.2%	50.6%
% of FP17s for Band 1 Urgent Courses	91	2,463	3.7%	10.8%	10.6%	9.1%
% of FP17s Relating to Free Repair or Replacements	0	2,463	0.0%	0.5%	0.6%	0.8%
% of FP17s Relating to Continuations	2	2,463	0.1%	0.7%	0.8%	1.1%
% of Patients satisfied with the dentistry they have received	3	5	N/A	88.7%	89.2%	91.4%
% of Patients satisfied with the time they had to wait for an appointment	5	5	N/A	80.7%	83.4%	87.7%

* This is based on patients treated on this contract for their most recent course of treatment. Figures in italics indicate the base number of FP17s or Patient Questionnaire responses are less than 100. N/A is shown where the base number of responses is less than 10 during the period. % is calculated as Quantity/Base number*100

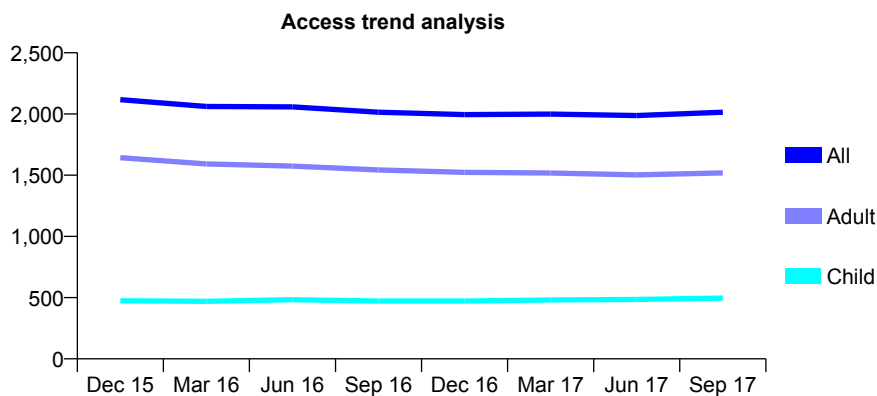
Q61 - Vital Signs At a Glance Contract Report for 935670/0001 - September 2017

Name or company name	MR PK OCANSEY
Contract type name	GDS Contract
Purpose of contract	General
Contract start date	01/04/2006
Contract end date	

17/18 Contracted general activity (UDA)	7,145
Carry forward general activity (UDA)	271
17/18 Contracted orthodontic activity (UOA)	0
Carry forward orthodontic activity (UOA)	0
Baseline contract value	£204,186.58

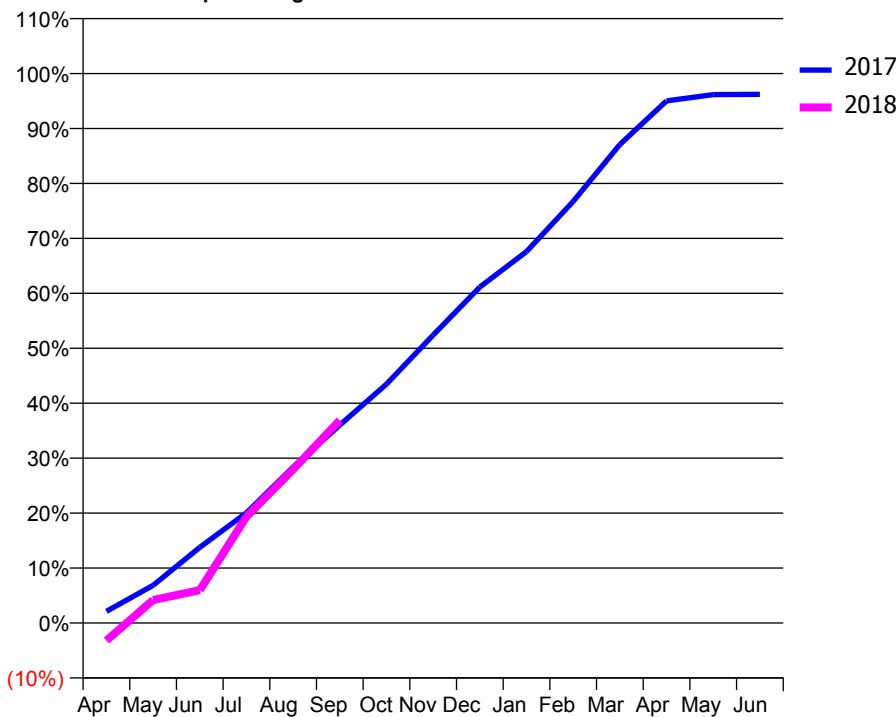
ACCESS*

Patients seen in 24 months	Total	Change since previous quarter
Quarter ending September 2016	2,015	
Quarter ending December 2016	1,995	→
Quarter ending March 2017	1,999	→
Quarter ending June 2017	1,988	→
Quarter ending September 2017	2,015	→
Variance since September 2016	0.0%	→



ACTIVITY

Cumulative percentage of contracted UDA delivered 2017 & 2018



Month	Adjusted Scheduled Activity (UDA)	
	2017	2018
April	151	-230
May	490	300
June	984	428
July	1,433	1,382
August	2,029	1,996
September	2,574	2,636
October	3,106	
November	3,744	
December	4,369	
January	4,829	
February	5,482	
March	6,221	
April	6,790	
May	6,871	
June	6,874	

QUALITY

	Quantity	Base Number	Contract	AT	Region	England
% of FP17s for the same patient ID Re-attending within 3 months - Children	31	313	9.9%	10.2%	11.2%	11.9%
% of FP17s for the same patient ID Re-attending within 3 months - Adults	116	821	14.1%	15.9%	16.6%	15.9%
% of FP17s for the same patient ID Re-attending between 3 & 9 months - Children	130	313	41.5%	42.6%	47.0%	58.1%
% of FP17s for the same patient ID Re-attending between 3 & 9 months - Adults	283	821	34.5%	35.6%	38.2%	50.6%
% of FP17s for Band 1 Urgent Courses	67	954	7.0%	10.8%	10.6%	9.1%
% of FP17s Relating to Free Repair or Replacements	7	954	0.7%	0.5%	0.6%	0.8%
% of FP17s Relating to Continuations	5	954	0.5%	0.7%	0.8%	1.1%
% of Patients satisfied with the dentistry they have received	0	0	N/A	88.7%	89.2%	91.4%
% of Patients satisfied with the time they had to wait for an appointment	0	0	N/A	80.7%	83.4%	87.7%

* This is based on patients treated on this contract for their most recent course of treatment. Figures in italics indicate the base number of FP17s or Patient Questionnaire responses are less than 100. N/A is shown where the base number of responses is less than 10 during the period. % is calculated as Quantity/Base number*100

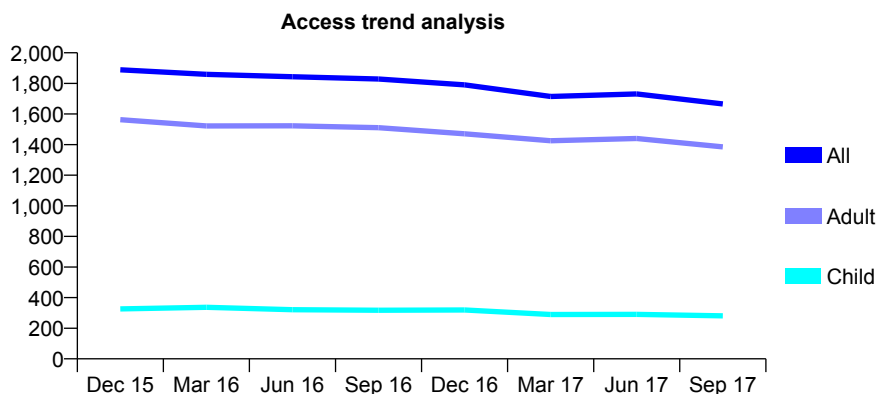
Q61 - Vital Signs At a Glance Contract Report for 935964/0001 - September 2017

Name or company name	MS KN RAO
Contract type name	GDS Contract
Purpose of contract	General
Contract start date	01/04/2006
Contract end date	

17/18 Contracted general activity (UDA)	7,018
Carry forward general activity (UDA)	0
17/18 Contracted orthodontic activity (UOA)	0
Carry forward orthodontic activity (UOA)	0
Baseline contract value	£209,054.95

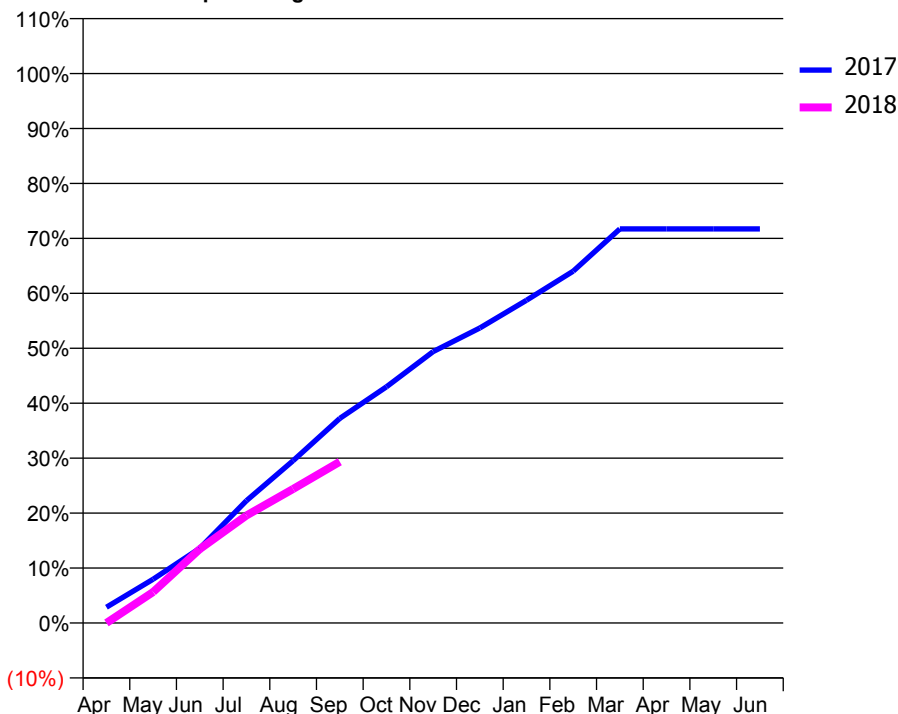
ACCESS*

Patients seen in 24 months	Total	Change since previous quarter
Quarter ending September 2016	1,829	
Quarter ending December 2016	1,790	↓
Quarter ending March 2017	1,715	↓
Quarter ending June 2017	1,731	→
Quarter ending September 2017	1,666	↓
Variance since September 2016	(8.9%)	↓



ACTIVITY

Cumulative percentage of contracted UDA delivered 2017 & 2018



Month	Adjusted Scheduled Activity (UDA)	
	2017	2018
April	202	0
May	559	396
June	954	945
July	1,563	1,374
August	2,073	1,712
September	2,613	2,060
October	3,017	
November	3,467	
December	3,767	
January	4,122	
February	4,494	
March	5,033	
April	5,033	
May	5,034	
June	5,034	

QUALITY

	Quantity	Base Number	Contract	AT	Region	England
% of FP17s for the same patient ID Re-attending within 3 months - Children	2	128	1.6%	10.2%	11.2%	11.9%
% of FP17s for the same patient ID Re-attending within 3 months - Adults	20	572	3.5%	15.9%	16.6%	15.9%
% of FP17s for the same patient ID Re-attending between 3 & 9 months - Children	47	128	36.7%	42.6%	47.0%	58.1%
% of FP17s for the same patient ID Re-attending between 3 & 9 months - Adults	130	572	22.7%	35.6%	38.2%	50.6%
% of FP17s for Band 1 Urgent Courses	52	699	7.4%	10.8%	10.6%	9.1%
% of FP17s Relating to Free Repair or Replacements	0	699	0.0%	0.5%	0.6%	0.8%
% of FP17s Relating to Continuations	0	699	0.0%	0.7%	0.8%	1.1%
% of Patients satisfied with the dentistry they have received	1	1	N/A	88.7%	89.2%	91.4%
% of Patients satisfied with the time they had to wait for an appointment	1	1	N/A	80.7%	83.4%	87.7%

* This is based on patients treated on this contract for their most recent course of treatment. Figures in italics indicate the base number of FP17s or Patient Questionnaire responses are less than 100. N/A is shown where the base number of responses is less than 10 during the period. % is calculated as Quantity/Base number*100

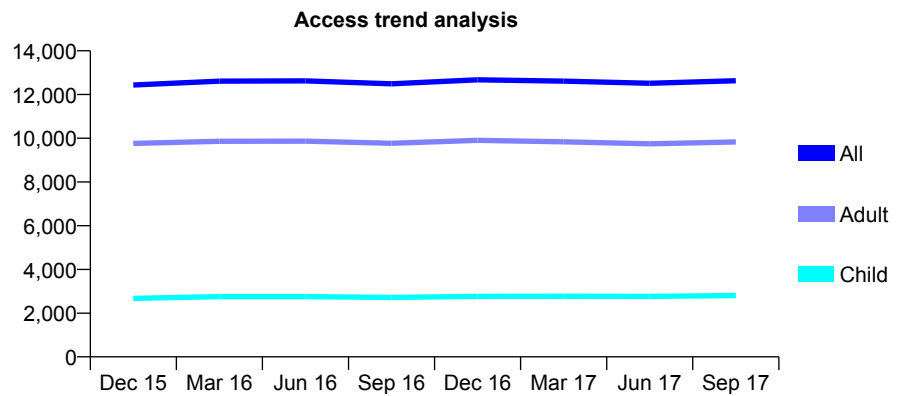
Q61 - Vital Signs At a Glance Contract Report for 936685/0001 - September 2017

Name or company name	MR K MADJIDZADEH AVAL
Contract type name	GDS Contract
Purpose of contract	General
Contract start date	01/04/2006
Contract end date	

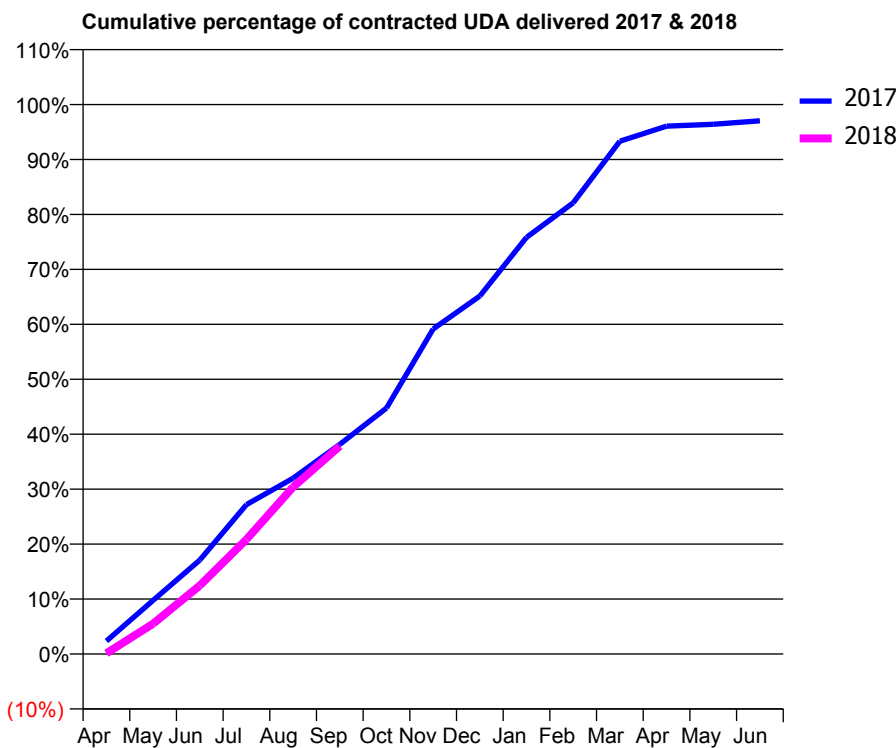
17/18 Contracted general activity (UDA)	33,835
Carry forward general activity (UDA)	1,002
17/18 Contracted orthodontic activity (UOA)	0
Carry forward orthodontic activity (UOA)	0
Baseline contract value	£961,407.80

ACCESS*

Patients seen in 24 months	Total	Change since previous quarter
Quarter ending September 2016	12,488	
Quarter ending December 2016	12,671	→
Quarter ending March 2017	12,611	→
Quarter ending June 2017	12,514	→
Quarter ending September 2017	12,629	→
Variance since September 2016	1.1%	→



ACTIVITY



Month	Adjusted Scheduled Activity (UDA)	
	2017	2018
April	801	49
May	3,307	1,869
June	5,781	4,218
July	9,198	7,058
August	10,822	10,284
September	12,908	12,803
October	15,146	
November	20,012	
December	22,040	
January	25,658	
February	27,778	
March	31,571	
April	32,504	
May	32,615	
June	32,833	

QUALITY

	Quantity	Base Number	Contract	AT	Region	England
% of FP17s for the same patient ID Re-attending within 3 months - Children	58	1,461	4.0%	10.2%	11.2%	11.9%
% of FP17s for the same patient ID Re-attending within 3 months - Adults	477	4,644	10.3%	15.9%	16.6%	15.9%
% of FP17s for the same patient ID Re-attending between 3 & 9 months - Children	564	1,461	38.6%	42.6%	47.0%	58.1%
% of FP17s for the same patient ID Re-attending between 3 & 9 months - Adults	1,759	4,644	37.9%	35.6%	38.2%	50.6%
% of FP17s for Band 1 Urgent Courses	431	5,619	7.7%	10.8%	10.6%	9.1%
% of FP17s Relating to Free Repair or Replacements	7	5,619	0.1%	0.5%	0.6%	0.8%
% of FP17s Relating to Continuations	33	5,619	0.6%	0.7%	0.8%	1.1%
% of Patients satisfied with the dentistry they have received	14	15	93.3%	88.7%	89.2%	91.4%
% of Patients satisfied with the time they had to wait for an appointment	13	15	86.7%	80.7%	83.4%	87.7%

* This is based on patients treated on this contract for their most recent course of treatment. Figures in italics indicate the base number of FP17s or Patient Questionnaire responses are less than 100. N/A is shown where the base number of responses is less than 10 during the period. % is calculated as Quantity/Base number*100

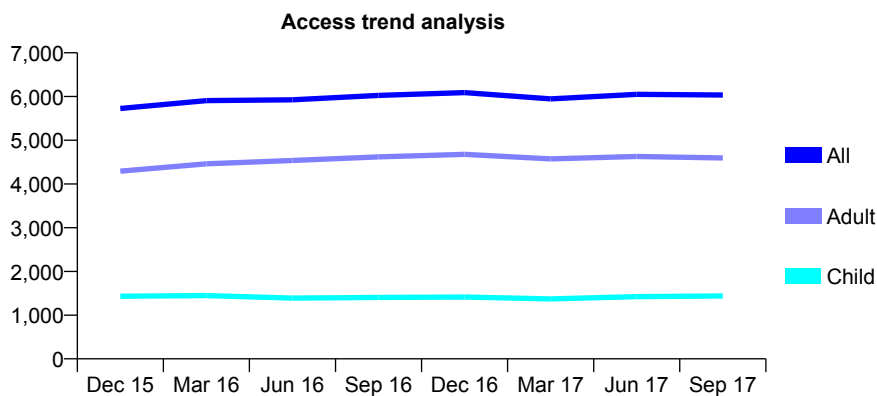
Q61 - Vital Signs At a Glance Contract Report for 937436/0006 - September 2017

Name or company name	MR DJ SACKWILD
Contract type name	GDS Contract
Purpose of contract	General
Contract start date	01/11/2013
Contract end date	

17/18 Contracted general activity (UDA)	17,260
Carry forward general activity (UDA)	11
17/18 Contracted orthodontic activity (UOA)	0
Carry forward orthodontic activity (UOA)	0
Baseline contract value	£437,306.85

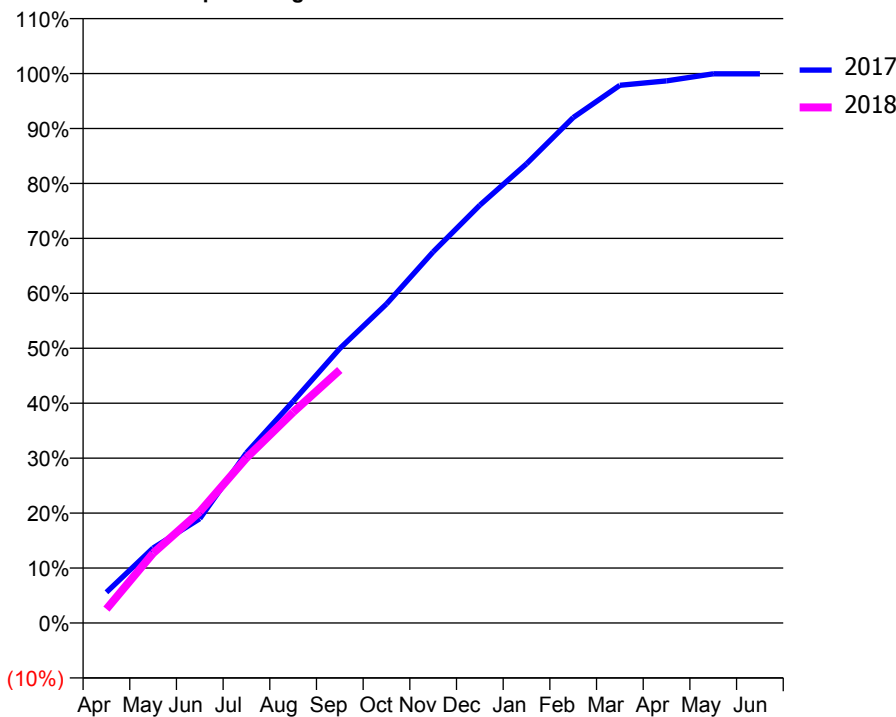
ACCESS*

Patients seen in 24 months	Total	Change since previous quarter
Quarter ending September 2016	6,024	
Quarter ending December 2016	6,091	→
Quarter ending March 2017	5,945	↓
Quarter ending June 2017	6,051	→
Quarter ending September 2017	6,034	→
Variance since September 2016	0.2%	→



ACTIVITY

Cumulative percentage of contracted UDA delivered 2017 & 2018



Month	Adjusted Scheduled Activity (UDA)	
	2017	2018
April	964	439
May	2,358	2,192
June	3,276	3,494
July	5,347	5,187
August	6,964	6,620
September	8,622	7,949
October	10,019	
November	11,657	
December	13,124	
January	14,421	
February	15,876	
March	16,890	
April	17,030	
May	17,249	
June	17,249	

QUALITY

	Quantity	Base Number	Contract	AT	Region	England
% of FP17s for the same patient ID Re-attending within 3 months - Children	71	830	8.6%	10.2%	11.2%	11.9%
% of FP17s for the same patient ID Re-attending within 3 months - Adults	248	2,159	11.5%	15.9%	16.6%	15.9%
% of FP17s for the same patient ID Re-attending between 3 & 9 months - Children	309	830	37.2%	42.6%	47.0%	58.1%
% of FP17s for the same patient ID Re-attending between 3 & 9 months - Adults	587	2,159	27.2%	35.6%	38.2%	50.6%
% of FP17s for Band 1 Urgent Courses	453	2,876	15.8%	10.8%	10.6%	9.1%
% of FP17s Relating to Free Repair or Replacements	0	2,876	0.0%	0.5%	0.6%	0.8%
% of FP17s Relating to Continuations	39	2,876	1.4%	0.7%	0.8%	1.1%
% of Patients satisfied with the dentistry they have received	0	0	N/A	88.7%	89.2%	91.4%
% of Patients satisfied with the time they had to wait for an appointment	0	0	N/A	80.7%	83.4%	87.7%

* This is based on patients treated on this contract for their most recent course of treatment. Figures in italics indicate the base number of FP17s or Patient Questionnaire responses are less than 100. N/A is shown where the base number of responses is less than 10 during the period. % is calculated as Quantity/Base number*100

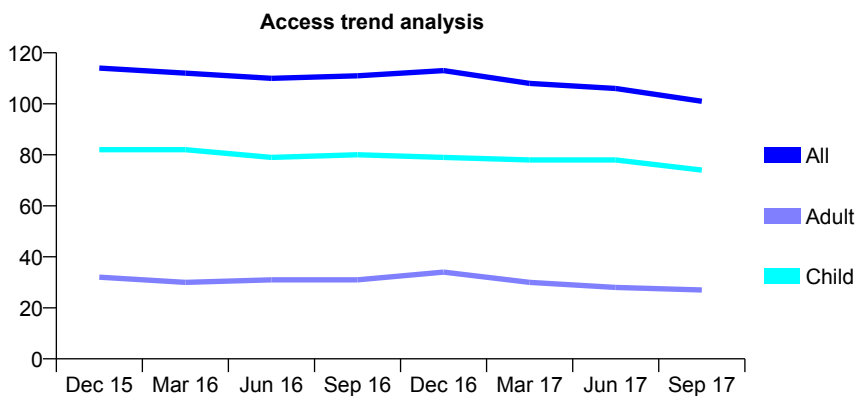
Q61 - Vital Signs At a Glance Contract Report for 941999/0001 - September 2017

Name or company name	MRS S DASWANI
Contract type name	GDS Contract
Purpose of contract	General
Contract start date	01/04/2006
Contract end date	

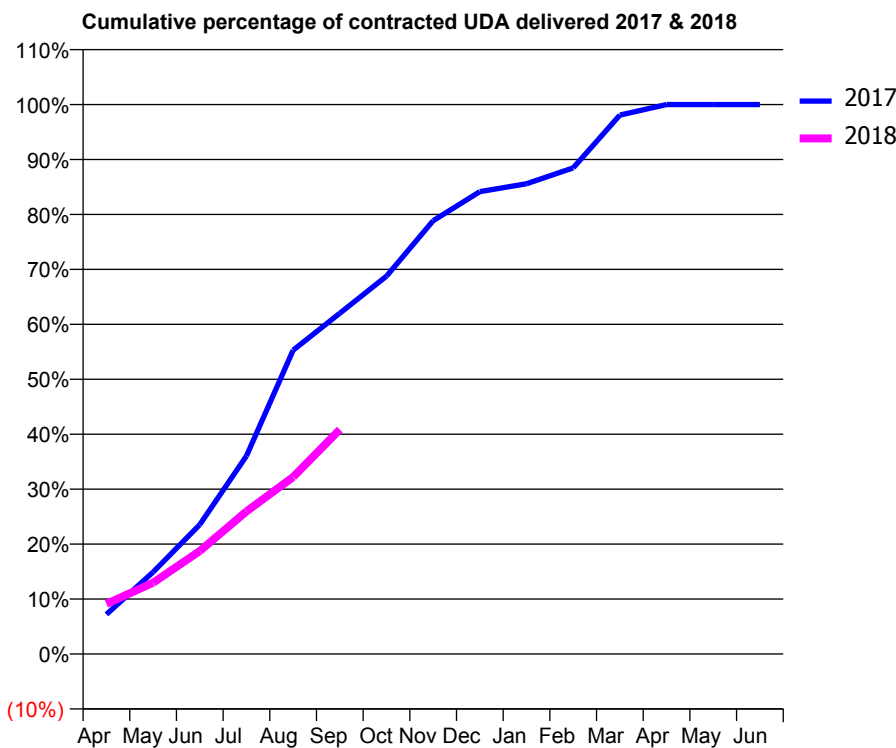
17/18 Contracted general activity (UDA)	208
Carry forward general activity (UDA)	0
17/18 Contracted orthodontic activity (UOA)	0
Carry forward orthodontic activity (UOA)	0
Baseline contract value	£4,927.29

ACCESS*

Patients seen in 24 months	Total	Change since previous quarter
Quarter ending September 2016	111	
Quarter ending December 2016	113	→
Quarter ending March 2017	108	↓
Quarter ending June 2017	106	↓
Quarter ending September 2017	101	↓
Variance since September 2016	(9.0%)	↓



ACTIVITY



Month	Adjusted Scheduled Activity (UDA)	
	2017	2018
April	15	19
May	31	27
June	49	39
July	75	54
August	115	67
September	129	85
October	143	
November	164	
December	175	
January	178	
February	184	
March	204	
April	208	
May	208	
June	208	

QUALITY

	Quantity	Base Number	Contract	AT	Region	England
% of FP17s for the same patient ID Re-attending within 3 months - Children	1	49	2.0%	10.2%	11.2%	11.9%
% of FP17s for the same patient ID Re-attending within 3 months - Adults	3	8	37.5%	15.9%	16.6%	15.9%
% of FP17s for the same patient ID Re-attending between 3 & 9 months - Children	28	49	57.1%	42.6%	47.0%	58.1%
% of FP17s for the same patient ID Re-attending between 3 & 9 months - Adults	5	8	62.5%	35.6%	38.2%	50.6%
% of FP17s for Band 1 Urgent Courses	0	53	0.0%	10.8%	10.6%	9.1%
% of FP17s Relating to Free Repair or Replacements	0	53	0.0%	0.5%	0.6%	0.8%
% of FP17s Relating to Continuations	0	53	0.0%	0.7%	0.8%	1.1%
% of Patients satisfied with the dentistry they have received	0	0	N/A	88.7%	89.2%	91.4%
% of Patients satisfied with the time they had to wait for an appointment	0	0	N/A	80.7%	83.4%	87.7%

* This is based on patients treated on this contract for their most recent course of treatment. Figures in italics indicate the base number of FP17s or Patient Questionnaire responses are less than 100. N/A is shown where the base number of responses is less than 10 during the period. % is calculated as Quantity/Base number*100

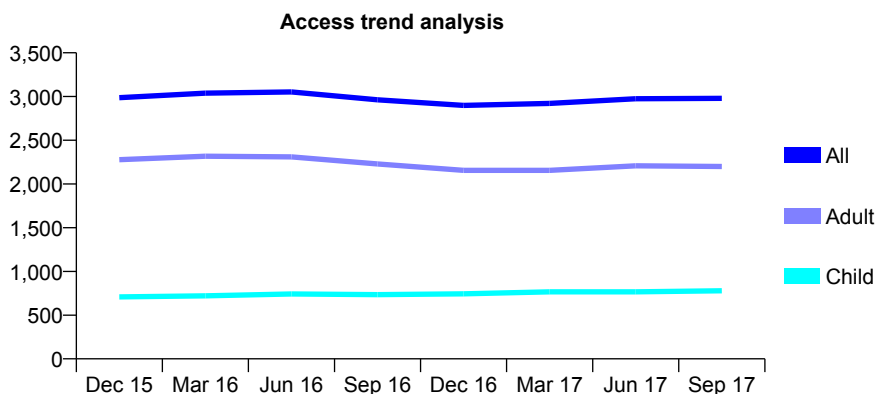
Q61 - Vital Signs At a Glance Contract Report for 944394/0001 - September 2017

Name or company name	MR R PAUL
Contract type name	GDS Contract
Purpose of contract	General
Contract start date	01/04/2006
Contract end date	

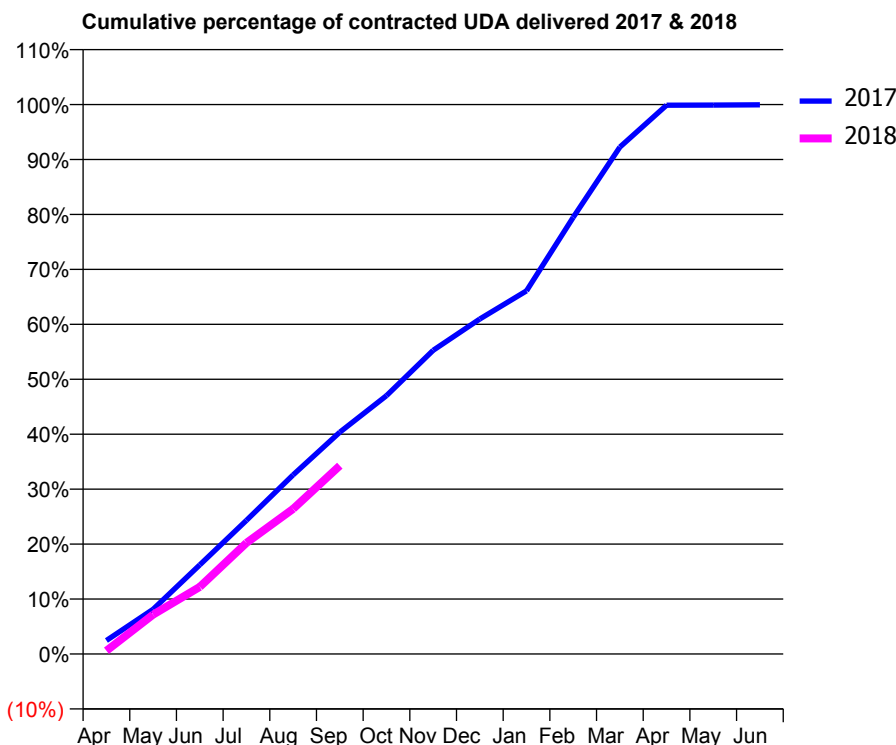
17/18 Contracted general activity (UDA)	9,412
Carry forward general activity (UDA)	6
17/18 Contracted orthodontic activity (UOA)	0
Carry forward orthodontic activity (UOA)	0
Baseline contract value	£243,108.90

ACCESS*

Patients seen in 24 months	Total	Change since previous quarter
Quarter ending September 2016	2,963	
Quarter ending December 2016	2,898	↓
Quarter ending March 2017	2,922	→
Quarter ending June 2017	2,974	→
Quarter ending September 2017	2,979	→
Variance since September 2016	0.5%	→



ACTIVITY



Month	Adjusted Scheduled Activity (UDA)	
	2017	2018
April	233	56
May	766	675
June	1,526	1,149
July	2,291	1,903
August	3,068	2,486
September	3,799	3,227
October	4,425	
November	5,202	
December	5,738	
January	6,221	
February	7,479	
March	8,683	
April	9,400	
May	9,402	
June	9,406	

QUALITY

	Quantity	Base Number	Contract	AT	Region	England
% of FP17s for the same patient ID Re-attending within 3 months - Children	47	479	9.8%	10.2%	11.2%	11.9%
% of FP17s for the same patient ID Re-attending within 3 months - Adults	160	1,122	14.3%	15.9%	16.6%	15.9%
% of FP17s for the same patient ID Re-attending between 3 & 9 months - Children	204	479	42.6%	42.6%	47.0%	58.1%
% of FP17s for the same patient ID Re-attending between 3 & 9 months - Adults	411	1,122	36.6%	35.6%	38.2%	50.6%
% of FP17s for Band 1 Urgent Courses	119	1,404	8.5%	10.8%	10.6%	9.1%
% of FP17s Relating to Free Repair or Replacements	37	1,404	2.6%	0.5%	0.6%	0.8%
% of FP17s Relating to Continuations	16	1,404	1.1%	0.7%	0.8%	1.1%
% of Patients satisfied with the dentistry they have received	2	2	N/A	88.7%	89.2%	91.4%
% of Patients satisfied with the time they had to wait for an appointment	2	2	N/A	80.7%	83.4%	87.7%

* This is based on patients treated on this contract for their most recent course of treatment. Figures in italics indicate the base number of FP17s or Patient Questionnaire responses are less than 100. N/A is shown where the base number of responses is less than 10 during the period. % is calculated as Quantity/Base number*100

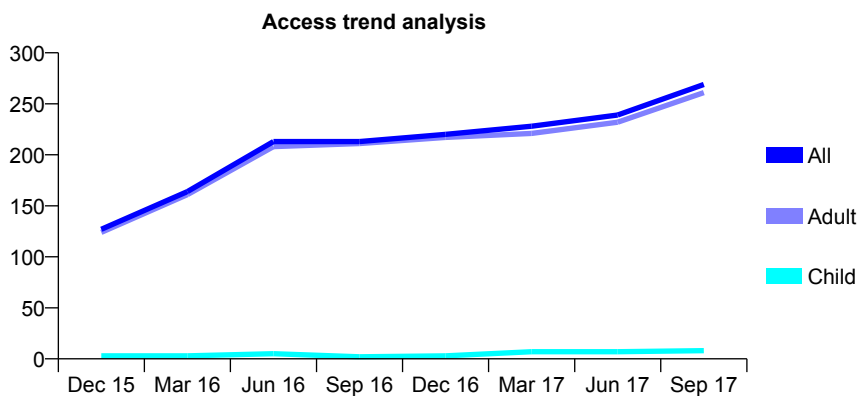
Q61 - Vital Signs At a Glance Contract Report for 947806/0002 - September 2017

Name or company name	MR PA SHAH
Contract type name	PDS Contract
Purpose of contract	General
Contract start date	01/08/2010
Contract end date	31/03/2018

17/18 Contracted general activity (UDA)	948
Carry forward general activity (UDA)	-19
17/18 Contracted orthodontic activity (UOA)	0
Carry forward orthodontic activity (UOA)	0
Baseline contract value	£132,555.62

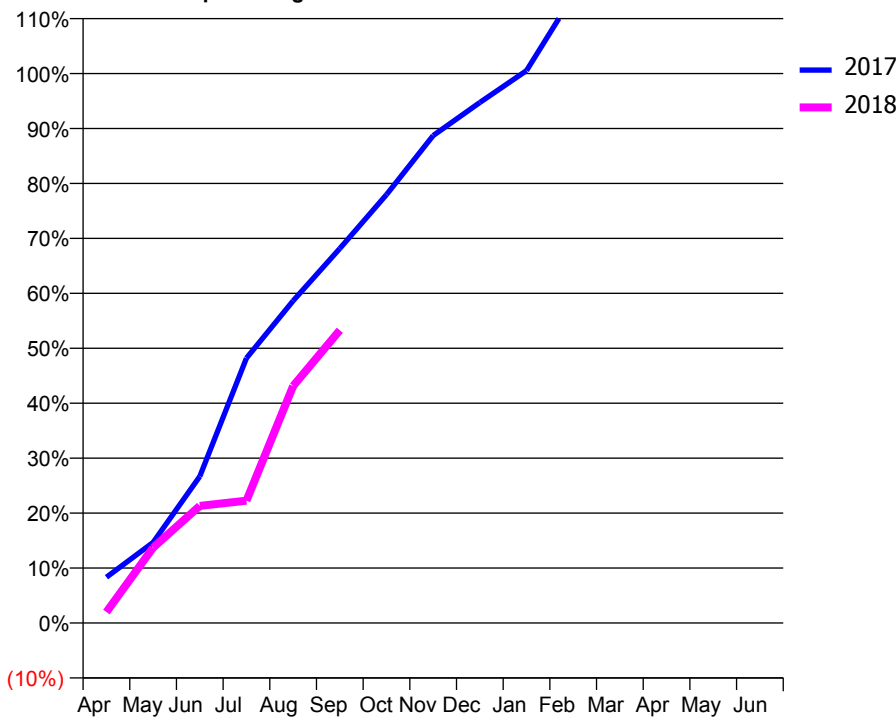
ACCESS*

Patients seen in 24 months	Total	Change since previous quarter
Quarter ending September 2016	213	
Quarter ending December 2016	220	↑
Quarter ending March 2017	228	↑
Quarter ending June 2017	239	↑
Quarter ending September 2017	269	↑
Variance since September 2016	26.3%	↑



ACTIVITY

Cumulative percentage of contracted UDA delivered 2017 & 2018



Month	Adjusted Scheduled Activity (UDA)	
	2017	2018
April	79	19
May	139	130
June	253	202
July	457	211
August	556	409
September	646	505
October	739	
November	841	
December	898	
January	953	
February	1,082	
March	1,133	
April	1,136	
May	1,145	
June	1,145	

QUALITY

	Quantity	Base Number	Contract	AT	Region	England
% of FP17s for the same patient ID Re-attending within 3 months - Children	0	4	0.0%	10.2%	11.2%	11.9%
% of FP17s for the same patient ID Re-attending within 3 months - Adults	2	162	1.2%	15.9%	16.6%	15.9%
% of FP17s for the same patient ID Re-attending between 3 & 9 months - Children	0	4	0.0%	42.6%	47.0%	58.1%
% of FP17s for the same patient ID Re-attending between 3 & 9 months - Adults	10	162	6.2%	35.6%	38.2%	50.6%
% of FP17s for Band 1 Urgent Courses	0	162	0.0%	10.8%	10.6%	9.1%
% of FP17s Relating to Free Repair or Replacements	0	162	0.0%	0.5%	0.6%	0.8%
% of FP17s Relating to Continuations	0	162	0.0%	0.7%	0.8%	1.1%
% of Patients satisfied with the dentistry they have received	1	1	N/A	88.7%	89.2%	91.4%
% of Patients satisfied with the time they had to wait for an appointment	0	1	N/A	80.7%	83.4%	87.7%

* This is based on patients treated on this contract for their most recent course of treatment. Figures in italics indicate the base number of FP17s or Patient Questionnaire responses are less than 100. N/A is shown where the base number of responses is less than 10 during the period. % is calculated as Quantity/Base number*100

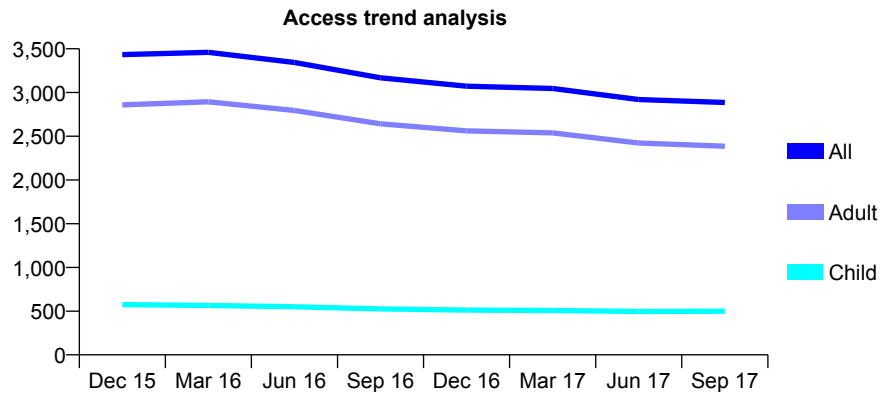
Q61 - Vital Signs At a Glance Contract Report for 949787/0001 - September 2017

Name or company name	MR OA ADEBIYI
Contract type name	GDS Contract
Purpose of contract	General
Contract start date	01/04/2006
Contract end date	

17/18 Contracted general activity (UDA)	9,518
Carry forward general activity (UDA)	0
17/18 Contracted orthodontic activity (UOA)	0
Carry forward orthodontic activity (UOA)	0
Baseline contract value	£232,896.01

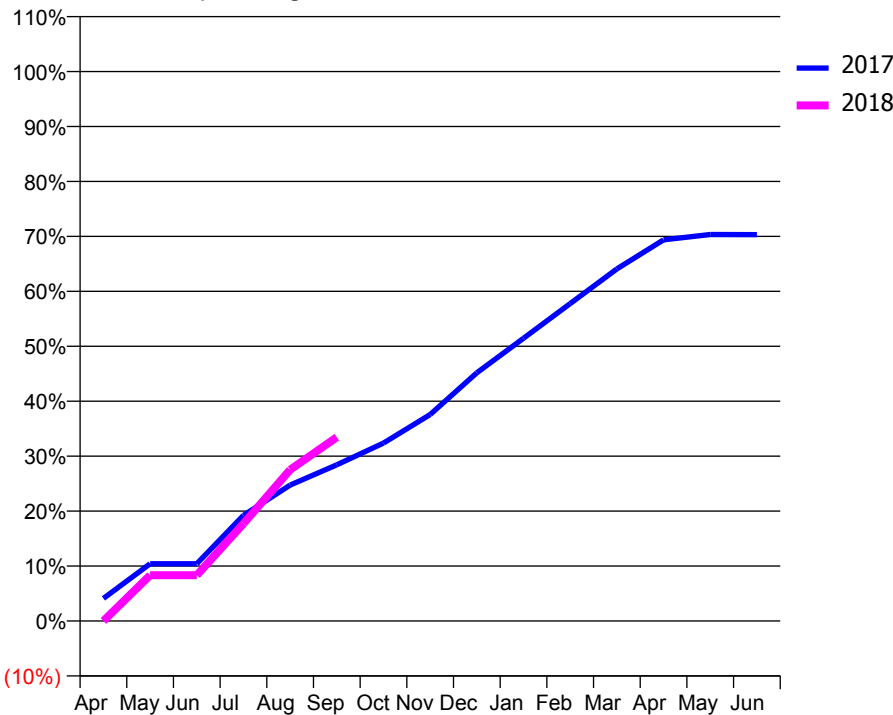
ACCESS*

Patients seen in 24 months	Total	Change since previous quarter
Quarter ending September 2016	3,168	
Quarter ending December 2016	3,072	↓
Quarter ending March 2017	3,046	→
Quarter ending June 2017	2,920	↓
Quarter ending September 2017	2,886	↓
Variance since September 2016	(8.9%)	↓



ACTIVITY

Cumulative percentage of contracted UDA delivered 2017 & 2018



Month	Adjusted Scheduled Activity (UDA)	
	2017	2018
April	392	0
May	993	793
June	993	793
July	1,831	1,686
August	2,356	2,620
September	2,706	3,184
October	3,083	
November	3,577	
December	4,299	
January	4,897	
February	5,497	
March	6,099	
April	6,603	
May	6,695	
June	6,692	

QUALITY

	Quantity	Base Number	Contract	AT	Region	England
% of FP17s for the same patient ID Re-attending within 3 months - Children	19	333	5.7%	10.2%	11.2%	11.9%
% of FP17s for the same patient ID Re-attending within 3 months - Adults	131	1,228	10.7%	15.9%	16.6%	15.9%
% of FP17s for the same patient ID Re-attending between 3 & 9 months - Children	122	333	36.6%	42.6%	47.0%	58.1%
% of FP17s for the same patient ID Re-attending between 3 & 9 months - Adults	411	1,228	33.5%	35.6%	38.2%	50.6%
% of FP17s for Band 1 Urgent Courses	102	1,341	7.6%	10.8%	10.6%	9.1%
% of FP17s Relating to Free Repair or Replacements	0	1,341	0.0%	0.5%	0.6%	0.8%
% of FP17s Relating to Continuations	0	1,341	0.0%	0.7%	0.8%	1.1%
% of Patients satisfied with the dentistry they have received	1	1	N/A	88.7%	89.2%	91.4%
% of Patients satisfied with the time they had to wait for an appointment	1	1	N/A	80.7%	83.4%	87.7%

* This is based on patients treated on this contract for their most recent course of treatment. Figures in italics indicate the base number of FP17s or Patient Questionnaire responses are less than 100. N/A is shown where the base number of responses is less than 10 during the period. % is calculated as Quantity/Base number*100

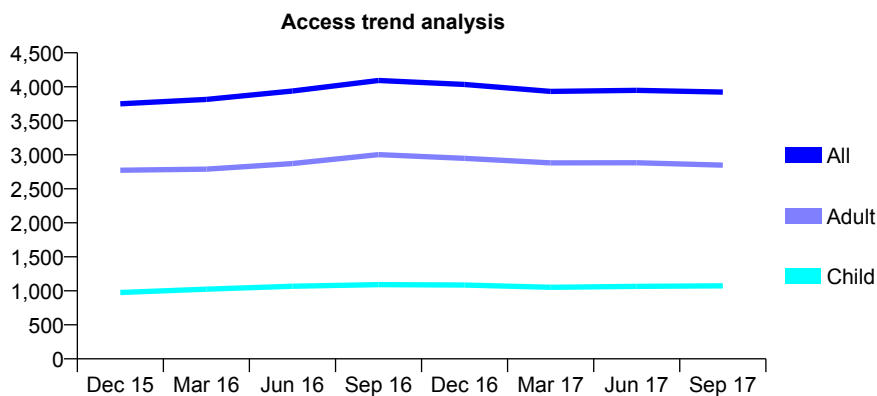
Q61 - Vital Signs At a Glance Contract Report for 949892/0001 - September 2017

Name or company name	MR KC SHAH
Contract type name	GDS Contract
Purpose of contract	General
Contract start date	21/07/2010
Contract end date	

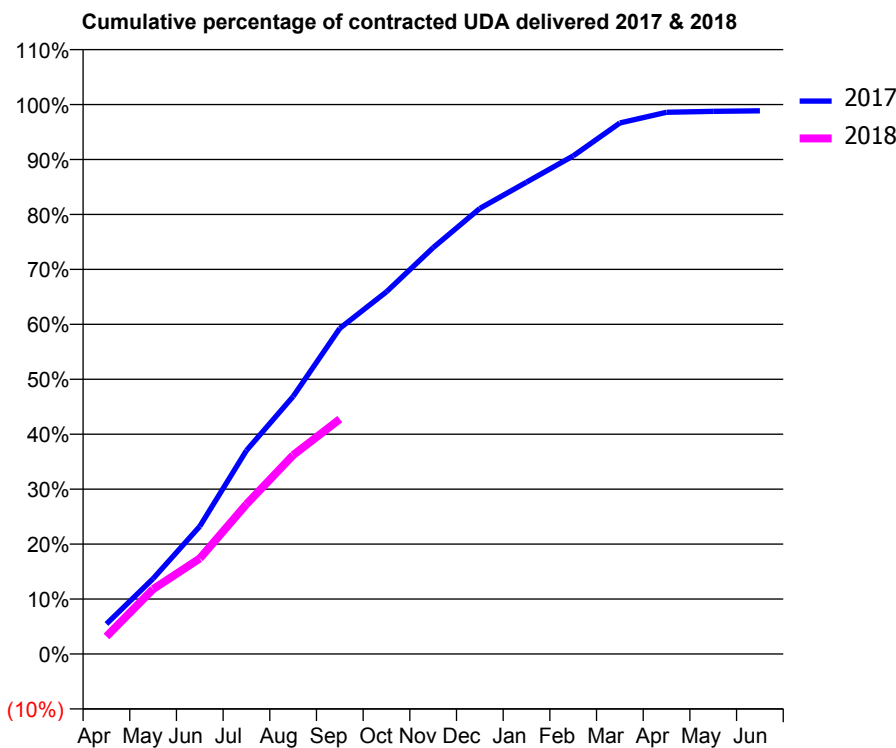
17/18 Contracted general activity (UDA)	8,870
Carry forward general activity (UDA)	103
17/18 Contracted orthodontic activity (UOA)	0
Carry forward orthodontic activity (UOA)	0
Baseline contract value	£208,558.79

ACCESS*

Patients seen in 24 months	Total	Change since previous quarter
Quarter ending September 2016	4,094	
Quarter ending December 2016	4,035	↓
Quarter ending March 2017	3,932	↓
Quarter ending June 2017	3,948	→
Quarter ending September 2017	3,922	→
Variance since September 2016	(4.2%)	↓



ACTIVITY



Month	Adjusted Scheduled Activity (UDA)	
	2017	2018
April	485	283
May	1,218	1,047
June	2,061	1,543
July	3,286	2,418
August	4,158	3,210
September	5,258	3,793
October	5,847	
November	6,561	
December	7,193	
January	7,617	
February	8,041	
March	8,571	
April	8,745	
May	8,759	
June	8,767	

QUALITY

	Quantity	Base Number	Contract	AT	Region	England
% of FP17s for the same patient ID Re-attending within 3 months - Children	36	732	4.9%	10.2%	11.2%	11.9%
% of FP17s for the same patient ID Re-attending within 3 months - Adults	177	1,484	11.9%	15.9%	16.6%	15.9%
% of FP17s for the same patient ID Re-attending between 3 & 9 months - Children	369	732	50.4%	42.6%	47.0%	58.1%
% of FP17s for the same patient ID Re-attending between 3 & 9 months - Adults	476	1,484	32.1%	35.6%	38.2%	50.6%
% of FP17s for Band 1 Urgent Courses	299	2,100	14.2%	10.8%	10.6%	9.1%
% of FP17s Relating to Free Repair or Replacements	4	2,100	0.2%	0.5%	0.6%	0.8%
% of FP17s Relating to Continuations	1	2,100	0.0%	0.7%	0.8%	1.1%
% of Patients satisfied with the dentistry they have received	4	4	N/A	88.7%	89.2%	91.4%
% of Patients satisfied with the time they had to wait for an appointment	2	4	N/A	80.7%	83.4%	87.7%

* This is based on patients treated on this contract for their most recent course of treatment. Figures in italics indicate the base number of FP17s or Patient Questionnaire responses are less than 100. N/A is shown where the base number of responses is less than 10 during the period. % is calculated as Quantity/Base number*100

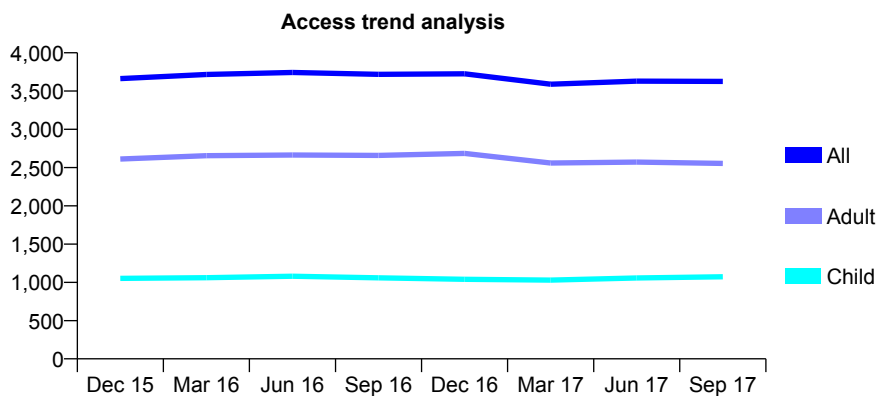
Q61 - Vital Signs At a Glance Contract Report for 954314/0001 - September 2017

Name or company name	Shraddha Innani
Contract type name	GDS Contract
Purpose of contract	General
Contract start date	01/04/2006
Contract end date	

17/18 Contracted general activity (UDA)	10,835
Carry forward general activity (UDA)	0
17/18 Contracted orthodontic activity (UOA)	0
Carry forward orthodontic activity (UOA)	0
Baseline contract value	£312,546.74

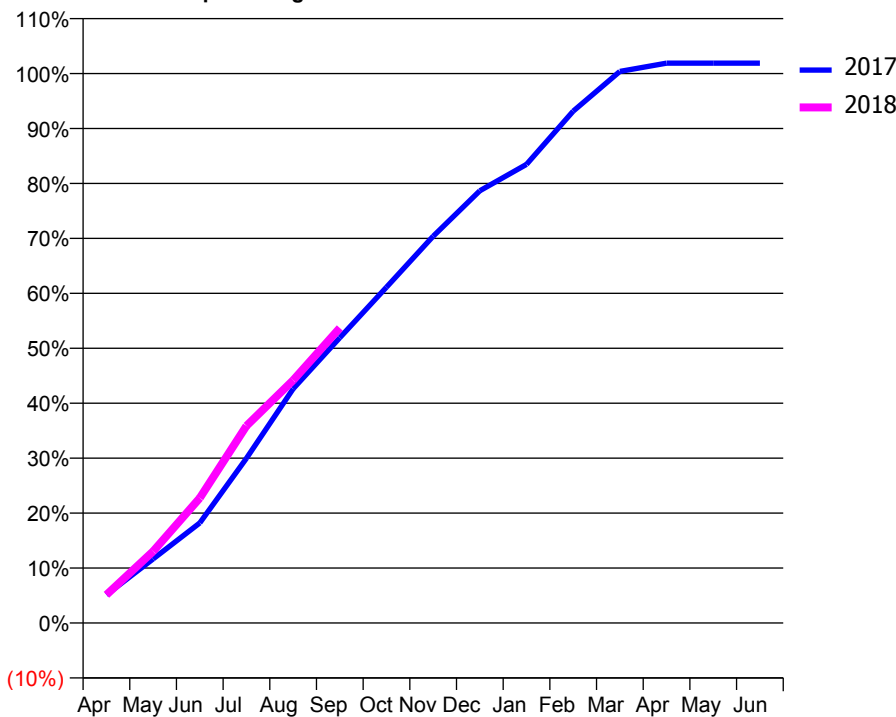
ACCESS*

Patients seen in 24 months	Total	Change since previous quarter
Quarter ending September 2016	3,718	
Quarter ending December 2016	3,725	→
Quarter ending March 2017	3,590	↓
Quarter ending June 2017	3,629	→
Quarter ending September 2017	3,627	→
Variance since September 2016	(2.4%)	↓



ACTIVITY

Cumulative percentage of contracted UDA delivered 2017 & 2018



Month	Adjusted Scheduled Activity (UDA)	
	2017	2018
April	555	555
May	1,264	1,414
June	1,974	2,464
July	3,250	3,887
August	4,619	4,786
September	5,624	5,817
October	6,622	
November	7,626	
December	8,522	
January	9,045	
February	10,094	
March	10,877	
April	11,038	
May	11,038	
June	11,038	

QUALITY

	Quantity	Base Number	Contract	AT	Region	England
% of FP17s for the same patient ID Re-attending within 3 months - Children	45	727	6.2%	10.2%	11.2%	11.9%
% of FP17s for the same patient ID Re-attending within 3 months - Adults	211	1,490	14.2%	15.9%	16.6%	15.9%
% of FP17s for the same patient ID Re-attending between 3 & 9 months - Children	334	727	45.9%	42.6%	47.0%	58.1%
% of FP17s for the same patient ID Re-attending between 3 & 9 months - Adults	573	1,490	38.5%	35.6%	38.2%	50.6%
% of FP17s for Band 1 Urgent Courses	336	2,131	15.8%	10.8%	10.6%	9.1%
% of FP17s Relating to Free Repair or Replacements	23	2,131	1.1%	0.5%	0.6%	0.8%
% of FP17s Relating to Continuations	5	2,131	0.2%	0.7%	0.8%	1.1%
% of Patients satisfied with the dentistry they have received	3	3	N/A	88.7%	89.2%	91.4%
% of Patients satisfied with the time they had to wait for an appointment	3	3	N/A	80.7%	83.4%	87.7%

* This is based on patients treated on this contract for their most recent course of treatment. Figures in italics indicate the base number of FP17s or Patient Questionnaire responses are less than 100. N/A is shown where the base number of responses is less than 10 during the period. % is calculated as Quantity/Base number*100

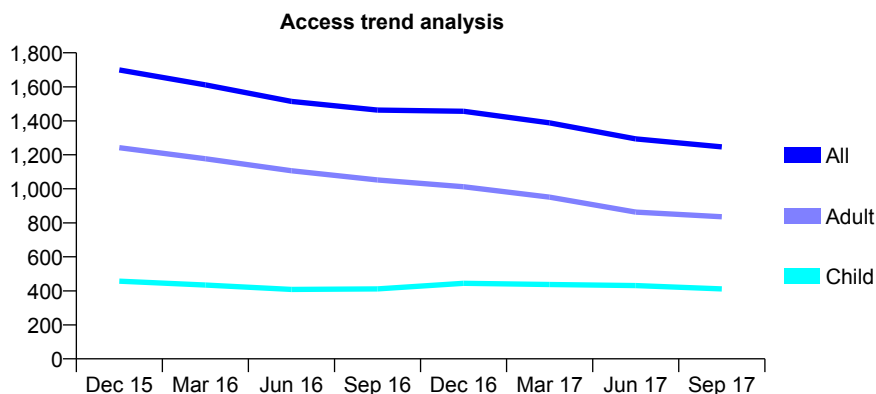
Q61 - Vital Signs At a Glance Contract Report for 964328/0001 - September 2017

Name or company name	MISS FA RAMJOHN
Contract type name	GDS Contract
Purpose of contract	General
Contract start date	01/11/2011
Contract end date	

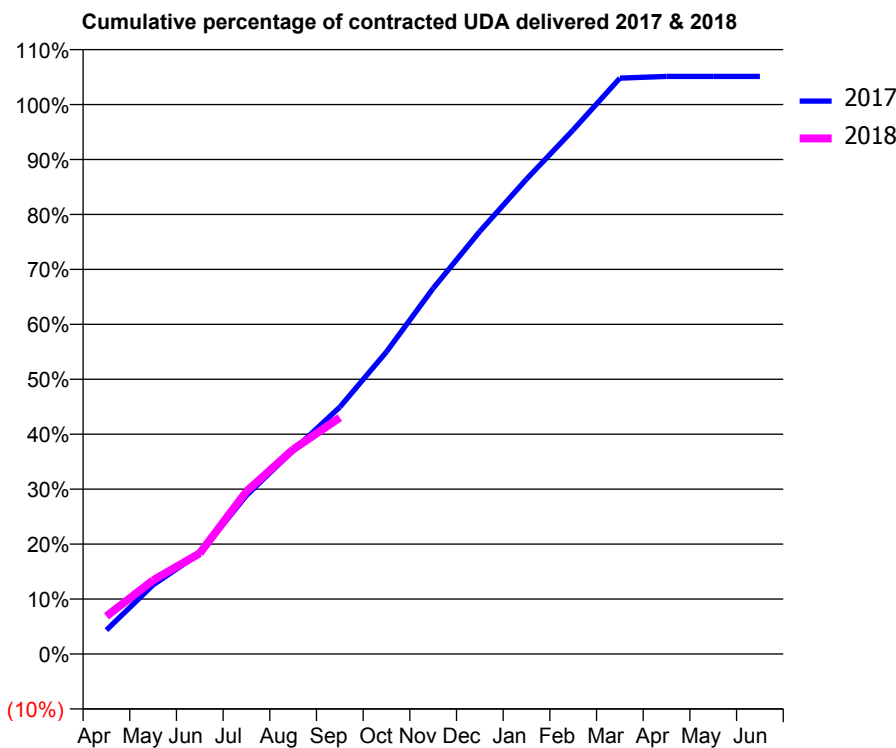
17/18 Contracted general activity (UDA)	4,344
Carry forward general activity (UDA)	-87
17/18 Contracted orthodontic activity (UOA)	0
Carry forward orthodontic activity (UOA)	0
Baseline contract value	£124,710.24

ACCESS*

Patients seen in 24 months	Total	Change since previous quarter
Quarter ending September 2016	1,463	
Quarter ending December 2016	1,456	→
Quarter ending March 2017	1,388	↓
Quarter ending June 2017	1,294	↓
Quarter ending September 2017	1,247	↓
Variance since September 2016	(14.8%)	↓



ACTIVITY



Month	Adjusted Scheduled Activity (UDA)	
	2017	2018
April	189	299
May	547	584
June	796	796
July	1,254	1,286
August	1,609	1,617
September	1,952	1,868
October	2,389	
November	2,891	
December	3,341	
January	3,755	
February	4,143	
March	4,553	
April	4,566	
May	4,566	
June	4,566	

QUALITY

	Quantity	Base Number	Contract	AT	Region	England
% of FP17s for the same patient ID Re-attending within 3 months - Children	5	262	1.9%	10.2%	11.2%	11.9%
% of FP17s for the same patient ID Re-attending within 3 months - Adults	17	356	4.8%	15.9%	16.6%	15.9%
% of FP17s for the same patient ID Re-attending between 3 & 9 months - Children	161	262	61.5%	42.6%	47.0%	58.1%
% of FP17s for the same patient ID Re-attending between 3 & 9 months - Adults	154	356	43.3%	35.6%	38.2%	50.6%
% of FP17s for Band 1 Urgent Courses	36	616	5.8%	10.8%	10.6%	9.1%
% of FP17s Relating to Free Repair or Replacements	0	616	0.0%	0.5%	0.6%	0.8%
% of FP17s Relating to Continuations	0	616	0.0%	0.7%	0.8%	1.1%
% of Patients satisfied with the dentistry they have received	0	0	N/A	88.7%	89.2%	91.4%
% of Patients satisfied with the time they had to wait for an appointment	0	0	N/A	80.7%	83.4%	87.7%

* This is based on patients treated on this contract for their most recent course of treatment. Figures in italics indicate the base number of FP17s or Patient Questionnaire responses are less than 100. N/A is shown where the base number of responses is less than 10 during the period. % is calculated as Quantity/Base number*100

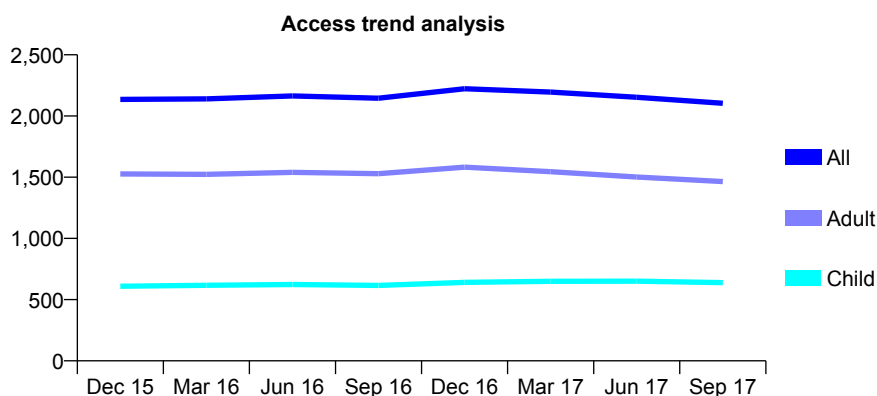
Q61 - Vital Signs At a Glance Contract Report for 999237/0001 - September 2017

Name or company name	MRS JM TALIB
Contract type name	GDS Contract
Purpose of contract	General
Contract start date	01/04/2006
Contract end date	

17/18 Contracted general activity (UDA)	7,248
Carry forward general activity (UDA)	42
17/18 Contracted orthodontic activity (UOA)	0
Carry forward orthodontic activity (UOA)	0
Baseline contract value	£232,586.31

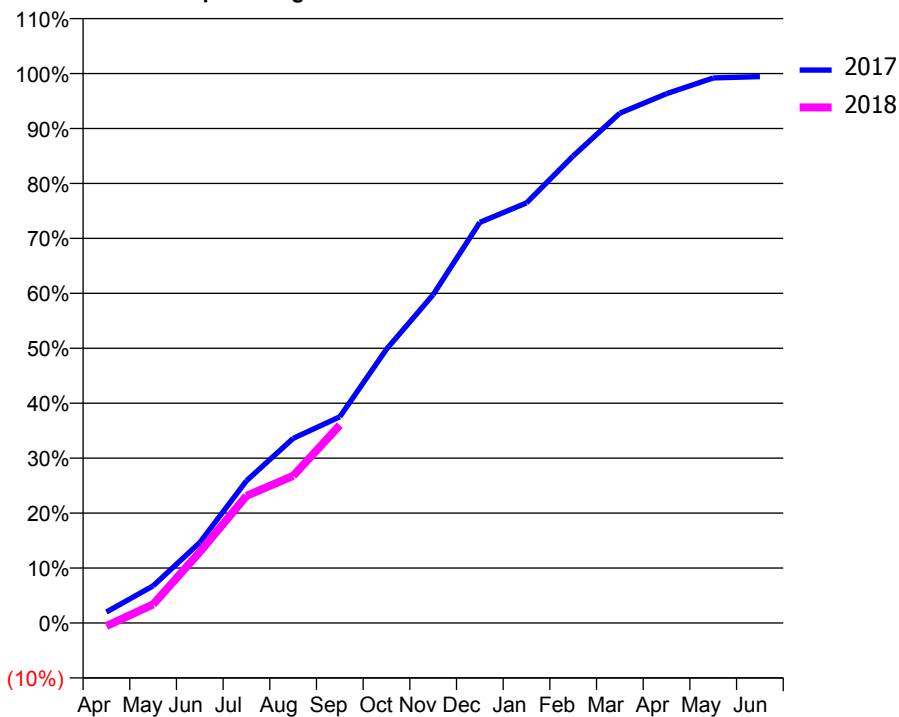
ACCESS*

Patients seen in 24 months	Total	Change since previous quarter
Quarter ending September 2016	2,145	
Quarter ending December 2016	2,223	↑
Quarter ending March 2017	2,195	↓
Quarter ending June 2017	2,153	↓
Quarter ending September 2017	2,104	↓
Variance since September 2016	(1.9%)	↓



ACTIVITY

Cumulative percentage of contracted UDA delivered 2017 & 2018



Month	Adjusted Scheduled Activity (UDA)	
	2017	2018
April	145	-42
May	489	245
June	1,062	936
July	1,876	1,677
August	2,436	1,941
September	2,720	2,610
October	3,612	
November	4,332	
December	5,285	
January	5,541	
February	6,160	
March	6,725	
April	6,982	
May	7,190	
June	7,206	

QUALITY

	Quantity	Base Number	Contract	AT	Region	England
% of FP17s for the same patient ID Re-attending within 3 months - Children	19	297	6.4%	10.2%	11.2%	11.9%
% of FP17s for the same patient ID Re-attending within 3 months - Adults	91	643	14.2%	15.9%	16.6%	15.9%
% of FP17s for the same patient ID Re-attending between 3 & 9 months - Children	89	297	30.0%	42.6%	47.0%	58.1%
% of FP17s for the same patient ID Re-attending between 3 & 9 months - Adults	176	643	27.4%	35.6%	38.2%	50.6%
% of FP17s for Band 1 Urgent Courses	115	769	15.0%	10.8%	10.6%	9.1%
% of FP17s Relating to Free Repair or Replacements	0	769	0.0%	0.5%	0.6%	0.8%
% of FP17s Relating to Continuations	0	769	0.0%	0.7%	0.8%	1.1%
% of Patients satisfied with the dentistry they have received	3	3	N/A	88.7%	89.2%	91.4%
% of Patients satisfied with the time they had to wait for an appointment	3	3	N/A	80.7%	83.4%	87.7%

* This is based on patients treated on this contract for their most recent course of treatment. Figures in italics indicate the base number of FP17s or Patient Questionnaire responses are less than 100. N/A is shown where the base number of responses is less than 10 during the period. % is calculated as Quantity/Base number*100

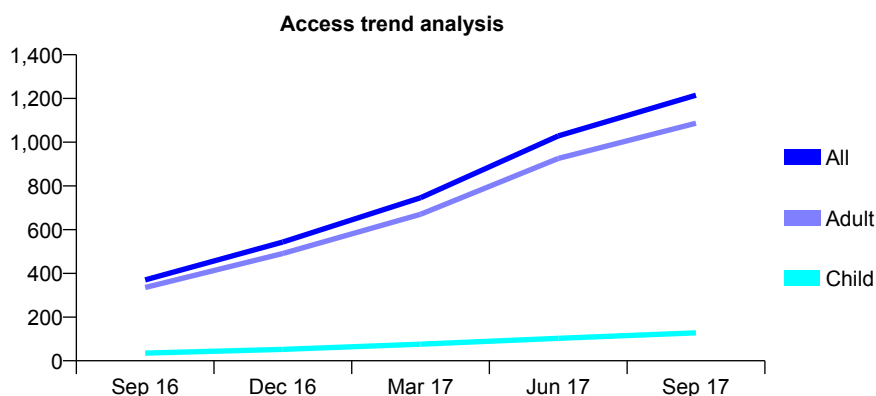
Q62 - Vital Signs At a Glance Contract Report for 100171/0000 - September 2017

Name or company name	MR AH GHAURI
Contract type name	PDS Contract
Purpose of contract	General
Contract start date	01/06/2016
Contract end date	31/05/2021

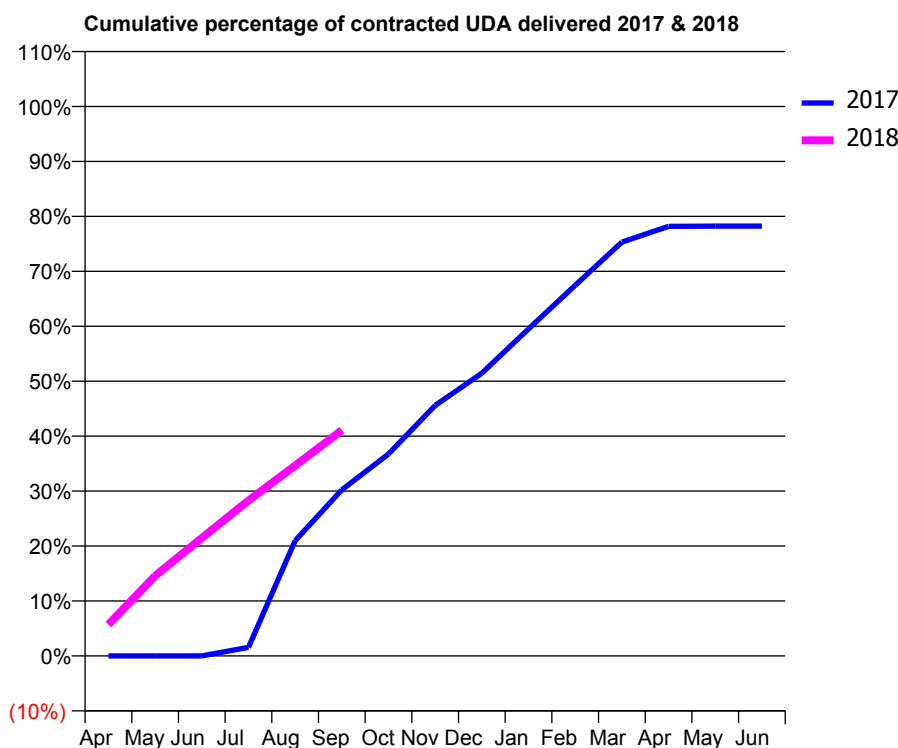
17/18 Contracted general activity (UDA)	3,211
Carry forward general activity (UDA)	0
17/18 Contracted orthodontic activity (UOA)	0
Carry forward orthodontic activity (UOA)	0
Baseline contract value	£162,360.04

ACCESS*

Patients seen in 24 months	Total	Change since previous quarter
Quarter ending September 2016	370	
Quarter ending December 2016	543	↑
Quarter ending March 2017	746	↑
Quarter ending June 2017	1,029	↑
Quarter ending September 2017	1,215	↑
Variance since September 2016	228.4%	↑



ACTIVITY



Month	Adjusted Scheduled Activity (UDA)	
	2017	2018
April	0	184
May	0	468
June	0	689
July	42	908
August	561	1,113
September	809	1,319
October	984	
November	1,220	
December	1,377	
January	1,593	
February	1,805	
March	2,015	
April	2,092	
May	2,093	
June	2,093	

QUALITY

	Quantity	Base Number	Contract	AT	Region	England
% of FP17s for the same patient ID Re-attending within 3 months - Children	2	192	1.0%	9.7%	11.2%	11.9%
% of FP17s for the same patient ID Re-attending within 3 months - Adults	10	974	1.0%	15.6%	16.6%	15.9%
% of FP17s for the same patient ID Re-attending between 3 & 9 months - Children	0	192	0.0%	46.9%	47.0%	58.1%
% of FP17s for the same patient ID Re-attending between 3 & 9 months - Adults	8	974	0.8%	37.6%	38.2%	50.6%
% of FP17s for Band 1 Urgent Courses	1,090	1,101	99.0%	11.2%	10.6%	9.1%
% of FP17s Relating to Free Repair or Replacements	0	1,101	0.0%	0.5%	0.6%	0.8%
% of FP17s Relating to Continuations	0	1,101	0.0%	0.6%	0.8%	1.1%
% of Patients satisfied with the dentistry they have received	1	1	N/A	89.0%	89.2%	91.4%
% of Patients satisfied with the time they had to wait for an appointment	1	1	N/A	83.1%	83.4%	87.7%

* This is based on patients treated on this contract for their most recent course of treatment. Figures in italics indicate the base number of FP17s or Patient Questionnaire responses are less than 100. N/A is shown where the base number of responses is less than 10 during the period. % is calculated as Quantity/Base number*100

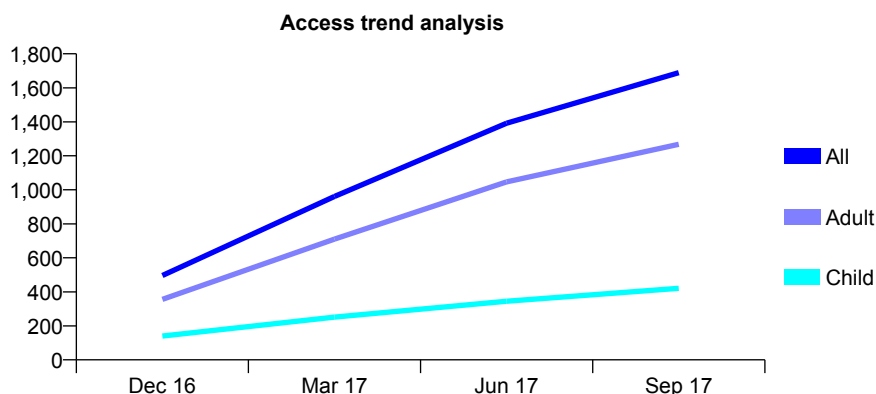
Q62 - Vital Signs At a Glance Contract Report for 100217/0000 - September 2017

Name or company name	Dentistry for You
Contract type name	PDS Plus Contract
Purpose of contract	General
Contract start date	01/10/2016
Contract end date	30/09/2024

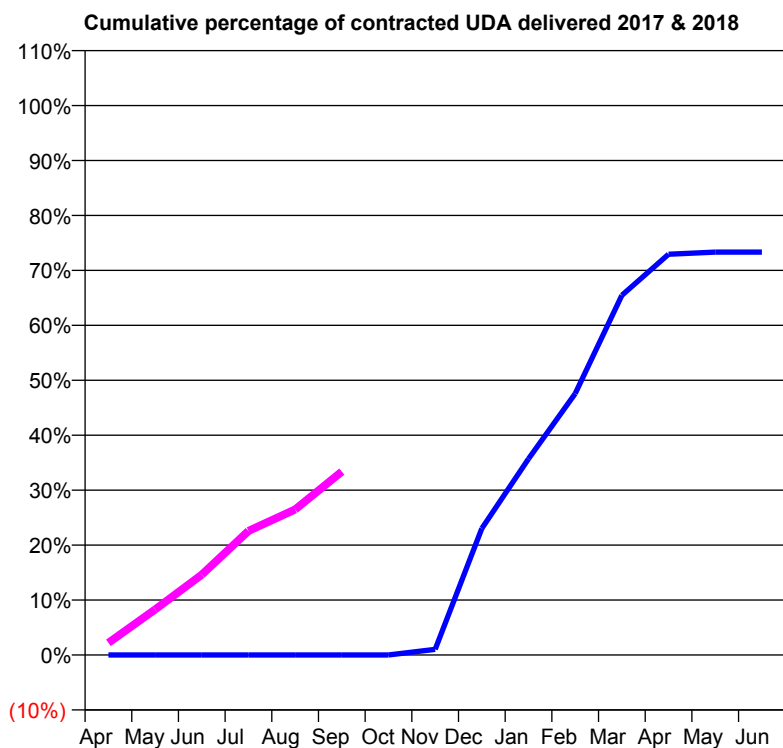
17/18 Contracted general activity (UDA)	11,200
Carry forward general activity (UDA)	0
17/18 Contracted orthodontic activity (UOA)	0
Carry forward orthodontic activity (UOA)	0
Baseline contract value	£196,000.00

ACCESS*

Patients seen in 24 months	Total	Change since previous quarter
Quarter ending September 2016	0	
Quarter ending December 2016	496	↑
Quarter ending March 2017	961	↑
Quarter ending June 2017	1,392	↑
Quarter ending September 2017	1,689	↑
Variance since September 2016	N/A	



ACTIVITY



Month	Adjusted Scheduled Activity (UDA)	
	2017	2018
April	0	247
May	0	927
June	0	1,638
July	0	2,529
August	0	2,967
September	0	3,740
October	0	
November	48	
December	1,075	
January	1,667	
February	2,221	
March	3,055	
April	3,404	
May	3,422	
June	3,422	

QUALITY

	Quantity	Base Number	Contract	AT	Region	England
% of FP17s for the same patient ID Re-attending within 3 months - Children	46	402	11.4%	9.7%	11.2%	11.9%
% of FP17s for the same patient ID Re-attending within 3 months - Adults	173	1,075	16.1%	15.6%	16.6%	15.9%
% of FP17s for the same patient ID Re-attending between 3 & 9 months - Children	156	402	38.8%	46.9%	47.0%	58.1%
% of FP17s for the same patient ID Re-attending between 3 & 9 months - Adults	275	1,075	25.6%	37.6%	38.2%	50.6%
% of FP17s for Band 1 Urgent Courses	219	1,365	16.0%	11.2%	10.6%	9.1%
% of FP17s Relating to Free Repair or Replacements	9	1,365	0.7%	0.5%	0.6%	0.8%
% of FP17s Relating to Continuations	15	1,365	1.1%	0.6%	0.8%	1.1%
% of Patients satisfied with the dentistry they have received	0	0	N/A	89.0%	89.2%	91.4%
% of Patients satisfied with the time they had to wait for an appointment	0	0	N/A	83.1%	83.4%	87.7%

* This is based on patients treated on this contract for their most recent course of treatment. Figures in italics indicate the base number of FP17s or Patient Questionnaire responses are less than 100. N/A is shown where the base number of responses is less than 10 during the period. % is calculated as Quantity/Base number*100

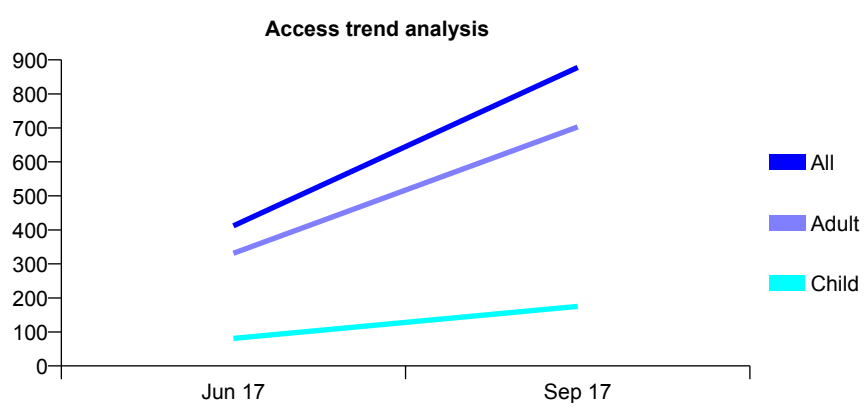
Q62 - Vital Signs At a Glance Contract Report for 100358/0000 - September 2017

Name or company name	Mrs M Parekh & Dr V Patel & Dr. J. Parekh
Contract type name	GDS Contract
Purpose of contract	General
Contract start date	01/04/2017
Contract end date	

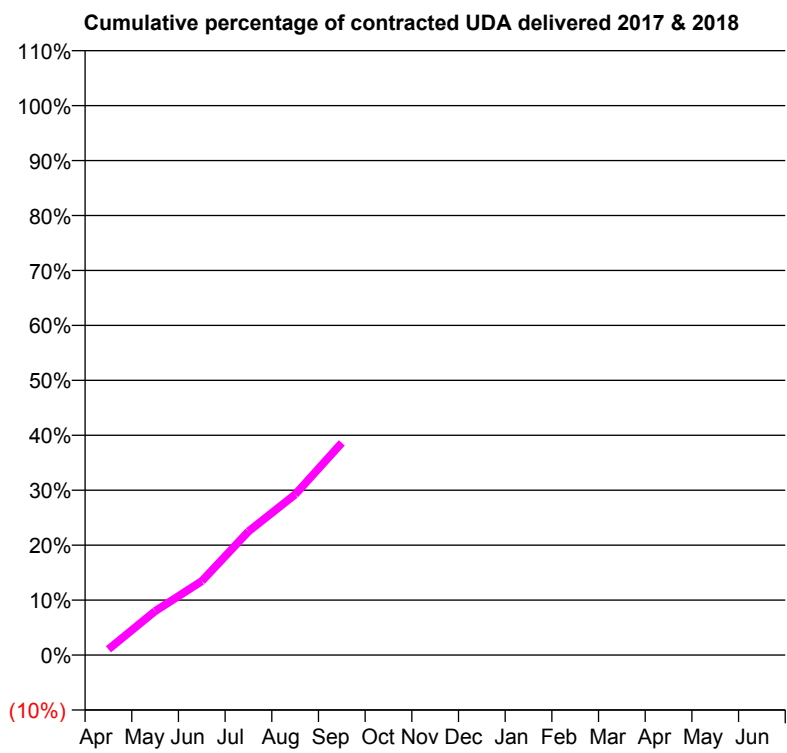
17/18 Contracted general activity (UDA)	7,376
Carry forward general activity (UDA)	0
17/18 Contracted orthodontic activity (UOA)	0
Carry forward orthodontic activity (UOA)	0
Baseline contract value	£198,059.06

ACCESS*

Patients seen in 24 months	Total	Change since previous quarter
Quarter ending September 2016	0	
Quarter ending December 2016	0	
Quarter ending March 2017	0	
Quarter ending June 2017	412	↑
Quarter ending September 2017	878	↑
Variance since September 2016	N/A	



ACTIVITY



Month	Adjusted Scheduled Activity (UDA)	
	2017	2018
April	0	77
May	0	589
June	0	993
July	0	1,660
August	0	2,155
September	0	2,848
October	0	
November	0	
December	0	
January	0	
February	0	
March	0	
April	0	
May	0	
June	0	

QUALITY

	Quantity	Base Number	Contract	AT	Region	England
% of FP17s for the same patient ID Re-attending within 3 months - Children	5	182	2.7%	9.7%	11.2%	11.9%
% of FP17s for the same patient ID Re-attending within 3 months - Adults	63	816	7.7%	15.6%	16.6%	15.9%
% of FP17s for the same patient ID Re-attending between 3 & 9 months - Children	10	182	5.5%	46.9%	47.0%	58.1%
% of FP17s for the same patient ID Re-attending between 3 & 9 months - Adults	11	816	1.3%	37.6%	38.2%	50.6%
% of FP17s for Band 1 Urgent Courses	201	998	20.1%	11.2%	10.6%	9.1%
% of FP17s Relating to Free Repair or Replacements	5	998	0.5%	0.5%	0.6%	0.8%
% of FP17s Relating to Continuations	1	998	0.1%	0.6%	0.8%	1.1%
% of Patients satisfied with the dentistry they have received	0	0	N/A	89.0%	89.2%	91.4%
% of Patients satisfied with the time they had to wait for an appointment	0	0	N/A	83.1%	83.4%	87.7%

* This is based on patients treated on this contract for their most recent course of treatment. Figures in italics indicate the base number of FP17s or Patient Questionnaire responses are less than 100. N/A is shown where the base number of responses is less than 10 during the period. % is calculated as Quantity/Base number*100

Q62 - Vital Signs At a Glance Contract Report for 100488/0000 - September 2017

Name or company name	MISS S NAGHIBI
Contract type name	GDS Contract
Purpose of contract	General
Contract start date	01/08/2017
Contract end date	

17/18 Contracted general activity (UDA)	4,000
Carry forward general activity (UDA)	0
17/18 Contracted orthodontic activity (UOA)	0
Carry forward orthodontic activity (UOA)	0
Baseline contract value	£103,511.43

ACCESS*

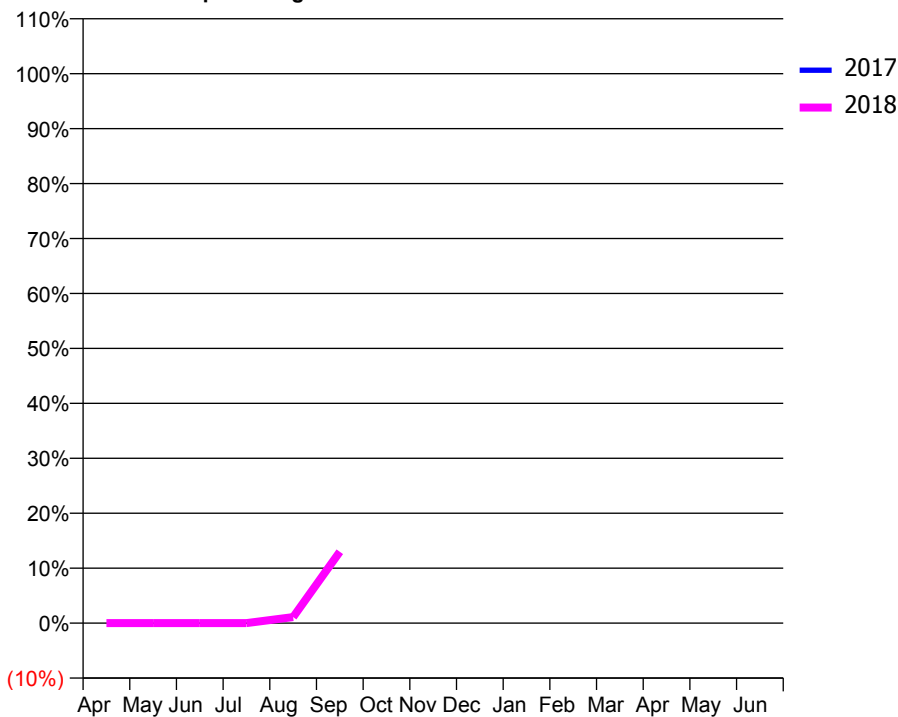
Patients seen in 24 months	Total	Change since previous quarter
Quarter ending September 2016	0	
Quarter ending December 2016	0	
Quarter ending March 2017	0	
Quarter ending June 2017	0	
Quarter ending September 2017	146	↑
Variance since September 2016	N/A	

Access trend analysis



ACTIVITY

Cumulative percentage of contracted UDA delivered 2017 & 2018



Month	Adjusted Scheduled Activity (UDA)	
	2017	2018
April	0	0
May	0	0
June	0	0
July	0	0
August	0	44
September	0	519
October	0	
November	0	
December	0	
January	0	
February	0	
March	0	
April	0	
May	0	
June	0	

QUALITY

	Quantity	Base Number	Contract	AT	Region	England
% of FP17s for the same patient ID Re-attending within 3 months - Children	0	39	0.0%	9.7%	11.2%	11.9%
% of FP17s for the same patient ID Re-attending within 3 months - Adults	0	61	0.0%	15.6%	16.6%	15.9%
% of FP17s for the same patient ID Re-attending between 3 & 9 months - Children	0	39	0.0%	46.9%	47.0%	58.1%
% of FP17s for the same patient ID Re-attending between 3 & 9 months - Adults	0	61	0.0%	37.6%	38.2%	50.6%
% of FP17s for Band 1 Urgent Courses	2	100	2.0%	11.2%	10.6%	9.1%
% of FP17s Relating to Free Repair or Replacements	1	100	1.0%	0.5%	0.6%	0.8%
% of FP17s Relating to Continuations	0	100	0.0%	0.6%	0.8%	1.1%
% of Patients satisfied with the dentistry they have received	0	0	N/A	89.0%	89.2%	91.4%
% of Patients satisfied with the time they had to wait for an appointment	0	0	N/A	83.1%	83.4%	87.7%

* This is based on patients treated on this contract for their most recent course of treatment. Figures in italics indicate the base number of FP17s or Patient Questionnaire responses are less than 100. N/A is shown where the base number of responses is less than 10 during the period. % is calculated as Quantity/Base number*100

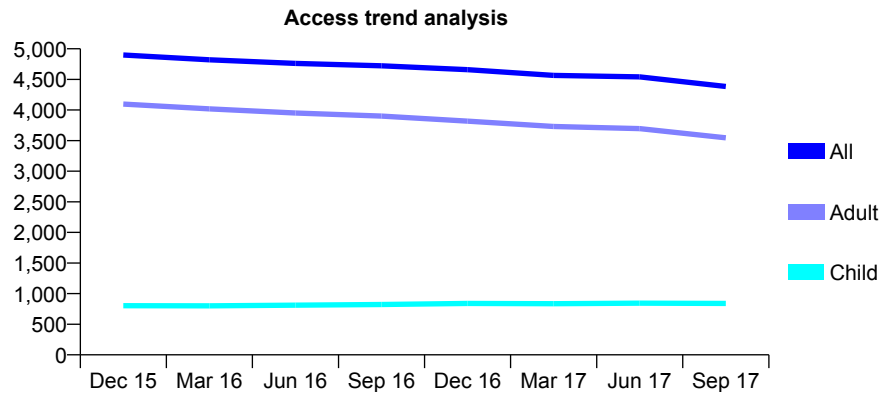
Q62 - Vital Signs At a Glance Contract Report for 101362/0034 - September 2017

Name or company name	Rodericks Dental Limited
Contract type name	GDS Contract
Purpose of contract	General
Contract start date	01/09/2010
Contract end date	

17/18 Contracted general activity (UDA)	14,797
Carry forward general activity (UDA)	0
17/18 Contracted orthodontic activity (UOA)	0
Carry forward orthodontic activity (UOA)	0
Baseline contract value	£414,423.11

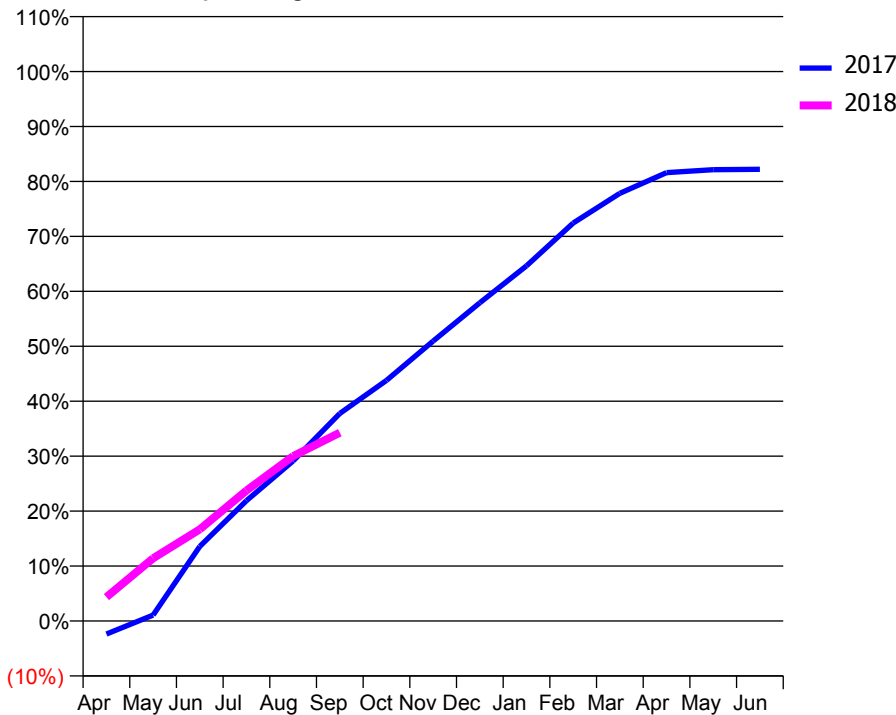
ACCESS*

Patients seen in 24 months	Total	Change since previous quarter
Quarter ending September 2016	4,722	
Quarter ending December 2016	4,658	↓
Quarter ending March 2017	4,566	↓
Quarter ending June 2017	4,542	→
Quarter ending September 2017	4,385	↓
Variance since September 2016	(7.1%)	↓



ACTIVITY

Cumulative percentage of contracted UDA delivered 2017 & 2018



Month	Adjusted Scheduled Activity (UDA)	
	2017	2018
April	-353	645
May	161	1,691
June	2,010	2,468
July	3,240	3,514
August	4,312	4,442
September	5,590	5,071
October	6,478	
November	7,537	
December	8,569	
January	9,563	
February	10,718	
March	11,516	
April	12,073	
May	12,153	
June	12,165	

QUALITY

	Quantity	Base Number	Contract	AT	Region	England
% of FP17s for the same patient ID Re-attending within 3 months - Children	54	515	10.5%	9.7%	11.2%	11.9%
% of FP17s for the same patient ID Re-attending within 3 months - Adults	376	1,925	19.5%	15.6%	16.6%	15.9%
% of FP17s for the same patient ID Re-attending between 3 & 9 months - Children	252	515	48.9%	46.9%	47.0%	58.1%
% of FP17s for the same patient ID Re-attending between 3 & 9 months - Adults	705	1,925	36.6%	37.6%	38.2%	50.6%
% of FP17s for Band 1 Urgent Courses	351	2,171	16.2%	11.2%	10.6%	9.1%
% of FP17s Relating to Free Repair or Replacements	26	2,171	1.2%	0.5%	0.6%	0.8%
% of FP17s Relating to Continuations	11	2,171	0.5%	0.6%	0.8%	1.1%
% of Patients satisfied with the dentistry they have received	3	3	N/A	89.0%	89.2%	91.4%
% of Patients satisfied with the time they had to wait for an appointment	3	3	N/A	83.1%	83.4%	87.7%

* This is based on patients treated on this contract for their most recent course of treatment. Figures in italics indicate the base number of FP17s or Patient Questionnaire responses are less than 100. N/A is shown where the base number of responses is less than 10 during the period. % is calculated as Quantity/Base number*100

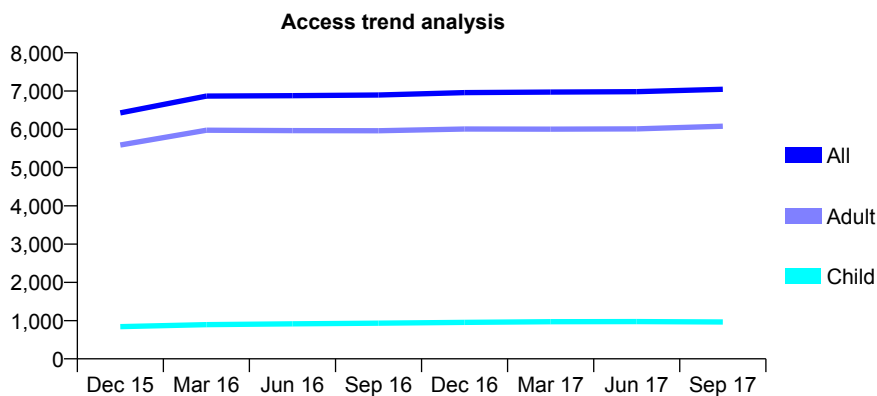
Q62 - Vital Signs At a Glance Contract Report for 101362/0058 - September 2017

Name or company name	Rodericks Dental Limited
Contract type name	GDS Contract
Purpose of contract	General
Contract start date	01/04/2014
Contract end date	

17/18 Contracted general activity (UDA)	22,598
Carry forward general activity (UDA)	0
17/18 Contracted orthodontic activity (UOA)	0
Carry forward orthodontic activity (UOA)	0
Baseline contract value	£563,785.88

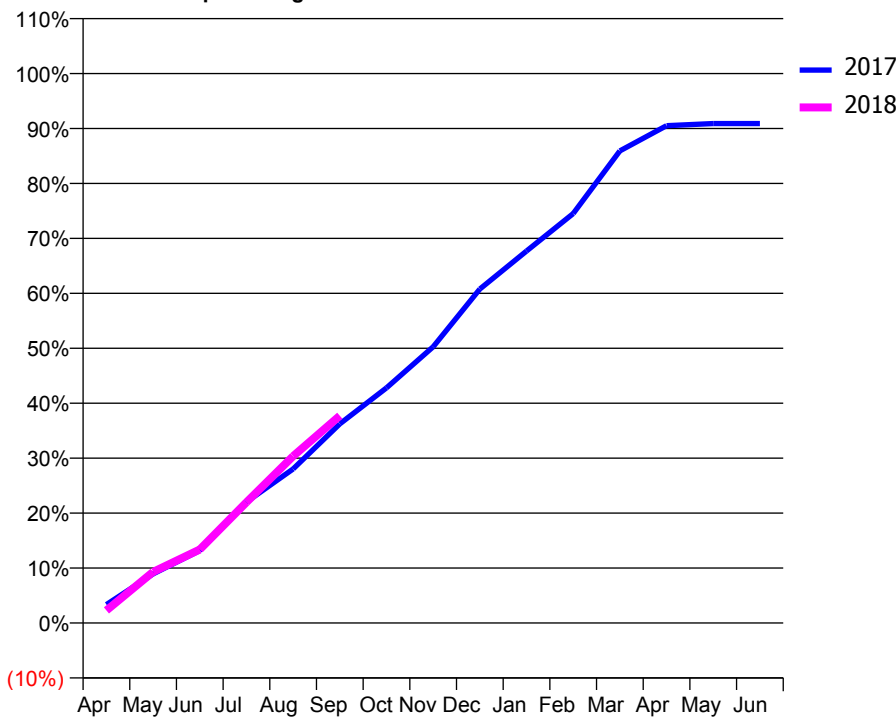
ACCESS*

Patients seen in 24 months	Total	Change since previous quarter
Quarter ending September 2016	6,896	
Quarter ending December 2016	6,961	→
Quarter ending March 2017	6,975	→
Quarter ending June 2017	6,984	→
Quarter ending September 2017	7,045	→
Variance since September 2016	2.2%	↑



ACTIVITY

Cumulative percentage of contracted UDA delivered 2017 & 2018



Month	Adjusted Scheduled Activity (UDA)	
	2017	2018
April	762	519
May	2,018	2,104
June	2,980	3,024
July	4,979	4,963
August	6,338	6,862
September	8,189	8,523
October	9,672	
November	11,360	
December	13,737	
January	15,296	
February	16,840	
March	19,414	
April	20,451	
May	20,538	
June	20,538	

QUALITY

	Quantity	Base Number	Contract	AT	Region	England
% of FP17s for the same patient ID Re-attending within 3 months - Children	61	629	9.7%	9.7%	11.2%	11.9%
% of FP17s for the same patient ID Re-attending within 3 months - Adults	448	3,118	14.4%	15.6%	16.6%	15.9%
% of FP17s for the same patient ID Re-attending between 3 & 9 months - Children	304	629	48.3%	46.9%	47.0%	58.1%
% of FP17s for the same patient ID Re-attending between 3 & 9 months - Adults	1,062	3,118	34.1%	37.6%	38.2%	50.6%
% of FP17s for Band 1 Urgent Courses	366	3,338	11.0%	11.2%	10.6%	9.1%
% of FP17s Relating to Free Repair or Replacements	42	3,338	1.3%	0.5%	0.6%	0.8%
% of FP17s Relating to Continuations	11	3,338	0.3%	0.6%	0.8%	1.1%
% of Patients satisfied with the dentistry they have received	8	9	N/A	89.0%	89.2%	91.4%
% of Patients satisfied with the time they had to wait for an appointment	5	9	N/A	83.1%	83.4%	87.7%

* This is based on patients treated on this contract for their most recent course of treatment. Figures in italics indicate the base number of FP17s or Patient Questionnaire responses are less than 100. N/A is shown where the base number of responses is less than 10 during the period. % is calculated as Quantity/Base number*100

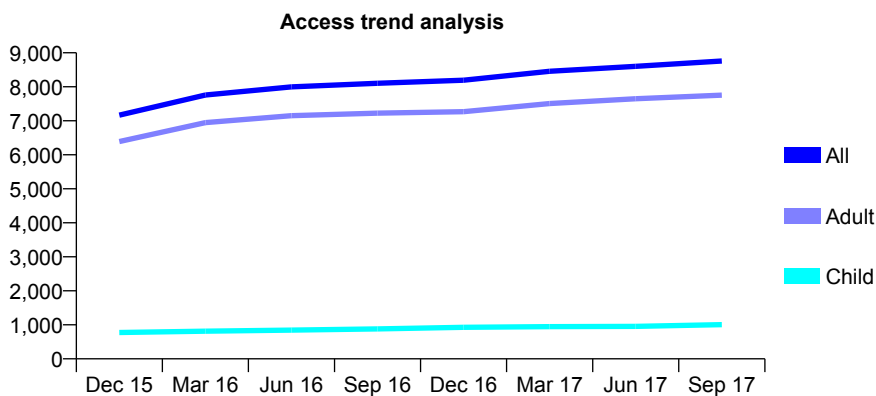
Q62 - Vital Signs At a Glance Contract Report for 101362/0059 - September 2017

Name or company name	Rodericks Dental Limited
Contract type name	GDS Contract
Purpose of contract	General
Contract start date	01/04/2014
Contract end date	

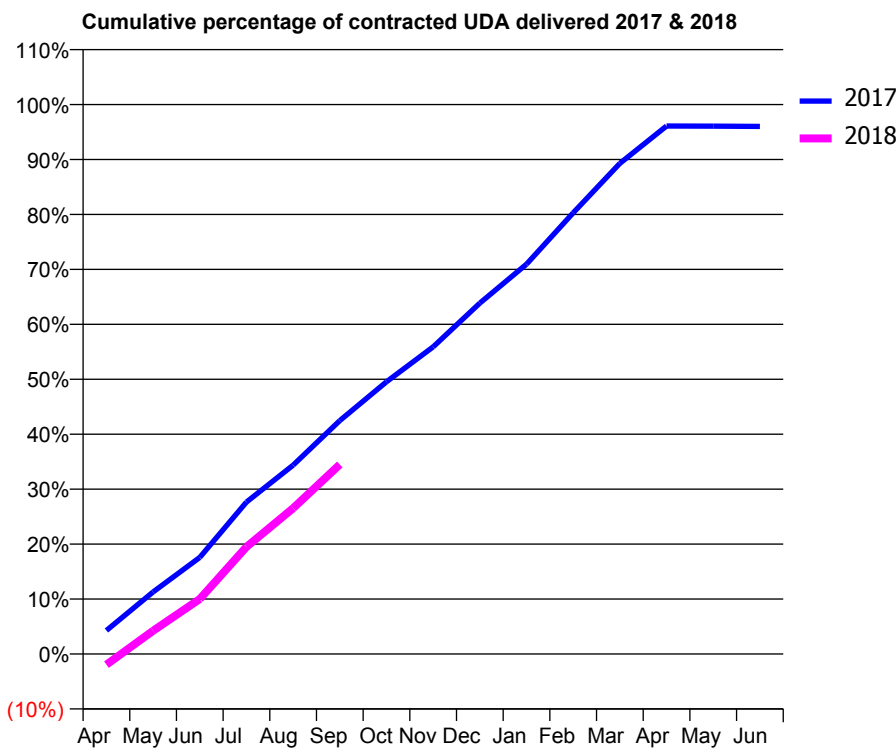
17/18 Contracted general activity (UDA)	22,570
Carry forward general activity (UDA)	901
17/18 Contracted orthodontic activity (UOA)	0
Carry forward orthodontic activity (UOA)	0
Baseline contract value	£538,605.27

ACCESS*

Patients seen in 24 months	Total	Change since previous quarter
Quarter ending September 2016	8,105	
Quarter ending December 2016	8,195	→
Quarter ending March 2017	8,456	↑
Quarter ending June 2017	8,603	→
Quarter ending September 2017	8,759	→
Variance since September 2016	8.1%	↑



ACTIVITY



Month	Adjusted Scheduled Activity (UDA)	
	2017	2018
April	969	-442
May	2,551	957
June	3,967	2,260
July	6,239	4,402
August	7,758	5,991
September	9,588	7,787
October	11,179	
November	12,614	
December	14,411	
January	16,010	
February	18,119	
March	20,153	
April	21,684	
May	21,679	
June	21,669	

QUALITY

	Quantity	Base Number	Contract	AT	Region	England
% of FP17s for the same patient ID Re-attending within 3 months - Children	87	747	11.6%	9.7%	11.2%	11.9%
% of FP17s for the same patient ID Re-attending within 3 months - Adults	465	4,160	11.2%	15.6%	16.6%	15.9%
% of FP17s for the same patient ID Re-attending between 3 & 9 months - Children	361	747	48.3%	46.9%	47.0%	58.1%
% of FP17s for the same patient ID Re-attending between 3 & 9 months - Adults	1,388	4,160	33.4%	37.6%	38.2%	50.6%
% of FP17s for Band 1 Urgent Courses	412	4,017	10.3%	11.2%	10.6%	9.1%
% of FP17s Relating to Free Repair or Replacements	33	4,017	0.8%	0.5%	0.6%	0.8%
% of FP17s Relating to Continuations	18	4,017	0.4%	0.6%	0.8%	1.1%
% of Patients satisfied with the dentistry they have received	8	8	N/A	89.0%	89.2%	91.4%
% of Patients satisfied with the time they had to wait for an appointment	7	8	N/A	83.1%	83.4%	87.7%

* This is based on patients treated on this contract for their most recent course of treatment. Figures in italics indicate the base number of FP17s or Patient Questionnaire responses are less than 100. N/A is shown where the base number of responses is less than 10 during the period. % is calculated as Quantity/Base number*100

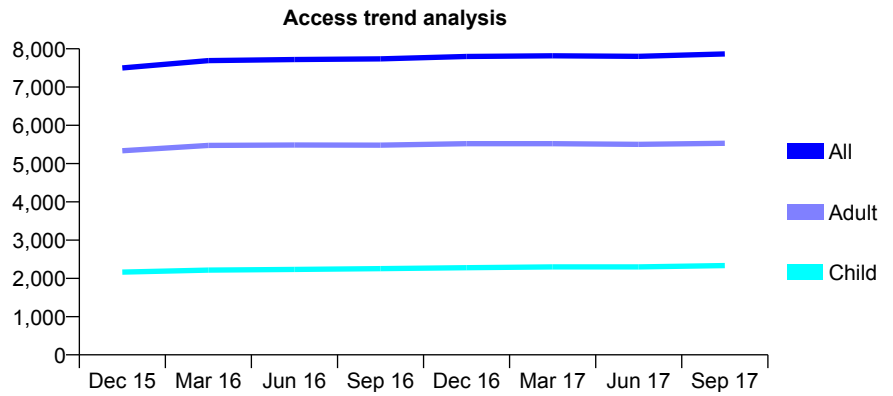
Q62 - Vital Signs At a Glance Contract Report for 101370/0045 - September 2017

Name or company name	Petrie Tucker and Partners Ltd
Contract type name	GDS Contract
Purpose of contract	General and Orthodontic
Contract start date	01/04/2006
Contract end date	

17/18 Contracted general activity (UDA)	19,022
Carry forward general activity (UDA)	0
17/18 Contracted orthodontic activity (UOA)	1,598
Carry forward orthodontic activity (UOA)	0
Baseline contract value	£679,284.54

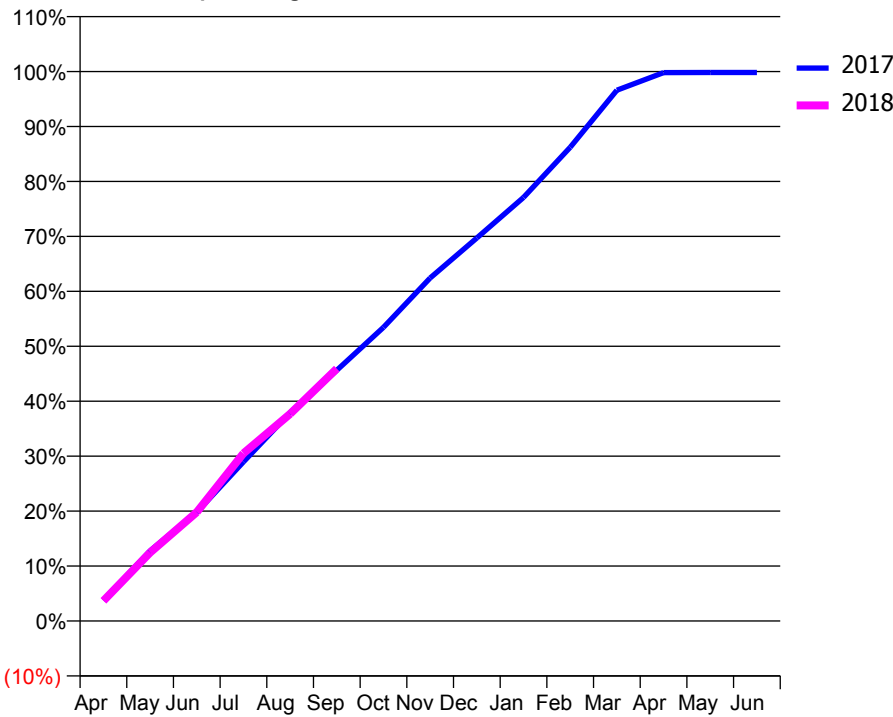
ACCESS*

Patients seen in 24 months	Total	Change since previous quarter
Quarter ending September 2016	7,737	
Quarter ending December 2016	7,799	→
Quarter ending March 2017	7,817	→
Quarter ending June 2017	7,802	→
Quarter ending September 2017	7,866	→
Variance since September 2016	1.7%	→



ACTIVITY

Cumulative percentage of contracted UDA delivered 2017 & 2018



Month	Adjusted Scheduled Activity (UDA)	
	2017	2018
April	713	699
May	2,431	2,370
June	3,766	3,770
July	5,507	5,807
August	7,210	7,173
September	8,678	8,734
October	10,168	
November	11,873	
December	13,257	
January	14,665	
February	16,399	
March	18,374	
April	18,984	
May	18,988	
June	18,988	

QUALITY

	Quantity	Base Number	Contract	AT	Region	England
% of FP17s for the same patient ID Re-attending within 3 months - Children	69	1,327	5.2%	9.7%	11.2%	11.9%
% of FP17s for the same patient ID Re-attending within 3 months - Adults	215	2,615	8.2%	15.6%	16.6%	15.9%
% of FP17s for the same patient ID Re-attending between 3 & 9 months - Children	544	1,327	41.0%	46.9%	47.0%	58.1%
% of FP17s for the same patient ID Re-attending between 3 & 9 months - Adults	962	2,615	36.8%	37.6%	38.2%	50.6%
% of FP17s for Band 1 Urgent Courses	172	3,632	4.7%	11.2%	10.6%	9.1%
% of FP17s Relating to Free Repair or Replacements	15	3,632	0.4%	0.5%	0.6%	0.8%
% of FP17s Relating to Continuations	41	3,632	1.1%	0.6%	0.8%	1.1%
% of Patients satisfied with the dentistry they have received	8	8	N/A	89.0%	89.2%	91.4%
% of Patients satisfied with the time they had to wait for an appointment	7	8	N/A	83.1%	83.4%	87.7%

* This is based on patients treated on this contract for their most recent course of treatment. Figures in italics indicate the base number of FP17s or Patient Questionnaire responses are less than 100. N/A is shown where the base number of responses is less than 10 during the period. % is calculated as Quantity/Base number*100

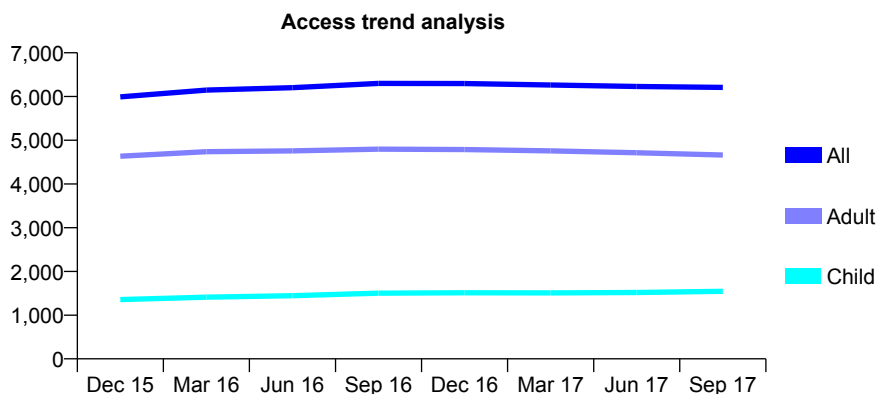
Q62 - Vital Signs At a Glance Contract Report for 101370/0099 - September 2017

Name or company name	Petrie Tucker and Partners Ltd
Contract type name	GDS Contract
Purpose of contract	General
Contract start date	01/04/2007
Contract end date	

17/18 Contracted general activity (UDA)	14,313
Carry forward general activity (UDA)	-170
17/18 Contracted orthodontic activity (UOA)	0
Carry forward orthodontic activity (UOA)	0
Baseline contract value	£402,787.25

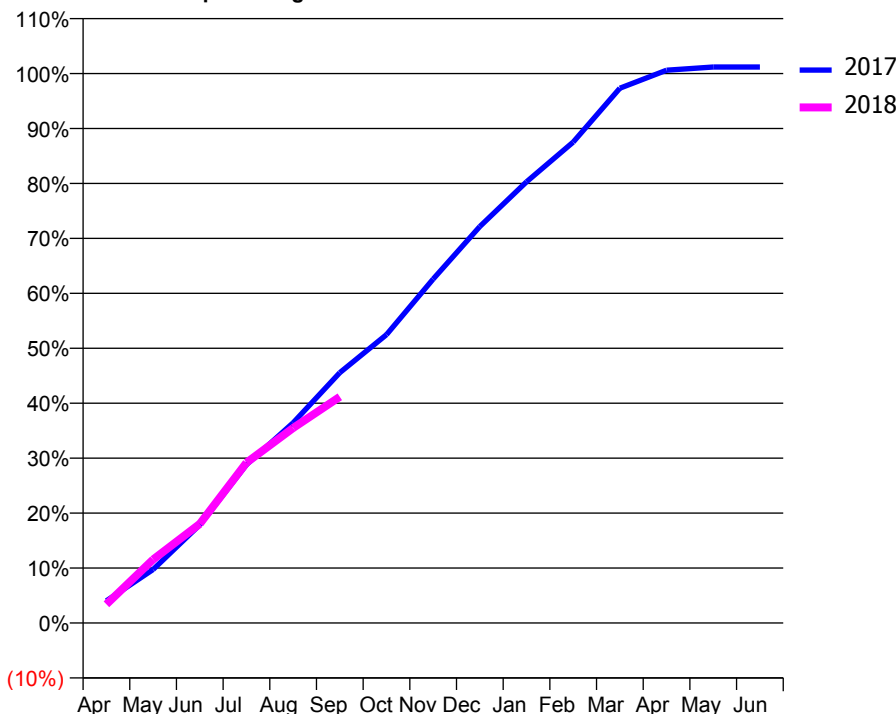
ACCESS*

Patients seen in 24 months	Total	Change since previous quarter
Quarter ending September 2016	6,299	
Quarter ending December 2016	6,298	→
Quarter ending March 2017	6,264	→
Quarter ending June 2017	6,231	→
Quarter ending September 2017	6,208	→
Variance since September 2016	(1.4%)	↓



ACTIVITY

Cumulative percentage of contracted UDA delivered 2017 & 2018



Adjusted Scheduled Activity (UDA)

Month	2017	2018
April	580	487
May	1,393	1,656
June	2,559	2,583
July	4,126	4,176
August	5,214	5,079
September	6,522	5,892
October	7,511	
November	8,958	
December	10,328	
January	11,491	
February	12,525	
March	13,929	
April	14,399	
May	14,480	
June	14,483	

QUALITY

	Quantity	Base Number	Contract	AT	Region	England
% of FP17s for the same patient ID Re-attending within 3 months - Children	14	760	1.8%	9.7%	11.2%	11.9%
% of FP17s for the same patient ID Re-attending within 3 months - Adults	93	1,834	5.1%	15.6%	16.6%	15.9%
% of FP17s for the same patient ID Re-attending between 3 & 9 months - Children	235	760	30.9%	46.9%	47.0%	58.1%
% of FP17s for the same patient ID Re-attending between 3 & 9 months - Adults	532	1,834	29.0%	37.6%	38.2%	50.6%
% of FP17s for Band 1 Urgent Courses	115	2,387	4.8%	11.2%	10.6%	9.1%
% of FP17s Relating to Free Repair or Replacements	11	2,387	0.5%	0.5%	0.6%	0.8%
% of FP17s Relating to Continuations	11	2,387	0.5%	0.6%	0.8%	1.1%
% of Patients satisfied with the dentistry they have received	5	6	N/A	89.0%	89.2%	91.4%
% of Patients satisfied with the time they had to wait for an appointment	4	6	N/A	83.1%	83.4%	87.7%

* This is based on patients treated on this contract for their most recent course of treatment. Figures in italics indicate the base number of FP17s or Patient Questionnaire responses are less than 100. N/A is shown where the base number of responses is less than 10 during the period. % is calculated as Quantity/Base number*100

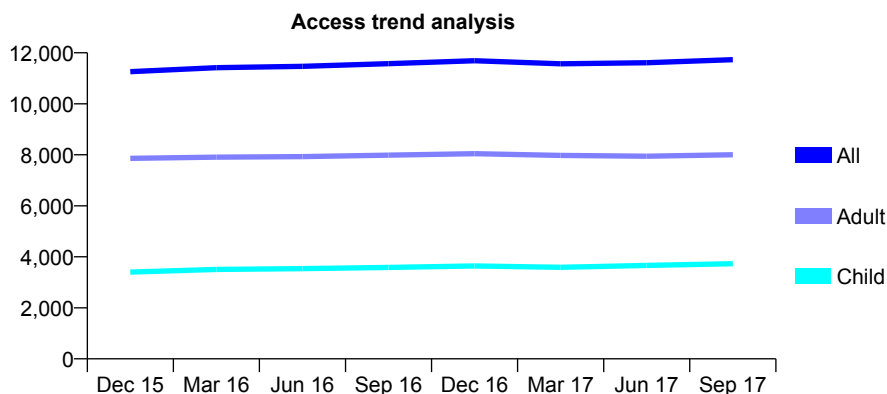
Q62 - Vital Signs At a Glance Contract Report for 101370/0100 - September 2017

Name or company name	Petrie Tucker and Partners Ltd
Contract type name	GDS Contract
Purpose of contract	General
Contract start date	01/04/2007
Contract end date	

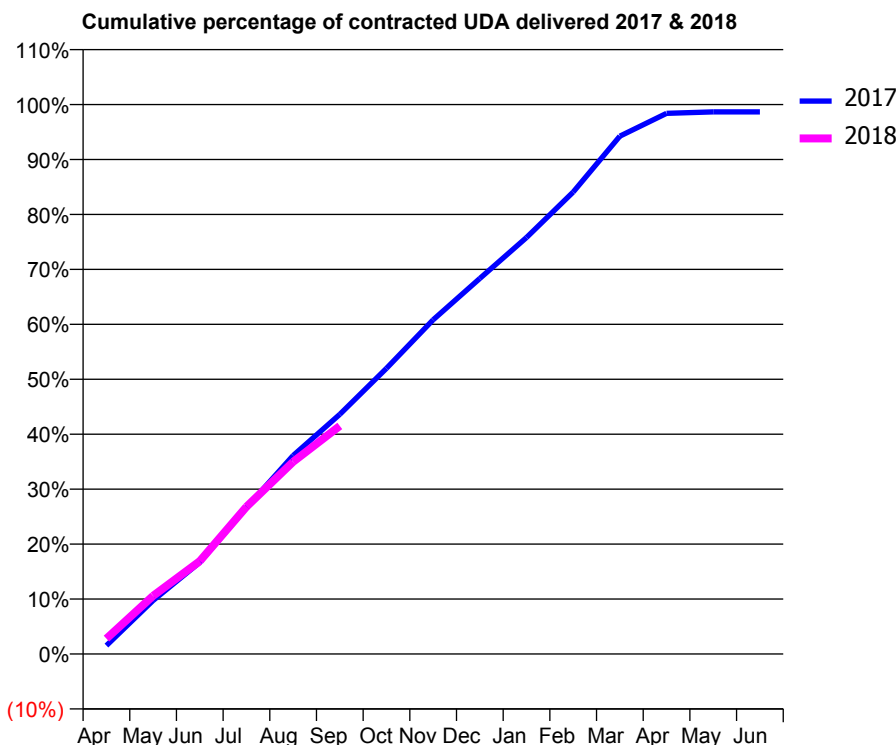
17/18 Contracted general activity (UDA)	30,378
Carry forward general activity (UDA)	410
17/18 Contracted orthodontic activity (UOA)	0
Carry forward orthodontic activity (UOA)	0
Baseline contract value	£756,468.93

ACCESS*

Patients seen in 24 months	Total	Change since previous quarter
Quarter ending September 2016	11,575	
Quarter ending December 2016	11,687	→
Quarter ending March 2017	11,569	↓
Quarter ending June 2017	11,608	→
Quarter ending September 2017	11,730	→
Variance since September 2016	1.3%	→



ACTIVITY



Month	Adjusted Scheduled Activity (UDA)	
	2017	2018
April	465	854
May	2,962	3,215
June	5,065	5,134
July	8,097	8,143
August	10,972	10,628
September	13,249	12,610
October	15,793	
November	18,475	
December	20,760	
January	23,027	
February	25,542	
March	28,627	
April	29,889	
May	29,970	
June	29,968	

QUALITY

	Quantity	Base Number	Contract	AT	Region	England
% of FP17s for the same patient ID Re-attending within 3 months - Children	99	2,156	4.6%	9.7%	11.2%	11.9%
% of FP17s for the same patient ID Re-attending within 3 months - Adults	307	3,856	8.0%	15.6%	16.6%	15.9%
% of FP17s for the same patient ID Re-attending between 3 & 9 months - Children	885	2,156	41.0%	46.9%	47.0%	58.1%
% of FP17s for the same patient ID Re-attending between 3 & 9 months - Adults	1,426	3,856	37.0%	37.6%	38.2%	50.6%
% of FP17s for Band 1 Urgent Courses	201	5,468	3.7%	11.2%	10.6%	9.1%
% of FP17s Relating to Free Repair or Replacements	17	5,468	0.3%	0.5%	0.6%	0.8%
% of FP17s Relating to Continuations	63	5,468	1.2%	0.6%	0.8%	1.1%
% of Patients satisfied with the dentistry they have received	8	9	N/A	89.0%	89.2%	91.4%
% of Patients satisfied with the time they had to wait for an appointment	8	9	N/A	83.1%	83.4%	87.7%

* This is based on patients treated on this contract for their most recent course of treatment. Figures in italics indicate the base number of FP17s or Patient Questionnaire responses are less than 100. N/A is shown where the base number of responses is less than 10 during the period. % is calculated as Quantity/Base number*100

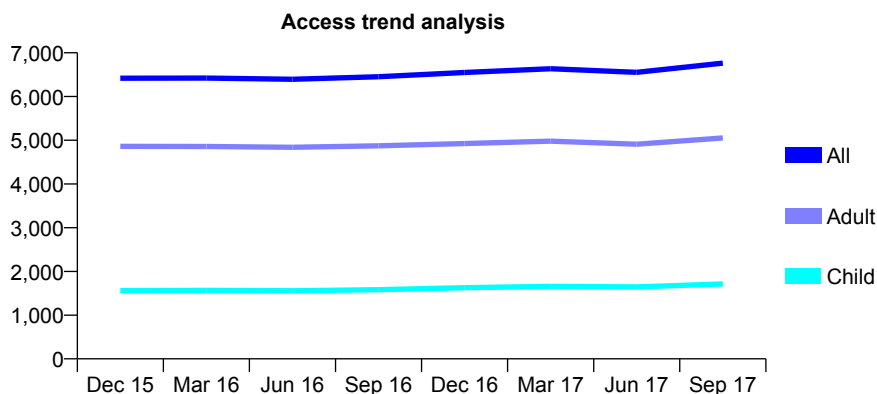
Q62 - Vital Signs At a Glance Contract Report for 101435/0013 - September 2017

Name or company name	IDH Limited
Contract type name	GDS Contract
Purpose of contract	General
Contract start date	01/04/2006
Contract end date	

17/18 Contracted general activity (UDA)	21,930
Carry forward general activity (UDA)	771
17/18 Contracted orthodontic activity (UOA)	0
Carry forward orthodontic activity (UOA)	0
Baseline contract value	£567,799.44

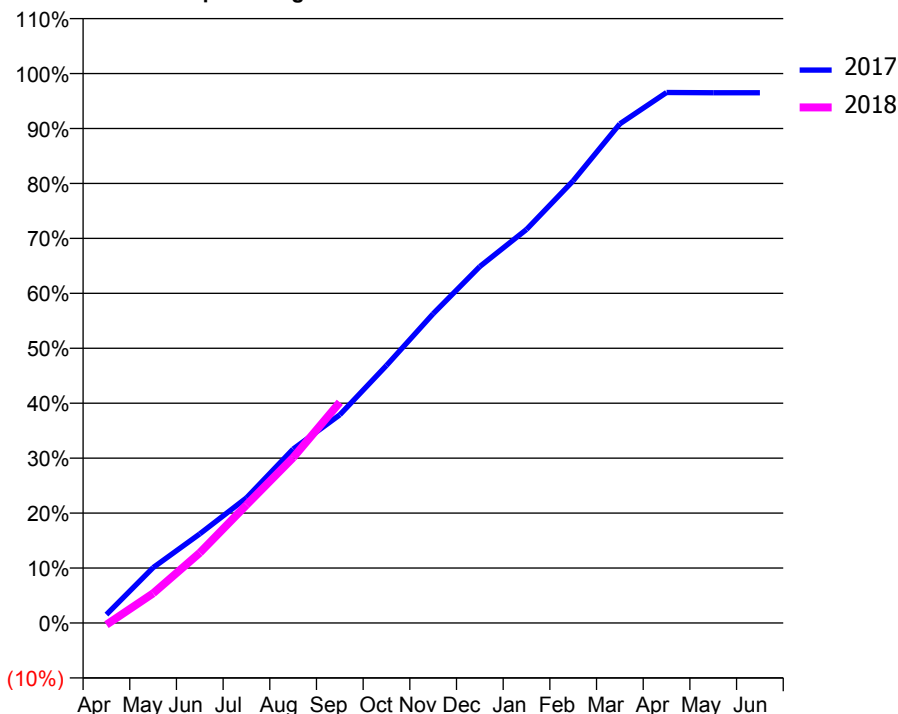
ACCESS*

Patients seen in 24 months	Total	Change since previous quarter
Quarter ending September 2016	6,453	
Quarter ending December 2016	6,551	→
Quarter ending March 2017	6,636	→
Quarter ending June 2017	6,554	↓
Quarter ending September 2017	6,765	↑
Variance since September 2016	4.8%	↑



ACTIVITY

Cumulative percentage of contracted UDA delivered 2017 & 2018



Adjusted Scheduled Activity (UDA)

Month	2017	2018
April	340	-70
May	2,213	1,184
June	3,555	2,802
July	4,993	4,714
August	6,941	6,600
September	8,309	8,810
October	10,279	
November	12,344	
December	14,227	
January	15,705	
February	17,650	
March	19,924	
April	21,170	
May	21,159	
June	21,159	

QUALITY

	Quantity	Base Number	Contract	AT	Region	England
% of FP17s for the same patient ID Re-attending within 3 months - Children	109	994	11.0%	9.7%	11.2%	11.9%
% of FP17s for the same patient ID Re-attending within 3 months - Adults	406	2,586	15.7%	15.6%	16.6%	15.9%
% of FP17s for the same patient ID Re-attending between 3 & 9 months - Children	339	994	34.1%	46.9%	47.0%	58.1%
% of FP17s for the same patient ID Re-attending between 3 & 9 months - Adults	739	2,586	28.6%	37.6%	38.2%	50.6%
% of FP17s for Band 1 Urgent Courses	357	3,233	11.0%	11.2%	10.6%	9.1%
% of FP17s Relating to Free Repair or Replacements	16	3,233	0.5%	0.5%	0.6%	0.8%
% of FP17s Relating to Continuations	23	3,233	0.7%	0.6%	0.8%	1.1%
% of Patients satisfied with the dentistry they have received	14	18	77.8%	89.0%	89.2%	91.4%
% of Patients satisfied with the time they had to wait for an appointment	14	18	77.8%	83.1%	83.4%	87.7%

* This is based on patients treated on this contract for their most recent course of treatment. Figures in italics indicate the base number of FP17s or Patient Questionnaire responses are less than 100. N/A is shown where the base number of responses is less than 10 during the period. % is calculated as Quantity/Base number*100

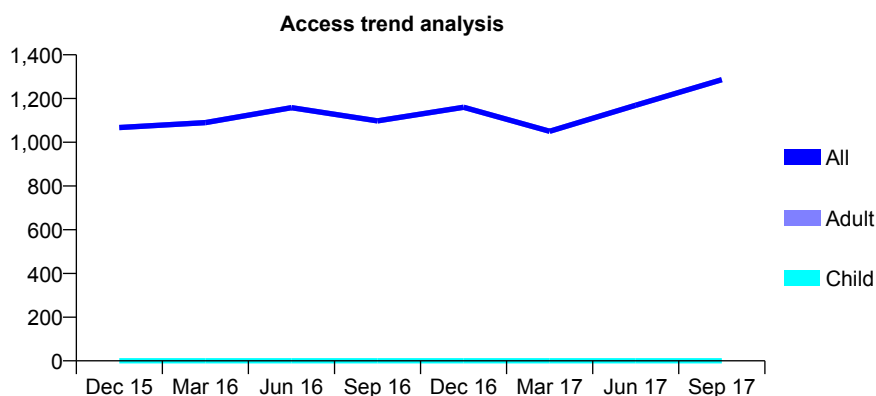
Q62 - Vital Signs At a Glance Contract Report for 102830/0001 - September 2017

Name or company name	Dr G Kataria
Contract type name	PDS Contract
Purpose of contract	General
Contract start date	01/04/2006
Contract end date	31/03/2018

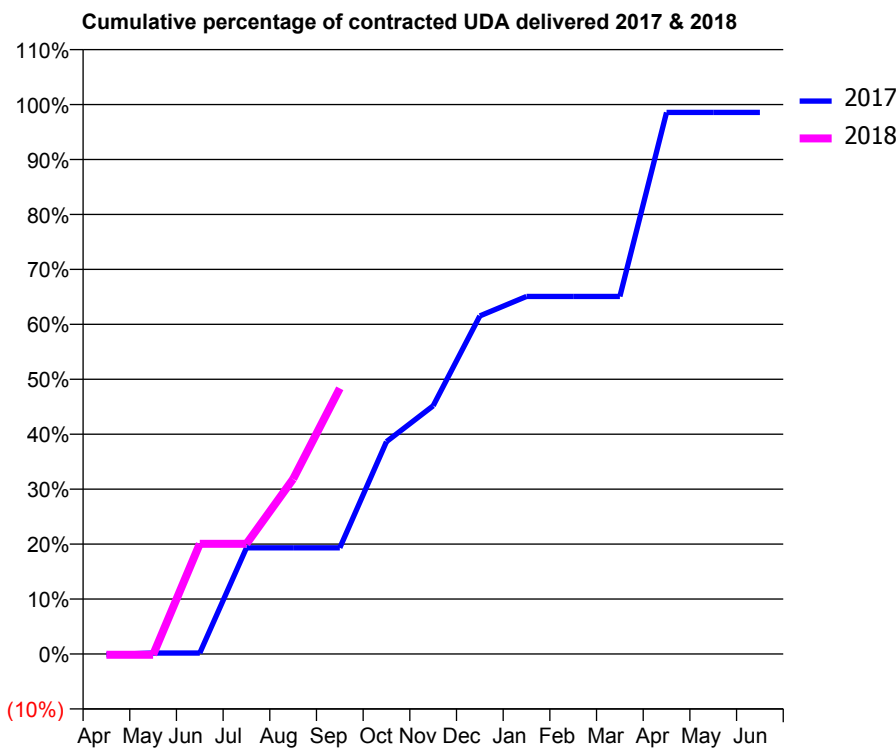
17/18 Contracted general activity (UDA)	2,432
Carry forward general activity (UDA)	35
17/18 Contracted orthodontic activity (UOA)	0
Carry forward orthodontic activity (UOA)	0
Baseline contract value	£104,762.90

ACCESS*

Patients seen in 24 months	Total	Change since previous quarter
Quarter ending September 2016	1,098	
Quarter ending December 2016	1,160	↑
Quarter ending March 2017	1,050	↓
Quarter ending June 2017	1,169	↑
Quarter ending September 2017	1,286	↑
Variance since September 2016	17.1%	↑



ACTIVITY



Month	Adjusted Scheduled Activity (UDA)	
	2017	2018
April	-3	-4
May	4	-4
June	4	488
July	470	488
August	470	775
September	470	1,176
October	940	
November	1,099	
December	1,496	
January	1,582	
February	1,582	
March	1,582	
April	2,397	
May	2,397	
June	2,397	

QUALITY

	Quantity	Base Number	Contract	AT	Region	England
% of FP17s for the same patient ID Re-attending within 3 months - Children	0	0	N/A	9.7%	11.2%	11.9%
% of FP17s for the same patient ID Re-attending within 3 months - Adults	75	731	10.3%	15.6%	16.6%	15.9%
% of FP17s for the same patient ID Re-attending between 3 & 9 months - Children	0	0	N/A	46.9%	47.0%	58.1%
% of FP17s for the same patient ID Re-attending between 3 & 9 months - Adults	125	731	17.1%	37.6%	38.2%	50.6%
% of FP17s for Band 1 Urgent Courses	40	483	8.3%	11.2%	10.6%	9.1%
% of FP17s Relating to Free Repair or Replacements	0	483	0.0%	0.5%	0.6%	0.8%
% of FP17s Relating to Continuations	0	483	0.0%	0.6%	0.8%	1.1%
% of Patients satisfied with the dentistry they have received	1	2	N/A	89.0%	89.2%	91.4%
% of Patients satisfied with the time they had to wait for an appointment	1	2	N/A	83.1%	83.4%	87.7%

* This is based on patients treated on this contract for their most recent course of treatment. Figures in italics indicate the base number of FP17s or Patient Questionnaire responses are less than 100. N/A is shown where the base number of responses is less than 10 during the period. % is calculated as Quantity/Base number*100

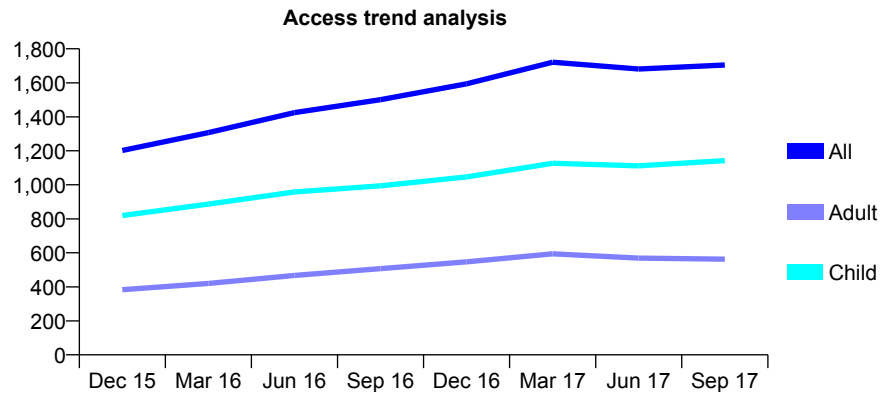
Q62 - Vital Signs At a Glance Contract Report for 106240/0001 - September 2017

Name or company name	Dr T Tikam & Dr S Ramchandani
Contract type name	GDS Contract
Purpose of contract	General
Contract start date	01/04/2015
Contract end date	

17/18 Contracted general activity (UDA)	3,739
Carry forward general activity (UDA)	-75
17/18 Contracted orthodontic activity (UOA)	0
Carry forward orthodontic activity (UOA)	0
Baseline contract value	£105,126.16

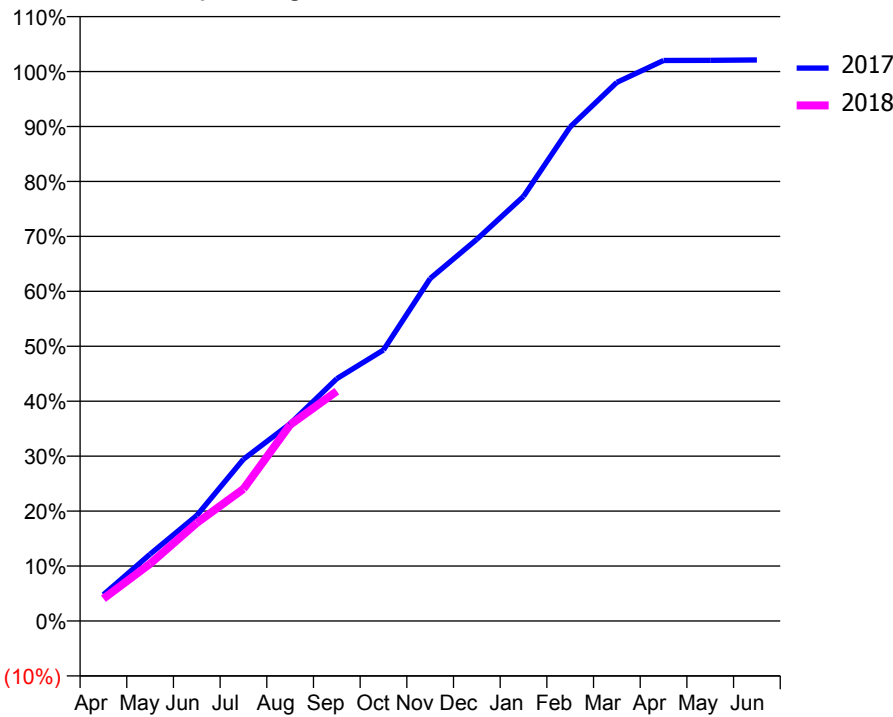
ACCESS*

Patients seen in 24 months	Total	Change since previous quarter
Quarter ending September 2016	1,501	
Quarter ending December 2016	1,594	↑
Quarter ending March 2017	1,721	↑
Quarter ending June 2017	1,681	↓
Quarter ending September 2017	1,705	→
Variance since September 2016	13.6%	↑



ACTIVITY

Cumulative percentage of contracted UDA delivered 2017 & 2018



Month	Adjusted Scheduled Activity (UDA)	
	2017	2018
April	180	152
May	455	389
June	718	667
July	1,101	899
August	1,342	1,335
September	1,649	1,564
October	1,844	
November	2,331	
December	2,598	
January	2,890	
February	3,362	
March	3,665	
April	3,814	
May	3,815	
June	3,818	

QUALITY

	Quantity	Base Number	Contract	AT	Region	England
% of FP17s for the same patient ID Re-attending within 3 months - Children	44	745	5.9%	9.7%	11.2%	11.9%
% of FP17s for the same patient ID Re-attending within 3 months - Adults	26	306	8.5%	15.6%	16.6%	15.9%
% of FP17s for the same patient ID Re-attending between 3 & 9 months - Children	454	745	60.9%	46.9%	47.0%	58.1%
% of FP17s for the same patient ID Re-attending between 3 & 9 months - Adults	168	306	54.9%	37.6%	38.2%	50.6%
% of FP17s for Band 1 Urgent Courses	51	990	5.2%	11.2%	10.6%	9.1%
% of FP17s Relating to Free Repair or Replacements	3	990	0.3%	0.5%	0.6%	0.8%
% of FP17s Relating to Continuations	1	990	0.1%	0.6%	0.8%	1.1%
% of Patients satisfied with the dentistry they have received	0	0	N/A	89.0%	89.2%	91.4%
% of Patients satisfied with the time they had to wait for an appointment	0	0	N/A	83.1%	83.4%	87.7%

* This is based on patients treated on this contract for their most recent course of treatment. Figures in italics indicate the base number of FP17s or Patient Questionnaire responses are less than 100. N/A is shown where the base number of responses is less than 10 during the period. % is calculated as Quantity/Base number*100

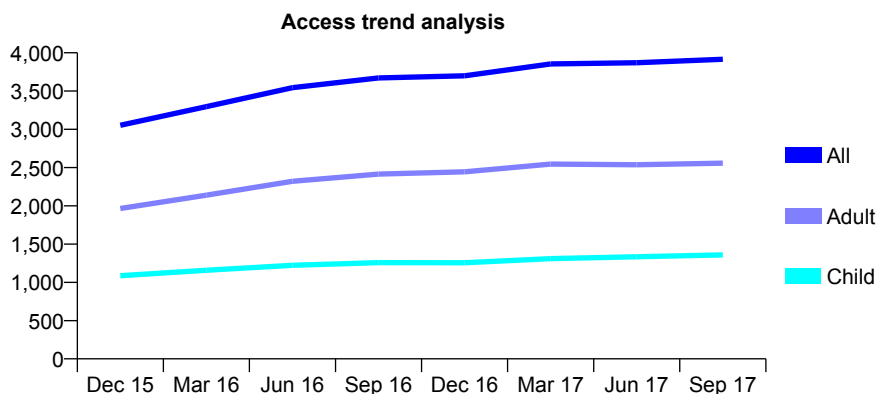
Q62 - Vital Signs At a Glance Contract Report for 107042/0001 - September 2017

Name or company name	Sudhir Thakerar & Partners
Contract type name	GDS Contract
Purpose of contract	General
Contract start date	01/08/2014
Contract end date	

17/18 Contracted general activity (UDA)	10,073
Carry forward general activity (UDA)	-28
17/18 Contracted orthodontic activity (UOA)	0
Carry forward orthodontic activity (UOA)	0
Baseline contract value	£282,794.37

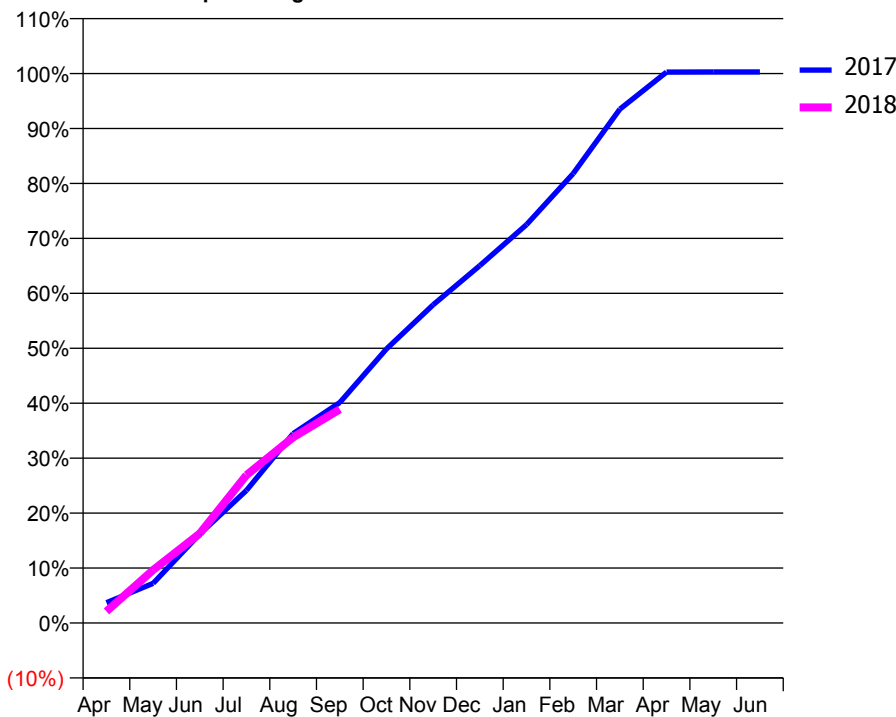
ACCESS*

Patients seen in 24 months	Total	Change since previous quarter
Quarter ending September 2016	3,671	
Quarter ending December 2016	3,699	→
Quarter ending March 2017	3,855	↑
Quarter ending June 2017	3,871	→
Quarter ending September 2017	3,916	→
Variance since September 2016	6.7%	↑



ACTIVITY

Cumulative percentage of contracted UDA delivered 2017 & 2018



Month	Adjusted Scheduled Activity (UDA)	
	2017	2018
April	373	213
May	728	972
June	1,631	1,640
July	2,431	2,713
August	3,471	3,403
September	4,041	3,916
October	5,025	
November	5,835	
December	6,553	
January	7,303	
February	8,238	
March	9,419	
April	10,098	
May	10,100	
June	10,101	

QUALITY

	Quantity	Base Number	Contract	AT	Region	England
% of FP17s for the same patient ID Re-attending within 3 months - Children	113	806	14.0%	9.7%	11.2%	11.9%
% of FP17s for the same patient ID Re-attending within 3 months - Adults	335	1,528	21.9%	15.6%	16.6%	15.9%
% of FP17s for the same patient ID Re-attending between 3 & 9 months - Children	318	806	39.5%	46.9%	47.0%	58.1%
% of FP17s for the same patient ID Re-attending between 3 & 9 months - Adults	557	1,528	36.5%	37.6%	38.2%	50.6%
% of FP17s for Band 1 Urgent Courses	440	2,054	21.4%	11.2%	10.6%	9.1%
% of FP17s Relating to Free Repair or Replacements	5	2,054	0.2%	0.5%	0.6%	0.8%
% of FP17s Relating to Continuations	18	2,054	0.9%	0.6%	0.8%	1.1%
% of Patients satisfied with the dentistry they have received	4	5	N/A	89.0%	89.2%	91.4%
% of Patients satisfied with the time they had to wait for an appointment	3	5	N/A	83.1%	83.4%	87.7%

* This is based on patients treated on this contract for their most recent course of treatment. Figures in italics indicate the base number of FP17s or Patient Questionnaire responses are less than 100. N/A is shown where the base number of responses is less than 10 during the period. % is calculated as Quantity/Base number*100

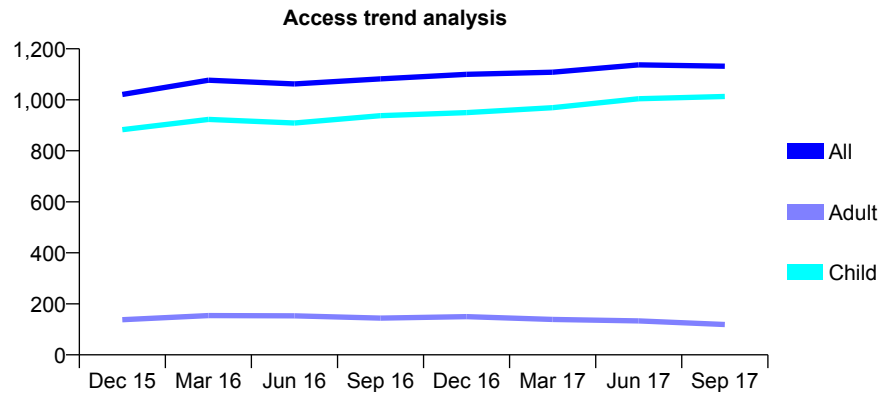
Q62 - Vital Signs At a Glance Contract Report for 107565/0001 - September 2017

Name or company name	Mrs UP Patel & Mrs N Patel
Contract type name	GDS Contract
Purpose of contract	General
Contract start date	01/04/2014
Contract end date	

17/18 Contracted general activity (UDA)	2,597
Carry forward general activity (UDA)	39
17/18 Contracted orthodontic activity (UOA)	0
Carry forward orthodontic activity (UOA)	0
Baseline contract value	£60,738.73

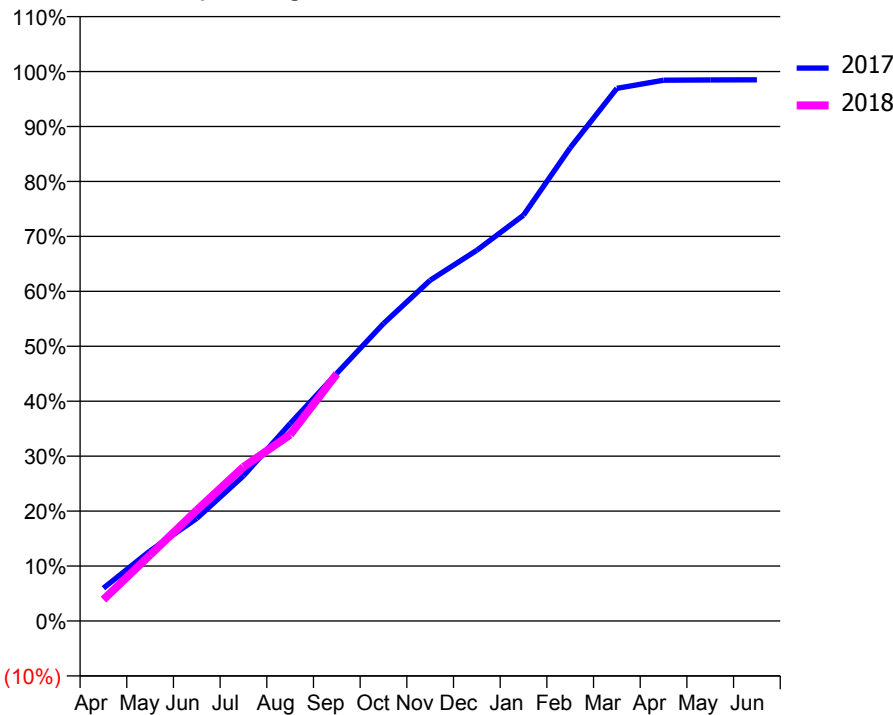
ACCESS*

Patients seen in 24 months	Total	Change since previous quarter
Quarter ending September 2016	1,082	
Quarter ending December 2016	1,100	→
Quarter ending March 2017	1,108	→
Quarter ending June 2017	1,137	↑
Quarter ending September 2017	1,132	→
Variance since September 2016	4.6%	↑



ACTIVITY

Cumulative percentage of contracted UDA delivered 2017 & 2018



Month	Adjusted Scheduled Activity (UDA)	
	2017	2018
April	156	101
May	332	312
June	485	524
July	686	728
August	933	881
September	1,170	1,168
October	1,406	
November	1,611	
December	1,753	
January	1,918	
February	2,236	
March	2,517	
April	2,556	
May	2,557	
June	2,558	

QUALITY

	Quantity	Base Number	Contract	AT	Region	England
% of FP17s for the same patient ID Re-attending within 3 months - Children	119	840	14.2%	9.7%	11.2%	11.9%
% of FP17s for the same patient ID Re-attending within 3 months - Adults	10	40	25.0%	15.6%	16.6%	15.9%
% of FP17s for the same patient ID Re-attending between 3 & 9 months - Children	525	840	62.5%	46.9%	47.0%	58.1%
% of FP17s for the same patient ID Re-attending between 3 & 9 months - Adults	20	40	50.0%	37.6%	38.2%	50.6%
% of FP17s for Band 1 Urgent Courses	26	852	3.1%	11.2%	10.6%	9.1%
% of FP17s Relating to Free Repair or Replacements	0	852	0.0%	0.5%	0.6%	0.8%
% of FP17s Relating to Continuations	0	852	0.0%	0.6%	0.8%	1.1%
% of Patients satisfied with the dentistry they have received	4	4	N/A	89.0%	89.2%	91.4%
% of Patients satisfied with the time they had to wait for an appointment	4	4	N/A	83.1%	83.4%	87.7%

* This is based on patients treated on this contract for their most recent course of treatment. Figures in italics indicate the base number of FP17s or Patient Questionnaire responses are less than 100. N/A is shown where the base number of responses is less than 10 during the period. % is calculated as Quantity/Base number*100

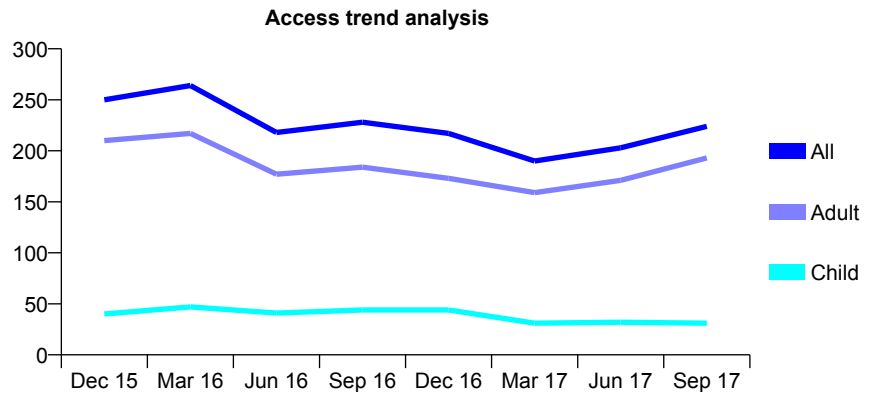
Q62 - Vital Signs At a Glance Contract Report for 108340/0001 - September 2017

Name or company name	Padayachee and Associates
Contract type name	GDS Contract
Purpose of contract	General
Contract start date	01/04/2011
Contract end date	

17/18 Contracted general activity (UDA)	655
Carry forward general activity (UDA)	18
17/18 Contracted orthodontic activity (UOA)	0
Carry forward orthodontic activity (UOA)	0
Baseline contract value	£15,501.23

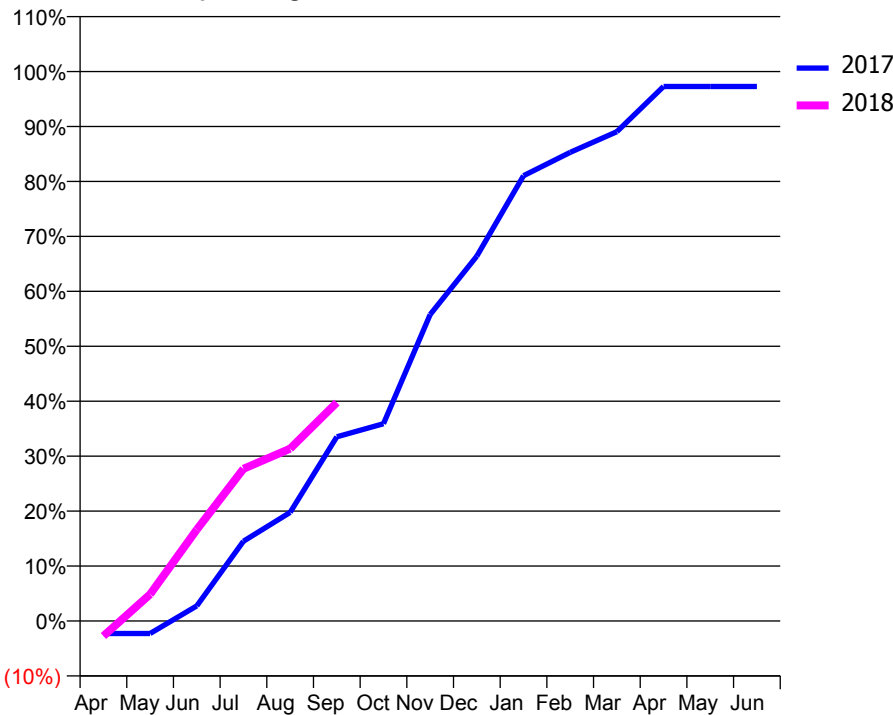
ACCESS*

Patients seen in 24 months	Total	Change since previous quarter
Quarter ending September 2016	228	
Quarter ending December 2016	217	↓
Quarter ending March 2017	190	↓
Quarter ending June 2017	203	↑
Quarter ending September 2017	224	↑
Variance since September 2016	(1.8%)	↓



ACTIVITY

Cumulative percentage of contracted UDA delivered 2017 & 2018



Month	Adjusted Scheduled Activity (UDA)	
	2017	2018
April	-15	-18
May	-15	32
June	18	109
July	95	181
August	129	205
September	220	260
October	235	
November	365	
December	435	
January	531	
February	559	
March	583	
April	637	
May	637	
June	637	

QUALITY

	Quantity	Base Number	Contract	AT	Region	England
% of FP17s for the same patient ID Re-attending within 3 months - Children	0	23	0.0%	9.7%	11.2%	11.9%
% of FP17s for the same patient ID Re-attending within 3 months - Adults	2	131	1.5%	15.6%	16.6%	15.9%
% of FP17s for the same patient ID Re-attending between 3 & 9 months - Children	3	23	13.0%	46.9%	47.0%	58.1%
% of FP17s for the same patient ID Re-attending between 3 & 9 months - Adults	11	131	8.4%	37.6%	38.2%	50.6%
% of FP17s for Band 1 Urgent Courses	42	141	29.8%	11.2%	10.6%	9.1%
% of FP17s Relating to Free Repair or Replacements	0	141	0.0%	0.5%	0.6%	0.8%
% of FP17s Relating to Continuations	0	141	0.0%	0.6%	0.8%	1.1%
% of Patients satisfied with the dentistry they have received	3	3	N/A	89.0%	89.2%	91.4%
% of Patients satisfied with the time they had to wait for an appointment	3	3	N/A	83.1%	83.4%	87.7%

* This is based on patients treated on this contract for their most recent course of treatment. Figures in italics indicate the base number of FP17s or Patient Questionnaire responses are less than 100. N/A is shown where the base number of responses is less than 10 during the period. % is calculated as Quantity/Base number*100

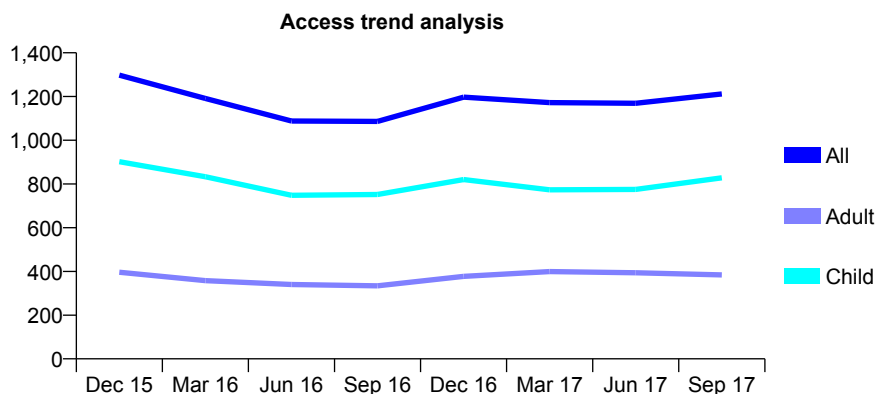
Q62 - Vital Signs At a Glance Contract Report for 108553/0001 - September 2017

Name or company name	MR MJ HUGHES & MISS K HUGHES
Contract type name	GDS Contract
Purpose of contract	General
Contract start date	01/09/2013
Contract end date	

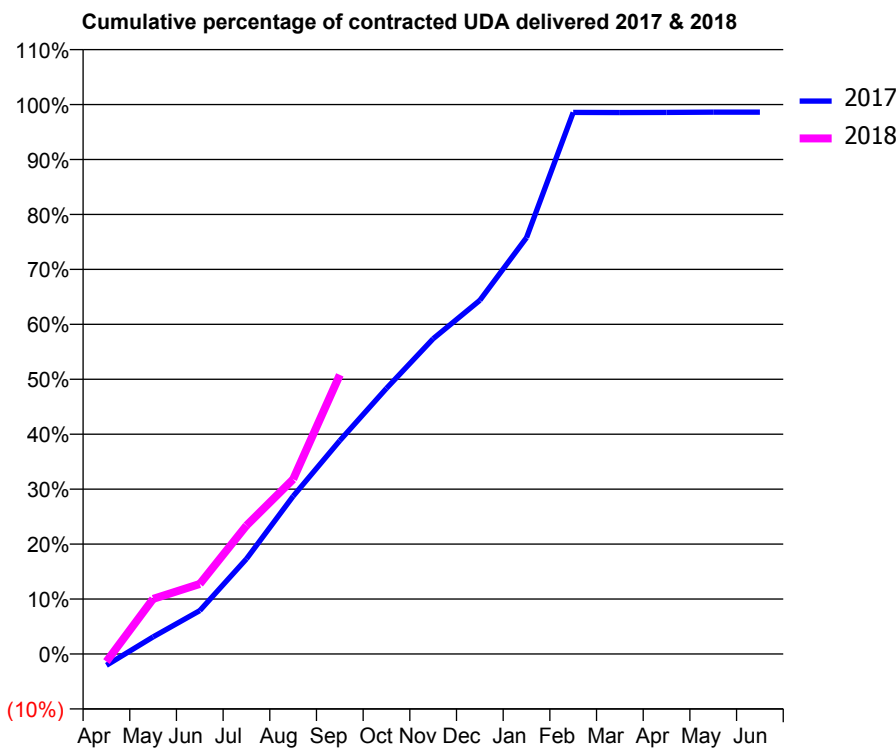
17/18 Contracted general activity (UDA)	2,507
Carry forward general activity (UDA)	35
17/18 Contracted orthodontic activity (UOA)	0
Carry forward orthodontic activity (UOA)	0
Baseline contract value	£66,071.17

ACCESS*

Patients seen in 24 months	Total	Change since previous quarter
Quarter ending September 2016	1,086	
Quarter ending December 2016	1,197	↑
Quarter ending March 2017	1,172	↓
Quarter ending June 2017	1,169	→
Quarter ending September 2017	1,212	↑
Variance since September 2016	11.6%	↑



ACTIVITY



Month	Adjusted Scheduled Activity (UDA)	
	2017	2018
April	-52	-35
May	78	251
June	198	319
July	434	586
August	720	797
September	973	1,274
October	1,212	
November	1,438	
December	1,614	
January	1,900	
February	2,471	
March	2,470	
April	2,471	
May	2,472	
June	2,472	

QUALITY

	Quantity	Base Number	Contract	AT	Region	England
% of FP17s for the same patient ID Re-attending within 3 months - Children	17	617	2.8%	9.7%	11.2%	11.9%
% of FP17s for the same patient ID Re-attending within 3 months - Adults	8	200	4.0%	15.6%	16.6%	15.9%
% of FP17s for the same patient ID Re-attending between 3 & 9 months - Children	283	617	45.9%	46.9%	47.0%	58.1%
% of FP17s for the same patient ID Re-attending between 3 & 9 months - Adults	68	200	34.0%	37.6%	38.2%	50.6%
% of FP17s for Band 1 Urgent Courses	18	814	2.2%	11.2%	10.6%	9.1%
% of FP17s Relating to Free Repair or Replacements	2	814	0.2%	0.5%	0.6%	0.8%
% of FP17s Relating to Continuations	0	814	0.0%	0.6%	0.8%	1.1%
% of Patients satisfied with the dentistry they have received	2	2	N/A	89.0%	89.2%	91.4%
% of Patients satisfied with the time they had to wait for an appointment	1	2	N/A	83.1%	83.4%	87.7%

* This is based on patients treated on this contract for their most recent course of treatment. Figures in italics indicate the base number of FP17s or Patient Questionnaire responses are less than 100. N/A is shown where the base number of responses is less than 10 during the period. % is calculated as Quantity/Base number*100

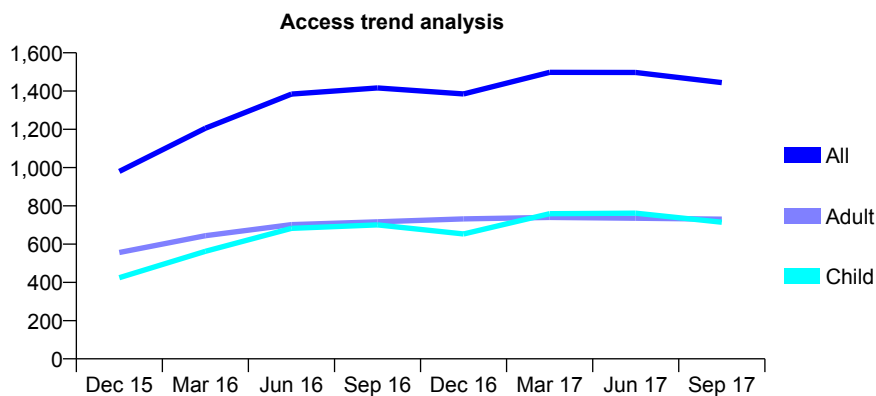
Q62 - Vital Signs At a Glance Contract Report for 108553/0003 - September 2017

Name or company name	MR MJ HUGHES & MISS K HUGHES
Contract type name	GDS Contract
Purpose of contract	General
Contract start date	01/04/2015
Contract end date	

17/18 Contracted general activity (UDA)	4,500
Carry forward general activity (UDA)	0
17/18 Contracted orthodontic activity (UOA)	0
Carry forward orthodontic activity (UOA)	0
Baseline contract value	£111,266.78

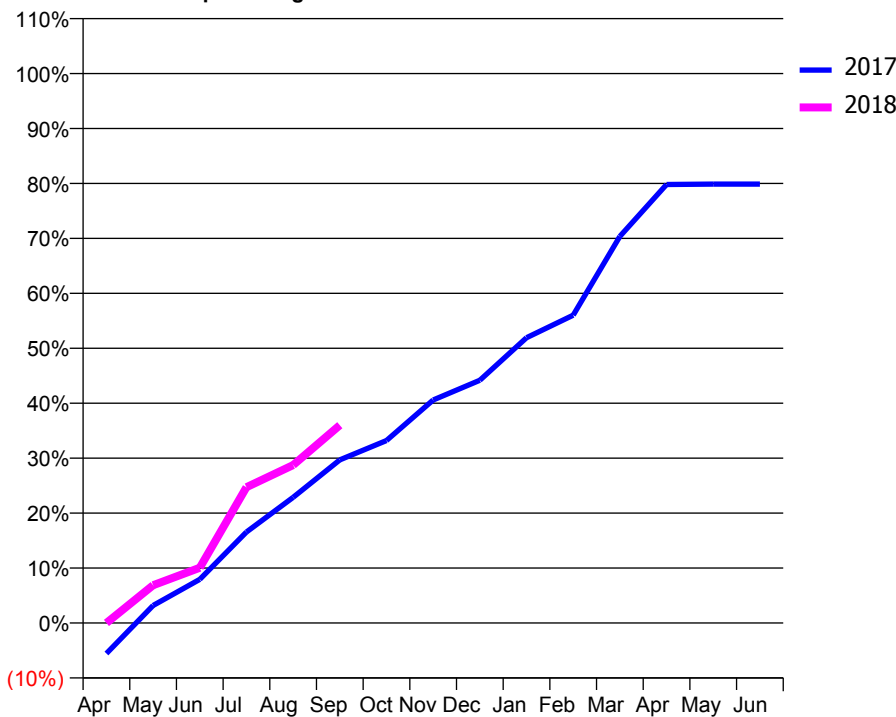
ACCESS*

Patients seen in 24 months	Total	Change since previous quarter
Quarter ending September 2016	1,416	
Quarter ending December 2016	1,385	↓
Quarter ending March 2017	1,498	↑
Quarter ending June 2017	1,497	→
Quarter ending September 2017	1,444	↓
Variance since September 2016	2.0%	→



ACTIVITY

Cumulative percentage of contracted UDA delivered 2017 & 2018



Adjusted Scheduled Activity (UDA)

Month	2017	2018
April	-251	0
May	143	310
June	358	453
July	745	1,112
August	1,030	1,293
September	1,337	1,620
October	1,494	
November	1,826	
December	1,988	
January	2,336	
February	2,521	
March	3,167	
April	3,591	
May	3,595	
June	3,595	

QUALITY

	Quantity	Base Number	Contract	AT	Region	England
% of FP17s for the same patient ID Re-attending within 3 months - Children	35	540	6.5%	9.7%	11.2%	11.9%
% of FP17s for the same patient ID Re-attending within 3 months - Adults	47	492	9.6%	15.6%	16.6%	15.9%
% of FP17s for the same patient ID Re-attending between 3 & 9 months - Children	209	540	38.7%	46.9%	47.0%	58.1%
% of FP17s for the same patient ID Re-attending between 3 & 9 months - Adults	240	492	48.8%	37.6%	38.2%	50.6%
% of FP17s for Band 1 Urgent Courses	52	868	6.0%	11.2%	10.6%	9.1%
% of FP17s Relating to Free Repair or Replacements	6	868	0.7%	0.5%	0.6%	0.8%
% of FP17s Relating to Continuations	1	868	0.1%	0.6%	0.8%	1.1%
% of Patients satisfied with the dentistry they have received	2	2	N/A	89.0%	89.2%	91.4%
% of Patients satisfied with the time they had to wait for an appointment	2	2	N/A	83.1%	83.4%	87.7%

* This is based on patients treated on this contract for their most recent course of treatment. Figures in italics indicate the base number of FP17s or Patient Questionnaire responses are less than 100. N/A is shown where the base number of responses is less than 10 during the period. % is calculated as Quantity/Base number*100

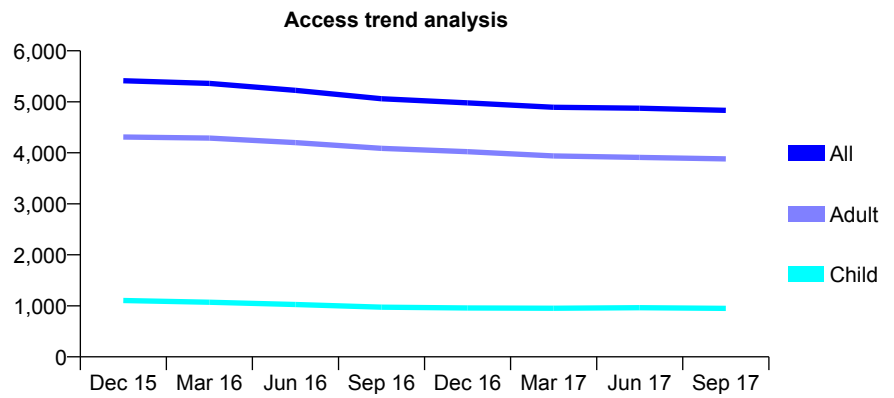
Q62 - Vital Signs At a Glance Contract Report for 109339/0001 - September 2017

Name or company name	M.A.Shepherd, C.Ruparelia & J.Ruparelia
Contract type name	GDS Contract
Purpose of contract	General
Contract start date	01/02/2010
Contract end date	

17/18 Contracted general activity (UDA)	15,936
Carry forward general activity (UDA)	0
17/18 Contracted orthodontic activity (UOA)	0
Carry forward orthodontic activity (UOA)	0
Baseline contract value	£394,754.05

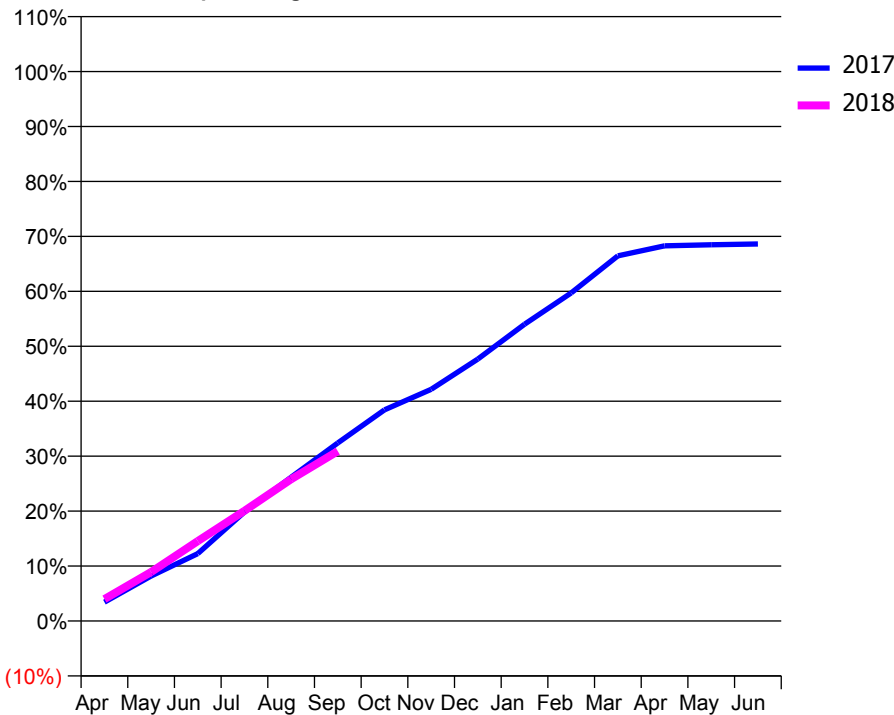
ACCESS*

Patients seen in 24 months	Total	Change since previous quarter
Quarter ending September 2016	5,061	
Quarter ending December 2016	4,980	↓
Quarter ending March 2017	4,892	↓
Quarter ending June 2017	4,874	→
Quarter ending September 2017	4,832	→
Variance since September 2016	(4.5%)	↓



ACTIVITY

Cumulative percentage of contracted UDA delivered 2017 & 2018



Month	Adjusted Scheduled Activity (UDA)	
	2017	2018
April	546	638
May	1,307	1,423
June	1,954	2,320
July	3,163	3,195
August	4,172	4,111
September	5,164	4,923
October	6,124	
November	6,719	
December	7,595	
January	8,608	
February	9,514	
March	10,592	
April	10,881	
May	10,910	
June	10,933	

QUALITY

	Quantity	Base Number	Contract	AT	Region	England
% of FP17s for the same patient ID Re-attending within 3 months - Children	38	643	5.9%	9.7%	11.2%	11.9%
% of FP17s for the same patient ID Re-attending within 3 months - Adults	312	2,185	14.3%	15.6%	16.6%	15.9%
% of FP17s for the same patient ID Re-attending between 3 & 9 months - Children	261	643	40.6%	46.9%	47.0%	58.1%
% of FP17s for the same patient ID Re-attending between 3 & 9 months - Adults	752	2,185	34.4%	37.6%	38.2%	50.6%
% of FP17s for Band 1 Urgent Courses	461	2,604	17.7%	11.2%	10.6%	9.1%
% of FP17s Relating to Free Repair or Replacements	10	2,604	0.4%	0.5%	0.6%	0.8%
% of FP17s Relating to Continuations	7	2,604	0.3%	0.6%	0.8%	1.1%
% of Patients satisfied with the dentistry they have received	8	9	N/A	89.0%	89.2%	91.4%
% of Patients satisfied with the time they had to wait for an appointment	9	9	N/A	83.1%	83.4%	87.7%

* This is based on patients treated on this contract for their most recent course of treatment. Figures in italics indicate the base number of FP17s or Patient Questionnaire responses are less than 100. N/A is shown where the base number of responses is less than 10 during the period. % is calculated as Quantity/Base number*100

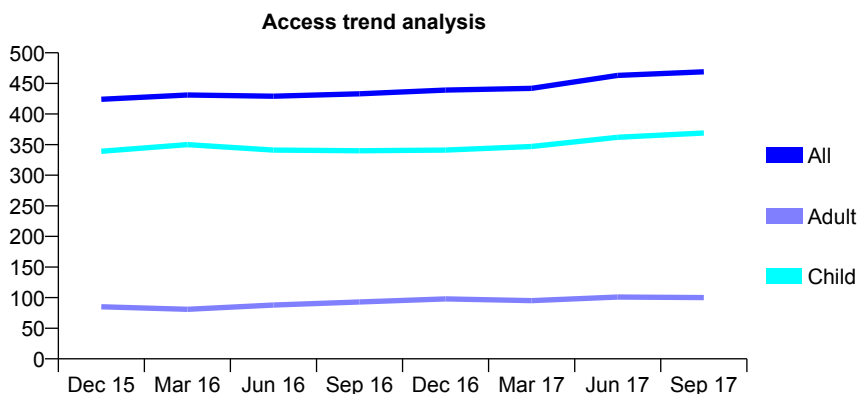
Q62 - Vital Signs At a Glance Contract Report for 110531/0001 - September 2017

Name or company name	STERLING DENTAL SURGERIES LTD
Contract type name	GDS Contract
Purpose of contract	General
Contract start date	01/04/2006
Contract end date	

17/18 Contracted general activity (UDA)	1,165
Carry forward general activity (UDA)	0
17/18 Contracted orthodontic activity (UOA)	0
Carry forward orthodontic activity (UOA)	0
Baseline contract value	£26,739.00

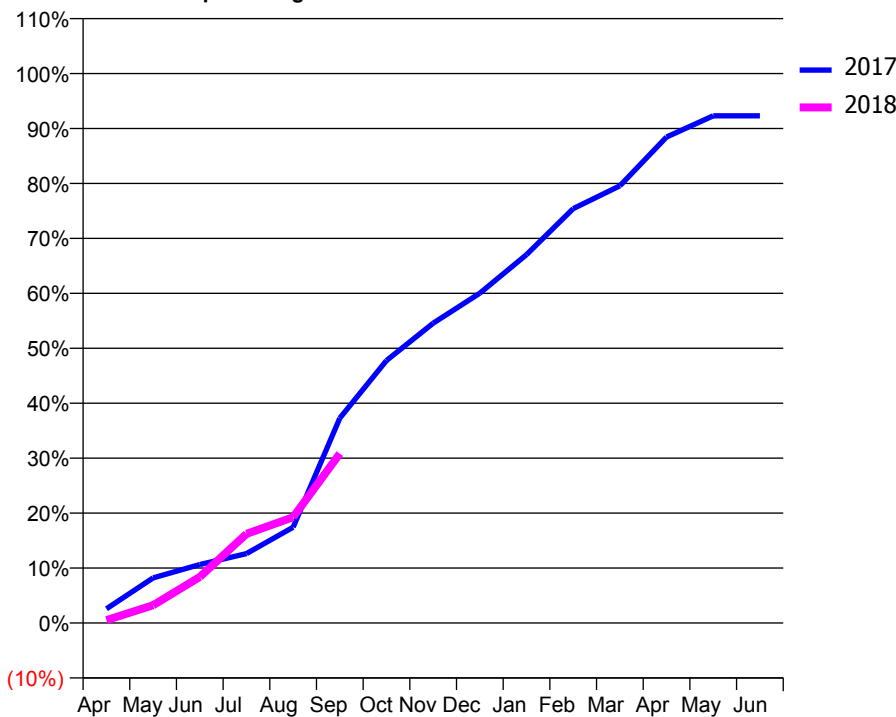
ACCESS*

Patients seen in 24 months	Total	Change since previous quarter
Quarter ending September 2016	433	
Quarter ending December 2016	439	→
Quarter ending March 2017	442	→
Quarter ending June 2017	463	↑
Quarter ending September 2017	469	→
Variance since September 2016	8.3%	↑



ACTIVITY

Cumulative percentage of contracted UDA delivered 2017 & 2018



Adjusted Scheduled Activity (UDA)

Month	2017	2018
April	30	6
May	96	38
June	124	98
July	147	189
August	203	224
September	434	359
October	557	
November	636	
December	699	
January	781	
February	879	
March	927	
April	1,030	
May	1,075	
June	1,075	

QUALITY

	Quantity	Base Number	Contract	AT	Region	England
% of FP17s for the same patient ID Re-attending within 3 months - Children	18	268	6.7%	9.7%	11.2%	11.9%
% of FP17s for the same patient ID Re-attending within 3 months - Adults	4	29	13.8%	15.6%	16.6%	15.9%
% of FP17s for the same patient ID Re-attending between 3 & 9 months - Children	143	268	53.4%	46.9%	47.0%	58.1%
% of FP17s for the same patient ID Re-attending between 3 & 9 months - Adults	13	29	44.8%	37.6%	38.2%	50.6%
% of FP17s for Band 1 Urgent Courses	11	233	4.7%	11.2%	10.6%	9.1%
% of FP17s Relating to Free Repair or Replacements	0	233	0.0%	0.5%	0.6%	0.8%
% of FP17s Relating to Continuations	0	233	0.0%	0.6%	0.8%	1.1%
% of Patients satisfied with the dentistry they have received	0	0	N/A	89.0%	89.2%	91.4%
% of Patients satisfied with the time they had to wait for an appointment	0	0	N/A	83.1%	83.4%	87.7%

* This is based on patients treated on this contract for their most recent course of treatment. Figures in italics indicate the base number of FP17s or Patient Questionnaire responses are less than 100. N/A is shown where the base number of responses is less than 10 during the period. % is calculated as Quantity/Base number*100

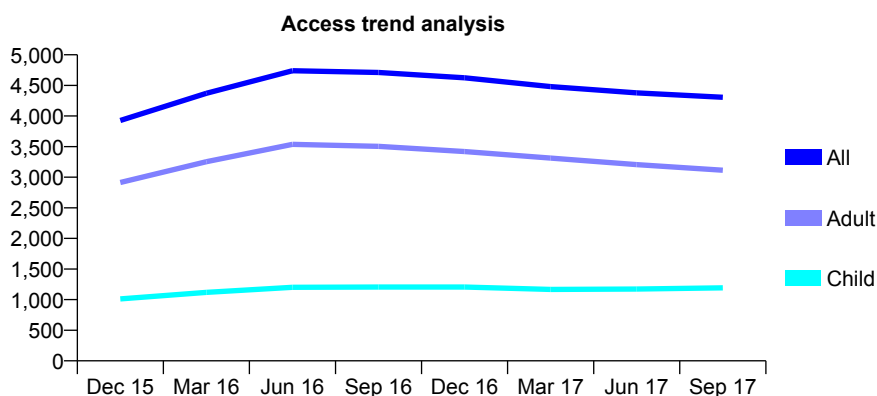
Q62 - Vital Signs At a Glance Contract Report for 110922/0001 - September 2017

Name or company name	Mr M. H. Bhatt & Mr D. G. Jani
Contract type name	GDS Contract
Purpose of contract	General
Contract start date	01/07/2014
Contract end date	

17/18 Contracted general activity (UDA)	13,288
Carry forward general activity (UDA)	-140
17/18 Contracted orthodontic activity (UOA)	0
Carry forward orthodontic activity (UOA)	0
Baseline contract value	£369,764.81

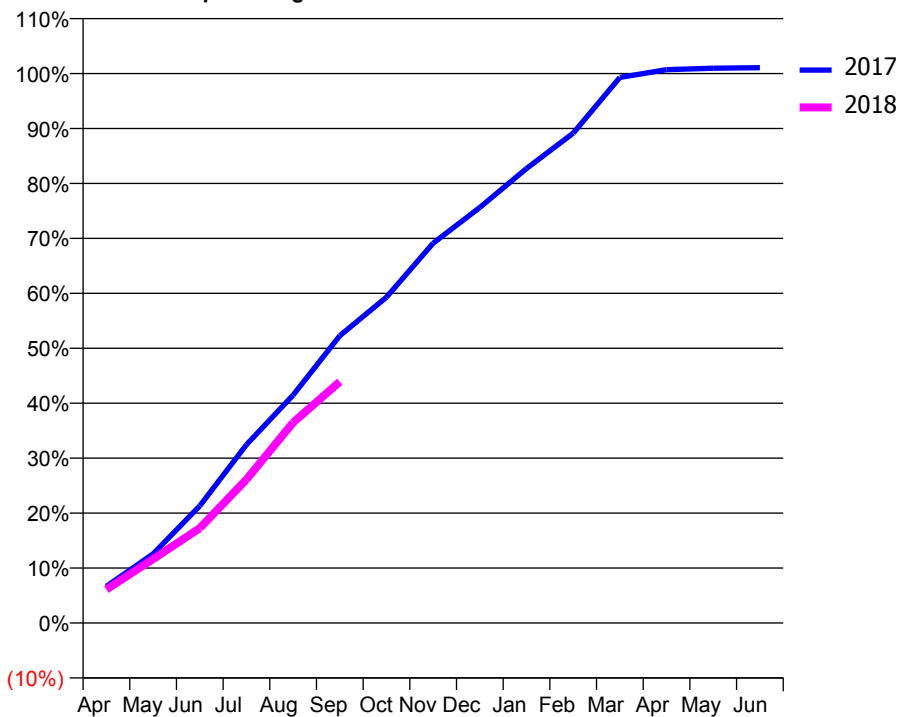
ACCESS*

Patients seen in 24 months	Total	Change since previous quarter
Quarter ending September 2016	4,711	
Quarter ending December 2016	4,624	↓
Quarter ending March 2017	4,480	↓
Quarter ending June 2017	4,379	↓
Quarter ending September 2017	4,306	↓
Variance since September 2016	(8.6%)	↓



ACTIVITY

Cumulative percentage of contracted UDA delivered 2017 & 2018



Adjusted Scheduled Activity (UDA)

Month	2017	2018
April	887	812
May	1,672	1,545
June	2,832	2,295
July	4,312	3,472
August	5,513	4,848
September	6,948	5,834
October	7,879	
November	9,185	
December	10,050	
January	10,991	
February	11,844	
March	13,194	
April	13,381	
May	13,417	
June	13,428	

QUALITY

	Quantity	Base Number	Contract	AT	Region	England
% of FP17s for the same patient ID Re-attending within 3 months - Children	63	645	9.8%	9.7%	11.2%	11.9%
% of FP17s for the same patient ID Re-attending within 3 months - Adults	245	1,471	16.7%	15.6%	16.6%	15.9%
% of FP17s for the same patient ID Re-attending between 3 & 9 months - Children	190	645	29.5%	46.9%	47.0%	58.1%
% of FP17s for the same patient ID Re-attending between 3 & 9 months - Adults	409	1,471	27.8%	37.6%	38.2%	50.6%
% of FP17s for Band 1 Urgent Courses	272	1,999	13.6%	11.2%	10.6%	9.1%
% of FP17s Relating to Free Repair or Replacements	7	1,999	0.4%	0.5%	0.6%	0.8%
% of FP17s Relating to Continuations	25	1,999	1.3%	0.6%	0.8%	1.1%
% of Patients satisfied with the dentistry they have received	3	3	N/A	89.0%	89.2%	91.4%
% of Patients satisfied with the time they had to wait for an appointment	1	3	N/A	83.1%	83.4%	87.7%

* This is based on patients treated on this contract for their most recent course of treatment. Figures in italics indicate the base number of FP17s or Patient Questionnaire responses are less than 100. N/A is shown where the base number of responses is less than 10 during the period. % is calculated as Quantity/Base number*100

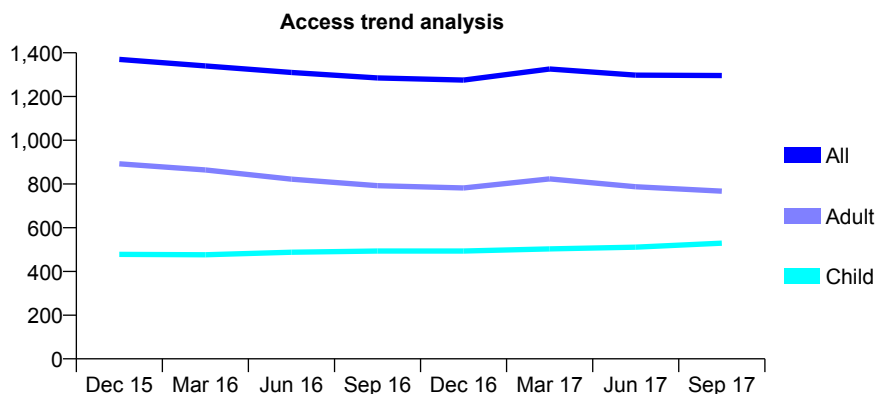
Q62 - Vital Signs At a Glance Contract Report for 112143/0001 - September 2017

Name or company name	Mr. G. Sumar & Mr. I. Gulamhusein
Contract type name	GDS Contract
Purpose of contract	General
Contract start date	01/07/2013
Contract end date	

17/18 Contracted general activity (UDA)	4,565
Carry forward general activity (UDA)	59
17/18 Contracted orthodontic activity (UOA)	0
Carry forward orthodontic activity (UOA)	0
Baseline contract value	£128,300.52

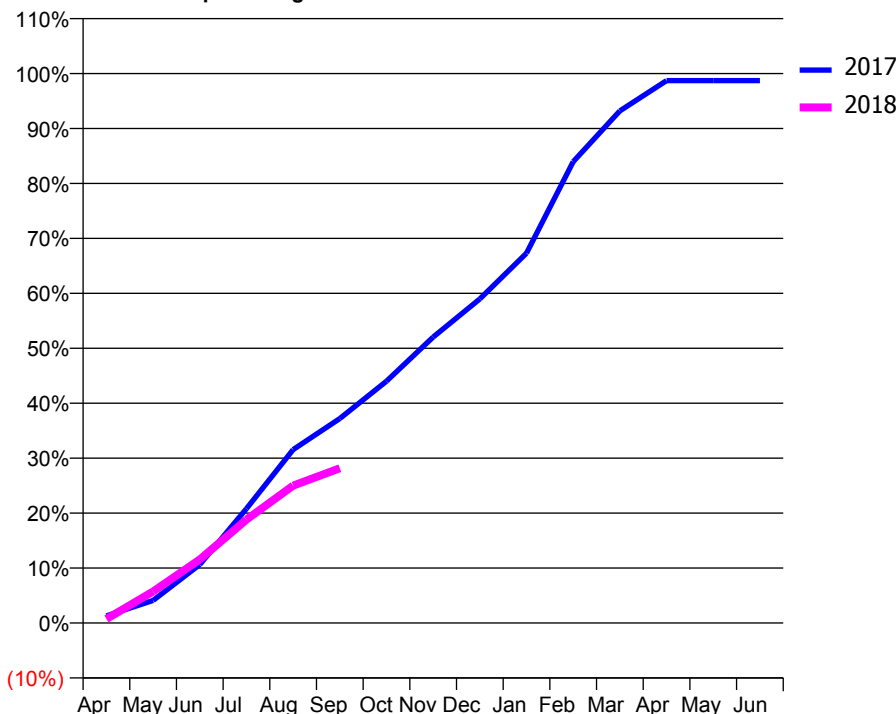
ACCESS*

Patients seen in 24 months	Total	Change since previous quarter
Quarter ending September 2016	1,285	
Quarter ending December 2016	1,275	→
Quarter ending March 2017	1,326	↑
Quarter ending June 2017	1,298	↓
Quarter ending September 2017	1,296	→
Variance since September 2016	0.9%	→



ACTIVITY

Cumulative percentage of contracted UDA delivered 2017 & 2018



Month	Adjusted Scheduled Activity (UDA)	
	2017	2018
April	60	34
May	187	262
June	486	527
July	950	859
August	1,441	1,141
September	1,698	1,286
October	2,009	
November	2,376	
December	2,692	
January	3,073	
February	3,833	
March	4,255	
April	4,506	
May	4,506	
June	4,506	

QUALITY

	Quantity	Base Number	Contract	AT	Region	England
% of FP17s for the same patient ID Re-attending within 3 months - Children	32	402	8.0%	9.7%	11.2%	11.9%
% of FP17s for the same patient ID Re-attending within 3 months - Adults	38	381	10.0%	15.6%	16.6%	15.9%
% of FP17s for the same patient ID Re-attending between 3 & 9 months - Children	248	402	61.7%	46.9%	47.0%	58.1%
% of FP17s for the same patient ID Re-attending between 3 & 9 months - Adults	224	381	58.8%	37.6%	38.2%	50.6%
% of FP17s for Band 1 Urgent Courses	40	692	5.8%	11.2%	10.6%	9.1%
% of FP17s Relating to Free Repair or Replacements	3	692	0.4%	0.5%	0.6%	0.8%
% of FP17s Relating to Continuations	0	692	0.0%	0.6%	0.8%	1.1%
% of Patients satisfied with the dentistry they have received	2	2	N/A	89.0%	89.2%	91.4%
% of Patients satisfied with the time they had to wait for an appointment	2	2	N/A	83.1%	83.4%	87.7%

* This is based on patients treated on this contract for their most recent course of treatment. Figures in italics indicate the base number of FP17s or Patient Questionnaire responses are less than 100. N/A is shown where the base number of responses is less than 10 during the period. % is calculated as Quantity/Base number*100

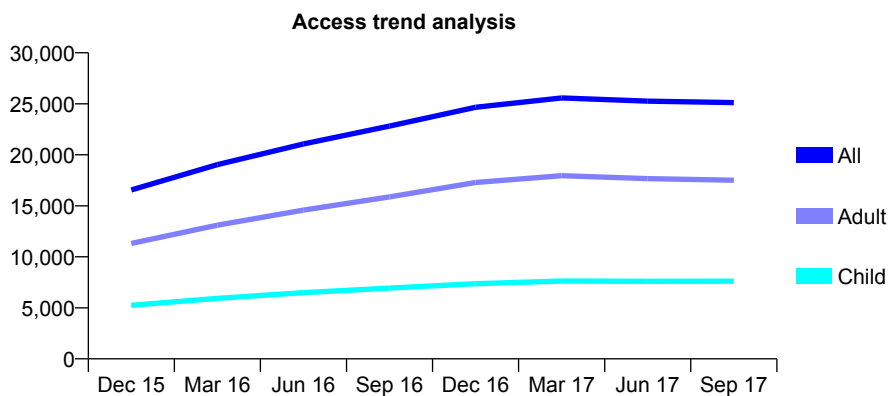
Q62 - Vital Signs At a Glance Contract Report for 112208/0001 - September 2017

Name or company name	Amarjit Singh Khambay and Gurdip Kaur
Contract type name	GDS Contract
Purpose of contract	General
Contract start date	01/02/2015
Contract end date	

17/18 Contracted general activity (UDA)	64,941
Carry forward general activity (UDA)	-1,274
17/18 Contracted orthodontic activity (UOA)	0
Carry forward orthodontic activity (UOA)	0
Baseline contract value	£1,823,969.68

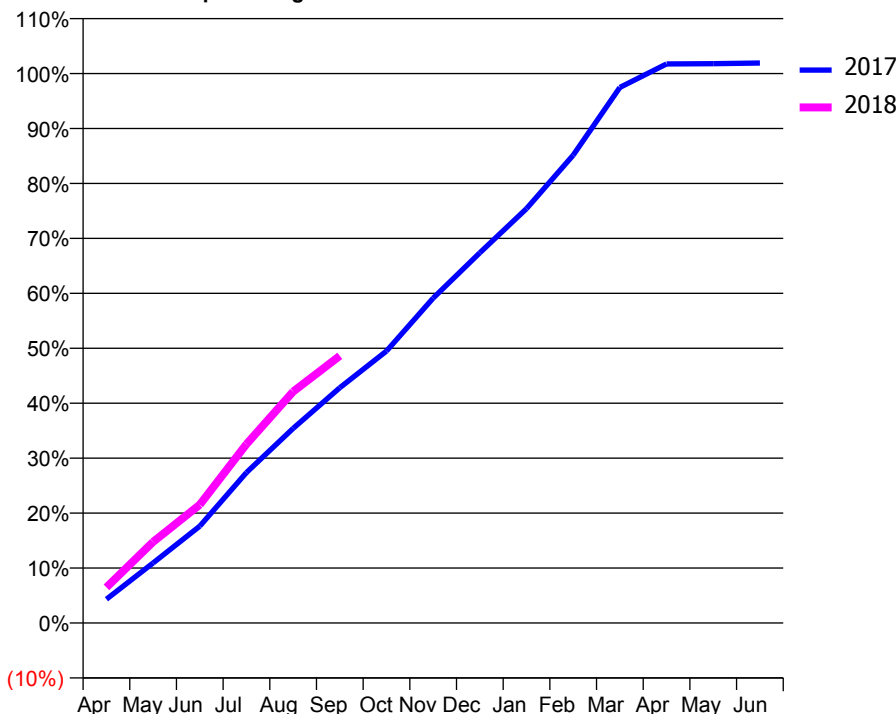
ACCESS*

Patients seen in 24 months	Total	Change since previous quarter
Quarter ending September 2016	22,822	
Quarter ending December 2016	24,657	↑
Quarter ending March 2017	25,570	↑
Quarter ending June 2017	25,260	↓
Quarter ending September 2017	25,121	→
Variance since September 2016	10.1%	↑



ACTIVITY

Cumulative percentage of contracted UDA delivered 2017 & 2018



Month	Adjusted Scheduled Activity (UDA)	
	2017	2018
April	2,811	4,208
May	7,094	9,587
June	11,454	13,983
July	17,780	21,140
August	23,005	27,355
September	27,810	31,576
October	32,140	
November	38,397	
December	43,761	
January	48,974	
February	55,288	
March	63,289	
April	66,069	
May	66,100	
June	66,177	

QUALITY

	Quantity	Base Number	Contract	AT	Region	England
% of FP17s for the same patient ID Re-attending within 3 months - Children	326	4,304	7.6%	9.7%	11.2%	11.9%
% of FP17s for the same patient ID Re-attending within 3 months - Adults	1,240	9,314	13.3%	15.6%	16.6%	15.9%
% of FP17s for the same patient ID Re-attending between 3 & 9 months - Children	1,610	4,304	37.4%	46.9%	47.0%	58.1%
% of FP17s for the same patient ID Re-attending between 3 & 9 months - Adults	2,319	9,314	24.9%	37.6%	38.2%	50.6%
% of FP17s for Band 1 Urgent Courses	2,204	12,410	17.8%	11.2%	10.6%	9.1%
% of FP17s Relating to Free Repair or Replacements	40	12,410	0.3%	0.5%	0.6%	0.8%
% of FP17s Relating to Continuations	137	12,410	1.1%	0.6%	0.8%	1.1%
% of Patients satisfied with the dentistry they have received	18	23	78.3%	89.0%	89.2%	91.4%
% of Patients satisfied with the time they had to wait for an appointment	21	23	91.3%	83.1%	83.4%	87.7%

* This is based on patients treated on this contract for their most recent course of treatment. Figures in italics indicate the base number of FP17s or Patient Questionnaire responses are less than 100. N/A is shown where the base number of responses is less than 10 during the period. % is calculated as Quantity/Base number*100

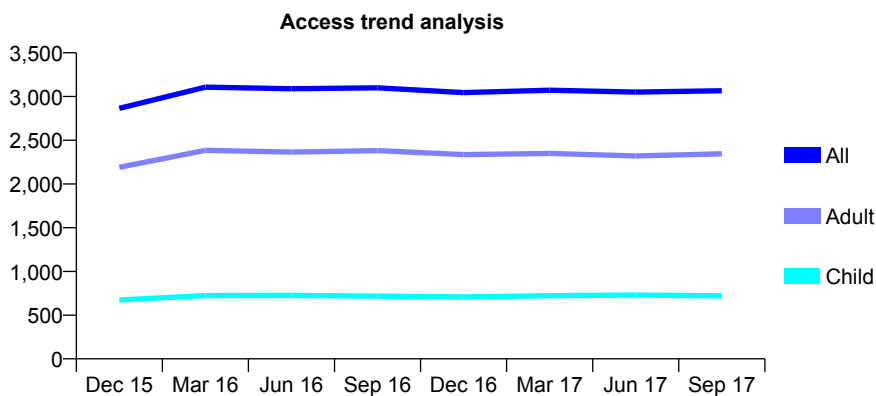
Q62 - Vital Signs At a Glance Contract Report for 113719/0001 - September 2017

Name or company name	Dr P Patel & Dr A Thethy
Contract type name	GDS Contract
Purpose of contract	General
Contract start date	01/04/2014
Contract end date	

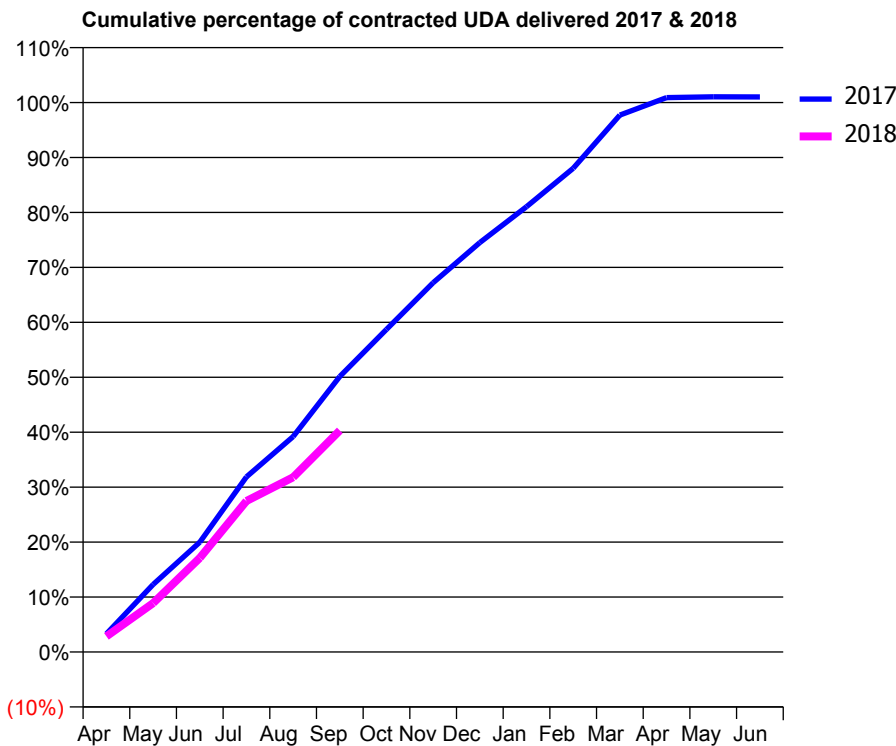
17/18 Contracted general activity (UDA)	10,050
Carry forward general activity (UDA)	-102
17/18 Contracted orthodontic activity (UOA)	0
Carry forward orthodontic activity (UOA)	0
Baseline contract value	£308,086.50

ACCESS*

Patients seen in 24 months	Total	Change since previous quarter
Quarter ending September 2016	3,099	
Quarter ending December 2016	3,045	↓
Quarter ending March 2017	3,072	→
Quarter ending June 2017	3,051	→
Quarter ending September 2017	3,066	→
Variance since September 2016	(1.1%)	↓



ACTIVITY



Month	Adjusted Scheduled Activity (UDA)	
	2017	2018
April	333	287
May	1,235	894
June	2,007	1,721
July	3,202	2,763
August	3,940	3,197
September	5,040	4,052
October	5,902	
November	6,754	
December	7,488	
January	8,144	
February	8,847	
March	9,820	
April	10,139	
May	10,153	
June	10,152	

QUALITY

	Quantity	Base Number	Contract	AT	Region	England
% of FP17s for the same patient ID Re-attending within 3 months - Children	15	426	3.5%	9.7%	11.2%	11.9%
% of FP17s for the same patient ID Re-attending within 3 months - Adults	100	1,068	9.4%	15.6%	16.6%	15.9%
% of FP17s for the same patient ID Re-attending between 3 & 9 months - Children	196	426	46.0%	46.9%	47.0%	58.1%
% of FP17s for the same patient ID Re-attending between 3 & 9 months - Adults	387	1,068	36.2%	37.6%	38.2%	50.6%
% of FP17s for Band 1 Urgent Courses	103	1,397	7.4%	11.2%	10.6%	9.1%
% of FP17s Relating to Free Repair or Replacements	1	1,397	0.1%	0.5%	0.6%	0.8%
% of FP17s Relating to Continuations	2	1,397	0.1%	0.6%	0.8%	1.1%
% of Patients satisfied with the dentistry they have received	1	1	N/A	89.0%	89.2%	91.4%
% of Patients satisfied with the time they had to wait for an appointment	1	1	N/A	83.1%	83.4%	87.7%

* This is based on patients treated on this contract for their most recent course of treatment. Figures in italics indicate the base number of FP17s or Patient Questionnaire responses are less than 100. N/A is shown where the base number of responses is less than 10 during the period. % is calculated as Quantity/Base number*100

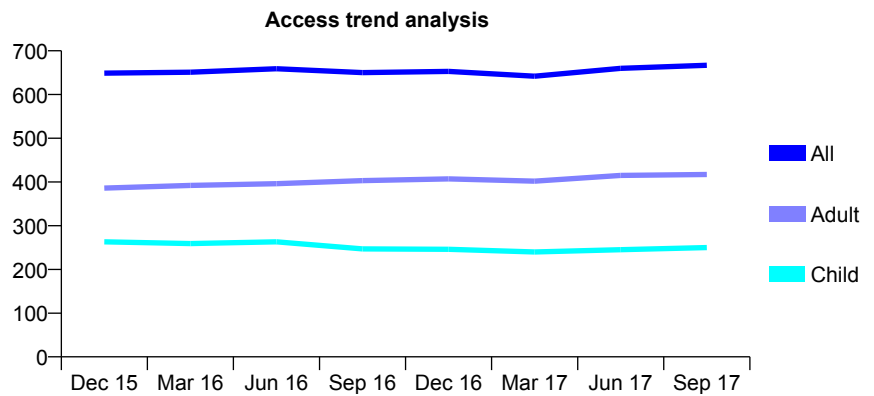
Q62 - Vital Signs At a Glance Contract Report for 114561/0001 - September 2017

Name or company name	Kenton Clinic
Contract type name	GDS Contract
Purpose of contract	General
Contract start date	01/09/2010
Contract end date	

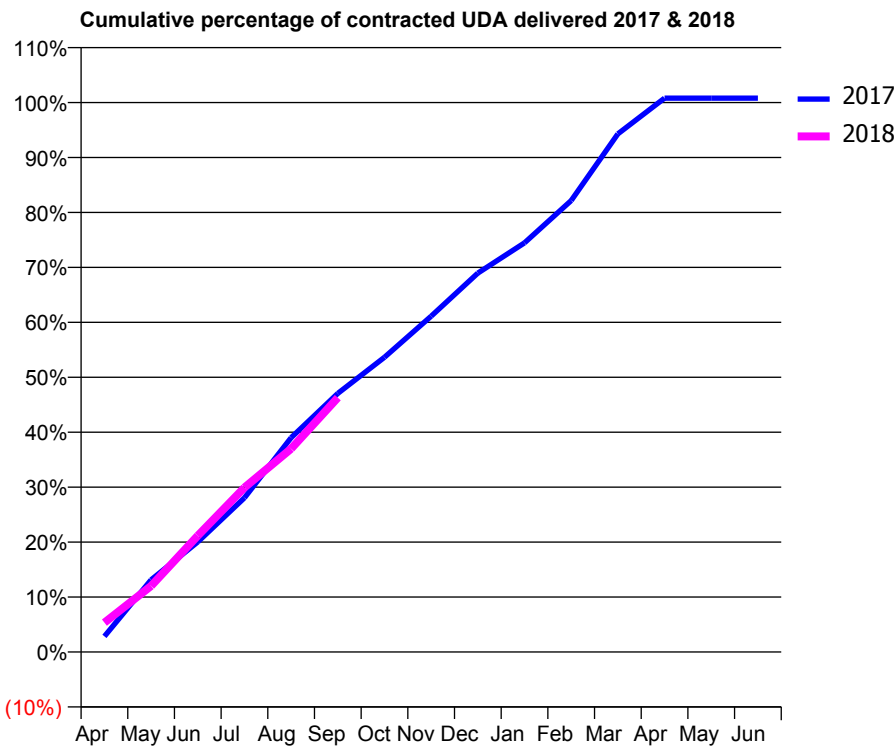
17/18 Contracted general activity (UDA)	1,658
Carry forward general activity (UDA)	-13
17/18 Contracted orthodontic activity (UOA)	0
Carry forward orthodontic activity (UOA)	0
Baseline contract value	£36,046.11

ACCESS*

Patients seen in 24 months	Total	Change since previous quarter
Quarter ending September 2016	650	
Quarter ending December 2016	653	→
Quarter ending March 2017	642	↓
Quarter ending June 2017	660	↑
Quarter ending September 2017	667	→
Variance since September 2016	2.6%	↑



ACTIVITY



Month	Adjusted Scheduled Activity (UDA)	
	2017	2018
April	47	89
May	218	199
June	332	351
July	465	496
August	647	613
September	780	767
October	889	
November	1,013	
December	1,143	
January	1,235	
February	1,362	
March	1,563	
April	1,671	
May	1,671	
June	1,671	

QUALITY

	Quantity	Base Number	Contract	AT	Region	England
% of FP17s for the same patient ID Re-attending within 3 months - Children	8	210	3.8%	9.7%	11.2%	11.9%
% of FP17s for the same patient ID Re-attending within 3 months - Adults	36	258	14.0%	15.6%	16.6%	15.9%
% of FP17s for the same patient ID Re-attending between 3 & 9 months - Children	123	210	58.6%	46.9%	47.0%	58.1%
% of FP17s for the same patient ID Re-attending between 3 & 9 months - Adults	81	258	31.4%	37.6%	38.2%	50.6%
% of FP17s for Band 1 Urgent Courses	37	416	8.9%	11.2%	10.6%	9.1%
% of FP17s Relating to Free Repair or Replacements	1	416	0.2%	0.5%	0.6%	0.8%
% of FP17s Relating to Continuations	4	416	1.0%	0.6%	0.8%	1.1%
% of Patients satisfied with the dentistry they have received	0	0	N/A	89.0%	89.2%	91.4%
% of Patients satisfied with the time they had to wait for an appointment	0	0	N/A	83.1%	83.4%	87.7%

* This is based on patients treated on this contract for their most recent course of treatment. Figures in italics indicate the base number of FP17s or Patient Questionnaire responses are less than 100. N/A is shown where the base number of responses is less than 10 during the period. % is calculated as Quantity/Base number*100

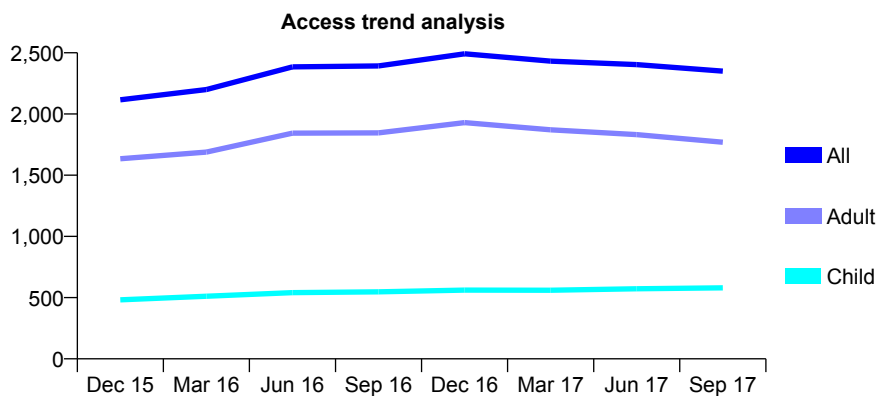
Q62 - Vital Signs At a Glance Contract Report for 115223/0001 - September 2017

Name or company name	Northfields Dental Practice
Contract type name	GDS Contract
Purpose of contract	General
Contract start date	01/07/2014
Contract end date	

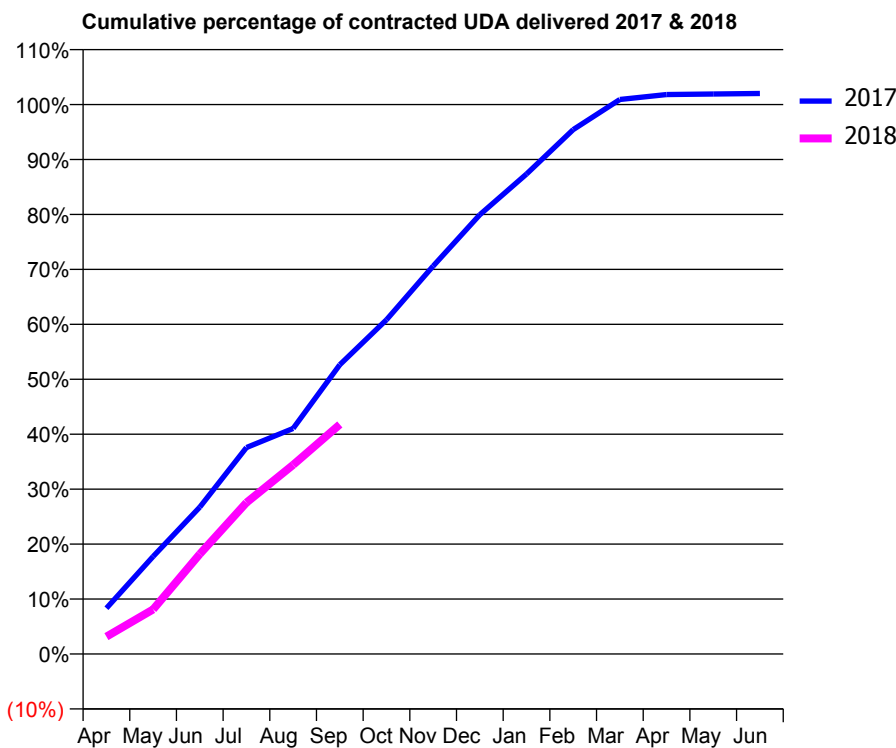
17/18 Contracted general activity (UDA)	5,933
Carry forward general activity (UDA)	-119
17/18 Contracted orthodontic activity (UOA)	0
Carry forward orthodontic activity (UOA)	0
Baseline contract value	£146,791.77

ACCESS*

Patients seen in 24 months	Total	Change since previous quarter
Quarter ending September 2016	2,393	
Quarter ending December 2016	2,492	↑
Quarter ending March 2017	2,432	↓
Quarter ending June 2017	2,404	↓
Quarter ending September 2017	2,350	↓
Variance since September 2016	(1.8%)	↓



ACTIVITY



Month	Adjusted Scheduled Activity (UDA)	
	2017	2018
April	495	187
May	1,053	482
June	1,586	1,080
July	2,229	1,635
August	2,436	2,043
September	3,124	2,479
October	3,609	
November	4,189	
December	4,743	
January	5,183	
February	5,662	
March	5,987	
April	6,040	
May	6,047	
June	6,052	

QUALITY

	Quantity	Base Number	Contract	AT	Region	England
% of FP17s for the same patient ID Re-attending within 3 months - Children	19	323	5.9%	9.7%	11.2%	11.9%
% of FP17s for the same patient ID Re-attending within 3 months - Adults	133	973	13.7%	15.6%	16.6%	15.9%
% of FP17s for the same patient ID Re-attending between 3 & 9 months - Children	120	323	37.2%	46.9%	47.0%	58.1%
% of FP17s for the same patient ID Re-attending between 3 & 9 months - Adults	348	973	35.8%	37.6%	38.2%	50.6%
% of FP17s for Band 1 Urgent Courses	183	1,261	14.5%	11.2%	10.6%	9.1%
% of FP17s Relating to Free Repair or Replacements	7	1,261	0.6%	0.5%	0.6%	0.8%
% of FP17s Relating to Continuations	2	1,261	0.2%	0.6%	0.8%	1.1%
% of Patients satisfied with the dentistry they have received	1	1	N/A	89.0%	89.2%	91.4%
% of Patients satisfied with the time they had to wait for an appointment	1	1	N/A	83.1%	83.4%	87.7%

* This is based on patients treated on this contract for their most recent course of treatment. Figures in italics indicate the base number of FP17s or Patient Questionnaire responses are less than 100. N/A is shown where the base number of responses is less than 10 during the period. % is calculated as Quantity/Base number*100

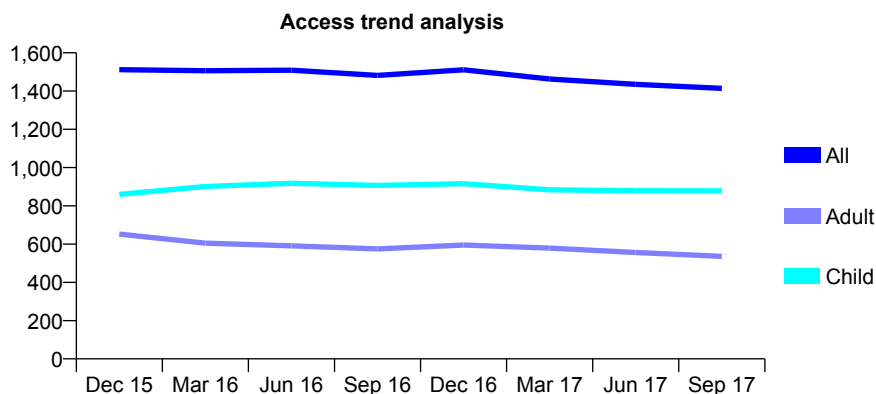
Q62 - Vital Signs At a Glance Contract Report for 115401/0001 - September 2017

Name or company name	M Ali, M Mawjee & A Paul
Contract type name	GDS Contract
Purpose of contract	General
Contract start date	01/06/2012
Contract end date	

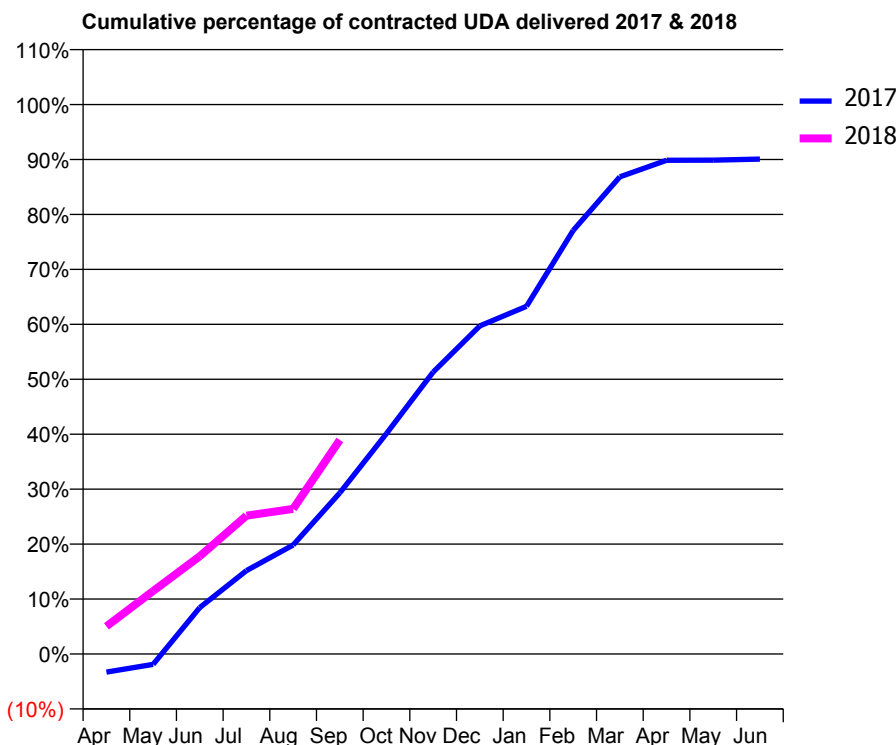
17/18 Contracted general activity (UDA)	3,005
Carry forward general activity (UDA)	0
17/18 Contracted orthodontic activity (UOA)	0
Carry forward orthodontic activity (UOA)	0
Baseline contract value	£67,523.44

ACCESS*

Patients seen in 24 months	Total	Change since previous quarter
Quarter ending September 2016	1,482	
Quarter ending December 2016	1,511	→
Quarter ending March 2017	1,463	↓
Quarter ending June 2017	1,435	↓
Quarter ending September 2017	1,414	↓
Variance since September 2016	(4.6%)	↓



ACTIVITY



Month	Adjusted Scheduled Activity (UDA)	
	2017	2018
April	-100	152
May	-58	344
June	254	535
July	456	757
August	596	794
September	882	1,171
October	1,206	
November	1,542	
December	1,795	
January	1,901	
February	2,316	
March	2,609	
April	2,700	
May	2,701	
June	2,707	

QUALITY

	Quantity	Base Number	Contract	AT	Region	England
% of FP17s for the same patient ID Re-attending within 3 months - Children	34	475	7.2%	9.7%	11.2%	11.9%
% of FP17s for the same patient ID Re-attending within 3 months - Adults	19	190	10.0%	15.6%	16.6%	15.9%
% of FP17s for the same patient ID Re-attending between 3 & 9 months - Children	228	475	48.0%	46.9%	47.0%	58.1%
% of FP17s for the same patient ID Re-attending between 3 & 9 months - Adults	50	190	26.3%	37.6%	38.2%	50.6%
% of FP17s for Band 1 Urgent Courses	34	614	5.5%	11.2%	10.6%	9.1%
% of FP17s Relating to Free Repair or Replacements	0	614	0.0%	0.5%	0.6%	0.8%
% of FP17s Relating to Continuations	1	614	0.2%	0.6%	0.8%	1.1%
% of Patients satisfied with the dentistry they have received	2	2	N/A	89.0%	89.2%	91.4%
% of Patients satisfied with the time they had to wait for an appointment	2	2	N/A	83.1%	83.4%	87.7%

* This is based on patients treated on this contract for their most recent course of treatment. Figures in italics indicate the base number of FP17s or Patient Questionnaire responses are less than 100. N/A is shown where the base number of responses is less than 10 during the period. % is calculated as Quantity/Base number*100

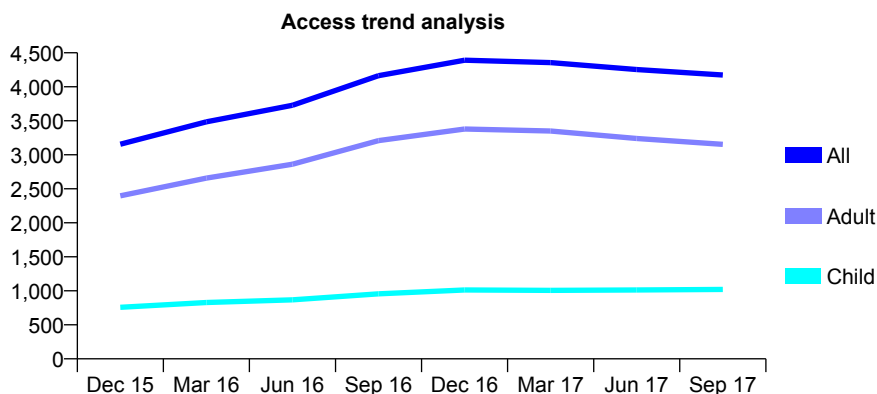
Q62 - Vital Signs At a Glance Contract Report for 116572/0001 - September 2017

Name or company name	Pearl Dental Care Centre
Contract type name	GDS Contract
Purpose of contract	General
Contract start date	01/01/2015
Contract end date	

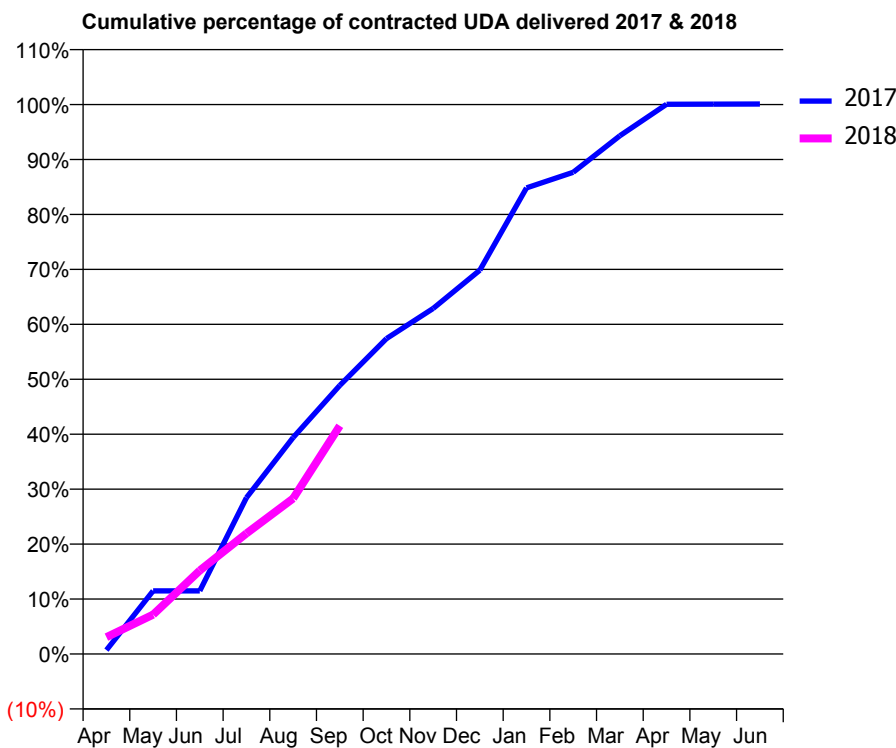
17/18 Contracted general activity (UDA)	13,336
Carry forward general activity (UDA)	-11
17/18 Contracted orthodontic activity (UOA)	0
Carry forward orthodontic activity (UOA)	0
Baseline contract value	£311,366.77

ACCESS*

Patients seen in 24 months	Total	Change since previous quarter
Quarter ending September 2016	4,163	
Quarter ending December 2016	4,391	↑
Quarter ending March 2017	4,356	→
Quarter ending June 2017	4,254	↓
Quarter ending September 2017	4,173	↓
Variance since September 2016	0.2%	→



ACTIVITY



Month	Adjusted Scheduled Activity (UDA)	
	2017	2018
April	94	410
May	1,532	958
June	1,532	2,027
July	3,794	2,927
August	5,253	3,775
September	6,520	5,538
October	7,657	
November	8,385	
December	9,317	
January	11,313	
February	11,690	
March	12,579	
April	13,340	
May	13,346	
June	13,347	

QUALITY

	Quantity	Base Number	Contract	AT	Region	England
% of FP17s for the same patient ID Re-attending within 3 months - Children	40	819	4.9%	9.7%	11.2%	11.9%
% of FP17s for the same patient ID Re-attending within 3 months - Adults	249	1,908	13.1%	15.6%	16.6%	15.9%
% of FP17s for the same patient ID Re-attending between 3 & 9 months - Children	492	819	60.1%	46.9%	47.0%	58.1%
% of FP17s for the same patient ID Re-attending between 3 & 9 months - Adults	975	1,908	51.1%	37.6%	38.2%	50.6%
% of FP17s for Band 1 Urgent Courses	226	2,351	9.6%	11.2%	10.6%	9.1%
% of FP17s Relating to Free Repair or Replacements	20	2,351	0.9%	0.5%	0.6%	0.8%
% of FP17s Relating to Continuations	34	2,351	1.4%	0.6%	0.8%	1.1%
% of Patients satisfied with the dentistry they have received	7	7	N/A	89.0%	89.2%	91.4%
% of Patients satisfied with the time they had to wait for an appointment	7	7	N/A	83.1%	83.4%	87.7%

* This is based on patients treated on this contract for their most recent course of treatment. Figures in italics indicate the base number of FP17s or Patient Questionnaire responses are less than 100. N/A is shown where the base number of responses is less than 10 during the period. % is calculated as Quantity/Base number*100

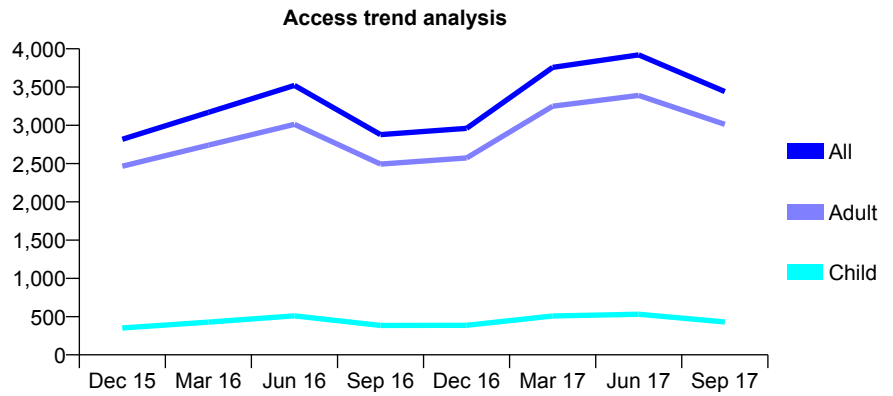
Q62 - Vital Signs At a Glance Contract Report for 116874/0001 - September 2017

Name or company name	S & Y Golar
Contract type name	GDS Contract
Purpose of contract	General
Contract start date	01/04/2010
Contract end date	

17/18 Contracted general activity (UDA)	15,530
Carry forward general activity (UDA)	615
17/18 Contracted orthodontic activity (UOA)	0
Carry forward orthodontic activity (UOA)	0
Baseline contract value	£517,906.34

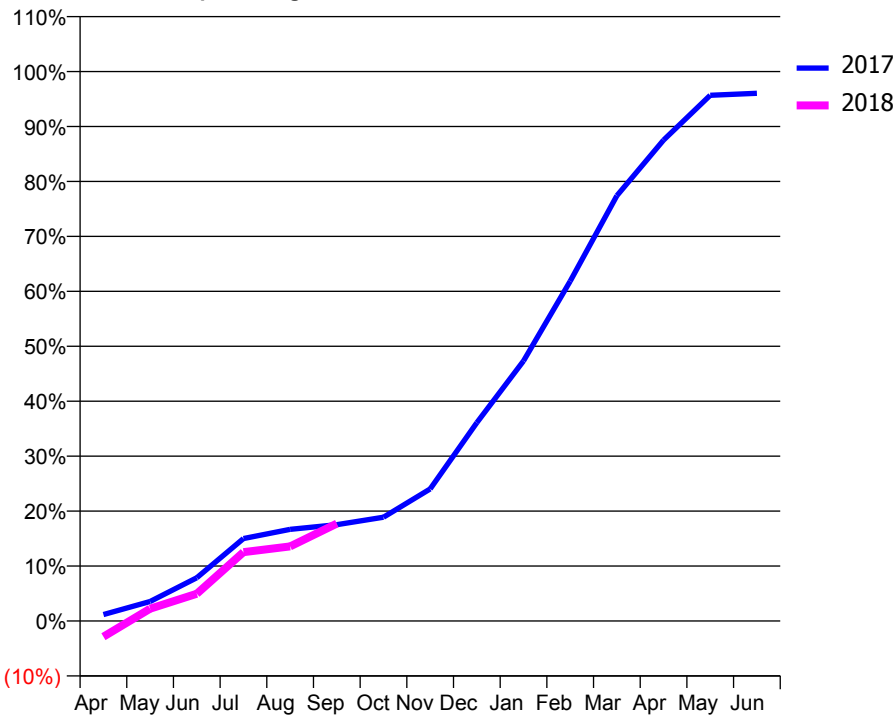
ACCESS*

Patients seen in 24 months	Total	Change since previous quarter
Quarter ending September 2016	2,879	
Quarter ending December 2016	2,960	↑
Quarter ending March 2017	3,757	↑
Quarter ending June 2017	3,921	↑
Quarter ending September 2017	3,441	↓
Variance since September 2016	19.5%	↑



ACTIVITY

Cumulative percentage of contracted UDA delivered 2017 & 2018



Month	Adjusted Scheduled Activity (UDA)	
	2017	2018
April	183	-446
May	554	347
June	1,225	771
July	2,329	1,947
August	2,590	2,110
September	2,724	2,752
October	2,932	
November	3,733	
December	5,605	
January	7,352	
February	9,604	
March	12,020	
April	13,591	
May	14,859	
June	14,915	

QUALITY

	Quantity	Base Number	Contract	AT	Region	England
% of FP17s for the same patient ID Re-attending within 3 months - Children	32	251	12.7%	9.7%	11.2%	11.9%
% of FP17s for the same patient ID Re-attending within 3 months - Adults	315	1,664	18.9%	15.6%	16.6%	15.9%
% of FP17s for the same patient ID Re-attending between 3 & 9 months - Children	68	251	27.1%	46.9%	47.0%	58.1%
% of FP17s for the same patient ID Re-attending between 3 & 9 months - Adults	315	1,664	18.9%	37.6%	38.2%	50.6%
% of FP17s for Band 1 Urgent Courses	192	1,083	17.7%	11.2%	10.6%	9.1%
% of FP17s Relating to Free Repair or Replacements	27	1,083	2.5%	0.5%	0.6%	0.8%
% of FP17s Relating to Continuations	15	1,083	1.4%	0.6%	0.8%	1.1%
% of Patients satisfied with the dentistry they have received	11	12	91.7%	89.0%	89.2%	91.4%
% of Patients satisfied with the time they had to wait for an appointment	11	12	91.7%	83.1%	83.4%	87.7%

* This is based on patients treated on this contract for their most recent course of treatment. Figures in italics indicate the base number of FP17s or Patient Questionnaire responses are less than 100. N/A is shown where the base number of responses is less than 10 during the period. % is calculated as Quantity/Base number*100

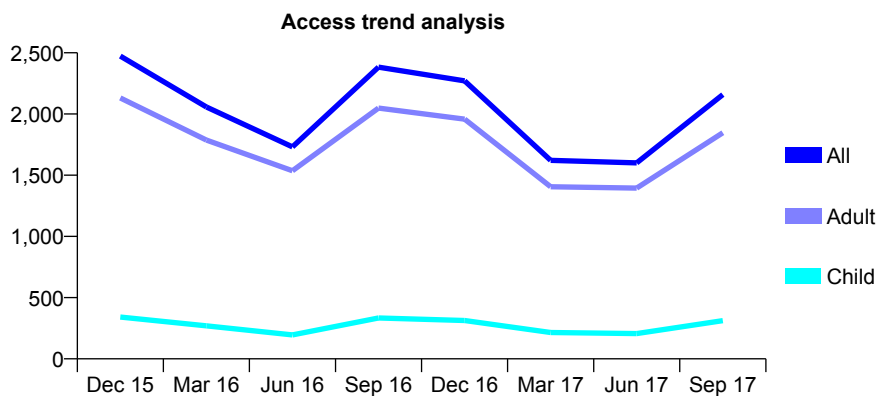
Q62 - Vital Signs At a Glance Contract Report for 116874/0002 - September 2017

Name or company name	S & Y Golar
Contract type name	PDS Plus Contract
Purpose of contract	General
Contract start date	01/04/2010
Contract end date	31/03/2018

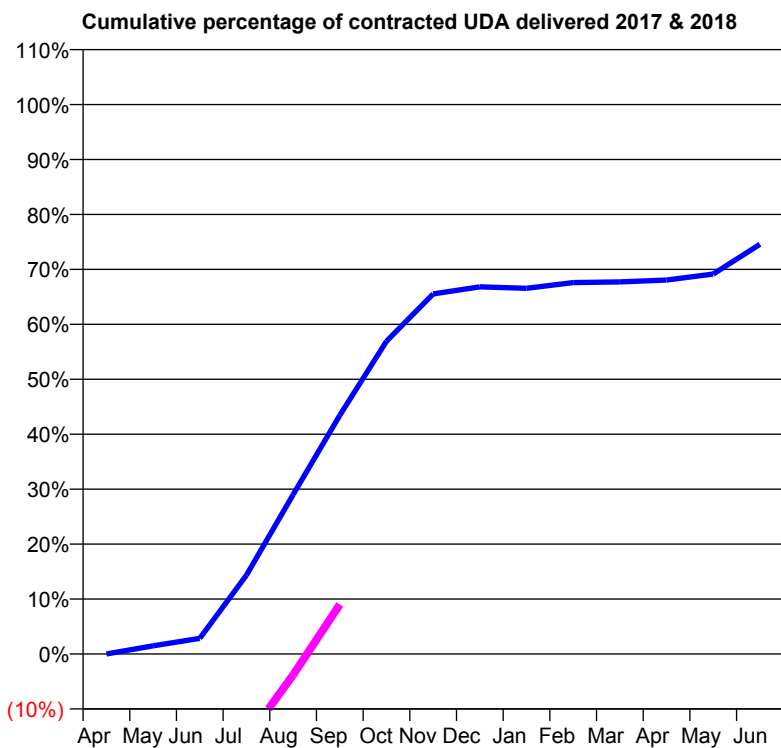
17/18 Contracted general activity (UDA)	12,000
Carry forward general activity (UDA)	3,053
17/18 Contracted orthodontic activity (UOA)	0
Carry forward orthodontic activity (UOA)	0
Baseline contract value	£319,827.20

ACCESS*

Patients seen in 24 months	Total	Change since previous quarter
Quarter ending September 2016	2,383	
Quarter ending December 2016	2,271	↓
Quarter ending March 2017	1,621	↓
Quarter ending June 2017	1,601	↓
Quarter ending September 2017	2,159	↑
Variance since September 2016	(9.4%)	↓



ACTIVITY



Month	Adjusted Scheduled Activity (UDA)	
	2017	2018
April	0	-3,046
May	180	-2,999
June	342	-2,474
July	1,723	-1,870
August	3,480	-458
September	5,215	1,083
October	6,830	
November	7,864	
December	8,018	
January	7,987	
February	8,112	
March	8,127	
April	8,166	
May	8,298	
June	8,947	

QUALITY

	Quantity	Base Number	Contract	AT	Region	England
% of FP17s for the same patient ID Re-attending within 3 months - Children	10	234	4.3%	9.7%	11.2%	11.9%
% of FP17s for the same patient ID Re-attending within 3 months - Adults	68	1,182	5.8%	15.6%	16.6%	15.9%
% of FP17s for the same patient ID Re-attending between 3 & 9 months - Children	14	234	6.0%	46.9%	47.0%	58.1%
% of FP17s for the same patient ID Re-attending between 3 & 9 months - Adults	86	1,182	7.3%	37.6%	38.2%	50.6%
% of FP17s for Band 1 Urgent Courses	192	1,234	15.6%	11.2%	10.6%	9.1%
% of FP17s Relating to Free Repair or Replacements	12	1,234	1.0%	0.5%	0.6%	0.8%
% of FP17s Relating to Continuations	3	1,234	0.2%	0.6%	0.8%	1.1%
% of Patients satisfied with the dentistry they have received	3	4	N/A	89.0%	89.2%	91.4%
% of Patients satisfied with the time they had to wait for an appointment	3	4	N/A	83.1%	83.4%	87.7%

* This is based on patients treated on this contract for their most recent course of treatment. Figures in italics indicate the base number of FP17s or Patient Questionnaire responses are less than 100. N/A is shown where the base number of responses is less than 10 during the period. % is calculated as Quantity/Base number*100

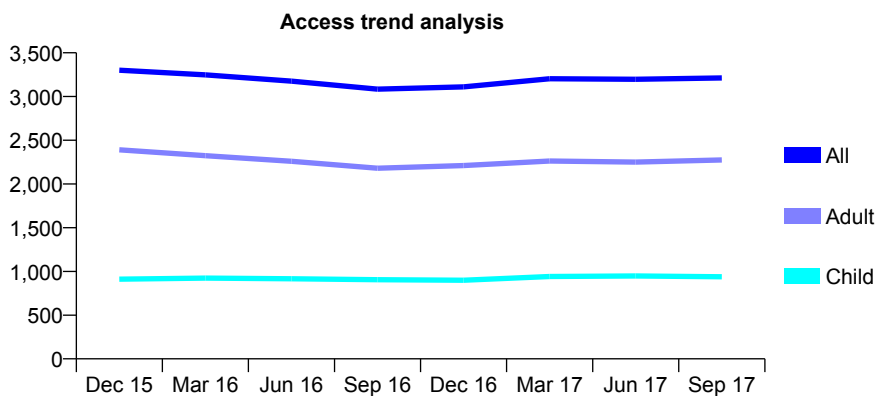
Q62 - Vital Signs At a Glance Contract Report for 118338/0001 - September 2017

Name or company name	Confident Dental Practices Ltd
Contract type name	PDS Contract
Purpose of contract	General
Contract start date	01/12/2010
Contract end date	30/11/2020

17/18 Contracted general activity (UDA)	10,363
Carry forward general activity (UDA)	0
17/18 Contracted orthodontic activity (UOA)	0
Carry forward orthodontic activity (UOA)	0
Baseline contract value	£307,128.60

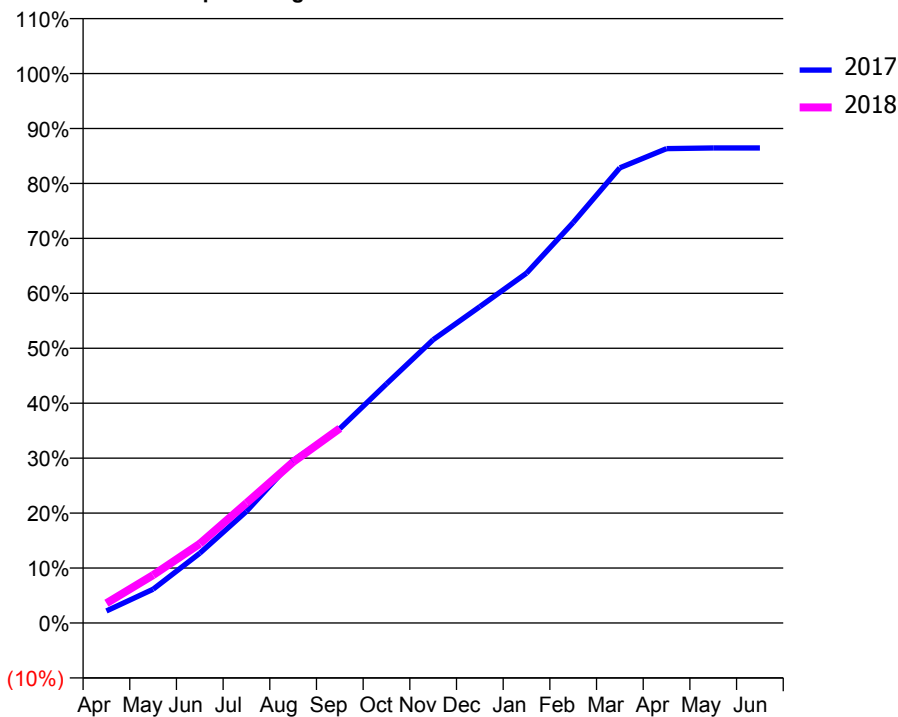
ACCESS*

Patients seen in 24 months	Total	Change since previous quarter
Quarter ending September 2016	3,085	
Quarter ending December 2016	3,110	→
Quarter ending March 2017	3,204	↑
Quarter ending June 2017	3,198	→
Quarter ending September 2017	3,213	→
Variance since September 2016	4.1%	↑



ACTIVITY

Cumulative percentage of contracted UDA delivered 2017 & 2018



Month	Adjusted Scheduled Activity (UDA)	
	2017	2018
April	226	374
May	637	905
June	1,317	1,496
July	2,106	2,261
August	3,065	3,038
September	3,666	3,669
October	4,510	
November	5,341	
December	5,967	
January	6,598	
February	7,552	
March	8,585	
April	8,946	
May	8,958	
June	8,958	

QUALITY

	Quantity	Base Number	Contract	AT	Region	England
% of FP17s for the same patient ID Re-attending within 3 months - Children	48	536	9.0%	9.7%	11.2%	11.9%
% of FP17s for the same patient ID Re-attending within 3 months - Adults	155	1,120	13.8%	15.6%	16.6%	15.9%
% of FP17s for the same patient ID Re-attending between 3 & 9 months - Children	224	536	41.8%	46.9%	47.0%	58.1%
% of FP17s for the same patient ID Re-attending between 3 & 9 months - Adults	349	1,120	31.2%	37.6%	38.2%	50.6%
% of FP17s for Band 1 Urgent Courses	197	1,533	12.9%	11.2%	10.6%	9.1%
% of FP17s Relating to Free Repair or Replacements	8	1,533	0.5%	0.5%	0.6%	0.8%
% of FP17s Relating to Continuations	18	1,533	1.2%	0.6%	0.8%	1.1%
% of Patients satisfied with the dentistry they have received	11	12	91.7%	89.0%	89.2%	91.4%
% of Patients satisfied with the time they had to wait for an appointment	11	12	91.7%	83.1%	83.4%	87.7%

* This is based on patients treated on this contract for their most recent course of treatment. Figures in italics indicate the base number of FP17s or Patient Questionnaire responses are less than 100. N/A is shown where the base number of responses is less than 10 during the period. % is calculated as Quantity/Base number*100

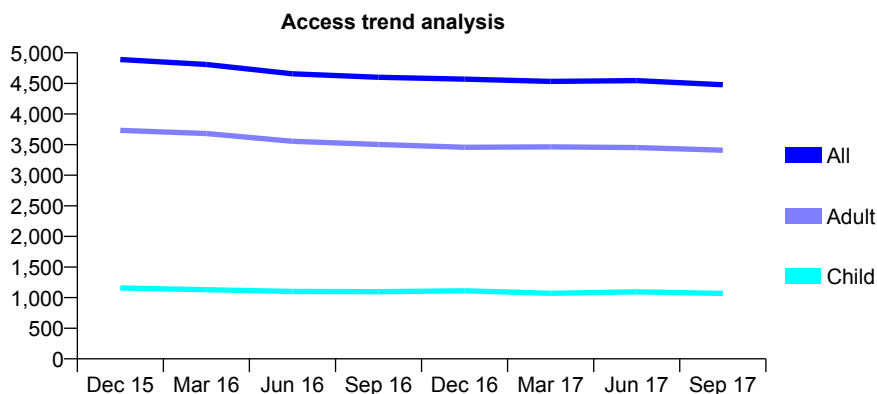
Q62 - Vital Signs At a Glance Contract Report for 119180/0001 - September 2017

Name or company name	Mr B Metha & Mr S Mehta
Contract type name	GDS Contract
Purpose of contract	General
Contract start date	01/07/2011
Contract end date	

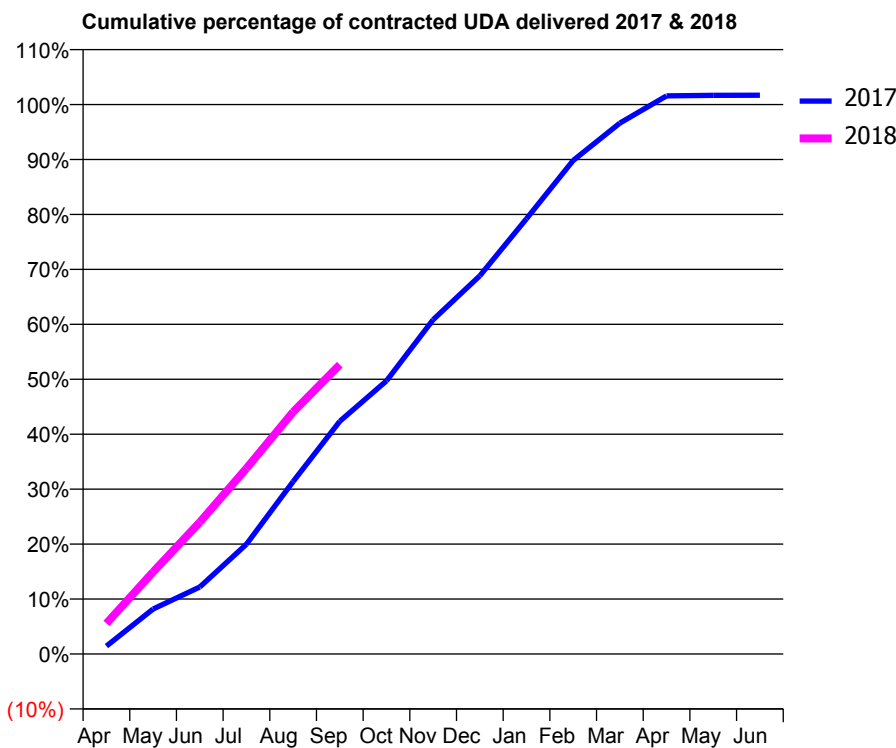
17/18 Contracted general activity (UDA)	12,455
Carry forward general activity (UDA)	-212
17/18 Contracted orthodontic activity (UOA)	0
Carry forward orthodontic activity (UOA)	0
Baseline contract value	£397,070.87

ACCESS*

Patients seen in 24 months	Total	Change since previous quarter
Quarter ending September 2016	4,600	
Quarter ending December 2016	4,570	→
Quarter ending March 2017	4,533	→
Quarter ending June 2017	4,546	→
Quarter ending September 2017	4,478	↓
Variance since September 2016	(2.7%)	↓



ACTIVITY



Month	Adjusted Scheduled Activity (UDA)	
	2017	2018
April	179	694
May	1,020	1,862
June	1,520	2,987
July	2,488	4,210
August	3,911	5,487
September	5,275	6,557
October	6,192	
November	7,578	
December	8,574	
January	9,867	
February	11,188	
March	12,035	
April	12,651	
May	12,663	
June	12,667	

QUALITY

	Quantity	Base Number	Contract	AT	Region	England
% of FP17s for the same patient ID Re-attending within 3 months - Children	67	877	7.6%	9.7%	11.2%	11.9%
% of FP17s for the same patient ID Re-attending within 3 months - Adults	343	1,951	17.6%	15.6%	16.6%	15.9%
% of FP17s for the same patient ID Re-attending between 3 & 9 months - Children	462	877	52.7%	46.9%	47.0%	58.1%
% of FP17s for the same patient ID Re-attending between 3 & 9 months - Adults	682	1,951	35.0%	37.6%	38.2%	50.6%
% of FP17s for Band 1 Urgent Courses	173	2,598	6.7%	11.2%	10.6%	9.1%
% of FP17s Relating to Free Repair or Replacements	52	2,598	2.0%	0.5%	0.6%	0.8%
% of FP17s Relating to Continuations	57	2,598	2.2%	0.6%	0.8%	1.1%
% of Patients satisfied with the dentistry they have received	8	9	N/A	89.0%	89.2%	91.4%
% of Patients satisfied with the time they had to wait for an appointment	7	9	N/A	83.1%	83.4%	87.7%

* This is based on patients treated on this contract for their most recent course of treatment. Figures in italics indicate the base number of FP17s or Patient Questionnaire responses are less than 100. N/A is shown where the base number of responses is less than 10 during the period. % is calculated as Quantity/Base number*100

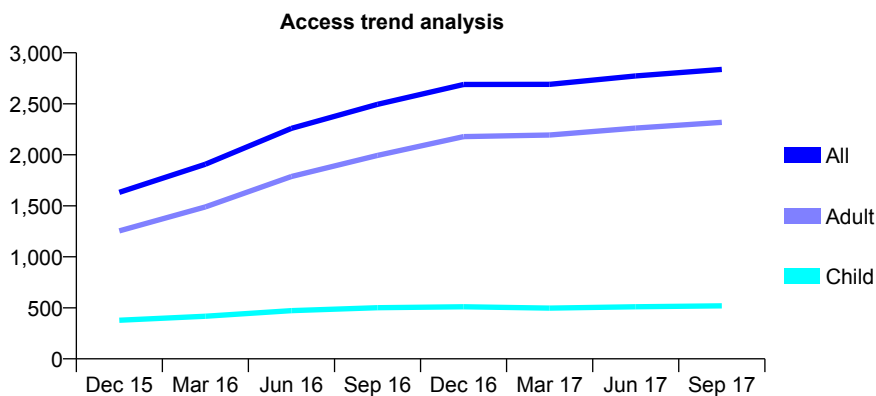
Q62 - Vital Signs At a Glance Contract Report for 124702/0001 - September 2017

Name or company name	168 Dental Clinic
Contract type name	GDS Contract
Purpose of contract	General
Contract start date	01/01/2015
Contract end date	

17/18 Contracted general activity (UDA)	13,793
Carry forward general activity (UDA)	-269
17/18 Contracted orthodontic activity (UOA)	0
Carry forward orthodontic activity (UOA)	0
Baseline contract value	£449,399.57

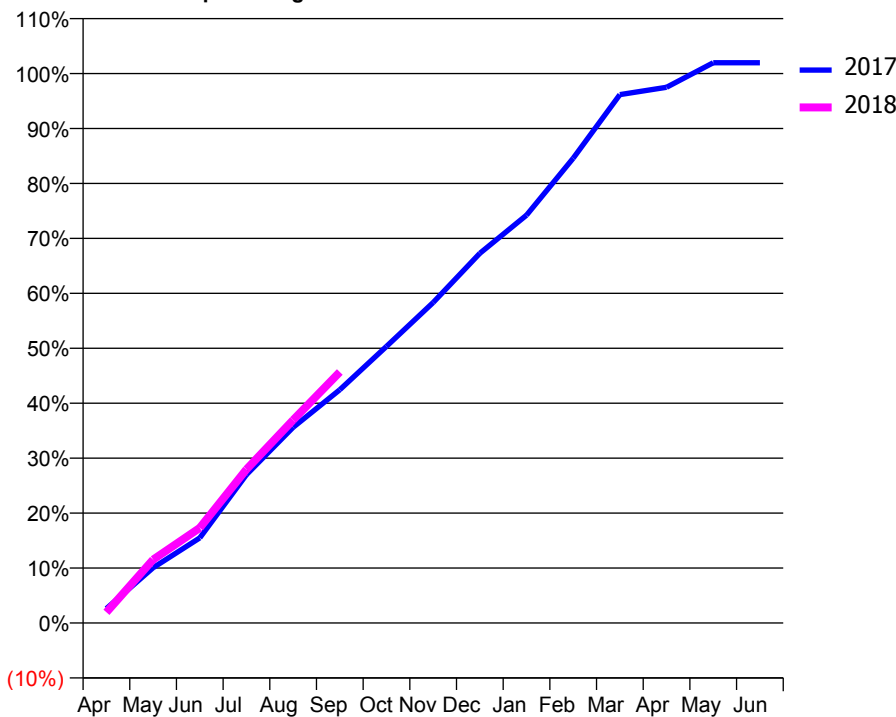
ACCESS*

Patients seen in 24 months	Total	Change since previous quarter
Quarter ending September 2016	2,495	
Quarter ending December 2016	2,689	↑
Quarter ending March 2017	2,691	→
Quarter ending June 2017	2,773	↑
Quarter ending September 2017	2,837	↑
Variance since September 2016	13.7%	↑



ACTIVITY

Cumulative percentage of contracted UDA delivered 2017 & 2018



Month	Adjusted Scheduled Activity (UDA)	
	2017	2018
April	364	269
May	1,388	1,590
June	2,139	2,390
July	3,722	3,857
August	4,911	5,098
September	5,856	6,300
October	6,943	
November	8,044	
December	9,281	
January	10,237	
February	11,667	
March	13,262	
April	13,447	
May	14,062	
June	14,062	

QUALITY

	Quantity	Base Number	Contract	AT	Region	England
% of FP17s for the same patient ID Re-attending within 3 months - Children	34	349	9.7%	9.7%	11.2%	11.9%
% of FP17s for the same patient ID Re-attending within 3 months - Adults	267	1,345	19.9%	15.6%	16.6%	15.9%
% of FP17s for the same patient ID Re-attending between 3 & 9 months - Children	167	349	47.9%	46.9%	47.0%	58.1%
% of FP17s for the same patient ID Re-attending between 3 & 9 months - Adults	484	1,345	36.0%	37.6%	38.2%	50.6%
% of FP17s for Band 1 Urgent Courses	272	1,530	17.8%	11.2%	10.6%	9.1%
% of FP17s Relating to Free Repair or Replacements	14	1,530	0.9%	0.5%	0.6%	0.8%
% of FP17s Relating to Continuations	25	1,530	1.6%	0.6%	0.8%	1.1%
% of Patients satisfied with the dentistry they have received	8	8	N/A	89.0%	89.2%	91.4%
% of Patients satisfied with the time they had to wait for an appointment	8	8	N/A	83.1%	83.4%	87.7%

* This is based on patients treated on this contract for their most recent course of treatment. Figures in italics indicate the base number of FP17s or Patient Questionnaire responses are less than 100. N/A is shown where the base number of responses is less than 10 during the period. % is calculated as Quantity/Base number*100

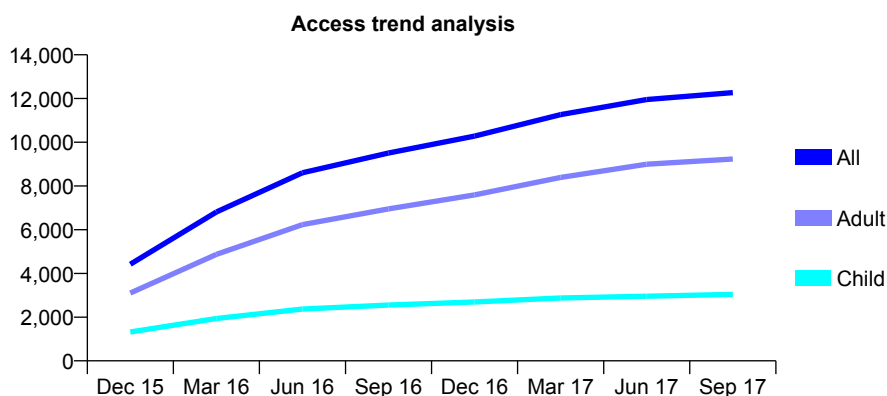
Q62 - Vital Signs At a Glance Contract Report for 125261/0001 - September 2017

Name or company name	Haven Green Clinic Limited
Contract type name	GDS Contract
Purpose of contract	General
Contract start date	01/08/2015
Contract end date	

17/18 Contracted general activity (UDA)	25,243
Carry forward general activity (UDA)	-345
17/18 Contracted orthodontic activity (UOA)	0
Carry forward orthodontic activity (UOA)	0
Baseline contract value	£721,852.21

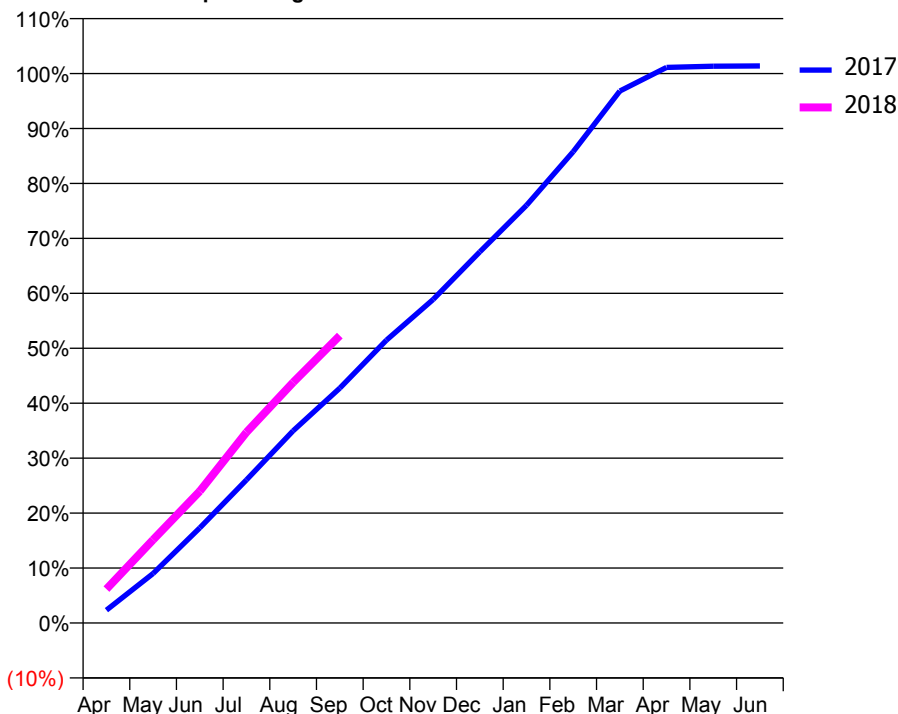
ACCESS*

Patients seen in 24 months	Total	Change since previous quarter
Quarter ending September 2016	9,507	
Quarter ending December 2016	10,283	↑
Quarter ending March 2017	11,263	↑
Quarter ending June 2017	11,955	↑
Quarter ending September 2017	12,272	↑
Variance since September 2016	29.1%	↑



ACTIVITY

Cumulative percentage of contracted UDA delivered 2017 & 2018



Adjusted Scheduled Activity (UDA)

Month	2017	2018
April	592	1,560
May	2,277	3,824
June	4,371	6,055
July	6,579	8,763
August	8,832	11,052
September	10,789	13,201
October	12,998	
November	14,861	
December	17,053	
January	19,190	
February	21,653	
March	24,437	
April	25,524	
May	25,579	
June	25,588	

QUALITY

	Quantity	Base Number	Contract	AT	Region	England
% of FP17s for the same patient ID Re-attending within 3 months - Children	142	1,923	7.4%	9.7%	11.2%	11.9%
% of FP17s for the same patient ID Re-attending within 3 months - Adults	788	5,360	14.7%	15.6%	16.6%	15.9%
% of FP17s for the same patient ID Re-attending between 3 & 9 months - Children	904	1,923	47.0%	46.9%	47.0%	58.1%
% of FP17s for the same patient ID Re-attending between 3 & 9 months - Adults	2,182	5,360	40.7%	37.6%	38.2%	50.6%
% of FP17s for Band 1 Urgent Courses	776	6,671	11.6%	11.2%	10.6%	9.1%
% of FP17s Relating to Free Repair or Replacements	64	6,671	1.0%	0.5%	0.6%	0.8%
% of FP17s Relating to Continuations	3	6,671	0.0%	0.6%	0.8%	1.1%
% of Patients satisfied with the dentistry they have received	20	23	87.0%	89.0%	89.2%	91.4%
% of Patients satisfied with the time they had to wait for an appointment	17	23	73.9%	83.1%	83.4%	87.7%

* This is based on patients treated on this contract for their most recent course of treatment. Figures in italics indicate the base number of FP17s or Patient Questionnaire responses are less than 100. N/A is shown where the base number of responses is less than 10 during the period. % is calculated as Quantity/Base number*100

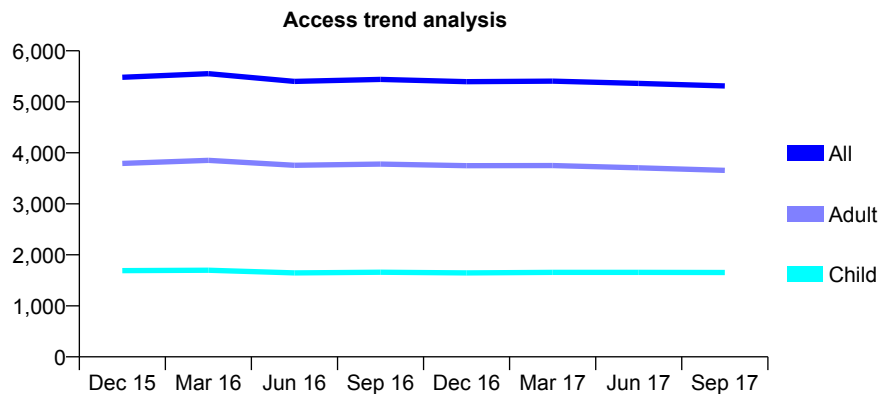
Q62 - Vital Signs At a Glance Contract Report for 129771/0001 - September 2017

Name or company name	Feltham Dental Care
Contract type name	GDS Contract
Purpose of contract	General
Contract start date	01/06/2012
Contract end date	

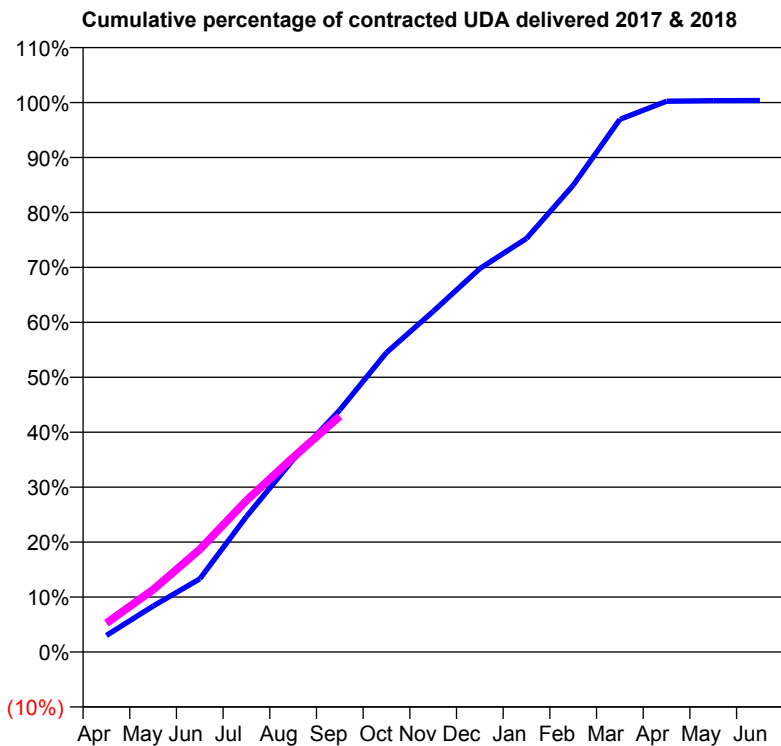
17/18 Contracted general activity (UDA)	15,351
Carry forward general activity (UDA)	-54
17/18 Contracted orthodontic activity (UOA)	0
Carry forward orthodontic activity (UOA)	0
Baseline contract value	£435,836.09

ACCESS*

Patients seen in 24 months	Total	Change since previous quarter
Quarter ending September 2016	5,438	
Quarter ending December 2016	5,394	→
Quarter ending March 2017	5,406	→
Quarter ending June 2017	5,361	→
Quarter ending September 2017	5,311	→
Variance since September 2016	(2.3%)	↓



ACTIVITY



Month	Adjusted Scheduled Activity (UDA)	
	2017	2018
April	465	806
May	1,283	1,742
June	2,044	2,866
July	3,785	4,232
August	5,375	5,438
September	6,764	6,588
October	8,364	
November	9,516	
December	10,711	
January	11,552	
February	13,042	
March	14,879	
April	15,386	
May	15,404	
June	15,405	

QUALITY

	Quantity	Base Number	Contract	AT	Region	England
% of FP17s for the same patient ID Re-attending within 3 months - Children	58	1,074	5.4%	9.7%	11.2%	11.9%
% of FP17s for the same patient ID Re-attending within 3 months - Adults	260	1,997	13.0%	15.6%	16.6%	15.9%
% of FP17s for the same patient ID Re-attending between 3 & 9 months - Children	592	1,074	55.1%	46.9%	47.0%	58.1%
% of FP17s for the same patient ID Re-attending between 3 & 9 months - Adults	864	1,997	43.3%	37.6%	38.2%	50.6%
% of FP17s for Band 1 Urgent Courses	117	2,851	4.1%	11.2%	10.6%	9.1%
% of FP17s Relating to Free Repair or Replacements	18	2,851	0.6%	0.5%	0.6%	0.8%
% of FP17s Relating to Continuations	25	2,851	0.9%	0.6%	0.8%	1.1%
% of Patients satisfied with the dentistry they have received	11	12	91.7%	89.0%	89.2%	91.4%
% of Patients satisfied with the time they had to wait for an appointment	9	12	75.0%	83.1%	83.4%	87.7%

* This is based on patients treated on this contract for their most recent course of treatment. Figures in italics indicate the base number of FP17s or Patient Questionnaire responses are less than 100. N/A is shown where the base number of responses is less than 10 during the period. % is calculated as Quantity/Base number*100

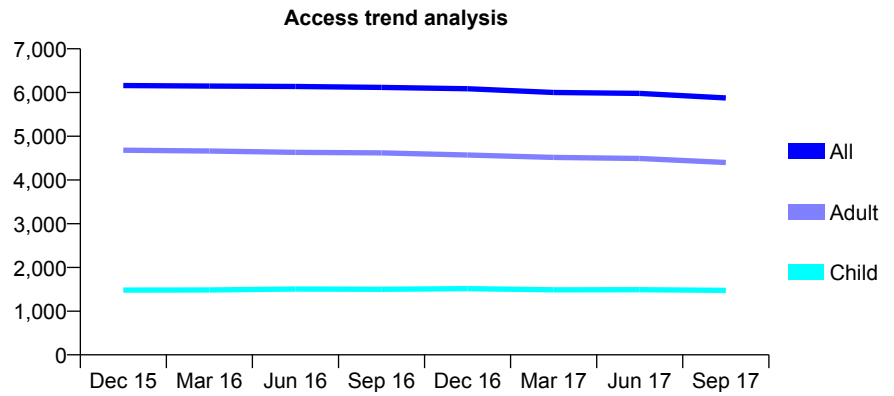
Q62 - Vital Signs At a Glance Contract Report for 130443/0001 - September 2017

Name or company name	Dr. L. Patel
Contract type name	GDS Contract
Purpose of contract	General
Contract start date	01/06/2011
Contract end date	

17/18 Contracted general activity (UDA)	14,053
Carry forward general activity (UDA)	-176
17/18 Contracted orthodontic activity (UOA)	0
Carry forward orthodontic activity (UOA)	0
Baseline contract value	£307,807.45

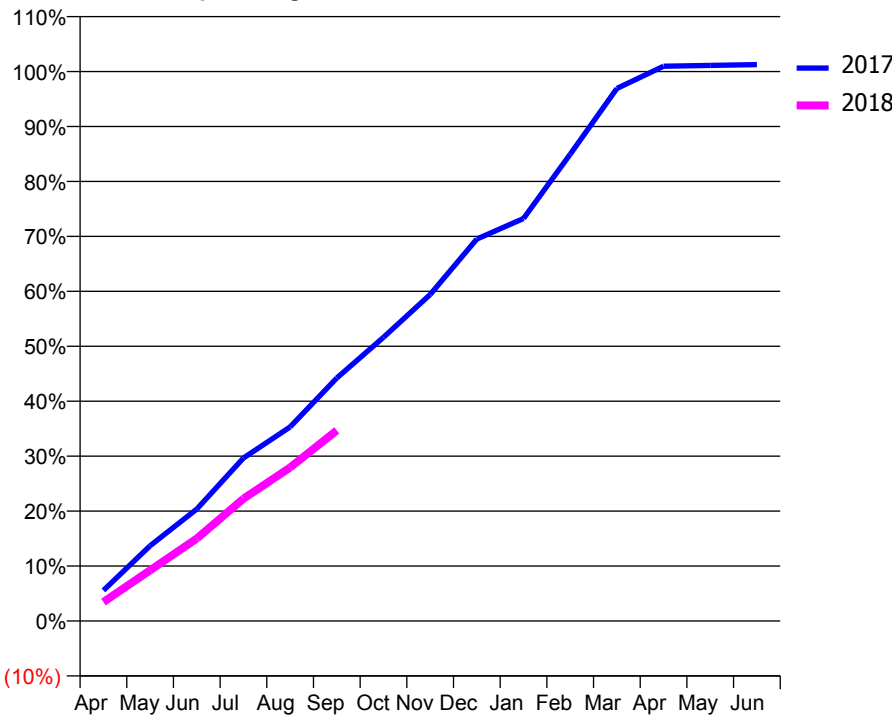
ACCESS*

Patients seen in 24 months	Total	Change since previous quarter
Quarter ending September 2016	6,117	
Quarter ending December 2016	6,085	→
Quarter ending March 2017	6,002	↓
Quarter ending June 2017	5,981	→
Quarter ending September 2017	5,876	↓
Variance since September 2016	(3.9%)	↓



ACTIVITY

Cumulative percentage of contracted UDA delivered 2017 & 2018



Month	Adjusted Scheduled Activity (UDA)	
	2017	2018
April	784	487
May	1,927	1,298
June	2,862	2,110
July	4,168	3,128
August	4,965	3,928
September	6,215	4,875
October	7,257	
November	8,349	
December	9,768	
January	10,293	
February	11,936	
March	13,619	
April	14,187	
May	14,209	
June	14,229	

QUALITY

	Quantity	Base Number	Contract	AT	Region	England
% of FP17s for the same patient ID Re-attending within 3 months - Children	56	926	6.0%	9.7%	11.2%	11.9%
% of FP17s for the same patient ID Re-attending within 3 months - Adults	207	2,175	9.5%	15.6%	16.6%	15.9%
% of FP17s for the same patient ID Re-attending between 3 & 9 months - Children	515	926	55.6%	46.9%	47.0%	58.1%
% of FP17s for the same patient ID Re-attending between 3 & 9 months - Adults	959	2,175	44.1%	37.6%	38.2%	50.6%
% of FP17s for Band 1 Urgent Courses	159	2,354	6.8%	11.2%	10.6%	9.1%
% of FP17s Relating to Free Repair or Replacements	5	2,354	0.2%	0.5%	0.6%	0.8%
% of FP17s Relating to Continuations	4	2,354	0.2%	0.6%	0.8%	1.1%
% of Patients satisfied with the dentistry they have received	9	11	81.8%	89.0%	89.2%	91.4%
% of Patients satisfied with the time they had to wait for an appointment	10	11	90.9%	83.1%	83.4%	87.7%

* This is based on patients treated on this contract for their most recent course of treatment. Figures in italics indicate the base number of FP17s or Patient Questionnaire responses are less than 100. N/A is shown where the base number of responses is less than 10 during the period. % is calculated as Quantity/Base number*100

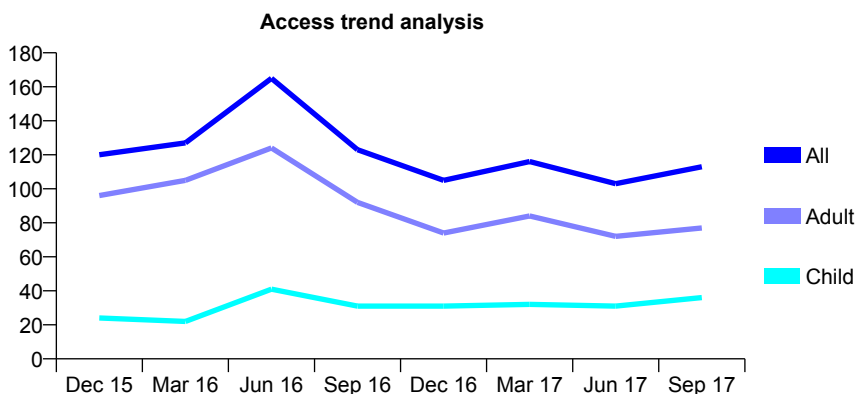
Q62 - Vital Signs At a Glance Contract Report for 134198/0001 - September 2017

Name or company name	A Vazir & E Vazir
Contract type name	GDS Contract
Purpose of contract	General
Contract start date	01/04/2010
Contract end date	

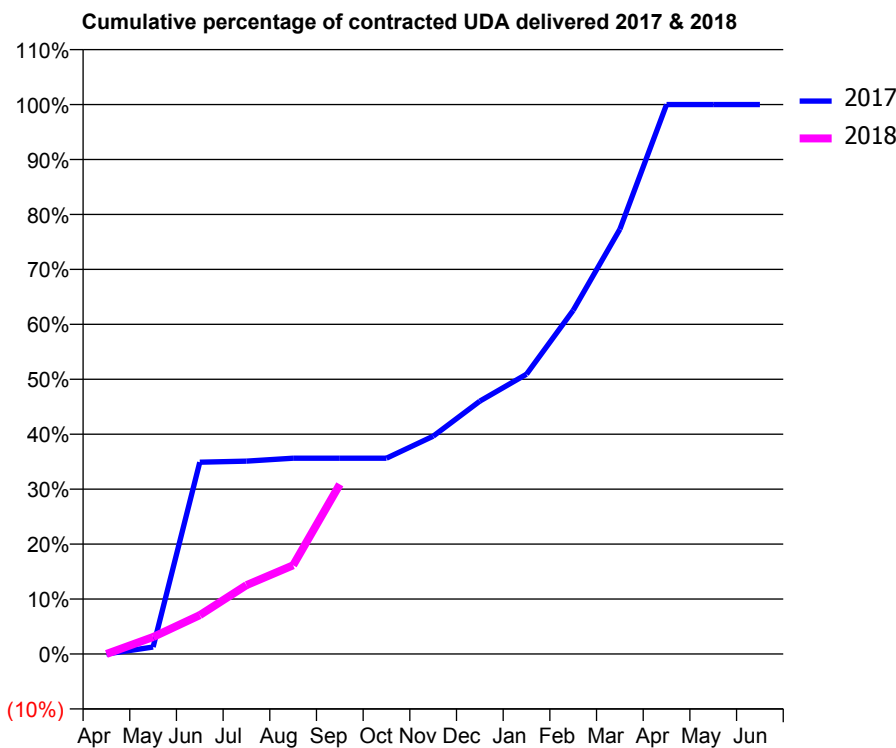
17/18 Contracted general activity (UDA)	551
Carry forward general activity (UDA)	0
17/18 Contracted orthodontic activity (UOA)	0
Carry forward orthodontic activity (UOA)	0
Baseline contract value	£19,905.94

ACCESS*

Patients seen in 24 months	Total	Change since previous quarter
Quarter ending September 2016	123	
Quarter ending December 2016	105	↓
Quarter ending March 2017	116	↑
Quarter ending June 2017	103	↓
Quarter ending September 2017	113	↑
Variance since September 2016	(8.1%)	↓



ACTIVITY



Month	Adjusted Scheduled Activity (UDA)	
	2017	2018
April	0	0
May	7	17
June	192	39
July	193	69
August	196	89
September	196	170
October	196	
November	218	
December	254	
January	281	
February	345	
March	426	
April	551	
May	551	
June	551	

QUALITY

	Quantity	Base Number	Contract	AT	Region	England
% of FP17s for the same patient ID Re-attending within 3 months - Children	1	27	3.7%	9.7%	11.2%	11.9%
% of FP17s for the same patient ID Re-attending within 3 months - Adults	0	49	0.0%	15.6%	16.6%	15.9%
% of FP17s for the same patient ID Re-attending between 3 & 9 months - Children	2	27	7.4%	46.9%	47.0%	58.1%
% of FP17s for the same patient ID Re-attending between 3 & 9 months - Adults	2	49	4.1%	37.6%	38.2%	50.6%
% of FP17s for Band 1 Urgent Courses	1	54	1.9%	11.2%	10.6%	9.1%
% of FP17s Relating to Free Repair or Replacements	0	54	0.0%	0.5%	0.6%	0.8%
% of FP17s Relating to Continuations	0	54	0.0%	0.6%	0.8%	1.1%
% of Patients satisfied with the dentistry they have received	0	0	N/A	89.0%	89.2%	91.4%
% of Patients satisfied with the time they had to wait for an appointment	0	0	N/A	83.1%	83.4%	87.7%

* This is based on patients treated on this contract for their most recent course of treatment. Figures in italics indicate the base number of FP17s or Patient Questionnaire responses are less than 100. N/A is shown where the base number of responses is less than 10 during the period. % is calculated as Quantity/Base number*100

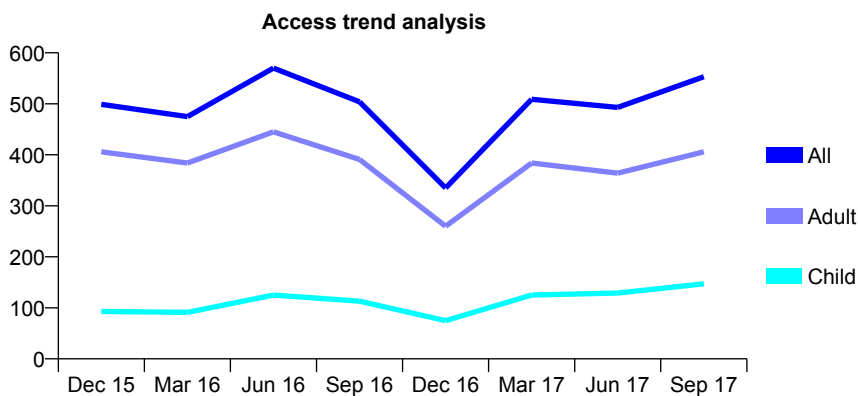
Q62 - Vital Signs At a Glance Contract Report for 134198/0002 - September 2017

Name or company name	A Vazir & E Vazir
Contract type name	GDS Contract
Purpose of contract	General
Contract start date	01/04/2010
Contract end date	

17/18 Contracted general activity (UDA)	2,327
Carry forward general activity (UDA)	0
17/18 Contracted orthodontic activity (UOA)	0
Carry forward orthodontic activity (UOA)	0
Baseline contract value	£77,072.04

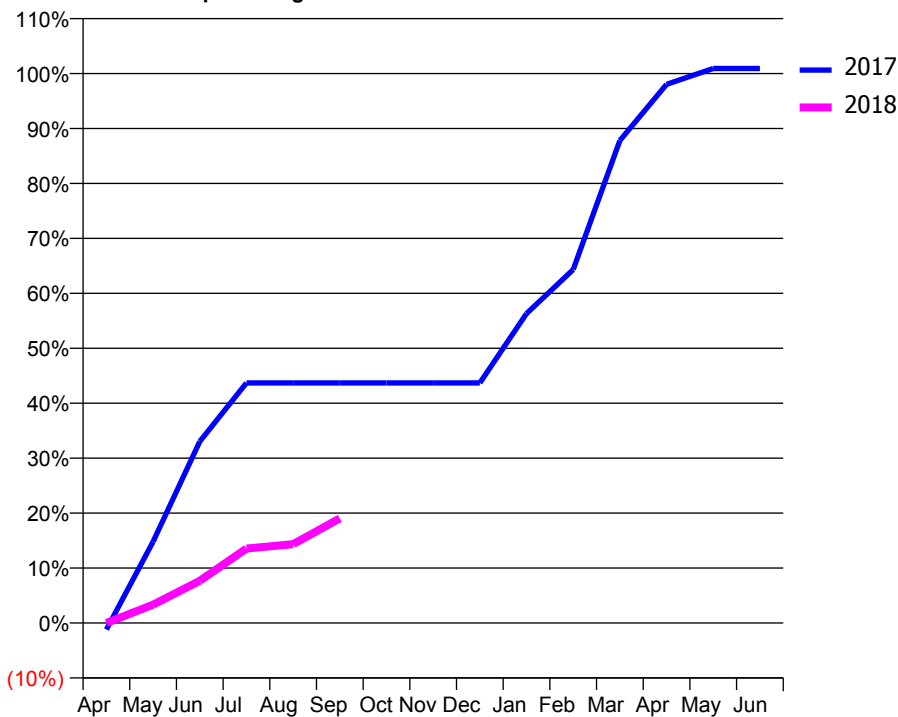
ACCESS*

Patients seen in 24 months	Total	Change since previous quarter
Quarter ending September 2016	504	
Quarter ending December 2016	335	↓
Quarter ending March 2017	509	↑
Quarter ending June 2017	493	↓
Quarter ending September 2017	553	↑
Variance since September 2016	9.7%	↑



ACTIVITY

Cumulative percentage of contracted UDA delivered 2017 & 2018



Month	Adjusted Scheduled Activity (UDA)	
	2017	2018
April	-28	0
May	345	78
June	769	179
July	1,017	316
August	1,017	334
September	1,017	443
October	1,017	
November	1,017	
December	1,017	
January	1,310	
February	1,497	
March	2,044	
April	2,281	
May	2,348	
June	2,348	

QUALITY

	Quantity	Base Number	Contract	AT	Region	England
% of FP17s for the same patient ID Re-attending within 3 months - Children	4	57	7.0%	9.7%	11.2%	11.9%
% of FP17s for the same patient ID Re-attending within 3 months - Adults	17	170	10.0%	15.6%	16.6%	15.9%
% of FP17s for the same patient ID Re-attending between 3 & 9 months - Children	2	57	3.5%	46.9%	47.0%	58.1%
% of FP17s for the same patient ID Re-attending between 3 & 9 months - Adults	13	170	7.6%	37.6%	38.2%	50.6%
% of FP17s for Band 1 Urgent Courses	25	178	14.0%	11.2%	10.6%	9.1%
% of FP17s Relating to Free Repair or Replacements	1	178	0.6%	0.5%	0.6%	0.8%
% of FP17s Relating to Continuations	0	178	0.0%	0.6%	0.8%	1.1%
% of Patients satisfied with the dentistry they have received	0	0	N/A	89.0%	89.2%	91.4%
% of Patients satisfied with the time they had to wait for an appointment	0	0	N/A	83.1%	83.4%	87.7%

* This is based on patients treated on this contract for their most recent course of treatment. Figures in italics indicate the base number of FP17s or Patient Questionnaire responses are less than 100. N/A is shown where the base number of responses is less than 10 during the period. % is calculated as Quantity/Base number*100

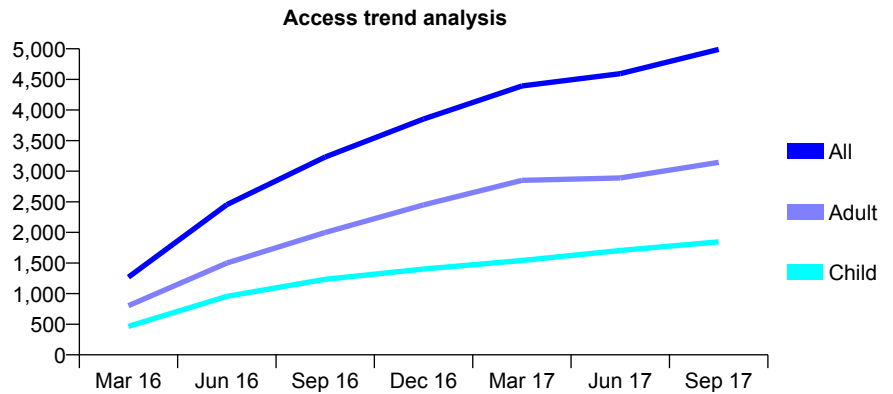
Q62 - Vital Signs At a Glance Contract Report for 134732/0001 - September 2017

Name or company name	SK Dental Staines Road Dental Practice Pa
Contract type name	GDS Contract
Purpose of contract	General
Contract start date	01/01/2016
Contract end date	

17/18 Contracted general activity (UDA)	16,423
Carry forward general activity (UDA)	0
17/18 Contracted orthodontic activity (UOA)	0
Carry forward orthodontic activity (UOA)	0
Baseline contract value	£509,158.16

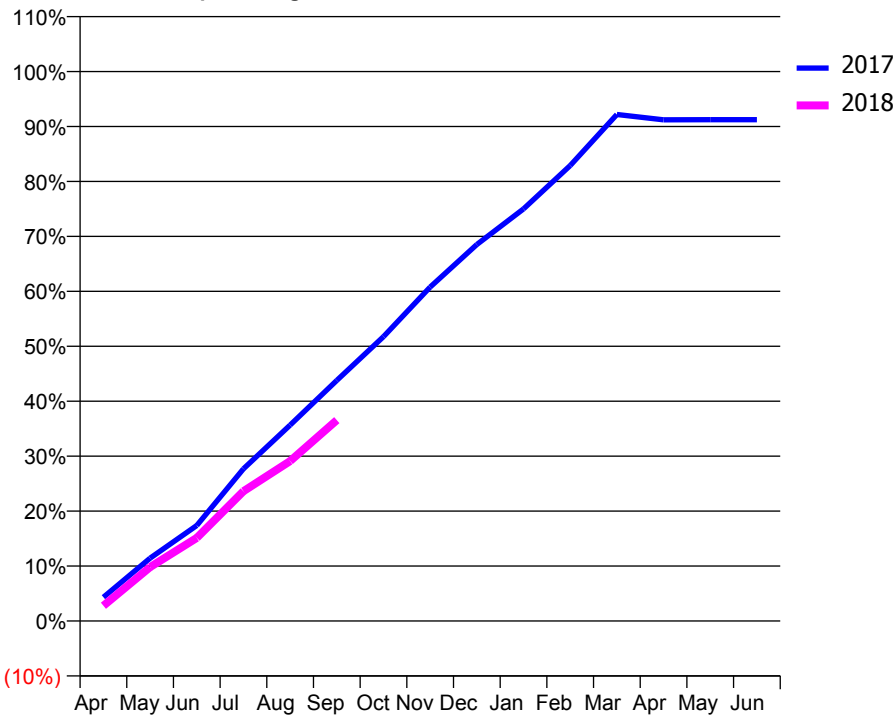
ACCESS*

Patients seen in 24 months	Total	Change since previous quarter
Quarter ending September 2016	3,232	
Quarter ending December 2016	3,852	↑
Quarter ending March 2017	4,393	↑
Quarter ending June 2017	4,594	↑
Quarter ending September 2017	4,990	↑
Variance since September 2016	54.4%	↑



ACTIVITY

Cumulative percentage of contracted UDA delivered 2017 & 2018



Month	Adjusted Scheduled Activity (UDA)	
	2017	2018
April	711	458
May	1,877	1,614
June	2,854	2,486
July	4,550	3,881
August	5,857	4,779
September	7,190	6,006
October	8,498	
November	9,982	
December	11,251	
January	12,317	
February	13,613	
March	15,139	
April	14,981	
May	14,984	
June	14,984	

QUALITY

	Quantity	Base Number	Contract	AT	Region	England
% of FP17s for the same patient ID Re-attending within 3 months - Children	49	1,146	4.3%	9.7%	11.2%	11.9%
% of FP17s for the same patient ID Re-attending within 3 months - Adults	111	1,512	7.3%	15.6%	16.6%	15.9%
% of FP17s for the same patient ID Re-attending between 3 & 9 months - Children	522	1,146	45.5%	46.9%	47.0%	58.1%
% of FP17s for the same patient ID Re-attending between 3 & 9 months - Adults	703	1,512	46.5%	37.6%	38.2%	50.6%
% of FP17s for Band 1 Urgent Courses	183	2,670	6.9%	11.2%	10.6%	9.1%
% of FP17s Relating to Free Repair or Replacements	10	2,670	0.4%	0.5%	0.6%	0.8%
% of FP17s Relating to Continuations	18	2,670	0.7%	0.6%	0.8%	1.1%
% of Patients satisfied with the dentistry they have received	6	6	N/A	89.0%	89.2%	91.4%
% of Patients satisfied with the time they had to wait for an appointment	3	6	N/A	83.1%	83.4%	87.7%

* This is based on patients treated on this contract for their most recent course of treatment. Figures in italics indicate the base number of FP17s or Patient Questionnaire responses are less than 100. N/A is shown where the base number of responses is less than 10 during the period. % is calculated as Quantity/Base number*100

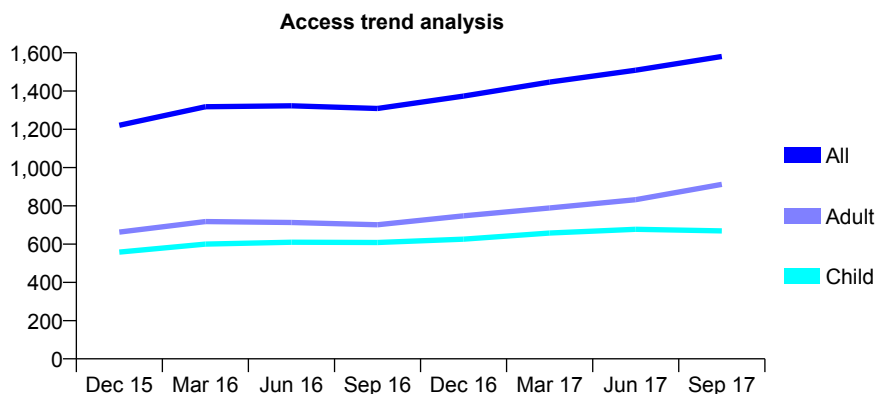
Q62 - Vital Signs At a Glance Contract Report for 135348/0001 - September 2017

Name or company name	Mr K. K. Kothary & Mr. P. Amin
Contract type name	GDS Contract
Purpose of contract	General
Contract start date	01/11/2013
Contract end date	

17/18 Contracted general activity (UDA)	8,498
Carry forward general activity (UDA)	0
17/18 Contracted orthodontic activity (UOA)	0
Carry forward orthodontic activity (UOA)	0
Baseline contract value	£223,671.20

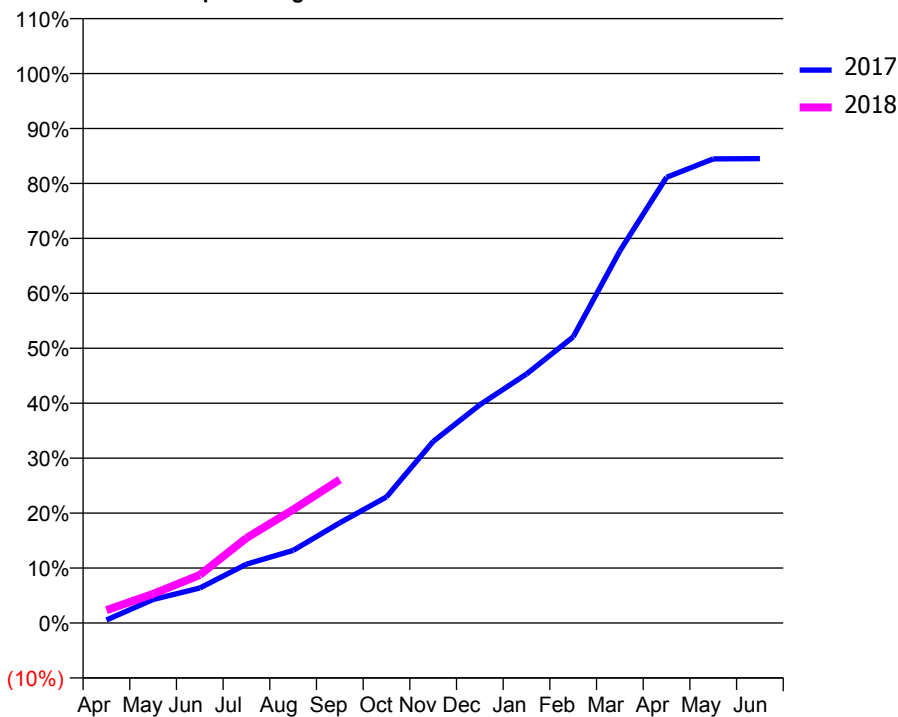
ACCESS*

Patients seen in 24 months	Total	Change since previous quarter
Quarter ending September 2016	1,309	
Quarter ending December 2016	1,374	↑
Quarter ending March 2017	1,447	↑
Quarter ending June 2017	1,509	↑
Quarter ending September 2017	1,581	↑
Variance since September 2016	20.8%	↑



ACTIVITY

Cumulative percentage of contracted UDA delivered 2017 & 2018



Month	Adjusted Scheduled Activity (UDA)	
	2017	2018
April	46	198
May	365	450
June	541	743
July	910	1,314
August	1,123	1,754
September	1,549	2,218
October	1,950	
November	2,807	
December	3,375	
January	3,851	
February	4,425	
March	5,754	
April	6,893	
May	7,177	
June	7,181	

QUALITY

	Quantity	Base Number	Contract	AT	Region	England
% of FP17s for the same patient ID Re-attending within 3 months - Children	41	510	8.0%	9.7%	11.2%	11.9%
% of FP17s for the same patient ID Re-attending within 3 months - Adults	171	652	26.2%	15.6%	16.6%	15.9%
% of FP17s for the same patient ID Re-attending between 3 & 9 months - Children	282	510	55.3%	46.9%	47.0%	58.1%
% of FP17s for the same patient ID Re-attending between 3 & 9 months - Adults	229	652	35.1%	37.6%	38.2%	50.6%
% of FP17s for Band 1 Urgent Courses	118	690	17.1%	11.2%	10.6%	9.1%
% of FP17s Relating to Free Repair or Replacements	4	690	0.6%	0.5%	0.6%	0.8%
% of FP17s Relating to Continuations	5	690	0.7%	0.6%	0.8%	1.1%
% of Patients satisfied with the dentistry they have received	10	10	100.0%	89.0%	89.2%	91.4%
% of Patients satisfied with the time they had to wait for an appointment	8	10	80.0%	83.1%	83.4%	87.7%

* This is based on patients treated on this contract for their most recent course of treatment. Figures in italics indicate the base number of FP17s or Patient Questionnaire responses are less than 100. N/A is shown where the base number of responses is less than 10 during the period. % is calculated as Quantity/Base number*100

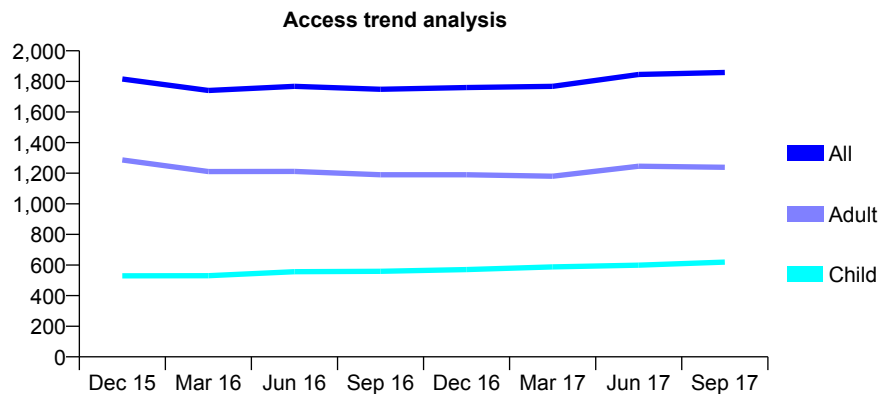
Q62 - Vital Signs At a Glance Contract Report for 136565/0001 - September 2017

Name or company name	Preeman Limited Smile For Life Dental Clin
Contract type name	GDS Contract
Purpose of contract	General
Contract start date	01/04/2011
Contract end date	

17/18 Contracted general activity (UDA)	8,350
Carry forward general activity (UDA)	-130
17/18 Contracted orthodontic activity (UOA)	0
Carry forward orthodontic activity (UOA)	0
Baseline contract value	£203,192.57

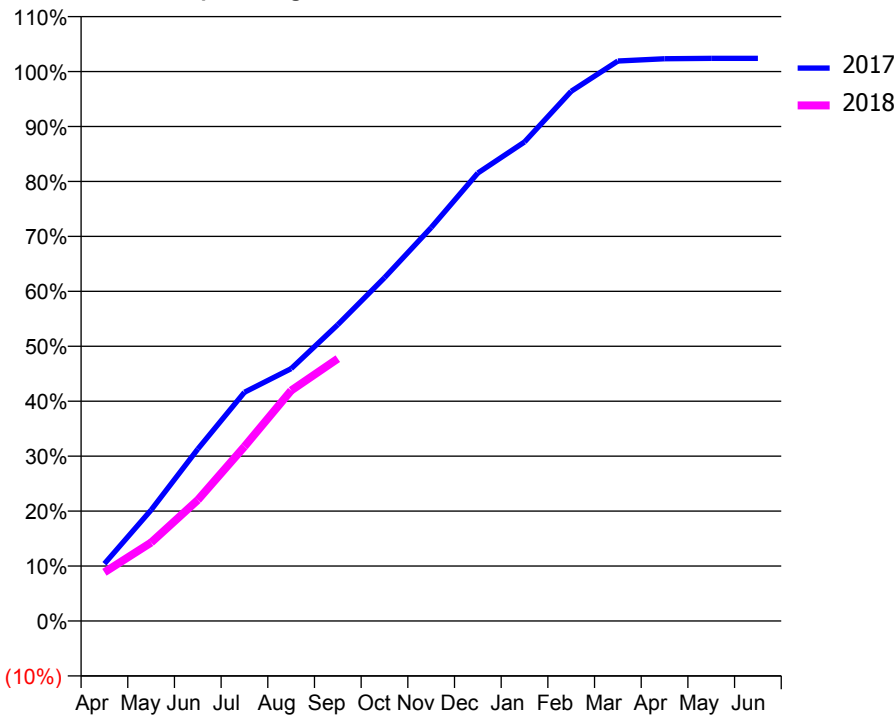
ACCESS*

Patients seen in 24 months	Total	Change since previous quarter
Quarter ending September 2016	1,749	
Quarter ending December 2016	1,760	→
Quarter ending March 2017	1,768	→
Quarter ending June 2017	1,845	↑
Quarter ending September 2017	1,858	→
Variance since September 2016	6.2%	↑



ACTIVITY

Cumulative percentage of contracted UDA delivered 2017 & 2018



Month	Adjusted Scheduled Activity (UDA)	
	2017	2018
April	678	740
May	1,313	1,193
June	2,034	1,838
July	2,705	2,652
August	2,986	3,503
September	3,505	3,987
October	4,061	
November	4,655	
December	5,300	
January	5,667	
February	6,267	
March	6,624	
April	6,651	
May	6,655	
June	6,655	

QUALITY

	Quantity	Base Number	Contract	AT	Region	England
% of FP17s for the same patient ID Re-attending within 3 months - Children	24	419	5.7%	9.7%	11.2%	11.9%
% of FP17s for the same patient ID Re-attending within 3 months - Adults	62	691	9.0%	15.6%	16.6%	15.9%
% of FP17s for the same patient ID Re-attending between 3 & 9 months - Children	225	419	53.7%	46.9%	47.0%	58.1%
% of FP17s for the same patient ID Re-attending between 3 & 9 months - Adults	250	691	36.2%	37.6%	38.2%	50.6%
% of FP17s for Band 1 Urgent Courses	46	1,083	4.2%	11.2%	10.6%	9.1%
% of FP17s Relating to Free Repair or Replacements	0	1,083	0.0%	0.5%	0.6%	0.8%
% of FP17s Relating to Continuations	17	1,083	1.6%	0.6%	0.8%	1.1%
% of Patients satisfied with the dentistry they have received	1	2	N/A	89.0%	89.2%	91.4%
% of Patients satisfied with the time they had to wait for an appointment	2	2	N/A	83.1%	83.4%	87.7%

* This is based on patients treated on this contract for their most recent course of treatment. Figures in italics indicate the base number of FP17s or Patient Questionnaire responses are less than 100. N/A is shown where the base number of responses is less than 10 during the period. % is calculated as Quantity/Base number*100

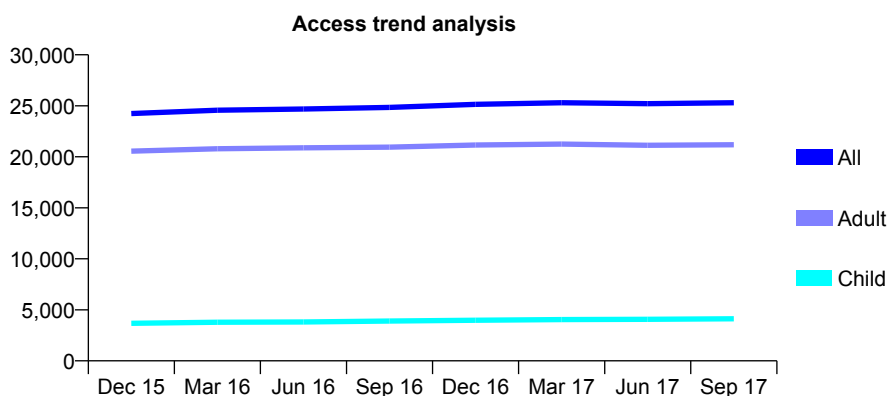
Q62 - Vital Signs At a Glance Contract Report for 138266/0001 - September 2017

Name or company name	Tooth and Mouth Limited
Contract type name	GDS Contract
Purpose of contract	General
Contract start date	01/04/2008
Contract end date	

17/18 Contracted general activity (UDA)	70,150
Carry forward general activity (UDA)	1,657
17/18 Contracted orthodontic activity (UOA)	0
Carry forward orthodontic activity (UOA)	0
Baseline contract value	£2,257,059.16

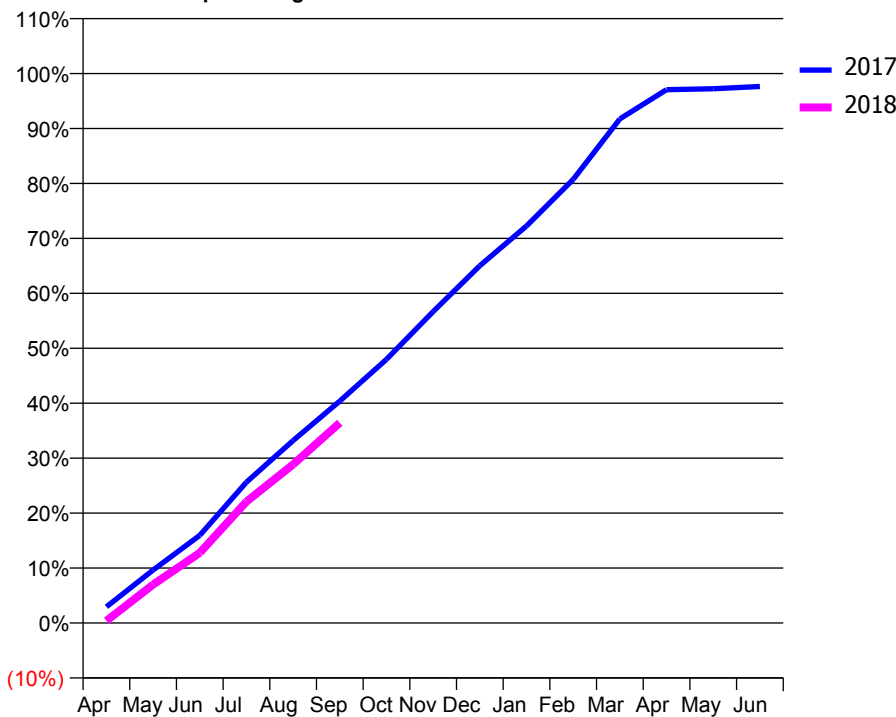
ACCESS*

Patients seen in 24 months	Total	Change since previous quarter
Quarter ending September 2016	24,847	
Quarter ending December 2016	25,138	→
Quarter ending March 2017	25,304	→
Quarter ending June 2017	25,205	→
Quarter ending September 2017	25,305	→
Variance since September 2016	1.8%	→



ACTIVITY

Cumulative percentage of contracted UDA delivered 2017 & 2018



Month	Adjusted Scheduled Activity (UDA)	
	2017	2018
April	2,075	289
May	6,770	4,917
June	11,185	8,961
July	17,982	15,496
August	23,293	20,249
September	28,342	25,562
October	33,664	
November	39,764	
December	45,612	
January	50,693	
February	56,623	
March	64,358	
April	68,077	
May	68,207	
June	68,493	

QUALITY

	Quantity	Base Number	Contract	AT	Region	England
% of FP17s for the same patient ID Re-attending within 3 months - Children	178	2,766	6.4%	9.7%	11.2%	11.9%
% of FP17s for the same patient ID Re-attending within 3 months - Adults	1,433	10,541	13.6%	15.6%	16.6%	15.9%
% of FP17s for the same patient ID Re-attending between 3 & 9 months - Children	1,536	2,766	55.5%	46.9%	47.0%	58.1%
% of FP17s for the same patient ID Re-attending between 3 & 9 months - Adults	3,342	10,541	31.7%	37.6%	38.2%	50.6%
% of FP17s for Band 1 Urgent Courses	1,679	12,005	14.0%	11.2%	10.6%	9.1%
% of FP17s Relating to Free Repair or Replacements	87	12,005	0.7%	0.5%	0.6%	0.8%
% of FP17s Relating to Continuations	41	12,005	0.3%	0.6%	0.8%	1.1%
% of Patients satisfied with the dentistry they have received	30	31	96.8%	89.0%	89.2%	91.4%
% of Patients satisfied with the time they had to wait for an appointment	28	31	90.3%	83.1%	83.4%	87.7%

* This is based on patients treated on this contract for their most recent course of treatment. Figures in italics indicate the base number of FP17s or Patient Questionnaire responses are less than 100. N/A is shown where the base number of responses is less than 10 during the period. % is calculated as Quantity/Base number*100

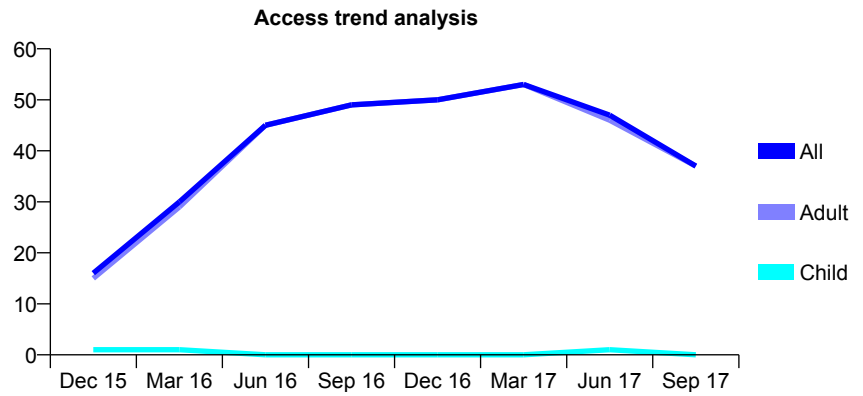
Q62 - Vital Signs At a Glance Contract Report for 138266/0003 - September 2017

Name or company name	Tooth and Mouth Limited
Contract type name	PDS Contract
Purpose of contract	General
Contract start date	01/04/2009
Contract end date	

17/18 Contracted general activity (UDA)	200
Carry forward general activity (UDA)	0
17/18 Contracted orthodontic activity (UOA)	0
Carry forward orthodontic activity (UOA)	0
Baseline contract value	£26,033.21

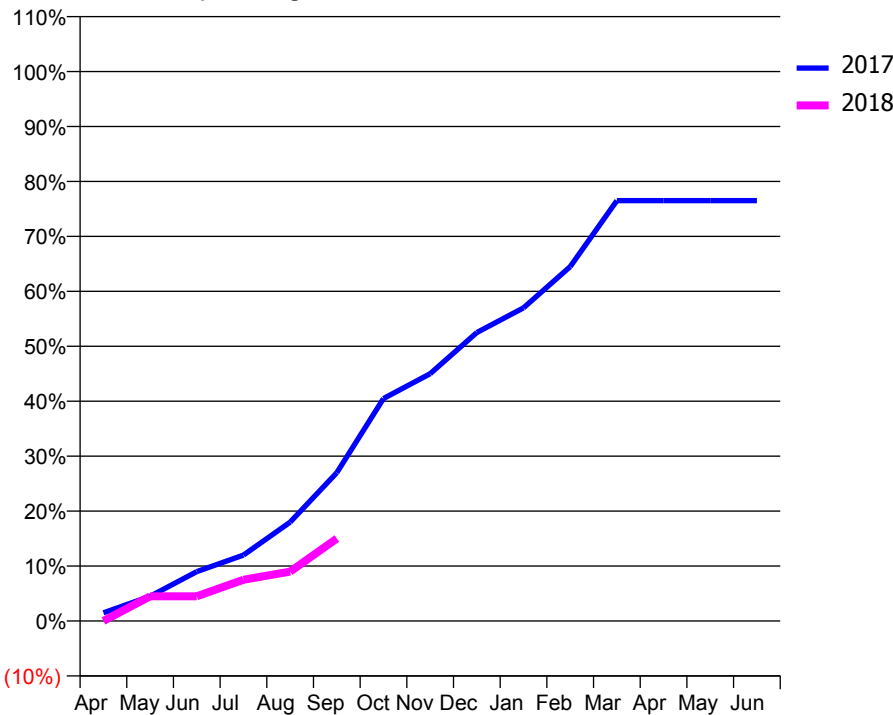
ACCESS*

Patients seen in 24 months	Total	Change since previous quarter
Quarter ending September 2016	49	
Quarter ending December 2016	50	↑
Quarter ending March 2017	53	↑
Quarter ending June 2017	47	↓
Quarter ending September 2017	37	↓
Variance since September 2016	(24.5%)	↓



ACTIVITY

Cumulative percentage of contracted UDA delivered 2017 & 2018



Month	Adjusted Scheduled Activity (UDA)	
	2017	2018
April	3	0
May	9	9
June	18	9
July	24	15
August	36	18
September	54	30
October	81	
November	90	
December	105	
January	114	
February	129	
March	153	
April	153	
May	153	
June	153	

QUALITY

	Quantity	Base Number	Contract	AT	Region	England
% of FP17s for the same patient ID Re-attending within 3 months - Children	0	0	N/A	9.7%	11.2%	11.9%
% of FP17s for the same patient ID Re-attending within 3 months - Adults	0	10	0.0%	15.6%	16.6%	15.9%
% of FP17s for the same patient ID Re-attending between 3 & 9 months - Children	0	0	N/A	46.9%	47.0%	58.1%
% of FP17s for the same patient ID Re-attending between 3 & 9 months - Adults	0	10	0.0%	37.6%	38.2%	50.6%
% of FP17s for Band 1 Urgent Courses	0	10	0.0%	11.2%	10.6%	9.1%
% of FP17s Relating to Free Repair or Replacements	0	10	0.0%	0.5%	0.6%	0.8%
% of FP17s Relating to Continuations	0	10	0.0%	0.6%	0.8%	1.1%
% of Patients satisfied with the dentistry they have received	0	0	N/A	89.0%	89.2%	91.4%
% of Patients satisfied with the time they had to wait for an appointment	0	0	N/A	83.1%	83.4%	87.7%

* This is based on patients treated on this contract for their most recent course of treatment. Figures in italics indicate the base number of FP17s or Patient Questionnaire responses are less than 100. N/A is shown where the base number of responses is less than 10 during the period. % is calculated as Quantity/Base number*100

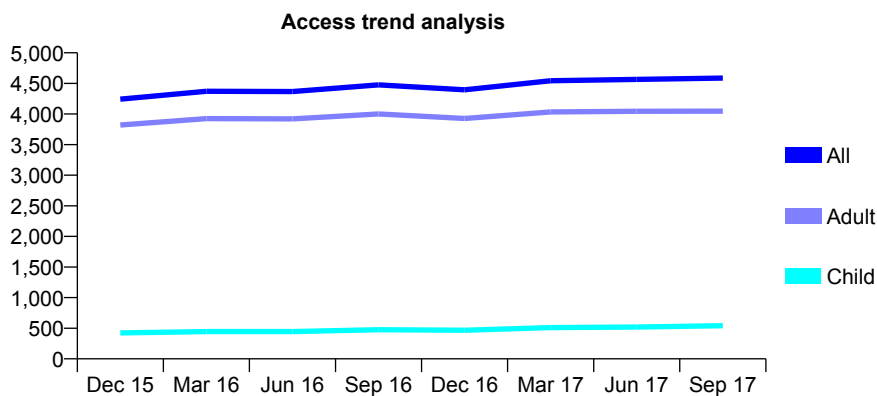
Q62 - Vital Signs At a Glance Contract Report for 138266/0005 - September 2017

Name or company name	Tooth and Mouth Limited
Contract type name	PDS Plus Contract
Purpose of contract	General
Contract start date	19/12/2011
Contract end date	18/12/2018

17/18 Contracted general activity (UDA)	14,500
Carry forward general activity (UDA)	0
17/18 Contracted orthodontic activity (UOA)	0
Carry forward orthodontic activity (UOA)	0
Baseline contract value	£245,991.00

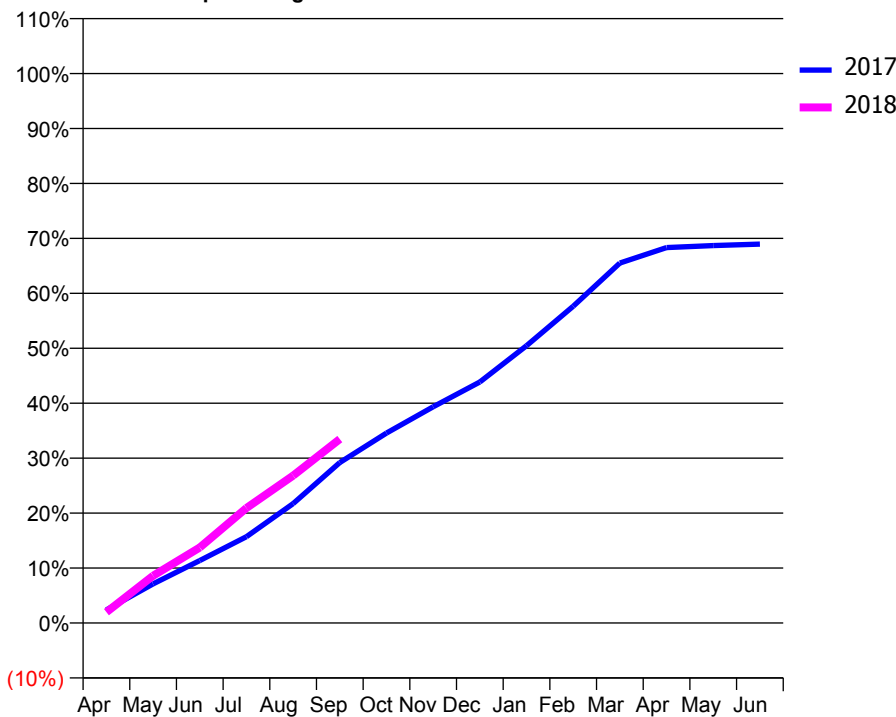
ACCESS*

Patients seen in 24 months	Total	Change since previous quarter
Quarter ending September 2016	4,477	
Quarter ending December 2016	4,395	↓
Quarter ending March 2017	4,544	↑
Quarter ending June 2017	4,565	→
Quarter ending September 2017	4,588	→
Variance since September 2016	2.5%	↑



ACTIVITY

Cumulative percentage of contracted UDA delivered 2017 & 2018



Month	Adjusted Scheduled Activity (UDA)	
	2017	2018
April	348	288
May	1,031	1,247
June	1,647	1,994
July	2,280	3,034
August	3,151	3,891
September	4,235	4,852
October	5,012	
November	5,704	
December	6,361	
January	7,318	
February	8,358	
March	9,498	
April	9,907	
May	9,958	
June	10,000	

QUALITY

	Quantity	Base Number	Contract	AT	Region	England
% of FP17s for the same patient ID Re-attending within 3 months - Children	21	313	6.7%	9.7%	11.2%	11.9%
% of FP17s for the same patient ID Re-attending within 3 months - Adults	252	1,798	14.0%	15.6%	16.6%	15.9%
% of FP17s for the same patient ID Re-attending between 3 & 9 months - Children	145	313	46.3%	46.9%	47.0%	58.1%
% of FP17s for the same patient ID Re-attending between 3 & 9 months - Adults	434	1,798	24.1%	37.6%	38.2%	50.6%
% of FP17s for Band 1 Urgent Courses	312	1,926	16.2%	11.2%	10.6%	9.1%
% of FP17s Relating to Free Repair or Replacements	33	1,926	1.7%	0.5%	0.6%	0.8%
% of FP17s Relating to Continuations	11	1,926	0.6%	0.6%	0.8%	1.1%
% of Patients satisfied with the dentistry they have received	2	2	N/A	89.0%	89.2%	91.4%
% of Patients satisfied with the time they had to wait for an appointment	0	2	N/A	83.1%	83.4%	87.7%

* This is based on patients treated on this contract for their most recent course of treatment. Figures in italics indicate the base number of FP17s or Patient Questionnaire responses are less than 100. N/A is shown where the base number of responses is less than 10 during the period. % is calculated as Quantity/Base number*100

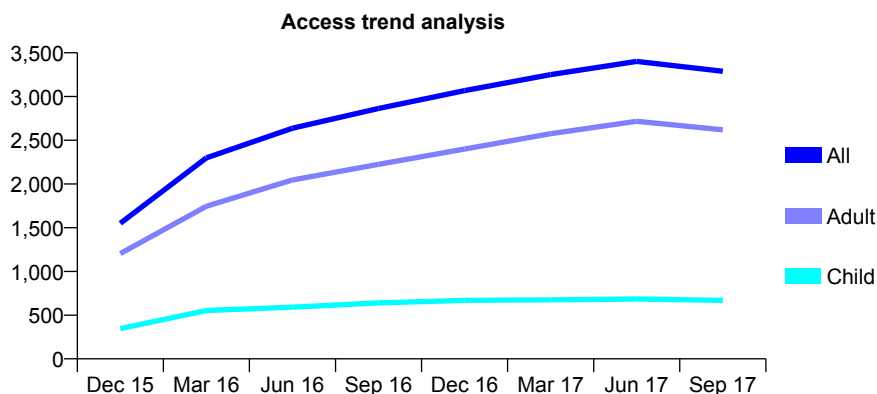
Q62 - Vital Signs At a Glance Contract Report for 141771/0001 - September 2017

Name or company name	Armytage Dental Practice
Contract type name	GDS Contract
Purpose of contract	General
Contract start date	01/07/2015
Contract end date	

17/18 Contracted general activity (UDA)	11,529
Carry forward general activity (UDA)	430
17/18 Contracted orthodontic activity (UOA)	0
Carry forward orthodontic activity (UOA)	0
Baseline contract value	£347,181.41

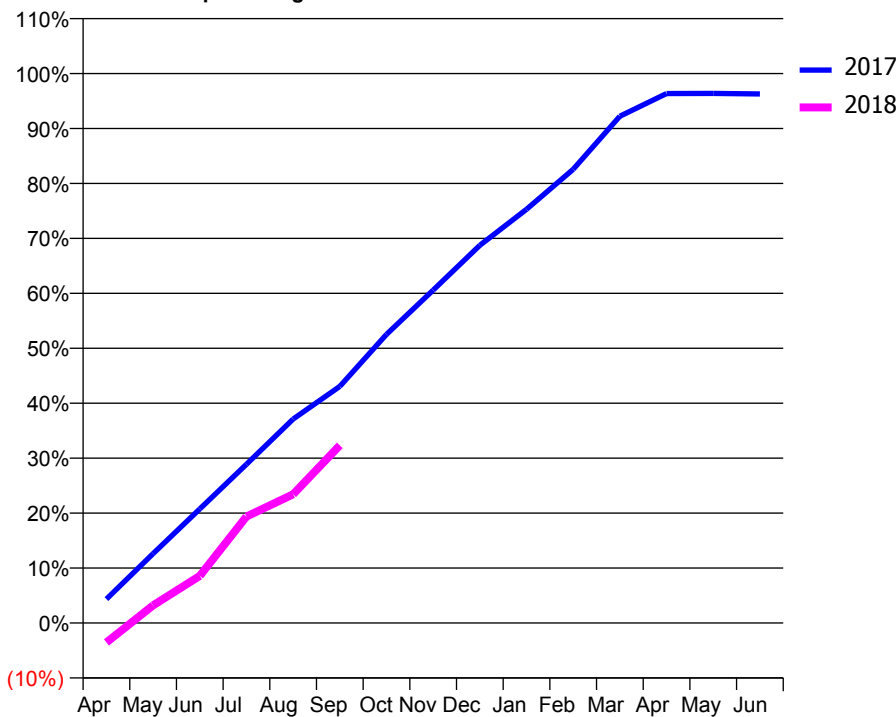
ACCESS*

Patients seen in 24 months	Total	Change since previous quarter
Quarter ending September 2016	2,863	
Quarter ending December 2016	3,068	↑
Quarter ending March 2017	3,250	↑
Quarter ending June 2017	3,401	↑
Quarter ending September 2017	3,289	↓
Variance since September 2016	14.9%	↑



ACTIVITY

Cumulative percentage of contracted UDA delivered 2017 & 2018



Adjusted Scheduled Activity (UDA)

Month	2017	2018
April	501	-409
May	1,457	371
June	2,394	988
July	3,330	2,235
August	4,280	2,700
September	4,965	3,727
October	6,055	
November	6,985	
December	7,924	
January	8,680	
February	9,520	
March	10,632	
April	11,107	
May	11,110	
June	11,099	

QUALITY

	Quantity	Base Number	Contract	AT	Region	England
% of FP17s for the same patient ID Re-attending within 3 months - Children	19	358	5.3%	9.7%	11.2%	11.9%
% of FP17s for the same patient ID Re-attending within 3 months - Adults	95	1,060	9.0%	15.6%	16.6%	15.9%
% of FP17s for the same patient ID Re-attending between 3 & 9 months - Children	118	358	33.0%	46.9%	47.0%	58.1%
% of FP17s for the same patient ID Re-attending between 3 & 9 months - Adults	306	1,060	28.9%	37.6%	38.2%	50.6%
% of FP17s for Band 1 Urgent Courses	84	1,302	6.5%	11.2%	10.6%	9.1%
% of FP17s Relating to Free Repair or Replacements	12	1,302	0.9%	0.5%	0.6%	0.8%
% of FP17s Relating to Continuations	14	1,302	1.1%	0.6%	0.8%	1.1%
% of Patients satisfied with the dentistry they have received	5	6	N/A	89.0%	89.2%	91.4%
% of Patients satisfied with the time they had to wait for an appointment	4	6	N/A	83.1%	83.4%	87.7%

* This is based on patients treated on this contract for their most recent course of treatment. Figures in italics indicate the base number of FP17s or Patient Questionnaire responses are less than 100. N/A is shown where the base number of responses is less than 10 during the period. % is calculated as Quantity/Base number*100

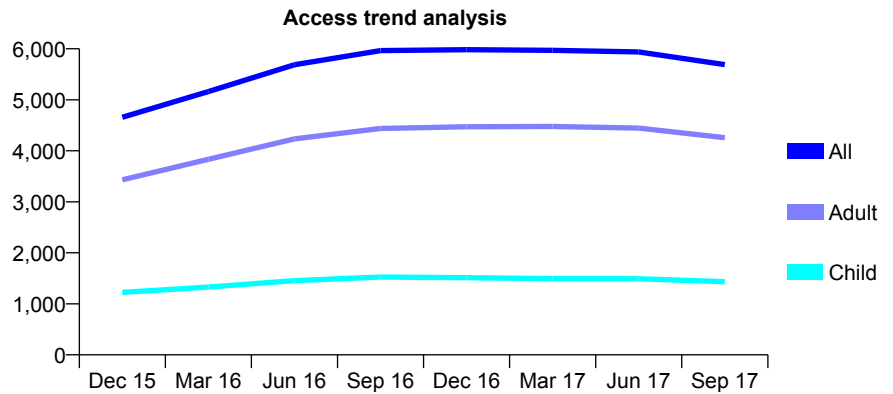
Q62 - Vital Signs At a Glance Contract Report for 142042/0001 - September 2017

Name or company name	Dr M Patel and Dr S Patel
Contract type name	GDS Contract
Purpose of contract	General
Contract start date	31/10/2014
Contract end date	

17/18 Contracted general activity (UDA)	16,272
Carry forward general activity (UDA)	65
17/18 Contracted orthodontic activity (UOA)	0
Carry forward orthodontic activity (UOA)	0
Baseline contract value	£466,020.19

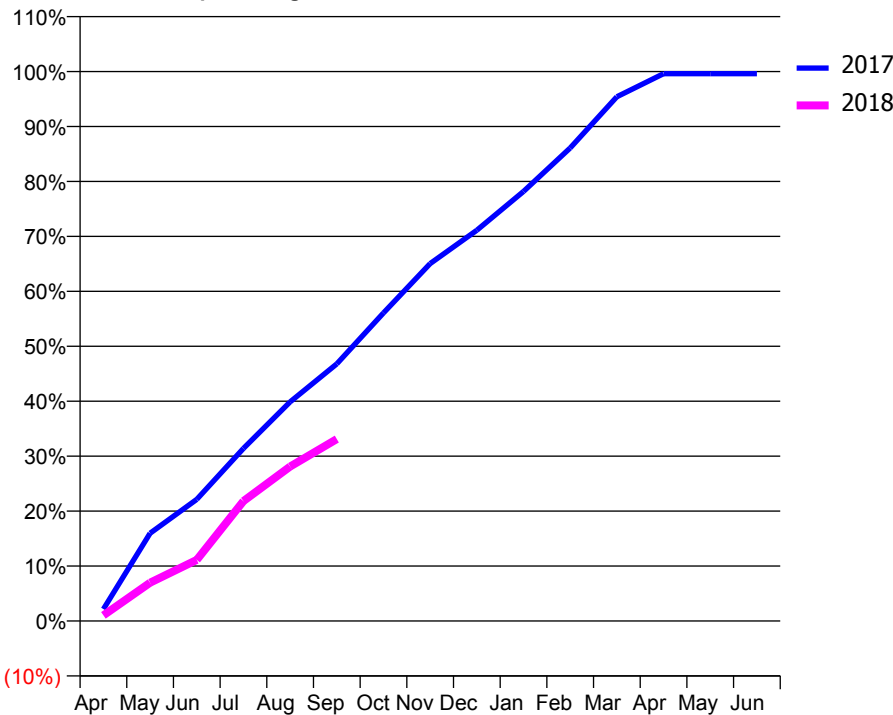
ACCESS*

Patients seen in 24 months	Total	Change since previous quarter
Quarter ending September 2016	5,965	
Quarter ending December 2016	5,984	→
Quarter ending March 2017	5,969	→
Quarter ending June 2017	5,938	→
Quarter ending September 2017	5,690	↓
Variance since September 2016	(4.6%)	↓



ACTIVITY

Cumulative percentage of contracted UDA delivered 2017 & 2018



Month	Adjusted Scheduled Activity (UDA)	
	2017	2018
April	352	167
May	2,599	1,134
June	3,601	1,809
July	5,113	3,550
August	6,491	4,576
September	7,616	5,386
October	9,123	
November	10,585	
December	11,573	
January	12,721	
February	14,006	
March	15,525	
April	16,206	
May	16,206	
June	16,207	

QUALITY

	Quantity	Base Number	Contract	AT	Region	England
% of FP17s for the same patient ID Re-attending within 3 months - Children	42	848	5.0%	9.7%	11.2%	11.9%
% of FP17s for the same patient ID Re-attending within 3 months - Adults	269	2,283	11.8%	15.6%	16.6%	15.9%
% of FP17s for the same patient ID Re-attending between 3 & 9 months - Children	468	848	55.2%	46.9%	47.0%	58.1%
% of FP17s for the same patient ID Re-attending between 3 & 9 months - Adults	1,000	2,283	43.8%	37.6%	38.2%	50.6%
% of FP17s for Band 1 Urgent Courses	198	2,512	7.9%	11.2%	10.6%	9.1%
% of FP17s Relating to Free Repair or Replacements	10	2,512	0.4%	0.5%	0.6%	0.8%
% of FP17s Relating to Continuations	3	2,512	0.1%	0.6%	0.8%	1.1%
% of Patients satisfied with the dentistry they have received	8	8	N/A	89.0%	89.2%	91.4%
% of Patients satisfied with the time they had to wait for an appointment	7	8	N/A	83.1%	83.4%	87.7%

* This is based on patients treated on this contract for their most recent course of treatment. Figures in italics indicate the base number of FP17s or Patient Questionnaire responses are less than 100. N/A is shown where the base number of responses is less than 10 during the period. % is calculated as Quantity/Base number*100

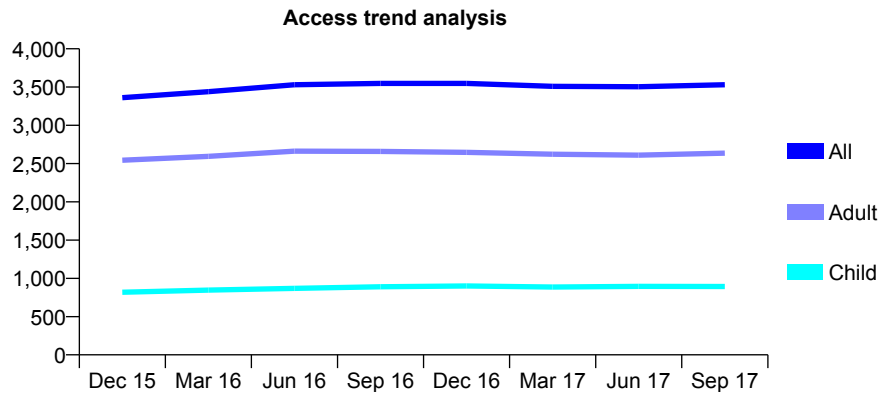
Q62 - Vital Signs At a Glance Contract Report for 142468/0001 - September 2017

Name or company name	Hill View Dental Practice Limited
Contract type name	GDS Contract
Purpose of contract	General
Contract start date	09/06/2010
Contract end date	

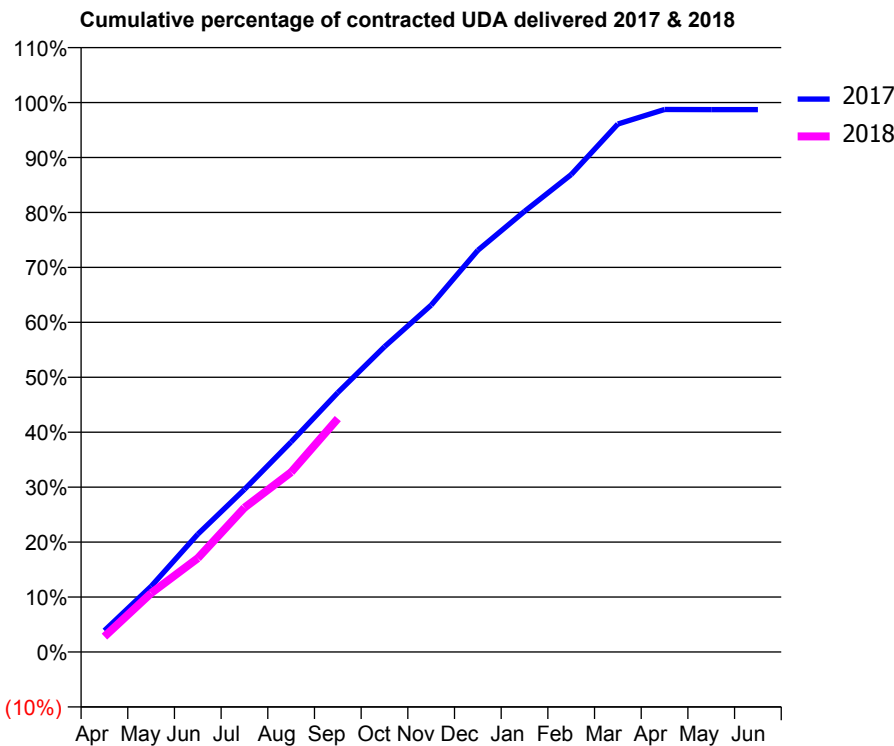
17/18 Contracted general activity (UDA)	12,029
Carry forward general activity (UDA)	155
17/18 Contracted orthodontic activity (UOA)	0
Carry forward orthodontic activity (UOA)	0
Baseline contract value	£313,442.41

ACCESS*

Patients seen in 24 months	Total	Change since previous quarter
Quarter ending September 2016	3,548	
Quarter ending December 2016	3,548	→
Quarter ending March 2017	3,509	↓
Quarter ending June 2017	3,505	→
Quarter ending September 2017	3,531	→
Variance since September 2016	(0.5%)	→



ACTIVITY



Month	Adjusted Scheduled Activity (UDA)	
	2017	2018
April	468	337
May	1,438	1,290
June	2,579	2,055
July	3,560	3,160
August	4,598	3,937
September	5,679	5,109
October	6,684	
November	7,594	
December	8,795	
January	9,646	
February	10,451	
March	11,559	
April	11,875	
May	11,874	
June	11,874	

QUALITY

	Quantity	Base Number	Contract	AT	Region	England
% of FP17s for the same patient ID Re-attending within 3 months - Children	29	682	4.3%	9.7%	11.2%	11.9%
% of FP17s for the same patient ID Re-attending within 3 months - Adults	241	2,008	12.0%	15.6%	16.6%	15.9%
% of FP17s for the same patient ID Re-attending between 3 & 9 months - Children	423	682	62.0%	46.9%	47.0%	58.1%
% of FP17s for the same patient ID Re-attending between 3 & 9 months - Adults	1,274	2,008	63.4%	37.6%	38.2%	50.6%
% of FP17s for Band 1 Urgent Courses	183	2,500	7.3%	11.2%	10.6%	9.1%
% of FP17s Relating to Free Repair or Replacements	11	2,500	0.4%	0.5%	0.6%	0.8%
% of FP17s Relating to Continuations	7	2,500	0.3%	0.6%	0.8%	1.1%
% of Patients satisfied with the dentistry they have received	16	16	100.0%	89.0%	89.2%	91.4%
% of Patients satisfied with the time they had to wait for an appointment	15	16	93.8%	83.1%	83.4%	87.7%

* This is based on patients treated on this contract for their most recent course of treatment. Figures in italics indicate the base number of FP17s or Patient Questionnaire responses are less than 100. N/A is shown where the base number of responses is less than 10 during the period. % is calculated as Quantity/Base number*100

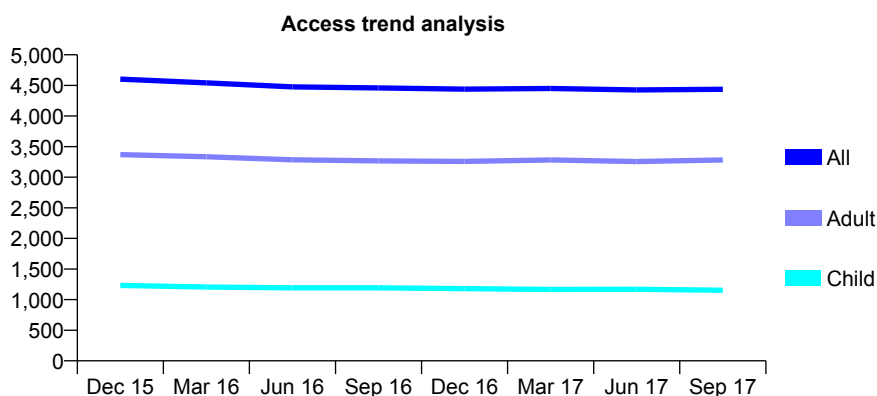
Q62 - Vital Signs At a Glance Contract Report for 142964/0001 - September 2017

Name or company name	The Bush Dental Clinic
Contract type name	GDS Contract
Purpose of contract	General
Contract start date	01/04/2011
Contract end date	

17/18 Contracted general activity (UDA)	12,840
Carry forward general activity (UDA)	5
17/18 Contracted orthodontic activity (UOA)	0
Carry forward orthodontic activity (UOA)	0
Baseline contract value	£453,133.93

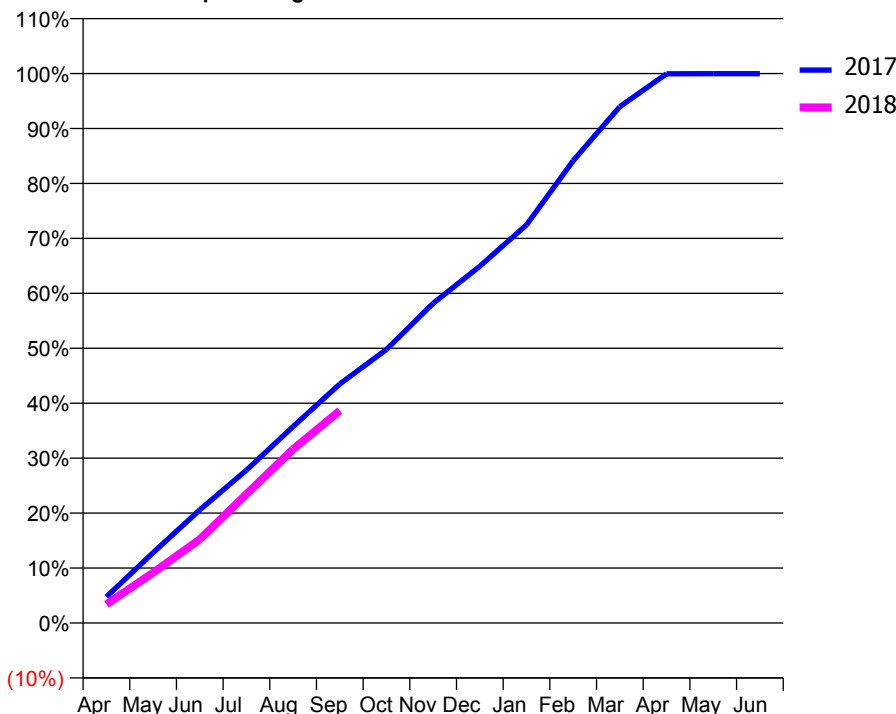
ACCESS*

Patients seen in 24 months	Total	Change since previous quarter
Quarter ending September 2016	4,459	
Quarter ending December 2016	4,438	→
Quarter ending March 2017	4,449	→
Quarter ending June 2017	4,425	→
Quarter ending September 2017	4,437	→
Variance since September 2016	(0.5%)	→



ACTIVITY

Cumulative percentage of contracted UDA delivered 2017 & 2018



Month	Adjusted Scheduled Activity (UDA)	
	2017	2018
April	613	436
May	1,645	1,176
June	2,643	1,955
July	3,573	3,011
August	4,590	4,063
September	5,584	4,963
October	6,394	
November	7,470	
December	8,338	
January	9,302	
February	10,802	
March	12,067	
April	12,834	
May	12,835	
June	12,835	

QUALITY

	Quantity	Base Number	Contract	AT	Region	England
% of FP17s for the same patient ID Re-attending within 3 months - Children	52	822	6.3%	9.7%	11.2%	11.9%
% of FP17s for the same patient ID Re-attending within 3 months - Adults	285	2,001	14.2%	15.6%	16.6%	15.9%
% of FP17s for the same patient ID Re-attending between 3 & 9 months - Children	474	822	57.7%	46.9%	47.0%	58.1%
% of FP17s for the same patient ID Re-attending between 3 & 9 months - Adults	895	2,001	44.7%	37.6%	38.2%	50.6%
% of FP17s for Band 1 Urgent Courses	275	2,544	10.8%	11.2%	10.6%	9.1%
% of FP17s Relating to Free Repair or Replacements	12	2,544	0.5%	0.5%	0.6%	0.8%
% of FP17s Relating to Continuations	4	2,544	0.2%	0.6%	0.8%	1.1%
% of Patients satisfied with the dentistry they have received	1	3	N/A	89.0%	89.2%	91.4%
% of Patients satisfied with the time they had to wait for an appointment	3	3	N/A	83.1%	83.4%	87.7%

* This is based on patients treated on this contract for their most recent course of treatment. Figures in italics indicate the base number of FP17s or Patient Questionnaire responses are less than 100. N/A is shown where the base number of responses is less than 10 during the period. % is calculated as Quantity/Base number*100

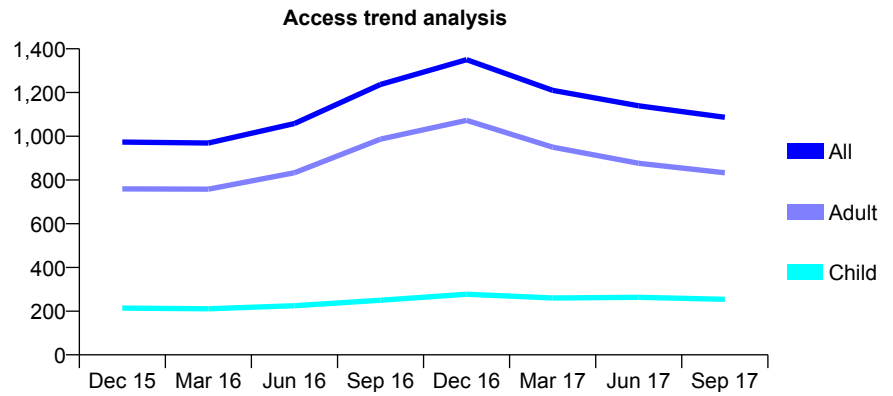
Q62 - Vital Signs At a Glance Contract Report for 143774/0001 - September 2017

Name or company name	Dr J Jeyaseelan & Dr A Thanki
Contract type name	GDS Contract
Purpose of contract	General
Contract start date	01/12/2014
Contract end date	

17/18 Contracted general activity (UDA)	3,957
Carry forward general activity (UDA)	-38
17/18 Contracted orthodontic activity (UOA)	0
Carry forward orthodontic activity (UOA)	0
Baseline contract value	£123,107.48

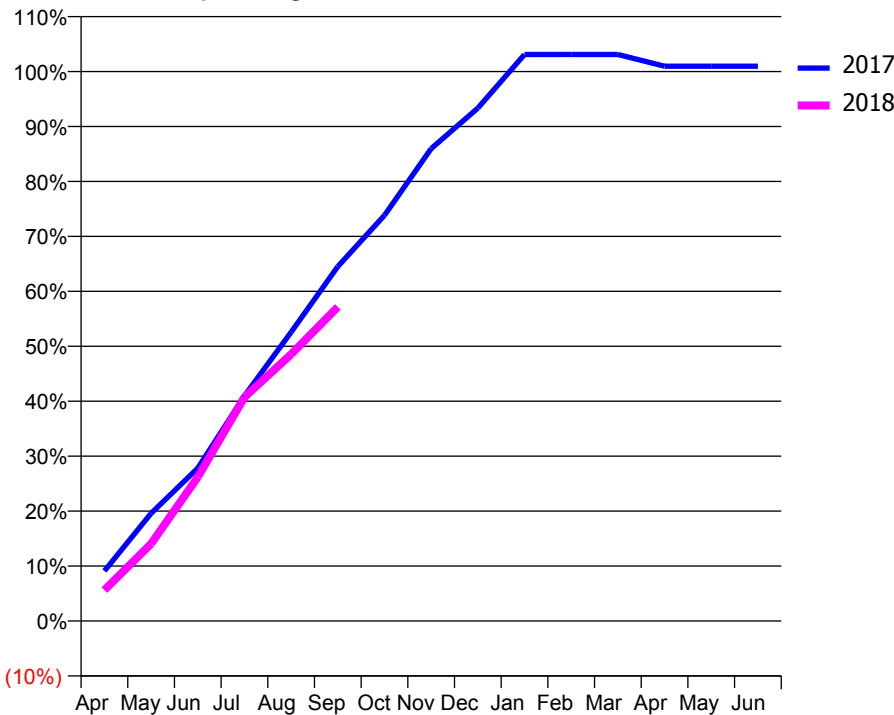
ACCESS*

Patients seen in 24 months	Total	Change since previous quarter
Quarter ending September 2016	1,237	
Quarter ending December 2016	1,350	↑
Quarter ending March 2017	1,210	↓
Quarter ending June 2017	1,139	↓
Quarter ending September 2017	1,087	↓
Variance since September 2016	(12.1%)	↓



ACTIVITY

Cumulative percentage of contracted UDA delivered 2017 & 2018



Month	Adjusted Scheduled Activity (UDA)	
	2017	2018
April	360	223
May	776	556
June	1,101	1,037
July	1,621	1,612
August	2,081	1,921
September	2,553	2,262
October	2,921	
November	3,401	
December	3,693	
January	4,079	
February	4,079	
March	4,079	
April	3,995	
May	3,995	
June	3,995	

QUALITY

	Quantity	Base Number	Contract	AT	Region	England
% of FP17s for the same patient ID Re-attending within 3 months - Children	3	169	1.8%	9.7%	11.2%	11.9%
% of FP17s for the same patient ID Re-attending within 3 months - Adults	14	414	3.4%	15.6%	16.6%	15.9%
% of FP17s for the same patient ID Re-attending between 3 & 9 months - Children	61	169	36.1%	46.9%	47.0%	58.1%
% of FP17s for the same patient ID Re-attending between 3 & 9 months - Adults	107	414	25.8%	37.6%	38.2%	50.6%
% of FP17s for Band 1 Urgent Courses	13	589	2.2%	11.2%	10.6%	9.1%
% of FP17s Relating to Free Repair or Replacements	0	589	0.0%	0.5%	0.6%	0.8%
% of FP17s Relating to Continuations	0	589	0.0%	0.6%	0.8%	1.1%
% of Patients satisfied with the dentistry they have received	2	2	N/A	89.0%	89.2%	91.4%
% of Patients satisfied with the time they had to wait for an appointment	2	2	N/A	83.1%	83.4%	87.7%

* This is based on patients treated on this contract for their most recent course of treatment. Figures in italics indicate the base number of FP17s or Patient Questionnaire responses are less than 100. N/A is shown where the base number of responses is less than 10 during the period. % is calculated as Quantity/Base number*100

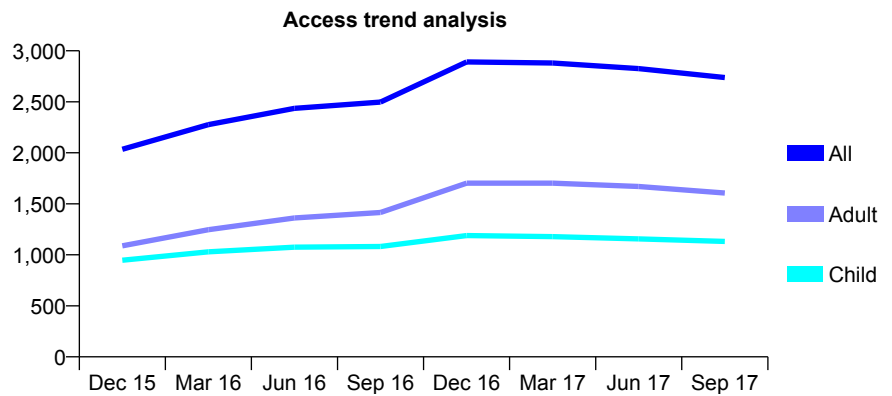
Q62 - Vital Signs At a Glance Contract Report for 144843/0001 - September 2017

Name or company name	Dr Jeff Sherer and Dr Larry Levin
Contract type name	GDS Contract
Purpose of contract	General
Contract start date	01/12/2014
Contract end date	

17/18 Contracted general activity (UDA)	7,313
Carry forward general activity (UDA)	274
17/18 Contracted orthodontic activity (UOA)	0
Carry forward orthodontic activity (UOA)	0
Baseline contract value	£178,860.78

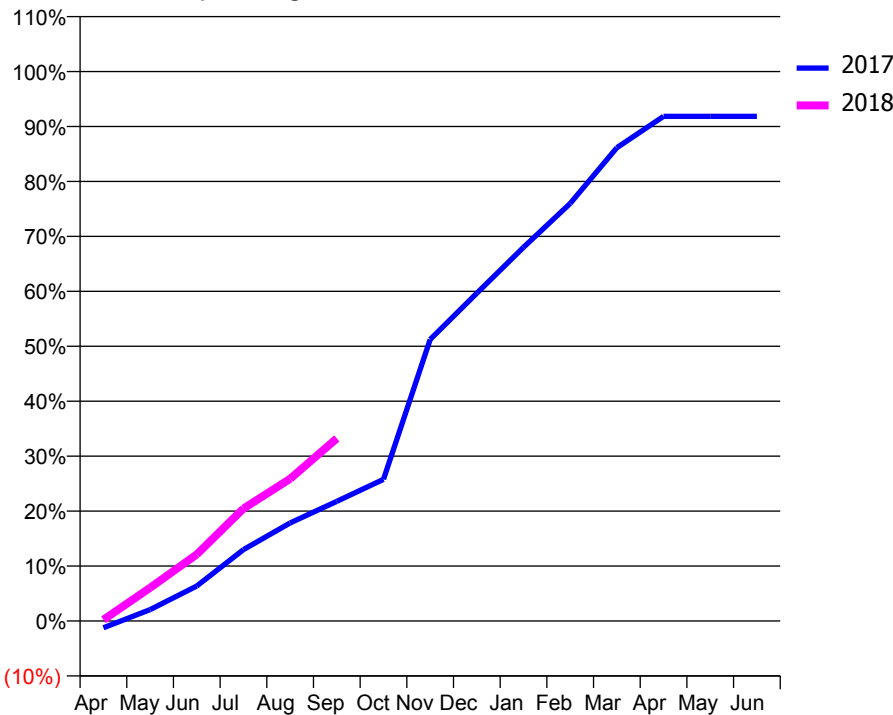
ACCESS*

Patients seen in 24 months	Total	Change since previous quarter
Quarter ending September 2016	2,497	
Quarter ending December 2016	2,891	↑
Quarter ending March 2017	2,881	→
Quarter ending June 2017	2,826	↓
Quarter ending September 2017	2,738	↓
Variance since September 2016	9.7%	↑



ACTIVITY

Cumulative percentage of contracted UDA delivered 2017 & 2018



Month	Adjusted Scheduled Activity (UDA)	
	2017	2018
April	-91	17
May	151	443
June	466	886
July	950	1,497
August	1,304	1,893
September	1,593	2,431
October	1,886	
November	3,747	
December	4,363	
January	4,973	
February	5,558	
March	6,299	
April	6,716	
May	6,716	
June	6,716	

QUALITY

	Quantity	Base Number	Contract	AT	Region	England
% of FP17s for the same patient ID Re-attending within 3 months - Children	60	754	8.0%	9.7%	11.2%	11.9%
% of FP17s for the same patient ID Re-attending within 3 months - Adults	146	812	18.0%	15.6%	16.6%	15.9%
% of FP17s for the same patient ID Re-attending between 3 & 9 months - Children	378	754	50.1%	46.9%	47.0%	58.1%
% of FP17s for the same patient ID Re-attending between 3 & 9 months - Adults	312	812	38.4%	37.6%	38.2%	50.6%
% of FP17s for Band 1 Urgent Courses	156	1,369	11.4%	11.2%	10.6%	9.1%
% of FP17s Relating to Free Repair or Replacements	11	1,369	0.8%	0.5%	0.6%	0.8%
% of FP17s Relating to Continuations	32	1,369	2.3%	0.6%	0.8%	1.1%
% of Patients satisfied with the dentistry they have received	5	5	N/A	89.0%	89.2%	91.4%
% of Patients satisfied with the time they had to wait for an appointment	5	5	N/A	83.1%	83.4%	87.7%

* This is based on patients treated on this contract for their most recent course of treatment. Figures in italics indicate the base number of FP17s or Patient Questionnaire responses are less than 100. N/A is shown where the base number of responses is less than 10 during the period. % is calculated as Quantity/Base number*100

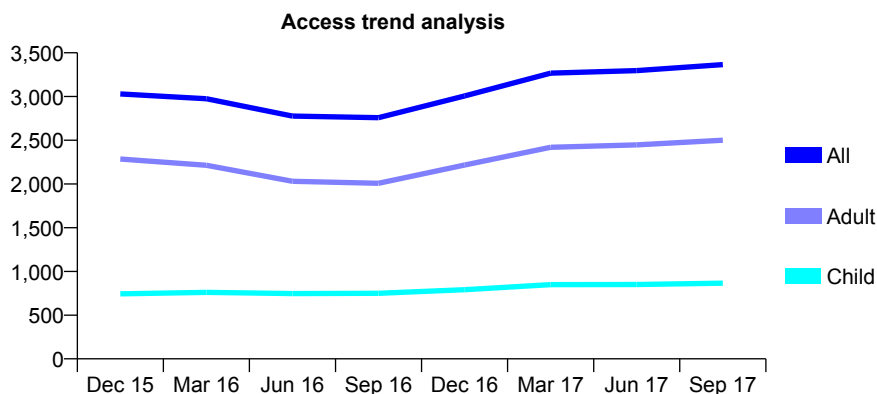
Q62 - Vital Signs At a Glance Contract Report for 145173/0001 - September 2017

Name or company name	Dr. B.C. Khuroya & Dr. R. Majithia
Contract type name	GDS Contract
Purpose of contract	General
Contract start date	01/04/2013
Contract end date	

17/18 Contracted general activity (UDA)	6,470
Carry forward general activity (UDA)	-129
17/18 Contracted orthodontic activity (UOA)	0
Carry forward orthodontic activity (UOA)	0
Baseline contract value	£155,687.33

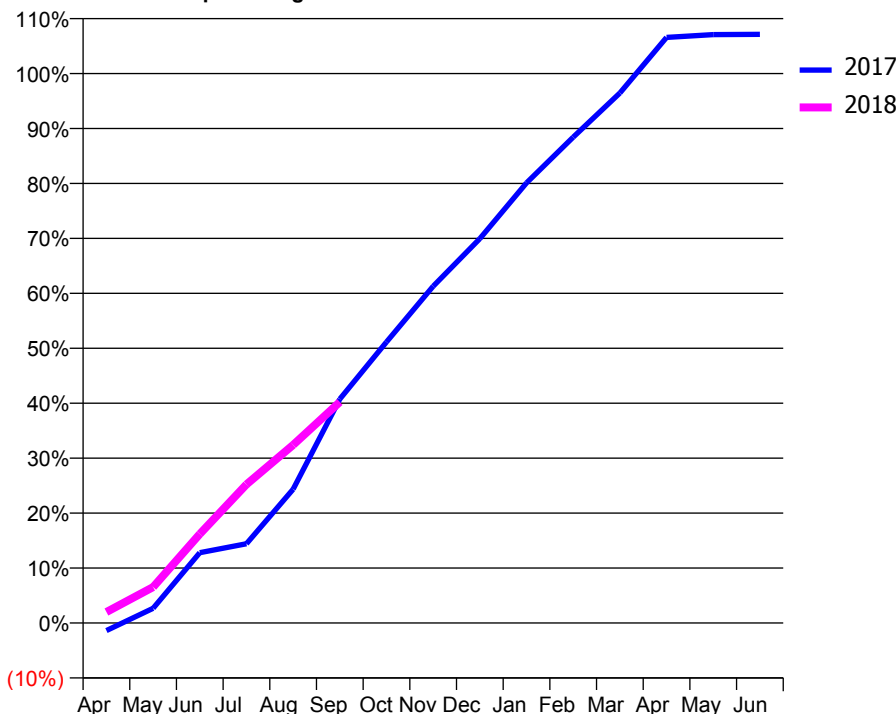
ACCESS*

Patients seen in 24 months	Total	Change since previous quarter
Quarter ending September 2016	2,758	
Quarter ending December 2016	3,007	↑
Quarter ending March 2017	3,268	↑
Quarter ending June 2017	3,297	→
Quarter ending September 2017	3,365	↑
Variance since September 2016	22.0%	↑



ACTIVITY

Cumulative percentage of contracted UDA delivered 2017 & 2018



Month	Adjusted Scheduled Activity (UDA)	
	2017	2018
April	-91	129
May	173	424
June	828	1,048
July	934	1,632
August	1,576	2,097
September	2,637	2,602
October	3,310	
November	3,965	
December	4,525	
January	5,181	
February	5,721	
March	6,241	
April	6,895	
May	6,928	
June	6,931	

QUALITY

	Quantity	Base Number	Contract	AT	Region	England
% of FP17s for the same patient ID Re-attending within 3 months - Children	32	452	7.1%	9.7%	11.2%	11.9%
% of FP17s for the same patient ID Re-attending within 3 months - Adults	176	1,142	15.4%	15.6%	16.6%	15.9%
% of FP17s for the same patient ID Re-attending between 3 & 9 months - Children	131	452	29.0%	46.9%	47.0%	58.1%
% of FP17s for the same patient ID Re-attending between 3 & 9 months - Adults	236	1,142	20.7%	37.6%	38.2%	50.6%
% of FP17s for Band 1 Urgent Courses	221	1,033	21.4%	11.2%	10.6%	9.1%
% of FP17s Relating to Free Repair or Replacements	2	1,033	0.2%	0.5%	0.6%	0.8%
% of FP17s Relating to Continuations	5	1,033	0.5%	0.6%	0.8%	1.1%
% of Patients satisfied with the dentistry they have received	4	6	N/A	89.0%	89.2%	91.4%
% of Patients satisfied with the time they had to wait for an appointment	6	6	N/A	83.1%	83.4%	87.7%

* This is based on patients treated on this contract for their most recent course of treatment. Figures in italics indicate the base number of FP17s or Patient Questionnaire responses are less than 100. N/A is shown where the base number of responses is less than 10 during the period. % is calculated as Quantity/Base number*100

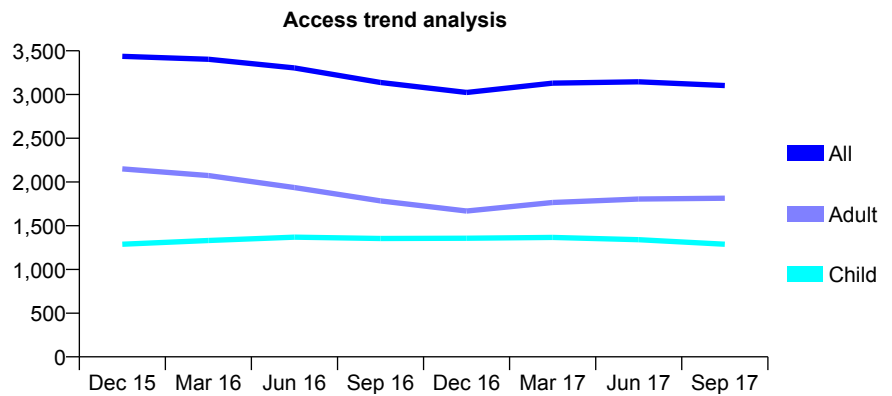
Q62 - Vital Signs At a Glance Contract Report for 147028/0001 - September 2017

Name or company name	Rose Garden Dental Practice
Contract type name	GDS Contract
Purpose of contract	General
Contract start date	01/09/2010
Contract end date	

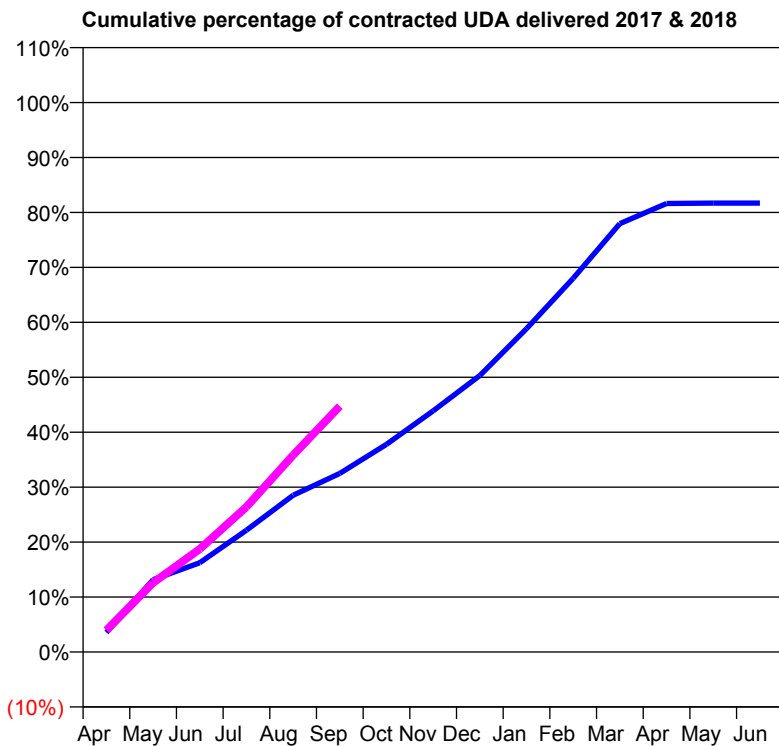
17/18 Contracted general activity (UDA)	5,672
Carry forward general activity (UDA)	0
17/18 Contracted orthodontic activity (UOA)	0
Carry forward orthodontic activity (UOA)	0
Baseline contract value	£159,143.63

ACCESS*

Patients seen in 24 months	Total	Change since previous quarter
Quarter ending September 2016	3,138	
Quarter ending December 2016	3,023	↓
Quarter ending March 2017	3,130	↑
Quarter ending June 2017	3,145	→
Quarter ending September 2017	3,102	↓
Variance since September 2016	(1.1%)	↓



ACTIVITY



Month	Adjusted Scheduled Activity (UDA)	
	2017	2018
April	202	226
May	746	715
June	922	1,063
July	1,257	1,498
August	1,618	2,032
September	1,844	2,537
October	2,144	
November	2,489	
December	2,854	
January	3,337	
February	3,858	
March	4,421	
April	4,630	
May	4,634	
June	4,634	

QUALITY

	Quantity	Base Number	Contract	AT	Region	England
% of FP17s for the same patient ID Re-attending within 3 months - Children	43	776	5.5%	9.7%	11.2%	11.9%
% of FP17s for the same patient ID Re-attending within 3 months - Adults	99	908	10.9%	15.6%	16.6%	15.9%
% of FP17s for the same patient ID Re-attending between 3 & 9 months - Children	317	776	40.9%	46.9%	47.0%	58.1%
% of FP17s for the same patient ID Re-attending between 3 & 9 months - Adults	215	908	23.7%	37.6%	38.2%	50.6%
% of FP17s for Band 1 Urgent Courses	97	1,151	8.4%	11.2%	10.6%	9.1%
% of FP17s Relating to Free Repair or Replacements	0	1,151	0.0%	0.5%	0.6%	0.8%
% of FP17s Relating to Continuations	5	1,151	0.4%	0.6%	0.8%	1.1%
% of Patients satisfied with the dentistry they have received	1	2	N/A	89.0%	89.2%	91.4%
% of Patients satisfied with the time they had to wait for an appointment	1	2	N/A	83.1%	83.4%	87.7%

* This is based on patients treated on this contract for their most recent course of treatment. Figures in italics indicate the base number of FP17s or Patient Questionnaire responses are less than 100. N/A is shown where the base number of responses is less than 10 during the period. % is calculated as Quantity/Base number*100

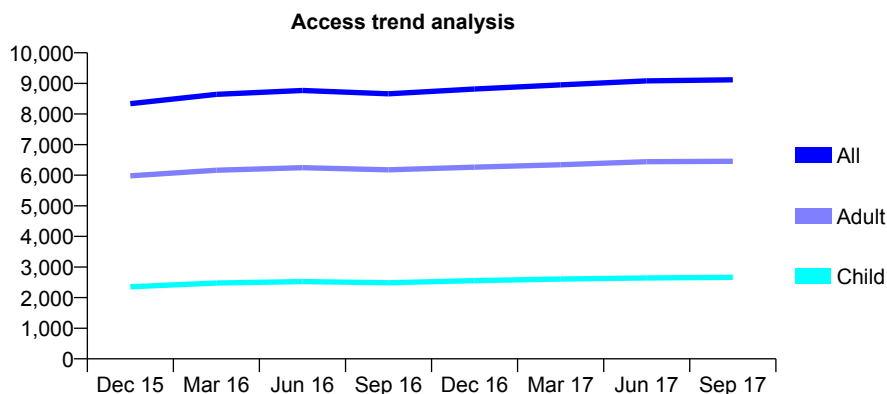
Q62 - Vital Signs At a Glance Contract Report for 148997/0001 - September 2017

Name or company name	Dr.S.B.Radia and Dr.P.Vaid
Contract type name	GDS Contract
Purpose of contract	General
Contract start date	01/11/2012
Contract end date	

17/18 Contracted general activity (UDA)	25,115
Carry forward general activity (UDA)	628
17/18 Contracted orthodontic activity (UOA)	0
Carry forward orthodontic activity (UOA)	0
Baseline contract value	£729,632.22

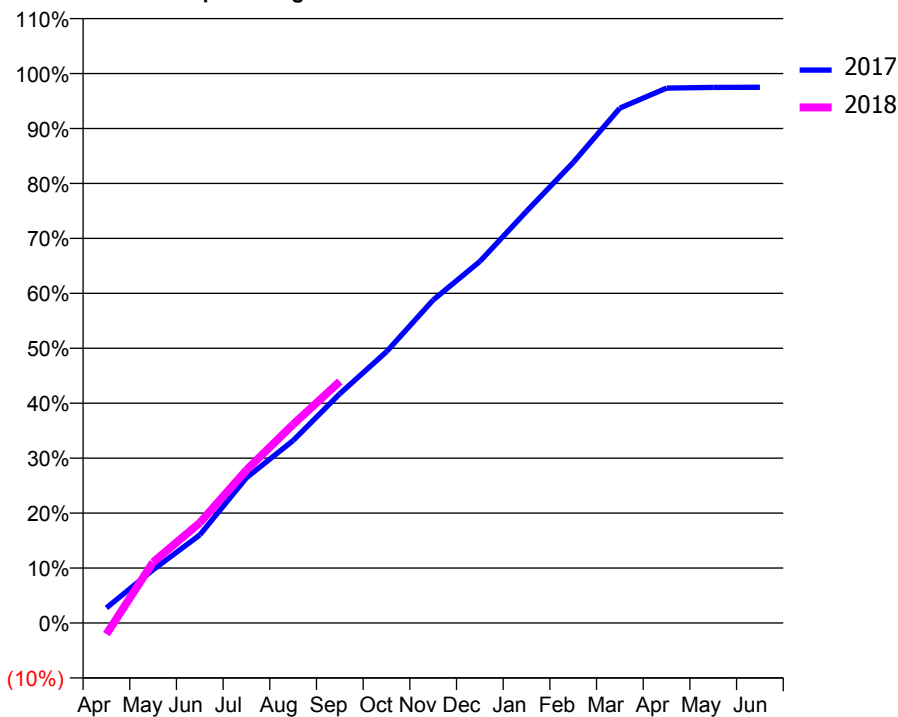
ACCESS*

Patients seen in 24 months	Total	Change since previous quarter
Quarter ending September 2016	8,660	
Quarter ending December 2016	8,817	→
Quarter ending March 2017	8,952	→
Quarter ending June 2017	9,083	→
Quarter ending September 2017	9,117	→
Variance since September 2016	5.3%	↑



ACTIVITY

Cumulative percentage of contracted UDA delivered 2017 & 2018



Month	Adjusted Scheduled Activity (UDA)	
	2017	2018
April	691	-514
May	2,437	2,782
June	4,024	4,583
July	6,638	6,993
August	8,341	9,077
September	10,483	11,038
October	12,400	
November	14,764	
December	16,527	
January	18,817	
February	21,049	
March	23,534	
April	24,447	
May	24,481	
June	24,487	

QUALITY

	Quantity	Base Number	Contract	AT	Region	England
% of FP17s for the same patient ID Re-attending within 3 months - Children	135	1,954	6.9%	9.7%	11.2%	11.9%
% of FP17s for the same patient ID Re-attending within 3 months - Adults	409	3,807	10.7%	15.6%	16.6%	15.9%
% of FP17s for the same patient ID Re-attending between 3 & 9 months - Children	1,124	1,954	57.5%	46.9%	47.0%	58.1%
% of FP17s for the same patient ID Re-attending between 3 & 9 months - Adults	1,764	3,807	46.3%	37.6%	38.2%	50.6%
% of FP17s for Band 1 Urgent Courses	373	4,897	7.6%	11.2%	10.6%	9.1%
% of FP17s Relating to Free Repair or Replacements	28	4,897	0.6%	0.5%	0.6%	0.8%
% of FP17s Relating to Continuations	7	4,897	0.1%	0.6%	0.8%	1.1%
% of Patients satisfied with the dentistry they have received	10	12	83.3%	89.0%	89.2%	91.4%
% of Patients satisfied with the time they had to wait for an appointment	8	12	66.7%	83.1%	83.4%	87.7%

* This is based on patients treated on this contract for their most recent course of treatment. Figures in italics indicate the base number of FP17s or Patient Questionnaire responses are less than 100. N/A is shown where the base number of responses is less than 10 during the period. % is calculated as Quantity/Base number*100

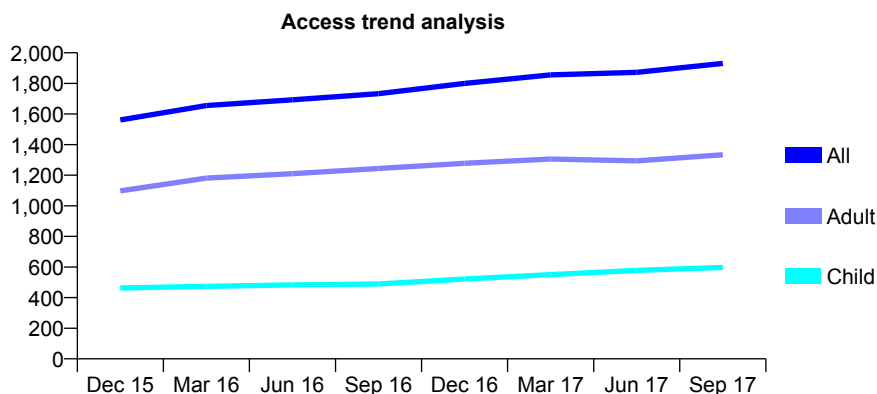
Q62 - Vital Signs At a Glance Contract Report for 150355/0001 - September 2017

Name or company name	Dr Sapneel Patel, and Dr. Cynthia Patel
Contract type name	GDS Contract
Purpose of contract	General
Contract start date	01/11/2013
Contract end date	

17/18 Contracted general activity (UDA)	3,975
Carry forward general activity (UDA)	-24
17/18 Contracted orthodontic activity (UOA)	0
Carry forward orthodontic activity (UOA)	0
Baseline contract value	£102,382.01

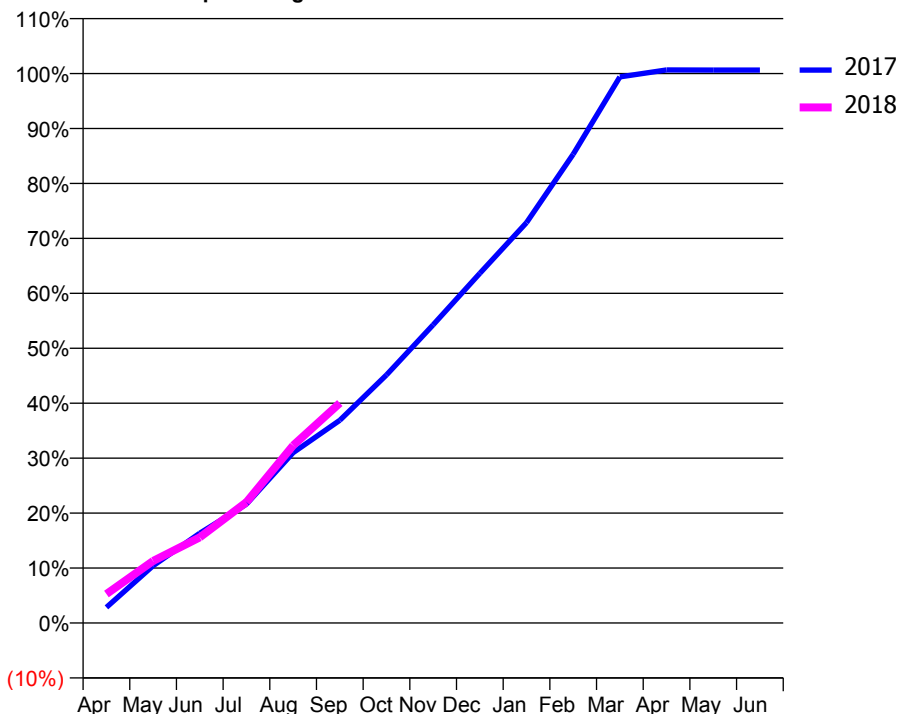
ACCESS*

Patients seen in 24 months	Total	Change since previous quarter
Quarter ending September 2016	1,733	
Quarter ending December 2016	1,800	↑
Quarter ending March 2017	1,856	↑
Quarter ending June 2017	1,872	→
Quarter ending September 2017	1,931	↑
Variance since September 2016	11.4%	↑



ACTIVITY

Cumulative percentage of contracted UDA delivered 2017 & 2018



Month	Adjusted Scheduled Activity (UDA)	
	2017	2018
April	113	210
May	414	449
June	649	620
July	860	874
August	1,232	1,284
September	1,467	1,592
October	1,795	
November	2,158	
December	2,530	
January	2,896	
February	3,391	
March	3,950	
April	4,000	
May	3,999	
June	3,999	

QUALITY

	Quantity	Base Number	Contract	AT	Region	England
% of FP17s for the same patient ID Re-attending within 3 months - Children	18	450	4.0%	9.7%	11.2%	11.9%
% of FP17s for the same patient ID Re-attending within 3 months - Adults	29	602	4.8%	15.6%	16.6%	15.9%
% of FP17s for the same patient ID Re-attending between 3 & 9 months - Children	286	450	63.6%	46.9%	47.0%	58.1%
% of FP17s for the same patient ID Re-attending between 3 & 9 months - Adults	293	602	48.7%	37.6%	38.2%	50.6%
% of FP17s for Band 1 Urgent Courses	28	790	3.5%	11.2%	10.6%	9.1%
% of FP17s Relating to Free Repair or Replacements	8	790	1.0%	0.5%	0.6%	0.8%
% of FP17s Relating to Continuations	0	790	0.0%	0.6%	0.8%	1.1%
% of Patients satisfied with the dentistry they have received	3	4	N/A	89.0%	89.2%	91.4%
% of Patients satisfied with the time they had to wait for an appointment	1	4	N/A	83.1%	83.4%	87.7%

* This is based on patients treated on this contract for their most recent course of treatment. Figures in italics indicate the base number of FP17s or Patient Questionnaire responses are less than 100. N/A is shown where the base number of responses is less than 10 during the period. % is calculated as Quantity/Base number*100

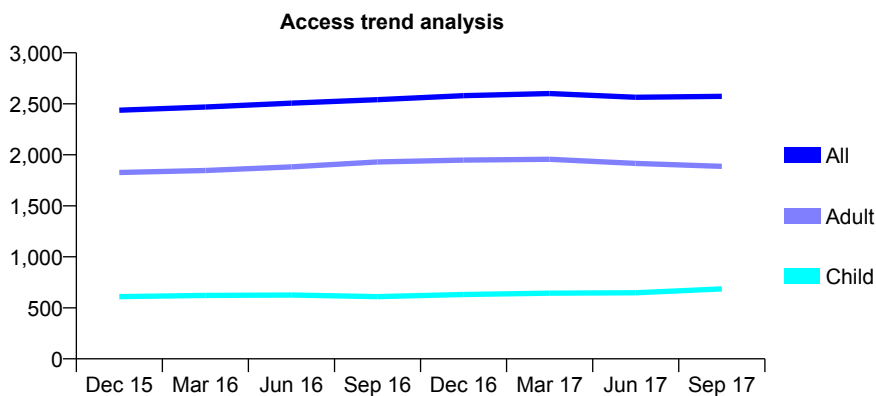
Q62 - Vital Signs At a Glance Contract Report for 153494/0001 - September 2017

Name or company name	Berkeley Dental Practice
Contract type name	GDS Contract
Purpose of contract	General
Contract start date	13/06/2011
Contract end date	

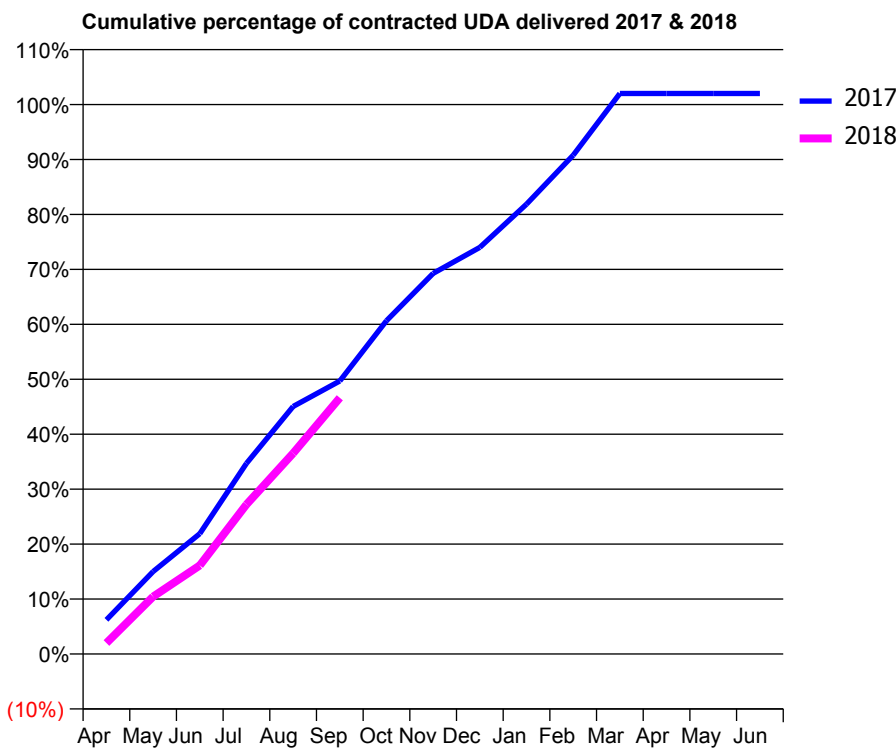
17/18 Contracted general activity (UDA)	8,420
Carry forward general activity (UDA)	-168
17/18 Contracted orthodontic activity (UOA)	0
Carry forward orthodontic activity (UOA)	0
Baseline contract value	£257,942.28

ACCESS*

Patients seen in 24 months	Total	Change since previous quarter
Quarter ending September 2016	2,540	
Quarter ending December 2016	2,580	→
Quarter ending March 2017	2,600	→
Quarter ending June 2017	2,564	↓
Quarter ending September 2017	2,573	→
Variance since September 2016	1.3%	→



ACTIVITY



Month	Adjusted Scheduled Activity (UDA)	
	2017	2018
April	523	168
May	1,264	881
June	1,844	1,358
July	2,920	2,292
August	3,793	3,076
September	4,184	3,926
October	5,107	
November	5,832	
December	6,231	
January	6,894	
February	7,642	
March	8,589	
April	8,589	
May	8,589	
June	8,589	

QUALITY

	Quantity	Base Number	Contract	AT	Region	England
% of FP17s for the same patient ID Re-attending within 3 months - Children	67	454	14.8%	9.7%	11.2%	11.9%
% of FP17s for the same patient ID Re-attending within 3 months - Adults	208	1,019	20.4%	15.6%	16.6%	15.9%
% of FP17s for the same patient ID Re-attending between 3 & 9 months - Children	151	454	33.3%	46.9%	47.0%	58.1%
% of FP17s for the same patient ID Re-attending between 3 & 9 months - Adults	325	1,019	31.9%	37.6%	38.2%	50.6%
% of FP17s for Band 1 Urgent Courses	360	1,473	24.4%	11.2%	10.6%	9.1%
% of FP17s Relating to Free Repair or Replacements	17	1,473	1.2%	0.5%	0.6%	0.8%
% of FP17s Relating to Continuations	10	1,473	0.7%	0.6%	0.8%	1.1%
% of Patients satisfied with the dentistry they have received	8	8	N/A	89.0%	89.2%	91.4%
% of Patients satisfied with the time they had to wait for an appointment	8	8	N/A	83.1%	83.4%	87.7%

* This is based on patients treated on this contract for their most recent course of treatment. Figures in italics indicate the base number of FP17s or Patient Questionnaire responses are less than 100. N/A is shown where the base number of responses is less than 10 during the period. % is calculated as Quantity/Base number*100

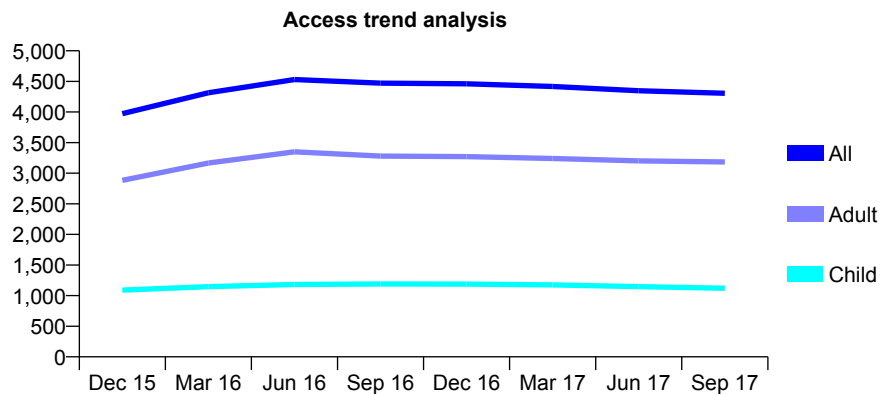
Q62 - Vital Signs At a Glance Contract Report for 154083/0001 - September 2017

Name or company name	Quality Dental Care Fulham
Contract type name	GDS Contract
Purpose of contract	General
Contract start date	01/07/2014
Contract end date	

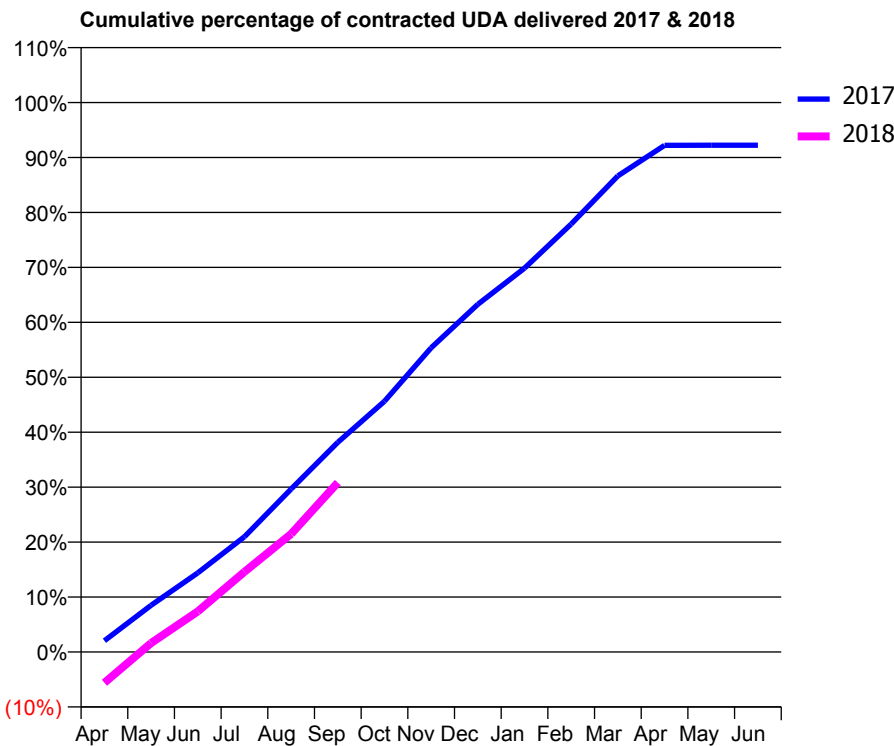
17/18 Contracted general activity (UDA)	16,627
Carry forward general activity (UDA)	1,292
17/18 Contracted orthodontic activity (UOA)	0
Carry forward orthodontic activity (UOA)	0
Baseline contract value	£488,231.98

ACCESS*

Patients seen in 24 months	Total	Change since previous quarter
Quarter ending September 2016	4,471	
Quarter ending December 2016	4,460	→
Quarter ending March 2017	4,417	→
Quarter ending June 2017	4,347	↓
Quarter ending September 2017	4,307	→
Variance since September 2016	(3.7%)	↓



ACTIVITY



Month	Adjusted Scheduled Activity (UDA)	
	2017	2018
April	342	-936
May	1,414	272
June	2,395	1,229
July	3,487	2,425
August	4,934	3,574
September	6,343	5,127
October	7,589	
November	9,205	
December	10,520	
January	11,613	
February	12,950	
March	14,406	
April	15,330	
May	15,335	
June	15,335	

QUALITY

	Quantity	Base Number	Contract	AT	Region	England
% of FP17s for the same patient ID Re-attending within 3 months - Children	72	690	10.4%	9.7%	11.2%	11.9%
% of FP17s for the same patient ID Re-attending within 3 months - Adults	404	1,799	22.5%	15.6%	16.6%	15.9%
% of FP17s for the same patient ID Re-attending between 3 & 9 months - Children	348	690	50.4%	46.9%	47.0%	58.1%
% of FP17s for the same patient ID Re-attending between 3 & 9 months - Adults	581	1,799	32.3%	37.6%	38.2%	50.6%
% of FP17s for Band 1 Urgent Courses	319	2,111	15.1%	11.2%	10.6%	9.1%
% of FP17s Relating to Free Repair or Replacements	19	2,111	0.9%	0.5%	0.6%	0.8%
% of FP17s Relating to Continuations	32	2,111	1.5%	0.6%	0.8%	1.1%
% of Patients satisfied with the dentistry they have received	5	7	N/A	89.0%	89.2%	91.4%
% of Patients satisfied with the time they had to wait for an appointment	5	7	N/A	83.1%	83.4%	87.7%

* This is based on patients treated on this contract for their most recent course of treatment. Figures in italics indicate the base number of FP17s or Patient Questionnaire responses are less than 100. N/A is shown where the base number of responses is less than 10 during the period. % is calculated as Quantity/Base number*100

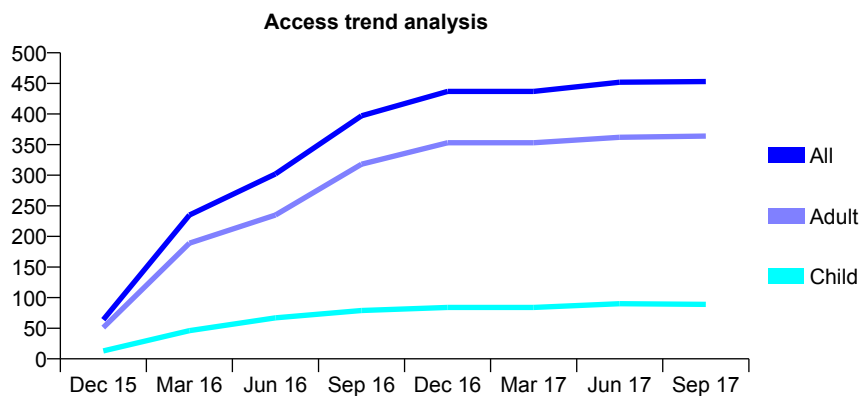
Q62 - Vital Signs At a Glance Contract Report for 154296/0001 - September 2017

Name or company name	Victoria Dental Centre
Contract type name	GDS Contract
Purpose of contract	General
Contract start date	02/11/2015
Contract end date	

17/18 Contracted general activity (UDA)	1,395
Carry forward general activity (UDA)	9
17/18 Contracted orthodontic activity (UOA)	0
Carry forward orthodontic activity (UOA)	0
Baseline contract value	£33,274.79

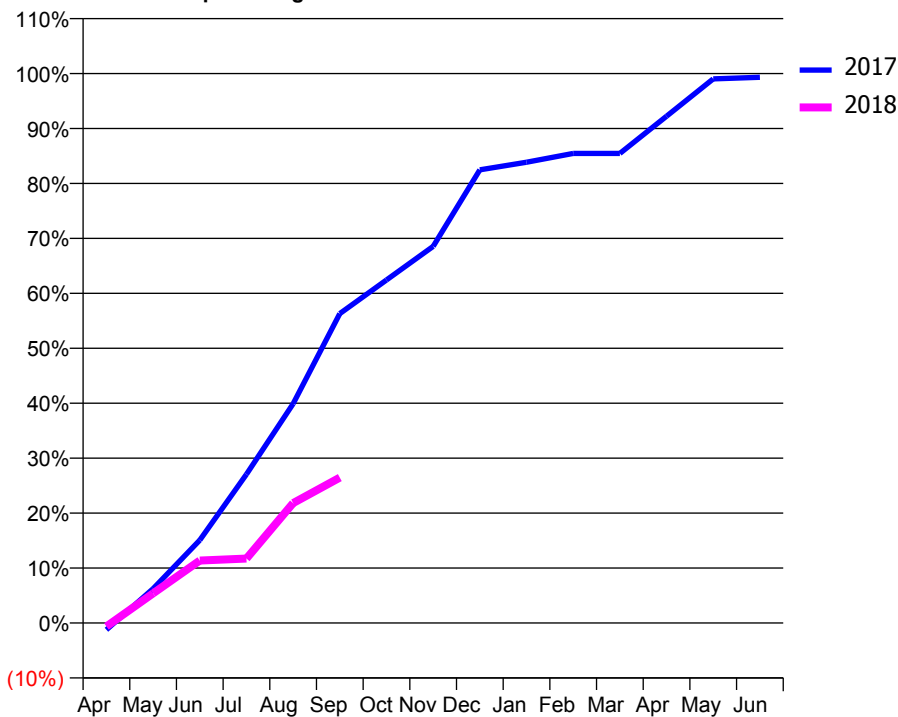
ACCESS*

Patients seen in 24 months	Total	Change since previous quarter
Quarter ending September 2016	397	
Quarter ending December 2016	437	↑
Quarter ending March 2017	437	→
Quarter ending June 2017	452	↑
Quarter ending September 2017	453	→
Variance since September 2016	14.1%	↑



ACTIVITY

Cumulative percentage of contracted UDA delivered 2017 & 2018



Adjusted Scheduled Activity (UDA)

Month	2017	2018
April	-18	-9
May	87	75
June	210	159
July	378	164
August	557	304
September	785	369
October	871	
November	956	
December	1,151	
January	1,170	
February	1,192	
March	1,192	
April	1,286	
May	1,381	
June	1,385	

QUALITY

	Quantity	Base Number	Contract	AT	Region	England
% of FP17s for the same patient ID Re-attending within 3 months - Children	3	73	4.1%	9.7%	11.2%	11.9%
% of FP17s for the same patient ID Re-attending within 3 months - Adults	13	169	7.7%	15.6%	16.6%	15.9%
% of FP17s for the same patient ID Re-attending between 3 & 9 months - Children	34	73	46.6%	46.9%	47.0%	58.1%
% of FP17s for the same patient ID Re-attending between 3 & 9 months - Adults	86	169	50.9%	37.6%	38.2%	50.6%
% of FP17s for Band 1 Urgent Courses	14	174	8.0%	11.2%	10.6%	9.1%
% of FP17s Relating to Free Repair or Replacements	0	174	0.0%	0.5%	0.6%	0.8%
% of FP17s Relating to Continuations	0	174	0.0%	0.6%	0.8%	1.1%
% of Patients satisfied with the dentistry they have received	2	2	N/A	89.0%	89.2%	91.4%
% of Patients satisfied with the time they had to wait for an appointment	2	2	N/A	83.1%	83.4%	87.7%

* This is based on patients treated on this contract for their most recent course of treatment. Figures in italics indicate the base number of FP17s or Patient Questionnaire responses are less than 100. N/A is shown where the base number of responses is less than 10 during the period. % is calculated as Quantity/Base number*100

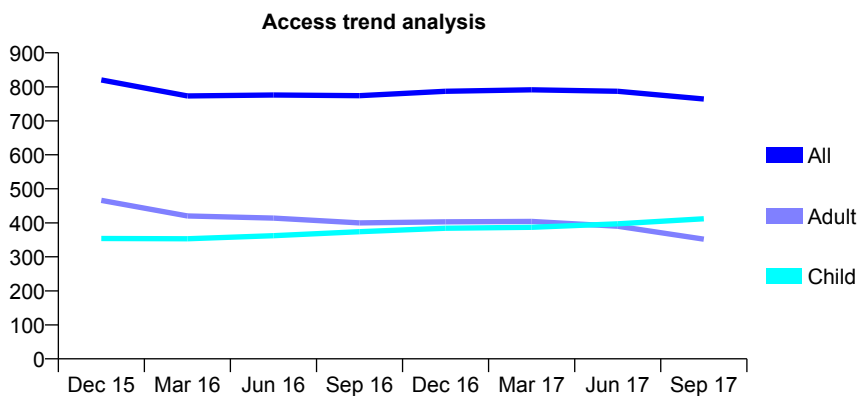
Q62 - Vital Signs At a Glance Contract Report for 154881/0001 - September 2017

Name or company name	Noorani & Shahid
Contract type name	GDS Contract
Purpose of contract	General
Contract start date	01/08/2009
Contract end date	

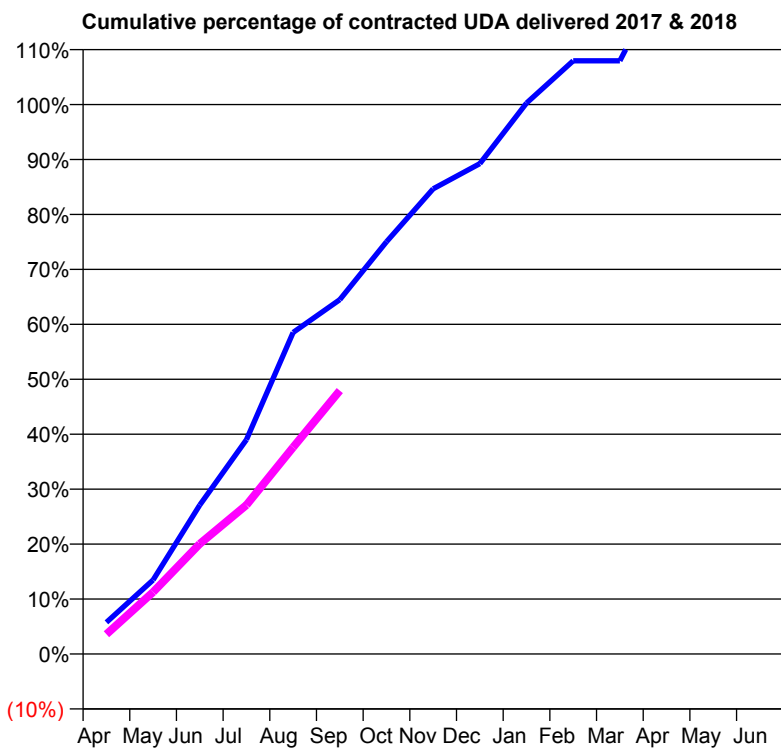
17/18 Contracted general activity (UDA)	1,300
Carry forward general activity (UDA)	-26
17/18 Contracted orthodontic activity (UOA)	0
Carry forward orthodontic activity (UOA)	0
Baseline contract value	£37,956.59

ACCESS*

Patients seen in 24 months	Total	Change since previous quarter
Quarter ending September 2016	774	
Quarter ending December 2016	787	→
Quarter ending March 2017	791	→
Quarter ending June 2017	787	→
Quarter ending September 2017	764	↓
Variance since September 2016	(1.3%)	↓



ACTIVITY



Adjusted Scheduled Activity (UDA)		
Month	2017	2018
April	75	47
May	175	146
June	352	261
July	507	352
August	761	489
September	838	623
October	975	
November	1,101	
December	1,160	
January	1,303	
February	1,403	
March	1,403	
April	1,615	
May	1,627	
June	1,627	

QUALITY

	Quantity	Base Number	Contract	AT	Region	England
% of FP17s for the same patient ID Re-attending within 3 months - Children	18	323	5.6%	9.7%	11.2%	11.9%
% of FP17s for the same patient ID Re-attending within 3 months - Adults	13	157	8.3%	15.6%	16.6%	15.9%
% of FP17s for the same patient ID Re-attending between 3 & 9 months - Children	163	323	50.5%	46.9%	47.0%	58.1%
% of FP17s for the same patient ID Re-attending between 3 & 9 months - Adults	73	157	46.5%	37.6%	38.2%	50.6%
% of FP17s for Band 1 Urgent Courses	21	366	5.7%	11.2%	10.6%	9.1%
% of FP17s Relating to Free Repair or Replacements	0	366	0.0%	0.5%	0.6%	0.8%
% of FP17s Relating to Continuations	2	366	0.5%	0.6%	0.8%	1.1%
% of Patients satisfied with the dentistry they have received	0	0	N/A	89.0%	89.2%	91.4%
% of Patients satisfied with the time they had to wait for an appointment	0	0	N/A	83.1%	83.4%	87.7%

* This is based on patients treated on this contract for their most recent course of treatment. Figures in italics indicate the base number of FP17s or Patient Questionnaire responses are less than 100. N/A is shown where the base number of responses is less than 10 during the period. % is calculated as Quantity/Base number*100

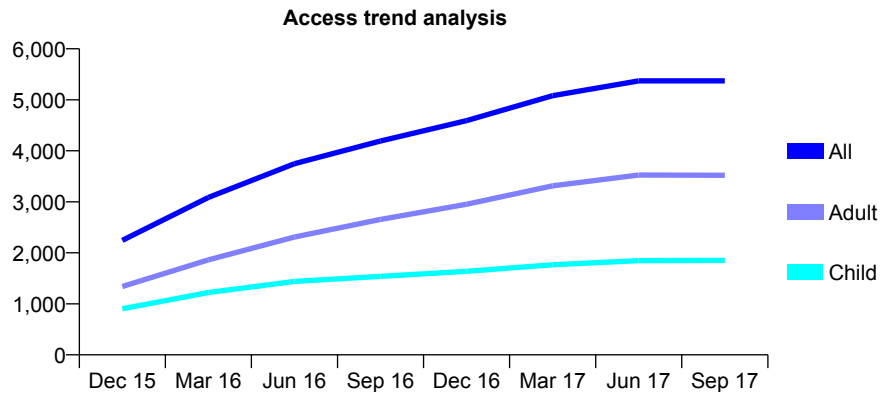
Q62 - Vital Signs At a Glance Contract Report for 155217/0001 - September 2017

Name or company name	Mr P. S. Sanehi & Mr A. K. Mirza
Contract type name	GDS Contract
Purpose of contract	General
Contract start date	01/04/2015
Contract end date	

17/18 Contracted general activity (UDA)	19,605
Carry forward general activity (UDA)	-152
17/18 Contracted orthodontic activity (UOA)	0
Carry forward orthodontic activity (UOA)	0
Baseline contract value	£641,612.88

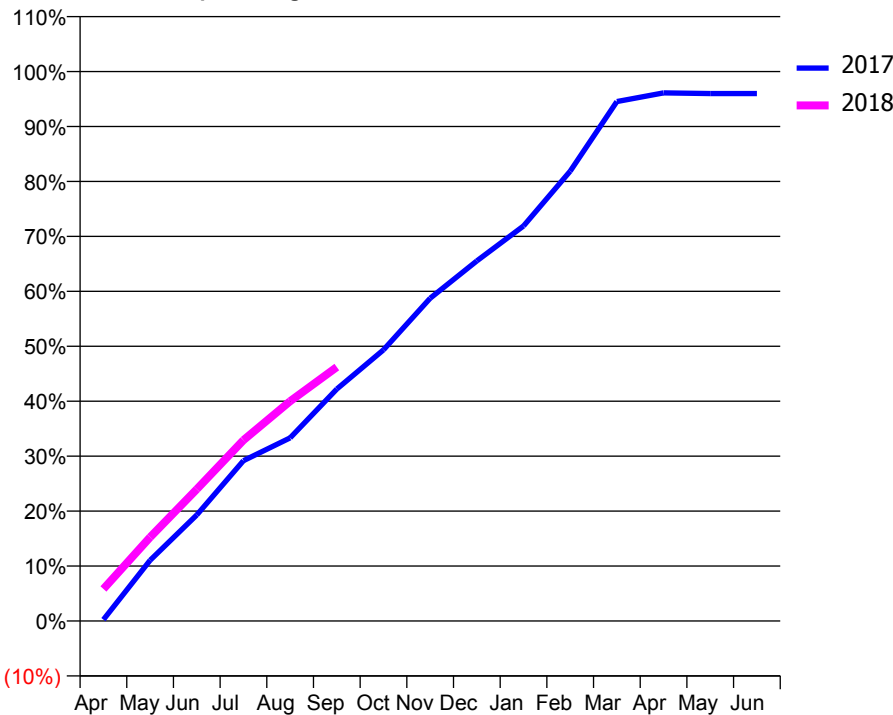
ACCESS*

Patients seen in 24 months	Total	Change since previous quarter
Quarter ending September 2016	4,193	
Quarter ending December 2016	4,591	↑
Quarter ending March 2017	5,082	↑
Quarter ending June 2017	5,372	↑
Quarter ending September 2017	5,371	→
Variance since September 2016	28.1%	↑



ACTIVITY

Cumulative percentage of contracted UDA delivered 2017 & 2018



Month	Adjusted Scheduled Activity (UDA)	
	2017	2018
April	49	1,145
May	2,168	2,990
June	3,784	4,703
July	5,720	6,453
August	6,534	7,845
September	8,278	9,061
October	9,673	
November	11,516	
December	12,850	
January	14,096	
February	16,048	
March	18,534	
April	18,840	
May	18,819	
June	18,821	

QUALITY

	Quantity	Base Number	Contract	AT	Region	England
% of FP17s for the same patient ID Re-attending within 3 months - Children	91	1,196	7.6%	9.7%	11.2%	11.9%
% of FP17s for the same patient ID Re-attending within 3 months - Adults	280	1,784	15.7%	15.6%	16.6%	15.9%
% of FP17s for the same patient ID Re-attending between 3 & 9 months - Children	615	1,196	51.4%	46.9%	47.0%	58.1%
% of FP17s for the same patient ID Re-attending between 3 & 9 months - Adults	564	1,784	31.6%	37.6%	38.2%	50.6%
% of FP17s for Band 1 Urgent Courses	566	2,880	19.7%	11.2%	10.6%	9.1%
% of FP17s Relating to Free Repair or Replacements	0	2,880	0.0%	0.5%	0.6%	0.8%
% of FP17s Relating to Continuations	3	2,880	0.1%	0.6%	0.8%	1.1%
% of Patients satisfied with the dentistry they have received	3	3	N/A	89.0%	89.2%	91.4%
% of Patients satisfied with the time they had to wait for an appointment	2	3	N/A	83.1%	83.4%	87.7%

* This is based on patients treated on this contract for their most recent course of treatment. Figures in italics indicate the base number of FP17s or Patient Questionnaire responses are less than 100. N/A is shown where the base number of responses is less than 10 during the period. % is calculated as Quantity/Base number*100

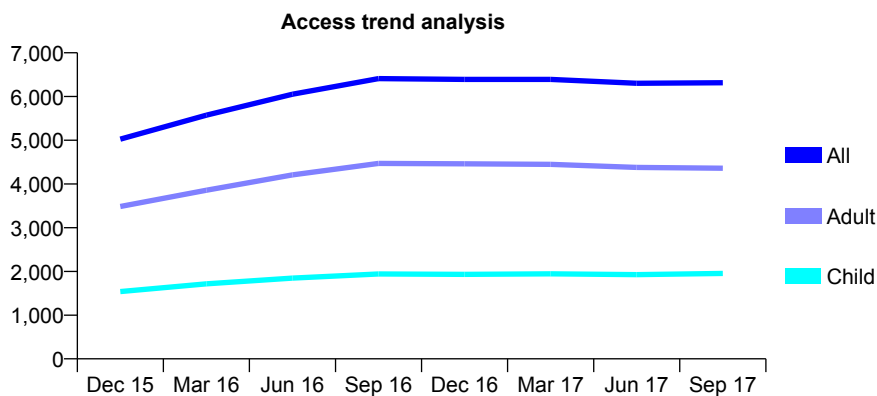
Q62 - Vital Signs At a Glance Contract Report for 157309/0001 - September 2017

Name or company name	Ms Urvi Shah and Ms Jilna Shah
Contract type name	GDS Contract
Purpose of contract	General
Contract start date	01/10/2014
Contract end date	

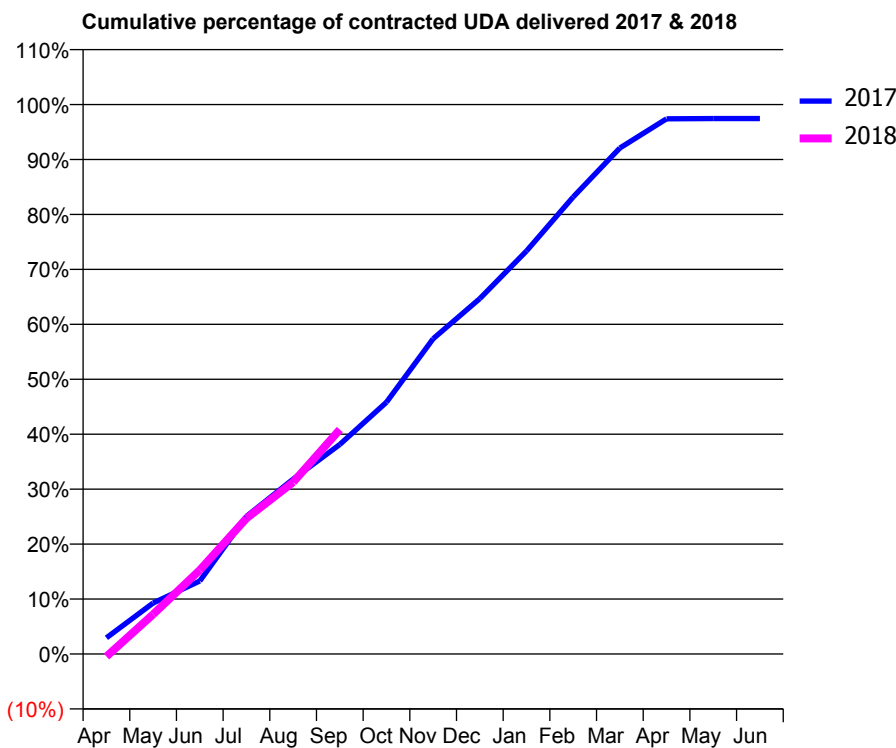
17/18 Contracted general activity (UDA)	17,729
Carry forward general activity (UDA)	455
17/18 Contracted orthodontic activity (UOA)	0
Carry forward orthodontic activity (UOA)	0
Baseline contract value	£441,651.35

ACCESS*

Patients seen in 24 months	Total	Change since previous quarter
Quarter ending September 2016	6,411	
Quarter ending December 2016	6,393	→
Quarter ending March 2017	6,392	→
Quarter ending June 2017	6,302	↓
Quarter ending September 2017	6,314	→
Variance since September 2016	(1.5%)	↓



ACTIVITY



Month	Adjusted Scheduled Activity (UDA)	
	2017	2018
April	523	-85
May	1,647	1,278
June	2,355	2,707
July	4,441	4,379
August	5,642	5,544
September	6,762	7,241
October	8,124	
November	10,173	
December	11,470	
January	13,002	
February	14,748	
March	16,325	
April	17,267	
May	17,274	
June	17,274	

QUALITY

	Quantity	Base Number	Contract	AT	Region	England
% of FP17s for the same patient ID Re-attending within 3 months - Children	135	1,479	9.1%	9.7%	11.2%	11.9%
% of FP17s for the same patient ID Re-attending within 3 months - Adults	545	2,812	19.4%	15.6%	16.6%	15.9%
% of FP17s for the same patient ID Re-attending between 3 & 9 months - Children	767	1,479	51.9%	46.9%	47.0%	58.1%
% of FP17s for the same patient ID Re-attending between 3 & 9 months - Adults	1,107	2,812	39.4%	37.6%	38.2%	50.6%
% of FP17s for Band 1 Urgent Courses	570	3,553	16.0%	11.2%	10.6%	9.1%
% of FP17s Relating to Free Repair or Replacements	23	3,553	0.6%	0.5%	0.6%	0.8%
% of FP17s Relating to Continuations	27	3,553	0.8%	0.6%	0.8%	1.1%
% of Patients satisfied with the dentistry they have received	8	8	N/A	89.0%	89.2%	91.4%
% of Patients satisfied with the time they had to wait for an appointment	8	8	N/A	83.1%	83.4%	87.7%

* This is based on patients treated on this contract for their most recent course of treatment. Figures in italics indicate the base number of FP17s or Patient Questionnaire responses are less than 100. N/A is shown where the base number of responses is less than 10 during the period. % is calculated as Quantity/Base number*100

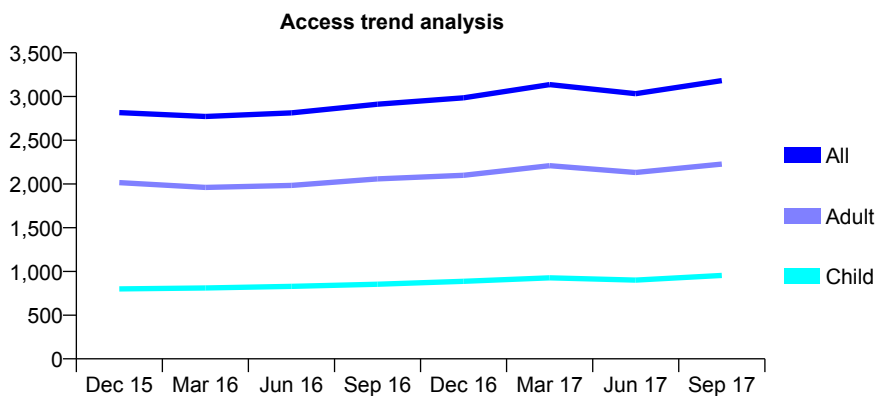
Q62 - Vital Signs At a Glance Contract Report for 157414/0001 - September 2017

Name or company name	H Patel
Contract type name	GDS Contract
Purpose of contract	General
Contract start date	01/03/2012
Contract end date	

17/18 Contracted general activity (UDA)	6,000
Carry forward general activity (UDA)	0
17/18 Contracted orthodontic activity (UOA)	0
Carry forward orthodontic activity (UOA)	0
Baseline contract value	£139,403.89

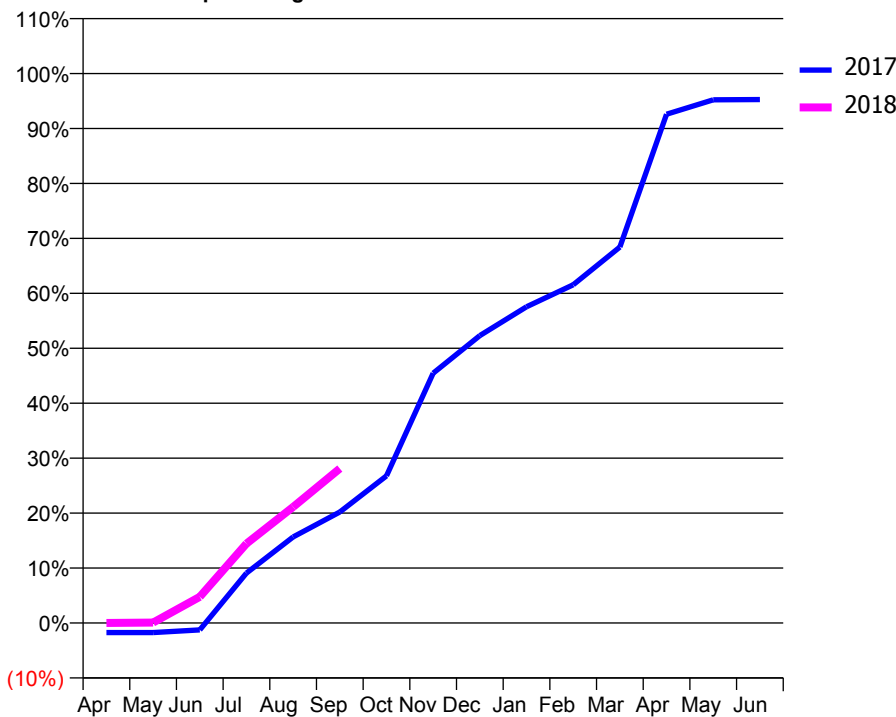
ACCESS*

Patients seen in 24 months	Total	Change since previous quarter
Quarter ending September 2016	2,912	
Quarter ending December 2016	2,986	↑
Quarter ending March 2017	3,136	↑
Quarter ending June 2017	3,033	↓
Quarter ending September 2017	3,182	↑
Variance since September 2016	9.3%	↑



ACTIVITY

Cumulative percentage of contracted UDA delivered 2017 & 2018



Month	Adjusted Scheduled Activity (UDA)	
	2017	2018
April	-105	0
May	-105	5
June	-77	285
July	546	867
August	940	1,268
September	1,212	1,686
October	1,607	
November	2,728	
December	3,139	
January	3,453	
February	3,694	
March	4,105	
April	5,555	
May	5,712	
June	5,715	

QUALITY

	Quantity	Base Number	Contract	AT	Region	England
% of FP17s for the same patient ID Re-attending within 3 months - Children	25	735	3.4%	9.7%	11.2%	11.9%
% of FP17s for the same patient ID Re-attending within 3 months - Adults	93	1,254	7.4%	15.6%	16.6%	15.9%
% of FP17s for the same patient ID Re-attending between 3 & 9 months - Children	385	735	52.4%	46.9%	47.0%	58.1%
% of FP17s for the same patient ID Re-attending between 3 & 9 months - Adults	400	1,254	31.9%	37.6%	38.2%	50.6%
% of FP17s for Band 1 Urgent Courses	42	997	4.2%	11.2%	10.6%	9.1%
% of FP17s Relating to Free Repair or Replacements	1	997	0.1%	0.5%	0.6%	0.8%
% of FP17s Relating to Continuations	3	997	0.3%	0.6%	0.8%	1.1%
% of Patients satisfied with the dentistry they have received	2	2	N/A	89.0%	89.2%	91.4%
% of Patients satisfied with the time they had to wait for an appointment	2	2	N/A	83.1%	83.4%	87.7%

* This is based on patients treated on this contract for their most recent course of treatment. Figures in italics indicate the base number of FP17s or Patient Questionnaire responses are less than 100. N/A is shown where the base number of responses is less than 10 during the period. % is calculated as Quantity/Base number*100

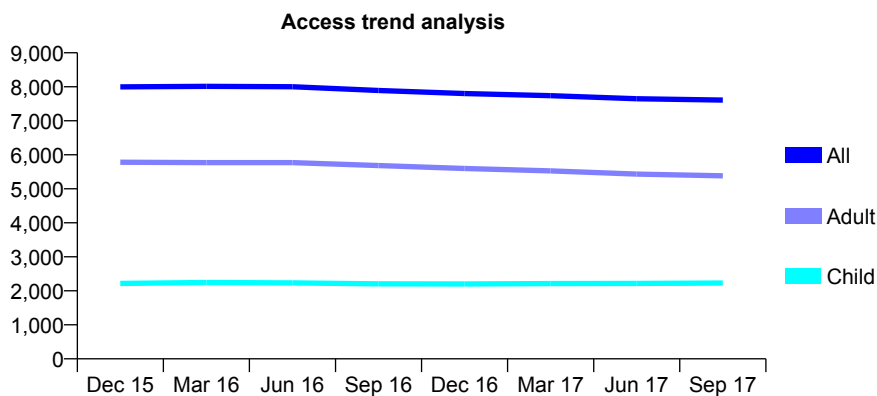
Q62 - Vital Signs At a Glance Contract Report for 158844/0001 - September 2017

Name or company name	Dr. Y. Nanavati & Dr. T. Mirza
Contract type name	GDS Contract
Purpose of contract	General
Contract start date	01/10/2012
Contract end date	

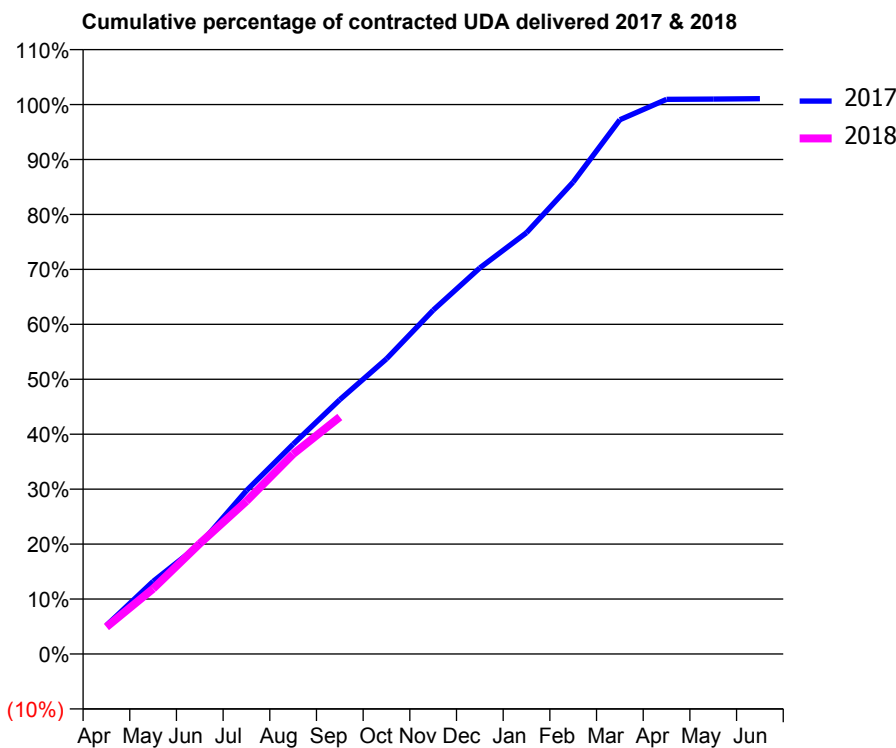
17/18 Contracted general activity (UDA)	24,603
Carry forward general activity (UDA)	-261
17/18 Contracted orthodontic activity (UOA)	0
Carry forward orthodontic activity (UOA)	0
Baseline contract value	£648,607.55

ACCESS*

Patients seen in 24 months	Total	Change since previous quarter
Quarter ending September 2016	7,892	
Quarter ending December 2016	7,800	↓
Quarter ending March 2017	7,739	→
Quarter ending June 2017	7,649	↓
Quarter ending September 2017	7,611	→
Variance since September 2016	(3.6%)	↓



ACTIVITY



Month	Adjusted Scheduled Activity (UDA)	
	2017	2018
April	1,280	1,210
May	3,251	2,924
June	4,912	4,948
July	7,314	6,844
August	9,394	8,954
September	11,390	10,609
October	13,215	
November	15,395	
December	17,290	
January	18,865	
February	21,132	
March	23,922	
April	24,835	
May	24,845	
June	24,864	

QUALITY

	Quantity	Base Number	Contract	AT	Region	England
% of FP17s for the same patient ID Re-attending within 3 months - Children	68	1,395	4.9%	9.7%	11.2%	11.9%
% of FP17s for the same patient ID Re-attending within 3 months - Adults	403	2,899	13.9%	15.6%	16.6%	15.9%
% of FP17s for the same patient ID Re-attending between 3 & 9 months - Children	720	1,395	51.6%	46.9%	47.0%	58.1%
% of FP17s for the same patient ID Re-attending between 3 & 9 months - Adults	1,273	2,899	43.9%	37.6%	38.2%	50.6%
% of FP17s for Band 1 Urgent Courses	317	3,949	8.0%	11.2%	10.6%	9.1%
% of FP17s Relating to Free Repair or Replacements	27	3,949	0.7%	0.5%	0.6%	0.8%
% of FP17s Relating to Continuations	18	3,949	0.5%	0.6%	0.8%	1.1%
% of Patients satisfied with the dentistry they have received	13	13	100.0%	89.0%	89.2%	91.4%
% of Patients satisfied with the time they had to wait for an appointment	10	13	76.9%	83.1%	83.4%	87.7%

* This is based on patients treated on this contract for their most recent course of treatment. Figures in italics indicate the base number of FP17s or Patient Questionnaire responses are less than 100. N/A is shown where the base number of responses is less than 10 during the period. % is calculated as Quantity/Base number*100

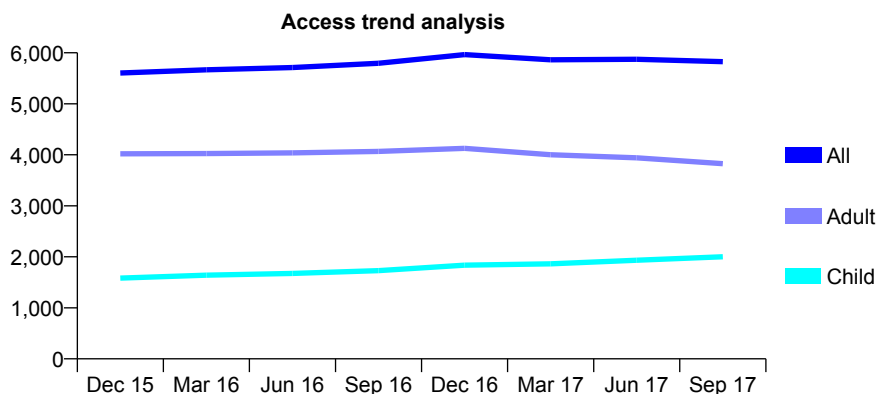
Q62 - Vital Signs At a Glance Contract Report for 159042/0001 - September 2017

Name or company name	Surgery@102 Limited
Contract type name	GDS Contract
Purpose of contract	General
Contract start date	01/01/2011
Contract end date	

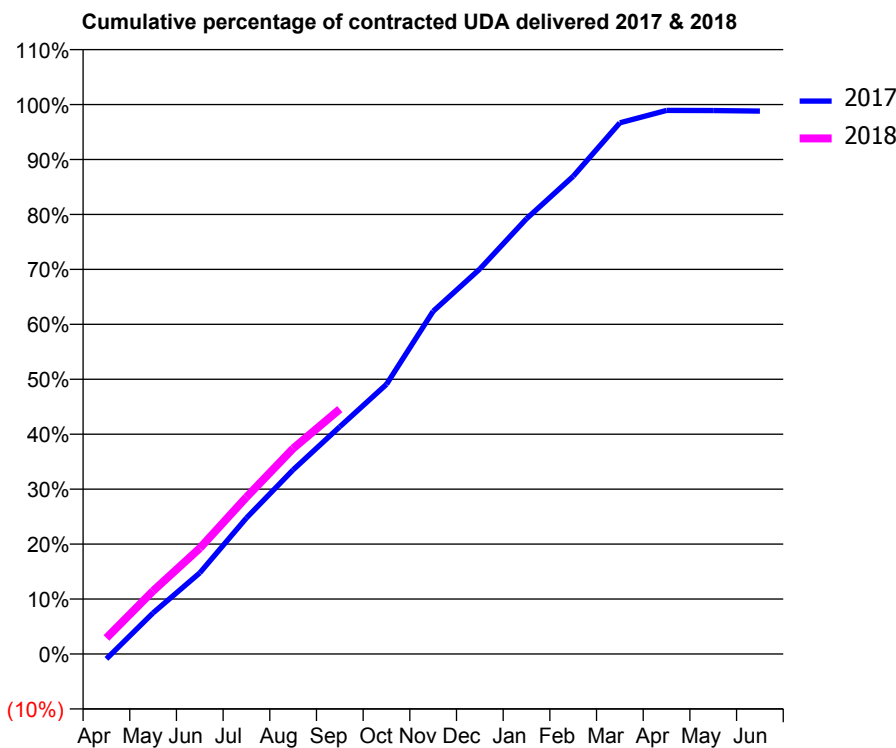
17/18 Contracted general activity (UDA)	13,347
Carry forward general activity (UDA)	160
17/18 Contracted orthodontic activity (UOA)	0
Carry forward orthodontic activity (UOA)	0
Baseline contract value	£354,814.69

ACCESS*

Patients seen in 24 months	Total	Change since previous quarter
Quarter ending September 2016	5,796	
Quarter ending December 2016	5,965	↑
Quarter ending March 2017	5,862	↓
Quarter ending June 2017	5,874	→
Quarter ending September 2017	5,825	→
Variance since September 2016	0.5%	→



ACTIVITY



Month	Adjusted Scheduled Activity (UDA)	
	2017	2018
April	-121	391
May	1,000	1,533
June	1,971	2,570
July	3,307	3,812
August	4,473	4,992
September	5,521	5,950
October	6,549	
November	8,325	
December	9,352	
January	10,574	
February	11,604	
March	12,903	
April	13,203	
May	13,200	
June	13,187	

QUALITY

	Quantity	Base Number	Contract	AT	Region	England
% of FP17s for the same patient ID Re-attending within 3 months - Children	106	1,270	8.3%	9.7%	11.2%	11.9%
% of FP17s for the same patient ID Re-attending within 3 months - Adults	342	1,762	19.4%	15.6%	16.6%	15.9%
% of FP17s for the same patient ID Re-attending between 3 & 9 months - Children	569	1,270	44.8%	46.9%	47.0%	58.1%
% of FP17s for the same patient ID Re-attending between 3 & 9 months - Adults	511	1,762	29.0%	37.6%	38.2%	50.6%
% of FP17s for Band 1 Urgent Courses	378	2,508	15.1%	11.2%	10.6%	9.1%
% of FP17s Relating to Free Repair or Replacements	12	2,508	0.5%	0.5%	0.6%	0.8%
% of FP17s Relating to Continuations	20	2,508	0.8%	0.6%	0.8%	1.1%
% of Patients satisfied with the dentistry they have received	6	8	N/A	89.0%	89.2%	91.4%
% of Patients satisfied with the time they had to wait for an appointment	5	8	N/A	83.1%	83.4%	87.7%

* This is based on patients treated on this contract for their most recent course of treatment. Figures in italics indicate the base number of FP17s or Patient Questionnaire responses are less than 100. N/A is shown where the base number of responses is less than 10 during the period. % is calculated as Quantity/Base number*100

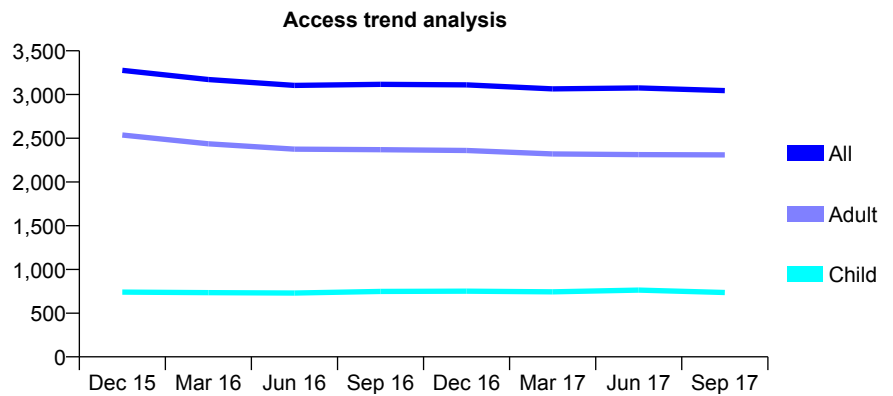
Q62 - Vital Signs At a Glance Contract Report for 159271/0001 - September 2017

Name or company name	Dr. K. Patel
Contract type name	GDS Contract
Purpose of contract	General
Contract start date	01/11/2012
Contract end date	

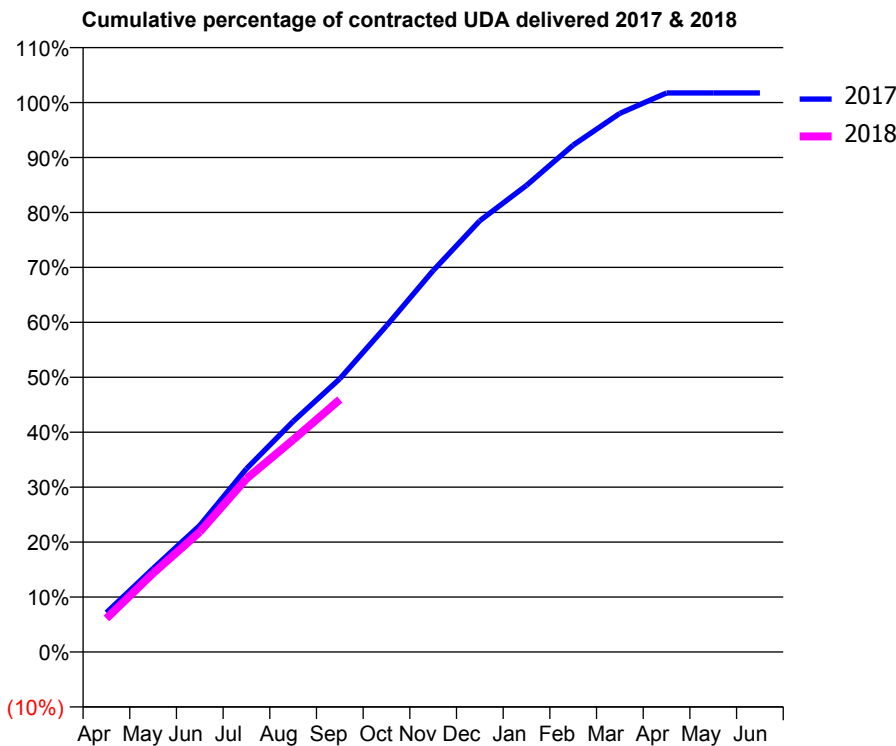
17/18 Contracted general activity (UDA)	7,685
Carry forward general activity (UDA)	-133
17/18 Contracted orthodontic activity (UOA)	0
Carry forward orthodontic activity (UOA)	0
Baseline contract value	£221,053.82

ACCESS*

Patients seen in 24 months	Total	Change since previous quarter
Quarter ending September 2016	3,117	
Quarter ending December 2016	3,111	→
Quarter ending March 2017	3,064	↓
Quarter ending June 2017	3,076	→
Quarter ending September 2017	3,045	↓
Variance since September 2016	(2.3%)	↓



ACTIVITY



Month	Adjusted Scheduled Activity (UDA)	
	2017	2018
April	550	469
May	1,169	1,102
June	1,770	1,680
July	2,563	2,424
August	3,225	2,968
September	3,822	3,531
October	4,563	
November	5,335	
December	6,031	
January	6,526	
February	7,090	
March	7,534	
April	7,818	
May	7,818	
June	7,818	

QUALITY

	Quantity	Base Number	Contract	AT	Region	England
% of FP17s for the same patient ID Re-attending within 3 months - Children	21	457	4.6%	9.7%	11.2%	11.9%
% of FP17s for the same patient ID Re-attending within 3 months - Adults	207	1,447	14.3%	15.6%	16.6%	15.9%
% of FP17s for the same patient ID Re-attending between 3 & 9 months - Children	225	457	49.2%	46.9%	47.0%	58.1%
% of FP17s for the same patient ID Re-attending between 3 & 9 months - Adults	699	1,447	48.3%	37.6%	38.2%	50.6%
% of FP17s for Band 1 Urgent Courses	163	1,732	9.4%	11.2%	10.6%	9.1%
% of FP17s Relating to Free Repair or Replacements	8	1,732	0.5%	0.5%	0.6%	0.8%
% of FP17s Relating to Continuations	26	1,732	1.5%	0.6%	0.8%	1.1%
% of Patients satisfied with the dentistry they have received	4	4	N/A	89.0%	89.2%	91.4%
% of Patients satisfied with the time they had to wait for an appointment	4	4	N/A	83.1%	83.4%	87.7%

* This is based on patients treated on this contract for their most recent course of treatment. Figures in italics indicate the base number of FP17s or Patient Questionnaire responses are less than 100. N/A is shown where the base number of responses is less than 10 during the period. % is calculated as Quantity/Base number*100

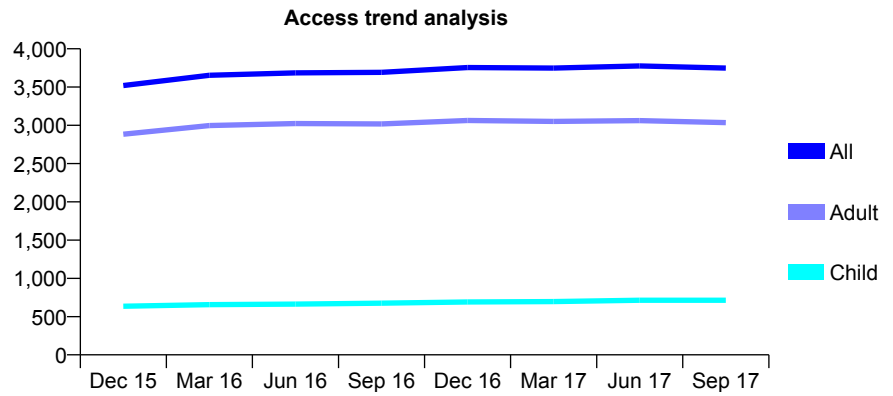
Q62 - Vital Signs At a Glance Contract Report for 159328/0001 - September 2017

Name or company name	Bhuva Dental Surgery - Pinner
Contract type name	GDS Contract
Purpose of contract	General
Contract start date	01/04/2014
Contract end date	

17/18 Contracted general activity (UDA)	7,956
Carry forward general activity (UDA)	-159
17/18 Contracted orthodontic activity (UOA)	0
Carry forward orthodontic activity (UOA)	0
Baseline contract value	£220,220.02

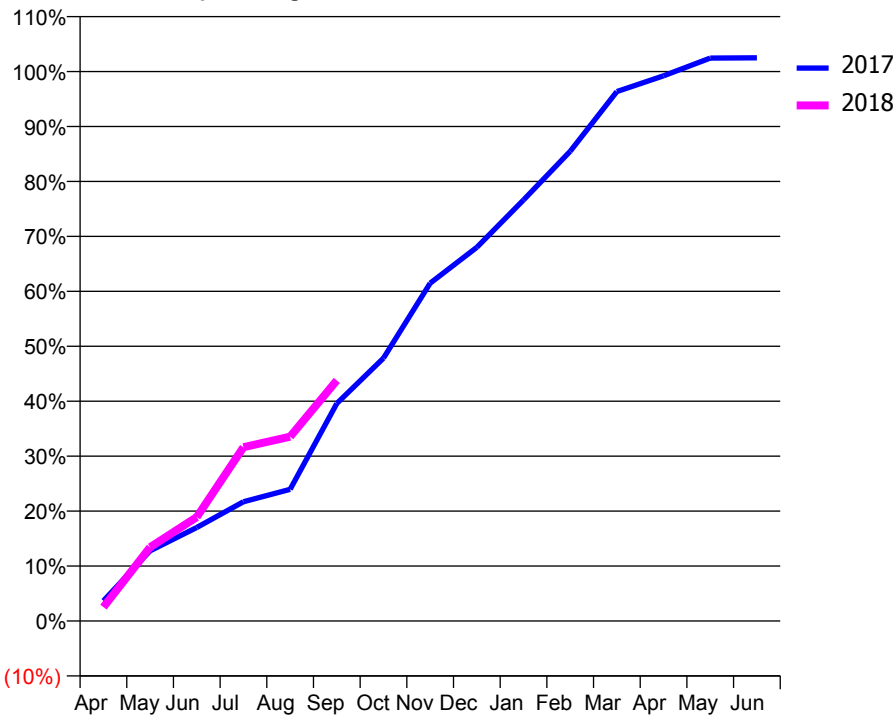
ACCESS*

Patients seen in 24 months	Total	Change since previous quarter
Quarter ending September 2016	3,692	
Quarter ending December 2016	3,755	→
Quarter ending March 2017	3,748	→
Quarter ending June 2017	3,776	→
Quarter ending September 2017	3,749	→
Variance since September 2016	1.5%	→



ACTIVITY

Cumulative percentage of contracted UDA delivered 2017 & 2018



Month	Adjusted Scheduled Activity (UDA)	
	2017	2018
April	292	202
May	1,016	1,068
June	1,355	1,505
July	1,728	2,516
August	1,907	2,668
September	3,150	3,484
October	3,807	
November	4,892	
December	5,412	
January	6,096	
February	6,801	
March	7,666	
April	7,894	
May	8,151	
June	8,154	

QUALITY

	Quantity	Base Number	Contract	AT	Region	England
% of FP17s for the same patient ID Re-attending within 3 months - Children	24	519	4.6%	9.7%	11.2%	11.9%
% of FP17s for the same patient ID Re-attending within 3 months - Adults	91	1,831	5.0%	15.6%	16.6%	15.9%
% of FP17s for the same patient ID Re-attending between 3 & 9 months - Children	332	519	64.0%	46.9%	47.0%	58.1%
% of FP17s for the same patient ID Re-attending between 3 & 9 months - Adults	1,176	1,831	64.2%	37.6%	38.2%	50.6%
% of FP17s for Band 1 Urgent Courses	51	2,072	2.5%	11.2%	10.6%	9.1%
% of FP17s Relating to Free Repair or Replacements	3	2,072	0.1%	0.5%	0.6%	0.8%
% of FP17s Relating to Continuations	0	2,072	0.0%	0.6%	0.8%	1.1%
% of Patients satisfied with the dentistry they have received	7	9	N/A	89.0%	89.2%	91.4%
% of Patients satisfied with the time they had to wait for an appointment	7	9	N/A	83.1%	83.4%	87.7%

* This is based on patients treated on this contract for their most recent course of treatment. Figures in italics indicate the base number of FP17s or Patient Questionnaire responses are less than 100. N/A is shown where the base number of responses is less than 10 during the period. % is calculated as Quantity/Base number*100

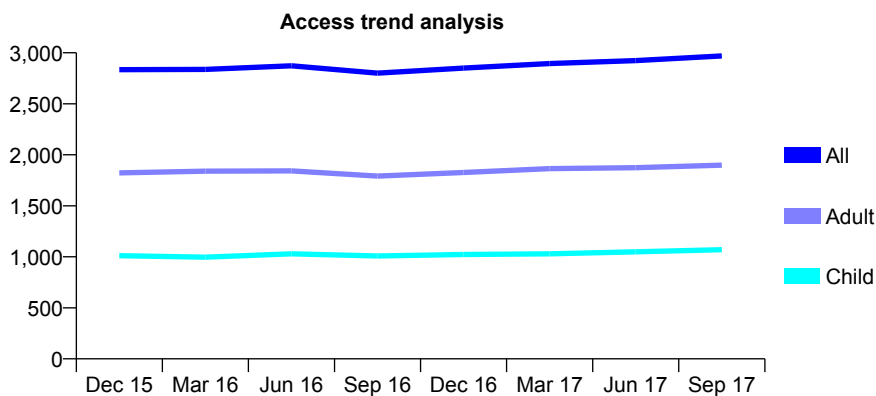
Q62 - Vital Signs At a Glance Contract Report for 160210/0001 - September 2017

Name or company name	Dr. H. Shakir & Dr. M. Eyrumlu
Contract type name	GDS Contract
Purpose of contract	General
Contract start date	01/11/2012
Contract end date	

17/18 Contracted general activity (UDA)	9,436
Carry forward general activity (UDA)	0
17/18 Contracted orthodontic activity (UOA)	0
Carry forward orthodontic activity (UOA)	0
Baseline contract value	£385,467.27

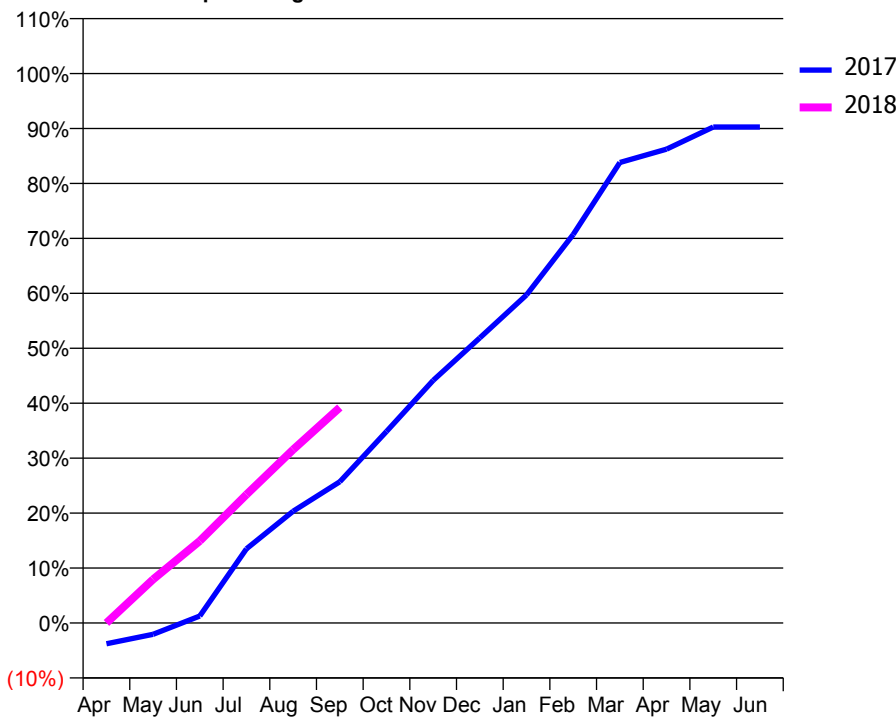
ACCESS*

Patients seen in 24 months	Total	Change since previous quarter
Quarter ending September 2016	2,800	
Quarter ending December 2016	2,850	→
Quarter ending March 2017	2,895	→
Quarter ending June 2017	2,923	→
Quarter ending September 2017	2,969	→
Variance since September 2016	6.0%	↑



ACTIVITY

Cumulative percentage of contracted UDA delivered 2017 & 2018



Adjusted Scheduled Activity (UDA)

Month	2017	2018
April	-358	0
May	-197	749
June	120	1,409
July	1,274	2,206
August	1,921	2,978
September	2,425	3,701
October	3,290	
November	4,167	
December	4,896	
January	5,635	
February	6,671	
March	7,907	
April	8,137	
May	8,517	
June	8,517	

QUALITY

	Quantity	Base Number	Contract	AT	Region	England
% of FP17s for the same patient ID Re-attending within 3 months - Children	41	661	6.2%	9.7%	11.2%	11.9%
% of FP17s for the same patient ID Re-attending within 3 months - Adults	126	925	13.6%	15.6%	16.6%	15.9%
% of FP17s for the same patient ID Re-attending between 3 & 9 months - Children	299	661	45.2%	46.9%	47.0%	58.1%
% of FP17s for the same patient ID Re-attending between 3 & 9 months - Adults	274	925	29.6%	37.6%	38.2%	50.6%
% of FP17s for Band 1 Urgent Courses	205	1,439	14.2%	11.2%	10.6%	9.1%
% of FP17s Relating to Free Repair or Replacements	1	1,439	0.1%	0.5%	0.6%	0.8%
% of FP17s Relating to Continuations	9	1,439	0.6%	0.6%	0.8%	1.1%
% of Patients satisfied with the dentistry they have received	1	1	N/A	89.0%	89.2%	91.4%
% of Patients satisfied with the time they had to wait for an appointment	1	1	N/A	83.1%	83.4%	87.7%

* This is based on patients treated on this contract for their most recent course of treatment. Figures in italics indicate the base number of FP17s or Patient Questionnaire responses are less than 100. N/A is shown where the base number of responses is less than 10 during the period. % is calculated as Quantity/Base number*100

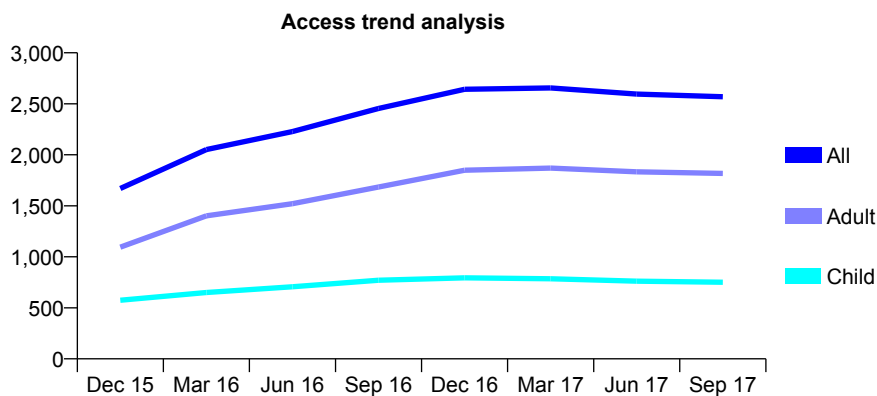
Q62 - Vital Signs At a Glance Contract Report for 160423/0001 - September 2017

Name or company name	Mr Neil Paryani & Ms Poonam Paryani
Contract type name	GDS Contract
Purpose of contract	General
Contract start date	01/01/2015
Contract end date	

17/18 Contracted general activity (UDA)	8,179
Carry forward general activity (UDA)	-130
17/18 Contracted orthodontic activity (UOA)	0
Carry forward orthodontic activity (UOA)	0
Baseline contract value	£229,331.91

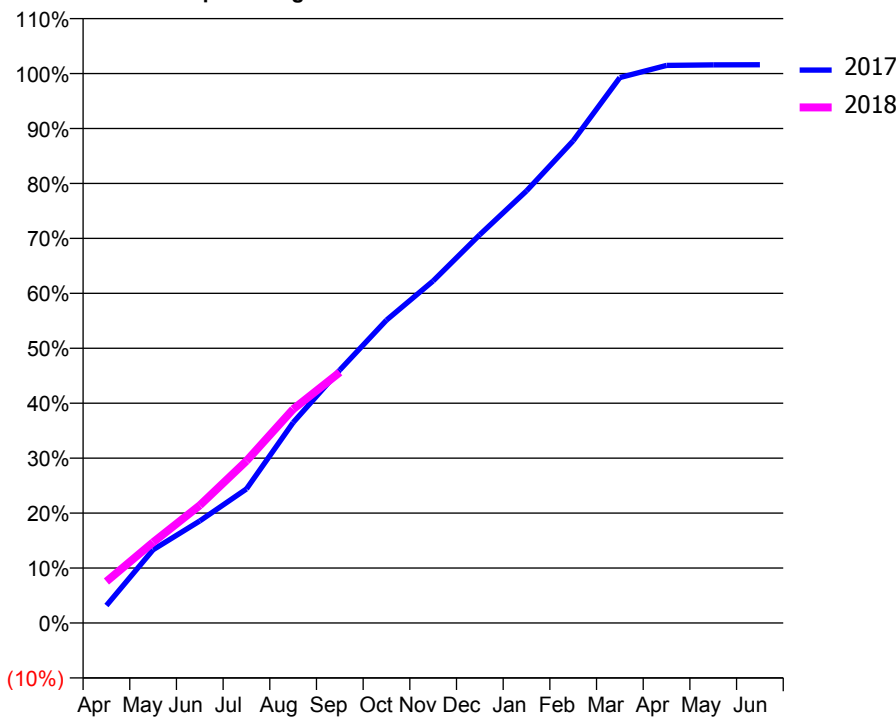
ACCESS*

Patients seen in 24 months	Total	Change since previous quarter
Quarter ending September 2016	2,454	
Quarter ending December 2016	2,643	↑
Quarter ending March 2017	2,655	→
Quarter ending June 2017	2,595	↓
Quarter ending September 2017	2,569	↓
Variance since September 2016	4.7%	↑



ACTIVITY

Cumulative percentage of contracted UDA delivered 2017 & 2018



Adjusted Scheduled Activity (UDA)

Month	2017	2018
April	261	617
May	1,091	1,203
June	1,519	1,752
July	1,995	2,413
August	2,983	3,183
September	3,767	3,732
October	4,509	
November	5,092	
December	5,780	
January	6,432	
February	7,178	
March	8,119	
April	8,300	
May	8,308	
June	8,309	

QUALITY

	Quantity	Base Number	Contract	AT	Region	England
% of FP17s for the same patient ID Re-attending within 3 months - Children	68	502	13.5%	9.7%	11.2%	11.9%
% of FP17s for the same patient ID Re-attending within 3 months - Adults	202	891	22.7%	15.6%	16.6%	15.9%
% of FP17s for the same patient ID Re-attending between 3 & 9 months - Children	241	502	48.0%	46.9%	47.0%	58.1%
% of FP17s for the same patient ID Re-attending between 3 & 9 months - Adults	299	891	33.6%	37.6%	38.2%	50.6%
% of FP17s for Band 1 Urgent Courses	177	1,323	13.4%	11.2%	10.6%	9.1%
% of FP17s Relating to Free Repair or Replacements	18	1,323	1.4%	0.5%	0.6%	0.8%
% of FP17s Relating to Continuations	4	1,323	0.3%	0.6%	0.8%	1.1%
% of Patients satisfied with the dentistry they have received	2	2	N/A	89.0%	89.2%	91.4%
% of Patients satisfied with the time they had to wait for an appointment	1	2	N/A	83.1%	83.4%	87.7%

* This is based on patients treated on this contract for their most recent course of treatment. Figures in italics indicate the base number of FP17s or Patient Questionnaire responses are less than 100. N/A is shown where the base number of responses is less than 10 during the period. % is calculated as Quantity/Base number*100

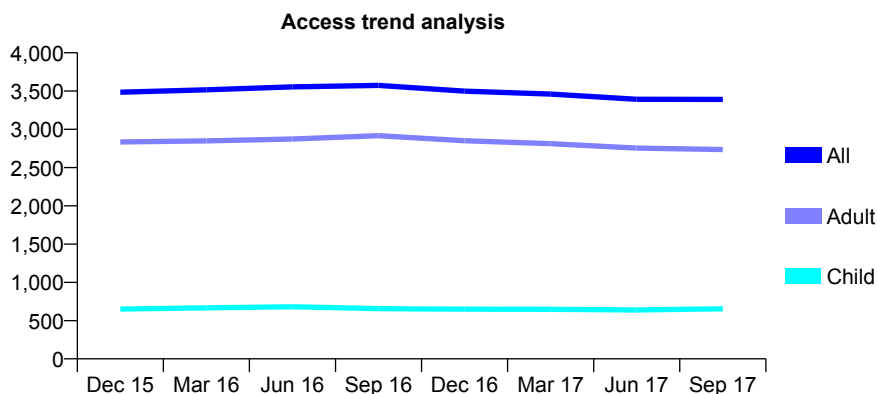
Q62 - Vital Signs At a Glance Contract Report for 161055/0001 - September 2017

Name or company name	Dental Magic (Care) Ltd
Contract type name	PDS Plus Contract
Purpose of contract	General
Contract start date	01/04/2010
Contract end date	31/03/2020

17/18 Contracted general activity (UDA)	14,779
Carry forward general activity (UDA)	3,035
17/18 Contracted orthodontic activity (UOA)	0
Carry forward orthodontic activity (UOA)	0
Baseline contract value	£382,662.03

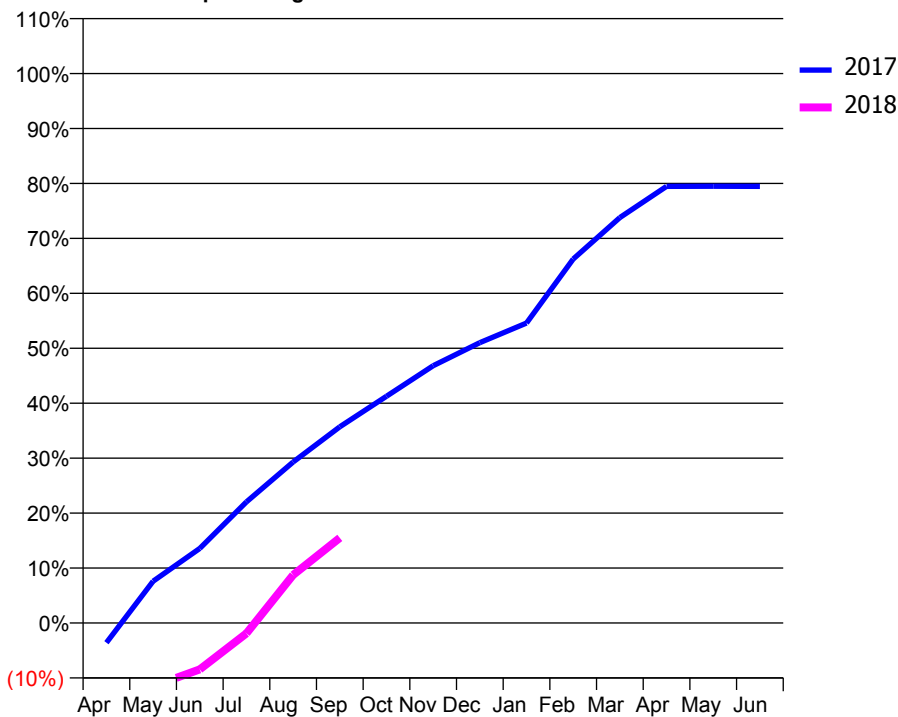
ACCESS*

Patients seen in 24 months	Total	Change since previous quarter
Quarter ending September 2016	3,573	
Quarter ending December 2016	3,499	↓
Quarter ending March 2017	3,461	↓
Quarter ending June 2017	3,392	↓
Quarter ending September 2017	3,391	→
Variance since September 2016	(5.1%)	↓



ACTIVITY

Cumulative percentage of contracted UDA delivered 2017 & 2018



Month	Adjusted Scheduled Activity (UDA)	
	2017	2018
April	-532	-2,587
May	1,125	-1,706
June	2,005	-1,249
July	3,259	-281
August	4,331	1,293
September	5,277	2,288
October	6,100	
November	6,920	
December	7,541	
January	8,068	
February	9,789	
March	10,903	
April	11,744	
May	11,747	
June	11,744	

QUALITY

	Quantity	Base Number	Contract	AT	Region	England
% of FP17s for the same patient ID Re-attending within 3 months - Children	29	346	8.4%	9.7%	11.2%	11.9%
% of FP17s for the same patient ID Re-attending within 3 months - Adults	288	1,595	18.1%	15.6%	16.6%	15.9%
% of FP17s for the same patient ID Re-attending between 3 & 9 months - Children	153	346	44.2%	46.9%	47.0%	58.1%
% of FP17s for the same patient ID Re-attending between 3 & 9 months - Adults	625	1,595	39.2%	37.6%	38.2%	50.6%
% of FP17s for Band 1 Urgent Courses	262	1,696	15.4%	11.2%	10.6%	9.1%
% of FP17s Relating to Free Repair or Replacements	13	1,696	0.8%	0.5%	0.6%	0.8%
% of FP17s Relating to Continuations	2	1,696	0.1%	0.6%	0.8%	1.1%
% of Patients satisfied with the dentistry they have received	7	8	N/A	89.0%	89.2%	91.4%
% of Patients satisfied with the time they had to wait for an appointment	7	8	N/A	83.1%	83.4%	87.7%

* This is based on patients treated on this contract for their most recent course of treatment. Figures in italics indicate the base number of FP17s or Patient Questionnaire responses are less than 100. N/A is shown where the base number of responses is less than 10 during the period. % is calculated as Quantity/Base number*100

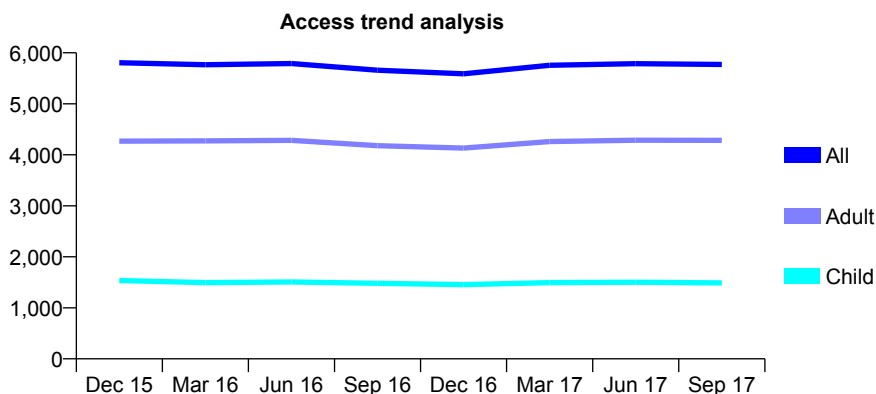
Q62 - Vital Signs At a Glance Contract Report for 164178/0001 - September 2017

Name or company name	Perfect Smile SDS
Contract type name	GDS Contract
Purpose of contract	General
Contract start date	01/01/2012
Contract end date	

17/18 Contracted general activity (UDA)	21,240
Carry forward general activity (UDA)	1,368
17/18 Contracted orthodontic activity (UOA)	0
Carry forward orthodontic activity (UOA)	0
Baseline contract value	£675,192.23

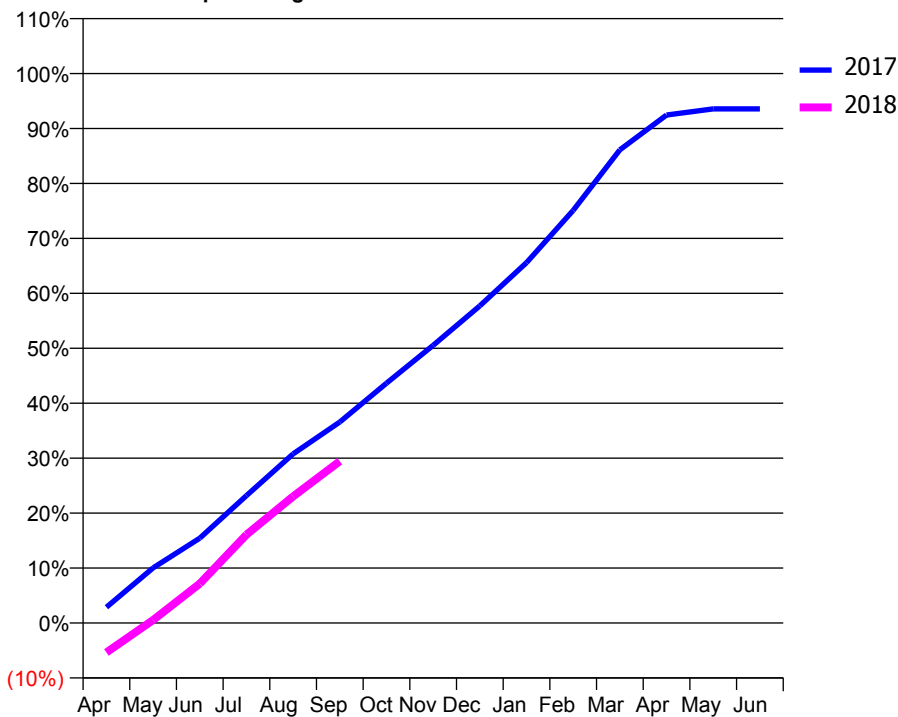
ACCESS*

Patients seen in 24 months	Total	Change since previous quarter
Quarter ending September 2016	5,659	
Quarter ending December 2016	5,587	↓
Quarter ending March 2017	5,756	↑
Quarter ending June 2017	5,788	→
Quarter ending September 2017	5,772	→
Variance since September 2016	2.0%	→



ACTIVITY

Cumulative percentage of contracted UDA delivered 2017 & 2018



Month	Adjusted Scheduled Activity (UDA)	
	2017	2018
April	612	-1,140
May	2,131	113
June	3,281	1,521
July	4,925	3,417
August	6,541	4,896
September	7,768	6,254
October	9,269	
November	10,736	
December	12,260	
January	13,929	
February	15,949	
March	18,290	
April	19,634	
May	19,871	
June	19,872	

QUALITY

	Quantity	Base Number	Contract	AT	Region	England
% of FP17s for the same patient ID Re-attending within 3 months - Children	62	775	8.0%	9.7%	11.2%	11.9%
% of FP17s for the same patient ID Re-attending within 3 months - Adults	394	2,406	16.4%	15.6%	16.6%	15.9%
% of FP17s for the same patient ID Re-attending between 3 & 9 months - Children	323	775	41.7%	46.9%	47.0%	58.1%
% of FP17s for the same patient ID Re-attending between 3 & 9 months - Adults	876	2,406	36.4%	37.6%	38.2%	50.6%
% of FP17s for Band 1 Urgent Courses	179	2,730	6.6%	11.2%	10.6%	9.1%
% of FP17s Relating to Free Repair or Replacements	23	2,730	0.8%	0.5%	0.6%	0.8%
% of FP17s Relating to Continuations	101	2,730	3.7%	0.6%	0.8%	1.1%
% of Patients satisfied with the dentistry they have received	5	7	N/A	89.0%	89.2%	91.4%
% of Patients satisfied with the time they had to wait for an appointment	5	7	N/A	83.1%	83.4%	87.7%

* This is based on patients treated on this contract for their most recent course of treatment. Figures in italics indicate the base number of FP17s or Patient Questionnaire responses are less than 100. N/A is shown where the base number of responses is less than 10 during the period. % is calculated as Quantity/Base number*100

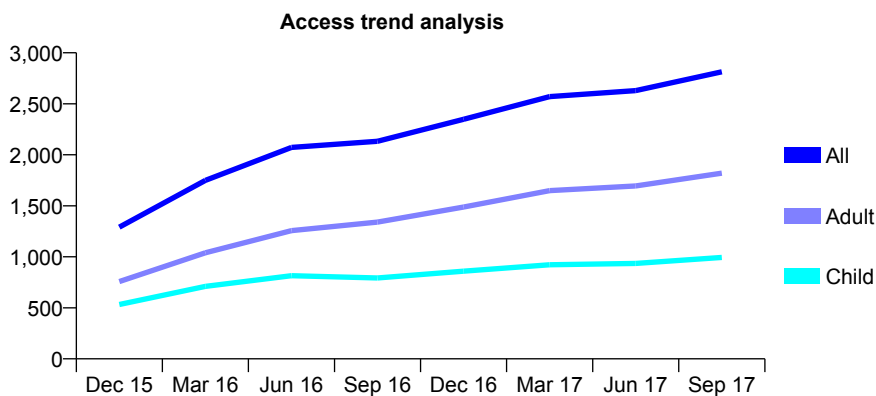
Q62 - Vital Signs At a Glance Contract Report for 164224/0001 - September 2017

Name or company name	Mr M Takhayori, Mrs P Massoudi
Contract type name	GDS Contract
Purpose of contract	General
Contract start date	01/04/2015
Contract end date	

17/18 Contracted general activity (UDA)	7,991
Carry forward general activity (UDA)	0
17/18 Contracted orthodontic activity (UOA)	0
Carry forward orthodontic activity (UOA)	0
Baseline contract value	£214,632.93

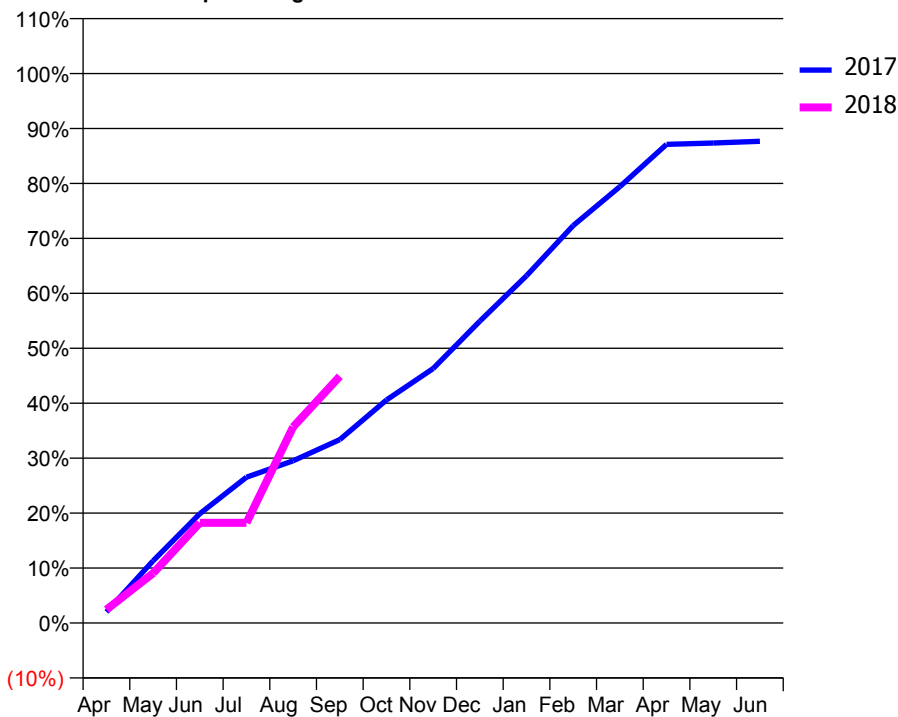
ACCESS*

Patients seen in 24 months	Total	Change since previous quarter
Quarter ending September 2016	2,133	
Quarter ending December 2016	2,348	↑
Quarter ending March 2017	2,571	↑
Quarter ending June 2017	2,630	↑
Quarter ending September 2017	2,814	↑
Variance since September 2016	31.9%	↑



ACTIVITY

Cumulative percentage of contracted UDA delivered 2017 & 2018



Month	Adjusted Scheduled Activity (UDA)	
	2017	2018
April	161	194
May	904	723
June	1,589	1,457
July	2,121	1,457
August	2,359	2,852
September	2,668	3,589
October	3,243	
November	3,700	
December	4,389	
January	5,050	
February	5,780	
March	6,346	
April	6,961	
May	6,979	
June	7,006	

QUALITY

	Quantity	Base Number	Contract	AT	Region	England
% of FP17s for the same patient ID Re-attending within 3 months - Children	35	781	4.5%	9.7%	11.2%	11.9%
% of FP17s for the same patient ID Re-attending within 3 months - Adults	111	1,169	9.5%	15.6%	16.6%	15.9%
% of FP17s for the same patient ID Re-attending between 3 & 9 months - Children	284	781	36.4%	46.9%	47.0%	58.1%
% of FP17s for the same patient ID Re-attending between 3 & 9 months - Adults	380	1,169	32.5%	37.6%	38.2%	50.6%
% of FP17s for Band 1 Urgent Courses	105	1,305	8.0%	11.2%	10.6%	9.1%
% of FP17s Relating to Free Repair or Replacements	0	1,305	0.0%	0.5%	0.6%	0.8%
% of FP17s Relating to Continuations	11	1,305	0.8%	0.6%	0.8%	1.1%
% of Patients satisfied with the dentistry they have received	6	10	60.0%	89.0%	89.2%	91.4%
% of Patients satisfied with the time they had to wait for an appointment	5	10	50.0%	83.1%	83.4%	87.7%

* This is based on patients treated on this contract for their most recent course of treatment. Figures in italics indicate the base number of FP17s or Patient Questionnaire responses are less than 100. N/A is shown where the base number of responses is less than 10 during the period. % is calculated as Quantity/Base number*100

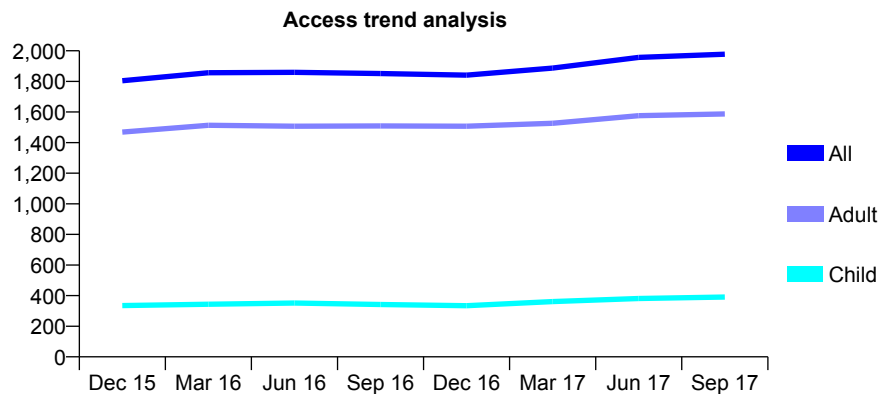
Q62 - Vital Signs At a Glance Contract Report for 165409/0001 - September 2017

Name or company name	Dr. Satinder Dhani & Dr. Sonia Dhani
Contract type name	GDS Contract
Purpose of contract	General
Contract start date	01/12/2012
Contract end date	

17/18 Contracted general activity (UDA)	7,042
Carry forward general activity (UDA)	0
17/18 Contracted orthodontic activity (UOA)	0
Carry forward orthodontic activity (UOA)	0
Baseline contract value	£185,305.17

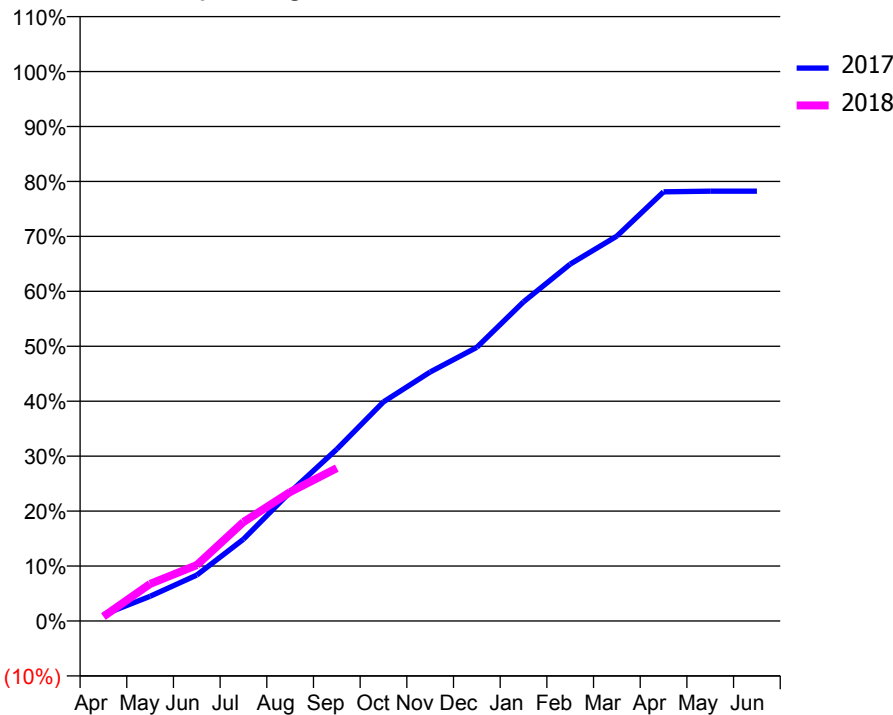
ACCESS*

Patients seen in 24 months	Total	Change since previous quarter
Quarter ending September 2016	1,851	
Quarter ending December 2016	1,841	→
Quarter ending March 2017	1,887	↑
Quarter ending June 2017	1,957	↑
Quarter ending September 2017	1,978	→
Variance since September 2016	6.9%	↑



ACTIVITY

Cumulative percentage of contracted UDA delivered 2017 & 2018



Month	Adjusted Scheduled Activity (UDA)	
	2017	2018
April	81	56
May	318	475
June	588	717
July	1,048	1,268
August	1,651	1,654
September	2,203	1,960
October	2,808	
November	3,192	
December	3,508	
January	4,091	
February	4,574	
March	4,932	
April	5,500	
May	5,509	
June	5,509	

QUALITY

	Quantity	Base Number	Contract	AT	Region	England
% of FP17s for the same patient ID Re-attending within 3 months - Children	22	275	8.0%	9.7%	11.2%	11.9%
% of FP17s for the same patient ID Re-attending within 3 months - Adults	136	900	15.1%	15.6%	16.6%	15.9%
% of FP17s for the same patient ID Re-attending between 3 & 9 months - Children	131	275	47.6%	46.9%	47.0%	58.1%
% of FP17s for the same patient ID Re-attending between 3 & 9 months - Adults	338	900	37.6%	37.6%	38.2%	50.6%
% of FP17s for Band 1 Urgent Courses	65	732	8.9%	11.2%	10.6%	9.1%
% of FP17s Relating to Free Repair or Replacements	2	732	0.3%	0.5%	0.6%	0.8%
% of FP17s Relating to Continuations	6	732	0.8%	0.6%	0.8%	1.1%
% of Patients satisfied with the dentistry they have received	5	6	N/A	89.0%	89.2%	91.4%
% of Patients satisfied with the time they had to wait for an appointment	3	6	N/A	83.1%	83.4%	87.7%

* This is based on patients treated on this contract for their most recent course of treatment. Figures in italics indicate the base number of FP17s or Patient Questionnaire responses are less than 100. N/A is shown where the base number of responses is less than 10 during the period. % is calculated as Quantity/Base number*100

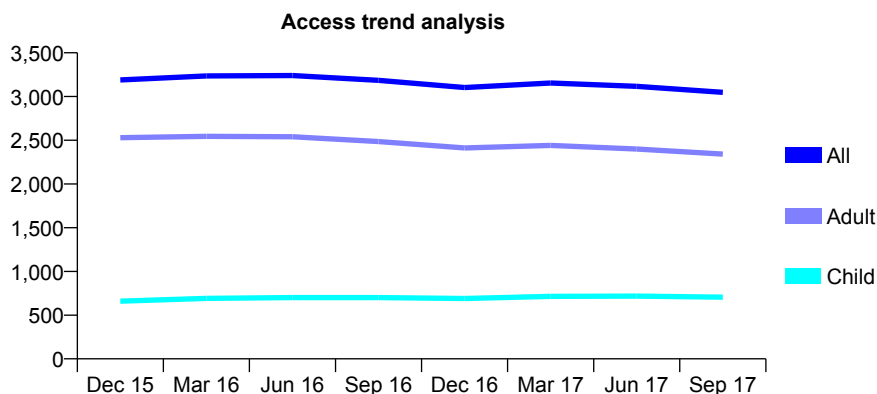
Q62 - Vital Signs At a Glance Contract Report for 165735/0001 - September 2017

Name or company name	Dr M Delahaye, Dr O Bhutta and Dr L Pada
Contract type name	GDS Contract
Purpose of contract	General
Contract start date	01/11/2011
Contract end date	

17/18 Contracted general activity (UDA)	7,365
Carry forward general activity (UDA)	-23
17/18 Contracted orthodontic activity (UOA)	0
Carry forward orthodontic activity (UOA)	0
Baseline contract value	£196,746.83

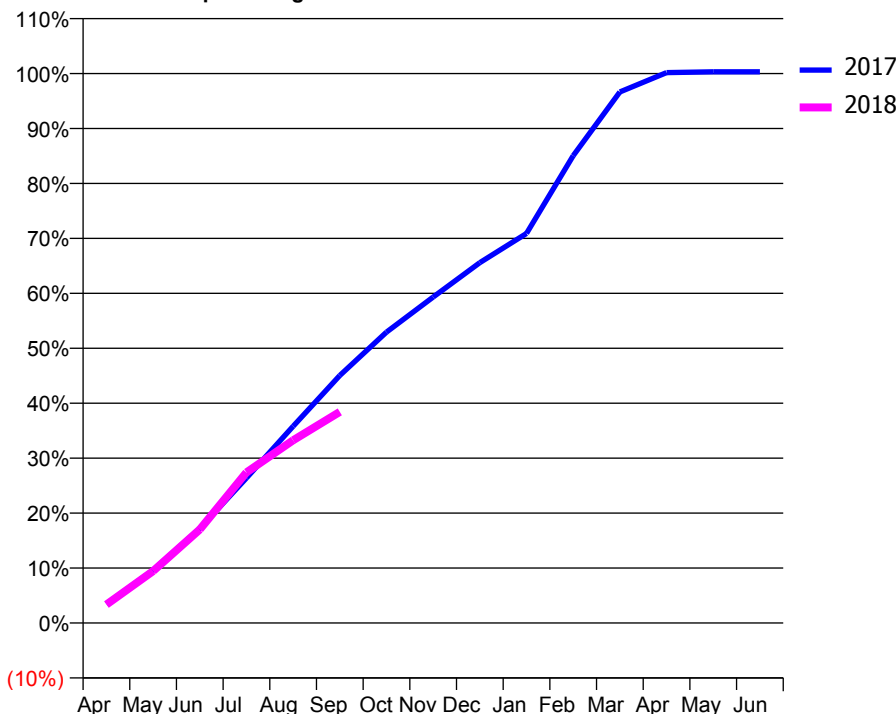
ACCESS*

Patients seen in 24 months	Total	Change since previous quarter
Quarter ending September 2016	3,185	
Quarter ending December 2016	3,102	↓
Quarter ending March 2017	3,155	→
Quarter ending June 2017	3,116	↓
Quarter ending September 2017	3,048	↓
Variance since September 2016	(4.3%)	↓



ACTIVITY

Cumulative percentage of contracted UDA delivered 2017 & 2018



Month	Adjusted Scheduled Activity (UDA)	
	2017	2018
April	256	247
May	707	696
June	1,267	1,253
July	1,943	2,018
August	2,636	2,449
September	3,317	2,830
October	3,898	
November	4,369	
December	4,829	
January	5,221	
February	6,264	
March	7,119	
April	7,376	
May	7,388	
June	7,388	

QUALITY

	Quantity	Base Number	Contract	AT	Region	England
% of FP17s for the same patient ID Re-attending within 3 months - Children	32	417	7.7%	9.7%	11.2%	11.9%
% of FP17s for the same patient ID Re-attending within 3 months - Adults	173	1,172	14.8%	15.6%	16.6%	15.9%
% of FP17s for the same patient ID Re-attending between 3 & 9 months - Children	180	417	43.2%	46.9%	47.0%	58.1%
% of FP17s for the same patient ID Re-attending between 3 & 9 months - Adults	478	1,172	40.8%	37.6%	38.2%	50.6%
% of FP17s for Band 1 Urgent Courses	218	1,442	15.1%	11.2%	10.6%	9.1%
% of FP17s Relating to Free Repair or Replacements	4	1,442	0.3%	0.5%	0.6%	0.8%
% of FP17s Relating to Continuations	3	1,442	0.2%	0.6%	0.8%	1.1%
% of Patients satisfied with the dentistry they have received	3	3	N/A	89.0%	89.2%	91.4%
% of Patients satisfied with the time they had to wait for an appointment	3	3	N/A	83.1%	83.4%	87.7%

* This is based on patients treated on this contract for their most recent course of treatment. Figures in italics indicate the base number of FP17s or Patient Questionnaire responses are less than 100. N/A is shown where the base number of responses is less than 10 during the period. % is calculated as Quantity/Base number*100

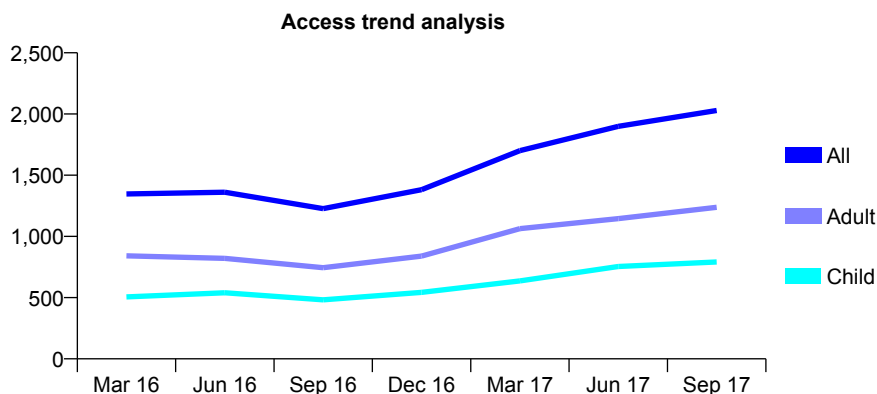
Q62 - Vital Signs At a Glance Contract Report for 165808/0001 - September 2017

Name or company name	Yeading Lane Dental Practice Partnership
Contract type name	GDS Contract
Purpose of contract	General
Contract start date	01/01/2015
Contract end date	

17/18 Contracted general activity (UDA)	5,438
Carry forward general activity (UDA)	0
17/18 Contracted orthodontic activity (UOA)	0
Carry forward orthodontic activity (UOA)	0
Baseline contract value	£129,460.62

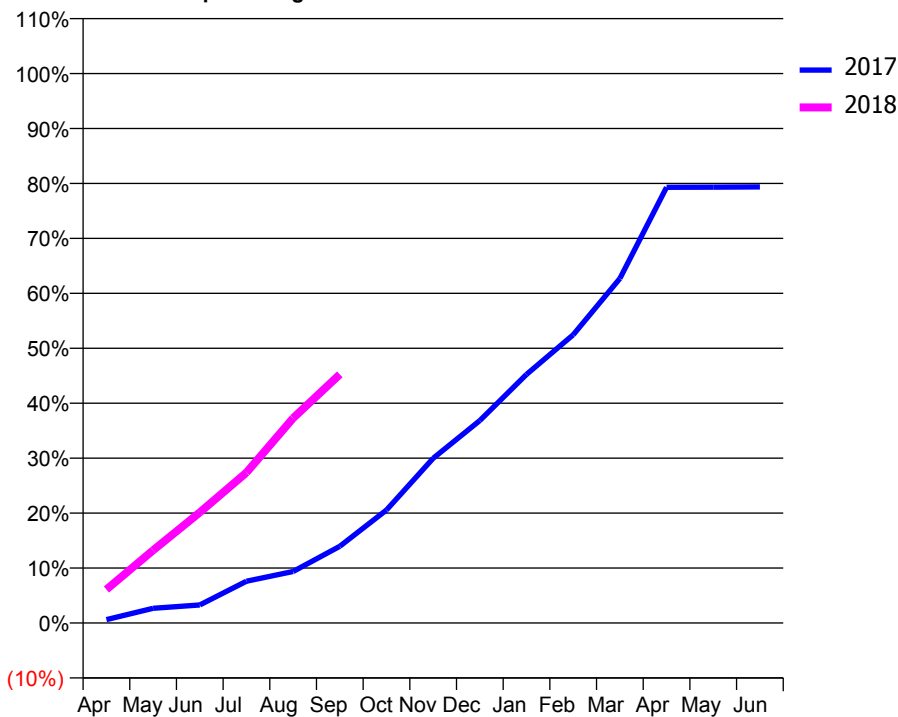
ACCESS*

Patients seen in 24 months	Total	Change since previous quarter
Quarter ending September 2016	1,227	
Quarter ending December 2016	1,382	↑
Quarter ending March 2017	1,701	↑
Quarter ending June 2017	1,899	↑
Quarter ending September 2017	2,029	↑
Variance since September 2016	65.4%	↑



ACTIVITY

Cumulative percentage of contracted UDA delivered 2017 & 2018



Adjusted Scheduled Activity (UDA)

Month	2017	2018
April	33	332
May	146	720
June	179	1,095
July	413	1,489
August	510	2,028
September	760	2,461
October	1,119	
November	1,631	
December	2,004	
January	2,461	
February	2,852	
March	3,409	
April	4,312	
May	4,313	
June	4,316	

QUALITY

	Quantity	Base Number	Contract	AT	Region	England
% of FP17s for the same patient ID Re-attending within 3 months - Children	28	603	4.6%	9.7%	11.2%	11.9%
% of FP17s for the same patient ID Re-attending within 3 months - Adults	48	728	6.6%	15.6%	16.6%	15.9%
% of FP17s for the same patient ID Re-attending between 3 & 9 months - Children	186	603	30.8%	46.9%	47.0%	58.1%
% of FP17s for the same patient ID Re-attending between 3 & 9 months - Adults	179	728	24.6%	37.6%	38.2%	50.6%
% of FP17s for Band 1 Urgent Courses	58	1,081	5.4%	11.2%	10.6%	9.1%
% of FP17s Relating to Free Repair or Replacements	1	1,081	0.1%	0.5%	0.6%	0.8%
% of FP17s Relating to Continuations	1	1,081	0.1%	0.6%	0.8%	1.1%
% of Patients satisfied with the dentistry they have received	0	1	N/A	89.0%	89.2%	91.4%
% of Patients satisfied with the time they had to wait for an appointment	0	1	N/A	83.1%	83.4%	87.7%

* This is based on patients treated on this contract for their most recent course of treatment. Figures in italics indicate the base number of FP17s or Patient Questionnaire responses are less than 100. N/A is shown where the base number of responses is less than 10 during the period. % is calculated as Quantity/Base number*100

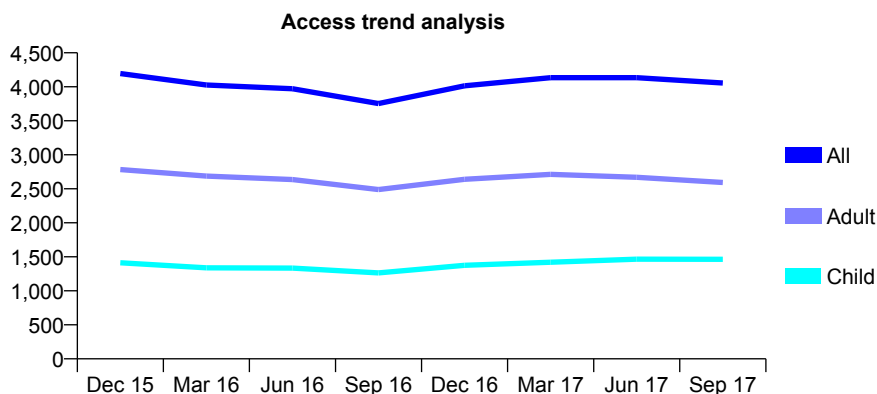
Q62 - Vital Signs At a Glance Contract Report for 166804/0001 - September 2017

Name or company name	The Neasden Dental Clinic
Contract type name	GDS Contract
Purpose of contract	General
Contract start date	01/04/2011
Contract end date	

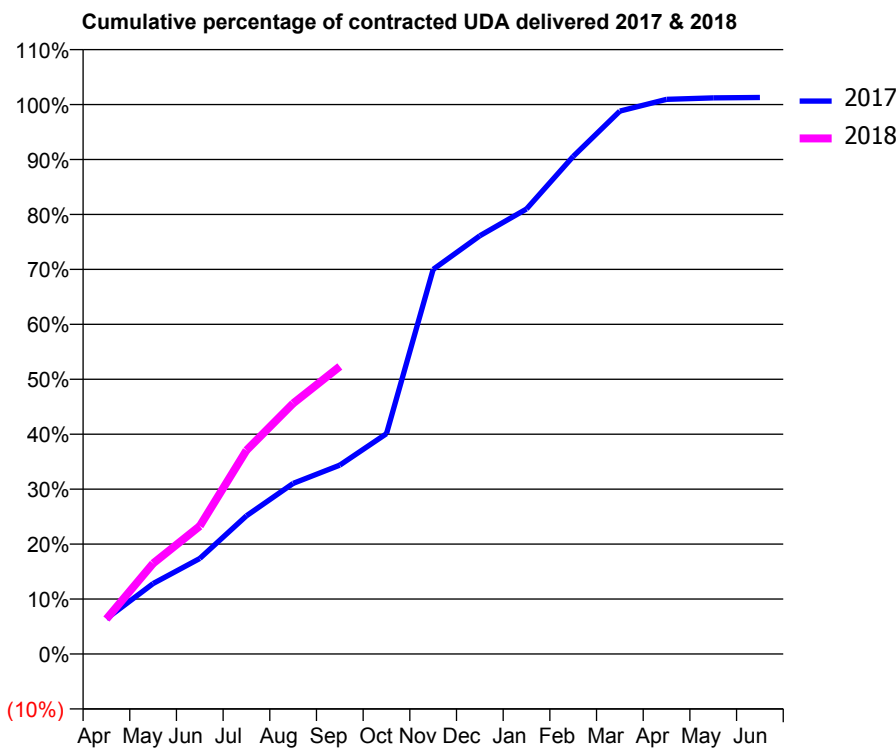
17/18 Contracted general activity (UDA)	10,922
Carry forward general activity (UDA)	-140
17/18 Contracted orthodontic activity (UOA)	0
Carry forward orthodontic activity (UOA)	0
Baseline contract value	£264,490.62

ACCESS*

Patients seen in 24 months	Total	Change since previous quarter
Quarter ending September 2016	3,753	
Quarter ending December 2016	4,015	↑
Quarter ending March 2017	4,134	↑
Quarter ending June 2017	4,134	→
Quarter ending September 2017	4,056	↓
Variance since September 2016	8.1%	↑



ACTIVITY



Month	Adjusted Scheduled Activity (UDA)	
	2017	2018
April	700	696
May	1,401	1,802
June	1,899	2,542
July	2,748	4,048
August	3,391	4,981
September	3,755	5,715
October	4,380	
November	7,644	
December	8,312	
January	8,845	
February	9,890	
March	10,790	
April	11,025	
May	11,054	
June	11,062	

QUALITY

	Quantity	Base Number	Contract	AT	Region	England
% of FP17s for the same patient ID Re-attending within 3 months - Children	62	929	6.7%	9.7%	11.2%	11.9%
% of FP17s for the same patient ID Re-attending within 3 months - Adults	213	1,414	15.1%	15.6%	16.6%	15.9%
% of FP17s for the same patient ID Re-attending between 3 & 9 months - Children	353	929	38.0%	46.9%	47.0%	58.1%
% of FP17s for the same patient ID Re-attending between 3 & 9 months - Adults	534	1,414	37.8%	37.6%	38.2%	50.6%
% of FP17s for Band 1 Urgent Courses	183	2,235	8.2%	11.2%	10.6%	9.1%
% of FP17s Relating to Free Repair or Replacements	14	2,235	0.6%	0.5%	0.6%	0.8%
% of FP17s Relating to Continuations	18	2,235	0.8%	0.6%	0.8%	1.1%
% of Patients satisfied with the dentistry they have received	4	5	N/A	89.0%	89.2%	91.4%
% of Patients satisfied with the time they had to wait for an appointment	5	5	N/A	83.1%	83.4%	87.7%

* This is based on patients treated on this contract for their most recent course of treatment. Figures in italics indicate the base number of FP17s or Patient Questionnaire responses are less than 100. N/A is shown where the base number of responses is less than 10 during the period. % is calculated as Quantity/Base number*100

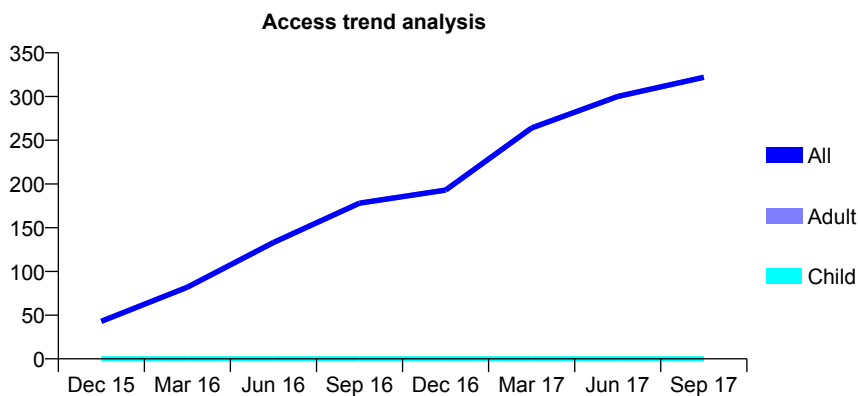
Q62 - Vital Signs At a Glance Contract Report for 167002/0001 - September 2017

Name or company name	Mr AS Khambay and Mrs GK Khambay
Contract type name	PDS Contract
Purpose of contract	General
Contract start date	01/10/2015
Contract end date	31/03/2018

17/18 Contracted general activity (UDA)	733
Carry forward general activity (UDA)	-15
17/18 Contracted orthodontic activity (UOA)	0
Carry forward orthodontic activity (UOA)	0
Baseline contract value	£26,480.19

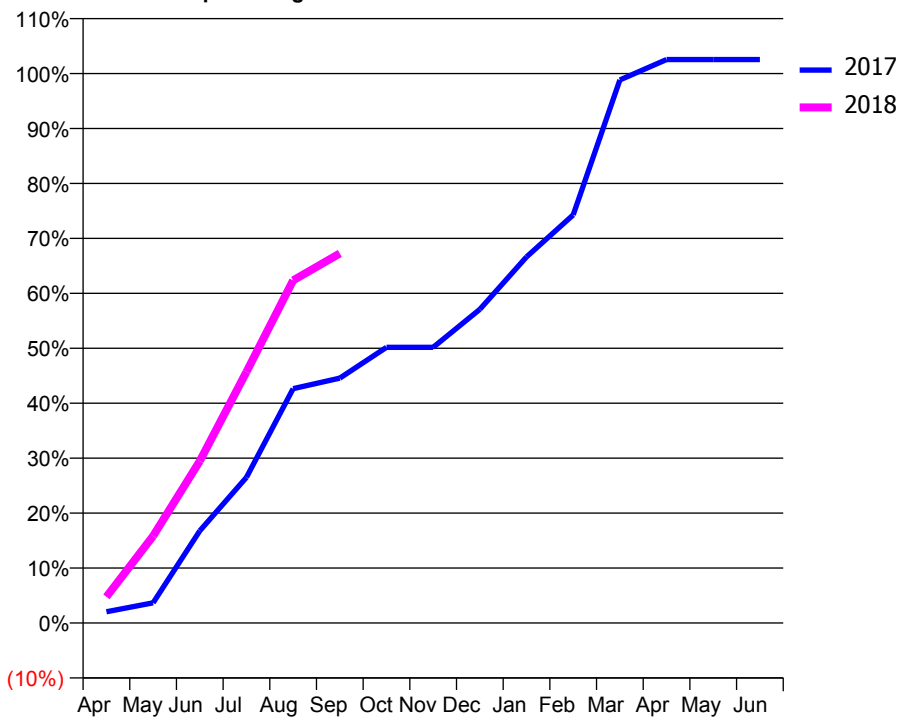
ACCESS*

Patients seen in 24 months	Total	Change since previous quarter
Quarter ending September 2016	178	
Quarter ending December 2016	193	↑
Quarter ending March 2017	264	↑
Quarter ending June 2017	300	↑
Quarter ending September 2017	322	↑
Variance since September 2016	80.9%	↑



ACTIVITY

Cumulative percentage of contracted UDA delivered 2017 & 2018



Month	Adjusted Scheduled Activity (UDA)	
	2017	2018
April	15	35
May	27	116
June	123	216
July	194	335
August	313	457
September	327	493
October	368	
November	368	
December	418	
January	488	
February	544	
March	724	
April	752	
May	752	
June	752	

QUALITY

	Quantity	Base Number	Contract	AT	Region	England
% of FP17s for the same patient ID Re-attending within 3 months - Children	0	0	N/A	9.7%	11.2%	11.9%
% of FP17s for the same patient ID Re-attending within 3 months - Adults	10	104	9.6%	15.6%	16.6%	15.9%
% of FP17s for the same patient ID Re-attending between 3 & 9 months - Children	0	0	N/A	46.9%	47.0%	58.1%
% of FP17s for the same patient ID Re-attending between 3 & 9 months - Adults	6	104	5.8%	37.6%	38.2%	50.6%
% of FP17s for Band 1 Urgent Courses	0	94	0.0%	11.2%	10.6%	9.1%
% of FP17s Relating to Free Repair or Replacements	0	94	0.0%	0.5%	0.6%	0.8%
% of FP17s Relating to Continuations	5	94	5.3%	0.6%	0.8%	1.1%
% of Patients satisfied with the dentistry they have received	0	0	N/A	89.0%	89.2%	91.4%
% of Patients satisfied with the time they had to wait for an appointment	0	0	N/A	83.1%	83.4%	87.7%

* This is based on patients treated on this contract for their most recent course of treatment. Figures in italics indicate the base number of FP17s or Patient Questionnaire responses are less than 100. N/A is shown where the base number of responses is less than 10 during the period. % is calculated as Quantity/Base number*100

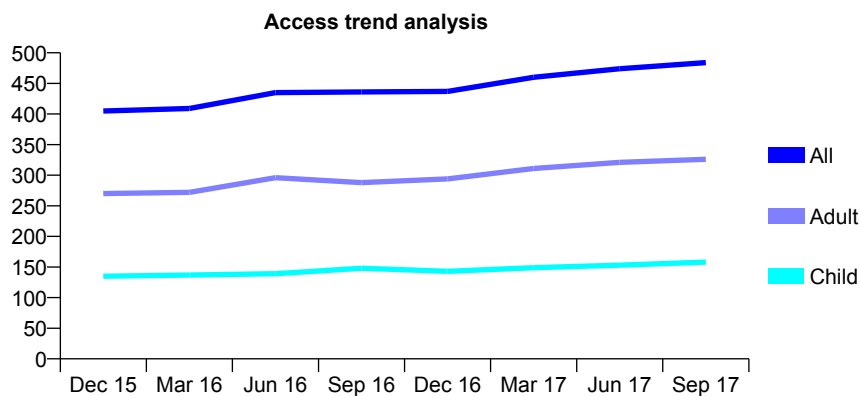
Q62 - Vital Signs At a Glance Contract Report for 168599/0001 - September 2017

Name or company name	Dental Centre 100
Contract type name	GDS Contract
Purpose of contract	General
Contract start date	01/11/2011
Contract end date	

17/18 Contracted general activity (UDA)	1,876
Carry forward general activity (UDA)	0
17/18 Contracted orthodontic activity (UOA)	0
Carry forward orthodontic activity (UOA)	0
Baseline contract value	£49,868.00

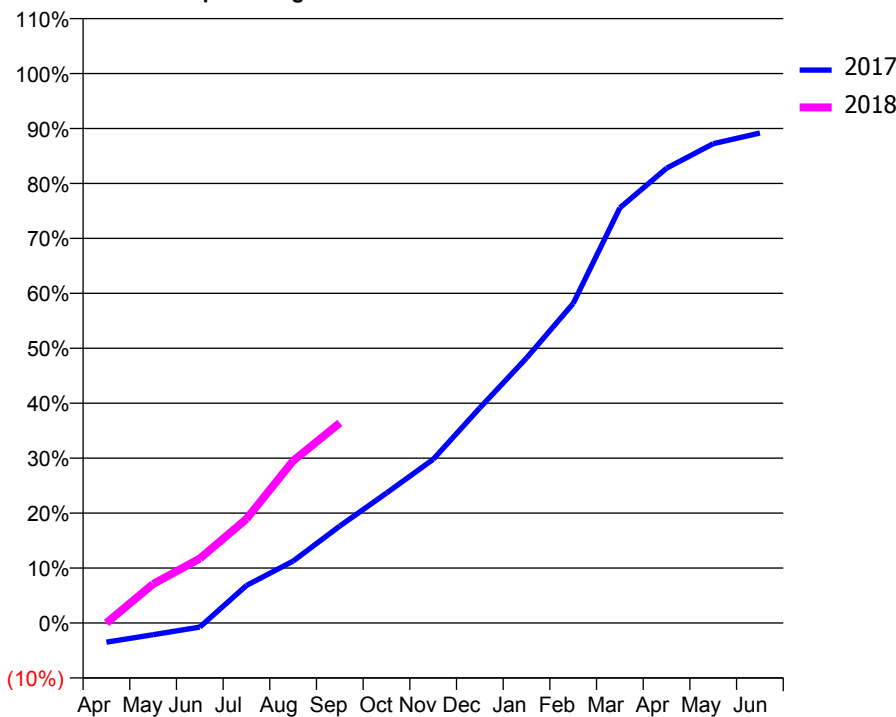
ACCESS*

Patients seen in 24 months	Total	Change since previous quarter
Quarter ending September 2016	436	
Quarter ending December 2016	437	→
Quarter ending March 2017	460	↑
Quarter ending June 2017	474	↑
Quarter ending September 2017	484	↑
Variance since September 2016	11.0%	↑



ACTIVITY

Cumulative percentage of contracted UDA delivered 2017 & 2018



Adjusted Scheduled Activity (UDA)

Month	2017	2018
April	-66	0
May	-40	133
June	-14	220
July	128	355
August	211	554
September	331	683
October	444	
November	559	
December	735	
January	905	
February	1,091	
March	1,417	
April	1,553	
May	1,637	
June	1,673	

QUALITY

	Quantity	Base Number	Contract	AT	Region	England
% of FP17s for the same patient ID Re-attending within 3 months - Children	5	68	7.4%	9.7%	11.2%	11.9%
% of FP17s for the same patient ID Re-attending within 3 months - Adults	24	146	16.4%	15.6%	16.6%	15.9%
% of FP17s for the same patient ID Re-attending between 3 & 9 months - Children	14	68	20.6%	46.9%	47.0%	58.1%
% of FP17s for the same patient ID Re-attending between 3 & 9 months - Adults	40	146	27.4%	37.6%	38.2%	50.6%
% of FP17s for Band 1 Urgent Courses	21	177	11.9%	11.2%	10.6%	9.1%
% of FP17s Relating to Free Repair or Replacements	0	177	0.0%	0.5%	0.6%	0.8%
% of FP17s Relating to Continuations	0	177	0.0%	0.6%	0.8%	1.1%
% of Patients satisfied with the dentistry they have received	0	2	N/A	89.0%	89.2%	91.4%
% of Patients satisfied with the time they had to wait for an appointment	2	2	N/A	83.1%	83.4%	87.7%

* This is based on patients treated on this contract for their most recent course of treatment. Figures in italics indicate the base number of FP17s or Patient Questionnaire responses are less than 100. N/A is shown where the base number of responses is less than 10 during the period. % is calculated as Quantity/Base number*100

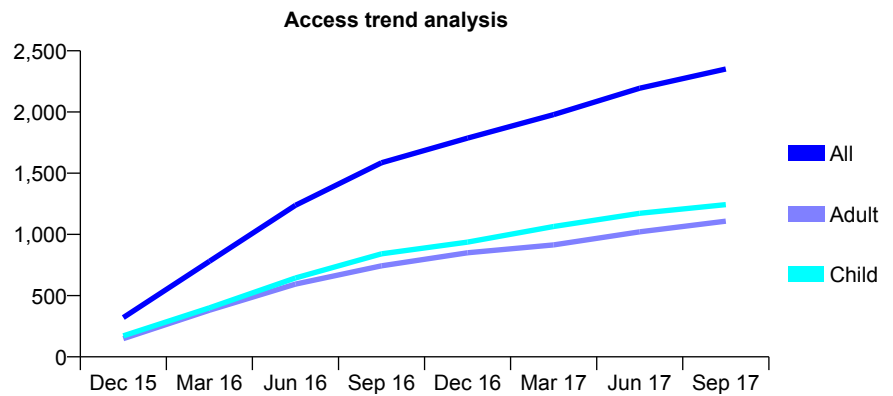
Q62 - Vital Signs At a Glance Contract Report for 168823/0001 - September 2017

Name or company name	MR JJ LAI
Contract type name	GDS Contract
Purpose of contract	General
Contract start date	01/11/2015
Contract end date	

17/18 Contracted general activity (UDA)	7,635
Carry forward general activity (UDA)	-153
17/18 Contracted orthodontic activity (UOA)	0
Carry forward orthodontic activity (UOA)	0
Baseline contract value	£202,708.88

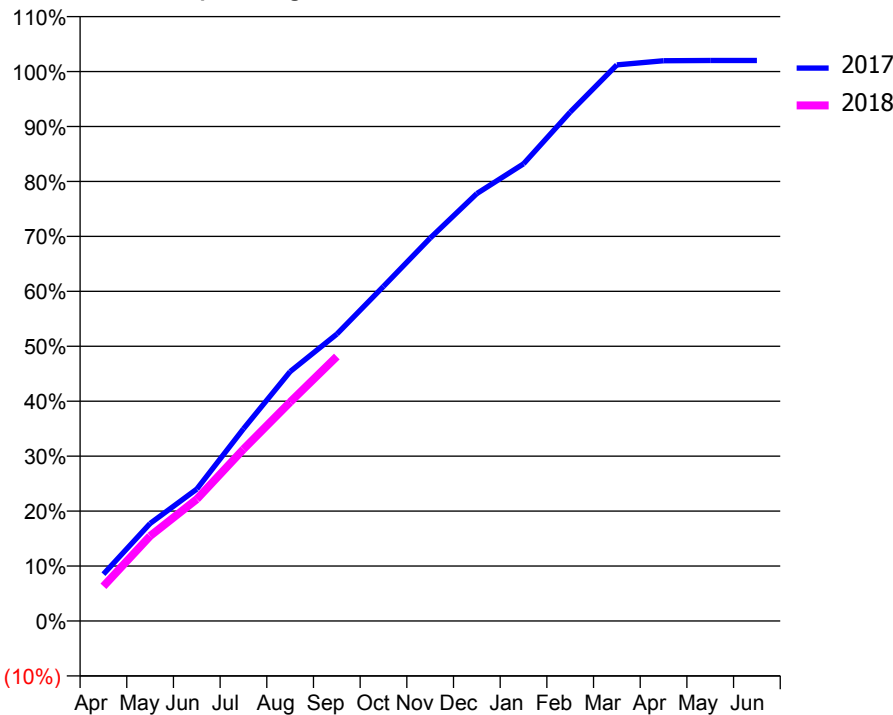
ACCESS*

Patients seen in 24 months	Total	Change since previous quarter
Quarter ending September 2016	1,586	
Quarter ending December 2016	1,787	↑
Quarter ending March 2017	1,979	↑
Quarter ending June 2017	2,194	↑
Quarter ending September 2017	2,351	↑
Variance since September 2016	48.2%	↑



ACTIVITY

Cumulative percentage of contracted UDA delivered 2017 & 2018



Month	Adjusted Scheduled Activity (UDA)	
	2017	2018
April	652	483
May	1,356	1,180
June	1,833	1,693
July	2,670	2,387
August	3,466	3,042
September	3,987	3,676
October	4,650	
November	5,321	
December	5,938	
January	6,353	
February	7,071	
March	7,728	
April	7,785	
May	7,789	
June	7,789	

QUALITY

	Quantity	Base Number	Contract	AT	Region	England
% of FP17s for the same patient ID Re-attending within 3 months - Children	30	669	4.5%	9.7%	11.2%	11.9%
% of FP17s for the same patient ID Re-attending within 3 months - Adults	46	477	9.6%	15.6%	16.6%	15.9%
% of FP17s for the same patient ID Re-attending between 3 & 9 months - Children	240	669	35.9%	46.9%	47.0%	58.1%
% of FP17s for the same patient ID Re-attending between 3 & 9 months - Adults	148	477	31.0%	37.6%	38.2%	50.6%
% of FP17s for Band 1 Urgent Courses	14	1,129	1.2%	11.2%	10.6%	9.1%
% of FP17s Relating to Free Repair or Replacements	0	1,129	0.0%	0.5%	0.6%	0.8%
% of FP17s Relating to Continuations	12	1,129	1.1%	0.6%	0.8%	1.1%
% of Patients satisfied with the dentistry they have received	1	1	N/A	89.0%	89.2%	91.4%
% of Patients satisfied with the time they had to wait for an appointment	1	1	N/A	83.1%	83.4%	87.7%

* This is based on patients treated on this contract for their most recent course of treatment. Figures in italics indicate the base number of FP17s or Patient Questionnaire responses are less than 100. N/A is shown where the base number of responses is less than 10 during the period. % is calculated as Quantity/Base number*100

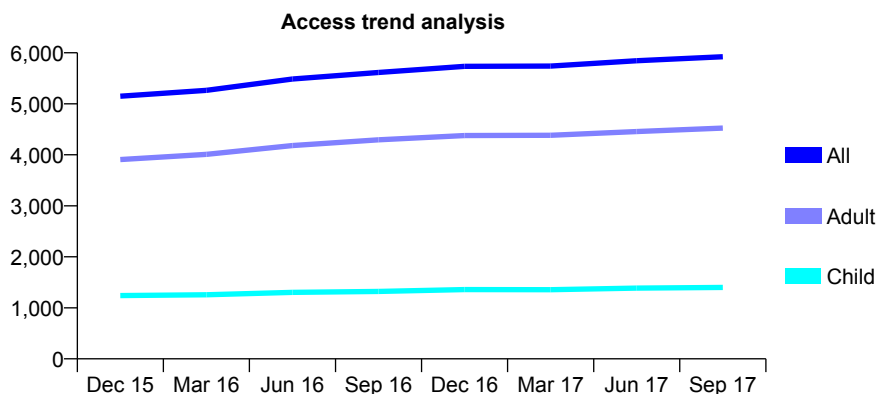
Q62 - Vital Signs At a Glance Contract Report for 169455/0001 - September 2017

Name or company name	Preeman Limited Smile For Life Dental Clin
Contract type name	GDS Contract
Purpose of contract	General
Contract start date	01/04/2011
Contract end date	

17/18 Contracted general activity (UDA)	25,000
Carry forward general activity (UDA)	0
17/18 Contracted orthodontic activity (UOA)	0
Carry forward orthodontic activity (UOA)	0
Baseline contract value	£694,291.54

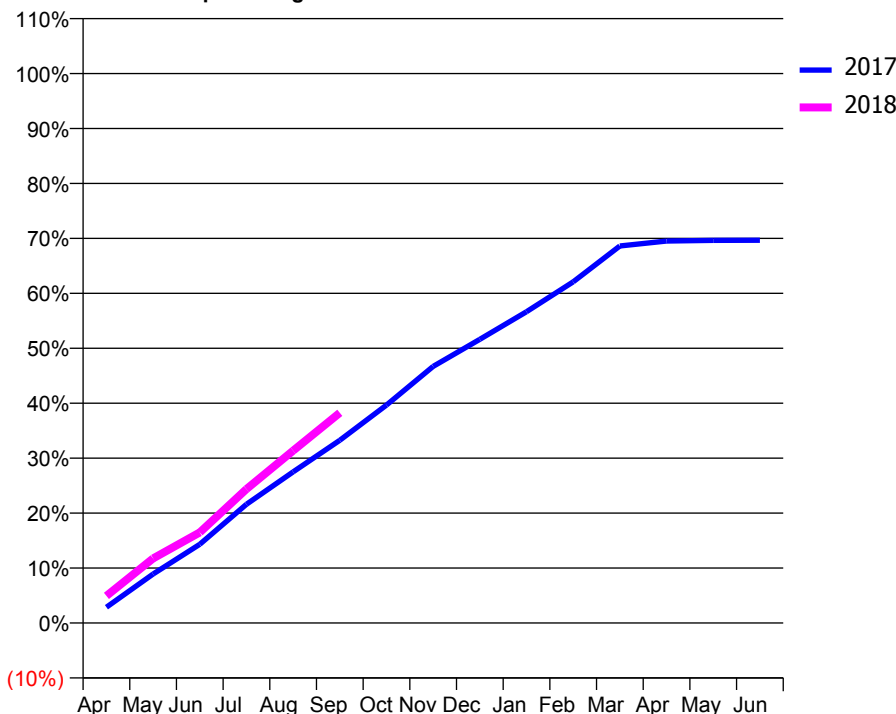
ACCESS*

Patients seen in 24 months	Total	Change since previous quarter
Quarter ending September 2016	5,615	
Quarter ending December 2016	5,735	↑
Quarter ending March 2017	5,739	→
Quarter ending June 2017	5,844	→
Quarter ending September 2017	5,924	→
Variance since September 2016	5.5%	↑



ACTIVITY

Cumulative percentage of contracted UDA delivered 2017 & 2018



Month	Adjusted Scheduled Activity (UDA)	
	2017	2018
April	885	1,234
May	2,746	2,941
June	4,408	4,123
July	6,647	6,092
August	8,464	7,839
September	10,233	9,565
October	12,203	
November	14,374	
December	15,887	
January	17,433	
February	19,103	
March	21,117	
April	21,390	
May	21,433	
June	21,440	

QUALITY

	Quantity	Base Number	Contract	AT	Region	England
% of FP17s for the same patient ID Re-attending within 3 months - Children	93	1,040	8.9%	9.7%	11.2%	11.9%
% of FP17s for the same patient ID Re-attending within 3 months - Adults	280	2,386	11.7%	15.6%	16.6%	15.9%
% of FP17s for the same patient ID Re-attending between 3 & 9 months - Children	585	1,040	56.3%	46.9%	47.0%	58.1%
% of FP17s for the same patient ID Re-attending between 3 & 9 months - Adults	1,030	2,386	43.2%	37.6%	38.2%	50.6%
% of FP17s for Band 1 Urgent Courses	190	3,294	5.8%	11.2%	10.6%	9.1%
% of FP17s Relating to Free Repair or Replacements	1	3,294	0.0%	0.5%	0.6%	0.8%
% of FP17s Relating to Continuations	31	3,294	0.9%	0.6%	0.8%	1.1%
% of Patients satisfied with the dentistry they have received	6	6	N/A	89.0%	89.2%	91.4%
% of Patients satisfied with the time they had to wait for an appointment	6	6	N/A	83.1%	83.4%	87.7%

* This is based on patients treated on this contract for their most recent course of treatment. Figures in italics indicate the base number of FP17s or Patient Questionnaire responses are less than 100. N/A is shown where the base number of responses is less than 10 during the period. % is calculated as Quantity/Base number*100

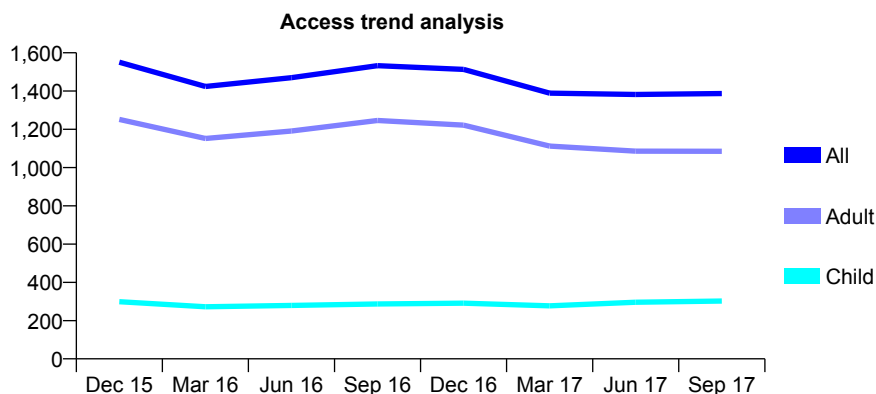
Q62 - Vital Signs At a Glance Contract Report for 171085/0001 - September 2017

Name or company name	Mr B K Vekeria & Mr A Ullah Sheikh
Contract type name	GDS Contract
Purpose of contract	General
Contract start date	01/12/2010
Contract end date	

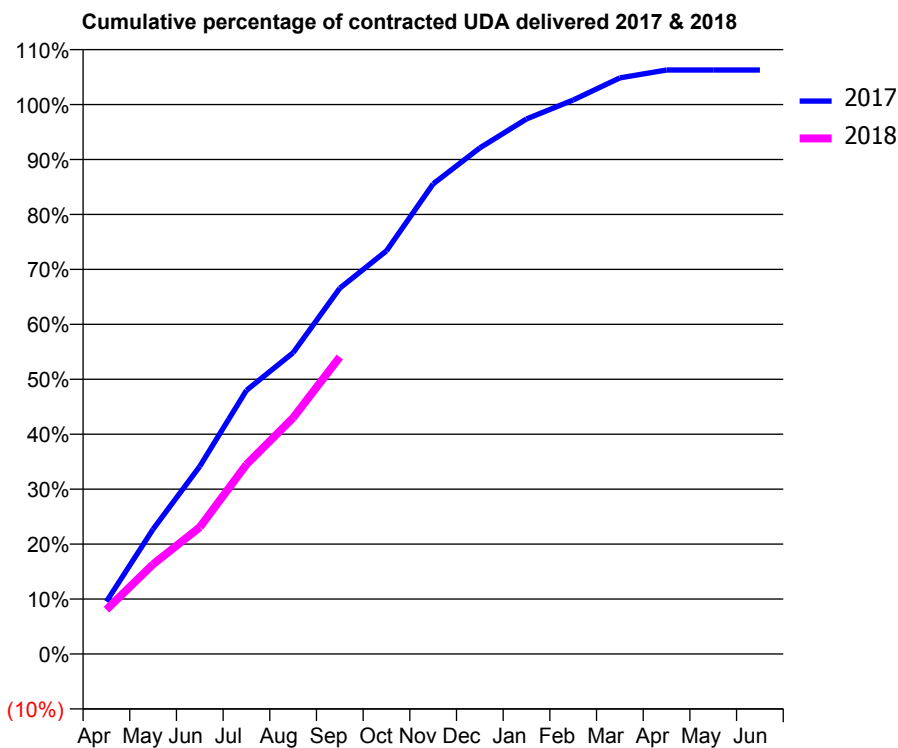
17/18 Contracted general activity (UDA)	4,341
Carry forward general activity (UDA)	-87
17/18 Contracted orthodontic activity (UOA)	0
Carry forward orthodontic activity (UOA)	0
Baseline contract value	£102,030.19

ACCESS*

Patients seen in 24 months	Total	Change since previous quarter
Quarter ending September 2016	1,533	
Quarter ending December 2016	1,513	↓
Quarter ending March 2017	1,389	↓
Quarter ending June 2017	1,382	→
Quarter ending September 2017	1,387	→
Variance since September 2016	(9.5%)	↓



ACTIVITY



Month	Adjusted Scheduled Activity (UDA)	
	2017	2018
April	415	350
May	987	710
June	1,483	1,001
July	2,083	1,497
August	2,380	1,866
September	2,890	2,346
October	3,185	
November	3,714	
December	3,999	
January	4,227	
February	4,376	
March	4,551	
April	4,613	
May	4,613	
June	4,613	

QUALITY

	Quantity	Base Number	Contract	AT	Region	England
% of FP17s for the same patient ID Re-attending within 3 months - Children	7	172	4.1%	9.7%	11.2%	11.9%
% of FP17s for the same patient ID Re-attending within 3 months - Adults	79	569	13.9%	15.6%	16.6%	15.9%
% of FP17s for the same patient ID Re-attending between 3 & 9 months - Children	45	172	26.2%	46.9%	47.0%	58.1%
% of FP17s for the same patient ID Re-attending between 3 & 9 months - Adults	117	569	20.6%	37.6%	38.2%	50.6%
% of FP17s for Band 1 Urgent Courses	91	731	12.4%	11.2%	10.6%	9.1%
% of FP17s Relating to Free Repair or Replacements	1	731	0.1%	0.5%	0.6%	0.8%
% of FP17s Relating to Continuations	13	731	1.8%	0.6%	0.8%	1.1%
% of Patients satisfied with the dentistry they have received	3	3	N/A	89.0%	89.2%	91.4%
% of Patients satisfied with the time they had to wait for an appointment	3	3	N/A	83.1%	83.4%	87.7%

* This is based on patients treated on this contract for their most recent course of treatment. Figures in italics indicate the base number of FP17s or Patient Questionnaire responses are less than 100. N/A is shown where the base number of responses is less than 10 during the period. % is calculated as Quantity/Base number*100

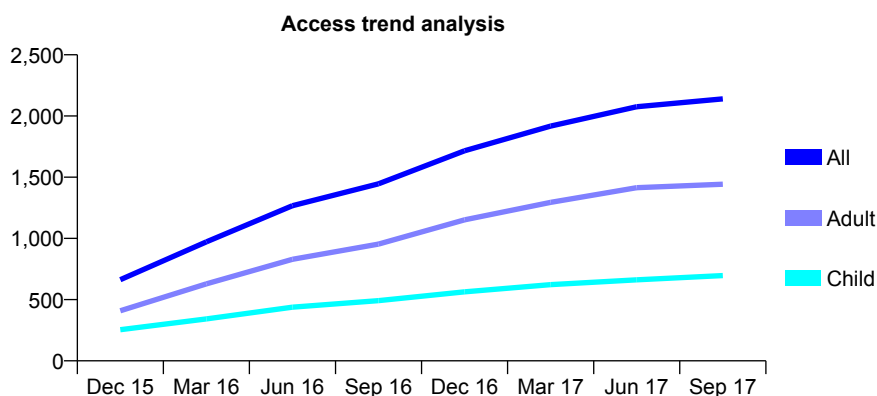
Q62 - Vital Signs At a Glance Contract Report for 172073/0001 - September 2017

Name or company name	Dr Gregory Lai & Dr Nicholas Lai & Associa
Contract type name	GDS Contract
Purpose of contract	General
Contract start date	01/06/2015
Contract end date	

17/18 Contracted general activity (UDA)	8,888
Carry forward general activity (UDA)	-178
17/18 Contracted orthodontic activity (UOA)	0
Carry forward orthodontic activity (UOA)	0
Baseline contract value	£263,402.27

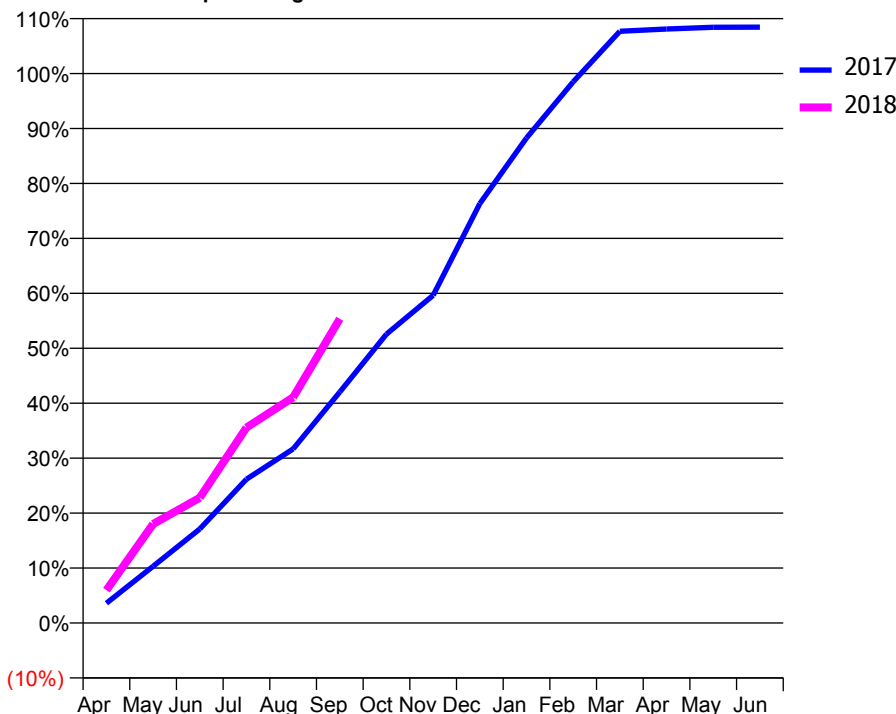
ACCESS*

Patients seen in 24 months	Total	Change since previous quarter
Quarter ending September 2016	1,446	
Quarter ending December 2016	1,716	↑
Quarter ending March 2017	1,918	↑
Quarter ending June 2017	2,076	↑
Quarter ending September 2017	2,140	↑
Variance since September 2016	48.0%	↑



ACTIVITY

Cumulative percentage of contracted UDA delivered 2017 & 2018



Adjusted Scheduled Activity (UDA)

Month	2017	2018
April	320	531
May	918	1,602
June	1,521	2,027
July	2,326	3,162
August	2,816	3,649
September	3,736	4,920
October	4,673	
November	5,301	
December	6,784	
January	7,846	
February	8,753	
March	9,570	
April	9,607	
May	9,636	
June	9,638	

QUALITY

	Quantity	Base Number	Contract	AT	Region	England
% of FP17s for the same patient ID Re-attending within 3 months - Children	13	358	3.6%	9.7%	11.2%	11.9%
% of FP17s for the same patient ID Re-attending within 3 months - Adults	42	630	6.7%	15.6%	16.6%	15.9%
% of FP17s for the same patient ID Re-attending between 3 & 9 months - Children	124	358	34.6%	46.9%	47.0%	58.1%
% of FP17s for the same patient ID Re-attending between 3 & 9 months - Adults	199	630	31.6%	37.6%	38.2%	50.6%
% of FP17s for Band 1 Urgent Courses	40	972	4.1%	11.2%	10.6%	9.1%
% of FP17s Relating to Free Repair or Replacements	0	972	0.0%	0.5%	0.6%	0.8%
% of FP17s Relating to Continuations	8	972	0.8%	0.6%	0.8%	1.1%
% of Patients satisfied with the dentistry they have received	4	4	N/A	89.0%	89.2%	91.4%
% of Patients satisfied with the time they had to wait for an appointment	3	4	N/A	83.1%	83.4%	87.7%

* This is based on patients treated on this contract for their most recent course of treatment. Figures in italics indicate the base number of FP17s or Patient Questionnaire responses are less than 100. N/A is shown where the base number of responses is less than 10 during the period. % is calculated as Quantity/Base number*100

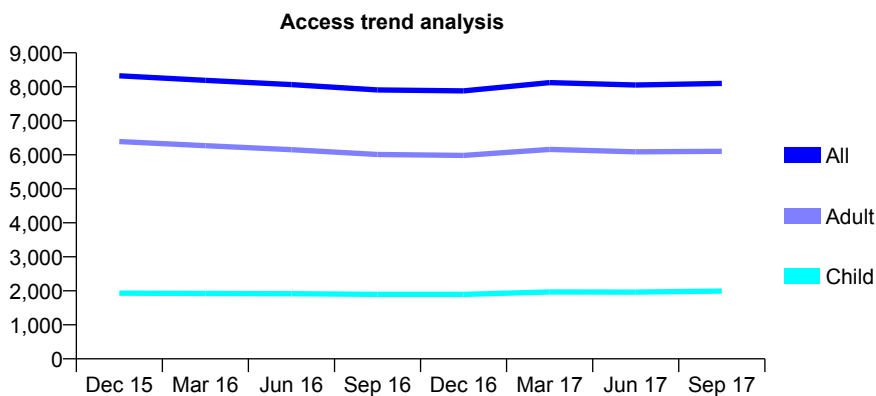
Q62 - Vital Signs At a Glance Contract Report for 173991/0001 - September 2017

Name or company name	Dr A.T. Brown & Dr. P. Bopanna
Contract type name	GDS Contract
Purpose of contract	General
Contract start date	01/01/2013
Contract end date	

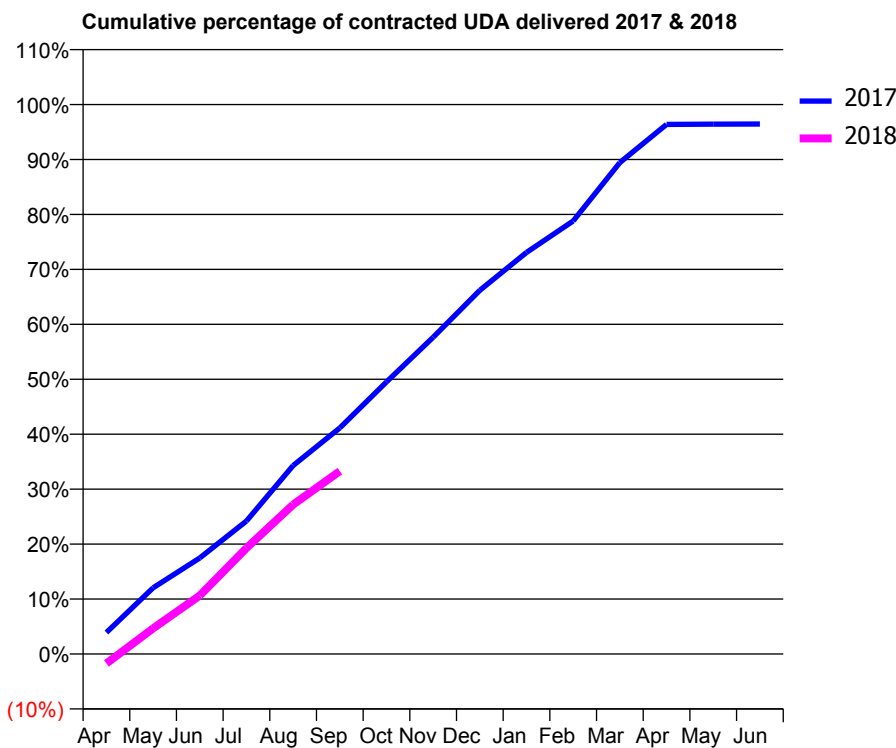
17/18 Contracted general activity (UDA)	19,896
Carry forward general activity (UDA)	706
17/18 Contracted orthodontic activity (UOA)	0
Carry forward orthodontic activity (UOA)	0
Baseline contract value	£554,443.33

ACCESS*

Patients seen in 24 months	Total	Change since previous quarter
Quarter ending September 2016	7,909	
Quarter ending December 2016	7,881	→
Quarter ending March 2017	8,124	↑
Quarter ending June 2017	8,052	→
Quarter ending September 2017	8,100	→
Variance since September 2016	2.4%	↑



ACTIVITY



Month	Adjusted Scheduled Activity (UDA)	
	2017	2018
April	781	-343
May	2,396	930
June	3,478	2,118
July	4,814	3,838
August	6,822	5,412
September	8,186	6,624
October	9,854	
November	11,468	
December	13,167	
January	14,539	
February	15,678	
March	17,795	
April	19,177	
May	19,184	
June	19,190	

QUALITY

	Quantity	Base Number	Contract	AT	Region	England
% of FP17s for the same patient ID Re-attending within 3 months - Children	137	1,373	10.0%	9.7%	11.2%	11.9%
% of FP17s for the same patient ID Re-attending within 3 months - Adults	697	3,502	19.9%	15.6%	16.6%	15.9%
% of FP17s for the same patient ID Re-attending between 3 & 9 months - Children	615	1,373	44.8%	46.9%	47.0%	58.1%
% of FP17s for the same patient ID Re-attending between 3 & 9 months - Adults	1,331	3,502	38.0%	37.6%	38.2%	50.6%
% of FP17s for Band 1 Urgent Courses	728	3,844	18.9%	11.2%	10.6%	9.1%
% of FP17s Relating to Free Repair or Replacements	42	3,844	1.1%	0.5%	0.6%	0.8%
% of FP17s Relating to Continuations	20	3,844	0.5%	0.6%	0.8%	1.1%
% of Patients satisfied with the dentistry they have received	11	13	84.6%	89.0%	89.2%	91.4%
% of Patients satisfied with the time they had to wait for an appointment	10	13	76.9%	83.1%	83.4%	87.7%

* This is based on patients treated on this contract for their most recent course of treatment. Figures in italics indicate the base number of FP17s or Patient Questionnaire responses are less than 100. N/A is shown where the base number of responses is less than 10 during the period. % is calculated as Quantity/Base number*100

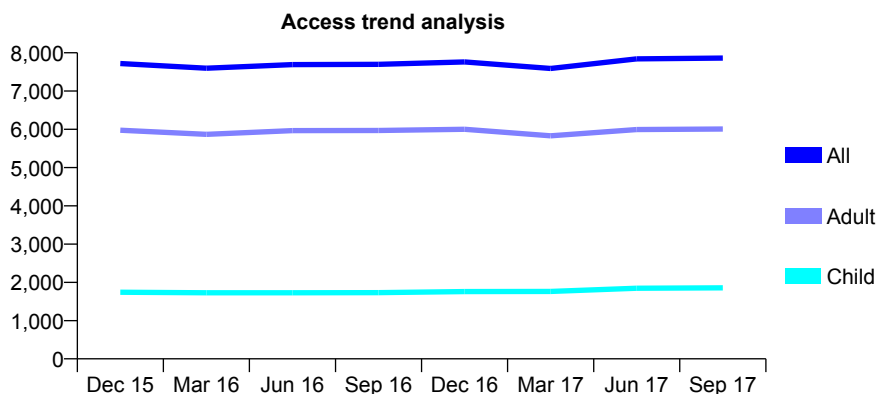
Q62 - Vital Signs At a Glance Contract Report for 174017/0001 - September 2017

Name or company name	Gupta and Lakhanpaul
Contract type name	GDS Contract
Purpose of contract	General
Contract start date	01/01/2012
Contract end date	

17/18 Contracted general activity (UDA)	22,787
Carry forward general activity (UDA)	243
17/18 Contracted orthodontic activity (UOA)	0
Carry forward orthodontic activity (UOA)	0
Baseline contract value	£621,839.21

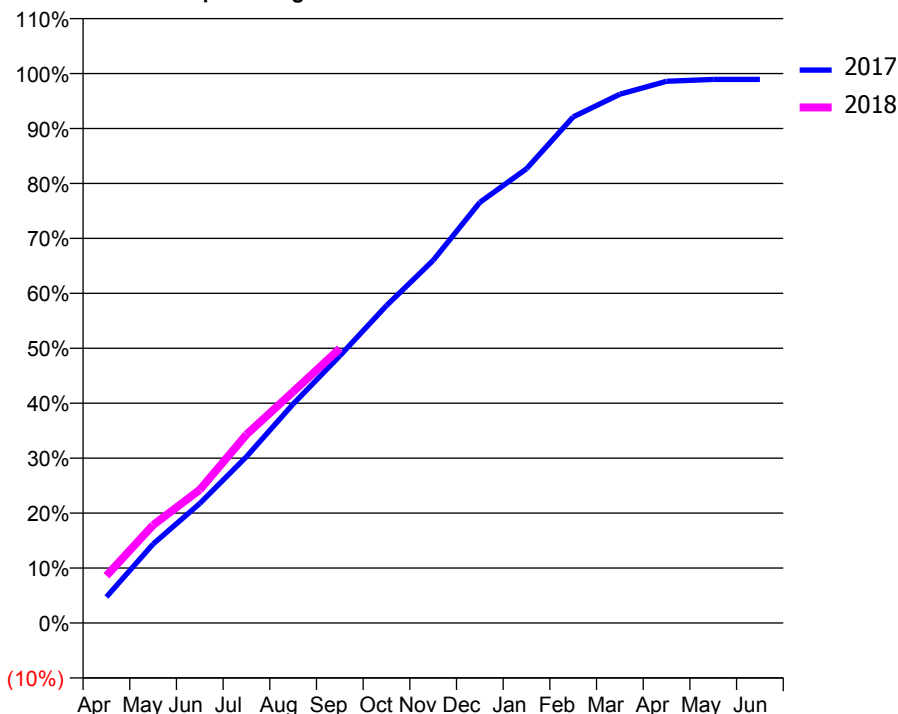
ACCESS*

Patients seen in 24 months	Total	Change since previous quarter
Quarter ending September 2016	7,699	
Quarter ending December 2016	7,762	→
Quarter ending March 2017	7,591	↓
Quarter ending June 2017	7,840	↑
Quarter ending September 2017	7,863	→
Variance since September 2016	2.1%	↑



ACTIVITY

Cumulative percentage of contracted UDA delivered 2017 & 2018



Month	Adjusted Scheduled Activity (UDA)	
	2017	2018
April	1,082	1,961
May	3,276	4,059
June	4,959	5,526
July	6,896	7,817
August	9,085	9,593
September	11,079	11,383
October	13,164	
November	15,039	
December	17,443	
January	18,838	
February	20,989	
March	21,927	
April	22,465	
May	22,542	
June	22,544	

QUALITY

	Quantity	Base Number	Contract	AT	Region	England
% of FP17s for the same patient ID Re-attending within 3 months - Children	83	1,344	6.2%	9.7%	11.2%	11.9%
% of FP17s for the same patient ID Re-attending within 3 months - Adults	392	3,606	10.9%	15.6%	16.6%	15.9%
% of FP17s for the same patient ID Re-attending between 3 & 9 months - Children	668	1,344	49.7%	46.9%	47.0%	58.1%
% of FP17s for the same patient ID Re-attending between 3 & 9 months - Adults	1,392	3,606	38.6%	37.6%	38.2%	50.6%
% of FP17s for Band 1 Urgent Courses	282	4,739	6.0%	11.2%	10.6%	9.1%
% of FP17s Relating to Free Repair or Replacements	24	4,739	0.5%	0.5%	0.6%	0.8%
% of FP17s Relating to Continuations	26	4,739	0.5%	0.6%	0.8%	1.1%
% of Patients satisfied with the dentistry they have received	6	7	N/A	89.0%	89.2%	91.4%
% of Patients satisfied with the time they had to wait for an appointment	7	7	N/A	83.1%	83.4%	87.7%

* This is based on patients treated on this contract for their most recent course of treatment. Figures in italics indicate the base number of FP17s or Patient Questionnaire responses are less than 100. N/A is shown where the base number of responses is less than 10 during the period. % is calculated as Quantity/Base number*100

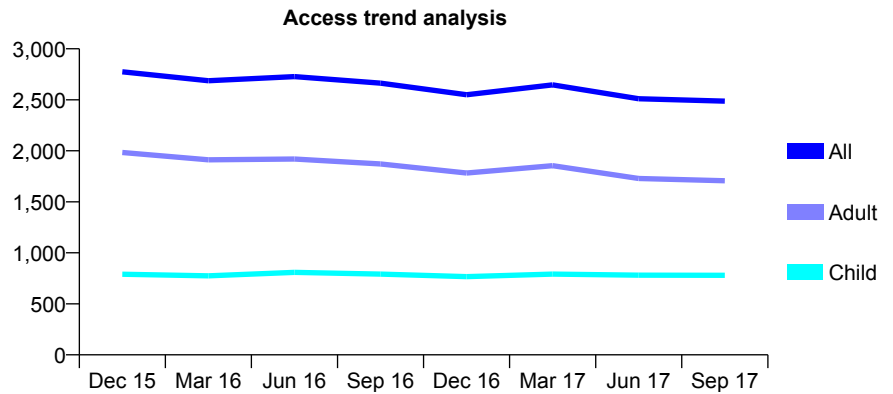
Q62 - Vital Signs At a Glance Contract Report for 174351/0001 - September 2017

Name or company name	Dr Kishan Patel, Dr Jinesh Vaghela, and Dr
Contract type name	GDS Contract
Purpose of contract	General
Contract start date	01/01/2013
Contract end date	

17/18 Contracted general activity (UDA)	7,275
Carry forward general activity (UDA)	191
17/18 Contracted orthodontic activity (UOA)	0
Carry forward orthodontic activity (UOA)	0
Baseline contract value	£205,696.19

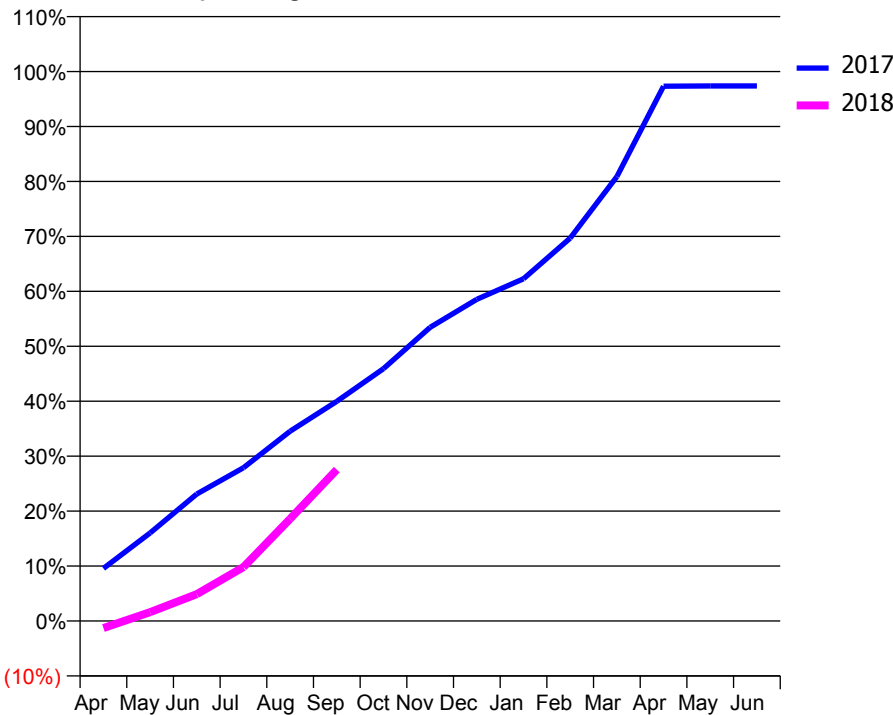
ACCESS*

Patients seen in 24 months	Total	Change since previous quarter
Quarter ending September 2016	2,663	
Quarter ending December 2016	2,550	↓
Quarter ending March 2017	2,646	↑
Quarter ending June 2017	2,510	↓
Quarter ending September 2017	2,487	→
Variance since September 2016	(6.6%)	↓



ACTIVITY

Cumulative percentage of contracted UDA delivered 2017 & 2018



Month	Adjusted Scheduled Activity (UDA)	
	2017	2018
April	696	-94
May	1,166	117
June	1,681	356
July	2,029	714
August	2,512	1,353
September	2,909	2,005
October	3,341	
November	3,888	
December	4,258	
January	4,531	
February	5,069	
March	5,884	
April	7,081	
May	7,084	
June	7,084	

QUALITY

	Quantity	Base Number	Contract	AT	Region	England
% of FP17s for the same patient ID Re-attending within 3 months - Children	57	505	11.3%	9.7%	11.2%	11.9%
% of FP17s for the same patient ID Re-attending within 3 months - Adults	179	1,070	16.7%	15.6%	16.6%	15.9%
% of FP17s for the same patient ID Re-attending between 3 & 9 months - Children	207	505	41.0%	46.9%	47.0%	58.1%
% of FP17s for the same patient ID Re-attending between 3 & 9 months - Adults	426	1,070	39.8%	37.6%	38.2%	50.6%
% of FP17s for Band 1 Urgent Courses	114	1,020	11.2%	11.2%	10.6%	9.1%
% of FP17s Relating to Free Repair or Replacements	1	1,020	0.1%	0.5%	0.6%	0.8%
% of FP17s Relating to Continuations	28	1,020	2.7%	0.6%	0.8%	1.1%
% of Patients satisfied with the dentistry they have received	3	4	N/A	89.0%	89.2%	91.4%
% of Patients satisfied with the time they had to wait for an appointment	4	4	N/A	83.1%	83.4%	87.7%

* This is based on patients treated on this contract for their most recent course of treatment. Figures in italics indicate the base number of FP17s or Patient Questionnaire responses are less than 100. N/A is shown where the base number of responses is less than 10 during the period. % is calculated as Quantity/Base number*100

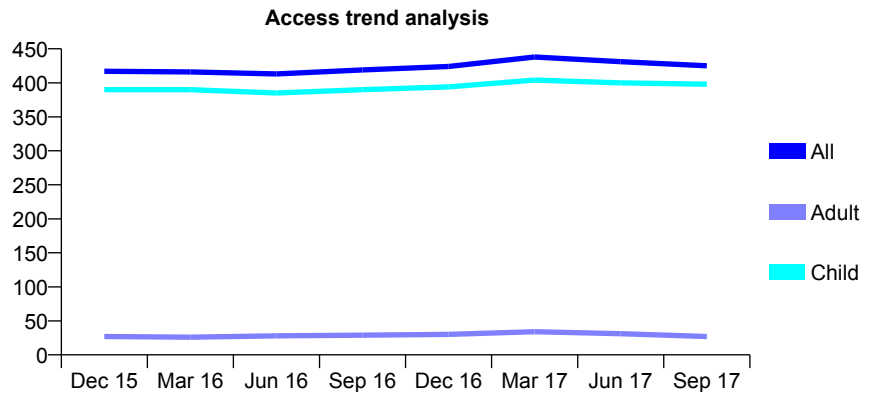
Q62 - Vital Signs At a Glance Contract Report for 175536/0001 - September 2017

Name or company name	Dr B Patel
Contract type name	GDS Contract
Purpose of contract	General
Contract start date	01/02/2012
Contract end date	

17/18 Contracted general activity (UDA)	504
Carry forward general activity (UDA)	-10
17/18 Contracted orthodontic activity (UOA)	0
Carry forward orthodontic activity (UOA)	0
Baseline contract value	£11,912.14

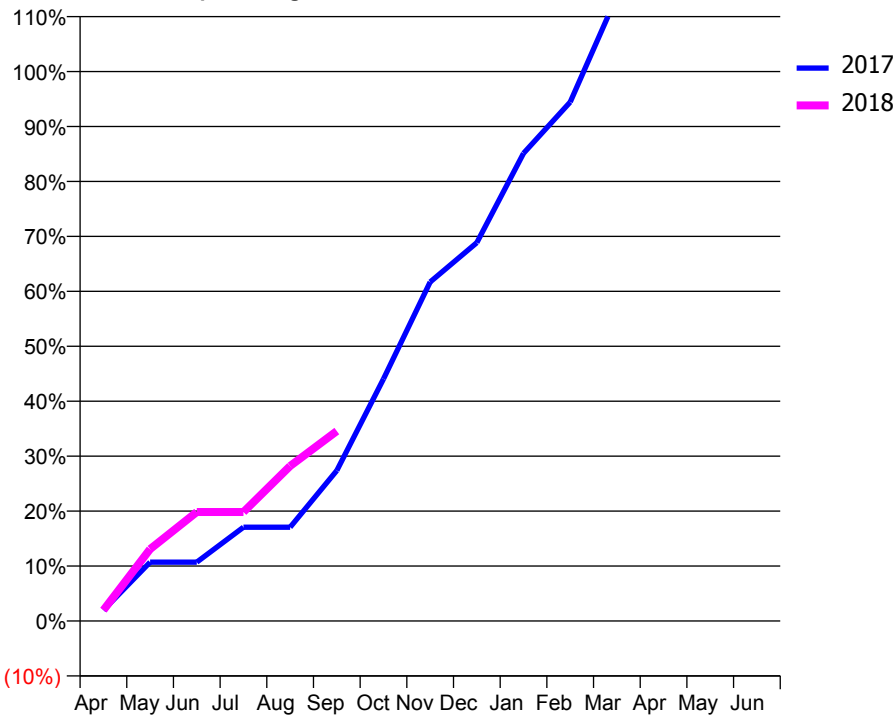
ACCESS*

Patients seen in 24 months	Total	Change since previous quarter
Quarter ending September 2016	419	
Quarter ending December 2016	424	→
Quarter ending March 2017	438	↑
Quarter ending June 2017	431	↓
Quarter ending September 2017	425	↓
Variance since September 2016	1.4%	→



ACTIVITY

Cumulative percentage of contracted UDA delivered 2017 & 2018



Month	Adjusted Scheduled Activity (UDA)	
	2017	2018
April	10	10
May	54	66
June	54	100
July	86	100
August	86	142
September	138	174
October	222	
November	311	
December	347	
January	429	
February	476	
March	573	
April	595	
May	595	
June	595	

QUALITY

	Quantity	Base Number	Contract	AT	Region	England
% of FP17s for the same patient ID Re-attending within 3 months - Children	4	173	2.3%	9.7%	11.2%	11.9%
% of FP17s for the same patient ID Re-attending within 3 months - Adults	0	4	0.0%	15.6%	16.6%	15.9%
% of FP17s for the same patient ID Re-attending between 3 & 9 months - Children	83	173	48.0%	46.9%	47.0%	58.1%
% of FP17s for the same patient ID Re-attending between 3 & 9 months - Adults	3	4	75.0%	37.6%	38.2%	50.6%
% of FP17s for Band 1 Urgent Courses	0	164	0.0%	11.2%	10.6%	9.1%
% of FP17s Relating to Free Repair or Replacements	0	164	0.0%	0.5%	0.6%	0.8%
% of FP17s Relating to Continuations	0	164	0.0%	0.6%	0.8%	1.1%
% of Patients satisfied with the dentistry they have received	0	0	N/A	89.0%	89.2%	91.4%
% of Patients satisfied with the time they had to wait for an appointment	0	0	N/A	83.1%	83.4%	87.7%

* This is based on patients treated on this contract for their most recent course of treatment. Figures in italics indicate the base number of FP17s or Patient Questionnaire responses are less than 100. N/A is shown where the base number of responses is less than 10 during the period. % is calculated as Quantity/Base number*100

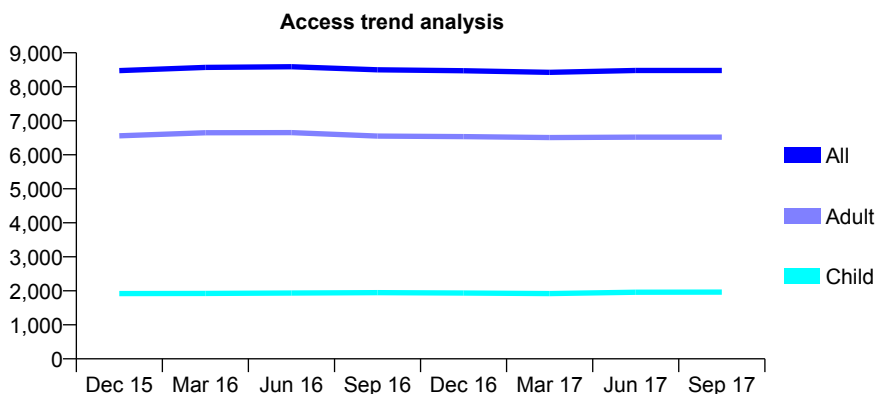
Q62 - Vital Signs At a Glance Contract Report for 178241/0001 - September 2017

Name or company name	Drs Al-Killidar, Al-Killidar & Al-Saidi
Contract type name	GDS Contract
Purpose of contract	General
Contract start date	01/04/2010
Contract end date	

17/18 Contracted general activity (UDA)	33,037
Carry forward general activity (UDA)	428
17/18 Contracted orthodontic activity (UOA)	0
Carry forward orthodontic activity (UOA)	0
Baseline contract value	£1,166,761.73

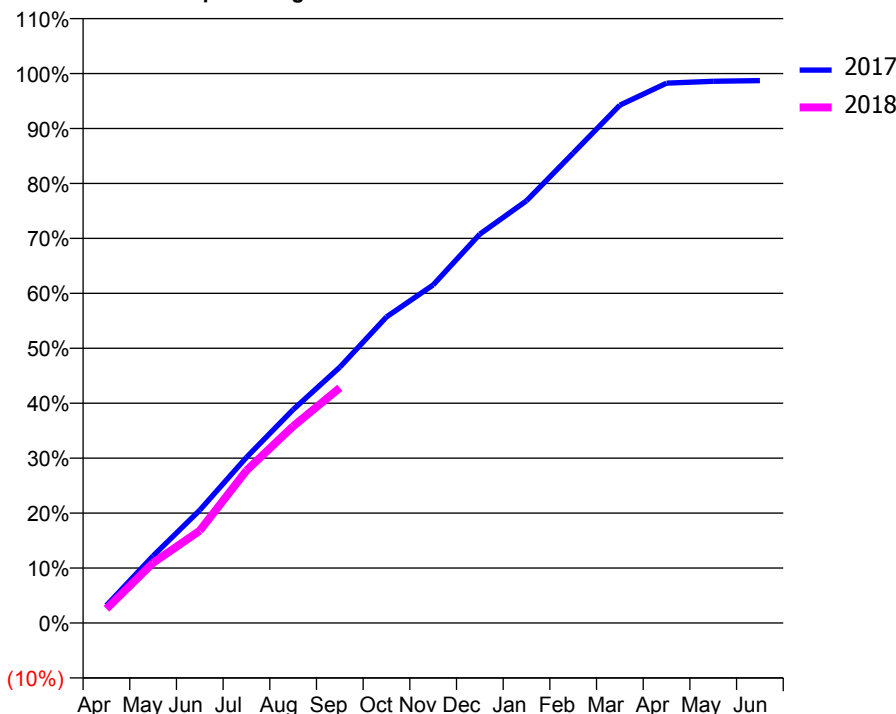
ACCESS*

Patients seen in 24 months	Total	Change since previous quarter
Quarter ending September 2016	8,500	
Quarter ending December 2016	8,473	→
Quarter ending March 2017	8,426	→
Quarter ending June 2017	8,481	→
Quarter ending September 2017	8,481	→
Variance since September 2016	(0.2%)	→



ACTIVITY

Cumulative percentage of contracted UDA delivered 2017 & 2018



Adjusted Scheduled Activity (UDA)		
Month	2017	2018
April	1,053	853
May	4,037	3,624
June	6,785	5,554
July	9,961	9,170
August	12,834	11,832
September	15,379	14,139
October	18,402	
November	20,323	
December	23,378	
January	25,388	
February	28,253	
March	31,132	
April	32,457	
May	32,566	
June	32,609	

QUALITY

	Quantity	Base Number	Contract	AT	Region	England
% of FP17s for the same patient ID Re-attending within 3 months - Children	84	1,105	7.6%	9.7%	11.2%	11.9%
% of FP17s for the same patient ID Re-attending within 3 months - Adults	305	3,004	10.2%	15.6%	16.6%	15.9%
% of FP17s for the same patient ID Re-attending between 3 & 9 months - Children	424	1,105	38.4%	46.9%	47.0%	58.1%
% of FP17s for the same patient ID Re-attending between 3 & 9 months - Adults	814	3,004	27.1%	37.6%	38.2%	50.6%
% of FP17s for Band 1 Urgent Courses	449	3,711	12.1%	11.2%	10.6%	9.1%
% of FP17s Relating to Free Repair or Replacements	0	3,711	0.0%	0.5%	0.6%	0.8%
% of FP17s Relating to Continuations	23	3,711	0.6%	0.6%	0.8%	1.1%
% of Patients satisfied with the dentistry they have received	15	17	88.2%	89.0%	89.2%	91.4%
% of Patients satisfied with the time they had to wait for an appointment	16	17	94.1%	83.1%	83.4%	87.7%

* This is based on patients treated on this contract for their most recent course of treatment. Figures in italics indicate the base number of FP17s or Patient Questionnaire responses are less than 100. N/A is shown where the base number of responses is less than 10 during the period. % is calculated as Quantity/Base number*100

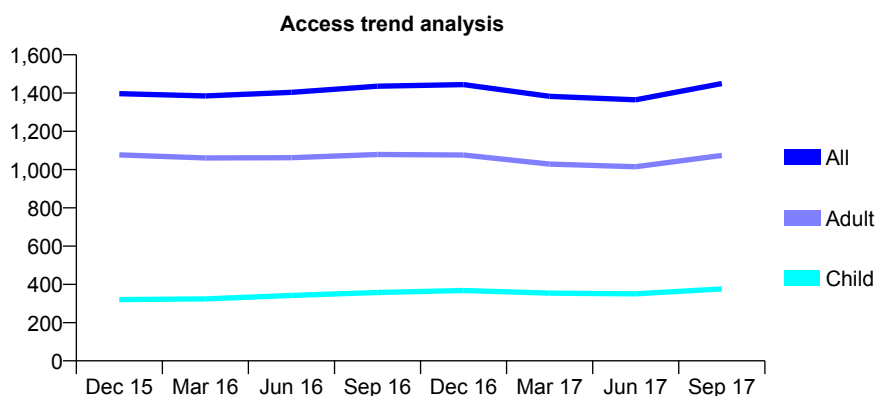
Q62 - Vital Signs At a Glance Contract Report for 178632/0001 - September 2017

Name or company name	DR Sherer & DR Levin
Contract type name	GDS Contract
Purpose of contract	General
Contract start date	01/04/2010
Contract end date	

17/18 Contracted general activity (UDA)	3,046
Carry forward general activity (UDA)	-55
17/18 Contracted orthodontic activity (UOA)	0
Carry forward orthodontic activity (UOA)	0
Baseline contract value	£95,547.42

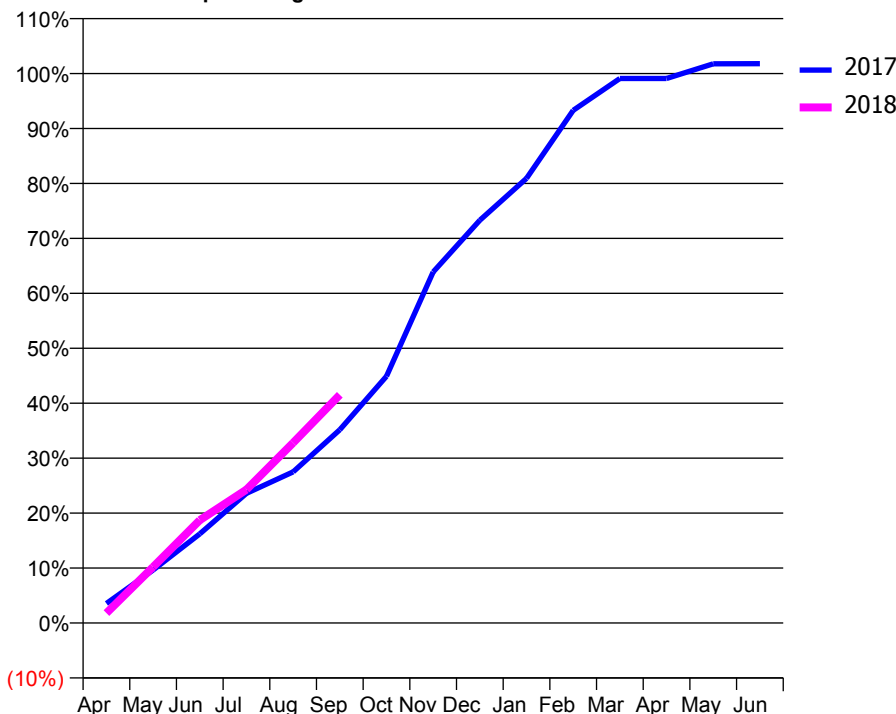
ACCESS*

Patients seen in 24 months	Total	Change since previous quarter
Quarter ending September 2016	1,436	
Quarter ending December 2016	1,444	→
Quarter ending March 2017	1,383	↓
Quarter ending June 2017	1,365	↓
Quarter ending September 2017	1,450	↑
Variance since September 2016	1.0%	→



ACTIVITY

Cumulative percentage of contracted UDA delivered 2017 & 2018



Month	Adjusted Scheduled Activity (UDA)	
	2017	2018
April	109	55
May	294	311
June	494	570
July	719	739
August	838	999
September	1,071	1,265
October	1,368	
November	1,946	
December	2,233	
January	2,465	
February	2,841	
March	3,019	
April	3,019	
May	3,100	
June	3,101	

QUALITY

	Quantity	Base Number	Contract	AT	Region	England
% of FP17s for the same patient ID Re-attending within 3 months - Children	9	225	4.0%	9.7%	11.2%	11.9%
% of FP17s for the same patient ID Re-attending within 3 months - Adults	64	515	12.4%	15.6%	16.6%	15.9%
% of FP17s for the same patient ID Re-attending between 3 & 9 months - Children	108	225	48.0%	46.9%	47.0%	58.1%
% of FP17s for the same patient ID Re-attending between 3 & 9 months - Adults	149	515	28.9%	37.6%	38.2%	50.6%
% of FP17s for Band 1 Urgent Courses	109	697	15.6%	11.2%	10.6%	9.1%
% of FP17s Relating to Free Repair or Replacements	2	697	0.3%	0.5%	0.6%	0.8%
% of FP17s Relating to Continuations	8	697	1.1%	0.6%	0.8%	1.1%
% of Patients satisfied with the dentistry they have received	7	10	70.0%	89.0%	89.2%	91.4%
% of Patients satisfied with the time they had to wait for an appointment	8	10	80.0%	83.1%	83.4%	87.7%

* This is based on patients treated on this contract for their most recent course of treatment. Figures in italics indicate the base number of FP17s or Patient Questionnaire responses are less than 100. N/A is shown where the base number of responses is less than 10 during the period. % is calculated as Quantity/Base number*100

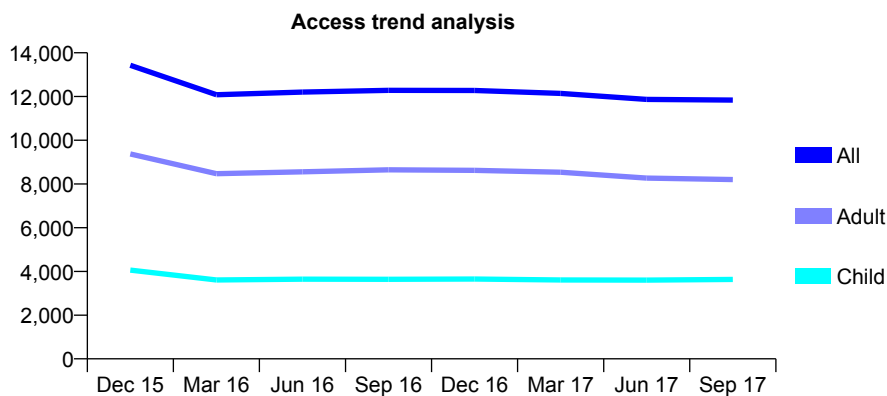
Q62 - Vital Signs At a Glance Contract Report for 180122/0001 - September 2017

Name or company name	IDH Limited
Contract type name	GDS Contract
Purpose of contract	General
Contract start date	01/08/2008
Contract end date	

17/18 Contracted general activity (UDA)	34,899
Carry forward general activity (UDA)	-410
17/18 Contracted orthodontic activity (UOA)	0
Carry forward orthodontic activity (UOA)	0
Baseline contract value	£1,028,907.23

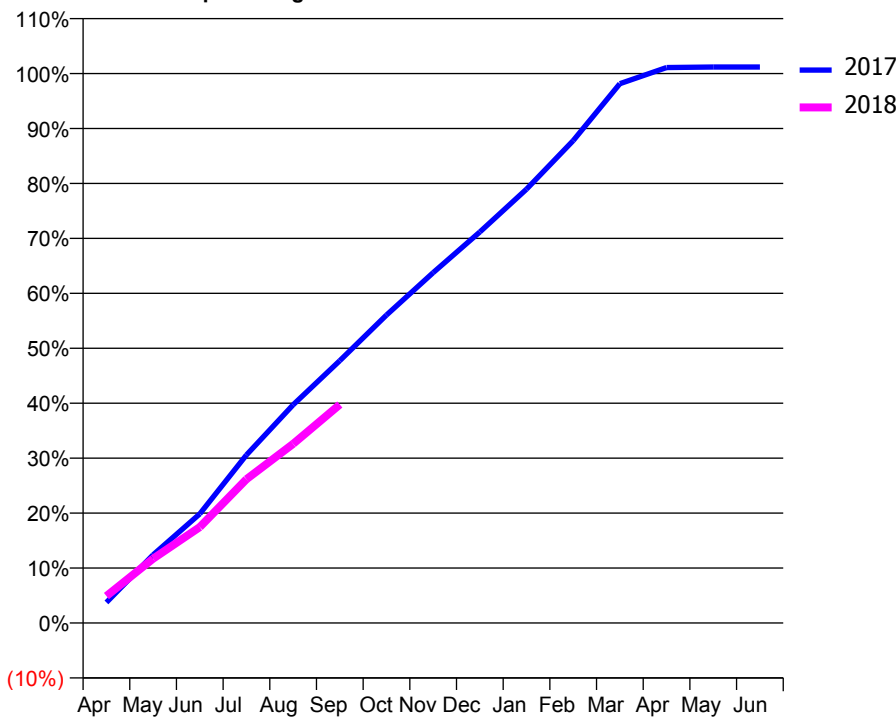
ACCESS*

Patients seen in 24 months	Total	Change since previous quarter
Quarter ending September 2016	12,281	
Quarter ending December 2016	12,275	→
Quarter ending March 2017	12,141	↓
Quarter ending June 2017	11,869	↓
Quarter ending September 2017	11,837	→
Variance since September 2016	(3.6%)	↓



ACTIVITY

Cumulative percentage of contracted UDA delivered 2017 & 2018



Adjusted Scheduled Activity (UDA)

Month	2017	2018
April	1,309	1,713
May	4,328	4,089
June	6,929	6,092
July	10,672	9,135
August	13,859	11,382
September	16,663	13,879
October	19,558	
November	22,250	
December	24,838	
January	27,557	
February	30,635	
March	34,254	
April	35,277	
May	35,308	
June	35,309	

QUALITY

	Quantity	Base Number	Contract	AT	Region	England
% of FP17s for the same patient ID Re-attending within 3 months - Children	87	2,114	4.1%	9.7%	11.2%	11.9%
% of FP17s for the same patient ID Re-attending within 3 months - Adults	366	4,067	9.0%	15.6%	16.6%	15.9%
% of FP17s for the same patient ID Re-attending between 3 & 9 months - Children	905	2,114	42.8%	46.9%	47.0%	58.1%
% of FP17s for the same patient ID Re-attending between 3 & 9 months - Adults	1,707	4,067	42.0%	37.6%	38.2%	50.6%
% of FP17s for Band 1 Urgent Courses	322	5,916	5.4%	11.2%	10.6%	9.1%
% of FP17s Relating to Free Repair or Replacements	47	5,916	0.8%	0.5%	0.6%	0.8%
% of FP17s Relating to Continuations	69	5,916	1.2%	0.6%	0.8%	1.1%
% of Patients satisfied with the dentistry they have received	11	13	84.6%	89.0%	89.2%	91.4%
% of Patients satisfied with the time they had to wait for an appointment	9	13	69.2%	83.1%	83.4%	87.7%

* This is based on patients treated on this contract for their most recent course of treatment. Figures in italics indicate the base number of FP17s or Patient Questionnaire responses are less than 100. N/A is shown where the base number of responses is less than 10 during the period. % is calculated as Quantity/Base number*100

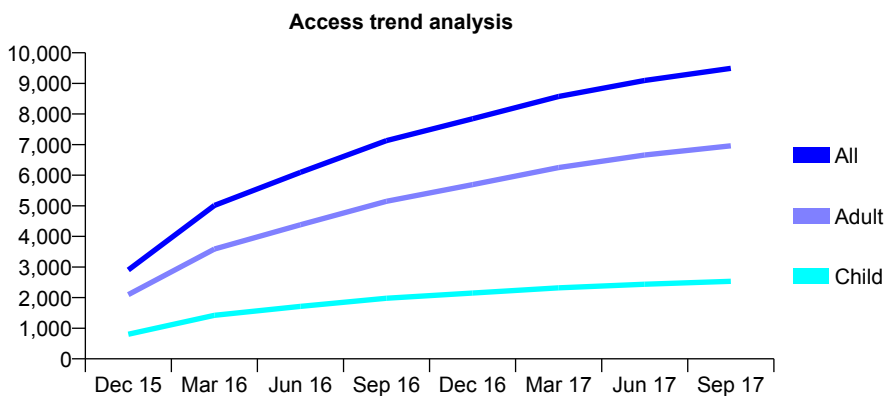
Q62 - Vital Signs At a Glance Contract Report for 180505/0001 - September 2017

Name or company name	A Patel, K Patel, G Pathmanathan
Contract type name	GDS Contract
Purpose of contract	General and Orthodontic
Contract start date	01/08/2015
Contract end date	

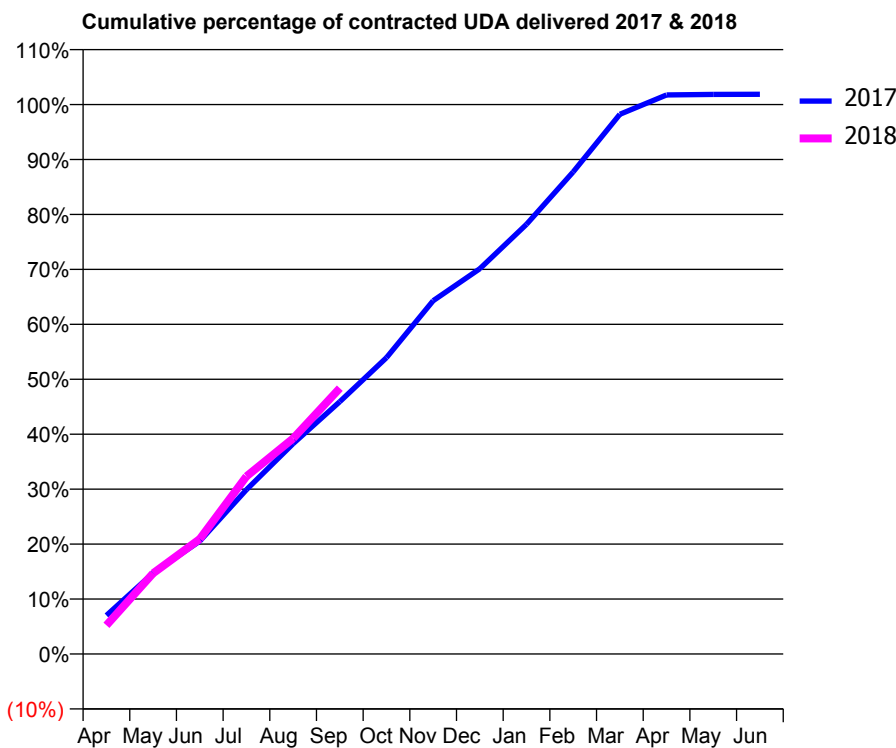
17/18 Contracted general activity (UDA)	27,409
Carry forward general activity (UDA)	-511
17/18 Contracted orthodontic activity (UOA)	451
Carry forward orthodontic activity (UOA)	-9
Baseline contract value	£902,585.47

ACCESS*

Patients seen in 24 months	Total	Change since previous quarter
Quarter ending September 2016	7,130	
Quarter ending December 2016	7,845	↑
Quarter ending March 2017	8,574	↑
Quarter ending June 2017	9,097	↑
Quarter ending September 2017	9,494	↑
Variance since September 2016	33.2%	↑



ACTIVITY



Month	Adjusted Scheduled Activity (UDA)	
	2017	2018
April	1,927	1,432
May	4,040	4,030
June	5,629	5,737
July	8,199	8,862
August	10,493	10,754
September	12,586	13,259
October	14,784	
November	17,622	
December	19,216	
January	21,435	
February	24,046	
March	26,919	
April	27,887	
May	27,915	
June	27,920	

QUALITY

	Quantity	Base Number	Contract	AT	Region	England
% of FP17s for the same patient ID Re-attending within 3 months - Children	137	1,672	8.2%	9.7%	11.2%	11.9%
% of FP17s for the same patient ID Re-attending within 3 months - Adults	500	3,887	12.9%	15.6%	16.6%	15.9%
% of FP17s for the same patient ID Re-attending between 3 & 9 months - Children	777	1,672	46.5%	46.9%	47.0%	58.1%
% of FP17s for the same patient ID Re-attending between 3 & 9 months - Adults	1,600	3,887	41.2%	37.6%	38.2%	50.6%
% of FP17s for Band 1 Urgent Courses	443	5,122	8.6%	11.2%	10.6%	9.1%
% of FP17s Relating to Free Repair or Replacements	23	5,122	0.4%	0.5%	0.6%	0.8%
% of FP17s Relating to Continuations	5	5,122	0.1%	0.6%	0.8%	1.1%
% of Patients satisfied with the dentistry they have received	12	12	100.0%	89.0%	89.2%	91.4%
% of Patients satisfied with the time they had to wait for an appointment	10	12	83.3%	83.1%	83.4%	87.7%

* This is based on patients treated on this contract for their most recent course of treatment. Figures in italics indicate the base number of FP17s or Patient Questionnaire responses are less than 100. N/A is shown where the base number of responses is less than 10 during the period. % is calculated as Quantity/Base number*100

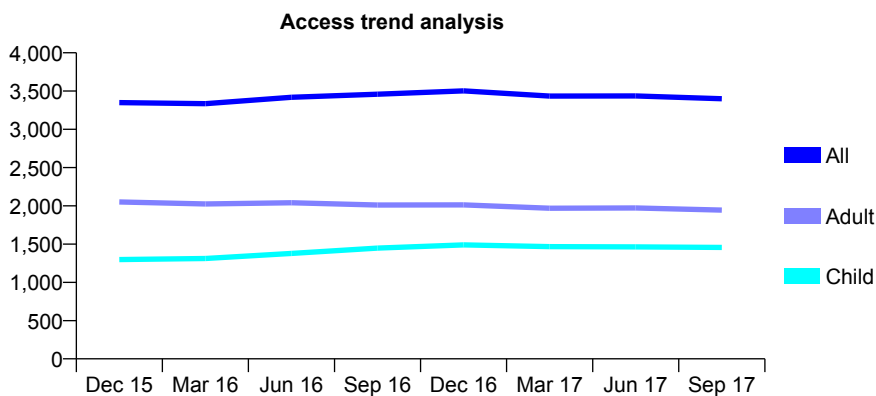
Q62 - Vital Signs At a Glance Contract Report for 182613/0001 - September 2017

Name or company name	Harlesden Health Ltd
Contract type name	GDS Contract
Purpose of contract	General
Contract start date	01/11/2009
Contract end date	

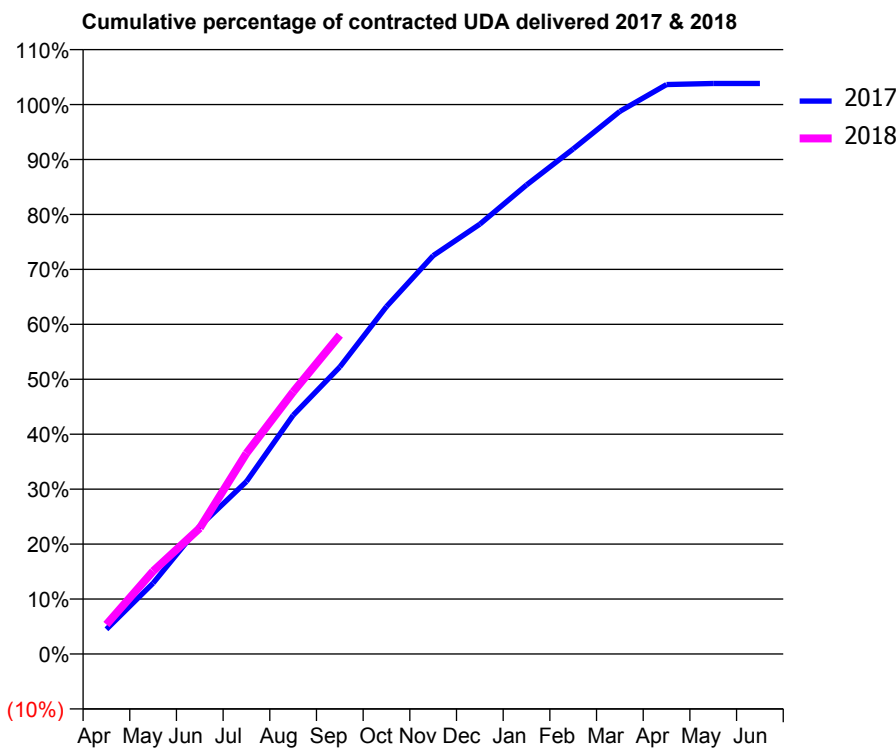
17/18 Contracted general activity (UDA)	14,600
Carry forward general activity (UDA)	-292
17/18 Contracted orthodontic activity (UOA)	0
Carry forward orthodontic activity (UOA)	0
Baseline contract value	£444,810.82

ACCESS*

Patients seen in 24 months	Total	Change since previous quarter
Quarter ending September 2016	3,458	
Quarter ending December 2016	3,502	→
Quarter ending March 2017	3,435	↓
Quarter ending June 2017	3,436	→
Quarter ending September 2017	3,400	↓
Variance since September 2016	(1.7%)	↓



ACTIVITY



Month	Adjusted Scheduled Activity (UDA)	
	2017	2018
April	659	785
May	1,883	2,202
June	3,399	3,347
July	4,583	5,333
August	6,344	6,964
September	7,628	8,475
October	9,230	
November	10,585	
December	11,419	
January	12,462	
February	13,419	
March	14,419	
April	15,129	
May	15,158	
June	15,158	

QUALITY

	Quantity	Base Number	Contract	AT	Region	England
% of FP17s for the same patient ID Re-attending within 3 months - Children	36	820	4.4%	9.7%	11.2%	11.9%
% of FP17s for the same patient ID Re-attending within 3 months - Adults	97	938	10.3%	15.6%	16.6%	15.9%
% of FP17s for the same patient ID Re-attending between 3 & 9 months - Children	267	820	32.6%	46.9%	47.0%	58.1%
% of FP17s for the same patient ID Re-attending between 3 & 9 months - Adults	287	938	30.6%	37.6%	38.2%	50.6%
% of FP17s for Band 1 Urgent Courses	68	1,570	4.3%	11.2%	10.6%	9.1%
% of FP17s Relating to Free Repair or Replacements	0	1,570	0.0%	0.5%	0.6%	0.8%
% of FP17s Relating to Continuations	1	1,570	0.1%	0.6%	0.8%	1.1%
% of Patients satisfied with the dentistry they have received	3	5	N/A	89.0%	89.2%	91.4%
% of Patients satisfied with the time they had to wait for an appointment	2	5	N/A	83.1%	83.4%	87.7%

* This is based on patients treated on this contract for their most recent course of treatment. Figures in italics indicate the base number of FP17s or Patient Questionnaire responses are less than 100. N/A is shown where the base number of responses is less than 10 during the period. % is calculated as Quantity/Base number*100

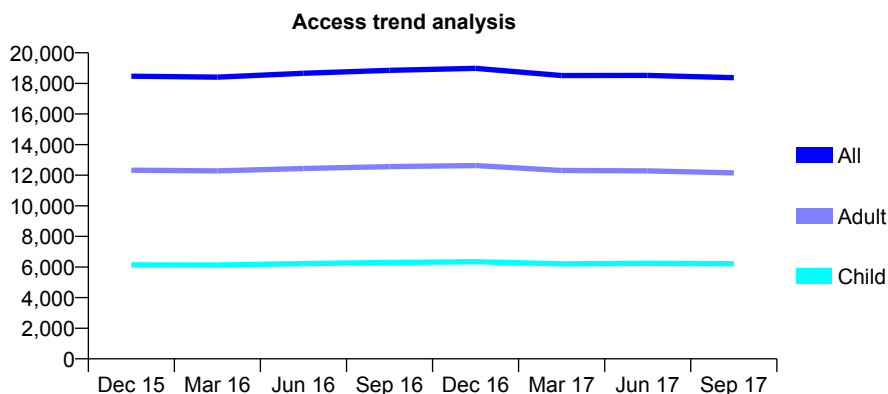
Q62 - Vital Signs At a Glance Contract Report for 182680/0001 - September 2017

Name or company name	Inspire Dental Southall Ltd
Contract type name	GDS Contract
Purpose of contract	General and Orthodontic
Contract start date	01/05/2007
Contract end date	

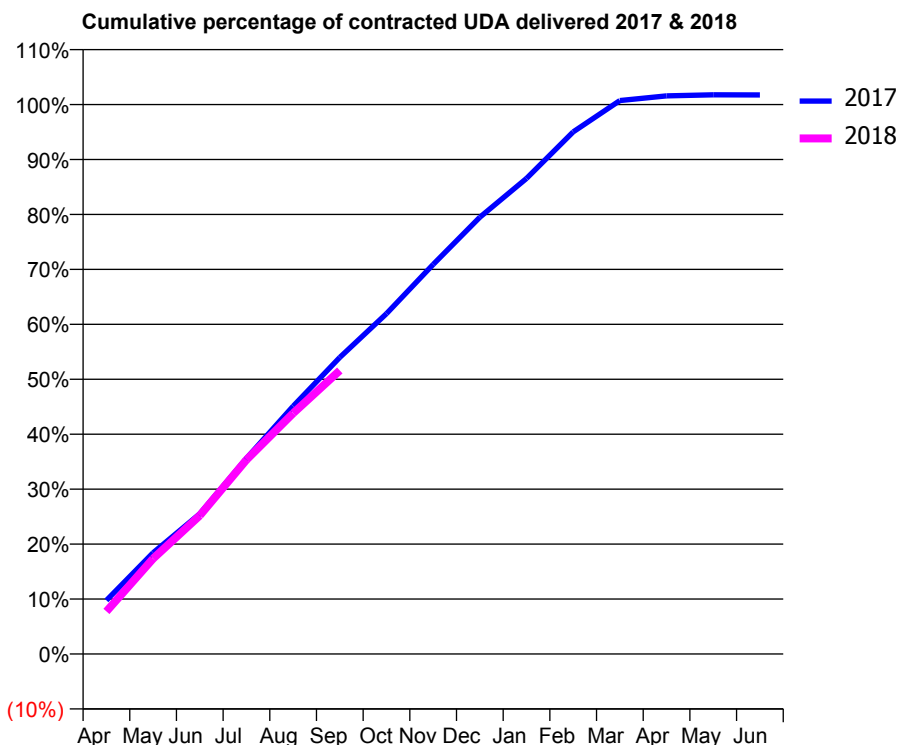
17/18 Contracted general activity (UDA)	54,717
Carry forward general activity (UDA)	-955
17/18 Contracted orthodontic activity (UOA)	3,640
Carry forward orthodontic activity (UOA)	-73
Baseline contract value	£1,691,646.95

ACCESS*

Patients seen in 24 months	Total	Change since previous quarter
Quarter ending September 2016	18,856	
Quarter ending December 2016	18,983	→
Quarter ending March 2017	18,515	↓
Quarter ending June 2017	18,525	→
Quarter ending September 2017	18,375	→
Variance since September 2016	(2.6%)	↓



ACTIVITY



Month	Adjusted Scheduled Activity (UDA)	
	2017	2018
April	5,349	4,240
May	10,084	9,502
June	13,956	13,794
July	19,483	19,341
August	24,672	23,968
September	29,533	28,233
October	33,892	
November	38,799	
December	43,492	
January	47,363	
February	51,984	
March	55,110	
April	55,578	
May	55,687	
June	55,672	

QUALITY

	Quantity	Base Number	Contract	AT	Region	England
% of FP17s for the same patient ID Re-attending within 3 months - Children	277	4,718	5.9%	9.7%	11.2%	11.9%
% of FP17s for the same patient ID Re-attending within 3 months - Adults	502	6,296	8.0%	15.6%	16.6%	15.9%
% of FP17s for the same patient ID Re-attending between 3 & 9 months - Children	2,924	4,718	62.0%	46.9%	47.0%	58.1%
% of FP17s for the same patient ID Re-attending between 3 & 9 months - Adults	2,829	6,296	44.9%	37.6%	38.2%	50.6%
% of FP17s for Band 1 Urgent Courses	448	10,532	4.3%	11.2%	10.6%	9.1%
% of FP17s Relating to Free Repair or Replacements	57	10,532	0.5%	0.5%	0.6%	0.8%
% of FP17s Relating to Continuations	25	10,532	0.2%	0.6%	0.8%	1.1%
% of Patients satisfied with the dentistry they have received	15	17	88.2%	89.0%	89.2%	91.4%
% of Patients satisfied with the time they had to wait for an appointment	13	17	76.5%	83.1%	83.4%	87.7%

* This is based on patients treated on this contract for their most recent course of treatment. Figures in italics indicate the base number of FP17s or Patient Questionnaire responses are less than 100. N/A is shown where the base number of responses is less than 10 during the period. % is calculated as Quantity/Base number*100

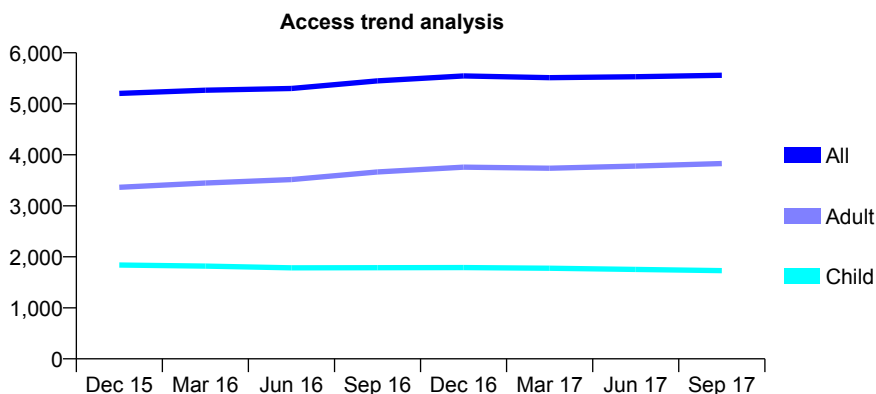
Q62 - Vital Signs At a Glance Contract Report for 183873/0001 - September 2017

Name or company name	Care Dental Ltd
Contract type name	GDS Contract
Purpose of contract	General
Contract start date	08/03/2007
Contract end date	

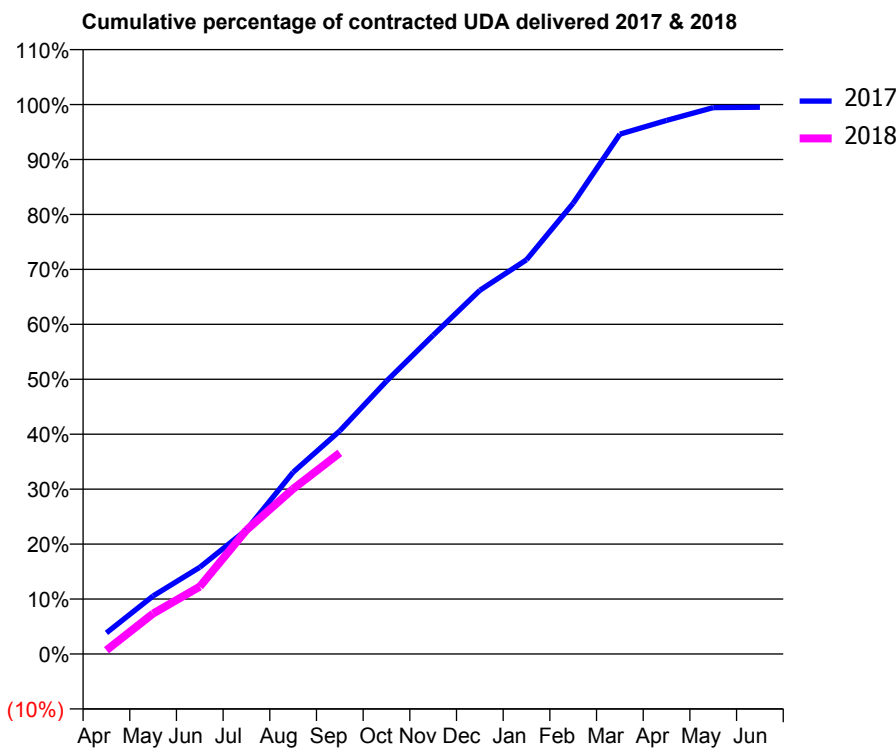
17/18 Contracted general activity (UDA)	17,139
Carry forward general activity (UDA)	85
17/18 Contracted orthodontic activity (UOA)	0
Carry forward orthodontic activity (UOA)	0
Baseline contract value	£510,582.41

ACCESS*

Patients seen in 24 months	Total	Change since previous quarter
Quarter ending September 2016	5,449	
Quarter ending December 2016	5,546	→
Quarter ending March 2017	5,513	→
Quarter ending June 2017	5,531	→
Quarter ending September 2017	5,559	→
Variance since September 2016	2.0%	↑



ACTIVITY



Month	Adjusted Scheduled Activity (UDA)	
	2017	2018
April	659	117
May	1,812	1,264
June	2,706	2,101
July	3,876	3,864
August	5,670	5,152
September	6,960	6,275
October	8,512	
November	9,944	
December	11,342	
January	12,295	
February	14,060	
March	16,215	
April	16,643	
May	17,043	
June	17,054	

QUALITY

	Quantity	Base Number	Contract	AT	Region	England
% of FP17s for the same patient ID Re-attending within 3 months - Children	58	784	7.4%	9.7%	11.2%	11.9%
% of FP17s for the same patient ID Re-attending within 3 months - Adults	178	1,385	12.9%	15.6%	16.6%	15.9%
% of FP17s for the same patient ID Re-attending between 3 & 9 months - Children	157	784	20.0%	46.9%	47.0%	58.1%
% of FP17s for the same patient ID Re-attending between 3 & 9 months - Adults	345	1,385	24.9%	37.6%	38.2%	50.6%
% of FP17s for Band 1 Urgent Courses	47	1,953	2.4%	11.2%	10.6%	9.1%
% of FP17s Relating to Free Repair or Replacements	29	1,953	1.5%	0.5%	0.6%	0.8%
% of FP17s Relating to Continuations	12	1,953	0.6%	0.6%	0.8%	1.1%
% of Patients satisfied with the dentistry they have received	9	9	N/A	89.0%	89.2%	91.4%
% of Patients satisfied with the time they had to wait for an appointment	7	9	N/A	83.1%	83.4%	87.7%

* This is based on patients treated on this contract for their most recent course of treatment. Figures in italics indicate the base number of FP17s or Patient Questionnaire responses are less than 100. N/A is shown where the base number of responses is less than 10 during the period. % is calculated as Quantity/Base number*100

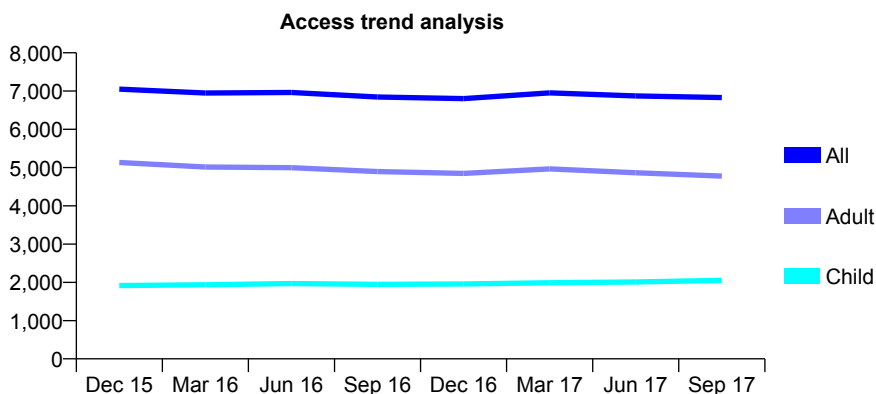
Q62 - Vital Signs At a Glance Contract Report for 184039/0001 - September 2017

Name or company name	Dr M Delahaye & Associates
Contract type name	GDS Contract
Purpose of contract	General
Contract start date	01/04/2011
Contract end date	

17/18 Contracted general activity (UDA)	18,725
Carry forward general activity (UDA)	708
17/18 Contracted orthodontic activity (UOA)	0
Carry forward orthodontic activity (UOA)	0
Baseline contract value	£472,192.39

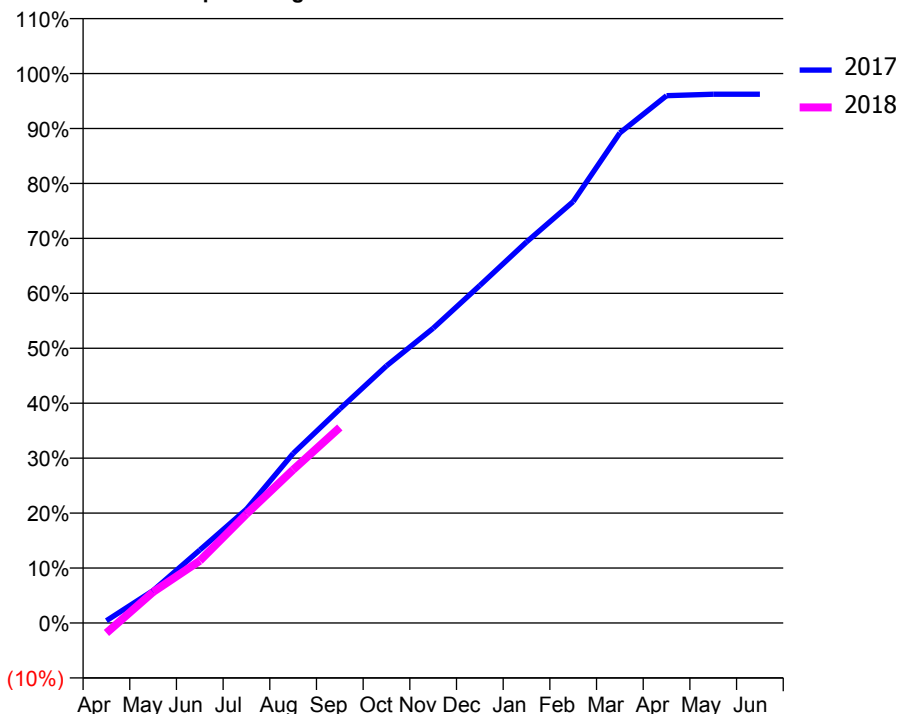
ACCESS*

Patients seen in 24 months	Total	Change since previous quarter
Quarter ending September 2016	6,843	
Quarter ending December 2016	6,803	→
Quarter ending March 2017	6,951	↑
Quarter ending June 2017	6,874	↓
Quarter ending September 2017	6,830	→
Variance since September 2016	(0.2%)	→



ACTIVITY

Cumulative percentage of contracted UDA delivered 2017 & 2018



Month	Adjusted Scheduled Activity (UDA)	
	2017	2018
April	81	-343
May	1,108	1,059
June	2,489	2,120
July	3,877	3,716
August	5,777	5,225
September	7,291	6,663
October	8,762	
November	10,043	
December	11,503	
January	12,985	
February	14,360	
March	16,699	
April	17,967	
May	18,017	
June	18,017	

QUALITY

	Quantity	Base Number	Contract	AT	Region	England
% of FP17s for the same patient ID Re-attending within 3 months - Children	122	1,242	9.8%	9.7%	11.2%	11.9%
% of FP17s for the same patient ID Re-attending within 3 months - Adults	339	2,320	14.6%	15.6%	16.6%	15.9%
% of FP17s for the same patient ID Re-attending between 3 & 9 months - Children	455	1,242	36.6%	46.9%	47.0%	58.1%
% of FP17s for the same patient ID Re-attending between 3 & 9 months - Adults	675	2,320	29.1%	37.6%	38.2%	50.6%
% of FP17s for Band 1 Urgent Courses	435	3,109	14.0%	11.2%	10.6%	9.1%
% of FP17s Relating to Free Repair or Replacements	58	3,109	1.9%	0.5%	0.6%	0.8%
% of FP17s Relating to Continuations	33	3,109	1.1%	0.6%	0.8%	1.1%
% of Patients satisfied with the dentistry they have received	7	8	N/A	89.0%	89.2%	91.4%
% of Patients satisfied with the time they had to wait for an appointment	7	8	N/A	83.1%	83.4%	87.7%

* This is based on patients treated on this contract for their most recent course of treatment. Figures in italics indicate the base number of FP17s or Patient Questionnaire responses are less than 100. N/A is shown where the base number of responses is less than 10 during the period. % is calculated as Quantity/Base number*100

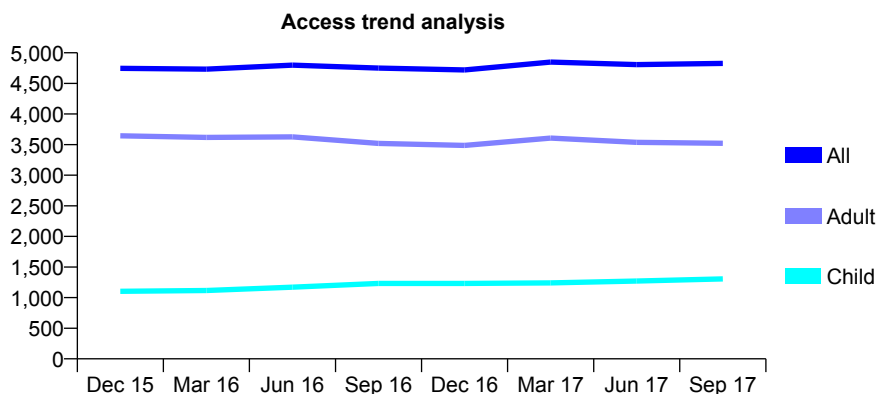
Q62 - Vital Signs At a Glance Contract Report for 184438/0001 - September 2017

Name or company name	Cedars Trading Limited
Contract type name	GDS Contract
Purpose of contract	General
Contract start date	01/04/2009
Contract end date	

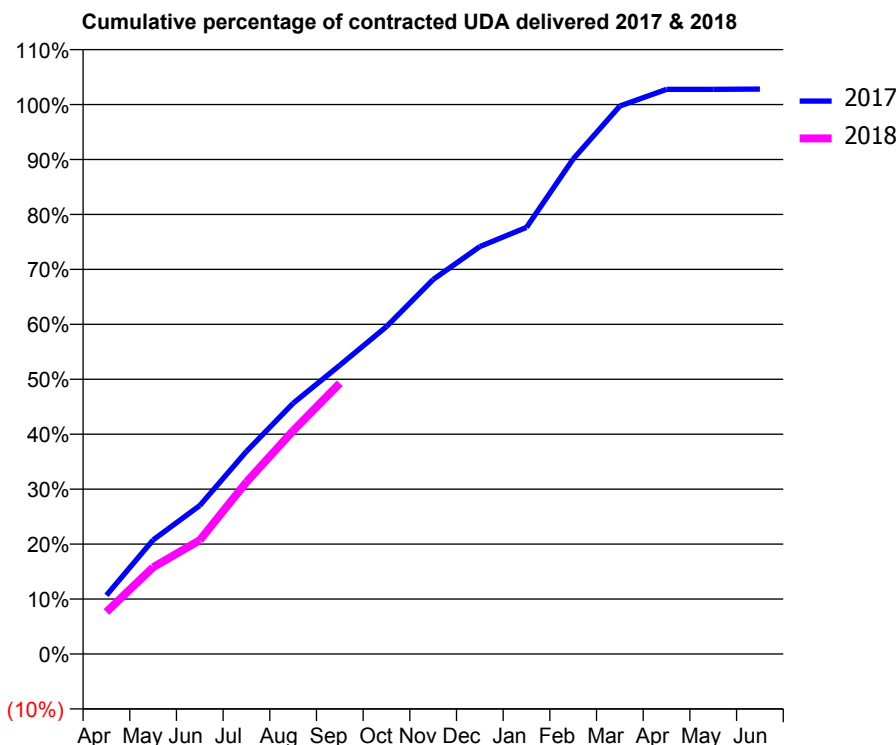
17/18 Contracted general activity (UDA)	13,526
Carry forward general activity (UDA)	-271
17/18 Contracted orthodontic activity (UOA)	0
Carry forward orthodontic activity (UOA)	0
Baseline contract value	£377,132.39

ACCESS*

Patients seen in 24 months	Total	Change since previous quarter
Quarter ending September 2016	4,751	
Quarter ending December 2016	4,719	→
Quarter ending March 2017	4,848	↑
Quarter ending June 2017	4,808	→
Quarter ending September 2017	4,827	→
Variance since September 2016	1.6%	→



ACTIVITY



Month	Adjusted Scheduled Activity (UDA)	
	2017	2018
April	1,446	1,035
May	2,809	2,137
June	3,654	2,802
July	4,986	4,233
August	6,172	5,497
September	7,109	6,663
October	8,059	
November	9,220	
December	10,028	
January	10,502	
February	12,186	
March	13,490	
April	13,899	
May	13,899	
June	13,906	

QUALITY

	Quantity	Base Number	Contract	AT	Region	England
% of FP17s for the same patient ID Re-attending within 3 months - Children	54	752	7.2%	9.7%	11.2%	11.9%
% of FP17s for the same patient ID Re-attending within 3 months - Adults	205	1,614	12.7%	15.6%	16.6%	15.9%
% of FP17s for the same patient ID Re-attending between 3 & 9 months - Children	325	752	43.2%	46.9%	47.0%	58.1%
% of FP17s for the same patient ID Re-attending between 3 & 9 months - Adults	461	1,614	28.6%	37.6%	38.2%	50.6%
% of FP17s for Band 1 Urgent Courses	111	2,187	5.1%	11.2%	10.6%	9.1%
% of FP17s Relating to Free Repair or Replacements	20	2,187	0.9%	0.5%	0.6%	0.8%
% of FP17s Relating to Continuations	19	2,187	0.9%	0.6%	0.8%	1.1%
% of Patients satisfied with the dentistry they have received	5	5	N/A	89.0%	89.2%	91.4%
% of Patients satisfied with the time they had to wait for an appointment	5	5	N/A	83.1%	83.4%	87.7%

* This is based on patients treated on this contract for their most recent course of treatment. Figures in italics indicate the base number of FP17s or Patient Questionnaire responses are less than 100. N/A is shown where the base number of responses is less than 10 during the period. % is calculated as Quantity/Base number*100

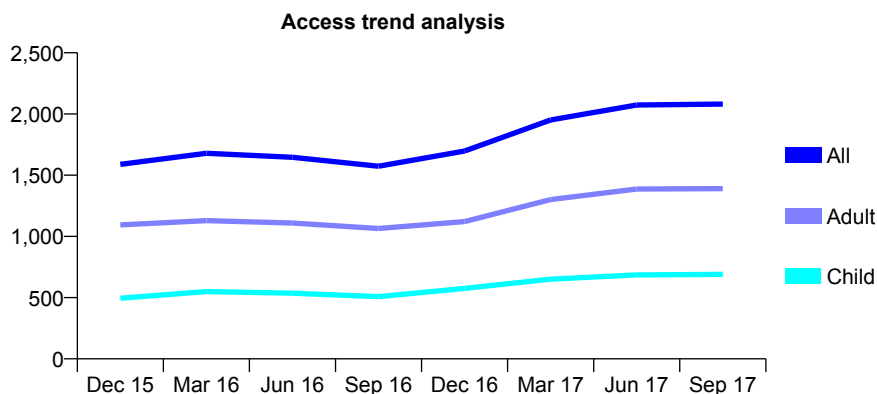
Q62 - Vital Signs At a Glance Contract Report for 184675/0001 - September 2017

Name or company name	Dr T Jabbar
Contract type name	GDS Contract
Purpose of contract	General
Contract start date	01/10/2012
Contract end date	

17/18 Contracted general activity (UDA)	5,952
Carry forward general activity (UDA)	236
17/18 Contracted orthodontic activity (UOA)	0
Carry forward orthodontic activity (UOA)	0
Baseline contract value	£155,935.62

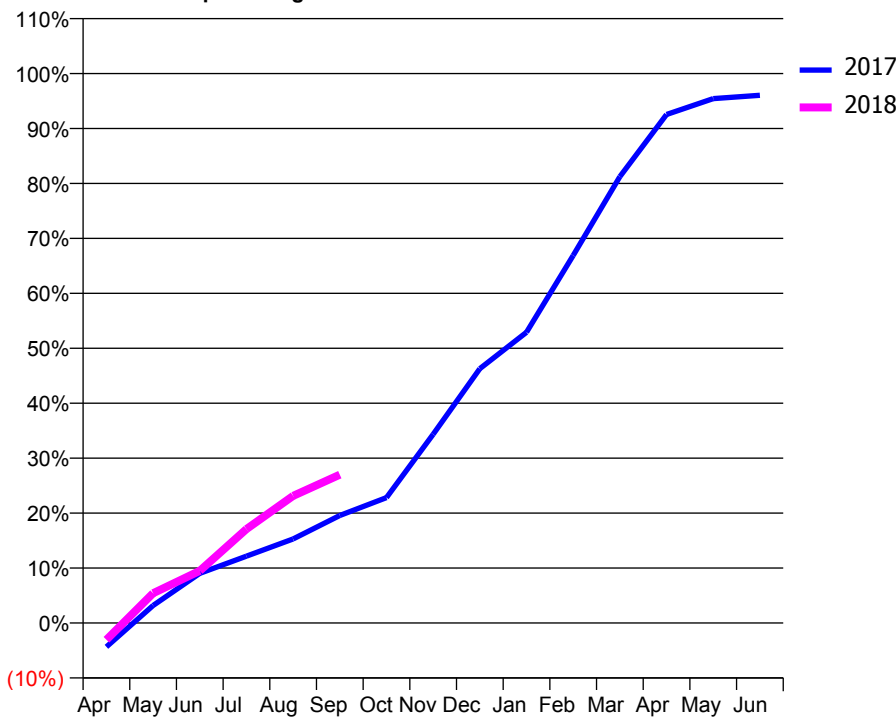
ACCESS*

Patients seen in 24 months	Total	Change since previous quarter
Quarter ending September 2016	1,573	
Quarter ending December 2016	1,698	↑
Quarter ending March 2017	1,952	↑
Quarter ending June 2017	2,073	↑
Quarter ending September 2017	2,081	→
Variance since September 2016	32.3%	↑



ACTIVITY

Cumulative percentage of contracted UDA delivered 2017 & 2018



Month	Adjusted Scheduled Activity (UDA)	
	2017	2018
April	-259	-183
May	189	322
June	538	566
July	725	1,017
August	910	1,377
September	1,164	1,607
October	1,359	
November	2,044	
December	2,755	
January	3,150	
February	3,981	
March	4,835	
April	5,508	
May	5,680	
June	5,716	

QUALITY

	Quantity	Base Number	Contract	AT	Region	England
% of FP17s for the same patient ID Re-attending within 3 months - Children	64	434	14.7%	9.7%	11.2%	11.9%
% of FP17s for the same patient ID Re-attending within 3 months - Adults	176	862	20.4%	15.6%	16.6%	15.9%
% of FP17s for the same patient ID Re-attending between 3 & 9 months - Children	202	434	46.5%	46.9%	47.0%	58.1%
% of FP17s for the same patient ID Re-attending between 3 & 9 months - Adults	302	862	35.0%	37.6%	38.2%	50.6%
% of FP17s for Band 1 Urgent Courses	131	754	17.4%	11.2%	10.6%	9.1%
% of FP17s Relating to Free Repair or Replacements	6	754	0.8%	0.5%	0.6%	0.8%
% of FP17s Relating to Continuations	2	754	0.3%	0.6%	0.8%	1.1%
% of Patients satisfied with the dentistry they have received	2	4	N/A	89.0%	89.2%	91.4%
% of Patients satisfied with the time they had to wait for an appointment	4	4	N/A	83.1%	83.4%	87.7%

* This is based on patients treated on this contract for their most recent course of treatment. Figures in italics indicate the base number of FP17s or Patient Questionnaire responses are less than 100. N/A is shown where the base number of responses is less than 10 during the period. % is calculated as Quantity/Base number*100

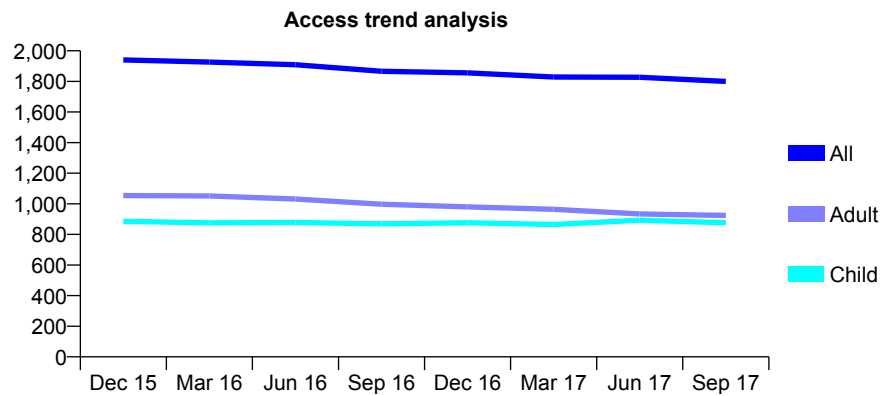
Q62 - Vital Signs At a Glance Contract Report for 186821/0001 - September 2017

Name or company name	Dr. S. Merali and Dr. F. Merali
Contract type name	GDS Contract
Purpose of contract	General
Contract start date	01/10/2012
Contract end date	

17/18 Contracted general activity (UDA)	7,761
Carry forward general activity (UDA)	-86
17/18 Contracted orthodontic activity (UOA)	0
Carry forward orthodontic activity (UOA)	0
Baseline contract value	£237,376.87

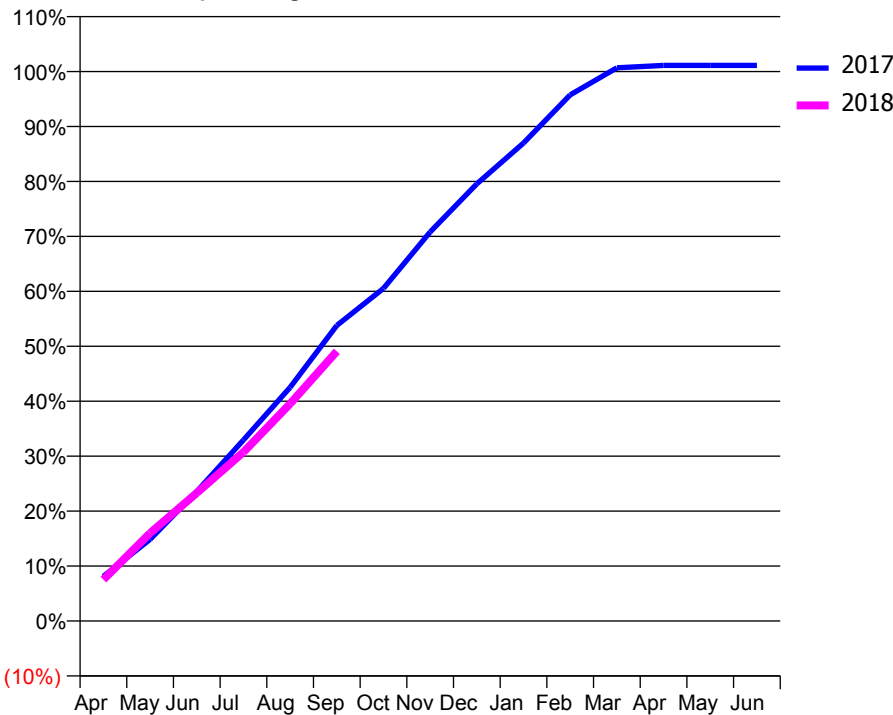
ACCESS*

Patients seen in 24 months	Total	Change since previous quarter
Quarter ending September 2016	1,866	
Quarter ending December 2016	1,856	→
Quarter ending March 2017	1,829	↓
Quarter ending June 2017	1,827	→
Quarter ending September 2017	1,800	↓
Variance since September 2016	(3.5%)	↓



ACTIVITY

Cumulative percentage of contracted UDA delivered 2017 & 2018



Month	Adjusted Scheduled Activity (UDA)	
	2017	2018
April	632	585
May	1,153	1,242
June	1,829	1,809
July	2,557	2,385
August	3,300	3,068
September	4,175	3,810
October	4,698	
November	5,494	
December	6,175	
January	6,751	
February	7,431	
March	7,812	
April	7,846	
May	7,847	
June	7,847	

QUALITY

	Quantity	Base Number	Contract	AT	Region	England
% of FP17s for the same patient ID Re-attending within 3 months - Children	61	873	7.0%	9.7%	11.2%	11.9%
% of FP17s for the same patient ID Re-attending within 3 months - Adults	74	587	12.6%	15.6%	16.6%	15.9%
% of FP17s for the same patient ID Re-attending between 3 & 9 months - Children	614	873	70.3%	46.9%	47.0%	58.1%
% of FP17s for the same patient ID Re-attending between 3 & 9 months - Adults	347	587	59.1%	37.6%	38.2%	50.6%
% of FP17s for Band 1 Urgent Courses	75	1,445	5.2%	11.2%	10.6%	9.1%
% of FP17s Relating to Free Repair or Replacements	0	1,445	0.0%	0.5%	0.6%	0.8%
% of FP17s Relating to Continuations	2	1,445	0.1%	0.6%	0.8%	1.1%
% of Patients satisfied with the dentistry they have received	2	2	N/A	89.0%	89.2%	91.4%
% of Patients satisfied with the time they had to wait for an appointment	2	2	N/A	83.1%	83.4%	87.7%

* This is based on patients treated on this contract for their most recent course of treatment. Figures in italics indicate the base number of FP17s or Patient Questionnaire responses are less than 100. N/A is shown where the base number of responses is less than 10 during the period. % is calculated as Quantity/Base number*100

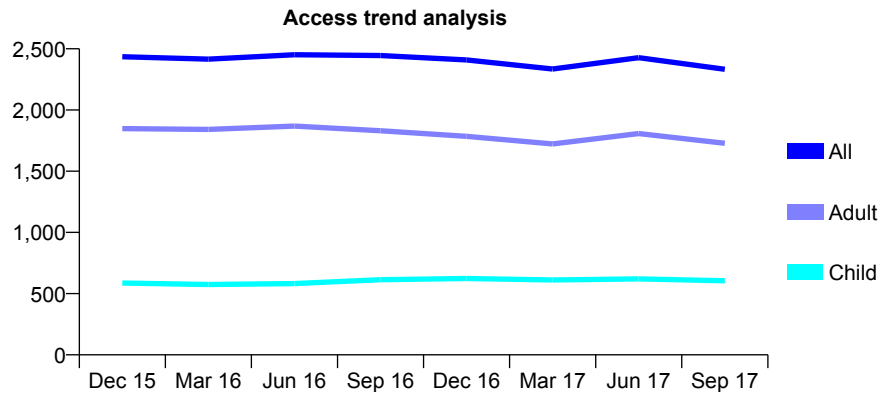
Q62 - Vital Signs At a Glance Contract Report for 187143/0001 - September 2017

Name or company name	Axfell Ltd T/A Bright Dental Practice
Contract type name	GDS Contract
Purpose of contract	General
Contract start date	01/01/2011
Contract end date	

17/18 Contracted general activity (UDA)	8,560
Carry forward general activity (UDA)	289
17/18 Contracted orthodontic activity (UOA)	0
Carry forward orthodontic activity (UOA)	0
Baseline contract value	£199,571.50

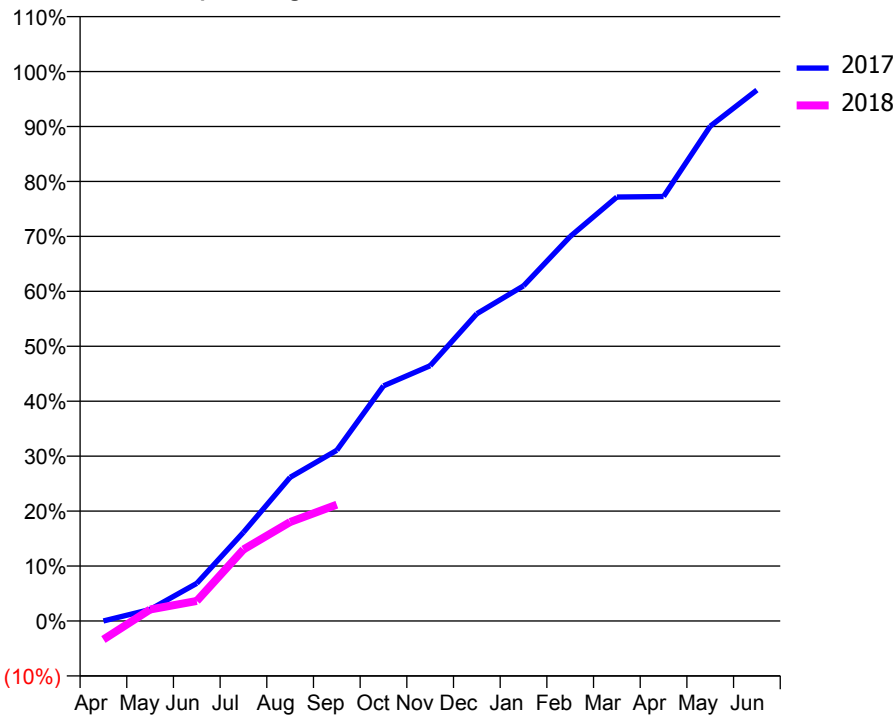
ACCESS*

Patients seen in 24 months	Total	Change since previous quarter
Quarter ending September 2016	2,445	
Quarter ending December 2016	2,409	↓
Quarter ending March 2017	2,335	↓
Quarter ending June 2017	2,428	↑
Quarter ending September 2017	2,333	↓
Variance since September 2016	(4.6%)	↓



ACTIVITY

Cumulative percentage of contracted UDA delivered 2017 & 2018



Month	Adjusted Scheduled Activity (UDA)	
	2017	2018
April	0	-289
May	180	180
June	588	313
July	1,381	1,115
August	2,237	1,542
September	2,661	1,812
October	3,662	
November	3,977	
December	4,787	
January	5,222	
February	5,990	
March	6,605	
April	6,612	
May	7,708	
June	8,271	

QUALITY

	Quantity	Base Number	Contract	AT	Region	England
% of FP17s for the same patient ID Re-attending within 3 months - Children	16	361	4.4%	9.7%	11.2%	11.9%
% of FP17s for the same patient ID Re-attending within 3 months - Adults	113	933	12.1%	15.6%	16.6%	15.9%
% of FP17s for the same patient ID Re-attending between 3 & 9 months - Children	185	361	51.2%	46.9%	47.0%	58.1%
% of FP17s for the same patient ID Re-attending between 3 & 9 months - Adults	422	933	45.2%	37.6%	38.2%	50.6%
% of FP17s for Band 1 Urgent Courses	79	866	9.1%	11.2%	10.6%	9.1%
% of FP17s Relating to Free Repair or Replacements	3	866	0.3%	0.5%	0.6%	0.8%
% of FP17s Relating to Continuations	9	866	1.0%	0.6%	0.8%	1.1%
% of Patients satisfied with the dentistry they have received	2	2	N/A	89.0%	89.2%	91.4%
% of Patients satisfied with the time they had to wait for an appointment	2	2	N/A	83.1%	83.4%	87.7%

* This is based on patients treated on this contract for their most recent course of treatment. Figures in italics indicate the base number of FP17s or Patient Questionnaire responses are less than 100. N/A is shown where the base number of responses is less than 10 during the period. % is calculated as Quantity/Base number*100

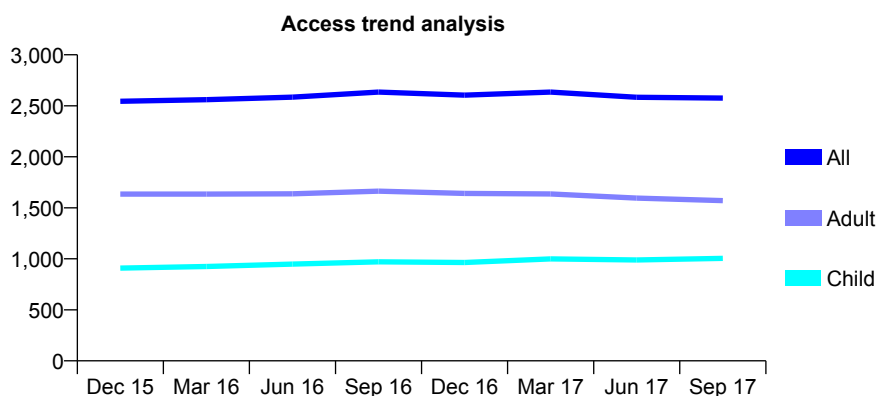
Q62 - Vital Signs At a Glance Contract Report for 189286/0001 - September 2017

Name or company name	MR M AL-JUBBAWY & MISS N JUBBAWY
Contract type name	GDS Contract
Purpose of contract	General
Contract start date	01/10/2012
Contract end date	

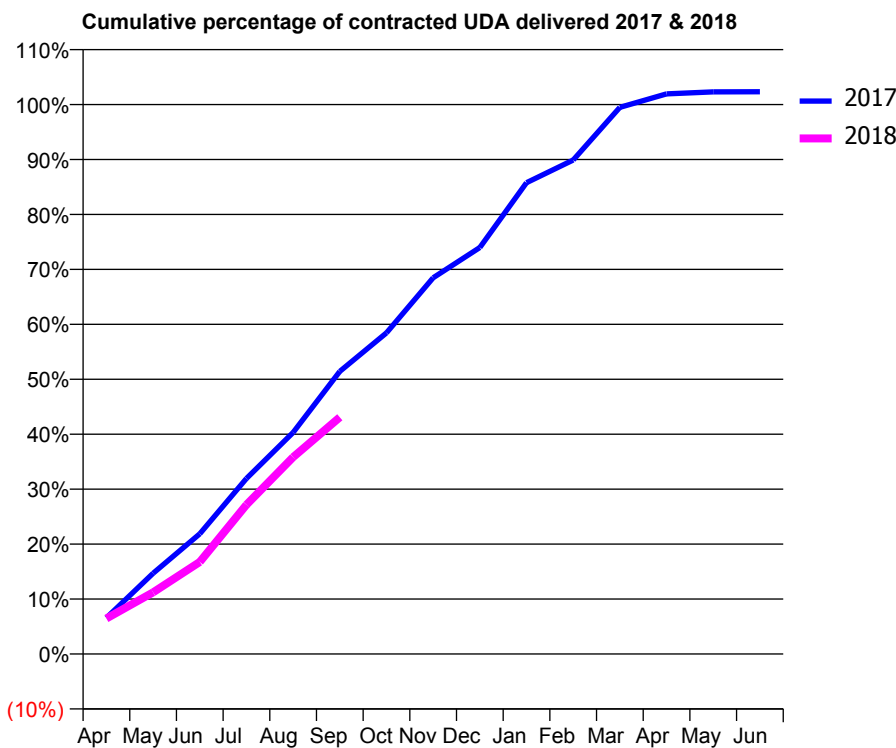
17/18 Contracted general activity (UDA)	8,503
Carry forward general activity (UDA)	-170
17/18 Contracted orthodontic activity (UOA)	0
Carry forward orthodontic activity (UOA)	0
Baseline contract value	£262,820.28

ACCESS*

Patients seen in 24 months	Total	Change since previous quarter
Quarter ending September 2016	2,634	
Quarter ending December 2016	2,605	↓
Quarter ending March 2017	2,635	→
Quarter ending June 2017	2,584	↓
Quarter ending September 2017	2,576	→
Variance since September 2016	(2.2%)	↓



ACTIVITY



Month	Adjusted Scheduled Activity (UDA)	
	2017	2018
April	560	549
May	1,249	955
June	1,860	1,426
July	2,717	2,310
August	3,429	3,047
September	4,374	3,663
October	4,969	
November	5,822	
December	6,291	
January	7,294	
February	7,643	
March	8,458	
April	8,667	
May	8,698	
June	8,700	

QUALITY

	Quantity	Base Number	Contract	AT	Region	England
% of FP17s for the same patient ID Re-attending within 3 months - Children	29	551	5.3%	9.7%	11.2%	11.9%
% of FP17s for the same patient ID Re-attending within 3 months - Adults	93	751	12.4%	15.6%	16.6%	15.9%
% of FP17s for the same patient ID Re-attending between 3 & 9 months - Children	210	551	38.1%	46.9%	47.0%	58.1%
% of FP17s for the same patient ID Re-attending between 3 & 9 months - Adults	280	751	37.3%	37.6%	38.2%	50.6%
% of FP17s for Band 1 Urgent Courses	99	1,205	8.2%	11.2%	10.6%	9.1%
% of FP17s Relating to Free Repair or Replacements	1	1,205	0.1%	0.5%	0.6%	0.8%
% of FP17s Relating to Continuations	5	1,205	0.4%	0.6%	0.8%	1.1%
% of Patients satisfied with the dentistry they have received	3	3	N/A	89.0%	89.2%	91.4%
% of Patients satisfied with the time they had to wait for an appointment	3	3	N/A	83.1%	83.4%	87.7%

* This is based on patients treated on this contract for their most recent course of treatment. Figures in italics indicate the base number of FP17s or Patient Questionnaire responses are less than 100. N/A is shown where the base number of responses is less than 10 during the period. % is calculated as Quantity/Base number*100

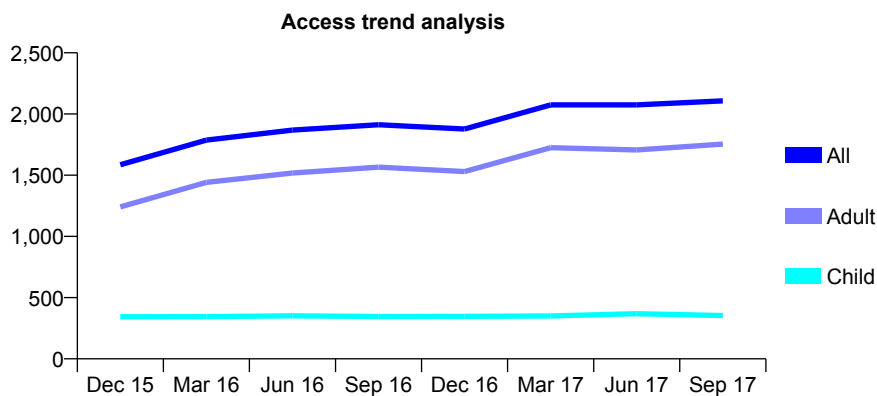
Q62 - Vital Signs At a Glance Contract Report for 189812/0001 - September 2017

Name or company name	Kensington Dental Practice
Contract type name	GDS Contract
Purpose of contract	General
Contract start date	01/08/2010
Contract end date	

17/18 Contracted general activity (UDA)	6,084
Carry forward general activity (UDA)	233
17/18 Contracted orthodontic activity (UOA)	0
Carry forward orthodontic activity (UOA)	0
Baseline contract value	£211,182.80

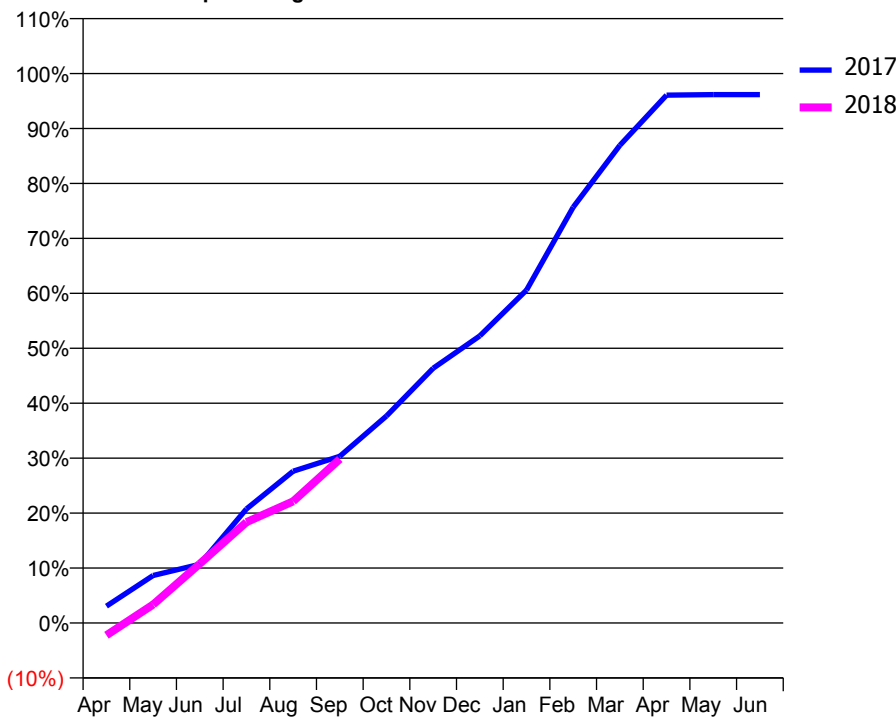
ACCESS*

Patients seen in 24 months	Total	Change since previous quarter
Quarter ending September 2016	1,912	
Quarter ending December 2016	1,877	↓
Quarter ending March 2017	2,075	↑
Quarter ending June 2017	2,075	→
Quarter ending September 2017	2,107	→
Variance since September 2016	10.2%	↑



ACTIVITY

Cumulative percentage of contracted UDA delivered 2017 & 2018



Month	Adjusted Scheduled Activity (UDA)	
	2017	2018
April	187	-137
May	527	204
June	650	656
July	1,263	1,117
August	1,681	1,348
September	1,846	1,815
October	2,292	
November	2,821	
December	3,180	
January	3,685	
February	4,604	
March	5,289	
April	5,845	
May	5,851	
June	5,851	

QUALITY

	Quantity	Base Number	Contract	AT	Region	England
% of FP17s for the same patient ID Re-attending within 3 months - Children	20	235	8.5%	9.7%	11.2%	11.9%
% of FP17s for the same patient ID Re-attending within 3 months - Adults	80	733	10.9%	15.6%	16.6%	15.9%
% of FP17s for the same patient ID Re-attending between 3 & 9 months - Children	104	235	44.3%	46.9%	47.0%	58.1%
% of FP17s for the same patient ID Re-attending between 3 & 9 months - Adults	201	733	27.4%	37.6%	38.2%	50.6%
% of FP17s for Band 1 Urgent Courses	60	767	7.8%	11.2%	10.6%	9.1%
% of FP17s Relating to Free Repair or Replacements	0	767	0.0%	0.5%	0.6%	0.8%
% of FP17s Relating to Continuations	0	767	0.0%	0.6%	0.8%	1.1%
% of Patients satisfied with the dentistry they have received	2	2	N/A	89.0%	89.2%	91.4%
% of Patients satisfied with the time they had to wait for an appointment	2	2	N/A	83.1%	83.4%	87.7%

* This is based on patients treated on this contract for their most recent course of treatment. Figures in italics indicate the base number of FP17s or Patient Questionnaire responses are less than 100. N/A is shown where the base number of responses is less than 10 during the period. % is calculated as Quantity/Base number*100

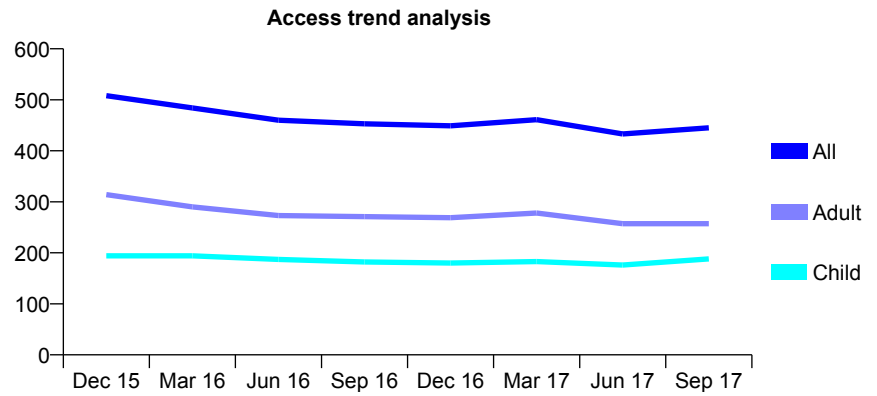
Q62 - Vital Signs At a Glance Contract Report for 190195/0003 - September 2017

Name or company name	Xeon Smiles UK Ltd
Contract type name	GDS Contract
Purpose of contract	General
Contract start date	01/04/2006
Contract end date	

17/18 Contracted general activity (UDA)	2,685
Carry forward general activity (UDA)	-28
17/18 Contracted orthodontic activity (UOA)	0
Carry forward orthodontic activity (UOA)	0
Baseline contract value	£65,590.63

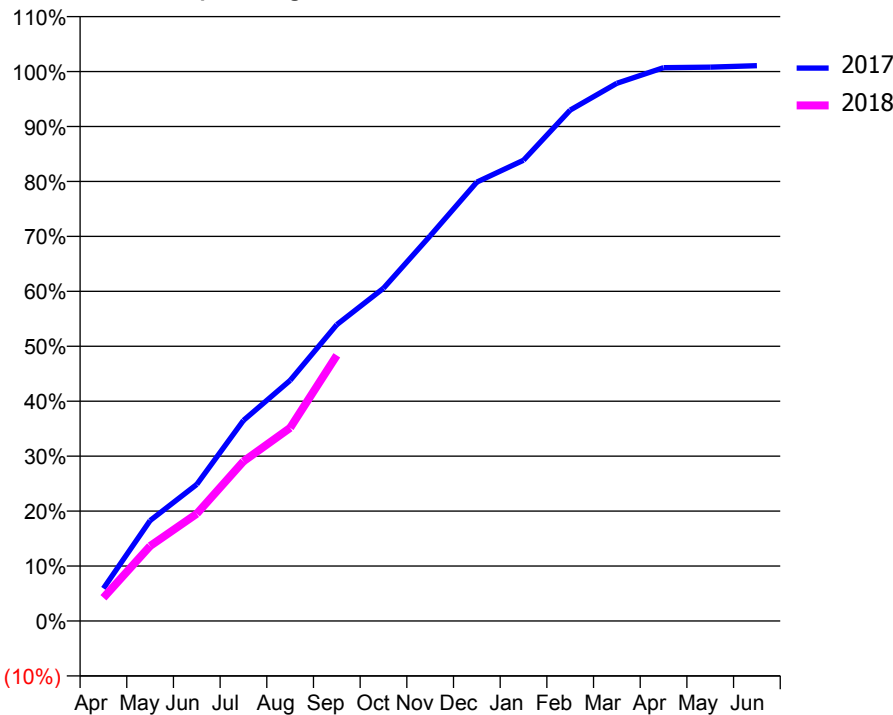
ACCESS*

Patients seen in 24 months	Total	Change since previous quarter
Quarter ending September 2016	453	
Quarter ending December 2016	449	→
Quarter ending March 2017	461	↑
Quarter ending June 2017	433	↓
Quarter ending September 2017	445	↑
Variance since September 2016	(1.8%)	↓



ACTIVITY

Cumulative percentage of contracted UDA delivered 2017 & 2018



Month	Adjusted Scheduled Activity (UDA)	
	2017	2018
April	159	113
May	491	367
June	667	524
July	981	780
August	1,176	944
September	1,448	1,298
October	1,626	
November	1,882	
December	2,145	
January	2,251	
February	2,497	
March	2,627	
April	2,703	
May	2,706	
June	2,713	

QUALITY

	Quantity	Base Number	Contract	AT	Region	England
% of FP17s for the same patient ID Re-attending within 3 months - Children	31	187	16.6%	9.7%	11.2%	11.9%
% of FP17s for the same patient ID Re-attending within 3 months - Adults	48	207	23.2%	15.6%	16.6%	15.9%
% of FP17s for the same patient ID Re-attending between 3 & 9 months - Children	107	187	57.2%	46.9%	47.0%	58.1%
% of FP17s for the same patient ID Re-attending between 3 & 9 months - Adults	113	207	54.6%	37.6%	38.2%	50.6%
% of FP17s for Band 1 Urgent Courses	18	356	5.1%	11.2%	10.6%	9.1%
% of FP17s Relating to Free Repair or Replacements	3	356	0.8%	0.5%	0.6%	0.8%
% of FP17s Relating to Continuations	0	356	0.0%	0.6%	0.8%	1.1%
% of Patients satisfied with the dentistry they have received	2	2	N/A	89.0%	89.2%	91.4%
% of Patients satisfied with the time they had to wait for an appointment	2	2	N/A	83.1%	83.4%	87.7%

* This is based on patients treated on this contract for their most recent course of treatment. Figures in italics indicate the base number of FP17s or Patient Questionnaire responses are less than 100. N/A is shown where the base number of responses is less than 10 during the period. % is calculated as Quantity/Base number*100

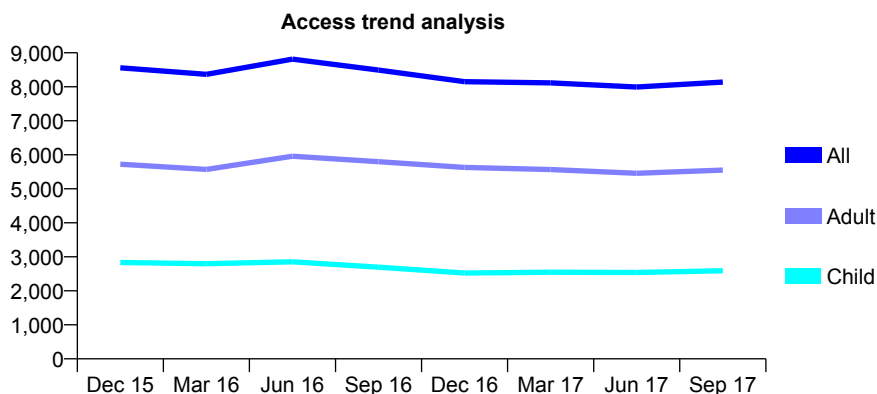
Q62 - Vital Signs At a Glance Contract Report for 191345/0001 - September 2017

Name or company name	Mr. AS Yousif and Mr. ZM Shamoon
Contract type name	GDS Contract
Purpose of contract	General
Contract start date	01/05/2013
Contract end date	

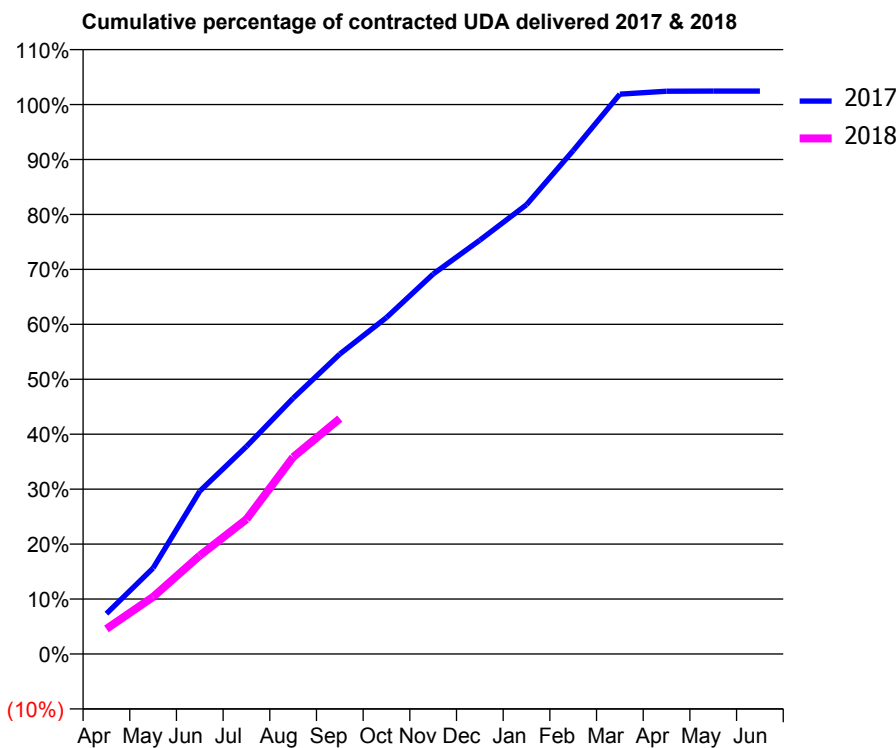
17/18 Contracted general activity (UDA)	22,048
Carry forward general activity (UDA)	-441
17/18 Contracted orthodontic activity (UOA)	0
Carry forward orthodontic activity (UOA)	0
Baseline contract value	£603,767.13

ACCESS*

Patients seen in 24 months	Total	Change since previous quarter
Quarter ending September 2016	8,494	
Quarter ending December 2016	8,152	↓
Quarter ending March 2017	8,116	→
Quarter ending June 2017	7,995	↓
Quarter ending September 2017	8,140	→
Variance since September 2016	(4.2%)	↓



ACTIVITY



Month	Adjusted Scheduled Activity (UDA)	
	2017	2018
April	1,618	1,011
May	3,447	2,292
June	6,533	3,949
July	8,328	5,404
August	10,267	7,898
September	12,037	9,446
October	13,502	
November	15,247	
December	16,605	
January	18,030	
February	20,198	
March	22,466	
April	22,579	
May	22,585	
June	22,586	

QUALITY

	Quantity	Base Number	Contract	AT	Region	England
% of FP17s for the same patient ID Re-attending within 3 months - Children	116	1,572	7.4%	9.7%	11.2%	11.9%
% of FP17s for the same patient ID Re-attending within 3 months - Adults	245	2,583	9.5%	15.6%	16.6%	15.9%
% of FP17s for the same patient ID Re-attending between 3 & 9 months - Children	632	1,572	40.2%	46.9%	47.0%	58.1%
% of FP17s for the same patient ID Re-attending between 3 & 9 months - Adults	916	2,583	35.5%	37.6%	38.2%	50.6%
% of FP17s for Band 1 Urgent Courses	243	3,918	6.2%	11.2%	10.6%	9.1%
% of FP17s Relating to Free Repair or Replacements	6	3,918	0.2%	0.5%	0.6%	0.8%
% of FP17s Relating to Continuations	0	3,918	0.0%	0.6%	0.8%	1.1%
% of Patients satisfied with the dentistry they have received	16	17	94.1%	89.0%	89.2%	91.4%
% of Patients satisfied with the time they had to wait for an appointment	10	17	58.8%	83.1%	83.4%	87.7%

* This is based on patients treated on this contract for their most recent course of treatment. Figures in italics indicate the base number of FP17s or Patient Questionnaire responses are less than 100. N/A is shown where the base number of responses is less than 10 during the period. % is calculated as Quantity/Base number*100

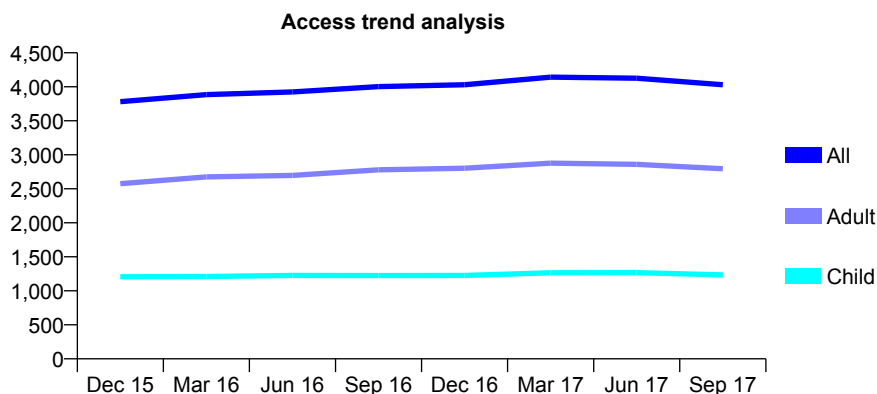
Q62 - Vital Signs At a Glance Contract Report for 191507/0001 - September 2017

Name or company name	Perfect Smile
Contract type name	GDS Contract
Purpose of contract	General
Contract start date	01/01/2012
Contract end date	

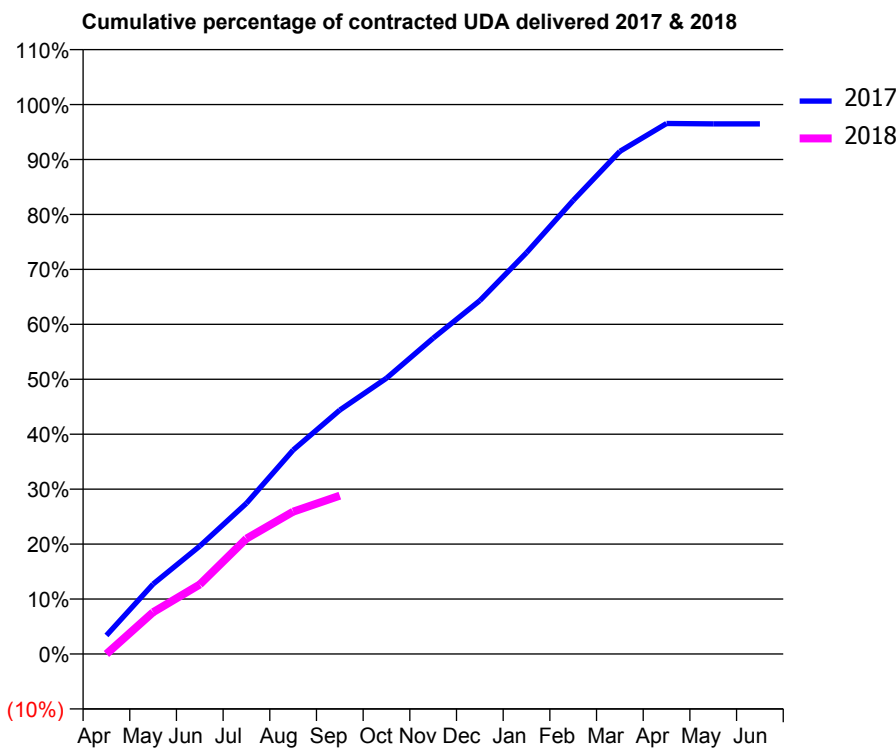
17/18 Contracted general activity (UDA)	9,616
Carry forward general activity (UDA)	340
17/18 Contracted orthodontic activity (UOA)	0
Carry forward orthodontic activity (UOA)	0
Baseline contract value	£253,849.76

ACCESS*

Patients seen in 24 months	Total	Change since previous quarter
Quarter ending September 2016	4,003	
Quarter ending December 2016	4,030	→
Quarter ending March 2017	4,142	↑
Quarter ending June 2017	4,127	→
Quarter ending September 2017	4,031	↓
Variance since September 2016	0.7%	→



ACTIVITY



Month	Adjusted Scheduled Activity (UDA)	
	2017	2018
April	326	1
May	1,224	732
June	1,890	1,217
July	2,638	2,019
August	3,569	2,491
September	4,269	2,772
October	4,826	
November	5,528	
December	6,184	
January	7,024	
February	7,938	
March	8,796	
April	9,284	
May	9,276	
June	9,276	

QUALITY

	Quantity	Base Number	Contract	AT	Region	England
% of FP17s for the same patient ID Re-attending within 3 months - Children	32	630	5.1%	9.7%	11.2%	11.9%
% of FP17s for the same patient ID Re-attending within 3 months - Adults	107	1,083	9.9%	15.6%	16.6%	15.9%
% of FP17s for the same patient ID Re-attending between 3 & 9 months - Children	337	630	53.5%	46.9%	47.0%	58.1%
% of FP17s for the same patient ID Re-attending between 3 & 9 months - Adults	325	1,083	30.0%	37.6%	38.2%	50.6%
% of FP17s for Band 1 Urgent Courses	169	1,544	10.9%	11.2%	10.6%	9.1%
% of FP17s Relating to Free Repair or Replacements	9	1,544	0.6%	0.5%	0.6%	0.8%
% of FP17s Relating to Continuations	13	1,544	0.8%	0.6%	0.8%	1.1%
% of Patients satisfied with the dentistry they have received	4	4	N/A	89.0%	89.2%	91.4%
% of Patients satisfied with the time they had to wait for an appointment	3	4	N/A	83.1%	83.4%	87.7%

* This is based on patients treated on this contract for their most recent course of treatment. Figures in italics indicate the base number of FP17s or Patient Questionnaire responses are less than 100. N/A is shown where the base number of responses is less than 10 during the period. % is calculated as Quantity/Base number*100

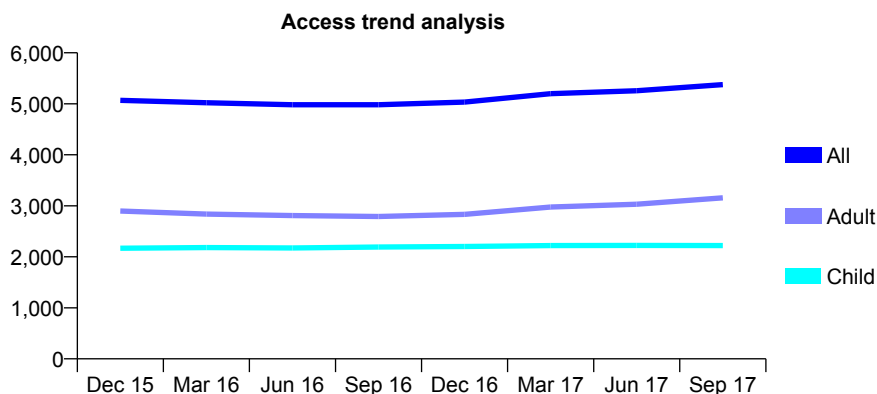
Q62 - Vital Signs At a Glance Contract Report for 193631/0001 - September 2017

Name or company name	Dr Natasha Luthra & Dr Trishna Dhot
Contract type name	GDS Contract
Purpose of contract	General
Contract start date	01/06/2013
Contract end date	

17/18 Contracted general activity (UDA)	12,297
Carry forward general activity (UDA)	-189
17/18 Contracted orthodontic activity (UOA)	0
Carry forward orthodontic activity (UOA)	0
Baseline contract value	£272,408.55

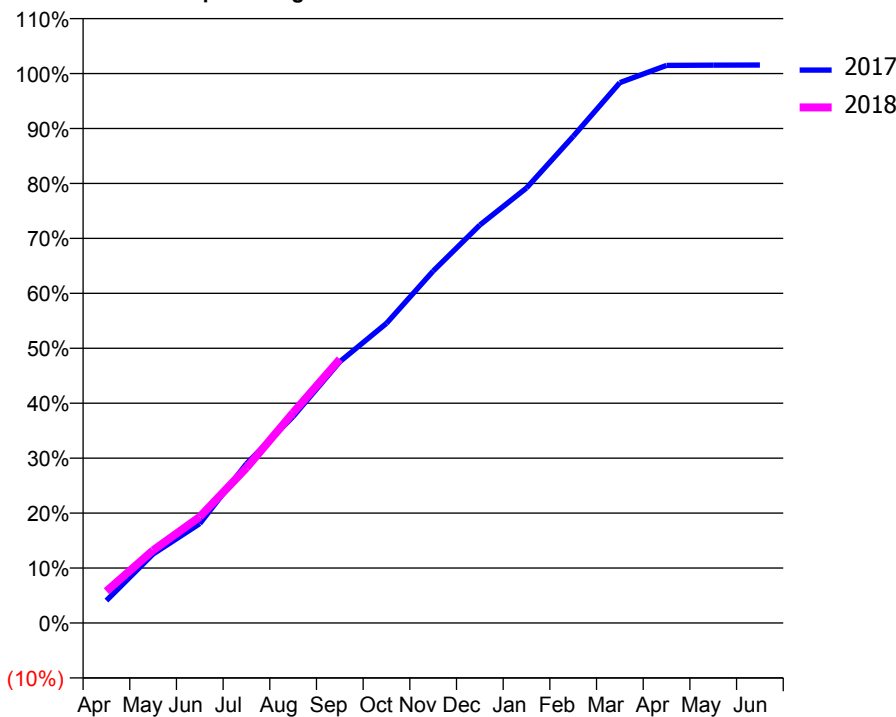
ACCESS*

Patients seen in 24 months	Total	Change since previous quarter
Quarter ending September 2016	4,981	
Quarter ending December 2016	5,034	→
Quarter ending March 2017	5,198	↑
Quarter ending June 2017	5,255	→
Quarter ending September 2017	5,376	↑
Variance since September 2016	7.9%	↑



ACTIVITY

Cumulative percentage of contracted UDA delivered 2017 & 2018



Month	Adjusted Scheduled Activity (UDA)	
	2017	2018
April	501	711
May	1,545	1,628
June	2,226	2,376
July	3,565	3,471
August	4,621	4,708
September	5,847	5,903
October	6,707	
November	7,876	
December	8,906	
January	9,735	
February	10,889	
March	12,094	
April	12,478	
May	12,485	
June	12,486	

QUALITY

	Quantity	Base Number	Contract	AT	Region	England
% of FP17s for the same patient ID Re-attending within 3 months - Children	122	1,465	8.3%	9.7%	11.2%	11.9%
% of FP17s for the same patient ID Re-attending within 3 months - Adults	228	1,854	12.3%	15.6%	16.6%	15.9%
% of FP17s for the same patient ID Re-attending between 3 & 9 months - Children	771	1,465	52.6%	46.9%	47.0%	58.1%
% of FP17s for the same patient ID Re-attending between 3 & 9 months - Adults	851	1,854	45.9%	37.6%	38.2%	50.6%
% of FP17s for Band 1 Urgent Courses	238	3,124	7.6%	11.2%	10.6%	9.1%
% of FP17s Relating to Free Repair or Replacements	19	3,124	0.6%	0.5%	0.6%	0.8%
% of FP17s Relating to Continuations	6	3,124	0.2%	0.6%	0.8%	1.1%
% of Patients satisfied with the dentistry they have received	9	10	90.0%	89.0%	89.2%	91.4%
% of Patients satisfied with the time they had to wait for an appointment	8	10	80.0%	83.1%	83.4%	87.7%

* This is based on patients treated on this contract for their most recent course of treatment. Figures in italics indicate the base number of FP17s or Patient Questionnaire responses are less than 100. N/A is shown where the base number of responses is less than 10 during the period. % is calculated as Quantity/Base number*100

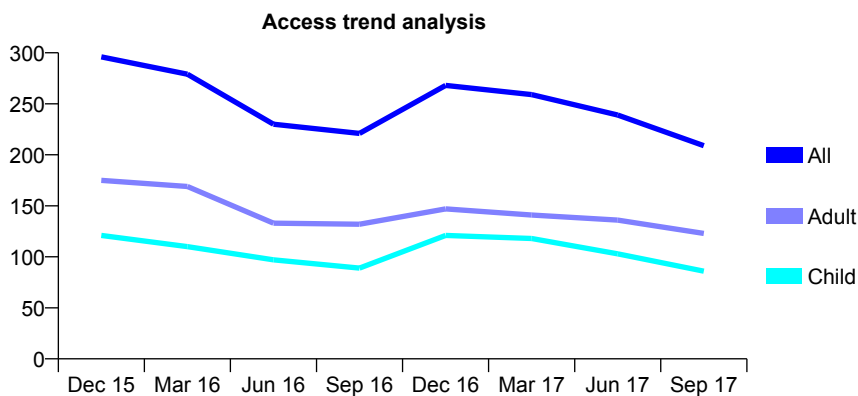
Q62 - Vital Signs At a Glance Contract Report for 194522/0001 - September 2017

Name or company name	Bhutta, Padayachee and associates
Contract type name	GDS Contract
Purpose of contract	General
Contract start date	01/04/2011
Contract end date	

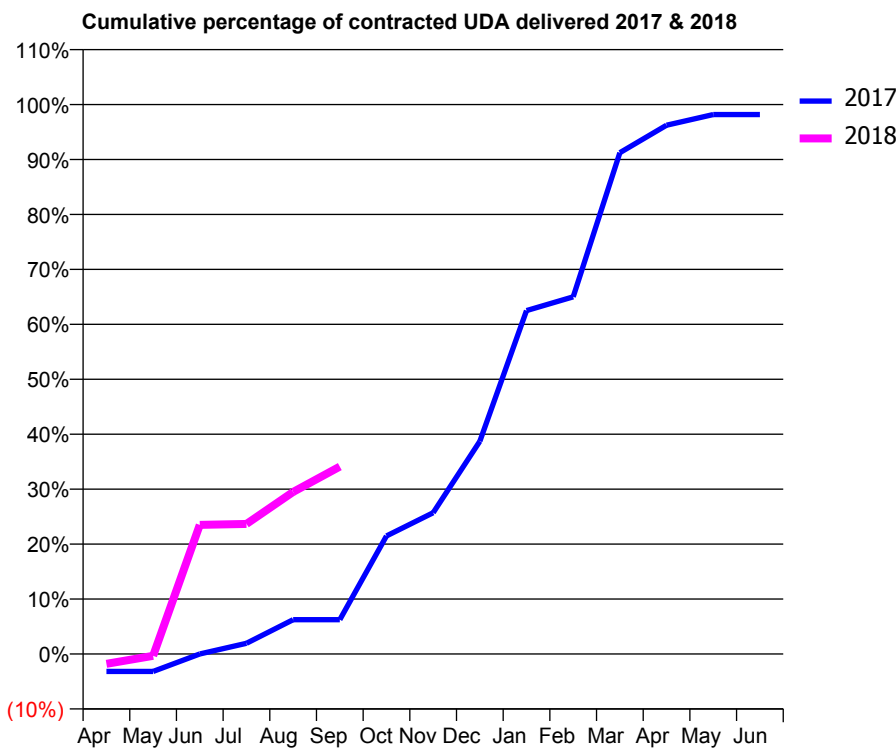
17/18 Contracted general activity (UDA)	720
Carry forward general activity (UDA)	13
17/18 Contracted orthodontic activity (UOA)	0
Carry forward orthodontic activity (UOA)	0
Baseline contract value	£19,793.85

ACCESS*

Patients seen in 24 months	Total	Change since previous quarter
Quarter ending September 2016	221	
Quarter ending December 2016	268	↑
Quarter ending March 2017	259	↓
Quarter ending June 2017	239	↓
Quarter ending September 2017	209	↓
Variance since September 2016	(5.4%)	↓



ACTIVITY



Month	Adjusted Scheduled Activity (UDA)	
	2017	2018
April	-23	-13
May	-23	-3
June	-0	169
July	14	170
August	45	212
September	45	246
October	155	
November	185	
December	279	
January	450	
February	468	
March	657	
April	693	
May	707	
June	707	

QUALITY

	Quantity	Base Number	Contract	AT	Region	England
% of FP17s for the same patient ID Re-attending within 3 months - Children	0	32	0.0%	9.7%	11.2%	11.9%
% of FP17s for the same patient ID Re-attending within 3 months - Adults	1	60	1.7%	15.6%	16.6%	15.9%
% of FP17s for the same patient ID Re-attending between 3 & 9 months - Children	4	32	12.5%	46.9%	47.0%	58.1%
% of FP17s for the same patient ID Re-attending between 3 & 9 months - Adults	4	60	6.7%	37.6%	38.2%	50.6%
% of FP17s for Band 1 Urgent Courses	13	83	15.7%	11.2%	10.6%	9.1%
% of FP17s Relating to Free Repair or Replacements	0	83	0.0%	0.5%	0.6%	0.8%
% of FP17s Relating to Continuations	0	83	0.0%	0.6%	0.8%	1.1%
% of Patients satisfied with the dentistry they have received	0	0	N/A	89.0%	89.2%	91.4%
% of Patients satisfied with the time they had to wait for an appointment	0	0	N/A	83.1%	83.4%	87.7%

* This is based on patients treated on this contract for their most recent course of treatment. Figures in italics indicate the base number of FP17s or Patient Questionnaire responses are less than 100. N/A is shown where the base number of responses is less than 10 during the period. % is calculated as Quantity/Base number*100

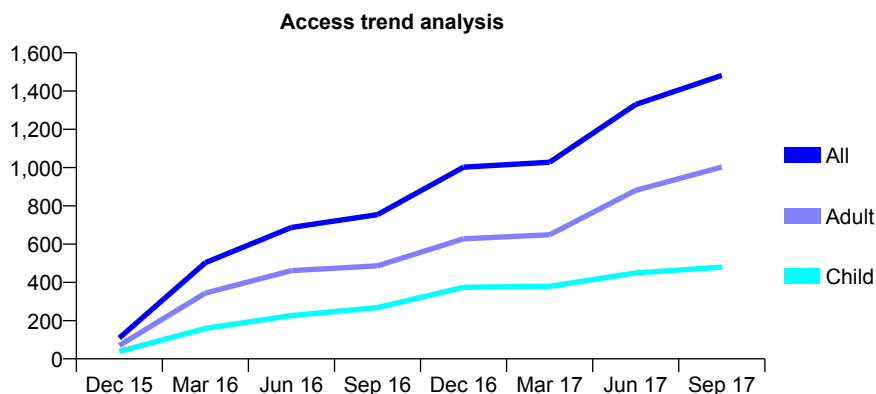
Q62 - Vital Signs At a Glance Contract Report for 198080/0001 - September 2017

Name or company name	Smile For Life
Contract type name	GDS Contract
Purpose of contract	General
Contract start date	01/11/2015
Contract end date	

17/18 Contracted general activity (UDA)	8,136
Carry forward general activity (UDA)	-84
17/18 Contracted orthodontic activity (UOA)	0
Carry forward orthodontic activity (UOA)	0
Baseline contract value	£286,594.54

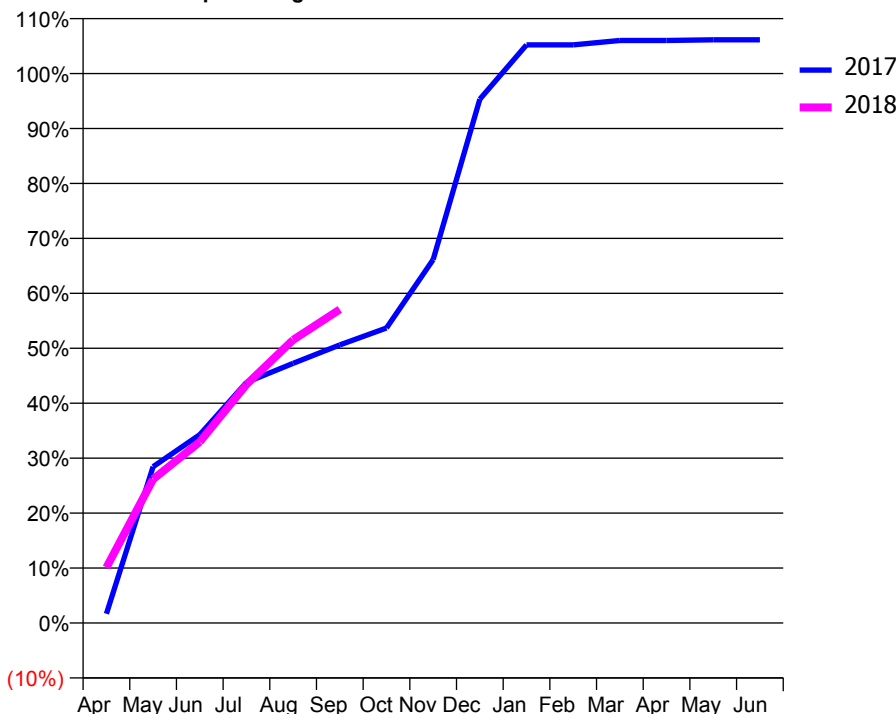
ACCESS*

Patients seen in 24 months	Total	Change since previous quarter
Quarter ending September 2016	754	
Quarter ending December 2016	1,002	↑
Quarter ending March 2017	1,028	↑
Quarter ending June 2017	1,330	↑
Quarter ending September 2017	1,482	↑
Variance since September 2016	96.6%	↑



ACTIVITY

Cumulative percentage of contracted UDA delivered 2017 & 2018



Month	Adjusted Scheduled Activity (UDA)	
	2017	2018
April	71	822
May	1,198	2,129
June	1,444	2,682
July	1,844	3,531
August	1,990	4,193
September	2,131	4,642
October	2,261	
November	2,785	
December	4,015	
January	4,431	
February	4,431	
March	4,465	
April	4,465	
May	4,470	
June	4,470	

QUALITY

	Quantity	Base Number	Contract	AT	Region	England
% of FP17s for the same patient ID Re-attending within 3 months - Children	29	393	7.4%	9.7%	11.2%	11.9%
% of FP17s for the same patient ID Re-attending within 3 months - Adults	80	765	10.5%	15.6%	16.6%	15.9%
% of FP17s for the same patient ID Re-attending between 3 & 9 months - Children	152	393	38.7%	46.9%	47.0%	58.1%
% of FP17s for the same patient ID Re-attending between 3 & 9 months - Adults	211	765	27.6%	37.6%	38.2%	50.6%
% of FP17s for Band 1 Urgent Courses	0	1,155	0.0%	11.2%	10.6%	9.1%
% of FP17s Relating to Free Repair or Replacements	0	1,155	0.0%	0.5%	0.6%	0.8%
% of FP17s Relating to Continuations	29	1,155	2.5%	0.6%	0.8%	1.1%
% of Patients satisfied with the dentistry they have received	5	5	N/A	89.0%	89.2%	91.4%
% of Patients satisfied with the time they had to wait for an appointment	5	5	N/A	83.1%	83.4%	87.7%

* This is based on patients treated on this contract for their most recent course of treatment. Figures in italics indicate the base number of FP17s or Patient Questionnaire responses are less than 100. N/A is shown where the base number of responses is less than 10 during the period. % is calculated as Quantity/Base number*100

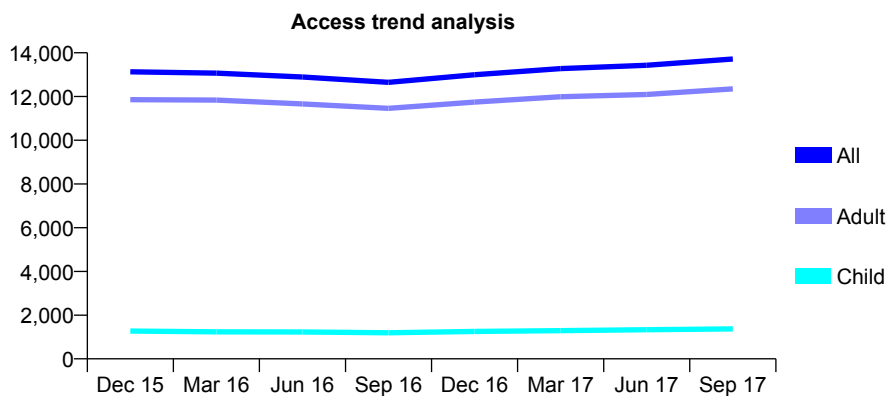
Q62 - Vital Signs At a Glance Contract Report for 199303/0001 - September 2017

Name or company name	Mrs R Szasz & Miss E Szasz
Contract type name	GDS Contract
Purpose of contract	General
Contract start date	01/07/2012
Contract end date	

17/18 Contracted general activity (UDA)	32,422
Carry forward general activity (UDA)	-605
17/18 Contracted orthodontic activity (UOA)	0
Carry forward orthodontic activity (UOA)	0
Baseline contract value	£1,144,873.33

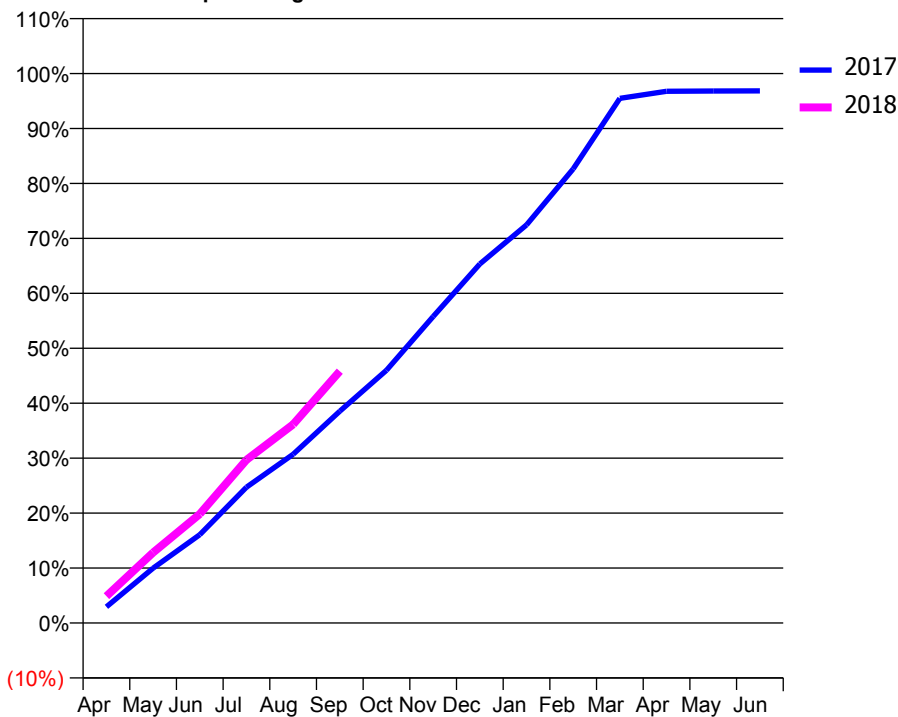
ACCESS*

Patients seen in 24 months	Total	Change since previous quarter
Quarter ending September 2016	12,651	
Quarter ending December 2016	12,999	↑
Quarter ending March 2017	13,280	↑
Quarter ending June 2017	13,430	→
Quarter ending September 2017	13,719	↑
Variance since September 2016	8.4%	↑



ACTIVITY

Cumulative percentage of contracted UDA delivered 2017 & 2018



Month	2017	2018
April	956	1,589
May	3,239	4,158
June	5,215	6,428
July	8,012	9,629
August	9,953	11,718
September	12,500	14,860
October	14,914	
November	18,088	
December	21,183	
January	23,489	
February	26,794	
March	30,953	
April	31,372	
May	31,389	
June	31,395	

QUALITY

	Quantity	Base Number	Contract	AT	Region	England
% of FP17s for the same patient ID Re-attending within 3 months - Children	38	686	5.5%	9.7%	11.2%	11.9%
% of FP17s for the same patient ID Re-attending within 3 months - Adults	832	5,750	14.5%	15.6%	16.6%	15.9%
% of FP17s for the same patient ID Re-attending between 3 & 9 months - Children	170	686	24.8%	46.9%	47.0%	58.1%
% of FP17s for the same patient ID Re-attending between 3 & 9 months - Adults	1,270	5,750	22.1%	37.6%	38.2%	50.6%
% of FP17s for Band 1 Urgent Courses	1,259	5,840	21.6%	11.2%	10.6%	9.1%
% of FP17s Relating to Free Repair or Replacements	79	5,840	1.4%	0.5%	0.6%	0.8%
% of FP17s Relating to Continuations	37	5,840	0.6%	0.6%	0.8%	1.1%
% of Patients satisfied with the dentistry they have received	12	16	75.0%	89.0%	89.2%	91.4%
% of Patients satisfied with the time they had to wait for an appointment	10	16	62.5%	83.1%	83.4%	87.7%

* This is based on patients treated on this contract for their most recent course of treatment. Figures in italics indicate the base number of FP17s or Patient Questionnaire responses are less than 100. N/A is shown where the base number of responses is less than 10 during the period. % is calculated as Quantity/Base number*100

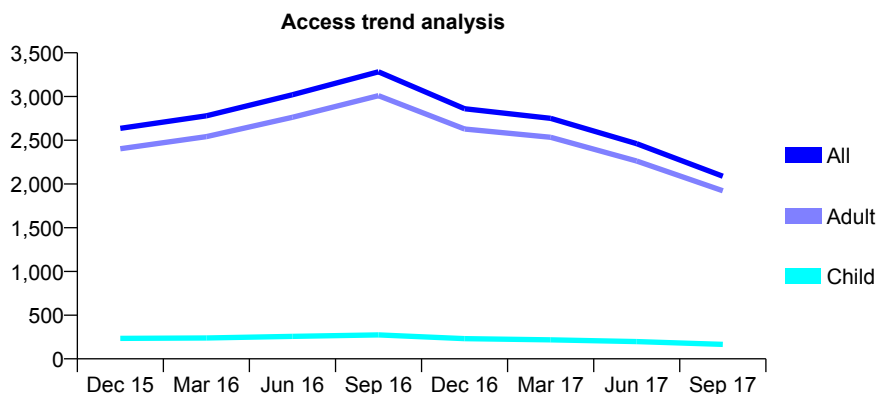
Q62 - Vital Signs At a Glance Contract Report for 199303/0003 - September 2017

Name or company name	Mrs R Szasz & Miss E Szasz
Contract type name	PDS Plus Contract
Purpose of contract	General
Contract start date	01/05/2013
Contract end date	31/03/2018

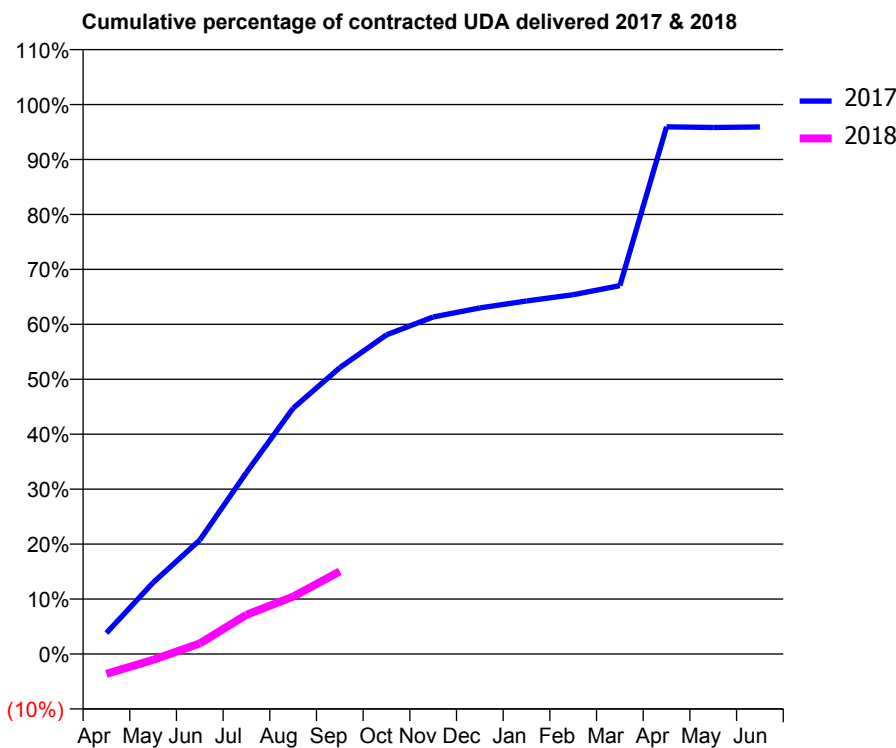
17/18 Contracted general activity (UDA)	7,500
Carry forward general activity (UDA)	307
17/18 Contracted orthodontic activity (UOA)	0
Carry forward orthodontic activity (UOA)	0
Baseline contract value	£159,913.60

ACCESS*

Patients seen in 24 months	Total	Change since previous quarter
Quarter ending September 2016	3,283	
Quarter ending December 2016	2,860	↓
Quarter ending March 2017	2,751	↓
Quarter ending June 2017	2,461	↓
Quarter ending September 2017	2,088	↓
Variance since September 2016	(36.4%)	↓



ACTIVITY



Month	Adjusted Scheduled Activity (UDA)	
	2017	2018
April	286	-271
May	975	-80
June	1,556	144
July	2,478	536
August	3,355	784
September	3,908	1,127
October	4,356	
November	4,601	
December	4,723	
January	4,818	
February	4,905	
March	5,028	
April	7,195	
May	7,187	
June	7,193	

QUALITY

	Quantity	Base Number	Contract	AT	Region	England
% of FP17s for the same patient ID Re-attending within 3 months - Children	2	84	2.4%	9.7%	11.2%	11.9%
% of FP17s for the same patient ID Re-attending within 3 months - Adults	48	955	5.0%	15.6%	16.6%	15.9%
% of FP17s for the same patient ID Re-attending between 3 & 9 months - Children	1	84	1.2%	46.9%	47.0%	58.1%
% of FP17s for the same patient ID Re-attending between 3 & 9 months - Adults	46	955	4.8%	37.6%	38.2%	50.6%
% of FP17s for Band 1 Urgent Courses	169	464	36.4%	11.2%	10.6%	9.1%
% of FP17s Relating to Free Repair or Replacements	4	464	0.9%	0.5%	0.6%	0.8%
% of FP17s Relating to Continuations	14	464	3.0%	0.6%	0.8%	1.1%
% of Patients satisfied with the dentistry they have received	2	2	N/A	89.0%	89.2%	91.4%
% of Patients satisfied with the time they had to wait for an appointment	2	2	N/A	83.1%	83.4%	87.7%

* This is based on patients treated on this contract for their most recent course of treatment. Figures in italics indicate the base number of FP17s or Patient Questionnaire responses are less than 100. N/A is shown where the base number of responses is less than 10 during the period. % is calculated as Quantity/Base number*100

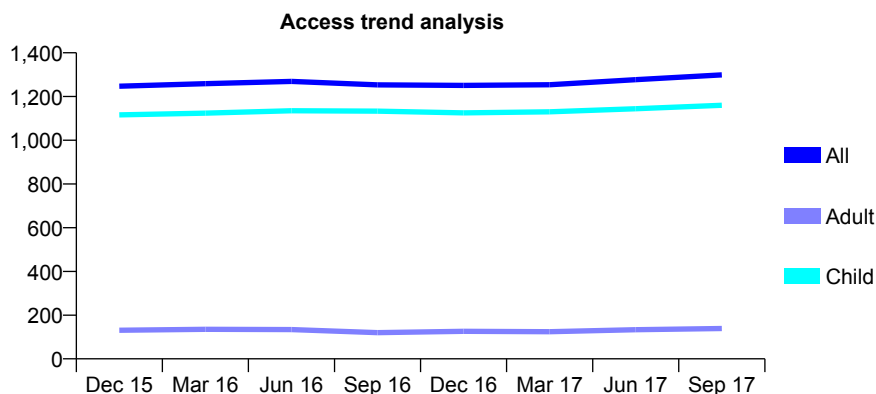
Q62 - Vital Signs At a Glance Contract Report for 199680/0001 - September 2017

Name or company name	KINGSEND DENTAL HEALTH CENTRE
Contract type name	GDS Contract
Purpose of contract	General
Contract start date	13/02/2008
Contract end date	

17/18 Contracted general activity (UDA)	2,800
Carry forward general activity (UDA)	-38
17/18 Contracted orthodontic activity (UOA)	0
Carry forward orthodontic activity (UOA)	0
Baseline contract value	£59,156.15

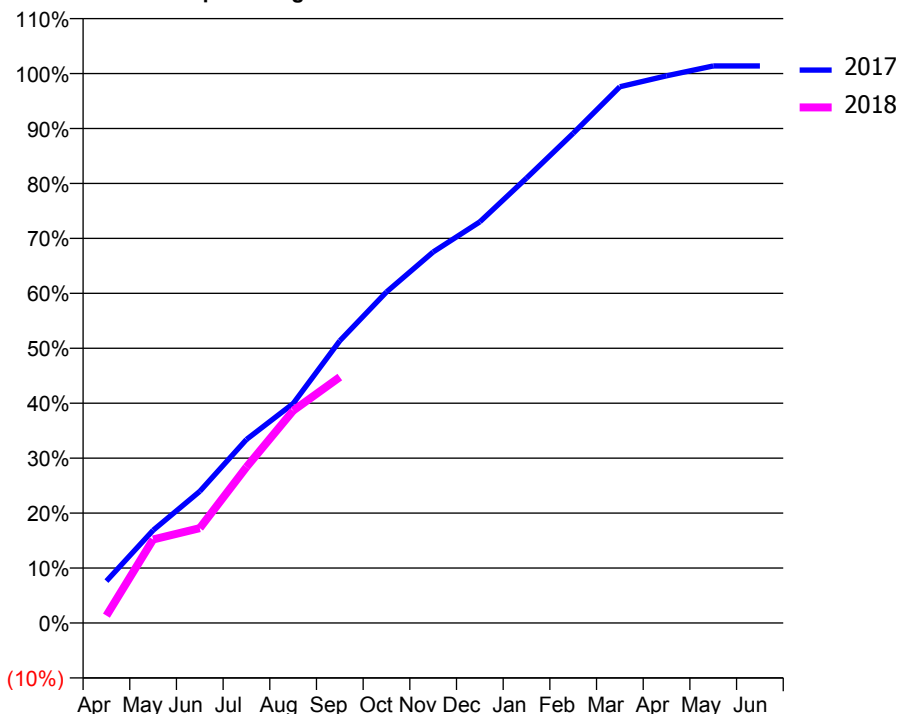
ACCESS*

Patients seen in 24 months	Total	Change since previous quarter
Quarter ending September 2016	1,253	
Quarter ending December 2016	1,251	→
Quarter ending March 2017	1,254	→
Quarter ending June 2017	1,277	→
Quarter ending September 2017	1,299	→
Variance since September 2016	3.7%	↑



ACTIVITY

Cumulative percentage of contracted UDA delivered 2017 & 2018



Month	Adjusted Scheduled Activity (UDA)	
	2017	2018
April	213	38
May	473	426
June	671	483
July	936	794
August	1,118	1,082
September	1,438	1,254
October	1,687	
November	1,891	
December	2,044	
January	2,267	
February	2,495	
March	2,732	
April	2,788	
May	2,838	
June	2,838	

QUALITY

	Quantity	Base Number	Contract	AT	Region	England
% of FP17s for the same patient ID Re-attending within 3 months - Children	66	823	8.0%	9.7%	11.2%	11.9%
% of FP17s for the same patient ID Re-attending within 3 months - Adults	1	31	3.2%	15.6%	16.6%	15.9%
% of FP17s for the same patient ID Re-attending between 3 & 9 months - Children	473	823	57.5%	46.9%	47.0%	58.1%
% of FP17s for the same patient ID Re-attending between 3 & 9 months - Adults	10	31	32.3%	37.6%	38.2%	50.6%
% of FP17s for Band 1 Urgent Courses	28	800	3.5%	11.2%	10.6%	9.1%
% of FP17s Relating to Free Repair or Replacements	0	800	0.0%	0.5%	0.6%	0.8%
% of FP17s Relating to Continuations	10	800	1.3%	0.6%	0.8%	1.1%
% of Patients satisfied with the dentistry they have received	2	2	N/A	89.0%	89.2%	91.4%
% of Patients satisfied with the time they had to wait for an appointment	2	2	N/A	83.1%	83.4%	87.7%

* This is based on patients treated on this contract for their most recent course of treatment. Figures in italics indicate the base number of FP17s or Patient Questionnaire responses are less than 100. N/A is shown where the base number of responses is less than 10 during the period. % is calculated as Quantity/Base number*100

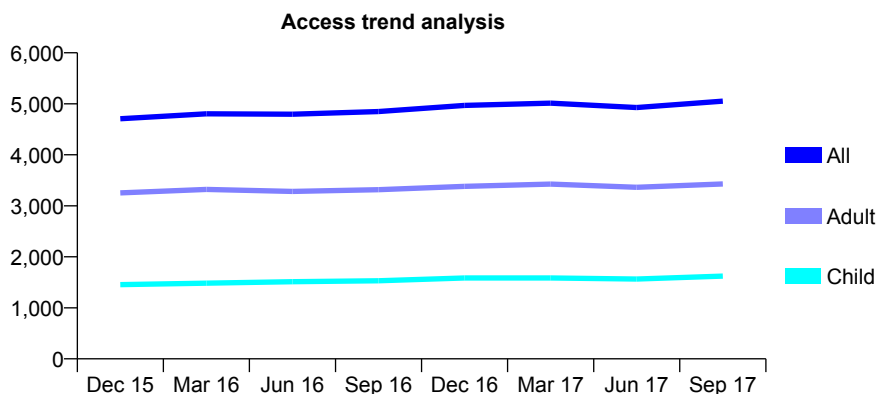
Q62 - Vital Signs At a Glance Contract Report for 202231/0002 - September 2017

Name or company name	MR VG SHAH
Contract type name	GDS Contract
Purpose of contract	General
Contract start date	01/05/2010
Contract end date	

17/18 Contracted general activity (UDA)	12,995
Carry forward general activity (UDA)	51
17/18 Contracted orthodontic activity (UOA)	0
Carry forward orthodontic activity (UOA)	0
Baseline contract value	£384,185.19

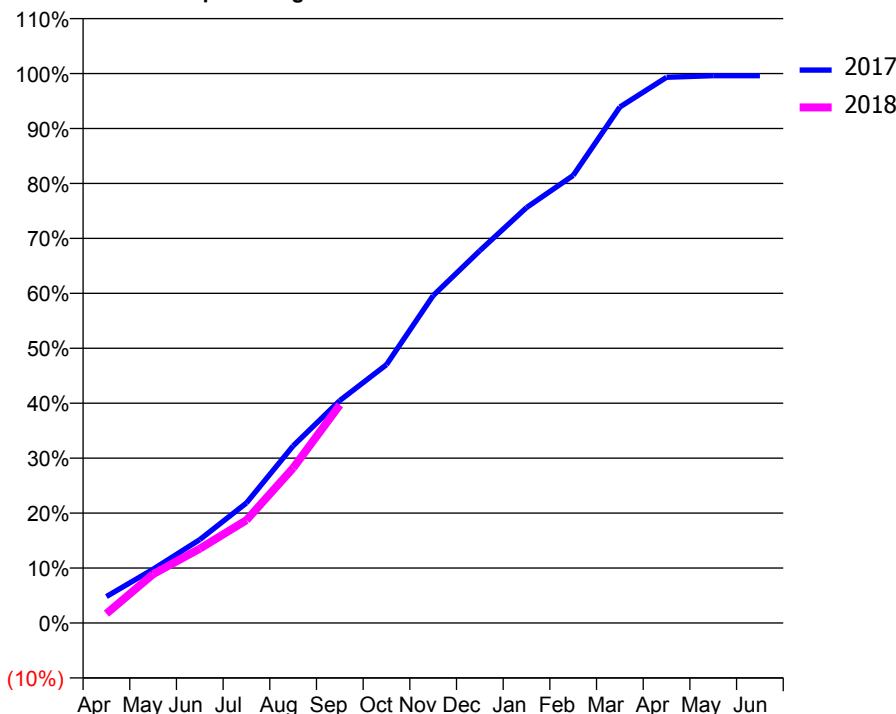
ACCESS*

Patients seen in 24 months	Total	Change since previous quarter
Quarter ending September 2016	4,848	
Quarter ending December 2016	4,968	↑
Quarter ending March 2017	5,013	→
Quarter ending June 2017	4,928	↓
Quarter ending September 2017	5,053	↑
Variance since September 2016	4.2%	↑



ACTIVITY

Cumulative percentage of contracted UDA delivered 2017 & 2018



Month	Adjusted Scheduled Activity (UDA)	
	2017	2018
April	626	223
May	1,271	1,156
June	1,974	1,760
July	2,841	2,434
August	4,189	3,667
September	5,261	5,157
October	6,111	
November	7,744	
December	8,808	
January	9,824	
February	10,586	
March	12,202	
April	12,907	
May	12,944	
June	12,944	

QUALITY

	Quantity	Base Number	Contract	AT	Region	England
% of FP17s for the same patient ID Re-attending within 3 months - Children	67	983	6.8%	9.7%	11.2%	11.9%
% of FP17s for the same patient ID Re-attending within 3 months - Adults	271	1,810	15.0%	15.6%	16.6%	15.9%
% of FP17s for the same patient ID Re-attending between 3 & 9 months - Children	406	983	41.3%	46.9%	47.0%	58.1%
% of FP17s for the same patient ID Re-attending between 3 & 9 months - Adults	594	1,810	32.8%	37.6%	38.2%	50.6%
% of FP17s for Band 1 Urgent Courses	180	2,279	7.9%	11.2%	10.6%	9.1%
% of FP17s Relating to Free Repair or Replacements	0	2,279	0.0%	0.5%	0.6%	0.8%
% of FP17s Relating to Continuations	11	2,279	0.5%	0.6%	0.8%	1.1%
% of Patients satisfied with the dentistry they have received	13	14	92.9%	89.0%	89.2%	91.4%
% of Patients satisfied with the time they had to wait for an appointment	13	14	92.9%	83.1%	83.4%	87.7%

* This is based on patients treated on this contract for their most recent course of treatment. Figures in italics indicate the base number of FP17s or Patient Questionnaire responses are less than 100. N/A is shown where the base number of responses is less than 10 during the period. % is calculated as Quantity/Base number*100

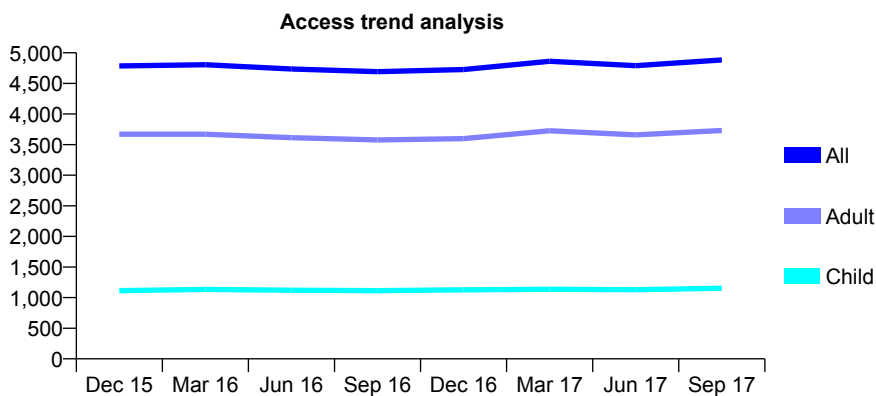
Q62 - Vital Signs At a Glance Contract Report for 203297/0001 - September 2017

Name or company name	MR SI HUTCHESON
Contract type name	GDS Contract
Purpose of contract	General
Contract start date	01/04/2006
Contract end date	

17/18 Contracted general activity (UDA)	14,714
Carry forward general activity (UDA)	-34
17/18 Contracted orthodontic activity (UOA)	0
Carry forward orthodontic activity (UOA)	0
Baseline contract value	£369,369.51

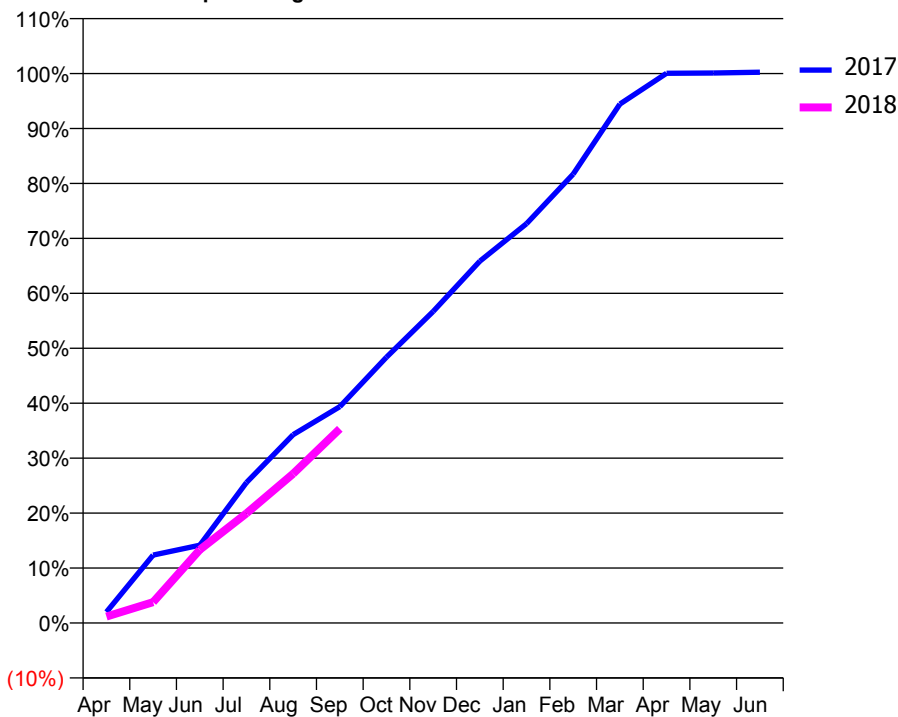
ACCESS*

Patients seen in 24 months	Total	Change since previous quarter
Quarter ending September 2016	4,691	
Quarter ending December 2016	4,727	→
Quarter ending March 2017	4,862	↑
Quarter ending June 2017	4,790	↓
Quarter ending September 2017	4,884	→
Variance since September 2016	4.1%	↑



ACTIVITY

Cumulative percentage of contracted UDA delivered 2017 & 2018



Month	Adjusted Scheduled Activity (UDA)	
	2017	2018
April	294	172
May	1,820	559
June	2,082	1,963
July	3,762	2,937
August	5,043	3,997
September	5,792	5,202
October	7,120	
November	8,343	
December	9,690	
January	10,692	
February	12,019	
March	13,895	
April	14,722	
May	14,726	
June	14,748	

QUALITY

	Quantity	Base Number	Contract	AT	Region	England
% of FP17s for the same patient ID Re-attending within 3 months - Children	38	684	5.6%	9.7%	11.2%	11.9%
% of FP17s for the same patient ID Re-attending within 3 months - Adults	286	1,858	15.4%	15.6%	16.6%	15.9%
% of FP17s for the same patient ID Re-attending between 3 & 9 months - Children	320	684	46.8%	46.9%	47.0%	58.1%
% of FP17s for the same patient ID Re-attending between 3 & 9 months - Adults	688	1,858	37.0%	37.6%	38.2%	50.6%
% of FP17s for Band 1 Urgent Courses	340	2,301	14.8%	11.2%	10.6%	9.1%
% of FP17s Relating to Free Repair or Replacements	19	2,301	0.8%	0.5%	0.6%	0.8%
% of FP17s Relating to Continuations	15	2,301	0.7%	0.6%	0.8%	1.1%
% of Patients satisfied with the dentistry they have received	5	5	N/A	89.0%	89.2%	91.4%
% of Patients satisfied with the time they had to wait for an appointment	5	5	N/A	83.1%	83.4%	87.7%

* This is based on patients treated on this contract for their most recent course of treatment. Figures in italics indicate the base number of FP17s or Patient Questionnaire responses are less than 100. N/A is shown where the base number of responses is less than 10 during the period. % is calculated as Quantity/Base number*100

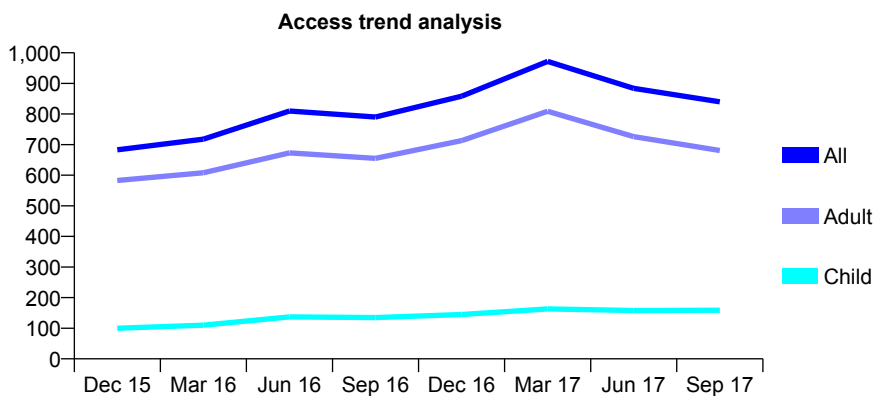
Q62 - Vital Signs At a Glance Contract Report for 204889/0002 - September 2017

Name or company name	MR GN RASHID
Contract type name	GDS Contract
Purpose of contract	General
Contract start date	02/11/2014
Contract end date	

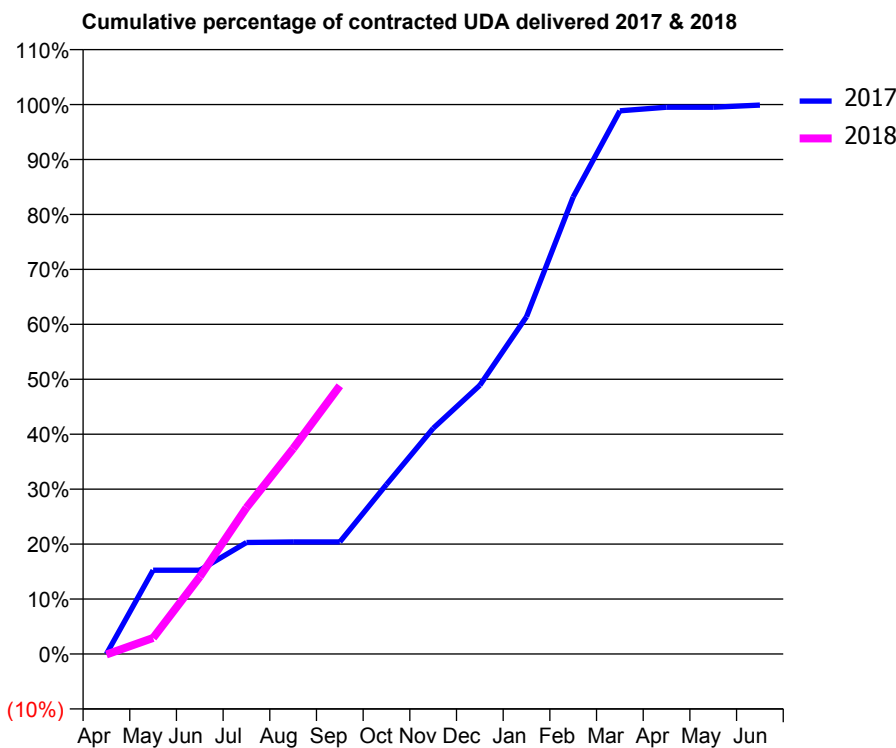
17/18 Contracted general activity (UDA)	2,590
Carry forward general activity (UDA)	3
17/18 Contracted orthodontic activity (UOA)	0
Carry forward orthodontic activity (UOA)	0
Baseline contract value	£82,536.41

ACCESS*

Patients seen in 24 months	Total	Change since previous quarter
Quarter ending September 2016	790	
Quarter ending December 2016	858	↑
Quarter ending March 2017	972	↑
Quarter ending June 2017	884	↓
Quarter ending September 2017	840	↓
Variance since September 2016	6.3%	↑



ACTIVITY



Month	Adjusted Scheduled Activity (UDA)	
	2017	2018
April	0	-3
May	395	76
June	395	364
July	526	690
August	528	968
September	528	1,264
October	799	
November	1,064	
December	1,267	
January	1,590	
February	2,154	
March	2,560	
April	2,577	
May	2,577	
June	2,587	

QUALITY

	Quantity	Base Number	Contract	AT	Region	England
% of FP17s for the same patient ID Re-attending within 3 months - Children	3	77	3.9%	9.7%	11.2%	11.9%
% of FP17s for the same patient ID Re-attending within 3 months - Adults	20	295	6.8%	15.6%	16.6%	15.9%
% of FP17s for the same patient ID Re-attending between 3 & 9 months - Children	21	77	27.3%	46.9%	47.0%	58.1%
% of FP17s for the same patient ID Re-attending between 3 & 9 months - Adults	101	295	34.2%	37.6%	38.2%	50.6%
% of FP17s for Band 1 Urgent Courses	0	350	0.0%	11.2%	10.6%	9.1%
% of FP17s Relating to Free Repair or Replacements	0	350	0.0%	0.5%	0.6%	0.8%
% of FP17s Relating to Continuations	0	350	0.0%	0.6%	0.8%	1.1%
% of Patients satisfied with the dentistry they have received	2	2	N/A	89.0%	89.2%	91.4%
% of Patients satisfied with the time they had to wait for an appointment	2	2	N/A	83.1%	83.4%	87.7%

* This is based on patients treated on this contract for their most recent course of treatment. Figures in italics indicate the base number of FP17s or Patient Questionnaire responses are less than 100. N/A is shown where the base number of responses is less than 10 during the period. % is calculated as Quantity/Base number*100

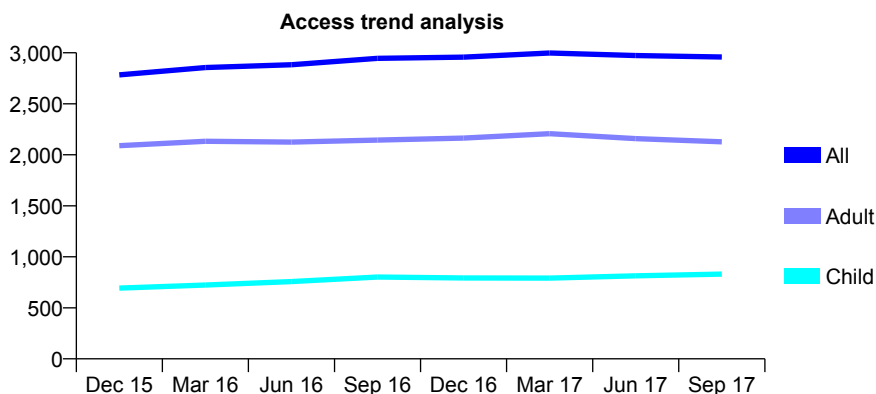
Q62 - Vital Signs At a Glance Contract Report for 208531/0004 - September 2017

Name or company name	MS MA SHEPHERD
Contract type name	GDS Contract
Purpose of contract	General
Contract start date	01/02/2010
Contract end date	

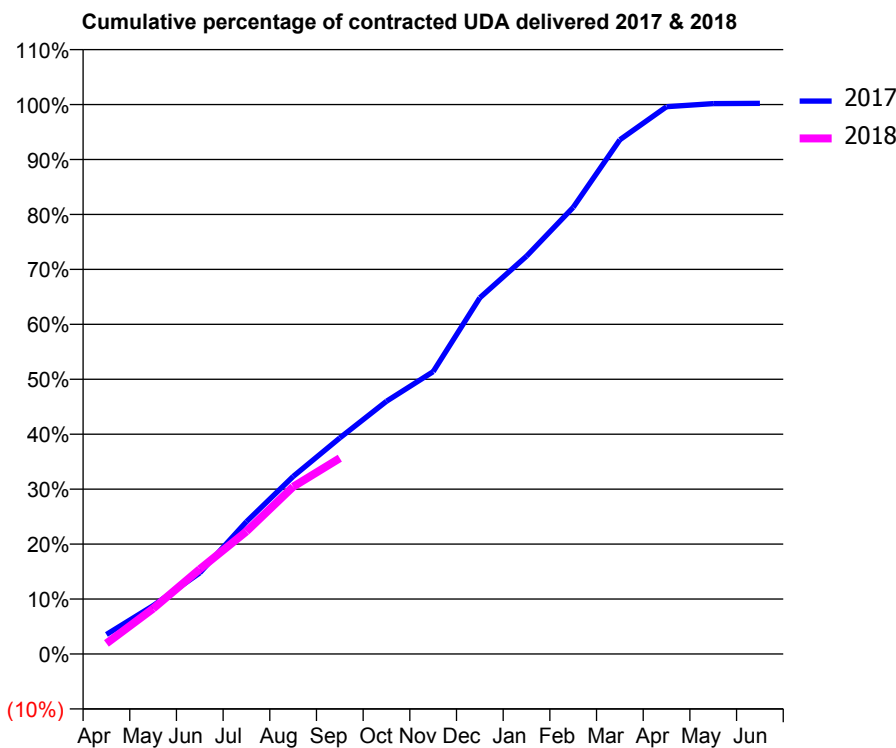
17/18 Contracted general activity (UDA)	7,015
Carry forward general activity (UDA)	0
17/18 Contracted orthodontic activity (UOA)	0
Carry forward orthodontic activity (UOA)	0
Baseline contract value	£172,054.50

ACCESS*

Patients seen in 24 months	Total	Change since previous quarter
Quarter ending September 2016	2,946	
Quarter ending December 2016	2,957	→
Quarter ending March 2017	2,998	→
Quarter ending June 2017	2,973	→
Quarter ending September 2017	2,959	→
Variance since September 2016	0.4%	→



ACTIVITY



Month	Adjusted Scheduled Activity (UDA)	
	2017	2018
April	249	136
May	617	580
June	1,035	1,084
July	1,690	1,566
August	2,267	2,136
September	2,758	2,499
October	3,227	
November	3,605	
December	4,547	
January	5,079	
February	5,702	
March	6,565	
April	6,987	
May	7,027	
June	7,030	

QUALITY

	Quantity	Base Number	Contract	AT	Region	England
% of FP17s for the same patient ID Re-attending within 3 months - Children	36	560	6.4%	9.7%	11.2%	11.9%
% of FP17s for the same patient ID Re-attending within 3 months - Adults	144	938	15.4%	15.6%	16.6%	15.9%
% of FP17s for the same patient ID Re-attending between 3 & 9 months - Children	264	560	47.1%	46.9%	47.0%	58.1%
% of FP17s for the same patient ID Re-attending between 3 & 9 months - Adults	342	938	36.5%	37.6%	38.2%	50.6%
% of FP17s for Band 1 Urgent Courses	230	1,296	17.7%	11.2%	10.6%	9.1%
% of FP17s Relating to Free Repair or Replacements	13	1,296	1.0%	0.5%	0.6%	0.8%
% of FP17s Relating to Continuations	7	1,296	0.5%	0.6%	0.8%	1.1%
% of Patients satisfied with the dentistry they have received	2	2	N/A	89.0%	89.2%	91.4%
% of Patients satisfied with the time they had to wait for an appointment	2	2	N/A	83.1%	83.4%	87.7%

* This is based on patients treated on this contract for their most recent course of treatment. Figures in italics indicate the base number of FP17s or Patient Questionnaire responses are less than 100. N/A is shown where the base number of responses is less than 10 during the period. % is calculated as Quantity/Base number*100

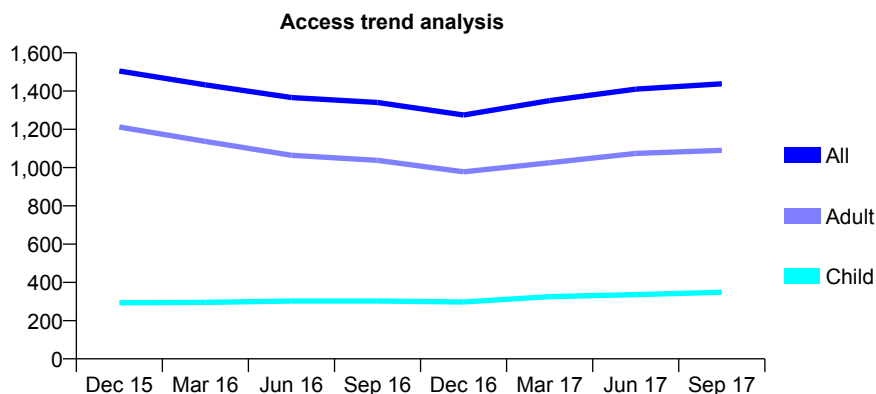
Q62 - Vital Signs At a Glance Contract Report for 213071/0001 - September 2017

Name or company name	MR JW O'DEA
Contract type name	GDS Contract
Purpose of contract	General
Contract start date	01/04/2006
Contract end date	

17/18 Contracted general activity (UDA)	3,854
Carry forward general activity (UDA)	-77
17/18 Contracted orthodontic activity (UOA)	0
Carry forward orthodontic activity (UOA)	0
Baseline contract value	£115,484.93

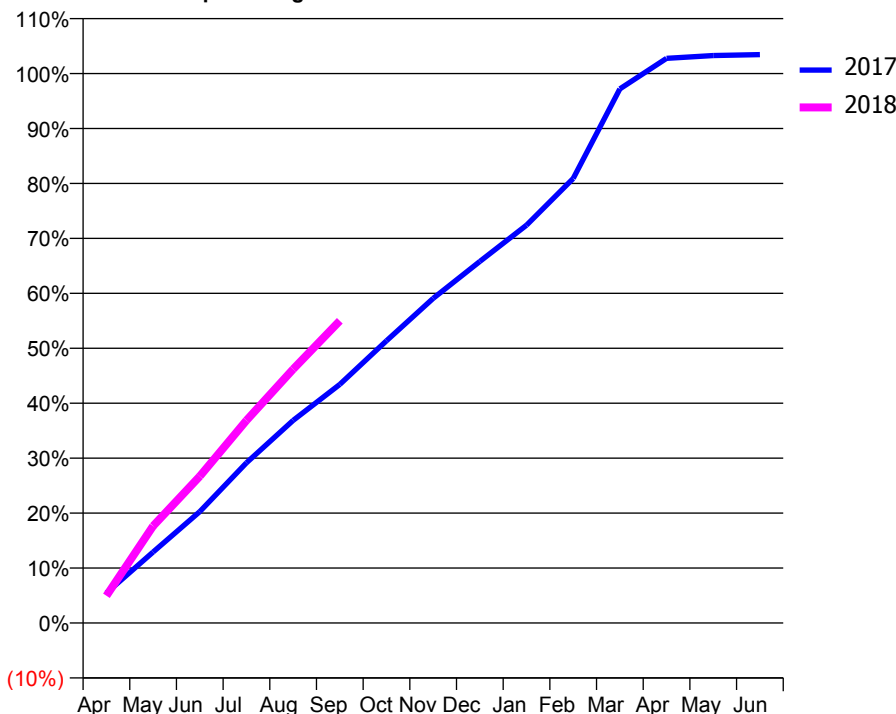
ACCESS*

Patients seen in 24 months	Total	Change since previous quarter
Quarter ending September 2016	1,340	
Quarter ending December 2016	1,275	↓
Quarter ending March 2017	1,350	↑
Quarter ending June 2017	1,410	↑
Quarter ending September 2017	1,438	→
Variance since September 2016	7.3%	↑



ACTIVITY

Cumulative percentage of contracted UDA delivered 2017 & 2018



Month	Adjusted Scheduled Activity (UDA)	
	2017	2018
April	211	191
May	498	680
June	782	1,030
July	1,123	1,421
August	1,421	1,780
September	1,673	2,120
October	1,980	
November	2,277	
December	2,536	
January	2,791	
February	3,118	
March	3,747	
April	3,961	
May	3,980	
June	3,987	

QUALITY

	Quantity	Base Number	Contract	AT	Region	England
% of FP17s for the same patient ID Re-attending within 3 months - Children	17	226	7.5%	9.7%	11.2%	11.9%
% of FP17s for the same patient ID Re-attending within 3 months - Adults	102	718	14.2%	15.6%	16.6%	15.9%
% of FP17s for the same patient ID Re-attending between 3 & 9 months - Children	94	226	41.6%	46.9%	47.0%	58.1%
% of FP17s for the same patient ID Re-attending between 3 & 9 months - Adults	230	718	32.0%	37.6%	38.2%	50.6%
% of FP17s for Band 1 Urgent Courses	78	841	9.3%	11.2%	10.6%	9.1%
% of FP17s Relating to Free Repair or Replacements	0	841	0.0%	0.5%	0.6%	0.8%
% of FP17s Relating to Continuations	1	841	0.1%	0.6%	0.8%	1.1%
% of Patients satisfied with the dentistry they have received	0	1	N/A	89.0%	89.2%	91.4%
% of Patients satisfied with the time they had to wait for an appointment	1	1	N/A	83.1%	83.4%	87.7%

* This is based on patients treated on this contract for their most recent course of treatment. Figures in italics indicate the base number of FP17s or Patient Questionnaire responses are less than 100. N/A is shown where the base number of responses is less than 10 during the period. % is calculated as Quantity/Base number*100

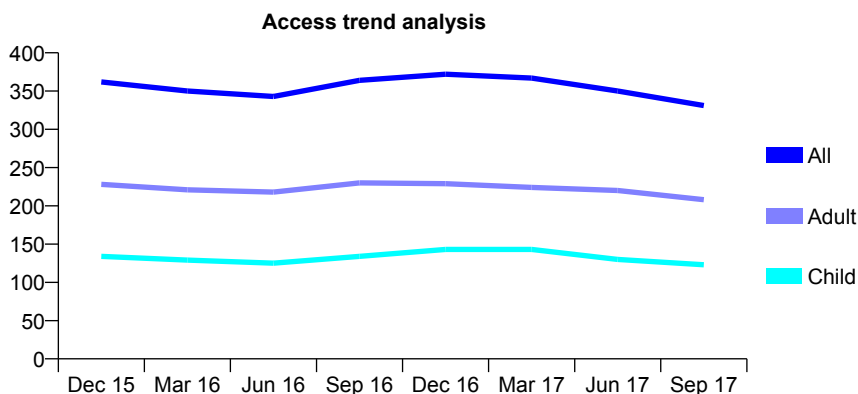
Q62 - Vital Signs At a Glance Contract Report for 213365/0001 - September 2017

Name or company name	Dr S Singh & Dr R Leow
Contract type name	GDS Contract
Purpose of contract	General
Contract start date	01/04/2006
Contract end date	

17/18 Contracted general activity (UDA)	1,800
Carry forward general activity (UDA)	-36
17/18 Contracted orthodontic activity (UOA)	0
Carry forward orthodontic activity (UOA)	0
Baseline contract value	£53,058.41

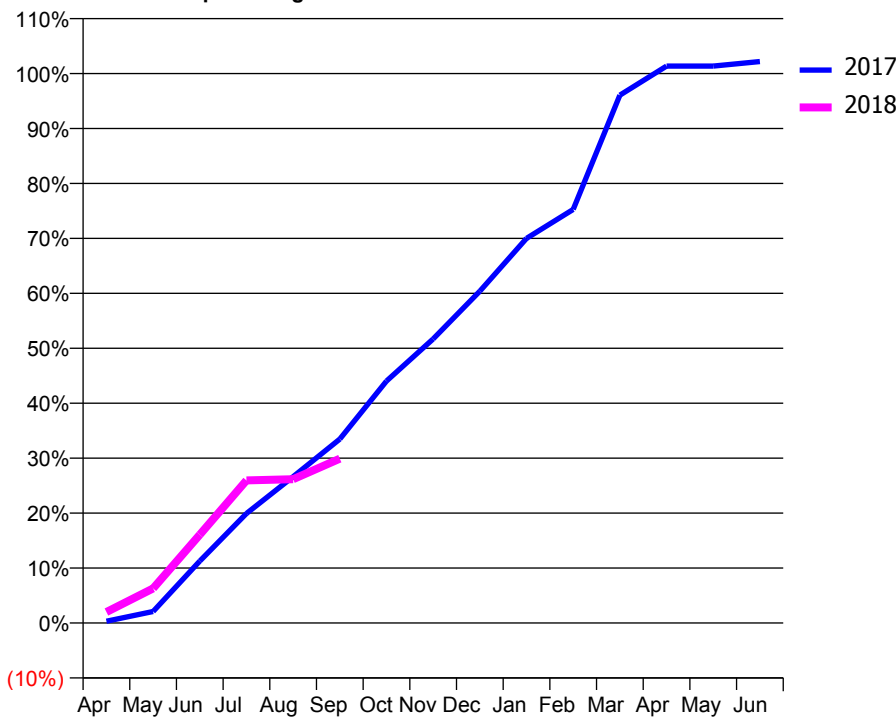
ACCESS*

Patients seen in 24 months	Total	Change since previous quarter
Quarter ending September 2016	364	
Quarter ending December 2016	372	↑
Quarter ending March 2017	367	↓
Quarter ending June 2017	350	↓
Quarter ending September 2017	331	↓
Variance since September 2016	(9.1%)	↓



ACTIVITY

Cumulative percentage of contracted UDA delivered 2017 & 2018



Adjusted Scheduled Activity (UDA)

Month	2017	2018
April	6	36
May	38	113
June	203	289
July	359	467
August	479	471
September	602	538
October	793	
November	931	
December	1,087	
January	1,260	
February	1,355	
March	1,729	
April	1,824	
May	1,824	
June	1,839	

QUALITY

	Quantity	Base Number	Contract	AT	Region	England
% of FP17s for the same patient ID Re-attending within 3 months - Children	5	46	10.9%	9.7%	11.2%	11.9%
% of FP17s for the same patient ID Re-attending within 3 months - Adults	11	74	14.9%	15.6%	16.6%	15.9%
% of FP17s for the same patient ID Re-attending between 3 & 9 months - Children	10	46	21.7%	46.9%	47.0%	58.1%
% of FP17s for the same patient ID Re-attending between 3 & 9 months - Adults	17	74	23.0%	37.6%	38.2%	50.6%
% of FP17s for Band 1 Urgent Courses	0	99	0.0%	11.2%	10.6%	9.1%
% of FP17s Relating to Free Repair or Replacements	0	99	0.0%	0.5%	0.6%	0.8%
% of FP17s Relating to Continuations	4	99	4.0%	0.6%	0.8%	1.1%
% of Patients satisfied with the dentistry they have received	0	0	N/A	89.0%	89.2%	91.4%
% of Patients satisfied with the time they had to wait for an appointment	0	0	N/A	83.1%	83.4%	87.7%

* This is based on patients treated on this contract for their most recent course of treatment. Figures in italics indicate the base number of FP17s or Patient Questionnaire responses are less than 100. N/A is shown where the base number of responses is less than 10 during the period. % is calculated as Quantity/Base number*100

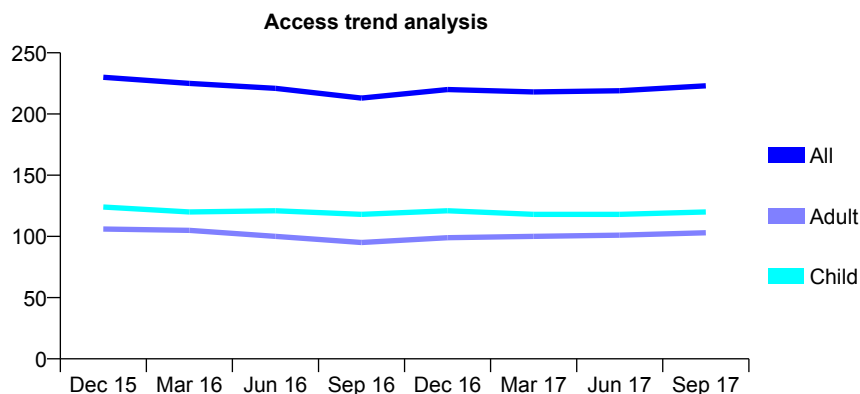
Q62 - Vital Signs At a Glance Contract Report for 214035/0001 - September 2017

Name or company name	MR KJ ALLEN
Contract type name	GDS Contract
Purpose of contract	General
Contract start date	01/04/2006
Contract end date	

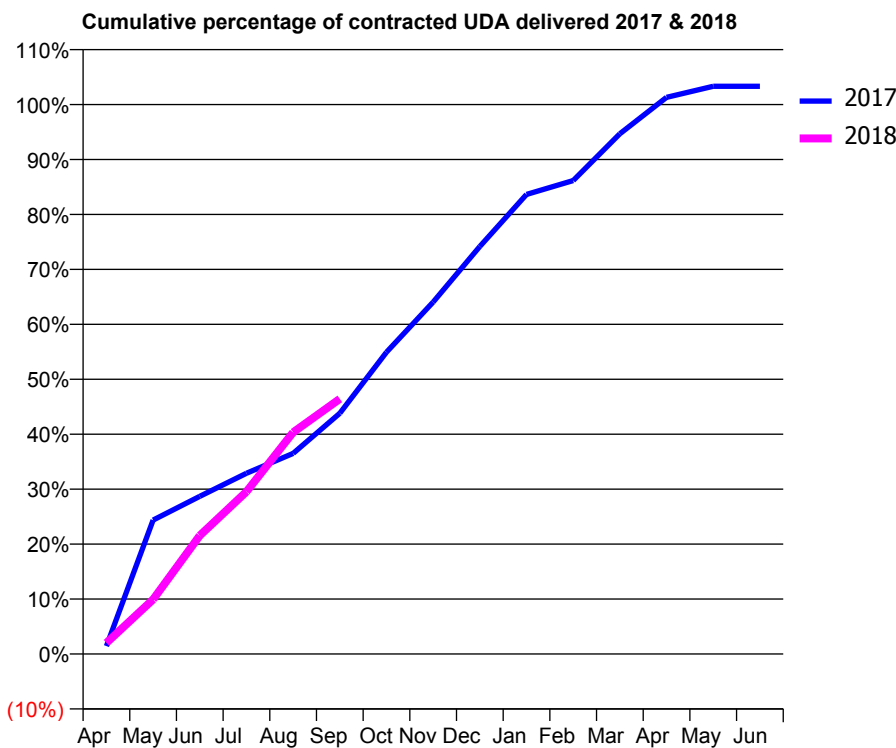
17/18 Contracted general activity (UDA)	694
Carry forward general activity (UDA)	-14
17/18 Contracted orthodontic activity (UOA)	0
Carry forward orthodontic activity (UOA)	0
Baseline contract value	£14,920.11

ACCESS*

Patients seen in 24 months	Total	Change since previous quarter
Quarter ending September 2016	213	
Quarter ending December 2016	220	↑
Quarter ending March 2017	218	→
Quarter ending June 2017	219	→
Quarter ending September 2017	223	→
Variance since September 2016	4.7%	↑



ACTIVITY



Month	Adjusted Scheduled Activity (UDA)	
	2017	2018
April	10	14
May	169	69
June	199	150
July	228	205
August	253	280
September	304	322
October	381	
November	445	
December	515	
January	580	
February	598	
March	657	
April	703	
May	717	
June	717	

QUALITY

	Quantity	Base Number	Contract	AT	Region	England
% of FP17s for the same patient ID Re-attending within 3 months - Children	3	71	4.2%	9.7%	11.2%	11.9%
% of FP17s for the same patient ID Re-attending within 3 months - Adults	11	65	16.9%	15.6%	16.6%	15.9%
% of FP17s for the same patient ID Re-attending between 3 & 9 months - Children	34	71	47.9%	46.9%	47.0%	58.1%
% of FP17s for the same patient ID Re-attending between 3 & 9 months - Adults	34	65	52.3%	37.6%	38.2%	50.6%
% of FP17s for Band 1 Urgent Courses	6	114	5.3%	11.2%	10.6%	9.1%
% of FP17s Relating to Free Repair or Replacements	0	114	0.0%	0.5%	0.6%	0.8%
% of FP17s Relating to Continuations	0	114	0.0%	0.6%	0.8%	1.1%
% of Patients satisfied with the dentistry they have received	1	1	N/A	89.0%	89.2%	91.4%
% of Patients satisfied with the time they had to wait for an appointment	1	1	N/A	83.1%	83.4%	87.7%

* This is based on patients treated on this contract for their most recent course of treatment. Figures in italics indicate the base number of FP17s or Patient Questionnaire responses are less than 100. N/A is shown where the base number of responses is less than 10 during the period. % is calculated as Quantity/Base number*100

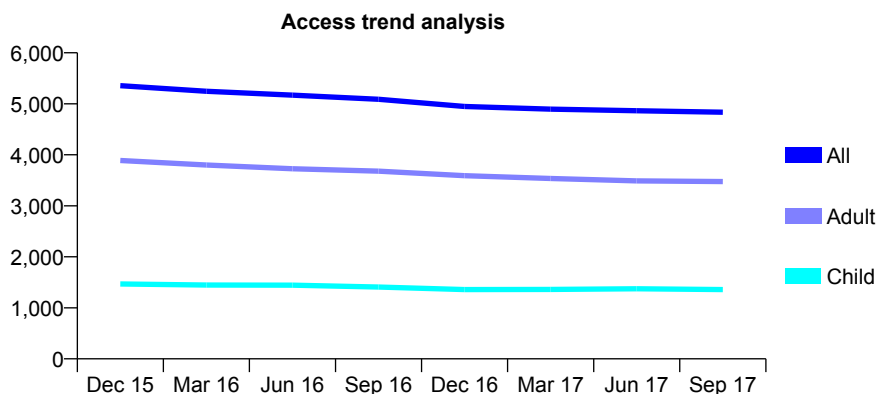
Q62 - Vital Signs At a Glance Contract Report for 215791/0001 - September 2017

Name or company name	MR JJ KING
Contract type name	GDS Contract
Purpose of contract	General
Contract start date	01/04/2006
Contract end date	

17/18 Contracted general activity (UDA)	14,636
Carry forward general activity (UDA)	-245
17/18 Contracted orthodontic activity (UOA)	0
Carry forward orthodontic activity (UOA)	0
Baseline contract value	£401,608.66

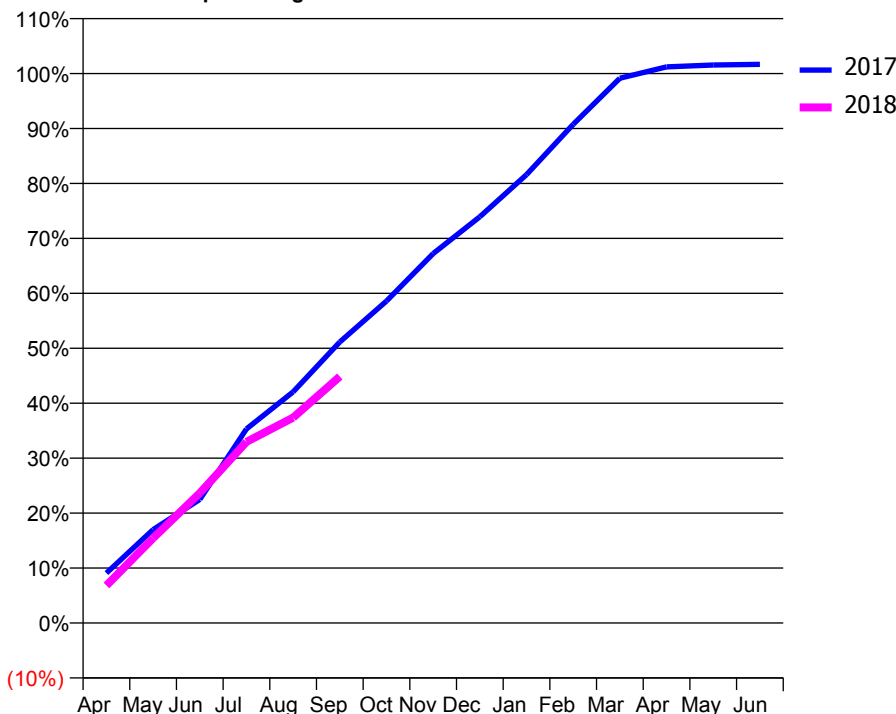
ACCESS*

Patients seen in 24 months	Total	Change since previous quarter
Quarter ending September 2016	5,088	
Quarter ending December 2016	4,948	↓
Quarter ending March 2017	4,896	↓
Quarter ending June 2017	4,863	→
Quarter ending September 2017	4,834	→
Variance since September 2016	(5.0%)	↓



ACTIVITY

Cumulative percentage of contracted UDA delivered 2017 & 2018



Adjusted Scheduled Activity (UDA)

Month	2017	2018
April	1,329	1,001
May	2,487	2,262
June	3,289	3,461
July	5,168	4,825
August	6,156	5,472
September	7,485	6,564
October	8,577	
November	9,839	
December	10,820	
January	11,943	
February	13,281	
March	14,509	
April	14,814	
May	14,863	
June	14,881	

QUALITY

	Quantity	Base Number	Contract	AT	Region	England
% of FP17s for the same patient ID Re-attending within 3 months - Children	35	704	5.0%	9.7%	11.2%	11.9%
% of FP17s for the same patient ID Re-attending within 3 months - Adults	274	1,876	14.6%	15.6%	16.6%	15.9%
% of FP17s for the same patient ID Re-attending between 3 & 9 months - Children	286	704	40.6%	46.9%	47.0%	58.1%
% of FP17s for the same patient ID Re-attending between 3 & 9 months - Adults	747	1,876	39.8%	37.6%	38.2%	50.6%
% of FP17s for Band 1 Urgent Courses	160	2,435	6.6%	11.2%	10.6%	9.1%
% of FP17s Relating to Free Repair or Replacements	75	2,435	3.1%	0.5%	0.6%	0.8%
% of FP17s Relating to Continuations	25	2,435	1.0%	0.6%	0.8%	1.1%
% of Patients satisfied with the dentistry they have received	15	15	100.0%	89.0%	89.2%	91.4%
% of Patients satisfied with the time they had to wait for an appointment	15	15	100.0%	83.1%	83.4%	87.7%

* This is based on patients treated on this contract for their most recent course of treatment. Figures in italics indicate the base number of FP17s or Patient Questionnaire responses are less than 100. N/A is shown where the base number of responses is less than 10 during the period. % is calculated as Quantity/Base number*100

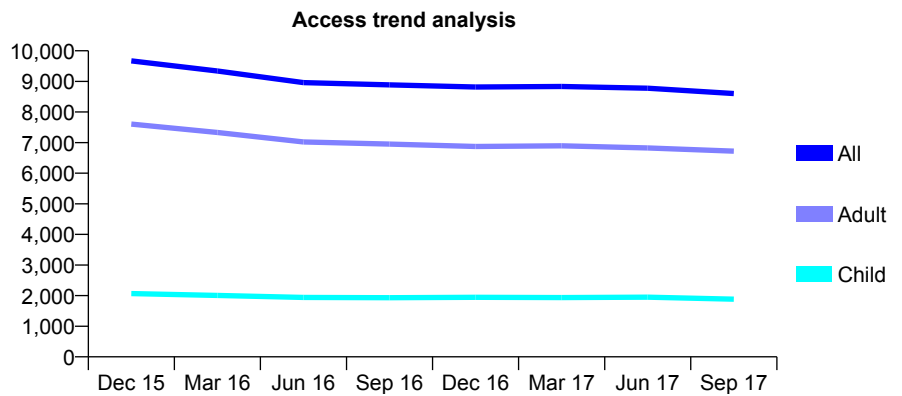
Q62 - Vital Signs At a Glance Contract Report for 222496/0001 - September 2017

Name or company name	MR RA RAEURN
Contract type name	GDS Contract
Purpose of contract	General
Contract start date	01/04/2006
Contract end date	

17/18 Contracted general activity (UDA)	25,353
Carry forward general activity (UDA)	-507
17/18 Contracted orthodontic activity (UOA)	0
Carry forward orthodontic activity (UOA)	0
Baseline contract value	£625,589.46

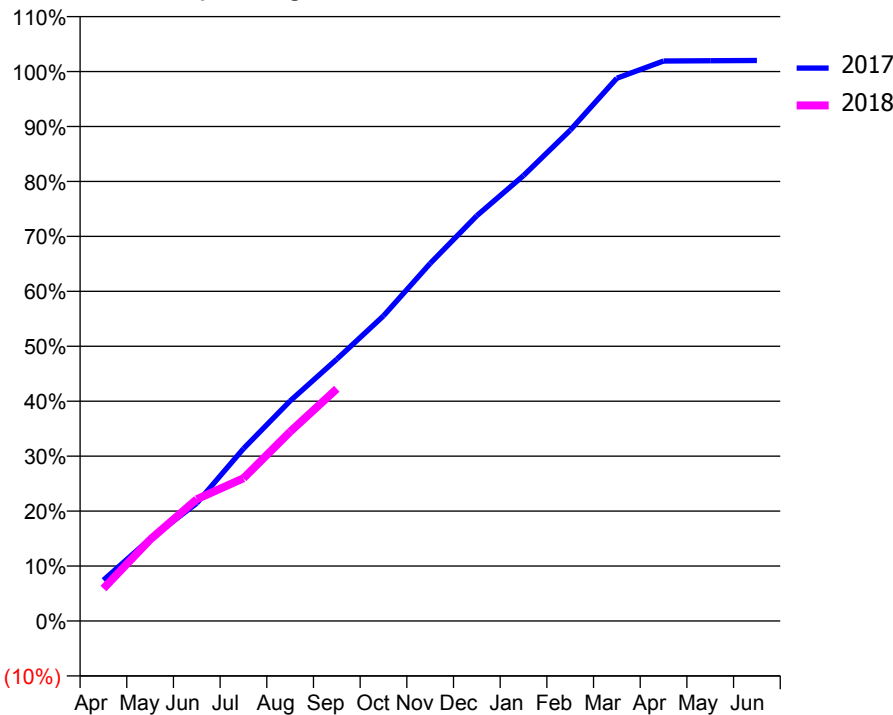
ACCESS*

Patients seen in 24 months	Total	Change since previous quarter
Quarter ending September 2016	8,886	
Quarter ending December 2016	8,819	→
Quarter ending March 2017	8,833	→
Quarter ending June 2017	8,776	→
Quarter ending September 2017	8,605	↓
Variance since September 2016	(3.2%)	↓



ACTIVITY

Cumulative percentage of contracted UDA delivered 2017 & 2018



Month	Adjusted Scheduled Activity (UDA)	
	2017	2018
April	1,889	1,498
May	3,794	3,758
June	5,433	5,620
July	7,953	6,586
August	10,152	8,730
September	12,082	10,714
October	14,077	
November	16,497	
December	18,703	
January	20,550	
February	22,643	
March	25,045	
April	25,839	
May	25,851	
June	25,862	

QUALITY

	Quantity	Base Number	Contract	AT	Region	England
% of FP17s for the same patient ID Re-attending within 3 months - Children	109	1,214	9.0%	9.7%	11.2%	11.9%
% of FP17s for the same patient ID Re-attending within 3 months - Adults	686	4,239	16.2%	15.6%	16.6%	15.9%
% of FP17s for the same patient ID Re-attending between 3 & 9 months - Children	722	1,214	59.5%	46.9%	47.0%	58.1%
% of FP17s for the same patient ID Re-attending between 3 & 9 months - Adults	2,331	4,239	55.0%	37.6%	38.2%	50.6%
% of FP17s for Band 1 Urgent Courses	700	5,064	13.8%	11.2%	10.6%	9.1%
% of FP17s Relating to Free Repair or Replacements	68	5,064	1.3%	0.5%	0.6%	0.8%
% of FP17s Relating to Continuations	6	5,064	0.1%	0.6%	0.8%	1.1%
% of Patients satisfied with the dentistry they have received	18	18	100.0%	89.0%	89.2%	91.4%
% of Patients satisfied with the time they had to wait for an appointment	18	18	100.0%	83.1%	83.4%	87.7%

* This is based on patients treated on this contract for their most recent course of treatment. Figures in italics indicate the base number of FP17s or Patient Questionnaire responses are less than 100. N/A is shown where the base number of responses is less than 10 during the period. % is calculated as Quantity/Base number*100

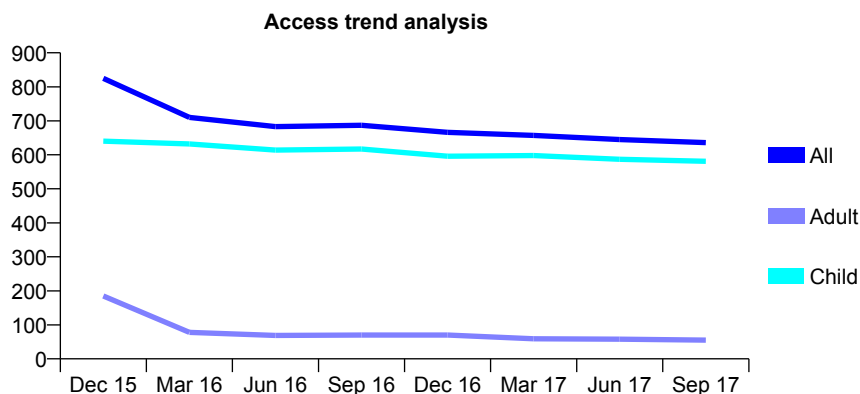
Q62 - Vital Signs At a Glance Contract Report for 224111/0001 - September 2017

Name or company name	MR MR PAREKH
Contract type name	GDS Contract
Purpose of contract	General
Contract start date	01/04/2006
Contract end date	

17/18 Contracted general activity (UDA)	1,003
Carry forward general activity (UDA)	1
17/18 Contracted orthodontic activity (UOA)	0
Carry forward orthodontic activity (UOA)	0
Baseline contract value	£28,493.73

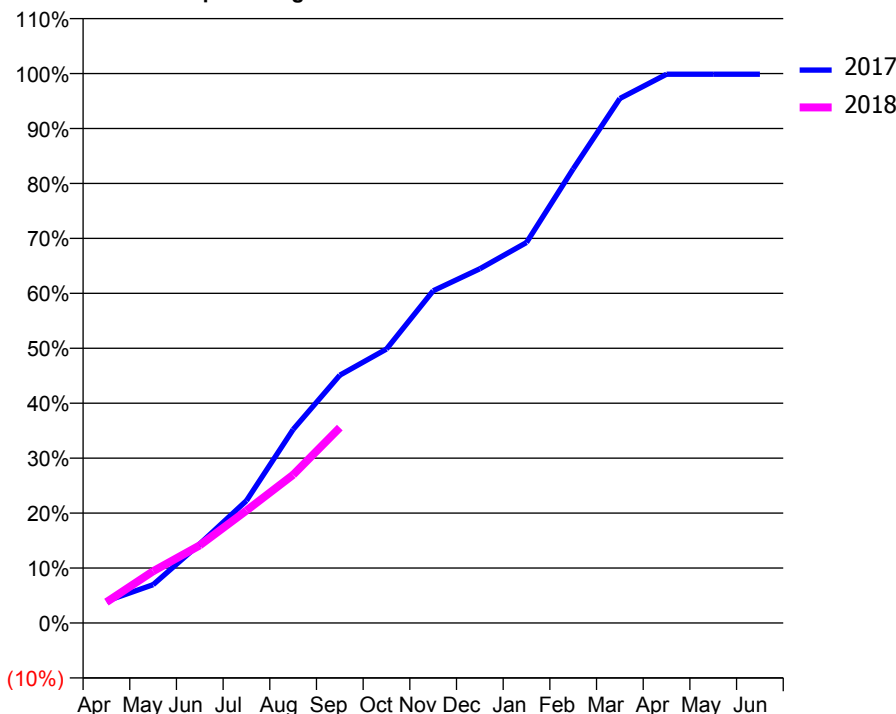
ACCESS*

Patients seen in 24 months	Total	Change since previous quarter
Quarter ending September 2016	687	
Quarter ending December 2016	666	↓
Quarter ending March 2017	657	↓
Quarter ending June 2017	645	↓
Quarter ending September 2017	636	↓
Variance since September 2016	(7.4%)	↓



ACTIVITY

Cumulative percentage of contracted UDA delivered 2017 & 2018



Adjusted Scheduled Activity (UDA)

Month	2017	2018
April	40	38
May	70	95
June	144	142
July	223	205
August	353	271
September	452	357
October	500	
November	606	
December	647	
January	695	
February	829	
March	957	
April	1,002	
May	1,002	
June	1,002	

QUALITY

	Quantity	Base Number	Contract	AT	Region	England
% of FP17s for the same patient ID Re-attending within 3 months - Children	11	355	3.1%	9.7%	11.2%	11.9%
% of FP17s for the same patient ID Re-attending within 3 months - Adults	0	1	0.0%	15.6%	16.6%	15.9%
% of FP17s for the same patient ID Re-attending between 3 & 9 months - Children	211	355	59.4%	46.9%	47.0%	58.1%
% of FP17s for the same patient ID Re-attending between 3 & 9 months - Adults	0	1	0.0%	37.6%	38.2%	50.6%
% of FP17s for Band 1 Urgent Courses	8	322	2.5%	11.2%	10.6%	9.1%
% of FP17s Relating to Free Repair or Replacements	0	322	0.0%	0.5%	0.6%	0.8%
% of FP17s Relating to Continuations	1	322	0.3%	0.6%	0.8%	1.1%
% of Patients satisfied with the dentistry they have received	0	0	N/A	89.0%	89.2%	91.4%
% of Patients satisfied with the time they had to wait for an appointment	0	0	N/A	83.1%	83.4%	87.7%

* This is based on patients treated on this contract for their most recent course of treatment. Figures in italics indicate the base number of FP17s or Patient Questionnaire responses are less than 100. N/A is shown where the base number of responses is less than 10 during the period. % is calculated as Quantity/Base number*100

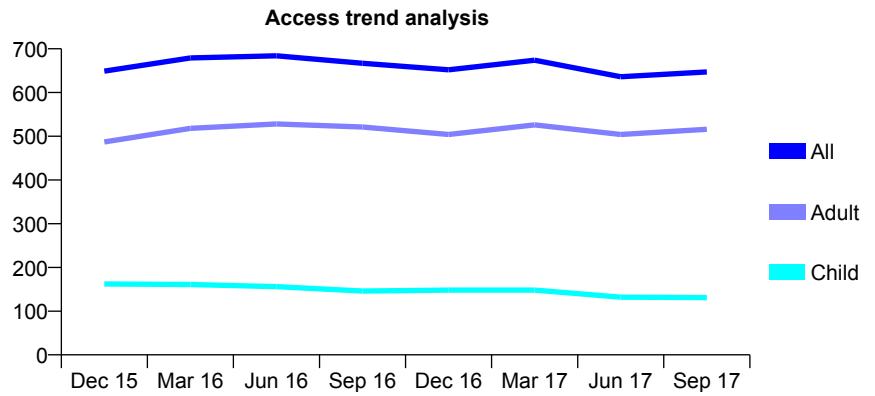
Q62 - Vital Signs At a Glance Contract Report for 224790/0002 - September 2017

Name or company name	MR SA AL YOUSIF
Contract type name	GDS Contract
Purpose of contract	General
Contract start date	01/12/2013
Contract end date	

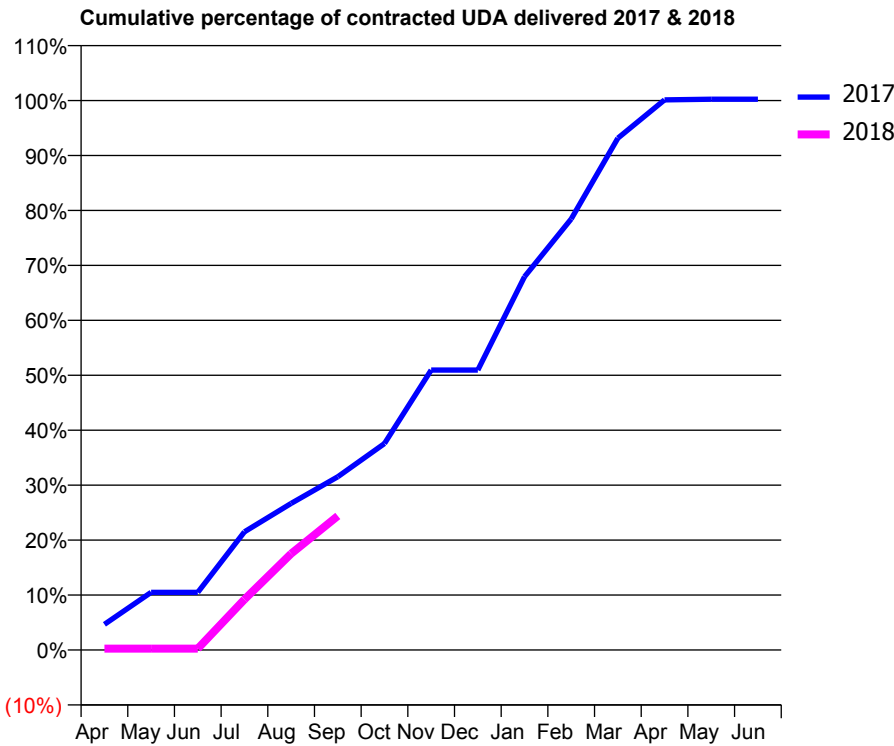
17/18 Contracted general activity (UDA)	2,396
Carry forward general activity (UDA)	-6
17/18 Contracted orthodontic activity (UOA)	0
Carry forward orthodontic activity (UOA)	0
Baseline contract value	£69,461.38

ACCESS*

Patients seen in 24 months	Total	Change since previous quarter
Quarter ending September 2016	667	
Quarter ending December 2016	652	↓
Quarter ending March 2017	674	↑
Quarter ending June 2017	636	↓
Quarter ending September 2017	647	→
Variance since September 2016	(3.0%)	↓



ACTIVITY



Month	Adjusted Scheduled Activity (UDA)	
	2017	2018
April	112	6
May	251	6
June	251	6
July	515	220
August	639	420
September	756	585
October	901	
November	1,221	
December	1,221	
January	1,628	
February	1,880	
March	2,232	
April	2,399	
May	2,402	
June	2,402	

QUALITY

	Quantity	Base Number	Contract	AT	Region	England
% of FP17s for the same patient ID Re-attending within 3 months - Children	2	57	3.5%	9.7%	11.2%	11.9%
% of FP17s for the same patient ID Re-attending within 3 months - Adults	7	166	4.2%	15.6%	16.6%	15.9%
% of FP17s for the same patient ID Re-attending between 3 & 9 months - Children	26	57	45.6%	46.9%	47.0%	58.1%
% of FP17s for the same patient ID Re-attending between 3 & 9 months - Adults	65	166	39.2%	37.6%	38.2%	50.6%
% of FP17s for Band 1 Urgent Courses	4	178	2.2%	11.2%	10.6%	9.1%
% of FP17s Relating to Free Repair or Replacements	0	178	0.0%	0.5%	0.6%	0.8%
% of FP17s Relating to Continuations	0	178	0.0%	0.6%	0.8%	1.1%
% of Patients satisfied with the dentistry they have received	0	0	N/A	89.0%	89.2%	91.4%
% of Patients satisfied with the time they had to wait for an appointment	0	0	N/A	83.1%	83.4%	87.7%

* This is based on patients treated on this contract for their most recent course of treatment. Figures in italics indicate the base number of FP17s or Patient Questionnaire responses are less than 100. N/A is shown where the base number of responses is less than 10 during the period. % is calculated as Quantity/Base number*100

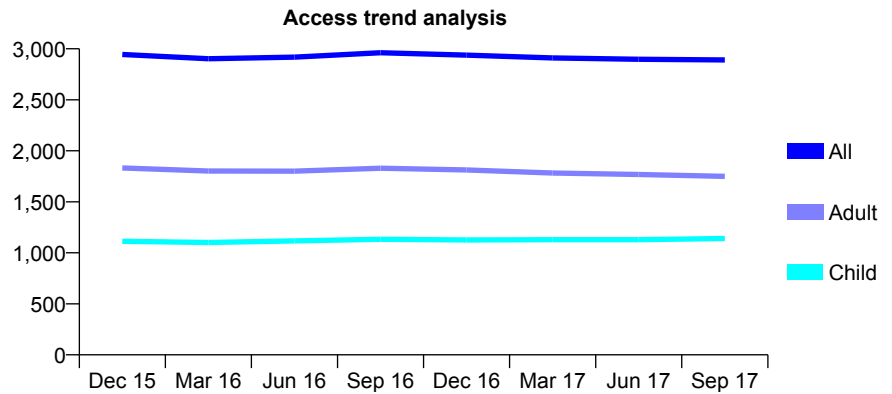
Q62 - Vital Signs At a Glance Contract Report for 228974/0002 - September 2017

Name or company name	MR PN PATEL
Contract type name	GDS Contract
Purpose of contract	General
Contract start date	01/05/2009
Contract end date	

17/18 Contracted general activity (UDA)	6,134
Carry forward general activity (UDA)	-97
17/18 Contracted orthodontic activity (UOA)	0
Carry forward orthodontic activity (UOA)	0
Baseline contract value	£179,145.86

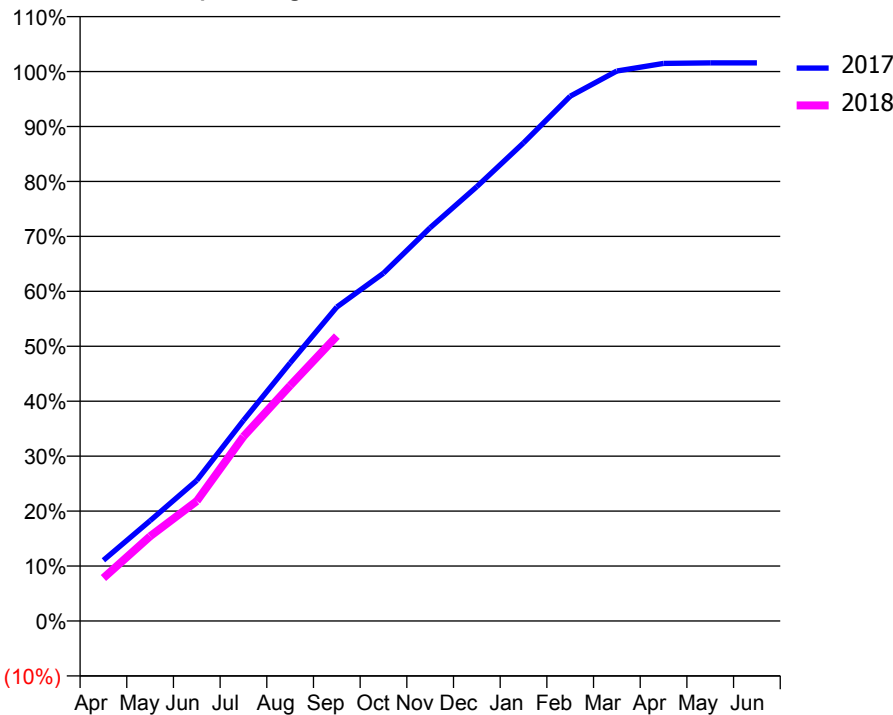
ACCESS*

Patients seen in 24 months	Total	Change since previous quarter
Quarter ending September 2016	2,962	
Quarter ending December 2016	2,938	→
Quarter ending March 2017	2,911	→
Quarter ending June 2017	2,897	→
Quarter ending September 2017	2,891	→
Variance since September 2016	(2.4%)	↓



ACTIVITY

Cumulative percentage of contracted UDA delivered 2017 & 2018



Month	Adjusted Scheduled Activity (UDA)	
	2017	2018
April	678	480
May	1,120	946
June	1,570	1,339
July	2,239	2,059
August	2,880	2,628
September	3,504	3,180
October	3,883	
November	4,391	
December	4,849	
January	5,337	
February	5,858	
March	6,139	
April	6,225	
May	6,231	
June	6,231	

QUALITY

	Quantity	Base Number	Contract	AT	Region	England
% of FP17s for the same patient ID Re-attending within 3 months - Children	41	642	6.4%	9.7%	11.2%	11.9%
% of FP17s for the same patient ID Re-attending within 3 months - Adults	165	1,024	16.1%	15.6%	16.6%	15.9%
% of FP17s for the same patient ID Re-attending between 3 & 9 months - Children	182	642	28.3%	46.9%	47.0%	58.1%
% of FP17s for the same patient ID Re-attending between 3 & 9 months - Adults	328	1,024	32.0%	37.6%	38.2%	50.6%
% of FP17s for Band 1 Urgent Courses	165	1,614	10.2%	11.2%	10.6%	9.1%
% of FP17s Relating to Free Repair or Replacements	15	1,614	0.9%	0.5%	0.6%	0.8%
% of FP17s Relating to Continuations	20	1,614	1.2%	0.6%	0.8%	1.1%
% of Patients satisfied with the dentistry they have received	6	7	N/A	89.0%	89.2%	91.4%
% of Patients satisfied with the time they had to wait for an appointment	5	7	N/A	83.1%	83.4%	87.7%

* This is based on patients treated on this contract for their most recent course of treatment. Figures in italics indicate the base number of FP17s or Patient Questionnaire responses are less than 100. N/A is shown where the base number of responses is less than 10 during the period. % is calculated as Quantity/Base number*100

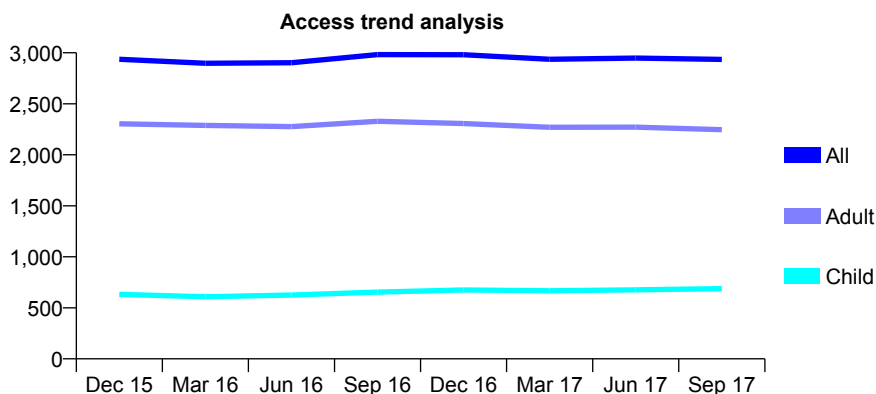
Q62 - Vital Signs At a Glance Contract Report for 232343/0001 - September 2017

Name or company name	MR RJ DOOA
Contract type name	GDS Contract
Purpose of contract	General
Contract start date	01/04/2006
Contract end date	

17/18 Contracted general activity (UDA)	10,657
Carry forward general activity (UDA)	-109
17/18 Contracted orthodontic activity (UOA)	0
Carry forward orthodontic activity (UOA)	0
Baseline contract value	£348,455.85

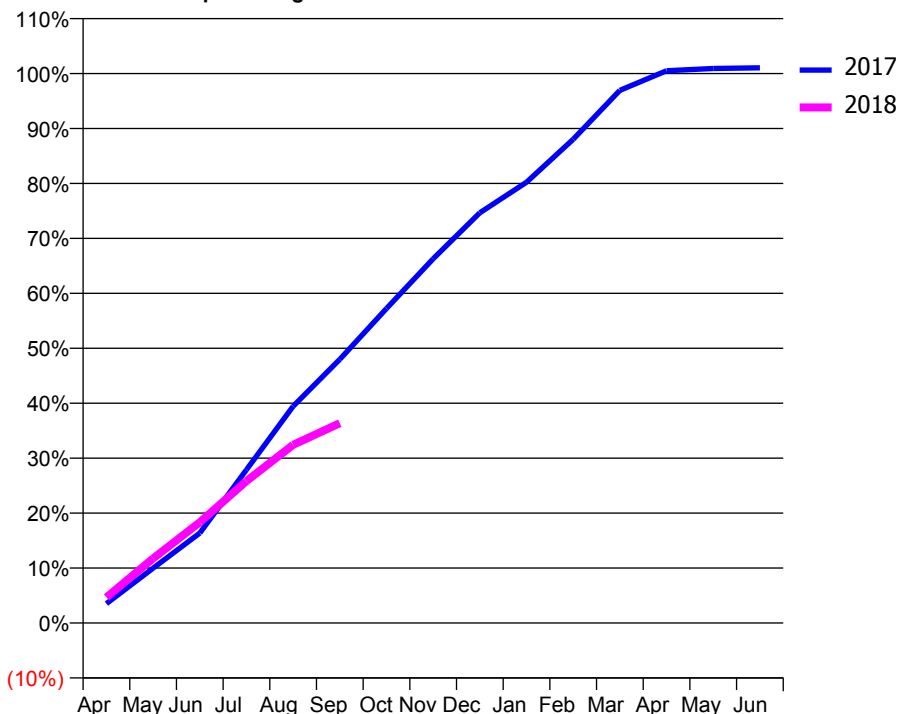
ACCESS*

Patients seen in 24 months	Total	Change since previous quarter
Quarter ending September 2016	2,983	
Quarter ending December 2016	2,981	→
Quarter ending March 2017	2,937	↓
Quarter ending June 2017	2,948	→
Quarter ending September 2017	2,935	→
Variance since September 2016	(1.6%)	↓



ACTIVITY

Cumulative percentage of contracted UDA delivered 2017 & 2018



Month	Adjusted Scheduled Activity (UDA)	
	2017	2018
April	377	499
May	1,063	1,253
June	1,745	1,955
July	2,973	2,754
August	4,204	3,455
September	5,114	3,877
October	6,098	
November	7,063	
December	7,956	
January	8,548	
February	9,380	
March	10,329	
April	10,709	
May	10,754	
June	10,766	

QUALITY

	Quantity	Base Number	Contract	AT	Region	England
% of FP17s for the same patient ID Re-attending within 3 months - Children	30	413	7.3%	9.7%	11.2%	11.9%
% of FP17s for the same patient ID Re-attending within 3 months - Adults	205	1,242	16.5%	15.6%	16.6%	15.9%
% of FP17s for the same patient ID Re-attending between 3 & 9 months - Children	206	413	49.9%	46.9%	47.0%	58.1%
% of FP17s for the same patient ID Re-attending between 3 & 9 months - Adults	486	1,242	39.1%	37.6%	38.2%	50.6%
% of FP17s for Band 1 Urgent Courses	219	1,497	14.6%	11.2%	10.6%	9.1%
% of FP17s Relating to Free Repair or Replacements	11	1,497	0.7%	0.5%	0.6%	0.8%
% of FP17s Relating to Continuations	8	1,497	0.5%	0.6%	0.8%	1.1%
% of Patients satisfied with the dentistry they have received	4	4	N/A	89.0%	89.2%	91.4%
% of Patients satisfied with the time they had to wait for an appointment	2	4	N/A	83.1%	83.4%	87.7%

* This is based on patients treated on this contract for their most recent course of treatment. Figures in italics indicate the base number of FP17s or Patient Questionnaire responses are less than 100. N/A is shown where the base number of responses is less than 10 during the period. % is calculated as Quantity/Base number*100

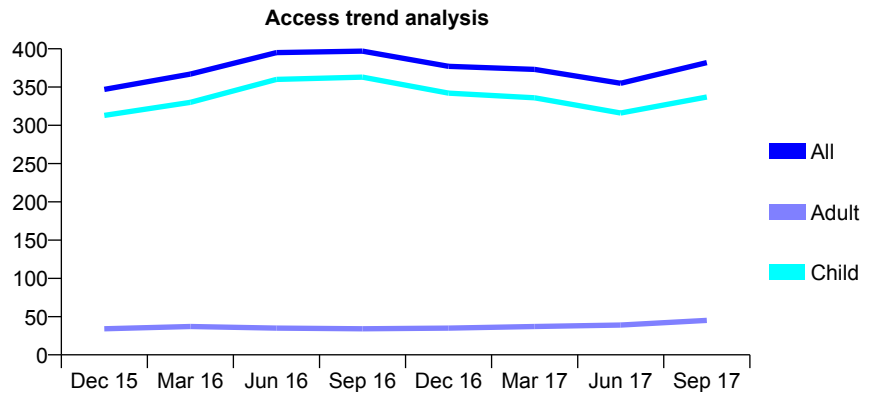
Q62 - Vital Signs At a Glance Contract Report for 239720/0001 - September 2017

Name or company name	MR A EGHBAL OMIDI
Contract type name	GDS Contract
Purpose of contract	General
Contract start date	01/04/2006
Contract end date	

17/18 Contracted general activity (UDA)	680
Carry forward general activity (UDA)	23
17/18 Contracted orthodontic activity (UOA)	0
Carry forward orthodontic activity (UOA)	0
Baseline contract value	£18,277.71

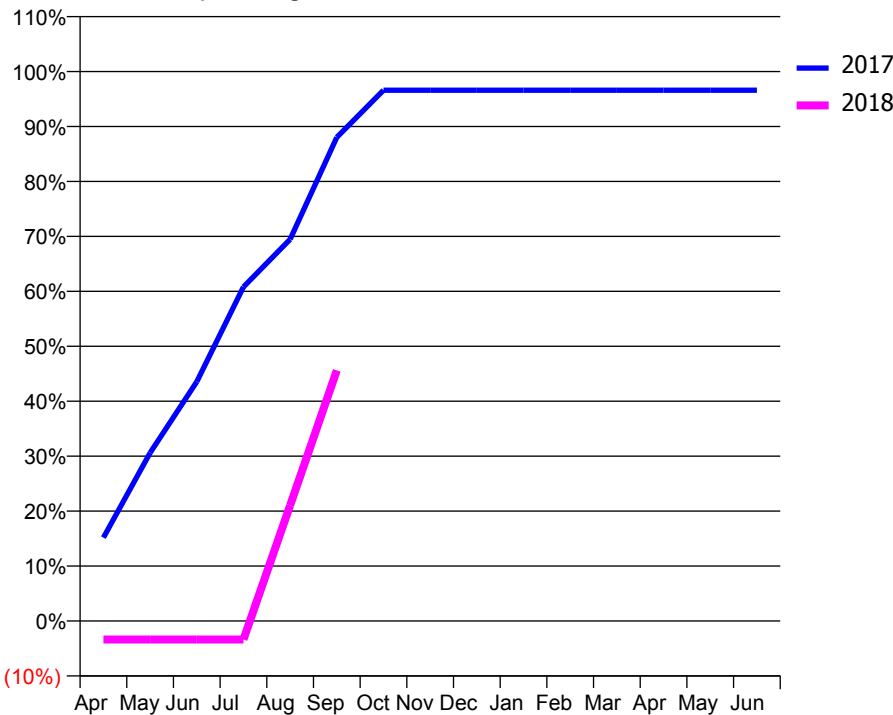
ACCESS*

Patients seen in 24 months	Total	Change since previous quarter
Quarter ending September 2016	397	
Quarter ending December 2016	377	↓
Quarter ending March 2017	373	↓
Quarter ending June 2017	355	↓
Quarter ending September 2017	382	↑
Variance since September 2016	(3.8%)	↓



ACTIVITY

Cumulative percentage of contracted UDA delivered 2017 & 2018



Month	Adjusted Scheduled Activity (UDA)	
	2017	2018
April	103	-23
May	208	-23
June	296	-23
July	413	-23
August	472	143
September	599	310
October	657	
November	657	
December	657	
January	657	
February	657	
March	657	
April	657	
May	657	
June	657	

QUALITY

	Quantity	Base Number	Contract	AT	Region	England
% of FP17s for the same patient ID Re-attending within 3 months - Children	8	283	2.8%	9.7%	11.2%	11.9%
% of FP17s for the same patient ID Re-attending within 3 months - Adults	0	12	0.0%	15.6%	16.6%	15.9%
% of FP17s for the same patient ID Re-attending between 3 & 9 months - Children	104	283	36.7%	46.9%	47.0%	58.1%
% of FP17s for the same patient ID Re-attending between 3 & 9 months - Adults	2	12	16.7%	37.6%	38.2%	50.6%
% of FP17s for Band 1 Urgent Courses	2	234	0.9%	11.2%	10.6%	9.1%
% of FP17s Relating to Free Repair or Replacements	0	234	0.0%	0.5%	0.6%	0.8%
% of FP17s Relating to Continuations	0	234	0.0%	0.6%	0.8%	1.1%
% of Patients satisfied with the dentistry they have received	0	0	N/A	89.0%	89.2%	91.4%
% of Patients satisfied with the time they had to wait for an appointment	0	0	N/A	83.1%	83.4%	87.7%

* This is based on patients treated on this contract for their most recent course of treatment. Figures in italics indicate the base number of FP17s or Patient Questionnaire responses are less than 100. N/A is shown where the base number of responses is less than 10 during the period. % is calculated as Quantity/Base number*100

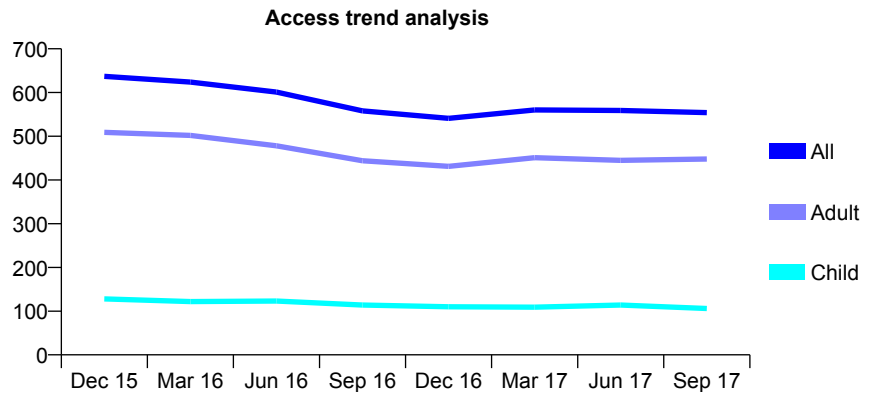
Q62 - Vital Signs At a Glance Contract Report for 239976/0002 - September 2017

Name or company name	MR WA TOWOLAWI
Contract type name	GDS Contract
Purpose of contract	General
Contract start date	01/04/2006
Contract end date	

17/18 Contracted general activity (UDA)	1,685
Carry forward general activity (UDA)	0
17/18 Contracted orthodontic activity (UOA)	0
Carry forward orthodontic activity (UOA)	0
Baseline contract value	£51,761.81

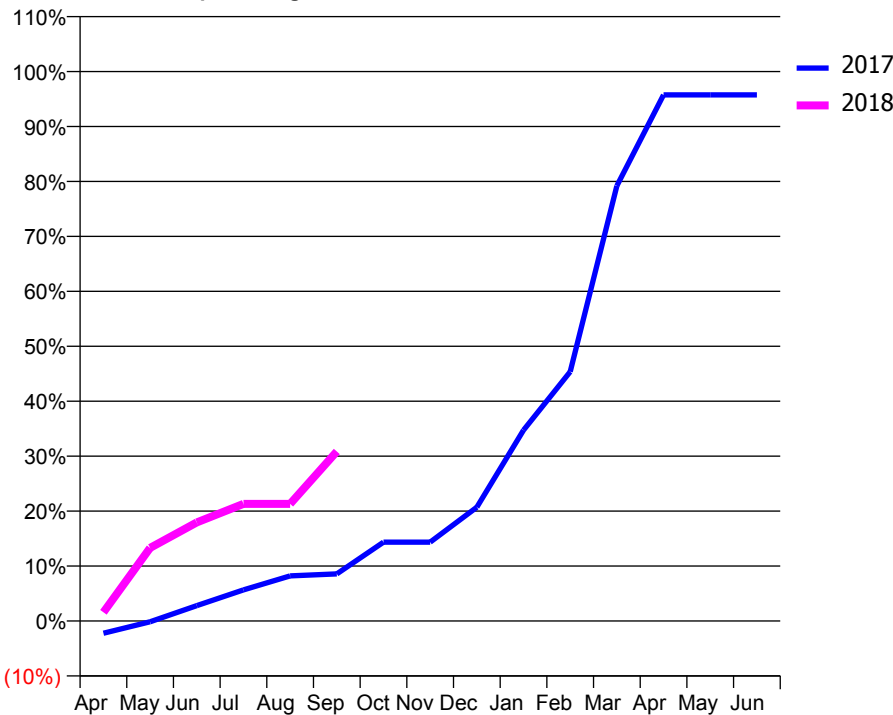
ACCESS*

Patients seen in 24 months	Total	Change since previous quarter
Quarter ending September 2016	558	
Quarter ending December 2016	541	↓
Quarter ending March 2017	560	↑
Quarter ending June 2017	559	→
Quarter ending September 2017	554	→
Variance since September 2016	(0.7%)	→



ACTIVITY

Cumulative percentage of contracted UDA delivered 2017 & 2018



Month	Adjusted Scheduled Activity (UDA)	
	2017	2018
April	-38	27
May	-3	224
June	47	302
July	96	359
August	138	359
September	145	520
October	242	
November	242	
December	349	
January	585	
February	764	
March	1,335	
April	1,613	
May	1,613	
June	1,613	

QUALITY

	Quantity	Base Number	Contract	AT	Region	England
% of FP17s for the same patient ID Re-attending within 3 months - Children	3	47	6.4%	9.7%	11.2%	11.9%
% of FP17s for the same patient ID Re-attending within 3 months - Adults	45	216	20.8%	15.6%	16.6%	15.9%
% of FP17s for the same patient ID Re-attending between 3 & 9 months - Children	6	47	12.8%	46.9%	47.0%	58.1%
% of FP17s for the same patient ID Re-attending between 3 & 9 months - Adults	38	216	17.6%	37.6%	38.2%	50.6%
% of FP17s for Band 1 Urgent Courses	65	209	31.1%	11.2%	10.6%	9.1%
% of FP17s Relating to Free Repair or Replacements	0	209	0.0%	0.5%	0.6%	0.8%
% of FP17s Relating to Continuations	0	209	0.0%	0.6%	0.8%	1.1%
% of Patients satisfied with the dentistry they have received	0	0	N/A	89.0%	89.2%	91.4%
% of Patients satisfied with the time they had to wait for an appointment	0	0	N/A	83.1%	83.4%	87.7%

* This is based on patients treated on this contract for their most recent course of treatment. Figures in italics indicate the base number of FP17s or Patient Questionnaire responses are less than 100. N/A is shown where the base number of responses is less than 10 during the period. % is calculated as Quantity/Base number*100

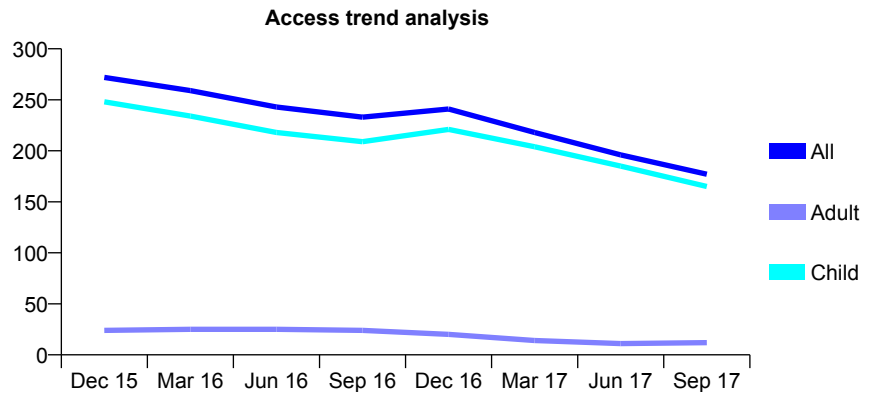
Q62 - Vital Signs At a Glance Contract Report for 245976/0001 - September 2017

Name or company name	MISS Y LIU
Contract type name	GDS Contract
Purpose of contract	General
Contract start date	01/04/2006
Contract end date	

17/18 Contracted general activity (UDA)	195
Carry forward general activity (UDA)	-4
17/18 Contracted orthodontic activity (UOA)	0
Carry forward orthodontic activity (UOA)	0
Baseline contract value	£3,552.87

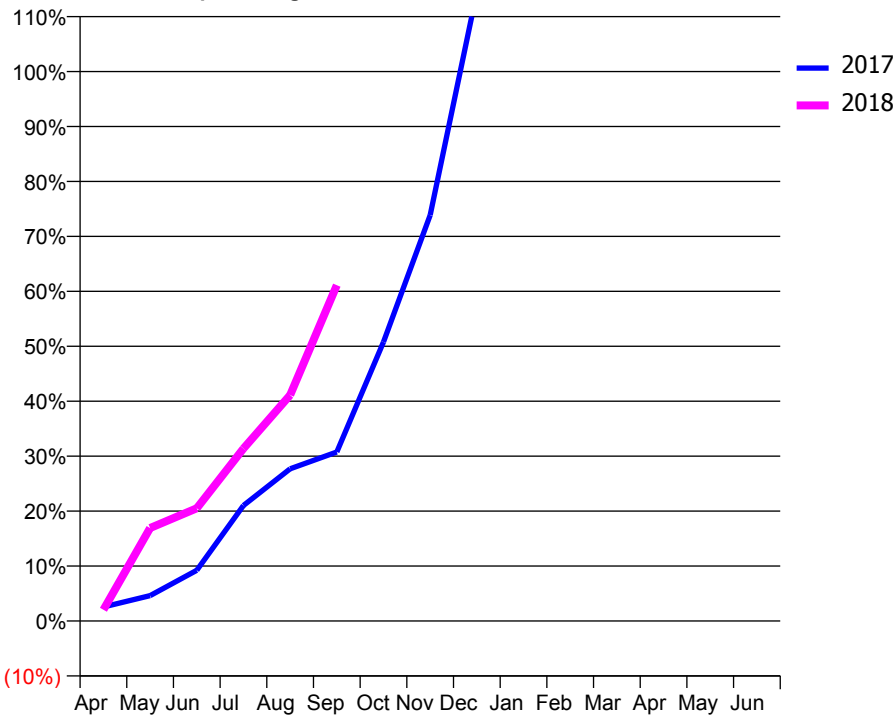
ACCESS*

Patients seen in 24 months	Total	Change since previous quarter
Quarter ending September 2016	233	
Quarter ending December 2016	241	↑
Quarter ending March 2017	218	↓
Quarter ending June 2017	196	↓
Quarter ending September 2017	177	↓
Variance since September 2016	(24.0%)	↓



ACTIVITY

Cumulative percentage of contracted UDA delivered 2017 & 2018



Month	Adjusted Scheduled Activity (UDA)	
	2017	2018
April	5	4
May	9	33
June	18	40
July	41	61
August	54	80
September	60	119
October	99	
November	144	
December	223	
January	250	
February	284	
March	301	
April	338	
May	341	
June	341	

QUALITY

	Quantity	Base Number	Contract	AT	Region	England
% of FP17s for the same patient ID Re-attending within 3 months - Children	9	118	7.6%	9.7%	11.2%	11.9%
% of FP17s for the same patient ID Re-attending within 3 months - Adults	0	2	0.0%	15.6%	16.6%	15.9%
% of FP17s for the same patient ID Re-attending between 3 & 9 months - Children	85	118	72.0%	46.9%	47.0%	58.1%
% of FP17s for the same patient ID Re-attending between 3 & 9 months - Adults	1	2	50.0%	37.6%	38.2%	50.6%
% of FP17s for Band 1 Urgent Courses	1	93	1.1%	11.2%	10.6%	9.1%
% of FP17s Relating to Free Repair or Replacements	0	93	0.0%	0.5%	0.6%	0.8%
% of FP17s Relating to Continuations	0	93	0.0%	0.6%	0.8%	1.1%
% of Patients satisfied with the dentistry they have received	0	0	N/A	89.0%	89.2%	91.4%
% of Patients satisfied with the time they had to wait for an appointment	0	0	N/A	83.1%	83.4%	87.7%

* This is based on patients treated on this contract for their most recent course of treatment. Figures in italics indicate the base number of FP17s or Patient Questionnaire responses are less than 100. N/A is shown where the base number of responses is less than 10 during the period. % is calculated as Quantity/Base number*100

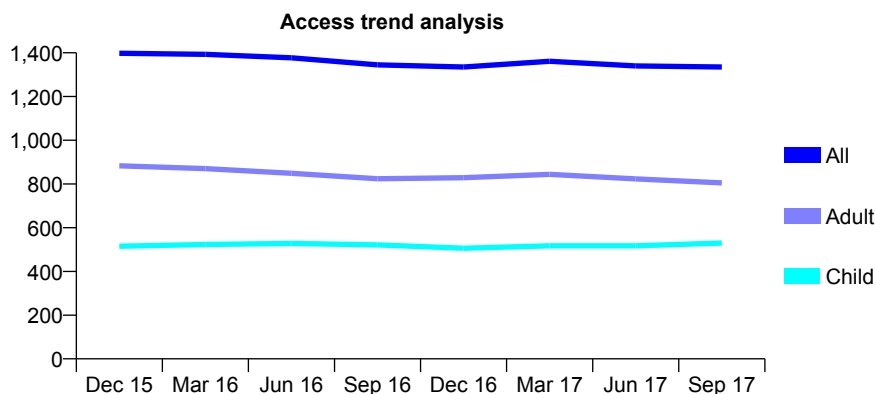
Q62 - Vital Signs At a Glance Contract Report for 250562/0001 - September 2017

Name or company name	MRS R KUNWARDIA
Contract type name	GDS Contract
Purpose of contract	General
Contract start date	01/04/2006
Contract end date	

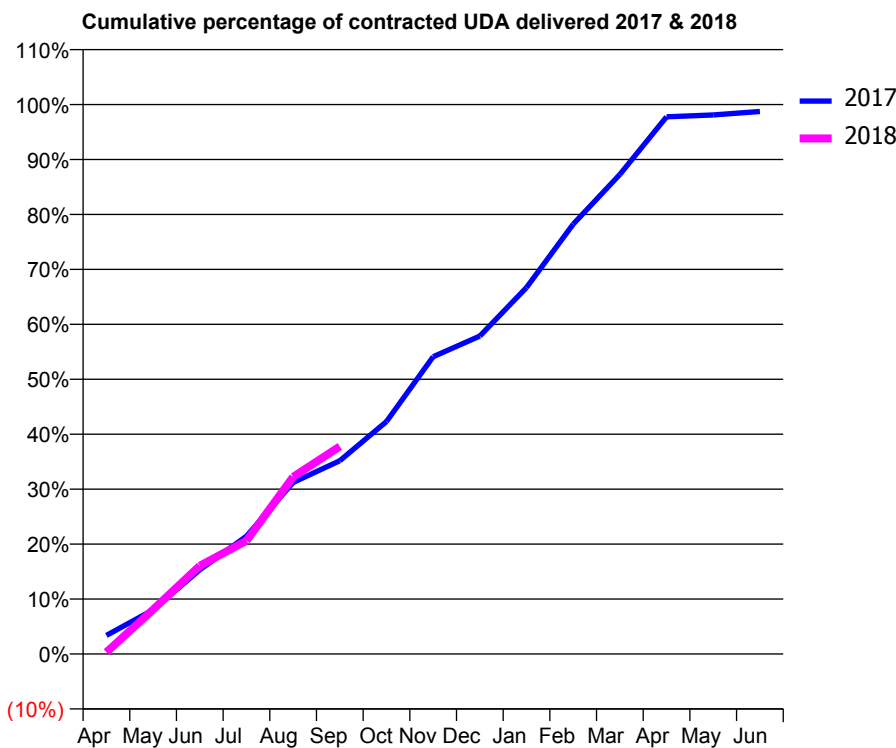
17/18 Contracted general activity (UDA)	2,910
Carry forward general activity (UDA)	37
17/18 Contracted orthodontic activity (UOA)	0
Carry forward orthodontic activity (UOA)	0
Baseline contract value	£81,054.96

ACCESS*

Patients seen in 24 months	Total	Change since previous quarter
Quarter ending September 2016	1,345	
Quarter ending December 2016	1,335	→
Quarter ending March 2017	1,361	→
Quarter ending June 2017	1,340	↓
Quarter ending September 2017	1,335	→
Variance since September 2016	(0.7%)	→



ACTIVITY



Month	Adjusted Scheduled Activity (UDA)	
	2017	2018
April	98	9
May	234	236
June	446	467
July	624	600
August	908	938
September	1,024	1,099
October	1,231	
November	1,574	
December	1,684	
January	1,941	
February	2,276	
March	2,540	
April	2,845	
May	2,855	
June	2,873	

QUALITY

	Quantity	Base Number	Contract	AT	Region	England
% of FP17s for the same patient ID Re-attending within 3 months - Children	11	373	2.9%	9.7%	11.2%	11.9%
% of FP17s for the same patient ID Re-attending within 3 months - Adults	27	457	5.9%	15.6%	16.6%	15.9%
% of FP17s for the same patient ID Re-attending between 3 & 9 months - Children	196	373	52.5%	46.9%	47.0%	58.1%
% of FP17s for the same patient ID Re-attending between 3 & 9 months - Adults	231	457	50.5%	37.6%	38.2%	50.6%
% of FP17s for Band 1 Urgent Courses	56	674	8.3%	11.2%	10.6%	9.1%
% of FP17s Relating to Free Repair or Replacements	2	674	0.3%	0.5%	0.6%	0.8%
% of FP17s Relating to Continuations	1	674	0.1%	0.6%	0.8%	1.1%
% of Patients satisfied with the dentistry they have received	1	1	N/A	89.0%	89.2%	91.4%
% of Patients satisfied with the time they had to wait for an appointment	1	1	N/A	83.1%	83.4%	87.7%

* This is based on patients treated on this contract for their most recent course of treatment. Figures in italics indicate the base number of FP17s or Patient Questionnaire responses are less than 100. N/A is shown where the base number of responses is less than 10 during the period. % is calculated as Quantity/Base number*100

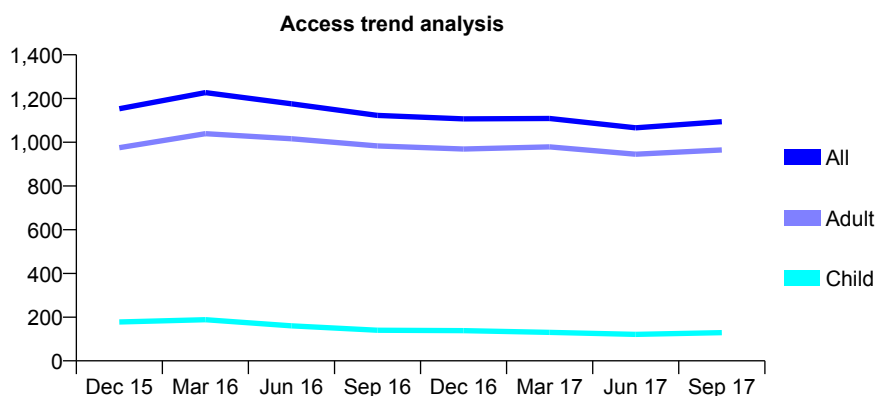
Q62 - Vital Signs At a Glance Contract Report for 251267/0001 - September 2017

Name or company name	MR HS MAUDUDI
Contract type name	GDS Contract
Purpose of contract	General
Contract start date	01/04/2006
Contract end date	

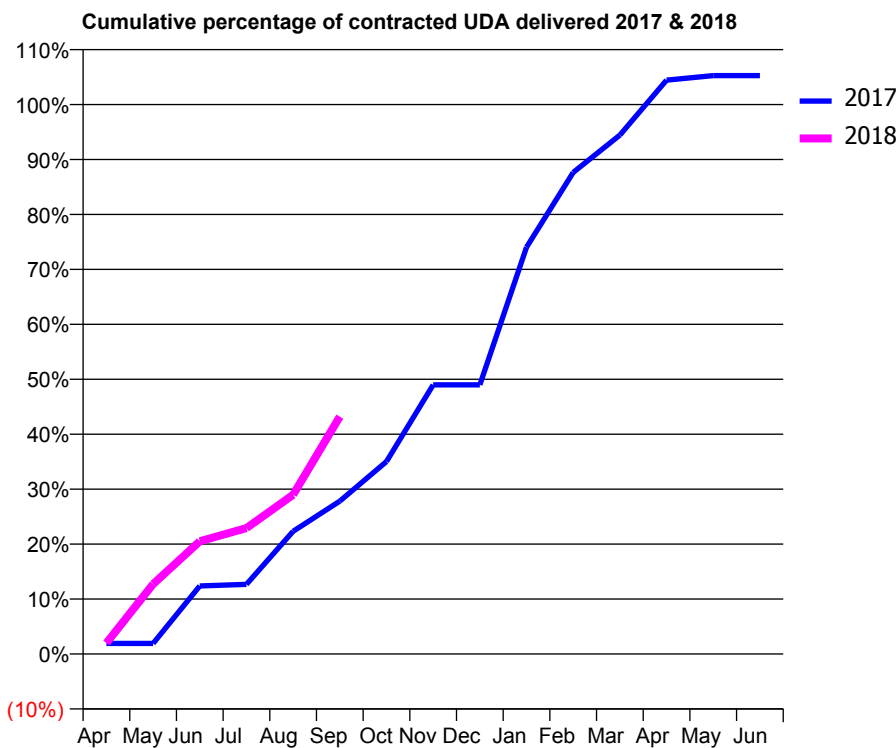
17/18 Contracted general activity (UDA)	1,599
Carry forward general activity (UDA)	-32
17/18 Contracted orthodontic activity (UOA)	0
Carry forward orthodontic activity (UOA)	0
Baseline contract value	£38,537.70

ACCESS*

Patients seen in 24 months	Total	Change since previous quarter
Quarter ending September 2016	1,123	
Quarter ending December 2016	1,107	↓
Quarter ending March 2017	1,109	→
Quarter ending June 2017	1,066	↓
Quarter ending September 2017	1,094	↑
Variance since September 2016	(2.6%)	↓



ACTIVITY



Adjusted Scheduled Activity (UDA)		
Month	2017	2018
April	31	32
May	31	203
June	198	328
July	203	366
August	357	464
September	445	691
October	560	
November	783	
December	783	
January	1,184	
February	1,401	
March	1,510	
April	1,670	
May	1,683	
June	1,683	

QUALITY

	Quantity	Base Number	Contract	AT	Region	England
% of FP17s for the same patient ID Re-attending within 3 months - Children	0	102	0.0%	9.7%	11.2%	11.9%
% of FP17s for the same patient ID Re-attending within 3 months - Adults	4	486	0.8%	15.6%	16.6%	15.9%
% of FP17s for the same patient ID Re-attending between 3 & 9 months - Children	2	102	2.0%	46.9%	47.0%	58.1%
% of FP17s for the same patient ID Re-attending between 3 & 9 months - Adults	5	486	1.0%	37.6%	38.2%	50.6%
% of FP17s for Band 1 Urgent Courses	465	498	93.4%	11.2%	10.6%	9.1%
% of FP17s Relating to Free Repair or Replacements	0	498	0.0%	0.5%	0.6%	0.8%
% of FP17s Relating to Continuations	0	498	0.0%	0.6%	0.8%	1.1%
% of Patients satisfied with the dentistry they have received	0	1	N/A	89.0%	89.2%	91.4%
% of Patients satisfied with the time they had to wait for an appointment	0	1	N/A	83.1%	83.4%	87.7%

* This is based on patients treated on this contract for their most recent course of treatment. Figures in italics indicate the base number of FP17s or Patient Questionnaire responses are less than 100. N/A is shown where the base number of responses is less than 10 during the period. % is calculated as Quantity/Base number*100

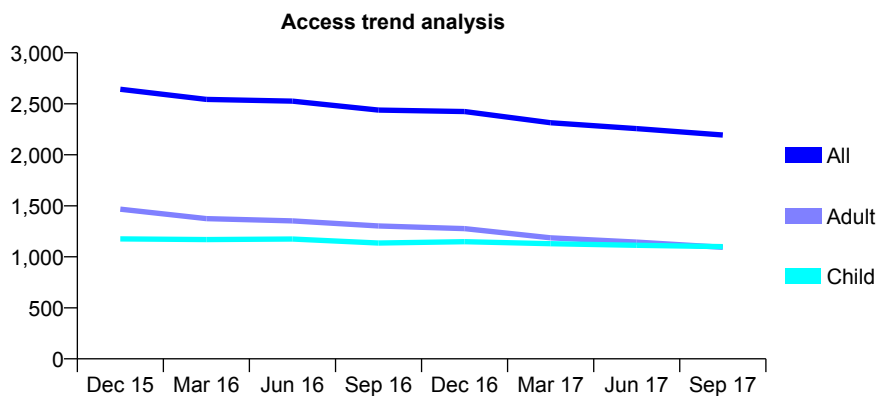
Q62 - Vital Signs At a Glance Contract Report for 251305/0001 - September 2017

Name or company name	MISS V IZADPANAHI
Contract type name	GDS Contract
Purpose of contract	General
Contract start date	01/04/2010
Contract end date	

17/18 Contracted general activity (UDA)	7,829
Carry forward general activity (UDA)	51
17/18 Contracted orthodontic activity (UOA)	0
Carry forward orthodontic activity (UOA)	0
Baseline contract value	£221,458.24

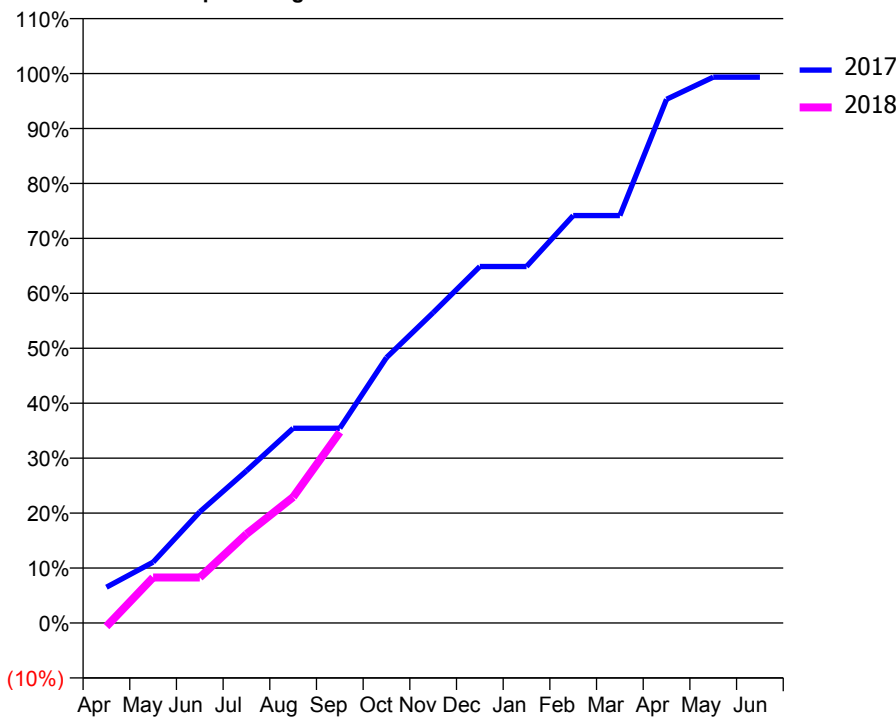
ACCESS*

Patients seen in 24 months	Total	Change since previous quarter
Quarter ending September 2016	2,438	
Quarter ending December 2016	2,424	→
Quarter ending March 2017	2,315	↓
Quarter ending June 2017	2,257	↓
Quarter ending September 2017	2,194	↓
Variance since September 2016	(10.0%)	↓



ACTIVITY

Cumulative percentage of contracted UDA delivered 2017 & 2018



Adjusted Scheduled Activity (UDA)

Month	2017	2018
April	510	-51
May	867	649
June	1,583	649
July	2,169	1,269
August	2,775	1,795
September	2,775	2,719
October	3,782	
November	4,423	
December	5,079	
January	5,079	
February	5,804	
March	5,804	
April	7,462	
May	7,778	
June	7,778	

QUALITY

	Quantity	Base Number	Contract	AT	Region	England
% of FP17s for the same patient ID Re-attending within 3 months - Children	52	869	6.0%	9.7%	11.2%	11.9%
% of FP17s for the same patient ID Re-attending within 3 months - Adults	61	679	9.0%	15.6%	16.6%	15.9%
% of FP17s for the same patient ID Re-attending between 3 & 9 months - Children	424	869	48.8%	46.9%	47.0%	58.1%
% of FP17s for the same patient ID Re-attending between 3 & 9 months - Adults	250	679	36.8%	37.6%	38.2%	50.6%
% of FP17s for Band 1 Urgent Courses	100	981	10.2%	11.2%	10.6%	9.1%
% of FP17s Relating to Free Repair or Replacements	0	981	0.0%	0.5%	0.6%	0.8%
% of FP17s Relating to Continuations	1	981	0.1%	0.6%	0.8%	1.1%
% of Patients satisfied with the dentistry they have received	1	1	N/A	89.0%	89.2%	91.4%
% of Patients satisfied with the time they had to wait for an appointment	1	1	N/A	83.1%	83.4%	87.7%

* This is based on patients treated on this contract for their most recent course of treatment. Figures in italics indicate the base number of FP17s or Patient Questionnaire responses are less than 100. N/A is shown where the base number of responses is less than 10 during the period. % is calculated as Quantity/Base number*100

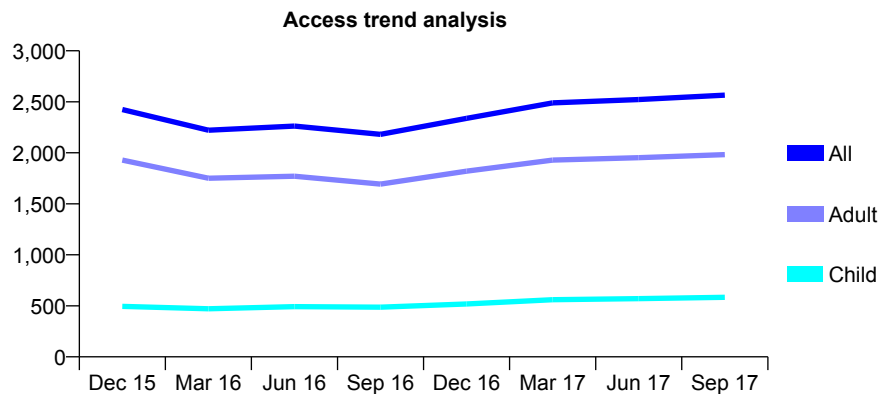
Q62 - Vital Signs At a Glance Contract Report for 254231/0001 - September 2017

Name or company name	MR SH PEZESHKI
Contract type name	GDS Contract
Purpose of contract	General
Contract start date	04/01/2010
Contract end date	

17/18 Contracted general activity (UDA)	8,200
Carry forward general activity (UDA)	0
17/18 Contracted orthodontic activity (UOA)	0
Carry forward orthodontic activity (UOA)	0
Baseline contract value	£230,575.30

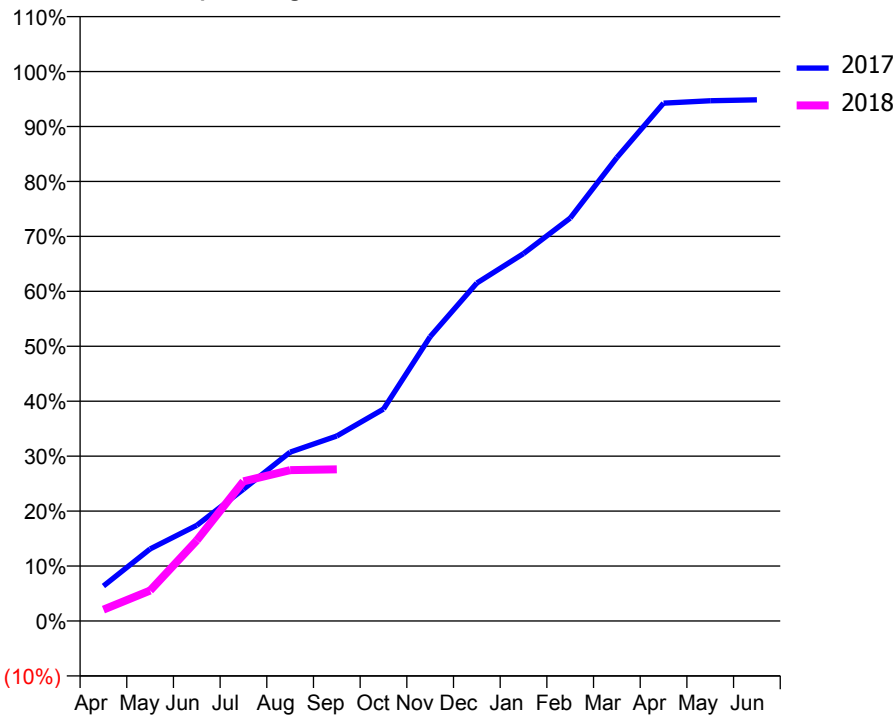
ACCESS*

Patients seen in 24 months	Total	Change since previous quarter
Quarter ending September 2016	2,181	
Quarter ending December 2016	2,338	↑
Quarter ending March 2017	2,489	↑
Quarter ending June 2017	2,522	→
Quarter ending September 2017	2,566	→
Variance since September 2016	17.7%	↑



ACTIVITY

Cumulative percentage of contracted UDA delivered 2017 & 2018



Month	Adjusted Scheduled Activity (UDA)	
	2017	2018
April	523	171
May	1,075	454
June	1,427	1,202
July	1,968	2,085
August	2,520	2,251
September	2,760	2,264
October	3,163	
November	4,244	
December	5,043	
January	5,483	
February	6,013	
March	6,916	
April	7,727	
May	7,763	
June	7,778	

QUALITY

	Quantity	Base Number	Contract	AT	Region	England
% of FP17s for the same patient ID Re-attending within 3 months - Children	46	283	16.3%	9.7%	11.2%	11.9%
% of FP17s for the same patient ID Re-attending within 3 months - Adults	232	974	23.8%	15.6%	16.6%	15.9%
% of FP17s for the same patient ID Re-attending between 3 & 9 months - Children	97	283	34.3%	46.9%	47.0%	58.1%
% of FP17s for the same patient ID Re-attending between 3 & 9 months - Adults	258	974	26.5%	37.6%	38.2%	50.6%
% of FP17s for Band 1 Urgent Courses	214	985	21.7%	11.2%	10.6%	9.1%
% of FP17s Relating to Free Repair or Replacements	0	985	0.0%	0.5%	0.6%	0.8%
% of FP17s Relating to Continuations	15	985	1.5%	0.6%	0.8%	1.1%
% of Patients satisfied with the dentistry they have received	9	12	75.0%	89.0%	89.2%	91.4%
% of Patients satisfied with the time they had to wait for an appointment	9	12	75.0%	83.1%	83.4%	87.7%

* This is based on patients treated on this contract for their most recent course of treatment. Figures in italics indicate the base number of FP17s or Patient Questionnaire responses are less than 100. N/A is shown where the base number of responses is less than 10 during the period. % is calculated as Quantity/Base number*100

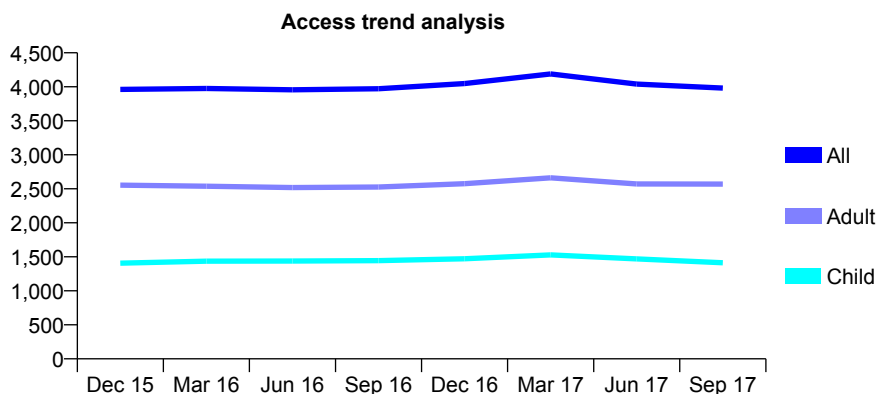
Q62 - Vital Signs At a Glance Contract Report for 261416/0001 - September 2017

Name or company name	MR JS JEER
Contract type name	GDS Contract
Purpose of contract	General
Contract start date	01/04/2006
Contract end date	

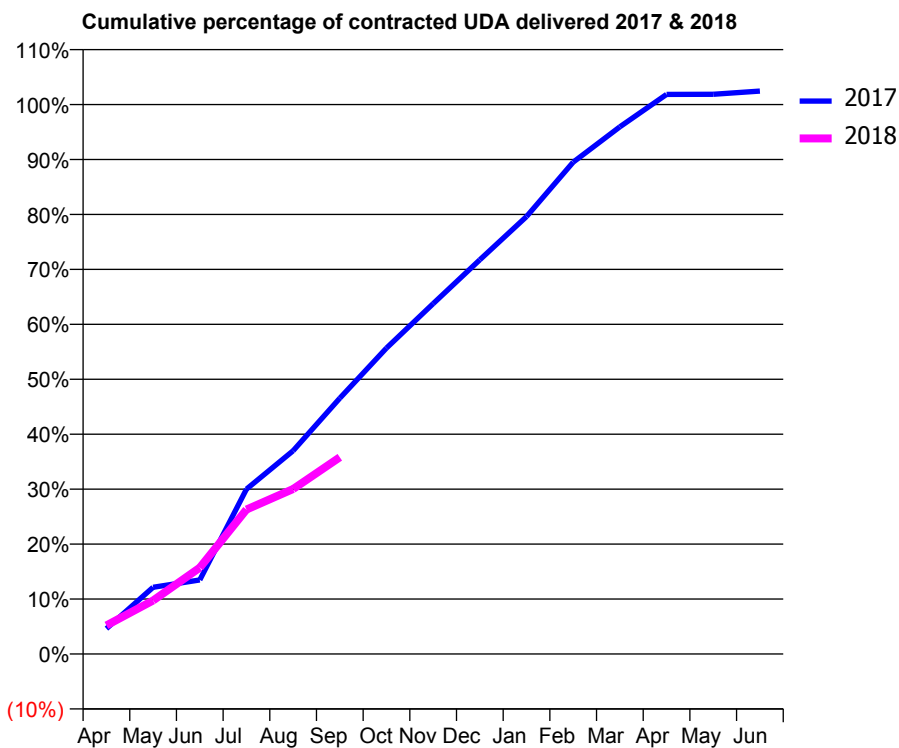
17/18 Contracted general activity (UDA)	11,840
Carry forward general activity (UDA)	-237
17/18 Contracted orthodontic activity (UOA)	0
Carry forward orthodontic activity (UOA)	0
Baseline contract value	£338,926.51

ACCESS*

Patients seen in 24 months	Total	Change since previous quarter
Quarter ending September 2016	3,971	
Quarter ending December 2016	4,048	→
Quarter ending March 2017	4,189	↑
Quarter ending June 2017	4,041	↓
Quarter ending September 2017	3,982	↓
Variance since September 2016	0.3%	→



ACTIVITY



Month	Adjusted Scheduled Activity (UDA)	
	2017	2018
April	546	616
May	1,438	1,154
June	1,597	1,861
July	3,552	3,113
August	4,381	3,555
September	5,512	4,239
October	6,593	
November	7,549	
December	8,495	
January	9,425	
February	10,597	
March	11,359	
April	12,056	
May	12,061	
June	12,130	

QUALITY

	Quantity	Base Number	Contract	AT	Region	England
% of FP17s for the same patient ID Re-attending within 3 months - Children	66	906	7.3%	9.7%	11.2%	11.9%
% of FP17s for the same patient ID Re-attending within 3 months - Adults	192	1,395	13.8%	15.6%	16.6%	15.9%
% of FP17s for the same patient ID Re-attending between 3 & 9 months - Children	528	906	58.3%	46.9%	47.0%	58.1%
% of FP17s for the same patient ID Re-attending between 3 & 9 months - Adults	637	1,395	45.7%	37.6%	38.2%	50.6%
% of FP17s for Band 1 Urgent Courses	387	1,971	19.6%	11.2%	10.6%	9.1%
% of FP17s Relating to Free Repair or Replacements	7	1,971	0.4%	0.5%	0.6%	0.8%
% of FP17s Relating to Continuations	6	1,971	0.3%	0.6%	0.8%	1.1%
% of Patients satisfied with the dentistry they have received	4	5	N/A	89.0%	89.2%	91.4%
% of Patients satisfied with the time they had to wait for an appointment	3	5	N/A	83.1%	83.4%	87.7%

* This is based on patients treated on this contract for their most recent course of treatment. Figures in italics indicate the base number of FP17s or Patient Questionnaire responses are less than 100. N/A is shown where the base number of responses is less than 10 during the period. % is calculated as Quantity/Base number*100

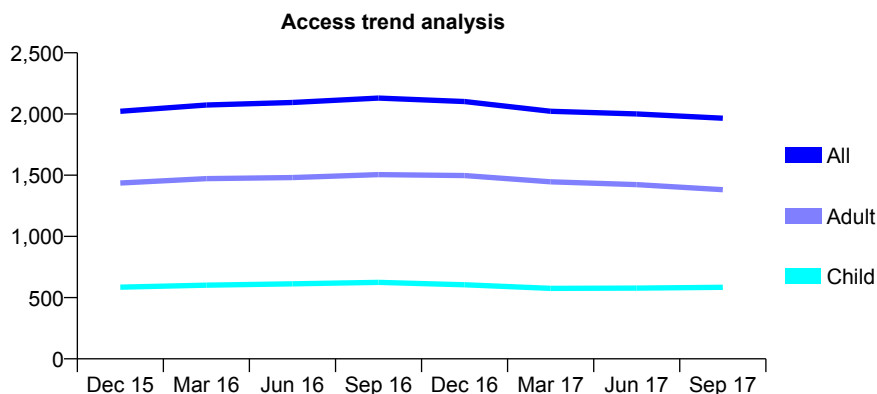
Q62 - Vital Signs At a Glance Contract Report for 262455/0001 - September 2017

Name or company name	MR M ZABIHI
Contract type name	GDS Contract
Purpose of contract	General
Contract start date	01/04/2006
Contract end date	

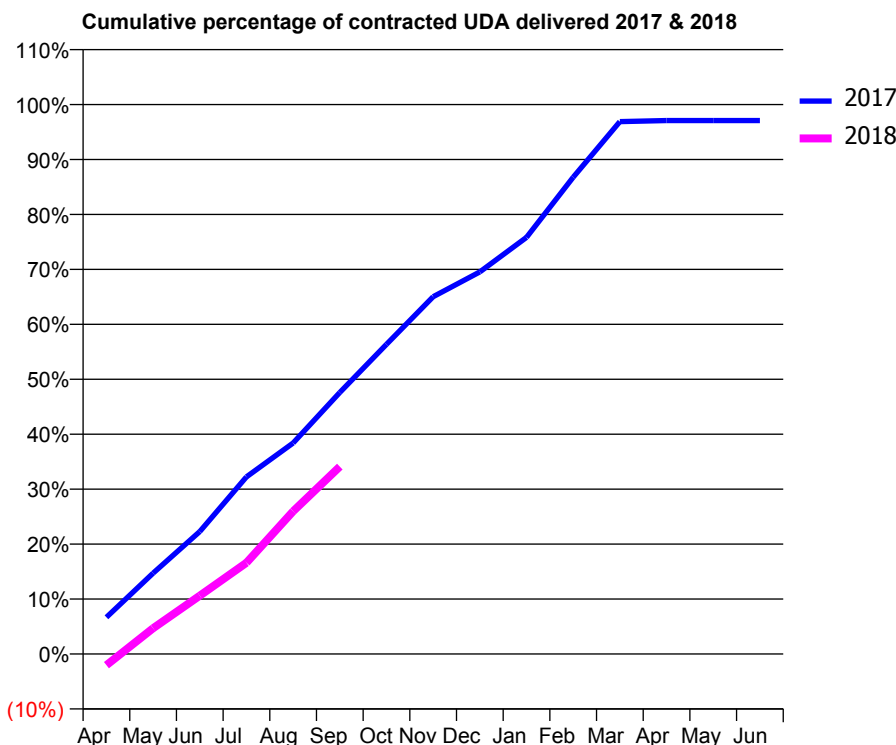
17/18 Contracted general activity (UDA)	7,433
Carry forward general activity (UDA)	216
17/18 Contracted orthodontic activity (UOA)	0
Carry forward orthodontic activity (UOA)	0
Baseline contract value	£187,827.58

ACCESS*

Patients seen in 24 months	Total	Change since previous quarter
Quarter ending September 2016	2,130	
Quarter ending December 2016	2,102	↓
Quarter ending March 2017	2,022	↓
Quarter ending June 2017	2,001	↓
Quarter ending September 2017	1,966	↓
Variance since September 2016	(7.7%)	↓



ACTIVITY



Month	Adjusted Scheduled Activity (UDA)	
	2017	2018
April	498	-152
May	1,095	349
June	1,657	789
July	2,396	1,234
August	2,854	1,931
September	3,538	2,536
October	4,189	
November	4,834	
December	5,169	
January	5,636	
February	6,450	
March	7,202	
April	7,217	
May	7,217	
June	7,217	

QUALITY

	Quantity	Base Number	Contract	AT	Region	England
% of FP17s for the same patient ID Re-attending within 3 months - Children	33	321	10.3%	9.7%	11.2%	11.9%
% of FP17s for the same patient ID Re-attending within 3 months - Adults	136	684	19.9%	15.6%	16.6%	15.9%
% of FP17s for the same patient ID Re-attending between 3 & 9 months - Children	98	321	30.5%	46.9%	47.0%	58.1%
% of FP17s for the same patient ID Re-attending between 3 & 9 months - Adults	208	684	30.4%	37.6%	38.2%	50.6%
% of FP17s for Band 1 Urgent Courses	149	994	15.0%	11.2%	10.6%	9.1%
% of FP17s Relating to Free Repair or Replacements	5	994	0.5%	0.5%	0.6%	0.8%
% of FP17s Relating to Continuations	0	994	0.0%	0.6%	0.8%	1.1%
% of Patients satisfied with the dentistry they have received	2	2	N/A	89.0%	89.2%	91.4%
% of Patients satisfied with the time they had to wait for an appointment	2	2	N/A	83.1%	83.4%	87.7%

* This is based on patients treated on this contract for their most recent course of treatment. Figures in italics indicate the base number of FP17s or Patient Questionnaire responses are less than 100. N/A is shown where the base number of responses is less than 10 during the period. % is calculated as Quantity/Base number*100

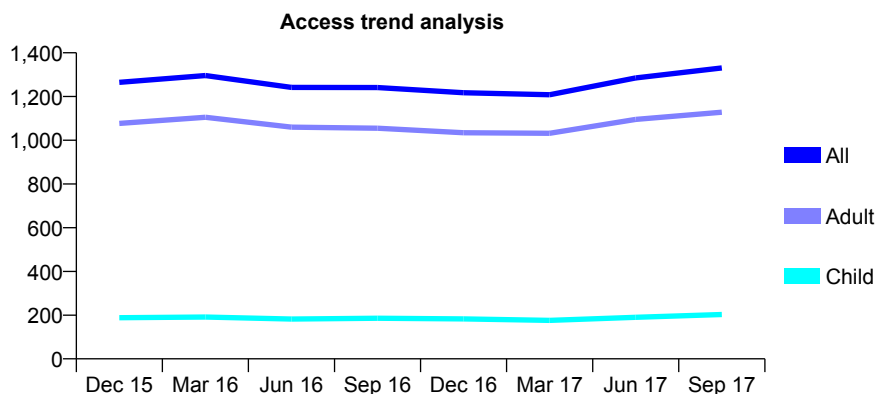
Q62 - Vital Signs At a Glance Contract Report for 263729/0001 - September 2017

Name or company name	MS A FAKI
Contract type name	GDS Contract
Purpose of contract	General
Contract start date	01/04/2006
Contract end date	

17/18 Contracted general activity (UDA)	3,178
Carry forward general activity (UDA)	-42
17/18 Contracted orthodontic activity (UOA)	0
Carry forward orthodontic activity (UOA)	0
Baseline contract value	£112,864.07

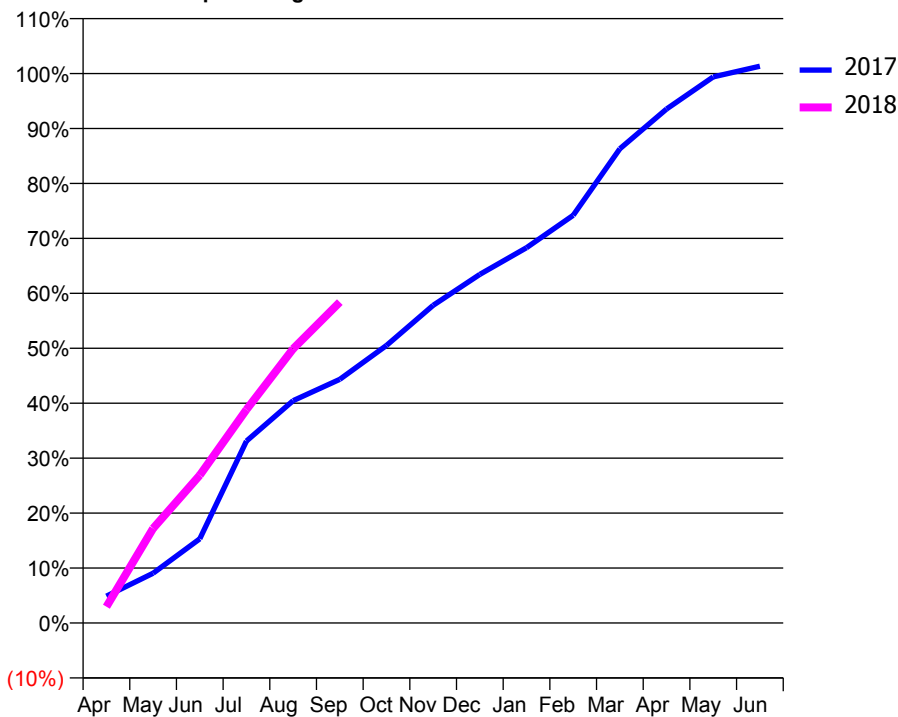
ACCESS*

Patients seen in 24 months	Total	Change since previous quarter
Quarter ending September 2016	1,241	
Quarter ending December 2016	1,217	↓
Quarter ending March 2017	1,208	→
Quarter ending June 2017	1,285	↑
Quarter ending September 2017	1,331	↑
Variance since September 2016	7.3%	↑



ACTIVITY

Cumulative percentage of contracted UDA delivered 2017 & 2018



Month	Adjusted Scheduled Activity (UDA)	
	2017	2018
April	155	95
May	288	547
June	487	855
July	1,052	1,234
August	1,286	1,586
September	1,409	1,856
October	1,605	
November	1,838	
December	2,016	
January	2,171	
February	2,358	
March	2,743	
April	2,973	
May	3,159	
June	3,220	

QUALITY

	Quantity	Base Number	Contract	AT	Region	England
% of FP17s for the same patient ID Re-attending within 3 months - Children	0	121	0.0%	9.7%	11.2%	11.9%
% of FP17s for the same patient ID Re-attending within 3 months - Adults	57	590	9.7%	15.6%	16.6%	15.9%
% of FP17s for the same patient ID Re-attending between 3 & 9 months - Children	35	121	28.9%	46.9%	47.0%	58.1%
% of FP17s for the same patient ID Re-attending between 3 & 9 months - Adults	103	590	17.5%	37.6%	38.2%	50.6%
% of FP17s for Band 1 Urgent Courses	103	599	17.2%	11.2%	10.6%	9.1%
% of FP17s Relating to Free Repair or Replacements	4	599	0.7%	0.5%	0.6%	0.8%
% of FP17s Relating to Continuations	1	599	0.2%	0.6%	0.8%	1.1%
% of Patients satisfied with the dentistry they have received	4	5	N/A	89.0%	89.2%	91.4%
% of Patients satisfied with the time they had to wait for an appointment	1	5	N/A	83.1%	83.4%	87.7%

* This is based on patients treated on this contract for their most recent course of treatment. Figures in italics indicate the base number of FP17s or Patient Questionnaire responses are less than 100. N/A is shown where the base number of responses is less than 10 during the period. % is calculated as Quantity/Base number*100

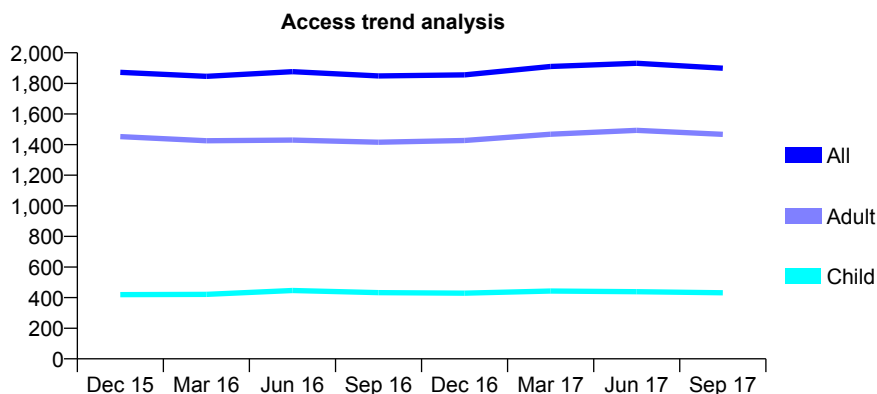
Q62 - Vital Signs At a Glance Contract Report for 263974/0001 - September 2017

Name or company name	MR A PATEL
Contract type name	GDS Contract
Purpose of contract	General
Contract start date	01/04/2006
Contract end date	

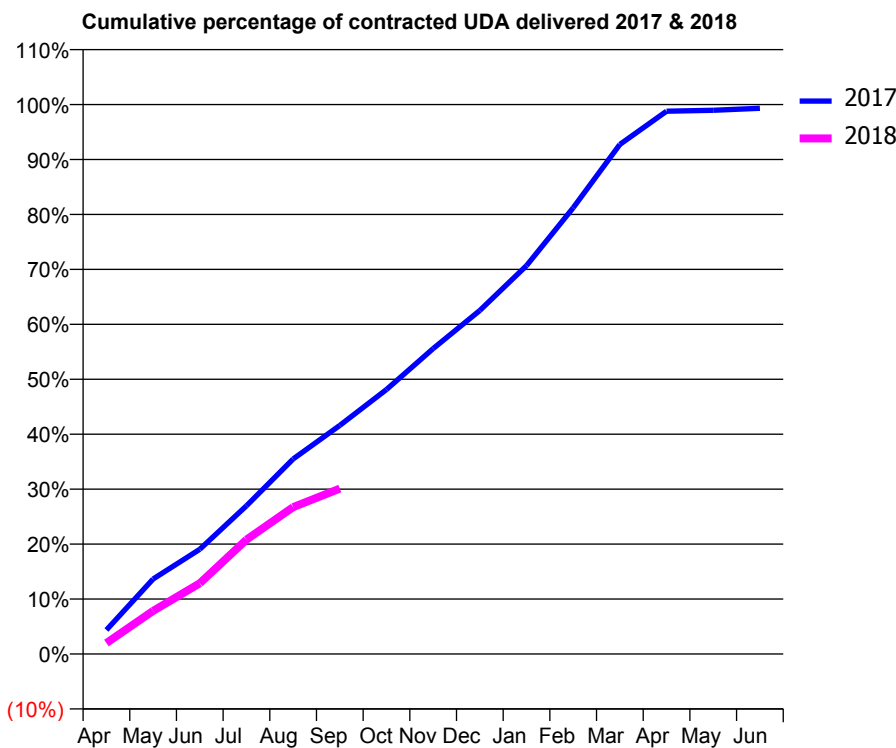
17/18 Contracted general activity (UDA)	7,011
Carry forward general activity (UDA)	48
17/18 Contracted orthodontic activity (UOA)	0
Carry forward orthodontic activity (UOA)	0
Baseline contract value	£208,161.07

ACCESS*

Patients seen in 24 months	Total	Change since previous quarter
Quarter ending September 2016	1,849	
Quarter ending December 2016	1,856	→
Quarter ending March 2017	1,911	↑
Quarter ending June 2017	1,932	→
Quarter ending September 2017	1,899	↓
Variance since September 2016	2.7%	↑



ACTIVITY



Month	Adjusted Scheduled Activity (UDA)	
	2017	2018
April	308	141
May	956	551
June	1,336	903
July	1,891	1,459
August	2,487	1,875
September	2,918	2,110
October	3,374	
November	3,898	
December	4,384	
January	4,956	
February	5,694	
March	6,502	
April	6,926	
May	6,938	
June	6,963	

QUALITY

	Quantity	Base Number	Contract	AT	Region	England
% of FP17s for the same patient ID Re-attending within 3 months - Children	17	231	7.4%	9.7%	11.2%	11.9%
% of FP17s for the same patient ID Re-attending within 3 months - Adults	78	648	12.0%	15.6%	16.6%	15.9%
% of FP17s for the same patient ID Re-attending between 3 & 9 months - Children	92	231	39.8%	46.9%	47.0%	58.1%
% of FP17s for the same patient ID Re-attending between 3 & 9 months - Adults	164	648	25.3%	37.6%	38.2%	50.6%
% of FP17s for Band 1 Urgent Courses	40	571	7.0%	11.2%	10.6%	9.1%
% of FP17s Relating to Free Repair or Replacements	2	571	0.4%	0.5%	0.6%	0.8%
% of FP17s Relating to Continuations	4	571	0.7%	0.6%	0.8%	1.1%
% of Patients satisfied with the dentistry they have received	2	3	N/A	89.0%	89.2%	91.4%
% of Patients satisfied with the time they had to wait for an appointment	2	3	N/A	83.1%	83.4%	87.7%

* This is based on patients treated on this contract for their most recent course of treatment. Figures in italics indicate the base number of FP17s or Patient Questionnaire responses are less than 100. N/A is shown where the base number of responses is less than 10 during the period. % is calculated as Quantity/Base number*100

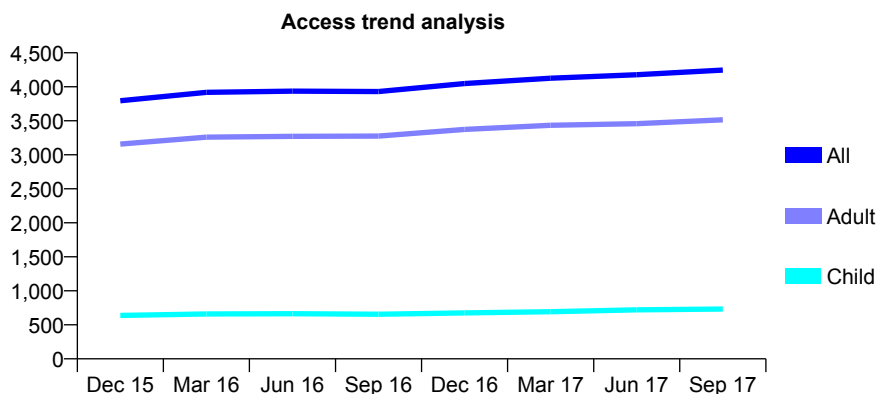
Q62 - Vital Signs At a Glance Contract Report for 271004/0001 - September 2017

Name or company name	80 Kensington Dental Clinic
Contract type name	GDS Contract
Purpose of contract	General
Contract start date	18/12/2006
Contract end date	

17/18 Contracted general activity (UDA)	16,794
Carry forward general activity (UDA)	-102
17/18 Contracted orthodontic activity (UOA)	0
Carry forward orthodontic activity (UOA)	0
Baseline contract value	£496,020.02

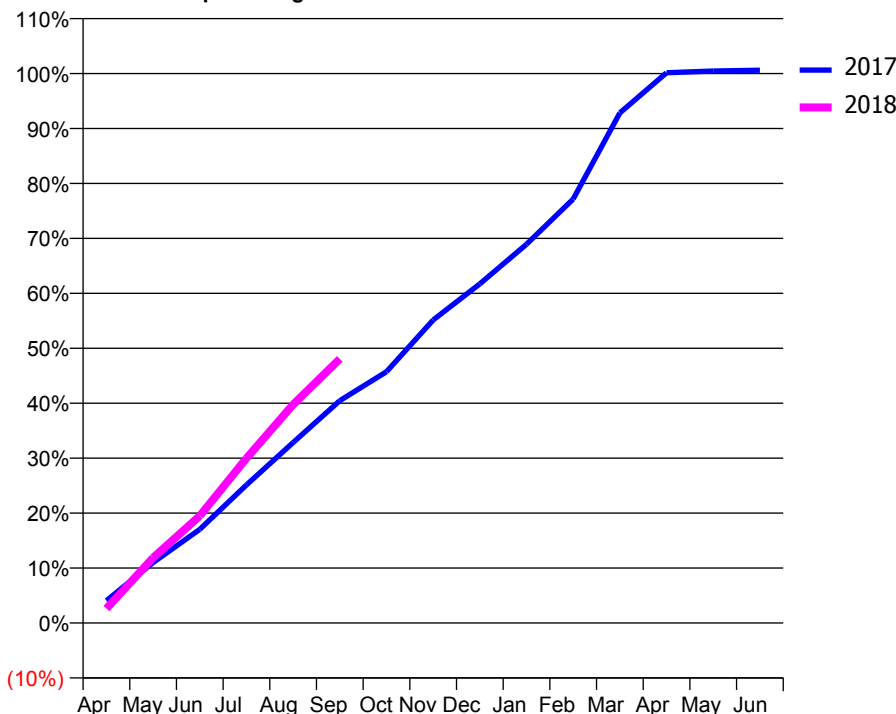
ACCESS*

Patients seen in 24 months	Total	Change since previous quarter
Quarter ending September 2016	3,931	
Quarter ending December 2016	4,049	↑
Quarter ending March 2017	4,127	→
Quarter ending June 2017	4,177	→
Quarter ending September 2017	4,246	→
Variance since September 2016	8.0%	↑



ACTIVITY

Cumulative percentage of contracted UDA delivered 2017 & 2018



Month	Adjusted Scheduled Activity (UDA)	
	2017	2018
April	682	441
May	1,848	1,994
June	2,864	3,273
July	4,221	5,035
August	5,518	6,678
September	6,796	8,072
October	7,680	
November	9,261	
December	10,367	
January	11,576	
February	12,959	
March	15,590	
April	16,816	
May	16,872	
June	16,896	

QUALITY

	Quantity	Base Number	Contract	AT	Region	England
% of FP17s for the same patient ID Re-attending within 3 months - Children	52	467	11.1%	9.7%	11.2%	11.9%
% of FP17s for the same patient ID Re-attending within 3 months - Adults	433	1,979	21.9%	15.6%	16.6%	15.9%
% of FP17s for the same patient ID Re-attending between 3 & 9 months - Children	187	467	40.0%	46.9%	47.0%	58.1%
% of FP17s for the same patient ID Re-attending between 3 & 9 months - Adults	483	1,979	24.4%	37.6%	38.2%	50.6%
% of FP17s for Band 1 Urgent Courses	419	2,154	19.5%	11.2%	10.6%	9.1%
% of FP17s Relating to Free Repair or Replacements	12	2,154	0.6%	0.5%	0.6%	0.8%
% of FP17s Relating to Continuations	19	2,154	0.9%	0.6%	0.8%	1.1%
% of Patients satisfied with the dentistry they have received	4	5	N/A	89.0%	89.2%	91.4%
% of Patients satisfied with the time they had to wait for an appointment	4	5	N/A	83.1%	83.4%	87.7%

* This is based on patients treated on this contract for their most recent course of treatment. Figures in italics indicate the base number of FP17s or Patient Questionnaire responses are less than 100. N/A is shown where the base number of responses is less than 10 during the period. % is calculated as Quantity/Base number*100

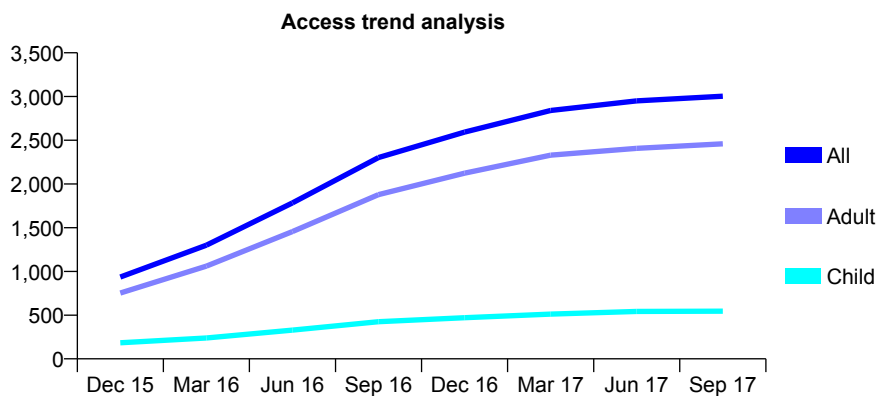
Q62 - Vital Signs At a Glance Contract Report for 271993/0001 - September 2017

Name or company name	MISS F GRAINGER
Contract type name	GDS Contract
Purpose of contract	General
Contract start date	22/06/2015
Contract end date	

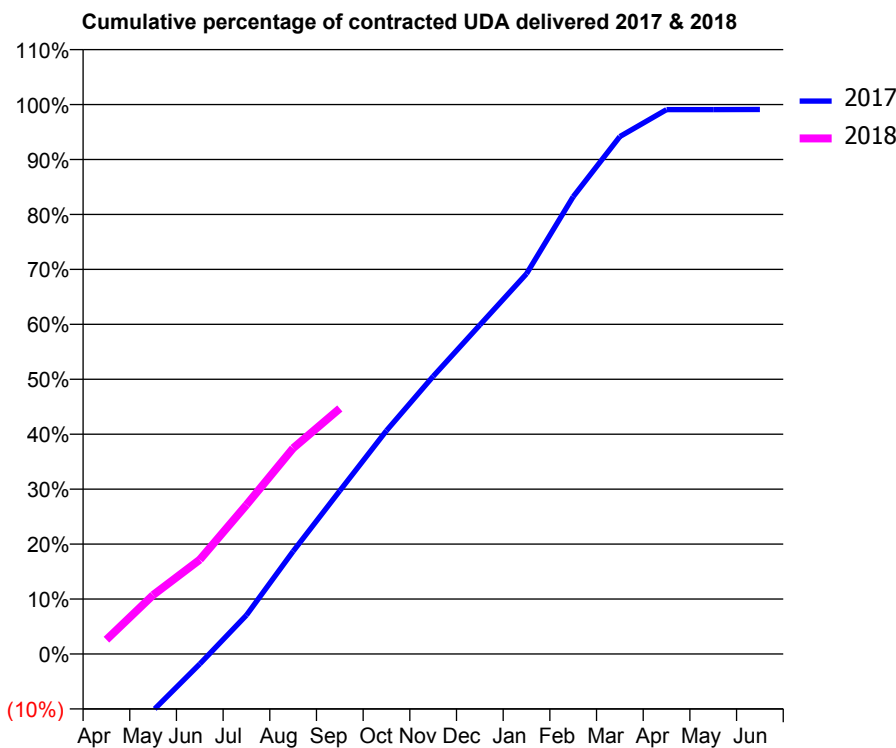
17/18 Contracted general activity (UDA)	8,581
Carry forward general activity (UDA)	78
17/18 Contracted orthodontic activity (UOA)	0
Carry forward orthodontic activity (UOA)	0
Baseline contract value	£224,274.70

ACCESS*

Patients seen in 24 months	Total	Change since previous quarter
Quarter ending September 2016	2,302	
Quarter ending December 2016	2,594	↑
Quarter ending March 2017	2,840	↑
Quarter ending June 2017	2,950	↑
Quarter ending September 2017	3,004	→
Variance since September 2016	30.5%	↑



ACTIVITY



Month	Adjusted Scheduled Activity (UDA)	
	2017	2018
April	-1,631	223
May	-883	921
June	-157	1,474
July	608	2,329
August	1,604	3,213
September	2,549	3,834
October	3,490	
November	4,336	
December	5,139	
January	5,938	
February	7,142	
March	8,080	
April	8,501	
May	8,502	
June	8,503	

QUALITY

	Quantity	Base Number	Contract	AT	Region	England
% of FP17s for the same patient ID Re-attending within 3 months - Children	38	350	10.9%	9.7%	11.2%	11.9%
% of FP17s for the same patient ID Re-attending within 3 months - Adults	228	1,340	17.0%	15.6%	16.6%	15.9%
% of FP17s for the same patient ID Re-attending between 3 & 9 months - Children	157	350	44.9%	46.9%	47.0%	58.1%
% of FP17s for the same patient ID Re-attending between 3 & 9 months - Adults	466	1,340	34.8%	37.6%	38.2%	50.6%
% of FP17s for Band 1 Urgent Courses	195	1,556	12.5%	11.2%	10.6%	9.1%
% of FP17s Relating to Free Repair or Replacements	27	1,556	1.7%	0.5%	0.6%	0.8%
% of FP17s Relating to Continuations	41	1,556	2.6%	0.6%	0.8%	1.1%
% of Patients satisfied with the dentistry they have received	8	8	N/A	89.0%	89.2%	91.4%
% of Patients satisfied with the time they had to wait for an appointment	8	8	N/A	83.1%	83.4%	87.7%

* This is based on patients treated on this contract for their most recent course of treatment. Figures in italics indicate the base number of FP17s or Patient Questionnaire responses are less than 100. N/A is shown where the base number of responses is less than 10 during the period. % is calculated as Quantity/Base number*100

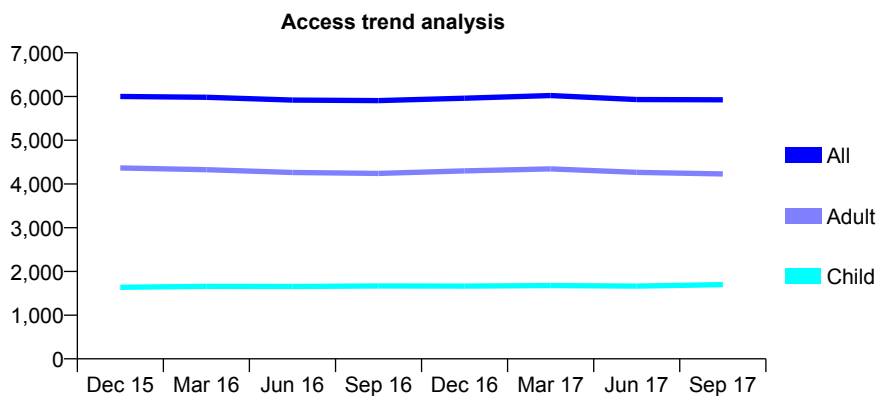
Q62 - Vital Signs At a Glance Contract Report for 273082/0001 - September 2017

Name or company name	MISS DL HUART
Contract type name	GDS Contract
Purpose of contract	General
Contract start date	13/12/2007
Contract end date	

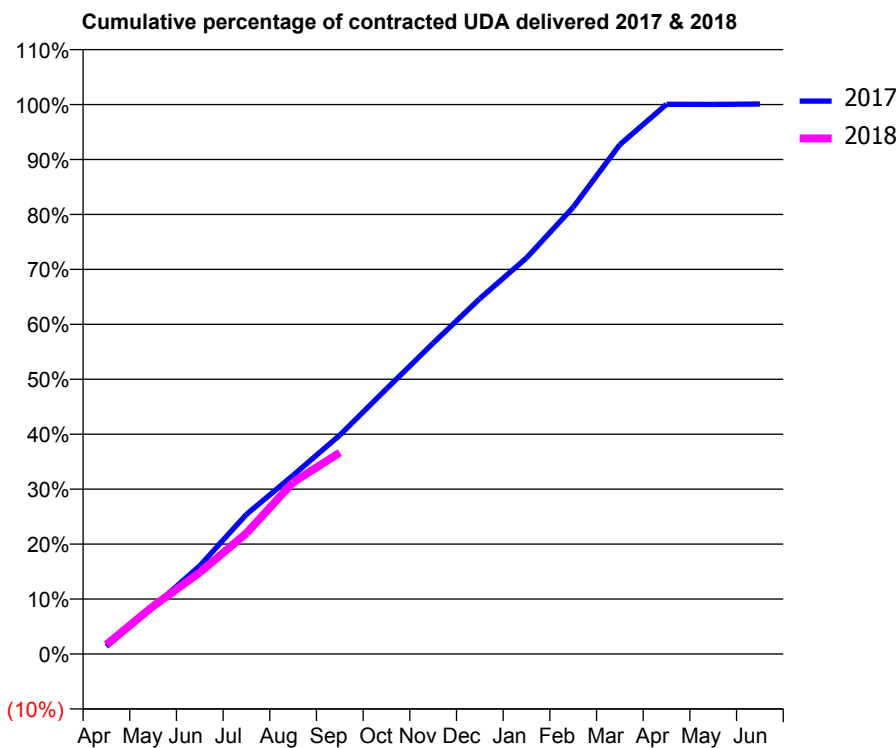
17/18 Contracted general activity (UDA)	19,180
Carry forward general activity (UDA)	-18
17/18 Contracted orthodontic activity (UOA)	0
Carry forward orthodontic activity (UOA)	0
Baseline contract value	£480,077.22

ACCESS*

Patients seen in 24 months	Total	Change since previous quarter
Quarter ending September 2016	5,908	
Quarter ending December 2016	5,962	→
Quarter ending March 2017	6,021	→
Quarter ending June 2017	5,931	↓
Quarter ending September 2017	5,926	→
Variance since September 2016	0.3%	→



ACTIVITY



Month	Adjusted Scheduled Activity (UDA)	
	2017	2018
April	264	330
May	1,643	1,668
June	3,080	2,844
July	4,877	4,218
August	6,238	5,994
September	7,641	7,030
October	9,256	
November	10,852	
December	12,405	
January	13,827	
February	15,596	
March	17,783	
April	19,188	
May	19,182	
June	19,198	

QUALITY

	Quantity	Base Number	Contract	AT	Region	England
% of FP17s for the same patient ID Re-attending within 3 months - Children	77	1,083	7.1%	9.7%	11.2%	11.9%
% of FP17s for the same patient ID Re-attending within 3 months - Adults	315	2,282	13.8%	15.6%	16.6%	15.9%
% of FP17s for the same patient ID Re-attending between 3 & 9 months - Children	549	1,083	50.7%	46.9%	47.0%	58.1%
% of FP17s for the same patient ID Re-attending between 3 & 9 months - Adults	1,075	2,282	47.1%	37.6%	38.2%	50.6%
% of FP17s for Band 1 Urgent Courses	161	2,952	5.5%	11.2%	10.6%	9.1%
% of FP17s Relating to Free Repair or Replacements	20	2,952	0.7%	0.5%	0.6%	0.8%
% of FP17s Relating to Continuations	15	2,952	0.5%	0.6%	0.8%	1.1%
% of Patients satisfied with the dentistry they have received	3	4	N/A	89.0%	89.2%	91.4%
% of Patients satisfied with the time they had to wait for an appointment	3	4	N/A	83.1%	83.4%	87.7%

* This is based on patients treated on this contract for their most recent course of treatment. Figures in italics indicate the base number of FP17s or Patient Questionnaire responses are less than 100. N/A is shown where the base number of responses is less than 10 during the period. % is calculated as Quantity/Base number*100

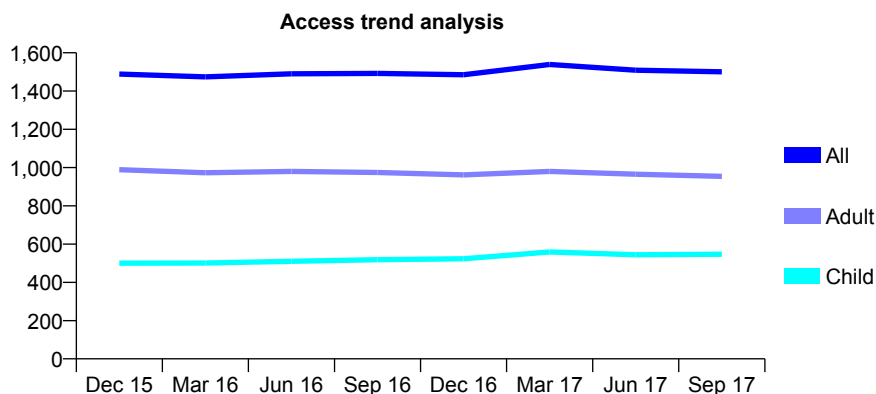
Q62 - Vital Signs At a Glance Contract Report for 273899/0001 - September 2017

Name or company name	MR A BECK
Contract type name	GDS Contract
Purpose of contract	General
Contract start date	01/04/2006
Contract end date	

17/18 Contracted general activity (UDA)	4,437
Carry forward general activity (UDA)	177
17/18 Contracted orthodontic activity (UOA)	0
Carry forward orthodontic activity (UOA)	0
Baseline contract value	£128,875.21

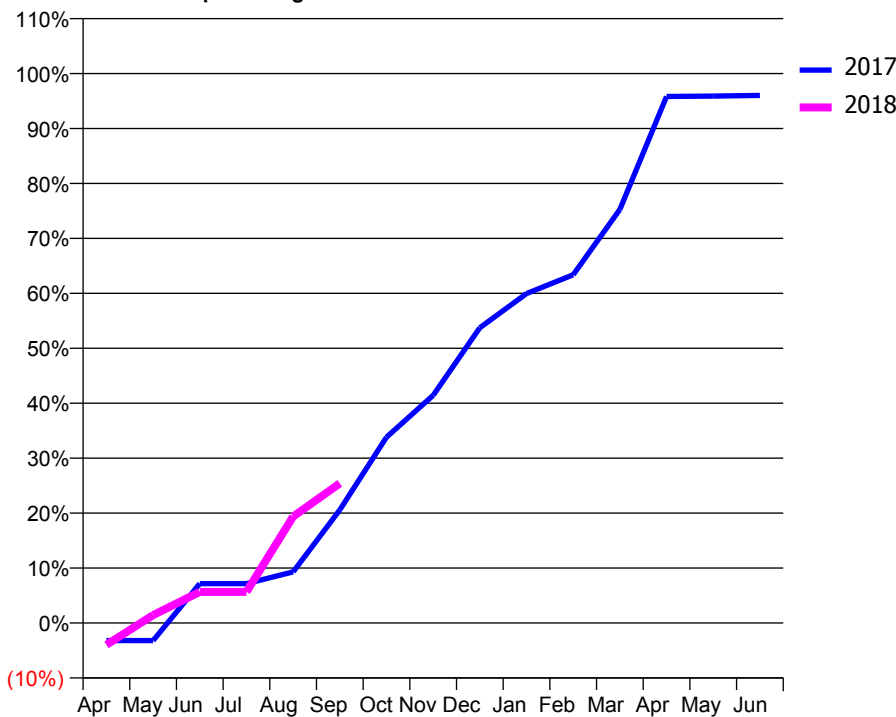
ACCESS*

Patients seen in 24 months	Total	Change since previous quarter
Quarter ending September 2016	1,492	
Quarter ending December 2016	1,485	→
Quarter ending March 2017	1,539	↑
Quarter ending June 2017	1,509	↓
Quarter ending September 2017	1,501	→
Variance since September 2016	0.6%	→



ACTIVITY

Cumulative percentage of contracted UDA delivered 2017 & 2018



Month	Adjusted Scheduled Activity (UDA)	
	2017	2018
April	-143	-177
May	-143	64
June	318	251
July	318	251
August	412	860
September	913	1,128
October	1,501	
November	1,839	
December	2,384	
January	2,660	
February	2,812	
March	3,339	
April	4,251	
May	4,255	
June	4,260	

QUALITY

	Quantity	Base Number	Contract	AT	Region	England
% of FP17s for the same patient ID Re-attending within 3 months - Children	8	311	2.6%	9.7%	11.2%	11.9%
% of FP17s for the same patient ID Re-attending within 3 months - Adults	57	552	10.3%	15.6%	16.6%	15.9%
% of FP17s for the same patient ID Re-attending between 3 & 9 months - Children	168	311	54.0%	46.9%	47.0%	58.1%
% of FP17s for the same patient ID Re-attending between 3 & 9 months - Adults	244	552	44.2%	37.6%	38.2%	50.6%
% of FP17s for Band 1 Urgent Courses	51	616	8.3%	11.2%	10.6%	9.1%
% of FP17s Relating to Free Repair or Replacements	0	616	0.0%	0.5%	0.6%	0.8%
% of FP17s Relating to Continuations	1	616	0.2%	0.6%	0.8%	1.1%
% of Patients satisfied with the dentistry they have received	8	8	N/A	89.0%	89.2%	91.4%
% of Patients satisfied with the time they had to wait for an appointment	6	8	N/A	83.1%	83.4%	87.7%

* This is based on patients treated on this contract for their most recent course of treatment. Figures in italics indicate the base number of FP17s or Patient Questionnaire responses are less than 100. N/A is shown where the base number of responses is less than 10 during the period. % is calculated as Quantity/Base number*100

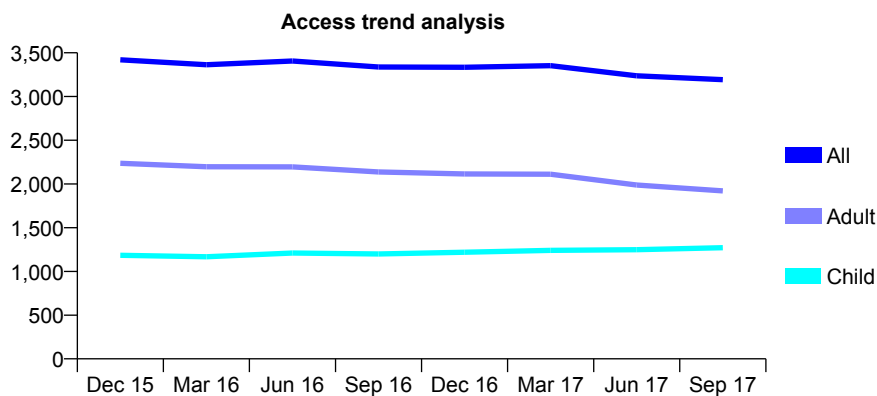
Q62 - Vital Signs At a Glance Contract Report for 277126/0001 - September 2017

Name or company name	Mr Tilak Patel
Contract type name	GDS Contract
Purpose of contract	General
Contract start date	10/04/2007
Contract end date	

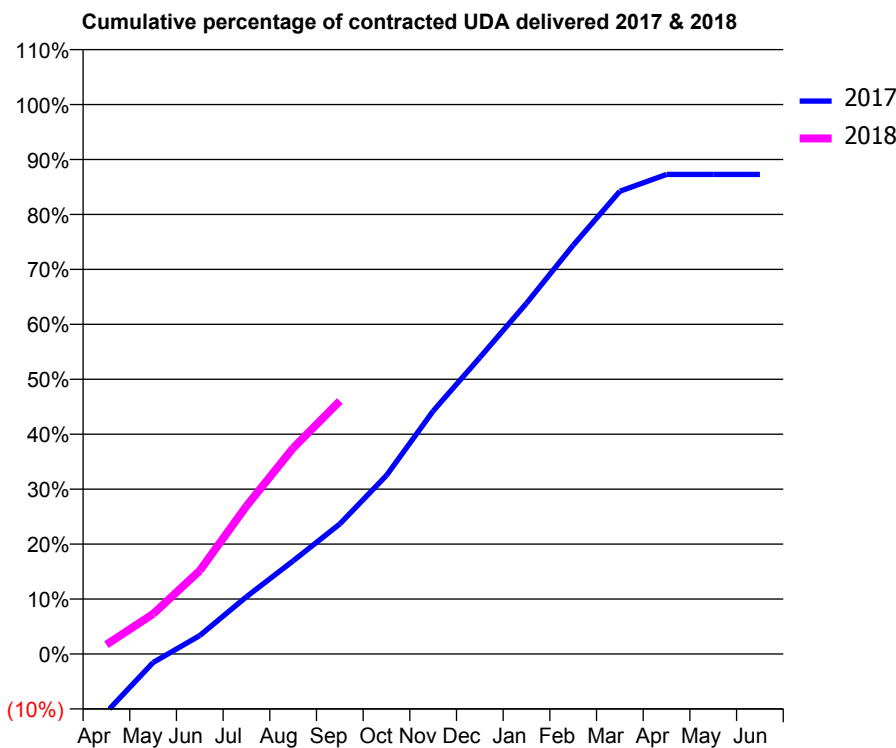
17/18 Contracted general activity (UDA)	7,925
Carry forward general activity (UDA)	0
17/18 Contracted orthodontic activity (UOA)	0
Carry forward orthodontic activity (UOA)	0
Baseline contract value	£203,531.87

ACCESS*

Patients seen in 24 months	Total	Change since previous quarter
Quarter ending September 2016	3,337	
Quarter ending December 2016	3,334	→
Quarter ending March 2017	3,353	→
Quarter ending June 2017	3,237	↓
Quarter ending September 2017	3,192	↓
Variance since September 2016	(4.3%)	↓



ACTIVITY



Month	Adjusted Scheduled Activity (UDA)	
	2017	2018
April	-1,050	135
May	-155	579
June	332	1,203
July	1,030	2,134
August	1,674	2,969
September	2,338	3,649
October	3,211	
November	4,369	
December	5,330	
January	6,304	
February	7,347	
March	8,318	
April	8,621	
May	8,621	
June	8,621	

QUALITY

	Quantity	Base Number	Contract	AT	Region	England
% of FP17s for the same patient ID Re-attending within 3 months - Children	57	722	7.9%	9.7%	11.2%	11.9%
% of FP17s for the same patient ID Re-attending within 3 months - Adults	115	736	15.6%	15.6%	16.6%	15.9%
% of FP17s for the same patient ID Re-attending between 3 & 9 months - Children	263	722	36.4%	46.9%	47.0%	58.1%
% of FP17s for the same patient ID Re-attending between 3 & 9 months - Adults	196	736	26.6%	37.6%	38.2%	50.6%
% of FP17s for Band 1 Urgent Courses	170	1,358	12.5%	11.2%	10.6%	9.1%
% of FP17s Relating to Free Repair or Replacements	1	1,358	0.1%	0.5%	0.6%	0.8%
% of FP17s Relating to Continuations	1	1,358	0.1%	0.6%	0.8%	1.1%
% of Patients satisfied with the dentistry they have received	4	5	N/A	89.0%	89.2%	91.4%
% of Patients satisfied with the time they had to wait for an appointment	4	5	N/A	83.1%	83.4%	87.7%

* This is based on patients treated on this contract for their most recent course of treatment. Figures in italics indicate the base number of FP17s or Patient Questionnaire responses are less than 100. N/A is shown where the base number of responses is less than 10 during the period. % is calculated as Quantity/Base number*100

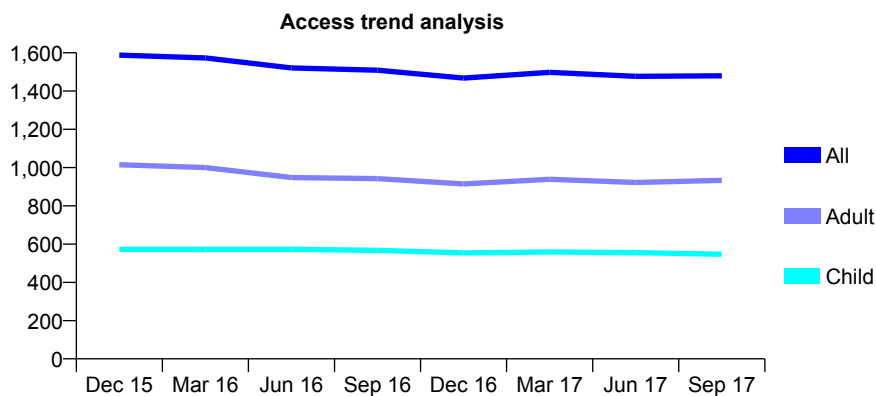
Q62 - Vital Signs At a Glance Contract Report for 279978/0001 - September 2017

Name or company name	MR AG PAUL
Contract type name	GDS Contract
Purpose of contract	General
Contract start date	01/02/2010
Contract end date	

17/18 Contracted general activity (UDA)	4,325
Carry forward general activity (UDA)	24
17/18 Contracted orthodontic activity (UOA)	0
Carry forward orthodontic activity (UOA)	0
Baseline contract value	£141,165.28

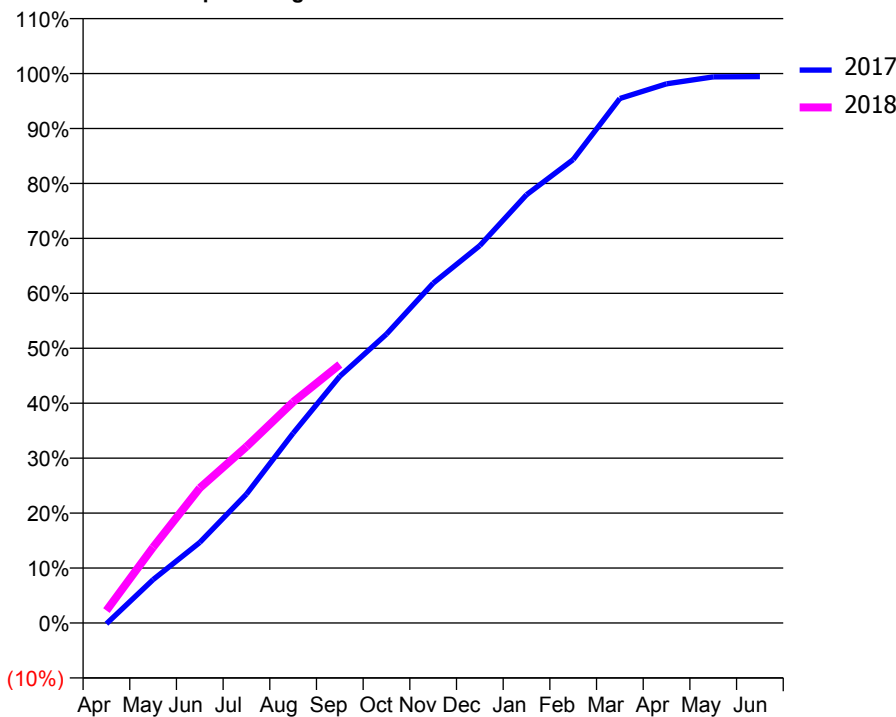
ACCESS*

Patients seen in 24 months	Total	Change since previous quarter
Quarter ending September 2016	1,509	
Quarter ending December 2016	1,468	↓
Quarter ending March 2017	1,498	↑
Quarter ending June 2017	1,477	↓
Quarter ending September 2017	1,480	→
Variance since September 2016	(1.9%)	↓



ACTIVITY

Cumulative percentage of contracted UDA delivered 2017 & 2018



Month	Adjusted Scheduled Activity (UDA)	
	2017	2018
April	-7	99
May	342	597
June	635	1,062
July	1,014	1,388
August	1,494	1,739
September	1,942	2,035
October	2,274	
November	2,675	
December	2,971	
January	3,371	
February	3,648	
March	4,128	
April	4,244	
May	4,299	
June	4,301	

QUALITY

	Quantity	Base Number	Contract	AT	Region	England
% of FP17s for the same patient ID Re-attending within 3 months - Children	34	475	7.2%	9.7%	11.2%	11.9%
% of FP17s for the same patient ID Re-attending within 3 months - Adults	42	551	7.6%	15.6%	16.6%	15.9%
% of FP17s for the same patient ID Re-attending between 3 & 9 months - Children	336	475	70.7%	46.9%	47.0%	58.1%
% of FP17s for the same patient ID Re-attending between 3 & 9 months - Adults	293	551	53.2%	37.6%	38.2%	50.6%
% of FP17s for Band 1 Urgent Courses	59	930	6.3%	11.2%	10.6%	9.1%
% of FP17s Relating to Free Repair or Replacements	3	930	0.3%	0.5%	0.6%	0.8%
% of FP17s Relating to Continuations	1	930	0.1%	0.6%	0.8%	1.1%
% of Patients satisfied with the dentistry they have received	2	2	N/A	89.0%	89.2%	91.4%
% of Patients satisfied with the time they had to wait for an appointment	1	2	N/A	83.1%	83.4%	87.7%

* This is based on patients treated on this contract for their most recent course of treatment. Figures in italics indicate the base number of FP17s or Patient Questionnaire responses are less than 100. N/A is shown where the base number of responses is less than 10 during the period. % is calculated as Quantity/Base number*100

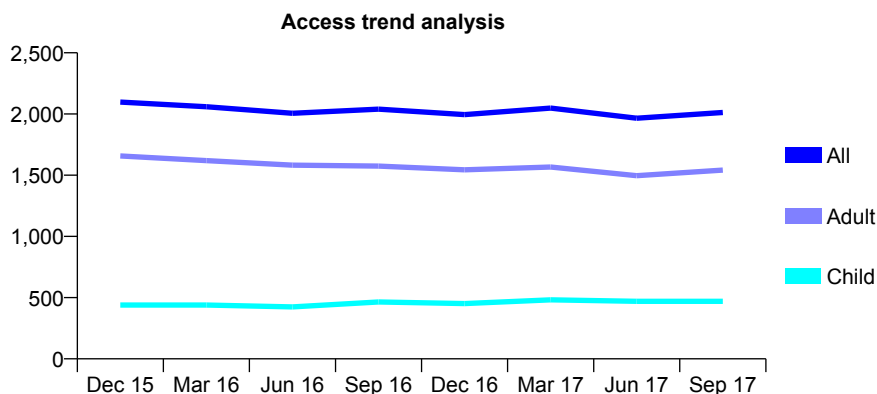
Q62 - Vital Signs At a Glance Contract Report for 283460/0001 - September 2017

Name or company name	MR S KAMYAB
Contract type name	GDS Contract
Purpose of contract	General
Contract start date	26/11/2007
Contract end date	

17/18 Contracted general activity (UDA)	8,675
Carry forward general activity (UDA)	0
17/18 Contracted orthodontic activity (UOA)	0
Carry forward orthodontic activity (UOA)	0
Baseline contract value	£226,671.99

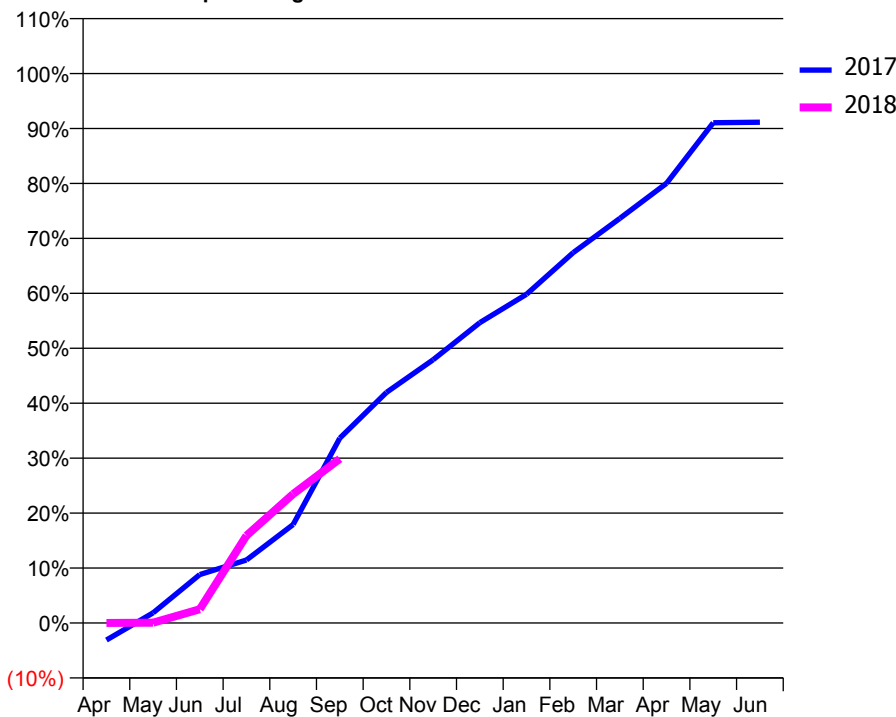
ACCESS*

Patients seen in 24 months	Total	Change since previous quarter
Quarter ending September 2016	2,040	
Quarter ending December 2016	1,995	↓
Quarter ending March 2017	2,049	↑
Quarter ending June 2017	1,966	↓
Quarter ending September 2017	2,012	↑
Variance since September 2016	(1.4%)	↓



ACTIVITY

Cumulative percentage of contracted UDA delivered 2017 & 2018



Month	Adjusted Scheduled Activity (UDA)	
	2017	2018
April	-271	0
May	161	6
June	766	217
July	995	1,380
August	1,554	2,036
September	2,918	2,592
October	3,641	
November	4,156	
December	4,741	
January	5,190	
February	5,847	
March	6,389	
April	6,942	
May	7,897	
June	7,906	

QUALITY

	Quantity	Base Number	Contract	AT	Region	England
% of FP17s for the same patient ID Re-attending within 3 months - Children	7	244	2.9%	9.7%	11.2%	11.9%
% of FP17s for the same patient ID Re-attending within 3 months - Adults	45	820	5.5%	15.6%	16.6%	15.9%
% of FP17s for the same patient ID Re-attending between 3 & 9 months - Children	49	244	20.1%	46.9%	47.0%	58.1%
% of FP17s for the same patient ID Re-attending between 3 & 9 months - Adults	114	820	13.9%	37.6%	38.2%	50.6%
% of FP17s for Band 1 Urgent Courses	102	680	15.0%	11.2%	10.6%	9.1%
% of FP17s Relating to Free Repair or Replacements	3	680	0.4%	0.5%	0.6%	0.8%
% of FP17s Relating to Continuations	8	680	1.2%	0.6%	0.8%	1.1%
% of Patients satisfied with the dentistry they have received	3	3	N/A	89.0%	89.2%	91.4%
% of Patients satisfied with the time they had to wait for an appointment	3	3	N/A	83.1%	83.4%	87.7%

* This is based on patients treated on this contract for their most recent course of treatment. Figures in italics indicate the base number of FP17s or Patient Questionnaire responses are less than 100. N/A is shown where the base number of responses is less than 10 during the period. % is calculated as Quantity/Base number*100

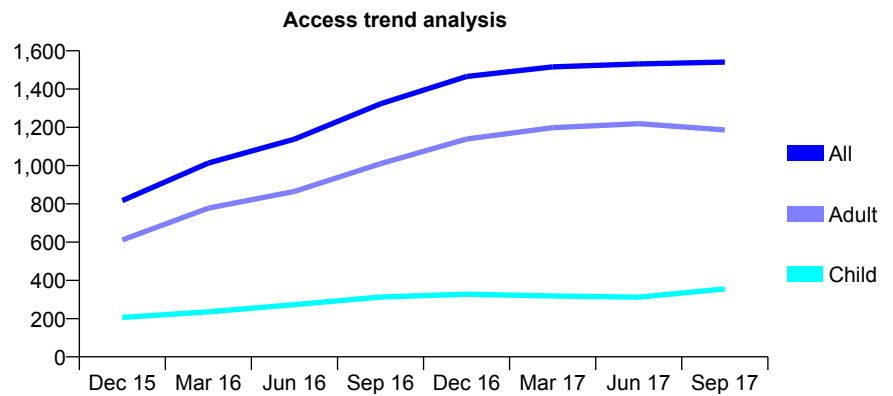
Q62 - Vital Signs At a Glance Contract Report for 283460/0008 - September 2017

Name or company name	MR S KAMYAB
Contract type name	GDS Contract
Purpose of contract	General
Contract start date	01/04/2015
Contract end date	

17/18 Contracted general activity (UDA)	6,200
Carry forward general activity (UDA)	242
17/18 Contracted orthodontic activity (UOA)	0
Carry forward orthodontic activity (UOA)	0
Baseline contract value	£156,535.06

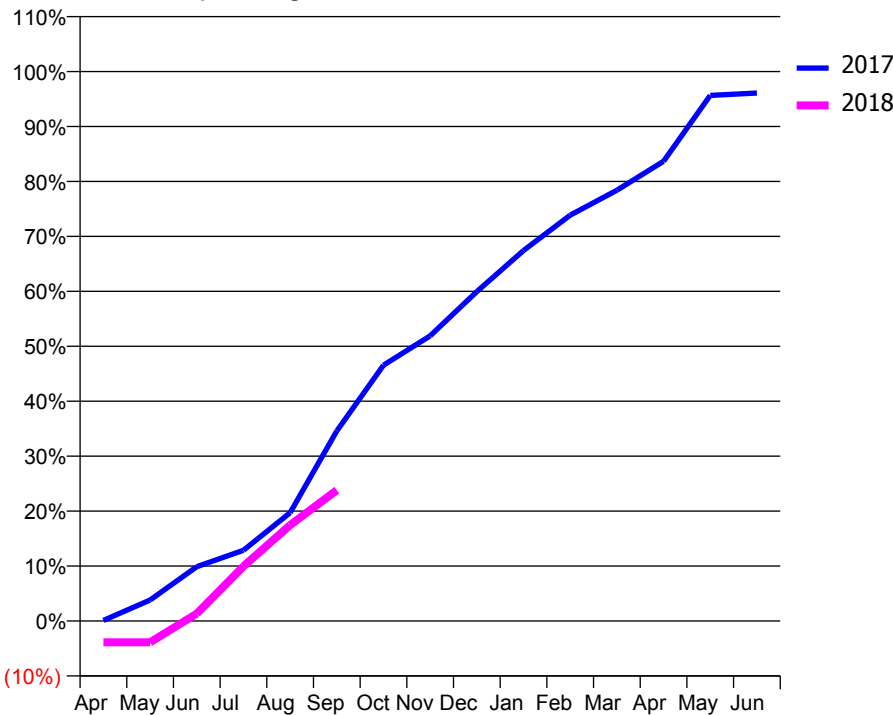
ACCESS*

Patients seen in 24 months	Total	Change since previous quarter
Quarter ending September 2016	1,323	
Quarter ending December 2016	1,466	↑
Quarter ending March 2017	1,516	↑
Quarter ending June 2017	1,531	→
Quarter ending September 2017	1,541	→
Variance since September 2016	16.5%	↑



ACTIVITY

Cumulative percentage of contracted UDA delivered 2017 & 2018



Month	Adjusted Scheduled Activity (UDA)	
	2017	2018
April	7	-242
May	236	-241
June	613	84
July	798	617
August	1,223	1,082
September	2,145	1,477
October	2,887	
November	3,217	
December	3,717	
January	4,180	
February	4,580	
March	4,861	
April	5,187	
May	5,931	
June	5,958	

QUALITY

	Quantity	Base Number	Contract	AT	Region	England
% of FP17s for the same patient ID Re-attending within 3 months - Children	6	211	2.8%	9.7%	11.2%	11.9%
% of FP17s for the same patient ID Re-attending within 3 months - Adults	22	649	3.4%	15.6%	16.6%	15.9%
% of FP17s for the same patient ID Re-attending between 3 & 9 months - Children	20	211	9.5%	46.9%	47.0%	58.1%
% of FP17s for the same patient ID Re-attending between 3 & 9 months - Adults	49	649	7.6%	37.6%	38.2%	50.6%
% of FP17s for Band 1 Urgent Courses	116	575	20.2%	11.2%	10.6%	9.1%
% of FP17s Relating to Free Repair or Replacements	2	575	0.3%	0.5%	0.6%	0.8%
% of FP17s Relating to Continuations	5	575	0.9%	0.6%	0.8%	1.1%
% of Patients satisfied with the dentistry they have received	1	1	N/A	89.0%	89.2%	91.4%
% of Patients satisfied with the time they had to wait for an appointment	1	1	N/A	83.1%	83.4%	87.7%

* This is based on patients treated on this contract for their most recent course of treatment. Figures in italics indicate the base number of FP17s or Patient Questionnaire responses are less than 100. N/A is shown where the base number of responses is less than 10 during the period. % is calculated as Quantity/Base number*100

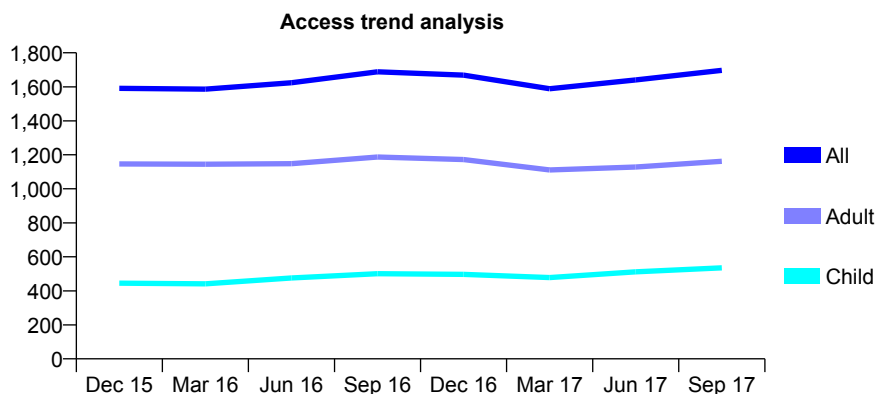
Q62 - Vital Signs At a Glance Contract Report for 295655/0001 - September 2017

Name or company name	MRS P BABATAHERI
Contract type name	GDS Contract
Purpose of contract	General
Contract start date	01/09/2013
Contract end date	

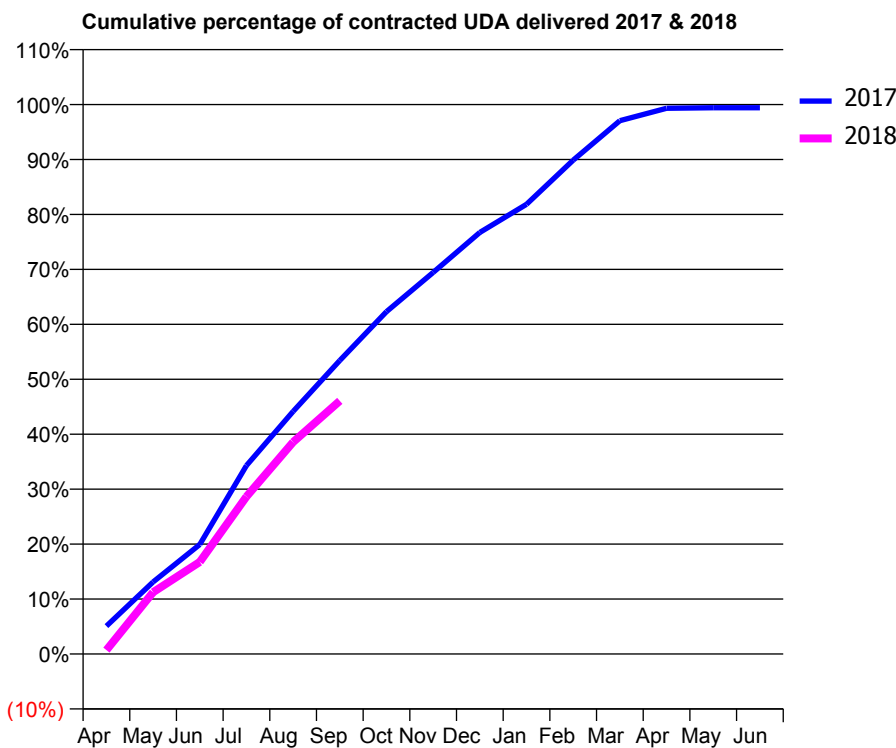
17/18 Contracted general activity (UDA)	4,112
Carry forward general activity (UDA)	24
17/18 Contracted orthodontic activity (UOA)	0
Carry forward orthodontic activity (UOA)	0
Baseline contract value	£107,487.22

ACCESS*

Patients seen in 24 months	Total	Change since previous quarter
Quarter ending September 2016	1,688	
Quarter ending December 2016	1,669	↓
Quarter ending March 2017	1,589	↓
Quarter ending June 2017	1,640	↑
Quarter ending September 2017	1,697	↑
Variance since September 2016	0.5%	→



ACTIVITY



Month	Adjusted Scheduled Activity (UDA)	
	2017	2018
April	209	30
May	540	463
June	820	689
July	1,410	1,178
August	1,815	1,586
September	2,196	1,895
October	2,562	
November	2,856	
December	3,155	
January	3,365	
February	3,696	
March	3,991	
April	4,084	
May	4,088	
June	4,088	

QUALITY

	Quantity	Base Number	Contract	AT	Region	England
% of FP17s for the same patient ID Re-attending within 3 months - Children	18	334	5.4%	9.7%	11.2%	11.9%
% of FP17s for the same patient ID Re-attending within 3 months - Adults	43	612	7.0%	15.6%	16.6%	15.9%
% of FP17s for the same patient ID Re-attending between 3 & 9 months - Children	146	334	43.7%	46.9%	47.0%	58.1%
% of FP17s for the same patient ID Re-attending between 3 & 9 months - Adults	183	612	29.9%	37.6%	38.2%	50.6%
% of FP17s for Band 1 Urgent Courses	58	891	6.5%	11.2%	10.6%	9.1%
% of FP17s Relating to Free Repair or Replacements	4	891	0.4%	0.5%	0.6%	0.8%
% of FP17s Relating to Continuations	8	891	0.9%	0.6%	0.8%	1.1%
% of Patients satisfied with the dentistry they have received	2	2	N/A	89.0%	89.2%	91.4%
% of Patients satisfied with the time they had to wait for an appointment	2	2	N/A	83.1%	83.4%	87.7%

* This is based on patients treated on this contract for their most recent course of treatment. Figures in italics indicate the base number of FP17s or Patient Questionnaire responses are less than 100. N/A is shown where the base number of responses is less than 10 during the period. % is calculated as Quantity/Base number*100

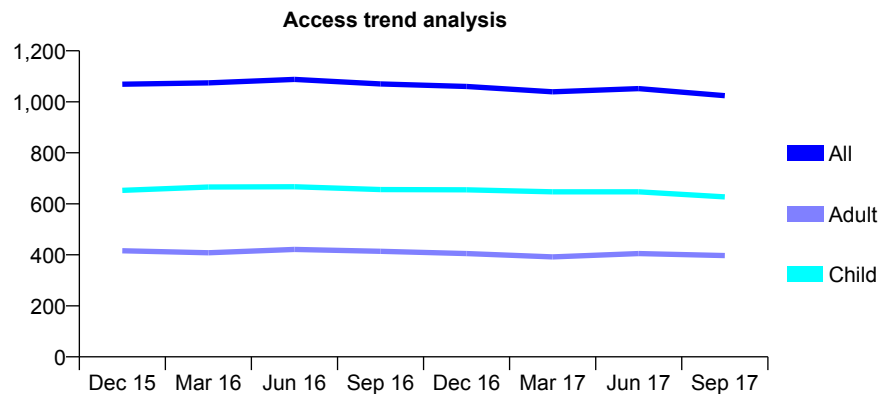
Q62 - Vital Signs At a Glance Contract Report for 300217/0002 - September 2017

Name or company name	MR SS LAWSON
Contract type name	GDS Contract
Purpose of contract	General
Contract start date	05/06/2011
Contract end date	

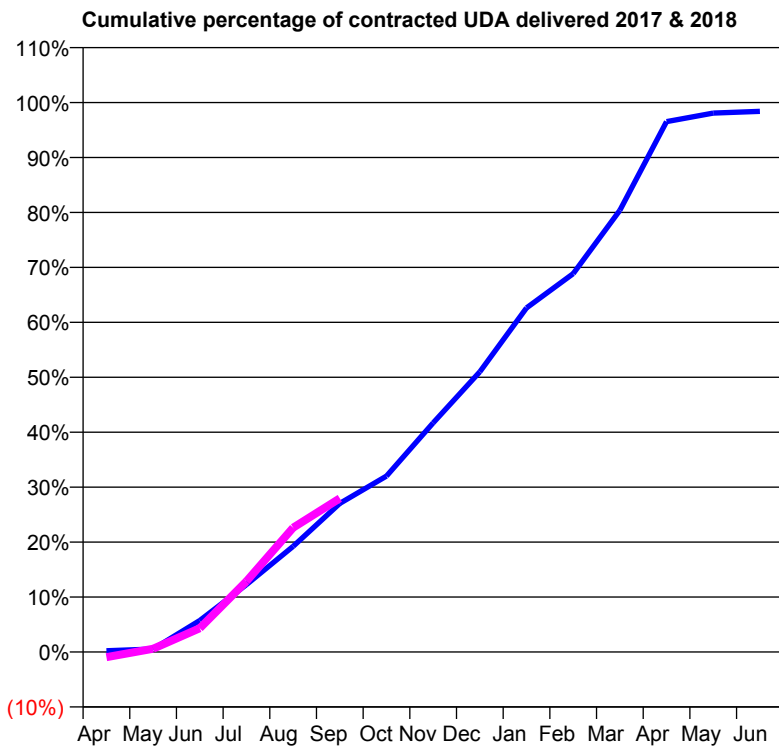
17/18 Contracted general activity (UDA)	2,192
Carry forward general activity (UDA)	35
17/18 Contracted orthodontic activity (UOA)	0
Carry forward orthodontic activity (UOA)	0
Baseline contract value	£55,961.96

ACCESS*

Patients seen in 24 months	Total	Change since previous quarter
Quarter ending September 2016	1,070	
Quarter ending December 2016	1,060	→
Quarter ending March 2017	1,039	↓
Quarter ending June 2017	1,052	→
Quarter ending September 2017	1,024	↓
Variance since September 2016	(4.3%)	↓



ACTIVITY



Month	Adjusted Scheduled Activity (UDA)	
	2017	2018
April	5	-21
May	12	13
June	126	95
July	269	282
August	421	496
September	593	613
October	702	
November	914	
December	1,118	
January	1,373	
February	1,509	
March	1,762	
April	2,116	
May	2,150	
June	2,157	

QUALITY

	Quantity	Base Number	Contract	AT	Region	England
% of FP17s for the same patient ID Re-attending within 3 months - Children	19	403	4.7%	9.7%	11.2%	11.9%
% of FP17s for the same patient ID Re-attending within 3 months - Adults	23	183	12.6%	15.6%	16.6%	15.9%
% of FP17s for the same patient ID Re-attending between 3 & 9 months - Children	256	403	63.5%	46.9%	47.0%	58.1%
% of FP17s for the same patient ID Re-attending between 3 & 9 months - Adults	78	183	42.6%	37.6%	38.2%	50.6%
% of FP17s for Band 1 Urgent Courses	41	394	10.4%	11.2%	10.6%	9.1%
% of FP17s Relating to Free Repair or Replacements	0	394	0.0%	0.5%	0.6%	0.8%
% of FP17s Relating to Continuations	0	394	0.0%	0.6%	0.8%	1.1%
% of Patients satisfied with the dentistry they have received	0	0	N/A	89.0%	89.2%	91.4%
% of Patients satisfied with the time they had to wait for an appointment	0	0	N/A	83.1%	83.4%	87.7%

* This is based on patients treated on this contract for their most recent course of treatment. Figures in italics indicate the base number of FP17s or Patient Questionnaire responses are less than 100. N/A is shown where the base number of responses is less than 10 during the period. % is calculated as Quantity/Base number*100

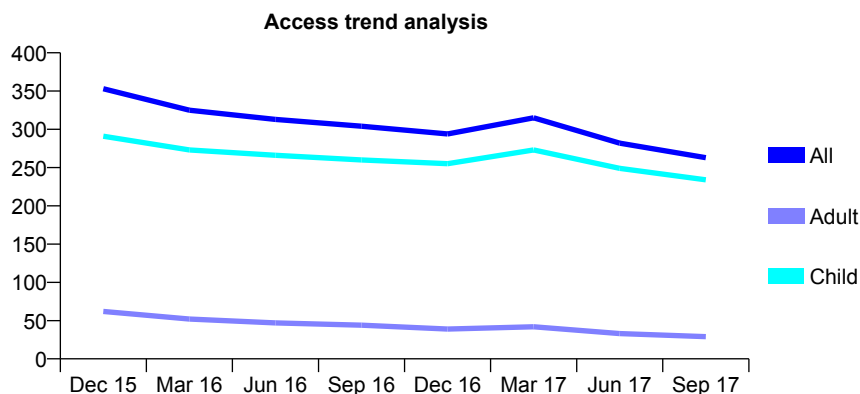
Q62 - Vital Signs At a Glance Contract Report for 306339/0001 - September 2017

Name or company name	MR P VOHRA
Contract type name	GDS Contract
Purpose of contract	General
Contract start date	01/04/2006
Contract end date	

17/18 Contracted general activity (UDA)	369
Carry forward general activity (UDA)	-7
17/18 Contracted orthodontic activity (UOA)	0
Carry forward orthodontic activity (UOA)	0
Baseline contract value	£8,485.04

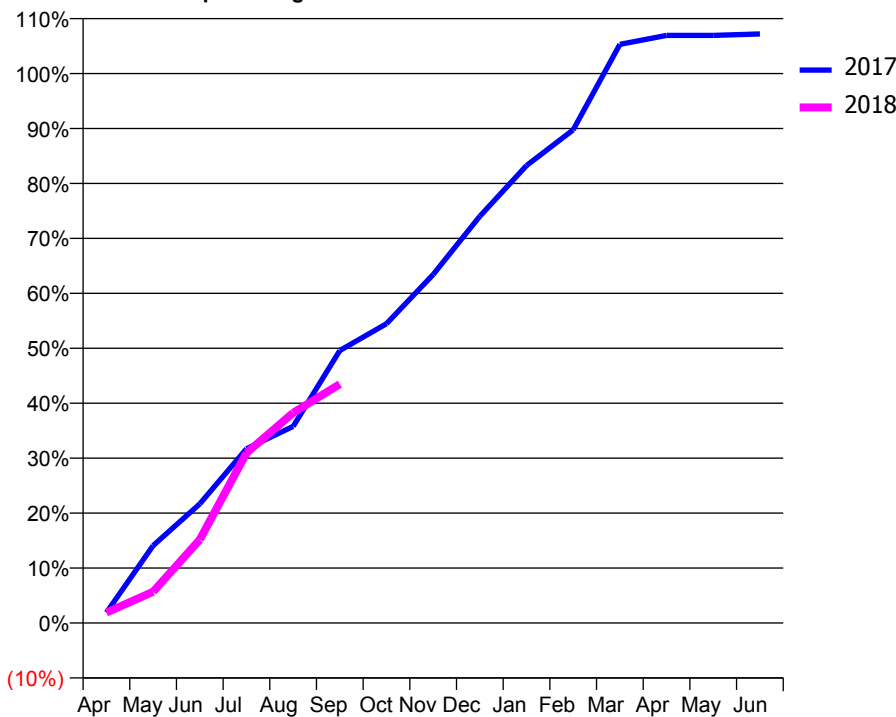
ACCESS*

Patients seen in 24 months	Total	Change since previous quarter
Quarter ending September 2016	304	
Quarter ending December 2016	294	↓
Quarter ending March 2017	315	↑
Quarter ending June 2017	282	↓
Quarter ending September 2017	263	↓
Variance since September 2016	(13.5%)	↓



ACTIVITY

Cumulative percentage of contracted UDA delivered 2017 & 2018



Adjusted Scheduled Activity (UDA)

Month	2017	2018
April	7	7
May	52	21
June	80	56
July	117	114
August	132	141
September	183	160
October	201	
November	234	
December	273	
January	307	
February	331	
March	389	
April	395	
May	395	
June	396	

QUALITY

	Quantity	Base Number	Contract	AT	Region	England
% of FP17s for the same patient ID Re-attending within 3 months - Children	2	96	2.1%	9.7%	11.2%	11.9%
% of FP17s for the same patient ID Re-attending within 3 months - Adults	0	3	0.0%	15.6%	16.6%	15.9%
% of FP17s for the same patient ID Re-attending between 3 & 9 months - Children	14	96	14.6%	46.9%	47.0%	58.1%
% of FP17s for the same patient ID Re-attending between 3 & 9 months - Adults	0	3	0.0%	37.6%	38.2%	50.6%
% of FP17s for Band 1 Urgent Courses	2	92	2.2%	11.2%	10.6%	9.1%
% of FP17s Relating to Free Repair or Replacements	0	92	0.0%	0.5%	0.6%	0.8%
% of FP17s Relating to Continuations	0	92	0.0%	0.6%	0.8%	1.1%
% of Patients satisfied with the dentistry they have received	0	0	N/A	89.0%	89.2%	91.4%
% of Patients satisfied with the time they had to wait for an appointment	0	0	N/A	83.1%	83.4%	87.7%

* This is based on patients treated on this contract for their most recent course of treatment. Figures in italics indicate the base number of FP17s or Patient Questionnaire responses are less than 100. N/A is shown where the base number of responses is less than 10 during the period. % is calculated as Quantity/Base number*100

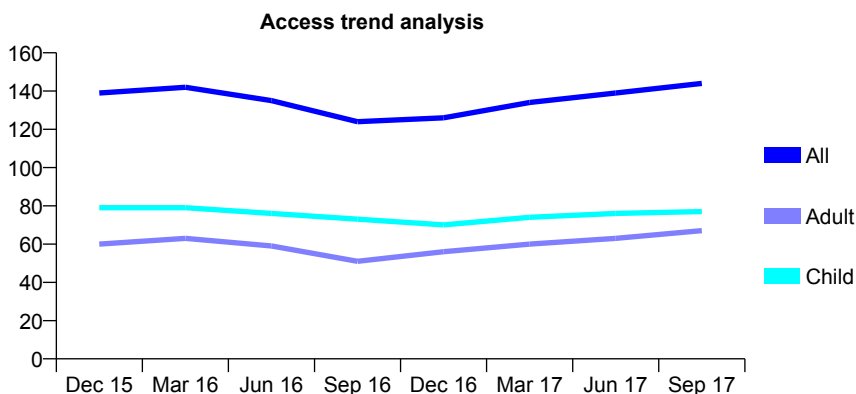
Q62 - Vital Signs At a Glance Contract Report for 318787/0001 - September 2017

Name or company name	MR PJ LASKOWSKI
Contract type name	GDS Contract
Purpose of contract	General
Contract start date	01/04/2006
Contract end date	

17/18 Contracted general activity (UDA)	697
Carry forward general activity (UDA)	0
17/18 Contracted orthodontic activity (UOA)	0
Carry forward orthodontic activity (UOA)	0
Baseline contract value	£20,069.56

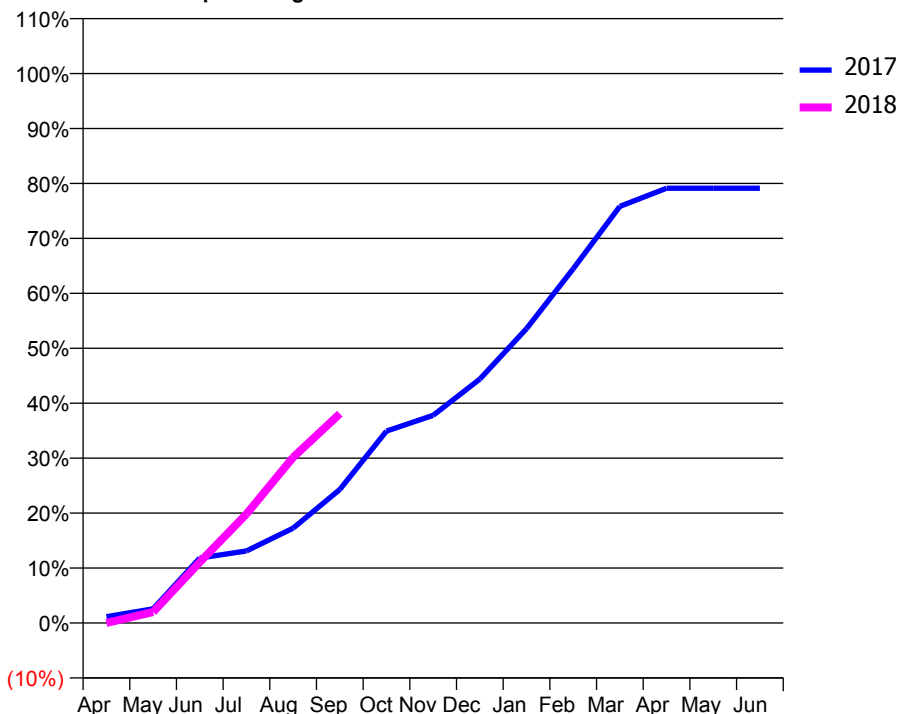
ACCESS*

Patients seen in 24 months	Total	Change since previous quarter
Quarter ending September 2016	124	
Quarter ending December 2016	126	→
Quarter ending March 2017	134	↑
Quarter ending June 2017	139	↑
Quarter ending September 2017	144	↑
Variance since September 2016	16.1%	↑



ACTIVITY

Cumulative percentage of contracted UDA delivered 2017 & 2018



Month	Adjusted Scheduled Activity (UDA)	
	2017	2018
April	8	0
May	18	14
June	82	77
July	91	138
August	120	210
September	169	265
October	243	
November	263	
December	309	
January	373	
February	449	
March	528	
April	551	
May	551	
June	551	

QUALITY

	Quantity	Base Number	Contract	AT	Region	England
% of FP17s for the same patient ID Re-attending within 3 months - Children	0	45	0.0%	9.7%	11.2%	11.9%
% of FP17s for the same patient ID Re-attending within 3 months - Adults	10	40	25.0%	15.6%	16.6%	15.9%
% of FP17s for the same patient ID Re-attending between 3 & 9 months - Children	32	45	71.1%	46.9%	47.0%	58.1%
% of FP17s for the same patient ID Re-attending between 3 & 9 months - Adults	16	40	40.0%	37.6%	38.2%	50.6%
% of FP17s for Band 1 Urgent Courses	2	79	2.5%	11.2%	10.6%	9.1%
% of FP17s Relating to Free Repair or Replacements	0	79	0.0%	0.5%	0.6%	0.8%
% of FP17s Relating to Continuations	3	79	3.8%	0.6%	0.8%	1.1%
% of Patients satisfied with the dentistry they have received	0	0	N/A	89.0%	89.2%	91.4%
% of Patients satisfied with the time they had to wait for an appointment	0	0	N/A	83.1%	83.4%	87.7%

* This is based on patients treated on this contract for their most recent course of treatment. Figures in italics indicate the base number of FP17s or Patient Questionnaire responses are less than 100. N/A is shown where the base number of responses is less than 10 during the period. % is calculated as Quantity/Base number*100

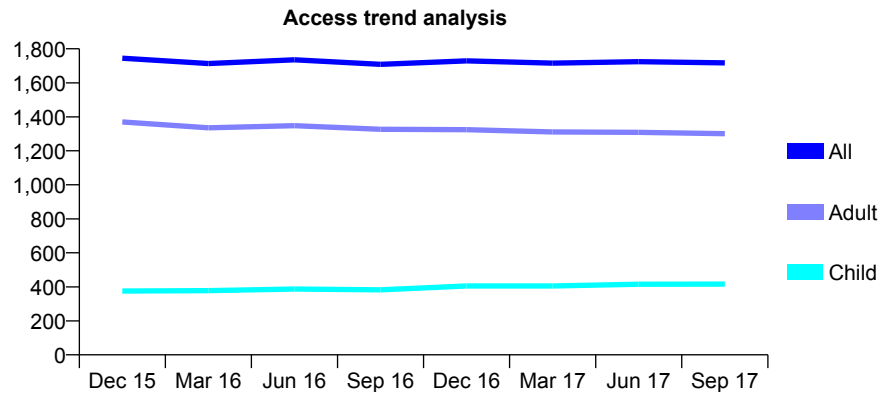
Q62 - Vital Signs At a Glance Contract Report for 321419/0001 - September 2017

Name or company name	MR MA AMIN
Contract type name	GDS Contract
Purpose of contract	General
Contract start date	01/04/2006
Contract end date	

17/18 Contracted general activity (UDA)	4,402
Carry forward general activity (UDA)	0
17/18 Contracted orthodontic activity (UOA)	0
Carry forward orthodontic activity (UOA)	0
Baseline contract value	£126,897.40

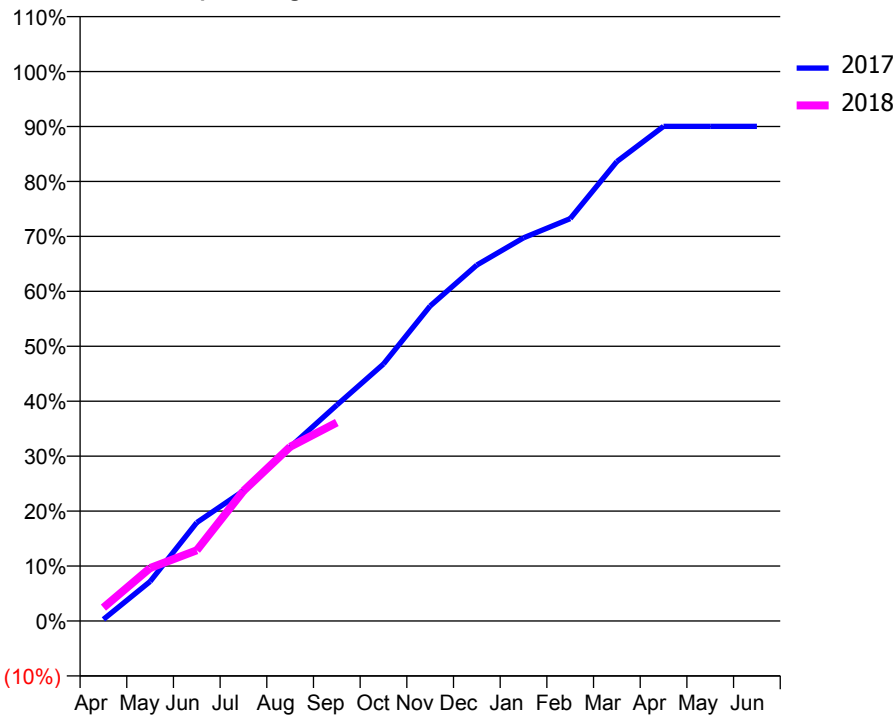
ACCESS*

Patients seen in 24 months	Total	Change since previous quarter
Quarter ending September 2016	1,709	
Quarter ending December 2016	1,729	→
Quarter ending March 2017	1,716	→
Quarter ending June 2017	1,724	→
Quarter ending September 2017	1,717	→
Variance since September 2016	0.5%	→



ACTIVITY

Cumulative percentage of contracted UDA delivered 2017 & 2018



Month	Adjusted Scheduled Activity (UDA)	
	2017	2018
April	13	107
May	317	425
June	789	567
July	1,044	1,042
August	1,393	1,396
September	1,730	1,590
October	2,059	
November	2,524	
December	2,852	
January	3,070	
February	3,224	
March	3,681	
April	3,962	
May	3,962	
June	3,962	

QUALITY

	Quantity	Base Number	Contract	AT	Region	England
% of FP17s for the same patient ID Re-attending within 3 months - Children	15	261	5.7%	9.7%	11.2%	11.9%
% of FP17s for the same patient ID Re-attending within 3 months - Adults	18	554	3.2%	15.6%	16.6%	15.9%
% of FP17s for the same patient ID Re-attending between 3 & 9 months - Children	144	261	55.2%	46.9%	47.0%	58.1%
% of FP17s for the same patient ID Re-attending between 3 & 9 months - Adults	183	554	33.0%	37.6%	38.2%	50.6%
% of FP17s for Band 1 Urgent Courses	45	711	6.3%	11.2%	10.6%	9.1%
% of FP17s Relating to Free Repair or Replacements	0	711	0.0%	0.5%	0.6%	0.8%
% of FP17s Relating to Continuations	4	711	0.6%	0.6%	0.8%	1.1%
% of Patients satisfied with the dentistry they have received	1	1	N/A	89.0%	89.2%	91.4%
% of Patients satisfied with the time they had to wait for an appointment	1	1	N/A	83.1%	83.4%	87.7%

* This is based on patients treated on this contract for their most recent course of treatment. Figures in italics indicate the base number of FP17s or Patient Questionnaire responses are less than 100. N/A is shown where the base number of responses is less than 10 during the period. % is calculated as Quantity/Base number*100

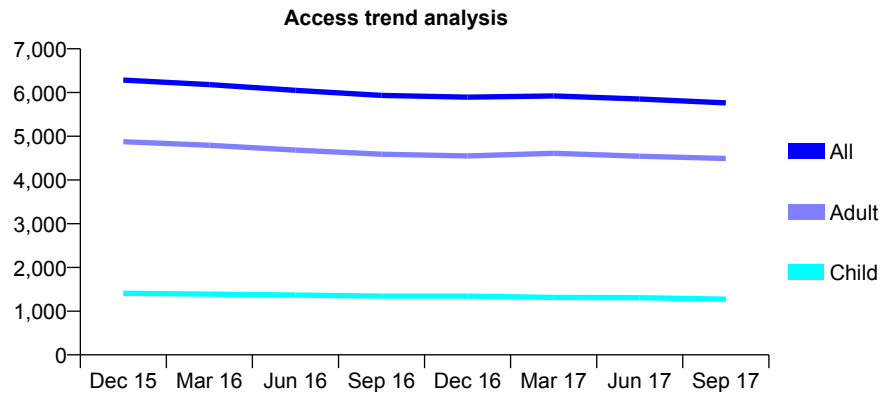
Q62 - Vital Signs At a Glance Contract Report for 322008/0001 - September 2017

Name or company name	MR D SHAH
Contract type name	GDS Contract
Purpose of contract	General
Contract start date	01/04/2006
Contract end date	

17/18 Contracted general activity (UDA)	22,527
Carry forward general activity (UDA)	709
17/18 Contracted orthodontic activity (UOA)	0
Carry forward orthodontic activity (UOA)	0
Baseline contract value	£676,212.90

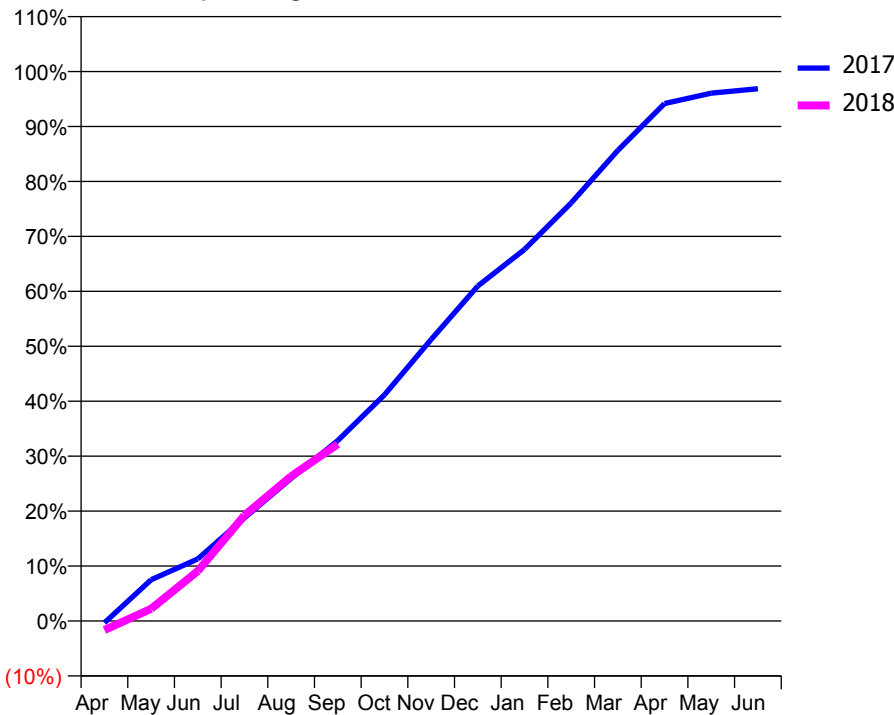
ACCESS*

Patients seen in 24 months	Total	Change since previous quarter
Quarter ending September 2016	5,933	
Quarter ending December 2016	5,893	→
Quarter ending March 2017	5,921	→
Quarter ending June 2017	5,851	↓
Quarter ending September 2017	5,763	↓
Variance since September 2016	(2.9%)	↓



ACTIVITY

Cumulative percentage of contracted UDA delivered 2017 & 2018



Month	Adjusted Scheduled Activity (UDA)	
	2017	2018
April	-79	-376
May	1,691	501
June	2,547	2,045
July	4,226	4,334
August	5,848	5,932
September	7,400	7,252
October	9,275	
November	11,541	
December	13,733	
January	15,234	
February	17,140	
March	19,297	
April	21,212	
May	21,640	
June	21,818	

QUALITY

	Quantity	Base Number	Contract	AT	Region	England
% of FP17s for the same patient ID Re-attending within 3 months - Children	49	633	7.7%	9.7%	11.2%	11.9%
% of FP17s for the same patient ID Re-attending within 3 months - Adults	415	2,247	18.5%	15.6%	16.6%	15.9%
% of FP17s for the same patient ID Re-attending between 3 & 9 months - Children	160	633	25.3%	46.9%	47.0%	58.1%
% of FP17s for the same patient ID Re-attending between 3 & 9 months - Adults	638	2,247	28.4%	37.6%	38.2%	50.6%
% of FP17s for Band 1 Urgent Courses	371	2,402	15.4%	11.2%	10.6%	9.1%
% of FP17s Relating to Free Repair or Replacements	39	2,402	1.6%	0.5%	0.6%	0.8%
% of FP17s Relating to Continuations	9	2,402	0.4%	0.6%	0.8%	1.1%
% of Patients satisfied with the dentistry they have received	9	9	N/A	89.0%	89.2%	91.4%
% of Patients satisfied with the time they had to wait for an appointment	7	9	N/A	83.1%	83.4%	87.7%

* This is based on patients treated on this contract for their most recent course of treatment. Figures in italics indicate the base number of FP17s or Patient Questionnaire responses are less than 100. N/A is shown where the base number of responses is less than 10 during the period. % is calculated as Quantity/Base number*100

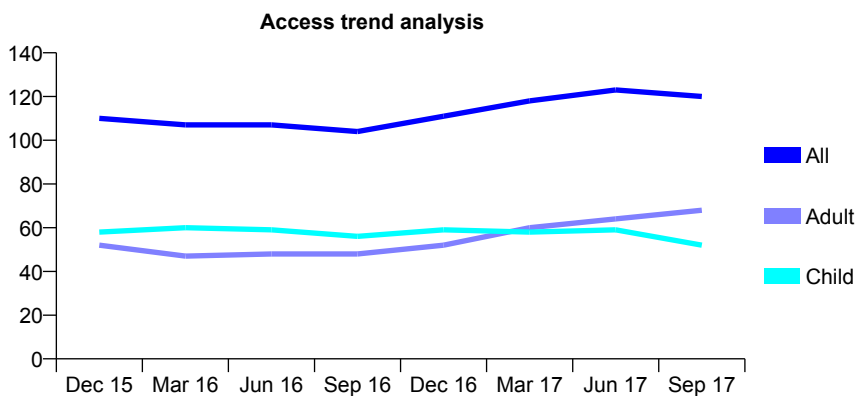
Q62 - Vital Signs At a Glance Contract Report for 323055/0001 - September 2017

Name or company name	MRS PA HARRIS
Contract type name	GDS Contract
Purpose of contract	General
Contract start date	01/04/2006
Contract end date	

17/18 Contracted general activity (UDA)	238
Carry forward general activity (UDA)	0
17/18 Contracted orthodontic activity (UOA)	0
Carry forward orthodontic activity (UOA)	0
Baseline contract value	£6,342.39

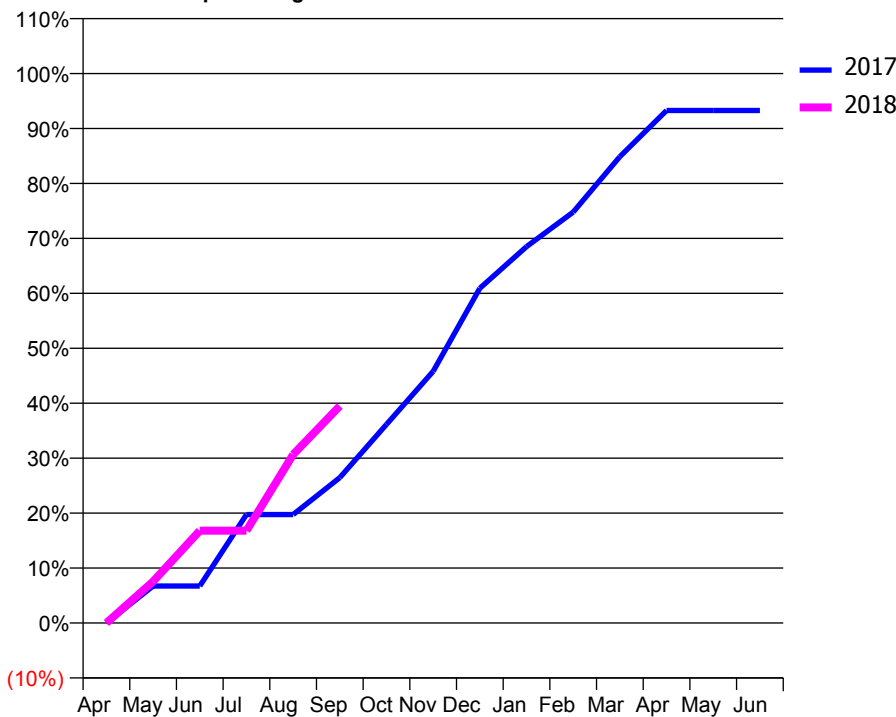
ACCESS*

Patients seen in 24 months	Total	Change since previous quarter
Quarter ending September 2016	104	
Quarter ending December 2016	111	↑
Quarter ending March 2017	118	↑
Quarter ending June 2017	123	↑
Quarter ending September 2017	120	↓
Variance since September 2016	15.4%	↑



ACTIVITY

Cumulative percentage of contracted UDA delivered 2017 & 2018



Month	Adjusted Scheduled Activity (UDA)	
	2017	2018
April	0	0
May	16	18
June	16	40
July	47	40
August	47	73
September	63	94
October	86	
November	109	
December	145	
January	163	
February	178	
March	202	
April	222	
May	222	
June	222	

QUALITY

	Quantity	Base Number	Contract	AT	Region	England
% of FP17s for the same patient ID Re-attending within 3 months - Children	0	37	0.0%	9.7%	11.2%	11.9%
% of FP17s for the same patient ID Re-attending within 3 months - Adults	5	34	14.7%	15.6%	16.6%	15.9%
% of FP17s for the same patient ID Re-attending between 3 & 9 months - Children	26	37	70.3%	46.9%	47.0%	58.1%
% of FP17s for the same patient ID Re-attending between 3 & 9 months - Adults	14	34	41.2%	37.6%	38.2%	50.6%
% of FP17s for Band 1 Urgent Courses	0	61	0.0%	11.2%	10.6%	9.1%
% of FP17s Relating to Free Repair or Replacements	0	61	0.0%	0.5%	0.6%	0.8%
% of FP17s Relating to Continuations	0	61	0.0%	0.6%	0.8%	1.1%
% of Patients satisfied with the dentistry they have received	0	0	N/A	89.0%	89.2%	91.4%
% of Patients satisfied with the time they had to wait for an appointment	0	0	N/A	83.1%	83.4%	87.7%

* This is based on patients treated on this contract for their most recent course of treatment. Figures in italics indicate the base number of FP17s or Patient Questionnaire responses are less than 100. N/A is shown where the base number of responses is less than 10 during the period. % is calculated as Quantity/Base number*100

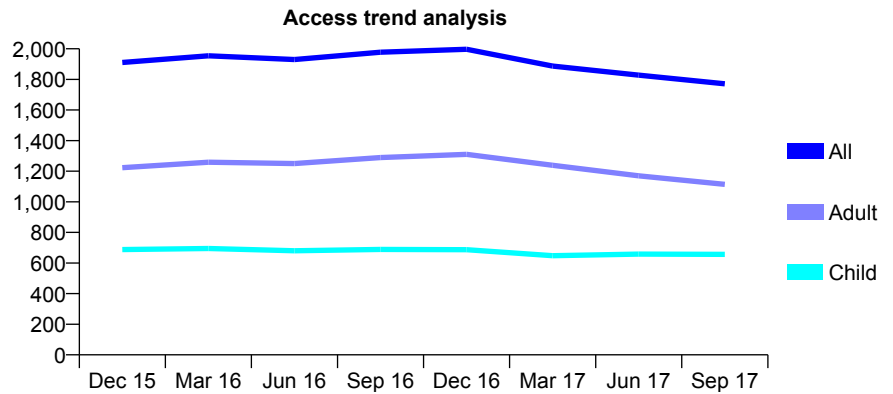
Q62 - Vital Signs At a Glance Contract Report for 323373/0001 - September 2017

Name or company name	MR GF HOLLIS
Contract type name	GDS Contract
Purpose of contract	General
Contract start date	01/04/2006
Contract end date	

17/18 Contracted general activity (UDA)	8,407
Carry forward general activity (UDA)	21
17/18 Contracted orthodontic activity (UOA)	0
Carry forward orthodontic activity (UOA)	0
Baseline contract value	£220,169.36

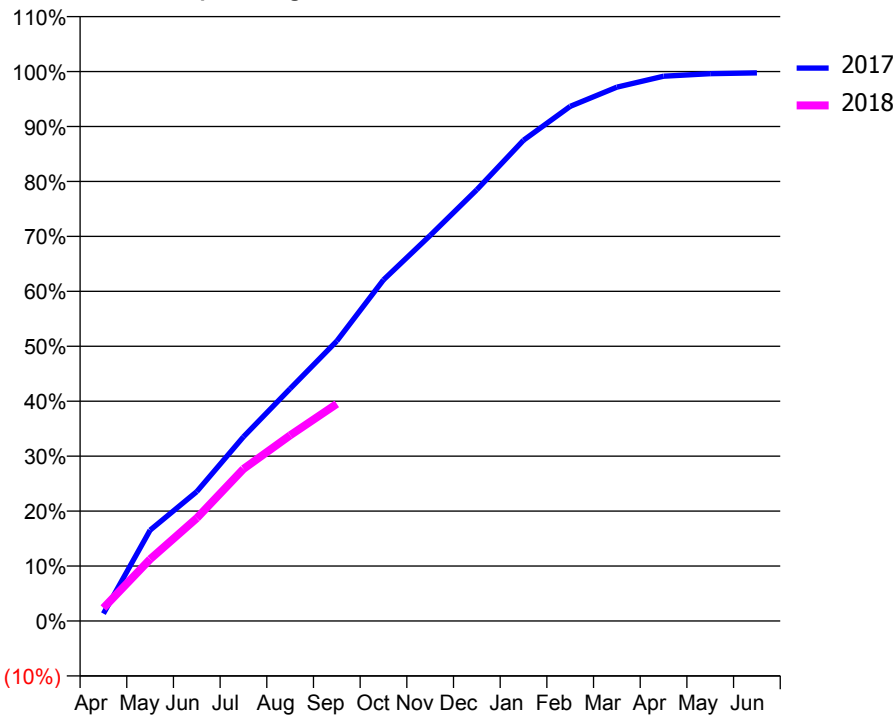
ACCESS*

Patients seen in 24 months	Total	Change since previous quarter
Quarter ending September 2016	1,978	
Quarter ending December 2016	1,997	→
Quarter ending March 2017	1,887	↓
Quarter ending June 2017	1,828	↓
Quarter ending September 2017	1,771	↓
Variance since September 2016	(10.5%)	↓



ACTIVITY

Cumulative percentage of contracted UDA delivered 2017 & 2018



Month	Adjusted Scheduled Activity (UDA)	
	2017	2018
April	114	199
May	1,391	947
June	1,979	1,574
July	2,819	2,327
August	3,554	2,840
September	4,284	3,323
October	5,219	
November	5,899	
December	6,600	
January	7,356	
February	7,873	
March	8,168	
April	8,334	
May	8,374	
June	8,386	

QUALITY

	Quantity	Base Number	Contract	AT	Region	England
% of FP17s for the same patient ID Re-attending within 3 months - Children	25	480	5.2%	9.7%	11.2%	11.9%
% of FP17s for the same patient ID Re-attending within 3 months - Adults	78	645	12.1%	15.6%	16.6%	15.9%
% of FP17s for the same patient ID Re-attending between 3 & 9 months - Children	278	480	57.9%	46.9%	47.0%	58.1%
% of FP17s for the same patient ID Re-attending between 3 & 9 months - Adults	405	645	62.8%	37.6%	38.2%	50.6%
% of FP17s for Band 1 Urgent Courses	61	1,054	5.8%	11.2%	10.6%	9.1%
% of FP17s Relating to Free Repair or Replacements	12	1,054	1.1%	0.5%	0.6%	0.8%
% of FP17s Relating to Continuations	1	1,054	0.1%	0.6%	0.8%	1.1%
% of Patients satisfied with the dentistry they have received	6	6	N/A	89.0%	89.2%	91.4%
% of Patients satisfied with the time they had to wait for an appointment	6	6	N/A	83.1%	83.4%	87.7%

* This is based on patients treated on this contract for their most recent course of treatment. Figures in italics indicate the base number of FP17s or Patient Questionnaire responses are less than 100. N/A is shown where the base number of responses is less than 10 during the period. % is calculated as Quantity/Base number*100

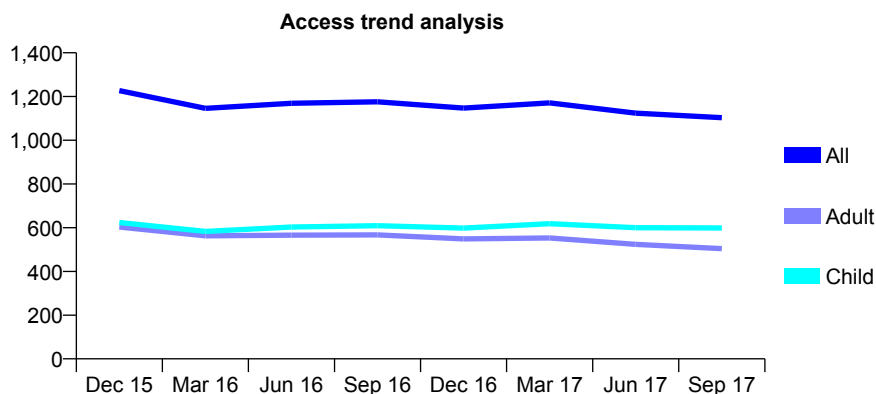
Q62 - Vital Signs At a Glance Contract Report for 325244/0002 - September 2017

Name or company name	MR RP SARAN
Contract type name	GDS Contract
Purpose of contract	General
Contract start date	01/04/2006
Contract end date	

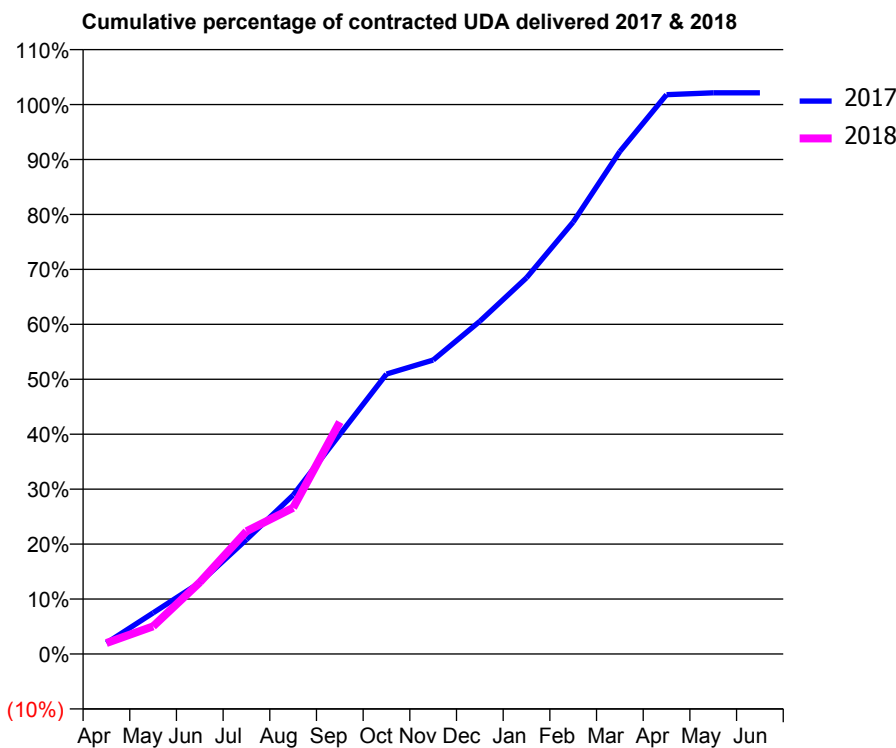
17/18 Contracted general activity (UDA)	7,910
Carry forward general activity (UDA)	-158
17/18 Contracted orthodontic activity (UOA)	0
Carry forward orthodontic activity (UOA)	0
Baseline contract value	£243,121.84

ACCESS*

Patients seen in 24 months	Total	Change since previous quarter
Quarter ending September 2016	1,176	
Quarter ending December 2016	1,147	↓
Quarter ending March 2017	1,171	↑
Quarter ending June 2017	1,124	↓
Quarter ending September 2017	1,103	↓
Variance since September 2016	(6.2%)	↓



ACTIVITY



Month	Adjusted Scheduled Activity (UDA)	
	2017	2018
April	158	158
May	592	399
June	1,028	1,031
July	1,647	1,766
August	2,286	2,105
September	3,161	3,339
October	4,030	
November	4,232	
December	4,790	
January	5,416	
February	6,218	
March	7,234	
April	8,051	
May	8,078	
June	8,078	

QUALITY

	Quantity	Base Number	Contract	AT	Region	England
% of FP17s for the same patient ID Re-attending within 3 months - Children	11	709	1.6%	9.7%	11.2%	11.9%
% of FP17s for the same patient ID Re-attending within 3 months - Adults	17	372	4.6%	15.6%	16.6%	15.9%
% of FP17s for the same patient ID Re-attending between 3 & 9 months - Children	574	709	81.0%	46.9%	47.0%	58.1%
% of FP17s for the same patient ID Re-attending between 3 & 9 months - Adults	285	372	76.6%	37.6%	38.2%	50.6%
% of FP17s for Band 1 Urgent Courses	22	893	2.5%	11.2%	10.6%	9.1%
% of FP17s Relating to Free Repair or Replacements	0	893	0.0%	0.5%	0.6%	0.8%
% of FP17s Relating to Continuations	0	893	0.0%	0.6%	0.8%	1.1%
% of Patients satisfied with the dentistry they have received	1	1	N/A	89.0%	89.2%	91.4%
% of Patients satisfied with the time they had to wait for an appointment	1	1	N/A	83.1%	83.4%	87.7%

* This is based on patients treated on this contract for their most recent course of treatment. Figures in italics indicate the base number of FP17s or Patient Questionnaire responses are less than 100. N/A is shown where the base number of responses is less than 10 during the period. % is calculated as Quantity/Base number*100

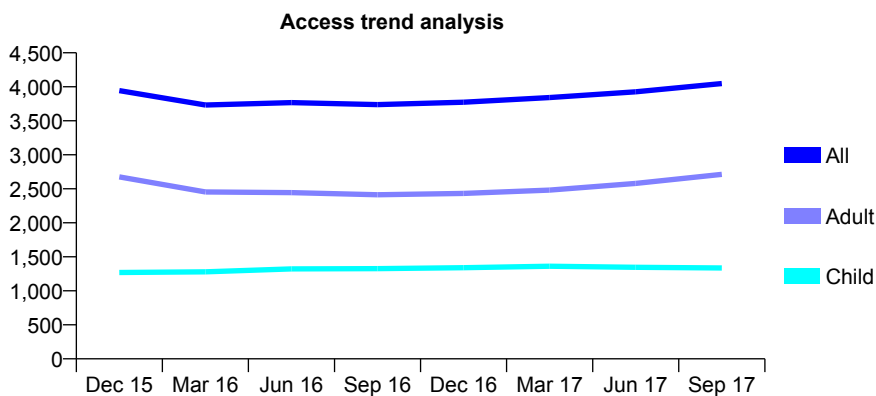
Q62 - Vital Signs At a Glance Contract Report for 327689/0001 - September 2017

Name or company name	MRS P WINAYAK
Contract type name	GDS Contract
Purpose of contract	General
Contract start date	01/04/2006
Contract end date	

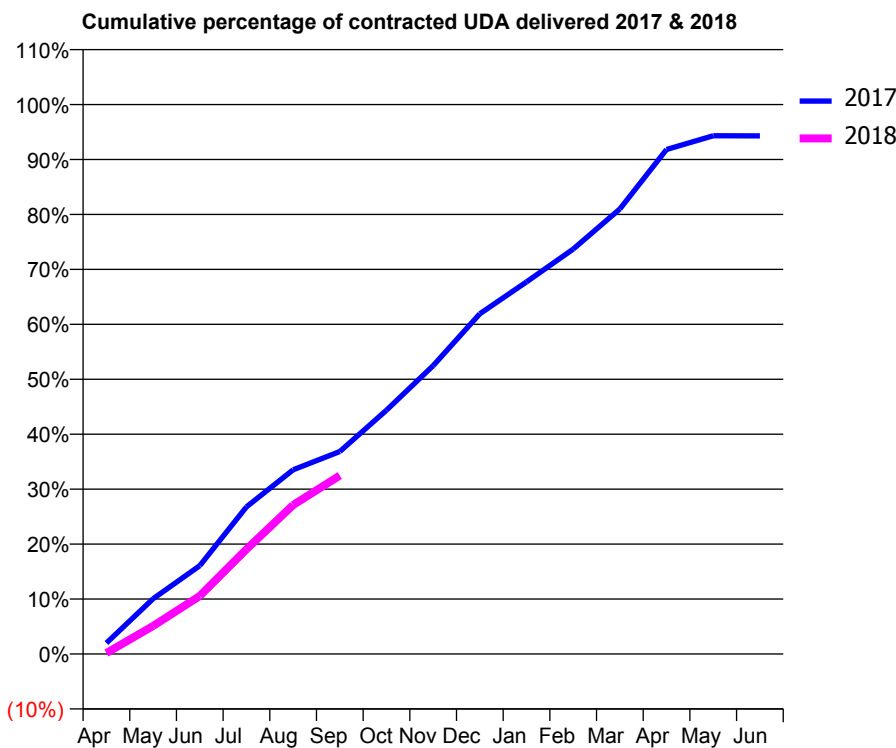
17/18 Contracted general activity (UDA)	15,955
Carry forward general activity (UDA)	0
17/18 Contracted orthodontic activity (UOA)	0
Carry forward orthodontic activity (UOA)	0
Baseline contract value	£483,899.68

ACCESS*

Patients seen in 24 months	Total	Change since previous quarter
Quarter ending September 2016	3,739	
Quarter ending December 2016	3,773	→
Quarter ending March 2017	3,843	→
Quarter ending June 2017	3,926	↑
Quarter ending September 2017	4,049	↑
Variance since September 2016	8.3%	↑



ACTIVITY



Month	Adjusted Scheduled Activity (UDA)	
	2017	2018
April	319	28
May	1,605	817
June	2,564	1,687
July	4,273	3,040
August	5,349	4,328
September	5,880	5,182
October	7,079	
November	8,372	
December	9,877	
January	10,805	
February	11,757	
March	12,924	
April	14,649	
May	15,047	
June	15,044	

QUALITY

	Quantity	Base Number	Contract	AT	Region	England
% of FP17s for the same patient ID Re-attending within 3 months - Children	74	691	10.7%	9.7%	11.2%	11.9%
% of FP17s for the same patient ID Re-attending within 3 months - Adults	311	1,617	19.2%	15.6%	16.6%	15.9%
% of FP17s for the same patient ID Re-attending between 3 & 9 months - Children	219	691	31.7%	46.9%	47.0%	58.1%
% of FP17s for the same patient ID Re-attending between 3 & 9 months - Adults	348	1,617	21.5%	37.6%	38.2%	50.6%
% of FP17s for Band 1 Urgent Courses	312	1,775	17.6%	11.2%	10.6%	9.1%
% of FP17s Relating to Free Repair or Replacements	14	1,775	0.8%	0.5%	0.6%	0.8%
% of FP17s Relating to Continuations	5	1,775	0.3%	0.6%	0.8%	1.1%
% of Patients satisfied with the dentistry they have received	10	12	83.3%	89.0%	89.2%	91.4%
% of Patients satisfied with the time they had to wait for an appointment	12	12	100.0%	83.1%	83.4%	87.7%

* This is based on patients treated on this contract for their most recent course of treatment. Figures in italics indicate the base number of FP17s or Patient Questionnaire responses are less than 100. N/A is shown where the base number of responses is less than 10 during the period. % is calculated as Quantity/Base number*100

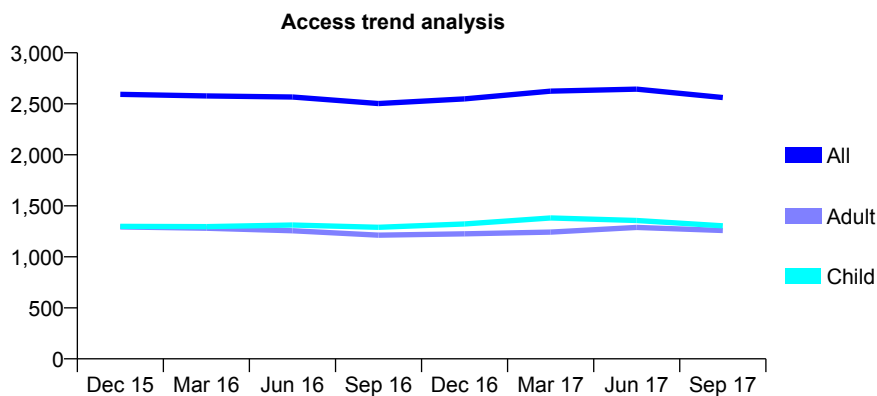
Q62 - Vital Signs At a Glance Contract Report for 327689/0002 - September 2017

Name or company name	MRS P WINAYAK
Contract type name	GDS Contract
Purpose of contract	General
Contract start date	01/04/2006
Contract end date	

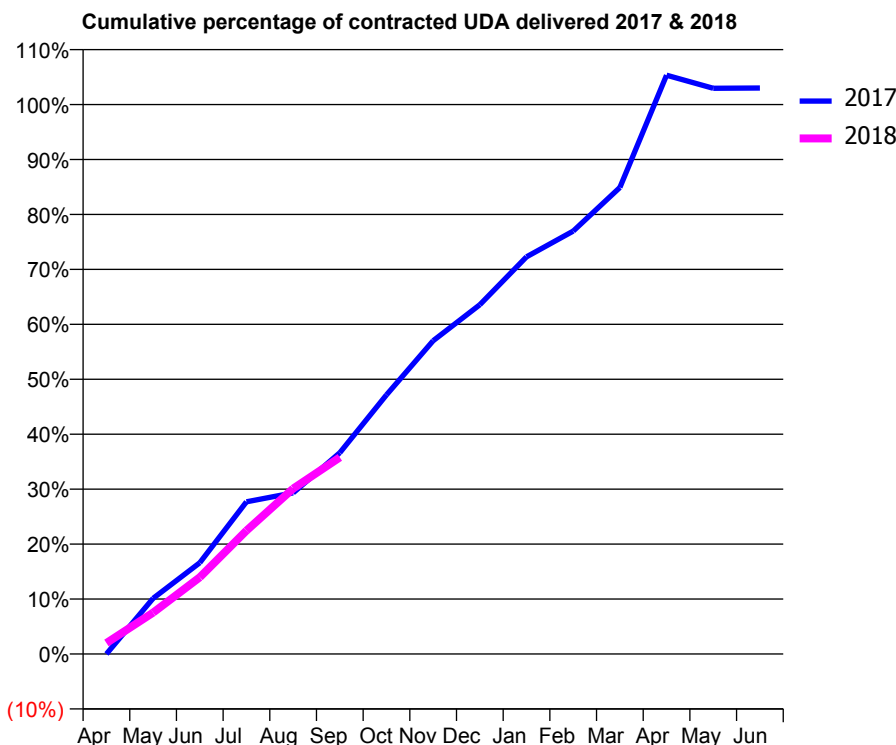
17/18 Contracted general activity (UDA)	8,036
Carry forward general activity (UDA)	-161
17/18 Contracted orthodontic activity (UOA)	0
Carry forward orthodontic activity (UOA)	0
Baseline contract value	£263,926.96

ACCESS*

Patients seen in 24 months	Total	Change since previous quarter
Quarter ending September 2016	2,502	
Quarter ending December 2016	2,548	→
Quarter ending March 2017	2,624	↑
Quarter ending June 2017	2,644	→
Quarter ending September 2017	2,562	↓
Variance since September 2016	2.4%	↑



ACTIVITY



Month	Adjusted Scheduled Activity (UDA)	
	2017	2018
April	0	161
May	813	606
June	1,336	1,121
July	2,226	1,805
August	2,357	2,419
September	2,944	2,876
October	3,790	
November	4,581	
December	5,109	
January	5,808	
February	6,185	
March	6,822	
April	8,464	
May	8,274	
June	8,278	

QUALITY

	Quantity	Base Number	Contract	AT	Region	England
% of FP17s for the same patient ID Re-attending within 3 months - Children	70	797	8.8%	9.7%	11.2%	11.9%
% of FP17s for the same patient ID Re-attending within 3 months - Adults	142	742	19.1%	15.6%	16.6%	15.9%
% of FP17s for the same patient ID Re-attending between 3 & 9 months - Children	315	797	39.5%	46.9%	47.0%	58.1%
% of FP17s for the same patient ID Re-attending between 3 & 9 months - Adults	177	742	23.9%	37.6%	38.2%	50.6%
% of FP17s for Band 1 Urgent Courses	133	1,055	12.6%	11.2%	10.6%	9.1%
% of FP17s Relating to Free Repair or Replacements	10	1,055	0.9%	0.5%	0.6%	0.8%
% of FP17s Relating to Continuations	3	1,055	0.3%	0.6%	0.8%	1.1%
% of Patients satisfied with the dentistry they have received	7	7	N/A	89.0%	89.2%	91.4%
% of Patients satisfied with the time they had to wait for an appointment	7	7	N/A	83.1%	83.4%	87.7%

* This is based on patients treated on this contract for their most recent course of treatment. Figures in italics indicate the base number of FP17s or Patient Questionnaire responses are less than 100. N/A is shown where the base number of responses is less than 10 during the period. % is calculated as Quantity/Base number*100

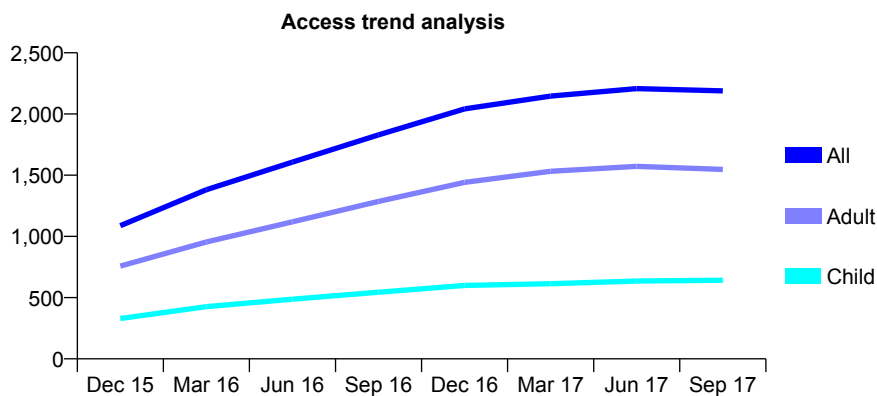
Q62 - Vital Signs At a Glance Contract Report for 328995/0002 - September 2017

Name or company name	MR I MOHAMMED
Contract type name	GDS Contract
Purpose of contract	General
Contract start date	01/04/2015
Contract end date	

17/18 Contracted general activity (UDA)	6,668
Carry forward general activity (UDA)	1
17/18 Contracted orthodontic activity (UOA)	0
Carry forward orthodontic activity (UOA)	0
Baseline contract value	£203,435.56

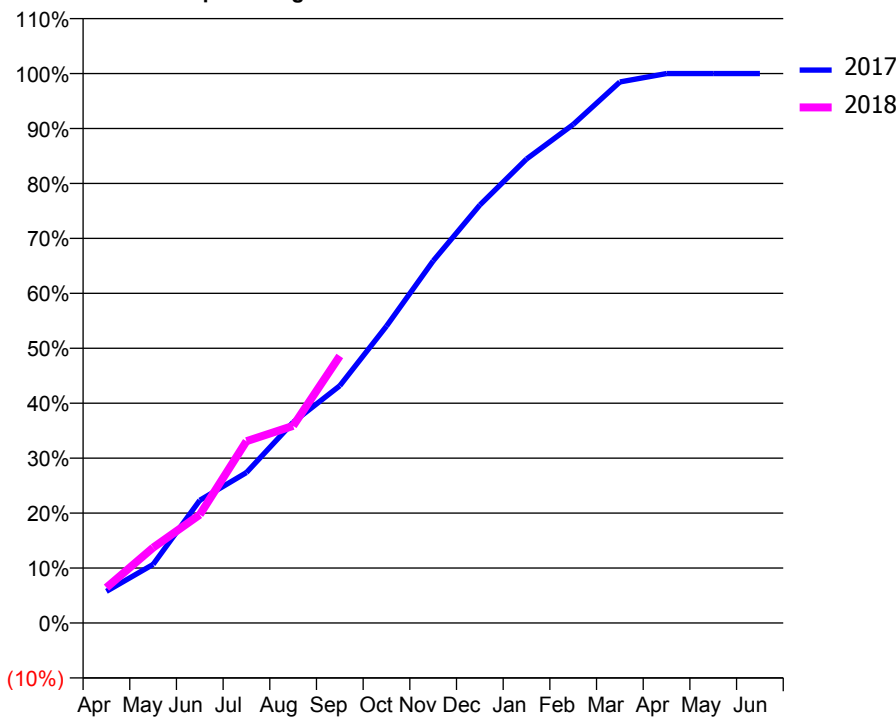
ACCESS*

Patients seen in 24 months	Total	Change since previous quarter
Quarter ending September 2016	1,830	
Quarter ending December 2016	2,042	↑
Quarter ending March 2017	2,146	↑
Quarter ending June 2017	2,208	↑
Quarter ending September 2017	2,189	→
Variance since September 2016	19.6%	↑



ACTIVITY

Cumulative percentage of contracted UDA delivered 2017 & 2018



Month	Adjusted Scheduled Activity (UDA)	
	2017	2018
April	385	430
May	710	916
June	1,489	1,314
July	1,826	2,207
August	2,436	2,392
September	2,879	3,240
October	3,602	
November	4,394	
December	5,072	
January	5,630	
February	6,050	
March	6,565	
April	6,667	
May	6,667	
June	6,667	

QUALITY

	Quantity	Base Number	Contract	AT	Region	England
% of FP17s for the same patient ID Re-attending within 3 months - Children	18	316	5.7%	9.7%	11.2%	11.9%
% of FP17s for the same patient ID Re-attending within 3 months - Adults	56	649	8.6%	15.6%	16.6%	15.9%
% of FP17s for the same patient ID Re-attending between 3 & 9 months - Children	70	316	22.2%	46.9%	47.0%	58.1%
% of FP17s for the same patient ID Re-attending between 3 & 9 months - Adults	158	649	24.3%	37.6%	38.2%	50.6%
% of FP17s for Band 1 Urgent Courses	43	944	4.6%	11.2%	10.6%	9.1%
% of FP17s Relating to Free Repair or Replacements	1	944	0.1%	0.5%	0.6%	0.8%
% of FP17s Relating to Continuations	16	944	1.7%	0.6%	0.8%	1.1%
% of Patients satisfied with the dentistry they have received	1	1	N/A	89.0%	89.2%	91.4%
% of Patients satisfied with the time they had to wait for an appointment	0	1	N/A	83.1%	83.4%	87.7%

* This is based on patients treated on this contract for their most recent course of treatment. Figures in italics indicate the base number of FP17s or Patient Questionnaire responses are less than 100. N/A is shown where the base number of responses is less than 10 during the period. % is calculated as Quantity/Base number*100

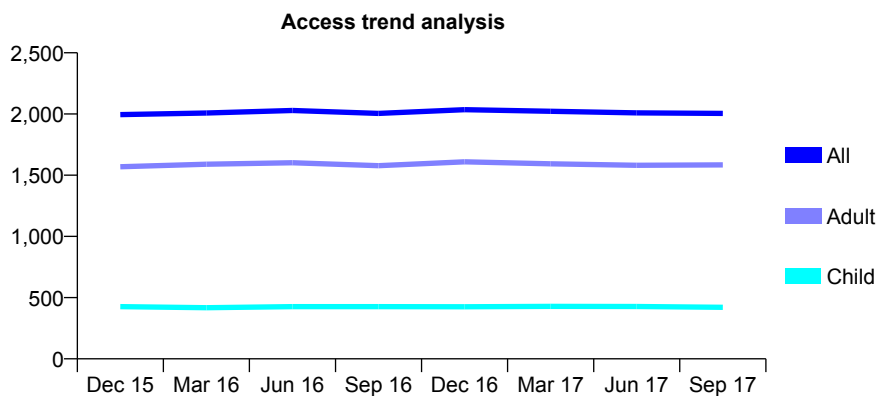
Q62 - Vital Signs At a Glance Contract Report for 331880/0001 - September 2017

Name or company name	MR NK PATEL
Contract type name	GDS Contract
Purpose of contract	General
Contract start date	01/04/2006
Contract end date	

17/18 Contracted general activity (UDA)	4,469
Carry forward general activity (UDA)	0
17/18 Contracted orthodontic activity (UOA)	0
Carry forward orthodontic activity (UOA)	0
Baseline contract value	£110,159.11

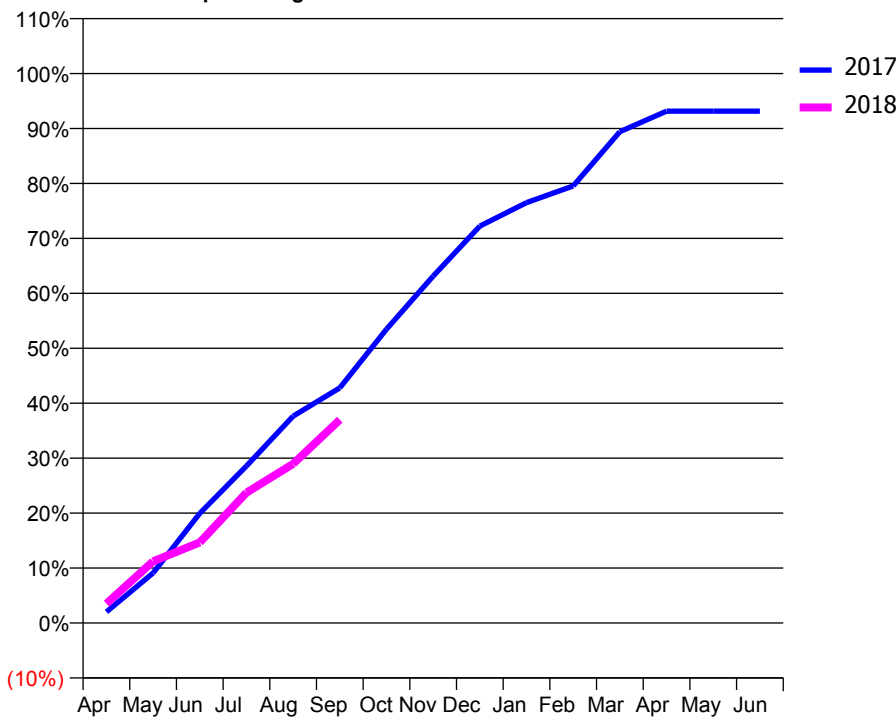
ACCESS*

Patients seen in 24 months	Total	Change since previous quarter
Quarter ending September 2016	2,005	
Quarter ending December 2016	2,035	→
Quarter ending March 2017	2,022	→
Quarter ending June 2017	2,009	→
Quarter ending September 2017	2,005	→
Variance since September 2016	0.0%	→



ACTIVITY

Cumulative percentage of contracted UDA delivered 2017 & 2018



Month	Adjusted Scheduled Activity (UDA)	
	2017	2018
April	91	158
May	408	501
June	892	656
July	1,277	1,060
August	1,682	1,295
September	1,913	1,653
October	2,389	
November	2,821	
December	3,228	
January	3,419	
February	3,554	
March	3,996	
April	4,163	
May	4,163	
June	4,163	

QUALITY

	Quantity	Base Number	Contract	AT	Region	England
% of FP17s for the same patient ID Re-attending within 3 months - Children	10	243	4.1%	9.7%	11.2%	11.9%
% of FP17s for the same patient ID Re-attending within 3 months - Adults	31	730	4.2%	15.6%	16.6%	15.9%
% of FP17s for the same patient ID Re-attending between 3 & 9 months - Children	64	243	26.3%	46.9%	47.0%	58.1%
% of FP17s for the same patient ID Re-attending between 3 & 9 months - Adults	178	730	24.4%	37.6%	38.2%	50.6%
% of FP17s for Band 1 Urgent Courses	54	879	6.1%	11.2%	10.6%	9.1%
% of FP17s Relating to Free Repair or Replacements	0	879	0.0%	0.5%	0.6%	0.8%
% of FP17s Relating to Continuations	2	879	0.2%	0.6%	0.8%	1.1%
% of Patients satisfied with the dentistry they have received	4	4	N/A	89.0%	89.2%	91.4%
% of Patients satisfied with the time they had to wait for an appointment	3	4	N/A	83.1%	83.4%	87.7%

* This is based on patients treated on this contract for their most recent course of treatment. Figures in italics indicate the base number of FP17s or Patient Questionnaire responses are less than 100. N/A is shown where the base number of responses is less than 10 during the period. % is calculated as Quantity/Base number*100

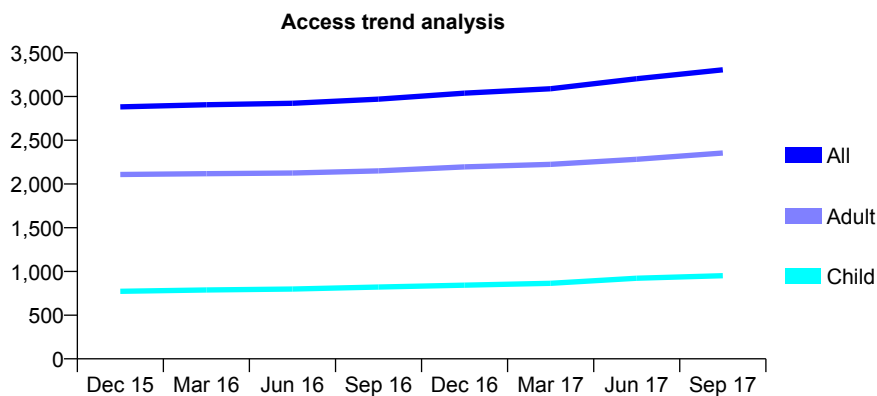
Q62 - Vital Signs At a Glance Contract Report for 333735/0002 - September 2017

Name or company name	MR H HASEN
Contract type name	GDS Contract
Purpose of contract	General
Contract start date	01/09/2010
Contract end date	

17/18 Contracted general activity (UDA)	8,914
Carry forward general activity (UDA)	-78
17/18 Contracted orthodontic activity (UOA)	0
Carry forward orthodontic activity (UOA)	0
Baseline contract value	£241,252.93

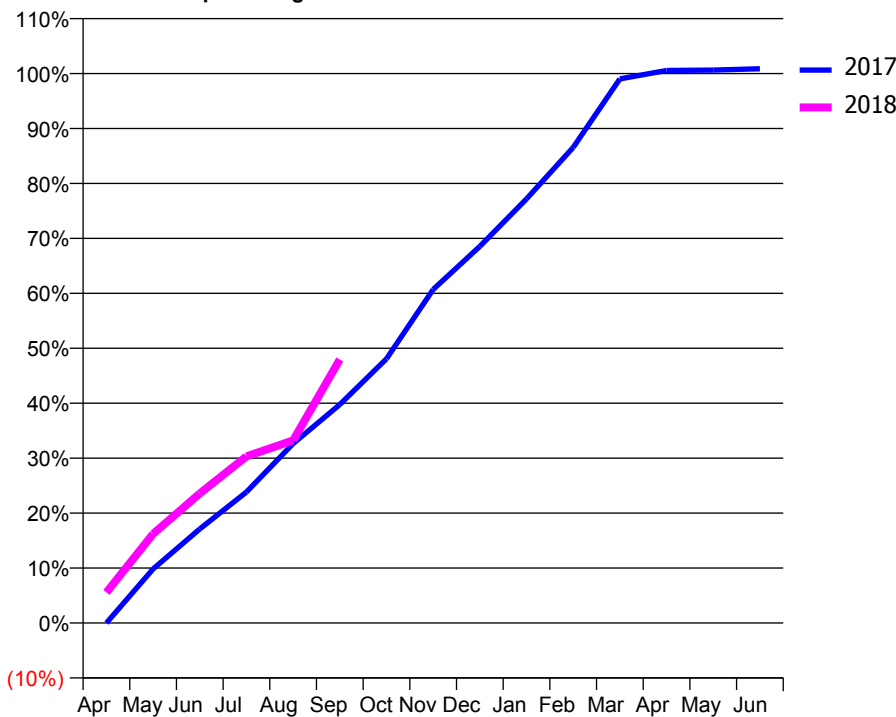
ACCESS*

Patients seen in 24 months	Total	Change since previous quarter
Quarter ending September 2016	2,970	
Quarter ending December 2016	3,038	↑
Quarter ending March 2017	3,089	→
Quarter ending June 2017	3,204	↑
Quarter ending September 2017	3,305	↑
Variance since September 2016	11.3%	↑



ACTIVITY

Cumulative percentage of contracted UDA delivered 2017 & 2018



Adjusted Scheduled Activity (UDA)

Month	2017	2018
April	0	496
May	878	1,445
June	1,526	2,101
July	2,126	2,702
August	2,911	2,963
September	3,543	4,276
October	4,286	
November	5,411	
December	6,110	
January	6,880	
February	7,716	
March	8,828	
April	8,963	
May	8,969	
June	8,992	

QUALITY

	Quantity	Base Number	Contract	AT	Region	England
% of FP17s for the same patient ID Re-attending within 3 months - Children	33	586	5.6%	9.7%	11.2%	11.9%
% of FP17s for the same patient ID Re-attending within 3 months - Adults	188	1,188	15.8%	15.6%	16.6%	15.9%
% of FP17s for the same patient ID Re-attending between 3 & 9 months - Children	247	586	42.2%	46.9%	47.0%	58.1%
% of FP17s for the same patient ID Re-attending between 3 & 9 months - Adults	349	1,188	29.4%	37.6%	38.2%	50.6%
% of FP17s for Band 1 Urgent Courses	190	1,724	11.0%	11.2%	10.6%	9.1%
% of FP17s Relating to Free Repair or Replacements	17	1,724	1.0%	0.5%	0.6%	0.8%
% of FP17s Relating to Continuations	5	1,724	0.3%	0.6%	0.8%	1.1%
% of Patients satisfied with the dentistry they have received	6	6	N/A	89.0%	89.2%	91.4%
% of Patients satisfied with the time they had to wait for an appointment	4	6	N/A	83.1%	83.4%	87.7%

* This is based on patients treated on this contract for their most recent course of treatment. Figures in italics indicate the base number of FP17s or Patient Questionnaire responses are less than 100. N/A is shown where the base number of responses is less than 10 during the period. % is calculated as Quantity/Base number*100

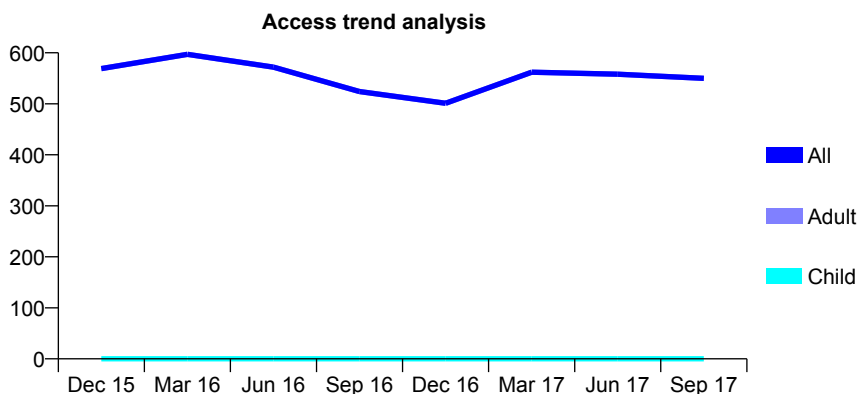
Q62 - Vital Signs At a Glance Contract Report for 334448/0001 - September 2017

Name or company name	Dental Comfort
Contract type name	GDS Contract
Purpose of contract	General
Contract start date	01/04/2006
Contract end date	

17/18 Contracted general activity (UDA)	1,999
Carry forward general activity (UDA)	6
17/18 Contracted orthodontic activity (UOA)	0
Carry forward orthodontic activity (UOA)	0
Baseline contract value	£68,969.84

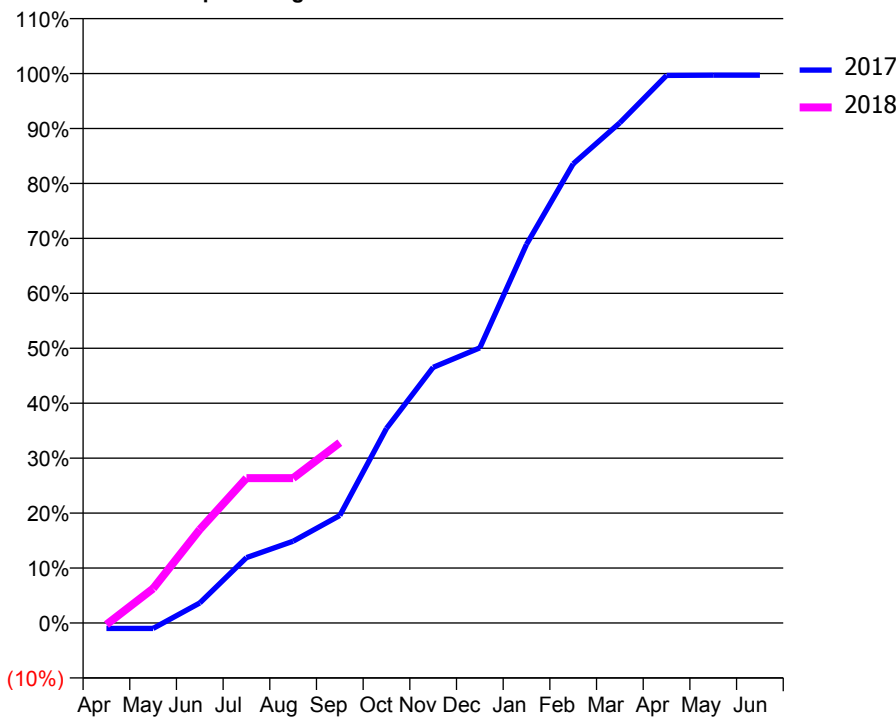
ACCESS*

Patients seen in 24 months	Total	Change since previous quarter
Quarter ending September 2016	524	
Quarter ending December 2016	501	↓
Quarter ending March 2017	562	↑
Quarter ending June 2017	558	→
Quarter ending September 2017	550	↓
Variance since September 2016	5.0%	↑



ACTIVITY

Cumulative percentage of contracted UDA delivered 2017 & 2018



Month	Adjusted Scheduled Activity (UDA)	
	2017	2018
April	-20	-6
May	-20	125
June	73	340
July	238	527
August	297	527
September	391	656
October	708	
November	930	
December	1,001	
January	1,377	
February	1,670	
March	1,820	
April	1,992	
May	1,993	
June	1,993	

QUALITY

	Quantity	Base Number	Contract	AT	Region	England
% of FP17s for the same patient ID Re-attending within 3 months - Children	0	0	N/A	9.7%	11.2%	11.9%
% of FP17s for the same patient ID Re-attending within 3 months - Adults	7	128	5.5%	15.6%	16.6%	15.9%
% of FP17s for the same patient ID Re-attending between 3 & 9 months - Children	0	0	N/A	46.9%	47.0%	58.1%
% of FP17s for the same patient ID Re-attending between 3 & 9 months - Adults	9	128	7.0%	37.6%	38.2%	50.6%
% of FP17s for Band 1 Urgent Courses	6	104	5.8%	11.2%	10.6%	9.1%
% of FP17s Relating to Free Repair or Replacements	0	104	0.0%	0.5%	0.6%	0.8%
% of FP17s Relating to Continuations	0	104	0.0%	0.6%	0.8%	1.1%
% of Patients satisfied with the dentistry they have received	0	1	N/A	89.0%	89.2%	91.4%
% of Patients satisfied with the time they had to wait for an appointment	0	1	N/A	83.1%	83.4%	87.7%

* This is based on patients treated on this contract for their most recent course of treatment. Figures in italics indicate the base number of FP17s or Patient Questionnaire responses are less than 100. N/A is shown where the base number of responses is less than 10 during the period. % is calculated as Quantity/Base number*100

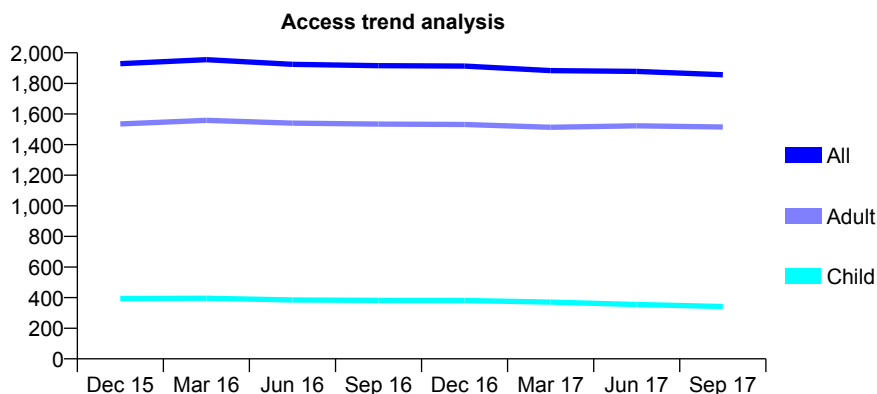
Q62 - Vital Signs At a Glance Contract Report for 334537/0001 - September 2017

Name or company name	MR SP AURORA
Contract type name	GDS Contract
Purpose of contract	General
Contract start date	01/04/2006
Contract end date	

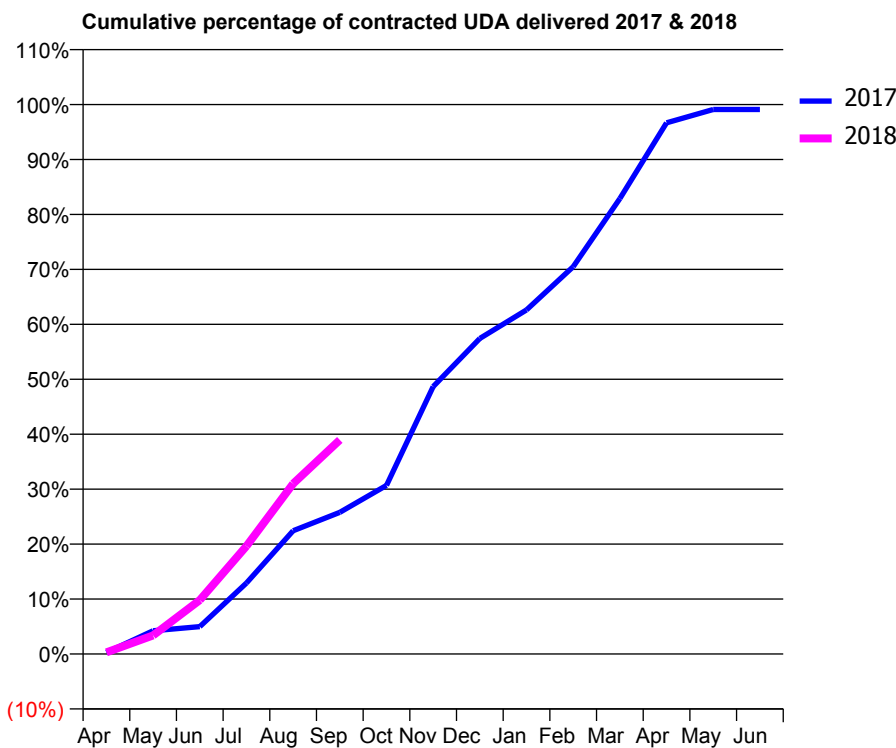
17/18 Contracted general activity (UDA)	9,051
Carry forward general activity (UDA)	81
17/18 Contracted orthodontic activity (UOA)	0
Carry forward orthodontic activity (UOA)	0
Baseline contract value	£277,956.52

ACCESS*

Patients seen in 24 months	Total	Change since previous quarter
Quarter ending September 2016	1,916	
Quarter ending December 2016	1,913	→
Quarter ending March 2017	1,884	↓
Quarter ending June 2017	1,878	→
Quarter ending September 2017	1,857	↓
Variance since September 2016	(3.1%)	↓



ACTIVITY



Month	Adjusted Scheduled Activity (UDA)	
	2017	2018
April	25	28
May	383	307
June	451	889
July	1,169	1,778
August	2,030	2,805
September	2,334	3,526
October	2,777	
November	4,405	
December	5,197	
January	5,668	
February	6,380	
March	7,503	
April	8,748	
May	8,969	
June	8,970	

QUALITY

	Quantity	Base Number	Contract	AT	Region	England
% of FP17s for the same patient ID Re-attending within 3 months - Children	34	306	11.1%	9.7%	11.2%	11.9%
% of FP17s for the same patient ID Re-attending within 3 months - Adults	300	1,443	20.8%	15.6%	16.6%	15.9%
% of FP17s for the same patient ID Re-attending between 3 & 9 months - Children	218	306	71.2%	46.9%	47.0%	58.1%
% of FP17s for the same patient ID Re-attending between 3 & 9 months - Adults	909	1,443	63.0%	37.6%	38.2%	50.6%
% of FP17s for Band 1 Urgent Courses	63	1,399	4.5%	11.2%	10.6%	9.1%
% of FP17s Relating to Free Repair or Replacements	16	1,399	1.1%	0.5%	0.6%	0.8%
% of FP17s Relating to Continuations	9	1,399	0.6%	0.6%	0.8%	1.1%
% of Patients satisfied with the dentistry they have received	11	12	91.7%	89.0%	89.2%	91.4%
% of Patients satisfied with the time they had to wait for an appointment	11	12	91.7%	83.1%	83.4%	87.7%

* This is based on patients treated on this contract for their most recent course of treatment. Figures in italics indicate the base number of FP17s or Patient Questionnaire responses are less than 100. N/A is shown where the base number of responses is less than 10 during the period. % is calculated as Quantity/Base number*100

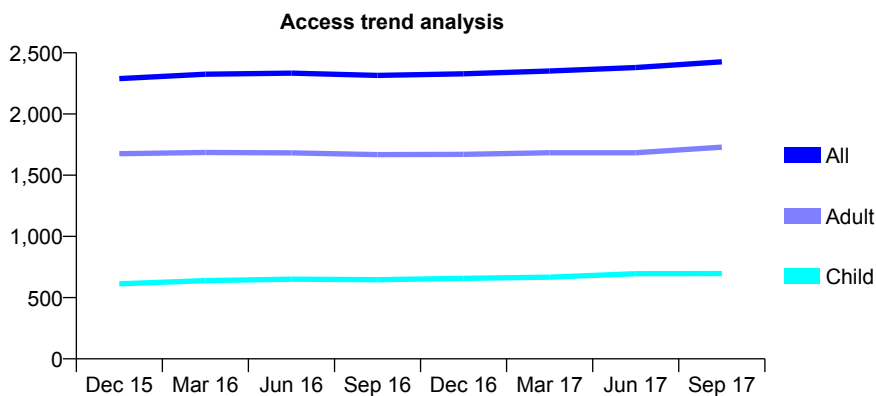
Q62 - Vital Signs At a Glance Contract Report for 335428/0001 - September 2017

Name or company name	MR AV PATEL
Contract type name	GDS Contract
Purpose of contract	General
Contract start date	01/04/2006
Contract end date	

17/18 Contracted general activity (UDA)	7,417
Carry forward general activity (UDA)	118
17/18 Contracted orthodontic activity (UOA)	0
Carry forward orthodontic activity (UOA)	0
Baseline contract value	£217,177.51

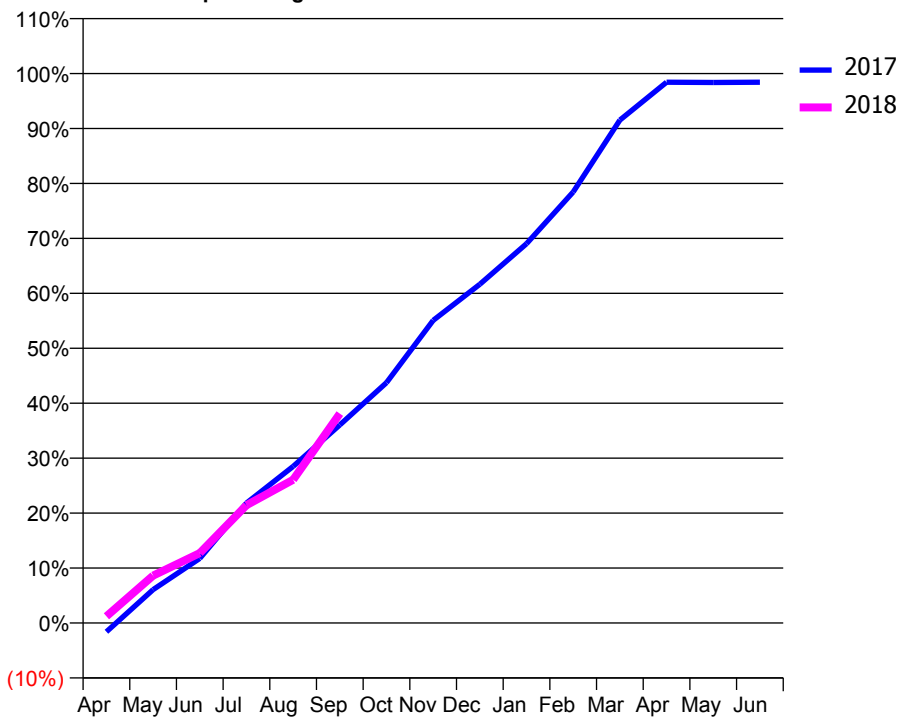
ACCESS*

Patients seen in 24 months	Total	Change since previous quarter
Quarter ending September 2016	2,315	
Quarter ending December 2016	2,328	→
Quarter ending March 2017	2,351	→
Quarter ending June 2017	2,380	→
Quarter ending September 2017	2,426	→
Variance since September 2016	4.8%	↑



ACTIVITY

Cumulative percentage of contracted UDA delivered 2017 & 2018



Month	Adjusted Scheduled Activity (UDA)	
	2017	2018
April	-119	91
May	451	640
June	872	944
July	1,618	1,591
August	2,115	1,933
September	2,674	2,826
October	3,244	
November	4,085	
December	4,572	
January	5,120	
February	5,819	
March	6,788	
April	7,299	
May	7,296	
June	7,299	

QUALITY

	Quantity	Base Number	Contract	AT	Region	England
% of FP17s for the same patient ID Re-attending within 3 months - Children	36	466	7.7%	9.7%	11.2%	11.9%
% of FP17s for the same patient ID Re-attending within 3 months - Adults	96	840	11.4%	15.6%	16.6%	15.9%
% of FP17s for the same patient ID Re-attending between 3 & 9 months - Children	192	466	41.2%	46.9%	47.0%	58.1%
% of FP17s for the same patient ID Re-attending between 3 & 9 months - Adults	276	840	32.9%	37.6%	38.2%	50.6%
% of FP17s for Band 1 Urgent Courses	140	1,161	12.1%	11.2%	10.6%	9.1%
% of FP17s Relating to Free Repair or Replacements	8	1,161	0.7%	0.5%	0.6%	0.8%
% of FP17s Relating to Continuations	3	1,161	0.3%	0.6%	0.8%	1.1%
% of Patients satisfied with the dentistry they have received	2	2	N/A	89.0%	89.2%	91.4%
% of Patients satisfied with the time they had to wait for an appointment	2	2	N/A	83.1%	83.4%	87.7%

* This is based on patients treated on this contract for their most recent course of treatment. Figures in italics indicate the base number of FP17s or Patient Questionnaire responses are less than 100. N/A is shown where the base number of responses is less than 10 during the period. % is calculated as Quantity/Base number*100

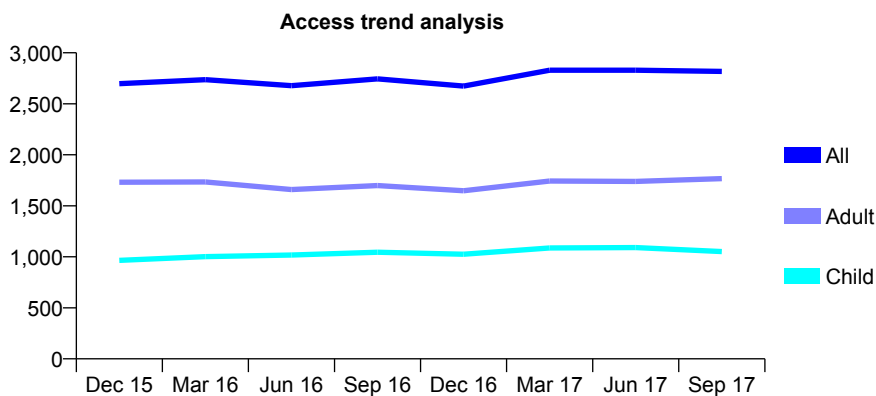
Q62 - Vital Signs At a Glance Contract Report for 335428/0003 - September 2017

Name or company name	MR AV PATEL
Contract type name	GDS Contract
Purpose of contract	General
Contract start date	02/08/2006
Contract end date	

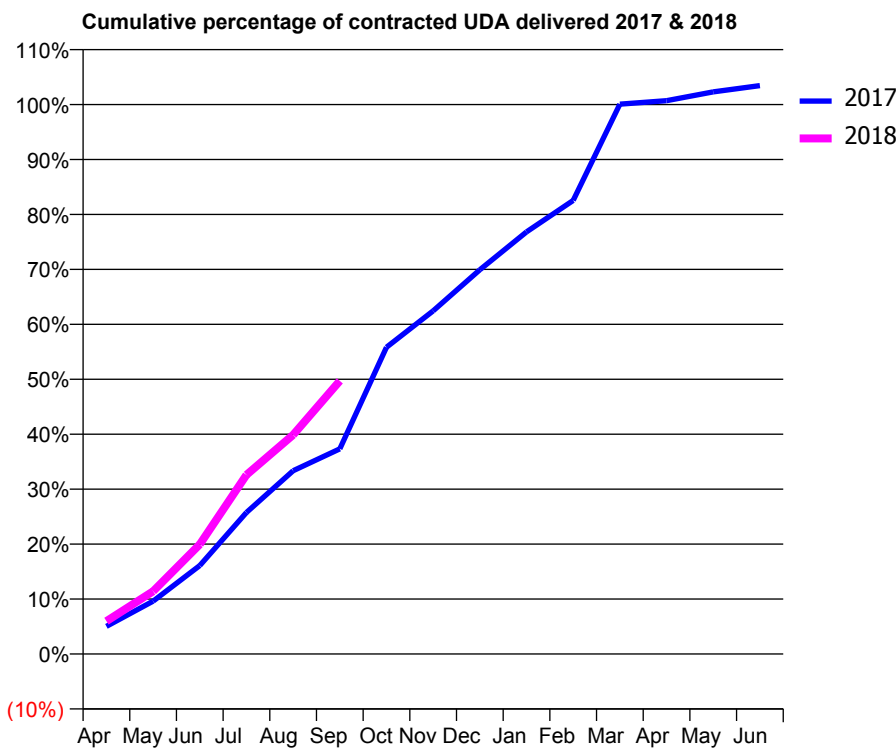
17/18 Contracted general activity (UDA)	5,989
Carry forward general activity (UDA)	-110
17/18 Contracted orthodontic activity (UOA)	0
Carry forward orthodontic activity (UOA)	0
Baseline contract value	£190,783.64

ACCESS*

Patients seen in 24 months	Total	Change since previous quarter
Quarter ending September 2016	2,744	
Quarter ending December 2016	2,674	↓
Quarter ending March 2017	2,830	↑
Quarter ending June 2017	2,830	→
Quarter ending September 2017	2,818	→
Variance since September 2016	2.7%	↑



ACTIVITY



Adjusted Scheduled Activity (UDA)		
Month	2017	2018
April	301	359
May	577	684
June	964	1,195
July	1,543	1,953
August	1,998	2,389
September	2,236	2,978
October	3,343	
November	3,740	
December	4,188	
January	4,600	
February	4,944	
March	5,993	
April	6,031	
May	6,126	
June	6,195	

QUALITY

	Quantity	Base Number	Contract	AT	Region	England
% of FP17s for the same patient ID Re-attending within 3 months - Children	39	611	6.4%	9.7%	11.2%	11.9%
% of FP17s for the same patient ID Re-attending within 3 months - Adults	77	870	8.9%	15.6%	16.6%	15.9%
% of FP17s for the same patient ID Re-attending between 3 & 9 months - Children	343	611	56.1%	46.9%	47.0%	58.1%
% of FP17s for the same patient ID Re-attending between 3 & 9 months - Adults	301	870	34.6%	37.6%	38.2%	50.6%
% of FP17s for Band 1 Urgent Courses	118	1,325	8.9%	11.2%	10.6%	9.1%
% of FP17s Relating to Free Repair or Replacements	2	1,325	0.2%	0.5%	0.6%	0.8%
% of FP17s Relating to Continuations	3	1,325	0.2%	0.6%	0.8%	1.1%
% of Patients satisfied with the dentistry they have received	1	1	N/A	89.0%	89.2%	91.4%
% of Patients satisfied with the time they had to wait for an appointment	1	1	N/A	83.1%	83.4%	87.7%

* This is based on patients treated on this contract for their most recent course of treatment. Figures in italics indicate the base number of FP17s or Patient Questionnaire responses are less than 100. N/A is shown where the base number of responses is less than 10 during the period. % is calculated as Quantity/Base number*100

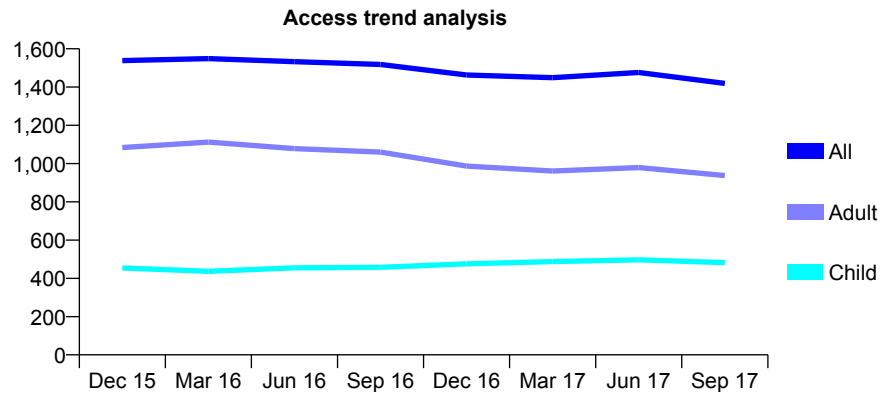
Q62 - Vital Signs At a Glance Contract Report for 335509/0001 - September 2017

Name or company name	MRS GC BASKERAN
Contract type name	GDS Contract
Purpose of contract	General
Contract start date	01/04/2006
Contract end date	

17/18 Contracted general activity (UDA)	4,773
Carry forward general activity (UDA)	-13
17/18 Contracted orthodontic activity (UOA)	0
Carry forward orthodontic activity (UOA)	0
Baseline contract value	£128,048.81

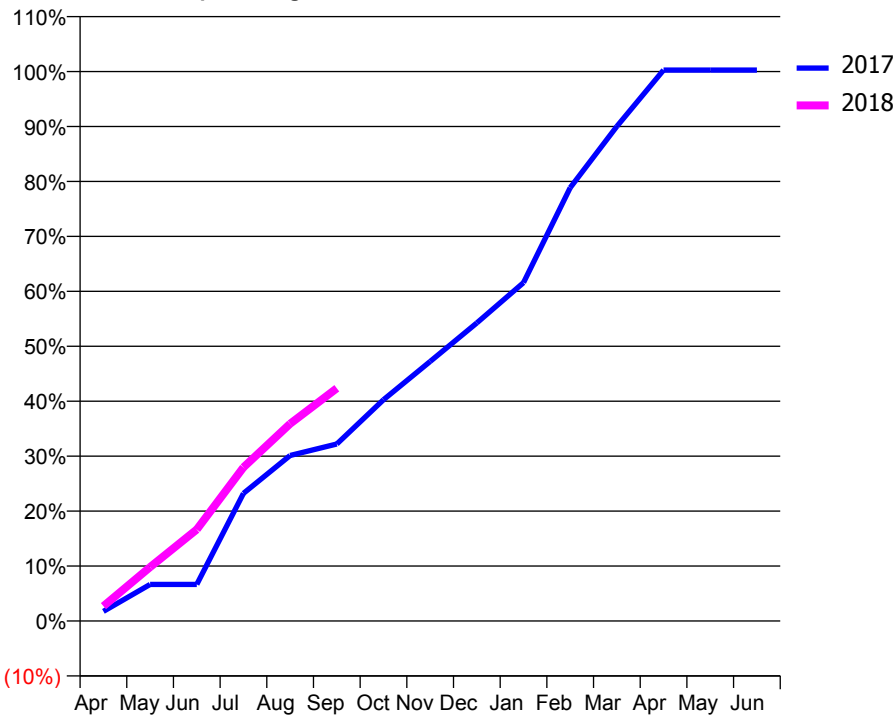
ACCESS*

Patients seen in 24 months	Total	Change since previous quarter
Quarter ending September 2016	1,518	
Quarter ending December 2016	1,463	↓
Quarter ending March 2017	1,449	→
Quarter ending June 2017	1,476	→
Quarter ending September 2017	1,419	↓
Variance since September 2016	(6.5%)	↓



ACTIVITY

Cumulative percentage of contracted UDA delivered 2017 & 2018



Month	2017	2018
April	84	129
May	318	468
June	318	795
July	1,110	1,335
August	1,438	1,713
September	1,537	2,022
October	1,922	
November	2,255	
December	2,590	
January	2,939	
February	3,763	
March	4,296	
April	4,786	
May	4,786	
June	4,786	

QUALITY

	Quantity	Base Number	Contract	AT	Region	England
% of FP17s for the same patient ID Re-attending within 3 months - Children	3	236	1.3%	9.7%	11.2%	11.9%
% of FP17s for the same patient ID Re-attending within 3 months - Adults	25	389	6.4%	15.6%	16.6%	15.9%
% of FP17s for the same patient ID Re-attending between 3 & 9 months - Children	68	236	28.8%	46.9%	47.0%	58.1%
% of FP17s for the same patient ID Re-attending between 3 & 9 months - Adults	145	389	37.3%	37.6%	38.2%	50.6%
% of FP17s for Band 1 Urgent Courses	7	537	1.3%	11.2%	10.6%	9.1%
% of FP17s Relating to Free Repair or Replacements	23	537	4.3%	0.5%	0.6%	0.8%
% of FP17s Relating to Continuations	2	537	0.4%	0.6%	0.8%	1.1%
% of Patients satisfied with the dentistry they have received	2	2	N/A	89.0%	89.2%	91.4%
% of Patients satisfied with the time they had to wait for an appointment	2	2	N/A	83.1%	83.4%	87.7%

* This is based on patients treated on this contract for their most recent course of treatment. Figures in italics indicate the base number of FP17s or Patient Questionnaire responses are less than 100. N/A is shown where the base number of responses is less than 10 during the period. % is calculated as Quantity/Base number*100

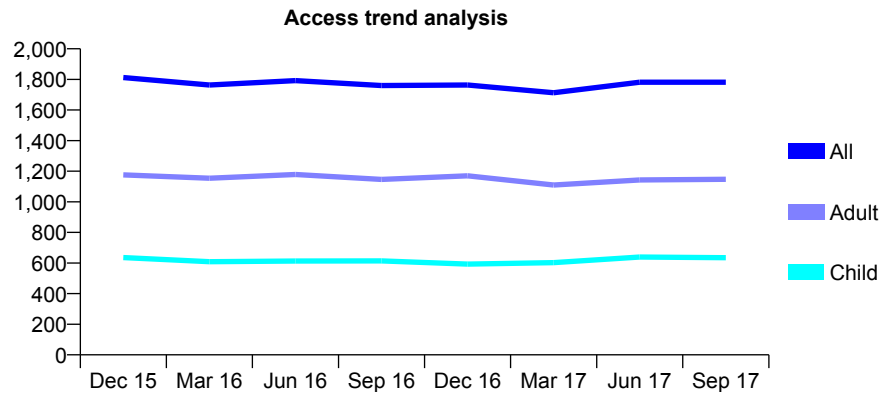
Q62 - Vital Signs At a Glance Contract Report for 335754/0001 - September 2017

Name or company name	MR N DIXIT
Contract type name	GDS Contract
Purpose of contract	General
Contract start date	01/04/2006
Contract end date	

17/18 Contracted general activity (UDA)	4,525
Carry forward general activity (UDA)	0
17/18 Contracted orthodontic activity (UOA)	0
Carry forward orthodontic activity (UOA)	0
Baseline contract value	£144,987.22

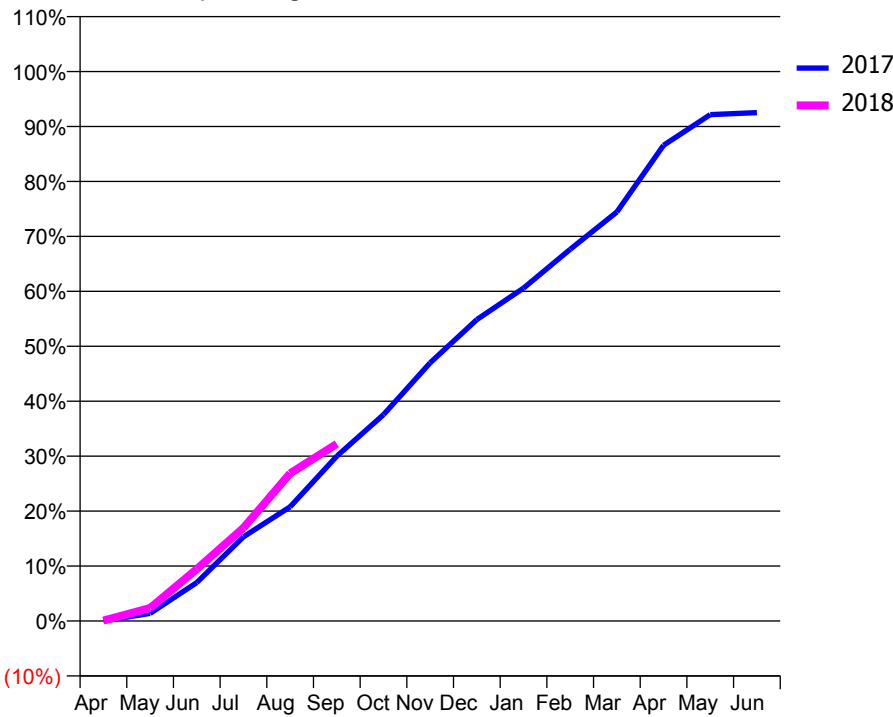
ACCESS*

Patients seen in 24 months	Total	Change since previous quarter
Quarter ending September 2016	1,760	
Quarter ending December 2016	1,763	→
Quarter ending March 2017	1,713	↓
Quarter ending June 2017	1,782	↑
Quarter ending September 2017	1,782	→
Variance since September 2016	1.3%	→



ACTIVITY

Cumulative percentage of contracted UDA delivered 2017 & 2018



Month	Adjusted Scheduled Activity (UDA)	
	2017	2018
April	0	4
May	63	107
June	317	427
July	693	767
August	941	1,217
September	1,358	1,458
October	1,700	
November	2,127	
December	2,482	
January	2,742	
February	3,061	
March	3,368	
April	3,917	
May	4,170	
June	4,187	

QUALITY

	Quantity	Base Number	Contract	AT	Region	England
% of FP17s for the same patient ID Re-attending within 3 months - Children	31	482	6.4%	9.7%	11.2%	11.9%
% of FP17s for the same patient ID Re-attending within 3 months - Adults	73	679	10.8%	15.6%	16.6%	15.9%
% of FP17s for the same patient ID Re-attending between 3 & 9 months - Children	237	482	49.2%	46.9%	47.0%	58.1%
% of FP17s for the same patient ID Re-attending between 3 & 9 months - Adults	328	679	48.3%	37.6%	38.2%	50.6%
% of FP17s for Band 1 Urgent Courses	62	788	7.9%	11.2%	10.6%	9.1%
% of FP17s Relating to Free Repair or Replacements	0	788	0.0%	0.5%	0.6%	0.8%
% of FP17s Relating to Continuations	8	788	1.0%	0.6%	0.8%	1.1%
% of Patients satisfied with the dentistry they have received	2	2	N/A	89.0%	89.2%	91.4%
% of Patients satisfied with the time they had to wait for an appointment	1	2	N/A	83.1%	83.4%	87.7%

* This is based on patients treated on this contract for their most recent course of treatment. Figures in italics indicate the base number of FP17s or Patient Questionnaire responses are less than 100. N/A is shown where the base number of responses is less than 10 during the period. % is calculated as Quantity/Base number*100

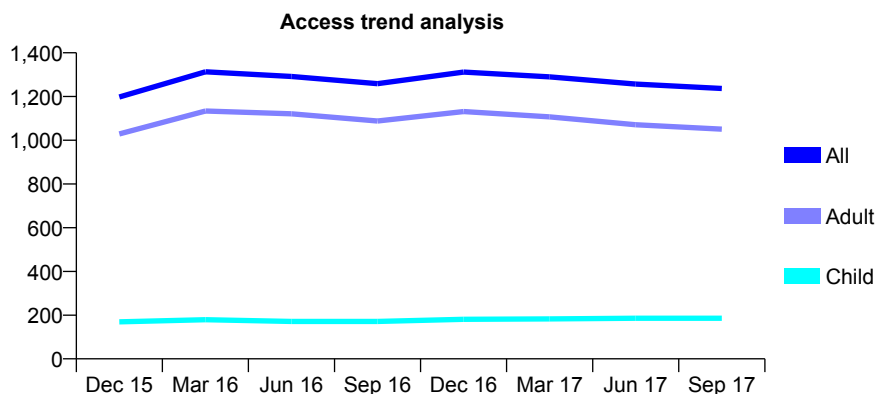
Q62 - Vital Signs At a Glance Contract Report for 337501/0001 - September 2017

Name or company name	MR E GHATEH
Contract type name	GDS Contract
Purpose of contract	General
Contract start date	01/04/2006
Contract end date	

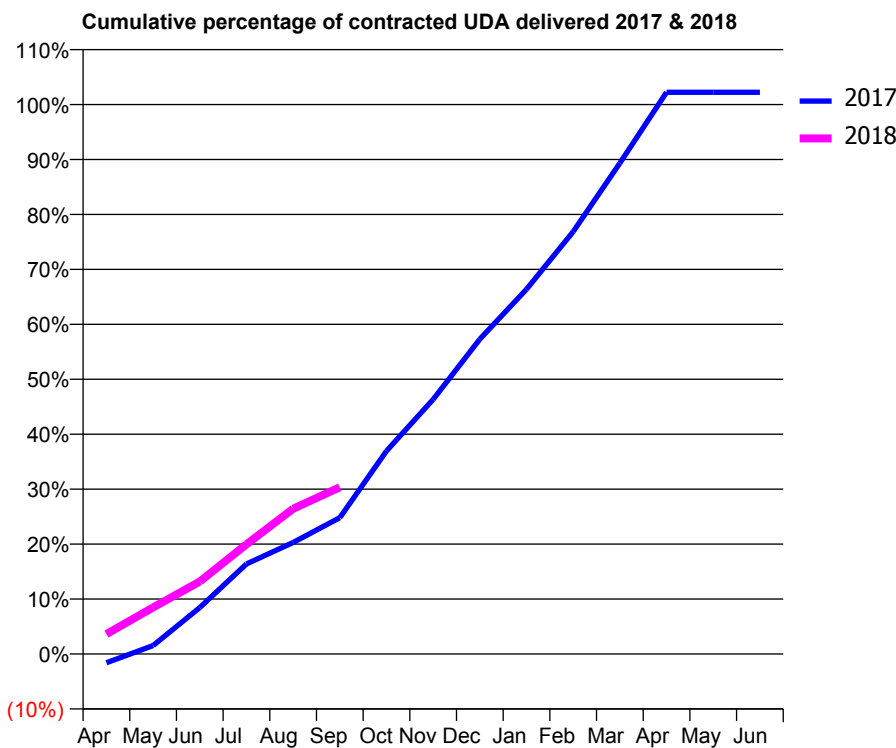
17/18 Contracted general activity (UDA)	4,250
Carry forward general activity (UDA)	-85
17/18 Contracted orthodontic activity (UOA)	0
Carry forward orthodontic activity (UOA)	0
Baseline contract value	£129,287.51

ACCESS*

Patients seen in 24 months	Total	Change since previous quarter
Quarter ending September 2016	1,259	
Quarter ending December 2016	1,312	↑
Quarter ending March 2017	1,290	↓
Quarter ending June 2017	1,257	↓
Quarter ending September 2017	1,237	↓
Variance since September 2016	(1.7%)	↓



ACTIVITY



Month	Adjusted Scheduled Activity (UDA)	
	2017	2018
April	-69	154
May	65	360
June	359	561
July	697	848
August	862	1,124
September	1,054	1,290
October	1,570	
November	1,969	
December	2,435	
January	2,821	
February	3,266	
March	3,797	
April	4,345	
May	4,345	
June	4,345	

QUALITY

	Quantity	Base Number	Contract	AT	Region	England
% of FP17s for the same patient ID Re-attending within 3 months - Children	30	122	24.6%	9.7%	11.2%	11.9%
% of FP17s for the same patient ID Re-attending within 3 months - Adults	114	492	23.2%	15.6%	16.6%	15.9%
% of FP17s for the same patient ID Re-attending between 3 & 9 months - Children	39	122	32.0%	46.9%	47.0%	58.1%
% of FP17s for the same patient ID Re-attending between 3 & 9 months - Adults	138	492	28.0%	37.6%	38.2%	50.6%
% of FP17s for Band 1 Urgent Courses	133	504	26.4%	11.2%	10.6%	9.1%
% of FP17s Relating to Free Repair or Replacements	3	504	0.6%	0.5%	0.6%	0.8%
% of FP17s Relating to Continuations	0	504	0.0%	0.6%	0.8%	1.1%
% of Patients satisfied with the dentistry they have received	0	0	N/A	89.0%	89.2%	91.4%
% of Patients satisfied with the time they had to wait for an appointment	0	0	N/A	83.1%	83.4%	87.7%

* This is based on patients treated on this contract for their most recent course of treatment. Figures in italics indicate the base number of FP17s or Patient Questionnaire responses are less than 100. N/A is shown where the base number of responses is less than 10 during the period. % is calculated as Quantity/Base number*100

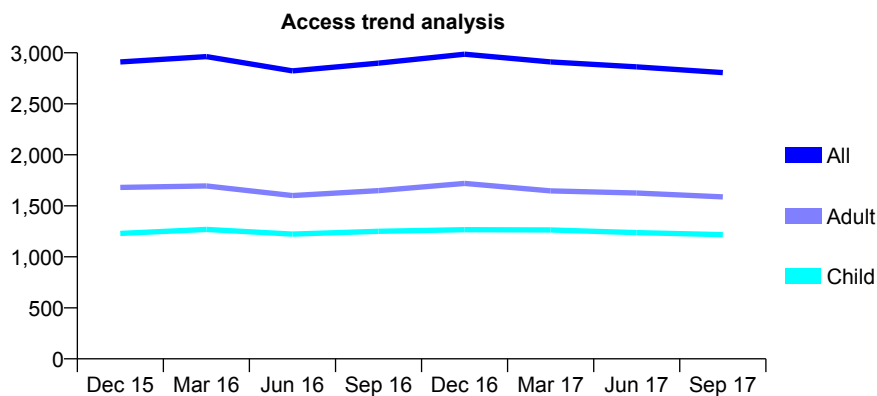
Q62 - Vital Signs At a Glance Contract Report for 341134/0001 - September 2017

Name or company name	MR A GHAFFARPOUR
Contract type name	GDS Contract
Purpose of contract	General
Contract start date	01/04/2006
Contract end date	

17/18 Contracted general activity (UDA)	7,125
Carry forward general activity (UDA)	108
17/18 Contracted orthodontic activity (UOA)	0
Carry forward orthodontic activity (UOA)	0
Baseline contract value	£343,143.20

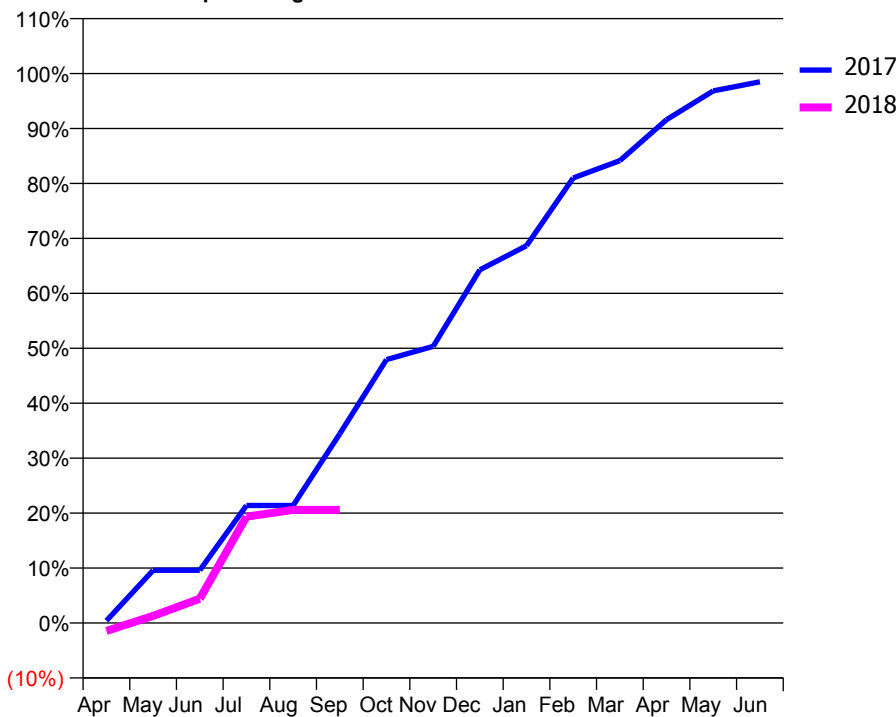
ACCESS*

Patients seen in 24 months	Total	Change since previous quarter
Quarter ending September 2016	2,899	
Quarter ending December 2016	2,986	↑
Quarter ending March 2017	2,910	↓
Quarter ending June 2017	2,862	↓
Quarter ending September 2017	2,806	↓
Variance since September 2016	(3.2%)	↓



ACTIVITY

Cumulative percentage of contracted UDA delivered 2017 & 2018



Month	Adjusted Scheduled Activity (UDA)	
	2017	2018
April	30	-105
May	683	92
June	683	316
July	1,524	1,379
August	1,524	1,468
September	2,455	1,468
October	3,416	
November	3,587	
December	4,579	
January	4,893	
February	5,771	
March	5,995	
April	6,526	
May	6,900	
June	7,017	

QUALITY

	Quantity	Base Number	Contract	AT	Region	England
% of FP17s for the same patient ID Re-attending within 3 months - Children	6	396	1.5%	9.7%	11.2%	11.9%
% of FP17s for the same patient ID Re-attending within 3 months - Adults	18	545	3.3%	15.6%	16.6%	15.9%
% of FP17s for the same patient ID Re-attending between 3 & 9 months - Children	124	396	31.3%	46.9%	47.0%	58.1%
% of FP17s for the same patient ID Re-attending between 3 & 9 months - Adults	99	545	18.2%	37.6%	38.2%	50.6%
% of FP17s for Band 1 Urgent Courses	9	585	1.5%	11.2%	10.6%	9.1%
% of FP17s Relating to Free Repair or Replacements	1	585	0.2%	0.5%	0.6%	0.8%
% of FP17s Relating to Continuations	0	585	0.0%	0.6%	0.8%	1.1%
% of Patients satisfied with the dentistry they have received	0	1	N/A	89.0%	89.2%	91.4%
% of Patients satisfied with the time they had to wait for an appointment	0	1	N/A	83.1%	83.4%	87.7%

* This is based on patients treated on this contract for their most recent course of treatment. Figures in italics indicate the base number of FP17s or Patient Questionnaire responses are less than 100. N/A is shown where the base number of responses is less than 10 during the period. % is calculated as Quantity/Base number*100

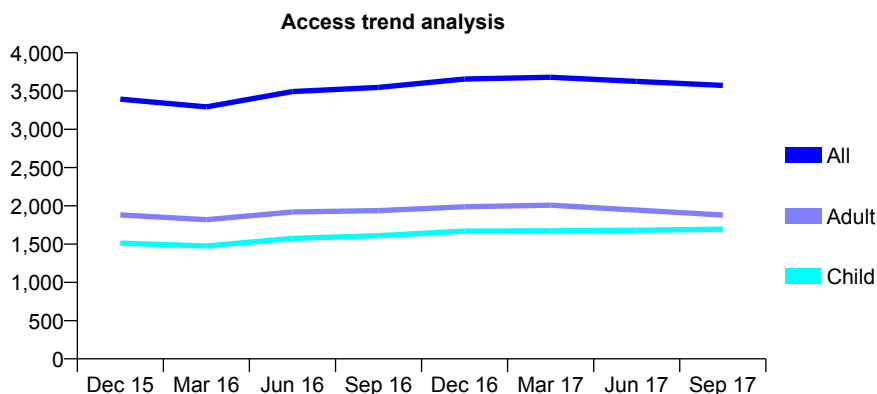
Q62 - Vital Signs At a Glance Contract Report for 341916/0001 - September 2017

Name or company name	MR G AL-SHAIKH RADI
Contract type name	GDS Contract
Purpose of contract	General
Contract start date	01/04/2006
Contract end date	

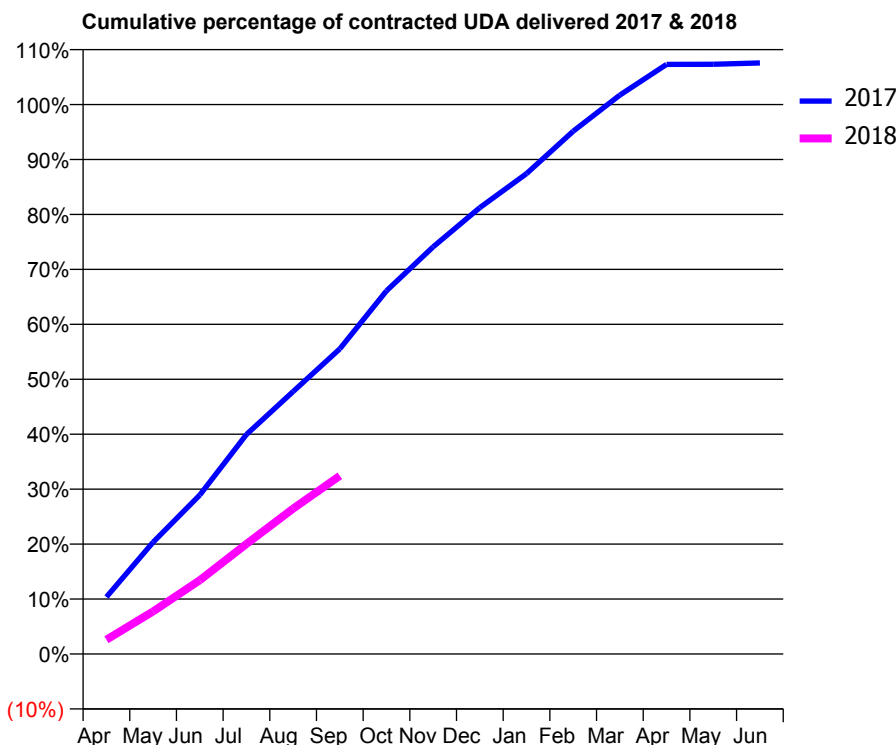
17/18 Contracted general activity (UDA)	11,917
Carry forward general activity (UDA)	0
17/18 Contracted orthodontic activity (UOA)	0
Carry forward orthodontic activity (UOA)	0
Baseline contract value	£315,574.72

ACCESS*

Patients seen in 24 months	Total	Change since previous quarter
Quarter ending September 2016	3,547	
Quarter ending December 2016	3,657	↑
Quarter ending March 2017	3,681	→
Quarter ending June 2017	3,626	↓
Quarter ending September 2017	3,574	↓
Variance since September 2016	0.8%	→



ACTIVITY



Month	Adjusted Scheduled Activity (UDA)	
	2017	2018
April	1,236	311
May	2,424	923
June	3,448	1,600
July	4,763	2,389
August	5,693	3,155
September	6,617	3,866
October	7,876	
November	8,829	
December	9,681	
January	10,418	
February	11,338	
March	12,123	
April	12,787	
May	12,791	
June	12,817	

QUALITY

	Quantity	Base Number	Contract	AT	Region	England
% of FP17s for the same patient ID Re-attending within 3 months - Children	60	963	6.2%	9.7%	11.2%	11.9%
% of FP17s for the same patient ID Re-attending within 3 months - Adults	108	809	13.3%	15.6%	16.6%	15.9%
% of FP17s for the same patient ID Re-attending between 3 & 9 months - Children	374	963	38.8%	46.9%	47.0%	58.1%
% of FP17s for the same patient ID Re-attending between 3 & 9 months - Adults	270	809	33.4%	37.6%	38.2%	50.6%
% of FP17s for Band 1 Urgent Courses	137	1,495	9.2%	11.2%	10.6%	9.1%
% of FP17s Relating to Free Repair or Replacements	3	1,495	0.2%	0.5%	0.6%	0.8%
% of FP17s Relating to Continuations	20	1,495	1.3%	0.6%	0.8%	1.1%
% of Patients satisfied with the dentistry they have received	1	2	N/A	89.0%	89.2%	91.4%
% of Patients satisfied with the time they had to wait for an appointment	0	2	N/A	83.1%	83.4%	87.7%

* This is based on patients treated on this contract for their most recent course of treatment. Figures in italics indicate the base number of FP17s or Patient Questionnaire responses are less than 100. N/A is shown where the base number of responses is less than 10 during the period. % is calculated as Quantity/Base number*100

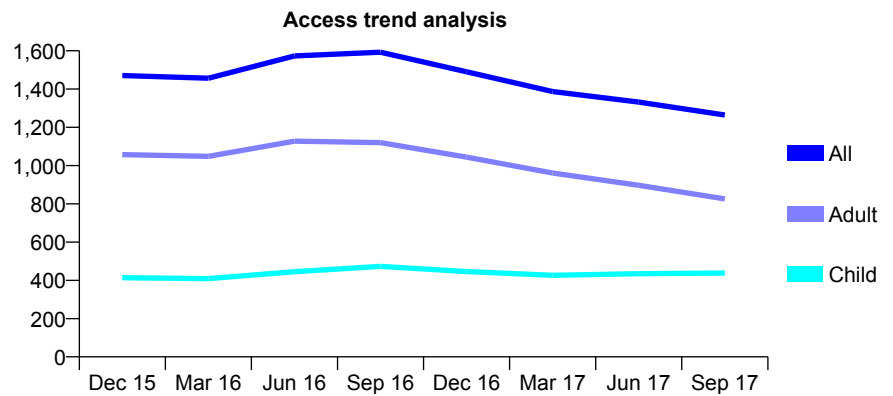
Q62 - Vital Signs At a Glance Contract Report for 341916/0002 - September 2017

Name or company name	MR G AL-SHAIKH RADI
Contract type name	GDS Contract
Purpose of contract	General
Contract start date	01/04/2006
Contract end date	

17/18 Contracted general activity (UDA)	5,201
Carry forward general activity (UDA)	0
17/18 Contracted orthodontic activity (UOA)	0
Carry forward orthodontic activity (UOA)	0
Baseline contract value	£158,980.89

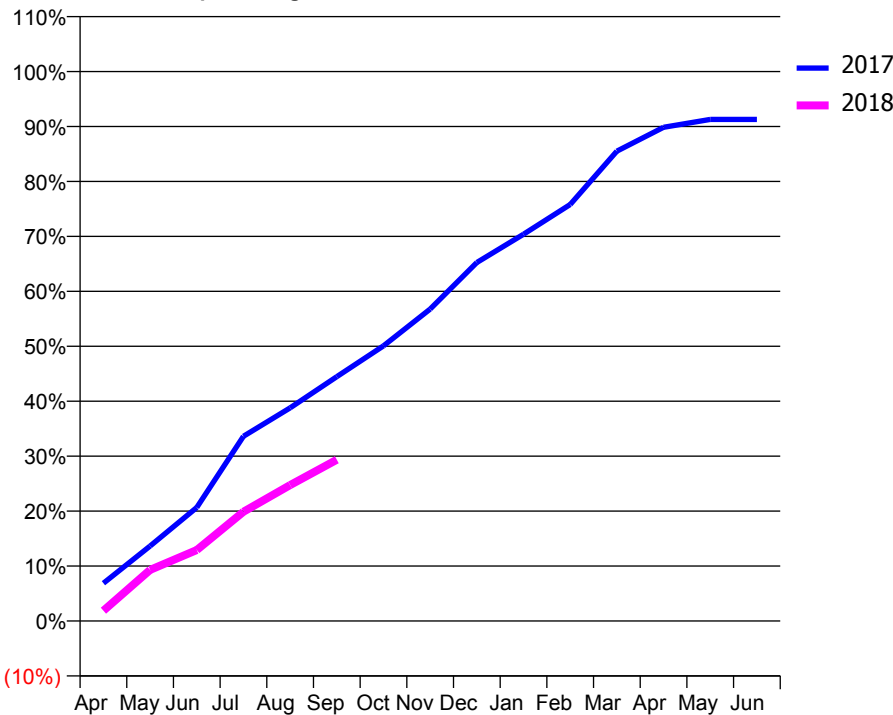
ACCESS*

Patients seen in 24 months	Total	Change since previous quarter
Quarter ending September 2016	1,593	
Quarter ending December 2016	1,490	↓
Quarter ending March 2017	1,387	↓
Quarter ending June 2017	1,332	↓
Quarter ending September 2017	1,264	↓
Variance since September 2016	(20.7%)	↓



ACTIVITY

Cumulative percentage of contracted UDA delivered 2017 & 2018



Month	Adjusted Scheduled Activity (UDA)	
	2017	2018
April	357	98
May	710	484
June	1,074	672
July	1,748	1,035
August	2,017	1,287
September	2,313	1,527
October	2,605	
November	2,953	
December	3,394	
January	3,661	
February	3,942	
March	4,447	
April	4,673	
May	4,747	
June	4,747	

QUALITY

	Quantity	Base Number	Contract	AT	Region	England
% of FP17s for the same patient ID Re-attending within 3 months - Children	19	256	7.4%	9.7%	11.2%	11.9%
% of FP17s for the same patient ID Re-attending within 3 months - Adults	41	295	13.9%	15.6%	16.6%	15.9%
% of FP17s for the same patient ID Re-attending between 3 & 9 months - Children	88	256	34.4%	46.9%	47.0%	58.1%
% of FP17s for the same patient ID Re-attending between 3 & 9 months - Adults	82	295	27.8%	37.6%	38.2%	50.6%
% of FP17s for Band 1 Urgent Courses	4	480	0.8%	11.2%	10.6%	9.1%
% of FP17s Relating to Free Repair or Replacements	0	480	0.0%	0.5%	0.6%	0.8%
% of FP17s Relating to Continuations	0	480	0.0%	0.6%	0.8%	1.1%
% of Patients satisfied with the dentistry they have received	0	1	N/A	89.0%	89.2%	91.4%
% of Patients satisfied with the time they had to wait for an appointment	0	1	N/A	83.1%	83.4%	87.7%

* This is based on patients treated on this contract for their most recent course of treatment. Figures in italics indicate the base number of FP17s or Patient Questionnaire responses are less than 100. N/A is shown where the base number of responses is less than 10 during the period. % is calculated as Quantity/Base number*100

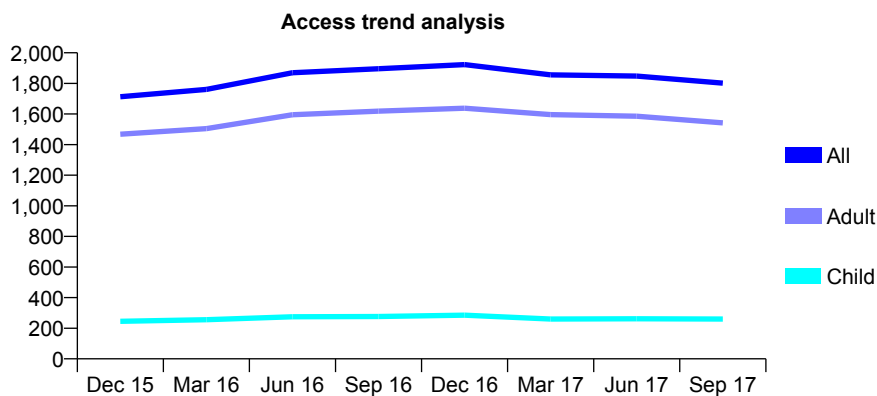
Q62 - Vital Signs At a Glance Contract Report for 343110/0001 - September 2017

Name or company name	MR S SENGUPTA
Contract type name	GDS Contract
Purpose of contract	General
Contract start date	01/04/2006
Contract end date	

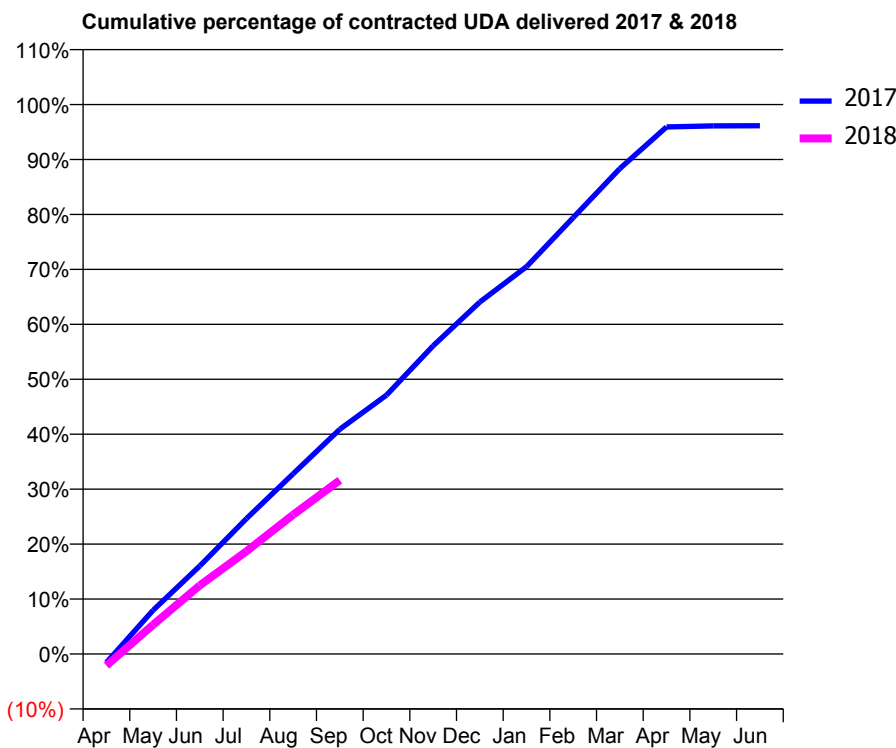
17/18 Contracted general activity (UDA)	6,927
Carry forward general activity (UDA)	268
17/18 Contracted orthodontic activity (UOA)	0
Carry forward orthodontic activity (UOA)	0
Baseline contract value	£239,865.39

ACCESS*

Patients seen in 24 months	Total	Change since previous quarter
Quarter ending September 2016	1,896	
Quarter ending December 2016	1,923	→
Quarter ending March 2017	1,856	↓
Quarter ending June 2017	1,848	→
Quarter ending September 2017	1,802	↓
Variance since September 2016	(5.0%)	↓



ACTIVITY



Month	Adjusted Scheduled Activity (UDA)	
	2017	2018
April	-109	-147
May	553	370
June	1,110	864
July	1,706	1,295
August	2,272	1,755
September	2,833	2,191
October	3,264	
November	3,886	
December	4,436	
January	4,883	
February	5,501	
March	6,120	
April	6,644	
May	6,657	
June	6,659	

QUALITY

	Quantity	Base Number	Contract	AT	Region	England
% of FP17s for the same patient ID Re-attending within 3 months - Children	4	144	2.8%	9.7%	11.2%	11.9%
% of FP17s for the same patient ID Re-attending within 3 months - Adults	71	680	10.4%	15.6%	16.6%	15.9%
% of FP17s for the same patient ID Re-attending between 3 & 9 months - Children	47	144	32.6%	46.9%	47.0%	58.1%
% of FP17s for the same patient ID Re-attending between 3 & 9 months - Adults	220	680	32.4%	37.6%	38.2%	50.6%
% of FP17s for Band 1 Urgent Courses	26	734	3.5%	11.2%	10.6%	9.1%
% of FP17s Relating to Free Repair or Replacements	2	734	0.3%	0.5%	0.6%	0.8%
% of FP17s Relating to Continuations	7	734	1.0%	0.6%	0.8%	1.1%
% of Patients satisfied with the dentistry they have received	3	5	N/A	89.0%	89.2%	91.4%
% of Patients satisfied with the time they had to wait for an appointment	4	5	N/A	83.1%	83.4%	87.7%

* This is based on patients treated on this contract for their most recent course of treatment. Figures in italics indicate the base number of FP17s or Patient Questionnaire responses are less than 100. N/A is shown where the base number of responses is less than 10 during the period. % is calculated as Quantity/Base number*100

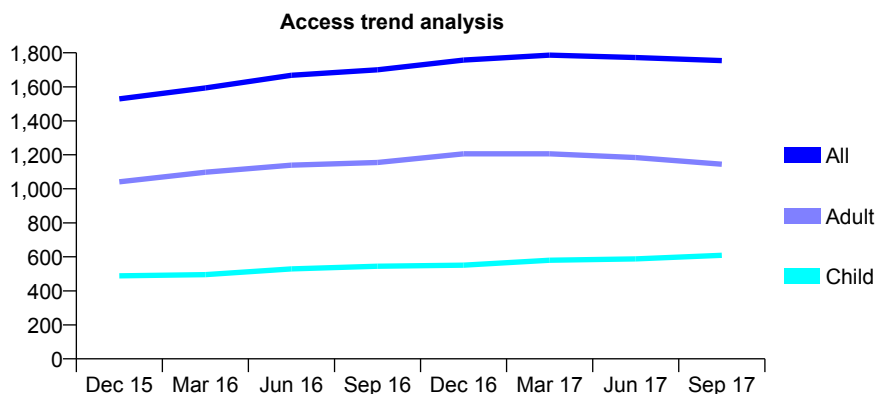
Q62 - Vital Signs At a Glance Contract Report for 343668/0001 - September 2017

Name or company name	MR PS PANESAR
Contract type name	GDS Contract
Purpose of contract	General
Contract start date	15/11/2007
Contract end date	

17/18 Contracted general activity (UDA)	5,175
Carry forward general activity (UDA)	6
17/18 Contracted orthodontic activity (UOA)	0
Carry forward orthodontic activity (UOA)	0
Baseline contract value	£145,263.22

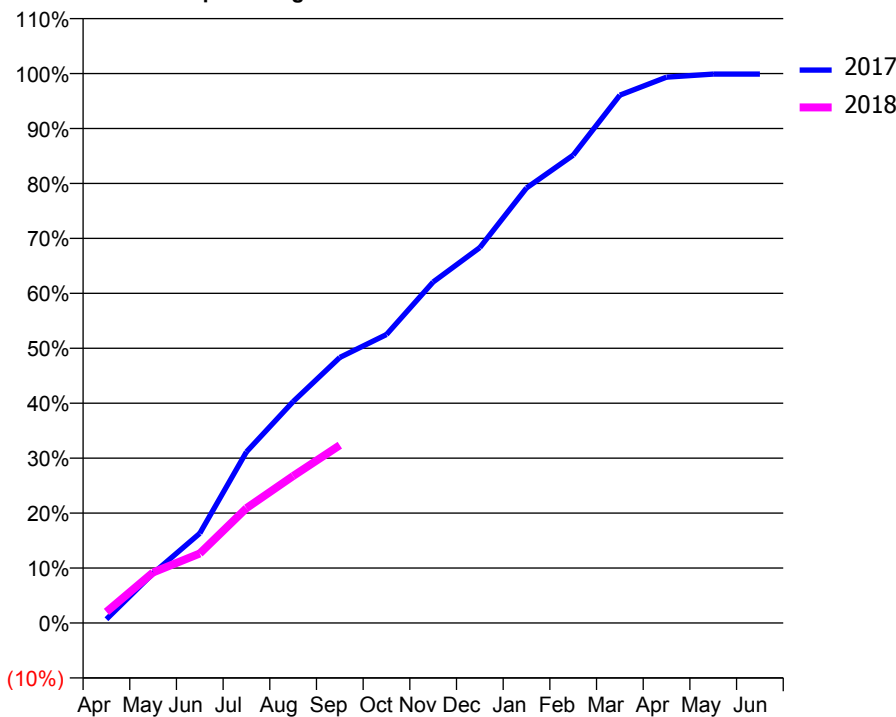
ACCESS*

Patients seen in 24 months	Total	Change since previous quarter
Quarter ending September 2016	1,700	
Quarter ending December 2016	1,757	↑
Quarter ending March 2017	1,786	→
Quarter ending June 2017	1,772	→
Quarter ending September 2017	1,754	↓
Variance since September 2016	3.2%	↑



ACTIVITY

Cumulative percentage of contracted UDA delivered 2017 & 2018



Adjusted Scheduled Activity (UDA)

Month	2017	2018
April	36	105
May	468	477
June	844	654
July	1,612	1,082
August	2,086	1,384
September	2,501	1,675
October	2,717	
November	3,211	
December	3,536	
January	4,097	
February	4,407	
March	4,971	
April	5,141	
May	5,169	
June	5,169	

QUALITY

	Quantity	Base Number	Contract	AT	Region	England
% of FP17s for the same patient ID Re-attending within 3 months - Children	17	329	5.2%	9.7%	11.2%	11.9%
% of FP17s for the same patient ID Re-attending within 3 months - Adults	39	408	9.6%	15.6%	16.6%	15.9%
% of FP17s for the same patient ID Re-attending between 3 & 9 months - Children	124	329	37.7%	46.9%	47.0%	58.1%
% of FP17s for the same patient ID Re-attending between 3 & 9 months - Adults	113	408	27.7%	37.6%	38.2%	50.6%
% of FP17s for Band 1 Urgent Courses	67	624	10.7%	11.2%	10.6%	9.1%
% of FP17s Relating to Free Repair or Replacements	7	624	1.1%	0.5%	0.6%	0.8%
% of FP17s Relating to Continuations	1	624	0.2%	0.6%	0.8%	1.1%
% of Patients satisfied with the dentistry they have received	4	4	N/A	89.0%	89.2%	91.4%
% of Patients satisfied with the time they had to wait for an appointment	4	4	N/A	83.1%	83.4%	87.7%

* This is based on patients treated on this contract for their most recent course of treatment. Figures in italics indicate the base number of FP17s or Patient Questionnaire responses are less than 100. N/A is shown where the base number of responses is less than 10 during the period. % is calculated as Quantity/Base number*100

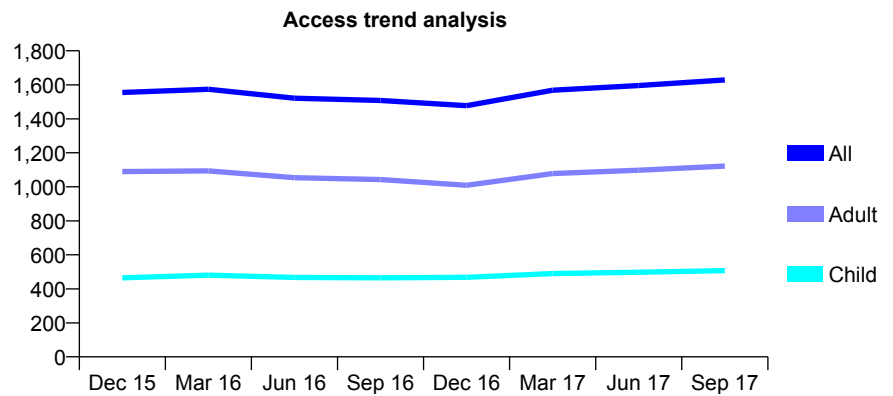
Q62 - Vital Signs At a Glance Contract Report for 345075/0001 - September 2017

Name or company name	MR S AKRAM
Contract type name	GDS Contract
Purpose of contract	General
Contract start date	25/11/2009
Contract end date	

17/18 Contracted general activity (UDA)	5,048
Carry forward general activity (UDA)	0
17/18 Contracted orthodontic activity (UOA)	0
Carry forward orthodontic activity (UOA)	0
Baseline contract value	£148,218.09

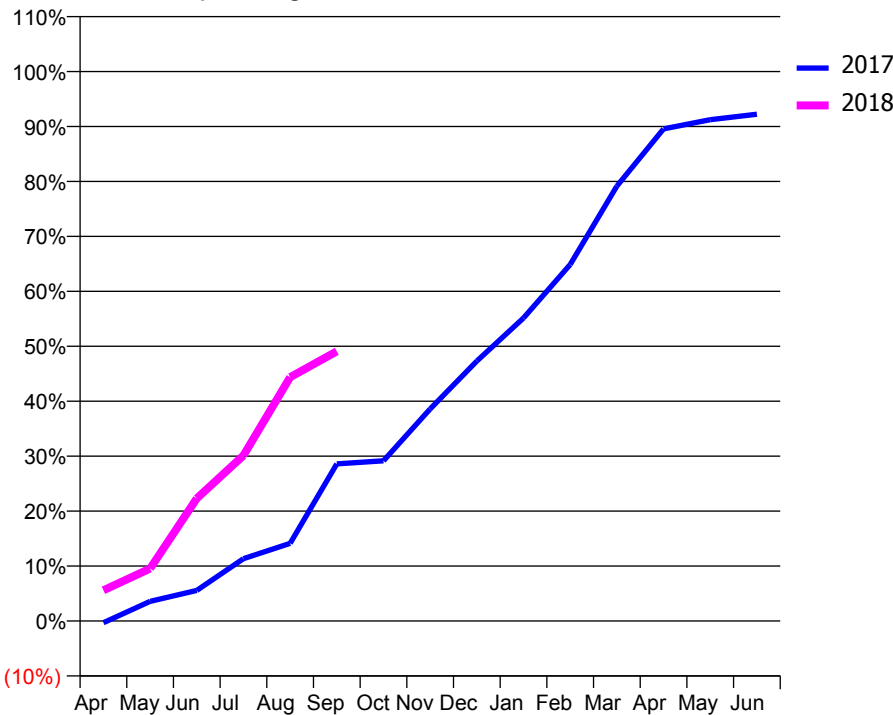
ACCESS*

Patients seen in 24 months	Total	Change since previous quarter
Quarter ending September 2016	1,508	
Quarter ending December 2016	1,477	↓
Quarter ending March 2017	1,568	↑
Quarter ending June 2017	1,596	→
Quarter ending September 2017	1,629	↑
Variance since September 2016	8.0%	↑



ACTIVITY

Cumulative percentage of contracted UDA delivered 2017 & 2018



Month	Adjusted Scheduled Activity (UDA)	
	2017	2018
April	-16	282
May	181	482
June	281	1,126
July	573	1,521
August	714	2,240
September	1,443	2,477
October	1,471	
November	1,948	
December	2,388	
January	2,784	
February	3,275	
March	3,995	
April	4,521	
May	4,605	
June	4,655	

QUALITY

	Quantity	Base Number	Contract	AT	Region	England
% of FP17s for the same patient ID Re-attending within 3 months - Children	33	342	9.6%	9.7%	11.2%	11.9%
% of FP17s for the same patient ID Re-attending within 3 months - Adults	114	654	17.4%	15.6%	16.6%	15.9%
% of FP17s for the same patient ID Re-attending between 3 & 9 months - Children	154	342	45.0%	46.9%	47.0%	58.1%
% of FP17s for the same patient ID Re-attending between 3 & 9 months - Adults	208	654	31.8%	37.6%	38.2%	50.6%
% of FP17s for Band 1 Urgent Courses	115	825	13.9%	11.2%	10.6%	9.1%
% of FP17s Relating to Free Repair or Replacements	3	825	0.4%	0.5%	0.6%	0.8%
% of FP17s Relating to Continuations	0	825	0.0%	0.6%	0.8%	1.1%
% of Patients satisfied with the dentistry they have received	3	3	N/A	89.0%	89.2%	91.4%
% of Patients satisfied with the time they had to wait for an appointment	3	3	N/A	83.1%	83.4%	87.7%

* This is based on patients treated on this contract for their most recent course of treatment. Figures in italics indicate the base number of FP17s or Patient Questionnaire responses are less than 100. N/A is shown where the base number of responses is less than 10 during the period. % is calculated as Quantity/Base number*100

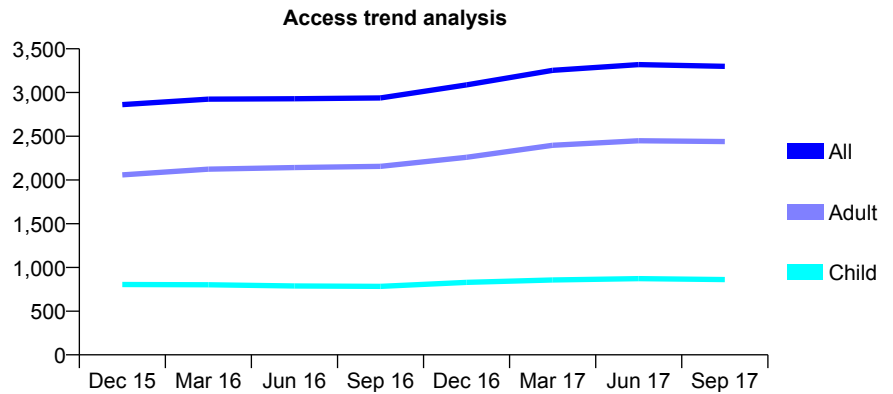
Q62 - Vital Signs At a Glance Contract Report for 352748/0001 - September 2017

Name or company name	MR DV CHAN
Contract type name	GDS Contract
Purpose of contract	General
Contract start date	01/04/2006
Contract end date	

17/18 Contracted general activity (UDA)	9,078
Carry forward general activity (UDA)	247
17/18 Contracted orthodontic activity (UOA)	0
Carry forward orthodontic activity (UOA)	0
Baseline contract value	£280,018.07

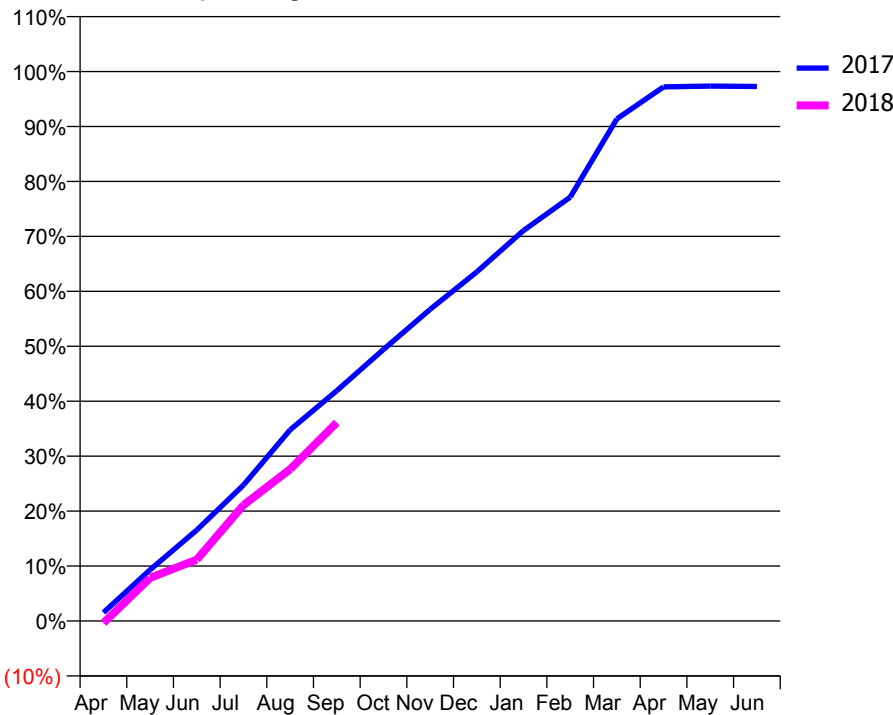
ACCESS*

Patients seen in 24 months	Total	Change since previous quarter
Quarter ending September 2016	2,938	
Quarter ending December 2016	3,088	↑
Quarter ending March 2017	3,254	↑
Quarter ending June 2017	3,320	↑
Quarter ending September 2017	3,300	→
Variance since September 2016	12.3%	↑



ACTIVITY

Cumulative percentage of contracted UDA delivered 2017 & 2018



Month	Adjusted Scheduled Activity (UDA)	
	2017	2018
April	141	-35
May	847	713
June	1,504	1,014
July	2,247	1,916
August	3,157	2,508
September	3,806	3,278
October	4,486	
November	5,148	
December	5,769	
January	6,452	
February	7,003	
March	8,295	
April	8,825	
May	8,838	
June	8,831	

QUALITY

	Quantity	Base Number	Contract	AT	Region	England
% of FP17s for the same patient ID Re-attending within 3 months - Children	58	666	8.7%	9.7%	11.2%	11.9%
% of FP17s for the same patient ID Re-attending within 3 months - Adults	166	1,546	10.7%	15.6%	16.6%	15.9%
% of FP17s for the same patient ID Re-attending between 3 & 9 months - Children	423	666	63.5%	46.9%	47.0%	58.1%
% of FP17s for the same patient ID Re-attending between 3 & 9 months - Adults	938	1,546	60.7%	37.6%	38.2%	50.6%
% of FP17s for Band 1 Urgent Courses	144	1,775	8.1%	11.2%	10.6%	9.1%
% of FP17s Relating to Free Repair or Replacements	6	1,775	0.3%	0.5%	0.6%	0.8%
% of FP17s Relating to Continuations	2	1,775	0.1%	0.6%	0.8%	1.1%
% of Patients satisfied with the dentistry they have received	5	5	N/A	89.0%	89.2%	91.4%
% of Patients satisfied with the time they had to wait for an appointment	5	5	N/A	83.1%	83.4%	87.7%

* This is based on patients treated on this contract for their most recent course of treatment. Figures in italics indicate the base number of FP17s or Patient Questionnaire responses are less than 100. N/A is shown where the base number of responses is less than 10 during the period. % is calculated as Quantity/Base number*100

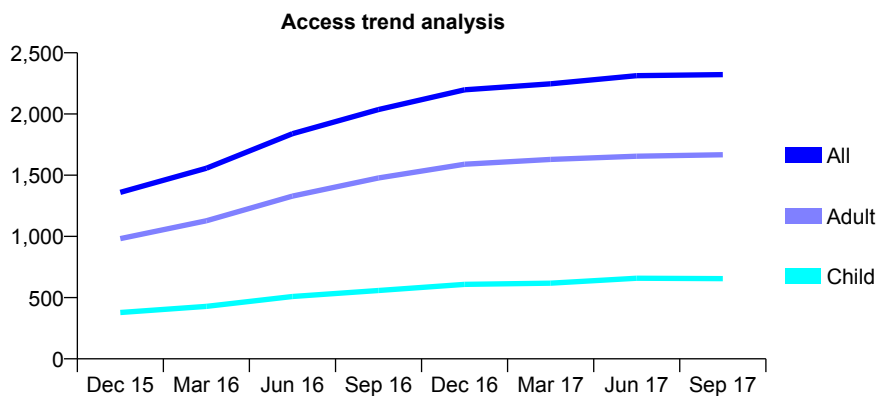
Q62 - Vital Signs At a Glance Contract Report for 353213/0003 - September 2017

Name or company name	MISS S KHAN
Contract type name	GDS Contract
Purpose of contract	General
Contract start date	01/04/2015
Contract end date	

17/18 Contracted general activity (UDA)	5,500
Carry forward general activity (UDA)	-110
17/18 Contracted orthodontic activity (UOA)	0
Carry forward orthodontic activity (UOA)	0
Baseline contract value	£136,037.84

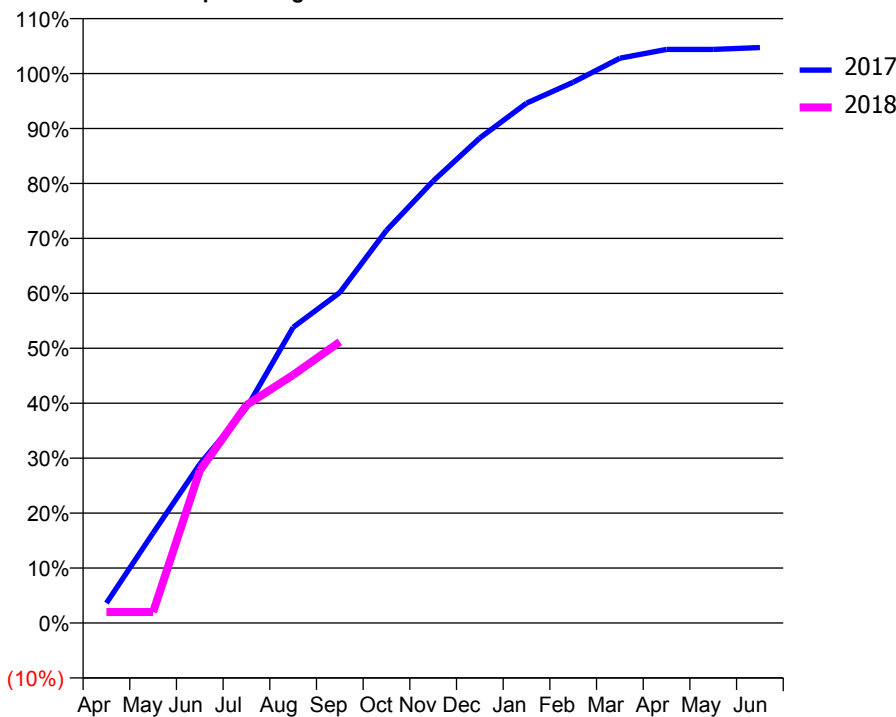
ACCESS*

Patients seen in 24 months	Total	Change since previous quarter
Quarter ending September 2016	2,036	
Quarter ending December 2016	2,198	↑
Quarter ending March 2017	2,247	↑
Quarter ending June 2017	2,313	↑
Quarter ending September 2017	2,322	→
Variance since September 2016	14.0%	↑



ACTIVITY

Cumulative percentage of contracted UDA delivered 2017 & 2018



Month	Adjusted Scheduled Activity (UDA)	
	2017	2018
April	200	110
May	902	110
June	1,590	1,526
July	2,153	2,182
August	2,959	2,483
September	3,307	2,814
October	3,930	
November	4,424	
December	4,855	
January	5,203	
February	5,412	
March	5,654	
April	5,741	
May	5,741	
June	5,759	

QUALITY

	Quantity	Base Number	Contract	AT	Region	England
% of FP17s for the same patient ID Re-attending within 3 months - Children	17	377	4.5%	9.7%	11.2%	11.9%
% of FP17s for the same patient ID Re-attending within 3 months - Adults	110	933	11.8%	15.6%	16.6%	15.9%
% of FP17s for the same patient ID Re-attending between 3 & 9 months - Children	157	377	41.6%	46.9%	47.0%	58.1%
% of FP17s for the same patient ID Re-attending between 3 & 9 months - Adults	413	933	44.3%	37.6%	38.2%	50.6%
% of FP17s for Band 1 Urgent Courses	94	1,225	7.7%	11.2%	10.6%	9.1%
% of FP17s Relating to Free Repair or Replacements	6	1,225	0.5%	0.5%	0.6%	0.8%
% of FP17s Relating to Continuations	2	1,225	0.2%	0.6%	0.8%	1.1%
% of Patients satisfied with the dentistry they have received	1	1	N/A	89.0%	89.2%	91.4%
% of Patients satisfied with the time they had to wait for an appointment	1	1	N/A	83.1%	83.4%	87.7%

* This is based on patients treated on this contract for their most recent course of treatment. Figures in italics indicate the base number of FP17s or Patient Questionnaire responses are less than 100. N/A is shown where the base number of responses is less than 10 during the period. % is calculated as Quantity/Base number*100

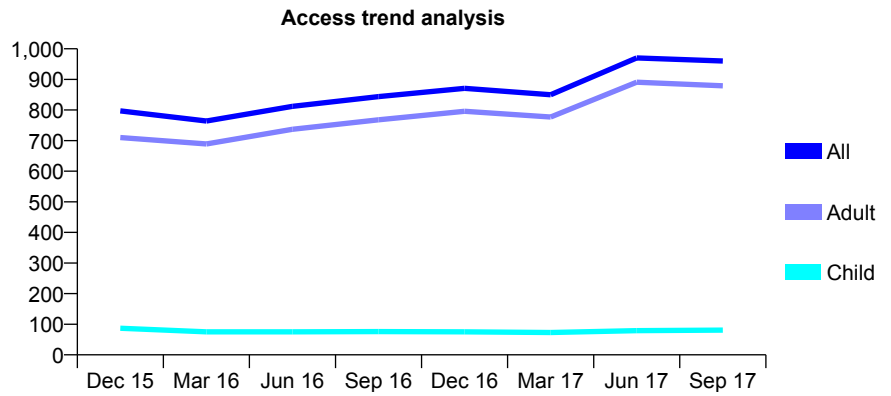
Q62 - Vital Signs At a Glance Contract Report for 355569/0002 - September 2017

Name or company name	MISS S LALANI
Contract type name	GDS Contract
Purpose of contract	General
Contract start date	09/05/2006
Contract end date	

17/18 Contracted general activity (UDA)	4,500
Carry forward general activity (UDA)	85
17/18 Contracted orthodontic activity (UOA)	0
Carry forward orthodontic activity (UOA)	0
Baseline contract value	£138,468.05

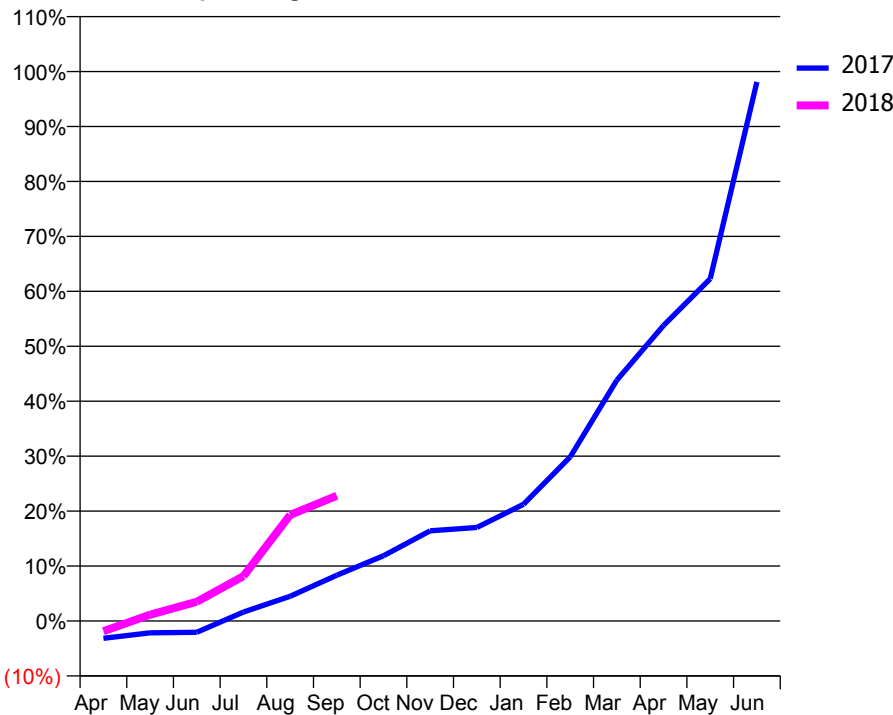
ACCESS*

Patients seen in 24 months	Total	Change since previous quarter
Quarter ending September 2016	844	
Quarter ending December 2016	871	↑
Quarter ending March 2017	850	↓
Quarter ending June 2017	970	↑
Quarter ending September 2017	960	↓
Variance since September 2016	13.7%	↑



ACTIVITY

Cumulative percentage of contracted UDA delivered 2017 & 2018



Month	Adjusted Scheduled Activity (UDA)	
	2017	2018
April	-142	-85
May	-97	51
June	-93	157
July	73	368
August	202	869
September	375	1,026
October	534	
November	739	
December	766	
January	956	
February	1,344	
March	1,973	
April	2,420	
May	2,802	
June	4,415	

QUALITY

	Quantity	Base Number	Contract	AT	Region	England
% of FP17s for the same patient ID Re-attending within 3 months - Children	2	44	4.5%	9.7%	11.2%	11.9%
% of FP17s for the same patient ID Re-attending within 3 months - Adults	62	498	12.4%	15.6%	16.6%	15.9%
% of FP17s for the same patient ID Re-attending between 3 & 9 months - Children	9	44	20.5%	46.9%	47.0%	58.1%
% of FP17s for the same patient ID Re-attending between 3 & 9 months - Adults	89	498	17.9%	37.6%	38.2%	50.6%
% of FP17s for Band 1 Urgent Courses	59	309	19.1%	11.2%	10.6%	9.1%
% of FP17s Relating to Free Repair or Replacements	0	309	0.0%	0.5%	0.6%	0.8%
% of FP17s Relating to Continuations	0	309	0.0%	0.6%	0.8%	1.1%
% of Patients satisfied with the dentistry they have received	4	4	N/A	89.0%	89.2%	91.4%
% of Patients satisfied with the time they had to wait for an appointment	4	4	N/A	83.1%	83.4%	87.7%

* This is based on patients treated on this contract for their most recent course of treatment. Figures in italics indicate the base number of FP17s or Patient Questionnaire responses are less than 100. N/A is shown where the base number of responses is less than 10 during the period. % is calculated as Quantity/Base number*100

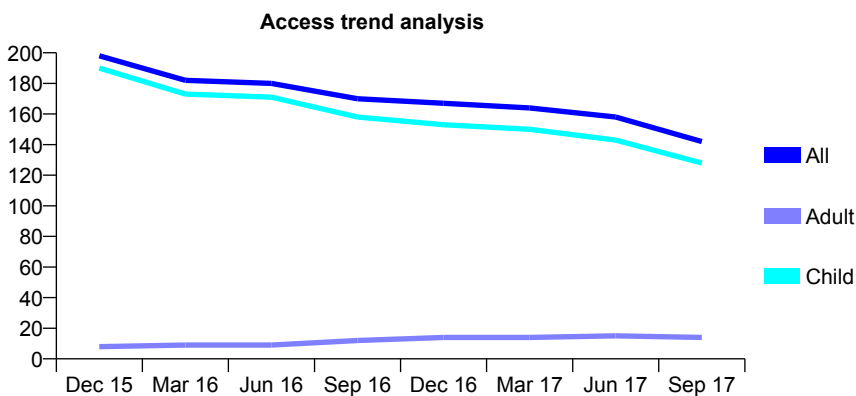
Q62 - Vital Signs At a Glance Contract Report for 355968/0001 - September 2017

Name or company name	MR JP RUPARELIA
Contract type name	GDS Contract
Purpose of contract	General
Contract start date	01/05/2007
Contract end date	

17/18 Contracted general activity (UDA)	245
Carry forward general activity (UDA)	-5
17/18 Contracted orthodontic activity (UOA)	0
Carry forward orthodontic activity (UOA)	0
Baseline contract value	£5,790.69

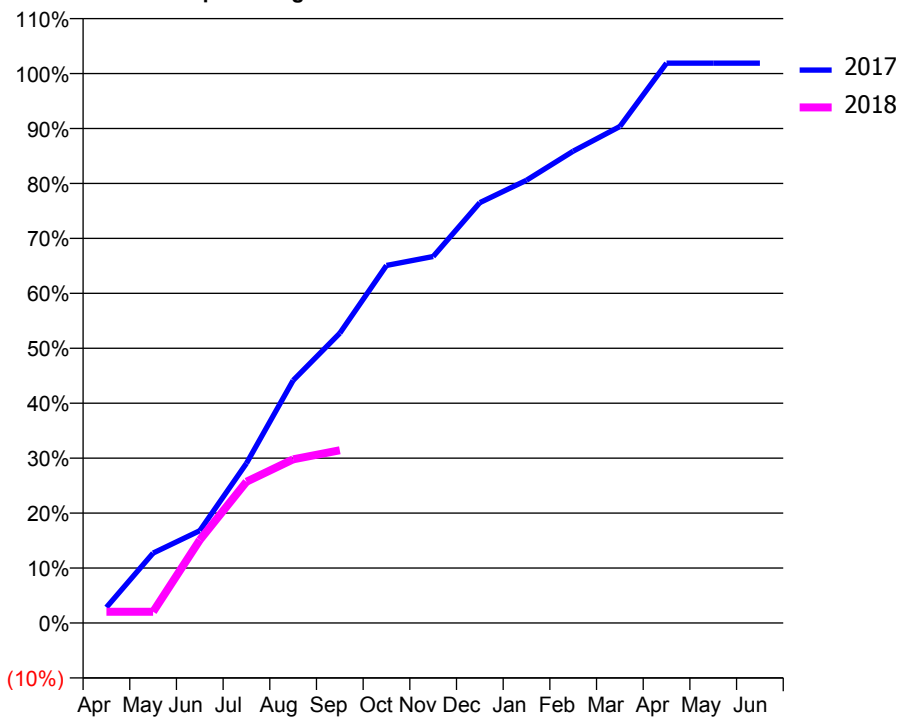
ACCESS*

Patients seen in 24 months	Total	Change since previous quarter
Quarter ending September 2016	170	
Quarter ending December 2016	167	↓
Quarter ending March 2017	164	↓
Quarter ending June 2017	158	↓
Quarter ending September 2017	142	↓
Variance since September 2016	(16.5%)	↓



ACTIVITY

Cumulative percentage of contracted UDA delivered 2017 & 2018



Adjusted Scheduled Activity (UDA)

Month	2017	2018
April	7	5
May	31	5
June	41	37
July	71	63
August	108	73
September	129	77
October	159	
November	163	
December	187	
January	197	
February	210	
March	221	
April	250	
May	250	
June	250	

QUALITY

	Quantity	Base Number	Contract	AT	Region	England
% of FP17s for the same patient ID Re-attending within 3 months - Children	4	67	6.0%	9.7%	11.2%	11.9%
% of FP17s for the same patient ID Re-attending within 3 months - Adults	0	3	0.0%	15.6%	16.6%	15.9%
% of FP17s for the same patient ID Re-attending between 3 & 9 months - Children	24	67	35.8%	46.9%	47.0%	58.1%
% of FP17s for the same patient ID Re-attending between 3 & 9 months - Adults	1	3	33.3%	37.6%	38.2%	50.6%
% of FP17s for Band 1 Urgent Courses	0	52	0.0%	11.2%	10.6%	9.1%
% of FP17s Relating to Free Repair or Replacements	0	52	0.0%	0.5%	0.6%	0.8%
% of FP17s Relating to Continuations	0	52	0.0%	0.6%	0.8%	1.1%
% of Patients satisfied with the dentistry they have received	0	0	N/A	89.0%	89.2%	91.4%
% of Patients satisfied with the time they had to wait for an appointment	0	0	N/A	83.1%	83.4%	87.7%

* This is based on patients treated on this contract for their most recent course of treatment. Figures in italics indicate the base number of FP17s or Patient Questionnaire responses are less than 100. N/A is shown where the base number of responses is less than 10 during the period. % is calculated as Quantity/Base number*100

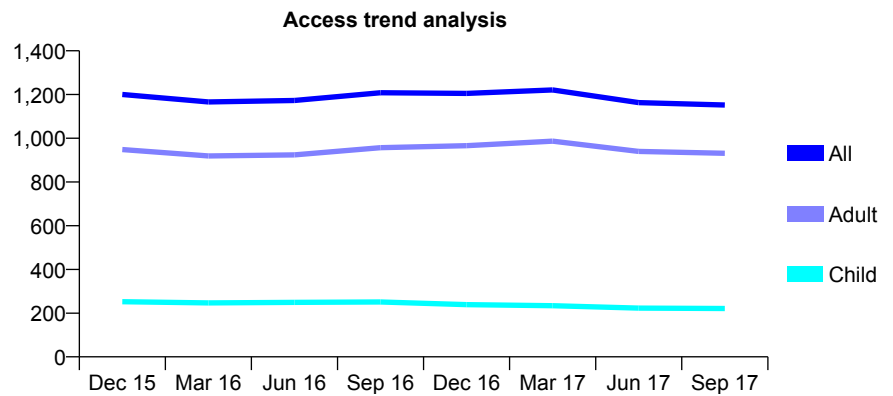
Q62 - Vital Signs At a Glance Contract Report for 358037/0001 - September 2017

Name or company name	MR MR NAJAFI
Contract type name	GDS Contract
Purpose of contract	General
Contract start date	01/04/2006
Contract end date	

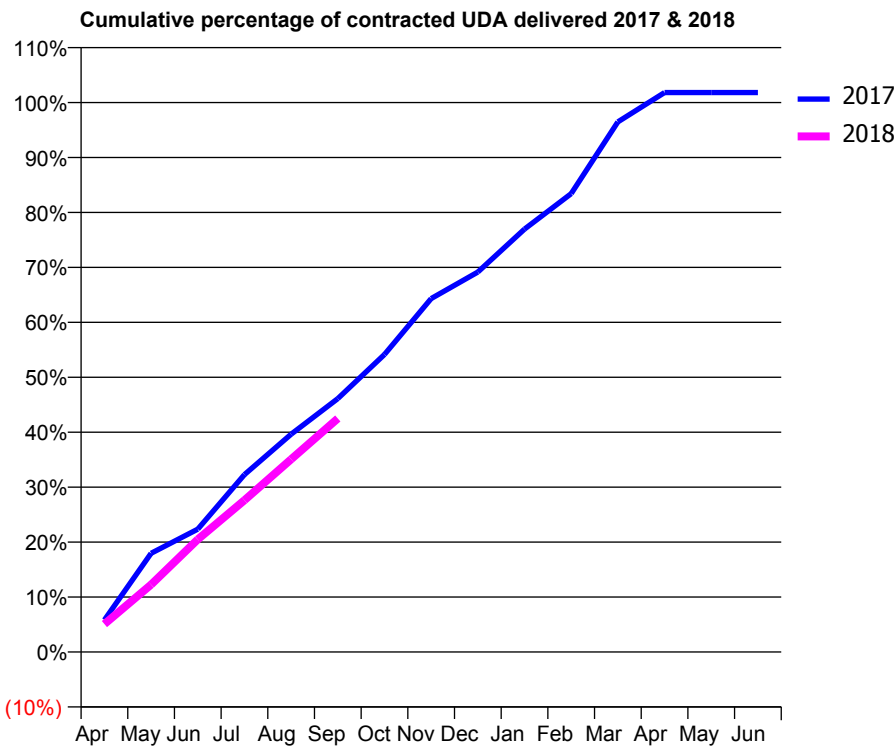
17/18 Contracted general activity (UDA)	4,196
Carry forward general activity (UDA)	-76
17/18 Contracted orthodontic activity (UOA)	0
Carry forward orthodontic activity (UOA)	0
Baseline contract value	£110,110.05

ACCESS*

Patients seen in 24 months	Total	Change since previous quarter
Quarter ending September 2016	1,208	
Quarter ending December 2016	1,205	→
Quarter ending March 2017	1,221	→
Quarter ending June 2017	1,163	↓
Quarter ending September 2017	1,152	→
Variance since September 2016	(4.6%)	↓



ACTIVITY



Month	Adjusted Scheduled Activity (UDA)	
	2017	2018
April	244	214
May	754	514
June	939	860
July	1,355	1,160
August	1,663	1,472
September	1,935	1,784
October	2,272	
November	2,698	
December	2,901	
January	3,229	
February	3,500	
March	4,048	
April	4,272	
May	4,272	
June	4,272	

QUALITY

	Quantity	Base Number	Contract	AT	Region	England
% of FP17s for the same patient ID Re-attending within 3 months - Children	13	148	8.8%	9.7%	11.2%	11.9%
% of FP17s for the same patient ID Re-attending within 3 months - Adults	59	424	13.9%	15.6%	16.6%	15.9%
% of FP17s for the same patient ID Re-attending between 3 & 9 months - Children	66	148	44.6%	46.9%	47.0%	58.1%
% of FP17s for the same patient ID Re-attending between 3 & 9 months - Adults	128	424	30.2%	37.6%	38.2%	50.6%
% of FP17s for Band 1 Urgent Courses	73	501	14.6%	11.2%	10.6%	9.1%
% of FP17s Relating to Free Repair or Replacements	2	501	0.4%	0.5%	0.6%	0.8%
% of FP17s Relating to Continuations	1	501	0.2%	0.6%	0.8%	1.1%
% of Patients satisfied with the dentistry they have received	0	0	N/A	89.0%	89.2%	91.4%
% of Patients satisfied with the time they had to wait for an appointment	0	0	N/A	83.1%	83.4%	87.7%

* This is based on patients treated on this contract for their most recent course of treatment. Figures in italics indicate the base number of FP17s or Patient Questionnaire responses are less than 100. N/A is shown where the base number of responses is less than 10 during the period. % is calculated as Quantity/Base number*100

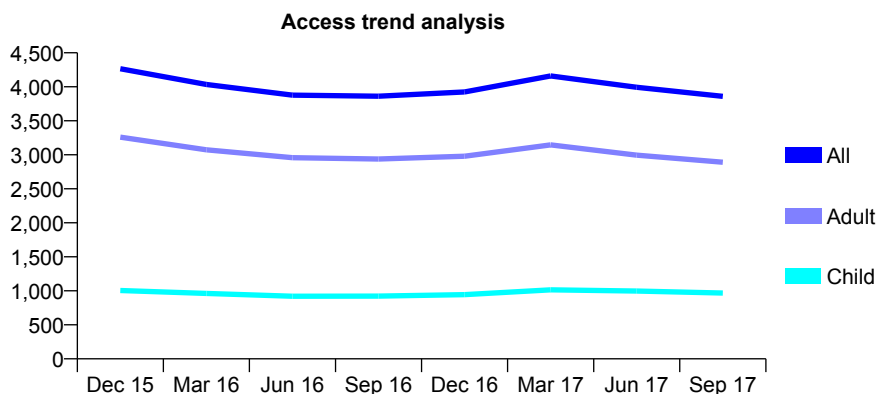
Q62 - Vital Signs At a Glance Contract Report for 359270/0001 - September 2017

Name or company name	MR AF RAI
Contract type name	GDS Contract
Purpose of contract	General
Contract start date	01/02/2009
Contract end date	

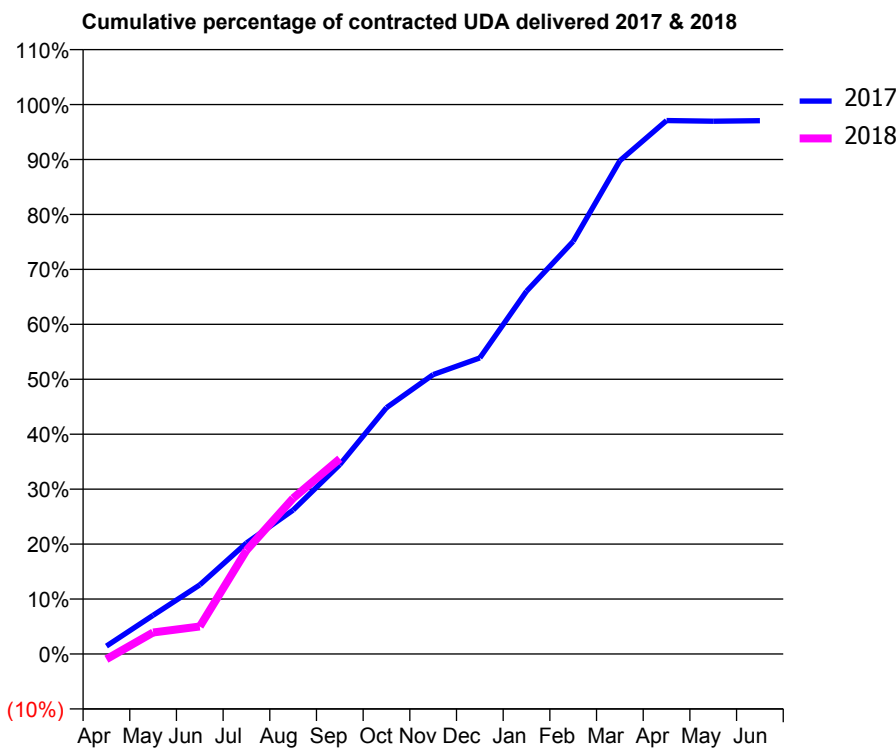
17/18 Contracted general activity (UDA)	9,679
Carry forward general activity (UDA)	285
17/18 Contracted orthodontic activity (UOA)	0
Carry forward orthodontic activity (UOA)	0
Baseline contract value	£205,818.67

ACCESS*

Patients seen in 24 months	Total	Change since previous quarter
Quarter ending September 2016	3,862	
Quarter ending December 2016	3,924	→
Quarter ending March 2017	4,160	↑
Quarter ending June 2017	3,993	↓
Quarter ending September 2017	3,859	↓
Variance since September 2016	(0.1%)	→



ACTIVITY



Month	Adjusted Scheduled Activity (UDA)	
	2017	2018
April	139	-93
May	681	378
June	1,218	484
July	1,956	1,826
August	2,535	2,746
September	3,335	3,439
October	4,339	
November	4,921	
December	5,216	
January	6,391	
February	7,269	
March	8,689	
April	9,397	
May	9,386	
June	9,394	

QUALITY

	Quantity	Base Number	Contract	AT	Region	England
% of FP17s for the same patient ID Re-attending within 3 months - Children	52	645	8.1%	9.7%	11.2%	11.9%
% of FP17s for the same patient ID Re-attending within 3 months - Adults	195	1,672	11.7%	15.6%	16.6%	15.9%
% of FP17s for the same patient ID Re-attending between 3 & 9 months - Children	379	645	58.8%	46.9%	47.0%	58.1%
% of FP17s for the same patient ID Re-attending between 3 & 9 months - Adults	768	1,672	45.9%	37.6%	38.2%	50.6%
% of FP17s for Band 1 Urgent Courses	109	2,017	5.4%	11.2%	10.6%	9.1%
% of FP17s Relating to Free Repair or Replacements	15	2,017	0.7%	0.5%	0.6%	0.8%
% of FP17s Relating to Continuations	42	2,017	2.1%	0.6%	0.8%	1.1%
% of Patients satisfied with the dentistry they have received	3	4	N/A	89.0%	89.2%	91.4%
% of Patients satisfied with the time they had to wait for an appointment	4	4	N/A	83.1%	83.4%	87.7%

* This is based on patients treated on this contract for their most recent course of treatment. Figures in italics indicate the base number of FP17s or Patient Questionnaire responses are less than 100. N/A is shown where the base number of responses is less than 10 during the period. % is calculated as Quantity/Base number*100

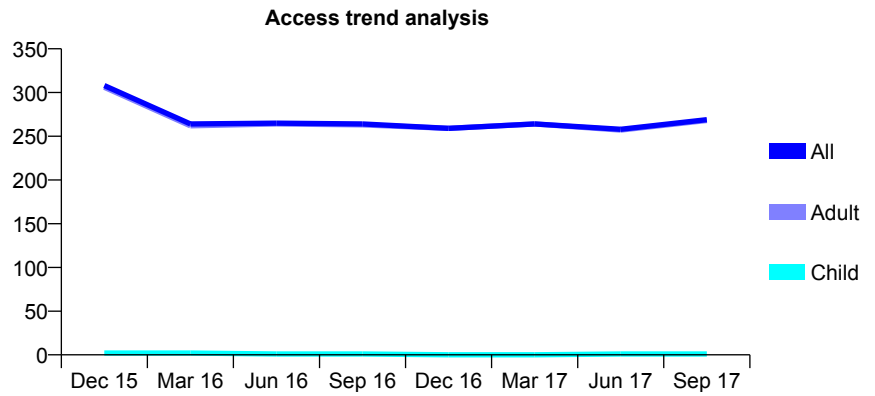
Q62 - Vital Signs At a Glance Contract Report for 359270/0006 - September 2017

Name or company name	MR AF RAI
Contract type name	PDS Contract
Purpose of contract	General
Contract start date	11/01/2010
Contract end date	31/03/2018

17/18 Contracted general activity (UDA)	2,500
Carry forward general activity (UDA)	0
17/18 Contracted orthodontic activity (UOA)	0
Carry forward orthodontic activity (UOA)	0
Baseline contract value	£52,086.07

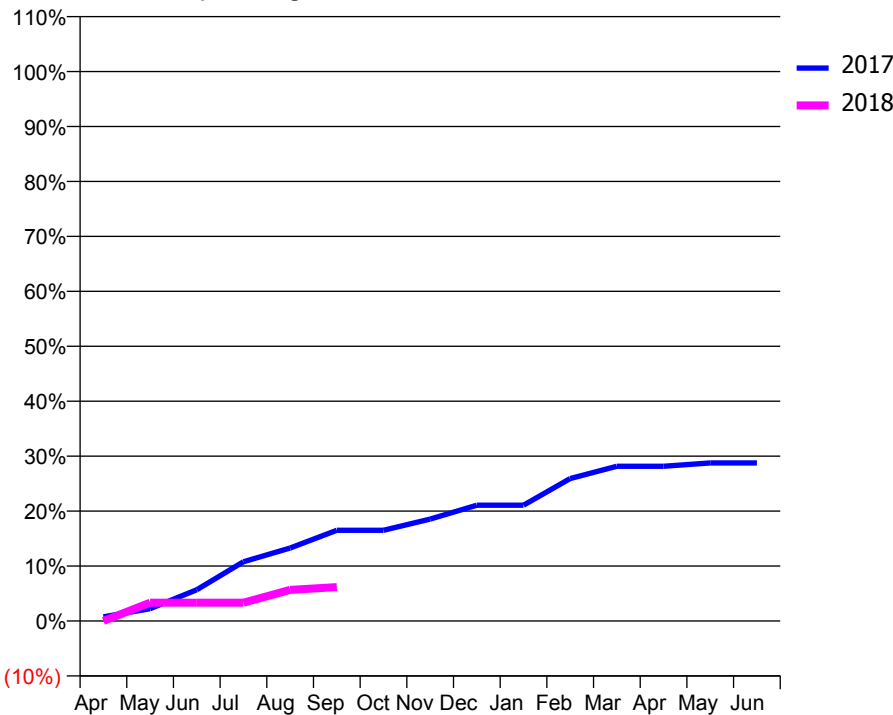
ACCESS*

Patients seen in 24 months	Total	Change since previous quarter
Quarter ending September 2016	264	
Quarter ending December 2016	259	↓
Quarter ending March 2017	264	→
Quarter ending June 2017	258	↓
Quarter ending September 2017	269	↑
Variance since September 2016	1.9%	→



ACTIVITY

Cumulative percentage of contracted UDA delivered 2017 & 2018



Month	Adjusted Scheduled Activity (UDA)	
	2017	2018
April	19	0
May	56	83
June	142	83
July	269	83
August	332	141
September	413	155
October	413	
November	464	
December	527	
January	527	
February	648	
March	704	
April	704	
May	719	
June	719	

QUALITY

	Quantity	Base Number	Contract	AT	Region	England
% of FP17s for the same patient ID Re-attending within 3 months - Children	0	1	0.0%	9.7%	11.2%	11.9%
% of FP17s for the same patient ID Re-attending within 3 months - Adults	2	71	2.8%	15.6%	16.6%	15.9%
% of FP17s for the same patient ID Re-attending between 3 & 9 months - Children	0	1	0.0%	46.9%	47.0%	58.1%
% of FP17s for the same patient ID Re-attending between 3 & 9 months - Adults	21	71	29.6%	37.6%	38.2%	50.6%
% of FP17s for Band 1 Urgent Courses	3	59	5.1%	11.2%	10.6%	9.1%
% of FP17s Relating to Free Repair or Replacements	0	59	0.0%	0.5%	0.6%	0.8%
% of FP17s Relating to Continuations	0	59	0.0%	0.6%	0.8%	1.1%
% of Patients satisfied with the dentistry they have received	0	0	N/A	89.0%	89.2%	91.4%
% of Patients satisfied with the time they had to wait for an appointment	0	0	N/A	83.1%	83.4%	87.7%

* This is based on patients treated on this contract for their most recent course of treatment. Figures in italics indicate the base number of FP17s or Patient Questionnaire responses are less than 100. N/A is shown where the base number of responses is less than 10 during the period. % is calculated as Quantity/Base number*100

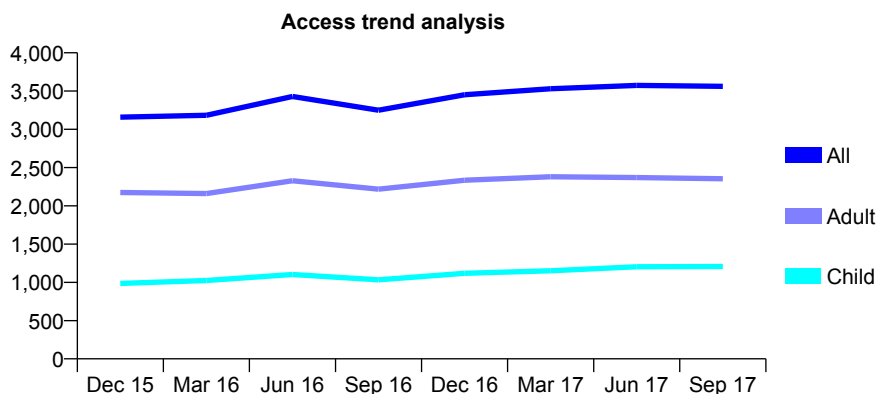
Q62 - Vital Signs At a Glance Contract Report for 359270/0007 - September 2017

Name or company name	Canberra Dental Practice
Contract type name	GDS Contract
Purpose of contract	General
Contract start date	23/12/2009
Contract end date	

17/18 Contracted general activity (UDA)	13,096
Carry forward general activity (UDA)	0
17/18 Contracted orthodontic activity (UOA)	0
Carry forward orthodontic activity (UOA)	0
Baseline contract value	£384,598.61

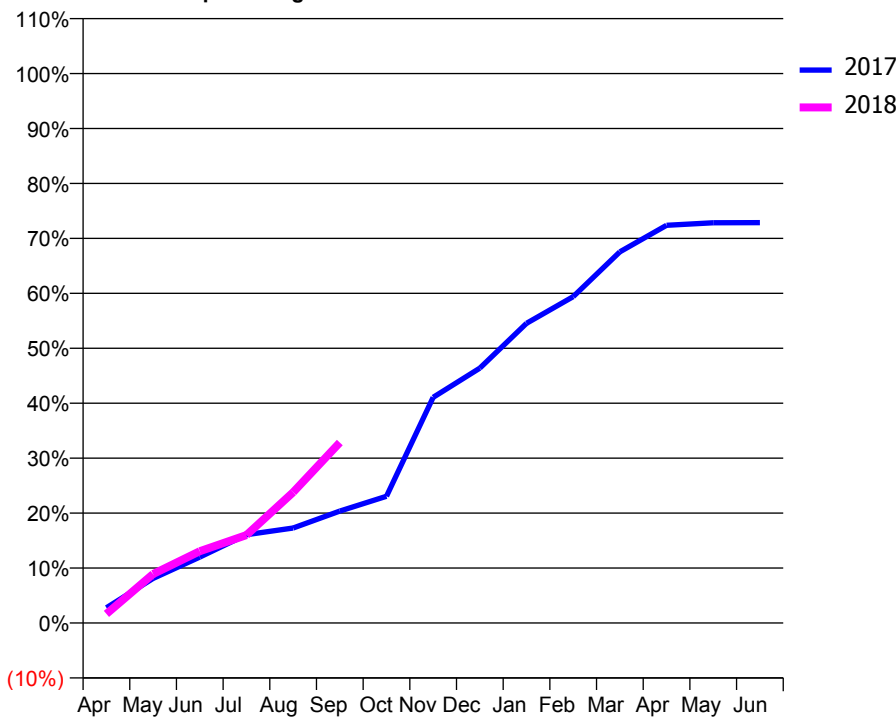
ACCESS*

Patients seen in 24 months	Total	Change since previous quarter
Quarter ending September 2016	3,250	
Quarter ending December 2016	3,452	↑
Quarter ending March 2017	3,531	↑
Quarter ending June 2017	3,573	→
Quarter ending September 2017	3,561	→
Variance since September 2016	9.6%	↑



ACTIVITY

Cumulative percentage of contracted UDA delivered 2017 & 2018



Month	Adjusted Scheduled Activity (UDA)	
	2017	2018
April	363	217
May	1,063	1,168
June	1,572	1,713
July	2,105	2,096
August	2,263	3,117
September	2,669	4,300
October	3,019	
November	5,377	
December	6,074	
January	7,143	
February	7,777	
March	8,845	
April	9,480	
May	9,539	
June	9,541	

QUALITY

	Quantity	Base Number	Contract	AT	Region	England
% of FP17s for the same patient ID Re-attending within 3 months - Children	62	798	7.8%	9.7%	11.2%	11.9%
% of FP17s for the same patient ID Re-attending within 3 months - Adults	138	1,176	11.7%	15.6%	16.6%	15.9%
% of FP17s for the same patient ID Re-attending between 3 & 9 months - Children	345	798	43.2%	46.9%	47.0%	58.1%
% of FP17s for the same patient ID Re-attending between 3 & 9 months - Adults	442	1,176	37.6%	37.6%	38.2%	50.6%
% of FP17s for Band 1 Urgent Courses	176	1,680	10.5%	11.2%	10.6%	9.1%
% of FP17s Relating to Free Repair or Replacements	5	1,680	0.3%	0.5%	0.6%	0.8%
% of FP17s Relating to Continuations	1	1,680	0.1%	0.6%	0.8%	1.1%
% of Patients satisfied with the dentistry they have received	4	4	N/A	89.0%	89.2%	91.4%
% of Patients satisfied with the time they had to wait for an appointment	2	4	N/A	83.1%	83.4%	87.7%

* This is based on patients treated on this contract for their most recent course of treatment. Figures in italics indicate the base number of FP17s or Patient Questionnaire responses are less than 100. N/A is shown where the base number of responses is less than 10 during the period. % is calculated as Quantity/Base number*100

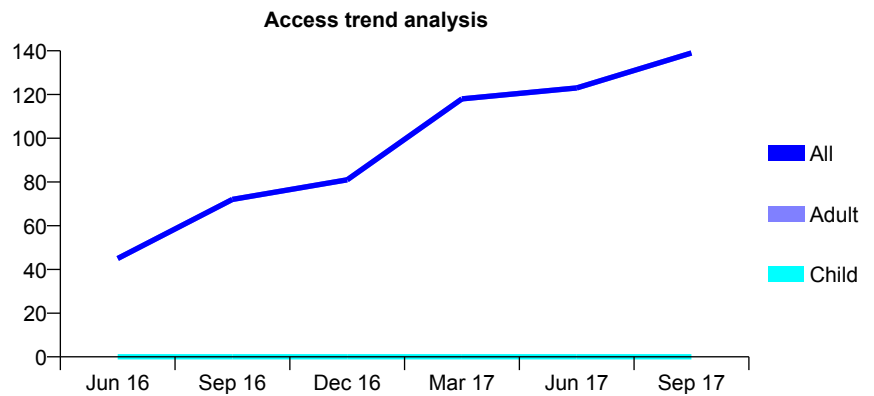
Q62 - Vital Signs At a Glance Contract Report for 359270/0023 - September 2017

Name or company name	MR AF RAI
Contract type name	PDS Contract
Purpose of contract	General
Contract start date	01/12/2015
Contract end date	31/03/2018

17/18 Contracted general activity (UDA)	733
Carry forward general activity (UDA)	-10
17/18 Contracted orthodontic activity (UOA)	0
Carry forward orthodontic activity (UOA)	0
Baseline contract value	£19,571.60

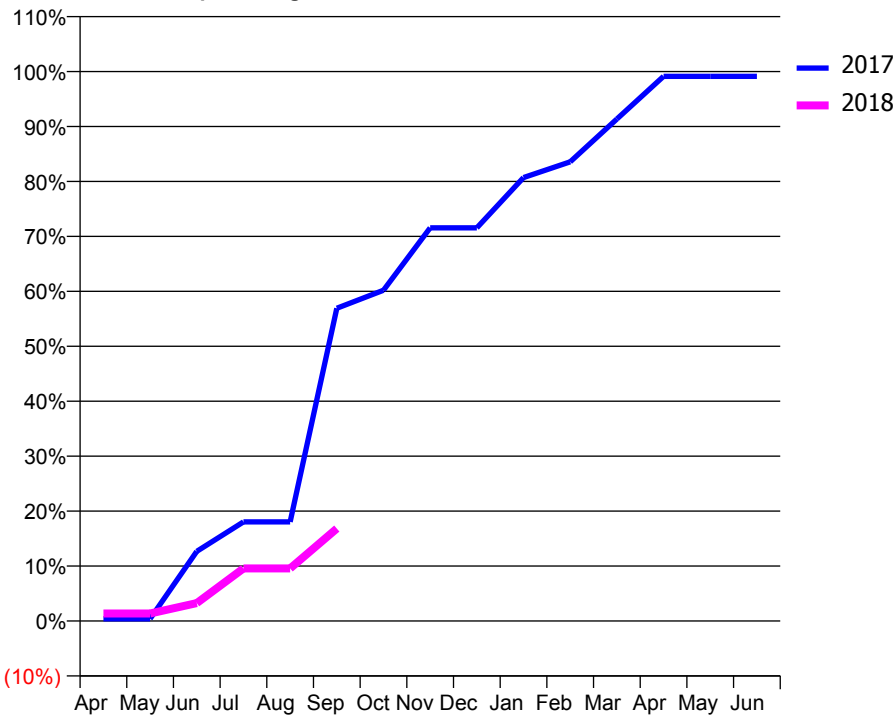
ACCESS*

Patients seen in 24 months	Total	Change since previous quarter
Quarter ending September 2016	72	
Quarter ending December 2016	81	↑
Quarter ending March 2017	118	↑
Quarter ending June 2017	123	↑
Quarter ending September 2017	139	↑
Variance since September 2016	93.1%	↑



ACTIVITY

Cumulative percentage of contracted UDA delivered 2017 & 2018



Month	Adjusted Scheduled Activity (UDA)	
	2017	2018
April	3	10
May	3	10
June	93	24
July	132	70
August	132	70
September	417	123
October	441	
November	524	
December	524	
January	592	
February	613	
March	670	
April	727	
May	727	
June	727	

QUALITY

	Quantity	Base Number	Contract	AT	Region	England
% of FP17s for the same patient ID Re-attending within 3 months - Children	0	0	N/A	9.7%	11.2%	11.9%
% of FP17s for the same patient ID Re-attending within 3 months - Adults	0	57	0.0%	15.6%	16.6%	15.9%
% of FP17s for the same patient ID Re-attending between 3 & 9 months - Children	0	0	N/A	46.9%	47.0%	58.1%
% of FP17s for the same patient ID Re-attending between 3 & 9 months - Adults	4	57	7.0%	37.6%	38.2%	50.6%
% of FP17s for Band 1 Urgent Courses	2	36	5.6%	11.2%	10.6%	9.1%
% of FP17s Relating to Free Repair or Replacements	0	36	0.0%	0.5%	0.6%	0.8%
% of FP17s Relating to Continuations	0	36	0.0%	0.6%	0.8%	1.1%
% of Patients satisfied with the dentistry they have received	1	1	N/A	89.0%	89.2%	91.4%
% of Patients satisfied with the time they had to wait for an appointment	1	1	N/A	83.1%	83.4%	87.7%

* This is based on patients treated on this contract for their most recent course of treatment. Figures in italics indicate the base number of FP17s or Patient Questionnaire responses are less than 100. N/A is shown where the base number of responses is less than 10 during the period. % is calculated as Quantity/Base number*100

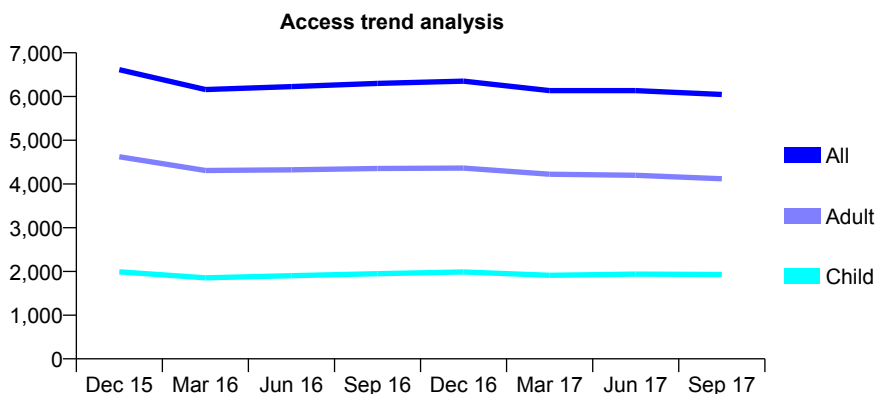
Q62 - Vital Signs At a Glance Contract Report for 359556/0001 - September 2017

Name or company name	MISS AR PATEL
Contract type name	GDS Contract
Purpose of contract	General
Contract start date	01/12/2006
Contract end date	

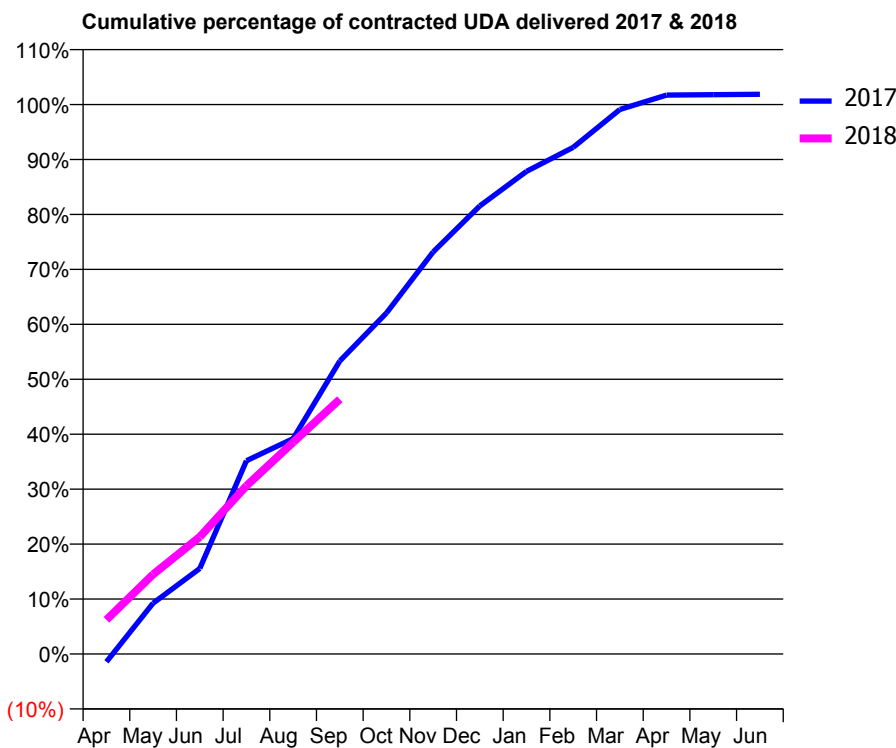
17/18 Contracted general activity (UDA)	16,625
Carry forward general activity (UDA)	-309
17/18 Contracted orthodontic activity (UOA)	0
Carry forward orthodontic activity (UOA)	0
Baseline contract value	£509,906.73

ACCESS*

Patients seen in 24 months	Total	Change since previous quarter
Quarter ending September 2016	6,301	
Quarter ending December 2016	6,352	→
Quarter ending March 2017	6,136	↓
Quarter ending June 2017	6,134	→
Quarter ending September 2017	6,048	↓
Variance since September 2016	(4.0%)	↓



ACTIVITY



Month	Adjusted Scheduled Activity (UDA)	
	2017	2018
April	-239	1,033
May	1,539	2,409
June	2,587	3,545
July	5,848	5,091
August	6,517	6,404
September	8,865	7,706
October	10,320	
November	12,167	
December	13,557	
January	14,602	
February	15,330	
March	16,474	
April	16,909	
May	16,924	
June	16,934	

QUALITY

	Quantity	Base Number	Contract	AT	Region	England
% of FP17s for the same patient ID Re-attending within 3 months - Children	70	1,232	5.7%	9.7%	11.2%	11.9%
% of FP17s for the same patient ID Re-attending within 3 months - Adults	258	2,255	11.4%	15.6%	16.6%	15.9%
% of FP17s for the same patient ID Re-attending between 3 & 9 months - Children	557	1,232	45.2%	46.9%	47.0%	58.1%
% of FP17s for the same patient ID Re-attending between 3 & 9 months - Adults	918	2,255	40.7%	37.6%	38.2%	50.6%
% of FP17s for Band 1 Urgent Courses	358	3,253	11.0%	11.2%	10.6%	9.1%
% of FP17s Relating to Free Repair or Replacements	17	3,253	0.5%	0.5%	0.6%	0.8%
% of FP17s Relating to Continuations	3	3,253	0.1%	0.6%	0.8%	1.1%
% of Patients satisfied with the dentistry they have received	8	8	N/A	89.0%	89.2%	91.4%
% of Patients satisfied with the time they had to wait for an appointment	6	8	N/A	83.1%	83.4%	87.7%

* This is based on patients treated on this contract for their most recent course of treatment. Figures in italics indicate the base number of FP17s or Patient Questionnaire responses are less than 100. N/A is shown where the base number of responses is less than 10 during the period. % is calculated as Quantity/Base number*100

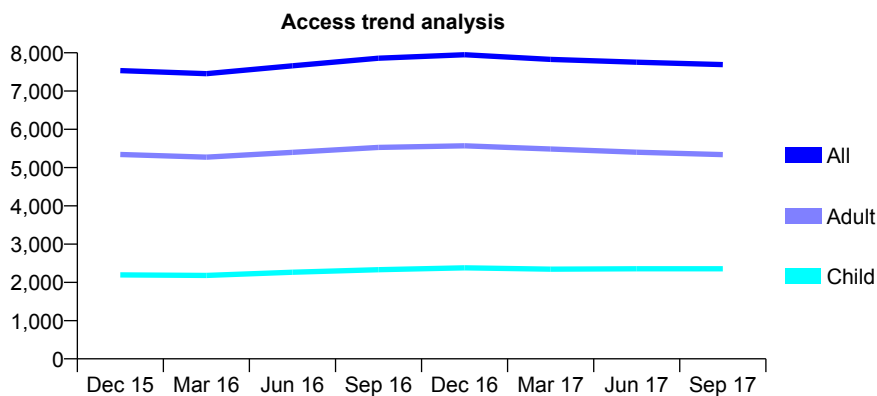
Q62 - Vital Signs At a Glance Contract Report for 359556/0002 - September 2017

Name or company name	MISS AR PATEL
Contract type name	GDS Contract
Purpose of contract	General
Contract start date	01/06/2008
Contract end date	

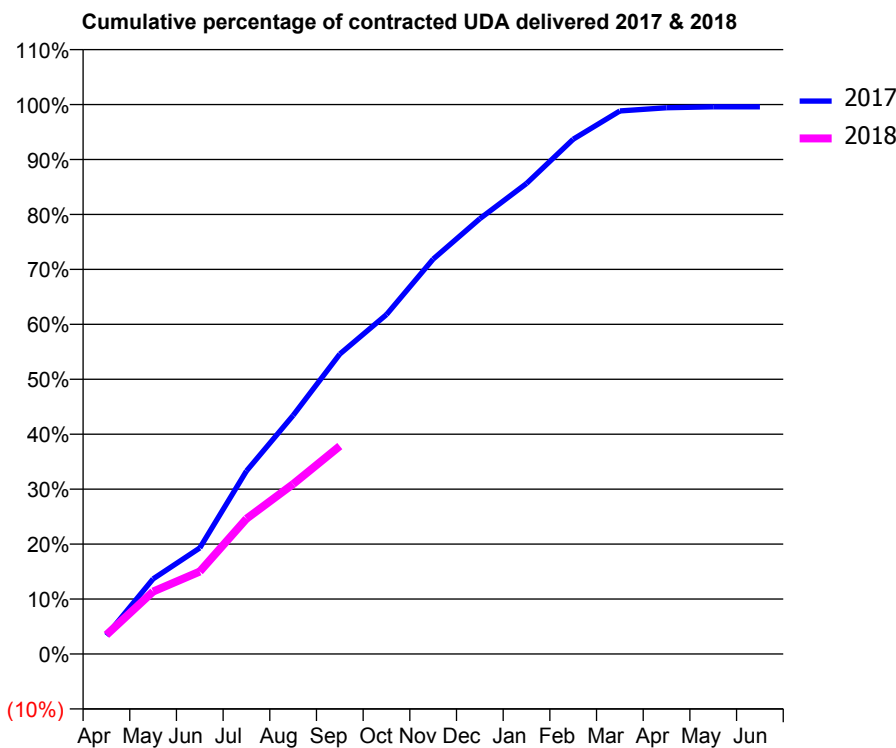
17/18 Contracted general activity (UDA)	16,568
Carry forward general activity (UDA)	69
17/18 Contracted orthodontic activity (UOA)	0
Carry forward orthodontic activity (UOA)	0
Baseline contract value	£378,143.61

ACCESS*

Patients seen in 24 months	Total	Change since previous quarter
Quarter ending September 2016	7,858	
Quarter ending December 2016	7,948	→
Quarter ending March 2017	7,827	↓
Quarter ending June 2017	7,755	→
Quarter ending September 2017	7,693	→
Variance since September 2016	(2.1%)	↓



ACTIVITY



Month	Adjusted Scheduled Activity (UDA)	
	2017	2018
April	556	576
May	2,267	1,883
June	3,200	2,488
July	5,519	4,080
August	7,195	5,123
September	9,043	6,270
October	10,236	
November	11,906	
December	13,125	
January	14,186	
February	15,523	
March	16,372	
April	16,470	
May	16,497	
June	16,499	

QUALITY

	Quantity	Base Number	Contract	AT	Region	England
% of FP17s for the same patient ID Re-attending within 3 months - Children	77	1,347	5.7%	9.7%	11.2%	11.9%
% of FP17s for the same patient ID Re-attending within 3 months - Adults	229	2,433	9.4%	15.6%	16.6%	15.9%
% of FP17s for the same patient ID Re-attending between 3 & 9 months - Children	585	1,347	43.4%	46.9%	47.0%	58.1%
% of FP17s for the same patient ID Re-attending between 3 & 9 months - Adults	1,017	2,433	41.8%	37.6%	38.2%	50.6%
% of FP17s for Band 1 Urgent Courses	198	3,147	6.3%	11.2%	10.6%	9.1%
% of FP17s Relating to Free Repair or Replacements	6	3,147	0.2%	0.5%	0.6%	0.8%
% of FP17s Relating to Continuations	5	3,147	0.2%	0.6%	0.8%	1.1%
% of Patients satisfied with the dentistry they have received	4	4	N/A	89.0%	89.2%	91.4%
% of Patients satisfied with the time they had to wait for an appointment	4	4	N/A	83.1%	83.4%	87.7%

* This is based on patients treated on this contract for their most recent course of treatment. Figures in italics indicate the base number of FP17s or Patient Questionnaire responses are less than 100. N/A is shown where the base number of responses is less than 10 during the period. % is calculated as Quantity/Base number*100

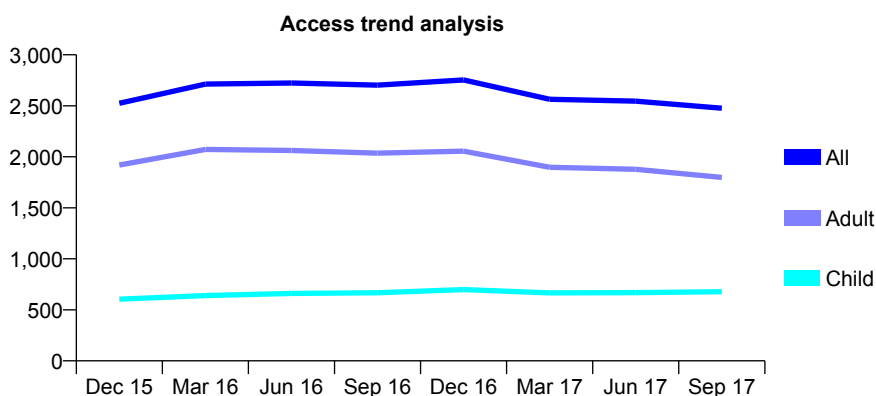
Q62 - Vital Signs At a Glance Contract Report for 363774/0001 - September 2017

Name or company name	MS M JOJI
Contract type name	GDS Contract
Purpose of contract	General
Contract start date	31/08/2007
Contract end date	

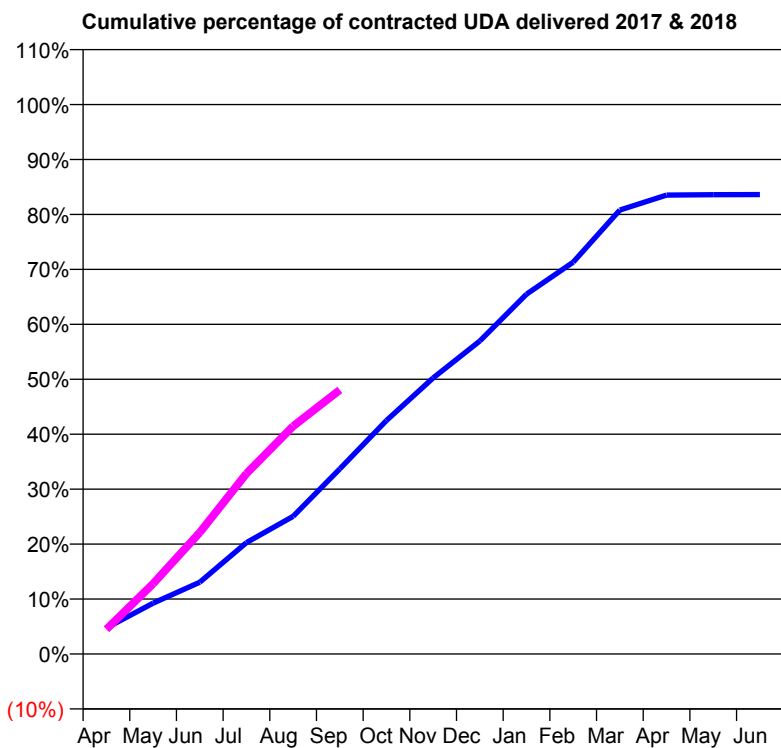
17/18 Contracted general activity (UDA)	6,846
Carry forward general activity (UDA)	-112
17/18 Contracted orthodontic activity (UOA)	0
Carry forward orthodontic activity (UOA)	0
Baseline contract value	£193,659.78

ACCESS*

Patients seen in 24 months	Total	Change since previous quarter
Quarter ending September 2016	2,703	
Quarter ending December 2016	2,754	→
Quarter ending March 2017	2,564	↓
Quarter ending June 2017	2,546	→
Quarter ending September 2017	2,476	↓
Variance since September 2016	(8.4%)	↓



ACTIVITY



Month	Adjusted Scheduled Activity (UDA)	
	2017	2018
April	324	308
May	634	876
June	895	1,515
July	1,388	2,249
August	1,715	2,839
September	2,306	3,290
October	2,910	
November	3,439	
December	3,900	
January	4,484	
February	4,883	
March	5,532	
April	5,717	
May	5,722	
June	5,725	

QUALITY

	Quantity	Base Number	Contract	AT	Region	England
% of FP17s for the same patient ID Re-attending within 3 months - Children	62	519	11.9%	9.7%	11.2%	11.9%
% of FP17s for the same patient ID Re-attending within 3 months - Adults	189	1,073	17.6%	15.6%	16.6%	15.9%
% of FP17s for the same patient ID Re-attending between 3 & 9 months - Children	206	519	39.7%	46.9%	47.0%	58.1%
% of FP17s for the same patient ID Re-attending between 3 & 9 months - Adults	168	1,073	15.7%	37.6%	38.2%	50.6%
% of FP17s for Band 1 Urgent Courses	713	1,464	48.7%	11.2%	10.6%	9.1%
% of FP17s Relating to Free Repair or Replacements	1	1,464	0.1%	0.5%	0.6%	0.8%
% of FP17s Relating to Continuations	0	1,464	0.0%	0.6%	0.8%	1.1%
% of Patients satisfied with the dentistry they have received	1	2	N/A	89.0%	89.2%	91.4%
% of Patients satisfied with the time they had to wait for an appointment	2	2	N/A	83.1%	83.4%	87.7%

* This is based on patients treated on this contract for their most recent course of treatment. Figures in italics indicate the base number of FP17s or Patient Questionnaire responses are less than 100. N/A is shown where the base number of responses is less than 10 during the period. % is calculated as Quantity/Base number*100

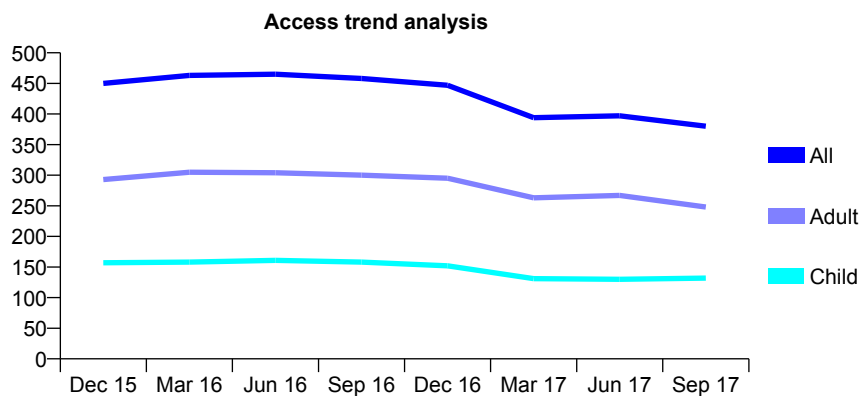
Q62 - Vital Signs At a Glance Contract Report for 364207/0001 - September 2017

Name or company name	Crystal Smile Dental Care
Contract type name	GDS Contract
Purpose of contract	General
Contract start date	01/02/2012
Contract end date	

17/18 Contracted general activity (UDA)	1,911
Carry forward general activity (UDA)	-15
17/18 Contracted orthodontic activity (UOA)	0
Carry forward orthodontic activity (UOA)	0
Baseline contract value	£66,809.21

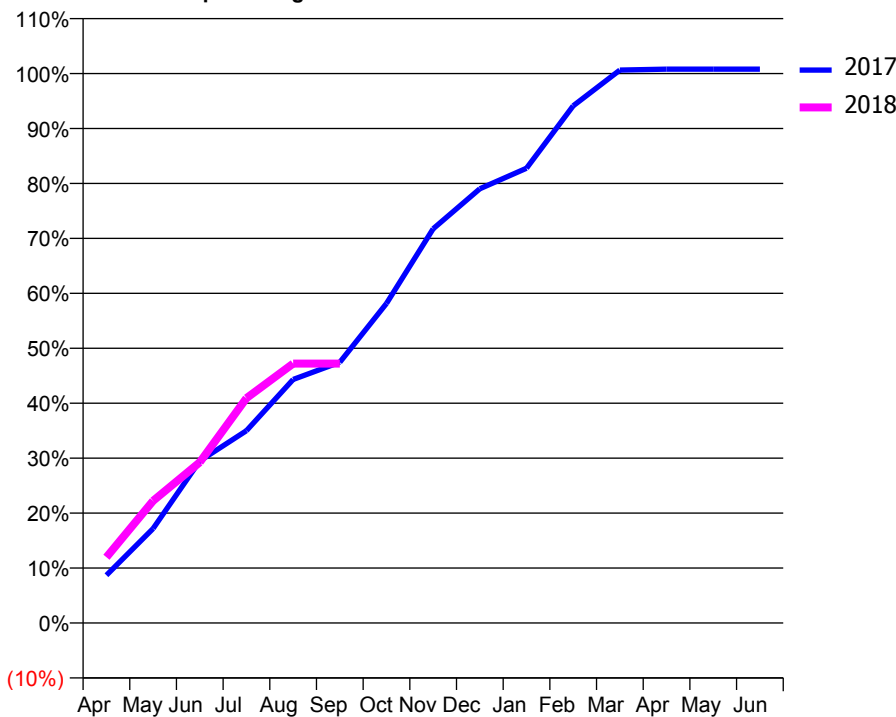
ACCESS*

Patients seen in 24 months	Total	Change since previous quarter
Quarter ending September 2016	458	
Quarter ending December 2016	447	↓
Quarter ending March 2017	394	↓
Quarter ending June 2017	397	→
Quarter ending September 2017	380	↓
Variance since September 2016	(17.0%)	↓



ACTIVITY

Cumulative percentage of contracted UDA delivered 2017 & 2018



Adjusted Scheduled Activity (UDA)

Month	2017	2018
April	166	229
May	329	425
June	564	559
July	669	782
August	847	902
September	907	902
October	1,111	
November	1,371	
December	1,510	
January	1,582	
February	1,799	
March	1,923	
April	1,926	
May	1,926	
June	1,926	

QUALITY

	Quantity	Base Number	Contract	AT	Region	England
% of FP17s for the same patient ID Re-attending within 3 months - Children	2	73	2.7%	9.7%	11.2%	11.9%
% of FP17s for the same patient ID Re-attending within 3 months - Adults	9	129	7.0%	15.6%	16.6%	15.9%
% of FP17s for the same patient ID Re-attending between 3 & 9 months - Children	34	73	46.6%	46.9%	47.0%	58.1%
% of FP17s for the same patient ID Re-attending between 3 & 9 months - Adults	49	129	38.0%	37.6%	38.2%	50.6%
% of FP17s for Band 1 Urgent Courses	2	199	1.0%	11.2%	10.6%	9.1%
% of FP17s Relating to Free Repair or Replacements	0	199	0.0%	0.5%	0.6%	0.8%
% of FP17s Relating to Continuations	0	199	0.0%	0.6%	0.8%	1.1%
% of Patients satisfied with the dentistry they have received	0	0	N/A	89.0%	89.2%	91.4%
% of Patients satisfied with the time they had to wait for an appointment	0	0	N/A	83.1%	83.4%	87.7%

* This is based on patients treated on this contract for their most recent course of treatment. Figures in italics indicate the base number of FP17s or Patient Questionnaire responses are less than 100. N/A is shown where the base number of responses is less than 10 during the period. % is calculated as Quantity/Base number*100

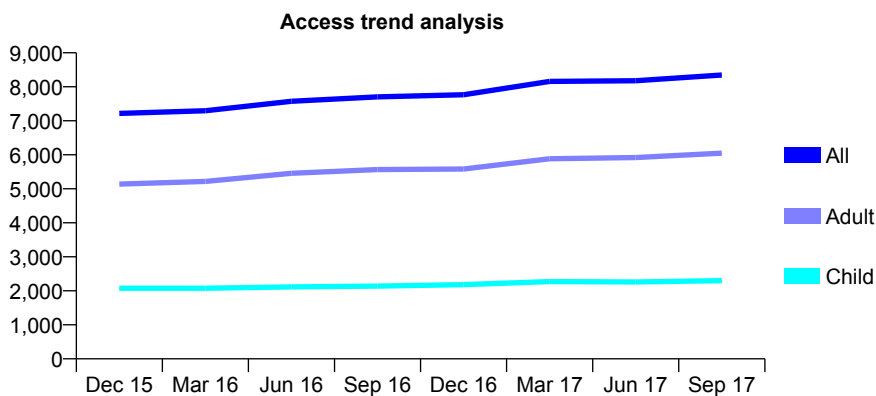
Q62 - Vital Signs At a Glance Contract Report for 381365/0002 - September 2017

Name or company name	MR P ZIDERMAN
Contract type name	GDS Contract
Purpose of contract	General
Contract start date	01/04/2006
Contract end date	

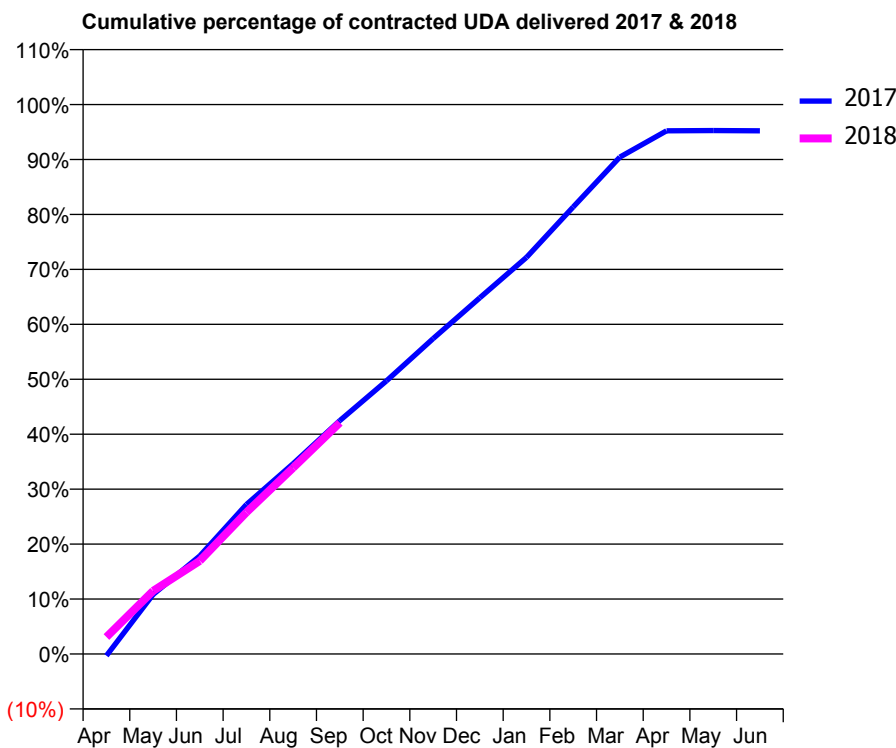
17/18 Contracted general activity (UDA)	25,594
Carry forward general activity (UDA)	0
17/18 Contracted orthodontic activity (UOA)	0
Carry forward orthodontic activity (UOA)	0
Baseline contract value	£966,771.09

ACCESS*

Patients seen in 24 months	Total	Change since previous quarter
Quarter ending September 2016	7,703	
Quarter ending December 2016	7,765	→
Quarter ending March 2017	8,158	↑
Quarter ending June 2017	8,180	→
Quarter ending September 2017	8,349	↑
Variance since September 2016	8.4%	↑



ACTIVITY



Month	Adjusted Scheduled Activity (UDA)	
	2017	2018
April	-84	793
May	2,774	2,940
June	4,569	4,338
July	6,968	6,600
August	8,867	8,673
September	10,872	10,773
October	12,725	
November	14,689	
December	16,589	
January	18,472	
February	20,821	
March	23,144	
April	24,366	
May	24,383	
June	24,371	

QUALITY

	Quantity	Base Number	Contract	AT	Region	England
% of FP17s for the same patient ID Re-attending within 3 months - Children	78	1,343	5.8%	9.7%	11.2%	11.9%
% of FP17s for the same patient ID Re-attending within 3 months - Adults	385	3,152	12.2%	15.6%	16.6%	15.9%
% of FP17s for the same patient ID Re-attending between 3 & 9 months - Children	545	1,343	40.6%	46.9%	47.0%	58.1%
% of FP17s for the same patient ID Re-attending between 3 & 9 months - Adults	874	3,152	27.7%	37.6%	38.2%	50.6%
% of FP17s for Band 1 Urgent Courses	504	4,126	12.2%	11.2%	10.6%	9.1%
% of FP17s Relating to Free Repair or Replacements	20	4,126	0.5%	0.5%	0.6%	0.8%
% of FP17s Relating to Continuations	16	4,126	0.4%	0.6%	0.8%	1.1%
% of Patients satisfied with the dentistry they have received	7	10	70.0%	89.0%	89.2%	91.4%
% of Patients satisfied with the time they had to wait for an appointment	9	10	90.0%	83.1%	83.4%	87.7%

* This is based on patients treated on this contract for their most recent course of treatment. Figures in italics indicate the base number of FP17s or Patient Questionnaire responses are less than 100. N/A is shown where the base number of responses is less than 10 during the period. % is calculated as Quantity/Base number*100

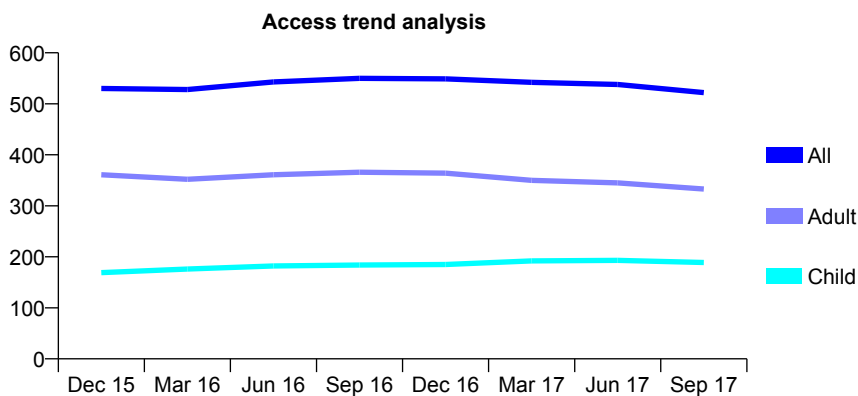
Q62 - Vital Signs At a Glance Contract Report for 385018/0001 - September 2017

Name or company name	MR RP SAINI
Contract type name	GDS Contract
Purpose of contract	General
Contract start date	01/04/2006
Contract end date	

17/18 Contracted general activity (UDA)	2,500
Carry forward general activity (UDA)	99
17/18 Contracted orthodontic activity (UOA)	0
Carry forward orthodontic activity (UOA)	0
Baseline contract value	£73,483.16

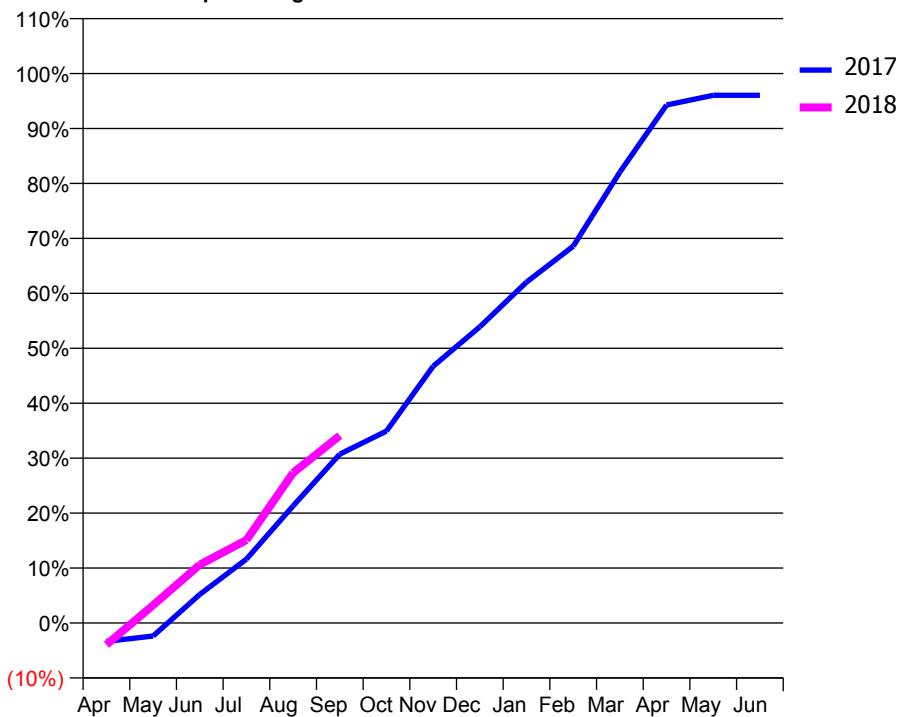
ACCESS*

Patients seen in 24 months	Total	Change since previous quarter
Quarter ending September 2016	550	
Quarter ending December 2016	549	→
Quarter ending March 2017	542	↓
Quarter ending June 2017	538	→
Quarter ending September 2017	522	↓
Variance since September 2016	(5.1%)	↓



ACTIVITY

Cumulative percentage of contracted UDA delivered 2017 & 2018



Adjusted Scheduled Activity (UDA)		
Month	2017	2018
April	-84	-99
May	-60	81
June	130	265
July	291	377
August	533	684
September	769	853
October	873	
November	1,168	
December	1,348	
January	1,551	
February	1,714	
March	2,051	
April	2,357	
May	2,401	
June	2,401	

QUALITY

	Quantity	Base Number	Contract	AT	Region	England
% of FP17s for the same patient ID Re-attending within 3 months - Children	26	196	13.3%	9.7%	11.2%	11.9%
% of FP17s for the same patient ID Re-attending within 3 months - Adults	20	250	8.0%	15.6%	16.6%	15.9%
% of FP17s for the same patient ID Re-attending between 3 & 9 months - Children	135	196	68.9%	46.9%	47.0%	58.1%
% of FP17s for the same patient ID Re-attending between 3 & 9 months - Adults	166	250	66.4%	37.6%	38.2%	50.6%
% of FP17s for Band 1 Urgent Courses	3	329	0.9%	11.2%	10.6%	9.1%
% of FP17s Relating to Free Repair or Replacements	0	329	0.0%	0.5%	0.6%	0.8%
% of FP17s Relating to Continuations	1	329	0.3%	0.6%	0.8%	1.1%
% of Patients satisfied with the dentistry they have received	3	3	N/A	89.0%	89.2%	91.4%
% of Patients satisfied with the time they had to wait for an appointment	3	3	N/A	83.1%	83.4%	87.7%

* This is based on patients treated on this contract for their most recent course of treatment. Figures in italics indicate the base number of FP17s or Patient Questionnaire responses are less than 100. N/A is shown where the base number of responses is less than 10 during the period. % is calculated as Quantity/Base number*100

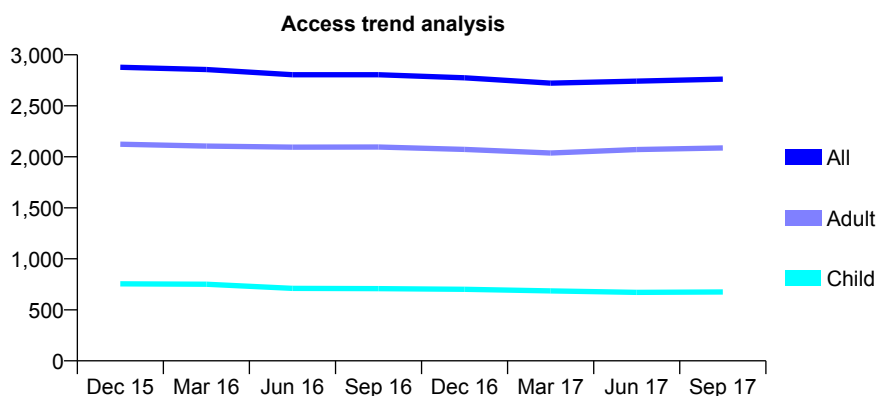
Q62 - Vital Signs At a Glance Contract Report for 393983/0002 - September 2017

Name or company name	MR D SAITOWITZ
Contract type name	GDS Contract
Purpose of contract	General
Contract start date	05/01/2009
Contract end date	

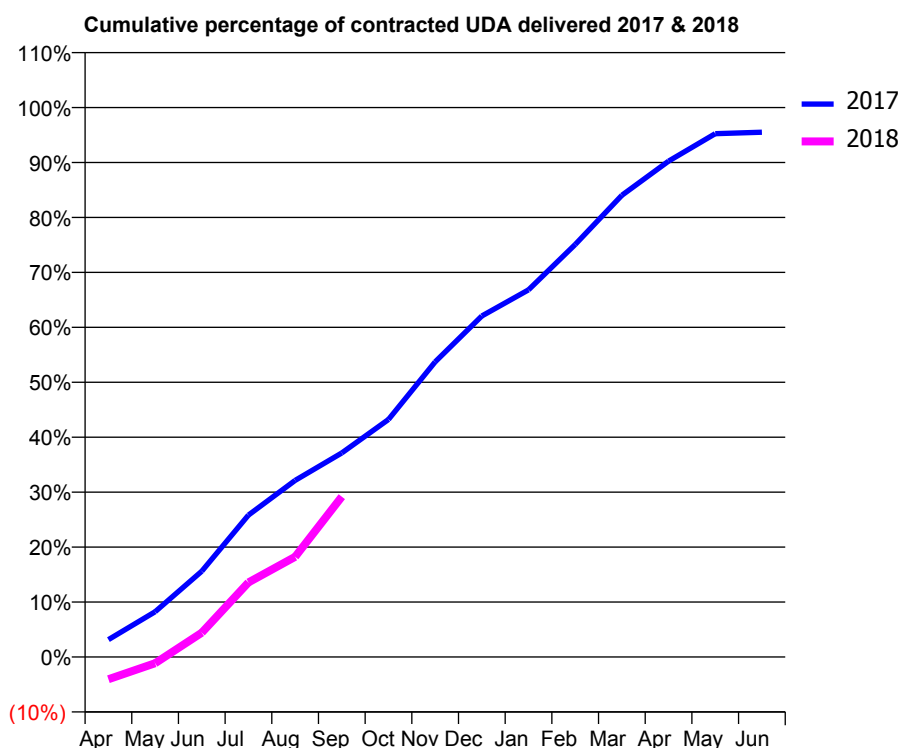
17/18 Contracted general activity (UDA)	10,991
Carry forward general activity (UDA)	494
17/18 Contracted orthodontic activity (UOA)	0
Carry forward orthodontic activity (UOA)	0
Baseline contract value	£346,035.95

ACCESS*

Patients seen in 24 months	Total	Change since previous quarter
Quarter ending September 2016	2,804	
Quarter ending December 2016	2,774	↓
Quarter ending March 2017	2,722	↓
Quarter ending June 2017	2,742	→
Quarter ending September 2017	2,762	→
Variance since September 2016	(1.5%)	↓



ACTIVITY



Month	Adjusted Scheduled Activity (UDA)	
	2017	2018
April	347	-446
May	905	-127
June	1,715	486
July	2,840	1,492
August	3,534	2,005
September	4,082	3,206
October	4,752	
November	5,904	
December	6,821	
January	7,343	
February	8,252	
March	9,235	
April	9,918	
May	10,468	
June	10,497	

QUALITY

	Quantity	Base Number	Contract	AT	Region	England
% of FP17s for the same patient ID Re-attending within 3 months - Children	5	337	1.5%	9.7%	11.2%	11.9%
% of FP17s for the same patient ID Re-attending within 3 months - Adults	79	1,072	7.4%	15.6%	16.6%	15.9%
% of FP17s for the same patient ID Re-attending between 3 & 9 months - Children	128	337	38.0%	46.9%	47.0%	58.1%
% of FP17s for the same patient ID Re-attending between 3 & 9 months - Adults	412	1,072	38.4%	37.6%	38.2%	50.6%
% of FP17s for Band 1 Urgent Courses	17	1,131	1.5%	11.2%	10.6%	9.1%
% of FP17s Relating to Free Repair or Replacements	0	1,131	0.0%	0.5%	0.6%	0.8%
% of FP17s Relating to Continuations	6	1,131	0.5%	0.6%	0.8%	1.1%
% of Patients satisfied with the dentistry they have received	6	6	N/A	89.0%	89.2%	91.4%
% of Patients satisfied with the time they had to wait for an appointment	4	6	N/A	83.1%	83.4%	87.7%

* This is based on patients treated on this contract for their most recent course of treatment. Figures in italics indicate the base number of FP17s or Patient Questionnaire responses are less than 100. N/A is shown where the base number of responses is less than 10 during the period. % is calculated as Quantity/Base number*100

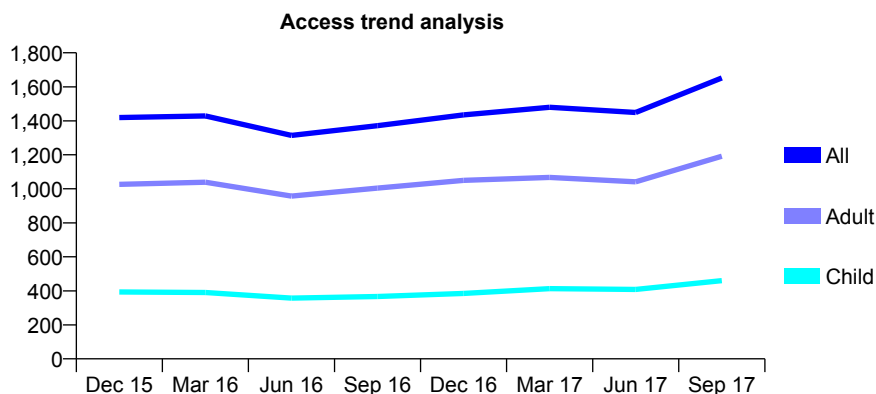
Q62 - Vital Signs At a Glance Contract Report for 394416/0004 - September 2017

Name or company name	MR SN CHANDE
Contract type name	PDS Plus Contract
Purpose of contract	General
Contract start date	01/05/2013
Contract end date	31/10/2017

17/18 Contracted general activity (UDA)	1,750
Carry forward general activity (UDA)	3
17/18 Contracted orthodontic activity (UOA)	0
Carry forward orthodontic activity (UOA)	0
Baseline contract value	£46,175.05

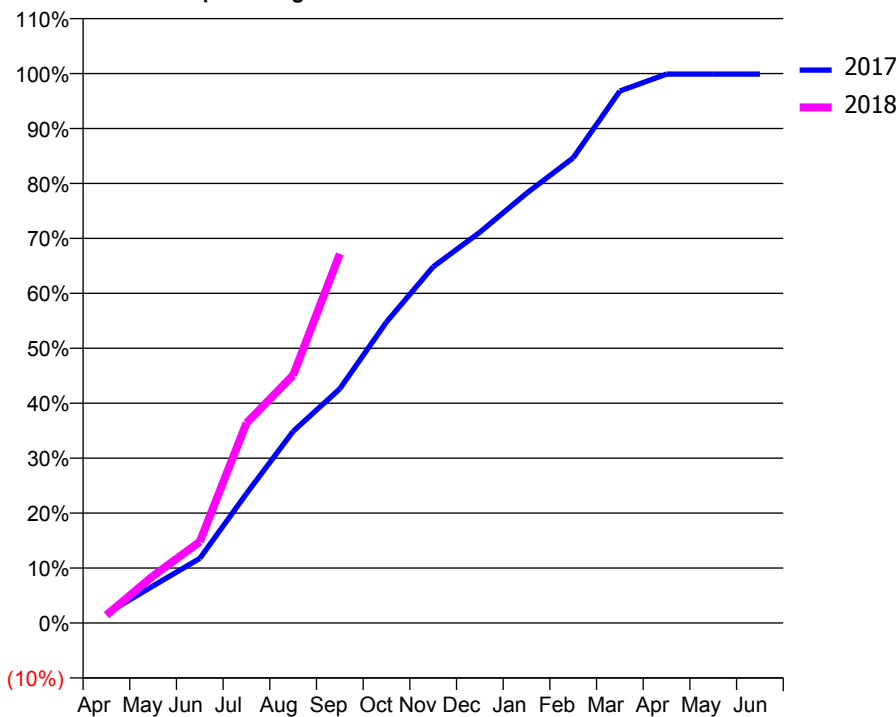
ACCESS*

Patients seen in 24 months	Total	Change since previous quarter
Quarter ending September 2016	1,371	
Quarter ending December 2016	1,435	↑
Quarter ending March 2017	1,480	↑
Quarter ending June 2017	1,449	↓
Quarter ending September 2017	1,652	↑
Variance since September 2016	20.5%	↑



ACTIVITY

Cumulative percentage of contracted UDA delivered 2017 & 2018



Month	Adjusted Scheduled Activity (UDA)	
	2017	2018
April	51	25
May	203	150
June	352	259
July	707	637
August	1,046	789
September	1,278	1,176
October	1,643	
November	1,945	
December	2,134	
January	2,346	
February	2,540	
March	2,904	
April	2,997	
May	2,997	
June	2,997	

QUALITY

	Quantity	Base Number	Contract	AT	Region	England
% of FP17s for the same patient ID Re-attending within 3 months - Children	4	222	1.8%	9.7%	11.2%	11.9%
% of FP17s for the same patient ID Re-attending within 3 months - Adults	7	431	1.6%	15.6%	16.6%	15.9%
% of FP17s for the same patient ID Re-attending between 3 & 9 months - Children	36	222	16.2%	46.9%	47.0%	58.1%
% of FP17s for the same patient ID Re-attending between 3 & 9 months - Adults	35	431	8.1%	37.6%	38.2%	50.6%
% of FP17s for Band 1 Urgent Courses	47	606	7.8%	11.2%	10.6%	9.1%
% of FP17s Relating to Free Repair or Replacements	0	606	0.0%	0.5%	0.6%	0.8%
% of FP17s Relating to Continuations	0	606	0.0%	0.6%	0.8%	1.1%
% of Patients satisfied with the dentistry they have received	2	2	N/A	89.0%	89.2%	91.4%
% of Patients satisfied with the time they had to wait for an appointment	2	2	N/A	83.1%	83.4%	87.7%

* This is based on patients treated on this contract for their most recent course of treatment. Figures in italics indicate the base number of FP17s or Patient Questionnaire responses are less than 100. N/A is shown where the base number of responses is less than 10 during the period. % is calculated as Quantity/Base number*100

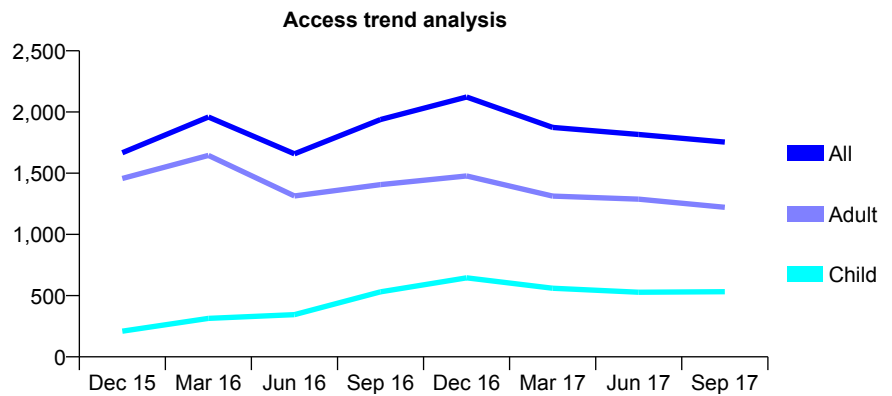
Q62 - Vital Signs At a Glance Contract Report for 395129/0001 - September 2017

Name or company name	Advance Dental Care
Contract type name	GDS Contract
Purpose of contract	General
Contract start date	01/04/2006
Contract end date	

17/18 Contracted general activity (UDA)	4,825
Carry forward general activity (UDA)	-96
17/18 Contracted orthodontic activity (UOA)	0
Carry forward orthodontic activity (UOA)	0
Baseline contract value	£138,094.83

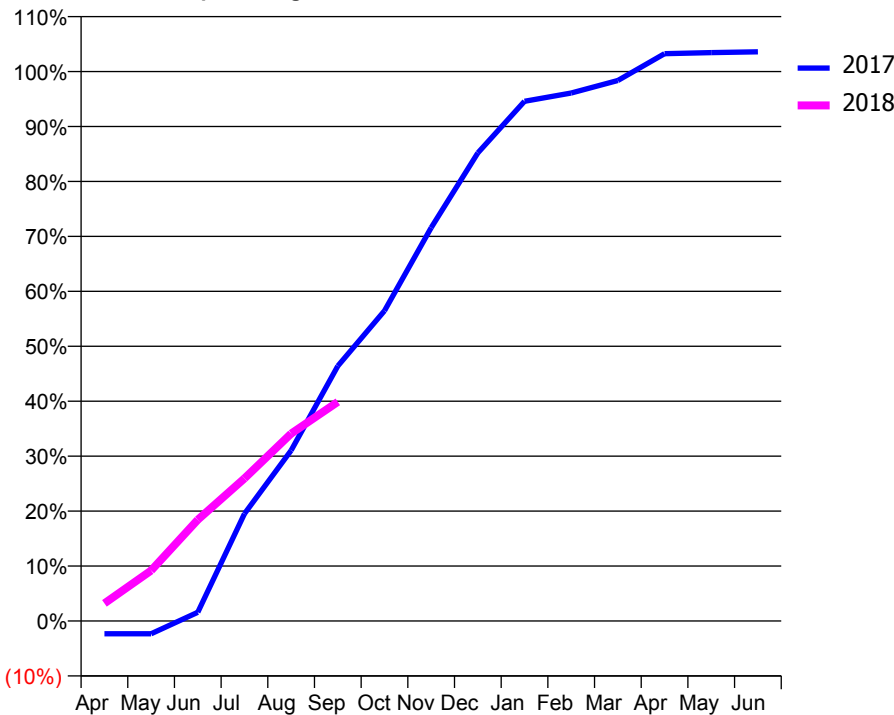
ACCESS*

Patients seen in 24 months	Total	Change since previous quarter
Quarter ending September 2016	1,938	
Quarter ending December 2016	2,123	↑
Quarter ending March 2017	1,874	↓
Quarter ending June 2017	1,816	↓
Quarter ending September 2017	1,754	↓
Variance since September 2016	(9.5%)	↓



ACTIVITY

Cumulative percentage of contracted UDA delivered 2017 & 2018



Month	Adjusted Scheduled Activity (UDA)	
	2017	2018
April	-113	155
May	-113	443
June	77	889
July	942	1,253
August	1,498	1,645
September	2,240	1,924
October	2,724	
November	3,454	
December	4,110	
January	4,563	
February	4,636	
March	4,746	
April	4,982	
May	4,991	
June	4,998	

QUALITY

	Quantity	Base Number	Contract	AT	Region	England
% of FP17s for the same patient ID Re-attending within 3 months - Children	11	335	3.3%	9.7%	11.2%	11.9%
% of FP17s for the same patient ID Re-attending within 3 months - Adults	30	552	5.4%	15.6%	16.6%	15.9%
% of FP17s for the same patient ID Re-attending between 3 & 9 months - Children	77	335	23.0%	46.9%	47.0%	58.1%
% of FP17s for the same patient ID Re-attending between 3 & 9 months - Adults	86	552	15.6%	37.6%	38.2%	50.6%
% of FP17s for Band 1 Urgent Courses	66	775	8.5%	11.2%	10.6%	9.1%
% of FP17s Relating to Free Repair or Replacements	0	775	0.0%	0.5%	0.6%	0.8%
% of FP17s Relating to Continuations	1	775	0.1%	0.6%	0.8%	1.1%
% of Patients satisfied with the dentistry they have received	4	4	N/A	89.0%	89.2%	91.4%
% of Patients satisfied with the time they had to wait for an appointment	4	4	N/A	83.1%	83.4%	87.7%

* This is based on patients treated on this contract for their most recent course of treatment. Figures in italics indicate the base number of FP17s or Patient Questionnaire responses are less than 100. N/A is shown where the base number of responses is less than 10 during the period. % is calculated as Quantity/Base number*100

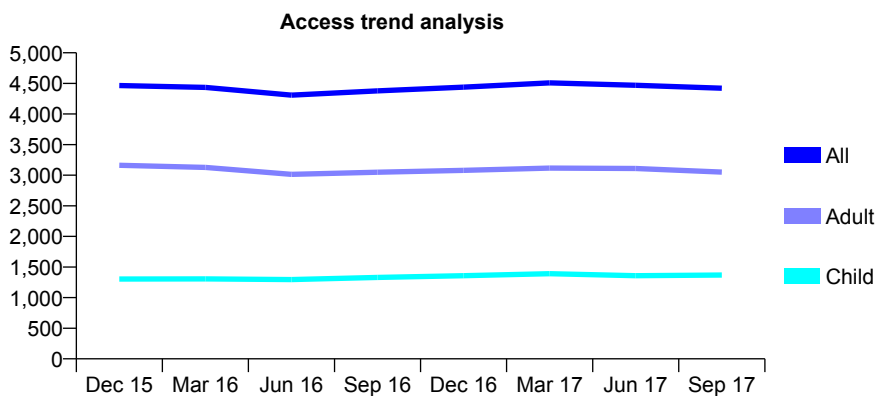
Q62 - Vital Signs At a Glance Contract Report for 395463/0001 - September 2017

Name or company name	MR AH GHAURI
Contract type name	GDS Contract
Purpose of contract	General
Contract start date	01/04/2006
Contract end date	

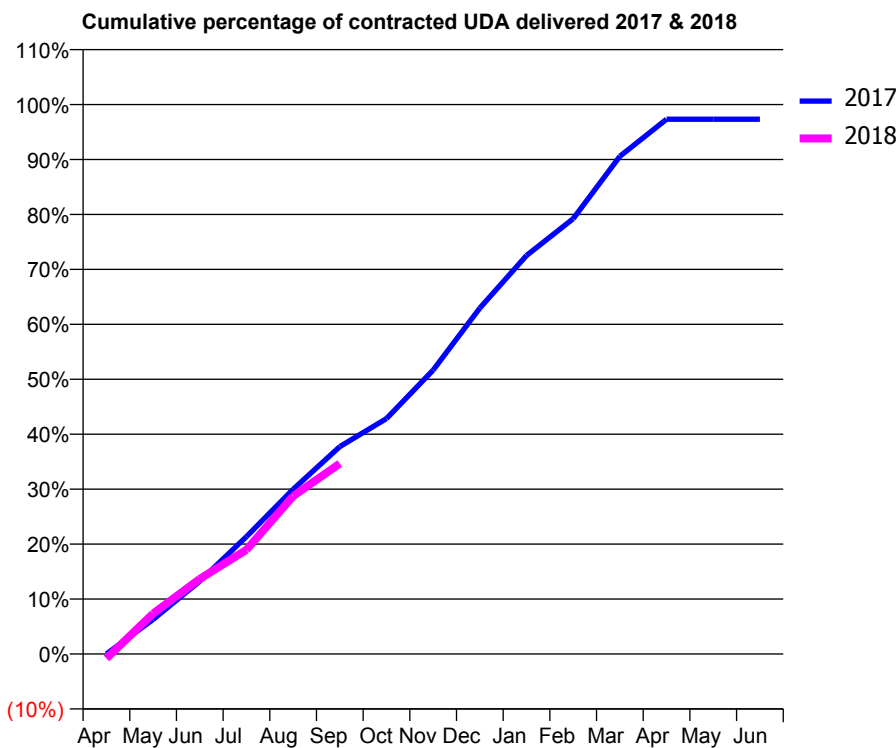
17/18 Contracted general activity (UDA)	11,256
Carry forward general activity (UDA)	300
17/18 Contracted orthodontic activity (UOA)	0
Carry forward orthodontic activity (UOA)	0
Baseline contract value	£302,098.93

ACCESS*

Patients seen in 24 months	Total	Change since previous quarter
Quarter ending September 2016	4,379	
Quarter ending December 2016	4,438	→
Quarter ending March 2017	4,509	→
Quarter ending June 2017	4,470	→
Quarter ending September 2017	4,421	↓
Variance since September 2016	1.0%	→



ACTIVITY



Month	Adjusted Scheduled Activity (UDA)	
	2017	2018
April	2	-91
May	708	829
June	1,494	1,538
July	2,404	2,134
August	3,376	3,236
September	4,250	3,903
October	4,821	
November	5,816	
December	7,087	
January	8,164	
February	8,918	
March	10,196	
April	10,956	
May	10,956	
June	10,956	

QUALITY

	Quantity	Base Number	Contract	AT	Region	England
% of FP17s for the same patient ID Re-attending within 3 months - Children	38	651	5.8%	9.7%	11.2%	11.9%
% of FP17s for the same patient ID Re-attending within 3 months - Adults	96	1,238	7.8%	15.6%	16.6%	15.9%
% of FP17s for the same patient ID Re-attending between 3 & 9 months - Children	175	651	26.9%	46.9%	47.0%	58.1%
% of FP17s for the same patient ID Re-attending between 3 & 9 months - Adults	234	1,238	18.9%	37.6%	38.2%	50.6%
% of FP17s for Band 1 Urgent Courses	216	1,659	13.0%	11.2%	10.6%	9.1%
% of FP17s Relating to Free Repair or Replacements	6	1,659	0.4%	0.5%	0.6%	0.8%
% of FP17s Relating to Continuations	5	1,659	0.3%	0.6%	0.8%	1.1%
% of Patients satisfied with the dentistry they have received	7	8	N/A	89.0%	89.2%	91.4%
% of Patients satisfied with the time they had to wait for an appointment	8	8	N/A	83.1%	83.4%	87.7%

* This is based on patients treated on this contract for their most recent course of treatment. Figures in italics indicate the base number of FP17s or Patient Questionnaire responses are less than 100. N/A is shown where the base number of responses is less than 10 during the period. % is calculated as Quantity/Base number*100

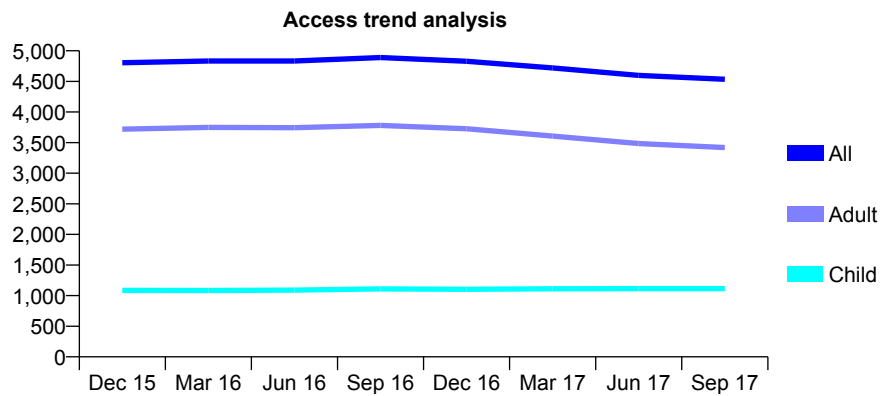
Q62 - Vital Signs At a Glance Contract Report for 395463/0002 - September 2017

Name or company name	MR AH GHAURI
Contract type name	GDS Contract
Purpose of contract	General
Contract start date	01/04/2006
Contract end date	

17/18 Contracted general activity (UDA)	16,269
Carry forward general activity (UDA)	-203
17/18 Contracted orthodontic activity (UOA)	0
Carry forward orthodontic activity (UOA)	0
Baseline contract value	£602,536.85

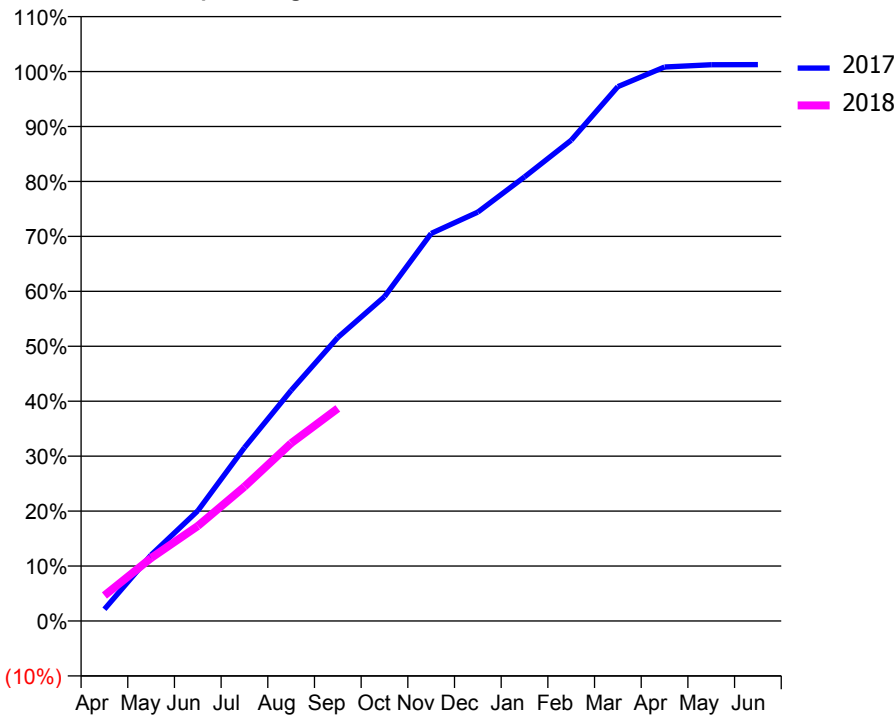
ACCESS*

Patients seen in 24 months	Total	Change since previous quarter
Quarter ending September 2016	4,891	
Quarter ending December 2016	4,830	↓
Quarter ending March 2017	4,719	↓
Quarter ending June 2017	4,599	↓
Quarter ending September 2017	4,534	↓
Variance since September 2016	(7.3%)	↓



ACTIVITY

Cumulative percentage of contracted UDA delivered 2017 & 2018



Month	Adjusted Scheduled Activity (UDA)	
	2017	2018
April	351	756
May	1,957	1,865
June	3,264	2,814
July	5,136	3,976
August	6,829	5,265
September	8,395	6,297
October	9,604	
November	11,473	
December	12,107	
January	13,150	
February	14,236	
March	15,823	
April	16,403	
May	16,468	
June	16,472	

QUALITY

	Quantity	Base Number	Contract	AT	Region	England
% of FP17s for the same patient ID Re-attending within 3 months - Children	38	580	6.6%	9.7%	11.2%	11.9%
% of FP17s for the same patient ID Re-attending within 3 months - Adults	198	1,453	13.6%	15.6%	16.6%	15.9%
% of FP17s for the same patient ID Re-attending between 3 & 9 months - Children	242	580	41.7%	46.9%	47.0%	58.1%
% of FP17s for the same patient ID Re-attending between 3 & 9 months - Adults	492	1,453	33.9%	37.6%	38.2%	50.6%
% of FP17s for Band 1 Urgent Courses	293	1,853	15.8%	11.2%	10.6%	9.1%
% of FP17s Relating to Free Repair or Replacements	12	1,853	0.6%	0.5%	0.6%	0.8%
% of FP17s Relating to Continuations	3	1,853	0.2%	0.6%	0.8%	1.1%
% of Patients satisfied with the dentistry they have received	15	16	93.8%	89.0%	89.2%	91.4%
% of Patients satisfied with the time they had to wait for an appointment	15	16	93.8%	83.1%	83.4%	87.7%

* This is based on patients treated on this contract for their most recent course of treatment. Figures in italics indicate the base number of FP17s or Patient Questionnaire responses are less than 100. N/A is shown where the base number of responses is less than 10 during the period. % is calculated as Quantity/Base number*100

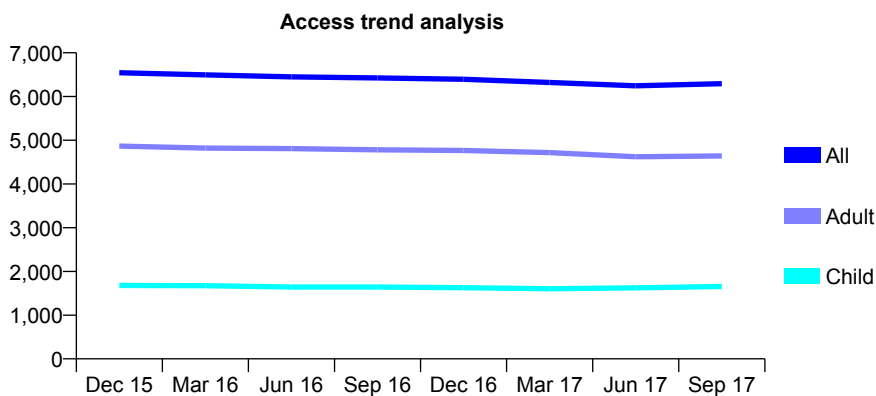
Q62 - Vital Signs At a Glance Contract Report for 395463/0004 - September 2017

Name or company name	MR AH GHAURI
Contract type name	GDS Contract
Purpose of contract	General
Contract start date	01/04/2006
Contract end date	

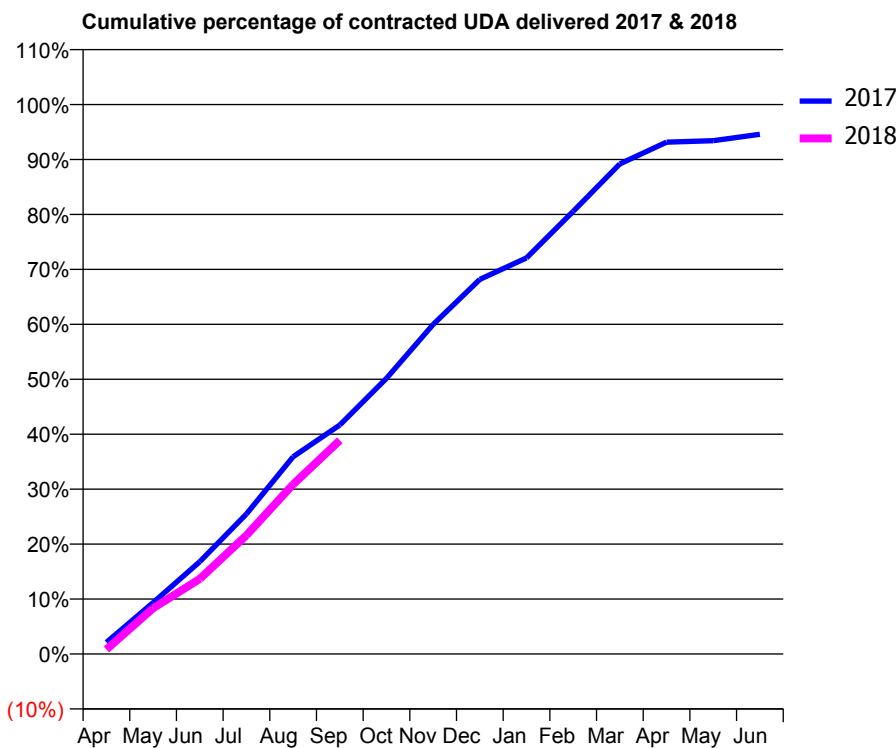
17/18 Contracted general activity (UDA)	24,669
Carry forward general activity (UDA)	555
17/18 Contracted orthodontic activity (UOA)	0
Carry forward orthodontic activity (UOA)	0
Baseline contract value	£656,082.81

ACCESS*

Patients seen in 24 months	Total	Change since previous quarter
Quarter ending September 2016	6,424	
Quarter ending December 2016	6,395	→
Quarter ending March 2017	6,322	↓
Quarter ending June 2017	6,246	↓
Quarter ending September 2017	6,294	→
Variance since September 2016	(2.0%)	↓



ACTIVITY



Month	Adjusted Scheduled Activity (UDA)	
	2017	2018
April	521	205
May	2,310	2,056
June	4,145	3,376
July	6,288	5,333
August	8,859	7,615
September	10,283	9,594
October	12,375	
November	14,794	
December	16,820	
January	17,784	
February	19,874	
March	22,003	
April	22,979	
May	23,043	
June	23,332	

QUALITY

	Quantity	Base Number	Contract	AT	Region	England
% of FP17s for the same patient ID Re-attending within 3 months - Children	52	886	5.9%	9.7%	11.2%	11.9%
% of FP17s for the same patient ID Re-attending within 3 months - Adults	258	2,000	12.9%	15.6%	16.6%	15.9%
% of FP17s for the same patient ID Re-attending between 3 & 9 months - Children	260	886	29.3%	46.9%	47.0%	58.1%
% of FP17s for the same patient ID Re-attending between 3 & 9 months - Adults	459	2,000	23.0%	37.6%	38.2%	50.6%
% of FP17s for Band 1 Urgent Courses	295	2,629	11.2%	11.2%	10.6%	9.1%
% of FP17s Relating to Free Repair or Replacements	6	2,629	0.2%	0.5%	0.6%	0.8%
% of FP17s Relating to Continuations	22	2,629	0.8%	0.6%	0.8%	1.1%
% of Patients satisfied with the dentistry they have received	20	22	90.9%	89.0%	89.2%	91.4%
% of Patients satisfied with the time they had to wait for an appointment	18	22	81.8%	83.1%	83.4%	87.7%

* This is based on patients treated on this contract for their most recent course of treatment. Figures in italics indicate the base number of FP17s or Patient Questionnaire responses are less than 100. N/A is shown where the base number of responses is less than 10 during the period. % is calculated as Quantity/Base number*100

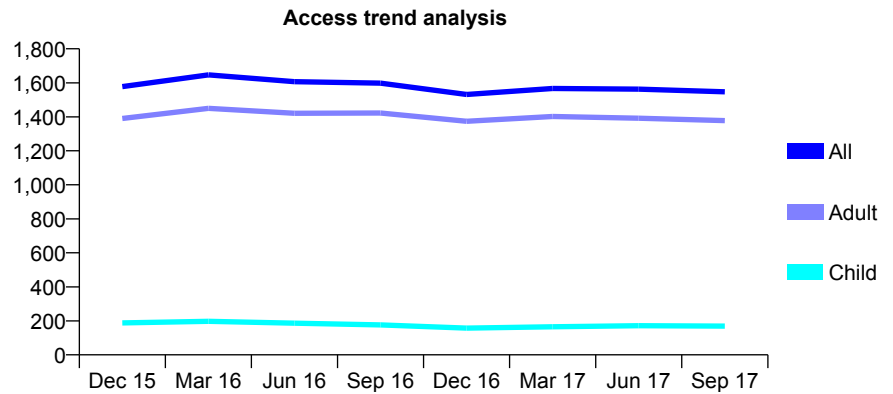
Q62 - Vital Signs At a Glance Contract Report for 395463/0006 - September 2017

Name or company name	MR AH GHAURI
Contract type name	GDS Contract
Purpose of contract	General
Contract start date	01/04/2006
Contract end date	

17/18 Contracted general activity (UDA)	3,000
Carry forward general activity (UDA)	0
17/18 Contracted orthodontic activity (UOA)	0
Carry forward orthodontic activity (UOA)	0
Baseline contract value	£119,065.73

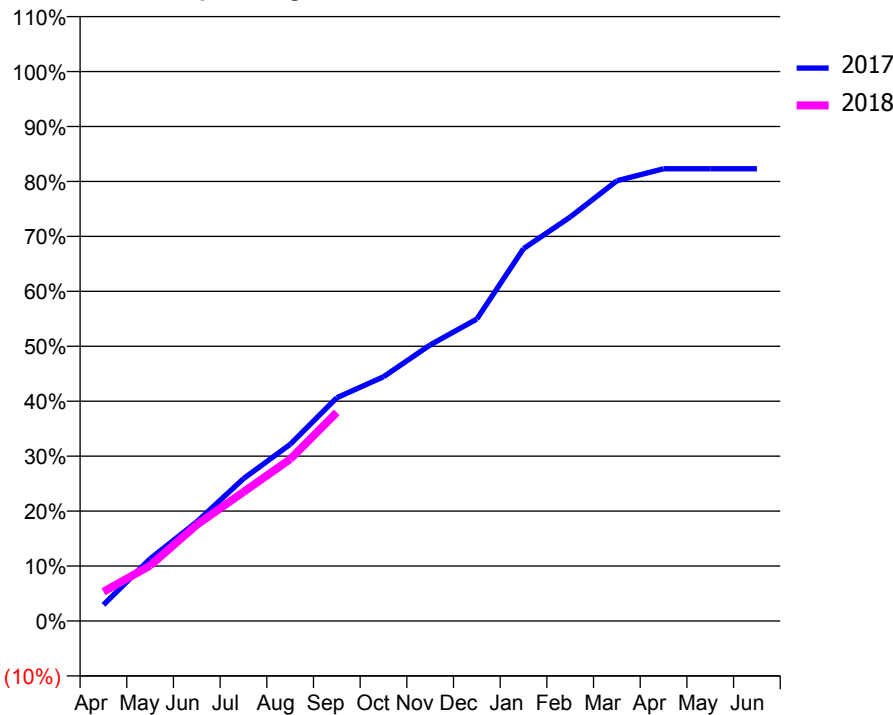
ACCESS*

Patients seen in 24 months	Total	Change since previous quarter
Quarter ending September 2016	1,598	
Quarter ending December 2016	1,531	↓
Quarter ending March 2017	1,567	↑
Quarter ending June 2017	1,563	→
Quarter ending September 2017	1,547	↓
Variance since September 2016	(3.2%)	↓



ACTIVITY

Cumulative percentage of contracted UDA delivered 2017 & 2018



Adjusted Scheduled Activity (UDA)		
Month	2017	2018
April	89	160
May	339	302
June	541	525
July	777	704
August	964	884
September	1,219	1,139
October	1,333	
November	1,507	
December	1,649	
January	2,033	
February	2,206	
March	2,403	
April	2,469	
May	2,469	
June	2,469	

QUALITY

	Quantity	Base Number	Contract	AT	Region	England
% of FP17s for the same patient ID Re-attending within 3 months - Children	1	160	0.6%	9.7%	11.2%	11.9%
% of FP17s for the same patient ID Re-attending within 3 months - Adults	11	847	1.3%	15.6%	16.6%	15.9%
% of FP17s for the same patient ID Re-attending between 3 & 9 months - Children	0	160	0.0%	46.9%	47.0%	58.1%
% of FP17s for the same patient ID Re-attending between 3 & 9 months - Adults	3	847	0.4%	37.6%	38.2%	50.6%
% of FP17s for Band 1 Urgent Courses	948	952	99.6%	11.2%	10.6%	9.1%
% of FP17s Relating to Free Repair or Replacements	0	952	0.0%	0.5%	0.6%	0.8%
% of FP17s Relating to Continuations	0	952	0.0%	0.6%	0.8%	1.1%
% of Patients satisfied with the dentistry they have received	1	1	N/A	89.0%	89.2%	91.4%
% of Patients satisfied with the time they had to wait for an appointment	1	1	N/A	83.1%	83.4%	87.7%

* This is based on patients treated on this contract for their most recent course of treatment. Figures in italics indicate the base number of FP17s or Patient Questionnaire responses are less than 100. N/A is shown where the base number of responses is less than 10 during the period. % is calculated as Quantity/Base number*100

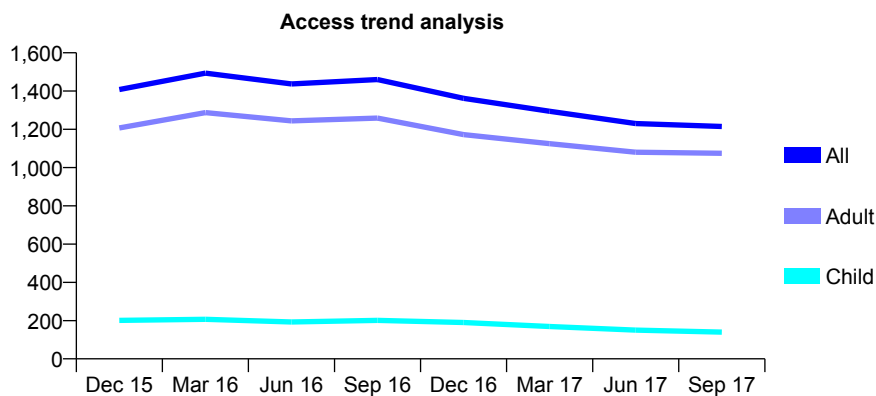
Q62 - Vital Signs At a Glance Contract Report for 395463/0007 - September 2017

Name or company name	MR AH GHAURI
Contract type name	GDS Contract
Purpose of contract	General
Contract start date	01/01/2007
Contract end date	

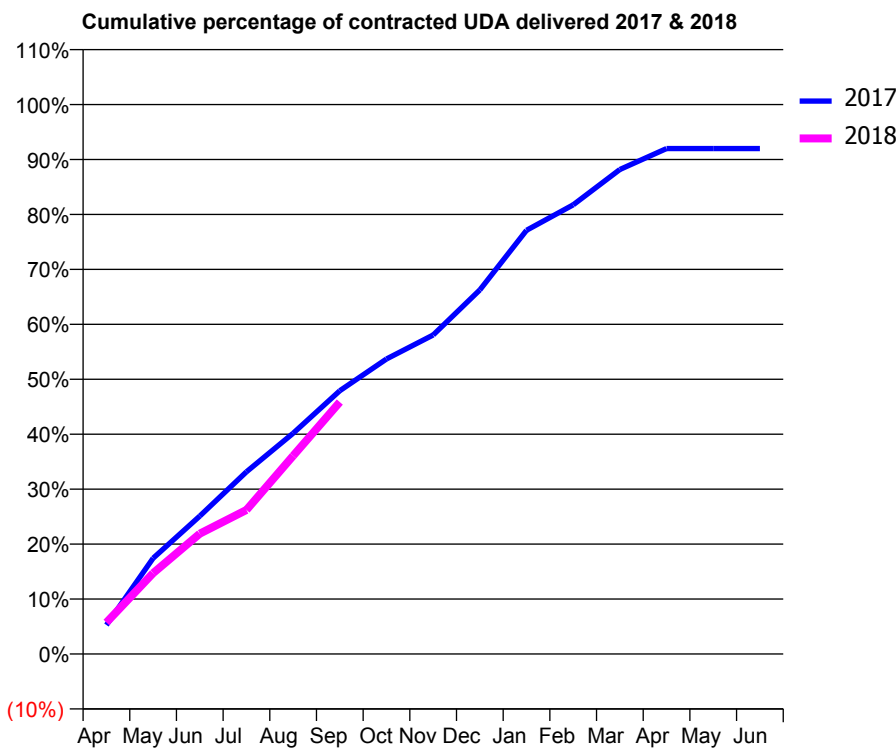
17/18 Contracted general activity (UDA)	2,200
Carry forward general activity (UDA)	0
17/18 Contracted orthodontic activity (UOA)	0
Carry forward orthodontic activity (UOA)	0
Baseline contract value	£86,954.05

ACCESS*

Patients seen in 24 months	Total	Change since previous quarter
Quarter ending September 2016	1,460	
Quarter ending December 2016	1,362	↓
Quarter ending March 2017	1,294	↓
Quarter ending June 2017	1,230	↓
Quarter ending September 2017	1,215	↓
Variance since September 2016	(16.8%)	↓



ACTIVITY



Month	Adjusted Scheduled Activity (UDA)	
	2017	2018
April	116	126
May	384	324
June	552	482
July	730	577
August	884	794
September	1,054	1,009
October	1,181	
November	1,277	
December	1,458	
January	1,696	
February	1,798	
March	1,940	
April	2,024	
May	2,024	
June	2,024	

QUALITY

	Quantity	Base Number	Contract	AT	Region	England
% of FP17s for the same patient ID Re-attending within 3 months - Children	2	163	1.2%	9.7%	11.2%	11.9%
% of FP17s for the same patient ID Re-attending within 3 months - Adults	6	748	0.8%	15.6%	16.6%	15.9%
% of FP17s for the same patient ID Re-attending between 3 & 9 months - Children	0	163	0.0%	46.9%	47.0%	58.1%
% of FP17s for the same patient ID Re-attending between 3 & 9 months - Adults	6	748	0.8%	37.6%	38.2%	50.6%
% of FP17s for Band 1 Urgent Courses	838	841	99.6%	11.2%	10.6%	9.1%
% of FP17s Relating to Free Repair or Replacements	0	841	0.0%	0.5%	0.6%	0.8%
% of FP17s Relating to Continuations	0	841	0.0%	0.6%	0.8%	1.1%
% of Patients satisfied with the dentistry they have received	0	0	N/A	89.0%	89.2%	91.4%
% of Patients satisfied with the time they had to wait for an appointment	0	0	N/A	83.1%	83.4%	87.7%

* This is based on patients treated on this contract for their most recent course of treatment. Figures in italics indicate the base number of FP17s or Patient Questionnaire responses are less than 100. N/A is shown where the base number of responses is less than 10 during the period. % is calculated as Quantity/Base number*100

Q62 - Vital Signs At a Glance Contract Report for 395463/0009 - September 2017

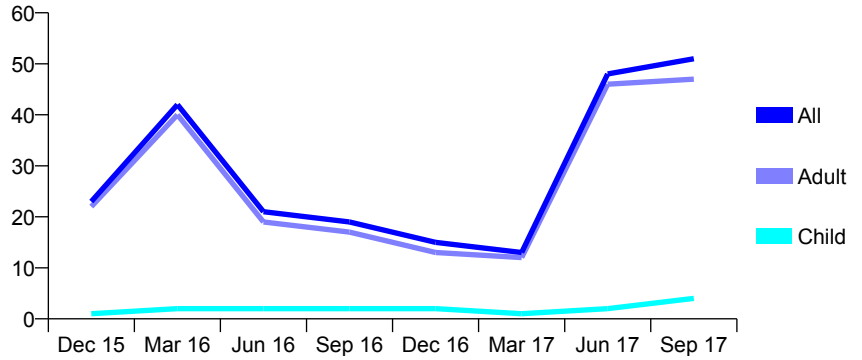
Name or company name	MR AH GHAURI
Contract type name	PDS Contract
Purpose of contract	General
Contract start date	01/04/2009
Contract end date	31/03/2019

17/18 Contracted general activity (UDA)	200
Carry forward general activity (UDA)	5
17/18 Contracted orthodontic activity (UOA)	0
Carry forward orthodontic activity (UOA)	0
Baseline contract value	£26,033.21

ACCESS*

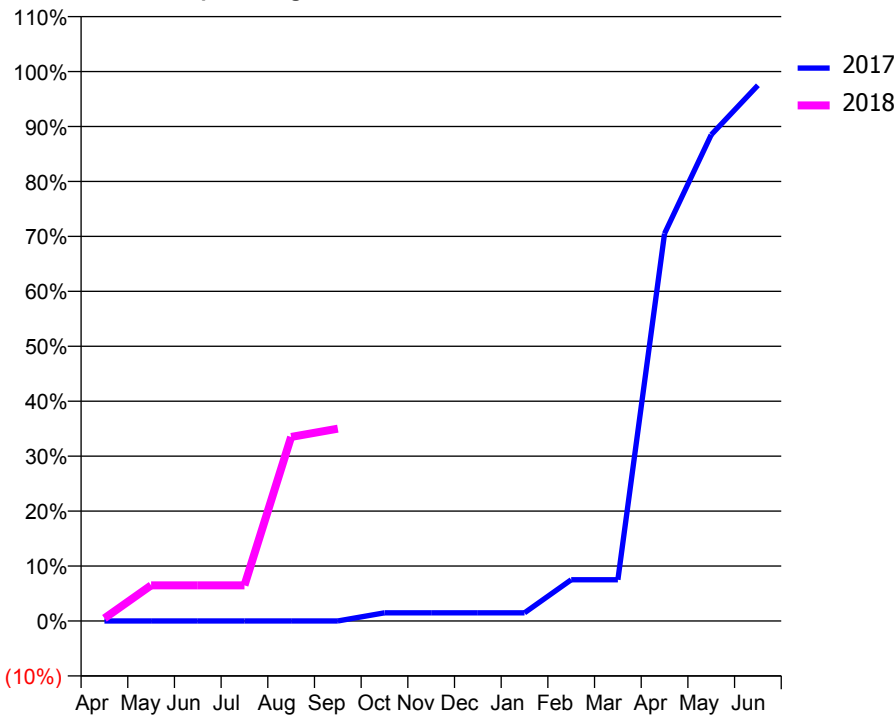
Patients seen in 24 months	Total	Change since previous quarter
Quarter ending September 2016	19	
Quarter ending December 2016	15	↓
Quarter ending March 2017	13	↓
Quarter ending June 2017	48	↑
Quarter ending September 2017	51	↑
Variance since September 2016	168.4%	↑

Access trend analysis



ACTIVITY

Cumulative percentage of contracted UDA delivered 2017 & 2018



Month	Adjusted Scheduled Activity (UDA)	
	2017	2018
April	0	1
May	0	13
June	0	13
July	0	13
August	0	67
September	0	70
October	3	
November	3	
December	3	
January	3	
February	15	
March	15	
April	141	
May	177	
June	195	

QUALITY

	Quantity	Base Number	Contract	AT	Region	England
% of FP17s for the same patient ID Re-attending within 3 months - Children	0	3	0.0%	9.7%	11.2%	11.9%
% of FP17s for the same patient ID Re-attending within 3 months - Adults	0	83	0.0%	15.6%	16.6%	15.9%
% of FP17s for the same patient ID Re-attending between 3 & 9 months - Children	0	3	0.0%	46.9%	47.0%	58.1%
% of FP17s for the same patient ID Re-attending between 3 & 9 months - Adults	1	83	1.2%	37.6%	38.2%	50.6%
% of FP17s for Band 1 Urgent Courses	0	26	0.0%	11.2%	10.6%	9.1%
% of FP17s Relating to Free Repair or Replacements	0	26	0.0%	0.5%	0.6%	0.8%
% of FP17s Relating to Continuations	0	26	0.0%	0.6%	0.8%	1.1%
% of Patients satisfied with the dentistry they have received	0	0	N/A	89.0%	89.2%	91.4%
% of Patients satisfied with the time they had to wait for an appointment	0	0	N/A	83.1%	83.4%	87.7%

* This is based on patients treated on this contract for their most recent course of treatment. Figures in italics indicate the base number of FP17s or Patient Questionnaire responses are less than 100. N/A is shown where the base number of responses is less than 10 during the period. % is calculated as Quantity/Base number*100

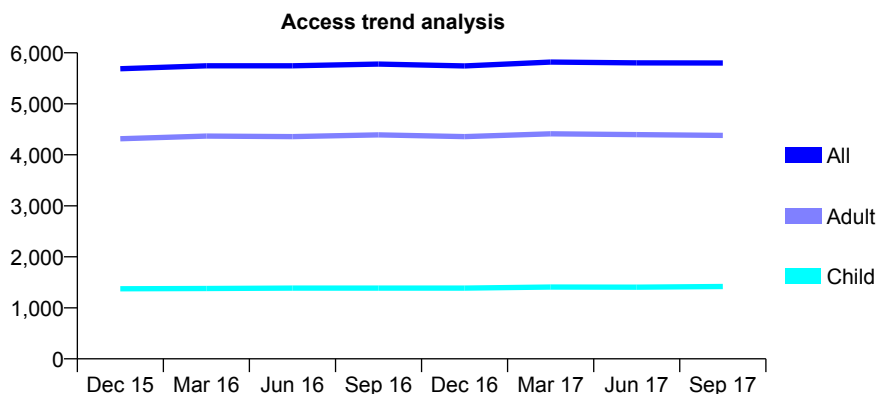
Q62 - Vital Signs At a Glance Contract Report for 555843/0001 - September 2017

Name or company name	MR B COHEN
Contract type name	GDS Contract
Purpose of contract	General
Contract start date	01/04/2006
Contract end date	

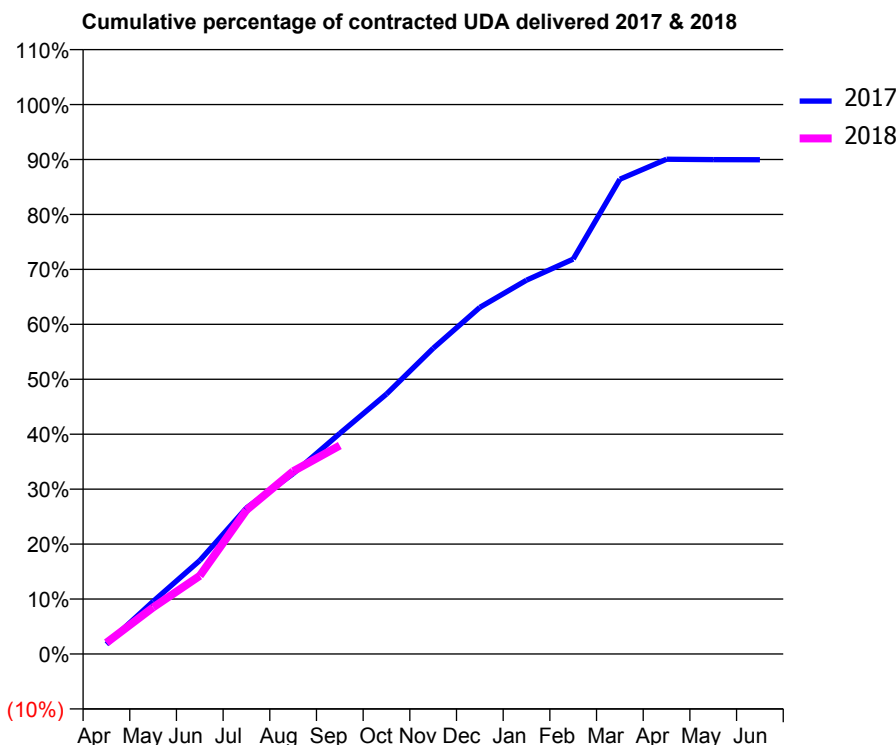
17/18 Contracted general activity (UDA)	13,083
Carry forward general activity (UDA)	0
17/18 Contracted orthodontic activity (UOA)	0
Carry forward orthodontic activity (UOA)	0
Baseline contract value	£347,659.47

ACCESS*

Patients seen in 24 months	Total	Change since previous quarter
Quarter ending September 2016	5,778	
Quarter ending December 2016	5,742	→
Quarter ending March 2017	5,819	→
Quarter ending June 2017	5,802	→
Quarter ending September 2017	5,799	→
Variance since September 2016	0.4%	→



ACTIVITY



Month	Adjusted Scheduled Activity (UDA)	
	2017	2018
April	234	268
May	1,253	1,110
June	2,226	1,861
July	3,479	3,426
August	4,295	4,352
September	5,254	4,965
October	6,190	
November	7,278	
December	8,252	
January	8,902	
February	9,402	
March	11,305	
April	11,782	
May	11,770	
June	11,769	

QUALITY

	Quantity	Base Number	Contract	AT	Region	England
% of FP17s for the same patient ID Re-attending within 3 months - Children	85	971	8.8%	9.7%	11.2%	11.9%
% of FP17s for the same patient ID Re-attending within 3 months - Adults	361	2,549	14.2%	15.6%	16.6%	15.9%
% of FP17s for the same patient ID Re-attending between 3 & 9 months - Children	572	971	58.9%	46.9%	47.0%	58.1%
% of FP17s for the same patient ID Re-attending between 3 & 9 months - Adults	1,415	2,549	55.5%	37.6%	38.2%	50.6%
% of FP17s for Band 1 Urgent Courses	351	3,233	10.9%	11.2%	10.6%	9.1%
% of FP17s Relating to Free Repair or Replacements	9	3,233	0.3%	0.5%	0.6%	0.8%
% of FP17s Relating to Continuations	39	3,233	1.2%	0.6%	0.8%	1.1%
% of Patients satisfied with the dentistry they have received	11	12	91.7%	89.0%	89.2%	91.4%
% of Patients satisfied with the time they had to wait for an appointment	12	12	100.0%	83.1%	83.4%	87.7%

* This is based on patients treated on this contract for their most recent course of treatment. Figures in italics indicate the base number of FP17s or Patient Questionnaire responses are less than 100. N/A is shown where the base number of responses is less than 10 during the period. % is calculated as Quantity/Base number*100

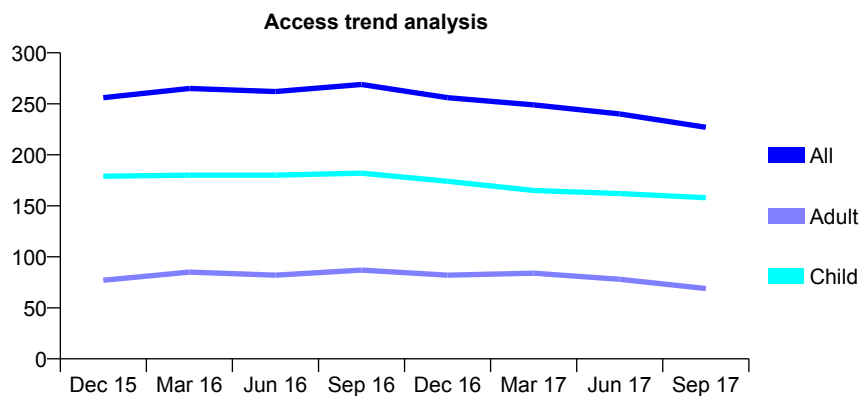
Q62 - Vital Signs At a Glance Contract Report for 558044/0003 - September 2017

Name or company name	MR BP WEINBAUM
Contract type name	GDS Contract
Purpose of contract	General
Contract start date	08/06/2007
Contract end date	

17/18 Contracted general activity (UDA)	431
Carry forward general activity (UDA)	0
17/18 Contracted orthodontic activity (UOA)	0
Carry forward orthodontic activity (UOA)	0
Baseline contract value	£9,705.52

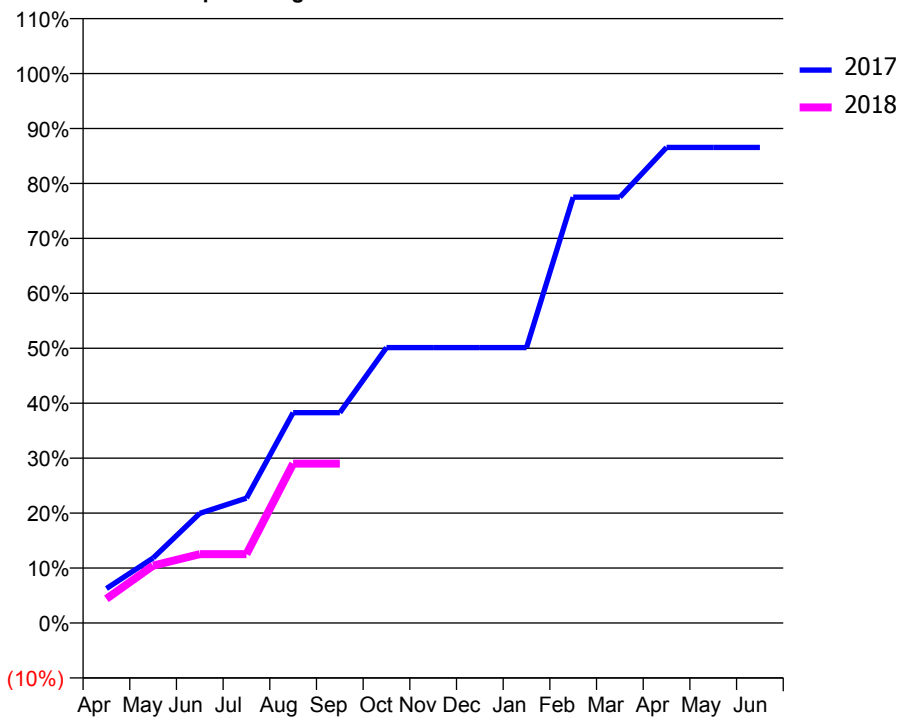
ACCESS*

Patients seen in 24 months	Total	Change since previous quarter
Quarter ending September 2016	269	
Quarter ending December 2016	256	↓
Quarter ending March 2017	249	↓
Quarter ending June 2017	240	↓
Quarter ending September 2017	227	↓
Variance since September 2016	(15.6%)	↓



ACTIVITY

Cumulative percentage of contracted UDA delivered 2017 & 2018



Month	Adjusted Scheduled Activity (UDA)	
	2017	2018
April	27	19
May	51	45
June	86	54
July	98	54
August	165	125
September	165	125
October	216	
November	216	
December	216	
January	216	
February	334	
March	334	
April	373	
May	373	
June	373	

QUALITY

	Quantity	Base Number	Contract	AT	Region	England
% of FP17s for the same patient ID Re-attending within 3 months - Children	2	94	2.1%	9.7%	11.2%	11.9%
% of FP17s for the same patient ID Re-attending within 3 months - Adults	2	28	7.1%	15.6%	16.6%	15.9%
% of FP17s for the same patient ID Re-attending between 3 & 9 months - Children	56	94	59.6%	46.9%	47.0%	58.1%
% of FP17s for the same patient ID Re-attending between 3 & 9 months - Adults	14	28	50.0%	37.6%	38.2%	50.6%
% of FP17s for Band 1 Urgent Courses	0	95	0.0%	11.2%	10.6%	9.1%
% of FP17s Relating to Free Repair or Replacements	0	95	0.0%	0.5%	0.6%	0.8%
% of FP17s Relating to Continuations	1	95	1.1%	0.6%	0.8%	1.1%
% of Patients satisfied with the dentistry they have received	0	0	N/A	89.0%	89.2%	91.4%
% of Patients satisfied with the time they had to wait for an appointment	0	0	N/A	83.1%	83.4%	87.7%

* This is based on patients treated on this contract for their most recent course of treatment. Figures in italics indicate the base number of FP17s or Patient Questionnaire responses are less than 100. N/A is shown where the base number of responses is less than 10 during the period. % is calculated as Quantity/Base number*100

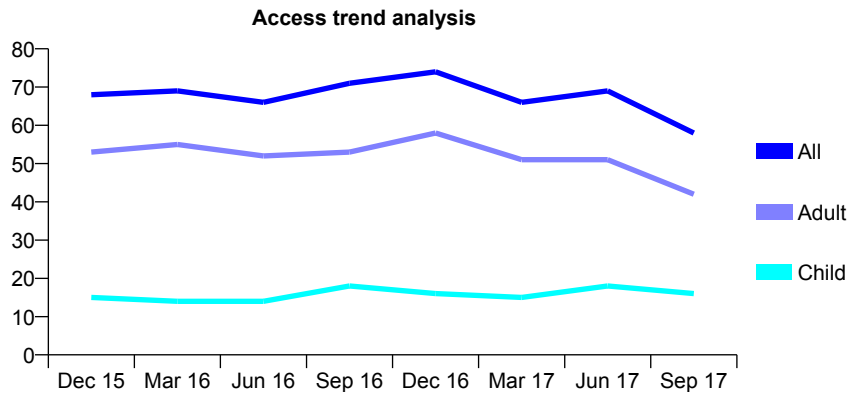
Q62 - Vital Signs At a Glance Contract Report for 558834/0002 - September 2017

Name or company name	MR SG RADIA
Contract type name	GDS Contract
Purpose of contract	General
Contract start date	22/04/2010
Contract end date	

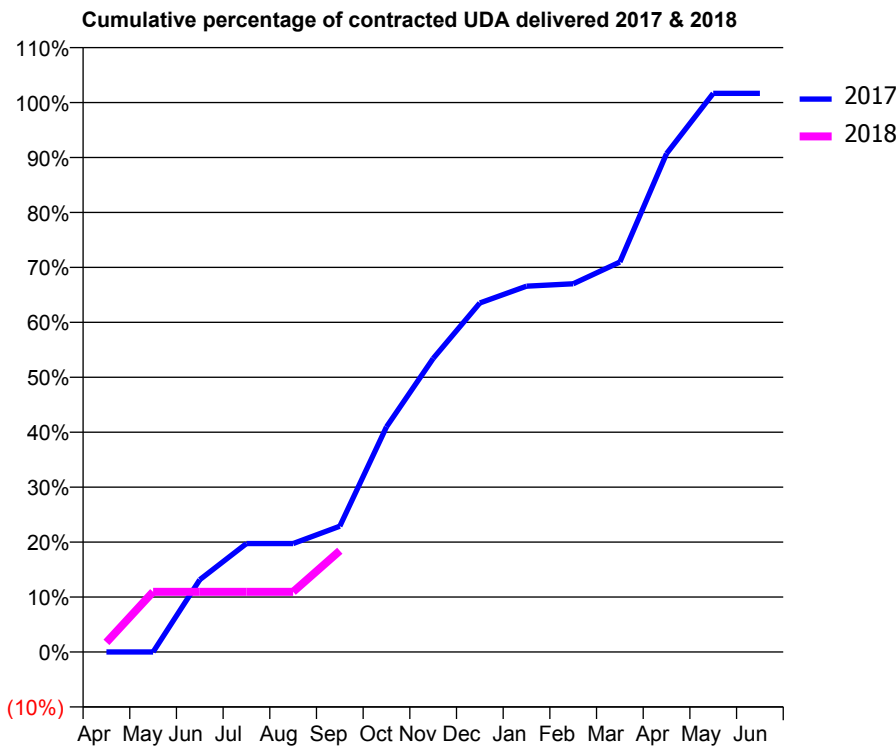
17/18 Contracted general activity (UDA)	228
Carry forward general activity (UDA)	-4
17/18 Contracted orthodontic activity (UOA)	0
Carry forward orthodontic activity (UOA)	0
Baseline contract value	£6,248.86

ACCESS*

Patients seen in 24 months	Total	Change since previous quarter
Quarter ending September 2016	71	
Quarter ending December 2016	74	↑
Quarter ending March 2017	66	↓
Quarter ending June 2017	69	↑
Quarter ending September 2017	58	↓
Variance since September 2016	(18.3%)	↓



ACTIVITY



Month	Adjusted Scheduled Activity (UDA)	
	2017	2018
April	0	4
May	0	25
June	30	25
July	45	25
August	45	25
September	52	42
October	93	
November	122	
December	145	
January	152	
February	153	
March	162	
April	207	
May	232	
June	232	

QUALITY

	Quantity	Base Number	Contract	AT	Region	England
% of FP17s for the same patient ID Re-attending within 3 months - Children	0	12	0.0%	9.7%	11.2%	11.9%
% of FP17s for the same patient ID Re-attending within 3 months - Adults	0	16	0.0%	15.6%	16.6%	15.9%
% of FP17s for the same patient ID Re-attending between 3 & 9 months - Children	5	12	41.7%	46.9%	47.0%	58.1%
% of FP17s for the same patient ID Re-attending between 3 & 9 months - Adults	9	16	56.3%	37.6%	38.2%	50.6%
% of FP17s for Band 1 Urgent Courses	0	19	0.0%	11.2%	10.6%	9.1%
% of FP17s Relating to Free Repair or Replacements	0	19	0.0%	0.5%	0.6%	0.8%
% of FP17s Relating to Continuations	0	19	0.0%	0.6%	0.8%	1.1%
% of Patients satisfied with the dentistry they have received	0	0	N/A	89.0%	89.2%	91.4%
% of Patients satisfied with the time they had to wait for an appointment	0	0	N/A	83.1%	83.4%	87.7%

* This is based on patients treated on this contract for their most recent course of treatment. Figures in italics indicate the base number of FP17s or Patient Questionnaire responses are less than 100. N/A is shown where the base number of responses is less than 10 during the period. % is calculated as Quantity/Base number*100

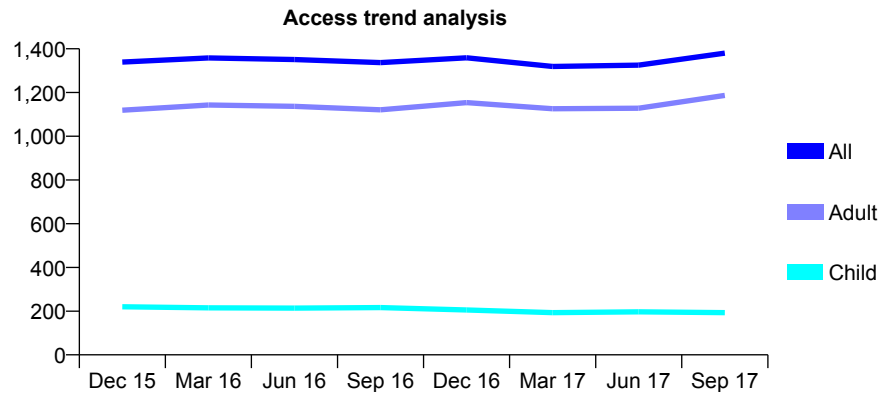
Q62 - Vital Signs At a Glance Contract Report for 559741/0002 - September 2017

Name or company name	R Dattani
Contract type name	GDS Contract
Purpose of contract	General
Contract start date	01/08/2006
Contract end date	

17/18 Contracted general activity (UDA)	4,829
Carry forward general activity (UDA)	0
17/18 Contracted orthodontic activity (UOA)	0
Carry forward orthodontic activity (UOA)	0
Baseline contract value	£126,037.22

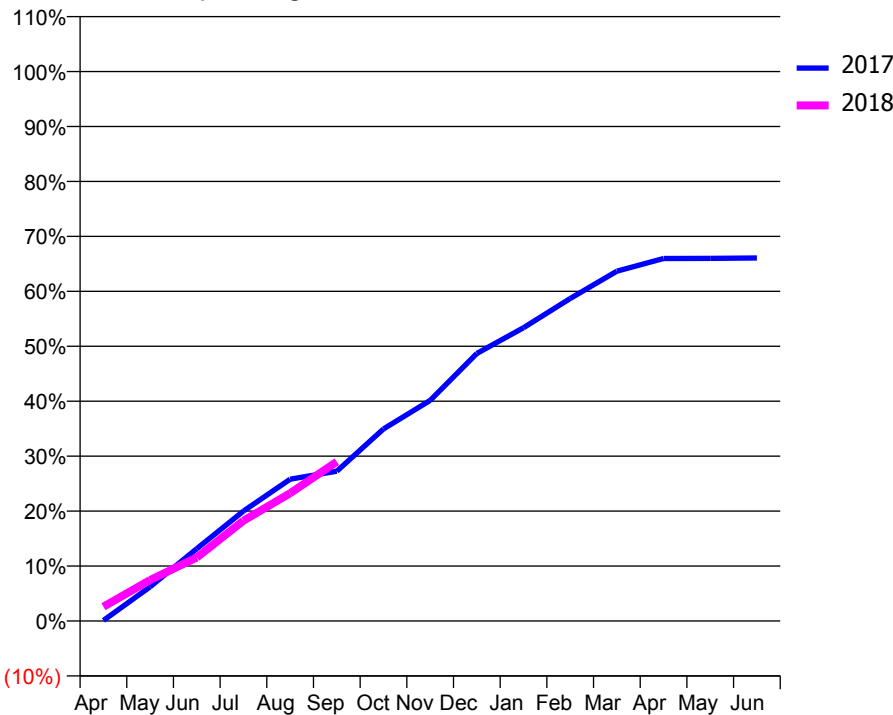
ACCESS*

Patients seen in 24 months	Total	Change since previous quarter
Quarter ending September 2016	1,337	
Quarter ending December 2016	1,359	→
Quarter ending March 2017	1,319	↓
Quarter ending June 2017	1,325	→
Quarter ending September 2017	1,380	↑
Variance since September 2016	3.2%	↑



ACTIVITY

Cumulative percentage of contracted UDA delivered 2017 & 2018



Month	Adjusted Scheduled Activity (UDA)	
	2017	2018
April	5	126
May	300	361
June	635	559
July	967	882
August	1,246	1,123
September	1,316	1,399
October	1,688	
November	1,939	
December	2,351	
January	2,577	
February	2,834	
March	3,074	
April	3,185	
May	3,186	
June	3,190	

QUALITY

	Quantity	Base Number	Contract	AT	Region	England
% of FP17s for the same patient ID Re-attending within 3 months - Children	6	103	5.8%	9.7%	11.2%	11.9%
% of FP17s for the same patient ID Re-attending within 3 months - Adults	77	580	13.3%	15.6%	16.6%	15.9%
% of FP17s for the same patient ID Re-attending between 3 & 9 months - Children	39	103	37.9%	46.9%	47.0%	58.1%
% of FP17s for the same patient ID Re-attending between 3 & 9 months - Adults	152	580	26.2%	37.6%	38.2%	50.6%
% of FP17s for Band 1 Urgent Courses	71	619	11.5%	11.2%	10.6%	9.1%
% of FP17s Relating to Free Repair or Replacements	5	619	0.8%	0.5%	0.6%	0.8%
% of FP17s Relating to Continuations	11	619	1.8%	0.6%	0.8%	1.1%
% of Patients satisfied with the dentistry they have received	0	0	N/A	89.0%	89.2%	91.4%
% of Patients satisfied with the time they had to wait for an appointment	0	0	N/A	83.1%	83.4%	87.7%

* This is based on patients treated on this contract for their most recent course of treatment. Figures in italics indicate the base number of FP17s or Patient Questionnaire responses are less than 100. N/A is shown where the base number of responses is less than 10 during the period. % is calculated as Quantity/Base number*100

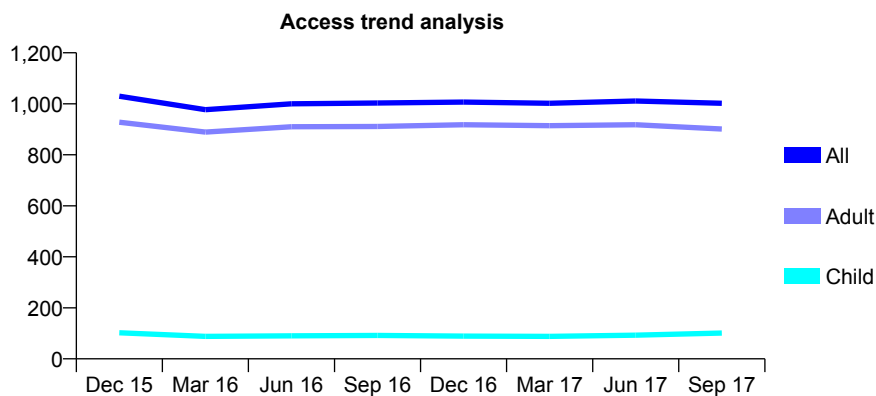
Q62 - Vital Signs At a Glance Contract Report for 567329/0002 - September 2017

Name or company name	MR WH LEE
Contract type name	GDS Contract
Purpose of contract	General
Contract start date	04/04/2007
Contract end date	

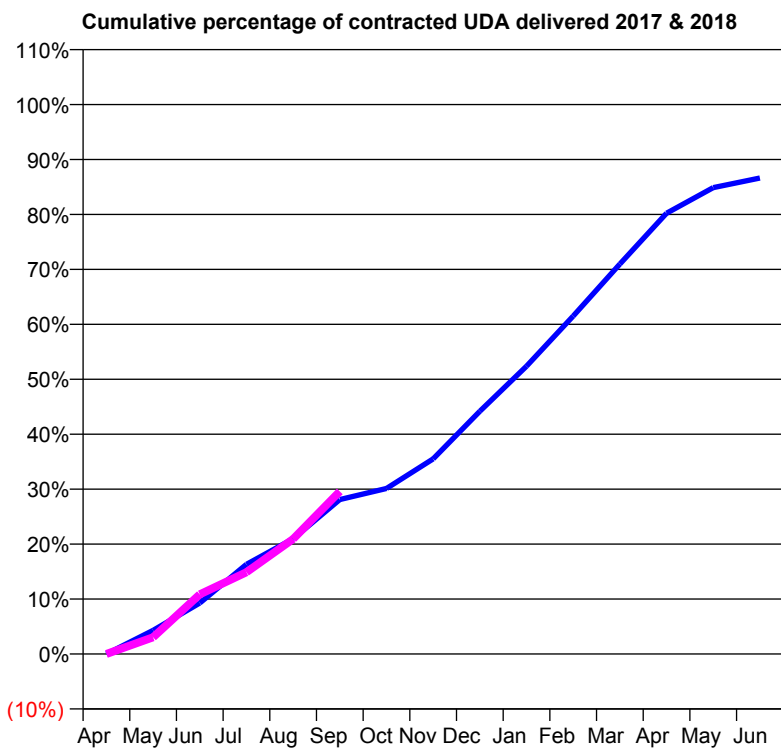
17/18 Contracted general activity (UDA)	5,024
Carry forward general activity (UDA)	0
17/18 Contracted orthodontic activity (UOA)	0
Carry forward orthodontic activity (UOA)	0
Baseline contract value	£132,356.95

ACCESS*

Patients seen in 24 months	Total	Change since previous quarter
Quarter ending September 2016	1,003	
Quarter ending December 2016	1,007	→
Quarter ending March 2017	1,002	→
Quarter ending June 2017	1,011	→
Quarter ending September 2017	1,002	→
Variance since September 2016	(0.1%)	→



ACTIVITY



Month	Adjusted Scheduled Activity (UDA)	
	2017	2018
April	0	0
May	217	153
June	467	546
July	820	748
August	1,054	1,052
September	1,412	1,486
October	1,514	
November	1,785	
December	2,220	
January	2,631	
February	3,090	
March	3,566	
April	4,029	
May	4,265	
June	4,352	

QUALITY

	Quantity	Base Number	Contract	AT	Region	England
% of FP17s for the same patient ID Re-attending within 3 months - Children	3	54	5.6%	9.7%	11.2%	11.9%
% of FP17s for the same patient ID Re-attending within 3 months - Adults	5	348	1.4%	15.6%	16.6%	15.9%
% of FP17s for the same patient ID Re-attending between 3 & 9 months - Children	12	54	22.2%	46.9%	47.0%	58.1%
% of FP17s for the same patient ID Re-attending between 3 & 9 months - Adults	93	348	26.7%	37.6%	38.2%	50.6%
% of FP17s for Band 1 Urgent Courses	12	297	4.0%	11.2%	10.6%	9.1%
% of FP17s Relating to Free Repair or Replacements	1	297	0.3%	0.5%	0.6%	0.8%
% of FP17s Relating to Continuations	0	297	0.0%	0.6%	0.8%	1.1%
% of Patients satisfied with the dentistry they have received	1	1	N/A	89.0%	89.2%	91.4%
% of Patients satisfied with the time they had to wait for an appointment	1	1	N/A	83.1%	83.4%	87.7%

* This is based on patients treated on this contract for their most recent course of treatment. Figures in italics indicate the base number of FP17s or Patient Questionnaire responses are less than 100. N/A is shown where the base number of responses is less than 10 during the period. % is calculated as Quantity/Base number*100

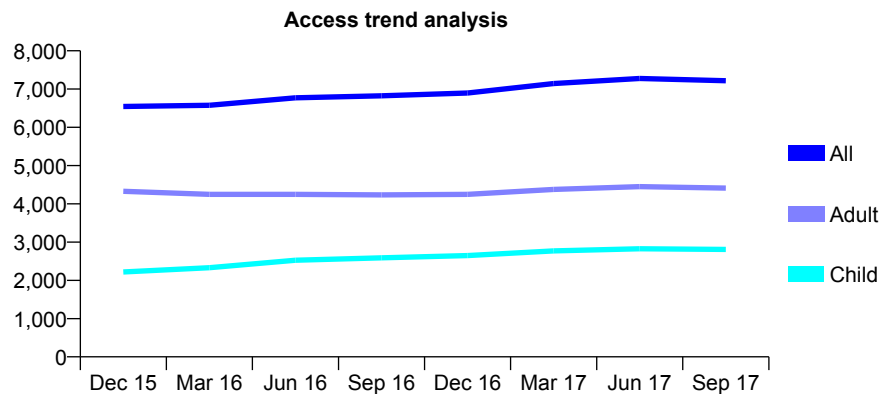
Q62 - Vital Signs At a Glance Contract Report for 568821/0001 - September 2017

Name or company name	MR BK VEKARIA
Contract type name	GDS Contract
Purpose of contract	General
Contract start date	01/04/2006
Contract end date	

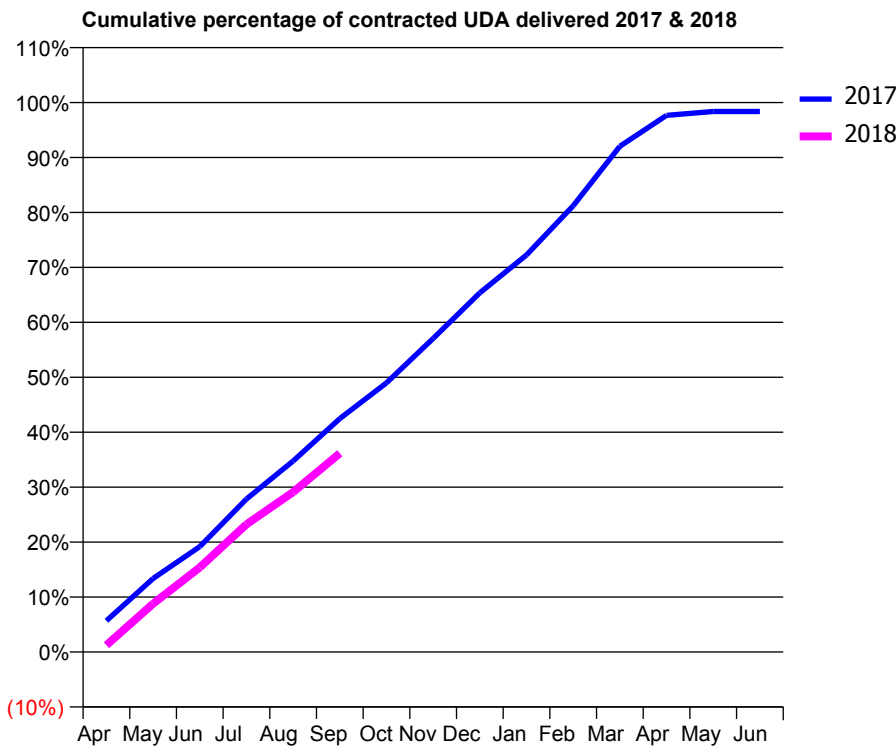
17/18 Contracted general activity (UDA)	25,725
Carry forward general activity (UDA)	421
17/18 Contracted orthodontic activity (UOA)	0
Carry forward orthodontic activity (UOA)	0
Baseline contract value	£892,872.91

ACCESS*

Patients seen in 24 months	Total	Change since previous quarter
Quarter ending September 2016	6,822	
Quarter ending December 2016	6,895	→
Quarter ending March 2017	7,143	↑
Quarter ending June 2017	7,277	→
Quarter ending September 2017	7,219	→
Variance since September 2016	5.8%	↑



ACTIVITY



Adjusted Scheduled Activity (UDA)		
Month	2017	2018
April	1,465	324
May	3,444	2,265
June	4,935	3,960
July	7,161	5,980
August	8,944	7,487
September	10,929	9,304
October	12,598	
November	14,680	
December	16,814	
January	18,587	
February	20,888	
March	23,673	
April	25,123	
May	25,304	
June	25,304	

QUALITY

	Quantity	Base Number	Contract	AT	Region	England
% of FP17s for the same patient ID Re-attending within 3 months - Children	165	1,587	10.4%	9.7%	11.2%	11.9%
% of FP17s for the same patient ID Re-attending within 3 months - Adults	390	2,347	16.6%	15.6%	16.6%	15.9%
% of FP17s for the same patient ID Re-attending between 3 & 9 months - Children	490	1,587	30.9%	46.9%	47.0%	58.1%
% of FP17s for the same patient ID Re-attending between 3 & 9 months - Adults	753	2,347	32.1%	37.6%	38.2%	50.6%
% of FP17s for Band 1 Urgent Courses	472	3,500	13.5%	11.2%	10.6%	9.1%
% of FP17s Relating to Free Repair or Replacements	24	3,500	0.7%	0.5%	0.6%	0.8%
% of FP17s Relating to Continuations	3	3,500	0.1%	0.6%	0.8%	1.1%
% of Patients satisfied with the dentistry they have received	6	6	N/A	89.0%	89.2%	91.4%
% of Patients satisfied with the time they had to wait for an appointment	3	6	N/A	83.1%	83.4%	87.7%

* This is based on patients treated on this contract for their most recent course of treatment. Figures in italics indicate the base number of FP17s or Patient Questionnaire responses are less than 100. N/A is shown where the base number of responses is less than 10 during the period. % is calculated as Quantity/Base number*100

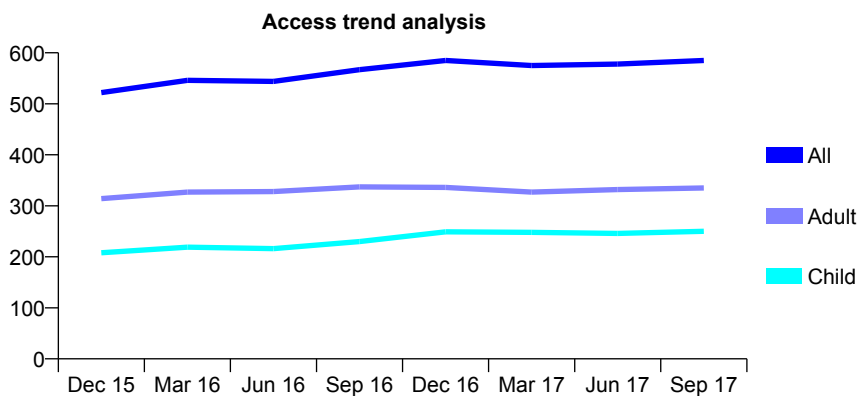
Q62 - Vital Signs At a Glance Contract Report for 570559/0001 - September 2017

Name or company name	MR Q MANJI
Contract type name	GDS Contract
Purpose of contract	General
Contract start date	01/04/2006
Contract end date	

17/18 Contracted general activity (UDA)	1,521
Carry forward general activity (UDA)	-30
17/18 Contracted orthodontic activity (UOA)	0
Carry forward orthodontic activity (UOA)	0
Baseline contract value	£61,963.33

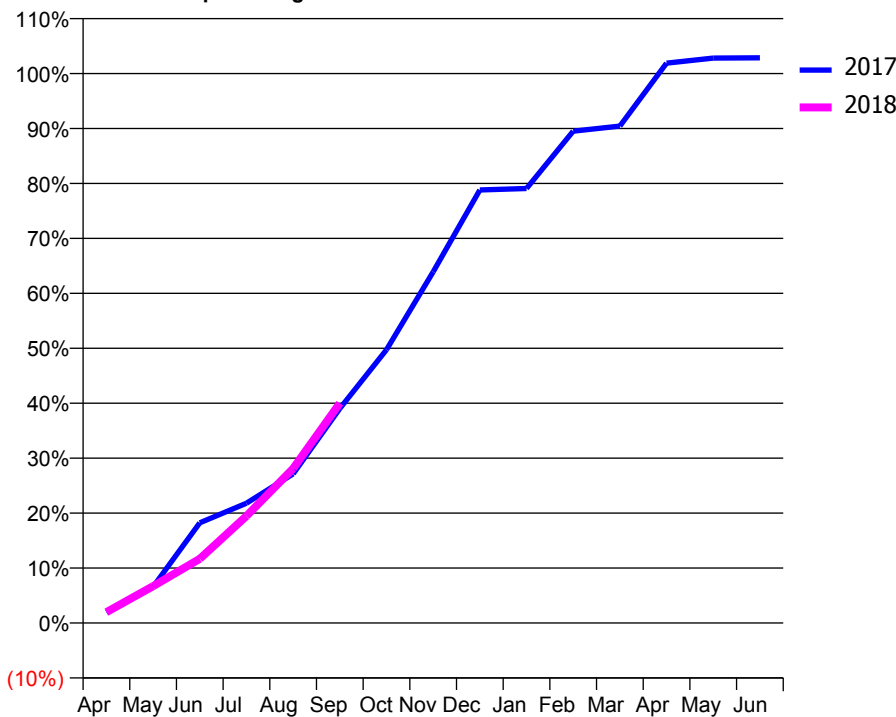
ACCESS*

Patients seen in 24 months	Total	Change since previous quarter
Quarter ending September 2016	567	
Quarter ending December 2016	585	↑
Quarter ending March 2017	575	↓
Quarter ending June 2017	578	→
Quarter ending September 2017	585	→
Variance since September 2016	3.2%	↑



ACTIVITY

Cumulative percentage of contracted UDA delivered 2017 & 2018



Month	Adjusted Scheduled Activity (UDA)	
	2017	2018
April	30	30
May	100	102
June	277	178
July	332	296
August	413	428
September	594	608
October	756	
November	972	
December	1,199	
January	1,203	
February	1,361	
March	1,375	
April	1,550	
May	1,564	
June	1,565	

QUALITY

	Quantity	Base Number	Contract	AT	Region	England
% of FP17s for the same patient ID Re-attending within 3 months - Children	5	135	3.7%	9.7%	11.2%	11.9%
% of FP17s for the same patient ID Re-attending within 3 months - Adults	19	181	10.5%	15.6%	16.6%	15.9%
% of FP17s for the same patient ID Re-attending between 3 & 9 months - Children	49	135	36.3%	46.9%	47.0%	58.1%
% of FP17s for the same patient ID Re-attending between 3 & 9 months - Adults	62	181	34.3%	37.6%	38.2%	50.6%
% of FP17s for Band 1 Urgent Courses	12	251	4.8%	11.2%	10.6%	9.1%
% of FP17s Relating to Free Repair or Replacements	0	251	0.0%	0.5%	0.6%	0.8%
% of FP17s Relating to Continuations	0	251	0.0%	0.6%	0.8%	1.1%
% of Patients satisfied with the dentistry they have received	0	0	N/A	89.0%	89.2%	91.4%
% of Patients satisfied with the time they had to wait for an appointment	0	0	N/A	83.1%	83.4%	87.7%

* This is based on patients treated on this contract for their most recent course of treatment. Figures in italics indicate the base number of FP17s or Patient Questionnaire responses are less than 100. N/A is shown where the base number of responses is less than 10 during the period. % is calculated as Quantity/Base number*100

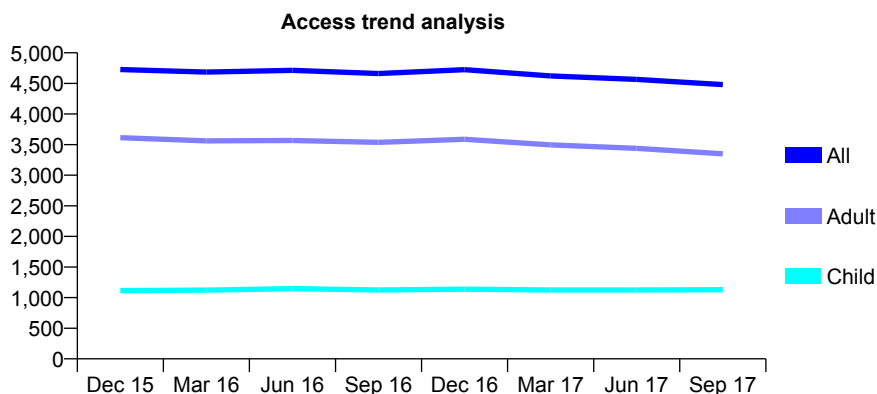
Q62 - Vital Signs At a Glance Contract Report for 571636/0001 - September 2017

Name or company name	MRS N SACOOR
Contract type name	GDS Contract
Purpose of contract	General
Contract start date	01/04/2006
Contract end date	

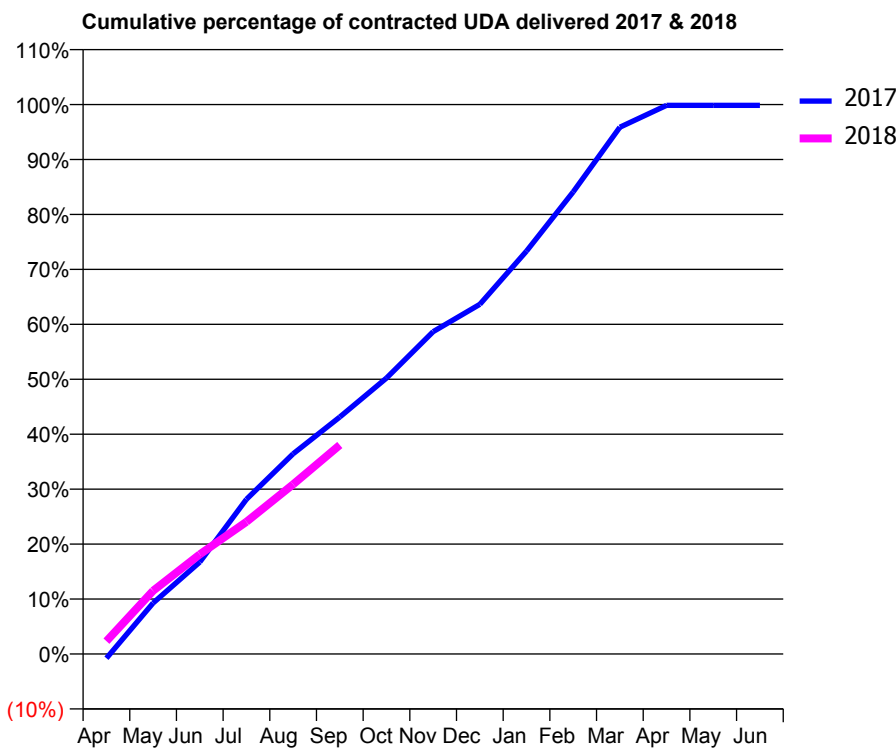
17/18 Contracted general activity (UDA)	14,033
Carry forward general activity (UDA)	22
17/18 Contracted orthodontic activity (UOA)	0
Carry forward orthodontic activity (UOA)	0
Baseline contract value	£369,207.41

ACCESS*

Patients seen in 24 months	Total	Change since previous quarter
Quarter ending September 2016	4,662	
Quarter ending December 2016	4,725	→
Quarter ending March 2017	4,621	↓
Quarter ending June 2017	4,565	↓
Quarter ending September 2017	4,480	↓
Variance since September 2016	(3.9%)	↓



ACTIVITY



Month	Adjusted Scheduled Activity (UDA)	
	2017	2018
April	-111	329
May	1,304	1,616
June	2,348	2,546
July	3,951	3,378
August	5,115	4,335
September	6,051	5,338
October	7,048	
November	8,234	
December	8,930	
January	10,290	
February	11,802	
March	13,452	
April	14,011	
May	14,011	
June	14,011	

QUALITY

	Quantity	Base Number	Contract	AT	Region	England
% of FP17s for the same patient ID Re-attending within 3 months - Children	64	730	8.8%	9.7%	11.2%	11.9%
% of FP17s for the same patient ID Re-attending within 3 months - Adults	271	1,702	15.9%	15.6%	16.6%	15.9%
% of FP17s for the same patient ID Re-attending between 3 & 9 months - Children	297	730	40.7%	46.9%	47.0%	58.1%
% of FP17s for the same patient ID Re-attending between 3 & 9 months - Adults	586	1,702	34.4%	37.6%	38.2%	50.6%
% of FP17s for Band 1 Urgent Courses	219	2,259	9.7%	11.2%	10.6%	9.1%
% of FP17s Relating to Free Repair or Replacements	12	2,259	0.5%	0.5%	0.6%	0.8%
% of FP17s Relating to Continuations	35	2,259	1.5%	0.6%	0.8%	1.1%
% of Patients satisfied with the dentistry they have received	6	6	N/A	89.0%	89.2%	91.4%
% of Patients satisfied with the time they had to wait for an appointment	5	6	N/A	83.1%	83.4%	87.7%

* This is based on patients treated on this contract for their most recent course of treatment. Figures in italics indicate the base number of FP17s or Patient Questionnaire responses are less than 100. N/A is shown where the base number of responses is less than 10 during the period. % is calculated as Quantity/Base number*100

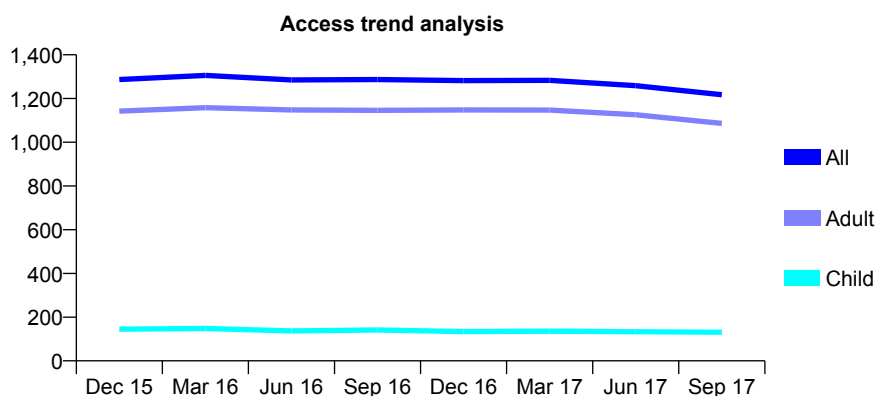
Q62 - Vital Signs At a Glance Contract Report for 572802/0001 - September 2017

Name or company name	MR JU SHAH
Contract type name	GDS Contract
Purpose of contract	General
Contract start date	01/04/2006
Contract end date	

17/18 Contracted general activity (UDA)	5,669
Carry forward general activity (UDA)	-62
17/18 Contracted orthodontic activity (UOA)	0
Carry forward orthodontic activity (UOA)	0
Baseline contract value	£167,954.38

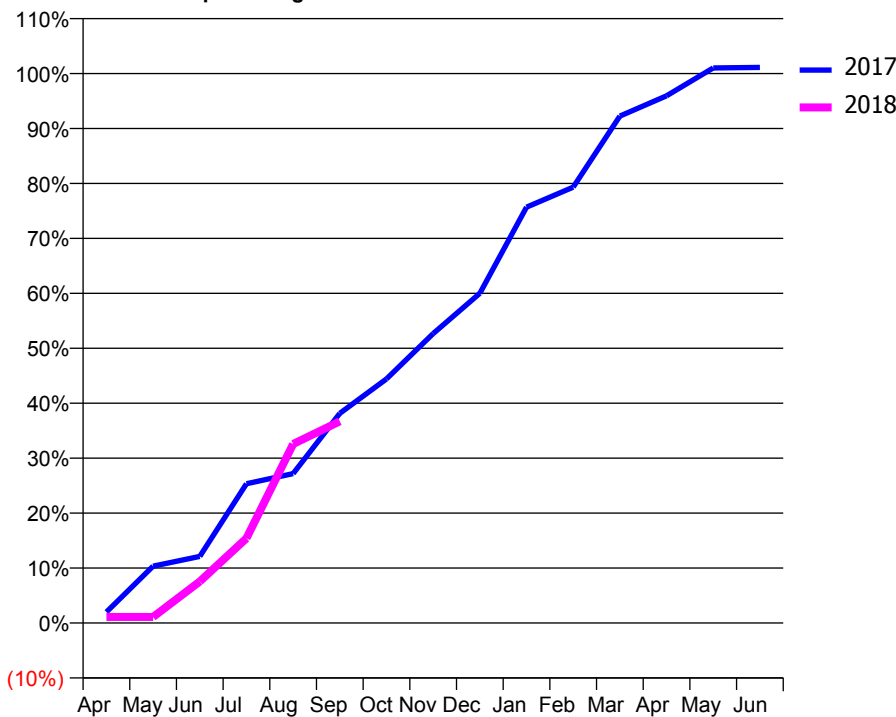
ACCESS*

Patients seen in 24 months	Total	Change since previous quarter
Quarter ending September 2016	1,287	
Quarter ending December 2016	1,282	→
Quarter ending March 2017	1,283	→
Quarter ending June 2017	1,259	↓
Quarter ending September 2017	1,217	↓
Variance since September 2016	(5.4%)	↓



ACTIVITY

Cumulative percentage of contracted UDA delivered 2017 & 2018



Month	Adjusted Scheduled Activity (UDA)	
	2017	2018
April	113	62
May	586	62
June	687	428
July	1,437	874
August	1,542	1,847
September	2,164	2,080
October	2,518	
November	2,985	
December	3,401	
January	4,290	
February	4,497	
March	5,230	
April	5,439	
May	5,727	
June	5,731	

QUALITY

	Quantity	Base Number	Contract	AT	Region	England
% of FP17s for the same patient ID Re-attending within 3 months - Children	8	69	11.6%	9.7%	11.2%	11.9%
% of FP17s for the same patient ID Re-attending within 3 months - Adults	107	627	17.1%	15.6%	16.6%	15.9%
% of FP17s for the same patient ID Re-attending between 3 & 9 months - Children	21	69	30.4%	46.9%	47.0%	58.1%
% of FP17s for the same patient ID Re-attending between 3 & 9 months - Adults	265	627	42.3%	37.6%	38.2%	50.6%
% of FP17s for Band 1 Urgent Courses	68	560	12.1%	11.2%	10.6%	9.1%
% of FP17s Relating to Free Repair or Replacements	8	560	1.4%	0.5%	0.6%	0.8%
% of FP17s Relating to Continuations	5	560	0.9%	0.6%	0.8%	1.1%
% of Patients satisfied with the dentistry they have received	10	11	90.9%	89.0%	89.2%	91.4%
% of Patients satisfied with the time they had to wait for an appointment	10	11	90.9%	83.1%	83.4%	87.7%

* This is based on patients treated on this contract for their most recent course of treatment. Figures in italics indicate the base number of FP17s or Patient Questionnaire responses are less than 100. N/A is shown where the base number of responses is less than 10 during the period. % is calculated as Quantity/Base number*100

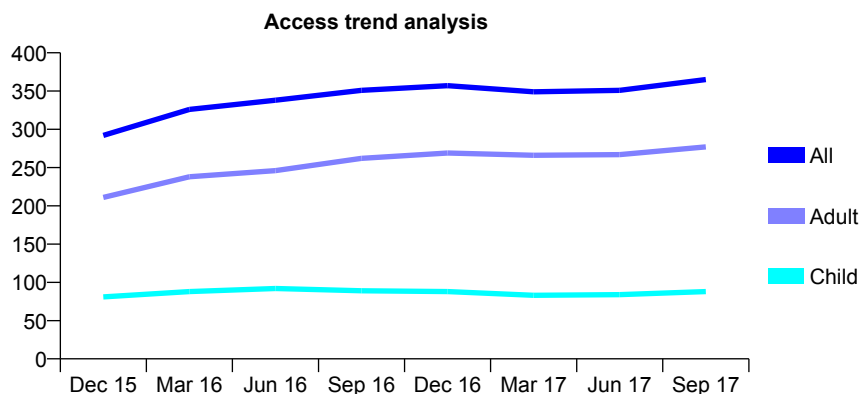
Q62 - Vital Signs At a Glance Contract Report for 572888/0002 - September 2017

Name or company name	MR R GOGNA
Contract type name	GDS Contract
Purpose of contract	General
Contract start date	01/04/2006
Contract end date	

17/18 Contracted general activity (UDA)	997
Carry forward general activity (UDA)	32
17/18 Contracted orthodontic activity (UOA)	0
Carry forward orthodontic activity (UOA)	0
Baseline contract value	£24,904.11

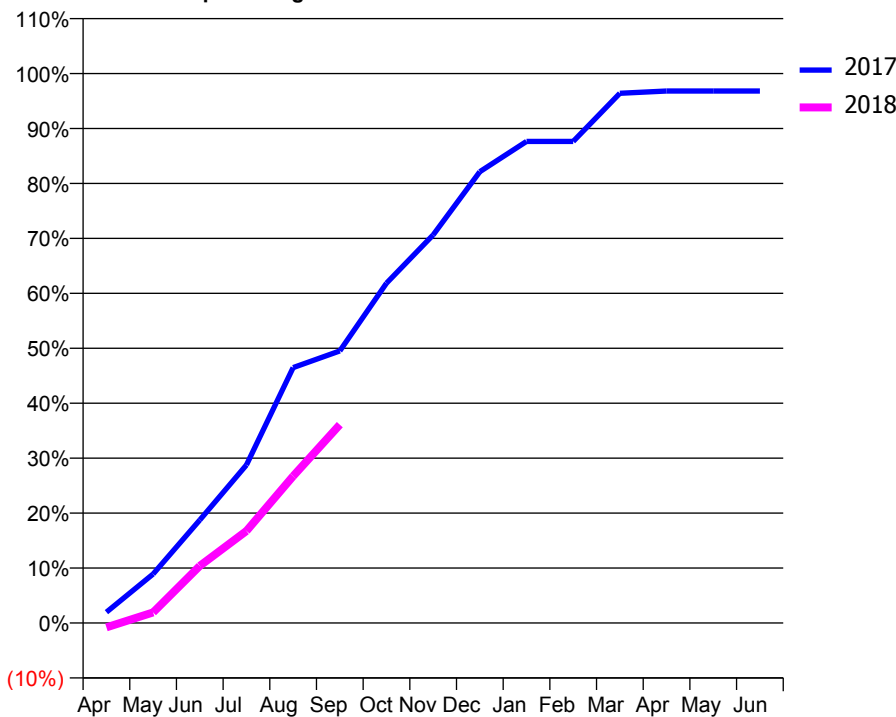
ACCESS*

Patients seen in 24 months	Total	Change since previous quarter
Quarter ending September 2016	351	
Quarter ending December 2016	357	→
Quarter ending March 2017	349	↓
Quarter ending June 2017	351	→
Quarter ending September 2017	365	↑
Variance since September 2016	4.0%	↑



ACTIVITY

Cumulative percentage of contracted UDA delivered 2017 & 2018



Month	Adjusted Scheduled Activity (UDA)	
	2017	2018
April	20	-8
May	89	19
June	187	104
July	287	167
August	463	266
September	494	360
October	617	
November	704	
December	819	
January	874	
February	874	
March	961	
April	965	
May	965	
June	965	

QUALITY

	Quantity	Base Number	Contract	AT	Region	England
% of FP17s for the same patient ID Re-attending within 3 months - Children	0	50	0.0%	9.7%	11.2%	11.9%
% of FP17s for the same patient ID Re-attending within 3 months - Adults	16	133	12.0%	15.6%	16.6%	15.9%
% of FP17s for the same patient ID Re-attending between 3 & 9 months - Children	29	50	58.0%	46.9%	47.0%	58.1%
% of FP17s for the same patient ID Re-attending between 3 & 9 months - Adults	38	133	28.6%	37.6%	38.2%	50.6%
% of FP17s for Band 1 Urgent Courses	20	179	11.2%	11.2%	10.6%	9.1%
% of FP17s Relating to Free Repair or Replacements	1	179	0.6%	0.5%	0.6%	0.8%
% of FP17s Relating to Continuations	0	179	0.0%	0.6%	0.8%	1.1%
% of Patients satisfied with the dentistry they have received	0	0	N/A	89.0%	89.2%	91.4%
% of Patients satisfied with the time they had to wait for an appointment	0	0	N/A	83.1%	83.4%	87.7%

* This is based on patients treated on this contract for their most recent course of treatment. Figures in italics indicate the base number of FP17s or Patient Questionnaire responses are less than 100. N/A is shown where the base number of responses is less than 10 during the period. % is calculated as Quantity/Base number*100

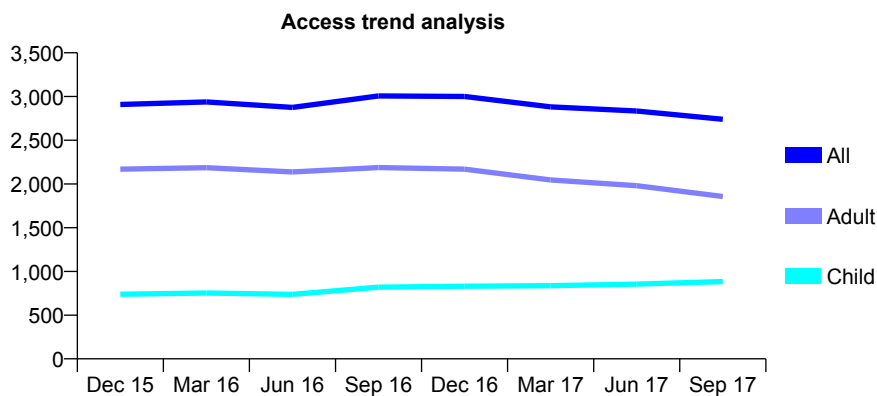
Q62 - Vital Signs At a Glance Contract Report for 573051/0001 - September 2017

Name or company name	MR R MAJITHIA
Contract type name	GDS Contract
Purpose of contract	General
Contract start date	01/04/2006
Contract end date	

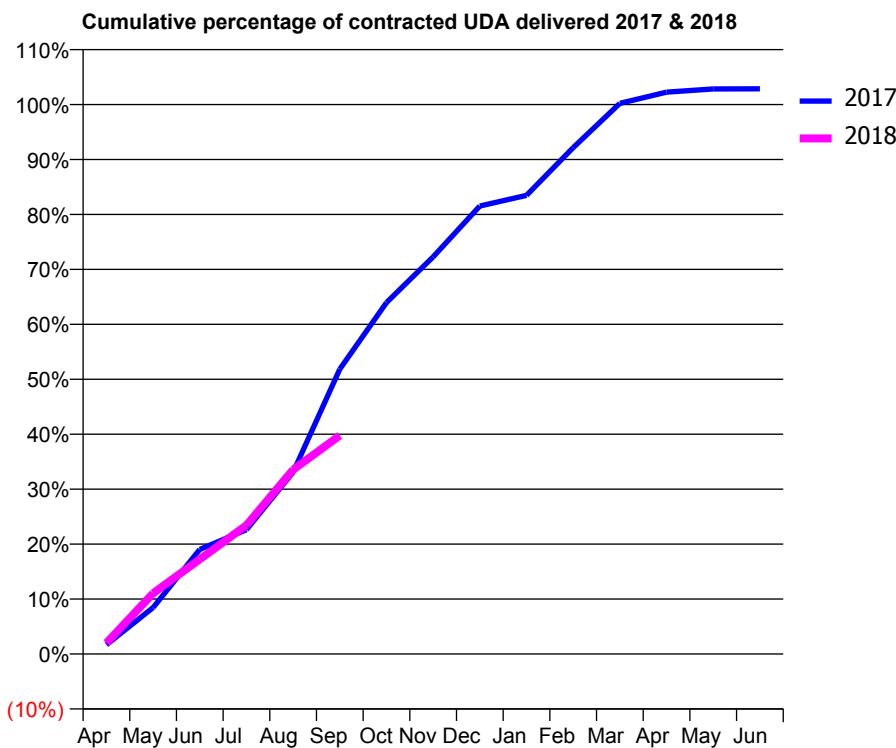
17/18 Contracted general activity (UDA)	6,745
Carry forward general activity (UDA)	-135
17/18 Contracted orthodontic activity (UOA)	0
Carry forward orthodontic activity (UOA)	0
Baseline contract value	£166,221.26

ACCESS*

Patients seen in 24 months	Total	Change since previous quarter
Quarter ending September 2016	3,006	
Quarter ending December 2016	3,001	→
Quarter ending March 2017	2,882	↓
Quarter ending June 2017	2,835	↓
Quarter ending September 2017	2,740	↓
Variance since September 2016	(8.8%)	↓



ACTIVITY



Month	Adjusted Scheduled Activity (UDA)	
	2017	2018
April	114	135
May	570	745
June	1,284	1,163
July	1,526	1,581
August	2,231	2,263
September	3,497	2,682
October	4,313	
November	4,875	
December	5,499	
January	5,630	
February	6,216	
March	6,759	
April	6,896	
May	6,937	
June	6,938	

QUALITY

	Quantity	Base Number	Contract	AT	Region	England
% of FP17s for the same patient ID Re-attending within 3 months - Children	40	476	8.4%	9.7%	11.2%	11.9%
% of FP17s for the same patient ID Re-attending within 3 months - Adults	89	630	14.1%	15.6%	16.6%	15.9%
% of FP17s for the same patient ID Re-attending between 3 & 9 months - Children	170	476	35.7%	46.9%	47.0%	58.1%
% of FP17s for the same patient ID Re-attending between 3 & 9 months - Adults	156	630	24.8%	37.6%	38.2%	50.6%
% of FP17s for Band 1 Urgent Courses	117	1,026	11.4%	11.2%	10.6%	9.1%
% of FP17s Relating to Free Repair or Replacements	6	1,026	0.6%	0.5%	0.6%	0.8%
% of FP17s Relating to Continuations	4	1,026	0.4%	0.6%	0.8%	1.1%
% of Patients satisfied with the dentistry they have received	3	3	N/A	89.0%	89.2%	91.4%
% of Patients satisfied with the time they had to wait for an appointment	3	3	N/A	83.1%	83.4%	87.7%

* This is based on patients treated on this contract for their most recent course of treatment. Figures in italics indicate the base number of FP17s or Patient Questionnaire responses are less than 100. N/A is shown where the base number of responses is less than 10 during the period. % is calculated as Quantity/Base number*100

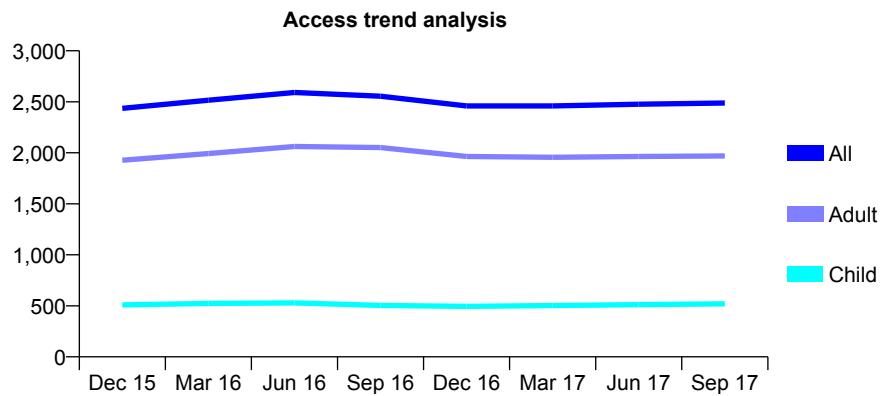
Q62 - Vital Signs At a Glance Contract Report for 574538/0001 - September 2017

Name or company name	MR HM PATEL
Contract type name	GDS Contract
Purpose of contract	General
Contract start date	01/04/2006
Contract end date	

17/18 Contracted general activity (UDA)	6,092
Carry forward general activity (UDA)	3
17/18 Contracted orthodontic activity (UOA)	0
Carry forward orthodontic activity (UOA)	0
Baseline contract value	£184,447.76

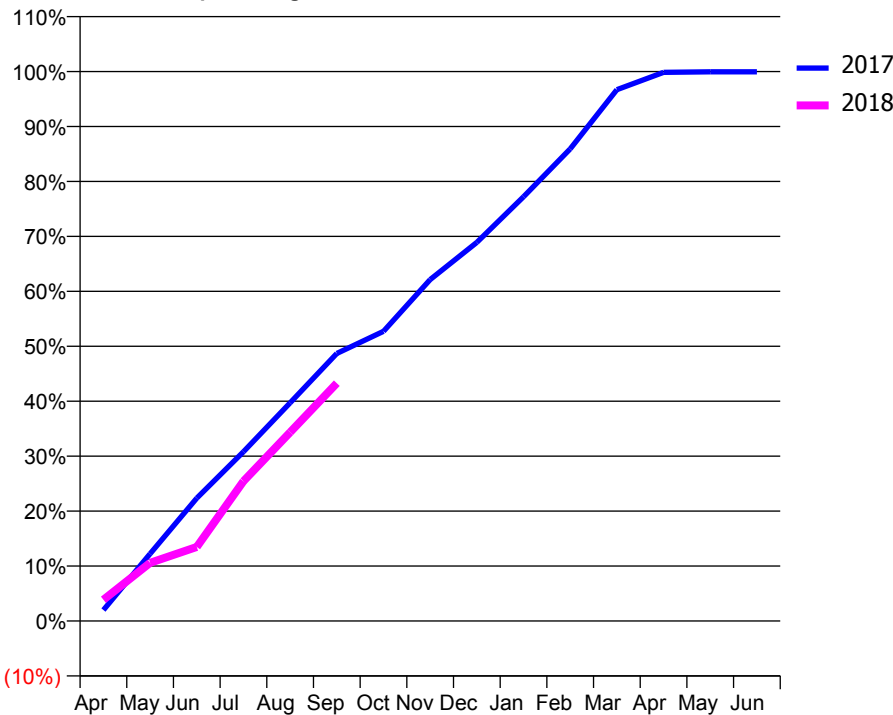
ACCESS*

Patients seen in 24 months	Total	Change since previous quarter
Quarter ending September 2016	2,555	
Quarter ending December 2016	2,459	↓
Quarter ending March 2017	2,459	→
Quarter ending June 2017	2,476	→
Quarter ending September 2017	2,488	→
Variance since September 2016	(2.6%)	↓



ACTIVITY

Cumulative percentage of contracted UDA delivered 2017 & 2018



Month	Adjusted Scheduled Activity (UDA)	
	2017	2018
April	122	236
May	746	645
June	1,362	821
July	1,877	1,550
August	2,420	2,093
September	2,966	2,636
October	3,212	
November	3,785	
December	4,198	
January	4,704	
February	5,233	
March	5,890	
April	6,083	
May	6,089	
June	6,089	

QUALITY

	Quantity	Base Number	Contract	AT	Region	England
% of FP17s for the same patient ID Re-attending within 3 months - Children	32	380	8.4%	9.7%	11.2%	11.9%
% of FP17s for the same patient ID Re-attending within 3 months - Adults	162	1,252	12.9%	15.6%	16.6%	15.9%
% of FP17s for the same patient ID Re-attending between 3 & 9 months - Children	208	380	54.7%	46.9%	47.0%	58.1%
% of FP17s for the same patient ID Re-attending between 3 & 9 months - Adults	563	1,252	45.0%	37.6%	38.2%	50.6%
% of FP17s for Band 1 Urgent Courses	136	1,359	10.0%	11.2%	10.6%	9.1%
% of FP17s Relating to Free Repair or Replacements	0	1,359	0.0%	0.5%	0.6%	0.8%
% of FP17s Relating to Continuations	1	1,359	0.1%	0.6%	0.8%	1.1%
% of Patients satisfied with the dentistry they have received	1	1	N/A	89.0%	89.2%	91.4%
% of Patients satisfied with the time they had to wait for an appointment	1	1	N/A	83.1%	83.4%	87.7%

* This is based on patients treated on this contract for their most recent course of treatment. Figures in italics indicate the base number of FP17s or Patient Questionnaire responses are less than 100. N/A is shown where the base number of responses is less than 10 during the period. % is calculated as Quantity/Base number*100

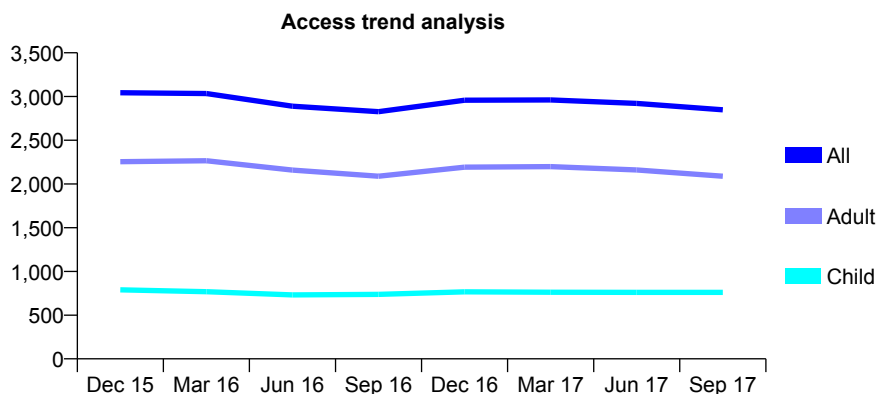
Q62 - Vital Signs At a Glance Contract Report for 574538/0003 - September 2017

Name or company name	MR HM PATEL
Contract type name	PDS Plus Contract
Purpose of contract	General
Contract start date	01/05/2013
Contract end date	31/03/2018

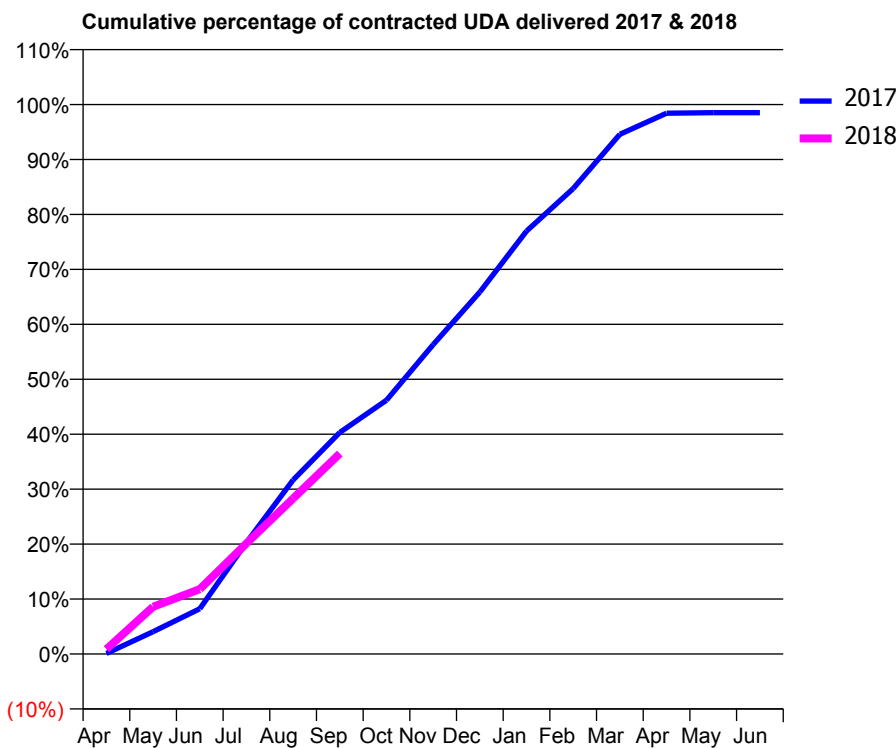
17/18 Contracted general activity (UDA)	7,000
Carry forward general activity (UDA)	104
17/18 Contracted orthodontic activity (UOA)	0
Carry forward orthodontic activity (UOA)	0
Baseline contract value	£175,371.92

ACCESS*

Patients seen in 24 months	Total	Change since previous quarter
Quarter ending September 2016	2,826	
Quarter ending December 2016	2,958	↑
Quarter ending March 2017	2,961	→
Quarter ending June 2017	2,921	↓
Quarter ending September 2017	2,848	↓
Variance since September 2016	0.8%	→



ACTIVITY



Month	Adjusted Scheduled Activity (UDA)	
	2017	2018
April	8	62
May	285	603
June	577	826
July	1,421	1,409
August	2,217	1,981
September	2,823	2,554
October	3,234	
November	3,942	
December	4,611	
January	5,387	
February	5,929	
March	6,621	
April	6,888	
May	6,895	
June	6,896	

QUALITY

	Quantity	Base Number	Contract	AT	Region	England
% of FP17s for the same patient ID Re-attending within 3 months - Children	29	484	6.0%	9.7%	11.2%	11.9%
% of FP17s for the same patient ID Re-attending within 3 months - Adults	113	1,075	10.5%	15.6%	16.6%	15.9%
% of FP17s for the same patient ID Re-attending between 3 & 9 months - Children	248	484	51.2%	46.9%	47.0%	58.1%
% of FP17s for the same patient ID Re-attending between 3 & 9 months - Adults	446	1,075	41.5%	37.6%	38.2%	50.6%
% of FP17s for Band 1 Urgent Courses	219	1,424	15.4%	11.2%	10.6%	9.1%
% of FP17s Relating to Free Repair or Replacements	22	1,424	1.5%	0.5%	0.6%	0.8%
% of FP17s Relating to Continuations	2	1,424	0.1%	0.6%	0.8%	1.1%
% of Patients satisfied with the dentistry they have received	4	4	N/A	89.0%	89.2%	91.4%
% of Patients satisfied with the time they had to wait for an appointment	2	4	N/A	83.1%	83.4%	87.7%

* This is based on patients treated on this contract for their most recent course of treatment. Figures in italics indicate the base number of FP17s or Patient Questionnaire responses are less than 100. N/A is shown where the base number of responses is less than 10 during the period. % is calculated as Quantity/Base number*100

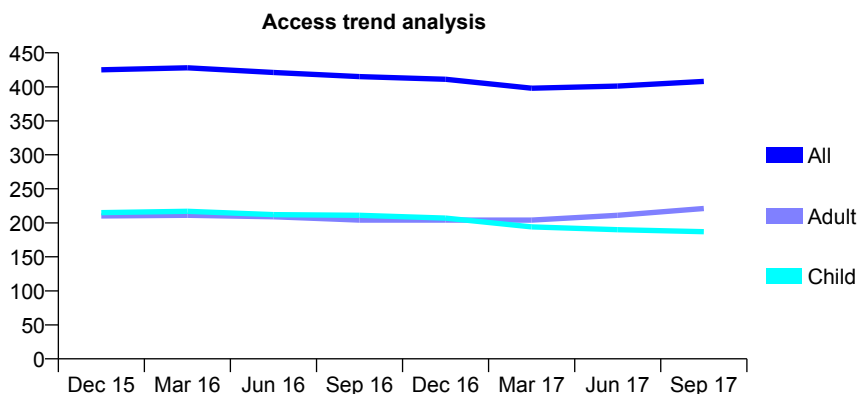
Q62 - Vital Signs At a Glance Contract Report for 575674/0001 - September 2017

Name or company name	MR K MEHTA
Contract type name	GDS Contract
Purpose of contract	General
Contract start date	01/04/2006
Contract end date	

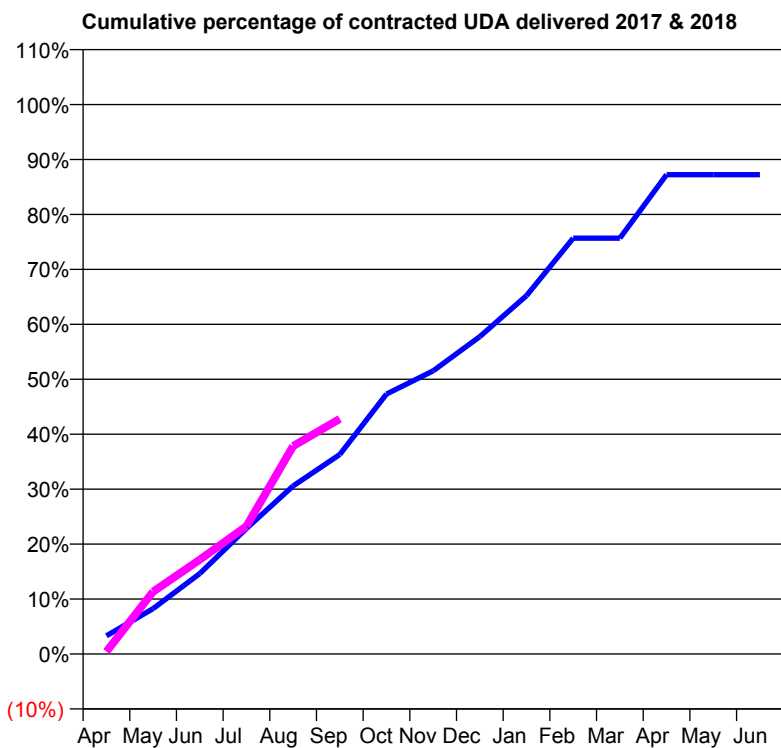
17/18 Contracted general activity (UDA)	875
Carry forward general activity (UDA)	0
17/18 Contracted orthodontic activity (UOA)	0
Carry forward orthodontic activity (UOA)	0
Baseline contract value	£20,037.17

ACCESS*

Patients seen in 24 months	Total	Change since previous quarter
Quarter ending September 2016	415	
Quarter ending December 2016	411	→
Quarter ending March 2017	398	↓
Quarter ending June 2017	401	→
Quarter ending September 2017	408	→
Variance since September 2016	(1.7%)	↓



ACTIVITY



Adjusted Scheduled Activity (UDA)		
Month	2017	2018
April	29	4
May	72	99
June	128	150
July	200	204
August	268	331
September	318	374
October	414	
November	451	
December	505	
January	571	
February	662	
March	662	
April	763	
May	763	
June	763	

QUALITY

	Quantity	Base Number	Contract	AT	Region	England
% of FP17s for the same patient ID Re-attending within 3 months - Children	10	186	5.4%	9.7%	11.2%	11.9%
% of FP17s for the same patient ID Re-attending within 3 months - Adults	9	138	6.5%	15.6%	16.6%	15.9%
% of FP17s for the same patient ID Re-attending between 3 & 9 months - Children	127	186	68.3%	46.9%	47.0%	58.1%
% of FP17s for the same patient ID Re-attending between 3 & 9 months - Adults	70	138	50.7%	37.6%	38.2%	50.6%
% of FP17s for Band 1 Urgent Courses	7	258	2.7%	11.2%	10.6%	9.1%
% of FP17s Relating to Free Repair or Replacements	0	258	0.0%	0.5%	0.6%	0.8%
% of FP17s Relating to Continuations	5	258	1.9%	0.6%	0.8%	1.1%
% of Patients satisfied with the dentistry they have received	0	0	N/A	89.0%	89.2%	91.4%
% of Patients satisfied with the time they had to wait for an appointment	0	0	N/A	83.1%	83.4%	87.7%

* This is based on patients treated on this contract for their most recent course of treatment. Figures in italics indicate the base number of FP17s or Patient Questionnaire responses are less than 100. N/A is shown where the base number of responses is less than 10 during the period. % is calculated as Quantity/Base number*100

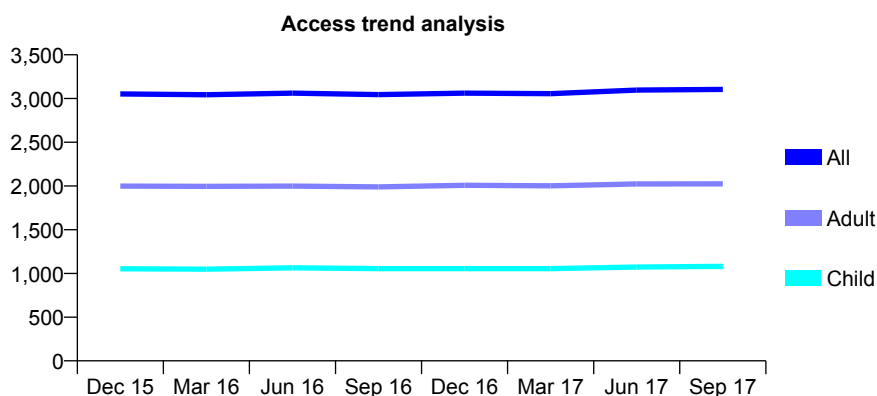
Q62 - Vital Signs At a Glance Contract Report for 576239/0001 - September 2017

Name or company name	MR R RATTAN
Contract type name	GDS Contract
Purpose of contract	General
Contract start date	01/04/2006
Contract end date	

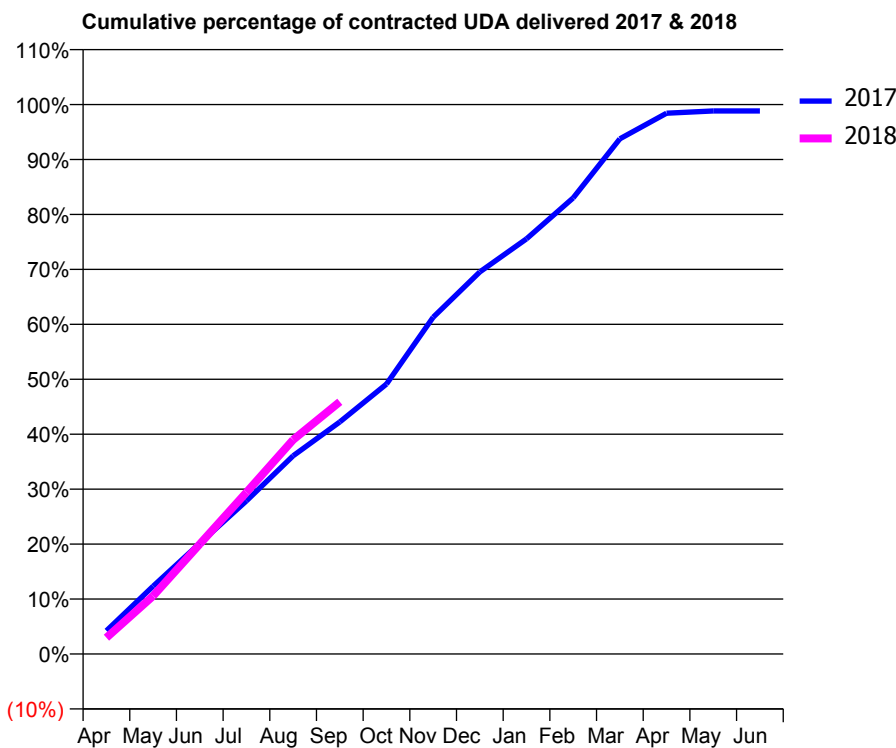
17/18 Contracted general activity (UDA)	9,010
Carry forward general activity (UDA)	105
17/18 Contracted orthodontic activity (UOA)	0
Carry forward orthodontic activity (UOA)	0
Baseline contract value	£238,481.00

ACCESS*

Patients seen in 24 months	Total	Change since previous quarter
Quarter ending September 2016	3,045	
Quarter ending December 2016	3,061	→
Quarter ending March 2017	3,056	→
Quarter ending June 2017	3,096	→
Quarter ending September 2017	3,105	→
Variance since September 2016	2.0%	→



ACTIVITY



Month	Adjusted Scheduled Activity (UDA)	
	2017	2018
April	381	268
May	1,112	953
June	1,816	1,804
July	2,511	2,651
August	3,250	3,513
September	3,806	4,135
October	4,427	
November	5,521	
December	6,265	
January	6,807	
February	7,479	
March	8,447	
April	8,868	
May	8,905	
June	8,905	

QUALITY

	Quantity	Base Number	Contract	AT	Region	England
% of FP17s for the same patient ID Re-attending within 3 months - Children	53	742	7.1%	9.7%	11.2%	11.9%
% of FP17s for the same patient ID Re-attending within 3 months - Adults	225	1,260	17.9%	15.6%	16.6%	15.9%
% of FP17s for the same patient ID Re-attending between 3 & 9 months - Children	335	742	45.1%	46.9%	47.0%	58.1%
% of FP17s for the same patient ID Re-attending between 3 & 9 months - Adults	482	1,260	38.3%	37.6%	38.2%	50.6%
% of FP17s for Band 1 Urgent Courses	296	1,819	16.3%	11.2%	10.6%	9.1%
% of FP17s Relating to Free Repair or Replacements	9	1,819	0.5%	0.5%	0.6%	0.8%
% of FP17s Relating to Continuations	15	1,819	0.8%	0.6%	0.8%	1.1%
% of Patients satisfied with the dentistry they have received	3	4	N/A	89.0%	89.2%	91.4%
% of Patients satisfied with the time they had to wait for an appointment	2	4	N/A	83.1%	83.4%	87.7%

* This is based on patients treated on this contract for their most recent course of treatment. Figures in italics indicate the base number of FP17s or Patient Questionnaire responses are less than 100. N/A is shown where the base number of responses is less than 10 during the period. % is calculated as Quantity/Base number*100

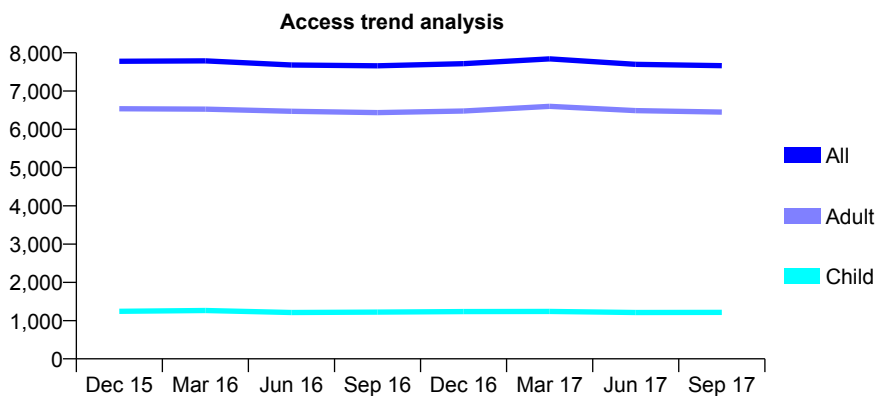
Q62 - Vital Signs At a Glance Contract Report for 577235/0001 - September 2017

Name or company name	MR RL JACK-KEE
Contract type name	GDS Contract
Purpose of contract	General
Contract start date	01/04/2006
Contract end date	

17/18 Contracted general activity (UDA)	29,962
Carry forward general activity (UDA)	-599
17/18 Contracted orthodontic activity (UOA)	0
Carry forward orthodontic activity (UOA)	0
Baseline contract value	£989,741.82

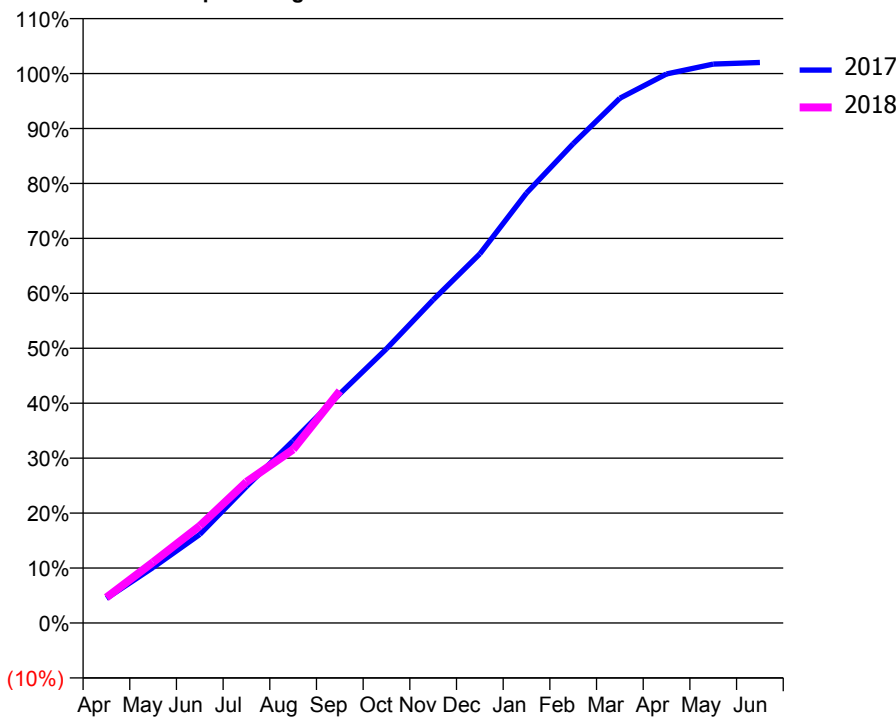
ACCESS*

Patients seen in 24 months	Total	Change since previous quarter
Quarter ending September 2016	7,660	
Quarter ending December 2016	7,716	→
Quarter ending March 2017	7,841	→
Quarter ending June 2017	7,700	↓
Quarter ending September 2017	7,665	→
Variance since September 2016	0.1%	→



ACTIVITY

Cumulative percentage of contracted UDA delivered 2017 & 2018



Month	Adjusted Scheduled Activity (UDA)	
	2017	2018
April	1,339	1,395
May	3,032	3,319
June	4,835	5,299
July	7,444	7,699
August	9,934	9,462
September	12,492	12,654
October	14,955	
November	17,620	
December	20,129	
January	23,442	
February	26,138	
March	28,618	
April	29,939	
May	30,477	
June	30,566	

QUALITY

	Quantity	Base Number	Contract	AT	Region	England
% of FP17s for the same patient ID Re-attending within 3 months - Children	46	751	6.1%	9.7%	11.2%	11.9%
% of FP17s for the same patient ID Re-attending within 3 months - Adults	516	3,634	14.2%	15.6%	16.6%	15.9%
% of FP17s for the same patient ID Re-attending between 3 & 9 months - Children	399	751	53.1%	46.9%	47.0%	58.1%
% of FP17s for the same patient ID Re-attending between 3 & 9 months - Adults	1,474	3,634	40.6%	37.6%	38.2%	50.6%
% of FP17s for Band 1 Urgent Courses	502	3,833	13.1%	11.2%	10.6%	9.1%
% of FP17s Relating to Free Repair or Replacements	23	3,833	0.6%	0.5%	0.6%	0.8%
% of FP17s Relating to Continuations	18	3,833	0.5%	0.6%	0.8%	1.1%
% of Patients satisfied with the dentistry they have received	11	12	91.7%	89.0%	89.2%	91.4%
% of Patients satisfied with the time they had to wait for an appointment	11	12	91.7%	83.1%	83.4%	87.7%

* This is based on patients treated on this contract for their most recent course of treatment. Figures in italics indicate the base number of FP17s or Patient Questionnaire responses are less than 100. N/A is shown where the base number of responses is less than 10 during the period. % is calculated as Quantity/Base number*100

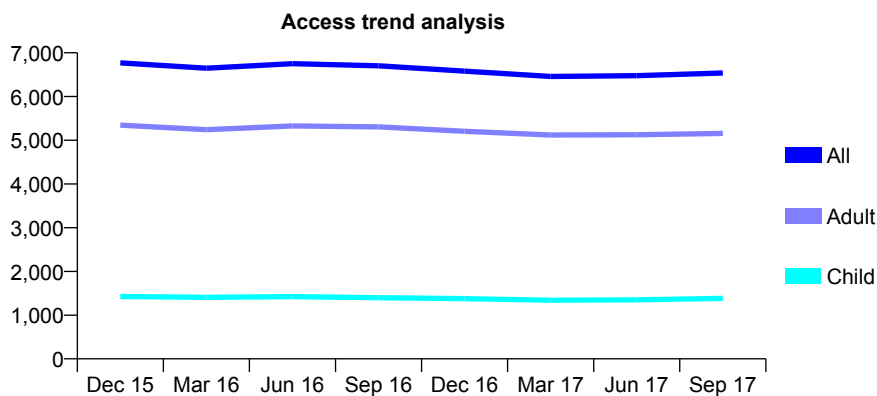
Q62 - Vital Signs At a Glance Contract Report for 578193/0001 - September 2017

Name or company name	MR MN BAIG
Contract type name	GDS Contract
Purpose of contract	General
Contract start date	01/04/2006
Contract end date	

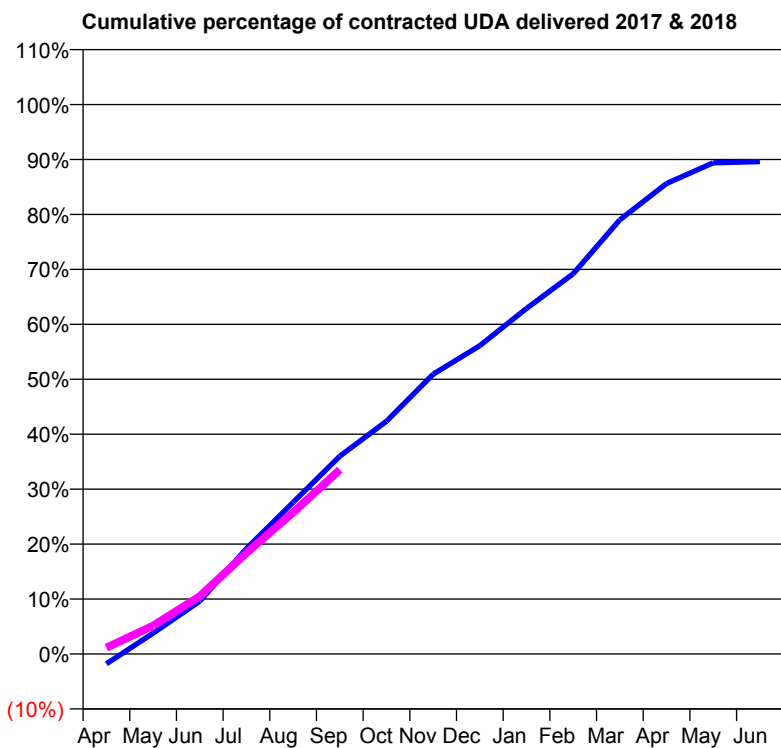
17/18 Contracted general activity (UDA)	17,586
Carry forward general activity (UDA)	0
17/18 Contracted orthodontic activity (UOA)	0
Carry forward orthodontic activity (UOA)	0
Baseline contract value	£467,853.25

ACCESS*

Patients seen in 24 months	Total	Change since previous quarter
Quarter ending September 2016	6,702	
Quarter ending December 2016	6,582	↓
Quarter ending March 2017	6,460	↓
Quarter ending June 2017	6,478	→
Quarter ending September 2017	6,538	→
Variance since September 2016	(2.4%)	↓



ACTIVITY



Month	Adjusted Scheduled Activity (UDA)	
	2017	2018
April	-318	202
May	667	906
June	1,690	1,850
July	3,375	3,237
August	4,853	4,530
September	6,331	5,900
October	7,451	
November	8,955	
December	9,869	
January	11,059	
February	12,171	
March	13,898	
April	15,059	
May	15,720	
June	15,758	

QUALITY

	Quantity	Base Number	Contract	AT	Region	England
% of FP17s for the same patient ID Re-attending within 3 months - Children	55	741	7.4%	9.7%	11.2%	11.9%
% of FP17s for the same patient ID Re-attending within 3 months - Adults	344	2,259	15.2%	15.6%	16.6%	15.9%
% of FP17s for the same patient ID Re-attending between 3 & 9 months - Children	239	741	32.3%	46.9%	47.0%	58.1%
% of FP17s for the same patient ID Re-attending between 3 & 9 months - Adults	609	2,259	27.0%	37.6%	38.2%	50.6%
% of FP17s for Band 1 Urgent Courses	300	2,461	12.2%	11.2%	10.6%	9.1%
% of FP17s Relating to Free Repair or Replacements	23	2,461	0.9%	0.5%	0.6%	0.8%
% of FP17s Relating to Continuations	5	2,461	0.2%	0.6%	0.8%	1.1%
% of Patients satisfied with the dentistry they have received	12	14	85.7%	89.0%	89.2%	91.4%
% of Patients satisfied with the time they had to wait for an appointment	12	14	85.7%	83.1%	83.4%	87.7%

* This is based on patients treated on this contract for their most recent course of treatment. Figures in italics indicate the base number of FP17s or Patient Questionnaire responses are less than 100. N/A is shown where the base number of responses is less than 10 during the period. % is calculated as Quantity/Base number*100

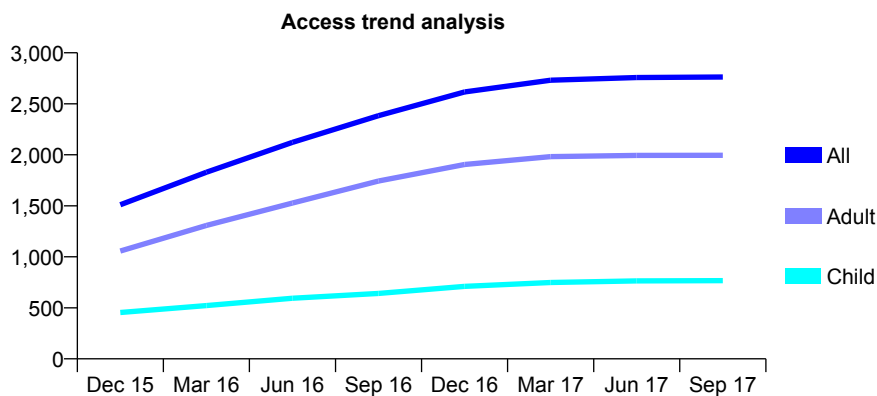
Q62 - Vital Signs At a Glance Contract Report for 602353/0001 - September 2017

Name or company name	MR RK MARWAHA
Contract type name	GDS Contract
Purpose of contract	General
Contract start date	02/02/2015
Contract end date	

17/18 Contracted general activity (UDA)	7,200
Carry forward general activity (UDA)	-85
17/18 Contracted orthodontic activity (UOA)	0
Carry forward orthodontic activity (UOA)	0
Baseline contract value	£210,936.45

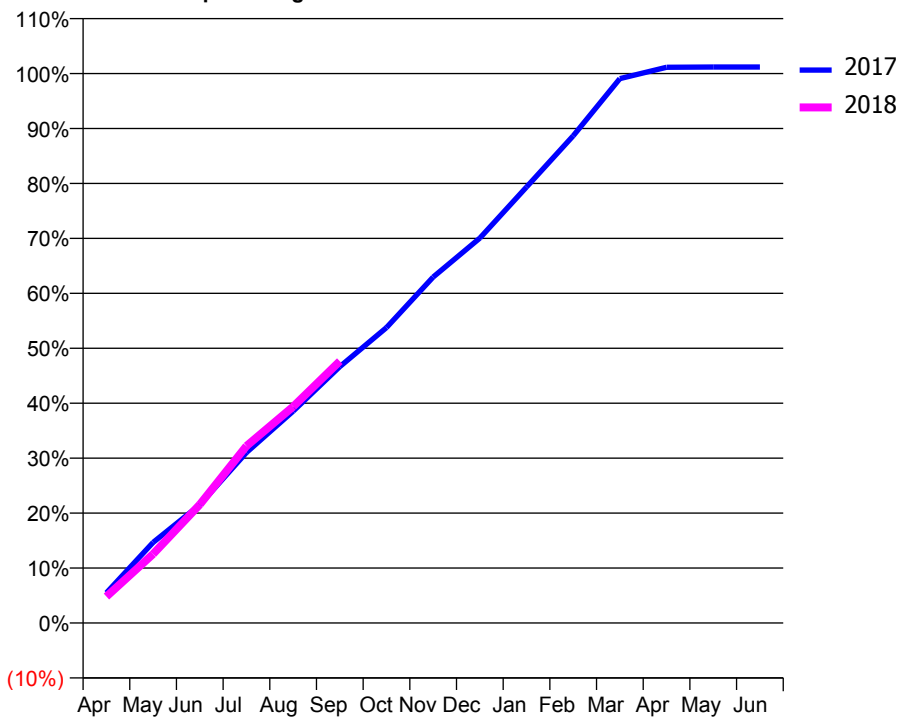
ACCESS*

Patients seen in 24 months	Total	Change since previous quarter
Quarter ending September 2016	2,384	
Quarter ending December 2016	2,616	↑
Quarter ending March 2017	2,731	↑
Quarter ending June 2017	2,758	→
Quarter ending September 2017	2,763	→
Variance since September 2016	15.9%	↑



ACTIVITY

Cumulative percentage of contracted UDA delivered 2017 & 2018



Adjusted Scheduled Activity (UDA)

Month	2017	2018
April	395	346
May	1,055	904
June	1,550	1,553
July	2,233	2,319
August	2,775	2,835
September	3,359	3,431
October	3,870	
November	4,533	
December	5,043	
January	5,713	
February	6,383	
March	7,134	
April	7,281	
May	7,285	
June	7,285	

QUALITY

	Quantity	Base Number	Contract	AT	Region	England
% of FP17s for the same patient ID Re-attending within 3 months - Children	18	431	4.2%	9.7%	11.2%	11.9%
% of FP17s for the same patient ID Re-attending within 3 months - Adults	79	858	9.2%	15.6%	16.6%	15.9%
% of FP17s for the same patient ID Re-attending between 3 & 9 months - Children	210	431	48.7%	46.9%	47.0%	58.1%
% of FP17s for the same patient ID Re-attending between 3 & 9 months - Adults	312	858	36.4%	37.6%	38.2%	50.6%
% of FP17s for Band 1 Urgent Courses	113	1,217	9.3%	11.2%	10.6%	9.1%
% of FP17s Relating to Free Repair or Replacements	2	1,217	0.2%	0.5%	0.6%	0.8%
% of FP17s Relating to Continuations	1	1,217	0.1%	0.6%	0.8%	1.1%
% of Patients satisfied with the dentistry they have received	3	3	N/A	89.0%	89.2%	91.4%
% of Patients satisfied with the time they had to wait for an appointment	2	3	N/A	83.1%	83.4%	87.7%

* This is based on patients treated on this contract for their most recent course of treatment. Figures in italics indicate the base number of FP17s or Patient Questionnaire responses are less than 100. N/A is shown where the base number of responses is less than 10 during the period. % is calculated as Quantity/Base number*100

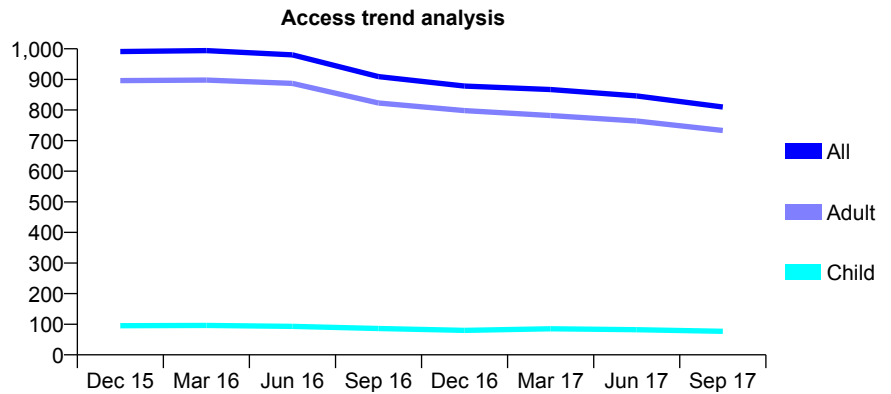
Q62 - Vital Signs At a Glance Contract Report for 613142/0001 - September 2017

Name or company name	MRS S BAHL
Contract type name	GDS Contract
Purpose of contract	General
Contract start date	01/10/2012
Contract end date	

17/18 Contracted general activity (UDA)	3,925
Carry forward general activity (UDA)	0
17/18 Contracted orthodontic activity (UOA)	0
Carry forward orthodontic activity (UOA)	0
Baseline contract value	£107,975.88

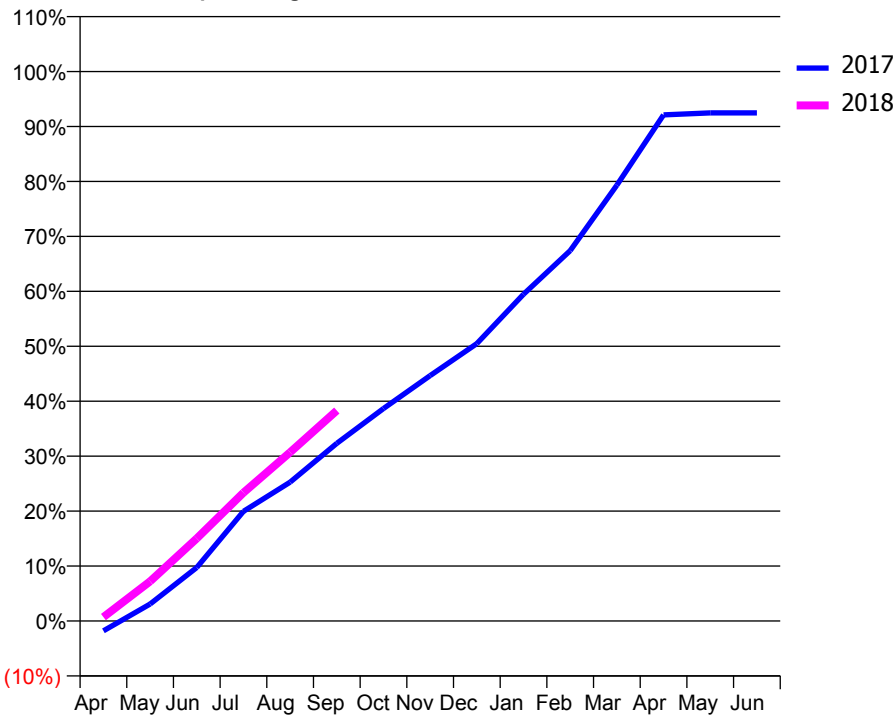
ACCESS*

Patients seen in 24 months	Total	Change since previous quarter
Quarter ending September 2016	909	
Quarter ending December 2016	878	↓
Quarter ending March 2017	867	↓
Quarter ending June 2017	846	↓
Quarter ending September 2017	810	↓
Variance since September 2016	(10.9%)	↓



ACTIVITY

Cumulative percentage of contracted UDA delivered 2017 & 2018



Month	Adjusted Scheduled Activity (UDA)	
	2017	2018
April	-71	28
May	122	283
June	382	590
July	784	917
August	992	1,205
September	1,269	1,504
October	1,518	
November	1,753	
December	1,982	
January	2,334	
February	2,646	
March	3,113	
April	3,615	
May	3,629	
June	3,629	

QUALITY

	Quantity	Base Number	Contract	AT	Region	England
% of FP17s for the same patient ID Re-attending within 3 months - Children	3	43	7.0%	9.7%	11.2%	11.9%
% of FP17s for the same patient ID Re-attending within 3 months - Adults	72	435	16.6%	15.6%	16.6%	15.9%
% of FP17s for the same patient ID Re-attending between 3 & 9 months - Children	17	43	39.5%	46.9%	47.0%	58.1%
% of FP17s for the same patient ID Re-attending between 3 & 9 months - Adults	158	435	36.3%	37.6%	38.2%	50.6%
% of FP17s for Band 1 Urgent Courses	39	404	9.7%	11.2%	10.6%	9.1%
% of FP17s Relating to Free Repair or Replacements	1	404	0.2%	0.5%	0.6%	0.8%
% of FP17s Relating to Continuations	3	404	0.7%	0.6%	0.8%	1.1%
% of Patients satisfied with the dentistry they have received	3	3	N/A	89.0%	89.2%	91.4%
% of Patients satisfied with the time they had to wait for an appointment	3	3	N/A	83.1%	83.4%	87.7%

* This is based on patients treated on this contract for their most recent course of treatment. Figures in italics indicate the base number of FP17s or Patient Questionnaire responses are less than 100. N/A is shown where the base number of responses is less than 10 during the period. % is calculated as Quantity/Base number*100

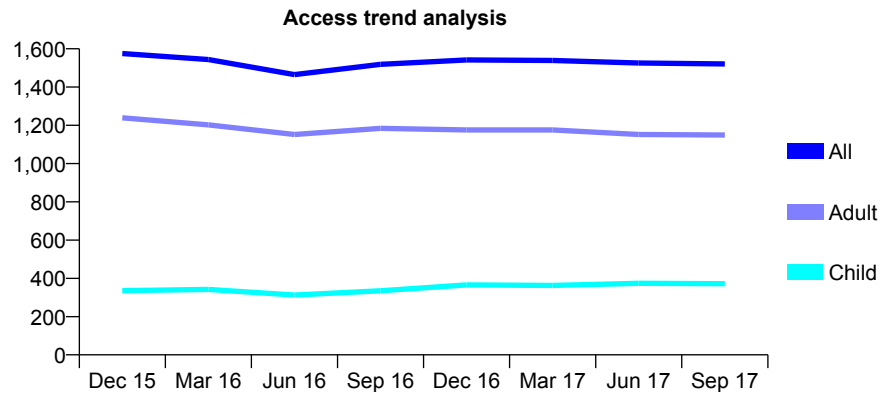
Q62 - Vital Signs At a Glance Contract Report for 619949/0001 - September 2017

Name or company name	MR MJ PATEL
Contract type name	GDS Contract
Purpose of contract	General
Contract start date	01/04/2006
Contract end date	

17/18 Contracted general activity (UDA)	6,100
Carry forward general activity (UDA)	0
17/18 Contracted orthodontic activity (UOA)	0
Carry forward orthodontic activity (UOA)	0
Baseline contract value	£170,410.18

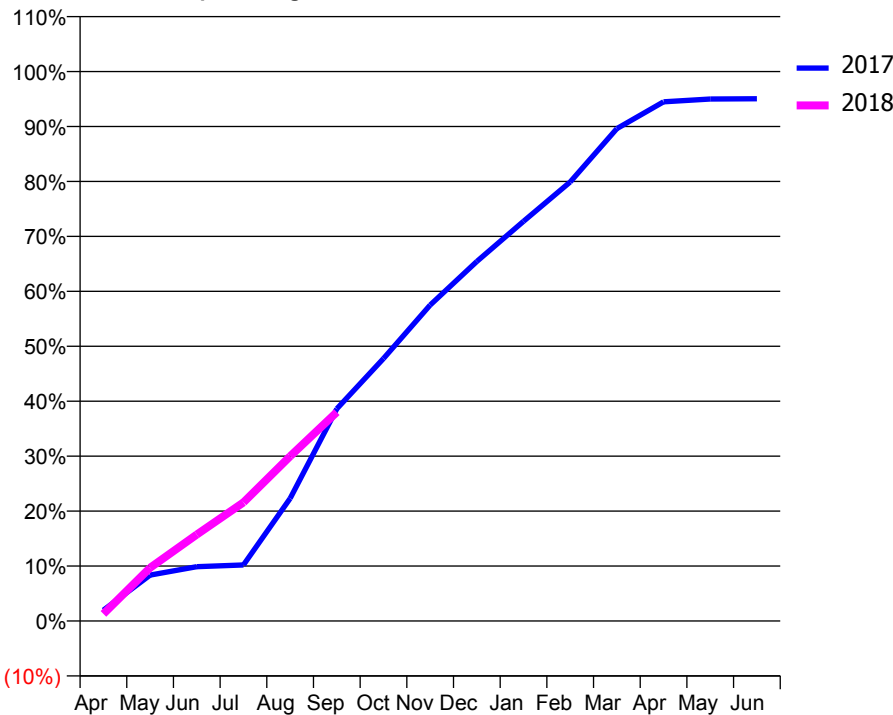
ACCESS*

Patients seen in 24 months	Total	Change since previous quarter
Quarter ending September 2016	1,519	
Quarter ending December 2016	1,542	→
Quarter ending March 2017	1,539	→
Quarter ending June 2017	1,526	→
Quarter ending September 2017	1,521	→
Variance since September 2016	0.1%	→



ACTIVITY

Cumulative percentage of contracted UDA delivered 2017 & 2018



Month	Adjusted Scheduled Activity (UDA)	
	2017	2018
April	121	79
May	510	592
June	603	960
July	623	1,317
August	1,360	1,828
September	2,356	2,319
October	2,914	
November	3,507	
December	3,992	
January	4,438	
February	4,874	
March	5,466	
April	5,763	
May	5,794	
June	5,798	

QUALITY

	Quantity	Base Number	Contract	AT	Region	England
% of FP17s for the same patient ID Re-attending within 3 months - Children	20	216	9.3%	9.7%	11.2%	11.9%
% of FP17s for the same patient ID Re-attending within 3 months - Adults	87	579	15.0%	15.6%	16.6%	15.9%
% of FP17s for the same patient ID Re-attending between 3 & 9 months - Children	70	216	32.4%	46.9%	47.0%	58.1%
% of FP17s for the same patient ID Re-attending between 3 & 9 months - Adults	149	579	25.7%	37.6%	38.2%	50.6%
% of FP17s for Band 1 Urgent Courses	114	703	16.2%	11.2%	10.6%	9.1%
% of FP17s Relating to Free Repair or Replacements	3	703	0.4%	0.5%	0.6%	0.8%
% of FP17s Relating to Continuations	5	703	0.7%	0.6%	0.8%	1.1%
% of Patients satisfied with the dentistry they have received	5	5	N/A	89.0%	89.2%	91.4%
% of Patients satisfied with the time they had to wait for an appointment	5	5	N/A	83.1%	83.4%	87.7%

* This is based on patients treated on this contract for their most recent course of treatment. Figures in italics indicate the base number of FP17s or Patient Questionnaire responses are less than 100. N/A is shown where the base number of responses is less than 10 during the period. % is calculated as Quantity/Base number*100

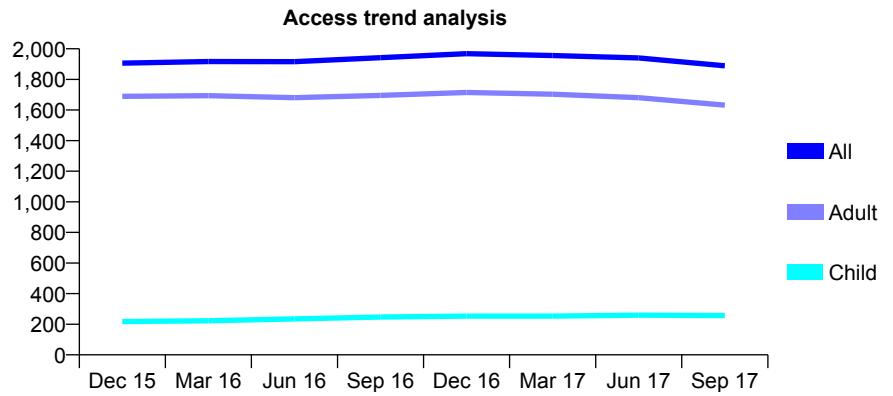
Q62 - Vital Signs At a Glance Contract Report for 629197/0001 - September 2017

Name or company name	MR NP MEYER
Contract type name	GDS Contract
Purpose of contract	General
Contract start date	01/04/2006
Contract end date	

17/18 Contracted general activity (UDA)	7,192
Carry forward general activity (UDA)	-54
17/18 Contracted orthodontic activity (UOA)	0
Carry forward orthodontic activity (UOA)	0
Baseline contract value	£202,833.36

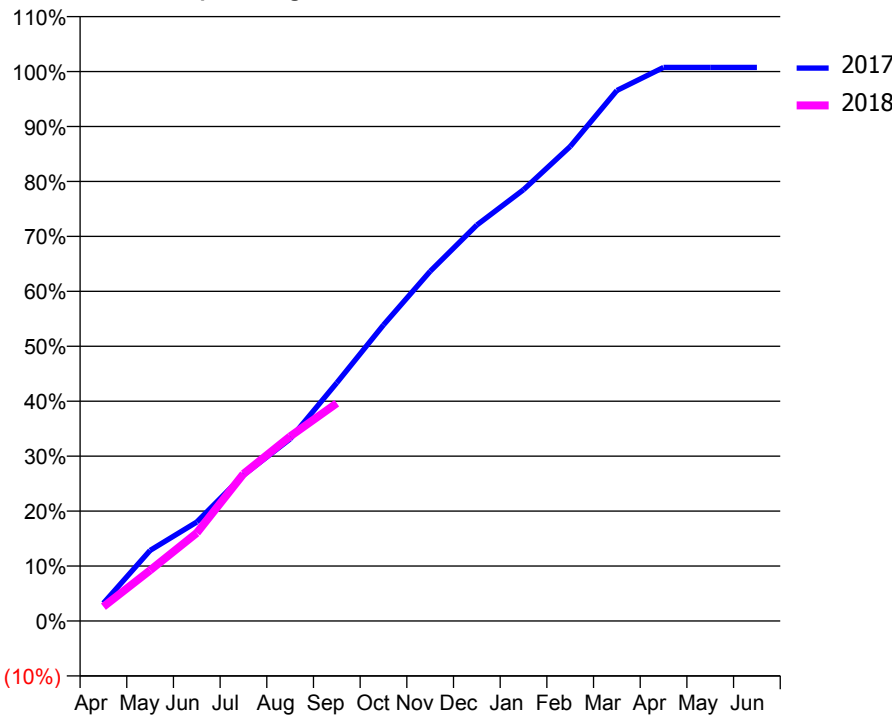
ACCESS*

Patients seen in 24 months	Total	Change since previous quarter
Quarter ending September 2016	1,942	
Quarter ending December 2016	1,968	→
Quarter ending March 2017	1,956	→
Quarter ending June 2017	1,940	→
Quarter ending September 2017	1,889	↓
Variance since September 2016	(2.7%)	↓



ACTIVITY

Cumulative percentage of contracted UDA delivered 2017 & 2018



Month	Adjusted Scheduled Activity (UDA)	
	2017	2018
April	232	188
May	924	664
June	1,296	1,153
July	1,910	1,926
August	2,382	2,416
September	3,118	2,850
October	3,876	
November	4,576	
December	5,182	
January	5,645	
February	6,211	
March	6,944	
April	7,246	
May	7,246	
June	7,246	

QUALITY

	Quantity	Base Number	Contract	AT	Region	England
% of FP17s for the same patient ID Re-attending within 3 months - Children	9	214	4.2%	9.7%	11.2%	11.9%
% of FP17s for the same patient ID Re-attending within 3 months - Adults	115	1,070	10.7%	15.6%	16.6%	15.9%
% of FP17s for the same patient ID Re-attending between 3 & 9 months - Children	130	214	60.7%	46.9%	47.0%	58.1%
% of FP17s for the same patient ID Re-attending between 3 & 9 months - Adults	604	1,070	56.4%	37.6%	38.2%	50.6%
% of FP17s for Band 1 Urgent Courses	82	1,154	7.1%	11.2%	10.6%	9.1%
% of FP17s Relating to Free Repair or Replacements	12	1,154	1.0%	0.5%	0.6%	0.8%
% of FP17s Relating to Continuations	11	1,154	1.0%	0.6%	0.8%	1.1%
% of Patients satisfied with the dentistry they have received	7	7	N/A	89.0%	89.2%	91.4%
% of Patients satisfied with the time they had to wait for an appointment	6	7	N/A	83.1%	83.4%	87.7%

* This is based on patients treated on this contract for their most recent course of treatment. Figures in italics indicate the base number of FP17s or Patient Questionnaire responses are less than 100. N/A is shown where the base number of responses is less than 10 during the period. % is calculated as Quantity/Base number*100

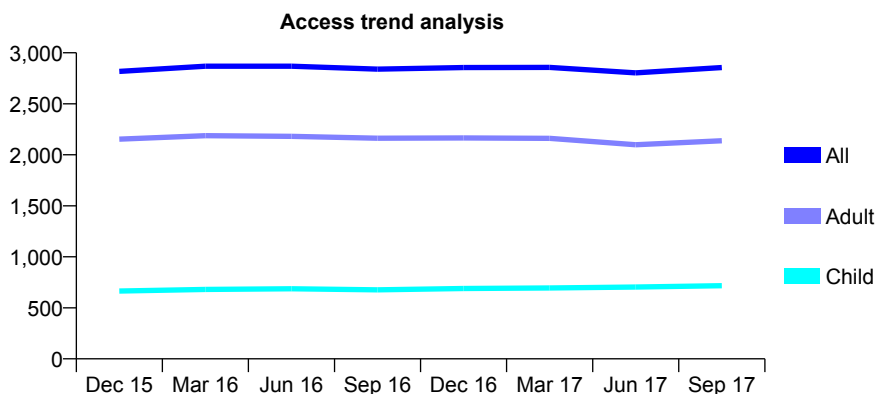
Q62 - Vital Signs At a Glance Contract Report for 631329/0001 - September 2017

Name or company name	MR RE LIM
Contract type name	GDS Contract
Purpose of contract	General
Contract start date	01/04/2006
Contract end date	

17/18 Contracted general activity (UDA)	8,686
Carry forward general activity (UDA)	63
17/18 Contracted orthodontic activity (UOA)	0
Carry forward orthodontic activity (UOA)	0
Baseline contract value	£238,855.70

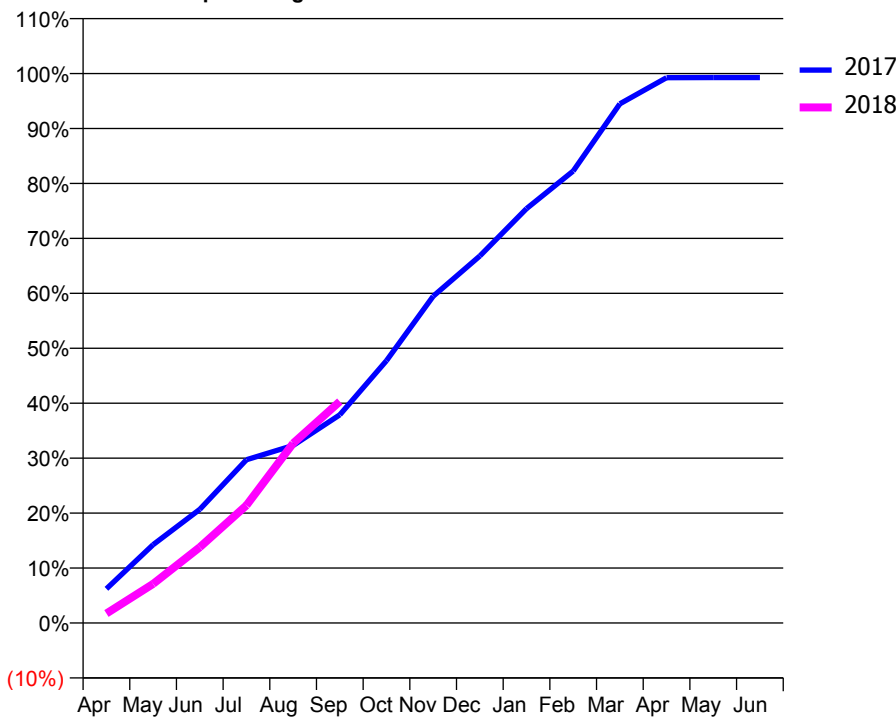
ACCESS*

Patients seen in 24 months	Total	Change since previous quarter
Quarter ending September 2016	2,840	
Quarter ending December 2016	2,855	→
Quarter ending March 2017	2,857	→
Quarter ending June 2017	2,803	↓
Quarter ending September 2017	2,855	→
Variance since September 2016	0.5%	→



ACTIVITY

Cumulative percentage of contracted UDA delivered 2017 & 2018



Month	Adjusted Scheduled Activity (UDA)	
	2017	2018
April	542	151
May	1,239	619
June	1,797	1,197
July	2,581	1,860
August	2,807	2,839
September	3,290	3,502
October	4,148	
November	5,166	
December	5,802	
January	6,549	
February	7,144	
March	8,206	
April	8,621	
May	8,623	
June	8,623	

QUALITY

	Quantity	Base Number	Contract	AT	Region	England
% of FP17s for the same patient ID Re-attending within 3 months - Children	27	502	5.4%	9.7%	11.2%	11.9%
% of FP17s for the same patient ID Re-attending within 3 months - Adults	236	1,429	16.5%	15.6%	16.6%	15.9%
% of FP17s for the same patient ID Re-attending between 3 & 9 months - Children	248	502	49.4%	46.9%	47.0%	58.1%
% of FP17s for the same patient ID Re-attending between 3 & 9 months - Adults	735	1,429	51.4%	37.6%	38.2%	50.6%
% of FP17s for Band 1 Urgent Courses	198	1,755	11.3%	11.2%	10.6%	9.1%
% of FP17s Relating to Free Repair or Replacements	5	1,755	0.3%	0.5%	0.6%	0.8%
% of FP17s Relating to Continuations	16	1,755	0.9%	0.6%	0.8%	1.1%
% of Patients satisfied with the dentistry they have received	8	8	N/A	89.0%	89.2%	91.4%
% of Patients satisfied with the time they had to wait for an appointment	8	8	N/A	83.1%	83.4%	87.7%

* This is based on patients treated on this contract for their most recent course of treatment. Figures in italics indicate the base number of FP17s or Patient Questionnaire responses are less than 100. N/A is shown where the base number of responses is less than 10 during the period. % is calculated as Quantity/Base number*100

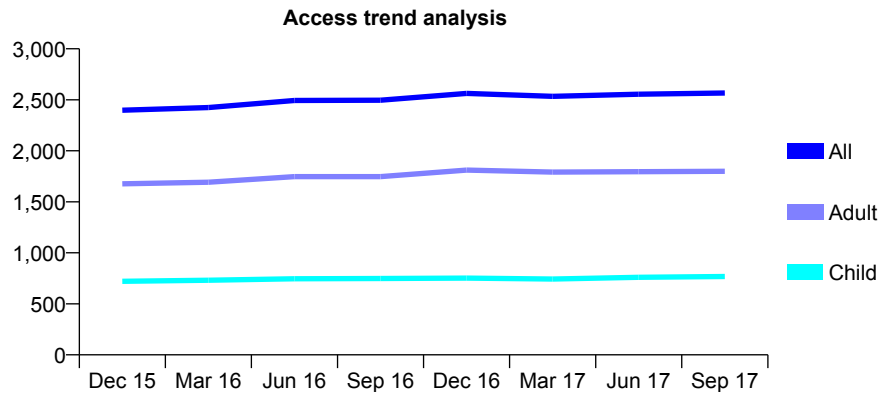
Q62 - Vital Signs At a Glance Contract Report for 635693/0001 - September 2017

Name or company name	MR JL SONEJI
Contract type name	GDS Contract
Purpose of contract	General
Contract start date	01/04/2006
Contract end date	

17/18 Contracted general activity (UDA)	6,493
Carry forward general activity (UDA)	0
17/18 Contracted orthodontic activity (UOA)	0
Carry forward orthodontic activity (UOA)	0
Baseline contract value	£192,041.52

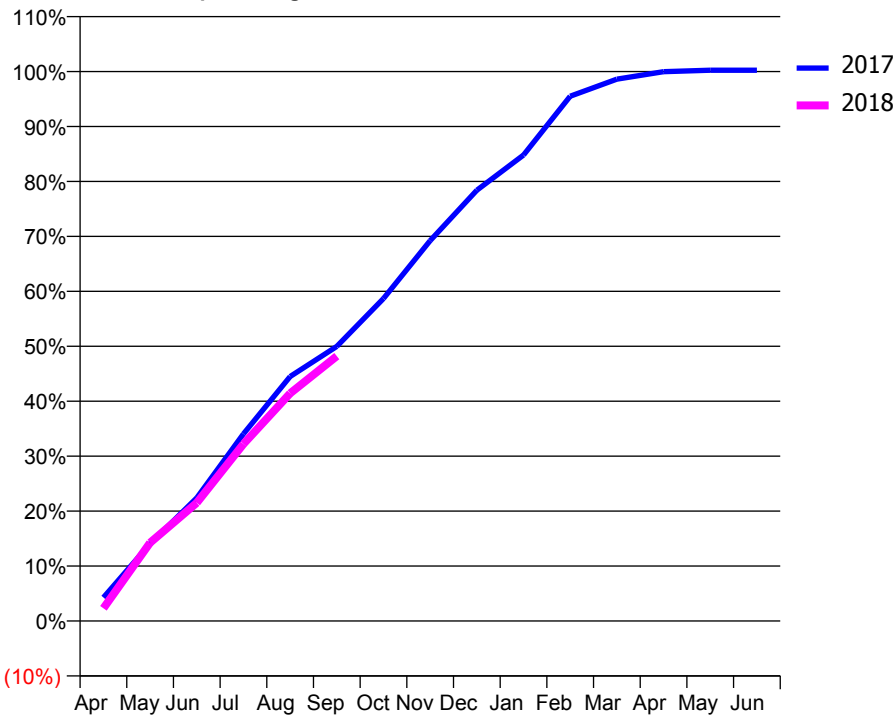
ACCESS*

Patients seen in 24 months	Total	Change since previous quarter
Quarter ending September 2016	2,496	
Quarter ending December 2016	2,563	↑
Quarter ending March 2017	2,534	↓
Quarter ending June 2017	2,555	→
Quarter ending September 2017	2,567	→
Variance since September 2016	2.8%	↑



ACTIVITY

Cumulative percentage of contracted UDA delivered 2017 & 2018



Month	Adjusted Scheduled Activity (UDA)	
	2017	2018
April	278	151
May	913	926
June	1,455	1,397
July	2,212	2,092
August	2,890	2,691
September	3,245	3,130
October	3,810	
November	4,494	
December	5,090	
January	5,507	
February	6,202	
March	6,402	
April	6,492	
May	6,508	
June	6,508	

QUALITY

	Quantity	Base Number	Contract	AT	Region	England
% of FP17s for the same patient ID Re-attending within 3 months - Children	38	473	8.0%	9.7%	11.2%	11.9%
% of FP17s for the same patient ID Re-attending within 3 months - Adults	95	906	10.5%	15.6%	16.6%	15.9%
% of FP17s for the same patient ID Re-attending between 3 & 9 months - Children	167	473	35.3%	46.9%	47.0%	58.1%
% of FP17s for the same patient ID Re-attending between 3 & 9 months - Adults	264	906	29.1%	37.6%	38.2%	50.6%
% of FP17s for Band 1 Urgent Courses	113	1,322	8.5%	11.2%	10.6%	9.1%
% of FP17s Relating to Free Repair or Replacements	2	1,322	0.2%	0.5%	0.6%	0.8%
% of FP17s Relating to Continuations	26	1,322	2.0%	0.6%	0.8%	1.1%
% of Patients satisfied with the dentistry they have received	1	1	N/A	89.0%	89.2%	91.4%
% of Patients satisfied with the time they had to wait for an appointment	1	1	N/A	83.1%	83.4%	87.7%

* This is based on patients treated on this contract for their most recent course of treatment. Figures in italics indicate the base number of FP17s or Patient Questionnaire responses are less than 100. N/A is shown where the base number of responses is less than 10 during the period. % is calculated as Quantity/Base number*100

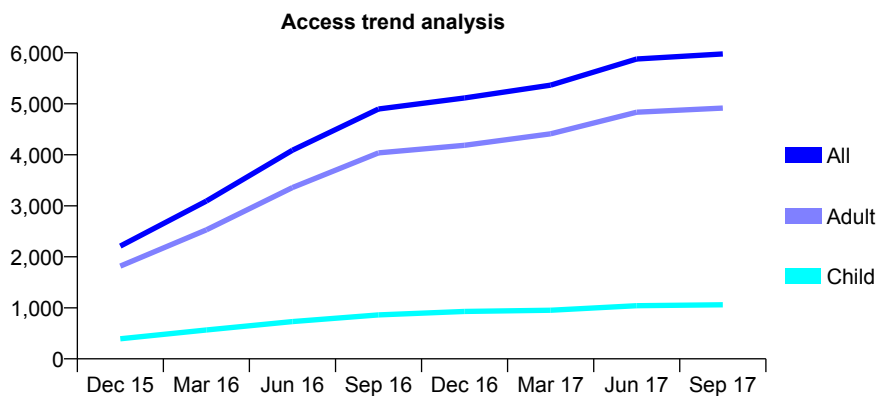
Q62 - Vital Signs At a Glance Contract Report for 636320/0001 - September 2017

Name or company name	MRS GK KHAMBAY
Contract type name	GDS Contract
Purpose of contract	General
Contract start date	01/04/2006
Contract end date	

17/18 Contracted general activity (UDA)	15,161
Carry forward general activity (UDA)	153
17/18 Contracted orthodontic activity (UOA)	0
Carry forward orthodontic activity (UOA)	0
Baseline contract value	£797,514.14

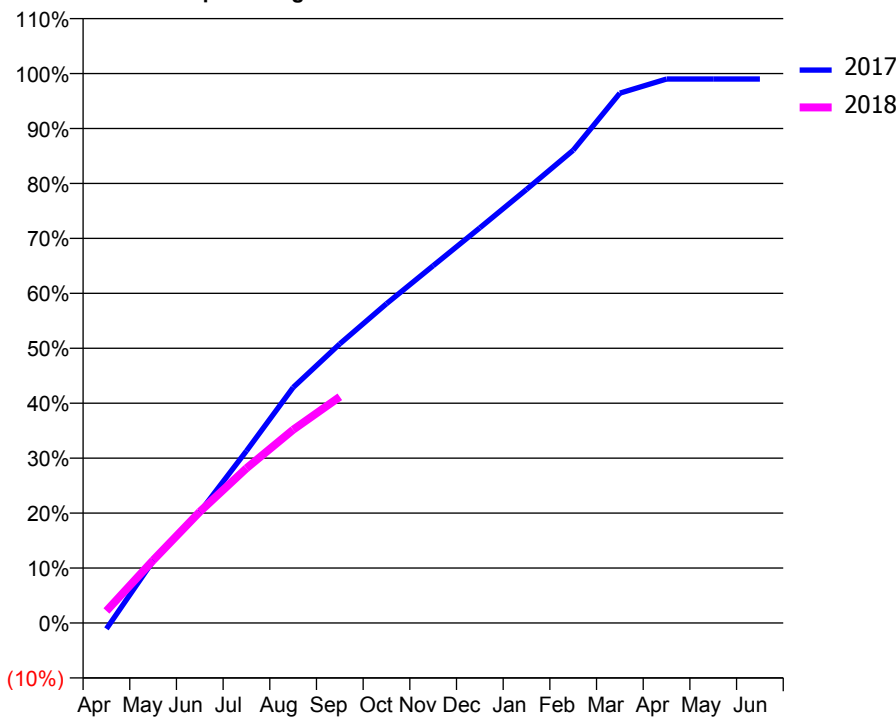
ACCESS*

Patients seen in 24 months	Total	Change since previous quarter
Quarter ending September 2016	4,899	
Quarter ending December 2016	5,115	↑
Quarter ending March 2017	5,365	↑
Quarter ending June 2017	5,878	↑
Quarter ending September 2017	5,977	→
Variance since September 2016	22.0%	↑



ACTIVITY

Cumulative percentage of contracted UDA delivered 2017 & 2018



Month	Adjusted Scheduled Activity (UDA)	
	2017	2018
April	-163	334
May	1,713	1,730
June	3,058	3,072
July	4,746	4,270
August	6,501	5,334
September	7,702	6,240
October	8,811	
November	9,859	
December	10,903	
January	11,962	
February	13,044	
March	14,618	
April	15,008	
May	15,008	
June	15,008	

QUALITY

	Quantity	Base Number	Contract	AT	Region	England
% of FP17s for the same patient ID Re-attending within 3 months - Children	5	469	1.1%	9.7%	11.2%	11.9%
% of FP17s for the same patient ID Re-attending within 3 months - Adults	48	1,988	2.4%	15.6%	16.6%	15.9%
% of FP17s for the same patient ID Re-attending between 3 & 9 months - Children	5	469	1.1%	46.9%	47.0%	58.1%
% of FP17s for the same patient ID Re-attending between 3 & 9 months - Adults	18	1,988	0.9%	37.6%	38.2%	50.6%
% of FP17s for Band 1 Urgent Courses	0	2,315	0.0%	11.2%	10.6%	9.1%
% of FP17s Relating to Free Repair or Replacements	0	2,315	0.0%	0.5%	0.6%	0.8%
% of FP17s Relating to Continuations	1	2,315	0.0%	0.6%	0.8%	1.1%
% of Patients satisfied with the dentistry they have received	1	1	N/A	89.0%	89.2%	91.4%
% of Patients satisfied with the time they had to wait for an appointment	0	1	N/A	83.1%	83.4%	87.7%

* This is based on patients treated on this contract for their most recent course of treatment. Figures in italics indicate the base number of FP17s or Patient Questionnaire responses are less than 100. N/A is shown where the base number of responses is less than 10 during the period. % is calculated as Quantity/Base number*100

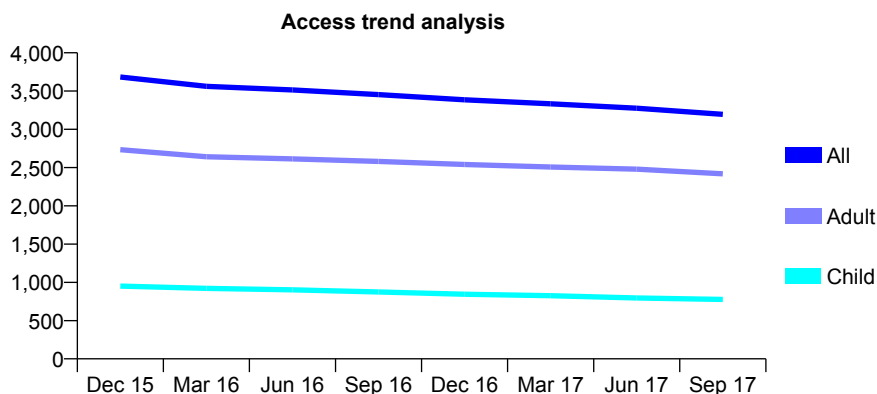
Q62 - Vital Signs At a Glance Contract Report for 638889/0001 - September 2017

Name or company name	MR BV TAANK
Contract type name	GDS Contract
Purpose of contract	General
Contract start date	01/04/2006
Contract end date	

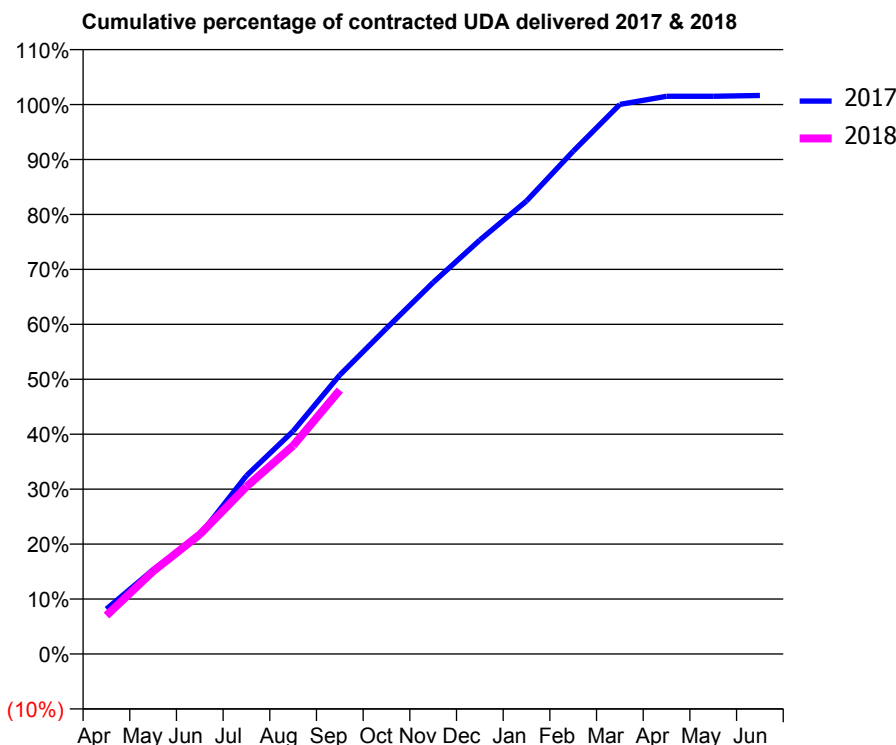
17/18 Contracted general activity (UDA)	8,508
Carry forward general activity (UDA)	-140
17/18 Contracted orthodontic activity (UOA)	0
Carry forward orthodontic activity (UOA)	0
Baseline contract value	£190,840.93

ACCESS*

Patients seen in 24 months	Total	Change since previous quarter
Quarter ending September 2016	3,454	
Quarter ending December 2016	3,385	↓
Quarter ending March 2017	3,333	↓
Quarter ending June 2017	3,275	↓
Quarter ending September 2017	3,196	↓
Variance since September 2016	(7.5%)	↓



ACTIVITY



Month	Adjusted Scheduled Activity (UDA)	
	2017	2018
April	696	595
May	1,307	1,281
June	1,842	1,852
July	2,762	2,593
August	3,450	3,226
September	4,319	4,087
October	5,043	
November	5,753	
December	6,409	
January	7,015	
February	7,785	
March	8,509	
April	8,634	
May	8,635	
June	8,648	

QUALITY

	Quantity	Base Number	Contract	AT	Region	England
% of FP17s for the same patient ID Re-attending within 3 months - Children	28	663	4.2%	9.7%	11.2%	11.9%
% of FP17s for the same patient ID Re-attending within 3 months - Adults	198	1,713	11.6%	15.6%	16.6%	15.9%
% of FP17s for the same patient ID Re-attending between 3 & 9 months - Children	480	663	72.4%	46.9%	47.0%	58.1%
% of FP17s for the same patient ID Re-attending between 3 & 9 months - Adults	1,058	1,713	61.8%	37.6%	38.2%	50.6%
% of FP17s for Band 1 Urgent Courses	68	2,305	3.0%	11.2%	10.6%	9.1%
% of FP17s Relating to Free Repair or Replacements	21	2,305	0.9%	0.5%	0.6%	0.8%
% of FP17s Relating to Continuations	16	2,305	0.7%	0.6%	0.8%	1.1%
% of Patients satisfied with the dentistry they have received	6	6	N/A	89.0%	89.2%	91.4%
% of Patients satisfied with the time they had to wait for an appointment	6	6	N/A	83.1%	83.4%	87.7%

* This is based on patients treated on this contract for their most recent course of treatment. Figures in italics indicate the base number of FP17s or Patient Questionnaire responses are less than 100. N/A is shown where the base number of responses is less than 10 during the period. % is calculated as Quantity/Base number*100

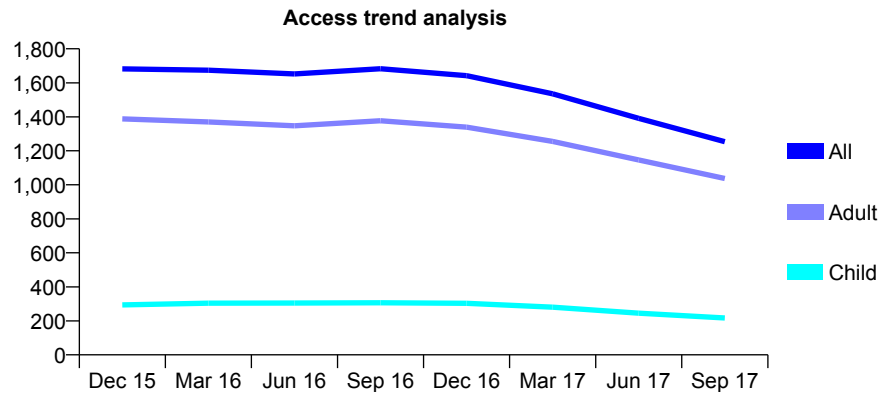
Q62 - Vital Signs At a Glance Contract Report for 642991/0001 - September 2017

Name or company name	Mr A Becker & Mr K Dhir
Contract type name	GDS Contract
Purpose of contract	General
Contract start date	01/04/2006
Contract end date	

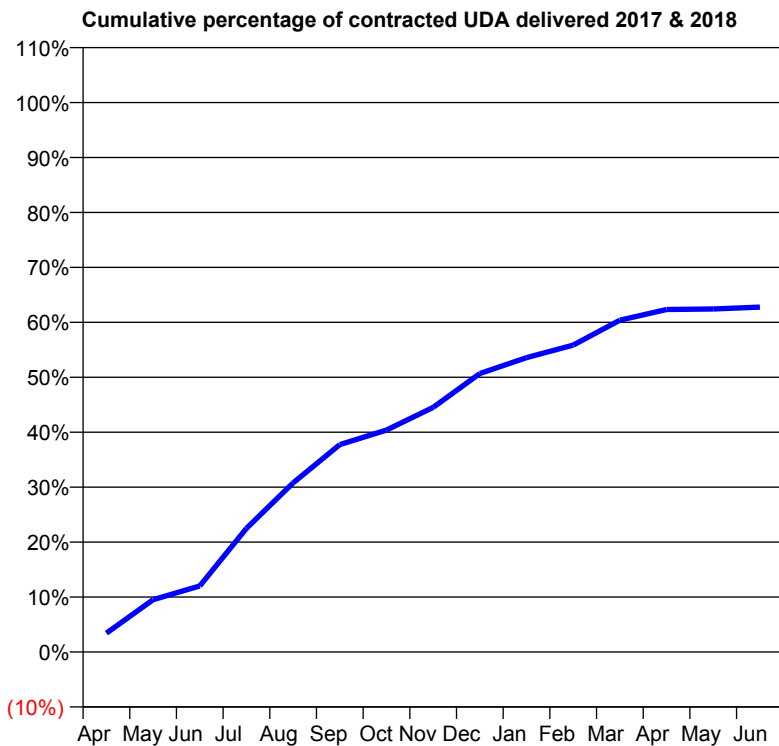
17/18 Contracted general activity (UDA)	6,161
Carry forward general activity (UDA)	2,294
17/18 Contracted orthodontic activity (UOA)	0
Carry forward orthodontic activity (UOA)	0
Baseline contract value	£201,105.09

ACCESS*

Patients seen in 24 months	Total	Change since previous quarter
Quarter ending September 2016	1,683	
Quarter ending December 2016	1,642	↓
Quarter ending March 2017	1,535	↓
Quarter ending June 2017	1,391	↓
Quarter ending September 2017	1,254	↓
Variance since September 2016	(25.5%)	↓



ACTIVITY



Month	Adjusted Scheduled Activity (UDA)	
	2017	2018
April	212	-2,257
May	587	-2,154
June	741	-2,124
July	1,387	-2,089
August	1,897	-2,086
September	2,325	-2,086
October	2,488	
November	2,742	
December	3,123	
January	3,301	
February	3,441	
March	3,720	
April	3,840	
May	3,846	
June	3,867	

QUALITY

	Quantity	Base Number	Contract	AT	Region	England
% of FP17s for the same patient ID Re-attending within 3 months - Children	0	11	0.0%	9.7%	11.2%	11.9%
% of FP17s for the same patient ID Re-attending within 3 months - Adults	17	96	17.7%	15.6%	16.6%	15.9%
% of FP17s for the same patient ID Re-attending between 3 & 9 months - Children	4	11	36.4%	46.9%	47.0%	58.1%
% of FP17s for the same patient ID Re-attending between 3 & 9 months - Adults	33	96	34.4%	37.6%	38.2%	50.6%
% of FP17s for Band 1 Urgent Courses	1	60	1.7%	11.2%	10.6%	9.1%
% of FP17s Relating to Free Repair or Replacements	0	60	0.0%	0.5%	0.6%	0.8%
% of FP17s Relating to Continuations	2	60	3.3%	0.6%	0.8%	1.1%
% of Patients satisfied with the dentistry they have received	1	1	N/A	89.0%	89.2%	91.4%
% of Patients satisfied with the time they had to wait for an appointment	1	1	N/A	83.1%	83.4%	87.7%

* This is based on patients treated on this contract for their most recent course of treatment. Figures in italics indicate the base number of FP17s or Patient Questionnaire responses are less than 100. N/A is shown where the base number of responses is less than 10 during the period. % is calculated as Quantity/Base number*100

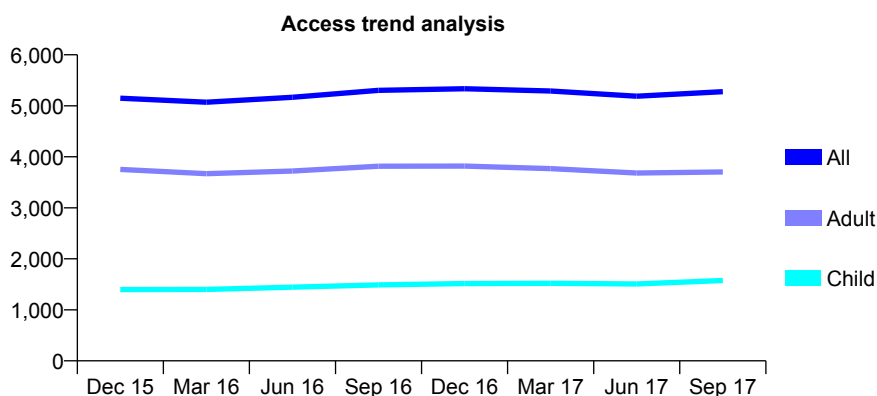
Q62 - Vital Signs At a Glance Contract Report for 651648/0001 - September 2017

Name or company name	MRS JV PATEL
Contract type name	GDS Contract
Purpose of contract	General
Contract start date	01/04/2006
Contract end date	

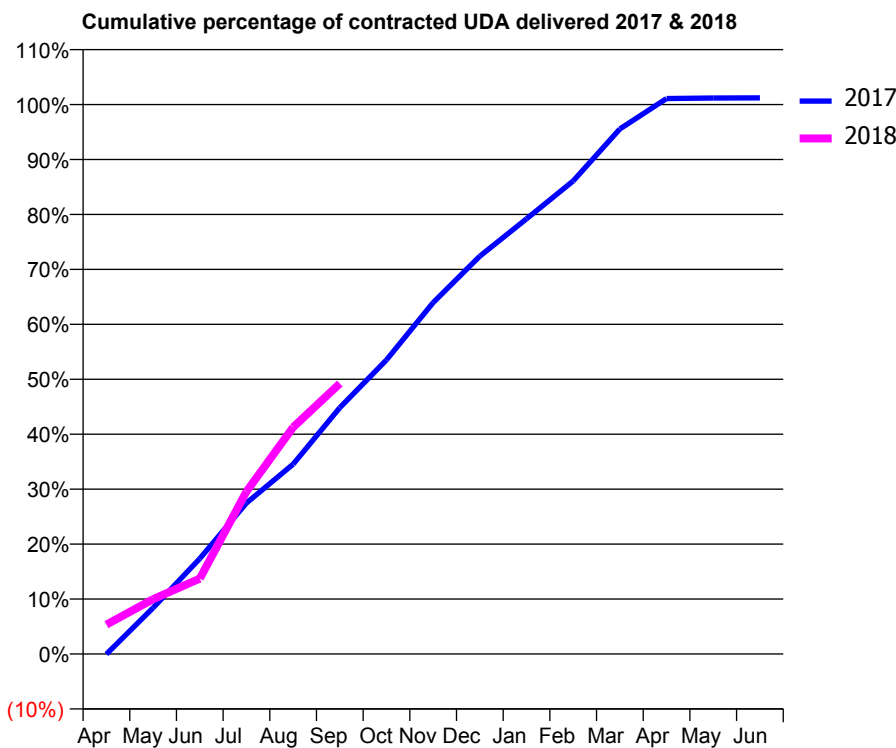
17/18 Contracted general activity (UDA)	10,583
Carry forward general activity (UDA)	-128
17/18 Contracted orthodontic activity (UOA)	0
Carry forward orthodontic activity (UOA)	0
Baseline contract value	£251,778.76

ACCESS*

Patients seen in 24 months	Total	Change since previous quarter
Quarter ending September 2016	5,304	
Quarter ending December 2016	5,335	→
Quarter ending March 2017	5,290	→
Quarter ending June 2017	5,189	↓
Quarter ending September 2017	5,278	→
Variance since September 2016	(0.5%)	→



ACTIVITY



Month	Adjusted Scheduled Activity (UDA)	
	2017	2018
April	-4	567
May	890	1,057
June	1,836	1,452
July	2,909	3,130
August	3,656	4,368
September	4,745	5,210
October	5,663	
November	6,768	
December	7,663	
January	8,380	
February	9,111	
March	10,113	
April	10,698	
May	10,707	
June	10,711	

QUALITY

	Quantity	Base Number	Contract	AT	Region	England
% of FP17s for the same patient ID Re-attending within 3 months - Children	63	1,051	6.0%	9.7%	11.2%	11.9%
% of FP17s for the same patient ID Re-attending within 3 months - Adults	191	2,094	9.1%	15.6%	16.6%	15.9%
% of FP17s for the same patient ID Re-attending between 3 & 9 months - Children	428	1,051	40.7%	46.9%	47.0%	58.1%
% of FP17s for the same patient ID Re-attending between 3 & 9 months - Adults	729	2,094	34.8%	37.6%	38.2%	50.6%
% of FP17s for Band 1 Urgent Courses	273	2,830	9.6%	11.2%	10.6%	9.1%
% of FP17s Relating to Free Repair or Replacements	11	2,830	0.4%	0.5%	0.6%	0.8%
% of FP17s Relating to Continuations	0	2,830	0.0%	0.6%	0.8%	1.1%
% of Patients satisfied with the dentistry they have received	2	2	N/A	89.0%	89.2%	91.4%
% of Patients satisfied with the time they had to wait for an appointment	2	2	N/A	83.1%	83.4%	87.7%

* This is based on patients treated on this contract for their most recent course of treatment. Figures in italics indicate the base number of FP17s or Patient Questionnaire responses are less than 100. N/A is shown where the base number of responses is less than 10 during the period. % is calculated as Quantity/Base number*100

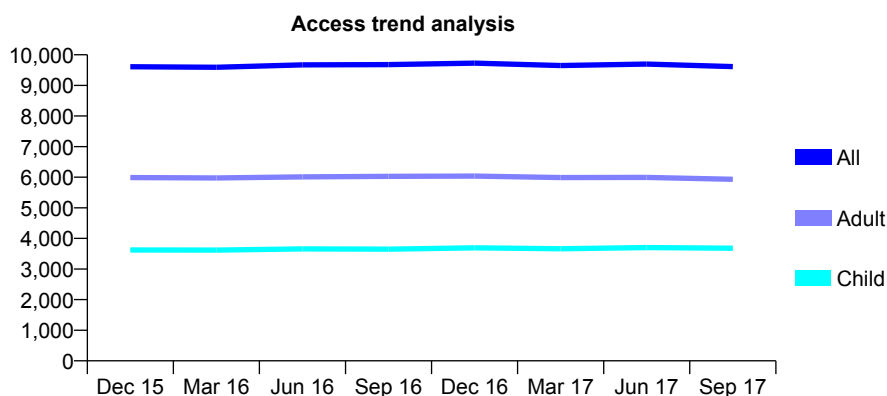
Q62 - Vital Signs At a Glance Contract Report for 653233/0001 - September 2017

Name or company name	Gadhri, Campbell-Barr and Pathmanyagam
Contract type name	GDS Contract
Purpose of contract	General
Contract start date	01/04/2006
Contract end date	

17/18 Contracted general activity (UDA)	23,558
Carry forward general activity (UDA)	-106
17/18 Contracted orthodontic activity (UOA)	0
Carry forward orthodontic activity (UOA)	0
Baseline contract value	£673,044.69

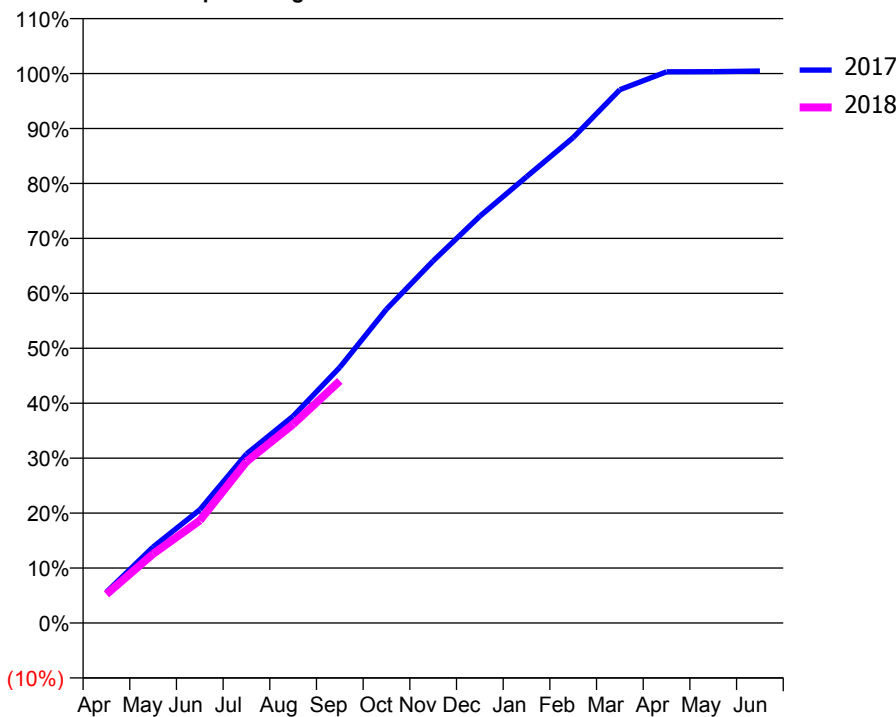
ACCESS*

Patients seen in 24 months	Total	Change since previous quarter
Quarter ending September 2016	9,679	
Quarter ending December 2016	9,728	→
Quarter ending March 2017	9,649	→
Quarter ending June 2017	9,696	→
Quarter ending September 2017	9,614	→
Variance since September 2016	(0.7%)	→



ACTIVITY

Cumulative percentage of contracted UDA delivered 2017 & 2018



Month	Adjusted Scheduled Activity (UDA)	
	2017	2018
April	1,322	1,234
May	3,259	2,961
June	4,858	4,395
July	7,246	6,922
August	8,868	8,519
September	10,964	10,379
October	13,454	
November	15,523	
December	17,438	
January	19,130	
February	20,812	
March	22,866	
April	23,629	
May	23,638	
June	23,664	

QUALITY

	Quantity	Base Number	Contract	AT	Region	England
% of FP17s for the same patient ID Re-attending within 3 months - Children	134	1,852	7.2%	9.7%	11.2%	11.9%
% of FP17s for the same patient ID Re-attending within 3 months - Adults	444	2,689	16.5%	15.6%	16.6%	15.9%
% of FP17s for the same patient ID Re-attending between 3 & 9 months - Children	607	1,852	32.8%	46.9%	47.0%	58.1%
% of FP17s for the same patient ID Re-attending between 3 & 9 months - Adults	745	2,689	27.7%	37.6%	38.2%	50.6%
% of FP17s for Band 1 Urgent Courses	482	4,218	11.4%	11.2%	10.6%	9.1%
% of FP17s Relating to Free Repair or Replacements	30	4,218	0.7%	0.5%	0.6%	0.8%
% of FP17s Relating to Continuations	106	4,218	2.5%	0.6%	0.8%	1.1%
% of Patients satisfied with the dentistry they have received	7	9	N/A	89.0%	89.2%	91.4%
% of Patients satisfied with the time they had to wait for an appointment	8	9	N/A	83.1%	83.4%	87.7%

* This is based on patients treated on this contract for their most recent course of treatment. Figures in italics indicate the base number of FP17s or Patient Questionnaire responses are less than 100. N/A is shown where the base number of responses is less than 10 during the period. % is calculated as Quantity/Base number*100

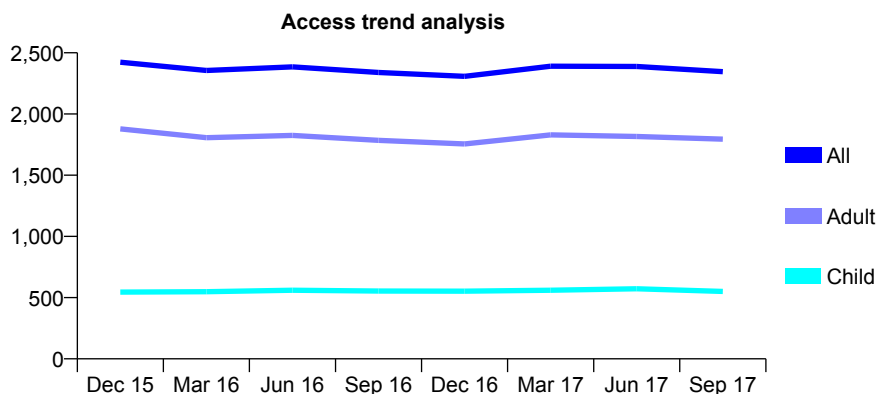
Q62 - Vital Signs At a Glance Contract Report for 657433/0002 - September 2017

Name or company name	MR P KUMAR
Contract type name	GDS Contract
Purpose of contract	General
Contract start date	01/04/2011
Contract end date	

17/18 Contracted general activity (UDA)	5,191
Carry forward general activity (UDA)	-85
17/18 Contracted orthodontic activity (UOA)	0
Carry forward orthodontic activity (UOA)	0
Baseline contract value	£201,667.06

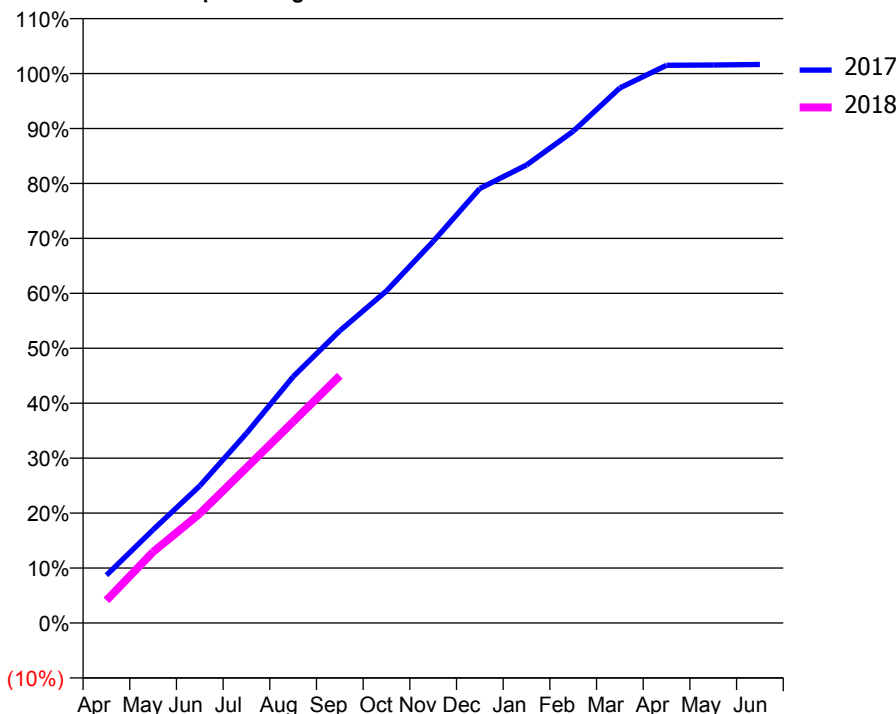
ACCESS*

Patients seen in 24 months	Total	Change since previous quarter
Quarter ending September 2016	2,339	
Quarter ending December 2016	2,308	↓
Quarter ending March 2017	2,391	↑
Quarter ending June 2017	2,388	→
Quarter ending September 2017	2,346	↓
Variance since September 2016	0.3%	→



ACTIVITY

Cumulative percentage of contracted UDA delivered 2017 & 2018



Month	Adjusted Scheduled Activity (UDA)	
	2017	2018
April	452	213
May	881	672
June	1,295	1,033
July	1,792	1,466
August	2,327	1,901
September	2,760	2,336
October	3,137	
November	3,605	
December	4,105	
January	4,326	
February	4,645	
March	5,054	
April	5,269	
May	5,271	
June	5,276	

QUALITY

	Quantity	Base Number	Contract	AT	Region	England
% of FP17s for the same patient ID Re-attending within 3 months - Children	20	295	6.8%	9.7%	11.2%	11.9%
% of FP17s for the same patient ID Re-attending within 3 months - Adults	94	857	11.0%	15.6%	16.6%	15.9%
% of FP17s for the same patient ID Re-attending between 3 & 9 months - Children	92	295	31.2%	46.9%	47.0%	58.1%
% of FP17s for the same patient ID Re-attending between 3 & 9 months - Adults	213	857	24.9%	37.6%	38.2%	50.6%
% of FP17s for Band 1 Urgent Courses	82	837	9.8%	11.2%	10.6%	9.1%
% of FP17s Relating to Free Repair or Replacements	7	837	0.8%	0.5%	0.6%	0.8%
% of FP17s Relating to Continuations	15	837	1.8%	0.6%	0.8%	1.1%
% of Patients satisfied with the dentistry they have received	3	3	N/A	89.0%	89.2%	91.4%
% of Patients satisfied with the time they had to wait for an appointment	3	3	N/A	83.1%	83.4%	87.7%

* This is based on patients treated on this contract for their most recent course of treatment. Figures in italics indicate the base number of FP17s or Patient Questionnaire responses are less than 100. N/A is shown where the base number of responses is less than 10 during the period. % is calculated as Quantity/Base number*100

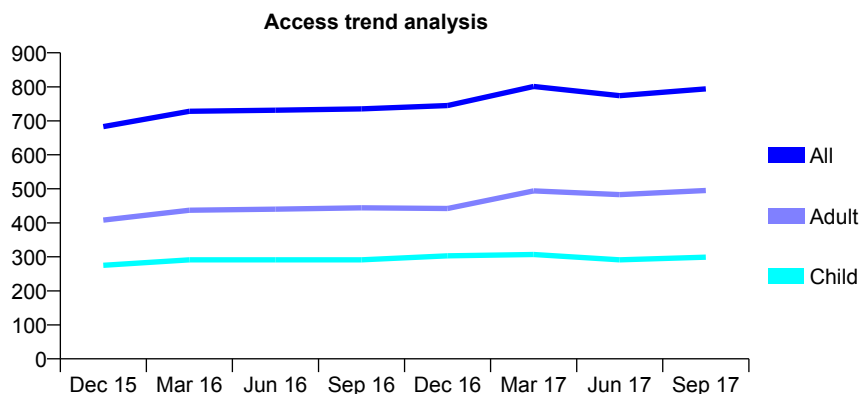
Q62 - Vital Signs At a Glance Contract Report for 660108/0001 - September 2017

Name or company name	MR DS SOHAL
Contract type name	GDS Contract
Purpose of contract	General
Contract start date	01/04/2006
Contract end date	

17/18 Contracted general activity (UDA)	2,097
Carry forward general activity (UDA)	-42
17/18 Contracted orthodontic activity (UOA)	0
Carry forward orthodontic activity (UOA)	0
Baseline contract value	£51,420.01

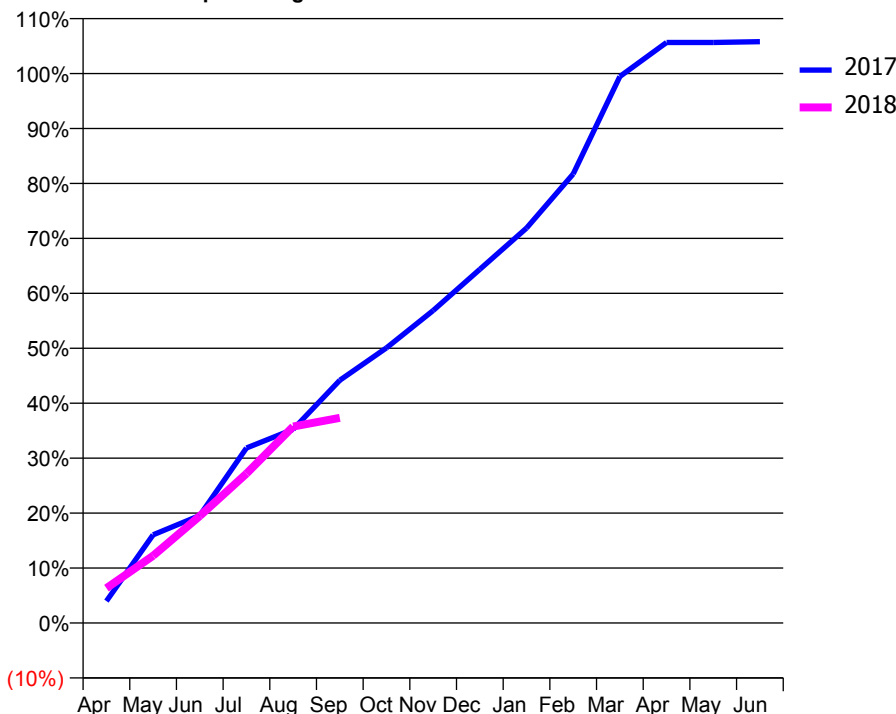
ACCESS*

Patients seen in 24 months	Total	Change since previous quarter
Quarter ending September 2016	735	
Quarter ending December 2016	745	→
Quarter ending March 2017	801	↑
Quarter ending June 2017	774	↓
Quarter ending September 2017	794	↑
Variance since September 2016	8.0%	↑



ACTIVITY

Cumulative percentage of contracted UDA delivered 2017 & 2018



Adjusted Scheduled Activity (UDA)

Month	2017	2018
April	84	133
May	337	257
June	410	408
July	668	570
August	739	750
September	926	783
October	1,050	
November	1,192	
December	1,350	
January	1,507	
February	1,714	
March	2,086	
April	2,215	
May	2,215	
June	2,218	

QUALITY

	Quantity	Base Number	Contract	AT	Region	England
% of FP17s for the same patient ID Re-attending within 3 months - Children	7	127	5.5%	9.7%	11.2%	11.9%
% of FP17s for the same patient ID Re-attending within 3 months - Adults	24	182	13.2%	15.6%	16.6%	15.9%
% of FP17s for the same patient ID Re-attending between 3 & 9 months - Children	49	127	38.6%	46.9%	47.0%	58.1%
% of FP17s for the same patient ID Re-attending between 3 & 9 months - Adults	50	182	27.5%	37.6%	38.2%	50.6%
% of FP17s for Band 1 Urgent Courses	39	283	13.8%	11.2%	10.6%	9.1%
% of FP17s Relating to Free Repair or Replacements	1	283	0.4%	0.5%	0.6%	0.8%
% of FP17s Relating to Continuations	2	283	0.7%	0.6%	0.8%	1.1%
% of Patients satisfied with the dentistry they have received	1	1	N/A	89.0%	89.2%	91.4%
% of Patients satisfied with the time they had to wait for an appointment	1	1	N/A	83.1%	83.4%	87.7%

* This is based on patients treated on this contract for their most recent course of treatment. Figures in italics indicate the base number of FP17s or Patient Questionnaire responses are less than 100. N/A is shown where the base number of responses is less than 10 during the period. % is calculated as Quantity/Base number*100

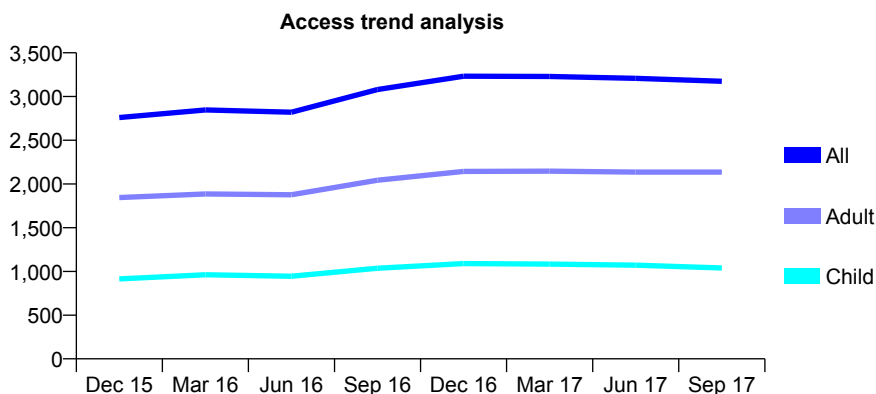
Q62 - Vital Signs At a Glance Contract Report for 660175/0001 - September 2017

Name or company name	MR F KHOURY
Contract type name	GDS Contract
Purpose of contract	General
Contract start date	01/04/2006
Contract end date	

17/18 Contracted general activity (UDA)	10,063
Carry forward general activity (UDA)	-185
17/18 Contracted orthodontic activity (UOA)	0
Carry forward orthodontic activity (UOA)	0
Baseline contract value	£277,742.13

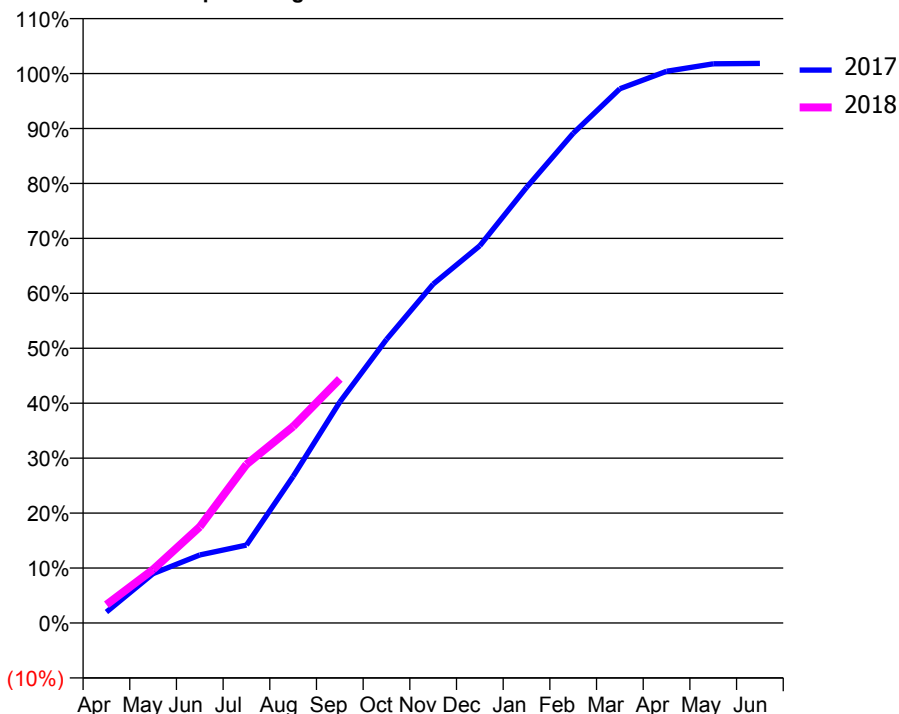
ACCESS*

Patients seen in 24 months	Total	Change since previous quarter
Quarter ending September 2016	3,080	
Quarter ending December 2016	3,233	↑
Quarter ending March 2017	3,230	→
Quarter ending June 2017	3,208	→
Quarter ending September 2017	3,175	↓
Variance since September 2016	3.1%	↑



ACTIVITY

Cumulative percentage of contracted UDA delivered 2017 & 2018



Month	Adjusted Scheduled Activity (UDA)	
	2017	2018
April	201	335
May	904	981
June	1,247	1,762
July	1,427	2,904
August	2,685	3,597
September	4,047	4,470
October	5,194	
November	6,207	
December	6,910	
January	7,976	
February	8,969	
March	9,783	
April	10,103	
May	10,241	
June	10,248	

QUALITY

	Quantity	Base Number	Contract	AT	Region	England
% of FP17s for the same patient ID Re-attending within 3 months - Children	22	376	5.9%	9.7%	11.2%	11.9%
% of FP17s for the same patient ID Re-attending within 3 months - Adults	89	785	11.3%	15.6%	16.6%	15.9%
% of FP17s for the same patient ID Re-attending between 3 & 9 months - Children	103	376	27.4%	46.9%	47.0%	58.1%
% of FP17s for the same patient ID Re-attending between 3 & 9 months - Adults	245	785	31.2%	37.6%	38.2%	50.6%
% of FP17s for Band 1 Urgent Courses	137	1,016	13.5%	11.2%	10.6%	9.1%
% of FP17s Relating to Free Repair or Replacements	0	1,016	0.0%	0.5%	0.6%	0.8%
% of FP17s Relating to Continuations	6	1,016	0.6%	0.6%	0.8%	1.1%
% of Patients satisfied with the dentistry they have received	3	3	N/A	89.0%	89.2%	91.4%
% of Patients satisfied with the time they had to wait for an appointment	2	3	N/A	83.1%	83.4%	87.7%

* This is based on patients treated on this contract for their most recent course of treatment. Figures in italics indicate the base number of FP17s or Patient Questionnaire responses are less than 100. N/A is shown where the base number of responses is less than 10 during the period. % is calculated as Quantity/Base number*100

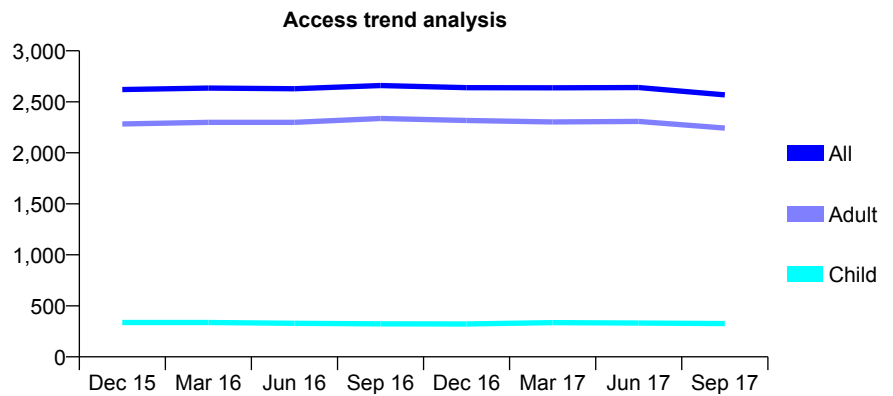
Q62 - Vital Signs At a Glance Contract Report for 660493/0001 - September 2017

Name or company name	MR AD DE LA VALETTE
Contract type name	GDS Contract
Purpose of contract	General
Contract start date	01/04/2006
Contract end date	

17/18 Contracted general activity (UDA)	15,171
Carry forward general activity (UDA)	-239
17/18 Contracted orthodontic activity (UOA)	0
Carry forward orthodontic activity (UOA)	0
Baseline contract value	£525,491.82

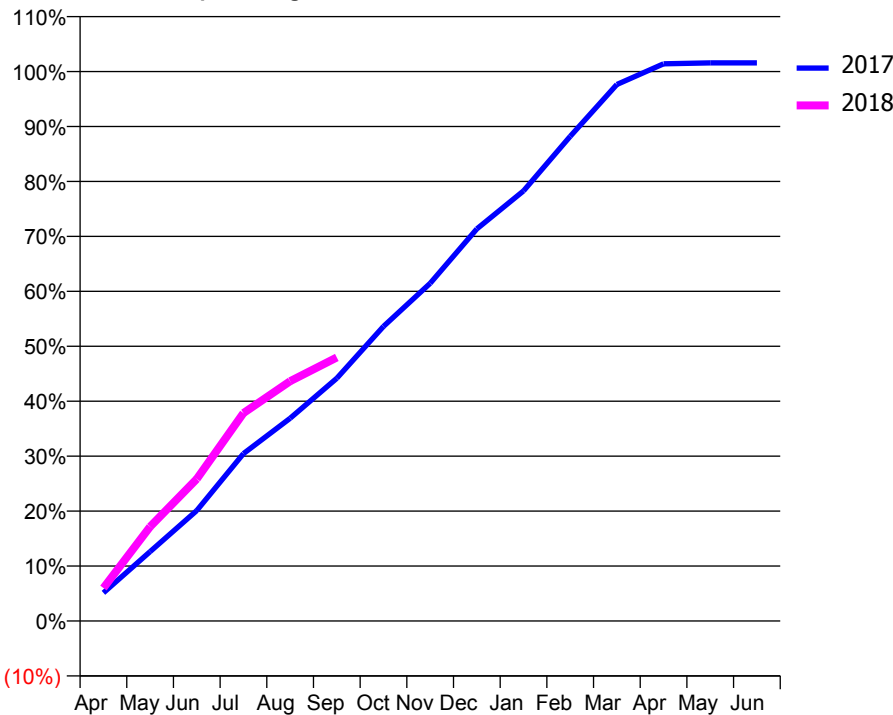
ACCESS*

Patients seen in 24 months	Total	Change since previous quarter
Quarter ending September 2016	2,659	
Quarter ending December 2016	2,639	→
Quarter ending March 2017	2,637	→
Quarter ending June 2017	2,640	→
Quarter ending September 2017	2,568	↓
Variance since September 2016	(3.4%)	↓



ACTIVITY

Cumulative percentage of contracted UDA delivered 2017 & 2018



Month	Adjusted Scheduled Activity (UDA)	
	2017	2018
April	780	910
May	1,917	2,606
June	3,049	3,921
July	4,622	5,742
August	5,596	6,622
September	6,700	7,275
October	8,133	
November	9,322	
December	10,826	
January	11,876	
February	13,380	
March	14,814	
April	15,382	
May	15,409	
June	15,410	

QUALITY

	Quantity	Base Number	Contract	AT	Region	England
% of FP17s for the same patient ID Re-attending within 3 months - Children	13	173	7.5%	9.7%	11.2%	11.9%
% of FP17s for the same patient ID Re-attending within 3 months - Adults	173	1,078	16.0%	15.6%	16.6%	15.9%
% of FP17s for the same patient ID Re-attending between 3 & 9 months - Children	76	173	43.9%	46.9%	47.0%	58.1%
% of FP17s for the same patient ID Re-attending between 3 & 9 months - Adults	350	1,078	32.5%	37.6%	38.2%	50.6%
% of FP17s for Band 1 Urgent Courses	106	1,155	9.2%	11.2%	10.6%	9.1%
% of FP17s Relating to Free Repair or Replacements	12	1,155	1.0%	0.5%	0.6%	0.8%
% of FP17s Relating to Continuations	0	1,155	0.0%	0.6%	0.8%	1.1%
% of Patients satisfied with the dentistry they have received	1	1	N/A	89.0%	89.2%	91.4%
% of Patients satisfied with the time they had to wait for an appointment	0	1	N/A	83.1%	83.4%	87.7%

* This is based on patients treated on this contract for their most recent course of treatment. Figures in italics indicate the base number of FP17s or Patient Questionnaire responses are less than 100. N/A is shown where the base number of responses is less than 10 during the period. % is calculated as Quantity/Base number*100

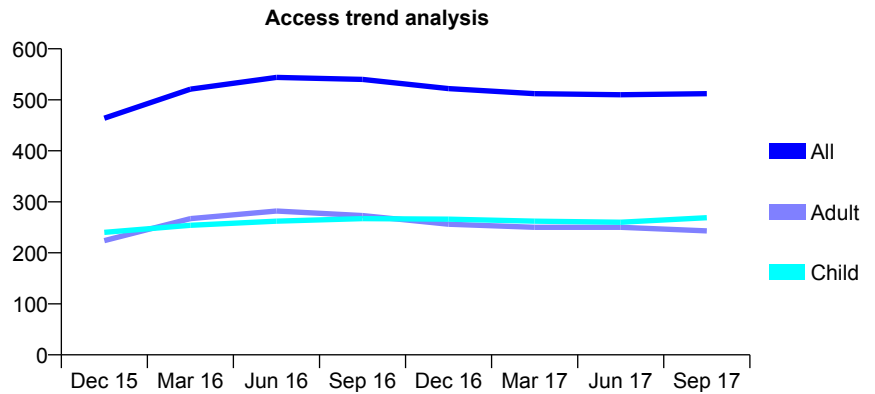
Q62 - Vital Signs At a Glance Contract Report for 661651/0001 - September 2017

Name or company name	MR I RAI
Contract type name	GDS Contract
Purpose of contract	General
Contract start date	01/04/2014
Contract end date	

17/18 Contracted general activity (UDA)	893
Carry forward general activity (UDA)	-14
17/18 Contracted orthodontic activity (UOA)	0
Carry forward orthodontic activity (UOA)	0
Baseline contract value	£21,761.86

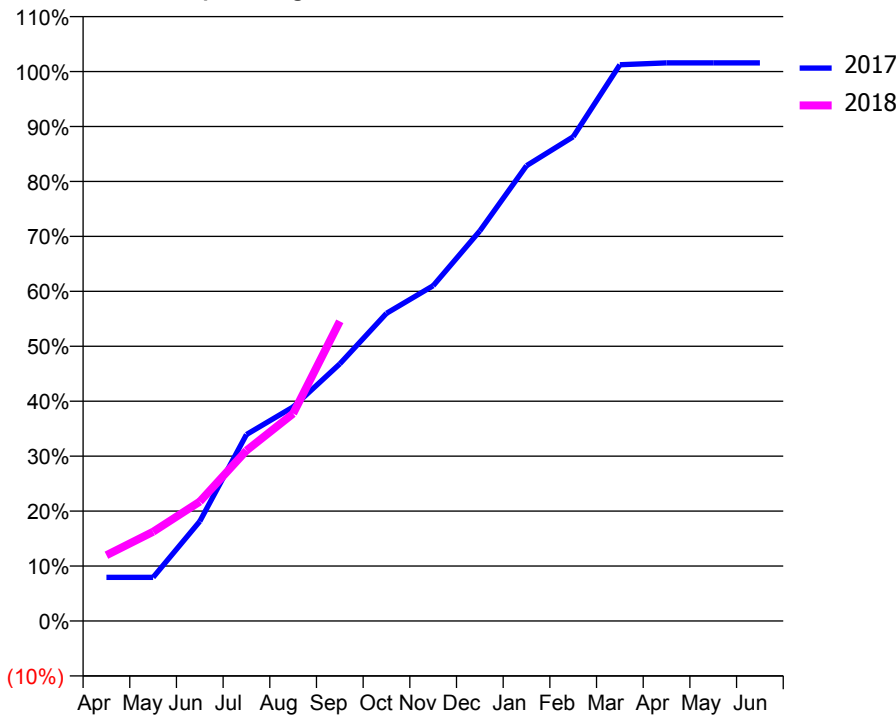
ACCESS*

Patients seen in 24 months	Total	Change since previous quarter
Quarter ending September 2016	540	
Quarter ending December 2016	522	↓
Quarter ending March 2017	512	↓
Quarter ending June 2017	510	→
Quarter ending September 2017	512	→
Variance since September 2016	(5.2%)	↓



ACTIVITY

Cumulative percentage of contracted UDA delivered 2017 & 2018



Month	Adjusted Scheduled Activity (UDA)	
	2017	2018
April	71	107
May	71	145
June	162	194
July	303	277
August	348	337
September	418	487
October	500	
November	545	
December	634	
January	740	
February	787	
March	904	
April	907	
May	907	
June	907	

QUALITY

	Quantity	Base Number	Contract	AT	Region	England
% of FP17s for the same patient ID Re-attending within 3 months - Children	3	176	1.7%	9.7%	11.2%	11.9%
% of FP17s for the same patient ID Re-attending within 3 months - Adults	0	73	0.0%	15.6%	16.6%	15.9%
% of FP17s for the same patient ID Re-attending between 3 & 9 months - Children	95	176	54.0%	46.9%	47.0%	58.1%
% of FP17s for the same patient ID Re-attending between 3 & 9 months - Adults	19	73	26.0%	37.6%	38.2%	50.6%
% of FP17s for Band 1 Urgent Courses	0	246	0.0%	11.2%	10.6%	9.1%
% of FP17s Relating to Free Repair or Replacements	0	246	0.0%	0.5%	0.6%	0.8%
% of FP17s Relating to Continuations	2	246	0.8%	0.6%	0.8%	1.1%
% of Patients satisfied with the dentistry they have received	0	0	N/A	89.0%	89.2%	91.4%
% of Patients satisfied with the time they had to wait for an appointment	0	0	N/A	83.1%	83.4%	87.7%

* This is based on patients treated on this contract for their most recent course of treatment. Figures in italics indicate the base number of FP17s or Patient Questionnaire responses are less than 100. N/A is shown where the base number of responses is less than 10 during the period. % is calculated as Quantity/Base number*100

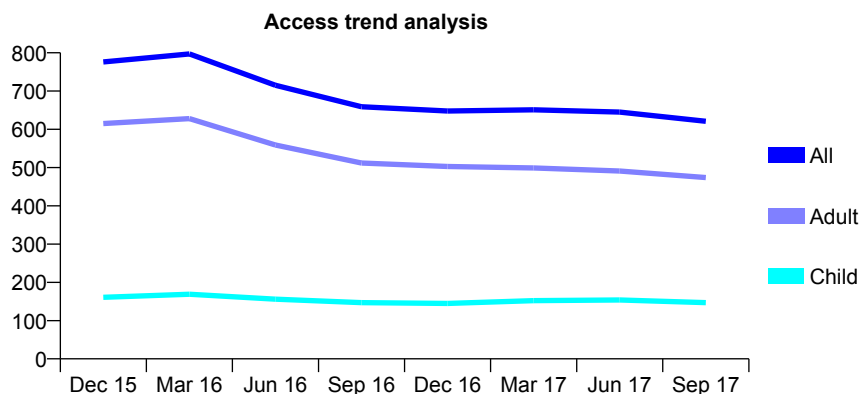
Q62 - Vital Signs At a Glance Contract Report for 675237/0001 - September 2017

Name or company name	MR M FARHANG HAERI
Contract type name	GDS Contract
Purpose of contract	General
Contract start date	01/04/2006
Contract end date	

17/18 Contracted general activity (UDA)	2,365
Carry forward general activity (UDA)	0
17/18 Contracted orthodontic activity (UOA)	0
Carry forward orthodontic activity (UOA)	0
Baseline contract value	£68,238.60

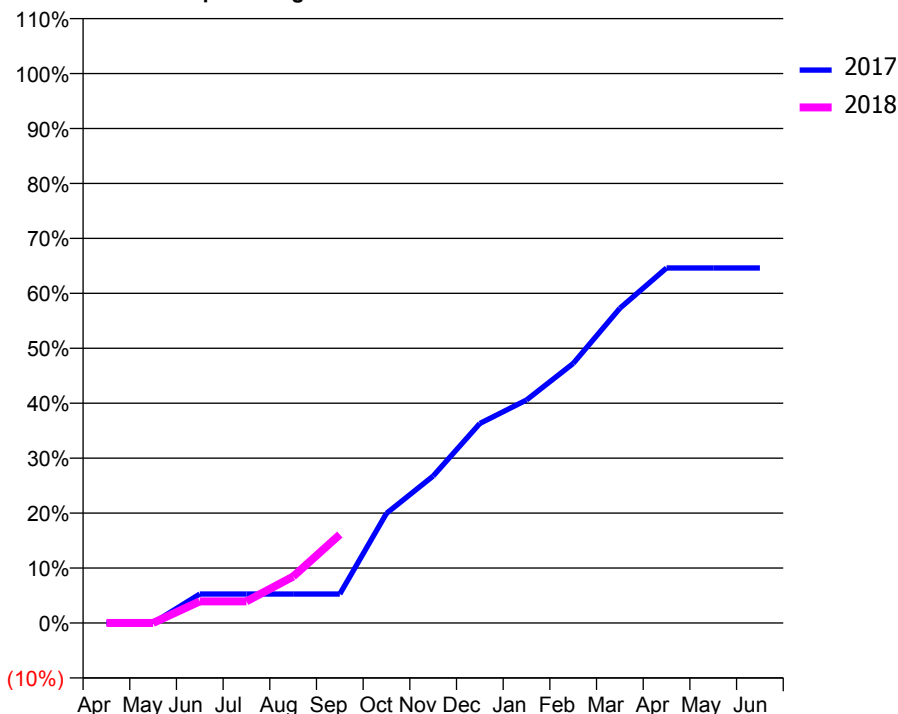
ACCESS*

Patients seen in 24 months	Total	Change since previous quarter
Quarter ending September 2016	659	
Quarter ending December 2016	648	↓
Quarter ending March 2017	651	→
Quarter ending June 2017	645	→
Quarter ending September 2017	621	↓
Variance since September 2016	(5.8%)	↓



ACTIVITY

Cumulative percentage of contracted UDA delivered 2017 & 2018



Adjusted Scheduled Activity (UDA)

Month	2017	2018
April	0	0
May	0	0
June	125	93
July	125	93
August	125	200
September	125	381
October	472	
November	633	
December	859	
January	960	
February	1,117	
March	1,355	
April	1,528	
May	1,528	
June	1,528	

QUALITY

	Quantity	Base Number	Contract	AT	Region	England
% of FP17s for the same patient ID Re-attending within 3 months - Children	1	57	1.8%	9.7%	11.2%	11.9%
% of FP17s for the same patient ID Re-attending within 3 months - Adults	5	166	3.0%	15.6%	16.6%	15.9%
% of FP17s for the same patient ID Re-attending between 3 & 9 months - Children	18	57	31.6%	46.9%	47.0%	58.1%
% of FP17s for the same patient ID Re-attending between 3 & 9 months - Adults	32	166	19.3%	37.6%	38.2%	50.6%
% of FP17s for Band 1 Urgent Courses	0	176	0.0%	11.2%	10.6%	9.1%
% of FP17s Relating to Free Repair or Replacements	0	176	0.0%	0.5%	0.6%	0.8%
% of FP17s Relating to Continuations	0	176	0.0%	0.6%	0.8%	1.1%
% of Patients satisfied with the dentistry they have received	0	1	N/A	89.0%	89.2%	91.4%
% of Patients satisfied with the time they had to wait for an appointment	0	1	N/A	83.1%	83.4%	87.7%

* This is based on patients treated on this contract for their most recent course of treatment. Figures in italics indicate the base number of FP17s or Patient Questionnaire responses are less than 100. N/A is shown where the base number of responses is less than 10 during the period. % is calculated as Quantity/Base number*100

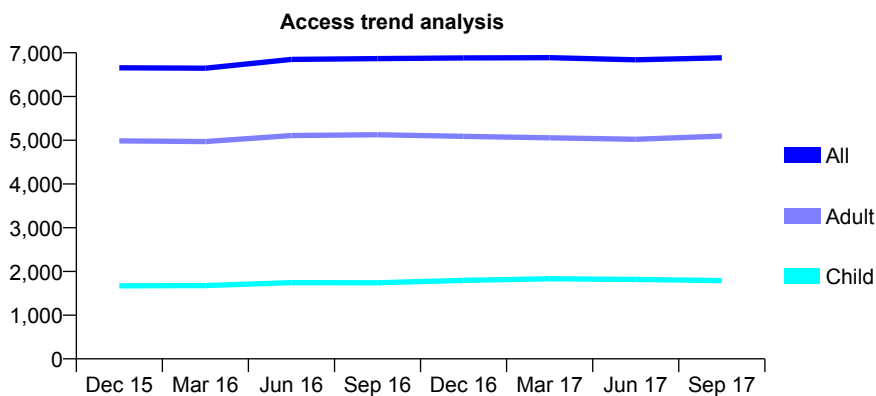
Q62 - Vital Signs At a Glance Contract Report for 676713/0001 - September 2017

Name or company name	MR K KAVIANI
Contract type name	GDS Contract
Purpose of contract	General
Contract start date	01/04/2006
Contract end date	

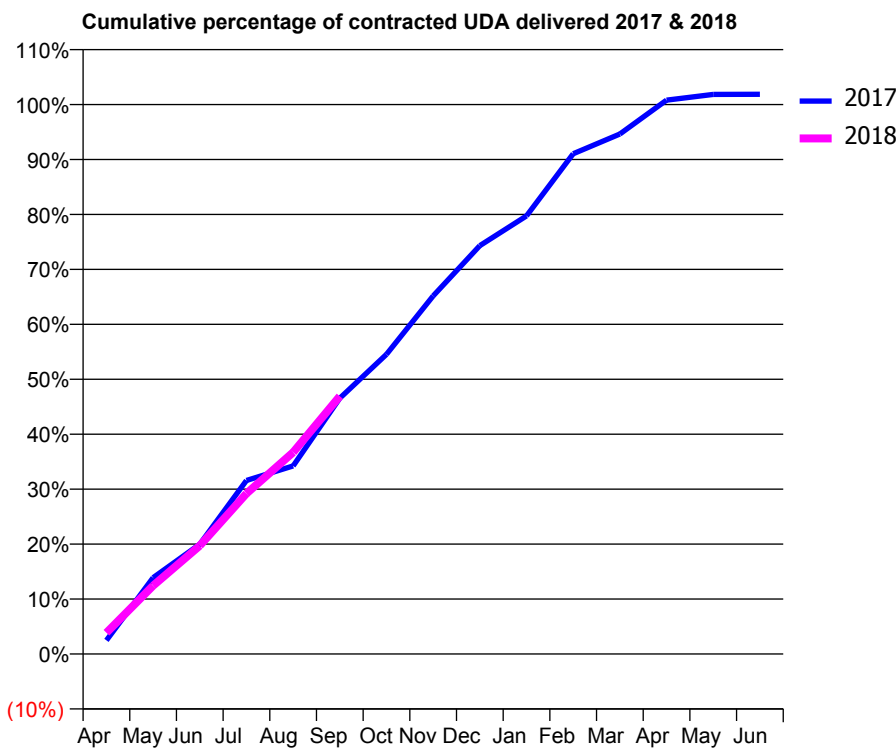
17/18 Contracted general activity (UDA)	17,508
Carry forward general activity (UDA)	-326
17/18 Contracted orthodontic activity (UOA)	0
Carry forward orthodontic activity (UOA)	0
Baseline contract value	£502,668.45

ACCESS*

Patients seen in 24 months	Total	Change since previous quarter
Quarter ending September 2016	6,868	
Quarter ending December 2016	6,884	→
Quarter ending March 2017	6,888	→
Quarter ending June 2017	6,839	→
Quarter ending September 2017	6,886	→
Variance since September 2016	0.3%	→



ACTIVITY



Month	Adjusted Scheduled Activity (UDA)	
	2017	2018
April	436	678
May	2,432	2,178
June	3,498	3,451
July	5,530	5,113
August	5,995	6,425
September	8,151	8,214
October	9,550	
November	11,410	
December	13,012	
January	13,961	
February	15,939	
March	16,569	
April	17,648	
May	17,830	
June	17,834	

QUALITY

	Quantity	Base Number	Contract	AT	Region	England
% of FP17s for the same patient ID Re-attending within 3 months - Children	64	967	6.6%	9.7%	11.2%	11.9%
% of FP17s for the same patient ID Re-attending within 3 months - Adults	599	2,884	20.8%	15.6%	16.6%	15.9%
% of FP17s for the same patient ID Re-attending between 3 & 9 months - Children	283	967	29.3%	46.9%	47.0%	58.1%
% of FP17s for the same patient ID Re-attending between 3 & 9 months - Adults	817	2,884	28.3%	37.6%	38.2%	50.6%
% of FP17s for Band 1 Urgent Courses	347	3,053	11.4%	11.2%	10.6%	9.1%
% of FP17s Relating to Free Repair or Replacements	40	3,053	1.3%	0.5%	0.6%	0.8%
% of FP17s Relating to Continuations	67	3,053	2.2%	0.6%	0.8%	1.1%
% of Patients satisfied with the dentistry they have received	7	8	N/A	89.0%	89.2%	91.4%
% of Patients satisfied with the time they had to wait for an appointment	6	8	N/A	83.1%	83.4%	87.7%

* This is based on patients treated on this contract for their most recent course of treatment. Figures in italics indicate the base number of FP17s or Patient Questionnaire responses are less than 100. N/A is shown where the base number of responses is less than 10 during the period. % is calculated as Quantity/Base number*100

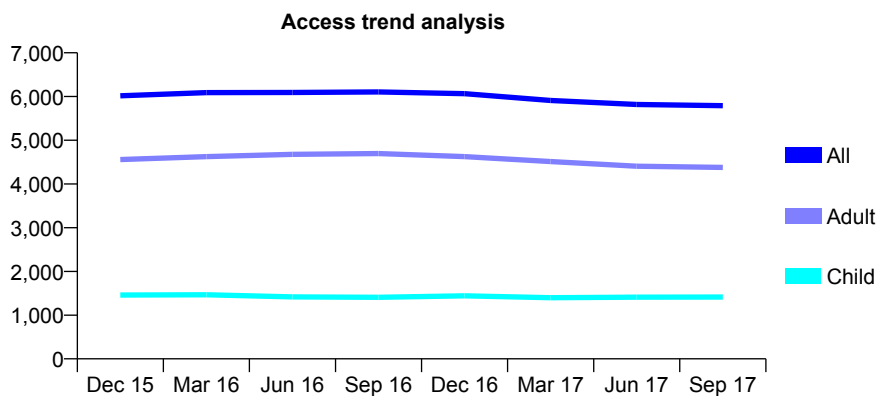
Q62 - Vital Signs At a Glance Contract Report for 676721/0001 - September 2017

Name or company name	MISS AM PATEL
Contract type name	GDS Contract
Purpose of contract	General
Contract start date	01/05/2008
Contract end date	

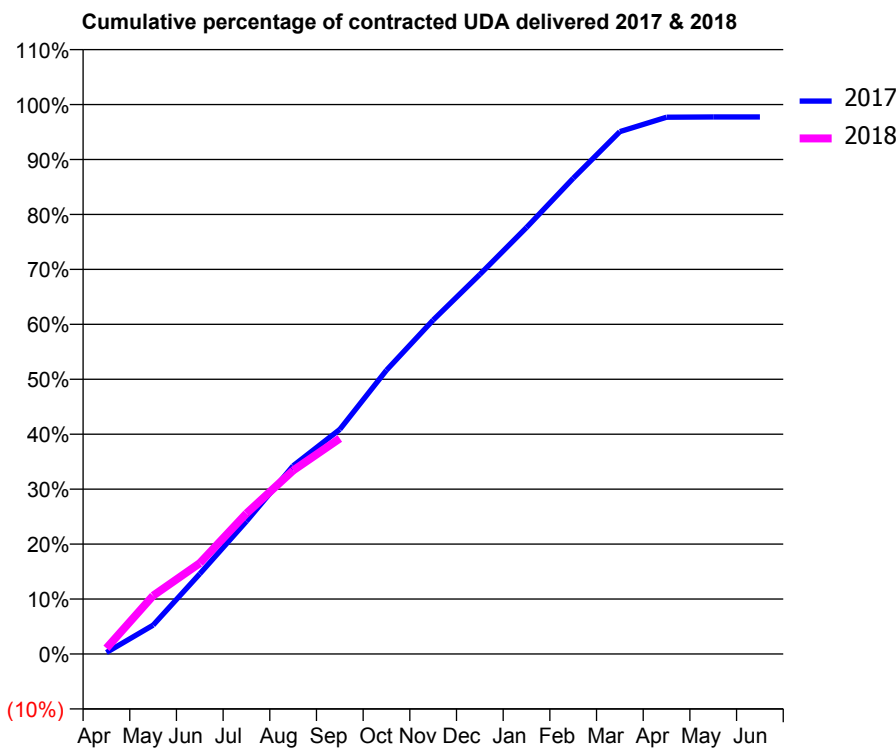
17/18 Contracted general activity (UDA)	19,880
Carry forward general activity (UDA)	449
17/18 Contracted orthodontic activity (UOA)	0
Carry forward orthodontic activity (UOA)	0
Baseline contract value	£608,228.95

ACCESS*

Patients seen in 24 months	Total	Change since previous quarter
Quarter ending September 2016	6,106	
Quarter ending December 2016	6,066	→
Quarter ending March 2017	5,911	↓
Quarter ending June 2017	5,817	↓
Quarter ending September 2017	5,791	→
Variance since September 2016	(5.2%)	↓



ACTIVITY



Month	Adjusted Scheduled Activity (UDA)	
	2017	2018
April	57	210
May	1,043	2,110
June	2,900	3,289
July	4,804	5,089
August	6,808	6,642
September	8,129	7,799
October	10,270	
November	12,082	
December	13,732	
January	15,429	
February	17,210	
March	18,898	
April	19,420	
May	19,427	
June	19,431	

QUALITY

	Quantity	Base Number	Contract	AT	Region	England
% of FP17s for the same patient ID Re-attending within 3 months - Children	47	746	6.3%	9.7%	11.2%	11.9%
% of FP17s for the same patient ID Re-attending within 3 months - Adults	325	2,266	14.3%	15.6%	16.6%	15.9%
% of FP17s for the same patient ID Re-attending between 3 & 9 months - Children	286	746	38.3%	46.9%	47.0%	58.1%
% of FP17s for the same patient ID Re-attending between 3 & 9 months - Adults	967	2,266	42.7%	37.6%	38.2%	50.6%
% of FP17s for Band 1 Urgent Courses	304	2,801	10.9%	11.2%	10.6%	9.1%
% of FP17s Relating to Free Repair or Replacements	7	2,801	0.2%	0.5%	0.6%	0.8%
% of FP17s Relating to Continuations	33	2,801	1.2%	0.6%	0.8%	1.1%
% of Patients satisfied with the dentistry they have received	9	9	N/A	89.0%	89.2%	91.4%
% of Patients satisfied with the time they had to wait for an appointment	8	9	N/A	83.1%	83.4%	87.7%

* This is based on patients treated on this contract for their most recent course of treatment. Figures in italics indicate the base number of FP17s or Patient Questionnaire responses are less than 100. N/A is shown where the base number of responses is less than 10 during the period. % is calculated as Quantity/Base number*100

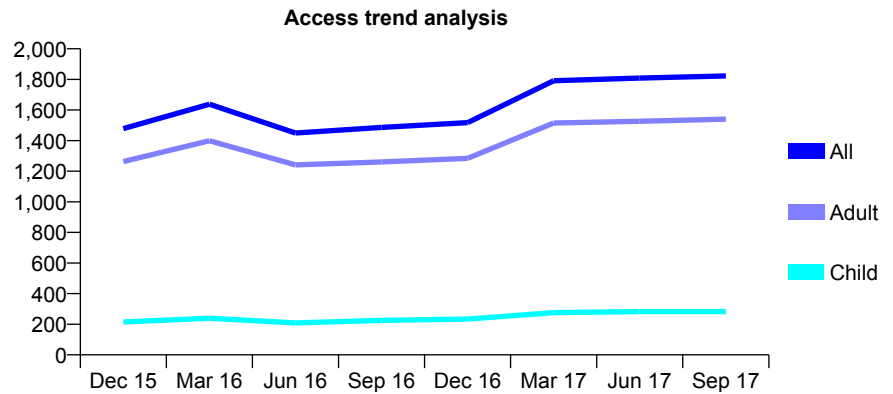
Q62 - Vital Signs At a Glance Contract Report for 677019/0001 - September 2017

Name or company name	Bhavish Thakrar and Jayesh Kotecha
Contract type name	GDS Contract
Purpose of contract	General
Contract start date	01/04/2006
Contract end date	

17/18 Contracted general activity (UDA)	6,359
Carry forward general activity (UDA)	207
17/18 Contracted orthodontic activity (UOA)	0
Carry forward orthodontic activity (UOA)	0
Baseline contract value	£225,091.92

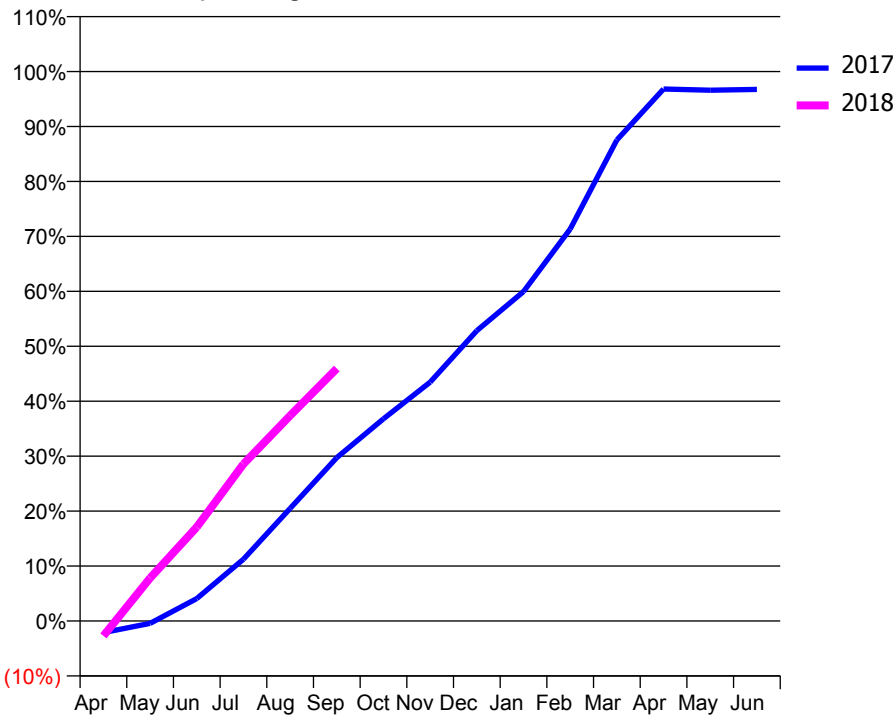
ACCESS*

Patients seen in 24 months	Total	Change since previous quarter
Quarter ending September 2016	1,486	
Quarter ending December 2016	1,518	↑
Quarter ending March 2017	1,791	↑
Quarter ending June 2017	1,809	→
Quarter ending September 2017	1,823	→
Variance since September 2016	22.7%	↑



ACTIVITY

Cumulative percentage of contracted UDA delivered 2017 & 2018



Month	Adjusted Scheduled Activity (UDA)	
	2017	2018
April	-135	-174
May	-28	498
June	260	1,087
July	716	1,817
August	1,304	2,378
September	1,891	2,922
October	2,339	
November	2,764	
December	3,360	
January	3,813	
February	4,536	
March	5,566	
April	6,156	
May	6,143	
June	6,152	

QUALITY

	Quantity	Base Number	Contract	AT	Region	England
% of FP17s for the same patient ID Re-attending within 3 months - Children	10	156	6.4%	9.7%	11.2%	11.9%
% of FP17s for the same patient ID Re-attending within 3 months - Adults	130	856	15.2%	15.6%	16.6%	15.9%
% of FP17s for the same patient ID Re-attending between 3 & 9 months - Children	53	156	34.0%	46.9%	47.0%	58.1%
% of FP17s for the same patient ID Re-attending between 3 & 9 months - Adults	258	856	30.1%	37.6%	38.2%	50.6%
% of FP17s for Band 1 Urgent Courses	109	864	12.6%	11.2%	10.6%	9.1%
% of FP17s Relating to Free Repair or Replacements	4	864	0.5%	0.5%	0.6%	0.8%
% of FP17s Relating to Continuations	7	864	0.8%	0.6%	0.8%	1.1%
% of Patients satisfied with the dentistry they have received	5	6	N/A	89.0%	89.2%	91.4%
% of Patients satisfied with the time they had to wait for an appointment	5	6	N/A	83.1%	83.4%	87.7%

* This is based on patients treated on this contract for their most recent course of treatment. Figures in italics indicate the base number of FP17s or Patient Questionnaire responses are less than 100. N/A is shown where the base number of responses is less than 10 during the period. % is calculated as Quantity/Base number*100

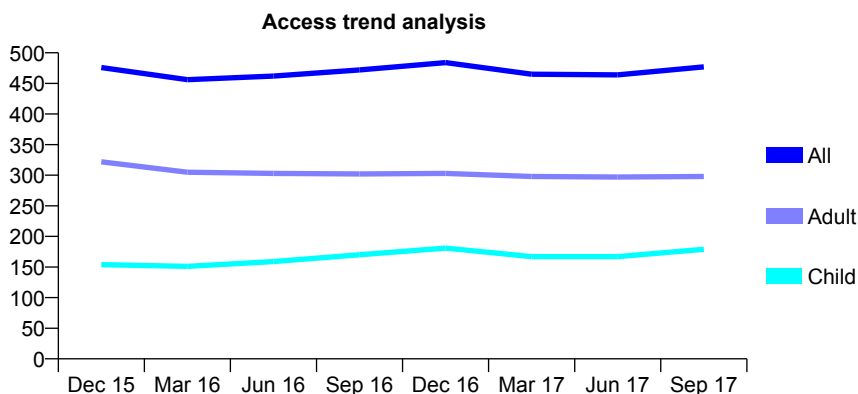
Q62 - Vital Signs At a Glance Contract Report for 678635/0001 - September 2017

Name or company name	MRS HM ZABIHI
Contract type name	GDS Contract
Purpose of contract	General
Contract start date	01/04/2006
Contract end date	

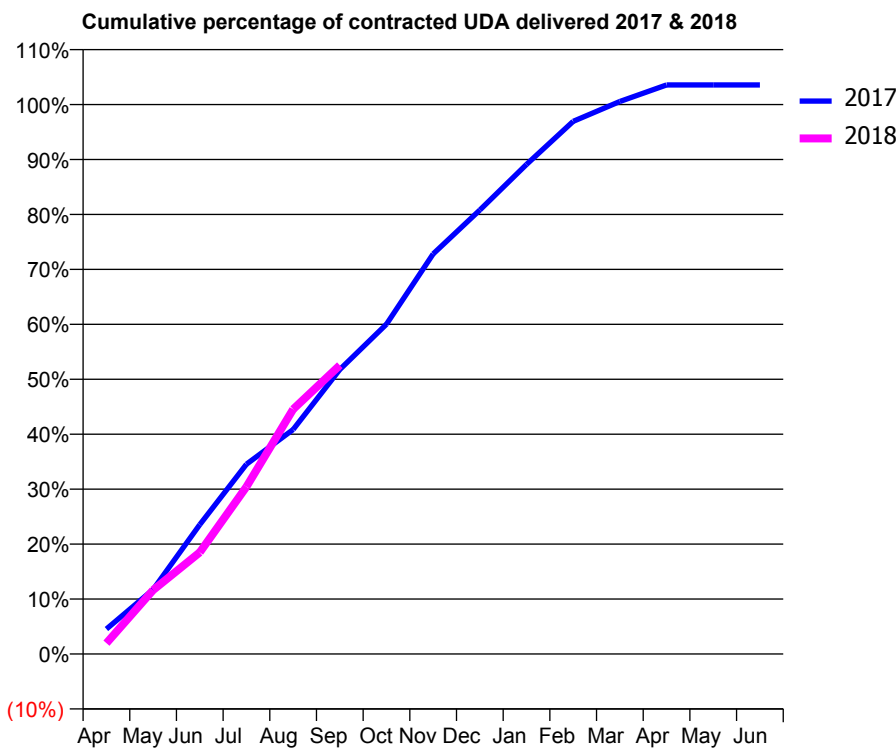
17/18 Contracted general activity (UDA)	1,263
Carry forward general activity (UDA)	-25
17/18 Contracted orthodontic activity (UOA)	0
Carry forward orthodontic activity (UOA)	0
Baseline contract value	£31,451.02

ACCESS*

Patients seen in 24 months	Total	Change since previous quarter
Quarter ending September 2016	472	
Quarter ending December 2016	484	↑
Quarter ending March 2017	465	↓
Quarter ending June 2017	464	→
Quarter ending September 2017	477	↑
Variance since September 2016	1.1%	→



ACTIVITY



Month	Adjusted Scheduled Activity (UDA)	
	2017	2018
April	57	25
May	148	147
June	297	234
July	436	385
August	516	563
September	654	664
October	758	
November	920	
December	1,021	
January	1,125	
February	1,224	
March	1,270	
April	1,308	
May	1,308	
June	1,308	

QUALITY

	Quantity	Base Number	Contract	AT	Region	England
% of FP17s for the same patient ID Re-attending within 3 months - Children	11	151	7.3%	9.7%	11.2%	11.9%
% of FP17s for the same patient ID Re-attending within 3 months - Adults	38	222	17.1%	15.6%	16.6%	15.9%
% of FP17s for the same patient ID Re-attending between 3 & 9 months - Children	77	151	51.0%	46.9%	47.0%	58.1%
% of FP17s for the same patient ID Re-attending between 3 & 9 months - Adults	91	222	41.0%	37.6%	38.2%	50.6%
% of FP17s for Band 1 Urgent Courses	24	344	7.0%	11.2%	10.6%	9.1%
% of FP17s Relating to Free Repair or Replacements	0	344	0.0%	0.5%	0.6%	0.8%
% of FP17s Relating to Continuations	7	344	2.0%	0.6%	0.8%	1.1%
% of Patients satisfied with the dentistry they have received	4	4	N/A	89.0%	89.2%	91.4%
% of Patients satisfied with the time they had to wait for an appointment	3	4	N/A	83.1%	83.4%	87.7%

* This is based on patients treated on this contract for their most recent course of treatment. Figures in italics indicate the base number of FP17s or Patient Questionnaire responses are less than 100. N/A is shown where the base number of responses is less than 10 during the period. % is calculated as Quantity/Base number*100

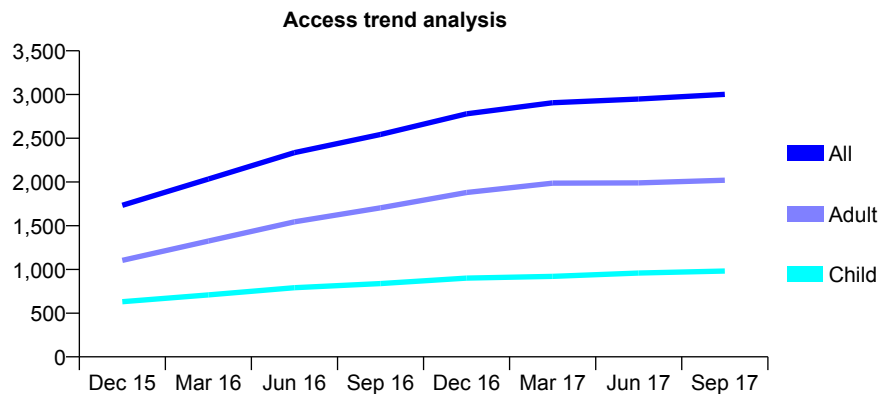
Q62 - Vital Signs At a Glance Contract Report for 679259/0001 - September 2017

Name or company name	MISS S MOVAHEDI
Contract type name	GDS Contract
Purpose of contract	General
Contract start date	01/02/2015
Contract end date	

17/18 Contracted general activity (UDA)	5,094
Carry forward general activity (UDA)	0
17/18 Contracted orthodontic activity (UOA)	0
Carry forward orthodontic activity (UOA)	0
Baseline contract value	£173,256.46

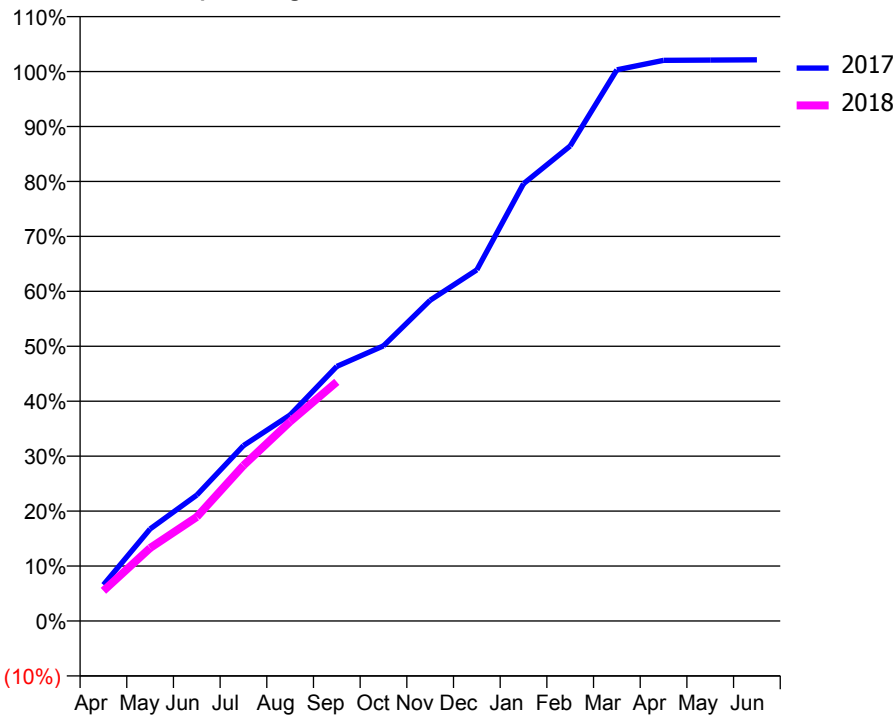
ACCESS*

Patients seen in 24 months	Total	Change since previous quarter
Quarter ending September 2016	2,543	
Quarter ending December 2016	2,780	↑
Quarter ending March 2017	2,906	↑
Quarter ending June 2017	2,948	→
Quarter ending September 2017	3,002	→
Variance since September 2016	18.0%	↑



ACTIVITY

Cumulative percentage of contracted UDA delivered 2017 & 2018



Month	Adjusted Scheduled Activity (UDA)	
	2017	2018
April	336	280
May	853	677
June	1,167	965
July	1,626	1,442
August	1,910	1,849
September	2,360	2,217
October	2,551	
November	2,974	
December	3,255	
January	4,054	
February	4,404	
March	5,109	
April	5,197	
May	5,200	
June	5,202	

QUALITY

	Quantity	Base Number	Contract	AT	Region	England
% of FP17s for the same patient ID Re-attending within 3 months - Children	60	628	9.6%	9.7%	11.2%	11.9%
% of FP17s for the same patient ID Re-attending within 3 months - Adults	137	1,014	13.5%	15.6%	16.6%	15.9%
% of FP17s for the same patient ID Re-attending between 3 & 9 months - Children	269	628	42.8%	46.9%	47.0%	58.1%
% of FP17s for the same patient ID Re-attending between 3 & 9 months - Adults	337	1,014	33.2%	37.6%	38.2%	50.6%
% of FP17s for Band 1 Urgent Courses	109	1,126	9.7%	11.2%	10.6%	9.1%
% of FP17s Relating to Free Repair or Replacements	2	1,126	0.2%	0.5%	0.6%	0.8%
% of FP17s Relating to Continuations	3	1,126	0.3%	0.6%	0.8%	1.1%
% of Patients satisfied with the dentistry they have received	5	5	N/A	89.0%	89.2%	91.4%
% of Patients satisfied with the time they had to wait for an appointment	5	5	N/A	83.1%	83.4%	87.7%

* This is based on patients treated on this contract for their most recent course of treatment. Figures in italics indicate the base number of FP17s or Patient Questionnaire responses are less than 100. N/A is shown where the base number of responses is less than 10 during the period. % is calculated as Quantity/Base number*100

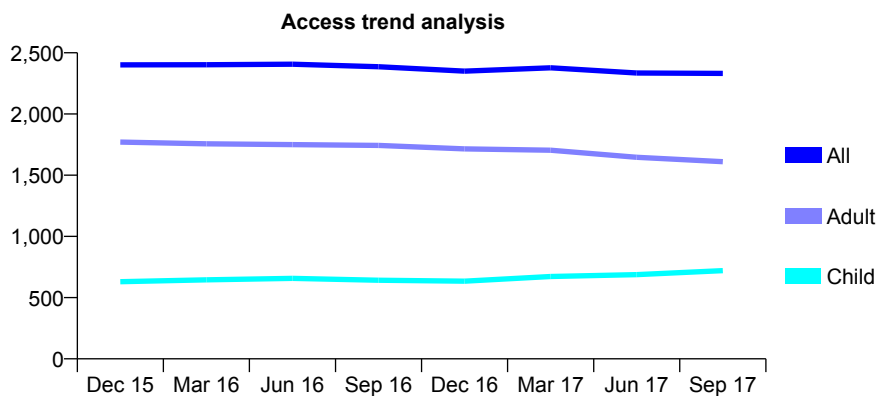
Q62 - Vital Signs At a Glance Contract Report for 679569/0001 - September 2017

Name or company name	MR A AGHABABAEI-KACHOU EI
Contract type name	GDS Contract
Purpose of contract	General
Contract start date	01/04/2006
Contract end date	

17/18 Contracted general activity (UDA)	7,475
Carry forward general activity (UDA)	0
17/18 Contracted orthodontic activity (UOA)	0
Carry forward orthodontic activity (UOA)	0
Baseline contract value	£279,022.78

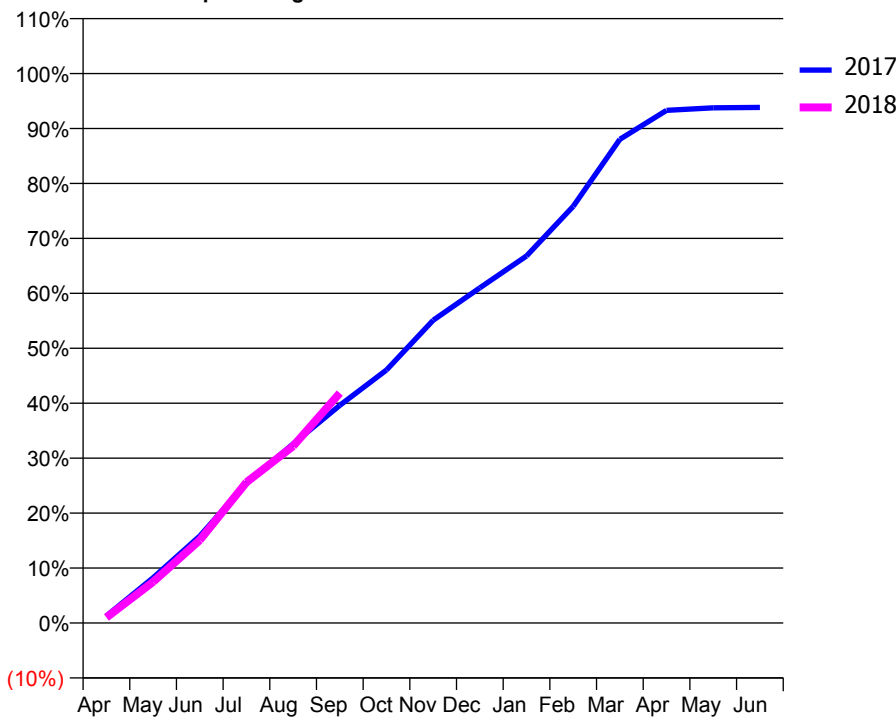
ACCESS*

Patients seen in 24 months	Total	Change since previous quarter
Quarter ending September 2016	2,386	
Quarter ending December 2016	2,350	↓
Quarter ending March 2017	2,377	→
Quarter ending June 2017	2,335	↓
Quarter ending September 2017	2,332	→
Variance since September 2016	(2.3%)	↓



ACTIVITY

Cumulative percentage of contracted UDA delivered 2017 & 2018



Month	Adjusted Scheduled Activity (UDA)	
	2017	2018
April	98	75
May	615	560
June	1,184	1,128
July	1,901	1,914
August	2,437	2,406
September	2,961	3,128
October	3,442	
November	4,118	
December	4,560	
January	4,992	
February	5,667	
March	6,580	
April	6,975	
May	7,008	
June	7,014	

QUALITY

	Quantity	Base Number	Contract	AT	Region	England
% of FP17s for the same patient ID Re-attending within 3 months - Children	31	490	6.3%	9.7%	11.2%	11.9%
% of FP17s for the same patient ID Re-attending within 3 months - Adults	56	637	8.8%	15.6%	16.6%	15.9%
% of FP17s for the same patient ID Re-attending between 3 & 9 months - Children	165	490	33.7%	46.9%	47.0%	58.1%
% of FP17s for the same patient ID Re-attending between 3 & 9 months - Adults	156	637	24.5%	37.6%	38.2%	50.6%
% of FP17s for Band 1 Urgent Courses	66	1,005	6.6%	11.2%	10.6%	9.1%
% of FP17s Relating to Free Repair or Replacements	0	1,005	0.0%	0.5%	0.6%	0.8%
% of FP17s Relating to Continuations	7	1,005	0.7%	0.6%	0.8%	1.1%
% of Patients satisfied with the dentistry they have received	2	4	N/A	89.0%	89.2%	91.4%
% of Patients satisfied with the time they had to wait for an appointment	3	4	N/A	83.1%	83.4%	87.7%

* This is based on patients treated on this contract for their most recent course of treatment. Figures in italics indicate the base number of FP17s or Patient Questionnaire responses are less than 100. N/A is shown where the base number of responses is less than 10 during the period. % is calculated as Quantity/Base number*100

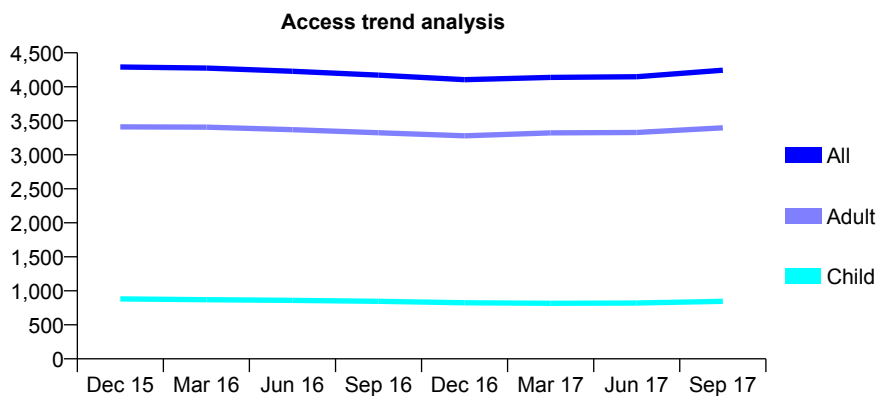
Q62 - Vital Signs At a Glance Contract Report for 686166/0001 - September 2017

Name or company name	MR R BAREZ
Contract type name	GDS Contract
Purpose of contract	General
Contract start date	01/12/2009
Contract end date	

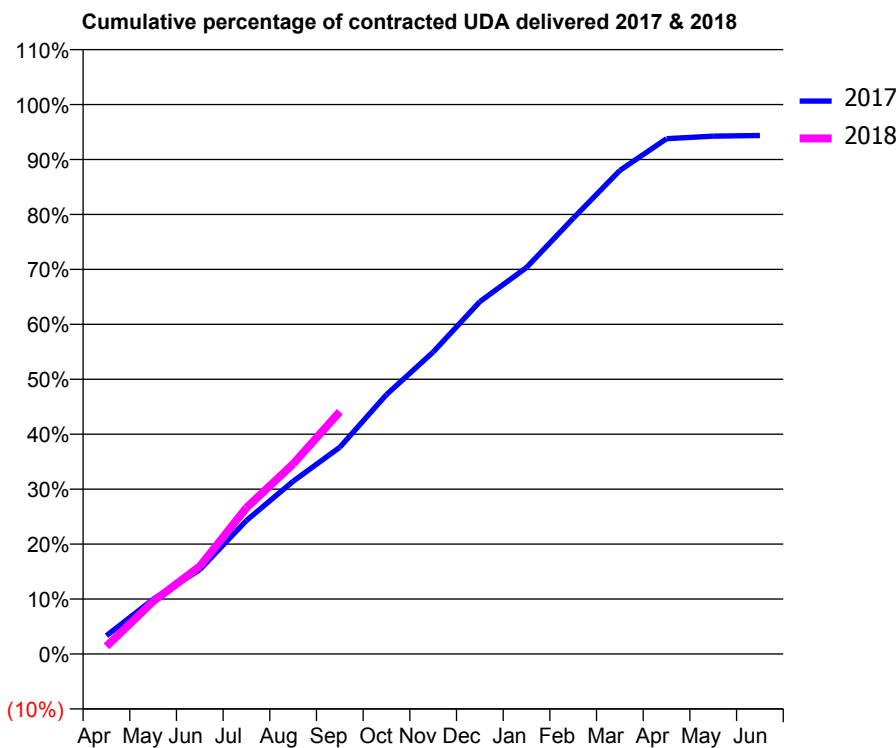
17/18 Contracted general activity (UDA)	13,132
Carry forward general activity (UDA)	0
17/18 Contracted orthodontic activity (UOA)	0
Carry forward orthodontic activity (UOA)	0
Baseline contract value	£296,395.34

ACCESS*

Patients seen in 24 months	Total	Change since previous quarter
Quarter ending September 2016	4,171	
Quarter ending December 2016	4,104	↓
Quarter ending March 2017	4,138	→
Quarter ending June 2017	4,148	→
Quarter ending September 2017	4,244	↑
Variance since September 2016	1.8%	→



ACTIVITY



Month	Adjusted Scheduled Activity (UDA)	
	2017	2018
April	438	183
May	1,307	1,257
June	2,017	2,095
July	3,192	3,496
August	4,127	4,543
September	4,942	5,793
October	6,199	
November	7,215	
December	8,420	
January	9,237	
February	10,414	
March	11,558	
April	12,314	
May	12,377	
June	12,392	

QUALITY

	Quantity	Base Number	Contract	AT	Region	England
% of FP17s for the same patient ID Re-attending within 3 months - Children	37	638	5.8%	9.7%	11.2%	11.9%
% of FP17s for the same patient ID Re-attending within 3 months - Adults	312	2,319	13.5%	15.6%	16.6%	15.9%
% of FP17s for the same patient ID Re-attending between 3 & 9 months - Children	334	638	52.4%	46.9%	47.0%	58.1%
% of FP17s for the same patient ID Re-attending between 3 & 9 months - Adults	1,173	2,319	50.6%	37.6%	38.2%	50.6%
% of FP17s for Band 1 Urgent Courses	299	2,641	11.3%	11.2%	10.6%	9.1%
% of FP17s Relating to Free Repair or Replacements	20	2,641	0.8%	0.5%	0.6%	0.8%
% of FP17s Relating to Continuations	31	2,641	1.2%	0.6%	0.8%	1.1%
% of Patients satisfied with the dentistry they have received	13	13	100.0%	89.0%	89.2%	91.4%
% of Patients satisfied with the time they had to wait for an appointment	13	13	100.0%	83.1%	83.4%	87.7%

* This is based on patients treated on this contract for their most recent course of treatment. Figures in italics indicate the base number of FP17s or Patient Questionnaire responses are less than 100. N/A is shown where the base number of responses is less than 10 during the period. % is calculated as Quantity/Base number*100

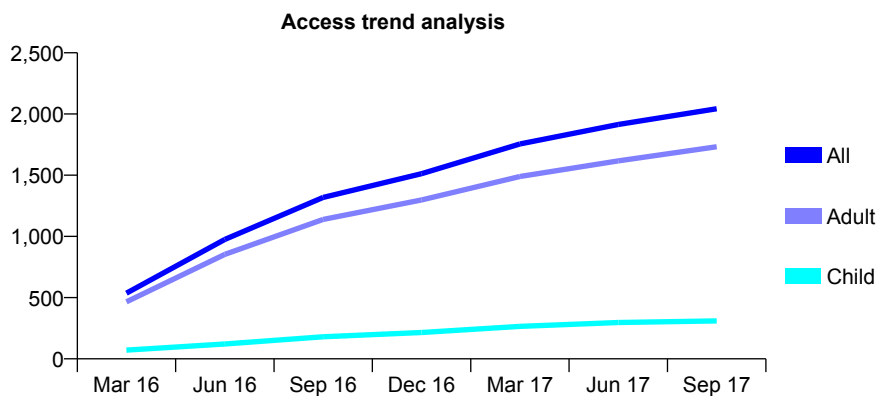
Q62 - Vital Signs At a Glance Contract Report for 686166/0002 - September 2017

Name or company name	MR R BAREZ
Contract type name	GDS Contract
Purpose of contract	General
Contract start date	01/12/2015
Contract end date	

17/18 Contracted general activity (UDA)	5,771
Carry forward general activity (UDA)	75
17/18 Contracted orthodontic activity (UOA)	0
Carry forward orthodontic activity (UOA)	0
Baseline contract value	£171,284.16

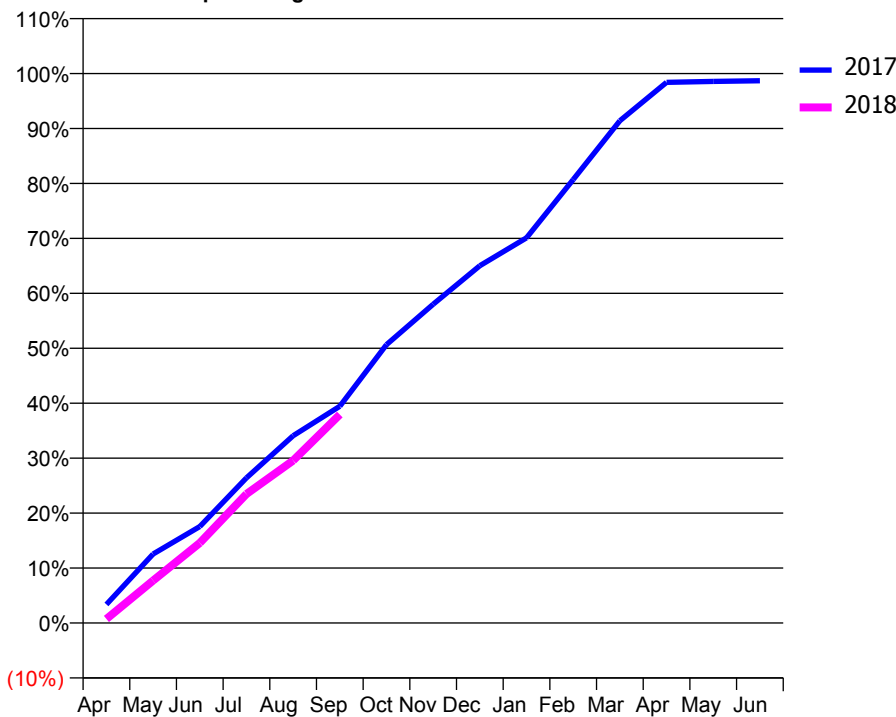
ACCESS*

Patients seen in 24 months	Total	Change since previous quarter
Quarter ending September 2016	1,319	
Quarter ending December 2016	1,513	↑
Quarter ending March 2017	1,755	↑
Quarter ending June 2017	1,914	↑
Quarter ending September 2017	2,043	↑
Variance since September 2016	54.9%	↑



ACTIVITY

Cumulative percentage of contracted UDA delivered 2017 & 2018



Month	Adjusted Scheduled Activity (UDA)	
	2017	2018
April	195	43
May	725	446
June	1,013	841
July	1,524	1,355
August	1,967	1,707
September	2,276	2,190
October	2,923	
November	3,348	
December	3,753	
January	4,045	
February	4,657	
March	5,275	
April	5,679	
May	5,689	
June	5,696	

QUALITY

	Quantity	Base Number	Contract	AT	Region	England
% of FP17s for the same patient ID Re-attending within 3 months - Children	32	229	14.0%	9.7%	11.2%	11.9%
% of FP17s for the same patient ID Re-attending within 3 months - Adults	182	1,104	16.5%	15.6%	16.6%	15.9%
% of FP17s for the same patient ID Re-attending between 3 & 9 months - Children	93	229	40.6%	46.9%	47.0%	58.1%
% of FP17s for the same patient ID Re-attending between 3 & 9 months - Adults	418	1,104	37.9%	37.6%	38.2%	50.6%
% of FP17s for Band 1 Urgent Courses	131	1,145	11.4%	11.2%	10.6%	9.1%
% of FP17s Relating to Free Repair or Replacements	13	1,145	1.1%	0.5%	0.6%	0.8%
% of FP17s Relating to Continuations	24	1,145	2.1%	0.6%	0.8%	1.1%
% of Patients satisfied with the dentistry they have received	1	1	N/A	89.0%	89.2%	91.4%
% of Patients satisfied with the time they had to wait for an appointment	1	1	N/A	83.1%	83.4%	87.7%

* This is based on patients treated on this contract for their most recent course of treatment. Figures in italics indicate the base number of FP17s or Patient Questionnaire responses are less than 100. N/A is shown where the base number of responses is less than 10 during the period. % is calculated as Quantity/Base number*100

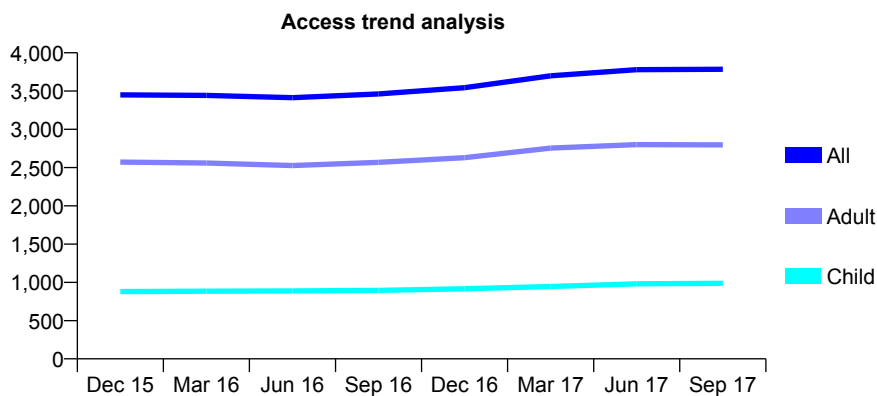
Q62 - Vital Signs At a Glance Contract Report for 691070/0001 - September 2017

Name or company name	MR H EZZATI-NIK
Contract type name	GDS Contract
Purpose of contract	General
Contract start date	31/10/2008
Contract end date	

17/18 Contracted general activity (UDA)	11,718
Carry forward general activity (UDA)	-117
17/18 Contracted orthodontic activity (UOA)	0
Carry forward orthodontic activity (UOA)	0
Baseline contract value	£323,341.04

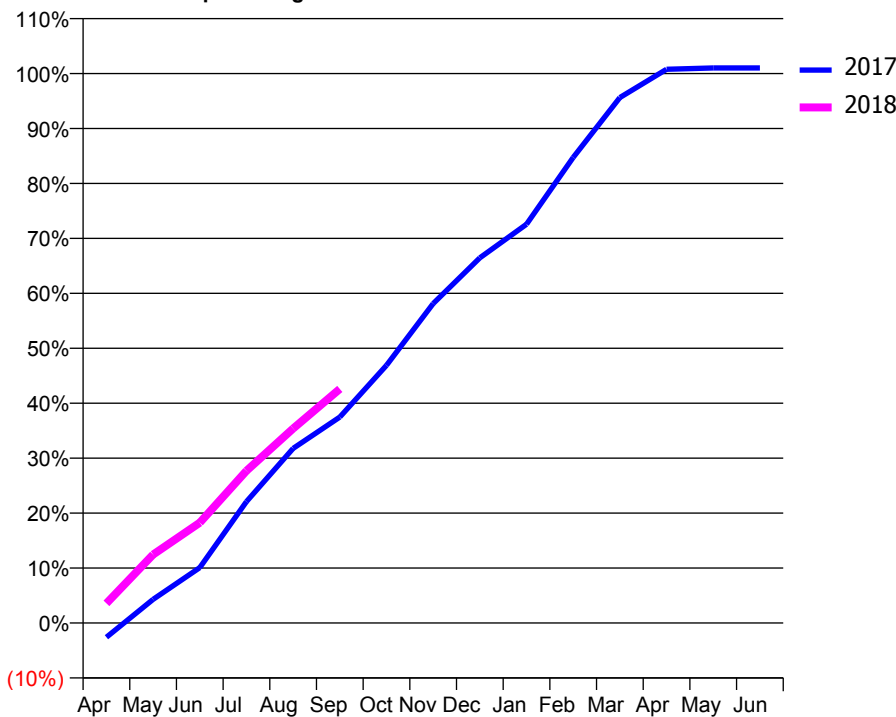
ACCESS*

Patients seen in 24 months	Total	Change since previous quarter
Quarter ending September 2016	3,463	
Quarter ending December 2016	3,545	↑
Quarter ending March 2017	3,700	↑
Quarter ending June 2017	3,780	↑
Quarter ending September 2017	3,784	→
Variance since September 2016	9.3%	↑



ACTIVITY

Cumulative percentage of contracted UDA delivered 2017 & 2018



Adjusted Scheduled Activity (UDA)

Month	2017	2018
April	-306	419
May	504	1,459
June	1,182	2,140
July	2,589	3,247
August	3,723	4,149
September	4,391	4,991
October	5,495	
November	6,811	
December	7,787	
January	8,503	
February	9,928	
March	11,204	
April	11,808	
May	11,835	
June	11,835	

QUALITY

	Quantity	Base Number	Contract	AT	Region	England
% of FP17s for the same patient ID Re-attending within 3 months - Children	21	556	3.8%	9.7%	11.2%	11.9%
% of FP17s for the same patient ID Re-attending within 3 months - Adults	110	1,352	8.1%	15.6%	16.6%	15.9%
% of FP17s for the same patient ID Re-attending between 3 & 9 months - Children	218	556	39.2%	46.9%	47.0%	58.1%
% of FP17s for the same patient ID Re-attending between 3 & 9 months - Adults	504	1,352	37.3%	37.6%	38.2%	50.6%
% of FP17s for Band 1 Urgent Courses	78	1,725	4.5%	11.2%	10.6%	9.1%
% of FP17s Relating to Free Repair or Replacements	1	1,725	0.1%	0.5%	0.6%	0.8%
% of FP17s Relating to Continuations	0	1,725	0.0%	0.6%	0.8%	1.1%
% of Patients satisfied with the dentistry they have received	2	2	N/A	89.0%	89.2%	91.4%
% of Patients satisfied with the time they had to wait for an appointment	2	2	N/A	83.1%	83.4%	87.7%

* This is based on patients treated on this contract for their most recent course of treatment. Figures in italics indicate the base number of FP17s or Patient Questionnaire responses are less than 100. N/A is shown where the base number of responses is less than 10 during the period. % is calculated as Quantity/Base number*100

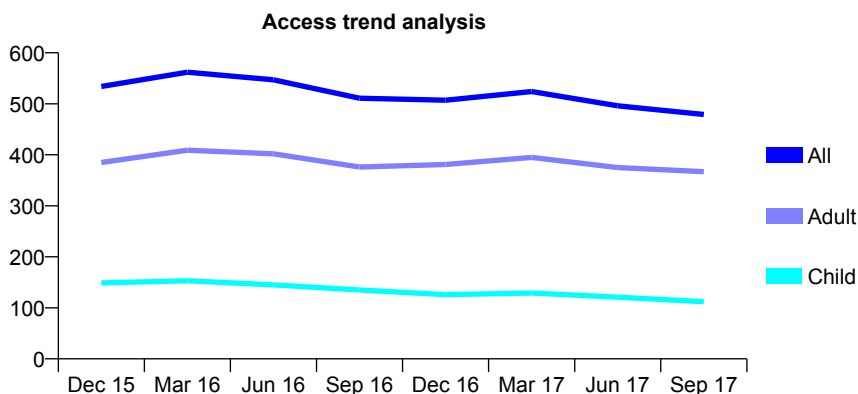
Q62 - Vital Signs At a Glance Contract Report for 692301/0001 - September 2017

Name or company name	MR A VUCETIC
Contract type name	GDS Contract
Purpose of contract	General
Contract start date	01/06/2008
Contract end date	

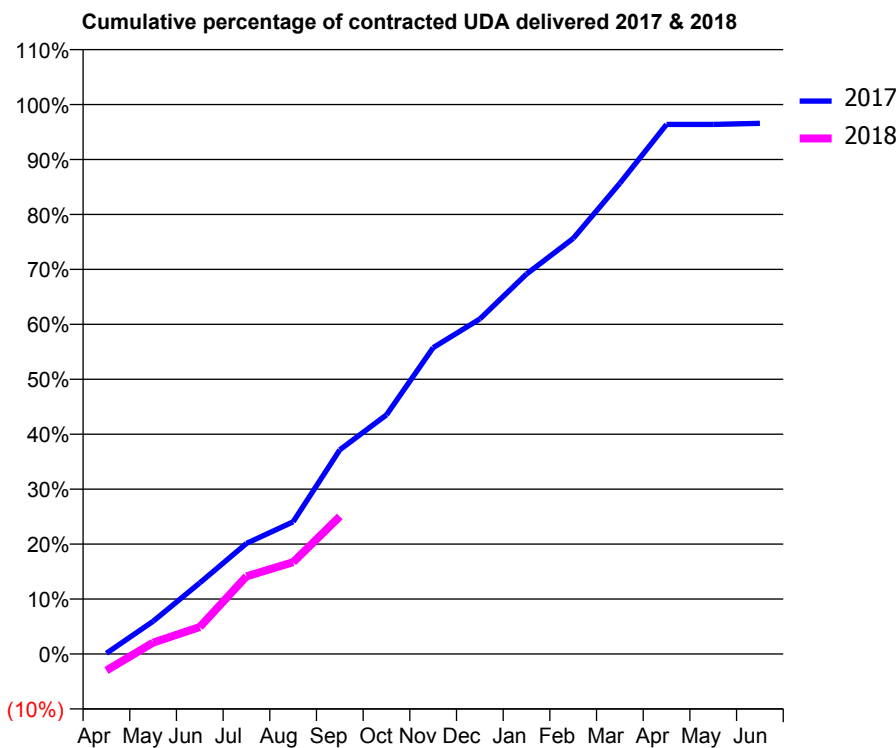
17/18 Contracted general activity (UDA)	1,525
Carry forward general activity (UDA)	52
17/18 Contracted orthodontic activity (UOA)	0
Carry forward orthodontic activity (UOA)	0
Baseline contract value	£43,248.53

ACCESS*

Patients seen in 24 months	Total	Change since previous quarter
Quarter ending September 2016	511	
Quarter ending December 2016	507	→
Quarter ending March 2017	524	↑
Quarter ending June 2017	496	↓
Quarter ending September 2017	479	↓
Variance since September 2016	(6.3%)	↓



ACTIVITY



Month	Adjusted Scheduled Activity (UDA)	
	2017	2018
April	2	-46
May	91	32
June	198	75
July	307	216
August	367	255
September	567	382
October	664	
November	850	
December	930	
January	1,055	
February	1,153	
March	1,307	
April	1,470	
May	1,470	
June	1,473	

QUALITY

	Quantity	Base Number	Contract	AT	Region	England
% of FP17s for the same patient ID Re-attending within 3 months - Children	11	61	18.0%	9.7%	11.2%	11.9%
% of FP17s for the same patient ID Re-attending within 3 months - Adults	18	153	11.8%	15.6%	16.6%	15.9%
% of FP17s for the same patient ID Re-attending between 3 & 9 months - Children	10	61	16.4%	46.9%	47.0%	58.1%
% of FP17s for the same patient ID Re-attending between 3 & 9 months - Adults	46	153	30.1%	37.6%	38.2%	50.6%
% of FP17s for Band 1 Urgent Courses	14	171	8.2%	11.2%	10.6%	9.1%
% of FP17s Relating to Free Repair or Replacements	2	171	1.2%	0.5%	0.6%	0.8%
% of FP17s Relating to Continuations	1	171	0.6%	0.6%	0.8%	1.1%
% of Patients satisfied with the dentistry they have received	0	0	N/A	89.0%	89.2%	91.4%
% of Patients satisfied with the time they had to wait for an appointment	0	0	N/A	83.1%	83.4%	87.7%

* This is based on patients treated on this contract for their most recent course of treatment. Figures in italics indicate the base number of FP17s or Patient Questionnaire responses are less than 100. N/A is shown where the base number of responses is less than 10 during the period. % is calculated as Quantity/Base number*100

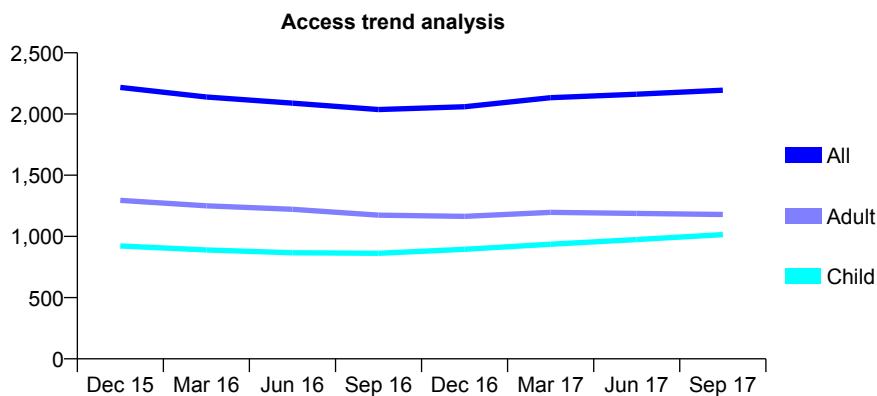
Q62 - Vital Signs At a Glance Contract Report for 695491/0001 - September 2017

Name or company name	MR S KALIRAI
Contract type name	GDS Contract
Purpose of contract	General
Contract start date	21/05/2009
Contract end date	

17/18 Contracted general activity (UDA)	7,599
Carry forward general activity (UDA)	341
17/18 Contracted orthodontic activity (UOA)	0
Carry forward orthodontic activity (UOA)	0
Baseline contract value	£218,170.83

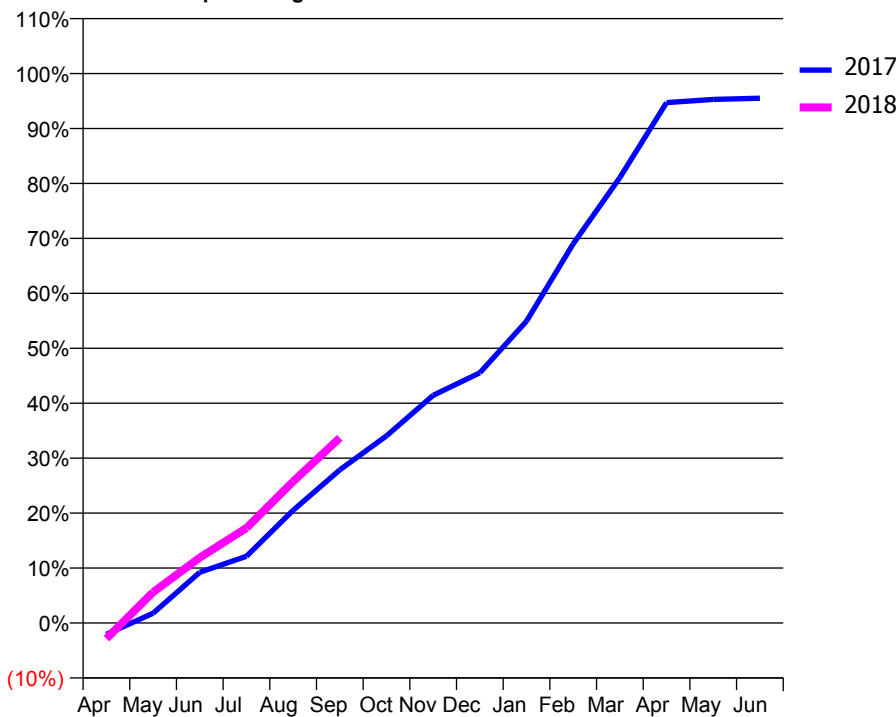
ACCESS*

Patients seen in 24 months	Total	Change since previous quarter
Quarter ending September 2016	2,036	
Quarter ending December 2016	2,059	→
Quarter ending March 2017	2,133	↑
Quarter ending June 2017	2,162	→
Quarter ending September 2017	2,194	→
Variance since September 2016	7.8%	↑



ACTIVITY

Cumulative percentage of contracted UDA delivered 2017 & 2018



Adjusted Scheduled Activity (UDA)		
Month	2017	2018
April	-158	-216
May	136	426
June	702	904
July	923	1,314
August	1,559	1,958
September	2,118	2,560
October	2,587	
November	3,148	
December	3,459	
January	4,174	
February	5,243	
March	6,160	
April	7,196	
May	7,240	
June	7,257	

QUALITY

	Quantity	Base Number	Contract	AT	Region	England
% of FP17s for the same patient ID Re-attending within 3 months - Children	94	990	9.5%	9.7%	11.2%	11.9%
% of FP17s for the same patient ID Re-attending within 3 months - Adults	163	835	19.5%	15.6%	16.6%	15.9%
% of FP17s for the same patient ID Re-attending between 3 & 9 months - Children	592	990	59.8%	46.9%	47.0%	58.1%
% of FP17s for the same patient ID Re-attending between 3 & 9 months - Adults	390	835	46.7%	37.6%	38.2%	50.6%
% of FP17s for Band 1 Urgent Courses	126	1,339	9.4%	11.2%	10.6%	9.1%
% of FP17s Relating to Free Repair or Replacements	10	1,339	0.7%	0.5%	0.6%	0.8%
% of FP17s Relating to Continuations	10	1,339	0.7%	0.6%	0.8%	1.1%
% of Patients satisfied with the dentistry they have received	15	16	93.8%	89.0%	89.2%	91.4%
% of Patients satisfied with the time they had to wait for an appointment	13	16	81.3%	83.1%	83.4%	87.7%

* This is based on patients treated on this contract for their most recent course of treatment. Figures in italics indicate the base number of FP17s or Patient Questionnaire responses are less than 100. N/A is shown where the base number of responses is less than 10 during the period. % is calculated as Quantity/Base number*100

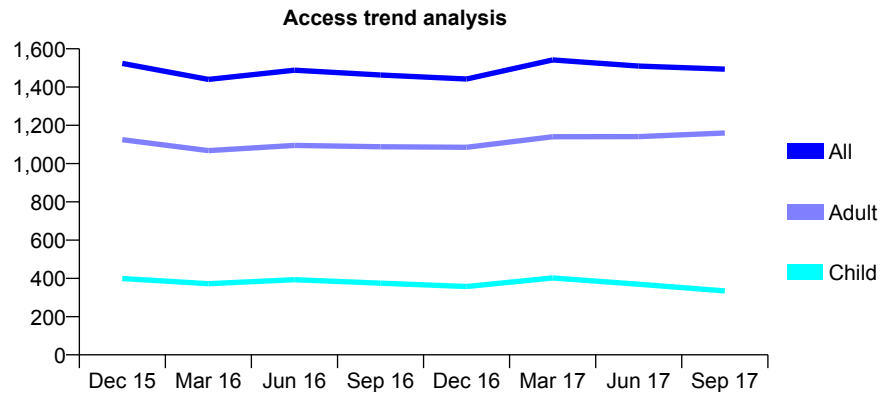
Q62 - Vital Signs At a Glance Contract Report for 725897/0001 - September 2017

Name or company name	MR PU SHAH
Contract type name	GDS Contract
Purpose of contract	General
Contract start date	01/04/2006
Contract end date	

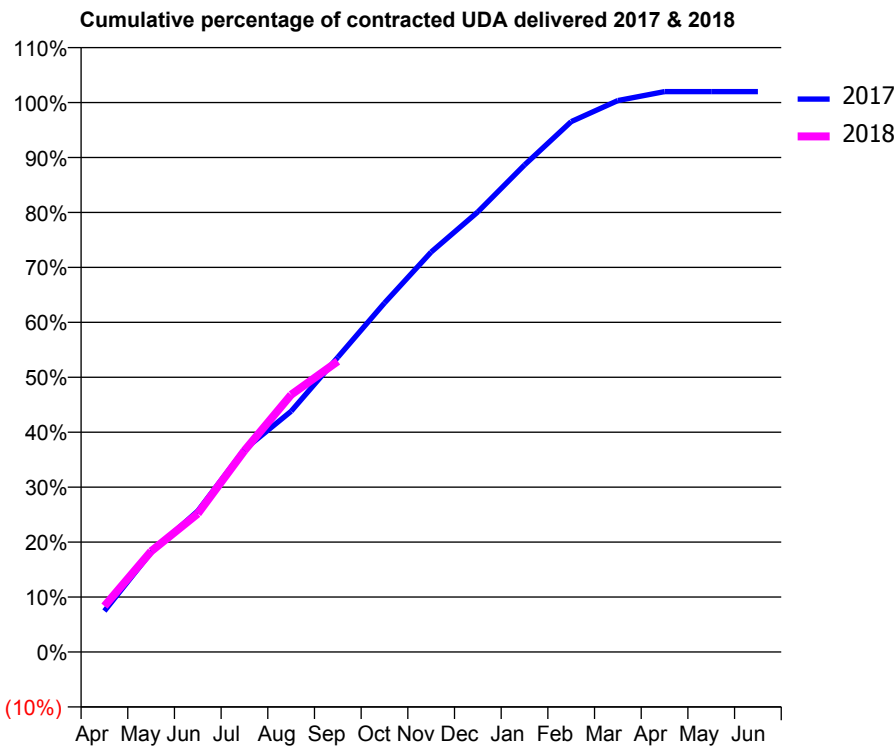
17/18 Contracted general activity (UDA)	6,244
Carry forward general activity (UDA)	-123
17/18 Contracted orthodontic activity (UOA)	0
Carry forward orthodontic activity (UOA)	0
Baseline contract value	£177,835.21

ACCESS*

Patients seen in 24 months	Total	Change since previous quarter
Quarter ending September 2016	1,463	
Quarter ending December 2016	1,442	↓
Quarter ending March 2017	1,542	↑
Quarter ending June 2017	1,510	↓
Quarter ending September 2017	1,494	↓
Variance since September 2016	2.1%	↑



ACTIVITY



Month	Adjusted Scheduled Activity (UDA)	
	2017	2018
April	466	522
May	1,132	1,145
June	1,603	1,572
July	2,302	2,288
August	2,736	2,924
September	3,349	3,304
October	3,967	
November	4,544	
December	5,001	
January	5,534	
February	6,026	
March	6,267	
April	6,367	
May	6,367	
June	6,367	

QUALITY

	Quantity	Base Number	Contract	AT	Region	England
% of FP17s for the same patient ID Re-attending within 3 months - Children	1	174	0.6%	9.7%	11.2%	11.9%
% of FP17s for the same patient ID Re-attending within 3 months - Adults	32	584	5.5%	15.6%	16.6%	15.9%
% of FP17s for the same patient ID Re-attending between 3 & 9 months - Children	10	174	5.7%	46.9%	47.0%	58.1%
% of FP17s for the same patient ID Re-attending between 3 & 9 months - Adults	85	584	14.6%	37.6%	38.2%	50.6%
% of FP17s for Band 1 Urgent Courses	75	713	10.5%	11.2%	10.6%	9.1%
% of FP17s Relating to Free Repair or Replacements	0	713	0.0%	0.5%	0.6%	0.8%
% of FP17s Relating to Continuations	4	713	0.6%	0.6%	0.8%	1.1%
% of Patients satisfied with the dentistry they have received	2	3	N/A	89.0%	89.2%	91.4%
% of Patients satisfied with the time they had to wait for an appointment	2	3	N/A	83.1%	83.4%	87.7%

* This is based on patients treated on this contract for their most recent course of treatment. Figures in italics indicate the base number of FP17s or Patient Questionnaire responses are less than 100. N/A is shown where the base number of responses is less than 10 during the period. % is calculated as Quantity/Base number*100

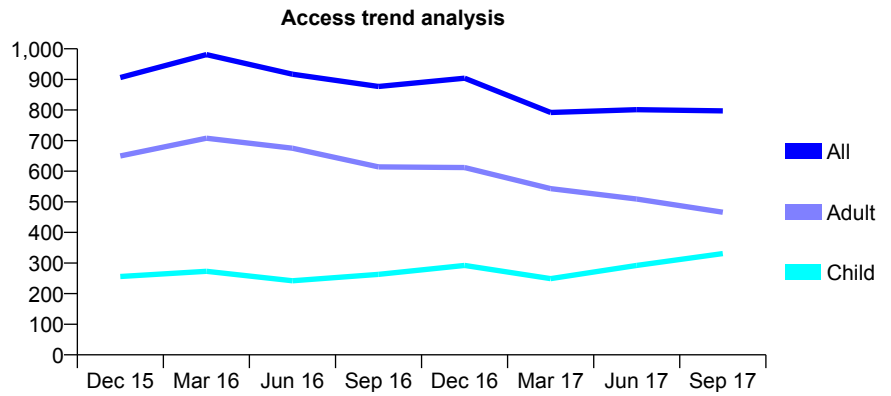
Q62 - Vital Signs At a Glance Contract Report for 725897/0003 - September 2017

Name or company name	MR PU SHAH
Contract type name	PDS Plus Contract
Purpose of contract	General
Contract start date	01/05/2013
Contract end date	31/03/2018

17/18 Contracted general activity (UDA)	3,000
Carry forward general activity (UDA)	-60
17/18 Contracted orthodontic activity (UOA)	0
Carry forward orthodontic activity (UOA)	0
Baseline contract value	£73,560.26

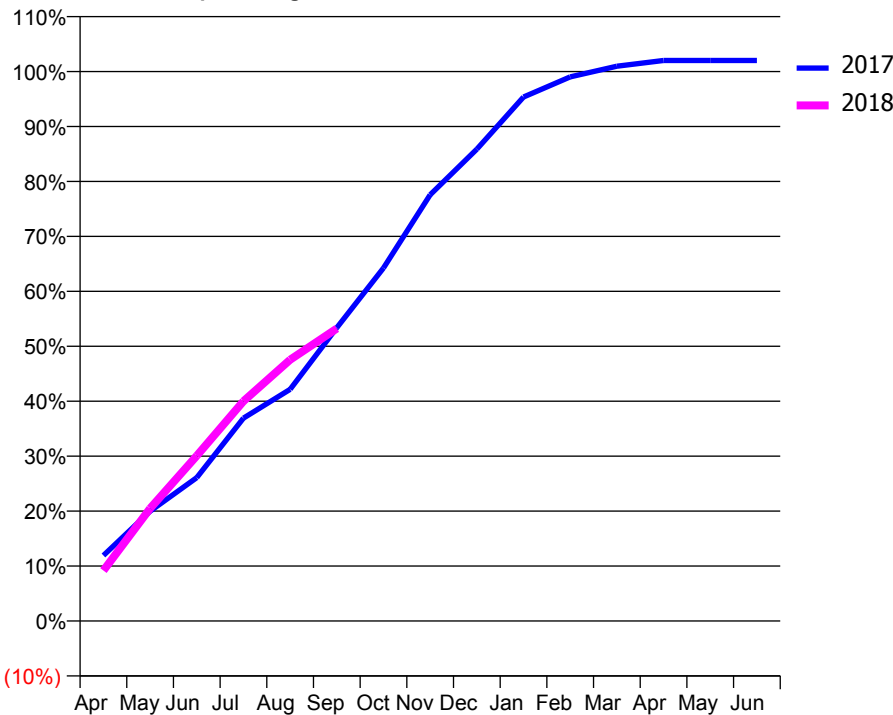
ACCESS*

Patients seen in 24 months	Total	Change since previous quarter
Quarter ending September 2016	877	
Quarter ending December 2016	904	↑
Quarter ending March 2017	792	↓
Quarter ending June 2017	801	→
Quarter ending September 2017	797	→
Variance since September 2016	(9.1%)	↓



ACTIVITY

Cumulative percentage of contracted UDA delivered 2017 & 2018



Month	Adjusted Scheduled Activity (UDA)	
	2017	2018
April	358	276
May	600	615
June	783	903
July	1,108	1,200
August	1,265	1,427
September	1,601	1,597
October	1,927	
November	2,327	
December	2,576	
January	2,861	
February	2,971	
March	3,029	
April	3,060	
May	3,060	
June	3,060	

QUALITY

	Quantity	Base Number	Contract	AT	Region	England
% of FP17s for the same patient ID Re-attending within 3 months - Children	1	247	0.4%	9.7%	11.2%	11.9%
% of FP17s for the same patient ID Re-attending within 3 months - Adults	4	291	1.4%	15.6%	16.6%	15.9%
% of FP17s for the same patient ID Re-attending between 3 & 9 months - Children	11	247	4.5%	46.9%	47.0%	58.1%
% of FP17s for the same patient ID Re-attending between 3 & 9 months - Adults	8	291	2.7%	37.6%	38.2%	50.6%
% of FP17s for Band 1 Urgent Courses	100	525	19.0%	11.2%	10.6%	9.1%
% of FP17s Relating to Free Repair or Replacements	0	525	0.0%	0.5%	0.6%	0.8%
% of FP17s Relating to Continuations	1	525	0.2%	0.6%	0.8%	1.1%
% of Patients satisfied with the dentistry they have received	0	0	N/A	89.0%	89.2%	91.4%
% of Patients satisfied with the time they had to wait for an appointment	0	0	N/A	83.1%	83.4%	87.7%

* This is based on patients treated on this contract for their most recent course of treatment. Figures in italics indicate the base number of FP17s or Patient Questionnaire responses are less than 100. N/A is shown where the base number of responses is less than 10 during the period. % is calculated as Quantity/Base number*100

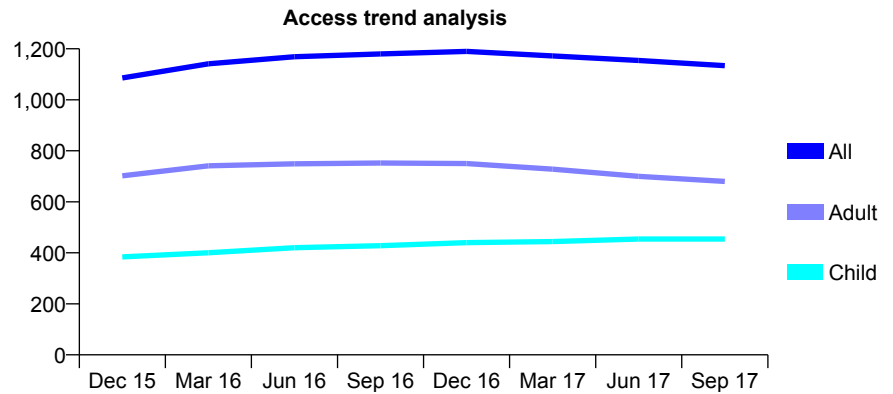
Q62 - Vital Signs At a Glance Contract Report for 725951/0001 - September 2017

Name or company name	MR AK JAIN
Contract type name	GDS Contract
Purpose of contract	General
Contract start date	01/04/2006
Contract end date	

17/18 Contracted general activity (UDA)	2,535
Carry forward general activity (UDA)	-51
17/18 Contracted orthodontic activity (UOA)	0
Carry forward orthodontic activity (UOA)	0
Baseline contract value	£63,111.61

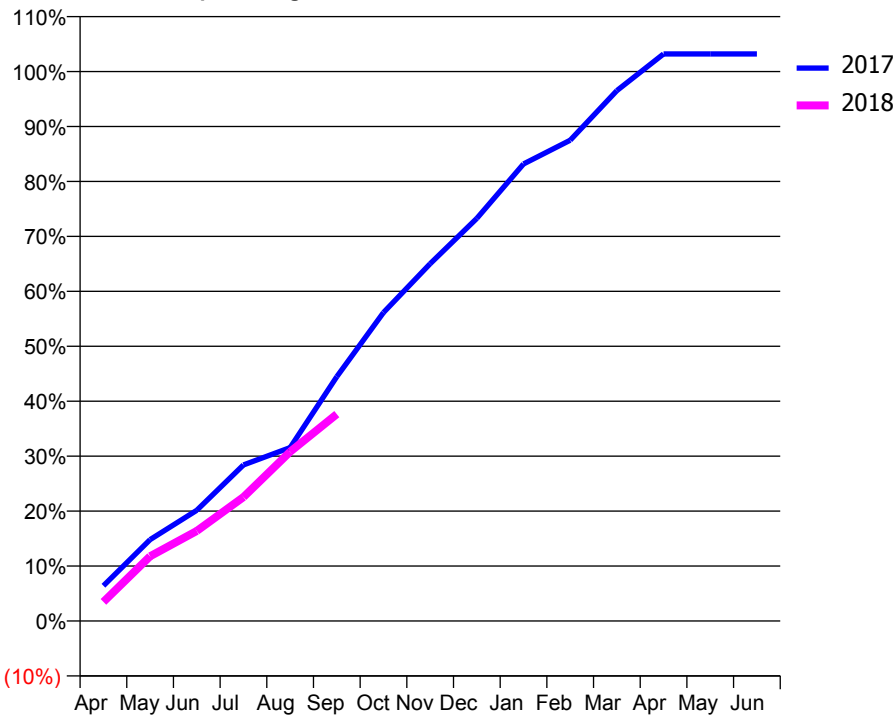
ACCESS*

Patients seen in 24 months	Total	Change since previous quarter
Quarter ending September 2016	1,180	
Quarter ending December 2016	1,190	→
Quarter ending March 2017	1,172	↓
Quarter ending June 2017	1,154	↓
Quarter ending September 2017	1,134	↓
Variance since September 2016	(3.9%)	↓



ACTIVITY

Cumulative percentage of contracted UDA delivered 2017 & 2018



Month	2017	2018
April	163	88
May	375	298
June	511	415
July	720	572
August	800	781
September	1,127	954
October	1,423	
November	1,648	
December	1,857	
January	2,108	
February	2,218	
March	2,447	
April	2,616	
May	2,616	
June	2,616	

QUALITY

	Quantity	Base Number	Contract	AT	Region	England
% of FP17s for the same patient ID Re-attending within 3 months - Children	29	306	9.5%	9.7%	11.2%	11.9%
% of FP17s for the same patient ID Re-attending within 3 months - Adults	46	361	12.7%	15.6%	16.6%	15.9%
% of FP17s for the same patient ID Re-attending between 3 & 9 months - Children	173	306	56.5%	46.9%	47.0%	58.1%
% of FP17s for the same patient ID Re-attending between 3 & 9 months - Adults	209	361	57.9%	37.6%	38.2%	50.6%
% of FP17s for Band 1 Urgent Courses	56	579	9.7%	11.2%	10.6%	9.1%
% of FP17s Relating to Free Repair or Replacements	2	579	0.3%	0.5%	0.6%	0.8%
% of FP17s Relating to Continuations	0	579	0.0%	0.6%	0.8%	1.1%
% of Patients satisfied with the dentistry they have received	0	0	N/A	89.0%	89.2%	91.4%
% of Patients satisfied with the time they had to wait for an appointment	0	0	N/A	83.1%	83.4%	87.7%

* This is based on patients treated on this contract for their most recent course of treatment. Figures in italics indicate the base number of FP17s or Patient Questionnaire responses are less than 100. N/A is shown where the base number of responses is less than 10 during the period. % is calculated as Quantity/Base number*100

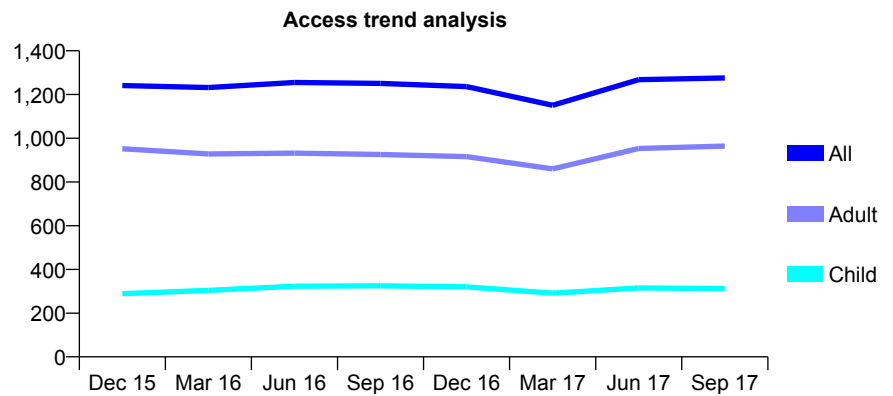
Q62 - Vital Signs At a Glance Contract Report for 730572/0001 - September 2017

Name or company name	MR DL MODHA
Contract type name	GDS Contract
Purpose of contract	General
Contract start date	01/04/2006
Contract end date	

17/18 Contracted general activity (UDA)	4,022
Carry forward general activity (UDA)	-70
17/18 Contracted orthodontic activity (UOA)	0
Carry forward orthodontic activity (UOA)	0
Baseline contract value	£102,387.04

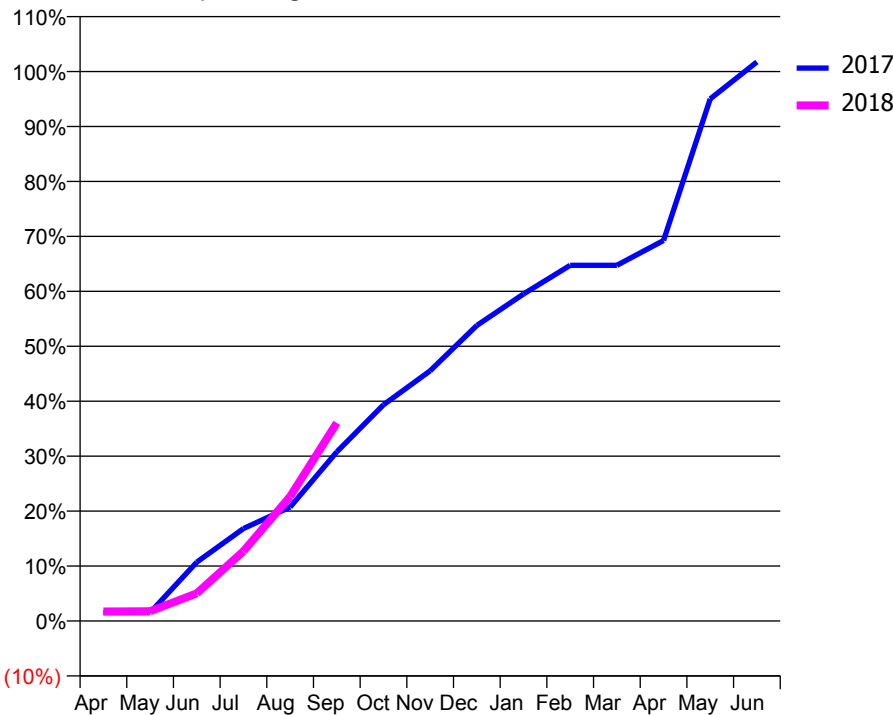
ACCESS*

Patients seen in 24 months	Total	Change since previous quarter
Quarter ending September 2016	1,251	
Quarter ending December 2016	1,236	↓
Quarter ending March 2017	1,151	↓
Quarter ending June 2017	1,268	↑
Quarter ending September 2017	1,276	→
Variance since September 2016	2.0%	→



ACTIVITY

Cumulative percentage of contracted UDA delivered 2017 & 2018



Month	Adjusted Scheduled Activity (UDA)	
	2017	2018
April	62	70
May	62	72
June	431	202
July	677	511
August	834	911
September	1,238	1,450
October	1,583	
November	1,832	
December	2,163	
January	2,394	
February	2,603	
March	2,603	
April	2,785	
May	3,822	
June	4,092	

QUALITY

	Quantity	Base Number	Contract	AT	Region	England
% of FP17s for the same patient ID Re-attending within 3 months - Children	8	215	3.7%	9.7%	11.2%	11.9%
% of FP17s for the same patient ID Re-attending within 3 months - Adults	99	706	14.0%	15.6%	16.6%	15.9%
% of FP17s for the same patient ID Re-attending between 3 & 9 months - Children	54	215	25.1%	46.9%	47.0%	58.1%
% of FP17s for the same patient ID Re-attending between 3 & 9 months - Adults	179	706	25.4%	37.6%	38.2%	50.6%
% of FP17s for Band 1 Urgent Courses	73	490	14.9%	11.2%	10.6%	9.1%
% of FP17s Relating to Free Repair or Replacements	5	490	1.0%	0.5%	0.6%	0.8%
% of FP17s Relating to Continuations	0	490	0.0%	0.6%	0.8%	1.1%
% of Patients satisfied with the dentistry they have received	7	8	N/A	89.0%	89.2%	91.4%
% of Patients satisfied with the time they had to wait for an appointment	5	8	N/A	83.1%	83.4%	87.7%

* This is based on patients treated on this contract for their most recent course of treatment. Figures in italics indicate the base number of FP17s or Patient Questionnaire responses are less than 100. N/A is shown where the base number of responses is less than 10 during the period. % is calculated as Quantity/Base number*100

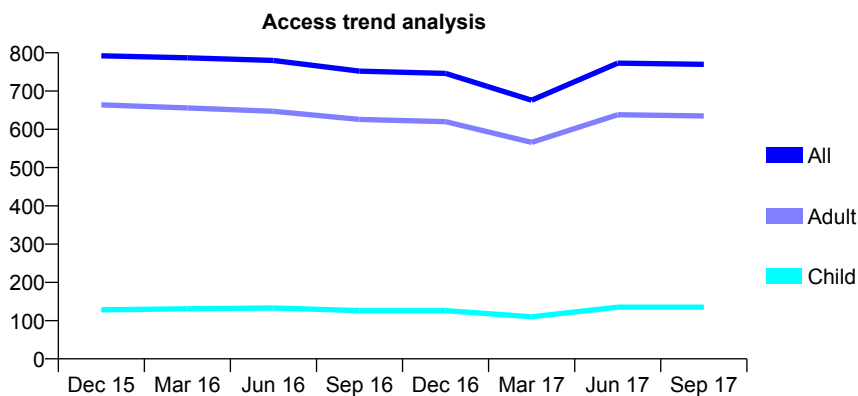
Q62 - Vital Signs At a Glance Contract Report for 736090/0001 - September 2017

Name or company name	MR AW KACZMARSKI
Contract type name	GDS Contract
Purpose of contract	General
Contract start date	01/04/2006
Contract end date	

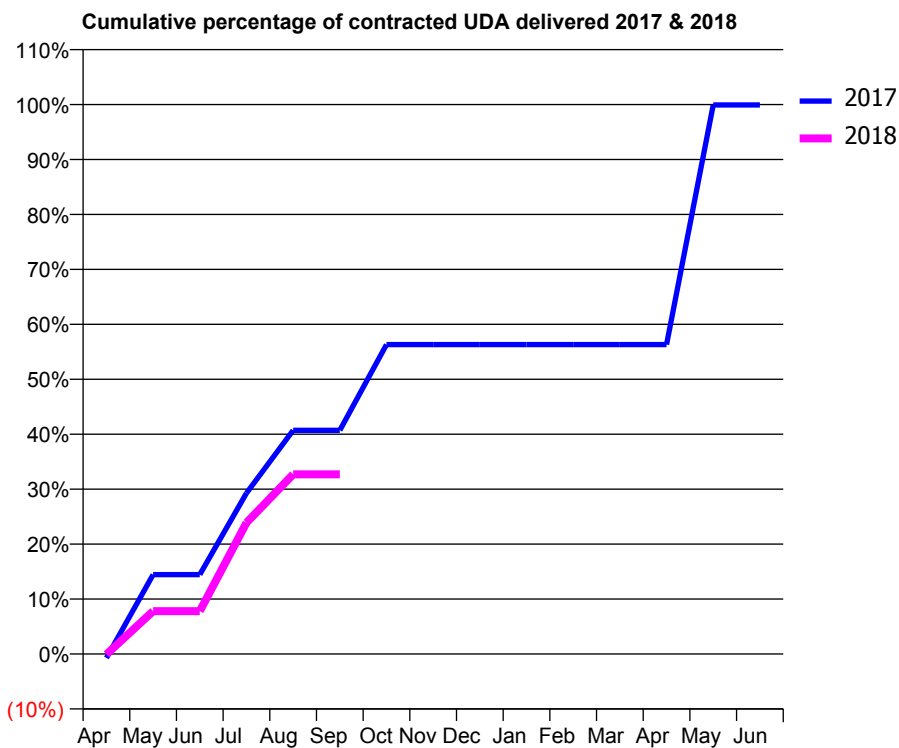
17/18 Contracted general activity (UDA)	2,282
Carry forward general activity (UDA)	2
17/18 Contracted orthodontic activity (UOA)	0
Carry forward orthodontic activity (UOA)	0
Baseline contract value	£57,389.27

ACCESS*

Patients seen in 24 months	Total	Change since previous quarter
Quarter ending September 2016	752	
Quarter ending December 2016	746	→
Quarter ending March 2017	676	↓
Quarter ending June 2017	773	↑
Quarter ending September 2017	770	→
Variance since September 2016	2.4%	↑



ACTIVITY



Month	Adjusted Scheduled Activity (UDA)	
	2017	2018
April	-17	-2
May	330	178
June	330	178
July	668	545
August	929	746
September	929	746
October	1,285	
November	1,285	
December	1,285	
January	1,285	
February	1,285	
March	1,285	
April	1,285	
May	2,280	
June	2,280	

QUALITY

	Quantity	Base Number	Contract	AT	Region	England
% of FP17s for the same patient ID Re-attending within 3 months - Children	8	116	6.9%	9.7%	11.2%	11.9%
% of FP17s for the same patient ID Re-attending within 3 months - Adults	55	544	10.1%	15.6%	16.6%	15.9%
% of FP17s for the same patient ID Re-attending between 3 & 9 months - Children	44	116	37.9%	46.9%	47.0%	58.1%
% of FP17s for the same patient ID Re-attending between 3 & 9 months - Adults	203	544	37.3%	37.6%	38.2%	50.6%
% of FP17s for Band 1 Urgent Courses	0	273	0.0%	11.2%	10.6%	9.1%
% of FP17s Relating to Free Repair or Replacements	0	273	0.0%	0.5%	0.6%	0.8%
% of FP17s Relating to Continuations	7	273	2.6%	0.6%	0.8%	1.1%
% of Patients satisfied with the dentistry they have received	2	2	N/A	89.0%	89.2%	91.4%
% of Patients satisfied with the time they had to wait for an appointment	2	2	N/A	83.1%	83.4%	87.7%

* This is based on patients treated on this contract for their most recent course of treatment. Figures in italics indicate the base number of FP17s or Patient Questionnaire responses are less than 100. N/A is shown where the base number of responses is less than 10 during the period. % is calculated as Quantity/Base number*100

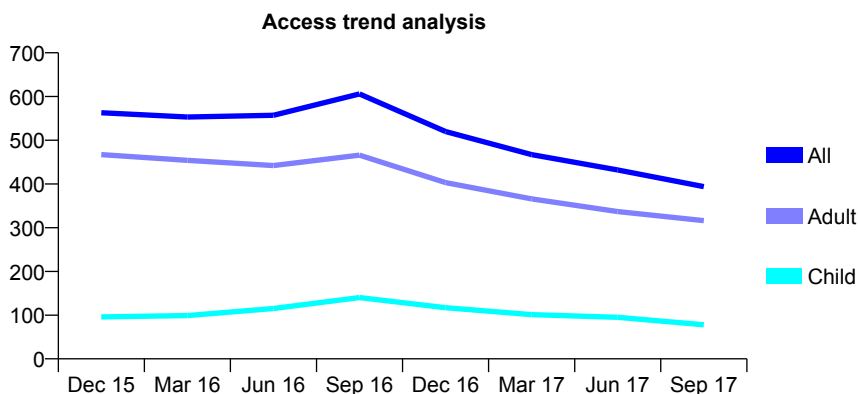
Q62 - Vital Signs At a Glance Contract Report for 739383/0001 - September 2017

Name or company name	MISS S NAGHIBI
Contract type name	GDS Contract
Purpose of contract	General
Contract start date	01/04/2011
Contract end date	

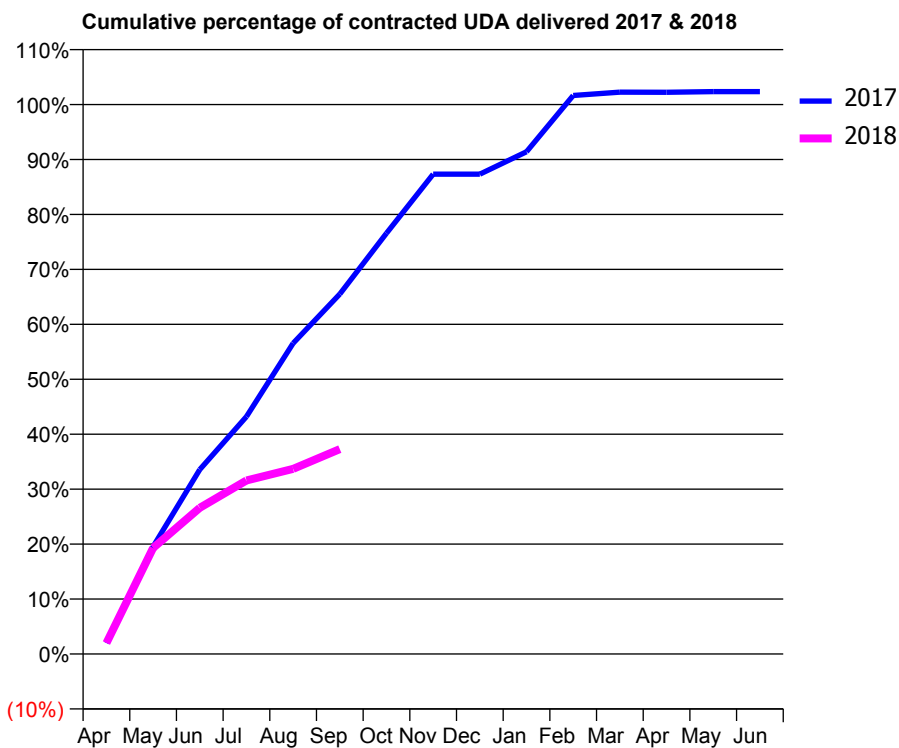
17/18 Contracted general activity (UDA)	2,399
Carry forward general activity (UDA)	-48
17/18 Contracted orthodontic activity (UOA)	0
Carry forward orthodontic activity (UOA)	0
Baseline contract value	£89,024.18

ACCESS*

Patients seen in 24 months	Total	Change since previous quarter
Quarter ending September 2016	606	
Quarter ending December 2016	520	↓
Quarter ending March 2017	467	↓
Quarter ending June 2017	432	↓
Quarter ending September 2017	394	↓
Variance since September 2016	(35.0%)	↓



ACTIVITY



Month	Adjusted Scheduled Activity (UDA)	
	2017	2018
April	48	48
May	469	463
June	805	638
July	1,036	758
August	1,357	809
September	1,572	895
October	1,837	
November	2,095	
December	2,095	
January	2,193	
February	2,438	
March	2,453	
April	2,452	
May	2,455	
June	2,455	

QUALITY

	Quantity	Base Number	Contract	AT	Region	England
% of FP17s for the same patient ID Re-attending within 3 months - Children	1	31	3.2%	9.7%	11.2%	11.9%
% of FP17s for the same patient ID Re-attending within 3 months - Adults	7	128	5.5%	15.6%	16.6%	15.9%
% of FP17s for the same patient ID Re-attending between 3 & 9 months - Children	4	31	12.9%	46.9%	47.0%	58.1%
% of FP17s for the same patient ID Re-attending between 3 & 9 months - Adults	10	128	7.8%	37.6%	38.2%	50.6%
% of FP17s for Band 1 Urgent Courses	3	160	1.9%	11.2%	10.6%	9.1%
% of FP17s Relating to Free Repair or Replacements	1	160	0.6%	0.5%	0.6%	0.8%
% of FP17s Relating to Continuations	0	160	0.0%	0.6%	0.8%	1.1%
% of Patients satisfied with the dentistry they have received	2	2	N/A	89.0%	89.2%	91.4%
% of Patients satisfied with the time they had to wait for an appointment	2	2	N/A	83.1%	83.4%	87.7%

* This is based on patients treated on this contract for their most recent course of treatment. Figures in italics indicate the base number of FP17s or Patient Questionnaire responses are less than 100. N/A is shown where the base number of responses is less than 10 during the period. % is calculated as Quantity/Base number*100

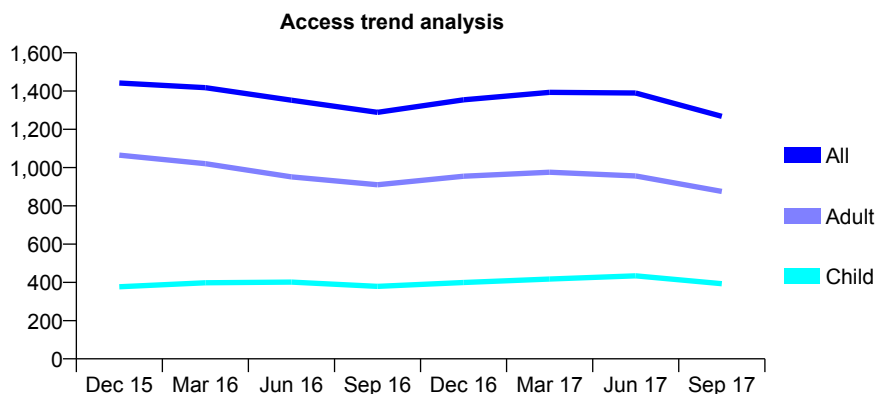
Q62 - Vital Signs At a Glance Contract Report for 739383/0003 - September 2017

Name or company name	MISS S NAGHIBI
Contract type name	PDS Plus Contract
Purpose of contract	General
Contract start date	01/05/2013
Contract end date	01/08/2017

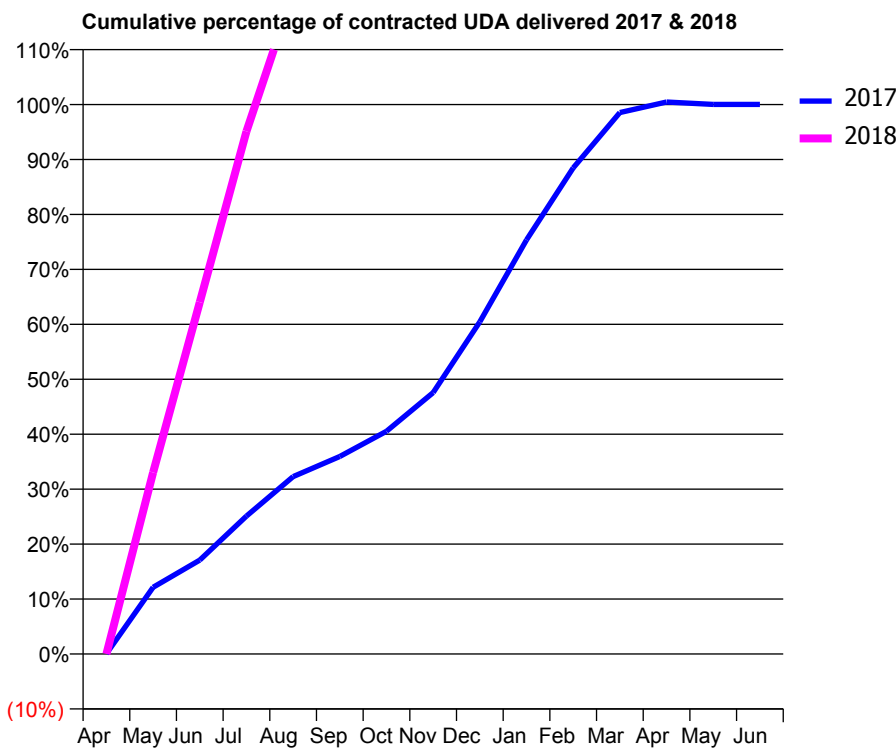
17/18 Contracted general activity (UDA)	2,016
Carry forward general activity (UDA)	0
17/18 Contracted orthodontic activity (UOA)	0
Carry forward orthodontic activity (UOA)	0
Baseline contract value	£51,585.57

ACCESS*

Patients seen in 24 months	Total	Change since previous quarter
Quarter ending September 2016	1,289	
Quarter ending December 2016	1,354	↑
Quarter ending March 2017	1,393	↑
Quarter ending June 2017	1,390	→
Quarter ending September 2017	1,268	↓
Variance since September 2016	(1.6%)	↓



ACTIVITY



Month	Adjusted Scheduled Activity (UDA)	
	2017	2018
April	4	0
May	729	666
June	1,025	1,291
July	1,506	1,917
August	1,938	2,427
September	2,158	2,427
October	2,433	
November	2,854	
December	3,628	
January	4,521	
February	5,308	
March	5,913	
April	6,027	
May	6,000	
June	6,000	

QUALITY

	Quantity	Base Number	Contract	AT	Region	England
% of FP17s for the same patient ID Re-attending within 3 months - Children	15	188	8.0%	9.7%	11.2%	11.9%
% of FP17s for the same patient ID Re-attending within 3 months - Adults	18	322	5.6%	15.6%	16.6%	15.9%
% of FP17s for the same patient ID Re-attending between 3 & 9 months - Children	56	188	29.8%	46.9%	47.0%	58.1%
% of FP17s for the same patient ID Re-attending between 3 & 9 months - Adults	77	322	23.9%	37.6%	38.2%	50.6%
% of FP17s for Band 1 Urgent Courses	3	467	0.6%	11.2%	10.6%	9.1%
% of FP17s Relating to Free Repair or Replacements	1	467	0.2%	0.5%	0.6%	0.8%
% of FP17s Relating to Continuations	0	467	0.0%	0.6%	0.8%	1.1%
% of Patients satisfied with the dentistry they have received	2	2	N/A	89.0%	89.2%	91.4%
% of Patients satisfied with the time they had to wait for an appointment	2	2	N/A	83.1%	83.4%	87.7%

* This is based on patients treated on this contract for their most recent course of treatment. Figures in italics indicate the base number of FP17s or Patient Questionnaire responses are less than 100. N/A is shown where the base number of responses is less than 10 during the period. % is calculated as Quantity/Base number*100

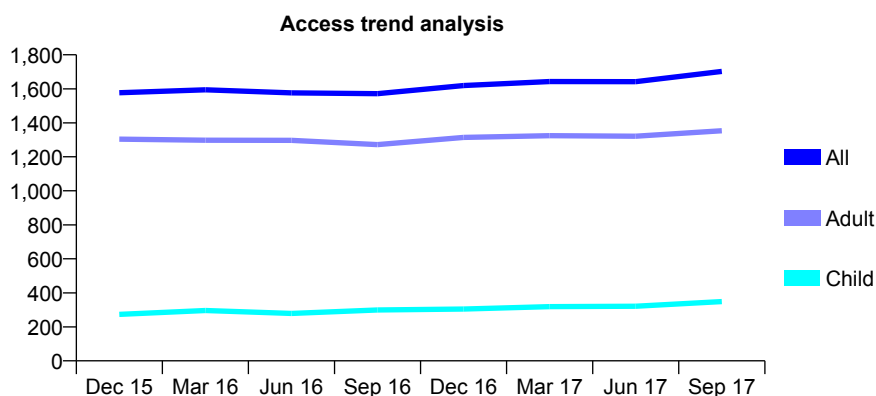
Q62 - Vital Signs At a Glance Contract Report for 740489/0001 - September 2017

Name or company name	MR TS CHEEMA
Contract type name	GDS Contract
Purpose of contract	General and Orthodontic
Contract start date	01/04/2006
Contract end date	

17/18 Contracted general activity (UDA)	6,236
Carry forward general activity (UDA)	-89
17/18 Contracted orthodontic activity (UOA)	774
Carry forward orthodontic activity (UOA)	-15
Baseline contract value	£205,540.09

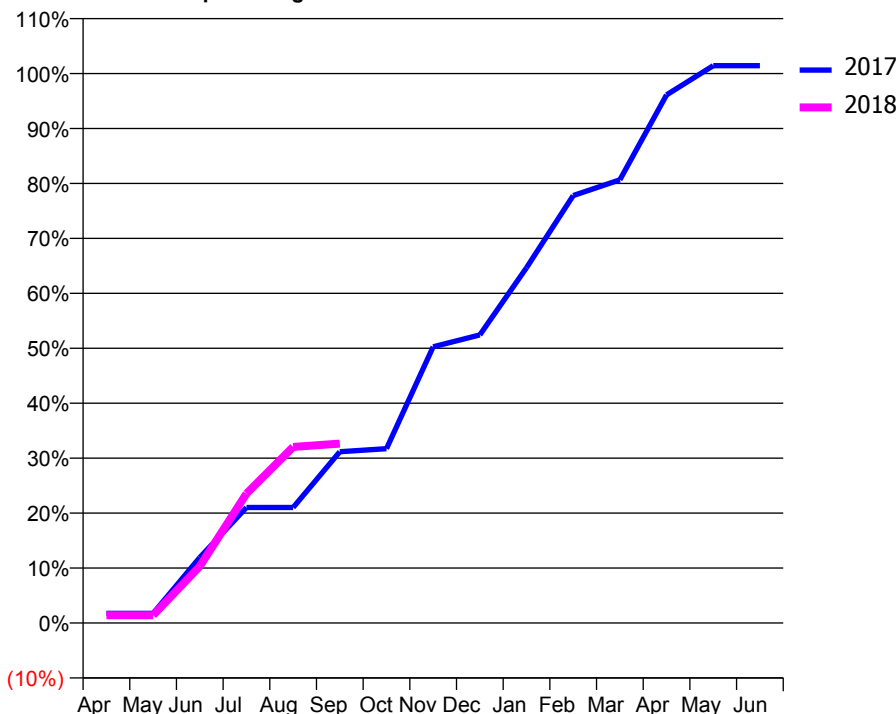
ACCESS*

Patients seen in 24 months	Total	Change since previous quarter
Quarter ending September 2016	1,571	
Quarter ending December 2016	1,619	↑
Quarter ending March 2017	1,643	→
Quarter ending June 2017	1,642	→
Quarter ending September 2017	1,702	↑
Variance since September 2016	8.3%	↑



ACTIVITY

Cumulative percentage of contracted UDA delivered 2017 & 2018



Adjusted Scheduled Activity (UDA)

Month	2017	2018
April	110	89
May	110	89
June	744	645
July	1,311	1,468
August	1,311	1,998
September	1,943	2,036
October	1,979	
November	3,135	
December	3,269	
January	4,032	
February	4,851	
March	5,030	
April	5,993	
May	6,325	
June	6,325	

QUALITY

	Quantity	Base Number	Contract	AT	Region	England
% of FP17s for the same patient ID Re-attending within 3 months - Children	48	322	14.9%	9.7%	11.2%	11.9%
% of FP17s for the same patient ID Re-attending within 3 months - Adults	248	1,022	24.3%	15.6%	16.6%	15.9%
% of FP17s for the same patient ID Re-attending between 3 & 9 months - Children	112	322	34.8%	46.9%	47.0%	58.1%
% of FP17s for the same patient ID Re-attending between 3 & 9 months - Adults	413	1,022	40.4%	37.6%	38.2%	50.6%
% of FP17s for Band 1 Urgent Courses	180	853	21.1%	11.2%	10.6%	9.1%
% of FP17s Relating to Free Repair or Replacements	14	853	1.6%	0.5%	0.6%	0.8%
% of FP17s Relating to Continuations	6	853	0.7%	0.6%	0.8%	1.1%
% of Patients satisfied with the dentistry they have received	3	3	N/A	89.0%	89.2%	91.4%
% of Patients satisfied with the time they had to wait for an appointment	3	3	N/A	83.1%	83.4%	87.7%

* This is based on patients treated on this contract for their most recent course of treatment. Figures in italics indicate the base number of FP17s or Patient Questionnaire responses are less than 100. N/A is shown where the base number of responses is less than 10 during the period. % is calculated as Quantity/Base number*100

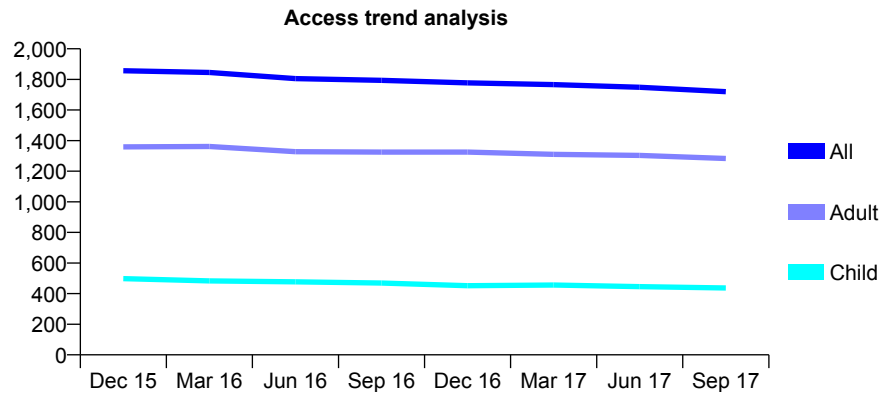
Q62 - Vital Signs At a Glance Contract Report for 740586/0001 - September 2017

Name or company name	MR NH ADATIA AND MR M BHATT
Contract type name	GDS Contract
Purpose of contract	General
Contract start date	01/04/2006
Contract end date	

17/18 Contracted general activity (UDA)	4,903
Carry forward general activity (UDA)	18
17/18 Contracted orthodontic activity (UOA)	0
Carry forward orthodontic activity (UOA)	0
Baseline contract value	£119,359.74

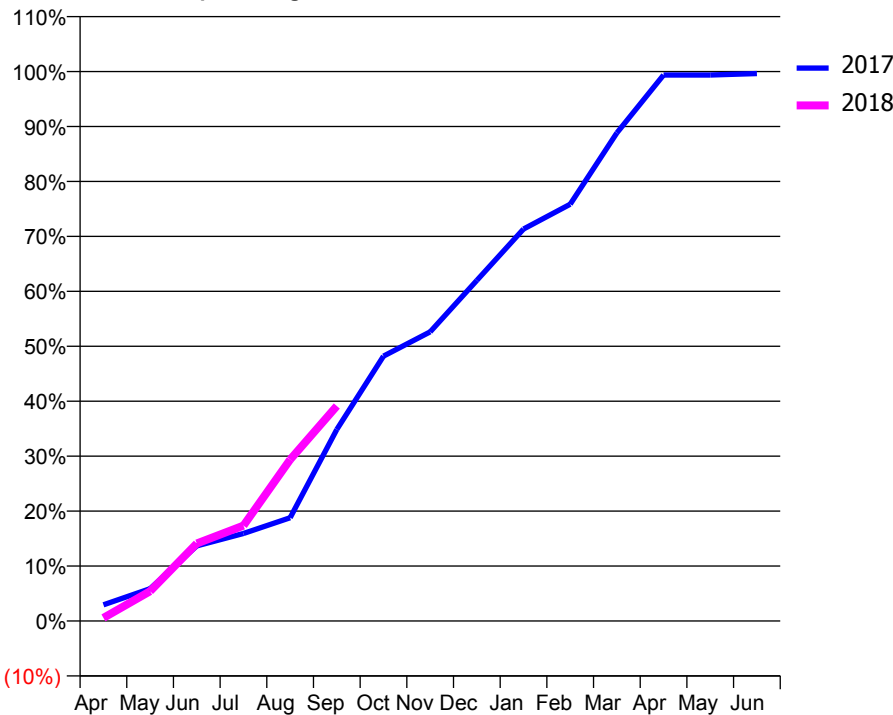
ACCESS*

Patients seen in 24 months	Total	Change since previous quarter
Quarter ending September 2016	1,794	
Quarter ending December 2016	1,777	→
Quarter ending March 2017	1,766	→
Quarter ending June 2017	1,749	→
Quarter ending September 2017	1,720	↓
Variance since September 2016	(4.1%)	↓



ACTIVITY

Cumulative percentage of contracted UDA delivered 2017 & 2018



Adjusted Scheduled Activity (UDA)		
Month	2017	2018
April	145	28
May	288	266
June	671	692
July	781	851
August	921	1,441
September	1,709	1,918
October	2,363	
November	2,580	
December	3,039	
January	3,498	
February	3,719	
March	4,356	
April	4,871	
May	4,871	
June	4,885	

QUALITY

	Quantity	Base Number	Contract	AT	Region	England
% of FP17s for the same patient ID Re-attending within 3 months - Children	19	279	6.8%	9.7%	11.2%	11.9%
% of FP17s for the same patient ID Re-attending within 3 months - Adults	125	750	16.7%	15.6%	16.6%	15.9%
% of FP17s for the same patient ID Re-attending between 3 & 9 months - Children	122	279	43.7%	46.9%	47.0%	58.1%
% of FP17s for the same patient ID Re-attending between 3 & 9 months - Adults	267	750	35.6%	37.6%	38.2%	50.6%
% of FP17s for Band 1 Urgent Courses	155	870	17.8%	11.2%	10.6%	9.1%
% of FP17s Relating to Free Repair or Replacements	0	870	0.0%	0.5%	0.6%	0.8%
% of FP17s Relating to Continuations	1	870	0.1%	0.6%	0.8%	1.1%
% of Patients satisfied with the dentistry they have received	3	3	N/A	89.0%	89.2%	91.4%
% of Patients satisfied with the time they had to wait for an appointment	3	3	N/A	83.1%	83.4%	87.7%

* This is based on patients treated on this contract for their most recent course of treatment. Figures in italics indicate the base number of FP17s or Patient Questionnaire responses are less than 100. N/A is shown where the base number of responses is less than 10 during the period. % is calculated as Quantity/Base number*100

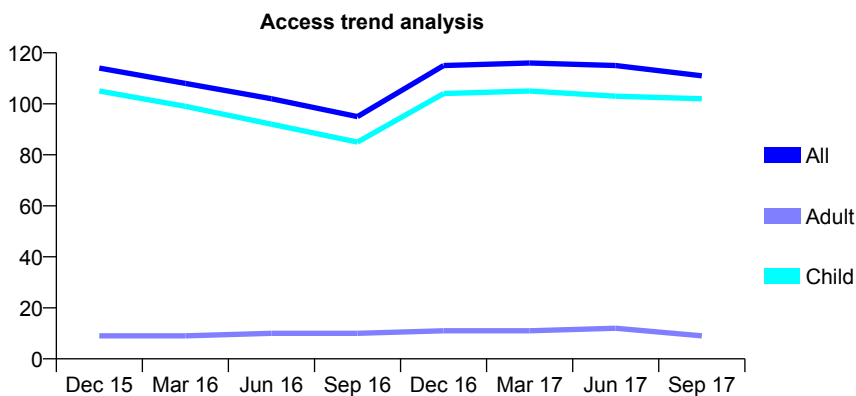
Q62 - Vital Signs At a Glance Contract Report for 743356/0002 - September 2017

Name or company name	MR LC BERNSTEIN
Contract type name	GDS Contract
Purpose of contract	General
Contract start date	06/10/2010
Contract end date	

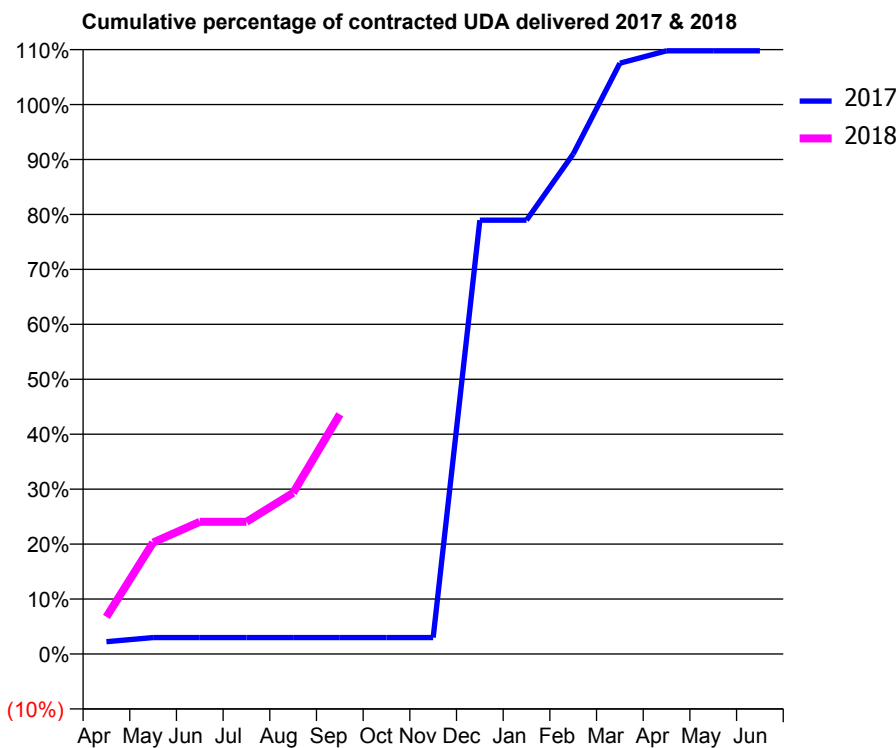
17/18 Contracted general activity (UDA)	133
Carry forward general activity (UDA)	-3
17/18 Contracted orthodontic activity (UOA)	0
Carry forward orthodontic activity (UOA)	0
Baseline contract value	£5,065.41

ACCESS*

Patients seen in 24 months	Total	Change since previous quarter
Quarter ending September 2016	95	
Quarter ending December 2016	115	↑
Quarter ending March 2017	116	→
Quarter ending June 2017	115	→
Quarter ending September 2017	111	↓
Variance since September 2016	16.8%	↑



ACTIVITY



Month	Adjusted Scheduled Activity (UDA)	
	2017	2018
April	3	9
May	4	27
June	4	32
July	4	32
August	4	39
September	4	58
October	4	
November	4	
December	105	
January	105	
February	121	
March	143	
April	146	
May	146	
June	146	

QUALITY

	Quantity	Base Number	Contract	AT	Region	England
% of FP17s for the same patient ID Re-attending within 3 months - Children	0	50	0.0%	9.7%	11.2%	11.9%
% of FP17s for the same patient ID Re-attending within 3 months - Adults	0	0	N/A	15.6%	16.6%	15.9%
% of FP17s for the same patient ID Re-attending between 3 & 9 months - Children	23	50	46.0%	46.9%	47.0%	58.1%
% of FP17s for the same patient ID Re-attending between 3 & 9 months - Adults	0	0	N/A	37.6%	38.2%	50.6%
% of FP17s for Band 1 Urgent Courses	0	47	0.0%	11.2%	10.6%	9.1%
% of FP17s Relating to Free Repair or Replacements	0	47	0.0%	0.5%	0.6%	0.8%
% of FP17s Relating to Continuations	0	47	0.0%	0.6%	0.8%	1.1%
% of Patients satisfied with the dentistry they have received	0	0	N/A	89.0%	89.2%	91.4%
% of Patients satisfied with the time they had to wait for an appointment	0	0	N/A	83.1%	83.4%	87.7%

* This is based on patients treated on this contract for their most recent course of treatment. Figures in italics indicate the base number of FP17s or Patient Questionnaire responses are less than 100. N/A is shown where the base number of responses is less than 10 during the period. % is calculated as Quantity/Base number*100

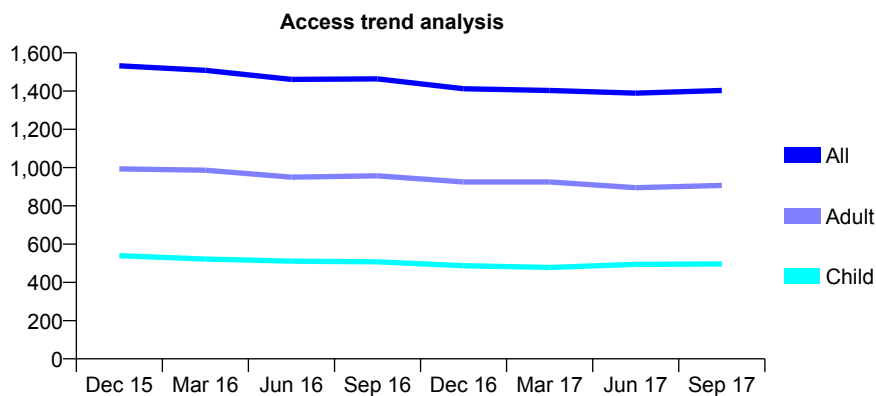
Q62 - Vital Signs At a Glance Contract Report for 746134/0001 - September 2017

Name or company name	MISS P JOSHI
Contract type name	GDS Contract
Purpose of contract	General
Contract start date	01/04/2006
Contract end date	

17/18 Contracted general activity (UDA)	5,319
Carry forward general activity (UDA)	198
17/18 Contracted orthodontic activity (UOA)	0
Carry forward orthodontic activity (UOA)	0
Baseline contract value	£149,778.63

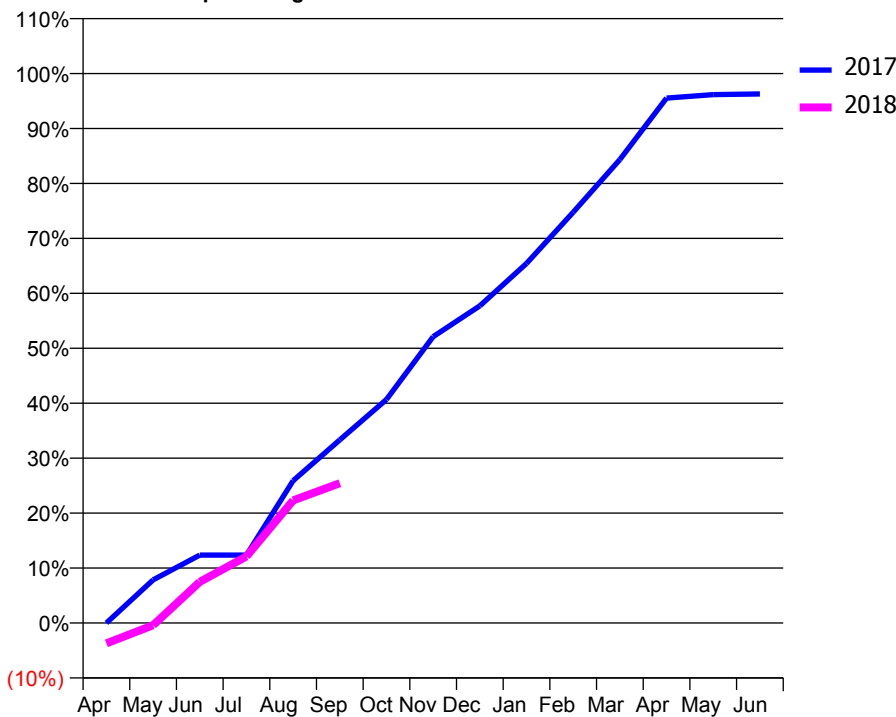
ACCESS*

Patients seen in 24 months	Total	Change since previous quarter
Quarter ending September 2016	1,464	
Quarter ending December 2016	1,412	↓
Quarter ending March 2017	1,403	→
Quarter ending June 2017	1,389	→
Quarter ending September 2017	1,403	→
Variance since September 2016	(4.2%)	↓



ACTIVITY

Cumulative percentage of contracted UDA delivered 2017 & 2018



Adjusted Scheduled Activity (UDA)

Month	2017	2018
April	0	-198
May	417	-22
June	657	398
July	657	644
August	1,378	1,186
September	1,772	1,354
October	2,164	
November	2,772	
December	3,071	
January	3,480	
February	3,976	
March	4,486	
April	5,082	
May	5,115	
June	5,121	

QUALITY

	Quantity	Base Number	Contract	AT	Region	England
% of FP17s for the same patient ID Re-attending within 3 months - Children	18	391	4.6%	9.7%	11.2%	11.9%
% of FP17s for the same patient ID Re-attending within 3 months - Adults	65	491	13.2%	15.6%	16.6%	15.9%
% of FP17s for the same patient ID Re-attending between 3 & 9 months - Children	236	391	60.4%	46.9%	47.0%	58.1%
% of FP17s for the same patient ID Re-attending between 3 & 9 months - Adults	211	491	43.0%	37.6%	38.2%	50.6%
% of FP17s for Band 1 Urgent Courses	40	742	5.4%	11.2%	10.6%	9.1%
% of FP17s Relating to Free Repair or Replacements	1	742	0.1%	0.5%	0.6%	0.8%
% of FP17s Relating to Continuations	13	742	1.8%	0.6%	0.8%	1.1%
% of Patients satisfied with the dentistry they have received	3	3	N/A	89.0%	89.2%	91.4%
% of Patients satisfied with the time they had to wait for an appointment	3	3	N/A	83.1%	83.4%	87.7%

* This is based on patients treated on this contract for their most recent course of treatment. Figures in italics indicate the base number of FP17s or Patient Questionnaire responses are less than 100. N/A is shown where the base number of responses is less than 10 during the period. % is calculated as Quantity/Base number*100

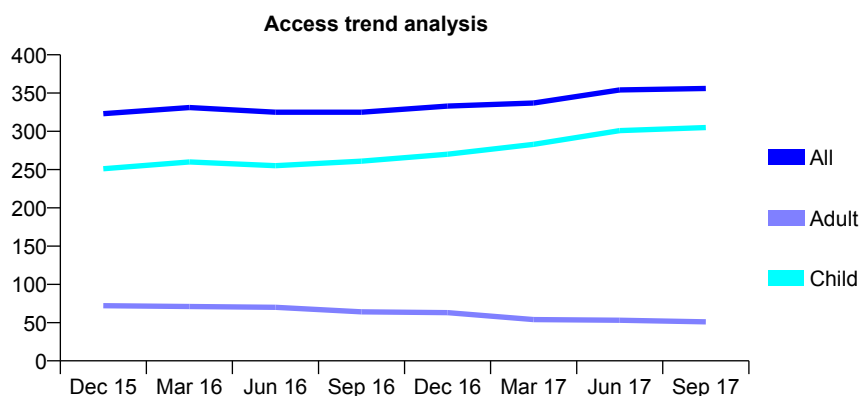
Q62 - Vital Signs At a Glance Contract Report for 746320/0002 - September 2017

Name or company name	MR C SHETH
Contract type name	GDS Contract
Purpose of contract	General
Contract start date	01/04/2006
Contract end date	

17/18 Contracted general activity (UDA)	491
Carry forward general activity (UDA)	0
17/18 Contracted orthodontic activity (UOA)	0
Carry forward orthodontic activity (UOA)	0
Baseline contract value	£11,346.67

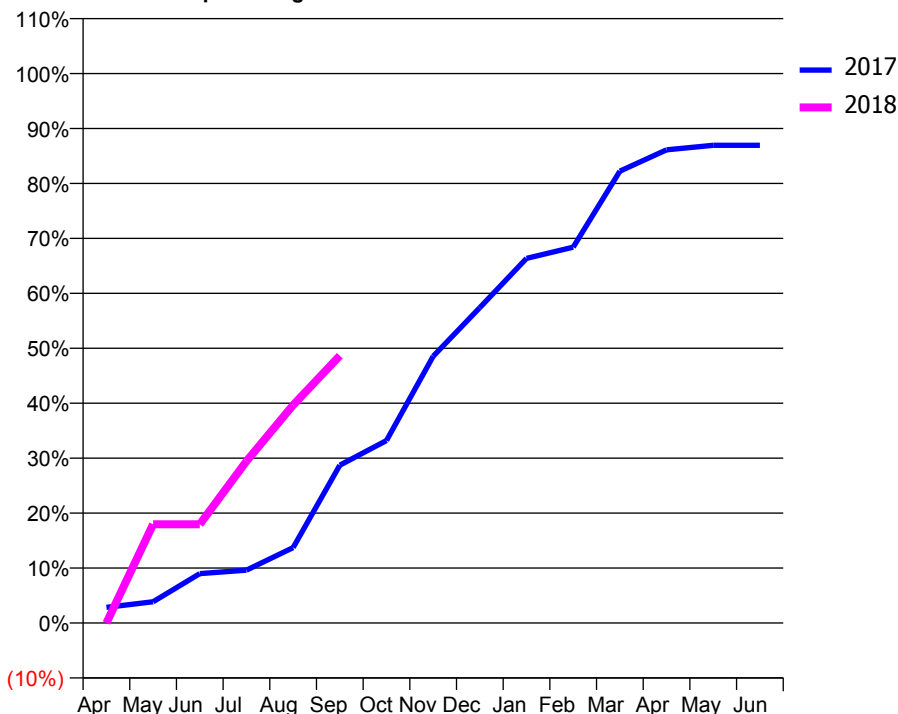
ACCESS*

Patients seen in 24 months	Total	Change since previous quarter
Quarter ending September 2016	325	
Quarter ending December 2016	333	↑
Quarter ending March 2017	337	→
Quarter ending June 2017	354	↑
Quarter ending September 2017	356	→
Variance since September 2016	9.5%	↑



ACTIVITY

Cumulative percentage of contracted UDA delivered 2017 & 2018



Month	Adjusted Scheduled Activity (UDA)	
	2017	2018
April	14	0
May	19	88
June	44	88
July	47	145
August	67	195
September	141	239
October	163	
November	238	
December	282	
January	326	
February	336	
March	404	
April	423	
May	427	
June	427	

QUALITY

	Quantity	Base Number	Contract	AT	Region	England
% of FP17s for the same patient ID Re-attending within 3 months - Children	8	216	3.7%	9.7%	11.2%	11.9%
% of FP17s for the same patient ID Re-attending within 3 months - Adults	0	8	0.0%	15.6%	16.6%	15.9%
% of FP17s for the same patient ID Re-attending between 3 & 9 months - Children	103	216	47.7%	46.9%	47.0%	58.1%
% of FP17s for the same patient ID Re-attending between 3 & 9 months - Adults	3	8	37.5%	37.6%	38.2%	50.6%
% of FP17s for Band 1 Urgent Courses	4	207	1.9%	11.2%	10.6%	9.1%
% of FP17s Relating to Free Repair or Replacements	1	207	0.5%	0.5%	0.6%	0.8%
% of FP17s Relating to Continuations	0	207	0.0%	0.6%	0.8%	1.1%
% of Patients satisfied with the dentistry they have received	0	0	N/A	89.0%	89.2%	91.4%
% of Patients satisfied with the time they had to wait for an appointment	0	0	N/A	83.1%	83.4%	87.7%

* This is based on patients treated on this contract for their most recent course of treatment. Figures in italics indicate the base number of FP17s or Patient Questionnaire responses are less than 100. N/A is shown where the base number of responses is less than 10 during the period. % is calculated as Quantity/Base number*100

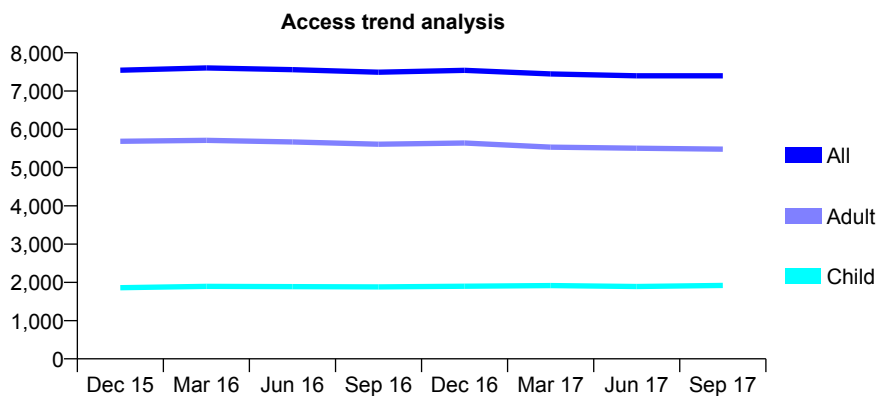
Q62 - Vital Signs At a Glance Contract Report for 755451/0001 - September 2017

Name or company name	MRS B THAKRAR
Contract type name	GDS Contract
Purpose of contract	General
Contract start date	01/04/2008
Contract end date	

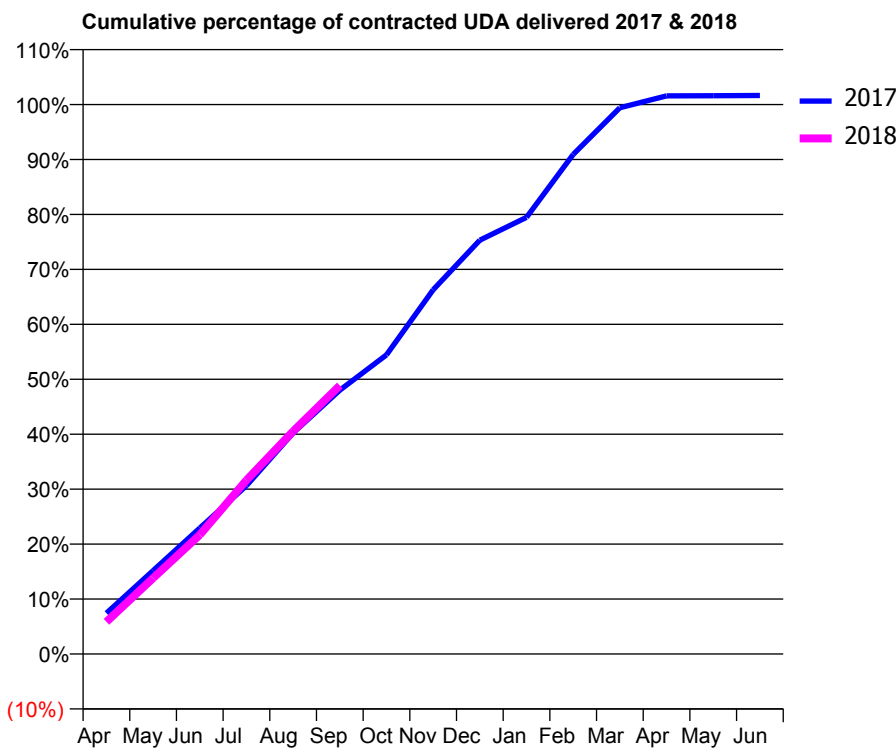
17/18 Contracted general activity (UDA)	21,919
Carry forward general activity (UDA)	-359
17/18 Contracted orthodontic activity (UOA)	0
Carry forward orthodontic activity (UOA)	0
Baseline contract value	£643,058.40

ACCESS*

Patients seen in 24 months	Total	Change since previous quarter
Quarter ending September 2016	7,492	
Quarter ending December 2016	7,540	→
Quarter ending March 2017	7,449	↓
Quarter ending June 2017	7,397	→
Quarter ending September 2017	7,400	→
Variance since September 2016	(1.2%)	↓



ACTIVITY



Month	Adjusted Scheduled Activity (UDA)	
	2017	2018
April	1,632	1,284
May	3,328	3,027
June	5,023	4,755
July	6,716	6,935
August	8,816	8,884
September	10,525	10,709
October	11,933	
November	14,528	
December	16,508	
January	17,419	
February	19,926	
March	21,789	
April	22,265	
May	22,266	
June	22,278	

QUALITY

	Quantity	Base Number	Contract	AT	Region	England
% of FP17s for the same patient ID Re-attending within 3 months - Children	92	1,317	7.0%	9.7%	11.2%	11.9%
% of FP17s for the same patient ID Re-attending within 3 months - Adults	534	3,458	15.4%	15.6%	16.6%	15.9%
% of FP17s for the same patient ID Re-attending between 3 & 9 months - Children	744	1,317	56.5%	46.9%	47.0%	58.1%
% of FP17s for the same patient ID Re-attending between 3 & 9 months - Adults	1,475	3,458	42.7%	37.6%	38.2%	50.6%
% of FP17s for Band 1 Urgent Courses	493	4,518	10.9%	11.2%	10.6%	9.1%
% of FP17s Relating to Free Repair or Replacements	12	4,518	0.3%	0.5%	0.6%	0.8%
% of FP17s Relating to Continuations	19	4,518	0.4%	0.6%	0.8%	1.1%
% of Patients satisfied with the dentistry they have received	14	14	100.0%	89.0%	89.2%	91.4%
% of Patients satisfied with the time they had to wait for an appointment	13	14	92.9%	83.1%	83.4%	87.7%

* This is based on patients treated on this contract for their most recent course of treatment. Figures in italics indicate the base number of FP17s or Patient Questionnaire responses are less than 100. N/A is shown where the base number of responses is less than 10 during the period. % is calculated as Quantity/Base number*100

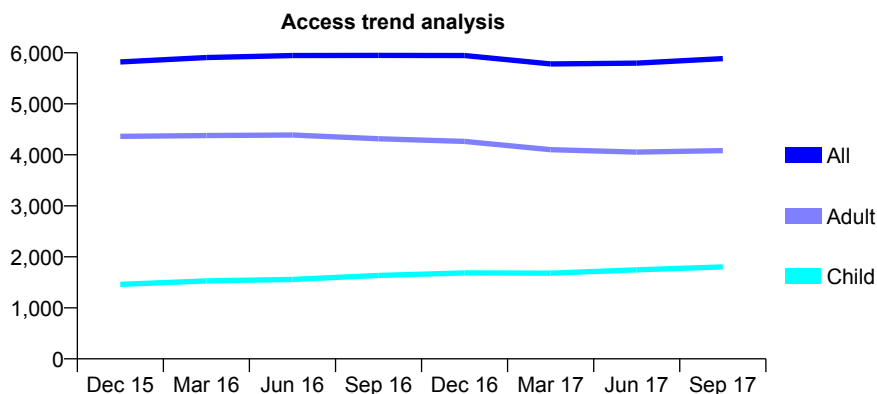
Q62 - Vital Signs At a Glance Contract Report for 755753/0001 - September 2017

Name or company name	MISS K PATEL
Contract type name	GDS Contract
Purpose of contract	General
Contract start date	01/04/2006
Contract end date	

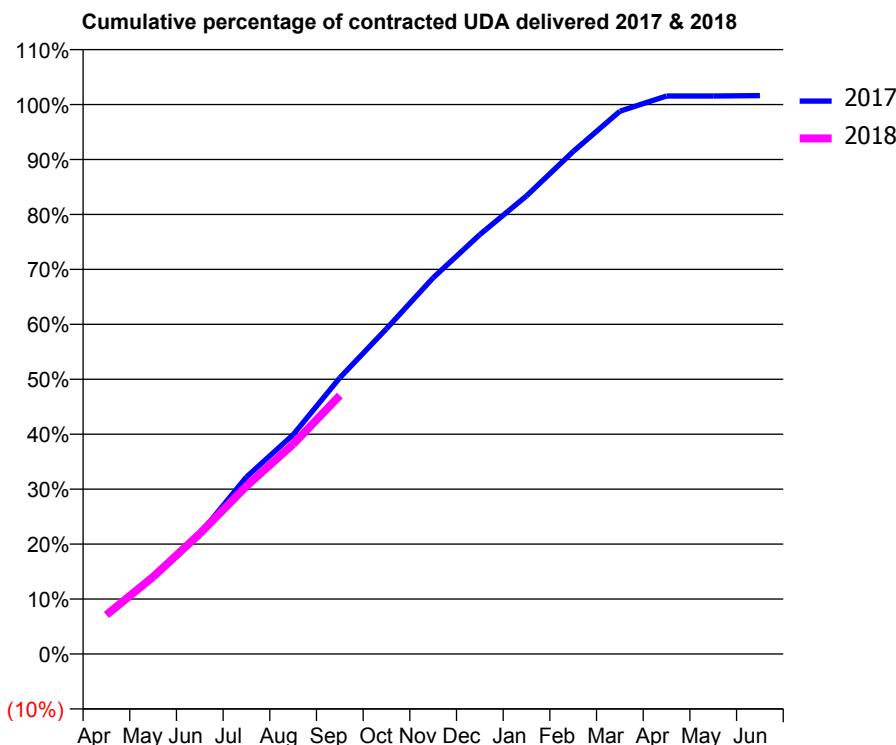
17/18 Contracted general activity (UDA)	13,557
Carry forward general activity (UDA)	-221
17/18 Contracted orthodontic activity (UOA)	0
Carry forward orthodontic activity (UOA)	0
Baseline contract value	£373,261.38

ACCESS*

Patients seen in 24 months	Total	Change since previous quarter
Quarter ending September 2016	5,949	
Quarter ending December 2016	5,947	→
Quarter ending March 2017	5,782	↓
Quarter ending June 2017	5,798	→
Quarter ending September 2017	5,885	→
Variance since September 2016	(1.1%)	↓



ACTIVITY



Month	Adjusted Scheduled Activity (UDA)	
	2017	2018
April	974	967
May	1,925	1,902
June	2,961	2,968
July	4,366	4,143
August	5,411	5,176
September	6,815	6,378
October	8,026	
November	9,283	
December	10,348	
January	11,302	
February	12,398	
March	13,391	
April	13,766	
May	13,766	
June	13,778	

QUALITY

	Quantity	Base Number	Contract	AT	Region	England
% of FP17s for the same patient ID Re-attending within 3 months - Children	101	1,317	7.7%	9.7%	11.2%	11.9%
% of FP17s for the same patient ID Re-attending within 3 months - Adults	282	2,398	11.8%	15.6%	16.6%	15.9%
% of FP17s for the same patient ID Re-attending between 3 & 9 months - Children	678	1,317	51.5%	46.9%	47.0%	58.1%
% of FP17s for the same patient ID Re-attending between 3 & 9 months - Adults	1,028	2,398	42.9%	37.6%	38.2%	50.6%
% of FP17s for Band 1 Urgent Courses	232	3,073	7.5%	11.2%	10.6%	9.1%
% of FP17s Relating to Free Repair or Replacements	25	3,073	0.8%	0.5%	0.6%	0.8%
% of FP17s Relating to Continuations	26	3,073	0.8%	0.6%	0.8%	1.1%
% of Patients satisfied with the dentistry they have received	12	14	85.7%	89.0%	89.2%	91.4%
% of Patients satisfied with the time they had to wait for an appointment	13	14	92.9%	83.1%	83.4%	87.7%

* This is based on patients treated on this contract for their most recent course of treatment. Figures in italics indicate the base number of FP17s or Patient Questionnaire responses are less than 100. N/A is shown where the base number of responses is less than 10 during the period. % is calculated as Quantity/Base number*100

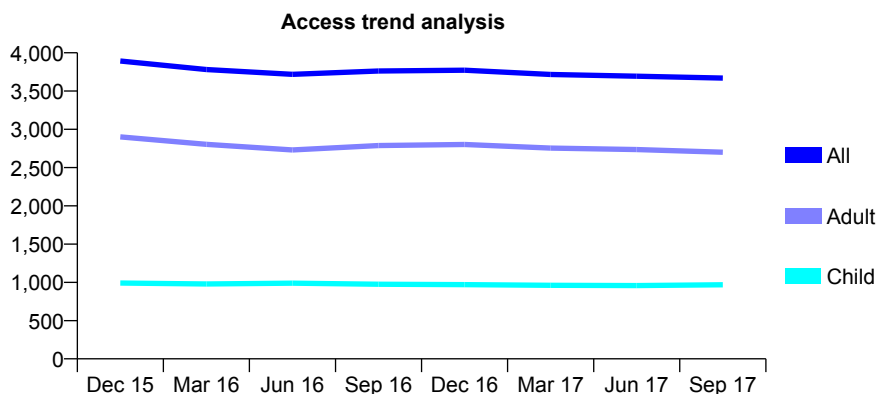
Q62 - Vital Signs At a Glance Contract Report for 763608/0001 - September 2017

Name or company name	MRS N TAVAKOLI
Contract type name	GDS Contract
Purpose of contract	General
Contract start date	01/04/2006
Contract end date	

17/18 Contracted general activity (UDA)	10,618
Carry forward general activity (UDA)	-66
17/18 Contracted orthodontic activity (UOA)	0
Carry forward orthodontic activity (UOA)	0
Baseline contract value	£306,521.99

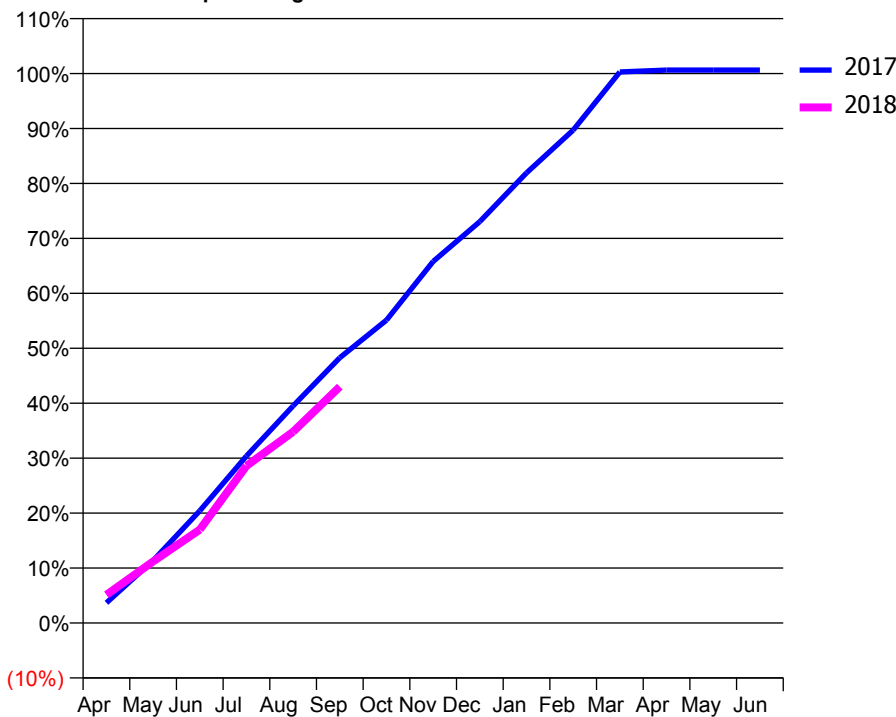
ACCESS*

Patients seen in 24 months	Total	Change since previous quarter
Quarter ending September 2016	3,762	
Quarter ending December 2016	3,772	→
Quarter ending March 2017	3,716	↓
Quarter ending June 2017	3,694	→
Quarter ending September 2017	3,670	→
Variance since September 2016	(2.4%)	↓



ACTIVITY

Cumulative percentage of contracted UDA delivered 2017 & 2018



Month	Adjusted Scheduled Activity (UDA)	
	2017	2018
April	390	544
May	1,207	1,189
June	2,167	1,805
July	3,226	3,038
August	4,196	3,697
September	5,125	4,568
October	5,854	
November	6,986	
December	7,757	
January	8,697	
February	9,525	
March	10,649	
April	10,684	
May	10,684	
June	10,684	

QUALITY

	Quantity	Base Number	Contract	AT	Region	England
% of FP17s for the same patient ID Re-attending within 3 months - Children	14	479	2.9%	9.7%	11.2%	11.9%
% of FP17s for the same patient ID Re-attending within 3 months - Adults	65	1,220	5.3%	15.6%	16.6%	15.9%
% of FP17s for the same patient ID Re-attending between 3 & 9 months - Children	153	479	31.9%	46.9%	47.0%	58.1%
% of FP17s for the same patient ID Re-attending between 3 & 9 months - Adults	426	1,220	34.9%	37.6%	38.2%	50.6%
% of FP17s for Band 1 Urgent Courses	120	1,669	7.2%	11.2%	10.6%	9.1%
% of FP17s Relating to Free Repair or Replacements	11	1,669	0.7%	0.5%	0.6%	0.8%
% of FP17s Relating to Continuations	4	1,669	0.2%	0.6%	0.8%	1.1%
% of Patients satisfied with the dentistry they have received	4	5	N/A	89.0%	89.2%	91.4%
% of Patients satisfied with the time they had to wait for an appointment	5	5	N/A	83.1%	83.4%	87.7%

* This is based on patients treated on this contract for their most recent course of treatment. Figures in italics indicate the base number of FP17s or Patient Questionnaire responses are less than 100. N/A is shown where the base number of responses is less than 10 during the period. % is calculated as Quantity/Base number*100

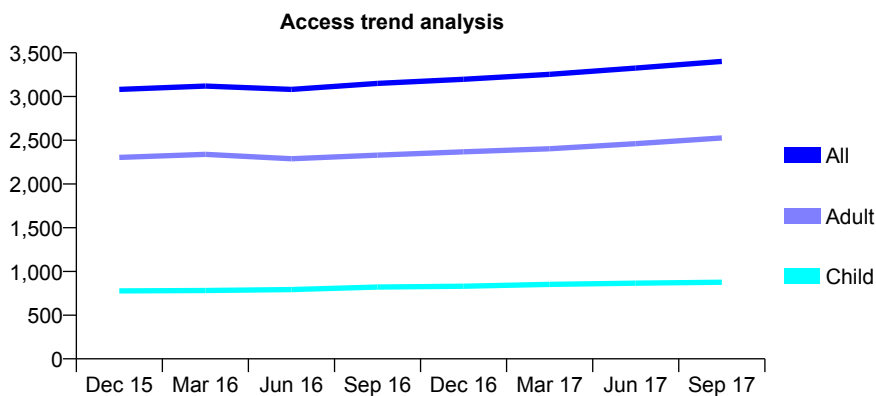
Q62 - Vital Signs At a Glance Contract Report for 763675/0002 - September 2017

Name or company name	MR SB MEHTA
Contract type name	GDS Contract
Purpose of contract	General
Contract start date	01/04/2006
Contract end date	

17/18 Contracted general activity (UDA)	9,778
Carry forward general activity (UDA)	-42
17/18 Contracted orthodontic activity (UOA)	0
Carry forward orthodontic activity (UOA)	0
Baseline contract value	£238,816.87

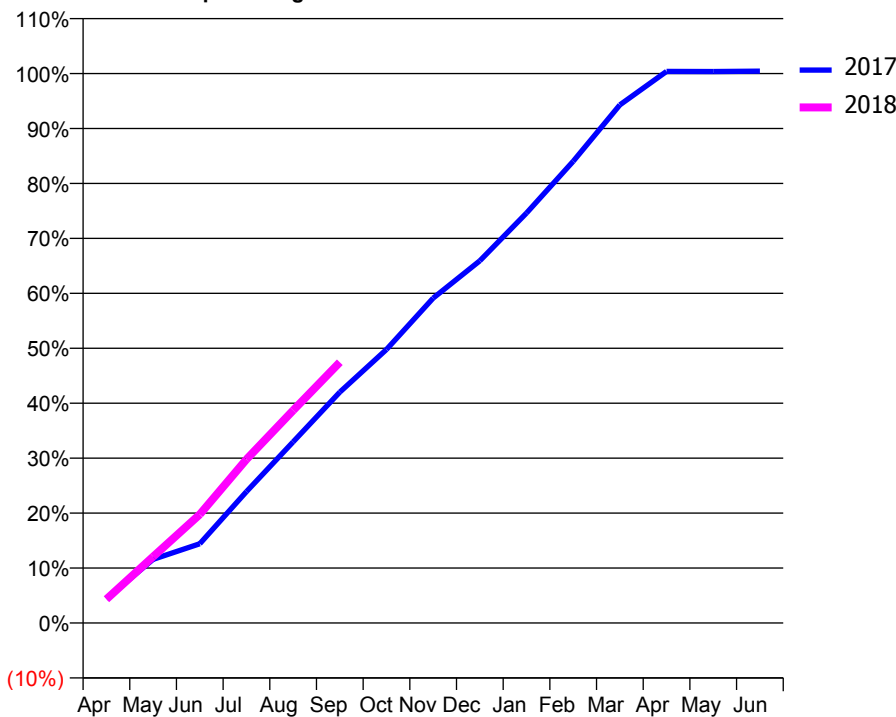
ACCESS*

Patients seen in 24 months	Total	Change since previous quarter
Quarter ending September 2016	3,150	
Quarter ending December 2016	3,197	→
Quarter ending March 2017	3,253	→
Quarter ending June 2017	3,326	↑
Quarter ending September 2017	3,402	↑
Variance since September 2016	8.0%	↑



ACTIVITY

Cumulative percentage of contracted UDA delivered 2017 & 2018



Adjusted Scheduled Activity (UDA)

Month	2017	2018
April	431	424
May	1,134	1,180
June	1,410	1,933
July	2,338	2,912
August	3,224	3,784
September	4,108	4,639
October	4,867	
November	5,780	
December	6,447	
January	7,296	
February	8,216	
March	9,220	
April	9,815	
May	9,814	
June	9,820	

QUALITY

	Quantity	Base Number	Contract	AT	Region	England
% of FP17s for the same patient ID Re-attending within 3 months - Children	68	682	10.0%	9.7%	11.2%	11.9%
% of FP17s for the same patient ID Re-attending within 3 months - Adults	279	1,777	15.7%	15.6%	16.6%	15.9%
% of FP17s for the same patient ID Re-attending between 3 & 9 months - Children	362	682	53.1%	46.9%	47.0%	58.1%
% of FP17s for the same patient ID Re-attending between 3 & 9 months - Adults	866	1,777	48.7%	37.6%	38.2%	50.6%
% of FP17s for Band 1 Urgent Courses	142	2,252	6.3%	11.2%	10.6%	9.1%
% of FP17s Relating to Free Repair or Replacements	8	2,252	0.4%	0.5%	0.6%	0.8%
% of FP17s Relating to Continuations	30	2,252	1.3%	0.6%	0.8%	1.1%
% of Patients satisfied with the dentistry they have received	9	10	90.0%	89.0%	89.2%	91.4%
% of Patients satisfied with the time they had to wait for an appointment	9	10	90.0%	83.1%	83.4%	87.7%

* This is based on patients treated on this contract for their most recent course of treatment. Figures in italics indicate the base number of FP17s or Patient Questionnaire responses are less than 100. N/A is shown where the base number of responses is less than 10 during the period. % is calculated as Quantity/Base number*100

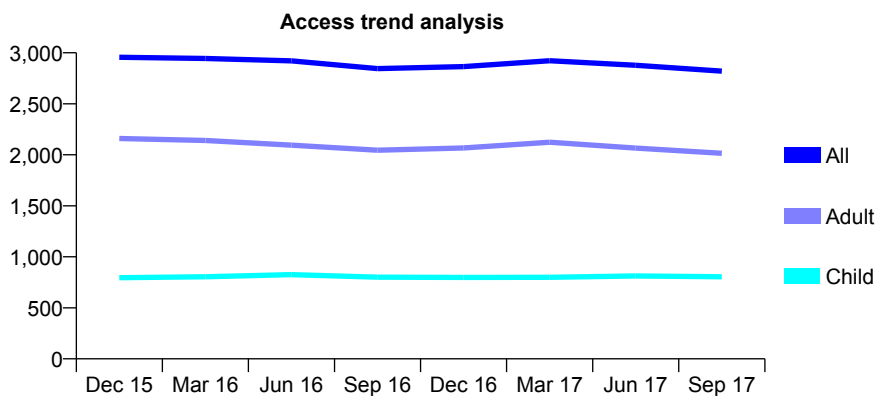
Q62 - Vital Signs At a Glance Contract Report for 763802/0001 - September 2017

Name or company name	MR R VADHER
Contract type name	GDS Contract
Purpose of contract	General
Contract start date	01/04/2006
Contract end date	

17/18 Contracted general activity (UDA)	6,390
Carry forward general activity (UDA)	-128
17/18 Contracted orthodontic activity (UOA)	0
Carry forward orthodontic activity (UOA)	0
Baseline contract value	£171,105.94

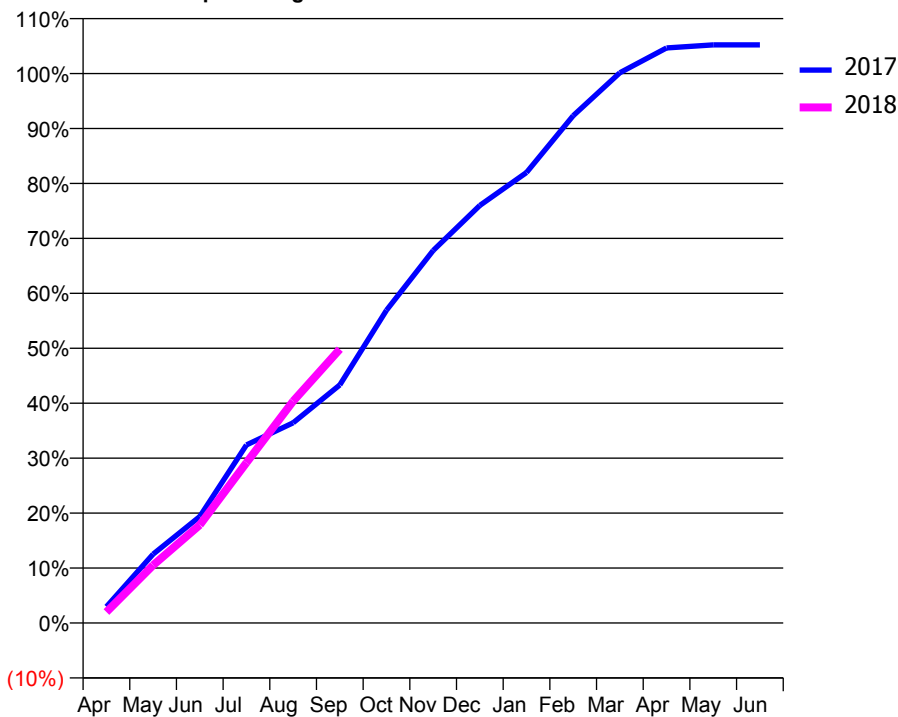
ACCESS*

Patients seen in 24 months	Total	Change since previous quarter
Quarter ending September 2016	2,845	
Quarter ending December 2016	2,865	→
Quarter ending March 2017	2,922	→
Quarter ending June 2017	2,878	↓
Quarter ending September 2017	2,820	↓
Variance since September 2016	(0.9%)	→



ACTIVITY

Cumulative percentage of contracted UDA delivered 2017 & 2018



Month	Adjusted Scheduled Activity (UDA)	
	2017	2018
April	190	128
May	800	672
June	1,239	1,140
July	2,071	1,865
August	2,329	2,579
September	2,769	3,184
October	3,637	
November	4,331	
December	4,855	
January	5,239	
February	5,900	
March	6,398	
April	6,687	
May	6,722	
June	6,722	

QUALITY

	Quantity	Base Number	Contract	AT	Region	England
% of FP17s for the same patient ID Re-attending within 3 months - Children	13	394	3.3%	9.7%	11.2%	11.9%
% of FP17s for the same patient ID Re-attending within 3 months - Adults	61	856	7.1%	15.6%	16.6%	15.9%
% of FP17s for the same patient ID Re-attending between 3 & 9 months - Children	110	394	27.9%	46.9%	47.0%	58.1%
% of FP17s for the same patient ID Re-attending between 3 & 9 months - Adults	234	856	27.3%	37.6%	38.2%	50.6%
% of FP17s for Band 1 Urgent Courses	16	1,120	1.4%	11.2%	10.6%	9.1%
% of FP17s Relating to Free Repair or Replacements	0	1,120	0.0%	0.5%	0.6%	0.8%
% of FP17s Relating to Continuations	1	1,120	0.1%	0.6%	0.8%	1.1%
% of Patients satisfied with the dentistry they have received	2	2	N/A	89.0%	89.2%	91.4%
% of Patients satisfied with the time they had to wait for an appointment	2	2	N/A	83.1%	83.4%	87.7%

* This is based on patients treated on this contract for their most recent course of treatment. Figures in italics indicate the base number of FP17s or Patient Questionnaire responses are less than 100. N/A is shown where the base number of responses is less than 10 during the period. % is calculated as Quantity/Base number*100

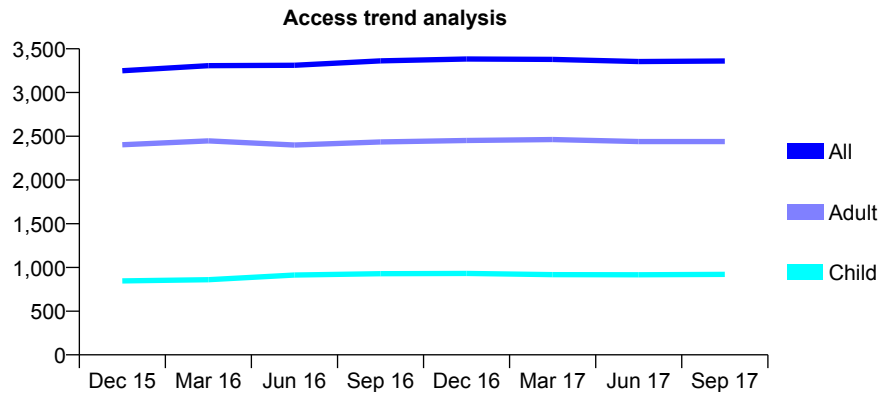
Q62 - Vital Signs At a Glance Contract Report for 763934/0001 - September 2017

Name or company name	MRS F KHOSRAVI
Contract type name	GDS Contract
Purpose of contract	General
Contract start date	01/04/2006
Contract end date	

17/18 Contracted general activity (UDA)	12,195
Carry forward general activity (UDA)	243
17/18 Contracted orthodontic activity (UOA)	0
Carry forward orthodontic activity (UOA)	0
Baseline contract value	£383,119.73

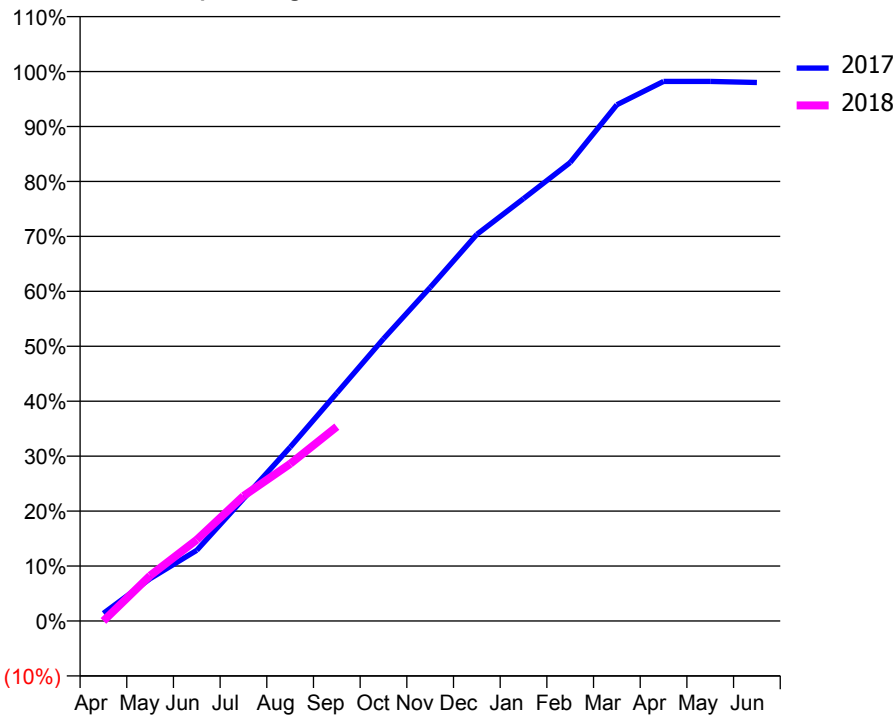
ACCESS*

Patients seen in 24 months	Total	Change since previous quarter
Quarter ending September 2016	3,362	
Quarter ending December 2016	3,383	→
Quarter ending March 2017	3,379	→
Quarter ending June 2017	3,355	→
Quarter ending September 2017	3,360	→
Variance since September 2016	(0.1%)	→



ACTIVITY

Cumulative percentage of contracted UDA delivered 2017 & 2018



Month	Adjusted Scheduled Activity (UDA)	
	2017	2018
April	170	3
May	941	1,007
June	1,570	1,804
July	2,711	2,775
August	3,858	3,487
September	5,060	4,313
October	6,262	
November	7,404	
December	8,582	
January	9,374	
February	10,177	
March	11,456	
April	11,976	
May	11,975	
June	11,952	

QUALITY

	Quantity	Base Number	Contract	AT	Region	England
% of FP17s for the same patient ID Re-attending within 3 months - Children	52	505	10.3%	9.7%	11.2%	11.9%
% of FP17s for the same patient ID Re-attending within 3 months - Adults	279	1,287	21.7%	15.6%	16.6%	15.9%
% of FP17s for the same patient ID Re-attending between 3 & 9 months - Children	169	505	33.5%	46.9%	47.0%	58.1%
% of FP17s for the same patient ID Re-attending between 3 & 9 months - Adults	447	1,287	34.7%	37.6%	38.2%	50.6%
% of FP17s for Band 1 Urgent Courses	246	1,652	14.9%	11.2%	10.6%	9.1%
% of FP17s Relating to Free Repair or Replacements	3	1,652	0.2%	0.5%	0.6%	0.8%
% of FP17s Relating to Continuations	7	1,652	0.4%	0.6%	0.8%	1.1%
% of Patients satisfied with the dentistry they have received	5	7	N/A	89.0%	89.2%	91.4%
% of Patients satisfied with the time they had to wait for an appointment	6	7	N/A	83.1%	83.4%	87.7%

* This is based on patients treated on this contract for their most recent course of treatment. Figures in italics indicate the base number of FP17s or Patient Questionnaire responses are less than 100. N/A is shown where the base number of responses is less than 10 during the period. % is calculated as Quantity/Base number*100

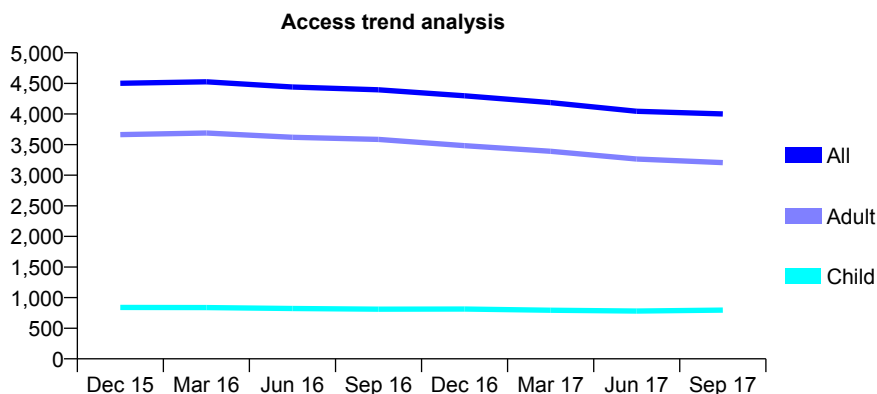
Q62 - Vital Signs At a Glance Contract Report for 764957/0003 - September 2017

Name or company name	MR GS KUMAR
Contract type name	GDS Contract
Purpose of contract	General
Contract start date	01/04/2006
Contract end date	

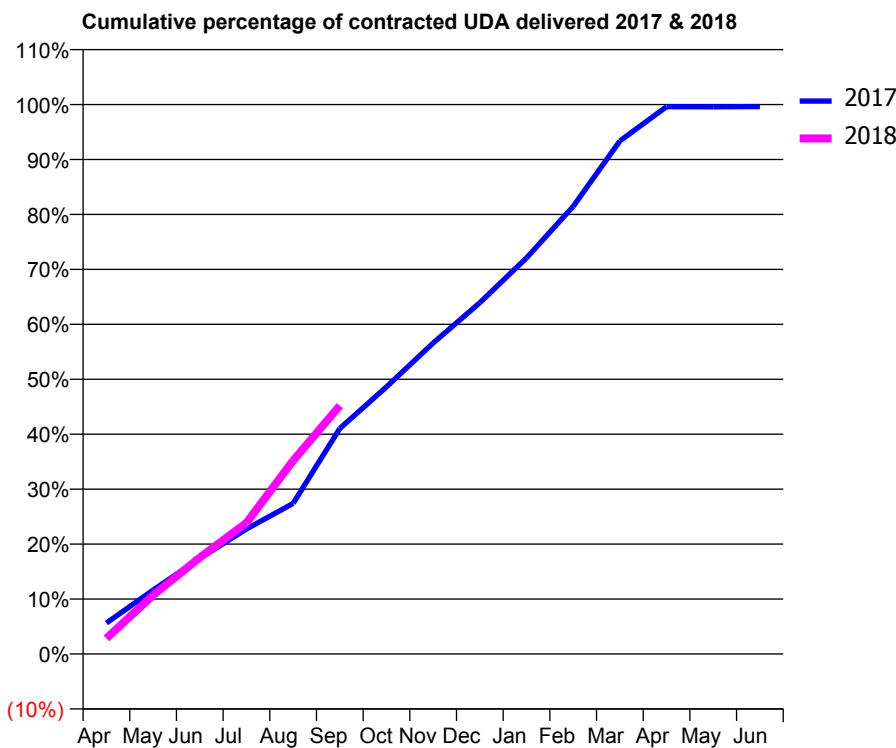
17/18 Contracted general activity (UDA)	15,834
Carry forward general activity (UDA)	58
17/18 Contracted orthodontic activity (UOA)	0
Carry forward orthodontic activity (UOA)	0
Baseline contract value	£409,418.82

ACCESS*

Patients seen in 24 months	Total	Change since previous quarter
Quarter ending September 2016	4,396	
Quarter ending December 2016	4,297	↓
Quarter ending March 2017	4,187	↓
Quarter ending June 2017	4,045	↓
Quarter ending September 2017	4,002	↓
Variance since September 2016	(9.0%)	↓



ACTIVITY



Month	Adjusted Scheduled Activity (UDA)	
	2017	2018
April	892	452
May	1,842	1,698
June	2,756	2,781
July	3,603	3,779
August	4,341	5,575
September	6,498	7,158
October	7,697	
November	8,961	
December	10,121	
January	11,416	
February	12,898	
March	14,784	
April	15,770	
May	15,768	
June	15,776	

QUALITY

	Quantity	Base Number	Contract	AT	Region	England
% of FP17s for the same patient ID Re-attending within 3 months - Children	48	532	9.0%	9.7%	11.2%	11.9%
% of FP17s for the same patient ID Re-attending within 3 months - Adults	305	1,854	16.5%	15.6%	16.6%	15.9%
% of FP17s for the same patient ID Re-attending between 3 & 9 months - Children	236	532	44.4%	46.9%	47.0%	58.1%
% of FP17s for the same patient ID Re-attending between 3 & 9 months - Adults	695	1,854	37.5%	37.6%	38.2%	50.6%
% of FP17s for Band 1 Urgent Courses	144	2,153	6.7%	11.2%	10.6%	9.1%
% of FP17s Relating to Free Repair or Replacements	29	2,153	1.3%	0.5%	0.6%	0.8%
% of FP17s Relating to Continuations	13	2,153	0.6%	0.6%	0.8%	1.1%
% of Patients satisfied with the dentistry they have received	7	7	N/A	89.0%	89.2%	91.4%
% of Patients satisfied with the time they had to wait for an appointment	7	7	N/A	83.1%	83.4%	87.7%

* This is based on patients treated on this contract for their most recent course of treatment. Figures in italics indicate the base number of FP17s or Patient Questionnaire responses are less than 100. N/A is shown where the base number of responses is less than 10 during the period. % is calculated as Quantity/Base number*100

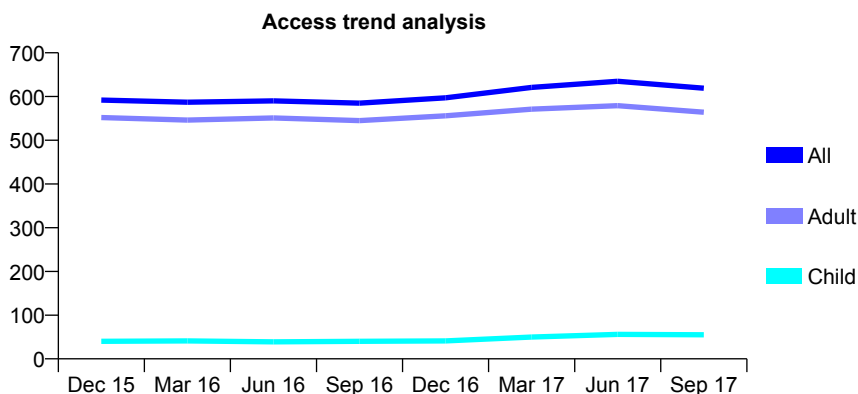
Q62 - Vital Signs At a Glance Contract Report for 766895/0001 - September 2017

Name or company name	MR M SOLTAN MOHAMMADI KHAYAT
Contract type name	GDS Contract
Purpose of contract	General
Contract start date	01/04/2006
Contract end date	

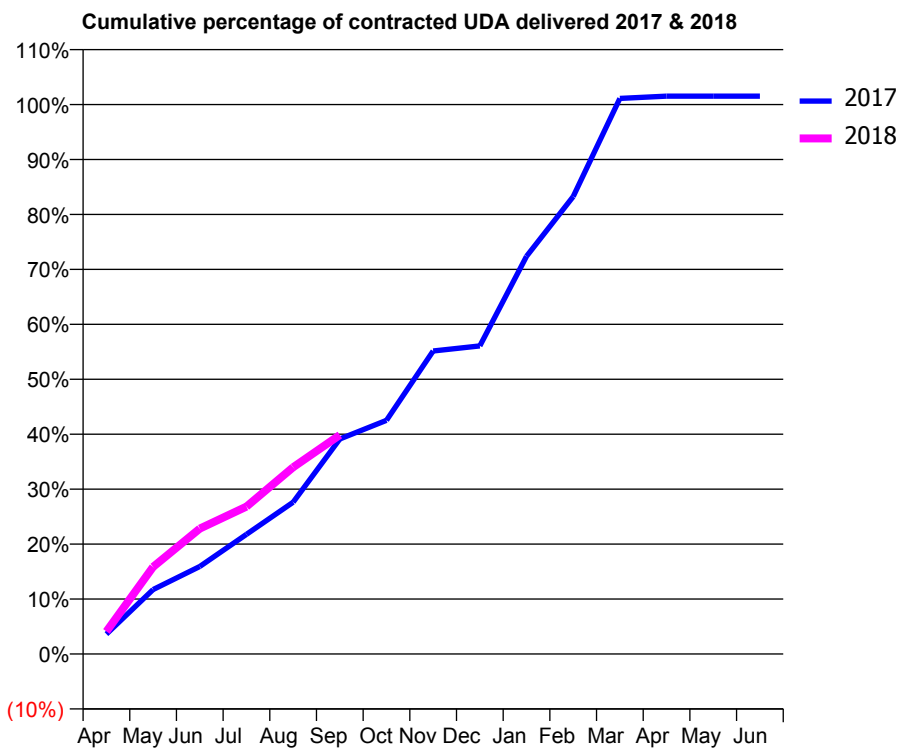
17/18 Contracted general activity (UDA)	976
Carry forward general activity (UDA)	-15
17/18 Contracted orthodontic activity (UOA)	0
Carry forward orthodontic activity (UOA)	0
Baseline contract value	£35,601.62

ACCESS*

Patients seen in 24 months	Total	Change since previous quarter
Quarter ending September 2016	585	
Quarter ending December 2016	597	↑
Quarter ending March 2017	621	↑
Quarter ending June 2017	635	↑
Quarter ending September 2017	619	↓
Variance since September 2016	5.8%	↑



ACTIVITY



Month	Adjusted Scheduled Activity (UDA)	
	2017	2018
April	35	40
May	115	155
June	156	223
July	213	262
August	270	332
September	382	389
October	415	
November	538	
December	547	
January	706	
February	812	
March	987	
April	991	
May	991	
June	991	

QUALITY

	Quantity	Base Number	Contract	AT	Region	England
% of FP17s for the same patient ID Re-attending within 3 months - Children	2	33	6.1%	9.7%	11.2%	11.9%
% of FP17s for the same patient ID Re-attending within 3 months - Adults	6	217	2.8%	15.6%	16.6%	15.9%
% of FP17s for the same patient ID Re-attending between 3 & 9 months - Children	11	33	33.3%	46.9%	47.0%	58.1%
% of FP17s for the same patient ID Re-attending between 3 & 9 months - Adults	53	217	24.4%	37.6%	38.2%	50.6%
% of FP17s for Band 1 Urgent Courses	5	246	2.0%	11.2%	10.6%	9.1%
% of FP17s Relating to Free Repair or Replacements	0	246	0.0%	0.5%	0.6%	0.8%
% of FP17s Relating to Continuations	0	246	0.0%	0.6%	0.8%	1.1%
% of Patients satisfied with the dentistry they have received	1	1	N/A	89.0%	89.2%	91.4%
% of Patients satisfied with the time they had to wait for an appointment	1	1	N/A	83.1%	83.4%	87.7%

* This is based on patients treated on this contract for their most recent course of treatment. Figures in italics indicate the base number of FP17s or Patient Questionnaire responses are less than 100. N/A is shown where the base number of responses is less than 10 during the period. % is calculated as Quantity/Base number*100

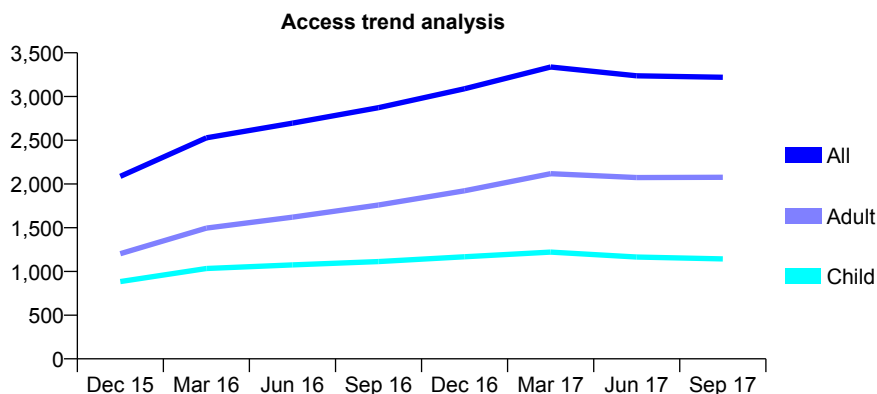
Q62 - Vital Signs At a Glance Contract Report for 766895/0004 - September 2017

Name or company name	MR M SOLTAN MOHAMMADI KHAYAT
Contract type name	GDS Contract
Purpose of contract	General
Contract start date	01/02/2015
Contract end date	

17/18 Contracted general activity (UDA)	9,365
Carry forward general activity (UDA)	-98
17/18 Contracted orthodontic activity (UOA)	0
Carry forward orthodontic activity (UOA)	0
Baseline contract value	£261,228.51

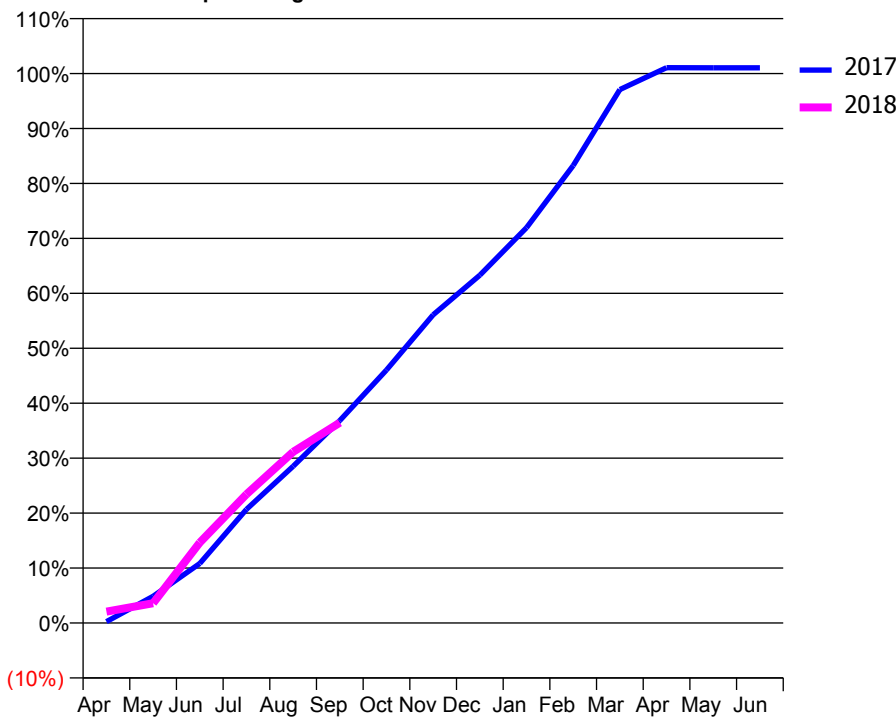
ACCESS*

Patients seen in 24 months	Total	Change since previous quarter
Quarter ending September 2016	2,872	
Quarter ending December 2016	3,089	↑
Quarter ending March 2017	3,338	↑
Quarter ending June 2017	3,237	↓
Quarter ending September 2017	3,220	→
Variance since September 2016	12.1%	↑



ACTIVITY

Cumulative percentage of contracted UDA delivered 2017 & 2018



Month	Adjusted Scheduled Activity (UDA)	
	2017	2018
April	24	195
May	455	337
June	1,015	1,372
July	1,937	2,193
August	2,672	2,918
September	3,452	3,415
October	4,312	
November	5,252	
December	5,927	
January	6,737	
February	7,796	
March	9,093	
April	9,464	
May	9,463	
June	9,463	

QUALITY

	Quantity	Base Number	Contract	AT	Region	England
% of FP17s for the same patient ID Re-attending within 3 months - Children	62	767	8.1%	9.7%	11.2%	11.9%
% of FP17s for the same patient ID Re-attending within 3 months - Adults	126	1,000	12.6%	15.6%	16.6%	15.9%
% of FP17s for the same patient ID Re-attending between 3 & 9 months - Children	462	767	60.2%	46.9%	47.0%	58.1%
% of FP17s for the same patient ID Re-attending between 3 & 9 months - Adults	423	1,000	42.3%	37.6%	38.2%	50.6%
% of FP17s for Band 1 Urgent Courses	156	1,683	9.3%	11.2%	10.6%	9.1%
% of FP17s Relating to Free Repair or Replacements	4	1,683	0.2%	0.5%	0.6%	0.8%
% of FP17s Relating to Continuations	0	1,683	0.0%	0.6%	0.8%	1.1%
% of Patients satisfied with the dentistry they have received	2	2	N/A	89.0%	89.2%	91.4%
% of Patients satisfied with the time they had to wait for an appointment	1	2	N/A	83.1%	83.4%	87.7%

* This is based on patients treated on this contract for their most recent course of treatment. Figures in italics indicate the base number of FP17s or Patient Questionnaire responses are less than 100. N/A is shown where the base number of responses is less than 10 during the period. % is calculated as Quantity/Base number*100

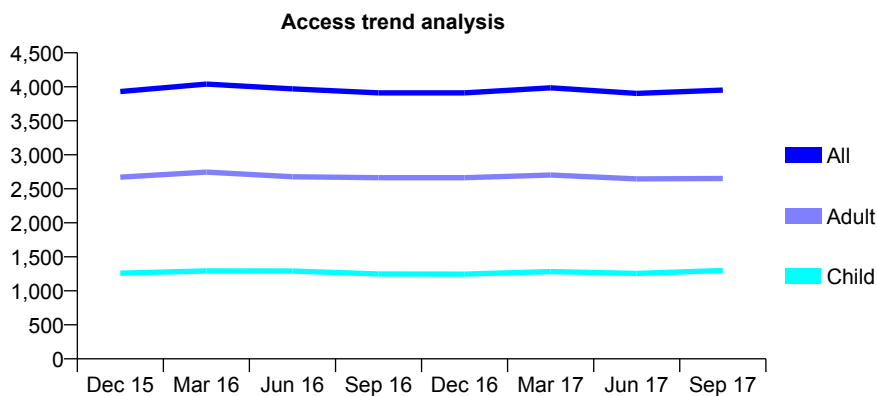
Q62 - Vital Signs At a Glance Contract Report for 767697/0002 - September 2017

Name or company name	MR F RAMEZANI
Contract type name	GDS Contract
Purpose of contract	General
Contract start date	01/04/2006
Contract end date	

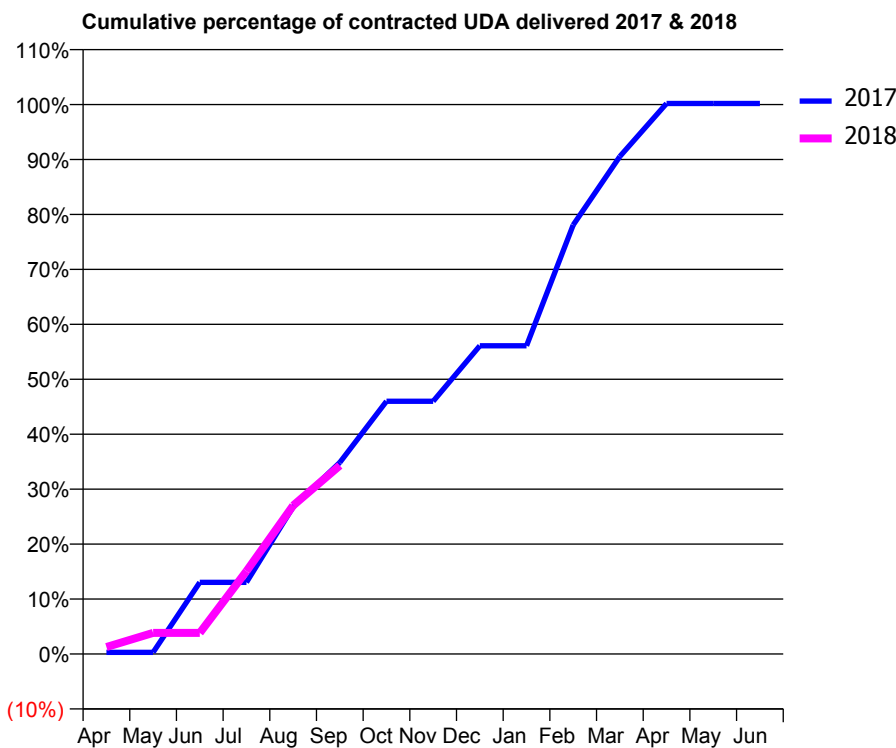
17/18 Contracted general activity (UDA)	8,692
Carry forward general activity (UDA)	-17
17/18 Contracted orthodontic activity (UOA)	0
Carry forward orthodontic activity (UOA)	0
Baseline contract value	£238,481.00

ACCESS*

Patients seen in 24 months	Total	Change since previous quarter
Quarter ending September 2016	3,911	
Quarter ending December 2016	3,911	→
Quarter ending March 2017	3,986	→
Quarter ending June 2017	3,902	↓
Quarter ending September 2017	3,951	→
Variance since September 2016	1.0%	→



ACTIVITY



Month	Adjusted Scheduled Activity (UDA)	
	2017	2018
April	27	111
May	27	335
June	1,133	335
July	1,133	1,311
August	2,327	2,349
September	3,031	2,981
October	3,998	
November	3,998	
December	4,875	
January	4,875	
February	6,787	
March	7,872	
April	8,709	
May	8,709	
June	8,709	

QUALITY

	Quantity	Base Number	Contract	AT	Region	England
% of FP17s for the same patient ID Re-attending within 3 months - Children	25	578	4.3%	9.7%	11.2%	11.9%
% of FP17s for the same patient ID Re-attending within 3 months - Adults	59	948	6.2%	15.6%	16.6%	15.9%
% of FP17s for the same patient ID Re-attending between 3 & 9 months - Children	132	578	22.8%	46.9%	47.0%	58.1%
% of FP17s for the same patient ID Re-attending between 3 & 9 months - Adults	241	948	25.4%	37.6%	38.2%	50.6%
% of FP17s for Band 1 Urgent Courses	24	1,278	1.9%	11.2%	10.6%	9.1%
% of FP17s Relating to Free Repair or Replacements	2	1,278	0.2%	0.5%	0.6%	0.8%
% of FP17s Relating to Continuations	19	1,278	1.5%	0.6%	0.8%	1.1%
% of Patients satisfied with the dentistry they have received	5	5	N/A	89.0%	89.2%	91.4%
% of Patients satisfied with the time they had to wait for an appointment	4	5	N/A	83.1%	83.4%	87.7%

* This is based on patients treated on this contract for their most recent course of treatment. Figures in italics indicate the base number of FP17s or Patient Questionnaire responses are less than 100. N/A is shown where the base number of responses is less than 10 during the period. % is calculated as Quantity/Base number*100

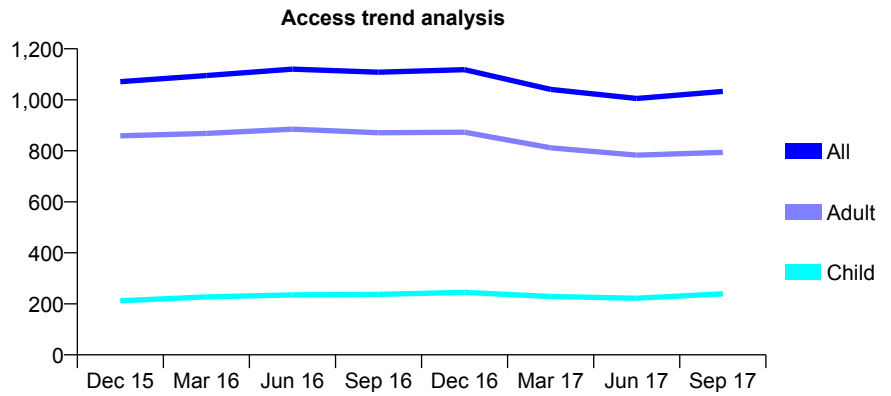
Q62 - Vital Signs At a Glance Contract Report for 768286/0001 - September 2017

Name or company name	MR NA BARAKJI
Contract type name	GDS Contract
Purpose of contract	General
Contract start date	01/04/2006
Contract end date	

17/18 Contracted general activity (UDA)	4,598
Carry forward general activity (UDA)	-29
17/18 Contracted orthodontic activity (UOA)	0
Carry forward orthodontic activity (UOA)	0
Baseline contract value	£149,800.16

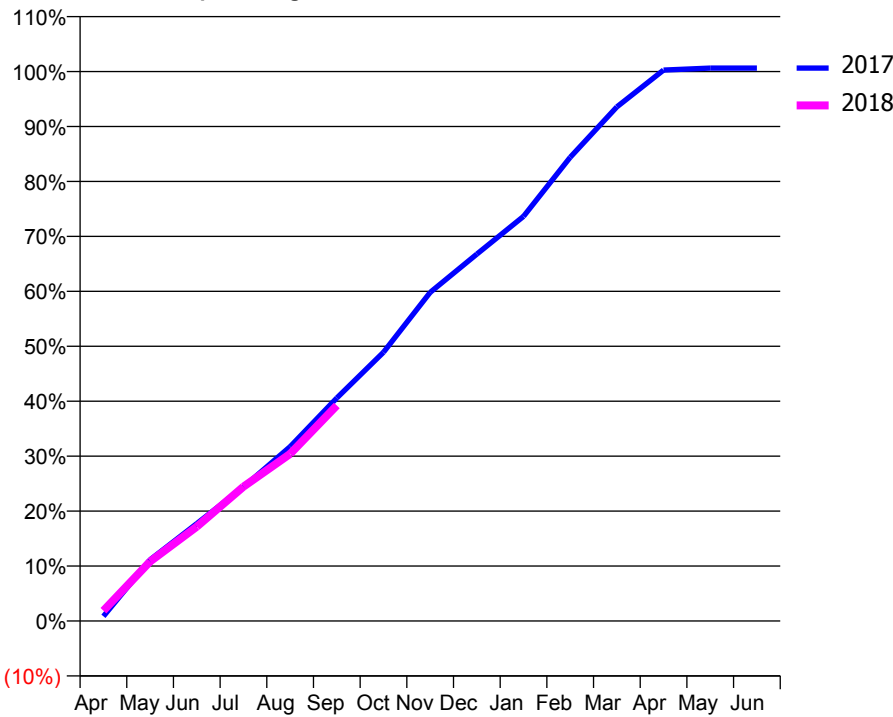
ACCESS*

Patients seen in 24 months	Total	Change since previous quarter
Quarter ending September 2016	1,108	
Quarter ending December 2016	1,118	→
Quarter ending March 2017	1,041	↓
Quarter ending June 2017	1,005	↓
Quarter ending September 2017	1,033	↑
Variance since September 2016	(6.8%)	↓



ACTIVITY

Cumulative percentage of contracted UDA delivered 2017 & 2018



Month	Adjusted Scheduled Activity (UDA)	
	2017	2018
April	40	86
May	512	498
June	815	789
July	1,122	1,125
August	1,459	1,398
September	1,866	1,803
October	2,249	
November	2,750	
December	3,071	
January	3,386	
February	3,880	
March	4,302	
April	4,610	
May	4,627	
June	4,627	

QUALITY

	Quantity	Base Number	Contract	AT	Region	England
% of FP17s for the same patient ID Re-attending within 3 months - Children	10	156	6.4%	9.7%	11.2%	11.9%
% of FP17s for the same patient ID Re-attending within 3 months - Adults	99	480	20.6%	15.6%	16.6%	15.9%
% of FP17s for the same patient ID Re-attending between 3 & 9 months - Children	60	156	38.5%	46.9%	47.0%	58.1%
% of FP17s for the same patient ID Re-attending between 3 & 9 months - Adults	195	480	40.6%	37.6%	38.2%	50.6%
% of FP17s for Band 1 Urgent Courses	101	577	17.5%	11.2%	10.6%	9.1%
% of FP17s Relating to Free Repair or Replacements	1	577	0.2%	0.5%	0.6%	0.8%
% of FP17s Relating to Continuations	6	577	1.0%	0.6%	0.8%	1.1%
% of Patients satisfied with the dentistry they have received	1	1	N/A	89.0%	89.2%	91.4%
% of Patients satisfied with the time they had to wait for an appointment	1	1	N/A	83.1%	83.4%	87.7%

* This is based on patients treated on this contract for their most recent course of treatment. Figures in italics indicate the base number of FP17s or Patient Questionnaire responses are less than 100. N/A is shown where the base number of responses is less than 10 during the period. % is calculated as Quantity/Base number*100

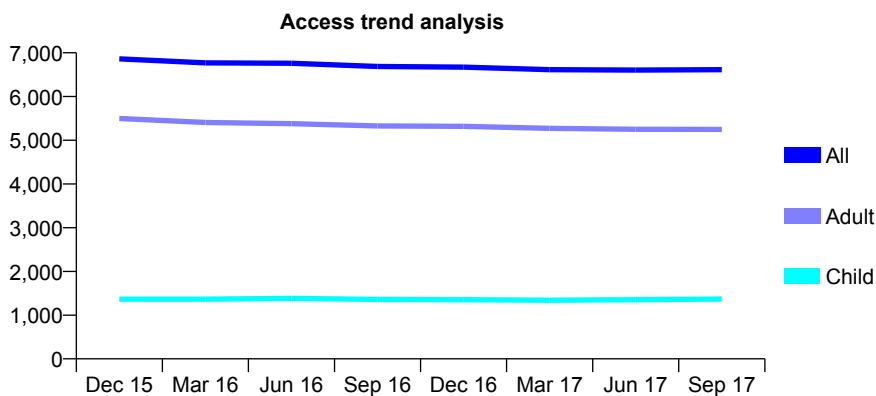
Q62 - Vital Signs At a Glance Contract Report for 768359/0001 - September 2017

Name or company name	MR KC SHAH
Contract type name	GDS Contract
Purpose of contract	General
Contract start date	01/04/2006
Contract end date	

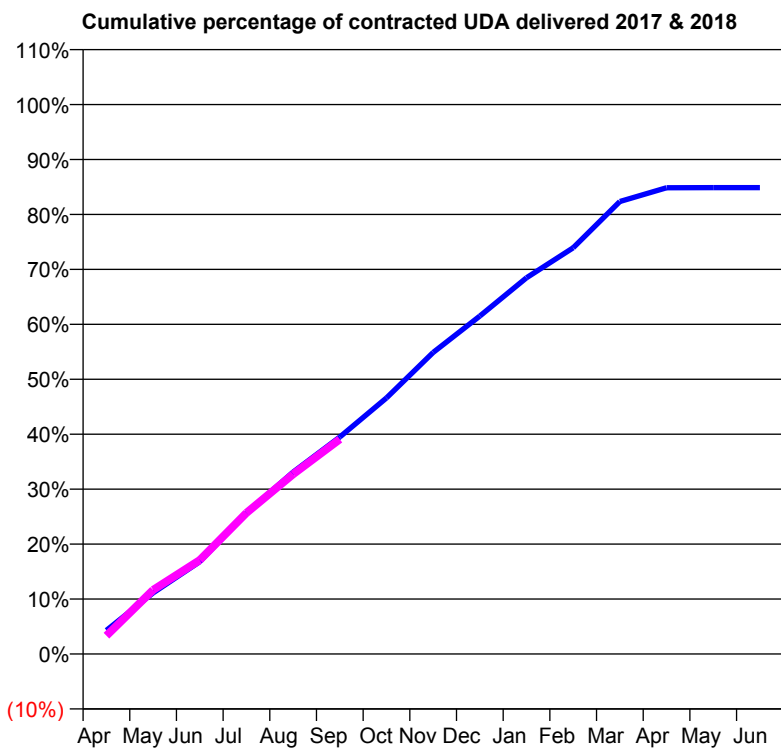
17/18 Contracted general activity (UDA)	22,099
Carry forward general activity (UDA)	0
17/18 Contracted orthodontic activity (UOA)	0
Carry forward orthodontic activity (UOA)	0
Baseline contract value	£657,215.79

ACCESS*

Patients seen in 24 months	Total	Change since previous quarter
Quarter ending September 2016	6,688	
Quarter ending December 2016	6,672	→
Quarter ending March 2017	6,613	→
Quarter ending June 2017	6,606	→
Quarter ending September 2017	6,615	→
Variance since September 2016	(1.1%)	↓



ACTIVITY



Month	Adjusted Scheduled Activity (UDA)	
	2017	2018
April	950	737
May	2,457	2,579
June	3,713	3,779
July	5,677	5,679
August	7,320	7,232
September	8,727	8,636
October	10,299	
November	12,129	
December	13,593	
January	15,132	
February	16,338	
March	18,201	
April	18,749	
May	18,755	
June	18,756	

QUALITY

	Quantity	Base Number	Contract	AT	Region	England
% of FP17s for the same patient ID Re-attending within 3 months - Children	54	935	5.8%	9.7%	11.2%	11.9%
% of FP17s for the same patient ID Re-attending within 3 months - Adults	438	3,122	14.0%	15.6%	16.6%	15.9%
% of FP17s for the same patient ID Re-attending between 3 & 9 months - Children	467	935	49.9%	46.9%	47.0%	58.1%
% of FP17s for the same patient ID Re-attending between 3 & 9 months - Adults	1,313	3,122	42.1%	37.6%	38.2%	50.6%
% of FP17s for Band 1 Urgent Courses	358	3,764	9.5%	11.2%	10.6%	9.1%
% of FP17s Relating to Free Repair or Replacements	19	3,764	0.5%	0.5%	0.6%	0.8%
% of FP17s Relating to Continuations	47	3,764	1.2%	0.6%	0.8%	1.1%
% of Patients satisfied with the dentistry they have received	9	9	N/A	89.0%	89.2%	91.4%
% of Patients satisfied with the time they had to wait for an appointment	8	9	N/A	83.1%	83.4%	87.7%

* This is based on patients treated on this contract for their most recent course of treatment. Figures in italics indicate the base number of FP17s or Patient Questionnaire responses are less than 100. N/A is shown where the base number of responses is less than 10 during the period. % is calculated as Quantity/Base number*100

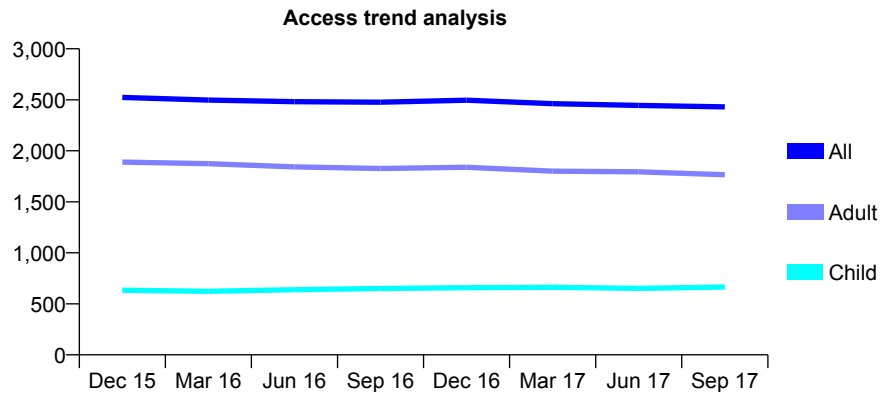
Q62 - Vital Signs At a Glance Contract Report for 769576/0001 - September 2017

Name or company name	MR E GANJEH KHOSRAVI
Contract type name	GDS Contract
Purpose of contract	General
Contract start date	01/04/2006
Contract end date	

17/18 Contracted general activity (UDA)	9,073
Carry forward general activity (UDA)	-3
17/18 Contracted orthodontic activity (UOA)	0
Carry forward orthodontic activity (UOA)	0
Baseline contract value	£278,670.12

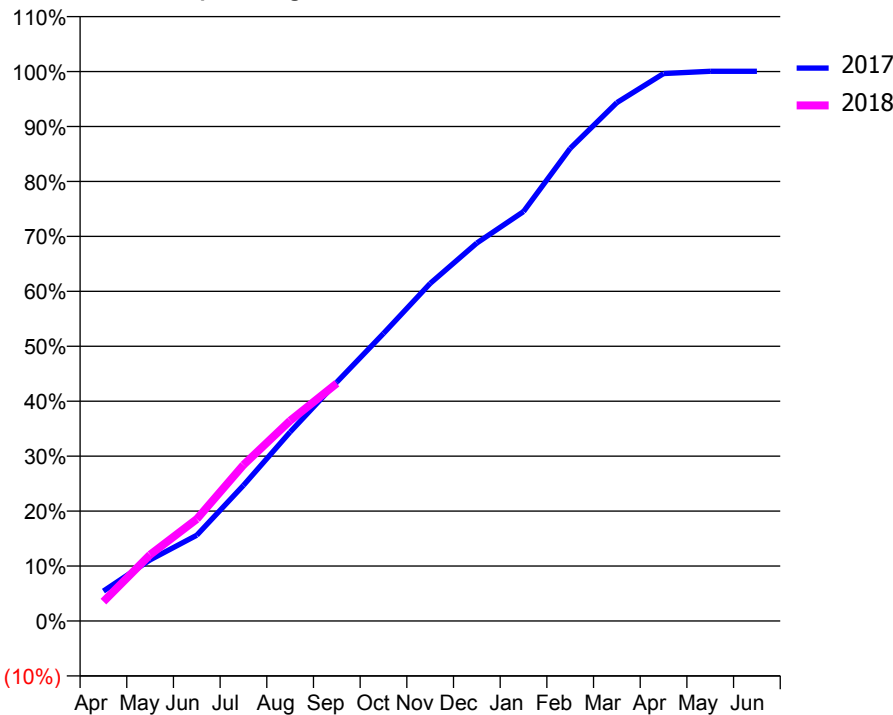
ACCESS*

Patients seen in 24 months	Total	Change since previous quarter
Quarter ending September 2016	2,477	
Quarter ending December 2016	2,496	→
Quarter ending March 2017	2,462	↓
Quarter ending June 2017	2,445	→
Quarter ending September 2017	2,431	→
Variance since September 2016	(1.9%)	↓



ACTIVITY

Cumulative percentage of contracted UDA delivered 2017 & 2018



Month	Adjusted Scheduled Activity (UDA)	
	2017	2018
April	494	320
May	1,009	1,096
June	1,417	1,683
July	2,241	2,576
August	3,120	3,308
September	3,943	3,924
October	4,749	
November	5,573	
December	6,241	
January	6,760	
February	7,805	
March	8,558	
April	9,039	
May	9,076	
June	9,076	

QUALITY

	Quantity	Base Number	Contract	AT	Region	England
% of FP17s for the same patient ID Re-attending within 3 months - Children	32	424	7.5%	9.7%	11.2%	11.9%
% of FP17s for the same patient ID Re-attending within 3 months - Adults	142	933	15.2%	15.6%	16.6%	15.9%
% of FP17s for the same patient ID Re-attending between 3 & 9 months - Children	187	424	44.1%	46.9%	47.0%	58.1%
% of FP17s for the same patient ID Re-attending between 3 & 9 months - Adults	335	933	35.9%	37.6%	38.2%	50.6%
% of FP17s for Band 1 Urgent Courses	216	1,230	17.6%	11.2%	10.6%	9.1%
% of FP17s Relating to Free Repair or Replacements	2	1,230	0.2%	0.5%	0.6%	0.8%
% of FP17s Relating to Continuations	5	1,230	0.4%	0.6%	0.8%	1.1%
% of Patients satisfied with the dentistry they have received	4	5	N/A	89.0%	89.2%	91.4%
% of Patients satisfied with the time they had to wait for an appointment	5	5	N/A	83.1%	83.4%	87.7%

* This is based on patients treated on this contract for their most recent course of treatment. Figures in italics indicate the base number of FP17s or Patient Questionnaire responses are less than 100. N/A is shown where the base number of responses is less than 10 during the period. % is calculated as Quantity/Base number*100

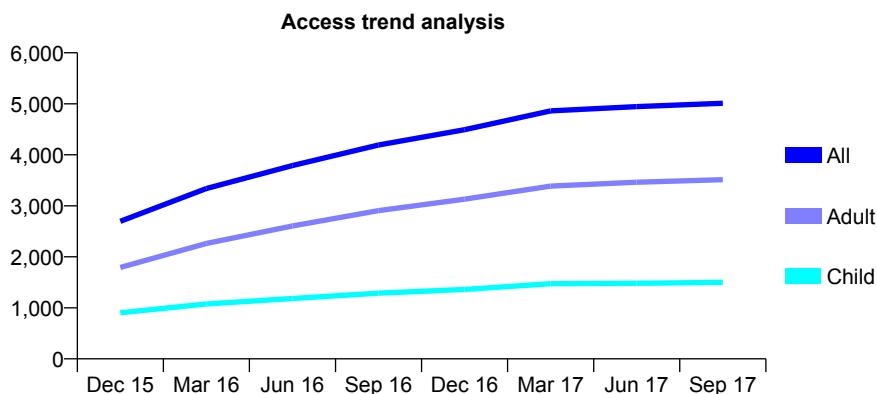
Q62 - Vital Signs At a Glance Contract Report for 770124/0002 - September 2017

Name or company name	MR DS NAR
Contract type name	GDS Contract
Purpose of contract	General
Contract start date	01/04/2015
Contract end date	

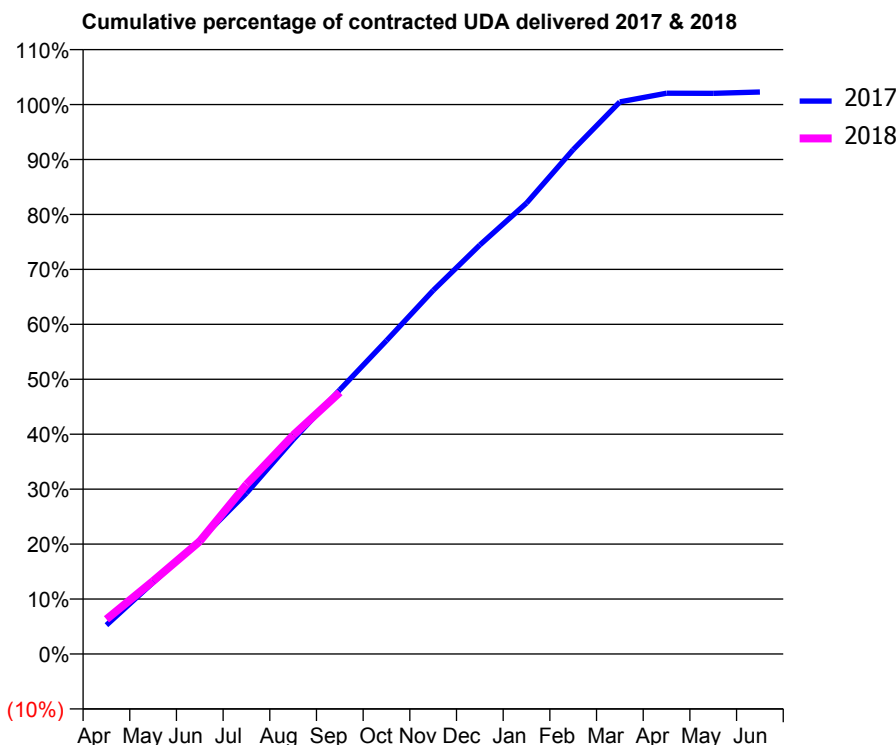
17/18 Contracted general activity (UDA)	16,141
Carry forward general activity (UDA)	0
17/18 Contracted orthodontic activity (UOA)	0
Carry forward orthodontic activity (UOA)	0
Baseline contract value	£553,506.70

ACCESS*

Patients seen in 24 months	Total	Change since previous quarter
Quarter ending September 2016	4,193	
Quarter ending December 2016	4,493	↑
Quarter ending March 2017	4,861	↑
Quarter ending June 2017	4,944	→
Quarter ending September 2017	5,011	→
Variance since September 2016	19.5%	↑



ACTIVITY



Month	Adjusted Scheduled Activity (UDA)	
	2017	2018
April	849	1,021
May	2,102	2,143
June	3,345	3,311
July	4,725	4,980
August	6,297	6,425
September	7,760	7,685
October	9,205	
November	10,681	
December	12,014	
January	13,246	
February	14,815	
March	16,220	
April	16,474	
May	16,470	
June	16,506	

QUALITY

	Quantity	Base Number	Contract	AT	Region	England
% of FP17s for the same patient ID Re-attending within 3 months - Children	115	1,161	9.9%	9.7%	11.2%	11.9%
% of FP17s for the same patient ID Re-attending within 3 months - Adults	334	2,030	16.5%	15.6%	16.6%	15.9%
% of FP17s for the same patient ID Re-attending between 3 & 9 months - Children	701	1,161	60.4%	46.9%	47.0%	58.1%
% of FP17s for the same patient ID Re-attending between 3 & 9 months - Adults	880	2,030	43.3%	37.6%	38.2%	50.6%
% of FP17s for Band 1 Urgent Courses	268	3,069	8.7%	11.2%	10.6%	9.1%
% of FP17s Relating to Free Repair or Replacements	4	3,069	0.1%	0.5%	0.6%	0.8%
% of FP17s Relating to Continuations	15	3,069	0.5%	0.6%	0.8%	1.1%
% of Patients satisfied with the dentistry they have received	4	5	N/A	89.0%	89.2%	91.4%
% of Patients satisfied with the time they had to wait for an appointment	4	5	N/A	83.1%	83.4%	87.7%

* This is based on patients treated on this contract for their most recent course of treatment. Figures in italics indicate the base number of FP17s or Patient Questionnaire responses are less than 100. N/A is shown where the base number of responses is less than 10 during the period. % is calculated as Quantity/Base number*100

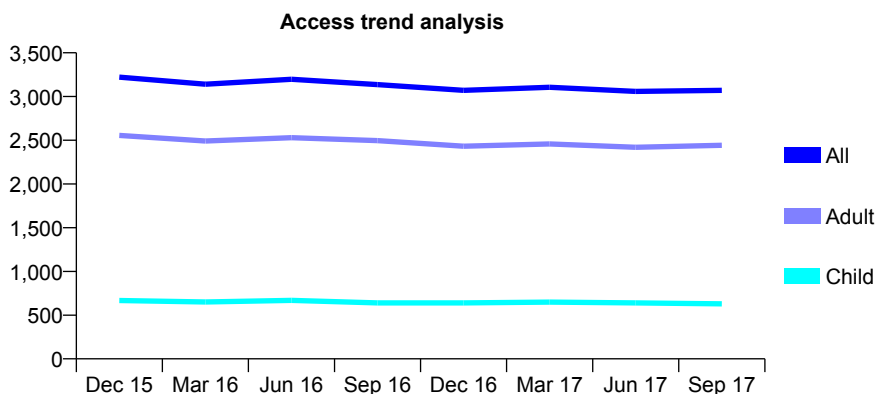
Q62 - Vital Signs At a Glance Contract Report for 771996/0001 - September 2017

Name or company name	MR H RAZBAN
Contract type name	GDS Contract
Purpose of contract	General
Contract start date	01/04/2006
Contract end date	

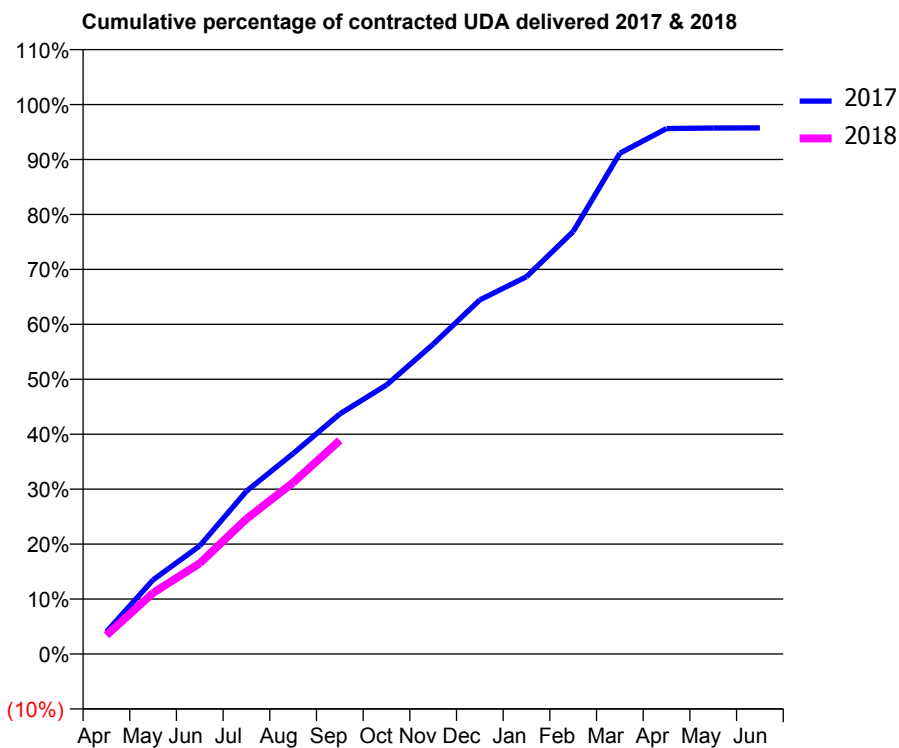
17/18 Contracted general activity (UDA)	10,339
Carry forward general activity (UDA)	0
17/18 Contracted orthodontic activity (UOA)	0
Carry forward orthodontic activity (UOA)	0
Baseline contract value	£311,105.46

ACCESS*

Patients seen in 24 months	Total	Change since previous quarter
Quarter ending September 2016	3,136	
Quarter ending December 2016	3,071	↓
Quarter ending March 2017	3,106	→
Quarter ending June 2017	3,058	↓
Quarter ending September 2017	3,071	→
Variance since September 2016	(2.1%)	↓



ACTIVITY



Month	Adjusted Scheduled Activity (UDA)	
	2017	2018
April	419	353
May	1,396	1,150
June	2,036	1,708
July	3,065	2,543
August	3,772	3,226
September	4,519	4,021
October	5,062	
November	5,829	
December	6,662	
January	7,099	
February	7,949	
March	9,423	
April	9,886	
May	9,896	
June	9,899	

QUALITY

	Quantity	Base Number	Contract	AT	Region	England
% of FP17s for the same patient ID Re-attending within 3 months - Children	6	283	2.1%	9.7%	11.2%	11.9%
% of FP17s for the same patient ID Re-attending within 3 months - Adults	49	1,115	4.4%	15.6%	16.6%	15.9%
% of FP17s for the same patient ID Re-attending between 3 & 9 months - Children	81	283	28.6%	46.9%	47.0%	58.1%
% of FP17s for the same patient ID Re-attending between 3 & 9 months - Adults	275	1,115	24.7%	37.6%	38.2%	50.6%
% of FP17s for Band 1 Urgent Courses	95	1,265	7.5%	11.2%	10.6%	9.1%
% of FP17s Relating to Free Repair or Replacements	0	1,265	0.0%	0.5%	0.6%	0.8%
% of FP17s Relating to Continuations	3	1,265	0.2%	0.6%	0.8%	1.1%
% of Patients satisfied with the dentistry they have received	3	3	N/A	89.0%	89.2%	91.4%
% of Patients satisfied with the time they had to wait for an appointment	2	3	N/A	83.1%	83.4%	87.7%

* This is based on patients treated on this contract for their most recent course of treatment. Figures in italics indicate the base number of FP17s or Patient Questionnaire responses are less than 100. N/A is shown where the base number of responses is less than 10 during the period. % is calculated as Quantity/Base number*100

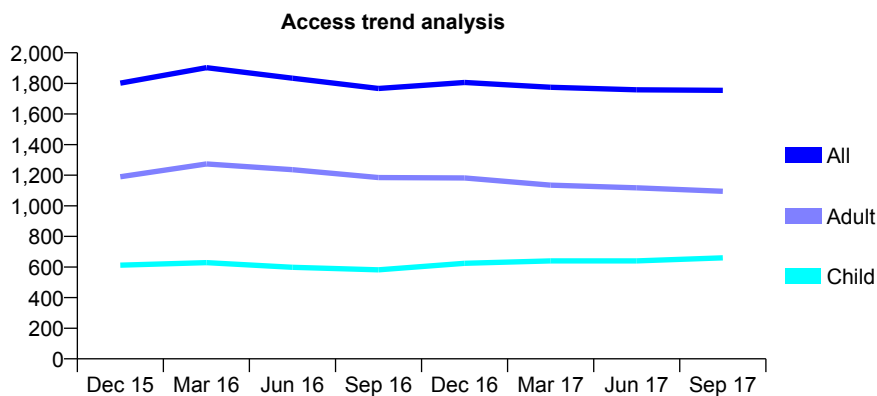
Q62 - Vital Signs At a Glance Contract Report for 774669/0001 - September 2017

Name or company name	MR SK SHARMA
Contract type name	GDS Contract
Purpose of contract	General
Contract start date	01/04/2006
Contract end date	

17/18 Contracted general activity (UDA)	3,197
Carry forward general activity (UDA)	-5
17/18 Contracted orthodontic activity (UOA)	0
Carry forward orthodontic activity (UOA)	0
Baseline contract value	£105,289.37

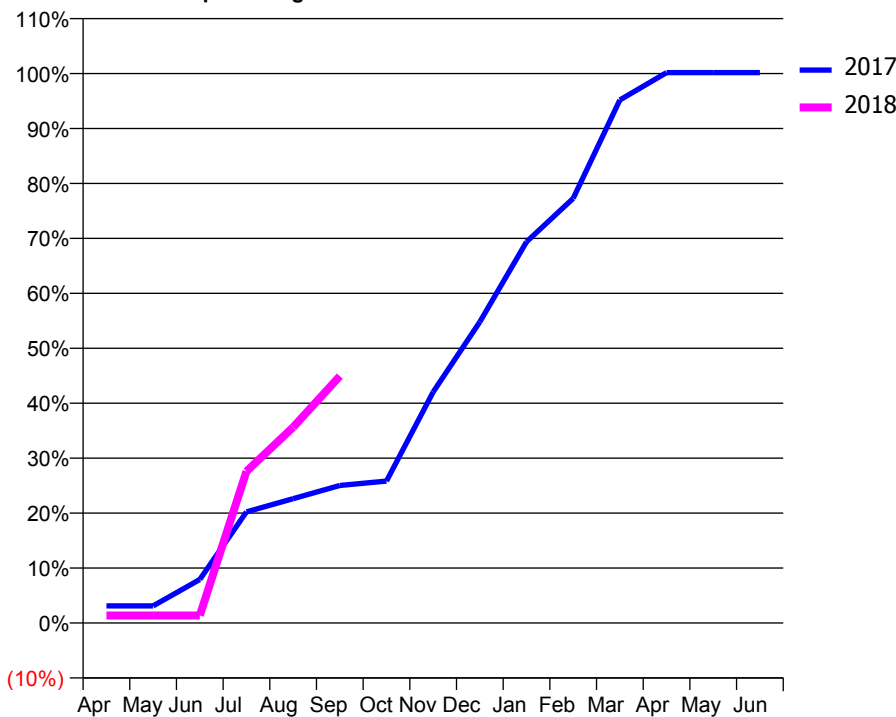
ACCESS*

Patients seen in 24 months	Total	Change since previous quarter
Quarter ending September 2016	1,767	
Quarter ending December 2016	1,806	↑
Quarter ending March 2017	1,775	↓
Quarter ending June 2017	1,758	→
Quarter ending September 2017	1,755	→
Variance since September 2016	(0.7%)	→



ACTIVITY

Cumulative percentage of contracted UDA delivered 2017 & 2018



Adjusted Scheduled Activity (UDA)

Month	2017	2018
April	100	44
May	100	44
June	253	44
July	647	882
August	724	1,140
September	800	1,437
October	826	
November	1,344	
December	1,752	
January	2,218	
February	2,470	
March	3,043	
April	3,202	
May	3,202	
June	3,202	

QUALITY

	Quantity	Base Number	Contract	AT	Region	England
% of FP17s for the same patient ID Re-attending within 3 months - Children	24	386	6.2%	9.7%	11.2%	11.9%
% of FP17s for the same patient ID Re-attending within 3 months - Adults	75	368	20.4%	15.6%	16.6%	15.9%
% of FP17s for the same patient ID Re-attending between 3 & 9 months - Children	141	386	36.5%	46.9%	47.0%	58.1%
% of FP17s for the same patient ID Re-attending between 3 & 9 months - Adults	103	368	28.0%	37.6%	38.2%	50.6%
% of FP17s for Band 1 Urgent Courses	73	715	10.2%	11.2%	10.6%	9.1%
% of FP17s Relating to Free Repair or Replacements	0	715	0.0%	0.5%	0.6%	0.8%
% of FP17s Relating to Continuations	1	715	0.1%	0.6%	0.8%	1.1%
% of Patients satisfied with the dentistry they have received	2	2	N/A	89.0%	89.2%	91.4%
% of Patients satisfied with the time they had to wait for an appointment	2	2	N/A	83.1%	83.4%	87.7%

* This is based on patients treated on this contract for their most recent course of treatment. Figures in italics indicate the base number of FP17s or Patient Questionnaire responses are less than 100. N/A is shown where the base number of responses is less than 10 during the period. % is calculated as Quantity/Base number*100

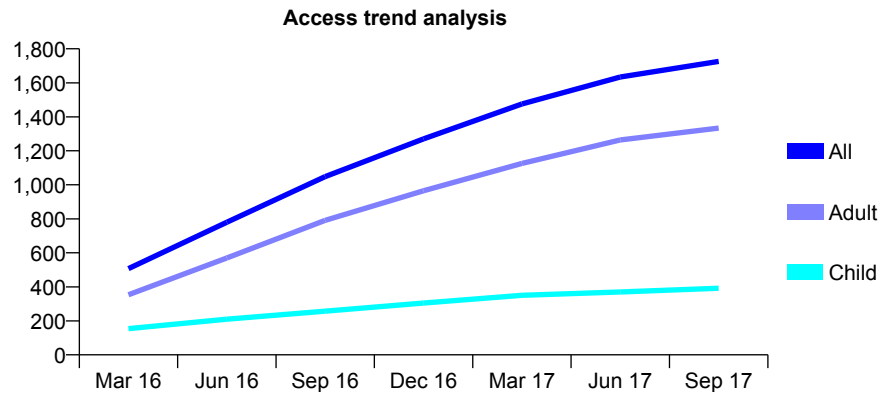
Q62 - Vital Signs At a Glance Contract Report for 775215/0011 - September 2017

Name or company name	MR C PATEL
Contract type name	GDS Contract
Purpose of contract	General
Contract start date	01/01/2016
Contract end date	

17/18 Contracted general activity (UDA)	7,200
Carry forward general activity (UDA)	124
17/18 Contracted orthodontic activity (UOA)	0
Carry forward orthodontic activity (UOA)	0
Baseline contract value	£219,146.42

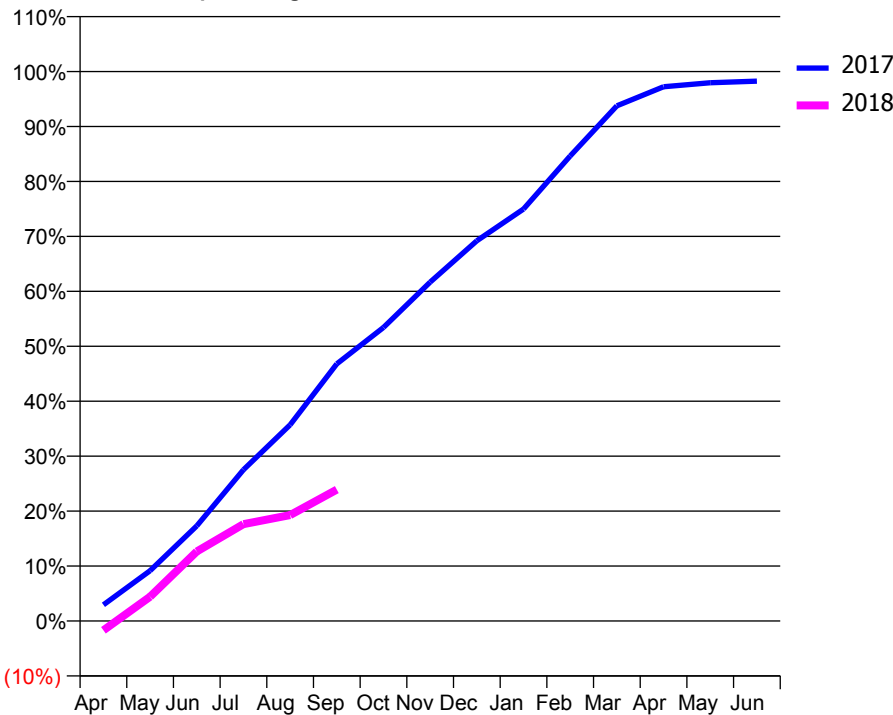
ACCESS*

Patients seen in 24 months	Total	Change since previous quarter
Quarter ending September 2016	1,048	
Quarter ending December 2016	1,270	↑
Quarter ending March 2017	1,476	↑
Quarter ending June 2017	1,634	↑
Quarter ending September 2017	1,726	↑
Variance since September 2016	64.7%	↑



ACTIVITY

Cumulative percentage of contracted UDA delivered 2017 & 2018



Month	Adjusted Scheduled Activity (UDA)	
	2017	2018
April	212	-124
May	659	318
June	1,247	912
July	1,981	1,269
August	2,572	1,388
September	3,370	1,721
October	3,846	
November	4,441	
December	4,982	
January	5,398	
February	6,093	
March	6,751	
April	7,000	
May	7,052	
June	7,074	

QUALITY

	Quantity	Base Number	Contract	AT	Region	England
% of FP17s for the same patient ID Re-attending within 3 months - Children	11	204	5.4%	9.7%	11.2%	11.9%
% of FP17s for the same patient ID Re-attending within 3 months - Adults	62	532	11.7%	15.6%	16.6%	15.9%
% of FP17s for the same patient ID Re-attending between 3 & 9 months - Children	74	204	36.3%	46.9%	47.0%	58.1%
% of FP17s for the same patient ID Re-attending between 3 & 9 months - Adults	154	532	28.9%	37.6%	38.2%	50.6%
% of FP17s for Band 1 Urgent Courses	51	644	7.9%	11.2%	10.6%	9.1%
% of FP17s Relating to Free Repair or Replacements	0	644	0.0%	0.5%	0.6%	0.8%
% of FP17s Relating to Continuations	6	644	0.9%	0.6%	0.8%	1.1%
% of Patients satisfied with the dentistry they have received	2	4	N/A	89.0%	89.2%	91.4%
% of Patients satisfied with the time they had to wait for an appointment	4	4	N/A	83.1%	83.4%	87.7%

* This is based on patients treated on this contract for their most recent course of treatment. Figures in italics indicate the base number of FP17s or Patient Questionnaire responses are less than 100. N/A is shown where the base number of responses is less than 10 during the period. % is calculated as Quantity/Base number*100

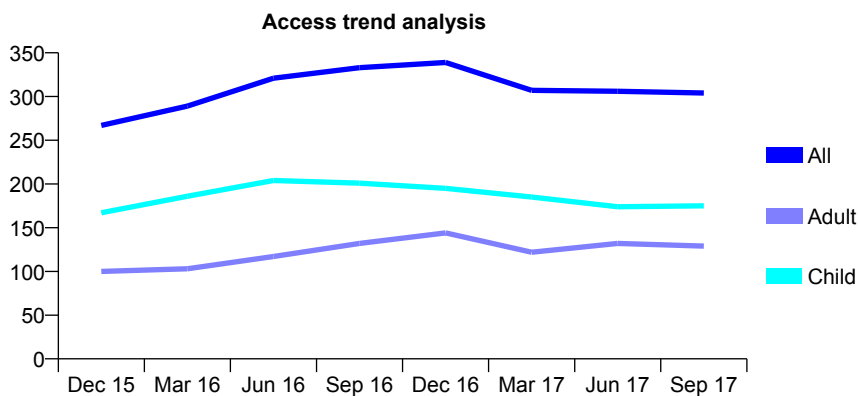
Q62 - Vital Signs At a Glance Contract Report for 784907/0001 - September 2017

Name or company name	MISS GA KSHIRSAGAR
Contract type name	GDS Contract
Purpose of contract	General
Contract start date	01/11/2014
Contract end date	

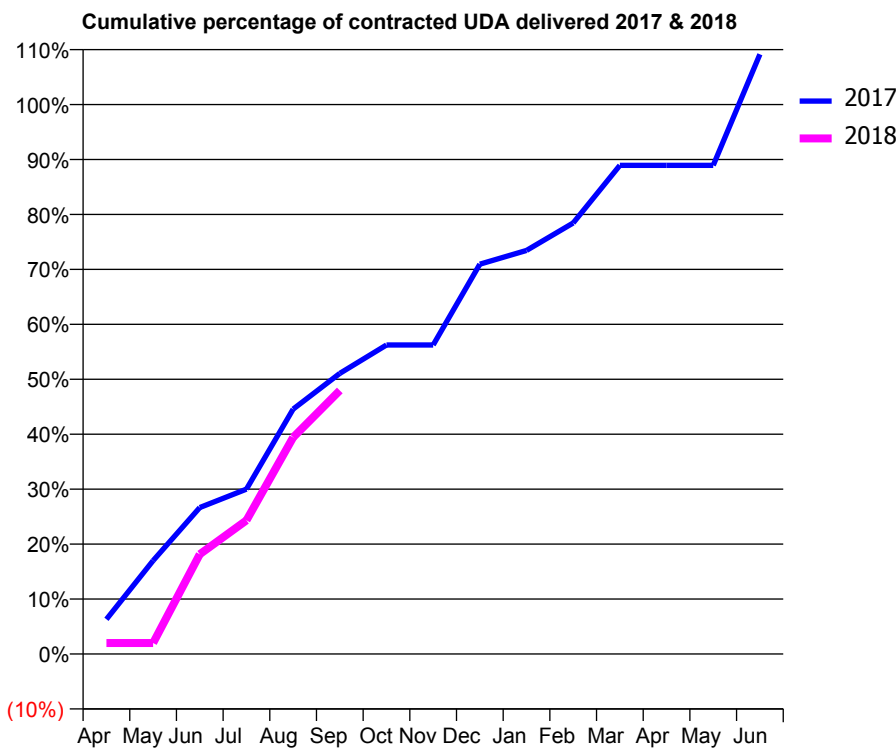
17/18 Contracted general activity (UDA)	600
Carry forward general activity (UDA)	-12
17/18 Contracted orthodontic activity (UOA)	0
Carry forward orthodontic activity (UOA)	0
Baseline contract value	£14,014.89

ACCESS*

Patients seen in 24 months	Total	Change since previous quarter
Quarter ending September 2016	333	
Quarter ending December 2016	339	→
Quarter ending March 2017	307	↓
Quarter ending June 2017	306	→
Quarter ending September 2017	304	→
Variance since September 2016	(8.7%)	↓



ACTIVITY



Month	Adjusted Scheduled Activity (UDA)	
	2017	2018
April	38	12
May	102	12
June	160	109
July	180	146
August	267	237
September	306	288
October	337	
November	337	
December	426	
January	441	
February	471	
March	534	
April	534	
May	534	
June	655	

QUALITY

	Quantity	Base Number	Contract	AT	Region	England
% of FP17s for the same patient ID Re-attending within 3 months - Children	1	88	1.1%	9.7%	11.2%	11.9%
% of FP17s for the same patient ID Re-attending within 3 months - Adults	4	73	5.5%	15.6%	16.6%	15.9%
% of FP17s for the same patient ID Re-attending between 3 & 9 months - Children	24	88	27.3%	46.9%	47.0%	58.1%
% of FP17s for the same patient ID Re-attending between 3 & 9 months - Adults	15	73	20.5%	37.6%	38.2%	50.6%
% of FP17s for Band 1 Urgent Courses	4	120	3.3%	11.2%	10.6%	9.1%
% of FP17s Relating to Free Repair or Replacements	0	120	0.0%	0.5%	0.6%	0.8%
% of FP17s Relating to Continuations	0	120	0.0%	0.6%	0.8%	1.1%
% of Patients satisfied with the dentistry they have received	0	0	N/A	89.0%	89.2%	91.4%
% of Patients satisfied with the time they had to wait for an appointment	0	0	N/A	83.1%	83.4%	87.7%

* This is based on patients treated on this contract for their most recent course of treatment. Figures in italics indicate the base number of FP17s or Patient Questionnaire responses are less than 100. N/A is shown where the base number of responses is less than 10 during the period. % is calculated as Quantity/Base number*100

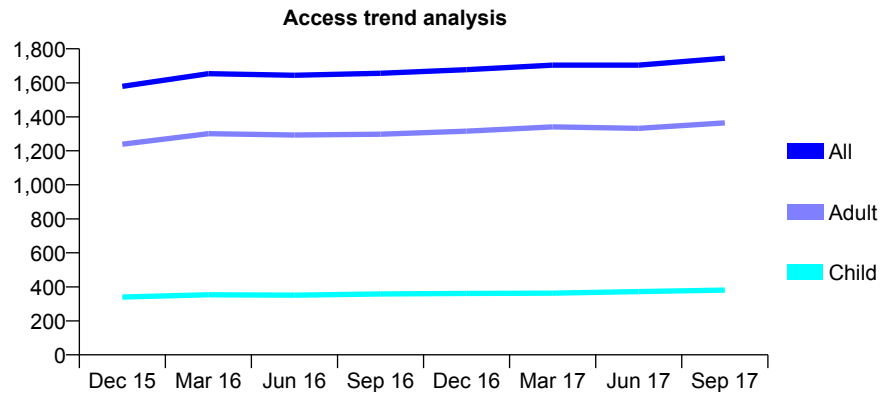
Q62 - Vital Signs At a Glance Contract Report for 785768/0001 - September 2017

Name or company name	MR V HRKALOVIC
Contract type name	GDS Contract
Purpose of contract	General
Contract start date	01/04/2006
Contract end date	

17/18 Contracted general activity (UDA)	6,127
Carry forward general activity (UDA)	-47
17/18 Contracted orthodontic activity (UOA)	0
Carry forward orthodontic activity (UOA)	0
Baseline contract value	£150,905.80

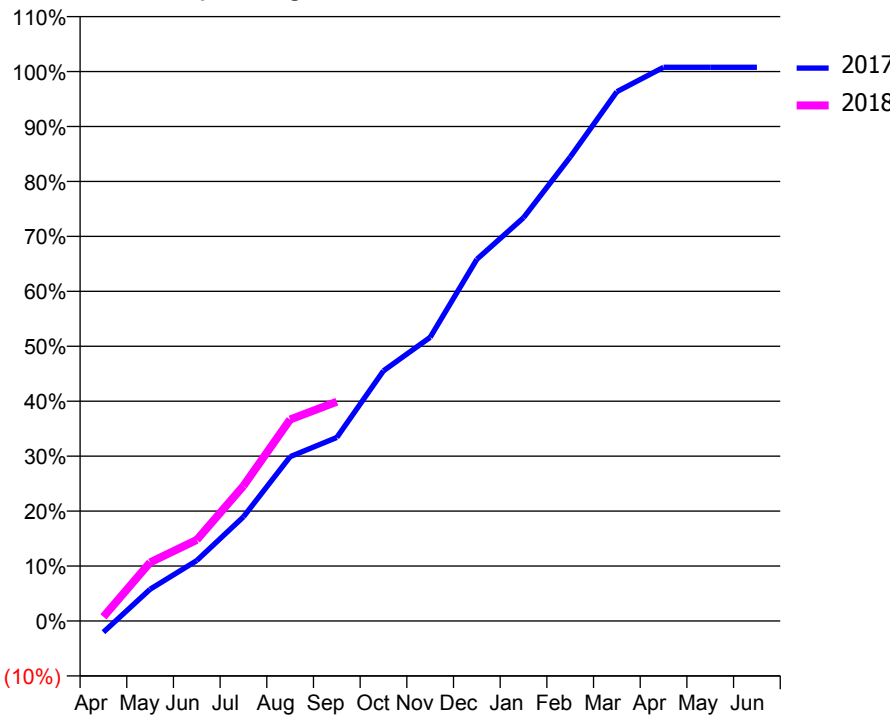
ACCESS*

Patients seen in 24 months	Total	Change since previous quarter
Quarter ending September 2016	1,656	
Quarter ending December 2016	1,677	→
Quarter ending March 2017	1,704	→
Quarter ending June 2017	1,704	→
Quarter ending September 2017	1,745	↑
Variance since September 2016	5.4%	↑



ACTIVITY

Cumulative percentage of contracted UDA delivered 2017 & 2018



Month	Adjusted Scheduled Activity (UDA)	
	2017	2018
April	-126	47
May	354	654
June	674	904
July	1,161	1,507
August	1,833	2,248
September	2,047	2,446
October	2,791	
November	3,164	
December	4,034	
January	4,496	
February	5,173	
March	5,902	
April	6,174	
May	6,174	
June	6,174	

QUALITY

	Quantity	Base Number	Contract	AT	Region	England
% of FP17s for the same patient ID Re-attending within 3 months - Children	10	206	4.9%	9.7%	11.2%	11.9%
% of FP17s for the same patient ID Re-attending within 3 months - Adults	21	540	3.9%	15.6%	16.6%	15.9%
% of FP17s for the same patient ID Re-attending between 3 & 9 months - Children	99	206	48.1%	46.9%	47.0%	58.1%
% of FP17s for the same patient ID Re-attending between 3 & 9 months - Adults	204	540	37.8%	37.6%	38.2%	50.6%
% of FP17s for Band 1 Urgent Courses	13	661	2.0%	11.2%	10.6%	9.1%
% of FP17s Relating to Free Repair or Replacements	2	661	0.3%	0.5%	0.6%	0.8%
% of FP17s Relating to Continuations	0	661	0.0%	0.6%	0.8%	1.1%
% of Patients satisfied with the dentistry they have received	6	7	N/A	89.0%	89.2%	91.4%
% of Patients satisfied with the time they had to wait for an appointment	6	7	N/A	83.1%	83.4%	87.7%

* This is based on patients treated on this contract for their most recent course of treatment. Figures in italics indicate the base number of FP17s or Patient Questionnaire responses are less than 100. N/A is shown where the base number of responses is less than 10 during the period. % is calculated as Quantity/Base number*100

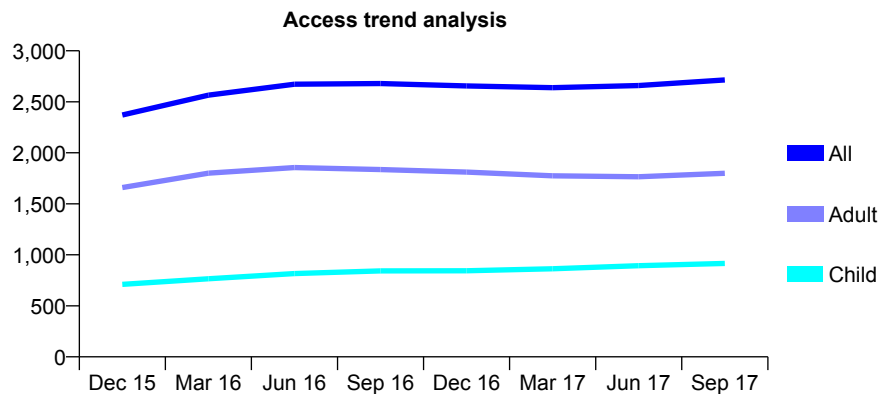
Q62 - Vital Signs At a Glance Contract Report for 785806/0002 - September 2017

Name or company name	MR M BHARDWAJ
Contract type name	GDS Contract
Purpose of contract	General
Contract start date	01/04/2014
Contract end date	

17/18 Contracted general activity (UDA)	6,181
Carry forward general activity (UDA)	66
17/18 Contracted orthodontic activity (UOA)	0
Carry forward orthodontic activity (UOA)	0
Baseline contract value	£176,902.83

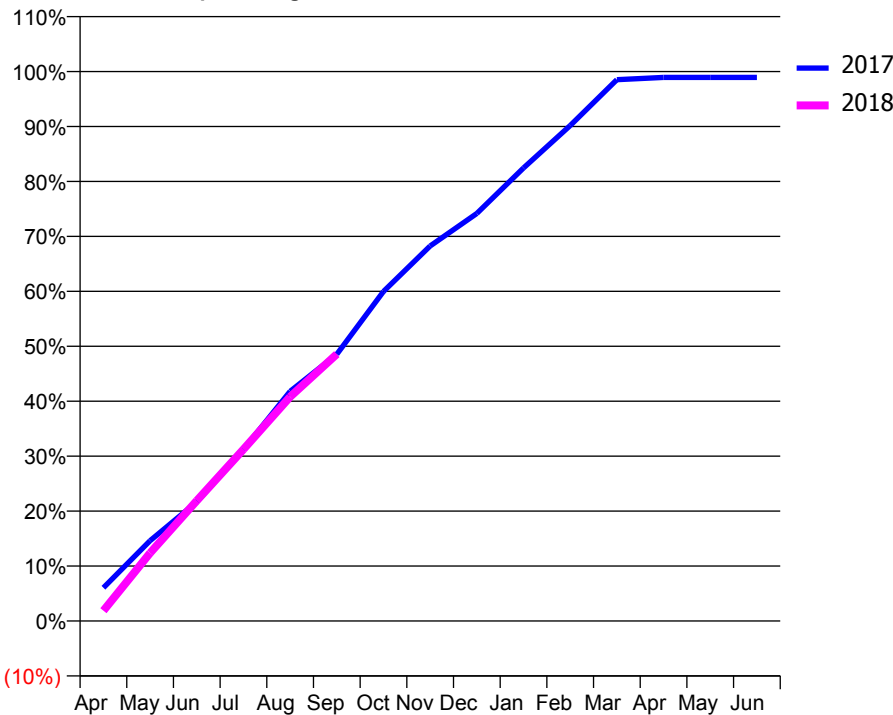
ACCESS*

Patients seen in 24 months	Total	Change since previous quarter
Quarter ending September 2016	2,679	
Quarter ending December 2016	2,655	→
Quarter ending March 2017	2,639	→
Quarter ending June 2017	2,659	→
Quarter ending September 2017	2,715	↑
Variance since September 2016	1.3%	→



ACTIVITY

Cumulative percentage of contracted UDA delivered 2017 & 2018



Month	Adjusted Scheduled Activity (UDA)	
	2017	2018
April	374	116
May	904	765
June	1,341	1,353
July	1,931	1,931
August	2,583	2,522
September	3,000	3,002
October	3,708	
November	4,219	
December	4,584	
January	5,095	
February	5,572	
March	6,088	
April	6,114	
May	6,115	
June	6,115	

QUALITY

	Quantity	Base Number	Contract	AT	Region	England
% of FP17s for the same patient ID Re-attending within 3 months - Children	52	647	8.0%	9.7%	11.2%	11.9%
% of FP17s for the same patient ID Re-attending within 3 months - Adults	101	955	10.6%	15.6%	16.6%	15.9%
% of FP17s for the same patient ID Re-attending between 3 & 9 months - Children	312	647	48.2%	46.9%	47.0%	58.1%
% of FP17s for the same patient ID Re-attending between 3 & 9 months - Adults	403	955	42.2%	37.6%	38.2%	50.6%
% of FP17s for Band 1 Urgent Courses	62	1,583	3.9%	11.2%	10.6%	9.1%
% of FP17s Relating to Free Repair or Replacements	5	1,583	0.3%	0.5%	0.6%	0.8%
% of FP17s Relating to Continuations	10	1,583	0.6%	0.6%	0.8%	1.1%
% of Patients satisfied with the dentistry they have received	4	5	N/A	89.0%	89.2%	91.4%
% of Patients satisfied with the time they had to wait for an appointment	4	5	N/A	83.1%	83.4%	87.7%

* This is based on patients treated on this contract for their most recent course of treatment. Figures in italics indicate the base number of FP17s or Patient Questionnaire responses are less than 100. N/A is shown where the base number of responses is less than 10 during the period. % is calculated as Quantity/Base number*100

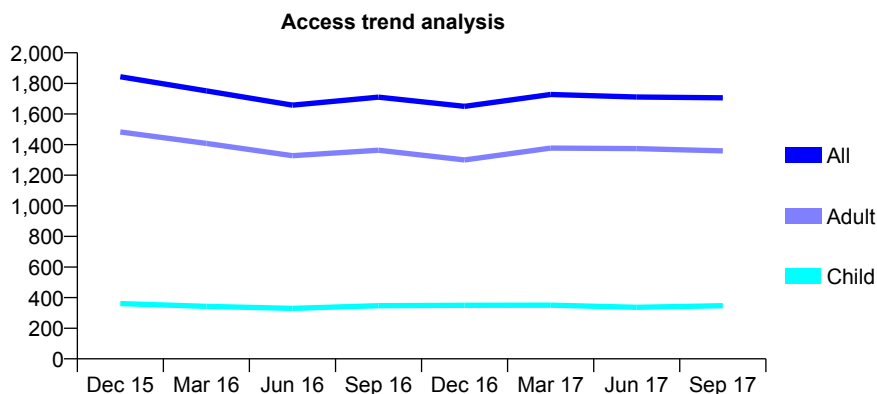
Q62 - Vital Signs At a Glance Contract Report for 786683/0001 - September 2017

Name or company name	MR MR FARIDRAD
Contract type name	GDS Contract
Purpose of contract	General
Contract start date	01/09/2008
Contract end date	

17/18 Contracted general activity (UDA)	5,270
Carry forward general activity (UDA)	0
17/18 Contracted orthodontic activity (UOA)	0
Carry forward orthodontic activity (UOA)	0
Baseline contract value	£167,994.37

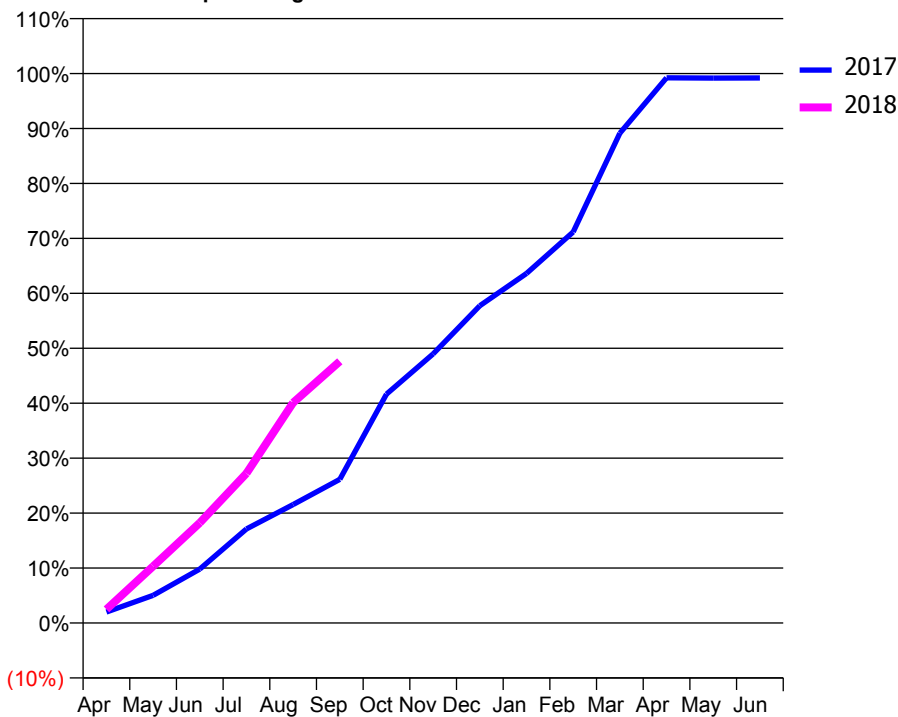
ACCESS*

Patients seen in 24 months	Total	Change since previous quarter
Quarter ending September 2016	1,710	
Quarter ending December 2016	1,650	↓
Quarter ending March 2017	1,728	↑
Quarter ending June 2017	1,711	→
Quarter ending September 2017	1,706	→
Variance since September 2016	(0.2%)	→



ACTIVITY

Cumulative percentage of contracted UDA delivered 2017 & 2018



Month	Adjusted Scheduled Activity (UDA)	
	2017	2018
April	105	131
May	266	545
June	518	962
July	902	1,436
August	1,136	2,113
September	1,379	2,510
October	2,196	
November	2,581	
December	3,043	
January	3,352	
February	3,750	
March	4,697	
April	5,229	
May	5,226	
June	5,227	

QUALITY

	Quantity	Base Number	Contract	AT	Region	England
% of FP17s for the same patient ID Re-attending within 3 months - Children	13	210	6.2%	9.7%	11.2%	11.9%
% of FP17s for the same patient ID Re-attending within 3 months - Adults	82	739	11.1%	15.6%	16.6%	15.9%
% of FP17s for the same patient ID Re-attending between 3 & 9 months - Children	89	210	42.4%	46.9%	47.0%	58.1%
% of FP17s for the same patient ID Re-attending between 3 & 9 months - Adults	231	739	31.3%	37.6%	38.2%	50.6%
% of FP17s for Band 1 Urgent Courses	76	854	8.9%	11.2%	10.6%	9.1%
% of FP17s Relating to Free Repair or Replacements	9	854	1.1%	0.5%	0.6%	0.8%
% of FP17s Relating to Continuations	10	854	1.2%	0.6%	0.8%	1.1%
% of Patients satisfied with the dentistry they have received	1	2	N/A	89.0%	89.2%	91.4%
% of Patients satisfied with the time they had to wait for an appointment	1	2	N/A	83.1%	83.4%	87.7%

* This is based on patients treated on this contract for their most recent course of treatment. Figures in italics indicate the base number of FP17s or Patient Questionnaire responses are less than 100. N/A is shown where the base number of responses is less than 10 during the period. % is calculated as Quantity/Base number*100

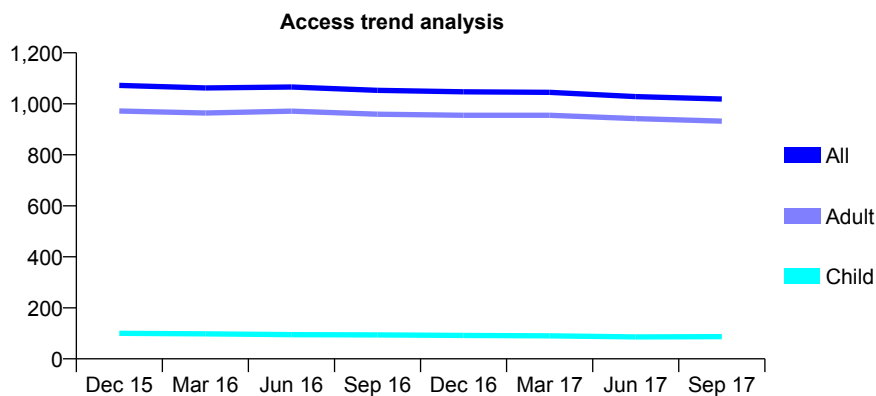
Q62 - Vital Signs At a Glance Contract Report for 801321/0001 - September 2017

Name or company name	MR AJ WEISS
Contract type name	GDS Contract
Purpose of contract	General
Contract start date	01/04/2006
Contract end date	

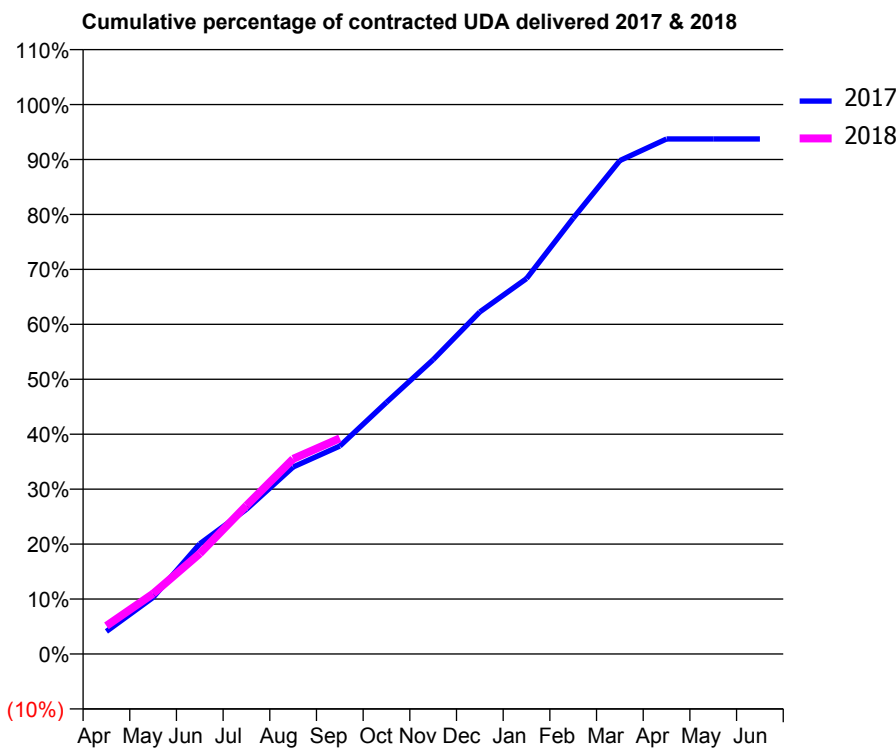
17/18 Contracted general activity (UDA)	4,000
Carry forward general activity (UDA)	0
17/18 Contracted orthodontic activity (UOA)	0
Carry forward orthodontic activity (UOA)	0
Baseline contract value	£87,789.52

ACCESS*

Patients seen in 24 months	Total	Change since previous quarter
Quarter ending September 2016	1,053	
Quarter ending December 2016	1,047	→
Quarter ending March 2017	1,045	→
Quarter ending June 2017	1,028	↓
Quarter ending September 2017	1,019	→
Variance since September 2016	(3.2%)	↓



ACTIVITY



Month	Adjusted Scheduled Activity (UDA)	
	2017	2018
April	165	206
May	412	439
June	802	732
July	1,054	1,080
August	1,361	1,421
September	1,514	1,570
October	1,832	
November	2,143	
December	2,490	
January	2,733	
February	3,173	
March	3,592	
April	3,749	
May	3,749	
June	3,749	

QUALITY

	Quantity	Base Number	Contract	AT	Region	England
% of FP17s for the same patient ID Re-attending within 3 months - Children	3	45	6.7%	9.7%	11.2%	11.9%
% of FP17s for the same patient ID Re-attending within 3 months - Adults	128	694	18.4%	15.6%	16.6%	15.9%
% of FP17s for the same patient ID Re-attending between 3 & 9 months - Children	12	45	26.7%	46.9%	47.0%	58.1%
% of FP17s for the same patient ID Re-attending between 3 & 9 months - Adults	313	694	45.1%	37.6%	38.2%	50.6%
% of FP17s for Band 1 Urgent Courses	97	690	14.1%	11.2%	10.6%	9.1%
% of FP17s Relating to Free Repair or Replacements	0	690	0.0%	0.5%	0.6%	0.8%
% of FP17s Relating to Continuations	8	690	1.2%	0.6%	0.8%	1.1%
% of Patients satisfied with the dentistry they have received	2	2	N/A	89.0%	89.2%	91.4%
% of Patients satisfied with the time they had to wait for an appointment	2	2	N/A	83.1%	83.4%	87.7%

* This is based on patients treated on this contract for their most recent course of treatment. Figures in italics indicate the base number of FP17s or Patient Questionnaire responses are less than 100. N/A is shown where the base number of responses is less than 10 during the period. % is calculated as Quantity/Base number*100

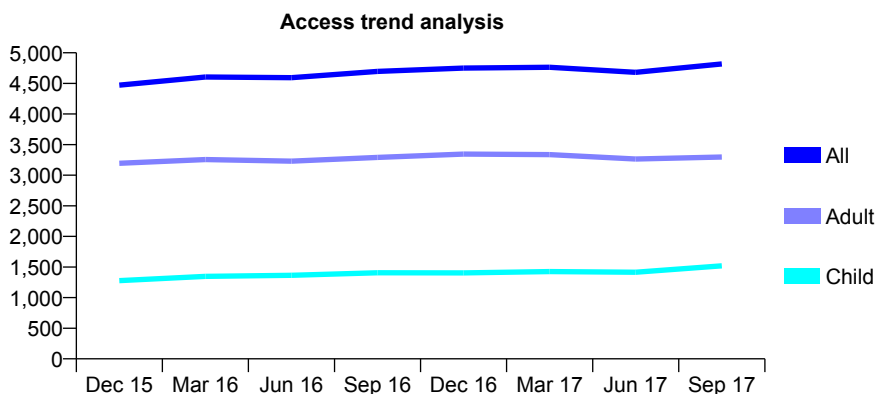
Q62 - Vital Signs At a Glance Contract Report for 808199/0001 - September 2017

Name or company name	MR BS BHOGAL
Contract type name	GDS Contract
Purpose of contract	General
Contract start date	01/04/2006
Contract end date	

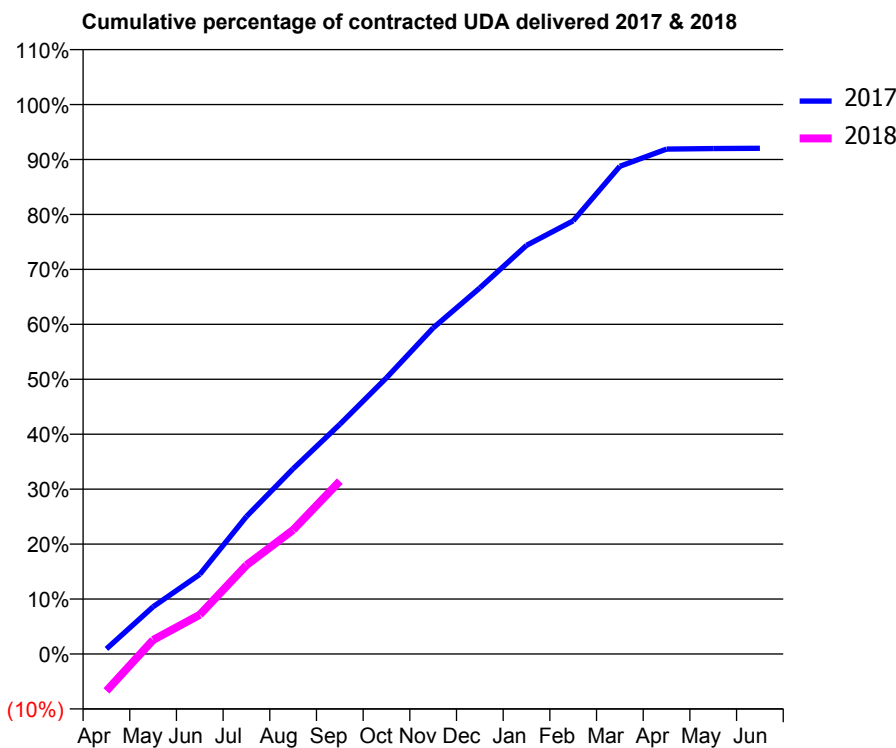
17/18 Contracted general activity (UDA)	13,604
Carry forward general activity (UDA)	916
17/18 Contracted orthodontic activity (UOA)	0
Carry forward orthodontic activity (UOA)	0
Baseline contract value	£455,004.49

ACCESS*

Patients seen in 24 months	Total	Change since previous quarter
Quarter ending September 2016	4,696	
Quarter ending December 2016	4,751	→
Quarter ending March 2017	4,763	→
Quarter ending June 2017	4,680	↓
Quarter ending September 2017	4,817	↑
Variance since September 2016	2.6%	↑



ACTIVITY



Month	Adjusted Scheduled Activity (UDA)	
	2017	2018
April	126	-916
May	1,169	347
June	1,973	973
July	3,404	2,202
August	4,587	3,071
September	5,685	4,281
October	6,838	
November	8,075	
December	9,063	
January	10,116	
February	10,723	
March	12,073	
April	12,500	
May	12,513	
June	12,520	

QUALITY

	Quantity	Base Number	Contract	AT	Region	England
% of FP17s for the same patient ID Re-attending within 3 months - Children	102	1,069	9.5%	9.7%	11.2%	11.9%
% of FP17s for the same patient ID Re-attending within 3 months - Adults	231	1,758	13.1%	15.6%	16.6%	15.9%
% of FP17s for the same patient ID Re-attending between 3 & 9 months - Children	517	1,069	48.4%	46.9%	47.0%	58.1%
% of FP17s for the same patient ID Re-attending between 3 & 9 months - Adults	695	1,758	39.5%	37.6%	38.2%	50.6%
% of FP17s for Band 1 Urgent Courses	355	2,612	13.6%	11.2%	10.6%	9.1%
% of FP17s Relating to Free Repair or Replacements	8	2,612	0.3%	0.5%	0.6%	0.8%
% of FP17s Relating to Continuations	22	2,612	0.8%	0.6%	0.8%	1.1%
% of Patients satisfied with the dentistry they have received	7	8	N/A	89.0%	89.2%	91.4%
% of Patients satisfied with the time they had to wait for an appointment	8	8	N/A	83.1%	83.4%	87.7%

* This is based on patients treated on this contract for their most recent course of treatment. Figures in italics indicate the base number of FP17s or Patient Questionnaire responses are less than 100. N/A is shown where the base number of responses is less than 10 during the period. % is calculated as Quantity/Base number*100

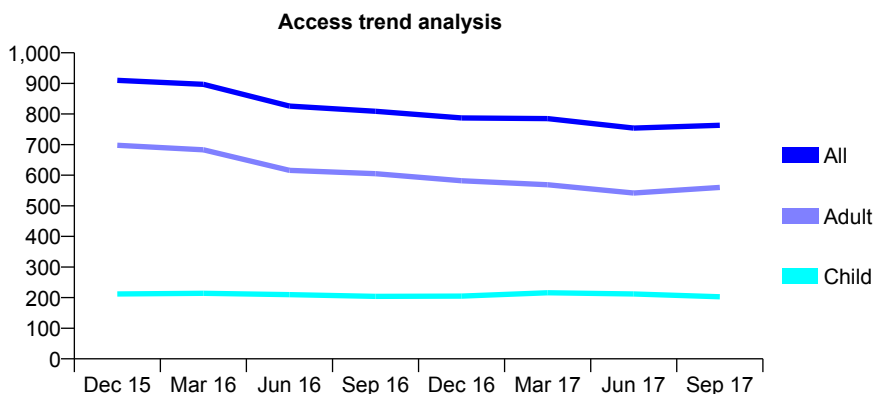
Q62 - Vital Signs At a Glance Contract Report for 812196/0001 - September 2017

Name or company name	MISS JP WATKINS
Contract type name	GDS Contract
Purpose of contract	General and Orthodontic
Contract start date	01/04/2006
Contract end date	

17/18 Contracted general activity (UDA)	1,719
Carry forward general activity (UDA)	0
17/18 Contracted orthodontic activity (UOA)	159
Carry forward orthodontic activity (UOA)	0
Baseline contract value	£51,051.05

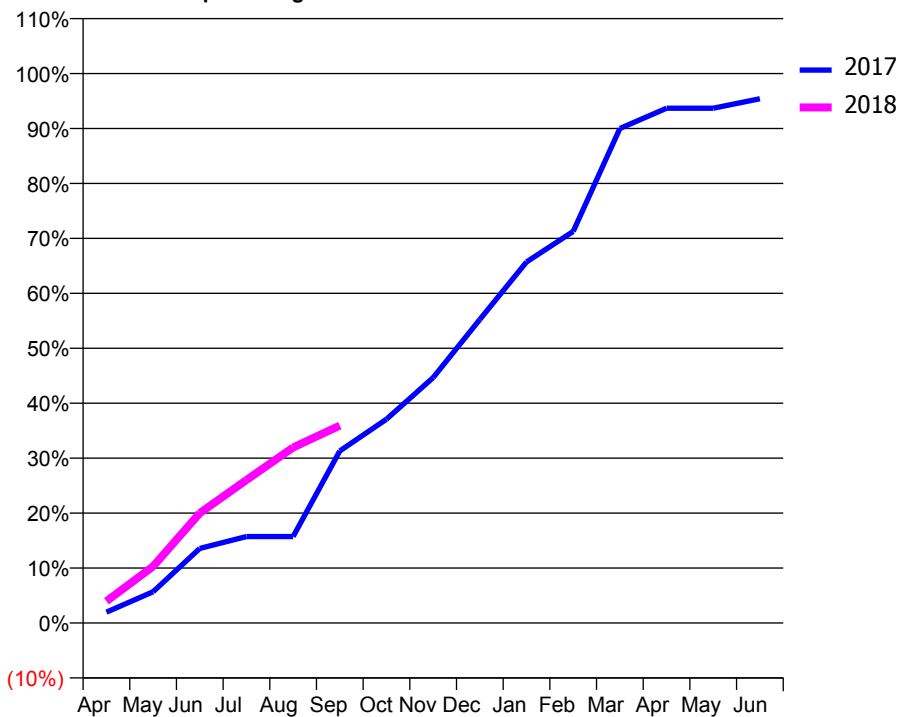
ACCESS*

Patients seen in 24 months	Total	Change since previous quarter
Quarter ending September 2016	809	
Quarter ending December 2016	787	↓
Quarter ending March 2017	785	→
Quarter ending June 2017	754	↓
Quarter ending September 2017	763	→
Variance since September 2016	(5.7%)	↓



ACTIVITY

Cumulative percentage of contracted UDA delivered 2017 & 2018



Adjusted Scheduled Activity (UDA)

Month	2017	2018
April	34	68
May	98	177
June	234	344
July	271	447
August	271	549
September	538	617
October	638	
November	768	
December	950	
January	1,130	
February	1,225	
March	1,547	
April	1,610	
May	1,610	
June	1,640	

QUALITY

	Quantity	Base Number	Contract	AT	Region	England
% of FP17s for the same patient ID Re-attending within 3 months - Children	8	90	8.9%	9.7%	11.2%	11.9%
% of FP17s for the same patient ID Re-attending within 3 months - Adults	29	266	10.9%	15.6%	16.6%	15.9%
% of FP17s for the same patient ID Re-attending between 3 & 9 months - Children	30	90	33.3%	46.9%	47.0%	58.1%
% of FP17s for the same patient ID Re-attending between 3 & 9 months - Adults	53	266	19.9%	37.6%	38.2%	50.6%
% of FP17s for Band 1 Urgent Courses	52	309	16.8%	11.2%	10.6%	9.1%
% of FP17s Relating to Free Repair or Replacements	4	309	1.3%	0.5%	0.6%	0.8%
% of FP17s Relating to Continuations	7	309	2.3%	0.6%	0.8%	1.1%
% of Patients satisfied with the dentistry they have received	1	1	N/A	89.0%	89.2%	91.4%
% of Patients satisfied with the time they had to wait for an appointment	1	1	N/A	83.1%	83.4%	87.7%

* This is based on patients treated on this contract for their most recent course of treatment. Figures in italics indicate the base number of FP17s or Patient Questionnaire responses are less than 100. N/A is shown where the base number of responses is less than 10 during the period. % is calculated as Quantity/Base number*100

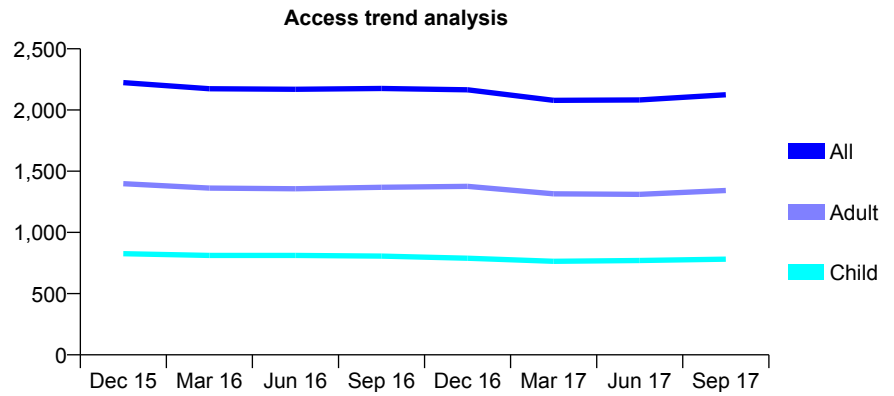
Q62 - Vital Signs At a Glance Contract Report for 813923/0002 - September 2017

Name or company name	MR JS MANDAIR
Contract type name	GDS Contract
Purpose of contract	General and Orthodontic
Contract start date	01/11/2006
Contract end date	

17/18 Contracted general activity (UDA)	4,546
Carry forward general activity (UDA)	-29
17/18 Contracted orthodontic activity (UOA)	533
Carry forward orthodontic activity (UOA)	0
Baseline contract value	£199,702.79

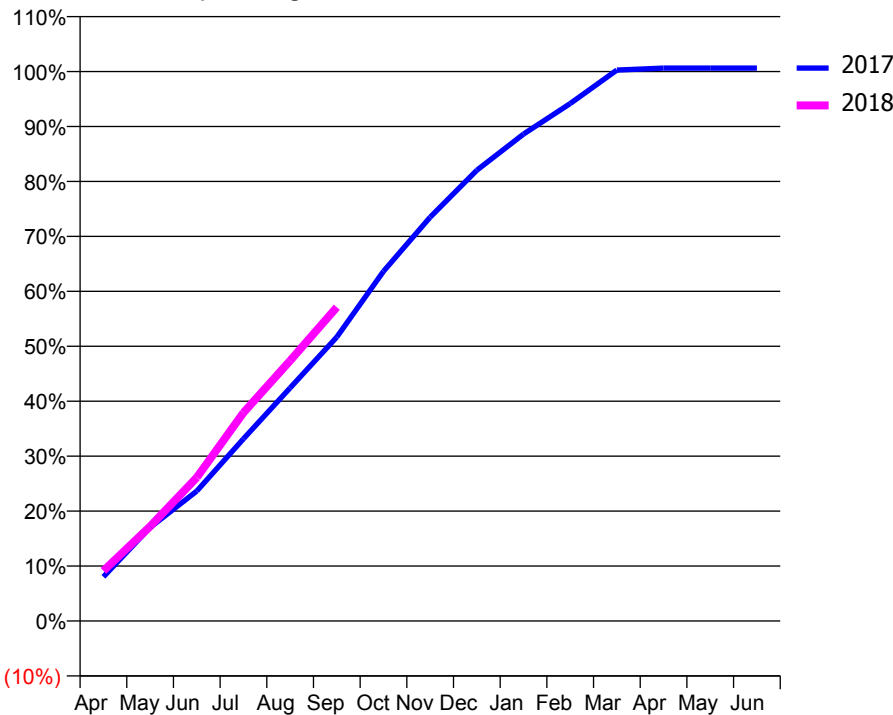
ACCESS*

Patients seen in 24 months	Total	Change since previous quarter
Quarter ending September 2016	2,176	
Quarter ending December 2016	2,165	→
Quarter ending March 2017	2,079	↓
Quarter ending June 2017	2,082	→
Quarter ending September 2017	2,125	↑
Variance since September 2016	(2.3%)	↓



ACTIVITY

Cumulative percentage of contracted UDA delivered 2017 & 2018



Month	Adjusted Scheduled Activity (UDA)	
	2017	2018
April	366	416
May	774	783
June	1,075	1,188
July	1,508	1,724
August	1,929	2,154
September	2,349	2,596
October	2,894	
November	3,341	
December	3,730	
January	4,028	
February	4,281	
March	4,557	
April	4,575	
May	4,575	
June	4,575	

QUALITY

	Quantity	Base Number	Contract	AT	Region	England
% of FP17s for the same patient ID Re-attending within 3 months - Children	50	603	8.3%	9.7%	11.2%	11.9%
% of FP17s for the same patient ID Re-attending within 3 months - Adults	71	726	9.8%	15.6%	16.6%	15.9%
% of FP17s for the same patient ID Re-attending between 3 & 9 months - Children	288	603	47.8%	46.9%	47.0%	58.1%
% of FP17s for the same patient ID Re-attending between 3 & 9 months - Adults	286	726	39.4%	37.6%	38.2%	50.6%
% of FP17s for Band 1 Urgent Courses	61	1,282	4.8%	11.2%	10.6%	9.1%
% of FP17s Relating to Free Repair or Replacements	3	1,282	0.2%	0.5%	0.6%	0.8%
% of FP17s Relating to Continuations	4	1,282	0.3%	0.6%	0.8%	1.1%
% of Patients satisfied with the dentistry they have received	0	0	N/A	89.0%	89.2%	91.4%
% of Patients satisfied with the time they had to wait for an appointment	0	0	N/A	83.1%	83.4%	87.7%

* This is based on patients treated on this contract for their most recent course of treatment. Figures in italics indicate the base number of FP17s or Patient Questionnaire responses are less than 100. N/A is shown where the base number of responses is less than 10 during the period. % is calculated as Quantity/Base number*100

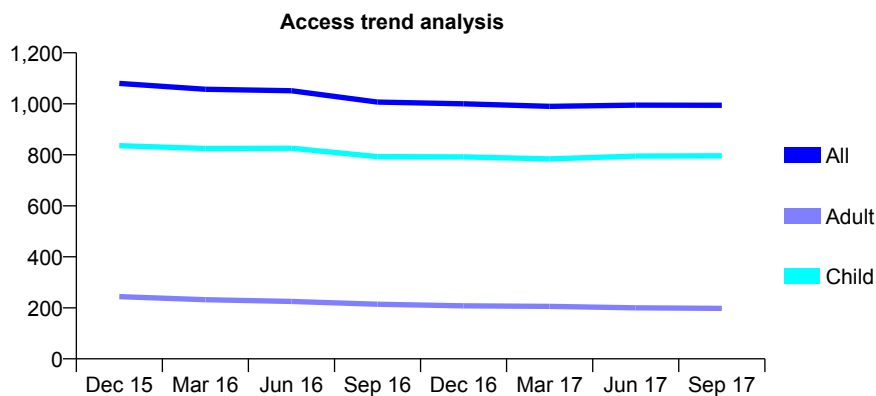
Q62 - Vital Signs At a Glance Contract Report for 825662/0001 - September 2017

Name or company name	MR J SINGH
Contract type name	GDS Contract
Purpose of contract	General
Contract start date	01/04/2006
Contract end date	

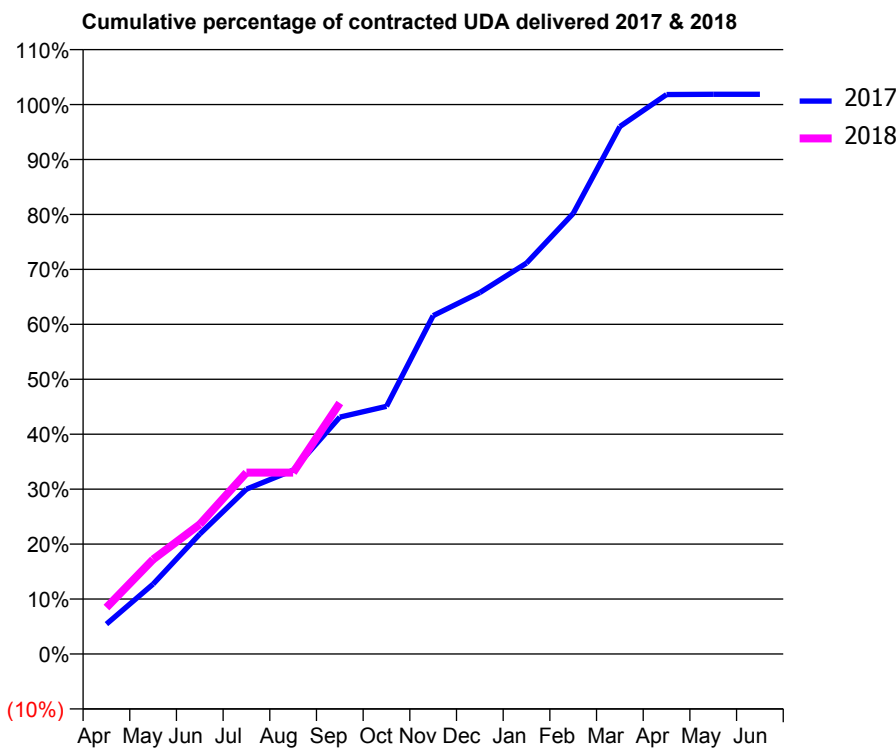
17/18 Contracted general activity (UDA)	2,696
Carry forward general activity (UDA)	-50
17/18 Contracted orthodontic activity (UOA)	0
Carry forward orthodontic activity (UOA)	0
Baseline contract value	£94,866.56

ACCESS*

Patients seen in 24 months	Total	Change since previous quarter
Quarter ending September 2016	1,007	
Quarter ending December 2016	1,000	→
Quarter ending March 2017	990	↓
Quarter ending June 2017	995	→
Quarter ending September 2017	994	→
Variance since September 2016	(1.3%)	↓



ACTIVITY



Adjusted Scheduled Activity (UDA)		
Month	2017	2018
April	147	228
May	343	464
June	589	636
July	809	890
August	902	890
September	1,162	1,232
October	1,215	
November	1,660	
December	1,773	
January	1,918	
February	2,161	
March	2,588	
April	2,745	
May	2,746	
June	2,746	

QUALITY

	Quantity	Base Number	Contract	AT	Region	England
% of FP17s for the same patient ID Re-attending within 3 months - Children	13	474	2.7%	9.7%	11.2%	11.9%
% of FP17s for the same patient ID Re-attending within 3 months - Adults	8	98	8.2%	15.6%	16.6%	15.9%
% of FP17s for the same patient ID Re-attending between 3 & 9 months - Children	88	474	18.6%	46.9%	47.0%	58.1%
% of FP17s for the same patient ID Re-attending between 3 & 9 months - Adults	20	98	20.4%	37.6%	38.2%	50.6%
% of FP17s for Band 1 Urgent Courses	3	527	0.6%	11.2%	10.6%	9.1%
% of FP17s Relating to Free Repair or Replacements	0	527	0.0%	0.5%	0.6%	0.8%
% of FP17s Relating to Continuations	0	527	0.0%	0.6%	0.8%	1.1%
% of Patients satisfied with the dentistry they have received	0	0	N/A	89.0%	89.2%	91.4%
% of Patients satisfied with the time they had to wait for an appointment	0	0	N/A	83.1%	83.4%	87.7%

* This is based on patients treated on this contract for their most recent course of treatment. Figures in italics indicate the base number of FP17s or Patient Questionnaire responses are less than 100. N/A is shown where the base number of responses is less than 10 during the period. % is calculated as Quantity/Base number*100

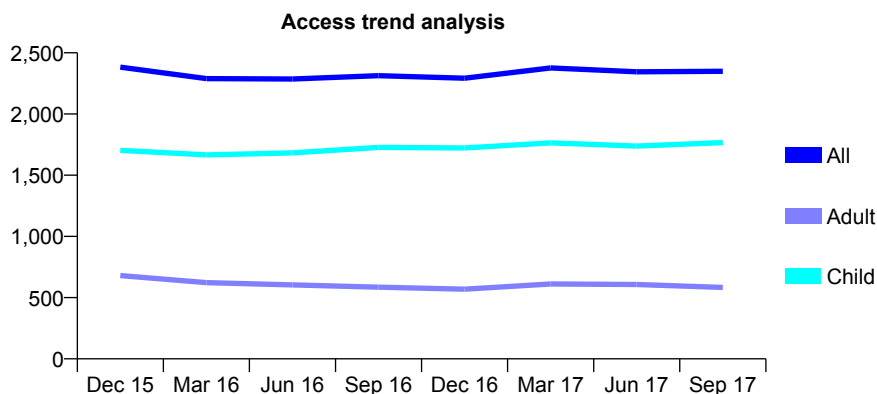
Q62 - Vital Signs At a Glance Contract Report for 825786/0001 - September 2017

Name or company name	MISS F RAHEMTULLA
Contract type name	GDS Contract
Purpose of contract	General
Contract start date	01/04/2006
Contract end date	

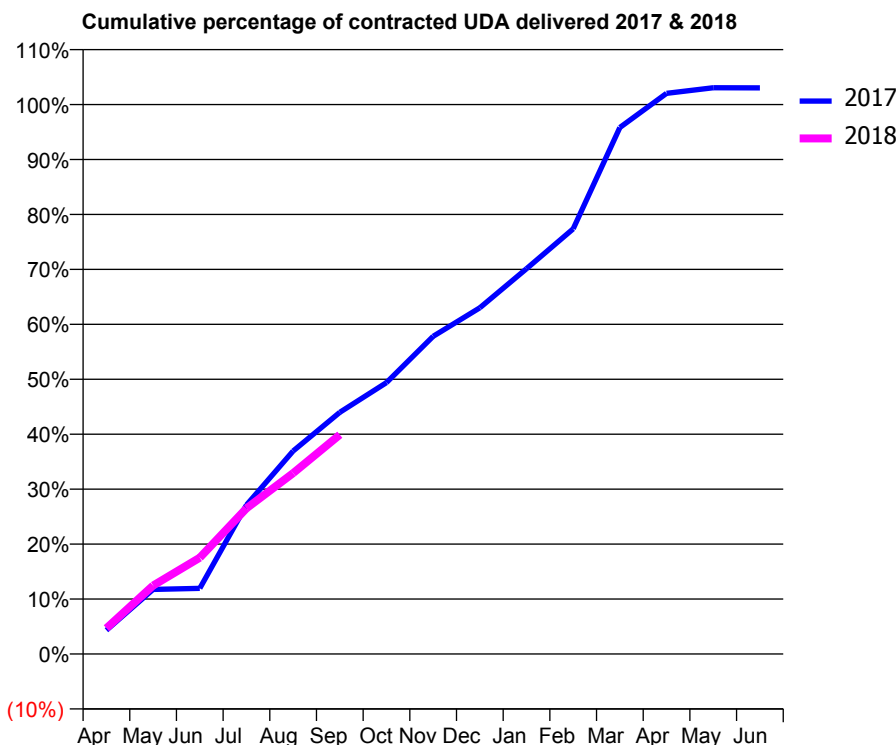
17/18 Contracted general activity (UDA)	6,732
Carry forward general activity (UDA)	-135
17/18 Contracted orthodontic activity (UOA)	0
Carry forward orthodontic activity (UOA)	0
Baseline contract value	£206,839.60

ACCESS*

Patients seen in 24 months	Total	Change since previous quarter
Quarter ending September 2016	2,313	
Quarter ending December 2016	2,292	→
Quarter ending March 2017	2,376	↑
Quarter ending June 2017	2,345	↓
Quarter ending September 2017	2,349	→
Variance since September 2016	1.6%	→



ACTIVITY



Adjusted Scheduled Activity (UDA)		
Month	2017	2018
April	291	316
May	792	839
June	804	1,180
July	1,825	1,784
August	2,488	2,216
September	2,960	2,686
October	3,326	
November	3,892	
December	4,241	
January	4,721	
February	5,209	
March	6,450	
April	6,869	
May	6,937	
June	6,936	

QUALITY

	Quantity	Base Number	Contract	AT	Region	England
% of FP17s for the same patient ID Re-attending within 3 months - Children	58	1,140	5.1%	9.7%	11.2%	11.9%
% of FP17s for the same patient ID Re-attending within 3 months - Adults	10	299	3.3%	15.6%	16.6%	15.9%
% of FP17s for the same patient ID Re-attending between 3 & 9 months - Children	588	1,140	51.6%	46.9%	47.0%	58.1%
% of FP17s for the same patient ID Re-attending between 3 & 9 months - Adults	157	299	52.5%	37.6%	38.2%	50.6%
% of FP17s for Band 1 Urgent Courses	60	1,289	4.7%	11.2%	10.6%	9.1%
% of FP17s Relating to Free Repair or Replacements	0	1,289	0.0%	0.5%	0.6%	0.8%
% of FP17s Relating to Continuations	1	1,289	0.1%	0.6%	0.8%	1.1%
% of Patients satisfied with the dentistry they have received	1	1	N/A	89.0%	89.2%	91.4%
% of Patients satisfied with the time they had to wait for an appointment	1	1	N/A	83.1%	83.4%	87.7%

* This is based on patients treated on this contract for their most recent course of treatment. Figures in italics indicate the base number of FP17s or Patient Questionnaire responses are less than 100. N/A is shown where the base number of responses is less than 10 during the period. % is calculated as Quantity/Base number*100

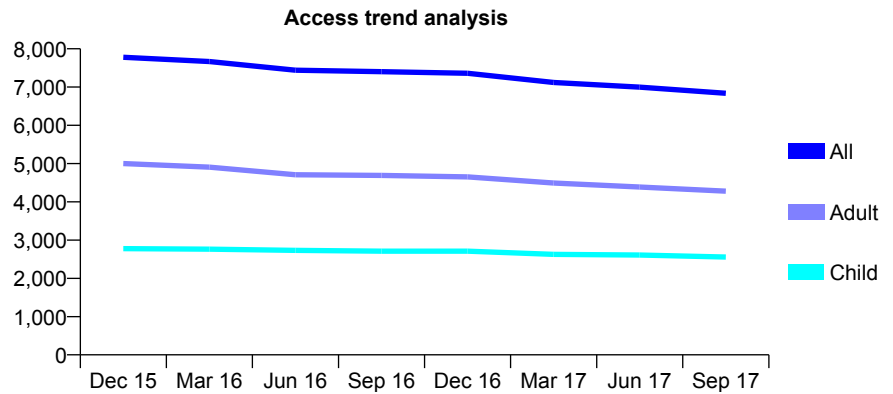
Q62 - Vital Signs At a Glance Contract Report for 825948/0005 - September 2017

Name or company name	MR JK KOTECHA
Contract type name	GDS Contract
Purpose of contract	General
Contract start date	01/04/2006
Contract end date	

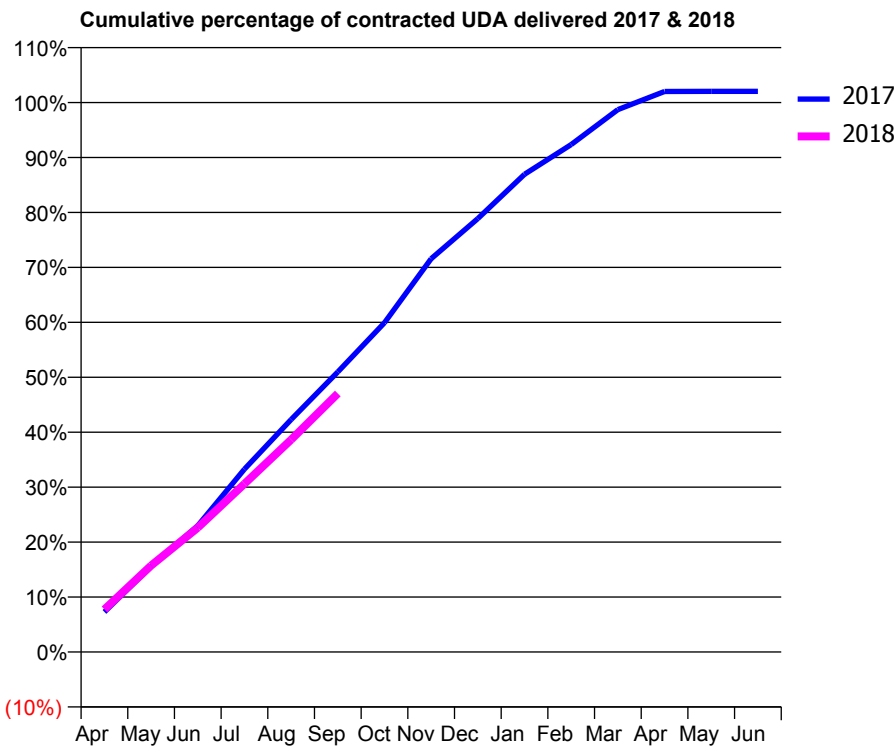
17/18 Contracted general activity (UDA)	20,643
Carry forward general activity (UDA)	-413
17/18 Contracted orthodontic activity (UOA)	0
Carry forward orthodontic activity (UOA)	0
Baseline contract value	£495,566.18

ACCESS*

Patients seen in 24 months	Total	Change since previous quarter
Quarter ending September 2016	7,401	
Quarter ending December 2016	7,360	→
Quarter ending March 2017	7,119	↓
Quarter ending June 2017	6,998	↓
Quarter ending September 2017	6,836	↓
Variance since September 2016	(7.6%)	↓



ACTIVITY



Month	Adjusted Scheduled Activity (UDA)	
	2017	2018
April	1,506	1,602
May	3,221	3,247
June	4,747	4,670
July	6,873	6,320
August	8,733	7,980
September	10,522	9,713
October	12,372	
November	14,773	
December	16,282	
January	17,944	
February	19,062	
March	20,376	
April	21,056	
May	21,063	
June	21,062	

QUALITY

	Quantity	Base Number	Contract	AT	Region	England
% of FP17s for the same patient ID Re-attending within 3 months - Children	107	1,963	5.5%	9.7%	11.2%	11.9%
% of FP17s for the same patient ID Re-attending within 3 months - Adults	292	2,511	11.6%	15.6%	16.6%	15.9%
% of FP17s for the same patient ID Re-attending between 3 & 9 months - Children	1,150	1,963	58.6%	46.9%	47.0%	58.1%
% of FP17s for the same patient ID Re-attending between 3 & 9 months - Adults	1,228	2,511	48.9%	37.6%	38.2%	50.6%
% of FP17s for Band 1 Urgent Courses	304	4,241	7.2%	11.2%	10.6%	9.1%
% of FP17s Relating to Free Repair or Replacements	28	4,241	0.7%	0.5%	0.6%	0.8%
% of FP17s Relating to Continuations	13	4,241	0.3%	0.6%	0.8%	1.1%
% of Patients satisfied with the dentistry they have received	8	8	N/A	89.0%	89.2%	91.4%
% of Patients satisfied with the time they had to wait for an appointment	5	8	N/A	83.1%	83.4%	87.7%

* This is based on patients treated on this contract for their most recent course of treatment. Figures in italics indicate the base number of FP17s or Patient Questionnaire responses are less than 100. N/A is shown where the base number of responses is less than 10 during the period. % is calculated as Quantity/Base number*100

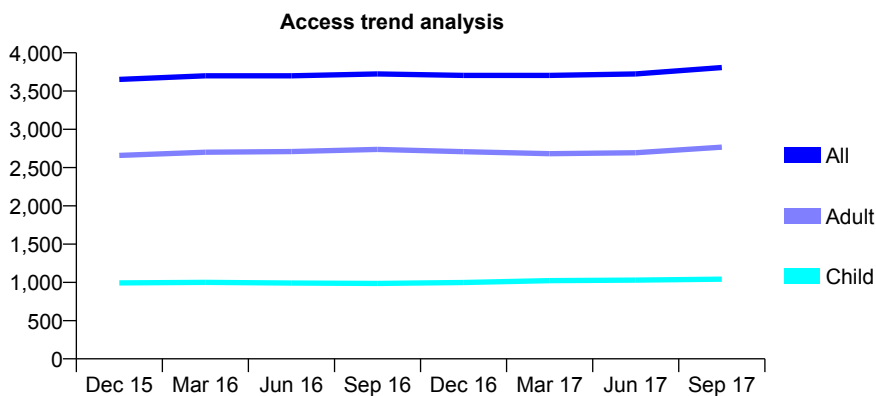
Q62 - Vital Signs At a Glance Contract Report for 825956/0001 - September 2017

Name or company name	MR RG RENTON
Contract type name	GDS Contract
Purpose of contract	General
Contract start date	01/04/2006
Contract end date	

17/18 Contracted general activity (UDA)	5,946
Carry forward general activity (UDA)	0
17/18 Contracted orthodontic activity (UOA)	0
Carry forward orthodontic activity (UOA)	0
Baseline contract value	£166,936.70

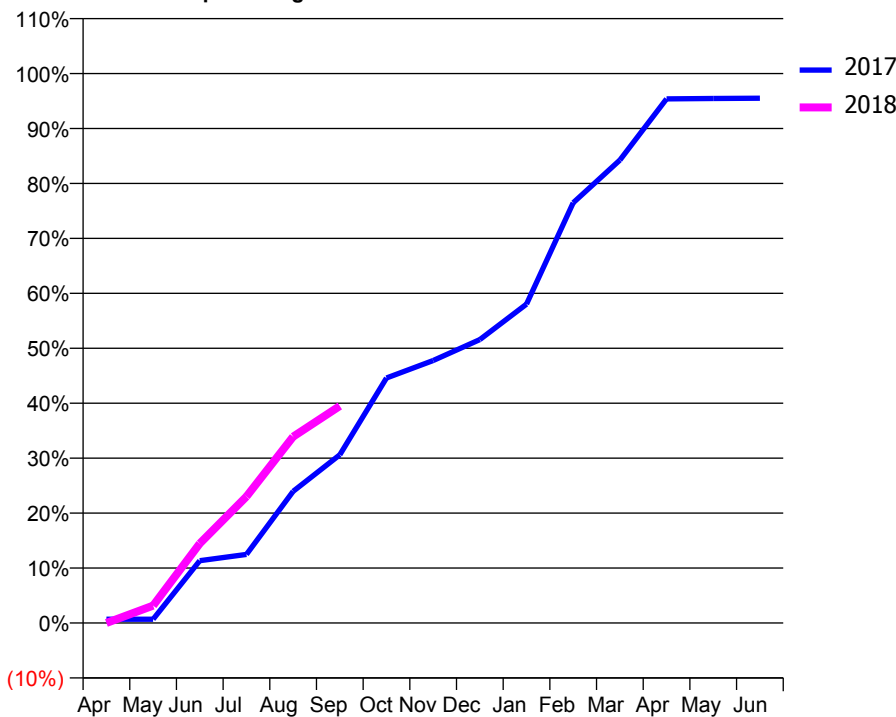
ACCESS*

Patients seen in 24 months	Total	Change since previous quarter
Quarter ending September 2016	3,724	
Quarter ending December 2016	3,704	→
Quarter ending March 2017	3,705	→
Quarter ending June 2017	3,724	→
Quarter ending September 2017	3,808	↑
Variance since September 2016	2.3%	↑



ACTIVITY

Cumulative percentage of contracted UDA delivered 2017 & 2018



Adjusted Scheduled Activity (UDA)		
Month	2017	2018
April	41	0
May	41	188
June	674	861
July	742	1,368
August	1,425	2,016
September	1,820	2,348
October	2,652	
November	2,841	
December	3,067	
January	3,451	
February	4,547	
March	5,010	
April	5,671	
May	5,675	
June	5,678	

QUALITY

	Quantity	Base Number	Contract	AT	Region	England
% of FP17s for the same patient ID Re-attending within 3 months - Children	8	514	1.6%	9.7%	11.2%	11.9%
% of FP17s for the same patient ID Re-attending within 3 months - Adults	128	1,376	9.3%	15.6%	16.6%	15.9%
% of FP17s for the same patient ID Re-attending between 3 & 9 months - Children	145	514	28.2%	46.9%	47.0%	58.1%
% of FP17s for the same patient ID Re-attending between 3 & 9 months - Adults	448	1,376	32.6%	37.6%	38.2%	50.6%
% of FP17s for Band 1 Urgent Courses	142	1,542	9.2%	11.2%	10.6%	9.1%
% of FP17s Relating to Free Repair or Replacements	0	1,542	0.0%	0.5%	0.6%	0.8%
% of FP17s Relating to Continuations	0	1,542	0.0%	0.6%	0.8%	1.1%
% of Patients satisfied with the dentistry they have received	9	9	N/A	89.0%	89.2%	91.4%
% of Patients satisfied with the time they had to wait for an appointment	8	9	N/A	83.1%	83.4%	87.7%

* This is based on patients treated on this contract for their most recent course of treatment. Figures in italics indicate the base number of FP17s or Patient Questionnaire responses are less than 100. N/A is shown where the base number of responses is less than 10 during the period. % is calculated as Quantity/Base number*100

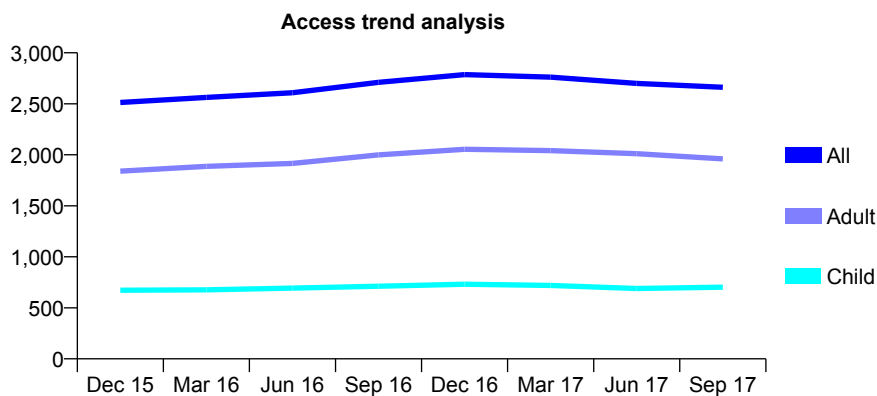
Q62 - Vital Signs At a Glance Contract Report for 839132/0001 - September 2017

Name or company name	Ivory Dental Practice
Contract type name	GDS Contract
Purpose of contract	General
Contract start date	01/04/2006
Contract end date	

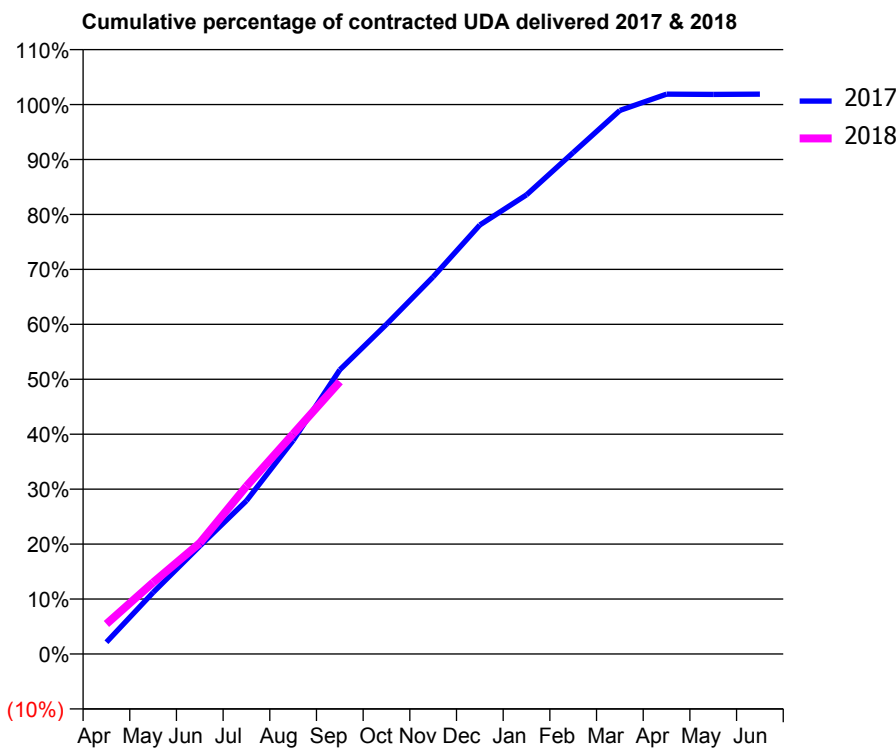
17/18 Contracted general activity (UDA)	6,000
Carry forward general activity (UDA)	-114
17/18 Contracted orthodontic activity (UOA)	0
Carry forward orthodontic activity (UOA)	0
Baseline contract value	£132,172.04

ACCESS*

Patients seen in 24 months	Total	Change since previous quarter
Quarter ending September 2016	2,711	
Quarter ending December 2016	2,786	↑
Quarter ending March 2017	2,761	→
Quarter ending June 2017	2,700	↓
Quarter ending September 2017	2,662	↓
Variance since September 2016	(1.8%)	↓



ACTIVITY



Month	Adjusted Scheduled Activity (UDA)	
	2017	2018
April	129	329
May	672	781
June	1,179	1,213
July	1,674	1,832
August	2,332	2,404
September	3,104	2,974
October	3,600	
November	4,119	
December	4,685	
January	5,014	
February	5,475	
March	5,935	
April	6,114	
May	6,111	
June	6,114	

QUALITY

	Quantity	Base Number	Contract	AT	Region	England
% of FP17s for the same patient ID Re-attending within 3 months - Children	23	455	5.1%	9.7%	11.2%	11.9%
% of FP17s for the same patient ID Re-attending within 3 months - Adults	97	961	10.1%	15.6%	16.6%	15.9%
% of FP17s for the same patient ID Re-attending between 3 & 9 months - Children	201	455	44.2%	46.9%	47.0%	58.1%
% of FP17s for the same patient ID Re-attending between 3 & 9 months - Adults	401	961	41.7%	37.6%	38.2%	50.6%
% of FP17s for Band 1 Urgent Courses	89	1,331	6.7%	11.2%	10.6%	9.1%
% of FP17s Relating to Free Repair or Replacements	10	1,331	0.8%	0.5%	0.6%	0.8%
% of FP17s Relating to Continuations	5	1,331	0.4%	0.6%	0.8%	1.1%
% of Patients satisfied with the dentistry they have received	3	5	N/A	89.0%	89.2%	91.4%
% of Patients satisfied with the time they had to wait for an appointment	2	5	N/A	83.1%	83.4%	87.7%

* This is based on patients treated on this contract for their most recent course of treatment. Figures in italics indicate the base number of FP17s or Patient Questionnaire responses are less than 100. N/A is shown where the base number of responses is less than 10 during the period. % is calculated as Quantity/Base number*100

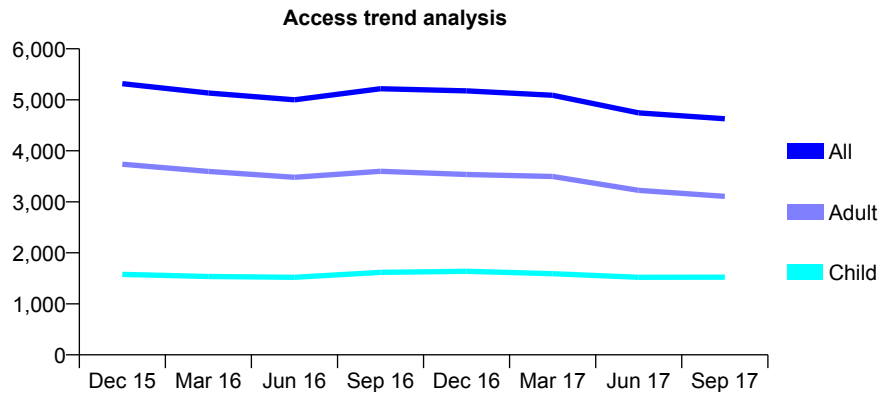
Q62 - Vital Signs At a Glance Contract Report for 839248/0001 - September 2017

Name or company name	MR K KHOSRAVANI
Contract type name	GDS Contract
Purpose of contract	General
Contract start date	01/04/2006
Contract end date	

17/18 Contracted general activity (UDA)	11,434
Carry forward general activity (UDA)	-165
17/18 Contracted orthodontic activity (UOA)	0
Carry forward orthodontic activity (UOA)	0
Baseline contract value	£351,260.71

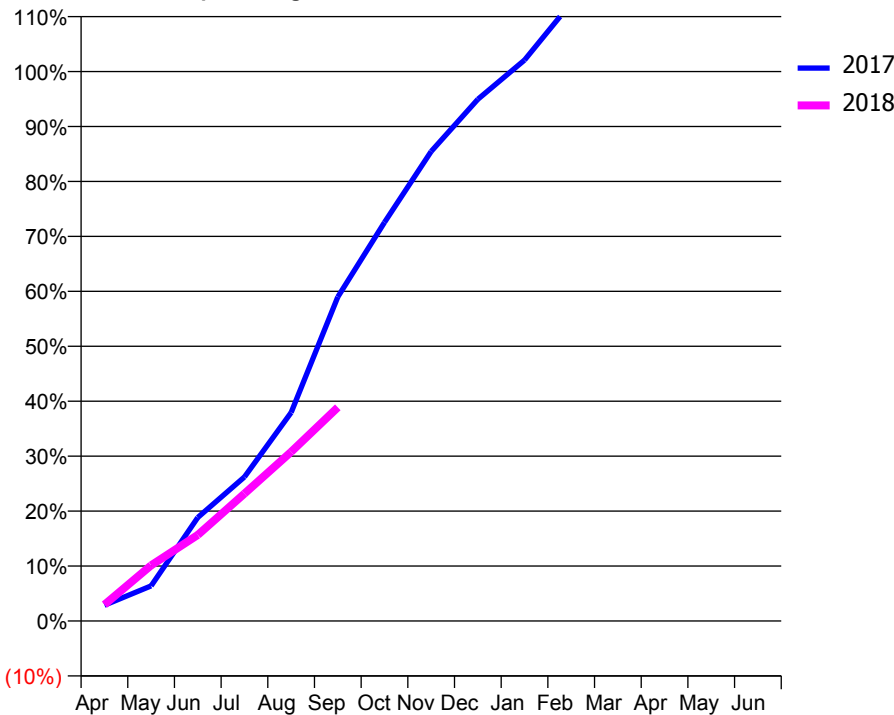
ACCESS*

Patients seen in 24 months	Total	Change since previous quarter
Quarter ending September 2016	5,217	
Quarter ending December 2016	5,174	→
Quarter ending March 2017	5,088	↓
Quarter ending June 2017	4,744	↓
Quarter ending September 2017	4,628	↓
Variance since September 2016	(11.3%)	↓



ACTIVITY

Cumulative percentage of contracted UDA delivered 2017 & 2018



Month	Adjusted Scheduled Activity (UDA)	
	2017	2018
April	329	340
May	730	1,160
June	2,153	1,791
July	2,998	2,652
August	4,339	3,520
September	6,744	4,447
October	8,294	
November	9,772	
December	10,856	
January	11,670	
February	12,860	
March	14,887	
April	15,488	
May	15,490	
June	15,502	

QUALITY

	Quantity	Base Number	Contract	AT	Region	England
% of FP17s for the same patient ID Re-attending within 3 months - Children	42	626	6.7%	9.7%	11.2%	11.9%
% of FP17s for the same patient ID Re-attending within 3 months - Adults	87	891	9.8%	15.6%	16.6%	15.9%
% of FP17s for the same patient ID Re-attending between 3 & 9 months - Children	172	626	27.5%	46.9%	47.0%	58.1%
% of FP17s for the same patient ID Re-attending between 3 & 9 months - Adults	232	891	26.0%	37.6%	38.2%	50.6%
% of FP17s for Band 1 Urgent Courses	31	1,382	2.2%	11.2%	10.6%	9.1%
% of FP17s Relating to Free Repair or Replacements	8	1,382	0.6%	0.5%	0.6%	0.8%
% of FP17s Relating to Continuations	0	1,382	0.0%	0.6%	0.8%	1.1%
% of Patients satisfied with the dentistry they have received	9	9	N/A	89.0%	89.2%	91.4%
% of Patients satisfied with the time they had to wait for an appointment	7	9	N/A	83.1%	83.4%	87.7%

* This is based on patients treated on this contract for their most recent course of treatment. Figures in italics indicate the base number of FP17s or Patient Questionnaire responses are less than 100. N/A is shown where the base number of responses is less than 10 during the period. % is calculated as Quantity/Base number*100

Q62 - Vital Signs At a Glance Contract Report for 839248/0002 - September 2017

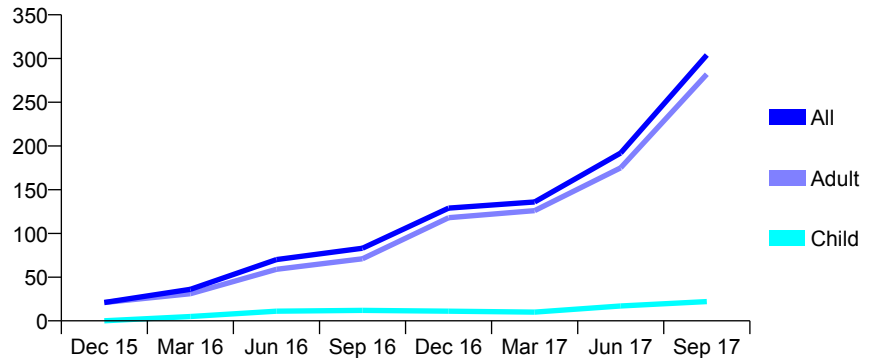
Name or company name	MR K KHOSRAVANI
Contract type name	GDS Contract
Purpose of contract	General
Contract start date	01/01/2015
Contract end date	

17/18 Contracted general activity (UDA)	5,000
Carry forward general activity (UDA)	0
17/18 Contracted orthodontic activity (UOA)	0
Carry forward orthodontic activity (UOA)	0
Baseline contract value	£153,603.60

ACCESS*

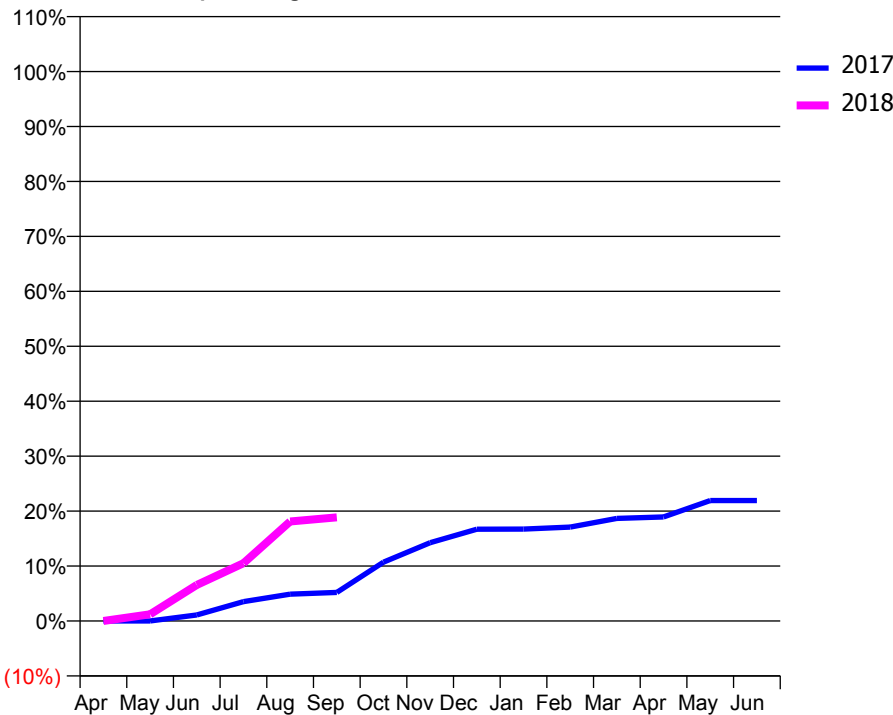
Patients seen in 24 months	Total	Change since previous quarter
Quarter ending September 2016	83	
Quarter ending December 2016	129	↑
Quarter ending March 2017	136	↑
Quarter ending June 2017	192	↑
Quarter ending September 2017	304	↑
Variance since September 2016	266.3%	↑

Access trend analysis



ACTIVITY

Cumulative percentage of contracted UDA delivered 2017 & 2018



Month	Adjusted Scheduled Activity (UDA)	
	2017	2018
April	0	0
May	1	61
June	55	329
July	177	526
August	244	906
September	260	943
October	536	
November	713	
December	836	
January	837	
February	855	
March	934	
April	947	
May	1,097	
June	1,097	

QUALITY

	Quantity	Base Number	Contract	AT	Region	England
% of FP17s for the same patient ID Re-attending within 3 months - Children	1	15	6.7%	9.7%	11.2%	11.9%
% of FP17s for the same patient ID Re-attending within 3 months - Adults	12	213	5.6%	15.6%	16.6%	15.9%
% of FP17s for the same patient ID Re-attending between 3 & 9 months - Children	0	15	0.0%	46.9%	47.0%	58.1%
% of FP17s for the same patient ID Re-attending between 3 & 9 months - Adults	23	213	10.8%	37.6%	38.2%	50.6%
% of FP17s for Band 1 Urgent Courses	5	198	2.5%	11.2%	10.6%	9.1%
% of FP17s Relating to Free Repair or Replacements	2	198	1.0%	0.5%	0.6%	0.8%
% of FP17s Relating to Continuations	2	198	1.0%	0.6%	0.8%	1.1%
% of Patients satisfied with the dentistry they have received	1	2	N/A	89.0%	89.2%	91.4%
% of Patients satisfied with the time they had to wait for an appointment	1	2	N/A	83.1%	83.4%	87.7%

* This is based on patients treated on this contract for their most recent course of treatment. Figures in italics indicate the base number of FP17s or Patient Questionnaire responses are less than 100. N/A is shown where the base number of responses is less than 10 during the period. % is calculated as Quantity/Base number*100

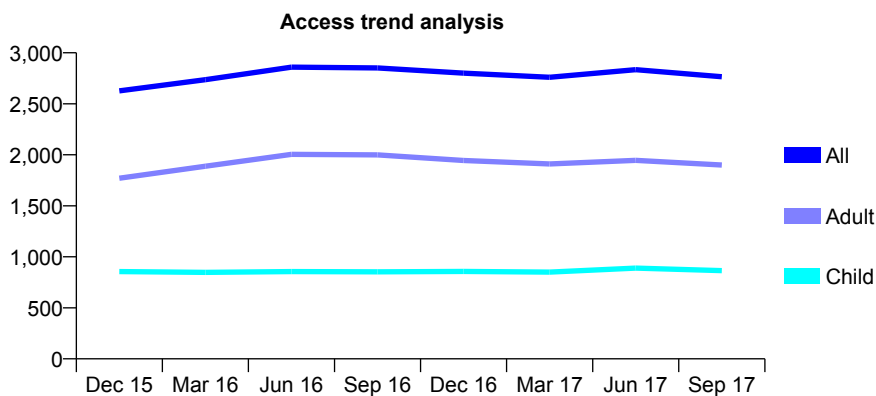
Q62 - Vital Signs At a Glance Contract Report for 839515/0001 - September 2017

Name or company name	MR C REDICAN
Contract type name	GDS Contract
Purpose of contract	General
Contract start date	01/04/2006
Contract end date	

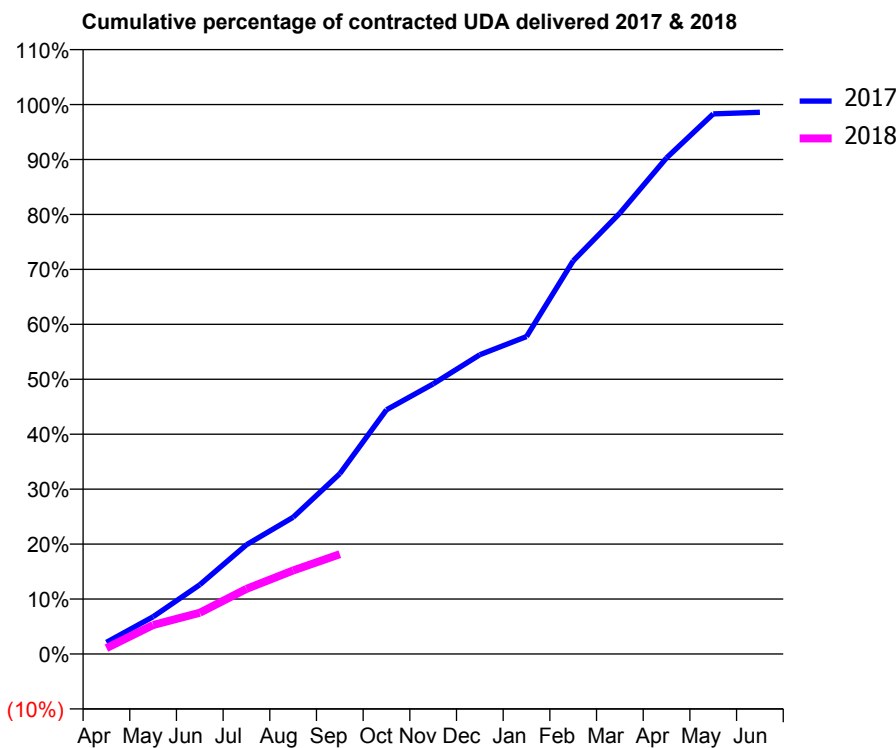
17/18 Contracted general activity (UDA)	5,074
Carry forward general activity (UDA)	0
17/18 Contracted orthodontic activity (UOA)	0
Carry forward orthodontic activity (UOA)	0
Baseline contract value	£155,474.14

ACCESS*

Patients seen in 24 months	Total	Change since previous quarter
Quarter ending September 2016	2,852	
Quarter ending December 2016	2,801	↓
Quarter ending March 2017	2,760	↓
Quarter ending June 2017	2,835	↑
Quarter ending September 2017	2,765	↓
Variance since September 2016	(3.1%)	↓



ACTIVITY



Month	Adjusted Scheduled Activity (UDA)	
	2017	2018
April	108	55
May	344	268
June	639	381
July	1,009	602
August	1,263	771
September	1,665	921
October	2,255	
November	2,494	
December	2,764	
January	2,931	
February	3,631	
March	4,071	
April	4,581	
May	4,987	
June	5,002	

QUALITY

	Quantity	Base Number	Contract	AT	Region	England
% of FP17s for the same patient ID Re-attending within 3 months - Children	21	451	4.7%	9.7%	11.2%	11.9%
% of FP17s for the same patient ID Re-attending within 3 months - Adults	112	798	14.0%	15.6%	16.6%	15.9%
% of FP17s for the same patient ID Re-attending between 3 & 9 months - Children	130	451	28.8%	46.9%	47.0%	58.1%
% of FP17s for the same patient ID Re-attending between 3 & 9 months - Adults	246	798	30.8%	37.6%	38.2%	50.6%
% of FP17s for Band 1 Urgent Courses	28	501	5.6%	11.2%	10.6%	9.1%
% of FP17s Relating to Free Repair or Replacements	0	501	0.0%	0.5%	0.6%	0.8%
% of FP17s Relating to Continuations	0	501	0.0%	0.6%	0.8%	1.1%
% of Patients satisfied with the dentistry they have received	1	1	N/A	89.0%	89.2%	91.4%
% of Patients satisfied with the time they had to wait for an appointment	0	1	N/A	83.1%	83.4%	87.7%

* This is based on patients treated on this contract for their most recent course of treatment. Figures in italics indicate the base number of FP17s or Patient Questionnaire responses are less than 100. N/A is shown where the base number of responses is less than 10 during the period. % is calculated as Quantity/Base number*100

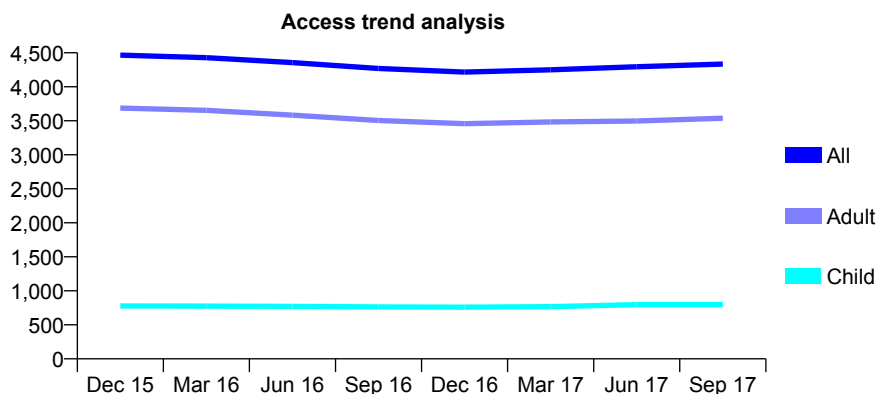
Q62 - Vital Signs At a Glance Contract Report for 839795/0001 - September 2017

Name or company name	MR K KARANTOUMANIS
Contract type name	GDS Contract
Purpose of contract	General
Contract start date	01/04/2006
Contract end date	

17/18 Contracted general activity (UDA)	15,386
Carry forward general activity (UDA)	372
17/18 Contracted orthodontic activity (UOA)	0
Carry forward orthodontic activity (UOA)	0
Baseline contract value	£434,544.60

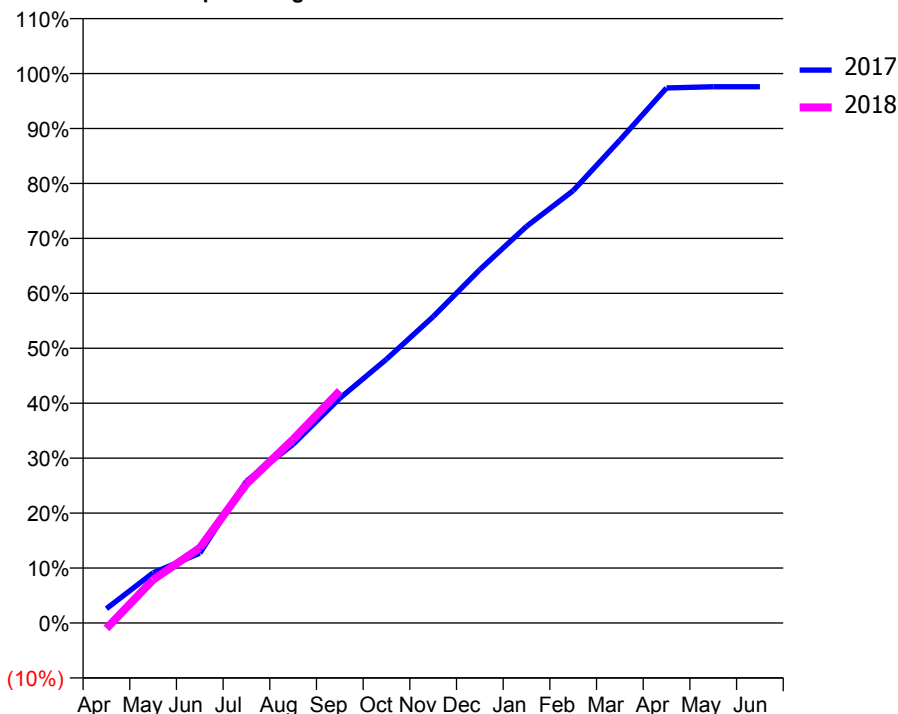
ACCESS*

Patients seen in 24 months	Total	Change since previous quarter
Quarter ending September 2016	4,269	
Quarter ending December 2016	4,216	↓
Quarter ending March 2017	4,250	→
Quarter ending June 2017	4,295	→
Quarter ending September 2017	4,335	→
Variance since September 2016	1.5%	→



ACTIVITY

Cumulative percentage of contracted UDA delivered 2017 & 2018



Adjusted Scheduled Activity (UDA)

Month	2017	2018
April	402	-156
May	1,408	1,212
June	1,956	2,106
July	3,974	3,897
August	5,007	5,144
September	6,293	6,501
October	7,386	
November	8,577	
December	9,897	
January	11,107	
February	12,107	
March	13,520	
April	14,982	
May	15,013	
June	15,014	

QUALITY

	Quantity	Base Number	Contract	AT	Region	England
% of FP17s for the same patient ID Re-attending within 3 months - Children	41	552	7.4%	9.7%	11.2%	11.9%
% of FP17s for the same patient ID Re-attending within 3 months - Adults	284	2,184	13.0%	15.6%	16.6%	15.9%
% of FP17s for the same patient ID Re-attending between 3 & 9 months - Children	257	552	46.6%	46.9%	47.0%	58.1%
% of FP17s for the same patient ID Re-attending between 3 & 9 months - Adults	951	2,184	43.5%	37.6%	38.2%	50.6%
% of FP17s for Band 1 Urgent Courses	251	2,364	10.6%	11.2%	10.6%	9.1%
% of FP17s Relating to Free Repair or Replacements	13	2,364	0.5%	0.5%	0.6%	0.8%
% of FP17s Relating to Continuations	7	2,364	0.3%	0.6%	0.8%	1.1%
% of Patients satisfied with the dentistry they have received	12	12	100.0%	89.0%	89.2%	91.4%
% of Patients satisfied with the time they had to wait for an appointment	12	12	100.0%	83.1%	83.4%	87.7%

* This is based on patients treated on this contract for their most recent course of treatment. Figures in italics indicate the base number of FP17s or Patient Questionnaire responses are less than 100. N/A is shown where the base number of responses is less than 10 during the period. % is calculated as Quantity/Base number*100

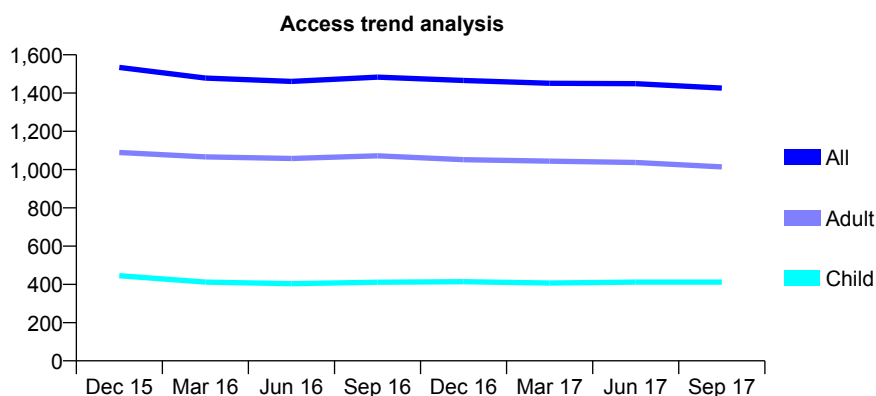
Q62 - Vital Signs At a Glance Contract Report for 843148/0001 - September 2017

Name or company name	MR SR MANAFI
Contract type name	GDS Contract
Purpose of contract	General
Contract start date	01/04/2006
Contract end date	

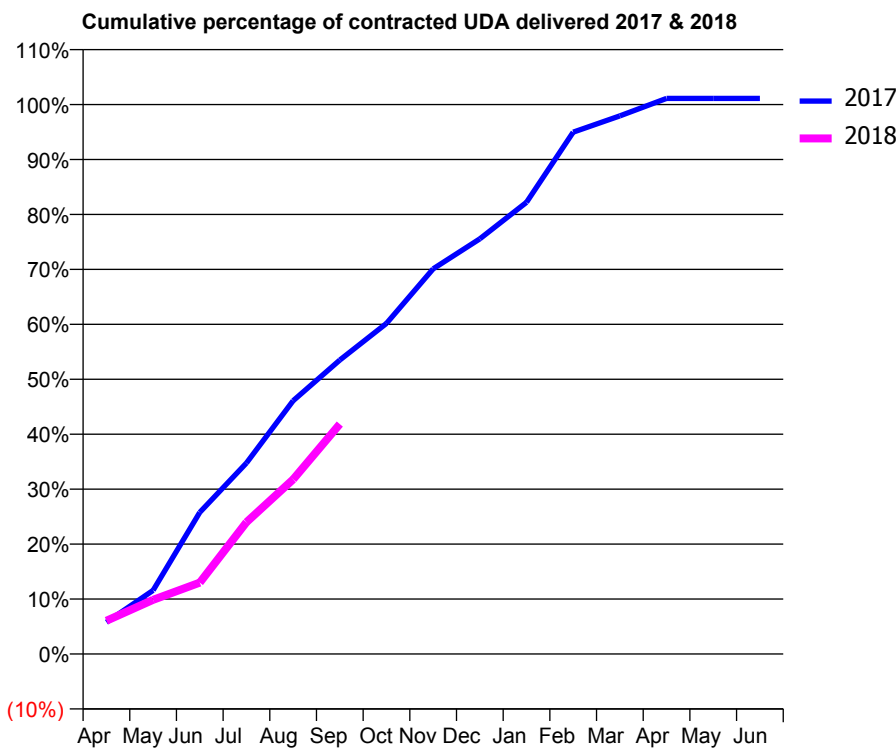
17/18 Contracted general activity (UDA)	5,756
Carry forward general activity (UDA)	-64
17/18 Contracted orthodontic activity (UOA)	0
Carry forward orthodontic activity (UOA)	0
Baseline contract value	£223,334.33

ACCESS*

Patients seen in 24 months	Total	Change since previous quarter
Quarter ending September 2016	1,483	
Quarter ending December 2016	1,466	↓
Quarter ending March 2017	1,451	↓
Quarter ending June 2017	1,449	→
Quarter ending September 2017	1,426	↓
Variance since September 2016	(3.8%)	↓



ACTIVITY



Month	Adjusted Scheduled Activity (UDA)	
	2017	2018
April	333	349
May	667	567
June	1,484	748
July	2,000	1,381
August	2,653	1,829
September	3,079	2,409
October	3,464	
November	4,034	
December	4,349	
January	4,732	
February	5,467	
March	5,637	
April	5,820	
May	5,820	
June	5,820	

QUALITY

	Quantity	Base Number	Contract	AT	Region	England
% of FP17s for the same patient ID Re-attending within 3 months - Children	18	291	6.2%	9.7%	11.2%	11.9%
% of FP17s for the same patient ID Re-attending within 3 months - Adults	131	616	21.3%	15.6%	16.6%	15.9%
% of FP17s for the same patient ID Re-attending between 3 & 9 months - Children	122	291	41.9%	46.9%	47.0%	58.1%
% of FP17s for the same patient ID Re-attending between 3 & 9 months - Adults	209	616	33.9%	37.6%	38.2%	50.6%
% of FP17s for Band 1 Urgent Courses	203	821	24.7%	11.2%	10.6%	9.1%
% of FP17s Relating to Free Repair or Replacements	0	821	0.0%	0.5%	0.6%	0.8%
% of FP17s Relating to Continuations	15	821	1.8%	0.6%	0.8%	1.1%
% of Patients satisfied with the dentistry they have received	0	0	N/A	89.0%	89.2%	91.4%
% of Patients satisfied with the time they had to wait for an appointment	0	0	N/A	83.1%	83.4%	87.7%

* This is based on patients treated on this contract for their most recent course of treatment. Figures in italics indicate the base number of FP17s or Patient Questionnaire responses are less than 100. N/A is shown where the base number of responses is less than 10 during the period. % is calculated as Quantity/Base number*100

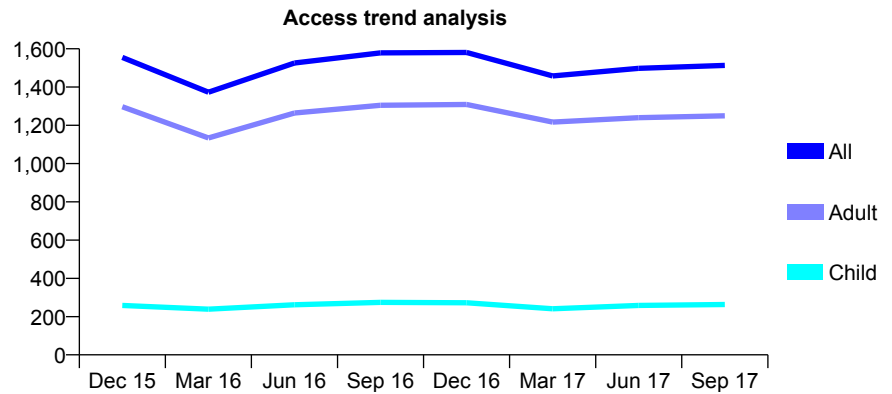
Q62 - Vital Signs At a Glance Contract Report for 846104/0001 - September 2017

Name or company name	Bhavishh Thakrar and Jayesh Kotecha
Contract type name	GDS Contract
Purpose of contract	General
Contract start date	01/04/2006
Contract end date	

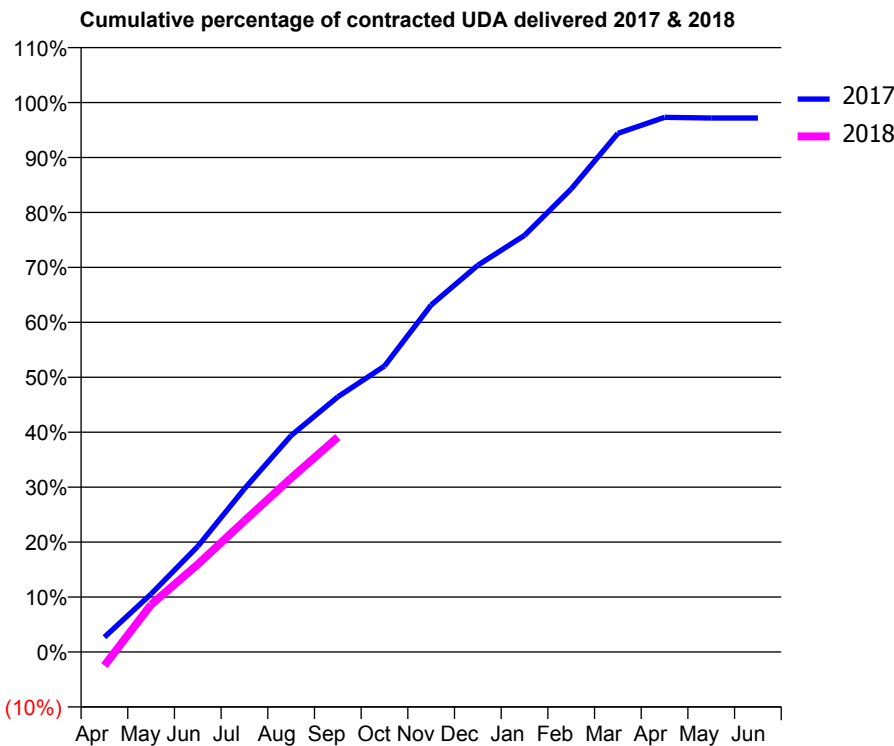
17/18 Contracted general activity (UDA)	6,599
Carry forward general activity (UDA)	186
17/18 Contracted orthodontic activity (UOA)	0
Carry forward orthodontic activity (UOA)	0
Baseline contract value	£236,989.87

ACCESS*

Patients seen in 24 months	Total	Change since previous quarter
Quarter ending September 2016	1,579	
Quarter ending December 2016	1,581	→
Quarter ending March 2017	1,458	↓
Quarter ending June 2017	1,498	↑
Quarter ending September 2017	1,513	→
Variance since September 2016	(4.2%)	↓



ACTIVITY



Month	Adjusted Scheduled Activity (UDA)	
	2017	2018
April	179	-164
May	697	569
June	1,270	1,053
July	1,960	1,575
August	2,599	2,089
September	3,064	2,580
October	3,435	
November	4,167	
December	4,645	
January	5,004	
February	5,561	
March	6,229	
April	6,421	
May	6,413	
June	6,413	

QUALITY

	Quantity	Base Number	Contract	AT	Region	England
% of FP17s for the same patient ID Re-attending within 3 months - Children	21	176	11.9%	9.7%	11.2%	11.9%
% of FP17s for the same patient ID Re-attending within 3 months - Adults	163	749	21.8%	15.6%	16.6%	15.9%
% of FP17s for the same patient ID Re-attending between 3 & 9 months - Children	58	176	33.0%	46.9%	47.0%	58.1%
% of FP17s for the same patient ID Re-attending between 3 & 9 months - Adults	233	749	31.1%	37.6%	38.2%	50.6%
% of FP17s for Band 1 Urgent Courses	161	885	18.2%	11.2%	10.6%	9.1%
% of FP17s Relating to Free Repair or Replacements	14	885	1.6%	0.5%	0.6%	0.8%
% of FP17s Relating to Continuations	14	885	1.6%	0.6%	0.8%	1.1%
% of Patients satisfied with the dentistry they have received	2	2	N/A	89.0%	89.2%	91.4%
% of Patients satisfied with the time they had to wait for an appointment	1	2	N/A	83.1%	83.4%	87.7%

* This is based on patients treated on this contract for their most recent course of treatment. Figures in italics indicate the base number of FP17s or Patient Questionnaire responses are less than 100. N/A is shown where the base number of responses is less than 10 during the period. % is calculated as Quantity/Base number*100

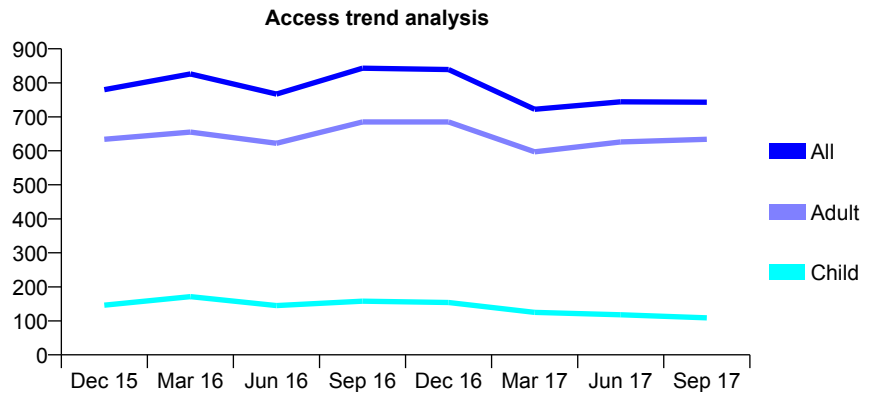
Q62 - Vital Signs At a Glance Contract Report for 849014/0004 - September 2017

Name or company name	MISS E VAZIR
Contract type name	GDS Contract
Purpose of contract	General
Contract start date	01/05/2013
Contract end date	

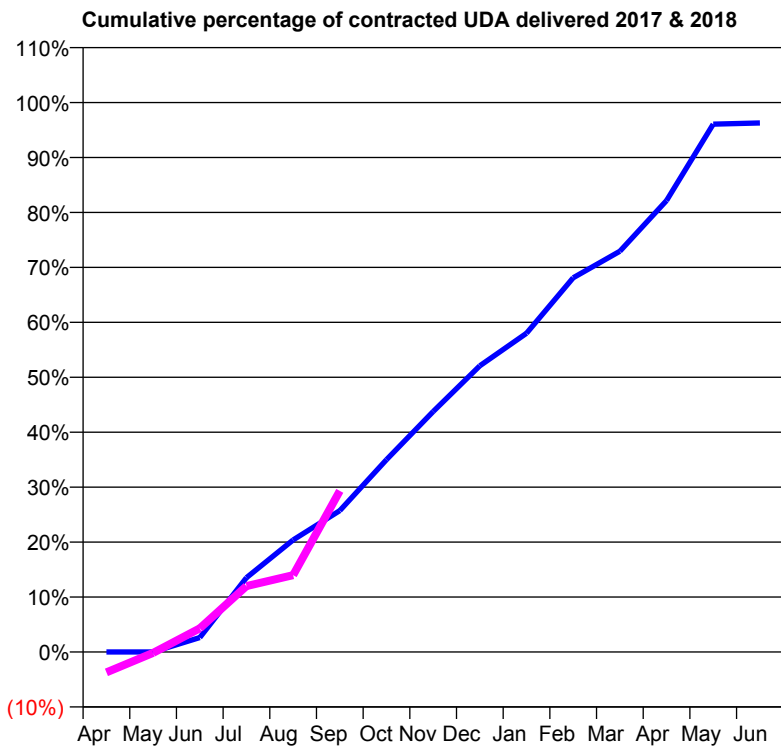
17/18 Contracted general activity (UDA)	4,000
Carry forward general activity (UDA)	149
17/18 Contracted orthodontic activity (UOA)	0
Carry forward orthodontic activity (UOA)	0
Baseline contract value	£107,074.13

ACCESS*

Patients seen in 24 months	Total	Change since previous quarter
Quarter ending September 2016	843	
Quarter ending December 2016	839	→
Quarter ending March 2017	722	↓
Quarter ending June 2017	744	↑
Quarter ending September 2017	743	→
Variance since September 2016	(11.9%)	↓



ACTIVITY



Month	Adjusted Scheduled Activity (UDA)	
	2017	2018
April	0	-149
May	0	-7
June	106	173
July	542	480
August	816	560
September	1,030	1,173
October	1,400	
November	1,751	
December	2,084	
January	2,321	
February	2,724	
March	2,917	
April	3,287	
May	3,843	
June	3,851	

QUALITY

	Quantity	Base Number	Contract	AT	Region	England
% of FP17s for the same patient ID Re-attending within 3 months - Children	5	69	7.2%	9.7%	11.2%	11.9%
% of FP17s for the same patient ID Re-attending within 3 months - Adults	43	406	10.6%	15.6%	16.6%	15.9%
% of FP17s for the same patient ID Re-attending between 3 & 9 months - Children	19	69	27.5%	46.9%	47.0%	58.1%
% of FP17s for the same patient ID Re-attending between 3 & 9 months - Adults	121	406	29.8%	37.6%	38.2%	50.6%
% of FP17s for Band 1 Urgent Courses	41	316	13.0%	11.2%	10.6%	9.1%
% of FP17s Relating to Free Repair or Replacements	1	316	0.3%	0.5%	0.6%	0.8%
% of FP17s Relating to Continuations	0	316	0.0%	0.6%	0.8%	1.1%
% of Patients satisfied with the dentistry they have received	0	1	N/A	89.0%	89.2%	91.4%
% of Patients satisfied with the time they had to wait for an appointment	0	1	N/A	83.1%	83.4%	87.7%

* This is based on patients treated on this contract for their most recent course of treatment. Figures in italics indicate the base number of FP17s or Patient Questionnaire responses are less than 100. N/A is shown where the base number of responses is less than 10 during the period. % is calculated as Quantity/Base number*100

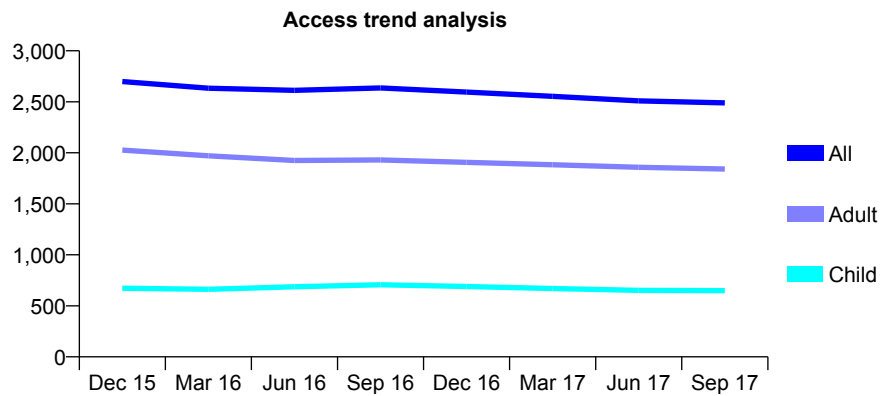
Q62 - Vital Signs At a Glance Contract Report for 849146/0001 - September 2017

Name or company name	MR A ARBABI
Contract type name	GDS Contract
Purpose of contract	General
Contract start date	01/04/2006
Contract end date	

17/18 Contracted general activity (UDA)	6,545
Carry forward general activity (UDA)	0
17/18 Contracted orthodontic activity (UOA)	0
Carry forward orthodontic activity (UOA)	0
Baseline contract value	£192,573.40

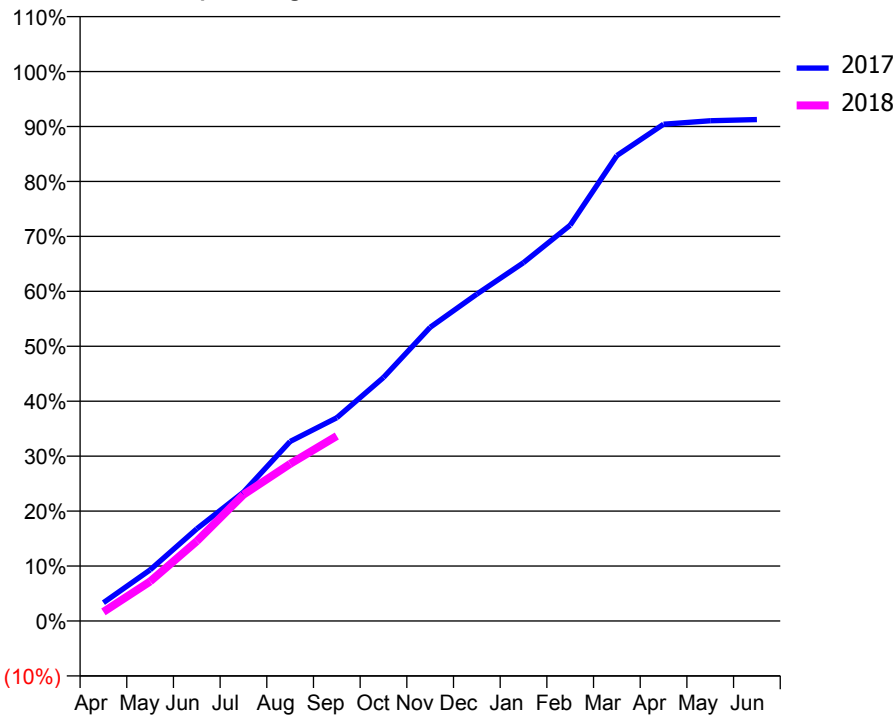
ACCESS*

Patients seen in 24 months	Total	Change since previous quarter
Quarter ending September 2016	2,636	
Quarter ending December 2016	2,596	↓
Quarter ending March 2017	2,553	↓
Quarter ending June 2017	2,509	↓
Quarter ending September 2017	2,490	→
Variance since September 2016	(5.5%)	↓



ACTIVITY

Cumulative percentage of contracted UDA delivered 2017 & 2018



Month	Adjusted Scheduled Activity (UDA)	
	2017	2018
April	219	109
May	609	471
June	1,099	951
July	1,534	1,505
August	2,139	1,872
September	2,421	2,203
October	2,901	
November	3,498	
December	3,893	
January	4,269	
February	4,715	
March	5,545	
April	5,918	
May	5,958	
June	5,973	

QUALITY

	Quantity	Base Number	Contract	AT	Region	England
% of FP17s for the same patient ID Re-attending within 3 months - Children	7	334	2.1%	9.7%	11.2%	11.9%
% of FP17s for the same patient ID Re-attending within 3 months - Adults	91	800	11.4%	15.6%	16.6%	15.9%
% of FP17s for the same patient ID Re-attending between 3 & 9 months - Children	166	334	49.7%	46.9%	47.0%	58.1%
% of FP17s for the same patient ID Re-attending between 3 & 9 months - Adults	290	800	36.3%	37.6%	38.2%	50.6%
% of FP17s for Band 1 Urgent Courses	105	1,012	10.4%	11.2%	10.6%	9.1%
% of FP17s Relating to Free Repair or Replacements	0	1,012	0.0%	0.5%	0.6%	0.8%
% of FP17s Relating to Continuations	2	1,012	0.2%	0.6%	0.8%	1.1%
% of Patients satisfied with the dentistry they have received	2	2	N/A	89.0%	89.2%	91.4%
% of Patients satisfied with the time they had to wait for an appointment	2	2	N/A	83.1%	83.4%	87.7%

* This is based on patients treated on this contract for their most recent course of treatment. Figures in italics indicate the base number of FP17s or Patient Questionnaire responses are less than 100. N/A is shown where the base number of responses is less than 10 during the period. % is calculated as Quantity/Base number*100

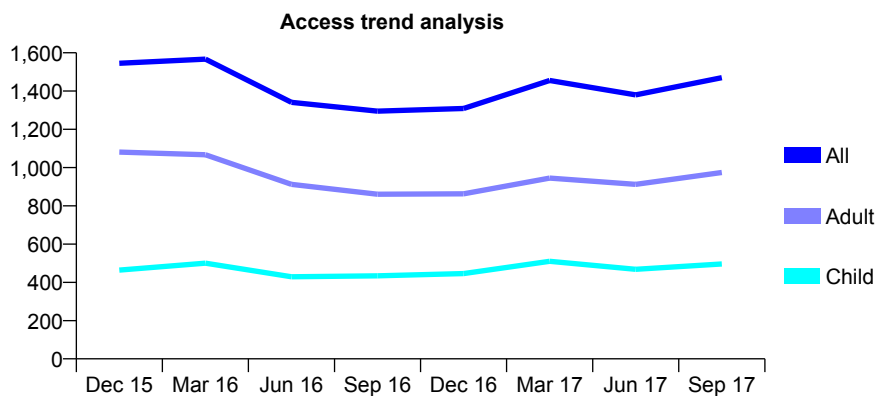
Q62 - Vital Signs At a Glance Contract Report for 852945/0001 - September 2017

Name or company name	MS P SOLEYMANI GILANDEH
Contract type name	GDS Contract
Purpose of contract	General
Contract start date	01/04/2006
Contract end date	

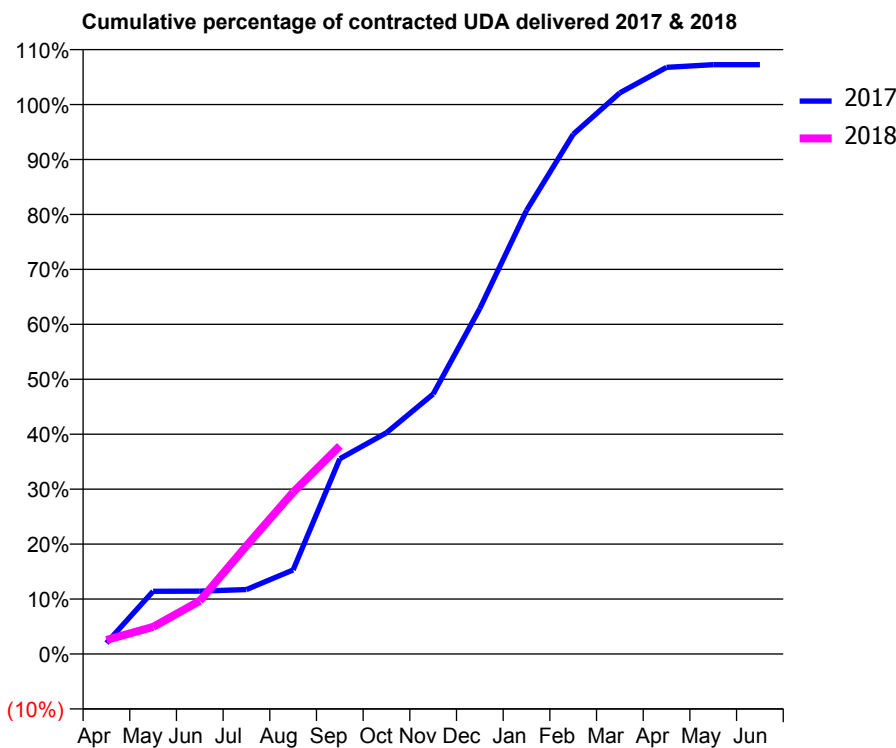
17/18 Contracted general activity (UDA)	3,492
Carry forward general activity (UDA)	-70
17/18 Contracted orthodontic activity (UOA)	0
Carry forward orthodontic activity (UOA)	0
Baseline contract value	£108,227.02

ACCESS*

Patients seen in 24 months	Total	Change since previous quarter
Quarter ending September 2016	1,295	
Quarter ending December 2016	1,309	→
Quarter ending March 2017	1,455	↑
Quarter ending June 2017	1,380	↓
Quarter ending September 2017	1,470	↑
Variance since September 2016	13.5%	↑



ACTIVITY



Month	Adjusted Scheduled Activity (UDA)	
	2017	2018
April	70	89
May	398	173
June	400	338
July	410	688
August	535	1,028
September	1,241	1,322
October	1,406	
November	1,652	
December	2,196	
January	2,819	
February	3,303	
March	3,566	
April	3,728	
May	3,745	
June	3,745	

QUALITY

	Quantity	Base Number	Contract	AT	Region	England
% of FP17s for the same patient ID Re-attending within 3 months - Children	5	237	2.1%	9.7%	11.2%	11.9%
% of FP17s for the same patient ID Re-attending within 3 months - Adults	20	373	5.4%	15.6%	16.6%	15.9%
% of FP17s for the same patient ID Re-attending between 3 & 9 months - Children	76	237	32.1%	46.9%	47.0%	58.1%
% of FP17s for the same patient ID Re-attending between 3 & 9 months - Adults	78	373	20.9%	37.6%	38.2%	50.6%
% of FP17s for Band 1 Urgent Courses	72	474	15.2%	11.2%	10.6%	9.1%
% of FP17s Relating to Free Repair or Replacements	0	474	0.0%	0.5%	0.6%	0.8%
% of FP17s Relating to Continuations	0	474	0.0%	0.6%	0.8%	1.1%
% of Patients satisfied with the dentistry they have received	1	1	N/A	89.0%	89.2%	91.4%
% of Patients satisfied with the time they had to wait for an appointment	1	1	N/A	83.1%	83.4%	87.7%

* This is based on patients treated on this contract for their most recent course of treatment. Figures in italics indicate the base number of FP17s or Patient Questionnaire responses are less than 100. N/A is shown where the base number of responses is less than 10 during the period. % is calculated as Quantity/Base number*100

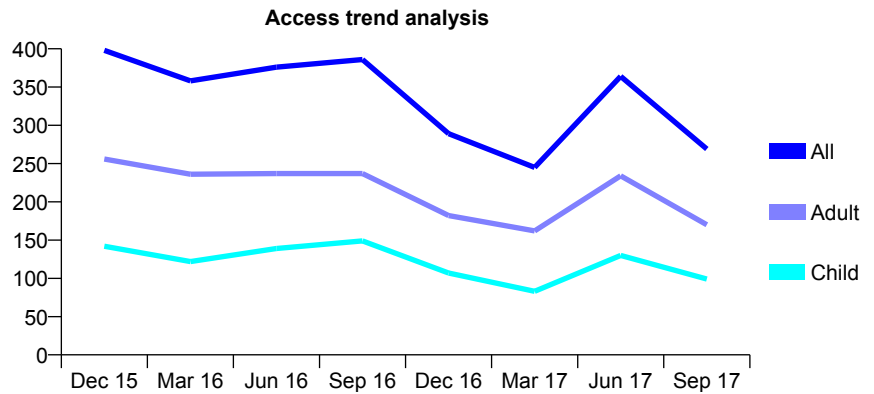
Q62 - Vital Signs At a Glance Contract Report for 852945/0002 - September 2017

Name or company name	MS P SOLEYMANI GILANDEH
Contract type name	GDS Contract
Purpose of contract	General
Contract start date	01/12/2007
Contract end date	

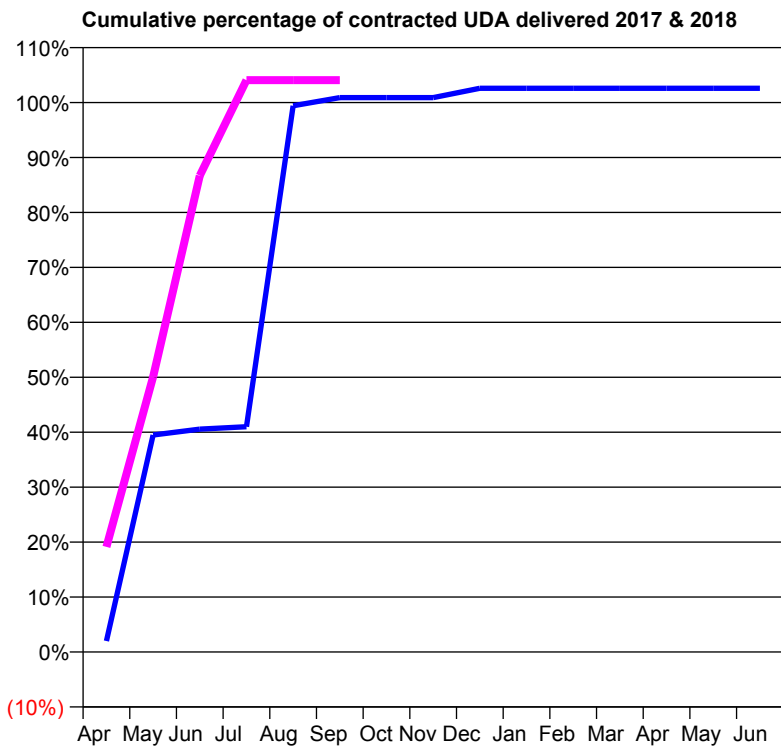
17/18 Contracted general activity (UDA)	700
Carry forward general activity (UDA)	-14
17/18 Contracted orthodontic activity (UOA)	0
Carry forward orthodontic activity (UOA)	0
Baseline contract value	£22,536.46

ACCESS*

Patients seen in 24 months	Total	Change since previous quarter
Quarter ending September 2016	386	
Quarter ending December 2016	289	↓
Quarter ending March 2017	245	↓
Quarter ending June 2017	364	↑
Quarter ending September 2017	269	↓
Variance since September 2016	(30.3%)	↓



ACTIVITY



Month	Adjusted Scheduled Activity (UDA)	
	2017	2018
April	14	134
May	276	351
June	284	607
July	287	728
August	696	728
September	706	728
October	706	
November	706	
December	718	
January	718	
February	718	
March	718	
April	718	
May	718	
June	718	

QUALITY

	Quantity	Base Number	Contract	AT	Region	England
% of FP17s for the same patient ID Re-attending within 3 months - Children	0	80	0.0%	9.7%	11.2%	11.9%
% of FP17s for the same patient ID Re-attending within 3 months - Adults	4	136	2.9%	15.6%	16.6%	15.9%
% of FP17s for the same patient ID Re-attending between 3 & 9 months - Children	0	80	0.0%	46.9%	47.0%	58.1%
% of FP17s for the same patient ID Re-attending between 3 & 9 months - Adults	1	136	0.7%	37.6%	38.2%	50.6%
% of FP17s for Band 1 Urgent Courses	37	206	18.0%	11.2%	10.6%	9.1%
% of FP17s Relating to Free Repair or Replacements	0	206	0.0%	0.5%	0.6%	0.8%
% of FP17s Relating to Continuations	0	206	0.0%	0.6%	0.8%	1.1%
% of Patients satisfied with the dentistry they have received	0	0	N/A	89.0%	89.2%	91.4%
% of Patients satisfied with the time they had to wait for an appointment	0	0	N/A	83.1%	83.4%	87.7%

* This is based on patients treated on this contract for their most recent course of treatment. Figures in italics indicate the base number of FP17s or Patient Questionnaire responses are less than 100. N/A is shown where the base number of responses is less than 10 during the period. % is calculated as Quantity/Base number*100

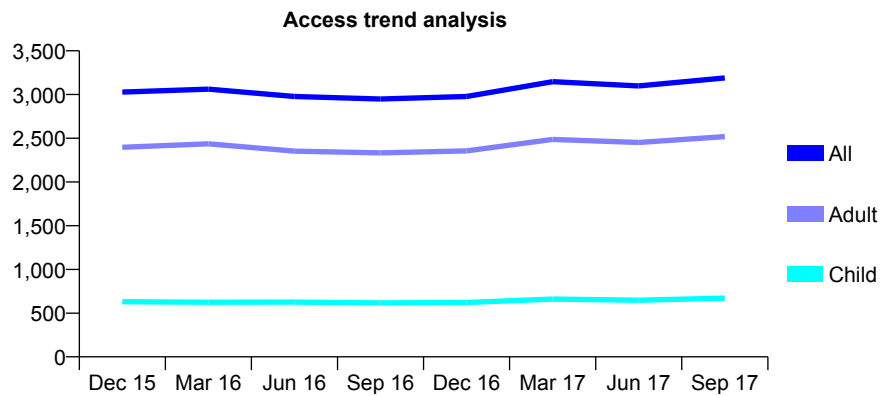
Q62 - Vital Signs At a Glance Contract Report for 857971/0001 - September 2017

Name or company name	MR I BAIC
Contract type name	GDS Contract
Purpose of contract	General
Contract start date	01/04/2006
Contract end date	

17/18 Contracted general activity (UDA)	9,225
Carry forward general activity (UDA)	53
17/18 Contracted orthodontic activity (UOA)	0
Carry forward orthodontic activity (UOA)	0
Baseline contract value	£268,410.09

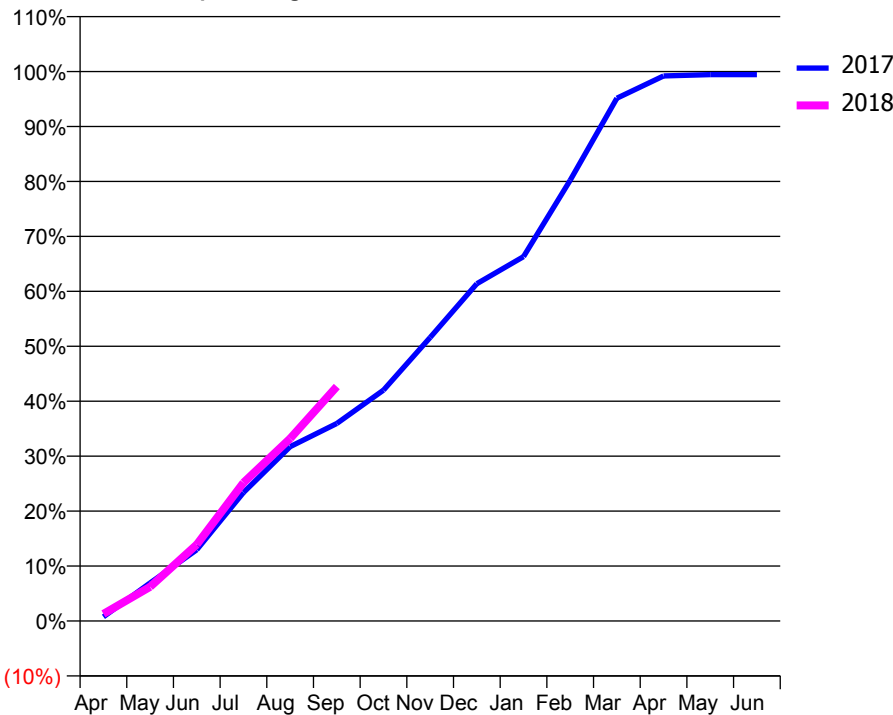
ACCESS*

Patients seen in 24 months	Total	Change since previous quarter
Quarter ending September 2016	2,949	
Quarter ending December 2016	2,977	→
Quarter ending March 2017	3,147	↑
Quarter ending June 2017	3,098	↓
Quarter ending September 2017	3,190	↑
Variance since September 2016	8.2%	↑



ACTIVITY

Cumulative percentage of contracted UDA delivered 2017 & 2018



Month	Adjusted Scheduled Activity (UDA)	
	2017	2018
April	71	119
May	640	574
June	1,197	1,283
July	2,158	2,323
August	2,927	3,063
September	3,316	3,938
October	3,876	
November	4,761	
December	5,663	
January	6,116	
February	7,401	
March	8,777	
April	9,149	
May	9,172	
June	9,172	

QUALITY

	Quantity	Base Number	Contract	AT	Region	England
% of FP17s for the same patient ID Re-attending within 3 months - Children	31	333	9.3%	9.7%	11.2%	11.9%
% of FP17s for the same patient ID Re-attending within 3 months - Adults	230	1,287	17.9%	15.6%	16.6%	15.9%
% of FP17s for the same patient ID Re-attending between 3 & 9 months - Children	99	333	29.7%	46.9%	47.0%	58.1%
% of FP17s for the same patient ID Re-attending between 3 & 9 months - Adults	366	1,287	28.4%	37.6%	38.2%	50.6%
% of FP17s for Band 1 Urgent Courses	314	1,481	21.2%	11.2%	10.6%	9.1%
% of FP17s Relating to Free Repair or Replacements	0	1,481	0.0%	0.5%	0.6%	0.8%
% of FP17s Relating to Continuations	3	1,481	0.2%	0.6%	0.8%	1.1%
% of Patients satisfied with the dentistry they have received	0	0	N/A	89.0%	89.2%	91.4%
% of Patients satisfied with the time they had to wait for an appointment	0	0	N/A	83.1%	83.4%	87.7%

* This is based on patients treated on this contract for their most recent course of treatment. Figures in italics indicate the base number of FP17s or Patient Questionnaire responses are less than 100. N/A is shown where the base number of responses is less than 10 during the period. % is calculated as Quantity/Base number*100

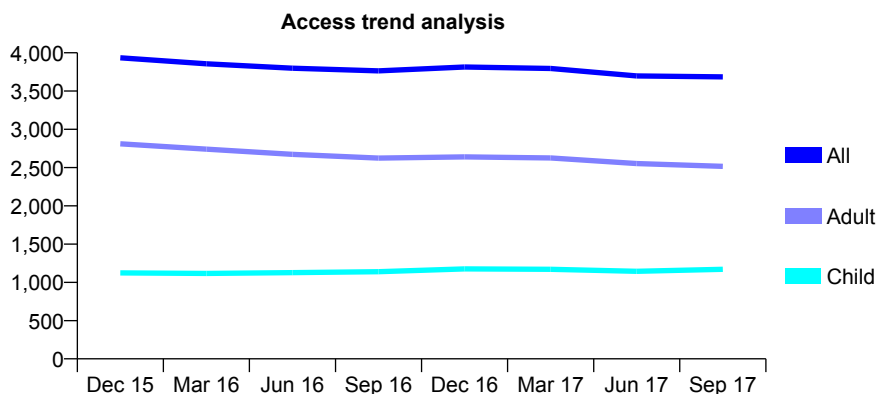
Q62 - Vital Signs At a Glance Contract Report for 862274/0001 - September 2017

Name or company name	MR D PATEL
Contract type name	GDS Contract
Purpose of contract	General
Contract start date	01/04/2008
Contract end date	

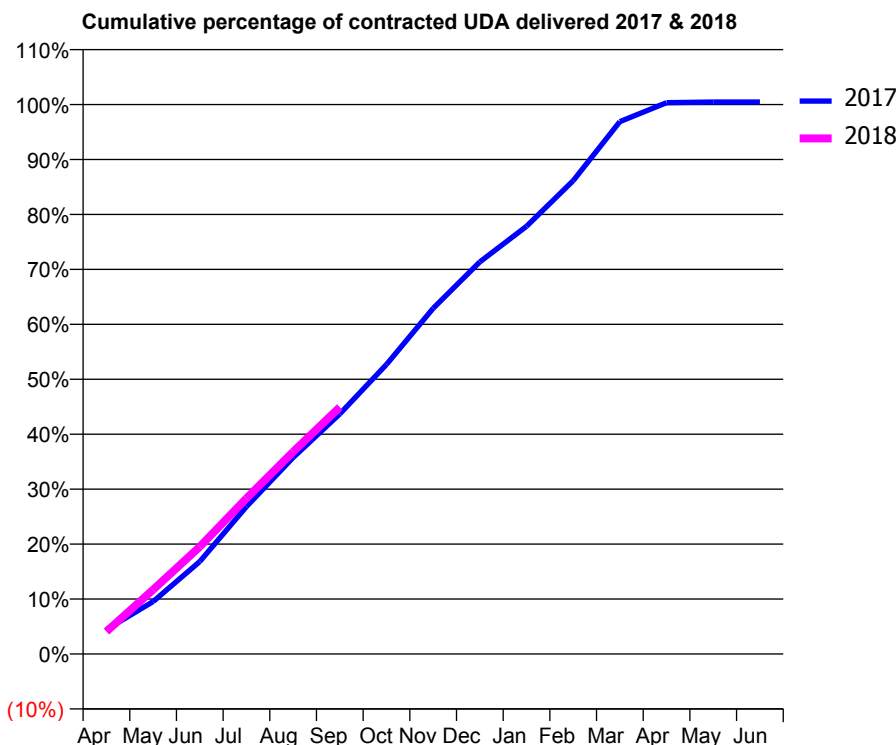
17/18 Contracted general activity (UDA)	12,778
Carry forward general activity (UDA)	-57
17/18 Contracted orthodontic activity (UOA)	0
Carry forward orthodontic activity (UOA)	0
Baseline contract value	£391,560.51

ACCESS*

Patients seen in 24 months	Total	Change since previous quarter
Quarter ending September 2016	3,763	
Quarter ending December 2016	3,815	→
Quarter ending March 2017	3,796	→
Quarter ending June 2017	3,697	↓
Quarter ending September 2017	3,686	→
Variance since September 2016	(2.0%)	↓



ACTIVITY



Month	Adjusted Scheduled Activity (UDA)	
	2017	2018
April	570	522
May	1,219	1,497
June	2,149	2,496
July	3,428	3,619
August	4,569	4,703
September	5,584	5,741
October	6,732	
November	8,040	
December	9,119	
January	9,946	
February	11,008	
March	12,379	
April	12,821	
May	12,835	
June	12,835	

QUALITY

	Quantity	Base Number	Contract	AT	Region	England
% of FP17s for the same patient ID Re-attending within 3 months - Children	104	1,037	10.0%	9.7%	11.2%	11.9%
% of FP17s for the same patient ID Re-attending within 3 months - Adults	309	1,612	19.2%	15.6%	16.6%	15.9%
% of FP17s for the same patient ID Re-attending between 3 & 9 months - Children	663	1,037	63.9%	46.9%	47.0%	58.1%
% of FP17s for the same patient ID Re-attending between 3 & 9 months - Adults	760	1,612	47.1%	37.6%	38.2%	50.6%
% of FP17s for Band 1 Urgent Courses	372	2,494	14.9%	11.2%	10.6%	9.1%
% of FP17s Relating to Free Repair or Replacements	13	2,494	0.5%	0.5%	0.6%	0.8%
% of FP17s Relating to Continuations	8	2,494	0.3%	0.6%	0.8%	1.1%
% of Patients satisfied with the dentistry they have received	8	9	N/A	89.0%	89.2%	91.4%
% of Patients satisfied with the time they had to wait for an appointment	7	9	N/A	83.1%	83.4%	87.7%

* This is based on patients treated on this contract for their most recent course of treatment. Figures in italics indicate the base number of FP17s or Patient Questionnaire responses are less than 100. N/A is shown where the base number of responses is less than 10 during the period. % is calculated as Quantity/Base number*100

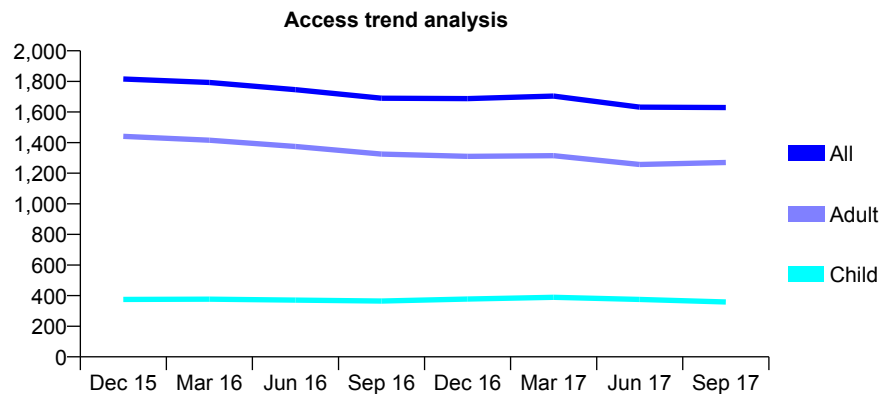
Q62 - Vital Signs At a Glance Contract Report for 886971/0001 - September 2017

Name or company name	MR AK SACHDEV
Contract type name	GDS Contract
Purpose of contract	General
Contract start date	01/04/2006
Contract end date	

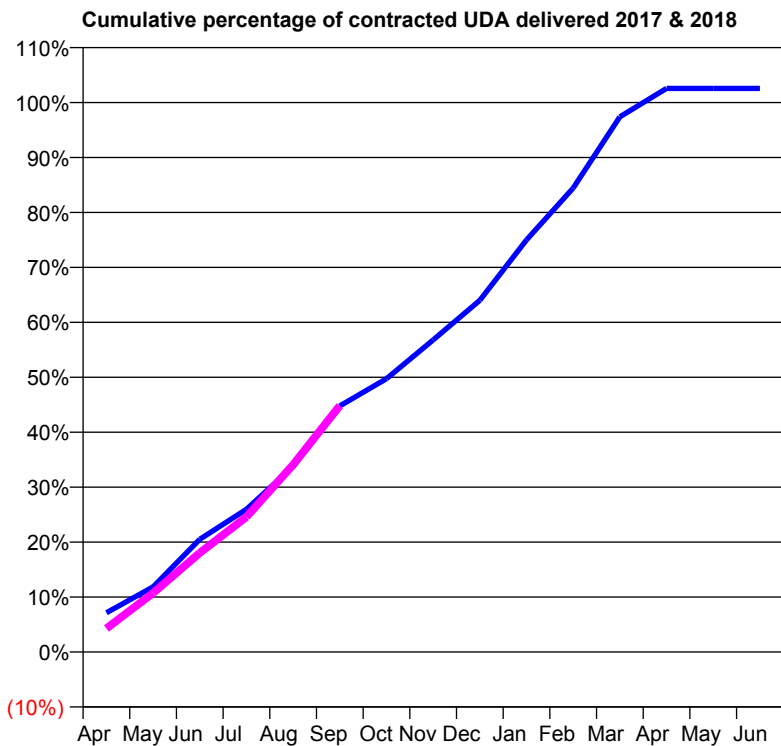
17/18 Contracted general activity (UDA)	6,645
Carry forward general activity (UDA)	-133
17/18 Contracted orthodontic activity (UOA)	0
Carry forward orthodontic activity (UOA)	0
Baseline contract value	£187,326.84

ACCESS*

Patients seen in 24 months	Total	Change since previous quarter
Quarter ending September 2016	1,690	
Quarter ending December 2016	1,688	→
Quarter ending March 2017	1,704	→
Quarter ending June 2017	1,632	↓
Quarter ending September 2017	1,629	→
Variance since September 2016	(3.6%)	↓



ACTIVITY



Month	Adjusted Scheduled Activity (UDA)	
	2017	2018
April	475	285
May	787	713
June	1,363	1,198
July	1,727	1,634
August	2,243	2,265
September	2,977	2,980
October	3,304	
November	3,774	
December	4,253	
January	4,984	
February	5,610	
March	6,473	
April	6,815	
May	6,815	
June	6,815	

QUALITY

	Quantity	Base Number	Contract	AT	Region	England
% of FP17s for the same patient ID Re-attending within 3 months - Children	0	152	0.0%	9.7%	11.2%	11.9%
% of FP17s for the same patient ID Re-attending within 3 months - Adults	5	479	1.0%	15.6%	16.6%	15.9%
% of FP17s for the same patient ID Re-attending between 3 & 9 months - Children	48	152	31.6%	46.9%	47.0%	58.1%
% of FP17s for the same patient ID Re-attending between 3 & 9 months - Adults	146	479	30.5%	37.6%	38.2%	50.6%
% of FP17s for Band 1 Urgent Courses	9	572	1.6%	11.2%	10.6%	9.1%
% of FP17s Relating to Free Repair or Replacements	0	572	0.0%	0.5%	0.6%	0.8%
% of FP17s Relating to Continuations	0	572	0.0%	0.6%	0.8%	1.1%
% of Patients satisfied with the dentistry they have received	5	8	N/A	89.0%	89.2%	91.4%
% of Patients satisfied with the time they had to wait for an appointment	7	8	N/A	83.1%	83.4%	87.7%

* This is based on patients treated on this contract for their most recent course of treatment. Figures in italics indicate the base number of FP17s or Patient Questionnaire responses are less than 100. N/A is shown where the base number of responses is less than 10 during the period. % is calculated as Quantity/Base number*100

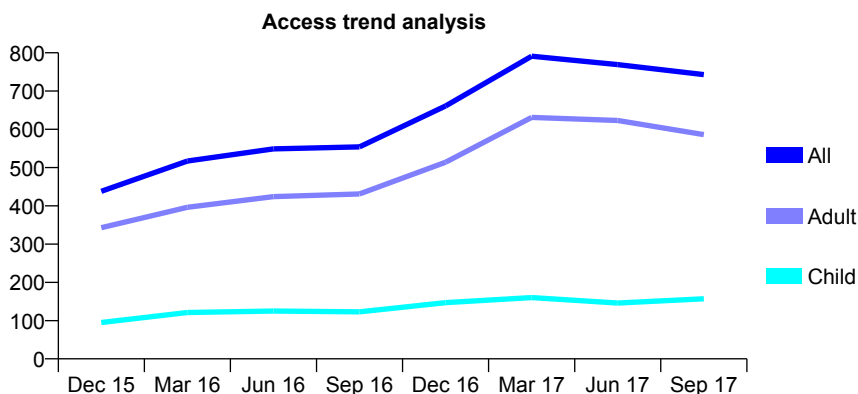
Q62 - Vital Signs At a Glance Contract Report for 887536/0001 - September 2017

Name or company name	MR AR PATEL
Contract type name	GDS Contract
Purpose of contract	General
Contract start date	01/04/2015
Contract end date	

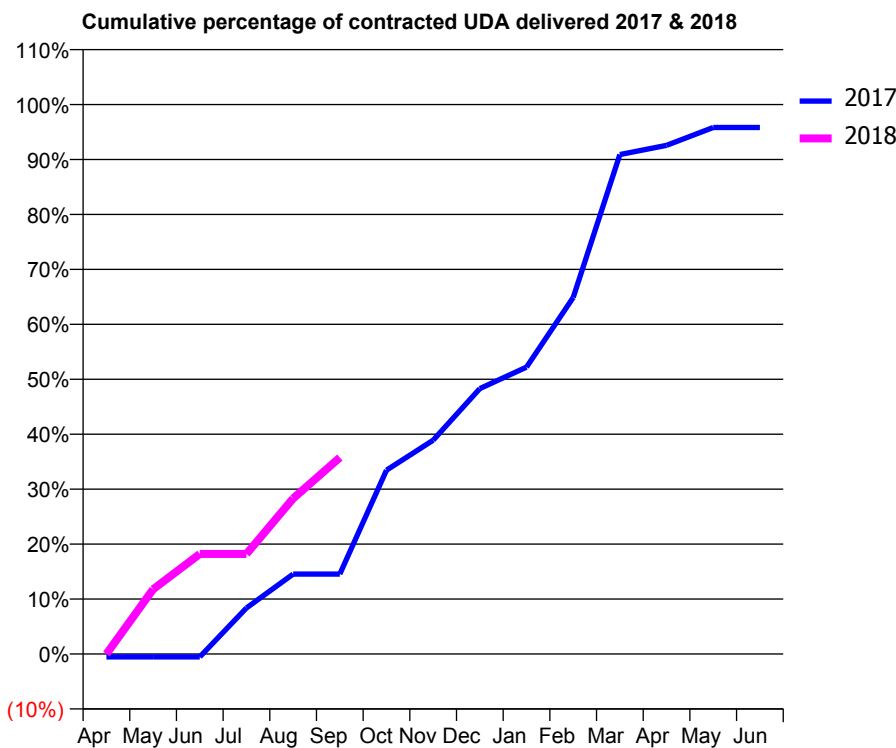
17/18 Contracted general activity (UDA)	1,838
Carry forward general activity (UDA)	0
17/18 Contracted orthodontic activity (UOA)	0
Carry forward orthodontic activity (UOA)	0
Baseline contract value	£57,678.02

ACCESS*

Patients seen in 24 months	Total	Change since previous quarter
Quarter ending September 2016	554	
Quarter ending December 2016	661	↑
Quarter ending March 2017	791	↑
Quarter ending June 2017	769	↓
Quarter ending September 2017	743	↓
Variance since September 2016	34.1%	↑



ACTIVITY



Month	Adjusted Scheduled Activity (UDA)	
	2017	2018
April	-10	0
May	-10	216
June	-10	335
July	154	335
August	268	520
September	268	657
October	615	
November	715	
December	888	
January	960	
February	1,192	
March	1,671	
April	1,701	
May	1,761	
June	1,761	

QUALITY

	Quantity	Base Number	Contract	AT	Region	England
% of FP17s for the same patient ID Re-attending within 3 months - Children	5	77	6.5%	9.7%	11.2%	11.9%
% of FP17s for the same patient ID Re-attending within 3 months - Adults	40	208	19.2%	15.6%	16.6%	15.9%
% of FP17s for the same patient ID Re-attending between 3 & 9 months - Children	21	77	27.3%	46.9%	47.0%	58.1%
% of FP17s for the same patient ID Re-attending between 3 & 9 months - Adults	34	208	16.3%	37.6%	38.2%	50.6%
% of FP17s for Band 1 Urgent Courses	17	255	6.7%	11.2%	10.6%	9.1%
% of FP17s Relating to Free Repair or Replacements	0	255	0.0%	0.5%	0.6%	0.8%
% of FP17s Relating to Continuations	3	255	1.2%	0.6%	0.8%	1.1%
% of Patients satisfied with the dentistry they have received	0	1	N/A	89.0%	89.2%	91.4%
% of Patients satisfied with the time they had to wait for an appointment	0	1	N/A	83.1%	83.4%	87.7%

* This is based on patients treated on this contract for their most recent course of treatment. Figures in italics indicate the base number of FP17s or Patient Questionnaire responses are less than 100. N/A is shown where the base number of responses is less than 10 during the period. % is calculated as Quantity/Base number*100

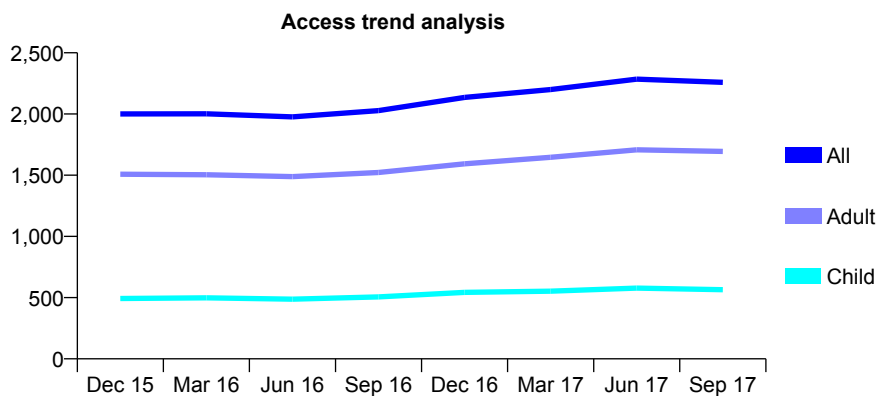
Q62 - Vital Signs At a Glance Contract Report for 888869/0002 - September 2017

Name or company name	MR MT RAJANI
Contract type name	GDS Contract
Purpose of contract	General
Contract start date	01/06/2011
Contract end date	

17/18 Contracted general activity (UDA)	5,346
Carry forward general activity (UDA)	88
17/18 Contracted orthodontic activity (UOA)	0
Carry forward orthodontic activity (UOA)	0
Baseline contract value	£156,608.54

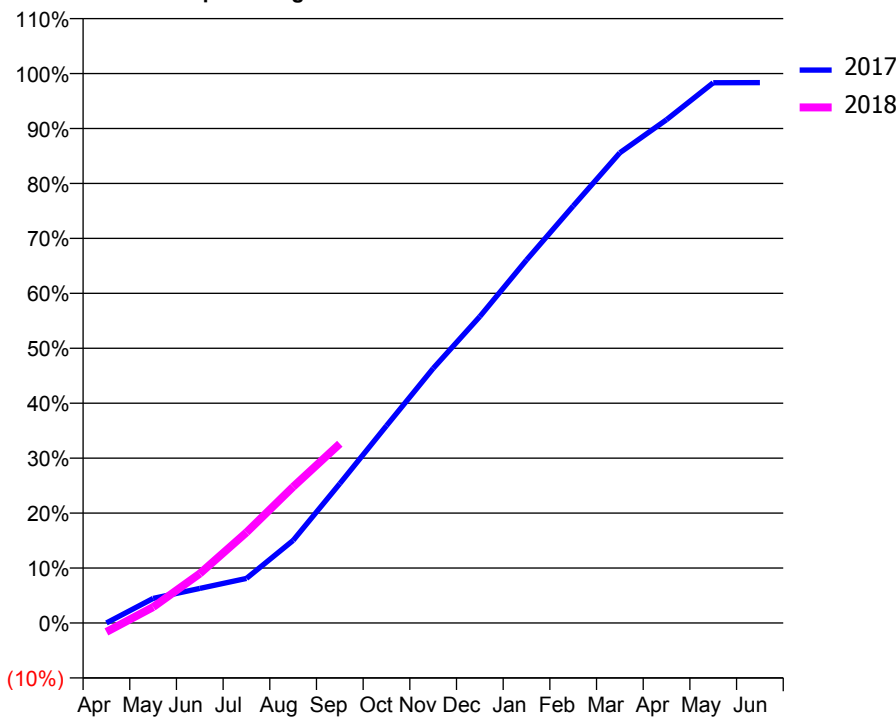
ACCESS*

Patients seen in 24 months	Total	Change since previous quarter
Quarter ending September 2016	2,028	
Quarter ending December 2016	2,136	↑
Quarter ending March 2017	2,200	↑
Quarter ending June 2017	2,285	↑
Quarter ending September 2017	2,259	↓
Variance since September 2016	11.4%	↑



ACTIVITY

Cumulative percentage of contracted UDA delivered 2017 & 2018



Month	Adjusted Scheduled Activity (UDA)	
	2017	2018
April	0	-88
May	240	155
June	337	480
July	434	882
August	804	1,325
September	1,356	1,744
October	1,919	
November	2,477	
December	2,981	
January	3,532	
February	4,057	
March	4,574	
April	4,896	
May	5,257	
June	5,258	

QUALITY

	Quantity	Base Number	Contract	AT	Region	England
% of FP17s for the same patient ID Re-attending within 3 months - Children	8	319	2.5%	9.7%	11.2%	11.9%
% of FP17s for the same patient ID Re-attending within 3 months - Adults	33	705	4.7%	15.6%	16.6%	15.9%
% of FP17s for the same patient ID Re-attending between 3 & 9 months - Children	145	319	45.5%	46.9%	47.0%	58.1%
% of FP17s for the same patient ID Re-attending between 3 & 9 months - Adults	188	705	26.7%	37.6%	38.2%	50.6%
% of FP17s for Band 1 Urgent Courses	20	809	2.5%	11.2%	10.6%	9.1%
% of FP17s Relating to Free Repair or Replacements	7	809	0.9%	0.5%	0.6%	0.8%
% of FP17s Relating to Continuations	2	809	0.2%	0.6%	0.8%	1.1%
% of Patients satisfied with the dentistry they have received	3	5	N/A	89.0%	89.2%	91.4%
% of Patients satisfied with the time they had to wait for an appointment	3	5	N/A	83.1%	83.4%	87.7%

* This is based on patients treated on this contract for their most recent course of treatment. Figures in italics indicate the base number of FP17s or Patient Questionnaire responses are less than 100. N/A is shown where the base number of responses is less than 10 during the period. % is calculated as Quantity/Base number*100

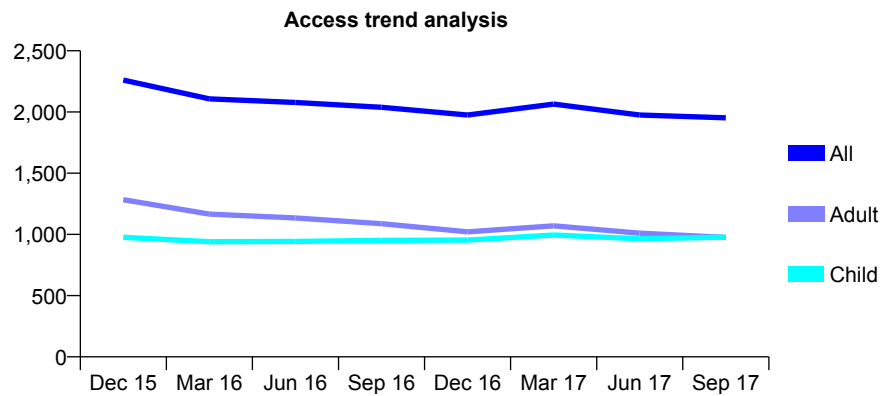
Q62 - Vital Signs At a Glance Contract Report for 890421/0002 - September 2017

Name or company name	MS M TADAION
Contract type name	GDS Contract
Purpose of contract	General
Contract start date	01/11/2013
Contract end date	

17/18 Contracted general activity (UDA)	5,845
Carry forward general activity (UDA)	-117
17/18 Contracted orthodontic activity (UOA)	0
Carry forward orthodontic activity (UOA)	0
Baseline contract value	£175,912.22

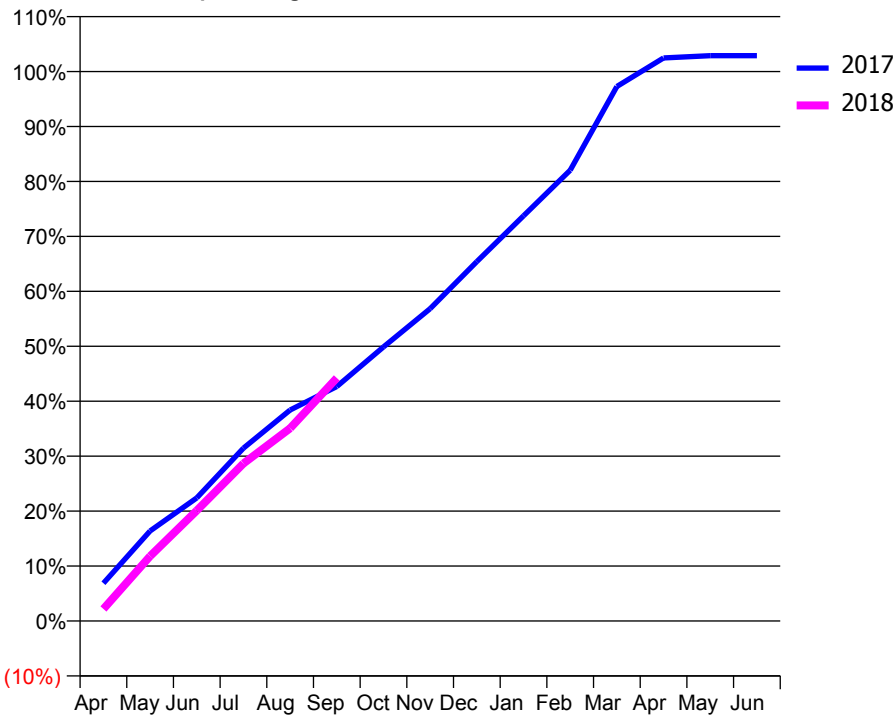
ACCESS*

Patients seen in 24 months	Total	Change since previous quarter
Quarter ending September 2016	2,039	
Quarter ending December 2016	1,975	↓
Quarter ending March 2017	2,065	↑
Quarter ending June 2017	1,975	↓
Quarter ending September 2017	1,953	↓
Variance since September 2016	(4.2%)	↓



ACTIVITY

Cumulative percentage of contracted UDA delivered 2017 & 2018



Month	Adjusted Scheduled Activity (UDA)	
	2017	2018
April	402	129
May	959	690
June	1,310	1,175
July	1,839	1,676
August	2,245	2,050
September	2,494	2,585
October	2,916	
November	3,322	
December	3,823	
January	4,310	
February	4,795	
March	5,686	
April	5,989	
May	6,013	
June	6,013	

QUALITY

	Quantity	Base Number	Contract	AT	Region	England
% of FP17s for the same patient ID Re-attending within 3 months - Children	59	564	10.5%	9.7%	11.2%	11.9%
% of FP17s for the same patient ID Re-attending within 3 months - Adults	64	408	15.7%	15.6%	16.6%	15.9%
% of FP17s for the same patient ID Re-attending between 3 & 9 months - Children	191	564	33.9%	46.9%	47.0%	58.1%
% of FP17s for the same patient ID Re-attending between 3 & 9 months - Adults	74	408	18.1%	37.6%	38.2%	50.6%
% of FP17s for Band 1 Urgent Courses	75	876	8.6%	11.2%	10.6%	9.1%
% of FP17s Relating to Free Repair or Replacements	0	876	0.0%	0.5%	0.6%	0.8%
% of FP17s Relating to Continuations	0	876	0.0%	0.6%	0.8%	1.1%
% of Patients satisfied with the dentistry they have received	1	1	N/A	89.0%	89.2%	91.4%
% of Patients satisfied with the time they had to wait for an appointment	1	1	N/A	83.1%	83.4%	87.7%

* This is based on patients treated on this contract for their most recent course of treatment. Figures in italics indicate the base number of FP17s or Patient Questionnaire responses are less than 100. N/A is shown where the base number of responses is less than 10 during the period. % is calculated as Quantity/Base number*100

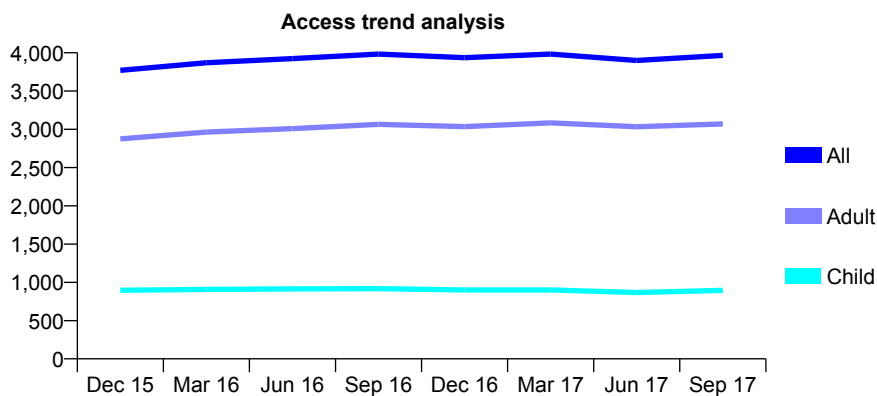
Q62 - Vital Signs At a Glance Contract Report for 890952/0001 - September 2017

Name or company name	M Clarke and L Marnitz
Contract type name	GDS Contract
Purpose of contract	General
Contract start date	01/04/2006
Contract end date	

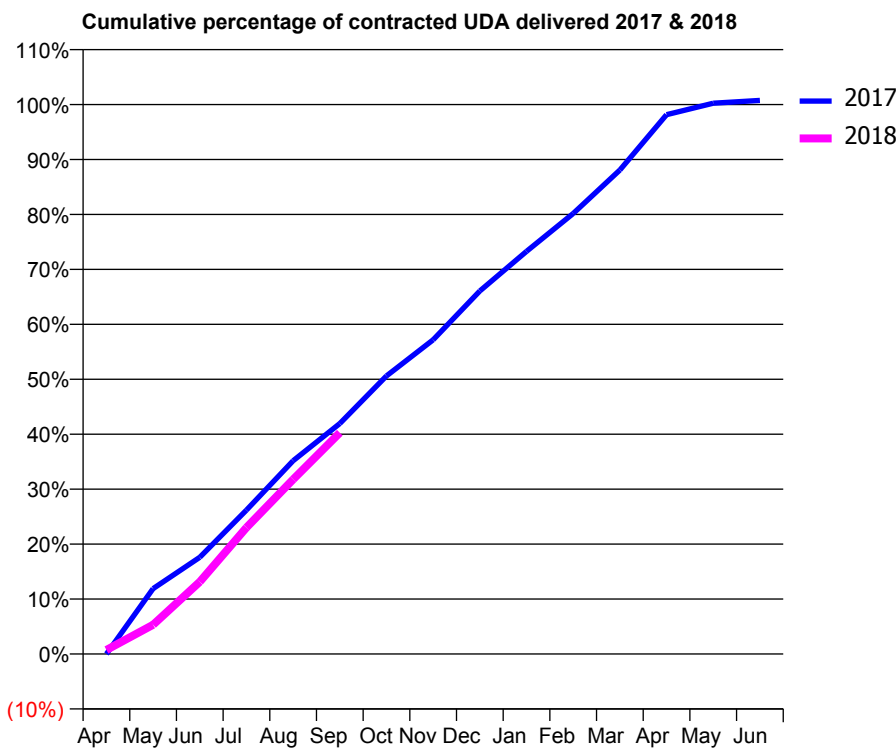
17/18 Contracted general activity (UDA)	11,271
Carry forward general activity (UDA)	-83
17/18 Contracted orthodontic activity (UOA)	0
Carry forward orthodontic activity (UOA)	0
Baseline contract value	£346,334.07

ACCESS*

Patients seen in 24 months	Total	Change since previous quarter
Quarter ending September 2016	3,983	
Quarter ending December 2016	3,936	↓
Quarter ending March 2017	3,984	→
Quarter ending June 2017	3,900	↓
Quarter ending September 2017	3,966	→
Variance since September 2016	(0.4%)	→



ACTIVITY



Month	Adjusted Scheduled Activity (UDA)	
	2017	2018
April	0	83
May	1,343	601
June	1,985	1,481
July	2,952	2,594
August	3,966	3,583
September	4,727	4,539
October	5,705	
November	6,445	
December	7,445	
January	8,259	
February	9,037	
March	9,928	
April	11,063	
May	11,299	
June	11,354	

QUALITY

	Quantity	Base Number	Contract	AT	Region	England
% of FP17s for the same patient ID Re-attending within 3 months - Children	39	653	6.0%	9.7%	11.2%	11.9%
% of FP17s for the same patient ID Re-attending within 3 months - Adults	265	1,906	13.9%	15.6%	16.6%	15.9%
% of FP17s for the same patient ID Re-attending between 3 & 9 months - Children	330	653	50.5%	46.9%	47.0%	58.1%
% of FP17s for the same patient ID Re-attending between 3 & 9 months - Adults	707	1,906	37.1%	37.6%	38.2%	50.6%
% of FP17s for Band 1 Urgent Courses	144	2,010	7.2%	11.2%	10.6%	9.1%
% of FP17s Relating to Free Repair or Replacements	14	2,010	0.7%	0.5%	0.6%	0.8%
% of FP17s Relating to Continuations	61	2,010	3.0%	0.6%	0.8%	1.1%
% of Patients satisfied with the dentistry they have received	5	5	N/A	89.0%	89.2%	91.4%
% of Patients satisfied with the time they had to wait for an appointment	4	5	N/A	83.1%	83.4%	87.7%

* This is based on patients treated on this contract for their most recent course of treatment. Figures in italics indicate the base number of FP17s or Patient Questionnaire responses are less than 100. N/A is shown where the base number of responses is less than 10 during the period. % is calculated as Quantity/Base number*100

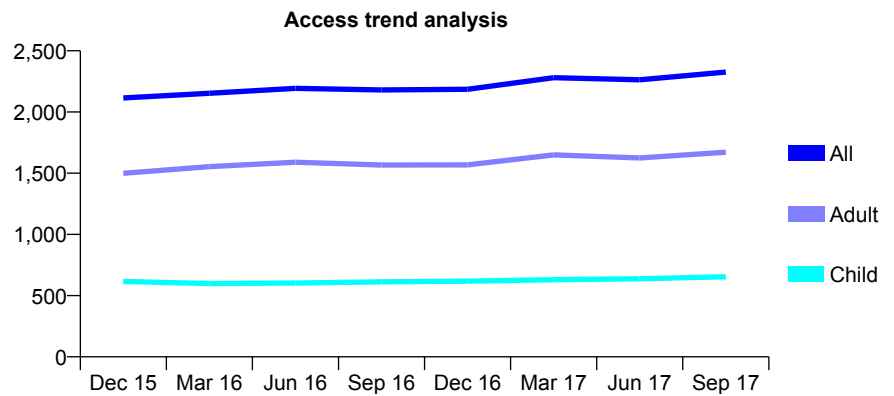
Q62 - Vital Signs At a Glance Contract Report for 899798/0005 - September 2017

Name or company name	Mr R L Shah & Dr S Shah
Contract type name	GDS Contract
Purpose of contract	General
Contract start date	01/03/2011
Contract end date	

17/18 Contracted general activity (UDA)	5,166
Carry forward general activity (UDA)	137
17/18 Contracted orthodontic activity (UOA)	0
Carry forward orthodontic activity (UOA)	0
Baseline contract value	£149,763.70

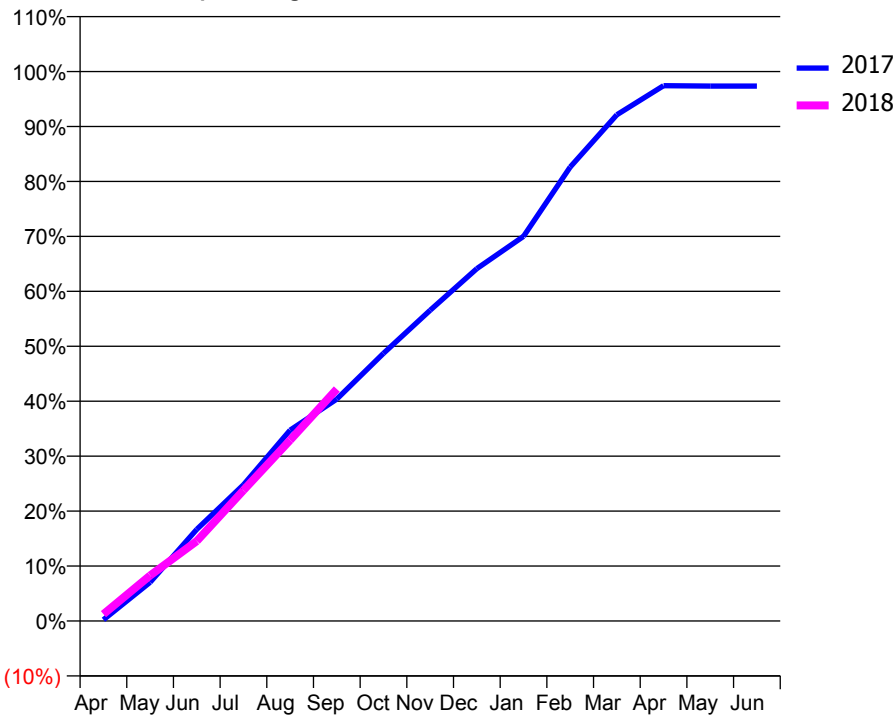
ACCESS*

Patients seen in 24 months	Total	Change since previous quarter
Quarter ending September 2016	2,180	
Quarter ending December 2016	2,186	→
Quarter ending March 2017	2,280	↑
Quarter ending June 2017	2,263	→
Quarter ending September 2017	2,326	↑
Variance since September 2016	6.7%	↑



ACTIVITY

Cumulative percentage of contracted UDA delivered 2017 & 2018



Month	Adjusted Scheduled Activity (UDA)	
	2017	2018
April	12	64
May	364	428
June	862	751
July	1,280	1,229
August	1,794	1,701
September	2,087	2,181
October	2,517	
November	2,921	
December	3,313	
January	3,616	
February	4,268	
March	4,760	
April	5,032	
May	5,029	
June	5,029	

QUALITY

	Quantity	Base Number	Contract	AT	Region	England
% of FP17s for the same patient ID Re-attending within 3 months - Children	9	394	2.3%	9.7%	11.2%	11.9%
% of FP17s for the same patient ID Re-attending within 3 months - Adults	85	852	10.0%	15.6%	16.6%	15.9%
% of FP17s for the same patient ID Re-attending between 3 & 9 months - Children	167	394	42.4%	46.9%	47.0%	58.1%
% of FP17s for the same patient ID Re-attending between 3 & 9 months - Adults	333	852	39.1%	37.6%	38.2%	50.6%
% of FP17s for Band 1 Urgent Courses	96	1,133	8.5%	11.2%	10.6%	9.1%
% of FP17s Relating to Free Repair or Replacements	8	1,133	0.7%	0.5%	0.6%	0.8%
% of FP17s Relating to Continuations	2	1,133	0.2%	0.6%	0.8%	1.1%
% of Patients satisfied with the dentistry they have received	3	4	N/A	89.0%	89.2%	91.4%
% of Patients satisfied with the time they had to wait for an appointment	3	4	N/A	83.1%	83.4%	87.7%

* This is based on patients treated on this contract for their most recent course of treatment. Figures in italics indicate the base number of FP17s or Patient Questionnaire responses are less than 100. N/A is shown where the base number of responses is less than 10 during the period. % is calculated as Quantity/Base number*100

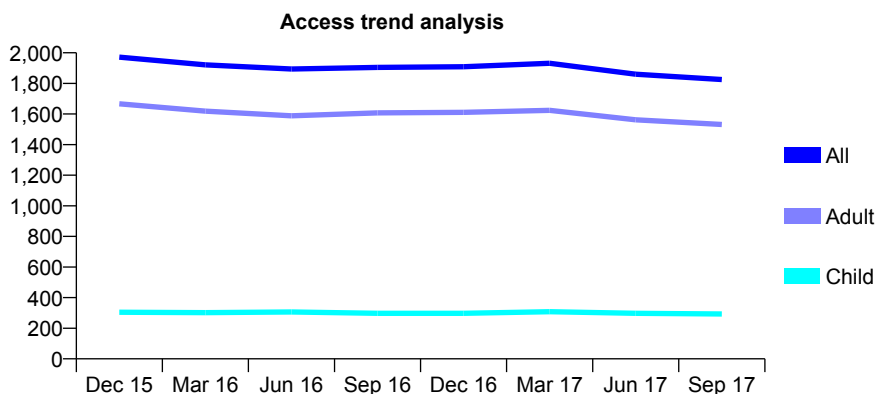
Q62 - Vital Signs At a Glance Contract Report for 906476/0001 - September 2017

Name or company name	TC Yeoh & Associates
Contract type name	GDS Contract
Purpose of contract	General
Contract start date	01/04/2006
Contract end date	

17/18 Contracted general activity (UDA)	8,062
Carry forward general activity (UDA)	57
17/18 Contracted orthodontic activity (UOA)	0
Carry forward orthodontic activity (UOA)	0
Baseline contract value	£260,334.20

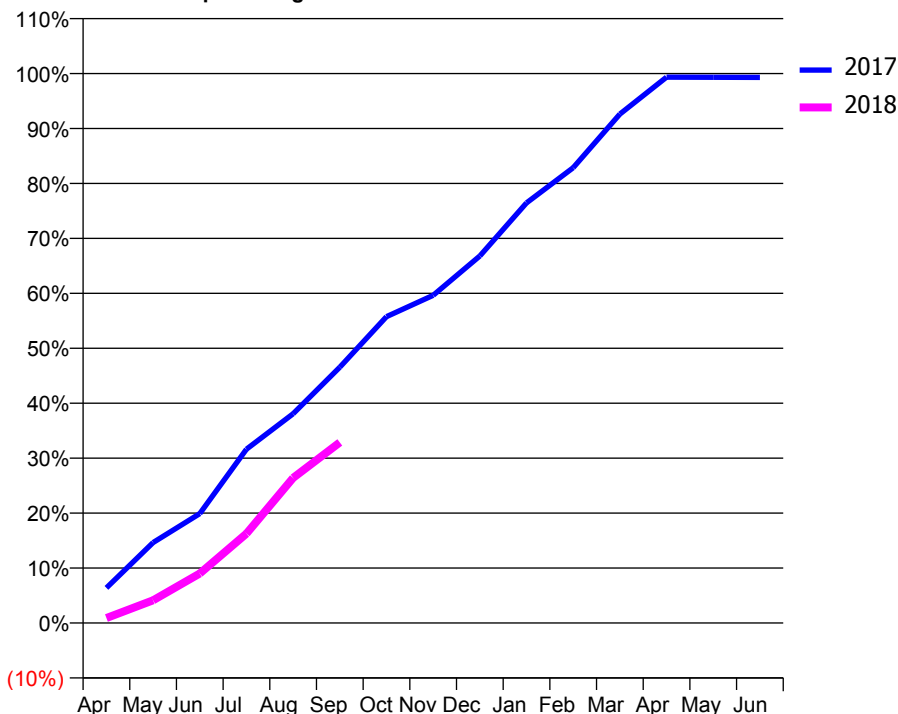
ACCESS*

Patients seen in 24 months	Total	Change since previous quarter
Quarter ending September 2016	1,905	
Quarter ending December 2016	1,909	→
Quarter ending March 2017	1,932	→
Quarter ending June 2017	1,860	↓
Quarter ending September 2017	1,825	↓
Variance since September 2016	(4.2%)	↓



ACTIVITY

Cumulative percentage of contracted UDA delivered 2017 & 2018



Adjusted Scheduled Activity (UDA)

Month	2017	2018
April	515	73
May	1,180	334
June	1,605	727
July	2,551	1,311
August	3,071	2,130
September	3,754	2,649
October	4,495	
November	4,808	
December	5,385	
January	6,163	
February	6,680	
March	7,467	
April	8,008	
May	8,007	
June	8,005	

QUALITY

	Quantity	Base Number	Contract	AT	Region	England
% of FP17s for the same patient ID Re-attending within 3 months - Children	7	167	4.2%	9.7%	11.2%	11.9%
% of FP17s for the same patient ID Re-attending within 3 months - Adults	122	867	14.1%	15.6%	16.6%	15.9%
% of FP17s for the same patient ID Re-attending between 3 & 9 months - Children	81	167	48.5%	46.9%	47.0%	58.1%
% of FP17s for the same patient ID Re-attending between 3 & 9 months - Adults	451	867	52.0%	37.6%	38.2%	50.6%
% of FP17s for Band 1 Urgent Courses	33	880	3.8%	11.2%	10.6%	9.1%
% of FP17s Relating to Free Repair or Replacements	0	880	0.0%	0.5%	0.6%	0.8%
% of FP17s Relating to Continuations	0	880	0.0%	0.6%	0.8%	1.1%
% of Patients satisfied with the dentistry they have received	9	9	N/A	89.0%	89.2%	91.4%
% of Patients satisfied with the time they had to wait for an appointment	7	9	N/A	83.1%	83.4%	87.7%

* This is based on patients treated on this contract for their most recent course of treatment. Figures in italics indicate the base number of FP17s or Patient Questionnaire responses are less than 100. N/A is shown where the base number of responses is less than 10 during the period. % is calculated as Quantity/Base number*100

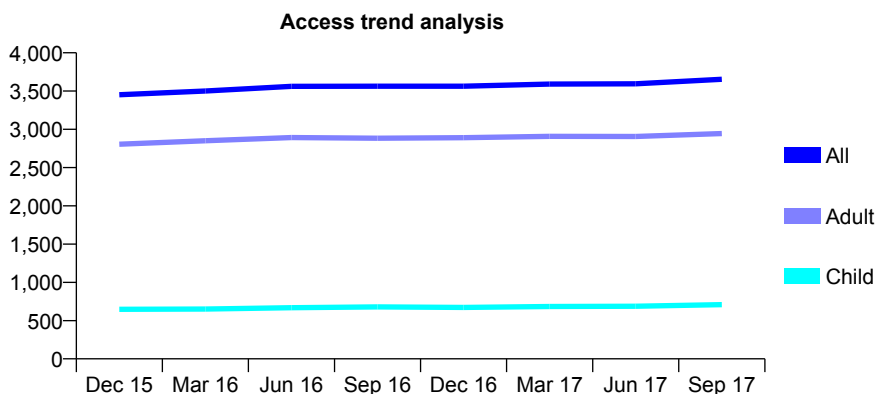
Q62 - Vital Signs At a Glance Contract Report for 908479/0001 - September 2017

Name or company name	MR JE ASQUITH
Contract type name	GDS Contract
Purpose of contract	General
Contract start date	01/04/2006
Contract end date	

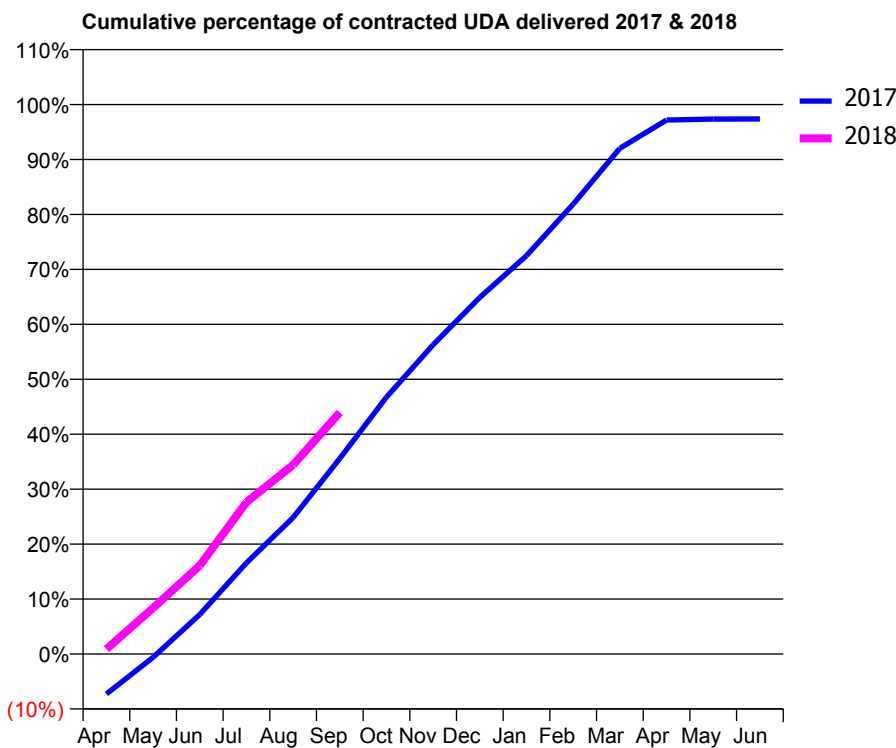
17/18 Contracted general activity (UDA)	10,980
Carry forward general activity (UDA)	290
17/18 Contracted orthodontic activity (UOA)	0
Carry forward orthodontic activity (UOA)	0
Baseline contract value	£256,493.07

ACCESS*

Patients seen in 24 months	Total	Change since previous quarter
Quarter ending September 2016	3,563	
Quarter ending December 2016	3,563	→
Quarter ending March 2017	3,592	→
Quarter ending June 2017	3,595	→
Quarter ending September 2017	3,654	→
Variance since September 2016	2.6%	↑



ACTIVITY



Month	Adjusted Scheduled Activity (UDA)	
	2017	2018
April	-800	98
May	-67	921
June	790	1,769
July	1,821	3,034
August	2,727	3,780
September	3,906	4,826
October	5,133	
November	6,180	
December	7,126	
January	7,961	
February	8,989	
March	10,106	
April	10,669	
May	10,688	
June	10,690	

QUALITY

	Quantity	Base Number	Contract	AT	Region	England
% of FP17s for the same patient ID Re-attending within 3 months - Children	15	434	3.5%	9.7%	11.2%	11.9%
% of FP17s for the same patient ID Re-attending within 3 months - Adults	186	1,765	10.5%	15.6%	16.6%	15.9%
% of FP17s for the same patient ID Re-attending between 3 & 9 months - Children	179	434	41.2%	46.9%	47.0%	58.1%
% of FP17s for the same patient ID Re-attending between 3 & 9 months - Adults	851	1,765	48.2%	37.6%	38.2%	50.6%
% of FP17s for Band 1 Urgent Courses	165	1,995	8.3%	11.2%	10.6%	9.1%
% of FP17s Relating to Free Repair or Replacements	27	1,995	1.4%	0.5%	0.6%	0.8%
% of FP17s Relating to Continuations	6	1,995	0.3%	0.6%	0.8%	1.1%
% of Patients satisfied with the dentistry they have received	11	12	91.7%	89.0%	89.2%	91.4%
% of Patients satisfied with the time they had to wait for an appointment	11	12	91.7%	83.1%	83.4%	87.7%

* This is based on patients treated on this contract for their most recent course of treatment. Figures in italics indicate the base number of FP17s or Patient Questionnaire responses are less than 100. N/A is shown where the base number of responses is less than 10 during the period. % is calculated as Quantity/Base number*100

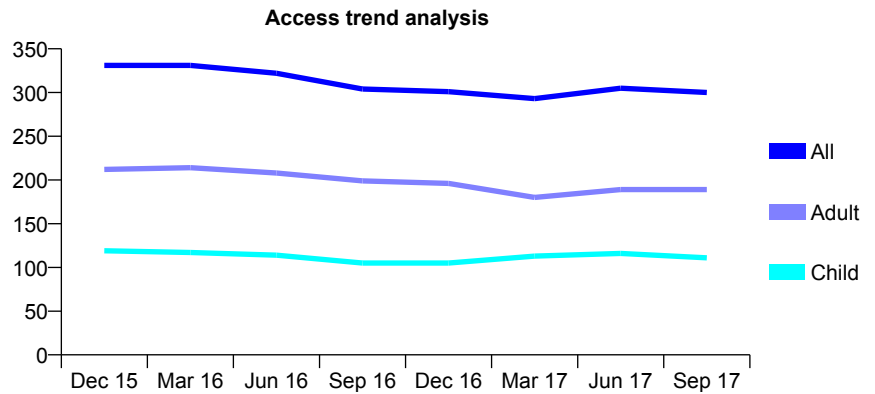
Q62 - Vital Signs At a Glance Contract Report for 909114/0001 - September 2017

Name or company name	MR PA CASPERSONN
Contract type name	GDS Contract
Purpose of contract	General
Contract start date	01/04/2006
Contract end date	

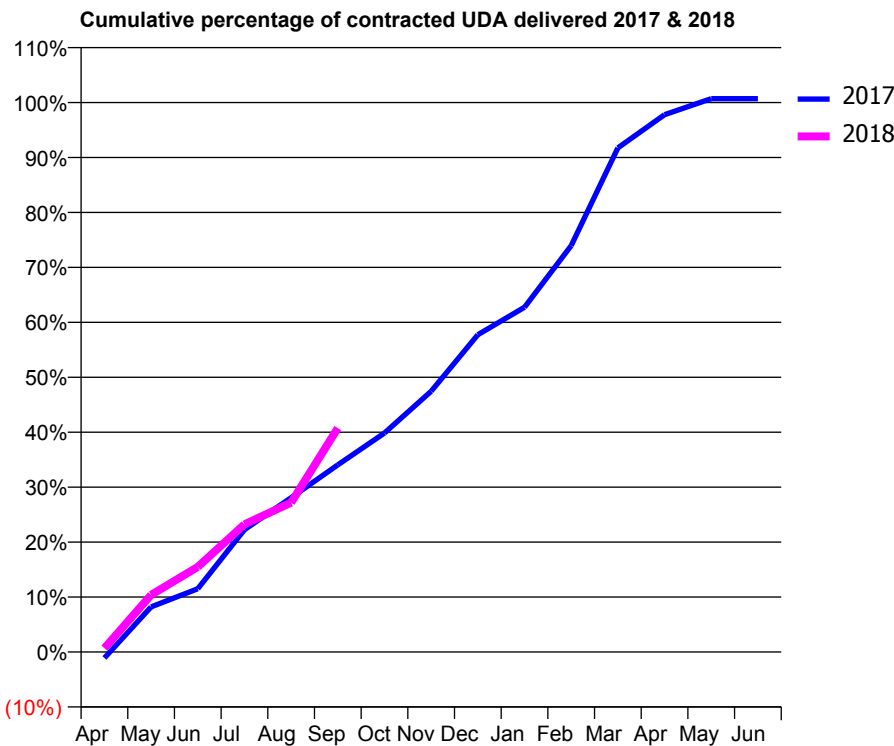
17/18 Contracted general activity (UDA)	1,725
Carry forward general activity (UDA)	-12
17/18 Contracted orthodontic activity (UOA)	0
Carry forward orthodontic activity (UOA)	0
Baseline contract value	£54,812.42

ACCESS*

Patients seen in 24 months	Total	Change since previous quarter
Quarter ending September 2016	304	
Quarter ending December 2016	301	→
Quarter ending March 2017	293	↓
Quarter ending June 2017	305	↑
Quarter ending September 2017	300	↓
Variance since September 2016	(1.3%)	↓



ACTIVITY



Month	Adjusted Scheduled Activity (UDA)	
	2017	2018
April	-19	12
May	142	179
June	199	267
July	384	401
August	484	469
September	587	703
October	687	
November	819	
December	996	
January	1,082	
February	1,276	
March	1,583	
April	1,687	
May	1,737	
June	1,737	

QUALITY

	Quantity	Base Number	Contract	AT	Region	England
% of FP17s for the same patient ID Re-attending within 3 months - Children	2	58	3.4%	9.7%	11.2%	11.9%
% of FP17s for the same patient ID Re-attending within 3 months - Adults	13	108	12.0%	15.6%	16.6%	15.9%
% of FP17s for the same patient ID Re-attending between 3 & 9 months - Children	18	58	31.0%	46.9%	47.0%	58.1%
% of FP17s for the same patient ID Re-attending between 3 & 9 months - Adults	39	108	36.1%	37.6%	38.2%	50.6%
% of FP17s for Band 1 Urgent Courses	16	140	11.4%	11.2%	10.6%	9.1%
% of FP17s Relating to Free Repair or Replacements	0	140	0.0%	0.5%	0.6%	0.8%
% of FP17s Relating to Continuations	0	140	0.0%	0.6%	0.8%	1.1%
% of Patients satisfied with the dentistry they have received	0	0	N/A	89.0%	89.2%	91.4%
% of Patients satisfied with the time they had to wait for an appointment	0	0	N/A	83.1%	83.4%	87.7%

* This is based on patients treated on this contract for their most recent course of treatment. Figures in italics indicate the base number of FP17s or Patient Questionnaire responses are less than 100. N/A is shown where the base number of responses is less than 10 during the period. % is calculated as Quantity/Base number*100

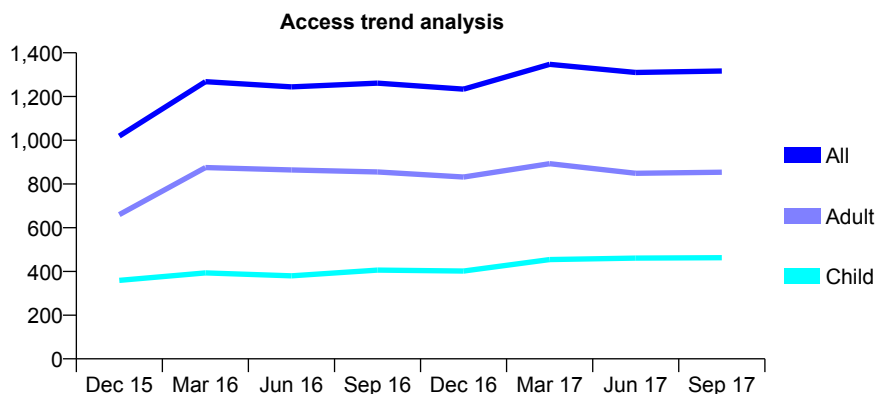
Q62 - Vital Signs At a Glance Contract Report for 909890/0001 - September 2017

Name or company name	MR BS AL-NAHER
Contract type name	GDS Contract
Purpose of contract	General
Contract start date	01/04/2006
Contract end date	

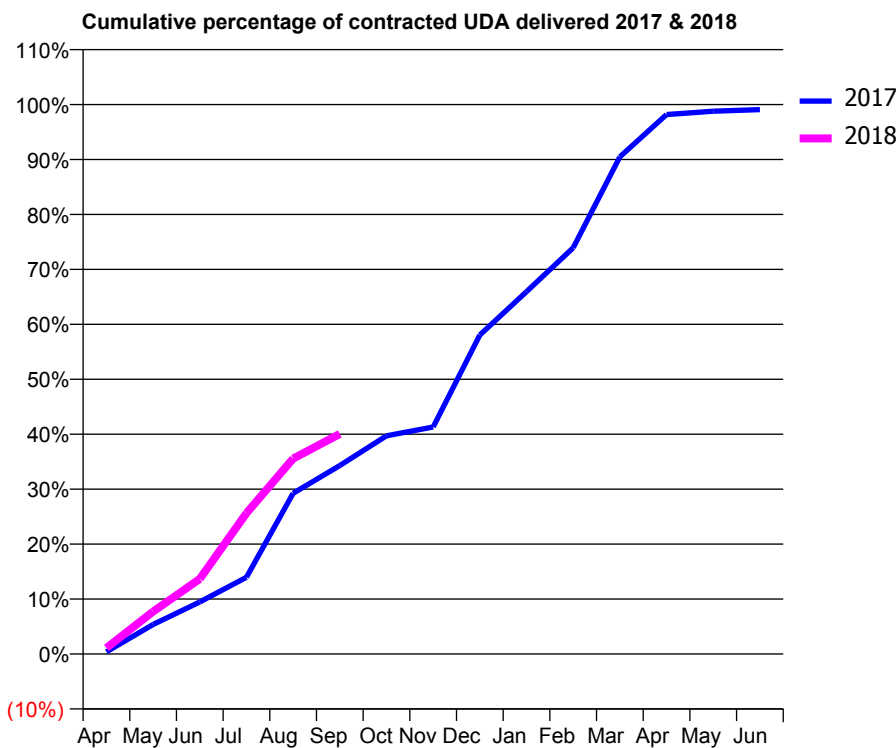
17/18 Contracted general activity (UDA)	4,680
Carry forward general activity (UDA)	44
17/18 Contracted orthodontic activity (UOA)	0
Carry forward orthodontic activity (UOA)	0
Baseline contract value	£148,597.82

ACCESS*

Patients seen in 24 months	Total	Change since previous quarter
Quarter ending September 2016	1,261	
Quarter ending December 2016	1,234	↓
Quarter ending March 2017	1,347	↑
Quarter ending June 2017	1,310	↓
Quarter ending September 2017	1,317	→
Variance since September 2016	4.4%	↑



ACTIVITY



Month	Adjusted Scheduled Activity (UDA)	
	2017	2018
April	19	52
May	251	362
June	444	640
July	653	1,200
August	1,369	1,664
September	1,605	1,875
October	1,859	
November	1,934	
December	2,717	
January	3,086	
February	3,460	
March	4,234	
April	4,594	
May	4,623	
June	4,636	

QUALITY

	Quantity	Base Number	Contract	AT	Region	England
% of FP17s for the same patient ID Re-attending within 3 months - Children	32	275	11.6%	9.7%	11.2%	11.9%
% of FP17s for the same patient ID Re-attending within 3 months - Adults	84	373	22.5%	15.6%	16.6%	15.9%
% of FP17s for the same patient ID Re-attending between 3 & 9 months - Children	86	275	31.3%	46.9%	47.0%	58.1%
% of FP17s for the same patient ID Re-attending between 3 & 9 months - Adults	121	373	32.4%	37.6%	38.2%	50.6%
% of FP17s for Band 1 Urgent Courses	63	552	11.4%	11.2%	10.6%	9.1%
% of FP17s Relating to Free Repair or Replacements	0	552	0.0%	0.5%	0.6%	0.8%
% of FP17s Relating to Continuations	0	552	0.0%	0.6%	0.8%	1.1%
% of Patients satisfied with the dentistry they have received	0	0	N/A	89.0%	89.2%	91.4%
% of Patients satisfied with the time they had to wait for an appointment	0	0	N/A	83.1%	83.4%	87.7%

* This is based on patients treated on this contract for their most recent course of treatment. Figures in italics indicate the base number of FP17s or Patient Questionnaire responses are less than 100. N/A is shown where the base number of responses is less than 10 during the period. % is calculated as Quantity/Base number*100

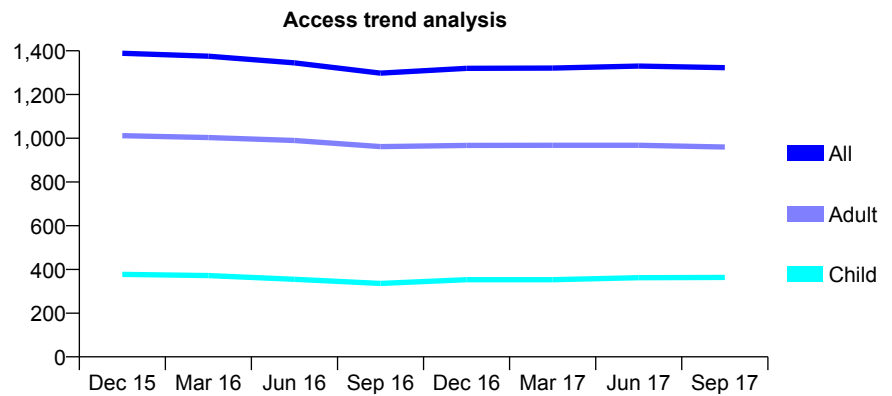
Q62 - Vital Signs At a Glance Contract Report for 910309/0001 - September 2017

Name or company name	MR AN LEUNG
Contract type name	GDS Contract
Purpose of contract	General
Contract start date	01/04/2006
Contract end date	

17/18 Contracted general activity (UDA)	9,600
Carry forward general activity (UDA)	119
17/18 Contracted orthodontic activity (UOA)	0
Carry forward orthodontic activity (UOA)	0
Baseline contract value	£333,849.55

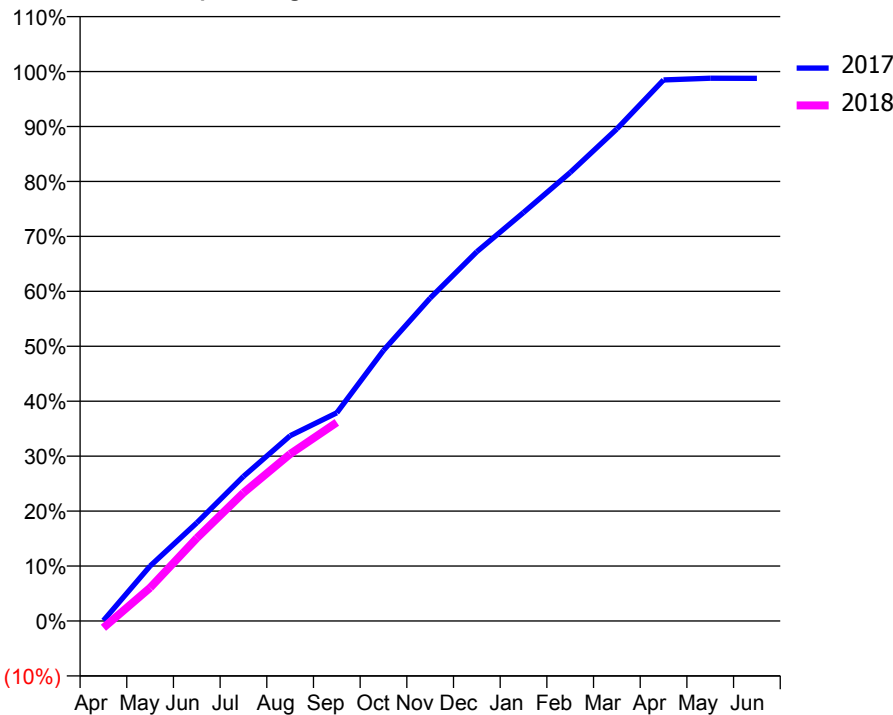
ACCESS*

Patients seen in 24 months	Total	Change since previous quarter
Quarter ending September 2016	1,298	
Quarter ending December 2016	1,320	→
Quarter ending March 2017	1,321	→
Quarter ending June 2017	1,330	→
Quarter ending September 2017	1,323	→
Variance since September 2016	1.9%	→



ACTIVITY

Cumulative percentage of contracted UDA delivered 2017 & 2018



Month	Adjusted Scheduled Activity (UDA)	
	2017	2018
April	8	-119
May	960	582
June	1,717	1,447
July	2,527	2,240
August	3,237	2,918
September	3,638	3,471
October	4,727	
November	5,642	
December	6,452	
January	7,137	
February	7,835	
March	8,597	
April	9,452	
May	9,482	
June	9,481	

QUALITY

	Quantity	Base Number	Contract	AT	Region	England
% of FP17s for the same patient ID Re-attending within 3 months - Children	16	228	7.0%	9.7%	11.2%	11.9%
% of FP17s for the same patient ID Re-attending within 3 months - Adults	106	629	16.9%	15.6%	16.6%	15.9%
% of FP17s for the same patient ID Re-attending between 3 & 9 months - Children	97	228	42.5%	46.9%	47.0%	58.1%
% of FP17s for the same patient ID Re-attending between 3 & 9 months - Adults	283	629	45.0%	37.6%	38.2%	50.6%
% of FP17s for Band 1 Urgent Courses	93	698	13.3%	11.2%	10.6%	9.1%
% of FP17s Relating to Free Repair or Replacements	1	698	0.1%	0.5%	0.6%	0.8%
% of FP17s Relating to Continuations	4	698	0.6%	0.6%	0.8%	1.1%
% of Patients satisfied with the dentistry they have received	3	3	N/A	89.0%	89.2%	91.4%
% of Patients satisfied with the time they had to wait for an appointment	3	3	N/A	83.1%	83.4%	87.7%

* This is based on patients treated on this contract for their most recent course of treatment. Figures in italics indicate the base number of FP17s or Patient Questionnaire responses are less than 100. N/A is shown where the base number of responses is less than 10 during the period. % is calculated as Quantity/Base number*100

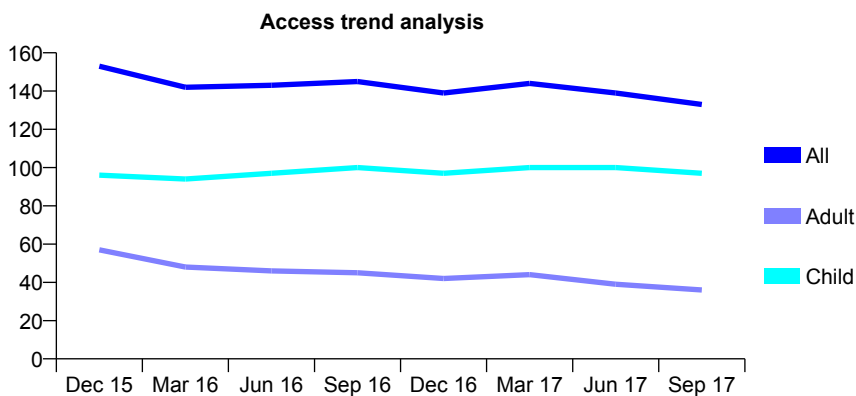
Q62 - Vital Signs At a Glance Contract Report for 916412/0001 - September 2017

Name or company name	MR MS LEE
Contract type name	GDS Contract
Purpose of contract	General
Contract start date	01/04/2006
Contract end date	

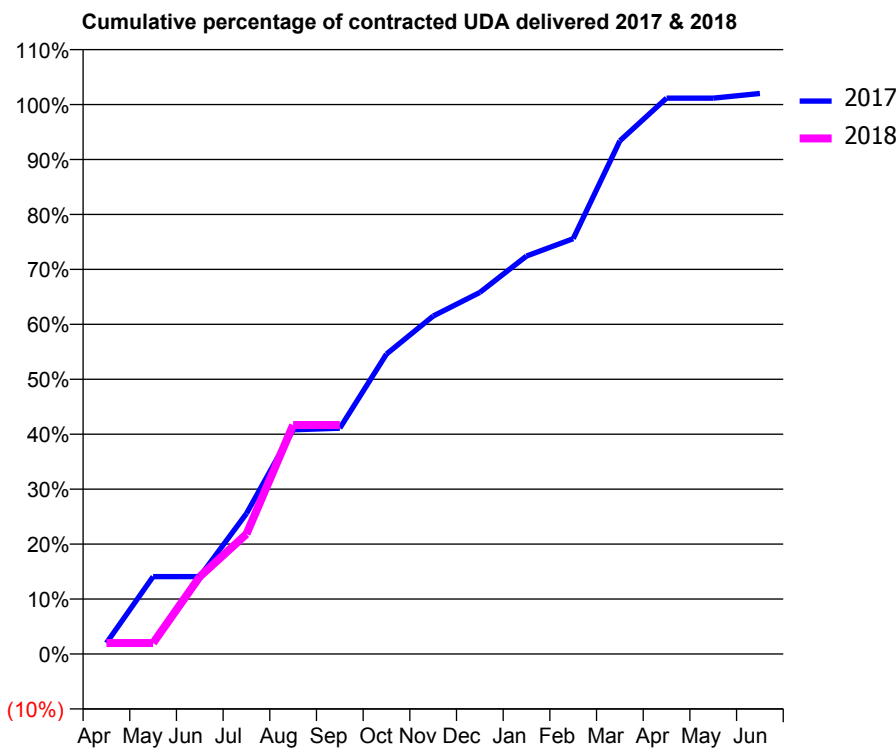
17/18 Contracted general activity (UDA)	348
Carry forward general activity (UDA)	-7
17/18 Contracted orthodontic activity (UOA)	0
Carry forward orthodontic activity (UOA)	0
Baseline contract value	£9,037.23

ACCESS*

Patients seen in 24 months	Total	Change since previous quarter
Quarter ending September 2016	145	
Quarter ending December 2016	139	↓
Quarter ending March 2017	144	↑
Quarter ending June 2017	139	↓
Quarter ending September 2017	133	↓
Variance since September 2016	(8.3%)	↓



ACTIVITY



Month	Adjusted Scheduled Activity (UDA)	
	2017	2018
April	7	7
May	49	7
June	49	49
July	89	76
August	142	145
September	143	145
October	190	
November	214	
December	229	
January	252	
February	263	
March	325	
April	352	
May	352	
June	355	

QUALITY

	Quantity	Base Number	Contract	AT	Region	England
% of FP17s for the same patient ID Re-attending within 3 months - Children	0	34	0.0%	9.7%	11.2%	11.9%
% of FP17s for the same patient ID Re-attending within 3 months - Adults	1	16	6.3%	15.6%	16.6%	15.9%
% of FP17s for the same patient ID Re-attending between 3 & 9 months - Children	10	34	29.4%	46.9%	47.0%	58.1%
% of FP17s for the same patient ID Re-attending between 3 & 9 months - Adults	1	16	6.3%	37.6%	38.2%	50.6%
% of FP17s for Band 1 Urgent Courses	0	40	0.0%	11.2%	10.6%	9.1%
% of FP17s Relating to Free Repair or Replacements	0	40	0.0%	0.5%	0.6%	0.8%
% of FP17s Relating to Continuations	0	40	0.0%	0.6%	0.8%	1.1%
% of Patients satisfied with the dentistry they have received	0	0	N/A	89.0%	89.2%	91.4%
% of Patients satisfied with the time they had to wait for an appointment	0	0	N/A	83.1%	83.4%	87.7%

* This is based on patients treated on this contract for their most recent course of treatment. Figures in italics indicate the base number of FP17s or Patient Questionnaire responses are less than 100. N/A is shown where the base number of responses is less than 10 during the period. % is calculated as Quantity/Base number*100

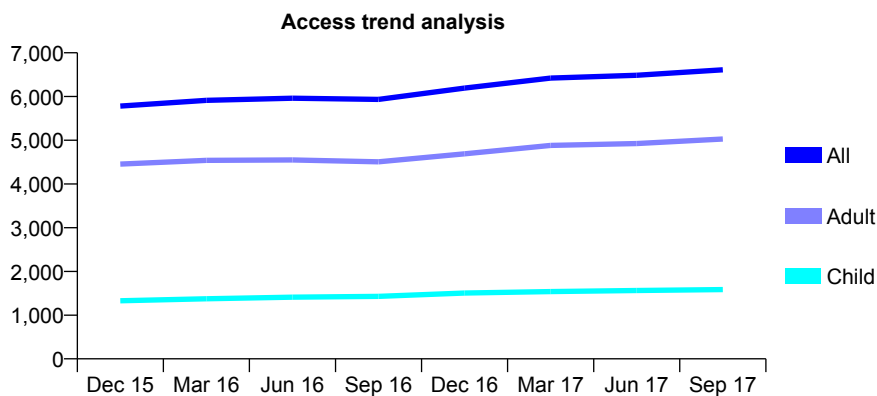
Q62 - Vital Signs At a Glance Contract Report for 918628/0001 - September 2017

Name or company name	MR P VAID
Contract type name	GDS Contract
Purpose of contract	General
Contract start date	01/04/2006
Contract end date	

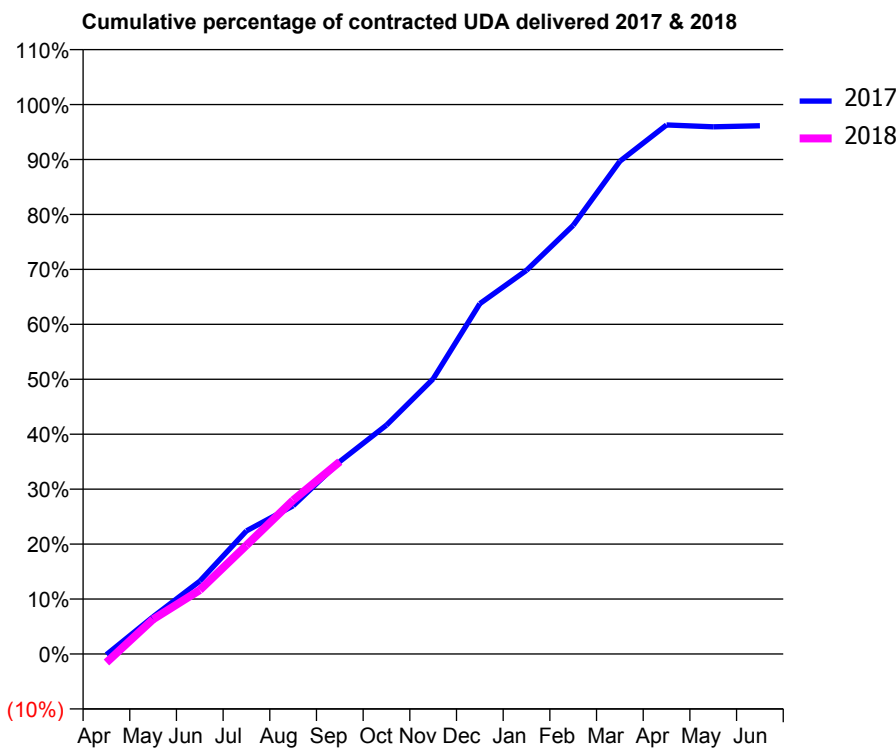
17/18 Contracted general activity (UDA)	23,527
Carry forward general activity (UDA)	909
17/18 Contracted orthodontic activity (UOA)	0
Carry forward orthodontic activity (UOA)	0
Baseline contract value	£735,167.11

ACCESS*

Patients seen in 24 months	Total	Change since previous quarter
Quarter ending September 2016	5,934	
Quarter ending December 2016	6,194	↑
Quarter ending March 2017	6,422	↑
Quarter ending June 2017	6,486	→
Quarter ending September 2017	6,611	→
Variance since September 2016	11.4%	↑



ACTIVITY



Month	Adjusted Scheduled Activity (UDA)	
	2017	2018
April	-32	-371
May	1,597	1,487
June	3,121	2,738
July	5,274	4,656
August	6,348	6,588
September	8,242	8,237
October	9,799	
November	11,781	
December	15,002	
January	16,428	
February	18,354	
March	21,098	
April	22,654	
May	22,573	
June	22,618	

QUALITY

	Quantity	Base Number	Contract	AT	Region	England
% of FP17s for the same patient ID Re-attending within 3 months - Children	75	1,017	7.4%	9.7%	11.2%	11.9%
% of FP17s for the same patient ID Re-attending within 3 months - Adults	354	2,785	12.7%	15.6%	16.6%	15.9%
% of FP17s for the same patient ID Re-attending between 3 & 9 months - Children	564	1,017	55.5%	46.9%	47.0%	58.1%
% of FP17s for the same patient ID Re-attending between 3 & 9 months - Adults	1,067	2,785	38.3%	37.6%	38.2%	50.6%
% of FP17s for Band 1 Urgent Courses	387	3,215	12.0%	11.2%	10.6%	9.1%
% of FP17s Relating to Free Repair or Replacements	9	3,215	0.3%	0.5%	0.6%	0.8%
% of FP17s Relating to Continuations	8	3,215	0.2%	0.6%	0.8%	1.1%
% of Patients satisfied with the dentistry they have received	8	9	N/A	89.0%	89.2%	91.4%
% of Patients satisfied with the time they had to wait for an appointment	5	9	N/A	83.1%	83.4%	87.7%

* This is based on patients treated on this contract for their most recent course of treatment. Figures in italics indicate the base number of FP17s or Patient Questionnaire responses are less than 100. N/A is shown where the base number of responses is less than 10 during the period. % is calculated as Quantity/Base number*100

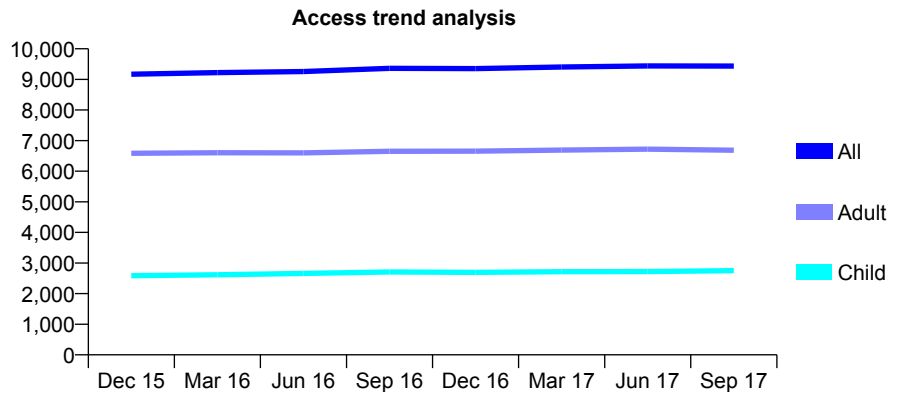
Q62 - Vital Signs At a Glance Contract Report for 920568/0002 - September 2017

Name or company name	MR JS BAINS
Contract type name	GDS Contract
Purpose of contract	General
Contract start date	01/05/2009
Contract end date	

17/18 Contracted general activity (UDA)	33,294
Carry forward general activity (UDA)	997
17/18 Contracted orthodontic activity (UOA)	0
Carry forward orthodontic activity (UOA)	0
Baseline contract value	£951,429.03

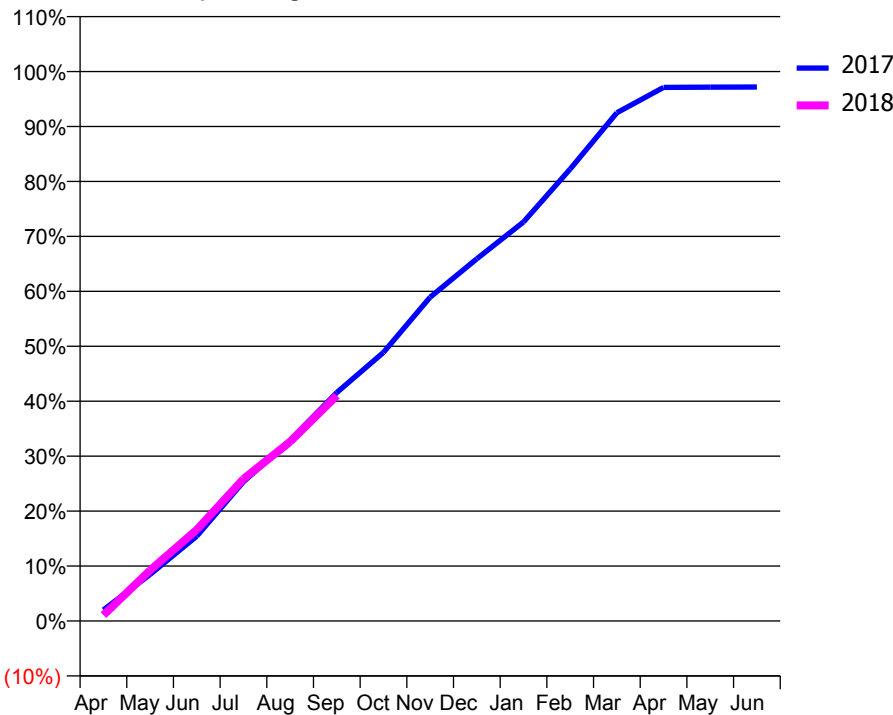
ACCESS*

Patients seen in 24 months	Total	Change since previous quarter
Quarter ending September 2016	9,362	
Quarter ending December 2016	9,354	→
Quarter ending March 2017	9,406	→
Quarter ending June 2017	9,440	→
Quarter ending September 2017	9,436	→
Variance since September 2016	0.8%	→



ACTIVITY

Cumulative percentage of contracted UDA delivered 2017 & 2018



Month	Adjusted Scheduled Activity (UDA)	
	2017	2018
April	711	358
May	2,988	3,074
June	5,444	5,534
July	8,935	8,611
August	11,598	10,864
September	14,653	13,658
October	17,228	
November	20,774	
December	23,234	
January	25,599	
February	28,987	
March	32,601	
April	34,221	
May	34,244	
June	34,249	

QUALITY

	Quantity	Base Number	Contract	AT	Region	England
% of FP17s for the same patient ID Re-attending within 3 months - Children	241	1,719	14.0%	9.7%	11.2%	11.9%
% of FP17s for the same patient ID Re-attending within 3 months - Adults	1,217	3,976	30.6%	15.6%	16.6%	15.9%
% of FP17s for the same patient ID Re-attending between 3 & 9 months - Children	731	1,719	42.5%	46.9%	47.0%	58.1%
% of FP17s for the same patient ID Re-attending between 3 & 9 months - Adults	878	3,976	22.1%	37.6%	38.2%	50.6%
% of FP17s for Band 1 Urgent Courses	1,486	5,071	29.3%	11.2%	10.6%	9.1%
% of FP17s Relating to Free Repair or Replacements	18	5,071	0.4%	0.5%	0.6%	0.8%
% of FP17s Relating to Continuations	30	5,071	0.6%	0.6%	0.8%	1.1%
% of Patients satisfied with the dentistry they have received	13	16	81.3%	89.0%	89.2%	91.4%
% of Patients satisfied with the time they had to wait for an appointment	14	16	87.5%	83.1%	83.4%	87.7%

* This is based on patients treated on this contract for their most recent course of treatment. Figures in italics indicate the base number of FP17s or Patient Questionnaire responses are less than 100. N/A is shown where the base number of responses is less than 10 during the period. % is calculated as Quantity/Base number*100

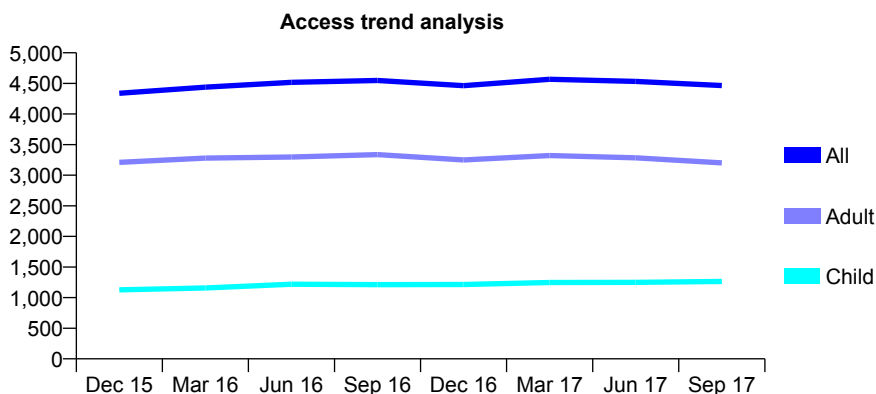
Q62 - Vital Signs At a Glance Contract Report for 921521/0001 - September 2017

Name or company name	MR RK AGGARWAL
Contract type name	GDS Contract
Purpose of contract	General
Contract start date	01/04/2006
Contract end date	

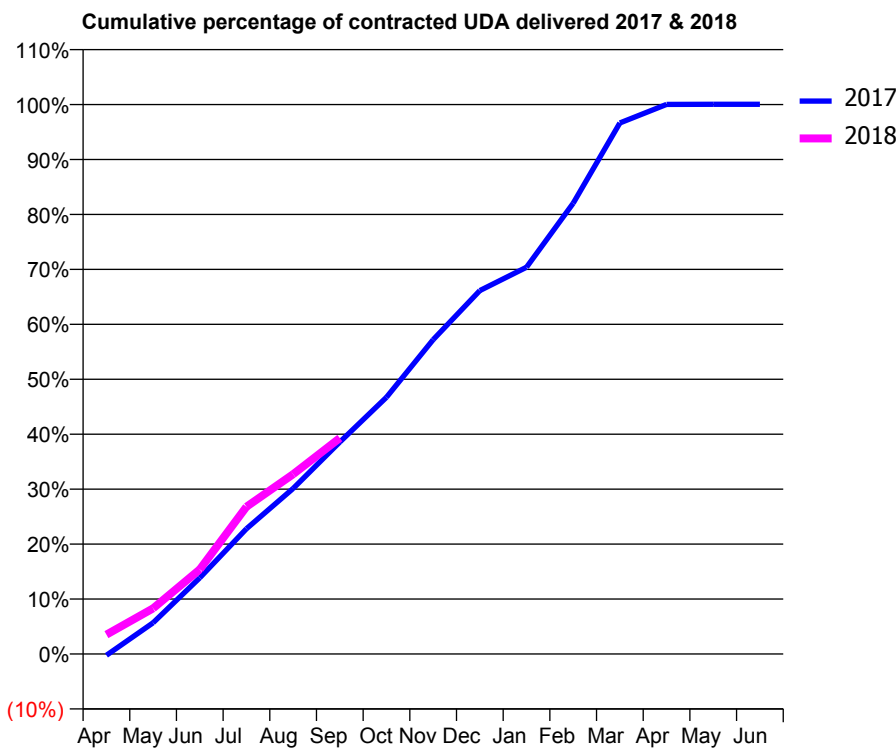
17/18 Contracted general activity (UDA)	10,579
Carry forward general activity (UDA)	-3
17/18 Contracted orthodontic activity (UOA)	0
Carry forward orthodontic activity (UOA)	0
Baseline contract value	£279,072.13

ACCESS*

Patients seen in 24 months	Total	Change since previous quarter
Quarter ending September 2016	4,548	
Quarter ending December 2016	4,463	↓
Quarter ending March 2017	4,568	↑
Quarter ending June 2017	4,533	→
Quarter ending September 2017	4,466	↓
Variance since September 2016	(1.8%)	↓



ACTIVITY



Month	Adjusted Scheduled Activity (UDA)	
	2017	2018
April	-28	374
May	601	879
June	1,467	1,630
July	2,413	2,837
August	3,187	3,462
September	4,082	4,157
October	4,944	
November	6,052	
December	6,997	
January	7,447	
February	8,679	
March	10,224	
April	10,581	
May	10,582	
June	10,582	

QUALITY

	Quantity	Base Number	Contract	AT	Region	England
% of FP17s for the same patient ID Re-attending within 3 months - Children	37	704	5.3%	9.7%	11.2%	11.9%
% of FP17s for the same patient ID Re-attending within 3 months - Adults	107	1,209	8.9%	15.6%	16.6%	15.9%
% of FP17s for the same patient ID Re-attending between 3 & 9 months - Children	270	704	38.4%	46.9%	47.0%	58.1%
% of FP17s for the same patient ID Re-attending between 3 & 9 months - Adults	351	1,209	29.0%	37.6%	38.2%	50.6%
% of FP17s for Band 1 Urgent Courses	85	1,758	4.8%	11.2%	10.6%	9.1%
% of FP17s Relating to Free Repair or Replacements	10	1,758	0.6%	0.5%	0.6%	0.8%
% of FP17s Relating to Continuations	35	1,758	2.0%	0.6%	0.8%	1.1%
% of Patients satisfied with the dentistry they have received	8	10	80.0%	89.0%	89.2%	91.4%
% of Patients satisfied with the time they had to wait for an appointment	8	10	80.0%	83.1%	83.4%	87.7%

* This is based on patients treated on this contract for their most recent course of treatment. Figures in italics indicate the base number of FP17s or Patient Questionnaire responses are less than 100. N/A is shown where the base number of responses is less than 10 during the period. % is calculated as Quantity/Base number*100

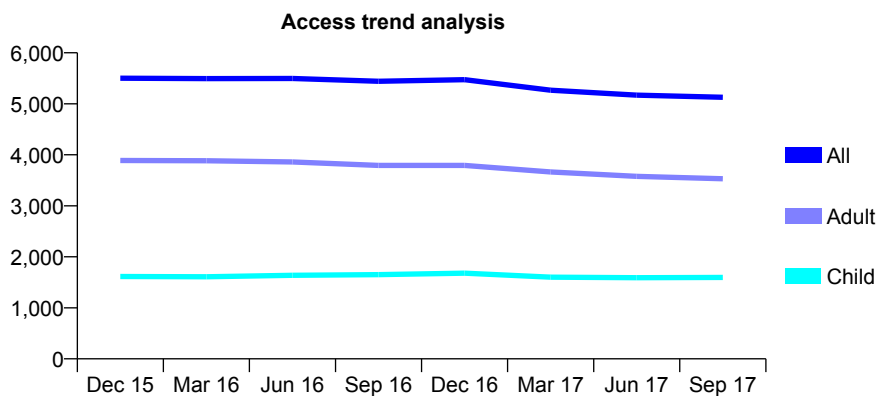
Q62 - Vital Signs At a Glance Contract Report for 921645/0002 - September 2017

Name or company name	Brightsmile Dental Care (Isleworth)
Contract type name	GDS Contract
Purpose of contract	General
Contract start date	01/04/2006
Contract end date	

17/18 Contracted general activity (UDA)	14,320
Carry forward general activity (UDA)	-277
17/18 Contracted orthodontic activity (UOA)	0
Carry forward orthodontic activity (UOA)	0
Baseline contract value	£443,963.43

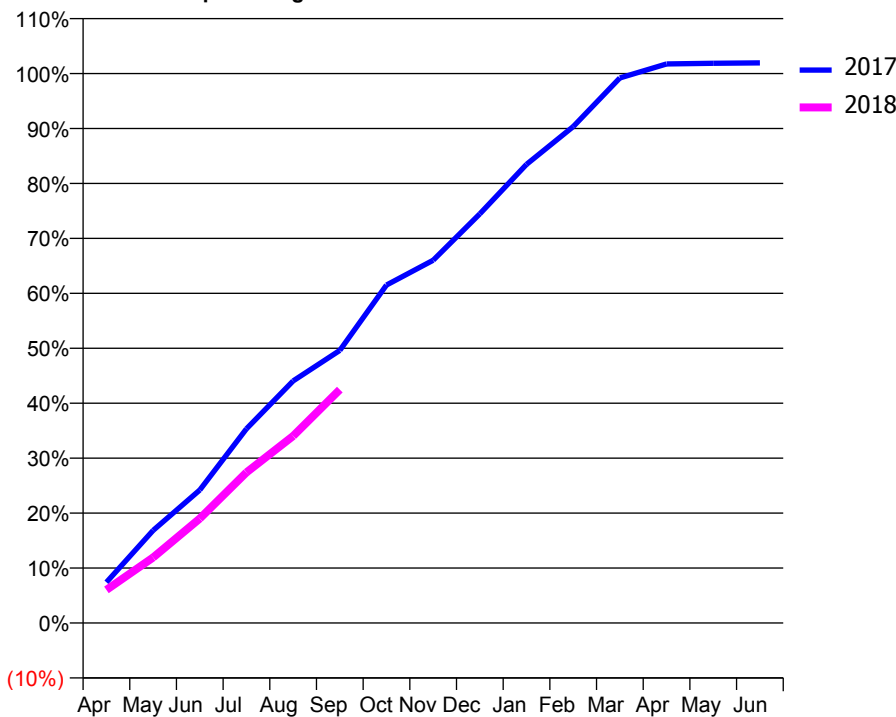
ACCESS*

Patients seen in 24 months	Total	Change since previous quarter
Quarter ending September 2016	5,443	
Quarter ending December 2016	5,473	→
Quarter ending March 2017	5,266	↓
Quarter ending June 2017	5,169	↓
Quarter ending September 2017	5,128	→
Variance since September 2016	(5.8%)	↓



ACTIVITY

Cumulative percentage of contracted UDA delivered 2017 & 2018



Adjusted Scheduled Activity (UDA)

Month	2017	2018
April	1,062	863
May	2,414	1,707
June	3,466	2,721
July	5,060	3,926
August	6,308	4,875
September	7,105	6,084
October	8,807	
November	9,453	
December	10,664	
January	11,954	
February	12,934	
March	14,204	
April	14,569	
May	14,586	
June	14,597	

QUALITY

	Quantity	Base Number	Contract	AT	Region	England
% of FP17s for the same patient ID Re-attending within 3 months - Children	21	813	2.6%	9.7%	11.2%	11.9%
% of FP17s for the same patient ID Re-attending within 3 months - Adults	160	1,740	9.2%	15.6%	16.6%	15.9%
% of FP17s for the same patient ID Re-attending between 3 & 9 months - Children	371	813	45.6%	46.9%	47.0%	58.1%
% of FP17s for the same patient ID Re-attending between 3 & 9 months - Adults	801	1,740	46.0%	37.6%	38.2%	50.6%
% of FP17s for Band 1 Urgent Courses	147	2,395	6.1%	11.2%	10.6%	9.1%
% of FP17s Relating to Free Repair or Replacements	11	2,395	0.5%	0.5%	0.6%	0.8%
% of FP17s Relating to Continuations	11	2,395	0.5%	0.6%	0.8%	1.1%
% of Patients satisfied with the dentistry they have received	27	29	93.1%	89.0%	89.2%	91.4%
% of Patients satisfied with the time they had to wait for an appointment	21	29	72.4%	83.1%	83.4%	87.7%

* This is based on patients treated on this contract for their most recent course of treatment. Figures in italics indicate the base number of FP17s or Patient Questionnaire responses are less than 100. N/A is shown where the base number of responses is less than 10 during the period. % is calculated as Quantity/Base number*100

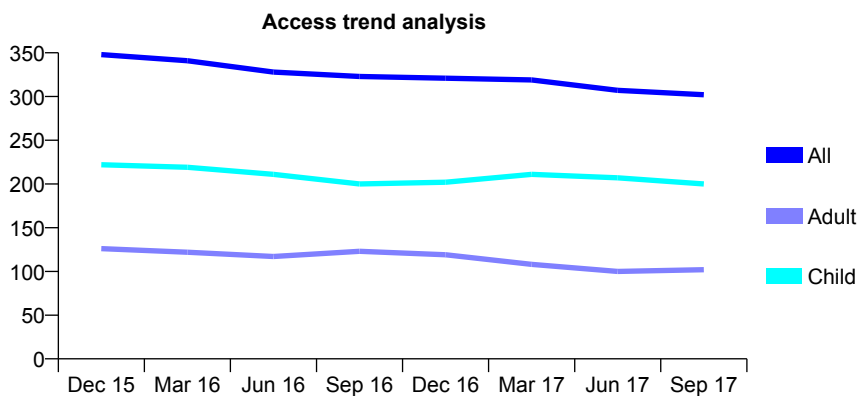
Q62 - Vital Signs At a Glance Contract Report for 923311/0001 - September 2017

Name or company name	MR N SHAH
Contract type name	GDS Contract
Purpose of contract	General
Contract start date	01/07/2012
Contract end date	

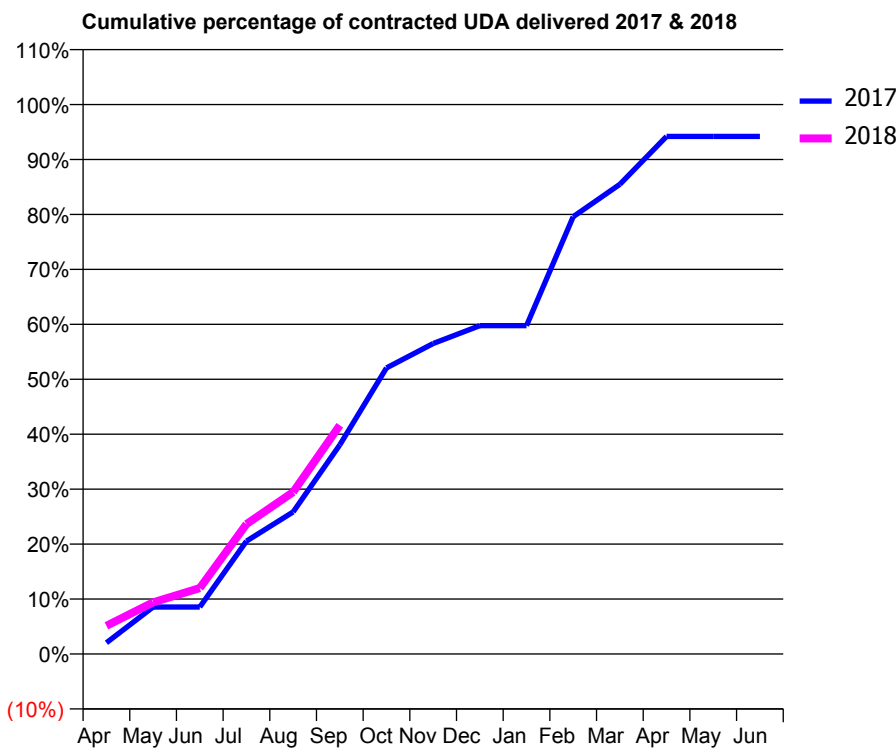
17/18 Contracted general activity (UDA)	585
Carry forward general activity (UDA)	0
17/18 Contracted orthodontic activity (UOA)	0
Carry forward orthodontic activity (UOA)	0
Baseline contract value	£13,950.72

ACCESS*

Patients seen in 24 months	Total	Change since previous quarter
Quarter ending September 2016	323	
Quarter ending December 2016	321	→
Quarter ending March 2017	319	→
Quarter ending June 2017	307	↓
Quarter ending September 2017	302	↓
Variance since September 2016	(6.5%)	↓



ACTIVITY



Adjusted Scheduled Activity (UDA)		
Month	2017	2018
April	12	30
May	50	55
June	50	70
July	120	138
August	151	172
September	223	244
October	305	
November	331	
December	350	
January	350	
February	466	
March	500	
April	551	
May	551	
June	551	

QUALITY

	Quantity	Base Number	Contract	AT	Region	England
% of FP17s for the same patient ID Re-attending within 3 months - Children	2	127	1.6%	9.7%	11.2%	11.9%
% of FP17s for the same patient ID Re-attending within 3 months - Adults	0	33	0.0%	15.6%	16.6%	15.9%
% of FP17s for the same patient ID Re-attending between 3 & 9 months - Children	51	127	40.2%	46.9%	47.0%	58.1%
% of FP17s for the same patient ID Re-attending between 3 & 9 months - Adults	8	33	24.2%	37.6%	38.2%	50.6%
% of FP17s for Band 1 Urgent Courses	3	143	2.1%	11.2%	10.6%	9.1%
% of FP17s Relating to Free Repair or Replacements	0	143	0.0%	0.5%	0.6%	0.8%
% of FP17s Relating to Continuations	0	143	0.0%	0.6%	0.8%	1.1%
% of Patients satisfied with the dentistry they have received	0	0	N/A	89.0%	89.2%	91.4%
% of Patients satisfied with the time they had to wait for an appointment	0	0	N/A	83.1%	83.4%	87.7%

* This is based on patients treated on this contract for their most recent course of treatment. Figures in italics indicate the base number of FP17s or Patient Questionnaire responses are less than 100. N/A is shown where the base number of responses is less than 10 during the period. % is calculated as Quantity/Base number*100

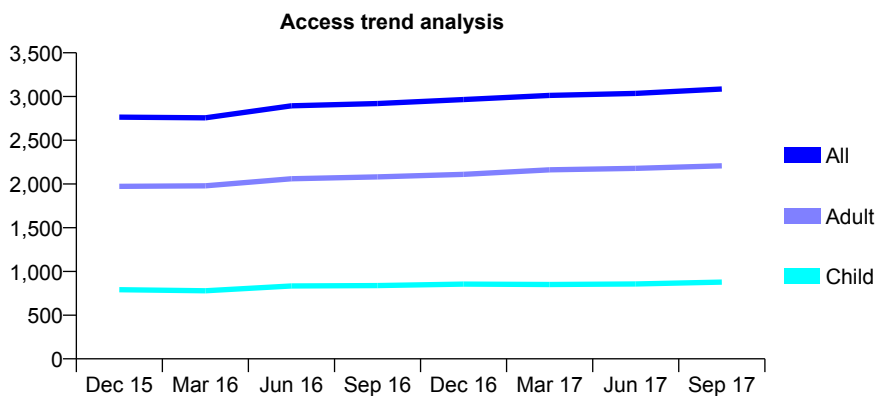
Q62 - Vital Signs At a Glance Contract Report for 927384/0001 - September 2017

Name or company name	MR M SHAH
Contract type name	GDS Contract
Purpose of contract	General
Contract start date	01/04/2006
Contract end date	

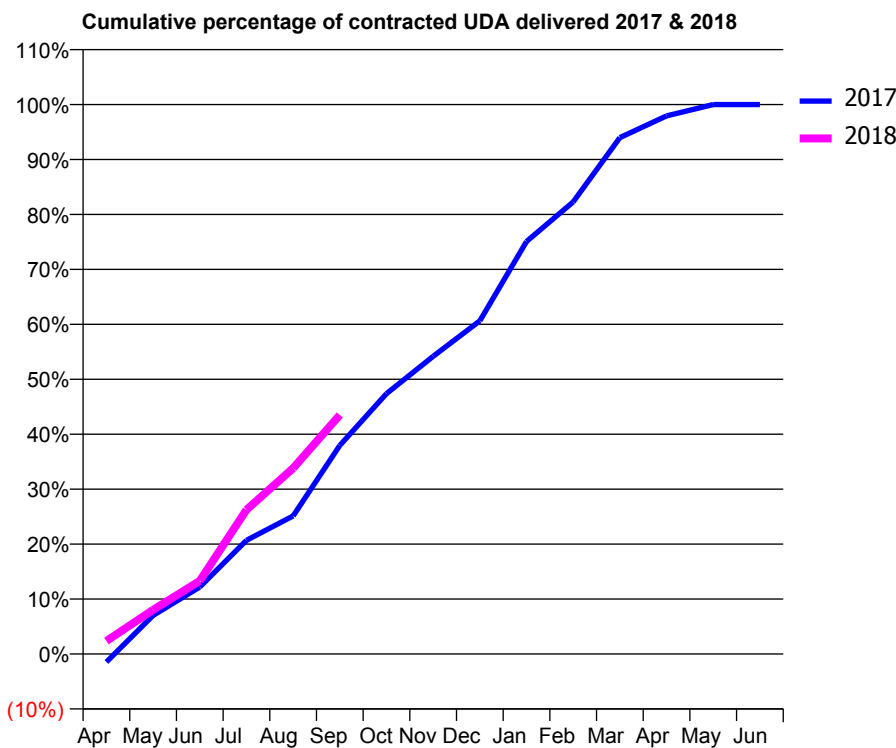
17/18 Contracted general activity (UDA)	8,775
Carry forward general activity (UDA)	0
17/18 Contracted orthodontic activity (UOA)	0
Carry forward orthodontic activity (UOA)	0
Baseline contract value	£229,669.19

ACCESS*

Patients seen in 24 months	Total	Change since previous quarter
Quarter ending September 2016	2,919	
Quarter ending December 2016	2,965	→
Quarter ending March 2017	3,012	→
Quarter ending June 2017	3,035	→
Quarter ending September 2017	3,086	→
Variance since September 2016	5.7%	↑



ACTIVITY



Month	Adjusted Scheduled Activity (UDA)	
	2017	2018
April	-130	208
May	616	706
June	1,071	1,167
July	1,815	2,304
August	2,204	2,967
September	3,331	3,818
October	4,157	
November	4,755	
December	5,320	
January	6,587	
February	7,220	
March	8,246	
April	8,594	
May	8,775	
June	8,775	

QUALITY

	Quantity	Base Number	Contract	AT	Region	England
% of FP17s for the same patient ID Re-attending within 3 months - Children	31	599	5.2%	9.7%	11.2%	11.9%
% of FP17s for the same patient ID Re-attending within 3 months - Adults	149	1,304	11.4%	15.6%	16.6%	15.9%
% of FP17s for the same patient ID Re-attending between 3 & 9 months - Children	305	599	50.9%	46.9%	47.0%	58.1%
% of FP17s for the same patient ID Re-attending between 3 & 9 months - Adults	682	1,304	52.3%	37.6%	38.2%	50.6%
% of FP17s for Band 1 Urgent Courses	168	1,692	9.9%	11.2%	10.6%	9.1%
% of FP17s Relating to Free Repair or Replacements	13	1,692	0.8%	0.5%	0.6%	0.8%
% of FP17s Relating to Continuations	6	1,692	0.4%	0.6%	0.8%	1.1%
% of Patients satisfied with the dentistry they have received	3	3	N/A	89.0%	89.2%	91.4%
% of Patients satisfied with the time they had to wait for an appointment	3	3	N/A	83.1%	83.4%	87.7%

* This is based on patients treated on this contract for their most recent course of treatment. Figures in italics indicate the base number of FP17s or Patient Questionnaire responses are less than 100. N/A is shown where the base number of responses is less than 10 during the period. % is calculated as Quantity/Base number*100

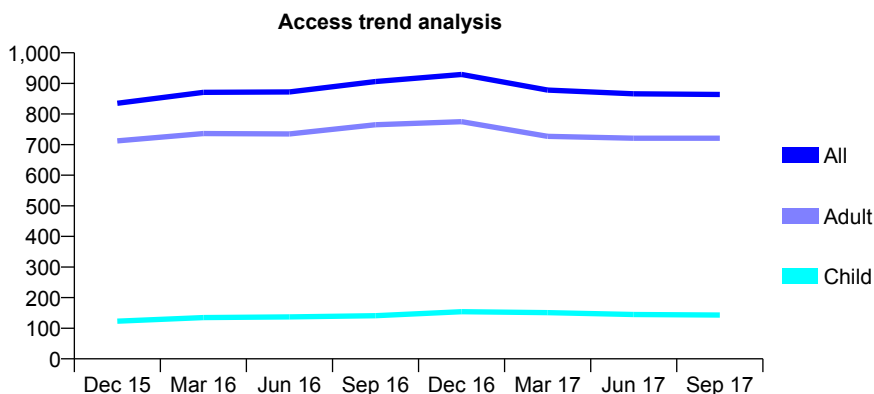
Q62 - Vital Signs At a Glance Contract Report for 929034/0001 - September 2017

Name or company name	Bhavish Thakrar and Jayesh Kotecha
Contract type name	GDS Contract
Purpose of contract	General
Contract start date	01/04/2006
Contract end date	

17/18 Contracted general activity (UDA)	3,378
Carry forward general activity (UDA)	10
17/18 Contracted orthodontic activity (UOA)	0
Carry forward orthodontic activity (UOA)	0
Baseline contract value	£108,110.46

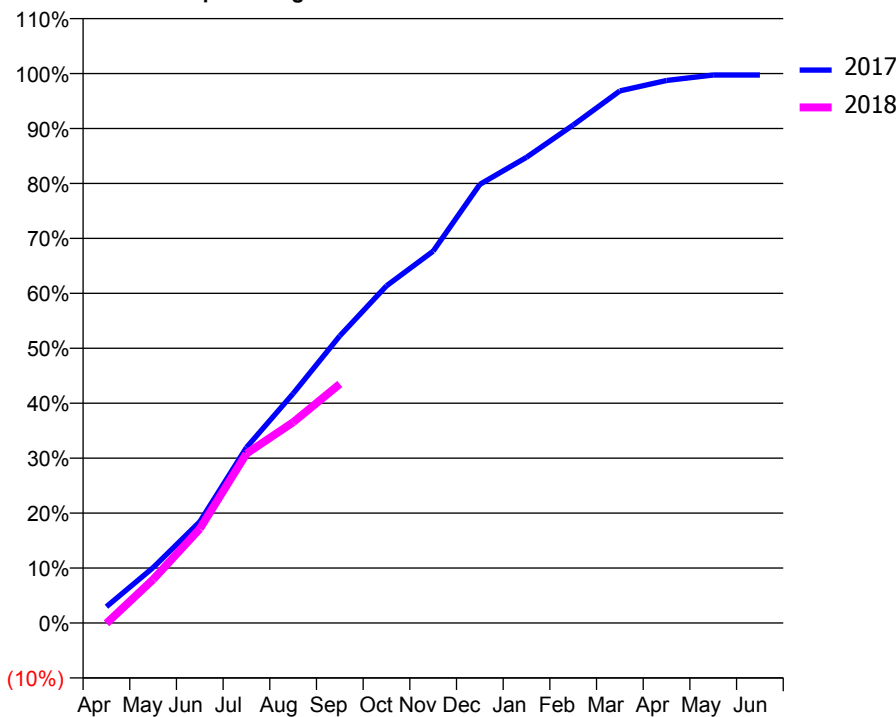
ACCESS*

Patients seen in 24 months	Total	Change since previous quarter
Quarter ending September 2016	906	
Quarter ending December 2016	929	↑
Quarter ending March 2017	878	↓
Quarter ending June 2017	866	↓
Quarter ending September 2017	864	→
Variance since September 2016	(4.6%)	↓



ACTIVITY

Cumulative percentage of contracted UDA delivered 2017 & 2018



Month	Adjusted Scheduled Activity (UDA)	
	2017	2018
April	100	-3
May	340	268
June	623	579
July	1,079	1,042
August	1,410	1,234
September	1,765	1,470
October	2,073	
November	2,286	
December	2,697	
January	2,863	
February	3,061	
March	3,271	
April	3,335	
May	3,368	
June	3,368	

QUALITY

	Quantity	Base Number	Contract	AT	Region	England
% of FP17s for the same patient ID Re-attending within 3 months - Children	4	86	4.7%	9.7%	11.2%	11.9%
% of FP17s for the same patient ID Re-attending within 3 months - Adults	42	392	10.7%	15.6%	16.6%	15.9%
% of FP17s for the same patient ID Re-attending between 3 & 9 months - Children	33	86	38.4%	46.9%	47.0%	58.1%
% of FP17s for the same patient ID Re-attending between 3 & 9 months - Adults	156	392	39.8%	37.6%	38.2%	50.6%
% of FP17s for Band 1 Urgent Courses	28	457	6.1%	11.2%	10.6%	9.1%
% of FP17s Relating to Free Repair or Replacements	0	457	0.0%	0.5%	0.6%	0.8%
% of FP17s Relating to Continuations	0	457	0.0%	0.6%	0.8%	1.1%
% of Patients satisfied with the dentistry they have received	1	1	N/A	89.0%	89.2%	91.4%
% of Patients satisfied with the time they had to wait for an appointment	1	1	N/A	83.1%	83.4%	87.7%

* This is based on patients treated on this contract for their most recent course of treatment. Figures in italics indicate the base number of FP17s or Patient Questionnaire responses are less than 100. N/A is shown where the base number of responses is less than 10 during the period. % is calculated as Quantity/Base number*100

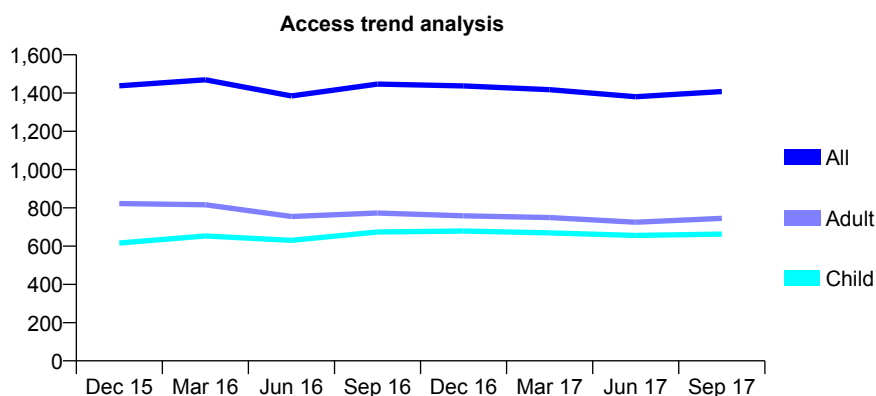
Q62 - Vital Signs At a Glance Contract Report for 929263/0001 - September 2017

Name or company name	MRS JM SRITHARAN
Contract type name	GDS Contract
Purpose of contract	General
Contract start date	01/04/2006
Contract end date	

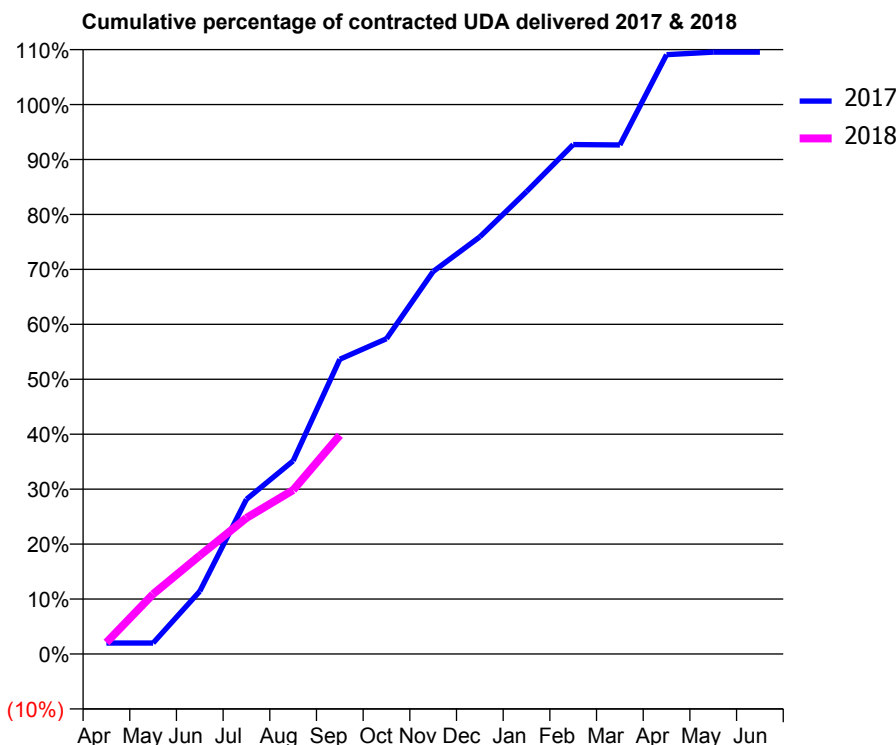
17/18 Contracted general activity (UDA)	3,815
Carry forward general activity (UDA)	-76
17/18 Contracted orthodontic activity (UOA)	0
Carry forward orthodontic activity (UOA)	0
Baseline contract value	£98,238.73

ACCESS*

Patients seen in 24 months	Total	Change since previous quarter
Quarter ending September 2016	1,447	
Quarter ending December 2016	1,437	→
Quarter ending March 2017	1,418	↓
Quarter ending June 2017	1,381	↓
Quarter ending September 2017	1,408	→
Variance since September 2016	(2.7%)	↓



ACTIVITY



Month	Adjusted Scheduled Activity (UDA)	
	2017	2018
April	76	80
May	76	416
June	435	684
July	1,075	945
August	1,341	1,138
September	2,046	1,519
October	2,189	
November	2,656	
December	2,896	
January	3,210	
February	3,537	
March	3,535	
April	4,161	
May	4,178	
June	4,178	

QUALITY

	Quantity	Base Number	Contract	AT	Region	England
% of FP17s for the same patient ID Re-attending within 3 months - Children	7	372	1.9%	9.7%	11.2%	11.9%
% of FP17s for the same patient ID Re-attending within 3 months - Adults	27	338	8.0%	15.6%	16.6%	15.9%
% of FP17s for the same patient ID Re-attending between 3 & 9 months - Children	116	372	31.2%	46.9%	47.0%	58.1%
% of FP17s for the same patient ID Re-attending between 3 & 9 months - Adults	96	338	28.4%	37.6%	38.2%	50.6%
% of FP17s for Band 1 Urgent Courses	13	508	2.6%	11.2%	10.6%	9.1%
% of FP17s Relating to Free Repair or Replacements	0	508	0.0%	0.5%	0.6%	0.8%
% of FP17s Relating to Continuations	0	508	0.0%	0.6%	0.8%	1.1%
% of Patients satisfied with the dentistry they have received	4	5	N/A	89.0%	89.2%	91.4%
% of Patients satisfied with the time they had to wait for an appointment	5	5	N/A	83.1%	83.4%	87.7%

* This is based on patients treated on this contract for their most recent course of treatment. Figures in italics indicate the base number of FP17s or Patient Questionnaire responses are less than 100. N/A is shown where the base number of responses is less than 10 during the period. % is calculated as Quantity/Base number*100

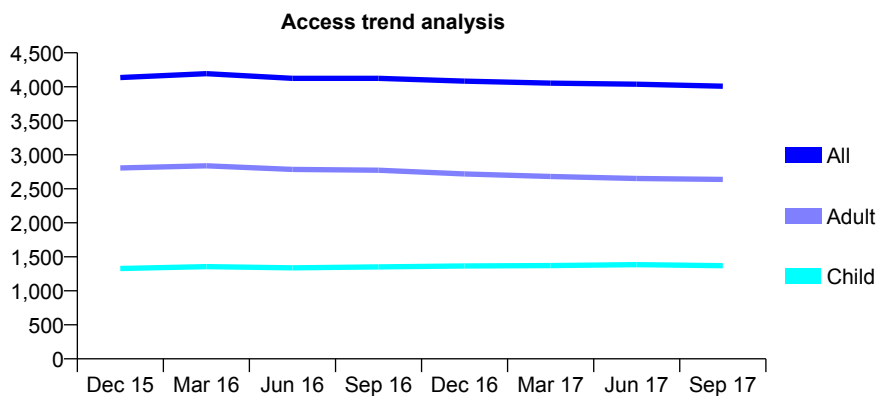
Q62 - Vital Signs At a Glance Contract Report for 933775/0001 - September 2017

Name or company name	MISS M VIJAYARAGHAVAN
Contract type name	GDS Contract
Purpose of contract	General
Contract start date	01/04/2006
Contract end date	

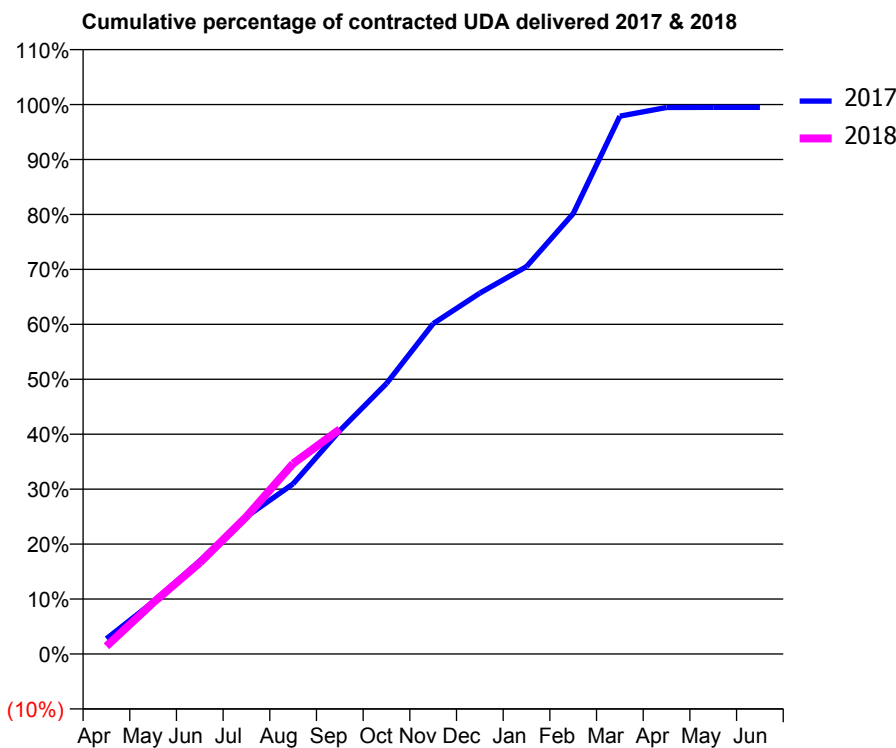
17/18 Contracted general activity (UDA)	9,700
Carry forward general activity (UDA)	50
17/18 Contracted orthodontic activity (UOA)	0
Carry forward orthodontic activity (UOA)	0
Baseline contract value	£263,879.24

ACCESS*

Patients seen in 24 months	Total	Change since previous quarter
Quarter ending September 2016	4,125	
Quarter ending December 2016	4,083	↓
Quarter ending March 2017	4,053	→
Quarter ending June 2017	4,038	→
Quarter ending September 2017	4,008	→
Variance since September 2016	(2.8%)	↓



ACTIVITY



Month	Adjusted Scheduled Activity (UDA)	
	2017	2018
April	269	137
May	919	904
June	1,644	1,611
July	2,424	2,425
August	3,006	3,363
September	3,944	3,968
October	4,774	
November	5,833	
December	6,372	
January	6,838	
February	7,774	
March	9,495	
April	9,647	
May	9,650	
June	9,650	

QUALITY

	Quantity	Base Number	Contract	AT	Region	England
% of FP17s for the same patient ID Re-attending within 3 months - Children	45	759	5.9%	9.7%	11.2%	11.9%
% of FP17s for the same patient ID Re-attending within 3 months - Adults	136	1,139	11.9%	15.6%	16.6%	15.9%
% of FP17s for the same patient ID Re-attending between 3 & 9 months - Children	311	759	41.0%	46.9%	47.0%	58.1%
% of FP17s for the same patient ID Re-attending between 3 & 9 months - Adults	292	1,139	25.6%	37.6%	38.2%	50.6%
% of FP17s for Band 1 Urgent Courses	170	1,842	9.2%	11.2%	10.6%	9.1%
% of FP17s Relating to Free Repair or Replacements	0	1,842	0.0%	0.5%	0.6%	0.8%
% of FP17s Relating to Continuations	18	1,842	1.0%	0.6%	0.8%	1.1%
% of Patients satisfied with the dentistry they have received	5	6	N/A	89.0%	89.2%	91.4%
% of Patients satisfied with the time they had to wait for an appointment	4	6	N/A	83.1%	83.4%	87.7%

* This is based on patients treated on this contract for their most recent course of treatment. Figures in italics indicate the base number of FP17s or Patient Questionnaire responses are less than 100. N/A is shown where the base number of responses is less than 10 during the period. % is calculated as Quantity/Base number*100

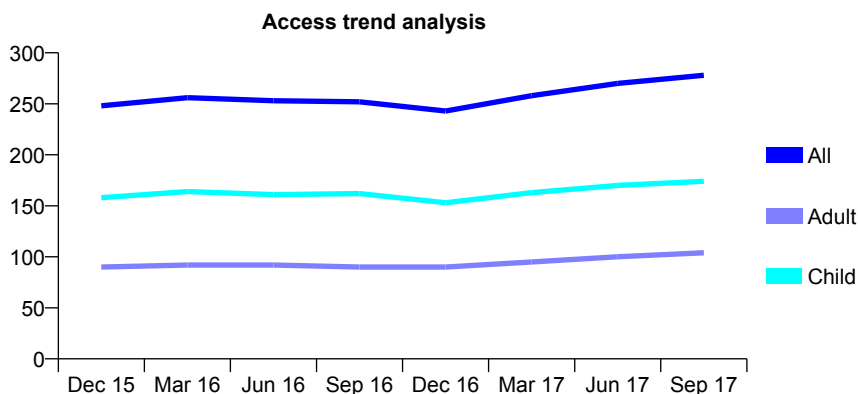
Q62 - Vital Signs At a Glance Contract Report for 934402/0002 - September 2017

Name or company name	MR M SHER
Contract type name	GDS Contract
Purpose of contract	General
Contract start date	25/04/2011
Contract end date	

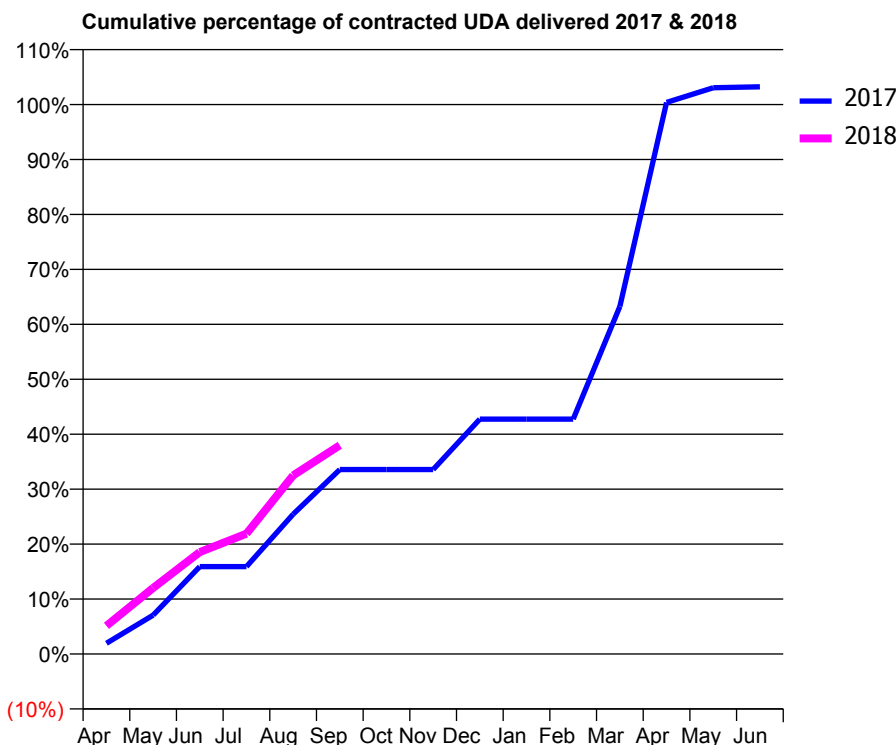
17/18 Contracted general activity (UDA)	566
Carry forward general activity (UDA)	-11
17/18 Contracted orthodontic activity (UOA)	0
Carry forward orthodontic activity (UOA)	0
Baseline contract value	£13,029.75

ACCESS*

Patients seen in 24 months	Total	Change since previous quarter
Quarter ending September 2016	252	
Quarter ending December 2016	243	↓
Quarter ending March 2017	258	↑
Quarter ending June 2017	270	↑
Quarter ending September 2017	278	↑
Variance since September 2016	10.3%	↑



ACTIVITY



Month	Adjusted Scheduled Activity (UDA)	
	2017	2018
April	11	29
May	40	68
June	90	105
July	90	124
August	144	184
September	190	215
October	190	
November	190	
December	242	
January	242	
February	242	
March	358	
April	568	
May	583	
June	584	

QUALITY

	Quantity	Base Number	Contract	AT	Region	England
% of FP17s for the same patient ID Re-attending within 3 months - Children	9	164	5.5%	9.7%	11.2%	11.9%
% of FP17s for the same patient ID Re-attending within 3 months - Adults	1	63	1.6%	15.6%	16.6%	15.9%
% of FP17s for the same patient ID Re-attending between 3 & 9 months - Children	89	164	54.3%	46.9%	47.0%	58.1%
% of FP17s for the same patient ID Re-attending between 3 & 9 months - Adults	23	63	36.5%	37.6%	38.2%	50.6%
% of FP17s for Band 1 Urgent Courses	0	116	0.0%	11.2%	10.6%	9.1%
% of FP17s Relating to Free Repair or Replacements	0	116	0.0%	0.5%	0.6%	0.8%
% of FP17s Relating to Continuations	0	116	0.0%	0.6%	0.8%	1.1%
% of Patients satisfied with the dentistry they have received	0	0	N/A	89.0%	89.2%	91.4%
% of Patients satisfied with the time they had to wait for an appointment	0	0	N/A	83.1%	83.4%	87.7%

* This is based on patients treated on this contract for their most recent course of treatment. Figures in italics indicate the base number of FP17s or Patient Questionnaire responses are less than 100. N/A is shown where the base number of responses is less than 10 during the period. % is calculated as Quantity/Base number*100

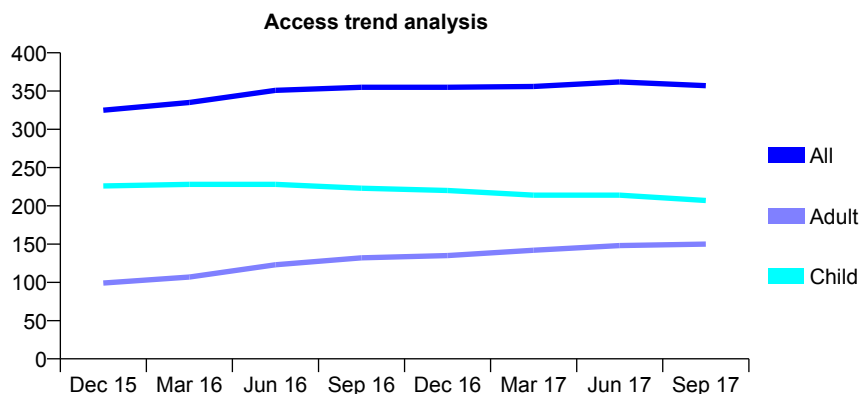
Q62 - Vital Signs At a Glance Contract Report for 935875/0001 - September 2017

Name or company name	MISS AS SHRESTHA
Contract type name	GDS Contract
Purpose of contract	General
Contract start date	01/09/2014
Contract end date	

17/18 Contracted general activity (UDA)	962
Carry forward general activity (UDA)	26
17/18 Contracted orthodontic activity (UOA)	0
Carry forward orthodontic activity (UOA)	0
Baseline contract value	£19,901.33

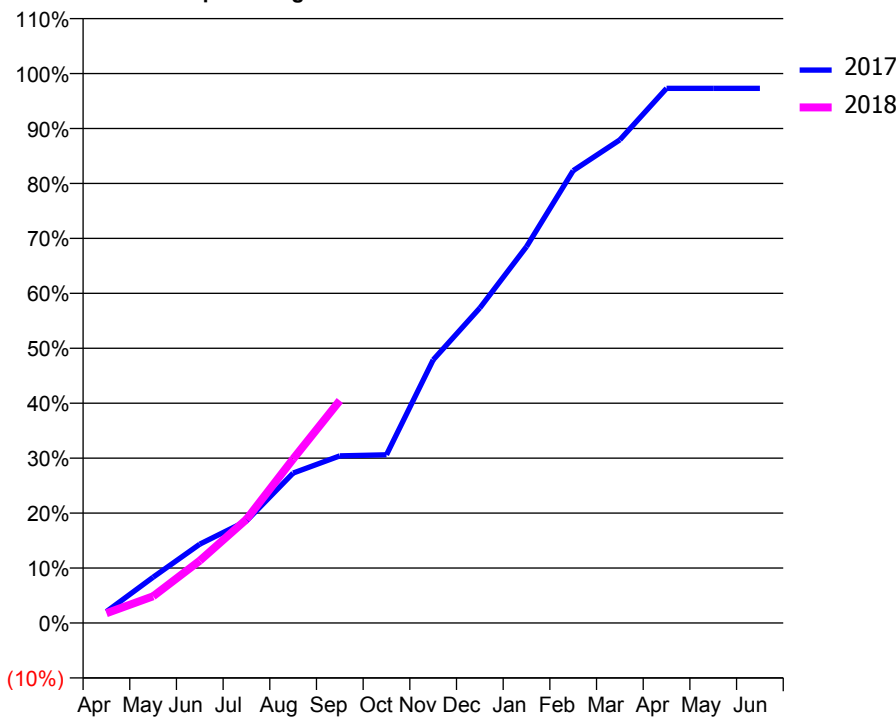
ACCESS*

Patients seen in 24 months	Total	Change since previous quarter
Quarter ending September 2016	355	
Quarter ending December 2016	355	→
Quarter ending March 2017	356	→
Quarter ending June 2017	362	→
Quarter ending September 2017	357	↓
Variance since September 2016	0.6%	→



ACTIVITY

Cumulative percentage of contracted UDA delivered 2017 & 2018



Adjusted Scheduled Activity (UDA)

Month	2017	2018
April	20	17
May	80	47
June	138	109
July	179	182
August	262	287
September	293	390
October	295	
November	461	
December	552	
January	659	
February	792	
March	846	
April	936	
May	936	
June	936	

QUALITY

	Quantity	Base Number	Contract	AT	Region	England
% of FP17s for the same patient ID Re-attending within 3 months - Children	17	212	8.0%	9.7%	11.2%	11.9%
% of FP17s for the same patient ID Re-attending within 3 months - Adults	16	89	18.0%	15.6%	16.6%	15.9%
% of FP17s for the same patient ID Re-attending between 3 & 9 months - Children	161	212	75.9%	46.9%	47.0%	58.1%
% of FP17s for the same patient ID Re-attending between 3 & 9 months - Adults	47	89	52.8%	37.6%	38.2%	50.6%
% of FP17s for Band 1 Urgent Courses	13	262	5.0%	11.2%	10.6%	9.1%
% of FP17s Relating to Free Repair or Replacements	0	262	0.0%	0.5%	0.6%	0.8%
% of FP17s Relating to Continuations	2	262	0.8%	0.6%	0.8%	1.1%
% of Patients satisfied with the dentistry they have received	1	1	N/A	89.0%	89.2%	91.4%
% of Patients satisfied with the time they had to wait for an appointment	1	1	N/A	83.1%	83.4%	87.7%

* This is based on patients treated on this contract for their most recent course of treatment. Figures in italics indicate the base number of FP17s or Patient Questionnaire responses are less than 100. N/A is shown where the base number of responses is less than 10 during the period. % is calculated as Quantity/Base number*100

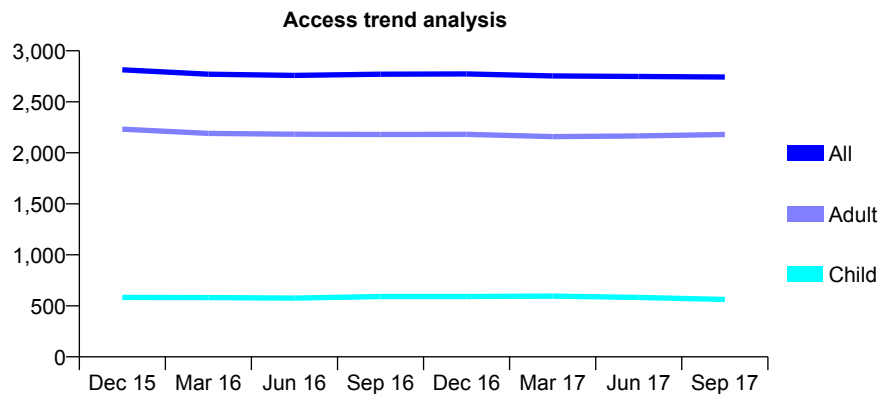
Q62 - Vital Signs At a Glance Contract Report for 938971/0001 - September 2017

Name or company name	MR K MOUNT
Contract type name	GDS Contract
Purpose of contract	General
Contract start date	01/04/2006
Contract end date	

17/18 Contracted general activity (UDA)	8,757
Carry forward general activity (UDA)	0
17/18 Contracted orthodontic activity (UOA)	0
Carry forward orthodontic activity (UOA)	0
Baseline contract value	£205,499.11

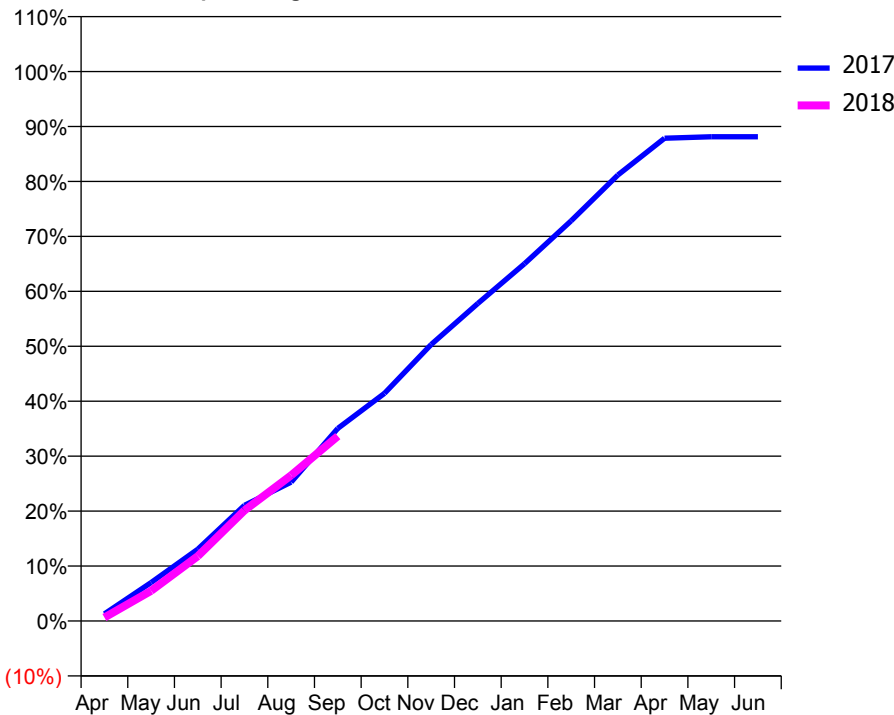
ACCESS*

Patients seen in 24 months	Total	Change since previous quarter
Quarter ending September 2016	2,771	
Quarter ending December 2016	2,773	→
Quarter ending March 2017	2,754	→
Quarter ending June 2017	2,748	→
Quarter ending September 2017	2,743	→
Variance since September 2016	(1.0%)	↓



ACTIVITY

Cumulative percentage of contracted UDA delivered 2017 & 2018



Month	Adjusted Scheduled Activity (UDA)	
	2017	2018
April	114	56
May	613	482
June	1,145	1,033
July	1,843	1,763
August	2,214	2,322
September	3,071	2,946
October	3,628	
November	4,406	
December	5,061	
January	5,694	
February	6,378	
March	7,108	
April	7,693	
May	7,718	
June	7,718	

QUALITY

	Quantity	Base Number	Contract	AT	Region	England
% of FP17s for the same patient ID Re-attending within 3 months - Children	28	305	9.2%	9.7%	11.2%	11.9%
% of FP17s for the same patient ID Re-attending within 3 months - Adults	224	1,257	17.8%	15.6%	16.6%	15.9%
% of FP17s for the same patient ID Re-attending between 3 & 9 months - Children	106	305	34.8%	46.9%	47.0%	58.1%
% of FP17s for the same patient ID Re-attending between 3 & 9 months - Adults	483	1,257	38.4%	37.6%	38.2%	50.6%
% of FP17s for Band 1 Urgent Courses	224	1,340	16.7%	11.2%	10.6%	9.1%
% of FP17s Relating to Free Repair or Replacements	0	1,340	0.0%	0.5%	0.6%	0.8%
% of FP17s Relating to Continuations	3	1,340	0.2%	0.6%	0.8%	1.1%
% of Patients satisfied with the dentistry they have received	6	6	N/A	89.0%	89.2%	91.4%
% of Patients satisfied with the time they had to wait for an appointment	6	6	N/A	83.1%	83.4%	87.7%

* This is based on patients treated on this contract for their most recent course of treatment. Figures in italics indicate the base number of FP17s or Patient Questionnaire responses are less than 100. N/A is shown where the base number of responses is less than 10 during the period. % is calculated as Quantity/Base number*100

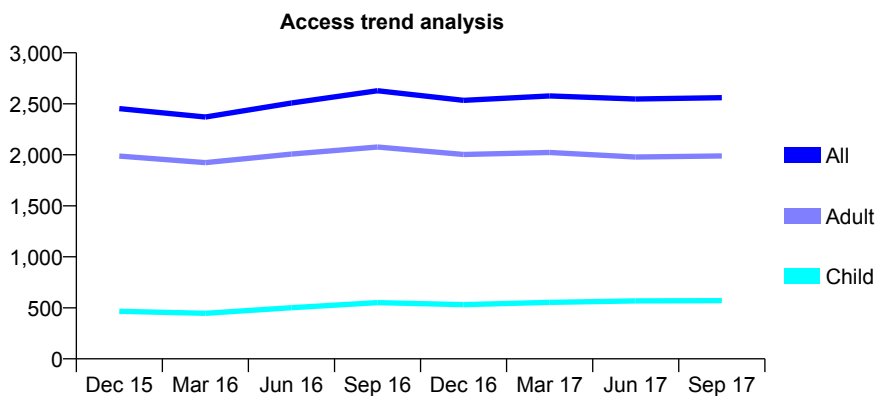
Q62 - Vital Signs At a Glance Contract Report for 939587/0001 - September 2017

Name or company name	MR SM AYIOUB-BEY
Contract type name	GDS Contract
Purpose of contract	General
Contract start date	01/04/2006
Contract end date	

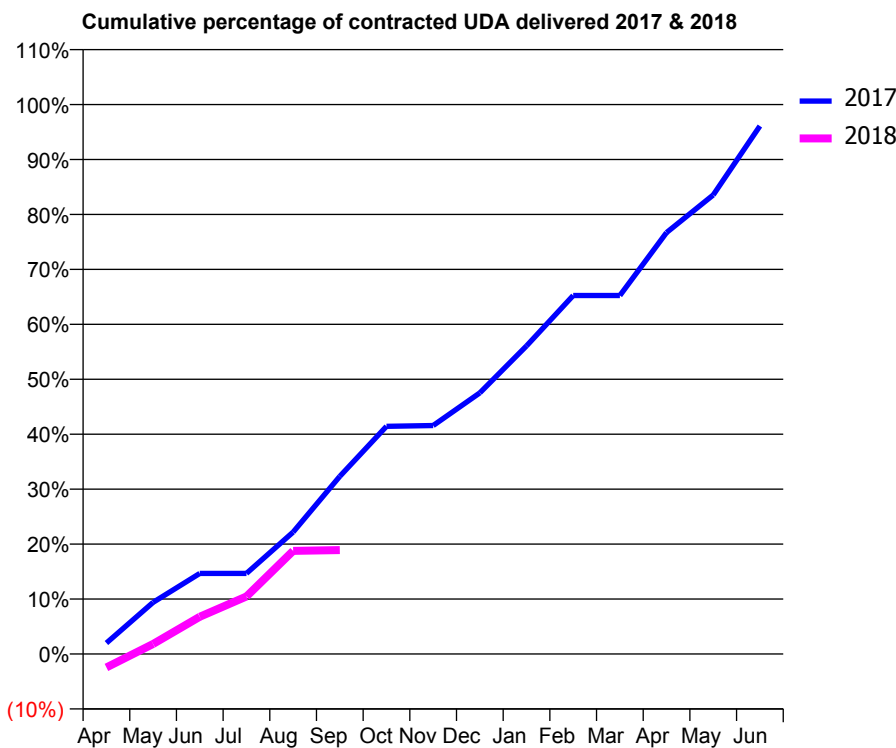
17/18 Contracted general activity (UDA)	9,179
Carry forward general activity (UDA)	359
17/18 Contracted orthodontic activity (UOA)	0
Carry forward orthodontic activity (UOA)	0
Baseline contract value	£317,363.36

ACCESS*

Patients seen in 24 months	Total	Change since previous quarter
Quarter ending September 2016	2,628	
Quarter ending December 2016	2,534	↓
Quarter ending March 2017	2,577	→
Quarter ending June 2017	2,547	↓
Quarter ending September 2017	2,560	→
Variance since September 2016	(2.6%)	↓



ACTIVITY



Month	Adjusted Scheduled Activity (UDA)	
	2017	2018
April	184	-227
May	863	167
June	1,348	623
July	1,348	961
August	2,037	1,724
September	2,969	1,736
October	3,804	
November	3,817	
December	4,363	
January	5,148	
February	5,989	
March	5,989	
April	7,039	
May	7,669	
June	8,820	

QUALITY

	Quantity	Base Number	Contract	AT	Region	England
% of FP17s for the same patient ID Re-attending within 3 months - Children	30	335	9.0%	9.7%	11.2%	11.9%
% of FP17s for the same patient ID Re-attending within 3 months - Adults	97	1,013	9.6%	15.6%	16.6%	15.9%
% of FP17s for the same patient ID Re-attending between 3 & 9 months - Children	156	335	46.6%	46.9%	47.0%	58.1%
% of FP17s for the same patient ID Re-attending between 3 & 9 months - Adults	322	1,013	31.8%	37.6%	38.2%	50.6%
% of FP17s for Band 1 Urgent Courses	107	833	12.8%	11.2%	10.6%	9.1%
% of FP17s Relating to Free Repair or Replacements	5	833	0.6%	0.5%	0.6%	0.8%
% of FP17s Relating to Continuations	1	833	0.1%	0.6%	0.8%	1.1%
% of Patients satisfied with the dentistry they have received	4	4	N/A	89.0%	89.2%	91.4%
% of Patients satisfied with the time they had to wait for an appointment	4	4	N/A	83.1%	83.4%	87.7%

* This is based on patients treated on this contract for their most recent course of treatment. Figures in italics indicate the base number of FP17s or Patient Questionnaire responses are less than 100. N/A is shown where the base number of responses is less than 10 during the period. % is calculated as Quantity/Base number*100

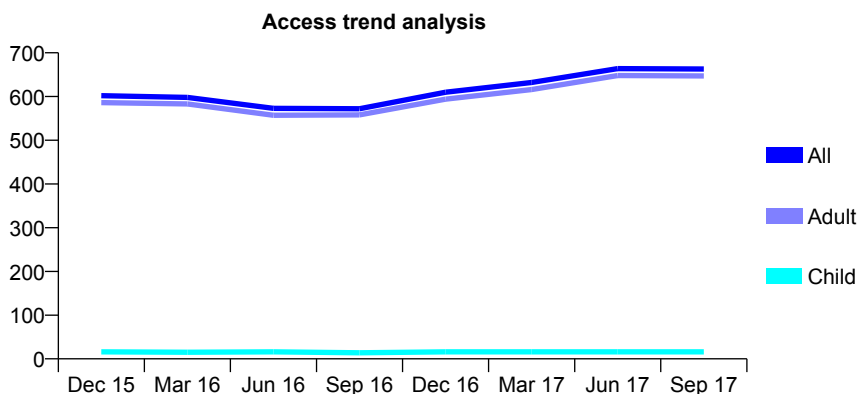
Q62 - Vital Signs At a Glance Contract Report for 939587/0003 - September 2017

Name or company name	MR SM AYOUB-BEY
Contract type name	GDS Contract
Purpose of contract	General
Contract start date	01/02/2012
Contract end date	

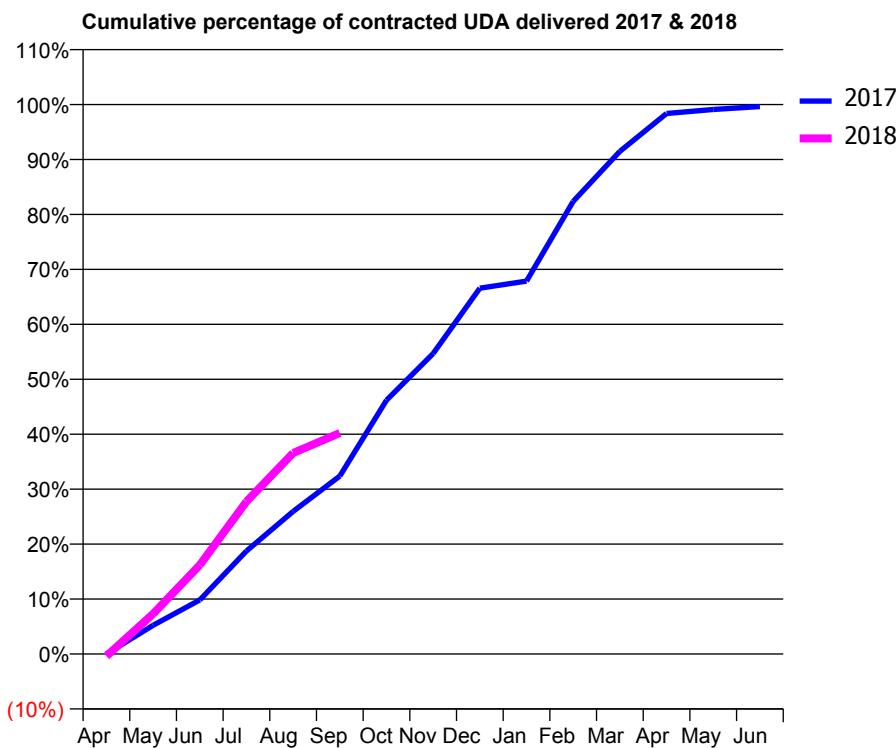
17/18 Contracted general activity (UDA)	1,725
Carry forward general activity (UDA)	7
17/18 Contracted orthodontic activity (UOA)	0
Carry forward orthodontic activity (UOA)	0
Baseline contract value	£48,166.00

ACCESS*

Patients seen in 24 months	Total	Change since previous quarter
Quarter ending September 2016	572	
Quarter ending December 2016	610	↑
Quarter ending March 2017	632	↑
Quarter ending June 2017	664	↑
Quarter ending September 2017	663	→
Variance since September 2016	15.9%	↑



ACTIVITY



Month	Adjusted Scheduled Activity (UDA)	
	2017	2018
April	0	-7
May	90	126
June	170	280
July	323	479
August	448	631
September	559	694
October	797	
November	943	
December	1,148	
January	1,171	
February	1,421	
March	1,578	
April	1,697	
May	1,709	
June	1,718	

QUALITY

	Quantity	Base Number	Contract	AT	Region	England
% of FP17s for the same patient ID Re-attending within 3 months - Children	0	6	0.0%	9.7%	11.2%	11.9%
% of FP17s for the same patient ID Re-attending within 3 months - Adults	29	280	10.4%	15.6%	16.6%	15.9%
% of FP17s for the same patient ID Re-attending between 3 & 9 months - Children	1	6	16.7%	46.9%	47.0%	58.1%
% of FP17s for the same patient ID Re-attending between 3 & 9 months - Adults	53	280	18.9%	37.6%	38.2%	50.6%
% of FP17s for Band 1 Urgent Courses	49	218	22.5%	11.2%	10.6%	9.1%
% of FP17s Relating to Free Repair or Replacements	0	218	0.0%	0.5%	0.6%	0.8%
% of FP17s Relating to Continuations	1	218	0.5%	0.6%	0.8%	1.1%
% of Patients satisfied with the dentistry they have received	2	2	N/A	89.0%	89.2%	91.4%
% of Patients satisfied with the time they had to wait for an appointment	2	2	N/A	83.1%	83.4%	87.7%

* This is based on patients treated on this contract for their most recent course of treatment. Figures in italics indicate the base number of FP17s or Patient Questionnaire responses are less than 100. N/A is shown where the base number of responses is less than 10 during the period. % is calculated as Quantity/Base number*100

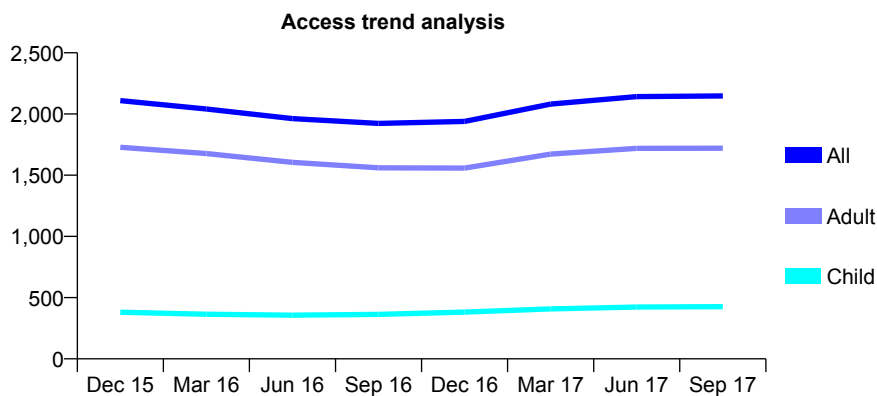
Q62 - Vital Signs At a Glance Contract Report for 939870/0001 - September 2017

Name or company name	MR B SHAH
Contract type name	GDS Contract
Purpose of contract	General
Contract start date	01/04/2006
Contract end date	

17/18 Contracted general activity (UDA)	6,000
Carry forward general activity (UDA)	0
17/18 Contracted orthodontic activity (UOA)	0
Carry forward orthodontic activity (UOA)	0
Baseline contract value	£157,217.53

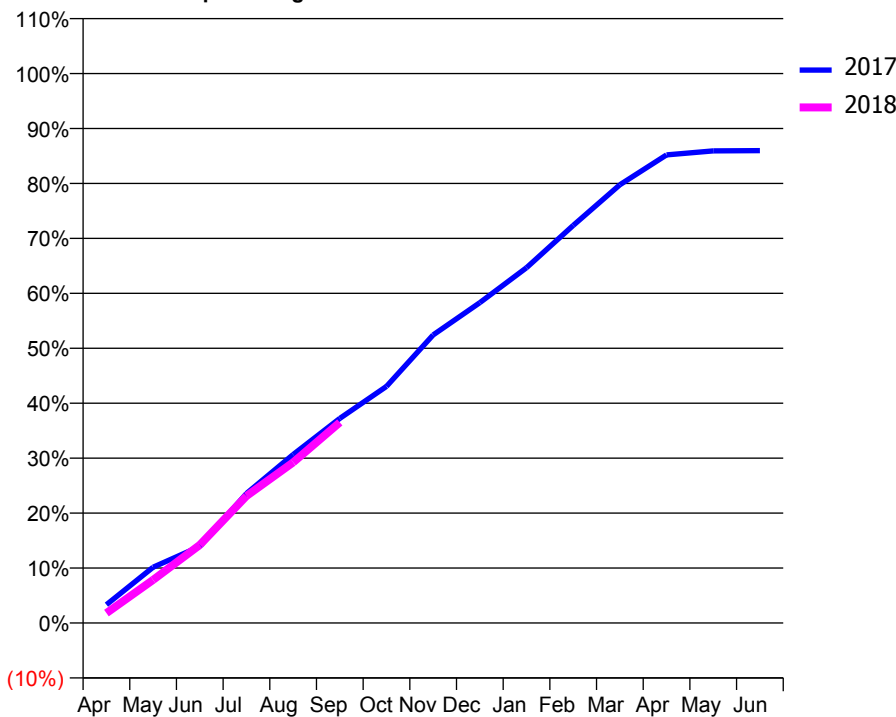
ACCESS*

Patients seen in 24 months	Total	Change since previous quarter
Quarter ending September 2016	1,923	
Quarter ending December 2016	1,940	→
Quarter ending March 2017	2,081	↑
Quarter ending June 2017	2,142	↑
Quarter ending September 2017	2,148	→
Variance since September 2016	11.7%	↑



ACTIVITY

Cumulative percentage of contracted UDA delivered 2017 & 2018



Month	Adjusted Scheduled Activity (UDA)	
	2017	2018
April	200	109
May	610	471
June	837	853
July	1,414	1,387
August	1,840	1,754
September	2,234	2,191
October	2,584	
November	3,145	
December	3,498	
January	3,879	
February	4,342	
March	4,786	
April	5,111	
May	5,155	
June	5,158	

QUALITY

	Quantity	Base Number	Contract	AT	Region	England
% of FP17s for the same patient ID Re-attending within 3 months - Children	5	228	2.2%	9.7%	11.2%	11.9%
% of FP17s for the same patient ID Re-attending within 3 months - Adults	68	852	8.0%	15.6%	16.6%	15.9%
% of FP17s for the same patient ID Re-attending between 3 & 9 months - Children	92	228	40.4%	46.9%	47.0%	58.1%
% of FP17s for the same patient ID Re-attending between 3 & 9 months - Adults	265	852	31.1%	37.6%	38.2%	50.6%
% of FP17s for Band 1 Urgent Courses	34	784	4.3%	11.2%	10.6%	9.1%
% of FP17s Relating to Free Repair or Replacements	7	784	0.9%	0.5%	0.6%	0.8%
% of FP17s Relating to Continuations	2	784	0.3%	0.6%	0.8%	1.1%
% of Patients satisfied with the dentistry they have received	3	3	N/A	89.0%	89.2%	91.4%
% of Patients satisfied with the time they had to wait for an appointment	3	3	N/A	83.1%	83.4%	87.7%

* This is based on patients treated on this contract for their most recent course of treatment. Figures in italics indicate the base number of FP17s or Patient Questionnaire responses are less than 100. N/A is shown where the base number of responses is less than 10 during the period. % is calculated as Quantity/Base number*100

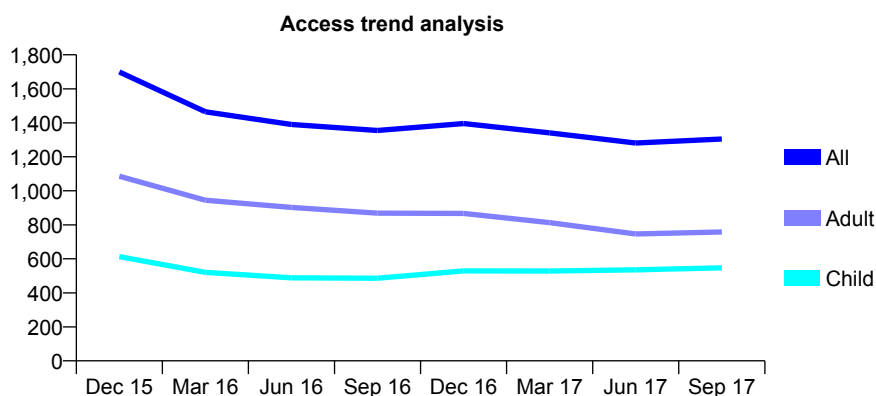
Q62 - Vital Signs At a Glance Contract Report for 941077/0001 - September 2017

Name or company name	Mr Jason Lai and Mr Gregory Lai
Contract type name	GDS Contract
Purpose of contract	General
Contract start date	01/04/2008
Contract end date	

17/18 Contracted general activity (UDA)	8,354
Carry forward general activity (UDA)	-128
17/18 Contracted orthodontic activity (UOA)	0
Carry forward orthodontic activity (UOA)	0
Baseline contract value	£270,198.97

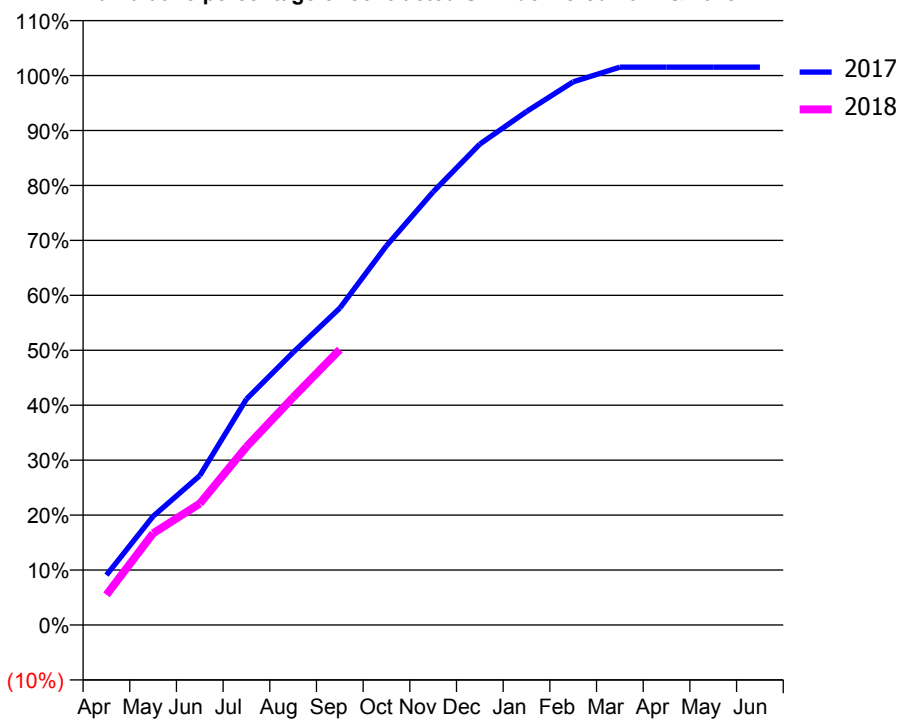
ACCESS*

Patients seen in 24 months	Total	Change since previous quarter
Quarter ending September 2016	1,355	
Quarter ending December 2016	1,396	↑
Quarter ending March 2017	1,341	↓
Quarter ending June 2017	1,281	↓
Quarter ending September 2017	1,305	→
Variance since September 2016	(3.7%)	↓



ACTIVITY

Cumulative percentage of contracted UDA delivered 2017 & 2018



Adjusted Scheduled Activity (UDA)

Month	2017	2018
April	759	458
May	1,653	1,394
June	2,271	1,847
July	3,434	2,710
August	4,144	3,462
September	4,817	4,187
October	5,766	
November	6,585	
December	7,311	
January	7,806	
February	8,258	
March	8,481	
April	8,482	
May	8,482	
June	8,482	

QUALITY

	Quantity	Base Number	Contract	AT	Region	England
% of FP17s for the same patient ID Re-attending within 3 months - Children	12	302	4.0%	9.7%	11.2%	11.9%
% of FP17s for the same patient ID Re-attending within 3 months - Adults	32	363	8.8%	15.6%	16.6%	15.9%
% of FP17s for the same patient ID Re-attending between 3 & 9 months - Children	86	302	28.5%	46.9%	47.0%	58.1%
% of FP17s for the same patient ID Re-attending between 3 & 9 months - Adults	103	363	28.4%	37.6%	38.2%	50.6%
% of FP17s for Band 1 Urgent Courses	43	664	6.5%	11.2%	10.6%	9.1%
% of FP17s Relating to Free Repair or Replacements	3	664	0.5%	0.5%	0.6%	0.8%
% of FP17s Relating to Continuations	8	664	1.2%	0.6%	0.8%	1.1%
% of Patients satisfied with the dentistry they have received	2	2	N/A	89.0%	89.2%	91.4%
% of Patients satisfied with the time they had to wait for an appointment	2	2	N/A	83.1%	83.4%	87.7%

* This is based on patients treated on this contract for their most recent course of treatment. Figures in italics indicate the base number of FP17s or Patient Questionnaire responses are less than 100. N/A is shown where the base number of responses is less than 10 during the period. % is calculated as Quantity/Base number*100

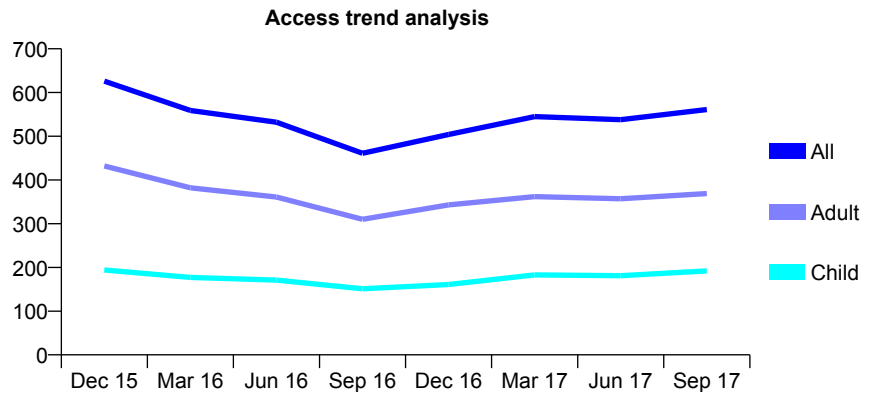
Q62 - Vital Signs At a Glance Contract Report for 941077/0002 - September 2017

Name or company name	Mr Jason Lai and Mr Gregory Lai
Contract type name	GDS Contract
Purpose of contract	General
Contract start date	21/01/2010
Contract end date	

17/18 Contracted general activity (UDA)	3,527
Carry forward general activity (UDA)	-11
17/18 Contracted orthodontic activity (UOA)	0
Carry forward orthodontic activity (UOA)	0
Baseline contract value	£77,470.54

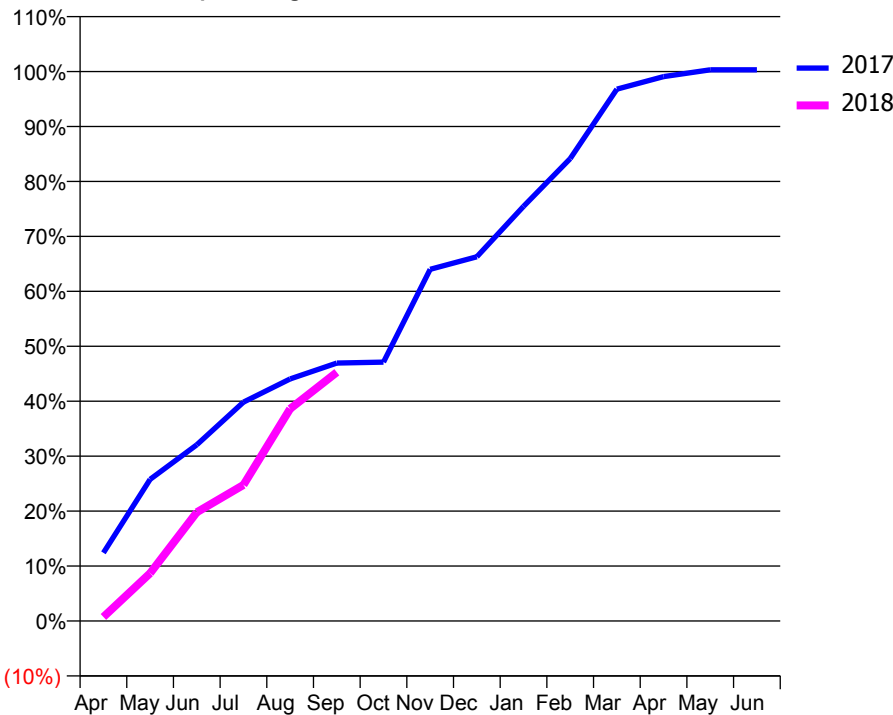
ACCESS*

Patients seen in 24 months	Total	Change since previous quarter
Quarter ending September 2016	461	
Quarter ending December 2016	504	↑
Quarter ending March 2017	545	↑
Quarter ending June 2017	538	↓
Quarter ending September 2017	561	↑
Variance since September 2016	21.7%	↑



ACTIVITY

Cumulative percentage of contracted UDA delivered 2017 & 2018



Month	Adjusted Scheduled Activity (UDA)	
	2017	2018
April	438	26
May	909	307
June	1,131	698
July	1,405	874
August	1,554	1,362
September	1,656	1,597
October	1,662	
November	2,257	
December	2,338	
January	2,661	
February	2,968	
March	3,413	
April	3,494	
May	3,538	
June	3,538	

QUALITY

	Quantity	Base Number	Contract	AT	Region	England
% of FP17s for the same patient ID Re-attending within 3 months - Children	3	147	2.0%	9.7%	11.2%	11.9%
% of FP17s for the same patient ID Re-attending within 3 months - Adults	14	245	5.7%	15.6%	16.6%	15.9%
% of FP17s for the same patient ID Re-attending between 3 & 9 months - Children	79	147	53.7%	46.9%	47.0%	58.1%
% of FP17s for the same patient ID Re-attending between 3 & 9 months - Adults	127	245	51.8%	37.6%	38.2%	50.6%
% of FP17s for Band 1 Urgent Courses	19	365	5.2%	11.2%	10.6%	9.1%
% of FP17s Relating to Free Repair or Replacements	0	365	0.0%	0.5%	0.6%	0.8%
% of FP17s Relating to Continuations	1	365	0.3%	0.6%	0.8%	1.1%
% of Patients satisfied with the dentistry they have received	0	0	N/A	89.0%	89.2%	91.4%
% of Patients satisfied with the time they had to wait for an appointment	0	0	N/A	83.1%	83.4%	87.7%

* This is based on patients treated on this contract for their most recent course of treatment. Figures in italics indicate the base number of FP17s or Patient Questionnaire responses are less than 100. N/A is shown where the base number of responses is less than 10 during the period. % is calculated as Quantity/Base number*100

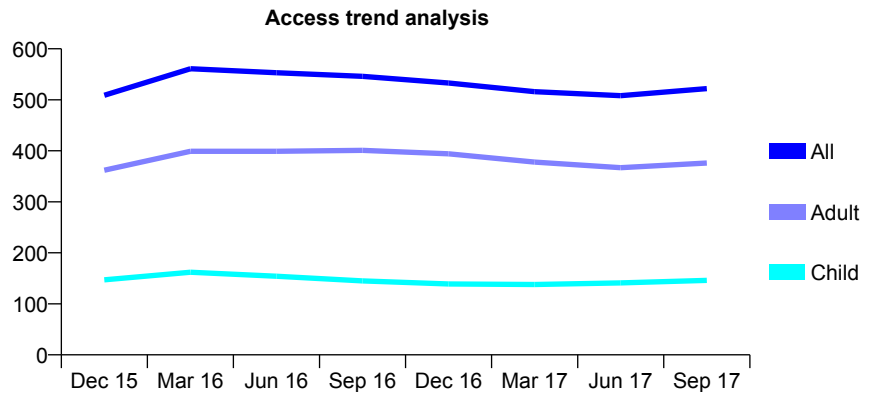
Q62 - Vital Signs At a Glance Contract Report for 941298/0001 - September 2017

Name or company name	MR K NIRMALATHASAN
Contract type name	GDS Contract
Purpose of contract	General
Contract start date	01/04/2006
Contract end date	

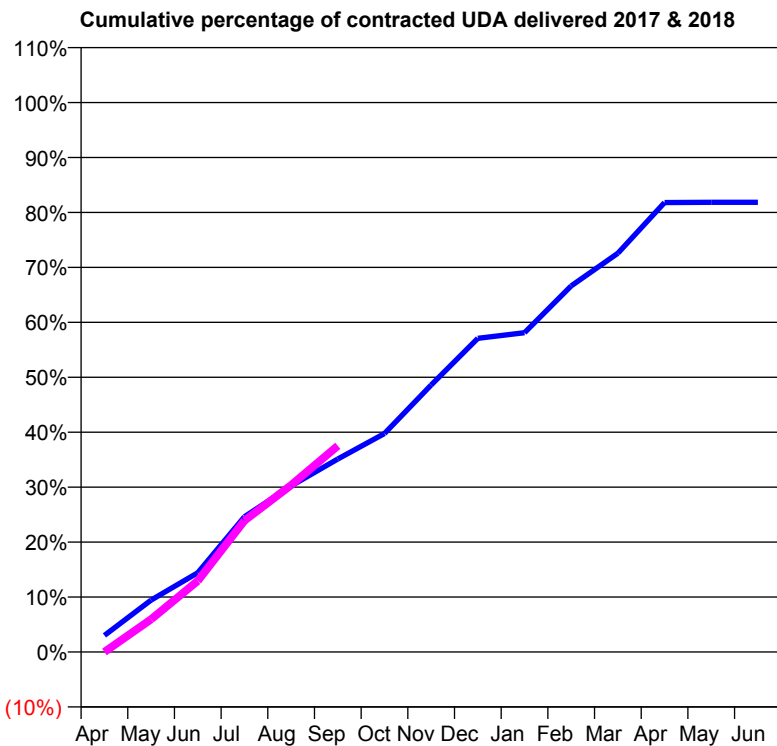
17/18 Contracted general activity (UDA)	2,381
Carry forward general activity (UDA)	0
17/18 Contracted orthodontic activity (UOA)	0
Carry forward orthodontic activity (UOA)	0
Baseline contract value	£73,656.05

ACCESS*

Patients seen in 24 months	Total	Change since previous quarter
Quarter ending September 2016	546	
Quarter ending December 2016	533	↓
Quarter ending March 2017	516	↓
Quarter ending June 2017	508	↓
Quarter ending September 2017	522	↑
Variance since September 2016	(4.4%)	↓



ACTIVITY



Month	Adjusted Scheduled Activity (UDA)	
	2017	2018
April	72	0
May	225	142
June	343	308
July	586	570
August	719	723
September	837	893
October	947	
November	1,157	
December	1,359	
January	1,384	
February	1,586	
March	1,728	
April	1,947	
May	1,949	
June	1,949	

QUALITY

	Quantity	Base Number	Contract	AT	Region	England
% of FP17s for the same patient ID Re-attending within 3 months - Children	3	88	3.4%	9.7%	11.2%	11.9%
% of FP17s for the same patient ID Re-attending within 3 months - Adults	53	242	21.9%	15.6%	16.6%	15.9%
% of FP17s for the same patient ID Re-attending between 3 & 9 months - Children	39	88	44.3%	46.9%	47.0%	58.1%
% of FP17s for the same patient ID Re-attending between 3 & 9 months - Adults	99	242	40.9%	37.6%	38.2%	50.6%
% of FP17s for Band 1 Urgent Courses	32	268	11.9%	11.2%	10.6%	9.1%
% of FP17s Relating to Free Repair or Replacements	0	268	0.0%	0.5%	0.6%	0.8%
% of FP17s Relating to Continuations	1	268	0.4%	0.6%	0.8%	1.1%
% of Patients satisfied with the dentistry they have received	1	2	N/A	89.0%	89.2%	91.4%
% of Patients satisfied with the time they had to wait for an appointment	1	2	N/A	83.1%	83.4%	87.7%

* This is based on patients treated on this contract for their most recent course of treatment. Figures in italics indicate the base number of FP17s or Patient Questionnaire responses are less than 100. N/A is shown where the base number of responses is less than 10 during the period. % is calculated as Quantity/Base number*100

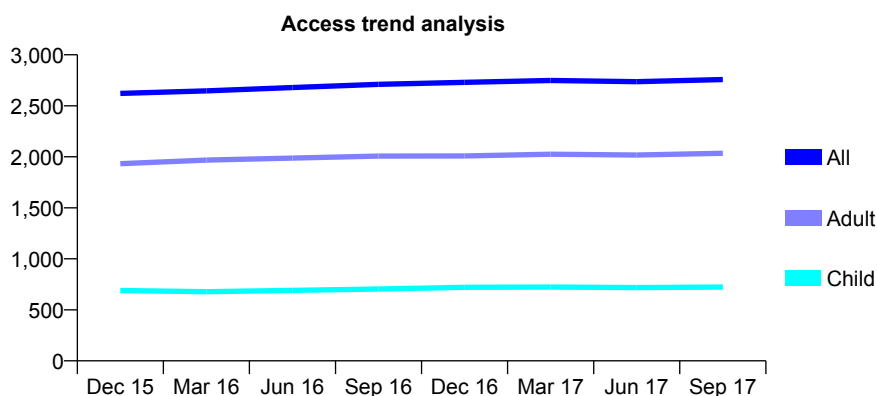
Q62 - Vital Signs At a Glance Contract Report for 942073/0001 - September 2017

Name or company name	MRS HK KALSI
Contract type name	GDS Contract
Purpose of contract	General
Contract start date	01/04/2006
Contract end date	

17/18 Contracted general activity (UDA)	6,347
Carry forward general activity (UDA)	-51
17/18 Contracted orthodontic activity (UOA)	0
Carry forward orthodontic activity (UOA)	0
Baseline contract value	£219,088.95

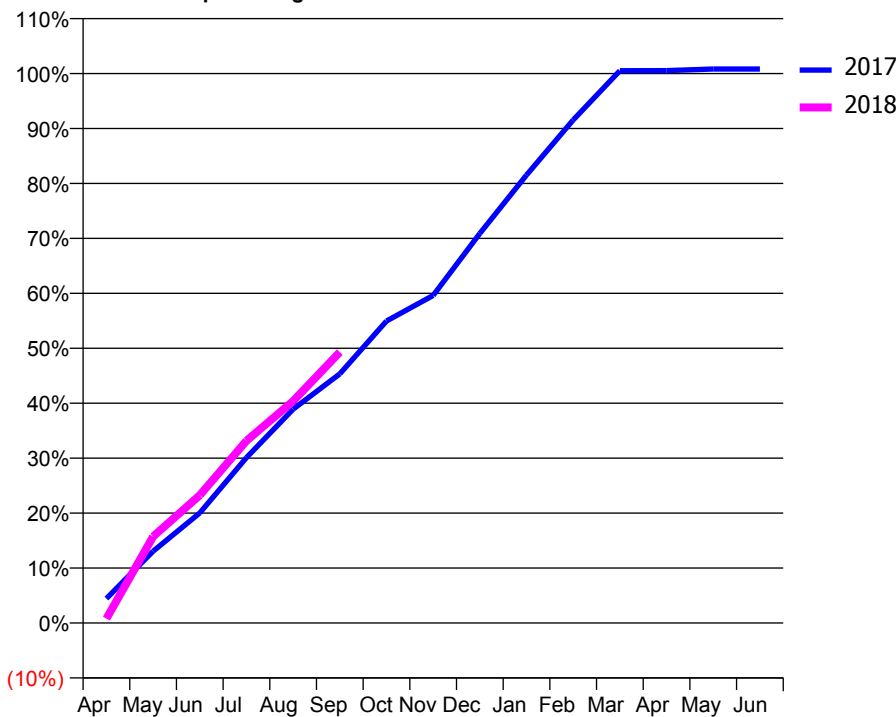
ACCESS*

Patients seen in 24 months	Total	Change since previous quarter
Quarter ending September 2016	2,711	
Quarter ending December 2016	2,730	→
Quarter ending March 2017	2,749	→
Quarter ending June 2017	2,736	→
Quarter ending September 2017	2,758	→
Variance since September 2016	1.7%	→



ACTIVITY

Cumulative percentage of contracted UDA delivered 2017 & 2018



Adjusted Scheduled Activity (UDA)

Month	2017	2018
April	282	51
May	829	999
June	1,272	1,476
July	1,911	2,105
August	2,469	2,564
September	2,878	3,129
October	3,487	
November	3,783	
December	4,500	
January	5,174	
February	5,810	
March	6,379	
April	6,380	
May	6,398	
June	6,398	

QUALITY

	Quantity	Base Number	Contract	AT	Region	England
% of FP17s for the same patient ID Re-attending within 3 months - Children	44	492	8.9%	9.7%	11.2%	11.9%
% of FP17s for the same patient ID Re-attending within 3 months - Adults	146	1,118	13.1%	15.6%	16.6%	15.9%
% of FP17s for the same patient ID Re-attending between 3 & 9 months - Children	242	492	49.2%	46.9%	47.0%	58.1%
% of FP17s for the same patient ID Re-attending between 3 & 9 months - Adults	556	1,118	49.7%	37.6%	38.2%	50.6%
% of FP17s for Band 1 Urgent Courses	148	1,595	9.3%	11.2%	10.6%	9.1%
% of FP17s Relating to Free Repair or Replacements	11	1,595	0.7%	0.5%	0.6%	0.8%
% of FP17s Relating to Continuations	4	1,595	0.3%	0.6%	0.8%	1.1%
% of Patients satisfied with the dentistry they have received	3	3	N/A	89.0%	89.2%	91.4%
% of Patients satisfied with the time they had to wait for an appointment	3	3	N/A	83.1%	83.4%	87.7%

* This is based on patients treated on this contract for their most recent course of treatment. Figures in italics indicate the base number of FP17s or Patient Questionnaire responses are less than 100. N/A is shown where the base number of responses is less than 10 during the period. % is calculated as Quantity/Base number*100

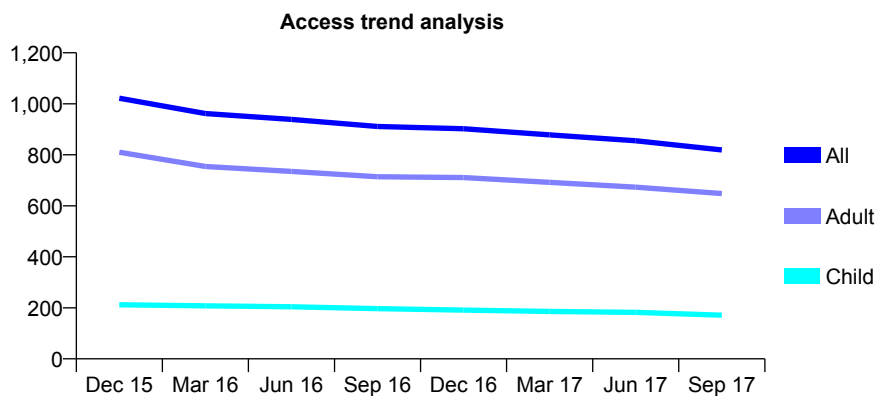
Q62 - Vital Signs At a Glance Contract Report for 943916/0001 - September 2017

Name or company name	MR DN LI TAI LEONG
Contract type name	GDS Contract
Purpose of contract	General
Contract start date	04/07/2006
Contract end date	

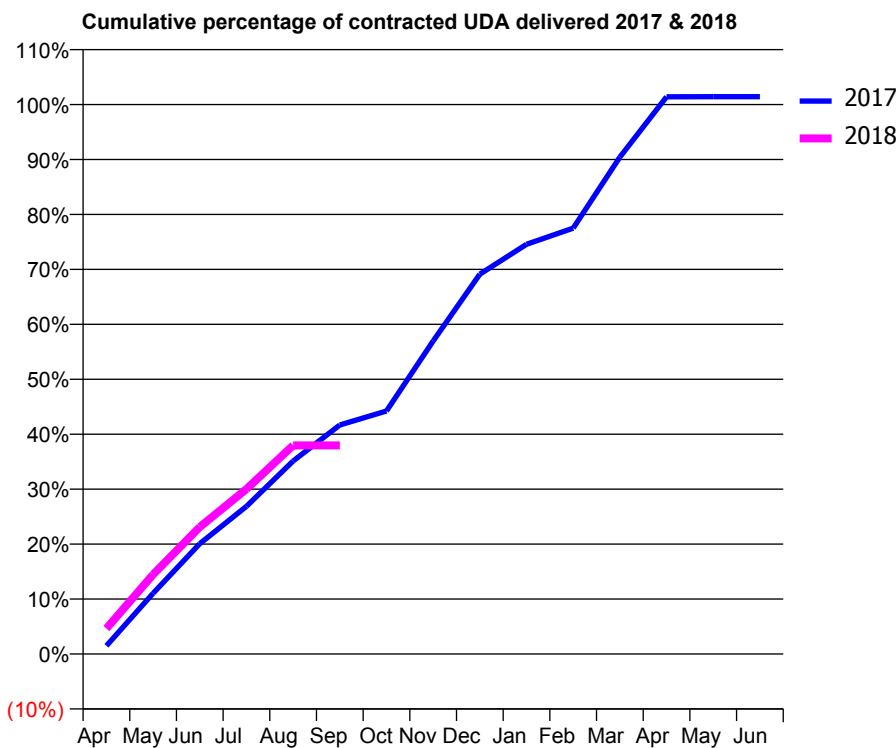
17/18 Contracted general activity (UDA)	7,406
Carry forward general activity (UDA)	-106
17/18 Contracted orthodontic activity (UOA)	0
Carry forward orthodontic activity (UOA)	0
Baseline contract value	£239,231.03

ACCESS*

Patients seen in 24 months	Total	Change since previous quarter
Quarter ending September 2016	911	
Quarter ending December 2016	902	→
Quarter ending March 2017	878	↓
Quarter ending June 2017	855	↓
Quarter ending September 2017	819	↓
Variance since September 2016	(10.1%)	↓



ACTIVITY



Month	Adjusted Scheduled Activity (UDA)	
	2017	2018
April	110	345
May	819	1,072
June	1,487	1,712
July	1,990	2,224
August	2,601	2,812
September	3,086	2,812
October	3,276	
November	4,219	
December	5,119	
January	5,522	
February	5,740	
March	6,697	
April	7,509	
May	7,512	
June	7,512	

QUALITY

	Quantity	Base Number	Contract	AT	Region	England
% of FP17s for the same patient ID Re-attending within 3 months - Children	0	74	0.0%	9.7%	11.2%	11.9%
% of FP17s for the same patient ID Re-attending within 3 months - Adults	0	351	0.0%	15.6%	16.6%	15.9%
% of FP17s for the same patient ID Re-attending between 3 & 9 months - Children	23	74	31.1%	46.9%	47.0%	58.1%
% of FP17s for the same patient ID Re-attending between 3 & 9 months - Adults	215	351	61.3%	37.6%	38.2%	50.6%
% of FP17s for Band 1 Urgent Courses	0	314	0.0%	11.2%	10.6%	9.1%
% of FP17s Relating to Free Repair or Replacements	0	314	0.0%	0.5%	0.6%	0.8%
% of FP17s Relating to Continuations	0	314	0.0%	0.6%	0.8%	1.1%
% of Patients satisfied with the dentistry they have received	2	3	N/A	89.0%	89.2%	91.4%
% of Patients satisfied with the time they had to wait for an appointment	2	3	N/A	83.1%	83.4%	87.7%

* This is based on patients treated on this contract for their most recent course of treatment. Figures in italics indicate the base number of FP17s or Patient Questionnaire responses are less than 100. N/A is shown where the base number of responses is less than 10 during the period. % is calculated as Quantity/Base number*100

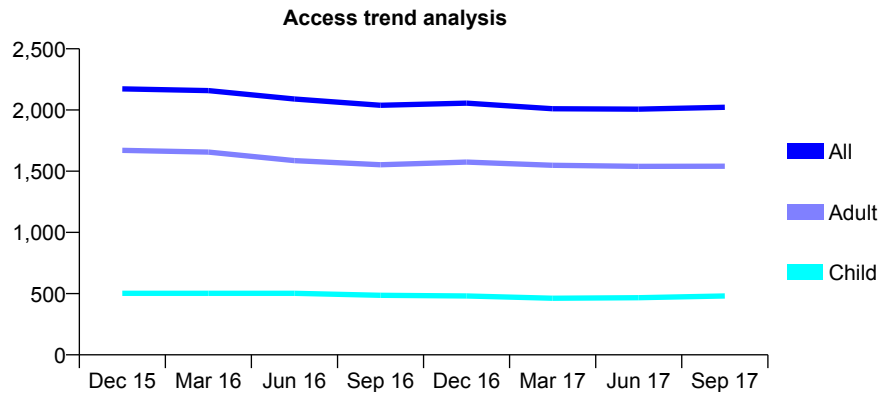
Q62 - Vital Signs At a Glance Contract Report for 944408/0001 - September 2017

Name or company name	MR A JESSA
Contract type name	GDS Contract
Purpose of contract	General
Contract start date	01/04/2006
Contract end date	

17/18 Contracted general activity (UDA)	7,897
Carry forward general activity (UDA)	0
17/18 Contracted orthodontic activity (UOA)	0
Carry forward orthodontic activity (UOA)	0
Baseline contract value	£235,944.83

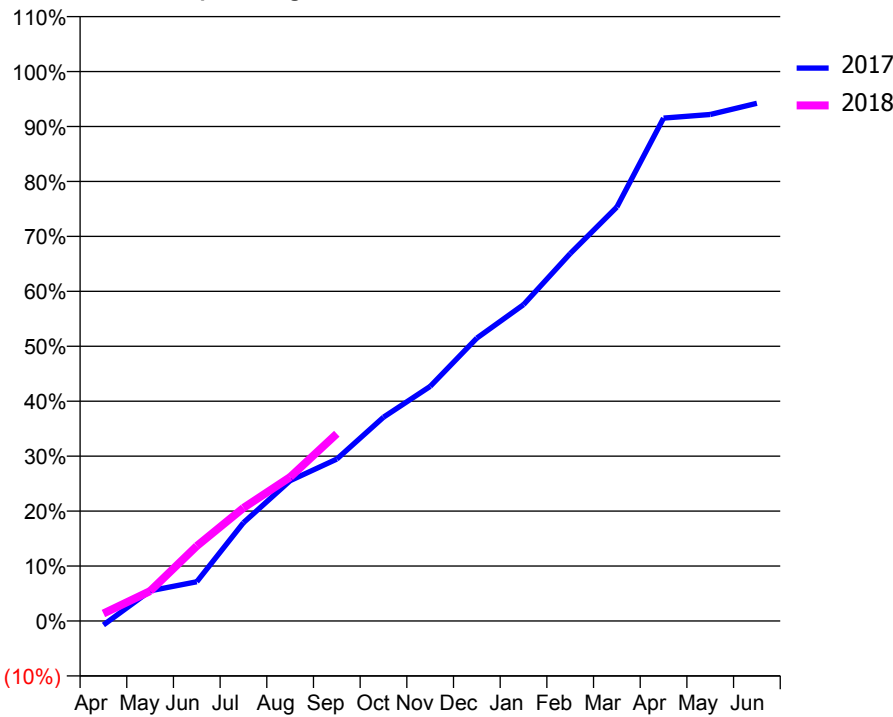
ACCESS*

Patients seen in 24 months	Total	Change since previous quarter
Quarter ending September 2016	2,039	
Quarter ending December 2016	2,056	→
Quarter ending March 2017	2,010	↓
Quarter ending June 2017	2,007	→
Quarter ending September 2017	2,022	→
Variance since September 2016	(0.8%)	→



ACTIVITY

Cumulative percentage of contracted UDA delivered 2017 & 2018



Month	Adjusted Scheduled Activity (UDA)	
	2017	2018
April	-58	108
May	433	430
June	565	1,078
July	1,413	1,625
August	2,016	2,069
September	2,328	2,691
October	2,929	
November	3,372	
December	4,065	
January	4,547	
February	5,280	
March	5,949	
April	7,228	
May	7,279	
June	7,440	

QUALITY

	Quantity	Base Number	Contract	AT	Region	England
% of FP17s for the same patient ID Re-attending within 3 months - Children	32	361	8.9%	9.7%	11.2%	11.9%
% of FP17s for the same patient ID Re-attending within 3 months - Adults	144	862	16.7%	15.6%	16.6%	15.9%
% of FP17s for the same patient ID Re-attending between 3 & 9 months - Children	154	361	42.7%	46.9%	47.0%	58.1%
% of FP17s for the same patient ID Re-attending between 3 & 9 months - Adults	258	862	29.9%	37.6%	38.2%	50.6%
% of FP17s for Band 1 Urgent Courses	145	969	15.0%	11.2%	10.6%	9.1%
% of FP17s Relating to Free Repair or Replacements	7	969	0.7%	0.5%	0.6%	0.8%
% of FP17s Relating to Continuations	9	969	0.9%	0.6%	0.8%	1.1%
% of Patients satisfied with the dentistry they have received	2	3	N/A	89.0%	89.2%	91.4%
% of Patients satisfied with the time they had to wait for an appointment	2	3	N/A	83.1%	83.4%	87.7%

* This is based on patients treated on this contract for their most recent course of treatment. Figures in italics indicate the base number of FP17s or Patient Questionnaire responses are less than 100. N/A is shown where the base number of responses is less than 10 during the period. % is calculated as Quantity/Base number*100

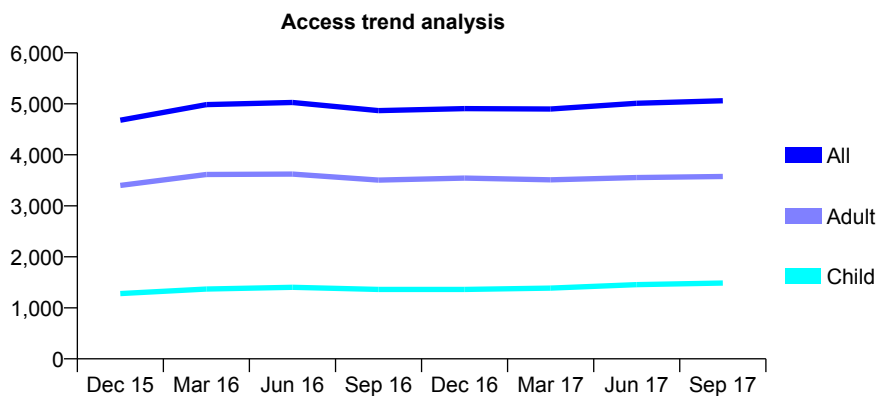
Q62 - Vital Signs At a Glance Contract Report for 944408/0003 - September 2017

Name or company name	MR A JESSA
Contract type name	GDS Contract
Purpose of contract	General
Contract start date	01/04/2011
Contract end date	

17/18 Contracted general activity (UDA)	18,263
Carry forward general activity (UDA)	-353
17/18 Contracted orthodontic activity (UOA)	0
Carry forward orthodontic activity (UOA)	0
Baseline contract value	£521,890.43

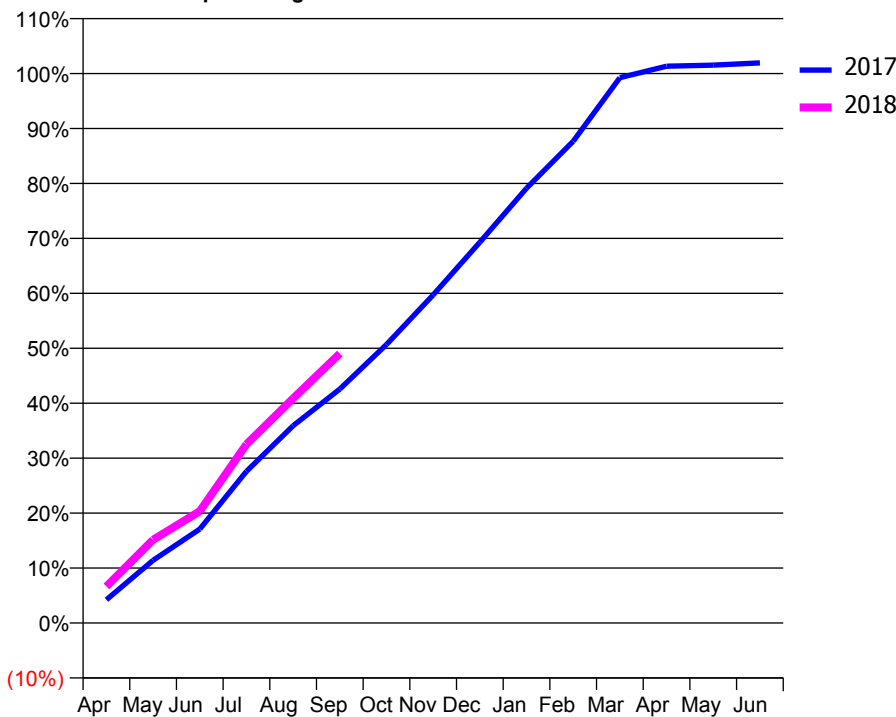
ACCESS*

Patients seen in 24 months	Total	Change since previous quarter
Quarter ending September 2016	4,866	
Quarter ending December 2016	4,906	→
Quarter ending March 2017	4,897	→
Quarter ending June 2017	5,010	↑
Quarter ending September 2017	5,061	→
Variance since September 2016	4.0%	↑



ACTIVITY

Cumulative percentage of contracted UDA delivered 2017 & 2018



Month	Adjusted Scheduled Activity (UDA)	
	2017	2018
April	772	1,216
May	2,085	2,766
June	3,121	3,715
July	5,043	5,939
August	6,557	7,468
September	7,777	8,955
October	9,256	
November	10,904	
December	12,653	
January	14,449	
February	16,010	
March	18,126	
April	18,506	
May	18,542	
June	18,616	

QUALITY

	Quantity	Base Number	Contract	AT	Region	England
% of FP17s for the same patient ID Re-attending within 3 months - Children	91	1,037	8.8%	9.7%	11.2%	11.9%
% of FP17s for the same patient ID Re-attending within 3 months - Adults	297	1,949	15.2%	15.6%	16.6%	15.9%
% of FP17s for the same patient ID Re-attending between 3 & 9 months - Children	439	1,037	42.3%	46.9%	47.0%	58.1%
% of FP17s for the same patient ID Re-attending between 3 & 9 months - Adults	588	1,949	30.2%	37.6%	38.2%	50.6%
% of FP17s for Band 1 Urgent Courses	279	2,796	10.0%	11.2%	10.6%	9.1%
% of FP17s Relating to Free Repair or Replacements	22	2,796	0.8%	0.5%	0.6%	0.8%
% of FP17s Relating to Continuations	37	2,796	1.3%	0.6%	0.8%	1.1%
% of Patients satisfied with the dentistry they have received	5	5	N/A	89.0%	89.2%	91.4%
% of Patients satisfied with the time they had to wait for an appointment	5	5	N/A	83.1%	83.4%	87.7%

* This is based on patients treated on this contract for their most recent course of treatment. Figures in italics indicate the base number of FP17s or Patient Questionnaire responses are less than 100. N/A is shown where the base number of responses is less than 10 during the period. % is calculated as Quantity/Base number*100

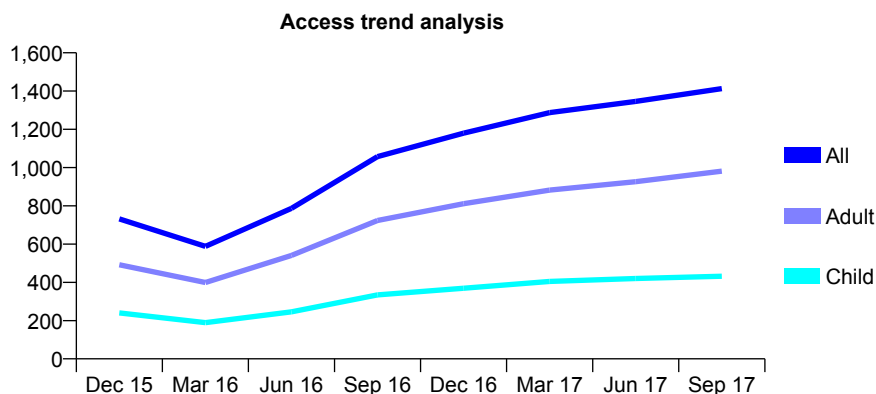
Q62 - Vital Signs At a Glance Contract Report for 944408/0005 - September 2017

Name or company name	MR A JESSA
Contract type name	GDS Contract
Purpose of contract	General
Contract start date	01/04/2015
Contract end date	

17/18 Contracted general activity (UDA)	5,000
Carry forward general activity (UDA)	-71
17/18 Contracted orthodontic activity (UOA)	0
Carry forward orthodontic activity (UOA)	0
Baseline contract value	£112,879.35

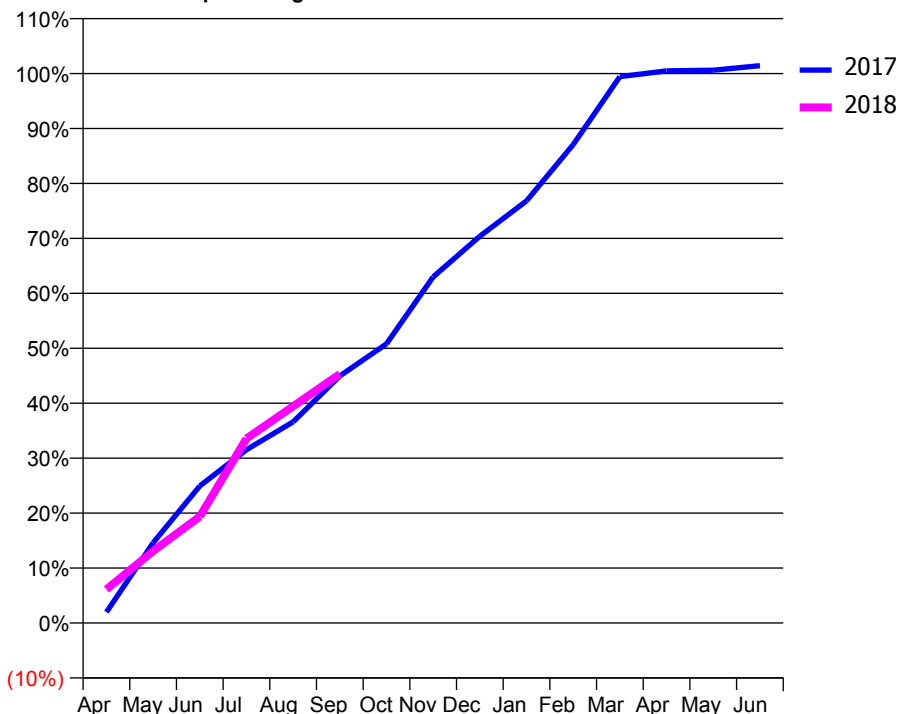
ACCESS*

Patients seen in 24 months	Total	Change since previous quarter
Quarter ending September 2016	1,057	
Quarter ending December 2016	1,180	↑
Quarter ending March 2017	1,287	↑
Quarter ending June 2017	1,346	↑
Quarter ending September 2017	1,413	↑
Variance since September 2016	33.7%	↑



ACTIVITY

Cumulative percentage of contracted UDA delivered 2017 & 2018



Month	Adjusted Scheduled Activity (UDA)	
	2017	2018
April	99	306
May	730	654
June	1,247	968
July	1,577	1,679
August	1,830	1,972
September	2,248	2,266
October	2,540	
November	3,149	
December	3,519	
January	3,841	
February	4,353	
March	4,971	
April	5,024	
May	5,030	
June	5,071	

QUALITY

	Quantity	Base Number	Contract	AT	Region	England
% of FP17s for the same patient ID Re-attending within 3 months - Children	7	256	2.7%	9.7%	11.2%	11.9%
% of FP17s for the same patient ID Re-attending within 3 months - Adults	40	505	7.9%	15.6%	16.6%	15.9%
% of FP17s for the same patient ID Re-attending between 3 & 9 months - Children	56	256	21.9%	46.9%	47.0%	58.1%
% of FP17s for the same patient ID Re-attending between 3 & 9 months - Adults	78	505	15.4%	37.6%	38.2%	50.6%
% of FP17s for Band 1 Urgent Courses	40	723	5.5%	11.2%	10.6%	9.1%
% of FP17s Relating to Free Repair or Replacements	6	723	0.8%	0.5%	0.6%	0.8%
% of FP17s Relating to Continuations	7	723	1.0%	0.6%	0.8%	1.1%
% of Patients satisfied with the dentistry they have received	2	2	N/A	89.0%	89.2%	91.4%
% of Patients satisfied with the time they had to wait for an appointment	2	2	N/A	83.1%	83.4%	87.7%

* This is based on patients treated on this contract for their most recent course of treatment. Figures in italics indicate the base number of FP17s or Patient Questionnaire responses are less than 100. N/A is shown where the base number of responses is less than 10 during the period. % is calculated as Quantity/Base number*100

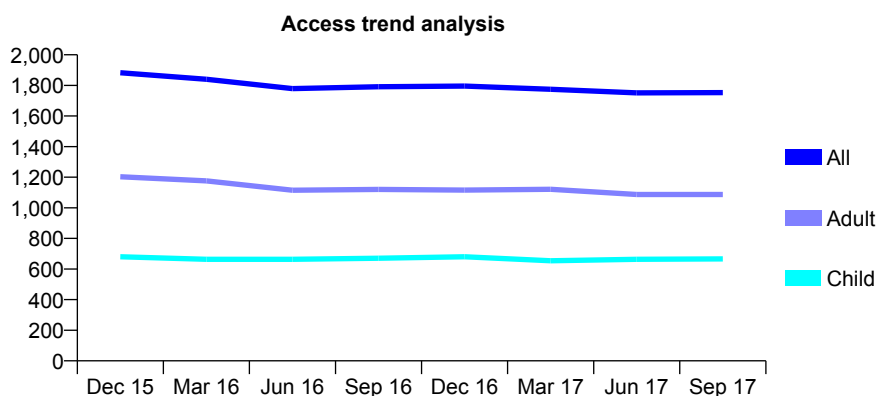
Q62 - Vital Signs At a Glance Contract Report for 949329/0001 - September 2017

Name or company name	MISS H KHALIQ
Contract type name	GDS Contract
Purpose of contract	General
Contract start date	01/04/2006
Contract end date	

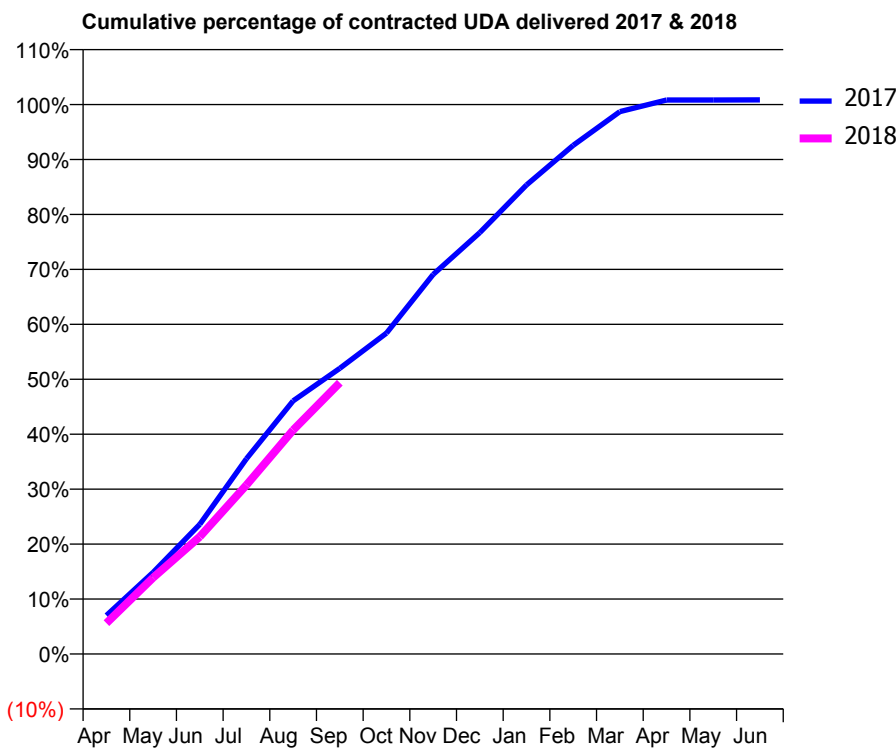
17/18 Contracted general activity (UDA)	2,999
Carry forward general activity (UDA)	-25
17/18 Contracted orthodontic activity (UOA)	0
Carry forward orthodontic activity (UOA)	0
Baseline contract value	£83,201.66

ACCESS*

Patients seen in 24 months	Total	Change since previous quarter
Quarter ending September 2016	1,791	
Quarter ending December 2016	1,796	→
Quarter ending March 2017	1,775	↓
Quarter ending June 2017	1,751	↓
Quarter ending September 2017	1,753	→
Variance since September 2016	(2.1%)	↓



ACTIVITY



Month	Adjusted Scheduled Activity (UDA)	
	2017	2018
April	210	168
May	446	417
June	708	640
July	1,066	923
August	1,382	1,222
September	1,559	1,481
October	1,752	
November	2,071	
December	2,300	
January	2,560	
February	2,776	
March	2,960	
April	3,023	
May	3,023	
June	3,024	

QUALITY

	Quantity	Base Number	Contract	AT	Region	England
% of FP17s for the same patient ID Re-attending within 3 months - Children	18	537	3.4%	9.7%	11.2%	11.9%
% of FP17s for the same patient ID Re-attending within 3 months - Adults	24	552	4.3%	15.6%	16.6%	15.9%
% of FP17s for the same patient ID Re-attending between 3 & 9 months - Children	302	537	56.2%	46.9%	47.0%	58.1%
% of FP17s for the same patient ID Re-attending between 3 & 9 months - Adults	245	552	44.4%	37.6%	38.2%	50.6%
% of FP17s for Band 1 Urgent Courses	30	1,050	2.9%	11.2%	10.6%	9.1%
% of FP17s Relating to Free Repair or Replacements	1	1,050	0.1%	0.5%	0.6%	0.8%
% of FP17s Relating to Continuations	3	1,050	0.3%	0.6%	0.8%	1.1%
% of Patients satisfied with the dentistry they have received	2	2	N/A	89.0%	89.2%	91.4%
% of Patients satisfied with the time they had to wait for an appointment	2	2	N/A	83.1%	83.4%	87.7%

* This is based on patients treated on this contract for their most recent course of treatment. Figures in italics indicate the base number of FP17s or Patient Questionnaire responses are less than 100. N/A is shown where the base number of responses is less than 10 during the period. % is calculated as Quantity/Base number*100

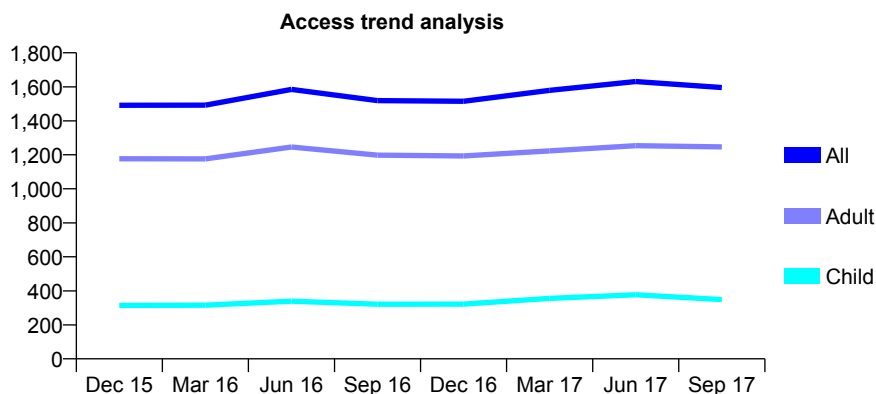
Q62 - Vital Signs At a Glance Contract Report for 951196/0001 - September 2017

Name or company name	Cornerstone Dental Practice
Contract type name	GDS Contract
Purpose of contract	General
Contract start date	01/04/2006
Contract end date	

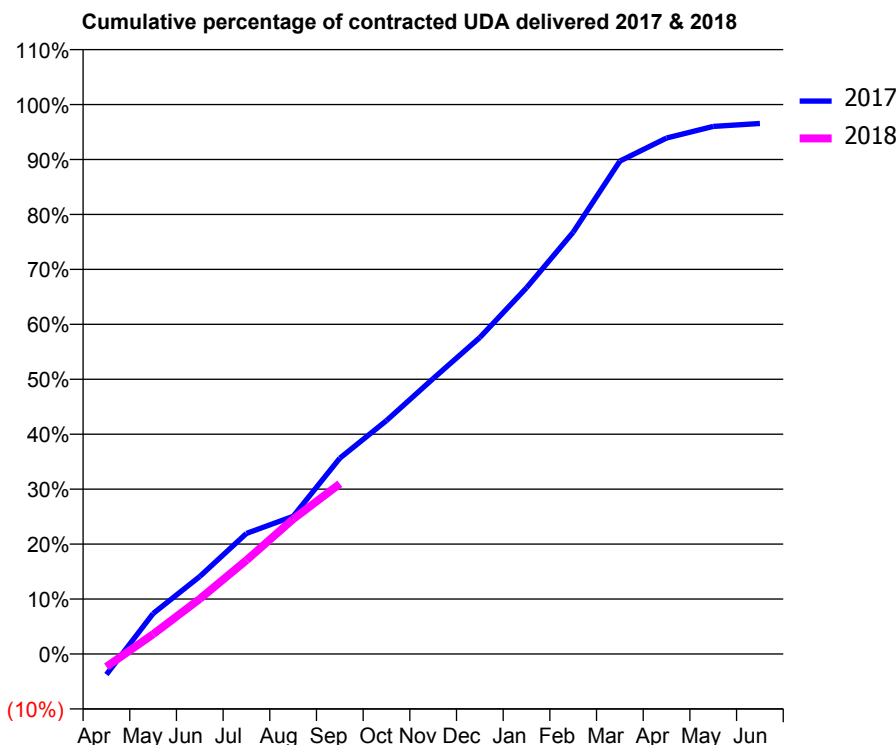
17/18 Contracted general activity (UDA)	6,243
Carry forward general activity (UDA)	216
17/18 Contracted orthodontic activity (UOA)	0
Carry forward orthodontic activity (UOA)	0
Baseline contract value	£197,575.09

ACCESS*

Patients seen in 24 months	Total	Change since previous quarter
Quarter ending September 2016	1,519	
Quarter ending December 2016	1,515	→
Quarter ending March 2017	1,579	↑
Quarter ending June 2017	1,631	↑
Quarter ending September 2017	1,596	↓
Variance since September 2016	5.1%	↑



ACTIVITY



Month	Adjusted Scheduled Activity (UDA)	
	2017	2018
April	-234	-146
May	459	224
June	880	626
July	1,371	1,065
August	1,565	1,532
September	2,224	1,934
October	2,653	
November	3,129	
December	3,596	
January	4,161	
February	4,792	
March	5,599	
April	5,863	
May	5,994	
June	6,027	

QUALITY

	Quantity	Base Number	Contract	AT	Region	England
% of FP17s for the same patient ID Re-attending within 3 months - Children	18	218	8.3%	9.7%	11.2%	11.9%
% of FP17s for the same patient ID Re-attending within 3 months - Adults	90	663	13.6%	15.6%	16.6%	15.9%
% of FP17s for the same patient ID Re-attending between 3 & 9 months - Children	82	218	37.6%	46.9%	47.0%	58.1%
% of FP17s for the same patient ID Re-attending between 3 & 9 months - Adults	202	663	30.5%	37.6%	38.2%	50.6%
% of FP17s for Band 1 Urgent Courses	57	726	7.9%	11.2%	10.6%	9.1%
% of FP17s Relating to Free Repair or Replacements	0	726	0.0%	0.5%	0.6%	0.8%
% of FP17s Relating to Continuations	1	726	0.1%	0.6%	0.8%	1.1%
% of Patients satisfied with the dentistry they have received	0	0	N/A	89.0%	89.2%	91.4%
% of Patients satisfied with the time they had to wait for an appointment	0	0	N/A	83.1%	83.4%	87.7%

* This is based on patients treated on this contract for their most recent course of treatment. Figures in italics indicate the base number of FP17s or Patient Questionnaire responses are less than 100. N/A is shown where the base number of responses is less than 10 during the period. % is calculated as Quantity/Base number*100

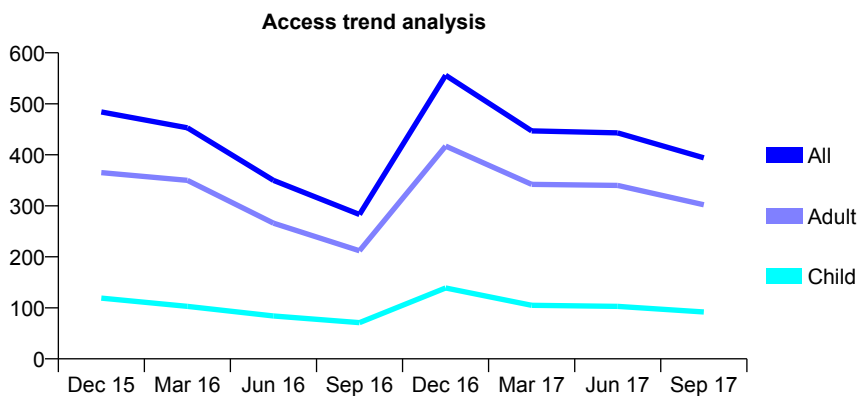
Q62 - Vital Signs At a Glance Contract Report for 960837/0003 - September 2017

Name or company name	MISS A VAZIR
Contract type name	GDS Contract
Purpose of contract	General
Contract start date	01/05/2013
Contract end date	

17/18 Contracted general activity (UDA)	2,000
Carry forward general activity (UDA)	8
17/18 Contracted orthodontic activity (UOA)	0
Carry forward orthodontic activity (UOA)	0
Baseline contract value	£53,537.06

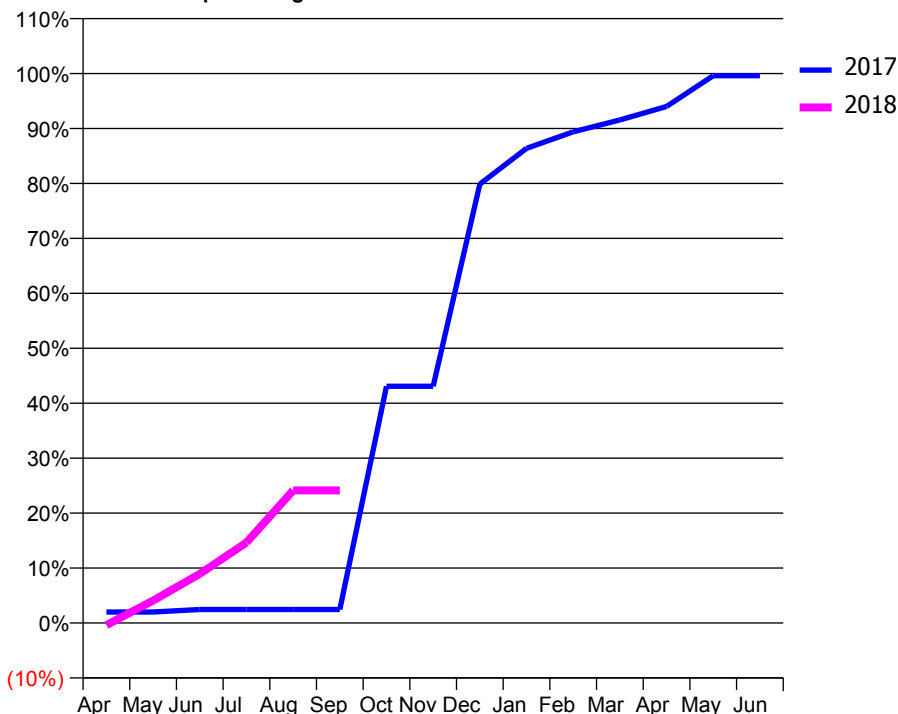
ACCESS*

Patients seen in 24 months	Total	Change since previous quarter
Quarter ending September 2016	283	
Quarter ending December 2016	556	↑
Quarter ending March 2017	447	↓
Quarter ending June 2017	443	→
Quarter ending September 2017	394	↓
Variance since September 2016	39.2%	↑



ACTIVITY

Cumulative percentage of contracted UDA delivered 2017 & 2018



Month	Adjusted Scheduled Activity (UDA)	
	2017	2018
April	40	-8
May	40	82
June	49	179
July	49	293
August	49	483
September	49	483
October	862	
November	862	
December	1,598	
January	1,728	
February	1,788	
March	1,831	
April	1,880	
May	1,992	
June	1,992	

QUALITY

	Quantity	Base Number	Contract	AT	Region	England
% of FP17s for the same patient ID Re-attending within 3 months - Children	0	39	0.0%	9.7%	11.2%	11.9%
% of FP17s for the same patient ID Re-attending within 3 months - Adults	10	132	7.6%	15.6%	16.6%	15.9%
% of FP17s for the same patient ID Re-attending between 3 & 9 months - Children	7	39	17.9%	46.9%	47.0%	58.1%
% of FP17s for the same patient ID Re-attending between 3 & 9 months - Adults	22	132	16.7%	37.6%	38.2%	50.6%
% of FP17s for Band 1 Urgent Courses	3	149	2.0%	11.2%	10.6%	9.1%
% of FP17s Relating to Free Repair or Replacements	3	149	2.0%	0.5%	0.6%	0.8%
% of FP17s Relating to Continuations	1	149	0.7%	0.6%	0.8%	1.1%
% of Patients satisfied with the dentistry they have received	0	0	N/A	89.0%	89.2%	91.4%
% of Patients satisfied with the time they had to wait for an appointment	0	0	N/A	83.1%	83.4%	87.7%

* This is based on patients treated on this contract for their most recent course of treatment. Figures in italics indicate the base number of FP17s or Patient Questionnaire responses are less than 100. N/A is shown where the base number of responses is less than 10 during the period. % is calculated as Quantity/Base number*100

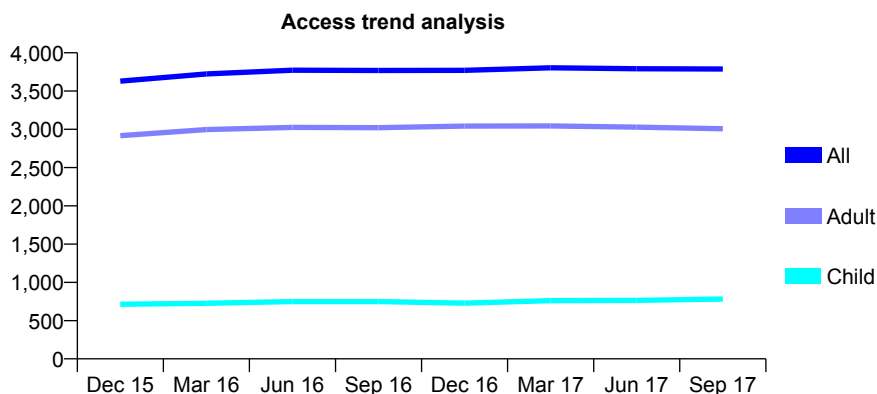
Q62 - Vital Signs At a Glance Contract Report for 961256/0001 - September 2017

Name or company name	Archna Patel and Rajesh Kylahsum
Contract type name	GDS Contract
Purpose of contract	General
Contract start date	01/01/2012
Contract end date	

17/18 Contracted general activity (UDA)	9,749
Carry forward general activity (UDA)	-136
17/18 Contracted orthodontic activity (UOA)	0
Carry forward orthodontic activity (UOA)	0
Baseline contract value	£274,253.17

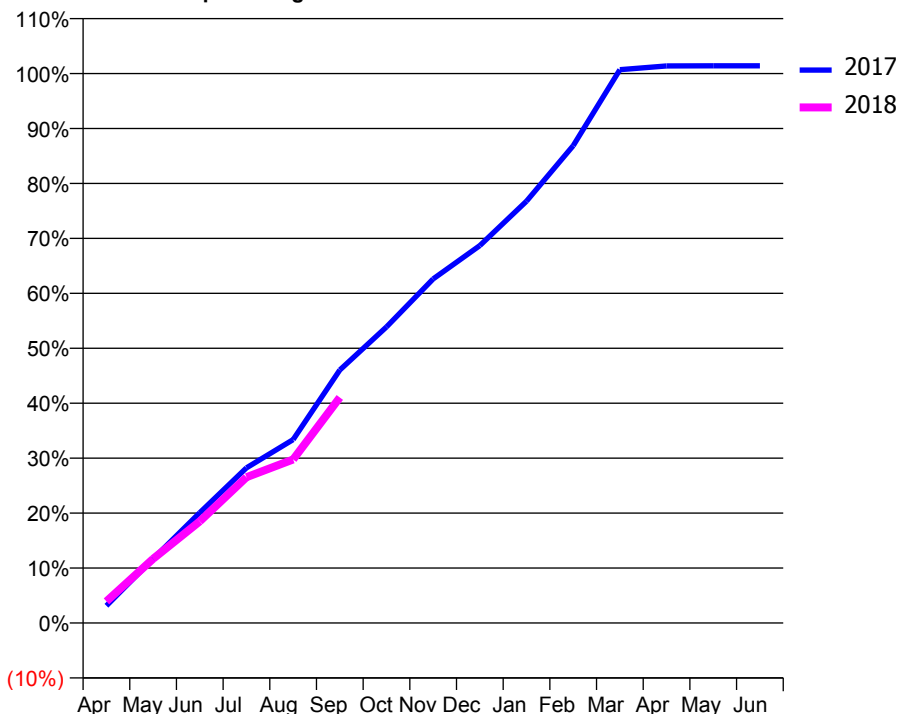
ACCESS*

Patients seen in 24 months	Total	Change since previous quarter
Quarter ending September 2016	3,769	
Quarter ending December 2016	3,771	→
Quarter ending March 2017	3,804	→
Quarter ending June 2017	3,792	→
Quarter ending September 2017	3,789	→
Variance since September 2016	0.5%	→



ACTIVITY

Cumulative percentage of contracted UDA delivered 2017 & 2018



Month	Adjusted Scheduled Activity (UDA)	
	2017	2018
April	306	386
May	1,139	1,140
June	1,957	1,804
July	2,752	2,587
August	3,253	2,901
September	4,489	4,003
October	5,252	
November	6,106	
December	6,697	
January	7,484	
February	8,469	
March	9,816	
April	9,883	
May	9,886	
June	9,885	

QUALITY

	Quantity	Base Number	Contract	AT	Region	England
% of FP17s for the same patient ID Re-attending within 3 months - Children	36	572	6.3%	9.7%	11.2%	11.9%
% of FP17s for the same patient ID Re-attending within 3 months - Adults	254	1,691	15.0%	15.6%	16.6%	15.9%
% of FP17s for the same patient ID Re-attending between 3 & 9 months - Children	350	572	61.2%	46.9%	47.0%	58.1%
% of FP17s for the same patient ID Re-attending between 3 & 9 months - Adults	863	1,691	51.0%	37.6%	38.2%	50.6%
% of FP17s for Band 1 Urgent Courses	133	1,854	7.2%	11.2%	10.6%	9.1%
% of FP17s Relating to Free Repair or Replacements	7	1,854	0.4%	0.5%	0.6%	0.8%
% of FP17s Relating to Continuations	12	1,854	0.6%	0.6%	0.8%	1.1%
% of Patients satisfied with the dentistry they have received	5	6	N/A	89.0%	89.2%	91.4%
% of Patients satisfied with the time they had to wait for an appointment	6	6	N/A	83.1%	83.4%	87.7%

* This is based on patients treated on this contract for their most recent course of treatment. Figures in italics indicate the base number of FP17s or Patient Questionnaire responses are less than 100. N/A is shown where the base number of responses is less than 10 during the period. % is calculated as Quantity/Base number*100

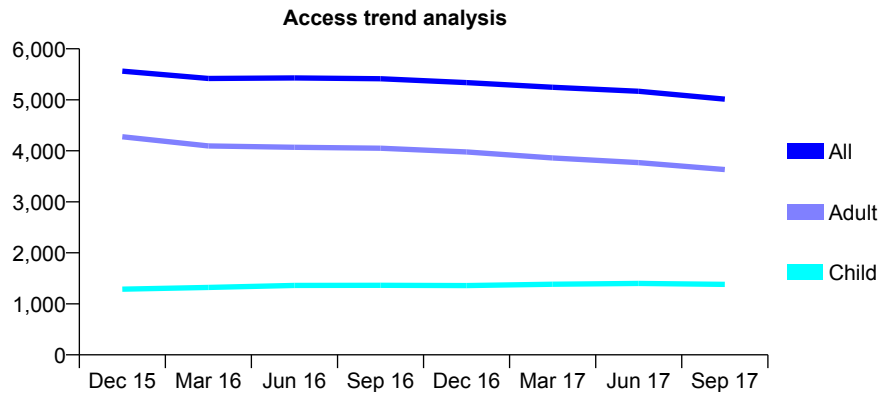
Q62 - Vital Signs At a Glance Contract Report for 963895/0001 - September 2017

Name or company name	MR SK MAKHIJANI
Contract type name	GDS Contract
Purpose of contract	General
Contract start date	01/04/2006
Contract end date	

17/18 Contracted general activity (UDA)	9,654
Carry forward general activity (UDA)	0
17/18 Contracted orthodontic activity (UOA)	0
Carry forward orthodontic activity (UOA)	0
Baseline contract value	£236,277.42

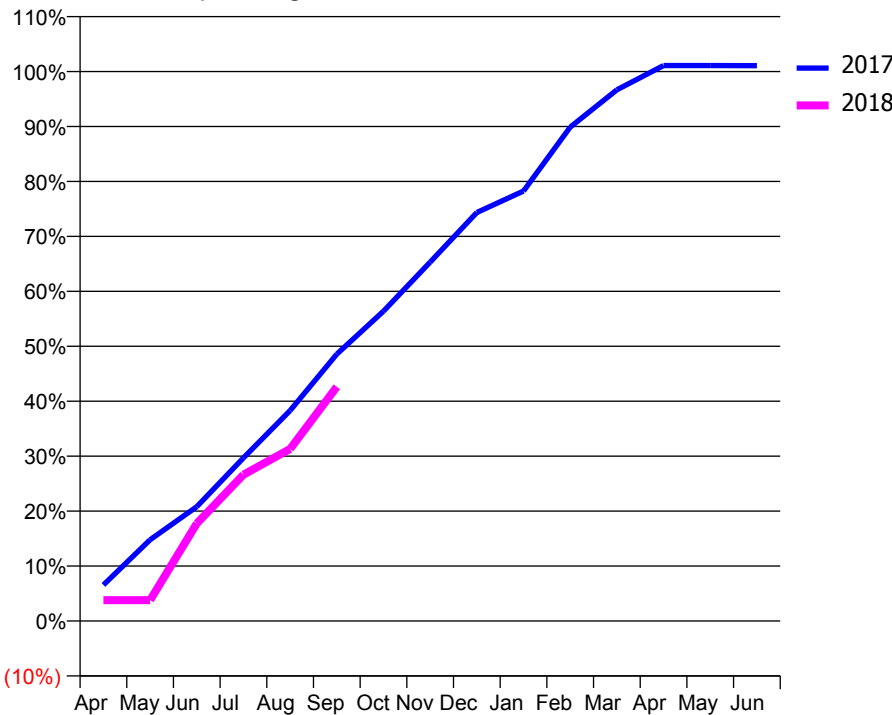
ACCESS*

Patients seen in 24 months	Total	Change since previous quarter
Quarter ending September 2016	5,413	
Quarter ending December 2016	5,338	↓
Quarter ending March 2017	5,245	↓
Quarter ending June 2017	5,168	↓
Quarter ending September 2017	5,014	↓
Variance since September 2016	(7.4%)	↓



ACTIVITY

Cumulative percentage of contracted UDA delivered 2017 & 2018



Month	Adjusted Scheduled Activity (UDA)	
	2017	2018
April	633	368
May	1,428	368
June	2,008	1,714
July	2,866	2,572
August	3,698	3,024
September	4,688	4,115
October	5,443	
November	6,306	
December	7,177	
January	7,555	
February	8,676	
March	9,333	
April	9,760	
May	9,760	
June	9,756	

QUALITY

	Quantity	Base Number	Contract	AT	Region	England
% of FP17s for the same patient ID Re-attending within 3 months - Children	20	733	2.7%	9.7%	11.2%	11.9%
% of FP17s for the same patient ID Re-attending within 3 months - Adults	139	1,743	8.0%	15.6%	16.6%	15.9%
% of FP17s for the same patient ID Re-attending between 3 & 9 months - Children	242	733	33.0%	46.9%	47.0%	58.1%
% of FP17s for the same patient ID Re-attending between 3 & 9 months - Adults	691	1,743	39.6%	37.6%	38.2%	50.6%
% of FP17s for Band 1 Urgent Courses	137	2,247	6.1%	11.2%	10.6%	9.1%
% of FP17s Relating to Free Repair or Replacements	2	2,247	0.1%	0.5%	0.6%	0.8%
% of FP17s Relating to Continuations	1	2,247	0.0%	0.6%	0.8%	1.1%
% of Patients satisfied with the dentistry they have received	4	5	N/A	89.0%	89.2%	91.4%
% of Patients satisfied with the time they had to wait for an appointment	4	5	N/A	83.1%	83.4%	87.7%

* This is based on patients treated on this contract for their most recent course of treatment. Figures in italics indicate the base number of FP17s or Patient Questionnaire responses are less than 100. N/A is shown where the base number of responses is less than 10 during the period. % is calculated as Quantity/Base number*100

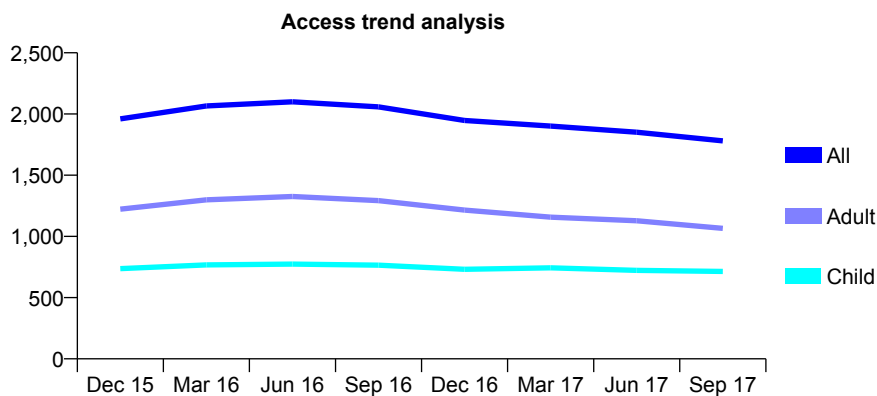
Q62 - Vital Signs At a Glance Contract Report for 967548/0001 - September 2017

Name or company name	Mr Ali J Abulhab
Contract type name	GDS Contract
Purpose of contract	General
Contract start date	01/12/2008
Contract end date	

17/18 Contracted general activity (UDA)	5,500
Carry forward general activity (UDA)	0
17/18 Contracted orthodontic activity (UOA)	0
Carry forward orthodontic activity (UOA)	0
Baseline contract value	£137,640.21

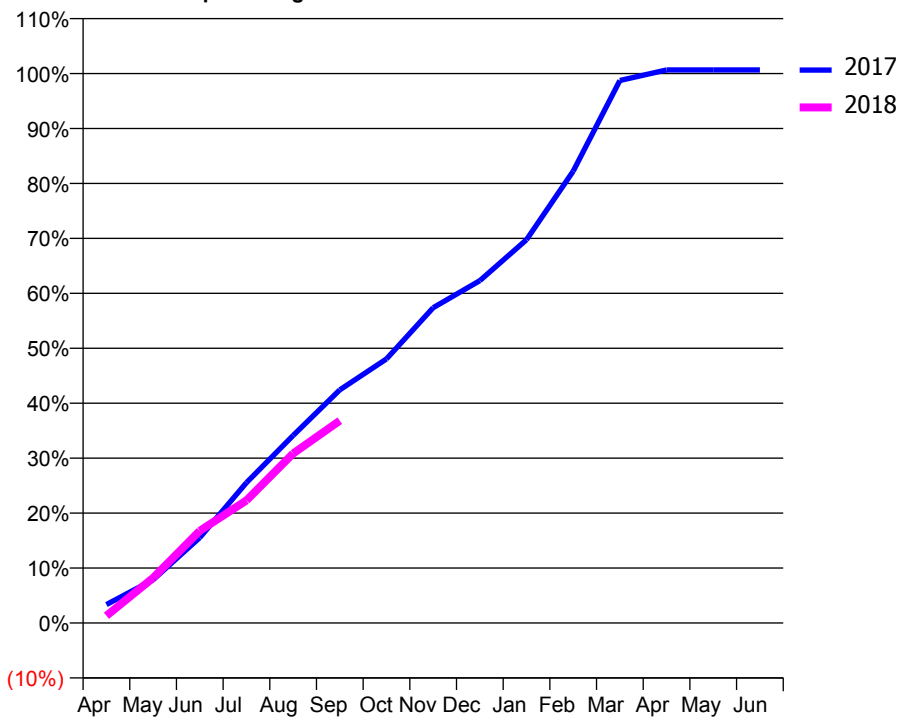
ACCESS*

Patients seen in 24 months	Total	Change since previous quarter
Quarter ending September 2016	2,058	
Quarter ending December 2016	1,947	↓
Quarter ending March 2017	1,901	↓
Quarter ending June 2017	1,851	↓
Quarter ending September 2017	1,780	↓
Variance since September 2016	(13.5%)	↓



ACTIVITY

Cumulative percentage of contracted UDA delivered 2017 & 2018



Month	Adjusted Scheduled Activity (UDA)	
	2017	2018
April	185	73
May	433	452
June	855	923
July	1,404	1,227
August	1,877	1,698
September	2,333	2,026
October	2,644	
November	3,156	
December	3,427	
January	3,836	
February	4,523	
March	5,431	
April	5,535	
May	5,535	
June	5,535	

QUALITY

	Quantity	Base Number	Contract	AT	Region	England
% of FP17s for the same patient ID Re-attending within 3 months - Children	30	385	7.8%	9.7%	11.2%	11.9%
% of FP17s for the same patient ID Re-attending within 3 months - Adults	30	363	8.3%	15.6%	16.6%	15.9%
% of FP17s for the same patient ID Re-attending between 3 & 9 months - Children	177	385	46.0%	46.9%	47.0%	58.1%
% of FP17s for the same patient ID Re-attending between 3 & 9 months - Adults	123	363	33.9%	37.6%	38.2%	50.6%
% of FP17s for Band 1 Urgent Courses	4	703	0.6%	11.2%	10.6%	9.1%
% of FP17s Relating to Free Repair or Replacements	0	703	0.0%	0.5%	0.6%	0.8%
% of FP17s Relating to Continuations	0	703	0.0%	0.6%	0.8%	1.1%
% of Patients satisfied with the dentistry they have received	0	0	N/A	89.0%	89.2%	91.4%
% of Patients satisfied with the time they had to wait for an appointment	0	0	N/A	83.1%	83.4%	87.7%

* This is based on patients treated on this contract for their most recent course of treatment. Figures in italics indicate the base number of FP17s or Patient Questionnaire responses are less than 100. N/A is shown where the base number of responses is less than 10 during the period. % is calculated as Quantity/Base number*100

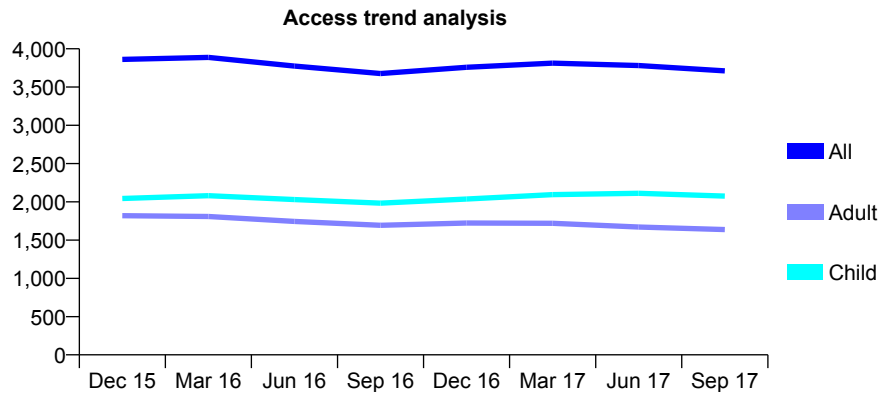
Q62 - Vital Signs At a Glance Contract Report for 979414/0003 - September 2017

Name or company name	MR SS GHALLEY
Contract type name	GDS Contract
Purpose of contract	General
Contract start date	01/04/2006
Contract end date	

17/18 Contracted general activity (UDA)	13,002
Carry forward general activity (UDA)	-110
17/18 Contracted orthodontic activity (UOA)	0
Carry forward orthodontic activity (UOA)	0
Baseline contract value	£411,159.22

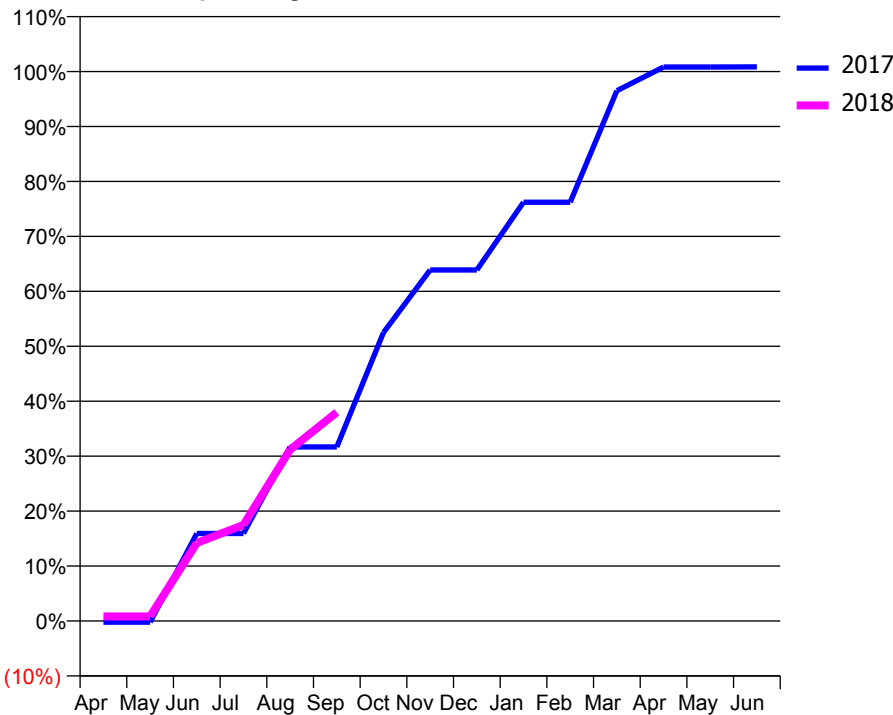
ACCESS*

Patients seen in 24 months	Total	Change since previous quarter
Quarter ending September 2016	3,676	
Quarter ending December 2016	3,759	↑
Quarter ending March 2017	3,813	→
Quarter ending June 2017	3,781	→
Quarter ending September 2017	3,712	↓
Variance since September 2016	1.0%	→



ACTIVITY

Cumulative percentage of contracted UDA delivered 2017 & 2018



Month	Adjusted Scheduled Activity (UDA)	
	2017	2018
April	-29	110
May	-29	110
June	2,072	1,847
July	2,072	2,272
August	4,119	4,055
September	4,119	4,940
October	6,825	
November	8,305	
December	8,305	
January	9,909	
February	9,909	
March	12,547	
April	13,107	
May	13,107	
June	13,112	

QUALITY

	Quantity	Base Number	Contract	AT	Region	England
% of FP17s for the same patient ID Re-attending within 3 months - Children	55	1,186	4.6%	9.7%	11.2%	11.9%
% of FP17s for the same patient ID Re-attending within 3 months - Adults	142	848	16.7%	15.6%	16.6%	15.9%
% of FP17s for the same patient ID Re-attending between 3 & 9 months - Children	578	1,186	48.7%	46.9%	47.0%	58.1%
% of FP17s for the same patient ID Re-attending between 3 & 9 months - Adults	363	848	42.8%	37.6%	38.2%	50.6%
% of FP17s for Band 1 Urgent Courses	146	1,842	7.9%	11.2%	10.6%	9.1%
% of FP17s Relating to Free Repair or Replacements	10	1,842	0.5%	0.5%	0.6%	0.8%
% of FP17s Relating to Continuations	18	1,842	1.0%	0.6%	0.8%	1.1%
% of Patients satisfied with the dentistry they have received	2	2	N/A	89.0%	89.2%	91.4%
% of Patients satisfied with the time they had to wait for an appointment	1	2	N/A	83.1%	83.4%	87.7%

* This is based on patients treated on this contract for their most recent course of treatment. Figures in italics indicate the base number of FP17s or Patient Questionnaire responses are less than 100. N/A is shown where the base number of responses is less than 10 during the period. % is calculated as Quantity/Base number*100

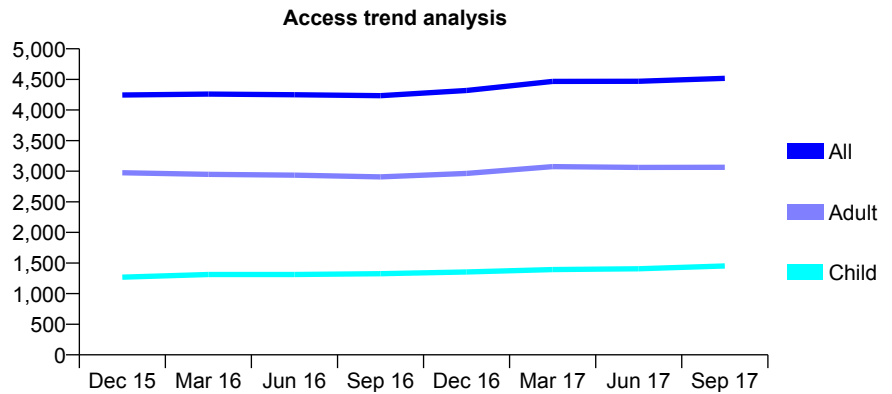
Q62 - Vital Signs At a Glance Contract Report for 979414/0005 - September 2017

Name or company name	Baljeet Singh Chawla
Contract type name	GDS Contract
Purpose of contract	General
Contract start date	01/05/2009
Contract end date	

17/18 Contracted general activity (UDA)	12,820
Carry forward general activity (UDA)	-236
17/18 Contracted orthodontic activity (UOA)	0
Carry forward orthodontic activity (UOA)	0
Baseline contract value	£333,519.00

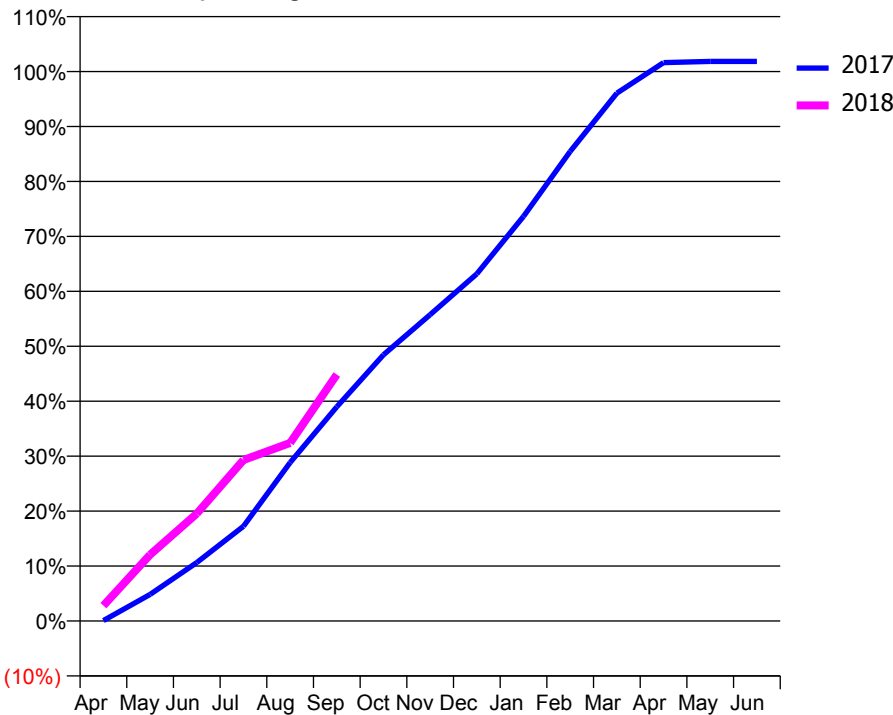
ACCESS*

Patients seen in 24 months	Total	Change since previous quarter
Quarter ending September 2016	4,234	
Quarter ending December 2016	4,319	↑
Quarter ending March 2017	4,468	↑
Quarter ending June 2017	4,469	→
Quarter ending September 2017	4,517	→
Variance since September 2016	6.7%	↑



ACTIVITY

Cumulative percentage of contracted UDA delivered 2017 & 2018



Month	Adjusted Scheduled Activity (UDA)	
	2017	2018
April	12	359
May	619	1,549
June	1,363	2,507
July	2,211	3,757
August	3,697	4,154
September	4,997	5,750
October	6,213	
November	7,148	
December	8,100	
January	9,440	
February	10,955	
March	12,315	
April	13,027	
May	13,056	
June	13,056	

QUALITY

	Quantity	Base Number	Contract	AT	Region	England
% of FP17s for the same patient ID Re-attending within 3 months - Children	84	1,129	7.4%	9.7%	11.2%	11.9%
% of FP17s for the same patient ID Re-attending within 3 months - Adults	204	1,559	13.1%	15.6%	16.6%	15.9%
% of FP17s for the same patient ID Re-attending between 3 & 9 months - Children	688	1,129	60.9%	46.9%	47.0%	58.1%
% of FP17s for the same patient ID Re-attending between 3 & 9 months - Adults	592	1,559	38.0%	37.6%	38.2%	50.6%
% of FP17s for Band 1 Urgent Courses	127	2,382	5.3%	11.2%	10.6%	9.1%
% of FP17s Relating to Free Repair or Replacements	17	2,382	0.7%	0.5%	0.6%	0.8%
% of FP17s Relating to Continuations	16	2,382	0.7%	0.6%	0.8%	1.1%
% of Patients satisfied with the dentistry they have received	1	1	N/A	89.0%	89.2%	91.4%
% of Patients satisfied with the time they had to wait for an appointment	1	1	N/A	83.1%	83.4%	87.7%

* This is based on patients treated on this contract for their most recent course of treatment. Figures in italics indicate the base number of FP17s or Patient Questionnaire responses are less than 100. N/A is shown where the base number of responses is less than 10 during the period. % is calculated as Quantity/Base number*100

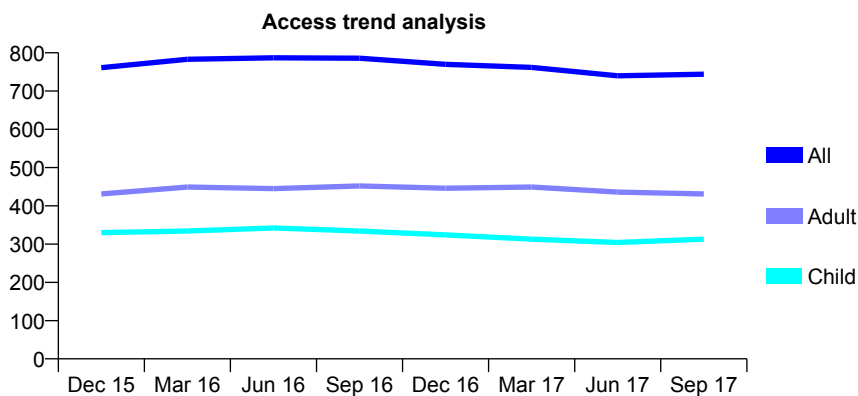
Q62 - Vital Signs At a Glance Contract Report for 982849/0001 - September 2017

Name or company name	MR RJ O'MALLEY
Contract type name	GDS Contract
Purpose of contract	General
Contract start date	01/04/2006
Contract end date	

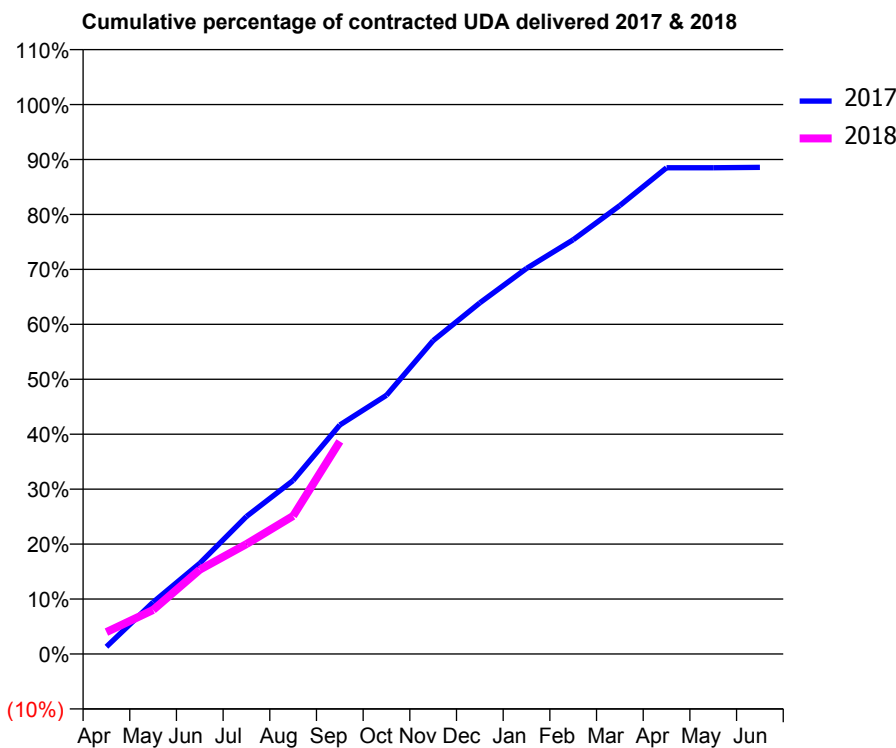
17/18 Contracted general activity (UDA)	1,355
Carry forward general activity (UDA)	0
17/18 Contracted orthodontic activity (UOA)	0
Carry forward orthodontic activity (UOA)	0
Baseline contract value	£36,633.08

ACCESS*

Patients seen in 24 months	Total	Change since previous quarter
Quarter ending September 2016	786	
Quarter ending December 2016	770	↓
Quarter ending March 2017	762	↓
Quarter ending June 2017	740	↓
Quarter ending September 2017	744	→
Variance since September 2016	(5.3%)	↓



ACTIVITY



Adjusted Scheduled Activity (UDA)		
Month	2017	2018
April	18	54
May	128	109
June	224	208
July	339	271
August	428	341
September	565	524
October	638	
November	773	
December	866	
January	951	
February	1,021	
March	1,106	
April	1,199	
May	1,199	
June	1,200	

QUALITY

	Quantity	Base Number	Contract	AT	Region	England
% of FP17s for the same patient ID Re-attending within 3 months - Children	12	180	6.7%	9.7%	11.2%	11.9%
% of FP17s for the same patient ID Re-attending within 3 months - Adults	26	186	14.0%	15.6%	16.6%	15.9%
% of FP17s for the same patient ID Re-attending between 3 & 9 months - Children	48	180	26.7%	46.9%	47.0%	58.1%
% of FP17s for the same patient ID Re-attending between 3 & 9 months - Adults	52	186	28.0%	37.6%	38.2%	50.6%
% of FP17s for Band 1 Urgent Courses	23	313	7.3%	11.2%	10.6%	9.1%
% of FP17s Relating to Free Repair or Replacements	0	313	0.0%	0.5%	0.6%	0.8%
% of FP17s Relating to Continuations	1	313	0.3%	0.6%	0.8%	1.1%
% of Patients satisfied with the dentistry they have received	0	0	N/A	89.0%	89.2%	91.4%
% of Patients satisfied with the time they had to wait for an appointment	0	0	N/A	83.1%	83.4%	87.7%

* This is based on patients treated on this contract for their most recent course of treatment. Figures in italics indicate the base number of FP17s or Patient Questionnaire responses are less than 100. N/A is shown where the base number of responses is less than 10 during the period. % is calculated as Quantity/Base number*100

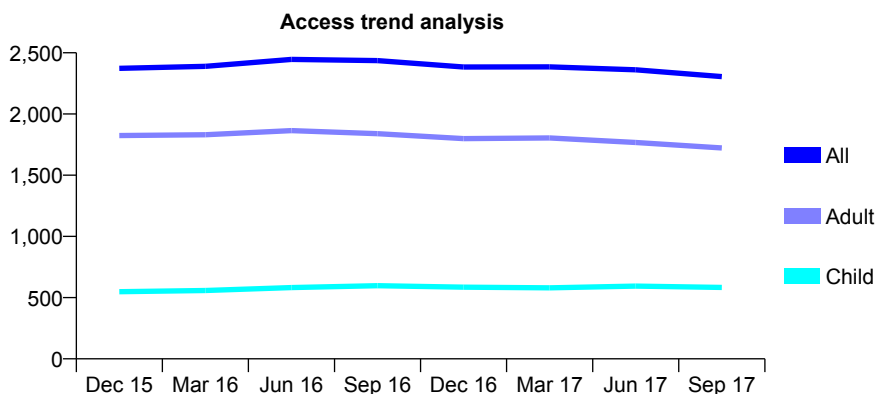
Q62 - Vital Signs At a Glance Contract Report for 998214/0001 - September 2017

Name or company name	MR DS KOONER
Contract type name	GDS Contract
Purpose of contract	General
Contract start date	01/04/2006
Contract end date	

17/18 Contracted general activity (UDA)	7,767
Carry forward general activity (UDA)	164
17/18 Contracted orthodontic activity (UOA)	0
Carry forward orthodontic activity (UOA)	0
Baseline contract value	£220,232.34

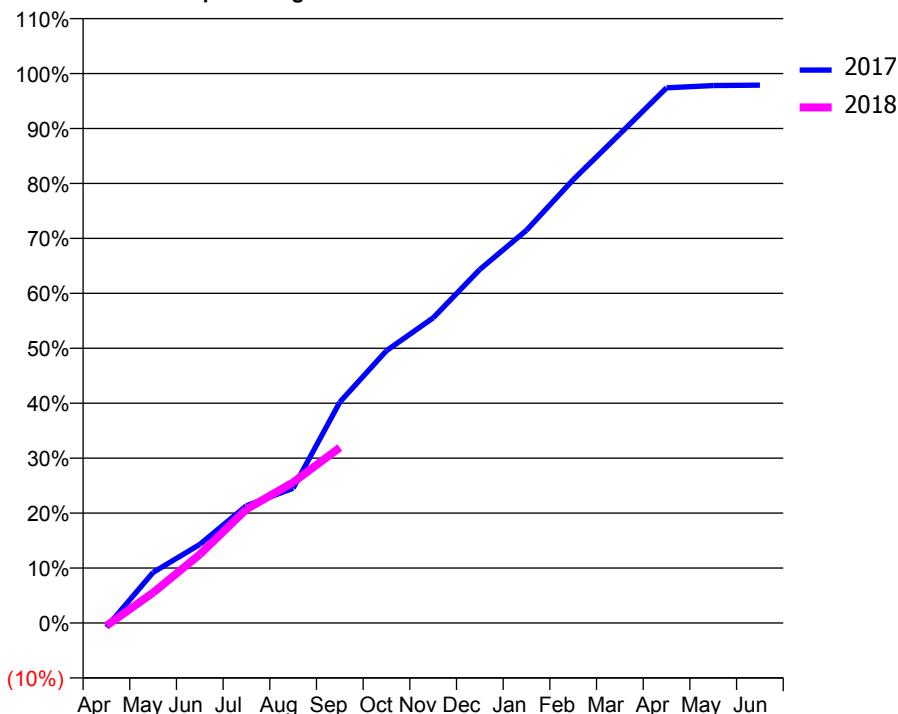
ACCESS*

Patients seen in 24 months	Total	Change since previous quarter
Quarter ending September 2016	2,436	
Quarter ending December 2016	2,384	↓
Quarter ending March 2017	2,385	→
Quarter ending June 2017	2,361	↓
Quarter ending September 2017	2,306	↓
Variance since September 2016	(5.3%)	↓



ACTIVITY

Cumulative percentage of contracted UDA delivered 2017 & 2018



Adjusted Scheduled Activity (UDA)

Month	2017	2018
April	-62	-40
May	715	428
June	1,111	969
July	1,658	1,608
August	1,904	1,987
September	3,123	2,479
October	3,850	
November	4,314	
December	4,998	
January	5,552	
February	6,266	
March	6,912	
April	7,564	
May	7,597	
June	7,603	

QUALITY

	Quantity	Base Number	Contract	AT	Region	England
% of FP17s for the same patient ID Re-attending within 3 months - Children	20	262	7.6%	9.7%	11.2%	11.9%
% of FP17s for the same patient ID Re-attending within 3 months - Adults	113	788	14.3%	15.6%	16.6%	15.9%
% of FP17s for the same patient ID Re-attending between 3 & 9 months - Children	61	262	23.3%	46.9%	47.0%	58.1%
% of FP17s for the same patient ID Re-attending between 3 & 9 months - Adults	173	788	22.0%	37.6%	38.2%	50.6%
% of FP17s for Band 1 Urgent Courses	143	858	16.7%	11.2%	10.6%	9.1%
% of FP17s Relating to Free Repair or Replacements	0	858	0.0%	0.5%	0.6%	0.8%
% of FP17s Relating to Continuations	6	858	0.7%	0.6%	0.8%	1.1%
% of Patients satisfied with the dentistry they have received	5	5	N/A	89.0%	89.2%	91.4%
% of Patients satisfied with the time they had to wait for an appointment	3	5	N/A	83.1%	83.4%	87.7%

* This is based on patients treated on this contract for their most recent course of treatment. Figures in italics indicate the base number of FP17s or Patient Questionnaire responses are less than 100. N/A is shown where the base number of responses is less than 10 during the period. % is calculated as Quantity/Base number*100

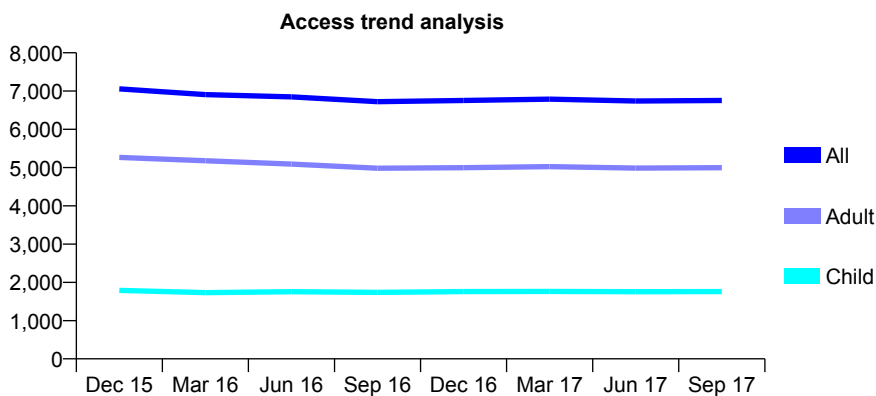
Q62 - Vital Signs At a Glance Contract Report for 998214/0002 - September 2017

Name or company name	MR DS KOONER
Contract type name	GDS Contract
Purpose of contract	General
Contract start date	01/04/2006
Contract end date	

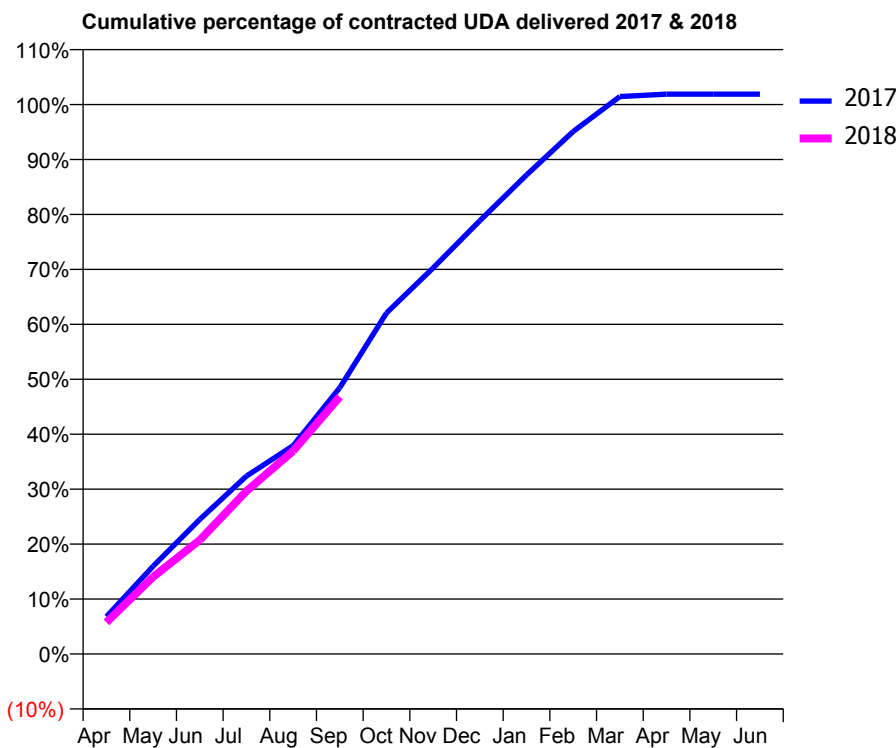
17/18 Contracted general activity (UDA)	16,231
Carry forward general activity (UDA)	-319
17/18 Contracted orthodontic activity (UOA)	0
Carry forward orthodontic activity (UOA)	0
Baseline contract value	£537,253.56

ACCESS*

Patients seen in 24 months	Total	Change since previous quarter
Quarter ending September 2016	6,721	
Quarter ending December 2016	6,754	→
Quarter ending March 2017	6,787	→
Quarter ending June 2017	6,739	→
Quarter ending September 2017	6,754	→
Variance since September 2016	0.5%	→



ACTIVITY



Adjusted Scheduled Activity (UDA)		
Month	2017	2018
April	1,105	935
May	2,595	2,280
June	3,978	3,367
July	5,258	4,813
August	6,153	5,998
September	7,867	7,601
October	10,075	
November	11,406	
December	12,800	
January	14,150	
February	15,434	
March	16,465	
April	16,539	
May	16,539	
June	16,539	

QUALITY

	Quantity	Base Number	Contract	AT	Region	England
% of FP17s for the same patient ID Re-attending within 3 months - Children	53	878	6.0%	9.7%	11.2%	11.9%
% of FP17s for the same patient ID Re-attending within 3 months - Adults	344	2,492	13.8%	15.6%	16.6%	15.9%
% of FP17s for the same patient ID Re-attending between 3 & 9 months - Children	273	878	31.1%	46.9%	47.0%	58.1%
% of FP17s for the same patient ID Re-attending between 3 & 9 months - Adults	704	2,492	28.3%	37.6%	38.2%	50.6%
% of FP17s for Band 1 Urgent Courses	236	2,736	8.6%	11.2%	10.6%	9.1%
% of FP17s Relating to Free Repair or Replacements	29	2,736	1.1%	0.5%	0.6%	0.8%
% of FP17s Relating to Continuations	46	2,736	1.7%	0.6%	0.8%	1.1%
% of Patients satisfied with the dentistry they have received	5	6	N/A	89.0%	89.2%	91.4%
% of Patients satisfied with the time they had to wait for an appointment	5	6	N/A	83.1%	83.4%	87.7%

* This is based on patients treated on this contract for their most recent course of treatment. Figures in italics indicate the base number of FP17s or Patient Questionnaire responses are less than 100. N/A is shown where the base number of responses is less than 10 during the period. % is calculated as Quantity/Base number*100

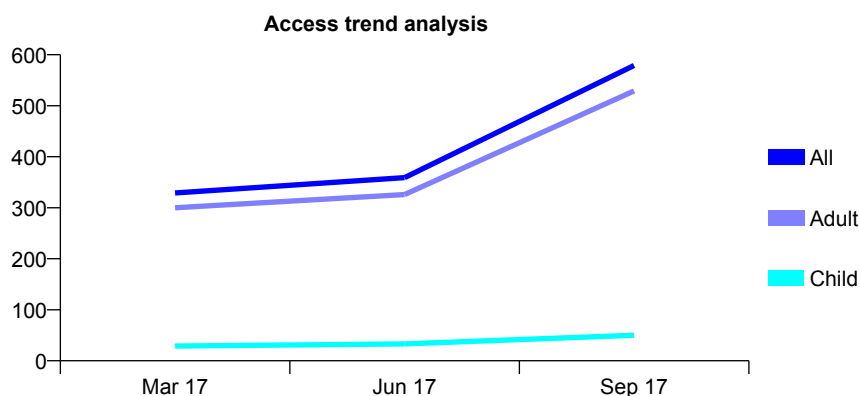
Q63 - Vital Signs At a Glance Contract Report for 100178/0000 - September 2017

Name or company name	Dentistry for You
Contract type name	PDS Contract
Purpose of contract	General
Contract start date	01/07/2016
Contract end date	31/05/2021

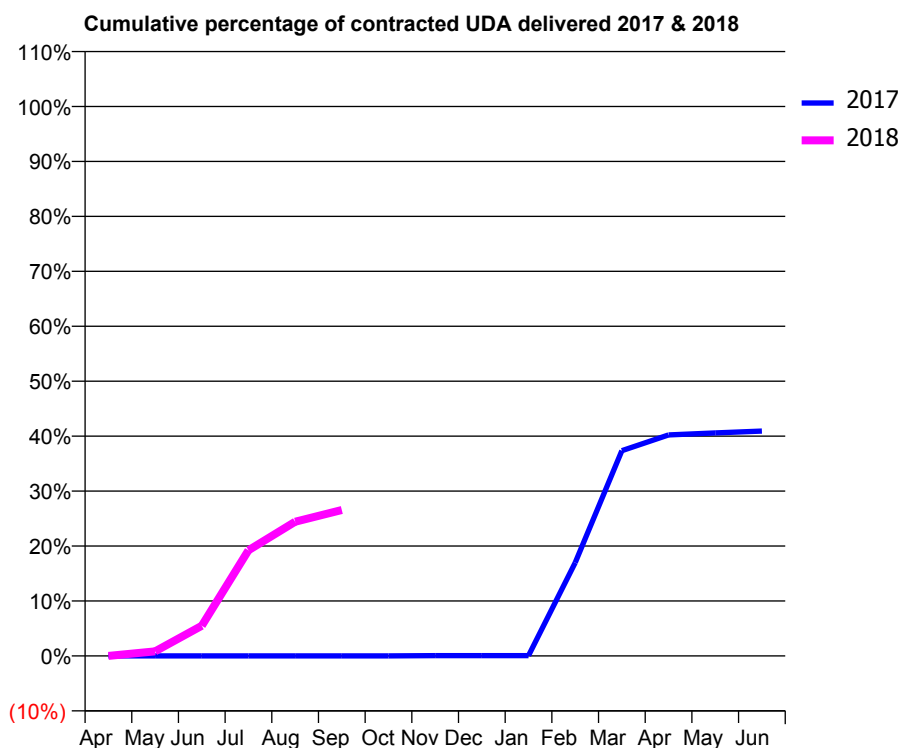
17/18 Contracted general activity (UDA)	2,678
Carry forward general activity (UDA)	0
17/18 Contracted orthodontic activity (UOA)	0
Carry forward orthodontic activity (UOA)	0
Baseline contract value	£135,739.99

ACCESS*

Patients seen in 24 months	Total	Change since previous quarter
Quarter ending September 2016	0	
Quarter ending December 2016	0	
Quarter ending March 2017	329	
Quarter ending June 2017	359	↑
Quarter ending September 2017	579	↑
Variance since September 2016	N/A	



ACTIVITY



Month	Adjusted Scheduled Activity (UDA)	
	2017	2018
April	0	0
May	0	23
June	0	147
July	0	515
August	0	654
September	0	711
October	0	
November	1	
December	1	
January	1	
February	341	
March	751	
April	808	
May	815	
June	822	

QUALITY

	Quantity	Base Number	Contract	AT	Region	England
% of FP17s for the same patient ID Re-attending within 3 months - Children	1	81	1.2%	9.8%	11.2%	11.9%
% of FP17s for the same patient ID Re-attending within 3 months - Adults	4	568	0.7%	15.2%	16.6%	15.9%
% of FP17s for the same patient ID Re-attending between 3 & 9 months - Children	0	81	0.0%	47.7%	47.0%	58.1%
% of FP17s for the same patient ID Re-attending between 3 & 9 months - Adults	2	568	0.4%	38.2%	38.2%	50.6%
% of FP17s for Band 1 Urgent Courses	582	593	98.1%	10.0%	10.6%	9.1%
% of FP17s Relating to Free Repair or Replacements	0	593	0.0%	0.6%	0.6%	0.8%
% of FP17s Relating to Continuations	0	593	0.0%	0.9%	0.8%	1.1%
% of Patients satisfied with the dentistry they have received	0	0	N/A	89.8%	89.2%	91.4%
% of Patients satisfied with the time they had to wait for an appointment	0	0	N/A	86.1%	83.4%	87.7%

* This is based on patients treated on this contract for their most recent course of treatment. Figures in italics indicate the base number of FP17s or Patient Questionnaire responses are less than 100. N/A is shown where the base number of responses is less than 10 during the period. % is calculated as Quantity/Base number*100

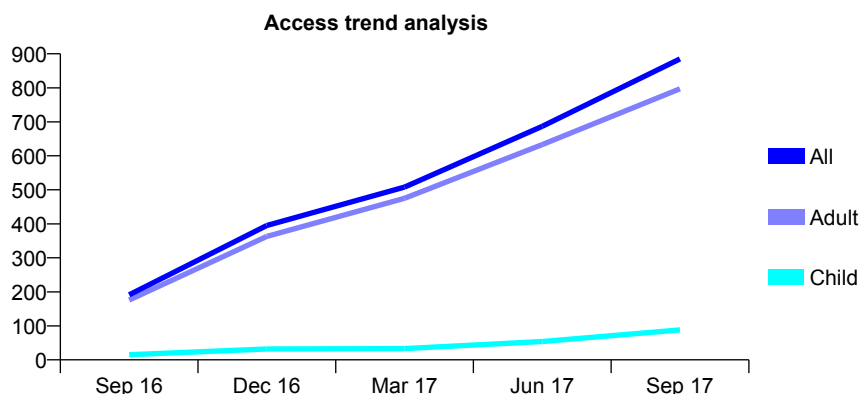
Q63 - Vital Signs At a Glance Contract Report for 100185/0000 - September 2017

Name or company name	IDH Limited
Contract type name	PDS Contract
Purpose of contract	General
Contract start date	01/07/2016
Contract end date	31/05/2021

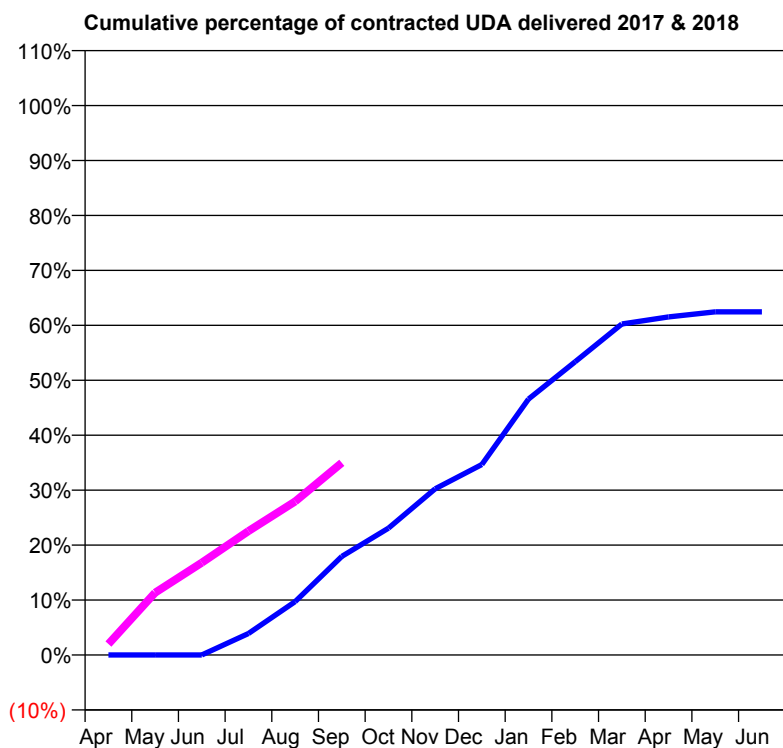
17/18 Contracted general activity (UDA)	3,478
Carry forward general activity (UDA)	0
17/18 Contracted orthodontic activity (UOA)	0
Carry forward orthodontic activity (UOA)	0
Baseline contract value	£179,715.67

ACCESS*

Patients seen in 24 months	Total	Change since previous quarter
Quarter ending September 2016	191	
Quarter ending December 2016	395	↑
Quarter ending March 2017	508	↑
Quarter ending June 2017	687	↑
Quarter ending September 2017	885	↑
Variance since September 2016	363.4%	↑



ACTIVITY



Month	Adjusted Scheduled Activity (UDA)	
	2017	2018
April	0	70
May	0	395
June	0	584
July	102	785
August	253	972
September	468	1,217
October	602	
November	789	
December	904	
January	1,215	
February	1,392	
March	1,571	
April	1,605	
May	1,629	
June	1,629	

QUALITY

	Quantity	Base Number	Contract	AT	Region	England
% of FP17s for the same patient ID Re-attending within 3 months - Children	2	149	1.3%	9.8%	11.2%	11.9%
% of FP17s for the same patient ID Re-attending within 3 months - Adults	10	913	1.1%	15.2%	16.6%	15.9%
% of FP17s for the same patient ID Re-attending between 3 & 9 months - Children	1	149	0.7%	47.7%	47.0%	58.1%
% of FP17s for the same patient ID Re-attending between 3 & 9 months - Adults	2	913	0.2%	38.2%	38.2%	50.6%
% of FP17s for Band 1 Urgent Courses	1,013	1,014	99.9%	10.0%	10.6%	9.1%
% of FP17s Relating to Free Repair or Replacements	0	1,014	0.0%	0.6%	0.6%	0.8%
% of FP17s Relating to Continuations	0	1,014	0.0%	0.9%	0.8%	1.1%
% of Patients satisfied with the dentistry they have received	2	3	N/A	89.8%	89.2%	91.4%
% of Patients satisfied with the time they had to wait for an appointment	3	3	N/A	86.1%	83.4%	87.7%

* This is based on patients treated on this contract for their most recent course of treatment. Figures in italics indicate the base number of FP17s or Patient Questionnaire responses are less than 100. N/A is shown where the base number of responses is less than 10 during the period. % is calculated as Quantity/Base number*100

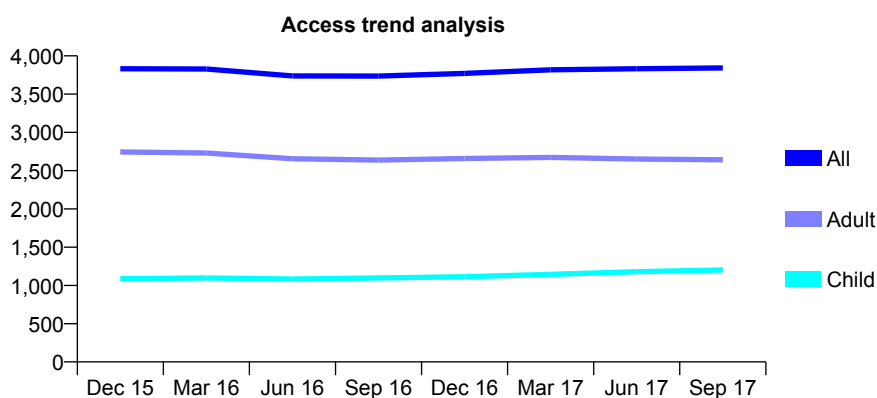
Q63 - Vital Signs At a Glance Contract Report for 101281/0107 - September 2017

Name or company name	OASIS DENTAL CARE LTD
Contract type name	GDS Contract
Purpose of contract	General
Contract start date	01/04/2006
Contract end date	

17/18 Contracted general activity (UDA)	9,000
Carry forward general activity (UDA)	0
17/18 Contracted orthodontic activity (UOA)	0
Carry forward orthodontic activity (UOA)	0
Baseline contract value	£231,585.92

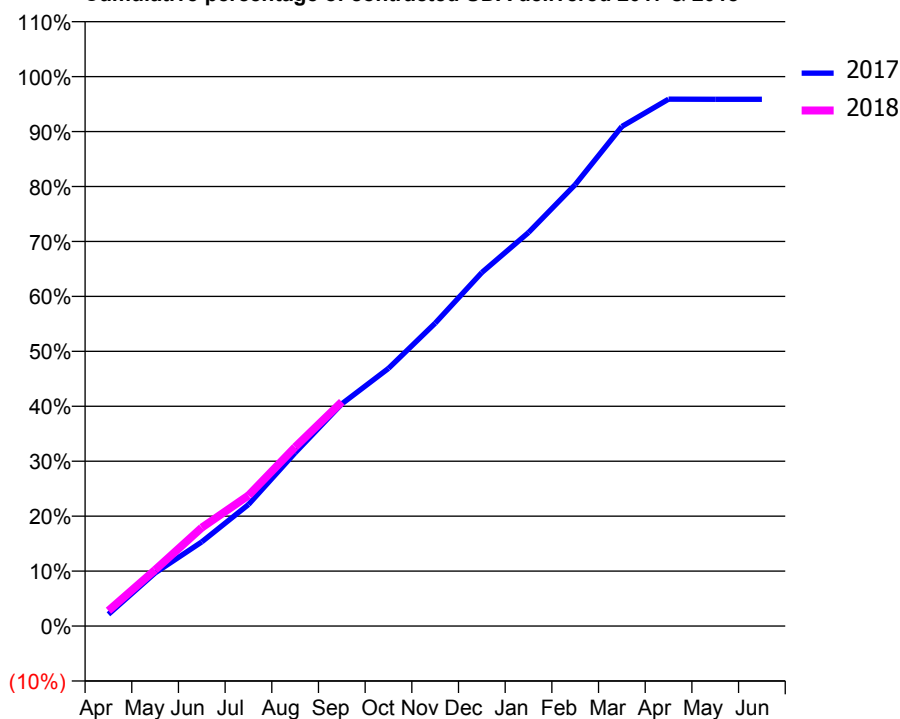
ACCESS*

Patients seen in 24 months	Total	Change since previous quarter
Quarter ending September 2016	3,736	
Quarter ending December 2016	3,771	→
Quarter ending March 2017	3,817	→
Quarter ending June 2017	3,831	→
Quarter ending September 2017	3,843	→
Variance since September 2016	2.9%	↑



ACTIVITY

Cumulative percentage of contracted UDA delivered 2017 & 2018



Adjusted Scheduled Activity (UDA)

Month	2017	2018
April	194	253
May	870	922
June	1,379	1,612
July	1,990	2,139
August	2,839	2,933
September	3,639	3,673
October	4,221	
November	4,962	
December	5,790	
January	6,446	
February	7,230	
March	8,182	
April	8,631	
May	8,627	
June	8,627	

QUALITY

	Quantity	Base Number	Contract	AT	Region	England
% of FP17s for the same patient ID Re-attending within 3 months - Children	44	852	5.2%	9.8%	11.2%	11.9%
% of FP17s for the same patient ID Re-attending within 3 months - Adults	116	1,392	8.3%	15.2%	16.6%	15.9%
% of FP17s for the same patient ID Re-attending between 3 & 9 months - Children	501	852	58.8%	47.7%	47.0%	58.1%
% of FP17s for the same patient ID Re-attending between 3 & 9 months - Adults	688	1,392	49.4%	38.2%	38.2%	50.6%
% of FP17s for Band 1 Urgent Courses	135	2,031	6.6%	10.0%	10.6%	9.1%
% of FP17s Relating to Free Repair or Replacements	14	2,031	0.7%	0.6%	0.6%	0.8%
% of FP17s Relating to Continuations	1	2,031	0.0%	0.9%	0.8%	1.1%
% of Patients satisfied with the dentistry they have received	3	4	N/A	89.8%	89.2%	91.4%
% of Patients satisfied with the time they had to wait for an appointment	3	4	N/A	86.1%	83.4%	87.7%

* This is based on patients treated on this contract for their most recent course of treatment. Figures in italics indicate the base number of FP17s or Patient Questionnaire responses are less than 100. N/A is shown where the base number of responses is less than 10 during the period. % is calculated as Quantity/Base number*100

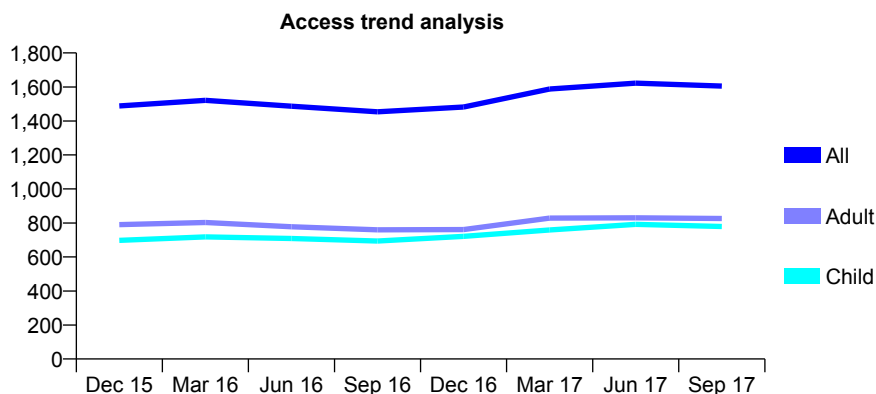
Q63 - Vital Signs At a Glance Contract Report for 101281/0142 - September 2017

Name or company name	OASIS DENTAL CARE LTD
Contract type name	GDS Contract
Purpose of contract	General
Contract start date	01/04/2006
Contract end date	

17/18 Contracted general activity (UDA)	2,919
Carry forward general activity (UDA)	57
17/18 Contracted orthodontic activity (UOA)	0
Carry forward orthodontic activity (UOA)	0
Baseline contract value	£75,959.78

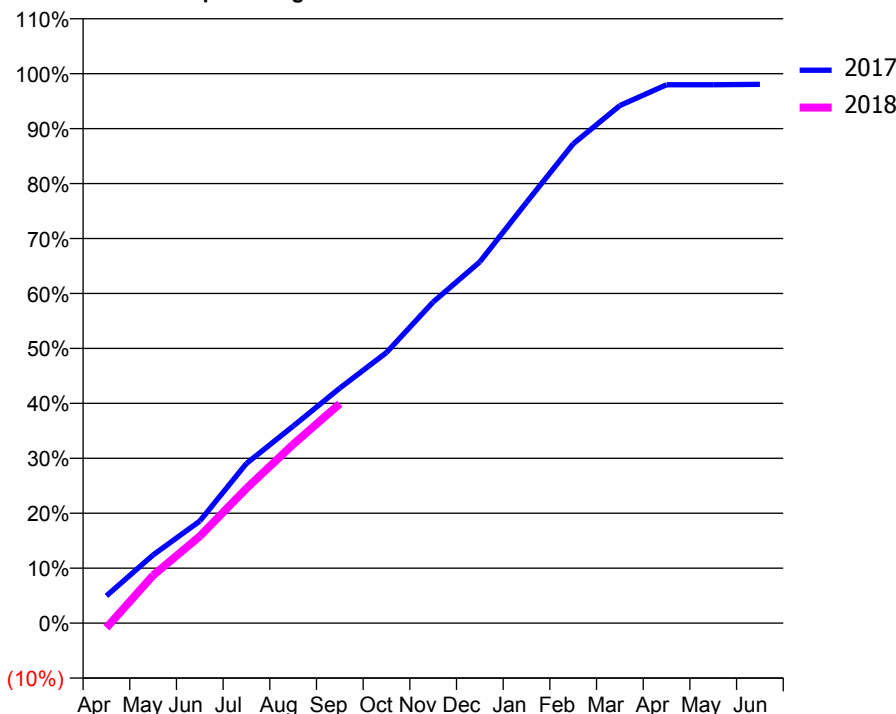
ACCESS*

Patients seen in 24 months	Total	Change since previous quarter
Quarter ending September 2016	1,454	
Quarter ending December 2016	1,482	→
Quarter ending March 2017	1,588	↑
Quarter ending June 2017	1,622	↑
Quarter ending September 2017	1,605	↓
Variance since September 2016	10.4%	↑



ACTIVITY

Cumulative percentage of contracted UDA delivered 2017 & 2018



Adjusted Scheduled Activity (UDA)

Month	2017	2018
April	145	-25
May	362	254
June	542	461
July	848	716
August	1,046	949
September	1,249	1,166
October	1,438	
November	1,706	
December	1,919	
January	2,235	
February	2,546	
March	2,750	
April	2,860	
May	2,860	
June	2,862	

QUALITY

	Quantity	Base Number	Contract	AT	Region	England
% of FP17s for the same patient ID Re-attending within 3 months - Children	46	521	8.8%	9.8%	11.2%	11.9%
% of FP17s for the same patient ID Re-attending within 3 months - Adults	47	403	11.7%	15.2%	16.6%	15.9%
% of FP17s for the same patient ID Re-attending between 3 & 9 months - Children	236	521	45.3%	47.7%	47.0%	58.1%
% of FP17s for the same patient ID Re-attending between 3 & 9 months - Adults	164	403	40.7%	38.2%	38.2%	50.6%
% of FP17s for Band 1 Urgent Courses	48	842	5.7%	10.0%	10.6%	9.1%
% of FP17s Relating to Free Repair or Replacements	2	842	0.2%	0.6%	0.6%	0.8%
% of FP17s Relating to Continuations	14	842	1.7%	0.9%	0.8%	1.1%
% of Patients satisfied with the dentistry they have received	1	1	N/A	89.8%	89.2%	91.4%
% of Patients satisfied with the time they had to wait for an appointment	1	1	N/A	86.1%	83.4%	87.7%

* This is based on patients treated on this contract for their most recent course of treatment. Figures in italics indicate the base number of FP17s or Patient Questionnaire responses are less than 100. N/A is shown where the base number of responses is less than 10 during the period. % is calculated as Quantity/Base number*100

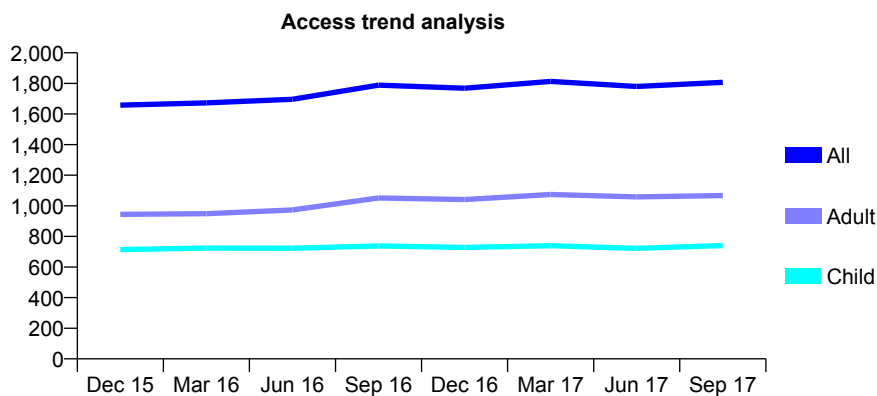
Q63 - Vital Signs At a Glance Contract Report for 101281/0148 - September 2017

Name or company name	OASIS DENTAL CARE LTD
Contract type name	GDS Contract
Purpose of contract	General
Contract start date	01/04/2006
Contract end date	

17/18 Contracted general activity (UDA)	4,000
Carry forward general activity (UDA)	-54
17/18 Contracted orthodontic activity (UOA)	0
Carry forward orthodontic activity (UOA)	0
Baseline contract value	£105,420.45

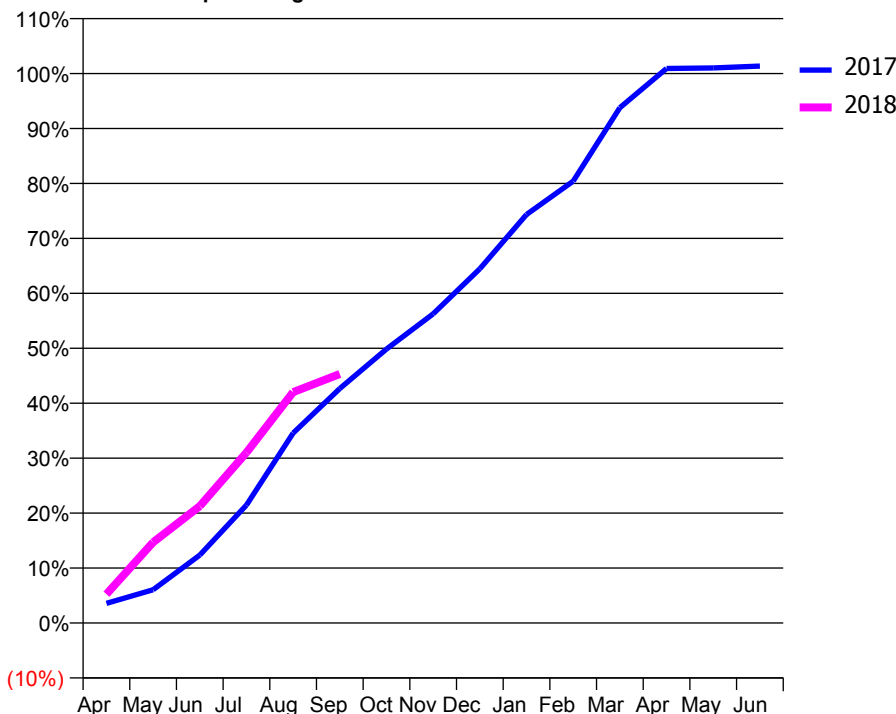
ACCESS*

Patients seen in 24 months	Total	Change since previous quarter
Quarter ending September 2016	1,789	
Quarter ending December 2016	1,769	↓
Quarter ending March 2017	1,813	↑
Quarter ending June 2017	1,780	↓
Quarter ending September 2017	1,807	→
Variance since September 2016	1.0%	→



ACTIVITY

Cumulative percentage of contracted UDA delivered 2017 & 2018



Month	Adjusted Scheduled Activity (UDA)	
	2017	2018
April	143	210
May	242	588
June	495	851
July	858	1,241
August	1,383	1,680
September	1,707	1,813
October	1,994	
November	2,251	
December	2,579	
January	2,974	
February	3,217	
March	3,751	
April	4,037	
May	4,041	
June	4,054	

QUALITY

	Quantity	Base Number	Contract	AT	Region	England
% of FP17s for the same patient ID Re-attending within 3 months - Children	48	493	9.7%	9.8%	11.2%	11.9%
% of FP17s for the same patient ID Re-attending within 3 months - Adults	78	549	14.2%	15.2%	16.6%	15.9%
% of FP17s for the same patient ID Re-attending between 3 & 9 months - Children	276	493	56.0%	47.7%	47.0%	58.1%
% of FP17s for the same patient ID Re-attending between 3 & 9 months - Adults	245	549	44.6%	38.2%	38.2%	50.6%
% of FP17s for Band 1 Urgent Courses	71	909	7.8%	10.0%	10.6%	9.1%
% of FP17s Relating to Free Repair or Replacements	10	909	1.1%	0.6%	0.6%	0.8%
% of FP17s Relating to Continuations	5	909	0.6%	0.9%	0.8%	1.1%
% of Patients satisfied with the dentistry they have received	2	2	N/A	89.8%	89.2%	91.4%
% of Patients satisfied with the time they had to wait for an appointment	2	2	N/A	86.1%	83.4%	87.7%

* This is based on patients treated on this contract for their most recent course of treatment. Figures in italics indicate the base number of FP17s or Patient Questionnaire responses are less than 100. N/A is shown where the base number of responses is less than 10 during the period. % is calculated as Quantity/Base number*100

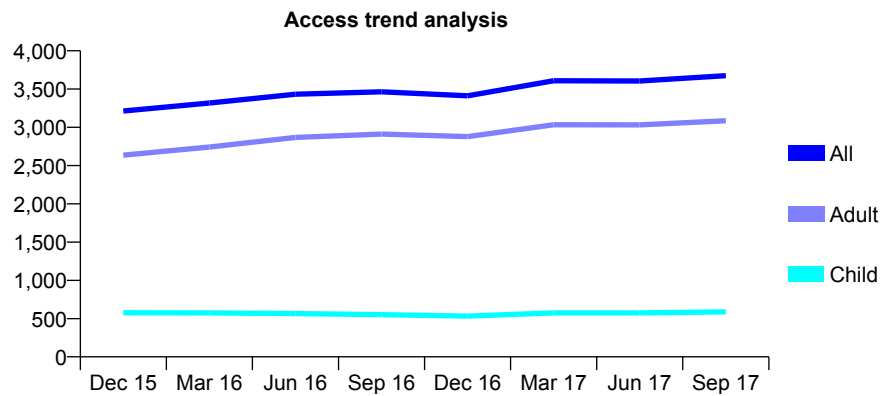
Q63 - Vital Signs At a Glance Contract Report for 101281/0167 - September 2017

Name or company name	OASIS DENTAL CARE LTD
Contract type name	GDS Contract
Purpose of contract	General
Contract start date	01/05/2007
Contract end date	

17/18 Contracted general activity (UDA)	8,500
Carry forward general activity (UDA)	0
17/18 Contracted orthodontic activity (UOA)	0
Carry forward orthodontic activity (UOA)	0
Baseline contract value	£222,091.73

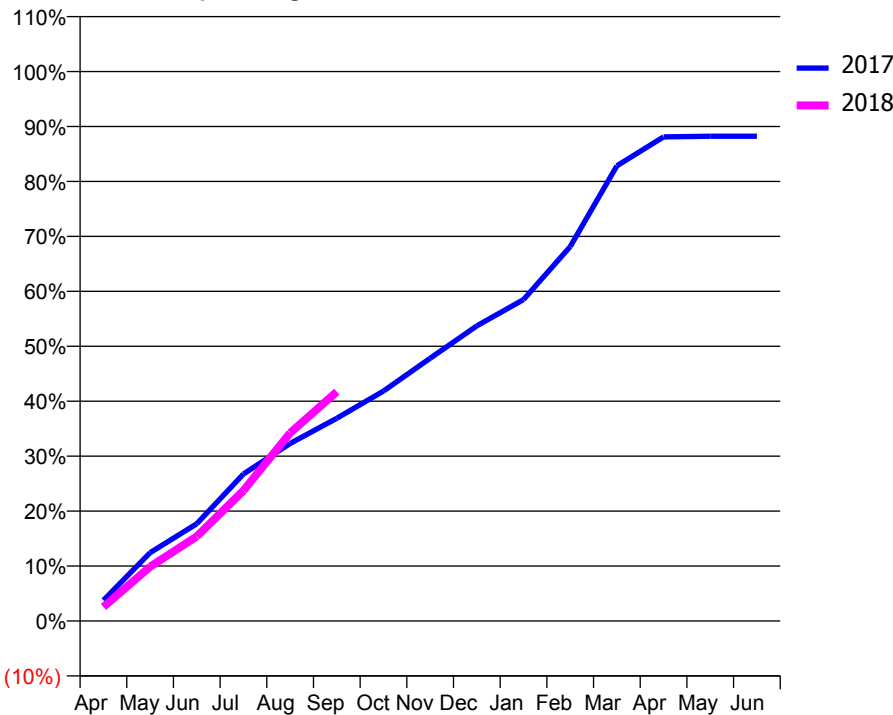
ACCESS*

Patients seen in 24 months	Total	Change since previous quarter
Quarter ending September 2016	3,464	
Quarter ending December 2016	3,412	↓
Quarter ending March 2017	3,608	↑
Quarter ending June 2017	3,605	→
Quarter ending September 2017	3,675	→
Variance since September 2016	6.1%	↑



ACTIVITY

Cumulative percentage of contracted UDA delivered 2017 & 2018



Month	Adjusted Scheduled Activity (UDA)	
	2017	2018
April	321	218
May	1,057	841
June	1,506	1,309
July	2,274	2,018
August	2,746	2,910
September	3,137	3,546
October	3,557	
November	4,065	
December	4,565	
January	4,972	
February	5,792	
March	7,040	
April	7,489	
May	7,499	
June	7,499	

QUALITY

	Quantity	Base Number	Contract	AT	Region	England
% of FP17s for the same patient ID Re-attending within 3 months - Children	21	366	5.7%	9.8%	11.2%	11.9%
% of FP17s for the same patient ID Re-attending within 3 months - Adults	175	1,485	11.8%	15.2%	16.6%	15.9%
% of FP17s for the same patient ID Re-attending between 3 & 9 months - Children	159	366	43.4%	47.7%	47.0%	58.1%
% of FP17s for the same patient ID Re-attending between 3 & 9 months - Adults	402	1,485	27.1%	38.2%	38.2%	50.6%
% of FP17s for Band 1 Urgent Courses	105	1,660	6.3%	10.0%	10.6%	9.1%
% of FP17s Relating to Free Repair or Replacements	8	1,660	0.5%	0.6%	0.6%	0.8%
% of FP17s Relating to Continuations	22	1,660	1.3%	0.9%	0.8%	1.1%
% of Patients satisfied with the dentistry they have received	1	1	N/A	89.8%	89.2%	91.4%
% of Patients satisfied with the time they had to wait for an appointment	0	1	N/A	86.1%	83.4%	87.7%

* This is based on patients treated on this contract for their most recent course of treatment. Figures in italics indicate the base number of FP17s or Patient Questionnaire responses are less than 100. N/A is shown where the base number of responses is less than 10 during the period. % is calculated as Quantity/Base number*100

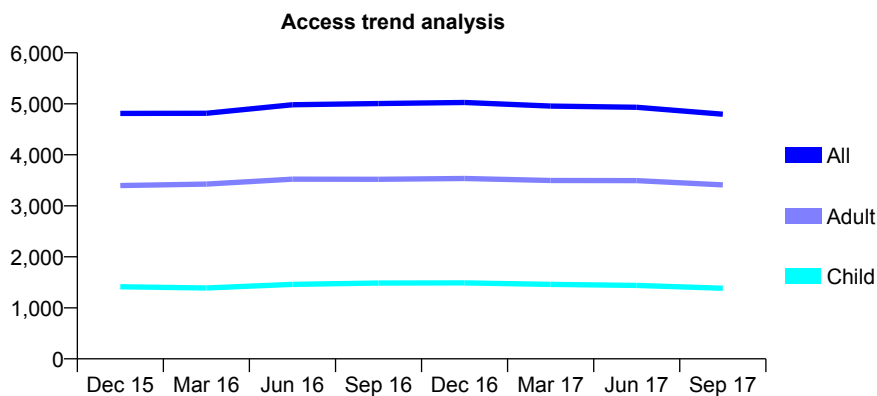
Q63 - Vital Signs At a Glance Contract Report for 101338/0042 - September 2017

Name or company name	Whitecross Dental Care Limited
Contract type name	GDS Contract
Purpose of contract	General
Contract start date	01/04/2006
Contract end date	

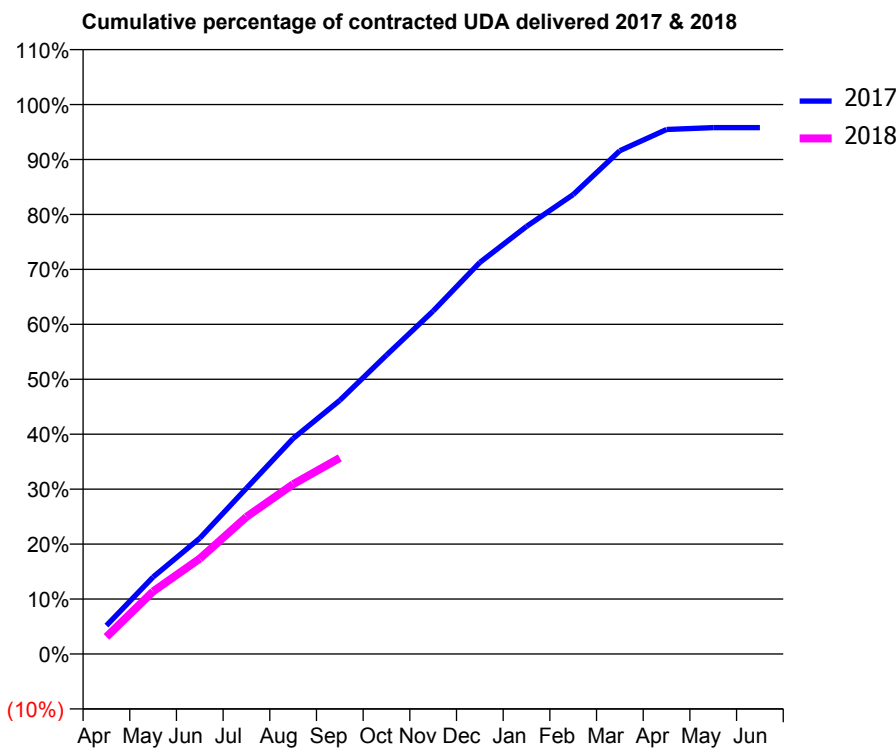
17/18 Contracted general activity (UDA)	17,283
Carry forward general activity (UDA)	0
17/18 Contracted orthodontic activity (UOA)	0
Carry forward orthodontic activity (UOA)	0
Baseline contract value	£595,984.45

ACCESS*

Patients seen in 24 months	Total	Change since previous quarter
Quarter ending September 2016	5,005	
Quarter ending December 2016	5,025	→
Quarter ending March 2017	4,956	↓
Quarter ending June 2017	4,933	→
Quarter ending September 2017	4,795	↓
Variance since September 2016	(4.2%)	↓



ACTIVITY



Month	Adjusted Scheduled Activity (UDA)	
	2017	2018
April	896	538
May	2,422	1,969
June	3,643	3,000
July	5,216	4,315
August	6,780	5,339
September	7,978	6,165
October	9,401	
November	10,791	
December	12,317	
January	13,447	
February	14,452	
March	15,829	
April	16,497	
May	16,558	
June	16,556	

QUALITY

	Quantity	Base Number	Contract	AT	Region	England
% of FP17s for the same patient ID Re-attending within 3 months - Children	40	678	5.9%	9.8%	11.2%	11.9%
% of FP17s for the same patient ID Re-attending within 3 months - Adults	225	1,529	14.7%	15.2%	16.6%	15.9%
% of FP17s for the same patient ID Re-attending between 3 & 9 months - Children	283	678	41.7%	47.7%	47.0%	58.1%
% of FP17s for the same patient ID Re-attending between 3 & 9 months - Adults	471	1,529	30.8%	38.2%	38.2%	50.6%
% of FP17s for Band 1 Urgent Courses	212	2,020	10.5%	10.0%	10.6%	9.1%
% of FP17s Relating to Free Repair or Replacements	14	2,020	0.7%	0.6%	0.6%	0.8%
% of FP17s Relating to Continuations	25	2,020	1.2%	0.9%	0.8%	1.1%
% of Patients satisfied with the dentistry they have received	8	9	N/A	89.8%	89.2%	91.4%
% of Patients satisfied with the time they had to wait for an appointment	5	9	N/A	86.1%	83.4%	87.7%

* This is based on patients treated on this contract for their most recent course of treatment. Figures in italics indicate the base number of FP17s or Patient Questionnaire responses are less than 100. N/A is shown where the base number of responses is less than 10 during the period. % is calculated as Quantity/Base number*100

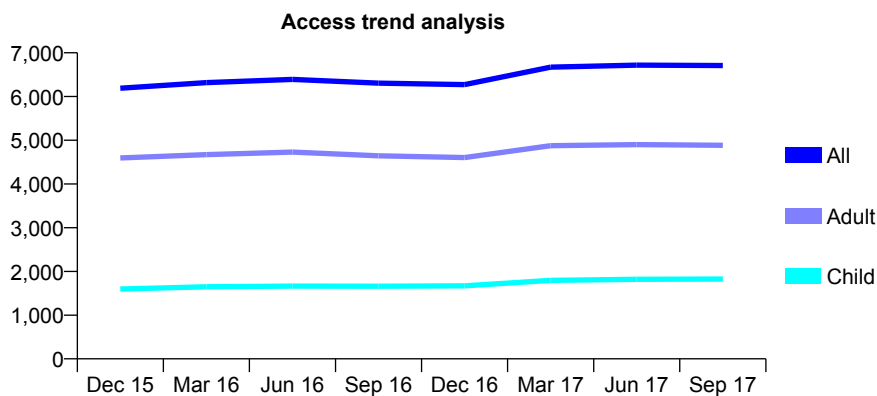
Q63 - Vital Signs At a Glance Contract Report for 101362/0030 - September 2017

Name or company name	Rodericks Dental Limited
Contract type name	GDS Contract
Purpose of contract	General
Contract start date	30/04/2010
Contract end date	

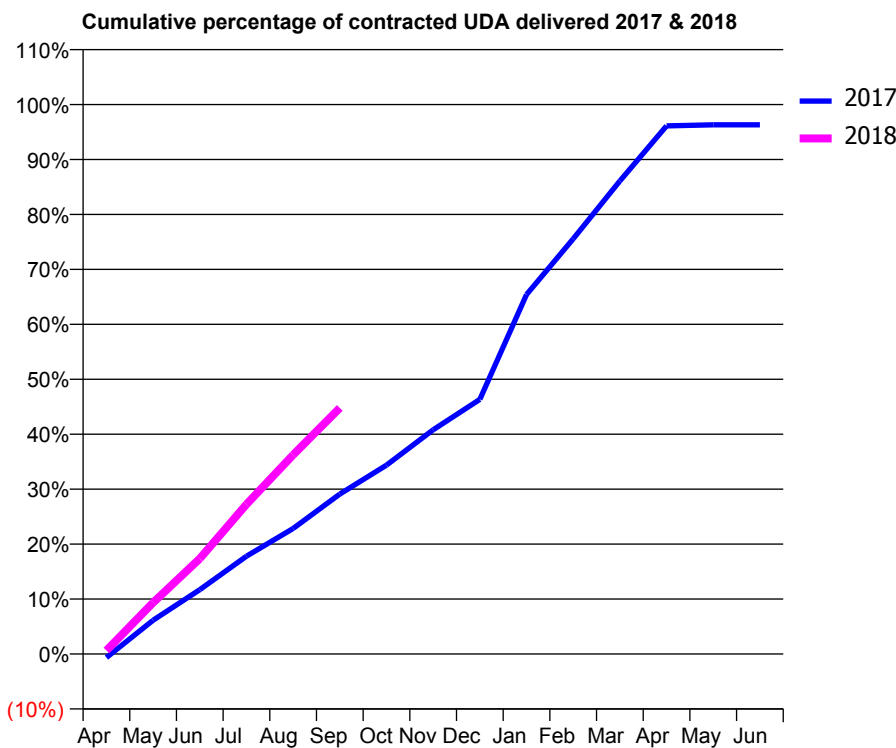
17/18 Contracted general activity (UDA)	16,500
Carry forward general activity (UDA)	609
17/18 Contracted orthodontic activity (UOA)	0
Carry forward orthodontic activity (UOA)	0
Baseline contract value	£440,660.26

ACCESS*

Patients seen in 24 months	Total	Change since previous quarter
Quarter ending September 2016	6,305	
Quarter ending December 2016	6,272	→
Quarter ending March 2017	6,672	↑
Quarter ending June 2017	6,719	→
Quarter ending September 2017	6,709	→
Variance since September 2016	6.4%	↑



ACTIVITY



Month	Adjusted Scheduled Activity (UDA)	
	2017	2018
April	-109	107
May	1,016	1,542
June	1,931	2,864
July	2,937	4,495
August	3,770	5,982
September	4,803	7,388
October	5,672	
November	6,731	
December	7,646	
January	10,793	
February	12,465	
March	14,206	
April	15,860	
May	15,889	
June	15,891	

QUALITY

	Quantity	Base Number	Contract	AT	Region	England
% of FP17s for the same patient ID Re-attending within 3 months - Children	164	1,397	11.7%	9.8%	11.2%	11.9%
% of FP17s for the same patient ID Re-attending within 3 months - Adults	626	3,088	20.3%	15.2%	16.6%	15.9%
% of FP17s for the same patient ID Re-attending between 3 & 9 months - Children	744	1,397	53.3%	47.7%	47.0%	58.1%
% of FP17s for the same patient ID Re-attending between 3 & 9 months - Adults	1,254	3,088	40.6%	38.2%	38.2%	50.6%
% of FP17s for Band 1 Urgent Courses	443	3,832	11.6%	10.0%	10.6%	9.1%
% of FP17s Relating to Free Repair or Replacements	63	3,832	1.6%	0.6%	0.6%	0.8%
% of FP17s Relating to Continuations	27	3,832	0.7%	0.9%	0.8%	1.1%
% of Patients satisfied with the dentistry they have received	5	5	N/A	89.8%	89.2%	91.4%
% of Patients satisfied with the time they had to wait for an appointment	5	5	N/A	86.1%	83.4%	87.7%

* This is based on patients treated on this contract for their most recent course of treatment. Figures in italics indicate the base number of FP17s or Patient Questionnaire responses are less than 100. N/A is shown where the base number of responses is less than 10 during the period. % is calculated as Quantity/Base number*100

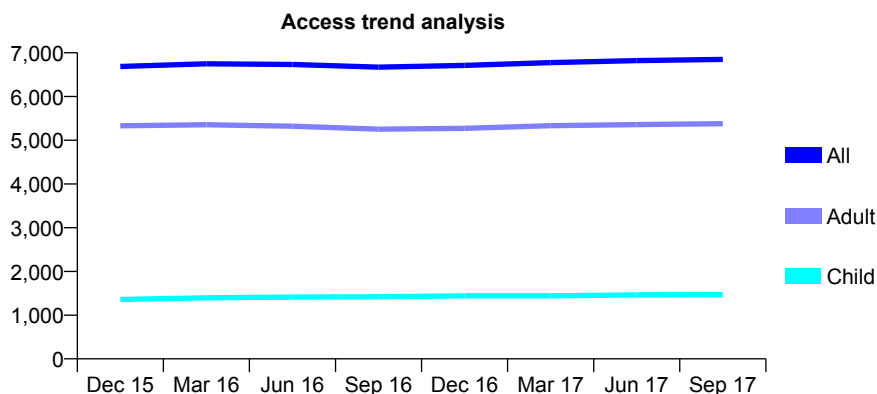
Q63 - Vital Signs At a Glance Contract Report for 101370/0062 - September 2017

Name or company name	Petrie Tucker and Partners Ltd
Contract type name	GDS Contract
Purpose of contract	General
Contract start date	01/04/2006
Contract end date	

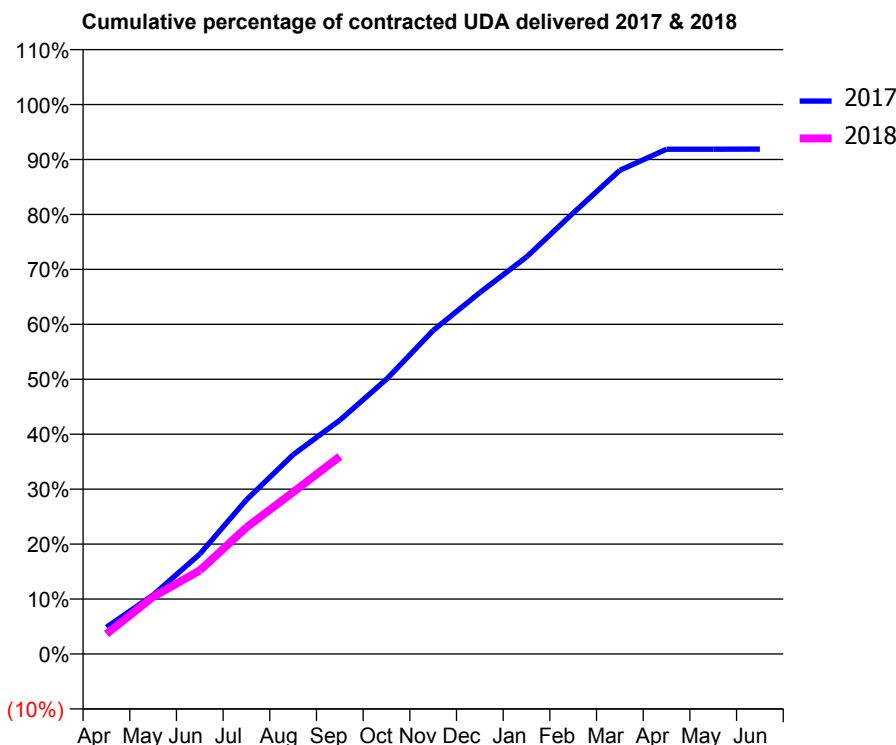
17/18 Contracted general activity (UDA)	21,013
Carry forward general activity (UDA)	0
17/18 Contracted orthodontic activity (UOA)	0
Carry forward orthodontic activity (UOA)	0
Baseline contract value	£586,830.74

ACCESS*

Patients seen in 24 months	Total	Change since previous quarter
Quarter ending September 2016	6,673	
Quarter ending December 2016	6,713	→
Quarter ending March 2017	6,776	→
Quarter ending June 2017	6,821	→
Quarter ending September 2017	6,848	→
Variance since September 2016	2.6%	↑



ACTIVITY



Month	Adjusted Scheduled Activity (UDA)	
	2017	2018
April	1,021	769
May	2,257	2,184
June	3,824	3,197
July	5,899	4,840
August	7,619	6,189
September	8,943	7,553
October	10,508	
November	12,372	
December	13,824	
January	15,185	
February	16,864	
March	18,499	
April	19,306	
May	19,306	
June	19,311	

QUALITY

	Quantity	Base Number	Contract	AT	Region	England
% of FP17s for the same patient ID Re-attending within 3 months - Children	63	896	7.0%	9.8%	11.2%	11.9%
% of FP17s for the same patient ID Re-attending within 3 months - Adults	445	2,980	14.9%	15.2%	16.6%	15.9%
% of FP17s for the same patient ID Re-attending between 3 & 9 months - Children	401	896	44.8%	47.7%	47.0%	58.1%
% of FP17s for the same patient ID Re-attending between 3 & 9 months - Adults	1,192	2,980	40.0%	38.2%	38.2%	50.6%
% of FP17s for Band 1 Urgent Courses	266	3,561	7.5%	10.0%	10.6%	9.1%
% of FP17s Relating to Free Repair or Replacements	52	3,561	1.5%	0.6%	0.6%	0.8%
% of FP17s Relating to Continuations	90	3,561	2.5%	0.9%	0.8%	1.1%
% of Patients satisfied with the dentistry they have received	7	7	N/A	89.8%	89.2%	91.4%
% of Patients satisfied with the time they had to wait for an appointment	7	7	N/A	86.1%	83.4%	87.7%

* This is based on patients treated on this contract for their most recent course of treatment. Figures in italics indicate the base number of FP17s or Patient Questionnaire responses are less than 100. N/A is shown where the base number of responses is less than 10 during the period. % is calculated as Quantity/Base number*100

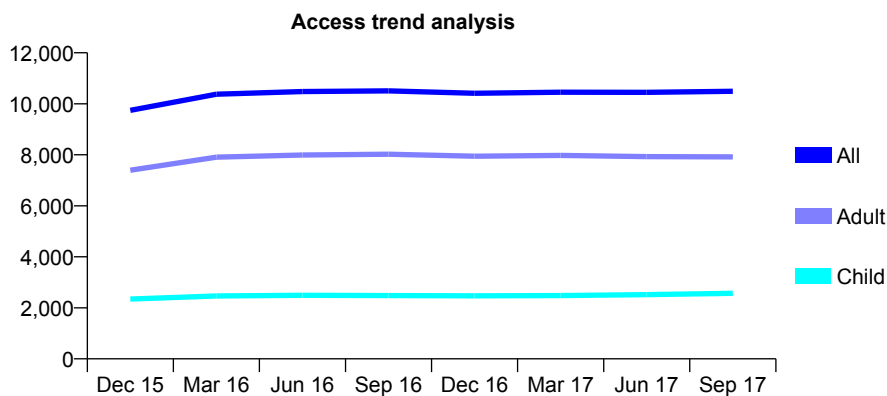
Q63 - Vital Signs At a Glance Contract Report for 101370/0067 - September 2017

Name or company name	Petrie Tucker and Partners Ltd
Contract type name	GDS Contract
Purpose of contract	General
Contract start date	01/04/2006
Contract end date	

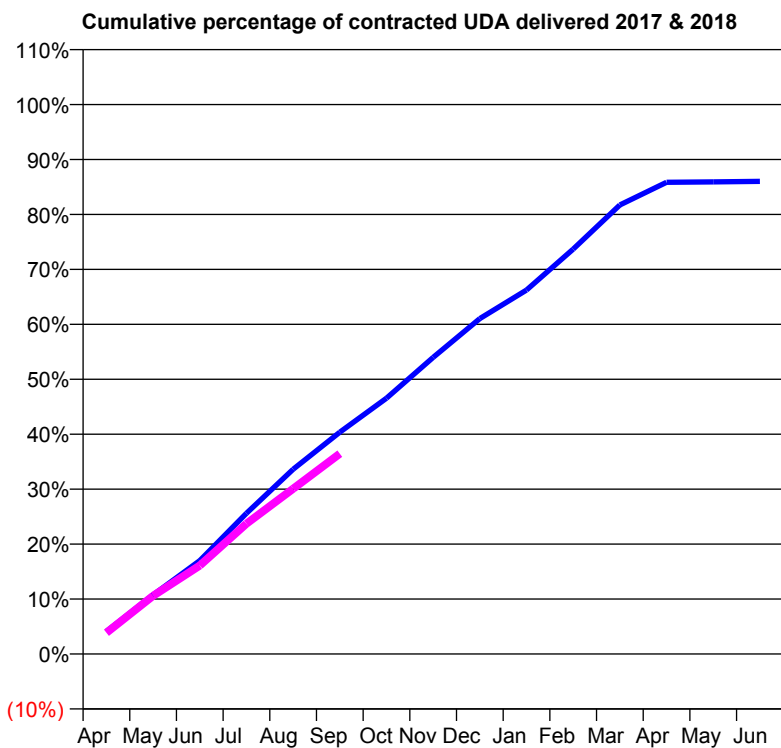
17/18 Contracted general activity (UDA)	37,732
Carry forward general activity (UDA)	0
17/18 Contracted orthodontic activity (UOA)	0
Carry forward orthodontic activity (UOA)	0
Baseline contract value	£1,056,016.60

ACCESS*

Patients seen in 24 months	Total	Change since previous quarter
Quarter ending September 2016	10,508	
Quarter ending December 2016	10,414	→
Quarter ending March 2017	10,456	→
Quarter ending June 2017	10,448	→
Quarter ending September 2017	10,490	→
Variance since September 2016	(0.2%)	→



ACTIVITY



Month	Adjusted Scheduled Activity (UDA)	
	2017	2018
April	1,553	1,464
May	4,064	3,995
June	6,410	6,076
July	9,661	8,954
August	12,682	11,346
September	15,232	13,759
October	17,570	
November	20,369	
December	23,035	
January	24,989	
February	27,802	
March	30,832	
April	32,386	
May	32,419	
June	32,457	

QUALITY

	Quantity	Base Number	Contract	AT	Region	England
% of FP17s for the same patient ID Re-attending within 3 months - Children	153	1,651	9.3%	9.8%	11.2%	11.9%
% of FP17s for the same patient ID Re-attending within 3 months - Adults	631	4,052	15.6%	15.2%	16.6%	15.9%
% of FP17s for the same patient ID Re-attending between 3 & 9 months - Children	725	1,651	43.9%	47.7%	47.0%	58.1%
% of FP17s for the same patient ID Re-attending between 3 & 9 months - Adults	1,441	4,052	35.6%	38.2%	38.2%	50.6%
% of FP17s for Band 1 Urgent Courses	473	5,204	9.1%	10.0%	10.6%	9.1%
% of FP17s Relating to Free Repair or Replacements	48	5,204	0.9%	0.6%	0.6%	0.8%
% of FP17s Relating to Continuations	118	5,204	2.3%	0.9%	0.8%	1.1%
% of Patients satisfied with the dentistry they have received	11	13	84.6%	89.8%	89.2%	91.4%
% of Patients satisfied with the time they had to wait for an appointment	12	13	92.3%	86.1%	83.4%	87.7%

* This is based on patients treated on this contract for their most recent course of treatment. Figures in italics indicate the base number of FP17s or Patient Questionnaire responses are less than 100. N/A is shown where the base number of responses is less than 10 during the period. % is calculated as Quantity/Base number*100

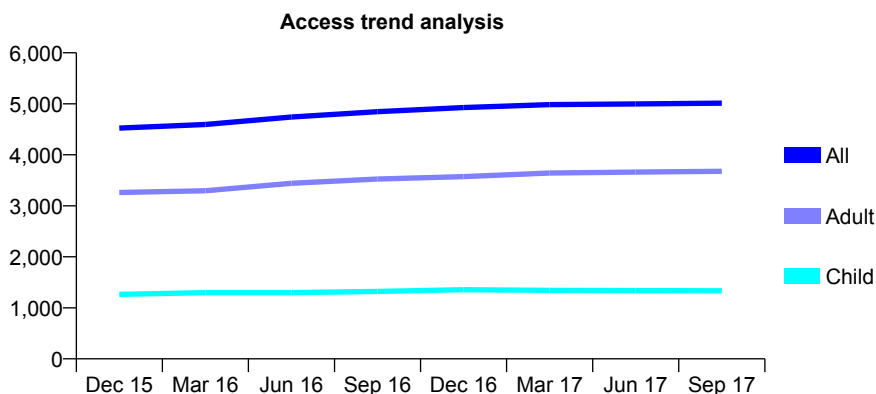
Q63 - Vital Signs At a Glance Contract Report for 101435/0001 - September 2017

Name or company name	IDH Limited
Contract type name	GDS Contract
Purpose of contract	General
Contract start date	01/04/2006
Contract end date	

17/18 Contracted general activity (UDA)	13,959
Carry forward general activity (UDA)	0
17/18 Contracted orthodontic activity (UOA)	0
Carry forward orthodontic activity (UOA)	0
Baseline contract value	£364,160.61

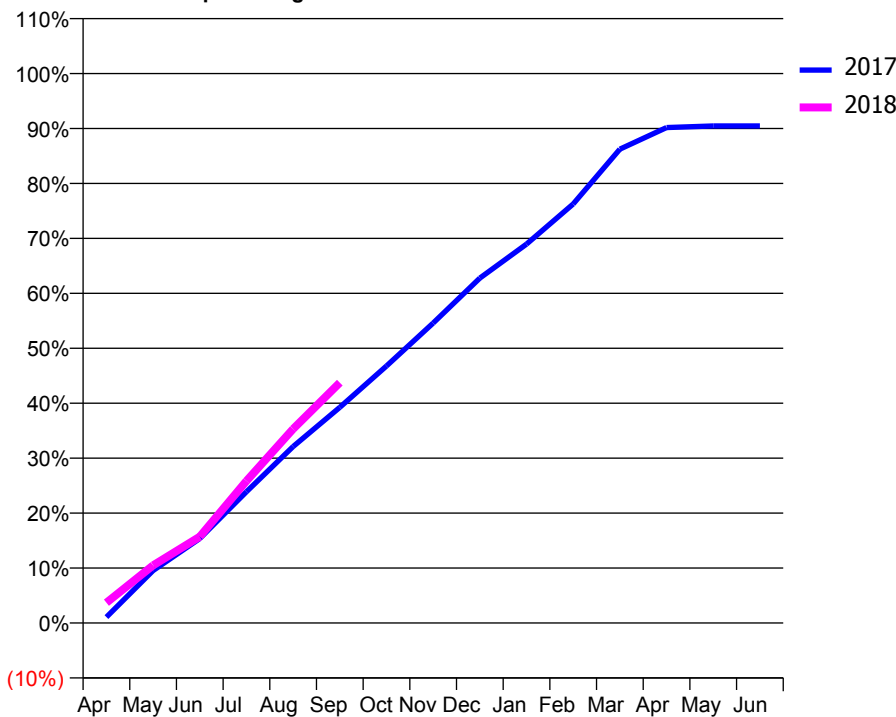
ACCESS*

Patients seen in 24 months	Total	Change since previous quarter
Quarter ending September 2016	4,847	
Quarter ending December 2016	4,927	→
Quarter ending March 2017	4,985	→
Quarter ending June 2017	4,998	→
Quarter ending September 2017	5,013	→
Variance since September 2016	3.4%	↑



ACTIVITY

Cumulative percentage of contracted UDA delivered 2017 & 2018



Month	Adjusted Scheduled Activity (UDA)	
	2017	2018
April	151	516
May	1,332	1,466
June	2,147	2,192
July	3,336	3,609
August	4,482	4,931
September	5,479	6,107
October	6,528	
November	7,621	
December	8,760	
January	9,626	
February	10,646	
March	12,036	
April	12,585	
May	12,628	
June	12,628	

QUALITY

	Quantity	Base Number	Contract	AT	Region	England
% of FP17s for the same patient ID Re-attending within 3 months - Children	31	751	4.1%	9.8%	11.2%	11.9%
% of FP17s for the same patient ID Re-attending within 3 months - Adults	142	1,661	8.5%	15.2%	16.6%	15.9%
% of FP17s for the same patient ID Re-attending between 3 & 9 months - Children	328	751	43.7%	47.7%	47.0%	58.1%
% of FP17s for the same patient ID Re-attending between 3 & 9 months - Adults	484	1,661	29.1%	38.2%	38.2%	50.6%
% of FP17s for Band 1 Urgent Courses	111	2,225	5.0%	10.0%	10.6%	9.1%
% of FP17s Relating to Free Repair or Replacements	4	2,225	0.2%	0.6%	0.6%	0.8%
% of FP17s Relating to Continuations	30	2,225	1.3%	0.9%	0.8%	1.1%
% of Patients satisfied with the dentistry they have received	2	3	N/A	89.8%	89.2%	91.4%
% of Patients satisfied with the time they had to wait for an appointment	2	3	N/A	86.1%	83.4%	87.7%

* This is based on patients treated on this contract for their most recent course of treatment. Figures in italics indicate the base number of FP17s or Patient Questionnaire responses are less than 100. N/A is shown where the base number of responses is less than 10 during the period. % is calculated as Quantity/Base number*100

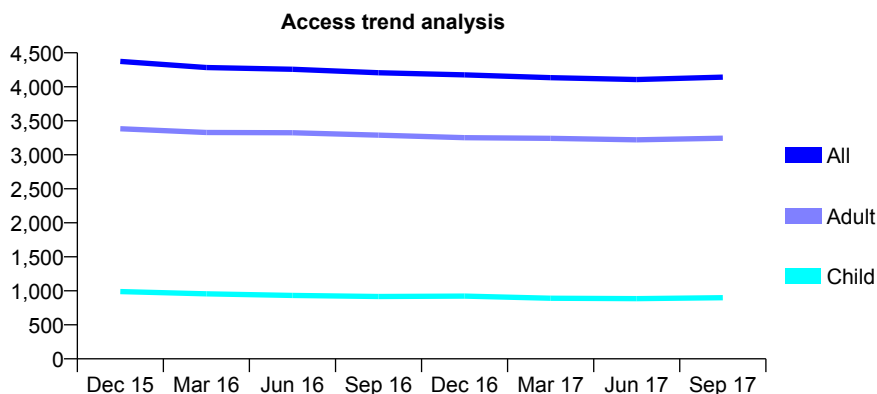
Q63 - Vital Signs At a Glance Contract Report for 101435/0026 - September 2017

Name or company name	IDH Limited
Contract type name	GDS Contract
Purpose of contract	General
Contract start date	01/04/2006
Contract end date	

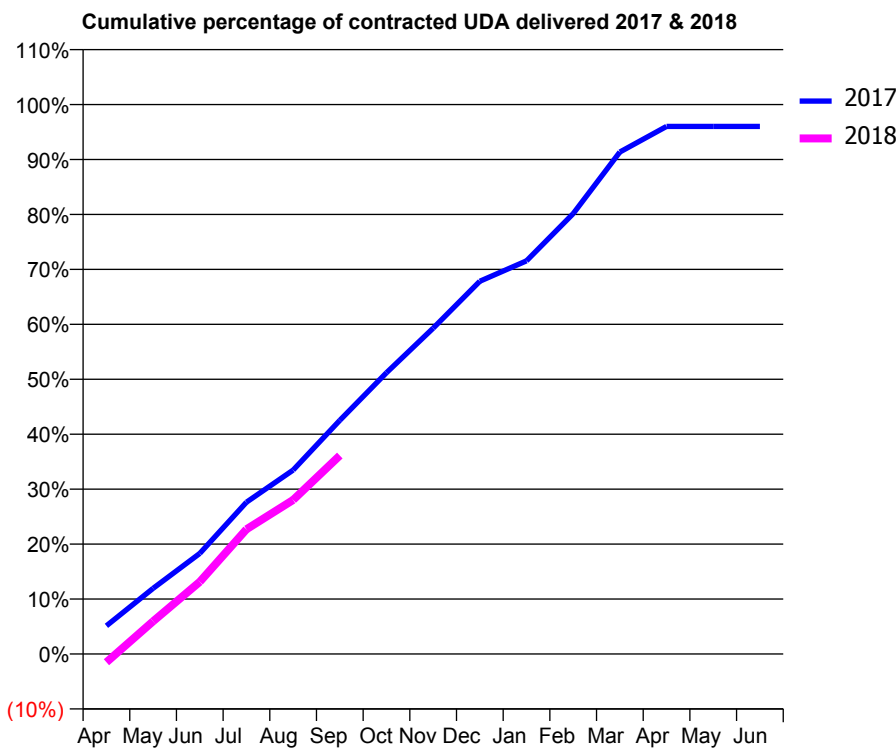
17/18 Contracted general activity (UDA)	14,614
Carry forward general activity (UDA)	582
17/18 Contracted orthodontic activity (UOA)	0
Carry forward orthodontic activity (UOA)	0
Baseline contract value	£358,831.36

ACCESS*

Patients seen in 24 months	Total	Change since previous quarter
Quarter ending September 2016	4,206	
Quarter ending December 2016	4,175	→
Quarter ending March 2017	4,135	→
Quarter ending June 2017	4,106	→
Quarter ending September 2017	4,143	→
Variance since September 2016	(1.5%)	↓



ACTIVITY



Month	Adjusted Scheduled Activity (UDA)	
	2017	2018
April	751	-221
May	1,745	870
June	2,674	1,920
July	4,038	3,318
August	4,891	4,099
September	6,216	5,278
October	7,481	
November	8,666	
December	9,915	
January	10,457	
February	11,712	
March	13,349	
April	14,030	
May	14,032	
June	14,032	

QUALITY

	Quantity	Base Number	Contract	AT	Region	England
% of FP17s for the same patient ID Re-attending within 3 months - Children	52	630	8.3%	9.8%	11.2%	11.9%
% of FP17s for the same patient ID Re-attending within 3 months - Adults	326	2,196	14.8%	15.2%	16.6%	15.9%
% of FP17s for the same patient ID Re-attending between 3 & 9 months - Children	281	630	44.6%	47.7%	47.0%	58.1%
% of FP17s for the same patient ID Re-attending between 3 & 9 months - Adults	1,088	2,196	49.5%	38.2%	38.2%	50.6%
% of FP17s for Band 1 Urgent Courses	214	2,579	8.3%	10.0%	10.6%	9.1%
% of FP17s Relating to Free Repair or Replacements	11	2,579	0.4%	0.6%	0.6%	0.8%
% of FP17s Relating to Continuations	65	2,579	2.5%	0.9%	0.8%	1.1%
% of Patients satisfied with the dentistry they have received	11	11	100.0%	89.8%	89.2%	91.4%
% of Patients satisfied with the time they had to wait for an appointment	11	11	100.0%	86.1%	83.4%	87.7%

* This is based on patients treated on this contract for their most recent course of treatment. Figures in italics indicate the base number of FP17s or Patient Questionnaire responses are less than 100. N/A is shown where the base number of responses is less than 10 during the period. % is calculated as Quantity/Base number*100

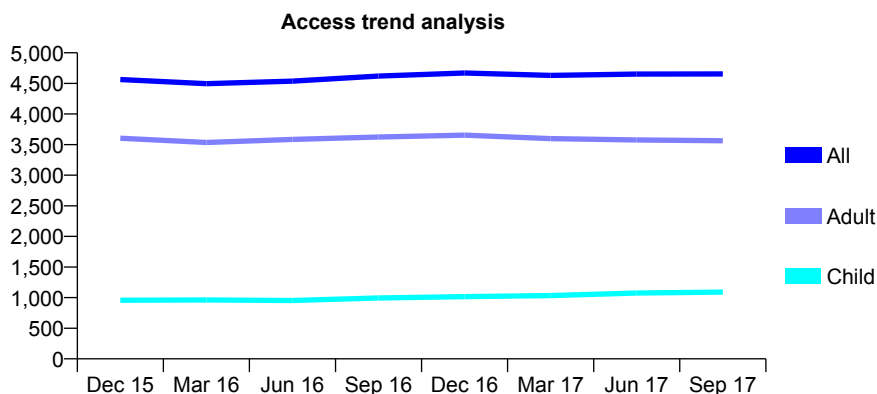
Q63 - Vital Signs At a Glance Contract Report for 101435/0030 - September 2017

Name or company name	IDH Limited
Contract type name	GDS Contract
Purpose of contract	General
Contract start date	01/04/2006
Contract end date	

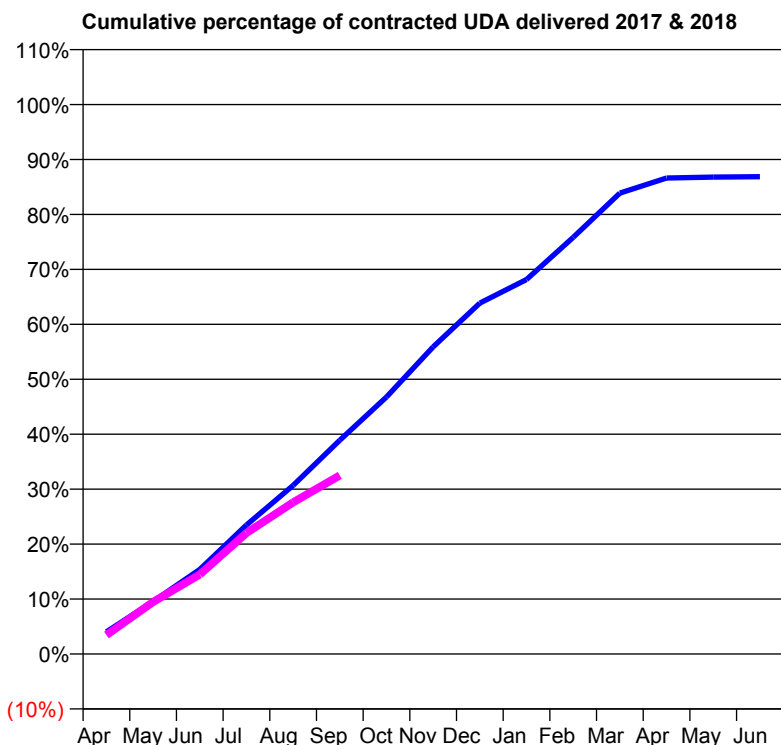
17/18 Contracted general activity (UDA)	15,000
Carry forward general activity (UDA)	0
17/18 Contracted orthodontic activity (UOA)	0
Carry forward orthodontic activity (UOA)	0
Baseline contract value	£401,134.86

ACCESS*

Patients seen in 24 months	Total	Change since previous quarter
Quarter ending September 2016	4,620	
Quarter ending December 2016	4,671	→
Quarter ending March 2017	4,631	→
Quarter ending June 2017	4,652	→
Quarter ending September 2017	4,655	→
Variance since September 2016	0.8%	→



ACTIVITY



Month	Adjusted Scheduled Activity (UDA)	
	2017	2018
April	607	520
May	1,435	1,423
June	2,309	2,172
July	3,523	3,303
August	4,604	4,139
September	5,838	4,875
October	7,016	
November	8,386	
December	9,580	
January	10,223	
February	11,373	
March	12,581	
April	12,995	
May	13,017	
June	13,029	

QUALITY

	Quantity	Base Number	Contract	AT	Region	England
% of FP17s for the same patient ID Re-attending within 3 months - Children	38	648	5.9%	9.8%	11.2%	11.9%
% of FP17s for the same patient ID Re-attending within 3 months - Adults	153	1,686	9.1%	15.2%	16.6%	15.9%
% of FP17s for the same patient ID Re-attending between 3 & 9 months - Children	284	648	43.8%	47.7%	47.0%	58.1%
% of FP17s for the same patient ID Re-attending between 3 & 9 months - Adults	700	1,686	41.5%	38.2%	38.2%	50.6%
% of FP17s for Band 1 Urgent Courses	66	2,151	3.1%	10.0%	10.6%	9.1%
% of FP17s Relating to Free Repair or Replacements	3	2,151	0.1%	0.6%	0.6%	0.8%
% of FP17s Relating to Continuations	23	2,151	1.1%	0.9%	0.8%	1.1%
% of Patients satisfied with the dentistry they have received	4	4	N/A	89.8%	89.2%	91.4%
% of Patients satisfied with the time they had to wait for an appointment	4	4	N/A	86.1%	83.4%	87.7%

* This is based on patients treated on this contract for their most recent course of treatment. Figures in italics indicate the base number of FP17s or Patient Questionnaire responses are less than 100. N/A is shown where the base number of responses is less than 10 during the period. % is calculated as Quantity/Base number*100

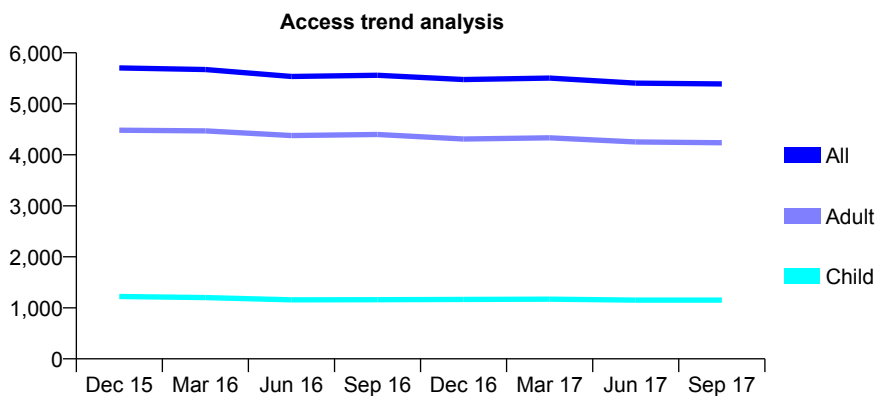
Q63 - Vital Signs At a Glance Contract Report for 101435/0032 - September 2017

Name or company name	IDH Limited
Contract type name	GDS Contract
Purpose of contract	General
Contract start date	01/04/2006
Contract end date	

17/18 Contracted general activity (UDA)	20,379
Carry forward general activity (UDA)	0
17/18 Contracted orthodontic activity (UOA)	0
Carry forward orthodontic activity (UOA)	0
Baseline contract value	£582,758.31

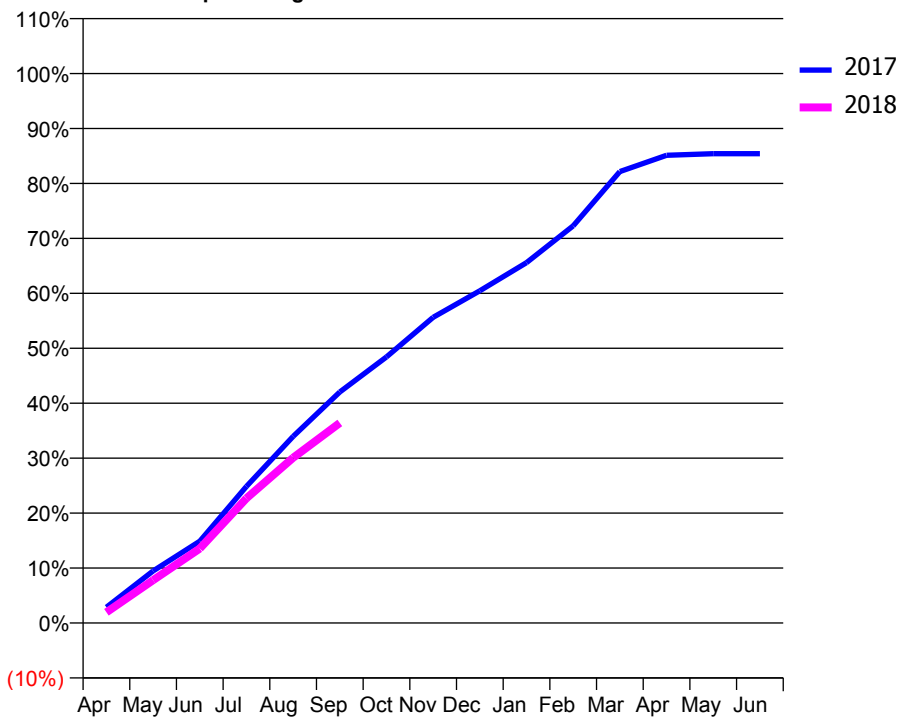
ACCESS*

Patients seen in 24 months	Total	Change since previous quarter
Quarter ending September 2016	5,559	
Quarter ending December 2016	5,476	↓
Quarter ending March 2017	5,504	→
Quarter ending June 2017	5,405	↓
Quarter ending September 2017	5,389	→
Variance since September 2016	(3.1%)	↓



ACTIVITY

Cumulative percentage of contracted UDA delivered 2017 & 2018



Adjusted Scheduled Activity (UDA)		
Month	2017	2018
April	584	398
May	1,932	1,591
June	3,033	2,762
July	5,066	4,629
August	6,921	6,132
September	8,566	7,418
October	9,867	
November	11,337	
December	12,324	
January	13,366	
February	14,730	
March	16,743	
April	17,346	
May	17,404	
June	17,404	

QUALITY

	Quantity	Base Number	Contract	AT	Region	England
% of FP17s for the same patient ID Re-attending within 3 months - Children	27	640	4.2%	9.8%	11.2%	11.9%
% of FP17s for the same patient ID Re-attending within 3 months - Adults	197	2,009	9.8%	15.2%	16.6%	15.9%
% of FP17s for the same patient ID Re-attending between 3 & 9 months - Children	281	640	43.9%	47.7%	47.0%	58.1%
% of FP17s for the same patient ID Re-attending between 3 & 9 months - Adults	693	2,009	34.5%	38.2%	38.2%	50.6%
% of FP17s for Band 1 Urgent Courses	86	2,419	3.6%	10.0%	10.6%	9.1%
% of FP17s Relating to Free Repair or Replacements	8	2,419	0.3%	0.6%	0.6%	0.8%
% of FP17s Relating to Continuations	42	2,419	1.7%	0.9%	0.8%	1.1%
% of Patients satisfied with the dentistry they have received	3	4	N/A	89.8%	89.2%	91.4%
% of Patients satisfied with the time they had to wait for an appointment	4	4	N/A	86.1%	83.4%	87.7%

* This is based on patients treated on this contract for their most recent course of treatment. Figures in italics indicate the base number of FP17s or Patient Questionnaire responses are less than 100. N/A is shown where the base number of responses is less than 10 during the period. % is calculated as Quantity/Base number*100

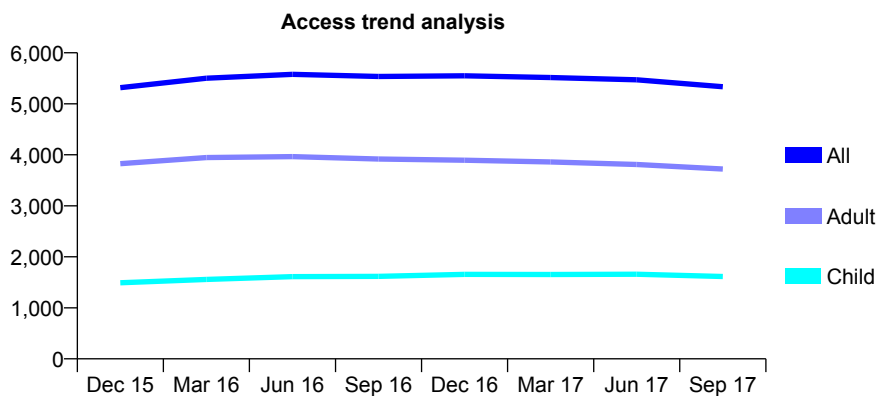
Q63 - Vital Signs At a Glance Contract Report for 101435/0036 - September 2017

Name or company name	IDH Limited
Contract type name	GDS Contract
Purpose of contract	General
Contract start date	01/04/2006
Contract end date	

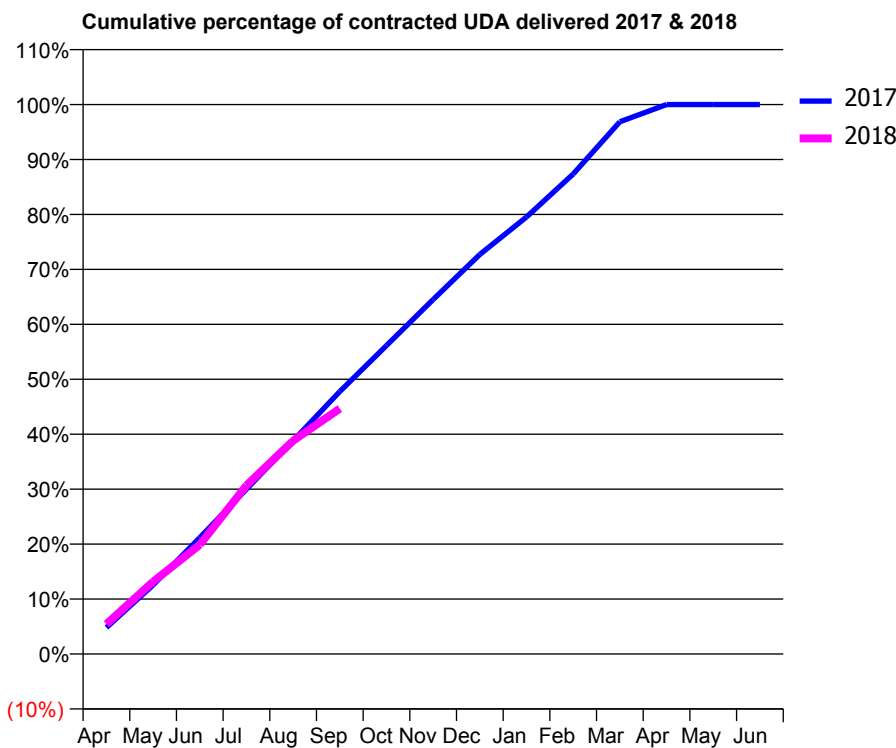
17/18 Contracted general activity (UDA)	15,301
Carry forward general activity (UDA)	1
17/18 Contracted orthodontic activity (UOA)	0
Carry forward orthodontic activity (UOA)	0
Baseline contract value	£477,334.05

ACCESS*

Patients seen in 24 months	Total	Change since previous quarter
Quarter ending September 2016	5,535	
Quarter ending December 2016	5,548	→
Quarter ending March 2017	5,514	→
Quarter ending June 2017	5,470	→
Quarter ending September 2017	5,335	↓
Variance since September 2016	(3.6%)	↓



ACTIVITY



Month	Adjusted Scheduled Activity (UDA)	
	2017	2018
April	739	834
May	1,921	2,015
June	3,240	3,042
July	4,590	4,694
August	5,940	5,937
September	7,309	6,833
October	8,590	
November	9,872	
December	11,124	
January	12,170	
February	13,365	
March	14,820	
April	15,298	
May	15,300	
June	15,300	

QUALITY

	Quantity	Base Number	Contract	AT	Region	England
% of FP17s for the same patient ID Re-attending within 3 months - Children	45	784	5.7%	9.8%	11.2%	11.9%
% of FP17s for the same patient ID Re-attending within 3 months - Adults	209	1,521	13.7%	15.2%	16.6%	15.9%
% of FP17s for the same patient ID Re-attending between 3 & 9 months - Children	322	784	41.1%	47.7%	47.0%	58.1%
% of FP17s for the same patient ID Re-attending between 3 & 9 months - Adults	399	1,521	26.2%	38.2%	38.2%	50.6%
% of FP17s for Band 1 Urgent Courses	185	2,149	8.6%	10.0%	10.6%	9.1%
% of FP17s Relating to Free Repair or Replacements	9	2,149	0.4%	0.6%	0.6%	0.8%
% of FP17s Relating to Continuations	15	2,149	0.7%	0.9%	0.8%	1.1%
% of Patients satisfied with the dentistry they have received	4	4	N/A	89.8%	89.2%	91.4%
% of Patients satisfied with the time they had to wait for an appointment	4	4	N/A	86.1%	83.4%	87.7%

* This is based on patients treated on this contract for their most recent course of treatment. Figures in italics indicate the base number of FP17s or Patient Questionnaire responses are less than 100. N/A is shown where the base number of responses is less than 10 during the period. % is calculated as Quantity/Base number*100

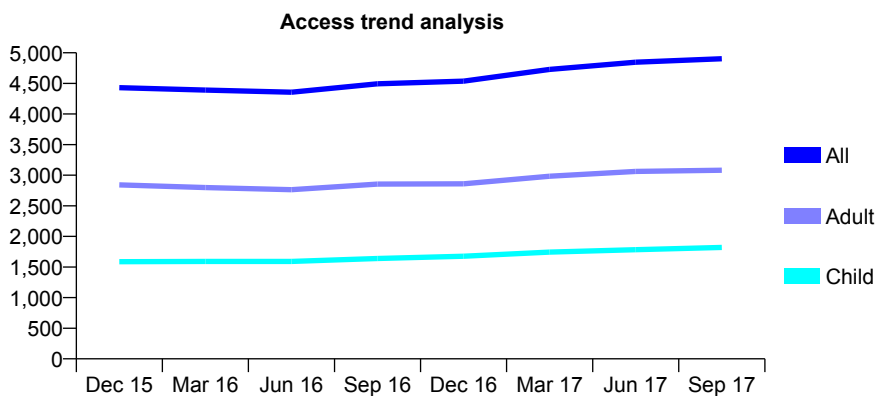
Q63 - Vital Signs At a Glance Contract Report for 101435/0037 - September 2017

Name or company name	IDH Limited
Contract type name	GDS Contract
Purpose of contract	General
Contract start date	01/04/2006
Contract end date	

17/18 Contracted general activity (UDA)	12,512
Carry forward general activity (UDA)	25
17/18 Contracted orthodontic activity (UOA)	0
Carry forward orthodontic activity (UOA)	0
Baseline contract value	£332,849.73

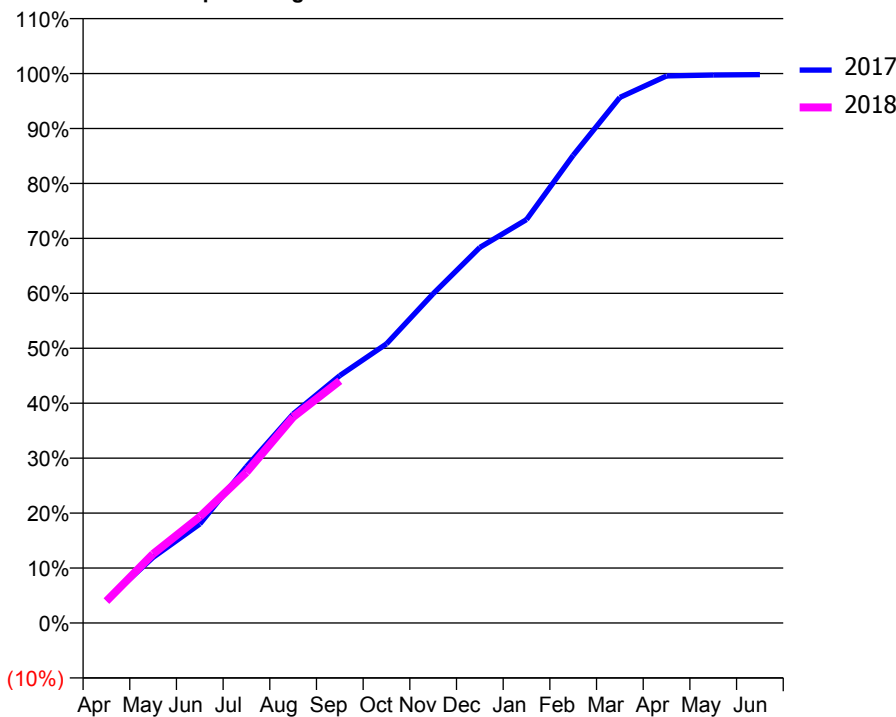
ACCESS*

Patients seen in 24 months	Total	Change since previous quarter
Quarter ending September 2016	4,494	
Quarter ending December 2016	4,536	→
Quarter ending March 2017	4,729	↑
Quarter ending June 2017	4,846	↑
Quarter ending September 2017	4,902	→
Variance since September 2016	9.1%	↑



ACTIVITY

Cumulative percentage of contracted UDA delivered 2017 & 2018



Month	Adjusted Scheduled Activity (UDA)	
	2017	2018
April	513	498
May	1,495	1,575
June	2,253	2,420
July	3,559	3,431
August	4,760	4,690
September	5,634	5,516
October	6,356	
November	7,500	
December	8,552	
January	9,186	
February	10,649	
March	11,967	
April	12,455	
May	12,479	
June	12,487	

QUALITY

	Quantity	Base Number	Contract	AT	Region	England
% of FP17s for the same patient ID Re-attending within 3 months - Children	65	1,111	5.9%	9.8%	11.2%	11.9%
% of FP17s for the same patient ID Re-attending within 3 months - Adults	203	1,582	12.8%	15.2%	16.6%	15.9%
% of FP17s for the same patient ID Re-attending between 3 & 9 months - Children	493	1,111	44.4%	47.7%	47.0%	58.1%
% of FP17s for the same patient ID Re-attending between 3 & 9 months - Adults	479	1,582	30.3%	38.2%	38.2%	50.6%
% of FP17s for Band 1 Urgent Courses	181	2,509	7.2%	10.0%	10.6%	9.1%
% of FP17s Relating to Free Repair or Replacements	12	2,509	0.5%	0.6%	0.6%	0.8%
% of FP17s Relating to Continuations	18	2,509	0.7%	0.9%	0.8%	1.1%
% of Patients satisfied with the dentistry they have received	2	3	N/A	89.8%	89.2%	91.4%
% of Patients satisfied with the time they had to wait for an appointment	3	3	N/A	86.1%	83.4%	87.7%

* This is based on patients treated on this contract for their most recent course of treatment. Figures in italics indicate the base number of FP17s or Patient Questionnaire responses are less than 100. N/A is shown where the base number of responses is less than 10 during the period. % is calculated as Quantity/Base number*100

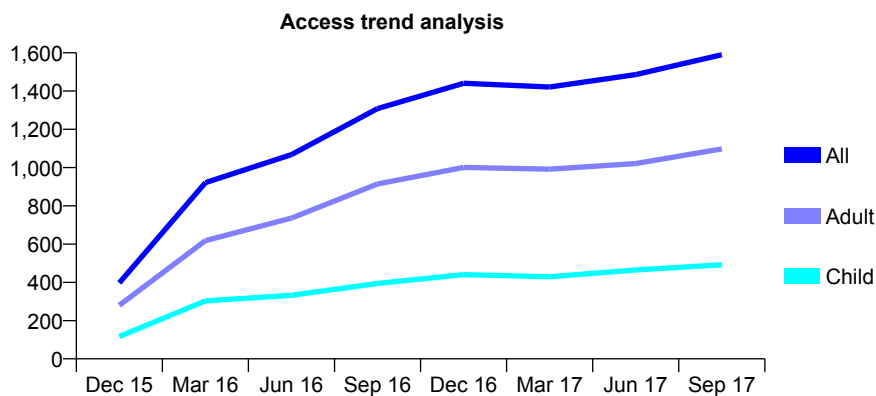
Q63 - Vital Signs At a Glance Contract Report for 103756/0001 - September 2017

Name or company name	Smile Impressions Blackheath Ltd
Contract type name	GDS Contract
Purpose of contract	General
Contract start date	01/06/2015
Contract end date	

17/18 Contracted general activity (UDA)	3,463
Carry forward general activity (UDA)	3
17/18 Contracted orthodontic activity (UOA)	0
Carry forward orthodontic activity (UOA)	0
Baseline contract value	£78,639.79

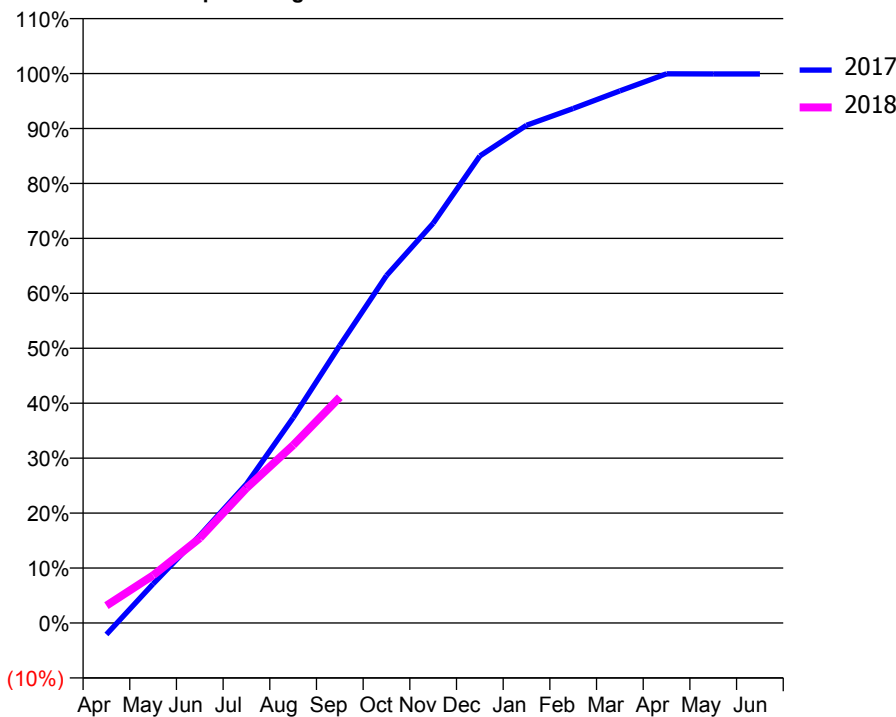
ACCESS*

Patients seen in 24 months	Total	Change since previous quarter
Quarter ending September 2016	1,308	
Quarter ending December 2016	1,441	↑
Quarter ending March 2017	1,421	↓
Quarter ending June 2017	1,486	↑
Quarter ending September 2017	1,590	↑
Variance since September 2016	21.6%	↑



ACTIVITY

Cumulative percentage of contracted UDA delivered 2017 & 2018



Month	Adjusted Scheduled Activity (UDA)	
	2017	2018
April	-73	109
May	247	301
June	551	535
July	876	850
August	1,294	1,121
September	1,750	1,423
October	2,189	
November	2,519	
December	2,944	
January	3,137	
February	3,243	
March	3,353	
April	3,461	
May	3,460	
June	3,460	

QUALITY

	Quantity	Base Number	Contract	AT	Region	England
% of FP17s for the same patient ID Re-attending within 3 months - Children	18	332	5.4%	9.8%	11.2%	11.9%
% of FP17s for the same patient ID Re-attending within 3 months - Adults	51	481	10.6%	15.2%	16.6%	15.9%
% of FP17s for the same patient ID Re-attending between 3 & 9 months - Children	151	332	45.5%	47.7%	47.0%	58.1%
% of FP17s for the same patient ID Re-attending between 3 & 9 months - Adults	166	481	34.5%	38.2%	38.2%	50.6%
% of FP17s for Band 1 Urgent Courses	77	774	9.9%	10.0%	10.6%	9.1%
% of FP17s Relating to Free Repair or Replacements	1	774	0.1%	0.6%	0.6%	0.8%
% of FP17s Relating to Continuations	0	774	0.0%	0.9%	0.8%	1.1%
% of Patients satisfied with the dentistry they have received	0	1	N/A	89.8%	89.2%	91.4%
% of Patients satisfied with the time they had to wait for an appointment	0	1	N/A	86.1%	83.4%	87.7%

* This is based on patients treated on this contract for their most recent course of treatment. Figures in italics indicate the base number of FP17s or Patient Questionnaire responses are less than 100. N/A is shown where the base number of responses is less than 10 during the period. % is calculated as Quantity/Base number*100

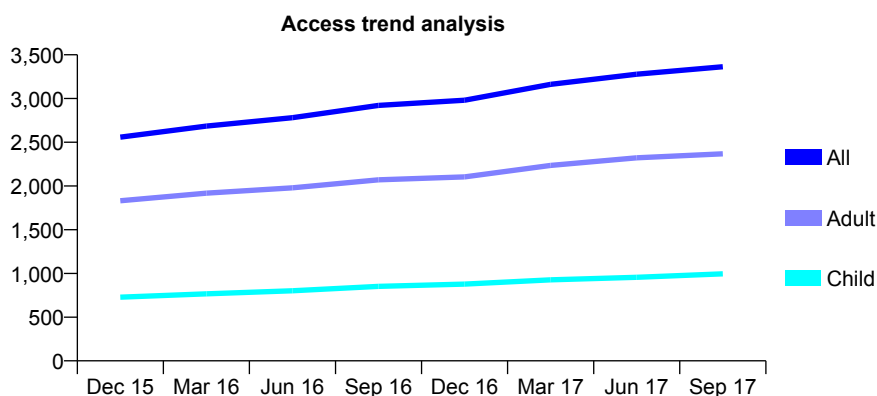
Q63 - Vital Signs At a Glance Contract Report for 103896/0001 - September 2017

Name or company name	Newham Family Dental Care Limited
Contract type name	GDS Contract
Purpose of contract	General
Contract start date	17/03/2011
Contract end date	

17/18 Contracted general activity (UDA)	15,000
Carry forward general activity (UDA)	0
17/18 Contracted orthodontic activity (UOA)	0
Carry forward orthodontic activity (UOA)	0
Baseline contract value	£403,165.23

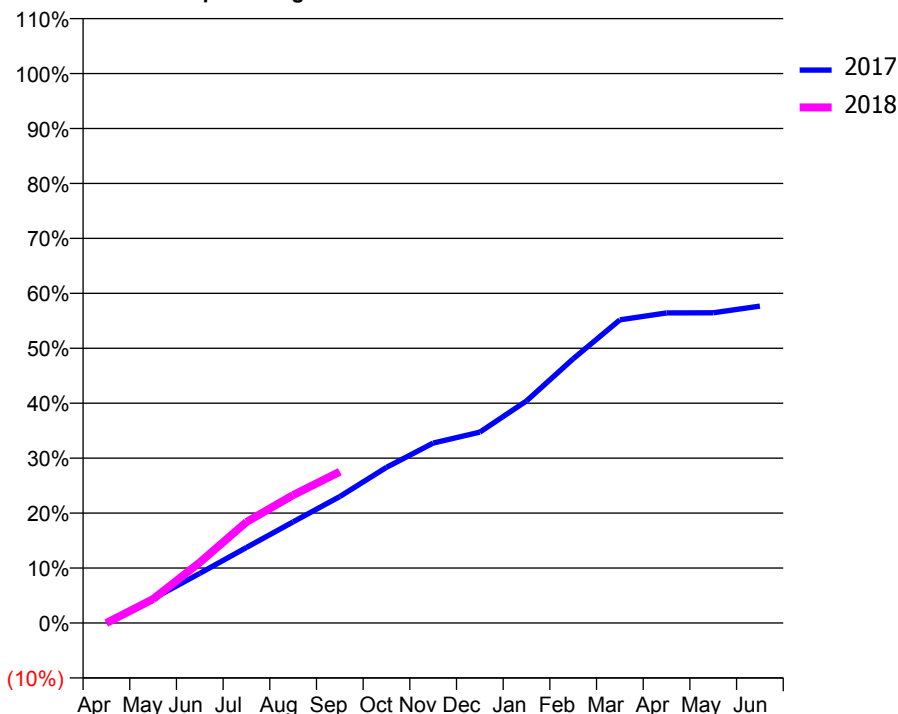
ACCESS*

Patients seen in 24 months	Total	Change since previous quarter
Quarter ending September 2016	2,922	
Quarter ending December 2016	2,981	↑
Quarter ending March 2017	3,162	↑
Quarter ending June 2017	3,278	↑
Quarter ending September 2017	3,363	↑
Variance since September 2016	15.1%	↑



ACTIVITY

Cumulative percentage of contracted UDA delivered 2017 & 2018



Adjusted Scheduled Activity (UDA)

Month	2017	2018
April	0	0
May	664	654
June	1,355	1,653
July	2,064	2,758
August	2,762	3,491
September	3,451	4,131
October	4,251	
November	4,911	
December	5,212	
January	6,062	
February	7,214	
March	8,276	
April	8,466	
May	8,469	
June	8,652	

QUALITY

	Quantity	Base Number	Contract	AT	Region	England
% of FP17s for the same patient ID Re-attending within 3 months - Children	37	696	5.3%	9.8%	11.2%	11.9%
% of FP17s for the same patient ID Re-attending within 3 months - Adults	129	1,192	10.8%	15.2%	16.6%	15.9%
% of FP17s for the same patient ID Re-attending between 3 & 9 months - Children	320	696	46.0%	47.7%	47.0%	58.1%
% of FP17s for the same patient ID Re-attending between 3 & 9 months - Adults	344	1,192	28.9%	38.2%	38.2%	50.6%
% of FP17s for Band 1 Urgent Courses	384	1,755	21.9%	10.0%	10.6%	9.1%
% of FP17s Relating to Free Repair or Replacements	5	1,755	0.3%	0.6%	0.6%	0.8%
% of FP17s Relating to Continuations	1	1,755	0.1%	0.9%	0.8%	1.1%
% of Patients satisfied with the dentistry they have received	2	2	N/A	89.8%	89.2%	91.4%
% of Patients satisfied with the time they had to wait for an appointment	2	2	N/A	86.1%	83.4%	87.7%

* This is based on patients treated on this contract for their most recent course of treatment. Figures in italics indicate the base number of FP17s or Patient Questionnaire responses are less than 100. N/A is shown where the base number of responses is less than 10 during the period. % is calculated as Quantity/Base number*100

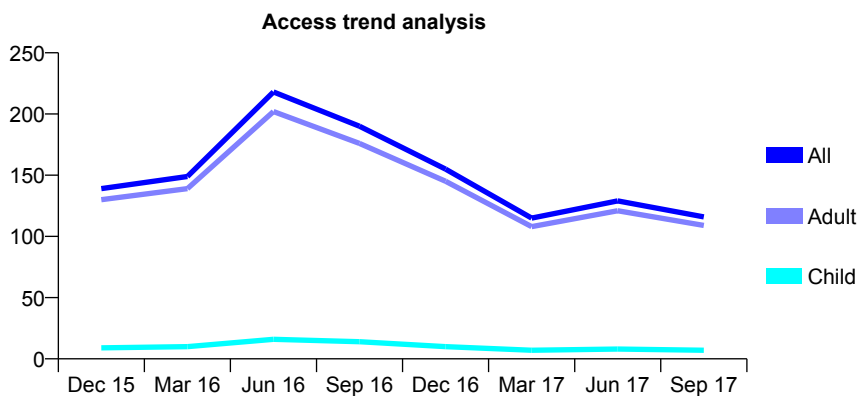
Q63 - Vital Signs At a Glance Contract Report for 104523/0009 - September 2017

Name or company name	Bromley Healthcare Interest Company
Contract type name	PDS Contract
Purpose of contract	General
Contract start date	01/08/2014
Contract end date	30/11/2017

17/18 Contracted general activity (UDA)	899
Carry forward general activity (UDA)	0
17/18 Contracted orthodontic activity (UOA)	0
Carry forward orthodontic activity (UOA)	0
Baseline contract value	£37,783.17

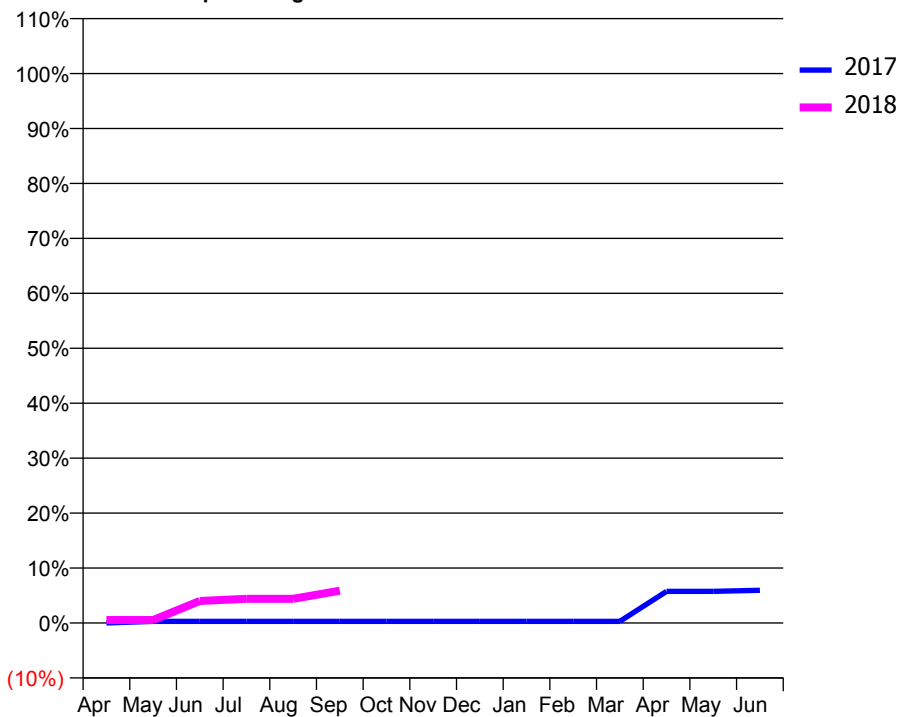
ACCESS*

Patients seen in 24 months	Total	Change since previous quarter
Quarter ending September 2016	190	
Quarter ending December 2016	155	↓
Quarter ending March 2017	115	↓
Quarter ending June 2017	129	↑
Quarter ending September 2017	116	↓
Variance since September 2016	(38.9%)	↓



ACTIVITY

Cumulative percentage of contracted UDA delivered 2017 & 2018



Adjusted Scheduled Activity (UDA)

Month	2017	2018
April	0	5
May	4	5
June	4	36
July	4	40
August	4	40
September	4	53
October	4	
November	4	
December	4	
January	4	
February	4	
March	4	
April	78	
May	78	
June	80	

QUALITY

	Quantity	Base Number	Contract	AT	Region	England
% of FP17s for the same patient ID Re-attending within 3 months - Children	0	14	0.0%	9.8%	11.2%	11.9%
% of FP17s for the same patient ID Re-attending within 3 months - Adults	0	116	0.0%	15.2%	16.6%	15.9%
% of FP17s for the same patient ID Re-attending between 3 & 9 months - Children	0	14	0.0%	47.7%	47.0%	58.1%
% of FP17s for the same patient ID Re-attending between 3 & 9 months - Adults	0	116	0.0%	38.2%	38.2%	50.6%
% of FP17s for Band 1 Urgent Courses	54	54	100.0%	10.0%	10.6%	9.1%
% of FP17s Relating to Free Repair or Replacements	0	54	0.0%	0.6%	0.6%	0.8%
% of FP17s Relating to Continuations	0	54	0.0%	0.9%	0.8%	1.1%
% of Patients satisfied with the dentistry they have received	0	1	N/A	89.8%	89.2%	91.4%
% of Patients satisfied with the time they had to wait for an appointment	1	1	N/A	86.1%	83.4%	87.7%

* This is based on patients treated on this contract for their most recent course of treatment. Figures in italics indicate the base number of FP17s or Patient Questionnaire responses are less than 100. N/A is shown where the base number of responses is less than 10 during the period. % is calculated as Quantity/Base number*100

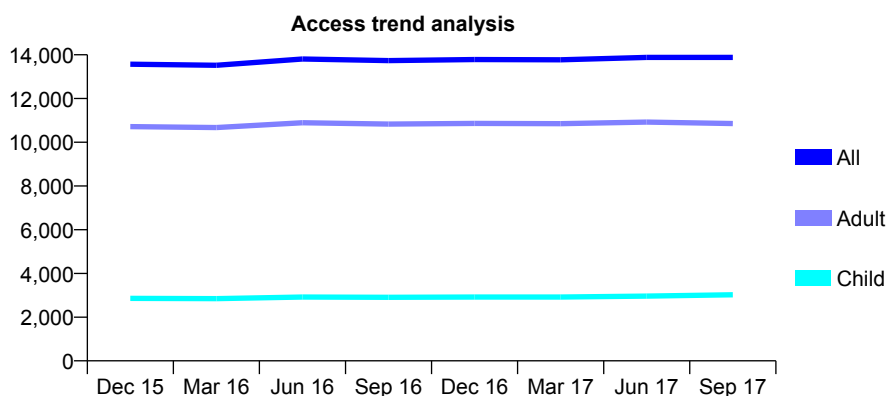
Q63 - Vital Signs At a Glance Contract Report for 104965/0001 - September 2017

Name or company name	Brightsmile Dental Care Limited
Contract type name	GDS Contract
Purpose of contract	General
Contract start date	01/11/2010
Contract end date	

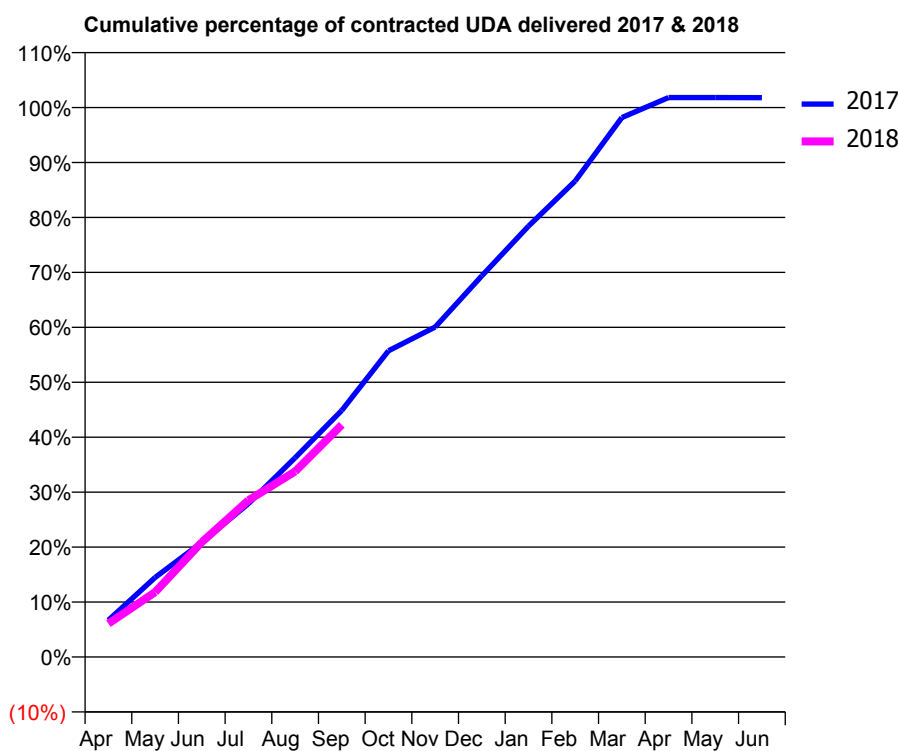
17/18 Contracted general activity (UDA)	36,000
Carry forward general activity (UDA)	-645
17/18 Contracted orthodontic activity (UOA)	0
Carry forward orthodontic activity (UOA)	0
Baseline contract value	£1,031,024.99

ACCESS*

Patients seen in 24 months	Total	Change since previous quarter
Quarter ending September 2016	13,736	
Quarter ending December 2016	13,783	→
Quarter ending March 2017	13,769	→
Quarter ending June 2017	13,884	→
Quarter ending September 2017	13,878	→
Variance since September 2016	1.0%	→



ACTIVITY



Month	Adjusted Scheduled Activity (UDA)	
	2017	2018
April	2,411	2,187
May	5,212	4,248
June	7,508	7,522
July	10,053	10,268
August	13,055	12,157
September	16,161	15,216
October	20,067	
November	21,622	
December	24,976	
January	28,227	
February	31,183	
March	35,342	
April	36,649	
May	36,650	
June	36,645	

QUALITY

	Quantity	Base Number	Contract	AT	Region	England
% of FP17s for the same patient ID Re-attending within 3 months - Children	71	1,728	4.1%	9.8%	11.2%	11.9%
% of FP17s for the same patient ID Re-attending within 3 months - Adults	505	5,240	9.6%	15.2%	16.6%	15.9%
% of FP17s for the same patient ID Re-attending between 3 & 9 months - Children	762	1,728	44.1%	47.7%	47.0%	58.1%
% of FP17s for the same patient ID Re-attending between 3 & 9 months - Adults	2,169	5,240	41.4%	38.2%	38.2%	50.6%
% of FP17s for Band 1 Urgent Courses	584	6,449	9.1%	10.0%	10.6%	9.1%
% of FP17s Relating to Free Repair or Replacements	25	6,449	0.4%	0.6%	0.6%	0.8%
% of FP17s Relating to Continuations	18	6,449	0.3%	0.9%	0.8%	1.1%
% of Patients satisfied with the dentistry they have received	48	49	98.0%	89.8%	89.2%	91.4%
% of Patients satisfied with the time they had to wait for an appointment	46	49	93.9%	86.1%	83.4%	87.7%

* This is based on patients treated on this contract for their most recent course of treatment. Figures in italics indicate the base number of FP17s or Patient Questionnaire responses are less than 100. N/A is shown where the base number of responses is less than 10 during the period. % is calculated as Quantity/Base number*100

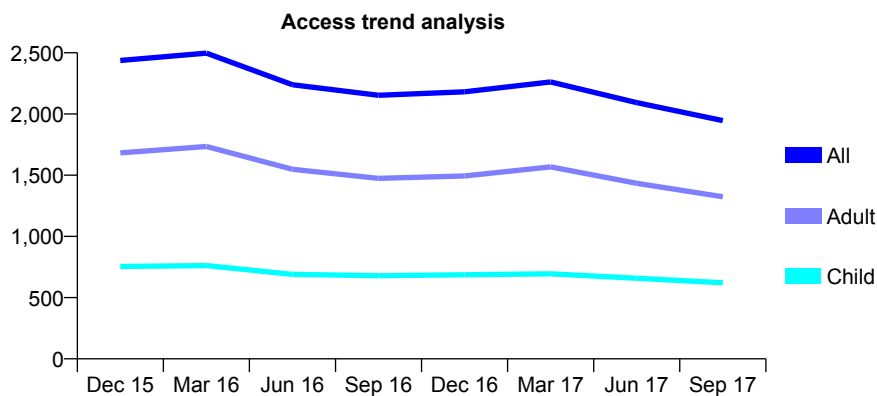
Q63 - Vital Signs At a Glance Contract Report for 106666/0001 - September 2017

Name or company name	Stanstead Road Dental Practice Limited
Contract type name	GDS Contract
Purpose of contract	General
Contract start date	01/11/2010
Contract end date	

17/18 Contracted general activity (UDA)	7,009
Carry forward general activity (UDA)	0
17/18 Contracted orthodontic activity (UOA)	0
Carry forward orthodontic activity (UOA)	0
Baseline contract value	£183,015.05

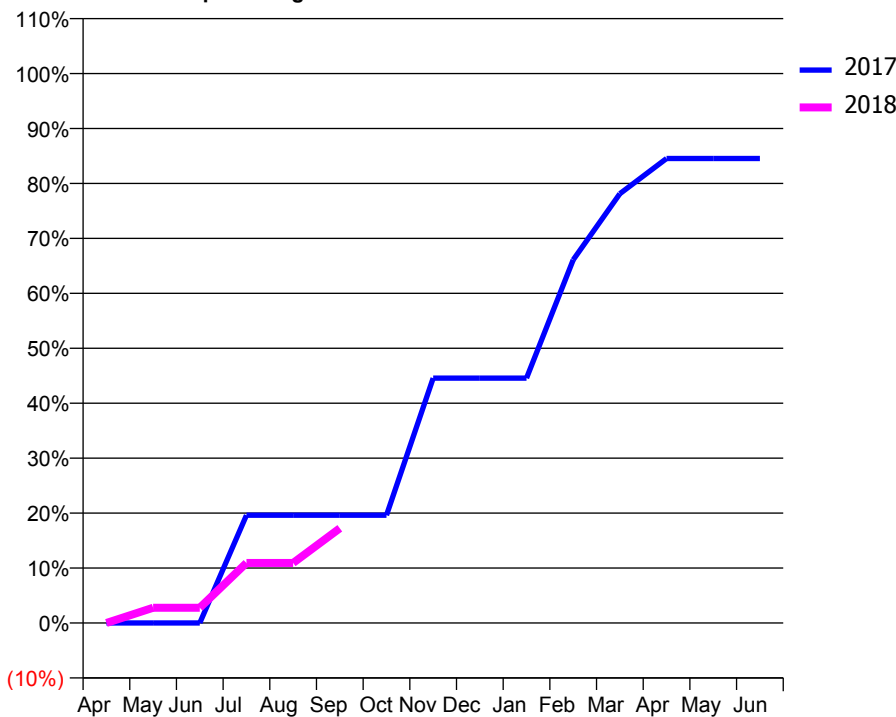
ACCESS*

Patients seen in 24 months	Total	Change since previous quarter
Quarter ending September 2016	2,153	
Quarter ending December 2016	2,181	→
Quarter ending March 2017	2,262	↑
Quarter ending June 2017	2,093	↓
Quarter ending September 2017	1,946	↓
Variance since September 2016	(9.6%)	↓



ACTIVITY

Cumulative percentage of contracted UDA delivered 2017 & 2018



Adjusted Scheduled Activity (UDA)

Month	2017	2018
April	0	0
May	0	194
June	0	194
July	1,375	766
August	1,375	766
September	1,375	1,209
October	1,375	
November	3,123	
December	3,123	
January	3,123	
February	4,632	
March	5,476	
April	5,924	
May	5,924	
June	5,924	

QUALITY

	Quantity	Base Number	Contract	AT	Region	England
% of FP17s for the same patient ID Re-attending within 3 months - Children	5	203	2.5%	9.8%	11.2%	11.9%
% of FP17s for the same patient ID Re-attending within 3 months - Adults	14	347	4.0%	15.2%	16.6%	15.9%
% of FP17s for the same patient ID Re-attending between 3 & 9 months - Children	85	203	41.9%	47.7%	47.0%	58.1%
% of FP17s for the same patient ID Re-attending between 3 & 9 months - Adults	124	347	35.7%	38.2%	38.2%	50.6%
% of FP17s for Band 1 Urgent Courses	26	420	6.2%	10.0%	10.6%	9.1%
% of FP17s Relating to Free Repair or Replacements	0	420	0.0%	0.6%	0.6%	0.8%
% of FP17s Relating to Continuations	1	420	0.2%	0.9%	0.8%	1.1%
% of Patients satisfied with the dentistry they have received	0	0	N/A	89.8%	89.2%	91.4%
% of Patients satisfied with the time they had to wait for an appointment	0	0	N/A	86.1%	83.4%	87.7%

* This is based on patients treated on this contract for their most recent course of treatment. Figures in italics indicate the base number of FP17s or Patient Questionnaire responses are less than 100. N/A is shown where the base number of responses is less than 10 during the period. % is calculated as Quantity/Base number*100

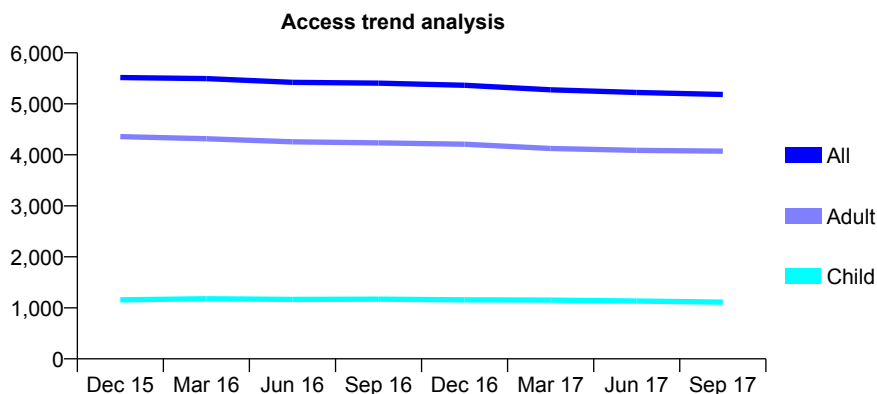
Q63 - Vital Signs At a Glance Contract Report for 107603/0001 - September 2017

Name or company name	Smile with Pride Dental Care Limited
Contract type name	GDS Contract
Purpose of contract	General
Contract start date	01/04/2011
Contract end date	

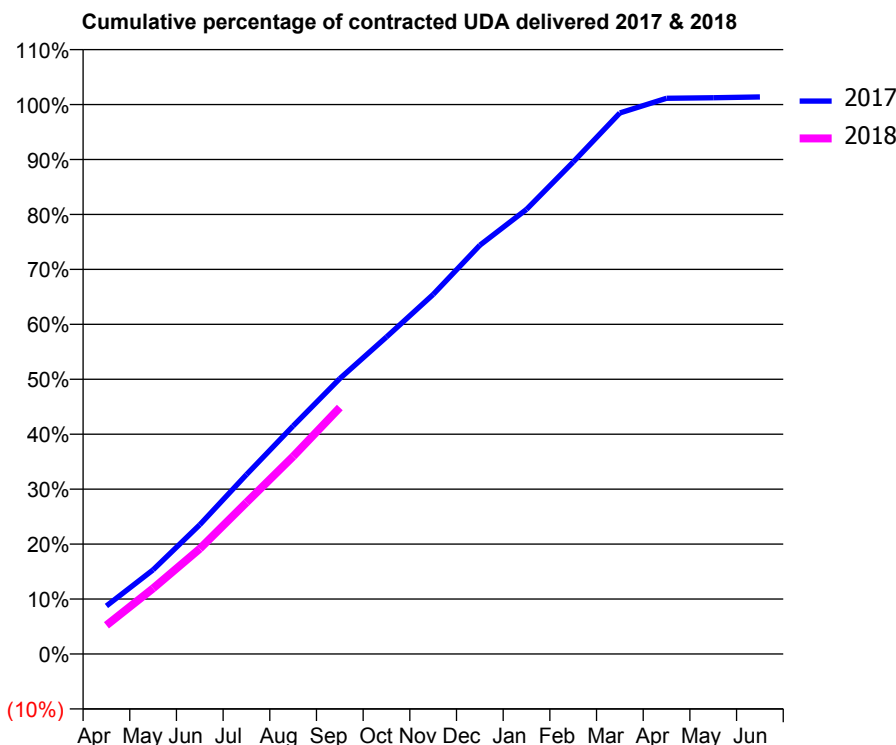
17/18 Contracted general activity (UDA)	12,989
Carry forward general activity (UDA)	-178
17/18 Contracted orthodontic activity (UOA)	0
Carry forward orthodontic activity (UOA)	0
Baseline contract value	£375,661.86

ACCESS*

Patients seen in 24 months	Total	Change since previous quarter
Quarter ending September 2016	5,406	
Quarter ending December 2016	5,364	→
Quarter ending March 2017	5,275	↓
Quarter ending June 2017	5,221	↓
Quarter ending September 2017	5,183	→
Variance since September 2016	(4.1%)	↓



ACTIVITY



Month	Adjusted Scheduled Activity (UDA)	
	2017	2018
April	1,137	679
May	1,992	1,551
June	3,056	2,489
July	4,240	3,582
August	5,392	4,671
September	6,511	5,827
October	7,495	
November	8,498	
December	9,662	
January	10,509	
February	11,631	
March	12,789	
April	13,135	
May	13,148	
June	13,167	

QUALITY

	Quantity	Base Number	Contract	AT	Region	England
% of FP17s for the same patient ID Re-attending within 3 months - Children	46	608	7.6%	9.8%	11.2%	11.9%
% of FP17s for the same patient ID Re-attending within 3 months - Adults	331	2,185	15.1%	15.2%	16.6%	15.9%
% of FP17s for the same patient ID Re-attending between 3 & 9 months - Children	239	608	39.3%	47.7%	47.0%	58.1%
% of FP17s for the same patient ID Re-attending between 3 & 9 months - Adults	793	2,185	36.3%	38.2%	38.2%	50.6%
% of FP17s for Band 1 Urgent Courses	260	2,379	10.9%	10.0%	10.6%	9.1%
% of FP17s Relating to Free Repair or Replacements	2	2,379	0.1%	0.6%	0.6%	0.8%
% of FP17s Relating to Continuations	31	2,379	1.3%	0.9%	0.8%	1.1%
% of Patients satisfied with the dentistry they have received	2	2	N/A	89.8%	89.2%	91.4%
% of Patients satisfied with the time they had to wait for an appointment	2	2	N/A	86.1%	83.4%	87.7%

* This is based on patients treated on this contract for their most recent course of treatment. Figures in italics indicate the base number of FP17s or Patient Questionnaire responses are less than 100. N/A is shown where the base number of responses is less than 10 during the period. % is calculated as Quantity/Base number*100

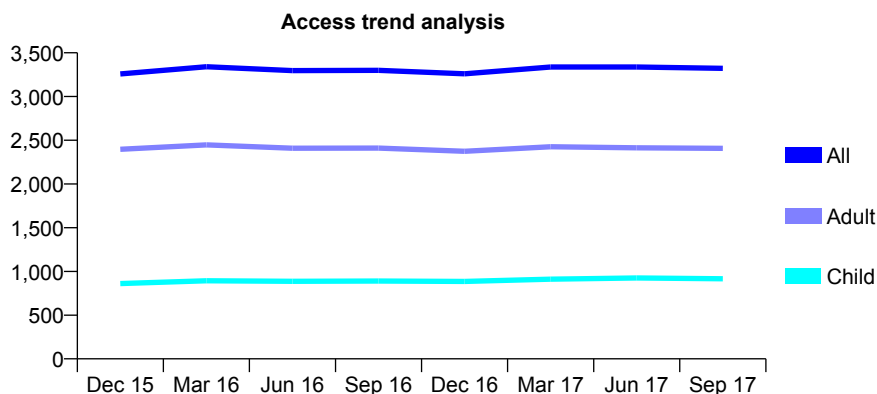
Q63 - Vital Signs At a Glance Contract Report for 108189/0001 - September 2017

Name or company name	Greenwich & Bexley Emergency Dental Ser
Contract type name	GDS Contract
Purpose of contract	General
Contract start date	01/04/2011
Contract end date	

17/18 Contracted general activity (UDA)	9,700
Carry forward general activity (UDA)	0
17/18 Contracted orthodontic activity (UOA)	0
Carry forward orthodontic activity (UOA)	0
Baseline contract value	£245,366.36

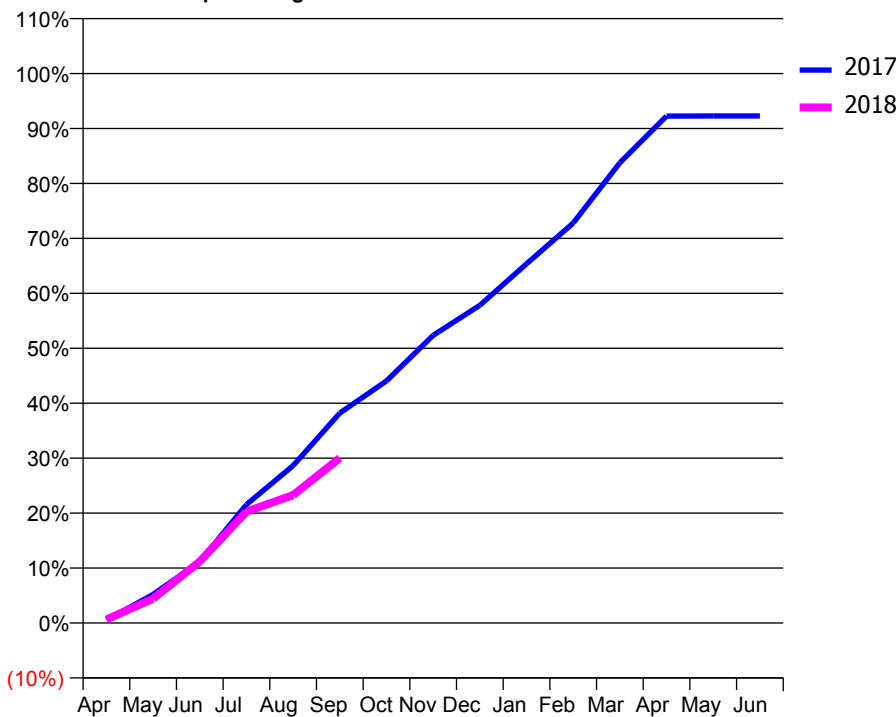
ACCESS*

Patients seen in 24 months	Total	Change since previous quarter
Quarter ending September 2016	3,300	
Quarter ending December 2016	3,260	↓
Quarter ending March 2017	3,337	↑
Quarter ending June 2017	3,338	→
Quarter ending September 2017	3,323	→
Variance since September 2016	0.7%	→



ACTIVITY

Cumulative percentage of contracted UDA delivered 2017 & 2018



Adjusted Scheduled Activity (UDA)

Month	2017	2018
April	52	63
May	504	430
June	1,083	1,086
July	2,091	1,967
August	2,778	2,258
September	3,707	2,913
October	4,275	
November	5,079	
December	5,608	
January	6,341	
February	7,061	
March	8,125	
April	8,947	
May	8,950	
June	8,950	

QUALITY

	Quantity	Base Number	Contract	AT	Region	England
% of FP17s for the same patient ID Re-attending within 3 months - Children	43	531	8.1%	9.8%	11.2%	11.9%
% of FP17s for the same patient ID Re-attending within 3 months - Adults	169	1,152	14.7%	15.2%	16.6%	15.9%
% of FP17s for the same patient ID Re-attending between 3 & 9 months - Children	258	531	48.6%	47.7%	47.0%	58.1%
% of FP17s for the same patient ID Re-attending between 3 & 9 months - Adults	440	1,152	38.2%	38.2%	38.2%	50.6%
% of FP17s for Band 1 Urgent Courses	103	1,248	8.3%	10.0%	10.6%	9.1%
% of FP17s Relating to Free Repair or Replacements	14	1,248	1.1%	0.6%	0.6%	0.8%
% of FP17s Relating to Continuations	35	1,248	2.8%	0.9%	0.8%	1.1%
% of Patients satisfied with the dentistry they have received	2	3	N/A	89.8%	89.2%	91.4%
% of Patients satisfied with the time they had to wait for an appointment	3	3	N/A	86.1%	83.4%	87.7%

* This is based on patients treated on this contract for their most recent course of treatment. Figures in italics indicate the base number of FP17s or Patient Questionnaire responses are less than 100. N/A is shown where the base number of responses is less than 10 during the period. % is calculated as Quantity/Base number*100

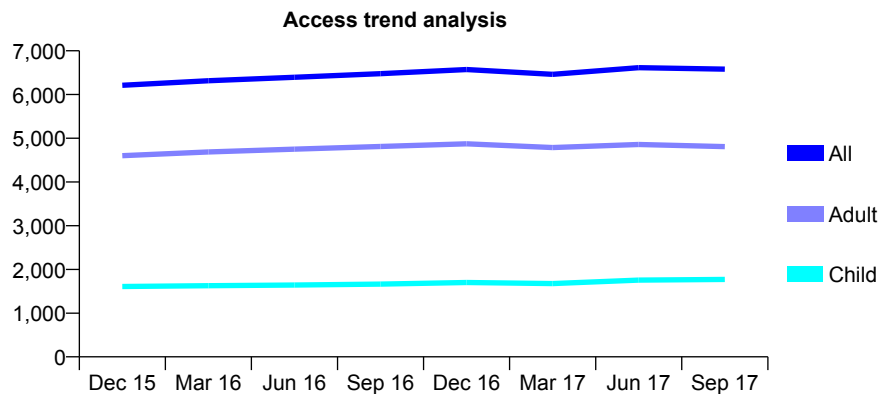
Q63 - Vital Signs At a Glance Contract Report for 108243/0001 - September 2017

Name or company name	Confidential Clinic
Contract type name	GDS Contract
Purpose of contract	General
Contract start date	01/04/2012
Contract end date	

17/18 Contracted general activity (UDA)	14,608
Carry forward general activity (UDA)	-261
17/18 Contracted orthodontic activity (UOA)	0
Carry forward orthodontic activity (UOA)	0
Baseline contract value	£381,842.84

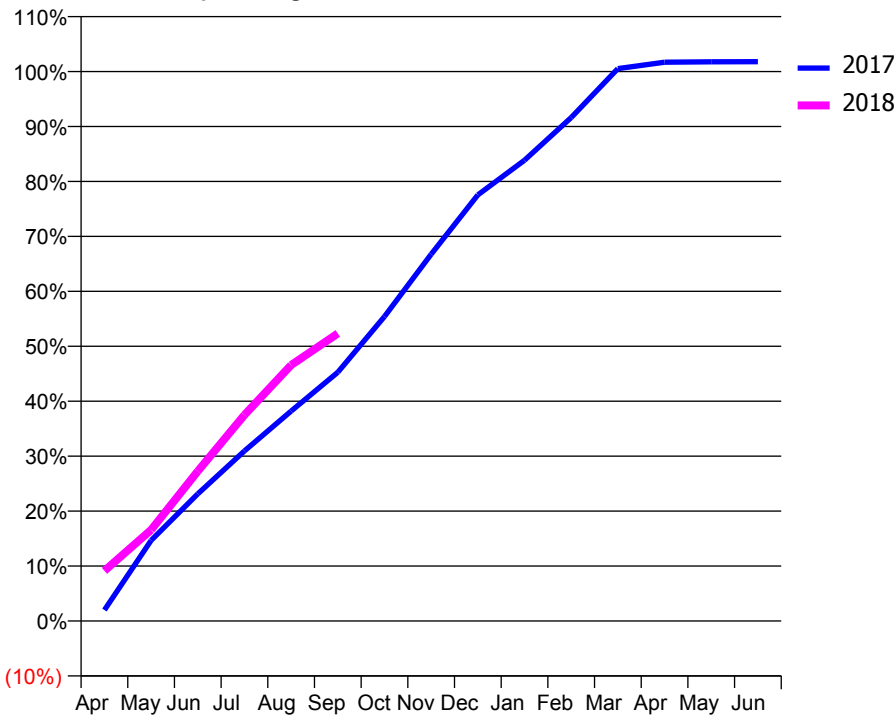
ACCESS*

Patients seen in 24 months	Total	Change since previous quarter
Quarter ending September 2016	6,476	
Quarter ending December 2016	6,572	→
Quarter ending March 2017	6,462	↓
Quarter ending June 2017	6,613	↑
Quarter ending September 2017	6,582	→
Variance since September 2016	1.6%	→



ACTIVITY

Cumulative percentage of contracted UDA delivered 2017 & 2018



Month	Adjusted Scheduled Activity (UDA)	
	2017	2018
April	292	1,335
May	2,143	2,422
June	3,379	3,981
July	4,521	5,477
August	5,582	6,804
September	6,615	7,645
October	8,095	
November	9,749	
December	11,328	
January	12,249	
February	13,383	
March	14,684	
April	14,855	
May	14,867	
June	14,869	

QUALITY

	Quantity	Base Number	Contract	AT	Region	England
% of FP17s for the same patient ID Re-attending within 3 months - Children	106	1,155	9.2%	9.8%	11.2%	11.9%
% of FP17s for the same patient ID Re-attending within 3 months - Adults	397	2,487	16.0%	15.2%	16.6%	15.9%
% of FP17s for the same patient ID Re-attending between 3 & 9 months - Children	467	1,155	40.4%	47.7%	47.0%	58.1%
% of FP17s for the same patient ID Re-attending between 3 & 9 months - Adults	735	2,487	29.6%	38.2%	38.2%	50.6%
% of FP17s for Band 1 Urgent Courses	479	3,283	14.6%	10.0%	10.6%	9.1%
% of FP17s Relating to Free Repair or Replacements	32	3,283	1.0%	0.6%	0.6%	0.8%
% of FP17s Relating to Continuations	29	3,283	0.9%	0.9%	0.8%	1.1%
% of Patients satisfied with the dentistry they have received	2	3	N/A	89.8%	89.2%	91.4%
% of Patients satisfied with the time they had to wait for an appointment	3	3	N/A	86.1%	83.4%	87.7%

* This is based on patients treated on this contract for their most recent course of treatment. Figures in italics indicate the base number of FP17s or Patient Questionnaire responses are less than 100. N/A is shown where the base number of responses is less than 10 during the period. % is calculated as Quantity/Base number*100

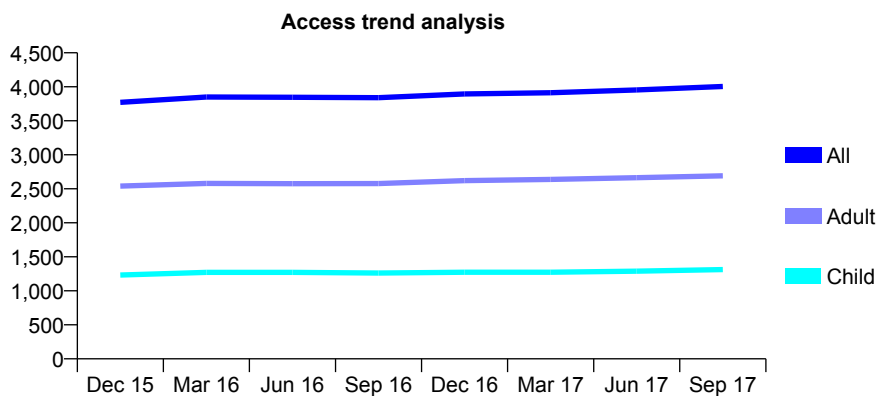
Q63 - Vital Signs At a Glance Contract Report for 108758/0001 - September 2017

Name or company name	Beeches Dental Surgery
Contract type name	GDS Contract
Purpose of contract	General
Contract start date	01/05/2006
Contract end date	

17/18 Contracted general activity (UDA)	10,053
Carry forward general activity (UDA)	37
17/18 Contracted orthodontic activity (UOA)	0
Carry forward orthodontic activity (UOA)	0
Baseline contract value	£295,366.01

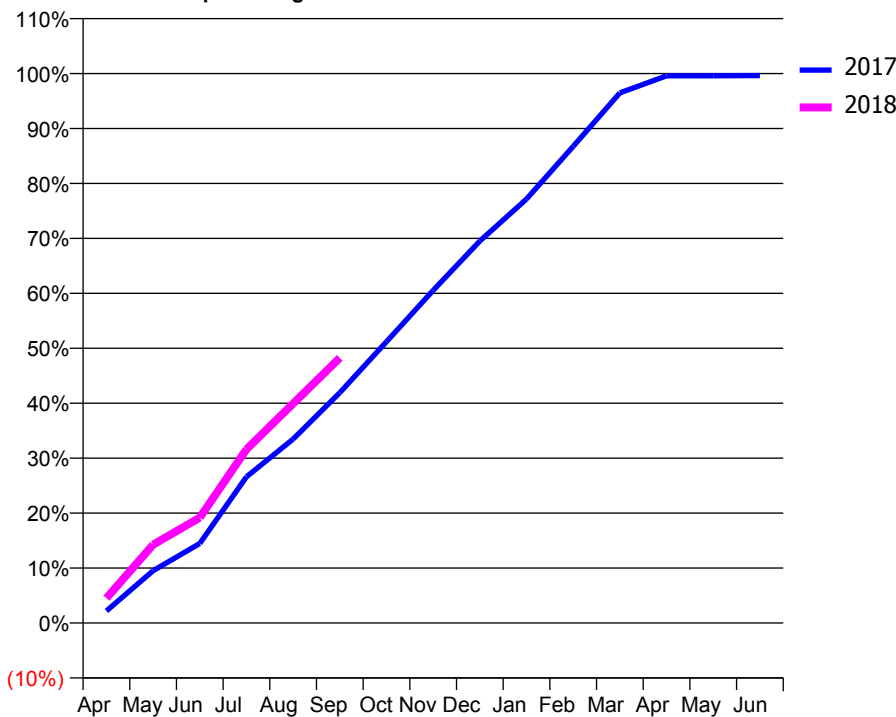
ACCESS*

Patients seen in 24 months	Total	Change since previous quarter
Quarter ending September 2016	3,840	
Quarter ending December 2016	3,895	→
Quarter ending March 2017	3,912	→
Quarter ending June 2017	3,953	→
Quarter ending September 2017	4,005	→
Variance since September 2016	4.3%	↑



ACTIVITY

Cumulative percentage of contracted UDA delivered 2017 & 2018



Month	Adjusted Scheduled Activity (UDA)	
	2017	2018
April	221	454
May	956	1,434
June	1,456	1,928
July	2,676	3,178
August	3,366	4,014
September	4,214	4,850
October	5,145	
November	6,085	
December	6,987	
January	7,757	
February	8,719	
March	9,697	
April	10,012	
May	10,010	
June	10,016	

QUALITY

	Quantity	Base Number	Contract	AT	Region	England
% of FP17s for the same patient ID Re-attending within 3 months - Children	33	831	4.0%	9.8%	11.2%	11.9%
% of FP17s for the same patient ID Re-attending within 3 months - Adults	137	1,482	9.2%	15.2%	16.6%	15.9%
% of FP17s for the same patient ID Re-attending between 3 & 9 months - Children	410	831	49.3%	47.7%	47.0%	58.1%
% of FP17s for the same patient ID Re-attending between 3 & 9 months - Adults	666	1,482	44.9%	38.2%	38.2%	50.6%
% of FP17s for Band 1 Urgent Courses	36	2,199	1.6%	10.0%	10.6%	9.1%
% of FP17s Relating to Free Repair or Replacements	29	2,199	1.3%	0.6%	0.6%	0.8%
% of FP17s Relating to Continuations	9	2,199	0.4%	0.9%	0.8%	1.1%
% of Patients satisfied with the dentistry they have received	6	7	N/A	89.8%	89.2%	91.4%
% of Patients satisfied with the time they had to wait for an appointment	7	7	N/A	86.1%	83.4%	87.7%

* This is based on patients treated on this contract for their most recent course of treatment. Figures in italics indicate the base number of FP17s or Patient Questionnaire responses are less than 100. N/A is shown where the base number of responses is less than 10 during the period. % is calculated as Quantity/Base number*100

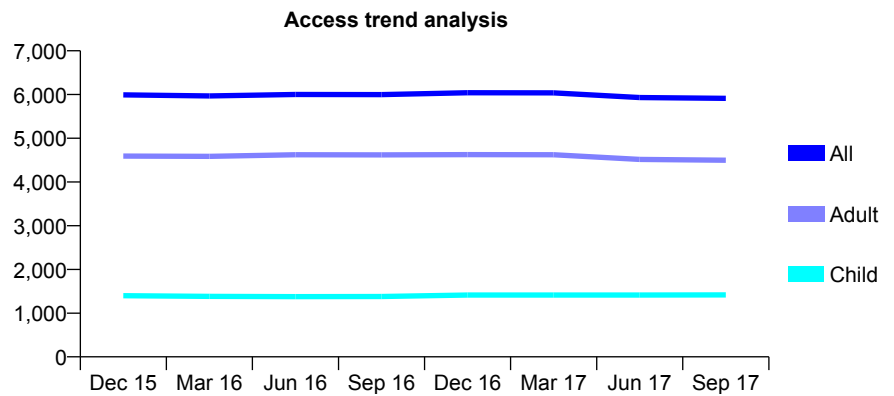
Q63 - Vital Signs At a Glance Contract Report for 109150/0001 - September 2017

Name or company name	MR K FAIZ
Contract type name	GDS Contract
Purpose of contract	General
Contract start date	01/07/2012
Contract end date	

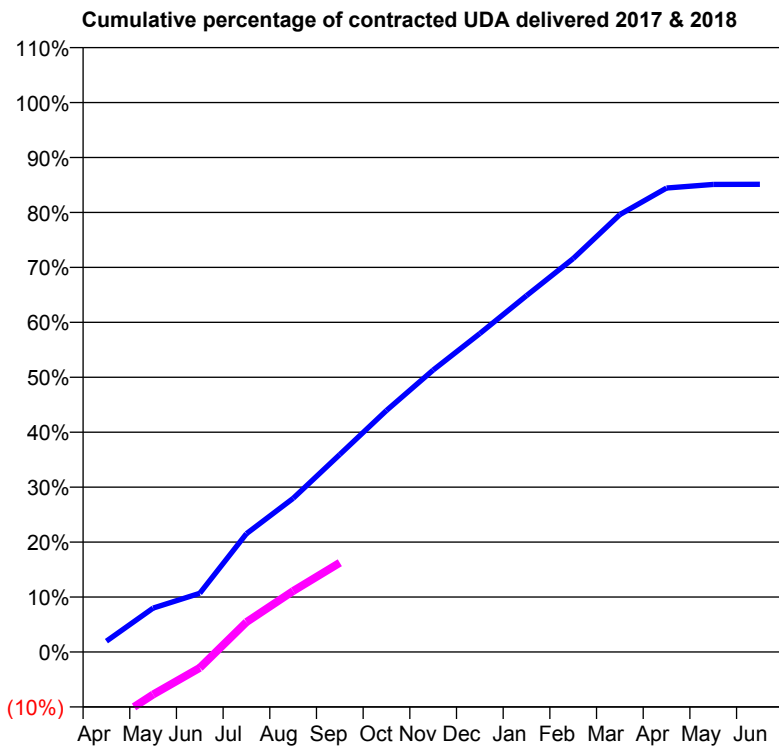
17/18 Contracted general activity (UDA)	19,865
Carry forward general activity (UDA)	2,958
17/18 Contracted orthodontic activity (UOA)	0
Carry forward orthodontic activity (UOA)	0
Baseline contract value	£590,481.29

ACCESS*

Patients seen in 24 months	Total	Change since previous quarter
Quarter ending September 2016	5,999	
Quarter ending December 2016	6,040	→
Quarter ending March 2017	6,037	→
Quarter ending June 2017	5,930	↓
Quarter ending September 2017	5,914	→
Variance since September 2016	(1.4%)	↓



ACTIVITY



Month	Adjusted Scheduled Activity (UDA)	
	2017	2018
April	392	-2,638
May	1,587	-1,538
June	2,124	-576
July	4,276	1,083
August	5,553	2,205
September	7,143	3,227
October	8,734	
November	10,194	
December	11,516	
January	12,884	
February	14,225	
March	15,813	
April	16,775	
May	16,904	
June	16,907	

QUALITY

	Quantity	Base Number	Contract	AT	Region	England
% of FP17s for the same patient ID Re-attending within 3 months - Children	103	938	11.0%	9.8%	11.2%	11.9%
% of FP17s for the same patient ID Re-attending within 3 months - Adults	570	2,626	21.7%	15.2%	16.6%	15.9%
% of FP17s for the same patient ID Re-attending between 3 & 9 months - Children	453	938	48.3%	47.7%	47.0%	58.1%
% of FP17s for the same patient ID Re-attending between 3 & 9 months - Adults	1,031	2,626	39.3%	38.2%	38.2%	50.6%
% of FP17s for Band 1 Urgent Courses	775	3,143	24.7%	10.0%	10.6%	9.1%
% of FP17s Relating to Free Repair or Replacements	6	3,143	0.2%	0.6%	0.6%	0.8%
% of FP17s Relating to Continuations	36	3,143	1.1%	0.9%	0.8%	1.1%
% of Patients satisfied with the dentistry they have received	10	12	83.3%	89.8%	89.2%	91.4%
% of Patients satisfied with the time they had to wait for an appointment	12	12	100.0%	86.1%	83.4%	87.7%

* This is based on patients treated on this contract for their most recent course of treatment. Figures in italics indicate the base number of FP17s or Patient Questionnaire responses are less than 100. N/A is shown where the base number of responses is less than 10 during the period. % is calculated as Quantity/Base number*100

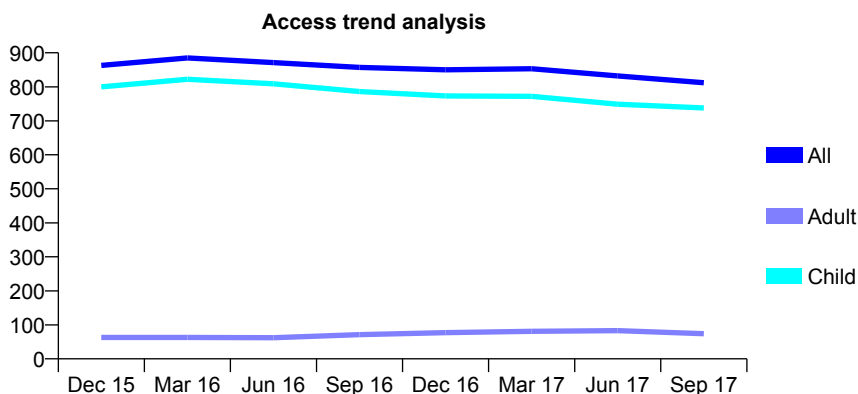
Q63 - Vital Signs At a Glance Contract Report for 109797/0001 - September 2017

Name or company name	The Buckley Practice Ltd
Contract type name	GDS Contract
Purpose of contract	General
Contract start date	11/02/2008
Contract end date	

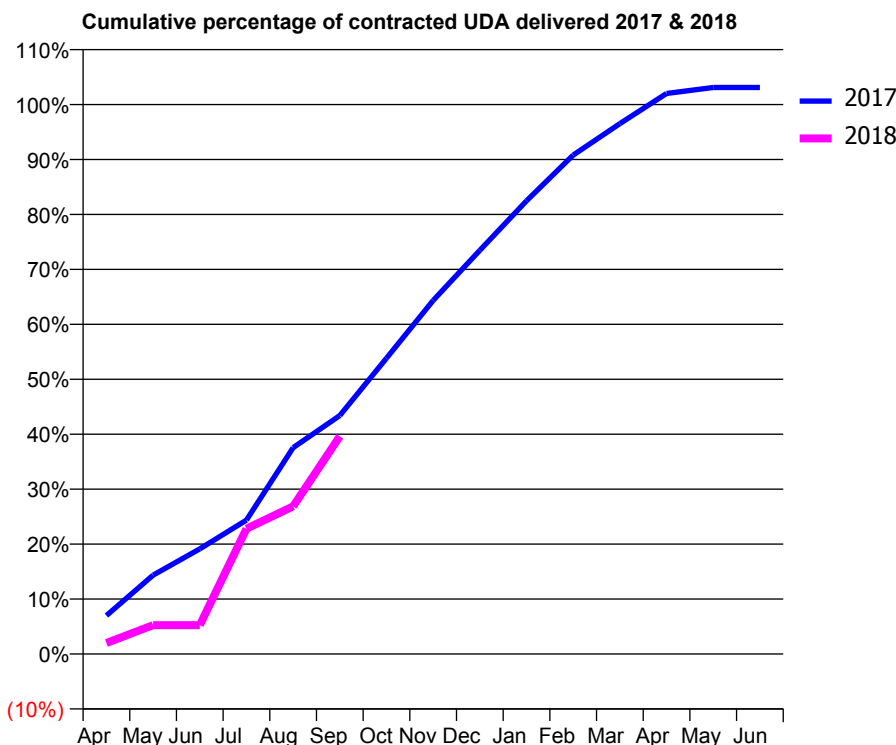
17/18 Contracted general activity (UDA)	1,846
Carry forward general activity (UDA)	-37
17/18 Contracted orthodontic activity (UOA)	0
Carry forward orthodontic activity (UOA)	0
Baseline contract value	£38,050.82

ACCESS*

Patients seen in 24 months	Total	Change since previous quarter
Quarter ending September 2016	857	
Quarter ending December 2016	850	→
Quarter ending March 2017	853	→
Quarter ending June 2017	832	↓
Quarter ending September 2017	812	↓
Variance since September 2016	(5.3%)	↓



ACTIVITY



Month	2017	2018
April	129	37
May	265	97
June	353	97
July	450	421
August	693	496
September	801	731
October	994	
November	1,188	
December	1,356	
January	1,522	
February	1,676	
March	1,782	
April	1,883	
May	1,903	
June	1,903	

QUALITY

	Quantity	Base Number	Contract	AT	Region	England
% of FP17s for the same patient ID Re-attending within 3 months - Children	41	611	6.7%	9.8%	11.2%	11.9%
% of FP17s for the same patient ID Re-attending within 3 months - Adults	0	1	0.0%	15.2%	16.6%	15.9%
% of FP17s for the same patient ID Re-attending between 3 & 9 months - Children	450	611	73.6%	47.7%	47.0%	58.1%
% of FP17s for the same patient ID Re-attending between 3 & 9 months - Adults	1	1	100.0%	38.2%	38.2%	50.6%
% of FP17s for Band 1 Urgent Courses	14	523	2.7%	10.0%	10.6%	9.1%
% of FP17s Relating to Free Repair or Replacements	0	523	0.0%	0.6%	0.6%	0.8%
% of FP17s Relating to Continuations	10	523	1.9%	0.9%	0.8%	1.1%
% of Patients satisfied with the dentistry they have received	0	0	N/A	89.8%	89.2%	91.4%
% of Patients satisfied with the time they had to wait for an appointment	0	0	N/A	86.1%	83.4%	87.7%

* This is based on patients treated on this contract for their most recent course of treatment. Figures in italics indicate the base number of FP17s or Patient Questionnaire responses are less than 100. N/A is shown where the base number of responses is less than 10 during the period. % is calculated as Quantity/Base number*100

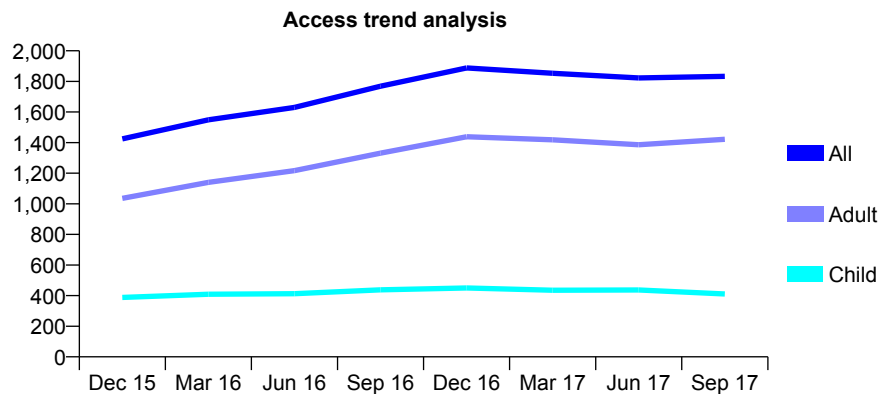
Q63 - Vital Signs At a Glance Contract Report for 110256/0001 - September 2017

Name or company name	One 4 One Dental Practice
Contract type name	GDS Contract
Purpose of contract	General
Contract start date	12/12/2014
Contract end date	

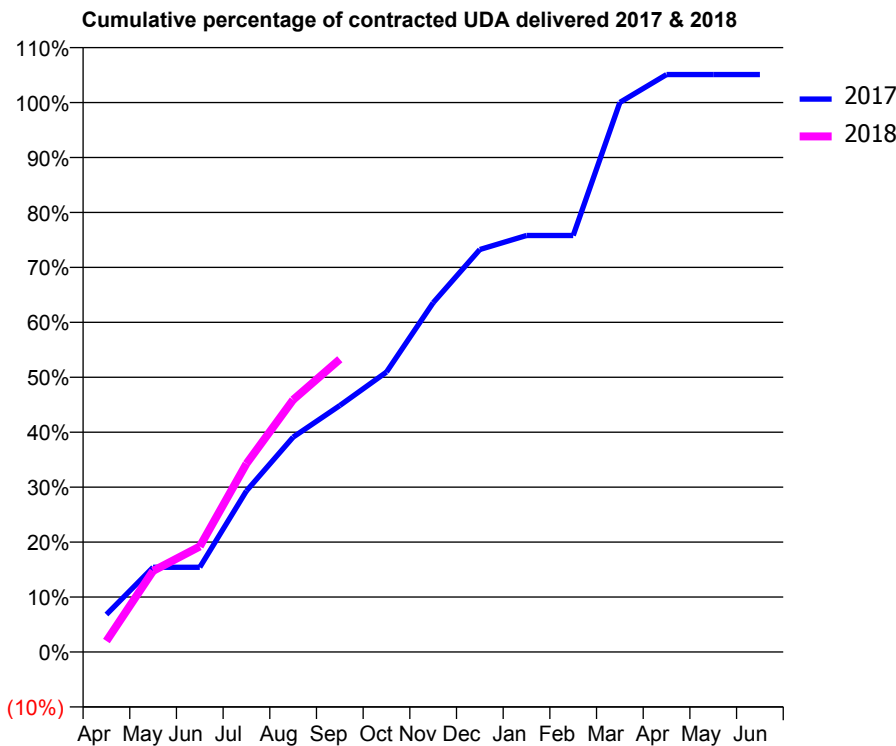
17/18 Contracted general activity (UDA)	3,994
Carry forward general activity (UDA)	-80
17/18 Contracted orthodontic activity (UOA)	0
Carry forward orthodontic activity (UOA)	0
Baseline contract value	£131,978.75

ACCESS*

Patients seen in 24 months	Total	Change since previous quarter
Quarter ending September 2016	1,769	
Quarter ending December 2016	1,888	↑
Quarter ending March 2017	1,853	↓
Quarter ending June 2017	1,823	↓
Quarter ending September 2017	1,833	→
Variance since September 2016	3.6%	↑



ACTIVITY



Month	Adjusted Scheduled Activity (UDA)	
	2017	2018
April	272	80
May	616	590
June	616	767
July	1,172	1,369
August	1,562	1,833
September	1,792	2,128
October	2,035	
November	2,539	
December	2,926	
January	3,027	
February	3,027	
March	3,995	
April	4,197	
May	4,197	
June	4,197	

QUALITY

	Quantity	Base Number	Contract	AT	Region	England
% of FP17s for the same patient ID Re-attending within 3 months - Children	21	311	6.8%	9.8%	11.2%	11.9%
% of FP17s for the same patient ID Re-attending within 3 months - Adults	81	769	10.5%	15.2%	16.6%	15.9%
% of FP17s for the same patient ID Re-attending between 3 & 9 months - Children	144	311	46.3%	47.7%	47.0%	58.1%
% of FP17s for the same patient ID Re-attending between 3 & 9 months - Adults	278	769	36.2%	38.2%	38.2%	50.6%
% of FP17s for Band 1 Urgent Courses	72	1,002	7.2%	10.0%	10.6%	9.1%
% of FP17s Relating to Free Repair or Replacements	3	1,002	0.3%	0.6%	0.6%	0.8%
% of FP17s Relating to Continuations	1	1,002	0.1%	0.9%	0.8%	1.1%
% of Patients satisfied with the dentistry they have received	0	0	N/A	89.8%	89.2%	91.4%
% of Patients satisfied with the time they had to wait for an appointment	0	0	N/A	86.1%	83.4%	87.7%

* This is based on patients treated on this contract for their most recent course of treatment. Figures in italics indicate the base number of FP17s or Patient Questionnaire responses are less than 100. N/A is shown where the base number of responses is less than 10 during the period. % is calculated as Quantity/Base number*100

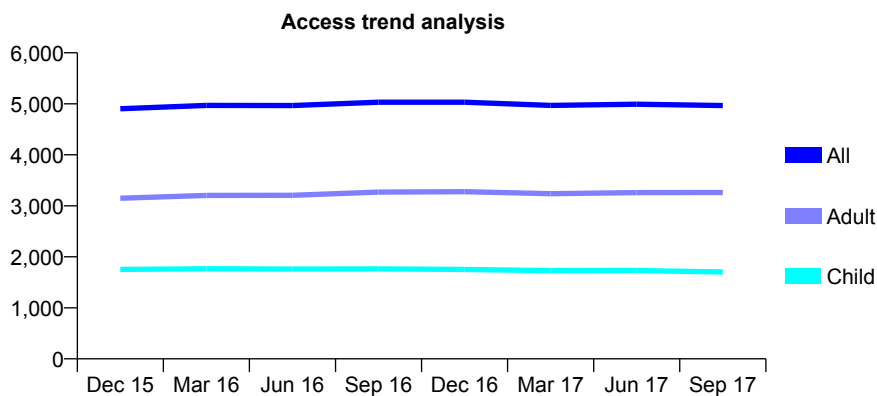
Q63 - Vital Signs At a Glance Contract Report for 110337/0002 - September 2017

Name or company name	Groves Dental Centre
Contract type name	GDS Contract
Purpose of contract	General
Contract start date	01/01/2012
Contract end date	

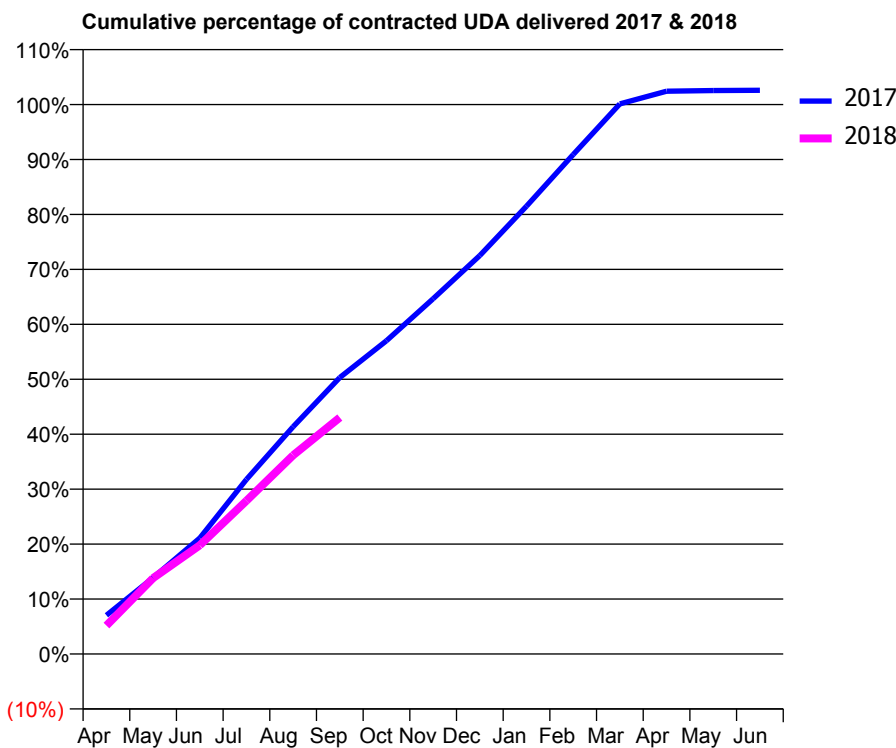
17/18 Contracted general activity (UDA)	13,000
Carry forward general activity (UDA)	-260
17/18 Contracted orthodontic activity (UOA)	0
Carry forward orthodontic activity (UOA)	0
Baseline contract value	£329,645.89

ACCESS*

Patients seen in 24 months	Total	Change since previous quarter
Quarter ending September 2016	5,032	
Quarter ending December 2016	5,031	→
Quarter ending March 2017	4,969	↓
Quarter ending June 2017	4,992	→
Quarter ending September 2017	4,965	→
Variance since September 2016	(1.3%)	↓



ACTIVITY



Month	Adjusted Scheduled Activity (UDA)	
	2017	2018
April	916	673
May	1,806	1,797
June	2,743	2,571
July	4,133	3,627
August	5,379	4,703
September	6,542	5,596
October	7,411	
November	8,406	
December	9,428	
January	10,594	
February	11,816	
March	13,015	
April	13,316	
May	13,330	
June	13,337	

QUALITY

	Quantity	Base Number	Contract	AT	Region	England
% of FP17s for the same patient ID Re-attending within 3 months - Children	109	1,478	7.4%	9.8%	11.2%	11.9%
% of FP17s for the same patient ID Re-attending within 3 months - Adults	260	2,265	11.5%	15.2%	16.6%	15.9%
% of FP17s for the same patient ID Re-attending between 3 & 9 months - Children	1,054	1,478	71.3%	47.7%	47.0%	58.1%
% of FP17s for the same patient ID Re-attending between 3 & 9 months - Adults	1,493	2,265	65.9%	38.2%	38.2%	50.6%
% of FP17s for Band 1 Urgent Courses	152	3,527	4.3%	10.0%	10.6%	9.1%
% of FP17s Relating to Free Repair or Replacements	12	3,527	0.3%	0.6%	0.6%	0.8%
% of FP17s Relating to Continuations	5	3,527	0.1%	0.9%	0.8%	1.1%
% of Patients satisfied with the dentistry they have received	13	13	100.0%	89.8%	89.2%	91.4%
% of Patients satisfied with the time they had to wait for an appointment	11	13	84.6%	86.1%	83.4%	87.7%

* This is based on patients treated on this contract for their most recent course of treatment. Figures in italics indicate the base number of FP17s or Patient Questionnaire responses are less than 100. N/A is shown where the base number of responses is less than 10 during the period. % is calculated as Quantity/Base number*100

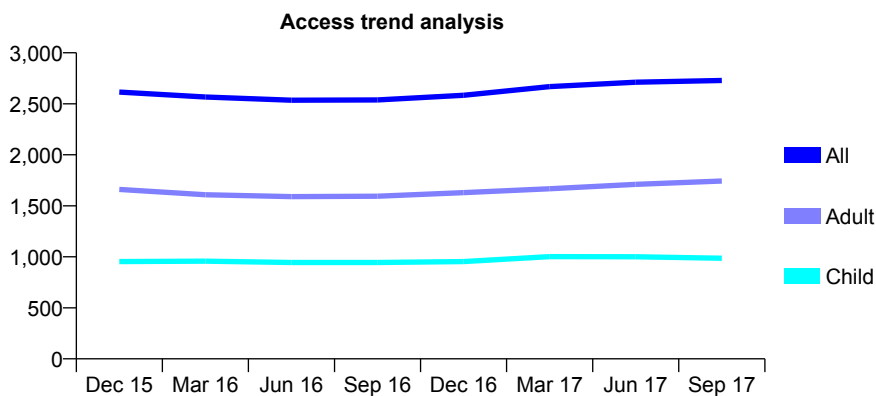
Q63 - Vital Signs At a Glance Contract Report for 111996/0001 - September 2017

Name or company name	Lillywhite Dental Practice
Contract type name	GDS Contract
Purpose of contract	General
Contract start date	16/03/2010
Contract end date	

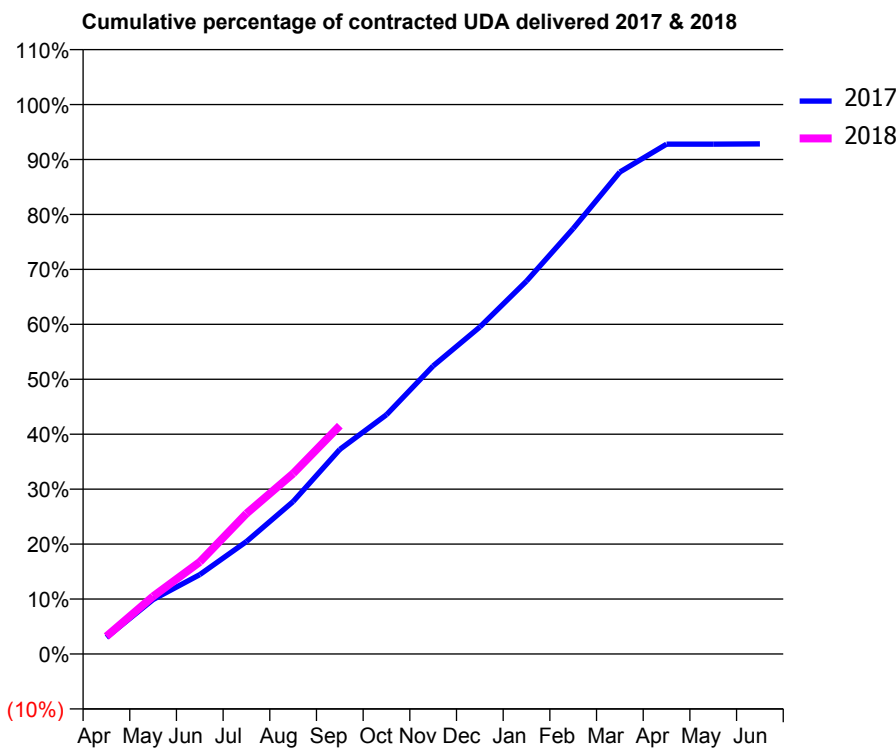
17/18 Contracted general activity (UDA)	8,548
Carry forward general activity (UDA)	0
17/18 Contracted orthodontic activity (UOA)	0
Carry forward orthodontic activity (UOA)	0
Baseline contract value	£229,685.89

ACCESS*

Patients seen in 24 months	Total	Change since previous quarter
Quarter ending September 2016	2,538	
Quarter ending December 2016	2,584	→
Quarter ending March 2017	2,669	↑
Quarter ending June 2017	2,712	→
Quarter ending September 2017	2,729	→
Variance since September 2016	7.5%	↑



ACTIVITY



Month	Adjusted Scheduled Activity (UDA)	
	2017	2018
April	259	274
May	847	898
June	1,236	1,433
July	1,750	2,186
August	2,371	2,807
September	3,182	3,552
October	3,723	
November	4,482	
December	5,088	
January	5,801	
February	6,617	
March	7,497	
April	7,932	
May	7,932	
June	7,936	

QUALITY

	Quantity	Base Number	Contract	AT	Region	England
% of FP17s for the same patient ID Re-attending within 3 months - Children	75	813	9.2%	9.8%	11.2%	11.9%
% of FP17s for the same patient ID Re-attending within 3 months - Adults	163	1,234	13.2%	15.2%	16.6%	15.9%
% of FP17s for the same patient ID Re-attending between 3 & 9 months - Children	566	813	69.6%	47.7%	47.0%	58.1%
% of FP17s for the same patient ID Re-attending between 3 & 9 months - Adults	764	1,234	61.9%	38.2%	38.2%	50.6%
% of FP17s for Band 1 Urgent Courses	171	1,862	9.2%	10.0%	10.6%	9.1%
% of FP17s Relating to Free Repair or Replacements	12	1,862	0.6%	0.6%	0.6%	0.8%
% of FP17s Relating to Continuations	12	1,862	0.6%	0.9%	0.8%	1.1%
% of Patients satisfied with the dentistry they have received	3	3	N/A	89.8%	89.2%	91.4%
% of Patients satisfied with the time they had to wait for an appointment	3	3	N/A	86.1%	83.4%	87.7%

* This is based on patients treated on this contract for their most recent course of treatment. Figures in italics indicate the base number of FP17s or Patient Questionnaire responses are less than 100. N/A is shown where the base number of responses is less than 10 during the period. % is calculated as Quantity/Base number*100

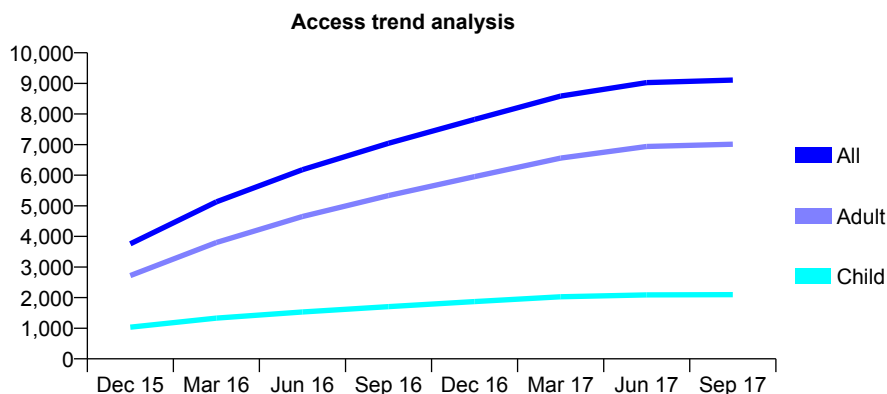
Q63 - Vital Signs At a Glance Contract Report for 112054/0001 - September 2017

Name or company name	Mr J Ginty and Mr Rumit Desai
Contract type name	GDS Contract
Purpose of contract	General
Contract start date	01/05/2015
Contract end date	

17/18 Contracted general activity (UDA)	19,545
Carry forward general activity (UDA)	-182
17/18 Contracted orthodontic activity (UOA)	0
Carry forward orthodontic activity (UOA)	0
Baseline contract value	£613,073.08

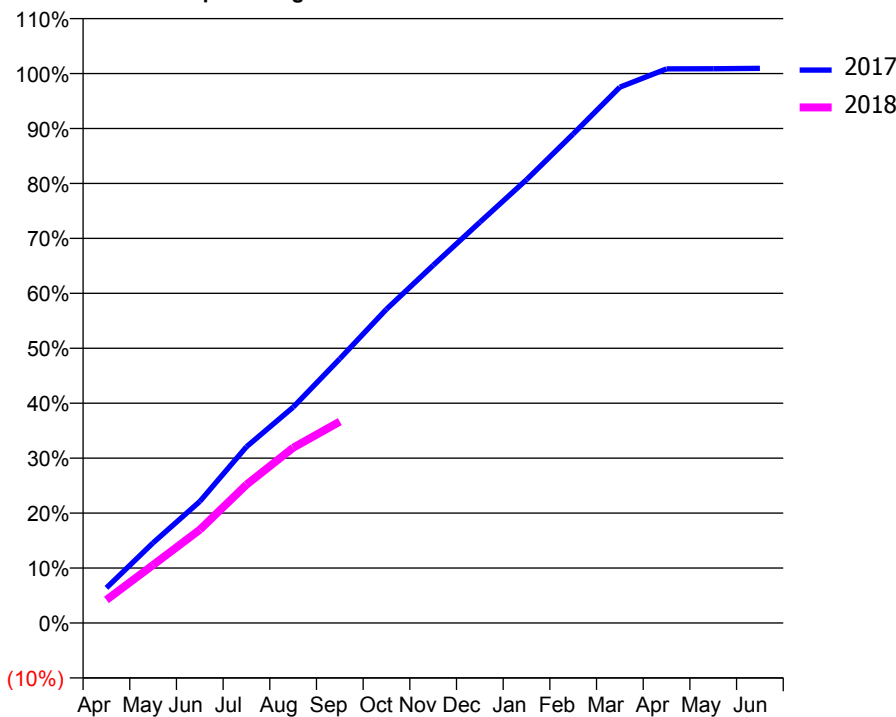
ACCESS*

Patients seen in 24 months	Total	Change since previous quarter
Quarter ending September 2016	7,045	
Quarter ending December 2016	7,825	↑
Quarter ending March 2017	8,588	↑
Quarter ending June 2017	9,026	↑
Quarter ending September 2017	9,110	→
Variance since September 2016	29.3%	↑



ACTIVITY

Cumulative percentage of contracted UDA delivered 2017 & 2018



Adjusted Scheduled Activity (UDA)

Month	2017	2018
April	1,251	821
May	2,851	2,066
June	4,323	3,317
July	6,270	4,921
August	7,679	6,232
September	9,398	7,164
October	11,164	
November	12,725	
December	14,256	
January	15,767	
February	17,395	
March	19,058	
April	19,707	
May	19,713	
June	19,727	

QUALITY

	Quantity	Base Number	Contract	AT	Region	England
% of FP17s for the same patient ID Re-attending within 3 months - Children	69	1,055	6.5%	9.8%	11.2%	11.9%
% of FP17s for the same patient ID Re-attending within 3 months - Adults	278	3,110	8.9%	15.2%	16.6%	15.9%
% of FP17s for the same patient ID Re-attending between 3 & 9 months - Children	403	1,055	38.2%	47.7%	47.0%	58.1%
% of FP17s for the same patient ID Re-attending between 3 & 9 months - Adults	933	3,110	30.0%	38.2%	38.2%	50.6%
% of FP17s for Band 1 Urgent Courses	295	3,516	8.4%	10.0%	10.6%	9.1%
% of FP17s Relating to Free Repair or Replacements	17	3,516	0.5%	0.6%	0.6%	0.8%
% of FP17s Relating to Continuations	44	3,516	1.3%	0.9%	0.8%	1.1%
% of Patients satisfied with the dentistry they have received	3	3	N/A	89.8%	89.2%	91.4%
% of Patients satisfied with the time they had to wait for an appointment	2	3	N/A	86.1%	83.4%	87.7%

* This is based on patients treated on this contract for their most recent course of treatment. Figures in italics indicate the base number of FP17s or Patient Questionnaire responses are less than 100. N/A is shown where the base number of responses is less than 10 during the period. % is calculated as Quantity/Base number*100

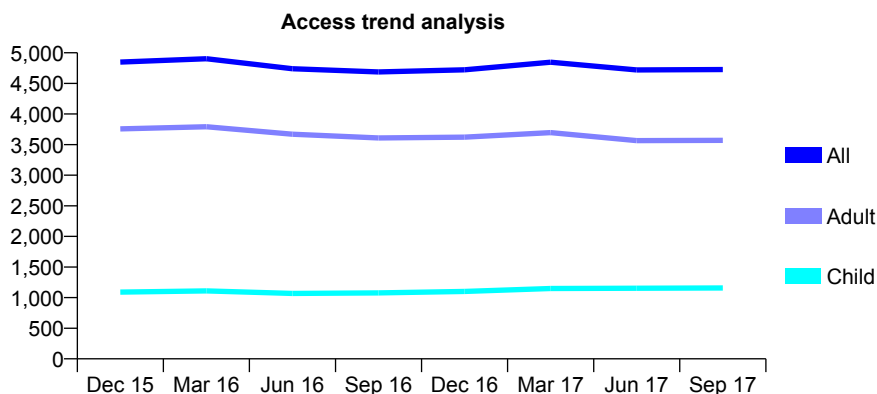
Q63 - Vital Signs At a Glance Contract Report for 112712/0001 - September 2017

Name or company name	Ebrahim Zadeh Saadat and Tabrizi Hosseir
Contract type name	GDS Contract
Purpose of contract	General
Contract start date	01/03/2009
Contract end date	

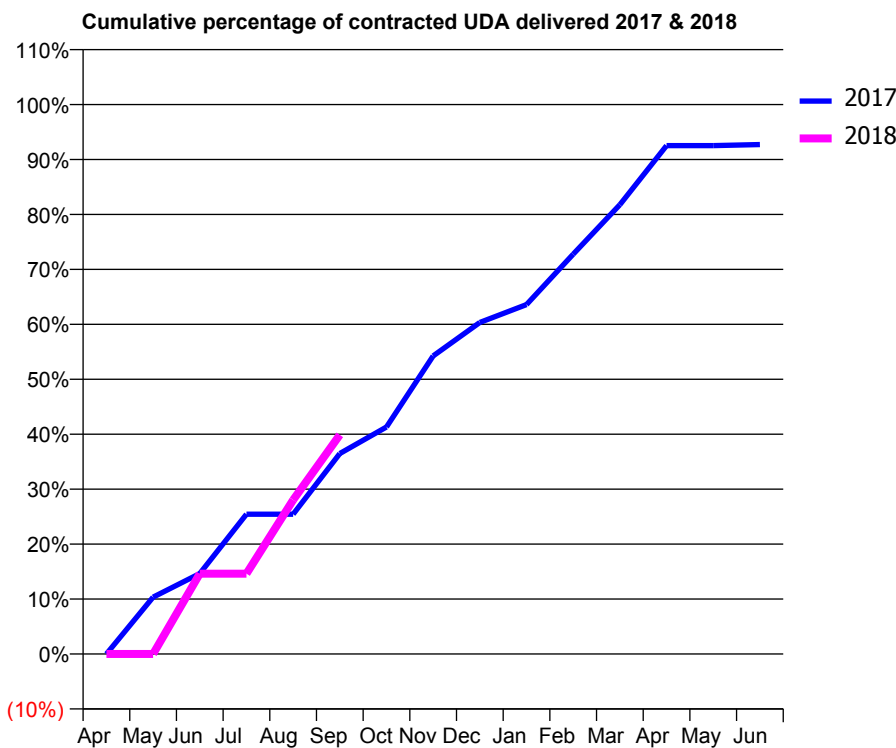
17/18 Contracted general activity (UDA)	16,200
Carry forward general activity (UDA)	0
17/18 Contracted orthodontic activity (UOA)	0
Carry forward orthodontic activity (UOA)	0
Baseline contract value	£389,826.05

ACCESS*

Patients seen in 24 months	Total	Change since previous quarter
Quarter ending September 2016	4,688	
Quarter ending December 2016	4,723	→
Quarter ending March 2017	4,847	↑
Quarter ending June 2017	4,719	↓
Quarter ending September 2017	4,727	→
Variance since September 2016	0.8%	→



ACTIVITY



Month	Adjusted Scheduled Activity (UDA)	
	2017	2018
April	0	0
May	1,678	0
June	2,371	2,367
July	4,123	2,367
August	4,123	4,543
September	5,912	6,462
October	6,695	
November	8,788	
December	9,773	
January	10,301	
February	11,787	
March	13,248	
April	14,988	
May	14,988	
June	15,020	

QUALITY

	Quantity	Base Number	Contract	AT	Region	England
% of FP17s for the same patient ID Re-attending within 3 months - Children	51	713	7.2%	9.8%	11.2%	11.9%
% of FP17s for the same patient ID Re-attending within 3 months - Adults	259	2,112	12.3%	15.2%	16.6%	15.9%
% of FP17s for the same patient ID Re-attending between 3 & 9 months - Children	252	713	35.3%	47.7%	47.0%	58.1%
% of FP17s for the same patient ID Re-attending between 3 & 9 months - Adults	832	2,112	39.4%	38.2%	38.2%	50.6%
% of FP17s for Band 1 Urgent Courses	165	2,229	7.4%	10.0%	10.6%	9.1%
% of FP17s Relating to Free Repair or Replacements	0	2,229	0.0%	0.6%	0.6%	0.8%
% of FP17s Relating to Continuations	27	2,229	1.2%	0.9%	0.8%	1.1%
% of Patients satisfied with the dentistry they have received	1	1	N/A	89.8%	89.2%	91.4%
% of Patients satisfied with the time they had to wait for an appointment	1	1	N/A	86.1%	83.4%	87.7%

* This is based on patients treated on this contract for their most recent course of treatment. Figures in italics indicate the base number of FP17s or Patient Questionnaire responses are less than 100. N/A is shown where the base number of responses is less than 10 during the period. % is calculated as Quantity/Base number*100

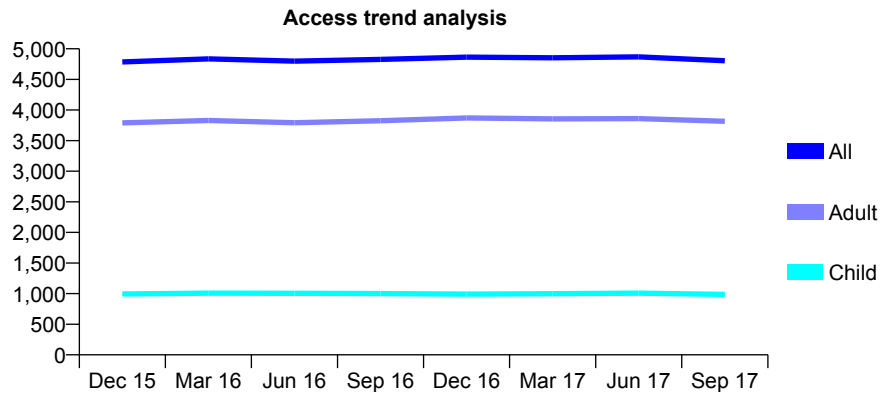
Q63 - Vital Signs At a Glance Contract Report for 113271/0001 - September 2017

Name or company name	Amritpal Marway & Divyash Patel
Contract type name	GDS Contract
Purpose of contract	General
Contract start date	01/09/2013
Contract end date	

17/18 Contracted general activity (UDA)	11,125
Carry forward general activity (UDA)	-176
17/18 Contracted orthodontic activity (UOA)	0
Carry forward orthodontic activity (UOA)	0
Baseline contract value	£670,558.48

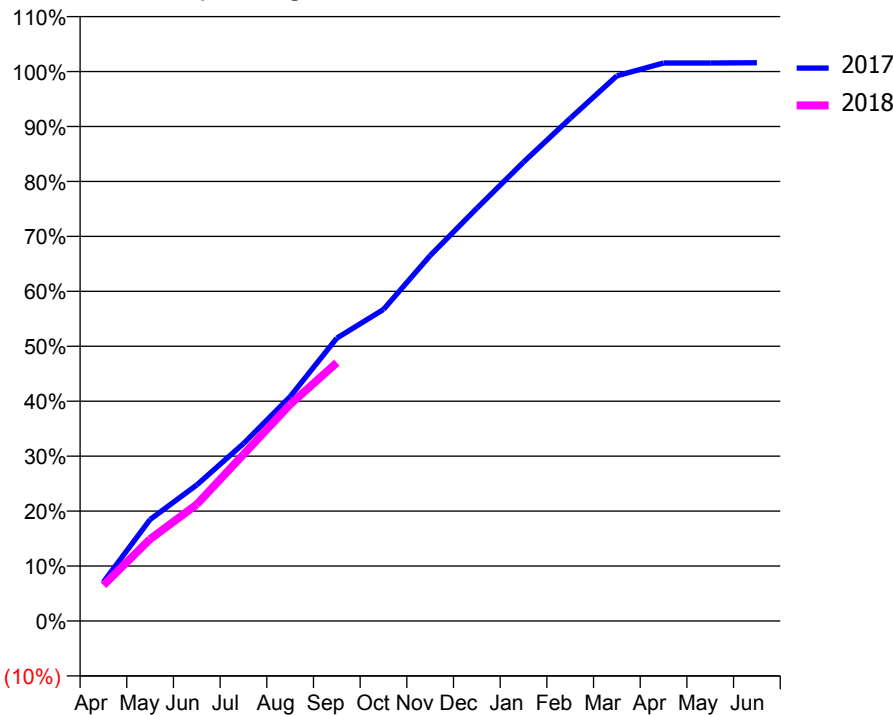
ACCESS*

Patients seen in 24 months	Total	Change since previous quarter
Quarter ending September 2016	4,826	
Quarter ending December 2016	4,863	→
Quarter ending March 2017	4,854	→
Quarter ending June 2017	4,868	→
Quarter ending September 2017	4,804	↓
Variance since September 2016	(0.5%)	→



ACTIVITY

Cumulative percentage of contracted UDA delivered 2017 & 2018



Month	Adjusted Scheduled Activity (UDA)	
	2017	2018
April	789	724
May	2,056	1,660
June	2,756	2,361
July	3,591	3,374
August	4,543	4,386
September	5,728	5,230
October	6,308	
November	7,399	
December	8,356	
January	9,291	
February	10,177	
March	11,038	
April	11,298	
May	11,298	
June	11,301	

QUALITY

	Quantity	Base Number	Contract	AT	Region	England
% of FP17s for the same patient ID Re-attending within 3 months - Children	38	510	7.5%	9.8%	11.2%	11.9%
% of FP17s for the same patient ID Re-attending within 3 months - Adults	183	1,622	11.3%	15.2%	16.6%	15.9%
% of FP17s for the same patient ID Re-attending between 3 & 9 months - Children	113	510	22.2%	47.7%	47.0%	58.1%
% of FP17s for the same patient ID Re-attending between 3 & 9 months - Adults	282	1,622	17.4%	38.2%	38.2%	50.6%
% of FP17s for Band 1 Urgent Courses	39	1,717	2.3%	10.0%	10.6%	9.1%
% of FP17s Relating to Free Repair or Replacements	45	1,717	2.6%	0.6%	0.6%	0.8%
% of FP17s Relating to Continuations	28	1,717	1.6%	0.9%	0.8%	1.1%
% of Patients satisfied with the dentistry they have received	5	5	N/A	89.8%	89.2%	91.4%
% of Patients satisfied with the time they had to wait for an appointment	4	5	N/A	86.1%	83.4%	87.7%

* This is based on patients treated on this contract for their most recent course of treatment. Figures in italics indicate the base number of FP17s or Patient Questionnaire responses are less than 100. N/A is shown where the base number of responses is less than 10 during the period. % is calculated as Quantity/Base number*100

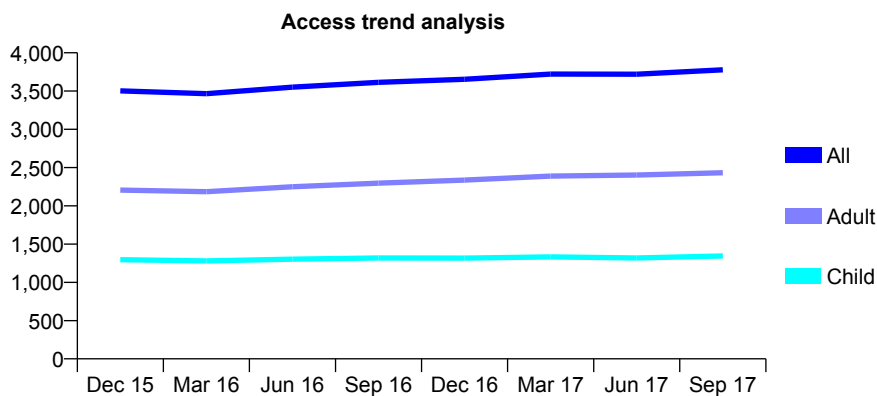
Q63 - Vital Signs At a Glance Contract Report for 113751/0001 - September 2017

Name or company name	JH Patel & Partners
Contract type name	GDS Contract
Purpose of contract	General
Contract start date	01/05/2006
Contract end date	

17/18 Contracted general activity (UDA)	10,421
Carry forward general activity (UDA)	-119
17/18 Contracted orthodontic activity (UOA)	0
Carry forward orthodontic activity (UOA)	0
Baseline contract value	£261,703.10

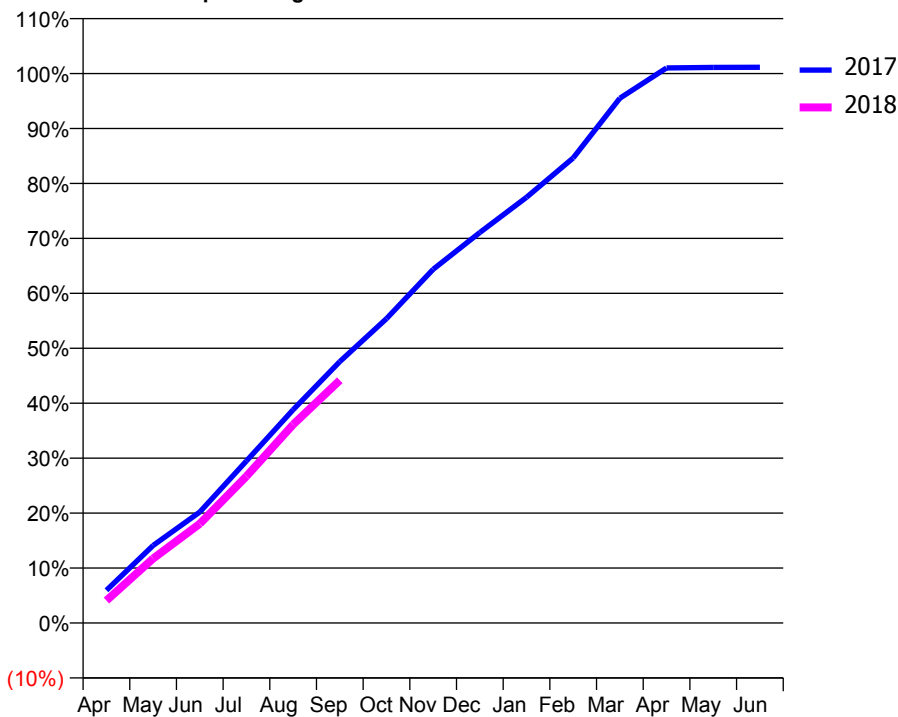
ACCESS*

Patients seen in 24 months	Total	Change since previous quarter
Quarter ending September 2016	3,614	
Quarter ending December 2016	3,654	→
Quarter ending March 2017	3,722	→
Quarter ending June 2017	3,721	→
Quarter ending September 2017	3,777	→
Variance since September 2016	4.5%	↑



ACTIVITY

Cumulative percentage of contracted UDA delivered 2017 & 2018



Month	Adjusted Scheduled Activity (UDA)	
	2017	2018
April	622	425
May	1,470	1,222
June	2,105	1,883
July	3,073	2,784
August	4,045	3,764
September	4,958	4,605
October	5,772	
November	6,708	
December	7,407	
January	8,074	
February	8,820	
March	9,953	
April	10,528	
May	10,536	
June	10,540	

QUALITY

	Quantity	Base Number	Contract	AT	Region	England
% of FP17s for the same patient ID Re-attending within 3 months - Children	73	921	7.9%	9.8%	11.2%	11.9%
% of FP17s for the same patient ID Re-attending within 3 months - Adults	289	1,622	17.8%	15.2%	16.6%	15.9%
% of FP17s for the same patient ID Re-attending between 3 & 9 months - Children	425	921	46.1%	47.7%	47.0%	58.1%
% of FP17s for the same patient ID Re-attending between 3 & 9 months - Adults	751	1,622	46.3%	38.2%	38.2%	50.6%
% of FP17s for Band 1 Urgent Courses	174	2,049	8.5%	10.0%	10.6%	9.1%
% of FP17s Relating to Free Repair or Replacements	3	2,049	0.1%	0.6%	0.6%	0.8%
% of FP17s Relating to Continuations	36	2,049	1.8%	0.9%	0.8%	1.1%
% of Patients satisfied with the dentistry they have received	3	3	N/A	89.8%	89.2%	91.4%
% of Patients satisfied with the time they had to wait for an appointment	3	3	N/A	86.1%	83.4%	87.7%

* This is based on patients treated on this contract for their most recent course of treatment. Figures in italics indicate the base number of FP17s or Patient Questionnaire responses are less than 100. N/A is shown where the base number of responses is less than 10 during the period. % is calculated as Quantity/Base number*100

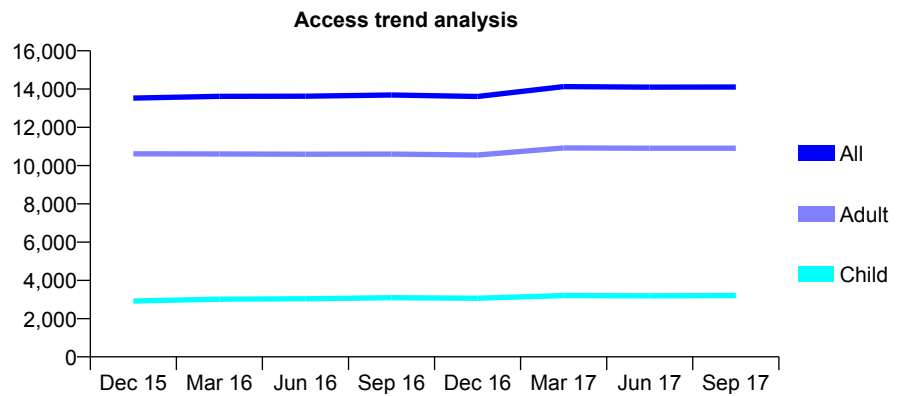
Q63 - Vital Signs At a Glance Contract Report for 114340/0001 - September 2017

Name or company name	Maxident Clinic Ltd.
Contract type name	GDS Contract
Purpose of contract	General
Contract start date	01/06/2012
Contract end date	

17/18 Contracted general activity (UDA)	41,609
Carry forward general activity (UDA)	-519
17/18 Contracted orthodontic activity (UOA)	0
Carry forward orthodontic activity (UOA)	0
Baseline contract value	£1,062,910.65

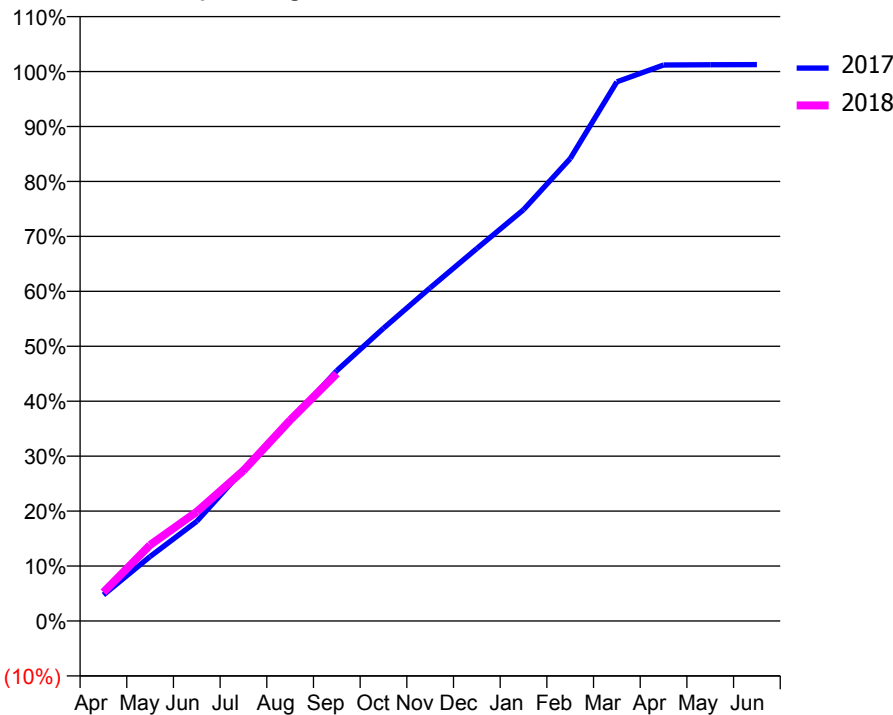
ACCESS*

Patients seen in 24 months	Total	Change since previous quarter
Quarter ending September 2016	13,692	
Quarter ending December 2016	13,613	→
Quarter ending March 2017	14,127	↑
Quarter ending June 2017	14,100	→
Quarter ending September 2017	14,109	→
Variance since September 2016	3.0%	↑



ACTIVITY

Cumulative percentage of contracted UDA delivered 2017 & 2018



Month	Adjusted Scheduled Activity (UDA)	
	2017	2018
April	1,976	2,173
May	4,884	5,763
June	7,545	8,273
July	11,467	11,394
August	15,115	15,211
September	18,955	18,730
October	22,171	
November	25,228	
December	28,204	
January	31,144	
February	35,010	
March	40,830	
April	42,097	
May	42,119	
June	42,128	

QUALITY

	Quantity	Base Number	Contract	AT	Region	England
% of FP17s for the same patient ID Re-attending within 3 months - Children	100	2,026	4.9%	9.8%	11.2%	11.9%
% of FP17s for the same patient ID Re-attending within 3 months - Adults	429	5,436	7.9%	15.2%	16.6%	15.9%
% of FP17s for the same patient ID Re-attending between 3 & 9 months - Children	1,092	2,026	53.9%	47.7%	47.0%	58.1%
% of FP17s for the same patient ID Re-attending between 3 & 9 months - Adults	2,502	5,436	46.0%	38.2%	38.2%	50.6%
% of FP17s for Band 1 Urgent Courses	377	6,958	5.4%	10.0%	10.6%	9.1%
% of FP17s Relating to Free Repair or Replacements	27	6,958	0.4%	0.6%	0.6%	0.8%
% of FP17s Relating to Continuations	26	6,958	0.4%	0.9%	0.8%	1.1%
% of Patients satisfied with the dentistry they have received	10	11	90.9%	89.8%	89.2%	91.4%
% of Patients satisfied with the time they had to wait for an appointment	10	11	90.9%	86.1%	83.4%	87.7%

* This is based on patients treated on this contract for their most recent course of treatment. Figures in italics indicate the base number of FP17s or Patient Questionnaire responses are less than 100. N/A is shown where the base number of responses is less than 10 during the period. % is calculated as Quantity/Base number*100

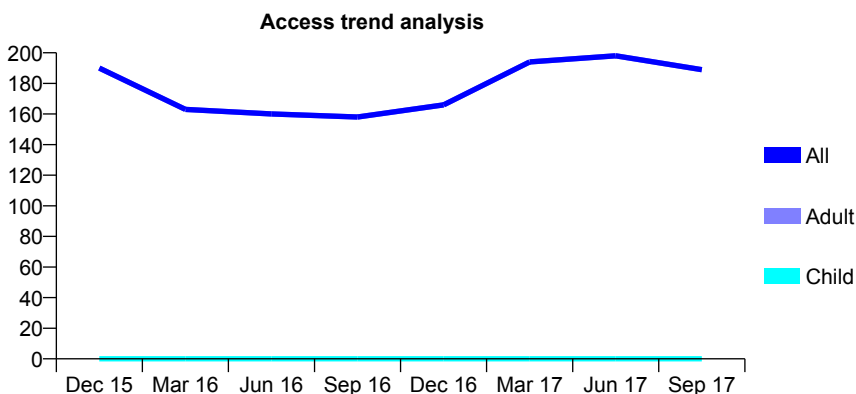
Q63 - Vital Signs At a Glance Contract Report for 114340/0002 - September 2017

Name or company name	Maxident Clinic Ltd.
Contract type name	PDS Contract
Purpose of contract	General
Contract start date	01/09/2012
Contract end date	31/03/2018

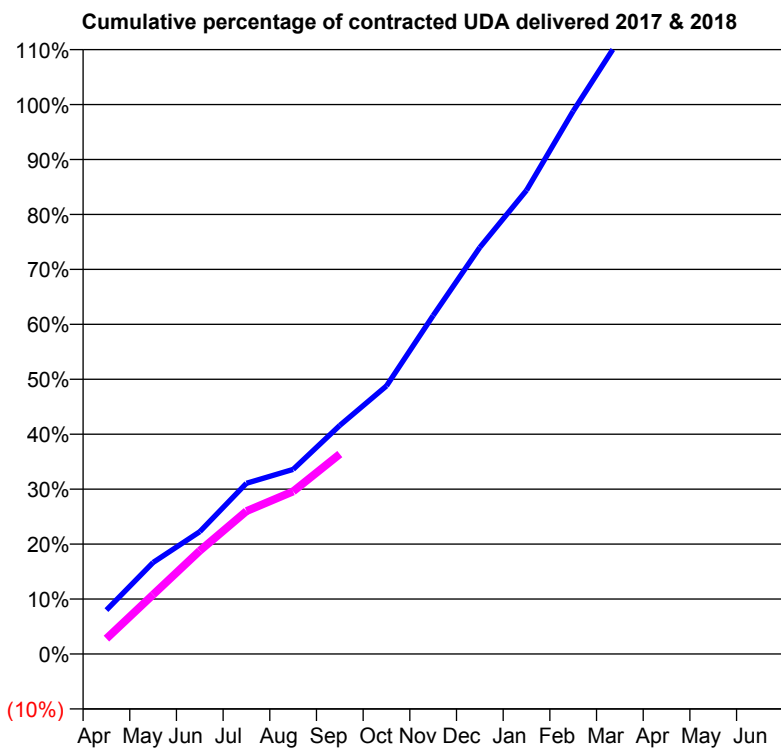
17/18 Contracted general activity (UDA)	750
Carry forward general activity (UDA)	0
17/18 Contracted orthodontic activity (UOA)	0
Carry forward orthodontic activity (UOA)	0
Baseline contract value	£39,322.00

ACCESS*

Patients seen in 24 months	Total	Change since previous quarter
Quarter ending September 2016	158	
Quarter ending December 2016	166	↑
Quarter ending March 2017	194	↑
Quarter ending June 2017	198	↑
Quarter ending September 2017	189	↓
Variance since September 2016	19.6%	↑



ACTIVITY



Month	Adjusted Scheduled Activity (UDA)	
	2017	2018
April	60	21
May	125	81
June	167	141
July	233	195
August	252	222
September	312	273
October	366	
November	462	
December	555	
January	633	
February	741	
March	840	
April	864	
May	864	
June	864	

QUALITY

	Quantity	Base Number	Contract	AT	Region	England
% of FP17s for the same patient ID Re-attending within 3 months - Children	0	0	N/A	9.8%	11.2%	11.9%
% of FP17s for the same patient ID Re-attending within 3 months - Adults	0	84	0.0%	15.2%	16.6%	15.9%
% of FP17s for the same patient ID Re-attending between 3 & 9 months - Children	0	0	N/A	47.7%	47.0%	58.1%
% of FP17s for the same patient ID Re-attending between 3 & 9 months - Adults	1	84	1.2%	38.2%	38.2%	50.6%
% of FP17s for Band 1 Urgent Courses	0	79	0.0%	10.0%	10.6%	9.1%
% of FP17s Relating to Free Repair or Replacements	0	79	0.0%	0.6%	0.6%	0.8%
% of FP17s Relating to Continuations	0	79	0.0%	0.9%	0.8%	1.1%
% of Patients satisfied with the dentistry they have received	1	1	N/A	89.8%	89.2%	91.4%
% of Patients satisfied with the time they had to wait for an appointment	1	1	N/A	86.1%	83.4%	87.7%

* This is based on patients treated on this contract for their most recent course of treatment. Figures in italics indicate the base number of FP17s or Patient Questionnaire responses are less than 100. N/A is shown where the base number of responses is less than 10 during the period. % is calculated as Quantity/Base number*100

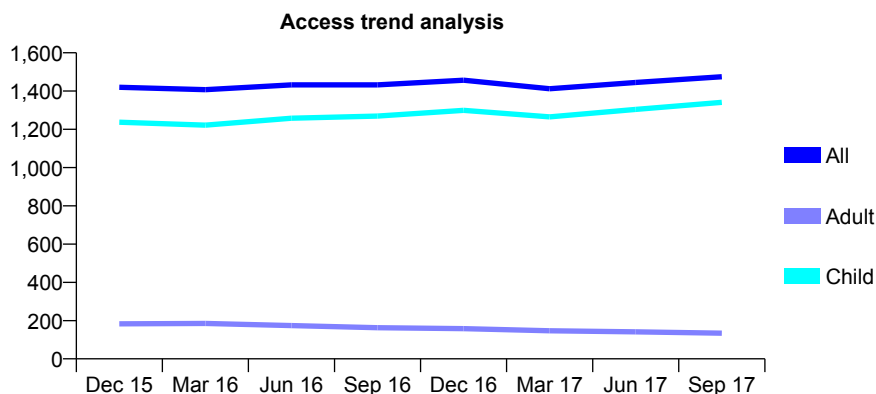
Q63 - Vital Signs At a Glance Contract Report for 114359/0001 - September 2017

Name or company name	Tradex Services Limited
Contract type name	GDS Contract
Purpose of contract	General
Contract start date	01/04/2009
Contract end date	

17/18 Contracted general activity (UDA)	2,400
Carry forward general activity (UDA)	-48
17/18 Contracted orthodontic activity (UOA)	0
Carry forward orthodontic activity (UOA)	0
Baseline contract value	£51,401.80

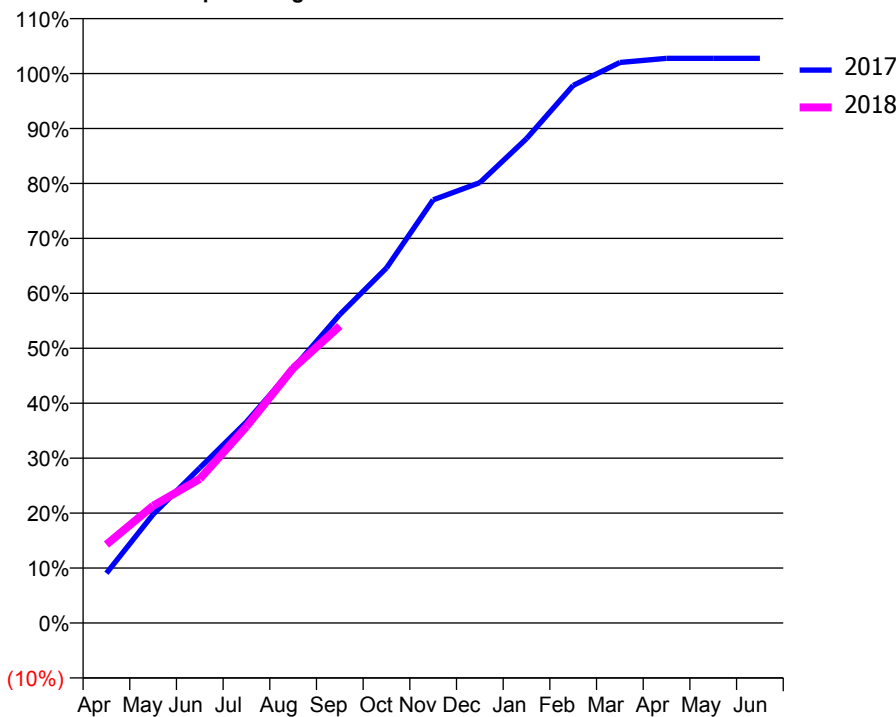
ACCESS*

Patients seen in 24 months	Total	Change since previous quarter
Quarter ending September 2016	1,432	
Quarter ending December 2016	1,457	→
Quarter ending March 2017	1,412	↓
Quarter ending June 2017	1,445	↑
Quarter ending September 2017	1,475	↑
Variance since September 2016	3.0%	↑



ACTIVITY

Cumulative percentage of contracted UDA delivered 2017 & 2018



Month	Adjusted Scheduled Activity (UDA)	
	2017	2018
April	218	343
May	474	512
June	677	629
July	879	858
August	1,113	1,112
September	1,347	1,298
October	1,551	
November	1,848	
December	1,923	
January	2,116	
February	2,348	
March	2,448	
April	2,466	
May	2,466	
June	2,466	

QUALITY

	Quantity	Base Number	Contract	AT	Region	England
% of FP17s for the same patient ID Re-attending within 3 months - Children	50	873	5.7%	9.8%	11.2%	11.9%
% of FP17s for the same patient ID Re-attending within 3 months - Adults	0	22	0.0%	15.2%	16.6%	15.9%
% of FP17s for the same patient ID Re-attending between 3 & 9 months - Children	386	873	44.2%	47.7%	47.0%	58.1%
% of FP17s for the same patient ID Re-attending between 3 & 9 months - Adults	8	22	36.4%	38.2%	38.2%	50.6%
% of FP17s for Band 1 Urgent Courses	8	883	0.9%	10.0%	10.6%	9.1%
% of FP17s Relating to Free Repair or Replacements	0	883	0.0%	0.6%	0.6%	0.8%
% of FP17s Relating to Continuations	0	883	0.0%	0.9%	0.8%	1.1%
% of Patients satisfied with the dentistry they have received	0	0	N/A	89.8%	89.2%	91.4%
% of Patients satisfied with the time they had to wait for an appointment	0	0	N/A	86.1%	83.4%	87.7%

* This is based on patients treated on this contract for their most recent course of treatment. Figures in italics indicate the base number of FP17s or Patient Questionnaire responses are less than 100. N/A is shown where the base number of responses is less than 10 during the period. % is calculated as Quantity/Base number*100

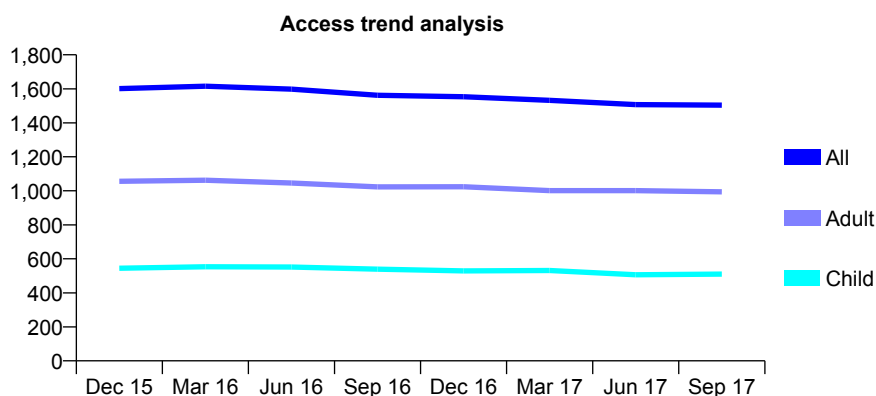
Q63 - Vital Signs At a Glance Contract Report for 114499/0001 - September 2017

Name or company name	Bywood Dental Practice
Contract type name	GDS Contract
Purpose of contract	General
Contract start date	03/08/2009
Contract end date	

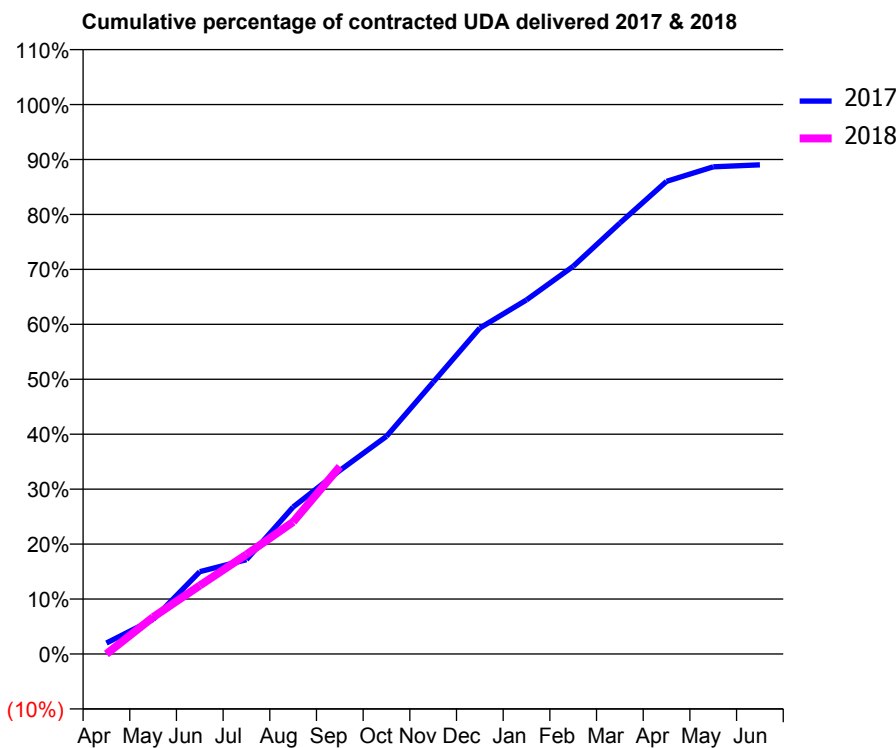
17/18 Contracted general activity (UDA)	5,716
Carry forward general activity (UDA)	0
17/18 Contracted orthodontic activity (UOA)	0
Carry forward orthodontic activity (UOA)	0
Baseline contract value	£162,784.94

ACCESS*

Patients seen in 24 months	Total	Change since previous quarter
Quarter ending September 2016	1,562	
Quarter ending December 2016	1,553	→
Quarter ending March 2017	1,532	↓
Quarter ending June 2017	1,507	↓
Quarter ending September 2017	1,504	→
Variance since September 2016	(3.7%)	↓



ACTIVITY



Month	Adjusted Scheduled Activity (UDA)	
	2017	2018
April	114	0
May	360	384
June	857	712
July	982	1,035
August	1,529	1,374
September	1,909	1,950
October	2,264	
November	2,827	
December	3,391	
January	3,683	
February	4,033	
March	4,482	
April	4,916	
May	5,068	
June	5,088	

QUALITY

	Quantity	Base Number	Contract	AT	Region	England
% of FP17s for the same patient ID Re-attending within 3 months - Children	33	404	8.2%	9.8%	11.2%	11.9%
% of FP17s for the same patient ID Re-attending within 3 months - Adults	122	714	17.1%	15.2%	16.6%	15.9%
% of FP17s for the same patient ID Re-attending between 3 & 9 months - Children	248	404	61.4%	47.7%	47.0%	58.1%
% of FP17s for the same patient ID Re-attending between 3 & 9 months - Adults	362	714	50.7%	38.2%	38.2%	50.6%
% of FP17s for Band 1 Urgent Courses	112	879	12.7%	10.0%	10.6%	9.1%
% of FP17s Relating to Free Repair or Replacements	8	879	0.9%	0.6%	0.6%	0.8%
% of FP17s Relating to Continuations	1	879	0.1%	0.9%	0.8%	1.1%
% of Patients satisfied with the dentistry they have received	2	2	N/A	89.8%	89.2%	91.4%
% of Patients satisfied with the time they had to wait for an appointment	1	2	N/A	86.1%	83.4%	87.7%

* This is based on patients treated on this contract for their most recent course of treatment. Figures in italics indicate the base number of FP17s or Patient Questionnaire responses are less than 100. N/A is shown where the base number of responses is less than 10 during the period. % is calculated as Quantity/Base number*100

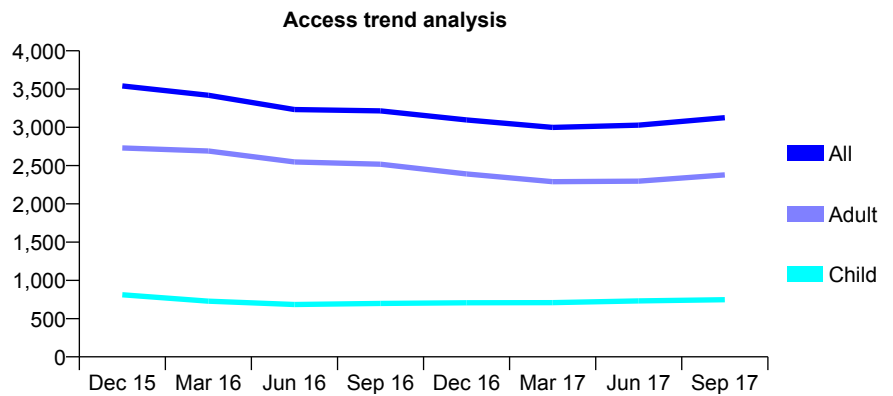
Q63 - Vital Signs At a Glance Contract Report for 115428/0001 - September 2017

Name or company name	Norwood dental care
Contract type name	GDS Contract
Purpose of contract	General
Contract start date	01/11/2013
Contract end date	

17/18 Contracted general activity (UDA)	10,504
Carry forward general activity (UDA)	-210
17/18 Contracted orthodontic activity (UOA)	0
Carry forward orthodontic activity (UOA)	0
Baseline contract value	£354,046.98

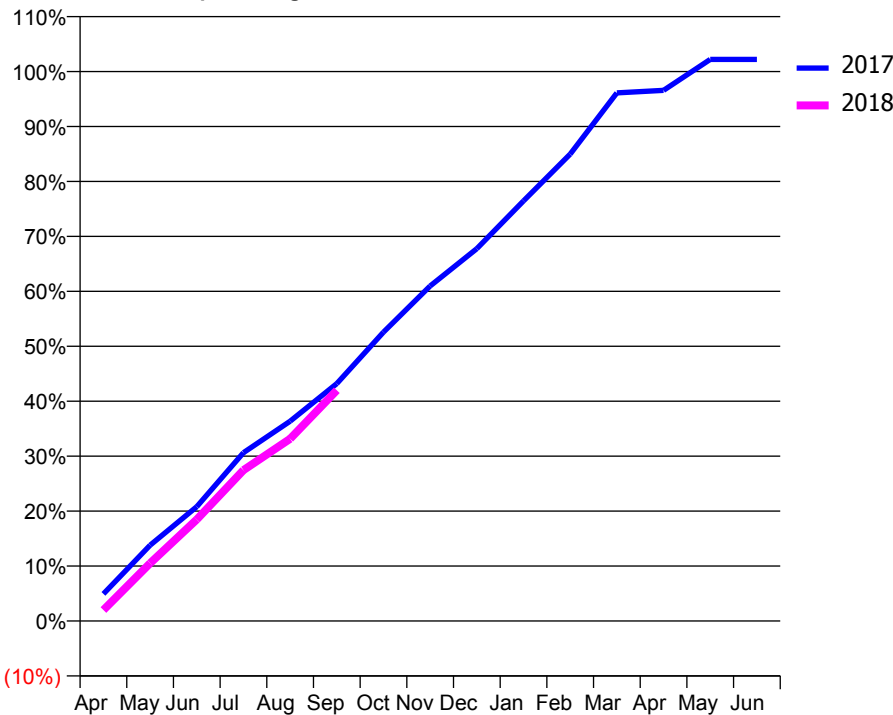
ACCESS*

Patients seen in 24 months	Total	Change since previous quarter
Quarter ending September 2016	3,215	
Quarter ending December 2016	3,096	↓
Quarter ending March 2017	2,999	↓
Quarter ending June 2017	3,028	→
Quarter ending September 2017	3,126	↑
Variance since September 2016	(2.8%)	↓



ACTIVITY

Cumulative percentage of contracted UDA delivered 2017 & 2018



Month	Adjusted Scheduled Activity (UDA)	
	2017	2018
April	519	210
May	1,449	1,104
June	2,186	1,941
July	3,217	2,884
August	3,820	3,483
September	4,539	4,411
October	5,523	
November	6,404	
December	7,118	
January	8,029	
February	8,926	
March	10,095	
April	10,143	
May	10,736	
June	10,735	

QUALITY

	Quantity	Base Number	Contract	AT	Region	England
% of FP17s for the same patient ID Re-attending within 3 months - Children	28	425	6.6%	9.8%	11.2%	11.9%
% of FP17s for the same patient ID Re-attending within 3 months - Adults	158	1,095	14.4%	15.2%	16.6%	15.9%
% of FP17s for the same patient ID Re-attending between 3 & 9 months - Children	163	425	38.4%	47.7%	47.0%	58.1%
% of FP17s for the same patient ID Re-attending between 3 & 9 months - Adults	313	1,095	28.6%	38.2%	38.2%	50.6%
% of FP17s for Band 1 Urgent Courses	174	1,362	12.8%	10.0%	10.6%	9.1%
% of FP17s Relating to Free Repair or Replacements	0	1,362	0.0%	0.6%	0.6%	0.8%
% of FP17s Relating to Continuations	5	1,362	0.4%	0.9%	0.8%	1.1%
% of Patients satisfied with the dentistry they have received	4	5	N/A	89.8%	89.2%	91.4%
% of Patients satisfied with the time they had to wait for an appointment	5	5	N/A	86.1%	83.4%	87.7%

* This is based on patients treated on this contract for their most recent course of treatment. Figures in italics indicate the base number of FP17s or Patient Questionnaire responses are less than 100. N/A is shown where the base number of responses is less than 10 during the period. % is calculated as Quantity/Base number*100

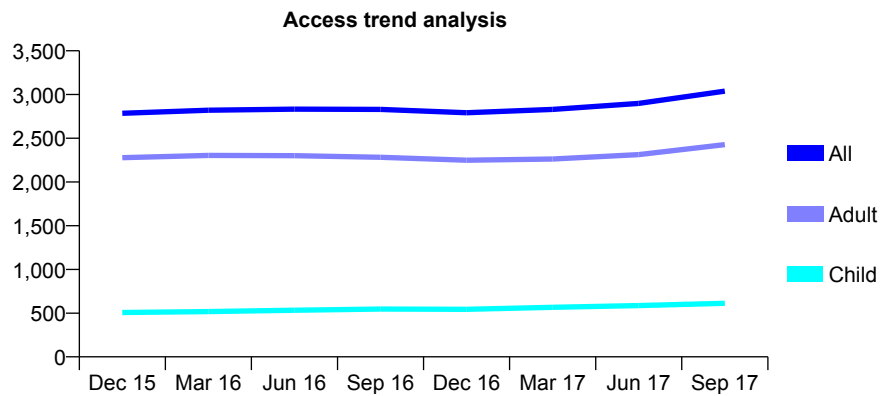
Q63 - Vital Signs At a Glance Contract Report for 115630/0001 - September 2017

Name or company name	Birwood Dental Care Ltd
Contract type name	GDS Contract
Purpose of contract	General
Contract start date	01/08/2011
Contract end date	

17/18 Contracted general activity (UDA)	9,347
Carry forward general activity (UDA)	161
17/18 Contracted orthodontic activity (UOA)	0
Carry forward orthodontic activity (UOA)	0
Baseline contract value	£212,253.83

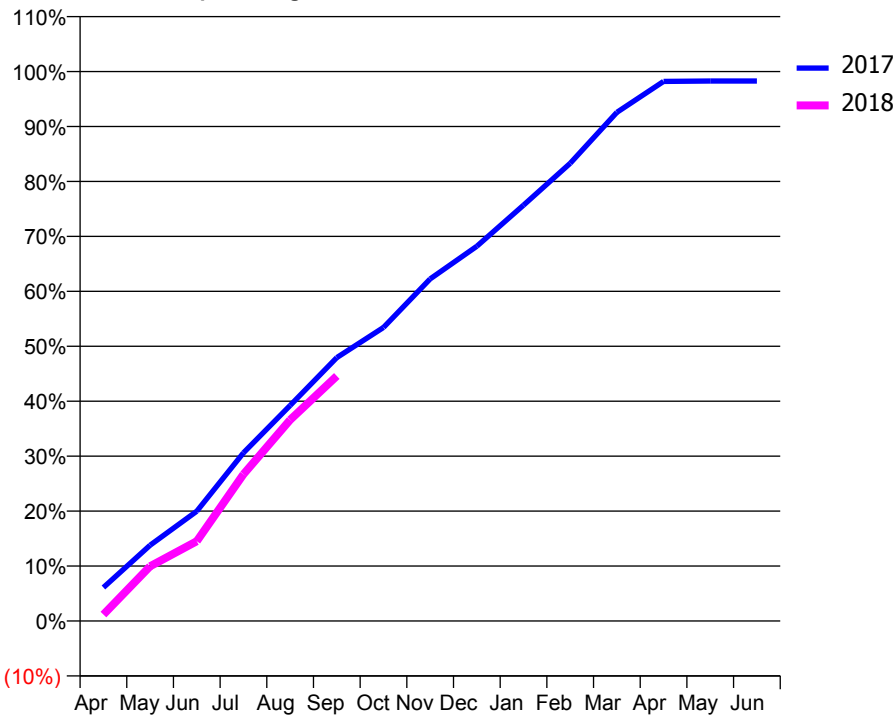
ACCESS*

Patients seen in 24 months	Total	Change since previous quarter
Quarter ending September 2016	2,830	
Quarter ending December 2016	2,792	↓
Quarter ending March 2017	2,829	→
Quarter ending June 2017	2,899	↑
Quarter ending September 2017	3,039	↑
Variance since September 2016	7.4%	↑



ACTIVITY

Cumulative percentage of contracted UDA delivered 2017 & 2018



Month	Adjusted Scheduled Activity (UDA)	
	2017	2018
April	571	110
May	1,288	932
June	1,869	1,358
July	2,861	2,495
August	3,666	3,422
September	4,480	4,168
October	4,994	
November	5,819	
December	6,375	
January	7,072	
February	7,785	
March	8,653	
April	9,178	
May	9,185	
June	9,186	

QUALITY

	Quantity	Base Number	Contract	AT	Region	England
% of FP17s for the same patient ID Re-attending within 3 months - Children	41	499	8.2%	9.8%	11.2%	11.9%
% of FP17s for the same patient ID Re-attending within 3 months - Adults	322	1,806	17.8%	15.2%	16.6%	15.9%
% of FP17s for the same patient ID Re-attending between 3 & 9 months - Children	292	499	58.5%	47.7%	47.0%	58.1%
% of FP17s for the same patient ID Re-attending between 3 & 9 months - Adults	660	1,806	36.5%	38.2%	38.2%	50.6%
% of FP17s for Band 1 Urgent Courses	96	2,083	4.6%	10.0%	10.6%	9.1%
% of FP17s Relating to Free Repair or Replacements	61	2,083	2.9%	0.6%	0.6%	0.8%
% of FP17s Relating to Continuations	125	2,083	6.0%	0.9%	0.8%	1.1%
% of Patients satisfied with the dentistry they have received	4	4	N/A	89.8%	89.2%	91.4%
% of Patients satisfied with the time they had to wait for an appointment	4	4	N/A	86.1%	83.4%	87.7%

* This is based on patients treated on this contract for their most recent course of treatment. Figures in italics indicate the base number of FP17s or Patient Questionnaire responses are less than 100. N/A is shown where the base number of responses is less than 10 during the period. % is calculated as Quantity/Base number*100

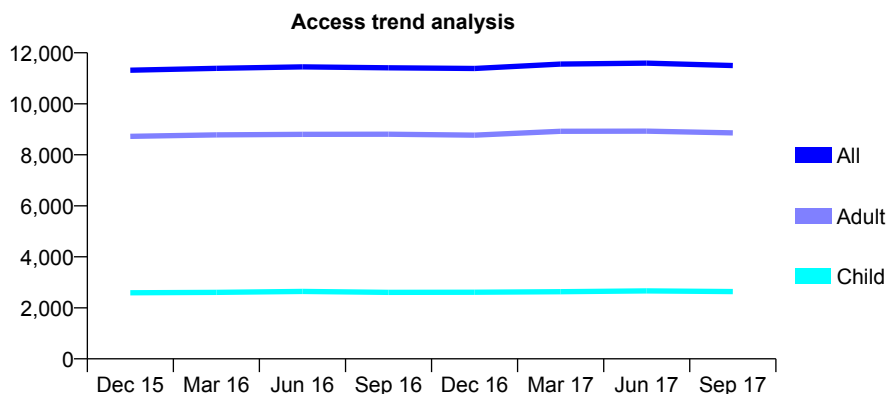
Q63 - Vital Signs At a Glance Contract Report for 115681/0001 - September 2017

Name or company name	Bateman, Knight & McConnell
Contract type name	GDS Contract
Purpose of contract	General
Contract start date	01/04/2008
Contract end date	

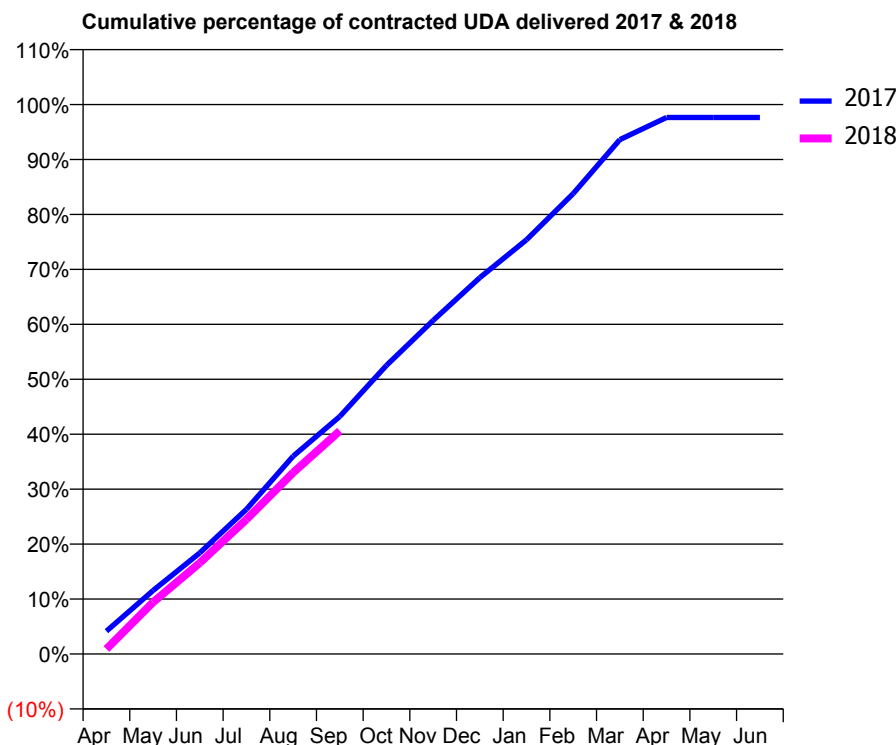
17/18 Contracted general activity (UDA)	34,610
Carry forward general activity (UDA)	818
17/18 Contracted orthodontic activity (UOA)	0
Carry forward orthodontic activity (UOA)	0
Baseline contract value	£897,848.76

ACCESS*

Patients seen in 24 months	Total	Change since previous quarter
Quarter ending September 2016	11,414	
Quarter ending December 2016	11,384	→
Quarter ending March 2017	11,556	→
Quarter ending June 2017	11,593	→
Quarter ending September 2017	11,500	→
Variance since September 2016	0.8%	→



ACTIVITY



Month	Adjusted Scheduled Activity (UDA)	
	2017	2018
April	1,444	313
May	4,004	3,266
June	6,367	5,738
July	9,115	8,476
August	12,460	11,424
September	14,962	14,057
October	18,175	
November	21,012	
December	23,706	
January	26,090	
February	28,997	
March	32,395	
April	33,792	
May	33,792	
June	33,792	

QUALITY

	Quantity	Base Number	Contract	AT	Region	England
% of FP17s for the same patient ID Re-attending within 3 months - Children	108	1,649	6.5%	9.8%	11.2%	11.9%
% of FP17s for the same patient ID Re-attending within 3 months - Adults	879	4,769	18.4%	15.2%	16.6%	15.9%
% of FP17s for the same patient ID Re-attending between 3 & 9 months - Children	600	1,649	36.4%	47.7%	47.0%	58.1%
% of FP17s for the same patient ID Re-attending between 3 & 9 months - Adults	1,515	4,769	31.8%	38.2%	38.2%	50.6%
% of FP17s for Band 1 Urgent Courses	690	5,941	11.6%	10.0%	10.6%	9.1%
% of FP17s Relating to Free Repair or Replacements	102	5,941	1.7%	0.6%	0.6%	0.8%
% of FP17s Relating to Continuations	170	5,941	2.9%	0.9%	0.8%	1.1%
% of Patients satisfied with the dentistry they have received	8	9	N/A	89.8%	89.2%	91.4%
% of Patients satisfied with the time they had to wait for an appointment	7	9	N/A	86.1%	83.4%	87.7%

* This is based on patients treated on this contract for their most recent course of treatment. Figures in italics indicate the base number of FP17s or Patient Questionnaire responses are less than 100. N/A is shown where the base number of responses is less than 10 during the period. % is calculated as Quantity/Base number*100

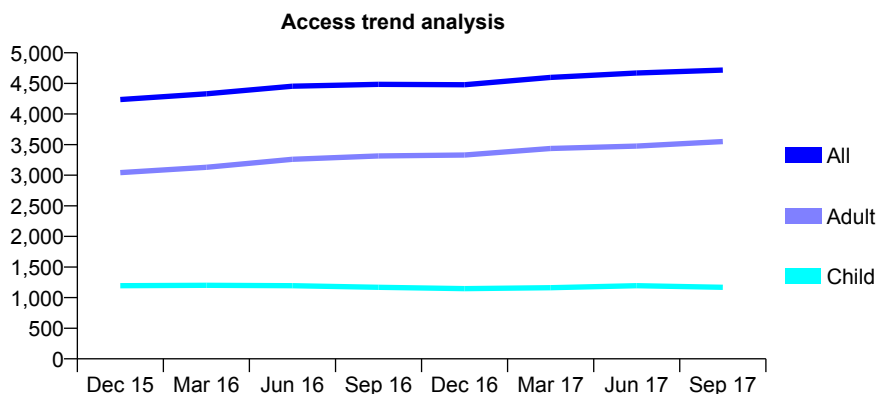
Q63 - Vital Signs At a Glance Contract Report for 116890/0001 - September 2017

Name or company name	Mr P S Photay and Miss S R Photay
Contract type name	PDS Contract
Purpose of contract	General
Contract start date	01/12/2007
Contract end date	31/03/2018

17/18 Contracted general activity (UDA)	17,510
Carry forward general activity (UDA)	-350
17/18 Contracted orthodontic activity (UOA)	0
Carry forward orthodontic activity (UOA)	0
Baseline contract value	£515,184.59

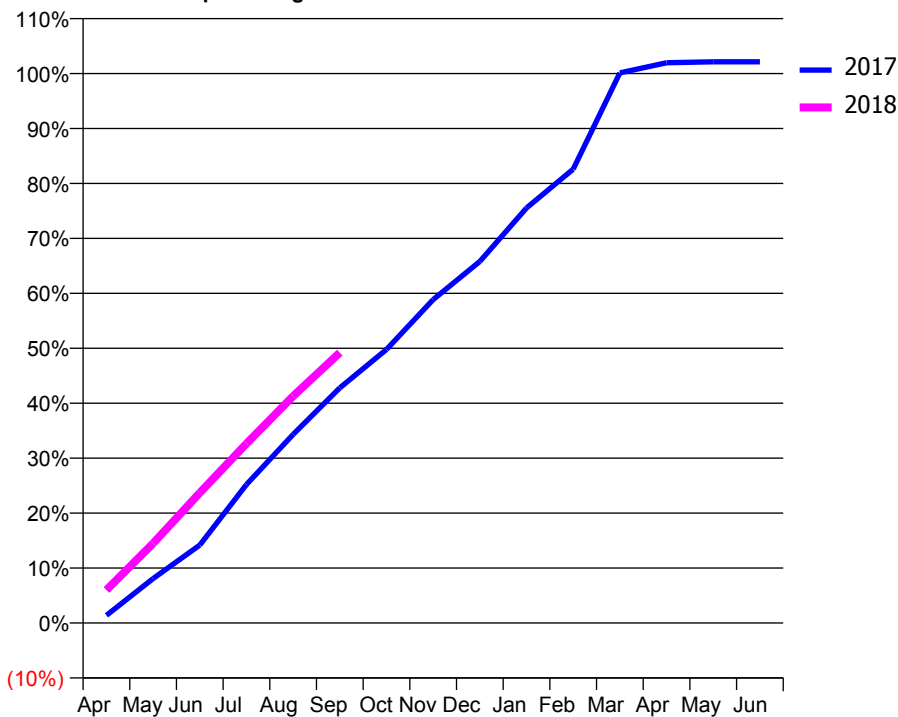
ACCESS*

Patients seen in 24 months	Total	Change since previous quarter
Quarter ending September 2016	4,484	
Quarter ending December 2016	4,479	→
Quarter ending March 2017	4,599	↑
Quarter ending June 2017	4,670	→
Quarter ending September 2017	4,718	→
Variance since September 2016	5.2%	↑



ACTIVITY

Cumulative percentage of contracted UDA delivered 2017 & 2018



Month	Adjusted Scheduled Activity (UDA)	
	2017	2018
April	243	1,051
May	1,416	2,538
June	2,485	4,151
July	4,414	5,719
August	6,011	7,228
September	7,495	8,617
October	8,718	
November	10,306	
December	11,521	
January	13,227	
February	14,463	
March	17,530	
April	17,851	
May	17,881	
June	17,884	

QUALITY

	Quantity	Base Number	Contract	AT	Region	England
% of FP17s for the same patient ID Re-attending within 3 months - Children	45	630	7.1%	9.8%	11.2%	11.9%
% of FP17s for the same patient ID Re-attending within 3 months - Adults	251	1,713	14.7%	15.2%	16.6%	15.9%
% of FP17s for the same patient ID Re-attending between 3 & 9 months - Children	228	630	36.2%	47.7%	47.0%	58.1%
% of FP17s for the same patient ID Re-attending between 3 & 9 months - Adults	449	1,713	26.2%	38.2%	38.2%	50.6%
% of FP17s for Band 1 Urgent Courses	178	2,215	8.0%	10.0%	10.6%	9.1%
% of FP17s Relating to Free Repair or Replacements	0	2,215	0.0%	0.6%	0.6%	0.8%
% of FP17s Relating to Continuations	24	2,215	1.1%	0.9%	0.8%	1.1%
% of Patients satisfied with the dentistry they have received	5	6	N/A	89.8%	89.2%	91.4%
% of Patients satisfied with the time they had to wait for an appointment	6	6	N/A	86.1%	83.4%	87.7%

* This is based on patients treated on this contract for their most recent course of treatment. Figures in italics indicate the base number of FP17s or Patient Questionnaire responses are less than 100. N/A is shown where the base number of responses is less than 10 during the period. % is calculated as Quantity/Base number*100

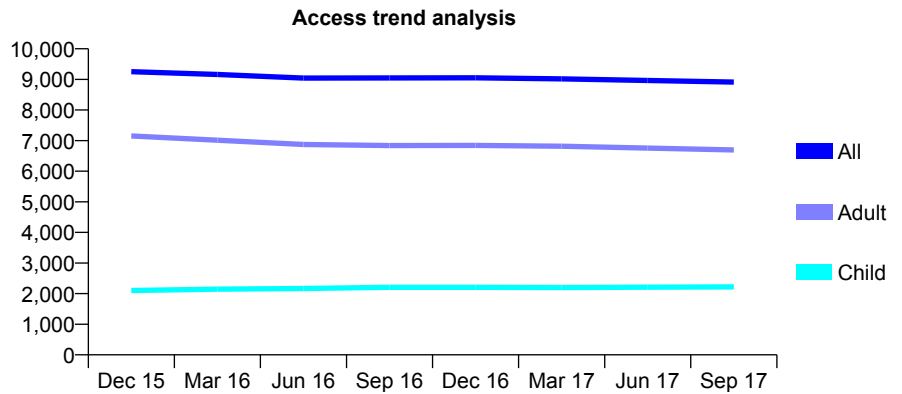
Q63 - Vital Signs At a Glance Contract Report for 117048/0001 - September 2017

Name or company name	Dental Care Centre Ltd
Contract type name	GDS Contract
Purpose of contract	General
Contract start date	01/09/2009
Contract end date	

17/18 Contracted general activity (UDA)	33,034
Carry forward general activity (UDA)	114
17/18 Contracted orthodontic activity (UOA)	0
Carry forward orthodontic activity (UOA)	0
Baseline contract value	£919,993.49

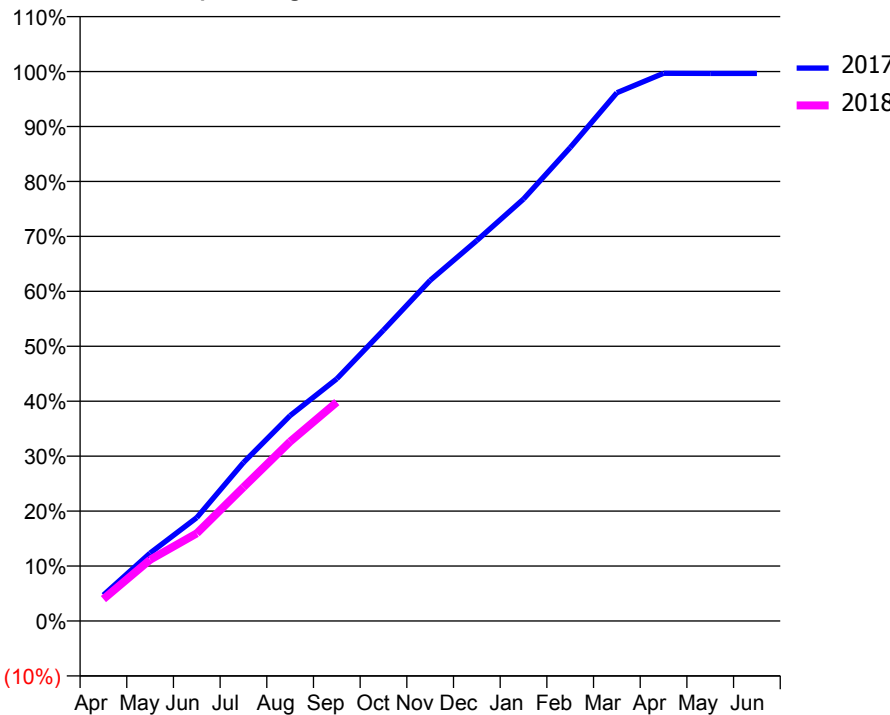
ACCESS*

Patients seen in 24 months	Total	Change since previous quarter
Quarter ending September 2016	9,047	
Quarter ending December 2016	9,051	→
Quarter ending March 2017	9,019	→
Quarter ending June 2017	8,966	→
Quarter ending September 2017	8,913	→
Variance since September 2016	(1.5%)	↓



ACTIVITY

Cumulative percentage of contracted UDA delivered 2017 & 2018



Month	Adjusted Scheduled Activity (UDA)	
	2017	2018
April	1,561	1,318
May	4,086	3,684
June	6,214	5,267
July	9,525	8,042
August	12,347	10,785
September	14,558	13,159
October	17,489	
November	20,474	
December	22,877	
January	25,369	
February	28,464	
March	31,758	
April	32,931	
May	32,920	
June	32,920	

QUALITY

	Quantity	Base Number	Contract	AT	Region	England
% of FP17s for the same patient ID Re-attending within 3 months - Children	114	1,531	7.4%	9.8%	11.2%	11.9%
% of FP17s for the same patient ID Re-attending within 3 months - Adults	593	3,972	14.9%	15.2%	16.6%	15.9%
% of FP17s for the same patient ID Re-attending between 3 & 9 months - Children	934	1,531	61.0%	47.7%	47.0%	58.1%
% of FP17s for the same patient ID Re-attending between 3 & 9 months - Adults	1,920	3,972	48.3%	38.2%	38.2%	50.6%
% of FP17s for Band 1 Urgent Courses	631	5,107	12.4%	10.0%	10.6%	9.1%
% of FP17s Relating to Free Repair or Replacements	78	5,107	1.5%	0.6%	0.6%	0.8%
% of FP17s Relating to Continuations	7	5,107	0.1%	0.9%	0.8%	1.1%
% of Patients satisfied with the dentistry they have received	7	9	N/A	89.8%	89.2%	91.4%
% of Patients satisfied with the time they had to wait for an appointment	6	9	N/A	86.1%	83.4%	87.7%

* This is based on patients treated on this contract for their most recent course of treatment. Figures in italics indicate the base number of FP17s or Patient Questionnaire responses are less than 100. N/A is shown where the base number of responses is less than 10 during the period. % is calculated as Quantity/Base number*100

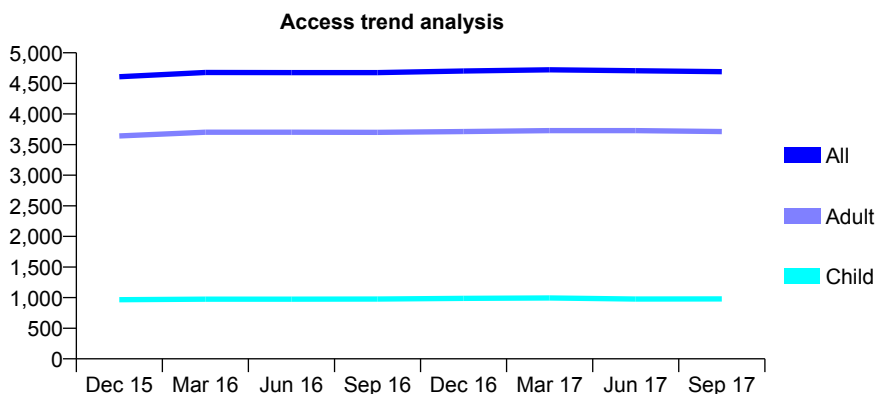
Q63 - Vital Signs At a Glance Contract Report for 117471/0001 - September 2017

Name or company name	Summerstown Dental Centre Limited
Contract type name	Pilot Contract
Purpose of contract	General and Orthodontic
Contract start date	01/06/2010
Contract end date	

17/18 Contracted general activity (UDA)	11,000
Carry forward general activity (UDA)	0
17/18 Contracted orthodontic activity (UOA)	240
Carry forward orthodontic activity (UOA)	0
Baseline contract value	£339,572.22

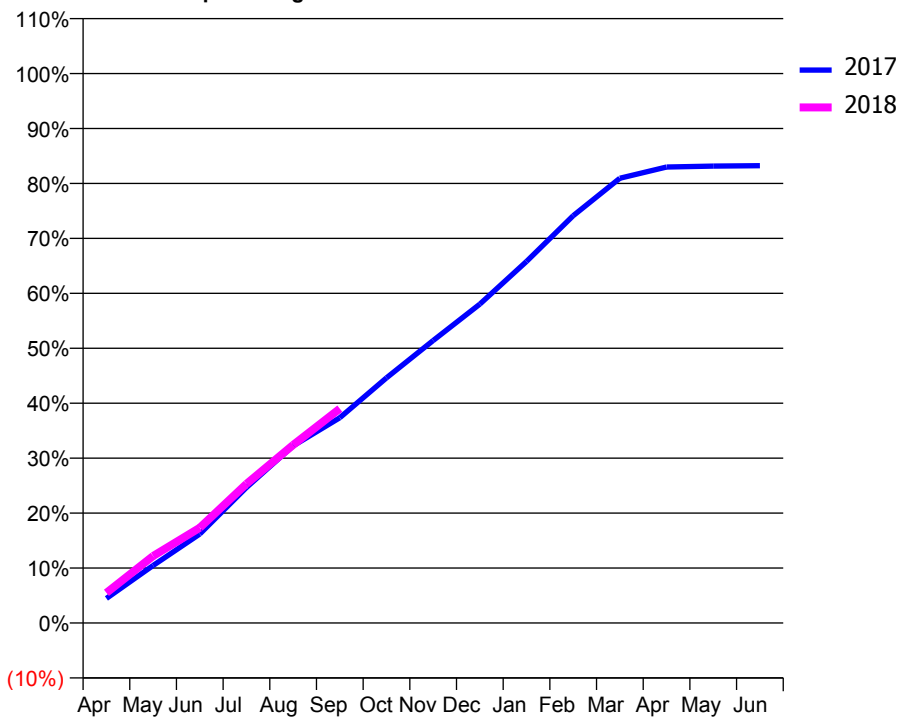
ACCESS*

Patients seen in 24 months	Total	Change since previous quarter
Quarter ending September 2016	4,677	
Quarter ending December 2016	4,703	→
Quarter ending March 2017	4,722	→
Quarter ending June 2017	4,707	→
Quarter ending September 2017	4,692	→
Variance since September 2016	0.3%	→



ACTIVITY

Cumulative percentage of contracted UDA delivered 2017 & 2018



Adjusted Scheduled Activity (UDA)

Month	2017	2018
April	493	605
May	1,151	1,342
June	1,782	1,907
July	2,714	2,784
August	3,547	3,566
September	4,109	4,291
October	4,907	
November	5,655	
December	6,383	
January	7,239	
February	8,153	
March	8,903	
April	9,127	
May	9,146	
June	9,155	

QUALITY

	Quantity	Base Number	Contract	AT	Region	England
% of FP17s for the same patient ID Re-attending within 3 months - Children	57	620	9.2%	9.8%	11.2%	11.9%
% of FP17s for the same patient ID Re-attending within 3 months - Adults	236	1,841	12.8%	15.2%	16.6%	15.9%
% of FP17s for the same patient ID Re-attending between 3 & 9 months - Children	265	620	42.7%	47.7%	47.0%	58.1%
% of FP17s for the same patient ID Re-attending between 3 & 9 months - Adults	496	1,841	26.9%	38.2%	38.2%	50.6%
% of FP17s for Band 1 Urgent Courses	242	1,981	12.2%	10.0%	10.6%	9.1%
% of FP17s Relating to Free Repair or Replacements	3	1,981	0.2%	0.6%	0.6%	0.8%
% of FP17s Relating to Continuations	10	1,981	0.5%	0.9%	0.8%	1.1%
% of Patients satisfied with the dentistry they have received	5	5	N/A	89.8%	89.2%	91.4%
% of Patients satisfied with the time they had to wait for an appointment	5	5	N/A	86.1%	83.4%	87.7%

* This is based on patients treated on this contract for their most recent course of treatment. Figures in italics indicate the base number of FP17s or Patient Questionnaire responses are less than 100. N/A is shown where the base number of responses is less than 10 during the period. % is calculated as Quantity/Base number*100

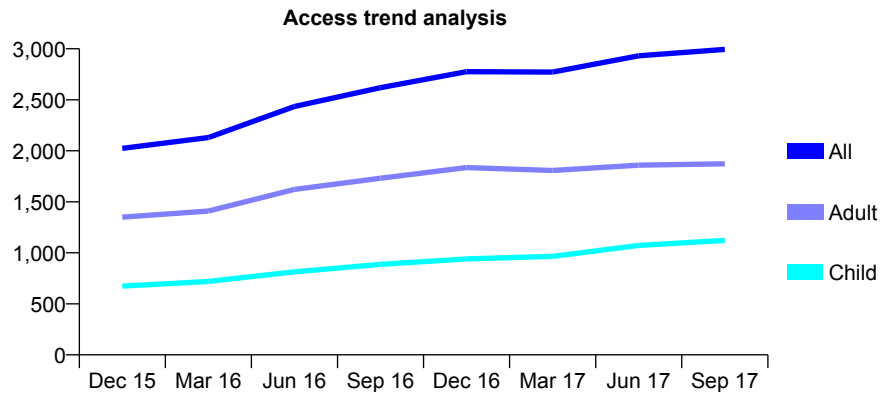
Q63 - Vital Signs At a Glance Contract Report for 117862/0001 - September 2017

Name or company name	L B Williams and K Patel
Contract type name	GDS Contract
Purpose of contract	General
Contract start date	01/09/2014
Contract end date	

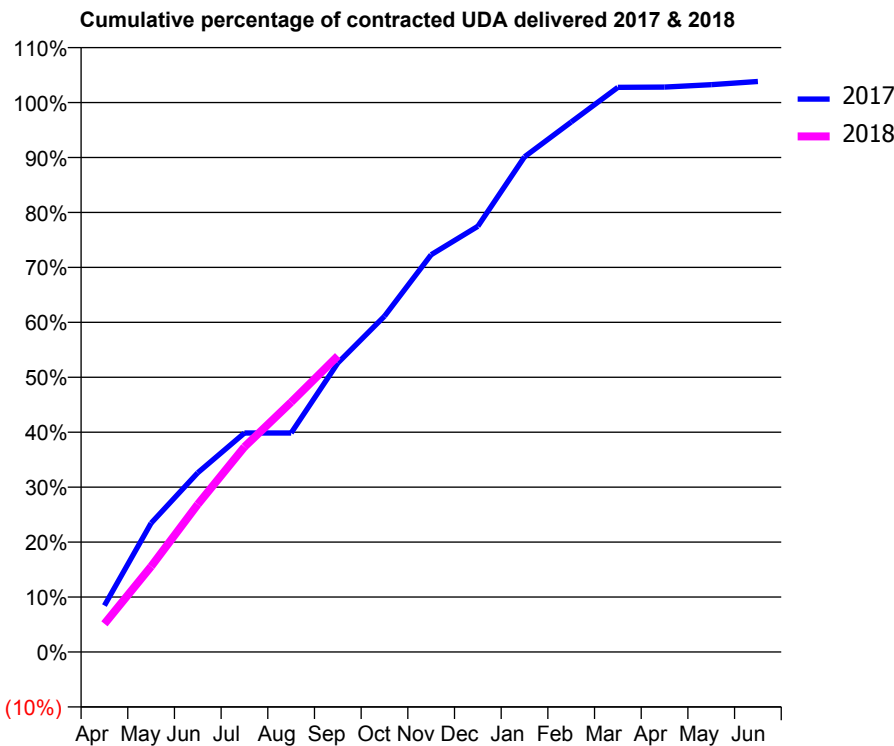
17/18 Contracted general activity (UDA)	5,979
Carry forward general activity (UDA)	-120
17/18 Contracted orthodontic activity (UOA)	0
Carry forward orthodontic activity (UOA)	0
Baseline contract value	£175,887.39

ACCESS*

Patients seen in 24 months	Total	Change since previous quarter
Quarter ending September 2016	2,619	
Quarter ending December 2016	2,776	↑
Quarter ending March 2017	2,772	→
Quarter ending June 2017	2,932	↑
Quarter ending September 2017	2,994	↑
Variance since September 2016	14.3%	↑



ACTIVITY



Month	Adjusted Scheduled Activity (UDA)	
	2017	2018
April	505	307
May	1,402	931
June	1,951	1,607
July	2,383	2,233
August	2,383	2,718
September	3,145	3,221
October	3,655	
November	4,324	
December	4,632	
January	5,388	
February	5,767	
March	6,144	
April	6,146	
May	6,173	
June	6,208	

QUALITY

	Quantity	Base Number	Contract	AT	Region	England
% of FP17s for the same patient ID Re-attending within 3 months - Children	51	691	7.4%	9.8%	11.2%	11.9%
% of FP17s for the same patient ID Re-attending within 3 months - Adults	83	869	9.6%	15.2%	16.6%	15.9%
% of FP17s for the same patient ID Re-attending between 3 & 9 months - Children	211	691	30.5%	47.7%	47.0%	58.1%
% of FP17s for the same patient ID Re-attending between 3 & 9 months - Adults	148	869	17.0%	38.2%	38.2%	50.6%
% of FP17s for Band 1 Urgent Courses	168	1,523	11.0%	10.0%	10.6%	9.1%
% of FP17s Relating to Free Repair or Replacements	0	1,523	0.0%	0.6%	0.6%	0.8%
% of FP17s Relating to Continuations	14	1,523	0.9%	0.9%	0.8%	1.1%
% of Patients satisfied with the dentistry they have received	3	4	N/A	89.8%	89.2%	91.4%
% of Patients satisfied with the time they had to wait for an appointment	3	4	N/A	86.1%	83.4%	87.7%

* This is based on patients treated on this contract for their most recent course of treatment. Figures in italics indicate the base number of FP17s or Patient Questionnaire responses are less than 100. N/A is shown where the base number of responses is less than 10 during the period. % is calculated as Quantity/Base number*100

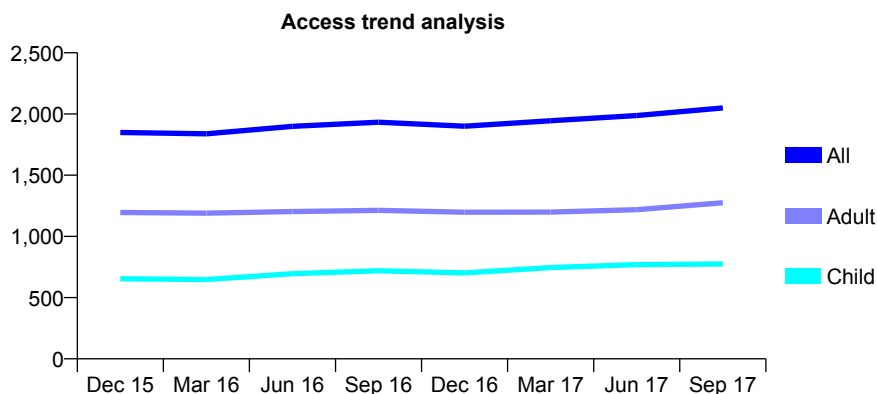
Q63 - Vital Signs At a Glance Contract Report for 118125/0001 - September 2017

Name or company name	Honor Oak Dental Care
Contract type name	GDS Contract
Purpose of contract	General
Contract start date	01/10/2013
Contract end date	

17/18 Contracted general activity (UDA)	6,372
Carry forward general activity (UDA)	0
17/18 Contracted orthodontic activity (UOA)	0
Carry forward orthodontic activity (UOA)	0
Baseline contract value	£239,834.95

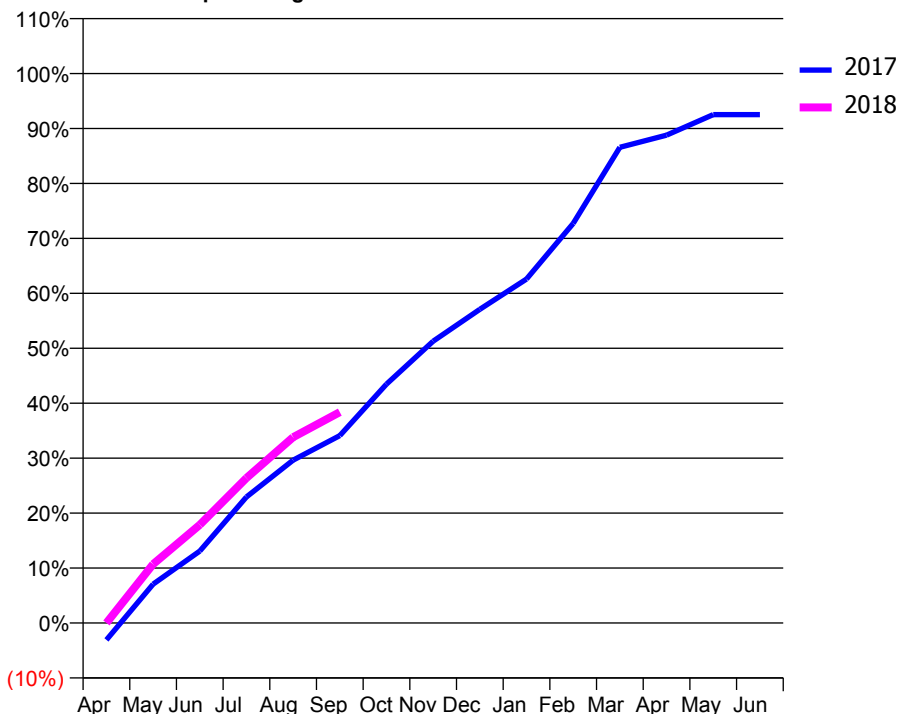
ACCESS*

Patients seen in 24 months	Total	Change since previous quarter
Quarter ending September 2016	1,933	
Quarter ending December 2016	1,900	↓
Quarter ending March 2017	1,945	↑
Quarter ending June 2017	1,988	↑
Quarter ending September 2017	2,050	↑
Variance since September 2016	6.1%	↑



ACTIVITY

Cumulative percentage of contracted UDA delivered 2017 & 2018



Month	Adjusted Scheduled Activity (UDA)	
	2017	2018
April	-198	0
May	451	683
June	835	1,140
July	1,462	1,681
August	1,889	2,155
September	2,173	2,445
October	2,770	
November	3,268	
December	3,638	
January	3,989	
February	4,633	
March	5,517	
April	5,657	
May	5,895	
June	5,895	

QUALITY

	Quantity	Base Number	Contract	AT	Region	England
% of FP17s for the same patient ID Re-attending within 3 months - Children	28	408	6.9%	9.8%	11.2%	11.9%
% of FP17s for the same patient ID Re-attending within 3 months - Adults	63	599	10.5%	15.2%	16.6%	15.9%
% of FP17s for the same patient ID Re-attending between 3 & 9 months - Children	190	408	46.6%	47.7%	47.0%	58.1%
% of FP17s for the same patient ID Re-attending between 3 & 9 months - Adults	196	599	32.7%	38.2%	38.2%	50.6%
% of FP17s for Band 1 Urgent Courses	79	910	8.7%	10.0%	10.6%	9.1%
% of FP17s Relating to Free Repair or Replacements	0	910	0.0%	0.6%	0.6%	0.8%
% of FP17s Relating to Continuations	14	910	1.5%	0.9%	0.8%	1.1%
% of Patients satisfied with the dentistry they have received	1	1	N/A	89.8%	89.2%	91.4%
% of Patients satisfied with the time they had to wait for an appointment	1	1	N/A	86.1%	83.4%	87.7%

* This is based on patients treated on this contract for their most recent course of treatment. Figures in italics indicate the base number of FP17s or Patient Questionnaire responses are less than 100. N/A is shown where the base number of responses is less than 10 during the period. % is calculated as Quantity/Base number*100

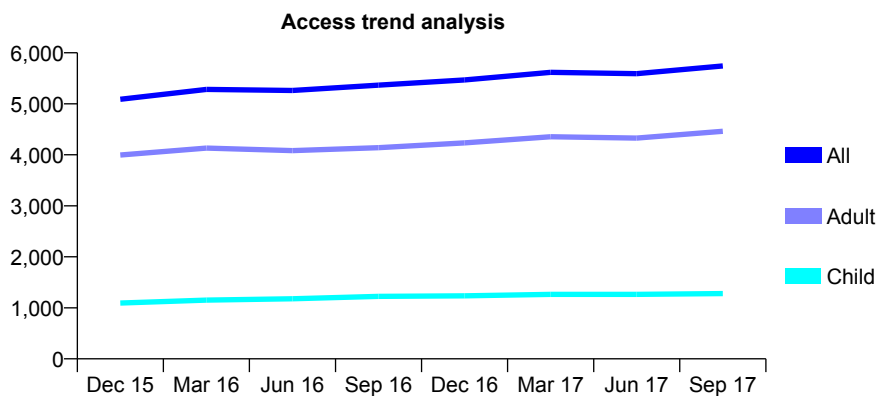
Q63 - Vital Signs At a Glance Contract Report for 118257/0001 - September 2017

Name or company name	Perfect Smile Surgery Ltd.
Contract type name	GDS Contract
Purpose of contract	General
Contract start date	01/07/2007
Contract end date	

17/18 Contracted general activity (UDA)	16,200
Carry forward general activity (UDA)	329
17/18 Contracted orthodontic activity (UOA)	0
Carry forward orthodontic activity (UOA)	0
Baseline contract value	£443,099.81

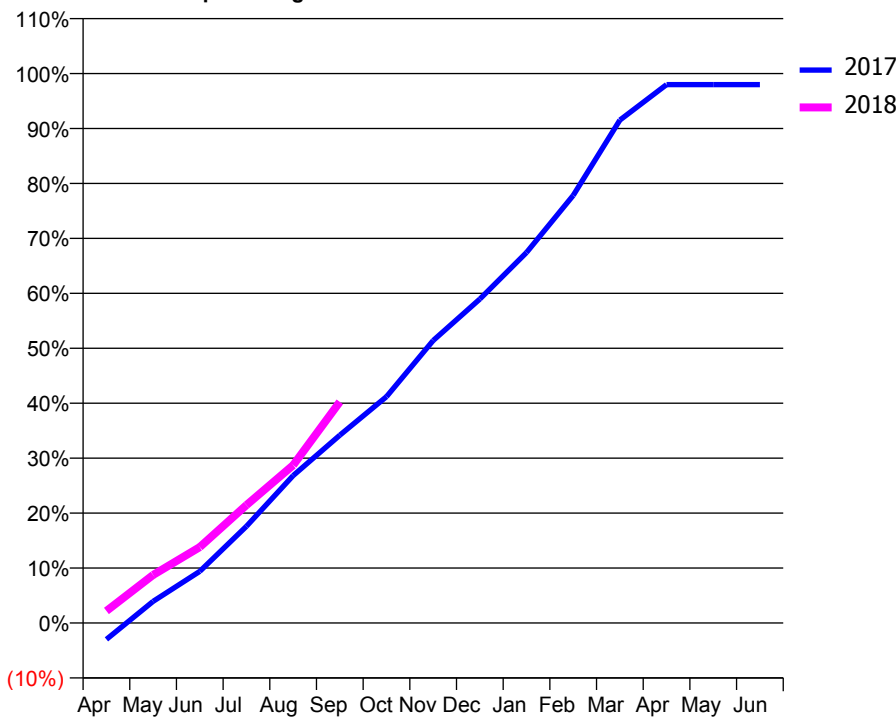
ACCESS*

Patients seen in 24 months	Total	Change since previous quarter
Quarter ending September 2016	5,366	
Quarter ending December 2016	5,468	→
Quarter ending March 2017	5,618	↑
Quarter ending June 2017	5,592	→
Quarter ending September 2017	5,742	↑
Variance since September 2016	7.0%	↑



ACTIVITY

Cumulative percentage of contracted UDA delivered 2017 & 2018



Month	Adjusted Scheduled Activity (UDA)	
	2017	2018
April	-484	356
May	638	1,418
June	1,524	2,238
July	2,853	3,478
August	4,348	4,654
September	5,539	6,520
October	6,673	
November	8,328	
December	9,551	
January	10,923	
February	12,605	
March	14,827	
April	15,871	
May	15,871	
June	15,871	

QUALITY

	Quantity	Base Number	Contract	AT	Region	England
% of FP17s for the same patient ID Re-attending within 3 months - Children	56	701	8.0%	9.8%	11.2%	11.9%
% of FP17s for the same patient ID Re-attending within 3 months - Adults	335	2,109	15.9%	15.2%	16.6%	15.9%
% of FP17s for the same patient ID Re-attending between 3 & 9 months - Children	339	701	48.4%	47.7%	47.0%	58.1%
% of FP17s for the same patient ID Re-attending between 3 & 9 months - Adults	555	2,109	26.3%	38.2%	38.2%	50.6%
% of FP17s for Band 1 Urgent Courses	449	2,483	18.1%	10.0%	10.6%	9.1%
% of FP17s Relating to Free Repair or Replacements	15	2,483	0.6%	0.6%	0.6%	0.8%
% of FP17s Relating to Continuations	25	2,483	1.0%	0.9%	0.8%	1.1%
% of Patients satisfied with the dentistry they have received	2	3	N/A	89.8%	89.2%	91.4%
% of Patients satisfied with the time they had to wait for an appointment	2	3	N/A	86.1%	83.4%	87.7%

* This is based on patients treated on this contract for their most recent course of treatment. Figures in italics indicate the base number of FP17s or Patient Questionnaire responses are less than 100. N/A is shown where the base number of responses is less than 10 during the period. % is calculated as Quantity/Base number*100

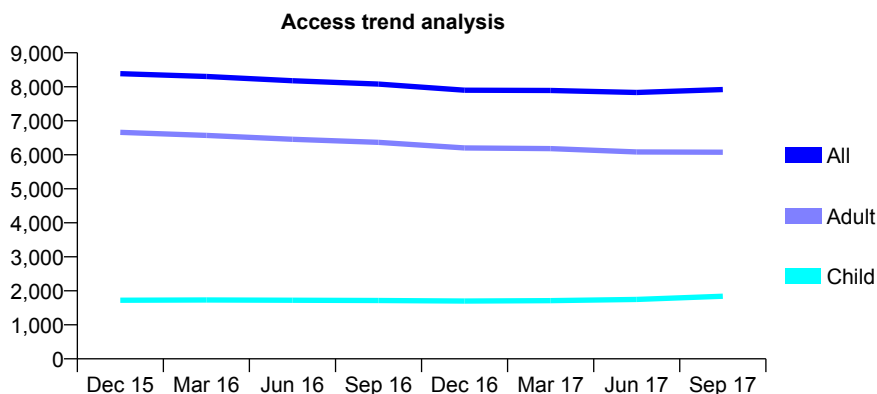
Q63 - Vital Signs At a Glance Contract Report for 118664/0001 - September 2017

Name or company name	Drs P Pakzad & E Harunani
Contract type name	GDS Contract
Purpose of contract	General
Contract start date	01/04/2013
Contract end date	

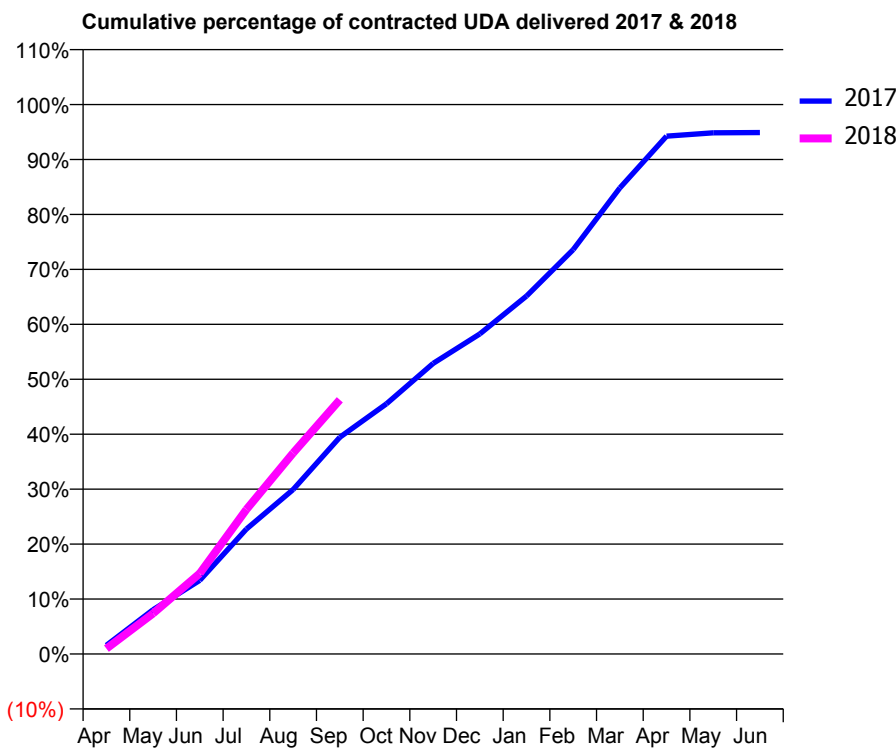
17/18 Contracted general activity (UDA)	31,225
Carry forward general activity (UDA)	0
17/18 Contracted orthodontic activity (UOA)	0
Carry forward orthodontic activity (UOA)	0
Baseline contract value	£777,343.61

ACCESS*

Patients seen in 24 months	Total	Change since previous quarter
Quarter ending September 2016	8,080	
Quarter ending December 2016	7,901	↓
Quarter ending March 2017	7,893	→
Quarter ending June 2017	7,832	→
Quarter ending September 2017	7,918	→
Variance since September 2016	(2.0%)	↓



ACTIVITY



Month	Adjusted Scheduled Activity (UDA)	
	2017	2018
April	499	310
May	2,520	2,308
June	4,183	4,582
July	7,107	8,221
August	9,348	11,421
September	12,316	14,447
October	14,220	
November	16,517	
December	18,192	
January	20,345	
February	22,980	
March	26,487	
April	29,424	
May	29,616	
June	29,634	

QUALITY

	Quantity	Base Number	Contract	AT	Region	England
% of FP17s for the same patient ID Re-attending within 3 months - Children	41	1,161	3.5%	9.8%	11.2%	11.9%
% of FP17s for the same patient ID Re-attending within 3 months - Adults	455	3,498	13.0%	15.2%	16.6%	15.9%
% of FP17s for the same patient ID Re-attending between 3 & 9 months - Children	485	1,161	41.8%	47.7%	47.0%	58.1%
% of FP17s for the same patient ID Re-attending between 3 & 9 months - Adults	1,318	3,498	37.7%	38.2%	38.2%	50.6%
% of FP17s for Band 1 Urgent Courses	386	3,968	9.7%	10.0%	10.6%	9.1%
% of FP17s Relating to Free Repair or Replacements	72	3,968	1.8%	0.6%	0.6%	0.8%
% of FP17s Relating to Continuations	25	3,968	0.6%	0.9%	0.8%	1.1%
% of Patients satisfied with the dentistry they have received	3	4	N/A	89.8%	89.2%	91.4%
% of Patients satisfied with the time they had to wait for an appointment	4	4	N/A	86.1%	83.4%	87.7%

* This is based on patients treated on this contract for their most recent course of treatment. Figures in italics indicate the base number of FP17s or Patient Questionnaire responses are less than 100. N/A is shown where the base number of responses is less than 10 during the period. % is calculated as Quantity/Base number*100

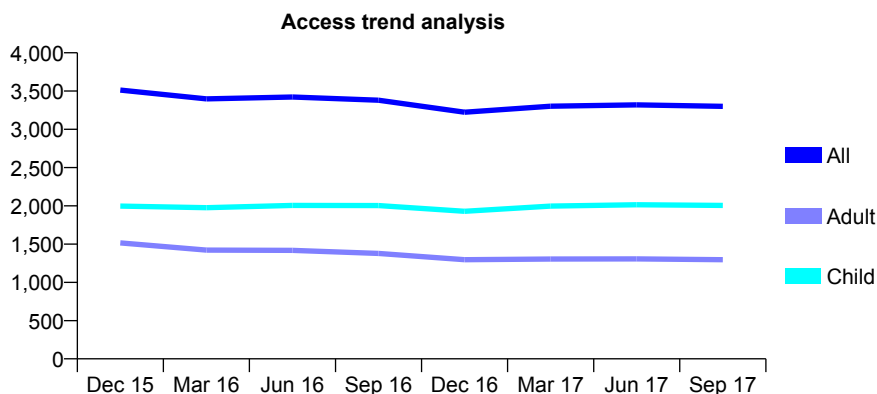
Q63 - Vital Signs At a Glance Contract Report for 118729/0001 - September 2017

Name or company name	Mr V Vithani & Mrs V Vithani
Contract type name	GDS Contract
Purpose of contract	General
Contract start date	01/04/2011
Contract end date	

17/18 Contracted general activity (UDA)	7,767
Carry forward general activity (UDA)	0
17/18 Contracted orthodontic activity (UOA)	0
Carry forward orthodontic activity (UOA)	0
Baseline contract value	£195,276.98

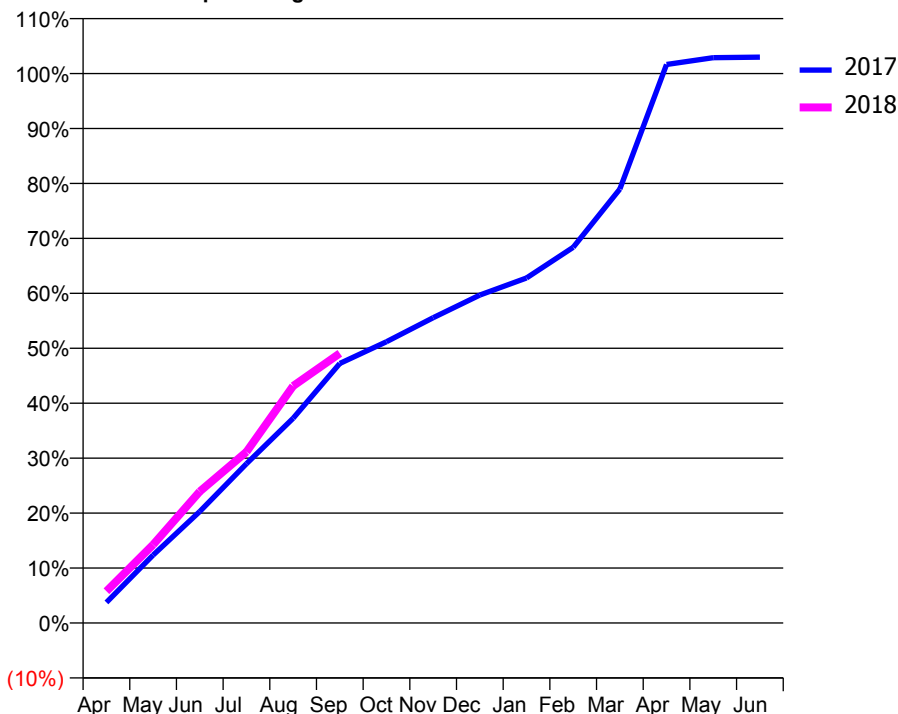
ACCESS*

Patients seen in 24 months	Total	Change since previous quarter
Quarter ending September 2016	3,381	
Quarter ending December 2016	3,224	↓
Quarter ending March 2017	3,302	↑
Quarter ending June 2017	3,320	→
Quarter ending September 2017	3,301	→
Variance since September 2016	(2.4%)	↓



ACTIVITY

Cumulative percentage of contracted UDA delivered 2017 & 2018



Month	Adjusted Scheduled Activity (UDA)	
	2017	2018
April	292	450
May	960	1,108
June	1,577	1,860
July	2,251	2,419
August	2,894	3,350
September	3,670	3,812
October	3,976	
November	4,315	
December	4,636	
January	4,877	
February	5,311	
March	6,134	
April	7,895	
May	7,992	
June	7,998	

QUALITY

	Quantity	Base Number	Contract	AT	Region	England
% of FP17s for the same patient ID Re-attending within 3 months - Children	137	2,153	6.4%	9.8%	11.2%	11.9%
% of FP17s for the same patient ID Re-attending within 3 months - Adults	165	1,139	14.5%	15.2%	16.6%	15.9%
% of FP17s for the same patient ID Re-attending between 3 & 9 months - Children	1,281	2,153	59.5%	47.7%	47.0%	58.1%
% of FP17s for the same patient ID Re-attending between 3 & 9 months - Adults	471	1,139	41.4%	38.2%	38.2%	50.6%
% of FP17s for Band 1 Urgent Courses	117	2,049	5.7%	10.0%	10.6%	9.1%
% of FP17s Relating to Free Repair or Replacements	1	2,049	0.0%	0.6%	0.6%	0.8%
% of FP17s Relating to Continuations	2	2,049	0.1%	0.9%	0.8%	1.1%
% of Patients satisfied with the dentistry they have received	0	0	N/A	89.8%	89.2%	91.4%
% of Patients satisfied with the time they had to wait for an appointment	0	0	N/A	86.1%	83.4%	87.7%

* This is based on patients treated on this contract for their most recent course of treatment. Figures in italics indicate the base number of FP17s or Patient Questionnaire responses are less than 100. N/A is shown where the base number of responses is less than 10 during the period. % is calculated as Quantity/Base number*100

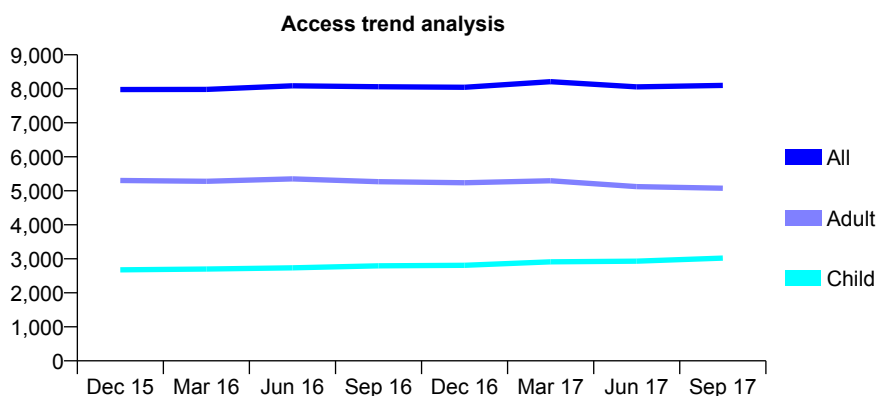
Q63 - Vital Signs At a Glance Contract Report for 118826/0001 - September 2017

Name or company name	Mr R Siddique & Mr I Khaliq
Contract type name	GDS Contract
Purpose of contract	General
Contract start date	01/04/2013
Contract end date	

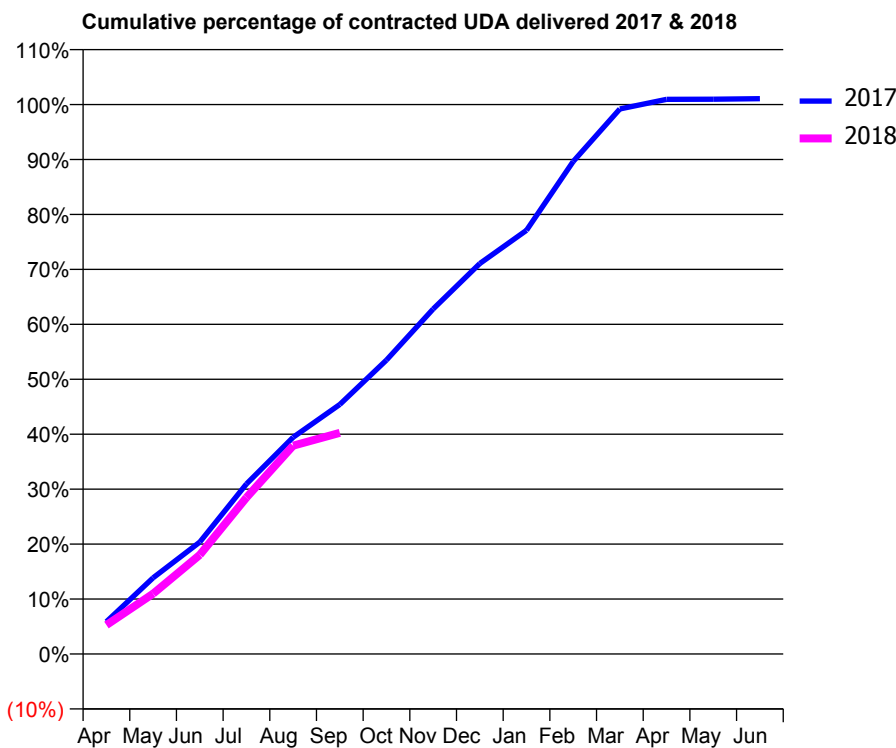
17/18 Contracted general activity (UDA)	22,354
Carry forward general activity (UDA)	-235
17/18 Contracted orthodontic activity (UOA)	0
Carry forward orthodontic activity (UOA)	0
Baseline contract value	£572,546.47

ACCESS*

Patients seen in 24 months	Total	Change since previous quarter
Quarter ending September 2016	8,061	
Quarter ending December 2016	8,046	→
Quarter ending March 2017	8,208	↑
Quarter ending June 2017	8,057	↓
Quarter ending September 2017	8,101	→
Variance since September 2016	0.5%	→



ACTIVITY



Month	Adjusted Scheduled Activity (UDA)	
	2017	2018
April	1,314	1,178
May	3,098	2,454
June	4,555	4,035
July	6,920	6,367
August	8,819	8,477
September	10,150	8,997
October	11,961	
November	14,034	
December	15,887	
January	17,235	
February	20,034	
March	22,171	
April	22,565	
May	22,569	
June	22,589	

QUALITY

	Quantity	Base Number	Contract	AT	Region	England
% of FP17s for the same patient ID Re-attending within 3 months - Children	86	1,881	4.6%	9.8%	11.2%	11.9%
% of FP17s for the same patient ID Re-attending within 3 months - Adults	150	2,062	7.3%	15.2%	16.6%	15.9%
% of FP17s for the same patient ID Re-attending between 3 & 9 months - Children	984	1,881	52.3%	47.7%	47.0%	58.1%
% of FP17s for the same patient ID Re-attending between 3 & 9 months - Adults	930	2,062	45.1%	38.2%	38.2%	50.6%
% of FP17s for Band 1 Urgent Courses	219	3,778	5.8%	10.0%	10.6%	9.1%
% of FP17s Relating to Free Repair or Replacements	6	3,778	0.2%	0.6%	0.6%	0.8%
% of FP17s Relating to Continuations	5	3,778	0.1%	0.9%	0.8%	1.1%
% of Patients satisfied with the dentistry they have received	5	5	N/A	89.8%	89.2%	91.4%
% of Patients satisfied with the time they had to wait for an appointment	4	5	N/A	86.1%	83.4%	87.7%

* This is based on patients treated on this contract for their most recent course of treatment. Figures in italics indicate the base number of FP17s or Patient Questionnaire responses are less than 100. N/A is shown where the base number of responses is less than 10 during the period. % is calculated as Quantity/Base number*100

Q63 - Vital Signs At a Glance Contract Report for 119385/0001 - September 2017

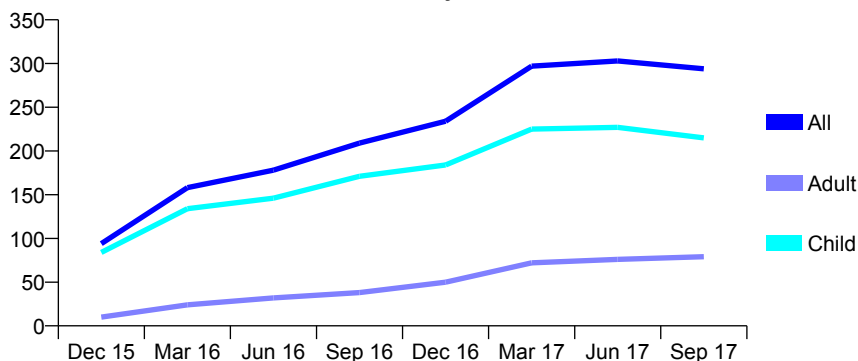
Name or company name	Stock Hill Dental Care Partnership
Contract type name	GDS Contract
Purpose of contract	General
Contract start date	01/05/2015
Contract end date	

17/18 Contracted general activity (UDA)	731
Carry forward general activity (UDA)	0
17/18 Contracted orthodontic activity (UOA)	0
Carry forward orthodontic activity (UOA)	0
Baseline contract value	£16,235.62

ACCESS*

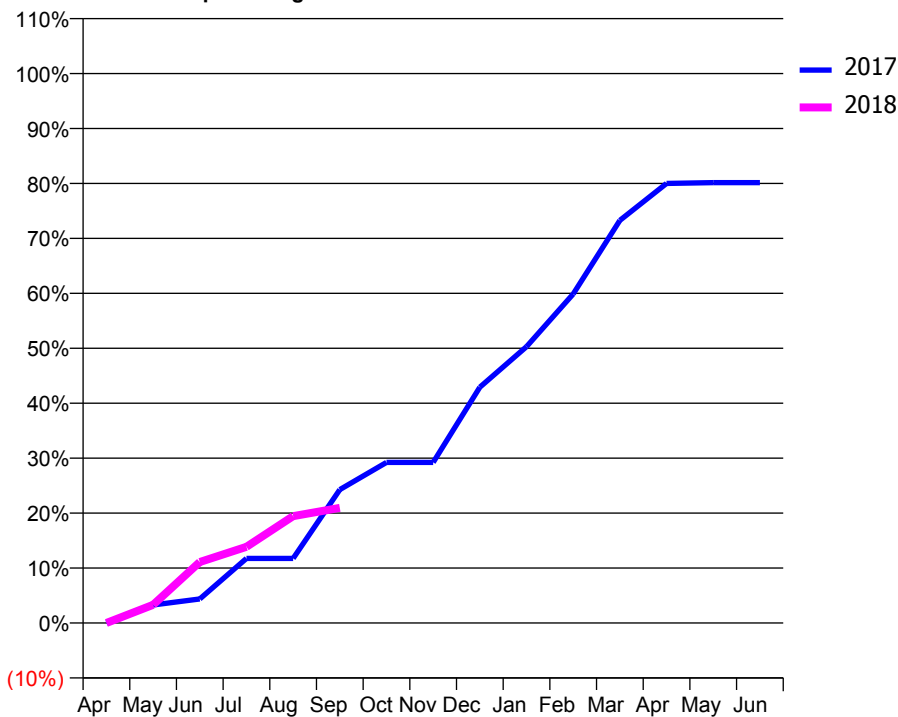
Patients seen in 24 months	Total	Change since previous quarter
Quarter ending September 2016	209	
Quarter ending December 2016	234	↑
Quarter ending March 2017	297	↑
Quarter ending June 2017	303	↑
Quarter ending September 2017	294	↓
Variance since September 2016	40.7%	↑

Access trend analysis



ACTIVITY

Cumulative percentage of contracted UDA delivered 2017 & 2018



Adjusted Scheduled Activity (UDA)

Month	2017	2018
April	0	0
May	24	24
June	32	81
July	86	101
August	86	142
September	177	153
October	214	
November	214	
December	314	
January	368	
February	438	
March	536	
April	585	
May	586	
June	586	

QUALITY

	Quantity	Base Number	Contract	AT	Region	England
% of FP17s for the same patient ID Re-attending within 3 months - Children	7	110	6.4%	9.8%	11.2%	11.9%
% of FP17s for the same patient ID Re-attending within 3 months - Adults	5	23	21.7%	15.2%	16.6%	15.9%
% of FP17s for the same patient ID Re-attending between 3 & 9 months - Children	37	110	33.6%	47.7%	47.0%	58.1%
% of FP17s for the same patient ID Re-attending between 3 & 9 months - Adults	3	23	13.0%	38.2%	38.2%	50.6%
% of FP17s for Band 1 Urgent Courses	12	105	11.4%	10.0%	10.6%	9.1%
% of FP17s Relating to Free Repair or Replacements	0	105	0.0%	0.6%	0.6%	0.8%
% of FP17s Relating to Continuations	4	105	3.8%	0.9%	0.8%	1.1%
% of Patients satisfied with the dentistry they have received	0	0	N/A	89.8%	89.2%	91.4%
% of Patients satisfied with the time they had to wait for an appointment	0	0	N/A	86.1%	83.4%	87.7%

* This is based on patients treated on this contract for their most recent course of treatment. Figures in italics indicate the base number of FP17s or Patient Questionnaire responses are less than 100. N/A is shown where the base number of responses is less than 10 during the period. % is calculated as Quantity/Base number*100

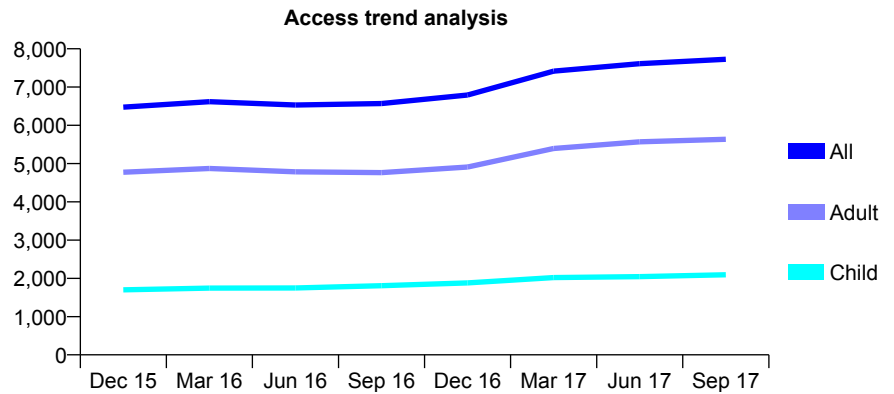
Q63 - Vital Signs At a Glance Contract Report for 119644/0001 - September 2017

Name or company name	Perfect Smile Associates Limited
Contract type name	GDS Contract
Purpose of contract	General and Orthodontic
Contract start date	17/05/2011
Contract end date	

17/18 Contracted general activity (UDA)	15,740
Carry forward general activity (UDA)	482
17/18 Contracted orthodontic activity (UOA)	4,000
Carry forward orthodontic activity (UOA)	32
Baseline contract value	£737,400.94

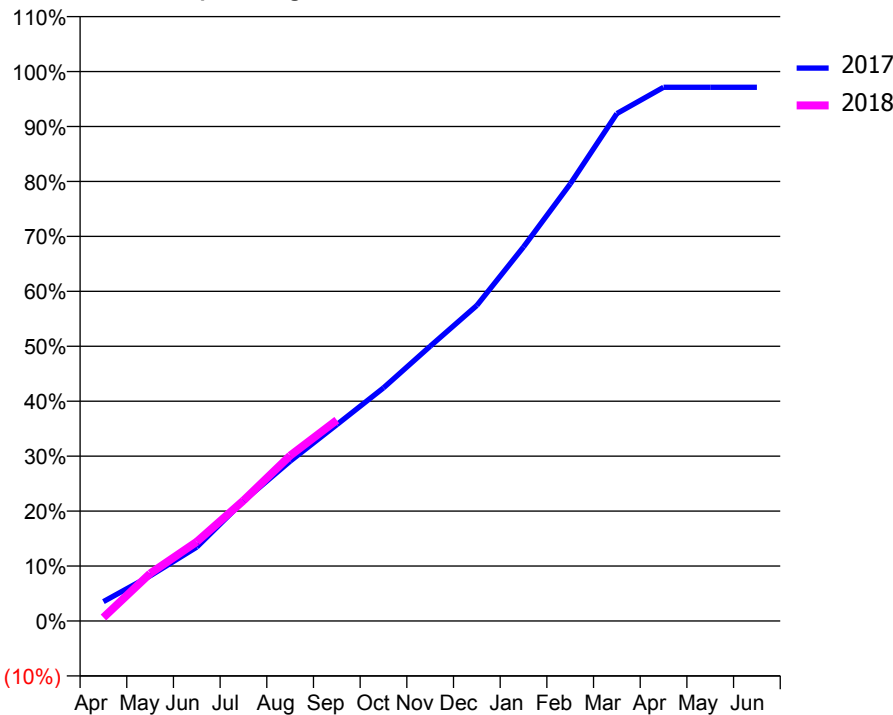
ACCESS*

Patients seen in 24 months	Total	Change since previous quarter
Quarter ending September 2016	6,570	
Quarter ending December 2016	6,792	↑
Quarter ending March 2017	7,416	↑
Quarter ending June 2017	7,612	↑
Quarter ending September 2017	7,727	→
Variance since September 2016	17.6%	↑



ACTIVITY

Cumulative percentage of contracted UDA delivered 2017 & 2018



Month	Adjusted Scheduled Activity (UDA)	
	2017	2018
April	593	100
May	1,377	1,361
June	2,253	2,269
July	3,654	3,453
August	4,867	4,737
September	5,981	5,756
October	7,104	
November	8,371	
December	9,615	
January	11,396	
February	13,316	
March	15,459	
April	16,259	
May	16,258	
June	16,258	

QUALITY

	Quantity	Base Number	Contract	AT	Region	England
% of FP17s for the same patient ID Re-attending within 3 months - Children	123	1,271	9.7%	9.8%	11.2%	11.9%
% of FP17s for the same patient ID Re-attending within 3 months - Adults	277	2,591	10.7%	15.2%	16.6%	15.9%
% of FP17s for the same patient ID Re-attending between 3 & 9 months - Children	616	1,271	48.5%	47.7%	47.0%	58.1%
% of FP17s for the same patient ID Re-attending between 3 & 9 months - Adults	860	2,591	33.2%	38.2%	38.2%	50.6%
% of FP17s for Band 1 Urgent Courses	360	3,387	10.6%	10.0%	10.6%	9.1%
% of FP17s Relating to Free Repair or Replacements	8	3,387	0.2%	0.6%	0.6%	0.8%
% of FP17s Relating to Continuations	26	3,387	0.8%	0.9%	0.8%	1.1%
% of Patients satisfied with the dentistry they have received	8	9	N/A	89.8%	89.2%	91.4%
% of Patients satisfied with the time they had to wait for an appointment	8	9	N/A	86.1%	83.4%	87.7%

* This is based on patients treated on this contract for their most recent course of treatment. Figures in italics indicate the base number of FP17s or Patient Questionnaire responses are less than 100. N/A is shown where the base number of responses is less than 10 during the period. % is calculated as Quantity/Base number*100

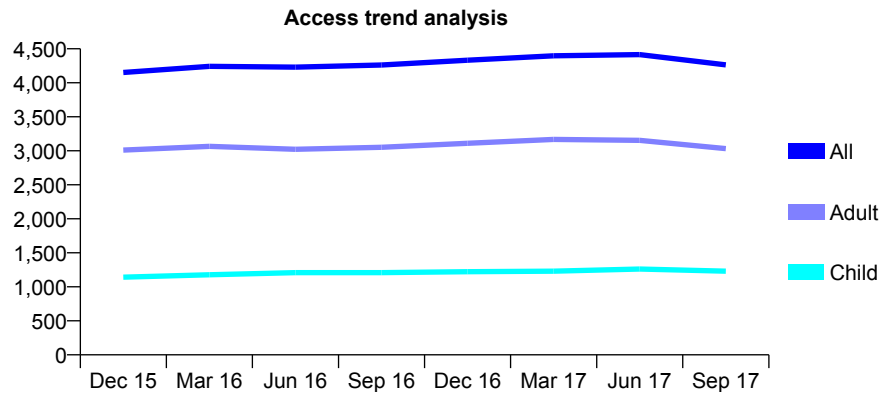
Q63 - Vital Signs At a Glance Contract Report for 119644/0002 - September 2017

Name or company name	Perfect Smile Associates Limited
Contract type name	GDS Contract
Purpose of contract	General
Contract start date	17/05/2011
Contract end date	

17/18 Contracted general activity (UDA)	9,100
Carry forward general activity (UDA)	285
17/18 Contracted orthodontic activity (UOA)	0
Carry forward orthodontic activity (UOA)	0
Baseline contract value	£243,407.14

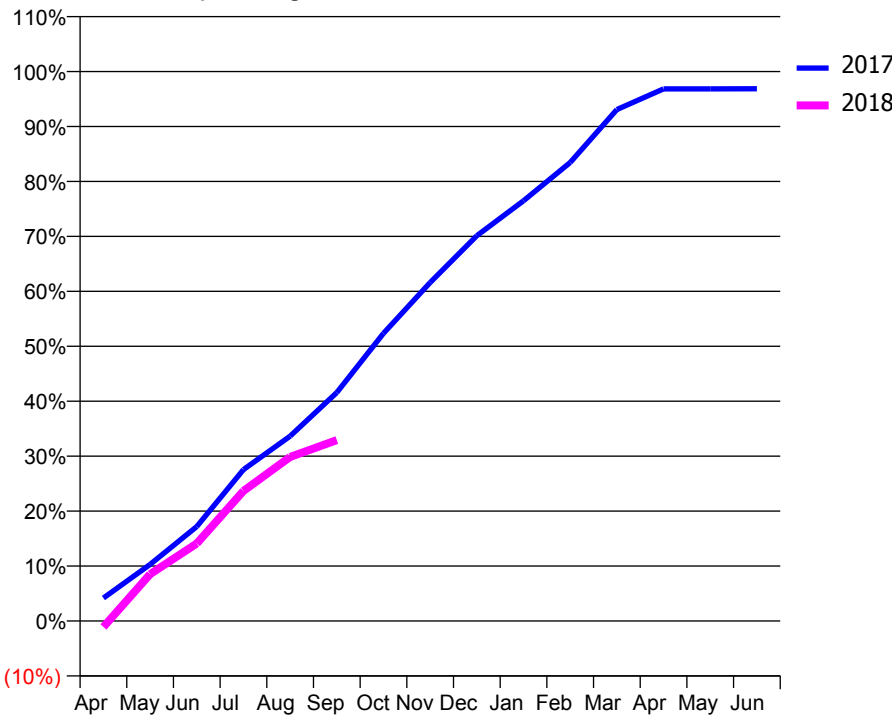
ACCESS*

Patients seen in 24 months	Total	Change since previous quarter
Quarter ending September 2016	4,261	
Quarter ending December 2016	4,333	→
Quarter ending March 2017	4,398	→
Quarter ending June 2017	4,415	→
Quarter ending September 2017	4,263	↓
Variance since September 2016	0.0%	→



ACTIVITY

Cumulative percentage of contracted UDA delivered 2017 & 2018



Month	Adjusted Scheduled Activity (UDA)	
	2017	2018
April	380	-101
May	937	776
June	1,564	1,284
July	2,507	2,154
August	3,061	2,718
September	3,784	2,996
October	4,765	
November	5,605	
December	6,381	
January	6,960	
February	7,592	
March	8,471	
April	8,813	
May	8,813	
June	8,815	

QUALITY

	Quantity	Base Number	Contract	AT	Region	England
% of FP17s for the same patient ID Re-attending within 3 months - Children	47	703	6.7%	9.8%	11.2%	11.9%
% of FP17s for the same patient ID Re-attending within 3 months - Adults	207	1,336	15.5%	15.2%	16.6%	15.9%
% of FP17s for the same patient ID Re-attending between 3 & 9 months - Children	314	703	44.7%	47.7%	47.0%	58.1%
% of FP17s for the same patient ID Re-attending between 3 & 9 months - Adults	389	1,336	29.1%	38.2%	38.2%	50.6%
% of FP17s for Band 1 Urgent Courses	164	1,850	8.9%	10.0%	10.6%	9.1%
% of FP17s Relating to Free Repair or Replacements	11	1,850	0.6%	0.6%	0.6%	0.8%
% of FP17s Relating to Continuations	64	1,850	3.5%	0.9%	0.8%	1.1%
% of Patients satisfied with the dentistry they have received	2	2	N/A	89.8%	89.2%	91.4%
% of Patients satisfied with the time they had to wait for an appointment	1	2	N/A	86.1%	83.4%	87.7%

* This is based on patients treated on this contract for their most recent course of treatment. Figures in italics indicate the base number of FP17s or Patient Questionnaire responses are less than 100. N/A is shown where the base number of responses is less than 10 during the period. % is calculated as Quantity/Base number*100

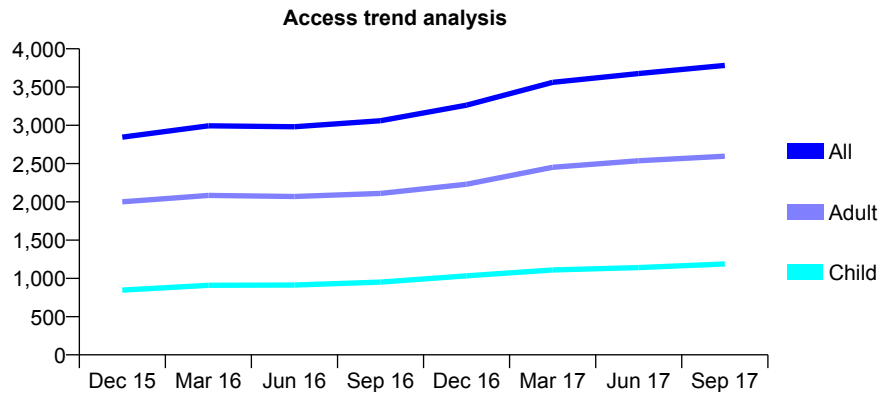
Q63 - Vital Signs At a Glance Contract Report for 119954/0001 - September 2017

Name or company name	Smile Impressions Ltd
Contract type name	GDS Contract
Purpose of contract	General
Contract start date	01/06/2008
Contract end date	

17/18 Contracted general activity (UDA)	8,579
Carry forward general activity (UDA)	1
17/18 Contracted orthodontic activity (UOA)	0
Carry forward orthodontic activity (UOA)	0
Baseline contract value	£227,595.94

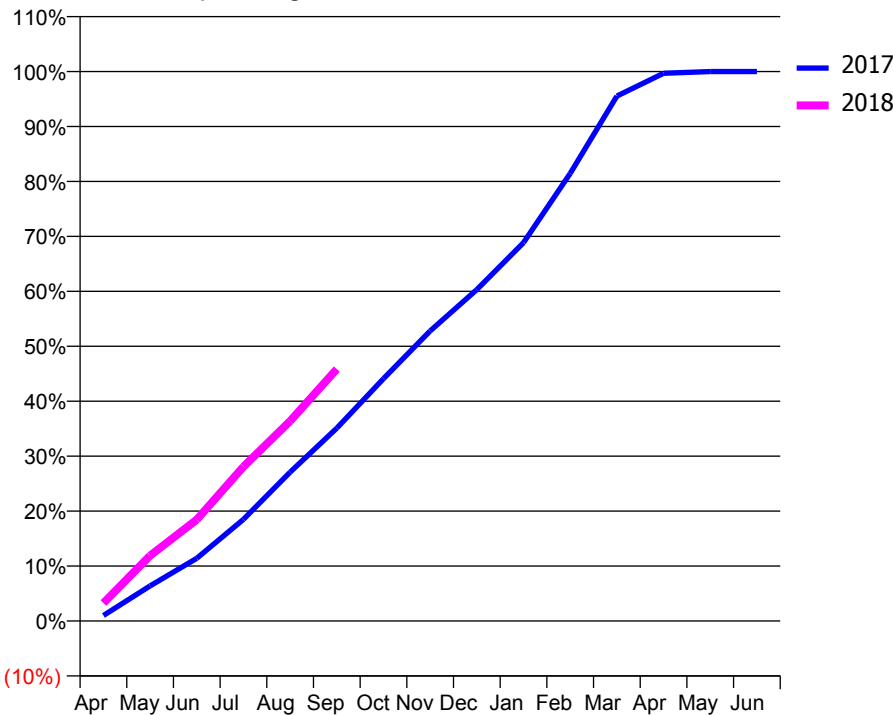
ACCESS*

Patients seen in 24 months	Total	Change since previous quarter
Quarter ending September 2016	3,060	
Quarter ending December 2016	3,263	↑
Quarter ending March 2017	3,562	↑
Quarter ending June 2017	3,677	↑
Quarter ending September 2017	3,783	↑
Variance since September 2016	23.6%	↑



ACTIVITY

Cumulative percentage of contracted UDA delivered 2017 & 2018



Month	Adjusted Scheduled Activity (UDA)	
	2017	2018
April	87	280
May	550	1,022
June	980	1,583
July	1,586	2,409
August	2,324	3,121
September	3,012	3,934
October	3,783	
November	4,530	
December	5,175	
January	5,907	
February	6,989	
March	8,195	
April	8,551	
May	8,579	
June	8,578	

QUALITY

	Quantity	Base Number	Contract	AT	Region	England
% of FP17s for the same patient ID Re-attending within 3 months - Children	70	864	8.1%	9.8%	11.2%	11.9%
% of FP17s for the same patient ID Re-attending within 3 months - Adults	175	1,510	11.6%	15.2%	16.6%	15.9%
% of FP17s for the same patient ID Re-attending between 3 & 9 months - Children	533	864	61.7%	47.7%	47.0%	58.1%
% of FP17s for the same patient ID Re-attending between 3 & 9 months - Adults	753	1,510	49.9%	38.2%	38.2%	50.6%
% of FP17s for Band 1 Urgent Courses	177	2,190	8.1%	10.0%	10.6%	9.1%
% of FP17s Relating to Free Repair or Replacements	15	2,190	0.7%	0.6%	0.6%	0.8%
% of FP17s Relating to Continuations	6	2,190	0.3%	0.9%	0.8%	1.1%
% of Patients satisfied with the dentistry they have received	5	5	N/A	89.8%	89.2%	91.4%
% of Patients satisfied with the time they had to wait for an appointment	5	5	N/A	86.1%	83.4%	87.7%

* This is based on patients treated on this contract for their most recent course of treatment. Figures in italics indicate the base number of FP17s or Patient Questionnaire responses are less than 100. N/A is shown where the base number of responses is less than 10 during the period. % is calculated as Quantity/Base number*100

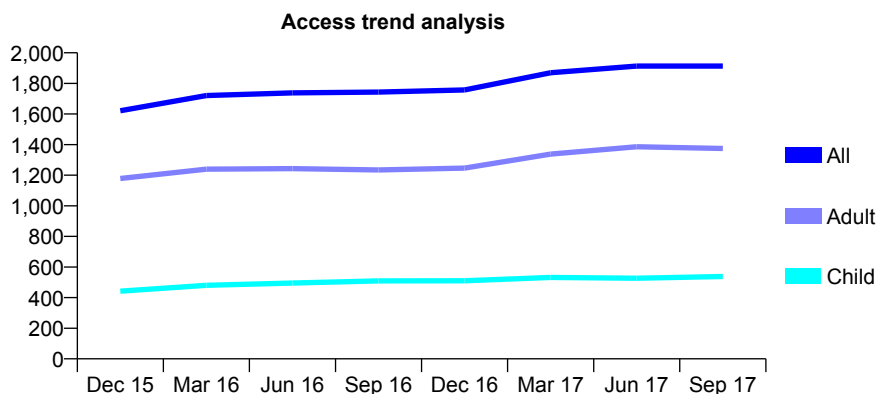
Q63 - Vital Signs At a Glance Contract Report for 120251/0001 - September 2017

Name or company name	W. M. Rosten Ltd
Contract type name	GDS Contract
Purpose of contract	General
Contract start date	01/04/2008
Contract end date	

17/18 Contracted general activity (UDA)	5,000
Carry forward general activity (UDA)	-100
17/18 Contracted orthodontic activity (UOA)	0
Carry forward orthodontic activity (UOA)	0
Baseline contract value	£128,309.35

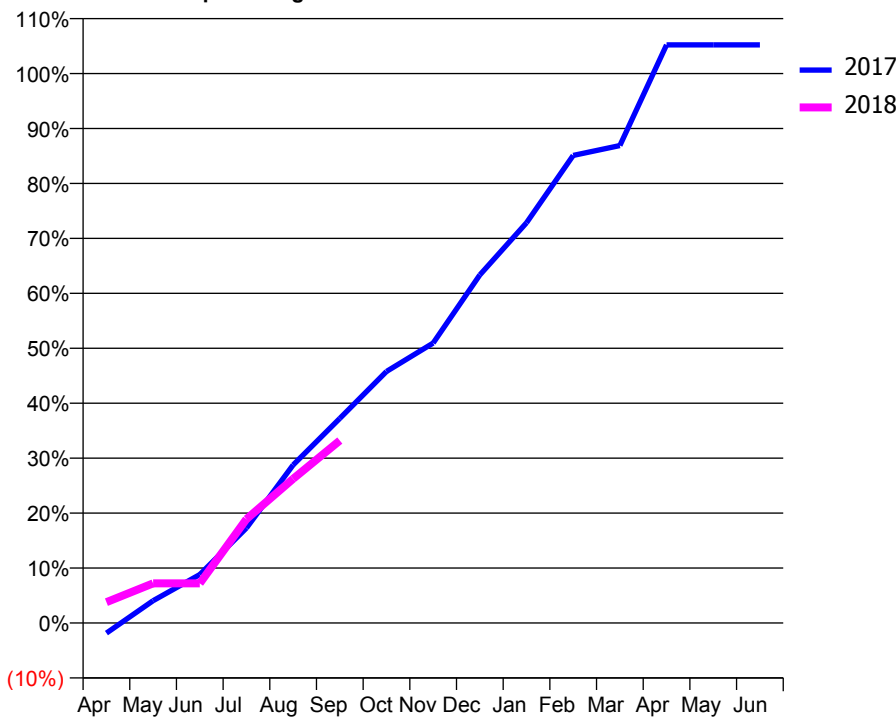
ACCESS*

Patients seen in 24 months	Total	Change since previous quarter
Quarter ending September 2016	1,743	
Quarter ending December 2016	1,757	→
Quarter ending March 2017	1,870	↑
Quarter ending June 2017	1,913	↑
Quarter ending September 2017	1,913	→
Variance since September 2016	9.8%	↑



ACTIVITY

Cumulative percentage of contracted UDA delivered 2017 & 2018



Adjusted Scheduled Activity (UDA)

Month	2017	2018
April	-93	190
May	203	360
June	441	360
July	864	946
August	1,439	1,312
September	1,862	1,661
October	2,289	
November	2,547	
December	3,167	
January	3,642	
February	4,254	
March	4,345	
April	5,261	
May	5,261	
June	5,261	

QUALITY

	Quantity	Base Number	Contract	AT	Region	England
% of FP17s for the same patient ID Re-attending within 3 months - Children	25	324	7.7%	9.8%	11.2%	11.9%
% of FP17s for the same patient ID Re-attending within 3 months - Adults	160	850	18.8%	15.2%	16.6%	15.9%
% of FP17s for the same patient ID Re-attending between 3 & 9 months - Children	179	324	55.2%	47.7%	47.0%	58.1%
% of FP17s for the same patient ID Re-attending between 3 & 9 months - Adults	297	850	34.9%	38.2%	38.2%	50.6%
% of FP17s for Band 1 Urgent Courses	80	622	12.9%	10.0%	10.6%	9.1%
% of FP17s Relating to Free Repair or Replacements	0	622	0.0%	0.6%	0.6%	0.8%
% of FP17s Relating to Continuations	6	622	1.0%	0.9%	0.8%	1.1%
% of Patients satisfied with the dentistry they have received	0	0	N/A	89.8%	89.2%	91.4%
% of Patients satisfied with the time they had to wait for an appointment	0	0	N/A	86.1%	83.4%	87.7%

* This is based on patients treated on this contract for their most recent course of treatment. Figures in italics indicate the base number of FP17s or Patient Questionnaire responses are less than 100. N/A is shown where the base number of responses is less than 10 during the period. % is calculated as Quantity/Base number*100

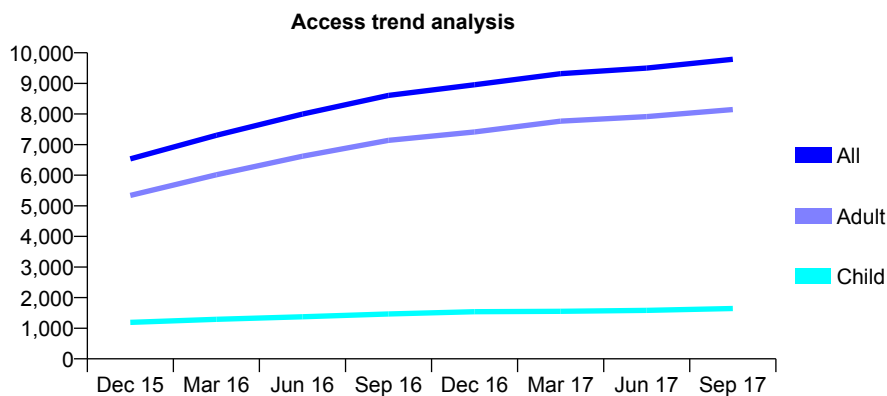
Q63 - Vital Signs At a Glance Contract Report for 120375/0001 - September 2017

Name or company name	New Cross Dental Practice
Contract type name	GDS Contract
Purpose of contract	General
Contract start date	01/09/2014
Contract end date	

17/18 Contracted general activity (UDA)	35,350
Carry forward general activity (UDA)	661
17/18 Contracted orthodontic activity (UOA)	0
Carry forward orthodontic activity (UOA)	0
Baseline contract value	£1,023,790.35

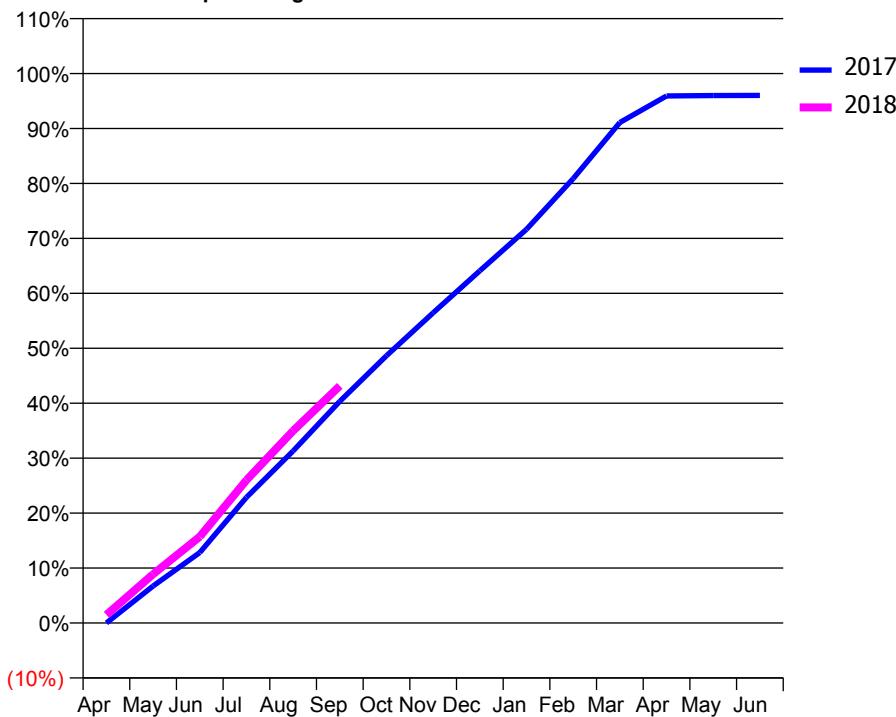
ACCESS*

Patients seen in 24 months	Total	Change since previous quarter
Quarter ending September 2016	8,608	
Quarter ending December 2016	8,958	↑
Quarter ending March 2017	9,319	↑
Quarter ending June 2017	9,499	→
Quarter ending September 2017	9,788	↑
Variance since September 2016	13.7%	↑



ACTIVITY

Cumulative percentage of contracted UDA delivered 2017 & 2018



Month	Adjusted Scheduled Activity (UDA)	
	2017	2018
April	3	530
May	2,381	3,141
June	4,535	5,558
July	8,082	9,191
August	11,074	12,367
September	14,263	15,253
October	17,195	
November	19,955	
December	22,658	
January	25,326	
February	28,590	
March	32,199	
April	33,902	
May	33,936	
June	33,943	

QUALITY

	Quantity	Base Number	Contract	AT	Region	England
% of FP17s for the same patient ID Re-attending within 3 months - Children	90	1,089	8.3%	9.8%	11.2%	11.9%
% of FP17s for the same patient ID Re-attending within 3 months - Adults	611	4,755	12.8%	15.2%	16.6%	15.9%
% of FP17s for the same patient ID Re-attending between 3 & 9 months - Children	516	1,089	47.4%	47.7%	47.0%	58.1%
% of FP17s for the same patient ID Re-attending between 3 & 9 months - Adults	1,808	4,755	38.0%	38.2%	38.2%	50.6%
% of FP17s for Band 1 Urgent Courses	486	5,350	9.1%	10.0%	10.6%	9.1%
% of FP17s Relating to Free Repair or Replacements	49	5,350	0.9%	0.6%	0.6%	0.8%
% of FP17s Relating to Continuations	45	5,350	0.8%	0.9%	0.8%	1.1%
% of Patients satisfied with the dentistry they have received	8	9	N/A	89.8%	89.2%	91.4%
% of Patients satisfied with the time they had to wait for an appointment	9	9	N/A	86.1%	83.4%	87.7%

* This is based on patients treated on this contract for their most recent course of treatment. Figures in italics indicate the base number of FP17s or Patient Questionnaire responses are less than 100. N/A is shown where the base number of responses is less than 10 during the period. % is calculated as Quantity/Base number*100

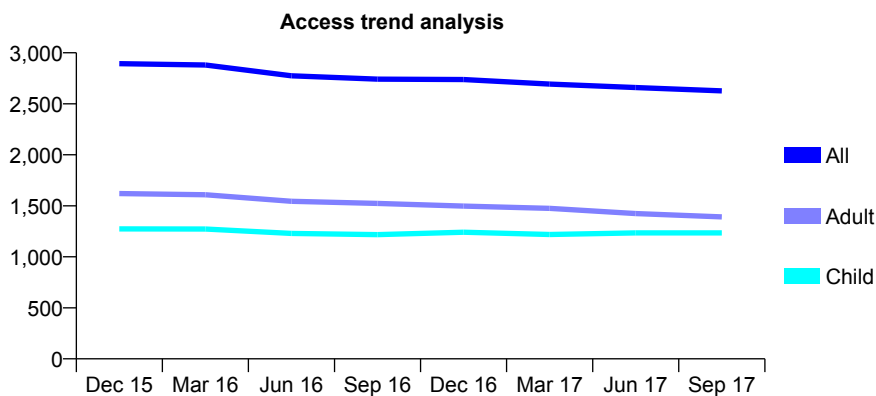
Q63 - Vital Signs At a Glance Contract Report for 121134/0001 - September 2017

Name or company name	Mottingham Dental Practice Limited
Contract type name	GDS Contract
Purpose of contract	General
Contract start date	01/04/2010
Contract end date	

17/18 Contracted general activity (UDA)	10,750
Carry forward general activity (UDA)	0
17/18 Contracted orthodontic activity (UOA)	0
Carry forward orthodontic activity (UOA)	0
Baseline contract value	£316,650.53

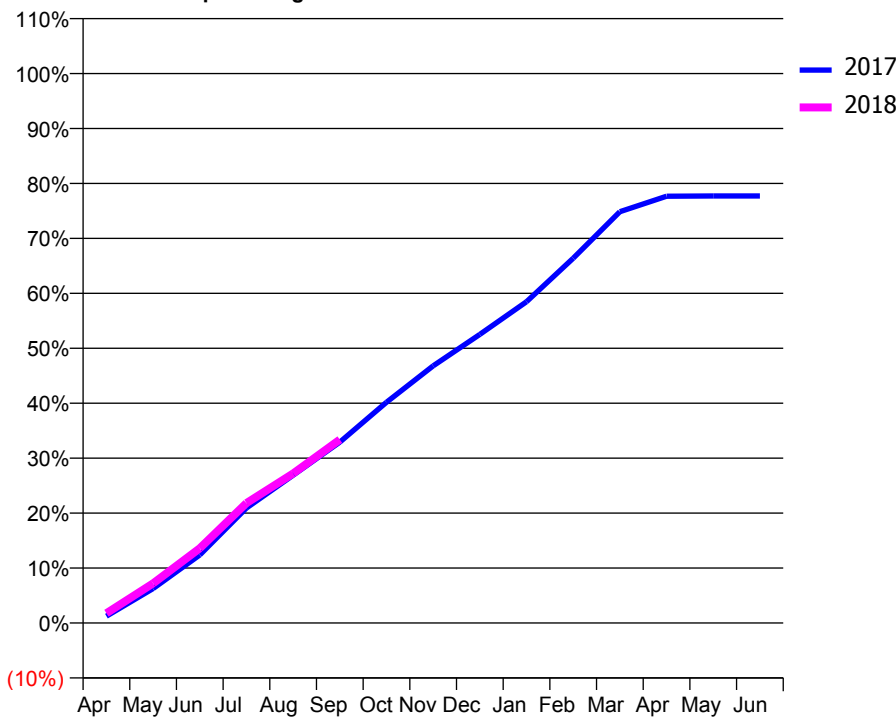
ACCESS*

Patients seen in 24 months	Total	Change since previous quarter
Quarter ending September 2016	2,742	
Quarter ending December 2016	2,738	→
Quarter ending March 2017	2,694	↓
Quarter ending June 2017	2,659	↓
Quarter ending September 2017	2,627	↓
Variance since September 2016	(4.2%)	↓



ACTIVITY

Cumulative percentage of contracted UDA delivered 2017 & 2018



Month	Adjusted Scheduled Activity (UDA)	
	2017	2018
April	133	191
May	674	775
June	1,331	1,462
July	2,249	2,346
August	2,891	2,925
September	3,538	3,588
October	4,319	
November	5,031	
December	5,646	
January	6,286	
February	7,135	
March	8,047	
April	8,350	
May	8,356	
June	8,356	

QUALITY

	Quantity	Base Number	Contract	AT	Region	England
% of FP17s for the same patient ID Re-attending within 3 months - Children	50	709	7.1%	9.8%	11.2%	11.9%
% of FP17s for the same patient ID Re-attending within 3 months - Adults	165	746	22.1%	15.2%	16.6%	15.9%
% of FP17s for the same patient ID Re-attending between 3 & 9 months - Children	273	709	38.5%	47.7%	47.0%	58.1%
% of FP17s for the same patient ID Re-attending between 3 & 9 months - Adults	245	746	32.8%	38.2%	38.2%	50.6%
% of FP17s for Band 1 Urgent Courses	271	1,360	19.9%	10.0%	10.6%	9.1%
% of FP17s Relating to Free Repair or Replacements	0	1,360	0.0%	0.6%	0.6%	0.8%
% of FP17s Relating to Continuations	3	1,360	0.2%	0.9%	0.8%	1.1%
% of Patients satisfied with the dentistry they have received	2	2	N/A	89.8%	89.2%	91.4%
% of Patients satisfied with the time they had to wait for an appointment	2	2	N/A	86.1%	83.4%	87.7%

* This is based on patients treated on this contract for their most recent course of treatment. Figures in italics indicate the base number of FP17s or Patient Questionnaire responses are less than 100. N/A is shown where the base number of responses is less than 10 during the period. % is calculated as Quantity/Base number*100

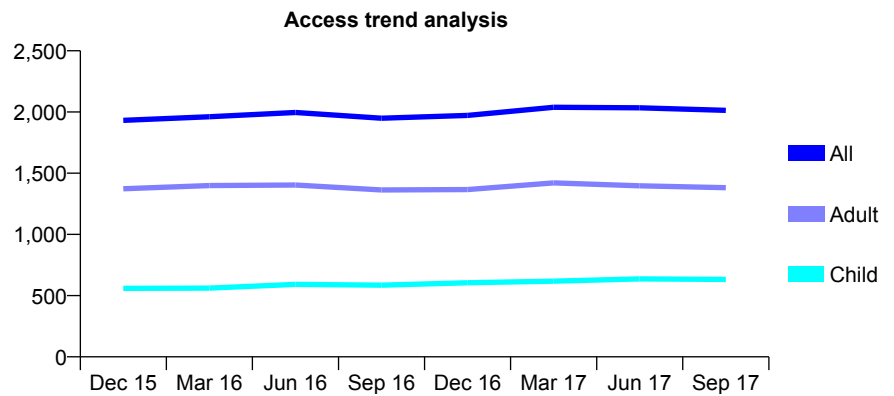
Q63 - Vital Signs At a Glance Contract Report for 121290/0001 - September 2017

Name or company name	Mount Road Dental Surgery
Contract type name	GDS Contract
Purpose of contract	General
Contract start date	15/09/2008
Contract end date	

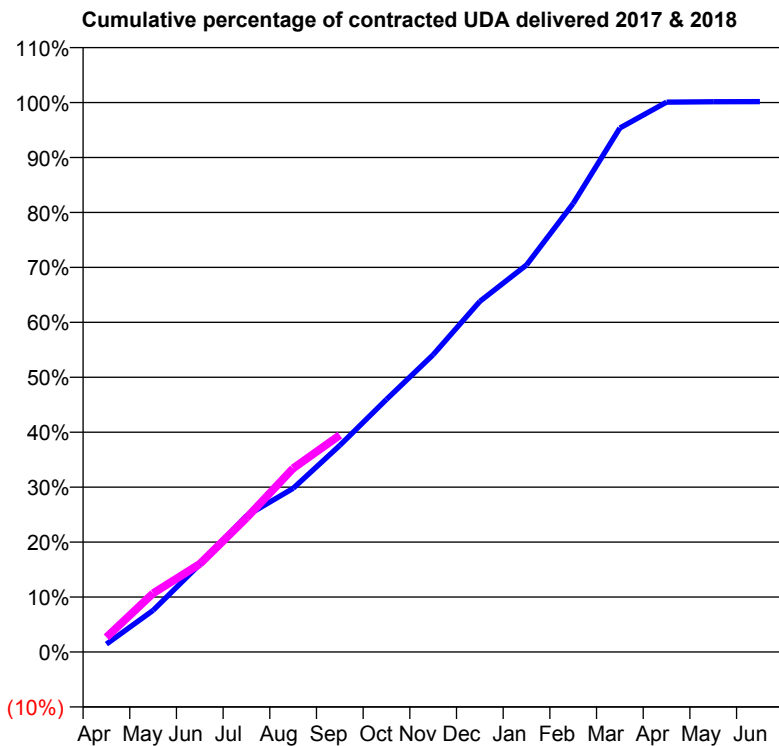
17/18 Contracted general activity (UDA)	5,000
Carry forward general activity (UDA)	-8
17/18 Contracted orthodontic activity (UOA)	0
Carry forward orthodontic activity (UOA)	0
Baseline contract value	£126,330.16

ACCESS*

Patients seen in 24 months	Total	Change since previous quarter
Quarter ending September 2016	1,949	
Quarter ending December 2016	1,972	→
Quarter ending March 2017	2,039	↑
Quarter ending June 2017	2,034	→
Quarter ending September 2017	2,014	→
Variance since September 2016	3.3%	↑



ACTIVITY



Month	Adjusted Scheduled Activity (UDA)	
	2017	2018
April	72	134
May	379	535
June	797	802
July	1,239	1,220
August	1,489	1,671
September	1,880	1,974
October	2,299	
November	2,706	
December	3,190	
January	3,522	
February	4,081	
March	4,768	
April	5,003	
May	5,007	
June	5,008	

QUALITY

	Quantity	Base Number	Contract	AT	Region	England
% of FP17s for the same patient ID Re-attending within 3 months - Children	41	413	9.9%	9.8%	11.2%	11.9%
% of FP17s for the same patient ID Re-attending within 3 months - Adults	89	685	13.0%	15.2%	16.6%	15.9%
% of FP17s for the same patient ID Re-attending between 3 & 9 months - Children	224	413	54.2%	47.7%	47.0%	58.1%
% of FP17s for the same patient ID Re-attending between 3 & 9 months - Adults	296	685	43.2%	38.2%	38.2%	50.6%
% of FP17s for Band 1 Urgent Courses	110	1,003	11.0%	10.0%	10.6%	9.1%
% of FP17s Relating to Free Repair or Replacements	2	1,003	0.2%	0.6%	0.6%	0.8%
% of FP17s Relating to Continuations	3	1,003	0.3%	0.9%	0.8%	1.1%
% of Patients satisfied with the dentistry they have received	3	3	N/A	89.8%	89.2%	91.4%
% of Patients satisfied with the time they had to wait for an appointment	3	3	N/A	86.1%	83.4%	87.7%

* This is based on patients treated on this contract for their most recent course of treatment. Figures in italics indicate the base number of FP17s or Patient Questionnaire responses are less than 100. N/A is shown where the base number of responses is less than 10 during the period. % is calculated as Quantity/Base number*100

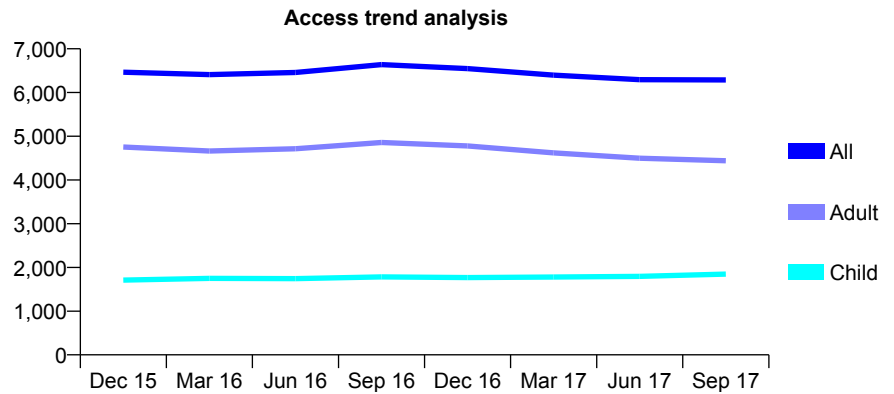
Q63 - Vital Signs At a Glance Contract Report for 122300/0001 - September 2017

Name or company name	Splendent Care Ltd
Contract type name	GDS Contract
Purpose of contract	General
Contract start date	01/04/2007
Contract end date	

17/18 Contracted general activity (UDA)	22,149
Carry forward general activity (UDA)	0
17/18 Contracted orthodontic activity (UOA)	0
Carry forward orthodontic activity (UOA)	0
Baseline contract value	£656,662.10

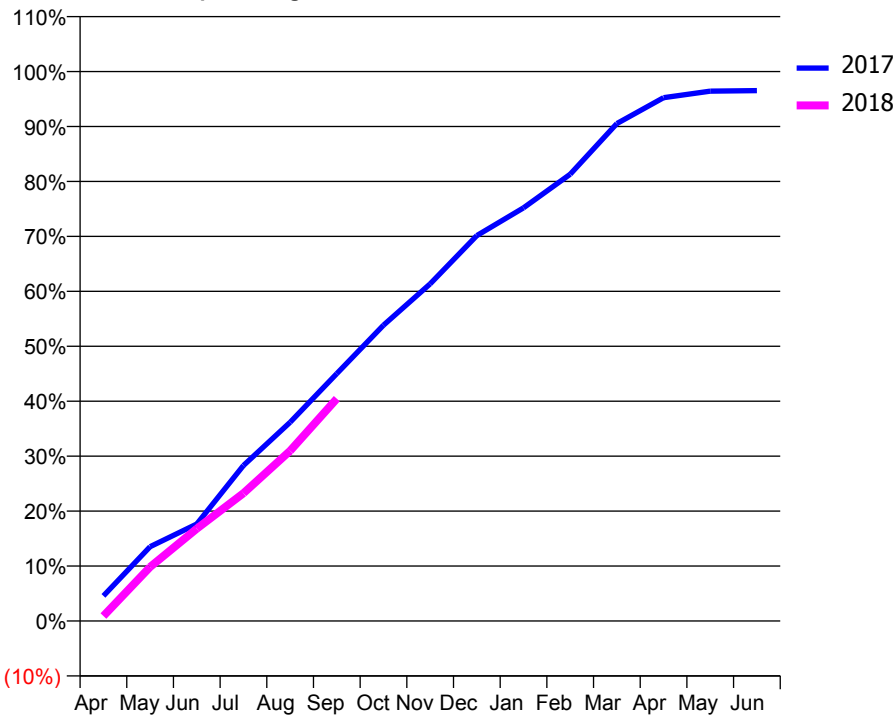
ACCESS*

Patients seen in 24 months	Total	Change since previous quarter
Quarter ending September 2016	6,640	
Quarter ending December 2016	6,546	↓
Quarter ending March 2017	6,399	↓
Quarter ending June 2017	6,293	↓
Quarter ending September 2017	6,287	→
Variance since September 2016	(5.3%)	↓



ACTIVITY

Cumulative percentage of contracted UDA delivered 2017 & 2018



Month	Adjusted Scheduled Activity (UDA)	
	2017	2018
April	1,013	200
May	2,999	2,180
June	3,912	3,721
July	6,270	5,151
August	8,012	6,863
September	9,975	8,963
October	11,927	
November	13,591	
December	15,535	
January	16,652	
February	18,009	
March	20,049	
April	21,095	
May	21,359	
June	21,376	

QUALITY

	Quantity	Base Number	Contract	AT	Region	England
% of FP17s for the same patient ID Re-attending within 3 months - Children	81	1,181	6.9%	9.8%	11.2%	11.9%
% of FP17s for the same patient ID Re-attending within 3 months - Adults	355	2,674	13.3%	15.2%	16.6%	15.9%
% of FP17s for the same patient ID Re-attending between 3 & 9 months - Children	426	1,181	36.1%	47.7%	47.0%	58.1%
% of FP17s for the same patient ID Re-attending between 3 & 9 months - Adults	828	2,674	31.0%	38.2%	38.2%	50.6%
% of FP17s for Band 1 Urgent Courses	412	3,405	12.1%	10.0%	10.6%	9.1%
% of FP17s Relating to Free Repair or Replacements	16	3,405	0.5%	0.6%	0.6%	0.8%
% of FP17s Relating to Continuations	17	3,405	0.5%	0.9%	0.8%	1.1%
% of Patients satisfied with the dentistry they have received	2	2	N/A	89.8%	89.2%	91.4%
% of Patients satisfied with the time they had to wait for an appointment	2	2	N/A	86.1%	83.4%	87.7%

* This is based on patients treated on this contract for their most recent course of treatment. Figures in italics indicate the base number of FP17s or Patient Questionnaire responses are less than 100. N/A is shown where the base number of responses is less than 10 during the period. % is calculated as Quantity/Base number*100

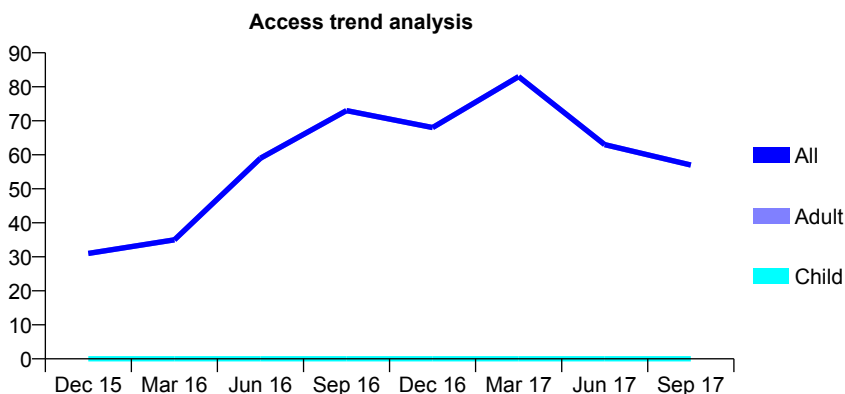
Q63 - Vital Signs At a Glance Contract Report for 122300/0003 - September 2017

Name or company name	Splendent Care Ltd
Contract type name	PDS Contract
Purpose of contract	General
Contract start date	01/10/2009
Contract end date	31/03/2018

17/18 Contracted general activity (UDA)	327
Carry forward general activity (UDA)	0
17/18 Contracted orthodontic activity (UOA)	0
Carry forward orthodontic activity (UOA)	0
Baseline contract value	£63,846.36

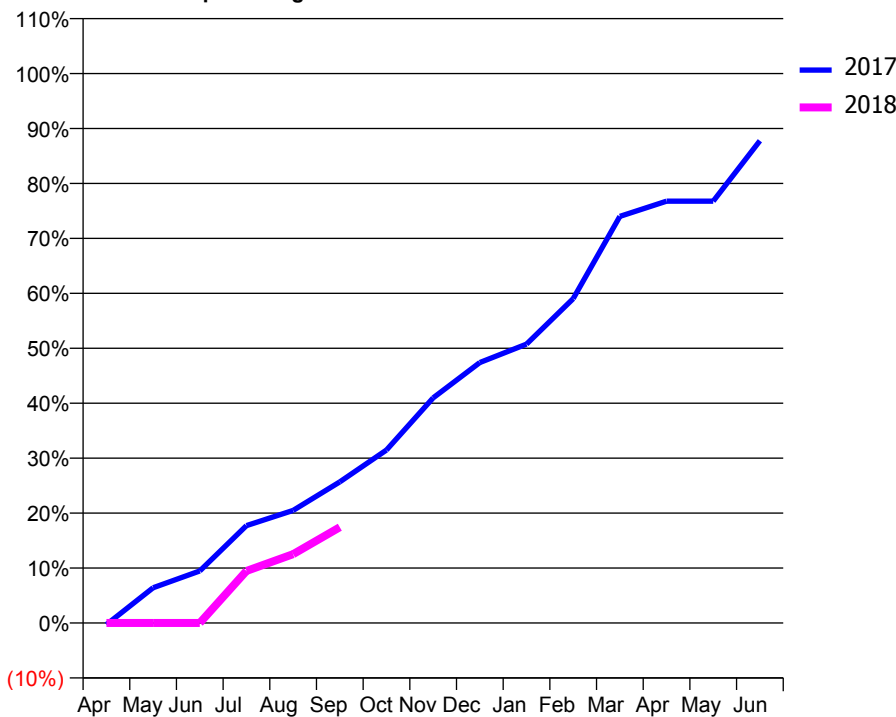
ACCESS*

Patients seen in 24 months	Total	Change since previous quarter
Quarter ending September 2016	73	
Quarter ending December 2016	68	↓
Quarter ending March 2017	83	↑
Quarter ending June 2017	63	↓
Quarter ending September 2017	57	↓
Variance since September 2016	(21.9%)	↓



ACTIVITY

Cumulative percentage of contracted UDA delivered 2017 & 2018



Adjusted Scheduled Activity (UDA)

Month	2017	2018
April	-1	0
May	21	0
June	31	0
July	58	31
August	67	41
September	84	57
October	103	
November	134	
December	155	
January	166	
February	193	
March	242	
April	251	
May	251	
June	287	

QUALITY

	Quantity	Base Number	Contract	AT	Region	England
% of FP17s for the same patient ID Re-attending within 3 months - Children	0	0	N/A	9.8%	11.2%	11.9%
% of FP17s for the same patient ID Re-attending within 3 months - Adults	0	36	0.0%	15.2%	16.6%	15.9%
% of FP17s for the same patient ID Re-attending between 3 & 9 months - Children	0	0	N/A	47.7%	47.0%	58.1%
% of FP17s for the same patient ID Re-attending between 3 & 9 months - Adults	0	36	0.0%	38.2%	38.2%	50.6%
% of FP17s for Band 1 Urgent Courses	0	21	0.0%	10.0%	10.6%	9.1%
% of FP17s Relating to Free Repair or Replacements	0	21	0.0%	0.6%	0.6%	0.8%
% of FP17s Relating to Continuations	0	21	0.0%	0.9%	0.8%	1.1%
% of Patients satisfied with the dentistry they have received	1	1	N/A	89.8%	89.2%	91.4%
% of Patients satisfied with the time they had to wait for an appointment	0	1	N/A	86.1%	83.4%	87.7%

* This is based on patients treated on this contract for their most recent course of treatment. Figures in italics indicate the base number of FP17s or Patient Questionnaire responses are less than 100. N/A is shown where the base number of responses is less than 10 during the period. % is calculated as Quantity/Base number*100

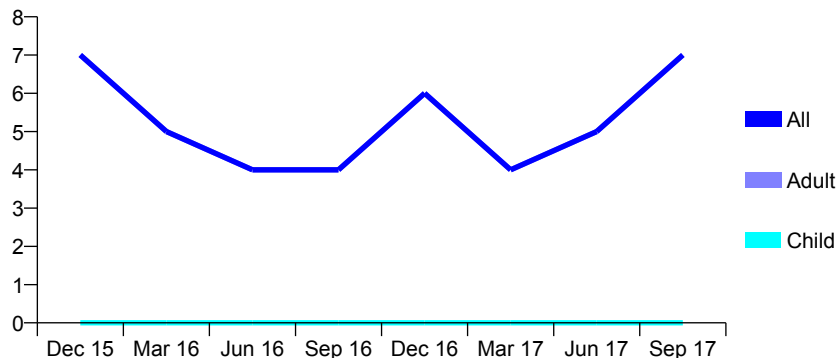
Q63 - Vital Signs At a Glance Contract Report for 122300/0004 - September 2017

Name or company name	Splendent Care Ltd
Contract type name	PDS Contract
Purpose of contract	General
Contract start date	01/04/2010
Contract end date	31/03/2018

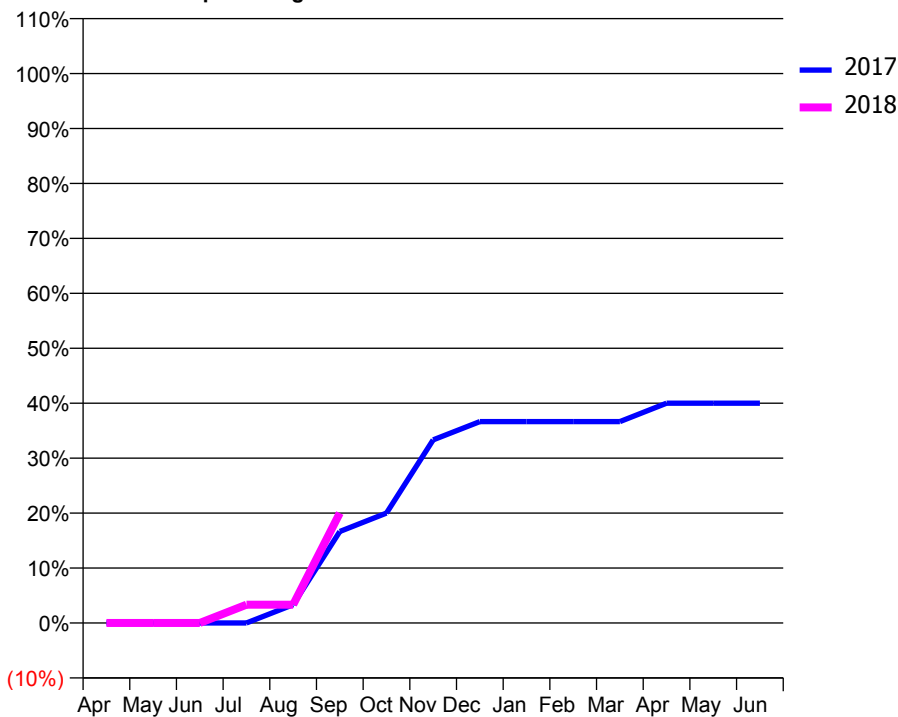
17/18 Contracted general activity (UDA)	90
Carry forward general activity (UDA)	0
17/18 Contracted orthodontic activity (UOA)	0
Carry forward orthodontic activity (UOA)	0
Baseline contract value	£4,718.51

ACCESS*

Patients seen in 24 months	Total	Change since previous quarter
Quarter ending September 2016	4	
Quarter ending December 2016	6	↑
Quarter ending March 2017	4	↓
Quarter ending June 2017	5	↑
Quarter ending September 2017	7	↑
Variance since September 2016	75.0%	↑

Access trend analysis


ACTIVITY

Cumulative percentage of contracted UDA delivered 2017 & 2018

Adjusted Scheduled Activity (UDA)

Month	2017	2018
April	0	0
May	0	0
June	0	0
July	0	3
August	3	3
September	15	18
October	18	
November	30	
December	33	
January	33	
February	33	
March	33	
April	36	
May	36	
June	36	

QUALITY

	Quantity	Base Number	Contract	AT	Region	England
% of FP17s for the same patient ID Re-attending within 3 months - Children	0	0	N/A	9.8%	11.2%	11.9%
% of FP17s for the same patient ID Re-attending within 3 months - Adults	0	4	0.0%	15.2%	16.6%	15.9%
% of FP17s for the same patient ID Re-attending between 3 & 9 months - Children	0	0	N/A	47.7%	47.0%	58.1%
% of FP17s for the same patient ID Re-attending between 3 & 9 months - Adults	0	4	0.0%	38.2%	38.2%	50.6%
% of FP17s for Band 1 Urgent Courses	0	3	0.0%	10.0%	10.6%	9.1%
% of FP17s Relating to Free Repair or Replacements	0	3	0.0%	0.6%	0.6%	0.8%
% of FP17s Relating to Continuations	0	3	0.0%	0.9%	0.8%	1.1%
% of Patients satisfied with the dentistry they have received	0	0	N/A	89.8%	89.2%	91.4%
% of Patients satisfied with the time they had to wait for an appointment	0	0	N/A	86.1%	83.4%	87.7%

* This is based on patients treated on this contract for their most recent course of treatment. Figures in italics indicate the base number of FP17s or Patient Questionnaire responses are less than 100. N/A is shown where the base number of responses is less than 10 during the period. % is calculated as Quantity/Base number*100

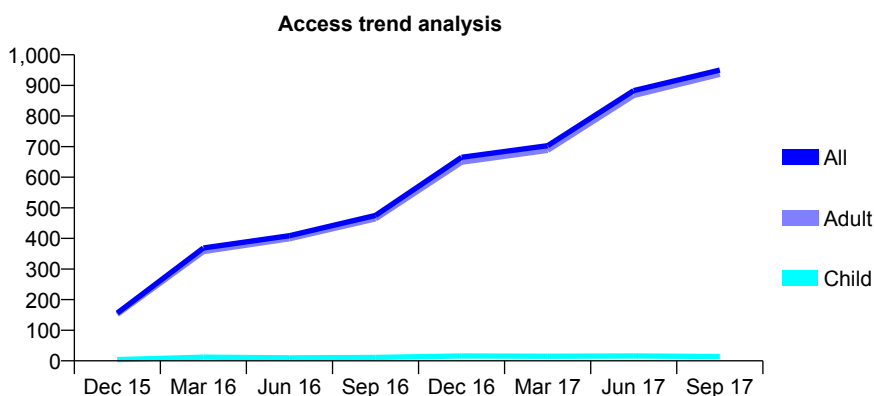
Q63 - Vital Signs At a Glance Contract Report for 122300/0005 - September 2017

Name or company name	Splendent Care Ltd
Contract type name	PDS Contract
Purpose of contract	General
Contract start date	01/09/2010
Contract end date	30/11/2017

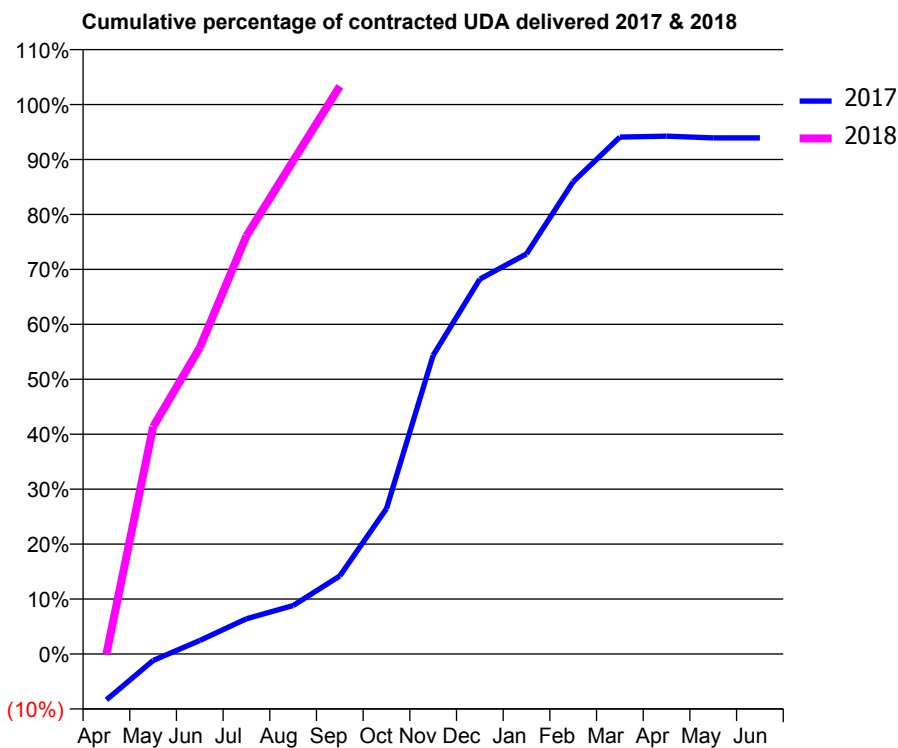
17/18 Contracted general activity (UDA)	1,333
Carry forward general activity (UDA)	0
17/18 Contracted orthodontic activity (UOA)	0
Carry forward orthodontic activity (UOA)	0
Baseline contract value	£64,910.98

ACCESS*

Patients seen in 24 months	Total	Change since previous quarter
Quarter ending September 2016	475	
Quarter ending December 2016	665	↑
Quarter ending March 2017	703	↑
Quarter ending June 2017	883	↑
Quarter ending September 2017	950	↑
Variance since September 2016	100.0%	↑



ACTIVITY



Month	Adjusted Scheduled Activity (UDA)	
	2017	2018
April	-167	0
May	-24	551
June	49	743
July	128	1,014
August	176	1,196
September	284	1,377
October	529	
November	1,087	
December	1,364	
January	1,456	
February	1,719	
March	1,882	
April	1,885	
May	1,879	
June	1,879	

QUALITY

	Quantity	Base Number	Contract	AT	Region	England
% of FP17s for the same patient ID Re-attending within 3 months - Children	1	9	11.1%	9.8%	11.2%	11.9%
% of FP17s for the same patient ID Re-attending within 3 months - Adults	11	465	2.4%	15.2%	16.6%	15.9%
% of FP17s for the same patient ID Re-attending between 3 & 9 months - Children	0	9	0.0%	47.7%	47.0%	58.1%
% of FP17s for the same patient ID Re-attending between 3 & 9 months - Adults	4	465	0.9%	38.2%	38.2%	50.6%
% of FP17s for Band 1 Urgent Courses	1	475	0.2%	10.0%	10.6%	9.1%
% of FP17s Relating to Free Repair or Replacements	0	475	0.0%	0.6%	0.6%	0.8%
% of FP17s Relating to Continuations	0	475	0.0%	0.9%	0.8%	1.1%
% of Patients satisfied with the dentistry they have received	0	0	N/A	89.8%	89.2%	91.4%
% of Patients satisfied with the time they had to wait for an appointment	0	0	N/A	86.1%	83.4%	87.7%

* This is based on patients treated on this contract for their most recent course of treatment. Figures in italics indicate the base number of FP17s or Patient Questionnaire responses are less than 100. N/A is shown where the base number of responses is less than 10 during the period. % is calculated as Quantity/Base number*100

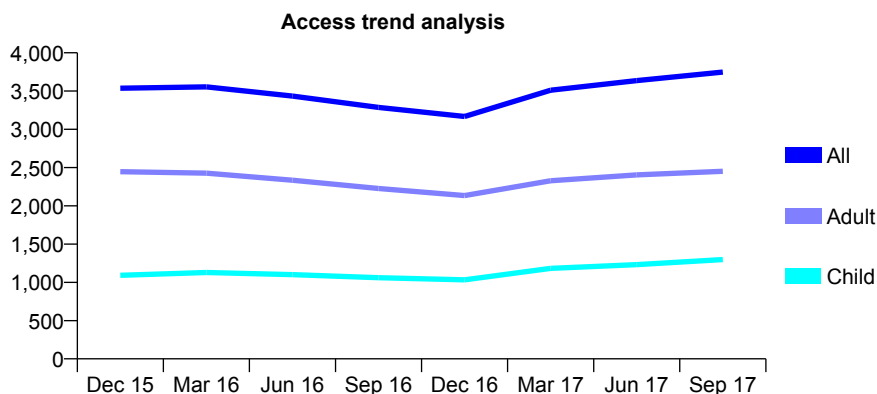
Q63 - Vital Signs At a Glance Contract Report for 122564/0001 - September 2017

Name or company name	Westbury Dental Care
Contract type name	GDS Contract
Purpose of contract	General
Contract start date	01/11/2013
Contract end date	

17/18 Contracted general activity (UDA)	10,000
Carry forward general activity (UDA)	0
17/18 Contracted orthodontic activity (UOA)	0
Carry forward orthodontic activity (UOA)	0
Baseline contract value	£292,217.57

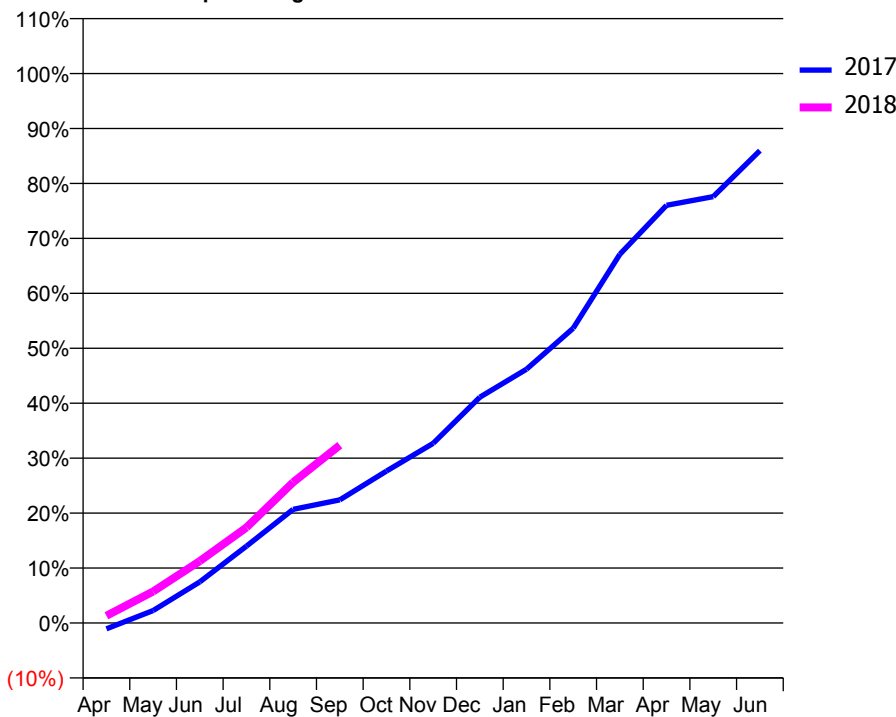
ACCESS*

Patients seen in 24 months	Total	Change since previous quarter
Quarter ending September 2016	3,287	
Quarter ending December 2016	3,167	↓
Quarter ending March 2017	3,511	↑
Quarter ending June 2017	3,636	↑
Quarter ending September 2017	3,749	↑
Variance since September 2016	14.1%	↑



ACTIVITY

Cumulative percentage of contracted UDA delivered 2017 & 2018



Adjusted Scheduled Activity (UDA)

Month	2017	2018
April	-109	133
May	227	574
June	748	1,127
July	1,398	1,738
August	2,070	2,561
September	2,241	3,237
October	2,766	
November	3,270	
December	4,111	
January	4,619	
February	5,363	
March	6,712	
April	7,602	
May	7,759	
June	8,597	

QUALITY

	Quantity	Base Number	Contract	AT	Region	England
% of FP17s for the same patient ID Re-attending within 3 months - Children	185	1,091	17.0%	9.8%	11.2%	11.9%
% of FP17s for the same patient ID Re-attending within 3 months - Adults	294	1,519	19.4%	15.2%	16.6%	15.9%
% of FP17s for the same patient ID Re-attending between 3 & 9 months - Children	513	1,091	47.0%	47.7%	47.0%	58.1%
% of FP17s for the same patient ID Re-attending between 3 & 9 months - Adults	421	1,519	27.7%	38.2%	38.2%	50.6%
% of FP17s for Band 1 Urgent Courses	281	1,723	16.3%	10.0%	10.6%	9.1%
% of FP17s Relating to Free Repair or Replacements	7	1,723	0.4%	0.6%	0.6%	0.8%
% of FP17s Relating to Continuations	10	1,723	0.6%	0.9%	0.8%	1.1%
% of Patients satisfied with the dentistry they have received	3	3	N/A	89.8%	89.2%	91.4%
% of Patients satisfied with the time they had to wait for an appointment	1	3	N/A	86.1%	83.4%	87.7%

* This is based on patients treated on this contract for their most recent course of treatment. Figures in italics indicate the base number of FP17s or Patient Questionnaire responses are less than 100. N/A is shown where the base number of responses is less than 10 during the period. % is calculated as Quantity/Base number*100

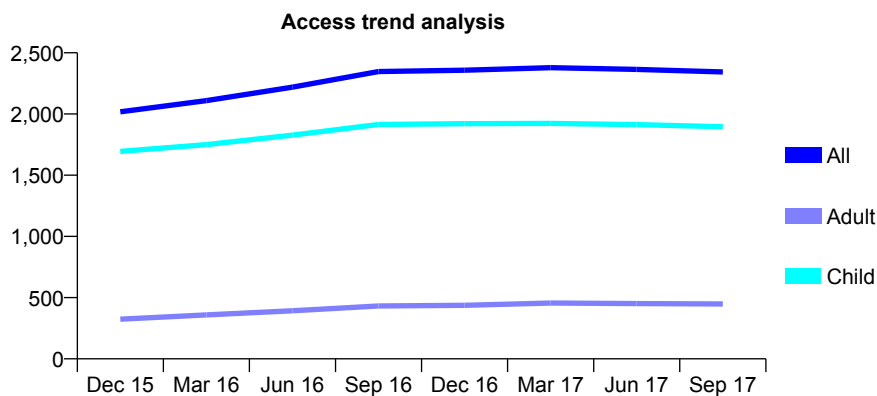
Q63 - Vital Signs At a Glance Contract Report for 123226/0001 - September 2017

Name or company name	Anand Dinker Patel
Contract type name	GDS Contract
Purpose of contract	General
Contract start date	01/09/2014
Contract end date	

17/18 Contracted general activity (UDA)	4,200
Carry forward general activity (UDA)	-81
17/18 Contracted orthodontic activity (UOA)	0
Carry forward orthodontic activity (UOA)	0
Baseline contract value	£93,225.01

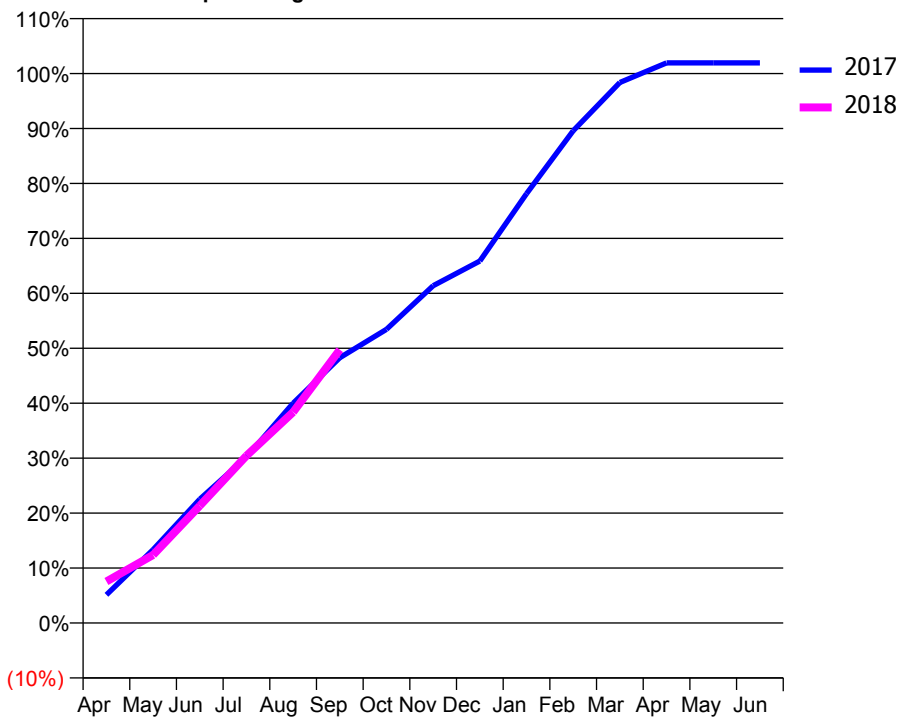
ACCESS*

Patients seen in 24 months	Total	Change since previous quarter
Quarter ending September 2016	2,347	
Quarter ending December 2016	2,358	→
Quarter ending March 2017	2,379	→
Quarter ending June 2017	2,364	→
Quarter ending September 2017	2,344	→
Variance since September 2016	(0.1%)	→



ACTIVITY

Cumulative percentage of contracted UDA delivered 2017 & 2018



Month	Adjusted Scheduled Activity (UDA)	
	2017	2018
April	216	317
May	561	520
June	947	896
July	1,268	1,279
August	1,680	1,612
September	2,028	2,089
October	2,244	
November	2,578	
December	2,767	
January	3,281	
February	3,763	
March	4,131	
April	4,281	
May	4,281	
June	4,281	

QUALITY

	Quantity	Base Number	Contract	AT	Region	England
% of FP17s for the same patient ID Re-attending within 3 months - Children	88	1,332	6.6%	9.8%	11.2%	11.9%
% of FP17s for the same patient ID Re-attending within 3 months - Adults	12	198	6.1%	15.2%	16.6%	15.9%
% of FP17s for the same patient ID Re-attending between 3 & 9 months - Children	724	1,332	54.4%	47.7%	47.0%	58.1%
% of FP17s for the same patient ID Re-attending between 3 & 9 months - Adults	94	198	47.5%	38.2%	38.2%	50.6%
% of FP17s for Band 1 Urgent Courses	60	1,420	4.2%	10.0%	10.6%	9.1%
% of FP17s Relating to Free Repair or Replacements	0	1,420	0.0%	0.6%	0.6%	0.8%
% of FP17s Relating to Continuations	0	1,420	0.0%	0.9%	0.8%	1.1%
% of Patients satisfied with the dentistry they have received	2	2	N/A	89.8%	89.2%	91.4%
% of Patients satisfied with the time they had to wait for an appointment	2	2	N/A	86.1%	83.4%	87.7%

* This is based on patients treated on this contract for their most recent course of treatment. Figures in italics indicate the base number of FP17s or Patient Questionnaire responses are less than 100. N/A is shown where the base number of responses is less than 10 during the period. % is calculated as Quantity/Base number*100

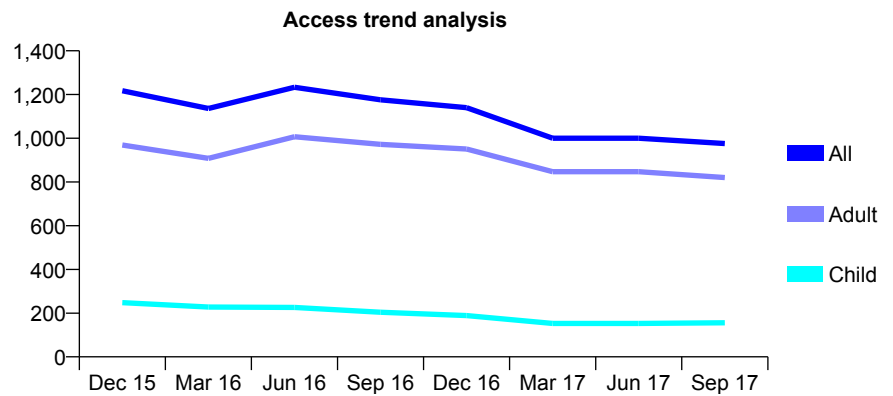
Q63 - Vital Signs At a Glance Contract Report for 124656/0001 - September 2017

Name or company name	Bhageerutty Smiles Ltd
Contract type name	GDS Contract
Purpose of contract	General
Contract start date	01/04/2009
Contract end date	

17/18 Contracted general activity (UDA)	7,265
Carry forward general activity (UDA)	-5
17/18 Contracted orthodontic activity (UOA)	0
Carry forward orthodontic activity (UOA)	0
Baseline contract value	£236,992.12

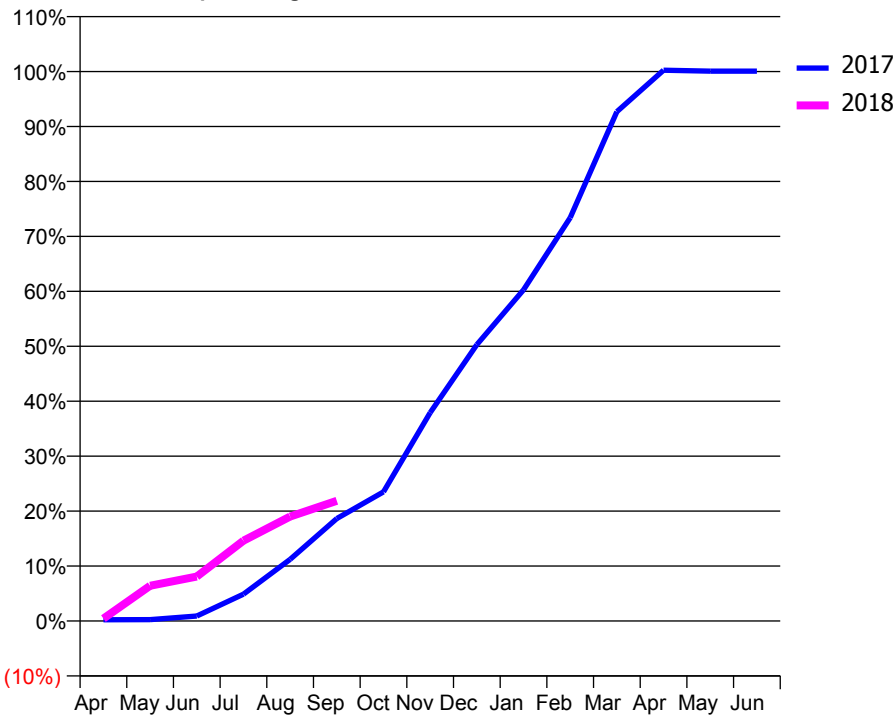
ACCESS*

Patients seen in 24 months	Total	Change since previous quarter
Quarter ending September 2016	1,176	
Quarter ending December 2016	1,140	↓
Quarter ending March 2017	1,000	↓
Quarter ending June 2017	1,000	→
Quarter ending September 2017	976	↓
Variance since September 2016	(17.0%)	↓



ACTIVITY

Cumulative percentage of contracted UDA delivered 2017 & 2018



Month	Adjusted Scheduled Activity (UDA)	
	2017	2018
April	17	32
May	18	467
June	66	587
July	354	1,062
August	815	1,381
September	1,355	1,590
October	1,708	
November	2,754	
December	3,654	
January	4,379	
February	5,332	
March	6,735	
April	7,282	
May	7,270	
June	7,270	

QUALITY

	Quantity	Base Number	Contract	AT	Region	England
% of FP17s for the same patient ID Re-attending within 3 months - Children	1	40	2.5%	9.8%	11.2%	11.9%
% of FP17s for the same patient ID Re-attending within 3 months - Adults	78	328	23.8%	15.2%	16.6%	15.9%
% of FP17s for the same patient ID Re-attending between 3 & 9 months - Children	6	40	15.0%	47.7%	47.0%	58.1%
% of FP17s for the same patient ID Re-attending between 3 & 9 months - Adults	90	328	27.4%	38.2%	38.2%	50.6%
% of FP17s for Band 1 Urgent Courses	25	318	7.9%	10.0%	10.6%	9.1%
% of FP17s Relating to Free Repair or Replacements	1	318	0.3%	0.6%	0.6%	0.8%
% of FP17s Relating to Continuations	1	318	0.3%	0.9%	0.8%	1.1%
% of Patients satisfied with the dentistry they have received	0	0	N/A	89.8%	89.2%	91.4%
% of Patients satisfied with the time they had to wait for an appointment	0	0	N/A	86.1%	83.4%	87.7%

* This is based on patients treated on this contract for their most recent course of treatment. Figures in italics indicate the base number of FP17s or Patient Questionnaire responses are less than 100. N/A is shown where the base number of responses is less than 10 during the period. % is calculated as Quantity/Base number*100

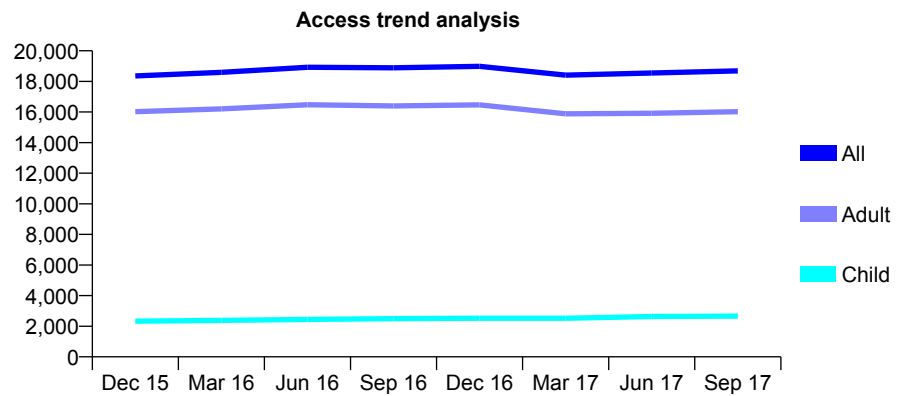
Q63 - Vital Signs At a Glance Contract Report for 124796/0001 - September 2017

Name or company name	Progenics Ltd
Contract type name	GDS Contract
Purpose of contract	General
Contract start date	01/11/2009
Contract end date	

17/18 Contracted general activity (UDA)	41,300
Carry forward general activity (UDA)	-826
17/18 Contracted orthodontic activity (UOA)	0
Carry forward orthodontic activity (UOA)	0
Baseline contract value	£1,206,588.89

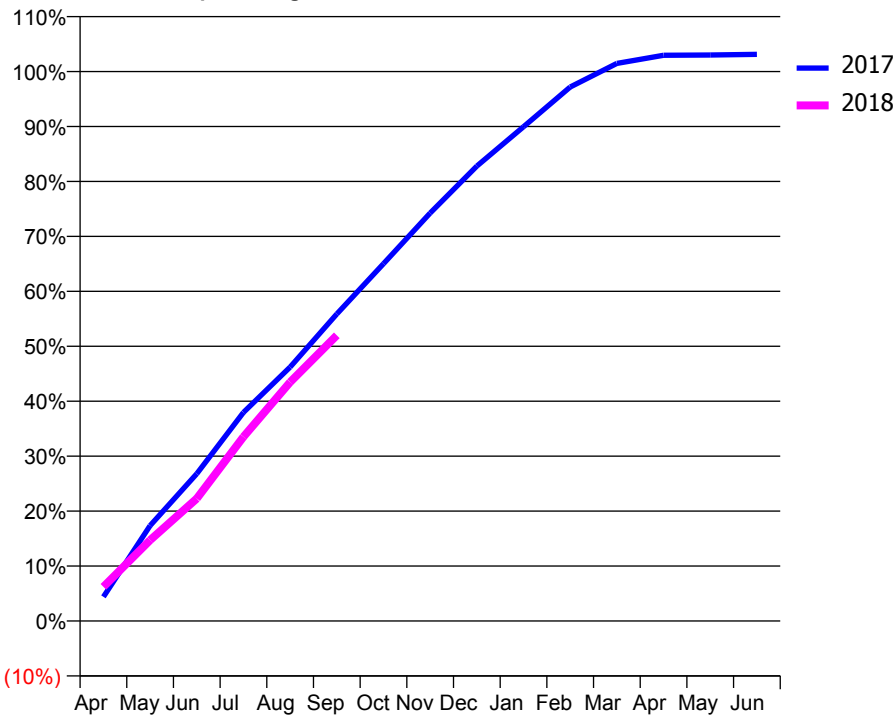
ACCESS*

Patients seen in 24 months	Total	Change since previous quarter
Quarter ending September 2016	18,893	
Quarter ending December 2016	18,984	→
Quarter ending March 2017	18,409	↓
Quarter ending June 2017	18,552	→
Quarter ending September 2017	18,690	→
Variance since September 2016	(1.1%)	↓



ACTIVITY

Cumulative percentage of contracted UDA delivered 2017 & 2018



Month	Adjusted Scheduled Activity (UDA)	
	2017	2018
April	1,817	2,569
May	7,175	6,081
June	11,067	9,210
July	15,679	13,844
August	19,090	17,956
September	23,080	21,470
October	26,856	
November	30,666	
December	34,188	
January	37,143	
February	40,136	
March	41,911	
April	42,521	
May	42,544	
June	42,589	

QUALITY

	Quantity	Base Number	Contract	AT	Region	England
% of FP17s for the same patient ID Re-attending within 3 months - Children	85	1,765	4.8%	9.8%	11.2%	11.9%
% of FP17s for the same patient ID Re-attending within 3 months - Adults	571	7,622	7.5%	15.2%	16.6%	15.9%
% of FP17s for the same patient ID Re-attending between 3 & 9 months - Children	814	1,765	46.1%	47.7%	47.0%	58.1%
% of FP17s for the same patient ID Re-attending between 3 & 9 months - Adults	2,408	7,622	31.6%	38.2%	38.2%	50.6%
% of FP17s for Band 1 Urgent Courses	1,129	9,065	12.5%	10.0%	10.6%	9.1%
% of FP17s Relating to Free Repair or Replacements	52	9,065	0.6%	0.6%	0.6%	0.8%
% of FP17s Relating to Continuations	8	9,065	0.1%	0.9%	0.8%	1.1%
% of Patients satisfied with the dentistry they have received	31	34	91.2%	89.8%	89.2%	91.4%
% of Patients satisfied with the time they had to wait for an appointment	32	34	94.1%	86.1%	83.4%	87.7%

* This is based on patients treated on this contract for their most recent course of treatment. Figures in italics indicate the base number of FP17s or Patient Questionnaire responses are less than 100. N/A is shown where the base number of responses is less than 10 during the period. % is calculated as Quantity/Base number*100

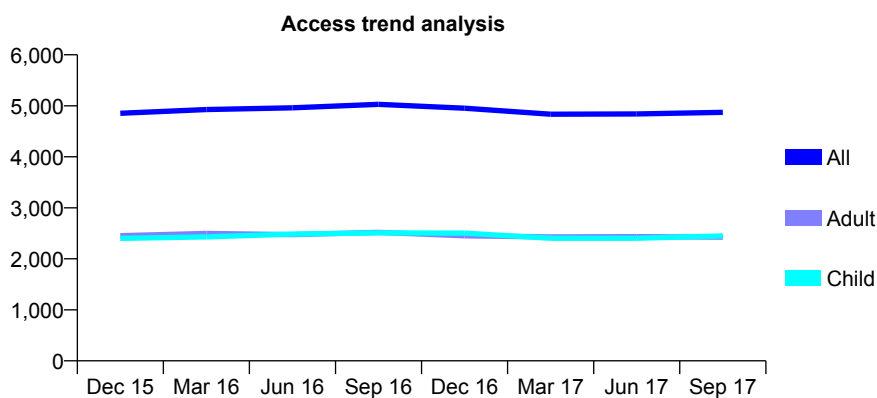
Q63 - Vital Signs At a Glance Contract Report for 124869/0001 - September 2017

Name or company name	M.K. Vasant & Associates
Contract type name	GDS Contract
Purpose of contract	General
Contract start date	01/04/2006
Contract end date	

17/18 Contracted general activity (UDA)	12,500
Carry forward general activity (UDA)	-31
17/18 Contracted orthodontic activity (UOA)	0
Carry forward orthodontic activity (UOA)	0
Baseline contract value	£311,240.37

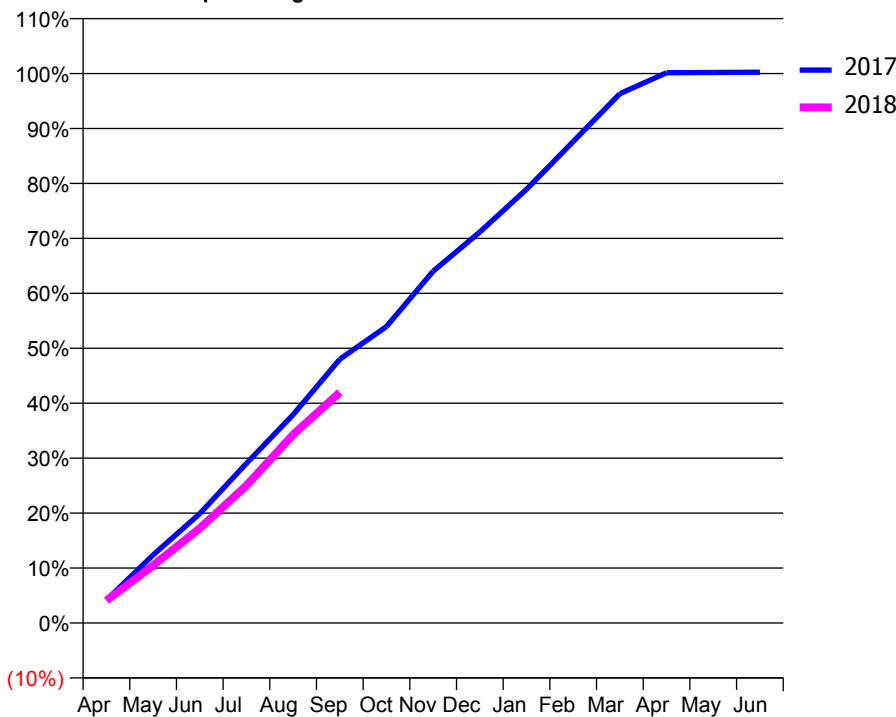
ACCESS*

Patients seen in 24 months	Total	Change since previous quarter
Quarter ending September 2016	5,029	
Quarter ending December 2016	4,954	↓
Quarter ending March 2017	4,834	↓
Quarter ending June 2017	4,840	→
Quarter ending September 2017	4,873	→
Variance since September 2016	(3.1%)	↓



ACTIVITY

Cumulative percentage of contracted UDA delivered 2017 & 2018



Adjusted Scheduled Activity (UDA)		
Month	2017	2018
April	522	511
May	1,548	1,309
June	2,490	2,156
July	3,632	3,128
August	4,739	4,286
September	6,001	5,245
October	6,746	
November	8,003	
December	8,896	
January	9,866	
February	10,951	
March	12,041	
April	12,519	
May	12,524	
June	12,531	

QUALITY

	Quantity	Base Number	Contract	AT	Region	England
% of FP17s for the same patient ID Re-attending within 3 months - Children	185	1,726	10.7%	9.8%	11.2%	11.9%
% of FP17s for the same patient ID Re-attending within 3 months - Adults	210	1,306	16.1%	15.2%	16.6%	15.9%
% of FP17s for the same patient ID Re-attending between 3 & 9 months - Children	808	1,726	46.8%	47.7%	47.0%	58.1%
% of FP17s for the same patient ID Re-attending between 3 & 9 months - Adults	498	1,306	38.1%	38.2%	38.2%	50.6%
% of FP17s for Band 1 Urgent Courses	252	2,579	9.8%	10.0%	10.6%	9.1%
% of FP17s Relating to Free Repair or Replacements	1	2,579	0.0%	0.6%	0.6%	0.8%
% of FP17s Relating to Continuations	8	2,579	0.3%	0.9%	0.8%	1.1%
% of Patients satisfied with the dentistry they have received	3	3	N/A	89.8%	89.2%	91.4%
% of Patients satisfied with the time they had to wait for an appointment	3	3	N/A	86.1%	83.4%	87.7%

* This is based on patients treated on this contract for their most recent course of treatment. Figures in italics indicate the base number of FP17s or Patient Questionnaire responses are less than 100. N/A is shown where the base number of responses is less than 10 during the period. % is calculated as Quantity/Base number*100

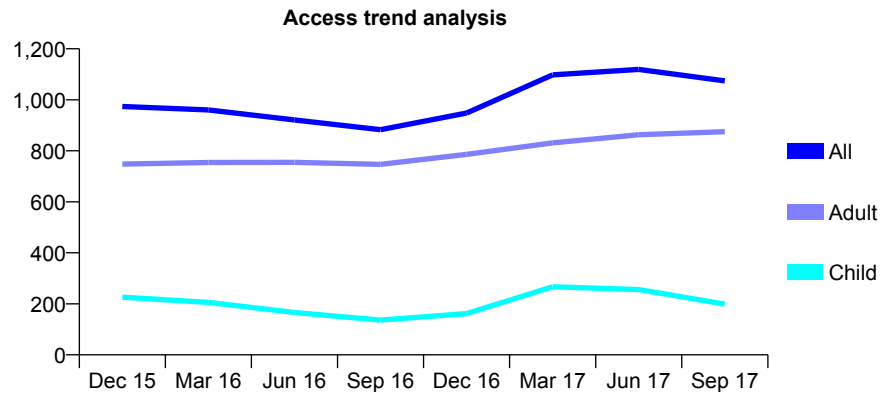
Q63 - Vital Signs At a Glance Contract Report for 124869/0002 - September 2017

Name or company name	M.K. Vasant & Associates
Contract type name	GDS Contract
Purpose of contract	General
Contract start date	01/04/2006
Contract end date	

17/18 Contracted general activity (UDA)	2,831
Carry forward general activity (UDA)	3
17/18 Contracted orthodontic activity (UOA)	0
Carry forward orthodontic activity (UOA)	0
Baseline contract value	£76,633.88

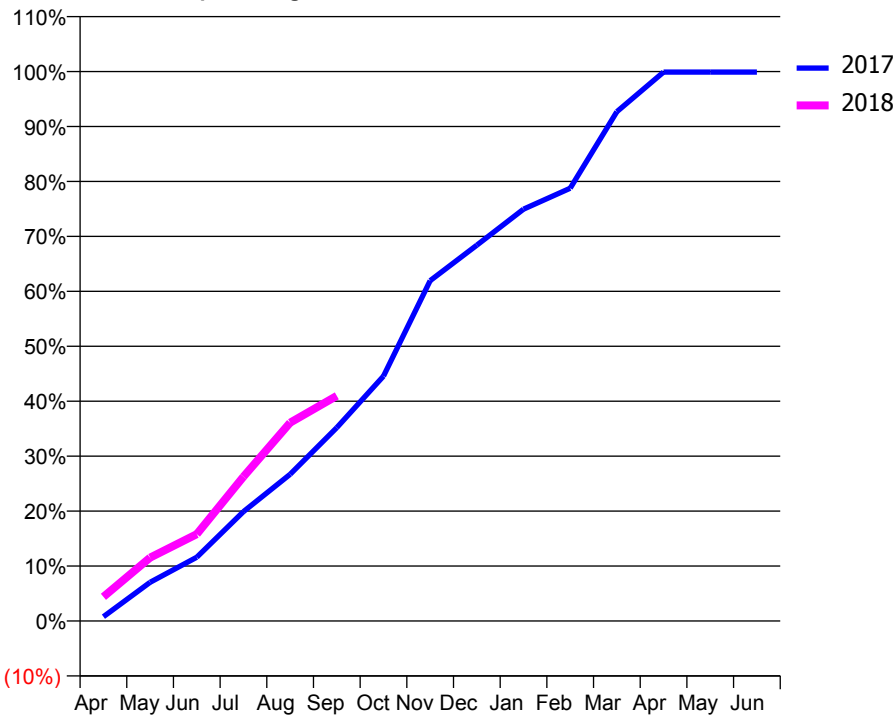
ACCESS*

Patients seen in 24 months	Total	Change since previous quarter
Quarter ending September 2016	883	
Quarter ending December 2016	948	↑
Quarter ending March 2017	1,098	↑
Quarter ending June 2017	1,119	→
Quarter ending September 2017	1,074	↓
Variance since September 2016	21.6%	↑



ACTIVITY

Cumulative percentage of contracted UDA delivered 2017 & 2018



Month	Adjusted Scheduled Activity (UDA)	
	2017	2018
April	22	125
May	199	327
June	329	447
July	564	744
August	756	1,022
September	997	1,160
October	1,262	
November	1,753	
December	1,936	
January	2,122	
February	2,229	
March	2,624	
April	2,828	
May	2,828	
June	2,828	

QUALITY

	Quantity	Base Number	Contract	AT	Region	England
% of FP17s for the same patient ID Re-attending within 3 months - Children	1	137	0.7%	9.8%	11.2%	11.9%
% of FP17s for the same patient ID Re-attending within 3 months - Adults	26	440	5.9%	15.2%	16.6%	15.9%
% of FP17s for the same patient ID Re-attending between 3 & 9 months - Children	9	137	6.6%	47.7%	47.0%	58.1%
% of FP17s for the same patient ID Re-attending between 3 & 9 months - Adults	118	440	26.8%	38.2%	38.2%	50.6%
% of FP17s for Band 1 Urgent Courses	64	509	12.6%	10.0%	10.6%	9.1%
% of FP17s Relating to Free Repair or Replacements	0	509	0.0%	0.6%	0.6%	0.8%
% of FP17s Relating to Continuations	3	509	0.6%	0.9%	0.8%	1.1%
% of Patients satisfied with the dentistry they have received	1	1	N/A	89.8%	89.2%	91.4%
% of Patients satisfied with the time they had to wait for an appointment	1	1	N/A	86.1%	83.4%	87.7%

* This is based on patients treated on this contract for their most recent course of treatment. Figures in italics indicate the base number of FP17s or Patient Questionnaire responses are less than 100. N/A is shown where the base number of responses is less than 10 during the period. % is calculated as Quantity/Base number*100

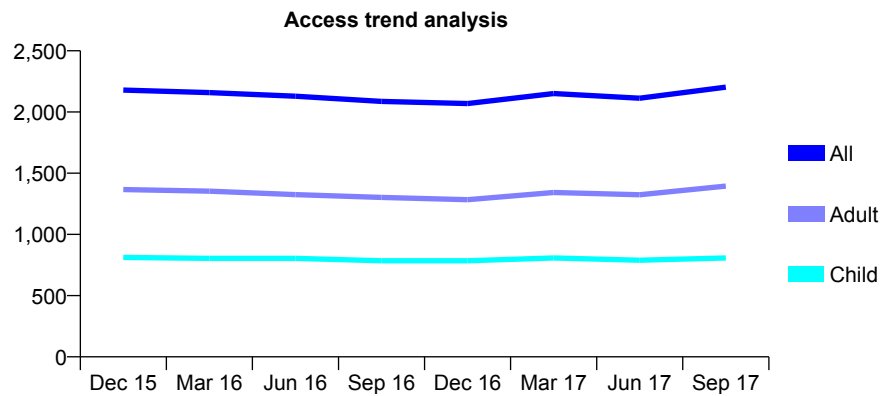
Q63 - Vital Signs At a Glance Contract Report for 124966/0001 - September 2017

Name or company name	Malden Dental Care
Contract type name	GDS Contract
Purpose of contract	General
Contract start date	01/06/2010
Contract end date	

17/18 Contracted general activity (UDA)	5,300
Carry forward general activity (UDA)	0
17/18 Contracted orthodontic activity (UOA)	0
Carry forward orthodontic activity (UOA)	0
Baseline contract value	£148,566.25

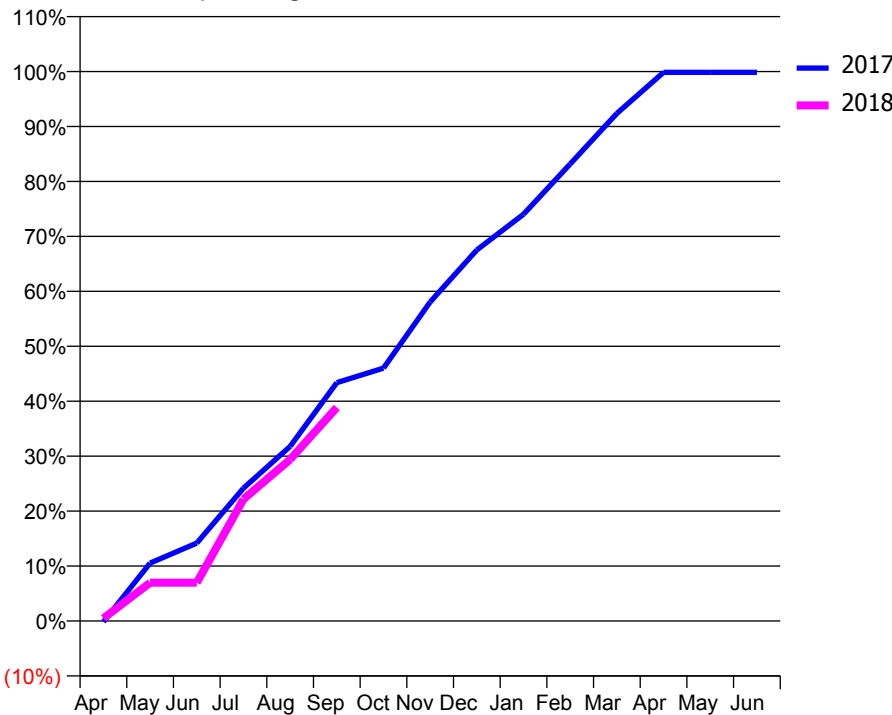
ACCESS*

Patients seen in 24 months	Total	Change since previous quarter
Quarter ending September 2016	2,087	
Quarter ending December 2016	2,069	→
Quarter ending March 2017	2,151	↑
Quarter ending June 2017	2,113	↓
Quarter ending September 2017	2,203	↑
Variance since September 2016	5.6%	↑



ACTIVITY

Cumulative percentage of contracted UDA delivered 2017 & 2018



Month	Adjusted Scheduled Activity (UDA)	
	2017	2018
April	-8	27
May	559	369
June	752	369
July	1,281	1,175
August	1,684	1,558
September	2,299	2,060
October	2,439	
November	3,077	
December	3,579	
January	3,923	
February	4,408	
March	4,896	
April	5,292	
May	5,292	
June	5,292	

QUALITY

	Quantity	Base Number	Contract	AT	Region	England
% of FP17s for the same patient ID Re-attending within 3 months - Children	38	516	7.4%	9.8%	11.2%	11.9%
% of FP17s for the same patient ID Re-attending within 3 months - Adults	101	763	13.2%	15.2%	16.6%	15.9%
% of FP17s for the same patient ID Re-attending between 3 & 9 months - Children	210	516	40.7%	47.7%	47.0%	58.1%
% of FP17s for the same patient ID Re-attending between 3 & 9 months - Adults	254	763	33.3%	38.2%	38.2%	50.6%
% of FP17s for Band 1 Urgent Courses	95	1,113	8.5%	10.0%	10.6%	9.1%
% of FP17s Relating to Free Repair or Replacements	1	1,113	0.1%	0.6%	0.6%	0.8%
% of FP17s Relating to Continuations	2	1,113	0.2%	0.9%	0.8%	1.1%
% of Patients satisfied with the dentistry they have received	3	3	N/A	89.8%	89.2%	91.4%
% of Patients satisfied with the time they had to wait for an appointment	2	3	N/A	86.1%	83.4%	87.7%

* This is based on patients treated on this contract for their most recent course of treatment. Figures in italics indicate the base number of FP17s or Patient Questionnaire responses are less than 100. N/A is shown where the base number of responses is less than 10 during the period. % is calculated as Quantity/Base number*100

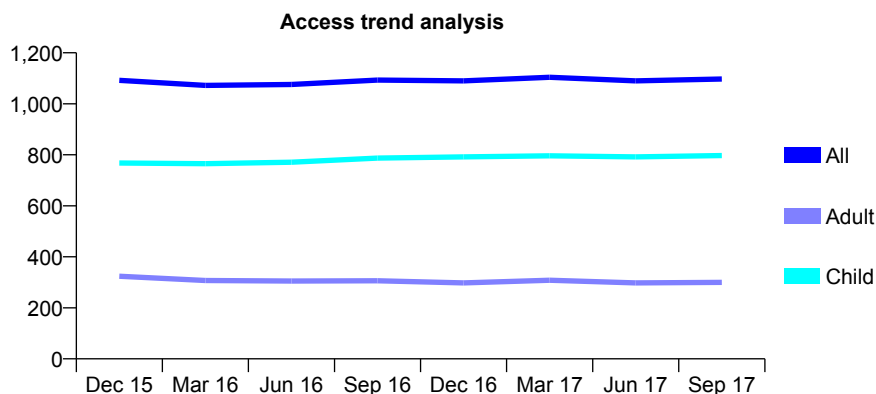
Q63 - Vital Signs At a Glance Contract Report for 125180/0001 - September 2017

Name or company name	Haynes Dental Ltd
Contract type name	GDS Contract
Purpose of contract	General
Contract start date	01/04/2012
Contract end date	

17/18 Contracted general activity (UDA)	2,430
Carry forward general activity (UDA)	-4
17/18 Contracted orthodontic activity (UOA)	0
Carry forward orthodontic activity (UOA)	0
Baseline contract value	£58,173.12

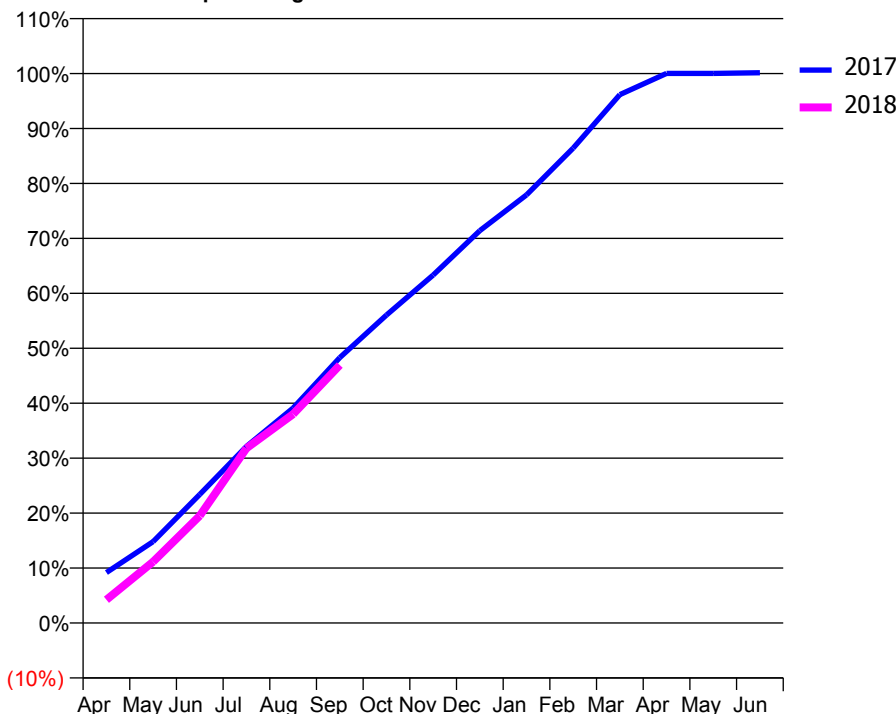
ACCESS*

Patients seen in 24 months	Total	Change since previous quarter
Quarter ending September 2016	1,093	
Quarter ending December 2016	1,090	→
Quarter ending March 2017	1,104	→
Quarter ending June 2017	1,090	↓
Quarter ending September 2017	1,097	→
Variance since September 2016	0.4%	→



ACTIVITY

Cumulative percentage of contracted UDA delivered 2017 & 2018



Adjusted Scheduled Activity (UDA)

Month	2017	2018
April	223	103
May	360	271
June	569	475
July	781	773
August	951	924
September	1,174	1,141
October	1,362	
November	1,539	
December	1,735	
January	1,893	
February	2,100	
March	2,337	
April	2,431	
May	2,431	
June	2,434	

QUALITY

	Quantity	Base Number	Contract	AT	Region	England
% of FP17s for the same patient ID Re-attending within 3 months - Children	48	561	8.6%	9.8%	11.2%	11.9%
% of FP17s for the same patient ID Re-attending within 3 months - Adults	21	153	13.7%	15.2%	16.6%	15.9%
% of FP17s for the same patient ID Re-attending between 3 & 9 months - Children	291	561	51.9%	47.7%	47.0%	58.1%
% of FP17s for the same patient ID Re-attending between 3 & 9 months - Adults	69	153	45.1%	38.2%	38.2%	50.6%
% of FP17s for Band 1 Urgent Courses	10	658	1.5%	10.0%	10.6%	9.1%
% of FP17s Relating to Free Repair or Replacements	0	658	0.0%	0.6%	0.6%	0.8%
% of FP17s Relating to Continuations	13	658	2.0%	0.9%	0.8%	1.1%
% of Patients satisfied with the dentistry they have received	1	1	N/A	89.8%	89.2%	91.4%
% of Patients satisfied with the time they had to wait for an appointment	1	1	N/A	86.1%	83.4%	87.7%

* This is based on patients treated on this contract for their most recent course of treatment. Figures in italics indicate the base number of FP17s or Patient Questionnaire responses are less than 100. N/A is shown where the base number of responses is less than 10 during the period. % is calculated as Quantity/Base number*100

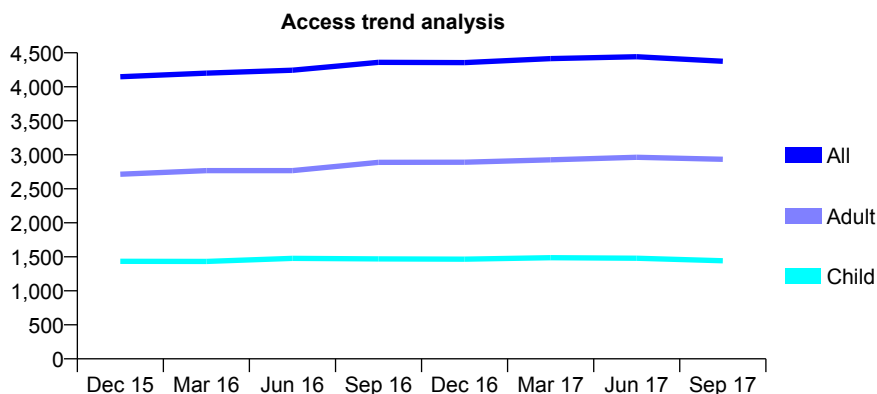
Q63 - Vital Signs At a Glance Contract Report for 125482/0001 - September 2017

Name or company name	Linden Lodge Dental Practice
Contract type name	GDS Contract
Purpose of contract	General
Contract start date	01/04/2010
Contract end date	

17/18 Contracted general activity (UDA)	13,278
Carry forward general activity (UDA)	-266
17/18 Contracted orthodontic activity (UOA)	0
Carry forward orthodontic activity (UOA)	0
Baseline contract value	£367,003.02

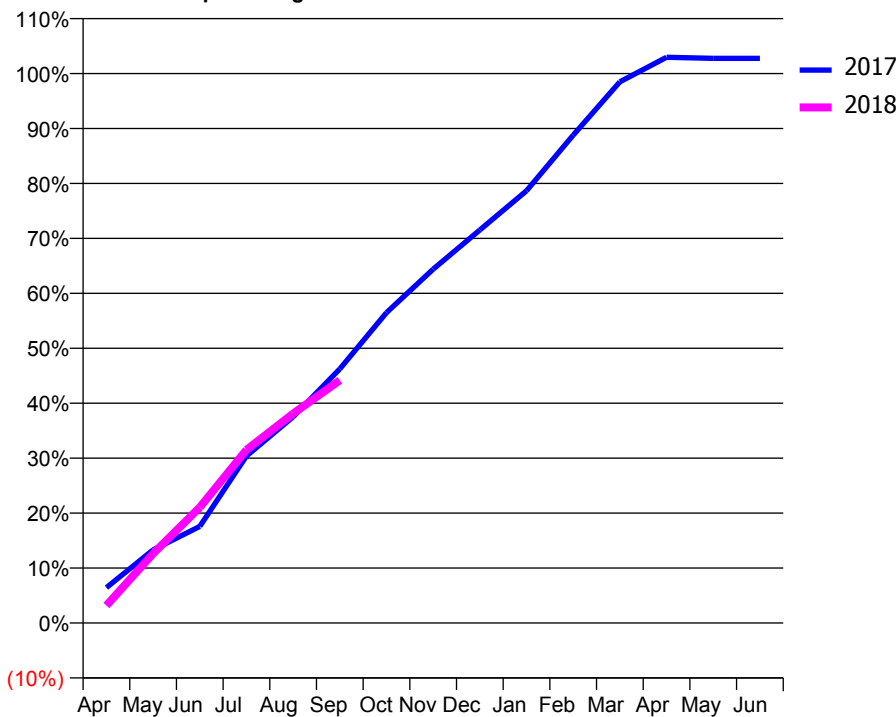
ACCESS*

Patients seen in 24 months	Total	Change since previous quarter
Quarter ending September 2016	4,360	
Quarter ending December 2016	4,356	→
Quarter ending March 2017	4,414	→
Quarter ending June 2017	4,443	→
Quarter ending September 2017	4,376	↓
Variance since September 2016	0.4%	→



ACTIVITY

Cumulative percentage of contracted UDA delivered 2017 & 2018



Adjusted Scheduled Activity (UDA)

Month	2017	2018
April	855	424
May	1,766	1,677
June	2,333	2,794
July	4,035	4,183
August	4,985	5,060
September	6,139	5,867
October	7,499	
November	8,549	
December	9,497	
January	10,444	
February	11,787	
March	13,078	
April	13,670	
May	13,644	
June	13,644	

QUALITY

	Quantity	Base Number	Contract	AT	Region	England
% of FP17s for the same patient ID Re-attending within 3 months - Children	44	710	6.2%	9.8%	11.2%	11.9%
% of FP17s for the same patient ID Re-attending within 3 months - Adults	115	1,212	9.5%	15.2%	16.6%	15.9%
% of FP17s for the same patient ID Re-attending between 3 & 9 months - Children	240	710	33.8%	47.7%	47.0%	58.1%
% of FP17s for the same patient ID Re-attending between 3 & 9 months - Adults	346	1,212	28.5%	38.2%	38.2%	50.6%
% of FP17s for Band 1 Urgent Courses	147	1,777	8.3%	10.0%	10.6%	9.1%
% of FP17s Relating to Free Repair or Replacements	5	1,777	0.3%	0.6%	0.6%	0.8%
% of FP17s Relating to Continuations	3	1,777	0.2%	0.9%	0.8%	1.1%
% of Patients satisfied with the dentistry they have received	2	2	N/A	89.8%	89.2%	91.4%
% of Patients satisfied with the time they had to wait for an appointment	2	2	N/A	86.1%	83.4%	87.7%

* This is based on patients treated on this contract for their most recent course of treatment. Figures in italics indicate the base number of FP17s or Patient Questionnaire responses are less than 100. N/A is shown where the base number of responses is less than 10 during the period. % is calculated as Quantity/Base number*100

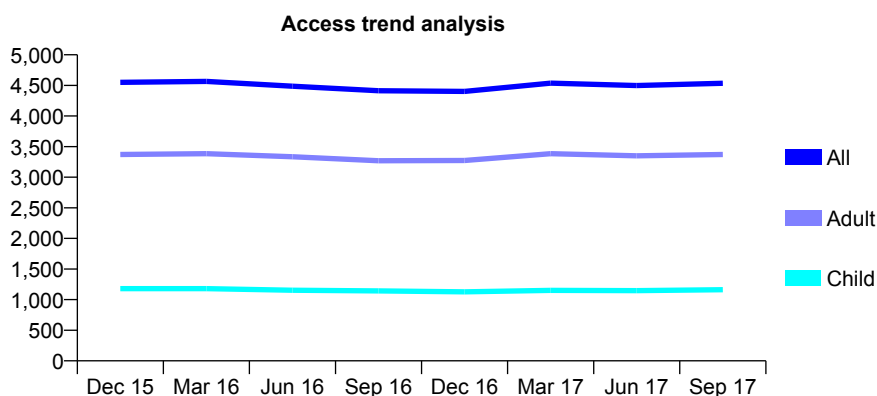
Q63 - Vital Signs At a Glance Contract Report for 125660/0001 - September 2017

Name or company name	Crook Log Dental Liimited
Contract type name	GDS Contract
Purpose of contract	General
Contract start date	01/04/2011
Contract end date	

17/18 Contracted general activity (UDA)	11,462
Carry forward general activity (UDA)	20
17/18 Contracted orthodontic activity (UOA)	0
Carry forward orthodontic activity (UOA)	0
Baseline contract value	£325,099.88

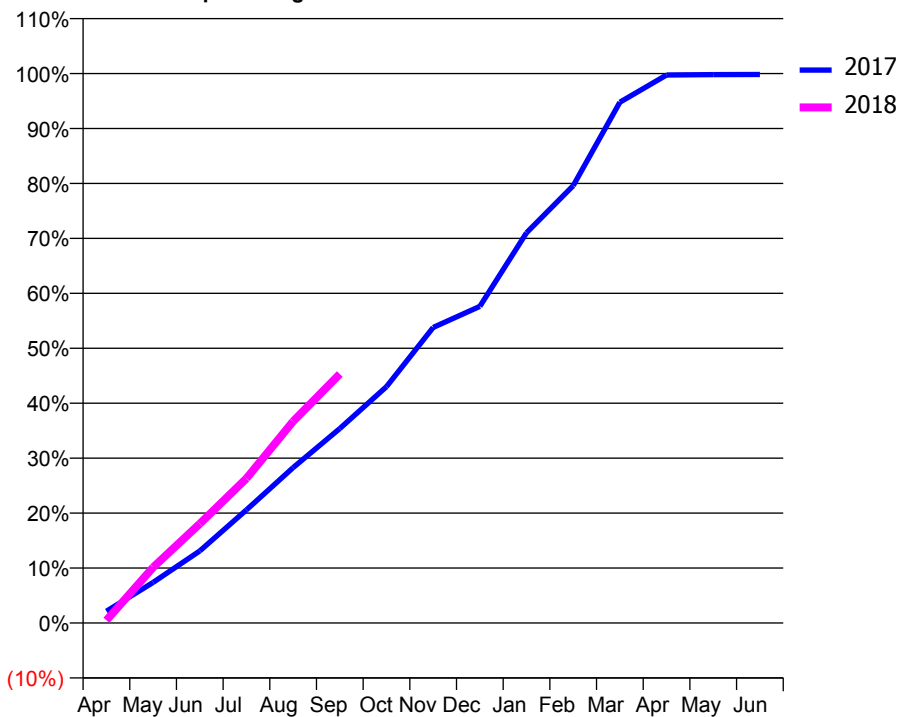
ACCESS*

Patients seen in 24 months	Total	Change since previous quarter
Quarter ending September 2016	4,412	
Quarter ending December 2016	4,401	→
Quarter ending March 2017	4,536	↑
Quarter ending June 2017	4,497	→
Quarter ending September 2017	4,534	→
Variance since September 2016	2.8%	↑



ACTIVITY

Cumulative percentage of contracted UDA delivered 2017 & 2018



Month	Adjusted Scheduled Activity (UDA)	
	2017	2018
April	245	58
May	846	1,161
June	1,504	2,070
July	2,360	3,016
August	3,242	4,206
September	4,056	5,195
October	4,930	
November	6,166	
December	6,606	
January	8,140	
February	9,123	
March	10,862	
April	11,431	
May	11,439	
June	11,442	

QUALITY

	Quantity	Base Number	Contract	AT	Region	England
% of FP17s for the same patient ID Re-attending within 3 months - Children	47	850	5.5%	9.8%	11.2%	11.9%
% of FP17s for the same patient ID Re-attending within 3 months - Adults	232	2,262	10.3%	15.2%	16.6%	15.9%
% of FP17s for the same patient ID Re-attending between 3 & 9 months - Children	459	850	54.0%	47.7%	47.0%	58.1%
% of FP17s for the same patient ID Re-attending between 3 & 9 months - Adults	1,358	2,262	60.0%	38.2%	38.2%	50.6%
% of FP17s for Band 1 Urgent Courses	224	2,464	9.1%	10.0%	10.6%	9.1%
% of FP17s Relating to Free Repair or Replacements	15	2,464	0.6%	0.6%	0.6%	0.8%
% of FP17s Relating to Continuations	1	2,464	0.0%	0.9%	0.8%	1.1%
% of Patients satisfied with the dentistry they have received	11	12	91.7%	89.8%	89.2%	91.4%
% of Patients satisfied with the time they had to wait for an appointment	11	12	91.7%	86.1%	83.4%	87.7%

* This is based on patients treated on this contract for their most recent course of treatment. Figures in italics indicate the base number of FP17s or Patient Questionnaire responses are less than 100. N/A is shown where the base number of responses is less than 10 during the period. % is calculated as Quantity/Base number*100

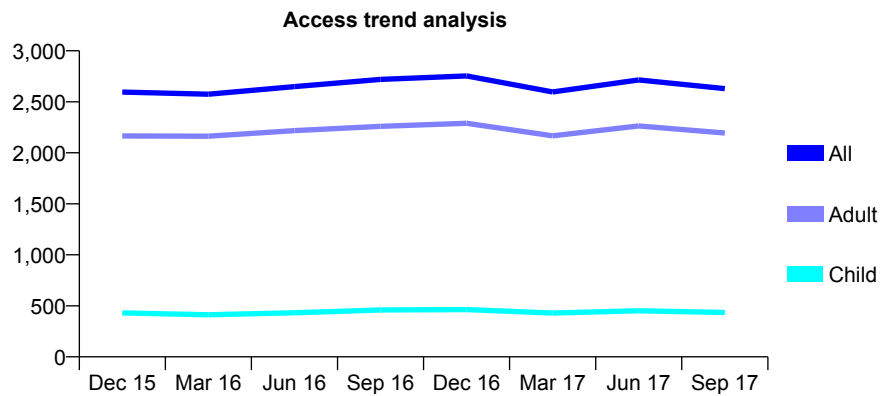
Q63 - Vital Signs At a Glance Contract Report for 125768/0001 - September 2017

Name or company name	Camberdent Ltd
Contract type name	GDS Contract
Purpose of contract	General
Contract start date	02/11/2009
Contract end date	

17/18 Contracted general activity (UDA)	8,500
Carry forward general activity (UDA)	0
17/18 Contracted orthodontic activity (UOA)	0
Carry forward orthodontic activity (UOA)	0
Baseline contract value	£266,913.01

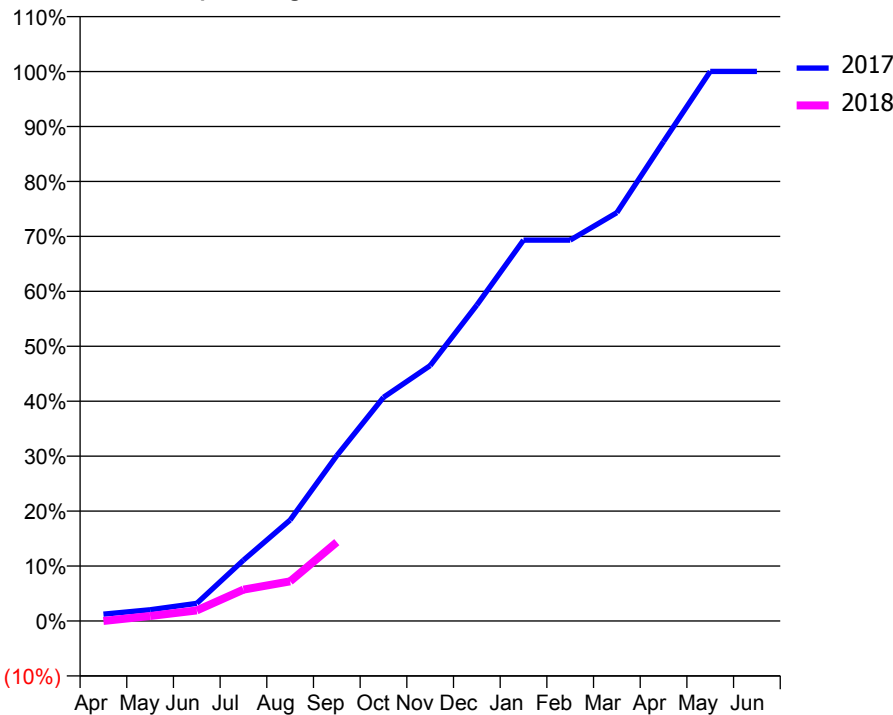
ACCESS*

Patients seen in 24 months	Total	Change since previous quarter
Quarter ending September 2016	2,720	
Quarter ending December 2016	2,754	→
Quarter ending March 2017	2,597	↓
Quarter ending June 2017	2,715	↑
Quarter ending September 2017	2,629	↓
Variance since September 2016	(3.3%)	↓



ACTIVITY

Cumulative percentage of contracted UDA delivered 2017 & 2018



Month	Adjusted Scheduled Activity (UDA)	
	2017	2018
April	110	0
May	180	78
June	284	164
July	976	487
August	1,619	614
September	2,649	1,220
October	3,582	
November	4,091	
December	5,061	
January	6,102	
February	6,102	
March	6,541	
April	7,680	
May	8,802	
June	8,802	

QUALITY

	Quantity	Base Number	Contract	AT	Region	England
% of FP17s for the same patient ID Re-attending within 3 months - Children	6	176	3.4%	9.8%	11.2%	11.9%
% of FP17s for the same patient ID Re-attending within 3 months - Adults	46	887	5.2%	15.2%	16.6%	15.9%
% of FP17s for the same patient ID Re-attending between 3 & 9 months - Children	45	176	25.6%	47.7%	47.0%	58.1%
% of FP17s for the same patient ID Re-attending between 3 & 9 months - Adults	319	887	36.0%	38.2%	38.2%	50.6%
% of FP17s for Band 1 Urgent Courses	2	451	0.4%	10.0%	10.6%	9.1%
% of FP17s Relating to Free Repair or Replacements	0	451	0.0%	0.6%	0.6%	0.8%
% of FP17s Relating to Continuations	0	451	0.0%	0.9%	0.8%	1.1%
% of Patients satisfied with the dentistry they have received	1	1	N/A	89.8%	89.2%	91.4%
% of Patients satisfied with the time they had to wait for an appointment	1	1	N/A	86.1%	83.4%	87.7%

* This is based on patients treated on this contract for their most recent course of treatment. Figures in italics indicate the base number of FP17s or Patient Questionnaire responses are less than 100. N/A is shown where the base number of responses is less than 10 during the period. % is calculated as Quantity/Base number*100

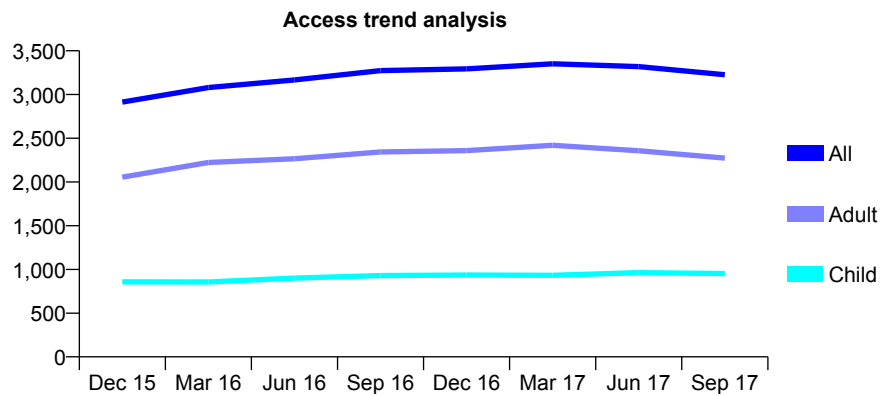
Q63 - Vital Signs At a Glance Contract Report for 125776/0002 - September 2017

Name or company name	Apex Dental Care Ltd
Contract type name	GDS Contract
Purpose of contract	General
Contract start date	01/03/2009
Contract end date	

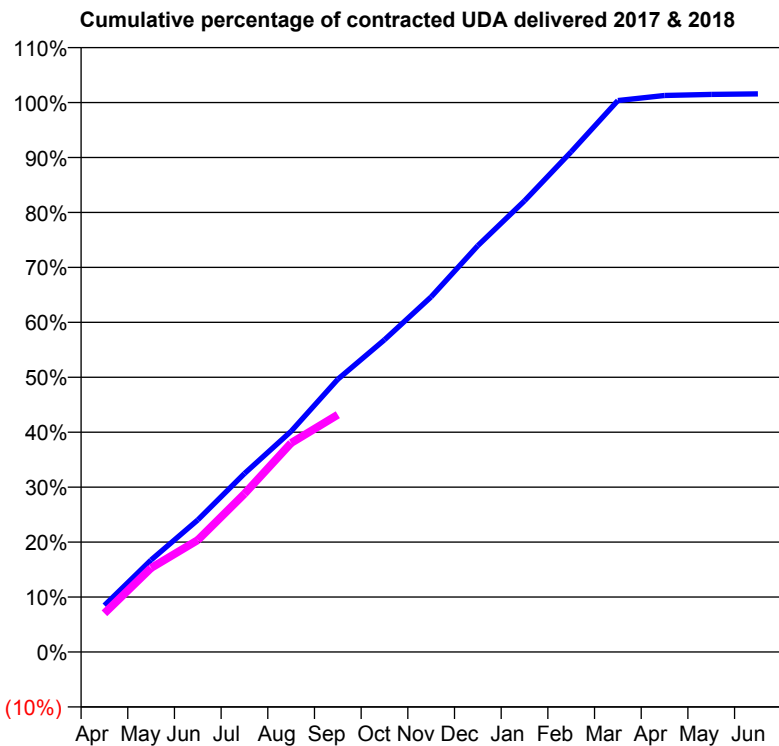
17/18 Contracted general activity (UDA)	9,665
Carry forward general activity (UDA)	-151
17/18 Contracted orthodontic activity (UOA)	0
Carry forward orthodontic activity (UOA)	0
Baseline contract value	£253,492.61

ACCESS*

Patients seen in 24 months	Total	Change since previous quarter
Quarter ending September 2016	3,274	
Quarter ending December 2016	3,294	→
Quarter ending March 2017	3,352	→
Quarter ending June 2017	3,320	→
Quarter ending September 2017	3,226	↓
Variance since September 2016	(1.5%)	↓



ACTIVITY



Month	Adjusted Scheduled Activity (UDA)	
	2017	2018
April	819	682
May	1,619	1,480
June	2,322	1,968
July	3,138	2,784
August	3,883	3,677
September	4,797	4,175
October	5,492	
November	6,248	
December	7,147	
January	7,937	
February	8,799	
March	9,699	
April	9,789	
May	9,806	
June	9,816	

QUALITY

	Quantity	Base Number	Contract	AT	Region	England
% of FP17s for the same patient ID Re-attending within 3 months - Children	78	591	13.2%	9.8%	11.2%	11.9%
% of FP17s for the same patient ID Re-attending within 3 months - Adults	302	1,192	25.3%	15.2%	16.6%	15.9%
% of FP17s for the same patient ID Re-attending between 3 & 9 months - Children	250	591	42.3%	47.7%	47.0%	58.1%
% of FP17s for the same patient ID Re-attending between 3 & 9 months - Adults	520	1,192	43.6%	38.2%	38.2%	50.6%
% of FP17s for Band 1 Urgent Courses	314	1,718	18.3%	10.0%	10.6%	9.1%
% of FP17s Relating to Free Repair or Replacements	11	1,718	0.6%	0.6%	0.6%	0.8%
% of FP17s Relating to Continuations	16	1,718	0.9%	0.9%	0.8%	1.1%
% of Patients satisfied with the dentistry they have received	4	4	N/A	89.8%	89.2%	91.4%
% of Patients satisfied with the time they had to wait for an appointment	3	4	N/A	86.1%	83.4%	87.7%

* This is based on patients treated on this contract for their most recent course of treatment. Figures in italics indicate the base number of FP17s or Patient Questionnaire responses are less than 100. N/A is shown where the base number of responses is less than 10 during the period. % is calculated as Quantity/Base number*100

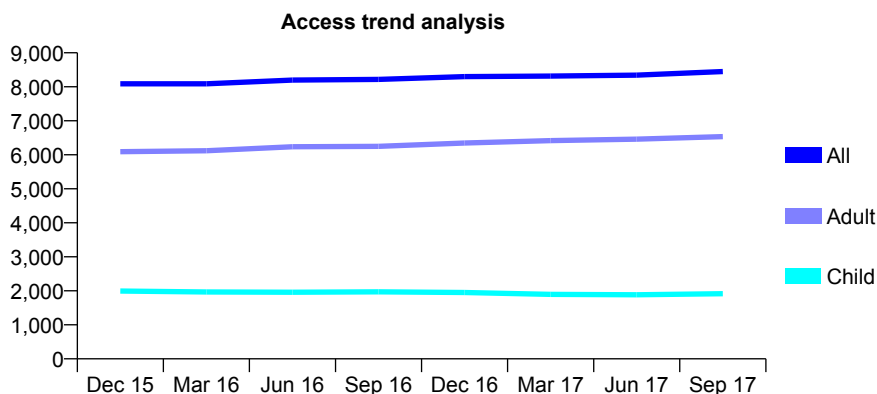
Q63 - Vital Signs At a Glance Contract Report for 126365/0001 - September 2017

Name or company name	Dental Arts Studio - Clapham (Dental Care)
Contract type name	GDS Contract
Purpose of contract	General
Contract start date	11/08/2010
Contract end date	

17/18 Contracted general activity (UDA)	20,103
Carry forward general activity (UDA)	329
17/18 Contracted orthodontic activity (UOA)	0
Carry forward orthodontic activity (UOA)	0
Baseline contract value	£567,317.50

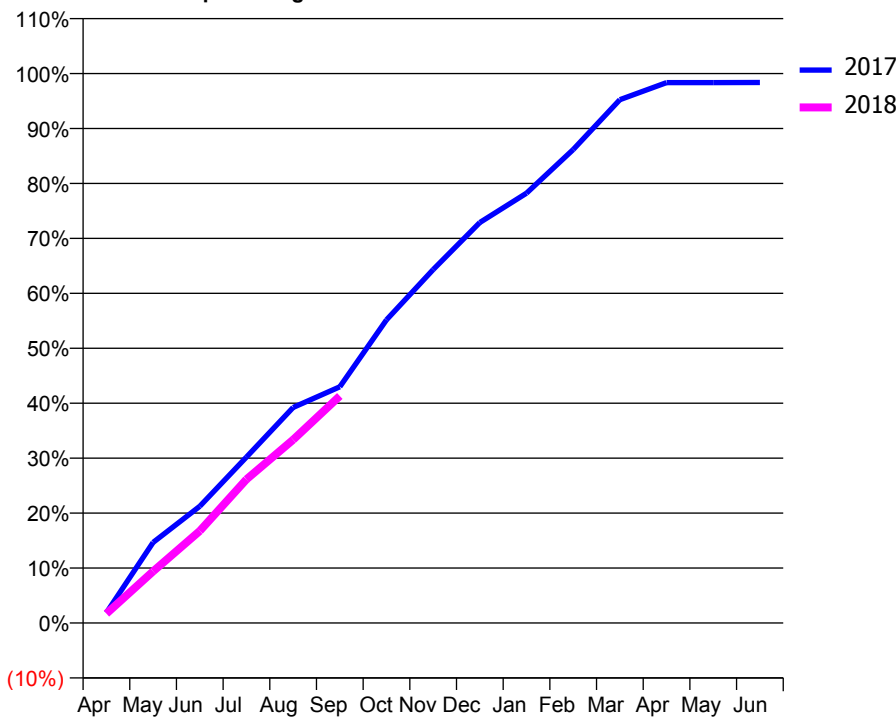
ACCESS*

Patients seen in 24 months	Total	Change since previous quarter
Quarter ending September 2016	8,219	
Quarter ending December 2016	8,301	→
Quarter ending March 2017	8,316	→
Quarter ending June 2017	8,343	→
Quarter ending September 2017	8,449	→
Variance since September 2016	2.8%	↑



ACTIVITY

Cumulative percentage of contracted UDA delivered 2017 & 2018



Adjusted Scheduled Activity (UDA)

Month	2017	2018
April	378	344
May	2,948	1,891
June	4,271	3,367
July	6,071	5,259
August	7,884	6,703
September	8,640	8,307
October	11,093	
November	12,928	
December	14,654	
January	15,726	
February	17,321	
March	19,144	
April	19,771	
May	19,772	
June	19,774	

QUALITY

	Quantity	Base Number	Contract	AT	Region	England
% of FP17s for the same patient ID Re-attending within 3 months - Children	51	1,088	4.7%	9.8%	11.2%	11.9%
% of FP17s for the same patient ID Re-attending within 3 months - Adults	362	2,968	12.2%	15.2%	16.6%	15.9%
% of FP17s for the same patient ID Re-attending between 3 & 9 months - Children	397	1,088	36.5%	47.7%	47.0%	58.1%
% of FP17s for the same patient ID Re-attending between 3 & 9 months - Adults	760	2,968	25.6%	38.2%	38.2%	50.6%
% of FP17s for Band 1 Urgent Courses	368	3,770	9.8%	10.0%	10.6%	9.1%
% of FP17s Relating to Free Repair or Replacements	7	3,770	0.2%	0.6%	0.6%	0.8%
% of FP17s Relating to Continuations	36	3,770	1.0%	0.9%	0.8%	1.1%
% of Patients satisfied with the dentistry they have received	5	5	N/A	89.8%	89.2%	91.4%
% of Patients satisfied with the time they had to wait for an appointment	3	5	N/A	86.1%	83.4%	87.7%

* This is based on patients treated on this contract for their most recent course of treatment. Figures in italics indicate the base number of FP17s or Patient Questionnaire responses are less than 100. N/A is shown where the base number of responses is less than 10 during the period. % is calculated as Quantity/Base number*100

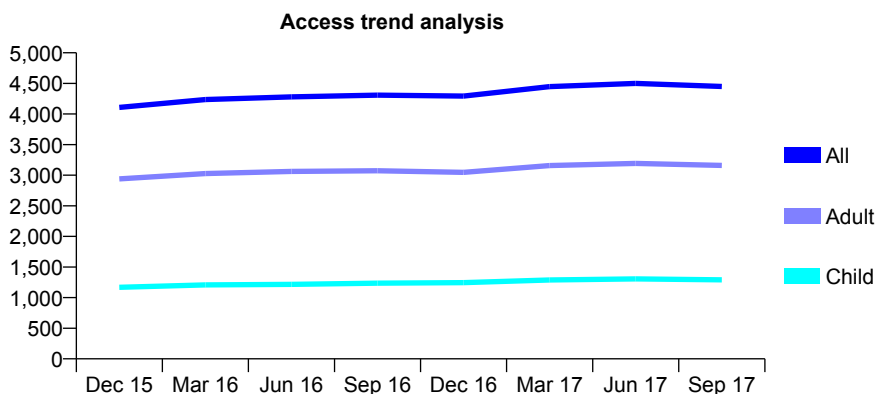
Q63 - Vital Signs At a Glance Contract Report for 126632/0001 - September 2017

Name or company name	Perfect Smile Surgery Limited
Contract type name	GDS Contract
Purpose of contract	General
Contract start date	01/11/2007
Contract end date	

17/18 Contracted general activity (UDA)	12,086
Carry forward general activity (UDA)	469
17/18 Contracted orthodontic activity (UOA)	0
Carry forward orthodontic activity (UOA)	0
Baseline contract value	£312,865.07

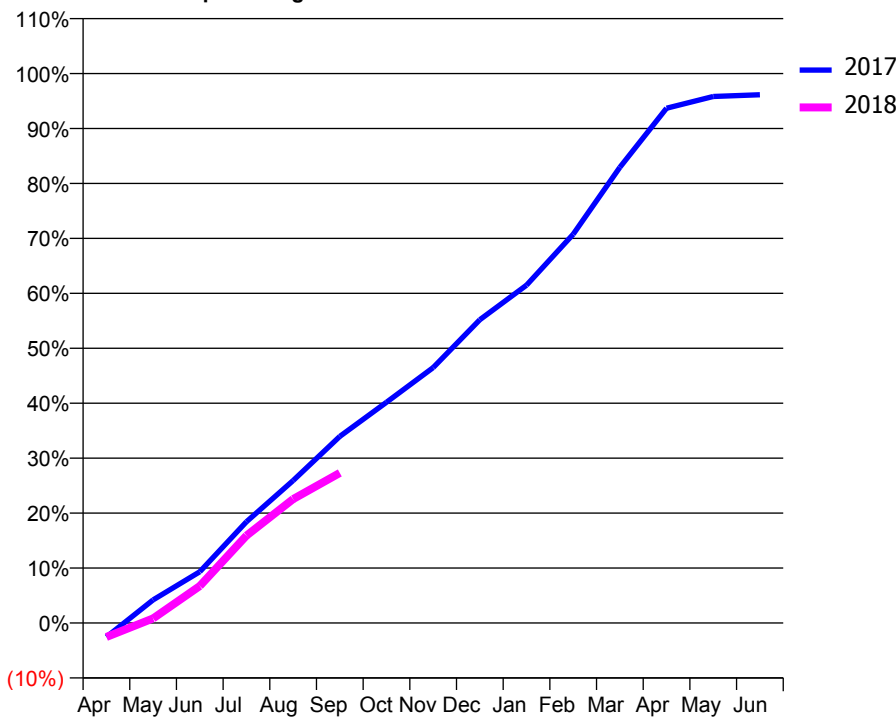
ACCESS*

Patients seen in 24 months	Total	Change since previous quarter
Quarter ending September 2016	4,309	
Quarter ending December 2016	4,292	→
Quarter ending March 2017	4,448	↑
Quarter ending June 2017	4,500	→
Quarter ending September 2017	4,450	↓
Variance since September 2016	3.3%	↑



ACTIVITY

Cumulative percentage of contracted UDA delivered 2017 & 2018



Month	Adjusted Scheduled Activity (UDA)	
	2017	2018
April	-311	-311
May	508	102
June	1,128	814
July	2,228	1,923
August	3,133	2,725
September	4,104	3,301
October	4,855	
November	5,619	
December	6,670	
January	7,430	
February	8,550	
March	10,024	
April	11,324	
May	11,581	
June	11,617	

QUALITY

	Quantity	Base Number	Contract	AT	Region	England
% of FP17s for the same patient ID Re-attending within 3 months - Children	65	703	9.2%	9.8%	11.2%	11.9%
% of FP17s for the same patient ID Re-attending within 3 months - Adults	320	1,664	19.2%	15.2%	16.6%	15.9%
% of FP17s for the same patient ID Re-attending between 3 & 9 months - Children	340	703	48.4%	47.7%	47.0%	58.1%
% of FP17s for the same patient ID Re-attending between 3 & 9 months - Adults	585	1,664	35.2%	38.2%	38.2%	50.6%
% of FP17s for Band 1 Urgent Courses	296	1,851	16.0%	10.0%	10.6%	9.1%
% of FP17s Relating to Free Repair or Replacements	5	1,851	0.3%	0.6%	0.6%	0.8%
% of FP17s Relating to Continuations	31	1,851	1.7%	0.9%	0.8%	1.1%
% of Patients satisfied with the dentistry they have received	3	3	N/A	89.8%	89.2%	91.4%
% of Patients satisfied with the time they had to wait for an appointment	3	3	N/A	86.1%	83.4%	87.7%

* This is based on patients treated on this contract for their most recent course of treatment. Figures in italics indicate the base number of FP17s or Patient Questionnaire responses are less than 100. N/A is shown where the base number of responses is less than 10 during the period. % is calculated as Quantity/Base number*100

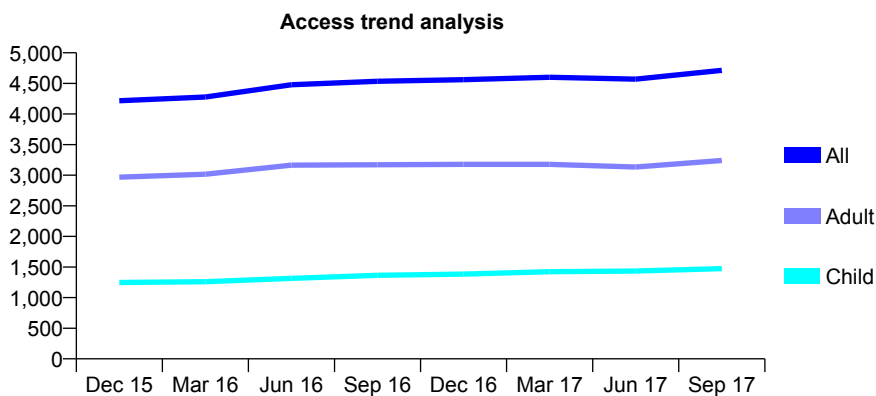
Q63 - Vital Signs At a Glance Contract Report for 126632/0003 - September 2017

Name or company name	Perfect Smile Surgery Limited
Contract type name	GDS Contract
Purpose of contract	General
Contract start date	01/04/2010
Contract end date	

17/18 Contracted general activity (UDA)	8,000
Carry forward general activity (UDA)	-148
17/18 Contracted orthodontic activity (UOA)	0
Carry forward orthodontic activity (UOA)	0
Baseline contract value	£188,860.15

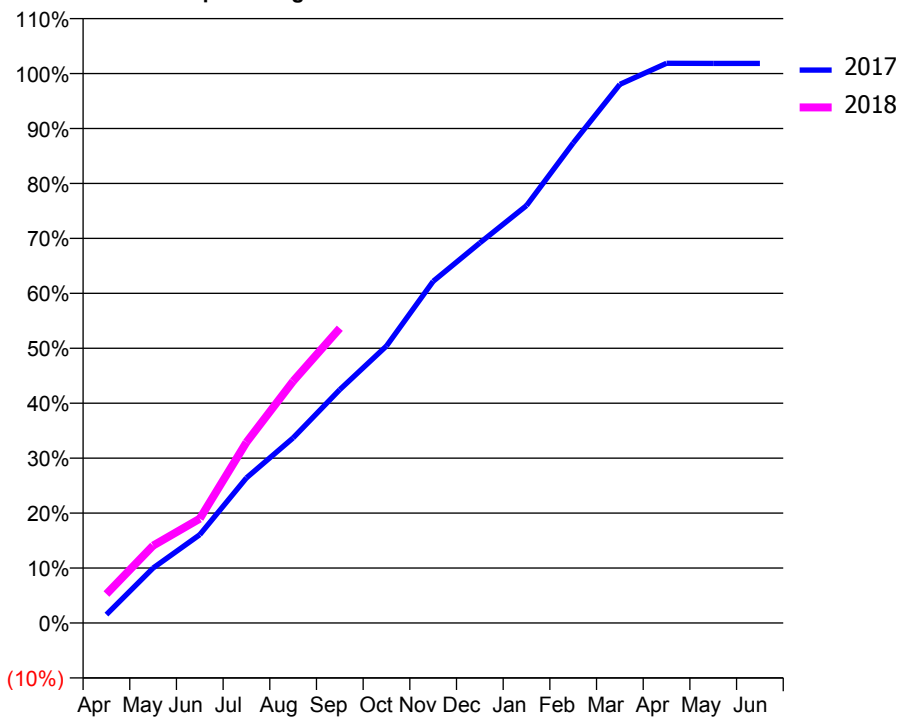
ACCESS*

Patients seen in 24 months	Total	Change since previous quarter
Quarter ending September 2016	4,535	
Quarter ending December 2016	4,562	→
Quarter ending March 2017	4,601	→
Quarter ending June 2017	4,569	→
Quarter ending September 2017	4,713	↑
Variance since September 2016	3.9%	↑



ACTIVITY

Cumulative percentage of contracted UDA delivered 2017 & 2018



Month	Adjusted Scheduled Activity (UDA)	
	2017	2018
April	124	423
May	801	1,126
June	1,286	1,520
July	2,113	2,631
August	2,696	3,520
September	3,398	4,291
October	4,034	
November	4,975	
December	5,533	
January	6,078	
February	6,987	
March	7,843	
April	8,149	
May	8,148	
June	8,148	

QUALITY

	Quantity	Base Number	Contract	AT	Region	England
% of FP17s for the same patient ID Re-attending within 3 months - Children	74	896	8.3%	9.8%	11.2%	11.9%
% of FP17s for the same patient ID Re-attending within 3 months - Adults	216	1,608	13.4%	15.2%	16.6%	15.9%
% of FP17s for the same patient ID Re-attending between 3 & 9 months - Children	396	896	44.2%	47.7%	47.0%	58.1%
% of FP17s for the same patient ID Re-attending between 3 & 9 months - Adults	445	1,608	27.7%	38.2%	38.2%	50.6%
% of FP17s for Band 1 Urgent Courses	356	2,328	15.3%	10.0%	10.6%	9.1%
% of FP17s Relating to Free Repair or Replacements	3	2,328	0.1%	0.6%	0.6%	0.8%
% of FP17s Relating to Continuations	17	2,328	0.7%	0.9%	0.8%	1.1%
% of Patients satisfied with the dentistry they have received	2	3	N/A	89.8%	89.2%	91.4%
% of Patients satisfied with the time they had to wait for an appointment	2	3	N/A	86.1%	83.4%	87.7%

* This is based on patients treated on this contract for their most recent course of treatment. Figures in italics indicate the base number of FP17s or Patient Questionnaire responses are less than 100. N/A is shown where the base number of responses is less than 10 during the period. % is calculated as Quantity/Base number*100

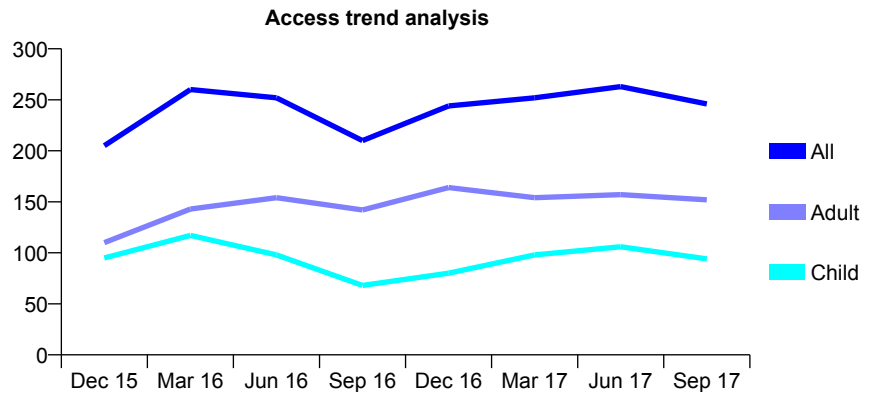
Q63 - Vital Signs At a Glance Contract Report for 129410/0001 - September 2017

Name or company name	Miss N Khoobehi
Contract type name	GDS Contract
Purpose of contract	General
Contract start date	29/06/2012
Contract end date	

17/18 Contracted general activity (UDA)	844
Carry forward general activity (UDA)	0
17/18 Contracted orthodontic activity (UOA)	0
Carry forward orthodontic activity (UOA)	0
Baseline contract value	£23,807.94

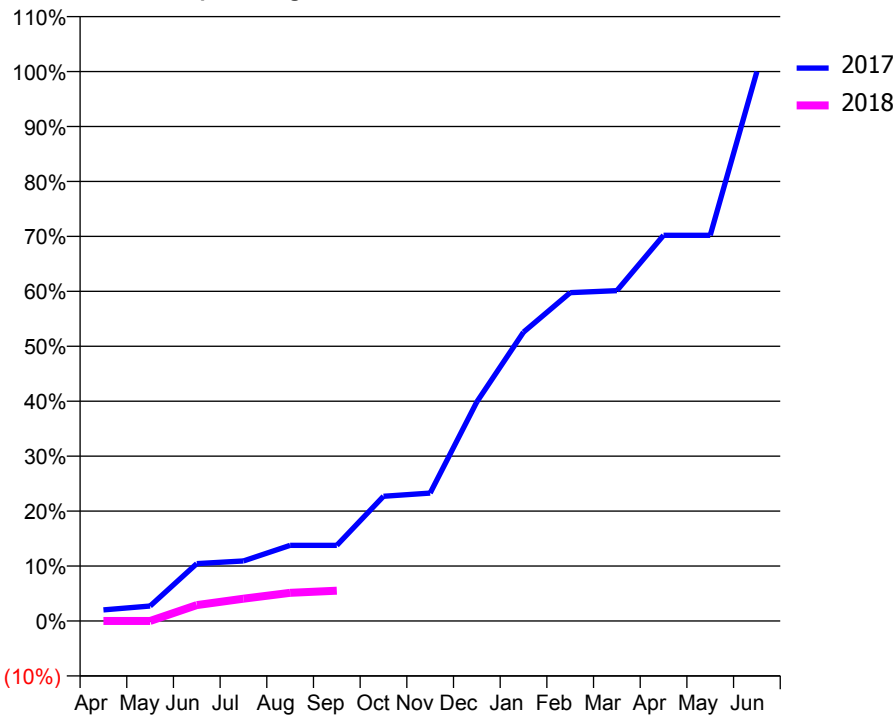
ACCESS*

Patients seen in 24 months	Total	Change since previous quarter
Quarter ending September 2016	210	
Quarter ending December 2016	244	↑
Quarter ending March 2017	252	↑
Quarter ending June 2017	263	↑
Quarter ending September 2017	246	↓
Variance since September 2016	17.1%	↑



ACTIVITY

Cumulative percentage of contracted UDA delivered 2017 & 2018



Month	Adjusted Scheduled Activity (UDA)	
	2017	2018
April	17	0
May	23	0
June	88	24
July	92	34
August	116	43
September	116	47
October	192	
November	197	
December	337	
January	444	
February	504	
March	507	
April	592	
May	592	
June	844	

QUALITY

	Quantity	Base Number	Contract	AT	Region	England
% of FP17s for the same patient ID Re-attending within 3 months - Children	2	56	3.6%	9.8%	11.2%	11.9%
% of FP17s for the same patient ID Re-attending within 3 months - Adults	1	52	1.9%	15.2%	16.6%	15.9%
% of FP17s for the same patient ID Re-attending between 3 & 9 months - Children	9	56	16.1%	47.7%	47.0%	58.1%
% of FP17s for the same patient ID Re-attending between 3 & 9 months - Adults	15	52	28.8%	38.2%	38.2%	50.6%
% of FP17s for Band 1 Urgent Courses	3	29	10.3%	10.0%	10.6%	9.1%
% of FP17s Relating to Free Repair or Replacements	0	29	0.0%	0.6%	0.6%	0.8%
% of FP17s Relating to Continuations	0	29	0.0%	0.9%	0.8%	1.1%
% of Patients satisfied with the dentistry they have received	0	0	N/A	89.8%	89.2%	91.4%
% of Patients satisfied with the time they had to wait for an appointment	0	0	N/A	86.1%	83.4%	87.7%

* This is based on patients treated on this contract for their most recent course of treatment. Figures in italics indicate the base number of FP17s or Patient Questionnaire responses are less than 100. N/A is shown where the base number of responses is less than 10 during the period. % is calculated as Quantity/Base number*100

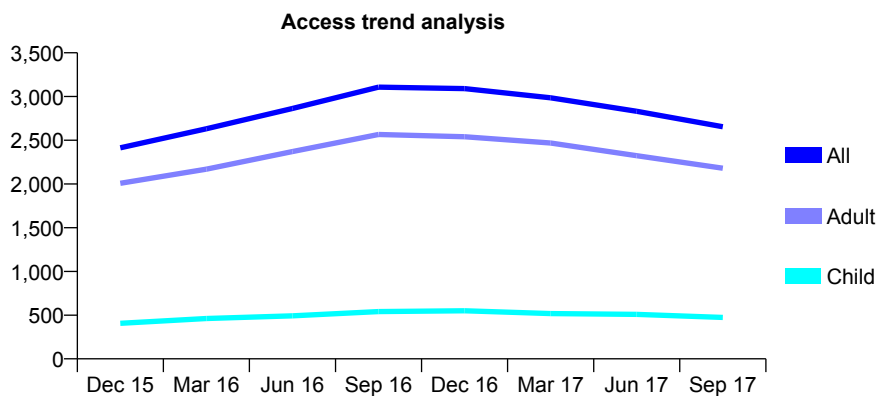
Q63 - Vital Signs At a Glance Contract Report for 129682/0001 - September 2017

Name or company name	Jazz Dental Practice
Contract type name	GDS Contract
Purpose of contract	General
Contract start date	30/05/2014
Contract end date	

17/18 Contracted general activity (UDA)	9,543
Carry forward general activity (UDA)	-173
17/18 Contracted orthodontic activity (UOA)	0
Carry forward orthodontic activity (UOA)	0
Baseline contract value	£237,963.09

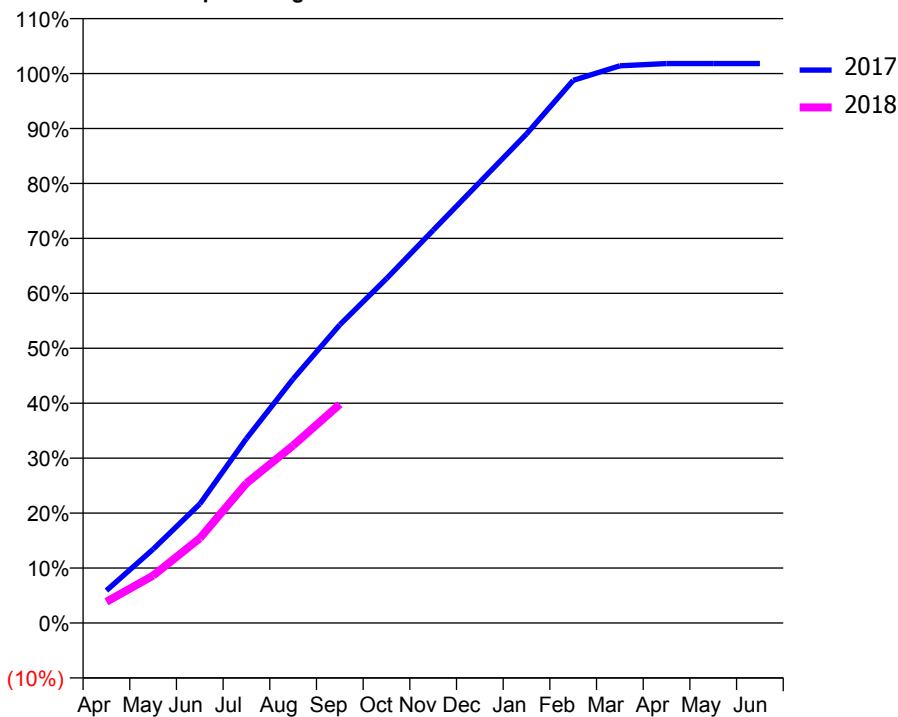
ACCESS*

Patients seen in 24 months	Total	Change since previous quarter
Quarter ending September 2016	3,107	
Quarter ending December 2016	3,090	→
Quarter ending March 2017	2,986	↓
Quarter ending June 2017	2,832	↓
Quarter ending September 2017	2,654	↓
Variance since September 2016	(14.6%)	↓



ACTIVITY

Cumulative percentage of contracted UDA delivered 2017 & 2018



Month	Adjusted Scheduled Activity (UDA)	
	2017	2018
April	564	369
May	1,281	822
June	2,067	1,473
July	3,205	2,427
August	4,238	3,083
September	5,180	3,798
October	5,981	
November	6,821	
December	7,657	
January	8,493	
February	9,424	
March	9,677	
April	9,716	
May	9,716	
June	9,716	

QUALITY

	Quantity	Base Number	Contract	AT	Region	England
% of FP17s for the same patient ID Re-attending within 3 months - Children	19	208	9.1%	9.8%	11.2%	11.9%
% of FP17s for the same patient ID Re-attending within 3 months - Adults	125	859	14.6%	15.2%	16.6%	15.9%
% of FP17s for the same patient ID Re-attending between 3 & 9 months - Children	61	208	29.3%	47.7%	47.0%	58.1%
% of FP17s for the same patient ID Re-attending between 3 & 9 months - Adults	351	859	40.9%	38.2%	38.2%	50.6%
% of FP17s for Band 1 Urgent Courses	161	1,050	15.3%	10.0%	10.6%	9.1%
% of FP17s Relating to Free Repair or Replacements	4	1,050	0.4%	0.6%	0.6%	0.8%
% of FP17s Relating to Continuations	23	1,050	2.2%	0.9%	0.8%	1.1%
% of Patients satisfied with the dentistry they have received	2	3	N/A	89.8%	89.2%	91.4%
% of Patients satisfied with the time they had to wait for an appointment	3	3	N/A	86.1%	83.4%	87.7%

* This is based on patients treated on this contract for their most recent course of treatment. Figures in italics indicate the base number of FP17s or Patient Questionnaire responses are less than 100. N/A is shown where the base number of responses is less than 10 during the period. % is calculated as Quantity/Base number*100

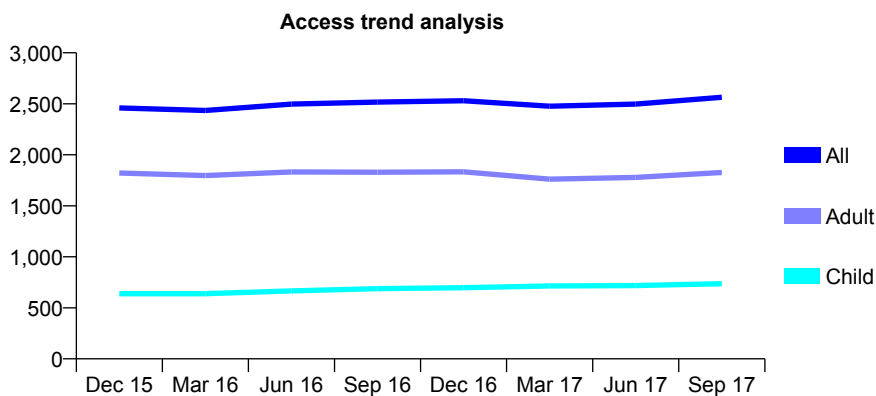
Q63 - Vital Signs At a Glance Contract Report for 130214/0001 - September 2017

Name or company name	Crofton Park Dental Practice Ltd
Contract type name	Pilot Contract
Purpose of contract	General
Contract start date	01/04/2013
Contract end date	

17/18 Contracted general activity (UDA)	10,330
Carry forward general activity (UDA)	0
17/18 Contracted orthodontic activity (UOA)	0
Carry forward orthodontic activity (UOA)	0
Baseline contract value	£263,873.22

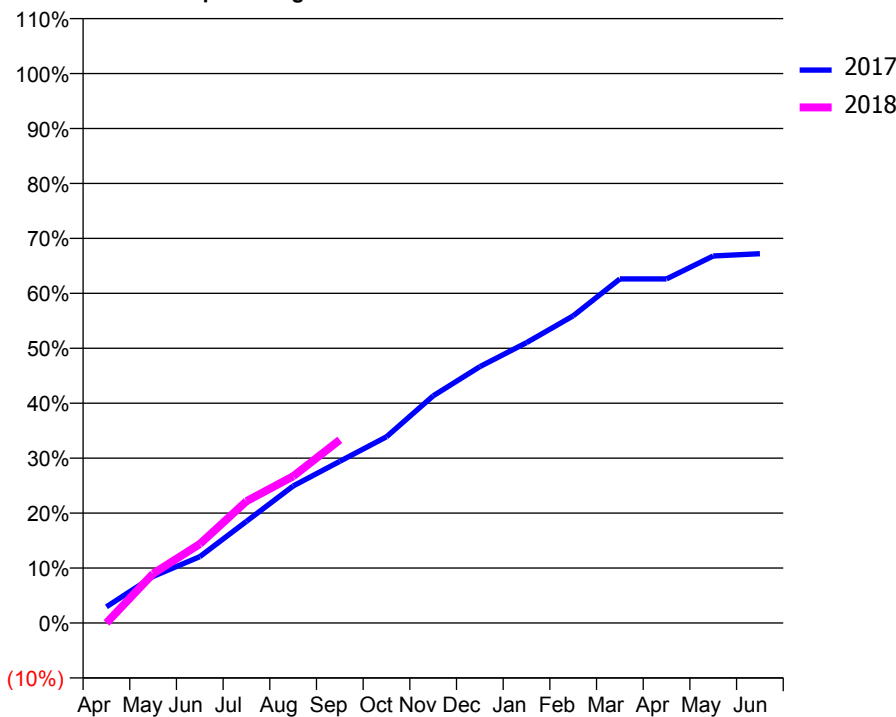
ACCESS*

Patients seen in 24 months	Total	Change since previous quarter
Quarter ending September 2016	2,517	
Quarter ending December 2016	2,530	→
Quarter ending March 2017	2,476	↓
Quarter ending June 2017	2,497	→
Quarter ending September 2017	2,564	↑
Variance since September 2016	1.9%	→



ACTIVITY

Cumulative percentage of contracted UDA delivered 2017 & 2018



Month	Adjusted Scheduled Activity (UDA)	
	2017	2018
April	303	0
May	875	929
June	1,246	1,485
July	1,912	2,291
August	2,576	2,759
September	3,038	3,443
October	3,500	
November	4,269	
December	4,819	
January	5,270	
February	5,774	
March	6,468	
April	6,468	
May	6,901	
June	6,942	

QUALITY

	Quantity	Base Number	Contract	AT	Region	England
% of FP17s for the same patient ID Re-attending within 3 months - Children	37	513	7.2%	9.8%	11.2%	11.9%
% of FP17s for the same patient ID Re-attending within 3 months - Adults	225	1,210	18.6%	15.2%	16.6%	15.9%
% of FP17s for the same patient ID Re-attending between 3 & 9 months - Children	259	513	50.5%	47.7%	47.0%	58.1%
% of FP17s for the same patient ID Re-attending between 3 & 9 months - Adults	439	1,210	36.3%	38.2%	38.2%	50.6%
% of FP17s for Band 1 Urgent Courses	204	1,531	13.3%	10.0%	10.6%	9.1%
% of FP17s Relating to Free Repair or Replacements	5	1,531	0.3%	0.6%	0.6%	0.8%
% of FP17s Relating to Continuations	0	1,531	0.0%	0.9%	0.8%	1.1%
% of Patients satisfied with the dentistry they have received	1	1	N/A	89.8%	89.2%	91.4%
% of Patients satisfied with the time they had to wait for an appointment	0	1	N/A	86.1%	83.4%	87.7%

* This is based on patients treated on this contract for their most recent course of treatment. Figures in italics indicate the base number of FP17s or Patient Questionnaire responses are less than 100. N/A is shown where the base number of responses is less than 10 during the period. % is calculated as Quantity/Base number*100

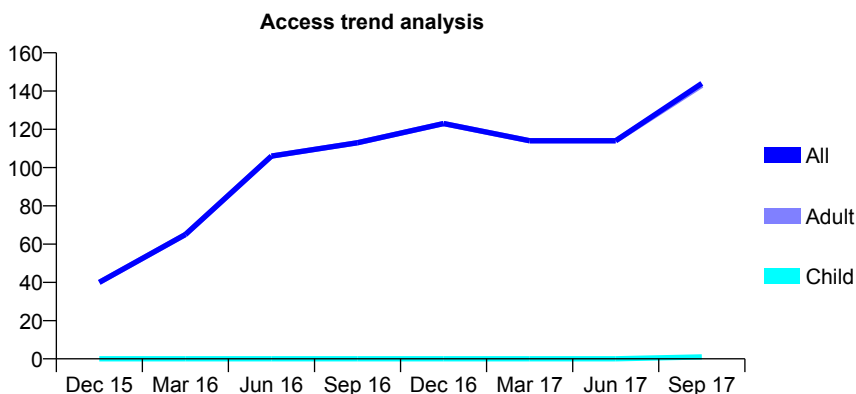
Q63 - Vital Signs At a Glance Contract Report for 130214/0002 - September 2017

Name or company name	Crofton Park Dental Practice Ltd
Contract type name	PDS Contract
Purpose of contract	General
Contract start date	01/04/2013
Contract end date	31/03/2018

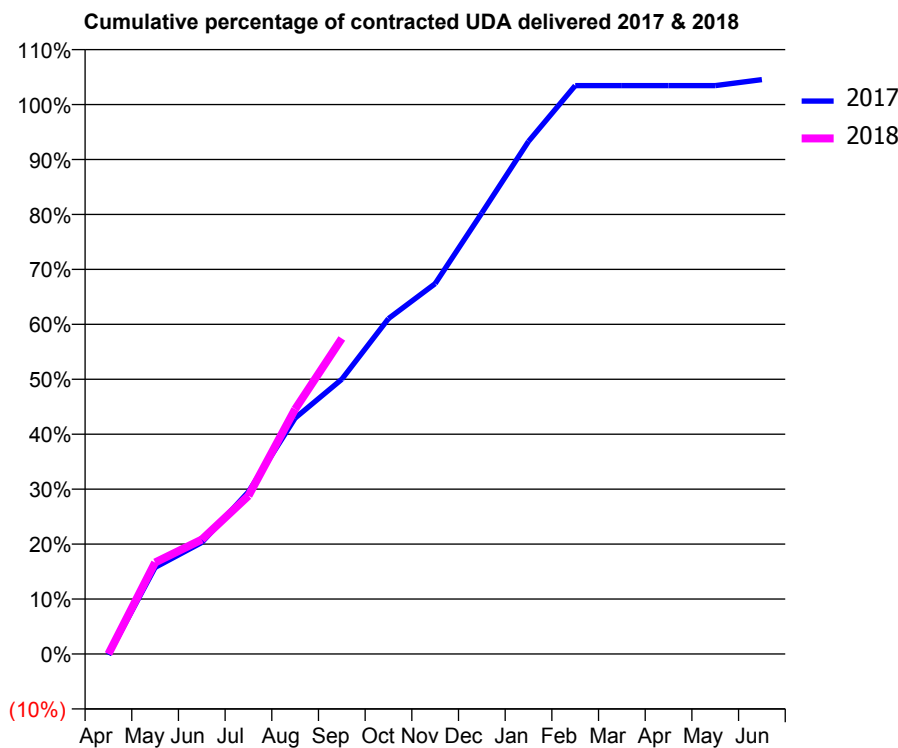
17/18 Contracted general activity (UDA)	552
Carry forward general activity (UDA)	0
17/18 Contracted orthodontic activity (UOA)	0
Carry forward orthodontic activity (UOA)	0
Baseline contract value	£100,005.51

ACCESS*

Patients seen in 24 months	Total	Change since previous quarter
Quarter ending September 2016	113	
Quarter ending December 2016	123	↑
Quarter ending March 2017	114	↓
Quarter ending June 2017	114	→
Quarter ending September 2017	144	↑
Variance since September 2016	27.4%	↑



ACTIVITY



Month	Adjusted Scheduled Activity (UDA)	
	2017	2018
April	-1	0
May	87	92
June	112	115
July	163	159
August	237	246
September	276	317
October	337	
November	372	
December	443	
January	515	
February	571	
March	571	
April	571	
May	571	
June	577	

QUALITY

	Quantity	Base Number	Contract	AT	Region	England
% of FP17s for the same patient ID Re-attending within 3 months - Children	0	1	0.0%	9.8%	11.2%	11.9%
% of FP17s for the same patient ID Re-attending within 3 months - Adults	0	116	0.0%	15.2%	16.6%	15.9%
% of FP17s for the same patient ID Re-attending between 3 & 9 months - Children	0	1	0.0%	47.7%	47.0%	58.1%
% of FP17s for the same patient ID Re-attending between 3 & 9 months - Adults	1	116	0.9%	38.2%	38.2%	50.6%
% of FP17s for Band 1 Urgent Courses	0	114	0.0%	10.0%	10.6%	9.1%
% of FP17s Relating to Free Repair or Replacements	0	114	0.0%	0.6%	0.6%	0.8%
% of FP17s Relating to Continuations	0	114	0.0%	0.9%	0.8%	1.1%
% of Patients satisfied with the dentistry they have received	0	0	N/A	89.8%	89.2%	91.4%
% of Patients satisfied with the time they had to wait for an appointment	0	0	N/A	86.1%	83.4%	87.7%

* This is based on patients treated on this contract for their most recent course of treatment. Figures in italics indicate the base number of FP17s or Patient Questionnaire responses are less than 100. N/A is shown where the base number of responses is less than 10 during the period. % is calculated as Quantity/Base number*100

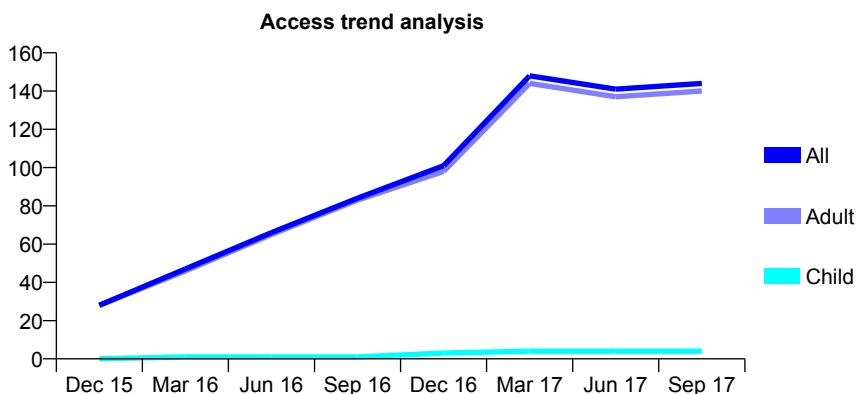
Q63 - Vital Signs At a Glance Contract Report for 130214/0003 - September 2017

Name or company name	Crofton Park Dental Practice Ltd
Contract type name	PDS Contract
Purpose of contract	General
Contract start date	01/04/2013
Contract end date	31/03/2018

17/18 Contracted general activity (UDA)	327
Carry forward general activity (UDA)	0
17/18 Contracted orthodontic activity (UOA)	0
Carry forward orthodontic activity (UOA)	0
Baseline contract value	£63,846.36

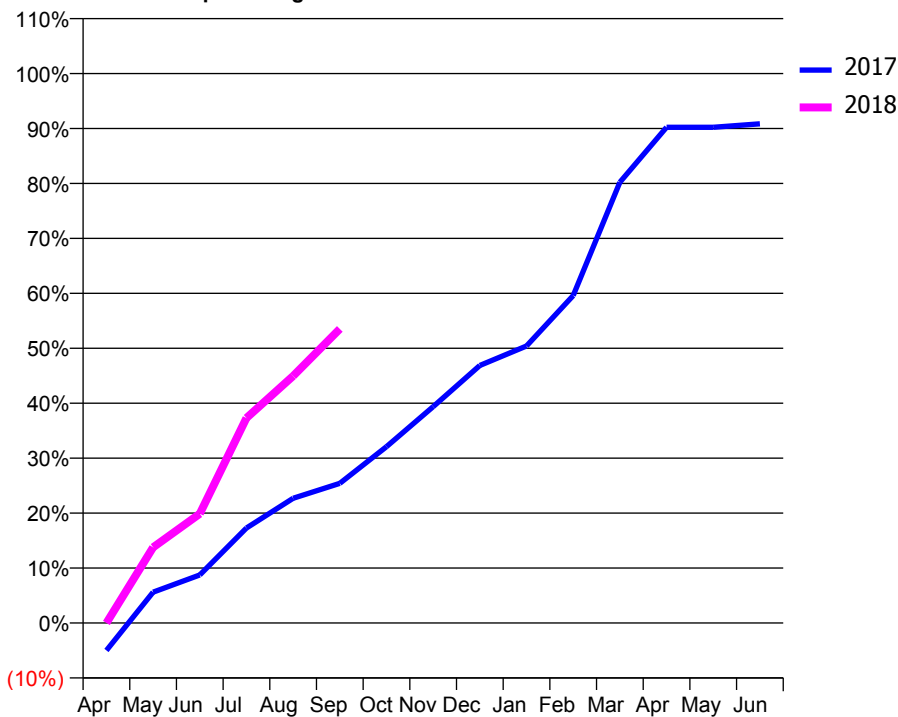
ACCESS*

Patients seen in 24 months	Total	Change since previous quarter
Quarter ending September 2016	84	
Quarter ending December 2016	101	↑
Quarter ending March 2017	148	↑
Quarter ending June 2017	141	↓
Quarter ending September 2017	144	↑
Variance since September 2016	71.4%	↑



ACTIVITY

Cumulative percentage of contracted UDA delivered 2017 & 2018



Month	Adjusted Scheduled Activity (UDA)	
	2017	2018
April	-24	0
May	27	45
June	42	65
July	83	122
August	109	147
September	122	175
October	154	
November	189	
December	225	
January	242	
February	286	
March	385	
April	433	
May	433	
June	436	

QUALITY

	Quantity	Base Number	Contract	AT	Region	England
% of FP17s for the same patient ID Re-attending within 3 months - Children	0	1	0.0%	9.8%	11.2%	11.9%
% of FP17s for the same patient ID Re-attending within 3 months - Adults	0	95	0.0%	15.2%	16.6%	15.9%
% of FP17s for the same patient ID Re-attending between 3 & 9 months - Children	0	1	0.0%	47.7%	47.0%	58.1%
% of FP17s for the same patient ID Re-attending between 3 & 9 months - Adults	1	95	1.1%	38.2%	38.2%	50.6%
% of FP17s for Band 1 Urgent Courses	0	71	0.0%	10.0%	10.6%	9.1%
% of FP17s Relating to Free Repair or Replacements	0	71	0.0%	0.6%	0.6%	0.8%
% of FP17s Relating to Continuations	0	71	0.0%	0.9%	0.8%	1.1%
% of Patients satisfied with the dentistry they have received	0	0	N/A	89.8%	89.2%	91.4%
% of Patients satisfied with the time they had to wait for an appointment	0	0	N/A	86.1%	83.4%	87.7%

* This is based on patients treated on this contract for their most recent course of treatment. Figures in italics indicate the base number of FP17s or Patient Questionnaire responses are less than 100. N/A is shown where the base number of responses is less than 10 during the period. % is calculated as Quantity/Base number*100

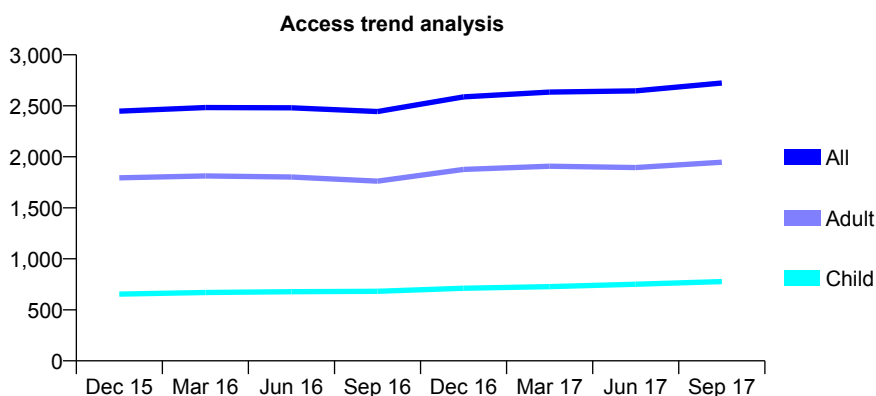
Q63 - Vital Signs At a Glance Contract Report for 131490/0001 - September 2017

Name or company name	Gracefield Dental Practice
Contract type name	GDS Contract
Purpose of contract	General
Contract start date	01/04/2012
Contract end date	

17/18 Contracted general activity (UDA)	7,491
Carry forward general activity (UDA)	0
17/18 Contracted orthodontic activity (UOA)	0
Carry forward orthodontic activity (UOA)	0
Baseline contract value	£212,457.15

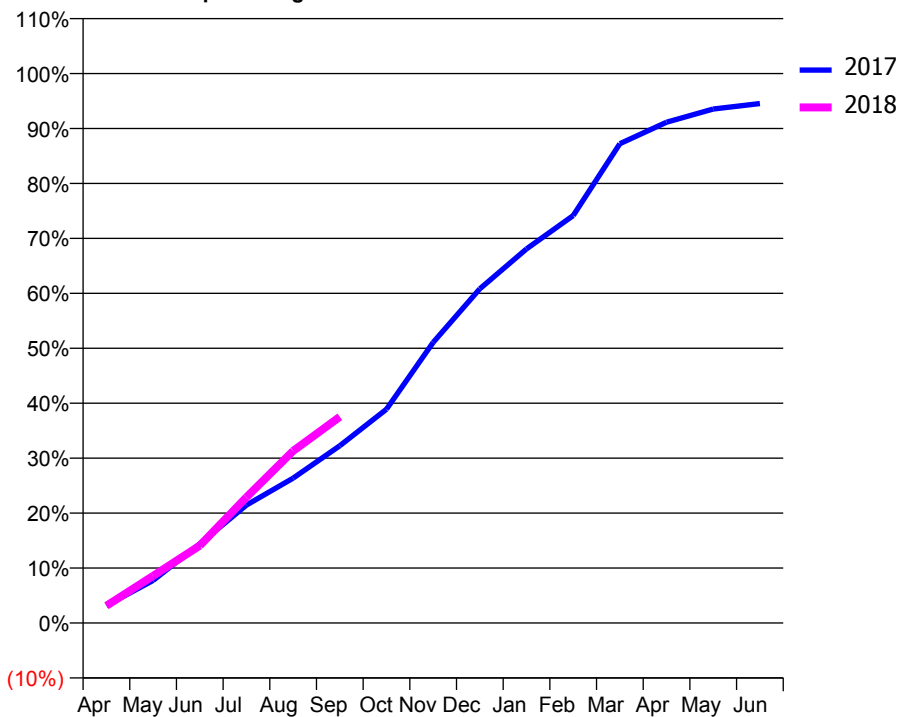
ACCESS*

Patients seen in 24 months	Total	Change since previous quarter
Quarter ending September 2016	2,444	
Quarter ending December 2016	2,588	↑
Quarter ending March 2017	2,635	→
Quarter ending June 2017	2,646	→
Quarter ending September 2017	2,724	↑
Variance since September 2016	11.5%	↑



ACTIVITY

Cumulative percentage of contracted UDA delivered 2017 & 2018



Month	Adjusted Scheduled Activity (UDA)	
	2017	2018
April	238	236
May	581	642
June	1,079	1,055
July	1,609	1,715
August	1,975	2,347
September	2,417	2,812
October	2,915	
November	3,825	
December	4,556	
January	5,099	
February	5,554	
March	6,535	
April	6,826	
May	7,007	
June	7,081	

QUALITY

	Quantity	Base Number	Contract	AT	Region	England
% of FP17s for the same patient ID Re-attending within 3 months - Children	51	456	11.2%	9.8%	11.2%	11.9%
% of FP17s for the same patient ID Re-attending within 3 months - Adults	155	988	15.7%	15.2%	16.6%	15.9%
% of FP17s for the same patient ID Re-attending between 3 & 9 months - Children	159	456	34.9%	47.7%	47.0%	58.1%
% of FP17s for the same patient ID Re-attending between 3 & 9 months - Adults	304	988	30.8%	38.2%	38.2%	50.6%
% of FP17s for Band 1 Urgent Courses	178	1,278	13.9%	10.0%	10.6%	9.1%
% of FP17s Relating to Free Repair or Replacements	4	1,278	0.3%	0.6%	0.6%	0.8%
% of FP17s Relating to Continuations	20	1,278	1.6%	0.9%	0.8%	1.1%
% of Patients satisfied with the dentistry they have received	3	3	N/A	89.8%	89.2%	91.4%
% of Patients satisfied with the time they had to wait for an appointment	3	3	N/A	86.1%	83.4%	87.7%

* This is based on patients treated on this contract for their most recent course of treatment. Figures in italics indicate the base number of FP17s or Patient Questionnaire responses are less than 100. N/A is shown where the base number of responses is less than 10 during the period. % is calculated as Quantity/Base number*100

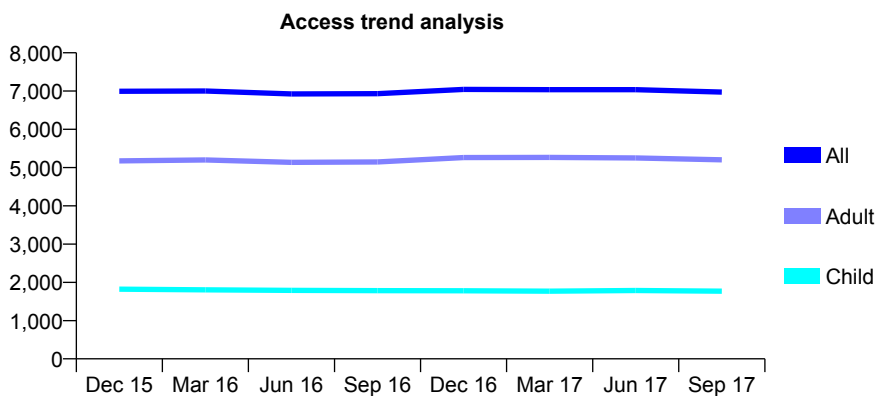
Q63 - Vital Signs At a Glance Contract Report for 132861/0001 - September 2017

Name or company name	London Road Dental Centre
Contract type name	GDS Contract
Purpose of contract	General
Contract start date	01/04/2006
Contract end date	

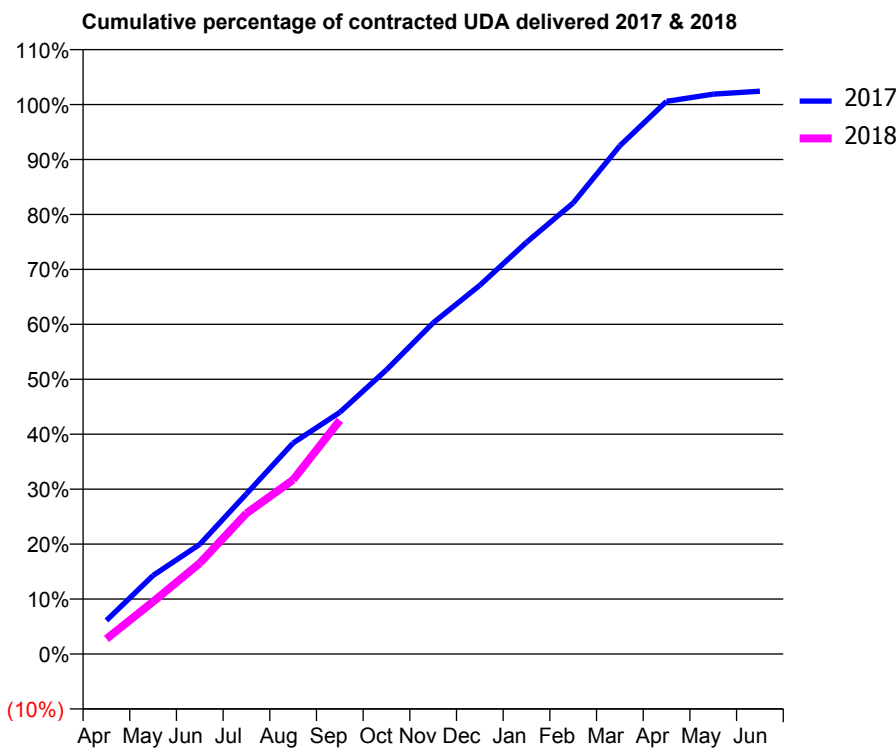
17/18 Contracted general activity (UDA)	24,885
Carry forward general activity (UDA)	0
17/18 Contracted orthodontic activity (UOA)	0
Carry forward orthodontic activity (UOA)	0
Baseline contract value	£675,760.16

ACCESS*

Patients seen in 24 months	Total	Change since previous quarter
Quarter ending September 2016	6,931	
Quarter ending December 2016	7,042	→
Quarter ending March 2017	7,036	→
Quarter ending June 2017	7,035	→
Quarter ending September 2017	6,974	→
Variance since September 2016	0.6%	→



ACTIVITY



Month	Adjusted Scheduled Activity (UDA)	
	2017	2018
April	1,521	684
May	3,560	2,370
June	4,970	4,118
July	7,255	6,376
August	9,557	7,891
September	10,948	10,581
October	12,873	
November	14,997	
December	16,698	
January	18,643	
February	20,429	
March	23,016	
April	25,029	
May	25,355	
June	25,486	

QUALITY

	Quantity	Base Number	Contract	AT	Region	England
% of FP17s for the same patient ID Re-attending within 3 months - Children	80	988	8.1%	9.8%	11.2%	11.9%
% of FP17s for the same patient ID Re-attending within 3 months - Adults	364	2,453	14.8%	15.2%	16.6%	15.9%
% of FP17s for the same patient ID Re-attending between 3 & 9 months - Children	366	988	37.0%	47.7%	47.0%	58.1%
% of FP17s for the same patient ID Re-attending between 3 & 9 months - Adults	685	2,453	27.9%	38.2%	38.2%	50.6%
% of FP17s for Band 1 Urgent Courses	325	3,003	10.8%	10.0%	10.6%	9.1%
% of FP17s Relating to Free Repair or Replacements	10	3,003	0.3%	0.6%	0.6%	0.8%
% of FP17s Relating to Continuations	30	3,003	1.0%	0.9%	0.8%	1.1%
% of Patients satisfied with the dentistry they have received	5	8	N/A	89.8%	89.2%	91.4%
% of Patients satisfied with the time they had to wait for an appointment	6	8	N/A	86.1%	83.4%	87.7%

* This is based on patients treated on this contract for their most recent course of treatment. Figures in italics indicate the base number of FP17s or Patient Questionnaire responses are less than 100. N/A is shown where the base number of responses is less than 10 during the period. % is calculated as Quantity/Base number*100

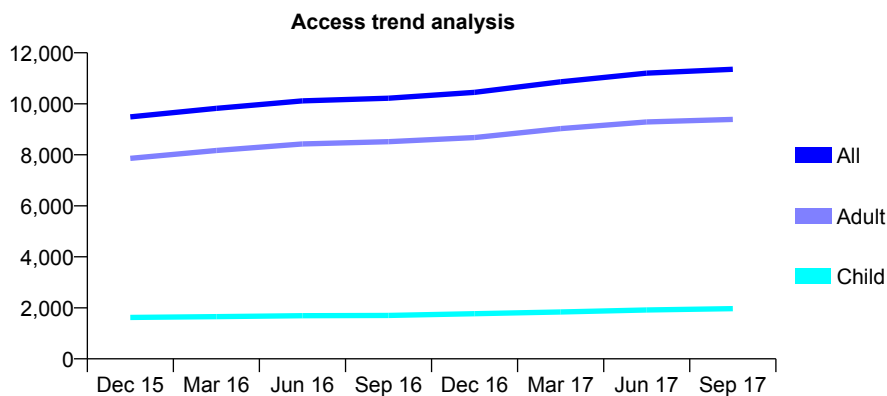
Q63 - Vital Signs At a Glance Contract Report for 133167/0001 - September 2017

Name or company name	Nitin Nagpaul and Hayley Seresht
Contract type name	PDS Plus Contract
Purpose of contract	General
Contract start date	01/06/2010
Contract end date	31/03/2018

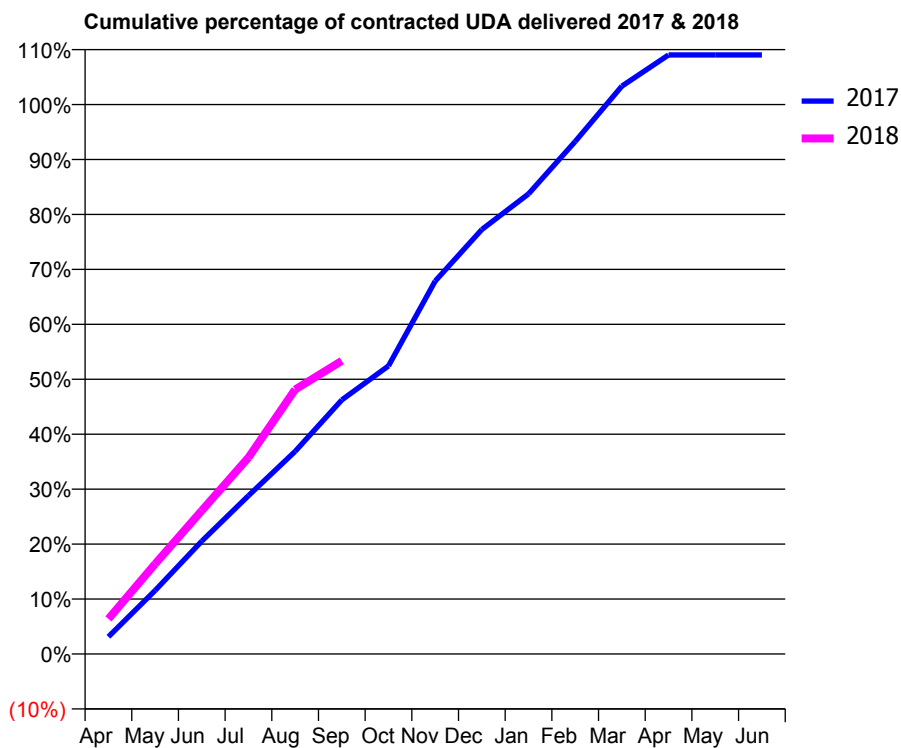
17/18 Contracted general activity (UDA)	20,996
Carry forward general activity (UDA)	-420
17/18 Contracted orthodontic activity (UOA)	0
Carry forward orthodontic activity (UOA)	0
Baseline contract value	£793,381.74

ACCESS*

Patients seen in 24 months	Total	Change since previous quarter
Quarter ending September 2016	10,220	
Quarter ending December 2016	10,448	↑
Quarter ending March 2017	10,862	↑
Quarter ending June 2017	11,205	↑
Quarter ending September 2017	11,355	→
Variance since September 2016	11.1%	↑



ACTIVITY



Month	Adjusted Scheduled Activity (UDA)	
	2017	2018
April	658	1,344
May	2,429	3,442
June	4,315	5,478
July	6,053	7,507
August	7,743	10,104
September	9,710	11,200
October	11,009	
November	14,247	
December	16,220	
January	17,582	
February	19,584	
March	21,697	
April	22,891	
May	22,891	
June	22,891	

QUALITY

	Quantity	Base Number	Contract	AT	Region	England
% of FP17s for the same patient ID Re-attending within 3 months - Children	123	1,063	11.6%	9.8%	11.2%	11.9%
% of FP17s for the same patient ID Re-attending within 3 months - Adults	633	4,200	15.1%	15.2%	16.6%	15.9%
% of FP17s for the same patient ID Re-attending between 3 & 9 months - Children	343	1,063	32.3%	47.7%	47.0%	58.1%
% of FP17s for the same patient ID Re-attending between 3 & 9 months - Adults	759	4,200	18.1%	38.2%	38.2%	50.6%
% of FP17s for Band 1 Urgent Courses	1,067	4,753	22.4%	10.0%	10.6%	9.1%
% of FP17s Relating to Free Repair or Replacements	22	4,753	0.5%	0.6%	0.6%	0.8%
% of FP17s Relating to Continuations	55	4,753	1.2%	0.9%	0.8%	1.1%
% of Patients satisfied with the dentistry they have received	3	5	N/A	89.8%	89.2%	91.4%
% of Patients satisfied with the time they had to wait for an appointment	3	5	N/A	86.1%	83.4%	87.7%

* This is based on patients treated on this contract for their most recent course of treatment. Figures in italics indicate the base number of FP17s or Patient Questionnaire responses are less than 100. N/A is shown where the base number of responses is less than 10 during the period. % is calculated as Quantity/Base number*100

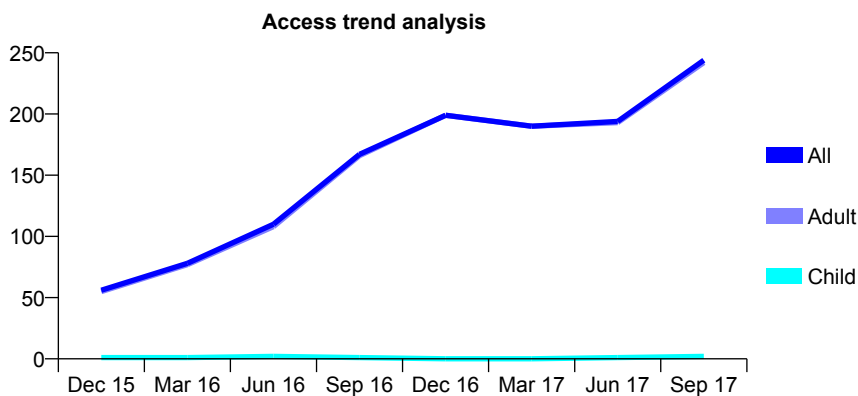
Q63 - Vital Signs At a Glance Contract Report for 133167/0002 - September 2017

Name or company name	Nitin Nagpaul and Hayley Seresht
Contract type name	PDS Contract
Purpose of contract	General
Contract start date	01/09/2010
Contract end date	30/11/2017

17/18 Contracted general activity (UDA)	400
Carry forward general activity (UDA)	0
17/18 Contracted orthodontic activity (UOA)	0
Carry forward orthodontic activity (UOA)	0
Baseline contract value	£19,709.10

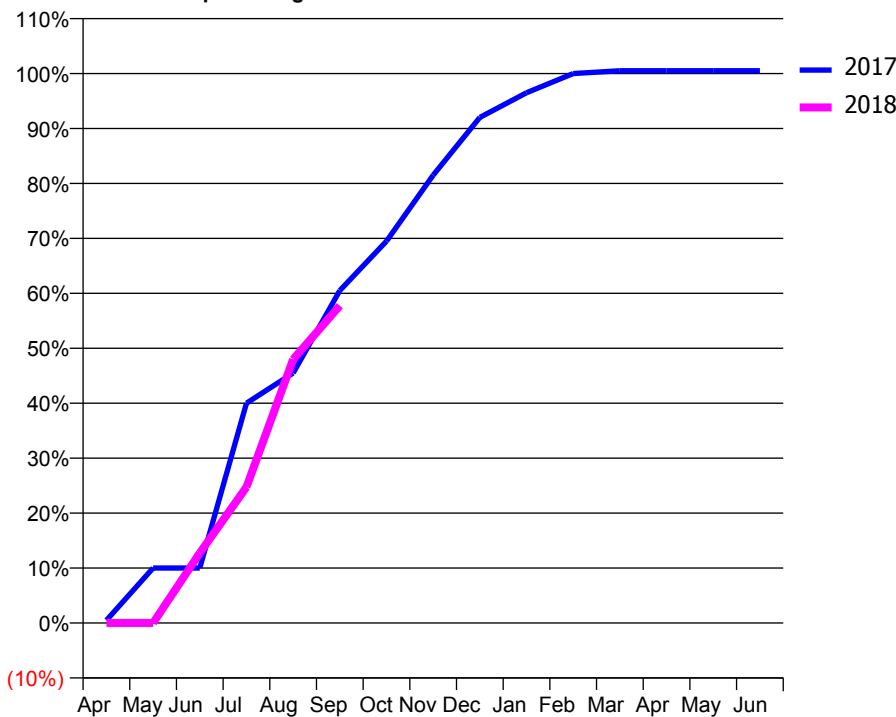
ACCESS*

Patients seen in 24 months	Total	Change since previous quarter
Quarter ending September 2016	167	
Quarter ending December 2016	199	↑
Quarter ending March 2017	190	↓
Quarter ending June 2017	194	↑
Quarter ending September 2017	244	↑
Variance since September 2016	46.1%	↑



ACTIVITY

Cumulative percentage of contracted UDA delivered 2017 & 2018



Adjusted Scheduled Activity (UDA)

Month	2017	2018
April	3	0
May	60	0
June	60	51
July	240	99
August	273	192
September	363	231
October	417	
November	489	
December	552	
January	579	
February	600	
March	603	
April	603	
May	603	
June	603	

QUALITY

	Quantity	Base Number	Contract	AT	Region	England
% of FP17s for the same patient ID Re-attending within 3 months - Children	0	2	0.0%	9.8%	11.2%	11.9%
% of FP17s for the same patient ID Re-attending within 3 months - Adults	1	75	1.3%	15.2%	16.6%	15.9%
% of FP17s for the same patient ID Re-attending between 3 & 9 months - Children	0	2	0.0%	47.7%	47.0%	58.1%
% of FP17s for the same patient ID Re-attending between 3 & 9 months - Adults	0	75	0.0%	38.2%	38.2%	50.6%
% of FP17s for Band 1 Urgent Courses	0	77	0.0%	10.0%	10.6%	9.1%
% of FP17s Relating to Free Repair or Replacements	0	77	0.0%	0.6%	0.6%	0.8%
% of FP17s Relating to Continuations	0	77	0.0%	0.9%	0.8%	1.1%
% of Patients satisfied with the dentistry they have received	0	0	N/A	89.8%	89.2%	91.4%
% of Patients satisfied with the time they had to wait for an appointment	0	0	N/A	86.1%	83.4%	87.7%

* This is based on patients treated on this contract for their most recent course of treatment. Figures in italics indicate the base number of FP17s or Patient Questionnaire responses are less than 100. N/A is shown where the base number of responses is less than 10 during the period. % is calculated as Quantity/Base number*100

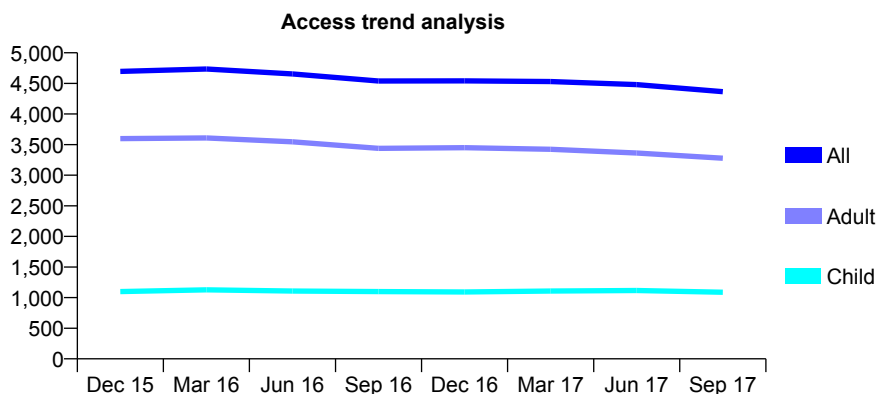
Q63 - Vital Signs At a Glance Contract Report for 134791/0002 - September 2017

Name or company name	The Beulah Hill Dental Centre
Contract type name	GDS Contract
Purpose of contract	General
Contract start date	01/04/2006
Contract end date	

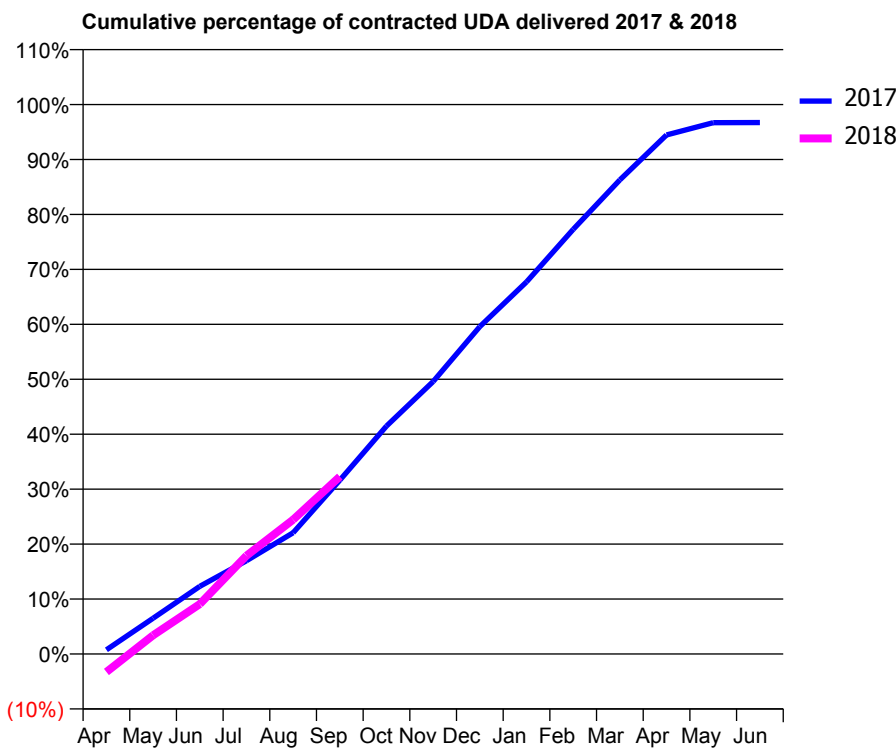
17/18 Contracted general activity (UDA)	16,990
Carry forward general activity (UDA)	557
17/18 Contracted orthodontic activity (UOA)	0
Carry forward orthodontic activity (UOA)	0
Baseline contract value	£414,895.58

ACCESS*

Patients seen in 24 months	Total	Change since previous quarter
Quarter ending September 2016	4,539	
Quarter ending December 2016	4,542	→
Quarter ending March 2017	4,531	→
Quarter ending June 2017	4,480	↓
Quarter ending September 2017	4,366	↓
Variance since September 2016	(3.8%)	↓



ACTIVITY



Month	Adjusted Scheduled Activity (UDA)	
	2017	2018
April	132	-557
May	1,108	580
June	2,094	1,543
July	2,886	3,042
August	3,750	4,156
September	5,374	5,486
October	7,048	
November	8,427	
December	10,122	
January	11,506	
February	13,129	
March	14,661	
April	16,050	
May	16,428	
June	16,433	

QUALITY

	Quantity	Base Number	Contract	AT	Region	England
% of FP17s for the same patient ID Re-attending within 3 months - Children	37	688	5.4%	9.8%	11.2%	11.9%
% of FP17s for the same patient ID Re-attending within 3 months - Adults	282	2,125	13.3%	15.2%	16.6%	15.9%
% of FP17s for the same patient ID Re-attending between 3 & 9 months - Children	384	688	55.8%	47.7%	47.0%	58.1%
% of FP17s for the same patient ID Re-attending between 3 & 9 months - Adults	1,269	2,125	59.7%	38.2%	38.2%	50.6%
% of FP17s for Band 1 Urgent Courses	135	2,269	5.9%	10.0%	10.6%	9.1%
% of FP17s Relating to Free Repair or Replacements	29	2,269	1.3%	0.6%	0.6%	0.8%
% of FP17s Relating to Continuations	40	2,269	1.8%	0.9%	0.8%	1.1%
% of Patients satisfied with the dentistry they have received	6	8	N/A	89.8%	89.2%	91.4%
% of Patients satisfied with the time they had to wait for an appointment	6	8	N/A	86.1%	83.4%	87.7%

* This is based on patients treated on this contract for their most recent course of treatment. Figures in italics indicate the base number of FP17s or Patient Questionnaire responses are less than 100. N/A is shown where the base number of responses is less than 10 during the period. % is calculated as Quantity/Base number*100

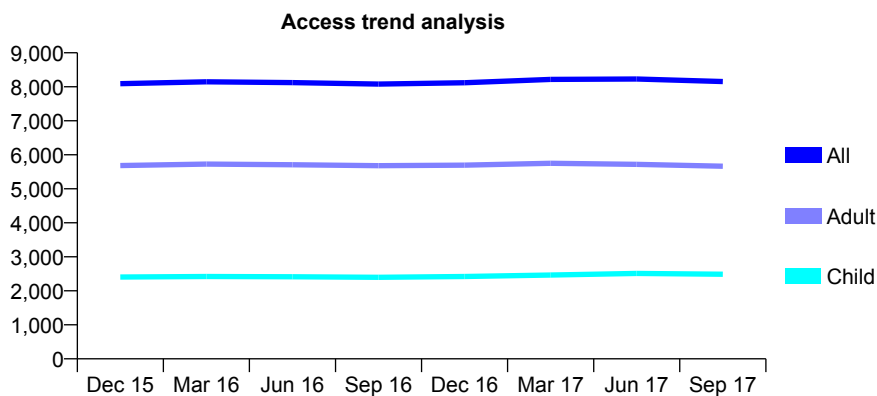
Q63 - Vital Signs At a Glance Contract Report for 135186/0001 - September 2017

Name or company name	Aspire Dental Practice Partnership
Contract type name	GDS Contract
Purpose of contract	General
Contract start date	21/08/2011
Contract end date	

17/18 Contracted general activity (UDA)	27,000
Carry forward general activity (UDA)	0
17/18 Contracted orthodontic activity (UOA)	0
Carry forward orthodontic activity (UOA)	0
Baseline contract value	£682,656.96

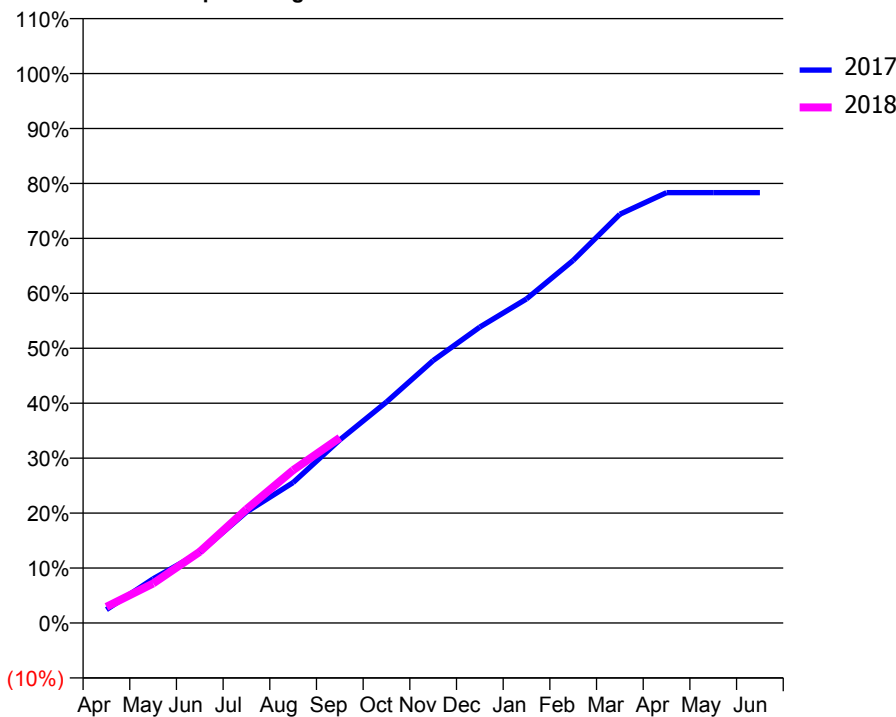
ACCESS*

Patients seen in 24 months	Total	Change since previous quarter
Quarter ending September 2016	8,079	
Quarter ending December 2016	8,118	→
Quarter ending March 2017	8,217	→
Quarter ending June 2017	8,231	→
Quarter ending September 2017	8,153	→
Variance since September 2016	0.9%	→



ACTIVITY

Cumulative percentage of contracted UDA delivered 2017 & 2018



Adjusted Scheduled Activity (UDA)

Month	2017	2018
April	660	794
May	2,169	1,942
June	3,469	3,504
July	5,457	5,591
August	6,903	7,511
September	9,000	9,101
October	10,863	
November	12,897	
December	14,545	
January	15,924	
February	17,819	
March	20,086	
April	21,147	
May	21,146	
June	21,146	

QUALITY

	Quantity	Base Number	Contract	AT	Region	England
% of FP17s for the same patient ID Re-attending within 3 months - Children	105	1,547	6.8%	9.8%	11.2%	11.9%
% of FP17s for the same patient ID Re-attending within 3 months - Adults	427	2,991	14.3%	15.2%	16.6%	15.9%
% of FP17s for the same patient ID Re-attending between 3 & 9 months - Children	722	1,547	46.7%	47.7%	47.0%	58.1%
% of FP17s for the same patient ID Re-attending between 3 & 9 months - Adults	1,088	2,991	36.4%	38.2%	38.2%	50.6%
% of FP17s for Band 1 Urgent Courses	411	4,145	9.9%	10.0%	10.6%	9.1%
% of FP17s Relating to Free Repair or Replacements	15	4,145	0.4%	0.6%	0.6%	0.8%
% of FP17s Relating to Continuations	61	4,145	1.5%	0.9%	0.8%	1.1%
% of Patients satisfied with the dentistry they have received	8	8	N/A	89.8%	89.2%	91.4%
% of Patients satisfied with the time they had to wait for an appointment	7	8	N/A	86.1%	83.4%	87.7%

* This is based on patients treated on this contract for their most recent course of treatment. Figures in italics indicate the base number of FP17s or Patient Questionnaire responses are less than 100. N/A is shown where the base number of responses is less than 10 during the period. % is calculated as Quantity/Base number*100

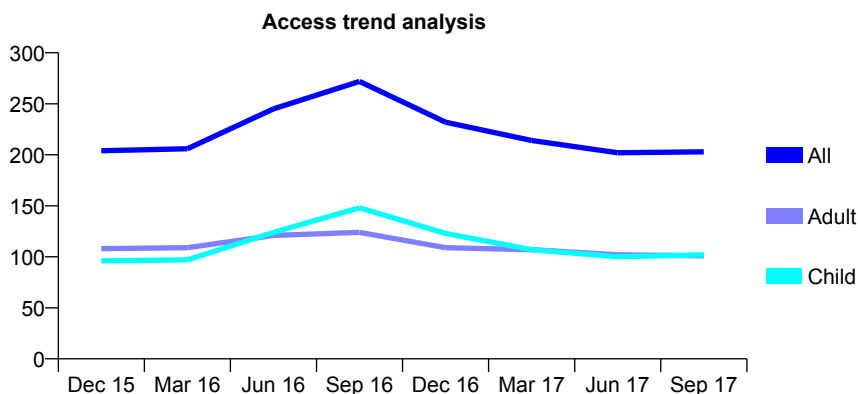
Q63 - Vital Signs At a Glance Contract Report for 135437/0001 - September 2017

Name or company name	Miss N Khoobehi
Contract type name	GDS Contract
Purpose of contract	General
Contract start date	29/06/2012
Contract end date	

17/18 Contracted general activity (UDA)	844
Carry forward general activity (UDA)	-11
17/18 Contracted orthodontic activity (UOA)	0
Carry forward orthodontic activity (UOA)	0
Baseline contract value	£22,730.68

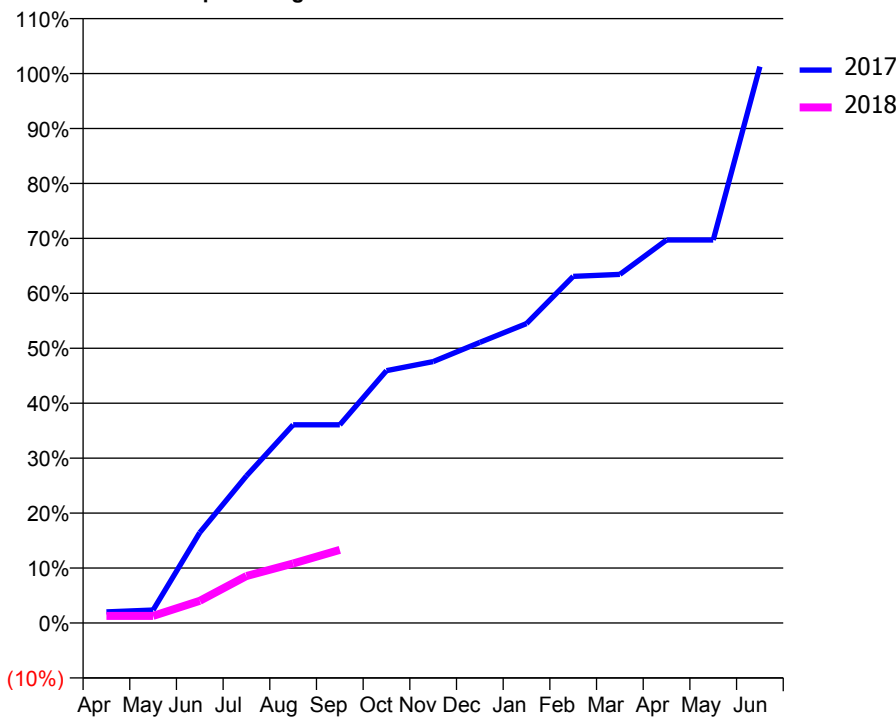
ACCESS*

Patients seen in 24 months	Total	Change since previous quarter
Quarter ending September 2016	272	
Quarter ending December 2016	232	↓
Quarter ending March 2017	214	↓
Quarter ending June 2017	202	↓
Quarter ending September 2017	203	→
Variance since September 2016	(25.4%)	↓



ACTIVITY

Cumulative percentage of contracted UDA delivered 2017 & 2018



Adjusted Scheduled Activity (UDA)

Month	2017	2018
April	17	11
May	20	11
June	139	34
July	226	72
August	304	91
September	304	112
October	388	
November	402	
December	431	
January	460	
February	532	
March	535	
April	588	
May	588	
June	855	

QUALITY

	Quantity	Base Number	Contract	AT	Region	England
% of FP17s for the same patient ID Re-attending within 3 months - Children	3	72	4.2%	9.8%	11.2%	11.9%
% of FP17s for the same patient ID Re-attending within 3 months - Adults	2	42	4.8%	15.2%	16.6%	15.9%
% of FP17s for the same patient ID Re-attending between 3 & 9 months - Children	24	72	33.3%	47.7%	47.0%	58.1%
% of FP17s for the same patient ID Re-attending between 3 & 9 months - Adults	21	42	50.0%	38.2%	38.2%	50.6%
% of FP17s for Band 1 Urgent Courses	2	39	5.1%	10.0%	10.6%	9.1%
% of FP17s Relating to Free Repair or Replacements	0	39	0.0%	0.6%	0.6%	0.8%
% of FP17s Relating to Continuations	0	39	0.0%	0.9%	0.8%	1.1%
% of Patients satisfied with the dentistry they have received	0	0	N/A	89.8%	89.2%	91.4%
% of Patients satisfied with the time they had to wait for an appointment	0	0	N/A	86.1%	83.4%	87.7%

* This is based on patients treated on this contract for their most recent course of treatment. Figures in italics indicate the base number of FP17s or Patient Questionnaire responses are less than 100. N/A is shown where the base number of responses is less than 10 during the period. % is calculated as Quantity/Base number*100

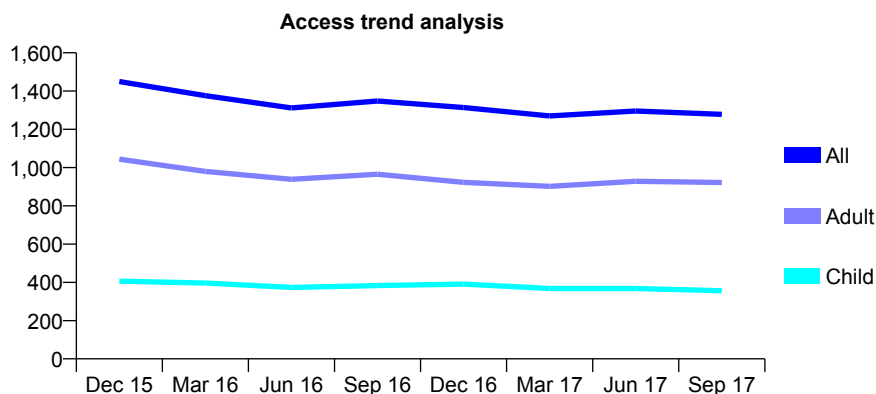
Q63 - Vital Signs At a Glance Contract Report for 136638/0001 - September 2017

Name or company name	Orchard Dental Centre
Contract type name	GDS Contract
Purpose of contract	General
Contract start date	14/06/2010
Contract end date	

17/18 Contracted general activity (UDA)	5,908
Carry forward general activity (UDA)	0
17/18 Contracted orthodontic activity (UOA)	0
Carry forward orthodontic activity (UOA)	0
Baseline contract value	£158,858.79

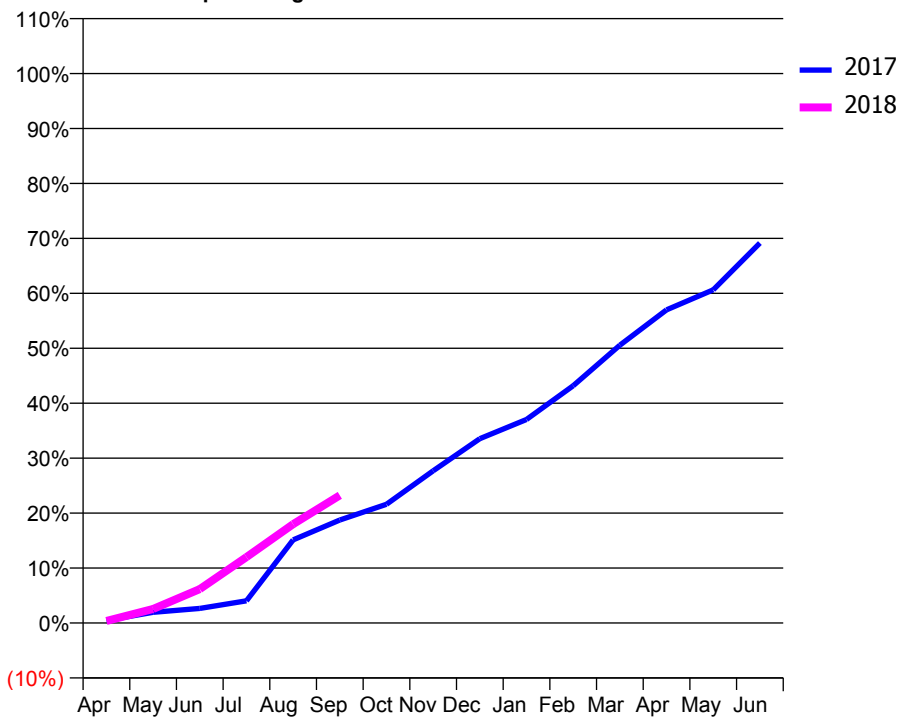
ACCESS*

Patients seen in 24 months	Total	Change since previous quarter
Quarter ending September 2016	1,348	
Quarter ending December 2016	1,314	↓
Quarter ending March 2017	1,270	↓
Quarter ending June 2017	1,296	↑
Quarter ending September 2017	1,278	↓
Variance since September 2016	(5.2%)	↓



ACTIVITY

Cumulative percentage of contracted UDA delivered 2017 & 2018



Adjusted Scheduled Activity (UDA)

Month	2017	2018
April	27	23
May	116	151
June	158	365
July	238	709
August	893	1,063
September	1,108	1,373
October	1,277	
November	1,636	
December	1,983	
January	2,189	
February	2,551	
March	2,987	
April	3,367	
May	3,582	
June	4,085	

QUALITY

	Quantity	Base Number	Contract	AT	Region	England
% of FP17s for the same patient ID Re-attending within 3 months - Children	39	205	19.0%	9.8%	11.2%	11.9%
% of FP17s for the same patient ID Re-attending within 3 months - Adults	161	596	27.0%	15.2%	16.6%	15.9%
% of FP17s for the same patient ID Re-attending between 3 & 9 months - Children	67	205	32.7%	47.7%	47.0%	58.1%
% of FP17s for the same patient ID Re-attending between 3 & 9 months - Adults	155	596	26.0%	38.2%	38.2%	50.6%
% of FP17s for Band 1 Urgent Courses	123	563	21.8%	10.0%	10.6%	9.1%
% of FP17s Relating to Free Repair or Replacements	2	563	0.4%	0.6%	0.6%	0.8%
% of FP17s Relating to Continuations	3	563	0.5%	0.9%	0.8%	1.1%
% of Patients satisfied with the dentistry they have received	1	1	N/A	89.8%	89.2%	91.4%
% of Patients satisfied with the time they had to wait for an appointment	1	1	N/A	86.1%	83.4%	87.7%

* This is based on patients treated on this contract for their most recent course of treatment. Figures in italics indicate the base number of FP17s or Patient Questionnaire responses are less than 100. N/A is shown where the base number of responses is less than 10 during the period. % is calculated as Quantity/Base number*100

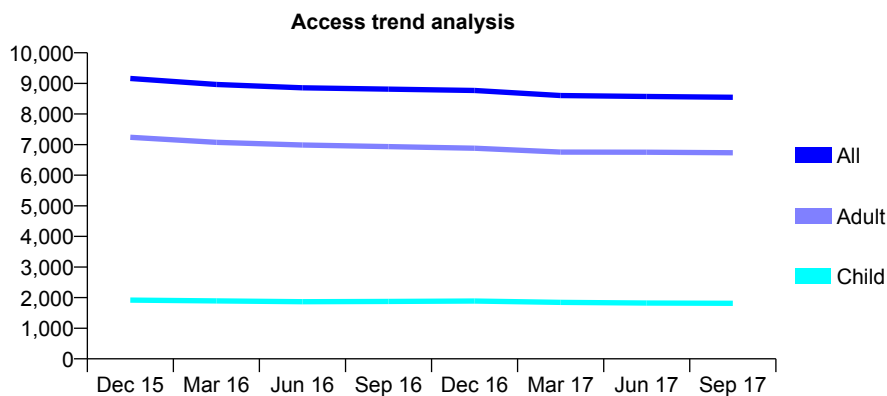
Q63 - Vital Signs At a Glance Contract Report for 136816/0001 - September 2017

Name or company name	N A JONES & R JOSEPH
Contract type name	GDS Contract
Purpose of contract	General
Contract start date	01/04/2011
Contract end date	

17/18 Contracted general activity (UDA)	29,000
Carry forward general activity (UDA)	0
17/18 Contracted orthodontic activity (UOA)	0
Carry forward orthodontic activity (UOA)	0
Baseline contract value	£749,845.69

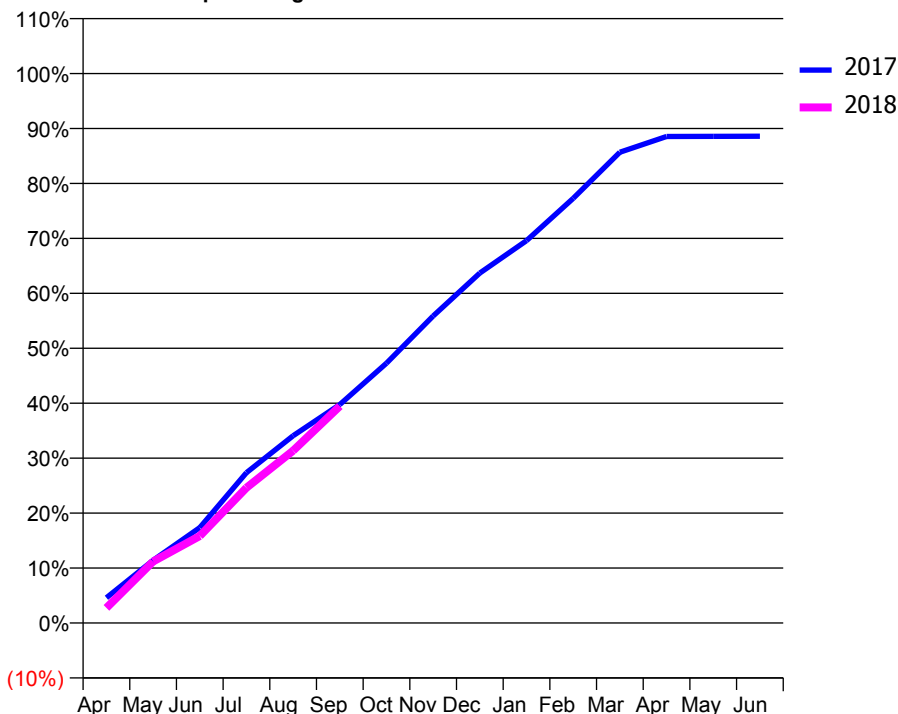
ACCESS*

Patients seen in 24 months	Total	Change since previous quarter
Quarter ending September 2016	8,811	
Quarter ending December 2016	8,769	→
Quarter ending March 2017	8,603	↓
Quarter ending June 2017	8,575	→
Quarter ending September 2017	8,549	→
Variance since September 2016	(3.0%)	↓



ACTIVITY

Cumulative percentage of contracted UDA delivered 2017 & 2018



Month	Adjusted Scheduled Activity (UDA)	
	2017	2018
April	1,336	800
May	3,309	3,249
June	5,033	4,590
July	7,933	7,139
August	9,886	9,097
September	11,534	11,447
October	13,713	
November	16,206	
December	18,467	
January	20,182	
February	22,411	
March	24,846	
April	25,679	
May	25,684	
June	25,687	

QUALITY

	Quantity	Base Number	Contract	AT	Region	England
% of FP17s for the same patient ID Re-attending within 3 months - Children	59	1,123	5.3%	9.8%	11.2%	11.9%
% of FP17s for the same patient ID Re-attending within 3 months - Adults	885	4,216	21.0%	15.2%	16.6%	15.9%
% of FP17s for the same patient ID Re-attending between 3 & 9 months - Children	616	1,123	54.9%	47.7%	47.0%	58.1%
% of FP17s for the same patient ID Re-attending between 3 & 9 months - Adults	1,691	4,216	40.1%	38.2%	38.2%	50.6%
% of FP17s for Band 1 Urgent Courses	383	4,998	7.7%	10.0%	10.6%	9.1%
% of FP17s Relating to Free Repair or Replacements	124	4,998	2.5%	0.6%	0.6%	0.8%
% of FP17s Relating to Continuations	196	4,998	3.9%	0.9%	0.8%	1.1%
% of Patients satisfied with the dentistry they have received	8	8	N/A	89.8%	89.2%	91.4%
% of Patients satisfied with the time they had to wait for an appointment	8	8	N/A	86.1%	83.4%	87.7%

* This is based on patients treated on this contract for their most recent course of treatment. Figures in italics indicate the base number of FP17s or Patient Questionnaire responses are less than 100. N/A is shown where the base number of responses is less than 10 during the period. % is calculated as Quantity/Base number*100

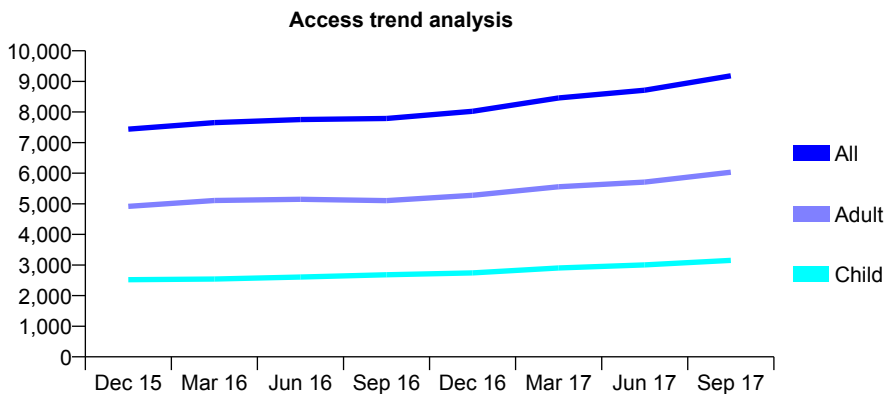
Q63 - Vital Signs At a Glance Contract Report for 138673/0001 - September 2017

Name or company name	Plumstead Dental Surgery Ltd
Contract type name	GDS Contract
Purpose of contract	General
Contract start date	01/12/2007
Contract end date	

17/18 Contracted general activity (UDA)	24,351
Carry forward general activity (UDA)	-71
17/18 Contracted orthodontic activity (UOA)	0
Carry forward orthodontic activity (UOA)	0
Baseline contract value	£608,000.35

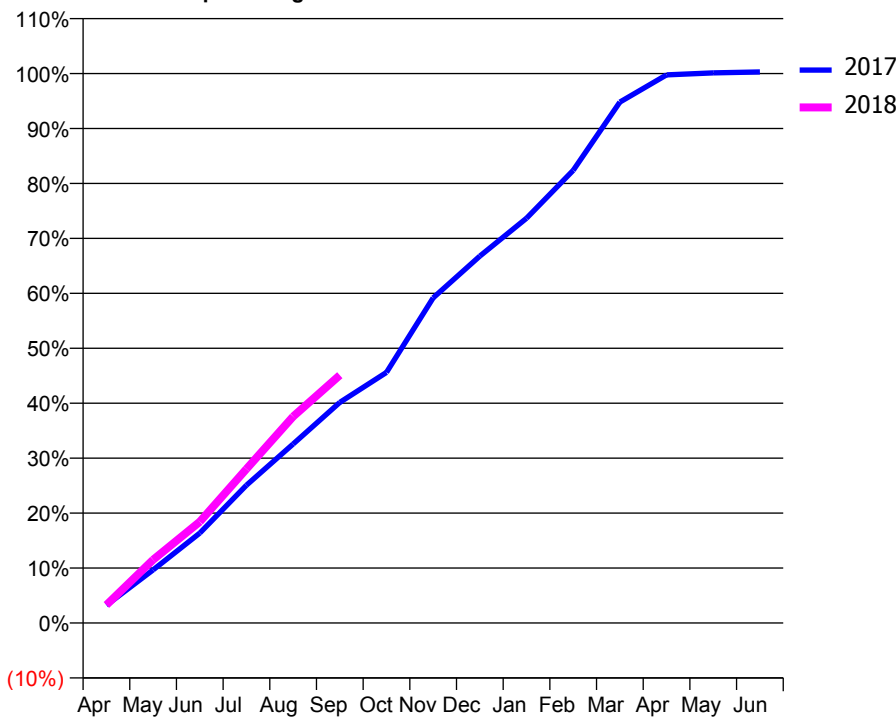
ACCESS*

Patients seen in 24 months	Total	Change since previous quarter
Quarter ending September 2016	7,787	
Quarter ending December 2016	8,022	↑
Quarter ending March 2017	8,461	↑
Quarter ending June 2017	8,714	↑
Quarter ending September 2017	9,185	↑
Variance since September 2016	18.0%	↑



ACTIVITY

Cumulative percentage of contracted UDA delivered 2017 & 2018



Month	Adjusted Scheduled Activity (UDA)	
	2017	2018
April	789	801
May	2,356	2,807
June	3,986	4,490
July	6,106	6,828
August	7,931	9,152
September	9,774	10,982
October	11,104	
November	14,412	
December	16,256	
January	17,936	
February	20,061	
March	23,083	
April	24,290	
May	24,381	
June	24,422	

QUALITY

	Quantity	Base Number	Contract	AT	Region	England
% of FP17s for the same patient ID Re-attending within 3 months - Children	175	1,812	9.7%	9.8%	11.2%	11.9%
% of FP17s for the same patient ID Re-attending within 3 months - Adults	753	3,343	22.5%	15.2%	16.6%	15.9%
% of FP17s for the same patient ID Re-attending between 3 & 9 months - Children	710	1,812	39.2%	47.7%	47.0%	58.1%
% of FP17s for the same patient ID Re-attending between 3 & 9 months - Adults	832	3,343	24.9%	38.2%	38.2%	50.6%
% of FP17s for Band 1 Urgent Courses	905	4,514	20.0%	10.0%	10.6%	9.1%
% of FP17s Relating to Free Repair or Replacements	10	4,514	0.2%	0.6%	0.6%	0.8%
% of FP17s Relating to Continuations	45	4,514	1.0%	0.9%	0.8%	1.1%
% of Patients satisfied with the dentistry they have received	3	5	N/A	89.8%	89.2%	91.4%
% of Patients satisfied with the time they had to wait for an appointment	3	5	N/A	86.1%	83.4%	87.7%

* This is based on patients treated on this contract for their most recent course of treatment. Figures in italics indicate the base number of FP17s or Patient Questionnaire responses are less than 100. N/A is shown where the base number of responses is less than 10 during the period. % is calculated as Quantity/Base number*100

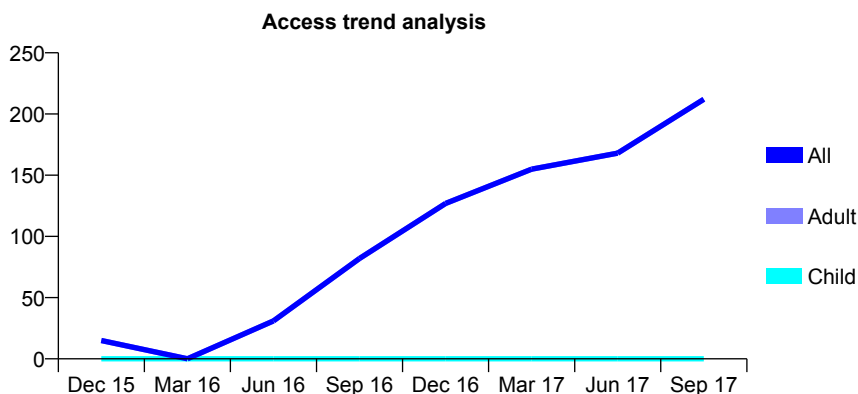
Q63 - Vital Signs At a Glance Contract Report for 138673/0002 - September 2017

Name or company name	Plumstead Dental Surgery Ltd
Contract type name	PDS Contract
Purpose of contract	General
Contract start date	01/04/2011
Contract end date	30/11/2017

17/18 Contracted general activity (UDA)	600
Carry forward general activity (UDA)	0
17/18 Contracted orthodontic activity (UOA)	0
Carry forward orthodontic activity (UOA)	0
Baseline contract value	£31,651.91

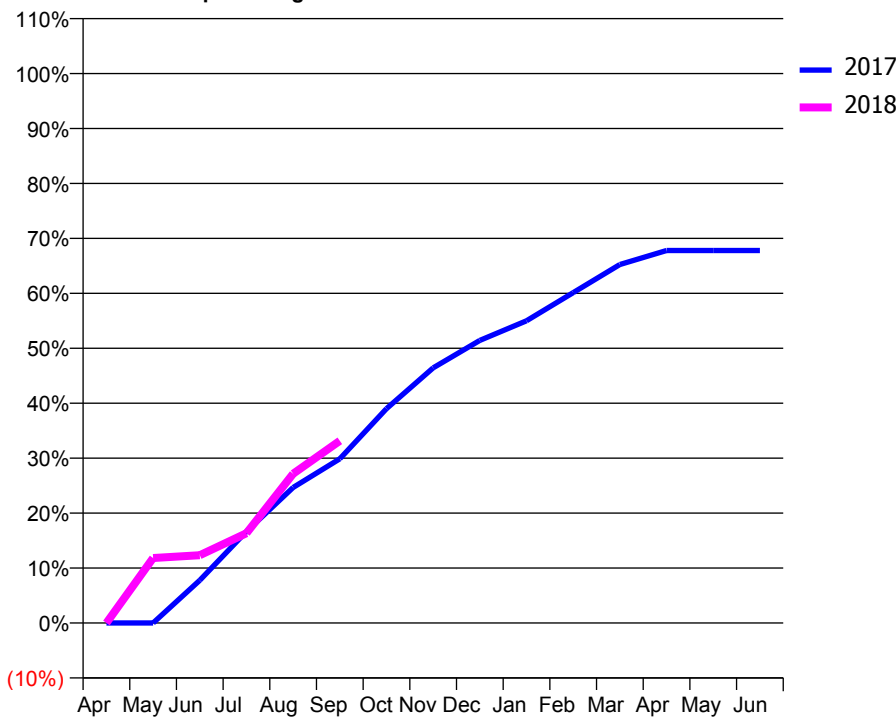
ACCESS*

Patients seen in 24 months	Total	Change since previous quarter
Quarter ending September 2016	82	
Quarter ending December 2016	127	↑
Quarter ending March 2017	155	↑
Quarter ending June 2017	168	↑
Quarter ending September 2017	212	↑
Variance since September 2016	158.5%	↑



ACTIVITY

Cumulative percentage of contracted UDA delivered 2017 & 2018



Adjusted Scheduled Activity (UDA)

Month	2017	2018
April	0	0
May	0	71
June	70	74
July	150	98
August	222	163
September	269	199
October	351	
November	418	
December	463	
January	495	
February	541	
March	587	
April	610	
May	610	
June	610	

QUALITY

	Quantity	Base Number	Contract	AT	Region	England
% of FP17s for the same patient ID Re-attending within 3 months - Children	0	0	N/A	9.8%	11.2%	11.9%
% of FP17s for the same patient ID Re-attending within 3 months - Adults	1	81	1.2%	15.2%	16.6%	15.9%
% of FP17s for the same patient ID Re-attending between 3 & 9 months - Children	0	0	N/A	47.7%	47.0%	58.1%
% of FP17s for the same patient ID Re-attending between 3 & 9 months - Adults	0	81	0.0%	38.2%	38.2%	50.6%
% of FP17s for Band 1 Urgent Courses	0	72	0.0%	10.0%	10.6%	9.1%
% of FP17s Relating to Free Repair or Replacements	0	72	0.0%	0.6%	0.6%	0.8%
% of FP17s Relating to Continuations	0	72	0.0%	0.9%	0.8%	1.1%
% of Patients satisfied with the dentistry they have received	0	0	N/A	89.8%	89.2%	91.4%
% of Patients satisfied with the time they had to wait for an appointment	0	0	N/A	86.1%	83.4%	87.7%

* This is based on patients treated on this contract for their most recent course of treatment. Figures in italics indicate the base number of FP17s or Patient Questionnaire responses are less than 100. N/A is shown where the base number of responses is less than 10 during the period. % is calculated as Quantity/Base number*100

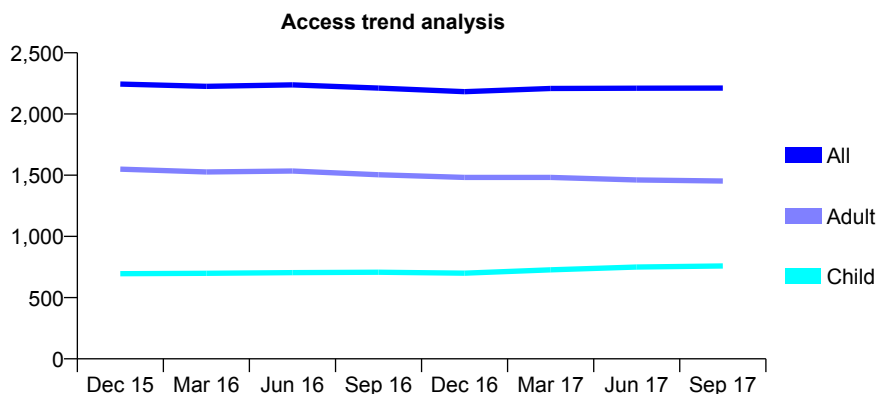
Q63 - Vital Signs At a Glance Contract Report for 140384/0001 - September 2017

Name or company name	Arcades Dental Surgery
Contract type name	GDS Contract
Purpose of contract	General
Contract start date	01/04/2006
Contract end date	

17/18 Contracted general activity (UDA)	6,775
Carry forward general activity (UDA)	-136
17/18 Contracted orthodontic activity (UOA)	0
Carry forward orthodontic activity (UOA)	0
Baseline contract value	£206,031.83

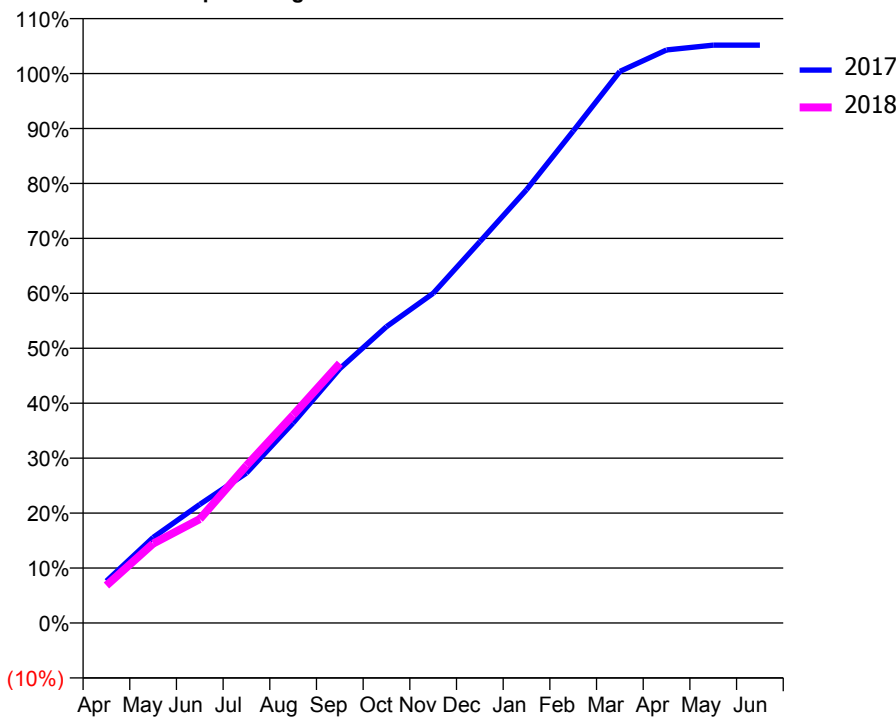
ACCESS*

Patients seen in 24 months	Total	Change since previous quarter
Quarter ending September 2016	2,212	
Quarter ending December 2016	2,182	↓
Quarter ending March 2017	2,209	→
Quarter ending June 2017	2,211	→
Quarter ending September 2017	2,212	→
Variance since September 2016	0.0%	→



ACTIVITY

Cumulative percentage of contracted UDA delivered 2017 & 2018



Month	Adjusted Scheduled Activity (UDA)	
	2017	2018
April	517	462
May	1,055	979
June	1,462	1,282
July	1,849	1,941
August	2,467	2,564
September	3,137	3,203
October	3,654	
November	4,065	
December	4,701	
January	5,342	
February	6,066	
March	6,801	
April	7,066	
May	7,125	
June	7,125	

QUALITY

	Quantity	Base Number	Contract	AT	Region	England
% of FP17s for the same patient ID Re-attending within 3 months - Children	17	469	3.6%	9.8%	11.2%	11.9%
% of FP17s for the same patient ID Re-attending within 3 months - Adults	84	714	11.8%	15.2%	16.6%	15.9%
% of FP17s for the same patient ID Re-attending between 3 & 9 months - Children	236	469	50.3%	47.7%	47.0%	58.1%
% of FP17s for the same patient ID Re-attending between 3 & 9 months - Adults	269	714	37.7%	38.2%	38.2%	50.6%
% of FP17s for Band 1 Urgent Courses	83	1,095	7.6%	10.0%	10.6%	9.1%
% of FP17s Relating to Free Repair or Replacements	1	1,095	0.1%	0.6%	0.6%	0.8%
% of FP17s Relating to Continuations	2	1,095	0.2%	0.9%	0.8%	1.1%
% of Patients satisfied with the dentistry they have received	0	0	N/A	89.8%	89.2%	91.4%
% of Patients satisfied with the time they had to wait for an appointment	0	0	N/A	86.1%	83.4%	87.7%

* This is based on patients treated on this contract for their most recent course of treatment. Figures in italics indicate the base number of FP17s or Patient Questionnaire responses are less than 100. N/A is shown where the base number of responses is less than 10 during the period. % is calculated as Quantity/Base number*100

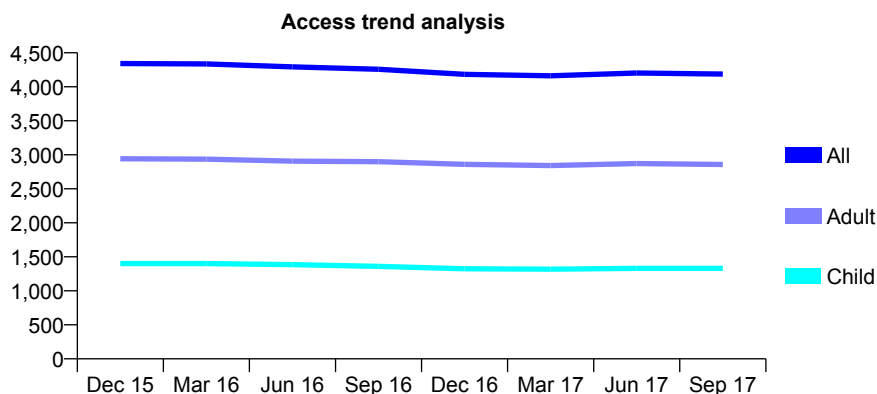
Q63 - Vital Signs At a Glance Contract Report for 141097/0001 - September 2017

Name or company name	Mr DJ Mehigan & Miss AM Peel
Contract type name	GDS Contract
Purpose of contract	General and Orthodontic
Contract start date	01/11/2006
Contract end date	

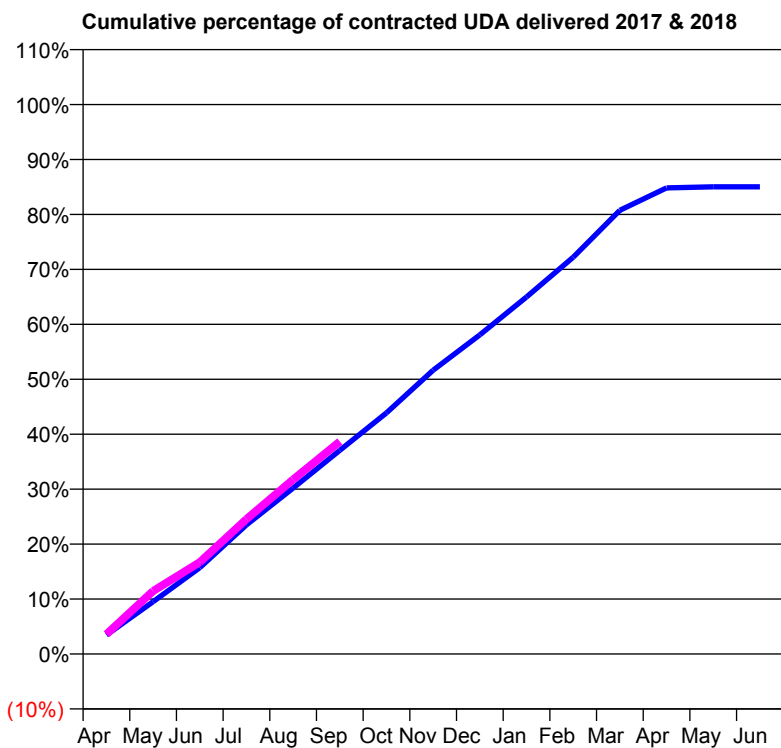
17/18 Contracted general activity (UDA)	14,962
Carry forward general activity (UDA)	0
17/18 Contracted orthodontic activity (UOA)	688
Carry forward orthodontic activity (UOA)	0
Baseline contract value	£376,806.25

ACCESS*

Patients seen in 24 months	Total	Change since previous quarter
Quarter ending September 2016	4,258	
Quarter ending December 2016	4,184	↓
Quarter ending March 2017	4,161	→
Quarter ending June 2017	4,202	→
Quarter ending September 2017	4,188	→
Variance since September 2016	(1.6%)	↓



ACTIVITY



Month	Adjusted Scheduled Activity (UDA)	
	2017	2018
April	518	541
May	1,425	1,716
June	2,350	2,501
July	3,517	3,673
August	4,519	4,751
September	5,545	5,786
October	6,567	
November	7,729	
December	8,689	
January	9,721	
February	10,805	
March	12,081	
April	12,692	
May	12,720	
June	12,721	

QUALITY

	Quantity	Base Number	Contract	AT	Region	England
% of FP17s for the same patient ID Re-attending within 3 months - Children	107	1,164	9.2%	9.8%	11.2%	11.9%
% of FP17s for the same patient ID Re-attending within 3 months - Adults	496	2,237	22.2%	15.2%	16.6%	15.9%
% of FP17s for the same patient ID Re-attending between 3 & 9 months - Children	608	1,164	52.2%	47.7%	47.0%	58.1%
% of FP17s for the same patient ID Re-attending between 3 & 9 months - Adults	1,105	2,237	49.4%	38.2%	38.2%	50.6%
% of FP17s for Band 1 Urgent Courses	183	2,870	6.4%	10.0%	10.6%	9.1%
% of FP17s Relating to Free Repair or Replacements	34	2,870	1.2%	0.6%	0.6%	0.8%
% of FP17s Relating to Continuations	166	2,870	5.8%	0.9%	0.8%	1.1%
% of Patients satisfied with the dentistry they have received	11	12	91.7%	89.8%	89.2%	91.4%
% of Patients satisfied with the time they had to wait for an appointment	11	12	91.7%	86.1%	83.4%	87.7%

* This is based on patients treated on this contract for their most recent course of treatment. Figures in italics indicate the base number of FP17s or Patient Questionnaire responses are less than 100. N/A is shown where the base number of responses is less than 10 during the period. % is calculated as Quantity/Base number*100

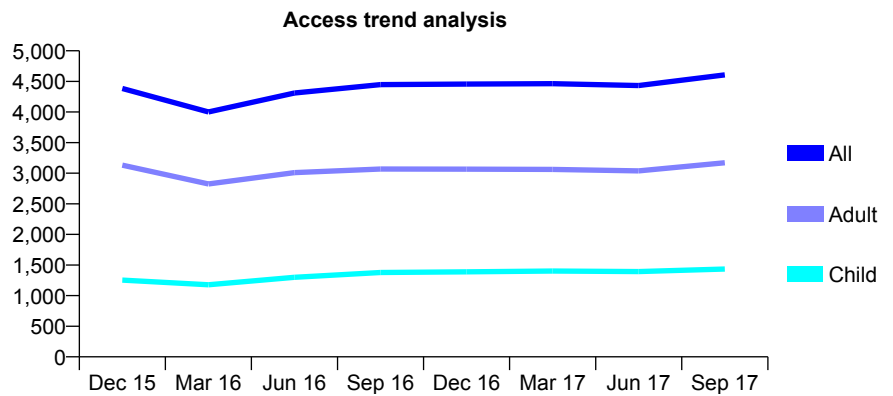
Q63 - Vital Signs At a Glance Contract Report for 141992/0001 - September 2017

Name or company name	Mazdak Eyrumlu and Honar Shakir
Contract type name	GDS Contract
Purpose of contract	General
Contract start date	01/12/2012
Contract end date	

17/18 Contracted general activity (UDA)	20,575
Carry forward general activity (UDA)	0
17/18 Contracted orthodontic activity (UOA)	0
Carry forward orthodontic activity (UOA)	0
Baseline contract value	£637,688.84

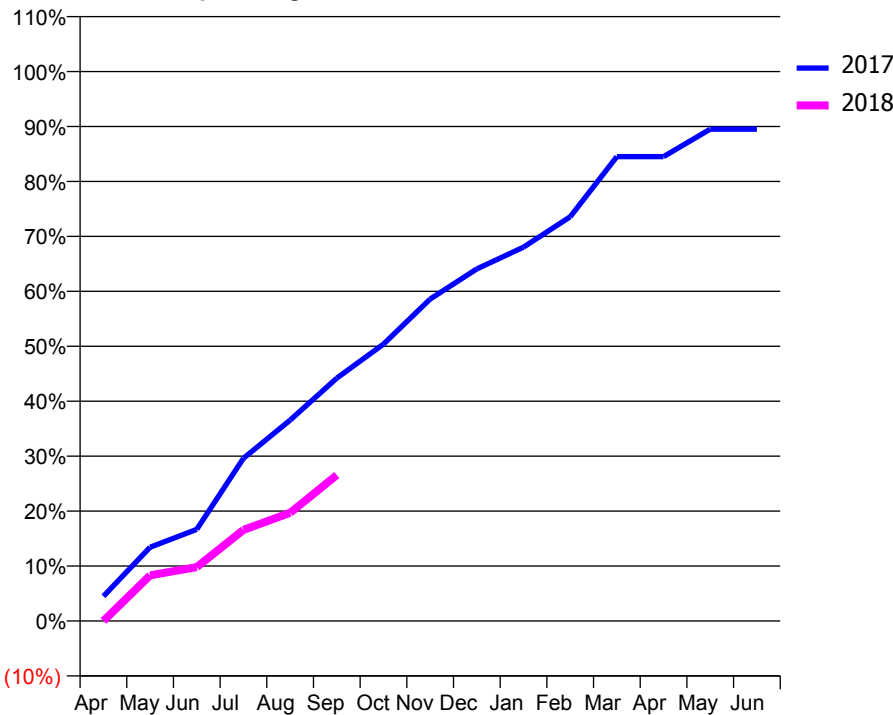
ACCESS*

Patients seen in 24 months	Total	Change since previous quarter
Quarter ending September 2016	4,447	
Quarter ending December 2016	4,456	→
Quarter ending March 2017	4,463	→
Quarter ending June 2017	4,433	→
Quarter ending September 2017	4,607	↑
Variance since September 2016	3.6%	↑



ACTIVITY

Cumulative percentage of contracted UDA delivered 2017 & 2018



Month	Adjusted Scheduled Activity (UDA)	
	2017	2018
April	928	0
May	2,766	1,711
June	3,435	2,018
July	6,092	3,411
August	7,522	4,052
September	9,092	5,465
October	10,366	
November	12,053	
December	13,184	
January	13,998	
February	15,138	
March	17,388	
April	17,388	
May	18,415	
June	18,414	

QUALITY

	Quantity	Base Number	Contract	AT	Region	England
% of FP17s for the same patient ID Re-attending within 3 months - Children	55	665	8.3%	9.8%	11.2%	11.9%
% of FP17s for the same patient ID Re-attending within 3 months - Adults	244	1,358	18.0%	15.2%	16.6%	15.9%
% of FP17s for the same patient ID Re-attending between 3 & 9 months - Children	243	665	36.5%	47.7%	47.0%	58.1%
% of FP17s for the same patient ID Re-attending between 3 & 9 months - Adults	428	1,358	31.5%	38.2%	38.2%	50.6%
% of FP17s for Band 1 Urgent Courses	286	1,832	15.6%	10.0%	10.6%	9.1%
% of FP17s Relating to Free Repair or Replacements	7	1,832	0.4%	0.6%	0.6%	0.8%
% of FP17s Relating to Continuations	26	1,832	1.4%	0.9%	0.8%	1.1%
% of Patients satisfied with the dentistry they have received	0	0	N/A	89.8%	89.2%	91.4%
% of Patients satisfied with the time they had to wait for an appointment	0	0	N/A	86.1%	83.4%	87.7%

* This is based on patients treated on this contract for their most recent course of treatment. Figures in italics indicate the base number of FP17s or Patient Questionnaire responses are less than 100. N/A is shown where the base number of responses is less than 10 during the period. % is calculated as Quantity/Base number*100

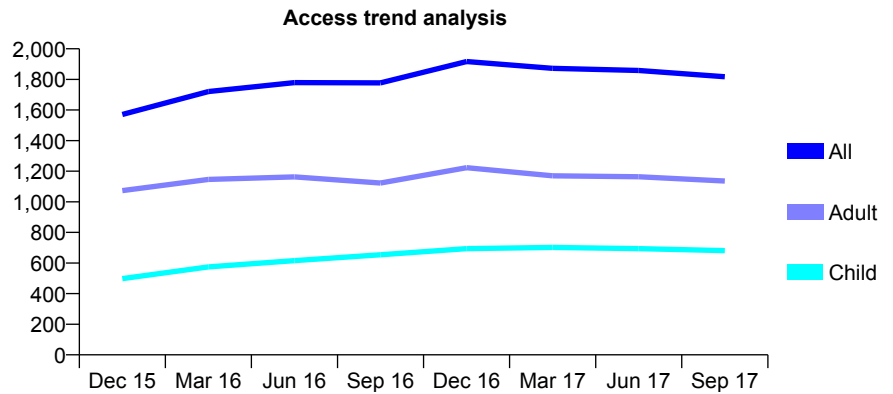
Q63 - Vital Signs At a Glance Contract Report for 142654/0001 - September 2017

Name or company name	Dr May Amour
Contract type name	GDS Contract
Purpose of contract	General
Contract start date	04/12/2012
Contract end date	

17/18 Contracted general activity (UDA)	4,000
Carry forward general activity (UDA)	-36
17/18 Contracted orthodontic activity (UOA)	0
Carry forward orthodontic activity (UOA)	0
Baseline contract value	£123,365.02

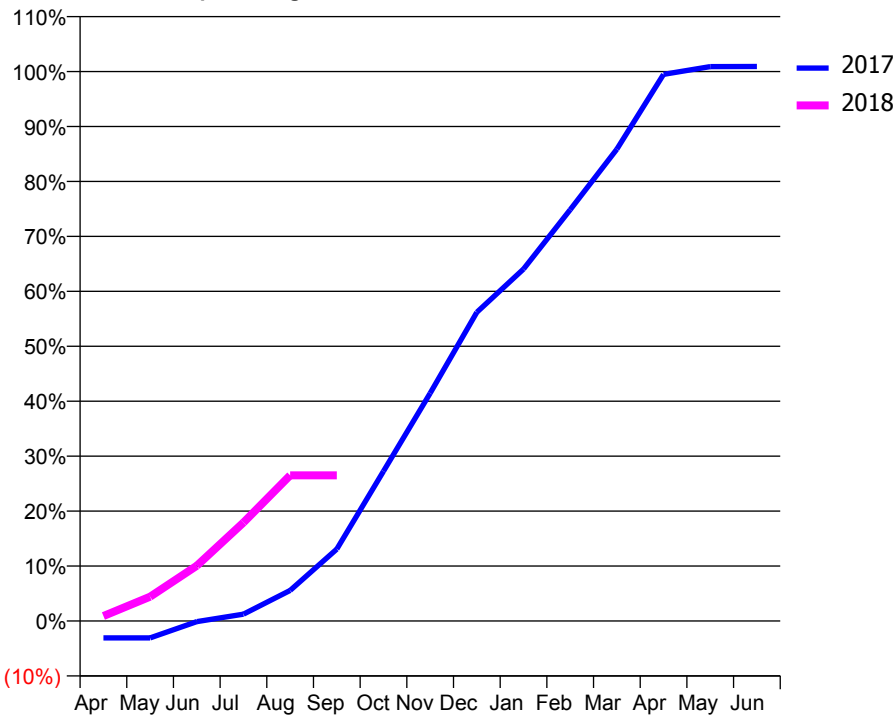
ACCESS*

Patients seen in 24 months	Total	Change since previous quarter
Quarter ending September 2016	1,777	
Quarter ending December 2016	1,917	↑
Quarter ending March 2017	1,872	↓
Quarter ending June 2017	1,858	→
Quarter ending September 2017	1,817	↓
Variance since September 2016	2.3%	↑



ACTIVITY

Cumulative percentage of contracted UDA delivered 2017 & 2018



Month	Adjusted Scheduled Activity (UDA)	
	2017	2018
April	-124	36
May	-124	177
June	-5	403
July	50	717
August	223	1,061
September	524	1,061
October	1,090	
November	1,659	
December	2,248	
January	2,562	
February	2,994	
March	3,435	
April	3,979	
May	4,035	
June	4,036	

QUALITY

	Quantity	Base Number	Contract	AT	Region	England
% of FP17s for the same patient ID Re-attending within 3 months - Children	6	217	2.8%	9.8%	11.2%	11.9%
% of FP17s for the same patient ID Re-attending within 3 months - Adults	11	377	2.9%	15.2%	16.6%	15.9%
% of FP17s for the same patient ID Re-attending between 3 & 9 months - Children	61	217	28.1%	47.7%	47.0%	58.1%
% of FP17s for the same patient ID Re-attending between 3 & 9 months - Adults	82	377	21.8%	38.2%	38.2%	50.6%
% of FP17s for Band 1 Urgent Courses	54	449	12.0%	10.0%	10.6%	9.1%
% of FP17s Relating to Free Repair or Replacements	0	449	0.0%	0.6%	0.6%	0.8%
% of FP17s Relating to Continuations	0	449	0.0%	0.9%	0.8%	1.1%
% of Patients satisfied with the dentistry they have received	0	1	N/A	89.8%	89.2%	91.4%
% of Patients satisfied with the time they had to wait for an appointment	0	1	N/A	86.1%	83.4%	87.7%

* This is based on patients treated on this contract for their most recent course of treatment. Figures in italics indicate the base number of FP17s or Patient Questionnaire responses are less than 100. N/A is shown where the base number of responses is less than 10 during the period. % is calculated as Quantity/Base number*100

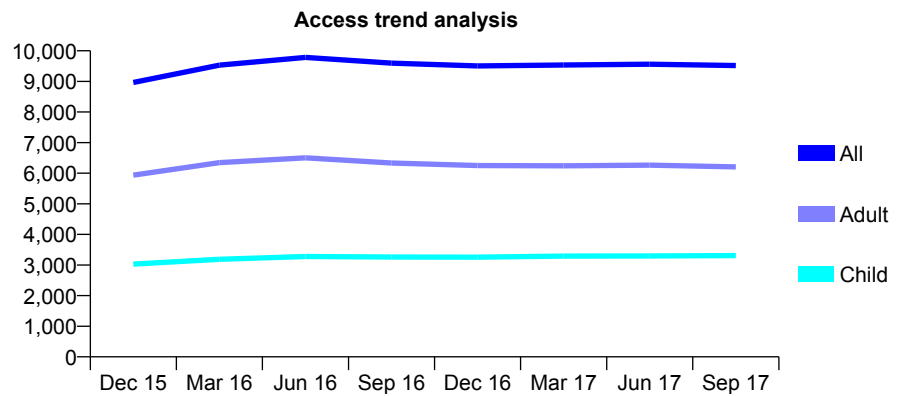
Q63 - Vital Signs At a Glance Contract Report for 143553/0001 - September 2017

Name or company name	Brigstock Dental Practice
Contract type name	GDS Contract
Purpose of contract	General
Contract start date	05/06/2014
Contract end date	

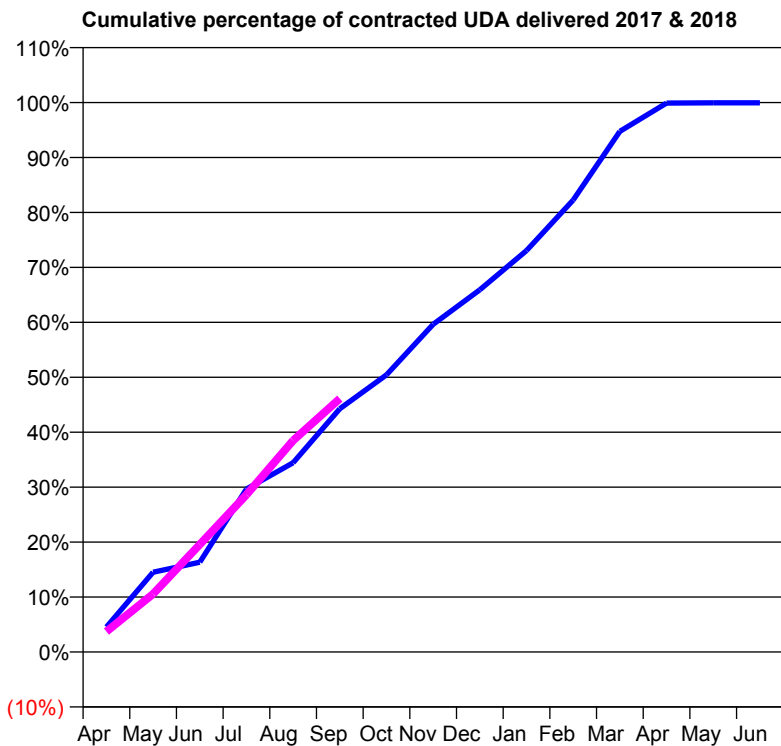
17/18 Contracted general activity (UDA)	21,983
Carry forward general activity (UDA)	12
17/18 Contracted orthodontic activity (UOA)	0
Carry forward orthodontic activity (UOA)	0
Baseline contract value	£638,692.15

ACCESS*

Patients seen in 24 months	Total	Change since previous quarter
Quarter ending September 2016	9,595	
Quarter ending December 2016	9,506	→
Quarter ending March 2017	9,535	→
Quarter ending June 2017	9,560	→
Quarter ending September 2017	9,518	→
Variance since September 2016	(0.8%)	→



ACTIVITY



Month	Adjusted Scheduled Activity (UDA)	
	2017	2018
April	1,002	817
May	3,192	2,322
June	3,594	4,300
July	6,524	6,294
August	7,572	8,463
September	9,734	10,138
October	11,085	
November	13,111	
December	14,491	
January	16,058	
February	18,081	
March	20,831	
April	21,960	
May	21,970	
June	21,971	

QUALITY

	Quantity	Base Number	Contract	AT	Region	England
% of FP17s for the same patient ID Re-attending within 3 months - Children	165	2,287	7.2%	9.8%	11.2%	11.9%
% of FP17s for the same patient ID Re-attending within 3 months - Adults	545	3,594	15.2%	15.2%	16.6%	15.9%
% of FP17s for the same patient ID Re-attending between 3 & 9 months - Children	1,218	2,287	53.3%	47.7%	47.0%	58.1%
% of FP17s for the same patient ID Re-attending between 3 & 9 months - Adults	1,444	3,594	40.2%	38.2%	38.2%	50.6%
% of FP17s for Band 1 Urgent Courses	574	5,107	11.2%	10.0%	10.6%	9.1%
% of FP17s Relating to Free Repair or Replacements	13	5,107	0.3%	0.6%	0.6%	0.8%
% of FP17s Relating to Continuations	28	5,107	0.5%	0.9%	0.8%	1.1%
% of Patients satisfied with the dentistry they have received	9	12	75.0%	89.8%	89.2%	91.4%
% of Patients satisfied with the time they had to wait for an appointment	9	12	75.0%	86.1%	83.4%	87.7%

* This is based on patients treated on this contract for their most recent course of treatment. Figures in italics indicate the base number of FP17s or Patient Questionnaire responses are less than 100. N/A is shown where the base number of responses is less than 10 during the period. % is calculated as Quantity/Base number*100

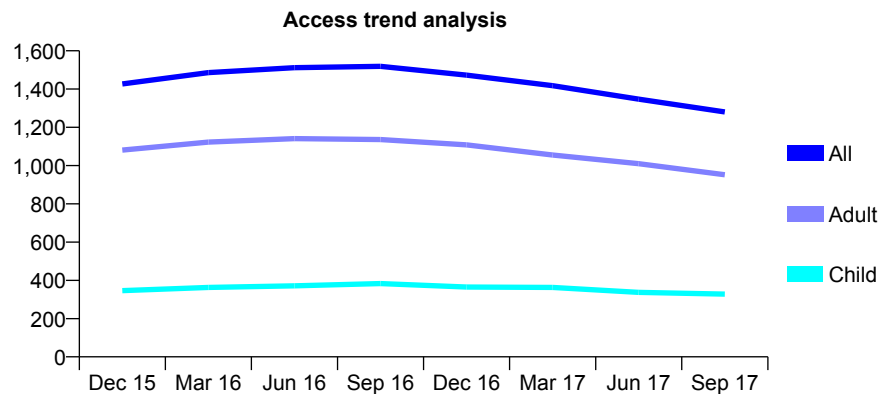
Q63 - Vital Signs At a Glance Contract Report for 144312/0001 - September 2017

Name or company name	Shortlands Dental Practice Limited
Contract type name	GDS Contract
Purpose of contract	General
Contract start date	01/08/2009
Contract end date	

17/18 Contracted general activity (UDA)	5,010
Carry forward general activity (UDA)	0
17/18 Contracted orthodontic activity (UOA)	0
Carry forward orthodontic activity (UOA)	0
Baseline contract value	£128,926.46

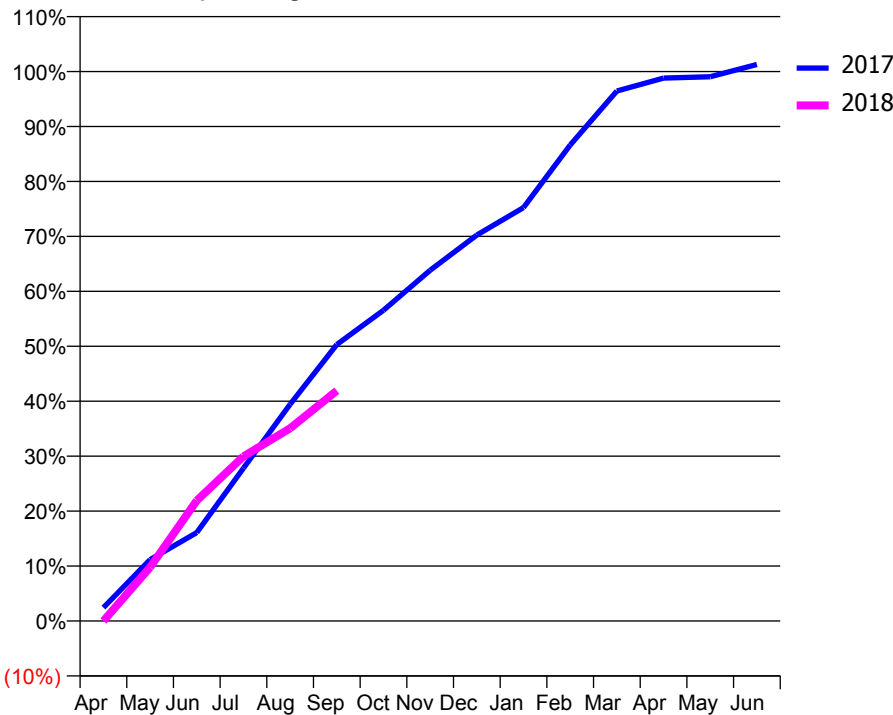
ACCESS*

Patients seen in 24 months	Total	Change since previous quarter
Quarter ending September 2016	1,519	
Quarter ending December 2016	1,473	↓
Quarter ending March 2017	1,418	↓
Quarter ending June 2017	1,347	↓
Quarter ending September 2017	1,280	↓
Variance since September 2016	(15.7%)	↓



ACTIVITY

Cumulative percentage of contracted UDA delivered 2017 & 2018



Month	Adjusted Scheduled Activity (UDA)	
	2017	2018
April	122	0
May	560	491
June	806	1,098
July	1,394	1,500
August	1,976	1,758
September	2,521	2,101
October	2,833	
November	3,198	
December	3,519	
January	3,769	
February	4,340	
March	4,832	
April	4,950	
May	4,962	
June	5,074	

QUALITY

	Quantity	Base Number	Contract	AT	Region	England
% of FP17s for the same patient ID Re-attending within 3 months - Children	29	211	13.7%	9.8%	11.2%	11.9%
% of FP17s for the same patient ID Re-attending within 3 months - Adults	72	413	17.4%	15.2%	16.6%	15.9%
% of FP17s for the same patient ID Re-attending between 3 & 9 months - Children	105	211	49.8%	47.7%	47.0%	58.1%
% of FP17s for the same patient ID Re-attending between 3 & 9 months - Adults	169	413	40.9%	38.2%	38.2%	50.6%
% of FP17s for Band 1 Urgent Courses	44	558	7.9%	10.0%	10.6%	9.1%
% of FP17s Relating to Free Repair or Replacements	6	558	1.1%	0.6%	0.6%	0.8%
% of FP17s Relating to Continuations	7	558	1.3%	0.9%	0.8%	1.1%
% of Patients satisfied with the dentistry they have received	1	2	N/A	89.8%	89.2%	91.4%
% of Patients satisfied with the time they had to wait for an appointment	2	2	N/A	86.1%	83.4%	87.7%

* This is based on patients treated on this contract for their most recent course of treatment. Figures in italics indicate the base number of FP17s or Patient Questionnaire responses are less than 100. N/A is shown where the base number of responses is less than 10 during the period. % is calculated as Quantity/Base number*100

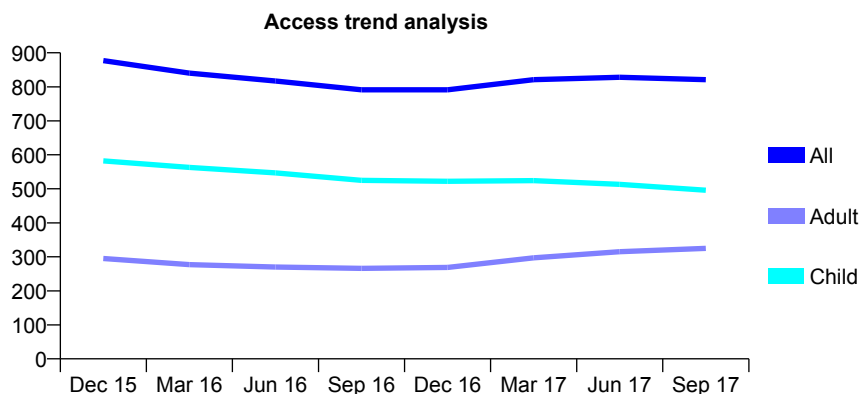
Q63 - Vital Signs At a Glance Contract Report for 144347/0001 - September 2017

Name or company name	Ivory
Contract type name	GDS Contract
Purpose of contract	General
Contract start date	01/06/2009
Contract end date	

17/18 Contracted general activity (UDA)	3,269
Carry forward general activity (UDA)	0
17/18 Contracted orthodontic activity (UOA)	0
Carry forward orthodontic activity (UOA)	0
Baseline contract value	£79,057.46

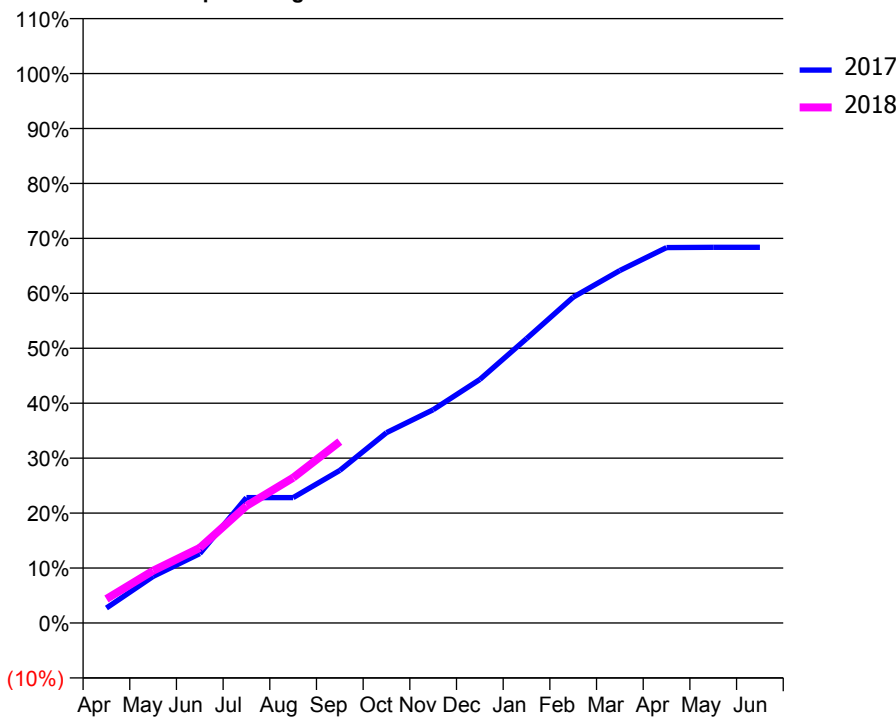
ACCESS*

Patients seen in 24 months	Total	Change since previous quarter
Quarter ending September 2016	791	
Quarter ending December 2016	791	→
Quarter ending March 2017	821	↑
Quarter ending June 2017	828	→
Quarter ending September 2017	821	→
Variance since September 2016	3.8%	↑



ACTIVITY

Cumulative percentage of contracted UDA delivered 2017 & 2018



Adjusted Scheduled Activity (UDA)

Month	2017	2018
April	89	143
May	277	311
June	413	447
July	746	697
August	746	864
September	908	1,079
October	1,133	
November	1,269	
December	1,449	
January	1,692	
February	1,938	
March	2,097	
April	2,234	
May	2,235	
June	2,235	

QUALITY

	Quantity	Base Number	Contract	AT	Region	England
% of FP17s for the same patient ID Re-attending within 3 months - Children	46	436	10.6%	9.8%	11.2%	11.9%
% of FP17s for the same patient ID Re-attending within 3 months - Adults	31	207	15.0%	15.2%	16.6%	15.9%
% of FP17s for the same patient ID Re-attending between 3 & 9 months - Children	276	436	63.3%	47.7%	47.0%	58.1%
% of FP17s for the same patient ID Re-attending between 3 & 9 months - Adults	83	207	40.1%	38.2%	38.2%	50.6%
% of FP17s for Band 1 Urgent Courses	52	565	9.2%	10.0%	10.6%	9.1%
% of FP17s Relating to Free Repair or Replacements	0	565	0.0%	0.6%	0.6%	0.8%
% of FP17s Relating to Continuations	4	565	0.7%	0.9%	0.8%	1.1%
% of Patients satisfied with the dentistry they have received	2	2	N/A	89.8%	89.2%	91.4%
% of Patients satisfied with the time they had to wait for an appointment	2	2	N/A	86.1%	83.4%	87.7%

* This is based on patients treated on this contract for their most recent course of treatment. Figures in italics indicate the base number of FP17s or Patient Questionnaire responses are less than 100. N/A is shown where the base number of responses is less than 10 during the period. % is calculated as Quantity/Base number*100

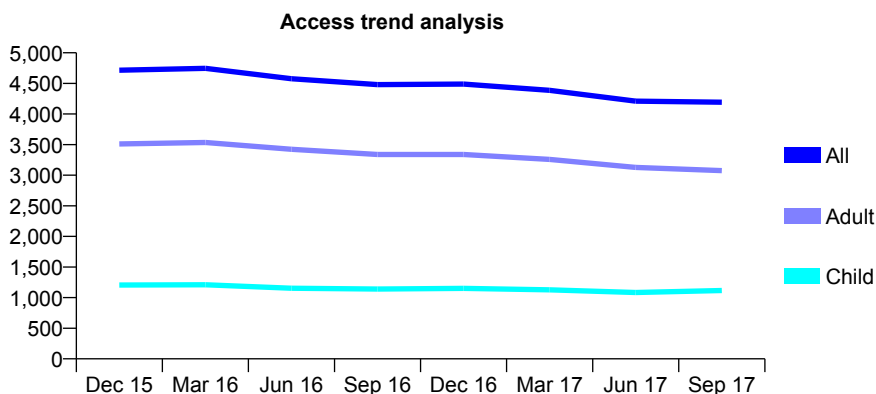
Q63 - Vital Signs At a Glance Contract Report for 146161/0001 - September 2017

Name or company name	a/s dental The Aesthetic Smile Studio
Contract type name	GDS Contract
Purpose of contract	General
Contract start date	01/04/2006
Contract end date	

17/18 Contracted general activity (UDA)	11,777
Carry forward general activity (UDA)	0
17/18 Contracted orthodontic activity (UOA)	0
Carry forward orthodontic activity (UOA)	0
Baseline contract value	£279,751.34

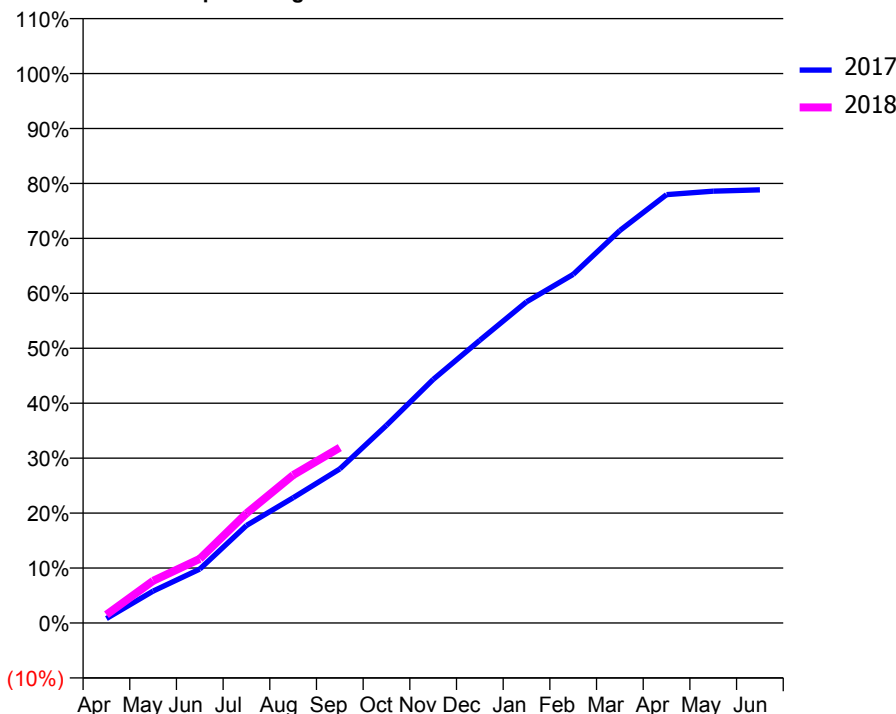
ACCESS*

Patients seen in 24 months	Total	Change since previous quarter
Quarter ending September 2016	4,480	
Quarter ending December 2016	4,490	→
Quarter ending March 2017	4,386	↓
Quarter ending June 2017	4,210	↓
Quarter ending September 2017	4,193	→
Variance since September 2016	(6.4%)	↓



ACTIVITY

Cumulative percentage of contracted UDA delivered 2017 & 2018



Month	Adjusted Scheduled Activity (UDA)	
	2017	2018
April	95	179
May	685	904
June	1,157	1,375
July	2,092	2,350
August	2,684	3,170
September	3,302	3,760
October	4,236	
November	5,220	
December	6,060	
January	6,882	
February	7,472	
March	8,413	
April	9,182	
May	9,255	
June	9,283	

QUALITY

	Quantity	Base Number	Contract	AT	Region	England
% of FP17s for the same patient ID Re-attending within 3 months - Children	36	611	5.9%	9.8%	11.2%	11.9%
% of FP17s for the same patient ID Re-attending within 3 months - Adults	193	1,565	12.3%	15.2%	16.6%	15.9%
% of FP17s for the same patient ID Re-attending between 3 & 9 months - Children	223	611	36.5%	47.7%	47.0%	58.1%
% of FP17s for the same patient ID Re-attending between 3 & 9 months - Adults	625	1,565	39.9%	38.2%	38.2%	50.6%
% of FP17s for Band 1 Urgent Courses	198	1,808	11.0%	10.0%	10.6%	9.1%
% of FP17s Relating to Free Repair or Replacements	15	1,808	0.8%	0.6%	0.6%	0.8%
% of FP17s Relating to Continuations	4	1,808	0.2%	0.9%	0.8%	1.1%
% of Patients satisfied with the dentistry they have received	6	7	N/A	89.8%	89.2%	91.4%
% of Patients satisfied with the time they had to wait for an appointment	5	7	N/A	86.1%	83.4%	87.7%

* This is based on patients treated on this contract for their most recent course of treatment. Figures in italics indicate the base number of FP17s or Patient Questionnaire responses are less than 100. N/A is shown where the base number of responses is less than 10 during the period. % is calculated as Quantity/Base number*100

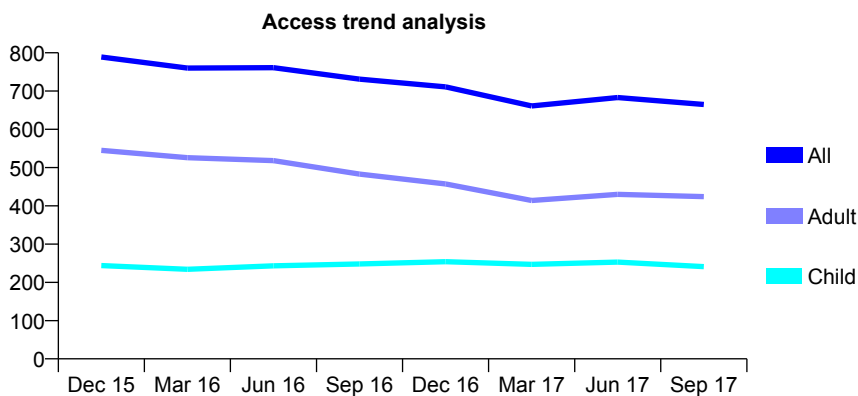
Q63 - Vital Signs At a Glance Contract Report for 146757/0001 - September 2017

Name or company name	Dental Matters
Contract type name	GDS Contract
Purpose of contract	General
Contract start date	01/11/2009
Contract end date	

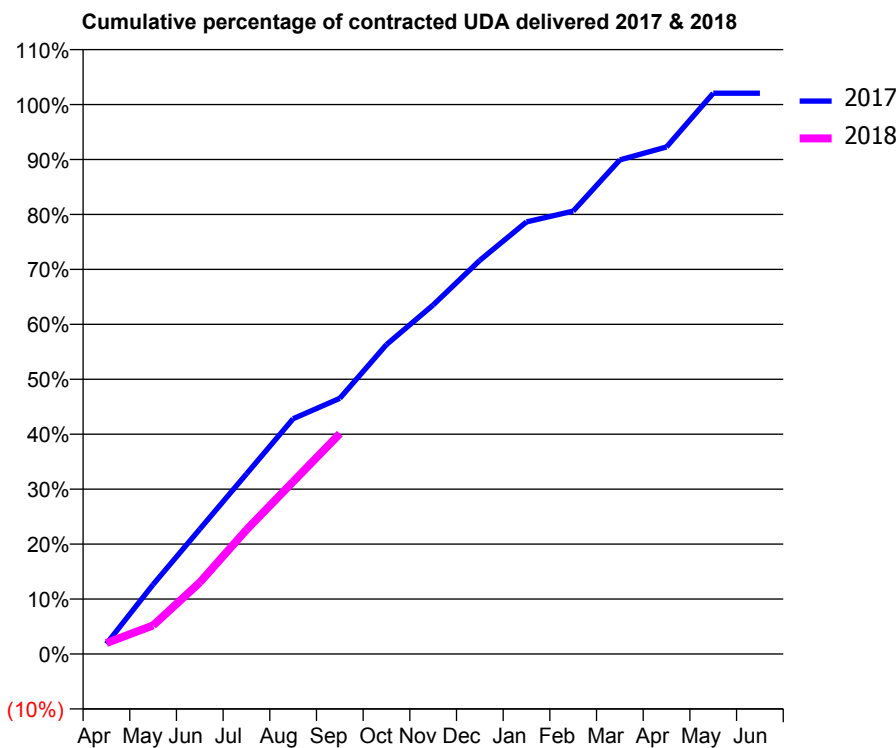
17/18 Contracted general activity (UDA)	3,000
Carry forward general activity (UDA)	-60
17/18 Contracted orthodontic activity (UOA)	0
Carry forward orthodontic activity (UOA)	0
Baseline contract value	£96,826.31

ACCESS*

Patients seen in 24 months	Total	Change since previous quarter
Quarter ending September 2016	731	
Quarter ending December 2016	711	↓
Quarter ending March 2017	661	↓
Quarter ending June 2017	683	↑
Quarter ending September 2017	665	↓
Variance since September 2016	(9.0%)	↓



ACTIVITY



Month	Adjusted Scheduled Activity (UDA)	
	2017	2018
April	56	60
May	380	156
June	682	390
July	983	678
August	1,284	941
September	1,396	1,203
October	1,689	
November	1,905	
December	2,150	
January	2,359	
February	2,418	
March	2,697	
April	2,768	
May	3,062	
June	3,062	

QUALITY

	Quantity	Base Number	Contract	AT	Region	England
% of FP17s for the same patient ID Re-attending within 3 months - Children	3	101	3.0%	9.8%	11.2%	11.9%
% of FP17s for the same patient ID Re-attending within 3 months - Adults	13	200	6.5%	15.2%	16.6%	15.9%
% of FP17s for the same patient ID Re-attending between 3 & 9 months - Children	24	101	23.8%	47.7%	47.0%	58.1%
% of FP17s for the same patient ID Re-attending between 3 & 9 months - Adults	41	200	20.5%	38.2%	38.2%	50.6%
% of FP17s for Band 1 Urgent Courses	4	219	1.8%	10.0%	10.6%	9.1%
% of FP17s Relating to Free Repair or Replacements	0	219	0.0%	0.6%	0.6%	0.8%
% of FP17s Relating to Continuations	0	219	0.0%	0.9%	0.8%	1.1%
% of Patients satisfied with the dentistry they have received	1	1	N/A	89.8%	89.2%	91.4%
% of Patients satisfied with the time they had to wait for an appointment	1	1	N/A	86.1%	83.4%	87.7%

* This is based on patients treated on this contract for their most recent course of treatment. Figures in italics indicate the base number of FP17s or Patient Questionnaire responses are less than 100. N/A is shown where the base number of responses is less than 10 during the period. % is calculated as Quantity/Base number*100

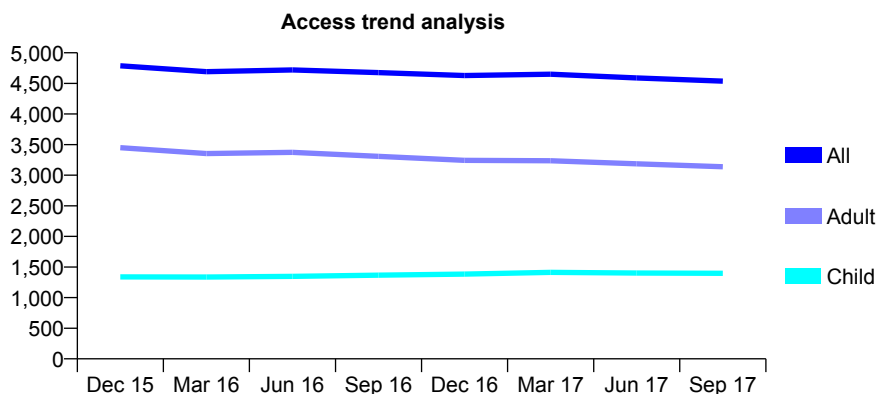
Q63 - Vital Signs At a Glance Contract Report for 147060/0001 - September 2017

Name or company name	Purley Whites Dental Care
Contract type name	GDS Contract
Purpose of contract	General and Orthodontic
Contract start date	01/04/2006
Contract end date	

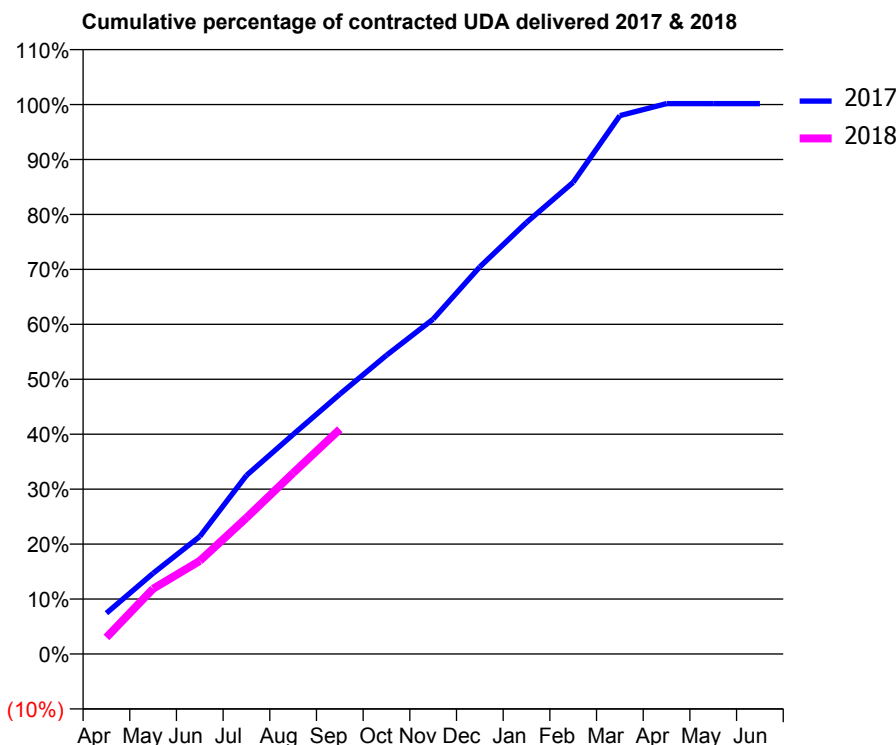
17/18 Contracted general activity (UDA)	10,277
Carry forward general activity (UDA)	-17
17/18 Contracted orthodontic activity (UOA)	296
Carry forward orthodontic activity (UOA)	-6
Baseline contract value	£285,754.66

ACCESS*

Patients seen in 24 months	Total	Change since previous quarter
Quarter ending September 2016	4,676	
Quarter ending December 2016	4,628	↓
Quarter ending March 2017	4,650	→
Quarter ending June 2017	4,589	↓
Quarter ending September 2017	4,537	↓
Variance since September 2016	(3.0%)	↓



ACTIVITY



Month	Adjusted Scheduled Activity (UDA)	
	2017	2018
April	765	310
May	1,509	1,221
June	2,198	1,743
July	3,341	2,548
August	4,107	3,387
September	4,859	4,203
October	5,587	
November	6,263	
December	7,241	
January	8,072	
February	8,822	
March	10,070	
April	10,294	
May	10,294	
June	10,294	

QUALITY

	Quantity	Base Number	Contract	AT	Region	England
% of FP17s for the same patient ID Re-attending within 3 months - Children	35	714	4.9%	9.8%	11.2%	11.9%
% of FP17s for the same patient ID Re-attending within 3 months - Adults	107	1,198	8.9%	15.2%	16.6%	15.9%
% of FP17s for the same patient ID Re-attending between 3 & 9 months - Children	260	714	36.4%	47.7%	47.0%	58.1%
% of FP17s for the same patient ID Re-attending between 3 & 9 months - Adults	331	1,198	27.6%	38.2%	38.2%	50.6%
% of FP17s for Band 1 Urgent Courses	67	1,792	3.7%	10.0%	10.6%	9.1%
% of FP17s Relating to Free Repair or Replacements	10	1,792	0.6%	0.6%	0.6%	0.8%
% of FP17s Relating to Continuations	28	1,792	1.6%	0.9%	0.8%	1.1%
% of Patients satisfied with the dentistry they have received	2	2	N/A	89.8%	89.2%	91.4%
% of Patients satisfied with the time they had to wait for an appointment	2	2	N/A	86.1%	83.4%	87.7%

* This is based on patients treated on this contract for their most recent course of treatment. Figures in italics indicate the base number of FP17s or Patient Questionnaire responses are less than 100. N/A is shown where the base number of responses is less than 10 during the period. % is calculated as Quantity/Base number*100

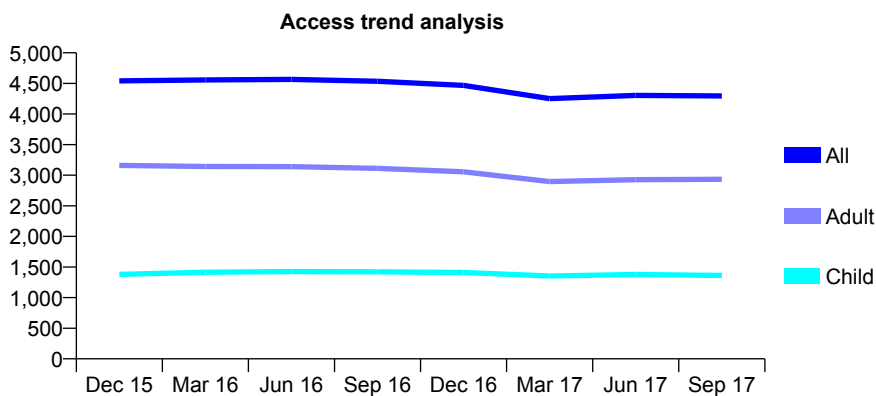
Q63 - Vital Signs At a Glance Contract Report for 147494/0001 - September 2017

Name or company name	Augustus Road Dental Practice
Contract type name	GDS Contract
Purpose of contract	General
Contract start date	06/11/2007
Contract end date	

17/18 Contracted general activity (UDA)	11,056
Carry forward general activity (UDA)	-95
17/18 Contracted orthodontic activity (UOA)	0
Carry forward orthodontic activity (UOA)	0
Baseline contract value	£374,397.61

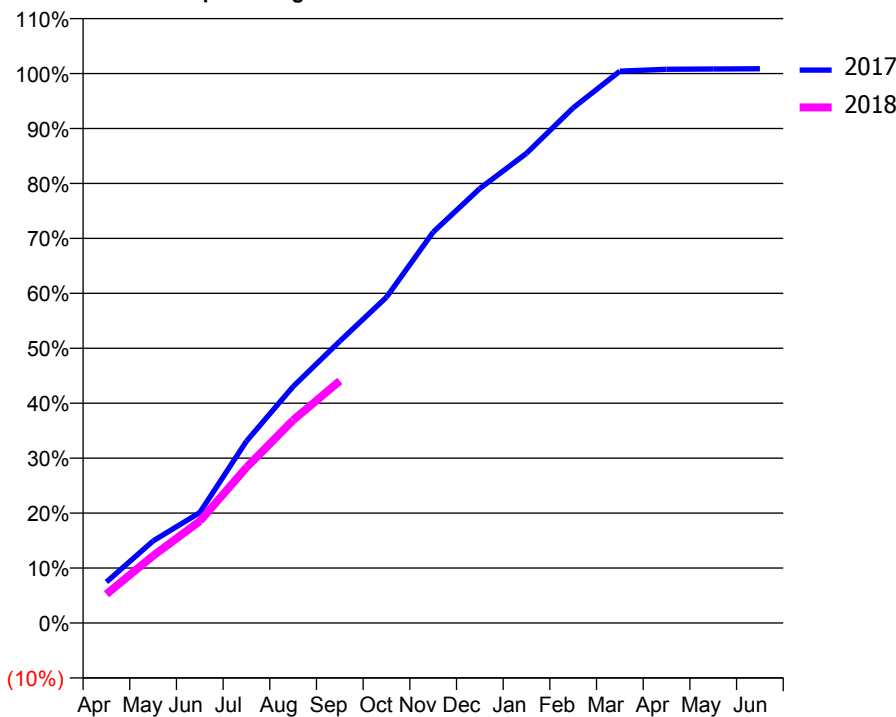
ACCESS*

Patients seen in 24 months	Total	Change since previous quarter
Quarter ending September 2016	4,534	
Quarter ending December 2016	4,467	↓
Quarter ending March 2017	4,252	↓
Quarter ending June 2017	4,304	→
Quarter ending September 2017	4,296	→
Variance since September 2016	(5.2%)	↓



ACTIVITY

Cumulative percentage of contracted UDA delivered 2017 & 2018



Adjusted Scheduled Activity (UDA)

Month	2017	2018
April	825	582
May	1,652	1,353
June	2,224	2,049
July	3,659	3,130
August	4,757	4,081
September	5,670	4,871
October	6,555	
November	7,864	
December	8,741	
January	9,450	
February	10,365	
March	11,104	
April	11,142	
May	11,146	
June	11,151	

QUALITY

	Quantity	Base Number	Contract	AT	Region	England
% of FP17s for the same patient ID Re-attending within 3 months - Children	51	891	5.7%	9.8%	11.2%	11.9%
% of FP17s for the same patient ID Re-attending within 3 months - Adults	186	1,525	12.2%	15.2%	16.6%	15.9%
% of FP17s for the same patient ID Re-attending between 3 & 9 months - Children	469	891	52.6%	47.7%	47.0%	58.1%
% of FP17s for the same patient ID Re-attending between 3 & 9 months - Adults	639	1,525	41.9%	38.2%	38.2%	50.6%
% of FP17s for Band 1 Urgent Courses	218	2,391	9.1%	10.0%	10.6%	9.1%
% of FP17s Relating to Free Repair or Replacements	7	2,391	0.3%	0.6%	0.6%	0.8%
% of FP17s Relating to Continuations	8	2,391	0.3%	0.9%	0.8%	1.1%
% of Patients satisfied with the dentistry they have received	3	4	N/A	89.8%	89.2%	91.4%
% of Patients satisfied with the time they had to wait for an appointment	4	4	N/A	86.1%	83.4%	87.7%

* This is based on patients treated on this contract for their most recent course of treatment. Figures in italics indicate the base number of FP17s or Patient Questionnaire responses are less than 100. N/A is shown where the base number of responses is less than 10 during the period. % is calculated as Quantity/Base number*100

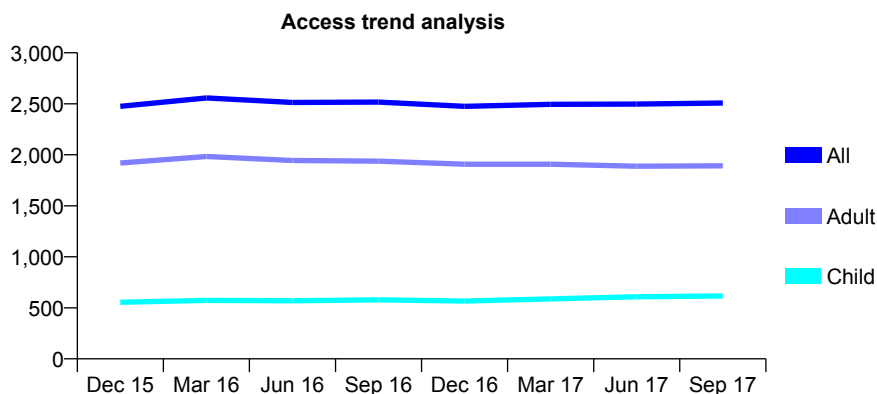
Q63 - Vital Signs At a Glance Contract Report for 149381/0001 - September 2017

Name or company name	Leong & Motlagh
Contract type name	GDS Contract
Purpose of contract	General
Contract start date	28/03/2013
Contract end date	

17/18 Contracted general activity (UDA)	7,581
Carry forward general activity (UDA)	31
17/18 Contracted orthodontic activity (UOA)	0
Carry forward orthodontic activity (UOA)	0
Baseline contract value	£227,944.92

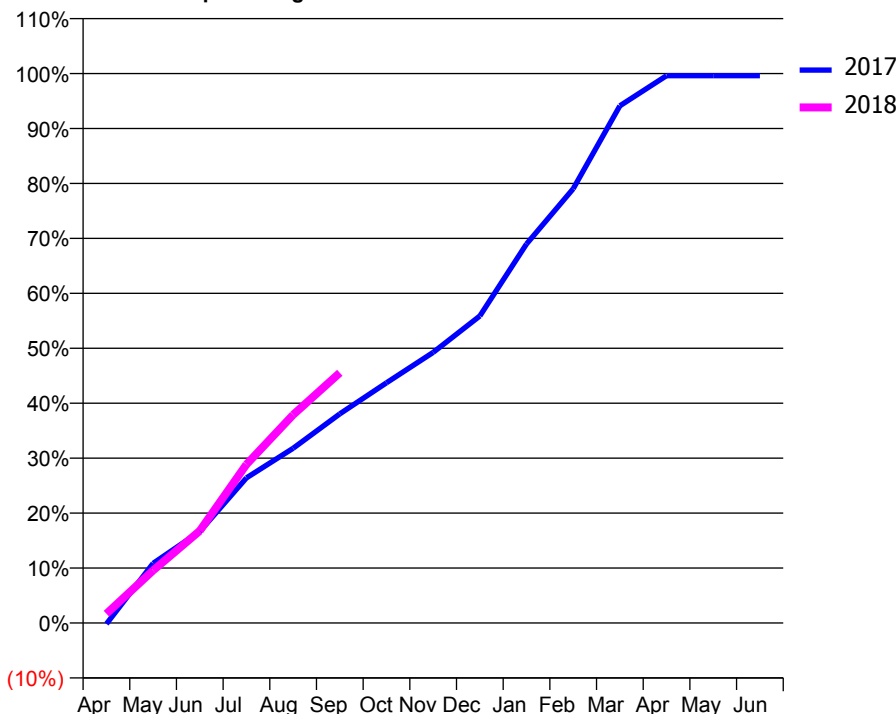
ACCESS*

Patients seen in 24 months	Total	Change since previous quarter
Quarter ending September 2016	2,517	
Quarter ending December 2016	2,475	↓
Quarter ending March 2017	2,495	→
Quarter ending June 2017	2,497	→
Quarter ending September 2017	2,508	→
Variance since September 2016	(0.4%)	→



ACTIVITY

Cumulative percentage of contracted UDA delivered 2017 & 2018



Adjusted Scheduled Activity (UDA)

Month	2017	2018
April	-14	129
May	823	726
June	1,263	1,273
July	2,003	2,189
August	2,411	2,873
September	2,885	3,452
October	3,315	
November	3,733	
December	4,236	
January	5,229	
February	5,991	
March	7,134	
April	7,550	
May	7,550	
June	7,550	

QUALITY

	Quantity	Base Number	Contract	AT	Region	England
% of FP17s for the same patient ID Re-attending within 3 months - Children	18	372	4.8%	9.8%	11.2%	11.9%
% of FP17s for the same patient ID Re-attending within 3 months - Adults	169	1,055	16.0%	15.2%	16.6%	15.9%
% of FP17s for the same patient ID Re-attending between 3 & 9 months - Children	128	372	34.4%	47.7%	47.0%	58.1%
% of FP17s for the same patient ID Re-attending between 3 & 9 months - Adults	411	1,055	39.0%	38.2%	38.2%	50.6%
% of FP17s for Band 1 Urgent Courses	121	1,305	9.3%	10.0%	10.6%	9.1%
% of FP17s Relating to Free Repair or Replacements	26	1,305	2.0%	0.6%	0.6%	0.8%
% of FP17s Relating to Continuations	23	1,305	1.8%	0.9%	0.8%	1.1%
% of Patients satisfied with the dentistry they have received	2	2	N/A	89.8%	89.2%	91.4%
% of Patients satisfied with the time they had to wait for an appointment	2	2	N/A	86.1%	83.4%	87.7%

* This is based on patients treated on this contract for their most recent course of treatment. Figures in italics indicate the base number of FP17s or Patient Questionnaire responses are less than 100. N/A is shown where the base number of responses is less than 10 during the period. % is calculated as Quantity/Base number*100

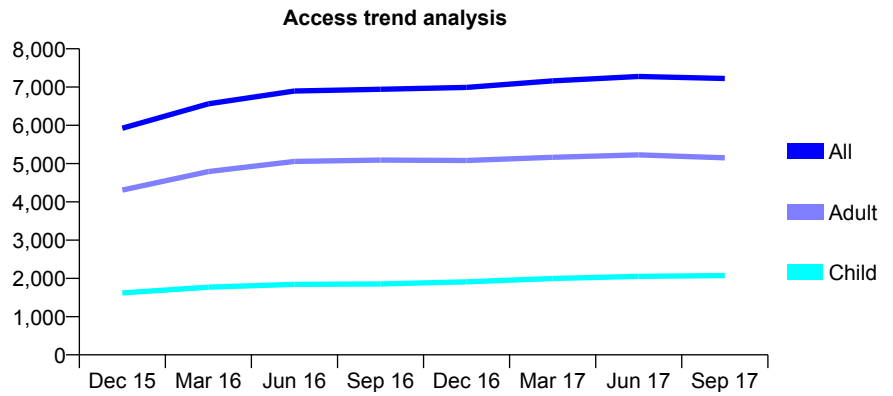
Q63 - Vital Signs At a Glance Contract Report for 149659/0001 - September 2017

Name or company name	Dr A Prashad (962465) and Dr Meeraj Pate
Contract type name	GDS Contract
Purpose of contract	General
Contract start date	01/06/2014
Contract end date	

17/18 Contracted general activity (UDA)	14,000
Carry forward general activity (UDA)	6
17/18 Contracted orthodontic activity (UOA)	0
Carry forward orthodontic activity (UOA)	0
Baseline contract value	£318,921.80

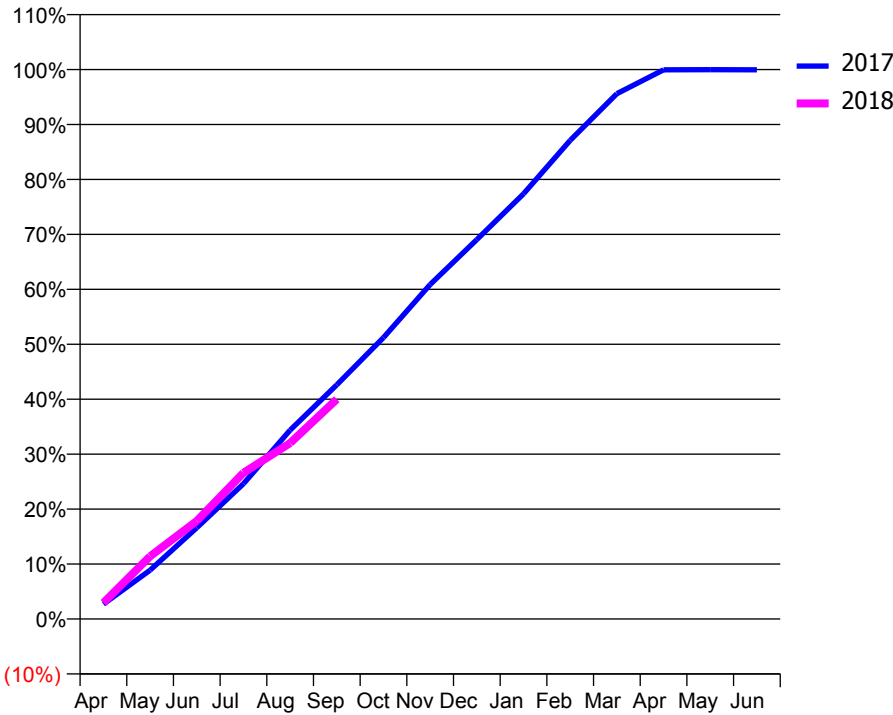
ACCESS*

Patients seen in 24 months	Total	Change since previous quarter
Quarter ending September 2016	6,942	
Quarter ending December 2016	6,990	→
Quarter ending March 2017	7,161	↑
Quarter ending June 2017	7,278	→
Quarter ending September 2017	7,224	→
Variance since September 2016	4.1%	↑



ACTIVITY

Cumulative percentage of contracted UDA delivered 2017 & 2018



Month	Adjusted Scheduled Activity (UDA)	
	2017	2018
April	380	412
May	1,246	1,599
June	2,327	2,500
July	3,445	3,726
August	4,811	4,483
September	5,966	5,600
October	7,171	
November	8,524	
December	9,669	
January	10,833	
February	12,193	
March	13,383	
April	13,992	
May	13,995	
June	13,994	

QUALITY

	Quantity	Base Number	Contract	AT	Region	England
% of FP17s for the same patient ID Re-attending within 3 months - Children	57	1,244	4.6%	9.8%	11.2%	11.9%
% of FP17s for the same patient ID Re-attending within 3 months - Adults	347	2,694	12.9%	15.2%	16.6%	15.9%
% of FP17s for the same patient ID Re-attending between 3 & 9 months - Children	565	1,244	45.4%	47.7%	47.0%	58.1%
% of FP17s for the same patient ID Re-attending between 3 & 9 months - Adults	970	2,694	36.0%	38.2%	38.2%	50.6%
% of FP17s for Band 1 Urgent Courses	251	2,962	8.5%	10.0%	10.6%	9.1%
% of FP17s Relating to Free Repair or Replacements	17	2,962	0.6%	0.6%	0.6%	0.8%
% of FP17s Relating to Continuations	10	2,962	0.3%	0.9%	0.8%	1.1%
% of Patients satisfied with the dentistry they have received	5	5	N/A	89.8%	89.2%	91.4%
% of Patients satisfied with the time they had to wait for an appointment	5	5	N/A	86.1%	83.4%	87.7%

* This is based on patients treated on this contract for their most recent course of treatment. Figures in italics indicate the base number of FP17s or Patient Questionnaire responses are less than 100. N/A is shown where the base number of responses is less than 10 during the period. % is calculated as Quantity/Base number*100

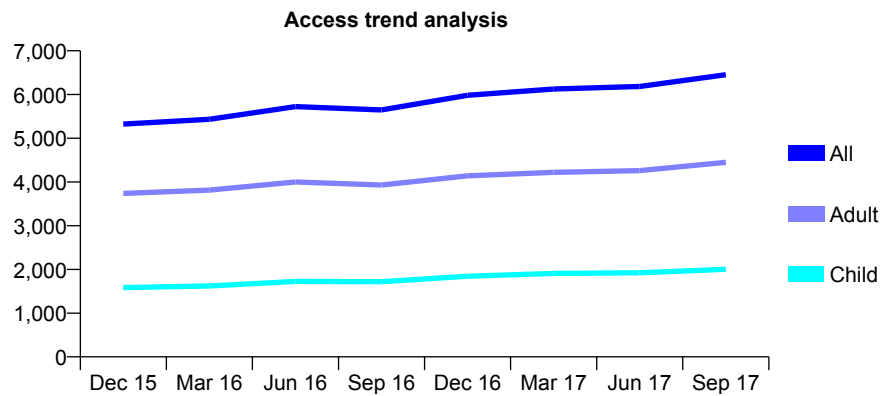
Q63 - Vital Signs At a Glance Contract Report for 151335/0001 - September 2017

Name or company name	Peckham Dental Care
Contract type name	GDS Contract
Purpose of contract	General
Contract start date	01/04/2008
Contract end date	

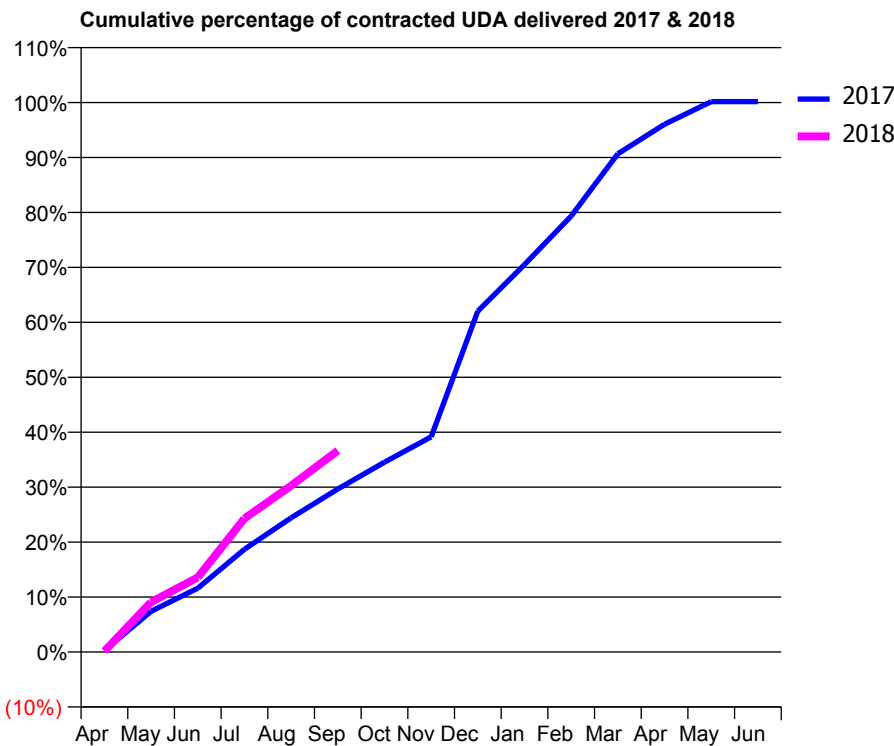
17/18 Contracted general activity (UDA)	24,000
Carry forward general activity (UDA)	-40
17/18 Contracted orthodontic activity (UOA)	0
Carry forward orthodontic activity (UOA)	0
Baseline contract value	£582,328.44

ACCESS*

Patients seen in 24 months	Total	Change since previous quarter
Quarter ending September 2016	5,648	
Quarter ending December 2016	5,983	↑
Quarter ending March 2017	6,126	↑
Quarter ending June 2017	6,184	→
Quarter ending September 2017	6,451	↑
Variance since September 2016	14.2%	↑



ACTIVITY



Month	Adjusted Scheduled Activity (UDA)	
	2017	2018
April	66	40
May	1,778	2,182
June	2,785	3,257
July	4,486	5,830
August	5,860	7,267
September	7,123	8,799
October	8,291	
November	9,395	
December	14,888	
January	16,922	
February	19,041	
March	21,763	
April	23,050	
May	24,039	
June	24,040	

QUALITY

	Quantity	Base Number	Contract	AT	Region	England
% of FP17s for the same patient ID Re-attending within 3 months - Children	82	1,207	6.8%	9.8%	11.2%	11.9%
% of FP17s for the same patient ID Re-attending within 3 months - Adults	356	2,389	14.9%	15.2%	16.6%	15.9%
% of FP17s for the same patient ID Re-attending between 3 & 9 months - Children	580	1,207	48.1%	47.7%	47.0%	58.1%
% of FP17s for the same patient ID Re-attending between 3 & 9 months - Adults	818	2,389	34.2%	38.2%	38.2%	50.6%
% of FP17s for Band 1 Urgent Courses	275	3,023	9.1%	10.0%	10.6%	9.1%
% of FP17s Relating to Free Repair or Replacements	17	3,023	0.6%	0.6%	0.6%	0.8%
% of FP17s Relating to Continuations	71	3,023	2.3%	0.9%	0.8%	1.1%
% of Patients satisfied with the dentistry they have received	9	11	81.8%	89.8%	89.2%	91.4%
% of Patients satisfied with the time they had to wait for an appointment	9	11	81.8%	86.1%	83.4%	87.7%

* This is based on patients treated on this contract for their most recent course of treatment. Figures in italics indicate the base number of FP17s or Patient Questionnaire responses are less than 100. N/A is shown where the base number of responses is less than 10 during the period. % is calculated as Quantity/Base number*100

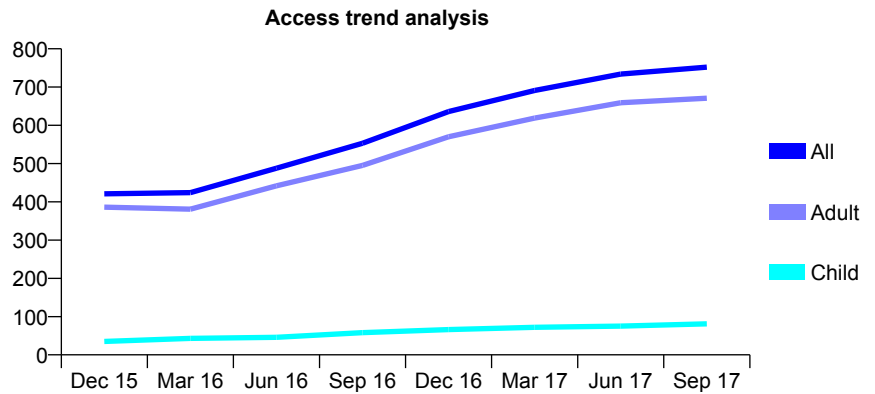
Q63 - Vital Signs At a Glance Contract Report for 152722/0001 - September 2017

Name or company name	Greenwich & Bexley Emergency Dental Se
Contract type name	PDS Contract
Purpose of contract	General
Contract start date	01/04/2011
Contract end date	31/03/2021

17/18 Contracted general activity (UDA)	2,412
Carry forward general activity (UDA)	0
17/18 Contracted orthodontic activity (UOA)	0
Carry forward orthodontic activity (UOA)	0
Baseline contract value	£112,000.00

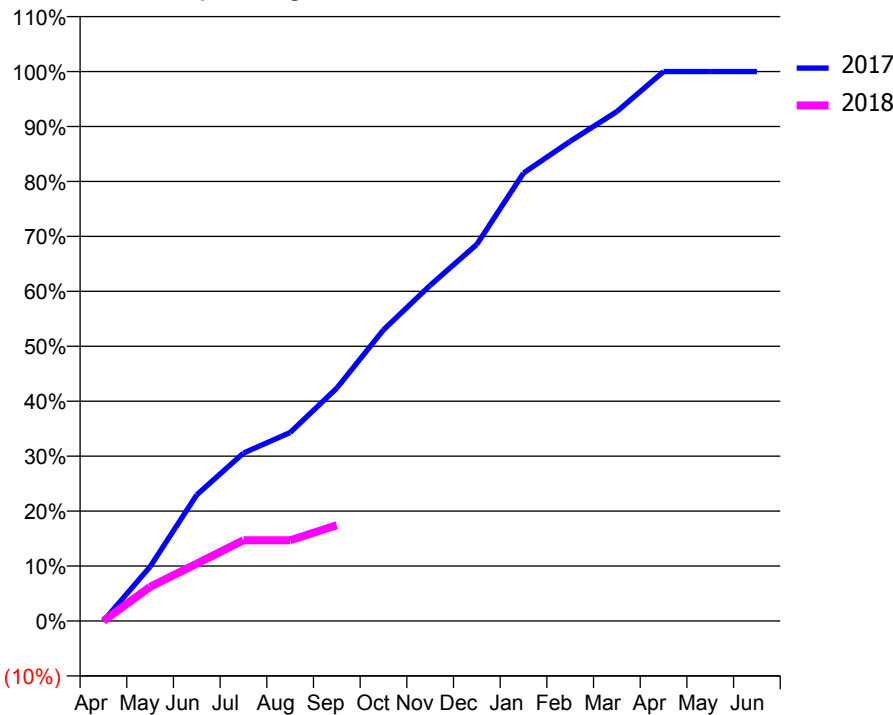
ACCESS*

Patients seen in 24 months	Total	Change since previous quarter
Quarter ending September 2016	553	
Quarter ending December 2016	636	↑
Quarter ending March 2017	691	↑
Quarter ending June 2017	734	↑
Quarter ending September 2017	752	↑
Variance since September 2016	36.0%	↑



ACTIVITY

Cumulative percentage of contracted UDA delivered 2017 & 2018



Month	Adjusted Scheduled Activity (UDA)	
	2017	2018
April	0	0
May	156	150
June	362	252
July	482	355
August	541	355
September	668	420
October	835	
November	963	
December	1,080	
January	1,285	
February	1,376	
March	1,461	
April	1,576	
May	1,576	
June	1,576	

QUALITY

	Quantity	Base Number	Contract	AT	Region	England
% of FP17s for the same patient ID Re-attending within 3 months - Children	0	67	0.0%	9.8%	11.2%	11.9%
% of FP17s for the same patient ID Re-attending within 3 months - Adults	6	475	1.3%	15.2%	16.6%	15.9%
% of FP17s for the same patient ID Re-attending between 3 & 9 months - Children	0	67	0.0%	47.7%	47.0%	58.1%
% of FP17s for the same patient ID Re-attending between 3 & 9 months - Adults	5	475	1.1%	38.2%	38.2%	50.6%
% of FP17s for Band 1 Urgent Courses	437	441	99.1%	10.0%	10.6%	9.1%
% of FP17s Relating to Free Repair or Replacements	0	441	0.0%	0.6%	0.6%	0.8%
% of FP17s Relating to Continuations	0	441	0.0%	0.9%	0.8%	1.1%
% of Patients satisfied with the dentistry they have received	1	1	N/A	89.8%	89.2%	91.4%
% of Patients satisfied with the time they had to wait for an appointment	0	1	N/A	86.1%	83.4%	87.7%

* This is based on patients treated on this contract for their most recent course of treatment. Figures in italics indicate the base number of FP17s or Patient Questionnaire responses are less than 100. N/A is shown where the base number of responses is less than 10 during the period. % is calculated as Quantity/Base number*100

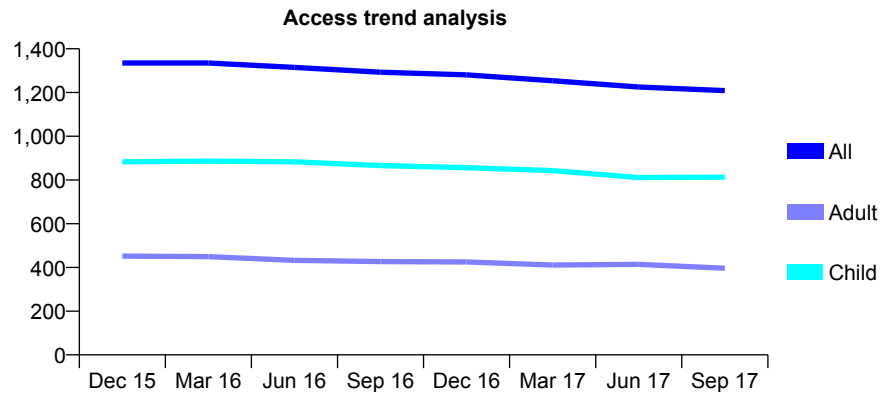
Q63 - Vital Signs At a Glance Contract Report for 152749/0001 - September 2017

Name or company name	Miss B Huggins & Mr T Hind
Contract type name	GDS Contract
Purpose of contract	General
Contract start date	01/11/2012
Contract end date	

17/18 Contracted general activity (UDA)	3,500
Carry forward general activity (UDA)	0
17/18 Contracted orthodontic activity (UOA)	0
Carry forward orthodontic activity (UOA)	0
Baseline contract value	£95,247.43

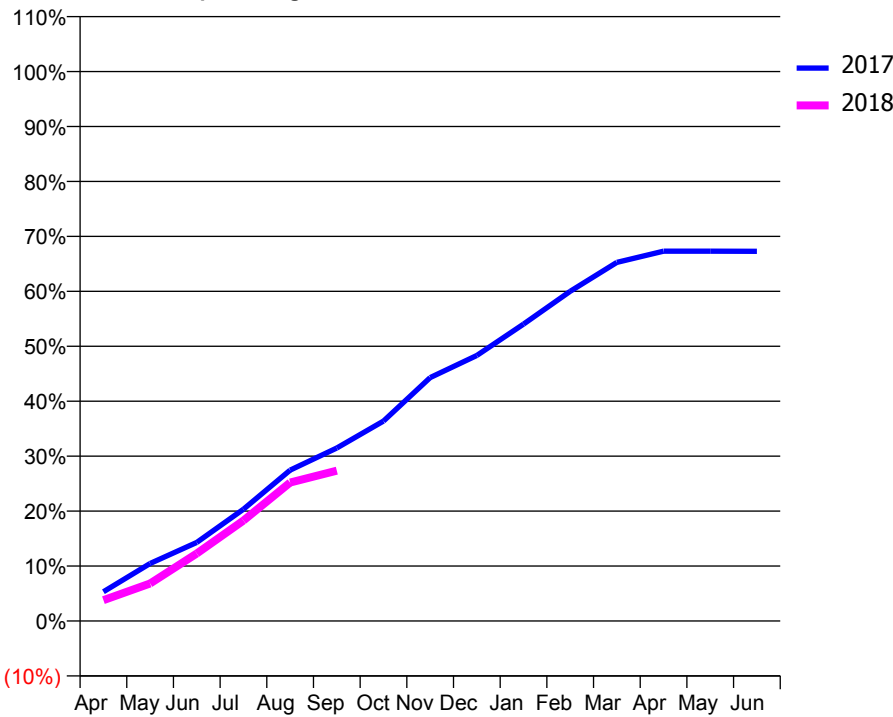
ACCESS*

Patients seen in 24 months	Total	Change since previous quarter
Quarter ending September 2016	1,293	
Quarter ending December 2016	1,281	→
Quarter ending March 2017	1,254	↓
Quarter ending June 2017	1,225	↓
Quarter ending September 2017	1,209	↓
Variance since September 2016	(6.5%)	↓



ACTIVITY

Cumulative percentage of contracted UDA delivered 2017 & 2018



Month	2017	2018
April	186	133
May	367	239
June	501	430
July	712	640
August	961	882
September	1,102	958
October	1,273	
November	1,550	
December	1,692	
January	1,891	
February	2,100	
March	2,284	
April	2,356	
May	2,356	
June	2,355	

QUALITY

	Quantity	Base Number	Contract	AT	Region	England
% of FP17s for the same patient ID Re-attending within 3 months - Children	32	448	7.1%	9.8%	11.2%	11.9%
% of FP17s for the same patient ID Re-attending within 3 months - Adults	33	160	20.6%	15.2%	16.6%	15.9%
% of FP17s for the same patient ID Re-attending between 3 & 9 months - Children	157	448	35.0%	47.7%	47.0%	58.1%
% of FP17s for the same patient ID Re-attending between 3 & 9 months - Adults	55	160	34.4%	38.2%	38.2%	50.6%
% of FP17s for Band 1 Urgent Courses	48	571	8.4%	10.0%	10.6%	9.1%
% of FP17s Relating to Free Repair or Replacements	0	571	0.0%	0.6%	0.6%	0.8%
% of FP17s Relating to Continuations	5	571	0.9%	0.9%	0.8%	1.1%
% of Patients satisfied with the dentistry they have received	0	0	N/A	89.8%	89.2%	91.4%
% of Patients satisfied with the time they had to wait for an appointment	0	0	N/A	86.1%	83.4%	87.7%

* This is based on patients treated on this contract for their most recent course of treatment. Figures in italics indicate the base number of FP17s or Patient Questionnaire responses are less than 100. N/A is shown where the base number of responses is less than 10 during the period. % is calculated as Quantity/Base number*100

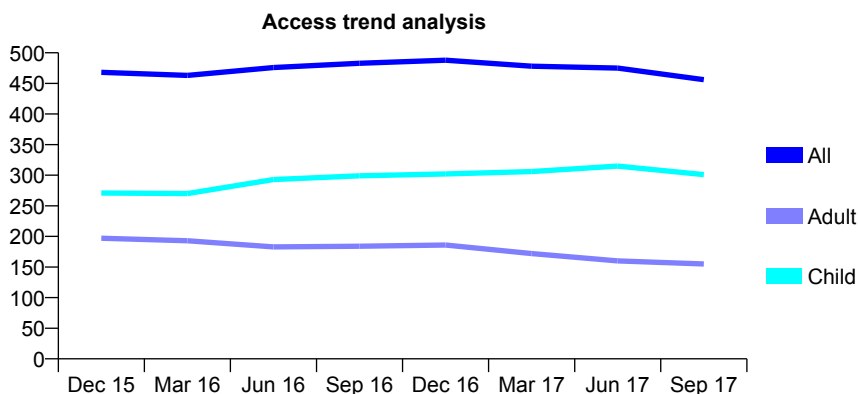
Q63 - Vital Signs At a Glance Contract Report for 154717/0001 - September 2017

Name or company name	Welling Corner Dental Practice Ltd
Contract type name	GDS Contract
Purpose of contract	General
Contract start date	01/11/2012
Contract end date	

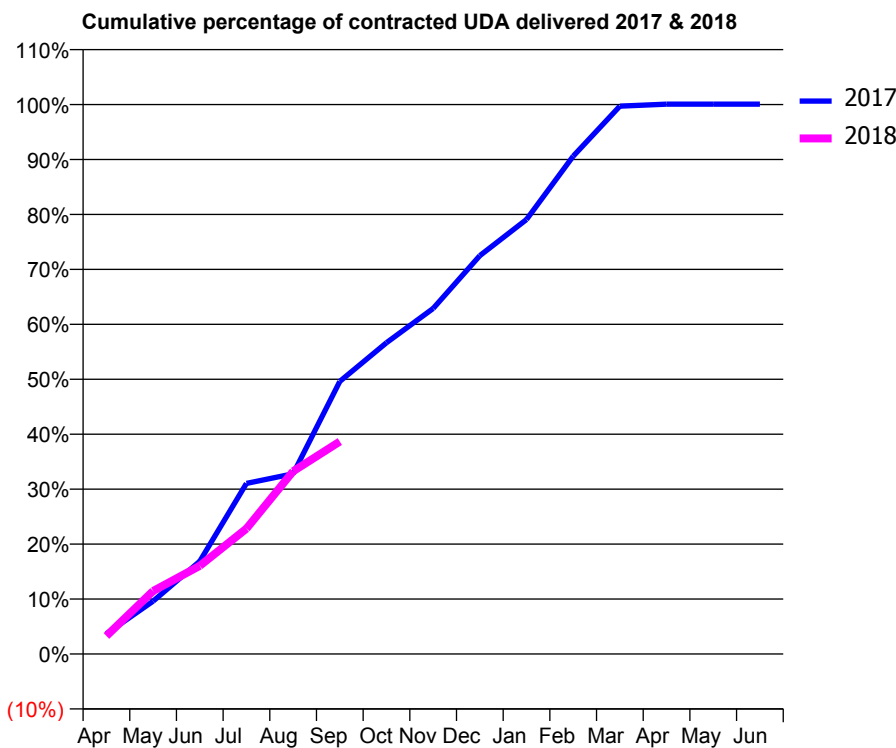
17/18 Contracted general activity (UDA)	1,922
Carry forward general activity (UDA)	-1
17/18 Contracted orthodontic activity (UOA)	0
Carry forward orthodontic activity (UOA)	0
Baseline contract value	£49,098.63

ACCESS*

Patients seen in 24 months	Total	Change since previous quarter
Quarter ending September 2016	483	
Quarter ending December 2016	488	→
Quarter ending March 2017	478	↓
Quarter ending June 2017	475	→
Quarter ending September 2017	456	↓
Variance since September 2016	(5.6%)	↓



ACTIVITY



Month	Adjusted Scheduled Activity (UDA)	
	2017	2018
April	71	63
May	185	220
June	324	308
July	597	439
August	630	639
September	953	743
October	1,089	
November	1,209	
December	1,393	
January	1,520	
February	1,741	
March	1,916	
April	1,923	
May	1,923	
June	1,923	

QUALITY

	Quantity	Base Number	Contract	AT	Region	England
% of FP17s for the same patient ID Re-attending within 3 months - Children	10	165	6.1%	9.8%	11.2%	11.9%
% of FP17s for the same patient ID Re-attending within 3 months - Adults	7	74	9.5%	15.2%	16.6%	15.9%
% of FP17s for the same patient ID Re-attending between 3 & 9 months - Children	89	165	53.9%	47.7%	47.0%	58.1%
% of FP17s for the same patient ID Re-attending between 3 & 9 months - Adults	36	74	48.6%	38.2%	38.2%	50.6%
% of FP17s for Band 1 Urgent Courses	6	236	2.5%	10.0%	10.6%	9.1%
% of FP17s Relating to Free Repair or Replacements	0	236	0.0%	0.6%	0.6%	0.8%
% of FP17s Relating to Continuations	6	236	2.5%	0.9%	0.8%	1.1%
% of Patients satisfied with the dentistry they have received	0	0	N/A	89.8%	89.2%	91.4%
% of Patients satisfied with the time they had to wait for an appointment	0	0	N/A	86.1%	83.4%	87.7%

* This is based on patients treated on this contract for their most recent course of treatment. Figures in italics indicate the base number of FP17s or Patient Questionnaire responses are less than 100. N/A is shown where the base number of responses is less than 10 during the period. % is calculated as Quantity/Base number*100

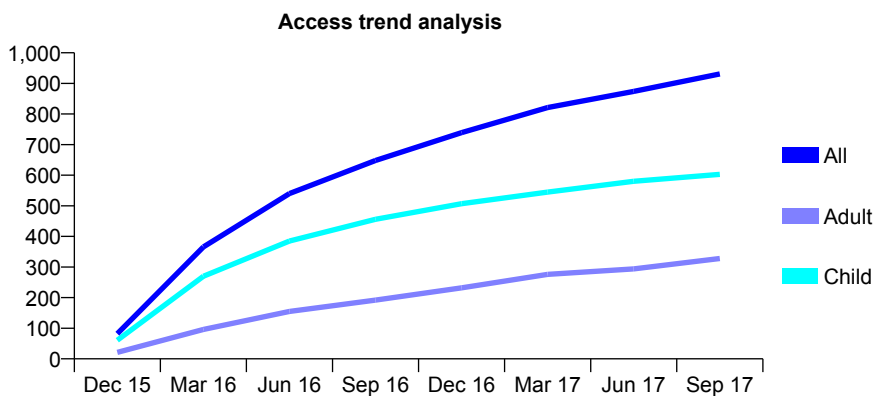
Q63 - Vital Signs At a Glance Contract Report for 154725/0001 - September 2017

Name or company name	Purav Patel
Contract type name	GDS Contract
Purpose of contract	General
Contract start date	01/12/2015
Contract end date	

17/18 Contracted general activity (UDA)	3,250
Carry forward general activity (UDA)	-26
17/18 Contracted orthodontic activity (UOA)	0
Carry forward orthodontic activity (UOA)	0
Baseline contract value	£87,126.65

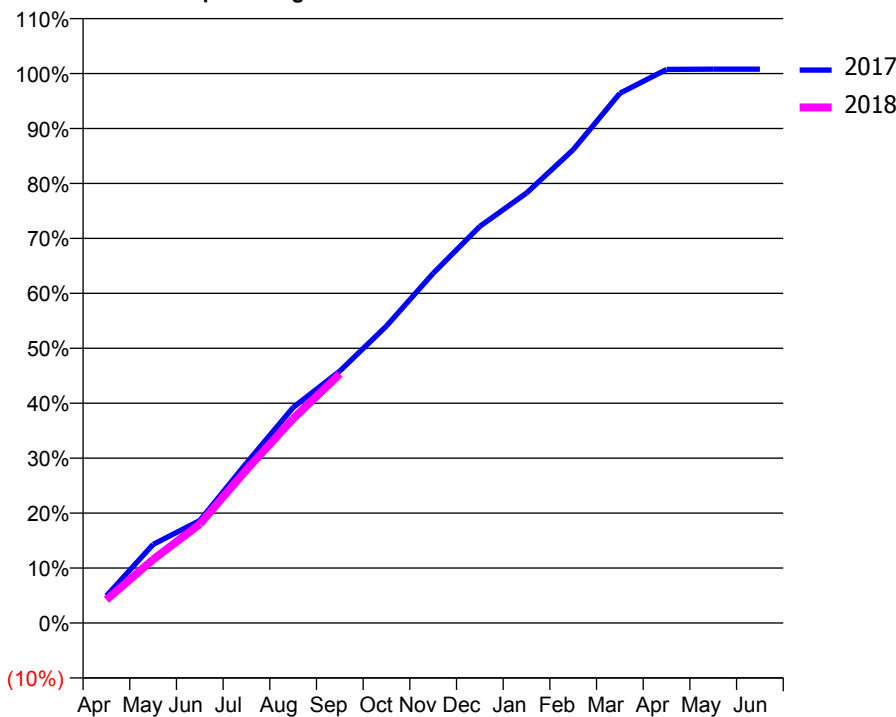
ACCESS*

Patients seen in 24 months	Total	Change since previous quarter
Quarter ending September 2016	648	
Quarter ending December 2016	739	↑
Quarter ending March 2017	821	↑
Quarter ending June 2017	874	↑
Quarter ending September 2017	931	↑
Variance since September 2016	43.7%	↑



ACTIVITY

Cumulative percentage of contracted UDA delivered 2017 & 2018



Adjusted Scheduled Activity (UDA)

Month	2017	2018
April	161	137
May	465	376
June	606	585
July	946	906
August	1,275	1,209
September	1,490	1,474
October	1,757	
November	2,069	
December	2,346	
January	2,543	
February	2,799	
March	3,133	
April	3,274	
May	3,276	
June	3,276	

QUALITY

	Quantity	Base Number	Contract	AT	Region	England
% of FP17s for the same patient ID Re-attending within 3 months - Children	18	421	4.3%	9.8%	11.2%	11.9%
% of FP17s for the same patient ID Re-attending within 3 months - Adults	21	163	12.9%	15.2%	16.6%	15.9%
% of FP17s for the same patient ID Re-attending between 3 & 9 months - Children	239	421	56.8%	47.7%	47.0%	58.1%
% of FP17s for the same patient ID Re-attending between 3 & 9 months - Adults	62	163	38.0%	38.2%	38.2%	50.6%
% of FP17s for Band 1 Urgent Courses	23	533	4.3%	10.0%	10.6%	9.1%
% of FP17s Relating to Free Repair or Replacements	0	533	0.0%	0.6%	0.6%	0.8%
% of FP17s Relating to Continuations	0	533	0.0%	0.9%	0.8%	1.1%
% of Patients satisfied with the dentistry they have received	2	2	N/A	89.8%	89.2%	91.4%
% of Patients satisfied with the time they had to wait for an appointment	2	2	N/A	86.1%	83.4%	87.7%

* This is based on patients treated on this contract for their most recent course of treatment. Figures in italics indicate the base number of FP17s or Patient Questionnaire responses are less than 100. N/A is shown where the base number of responses is less than 10 during the period. % is calculated as Quantity/Base number*100

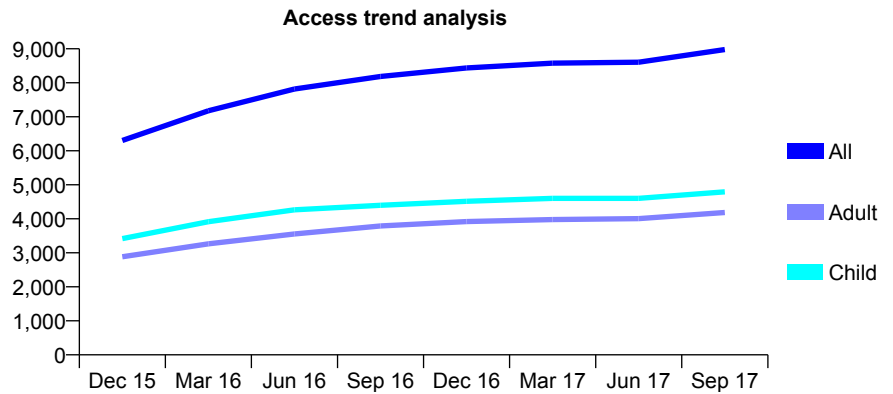
Q63 - Vital Signs At a Glance Contract Report for 155381/0001 - September 2017

Name or company name	Gallions Reach Dental Clinic Limited
Contract type name	GDS Contract
Purpose of contract	General
Contract start date	01/04/2011
Contract end date	

17/18 Contracted general activity (UDA)	24,573
Carry forward general activity (UDA)	-105
17/18 Contracted orthodontic activity (UOA)	0
Carry forward orthodontic activity (UOA)	0
Baseline contract value	£1,028,527.59

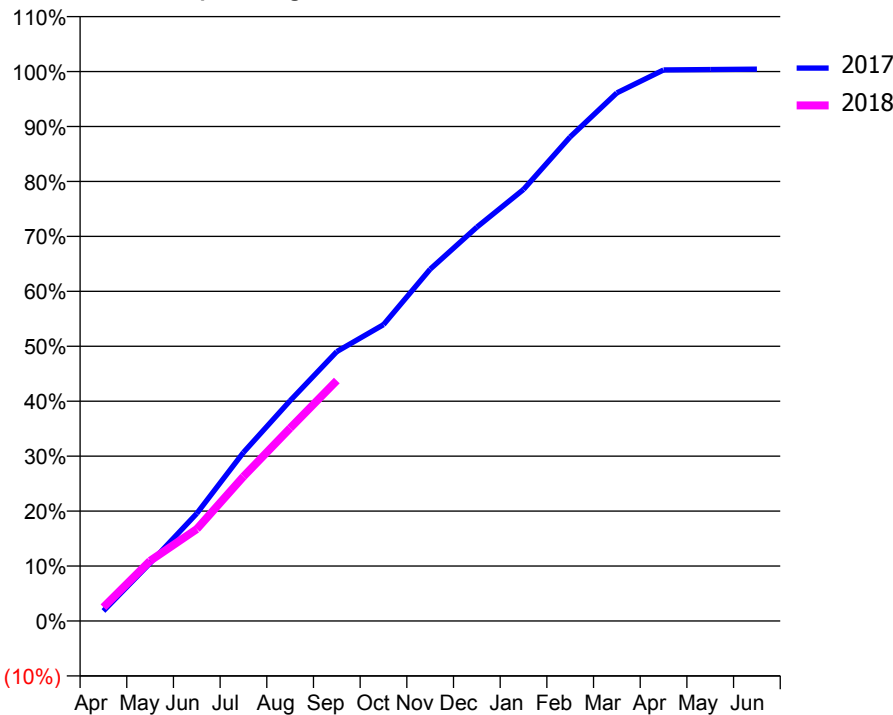
ACCESS*

Patients seen in 24 months	Total	Change since previous quarter
Quarter ending September 2016	8,187	
Quarter ending December 2016	8,436	↑
Quarter ending March 2017	8,580	→
Quarter ending June 2017	8,607	→
Quarter ending September 2017	8,979	↑
Variance since September 2016	9.7%	↑



ACTIVITY

Cumulative percentage of contracted UDA delivered 2017 & 2018



Month	Adjusted Scheduled Activity (UDA)	
	2017	2018
April	450	615
May	2,589	2,690
June	4,810	4,109
July	7,541	6,463
August	9,854	8,625
September	12,051	10,754
October	13,250	
November	15,736	
December	17,615	
January	19,298	
February	21,650	
March	23,615	
April	24,645	
May	24,661	
June	24,678	

QUALITY

	Quantity	Base Number	Contract	AT	Region	England
% of FP17s for the same patient ID Re-attending within 3 months - Children	73	2,757	2.6%	9.8%	11.2%	11.9%
% of FP17s for the same patient ID Re-attending within 3 months - Adults	178	2,093	8.5%	15.2%	16.6%	15.9%
% of FP17s for the same patient ID Re-attending between 3 & 9 months - Children	964	2,757	35.0%	47.7%	47.0%	58.1%
% of FP17s for the same patient ID Re-attending between 3 & 9 months - Adults	567	2,093	27.1%	38.2%	38.2%	50.6%
% of FP17s for Band 1 Urgent Courses	154	4,411	3.5%	10.0%	10.6%	9.1%
% of FP17s Relating to Free Repair or Replacements	2	4,411	0.0%	0.6%	0.6%	0.8%
% of FP17s Relating to Continuations	9	4,411	0.2%	0.9%	0.8%	1.1%
% of Patients satisfied with the dentistry they have received	7	8	N/A	89.8%	89.2%	91.4%
% of Patients satisfied with the time they had to wait for an appointment	8	8	N/A	86.1%	83.4%	87.7%

* This is based on patients treated on this contract for their most recent course of treatment. Figures in italics indicate the base number of FP17s or Patient Questionnaire responses are less than 100. N/A is shown where the base number of responses is less than 10 during the period. % is calculated as Quantity/Base number*100

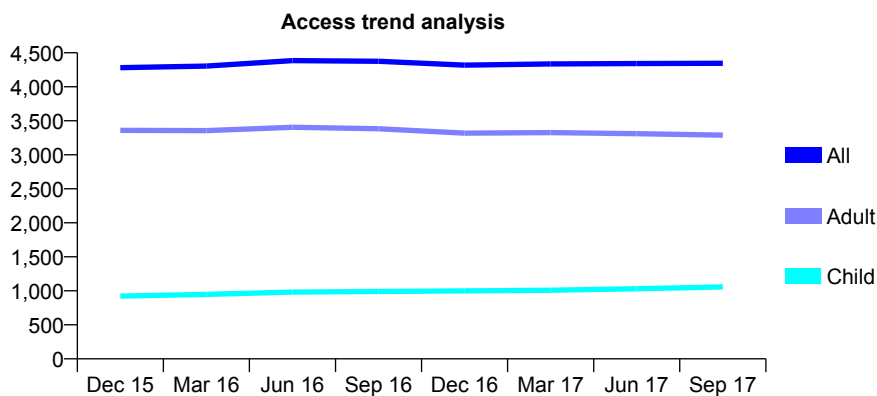
Q63 - Vital Signs At a Glance Contract Report for 155454/0001 - September 2017

Name or company name	Dhiman Dental Surgery
Contract type name	GDS Contract
Purpose of contract	General
Contract start date	12/07/2012
Contract end date	

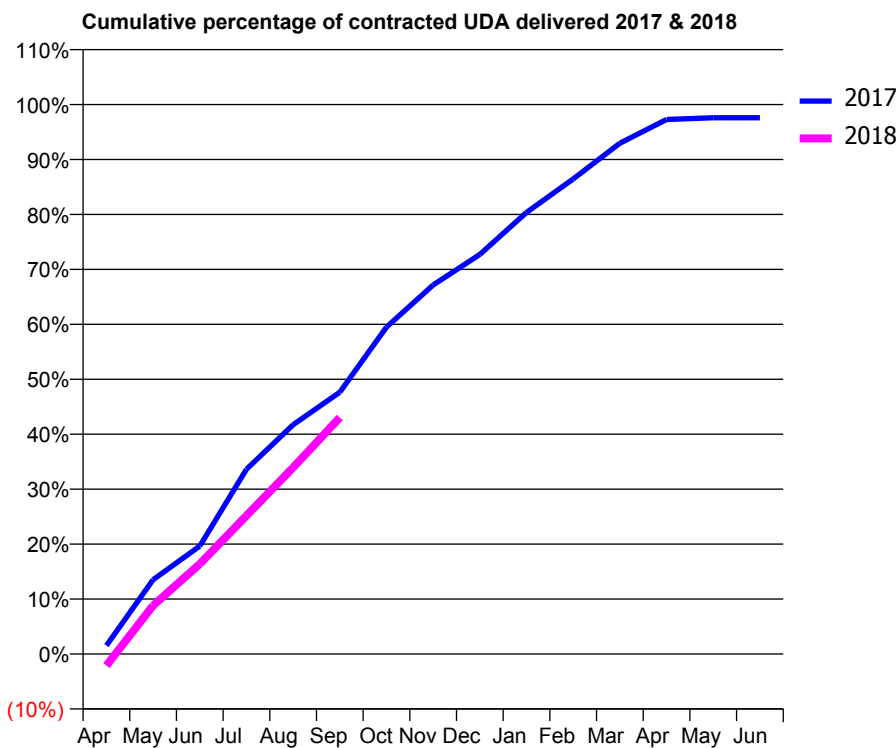
17/18 Contracted general activity (UDA)	10,000
Carry forward general activity (UDA)	241
17/18 Contracted orthodontic activity (UOA)	0
Carry forward orthodontic activity (UOA)	0
Baseline contract value	£268,631.17

ACCESS*

Patients seen in 24 months	Total	Change since previous quarter
Quarter ending September 2016	4,375	
Quarter ending December 2016	4,318	↓
Quarter ending March 2017	4,336	→
Quarter ending June 2017	4,342	→
Quarter ending September 2017	4,346	→
Variance since September 2016	(0.7%)	→



ACTIVITY



Month	Adjusted Scheduled Activity (UDA)	
	2017	2018
April	154	-213
May	1,353	881
June	1,965	1,640
July	3,362	2,518
August	4,172	3,393
September	4,764	4,304
October	5,950	
November	6,715	
December	7,272	
January	8,035	
February	8,645	
March	9,297	
April	9,727	
May	9,759	
June	9,759	

QUALITY

	Quantity	Base Number	Contract	AT	Region	England
% of FP17s for the same patient ID Re-attending within 3 months - Children	73	856	8.5%	9.8%	11.2%	11.9%
% of FP17s for the same patient ID Re-attending within 3 months - Adults	350	2,443	14.3%	15.2%	16.6%	15.9%
% of FP17s for the same patient ID Re-attending between 3 & 9 months - Children	532	856	62.1%	47.7%	47.0%	58.1%
% of FP17s for the same patient ID Re-attending between 3 & 9 months - Adults	1,302	2,443	53.3%	38.2%	38.2%	50.6%
% of FP17s for Band 1 Urgent Courses	350	2,715	12.9%	10.0%	10.6%	9.1%
% of FP17s Relating to Free Repair or Replacements	13	2,715	0.5%	0.6%	0.6%	0.8%
% of FP17s Relating to Continuations	13	2,715	0.5%	0.9%	0.8%	1.1%
% of Patients satisfied with the dentistry they have received	5	6	N/A	89.8%	89.2%	91.4%
% of Patients satisfied with the time they had to wait for an appointment	6	6	N/A	86.1%	83.4%	87.7%

* This is based on patients treated on this contract for their most recent course of treatment. Figures in italics indicate the base number of FP17s or Patient Questionnaire responses are less than 100. N/A is shown where the base number of responses is less than 10 during the period. % is calculated as Quantity/Base number*100

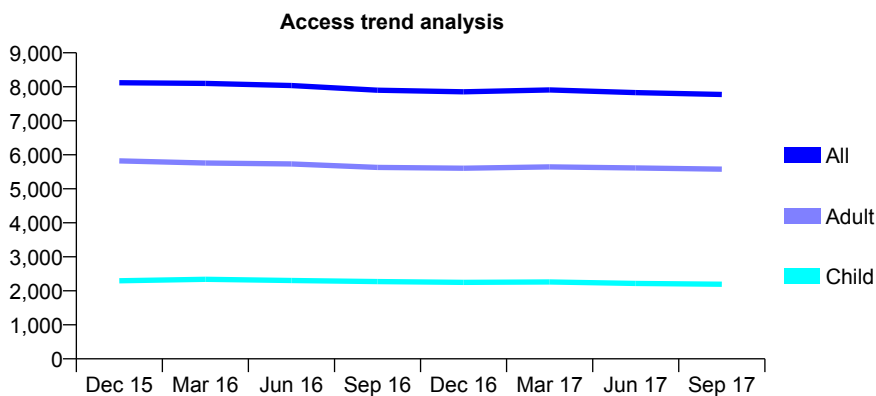
Q63 - Vital Signs At a Glance Contract Report for 156515/0001 - September 2017

Name or company name	Oral Vision Limited
Contract type name	GDS Contract
Purpose of contract	General
Contract start date	01/02/2011
Contract end date	

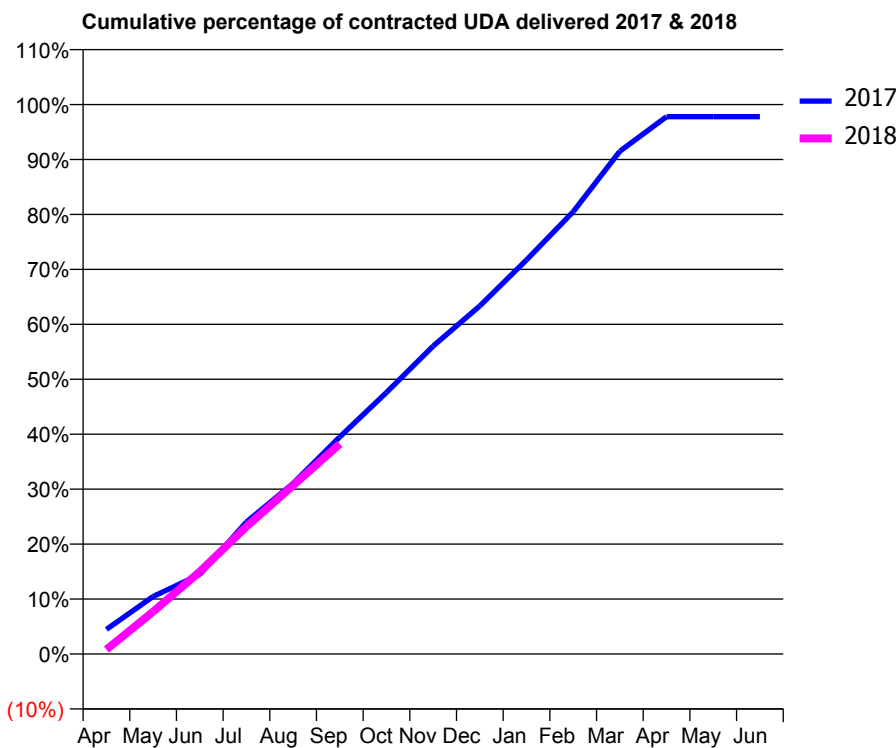
17/18 Contracted general activity (UDA)	25,920
Carry forward general activity (UDA)	572
17/18 Contracted orthodontic activity (UOA)	0
Carry forward orthodontic activity (UOA)	0
Baseline contract value	£776,532.49

ACCESS*

Patients seen in 24 months	Total	Change since previous quarter
Quarter ending September 2016	7,901	
Quarter ending December 2016	7,852	→
Quarter ending March 2017	7,908	→
Quarter ending June 2017	7,831	→
Quarter ending September 2017	7,774	→
Variance since September 2016	(1.6%)	↓



ACTIVITY



Month	Adjusted Scheduled Activity (UDA)	
	2017	2018
April	1,158	210
May	2,714	1,997
June	3,753	3,882
July	6,229	6,008
August	8,046	7,955
September	10,246	9,907
October	12,335	
November	14,528	
December	16,417	
January	18,592	
February	20,858	
March	23,719	
April	25,343	
May	25,349	
June	25,348	

QUALITY

	Quantity	Base Number	Contract	AT	Region	England
% of FP17s for the same patient ID Re-attending within 3 months - Children	53	1,185	4.5%	9.8%	11.2%	11.9%
% of FP17s for the same patient ID Re-attending within 3 months - Adults	312	2,599	12.0%	15.2%	16.6%	15.9%
% of FP17s for the same patient ID Re-attending between 3 & 9 months - Children	498	1,185	42.0%	47.7%	47.0%	58.1%
% of FP17s for the same patient ID Re-attending between 3 & 9 months - Adults	866	2,599	33.3%	38.2%	38.2%	50.6%
% of FP17s for Band 1 Urgent Courses	168	3,397	4.9%	10.0%	10.6%	9.1%
% of FP17s Relating to Free Repair or Replacements	27	3,397	0.8%	0.6%	0.6%	0.8%
% of FP17s Relating to Continuations	1	3,397	0.0%	0.9%	0.8%	1.1%
% of Patients satisfied with the dentistry they have received	4	4	N/A	89.8%	89.2%	91.4%
% of Patients satisfied with the time they had to wait for an appointment	4	4	N/A	86.1%	83.4%	87.7%

* This is based on patients treated on this contract for their most recent course of treatment. Figures in italics indicate the base number of FP17s or Patient Questionnaire responses are less than 100. N/A is shown where the base number of responses is less than 10 during the period. % is calculated as Quantity/Base number*100

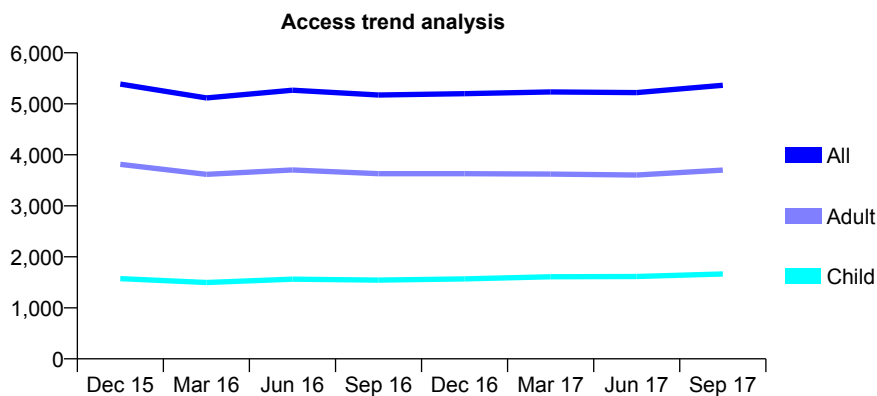
Q63 - Vital Signs At a Glance Contract Report for 157821/0001 - September 2017

Name or company name	Unique Dental Care
Contract type name	GDS Contract
Purpose of contract	General
Contract start date	01/04/2012
Contract end date	

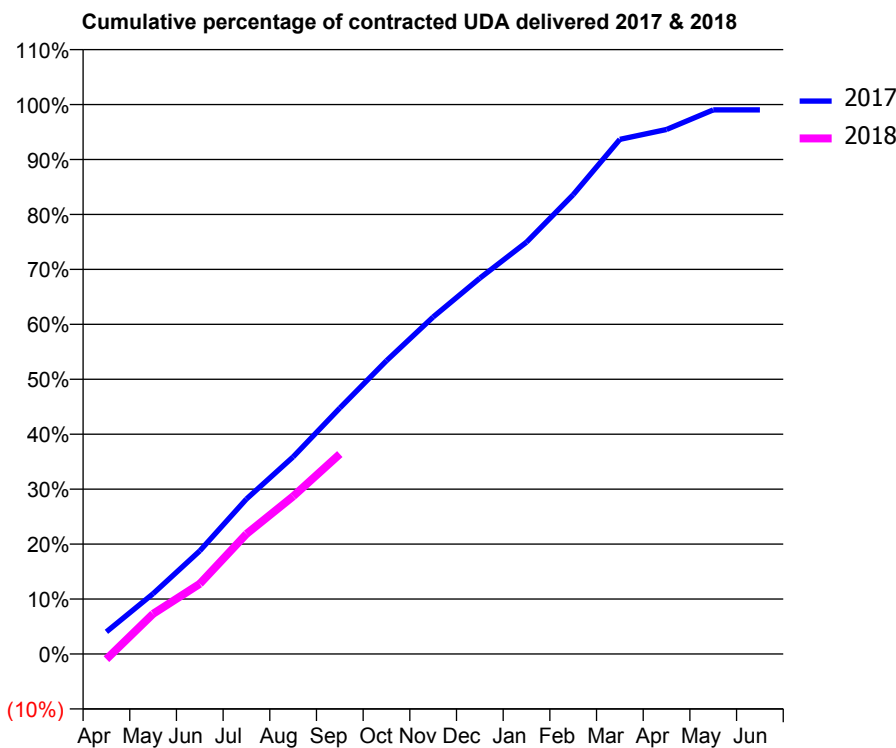
17/18 Contracted general activity (UDA)	20,833
Carry forward general activity (UDA)	202
17/18 Contracted orthodontic activity (UOA)	0
Carry forward orthodontic activity (UOA)	0
Baseline contract value	£648,648.15

ACCESS*

Patients seen in 24 months	Total	Change since previous quarter
Quarter ending September 2016	5,172	
Quarter ending December 2016	5,198	→
Quarter ending March 2017	5,232	→
Quarter ending June 2017	5,219	→
Quarter ending September 2017	5,363	↑
Variance since September 2016	3.7%	↑



ACTIVITY



Month	Adjusted Scheduled Activity (UDA)	
	2017	2018
April	842	-202
May	2,289	1,524
June	3,911	2,664
July	5,878	4,551
August	7,477	5,979
September	9,324	7,583
October	11,118	
November	12,777	
December	14,248	
January	15,613	
February	17,414	
March	19,510	
April	19,885	
May	20,630	
June	20,631	

QUALITY

	Quantity	Base Number	Contract	AT	Region	England
% of FP17s for the same patient ID Re-attending within 3 months - Children	86	982	8.8%	9.8%	11.2%	11.9%
% of FP17s for the same patient ID Re-attending within 3 months - Adults	394	2,014	19.6%	15.2%	16.6%	15.9%
% of FP17s for the same patient ID Re-attending between 3 & 9 months - Children	444	982	45.2%	47.7%	47.0%	58.1%
% of FP17s for the same patient ID Re-attending between 3 & 9 months - Adults	670	2,014	33.3%	38.2%	38.2%	50.6%
% of FP17s for Band 1 Urgent Courses	294	2,713	10.8%	10.0%	10.6%	9.1%
% of FP17s Relating to Free Repair or Replacements	28	2,713	1.0%	0.6%	0.6%	0.8%
% of FP17s Relating to Continuations	90	2,713	3.3%	0.9%	0.8%	1.1%
% of Patients satisfied with the dentistry they have received	2	3	N/A	89.8%	89.2%	91.4%
% of Patients satisfied with the time they had to wait for an appointment	2	3	N/A	86.1%	83.4%	87.7%

* This is based on patients treated on this contract for their most recent course of treatment. Figures in italics indicate the base number of FP17s or Patient Questionnaire responses are less than 100. N/A is shown where the base number of responses is less than 10 during the period. % is calculated as Quantity/Base number*100

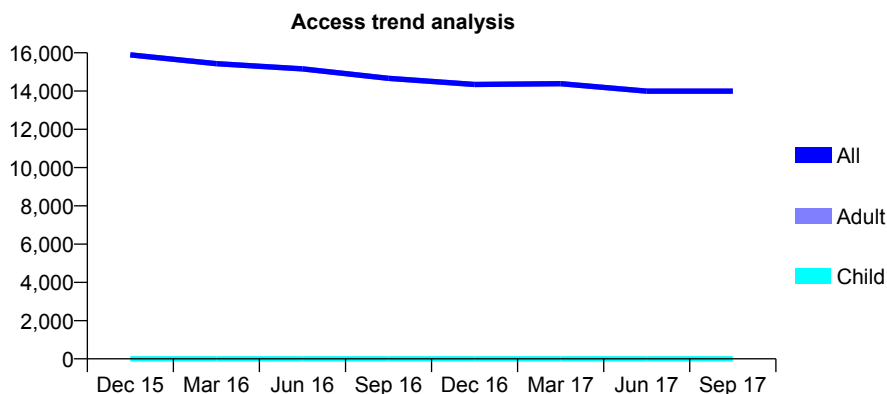
Q63 - Vital Signs At a Glance Contract Report for 158100/0001 - September 2017

Name or company name	The Domiciliary Dental Practice
Contract type name	GDS Contract
Purpose of contract	General
Contract start date	01/07/2012
Contract end date	

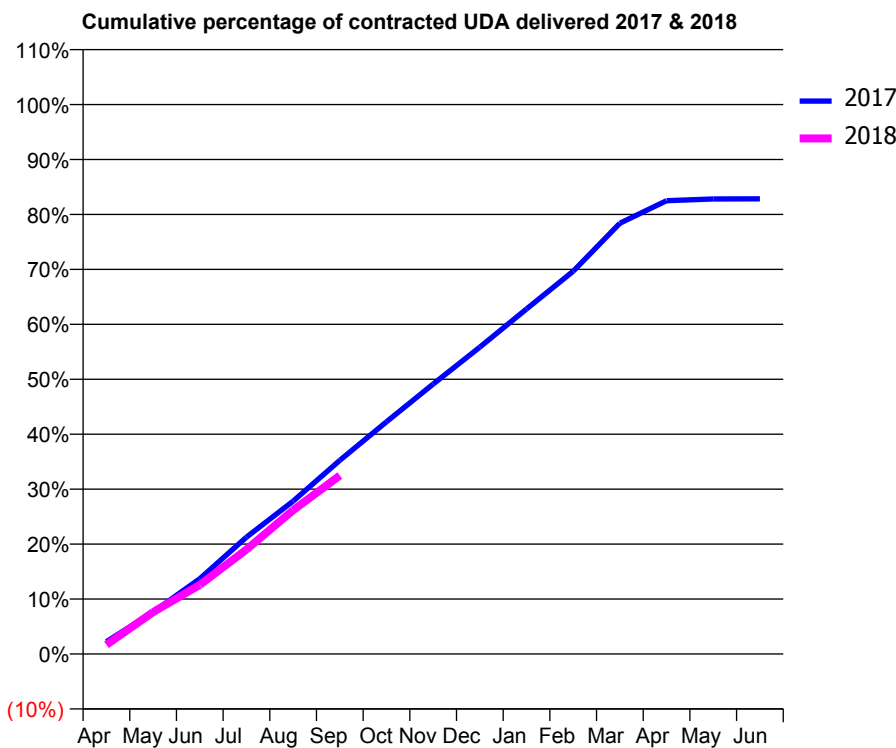
17/18 Contracted general activity (UDA)	36,916
Carry forward general activity (UDA)	0
17/18 Contracted orthodontic activity (UOA)	0
Carry forward orthodontic activity (UOA)	0
Baseline contract value	£1,172,059.37

ACCESS*

Patients seen in 24 months	Total	Change since previous quarter
Quarter ending September 2016	14,668	
Quarter ending December 2016	14,343	↓
Quarter ending March 2017	14,388	→
Quarter ending June 2017	13,995	↓
Quarter ending September 2017	13,999	→
Variance since September 2016	(4.6%)	↓



ACTIVITY



Month	Adjusted Scheduled Activity (UDA)	
	2017	2018
April	830	627
May	2,829	2,814
June	5,057	4,644
July	7,850	7,016
August	10,273	9,658
September	13,013	11,991
October	15,602	
November	18,132	
December	20,621	
January	23,182	
February	25,719	
March	28,936	
April	30,457	
May	30,574	
June	30,578	

QUALITY

	Quantity	Base Number	Contract	AT	Region	England
% of FP17s for the same patient ID Re-attending within 3 months - Children	0	1	0.0%	9.8%	11.2%	11.9%
% of FP17s for the same patient ID Re-attending within 3 months - Adults	666	7,639	8.7%	15.2%	16.6%	15.9%
% of FP17s for the same patient ID Re-attending between 3 & 9 months - Children	1	1	100.0%	47.7%	47.0%	58.1%
% of FP17s for the same patient ID Re-attending between 3 & 9 months - Adults	4,355	7,639	57.0%	38.2%	38.2%	50.6%
% of FP17s for Band 1 Urgent Courses	225	6,874	3.3%	10.0%	10.6%	9.1%
% of FP17s Relating to Free Repair or Replacements	0	6,874	0.0%	0.6%	0.6%	0.8%
% of FP17s Relating to Continuations	62	6,874	0.9%	0.9%	0.8%	1.1%
% of Patients satisfied with the dentistry they have received	3	3	N/A	89.8%	89.2%	91.4%
% of Patients satisfied with the time they had to wait for an appointment	2	3	N/A	86.1%	83.4%	87.7%

* This is based on patients treated on this contract for their most recent course of treatment. Figures in italics indicate the base number of FP17s or Patient Questionnaire responses are less than 100. N/A is shown where the base number of responses is less than 10 during the period. % is calculated as Quantity/Base number*100

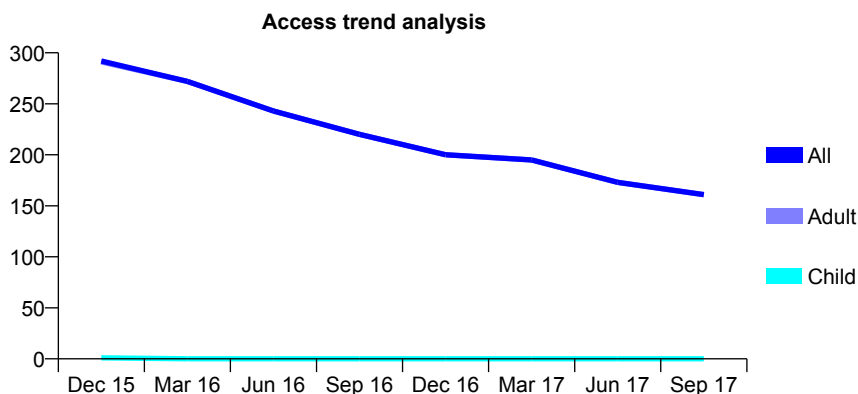
Q63 - Vital Signs At a Glance Contract Report for 158100/0002 - September 2017

Name or company name	The Domiciliary Dental Practice
Contract type name	GDS Contract
Purpose of contract	General
Contract start date	01/07/2012
Contract end date	

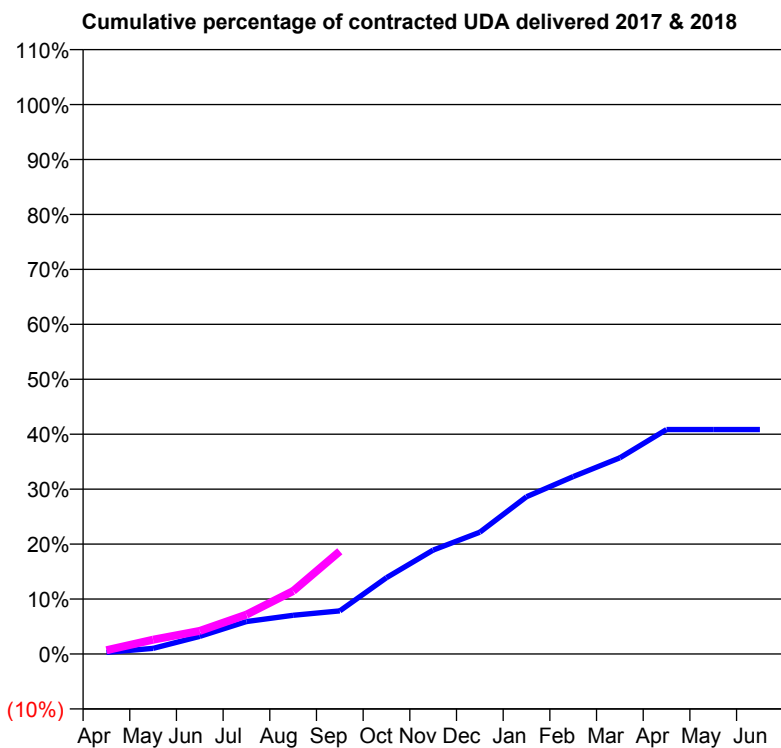
17/18 Contracted general activity (UDA)	1,000
Carry forward general activity (UDA)	0
17/18 Contracted orthodontic activity (UOA)	0
Carry forward orthodontic activity (UOA)	0
Baseline contract value	£40,219.13

ACCESS*

Patients seen in 24 months	Total	Change since previous quarter
Quarter ending September 2016	220	
Quarter ending December 2016	200	↓
Quarter ending March 2017	195	↓
Quarter ending June 2017	173	↓
Quarter ending September 2017	161	↓
Variance since September 2016	(26.8%)	↓



ACTIVITY



Month	Adjusted Scheduled Activity (UDA)	
	2017	2018
April	3	7
May	10	26
June	32	42
July	59	72
August	71	115
September	79	187
October	139	
November	189	
December	222	
January	286	
February	323	
March	357	
April	409	
May	409	
June	409	

QUALITY

	Quantity	Base Number	Contract	AT	Region	England
% of FP17s for the same patient ID Re-attending within 3 months - Children	0	0	N/A	9.8%	11.2%	11.9%
% of FP17s for the same patient ID Re-attending within 3 months - Adults	3	67	4.5%	15.2%	16.6%	15.9%
% of FP17s for the same patient ID Re-attending between 3 & 9 months - Children	0	0	N/A	47.7%	47.0%	58.1%
% of FP17s for the same patient ID Re-attending between 3 & 9 months - Adults	5	67	7.5%	38.2%	38.2%	50.6%
% of FP17s for Band 1 Urgent Courses	10	55	18.2%	10.0%	10.6%	9.1%
% of FP17s Relating to Free Repair or Replacements	0	55	0.0%	0.6%	0.6%	0.8%
% of FP17s Relating to Continuations	0	55	0.0%	0.9%	0.8%	1.1%
% of Patients satisfied with the dentistry they have received	0	0	N/A	89.8%	89.2%	91.4%
% of Patients satisfied with the time they had to wait for an appointment	0	0	N/A	86.1%	83.4%	87.7%

* This is based on patients treated on this contract for their most recent course of treatment. Figures in italics indicate the base number of FP17s or Patient Questionnaire responses are less than 100. N/A is shown where the base number of responses is less than 10 during the period. % is calculated as Quantity/Base number*100

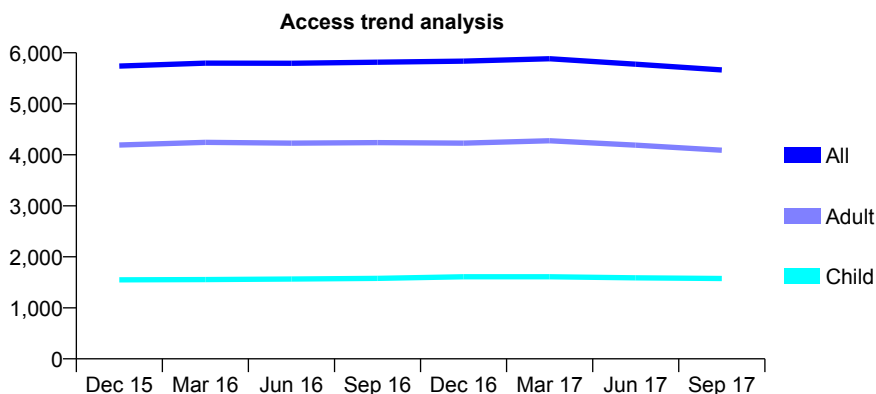
Q63 - Vital Signs At a Glance Contract Report for 158135/0001 - September 2017

Name or company name	Mr S Patel & Mr MP Patel
Contract type name	GDS Contract
Purpose of contract	General
Contract start date	01/11/2010
Contract end date	

17/18 Contracted general activity (UDA)	11,893
Carry forward general activity (UDA)	185
17/18 Contracted orthodontic activity (UOA)	0
Carry forward orthodontic activity (UOA)	0
Baseline contract value	£286,964.46

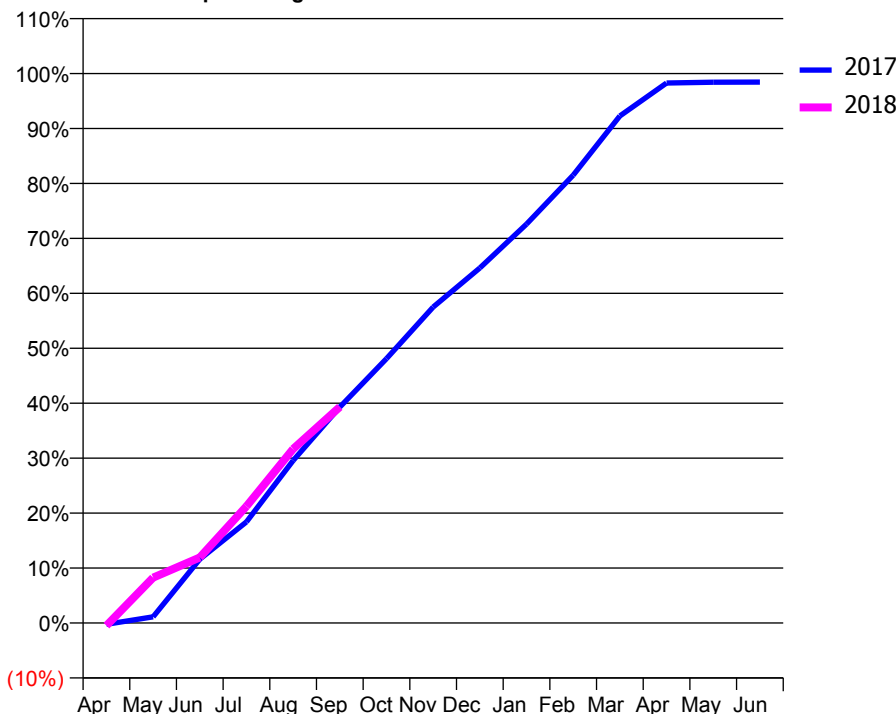
ACCESS*

Patients seen in 24 months	Total	Change since previous quarter
Quarter ending September 2016	5,816	
Quarter ending December 2016	5,837	→
Quarter ending March 2017	5,883	→
Quarter ending June 2017	5,776	↓
Quarter ending September 2017	5,665	↓
Variance since September 2016	(2.6%)	↓



ACTIVITY

Cumulative percentage of contracted UDA delivered 2017 & 2018



Month	Adjusted Scheduled Activity (UDA)	
	2017	2018
April	-31	-60
May	135	982
June	1,381	1,418
July	2,188	2,526
August	3,516	3,767
September	4,674	4,677
October	5,722	
November	6,838	
December	7,684	
January	8,633	
February	9,694	
March	10,975	
April	11,686	
May	11,704	
June	11,708	

QUALITY

	Quantity	Base Number	Contract	AT	Region	England
% of FP17s for the same patient ID Re-attending within 3 months - Children	63	1,020	6.2%	9.8%	11.2%	11.9%
% of FP17s for the same patient ID Re-attending within 3 months - Adults	240	2,103	11.4%	15.2%	16.6%	15.9%
% of FP17s for the same patient ID Re-attending between 3 & 9 months - Children	538	1,020	52.7%	47.7%	47.0%	58.1%
% of FP17s for the same patient ID Re-attending between 3 & 9 months - Adults	926	2,103	44.0%	38.2%	38.2%	50.6%
% of FP17s for Band 1 Urgent Courses	268	2,745	9.8%	10.0%	10.6%	9.1%
% of FP17s Relating to Free Repair or Replacements	9	2,745	0.3%	0.6%	0.6%	0.8%
% of FP17s Relating to Continuations	12	2,745	0.4%	0.9%	0.8%	1.1%
% of Patients satisfied with the dentistry they have received	0	0	N/A	89.8%	89.2%	91.4%
% of Patients satisfied with the time they had to wait for an appointment	0	0	N/A	86.1%	83.4%	87.7%

* This is based on patients treated on this contract for their most recent course of treatment. Figures in italics indicate the base number of FP17s or Patient Questionnaire responses are less than 100. N/A is shown where the base number of responses is less than 10 during the period. % is calculated as Quantity/Base number*100

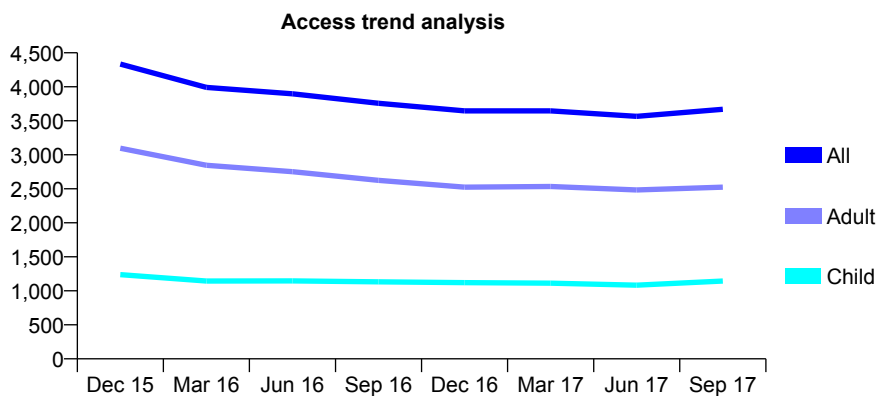
Q63 - Vital Signs At a Glance Contract Report for 158402/0001 - September 2017

Name or company name	Charlton Dental Care Ltd
Contract type name	GDS Contract
Purpose of contract	General
Contract start date	01/04/2010
Contract end date	

17/18 Contracted general activity (UDA)	15,510
Carry forward general activity (UDA)	-219
17/18 Contracted orthodontic activity (UOA)	0
Carry forward orthodontic activity (UOA)	0
Baseline contract value	£419,679.71

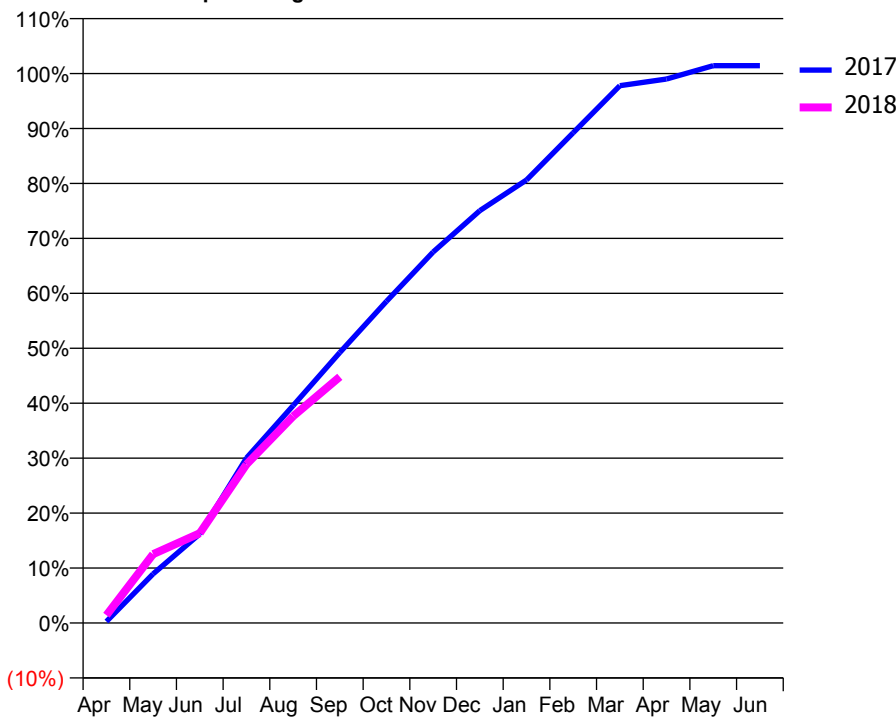
ACCESS*

Patients seen in 24 months	Total	Change since previous quarter
Quarter ending September 2016	3,757	
Quarter ending December 2016	3,646	↓
Quarter ending March 2017	3,647	→
Quarter ending June 2017	3,566	↓
Quarter ending September 2017	3,669	↑
Variance since September 2016	(2.3%)	↓



ACTIVITY

Cumulative percentage of contracted UDA delivered 2017 & 2018



Adjusted Scheduled Activity (UDA)

Month	2017	2018
April	42	219
May	1,388	1,946
June	2,516	2,536
July	4,658	4,478
August	6,138	5,837
September	7,636	6,949
October	9,079	
November	10,473	
December	11,640	
January	12,505	
February	13,836	
March	15,166	
April	15,356	
May	15,729	
June	15,729	

QUALITY

	Quantity	Base Number	Contract	AT	Region	England
% of FP17s for the same patient ID Re-attending within 3 months - Children	51	783	6.5%	9.8%	11.2%	11.9%
% of FP17s for the same patient ID Re-attending within 3 months - Adults	198	1,398	14.2%	15.2%	16.6%	15.9%
% of FP17s for the same patient ID Re-attending between 3 & 9 months - Children	353	783	45.1%	47.7%	47.0%	58.1%
% of FP17s for the same patient ID Re-attending between 3 & 9 months - Adults	514	1,398	36.8%	38.2%	38.2%	50.6%
% of FP17s for Band 1 Urgent Courses	90	2,017	4.5%	10.0%	10.6%	9.1%
% of FP17s Relating to Free Repair or Replacements	53	2,017	2.6%	0.6%	0.6%	0.8%
% of FP17s Relating to Continuations	43	2,017	2.1%	0.9%	0.8%	1.1%
% of Patients satisfied with the dentistry they have received	0	1	N/A	89.8%	89.2%	91.4%
% of Patients satisfied with the time they had to wait for an appointment	0	1	N/A	86.1%	83.4%	87.7%

* This is based on patients treated on this contract for their most recent course of treatment. Figures in italics indicate the base number of FP17s or Patient Questionnaire responses are less than 100. N/A is shown where the base number of responses is less than 10 during the period. % is calculated as Quantity/Base number*100

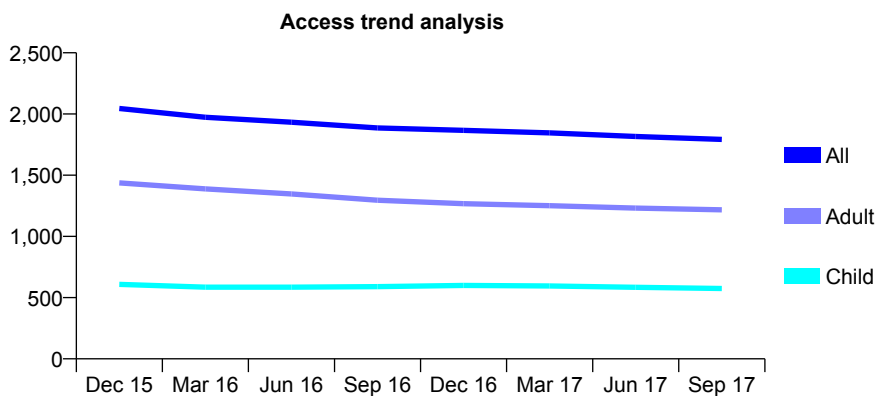
Q63 - Vital Signs At a Glance Contract Report for 158461/0001 - September 2017

Name or company name	The Mullally Dental Practice Ltd
Contract type name	GDS Contract
Purpose of contract	General
Contract start date	01/07/2008
Contract end date	

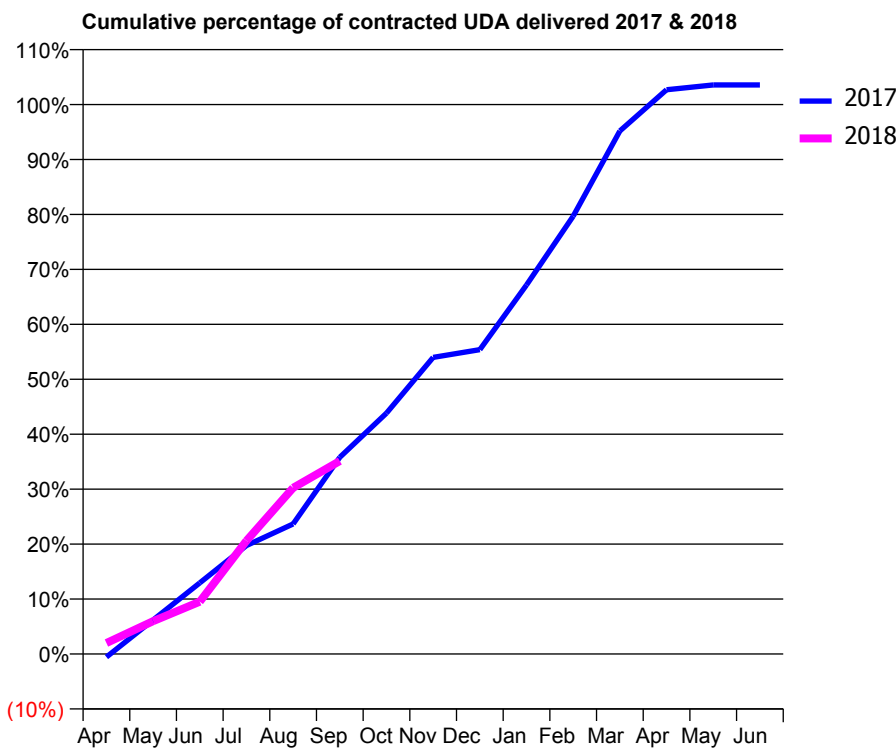
17/18 Contracted general activity (UDA)	6,944
Carry forward general activity (UDA)	-139
17/18 Contracted orthodontic activity (UOA)	0
Carry forward orthodontic activity (UOA)	0
Baseline contract value	£206,165.96

ACCESS*

Patients seen in 24 months	Total	Change since previous quarter
Quarter ending September 2016	1,886	
Quarter ending December 2016	1,867	↓
Quarter ending March 2017	1,846	↓
Quarter ending June 2017	1,816	↓
Quarter ending September 2017	1,792	↓
Variance since September 2016	(5.0%)	↓



ACTIVITY



Month	Adjusted Scheduled Activity (UDA)	
	2017	2018
April	-39	139
May	431	415
June	899	662
July	1,371	1,431
August	1,643	2,101
September	2,487	2,439
October	3,044	
November	3,748	
December	3,845	
January	4,663	
February	5,534	
March	6,610	
April	7,130	
May	7,191	
June	7,191	

QUALITY

	Quantity	Base Number	Contract	AT	Region	England
% of FP17s for the same patient ID Re-attending within 3 months - Children	23	257	8.9%	9.8%	11.2%	11.9%
% of FP17s for the same patient ID Re-attending within 3 months - Adults	69	505	13.7%	15.2%	16.6%	15.9%
% of FP17s for the same patient ID Re-attending between 3 & 9 months - Children	67	257	26.1%	47.7%	47.0%	58.1%
% of FP17s for the same patient ID Re-attending between 3 & 9 months - Adults	134	505	26.5%	38.2%	38.2%	50.6%
% of FP17s for Band 1 Urgent Courses	1	598	0.2%	10.0%	10.6%	9.1%
% of FP17s Relating to Free Repair or Replacements	3	598	0.5%	0.6%	0.6%	0.8%
% of FP17s Relating to Continuations	16	598	2.7%	0.9%	0.8%	1.1%
% of Patients satisfied with the dentistry they have received	3	3	N/A	89.8%	89.2%	91.4%
% of Patients satisfied with the time they had to wait for an appointment	3	3	N/A	86.1%	83.4%	87.7%

* This is based on patients treated on this contract for their most recent course of treatment. Figures in italics indicate the base number of FP17s or Patient Questionnaire responses are less than 100. N/A is shown where the base number of responses is less than 10 during the period. % is calculated as Quantity/Base number*100

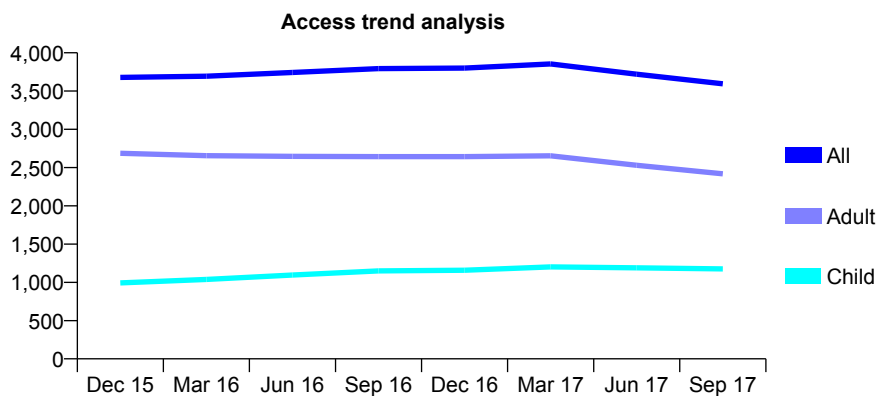
Q63 - Vital Signs At a Glance Contract Report for 158879/0001 - September 2017

Name or company name	Woodside Dental Clinic
Contract type name	GDS Contract
Purpose of contract	General
Contract start date	20/06/2011
Contract end date	

17/18 Contracted general activity (UDA)	6,523
Carry forward general activity (UDA)	-130
17/18 Contracted orthodontic activity (UOA)	0
Carry forward orthodontic activity (UOA)	0
Baseline contract value	£170,150.53

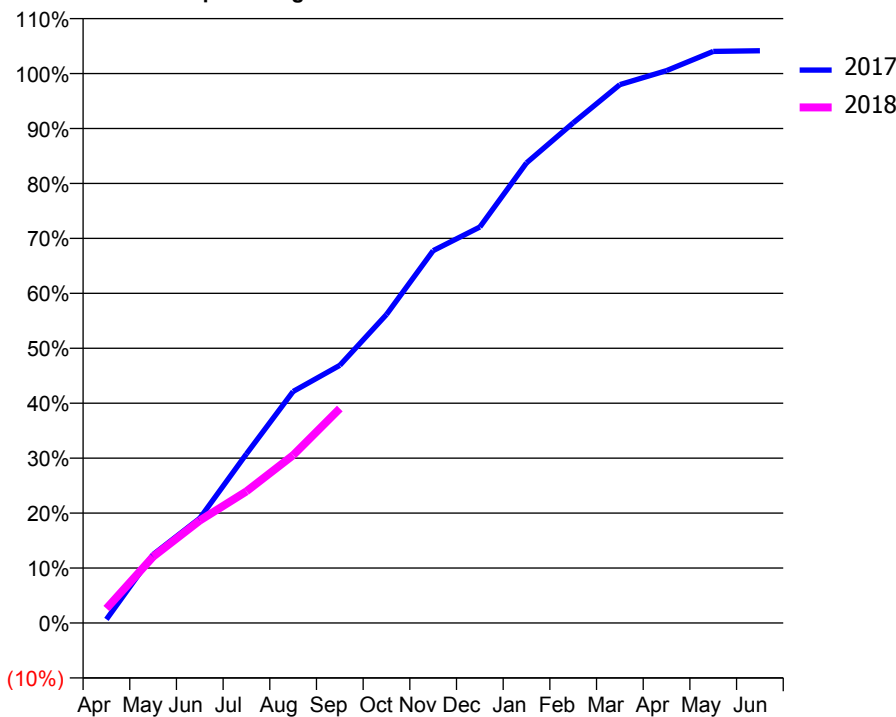
ACCESS*

Patients seen in 24 months	Total	Change since previous quarter
Quarter ending September 2016	3,793	
Quarter ending December 2016	3,801	→
Quarter ending March 2017	3,855	→
Quarter ending June 2017	3,720	↓
Quarter ending September 2017	3,594	↓
Variance since September 2016	(5.2%)	↓



ACTIVITY

Cumulative percentage of contracted UDA delivered 2017 & 2018



Adjusted Scheduled Activity (UDA)

Month	2017	2018
April	44	172
May	813	787
June	1,243	1,216
July	2,007	1,563
August	2,749	1,992
September	3,060	2,546
October	3,662	
November	4,421	
December	4,701	
January	5,462	
February	5,936	
March	6,391	
April	6,557	
May	6,786	
June	6,793	

QUALITY

	Quantity	Base Number	Contract	AT	Region	England
% of FP17s for the same patient ID Re-attending within 3 months - Children	28	652	4.3%	9.8%	11.2%	11.9%
% of FP17s for the same patient ID Re-attending within 3 months - Adults	100	1,011	9.9%	15.2%	16.6%	15.9%
% of FP17s for the same patient ID Re-attending between 3 & 9 months - Children	360	652	55.2%	47.7%	47.0%	58.1%
% of FP17s for the same patient ID Re-attending between 3 & 9 months - Adults	381	1,011	37.7%	38.2%	38.2%	50.6%
% of FP17s for Band 1 Urgent Courses	101	1,376	7.3%	10.0%	10.6%	9.1%
% of FP17s Relating to Free Repair or Replacements	1	1,376	0.1%	0.6%	0.6%	0.8%
% of FP17s Relating to Continuations	2	1,376	0.1%	0.9%	0.8%	1.1%
% of Patients satisfied with the dentistry they have received	4	4	N/A	89.8%	89.2%	91.4%
% of Patients satisfied with the time they had to wait for an appointment	3	4	N/A	86.1%	83.4%	87.7%

* This is based on patients treated on this contract for their most recent course of treatment. Figures in italics indicate the base number of FP17s or Patient Questionnaire responses are less than 100. N/A is shown where the base number of responses is less than 10 during the period. % is calculated as Quantity/Base number*100

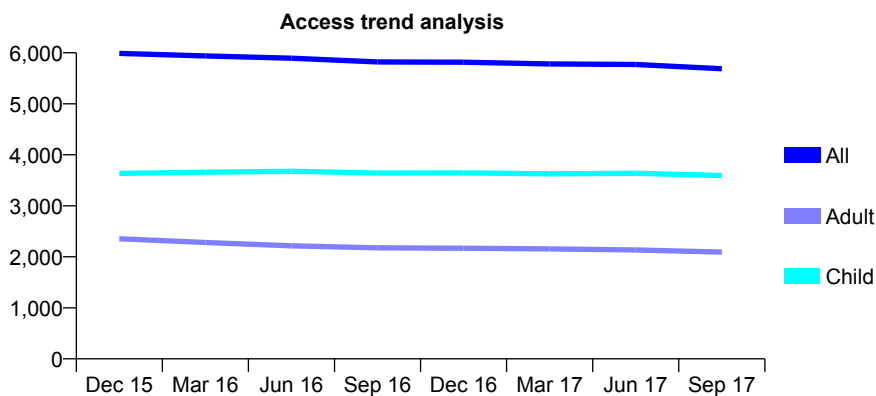
Q63 - Vital Signs At a Glance Contract Report for 159247/0001 - September 2017

Name or company name	Half Moon Dental Centre Ltd
Contract type name	GDS Contract
Purpose of contract	General
Contract start date	01/04/2013
Contract end date	

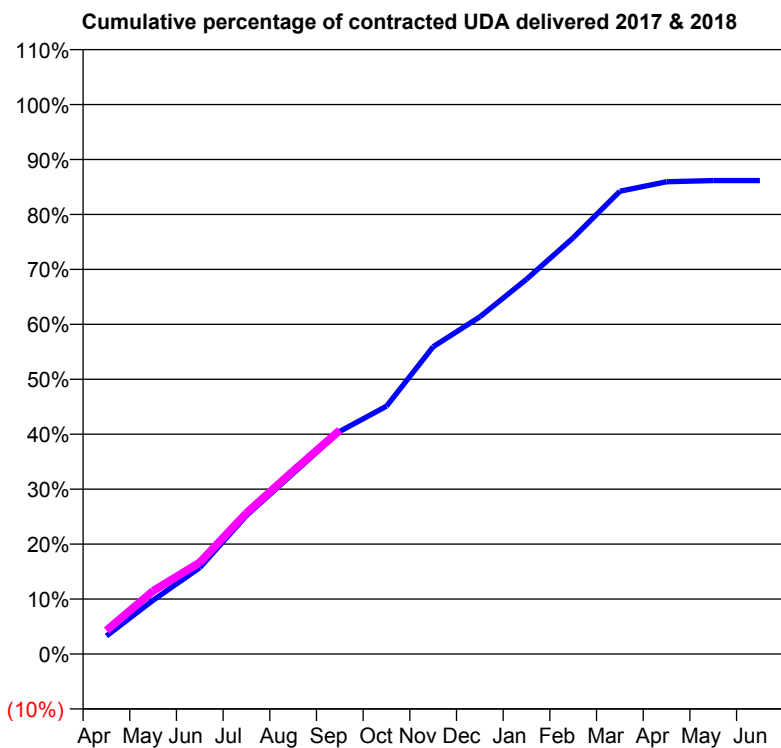
17/18 Contracted general activity (UDA)	11,000
Carry forward general activity (UDA)	0
17/18 Contracted orthodontic activity (UOA)	0
Carry forward orthodontic activity (UOA)	0
Baseline contract value	£257,226.56

ACCESS*

Patients seen in 24 months	Total	Change since previous quarter
Quarter ending September 2016	5,820	
Quarter ending December 2016	5,816	→
Quarter ending March 2017	5,783	→
Quarter ending June 2017	5,771	→
Quarter ending September 2017	5,687	↓
Variance since September 2016	(2.3%)	↓



ACTIVITY



Month	Adjusted Scheduled Activity (UDA)	
	2017	2018
April	363	472
May	1,076	1,263
June	1,730	1,832
July	2,773	2,823
August	3,617	3,663
September	4,457	4,482
October	4,961	
November	6,151	
December	6,750	
January	7,502	
February	8,332	
March	9,265	
April	9,454	
May	9,479	
June	9,479	

QUALITY

	Quantity	Base Number	Contract	AT	Region	England
% of FP17s for the same patient ID Re-attending within 3 months - Children	143	2,277	6.3%	9.8%	11.2%	11.9%
% of FP17s for the same patient ID Re-attending within 3 months - Adults	75	1,132	6.6%	15.2%	16.6%	15.9%
% of FP17s for the same patient ID Re-attending between 3 & 9 months - Children	934	2,277	41.0%	47.7%	47.0%	58.1%
% of FP17s for the same patient ID Re-attending between 3 & 9 months - Adults	513	1,132	45.3%	38.2%	38.2%	50.6%
% of FP17s for Band 1 Urgent Courses	54	3,252	1.7%	10.0%	10.6%	9.1%
% of FP17s Relating to Free Repair or Replacements	7	3,252	0.2%	0.6%	0.6%	0.8%
% of FP17s Relating to Continuations	8	3,252	0.2%	0.9%	0.8%	1.1%
% of Patients satisfied with the dentistry they have received	3	3	N/A	89.8%	89.2%	91.4%
% of Patients satisfied with the time they had to wait for an appointment	3	3	N/A	86.1%	83.4%	87.7%

* This is based on patients treated on this contract for their most recent course of treatment. Figures in italics indicate the base number of FP17s or Patient Questionnaire responses are less than 100. N/A is shown where the base number of responses is less than 10 during the period. % is calculated as Quantity/Base number*100

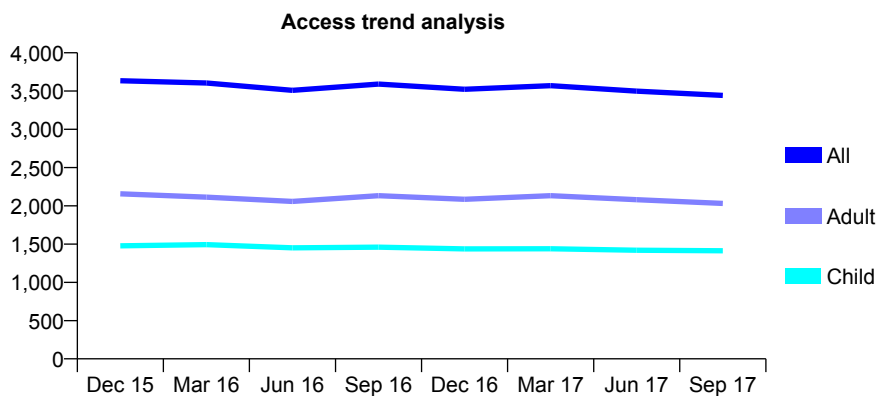
Q63 - Vital Signs At a Glance Contract Report for 160113/0001 - September 2017

Name or company name	Townley Road Dental Practice
Contract type name	GDS Contract
Purpose of contract	General
Contract start date	01/01/2013
Contract end date	

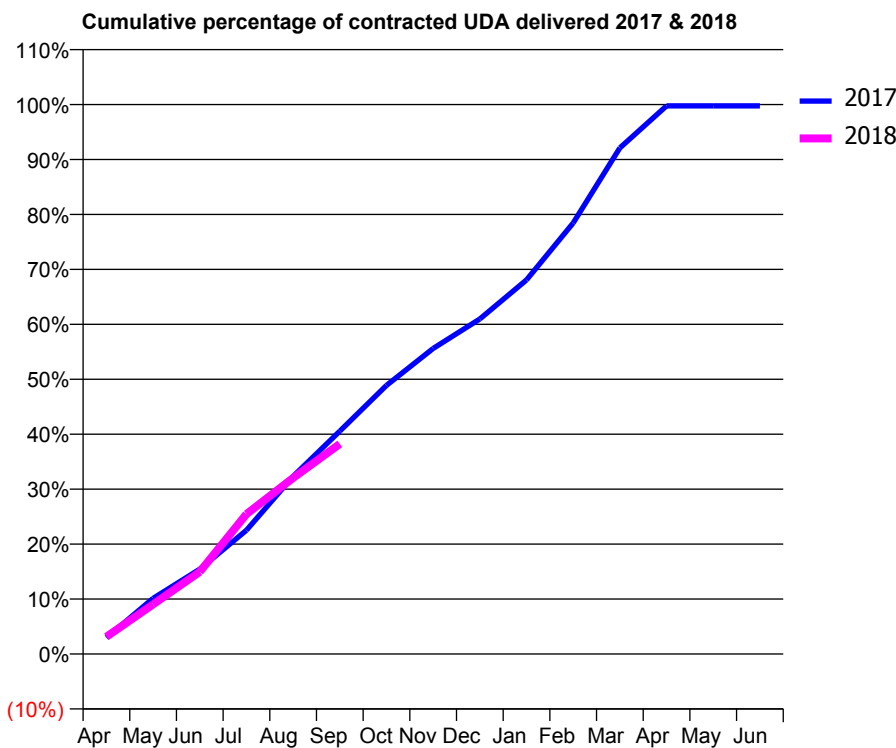
17/18 Contracted general activity (UDA)	10,000
Carry forward general activity (UDA)	25
17/18 Contracted orthodontic activity (UOA)	0
Carry forward orthodontic activity (UOA)	0
Baseline contract value	£243,126.57

ACCESS*

Patients seen in 24 months	Total	Change since previous quarter
Quarter ending September 2016	3,592	
Quarter ending December 2016	3,523	↓
Quarter ending March 2017	3,571	→
Quarter ending June 2017	3,499	↓
Quarter ending September 2017	3,443	↓
Variance since September 2016	(4.1%)	↓



ACTIVITY



Month	Adjusted Scheduled Activity (UDA)	
	2017	2018
April	298	313
May	1,013	903
June	1,544	1,496
July	2,253	2,546
August	3,233	3,206
September	4,057	3,823
October	4,889	
November	5,561	
December	6,098	
January	6,807	
February	7,844	
March	9,210	
April	9,975	
May	9,975	
June	9,975	

QUALITY

	Quantity	Base Number	Contract	AT	Region	England
% of FP17s for the same patient ID Re-attending within 3 months - Children	51	779	6.5%	9.8%	11.2%	11.9%
% of FP17s for the same patient ID Re-attending within 3 months - Adults	200	1,046	19.1%	15.2%	16.6%	15.9%
% of FP17s for the same patient ID Re-attending between 3 & 9 months - Children	288	779	37.0%	47.7%	47.0%	58.1%
% of FP17s for the same patient ID Re-attending between 3 & 9 months - Adults	324	1,046	31.0%	38.2%	38.2%	50.6%
% of FP17s for Band 1 Urgent Courses	123	1,661	7.4%	10.0%	10.6%	9.1%
% of FP17s Relating to Free Repair or Replacements	11	1,661	0.7%	0.6%	0.6%	0.8%
% of FP17s Relating to Continuations	48	1,661	2.9%	0.9%	0.8%	1.1%
% of Patients satisfied with the dentistry they have received	3	3	N/A	89.8%	89.2%	91.4%
% of Patients satisfied with the time they had to wait for an appointment	3	3	N/A	86.1%	83.4%	87.7%

* This is based on patients treated on this contract for their most recent course of treatment. Figures in italics indicate the base number of FP17s or Patient Questionnaire responses are less than 100. N/A is shown where the base number of responses is less than 10 during the period. % is calculated as Quantity/Base number*100

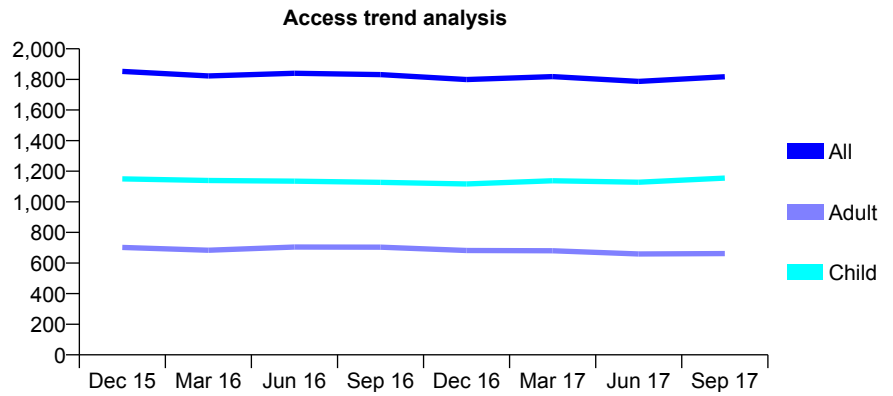
Q63 - Vital Signs At a Glance Contract Report for 160989/0001 - September 2017

Name or company name	Mr S Perry and Mrs S Perry
Contract type name	GDS Contract
Purpose of contract	General
Contract start date	01/08/2009
Contract end date	

17/18 Contracted general activity (UDA)	5,092
Carry forward general activity (UDA)	0
17/18 Contracted orthodontic activity (UOA)	0
Carry forward orthodontic activity (UOA)	0
Baseline contract value	£122,360.14

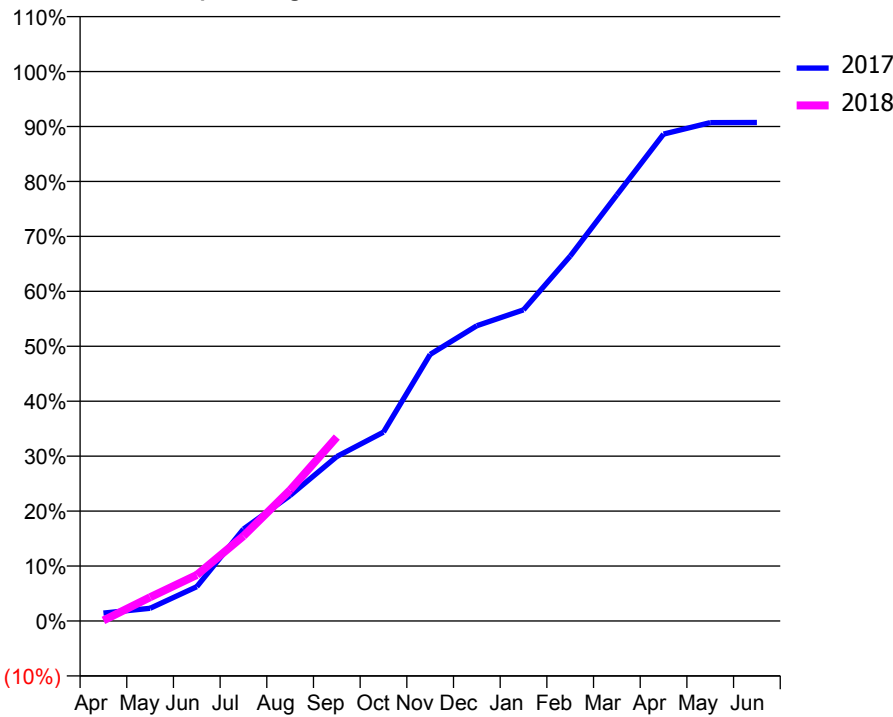
ACCESS*

Patients seen in 24 months	Total	Change since previous quarter
Quarter ending September 2016	1,831	
Quarter ending December 2016	1,799	↓
Quarter ending March 2017	1,818	→
Quarter ending June 2017	1,787	↓
Quarter ending September 2017	1,817	→
Variance since September 2016	(0.8%)	→



ACTIVITY

Cumulative percentage of contracted UDA delivered 2017 & 2018



Month	Adjusted Scheduled Activity (UDA)	
	2017	2018
April	73	6
May	118	220
June	318	426
July	851	788
August	1,163	1,214
September	1,524	1,705
October	1,750	
November	2,471	
December	2,736	
January	2,884	
February	3,381	
March	3,949	
April	4,512	
May	4,618	
June	4,619	

QUALITY

	Quantity	Base Number	Contract	AT	Region	England
% of FP17s for the same patient ID Re-attending within 3 months - Children	73	980	7.4%	9.8%	11.2%	11.9%
% of FP17s for the same patient ID Re-attending within 3 months - Adults	65	395	16.5%	15.2%	16.6%	15.9%
% of FP17s for the same patient ID Re-attending between 3 & 9 months - Children	656	980	66.9%	47.7%	47.0%	58.1%
% of FP17s for the same patient ID Re-attending between 3 & 9 months - Adults	199	395	50.4%	38.2%	38.2%	50.6%
% of FP17s for Band 1 Urgent Courses	66	1,024	6.4%	10.0%	10.6%	9.1%
% of FP17s Relating to Free Repair or Replacements	0	1,024	0.0%	0.6%	0.6%	0.8%
% of FP17s Relating to Continuations	0	1,024	0.0%	0.9%	0.8%	1.1%
% of Patients satisfied with the dentistry they have received	1	1	N/A	89.8%	89.2%	91.4%
% of Patients satisfied with the time they had to wait for an appointment	1	1	N/A	86.1%	83.4%	87.7%

* This is based on patients treated on this contract for their most recent course of treatment. Figures in italics indicate the base number of FP17s or Patient Questionnaire responses are less than 100. N/A is shown where the base number of responses is less than 10 during the period. % is calculated as Quantity/Base number*100

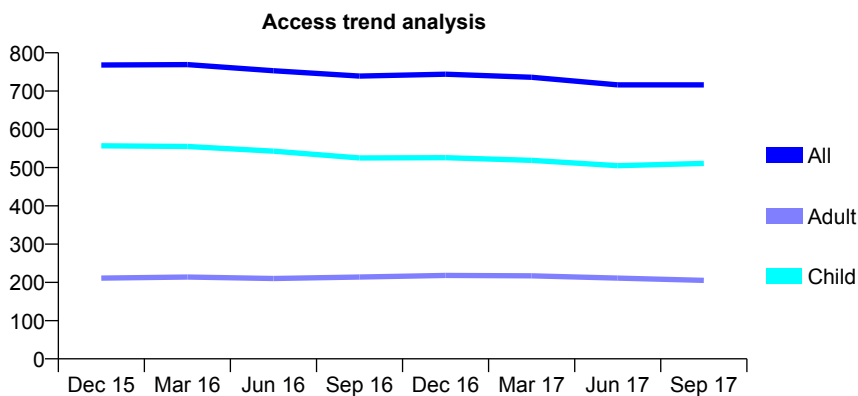
Q63 - Vital Signs At a Glance Contract Report for 161020/0001 - September 2017

Name or company name	Kingston Hill Dental Practice
Contract type name	GDS Contract
Purpose of contract	General
Contract start date	01/04/2010
Contract end date	

17/18 Contracted general activity (UDA)	1,500
Carry forward general activity (UDA)	12
17/18 Contracted orthodontic activity (UOA)	0
Carry forward orthodontic activity (UOA)	0
Baseline contract value	£35,541.08

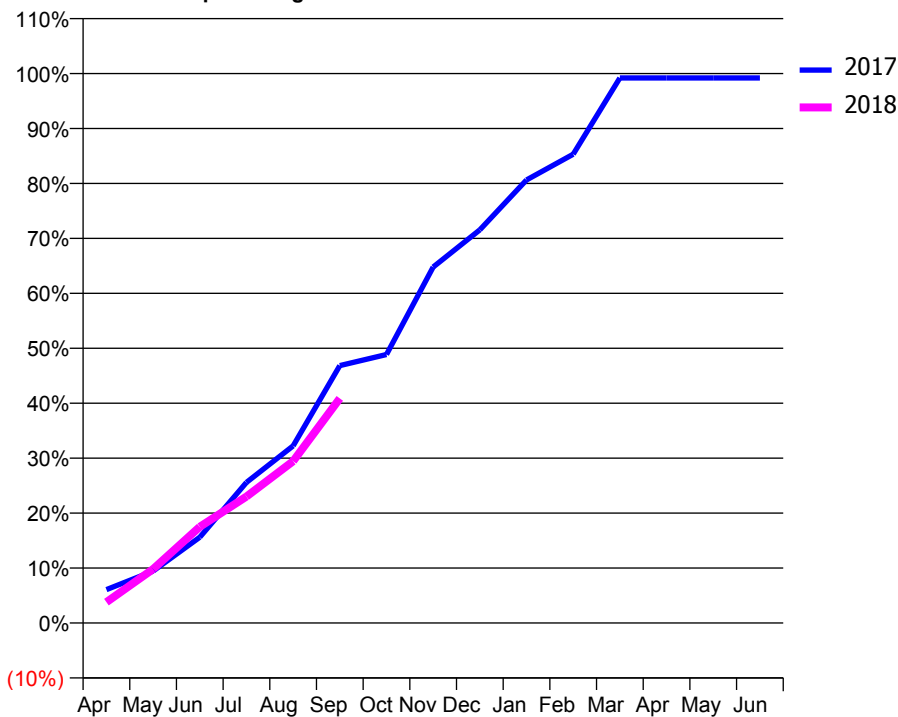
ACCESS*

Patients seen in 24 months	Total	Change since previous quarter
Quarter ending September 2016	739	
Quarter ending December 2016	744	→
Quarter ending March 2017	736	↓
Quarter ending June 2017	716	↓
Quarter ending September 2017	716	→
Variance since September 2016	(3.1%)	↓



ACTIVITY

Cumulative percentage of contracted UDA delivered 2017 & 2018



Month	Adjusted Scheduled Activity (UDA)	
	2017	2018
April	91	57
May	142	147
June	234	263
July	384	345
August	483	442
September	703	613
October	733	
November	972	
December	1,073	
January	1,209	
February	1,280	
March	1,488	
April	1,488	
May	1,488	
June	1,488	

QUALITY

	Quantity	Base Number	Contract	AT	Region	England
% of FP17s for the same patient ID Re-attending within 3 months - Children	27	343	7.9%	9.8%	11.2%	11.9%
% of FP17s for the same patient ID Re-attending within 3 months - Adults	6	72	8.3%	15.2%	16.6%	15.9%
% of FP17s for the same patient ID Re-attending between 3 & 9 months - Children	194	343	56.6%	47.7%	47.0%	58.1%
% of FP17s for the same patient ID Re-attending between 3 & 9 months - Adults	36	72	50.0%	38.2%	38.2%	50.6%
% of FP17s for Band 1 Urgent Courses	10	415	2.4%	10.0%	10.6%	9.1%
% of FP17s Relating to Free Repair or Replacements	0	415	0.0%	0.6%	0.6%	0.8%
% of FP17s Relating to Continuations	0	415	0.0%	0.9%	0.8%	1.1%
% of Patients satisfied with the dentistry they have received	0	0	N/A	89.8%	89.2%	91.4%
% of Patients satisfied with the time they had to wait for an appointment	0	0	N/A	86.1%	83.4%	87.7%

* This is based on patients treated on this contract for their most recent course of treatment. Figures in italics indicate the base number of FP17s or Patient Questionnaire responses are less than 100. N/A is shown where the base number of responses is less than 10 during the period. % is calculated as Quantity/Base number*100

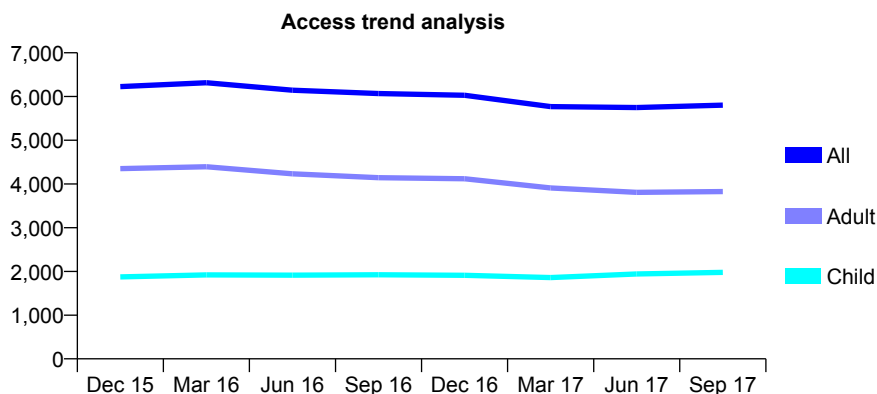
Q63 - Vital Signs At a Glance Contract Report for 163945/0001 - September 2017

Name or company name	Wandsworth Town Dental Practice Limited
Contract type name	GDS Contract
Purpose of contract	General
Contract start date	10/10/2011
Contract end date	

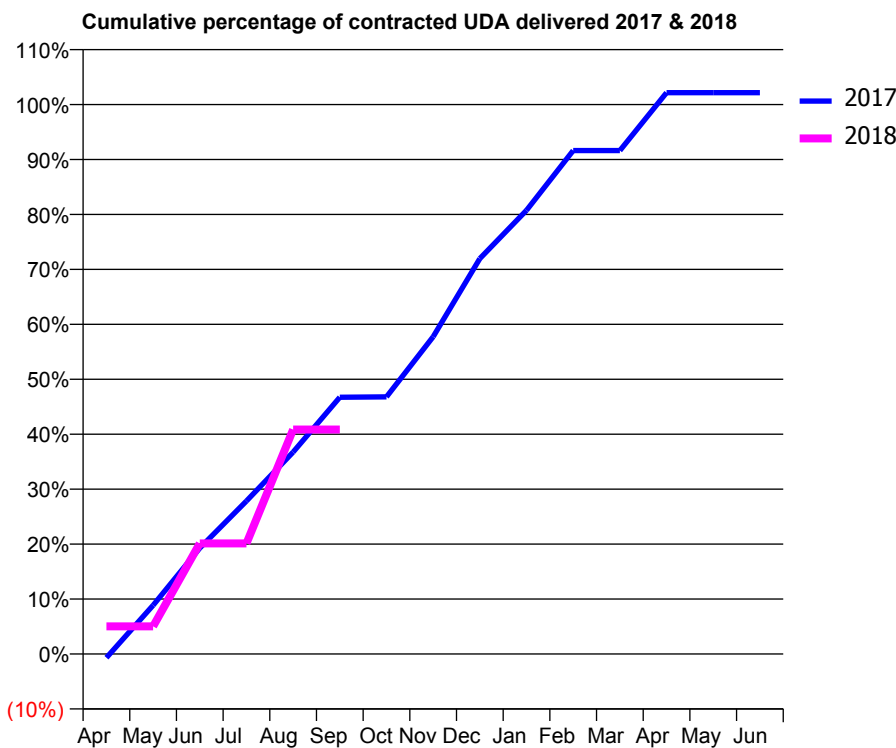
17/18 Contracted general activity (UDA)	18,500
Carry forward general activity (UDA)	-370
17/18 Contracted orthodontic activity (UOA)	0
Carry forward orthodontic activity (UOA)	0
Baseline contract value	£528,455.55

ACCESS*

Patients seen in 24 months	Total	Change since previous quarter
Quarter ending September 2016	6,067	
Quarter ending December 2016	6,030	→
Quarter ending March 2017	5,768	↓
Quarter ending June 2017	5,749	→
Quarter ending September 2017	5,803	→
Variance since September 2016	(4.4%)	↓



ACTIVITY



Month	Adjusted Scheduled Activity (UDA)	
	2017	2018
April	-129	931
May	1,639	931
June	3,567	3,724
July	5,150	3,724
August	6,801	7,557
September	8,645	7,560
October	8,657	
November	10,681	
December	13,313	
January	14,939	
February	16,951	
March	16,951	
April	18,897	
May	18,897	
June	18,898	

QUALITY

	Quantity	Base Number	Contract	AT	Region	England
% of FP17s for the same patient ID Re-attending within 3 months - Children	105	1,049	10.0%	9.8%	11.2%	11.9%
% of FP17s for the same patient ID Re-attending within 3 months - Adults	460	2,001	23.0%	15.2%	16.6%	15.9%
% of FP17s for the same patient ID Re-attending between 3 & 9 months - Children	212	1,049	20.2%	47.7%	47.0%	58.1%
% of FP17s for the same patient ID Re-attending between 3 & 9 months - Adults	361	2,001	18.0%	38.2%	38.2%	50.6%
% of FP17s for Band 1 Urgent Courses	677	2,274	29.8%	10.0%	10.6%	9.1%
% of FP17s Relating to Free Repair or Replacements	0	2,274	0.0%	0.6%	0.6%	0.8%
% of FP17s Relating to Continuations	0	2,274	0.0%	0.9%	0.8%	1.1%
% of Patients satisfied with the dentistry they have received	1	2	N/A	89.8%	89.2%	91.4%
% of Patients satisfied with the time they had to wait for an appointment	0	2	N/A	86.1%	83.4%	87.7%

* This is based on patients treated on this contract for their most recent course of treatment. Figures in italics indicate the base number of FP17s or Patient Questionnaire responses are less than 100. N/A is shown where the base number of responses is less than 10 during the period. % is calculated as Quantity/Base number*100

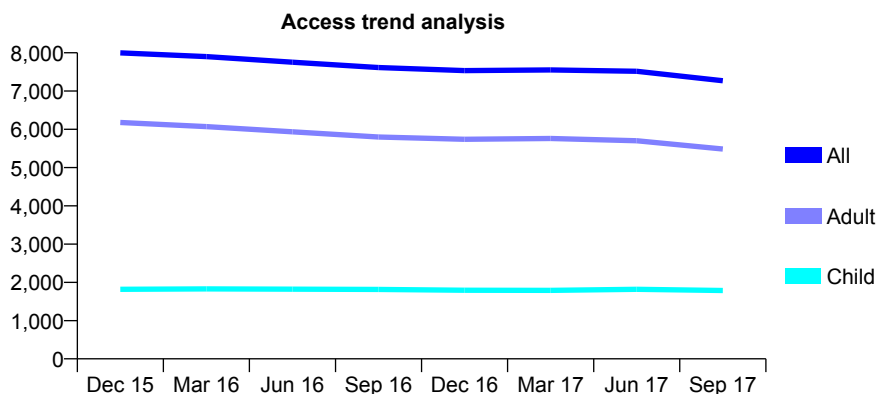
Q63 - Vital Signs At a Glance Contract Report for 164151/0001 - September 2017

Name or company name	The Crystal Palace Dental Centre
Contract type name	GDS Contract
Purpose of contract	General
Contract start date	01/04/2006
Contract end date	

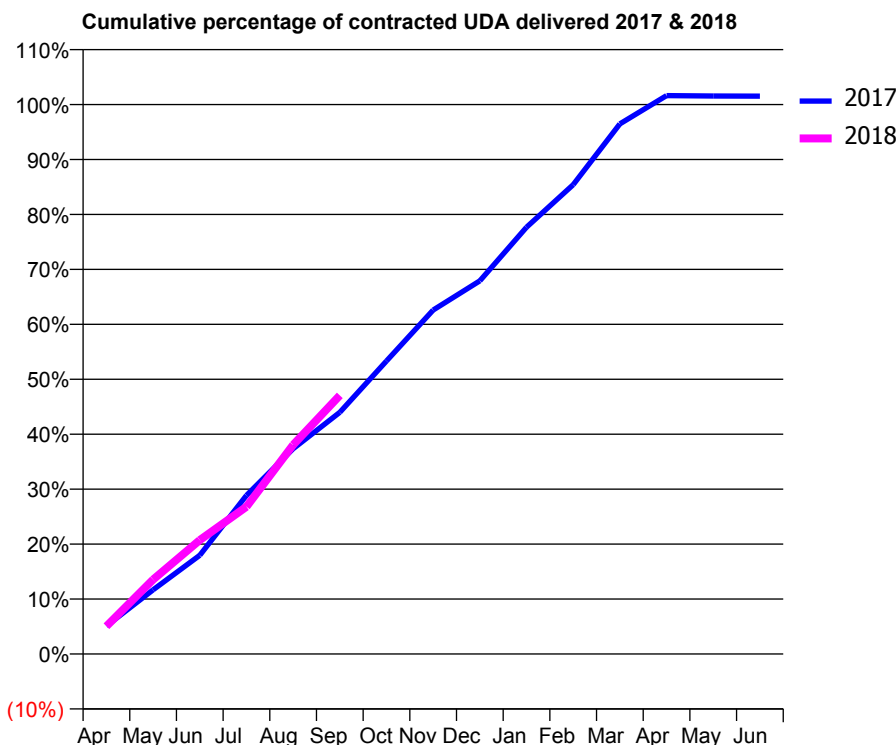
17/18 Contracted general activity (UDA)	16,490
Carry forward general activity (UDA)	-251
17/18 Contracted orthodontic activity (UOA)	0
Carry forward orthodontic activity (UOA)	0
Baseline contract value	£461,960.51

ACCESS*

Patients seen in 24 months	Total	Change since previous quarter
Quarter ending September 2016	7,616	
Quarter ending December 2016	7,535	↓
Quarter ending March 2017	7,551	→
Quarter ending June 2017	7,518	→
Quarter ending September 2017	7,270	↓
Variance since September 2016	(4.5%)	↓



ACTIVITY



Adjusted Scheduled Activity (UDA)		
Month	2017	2018
April	844	833
May	1,928	2,234
June	2,962	3,417
July	4,760	4,418
August	6,159	6,277
September	7,254	7,760
October	8,793	
November	10,321	
December	11,200	
January	12,806	
February	14,083	
March	15,909	
April	16,757	
May	16,745	
June	16,741	

QUALITY

	Quantity	Base Number	Contract	AT	Region	England
% of FP17s for the same patient ID Re-attending within 3 months - Children	58	976	5.9%	9.8%	11.2%	11.9%
% of FP17s for the same patient ID Re-attending within 3 months - Adults	280	2,489	11.2%	15.2%	16.6%	15.9%
% of FP17s for the same patient ID Re-attending between 3 & 9 months - Children	282	976	28.9%	47.7%	47.0%	58.1%
% of FP17s for the same patient ID Re-attending between 3 & 9 months - Adults	660	2,489	26.5%	38.2%	38.2%	50.6%
% of FP17s for Band 1 Urgent Courses	340	3,189	10.7%	10.0%	10.6%	9.1%
% of FP17s Relating to Free Repair or Replacements	42	3,189	1.3%	0.6%	0.6%	0.8%
% of FP17s Relating to Continuations	15	3,189	0.5%	0.9%	0.8%	1.1%
% of Patients satisfied with the dentistry they have received	5	5	N/A	89.8%	89.2%	91.4%
% of Patients satisfied with the time they had to wait for an appointment	5	5	N/A	86.1%	83.4%	87.7%

* This is based on patients treated on this contract for their most recent course of treatment. Figures in italics indicate the base number of FP17s or Patient Questionnaire responses are less than 100. N/A is shown where the base number of responses is less than 10 during the period. % is calculated as Quantity/Base number*100

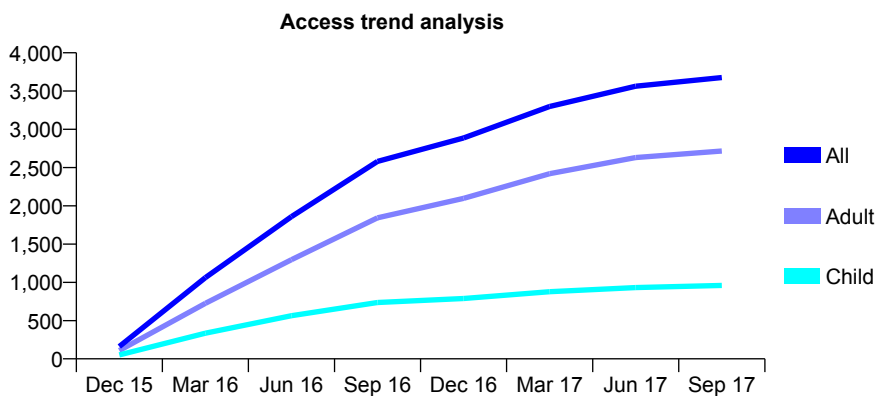
Q63 - Vital Signs At a Glance Contract Report for 164828/0001 - September 2017

Name or company name	2 Green Smile Ltd
Contract type name	GDS Contract
Purpose of contract	General
Contract start date	01/11/2015
Contract end date	

17/18 Contracted general activity (UDA)	7,750
Carry forward general activity (UDA)	-36
17/18 Contracted orthodontic activity (UOA)	0
Carry forward orthodontic activity (UOA)	0
Baseline contract value	£201,728.31

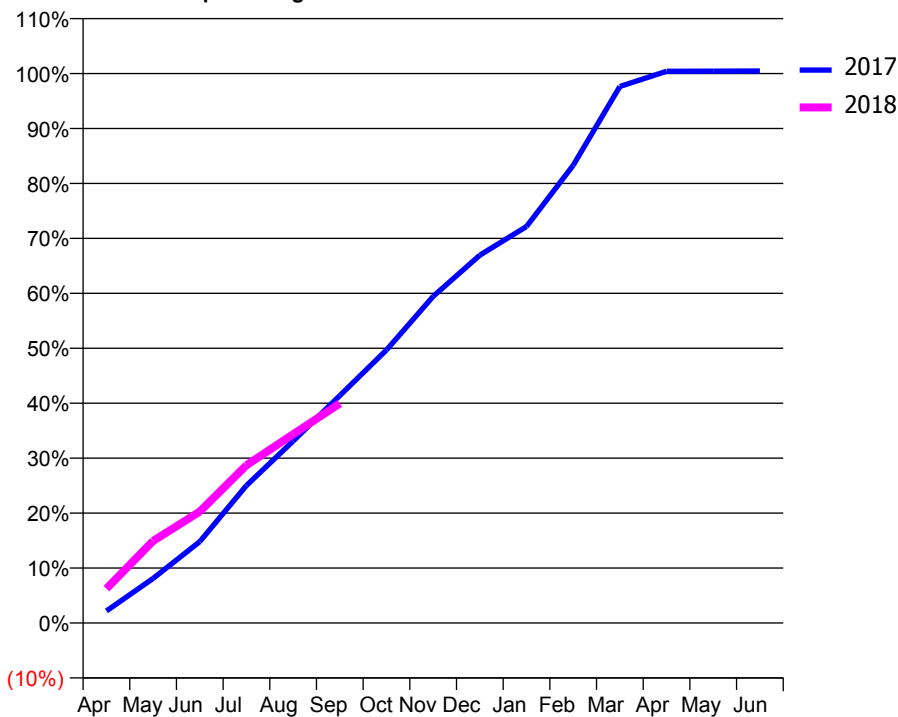
ACCESS*

Patients seen in 24 months	Total	Change since previous quarter
Quarter ending September 2016	2,580	
Quarter ending December 2016	2,887	↑
Quarter ending March 2017	3,298	↑
Quarter ending June 2017	3,563	↑
Quarter ending September 2017	3,676	↑
Variance since September 2016	42.5%	↑



ACTIVITY

Cumulative percentage of contracted UDA delivered 2017 & 2018



Month	Adjusted Scheduled Activity (UDA)	
	2017	2018
April	170	485
May	628	1,157
June	1,148	1,571
July	1,940	2,226
August	2,566	2,661
September	3,207	3,096
October	3,851	
November	4,606	
December	5,187	
January	5,592	
February	6,455	
March	7,566	
April	7,781	
May	7,783	
June	7,786	

QUALITY

	Quantity	Base Number	Contract	AT	Region	England
% of FP17s for the same patient ID Re-attending within 3 months - Children	25	528	4.7%	9.8%	11.2%	11.9%
% of FP17s for the same patient ID Re-attending within 3 months - Adults	200	1,318	15.2%	15.2%	16.6%	15.9%
% of FP17s for the same patient ID Re-attending between 3 & 9 months - Children	283	528	53.6%	47.7%	47.0%	58.1%
% of FP17s for the same patient ID Re-attending between 3 & 9 months - Adults	339	1,318	25.7%	38.2%	38.2%	50.6%
% of FP17s for Band 1 Urgent Courses	162	1,382	11.7%	10.0%	10.6%	9.1%
% of FP17s Relating to Free Repair or Replacements	9	1,382	0.7%	0.6%	0.6%	0.8%
% of FP17s Relating to Continuations	2	1,382	0.1%	0.9%	0.8%	1.1%
% of Patients satisfied with the dentistry they have received	2	3	N/A	89.8%	89.2%	91.4%
% of Patients satisfied with the time they had to wait for an appointment	2	3	N/A	86.1%	83.4%	87.7%

* This is based on patients treated on this contract for their most recent course of treatment. Figures in italics indicate the base number of FP17s or Patient Questionnaire responses are less than 100. N/A is shown where the base number of responses is less than 10 during the period. % is calculated as Quantity/Base number*100

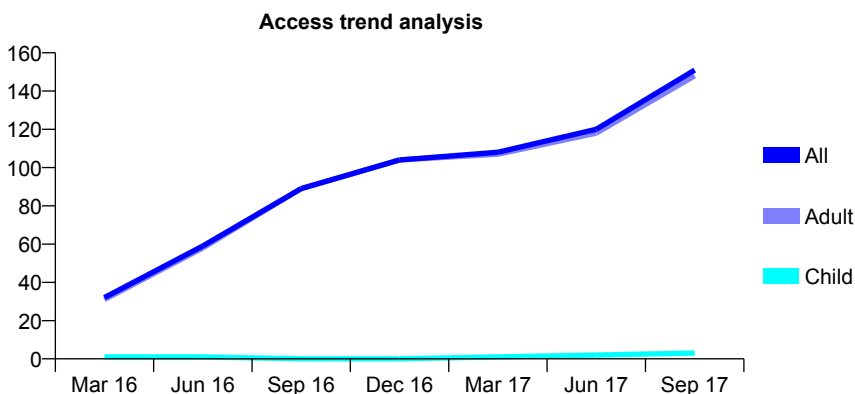
Q63 - Vital Signs At a Glance Contract Report for 164828/0002 - September 2017

Name or company name	2 Green Smile Ltd
Contract type name	PDS Contract
Purpose of contract	General
Contract start date	01/11/2015
Contract end date	31/10/2025

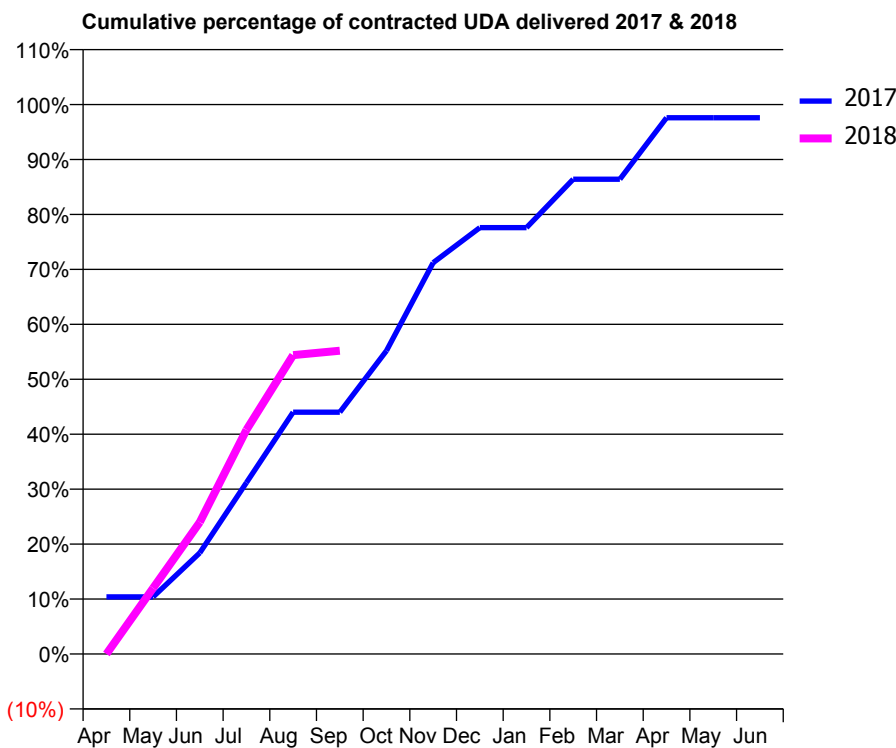
17/18 Contracted general activity (UDA)	375
Carry forward general activity (UDA)	0
17/18 Contracted orthodontic activity (UOA)	0
Carry forward orthodontic activity (UOA)	0
Baseline contract value	£20,384.51

ACCESS*

Patients seen in 24 months	Total	Change since previous quarter
Quarter ending September 2016	89	
Quarter ending December 2016	104	↑
Quarter ending March 2017	108	↑
Quarter ending June 2017	120	↑
Quarter ending September 2017	151	↑
Variance since September 2016	69.7%	↑



ACTIVITY



Month	Adjusted Scheduled Activity (UDA)	
	2017	2018
April	39	0
May	39	45
June	69	90
July	117	153
August	165	204
September	165	207
October	207	
November	267	
December	291	
January	291	
February	324	
March	324	
April	366	
May	366	
June	366	

QUALITY

	Quantity	Base Number	Contract	AT	Region	England
% of FP17s for the same patient ID Re-attending within 3 months - Children	0	3	0.0%	9.8%	11.2%	11.9%
% of FP17s for the same patient ID Re-attending within 3 months - Adults	1	80	1.3%	15.2%	16.6%	15.9%
% of FP17s for the same patient ID Re-attending between 3 & 9 months - Children	0	3	0.0%	47.7%	47.0%	58.1%
% of FP17s for the same patient ID Re-attending between 3 & 9 months - Adults	0	80	0.0%	38.2%	38.2%	50.6%
% of FP17s for Band 1 Urgent Courses	0	69	0.0%	10.0%	10.6%	9.1%
% of FP17s Relating to Free Repair or Replacements	0	69	0.0%	0.6%	0.6%	0.8%
% of FP17s Relating to Continuations	0	69	0.0%	0.9%	0.8%	1.1%
% of Patients satisfied with the dentistry they have received	1	1	N/A	89.8%	89.2%	91.4%
% of Patients satisfied with the time they had to wait for an appointment	1	1	N/A	86.1%	83.4%	87.7%

* This is based on patients treated on this contract for their most recent course of treatment. Figures in italics indicate the base number of FP17s or Patient Questionnaire responses are less than 100. N/A is shown where the base number of responses is less than 10 during the period. % is calculated as Quantity/Base number*100

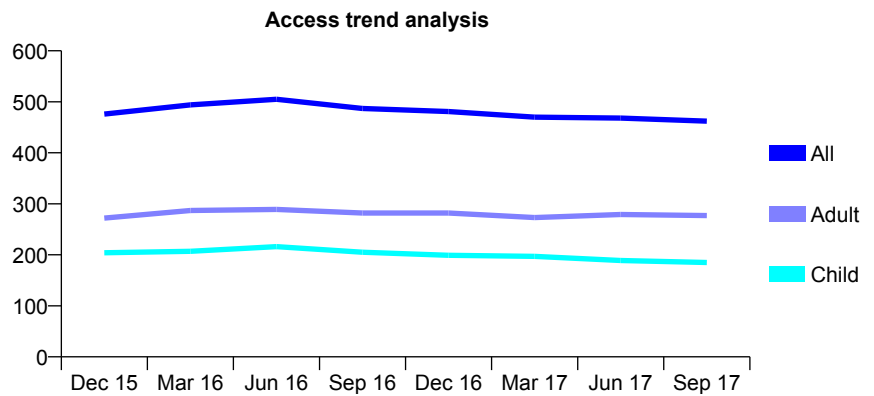
Q63 - Vital Signs At a Glance Contract Report for 164836/0001 - September 2017

Name or company name	Eastleigh Dental Practice
Contract type name	GDS Contract
Purpose of contract	General
Contract start date	10/03/2014
Contract end date	

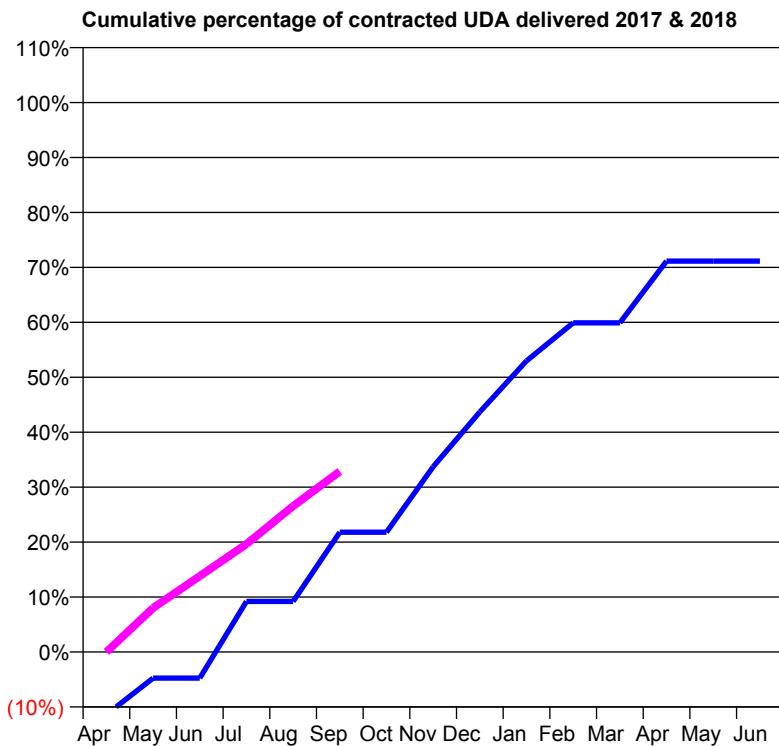
17/18 Contracted general activity (UDA)	1,605
Carry forward general activity (UDA)	0
17/18 Contracted orthodontic activity (UOA)	0
Carry forward orthodontic activity (UOA)	0
Baseline contract value	£34,121.85

ACCESS*

Patients seen in 24 months	Total	Change since previous quarter
Quarter ending September 2016	487	
Quarter ending December 2016	481	↓
Quarter ending March 2017	470	↓
Quarter ending June 2017	468	→
Quarter ending September 2017	462	↓
Variance since September 2016	(5.1%)	↓



ACTIVITY



Adjusted Scheduled Activity (UDA)		
Month	2017	2018
April	-183	0
May	-77	129
June	-77	222
July	148	315
August	148	426
September	350	527
October	350	
November	541	
December	701	
January	850	
February	961	
March	961	
April	1,142	
May	1,142	
June	1,142	

QUALITY

	Quantity	Base Number	Contract	AT	Region	England
% of FP17s for the same patient ID Re-attending within 3 months - Children	15	166	9.0%	9.8%	11.2%	11.9%
% of FP17s for the same patient ID Re-attending within 3 months - Adults	17	197	8.6%	15.2%	16.6%	15.9%
% of FP17s for the same patient ID Re-attending between 3 & 9 months - Children	101	166	60.8%	47.7%	47.0%	58.1%
% of FP17s for the same patient ID Re-attending between 3 & 9 months - Adults	117	197	59.4%	38.2%	38.2%	50.6%
% of FP17s for Band 1 Urgent Courses	7	287	2.4%	10.0%	10.6%	9.1%
% of FP17s Relating to Free Repair or Replacements	0	287	0.0%	0.6%	0.6%	0.8%
% of FP17s Relating to Continuations	2	287	0.7%	0.9%	0.8%	1.1%
% of Patients satisfied with the dentistry they have received	1	1	N/A	89.8%	89.2%	91.4%
% of Patients satisfied with the time they had to wait for an appointment	1	1	N/A	86.1%	83.4%	87.7%

* This is based on patients treated on this contract for their most recent course of treatment. Figures in italics indicate the base number of FP17s or Patient Questionnaire responses are less than 100. N/A is shown where the base number of responses is less than 10 during the period. % is calculated as Quantity/Base number*100

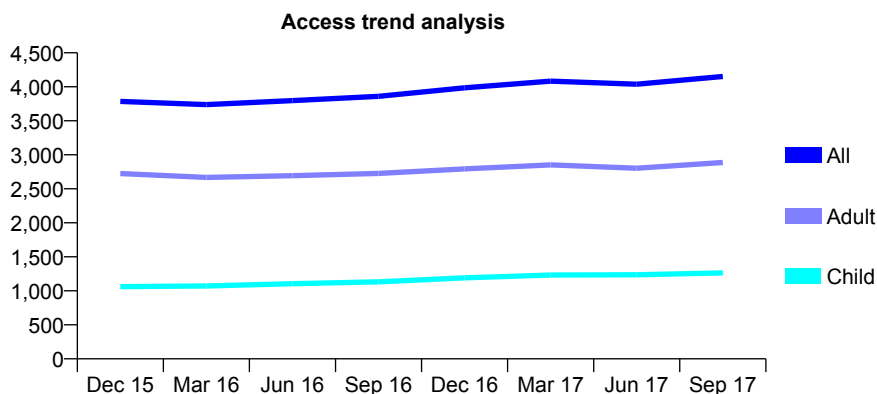
Q63 - Vital Signs At a Glance Contract Report for 164844/0001 - September 2017

Name or company name	Creekside Dental Practice
Contract type name	GDS Contract
Purpose of contract	General
Contract start date	01/04/2008
Contract end date	

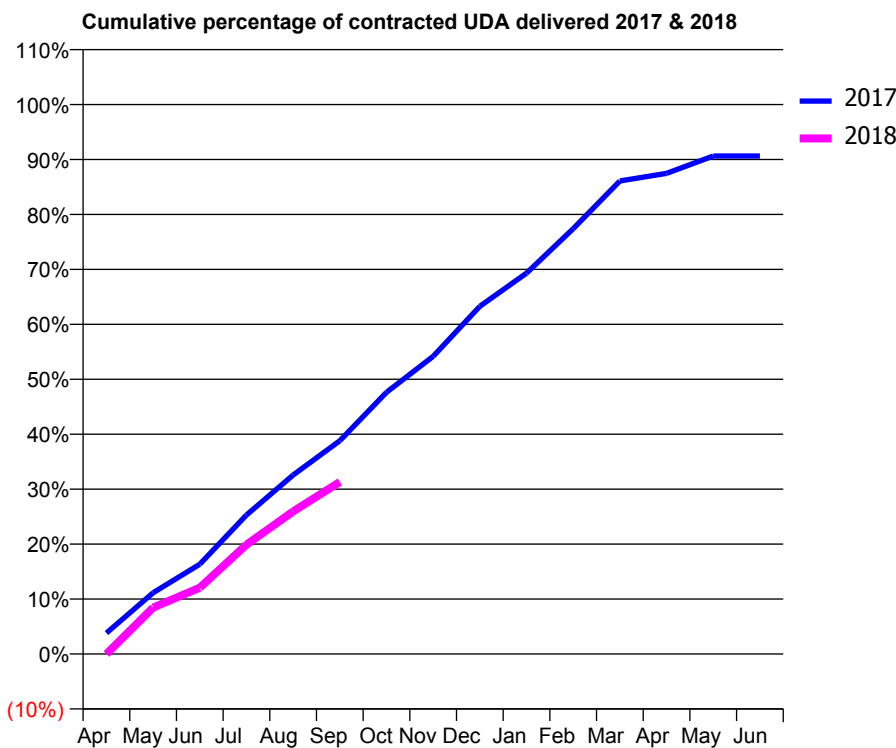
17/18 Contracted general activity (UDA)	20,574
Carry forward general activity (UDA)	0
17/18 Contracted orthodontic activity (UOA)	0
Carry forward orthodontic activity (UOA)	0
Baseline contract value	£579,692.43

ACCESS*

Patients seen in 24 months	Total	Change since previous quarter
Quarter ending September 2016	3,859	
Quarter ending December 2016	3,986	↑
Quarter ending March 2017	4,084	↑
Quarter ending June 2017	4,039	↓
Quarter ending September 2017	4,151	↑
Variance since September 2016	7.6%	↑



ACTIVITY



Month	Adjusted Scheduled Activity (UDA)	
	2017	2018
April	787	0
May	2,296	1,742
June	3,364	2,482
July	5,204	4,097
August	6,705	5,340
September	7,985	6,444
October	9,798	
November	11,146	
December	13,021	
January	14,259	
February	15,925	
March	17,714	
April	17,997	
May	18,647	
June	18,647	

QUALITY

	Quantity	Base Number	Contract	AT	Region	England
% of FP17s for the same patient ID Re-attending within 3 months - Children	54	724	7.5%	9.8%	11.2%	11.9%
% of FP17s for the same patient ID Re-attending within 3 months - Adults	213	1,358	15.7%	15.2%	16.6%	15.9%
% of FP17s for the same patient ID Re-attending between 3 & 9 months - Children	371	724	51.2%	47.7%	47.0%	58.1%
% of FP17s for the same patient ID Re-attending between 3 & 9 months - Adults	539	1,358	39.7%	38.2%	38.2%	50.6%
% of FP17s for Band 1 Urgent Courses	127	1,877	6.8%	10.0%	10.6%	9.1%
% of FP17s Relating to Free Repair or Replacements	11	1,877	0.6%	0.6%	0.6%	0.8%
% of FP17s Relating to Continuations	51	1,877	2.7%	0.9%	0.8%	1.1%
% of Patients satisfied with the dentistry they have received	3	3	N/A	89.8%	89.2%	91.4%
% of Patients satisfied with the time they had to wait for an appointment	2	3	N/A	86.1%	83.4%	87.7%

* This is based on patients treated on this contract for their most recent course of treatment. Figures in italics indicate the base number of FP17s or Patient Questionnaire responses are less than 100. N/A is shown where the base number of responses is less than 10 during the period. % is calculated as Quantity/Base number*100

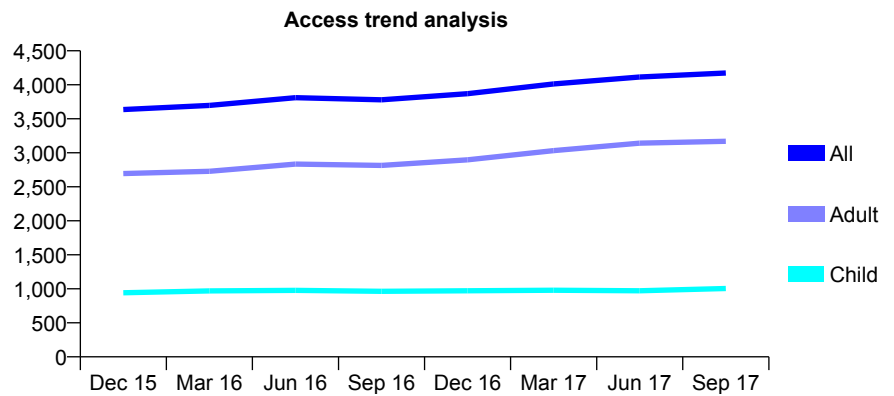
Q63 - Vital Signs At a Glance Contract Report for 166634/0001 - September 2017

Name or company name	Lancaster House Dental Practice
Contract type name	Pilot Contract
Purpose of contract	General and Orthodontic
Contract start date	01/04/2006
Contract end date	

17/18 Contracted general activity (UDA)	14,290
Carry forward general activity (UDA)	0
17/18 Contracted orthodontic activity (UOA)	224
Carry forward orthodontic activity (UOA)	0
Baseline contract value	£392,377.46

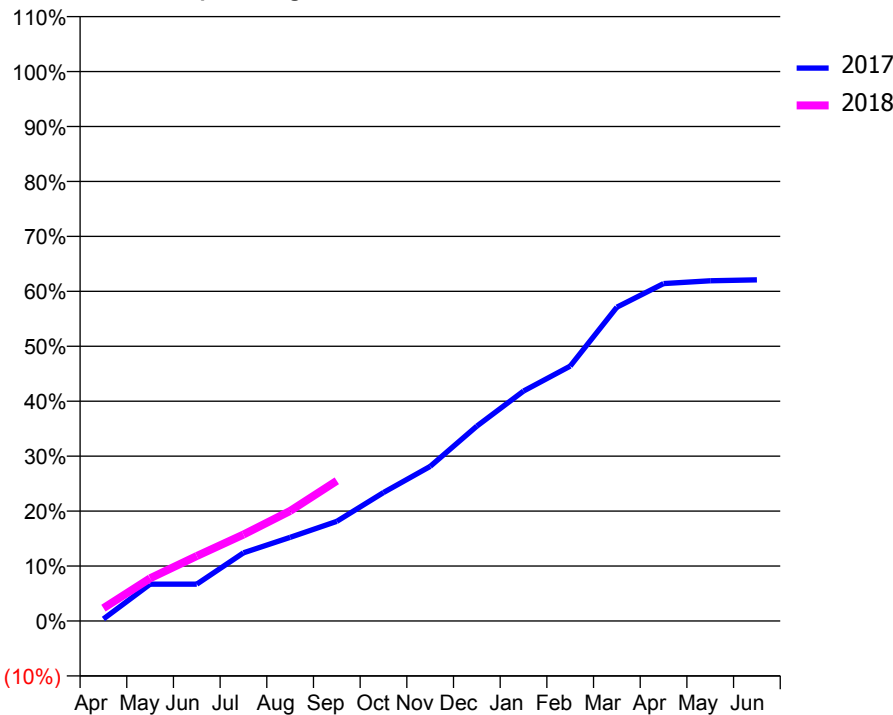
ACCESS*

Patients seen in 24 months	Total	Change since previous quarter
Quarter ending September 2016	3,779	
Quarter ending December 2016	3,870	↑
Quarter ending March 2017	4,012	↑
Quarter ending June 2017	4,115	↑
Quarter ending September 2017	4,174	→
Variance since September 2016	10.5%	↑



ACTIVITY

Cumulative percentage of contracted UDA delivered 2017 & 2018



Month	Adjusted Scheduled Activity (UDA)	
	2017	2018
April	54	336
May	960	1,110
June	960	1,691
July	1,774	2,249
August	2,175	2,861
September	2,592	3,647
October	3,340	
November	4,020	
December	5,068	
January	5,981	
February	6,629	
March	8,160	
April	8,775	
May	8,847	
June	8,873	

QUALITY

	Quantity	Base Number	Contract	AT	Region	England
% of FP17s for the same patient ID Re-attending within 3 months - Children	30	640	4.7%	9.8%	11.2%	11.9%
% of FP17s for the same patient ID Re-attending within 3 months - Adults	259	1,616	16.0%	15.2%	16.6%	15.9%
% of FP17s for the same patient ID Re-attending between 3 & 9 months - Children	248	640	38.8%	47.7%	47.0%	58.1%
% of FP17s for the same patient ID Re-attending between 3 & 9 months - Adults	371	1,616	23.0%	38.2%	38.2%	50.6%
% of FP17s for Band 1 Urgent Courses	308	1,820	16.9%	10.0%	10.6%	9.1%
% of FP17s Relating to Free Repair or Replacements	1	1,820	0.1%	0.6%	0.6%	0.8%
% of FP17s Relating to Continuations	6	1,820	0.3%	0.9%	0.8%	1.1%
% of Patients satisfied with the dentistry they have received	2	3	N/A	89.8%	89.2%	91.4%
% of Patients satisfied with the time they had to wait for an appointment	2	3	N/A	86.1%	83.4%	87.7%

* This is based on patients treated on this contract for their most recent course of treatment. Figures in italics indicate the base number of FP17s or Patient Questionnaire responses are less than 100. N/A is shown where the base number of responses is less than 10 during the period. % is calculated as Quantity/Base number*100

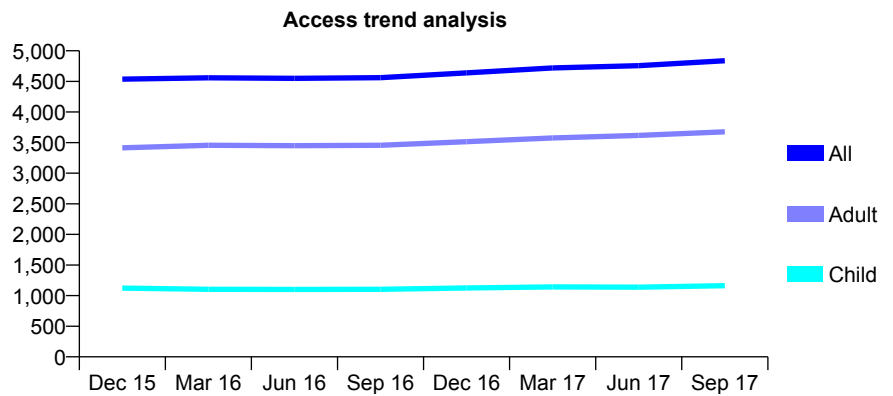
Q63 - Vital Signs At a Glance Contract Report for 167517/0001 - September 2017

Name or company name	HB Dental Practice Limited
Contract type name	GDS Contract
Purpose of contract	General
Contract start date	01/11/2009
Contract end date	

17/18 Contracted general activity (UDA)	20,586
Carry forward general activity (UDA)	0
17/18 Contracted orthodontic activity (UOA)	0
Carry forward orthodontic activity (UOA)	0
Baseline contract value	£491,947.24

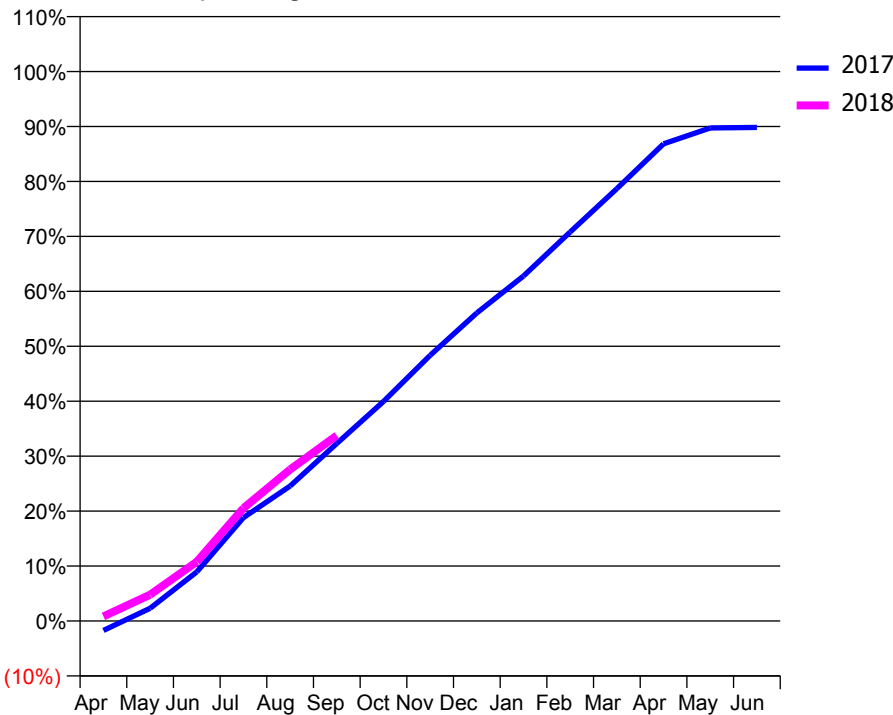
ACCESS*

Patients seen in 24 months	Total	Change since previous quarter
Quarter ending September 2016	4,560	
Quarter ending December 2016	4,640	→
Quarter ending March 2017	4,720	→
Quarter ending June 2017	4,757	→
Quarter ending September 2017	4,838	→
Variance since September 2016	6.1%	↑



ACTIVITY

Cumulative percentage of contracted UDA delivered 2017 & 2018



Month	Adjusted Scheduled Activity (UDA)	
	2017	2018
April	-359	171
May	479	985
June	1,841	2,222
July	3,875	4,228
August	5,056	5,679
September	6,652	6,950
October	8,224	
November	9,956	
December	11,543	
January	12,924	
February	14,574	
March	16,196	
April	17,878	
May	18,471	
June	18,489	

QUALITY

	Quantity	Base Number	Contract	AT	Region	England
% of FP17s for the same patient ID Re-attending within 3 months - Children	36	712	5.1%	9.8%	11.2%	11.9%
% of FP17s for the same patient ID Re-attending within 3 months - Adults	316	2,201	14.4%	15.2%	16.6%	15.9%
% of FP17s for the same patient ID Re-attending between 3 & 9 months - Children	305	712	42.8%	47.7%	47.0%	58.1%
% of FP17s for the same patient ID Re-attending between 3 & 9 months - Adults	913	2,201	41.5%	38.2%	38.2%	50.6%
% of FP17s for Band 1 Urgent Courses	207	2,267	9.1%	10.0%	10.6%	9.1%
% of FP17s Relating to Free Repair or Replacements	37	2,267	1.6%	0.6%	0.6%	0.8%
% of FP17s Relating to Continuations	39	2,267	1.7%	0.9%	0.8%	1.1%
% of Patients satisfied with the dentistry they have received	8	9	N/A	89.8%	89.2%	91.4%
% of Patients satisfied with the time they had to wait for an appointment	9	9	N/A	86.1%	83.4%	87.7%

* This is based on patients treated on this contract for their most recent course of treatment. Figures in italics indicate the base number of FP17s or Patient Questionnaire responses are less than 100. N/A is shown where the base number of responses is less than 10 during the period. % is calculated as Quantity/Base number*100

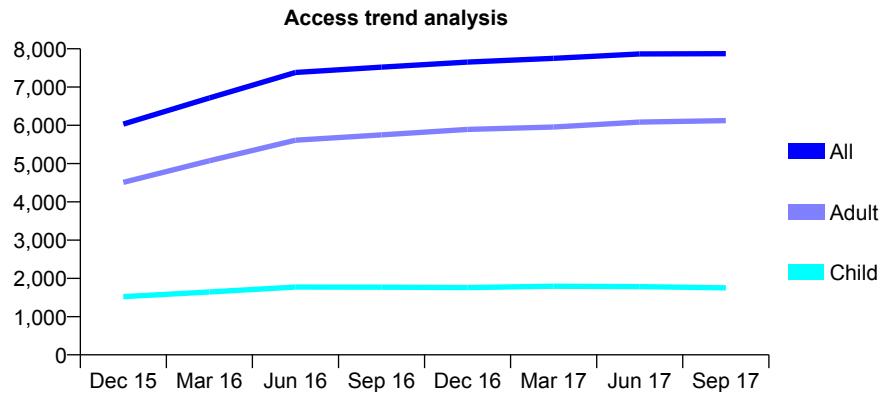
Q63 - Vital Signs At a Glance Contract Report for 168408/0001 - September 2017

Name or company name	Brixton Hill Dental Practice
Contract type name	GDS Contract
Purpose of contract	General
Contract start date	01/07/2014
Contract end date	

17/18 Contracted general activity (UDA)	35,407
Carry forward general activity (UDA)	0
17/18 Contracted orthodontic activity (UOA)	0
Carry forward orthodontic activity (UOA)	0
Baseline contract value	£1,164,831.65

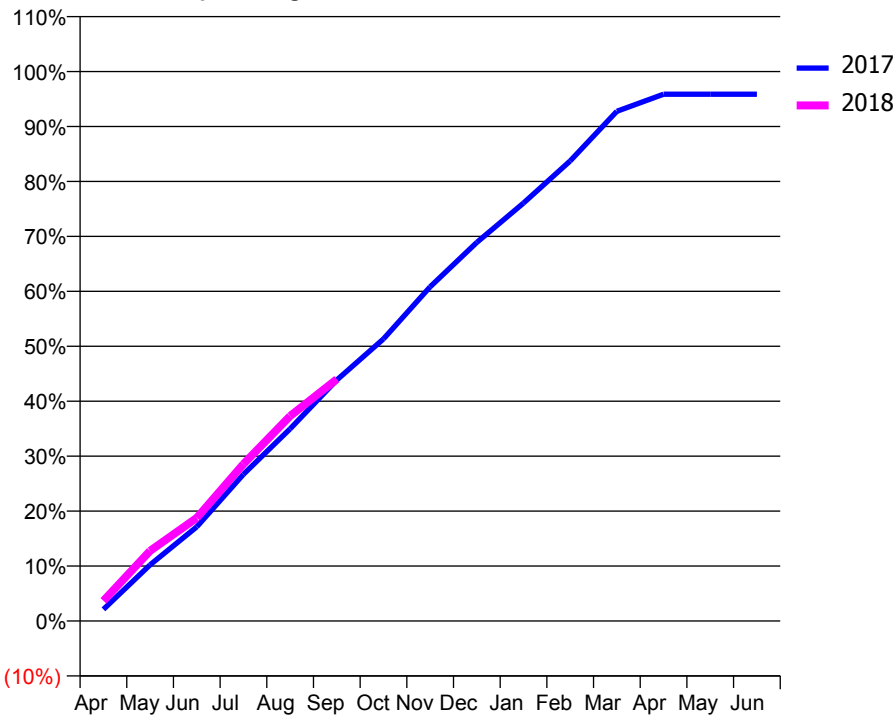
ACCESS*

Patients seen in 24 months	Total	Change since previous quarter
Quarter ending September 2016	7,520	
Quarter ending December 2016	7,653	→
Quarter ending March 2017	7,750	→
Quarter ending June 2017	7,865	→
Quarter ending September 2017	7,874	→
Variance since September 2016	4.7%	↑



ACTIVITY

Cumulative percentage of contracted UDA delivered 2017 & 2018



Month	Adjusted Scheduled Activity (UDA)	
	2017	2018
April	755	1,302
May	3,623	4,524
June	6,074	6,645
July	9,454	10,118
August	12,387	13,208
September	15,533	15,579
October	18,181	
November	21,534	
December	24,400	
January	26,931	
February	29,646	
March	32,848	
April	33,940	
May	33,940	
June	33,940	

QUALITY

	Quantity	Base Number	Contract	AT	Region	England
% of FP17s for the same patient ID Re-attending within 3 months - Children	62	995	6.2%	9.8%	11.2%	11.9%
% of FP17s for the same patient ID Re-attending within 3 months - Adults	251	2,928	8.6%	15.2%	16.6%	15.9%
% of FP17s for the same patient ID Re-attending between 3 & 9 months - Children	441	995	44.3%	47.7%	47.0%	58.1%
% of FP17s for the same patient ID Re-attending between 3 & 9 months - Adults	951	2,928	32.5%	38.2%	38.2%	50.6%
% of FP17s for Band 1 Urgent Courses	260	3,669	7.1%	10.0%	10.6%	9.1%
% of FP17s Relating to Free Repair or Replacements	6	3,669	0.2%	0.6%	0.6%	0.8%
% of FP17s Relating to Continuations	51	3,669	1.4%	0.9%	0.8%	1.1%
% of Patients satisfied with the dentistry they have received	7	7	N/A	89.8%	89.2%	91.4%
% of Patients satisfied with the time they had to wait for an appointment	7	7	N/A	86.1%	83.4%	87.7%

* This is based on patients treated on this contract for their most recent course of treatment. Figures in italics indicate the base number of FP17s or Patient Questionnaire responses are less than 100. N/A is shown where the base number of responses is less than 10 during the period. % is calculated as Quantity/Base number*100

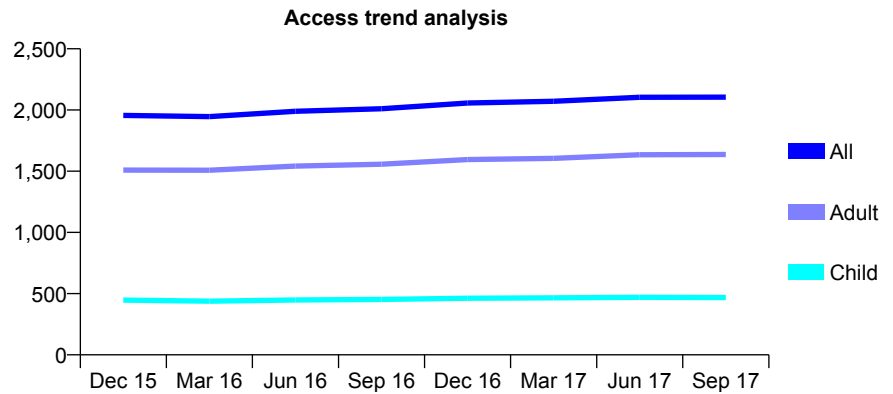
Q63 - Vital Signs At a Glance Contract Report for 168955/0001 - September 2017

Name or company name	Tolworth Rise Practice
Contract type name	GDS Contract
Purpose of contract	General
Contract start date	01/04/2009
Contract end date	

17/18 Contracted general activity (UDA)	6,000
Carry forward general activity (UDA)	-36
17/18 Contracted orthodontic activity (UOA)	0
Carry forward orthodontic activity (UOA)	0
Baseline contract value	£136,501.13

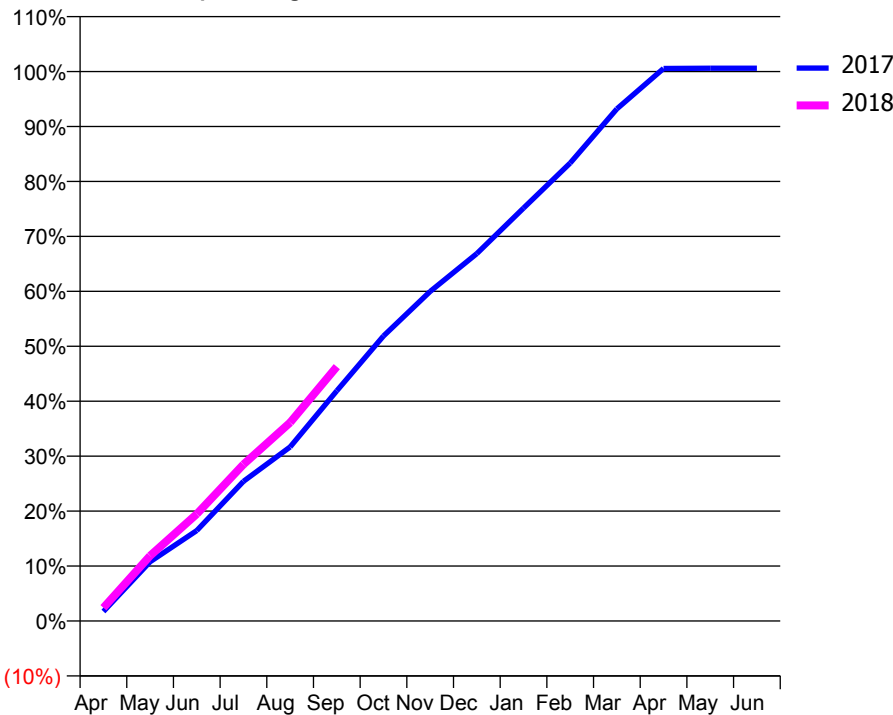
ACCESS*

Patients seen in 24 months	Total	Change since previous quarter
Quarter ending September 2016	2,010	
Quarter ending December 2016	2,057	↑
Quarter ending March 2017	2,071	→
Quarter ending June 2017	2,104	→
Quarter ending September 2017	2,105	→
Variance since September 2016	4.7%	↑



ACTIVITY

Cumulative percentage of contracted UDA delivered 2017 & 2018



Month	Adjusted Scheduled Activity (UDA)	
	2017	2018
April	105	144
May	648	713
June	988	1,168
July	1,525	1,710
August	1,901	2,167
September	2,514	2,778
October	3,112	
November	3,599	
December	4,012	
January	4,508	
February	5,000	
March	5,591	
April	6,034	
May	6,036	
June	6,036	

QUALITY

	Quantity	Base Number	Contract	AT	Region	England
% of FP17s for the same patient ID Re-attending within 3 months - Children	28	359	7.8%	9.8%	11.2%	11.9%
% of FP17s for the same patient ID Re-attending within 3 months - Adults	159	1,301	12.2%	15.2%	16.6%	15.9%
% of FP17s for the same patient ID Re-attending between 3 & 9 months - Children	226	359	63.0%	47.7%	47.0%	58.1%
% of FP17s for the same patient ID Re-attending between 3 & 9 months - Adults	828	1,301	63.6%	38.2%	38.2%	50.6%
% of FP17s for Band 1 Urgent Courses	53	1,442	3.7%	10.0%	10.6%	9.1%
% of FP17s Relating to Free Repair or Replacements	9	1,442	0.6%	0.6%	0.6%	0.8%
% of FP17s Relating to Continuations	28	1,442	1.9%	0.9%	0.8%	1.1%
% of Patients satisfied with the dentistry they have received	4	4	N/A	89.8%	89.2%	91.4%
% of Patients satisfied with the time they had to wait for an appointment	4	4	N/A	86.1%	83.4%	87.7%

* This is based on patients treated on this contract for their most recent course of treatment. Figures in italics indicate the base number of FP17s or Patient Questionnaire responses are less than 100. N/A is shown where the base number of responses is less than 10 during the period. % is calculated as Quantity/Base number*100

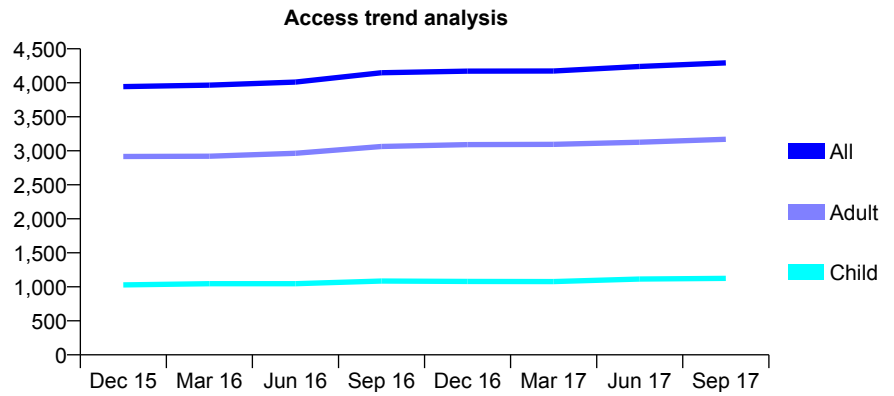
Q63 - Vital Signs At a Glance Contract Report for 170267/0001 - September 2017

Name or company name	Ramani Dental Practice
Contract type name	GDS Contract
Purpose of contract	General
Contract start date	01/04/2006
Contract end date	

17/18 Contracted general activity (UDA)	10,000
Carry forward general activity (UDA)	-75
17/18 Contracted orthodontic activity (UOA)	0
Carry forward orthodontic activity (UOA)	0
Baseline contract value	£261,026.26

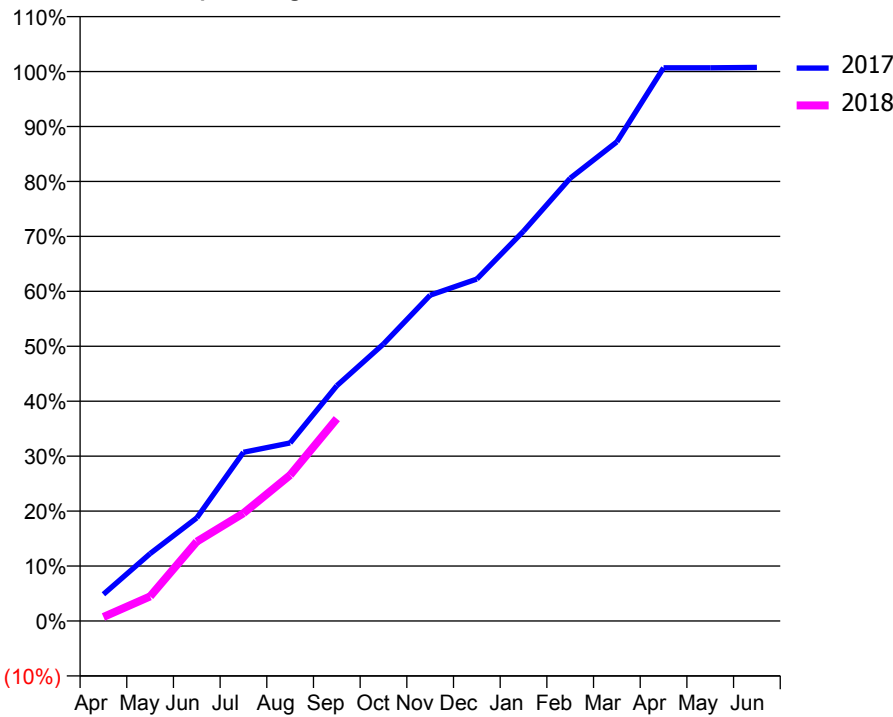
ACCESS*

Patients seen in 24 months	Total	Change since previous quarter
Quarter ending September 2016	4,149	
Quarter ending December 2016	4,171	→
Quarter ending March 2017	4,174	→
Quarter ending June 2017	4,241	→
Quarter ending September 2017	4,294	→
Variance since September 2016	3.5%	↑



ACTIVITY

Cumulative percentage of contracted UDA delivered 2017 & 2018



Month	Adjusted Scheduled Activity (UDA)	
	2017	2018
April	486	75
May	1,226	449
June	1,878	1,446
July	3,070	1,962
August	3,242	2,657
September	4,283	3,684
October	5,042	
November	5,931	
December	6,223	
January	7,095	
February	8,059	
March	8,720	
April	10,067	
May	10,067	
June	10,075	

QUALITY

	Quantity	Base Number	Contract	AT	Region	England
% of FP17s for the same patient ID Re-attending within 3 months - Children	51	722	7.1%	9.8%	11.2%	11.9%
% of FP17s for the same patient ID Re-attending within 3 months - Adults	239	1,820	13.1%	15.2%	16.6%	15.9%
% of FP17s for the same patient ID Re-attending between 3 & 9 months - Children	305	722	42.2%	47.7%	47.0%	58.1%
% of FP17s for the same patient ID Re-attending between 3 & 9 months - Adults	640	1,820	35.2%	38.2%	38.2%	50.6%
% of FP17s for Band 1 Urgent Courses	213	1,687	12.6%	10.0%	10.6%	9.1%
% of FP17s Relating to Free Repair or Replacements	21	1,687	1.2%	0.6%	0.6%	0.8%
% of FP17s Relating to Continuations	8	1,687	0.5%	0.9%	0.8%	1.1%
% of Patients satisfied with the dentistry they have received	6	7	N/A	89.8%	89.2%	91.4%
% of Patients satisfied with the time they had to wait for an appointment	6	7	N/A	86.1%	83.4%	87.7%

* This is based on patients treated on this contract for their most recent course of treatment. Figures in italics indicate the base number of FP17s or Patient Questionnaire responses are less than 100. N/A is shown where the base number of responses is less than 10 during the period. % is calculated as Quantity/Base number*100

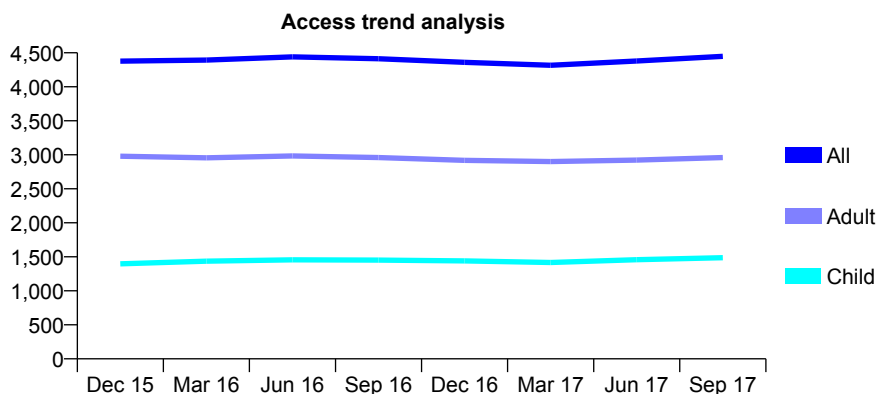
Q63 - Vital Signs At a Glance Contract Report for 170453/0001 - September 2017

Name or company name	The Lacey Dental Practice Partnership.
Contract type name	GDS Contract
Purpose of contract	General
Contract start date	01/06/2012
Contract end date	

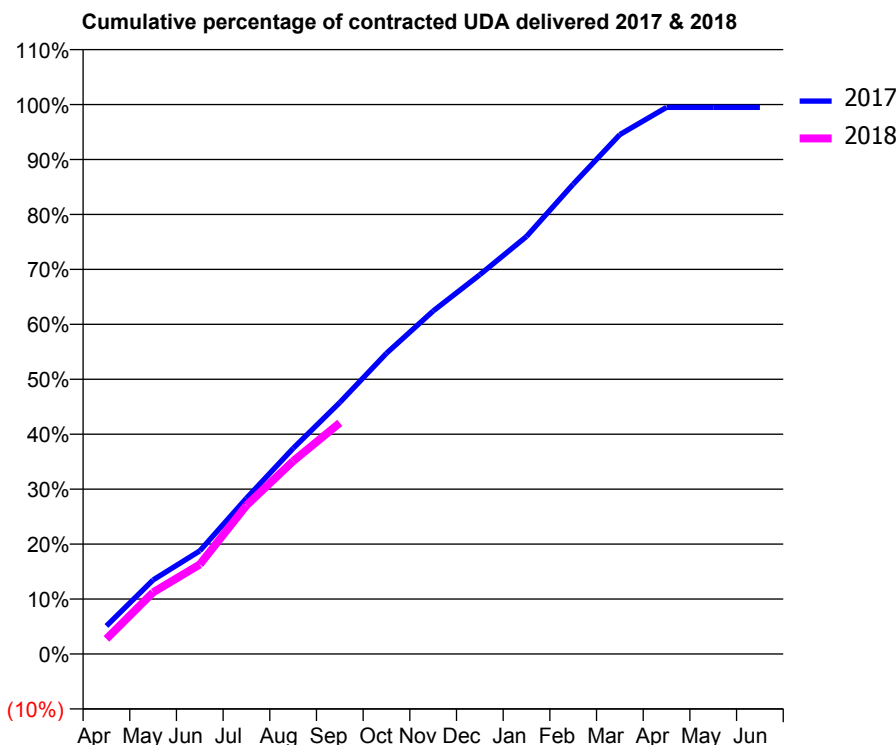
17/18 Contracted general activity (UDA)	13,310
Carry forward general activity (UDA)	68
17/18 Contracted orthodontic activity (UOA)	0
Carry forward orthodontic activity (UOA)	0
Baseline contract value	£432,019.82

ACCESS*

Patients seen in 24 months	Total	Change since previous quarter
Quarter ending September 2016	4,412	
Quarter ending December 2016	4,359	↓
Quarter ending March 2017	4,317	→
Quarter ending June 2017	4,380	→
Quarter ending September 2017	4,448	→
Variance since September 2016	0.8%	→



ACTIVITY



Month	Adjusted Scheduled Activity (UDA)	
	2017	2018
April	678	365
May	1,795	1,493
June	2,498	2,167
July	3,774	3,598
August	4,983	4,673
September	6,093	5,598
October	7,285	
November	8,310	
December	9,187	
January	10,113	
February	11,381	
March	12,582	
April	13,242	
May	13,242	
June	13,242	

QUALITY

	Quantity	Base Number	Contract	AT	Region	England
% of FP17s for the same patient ID Re-attending within 3 months - Children	49	903	5.4%	9.8%	11.2%	11.9%
% of FP17s for the same patient ID Re-attending within 3 months - Adults	217	1,472	14.7%	15.2%	16.6%	15.9%
% of FP17s for the same patient ID Re-attending between 3 & 9 months - Children	368	903	40.8%	47.7%	47.0%	58.1%
% of FP17s for the same patient ID Re-attending between 3 & 9 months - Adults	507	1,472	34.4%	38.2%	38.2%	50.6%
% of FP17s for Band 1 Urgent Courses	208	2,156	9.6%	10.0%	10.6%	9.1%
% of FP17s Relating to Free Repair or Replacements	2	2,156	0.1%	0.6%	0.6%	0.8%
% of FP17s Relating to Continuations	34	2,156	1.6%	0.9%	0.8%	1.1%
% of Patients satisfied with the dentistry they have received	2	3	N/A	89.8%	89.2%	91.4%
% of Patients satisfied with the time they had to wait for an appointment	1	3	N/A	86.1%	83.4%	87.7%

* This is based on patients treated on this contract for their most recent course of treatment. Figures in italics indicate the base number of FP17s or Patient Questionnaire responses are less than 100. N/A is shown where the base number of responses is less than 10 during the period. % is calculated as Quantity/Base number*100

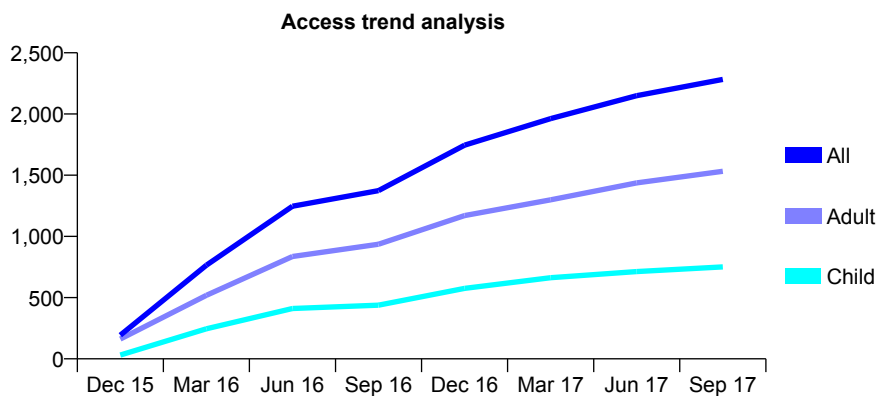
Q63 - Vital Signs At a Glance Contract Report for 170763/0001 - September 2017

Name or company name	MR R MAYOR
Contract type name	GDS Contract
Purpose of contract	General
Contract start date	01/12/2015
Contract end date	

17/18 Contracted general activity (UDA)	10,000
Carry forward general activity (UDA)	0
17/18 Contracted orthodontic activity (UOA)	0
Carry forward orthodontic activity (UOA)	0
Baseline contract value	£259,959.25

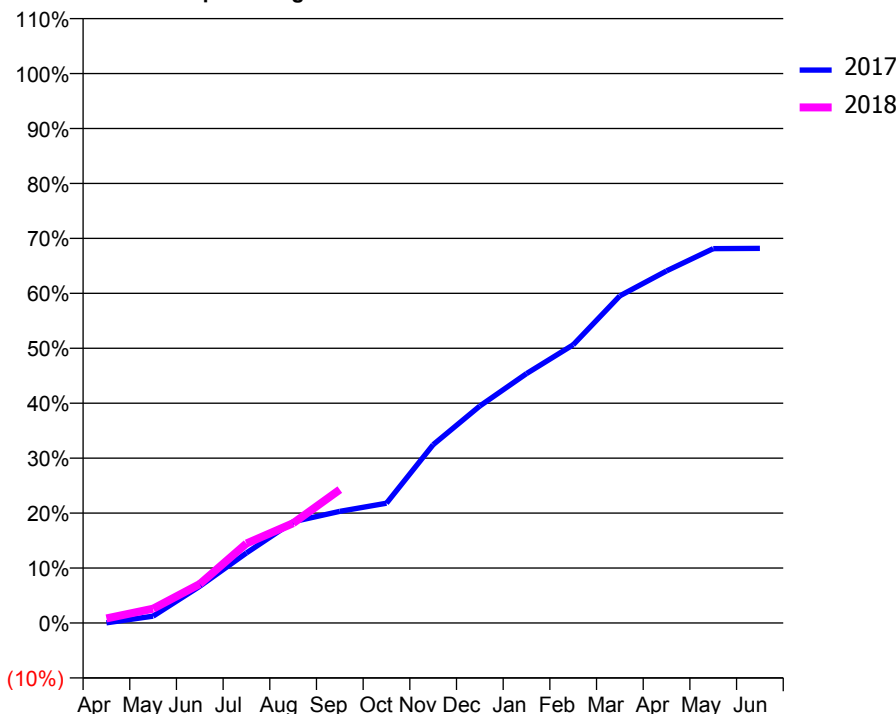
ACCESS*

Patients seen in 24 months	Total	Change since previous quarter
Quarter ending September 2016	1,374	
Quarter ending December 2016	1,746	↑
Quarter ending March 2017	1,962	↑
Quarter ending June 2017	2,150	↑
Quarter ending September 2017	2,283	↑
Variance since September 2016	66.2%	↑



ACTIVITY

Cumulative percentage of contracted UDA delivered 2017 & 2018



Adjusted Scheduled Activity (UDA)

Month	2017	2018
April	4	83
May	126	261
June	670	710
July	1,275	1,448
August	1,842	1,816
September	2,031	2,429
October	2,180	
November	3,247	
December	3,950	
January	4,539	
February	5,063	
March	5,953	
April	6,407	
May	6,812	
June	6,818	

QUALITY

	Quantity	Base Number	Contract	AT	Region	England
% of FP17s for the same patient ID Re-attending within 3 months - Children	25	382	6.5%	9.8%	11.2%	11.9%
% of FP17s for the same patient ID Re-attending within 3 months - Adults	87	727	12.0%	15.2%	16.6%	15.9%
% of FP17s for the same patient ID Re-attending between 3 & 9 months - Children	103	382	27.0%	47.7%	47.0%	58.1%
% of FP17s for the same patient ID Re-attending between 3 & 9 months - Adults	228	727	31.4%	38.2%	38.2%	50.6%
% of FP17s for Band 1 Urgent Courses	58	895	6.5%	10.0%	10.6%	9.1%
% of FP17s Relating to Free Repair or Replacements	29	895	3.2%	0.6%	0.6%	0.8%
% of FP17s Relating to Continuations	2	895	0.2%	0.9%	0.8%	1.1%
% of Patients satisfied with the dentistry they have received	2	3	N/A	89.8%	89.2%	91.4%
% of Patients satisfied with the time they had to wait for an appointment	1	3	N/A	86.1%	83.4%	87.7%

* This is based on patients treated on this contract for their most recent course of treatment. Figures in italics indicate the base number of FP17s or Patient Questionnaire responses are less than 100. N/A is shown where the base number of responses is less than 10 during the period. % is calculated as Quantity/Base number*100

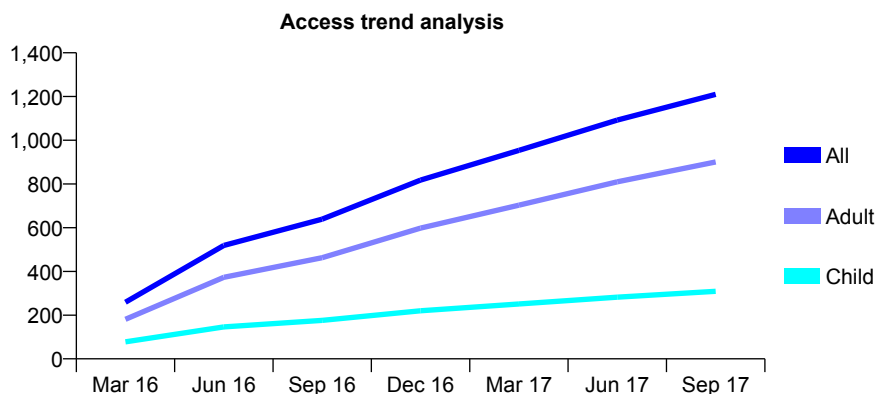
Q63 - Vital Signs At a Glance Contract Report for 170763/0002 - September 2017

Name or company name	MR R MAYOR
Contract type name	GDS Contract
Purpose of contract	General
Contract start date	01/12/2015
Contract end date	

17/18 Contracted general activity (UDA)	3,099
Carry forward general activity (UDA)	0
17/18 Contracted orthodontic activity (UOA)	0
Carry forward orthodontic activity (UOA)	0
Baseline contract value	£80,561.37

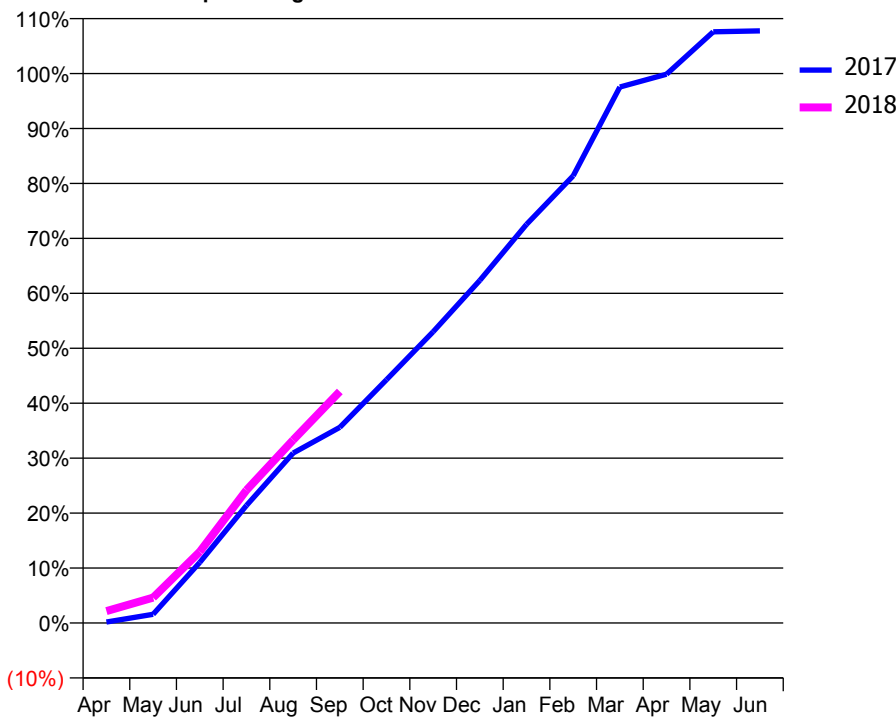
ACCESS*

Patients seen in 24 months	Total	Change since previous quarter
Quarter ending September 2016	639	
Quarter ending December 2016	818	↑
Quarter ending March 2017	954	↑
Quarter ending June 2017	1,092	↑
Quarter ending September 2017	1,210	↑
Variance since September 2016	89.4%	↑



ACTIVITY

Cumulative percentage of contracted UDA delivered 2017 & 2018



Month	Adjusted Scheduled Activity (UDA)	
	2017	2018
April	6	67
May	50	143
June	342	402
July	663	750
August	958	1,032
September	1,103	1,306
October	1,372	
November	1,643	
December	1,933	
January	2,248	
February	2,522	
March	3,023	
April	3,095	
May	3,334	
June	3,339	

QUALITY

	Quantity	Base Number	Contract	AT	Region	England
% of FP17s for the same patient ID Re-attending within 3 months - Children	3	144	2.1%	9.8%	11.2%	11.9%
% of FP17s for the same patient ID Re-attending within 3 months - Adults	42	442	9.5%	15.2%	16.6%	15.9%
% of FP17s for the same patient ID Re-attending between 3 & 9 months - Children	45	144	31.3%	47.7%	47.0%	58.1%
% of FP17s for the same patient ID Re-attending between 3 & 9 months - Adults	123	442	27.8%	38.2%	38.2%	50.6%
% of FP17s for Band 1 Urgent Courses	21	512	4.1%	10.0%	10.6%	9.1%
% of FP17s Relating to Free Repair or Replacements	9	512	1.8%	0.6%	0.6%	0.8%
% of FP17s Relating to Continuations	0	512	0.0%	0.9%	0.8%	1.1%
% of Patients satisfied with the dentistry they have received	1	1	N/A	89.8%	89.2%	91.4%
% of Patients satisfied with the time they had to wait for an appointment	1	1	N/A	86.1%	83.4%	87.7%

* This is based on patients treated on this contract for their most recent course of treatment. Figures in italics indicate the base number of FP17s or Patient Questionnaire responses are less than 100. N/A is shown where the base number of responses is less than 10 during the period. % is calculated as Quantity/Base number*100

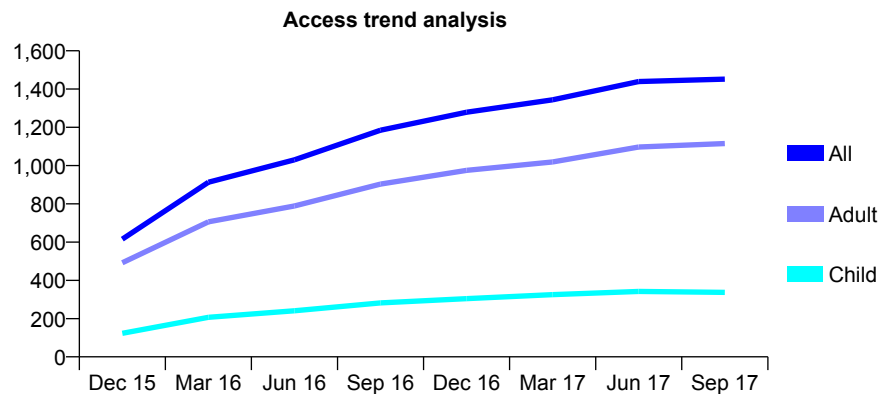
Q63 - Vital Signs At a Glance Contract Report for 170798/0001 - September 2017

Name or company name	Mrs S Patel
Contract type name	GDS Contract
Purpose of contract	General
Contract start date	01/08/2015
Contract end date	

17/18 Contracted general activity (UDA)	3,534
Carry forward general activity (UDA)	0
17/18 Contracted orthodontic activity (UOA)	0
Carry forward orthodontic activity (UOA)	0
Baseline contract value	£88,521.28

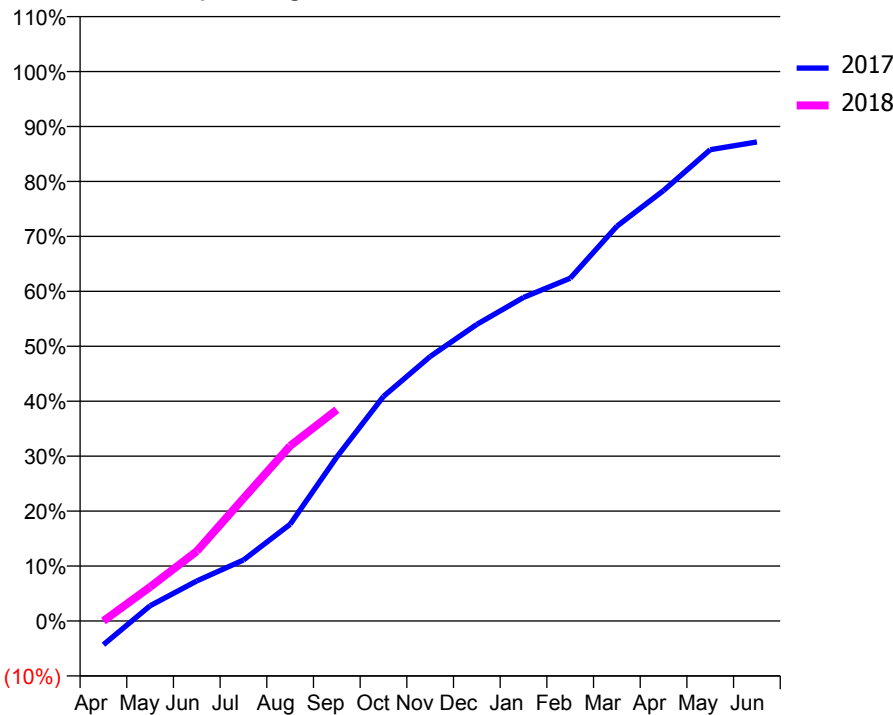
ACCESS*

Patients seen in 24 months	Total	Change since previous quarter
Quarter ending September 2016	1,185	
Quarter ending December 2016	1,279	↑
Quarter ending March 2017	1,344	↑
Quarter ending June 2017	1,439	↑
Quarter ending September 2017	1,452	→
Variance since September 2016	22.5%	↑



ACTIVITY

Cumulative percentage of contracted UDA delivered 2017 & 2018



Month	Adjusted Scheduled Activity (UDA)	
	2017	2018
April	-153	0
May	98	219
June	258	449
July	392	788
August	622	1,127
September	1,055	1,359
October	1,445	
November	1,701	
December	1,907	
January	2,081	
February	2,204	
March	2,539	
April	2,769	
May	3,031	
June	3,081	

QUALITY

	Quantity	Base Number	Contract	AT	Region	England
% of FP17s for the same patient ID Re-attending within 3 months - Children	4	195	2.1%	9.8%	11.2%	11.9%
% of FP17s for the same patient ID Re-attending within 3 months - Adults	33	629	5.2%	15.2%	16.6%	15.9%
% of FP17s for the same patient ID Re-attending between 3 & 9 months - Children	98	195	50.3%	47.7%	47.0%	58.1%
% of FP17s for the same patient ID Re-attending between 3 & 9 months - Adults	288	629	45.8%	38.2%	38.2%	50.6%
% of FP17s for Band 1 Urgent Courses	18	557	3.2%	10.0%	10.6%	9.1%
% of FP17s Relating to Free Repair or Replacements	1	557	0.2%	0.6%	0.6%	0.8%
% of FP17s Relating to Continuations	1	557	0.2%	0.9%	0.8%	1.1%
% of Patients satisfied with the dentistry they have received	5	5	N/A	89.8%	89.2%	91.4%
% of Patients satisfied with the time they had to wait for an appointment	5	5	N/A	86.1%	83.4%	87.7%

* This is based on patients treated on this contract for their most recent course of treatment. Figures in italics indicate the base number of FP17s or Patient Questionnaire responses are less than 100. N/A is shown where the base number of responses is less than 10 during the period. % is calculated as Quantity/Base number*100

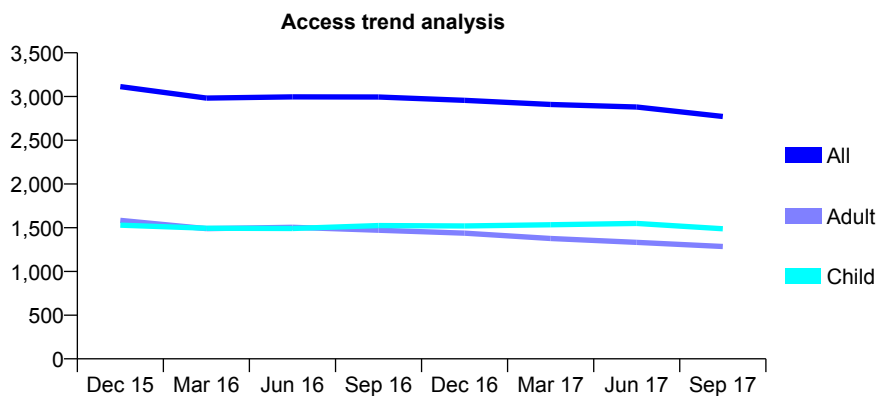
Q63 - Vital Signs At a Glance Contract Report for 170933/0001 - September 2017

Name or company name	Clock Tower Dental
Contract type name	GDS Contract
Purpose of contract	General
Contract start date	01/04/2011
Contract end date	

17/18 Contracted general activity (UDA)	7,449
Carry forward general activity (UDA)	0
17/18 Contracted orthodontic activity (UOA)	0
Carry forward orthodontic activity (UOA)	0
Baseline contract value	£179,362.05

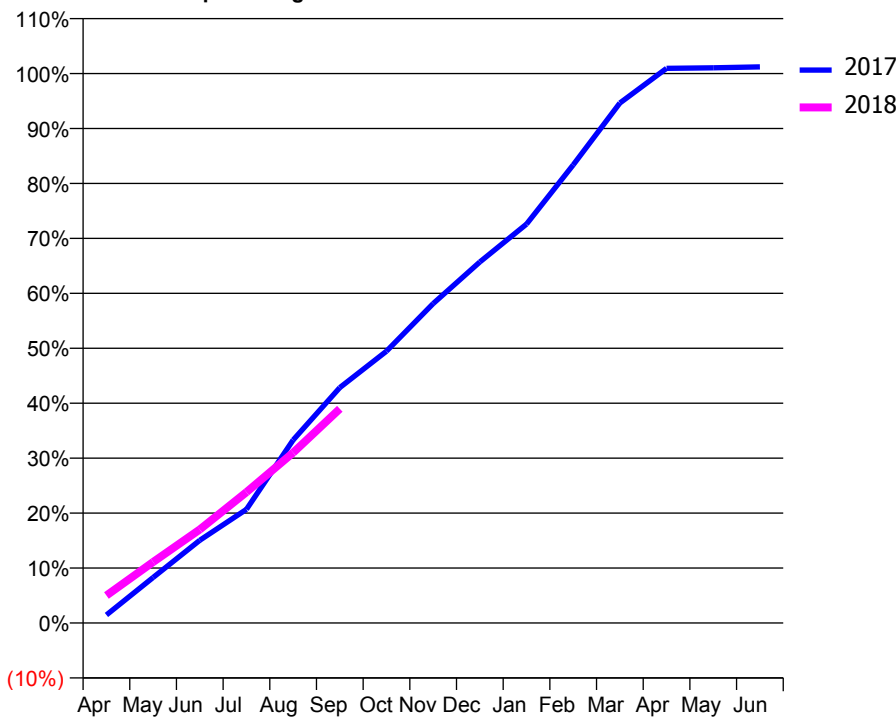
ACCESS*

Patients seen in 24 months	Total	Change since previous quarter
Quarter ending September 2016	2,995	
Quarter ending December 2016	2,956	↓
Quarter ending March 2017	2,909	↓
Quarter ending June 2017	2,880	→
Quarter ending September 2017	2,772	↓
Variance since September 2016	(7.4%)	↓



ACTIVITY

Cumulative percentage of contracted UDA delivered 2017 & 2018



Adjusted Scheduled Activity (UDA)

Month	2017	2018
April	110	373
May	617	826
June	1,122	1,269
July	1,542	1,774
August	2,480	2,309
September	3,191	2,904
October	3,684	
November	4,330	
December	4,894	
January	5,407	
February	6,211	
March	7,049	
April	7,518	
May	7,525	
June	7,538	

QUALITY

	Quantity	Base Number	Contract	AT	Region	England
% of FP17s for the same patient ID Re-attending within 3 months - Children	79	1,002	7.9%	9.8%	11.2%	11.9%
% of FP17s for the same patient ID Re-attending within 3 months - Adults	147	733	20.1%	15.2%	16.6%	15.9%
% of FP17s for the same patient ID Re-attending between 3 & 9 months - Children	562	1,002	56.1%	47.7%	47.0%	58.1%
% of FP17s for the same patient ID Re-attending between 3 & 9 months - Adults	226	733	30.8%	38.2%	38.2%	50.6%
% of FP17s for Band 1 Urgent Courses	121	1,495	8.1%	10.0%	10.6%	9.1%
% of FP17s Relating to Free Repair or Replacements	1	1,495	0.1%	0.6%	0.6%	0.8%
% of FP17s Relating to Continuations	1	1,495	0.1%	0.9%	0.8%	1.1%
% of Patients satisfied with the dentistry they have received	0	0	N/A	89.8%	89.2%	91.4%
% of Patients satisfied with the time they had to wait for an appointment	0	0	N/A	86.1%	83.4%	87.7%

* This is based on patients treated on this contract for their most recent course of treatment. Figures in italics indicate the base number of FP17s or Patient Questionnaire responses are less than 100. N/A is shown where the base number of responses is less than 10 during the period. % is calculated as Quantity/Base number*100

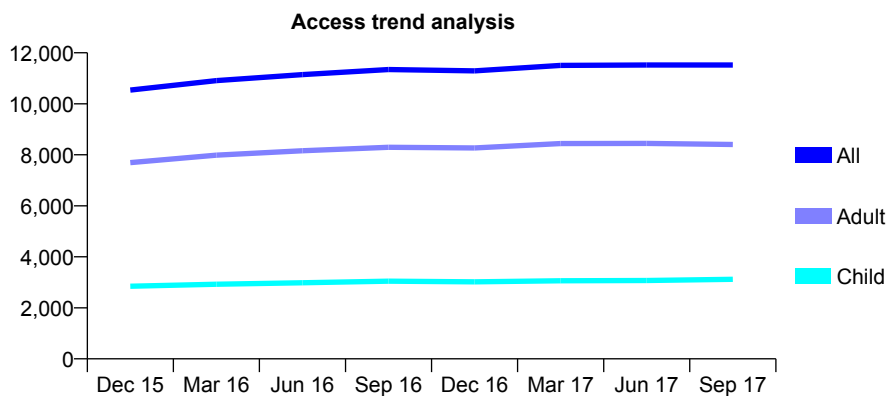
Q63 - Vital Signs At a Glance Contract Report for 171662/0001 - September 2017

Name or company name	Mr R Cutts & Miss A Patel
Contract type name	GDS Contract
Purpose of contract	General
Contract start date	01/04/2010
Contract end date	

17/18 Contracted general activity (UDA)	23,250
Carry forward general activity (UDA)	-334
17/18 Contracted orthodontic activity (UOA)	0
Carry forward orthodontic activity (UOA)	0
Baseline contract value	£650,409.74

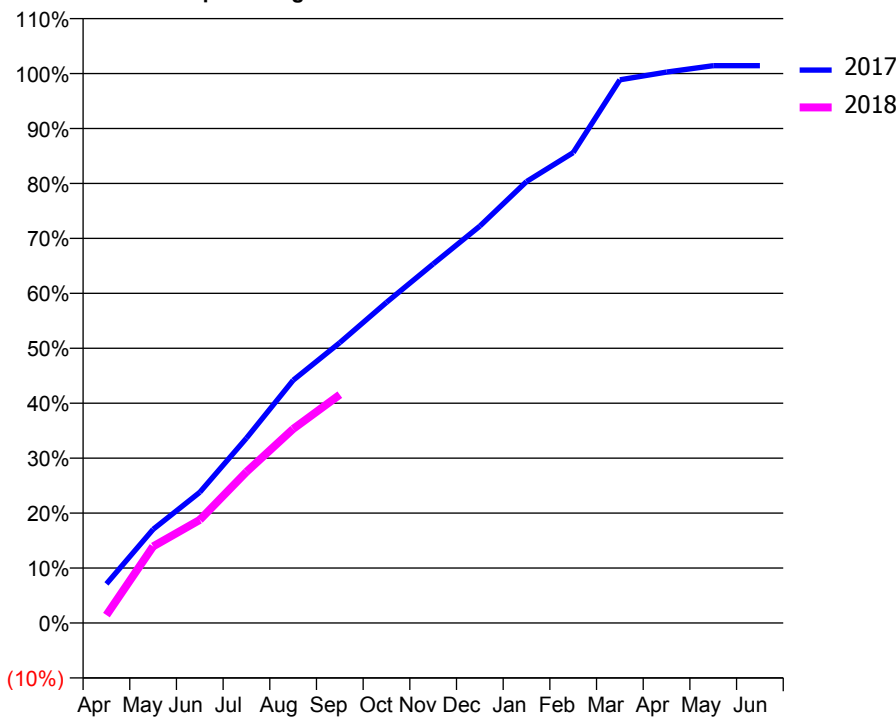
ACCESS*

Patients seen in 24 months	Total	Change since previous quarter
Quarter ending September 2016	11,343	
Quarter ending December 2016	11,290	→
Quarter ending March 2017	11,506	→
Quarter ending June 2017	11,520	→
Quarter ending September 2017	11,521	→
Variance since September 2016	1.6%	→



ACTIVITY

Cumulative percentage of contracted UDA delivered 2017 & 2018



Month	Adjusted Scheduled Activity (UDA)	
	2017	2018
April	1,656	334
May	3,964	3,241
June	5,533	4,363
July	7,824	6,394
August	10,272	8,210
September	11,862	9,662
October	13,567	
November	15,194	
December	16,795	
January	18,676	
February	19,900	
March	22,981	
April	23,312	
May	23,584	
June	23,584	

QUALITY

	Quantity	Base Number	Contract	AT	Region	England
% of FP17s for the same patient ID Re-attending within 3 months - Children	103	2,087	4.9%	9.8%	11.2%	11.9%
% of FP17s for the same patient ID Re-attending within 3 months - Adults	383	4,210	9.1%	15.2%	16.6%	15.9%
% of FP17s for the same patient ID Re-attending between 3 & 9 months - Children	1,279	2,087	61.3%	47.7%	47.0%	58.1%
% of FP17s for the same patient ID Re-attending between 3 & 9 months - Adults	1,996	4,210	47.4%	38.2%	38.2%	50.6%
% of FP17s for Band 1 Urgent Courses	363	5,500	6.6%	10.0%	10.6%	9.1%
% of FP17s Relating to Free Repair or Replacements	6	5,500	0.1%	0.6%	0.6%	0.8%
% of FP17s Relating to Continuations	1	5,500	0.0%	0.9%	0.8%	1.1%
% of Patients satisfied with the dentistry they have received	13	16	81.3%	89.8%	89.2%	91.4%
% of Patients satisfied with the time they had to wait for an appointment	13	16	81.3%	86.1%	83.4%	87.7%

* This is based on patients treated on this contract for their most recent course of treatment. Figures in italics indicate the base number of FP17s or Patient Questionnaire responses are less than 100. N/A is shown where the base number of responses is less than 10 during the period. % is calculated as Quantity/Base number*100

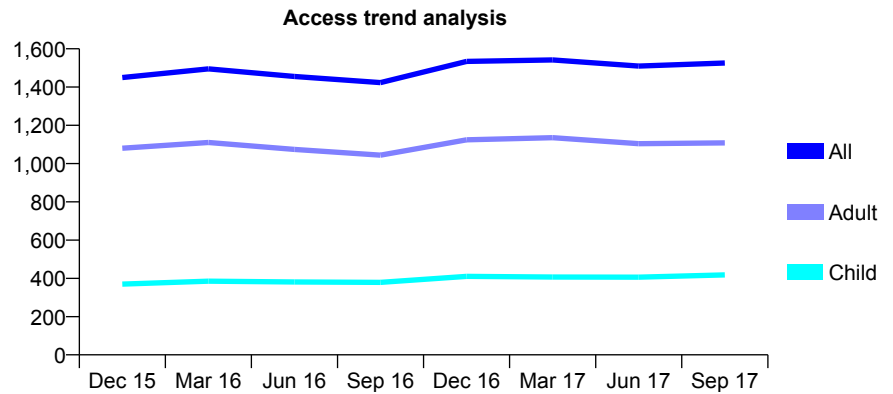
Q63 - Vital Signs At a Glance Contract Report for 171735/0001 - September 2017

Name or company name	SNS Dental Practice
Contract type name	GDS Contract
Purpose of contract	General
Contract start date	01/09/2008
Contract end date	

17/18 Contracted general activity (UDA)	5,500
Carry forward general activity (UDA)	54
17/18 Contracted orthodontic activity (UOA)	0
Carry forward orthodontic activity (UOA)	0
Baseline contract value	£188,304.76

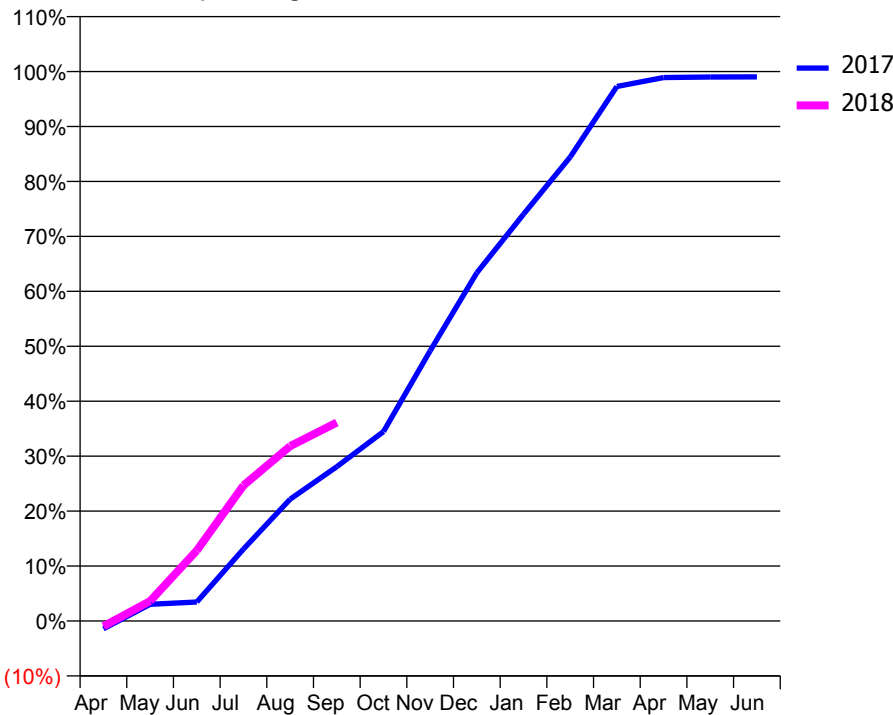
ACCESS*

Patients seen in 24 months	Total	Change since previous quarter
Quarter ending September 2016	1,423	
Quarter ending December 2016	1,534	↑
Quarter ending March 2017	1,542	→
Quarter ending June 2017	1,510	↓
Quarter ending September 2017	1,526	→
Variance since September 2016	7.2%	↑



ACTIVITY

Cumulative percentage of contracted UDA delivered 2017 & 2018



Month	Adjusted Scheduled Activity (UDA)	
	2017	2018
April	-80	-54
May	168	199
June	190	705
July	720	1,356
August	1,219	1,750
September	1,545	1,986
October	1,896	
November	2,705	
December	3,486	
January	4,071	
February	4,644	
March	5,350	
April	5,440	
May	5,444	
June	5,446	

QUALITY

	Quantity	Base Number	Contract	AT	Region	England
% of FP17s for the same patient ID Re-attending within 3 months - Children	20	207	9.7%	9.8%	11.2%	11.9%
% of FP17s for the same patient ID Re-attending within 3 months - Adults	154	640	24.1%	15.2%	16.6%	15.9%
% of FP17s for the same patient ID Re-attending between 3 & 9 months - Children	73	207	35.3%	47.7%	47.0%	58.1%
% of FP17s for the same patient ID Re-attending between 3 & 9 months - Adults	242	640	37.8%	38.2%	38.2%	50.6%
% of FP17s for Band 1 Urgent Courses	162	802	20.2%	10.0%	10.6%	9.1%
% of FP17s Relating to Free Repair or Replacements	6	802	0.7%	0.6%	0.6%	0.8%
% of FP17s Relating to Continuations	0	802	0.0%	0.9%	0.8%	1.1%
% of Patients satisfied with the dentistry they have received	2	2	N/A	89.8%	89.2%	91.4%
% of Patients satisfied with the time they had to wait for an appointment	1	2	N/A	86.1%	83.4%	87.7%

* This is based on patients treated on this contract for their most recent course of treatment. Figures in italics indicate the base number of FP17s or Patient Questionnaire responses are less than 100. N/A is shown where the base number of responses is less than 10 during the period. % is calculated as Quantity/Base number*100

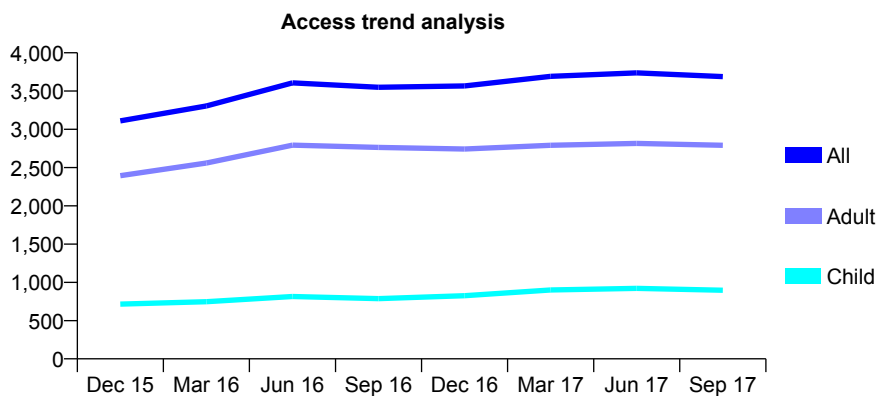
Q63 - Vital Signs At a Glance Contract Report for 171832/0001 - September 2017

Name or company name	Mazdak Eyrumlu and Azad Eyrumlu
Contract type name	GDS Contract
Purpose of contract	General
Contract start date	01/06/2014
Contract end date	

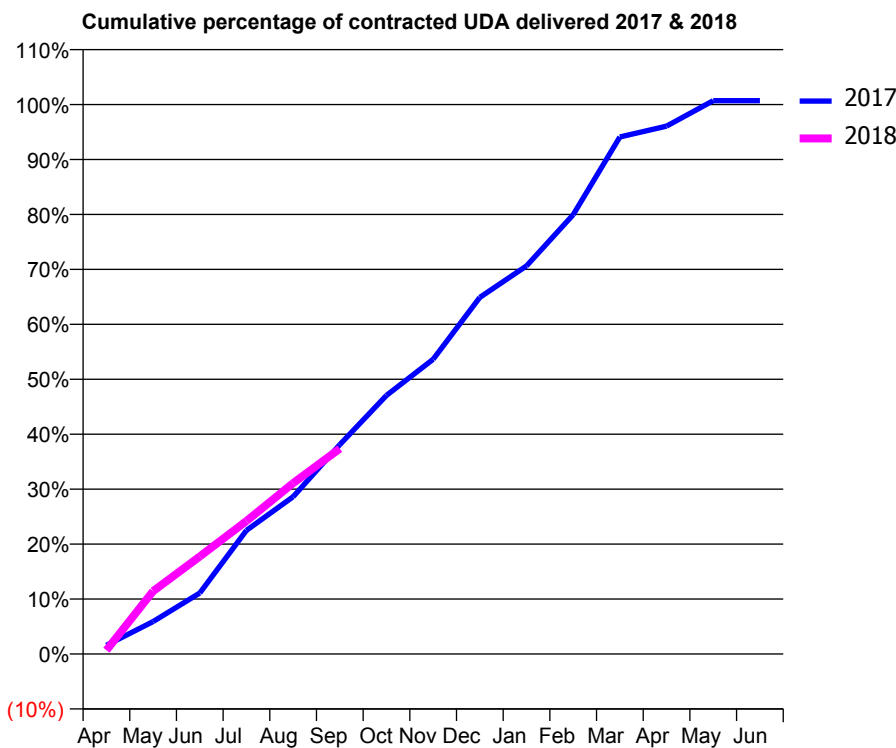
17/18 Contracted general activity (UDA)	16,550
Carry forward general activity (UDA)	-115
17/18 Contracted orthodontic activity (UOA)	0
Carry forward orthodontic activity (UOA)	0
Baseline contract value	£524,346.08

ACCESS*

Patients seen in 24 months	Total	Change since previous quarter
Quarter ending September 2016	3,550	
Quarter ending December 2016	3,567	→
Quarter ending March 2017	3,692	↑
Quarter ending June 2017	3,737	→
Quarter ending September 2017	3,689	↓
Variance since September 2016	3.9%	↑



ACTIVITY



Month	Adjusted Scheduled Activity (UDA)	
	2017	2018
April	262	115
May	979	1,895
June	1,836	2,936
July	3,724	4,004
August	4,738	5,147
September	6,306	6,188
October	7,791	
November	8,876	
December	10,741	
January	11,689	
February	13,229	
March	15,571	
April	15,900	
May	16,665	
June	16,665	

QUALITY

	Quantity	Base Number	Contract	AT	Region	England
% of FP17s for the same patient ID Re-attending within 3 months - Children	30	467	6.4%	9.8%	11.2%	11.9%
% of FP17s for the same patient ID Re-attending within 3 months - Adults	194	1,328	14.6%	15.2%	16.6%	15.9%
% of FP17s for the same patient ID Re-attending between 3 & 9 months - Children	181	467	38.8%	47.7%	47.0%	58.1%
% of FP17s for the same patient ID Re-attending between 3 & 9 months - Adults	401	1,328	30.2%	38.2%	38.2%	50.6%
% of FP17s for Band 1 Urgent Courses	279	1,578	17.7%	10.0%	10.6%	9.1%
% of FP17s Relating to Free Repair or Replacements	4	1,578	0.3%	0.6%	0.6%	0.8%
% of FP17s Relating to Continuations	29	1,578	1.8%	0.9%	0.8%	1.1%
% of Patients satisfied with the dentistry they have received	2	4	N/A	89.8%	89.2%	91.4%
% of Patients satisfied with the time they had to wait for an appointment	0	4	N/A	86.1%	83.4%	87.7%

* This is based on patients treated on this contract for their most recent course of treatment. Figures in italics indicate the base number of FP17s or Patient Questionnaire responses are less than 100. N/A is shown where the base number of responses is less than 10 during the period. % is calculated as Quantity/Base number*100

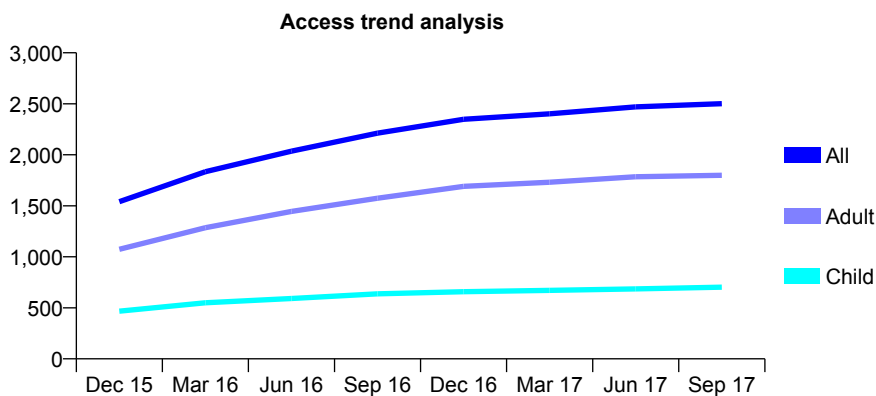
Q63 - Vital Signs At a Glance Contract Report for 171883/0001 - September 2017

Name or company name	Preventive Dental Practice
Contract type name	GDS Contract
Purpose of contract	General
Contract start date	01/11/2014
Contract end date	

17/18 Contracted general activity (UDA)	10,832
Carry forward general activity (UDA)	0
17/18 Contracted orthodontic activity (UOA)	0
Carry forward orthodontic activity (UOA)	0
Baseline contract value	£271,089.72

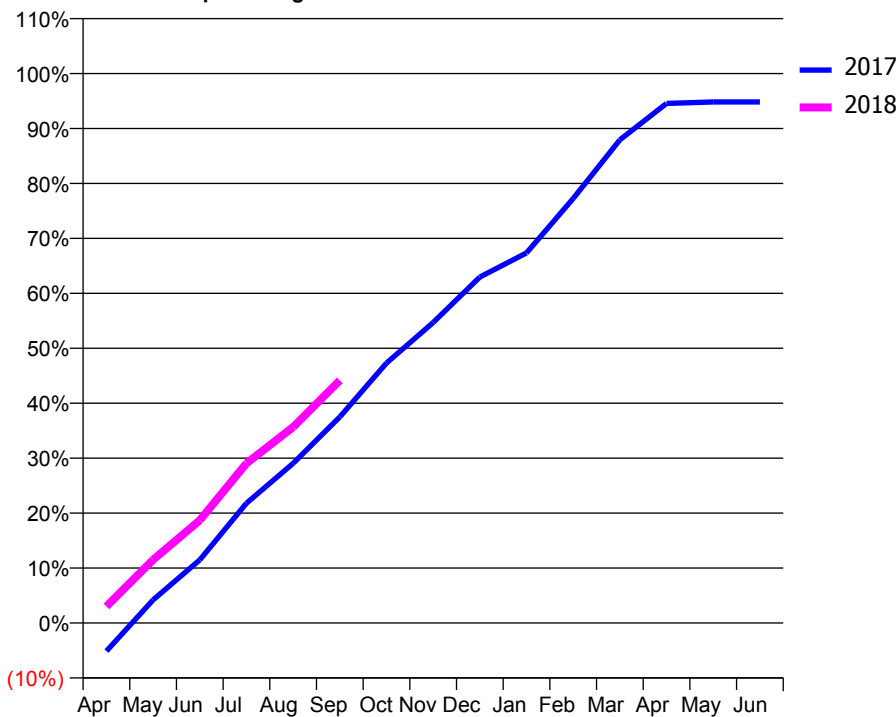
ACCESS*

Patients seen in 24 months	Total	Change since previous quarter
Quarter ending September 2016	2,212	
Quarter ending December 2016	2,349	↑
Quarter ending March 2017	2,402	↑
Quarter ending June 2017	2,470	↑
Quarter ending September 2017	2,501	→
Variance since September 2016	13.1%	↑



ACTIVITY

Cumulative percentage of contracted UDA delivered 2017 & 2018



Month	Adjusted Scheduled Activity (UDA)	
	2017	2018
April	-557	328
May	455	1,246
June	1,246	2,025
July	2,362	3,149
August	3,148	3,862
September	4,062	4,782
October	5,126	
November	5,924	
December	6,820	
January	7,296	
February	8,368	
March	9,526	
April	10,242	
May	10,272	
June	10,272	

QUALITY

	Quantity	Base Number	Contract	AT	Region	England
% of FP17s for the same patient ID Re-attending within 3 months - Children	25	457	5.5%	9.8%	11.2%	11.9%
% of FP17s for the same patient ID Re-attending within 3 months - Adults	68	934	7.3%	15.2%	16.6%	15.9%
% of FP17s for the same patient ID Re-attending between 3 & 9 months - Children	184	457	40.3%	47.7%	47.0%	58.1%
% of FP17s for the same patient ID Re-attending between 3 & 9 months - Adults	380	934	40.7%	38.2%	38.2%	50.6%
% of FP17s for Band 1 Urgent Courses	24	1,256	1.9%	10.0%	10.6%	9.1%
% of FP17s Relating to Free Repair or Replacements	3	1,256	0.2%	0.6%	0.6%	0.8%
% of FP17s Relating to Continuations	10	1,256	0.8%	0.9%	0.8%	1.1%
% of Patients satisfied with the dentistry they have received	2	3	N/A	89.8%	89.2%	91.4%
% of Patients satisfied with the time they had to wait for an appointment	3	3	N/A	86.1%	83.4%	87.7%

* This is based on patients treated on this contract for their most recent course of treatment. Figures in italics indicate the base number of FP17s or Patient Questionnaire responses are less than 100. N/A is shown where the base number of responses is less than 10 during the period. % is calculated as Quantity/Base number*100

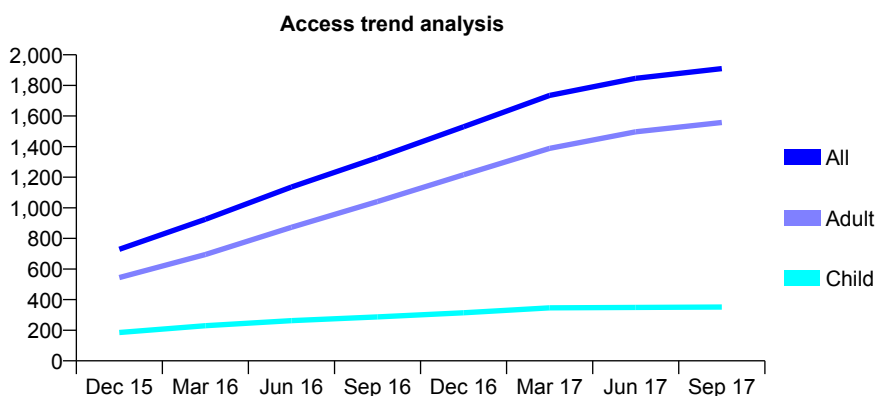
Q63 - Vital Signs At a Glance Contract Report for 173703/0001 - September 2017

Name or company name	Surrey Quays Dental Practice
Contract type name	GDS Contract
Purpose of contract	General
Contract start date	01/04/2015
Contract end date	

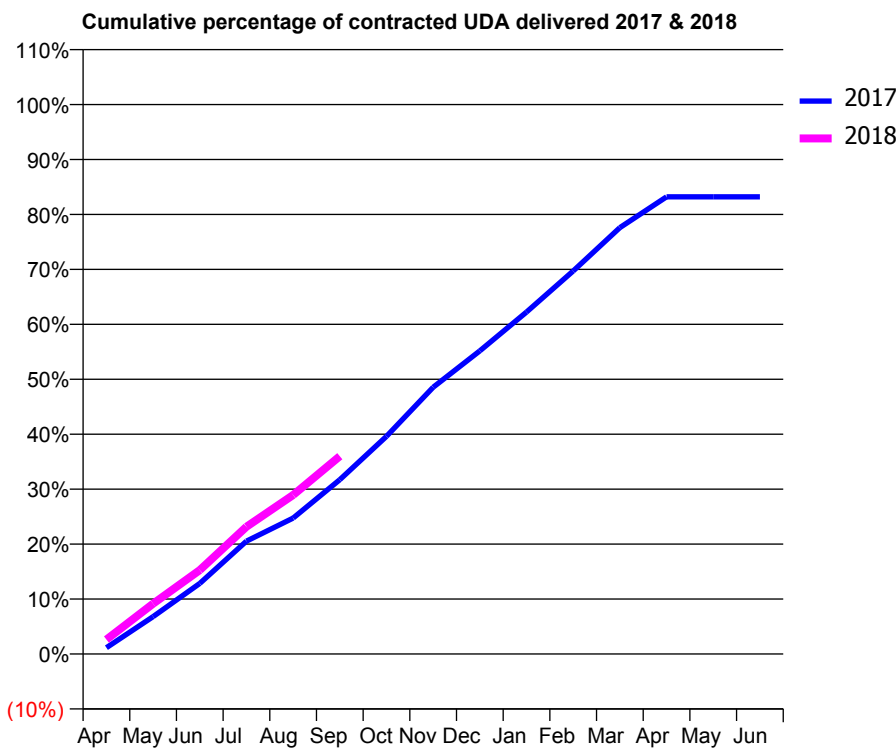
17/18 Contracted general activity (UDA)	8,533
Carry forward general activity (UDA)	0
17/18 Contracted orthodontic activity (UOA)	0
Carry forward orthodontic activity (UOA)	0
Baseline contract value	£218,995.73

ACCESS*

Patients seen in 24 months	Total	Change since previous quarter
Quarter ending September 2016	1,328	
Quarter ending December 2016	1,530	↑
Quarter ending March 2017	1,735	↑
Quarter ending June 2017	1,846	↑
Quarter ending September 2017	1,910	↑
Variance since September 2016	43.8%	↑



ACTIVITY



Month	Adjusted Scheduled Activity (UDA)	
	2017	2018
April	99	224
May	580	782
June	1,096	1,303
July	1,754	1,976
August	2,110	2,468
September	2,708	3,072
October	3,380	
November	4,143	
December	4,707	
January	5,310	
February	5,949	
March	6,621	
April	7,100	
May	7,100	
June	7,100	

QUALITY

	Quantity	Base Number	Contract	AT	Region	England
% of FP17s for the same patient ID Re-attending within 3 months - Children	14	185	7.6%	9.8%	11.2%	11.9%
% of FP17s for the same patient ID Re-attending within 3 months - Adults	100	791	12.6%	15.2%	16.6%	15.9%
% of FP17s for the same patient ID Re-attending between 3 & 9 months - Children	78	185	42.2%	47.7%	47.0%	58.1%
% of FP17s for the same patient ID Re-attending between 3 & 9 months - Adults	215	791	27.2%	38.2%	38.2%	50.6%
% of FP17s for Band 1 Urgent Courses	118	866	13.6%	10.0%	10.6%	9.1%
% of FP17s Relating to Free Repair or Replacements	12	866	1.4%	0.6%	0.6%	0.8%
% of FP17s Relating to Continuations	13	866	1.5%	0.9%	0.8%	1.1%
% of Patients satisfied with the dentistry they have received	1	1	N/A	89.8%	89.2%	91.4%
% of Patients satisfied with the time they had to wait for an appointment	1	1	N/A	86.1%	83.4%	87.7%

* This is based on patients treated on this contract for their most recent course of treatment. Figures in italics indicate the base number of FP17s or Patient Questionnaire responses are less than 100. N/A is shown where the base number of responses is less than 10 during the period. % is calculated as Quantity/Base number*100

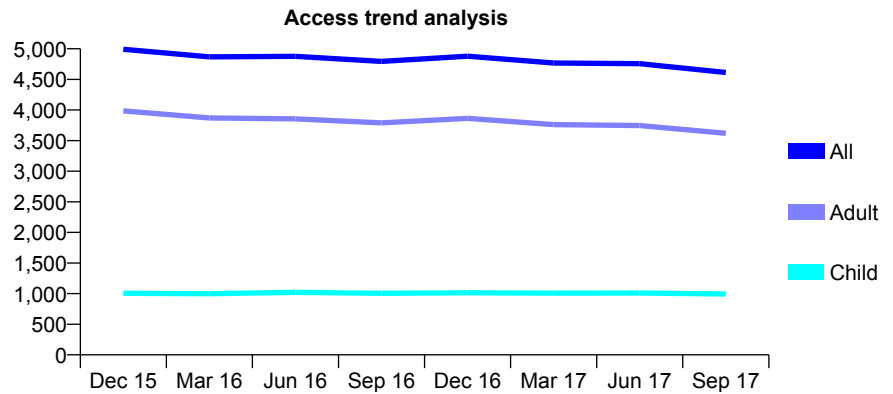
Q63 - Vital Signs At a Glance Contract Report for 173940/0001 - September 2017

Name or company name	Real Sweden Ltd
Contract type name	GDS Contract
Purpose of contract	General
Contract start date	01/10/2011
Contract end date	

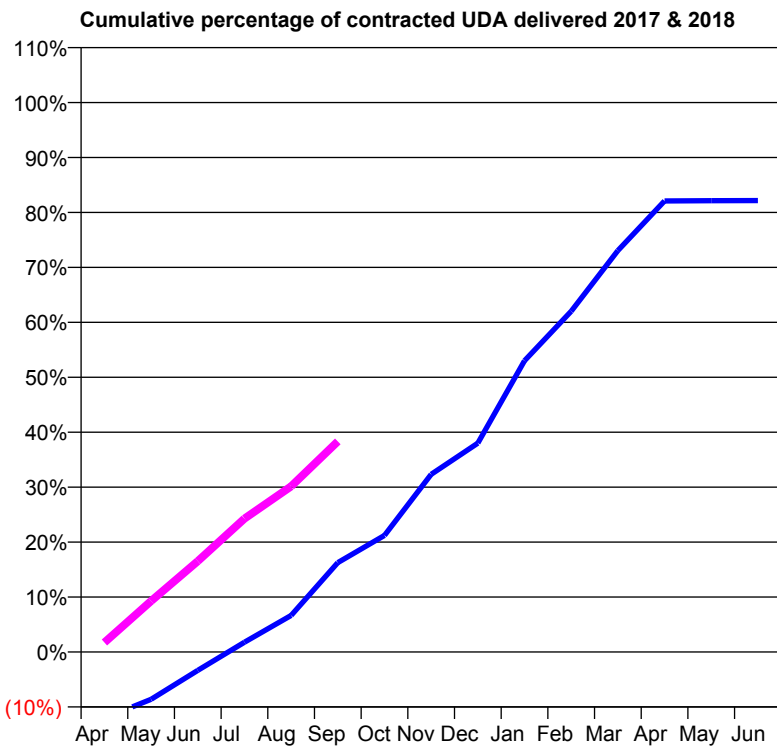
17/18 Contracted general activity (UDA)	18,485
Carry forward general activity (UDA)	0
17/18 Contracted orthodontic activity (UOA)	0
Carry forward orthodontic activity (UOA)	0
Baseline contract value	£474,581.72

ACCESS*

Patients seen in 24 months	Total	Change since previous quarter
Quarter ending September 2016	4,795	
Quarter ending December 2016	4,879	→
Quarter ending March 2017	4,768	↓
Quarter ending June 2017	4,756	→
Quarter ending September 2017	4,613	↓
Variance since September 2016	(3.8%)	↓



ACTIVITY



Month	Adjusted Scheduled Activity (UDA)	
	2017	2018
April	-2,232	323
May	-1,593	1,715
June	-619	3,056
July	331	4,487
August	1,232	5,573
September	3,008	7,086
October	3,924	
November	5,977	
December	7,026	
January	9,798	
February	11,462	
March	13,505	
April	15,174	
May	15,184	
June	15,185	

QUALITY

	Quantity	Base Number	Contract	AT	Region	England
% of FP17s for the same patient ID Re-attending within 3 months - Children	56	683	8.2%	9.8%	11.2%	11.9%
% of FP17s for the same patient ID Re-attending within 3 months - Adults	335	2,042	16.4%	15.2%	16.6%	15.9%
% of FP17s for the same patient ID Re-attending between 3 & 9 months - Children	373	683	54.6%	47.7%	47.0%	58.1%
% of FP17s for the same patient ID Re-attending between 3 & 9 months - Adults	828	2,042	40.5%	38.2%	38.2%	50.6%
% of FP17s for Band 1 Urgent Courses	367	2,374	15.5%	10.0%	10.6%	9.1%
% of FP17s Relating to Free Repair or Replacements	6	2,374	0.3%	0.6%	0.6%	0.8%
% of FP17s Relating to Continuations	9	2,374	0.4%	0.9%	0.8%	1.1%
% of Patients satisfied with the dentistry they have received	4	4	N/A	89.8%	89.2%	91.4%
% of Patients satisfied with the time they had to wait for an appointment	4	4	N/A	86.1%	83.4%	87.7%

* This is based on patients treated on this contract for their most recent course of treatment. Figures in italics indicate the base number of FP17s or Patient Questionnaire responses are less than 100. N/A is shown where the base number of responses is less than 10 during the period. % is calculated as Quantity/Base number*100

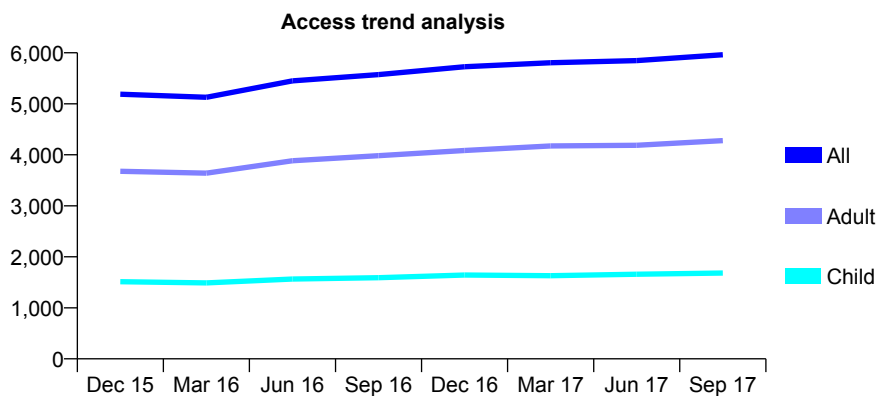
Q63 - Vital Signs At a Glance Contract Report for 173975/0001 - September 2017

Name or company name	Bridge Dental Centre Limited
Contract type name	GDS Contract
Purpose of contract	General
Contract start date	01/04/2009
Contract end date	

17/18 Contracted general activity (UDA)	12,000
Carry forward general activity (UDA)	-38
17/18 Contracted orthodontic activity (UOA)	0
Carry forward orthodontic activity (UOA)	0
Baseline contract value	£326,098.41

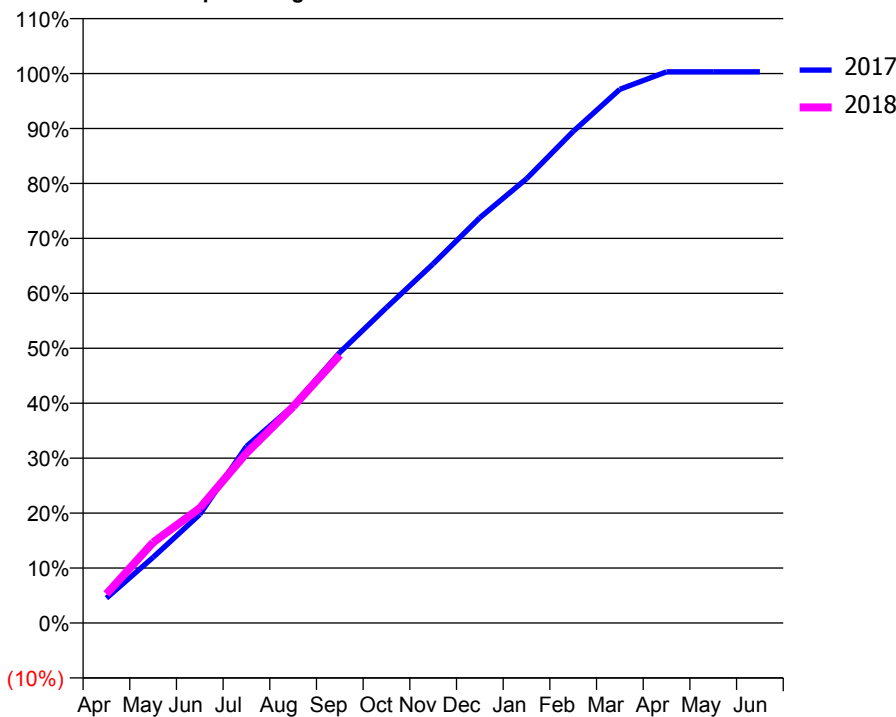
ACCESS*

Patients seen in 24 months	Total	Change since previous quarter
Quarter ending September 2016	5,572	
Quarter ending December 2016	5,727	↑
Quarter ending March 2017	5,805	→
Quarter ending June 2017	5,846	→
Quarter ending September 2017	5,962	→
Variance since September 2016	7.0%	↑



ACTIVITY

Cumulative percentage of contracted UDA delivered 2017 & 2018



Adjusted Scheduled Activity (UDA)

Month	2017	2018
April	544	632
May	1,435	1,760
June	2,370	2,508
July	3,856	3,711
August	4,746	4,724
September	5,909	5,852
October	6,890	
November	7,844	
December	8,852	
January	9,701	
February	10,735	
March	11,654	
April	12,036	
May	12,038	
June	12,038	

QUALITY

	Quantity	Base Number	Contract	AT	Region	England
% of FP17s for the same patient ID Re-attending within 3 months - Children	50	1,175	4.3%	9.8%	11.2%	11.9%
% of FP17s for the same patient ID Re-attending within 3 months - Adults	331	2,448	13.5%	15.2%	16.6%	15.9%
% of FP17s for the same patient ID Re-attending between 3 & 9 months - Children	575	1,175	48.9%	47.7%	47.0%	58.1%
% of FP17s for the same patient ID Re-attending between 3 & 9 months - Adults	856	2,448	35.0%	38.2%	38.2%	50.6%
% of FP17s for Band 1 Urgent Courses	282	3,457	8.2%	10.0%	10.6%	9.1%
% of FP17s Relating to Free Repair or Replacements	25	3,457	0.7%	0.6%	0.6%	0.8%
% of FP17s Relating to Continuations	59	3,457	1.7%	0.9%	0.8%	1.1%
% of Patients satisfied with the dentistry they have received	8	8	N/A	89.8%	89.2%	91.4%
% of Patients satisfied with the time they had to wait for an appointment	6	8	N/A	86.1%	83.4%	87.7%

* This is based on patients treated on this contract for their most recent course of treatment. Figures in italics indicate the base number of FP17s or Patient Questionnaire responses are less than 100. N/A is shown where the base number of responses is less than 10 during the period. % is calculated as Quantity/Base number*100

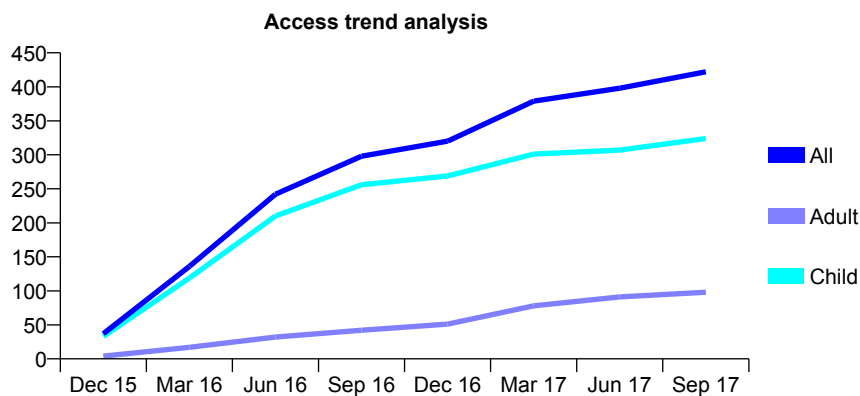
Q63 - Vital Signs At a Glance Contract Report for 174521/0001 - September 2017

Name or company name	Bridge Road Dental Surgery
Contract type name	GDS Contract
Purpose of contract	General
Contract start date	01/11/2015
Contract end date	

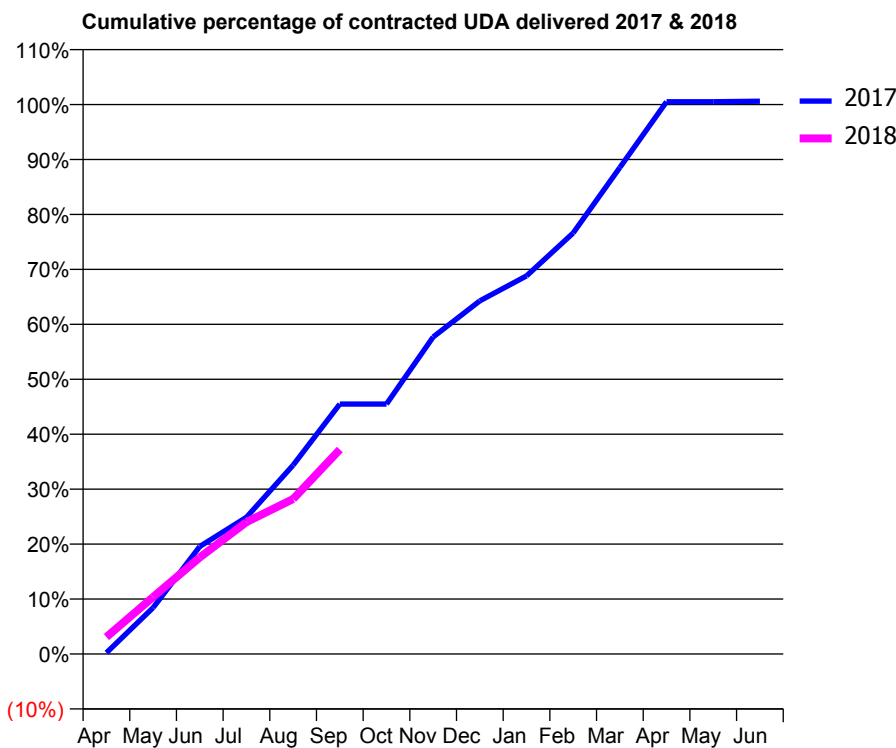
17/18 Contracted general activity (UDA)	1,000
Carry forward general activity (UDA)	-6
17/18 Contracted orthodontic activity (UOA)	0
Carry forward orthodontic activity (UOA)	0
Baseline contract value	£29,333.54

ACCESS*

Patients seen in 24 months	Total	Change since previous quarter
Quarter ending September 2016	298	
Quarter ending December 2016	320	↑
Quarter ending March 2017	379	↑
Quarter ending June 2017	398	↑
Quarter ending September 2017	422	↑
Variance since September 2016	41.6%	↑



ACTIVITY



Month	Adjusted Scheduled Activity (UDA)	
	2017	2018
April	2	31
May	84	104
June	196	176
July	249	240
August	344	282
September	455	372
October	455	
November	577	
December	643	
January	688	
February	766	
March	885	
April	1,005	
May	1,005	
June	1,006	

QUALITY

	Quantity	Base Number	Contract	AT	Region	England
% of FP17s for the same patient ID Re-attending within 3 months - Children	13	226	5.8%	9.8%	11.2%	11.9%
% of FP17s for the same patient ID Re-attending within 3 months - Adults	2	30	6.7%	15.2%	16.6%	15.9%
% of FP17s for the same patient ID Re-attending between 3 & 9 months - Children	139	226	61.5%	47.7%	47.0%	58.1%
% of FP17s for the same patient ID Re-attending between 3 & 9 months - Adults	6	30	20.0%	38.2%	38.2%	50.6%
% of FP17s for Band 1 Urgent Courses	6	215	2.8%	10.0%	10.6%	9.1%
% of FP17s Relating to Free Repair or Replacements	0	215	0.0%	0.6%	0.6%	0.8%
% of FP17s Relating to Continuations	0	215	0.0%	0.9%	0.8%	1.1%
% of Patients satisfied with the dentistry they have received	0	0	N/A	89.8%	89.2%	91.4%
% of Patients satisfied with the time they had to wait for an appointment	0	0	N/A	86.1%	83.4%	87.7%

* This is based on patients treated on this contract for their most recent course of treatment. Figures in italics indicate the base number of FP17s or Patient Questionnaire responses are less than 100. N/A is shown where the base number of responses is less than 10 during the period. % is calculated as Quantity/Base number*100

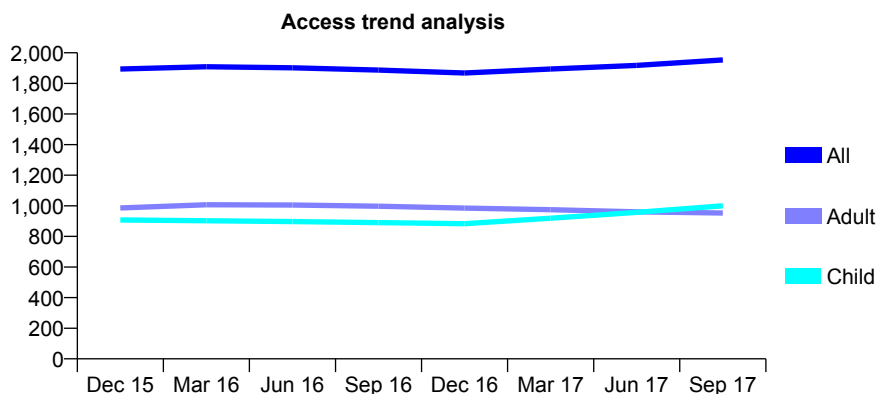
Q63 - Vital Signs At a Glance Contract Report for 174696/0001 - September 2017

Name or company name	Paget Dental Practice
Contract type name	GDS Contract
Purpose of contract	General
Contract start date	27/09/2007
Contract end date	

17/18 Contracted general activity (UDA)	5,043
Carry forward general activity (UDA)	201
17/18 Contracted orthodontic activity (UOA)	0
Carry forward orthodontic activity (UOA)	0
Baseline contract value	£118,224.74

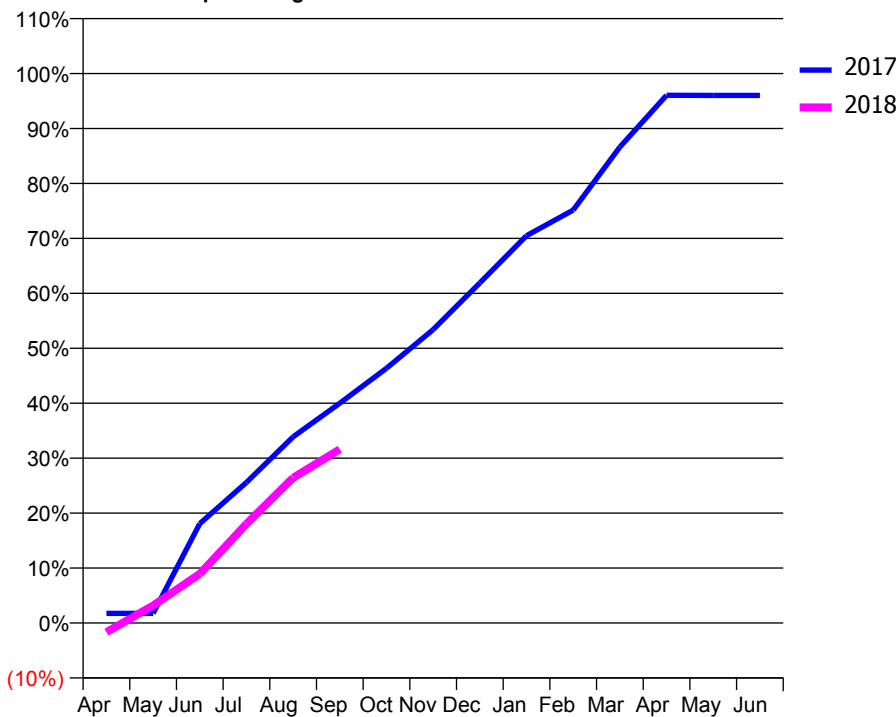
ACCESS*

Patients seen in 24 months	Total	Change since previous quarter
Quarter ending September 2016	1,887	
Quarter ending December 2016	1,868	↓
Quarter ending March 2017	1,894	→
Quarter ending June 2017	1,918	→
Quarter ending September 2017	1,953	→
Variance since September 2016	3.5%	↑



ACTIVITY

Cumulative percentage of contracted UDA delivered 2017 & 2018



Adjusted Scheduled Activity (UDA)

Month	2017	2018
April	89	-86
May	89	161
June	912	451
July	1,291	910
August	1,708	1,333
September	2,018	1,594
October	2,338	
November	2,693	
December	3,122	
January	3,554	
February	3,790	
March	4,368	
April	4,843	
May	4,842	
June	4,842	

QUALITY

	Quantity	Base Number	Contract	AT	Region	England
% of FP17s for the same patient ID Re-attending within 3 months - Children	75	826	9.1%	9.8%	11.2%	11.9%
% of FP17s for the same patient ID Re-attending within 3 months - Adults	107	689	15.5%	15.2%	16.6%	15.9%
% of FP17s for the same patient ID Re-attending between 3 & 9 months - Children	506	826	61.3%	47.7%	47.0%	58.1%
% of FP17s for the same patient ID Re-attending between 3 & 9 months - Adults	421	689	61.1%	38.2%	38.2%	50.6%
% of FP17s for Band 1 Urgent Courses	94	1,252	7.5%	10.0%	10.6%	9.1%
% of FP17s Relating to Free Repair or Replacements	2	1,252	0.2%	0.6%	0.6%	0.8%
% of FP17s Relating to Continuations	1	1,252	0.1%	0.9%	0.8%	1.1%
% of Patients satisfied with the dentistry they have received	2	2	N/A	89.8%	89.2%	91.4%
% of Patients satisfied with the time they had to wait for an appointment	1	2	N/A	86.1%	83.4%	87.7%

* This is based on patients treated on this contract for their most recent course of treatment. Figures in italics indicate the base number of FP17s or Patient Questionnaire responses are less than 100. N/A is shown where the base number of responses is less than 10 during the period. % is calculated as Quantity/Base number*100

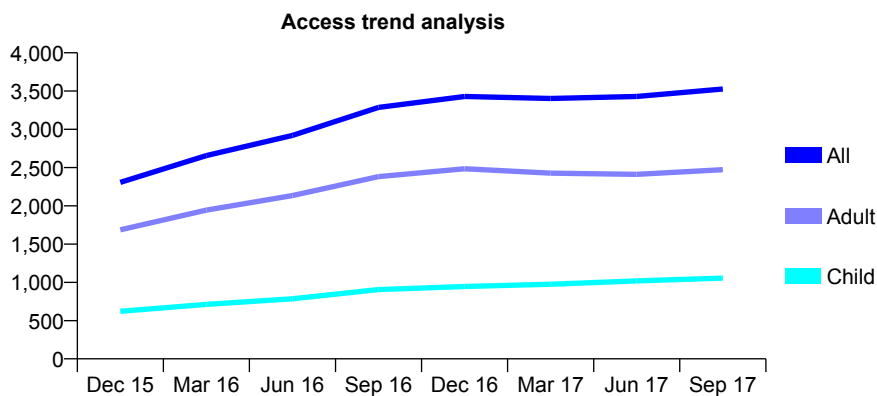
Q63 - Vital Signs At a Glance Contract Report for 174866/0001 - September 2017

Name or company name	Hasan and Hasan
Contract type name	GDS Contract
Purpose of contract	General
Contract start date	01/12/2014
Contract end date	

17/18 Contracted general activity (UDA)	6,100
Carry forward general activity (UDA)	-79
17/18 Contracted orthodontic activity (UOA)	0
Carry forward orthodontic activity (UOA)	0
Baseline contract value	£173,423.12

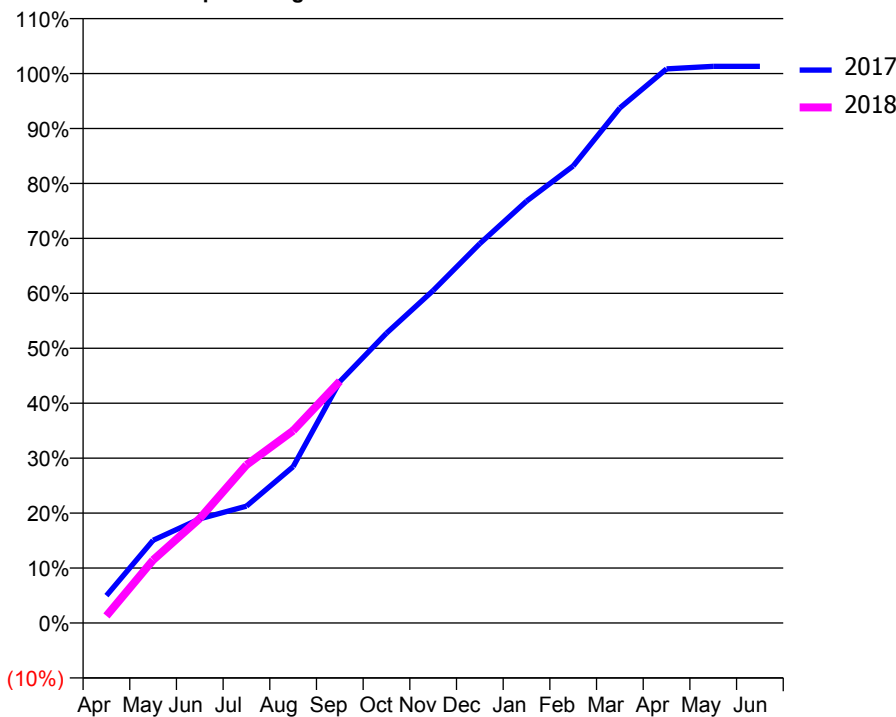
ACCESS*

Patients seen in 24 months	Total	Change since previous quarter
Quarter ending September 2016	3,287	
Quarter ending December 2016	3,430	↑
Quarter ending March 2017	3,403	→
Quarter ending June 2017	3,430	→
Quarter ending September 2017	3,527	↑
Variance since September 2016	7.3%	↑



ACTIVITY

Cumulative percentage of contracted UDA delivered 2017 & 2018



Month	Adjusted Scheduled Activity (UDA)	
	2017	2018
April	304	79
May	919	699
June	1,157	1,162
July	1,297	1,755
August	1,735	2,135
September	2,680	2,685
October	3,217	
November	3,691	
December	4,213	
January	4,683	
February	5,073	
March	5,718	
April	6,151	
May	6,179	
June	6,179	

QUALITY

	Quantity	Base Number	Contract	AT	Region	England
% of FP17s for the same patient ID Re-attending within 3 months - Children	29	503	5.8%	9.8%	11.2%	11.9%
% of FP17s for the same patient ID Re-attending within 3 months - Adults	42	961	4.4%	15.2%	16.6%	15.9%
% of FP17s for the same patient ID Re-attending between 3 & 9 months - Children	86	503	17.1%	47.7%	47.0%	58.1%
% of FP17s for the same patient ID Re-attending between 3 & 9 months - Adults	123	961	12.8%	38.2%	38.2%	50.6%
% of FP17s for Band 1 Urgent Courses	160	1,290	12.4%	10.0%	10.6%	9.1%
% of FP17s Relating to Free Repair or Replacements	7	1,290	0.5%	0.6%	0.6%	0.8%
% of FP17s Relating to Continuations	7	1,290	0.5%	0.9%	0.8%	1.1%
% of Patients satisfied with the dentistry they have received	2	2	N/A	89.8%	89.2%	91.4%
% of Patients satisfied with the time they had to wait for an appointment	2	2	N/A	86.1%	83.4%	87.7%

* This is based on patients treated on this contract for their most recent course of treatment. Figures in italics indicate the base number of FP17s or Patient Questionnaire responses are less than 100. N/A is shown where the base number of responses is less than 10 during the period. % is calculated as Quantity/Base number*100

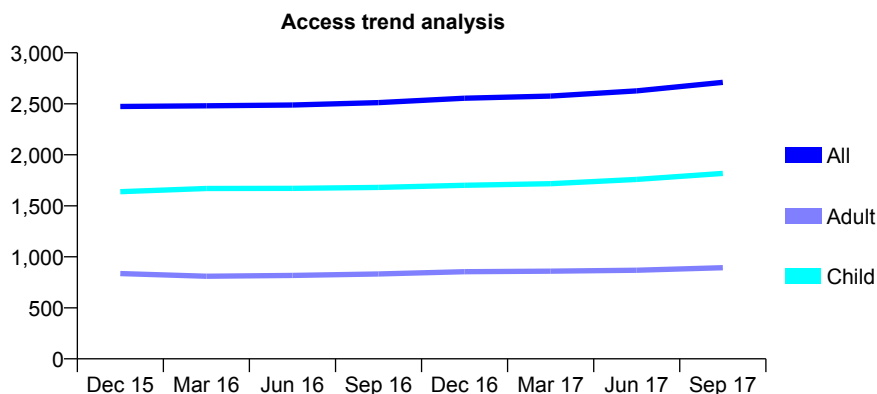
Q63 - Vital Signs At a Glance Contract Report for 175560/0001 - September 2017

Name or company name	Adams House Dental Practice Limited
Contract type name	GDS Contract
Purpose of contract	General
Contract start date	06/04/2009
Contract end date	

17/18 Contracted general activity (UDA)	8,000
Carry forward general activity (UDA)	-75
17/18 Contracted orthodontic activity (UOA)	0
Carry forward orthodontic activity (UOA)	0
Baseline contract value	£212,571.99

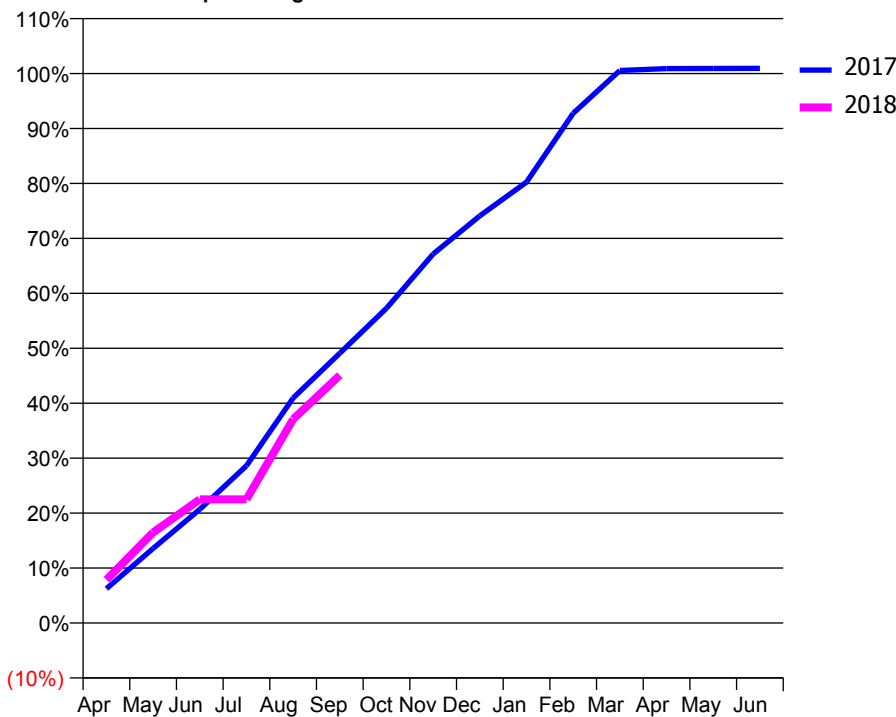
ACCESS*

Patients seen in 24 months	Total	Change since previous quarter
Quarter ending September 2016	2,512	
Quarter ending December 2016	2,555	→
Quarter ending March 2017	2,576	→
Quarter ending June 2017	2,627	→
Quarter ending September 2017	2,711	↑
Variance since September 2016	7.9%	↑



ACTIVITY

Cumulative percentage of contracted UDA delivered 2017 & 2018



Adjusted Scheduled Activity (UDA)

Month	2017	2018
April	500	631
May	1,085	1,318
June	1,656	1,801
July	2,290	1,801
August	3,277	2,967
September	3,929	3,609
October	4,583	
November	5,372	
December	5,929	
January	6,420	
February	7,421	
March	8,044	
April	8,071	
May	8,072	
June	8,075	

QUALITY

	Quantity	Base Number	Contract	AT	Region	England
% of FP17s for the same patient ID Re-attending within 3 months - Children	90	1,511	6.0%	9.8%	11.2%	11.9%
% of FP17s for the same patient ID Re-attending within 3 months - Adults	104	542	19.2%	15.2%	16.6%	15.9%
% of FP17s for the same patient ID Re-attending between 3 & 9 months - Children	1,040	1,511	68.8%	47.7%	47.0%	58.1%
% of FP17s for the same patient ID Re-attending between 3 & 9 months - Adults	272	542	50.2%	38.2%	38.2%	50.6%
% of FP17s for Band 1 Urgent Courses	154	2,034	7.6%	10.0%	10.6%	9.1%
% of FP17s Relating to Free Repair or Replacements	1	2,034	0.0%	0.6%	0.6%	0.8%
% of FP17s Relating to Continuations	0	2,034	0.0%	0.9%	0.8%	1.1%
% of Patients satisfied with the dentistry they have received	4	4	N/A	89.8%	89.2%	91.4%
% of Patients satisfied with the time they had to wait for an appointment	3	4	N/A	86.1%	83.4%	87.7%

* This is based on patients treated on this contract for their most recent course of treatment. Figures in italics indicate the base number of FP17s or Patient Questionnaire responses are less than 100. N/A is shown where the base number of responses is less than 10 during the period. % is calculated as Quantity/Base number*100

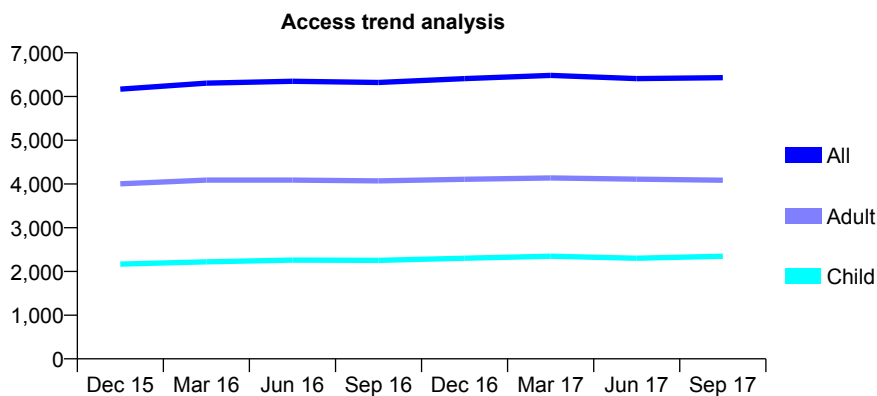
Q63 - Vital Signs At a Glance Contract Report for 179027/0001 - September 2017

Name or company name	Simply Bright
Contract type name	GDS Contract
Purpose of contract	General
Contract start date	17/05/2010
Contract end date	

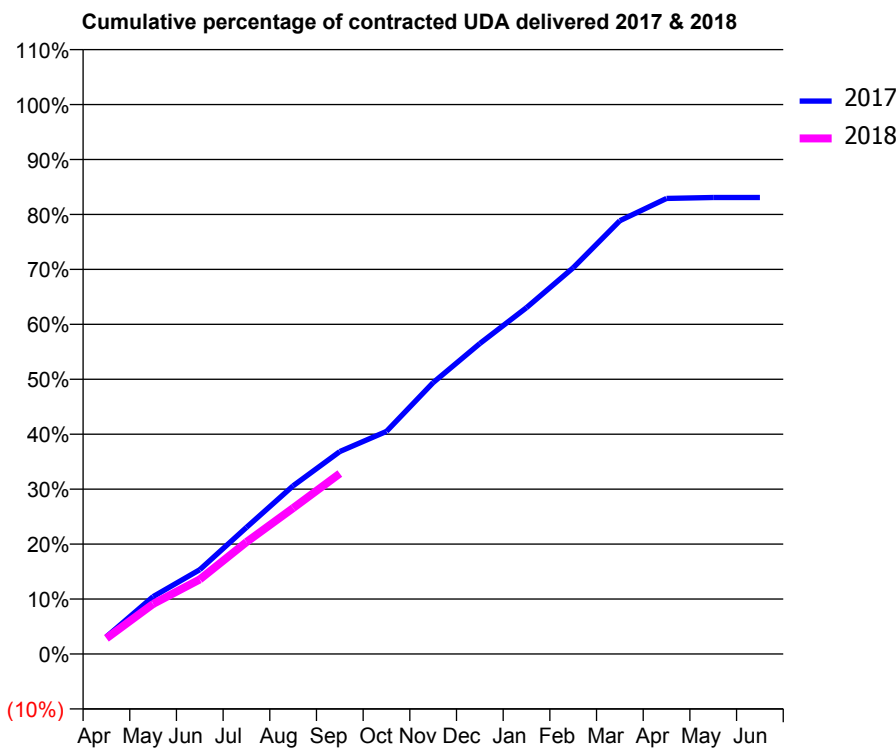
17/18 Contracted general activity (UDA)	19,000
Carry forward general activity (UDA)	0
17/18 Contracted orthodontic activity (UOA)	0
Carry forward orthodontic activity (UOA)	0
Baseline contract value	£469,885.35

ACCESS*

Patients seen in 24 months	Total	Change since previous quarter
Quarter ending September 2016	6,321	
Quarter ending December 2016	6,409	→
Quarter ending March 2017	6,484	→
Quarter ending June 2017	6,411	↓
Quarter ending September 2017	6,432	→
Variance since September 2016	1.8%	→



ACTIVITY



Month	Adjusted Scheduled Activity (UDA)	
	2017	2018
April	599	540
May	1,983	1,730
June	2,915	2,580
July	4,379	3,870
August	5,816	5,048
September	7,004	6,238
October	7,697	
November	9,385	
December	10,737	
January	11,977	
February	13,354	
March	14,981	
April	15,751	
May	15,785	
June	15,786	

QUALITY

	Quantity	Base Number	Contract	AT	Region	England
% of FP17s for the same patient ID Re-attending within 3 months - Children	90	1,469	6.1%	9.8%	11.2%	11.9%
% of FP17s for the same patient ID Re-attending within 3 months - Adults	229	1,985	11.5%	15.2%	16.6%	15.9%
% of FP17s for the same patient ID Re-attending between 3 & 9 months - Children	774	1,469	52.7%	47.7%	47.0%	58.1%
% of FP17s for the same patient ID Re-attending between 3 & 9 months - Adults	803	1,985	40.5%	38.2%	38.2%	50.6%
% of FP17s for Band 1 Urgent Courses	241	3,117	7.7%	10.0%	10.6%	9.1%
% of FP17s Relating to Free Repair or Replacements	22	3,117	0.7%	0.6%	0.6%	0.8%
% of FP17s Relating to Continuations	9	3,117	0.3%	0.9%	0.8%	1.1%
% of Patients satisfied with the dentistry they have received	3	4	N/A	89.8%	89.2%	91.4%
% of Patients satisfied with the time they had to wait for an appointment	2	4	N/A	86.1%	83.4%	87.7%

* This is based on patients treated on this contract for their most recent course of treatment. Figures in italics indicate the base number of FP17s or Patient Questionnaire responses are less than 100. N/A is shown where the base number of responses is less than 10 during the period. % is calculated as Quantity/Base number*100

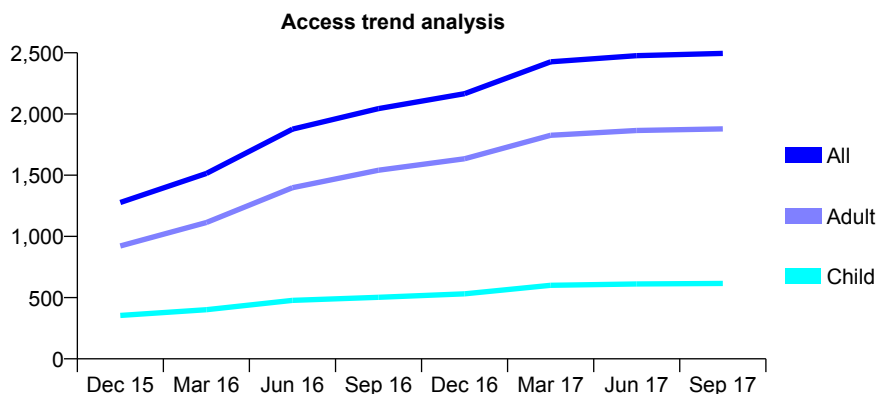
Q63 - Vital Signs At a Glance Contract Report for 179434/0008 - September 2017

Name or company name	Mr M Eyrumlu & Mr A Eyrumlu
Contract type name	GDS Contract
Purpose of contract	General
Contract start date	01/04/2015
Contract end date	

17/18 Contracted general activity (UDA)	12,947
Carry forward general activity (UDA)	0
17/18 Contracted orthodontic activity (UOA)	0
Carry forward orthodontic activity (UOA)	0
Baseline contract value	£388,300.40

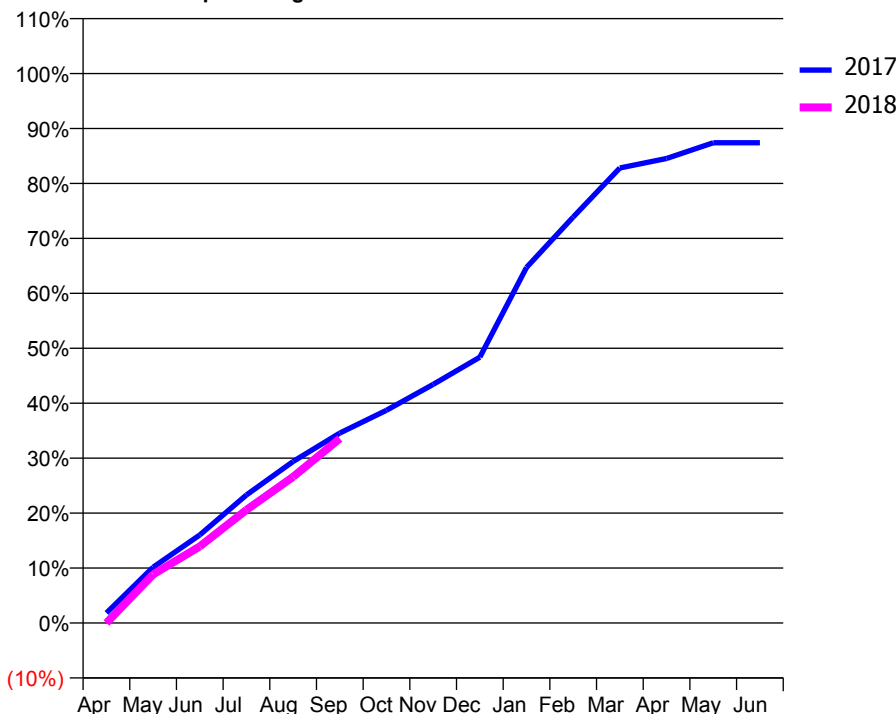
ACCESS*

Patients seen in 24 months	Total	Change since previous quarter
Quarter ending September 2016	2,044	
Quarter ending December 2016	2,166	↑
Quarter ending March 2017	2,427	↑
Quarter ending June 2017	2,477	↑
Quarter ending September 2017	2,495	→
Variance since September 2016	22.1%	↑



ACTIVITY

Cumulative percentage of contracted UDA delivered 2017 & 2018



Adjusted Scheduled Activity (UDA)

Month	2017	2018
April	237	0
May	1,314	1,144
June	2,075	1,805
July	3,018	2,665
August	3,806	3,445
September	4,477	4,348
October	5,013	
November	5,622	
December	6,262	
January	8,379	
February	9,565	
March	10,720	
April	10,946	
May	11,316	
June	11,316	

QUALITY

	Quantity	Base Number	Contract	AT	Region	England
% of FP17s for the same patient ID Re-attending within 3 months - Children	30	388	7.7%	9.8%	11.2%	11.9%
% of FP17s for the same patient ID Re-attending within 3 months - Adults	209	1,097	19.1%	15.2%	16.6%	15.9%
% of FP17s for the same patient ID Re-attending between 3 & 9 months - Children	205	388	52.8%	47.7%	47.0%	58.1%
% of FP17s for the same patient ID Re-attending between 3 & 9 months - Adults	429	1,097	39.1%	38.2%	38.2%	50.6%
% of FP17s for Band 1 Urgent Courses	137	1,326	10.3%	10.0%	10.6%	9.1%
% of FP17s Relating to Free Repair or Replacements	3	1,326	0.2%	0.6%	0.6%	0.8%
% of FP17s Relating to Continuations	40	1,326	3.0%	0.9%	0.8%	1.1%
% of Patients satisfied with the dentistry they have received	4	4	N/A	89.8%	89.2%	91.4%
% of Patients satisfied with the time they had to wait for an appointment	4	4	N/A	86.1%	83.4%	87.7%

* This is based on patients treated on this contract for their most recent course of treatment. Figures in italics indicate the base number of FP17s or Patient Questionnaire responses are less than 100. N/A is shown where the base number of responses is less than 10 during the period. % is calculated as Quantity/Base number*100

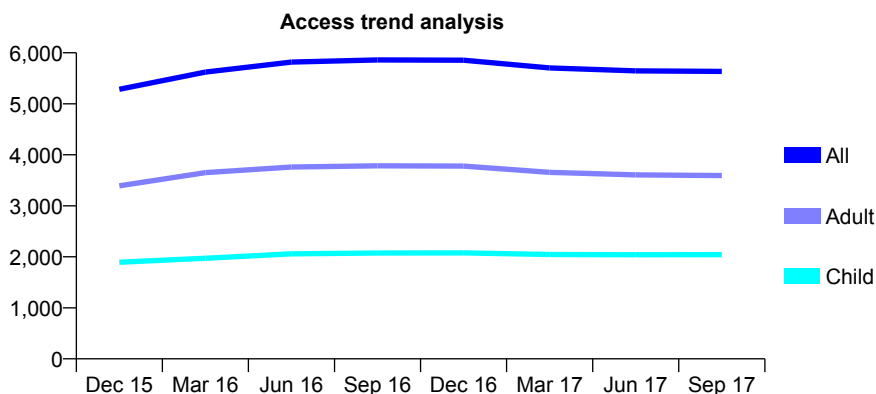
Q63 - Vital Signs At a Glance Contract Report for 179469/0002 - September 2017

Name or company name	Whitton Corner Dental Practice
Contract type name	GDS Contract
Purpose of contract	General
Contract start date	01/04/2014
Contract end date	

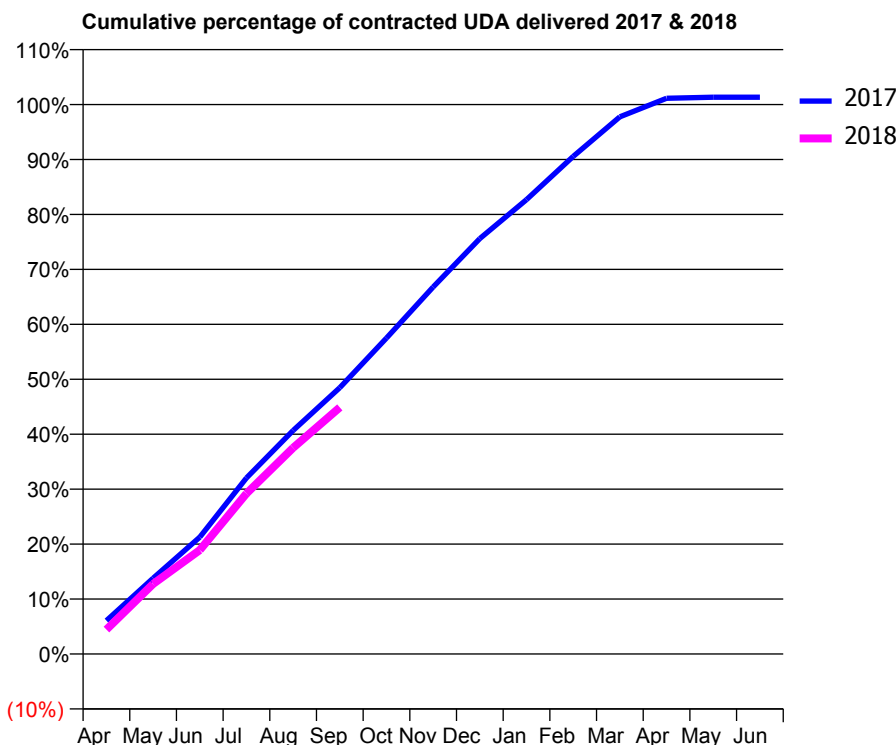
17/18 Contracted general activity (UDA)	20,000
Carry forward general activity (UDA)	-265
17/18 Contracted orthodontic activity (UOA)	0
Carry forward orthodontic activity (UOA)	0
Baseline contract value	£531,032.04

ACCESS*

Patients seen in 24 months	Total	Change since previous quarter
Quarter ending September 2016	5,859	
Quarter ending December 2016	5,855	→
Quarter ending March 2017	5,703	↓
Quarter ending June 2017	5,646	→
Quarter ending September 2017	5,635	→
Variance since September 2016	(3.8%)	↓



ACTIVITY



Adjusted Scheduled Activity (UDA)		
Month	2017	2018
April	1,215	890
May	2,757	2,550
June	4,254	3,783
July	6,408	5,839
August	8,137	7,507
September	9,697	8,978
October	11,498	
November	13,361	
December	15,121	
January	16,538	
February	18,110	
March	19,553	
April	20,227	
May	20,264	
June	20,265	

QUALITY

	Quantity	Base Number	Contract	AT	Region	England
% of FP17s for the same patient ID Re-attending within 3 months - Children	129	1,663	7.8%	9.8%	11.2%	11.9%
% of FP17s for the same patient ID Re-attending within 3 months - Adults	418	2,355	17.7%	15.2%	16.6%	15.9%
% of FP17s for the same patient ID Re-attending between 3 & 9 months - Children	1,096	1,663	65.9%	47.7%	47.0%	58.1%
% of FP17s for the same patient ID Re-attending between 3 & 9 months - Adults	1,161	2,355	49.3%	38.2%	38.2%	50.6%
% of FP17s for Band 1 Urgent Courses	427	3,736	11.4%	10.0%	10.6%	9.1%
% of FP17s Relating to Free Repair or Replacements	80	3,736	2.1%	0.6%	0.6%	0.8%
% of FP17s Relating to Continuations	5	3,736	0.1%	0.9%	0.8%	1.1%
% of Patients satisfied with the dentistry they have received	6	8	N/A	89.8%	89.2%	91.4%
% of Patients satisfied with the time they had to wait for an appointment	5	8	N/A	86.1%	83.4%	87.7%

* This is based on patients treated on this contract for their most recent course of treatment. Figures in italics indicate the base number of FP17s or Patient Questionnaire responses are less than 100. N/A is shown where the base number of responses is less than 10 during the period. % is calculated as Quantity/Base number*100

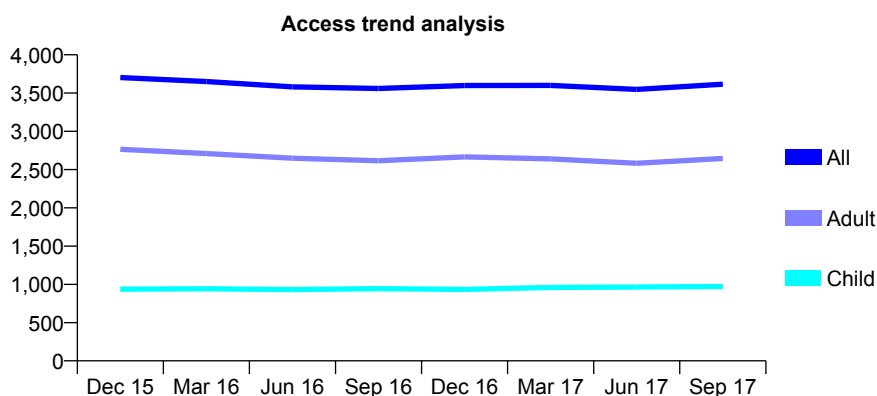
Q63 - Vital Signs At a Glance Contract Report for 181765/0001 - September 2017

Name or company name	Green Lane Dental Care Limited
Contract type name	GDS Contract
Purpose of contract	General
Contract start date	10/12/2010
Contract end date	

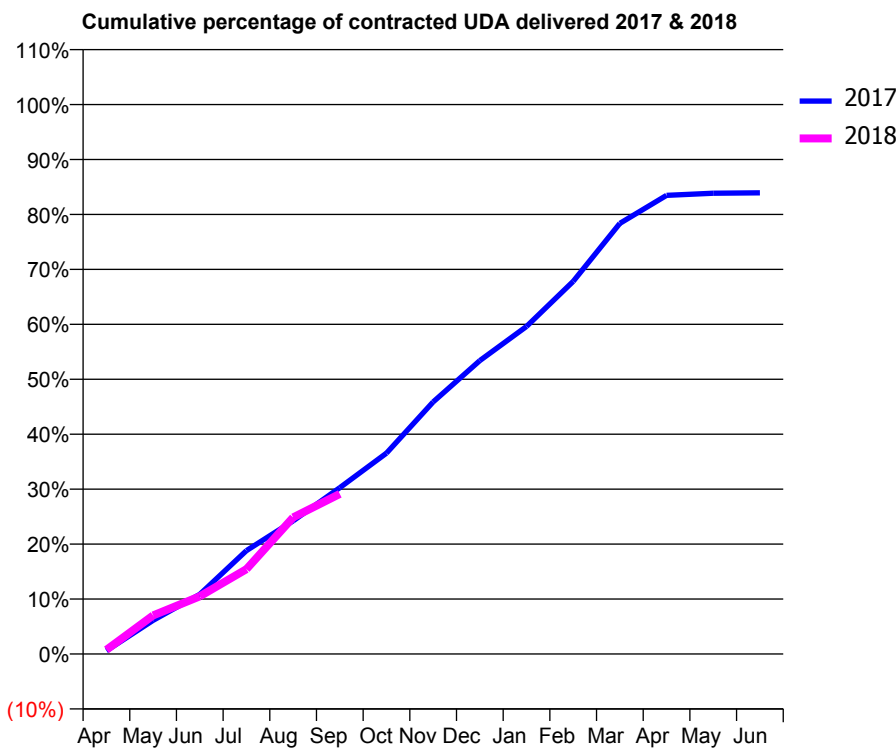
17/18 Contracted general activity (UDA)	17,064
Carry forward general activity (UDA)	0
17/18 Contracted orthodontic activity (UOA)	0
Carry forward orthodontic activity (UOA)	0
Baseline contract value	£521,507.96

ACCESS*

Patients seen in 24 months	Total	Change since previous quarter
Quarter ending September 2016	3,560	
Quarter ending December 2016	3,598	→
Quarter ending March 2017	3,600	→
Quarter ending June 2017	3,548	↓
Quarter ending September 2017	3,616	→
Variance since September 2016	1.6%	→



ACTIVITY



Month	Adjusted Scheduled Activity (UDA)	
	2017	2018
April	103	130
May	1,047	1,197
June	1,853	1,790
July	3,212	2,635
August	4,135	4,243
September	5,164	4,971
October	6,237	
November	7,829	
December	9,110	
January	10,173	
February	11,574	
March	13,375	
April	14,243	
May	14,311	
June	14,323	

QUALITY

	Quantity	Base Number	Contract	AT	Region	England
% of FP17s for the same patient ID Re-attending within 3 months - Children	46	469	9.8%	9.8%	11.2%	11.9%
% of FP17s for the same patient ID Re-attending within 3 months - Adults	145	1,136	12.8%	15.2%	16.6%	15.9%
% of FP17s for the same patient ID Re-attending between 3 & 9 months - Children	134	469	28.6%	47.7%	47.0%	58.1%
% of FP17s for the same patient ID Re-attending between 3 & 9 months - Adults	331	1,136	29.1%	38.2%	38.2%	50.6%
% of FP17s for Band 1 Urgent Courses	170	1,379	12.3%	10.0%	10.6%	9.1%
% of FP17s Relating to Free Repair or Replacements	3	1,379	0.2%	0.6%	0.6%	0.8%
% of FP17s Relating to Continuations	12	1,379	0.9%	0.9%	0.8%	1.1%
% of Patients satisfied with the dentistry they have received	4	4	N/A	89.8%	89.2%	91.4%
% of Patients satisfied with the time they had to wait for an appointment	4	4	N/A	86.1%	83.4%	87.7%

* This is based on patients treated on this contract for their most recent course of treatment. Figures in italics indicate the base number of FP17s or Patient Questionnaire responses are less than 100. N/A is shown where the base number of responses is less than 10 during the period. % is calculated as Quantity/Base number*100

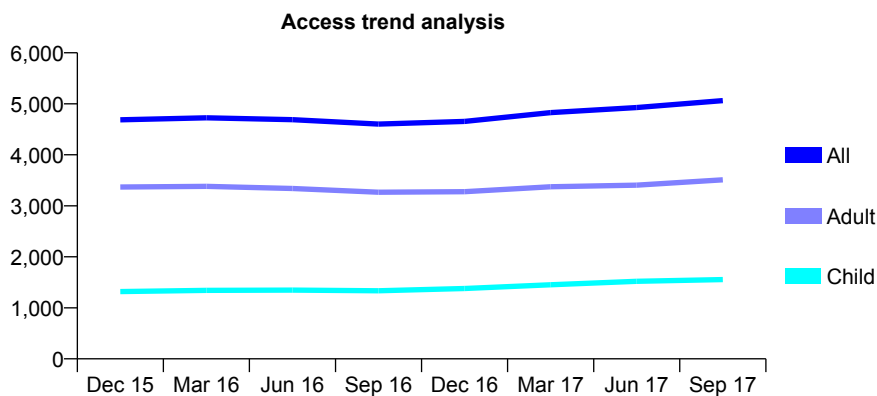
Q63 - Vital Signs At a Glance Contract Report for 181765/0002 - September 2017

Name or company name	Gabokun Dental Care Ltd
Contract type name	GDS Contract
Purpose of contract	General
Contract start date	01/02/2011
Contract end date	

17/18 Contracted general activity (UDA)	16,000
Carry forward general activity (UDA)	483
17/18 Contracted orthodontic activity (UOA)	0
Carry forward orthodontic activity (UOA)	0
Baseline contract value	£619,645.21

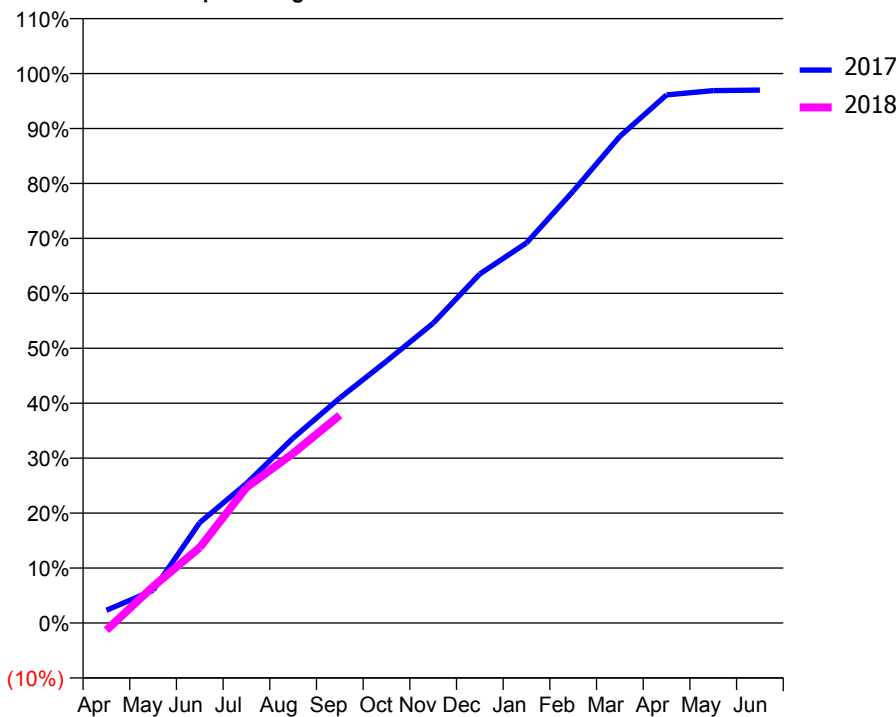
ACCESS*

Patients seen in 24 months	Total	Change since previous quarter
Quarter ending September 2016	4,602	
Quarter ending December 2016	4,656	→
Quarter ending March 2017	4,827	↑
Quarter ending June 2017	4,927	↑
Quarter ending September 2017	5,063	↑
Variance since September 2016	10.0%	↑



ACTIVITY

Cumulative percentage of contracted UDA delivered 2017 & 2018



Month	Adjusted Scheduled Activity (UDA)	
	2017	2018
April	369	-210
May	954	1,060
June	2,927	2,199
July	4,062	3,947
August	5,388	4,940
September	6,553	6,052
October	7,624	
November	8,732	
December	10,162	
January	11,067	
February	12,576	
March	14,169	
April	15,376	
May	15,501	
June	15,517	

QUALITY

	Quantity	Base Number	Contract	AT	Region	England
% of FP17s for the same patient ID Re-attending within 3 months - Children	69	968	7.1%	9.8%	11.2%	11.9%
% of FP17s for the same patient ID Re-attending within 3 months - Adults	222	1,831	12.1%	15.2%	16.6%	15.9%
% of FP17s for the same patient ID Re-attending between 3 & 9 months - Children	366	968	37.8%	47.7%	47.0%	58.1%
% of FP17s for the same patient ID Re-attending between 3 & 9 months - Adults	506	1,831	27.6%	38.2%	38.2%	50.6%
% of FP17s for Band 1 Urgent Courses	138	2,169	6.4%	10.0%	10.6%	9.1%
% of FP17s Relating to Free Repair or Replacements	13	2,169	0.6%	0.6%	0.6%	0.8%
% of FP17s Relating to Continuations	36	2,169	1.7%	0.9%	0.8%	1.1%
% of Patients satisfied with the dentistry they have received	3	4	N/A	89.8%	89.2%	91.4%
% of Patients satisfied with the time they had to wait for an appointment	4	4	N/A	86.1%	83.4%	87.7%

* This is based on patients treated on this contract for their most recent course of treatment. Figures in italics indicate the base number of FP17s or Patient Questionnaire responses are less than 100. N/A is shown where the base number of responses is less than 10 during the period. % is calculated as Quantity/Base number*100

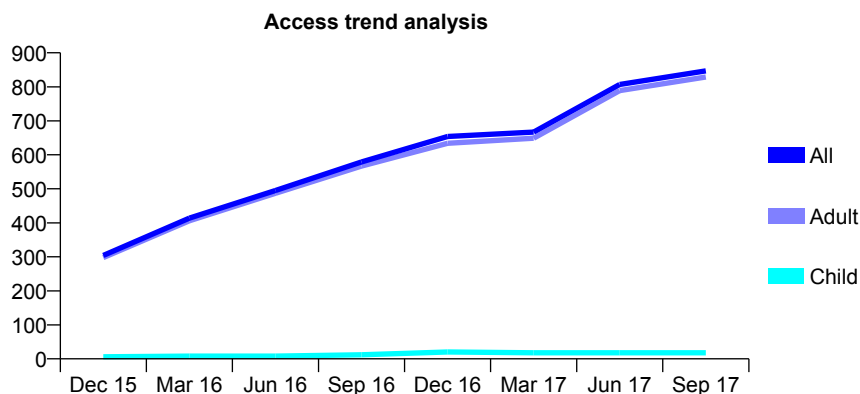
Q63 - Vital Signs At a Glance Contract Report for 181765/0003 - September 2017

Name or company name	Gabokun Dental Care Ltd
Contract type name	PDS Contract
Purpose of contract	General
Contract start date	01/04/2011
Contract end date	30/11/2017

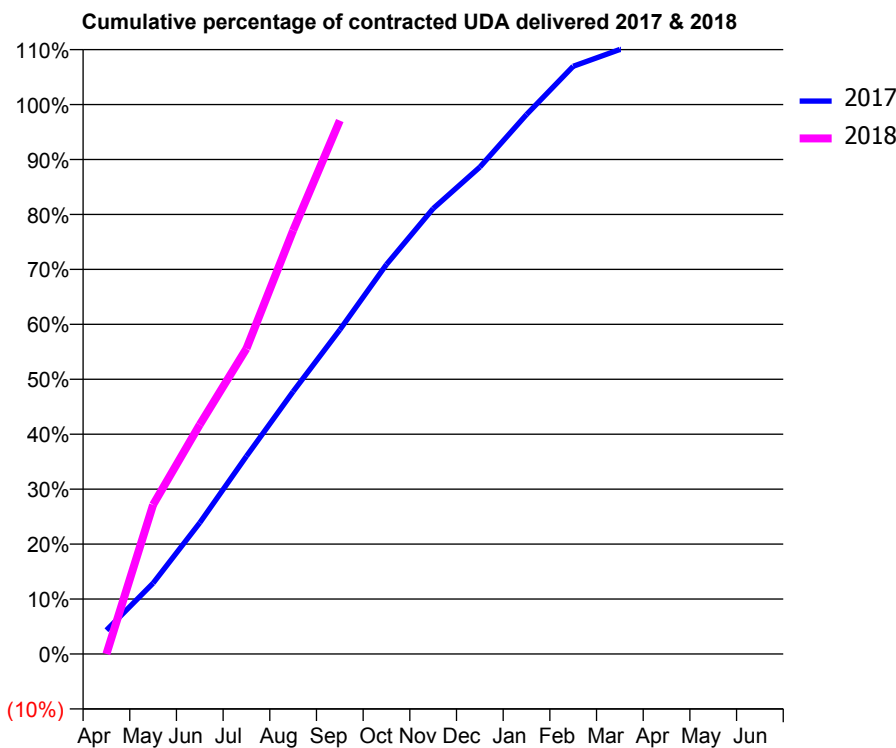
17/18 Contracted general activity (UDA)	1,200
Carry forward general activity (UDA)	0
17/18 Contracted orthodontic activity (UOA)	0
Carry forward orthodontic activity (UOA)	0
Baseline contract value	£60,202.32

ACCESS*

Patients seen in 24 months	Total	Change since previous quarter
Quarter ending September 2016	579	
Quarter ending December 2016	654	↑
Quarter ending March 2017	667	→
Quarter ending June 2017	807	↑
Quarter ending September 2017	847	↑
Variance since September 2016	46.3%	↑



ACTIVITY



Month	Adjusted Scheduled Activity (UDA)	
	2017	2018
April	78	0
May	232	326
June	430	501
July	648	667
August	860	925
September	1,062	1,165
October	1,276	
November	1,459	
December	1,595	
January	1,767	
February	1,925	
March	1,980	
April	2,004	
May	2,004	
June	2,004	

QUALITY

	Quantity	Base Number	Contract	AT	Region	England
% of FP17s for the same patient ID Re-attending within 3 months - Children	0	11	0.0%	9.8%	11.2%	11.9%
% of FP17s for the same patient ID Re-attending within 3 months - Adults	2	390	0.5%	15.2%	16.6%	15.9%
% of FP17s for the same patient ID Re-attending between 3 & 9 months - Children	0	11	0.0%	47.7%	47.0%	58.1%
% of FP17s for the same patient ID Re-attending between 3 & 9 months - Adults	0	390	0.0%	38.2%	38.2%	50.6%
% of FP17s for Band 1 Urgent Courses	0	393	0.0%	10.0%	10.6%	9.1%
% of FP17s Relating to Free Repair or Replacements	0	393	0.0%	0.6%	0.6%	0.8%
% of FP17s Relating to Continuations	0	393	0.0%	0.9%	0.8%	1.1%
% of Patients satisfied with the dentistry they have received	1	1	N/A	89.8%	89.2%	91.4%
% of Patients satisfied with the time they had to wait for an appointment	1	1	N/A	86.1%	83.4%	87.7%

* This is based on patients treated on this contract for their most recent course of treatment. Figures in italics indicate the base number of FP17s or Patient Questionnaire responses are less than 100. N/A is shown where the base number of responses is less than 10 during the period. % is calculated as Quantity/Base number*100

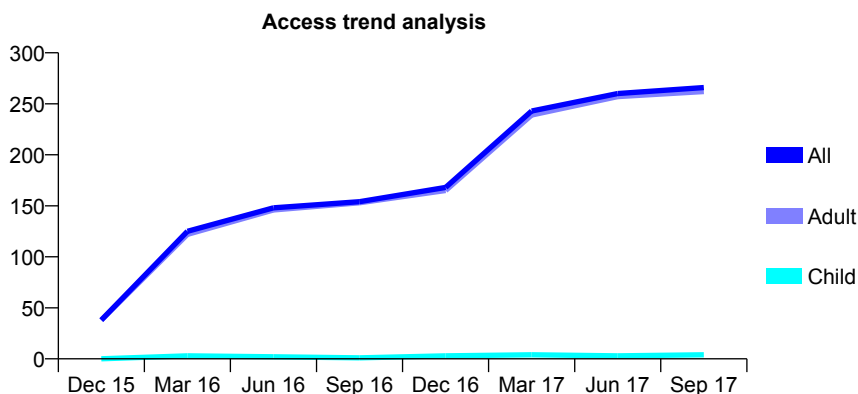
Q63 - Vital Signs At a Glance Contract Report for 181765/0004 - September 2017

Name or company name	Gabokun Dental Care Ltd
Contract type name	PDS Contract
Purpose of contract	General
Contract start date	01/04/2012
Contract end date	30/11/2017

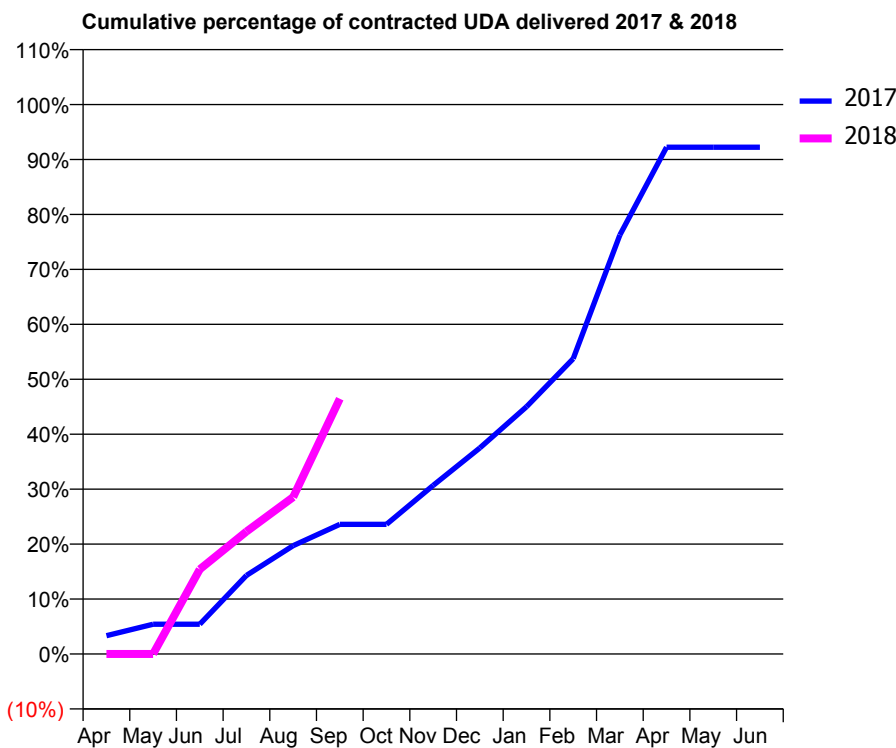
17/18 Contracted general activity (UDA)	480
Carry forward general activity (UDA)	0
17/18 Contracted orthodontic activity (UOA)	0
Carry forward orthodontic activity (UOA)	0
Baseline contract value	£25,459.14

ACCESS*

Patients seen in 24 months	Total	Change since previous quarter
Quarter ending September 2016	154	
Quarter ending December 2016	168	↑
Quarter ending March 2017	243	↑
Quarter ending June 2017	260	↑
Quarter ending September 2017	266	↑
Variance since September 2016	72.7%	↑



ACTIVITY



Adjusted Scheduled Activity (UDA)		
Month	2017	2018
April	24	0
May	39	0
June	39	74
July	103	107
August	142	137
September	170	223
October	170	
November	221	
December	270	
January	324	
February	387	
March	549	
April	664	
May	664	
June	664	

QUALITY

	Quantity	Base Number	Contract	AT	Region	England
% of FP17s for the same patient ID Re-attending within 3 months - Children	0	2	0.0%	9.8%	11.2%	11.9%
% of FP17s for the same patient ID Re-attending within 3 months - Adults	2	114	1.8%	15.2%	16.6%	15.9%
% of FP17s for the same patient ID Re-attending between 3 & 9 months - Children	0	2	0.0%	47.7%	47.0%	58.1%
% of FP17s for the same patient ID Re-attending between 3 & 9 months - Adults	0	114	0.0%	38.2%	38.2%	50.6%
% of FP17s for Band 1 Urgent Courses	0	77	0.0%	10.0%	10.6%	9.1%
% of FP17s Relating to Free Repair or Replacements	0	77	0.0%	0.6%	0.6%	0.8%
% of FP17s Relating to Continuations	0	77	0.0%	0.9%	0.8%	1.1%
% of Patients satisfied with the dentistry they have received	0	0	N/A	89.8%	89.2%	91.4%
% of Patients satisfied with the time they had to wait for an appointment	0	0	N/A	86.1%	83.4%	87.7%

* This is based on patients treated on this contract for their most recent course of treatment. Figures in italics indicate the base number of FP17s or Patient Questionnaire responses are less than 100. N/A is shown where the base number of responses is less than 10 during the period. % is calculated as Quantity/Base number*100

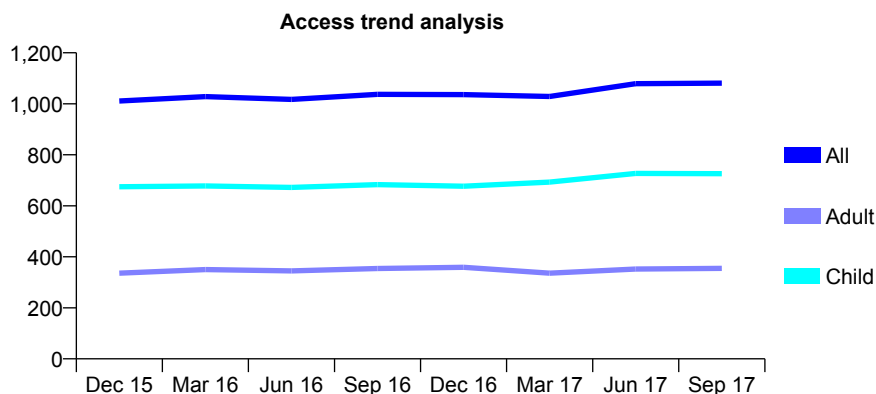
Q63 - Vital Signs At a Glance Contract Report for 183385/0001 - September 2017

Name or company name	Confident Dental Practice
Contract type name	GDS Contract
Purpose of contract	General
Contract start date	02/05/2008
Contract end date	

17/18 Contracted general activity (UDA)	2,966
Carry forward general activity (UDA)	0
17/18 Contracted orthodontic activity (UOA)	0
Carry forward orthodontic activity (UOA)	0
Baseline contract value	£74,198.25

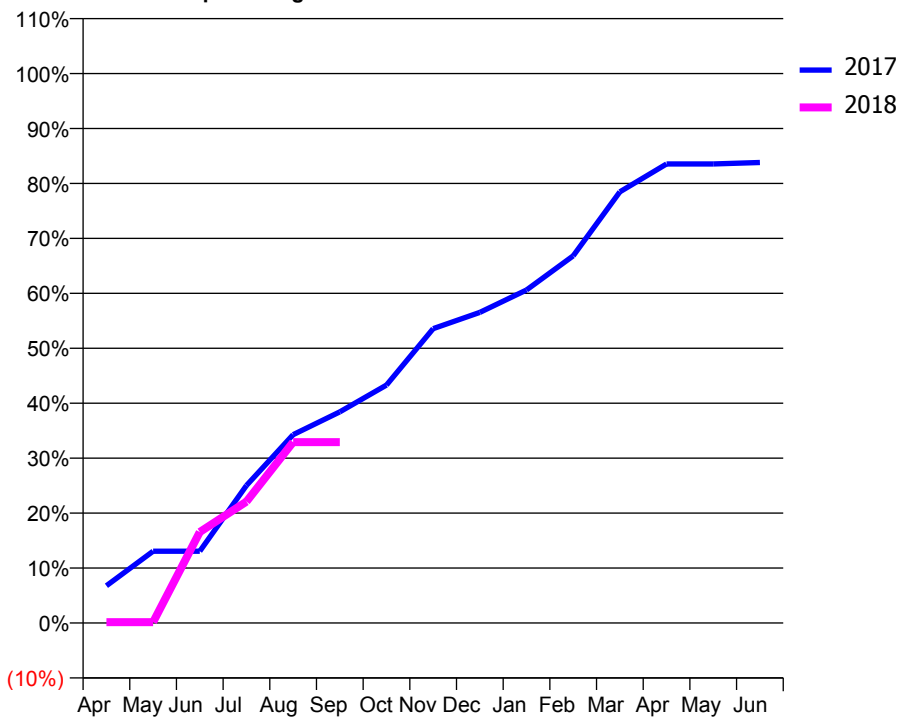
ACCESS*

Patients seen in 24 months	Total	Change since previous quarter
Quarter ending September 2016	1,037	
Quarter ending December 2016	1,036	→
Quarter ending March 2017	1,029	→
Quarter ending June 2017	1,079	↑
Quarter ending September 2017	1,081	→
Variance since September 2016	4.2%	↑



ACTIVITY

Cumulative percentage of contracted UDA delivered 2017 & 2018



Month	Adjusted Scheduled Activity (UDA)	
	2017	2018
April	201	5
May	387	5
June	387	491
July	743	655
August	1,016	976
September	1,139	976
October	1,285	
November	1,589	
December	1,676	
January	1,797	
February	1,982	
March	2,327	
April	2,478	
May	2,478	
June	2,486	

QUALITY

	Quantity	Base Number	Contract	AT	Region	England
% of FP17s for the same patient ID Re-attending within 3 months - Children	32	467	6.9%	9.8%	11.2%	11.9%
% of FP17s for the same patient ID Re-attending within 3 months - Adults	15	133	11.3%	15.2%	16.6%	15.9%
% of FP17s for the same patient ID Re-attending between 3 & 9 months - Children	248	467	53.1%	47.7%	47.0%	58.1%
% of FP17s for the same patient ID Re-attending between 3 & 9 months - Adults	51	133	38.3%	38.2%	38.2%	50.6%
% of FP17s for Band 1 Urgent Courses	15	496	3.0%	10.0%	10.6%	9.1%
% of FP17s Relating to Free Repair or Replacements	0	496	0.0%	0.6%	0.6%	0.8%
% of FP17s Relating to Continuations	0	496	0.0%	0.9%	0.8%	1.1%
% of Patients satisfied with the dentistry they have received	1	1	N/A	89.8%	89.2%	91.4%
% of Patients satisfied with the time they had to wait for an appointment	0	1	N/A	86.1%	83.4%	87.7%

* This is based on patients treated on this contract for their most recent course of treatment. Figures in italics indicate the base number of FP17s or Patient Questionnaire responses are less than 100. N/A is shown where the base number of responses is less than 10 during the period. % is calculated as Quantity/Base number*100

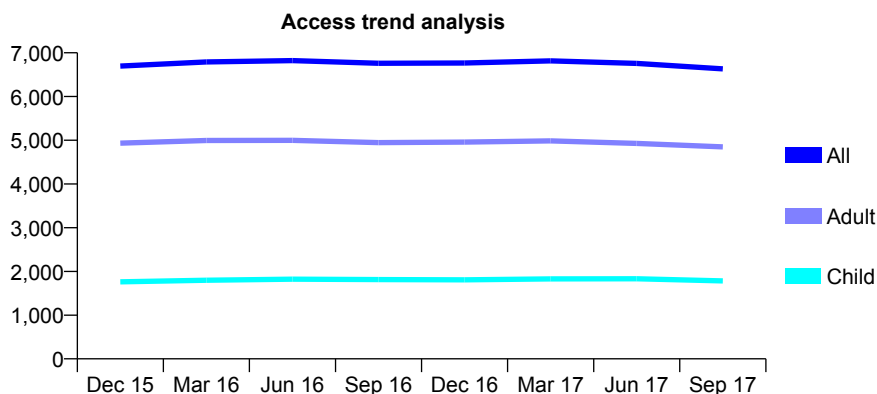
Q63 - Vital Signs At a Glance Contract Report for 183547/0001 - September 2017

Name or company name	Castlenau Dentists
Contract type name	GDS Contract
Purpose of contract	General
Contract start date	01/10/2013
Contract end date	

17/18 Contracted general activity (UDA)	15,300
Carry forward general activity (UDA)	0
17/18 Contracted orthodontic activity (UOA)	0
Carry forward orthodontic activity (UOA)	0
Baseline contract value	£437,598.16

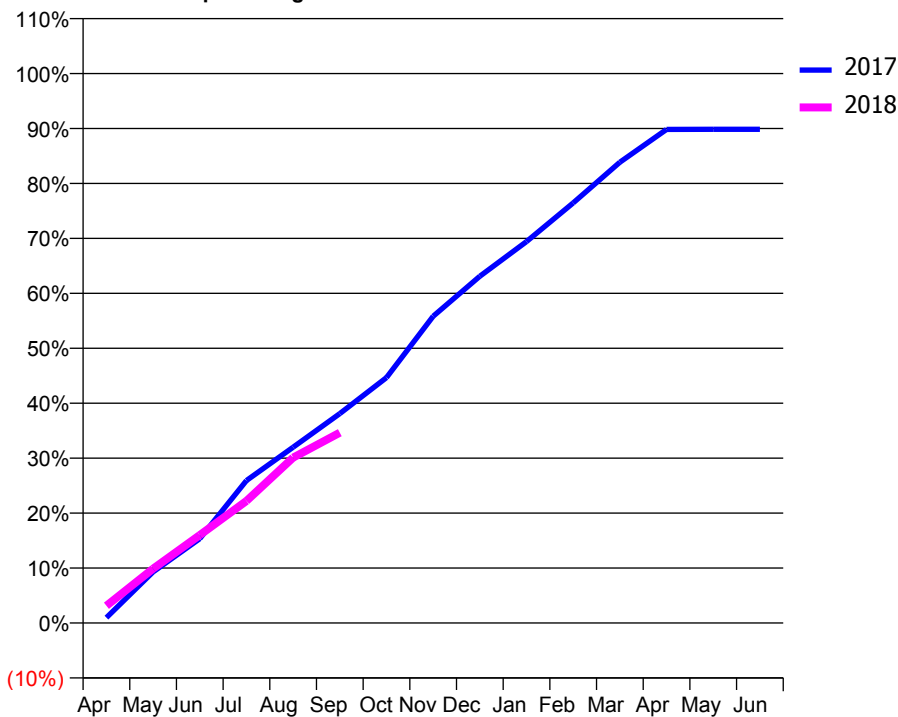
ACCESS*

Patients seen in 24 months	Total	Change since previous quarter
Quarter ending September 2016	6,760	
Quarter ending December 2016	6,767	→
Quarter ending March 2017	6,814	→
Quarter ending June 2017	6,757	→
Quarter ending September 2017	6,631	↓
Variance since September 2016	(1.9%)	↓



ACTIVITY

Cumulative percentage of contracted UDA delivered 2017 & 2018



Month	Adjusted Scheduled Activity (UDA)	
	2017	2018
April	150	482
May	1,422	1,513
June	2,347	2,449
July	3,966	3,398
August	4,897	4,606
September	5,833	5,300
October	6,834	
November	8,543	
December	9,657	
January	10,620	
February	11,698	
March	12,830	
April	13,744	
May	13,748	
June	13,748	

QUALITY

	Quantity	Base Number	Contract	AT	Region	England
% of FP17s for the same patient ID Re-attending within 3 months - Children	115	1,010	11.4%	9.8%	11.2%	11.9%
% of FP17s for the same patient ID Re-attending within 3 months - Adults	479	2,302	20.8%	15.2%	16.6%	15.9%
% of FP17s for the same patient ID Re-attending between 3 & 9 months - Children	357	1,010	35.3%	47.7%	47.0%	58.1%
% of FP17s for the same patient ID Re-attending between 3 & 9 months - Adults	647	2,302	28.1%	38.2%	38.2%	50.6%
% of FP17s for Band 1 Urgent Courses	558	2,750	20.3%	10.0%	10.6%	9.1%
% of FP17s Relating to Free Repair or Replacements	8	2,750	0.3%	0.6%	0.6%	0.8%
% of FP17s Relating to Continuations	65	2,750	2.4%	0.9%	0.8%	1.1%
% of Patients satisfied with the dentistry they have received	4	5	N/A	89.8%	89.2%	91.4%
% of Patients satisfied with the time they had to wait for an appointment	3	5	N/A	86.1%	83.4%	87.7%

* This is based on patients treated on this contract for their most recent course of treatment. Figures in italics indicate the base number of FP17s or Patient Questionnaire responses are less than 100. N/A is shown where the base number of responses is less than 10 during the period. % is calculated as Quantity/Base number*100

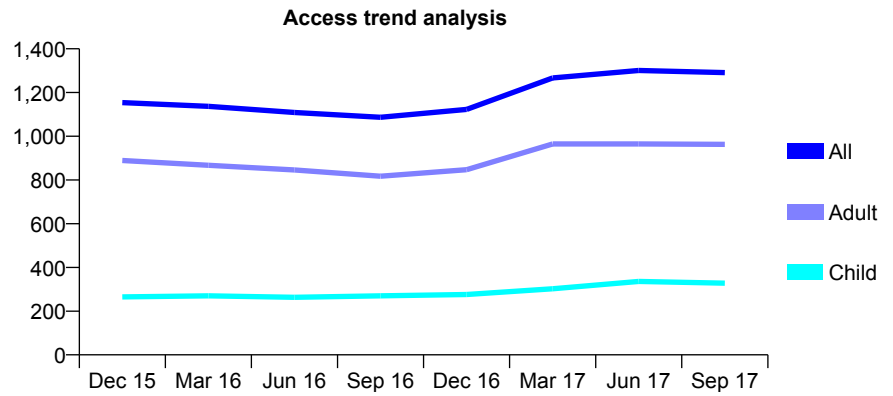
Q63 - Vital Signs At a Glance Contract Report for 183660/0001 - September 2017

Name or company name	PS Photay & Associates
Contract type name	GDS Contract
Purpose of contract	General
Contract start date	01/02/2014
Contract end date	

17/18 Contracted general activity (UDA)	2,778
Carry forward general activity (UDA)	0
17/18 Contracted orthodontic activity (UOA)	0
Carry forward orthodontic activity (UOA)	0
Baseline contract value	£80,853.49

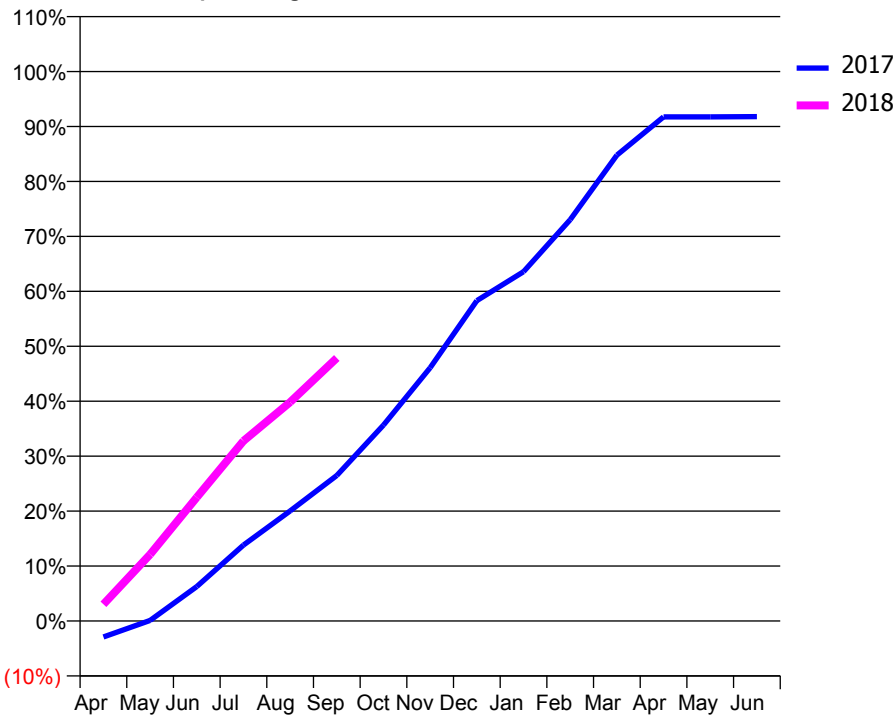
ACCESS*

Patients seen in 24 months	Total	Change since previous quarter
Quarter ending September 2016	1,087	
Quarter ending December 2016	1,123	↑
Quarter ending March 2017	1,267	↑
Quarter ending June 2017	1,301	↑
Quarter ending September 2017	1,291	→
Variance since September 2016	18.8%	↑



ACTIVITY

Cumulative percentage of contracted UDA delivered 2017 & 2018



Month	Adjusted Scheduled Activity (UDA)	
	2017	2018
April	-81	85
May	3	336
June	174	625
July	384	910
August	557	1,106
September	736	1,330
October	991	
November	1,281	
December	1,620	
January	1,766	
February	2,029	
March	2,355	
April	2,549	
May	2,549	
June	2,550	

QUALITY

	Quantity	Base Number	Contract	AT	Region	England
% of FP17s for the same patient ID Re-attending within 3 months - Children	11	195	5.6%	9.8%	11.2%	11.9%
% of FP17s for the same patient ID Re-attending within 3 months - Adults	34	450	7.6%	15.2%	16.6%	15.9%
% of FP17s for the same patient ID Re-attending between 3 & 9 months - Children	63	195	32.3%	47.7%	47.0%	58.1%
% of FP17s for the same patient ID Re-attending between 3 & 9 months - Adults	92	450	20.4%	38.2%	38.2%	50.6%
% of FP17s for Band 1 Urgent Courses	35	573	6.1%	10.0%	10.6%	9.1%
% of FP17s Relating to Free Repair or Replacements	1	573	0.2%	0.6%	0.6%	0.8%
% of FP17s Relating to Continuations	4	573	0.7%	0.9%	0.8%	1.1%
% of Patients satisfied with the dentistry they have received	4	5	N/A	89.8%	89.2%	91.4%
% of Patients satisfied with the time they had to wait for an appointment	5	5	N/A	86.1%	83.4%	87.7%

* This is based on patients treated on this contract for their most recent course of treatment. Figures in italics indicate the base number of FP17s or Patient Questionnaire responses are less than 100. N/A is shown where the base number of responses is less than 10 during the period. % is calculated as Quantity/Base number*100

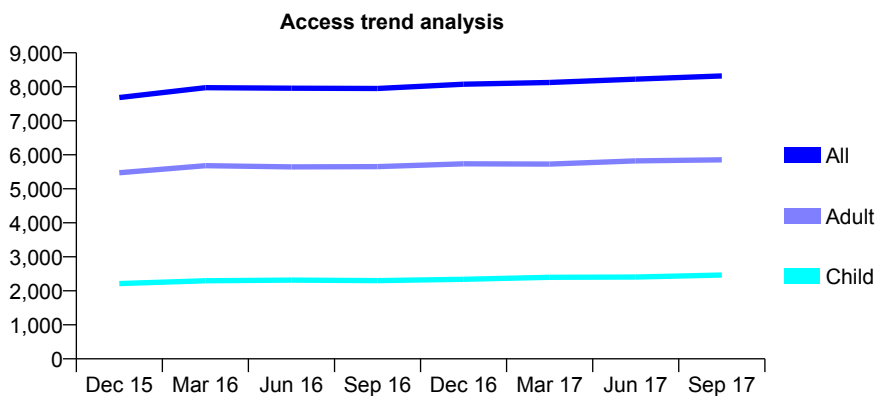
Q63 - Vital Signs At a Glance Contract Report for 185663/0001 - September 2017

Name or company name	Perry Vale Dental Limited
Contract type name	GDS Contract
Purpose of contract	General
Contract start date	01/12/2008
Contract end date	

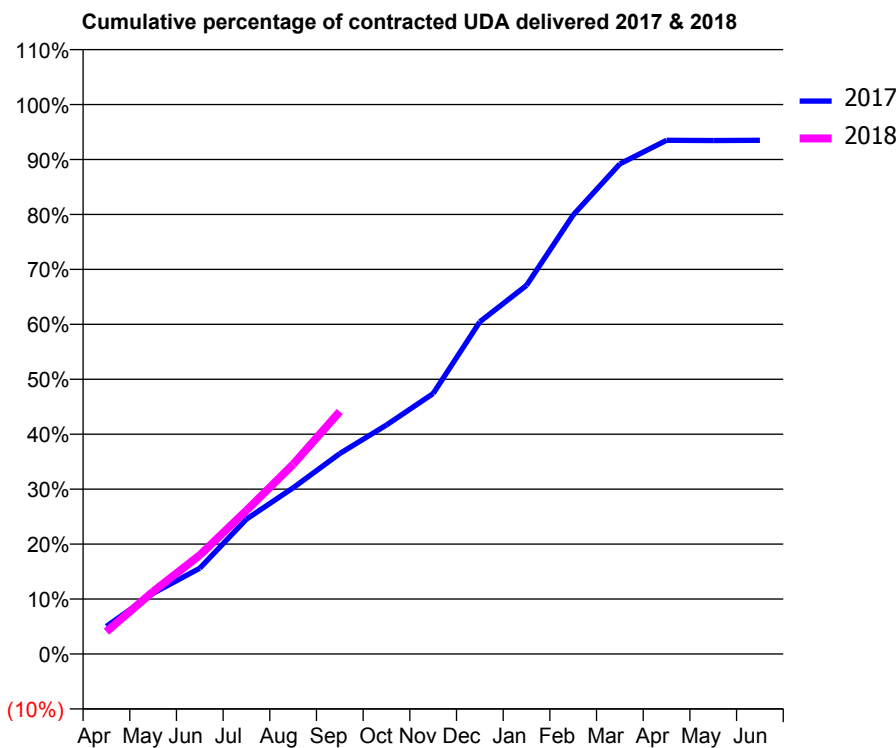
17/18 Contracted general activity (UDA)	17,740
Carry forward general activity (UDA)	0
17/18 Contracted orthodontic activity (UOA)	0
Carry forward orthodontic activity (UOA)	0
Baseline contract value	£595,845.17

ACCESS*

Patients seen in 24 months	Total	Change since previous quarter
Quarter ending September 2016	7,952	
Quarter ending December 2016	8,077	→
Quarter ending March 2017	8,127	→
Quarter ending June 2017	8,227	→
Quarter ending September 2017	8,318	→
Variance since September 2016	4.6%	↑



ACTIVITY



Month	2017	2018
April	892	719
May	1,960	2,018
June	2,770	3,193
July	4,357	4,632
August	5,365	6,124
September	6,471	7,828
October	7,395	
November	8,409	
December	10,724	
January	11,902	
February	14,172	
March	15,822	
April	16,587	
May	16,576	
June	16,586	

QUALITY

	Quantity	Base Number	Contract	AT	Region	England
% of FP17s for the same patient ID Re-attending within 3 months - Children	111	1,431	7.8%	9.8%	11.2%	11.9%
% of FP17s for the same patient ID Re-attending within 3 months - Adults	494	3,280	15.1%	15.2%	16.6%	15.9%
% of FP17s for the same patient ID Re-attending between 3 & 9 months - Children	582	1,431	40.7%	47.7%	47.0%	58.1%
% of FP17s for the same patient ID Re-attending between 3 & 9 months - Adults	1,041	3,280	31.7%	38.2%	38.2%	50.6%
% of FP17s for Band 1 Urgent Courses	555	4,093	13.6%	10.0%	10.6%	9.1%
% of FP17s Relating to Free Repair or Replacements	52	4,093	1.3%	0.6%	0.6%	0.8%
% of FP17s Relating to Continuations	17	4,093	0.4%	0.9%	0.8%	1.1%
% of Patients satisfied with the dentistry they have received	1	1	N/A	89.8%	89.2%	91.4%
% of Patients satisfied with the time they had to wait for an appointment	1	1	N/A	86.1%	83.4%	87.7%

* This is based on patients treated on this contract for their most recent course of treatment. Figures in italics indicate the base number of FP17s or Patient Questionnaire responses are less than 100. N/A is shown where the base number of responses is less than 10 during the period. % is calculated as Quantity/Base number*100

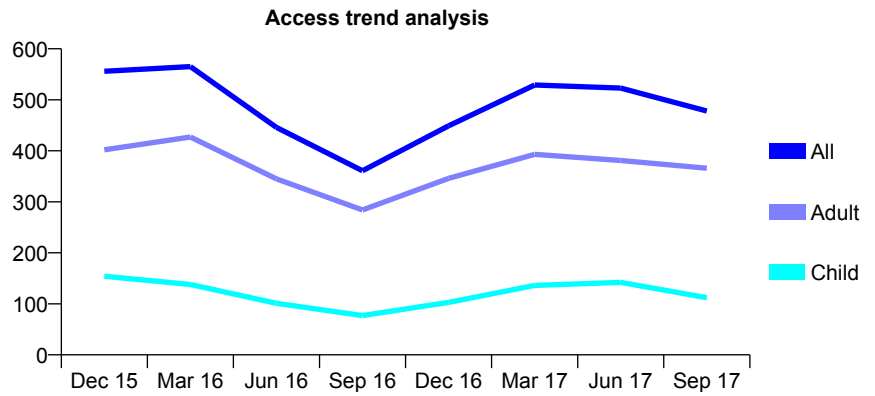
Q63 - Vital Signs At a Glance Contract Report for 185663/0002 - September 2017

Name or company name	Perry Vale Dental Limited
Contract type name	PDS Contract
Purpose of contract	General
Contract start date	01/04/2010
Contract end date	31/03/2018

17/18 Contracted general activity (UDA)	2,100
Carry forward general activity (UDA)	0
17/18 Contracted orthodontic activity (UOA)	0
Carry forward orthodontic activity (UOA)	0
Baseline contract value	£173,398.43

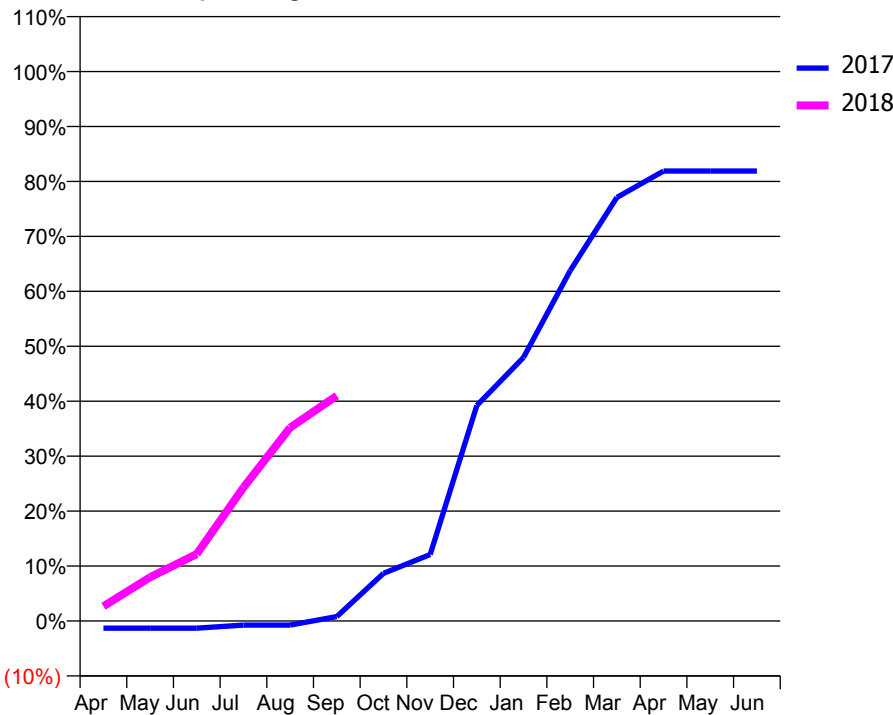
ACCESS*

Patients seen in 24 months	Total	Change since previous quarter
Quarter ending September 2016	361	
Quarter ending December 2016	449	↑
Quarter ending March 2017	529	↑
Quarter ending June 2017	523	↓
Quarter ending September 2017	478	↓
Variance since September 2016	32.4%	↑



ACTIVITY

Cumulative percentage of contracted UDA delivered 2017 & 2018



Month	Adjusted Scheduled Activity (UDA)	
	2017	2018
April	-28	56
May	-28	167
June	-28	256
July	-16	510
August	-16	739
September	17	861
October	182	
November	254	
December	824	
January	1,007	
February	1,339	
March	1,619	
April	1,720	
May	1,720	
June	1,720	

QUALITY

	Quantity	Base Number	Contract	AT	Region	England
% of FP17s for the same patient ID Re-attending within 3 months - Children	2	76	2.6%	9.8%	11.2%	11.9%
% of FP17s for the same patient ID Re-attending within 3 months - Adults	10	198	5.1%	15.2%	16.6%	15.9%
% of FP17s for the same patient ID Re-attending between 3 & 9 months - Children	1	76	1.3%	47.7%	47.0%	58.1%
% of FP17s for the same patient ID Re-attending between 3 & 9 months - Adults	5	198	2.5%	38.2%	38.2%	50.6%
% of FP17s for Band 1 Urgent Courses	1	240	0.4%	10.0%	10.6%	9.1%
% of FP17s Relating to Free Repair or Replacements	0	240	0.0%	0.6%	0.6%	0.8%
% of FP17s Relating to Continuations	1	240	0.4%	0.9%	0.8%	1.1%
% of Patients satisfied with the dentistry they have received	0	0	N/A	89.8%	89.2%	91.4%
% of Patients satisfied with the time they had to wait for an appointment	0	0	N/A	86.1%	83.4%	87.7%

* This is based on patients treated on this contract for their most recent course of treatment. Figures in italics indicate the base number of FP17s or Patient Questionnaire responses are less than 100. N/A is shown where the base number of responses is less than 10 during the period. % is calculated as Quantity/Base number*100

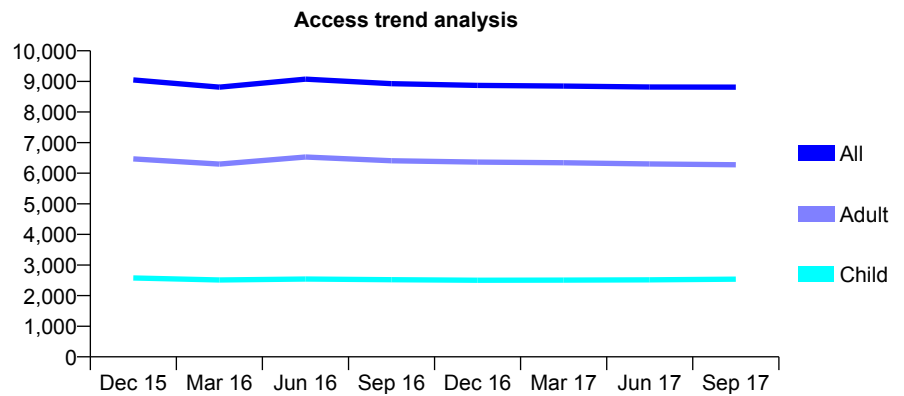
Q63 - Vital Signs At a Glance Contract Report for 186198/0001 - September 2017

Name or company name	Kingston Dental Clinic
Contract type name	GDS Contract
Purpose of contract	General
Contract start date	03/12/2012
Contract end date	

17/18 Contracted general activity (UDA)	29,500
Carry forward general activity (UDA)	-66
17/18 Contracted orthodontic activity (UOA)	0
Carry forward orthodontic activity (UOA)	0
Baseline contract value	£831,221.86

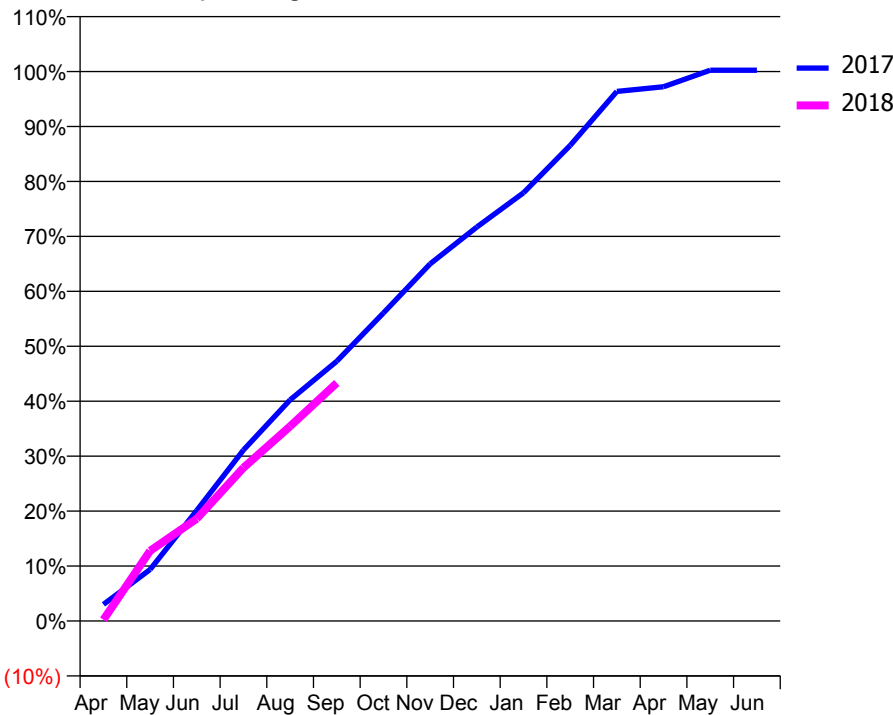
ACCESS*

Patients seen in 24 months	Total	Change since previous quarter
Quarter ending September 2016	8,927	
Quarter ending December 2016	8,871	→
Quarter ending March 2017	8,848	→
Quarter ending June 2017	8,819	→
Quarter ending September 2017	8,811	→
Variance since September 2016	(1.3%)	↓



ACTIVITY

Cumulative percentage of contracted UDA delivered 2017 & 2018



Month	Adjusted Scheduled Activity (UDA)	
	2017	2018
April	888	66
May	2,770	3,768
June	5,940	5,494
July	9,185	8,230
August	11,876	10,457
September	13,949	12,782
October	16,540	
November	19,172	
December	21,148	
January	22,989	
February	25,535	
March	28,431	
April	28,680	
May	29,567	
June	29,566	

QUALITY

	Quantity	Base Number	Contract	AT	Region	England
% of FP17s for the same patient ID Re-attending within 3 months - Children	140	1,689	8.3%	9.8%	11.2%	11.9%
% of FP17s for the same patient ID Re-attending within 3 months - Adults	455	3,181	14.3%	15.2%	16.6%	15.9%
% of FP17s for the same patient ID Re-attending between 3 & 9 months - Children	800	1,689	47.4%	47.7%	47.0%	58.1%
% of FP17s for the same patient ID Re-attending between 3 & 9 months - Adults	1,287	3,181	40.5%	38.2%	38.2%	50.6%
% of FP17s for Band 1 Urgent Courses	420	4,472	9.4%	10.0%	10.6%	9.1%
% of FP17s Relating to Free Repair or Replacements	31	4,472	0.7%	0.6%	0.6%	0.8%
% of FP17s Relating to Continuations	90	4,472	2.0%	0.9%	0.8%	1.1%
% of Patients satisfied with the dentistry they have received	12	12	100.0%	89.8%	89.2%	91.4%
% of Patients satisfied with the time they had to wait for an appointment	10	12	83.3%	86.1%	83.4%	87.7%

* This is based on patients treated on this contract for their most recent course of treatment. Figures in italics indicate the base number of FP17s or Patient Questionnaire responses are less than 100. N/A is shown where the base number of responses is less than 10 during the period. % is calculated as Quantity/Base number*100

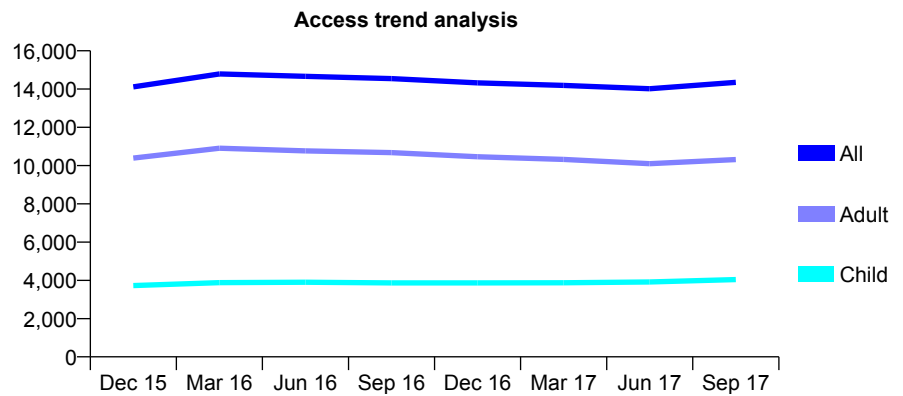
Q63 - Vital Signs At a Glance Contract Report for 186228/0001 - September 2017

Name or company name	Bexleyheath Dental Practice Ltd
Contract type name	GDS Contract
Purpose of contract	General
Contract start date	01/04/2010
Contract end date	

17/18 Contracted general activity (UDA)	32,882
Carry forward general activity (UDA)	86
17/18 Contracted orthodontic activity (UOA)	0
Carry forward orthodontic activity (UOA)	0
Baseline contract value	£983,094.70

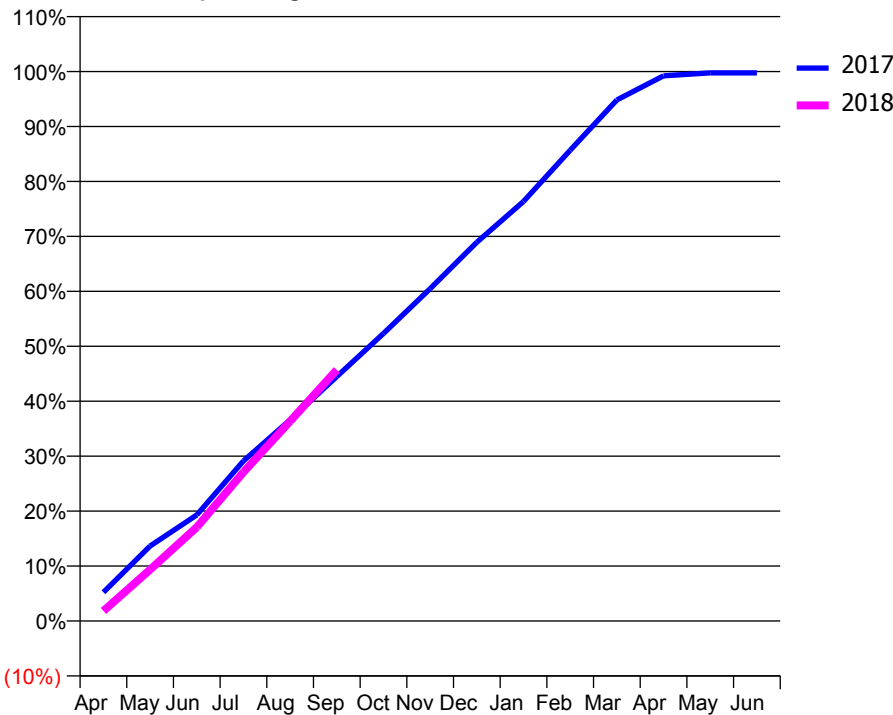
ACCESS*

Patients seen in 24 months	Total	Change since previous quarter
Quarter ending September 2016	14,544	
Quarter ending December 2016	14,323	↓
Quarter ending March 2017	14,193	→
Quarter ending June 2017	14,016	↓
Quarter ending September 2017	14,353	↑
Variance since September 2016	(1.3%)	↓



ACTIVITY

Cumulative percentage of contracted UDA delivered 2017 & 2018



Month	Adjusted Scheduled Activity (UDA)	
	2017	2018
April	1,718	605
May	4,488	3,074
June	6,351	5,616
July	9,580	8,905
August	12,038	11,961
September	14,634	15,033
October	17,207	
November	19,891	
December	22,670	
January	25,110	
February	28,173	
March	31,179	
April	32,622	
May	32,796	
June	32,796	

QUALITY

	Quantity	Base Number	Contract	AT	Region	England
% of FP17s for the same patient ID Re-attending within 3 months - Children	142	2,366	6.0%	9.8%	11.2%	11.9%
% of FP17s for the same patient ID Re-attending within 3 months - Adults	539	4,975	10.8%	15.2%	16.6%	15.9%
% of FP17s for the same patient ID Re-attending between 3 & 9 months - Children	826	2,366	34.9%	47.7%	47.0%	58.1%
% of FP17s for the same patient ID Re-attending between 3 & 9 months - Adults	1,388	4,975	27.9%	38.2%	38.2%	50.6%
% of FP17s for Band 1 Urgent Courses	615	6,833	9.0%	10.0%	10.6%	9.1%
% of FP17s Relating to Free Repair or Replacements	5	6,833	0.1%	0.6%	0.6%	0.8%
% of FP17s Relating to Continuations	82	6,833	1.2%	0.9%	0.8%	1.1%
% of Patients satisfied with the dentistry they have received	14	15	93.3%	89.8%	89.2%	91.4%
% of Patients satisfied with the time they had to wait for an appointment	12	15	80.0%	86.1%	83.4%	87.7%

* This is based on patients treated on this contract for their most recent course of treatment. Figures in italics indicate the base number of FP17s or Patient Questionnaire responses are less than 100. N/A is shown where the base number of responses is less than 10 during the period. % is calculated as Quantity/Base number*100

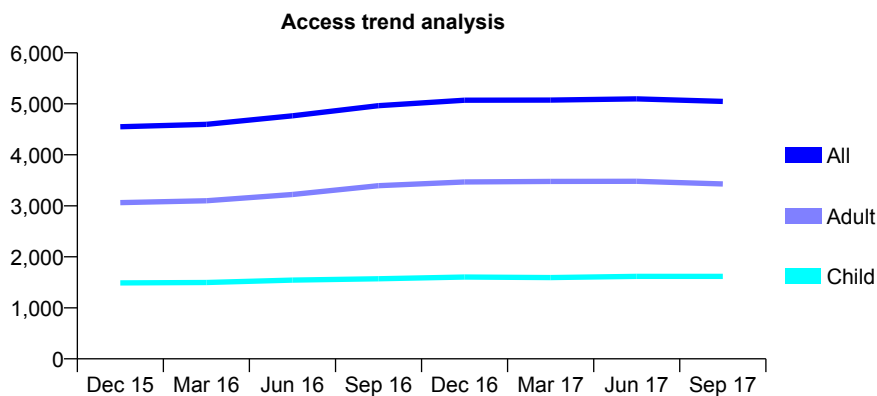
Q63 - Vital Signs At a Glance Contract Report for 186910/0001 - September 2017

Name or company name	Dentistree Battersea
Contract type name	GDS Contract
Purpose of contract	General
Contract start date	28/03/2013
Contract end date	

17/18 Contracted general activity (UDA)	11,500
Carry forward general activity (UDA)	17
17/18 Contracted orthodontic activity (UOA)	0
Carry forward orthodontic activity (UOA)	0
Baseline contract value	£324,102.83

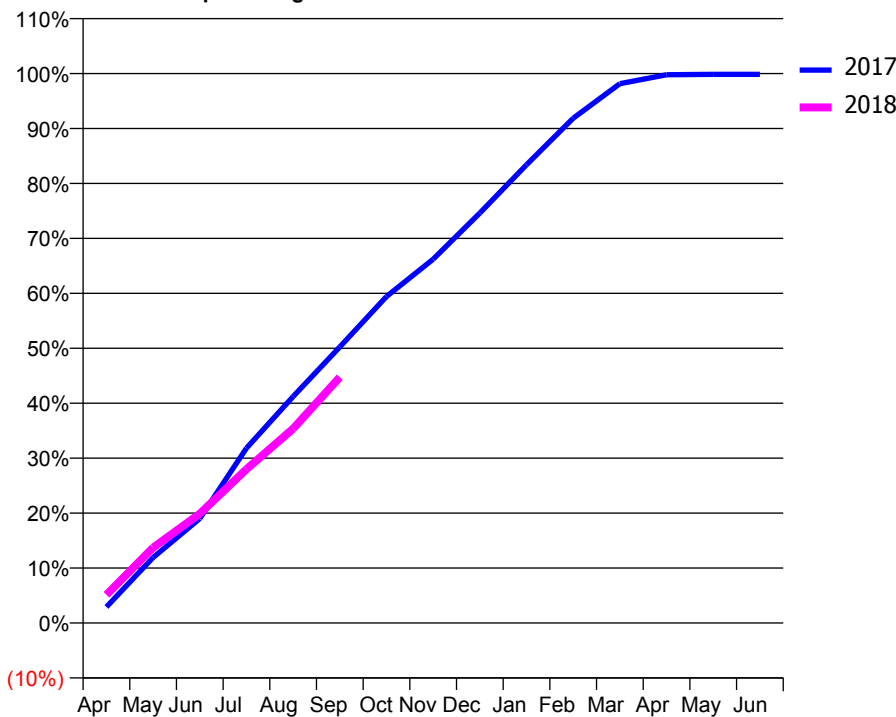
ACCESS*

Patients seen in 24 months	Total	Change since previous quarter
Quarter ending September 2016	4,963	
Quarter ending December 2016	5,071	↑
Quarter ending March 2017	5,072	→
Quarter ending June 2017	5,096	→
Quarter ending September 2017	5,046	→
Variance since September 2016	1.7%	→



ACTIVITY

Cumulative percentage of contracted UDA delivered 2017 & 2018



Month	Adjusted Scheduled Activity (UDA)	
	2017	2018
April	336	591
May	1,372	1,577
June	2,186	2,288
July	3,661	3,218
August	4,740	4,068
September	5,778	5,146
October	6,832	
November	7,614	
December	8,579	
January	9,591	
February	10,565	
March	11,286	
April	11,475	
May	11,483	
June	11,483	

QUALITY

	Quantity	Base Number	Contract	AT	Region	England
% of FP17s for the same patient ID Re-attending within 3 months - Children	78	1,229	6.3%	9.8%	11.2%	11.9%
% of FP17s for the same patient ID Re-attending within 3 months - Adults	220	1,917	11.5%	15.2%	16.6%	15.9%
% of FP17s for the same patient ID Re-attending between 3 & 9 months - Children	744	1,229	60.5%	47.7%	47.0%	58.1%
% of FP17s for the same patient ID Re-attending between 3 & 9 months - Adults	833	1,917	43.5%	38.2%	38.2%	50.6%
% of FP17s for Band 1 Urgent Courses	276	3,045	9.1%	10.0%	10.6%	9.1%
% of FP17s Relating to Free Repair or Replacements	15	3,045	0.5%	0.6%	0.6%	0.8%
% of FP17s Relating to Continuations	7	3,045	0.2%	0.9%	0.8%	1.1%
% of Patients satisfied with the dentistry they have received	3	3	N/A	89.8%	89.2%	91.4%
% of Patients satisfied with the time they had to wait for an appointment	2	3	N/A	86.1%	83.4%	87.7%

* This is based on patients treated on this contract for their most recent course of treatment. Figures in italics indicate the base number of FP17s or Patient Questionnaire responses are less than 100. N/A is shown where the base number of responses is less than 10 during the period. % is calculated as Quantity/Base number*100

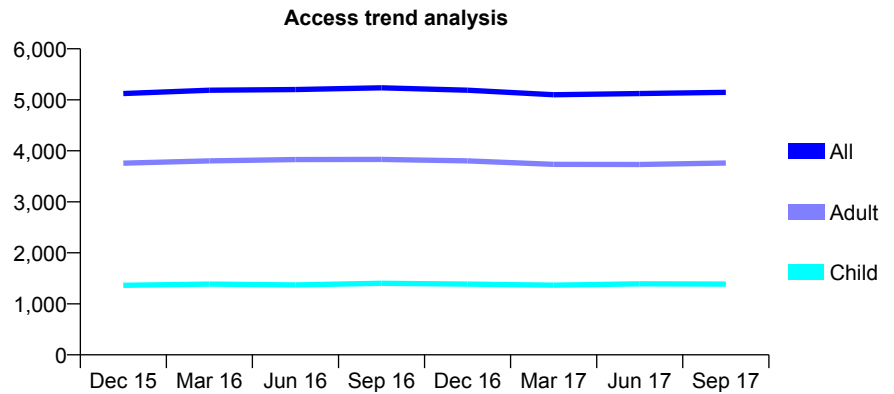
Q63 - Vital Signs At a Glance Contract Report for 186937/0001 - September 2017

Name or company name	Dr A.K. Patel & Dr S.N. Patel
Contract type name	GDS Contract
Purpose of contract	General
Contract start date	01/03/2008
Contract end date	

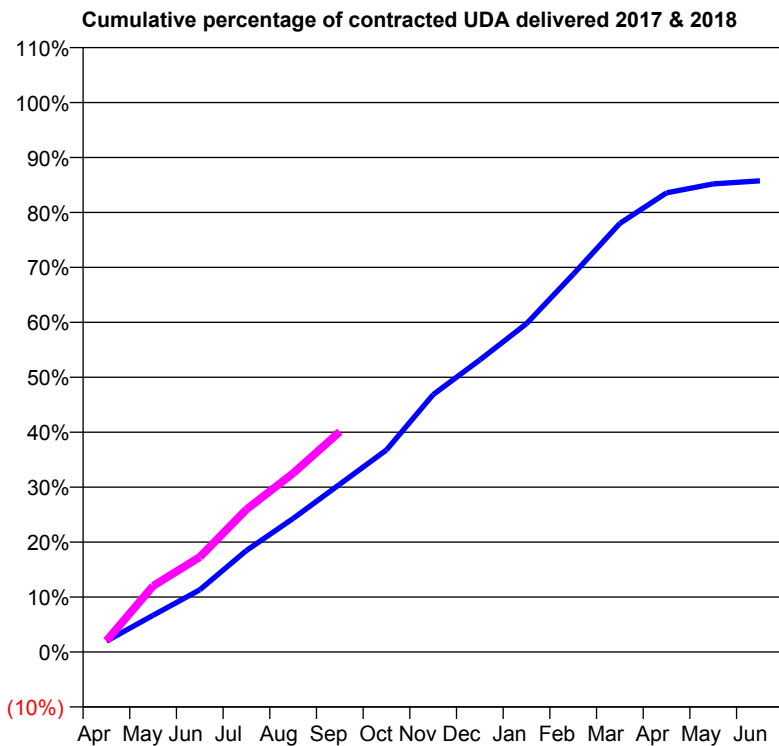
17/18 Contracted general activity (UDA)	15,553
Carry forward general activity (UDA)	0
17/18 Contracted orthodontic activity (UOA)	0
Carry forward orthodontic activity (UOA)	0
Baseline contract value	£440,723.00

ACCESS*

Patients seen in 24 months	Total	Change since previous quarter
Quarter ending September 2016	5,234	
Quarter ending December 2016	5,188	→
Quarter ending March 2017	5,100	↓
Quarter ending June 2017	5,124	→
Quarter ending September 2017	5,147	→
Variance since September 2016	(1.7%)	↓



ACTIVITY



Month	Adjusted Scheduled Activity (UDA)	
	2017	2018
April	308	319
May	1,040	1,870
June	1,762	2,691
July	2,872	4,037
August	3,781	5,060
September	4,752	6,236
October	5,720	
November	7,286	
December	8,269	
January	9,294	
February	10,690	
March	12,130	
April	12,995	
May	13,249	
June	13,338	

QUALITY

	Quantity	Base Number	Contract	AT	Region	England
% of FP17s for the same patient ID Re-attending within 3 months - Children	76	932	8.2%	9.8%	11.2%	11.9%
% of FP17s for the same patient ID Re-attending within 3 months - Adults	291	1,960	14.8%	15.2%	16.6%	15.9%
% of FP17s for the same patient ID Re-attending between 3 & 9 months - Children	416	932	44.6%	47.7%	47.0%	58.1%
% of FP17s for the same patient ID Re-attending between 3 & 9 months - Adults	589	1,960	30.1%	38.2%	38.2%	50.6%
% of FP17s for Band 1 Urgent Courses	290	2,458	11.8%	10.0%	10.6%	9.1%
% of FP17s Relating to Free Repair or Replacements	15	2,458	0.6%	0.6%	0.6%	0.8%
% of FP17s Relating to Continuations	22	2,458	0.9%	0.9%	0.8%	1.1%
% of Patients satisfied with the dentistry they have received	4	4	N/A	89.8%	89.2%	91.4%
% of Patients satisfied with the time they had to wait for an appointment	4	4	N/A	86.1%	83.4%	87.7%

* This is based on patients treated on this contract for their most recent course of treatment. Figures in italics indicate the base number of FP17s or Patient Questionnaire responses are less than 100. N/A is shown where the base number of responses is less than 10 during the period. % is calculated as Quantity/Base number*100

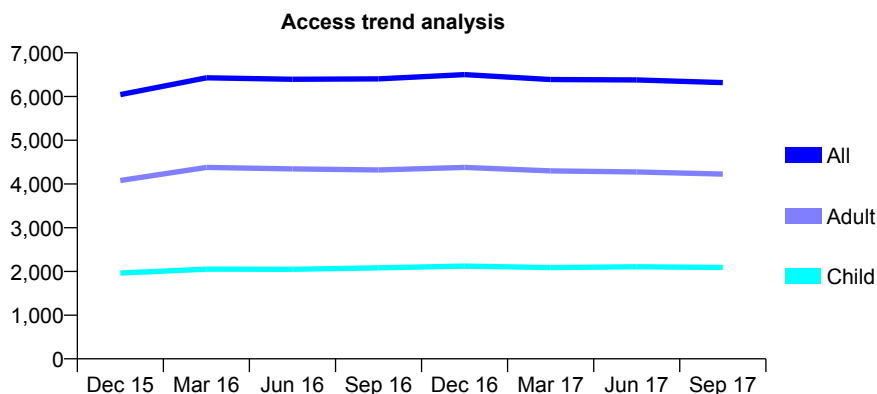
Q63 - Vital Signs At a Glance Contract Report for 187054/0001 - September 2017

Name or company name	Dr Jiten Patel and Dr Svinita Rina Bhavna f
Contract type name	GDS Contract
Purpose of contract	General
Contract start date	06/02/2014
Contract end date	

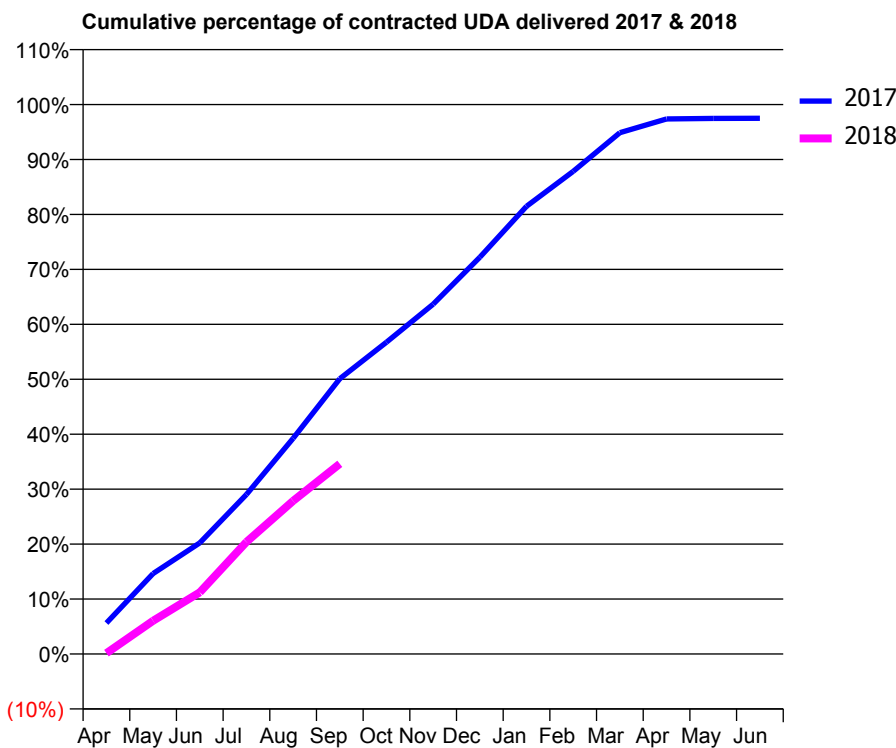
17/18 Contracted general activity (UDA)	14,029
Carry forward general activity (UDA)	353
17/18 Contracted orthodontic activity (UOA)	0
Carry forward orthodontic activity (UOA)	0
Baseline contract value	£336,915.26

ACCESS*

Patients seen in 24 months	Total	Change since previous quarter
Quarter ending September 2016	6,403	
Quarter ending December 2016	6,500	→
Quarter ending March 2017	6,387	↓
Quarter ending June 2017	6,380	→
Quarter ending September 2017	6,319	→
Variance since September 2016	(1.3%)	↓



ACTIVITY



Month	Adjusted Scheduled Activity (UDA)	
	2017	2018
April	790	22
May	2,053	848
June	2,838	1,576
July	4,073	2,861
August	5,508	3,911
September	7,028	4,855
October	7,961	
November	8,931	
December	10,130	
January	11,430	
February	12,322	
March	13,311	
April	13,661	
May	13,674	
June	13,676	

QUALITY

	Quantity	Base Number	Contract	AT	Region	England
% of FP17s for the same patient ID Re-attending within 3 months - Children	53	1,235	4.3%	9.8%	11.2%	11.9%
% of FP17s for the same patient ID Re-attending within 3 months - Adults	192	2,000	9.6%	15.2%	16.6%	15.9%
% of FP17s for the same patient ID Re-attending between 3 & 9 months - Children	506	1,235	41.0%	47.7%	47.0%	58.1%
% of FP17s for the same patient ID Re-attending between 3 & 9 months - Adults	760	2,000	38.0%	38.2%	38.2%	50.6%
% of FP17s for Band 1 Urgent Courses	201	3,028	6.6%	10.0%	10.6%	9.1%
% of FP17s Relating to Free Repair or Replacements	14	3,028	0.5%	0.6%	0.6%	0.8%
% of FP17s Relating to Continuations	6	3,028	0.2%	0.9%	0.8%	1.1%
% of Patients satisfied with the dentistry they have received	5	5	N/A	89.8%	89.2%	91.4%
% of Patients satisfied with the time they had to wait for an appointment	3	5	N/A	86.1%	83.4%	87.7%

* This is based on patients treated on this contract for their most recent course of treatment. Figures in italics indicate the base number of FP17s or Patient Questionnaire responses are less than 100. N/A is shown where the base number of responses is less than 10 during the period. % is calculated as Quantity/Base number*100

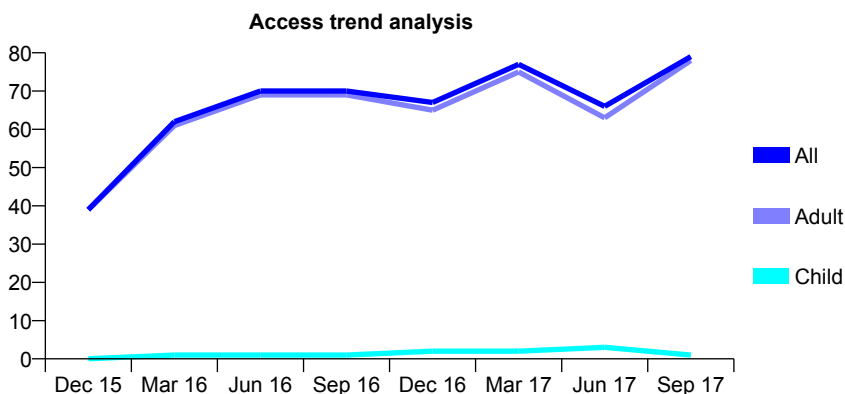
Q63 - Vital Signs At a Glance Contract Report for 187100/0001 - September 2017

Name or company name	V Jasani-DwSI Endodontics
Contract type name	PDS Contract
Purpose of contract	General
Contract start date	20/04/2009
Contract end date	31/03/2018

17/18 Contracted general activity (UDA)	300
Carry forward general activity (UDA)	0
17/18 Contracted orthodontic activity (UOA)	0
Carry forward orthodontic activity (UOA)	0
Baseline contract value	£41,945.07

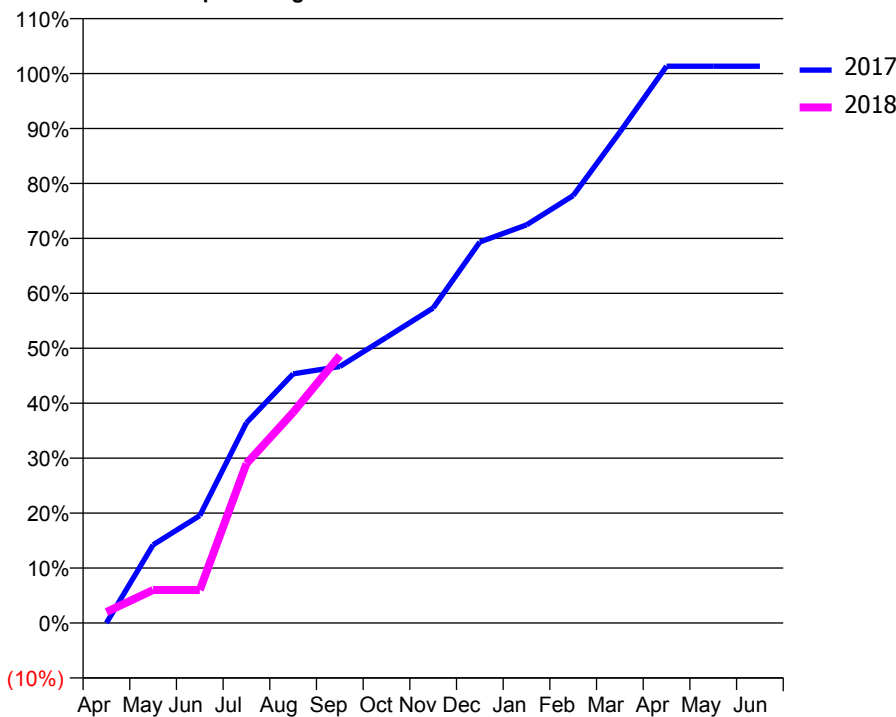
ACCESS*

Patients seen in 24 months	Total	Change since previous quarter
Quarter ending September 2016	70	
Quarter ending December 2016	67	↓
Quarter ending March 2017	77	↑
Quarter ending June 2017	66	↓
Quarter ending September 2017	79	↑
Variance since September 2016	12.9%	↑



ACTIVITY

Cumulative percentage of contracted UDA delivered 2017 & 2018



Month	Adjusted Scheduled Activity (UDA)	
	2017	2018
April	0	6
May	32	18
June	44	18
July	82	87
August	102	115
September	105	146
October	117	
November	129	
December	156	
January	163	
February	175	
March	201	
April	228	
May	228	
June	228	

QUALITY

	Quantity	Base Number	Contract	AT	Region	England
% of FP17s for the same patient ID Re-attending within 3 months - Children	0	4	0.0%	9.8%	11.2%	11.9%
% of FP17s for the same patient ID Re-attending within 3 months - Adults	5	61	8.2%	15.2%	16.6%	15.9%
% of FP17s for the same patient ID Re-attending between 3 & 9 months - Children	0	4	0.0%	47.7%	47.0%	58.1%
% of FP17s for the same patient ID Re-attending between 3 & 9 months - Adults	1	61	1.6%	38.2%	38.2%	50.6%
% of FP17s for Band 1 Urgent Courses	0	54	0.0%	10.0%	10.6%	9.1%
% of FP17s Relating to Free Repair or Replacements	0	54	0.0%	0.6%	0.6%	0.8%
% of FP17s Relating to Continuations	0	54	0.0%	0.9%	0.8%	1.1%
% of Patients satisfied with the dentistry they have received	0	0	N/A	89.8%	89.2%	91.4%
% of Patients satisfied with the time they had to wait for an appointment	0	0	N/A	86.1%	83.4%	87.7%

* This is based on patients treated on this contract for their most recent course of treatment. Figures in italics indicate the base number of FP17s or Patient Questionnaire responses are less than 100. N/A is shown where the base number of responses is less than 10 during the period. % is calculated as Quantity/Base number*100

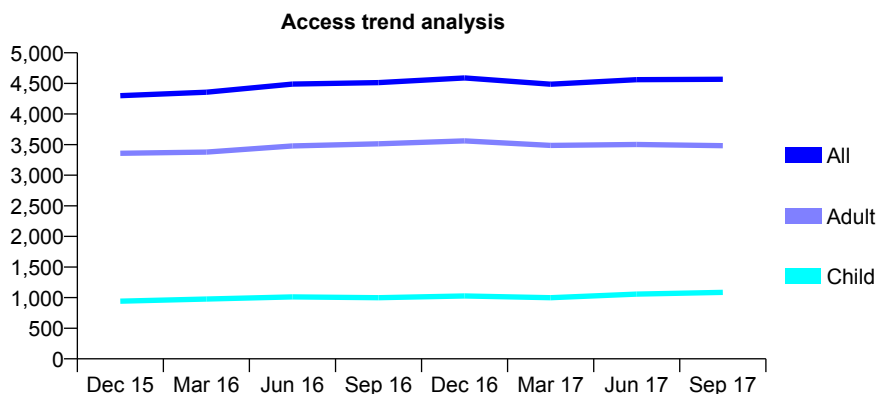
Q63 - Vital Signs At a Glance Contract Report for 187488/0001 - September 2017

Name or company name	Purley Dental Care
Contract type name	GDS Contract
Purpose of contract	General
Contract start date	20/06/2012
Contract end date	

17/18 Contracted general activity (UDA)	10,771
Carry forward general activity (UDA)	170
17/18 Contracted orthodontic activity (UOA)	0
Carry forward orthodontic activity (UOA)	0
Baseline contract value	£244,079.97

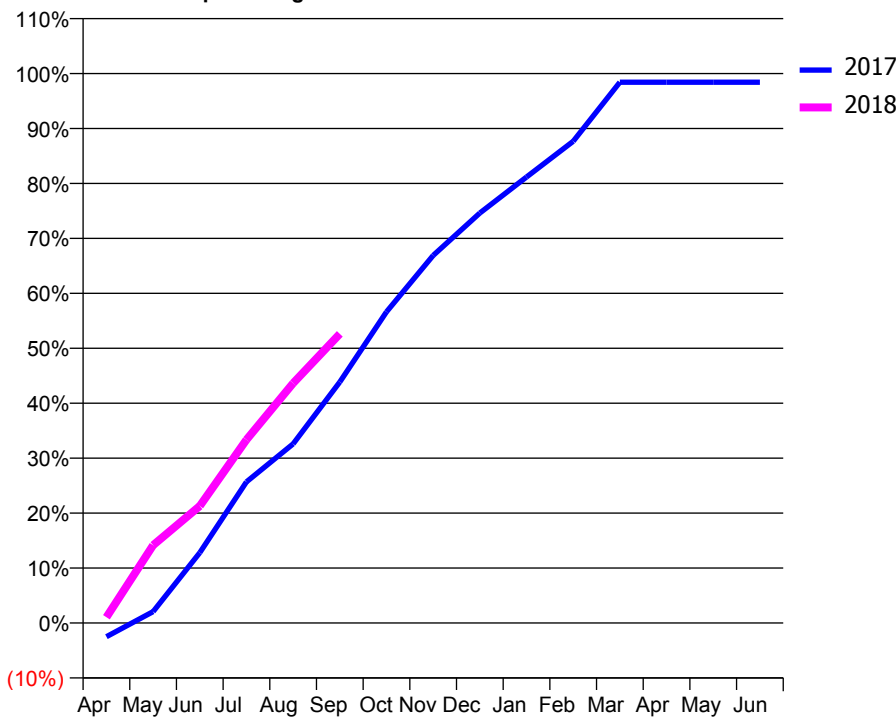
ACCESS*

Patients seen in 24 months	Total	Change since previous quarter
Quarter ending September 2016	4,512	
Quarter ending December 2016	4,590	→
Quarter ending March 2017	4,486	↓
Quarter ending June 2017	4,561	→
Quarter ending September 2017	4,568	→
Variance since September 2016	1.2%	→



ACTIVITY

Cumulative percentage of contracted UDA delivered 2017 & 2018



Month	Adjusted Scheduled Activity (UDA)	
	2017	2018
April	-272	114
May	225	1,526
June	1,378	2,293
July	2,767	3,591
August	3,512	4,700
September	4,723	5,668
October	6,100	
November	7,204	
December	8,035	
January	8,742	
February	9,442	
March	10,601	
April	10,601	
May	10,601	
June	10,601	

QUALITY

	Quantity	Base Number	Contract	AT	Region	England
% of FP17s for the same patient ID Re-attending within 3 months - Children	43	705	6.1%	9.8%	11.2%	11.9%
% of FP17s for the same patient ID Re-attending within 3 months - Adults	177	1,858	9.5%	15.2%	16.6%	15.9%
% of FP17s for the same patient ID Re-attending between 3 & 9 months - Children	240	705	34.0%	47.7%	47.0%	58.1%
% of FP17s for the same patient ID Re-attending between 3 & 9 months - Adults	738	1,858	39.7%	38.2%	38.2%	50.6%
% of FP17s for Band 1 Urgent Courses	165	2,563	6.4%	10.0%	10.6%	9.1%
% of FP17s Relating to Free Repair or Replacements	40	2,563	1.6%	0.6%	0.6%	0.8%
% of FP17s Relating to Continuations	25	2,563	1.0%	0.9%	0.8%	1.1%
% of Patients satisfied with the dentistry they have received	4	5	N/A	89.8%	89.2%	91.4%
% of Patients satisfied with the time they had to wait for an appointment	5	5	N/A	86.1%	83.4%	87.7%

* This is based on patients treated on this contract for their most recent course of treatment. Figures in italics indicate the base number of FP17s or Patient Questionnaire responses are less than 100. N/A is shown where the base number of responses is less than 10 during the period. % is calculated as Quantity/Base number*100

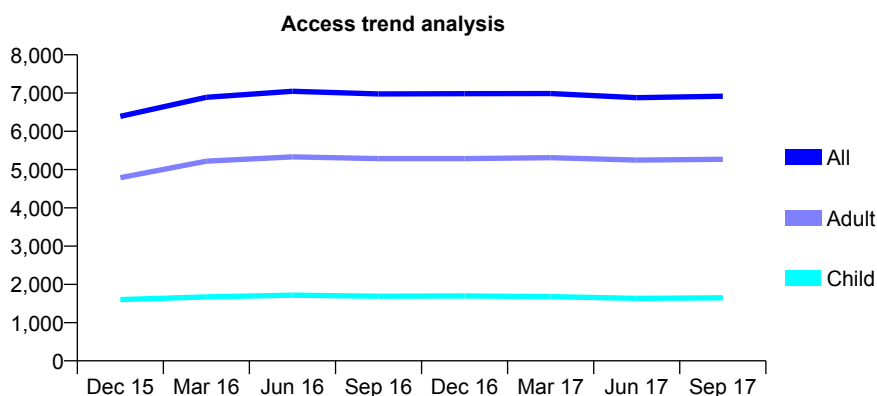
Q63 - Vital Signs At a Glance Contract Report for 188794/0001 - September 2017

Name or company name	Dr P Patel & Dr R Chadha
Contract type name	GDS Contract
Purpose of contract	General
Contract start date	01/04/2014
Contract end date	

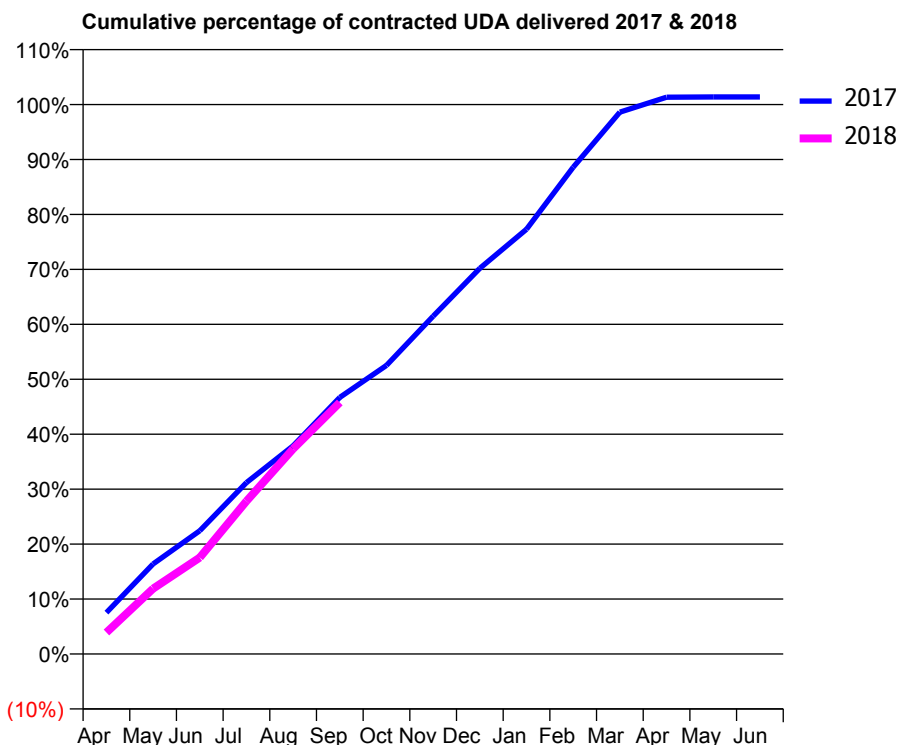
17/18 Contracted general activity (UDA)	17,100
Carry forward general activity (UDA)	-237
17/18 Contracted orthodontic activity (UOA)	0
Carry forward orthodontic activity (UOA)	0
Baseline contract value	£601,988.96

ACCESS*

Patients seen in 24 months	Total	Change since previous quarter
Quarter ending September 2016	6,976	
Quarter ending December 2016	6,985	→
Quarter ending March 2017	6,988	→
Quarter ending June 2017	6,880	↓
Quarter ending September 2017	6,916	→
Variance since September 2016	(0.9%)	→



ACTIVITY



Month	Adjusted Scheduled Activity (UDA)	
	2017	2018
April	1,289	670
May	2,802	2,036
June	3,836	3,004
July	5,336	4,758
August	6,481	6,386
September	7,985	7,830
October	8,984	
November	10,515	
December	12,001	
January	13,219	
February	15,147	
March	16,863	
April	17,326	
May	17,337	
June	17,337	

QUALITY

	Quantity	Base Number	Contract	AT	Region	England
% of FP17s for the same patient ID Re-attending within 3 months - Children	65	948	6.9%	9.8%	11.2%	11.9%
% of FP17s for the same patient ID Re-attending within 3 months - Adults	411	2,646	15.5%	15.2%	16.6%	15.9%
% of FP17s for the same patient ID Re-attending between 3 & 9 months - Children	413	948	43.6%	47.7%	47.0%	58.1%
% of FP17s for the same patient ID Re-attending between 3 & 9 months - Adults	967	2,646	36.5%	38.2%	38.2%	50.6%
% of FP17s for Band 1 Urgent Courses	431	3,405	12.7%	10.0%	10.6%	9.1%
% of FP17s Relating to Free Repair or Replacements	12	3,405	0.4%	0.6%	0.6%	0.8%
% of FP17s Relating to Continuations	36	3,405	1.1%	0.9%	0.8%	1.1%
% of Patients satisfied with the dentistry they have received	5	7	N/A	89.8%	89.2%	91.4%
% of Patients satisfied with the time they had to wait for an appointment	6	7	N/A	86.1%	83.4%	87.7%

* This is based on patients treated on this contract for their most recent course of treatment. Figures in italics indicate the base number of FP17s or Patient Questionnaire responses are less than 100. N/A is shown where the base number of responses is less than 10 during the period. % is calculated as Quantity/Base number*100

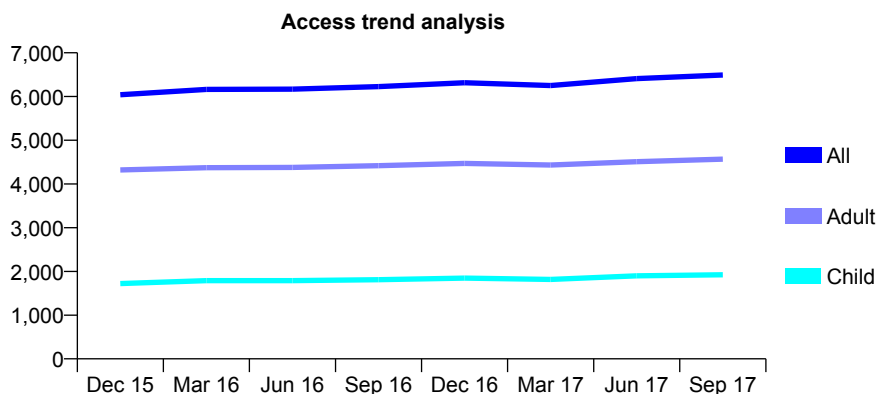
Q63 - Vital Signs At a Glance Contract Report for 188824/0001 - September 2017

Name or company name	Dr S Balachandran and Dr D Chellappah
Contract type name	GDS Contract
Purpose of contract	General
Contract start date	01/01/2013
Contract end date	

17/18 Contracted general activity (UDA)	18,000
Carry forward general activity (UDA)	94
17/18 Contracted orthodontic activity (UOA)	0
Carry forward orthodontic activity (UOA)	0
Baseline contract value	£469,964.41

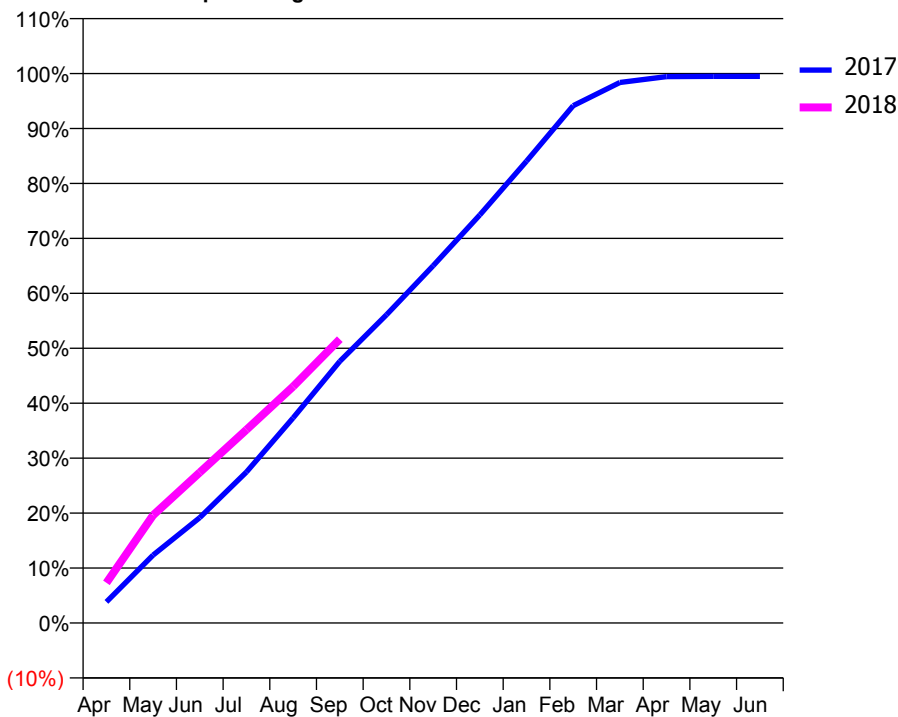
ACCESS*

Patients seen in 24 months	Total	Change since previous quarter
Quarter ending September 2016	6,227	
Quarter ending December 2016	6,316	→
Quarter ending March 2017	6,250	↓
Quarter ending June 2017	6,411	↑
Quarter ending September 2017	6,491	→
Variance since September 2016	4.2%	↑



ACTIVITY

Cumulative percentage of contracted UDA delivered 2017 & 2018



Month	Adjusted Scheduled Activity (UDA)	
	2017	2018
April	694	1,319
May	2,227	3,532
June	3,454	4,932
July	4,948	6,333
August	6,720	7,748
September	8,574	9,298
October	10,097	
November	11,702	
December	13,367	
January	15,128	
February	16,944	
March	17,704	
April	17,898	
May	17,906	
June	17,906	

QUALITY

	Quantity	Base Number	Contract	AT	Region	England
% of FP17s for the same patient ID Re-attending within 3 months - Children	107	1,602	6.7%	9.8%	11.2%	11.9%
% of FP17s for the same patient ID Re-attending within 3 months - Adults	262	2,839	9.2%	15.2%	16.6%	15.9%
% of FP17s for the same patient ID Re-attending between 3 & 9 months - Children	959	1,602	59.9%	47.7%	47.0%	58.1%
% of FP17s for the same patient ID Re-attending between 3 & 9 months - Adults	1,318	2,839	46.4%	38.2%	38.2%	50.6%
% of FP17s for Band 1 Urgent Courses	419	4,288	9.8%	10.0%	10.6%	9.1%
% of FP17s Relating to Free Repair or Replacements	27	4,288	0.6%	0.6%	0.6%	0.8%
% of FP17s Relating to Continuations	2	4,288	0.0%	0.9%	0.8%	1.1%
% of Patients satisfied with the dentistry they have received	7	8	N/A	89.8%	89.2%	91.4%
% of Patients satisfied with the time they had to wait for an appointment	8	8	N/A	86.1%	83.4%	87.7%

* This is based on patients treated on this contract for their most recent course of treatment. Figures in italics indicate the base number of FP17s or Patient Questionnaire responses are less than 100. N/A is shown where the base number of responses is less than 10 during the period. % is calculated as Quantity/Base number*100

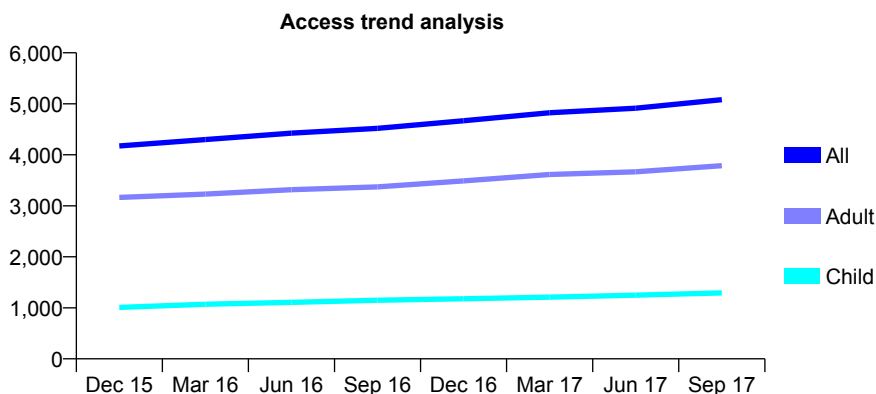
Q63 - Vital Signs At a Glance Contract Report for 189006/0001 - September 2017

Name or company name	Smile 4U Limited
Contract type name	GDS Contract
Purpose of contract	General
Contract start date	04/01/2010
Contract end date	

17/18 Contracted general activity (UDA)	14,250
Carry forward general activity (UDA)	0
17/18 Contracted orthodontic activity (UOA)	0
Carry forward orthodontic activity (UOA)	0
Baseline contract value	£365,251.30

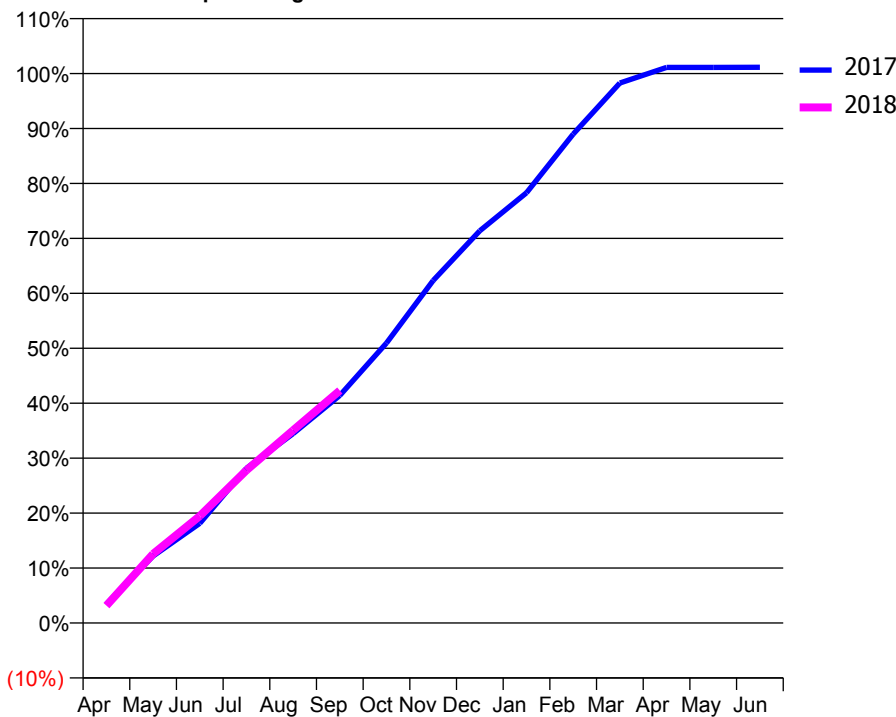
ACCESS*

Patients seen in 24 months	Total	Change since previous quarter
Quarter ending September 2016	4,519	
Quarter ending December 2016	4,668	↑
Quarter ending March 2017	4,824	↑
Quarter ending June 2017	4,914	→
Quarter ending September 2017	5,081	↑
Variance since September 2016	12.4%	↑



ACTIVITY

Cumulative percentage of contracted UDA delivered 2017 & 2018



Month	2017	2018
April	491	453
May	1,739	1,793
June	2,586	2,775
July	4,013	3,962
August	4,912	4,999
September	5,903	6,028
October	7,261	
November	8,882	
December	10,173	
January	11,157	
February	12,679	
March	14,002	
April	14,407	
May	14,408	
June	14,411	

QUALITY

	Quantity	Base Number	Contract	AT	Region	England
% of FP17s for the same patient ID Re-attending within 3 months - Children	66	930	7.1%	9.8%	11.2%	11.9%
% of FP17s for the same patient ID Re-attending within 3 months - Adults	255	2,311	11.0%	15.2%	16.6%	15.9%
% of FP17s for the same patient ID Re-attending between 3 & 9 months - Children	522	930	56.1%	47.7%	47.0%	58.1%
% of FP17s for the same patient ID Re-attending between 3 & 9 months - Adults	1,064	2,311	46.0%	38.2%	38.2%	50.6%
% of FP17s for Band 1 Urgent Courses	278	3,089	9.0%	10.0%	10.6%	9.1%
% of FP17s Relating to Free Repair or Replacements	20	3,089	0.6%	0.6%	0.6%	0.8%
% of FP17s Relating to Continuations	9	3,089	0.3%	0.9%	0.8%	1.1%
% of Patients satisfied with the dentistry they have received	3	3	N/A	89.8%	89.2%	91.4%
% of Patients satisfied with the time they had to wait for an appointment	3	3	N/A	86.1%	83.4%	87.7%

* This is based on patients treated on this contract for their most recent course of treatment. Figures in italics indicate the base number of FP17s or Patient Questionnaire responses are less than 100. N/A is shown where the base number of responses is less than 10 during the period. % is calculated as Quantity/Base number*100

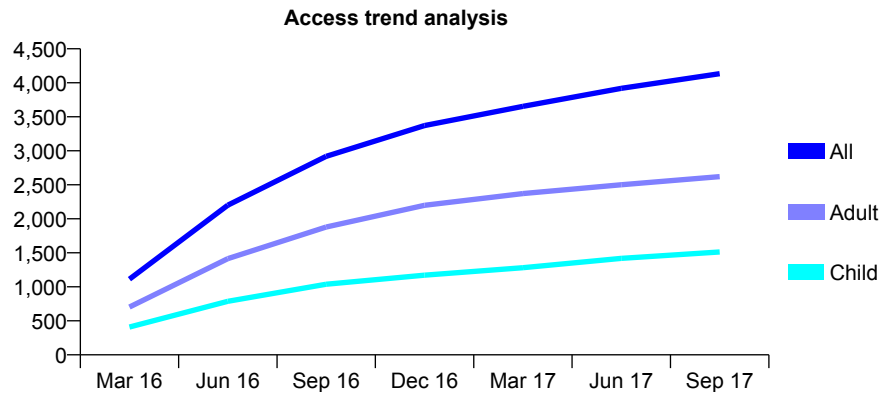
Q63 - Vital Signs At a Glance Contract Report for 192090/0001 - September 2017

Name or company name	Oasis Dental Care
Contract type name	GDS Contract
Purpose of contract	General
Contract start date	01/01/2016
Contract end date	

17/18 Contracted general activity (UDA)	12,796
Carry forward general activity (UDA)	0
17/18 Contracted orthodontic activity (UOA)	0
Carry forward orthodontic activity (UOA)	0
Baseline contract value	£368,116.71

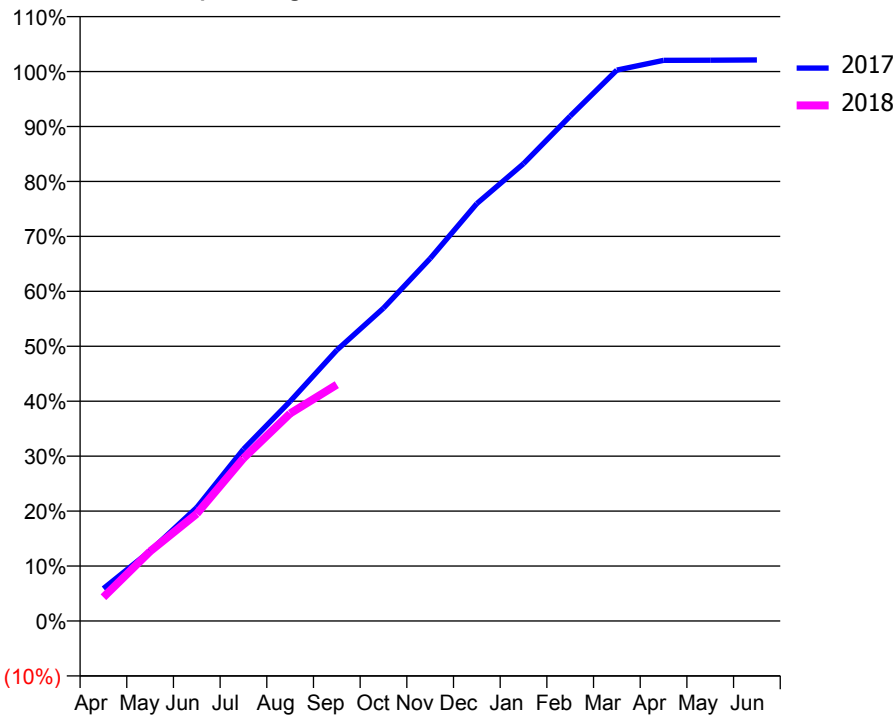
ACCESS*

Patients seen in 24 months	Total	Change since previous quarter
Quarter ending September 2016	2,918	
Quarter ending December 2016	3,371	↑
Quarter ending March 2017	3,653	↑
Quarter ending June 2017	3,919	↑
Quarter ending September 2017	4,134	↑
Variance since September 2016	41.7%	↑



ACTIVITY

Cumulative percentage of contracted UDA delivered 2017 & 2018



Month	Adjusted Scheduled Activity (UDA)	
	2017	2018
April	757	554
May	1,632	1,622
June	2,645	2,499
July	4,000	3,789
August	5,117	4,833
September	6,308	5,503
October	7,285	
November	8,443	
December	9,721	
January	10,650	
February	11,758	
March	12,830	
April	13,056	
May	13,059	
June	13,064	

QUALITY

	Quantity	Base Number	Contract	AT	Region	England
% of FP17s for the same patient ID Re-attending within 3 months - Children	77	1,132	6.8%	9.8%	11.2%	11.9%
% of FP17s for the same patient ID Re-attending within 3 months - Adults	248	1,676	14.8%	15.2%	16.6%	15.9%
% of FP17s for the same patient ID Re-attending between 3 & 9 months - Children	533	1,132	47.1%	47.7%	47.0%	58.1%
% of FP17s for the same patient ID Re-attending between 3 & 9 months - Adults	871	1,676	52.0%	38.2%	38.2%	50.6%
% of FP17s for Band 1 Urgent Courses	200	2,688	7.4%	10.0%	10.6%	9.1%
% of FP17s Relating to Free Repair or Replacements	7	2,688	0.3%	0.6%	0.6%	0.8%
% of FP17s Relating to Continuations	21	2,688	0.8%	0.9%	0.8%	1.1%
% of Patients satisfied with the dentistry they have received	1	2	N/A	89.8%	89.2%	91.4%
% of Patients satisfied with the time they had to wait for an appointment	1	2	N/A	86.1%	83.4%	87.7%

* This is based on patients treated on this contract for their most recent course of treatment. Figures in italics indicate the base number of FP17s or Patient Questionnaire responses are less than 100. N/A is shown where the base number of responses is less than 10 during the period. % is calculated as Quantity/Base number*100

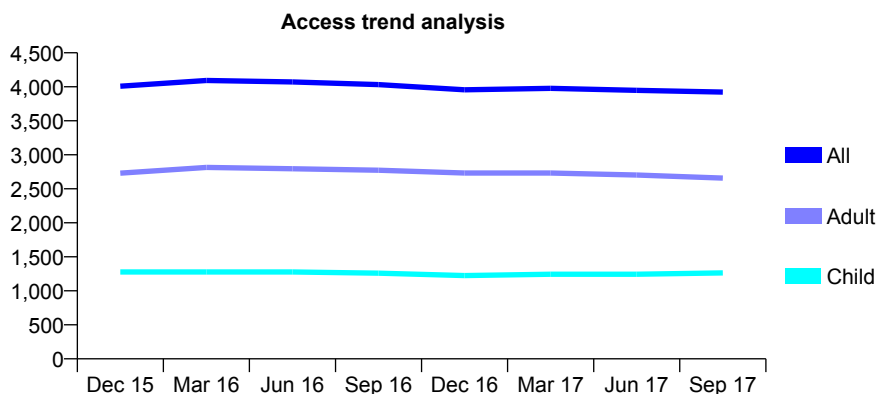
Q63 - Vital Signs At a Glance Contract Report for 192112/0001 - September 2017

Name or company name	Ark G Surgeries Ltd
Contract type name	GDS Contract
Purpose of contract	General
Contract start date	01/11/2012
Contract end date	

17/18 Contracted general activity (UDA)	14,539
Carry forward general activity (UDA)	-228
17/18 Contracted orthodontic activity (UOA)	0
Carry forward orthodontic activity (UOA)	0
Baseline contract value	£369,046.04

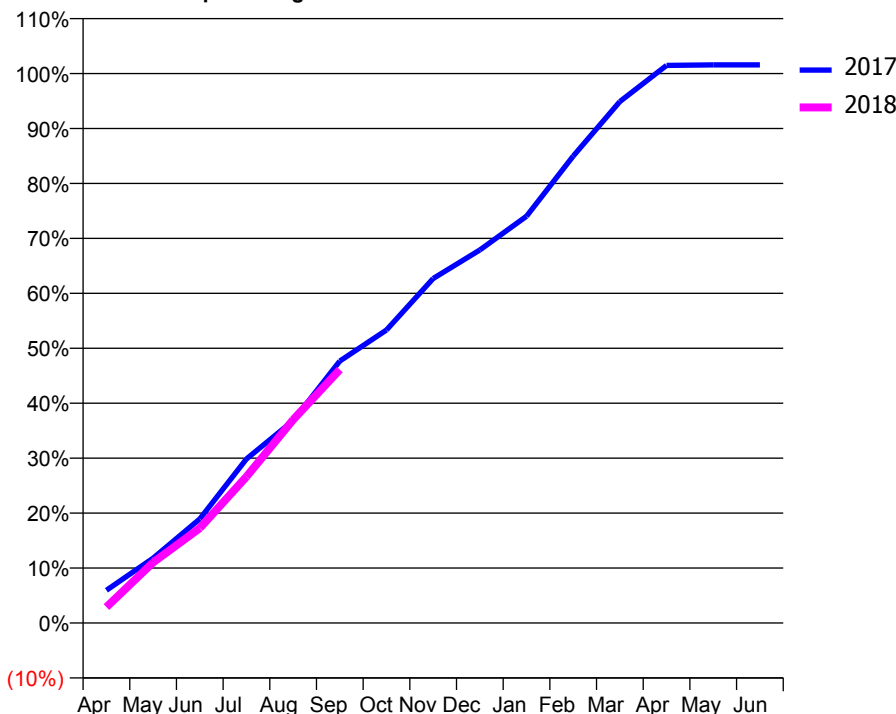
ACCESS*

Patients seen in 24 months	Total	Change since previous quarter
Quarter ending September 2016	4,032	
Quarter ending December 2016	3,956	↓
Quarter ending March 2017	3,978	→
Quarter ending June 2017	3,948	→
Quarter ending September 2017	3,922	→
Variance since September 2016	(2.7%)	↓



ACTIVITY

Cumulative percentage of contracted UDA delivered 2017 & 2018



Month	Adjusted Scheduled Activity (UDA)	
	2017	2018
April	867	422
May	1,716	1,605
June	2,754	2,510
July	4,343	3,873
August	5,354	5,380
September	6,932	6,706
October	7,755	
November	9,116	
December	9,870	
January	10,763	
February	12,353	
March	13,797	
April	14,753	
May	14,767	
June	14,767	

QUALITY

	Quantity	Base Number	Contract	AT	Region	England
% of FP17s for the same patient ID Re-attending within 3 months - Children	50	790	6.3%	9.8%	11.2%	11.9%
% of FP17s for the same patient ID Re-attending within 3 months - Adults	196	1,451	13.5%	15.2%	16.6%	15.9%
% of FP17s for the same patient ID Re-attending between 3 & 9 months - Children	281	790	35.6%	47.7%	47.0%	58.1%
% of FP17s for the same patient ID Re-attending between 3 & 9 months - Adults	518	1,451	35.7%	38.2%	38.2%	50.6%
% of FP17s for Band 1 Urgent Courses	140	1,760	8.0%	10.0%	10.6%	9.1%
% of FP17s Relating to Free Repair or Replacements	0	1,760	0.0%	0.6%	0.6%	0.8%
% of FP17s Relating to Continuations	21	1,760	1.2%	0.9%	0.8%	1.1%
% of Patients satisfied with the dentistry they have received	3	3	N/A	89.8%	89.2%	91.4%
% of Patients satisfied with the time they had to wait for an appointment	2	3	N/A	86.1%	83.4%	87.7%

* This is based on patients treated on this contract for their most recent course of treatment. Figures in italics indicate the base number of FP17s or Patient Questionnaire responses are less than 100. N/A is shown where the base number of responses is less than 10 during the period. % is calculated as Quantity/Base number*100

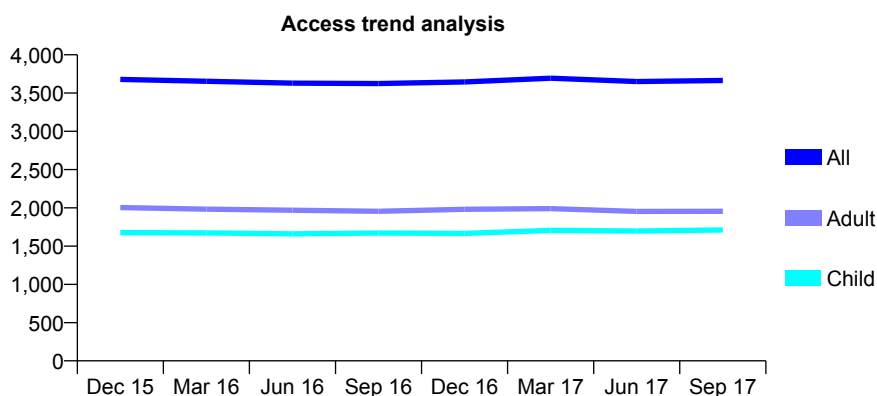
Q63 - Vital Signs At a Glance Contract Report for 192201/0001 - September 2017

Name or company name	Claremont Dental Practice
Contract type name	GDS Contract
Purpose of contract	General
Contract start date	01/05/2008
Contract end date	

17/18 Contracted general activity (UDA)	8,954
Carry forward general activity (UDA)	0
17/18 Contracted orthodontic activity (UOA)	0
Carry forward orthodontic activity (UOA)	0
Baseline contract value	£206,070.84

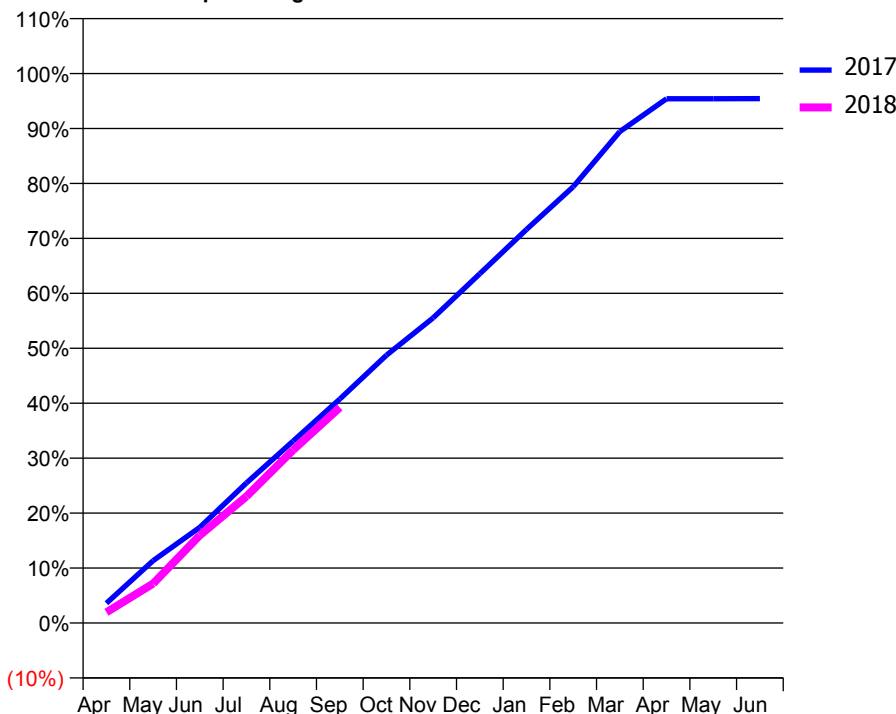
ACCESS*

Patients seen in 24 months	Total	Change since previous quarter
Quarter ending September 2016	3,624	
Quarter ending December 2016	3,646	→
Quarter ending March 2017	3,694	→
Quarter ending June 2017	3,650	↓
Quarter ending September 2017	3,665	→
Variance since September 2016	1.1%	→



ACTIVITY

Cumulative percentage of contracted UDA delivered 2017 & 2018



Adjusted Scheduled Activity (UDA)

Month	2017	2018
April	322	174
May	1,016	643
June	1,559	1,429
July	2,283	2,063
August	2,966	2,820
September	3,650	3,513
October	4,364	
November	4,973	
December	5,692	
January	6,412	
February	7,109	
March	8,009	
April	8,542	
May	8,543	
June	8,545	

QUALITY

	Quantity	Base Number	Contract	AT	Region	England
% of FP17s for the same patient ID Re-attending within 3 months - Children	53	1,244	4.3%	9.8%	11.2%	11.9%
% of FP17s for the same patient ID Re-attending within 3 months - Adults	105	1,239	8.5%	15.2%	16.6%	15.9%
% of FP17s for the same patient ID Re-attending between 3 & 9 months - Children	720	1,244	57.9%	47.7%	47.0%	58.1%
% of FP17s for the same patient ID Re-attending between 3 & 9 months - Adults	736	1,239	59.4%	38.2%	38.2%	50.6%
% of FP17s for Band 1 Urgent Courses	72	2,232	3.2%	10.0%	10.6%	9.1%
% of FP17s Relating to Free Repair or Replacements	10	2,232	0.4%	0.6%	0.6%	0.8%
% of FP17s Relating to Continuations	3	2,232	0.1%	0.9%	0.8%	1.1%
% of Patients satisfied with the dentistry they have received	5	5	N/A	89.8%	89.2%	91.4%
% of Patients satisfied with the time they had to wait for an appointment	5	5	N/A	86.1%	83.4%	87.7%

* This is based on patients treated on this contract for their most recent course of treatment. Figures in italics indicate the base number of FP17s or Patient Questionnaire responses are less than 100. N/A is shown where the base number of responses is less than 10 during the period. % is calculated as Quantity/Base number*100

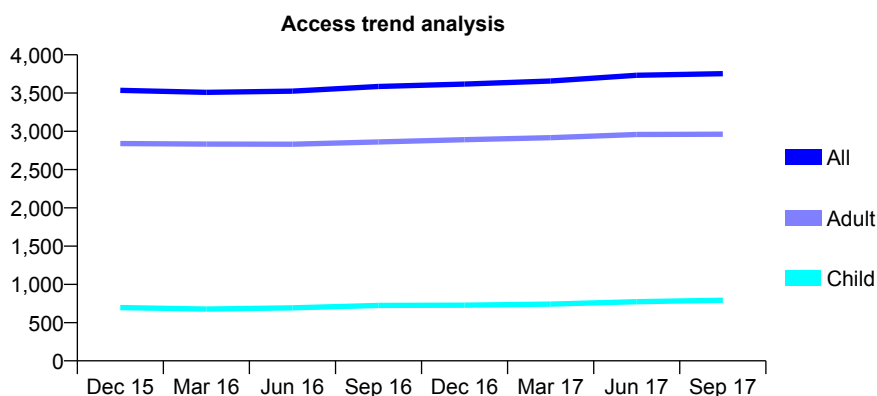
Q63 - Vital Signs At a Glance Contract Report for 192902/0001 - September 2017

Name or company name	I.J & S.C Fernandes
Contract type name	GDS Contract
Purpose of contract	General
Contract start date	17/04/2011
Contract end date	

17/18 Contracted general activity (UDA)	10,316
Carry forward general activity (UDA)	0
17/18 Contracted orthodontic activity (UOA)	0
Carry forward orthodontic activity (UOA)	0
Baseline contract value	£241,308.21

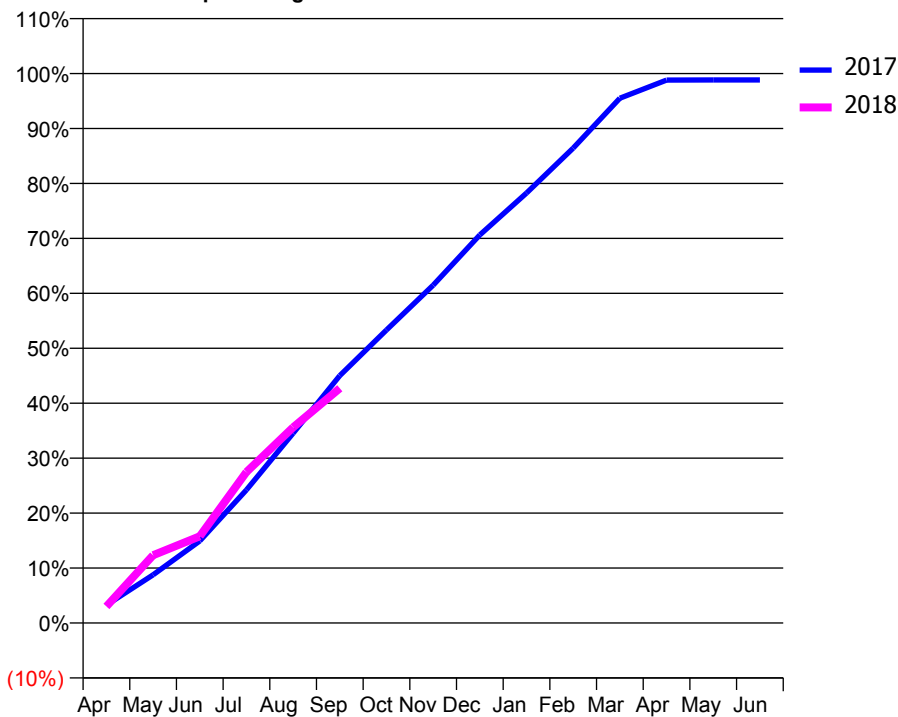
ACCESS*

Patients seen in 24 months	Total	Change since previous quarter
Quarter ending September 2016	3,586	
Quarter ending December 2016	3,618	→
Quarter ending March 2017	3,658	→
Quarter ending June 2017	3,732	↑
Quarter ending September 2017	3,754	→
Variance since September 2016	4.7%	↑



ACTIVITY

Cumulative percentage of contracted UDA delivered 2017 & 2018



Adjusted Scheduled Activity (UDA)

Month	2017	2018
April	336	312
May	905	1,272
June	1,540	1,629
July	2,499	2,835
August	3,565	3,674
September	4,645	4,407
October	5,502	
November	6,343	
December	7,286	
January	8,073	
February	8,916	
March	9,853	
April	10,193	
May	10,195	
June	10,196	

QUALITY

	Quantity	Base Number	Contract	AT	Region	England
% of FP17s for the same patient ID Re-attending within 3 months - Children	40	542	7.4%	9.8%	11.2%	11.9%
% of FP17s for the same patient ID Re-attending within 3 months - Adults	256	1,787	14.3%	15.2%	16.6%	15.9%
% of FP17s for the same patient ID Re-attending between 3 & 9 months - Children	261	542	48.2%	47.7%	47.0%	58.1%
% of FP17s for the same patient ID Re-attending between 3 & 9 months - Adults	789	1,787	44.2%	38.2%	38.2%	50.6%
% of FP17s for Band 1 Urgent Courses	310	2,159	14.4%	10.0%	10.6%	9.1%
% of FP17s Relating to Free Repair or Replacements	4	2,159	0.2%	0.6%	0.6%	0.8%
% of FP17s Relating to Continuations	22	2,159	1.0%	0.9%	0.8%	1.1%
% of Patients satisfied with the dentistry they have received	6	6	N/A	89.8%	89.2%	91.4%
% of Patients satisfied with the time they had to wait for an appointment	6	6	N/A	86.1%	83.4%	87.7%

* This is based on patients treated on this contract for their most recent course of treatment. Figures in italics indicate the base number of FP17s or Patient Questionnaire responses are less than 100. N/A is shown where the base number of responses is less than 10 during the period. % is calculated as Quantity/Base number*100

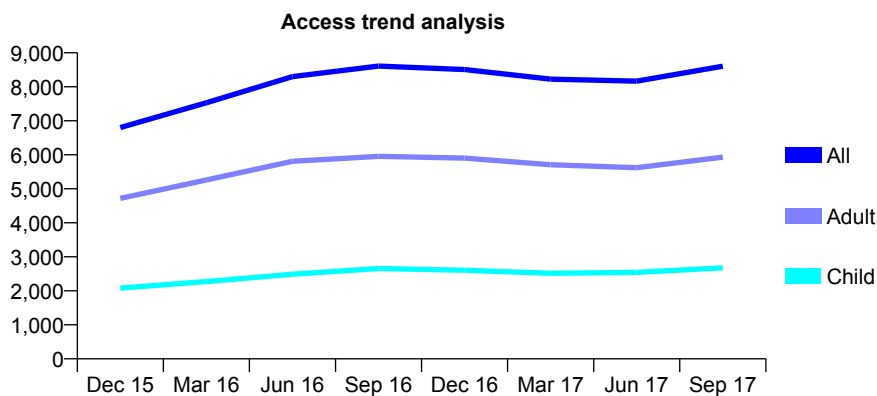
Q63 - Vital Signs At a Glance Contract Report for 192953/0001 - September 2017

Name or company name	Mazdak Eyrumlu and Azad Eyrumlu
Contract type name	GDS Contract
Purpose of contract	General
Contract start date	01/06/2014
Contract end date	

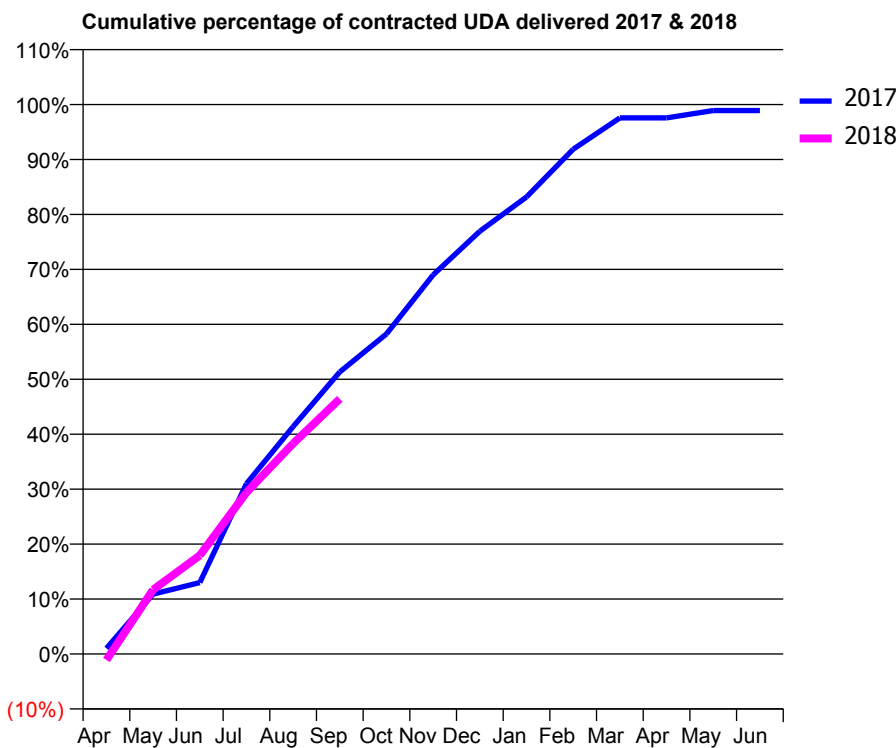
17/18 Contracted general activity (UDA)	34,739
Carry forward general activity (UDA)	385
17/18 Contracted orthodontic activity (UOA)	0
Carry forward orthodontic activity (UOA)	0
Baseline contract value	£1,110,464.74

ACCESS*

Patients seen in 24 months	Total	Change since previous quarter
Quarter ending September 2016	8,611	
Quarter ending December 2016	8,508	↓
Quarter ending March 2017	8,226	↓
Quarter ending June 2017	8,166	→
Quarter ending September 2017	8,606	↑
Variance since September 2016	(0.1%)	→



ACTIVITY



Month	2017	2018
April	355	-385
May	3,791	4,064
June	4,518	6,232
July	10,768	10,212
August	14,381	13,310
September	17,830	16,128
October	20,239	
November	23,967	
December	26,731	
January	28,893	
February	31,910	
March	33,891	
April	33,891	
May	34,354	
June	34,354	

QUALITY

	Quantity	Base Number	Contract	AT	Region	England
% of FP17s for the same patient ID Re-attending within 3 months - Children	95	1,383	6.9%	9.8%	11.2%	11.9%
% of FP17s for the same patient ID Re-attending within 3 months - Adults	405	2,604	15.6%	15.2%	16.6%	15.9%
% of FP17s for the same patient ID Re-attending between 3 & 9 months - Children	482	1,383	34.9%	47.7%	47.0%	58.1%
% of FP17s for the same patient ID Re-attending between 3 & 9 months - Adults	749	2,604	28.8%	38.2%	38.2%	50.6%
% of FP17s for Band 1 Urgent Courses	218	3,885	5.6%	10.0%	10.6%	9.1%
% of FP17s Relating to Free Repair or Replacements	44	3,885	1.1%	0.6%	0.6%	0.8%
% of FP17s Relating to Continuations	133	3,885	3.4%	0.9%	0.8%	1.1%
% of Patients satisfied with the dentistry they have received	6	8	N/A	89.8%	89.2%	91.4%
% of Patients satisfied with the time they had to wait for an appointment	7	8	N/A	86.1%	83.4%	87.7%

* This is based on patients treated on this contract for their most recent course of treatment. Figures in italics indicate the base number of FP17s or Patient Questionnaire responses are less than 100. N/A is shown where the base number of responses is less than 10 during the period. % is calculated as Quantity/Base number*100

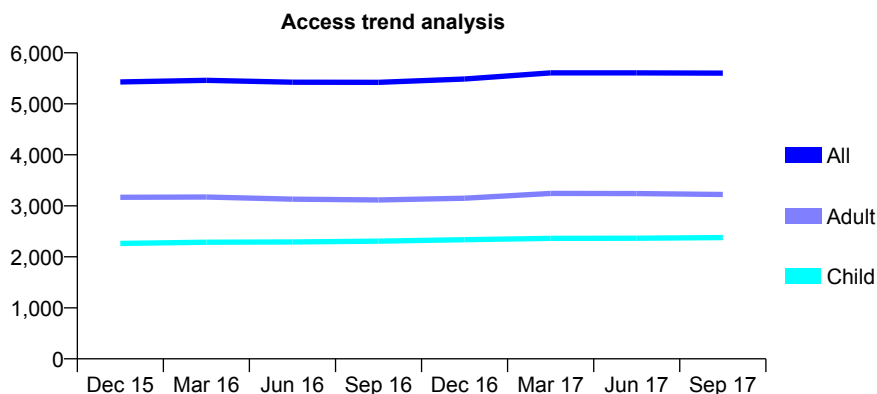
Q63 - Vital Signs At a Glance Contract Report for 193674/0001 - September 2017

Name or company name	Mr Nicholas Patsias, Ms Alexandra Sayer a
Contract type name	GDS Contract
Purpose of contract	General
Contract start date	02/01/2010
Contract end date	

17/18 Contracted general activity (UDA)	13,211
Carry forward general activity (UDA)	-62
17/18 Contracted orthodontic activity (UOA)	0
Carry forward orthodontic activity (UOA)	0
Baseline contract value	£336,278.16

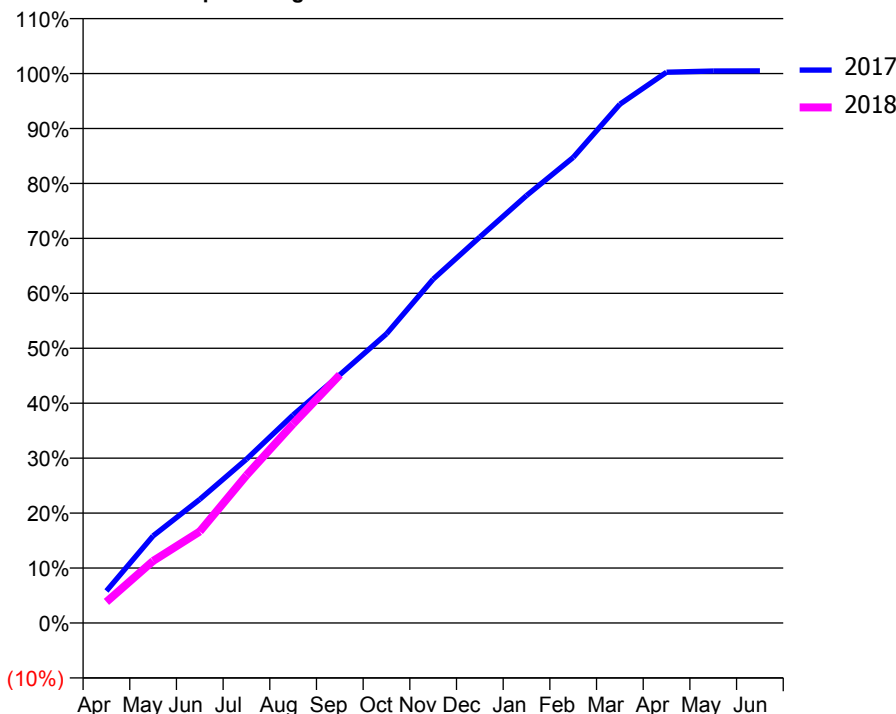
ACCESS*

Patients seen in 24 months	Total	Change since previous quarter
Quarter ending September 2016	5,422	
Quarter ending December 2016	5,485	→
Quarter ending March 2017	5,607	↑
Quarter ending June 2017	5,606	→
Quarter ending September 2017	5,600	→
Variance since September 2016	3.3%	↑



ACTIVITY

Cumulative percentage of contracted UDA delivered 2017 & 2018



Month	Adjusted Scheduled Activity (UDA)	
	2017	2018
April	771	507
May	2,096	1,494
June	2,974	2,202
July	3,937	3,550
August	5,004	4,789
September	5,967	5,968
October	6,952	
November	8,266	
December	9,281	
January	10,276	
February	11,193	
March	12,473	
April	13,242	
May	13,270	
June	13,273	

QUALITY

	Quantity	Base Number	Contract	AT	Region	England
% of FP17s for the same patient ID Re-attending within 3 months - Children	141	1,721	8.2%	9.8%	11.2%	11.9%
% of FP17s for the same patient ID Re-attending within 3 months - Adults	299	1,871	16.0%	15.2%	16.6%	15.9%
% of FP17s for the same patient ID Re-attending between 3 & 9 months - Children	895	1,721	52.0%	47.7%	47.0%	58.1%
% of FP17s for the same patient ID Re-attending between 3 & 9 months - Adults	830	1,871	44.4%	38.2%	38.2%	50.6%
% of FP17s for Band 1 Urgent Courses	413	3,198	12.9%	10.0%	10.6%	9.1%
% of FP17s Relating to Free Repair or Replacements	6	3,198	0.2%	0.6%	0.6%	0.8%
% of FP17s Relating to Continuations	5	3,198	0.2%	0.9%	0.8%	1.1%
% of Patients satisfied with the dentistry they have received	7	8	N/A	89.8%	89.2%	91.4%
% of Patients satisfied with the time they had to wait for an appointment	6	8	N/A	86.1%	83.4%	87.7%

* This is based on patients treated on this contract for their most recent course of treatment. Figures in italics indicate the base number of FP17s or Patient Questionnaire responses are less than 100. N/A is shown where the base number of responses is less than 10 during the period. % is calculated as Quantity/Base number*100

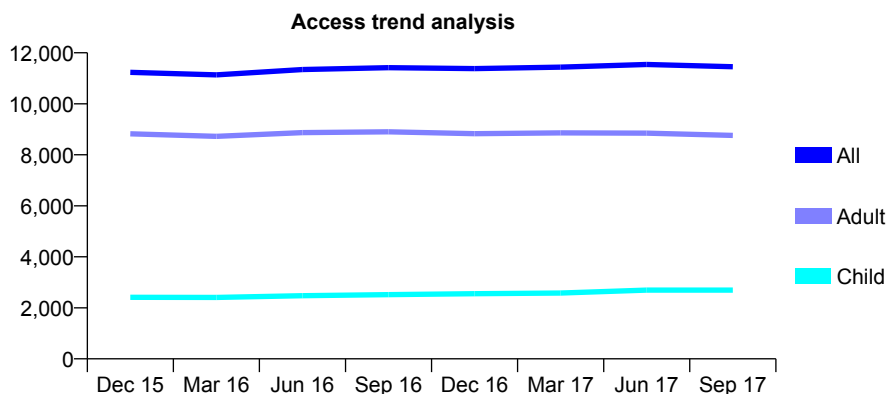
Q63 - Vital Signs At a Glance Contract Report for 193984/0001 - September 2017

Name or company name	Lewisham Dental Practice
Contract type name	GDS Contract
Purpose of contract	General
Contract start date	01/04/2013
Contract end date	

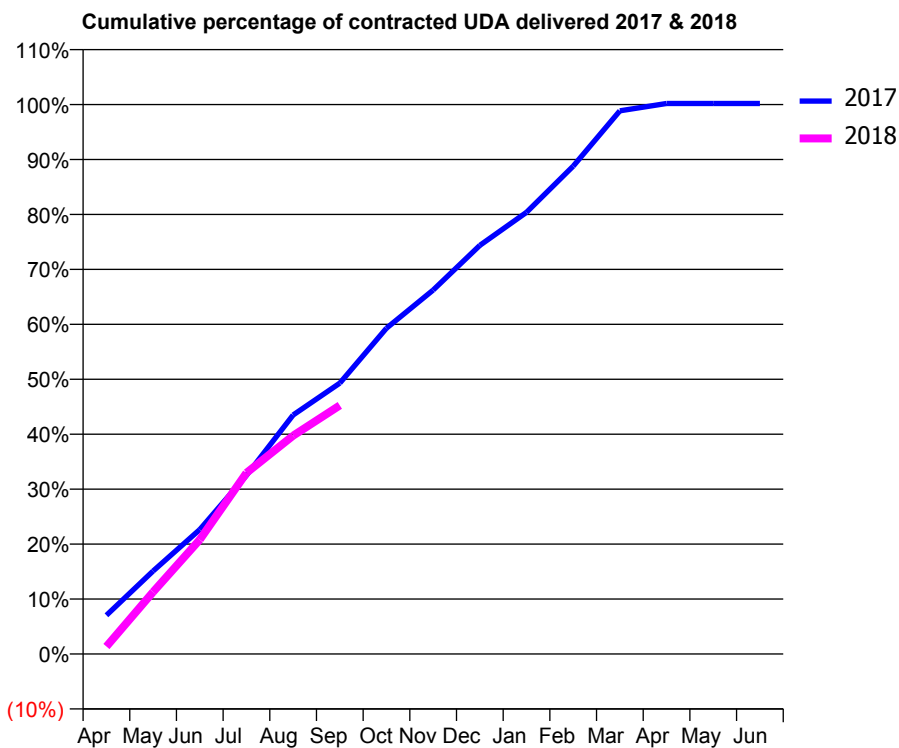
17/18 Contracted general activity (UDA)	31,588
Carry forward general activity (UDA)	-59
17/18 Contracted orthodontic activity (UOA)	0
Carry forward orthodontic activity (UOA)	0
Baseline contract value	£860,673.39

ACCESS*

Patients seen in 24 months	Total	Change since previous quarter
Quarter ending September 2016	11,417	
Quarter ending December 2016	11,380	→
Quarter ending March 2017	11,439	→
Quarter ending June 2017	11,541	→
Quarter ending September 2017	11,453	→
Variance since September 2016	0.3%	→



ACTIVITY



Month	Adjusted Scheduled Activity (UDA)	
	2017	2018
April	2,223	430
May	4,769	3,572
June	7,153	6,575
July	10,270	10,416
August	13,740	12,555
September	15,575	14,295
October	18,732	
November	20,922	
December	23,488	
January	25,393	
February	28,040	
March	31,227	
April	31,650	
May	31,647	
June	31,647	

QUALITY

	Quantity	Base Number	Contract	AT	Region	England
% of FP17s for the same patient ID Re-attending within 3 months - Children	92	1,495	6.2%	9.8%	11.2%	11.9%
% of FP17s for the same patient ID Re-attending within 3 months - Adults	340	3,690	9.2%	15.2%	16.6%	15.9%
% of FP17s for the same patient ID Re-attending between 3 & 9 months - Children	524	1,495	35.1%	47.7%	47.0%	58.1%
% of FP17s for the same patient ID Re-attending between 3 & 9 months - Adults	1,048	3,690	28.4%	38.2%	38.2%	50.6%
% of FP17s for Band 1 Urgent Courses	601	4,983	12.1%	10.0%	10.6%	9.1%
% of FP17s Relating to Free Repair or Replacements	14	4,983	0.3%	0.6%	0.6%	0.8%
% of FP17s Relating to Continuations	31	4,983	0.6%	0.9%	0.8%	1.1%
% of Patients satisfied with the dentistry they have received	13	14	92.9%	89.8%	89.2%	91.4%
% of Patients satisfied with the time they had to wait for an appointment	12	14	85.7%	86.1%	83.4%	87.7%

* This is based on patients treated on this contract for their most recent course of treatment. Figures in italics indicate the base number of FP17s or Patient Questionnaire responses are less than 100. N/A is shown where the base number of responses is less than 10 during the period. % is calculated as Quantity/Base number*100

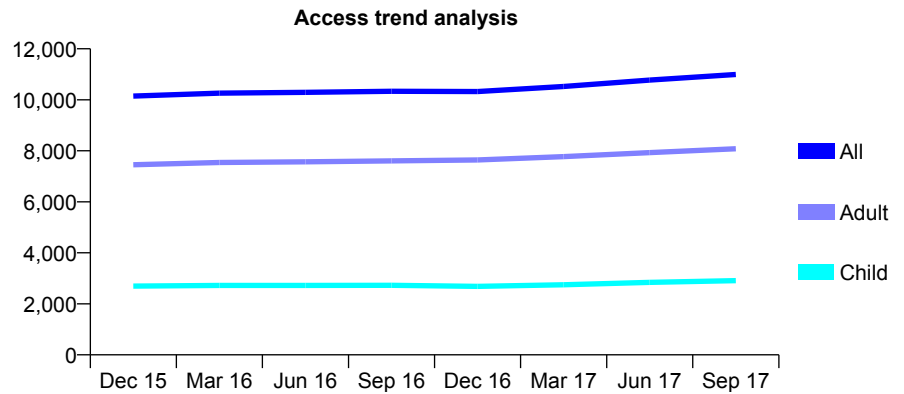
Q63 - Vital Signs At a Glance Contract Report for 194670/0001 - September 2017

Name or company name	The Family Dental Practice
Contract type name	GDS Contract
Purpose of contract	General
Contract start date	01/04/2008
Contract end date	

17/18 Contracted general activity (UDA)	40,022
Carry forward general activity (UDA)	0
17/18 Contracted orthodontic activity (UOA)	0
Carry forward orthodontic activity (UOA)	0
Baseline contract value	£1,009,171.60

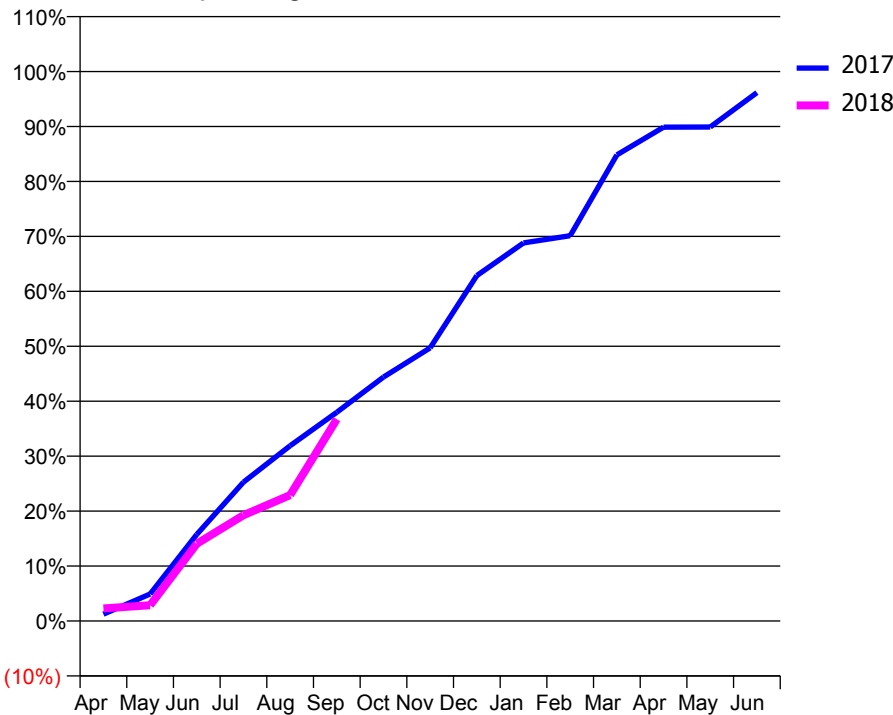
ACCESS*

Patients seen in 24 months	Total	Change since previous quarter
Quarter ending September 2016	10,336	
Quarter ending December 2016	10,324	→
Quarter ending March 2017	10,521	→
Quarter ending June 2017	10,773	↑
Quarter ending September 2017	10,994	↑
Variance since September 2016	6.4%	↑



ACTIVITY

Cumulative percentage of contracted UDA delivered 2017 & 2018



Month	Adjusted Scheduled Activity (UDA)	
	2017	2018
April	397	915
May	1,566	1,149
June	5,024	5,630
July	8,059	7,711
August	10,176	9,175
September	12,118	14,696
October	14,163	
November	15,858	
December	20,053	
January	21,954	
February	22,365	
March	27,062	
April	28,671	
May	28,674	
June	30,673	

QUALITY

	Quantity	Base Number	Contract	AT	Region	England
% of FP17s for the same patient ID Re-attending within 3 months - Children	194	2,708	7.2%	9.8%	11.2%	11.9%
% of FP17s for the same patient ID Re-attending within 3 months - Adults	1,007	6,620	15.2%	15.2%	16.6%	15.9%
% of FP17s for the same patient ID Re-attending between 3 & 9 months - Children	1,558	2,708	57.5%	47.7%	47.0%	58.1%
% of FP17s for the same patient ID Re-attending between 3 & 9 months - Adults	3,661	6,620	55.3%	38.2%	38.2%	50.6%
% of FP17s for Band 1 Urgent Courses	688	7,153	9.6%	10.0%	10.6%	9.1%
% of FP17s Relating to Free Repair or Replacements	54	7,153	0.8%	0.6%	0.6%	0.8%
% of FP17s Relating to Continuations	72	7,153	1.0%	0.9%	0.8%	1.1%
% of Patients satisfied with the dentistry they have received	17	17	100.0%	89.8%	89.2%	91.4%
% of Patients satisfied with the time they had to wait for an appointment	15	17	88.2%	86.1%	83.4%	87.7%

* This is based on patients treated on this contract for their most recent course of treatment. Figures in italics indicate the base number of FP17s or Patient Questionnaire responses are less than 100. N/A is shown where the base number of responses is less than 10 during the period. % is calculated as Quantity/Base number*100

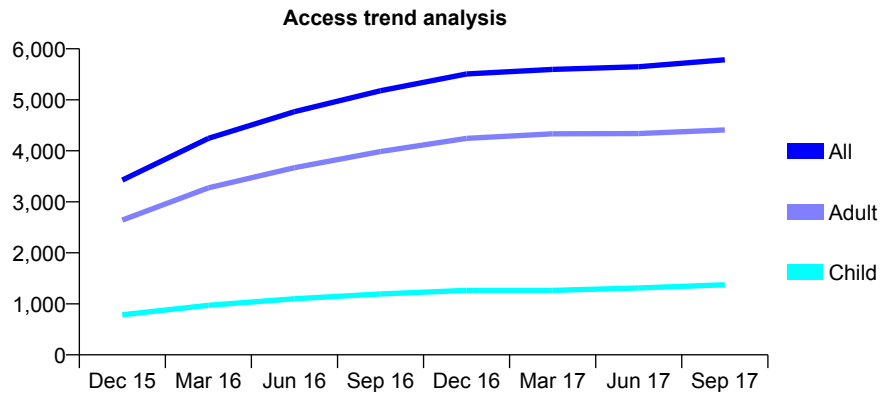
Q63 - Vital Signs At a Glance Contract Report for 194786/0001 - September 2017

Name or company name	Mitcham International Dental Centre
Contract type name	GDS Contract
Purpose of contract	General
Contract start date	01/01/2015
Contract end date	

17/18 Contracted general activity (UDA)	22,178
Carry forward general activity (UDA)	-339
17/18 Contracted orthodontic activity (UOA)	0
Carry forward orthodontic activity (UOA)	0
Baseline contract value	£602,057.67

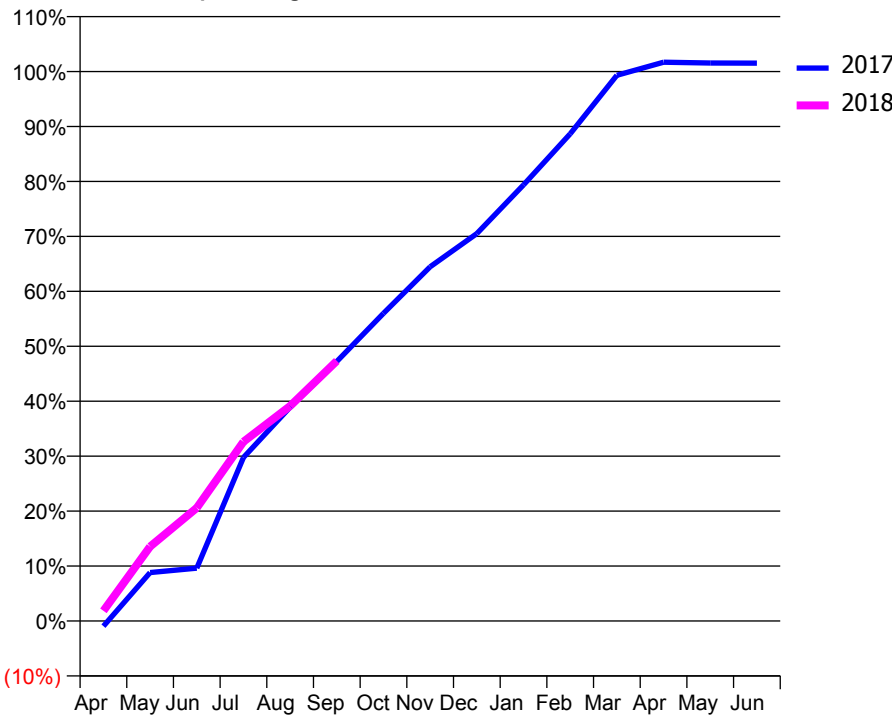
ACCESS*

Patients seen in 24 months	Total	Change since previous quarter
Quarter ending September 2016	5,179	
Quarter ending December 2016	5,508	↑
Quarter ending March 2017	5,596	→
Quarter ending June 2017	5,649	→
Quarter ending September 2017	5,785	↑
Variance since September 2016	11.7%	↑



ACTIVITY

Cumulative percentage of contracted UDA delivered 2017 & 2018



Month	Adjusted Scheduled Activity (UDA)	
	2017	2018
April	-214	412
May	1,959	3,004
June	2,136	4,569
July	6,601	7,238
August	8,632	8,678
September	10,479	10,496
October	12,417	
November	14,295	
December	15,638	
January	17,603	
February	19,665	
March	22,027	
April	22,555	
May	22,520	
June	22,517	

QUALITY

	Quantity	Base Number	Contract	AT	Region	England
% of FP17s for the same patient ID Re-attending within 3 months - Children	49	790	6.2%	9.8%	11.2%	11.9%
% of FP17s for the same patient ID Re-attending within 3 months - Adults	254	2,303	11.0%	15.2%	16.6%	15.9%
% of FP17s for the same patient ID Re-attending between 3 & 9 months - Children	324	790	41.0%	47.7%	47.0%	58.1%
% of FP17s for the same patient ID Re-attending between 3 & 9 months - Adults	1,070	2,303	46.5%	38.2%	38.2%	50.6%
% of FP17s for Band 1 Urgent Courses	225	2,933	7.7%	10.0%	10.6%	9.1%
% of FP17s Relating to Free Repair or Replacements	13	2,933	0.4%	0.6%	0.6%	0.8%
% of FP17s Relating to Continuations	10	2,933	0.3%	0.9%	0.8%	1.1%
% of Patients satisfied with the dentistry they have received	5	5	N/A	89.8%	89.2%	91.4%
% of Patients satisfied with the time they had to wait for an appointment	4	5	N/A	86.1%	83.4%	87.7%

* This is based on patients treated on this contract for their most recent course of treatment. Figures in italics indicate the base number of FP17s or Patient Questionnaire responses are less than 100. N/A is shown where the base number of responses is less than 10 during the period. % is calculated as Quantity/Base number*100

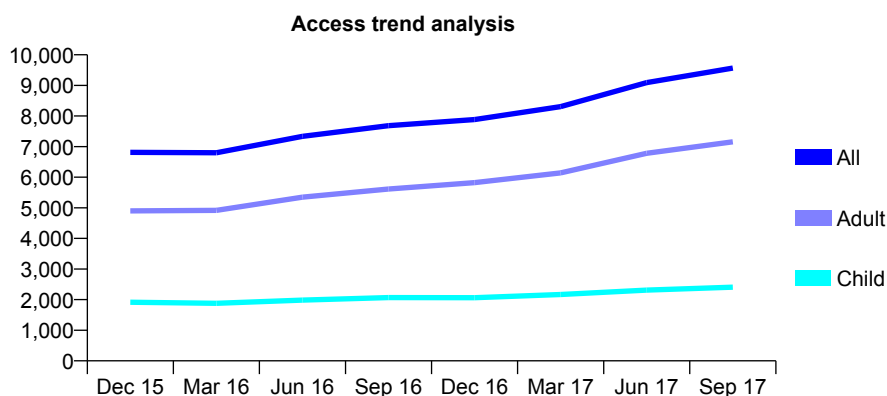
Q63 - Vital Signs At a Glance Contract Report for 195316/0002 - September 2017

Name or company name	MISS AR PATEL
Contract type name	GDS Contract
Purpose of contract	General
Contract start date	01/02/2014
Contract end date	

17/18 Contracted general activity (UDA)	29,751
Carry forward general activity (UDA)	0
17/18 Contracted orthodontic activity (UOA)	0
Carry forward orthodontic activity (UOA)	0
Baseline contract value	£837,522.84

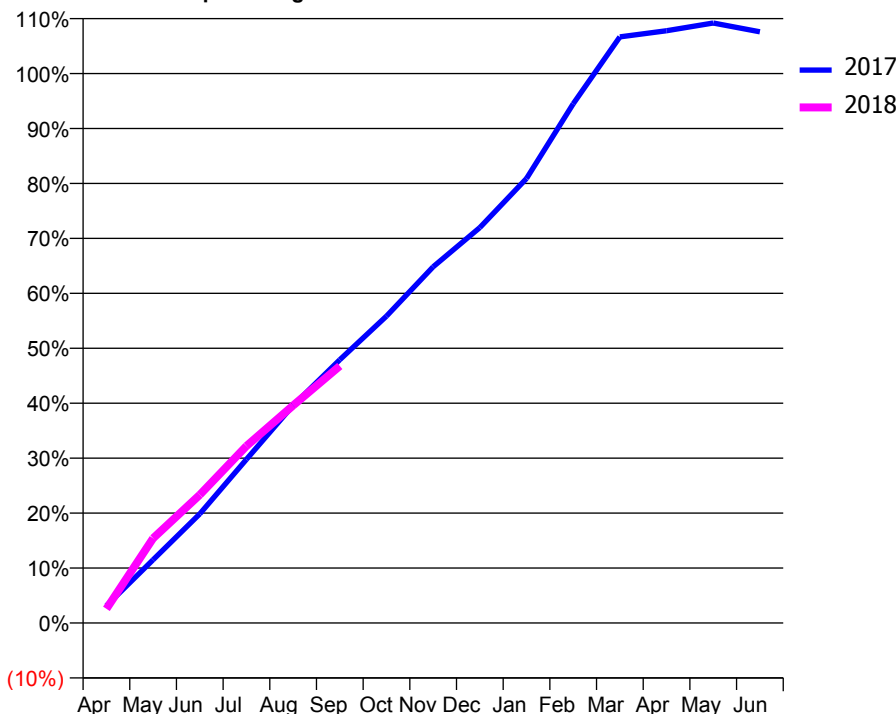
ACCESS*

Patients seen in 24 months	Total	Change since previous quarter
Quarter ending September 2016	7,684	
Quarter ending December 2016	7,886	↑
Quarter ending March 2017	8,308	↑
Quarter ending June 2017	9,091	↑
Quarter ending September 2017	9,565	↑
Variance since September 2016	24.5%	↑



ACTIVITY

Cumulative percentage of contracted UDA delivered 2017 & 2018



Month	Adjusted Scheduled Activity (UDA)	
	2017	2018
April	597	766
May	2,186	4,591
June	3,775	6,944
July	5,658	9,582
August	7,525	11,780
September	9,102	13,914
October	10,611	
November	12,316	
December	13,675	
January	15,370	
February	17,951	
March	20,264	
April	20,480	
May	20,746	
June	20,443	

QUALITY

	Quantity	Base Number	Contract	AT	Region	England
% of FP17s for the same patient ID Re-attending within 3 months - Children	241	2,216	10.9%	9.8%	11.2%	11.9%
% of FP17s for the same patient ID Re-attending within 3 months - Adults	864	5,657	15.3%	15.2%	16.6%	15.9%
% of FP17s for the same patient ID Re-attending between 3 & 9 months - Children	1,253	2,216	56.5%	47.7%	47.0%	58.1%
% of FP17s for the same patient ID Re-attending between 3 & 9 months - Adults	2,523	5,657	44.6%	38.2%	38.2%	50.6%
% of FP17s for Band 1 Urgent Courses	775	7,225	10.7%	10.0%	10.6%	9.1%
% of FP17s Relating to Free Repair or Replacements	15	7,225	0.2%	0.6%	0.6%	0.8%
% of FP17s Relating to Continuations	14	7,225	0.2%	0.9%	0.8%	1.1%
% of Patients satisfied with the dentistry they have received	9	10	90.0%	89.8%	89.2%	91.4%
% of Patients satisfied with the time they had to wait for an appointment	10	10	100.0%	86.1%	83.4%	87.7%

* This is based on patients treated on this contract for their most recent course of treatment. Figures in italics indicate the base number of FP17s or Patient Questionnaire responses are less than 100. N/A is shown where the base number of responses is less than 10 during the period. % is calculated as Quantity/Base number*100

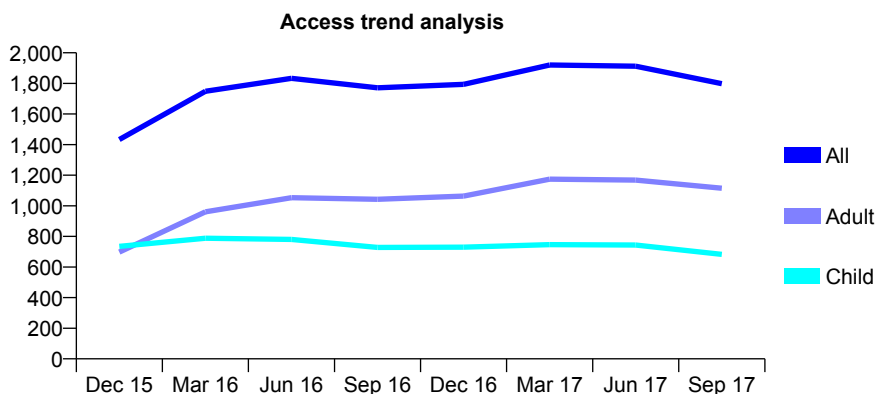
Q63 - Vital Signs At a Glance Contract Report for 195316/0003 - September 2017

Name or company name	MISS AR PATEL
Contract type name	GDS Contract
Purpose of contract	General
Contract start date	01/02/2014
Contract end date	

17/18 Contracted general activity (UDA)	3,846
Carry forward general activity (UDA)	-77
17/18 Contracted orthodontic activity (UOA)	0
Carry forward orthodontic activity (UOA)	0
Baseline contract value	£104,864.15

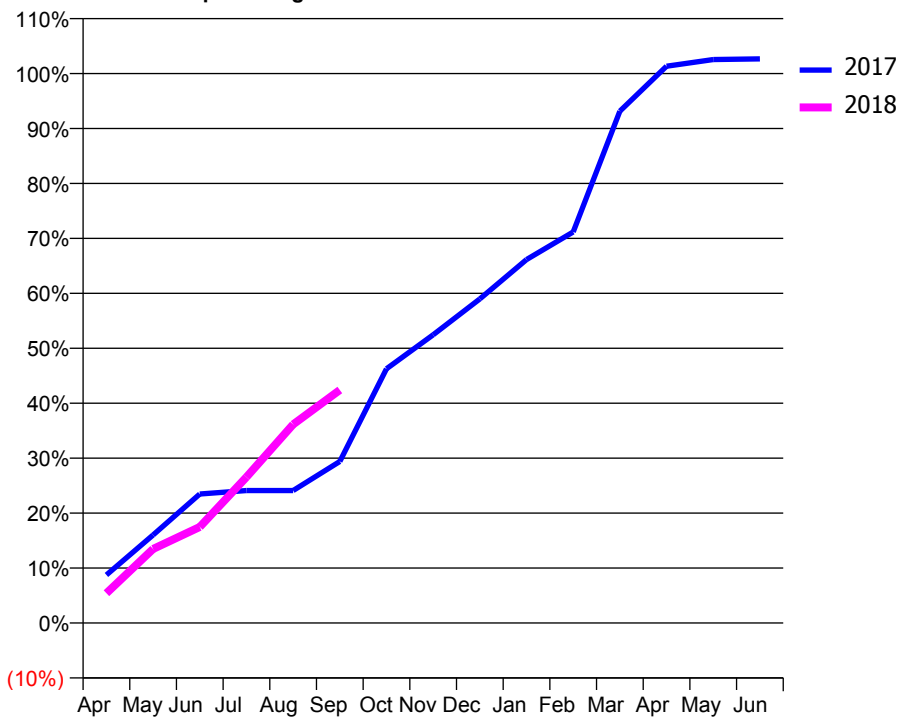
ACCESS*

Patients seen in 24 months	Total	Change since previous quarter
Quarter ending September 2016	1,771	
Quarter ending December 2016	1,794	→
Quarter ending March 2017	1,920	↑
Quarter ending June 2017	1,912	→
Quarter ending September 2017	1,798	↓
Variance since September 2016	1.5%	→



ACTIVITY

Cumulative percentage of contracted UDA delivered 2017 & 2018



Adjusted Scheduled Activity (UDA)

Month	2017	2018
April	336	209
May	616	519
June	903	672
July	927	1,021
August	927	1,390
September	1,130	1,631
October	1,779	
November	2,017	
December	2,268	
January	2,544	
February	2,737	
March	3,583	
April	3,897	
May	3,943	
June	3,948	

QUALITY

	Quantity	Base Number	Contract	AT	Region	England
% of FP17s for the same patient ID Re-attending within 3 months - Children	20	427	4.7%	9.8%	11.2%	11.9%
% of FP17s for the same patient ID Re-attending within 3 months - Adults	60	614	9.8%	15.2%	16.6%	15.9%
% of FP17s for the same patient ID Re-attending between 3 & 9 months - Children	261	427	61.1%	47.7%	47.0%	58.1%
% of FP17s for the same patient ID Re-attending between 3 & 9 months - Adults	310	614	50.5%	38.2%	38.2%	50.6%
% of FP17s for Band 1 Urgent Courses	34	893	3.8%	10.0%	10.6%	9.1%
% of FP17s Relating to Free Repair or Replacements	4	893	0.4%	0.6%	0.6%	0.8%
% of FP17s Relating to Continuations	0	893	0.0%	0.9%	0.8%	1.1%
% of Patients satisfied with the dentistry they have received	1	2	N/A	89.8%	89.2%	91.4%
% of Patients satisfied with the time they had to wait for an appointment	2	2	N/A	86.1%	83.4%	87.7%

* This is based on patients treated on this contract for their most recent course of treatment. Figures in italics indicate the base number of FP17s or Patient Questionnaire responses are less than 100. N/A is shown where the base number of responses is less than 10 during the period. % is calculated as Quantity/Base number*100

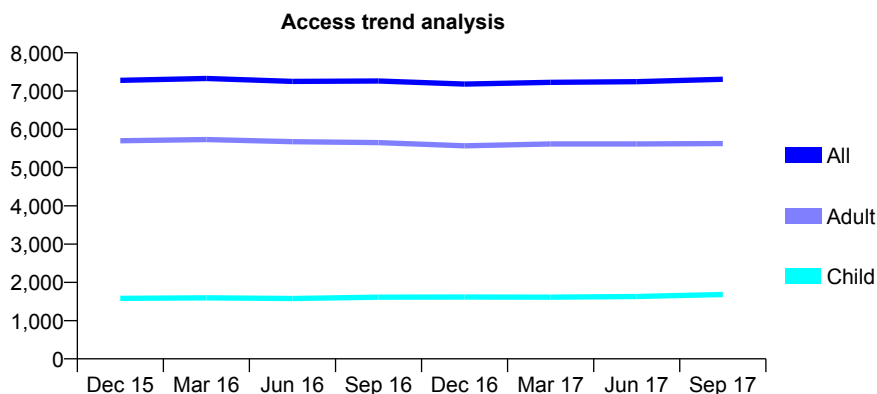
Q63 - Vital Signs At a Glance Contract Report for 196231/0001 - September 2017

Name or company name	Dr E Harunani and Dr MN Harunani
Contract type name	GDS Contract
Purpose of contract	General
Contract start date	01/12/2012
Contract end date	

17/18 Contracted general activity (UDA)	26,306
Carry forward general activity (UDA)	736
17/18 Contracted orthodontic activity (UOA)	0
Carry forward orthodontic activity (UOA)	0
Baseline contract value	£688,027.44

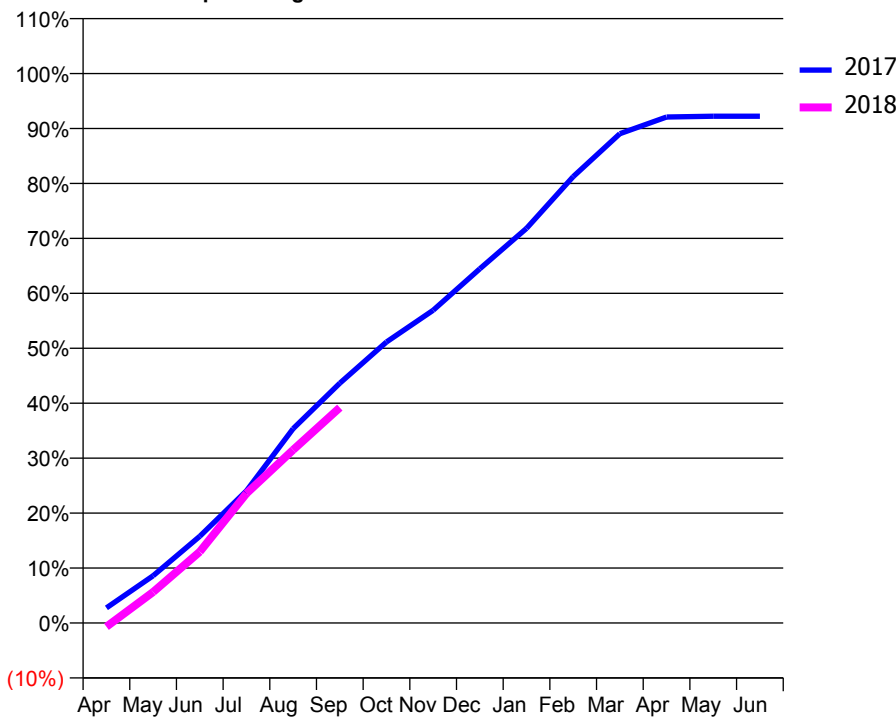
ACCESS*

Patients seen in 24 months	Total	Change since previous quarter
Quarter ending September 2016	7,264	
Quarter ending December 2016	7,183	↓
Quarter ending March 2017	7,229	→
Quarter ending June 2017	7,246	→
Quarter ending September 2017	7,309	→
Variance since September 2016	0.6%	→



ACTIVITY

Cumulative percentage of contracted UDA delivered 2017 & 2018



Month	Adjusted Scheduled Activity (UDA)	
	2017	2018
April	722	-181
May	2,262	1,486
June	4,150	3,412
July	6,327	6,199
August	9,304	8,289
September	11,482	10,314
October	13,454	
November	14,975	
December	16,958	
January	18,890	
February	21,370	
March	23,422	
April	24,222	
May	24,259	
June	24,260	

QUALITY

	Quantity	Base Number	Contract	AT	Region	England
% of FP17s for the same patient ID Re-attending within 3 months - Children	65	1,013	6.4%	9.8%	11.2%	11.9%
% of FP17s for the same patient ID Re-attending within 3 months - Adults	264	2,707	9.8%	15.2%	16.6%	15.9%
% of FP17s for the same patient ID Re-attending between 3 & 9 months - Children	352	1,013	34.7%	47.7%	47.0%	58.1%
% of FP17s for the same patient ID Re-attending between 3 & 9 months - Adults	790	2,707	29.2%	38.2%	38.2%	50.6%
% of FP17s for Band 1 Urgent Courses	368	3,478	10.6%	10.0%	10.6%	9.1%
% of FP17s Relating to Free Repair or Replacements	0	3,478	0.0%	0.6%	0.6%	0.8%
% of FP17s Relating to Continuations	18	3,478	0.5%	0.9%	0.8%	1.1%
% of Patients satisfied with the dentistry they have received	7	8	N/A	89.8%	89.2%	91.4%
% of Patients satisfied with the time they had to wait for an appointment	7	8	N/A	86.1%	83.4%	87.7%

* This is based on patients treated on this contract for their most recent course of treatment. Figures in italics indicate the base number of FP17s or Patient Questionnaire responses are less than 100. N/A is shown where the base number of responses is less than 10 during the period. % is calculated as Quantity/Base number*100

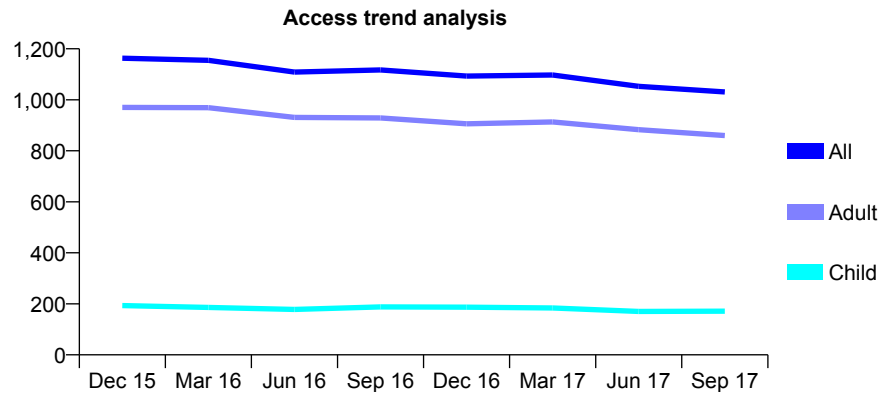
Q63 - Vital Signs At a Glance Contract Report for 196932/0001 - September 2017

Name or company name	Miss C McCarthy & Miss M McCarthy
Contract type name	GDS Contract
Purpose of contract	General
Contract start date	01/08/2010
Contract end date	

17/18 Contracted general activity (UDA)	2,200
Carry forward general activity (UDA)	-44
17/18 Contracted orthodontic activity (UOA)	0
Carry forward orthodontic activity (UOA)	0
Baseline contract value	£57,211.54

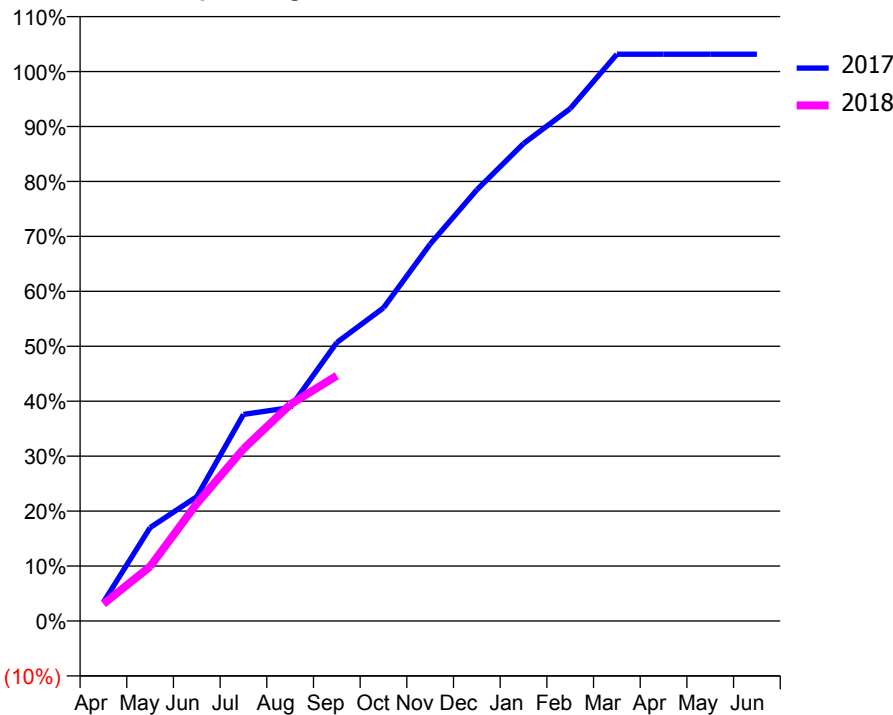
ACCESS*

Patients seen in 24 months	Total	Change since previous quarter
Quarter ending September 2016	1,117	
Quarter ending December 2016	1,093	↓
Quarter ending March 2017	1,097	→
Quarter ending June 2017	1,053	↓
Quarter ending September 2017	1,031	↓
Variance since September 2016	(7.7%)	↓



ACTIVITY

Cumulative percentage of contracted UDA delivered 2017 & 2018



Month	Adjusted Scheduled Activity (UDA)	
	2017	2018
April	75	68
May	374	218
June	498	470
July	827	689
August	855	867
September	1,115	982
October	1,254	
November	1,509	
December	1,726	
January	1,912	
February	2,051	
March	2,269	
April	2,269	
May	2,269	
June	2,269	

QUALITY

	Quantity	Base Number	Contract	AT	Region	England
% of FP17s for the same patient ID Re-attending within 3 months - Children	0	95	0.0%	9.8%	11.2%	11.9%
% of FP17s for the same patient ID Re-attending within 3 months - Adults	5	475	1.1%	15.2%	16.6%	15.9%
% of FP17s for the same patient ID Re-attending between 3 & 9 months - Children	39	95	41.1%	47.7%	47.0%	58.1%
% of FP17s for the same patient ID Re-attending between 3 & 9 months - Adults	286	475	60.2%	38.2%	38.2%	50.6%
% of FP17s for Band 1 Urgent Courses	20	570	3.5%	10.0%	10.6%	9.1%
% of FP17s Relating to Free Repair or Replacements	0	570	0.0%	0.6%	0.6%	0.8%
% of FP17s Relating to Continuations	0	570	0.0%	0.9%	0.8%	1.1%
% of Patients satisfied with the dentistry they have received	0	0	N/A	89.8%	89.2%	91.4%
% of Patients satisfied with the time they had to wait for an appointment	0	0	N/A	86.1%	83.4%	87.7%

* This is based on patients treated on this contract for their most recent course of treatment. Figures in italics indicate the base number of FP17s or Patient Questionnaire responses are less than 100. N/A is shown where the base number of responses is less than 10 during the period. % is calculated as Quantity/Base number*100

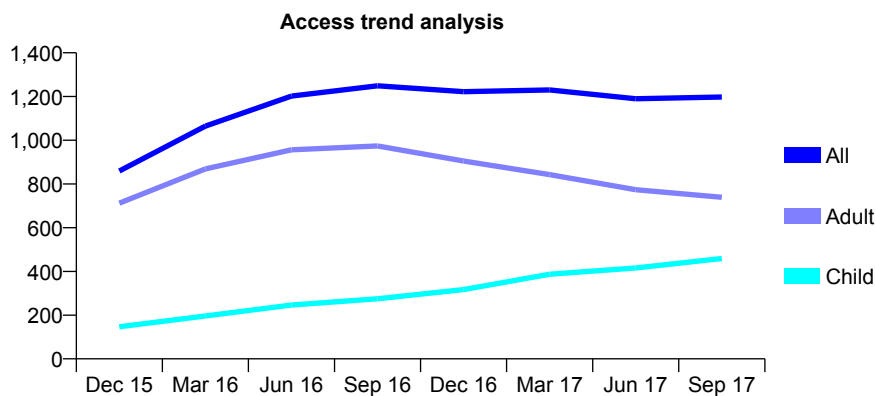
Q63 - Vital Signs At a Glance Contract Report for 198544/0001 - September 2017

Name or company name	Dr Zuleyha Cetinkaya DUZGUNOGLU
Contract type name	GDS Contract
Purpose of contract	General
Contract start date	01/06/2014
Contract end date	

17/18 Contracted general activity (UDA)	2,200
Carry forward general activity (UDA)	-20
17/18 Contracted orthodontic activity (UOA)	0
Carry forward orthodontic activity (UOA)	0
Baseline contract value	£70,826.02

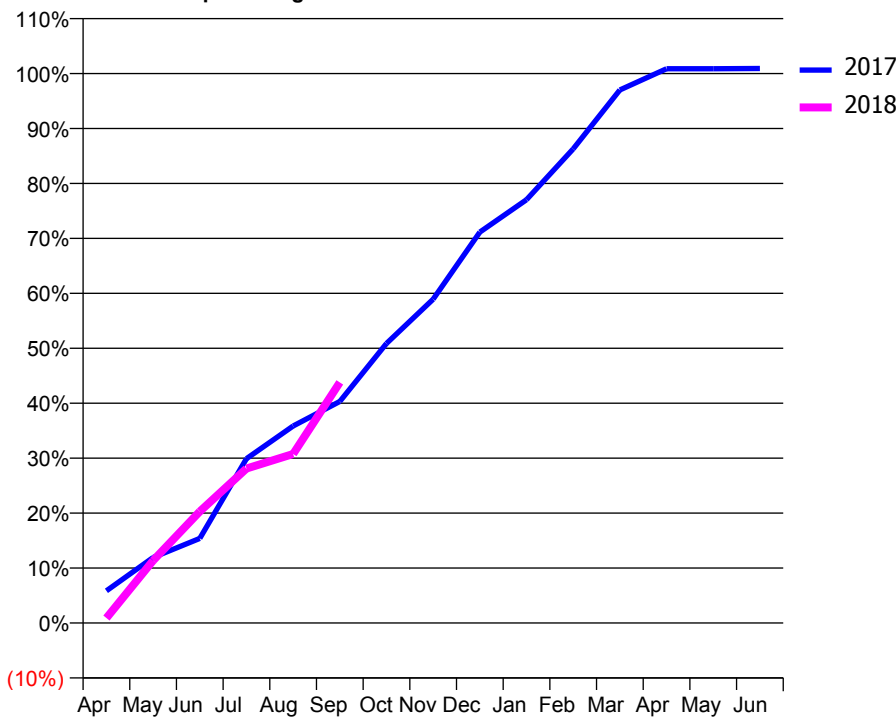
ACCESS*

Patients seen in 24 months	Total	Change since previous quarter
Quarter ending September 2016	1,249	
Quarter ending December 2016	1,222	↓
Quarter ending March 2017	1,230	→
Quarter ending June 2017	1,190	↓
Quarter ending September 2017	1,198	→
Variance since September 2016	(4.1%)	↓



ACTIVITY

Cumulative percentage of contracted UDA delivered 2017 & 2018



Month	Adjusted Scheduled Activity (UDA)	
	2017	2018
April	129	20
May	262	250
June	339	447
July	658	618
August	789	677
September	887	963
October	1,119	
November	1,297	
December	1,565	
January	1,695	
February	1,898	
March	2,134	
April	2,219	
May	2,219	
June	2,220	

QUALITY

	Quantity	Base Number	Contract	AT	Region	England
% of FP17s for the same patient ID Re-attending within 3 months - Children	14	295	4.7%	9.8%	11.2%	11.9%
% of FP17s for the same patient ID Re-attending within 3 months - Adults	28	347	8.1%	15.2%	16.6%	15.9%
% of FP17s for the same patient ID Re-attending between 3 & 9 months - Children	132	295	44.7%	47.7%	47.0%	58.1%
% of FP17s for the same patient ID Re-attending between 3 & 9 months - Adults	157	347	45.2%	38.2%	38.2%	50.6%
% of FP17s for Band 1 Urgent Courses	27	579	4.7%	10.0%	10.6%	9.1%
% of FP17s Relating to Free Repair or Replacements	0	579	0.0%	0.6%	0.6%	0.8%
% of FP17s Relating to Continuations	0	579	0.0%	0.9%	0.8%	1.1%
% of Patients satisfied with the dentistry they have received	1	1	N/A	89.8%	89.2%	91.4%
% of Patients satisfied with the time they had to wait for an appointment	1	1	N/A	86.1%	83.4%	87.7%

* This is based on patients treated on this contract for their most recent course of treatment. Figures in italics indicate the base number of FP17s or Patient Questionnaire responses are less than 100. N/A is shown where the base number of responses is less than 10 during the period. % is calculated as Quantity/Base number*100

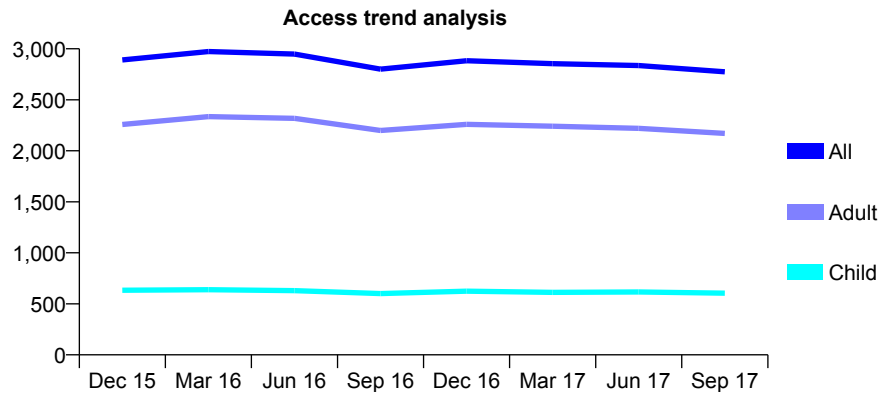
Q63 - Vital Signs At a Glance Contract Report for 198897/0001 - September 2017

Name or company name	Dr D Patel and Dr K Patel
Contract type name	GDS Contract
Purpose of contract	General
Contract start date	01/11/2013
Contract end date	

17/18 Contracted general activity (UDA)	13,000
Carry forward general activity (UDA)	0
17/18 Contracted orthodontic activity (UOA)	0
Carry forward orthodontic activity (UOA)	0
Baseline contract value	£333,065.64

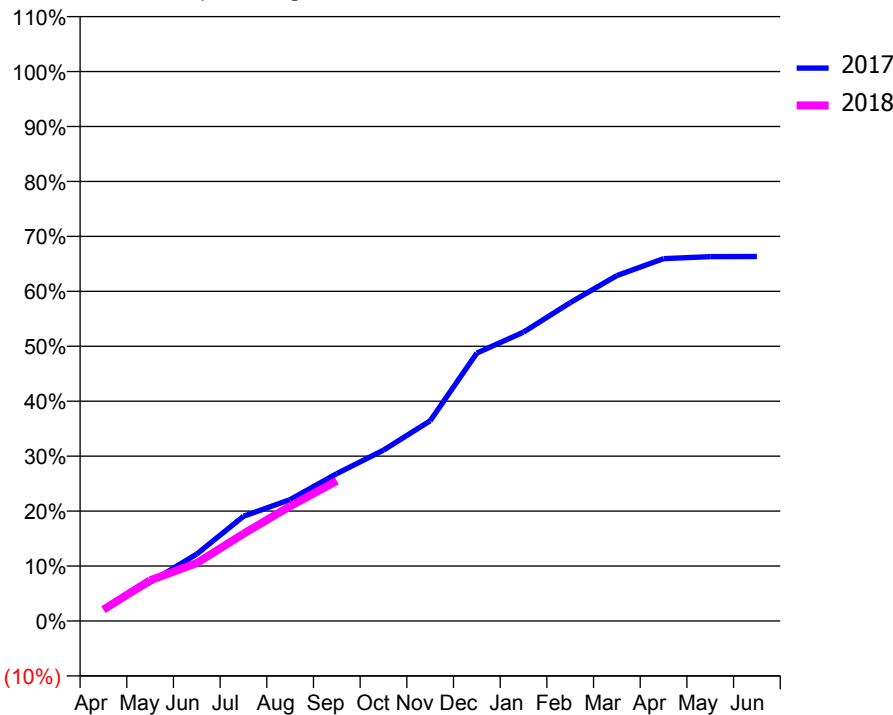
ACCESS*

Patients seen in 24 months	Total	Change since previous quarter
Quarter ending September 2016	2,800	
Quarter ending December 2016	2,883	↑
Quarter ending March 2017	2,854	↓
Quarter ending June 2017	2,836	→
Quarter ending September 2017	2,775	↓
Variance since September 2016	(0.9%)	→



ACTIVITY

Cumulative percentage of contracted UDA delivered 2017 & 2018



Month	Adjusted Scheduled Activity (UDA)	
	2017	2018
April	287	271
May	917	963
June	1,586	1,372
July	2,478	2,066
August	2,874	2,719
September	3,487	3,315
October	4,043	
November	4,737	
December	6,340	
January	6,836	
February	7,531	
March	8,171	
April	8,573	
May	8,621	
June	8,624	

QUALITY

	Quantity	Base Number	Contract	AT	Region	England
% of FP17s for the same patient ID Re-attending within 3 months - Children	19	284	6.7%	9.8%	11.2%	11.9%
% of FP17s for the same patient ID Re-attending within 3 months - Adults	117	930	12.6%	15.2%	16.6%	15.9%
% of FP17s for the same patient ID Re-attending between 3 & 9 months - Children	102	284	35.9%	47.7%	47.0%	58.1%
% of FP17s for the same patient ID Re-attending between 3 & 9 months - Adults	304	930	32.7%	38.2%	38.2%	50.6%
% of FP17s for Band 1 Urgent Courses	80	1,099	7.3%	10.0%	10.6%	9.1%
% of FP17s Relating to Free Repair or Replacements	12	1,099	1.1%	0.6%	0.6%	0.8%
% of FP17s Relating to Continuations	26	1,099	2.4%	0.9%	0.8%	1.1%
% of Patients satisfied with the dentistry they have received	5	5	N/A	89.8%	89.2%	91.4%
% of Patients satisfied with the time they had to wait for an appointment	5	5	N/A	86.1%	83.4%	87.7%

* This is based on patients treated on this contract for their most recent course of treatment. Figures in italics indicate the base number of FP17s or Patient Questionnaire responses are less than 100. N/A is shown where the base number of responses is less than 10 during the period. % is calculated as Quantity/Base number*100

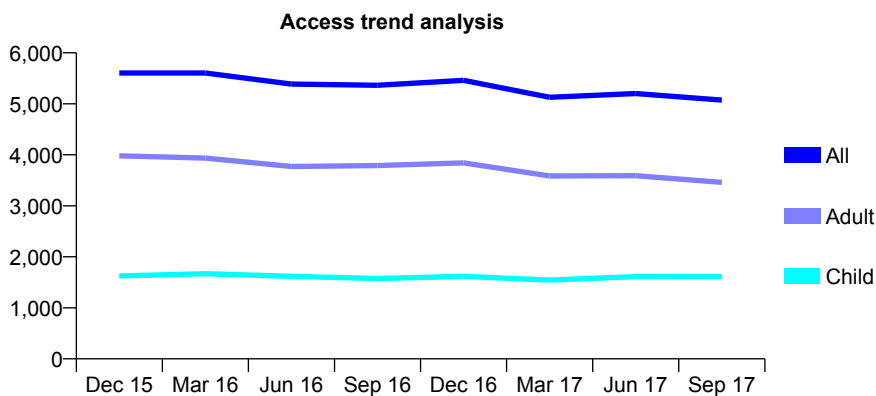
Q63 - Vital Signs At a Glance Contract Report for 198943/0001 - September 2017

Name or company name	P S Photay & Associates
Contract type name	GDS Contract
Purpose of contract	General
Contract start date	01/10/2013
Contract end date	

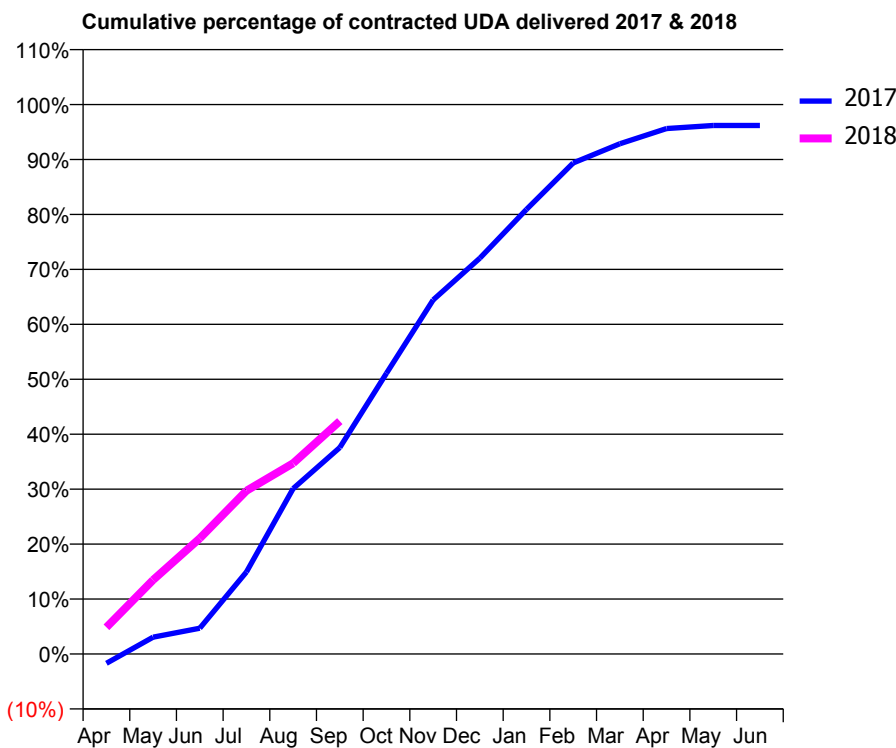
17/18 Contracted general activity (UDA)	16,824
Carry forward general activity (UDA)	0
17/18 Contracted orthodontic activity (UOA)	0
Carry forward orthodontic activity (UOA)	0
Baseline contract value	£435,047.63

ACCESS*

Patients seen in 24 months	Total	Change since previous quarter
Quarter ending September 2016	5,363	
Quarter ending December 2016	5,460	→
Quarter ending March 2017	5,128	↓
Quarter ending June 2017	5,202	→
Quarter ending September 2017	5,074	↓
Variance since September 2016	(5.4%)	↓



ACTIVITY



Month	Adjusted Scheduled Activity (UDA)	
	2017	2018
April	-287	818
May	515	2,266
June	789	3,542
July	2,514	4,999
August	5,065	5,840
September	6,321	7,132
October	8,596	
November	10,843	
December	12,119	
January	13,613	
February	15,034	
March	15,620	
April	16,087	
May	16,184	
June	16,184	

QUALITY

	Quantity	Base Number	Contract	AT	Region	England
% of FP17s for the same patient ID Re-attending within 3 months - Children	60	909	6.6%	9.8%	11.2%	11.9%
% of FP17s for the same patient ID Re-attending within 3 months - Adults	183	1,552	11.8%	15.2%	16.6%	15.9%
% of FP17s for the same patient ID Re-attending between 3 & 9 months - Children	346	909	38.1%	47.7%	47.0%	58.1%
% of FP17s for the same patient ID Re-attending between 3 & 9 months - Adults	397	1,552	25.6%	38.2%	38.2%	50.6%
% of FP17s for Band 1 Urgent Courses	297	2,269	13.1%	10.0%	10.6%	9.1%
% of FP17s Relating to Free Repair or Replacements	0	2,269	0.0%	0.6%	0.6%	0.8%
% of FP17s Relating to Continuations	15	2,269	0.7%	0.9%	0.8%	1.1%
% of Patients satisfied with the dentistry they have received	6	7	N/A	89.8%	89.2%	91.4%
% of Patients satisfied with the time they had to wait for an appointment	5	7	N/A	86.1%	83.4%	87.7%

* This is based on patients treated on this contract for their most recent course of treatment. Figures in italics indicate the base number of FP17s or Patient Questionnaire responses are less than 100. N/A is shown where the base number of responses is less than 10 during the period. % is calculated as Quantity/Base number*100

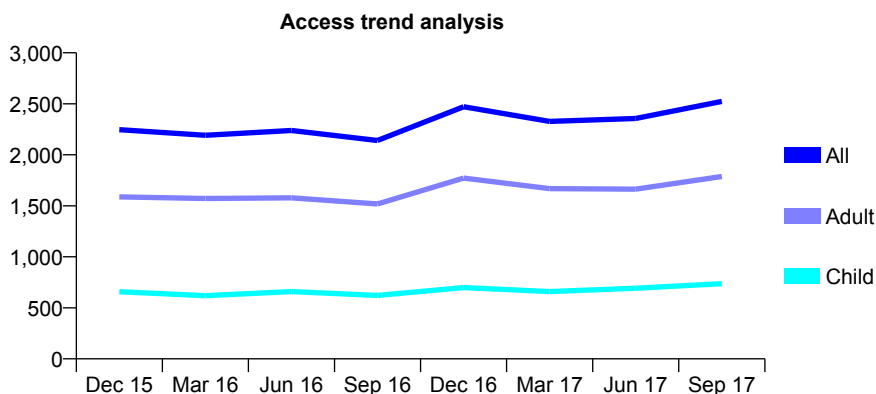
Q63 - Vital Signs At a Glance Contract Report for 198943/0002 - September 2017

Name or company name	P S Photay & Associates
Contract type name	GDS Contract
Purpose of contract	General
Contract start date	01/10/2013
Contract end date	

17/18 Contracted general activity (UDA)	8,520
Carry forward general activity (UDA)	0
17/18 Contracted orthodontic activity (UOA)	0
Carry forward orthodontic activity (UOA)	0
Baseline contract value	£221,418.12

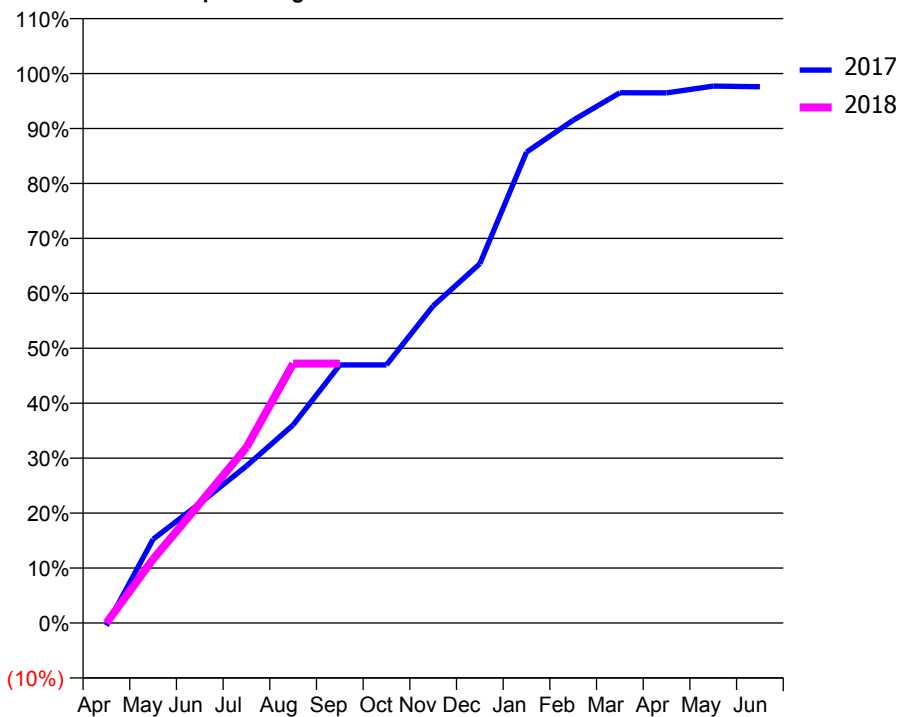
ACCESS*

Patients seen in 24 months	Total	Change since previous quarter
Quarter ending September 2016	2,140	
Quarter ending December 2016	2,471	↑
Quarter ending March 2017	2,327	↓
Quarter ending June 2017	2,356	→
Quarter ending September 2017	2,524	↑
Variance since September 2016	17.9%	↑



ACTIVITY

Cumulative percentage of contracted UDA delivered 2017 & 2018



Month	Adjusted Scheduled Activity (UDA)	
	2017	2018
April	-43	0
May	1,299	992
June	1,855	1,854
July	2,435	2,725
August	3,072	4,023
September	4,001	4,023
October	4,001	
November	4,917	
December	5,571	
January	7,302	
February	7,795	
March	8,222	
April	8,219	
May	8,325	
June	8,316	

QUALITY

	Quantity	Base Number	Contract	AT	Region	England
% of FP17s for the same patient ID Re-attending within 3 months - Children	14	470	3.0%	9.8%	11.2%	11.9%
% of FP17s for the same patient ID Re-attending within 3 months - Adults	74	867	8.5%	15.2%	16.6%	15.9%
% of FP17s for the same patient ID Re-attending between 3 & 9 months - Children	186	470	39.6%	47.7%	47.0%	58.1%
% of FP17s for the same patient ID Re-attending between 3 & 9 months - Adults	243	867	28.0%	38.2%	38.2%	50.6%
% of FP17s for Band 1 Urgent Courses	238	1,299	18.3%	10.0%	10.6%	9.1%
% of FP17s Relating to Free Repair or Replacements	0	1,299	0.0%	0.6%	0.6%	0.8%
% of FP17s Relating to Continuations	5	1,299	0.4%	0.9%	0.8%	1.1%
% of Patients satisfied with the dentistry they have received	2	2	N/A	89.8%	89.2%	91.4%
% of Patients satisfied with the time they had to wait for an appointment	2	2	N/A	86.1%	83.4%	87.7%

* This is based on patients treated on this contract for their most recent course of treatment. Figures in italics indicate the base number of FP17s or Patient Questionnaire responses are less than 100. N/A is shown where the base number of responses is less than 10 during the period. % is calculated as Quantity/Base number*100

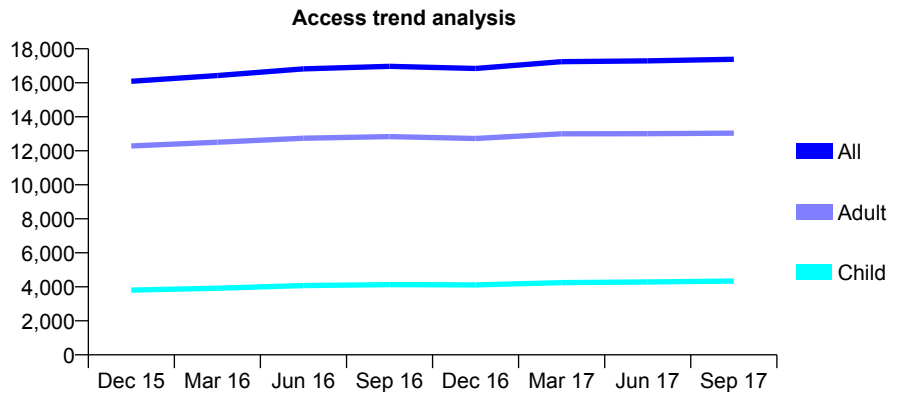
Q63 - Vital Signs At a Glance Contract Report for 199214/0001 - September 2017

Name or company name	L. Ziman & Associates
Contract type name	GDS Contract
Purpose of contract	General
Contract start date	01/04/2013
Contract end date	

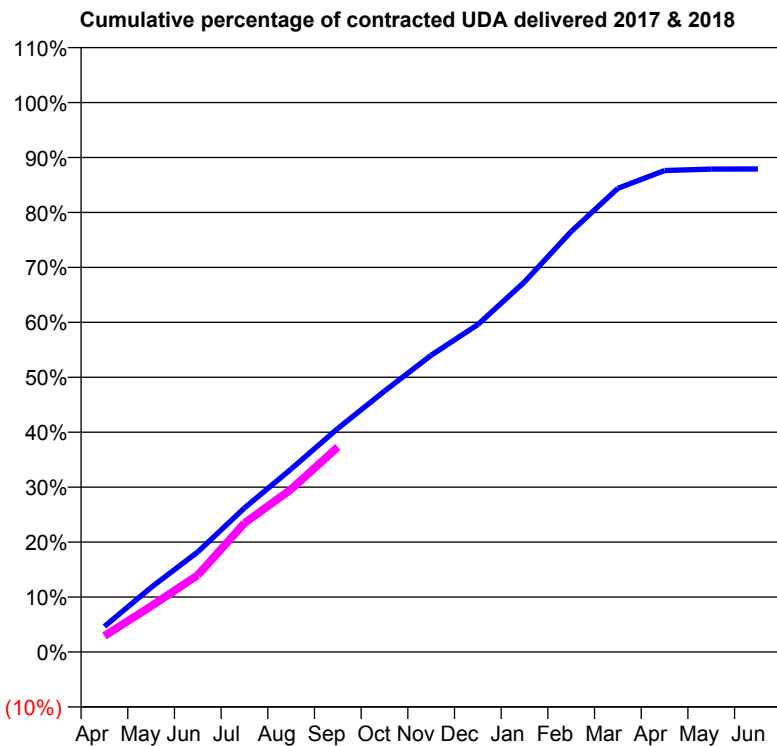
17/18 Contracted general activity (UDA)	47,912
Carry forward general activity (UDA)	0
17/18 Contracted orthodontic activity (UOA)	0
Carry forward orthodontic activity (UOA)	0
Baseline contract value	£1,333,320.08

ACCESS*

Patients seen in 24 months	Total	Change since previous quarter
Quarter ending September 2016	16,966	
Quarter ending December 2016	16,840	→
Quarter ending March 2017	17,247	↑
Quarter ending June 2017	17,294	→
Quarter ending September 2017	17,381	→
Variance since September 2016	2.4%	↑



ACTIVITY



Month	Adjusted Scheduled Activity (UDA)	
	2017	2018
April	2,406	1,401
May	6,109	4,000
June	9,452	6,698
July	13,614	11,239
August	17,286	14,192
September	21,117	17,878
October	24,645	
November	28,031	
December	30,931	
January	34,959	
February	39,731	
March	43,803	
April	45,486	
May	45,618	
June	45,635	

QUALITY

	Quantity	Base Number	Contract	AT	Region	England
% of FP17s for the same patient ID Re-attending within 3 months - Children	163	2,838	5.7%	9.8%	11.2%	11.9%
% of FP17s for the same patient ID Re-attending within 3 months - Adults	845	6,908	12.2%	15.2%	16.6%	15.9%
% of FP17s for the same patient ID Re-attending between 3 & 9 months - Children	1,633	2,838	57.5%	47.7%	47.0%	58.1%
% of FP17s for the same patient ID Re-attending between 3 & 9 months - Adults	2,938	6,908	42.5%	38.2%	38.2%	50.6%
% of FP17s for Band 1 Urgent Courses	790	8,672	9.1%	10.0%	10.6%	9.1%
% of FP17s Relating to Free Repair or Replacements	92	8,672	1.1%	0.6%	0.6%	0.8%
% of FP17s Relating to Continuations	27	8,672	0.3%	0.9%	0.8%	1.1%
% of Patients satisfied with the dentistry they have received	7	8	N/A	89.8%	89.2%	91.4%
% of Patients satisfied with the time they had to wait for an appointment	7	8	N/A	86.1%	83.4%	87.7%

* This is based on patients treated on this contract for their most recent course of treatment. Figures in italics indicate the base number of FP17s or Patient Questionnaire responses are less than 100. N/A is shown where the base number of responses is less than 10 during the period. % is calculated as Quantity/Base number*100

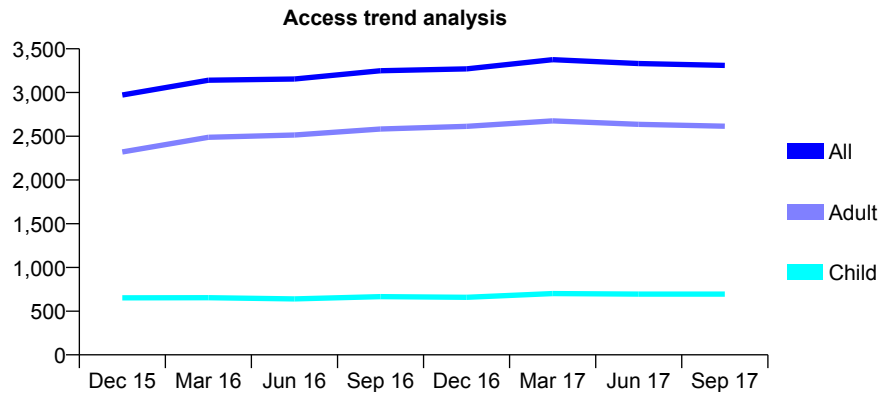
Q63 - Vital Signs At a Glance Contract Report for 199249/0001 - September 2017

Name or company name	Maxident Limited
Contract type name	GDS Contract
Purpose of contract	General
Contract start date	01/03/2011
Contract end date	

17/18 Contracted general activity (UDA)	9,489
Carry forward general activity (UDA)	-190
17/18 Contracted orthodontic activity (UOA)	0
Carry forward orthodontic activity (UOA)	0
Baseline contract value	£270,362.40

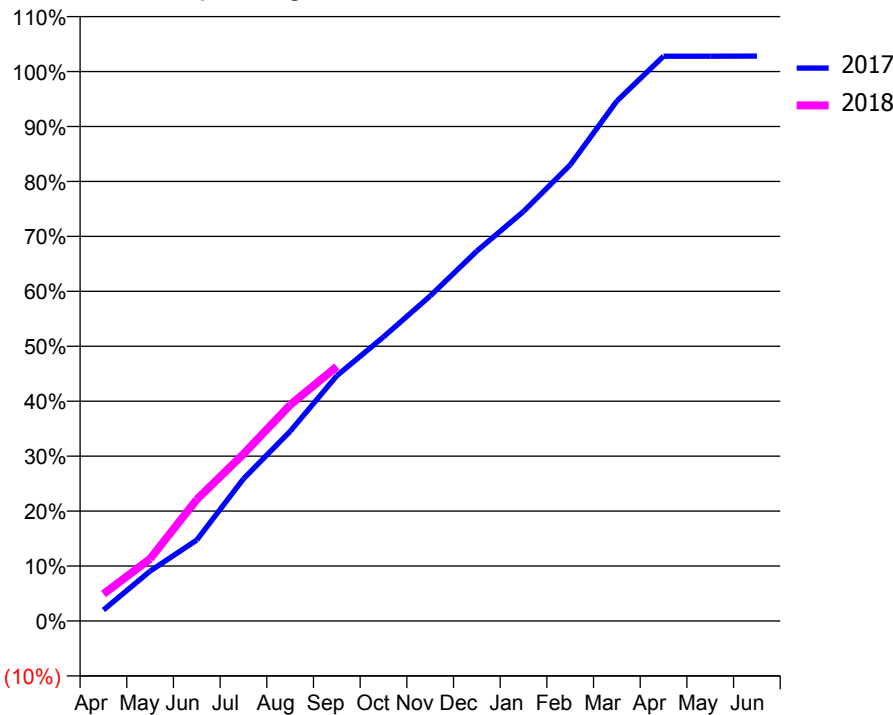
ACCESS*

Patients seen in 24 months	Total	Change since previous quarter
Quarter ending September 2016	3,249	
Quarter ending December 2016	3,271	→
Quarter ending March 2017	3,376	↑
Quarter ending June 2017	3,331	↓
Quarter ending September 2017	3,310	→
Variance since September 2016	1.9%	→



ACTIVITY

Cumulative percentage of contracted UDA delivered 2017 & 2018



Month	Adjusted Scheduled Activity (UDA)	
	2017	2018
April	190	467
May	863	1,074
June	1,400	2,100
July	2,456	2,884
August	3,275	3,732
September	4,235	4,394
October	4,907	
November	5,612	
December	6,389	
January	7,072	
February	7,877	
March	8,979	
April	9,754	
May	9,754	
June	9,755	

QUALITY

	Quantity	Base Number	Contract	AT	Region	England
% of FP17s for the same patient ID Re-attending within 3 months - Children	19	392	4.8%	9.8%	11.2%	11.9%
% of FP17s for the same patient ID Re-attending within 3 months - Adults	202	1,227	16.5%	15.2%	16.6%	15.9%
% of FP17s for the same patient ID Re-attending between 3 & 9 months - Children	123	392	31.4%	47.7%	47.0%	58.1%
% of FP17s for the same patient ID Re-attending between 3 & 9 months - Adults	361	1,227	29.4%	38.2%	38.2%	50.6%
% of FP17s for Band 1 Urgent Courses	115	1,428	8.1%	10.0%	10.6%	9.1%
% of FP17s Relating to Free Repair or Replacements	0	1,428	0.0%	0.6%	0.6%	0.8%
% of FP17s Relating to Continuations	1	1,428	0.1%	0.9%	0.8%	1.1%
% of Patients satisfied with the dentistry they have received	2	2	N/A	89.8%	89.2%	91.4%
% of Patients satisfied with the time they had to wait for an appointment	2	2	N/A	86.1%	83.4%	87.7%

* This is based on patients treated on this contract for their most recent course of treatment. Figures in italics indicate the base number of FP17s or Patient Questionnaire responses are less than 100. N/A is shown where the base number of responses is less than 10 during the period. % is calculated as Quantity/Base number*100

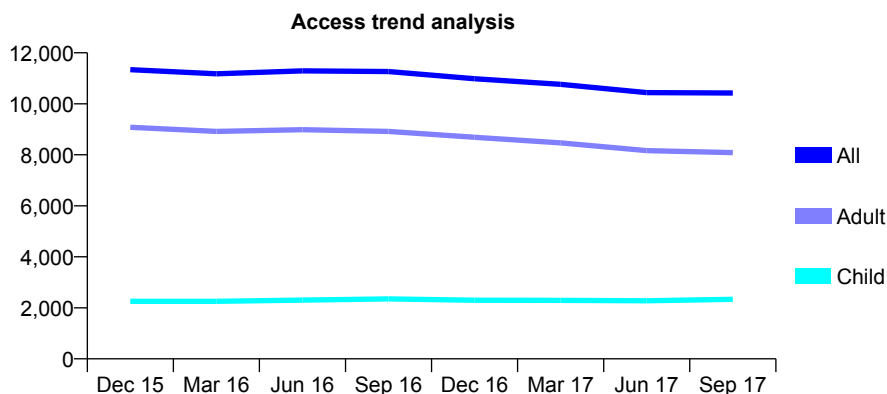
Q63 - Vital Signs At a Glance Contract Report for 199443/0001 - September 2017

Name or company name	Namta Ltd
Contract type name	GDS Contract
Purpose of contract	General
Contract start date	01/04/2011
Contract end date	

17/18 Contracted general activity (UDA)	26,885
Carry forward general activity (UDA)	875
17/18 Contracted orthodontic activity (UOA)	0
Carry forward orthodontic activity (UOA)	0
Baseline contract value	£719,155.40

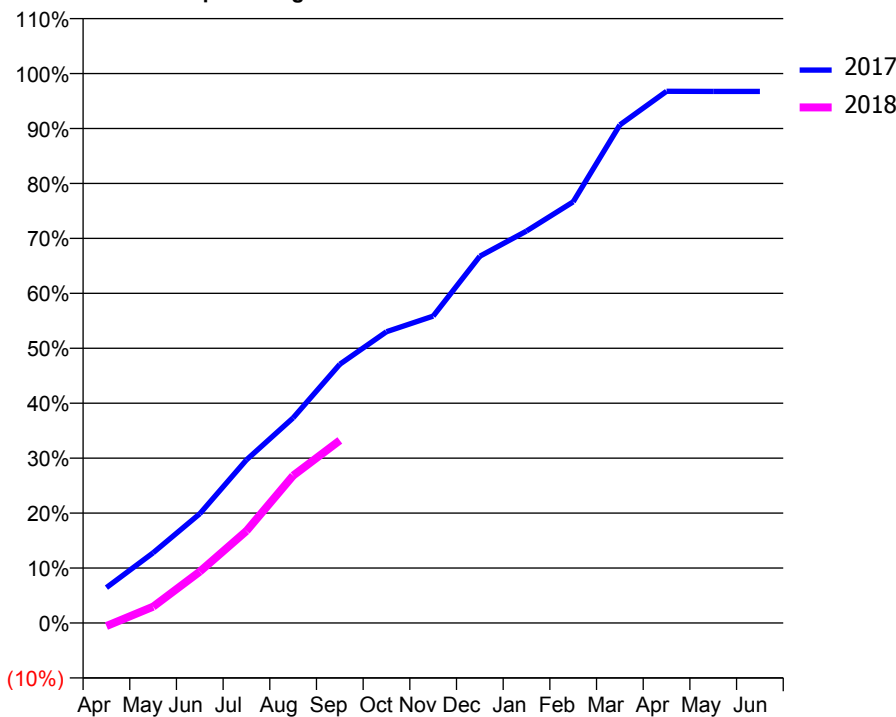
ACCESS*

Patients seen in 24 months	Total	Change since previous quarter
Quarter ending September 2016	11,267	
Quarter ending December 2016	10,984	↓
Quarter ending March 2017	10,761	↓
Quarter ending June 2017	10,441	↓
Quarter ending September 2017	10,423	→
Variance since September 2016	(7.5%)	↓



ACTIVITY

Cumulative percentage of contracted UDA delivered 2017 & 2018



Month	Adjusted Scheduled Activity (UDA)	
	2017	2018
April	1,729	-155
May	3,438	802
June	5,344	2,516
July	7,981	4,502
August	10,038	7,211
September	12,661	8,932
October	14,250	
November	15,018	
December	17,943	
January	19,180	
February	20,606	
March	24,374	
April	26,014	
May	26,009	
June	26,010	

QUALITY

	Quantity	Base Number	Contract	AT	Region	England
% of FP17s for the same patient ID Re-attending within 3 months - Children	127	1,475	8.6%	9.8%	11.2%	11.9%
% of FP17s for the same patient ID Re-attending within 3 months - Adults	568	3,936	14.4%	15.2%	16.6%	15.9%
% of FP17s for the same patient ID Re-attending between 3 & 9 months - Children	588	1,475	39.9%	47.7%	47.0%	58.1%
% of FP17s for the same patient ID Re-attending between 3 & 9 months - Adults	1,291	3,936	32.8%	38.2%	38.2%	50.6%
% of FP17s for Band 1 Urgent Courses	763	4,726	16.1%	10.0%	10.6%	9.1%
% of FP17s Relating to Free Repair or Replacements	28	4,726	0.6%	0.6%	0.6%	0.8%
% of FP17s Relating to Continuations	2	4,726	0.0%	0.9%	0.8%	1.1%
% of Patients satisfied with the dentistry they have received	11	12	91.7%	89.8%	89.2%	91.4%
% of Patients satisfied with the time they had to wait for an appointment	11	12	91.7%	86.1%	83.4%	87.7%

* This is based on patients treated on this contract for their most recent course of treatment. Figures in italics indicate the base number of FP17s or Patient Questionnaire responses are less than 100. N/A is shown where the base number of responses is less than 10 during the period. % is calculated as Quantity/Base number*100

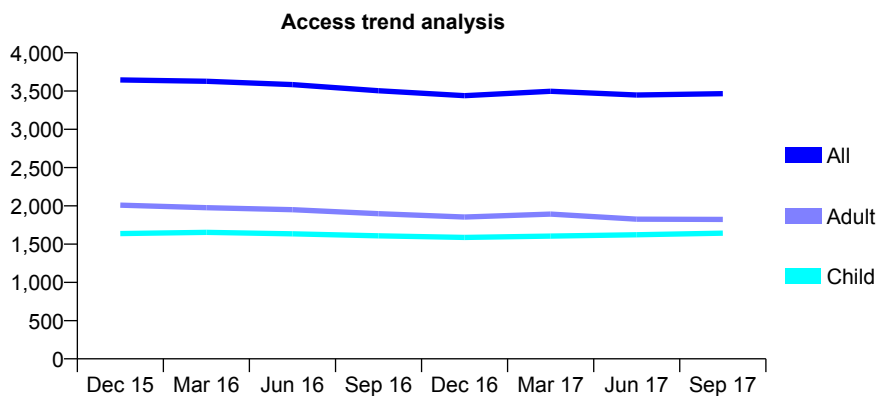
Q63 - Vital Signs At a Glance Contract Report for 199826/0001 - September 2017

Name or company name	FEARNS LIMITED
Contract type name	GDS Contract
Purpose of contract	General
Contract start date	01/03/2009
Contract end date	

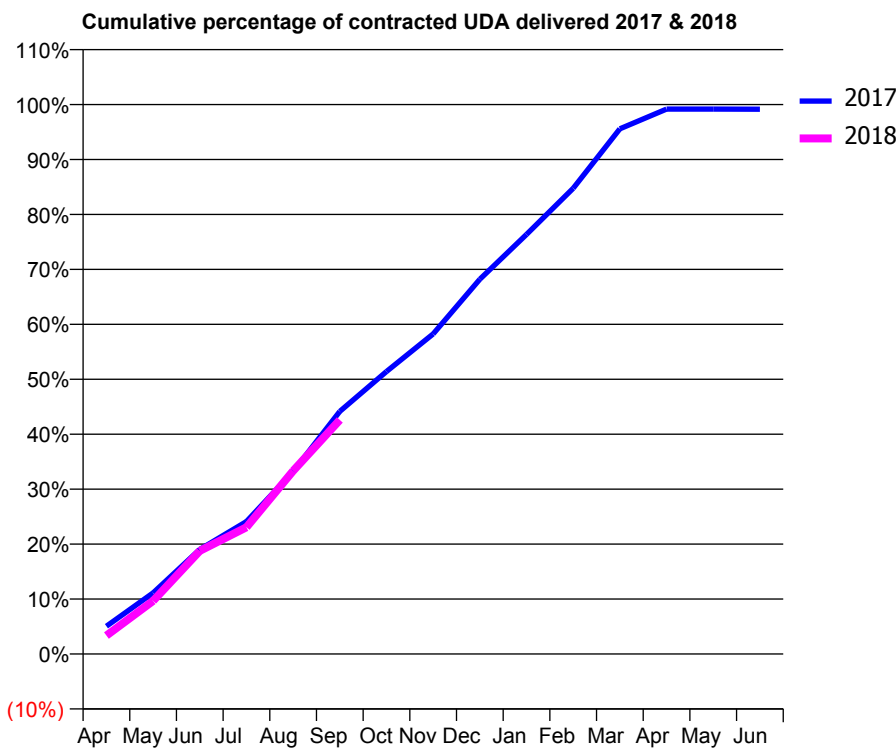
17/18 Contracted general activity (UDA)	6,400
Carry forward general activity (UDA)	56
17/18 Contracted orthodontic activity (UOA)	0
Carry forward orthodontic activity (UOA)	0
Baseline contract value	£150,757.39

ACCESS*

Patients seen in 24 months	Total	Change since previous quarter
Quarter ending September 2016	3,505	
Quarter ending December 2016	3,440	↓
Quarter ending March 2017	3,497	→
Quarter ending June 2017	3,448	↓
Quarter ending September 2017	3,465	→
Variance since September 2016	(1.1%)	↓



ACTIVITY



Month	Adjusted Scheduled Activity (UDA)	
	2017	2018
April	323	215
May	711	619
June	1,218	1,202
July	1,543	1,476
August	2,125	2,134
September	2,826	2,727
October	3,291	
November	3,728	
December	4,365	
January	4,887	
February	5,425	
March	6,116	
April	6,347	
May	6,347	
June	6,344	

QUALITY

	Quantity	Base Number	Contract	AT	Region	England
% of FP17s for the same patient ID Re-attending within 3 months - Children	70	1,315	5.3%	9.8%	11.2%	11.9%
% of FP17s for the same patient ID Re-attending within 3 months - Adults	162	994	16.3%	15.2%	16.6%	15.9%
% of FP17s for the same patient ID Re-attending between 3 & 9 months - Children	907	1,315	69.0%	47.7%	47.0%	58.1%
% of FP17s for the same patient ID Re-attending between 3 & 9 months - Adults	469	994	47.2%	38.2%	38.2%	50.6%
% of FP17s for Band 1 Urgent Courses	94	1,588	5.9%	10.0%	10.6%	9.1%
% of FP17s Relating to Free Repair or Replacements	4	1,588	0.3%	0.6%	0.6%	0.8%
% of FP17s Relating to Continuations	2	1,588	0.1%	0.9%	0.8%	1.1%
% of Patients satisfied with the dentistry they have received	4	4	N/A	89.8%	89.2%	91.4%
% of Patients satisfied with the time they had to wait for an appointment	3	4	N/A	86.1%	83.4%	87.7%

* This is based on patients treated on this contract for their most recent course of treatment. Figures in italics indicate the base number of FP17s or Patient Questionnaire responses are less than 100. N/A is shown where the base number of responses is less than 10 during the period. % is calculated as Quantity/Base number*100

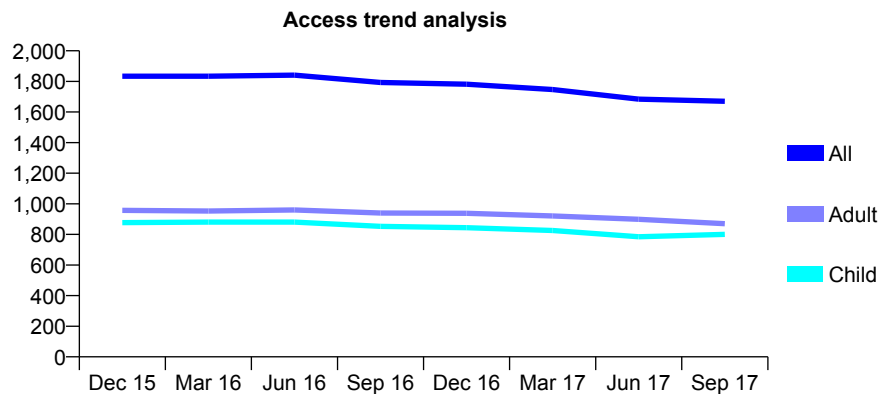
Q63 - Vital Signs At a Glance Contract Report for 204307/0002 - September 2017

Name or company name	MR RN SILVERSTONE
Contract type name	GDS Contract
Purpose of contract	General
Contract start date	16/12/2013
Contract end date	

17/18 Contracted general activity (UDA)	7,500
Carry forward general activity (UDA)	0
17/18 Contracted orthodontic activity (UOA)	0
Carry forward orthodontic activity (UOA)	0
Baseline contract value	£269,162.05

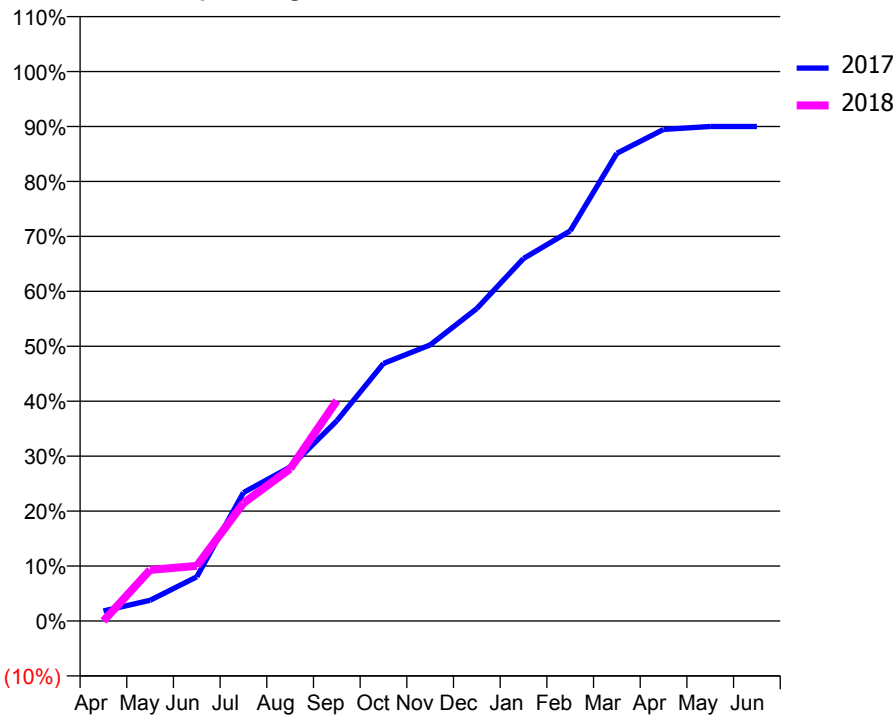
ACCESS*

Patients seen in 24 months	Total	Change since previous quarter
Quarter ending September 2016	1,793	
Quarter ending December 2016	1,782	→
Quarter ending March 2017	1,747	↓
Quarter ending June 2017	1,684	↓
Quarter ending September 2017	1,670	→
Variance since September 2016	(6.9%)	↓



ACTIVITY

Cumulative percentage of contracted UDA delivered 2017 & 2018



Month	Adjusted Scheduled Activity (UDA)	
	2017	2018
April	137	0
May	282	699
June	604	752
July	1,754	1,610
August	2,101	2,077
September	2,733	3,007
October	3,516	
November	3,769	
December	4,266	
January	4,948	
February	5,325	
March	6,384	
April	6,709	
May	6,749	
June	6,749	

QUALITY

	Quantity	Base Number	Contract	AT	Region	England
% of FP17s for the same patient ID Re-attending within 3 months - Children	40	545	7.3%	9.8%	11.2%	11.9%
% of FP17s for the same patient ID Re-attending within 3 months - Adults	155	571	27.1%	15.2%	16.6%	15.9%
% of FP17s for the same patient ID Re-attending between 3 & 9 months - Children	265	545	48.6%	47.7%	47.0%	58.1%
% of FP17s for the same patient ID Re-attending between 3 & 9 months - Adults	212	571	37.1%	38.2%	38.2%	50.6%
% of FP17s for Band 1 Urgent Courses	115	1,036	11.1%	10.0%	10.6%	9.1%
% of FP17s Relating to Free Repair or Replacements	28	1,036	2.7%	0.6%	0.6%	0.8%
% of FP17s Relating to Continuations	30	1,036	2.9%	0.9%	0.8%	1.1%
% of Patients satisfied with the dentistry they have received	12	14	85.7%	89.8%	89.2%	91.4%
% of Patients satisfied with the time they had to wait for an appointment	12	14	85.7%	86.1%	83.4%	87.7%

* This is based on patients treated on this contract for their most recent course of treatment. Figures in italics indicate the base number of FP17s or Patient Questionnaire responses are less than 100. N/A is shown where the base number of responses is less than 10 during the period. % is calculated as Quantity/Base number*100

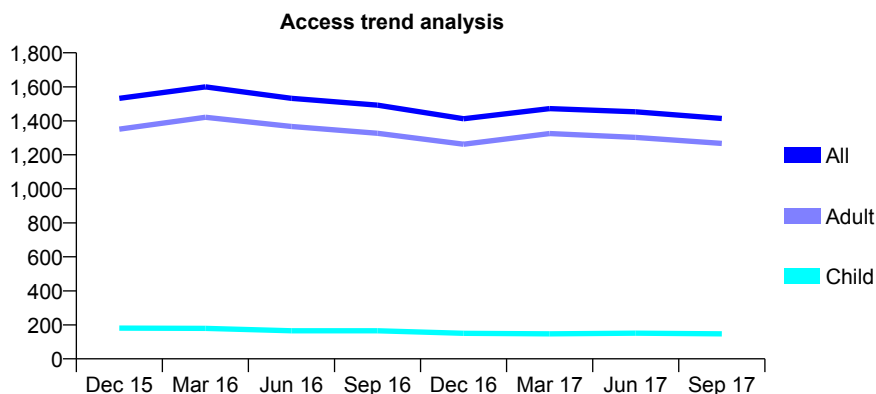
Q63 - Vital Signs At a Glance Contract Report for 206660/0002 - September 2017

Name or company name	MR HK AGYEKUM
Contract type name	GDS Contract
Purpose of contract	General
Contract start date	02/04/2011
Contract end date	

17/18 Contracted general activity (UDA)	5,840
Carry forward general activity (UDA)	0
17/18 Contracted orthodontic activity (UOA)	0
Carry forward orthodontic activity (UOA)	0
Baseline contract value	£189,335.65

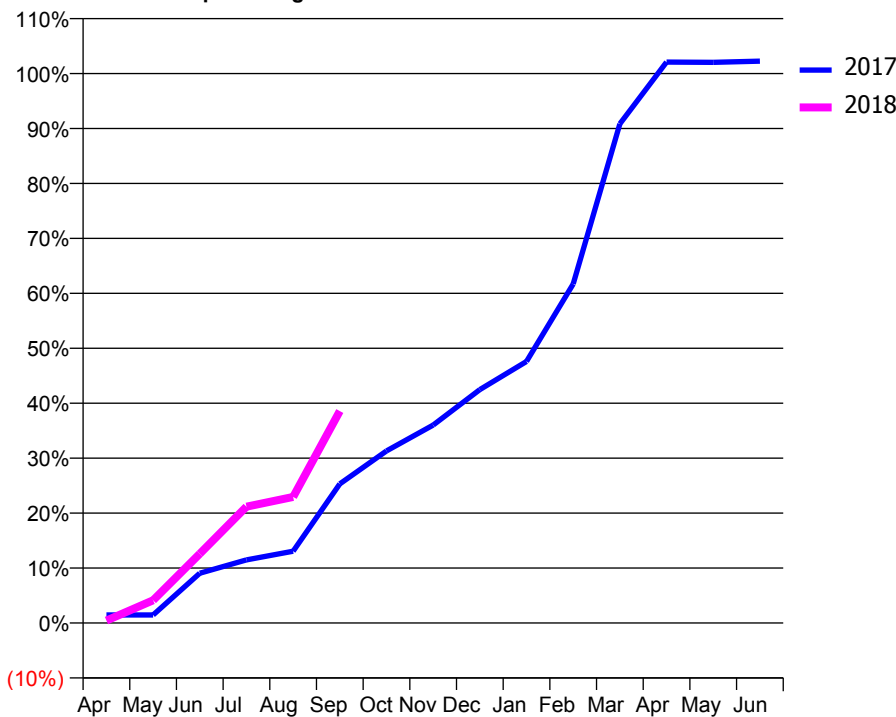
ACCESS*

Patients seen in 24 months	Total	Change since previous quarter
Quarter ending September 2016	1,492	
Quarter ending December 2016	1,412	↓
Quarter ending March 2017	1,472	↑
Quarter ending June 2017	1,453	↓
Quarter ending September 2017	1,414	↓
Variance since September 2016	(5.2%)	↓



ACTIVITY

Cumulative percentage of contracted UDA delivered 2017 & 2018



Month	Adjusted Scheduled Activity (UDA)	
	2017	2018
April	86	26
May	86	241
June	529	737
July	672	1,236
August	764	1,340
September	1,478	2,253
October	1,829	
November	2,103	
December	2,481	
January	2,780	
February	3,604	
March	5,305	
April	5,961	
May	5,959	
June	5,971	

QUALITY

	Quantity	Base Number	Contract	AT	Region	England
% of FP17s for the same patient ID Re-attending within 3 months - Children	12	128	9.4%	9.8%	11.2%	11.9%
% of FP17s for the same patient ID Re-attending within 3 months - Adults	149	791	18.8%	15.2%	16.6%	15.9%
% of FP17s for the same patient ID Re-attending between 3 & 9 months - Children	52	128	40.6%	47.7%	47.0%	58.1%
% of FP17s for the same patient ID Re-attending between 3 & 9 months - Adults	365	791	46.1%	38.2%	38.2%	50.6%
% of FP17s for Band 1 Urgent Courses	56	700	8.0%	10.0%	10.6%	9.1%
% of FP17s Relating to Free Repair or Replacements	0	700	0.0%	0.6%	0.6%	0.8%
% of FP17s Relating to Continuations	0	700	0.0%	0.9%	0.8%	1.1%
% of Patients satisfied with the dentistry they have received	1	1	N/A	89.8%	89.2%	91.4%
% of Patients satisfied with the time they had to wait for an appointment	1	1	N/A	86.1%	83.4%	87.7%

* This is based on patients treated on this contract for their most recent course of treatment. Figures in italics indicate the base number of FP17s or Patient Questionnaire responses are less than 100. N/A is shown where the base number of responses is less than 10 during the period. % is calculated as Quantity/Base number*100

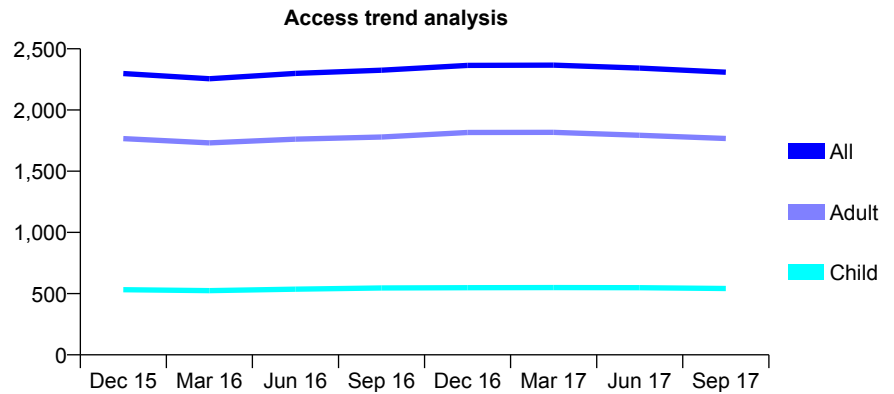
Q63 - Vital Signs At a Glance Contract Report for 213349/0001 - September 2017

Name or company name	MR GJ HUMPHRIES
Contract type name	GDS Contract
Purpose of contract	General
Contract start date	01/04/2006
Contract end date	

17/18 Contracted general activity (UDA)	6,029
Carry forward general activity (UDA)	0
17/18 Contracted orthodontic activity (UOA)	0
Carry forward orthodontic activity (UOA)	0
Baseline contract value	£163,715.53

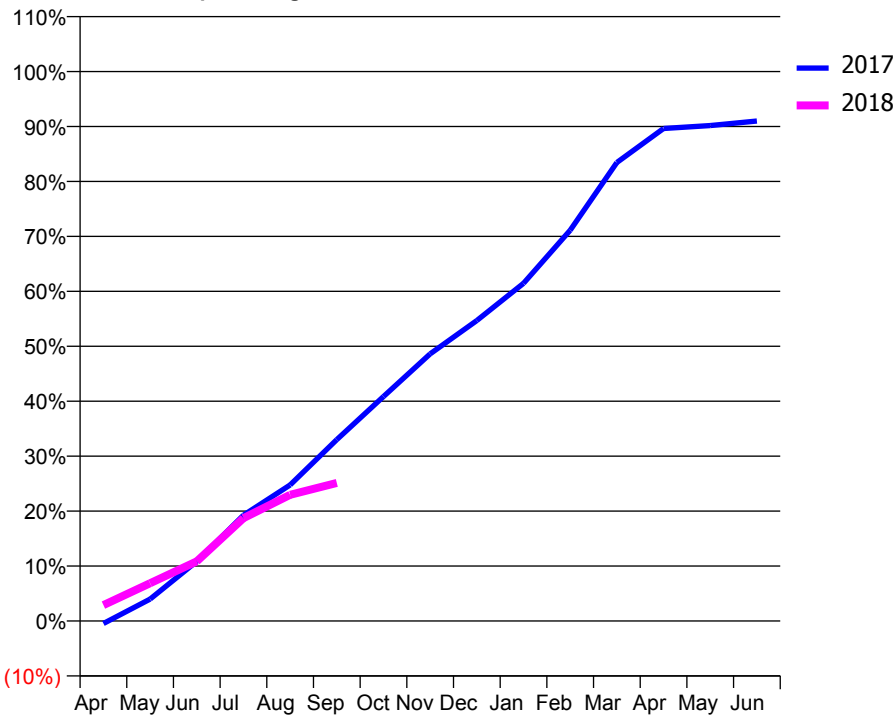
ACCESS*

Patients seen in 24 months	Total	Change since previous quarter
Quarter ending September 2016	2,325	
Quarter ending December 2016	2,364	→
Quarter ending March 2017	2,367	→
Quarter ending June 2017	2,343	↓
Quarter ending September 2017	2,309	↓
Variance since September 2016	(0.7%)	→



ACTIVITY

Cumulative percentage of contracted UDA delivered 2017 & 2018



Month	Adjusted Scheduled Activity (UDA)	
	2017	2018
April	-29	175
May	241	414
June	655	655
July	1,161	1,129
August	1,493	1,384
September	1,991	1,515
October	2,464	
November	2,931	
December	3,298	
January	3,705	
February	4,288	
March	5,030	
April	5,404	
May	5,437	
June	5,486	

QUALITY

	Quantity	Base Number	Contract	AT	Region	England
% of FP17s for the same patient ID Re-attending within 3 months - Children	28	260	10.8%	9.8%	11.2%	11.9%
% of FP17s for the same patient ID Re-attending within 3 months - Adults	150	781	19.2%	15.2%	16.6%	15.9%
% of FP17s for the same patient ID Re-attending between 3 & 9 months - Children	123	260	47.3%	47.7%	47.0%	58.1%
% of FP17s for the same patient ID Re-attending between 3 & 9 months - Adults	311	781	39.8%	38.2%	38.2%	50.6%
% of FP17s for Band 1 Urgent Courses	108	828	13.0%	10.0%	10.6%	9.1%
% of FP17s Relating to Free Repair or Replacements	19	828	2.3%	0.6%	0.6%	0.8%
% of FP17s Relating to Continuations	15	828	1.8%	0.9%	0.8%	1.1%
% of Patients satisfied with the dentistry they have received	1	1	N/A	89.8%	89.2%	91.4%
% of Patients satisfied with the time they had to wait for an appointment	1	1	N/A	86.1%	83.4%	87.7%

* This is based on patients treated on this contract for their most recent course of treatment. Figures in italics indicate the base number of FP17s or Patient Questionnaire responses are less than 100. N/A is shown where the base number of responses is less than 10 during the period. % is calculated as Quantity/Base number*100

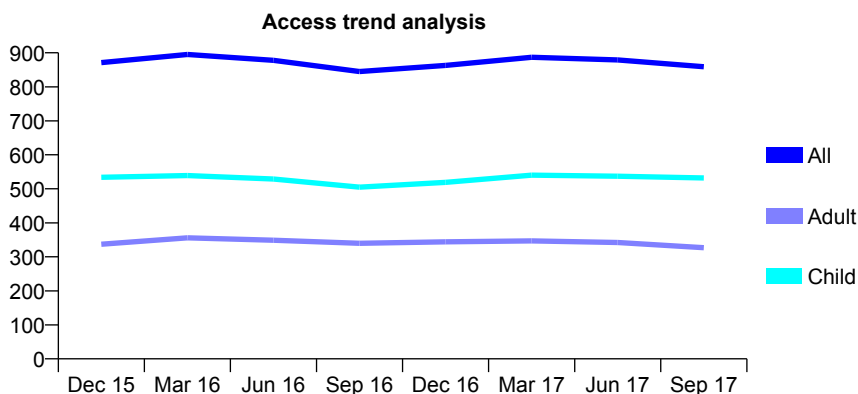
Q63 - Vital Signs At a Glance Contract Report for 214582/0001 - September 2017

Name or company name	S Shah
Contract type name	GDS Contract
Purpose of contract	General
Contract start date	01/04/2006
Contract end date	

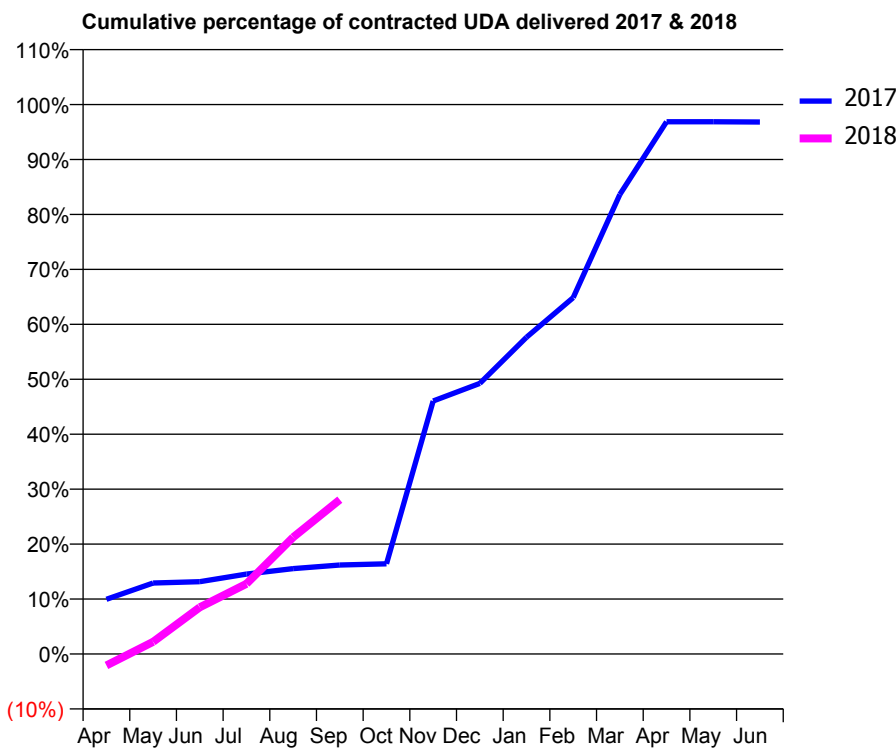
17/18 Contracted general activity (UDA)	2,040
Carry forward general activity (UDA)	65
17/18 Contracted orthodontic activity (UOA)	0
Carry forward orthodontic activity (UOA)	0
Baseline contract value	£52,590.97

ACCESS*

Patients seen in 24 months	Total	Change since previous quarter
Quarter ending September 2016	845	
Quarter ending December 2016	863	↑
Quarter ending March 2017	887	↑
Quarter ending June 2017	879	→
Quarter ending September 2017	859	↓
Variance since September 2016	1.7%	→



ACTIVITY



Adjusted Scheduled Activity (UDA)		
Month	2017	2018
April	203	-43
May	264	45
June	269	174
July	297	261
August	317	434
September	331	573
October	335	
November	939	
December	1,005	
January	1,176	
February	1,323	
March	1,706	
April	1,976	
May	1,976	
June	1,975	

QUALITY

	Quantity	Base Number	Contract	AT	Region	England
% of FP17s for the same patient ID Re-attending within 3 months - Children	35	435	8.0%	9.8%	11.2%	11.9%
% of FP17s for the same patient ID Re-attending within 3 months - Adults	19	150	12.7%	15.2%	16.6%	15.9%
% of FP17s for the same patient ID Re-attending between 3 & 9 months - Children	307	435	70.6%	47.7%	47.0%	58.1%
% of FP17s for the same patient ID Re-attending between 3 & 9 months - Adults	66	150	44.0%	38.2%	38.2%	50.6%
% of FP17s for Band 1 Urgent Courses	34	472	7.2%	10.0%	10.6%	9.1%
% of FP17s Relating to Free Repair or Replacements	0	472	0.0%	0.6%	0.6%	0.8%
% of FP17s Relating to Continuations	0	472	0.0%	0.9%	0.8%	1.1%
% of Patients satisfied with the dentistry they have received	1	1	N/A	89.8%	89.2%	91.4%
% of Patients satisfied with the time they had to wait for an appointment	1	1	N/A	86.1%	83.4%	87.7%

* This is based on patients treated on this contract for their most recent course of treatment. Figures in italics indicate the base number of FP17s or Patient Questionnaire responses are less than 100. N/A is shown where the base number of responses is less than 10 during the period. % is calculated as Quantity/Base number*100

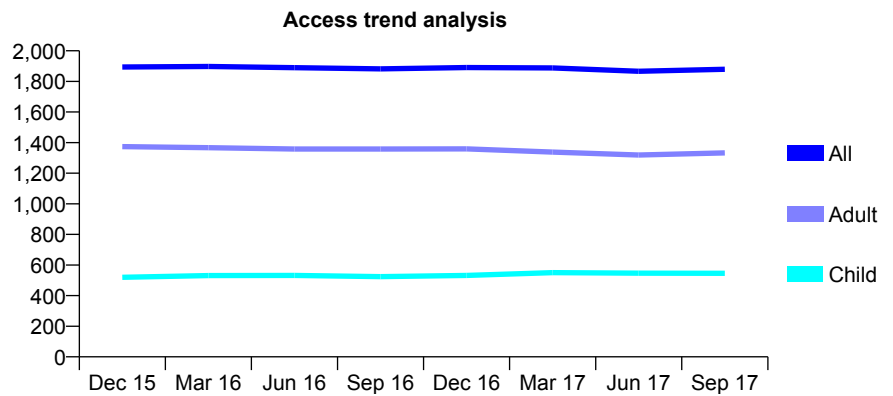
Q63 - Vital Signs At a Glance Contract Report for 214752/0001 - September 2017

Name or company name	MR A PATEL
Contract type name	GDS Contract
Purpose of contract	General
Contract start date	01/04/2006
Contract end date	

17/18 Contracted general activity (UDA)	4,304
Carry forward general activity (UDA)	-29
17/18 Contracted orthodontic activity (UOA)	0
Carry forward orthodontic activity (UOA)	0
Baseline contract value	£127,524.14

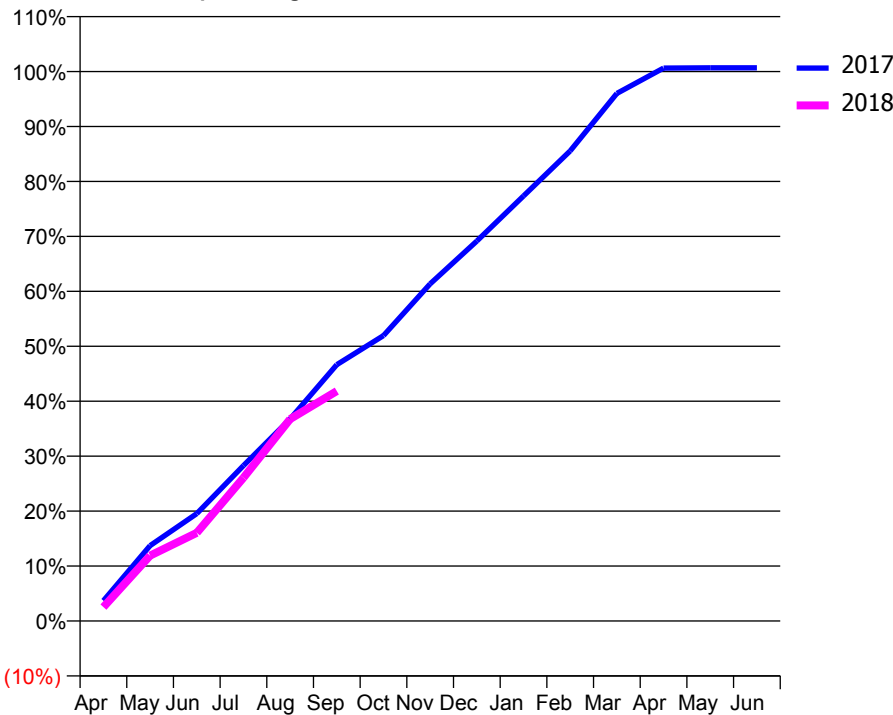
ACCESS*

Patients seen in 24 months	Total	Change since previous quarter
Quarter ending September 2016	1,882	
Quarter ending December 2016	1,891	→
Quarter ending March 2017	1,888	→
Quarter ending June 2017	1,866	↓
Quarter ending September 2017	1,879	→
Variance since September 2016	(0.2%)	→



ACTIVITY

Cumulative percentage of contracted UDA delivered 2017 & 2018



Month	Adjusted Scheduled Activity (UDA)	
	2017	2018
April	159	109
May	591	512
June	842	691
July	1,218	1,122
August	1,583	1,582
September	2,008	1,801
October	2,236	
November	2,641	
December	2,976	
January	3,330	
February	3,682	
March	4,132	
April	4,331	
May	4,333	
June	4,333	

QUALITY

	Quantity	Base Number	Contract	AT	Region	England
% of FP17s for the same patient ID Re-attending within 3 months - Children	22	298	7.4%	9.8%	11.2%	11.9%
% of FP17s for the same patient ID Re-attending within 3 months - Adults	34	607	5.6%	15.2%	16.6%	15.9%
% of FP17s for the same patient ID Re-attending between 3 & 9 months - Children	100	298	33.6%	47.7%	47.0%	58.1%
% of FP17s for the same patient ID Re-attending between 3 & 9 months - Adults	200	607	32.9%	38.2%	38.2%	50.6%
% of FP17s for Band 1 Urgent Courses	41	808	5.1%	10.0%	10.6%	9.1%
% of FP17s Relating to Free Repair or Replacements	5	808	0.6%	0.6%	0.6%	0.8%
% of FP17s Relating to Continuations	4	808	0.5%	0.9%	0.8%	1.1%
% of Patients satisfied with the dentistry they have received	1	2	N/A	89.8%	89.2%	91.4%
% of Patients satisfied with the time they had to wait for an appointment	1	2	N/A	86.1%	83.4%	87.7%

* This is based on patients treated on this contract for their most recent course of treatment. Figures in italics indicate the base number of FP17s or Patient Questionnaire responses are less than 100. N/A is shown where the base number of responses is less than 10 during the period. % is calculated as Quantity/Base number*100

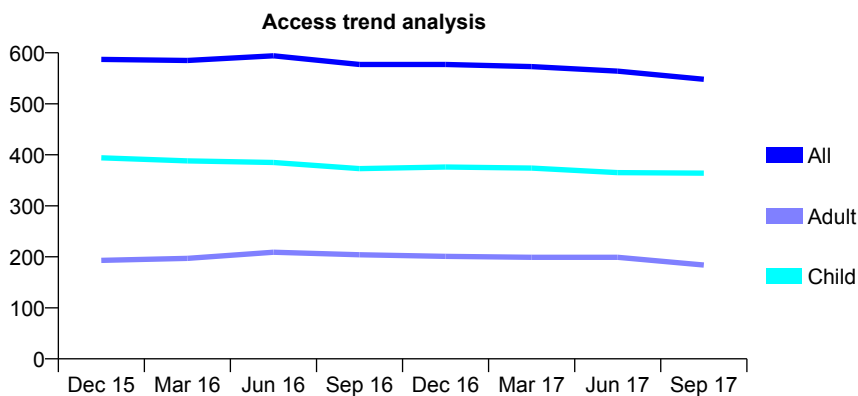
Q63 - Vital Signs At a Glance Contract Report for 215775/0001 - September 2017

Name or company name	MR HE ROBERTS-HARRY
Contract type name	GDS Contract
Purpose of contract	General
Contract start date	01/04/2006
Contract end date	

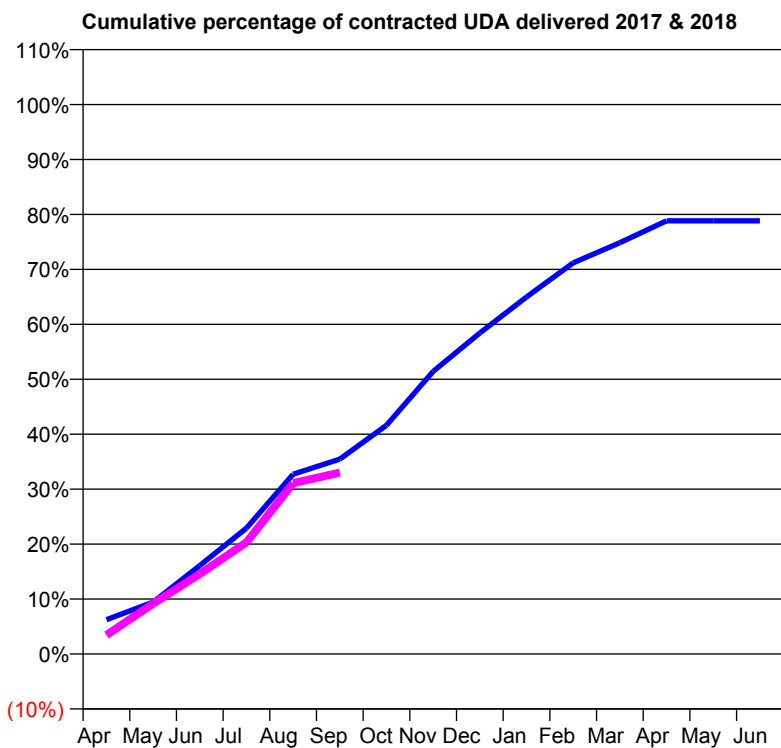
17/18 Contracted general activity (UDA)	1,272
Carry forward general activity (UDA)	0
17/18 Contracted orthodontic activity (UOA)	0
Carry forward orthodontic activity (UOA)	0
Baseline contract value	£34,737.08

ACCESS*

Patients seen in 24 months	Total	Change since previous quarter
Quarter ending September 2016	577	
Quarter ending December 2016	577	→
Quarter ending March 2017	573	→
Quarter ending June 2017	564	↓
Quarter ending September 2017	548	↓
Variance since September 2016	(5.0%)	↓



ACTIVITY



Adjusted Scheduled Activity (UDA)		
Month	2017	2018
April	80	44
May	120	116
June	205	185
July	291	258
August	416	396
September	451	420
October	530	
November	654	
December	743	
January	826	
February	906	
March	952	
April	1,003	
May	1,003	
June	1,003	

QUALITY

	Quantity	Base Number	Contract	AT	Region	England
% of FP17s for the same patient ID Re-attending within 3 months - Children	8	275	2.9%	9.8%	11.2%	11.9%
% of FP17s for the same patient ID Re-attending within 3 months - Adults	1	72	1.4%	15.2%	16.6%	15.9%
% of FP17s for the same patient ID Re-attending between 3 & 9 months - Children	184	275	66.9%	47.7%	47.0%	58.1%
% of FP17s for the same patient ID Re-attending between 3 & 9 months - Adults	39	72	54.2%	38.2%	38.2%	50.6%
% of FP17s for Band 1 Urgent Courses	4	312	1.3%	10.0%	10.6%	9.1%
% of FP17s Relating to Free Repair or Replacements	0	312	0.0%	0.6%	0.6%	0.8%
% of FP17s Relating to Continuations	0	312	0.0%	0.9%	0.8%	1.1%
% of Patients satisfied with the dentistry they have received	1	1	N/A	89.8%	89.2%	91.4%
% of Patients satisfied with the time they had to wait for an appointment	1	1	N/A	86.1%	83.4%	87.7%

* This is based on patients treated on this contract for their most recent course of treatment. Figures in italics indicate the base number of FP17s or Patient Questionnaire responses are less than 100. N/A is shown where the base number of responses is less than 10 during the period. % is calculated as Quantity/Base number*100

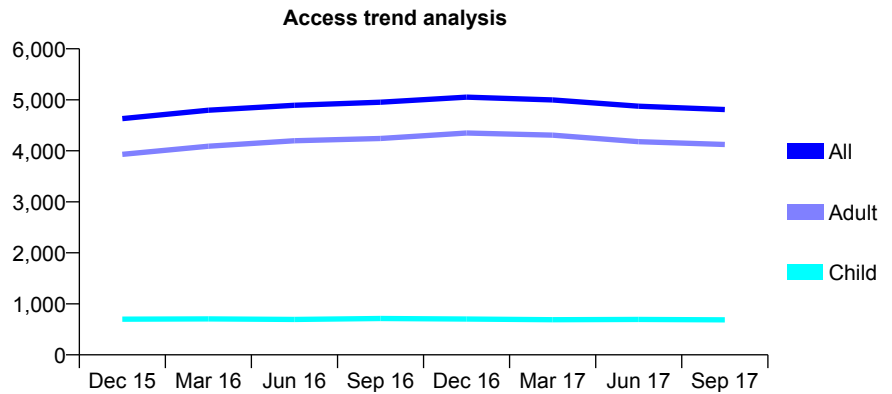
Q63 - Vital Signs At a Glance Contract Report for 218146/0002 - September 2017

Name or company name	MR BH ANNOBIL
Contract type name	GDS Contract
Purpose of contract	General
Contract start date	21/04/2008
Contract end date	

17/18 Contracted general activity (UDA)	12,300
Carry forward general activity (UDA)	-167
17/18 Contracted orthodontic activity (UOA)	0
Carry forward orthodontic activity (UOA)	0
Baseline contract value	£382,830.09

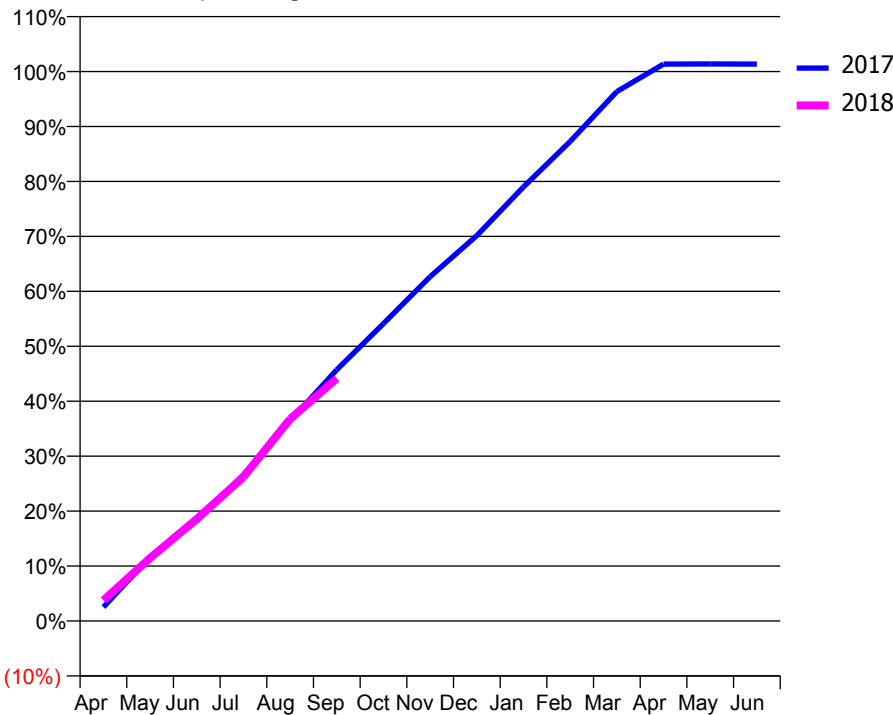
ACCESS*

Patients seen in 24 months	Total	Change since previous quarter
Quarter ending September 2016	4,954	
Quarter ending December 2016	5,053	→
Quarter ending March 2017	4,997	↓
Quarter ending June 2017	4,875	↓
Quarter ending September 2017	4,808	↓
Variance since September 2016	(2.9%)	↓



ACTIVITY

Cumulative percentage of contracted UDA delivered 2017 & 2018



Month	Adjusted Scheduled Activity (UDA)	
	2017	2018
April	313	463
May	1,434	1,411
June	2,246	2,284
July	3,272	3,225
August	4,483	4,525
September	5,626	5,431
October	6,657	
November	7,709	
December	8,627	
January	9,717	
February	10,734	
March	11,851	
April	12,465	
May	12,470	
June	12,467	

QUALITY

	Quantity	Base Number	Contract	AT	Region	England
% of FP17s for the same patient ID Re-attending within 3 months - Children	21	373	5.6%	9.8%	11.2%	11.9%
% of FP17s for the same patient ID Re-attending within 3 months - Adults	184	1,754	10.5%	15.2%	16.6%	15.9%
% of FP17s for the same patient ID Re-attending between 3 & 9 months - Children	119	373	31.9%	47.7%	47.0%	58.1%
% of FP17s for the same patient ID Re-attending between 3 & 9 months - Adults	385	1,754	21.9%	38.2%	38.2%	50.6%
% of FP17s for Band 1 Urgent Courses	298	1,924	15.5%	10.0%	10.6%	9.1%
% of FP17s Relating to Free Repair or Replacements	2	1,924	0.1%	0.6%	0.6%	0.8%
% of FP17s Relating to Continuations	0	1,924	0.0%	0.9%	0.8%	1.1%
% of Patients satisfied with the dentistry they have received	2	4	N/A	89.8%	89.2%	91.4%
% of Patients satisfied with the time they had to wait for an appointment	3	4	N/A	86.1%	83.4%	87.7%

* This is based on patients treated on this contract for their most recent course of treatment. Figures in italics indicate the base number of FP17s or Patient Questionnaire responses are less than 100. N/A is shown where the base number of responses is less than 10 during the period. % is calculated as Quantity/Base number*100

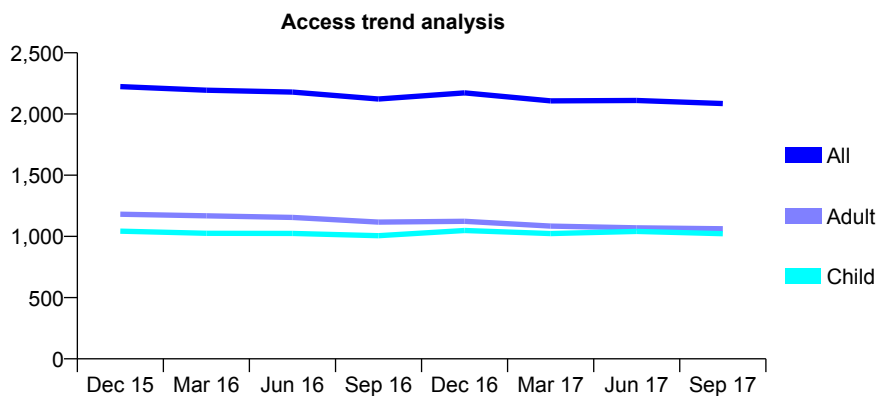
Q63 - Vital Signs At a Glance Contract Report for 219851/0001 - September 2017

Name or company name	MR DN COGGER
Contract type name	GDS Contract
Purpose of contract	General
Contract start date	01/04/2006
Contract end date	

17/18 Contracted general activity (UDA)	7,000
Carry forward general activity (UDA)	0
17/18 Contracted orthodontic activity (UOA)	0
Carry forward orthodontic activity (UOA)	0
Baseline contract value	£187,459.75

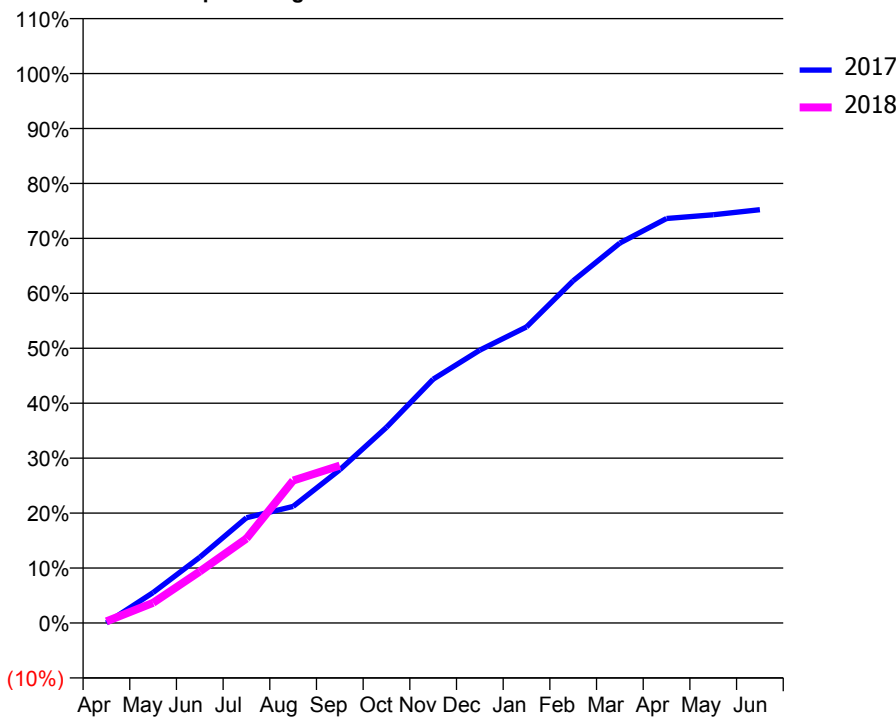
ACCESS*

Patients seen in 24 months	Total	Change since previous quarter
Quarter ending September 2016	2,123	
Quarter ending December 2016	2,173	↑
Quarter ending March 2017	2,107	↓
Quarter ending June 2017	2,111	→
Quarter ending September 2017	2,085	↓
Variance since September 2016	(1.8%)	↓



ACTIVITY

Cumulative percentage of contracted UDA delivered 2017 & 2018



Month	Adjusted Scheduled Activity (UDA)	
	2017	2018
April	0	21
May	388	258
June	838	656
July	1,341	1,076
August	1,486	1,815
September	1,953	2,005
October	2,493	
November	3,107	
December	3,476	
January	3,771	
February	4,360	
March	4,841	
April	5,153	
May	5,200	
June	5,264	

QUALITY

	Quantity	Base Number	Contract	AT	Region	England
% of FP17s for the same patient ID Re-attending within 3 months - Children	46	540	8.5%	9.8%	11.2%	11.9%
% of FP17s for the same patient ID Re-attending within 3 months - Adults	92	573	16.1%	15.2%	16.6%	15.9%
% of FP17s for the same patient ID Re-attending between 3 & 9 months - Children	225	540	41.7%	47.7%	47.0%	58.1%
% of FP17s for the same patient ID Re-attending between 3 & 9 months - Adults	271	573	47.3%	38.2%	38.2%	50.6%
% of FP17s for Band 1 Urgent Courses	112	960	11.7%	10.0%	10.6%	9.1%
% of FP17s Relating to Free Repair or Replacements	0	960	0.0%	0.6%	0.6%	0.8%
% of FP17s Relating to Continuations	2	960	0.2%	0.9%	0.8%	1.1%
% of Patients satisfied with the dentistry they have received	4	4	N/A	89.8%	89.2%	91.4%
% of Patients satisfied with the time they had to wait for an appointment	4	4	N/A	86.1%	83.4%	87.7%

* This is based on patients treated on this contract for their most recent course of treatment. Figures in italics indicate the base number of FP17s or Patient Questionnaire responses are less than 100. N/A is shown where the base number of responses is less than 10 during the period. % is calculated as Quantity/Base number*100

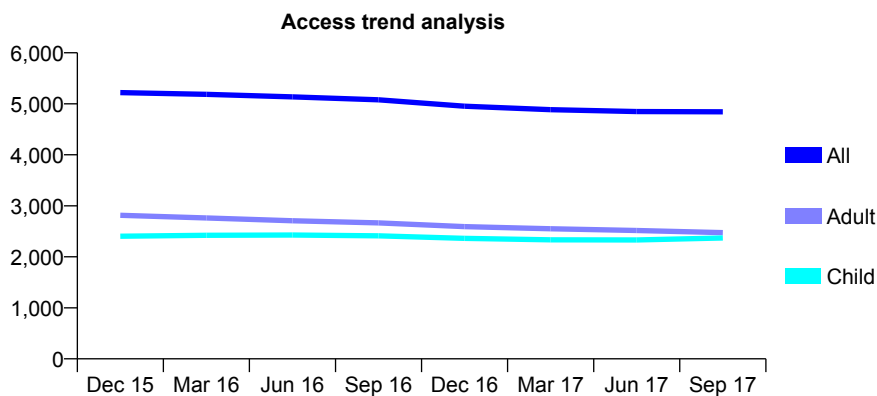
Q63 - Vital Signs At a Glance Contract Report for 220000/0001 - September 2017

Name or company name	MR FH HUSSAIN
Contract type name	GDS Contract
Purpose of contract	General
Contract start date	01/04/2006
Contract end date	

17/18 Contracted general activity (UDA)	16,178
Carry forward general activity (UDA)	455
17/18 Contracted orthodontic activity (UOA)	0
Carry forward orthodontic activity (UOA)	0
Baseline contract value	£557,867.59

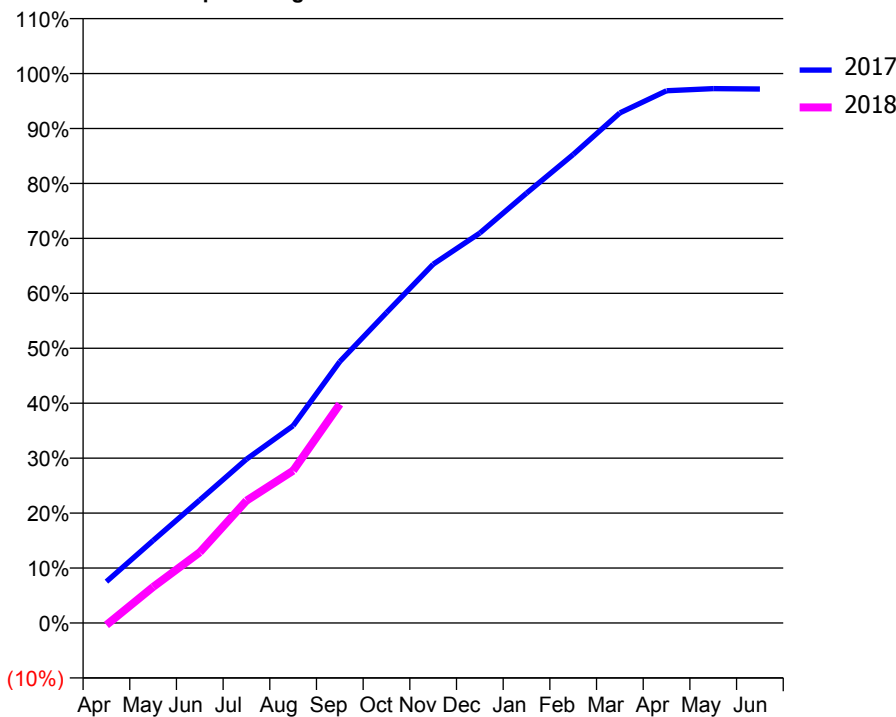
ACCESS*

Patients seen in 24 months	Total	Change since previous quarter
Quarter ending September 2016	5,078	
Quarter ending December 2016	4,954	↓
Quarter ending March 2017	4,884	↓
Quarter ending June 2017	4,848	→
Quarter ending September 2017	4,843	→
Variance since September 2016	(4.6%)	↓



ACTIVITY

Cumulative percentage of contracted UDA delivered 2017 & 2018



Month	Adjusted Scheduled Activity (UDA)	
	2017	2018
April	1,220	-61
May	2,428	1,064
June	3,623	2,083
July	4,821	3,601
August	5,809	4,487
September	7,697	6,446
October	9,137	
November	10,561	
December	11,481	
January	12,653	
February	13,793	
March	15,020	
April	15,671	
May	15,735	
June	15,723	

QUALITY

	Quantity	Base Number	Contract	AT	Region	England
% of FP17s for the same patient ID Re-attending within 3 months - Children	72	1,173	6.1%	9.8%	11.2%	11.9%
% of FP17s for the same patient ID Re-attending within 3 months - Adults	232	1,255	18.5%	15.2%	16.6%	15.9%
% of FP17s for the same patient ID Re-attending between 3 & 9 months - Children	230	1,173	19.6%	47.7%	47.0%	58.1%
% of FP17s for the same patient ID Re-attending between 3 & 9 months - Adults	313	1,255	24.9%	38.2%	38.2%	50.6%
% of FP17s for Band 1 Urgent Courses	284	2,254	12.6%	10.0%	10.6%	9.1%
% of FP17s Relating to Free Repair or Replacements	0	2,254	0.0%	0.6%	0.6%	0.8%
% of FP17s Relating to Continuations	3	2,254	0.1%	0.9%	0.8%	1.1%
% of Patients satisfied with the dentistry they have received	2	2	N/A	89.8%	89.2%	91.4%
% of Patients satisfied with the time they had to wait for an appointment	2	2	N/A	86.1%	83.4%	87.7%

* This is based on patients treated on this contract for their most recent course of treatment. Figures in italics indicate the base number of FP17s or Patient Questionnaire responses are less than 100. N/A is shown where the base number of responses is less than 10 during the period. % is calculated as Quantity/Base number*100

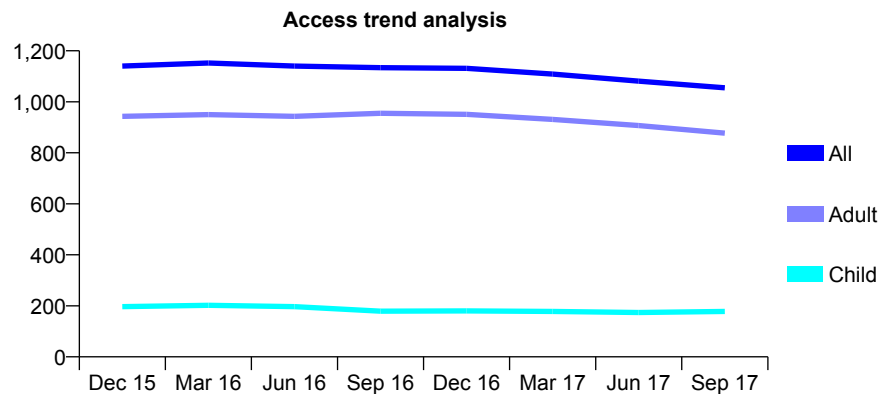
Q63 - Vital Signs At a Glance Contract Report for 220132/0001 - September 2017

Name or company name	MR WC YEAP
Contract type name	GDS Contract
Purpose of contract	General
Contract start date	01/04/2006
Contract end date	

17/18 Contracted general activity (UDA)	6,260
Carry forward general activity (UDA)	0
17/18 Contracted orthodontic activity (UOA)	0
Carry forward orthodontic activity (UOA)	0
Baseline contract value	£169,009.38

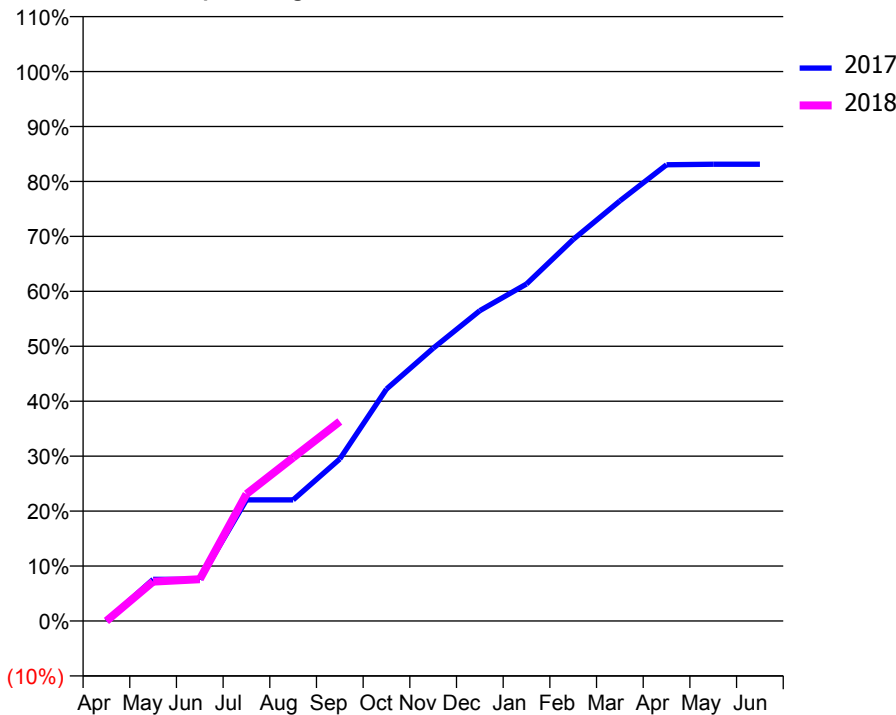
ACCESS*

Patients seen in 24 months	Total	Change since previous quarter
Quarter ending September 2016	1,134	
Quarter ending December 2016	1,131	→
Quarter ending March 2017	1,109	↓
Quarter ending June 2017	1,081	↓
Quarter ending September 2017	1,055	↓
Variance since September 2016	(7.0%)	↓



ACTIVITY

Cumulative percentage of contracted UDA delivered 2017 & 2018



Month	Adjusted Scheduled Activity (UDA)	
	2017	2018
April	0	1
May	474	448
June	474	476
July	1,380	1,447
August	1,380	1,861
September	1,846	2,273
October	2,642	
November	3,107	
December	3,535	
January	3,840	
February	4,347	
March	4,786	
April	5,198	
May	5,204	
June	5,204	

QUALITY

	Quantity	Base Number	Contract	AT	Region	England
% of FP17s for the same patient ID Re-attending within 3 months - Children	3	91	3.3%	9.8%	11.2%	11.9%
% of FP17s for the same patient ID Re-attending within 3 months - Adults	37	384	9.6%	15.2%	16.6%	15.9%
% of FP17s for the same patient ID Re-attending between 3 & 9 months - Children	16	91	17.6%	47.7%	47.0%	58.1%
% of FP17s for the same patient ID Re-attending between 3 & 9 months - Adults	133	384	34.6%	38.2%	38.2%	50.6%
% of FP17s for Band 1 Urgent Courses	35	403	8.7%	10.0%	10.6%	9.1%
% of FP17s Relating to Free Repair or Replacements	0	403	0.0%	0.6%	0.6%	0.8%
% of FP17s Relating to Continuations	1	403	0.2%	0.9%	0.8%	1.1%
% of Patients satisfied with the dentistry they have received	0	0	N/A	89.8%	89.2%	91.4%
% of Patients satisfied with the time they had to wait for an appointment	0	0	N/A	86.1%	83.4%	87.7%

* This is based on patients treated on this contract for their most recent course of treatment. Figures in italics indicate the base number of FP17s or Patient Questionnaire responses are less than 100. N/A is shown where the base number of responses is less than 10 during the period. % is calculated as Quantity/Base number*100

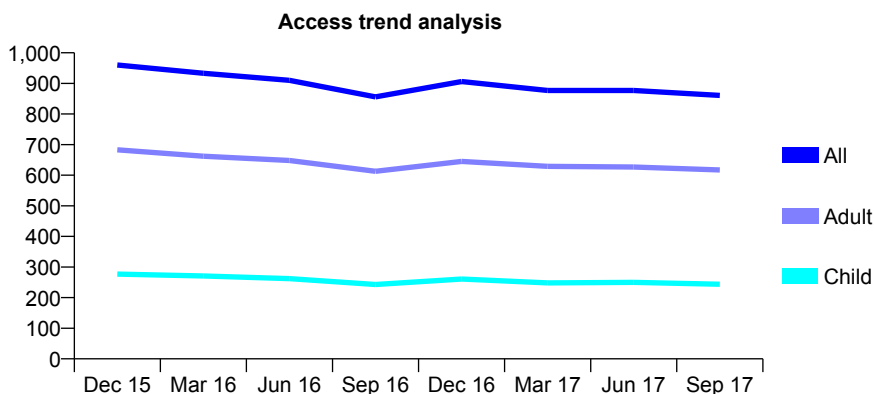
Q63 - Vital Signs At a Glance Contract Report for 220949/0001 - September 2017

Name or company name	MR HS SIRHA
Contract type name	GDS Contract
Purpose of contract	General
Contract start date	01/04/2006
Contract end date	

17/18 Contracted general activity (UDA)	2,097
Carry forward general activity (UDA)	0
17/18 Contracted orthodontic activity (UOA)	0
Carry forward orthodontic activity (UOA)	0
Baseline contract value	£60,748.25

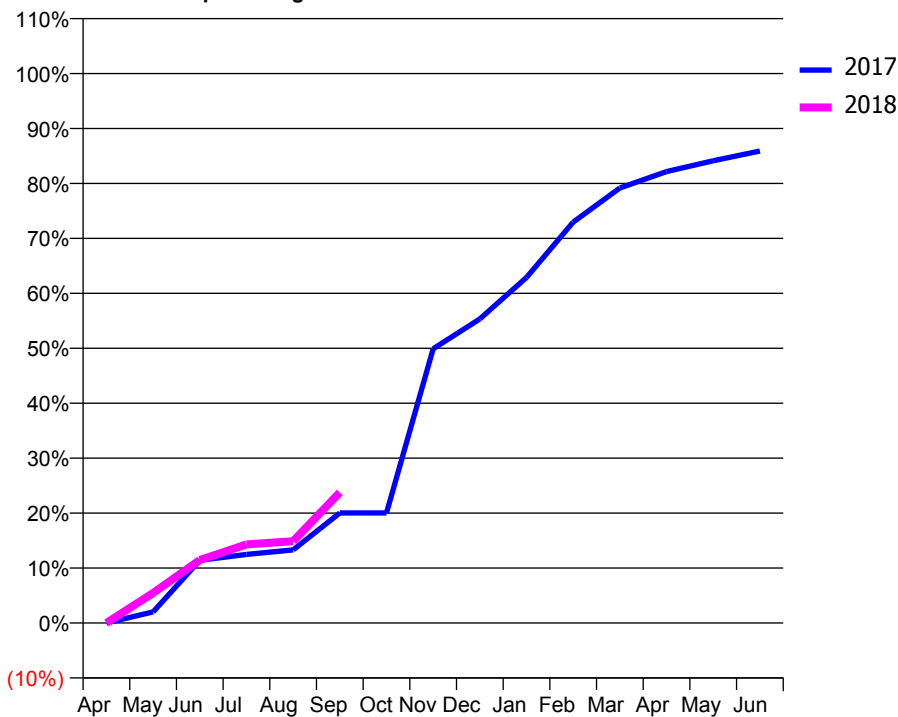
ACCESS*

Patients seen in 24 months	Total	Change since previous quarter
Quarter ending September 2016	856	
Quarter ending December 2016	906	↑
Quarter ending March 2017	877	↓
Quarter ending June 2017	877	→
Quarter ending September 2017	861	↓
Variance since September 2016	0.6%	→



ACTIVITY

Cumulative percentage of contracted UDA delivered 2017 & 2018



Adjusted Scheduled Activity (UDA)

Month	2017	2018
April	0	0
May	43	115
June	240	240
July	262	300
August	279	312
September	420	499
October	420	
November	1,047	
December	1,160	
January	1,319	
February	1,530	
March	1,660	
April	1,723	
May	1,764	
June	1,801	

QUALITY

	Quantity	Base Number	Contract	AT	Region	England
% of FP17s for the same patient ID Re-attending within 3 months - Children	19	169	11.2%	9.8%	11.2%	11.9%
% of FP17s for the same patient ID Re-attending within 3 months - Adults	21	258	8.1%	15.2%	16.6%	15.9%
% of FP17s for the same patient ID Re-attending between 3 & 9 months - Children	99	169	58.6%	47.7%	47.0%	58.1%
% of FP17s for the same patient ID Re-attending between 3 & 9 months - Adults	78	258	30.2%	38.2%	38.2%	50.6%
% of FP17s for Band 1 Urgent Courses	26	336	7.7%	10.0%	10.6%	9.1%
% of FP17s Relating to Free Repair or Replacements	0	336	0.0%	0.6%	0.6%	0.8%
% of FP17s Relating to Continuations	0	336	0.0%	0.9%	0.8%	1.1%
% of Patients satisfied with the dentistry they have received	1	1	N/A	89.8%	89.2%	91.4%
% of Patients satisfied with the time they had to wait for an appointment	1	1	N/A	86.1%	83.4%	87.7%

* This is based on patients treated on this contract for their most recent course of treatment. Figures in italics indicate the base number of FP17s or Patient Questionnaire responses are less than 100. N/A is shown where the base number of responses is less than 10 during the period. % is calculated as Quantity/Base number*100

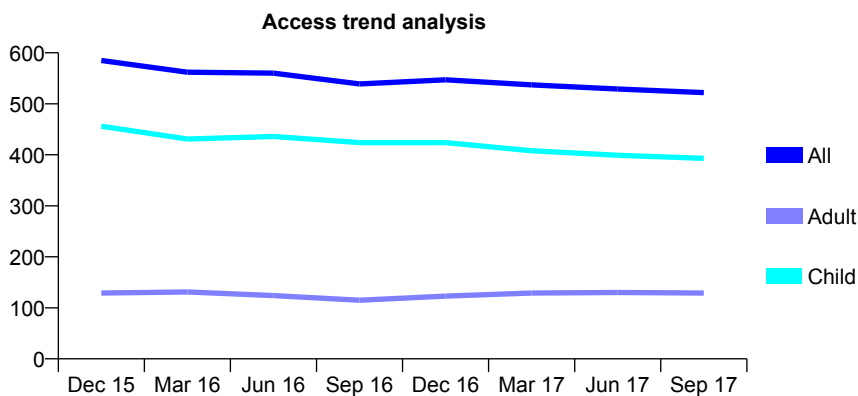
Q63 - Vital Signs At a Glance Contract Report for 228605/0001 - September 2017

Name or company name	MRS CS HENSLEY
Contract type name	GDS Contract
Purpose of contract	General
Contract start date	01/04/2006
Contract end date	

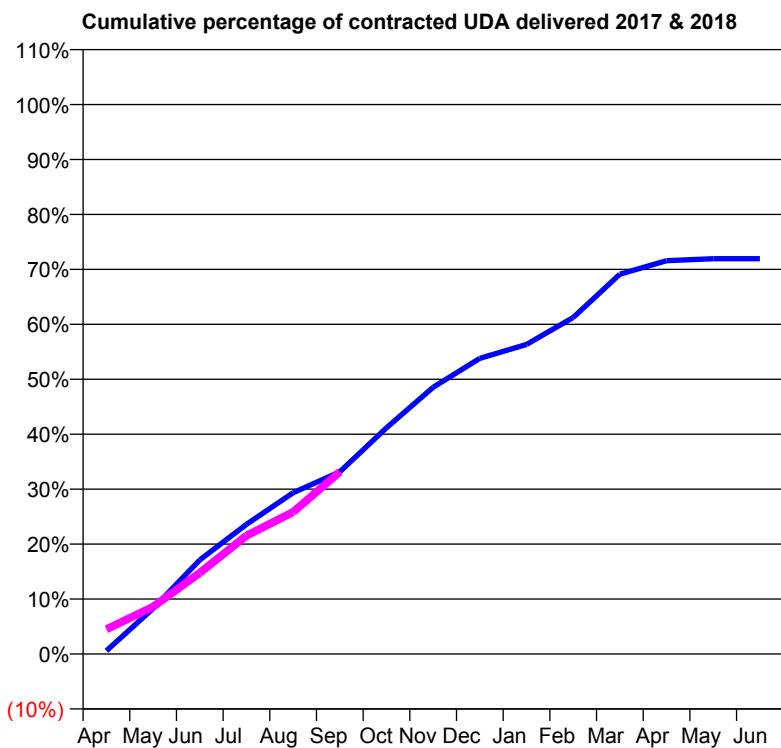
17/18 Contracted general activity (UDA)	1,400
Carry forward general activity (UDA)	0
17/18 Contracted orthodontic activity (UOA)	0
Carry forward orthodontic activity (UOA)	0
Baseline contract value	£29,081.27

ACCESS*

Patients seen in 24 months	Total	Change since previous quarter
Quarter ending September 2016	539	
Quarter ending December 2016	547	→
Quarter ending March 2017	537	↓
Quarter ending June 2017	529	↓
Quarter ending September 2017	522	↓
Variance since September 2016	(3.2%)	↓



ACTIVITY



Month	Adjusted Scheduled Activity (UDA)	
	2017	2018
April	8	63
May	116	121
June	240	207
July	330	302
August	411	362
September	464	464
October	576	
November	680	
December	753	
January	789	
February	857	
March	968	
April	1,002	
May	1,007	
June	1,007	

QUALITY

	Quantity	Base Number	Contract	AT	Region	England
% of FP17s for the same patient ID Re-attending within 3 months - Children	21	297	7.1%	9.8%	11.2%	11.9%
% of FP17s for the same patient ID Re-attending within 3 months - Adults	7	49	14.3%	15.2%	16.6%	15.9%
% of FP17s for the same patient ID Re-attending between 3 & 9 months - Children	148	297	49.8%	47.7%	47.0%	58.1%
% of FP17s for the same patient ID Re-attending between 3 & 9 months - Adults	22	49	44.9%	38.2%	38.2%	50.6%
% of FP17s for Band 1 Urgent Courses	23	321	7.2%	10.0%	10.6%	9.1%
% of FP17s Relating to Free Repair or Replacements	0	321	0.0%	0.6%	0.6%	0.8%
% of FP17s Relating to Continuations	0	321	0.0%	0.9%	0.8%	1.1%
% of Patients satisfied with the dentistry they have received	1	1	N/A	89.8%	89.2%	91.4%
% of Patients satisfied with the time they had to wait for an appointment	1	1	N/A	86.1%	83.4%	87.7%

* This is based on patients treated on this contract for their most recent course of treatment. Figures in italics indicate the base number of FP17s or Patient Questionnaire responses are less than 100. N/A is shown where the base number of responses is less than 10 during the period. % is calculated as Quantity/Base number*100

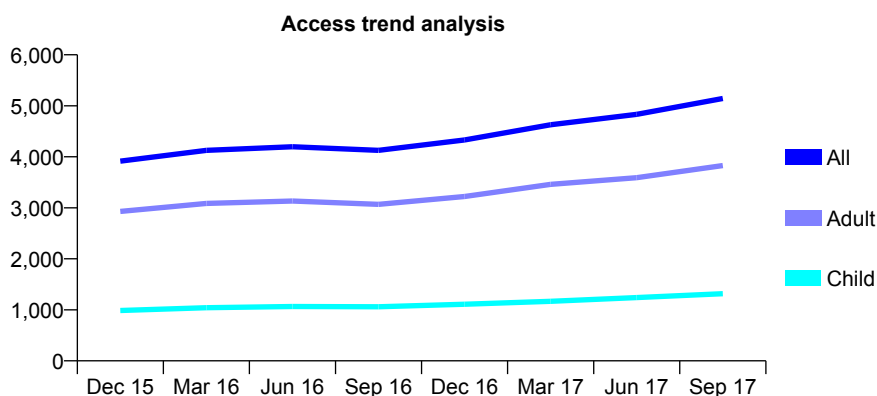
Q63 - Vital Signs At a Glance Contract Report for 228850/0002 - September 2017

Name or company name	MR TK PATEL
Contract type name	GDS Contract
Purpose of contract	General
Contract start date	01/04/2006
Contract end date	

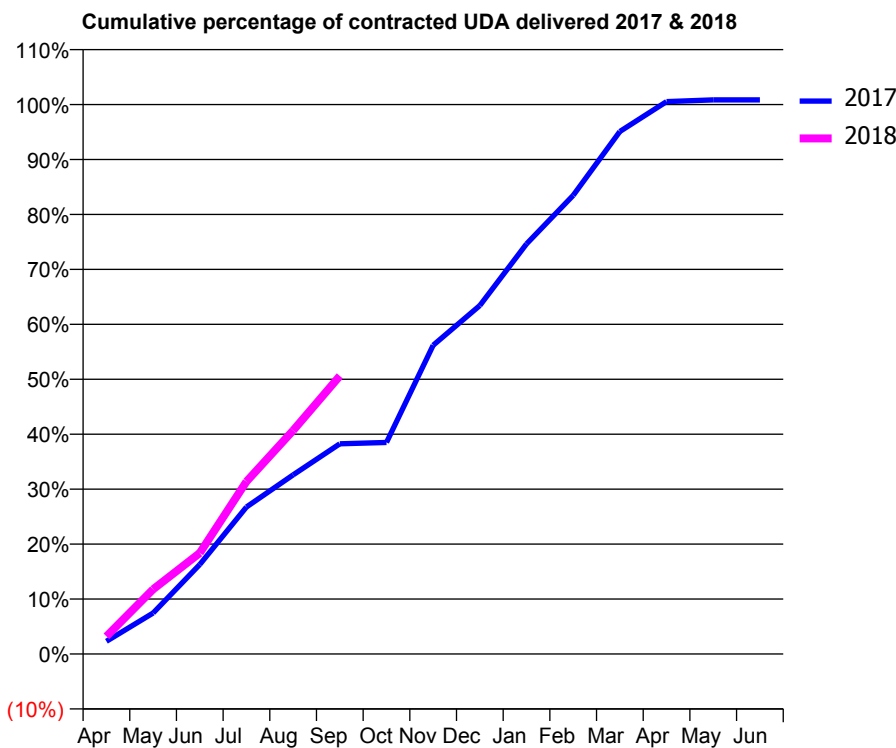
17/18 Contracted general activity (UDA)	12,283
Carry forward general activity (UDA)	-102
17/18 Contracted orthodontic activity (UOA)	0
Carry forward orthodontic activity (UOA)	0
Baseline contract value	£360,474.59

ACCESS*

Patients seen in 24 months	Total	Change since previous quarter
Quarter ending September 2016	4,126	
Quarter ending December 2016	4,332	↑
Quarter ending March 2017	4,629	↑
Quarter ending June 2017	4,832	↑
Quarter ending September 2017	5,145	↑
Variance since September 2016	24.7%	↑



ACTIVITY



Month	Adjusted Scheduled Activity (UDA)	
	2017	2018
April	286	394
May	917	1,446
June	2,000	2,257
July	3,286	3,856
August	4,005	4,998
September	4,698	6,215
October	4,728	
November	6,902	
December	7,789	
January	9,168	
February	10,252	
March	11,681	
April	12,346	
May	12,385	
June	12,385	

QUALITY

	Quantity	Base Number	Contract	AT	Region	England
% of FP17s for the same patient ID Re-attending within 3 months - Children	67	860	7.8%	9.8%	11.2%	11.9%
% of FP17s for the same patient ID Re-attending within 3 months - Adults	334	2,229	15.0%	15.2%	16.6%	15.9%
% of FP17s for the same patient ID Re-attending between 3 & 9 months - Children	303	860	35.2%	47.7%	47.0%	58.1%
% of FP17s for the same patient ID Re-attending between 3 & 9 months - Adults	694	2,229	31.1%	38.2%	38.2%	50.6%
% of FP17s for Band 1 Urgent Courses	366	2,781	13.2%	10.0%	10.6%	9.1%
% of FP17s Relating to Free Repair or Replacements	1	2,781	0.0%	0.6%	0.6%	0.8%
% of FP17s Relating to Continuations	35	2,781	1.3%	0.9%	0.8%	1.1%
% of Patients satisfied with the dentistry they have received	5	5	N/A	89.8%	89.2%	91.4%
% of Patients satisfied with the time they had to wait for an appointment	5	5	N/A	86.1%	83.4%	87.7%

* This is based on patients treated on this contract for their most recent course of treatment. Figures in italics indicate the base number of FP17s or Patient Questionnaire responses are less than 100. N/A is shown where the base number of responses is less than 10 during the period. % is calculated as Quantity/Base number*100

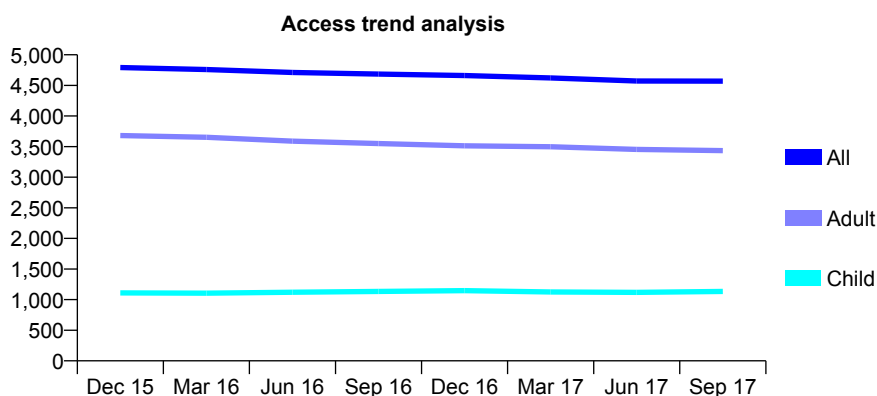
Q63 - Vital Signs At a Glance Contract Report for 228850/0003 - September 2017

Name or company name	MR TK PATEL
Contract type name	GDS Contract
Purpose of contract	General
Contract start date	01/04/2006
Contract end date	

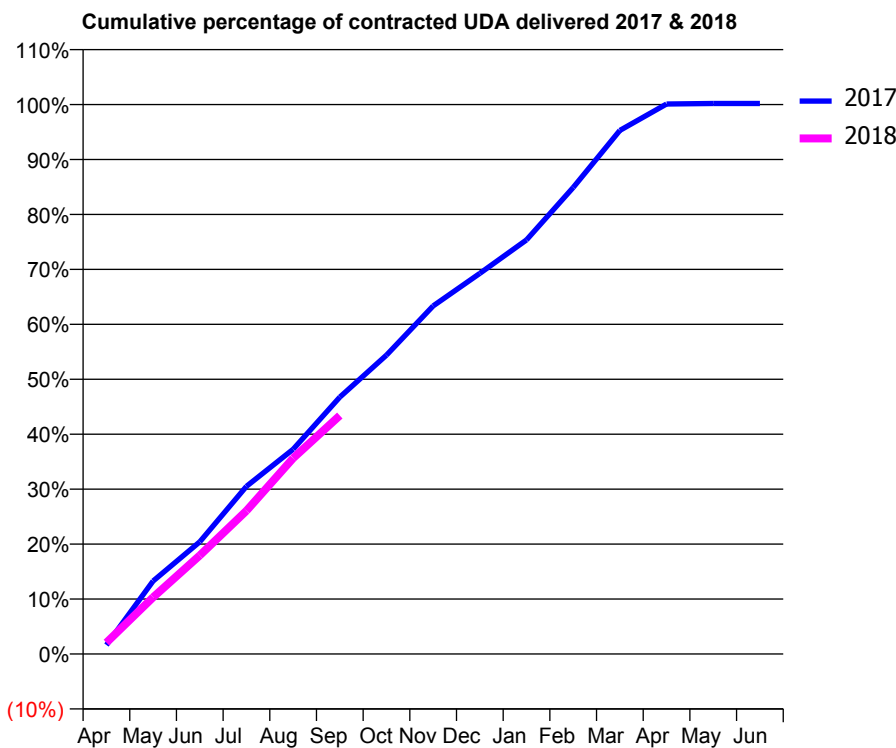
17/18 Contracted general activity (UDA)	12,334
Carry forward general activity (UDA)	-24
17/18 Contracted orthodontic activity (UOA)	0
Carry forward orthodontic activity (UOA)	0
Baseline contract value	£408,763.31

ACCESS*

Patients seen in 24 months	Total	Change since previous quarter
Quarter ending September 2016	4,685	
Quarter ending December 2016	4,662	→
Quarter ending March 2017	4,622	→
Quarter ending June 2017	4,572	↓
Quarter ending September 2017	4,570	→
Variance since September 2016	(2.5%)	↓



ACTIVITY



Month	Adjusted Scheduled Activity (UDA)	
	2017	2018
April	202	256
May	1,639	1,275
June	2,518	2,213
July	3,763	3,216
August	4,597	4,394
September	5,768	5,353
October	6,710	
November	7,813	
December	8,543	
January	9,296	
February	10,471	
March	11,753	
April	12,345	
May	12,358	
June	12,358	

QUALITY

	Quantity	Base Number	Contract	AT	Region	England
% of FP17s for the same patient ID Re-attending within 3 months - Children	44	697	6.3%	9.8%	11.2%	11.9%
% of FP17s for the same patient ID Re-attending within 3 months - Adults	210	1,765	11.9%	15.2%	16.6%	15.9%
% of FP17s for the same patient ID Re-attending between 3 & 9 months - Children	313	697	44.9%	47.7%	47.0%	58.1%
% of FP17s for the same patient ID Re-attending between 3 & 9 months - Adults	622	1,765	35.2%	38.2%	38.2%	50.6%
% of FP17s for Band 1 Urgent Courses	142	2,062	6.9%	10.0%	10.6%	9.1%
% of FP17s Relating to Free Repair or Replacements	10	2,062	0.5%	0.6%	0.6%	0.8%
% of FP17s Relating to Continuations	33	2,062	1.6%	0.9%	0.8%	1.1%
% of Patients satisfied with the dentistry they have received	9	9	N/A	89.8%	89.2%	91.4%
% of Patients satisfied with the time they had to wait for an appointment	9	9	N/A	86.1%	83.4%	87.7%

* This is based on patients treated on this contract for their most recent course of treatment. Figures in italics indicate the base number of FP17s or Patient Questionnaire responses are less than 100. N/A is shown where the base number of responses is less than 10 during the period. % is calculated as Quantity/Base number*100

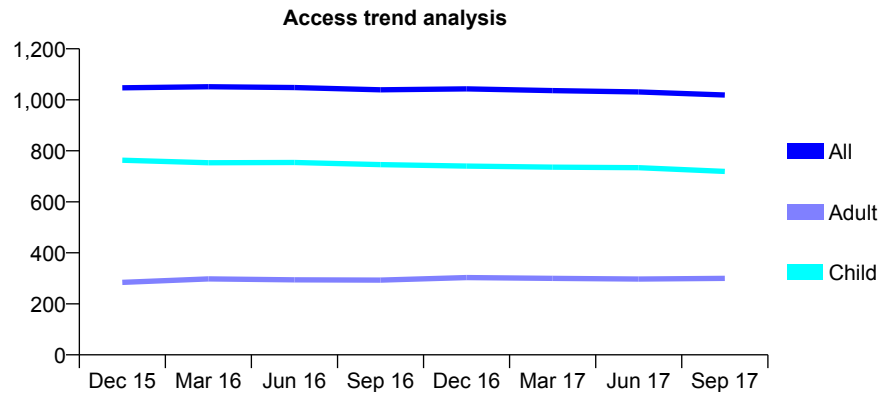
Q63 - Vital Signs At a Glance Contract Report for 228966/0001 - September 2017

Name or company name	MR AM TOMALIN
Contract type name	GDS Contract
Purpose of contract	General
Contract start date	01/04/2006
Contract end date	

17/18 Contracted general activity (UDA)	2,100
Carry forward general activity (UDA)	0
17/18 Contracted orthodontic activity (UOA)	0
Carry forward orthodontic activity (UOA)	0
Baseline contract value	£46,292.54

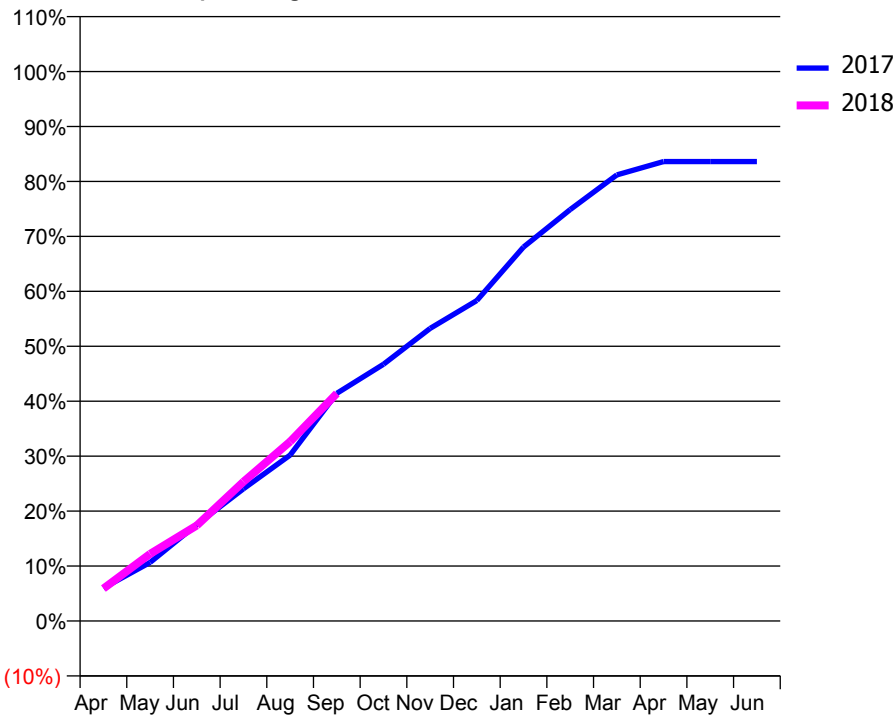
ACCESS*

Patients seen in 24 months	Total	Change since previous quarter
Quarter ending September 2016	1,039	
Quarter ending December 2016	1,043	→
Quarter ending March 2017	1,036	→
Quarter ending June 2017	1,031	→
Quarter ending September 2017	1,019	↓
Variance since September 2016	(1.9%)	↓



ACTIVITY

Cumulative percentage of contracted UDA delivered 2017 & 2018



Adjusted Scheduled Activity (UDA)		
Month	2017	2018
April	126	124
May	224	257
June	369	365
July	505	532
August	634	686
September	870	870
October	981	
November	1,118	
December	1,225	
January	1,429	
February	1,572	
March	1,705	
April	1,756	
May	1,756	
June	1,756	

QUALITY

	Quantity	Base Number	Contract	AT	Region	England
% of FP17s for the same patient ID Re-attending within 3 months - Children	43	602	7.1%	9.8%	11.2%	11.9%
% of FP17s for the same patient ID Re-attending within 3 months - Adults	3	138	2.2%	15.2%	16.6%	15.9%
% of FP17s for the same patient ID Re-attending between 3 & 9 months - Children	391	602	65.0%	47.7%	47.0%	58.1%
% of FP17s for the same patient ID Re-attending between 3 & 9 months - Adults	73	138	52.9%	38.2%	38.2%	50.6%
% of FP17s for Band 1 Urgent Courses	19	708	2.7%	10.0%	10.6%	9.1%
% of FP17s Relating to Free Repair or Replacements	0	708	0.0%	0.6%	0.6%	0.8%
% of FP17s Relating to Continuations	0	708	0.0%	0.9%	0.8%	1.1%
% of Patients satisfied with the dentistry they have received	0	0	N/A	89.8%	89.2%	91.4%
% of Patients satisfied with the time they had to wait for an appointment	0	0	N/A	86.1%	83.4%	87.7%

* This is based on patients treated on this contract for their most recent course of treatment. Figures in italics indicate the base number of FP17s or Patient Questionnaire responses are less than 100. N/A is shown where the base number of responses is less than 10 during the period. % is calculated as Quantity/Base number*100

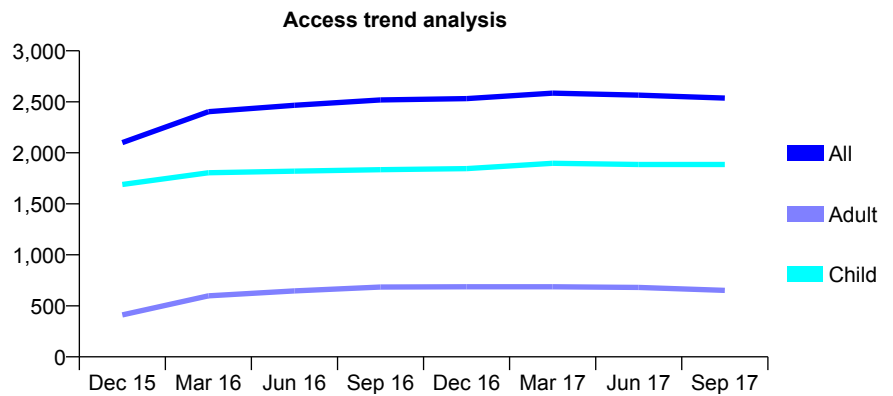
Q63 - Vital Signs At a Glance Contract Report for 230316/0001 - September 2017

Name or company name	MR PA DOOLEY
Contract type name	GDS Contract
Purpose of contract	General
Contract start date	01/09/2014
Contract end date	

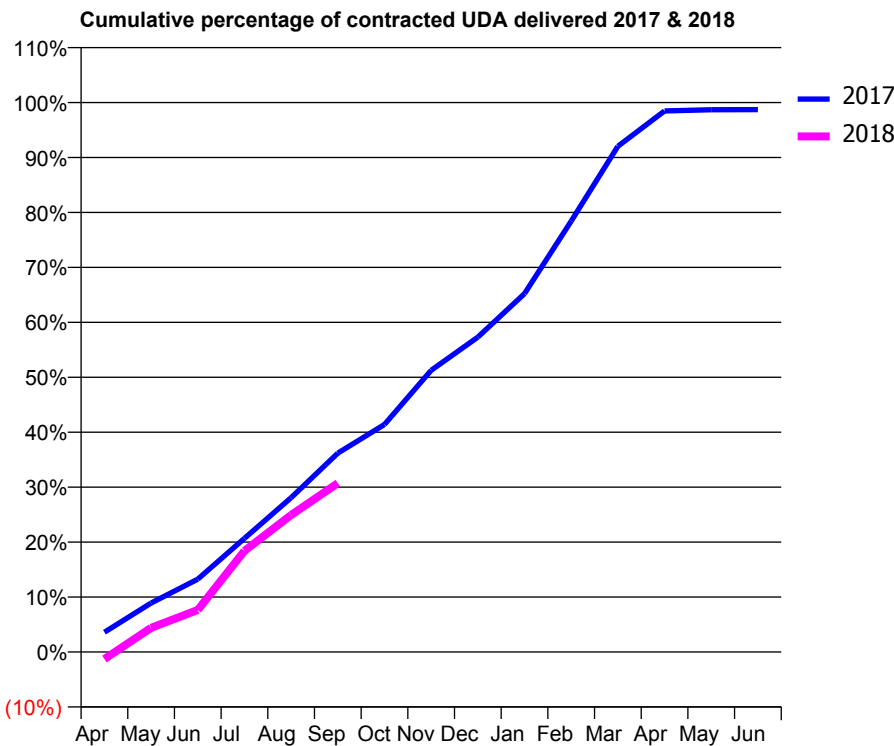
17/18 Contracted general activity (UDA)	5,500
Carry forward general activity (UDA)	72
17/18 Contracted orthodontic activity (UOA)	0
Carry forward orthodontic activity (UOA)	0
Baseline contract value	£126,849.01

ACCESS*

Patients seen in 24 months	Total	Change since previous quarter
Quarter ending September 2016	2,518	
Quarter ending December 2016	2,532	→
Quarter ending March 2017	2,585	↑
Quarter ending June 2017	2,566	→
Quarter ending September 2017	2,537	↓
Variance since September 2016	0.8%	→



ACTIVITY



Month	Adjusted Scheduled Activity (UDA)	
	2017	2018
April	199	-72
May	491	242
June	729	421
July	1,138	1,012
August	1,545	1,371
September	1,991	1,690
October	2,278	
November	2,820	
December	3,151	
January	3,587	
February	4,313	
March	5,062	
April	5,415	
May	5,427	
June	5,428	

QUALITY

	Quantity	Base Number	Contract	AT	Region	England
% of FP17s for the same patient ID Re-attending within 3 months - Children	68	1,294	5.3%	9.8%	11.2%	11.9%
% of FP17s for the same patient ID Re-attending within 3 months - Adults	12	175	6.9%	15.2%	16.6%	15.9%
% of FP17s for the same patient ID Re-attending between 3 & 9 months - Children	833	1,294	64.4%	47.7%	47.0%	58.1%
% of FP17s for the same patient ID Re-attending between 3 & 9 months - Adults	89	175	50.9%	38.2%	38.2%	50.6%
% of FP17s for Band 1 Urgent Courses	15	1,229	1.2%	10.0%	10.6%	9.1%
% of FP17s Relating to Free Repair or Replacements	0	1,229	0.0%	0.6%	0.6%	0.8%
% of FP17s Relating to Continuations	0	1,229	0.0%	0.9%	0.8%	1.1%
% of Patients satisfied with the dentistry they have received	2	2	N/A	89.8%	89.2%	91.4%
% of Patients satisfied with the time they had to wait for an appointment	2	2	N/A	86.1%	83.4%	87.7%

* This is based on patients treated on this contract for their most recent course of treatment. Figures in italics indicate the base number of FP17s or Patient Questionnaire responses are less than 100. N/A is shown where the base number of responses is less than 10 during the period. % is calculated as Quantity/Base number*100

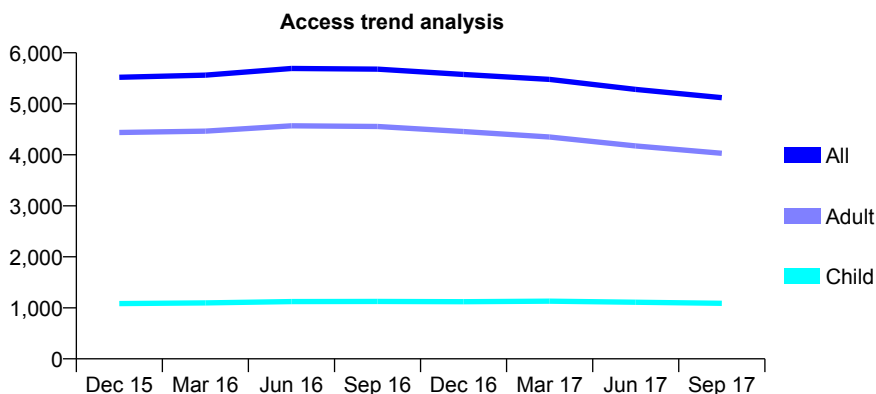
Q63 - Vital Signs At a Glance Contract Report for 234141/0001 - September 2017

Name or company name	MR DS TRENT
Contract type name	GDS Contract
Purpose of contract	General
Contract start date	01/04/2006
Contract end date	

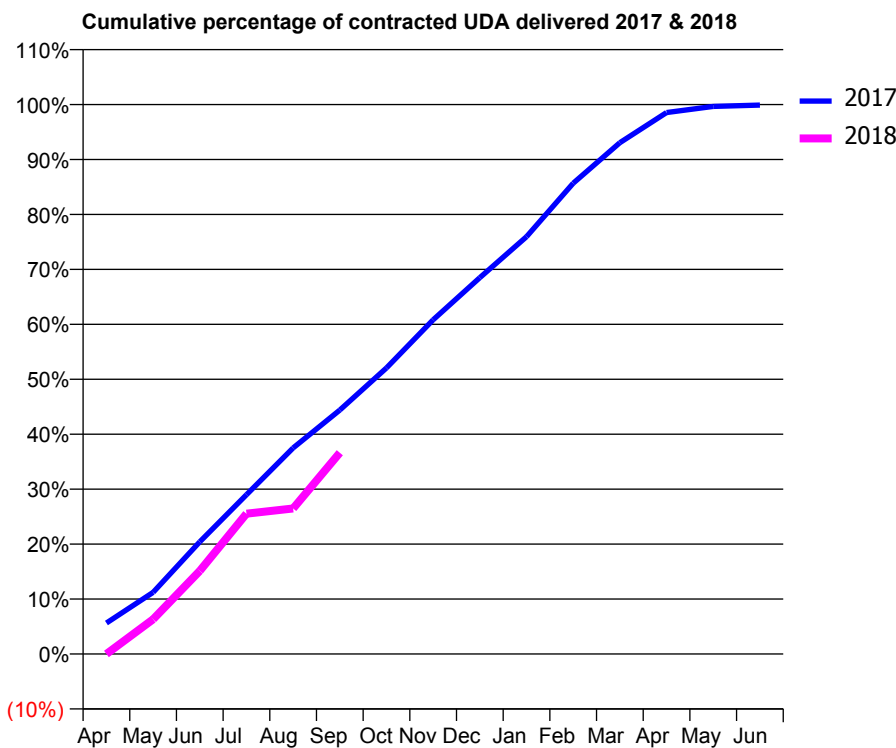
17/18 Contracted general activity (UDA)	19,000
Carry forward general activity (UDA)	20
17/18 Contracted orthodontic activity (UOA)	0
Carry forward orthodontic activity (UOA)	0
Baseline contract value	£557,953.97

ACCESS*

Patients seen in 24 months	Total	Change since previous quarter
Quarter ending September 2016	5,681	
Quarter ending December 2016	5,575	↓
Quarter ending March 2017	5,478	↓
Quarter ending June 2017	5,283	↓
Quarter ending September 2017	5,119	↓
Variance since September 2016	(9.9%)	↓



ACTIVITY



Adjusted Scheduled Activity (UDA)		
Month	2017	2018
April	1,073	1
May	2,135	1,202
June	3,882	2,874
July	5,509	4,851
August	7,126	5,030
September	8,435	6,959
October	9,891	
November	11,557	
December	13,013	
January	14,428	
February	16,278	
March	17,678	
April	18,724	
May	18,932	
June	18,980	

QUALITY

	Quantity	Base Number	Contract	AT	Region	England
% of FP17s for the same patient ID Re-attending within 3 months - Children	20	439	4.6%	9.8%	11.2%	11.9%
% of FP17s for the same patient ID Re-attending within 3 months - Adults	149	1,739	8.6%	15.2%	16.6%	15.9%
% of FP17s for the same patient ID Re-attending between 3 & 9 months - Children	135	439	30.8%	47.7%	47.0%	58.1%
% of FP17s for the same patient ID Re-attending between 3 & 9 months - Adults	635	1,739	36.5%	38.2%	38.2%	50.6%
% of FP17s for Band 1 Urgent Courses	71	1,843	3.9%	10.0%	10.6%	9.1%
% of FP17s Relating to Free Repair or Replacements	7	1,843	0.4%	0.6%	0.6%	0.8%
% of FP17s Relating to Continuations	14	1,843	0.8%	0.9%	0.8%	1.1%
% of Patients satisfied with the dentistry they have received	32	37	86.5%	89.8%	89.2%	91.4%
% of Patients satisfied with the time they had to wait for an appointment	32	37	86.5%	86.1%	83.4%	87.7%

* This is based on patients treated on this contract for their most recent course of treatment. Figures in italics indicate the base number of FP17s or Patient Questionnaire responses are less than 100. N/A is shown where the base number of responses is less than 10 during the period. % is calculated as Quantity/Base number*100

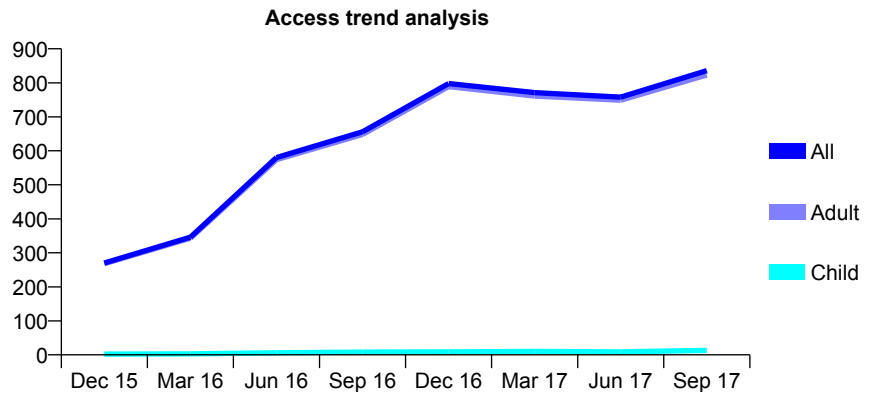
Q63 - Vital Signs At a Glance Contract Report for 234141/0002 - September 2017

Name or company name	MR DS TRENT
Contract type name	PDS Contract
Purpose of contract	General
Contract start date	01/09/2010
Contract end date	30/11/2017

17/18 Contracted general activity (UDA)	1,398
Carry forward general activity (UDA)	0
17/18 Contracted orthodontic activity (UOA)	0
Carry forward orthodontic activity (UOA)	0
Baseline contract value	£68,880.69

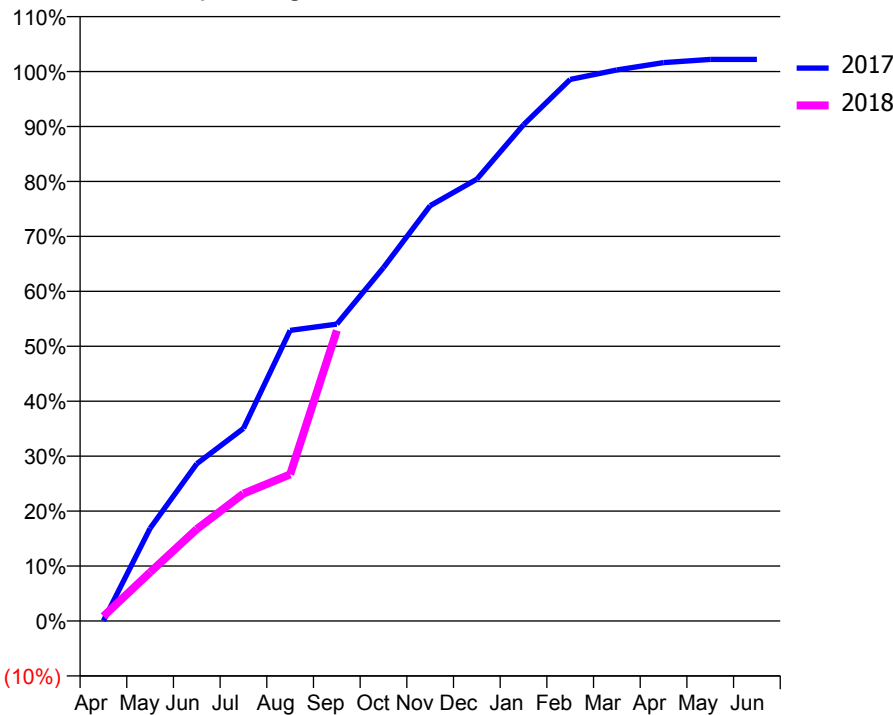
ACCESS*

Patients seen in 24 months	Total	Change since previous quarter
Quarter ending September 2016	656	
Quarter ending December 2016	798	↑
Quarter ending March 2017	771	↓
Quarter ending June 2017	758	↓
Quarter ending September 2017	836	↑
Variance since September 2016	27.4%	↑



ACTIVITY

Cumulative percentage of contracted UDA delivered 2017 & 2018



QUALITY

	Quantity	Base Number	Contract	AT	Region	England
% of FP17s for the same patient ID Re-attending within 3 months - Children	0	5	0.0%	9.8%	11.2%	11.9%
% of FP17s for the same patient ID Re-attending within 3 months - Adults	3	282	1.1%	15.2%	16.6%	15.9%
% of FP17s for the same patient ID Re-attending between 3 & 9 months - Children	0	5	0.0%	47.7%	47.0%	58.1%
% of FP17s for the same patient ID Re-attending between 3 & 9 months - Adults	3	282	1.1%	38.2%	38.2%	50.6%
% of FP17s for Band 1 Urgent Courses	0	271	0.0%	10.0%	10.6%	9.1%
% of FP17s Relating to Free Repair or Replacements	0	271	0.0%	0.6%	0.6%	0.8%
% of FP17s Relating to Continuations	0	271	0.0%	0.9%	0.8%	1.1%
% of Patients satisfied with the dentistry they have received	1	1	N/A	89.8%	89.2%	91.4%
% of Patients satisfied with the time they had to wait for an appointment	1	1	N/A	86.1%	83.4%	87.7%

* This is based on patients treated on this contract for their most recent course of treatment. Figures in italics indicate the base number of FP17s or Patient Questionnaire responses are less than 100. N/A is shown where the base number of responses is less than 10 during the period. % is calculated as Quantity/Base number*100

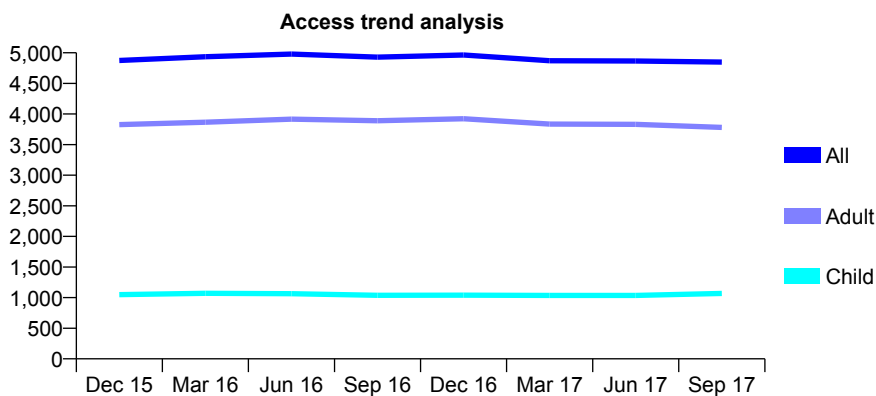
Q63 - Vital Signs At a Glance Contract Report for 239992/0001 - September 2017

Name or company name	MR J PATEL
Contract type name	GDS Contract
Purpose of contract	General
Contract start date	01/04/2006
Contract end date	

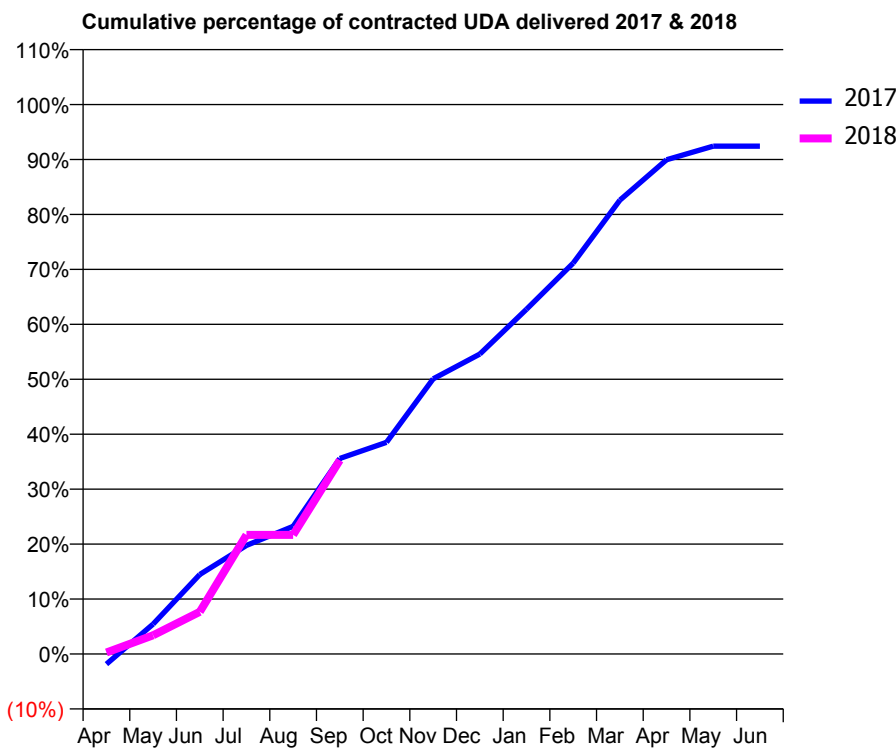
17/18 Contracted general activity (UDA)	14,173
Carry forward general activity (UDA)	0
17/18 Contracted orthodontic activity (UOA)	0
Carry forward orthodontic activity (UOA)	0
Baseline contract value	£382,497.42

ACCESS*

Patients seen in 24 months	Total	Change since previous quarter
Quarter ending September 2016	4,929	
Quarter ending December 2016	4,964	→
Quarter ending March 2017	4,871	↓
Quarter ending June 2017	4,867	→
Quarter ending September 2017	4,849	→
Variance since September 2016	(1.6%)	↓



ACTIVITY



Month	Adjusted Scheduled Activity (UDA)	
	2017	2018
April	-262	38
May	774	484
June	2,051	1,088
July	2,801	3,074
August	3,294	3,074
September	5,044	5,001
October	5,458	
November	7,098	
December	7,737	
January	8,892	
February	10,082	
March	11,707	
April	12,748	
May	13,098	
June	13,099	

QUALITY

	Quantity	Base Number	Contract	AT	Region	England
% of FP17s for the same patient ID Re-attending within 3 months - Children	83	768	10.8%	9.8%	11.2%	11.9%
% of FP17s for the same patient ID Re-attending within 3 months - Adults	194	1,920	10.1%	15.2%	16.6%	15.9%
% of FP17s for the same patient ID Re-attending between 3 & 9 months - Children	375	768	48.8%	47.7%	47.0%	58.1%
% of FP17s for the same patient ID Re-attending between 3 & 9 months - Adults	795	1,920	41.4%	38.2%	38.2%	50.6%
% of FP17s for Band 1 Urgent Courses	175	2,297	7.6%	10.0%	10.6%	9.1%
% of FP17s Relating to Free Repair or Replacements	1	2,297	0.0%	0.6%	0.6%	0.8%
% of FP17s Relating to Continuations	10	2,297	0.4%	0.9%	0.8%	1.1%
% of Patients satisfied with the dentistry they have received	6	6	N/A	89.8%	89.2%	91.4%
% of Patients satisfied with the time they had to wait for an appointment	6	6	N/A	86.1%	83.4%	87.7%

* This is based on patients treated on this contract for their most recent course of treatment. Figures in italics indicate the base number of FP17s or Patient Questionnaire responses are less than 100. N/A is shown where the base number of responses is less than 10 during the period. % is calculated as Quantity/Base number*100

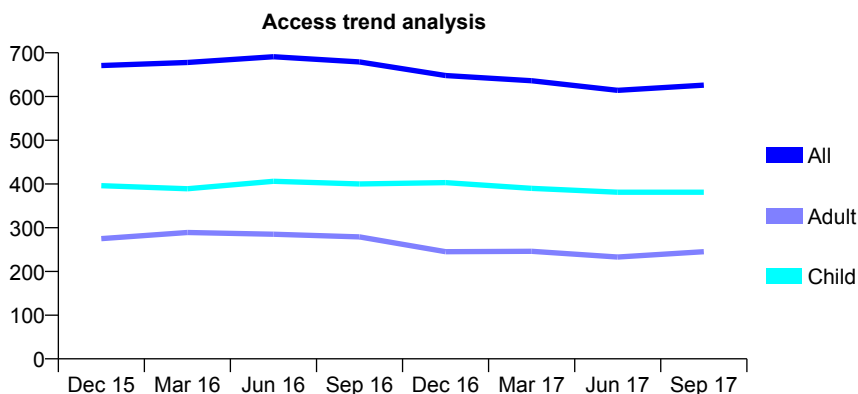
Q63 - Vital Signs At a Glance Contract Report for 241377/0001 - September 2017

Name or company name	MR DJ SCHWARTZ
Contract type name	GDS Contract
Purpose of contract	General
Contract start date	01/01/2013
Contract end date	

17/18 Contracted general activity (UDA)	1,315
Carry forward general activity (UDA)	-10
17/18 Contracted orthodontic activity (UOA)	0
Carry forward orthodontic activity (UOA)	0
Baseline contract value	£28,783.17

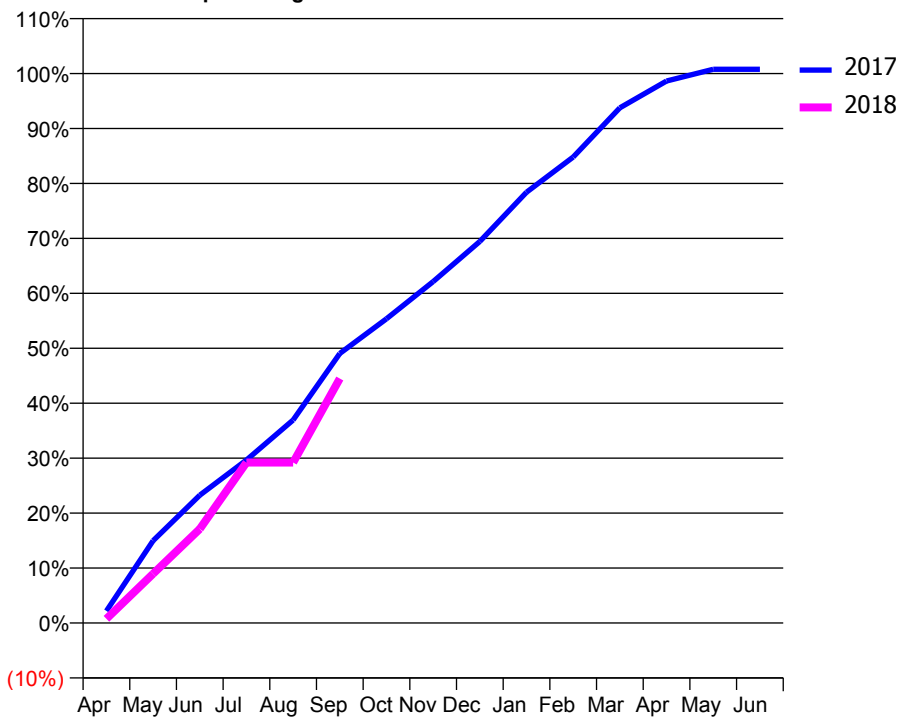
ACCESS*

Patients seen in 24 months	Total	Change since previous quarter
Quarter ending September 2016	679	
Quarter ending December 2016	648	↓
Quarter ending March 2017	636	↓
Quarter ending June 2017	614	↓
Quarter ending September 2017	626	→
Variance since September 2016	(7.8%)	↓



ACTIVITY

Cumulative percentage of contracted UDA delivered 2017 & 2018



Adjusted Scheduled Activity (UDA)

Month	2017	2018
April	29	10
May	197	118
June	306	225
July	390	384
August	486	384
September	645	585
October	728	
November	817	
December	913	
January	1,031	
February	1,115	
March	1,233	
April	1,297	
May	1,325	
June	1,325	

QUALITY

	Quantity	Base Number	Contract	AT	Region	England
% of FP17s for the same patient ID Re-attending within 3 months - Children	2	190	1.1%	9.8%	11.2%	11.9%
% of FP17s for the same patient ID Re-attending within 3 months - Adults	1	70	1.4%	15.2%	16.6%	15.9%
% of FP17s for the same patient ID Re-attending between 3 & 9 months - Children	39	190	20.5%	47.7%	47.0%	58.1%
% of FP17s for the same patient ID Re-attending between 3 & 9 months - Adults	7	70	10.0%	38.2%	38.2%	50.6%
% of FP17s for Band 1 Urgent Courses	0	238	0.0%	10.0%	10.6%	9.1%
% of FP17s Relating to Free Repair or Replacements	0	238	0.0%	0.6%	0.6%	0.8%
% of FP17s Relating to Continuations	0	238	0.0%	0.9%	0.8%	1.1%
% of Patients satisfied with the dentistry they have received	2	2	N/A	89.8%	89.2%	91.4%
% of Patients satisfied with the time they had to wait for an appointment	2	2	N/A	86.1%	83.4%	87.7%

* This is based on patients treated on this contract for their most recent course of treatment. Figures in italics indicate the base number of FP17s or Patient Questionnaire responses are less than 100. N/A is shown where the base number of responses is less than 10 during the period. % is calculated as Quantity/Base number*100

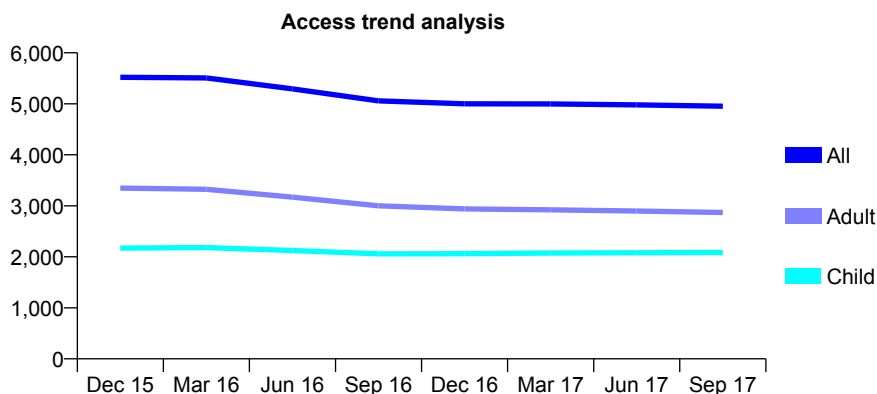
Q63 - Vital Signs At a Glance Contract Report for 244317/0001 - September 2017

Name or company name	MR DS KULLAR
Contract type name	GDS Contract
Purpose of contract	General
Contract start date	01/04/2006
Contract end date	

17/18 Contracted general activity (UDA)	16,130
Carry forward general activity (UDA)	223
17/18 Contracted orthodontic activity (UOA)	0
Carry forward orthodontic activity (UOA)	0
Baseline contract value	£438,757.73

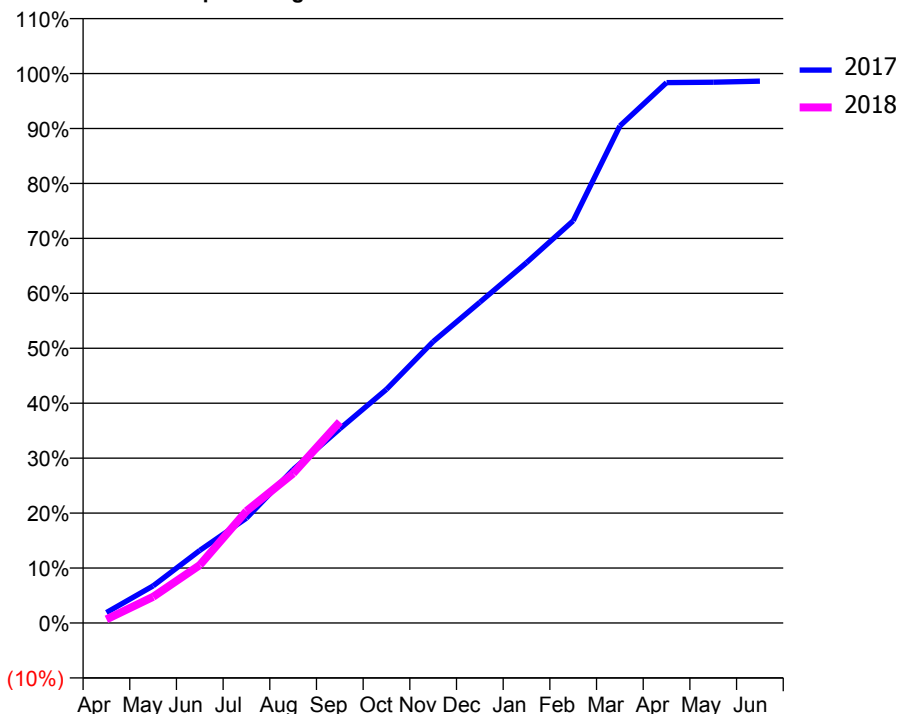
ACCESS*

Patients seen in 24 months	Total	Change since previous quarter
Quarter ending September 2016	5,058	
Quarter ending December 2016	5,001	↓
Quarter ending March 2017	4,997	→
Quarter ending June 2017	4,979	→
Quarter ending September 2017	4,953	→
Variance since September 2016	(2.1%)	↓



ACTIVITY

Cumulative percentage of contracted UDA delivered 2017 & 2018



Month	Adjusted Scheduled Activity (UDA)	
	2017	2018
April	306	108
May	1,091	768
June	2,133	1,701
July	3,078	3,284
August	4,505	4,389
September	5,703	5,904
October	6,858	
November	8,260	
December	9,414	
January	10,577	
February	11,806	
March	14,589	
April	15,861	
May	15,874	
June	15,907	

QUALITY

	Quantity	Base Number	Contract	AT	Region	England
% of FP17s for the same patient ID Re-attending within 3 months - Children	52	1,268	4.1%	9.8%	11.2%	11.9%
% of FP17s for the same patient ID Re-attending within 3 months - Adults	207	1,600	12.9%	15.2%	16.6%	15.9%
% of FP17s for the same patient ID Re-attending between 3 & 9 months - Children	677	1,268	53.4%	47.7%	47.0%	58.1%
% of FP17s for the same patient ID Re-attending between 3 & 9 months - Adults	578	1,600	36.1%	38.2%	38.2%	50.6%
% of FP17s for Band 1 Urgent Courses	279	2,509	11.1%	10.0%	10.6%	9.1%
% of FP17s Relating to Free Repair or Replacements	7	2,509	0.3%	0.6%	0.6%	0.8%
% of FP17s Relating to Continuations	3	2,509	0.1%	0.9%	0.8%	1.1%
% of Patients satisfied with the dentistry they have received	9	10	90.0%	89.8%	89.2%	91.4%
% of Patients satisfied with the time they had to wait for an appointment	9	10	90.0%	86.1%	83.4%	87.7%

* This is based on patients treated on this contract for their most recent course of treatment. Figures in italics indicate the base number of FP17s or Patient Questionnaire responses are less than 100. N/A is shown where the base number of responses is less than 10 during the period. % is calculated as Quantity/Base number*100

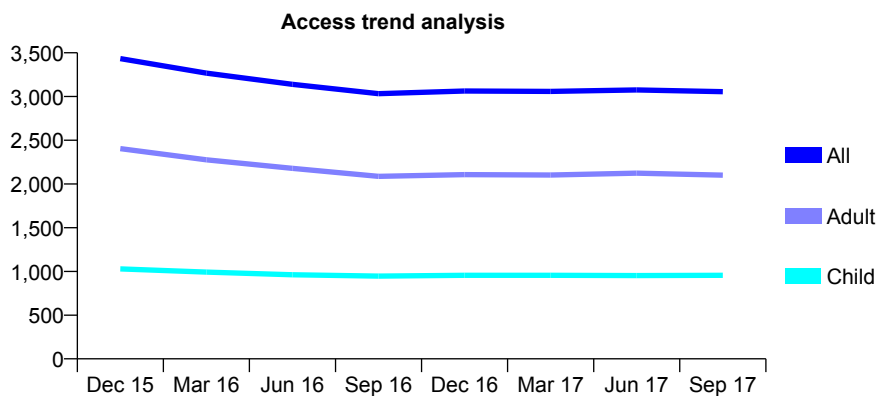
Q63 - Vital Signs At a Glance Contract Report for 244325/0001 - September 2017

Name or company name	MISS G MEHRA
Contract type name	GDS Contract
Purpose of contract	General
Contract start date	01/04/2006
Contract end date	

17/18 Contracted general activity (UDA)	6,912
Carry forward general activity (UDA)	-138
17/18 Contracted orthodontic activity (UOA)	0
Carry forward orthodontic activity (UOA)	0
Baseline contract value	£208,654.07

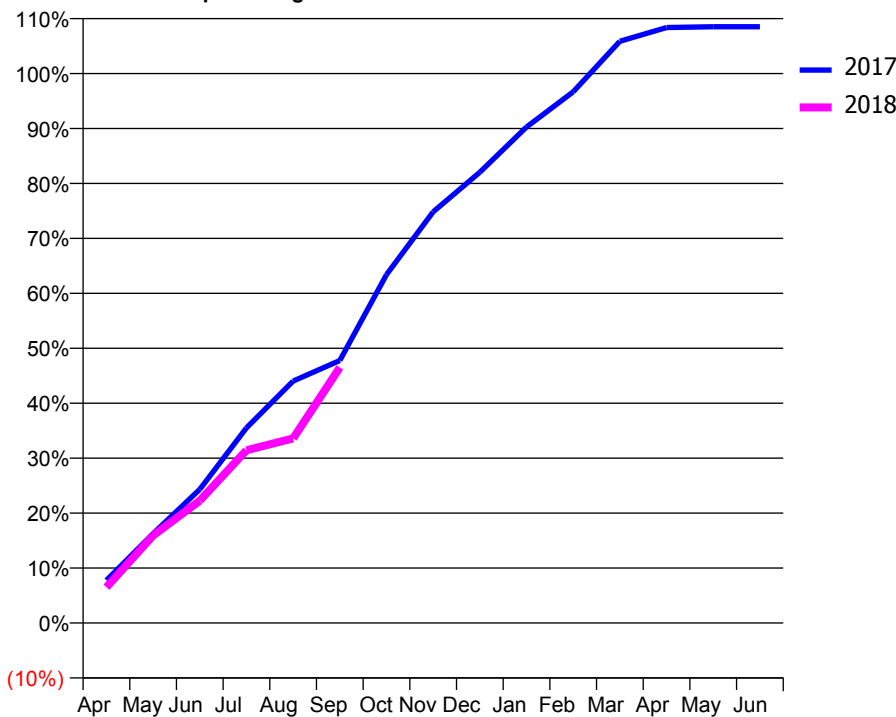
ACCESS*

Patients seen in 24 months	Total	Change since previous quarter
Quarter ending September 2016	3,033	
Quarter ending December 2016	3,063	→
Quarter ending March 2017	3,059	→
Quarter ending June 2017	3,076	→
Quarter ending September 2017	3,055	→
Variance since September 2016	0.7%	→



ACTIVITY

Cumulative percentage of contracted UDA delivered 2017 & 2018



Month	Adjusted Scheduled Activity (UDA)	
	2017	2018
April	538	450
May	1,124	1,102
June	1,682	1,538
July	2,456	2,173
August	3,043	2,322
September	3,303	3,215
October	4,382	
November	5,172	
December	5,671	
January	6,239	
February	6,681	
March	7,318	
April	7,491	
May	7,500	
June	7,500	

QUALITY

	Quantity	Base Number	Contract	AT	Region	England
% of FP17s for the same patient ID Re-attending within 3 months - Children	34	701	4.9%	9.8%	11.2%	11.9%
% of FP17s for the same patient ID Re-attending within 3 months - Adults	124	1,149	10.8%	15.2%	16.6%	15.9%
% of FP17s for the same patient ID Re-attending between 3 & 9 months - Children	392	701	55.9%	47.7%	47.0%	58.1%
% of FP17s for the same patient ID Re-attending between 3 & 9 months - Adults	445	1,149	38.7%	38.2%	38.2%	50.6%
% of FP17s for Band 1 Urgent Courses	140	1,773	7.9%	10.0%	10.6%	9.1%
% of FP17s Relating to Free Repair or Replacements	5	1,773	0.3%	0.6%	0.6%	0.8%
% of FP17s Relating to Continuations	21	1,773	1.2%	0.9%	0.8%	1.1%
% of Patients satisfied with the dentistry they have received	4	4	N/A	89.8%	89.2%	91.4%
% of Patients satisfied with the time they had to wait for an appointment	3	4	N/A	86.1%	83.4%	87.7%

* This is based on patients treated on this contract for their most recent course of treatment. Figures in italics indicate the base number of FP17s or Patient Questionnaire responses are less than 100. N/A is shown where the base number of responses is less than 10 during the period. % is calculated as Quantity/Base number*100

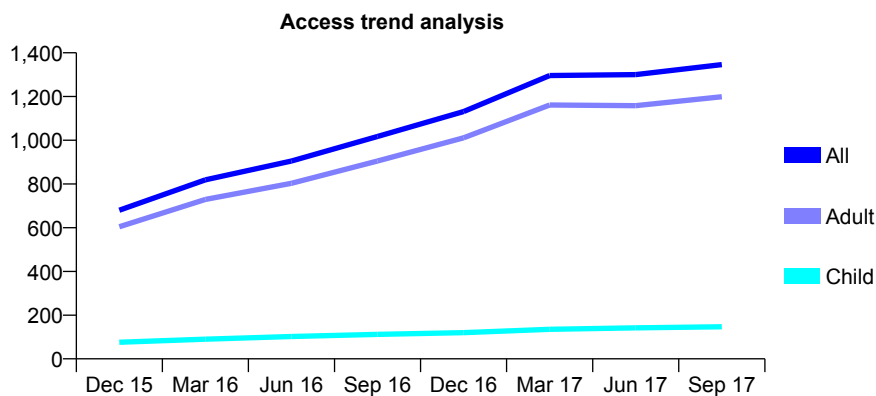
Q63 - Vital Signs At a Glance Contract Report for 253766/0002 - September 2017

Name or company name	MR OA ODEYEMI
Contract type name	GDS Contract
Purpose of contract	General
Contract start date	01/04/2015
Contract end date	

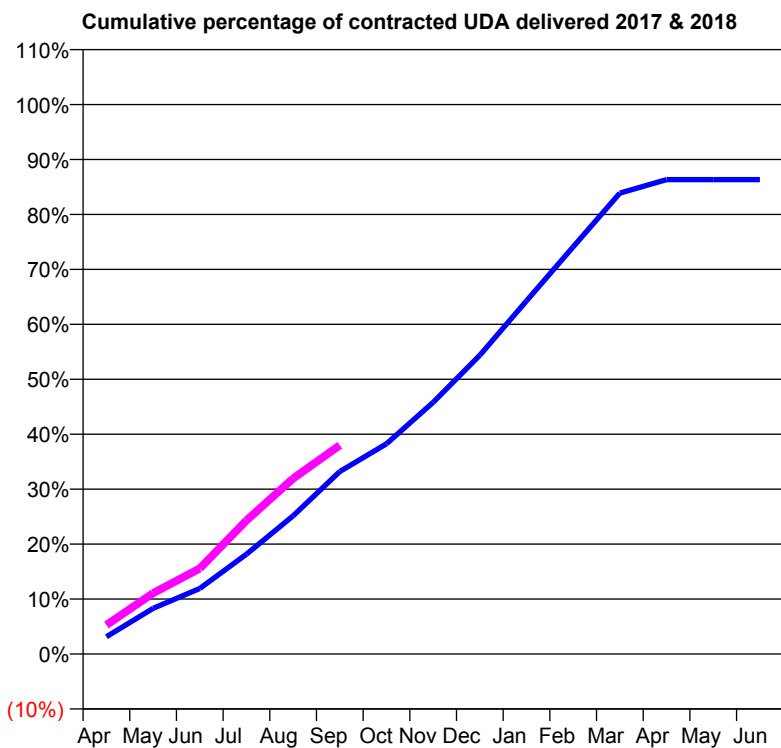
17/18 Contracted general activity (UDA)	3,667
Carry forward general activity (UDA)	0
17/18 Contracted orthodontic activity (UOA)	0
Carry forward orthodontic activity (UOA)	0
Baseline contract value	£100,325.08

ACCESS*

Patients seen in 24 months	Total	Change since previous quarter
Quarter ending September 2016	1,017	
Quarter ending December 2016	1,131	↑
Quarter ending March 2017	1,296	↑
Quarter ending June 2017	1,300	→
Quarter ending September 2017	1,346	↑
Variance since September 2016	32.4%	↑



ACTIVITY



Month	Adjusted Scheduled Activity (UDA)	
	2017	2018
April	115	193
May	305	406
June	437	571
July	666	891
August	922	1,171
September	1,218	1,393
October	1,403	
November	1,680	
December	1,993	
January	2,357	
February	2,718	
March	3,076	
April	3,166	
May	3,166	
June	3,166	

QUALITY

	Quantity	Base Number	Contract	AT	Region	England
% of FP17s for the same patient ID Re-attending within 3 months - Children	5	86	5.8%	9.8%	11.2%	11.9%
% of FP17s for the same patient ID Re-attending within 3 months - Adults	43	531	8.1%	15.2%	16.6%	15.9%
% of FP17s for the same patient ID Re-attending between 3 & 9 months - Children	22	86	25.6%	47.7%	47.0%	58.1%
% of FP17s for the same patient ID Re-attending between 3 & 9 months - Adults	147	531	27.7%	38.2%	38.2%	50.6%
% of FP17s for Band 1 Urgent Courses	39	578	6.7%	10.0%	10.6%	9.1%
% of FP17s Relating to Free Repair or Replacements	0	578	0.0%	0.6%	0.6%	0.8%
% of FP17s Relating to Continuations	8	578	1.4%	0.9%	0.8%	1.1%
% of Patients satisfied with the dentistry they have received	1	1	N/A	89.8%	89.2%	91.4%
% of Patients satisfied with the time they had to wait for an appointment	1	1	N/A	86.1%	83.4%	87.7%

* This is based on patients treated on this contract for their most recent course of treatment. Figures in italics indicate the base number of FP17s or Patient Questionnaire responses are less than 100. N/A is shown where the base number of responses is less than 10 during the period. % is calculated as Quantity/Base number*100

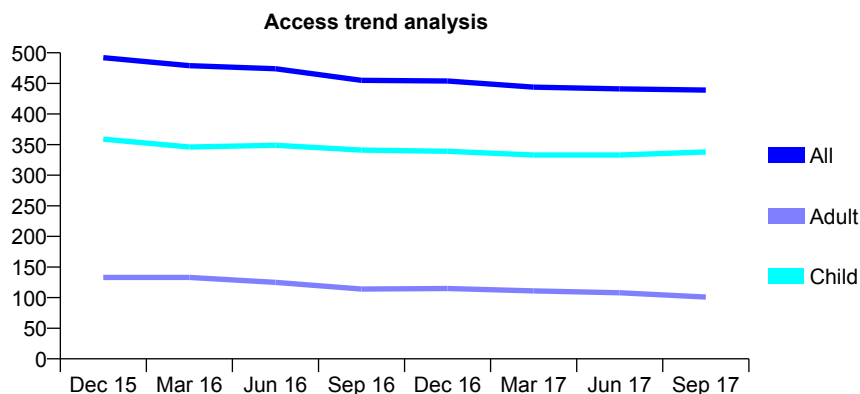
Q63 - Vital Signs At a Glance Contract Report for 254010/0001 - September 2017

Name or company name	MR P AZARI
Contract type name	GDS Contract
Purpose of contract	General
Contract start date	01/04/2006
Contract end date	

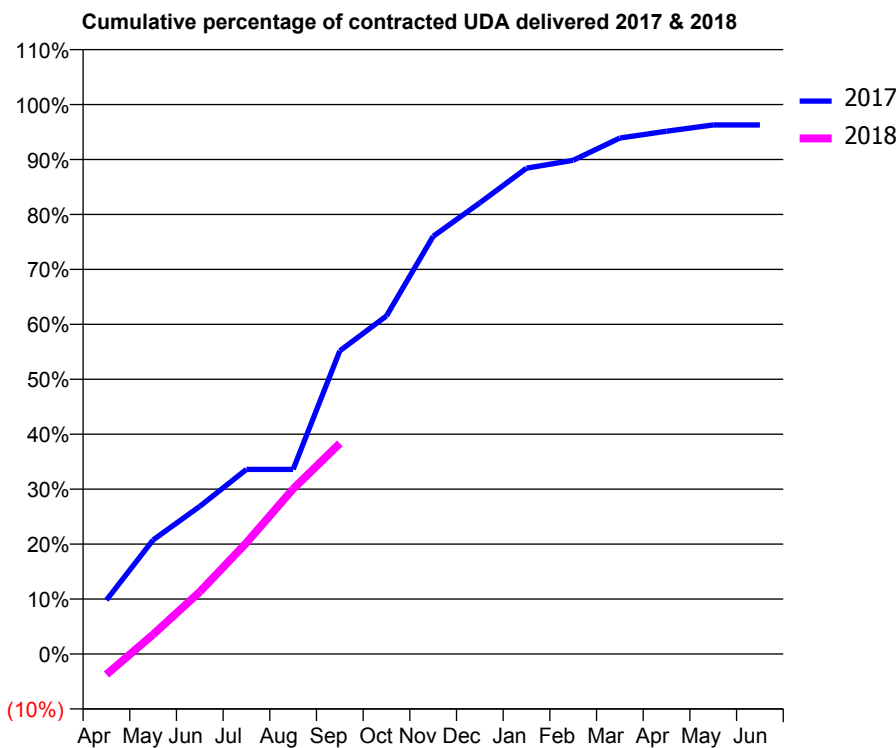
17/18 Contracted general activity (UDA)	800
Carry forward general activity (UDA)	30
17/18 Contracted orthodontic activity (UOA)	0
Carry forward orthodontic activity (UOA)	0
Baseline contract value	£22,139.63

ACCESS*

Patients seen in 24 months	Total	Change since previous quarter
Quarter ending September 2016	455	
Quarter ending December 2016	454	→
Quarter ending March 2017	444	↓
Quarter ending June 2017	441	→
Quarter ending September 2017	439	→
Variance since September 2016	(3.5%)	↓



ACTIVITY



Month	Adjusted Scheduled Activity (UDA)	
	2017	2018
April	79	-30
May	166	28
June	215	91
July	269	162
August	269	240
September	441	307
October	492	
November	608	
December	657	
January	707	
February	719	
March	751	
April	761	
May	770	
June	770	

QUALITY

	Quantity	Base Number	Contract	AT	Region	England
% of FP17s for the same patient ID Re-attending within 3 months - Children	9	218	4.1%	9.8%	11.2%	11.9%
% of FP17s for the same patient ID Re-attending within 3 months - Adults	6	49	12.2%	15.2%	16.6%	15.9%
% of FP17s for the same patient ID Re-attending between 3 & 9 months - Children	68	218	31.2%	47.7%	47.0%	58.1%
% of FP17s for the same patient ID Re-attending between 3 & 9 months - Adults	21	49	42.9%	38.2%	38.2%	50.6%
% of FP17s for Band 1 Urgent Courses	18	248	7.3%	10.0%	10.6%	9.1%
% of FP17s Relating to Free Repair or Replacements	0	248	0.0%	0.6%	0.6%	0.8%
% of FP17s Relating to Continuations	0	248	0.0%	0.9%	0.8%	1.1%
% of Patients satisfied with the dentistry they have received	1	1	N/A	89.8%	89.2%	91.4%
% of Patients satisfied with the time they had to wait for an appointment	1	1	N/A	86.1%	83.4%	87.7%

* This is based on patients treated on this contract for their most recent course of treatment. Figures in italics indicate the base number of FP17s or Patient Questionnaire responses are less than 100. N/A is shown where the base number of responses is less than 10 during the period. % is calculated as Quantity/Base number*100

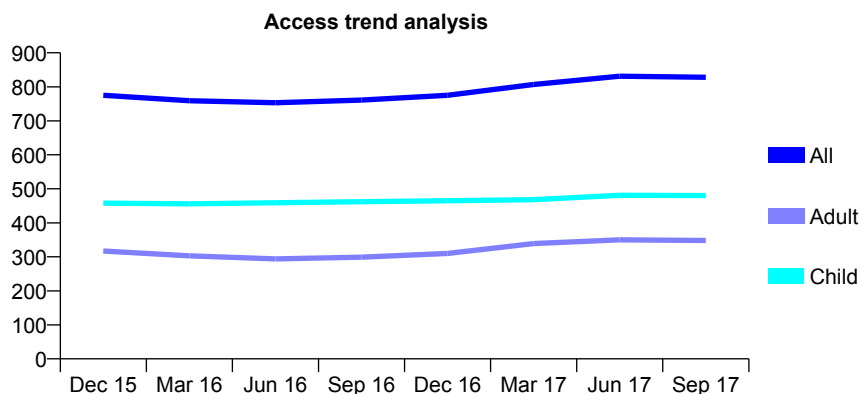
Q63 - Vital Signs At a Glance Contract Report for 254010/0002 - September 2017

Name or company name	MR P AZARI
Contract type name	GDS Contract
Purpose of contract	General
Contract start date	01/04/2006
Contract end date	

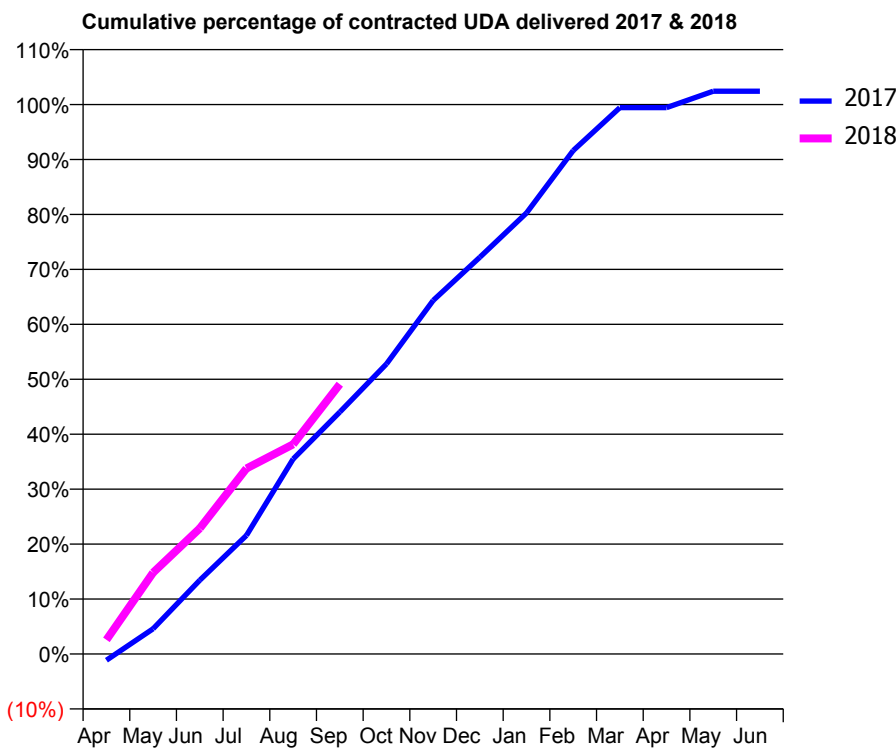
17/18 Contracted general activity (UDA)	1,828
Carry forward general activity (UDA)	-37
17/18 Contracted orthodontic activity (UOA)	0
Carry forward orthodontic activity (UOA)	0
Baseline contract value	£55,398.65

ACCESS*

Patients seen in 24 months	Total	Change since previous quarter
Quarter ending September 2016	761	
Quarter ending December 2016	775	→
Quarter ending March 2017	807	↑
Quarter ending June 2017	831	↑
Quarter ending September 2017	828	→
Variance since September 2016	8.8%	↑



ACTIVITY



Month	Adjusted Scheduled Activity (UDA)	
	2017	2018
April	-21	47
May	84	271
June	245	418
July	395	617
August	649	697
September	805	898
October	965	
November	1,176	
December	1,320	
January	1,467	
February	1,675	
March	1,818	
April	1,818	
May	1,872	
June	1,872	

QUALITY

	Quantity	Base Number	Contract	AT	Region	England
% of FP17s for the same patient ID Re-attending within 3 months - Children	15	359	4.2%	9.8%	11.2%	11.9%
% of FP17s for the same patient ID Re-attending within 3 months - Adults	23	177	13.0%	15.2%	16.6%	15.9%
% of FP17s for the same patient ID Re-attending between 3 & 9 months - Children	197	359	54.9%	47.7%	47.0%	58.1%
% of FP17s for the same patient ID Re-attending between 3 & 9 months - Adults	88	177	49.7%	38.2%	38.2%	50.6%
% of FP17s for Band 1 Urgent Courses	13	498	2.6%	10.0%	10.6%	9.1%
% of FP17s Relating to Free Repair or Replacements	3	498	0.6%	0.6%	0.6%	0.8%
% of FP17s Relating to Continuations	0	498	0.0%	0.9%	0.8%	1.1%
% of Patients satisfied with the dentistry they have received	1	1	N/A	89.8%	89.2%	91.4%
% of Patients satisfied with the time they had to wait for an appointment	1	1	N/A	86.1%	83.4%	87.7%

* This is based on patients treated on this contract for their most recent course of treatment. Figures in italics indicate the base number of FP17s or Patient Questionnaire responses are less than 100. N/A is shown where the base number of responses is less than 10 during the period. % is calculated as Quantity/Base number*100

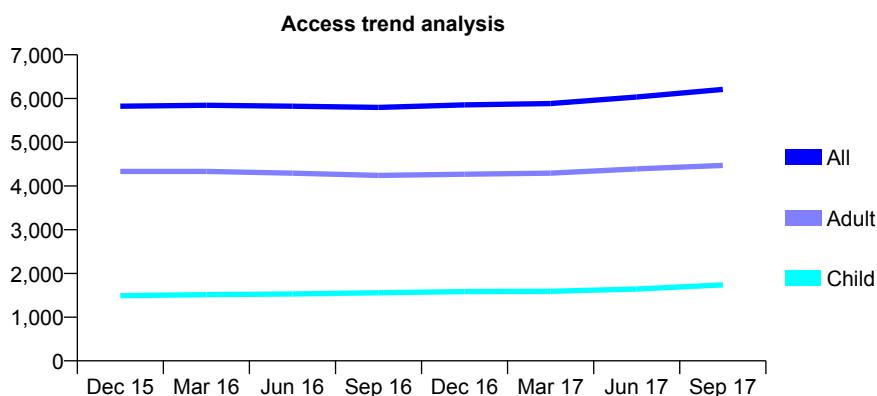
Q63 - Vital Signs At a Glance Contract Report for 257001/0001 - September 2017

Name or company name	MR DS MATHEW
Contract type name	GDS Contract
Purpose of contract	General
Contract start date	01/04/2006
Contract end date	

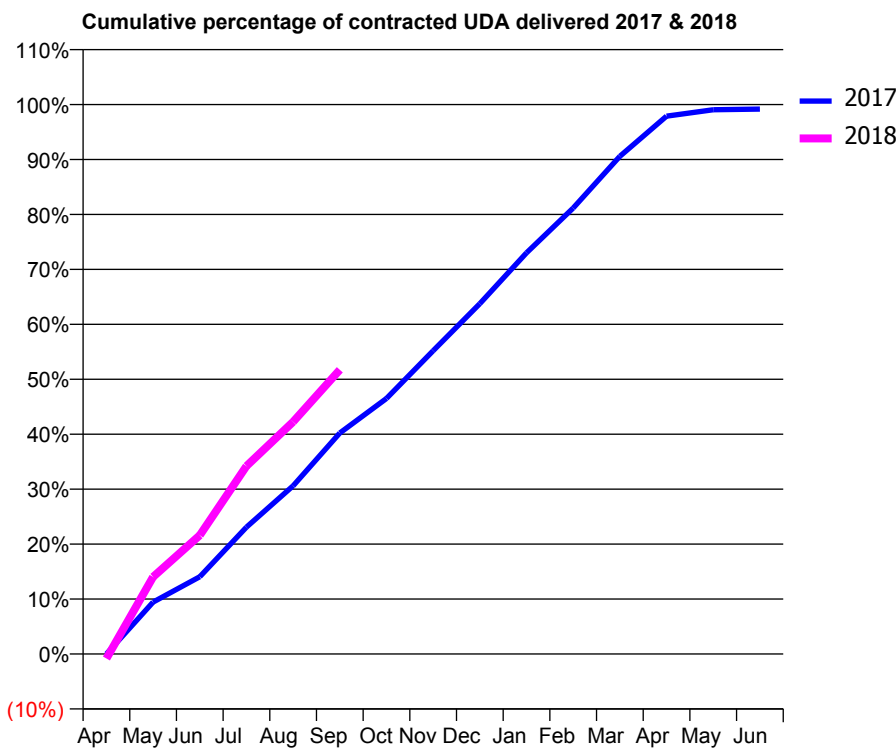
17/18 Contracted general activity (UDA)	14,901
Carry forward general activity (UDA)	126
17/18 Contracted orthodontic activity (UOA)	0
Carry forward orthodontic activity (UOA)	0
Baseline contract value	£388,008.00

ACCESS*

Patients seen in 24 months	Total	Change since previous quarter
Quarter ending September 2016	5,797	
Quarter ending December 2016	5,854	→
Quarter ending March 2017	5,884	→
Quarter ending June 2017	6,035	↑
Quarter ending September 2017	6,208	↑
Variance since September 2016	7.1%	↑



ACTIVITY



Month	Adjusted Scheduled Activity (UDA)	
	2017	2018
April	0	-123
May	1,407	2,092
June	2,094	3,218
July	3,440	5,097
August	4,561	6,296
September	5,995	7,708
October	6,930	
November	8,226	
December	9,502	
January	10,878	
February	12,093	
March	13,497	
April	14,587	
May	14,758	
June	14,775	

QUALITY

	Quantity	Base Number	Contract	AT	Region	England
% of FP17s for the same patient ID Re-attending within 3 months - Children	95	1,180	8.1%	9.8%	11.2%	11.9%
% of FP17s for the same patient ID Re-attending within 3 months - Adults	248	2,403	10.3%	15.2%	16.6%	15.9%
% of FP17s for the same patient ID Re-attending between 3 & 9 months - Children	448	1,180	38.0%	47.7%	47.0%	58.1%
% of FP17s for the same patient ID Re-attending between 3 & 9 months - Adults	811	2,403	33.7%	38.2%	38.2%	50.6%
% of FP17s for Band 1 Urgent Courses	126	3,174	4.0%	10.0%	10.6%	9.1%
% of FP17s Relating to Free Repair or Replacements	13	3,174	0.4%	0.6%	0.6%	0.8%
% of FP17s Relating to Continuations	23	3,174	0.7%	0.9%	0.8%	1.1%
% of Patients satisfied with the dentistry they have received	7	9	N/A	89.8%	89.2%	91.4%
% of Patients satisfied with the time they had to wait for an appointment	6	9	N/A	86.1%	83.4%	87.7%

* This is based on patients treated on this contract for their most recent course of treatment. Figures in italics indicate the base number of FP17s or Patient Questionnaire responses are less than 100. N/A is shown where the base number of responses is less than 10 during the period. % is calculated as Quantity/Base number*100

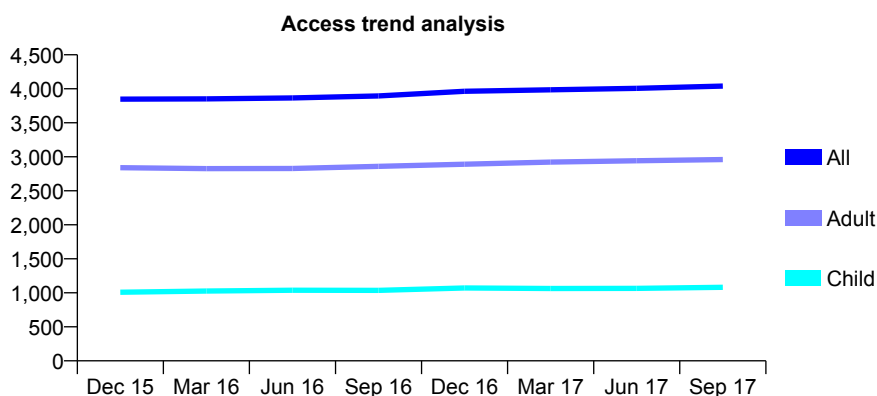
Q63 - Vital Signs At a Glance Contract Report for 257222/0001 - September 2017

Name or company name	MS S RADPOUR
Contract type name	GDS Contract
Purpose of contract	General
Contract start date	01/04/2006
Contract end date	

17/18 Contracted general activity (UDA)	9,500
Carry forward general activity (UDA)	-117
17/18 Contracted orthodontic activity (UOA)	0
Carry forward orthodontic activity (UOA)	0
Baseline contract value	£235,564.39

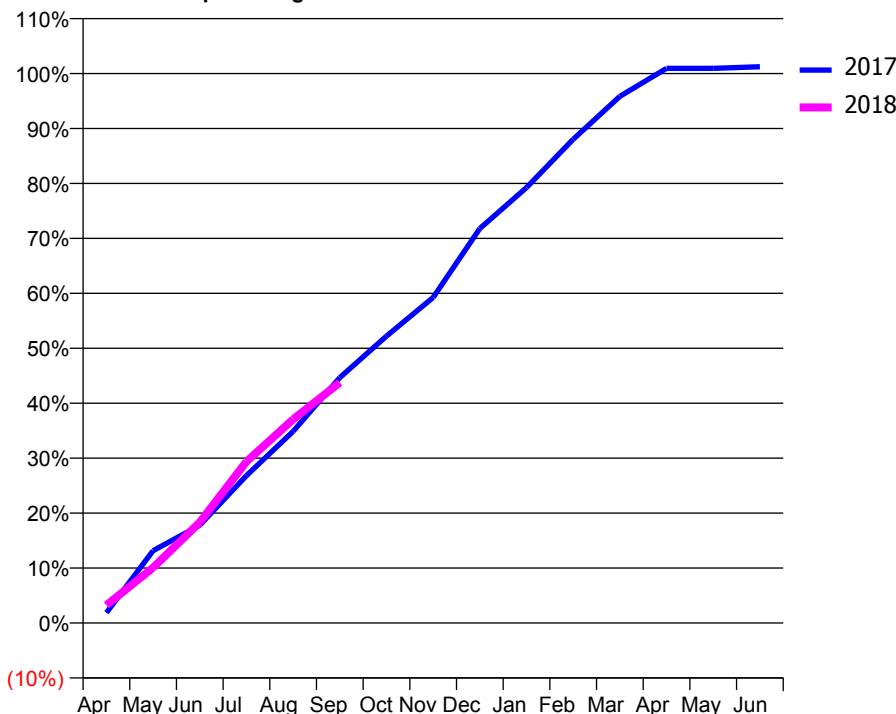
ACCESS*

Patients seen in 24 months	Total	Change since previous quarter
Quarter ending September 2016	3,896	
Quarter ending December 2016	3,963	→
Quarter ending March 2017	3,986	→
Quarter ending June 2017	4,007	→
Quarter ending September 2017	4,041	→
Variance since September 2016	3.7%	↑



ACTIVITY

Cumulative percentage of contracted UDA delivered 2017 & 2018



Month	Adjusted Scheduled Activity (UDA)	
	2017	2018
April	179	309
May	1,250	957
June	1,692	1,741
July	2,549	2,790
August	3,314	3,521
September	4,244	4,158
October	4,959	
November	5,629	
December	6,820	
January	7,527	
February	8,362	
March	9,104	
April	9,588	
May	9,589	
June	9,617	

QUALITY

	Quantity	Base Number	Contract	AT	Region	England
% of FP17s for the same patient ID Re-attending within 3 months - Children	41	764	5.4%	9.8%	11.2%	11.9%
% of FP17s for the same patient ID Re-attending within 3 months - Adults	215	1,640	13.1%	15.2%	16.6%	15.9%
% of FP17s for the same patient ID Re-attending between 3 & 9 months - Children	433	764	56.7%	47.7%	47.0%	58.1%
% of FP17s for the same patient ID Re-attending between 3 & 9 months - Adults	649	1,640	39.6%	38.2%	38.2%	50.6%
% of FP17s for Band 1 Urgent Courses	169	2,159	7.8%	10.0%	10.6%	9.1%
% of FP17s Relating to Free Repair or Replacements	11	2,159	0.5%	0.6%	0.6%	0.8%
% of FP17s Relating to Continuations	18	2,159	0.8%	0.9%	0.8%	1.1%
% of Patients satisfied with the dentistry they have received	2	2	N/A	89.8%	89.2%	91.4%
% of Patients satisfied with the time they had to wait for an appointment	2	2	N/A	86.1%	83.4%	87.7%

* This is based on patients treated on this contract for their most recent course of treatment. Figures in italics indicate the base number of FP17s or Patient Questionnaire responses are less than 100. N/A is shown where the base number of responses is less than 10 during the period. % is calculated as Quantity/Base number*100

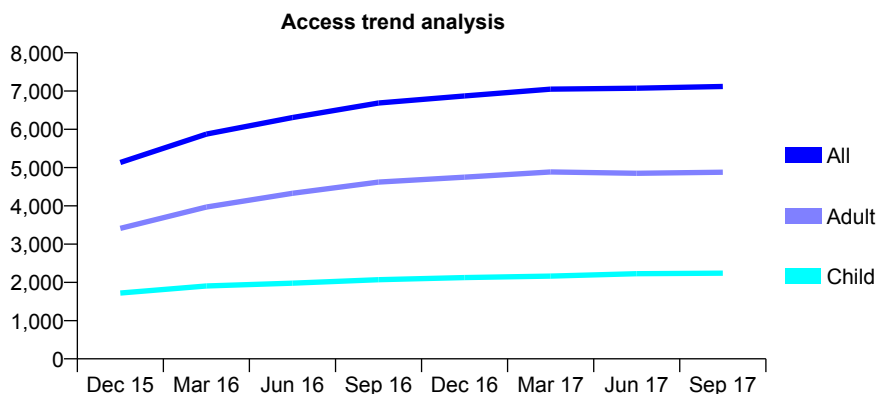
Q63 - Vital Signs At a Glance Contract Report for 257486/0003 - September 2017

Name or company name	MR RM QURESHI
Contract type name	GDS Contract
Purpose of contract	General
Contract start date	01/10/2014
Contract end date	

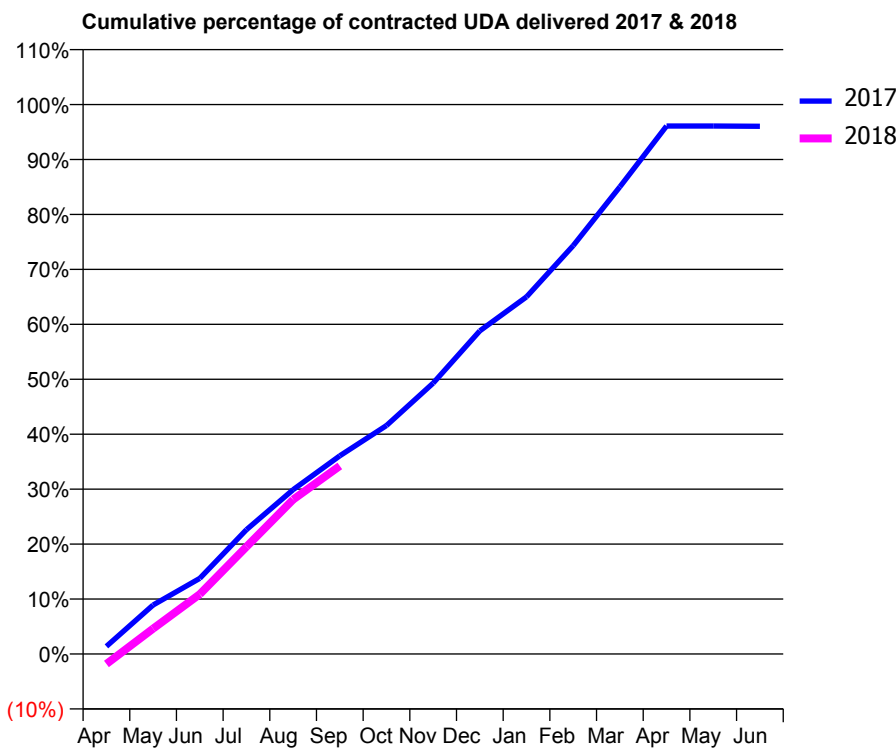
17/18 Contracted general activity (UDA)	17,212
Carry forward general activity (UDA)	682
17/18 Contracted orthodontic activity (UOA)	0
Carry forward orthodontic activity (UOA)	0
Baseline contract value	£435,369.89

ACCESS*

Patients seen in 24 months	Total	Change since previous quarter
Quarter ending September 2016	6,689	
Quarter ending December 2016	6,874	↑
Quarter ending March 2017	7,049	↑
Quarter ending June 2017	7,076	→
Quarter ending September 2017	7,120	→
Variance since September 2016	6.4%	↑



ACTIVITY



Month	Adjusted Scheduled Activity (UDA)	
	2017	2018
April	239	-315
May	1,535	795
June	2,368	1,873
July	3,895	3,361
August	5,149	4,840
September	6,208	5,890
October	7,156	
November	8,487	
December	10,121	
January	11,189	
February	12,792	
March	14,634	
April	16,540	
May	16,539	
June	16,530	

QUALITY

	Quantity	Base Number	Contract	AT	Region	England
% of FP17s for the same patient ID Re-attending within 3 months - Children	88	1,432	6.1%	9.8%	11.2%	11.9%
% of FP17s for the same patient ID Re-attending within 3 months - Adults	321	2,607	12.3%	15.2%	16.6%	15.9%
% of FP17s for the same patient ID Re-attending between 3 & 9 months - Children	636	1,432	44.4%	47.7%	47.0%	58.1%
% of FP17s for the same patient ID Re-attending between 3 & 9 months - Adults	1,020	2,607	39.1%	38.2%	38.2%	50.6%
% of FP17s for Band 1 Urgent Courses	298	3,466	8.6%	10.0%	10.6%	9.1%
% of FP17s Relating to Free Repair or Replacements	18	3,466	0.5%	0.6%	0.6%	0.8%
% of FP17s Relating to Continuations	4	3,466	0.1%	0.9%	0.8%	1.1%
% of Patients satisfied with the dentistry they have received	6	7	N/A	89.8%	89.2%	91.4%
% of Patients satisfied with the time they had to wait for an appointment	7	7	N/A	86.1%	83.4%	87.7%

* This is based on patients treated on this contract for their most recent course of treatment. Figures in italics indicate the base number of FP17s or Patient Questionnaire responses are less than 100. N/A is shown where the base number of responses is less than 10 during the period. % is calculated as Quantity/Base number*100

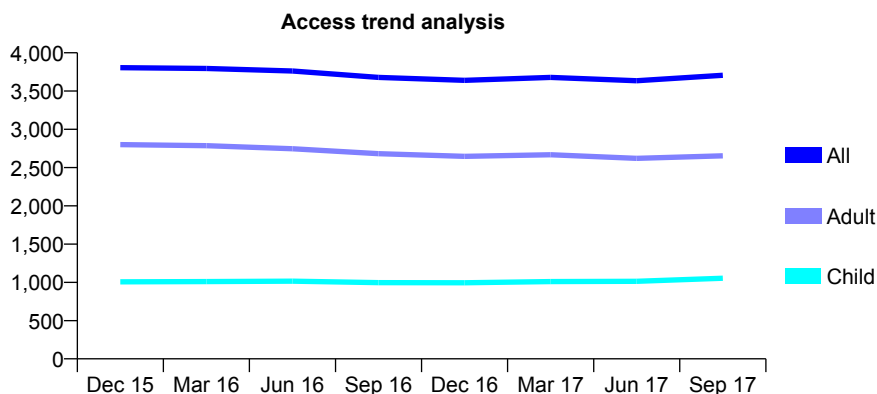
Q63 - Vital Signs At a Glance Contract Report for 262447/0001 - September 2017

Name or company name	MR CC BAILIE
Contract type name	GDS Contract
Purpose of contract	General
Contract start date	01/04/2006
Contract end date	

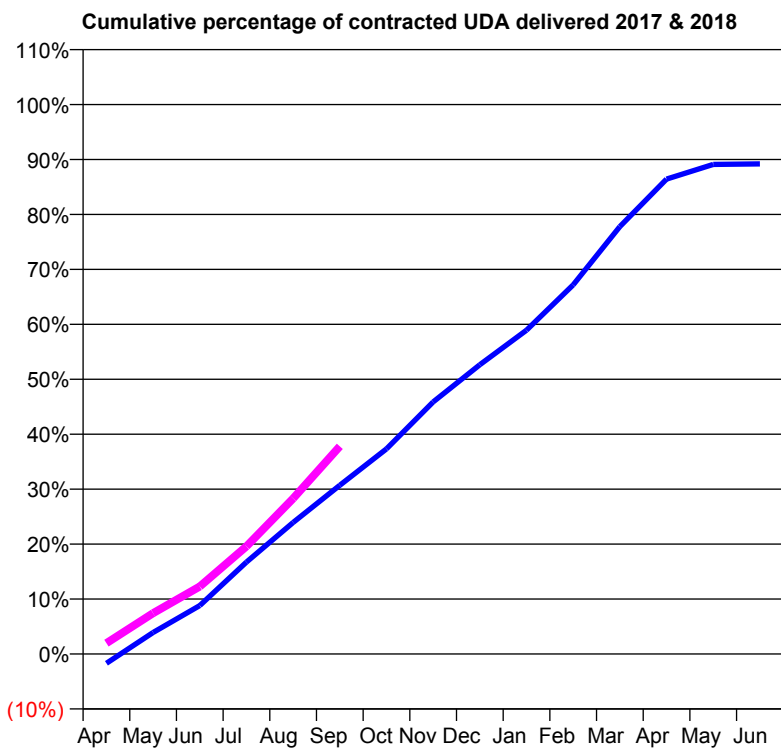
17/18 Contracted general activity (UDA)	15,000
Carry forward general activity (UDA)	0
17/18 Contracted orthodontic activity (UOA)	0
Carry forward orthodontic activity (UOA)	0
Baseline contract value	£536,431.88

ACCESS*

Patients seen in 24 months	Total	Change since previous quarter
Quarter ending September 2016	3,678	
Quarter ending December 2016	3,640	↓
Quarter ending March 2017	3,678	→
Quarter ending June 2017	3,634	↓
Quarter ending September 2017	3,706	→
Variance since September 2016	0.8%	→



ACTIVITY



Month	Adjusted Scheduled Activity (UDA)	
	2017	2018
April	-257	297
May	588	1,117
June	1,325	1,845
July	2,509	2,939
August	3,590	4,245
September	4,607	5,669
October	5,599	
November	6,881	
December	7,896	
January	8,840	
February	10,079	
March	11,667	
April	12,965	
May	13,364	
June	13,377	

QUALITY

	Quantity	Base Number	Contract	AT	Region	England
% of FP17s for the same patient ID Re-attending within 3 months - Children	53	640	8.3%	9.8%	11.2%	11.9%
% of FP17s for the same patient ID Re-attending within 3 months - Adults	357	1,712	20.9%	15.2%	16.6%	15.9%
% of FP17s for the same patient ID Re-attending between 3 & 9 months - Children	262	640	40.9%	47.7%	47.0%	58.1%
% of FP17s for the same patient ID Re-attending between 3 & 9 months - Adults	584	1,712	34.1%	38.2%	38.2%	50.6%
% of FP17s for Band 1 Urgent Courses	223	2,001	11.1%	10.0%	10.6%	9.1%
% of FP17s Relating to Free Repair or Replacements	16	2,001	0.8%	0.6%	0.6%	0.8%
% of FP17s Relating to Continuations	51	2,001	2.5%	0.9%	0.8%	1.1%
% of Patients satisfied with the dentistry they have received	3	3	N/A	89.8%	89.2%	91.4%
% of Patients satisfied with the time they had to wait for an appointment	3	3	N/A	86.1%	83.4%	87.7%

* This is based on patients treated on this contract for their most recent course of treatment. Figures in italics indicate the base number of FP17s or Patient Questionnaire responses are less than 100. N/A is shown where the base number of responses is less than 10 during the period. % is calculated as Quantity/Base number*100

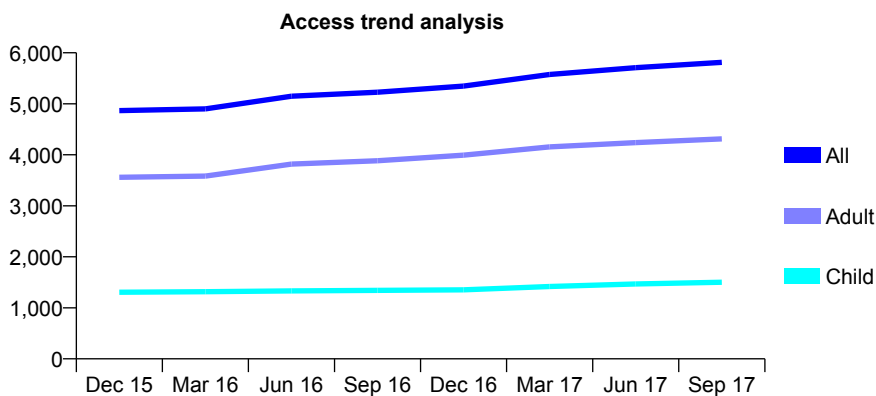
Q63 - Vital Signs At a Glance Contract Report for 262803/0003 - September 2017

Name or company name	MR SA BUTT
Contract type name	GDS Contract
Purpose of contract	General
Contract start date	01/04/2006
Contract end date	

17/18 Contracted general activity (UDA)	23,400
Carry forward general activity (UDA)	0
17/18 Contracted orthodontic activity (UOA)	0
Carry forward orthodontic activity (UOA)	0
Baseline contract value	£703,257.68

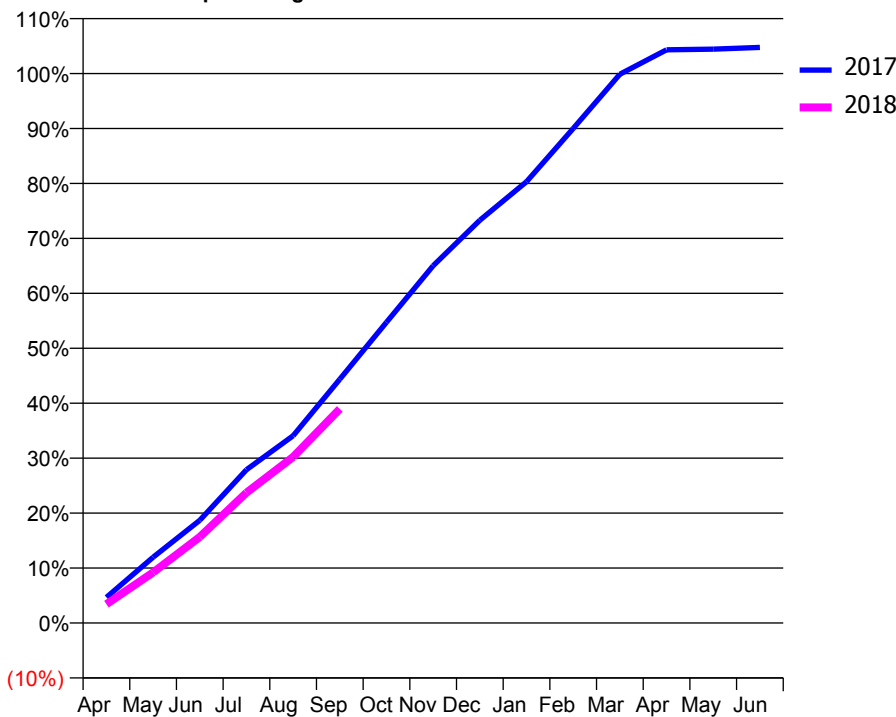
ACCESS*

Patients seen in 24 months	Total	Change since previous quarter
Quarter ending September 2016	5,227	
Quarter ending December 2016	5,348	↑
Quarter ending March 2017	5,574	↑
Quarter ending June 2017	5,709	↑
Quarter ending September 2017	5,814	→
Variance since September 2016	11.2%	↑



ACTIVITY

Cumulative percentage of contracted UDA delivered 2017 & 2018



Month	Adjusted Scheduled Activity (UDA)	
	2017	2018
April	946	804
May	2,432	2,155
June	3,793	3,663
July	5,663	5,551
August	6,921	7,071
September	9,009	9,118
October	11,113	
November	13,200	
December	14,877	
January	16,306	
February	18,268	
March	20,272	
April	21,175	
May	21,202	
June	21,262	

QUALITY

	Quantity	Base Number	Contract	AT	Region	England
% of FP17s for the same patient ID Re-attending within 3 months - Children	104	1,046	9.9%	9.8%	11.2%	11.9%
% of FP17s for the same patient ID Re-attending within 3 months - Adults	577	2,745	21.0%	15.2%	16.6%	15.9%
% of FP17s for the same patient ID Re-attending between 3 & 9 months - Children	510	1,046	48.8%	47.7%	47.0%	58.1%
% of FP17s for the same patient ID Re-attending between 3 & 9 months - Adults	999	2,745	36.4%	38.2%	38.2%	50.6%
% of FP17s for Band 1 Urgent Courses	485	3,223	15.0%	10.0%	10.6%	9.1%
% of FP17s Relating to Free Repair or Replacements	14	3,223	0.4%	0.6%	0.6%	0.8%
% of FP17s Relating to Continuations	25	3,223	0.8%	0.9%	0.8%	1.1%
% of Patients satisfied with the dentistry they have received	6	6	N/A	89.8%	89.2%	91.4%
% of Patients satisfied with the time they had to wait for an appointment	6	6	N/A	86.1%	83.4%	87.7%

* This is based on patients treated on this contract for their most recent course of treatment. Figures in italics indicate the base number of FP17s or Patient Questionnaire responses are less than 100. N/A is shown where the base number of responses is less than 10 during the period. % is calculated as Quantity/Base number*100

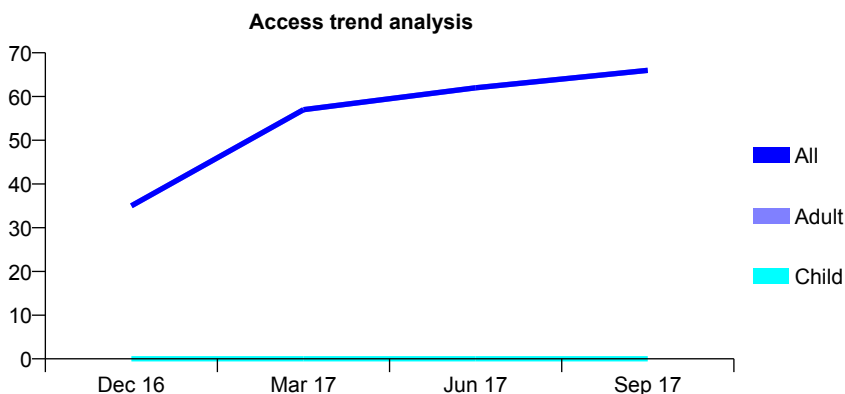
Q63 - Vital Signs At a Glance Contract Report for 262803/0006 - September 2017

Name or company name	MR SA BUTT
Contract type name	PDS Contract
Purpose of contract	General
Contract start date	01/06/2013
Contract end date	30/11/2017

17/18 Contracted general activity (UDA)	200
Carry forward general activity (UDA)	0
17/18 Contracted orthodontic activity (UOA)	0
Carry forward orthodontic activity (UOA)	0
Baseline contract value	£11,009.36

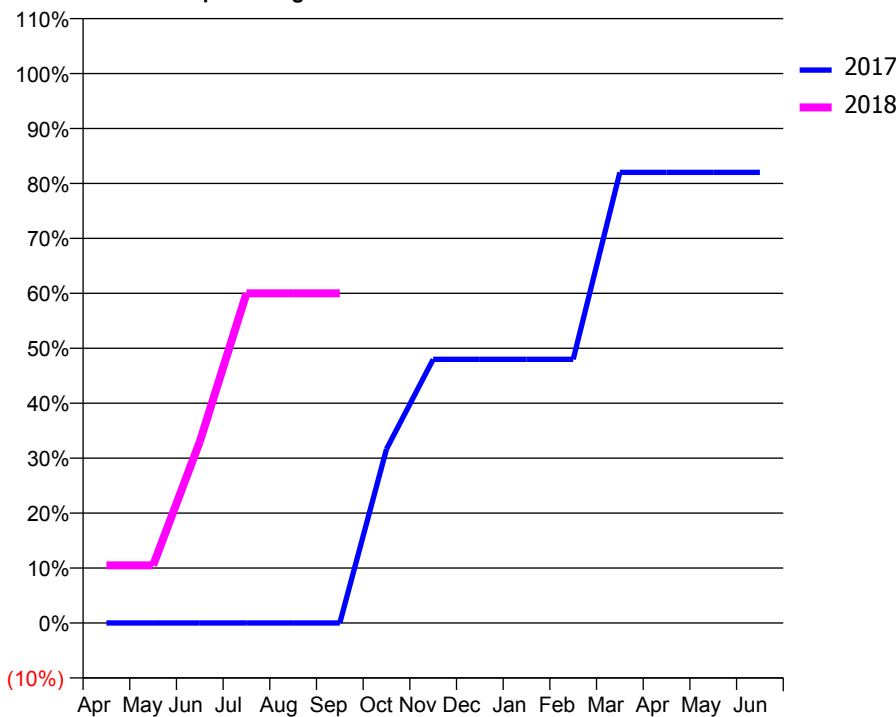
ACCESS*

Patients seen in 24 months	Total	Change since previous quarter
Quarter ending September 2016	0	
Quarter ending December 2016	35	↑
Quarter ending March 2017	57	↑
Quarter ending June 2017	62	↑
Quarter ending September 2017	66	↑
Variance since September 2016	N/A	



ACTIVITY

Cumulative percentage of contracted UDA delivered 2017 & 2018



Month	Adjusted Scheduled Activity (UDA)	
	2017	2018
April	0	21
May	0	21
June	0	66
July	0	120
August	0	120
September	0	120
October	95	
November	144	
December	144	
January	144	
February	144	
March	246	
April	246	
May	246	
June	246	

QUALITY

	Quantity	Base Number	Contract	AT	Region	England
% of FP17s for the same patient ID Re-attending within 3 months - Children	0	0	N/A	9.8%	11.2%	11.9%
% of FP17s for the same patient ID Re-attending within 3 months - Adults	0	40	0.0%	15.2%	16.6%	15.9%
% of FP17s for the same patient ID Re-attending between 3 & 9 months - Children	0	0	N/A	47.7%	47.0%	58.1%
% of FP17s for the same patient ID Re-attending between 3 & 9 months - Adults	0	40	0.0%	38.2%	38.2%	50.6%
% of FP17s for Band 1 Urgent Courses	0	40	0.0%	10.0%	10.6%	9.1%
% of FP17s Relating to Free Repair or Replacements	0	40	0.0%	0.6%	0.6%	0.8%
% of FP17s Relating to Continuations	0	40	0.0%	0.9%	0.8%	1.1%
% of Patients satisfied with the dentistry they have received	1	1	N/A	89.8%	89.2%	91.4%
% of Patients satisfied with the time they had to wait for an appointment	1	1	N/A	86.1%	83.4%	87.7%

* This is based on patients treated on this contract for their most recent course of treatment. Figures in italics indicate the base number of FP17s or Patient Questionnaire responses are less than 100. N/A is shown where the base number of responses is less than 10 during the period. % is calculated as Quantity/Base number*100

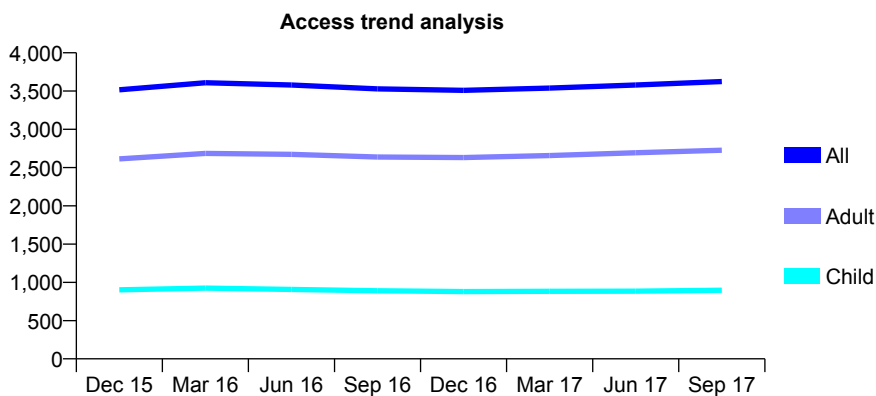
Q63 - Vital Signs At a Glance Contract Report for 263850/0001 - September 2017

Name or company name	MR SG JOHN
Contract type name	GDS Contract
Purpose of contract	General
Contract start date	01/04/2006
Contract end date	

17/18 Contracted general activity (UDA)	9,242
Carry forward general activity (UDA)	285
17/18 Contracted orthodontic activity (UOA)	0
Carry forward orthodontic activity (UOA)	0
Baseline contract value	£291,225.65

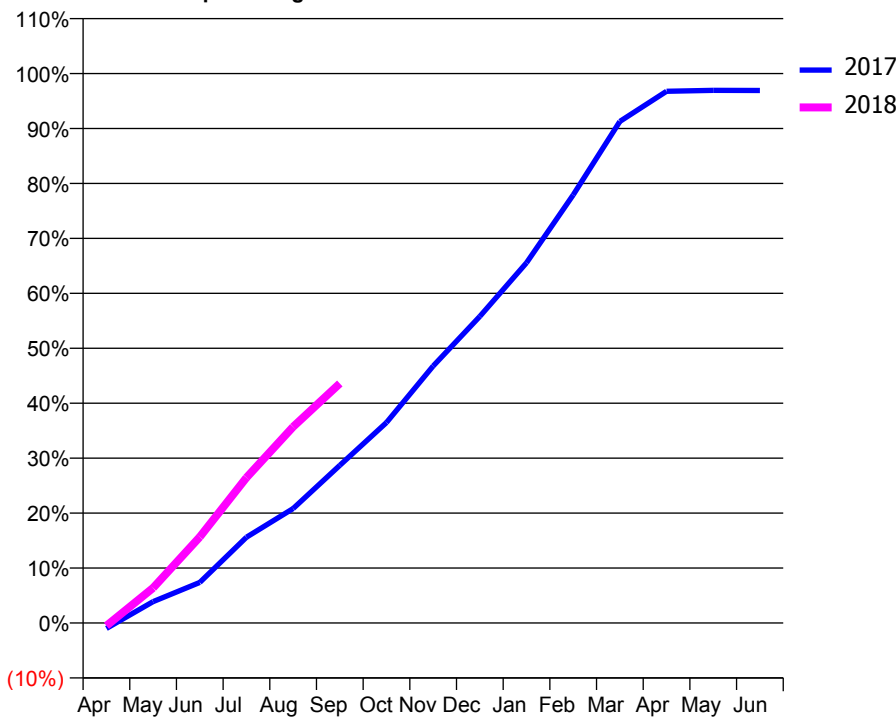
ACCESS*

Patients seen in 24 months	Total	Change since previous quarter
Quarter ending September 2016	3,528	
Quarter ending December 2016	3,510	→
Quarter ending March 2017	3,539	→
Quarter ending June 2017	3,579	→
Quarter ending September 2017	3,624	→
Variance since September 2016	2.7%	↑



ACTIVITY

Cumulative percentage of contracted UDA delivered 2017 & 2018



Month	Adjusted Scheduled Activity (UDA)	
	2017	2018
April	-93	-49
May	360	590
June	682	1,447
July	1,443	2,446
August	1,925	3,300
September	2,653	4,029
October	3,372	
November	4,323	
December	5,158	
January	6,060	
February	7,201	
March	8,437	
April	8,944	
May	8,958	
June	8,957	

QUALITY

	Quantity	Base Number	Contract	AT	Region	England
% of FP17s for the same patient ID Re-attending within 3 months - Children	19	431	4.4%	9.8%	11.2%	11.9%
% of FP17s for the same patient ID Re-attending within 3 months - Adults	120	1,350	8.9%	15.2%	16.6%	15.9%
% of FP17s for the same patient ID Re-attending between 3 & 9 months - Children	124	431	28.8%	47.7%	47.0%	58.1%
% of FP17s for the same patient ID Re-attending between 3 & 9 months - Adults	467	1,350	34.6%	38.2%	38.2%	50.6%
% of FP17s for Band 1 Urgent Courses	88	1,342	6.6%	10.0%	10.6%	9.1%
% of FP17s Relating to Free Repair or Replacements	2	1,342	0.1%	0.6%	0.6%	0.8%
% of FP17s Relating to Continuations	7	1,342	0.5%	0.9%	0.8%	1.1%
% of Patients satisfied with the dentistry they have received	5	5	N/A	89.8%	89.2%	91.4%
% of Patients satisfied with the time they had to wait for an appointment	3	5	N/A	86.1%	83.4%	87.7%

* This is based on patients treated on this contract for their most recent course of treatment. Figures in italics indicate the base number of FP17s or Patient Questionnaire responses are less than 100. N/A is shown where the base number of responses is less than 10 during the period. % is calculated as Quantity/Base number*100

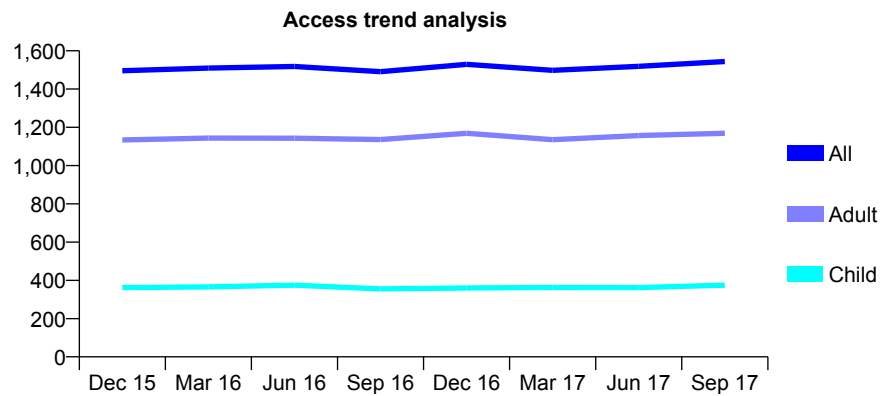
Q63 - Vital Signs At a Glance Contract Report for 264296/0001 - September 2017

Name or company name	MR RD VAZIRI
Contract type name	GDS Contract
Purpose of contract	General
Contract start date	01/04/2006
Contract end date	

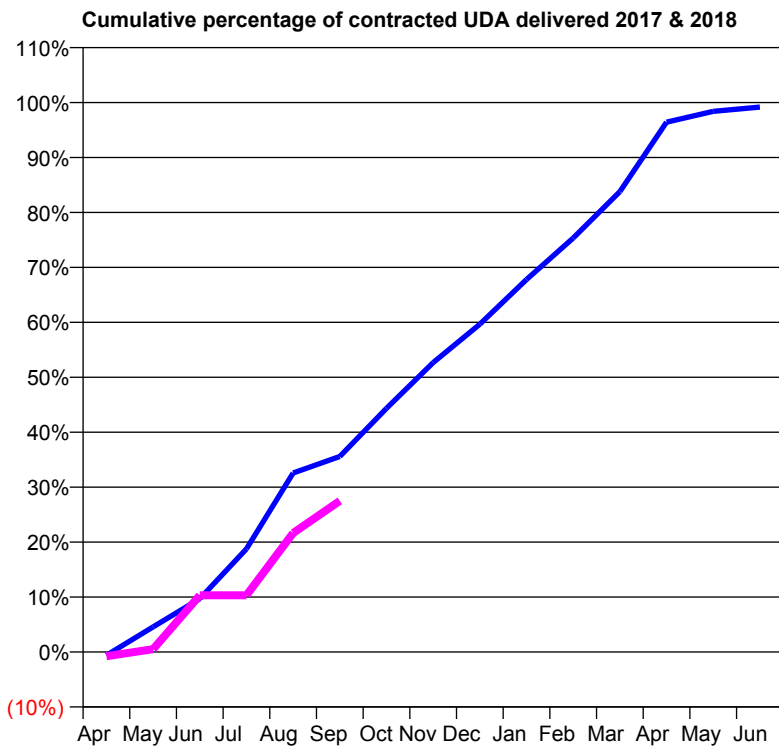
17/18 Contracted general activity (UDA)	4,996
Carry forward general activity (UDA)	41
17/18 Contracted orthodontic activity (UOA)	0
Carry forward orthodontic activity (UOA)	0
Baseline contract value	£147,914.78

ACCESS*

Patients seen in 24 months	Total	Change since previous quarter
Quarter ending September 2016	1,491	
Quarter ending December 2016	1,529	↑
Quarter ending March 2017	1,498	↓
Quarter ending June 2017	1,519	→
Quarter ending September 2017	1,544	→
Variance since September 2016	3.6%	↑



ACTIVITY



Month	Adjusted Scheduled Activity (UDA)	
	2017	2018
April	-30	-40
May	229	26
June	484	516
July	937	516
August	1,628	1,082
September	1,778	1,374
October	2,215	
November	2,632	
December	2,981	
January	3,387	
February	3,764	
March	4,185	
April	4,817	
May	4,916	
June	4,955	

QUALITY

	Quantity	Base Number	Contract	AT	Region	England
% of FP17s for the same patient ID Re-attending within 3 months - Children	10	156	6.4%	9.8%	11.2%	11.9%
% of FP17s for the same patient ID Re-attending within 3 months - Adults	38	413	9.2%	15.2%	16.6%	15.9%
% of FP17s for the same patient ID Re-attending between 3 & 9 months - Children	31	156	19.9%	47.7%	47.0%	58.1%
% of FP17s for the same patient ID Re-attending between 3 & 9 months - Adults	70	413	16.9%	38.2%	38.2%	50.6%
% of FP17s for Band 1 Urgent Courses	85	438	19.4%	10.0%	10.6%	9.1%
% of FP17s Relating to Free Repair or Replacements	1	438	0.2%	0.6%	0.6%	0.8%
% of FP17s Relating to Continuations	4	438	0.9%	0.9%	0.8%	1.1%
% of Patients satisfied with the dentistry they have received	1	1	N/A	89.8%	89.2%	91.4%
% of Patients satisfied with the time they had to wait for an appointment	1	1	N/A	86.1%	83.4%	87.7%

* This is based on patients treated on this contract for their most recent course of treatment. Figures in italics indicate the base number of FP17s or Patient Questionnaire responses are less than 100. N/A is shown where the base number of responses is less than 10 during the period. % is calculated as Quantity/Base number*100

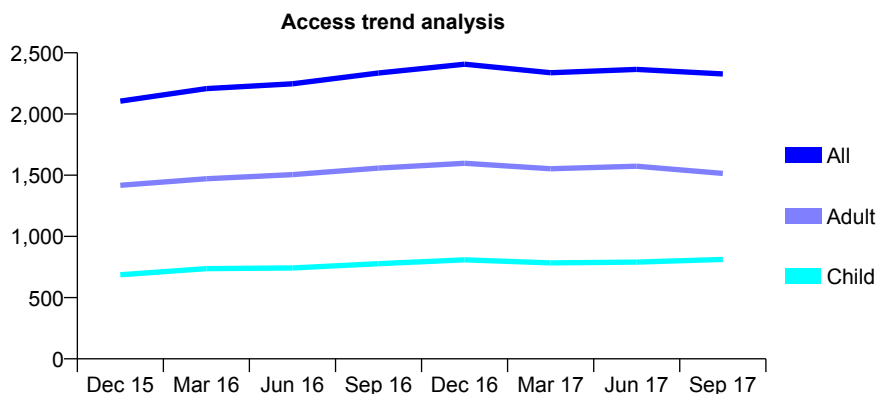
Q63 - Vital Signs At a Glance Contract Report for 264636/0002 - September 2017

Name or company name	MR O DADASHIAN
Contract type name	GDS Contract
Purpose of contract	General
Contract start date	01/04/2011
Contract end date	

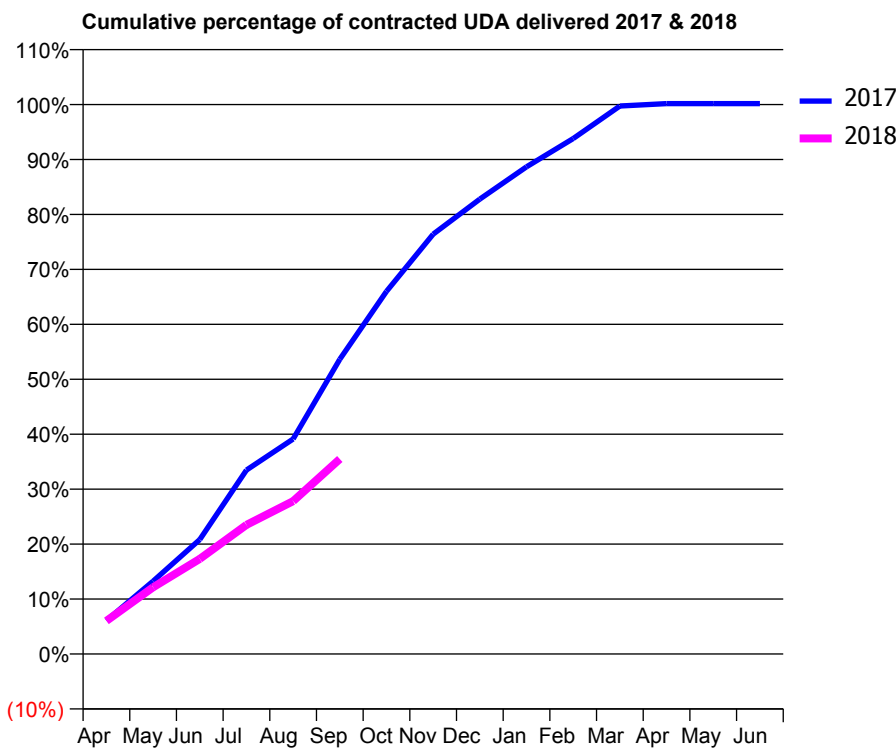
17/18 Contracted general activity (UDA)	6,020
Carry forward general activity (UDA)	-10
17/18 Contracted orthodontic activity (UOA)	0
Carry forward orthodontic activity (UOA)	0
Baseline contract value	£175,311.10

ACCESS*

Patients seen in 24 months	Total	Change since previous quarter
Quarter ending September 2016	2,335	
Quarter ending December 2016	2,407	↑
Quarter ending March 2017	2,337	↓
Quarter ending June 2017	2,364	→
Quarter ending September 2017	2,327	↓
Variance since September 2016	(0.3%)	→



ACTIVITY



Month	Adjusted Scheduled Activity (UDA)	
	2017	2018
April	367	363
May	799	731
June	1,255	1,043
July	2,015	1,414
August	2,355	1,675
September	3,229	2,137
October	3,973	
November	4,599	
December	4,984	
January	5,337	
February	5,646	
March	6,004	
April	6,030	
May	6,030	
June	6,030	

QUALITY

	Quantity	Base Number	Contract	AT	Region	England
% of FP17s for the same patient ID Re-attending within 3 months - Children	36	414	8.7%	9.8%	11.2%	11.9%
% of FP17s for the same patient ID Re-attending within 3 months - Adults	92	640	14.4%	15.2%	16.6%	15.9%
% of FP17s for the same patient ID Re-attending between 3 & 9 months - Children	130	414	31.4%	47.7%	47.0%	58.1%
% of FP17s for the same patient ID Re-attending between 3 & 9 months - Adults	204	640	31.9%	38.2%	38.2%	50.6%
% of FP17s for Band 1 Urgent Courses	124	1,050	11.8%	10.0%	10.6%	9.1%
% of FP17s Relating to Free Repair or Replacements	1	1,050	0.1%	0.6%	0.6%	0.8%
% of FP17s Relating to Continuations	3	1,050	0.3%	0.9%	0.8%	1.1%
% of Patients satisfied with the dentistry they have received	3	3	N/A	89.8%	89.2%	91.4%
% of Patients satisfied with the time they had to wait for an appointment	1	3	N/A	86.1%	83.4%	87.7%

* This is based on patients treated on this contract for their most recent course of treatment. Figures in italics indicate the base number of FP17s or Patient Questionnaire responses are less than 100. N/A is shown where the base number of responses is less than 10 during the period. % is calculated as Quantity/Base number*100

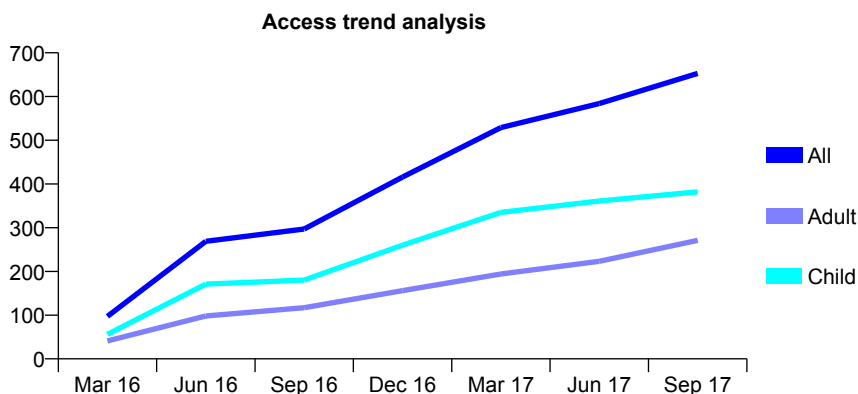
Q63 - Vital Signs At a Glance Contract Report for 264636/0003 - September 2017

Name or company name	MR O DADASHIAN
Contract type name	GDS Contract
Purpose of contract	General
Contract start date	01/11/2015
Contract end date	

17/18 Contracted general activity (UDA)	1,585
Carry forward general activity (UDA)	0
17/18 Contracted orthodontic activity (UOA)	0
Carry forward orthodontic activity (UOA)	0
Baseline contract value	£32,825.86

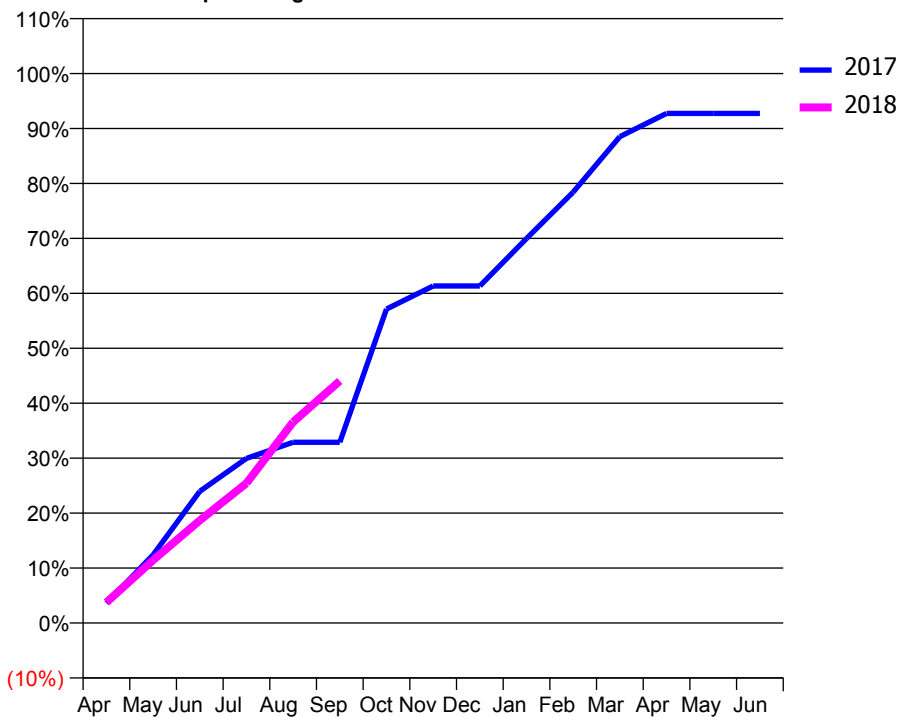
ACCESS*

Patients seen in 24 months	Total	Change since previous quarter
Quarter ending September 2016	297	
Quarter ending December 2016	416	↑
Quarter ending March 2017	529	↑
Quarter ending June 2017	584	↑
Quarter ending September 2017	653	↑
Variance since September 2016	119.9%	↑



ACTIVITY

Cumulative percentage of contracted UDA delivered 2017 & 2018



Month	Adjusted Scheduled Activity (UDA)	
	2017	2018
April	57	59
May	197	181
June	380	296
July	475	403
August	521	580
September	521	698
October	906	
November	972	
December	972	
January	1,109	
February	1,243	
March	1,403	
April	1,470	
May	1,470	
June	1,470	

QUALITY

	Quantity	Base Number	Contract	AT	Region	England
% of FP17s for the same patient ID Re-attending within 3 months - Children	9	224	4.0%	9.8%	11.2%	11.9%
% of FP17s for the same patient ID Re-attending within 3 months - Adults	20	144	13.9%	15.2%	16.6%	15.9%
% of FP17s for the same patient ID Re-attending between 3 & 9 months - Children	100	224	44.6%	47.7%	47.0%	58.1%
% of FP17s for the same patient ID Re-attending between 3 & 9 months - Adults	39	144	27.1%	38.2%	38.2%	50.6%
% of FP17s for Band 1 Urgent Courses	26	343	7.6%	10.0%	10.6%	9.1%
% of FP17s Relating to Free Repair or Replacements	0	343	0.0%	0.6%	0.6%	0.8%
% of FP17s Relating to Continuations	0	343	0.0%	0.9%	0.8%	1.1%
% of Patients satisfied with the dentistry they have received	1	1	N/A	89.8%	89.2%	91.4%
% of Patients satisfied with the time they had to wait for an appointment	1	1	N/A	86.1%	83.4%	87.7%

* This is based on patients treated on this contract for their most recent course of treatment. Figures in italics indicate the base number of FP17s or Patient Questionnaire responses are less than 100. N/A is shown where the base number of responses is less than 10 during the period. % is calculated as Quantity/Base number*100

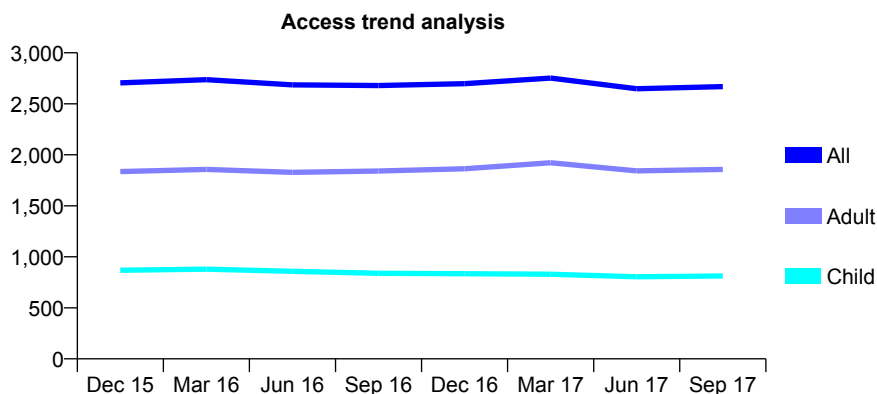
Q63 - Vital Signs At a Glance Contract Report for 271500/0001 - September 2017

Name or company name	MR P MAZAHERI
Contract type name	GDS Contract
Purpose of contract	General
Contract start date	01/04/2006
Contract end date	

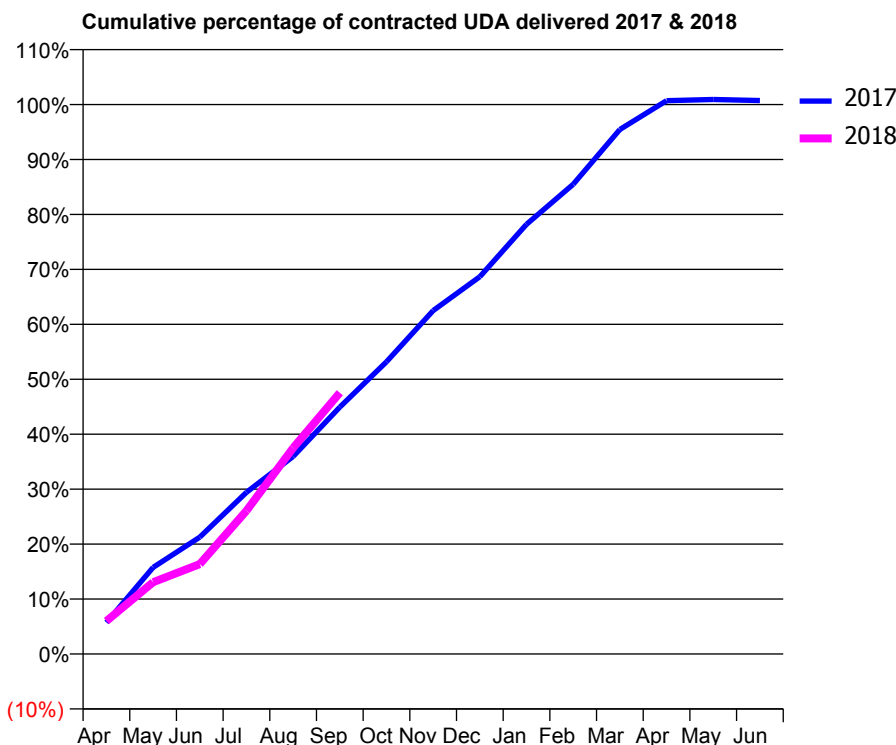
17/18 Contracted general activity (UDA)	6,109
Carry forward general activity (UDA)	-44
17/18 Contracted orthodontic activity (UOA)	0
Carry forward orthodontic activity (UOA)	0
Baseline contract value	£183,757.32

ACCESS*

Patients seen in 24 months	Total	Change since previous quarter
Quarter ending September 2016	2,679	
Quarter ending December 2016	2,698	→
Quarter ending March 2017	2,752	↑
Quarter ending June 2017	2,648	↓
Quarter ending September 2017	2,669	→
Variance since September 2016	(0.4%)	→



ACTIVITY



Month	Adjusted Scheduled Activity (UDA)	
	2017	2018
April	351	367
May	962	798
June	1,300	999
July	1,797	1,594
August	2,196	2,291
September	2,745	2,904
October	3,248	
November	3,818	
December	4,194	
January	4,777	
February	5,222	
March	5,831	
April	6,152	
May	6,165	
June	6,153	

QUALITY

	Quantity	Base Number	Contract	AT	Region	England
% of FP17s for the same patient ID Re-attending within 3 months - Children	21	581	3.6%	9.8%	11.2%	11.9%
% of FP17s for the same patient ID Re-attending within 3 months - Adults	140	975	14.4%	15.2%	16.6%	15.9%
% of FP17s for the same patient ID Re-attending between 3 & 9 months - Children	338	581	58.2%	47.7%	47.0%	58.1%
% of FP17s for the same patient ID Re-attending between 3 & 9 months - Adults	325	975	33.3%	38.2%	38.2%	50.6%
% of FP17s for Band 1 Urgent Courses	92	1,424	6.5%	10.0%	10.6%	9.1%
% of FP17s Relating to Free Repair or Replacements	7	1,424	0.5%	0.6%	0.6%	0.8%
% of FP17s Relating to Continuations	6	1,424	0.4%	0.9%	0.8%	1.1%
% of Patients satisfied with the dentistry they have received	1	1	N/A	89.8%	89.2%	91.4%
% of Patients satisfied with the time they had to wait for an appointment	1	1	N/A	86.1%	83.4%	87.7%

* This is based on patients treated on this contract for their most recent course of treatment. Figures in italics indicate the base number of FP17s or Patient Questionnaire responses are less than 100. N/A is shown where the base number of responses is less than 10 during the period. % is calculated as Quantity/Base number*100

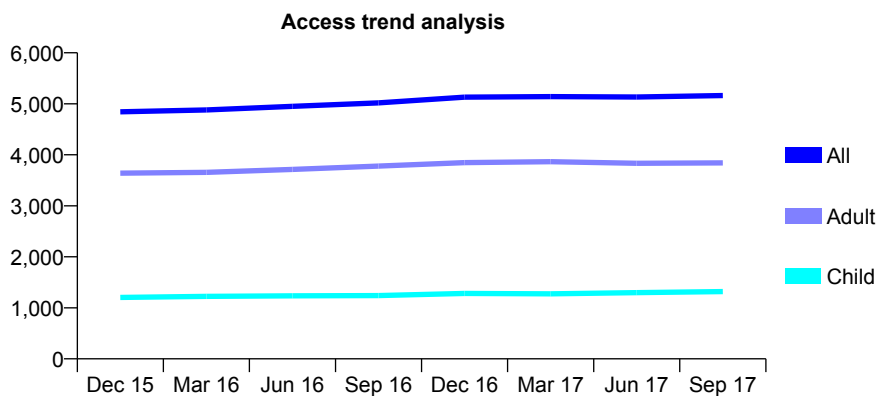
Q63 - Vital Signs At a Glance Contract Report for 272833/0001 - September 2017

Name or company name	MR D GOVINDASAMI
Contract type name	GDS Contract
Purpose of contract	General
Contract start date	01/04/2006
Contract end date	

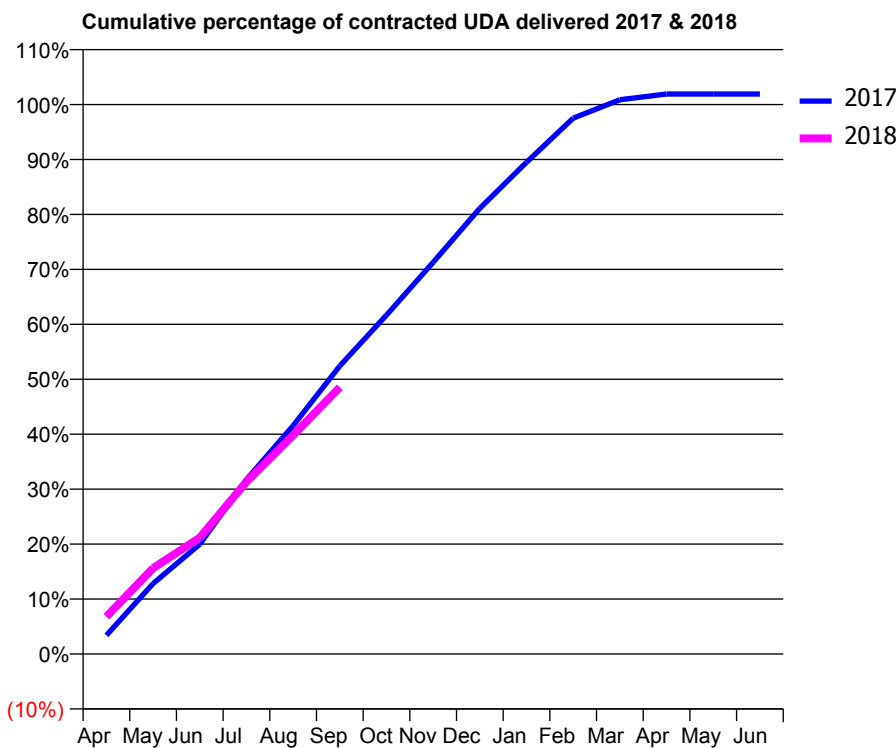
17/18 Contracted general activity (UDA)	11,557
Carry forward general activity (UDA)	-221
17/18 Contracted orthodontic activity (UOA)	0
Carry forward orthodontic activity (UOA)	0
Baseline contract value	£282,822.98

ACCESS*

Patients seen in 24 months	Total	Change since previous quarter
Quarter ending September 2016	5,018	
Quarter ending December 2016	5,131	↑
Quarter ending March 2017	5,140	→
Quarter ending June 2017	5,134	→
Quarter ending September 2017	5,161	→
Variance since September 2016	2.8%	↑



ACTIVITY



Month	Adjusted Scheduled Activity (UDA)	
	2017	2018
April	395	788
May	1,482	1,806
June	2,308	2,448
July	3,670	3,621
August	4,803	4,601
September	6,058	5,609
October	7,128	
November	8,239	
December	9,374	
January	10,341	
February	11,269	
March	11,656	
April	11,778	
May	11,778	
June	11,778	

QUALITY

	Quantity	Base Number	Contract	AT	Region	England
% of FP17s for the same patient ID Re-attending within 3 months - Children	60	1,051	5.7%	9.8%	11.2%	11.9%
% of FP17s for the same patient ID Re-attending within 3 months - Adults	265	2,577	10.3%	15.2%	16.6%	15.9%
% of FP17s for the same patient ID Re-attending between 3 & 9 months - Children	640	1,051	60.9%	47.7%	47.0%	58.1%
% of FP17s for the same patient ID Re-attending between 3 & 9 months - Adults	1,482	2,577	57.5%	38.2%	38.2%	50.6%
% of FP17s for Band 1 Urgent Courses	162	3,180	5.1%	10.0%	10.6%	9.1%
% of FP17s Relating to Free Repair or Replacements	44	3,180	1.4%	0.6%	0.6%	0.8%
% of FP17s Relating to Continuations	20	3,180	0.6%	0.9%	0.8%	1.1%
% of Patients satisfied with the dentistry they have received	7	7	N/A	89.8%	89.2%	91.4%
% of Patients satisfied with the time they had to wait for an appointment	7	7	N/A	86.1%	83.4%	87.7%

* This is based on patients treated on this contract for their most recent course of treatment. Figures in italics indicate the base number of FP17s or Patient Questionnaire responses are less than 100. N/A is shown where the base number of responses is less than 10 during the period. % is calculated as Quantity/Base number*100

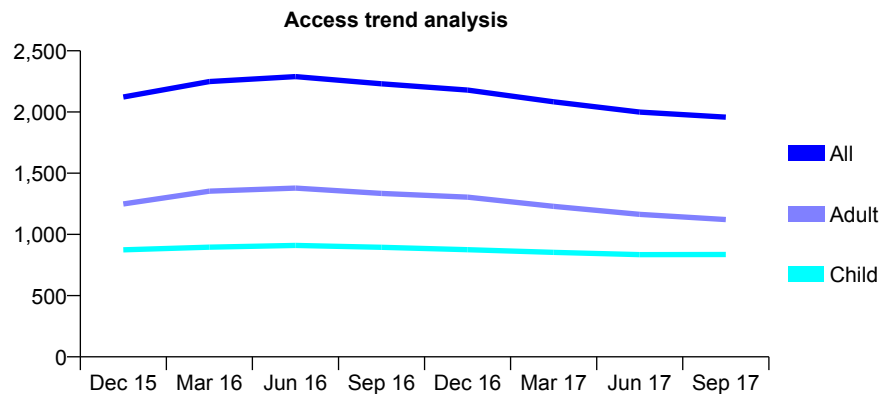
Q63 - Vital Signs At a Glance Contract Report for 273740/0003 - September 2017

Name or company name	MR J PATEL
Contract type name	GDS Contract
Purpose of contract	General and Orthodontic
Contract start date	01/10/2013
Contract end date	

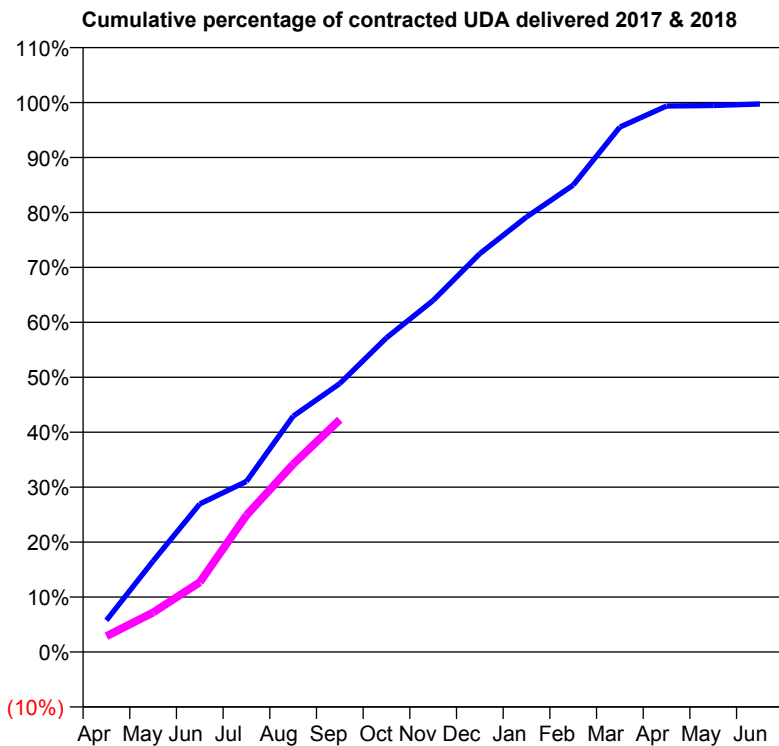
17/18 Contracted general activity (UDA)	4,500
Carry forward general activity (UDA)	0
17/18 Contracted orthodontic activity (UOA)	750
Carry forward orthodontic activity (UOA)	0
Baseline contract value	£152,113.45

ACCESS*

Patients seen in 24 months	Total	Change since previous quarter
Quarter ending September 2016	2,230	
Quarter ending December 2016	2,179	↓
Quarter ending March 2017	2,083	↓
Quarter ending June 2017	1,999	↓
Quarter ending September 2017	1,958	↓
Variance since September 2016	(12.2%)	↓



ACTIVITY



Month	Adjusted Scheduled Activity (UDA)	
	2017	2018
April	260	129
May	746	324
June	1,212	571
July	1,397	1,120
August	1,931	1,538
September	2,199	1,903
October	2,574	
November	2,879	
December	3,262	
January	3,562	
February	3,823	
March	4,298	
April	4,471	
May	4,476	
June	4,488	

QUALITY

	Quantity	Base Number	Contract	AT	Region	England
% of FP17s for the same patient ID Re-attending within 3 months - Children	87	591	14.7%	9.8%	11.2%	11.9%
% of FP17s for the same patient ID Re-attending within 3 months - Adults	70	506	13.8%	15.2%	16.6%	15.9%
% of FP17s for the same patient ID Re-attending between 3 & 9 months - Children	268	591	45.3%	47.7%	47.0%	58.1%
% of FP17s for the same patient ID Re-attending between 3 & 9 months - Adults	188	506	37.2%	38.2%	38.2%	50.6%
% of FP17s for Band 1 Urgent Courses	77	961	8.0%	10.0%	10.6%	9.1%
% of FP17s Relating to Free Repair or Replacements	9	961	0.9%	0.6%	0.6%	0.8%
% of FP17s Relating to Continuations	29	961	3.0%	0.9%	0.8%	1.1%
% of Patients satisfied with the dentistry they have received	3	3	N/A	89.8%	89.2%	91.4%
% of Patients satisfied with the time they had to wait for an appointment	3	3	N/A	86.1%	83.4%	87.7%

* This is based on patients treated on this contract for their most recent course of treatment. Figures in italics indicate the base number of FP17s or Patient Questionnaire responses are less than 100. N/A is shown where the base number of responses is less than 10 during the period. % is calculated as Quantity/Base number*100

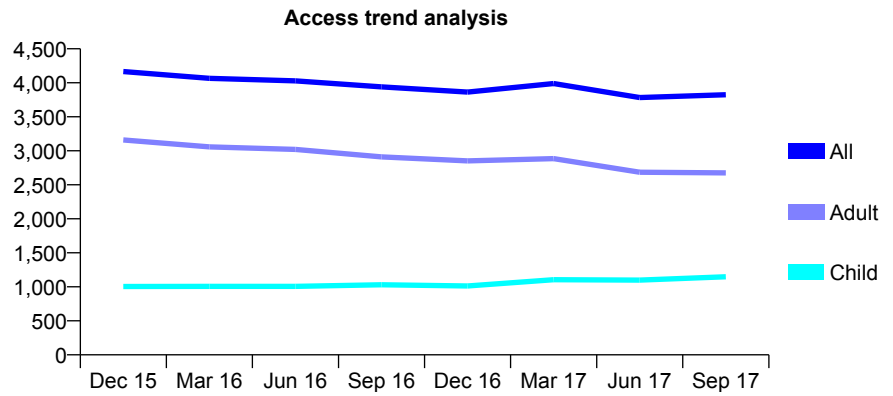
Q63 - Vital Signs At a Glance Contract Report for 274526/0001 - September 2017

Name or company name	MR DC O'CONNOR
Contract type name	GDS Contract
Purpose of contract	General
Contract start date	01/04/2006
Contract end date	

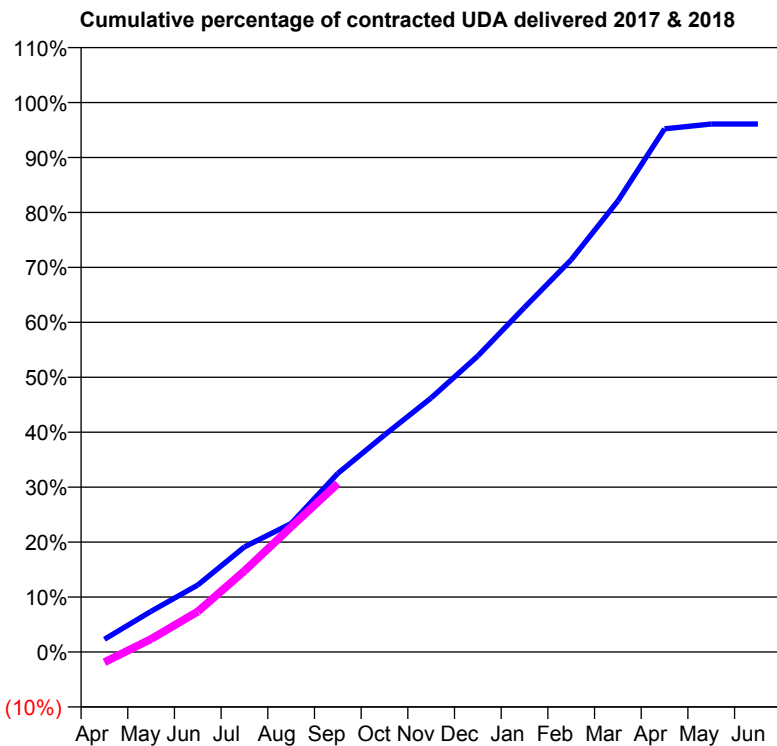
17/18 Contracted general activity (UDA)	13,409
Carry forward general activity (UDA)	526
17/18 Contracted orthodontic activity (UOA)	0
Carry forward orthodontic activity (UOA)	0
Baseline contract value	£426,091.94

ACCESS*

Patients seen in 24 months	Total	Change since previous quarter
Quarter ending September 2016	3,941	
Quarter ending December 2016	3,864	↓
Quarter ending March 2017	3,990	↑
Quarter ending June 2017	3,784	↓
Quarter ending September 2017	3,824	→
Variance since September 2016	(3.0%)	↓



ACTIVITY



Month	Adjusted Scheduled Activity (UDA)	
	2017	2018
April	311	-253
May	994	317
June	1,636	988
July	2,566	1,980
August	3,135	3,055
September	4,360	4,111
October	5,297	
November	6,202	
December	7,224	
January	8,411	
February	9,571	
March	11,005	
April	12,767	
May	12,883	
June	12,883	

QUALITY

	Quantity	Base Number	Contract	AT	Region	England
% of FP17s for the same patient ID Re-attending within 3 months - Children	58	785	7.4%	9.8%	11.2%	11.9%
% of FP17s for the same patient ID Re-attending within 3 months - Adults	227	1,520	14.9%	15.2%	16.6%	15.9%
% of FP17s for the same patient ID Re-attending between 3 & 9 months - Children	344	785	43.8%	47.7%	47.0%	58.1%
% of FP17s for the same patient ID Re-attending between 3 & 9 months - Adults	549	1,520	36.1%	38.2%	38.2%	50.6%
% of FP17s for Band 1 Urgent Courses	316	1,844	17.1%	10.0%	10.6%	9.1%
% of FP17s Relating to Free Repair or Replacements	3	1,844	0.2%	0.6%	0.6%	0.8%
% of FP17s Relating to Continuations	21	1,844	1.1%	0.9%	0.8%	1.1%
% of Patients satisfied with the dentistry they have received	2	2	N/A	89.8%	89.2%	91.4%
% of Patients satisfied with the time they had to wait for an appointment	2	2	N/A	86.1%	83.4%	87.7%

* This is based on patients treated on this contract for their most recent course of treatment. Figures in italics indicate the base number of FP17s or Patient Questionnaire responses are less than 100. N/A is shown where the base number of responses is less than 10 during the period. % is calculated as Quantity/Base number*100

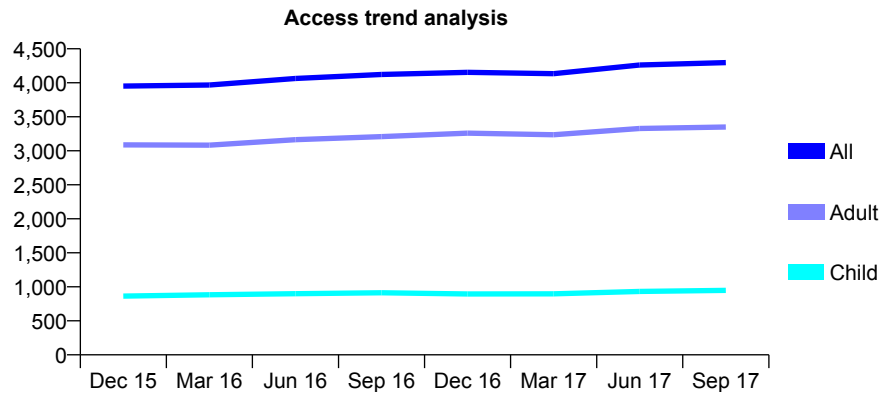
Q63 - Vital Signs At a Glance Contract Report for 276928/0001 - September 2017

Name or company name	MS T SINGH
Contract type name	GDS Contract
Purpose of contract	General
Contract start date	01/09/2013
Contract end date	

17/18 Contracted general activity (UDA)	17,743
Carry forward general activity (UDA)	472
17/18 Contracted orthodontic activity (UOA)	0
Carry forward orthodontic activity (UOA)	0
Baseline contract value	£497,507.64

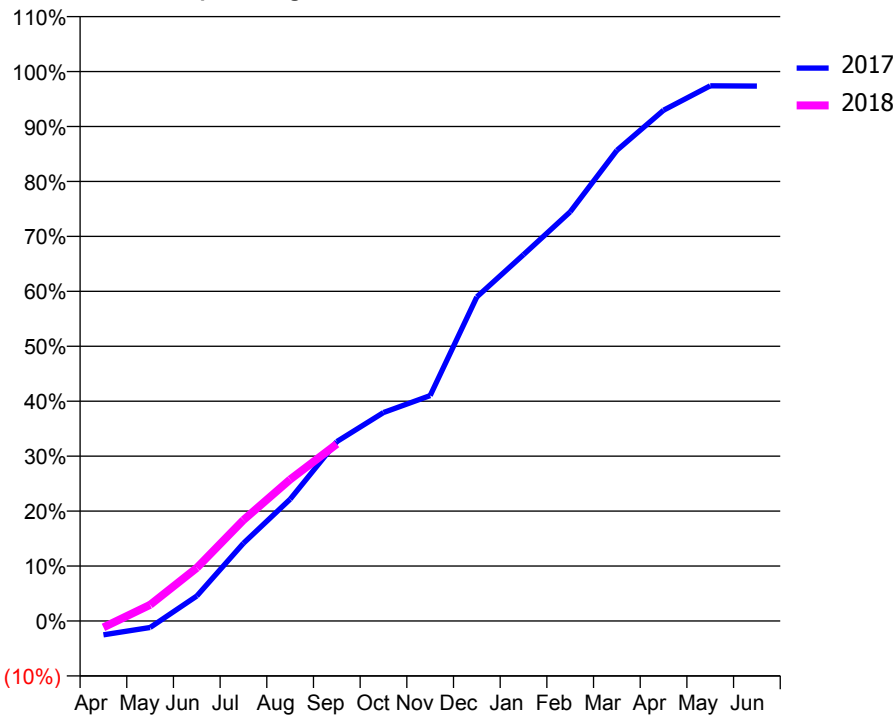
ACCESS*

Patients seen in 24 months	Total	Change since previous quarter
Quarter ending September 2016	4,122	
Quarter ending December 2016	4,154	→
Quarter ending March 2017	4,135	→
Quarter ending June 2017	4,261	↑
Quarter ending September 2017	4,298	→
Variance since September 2016	4.3%	↑



ACTIVITY

Cumulative percentage of contracted UDA delivered 2017 & 2018



Month	Adjusted Scheduled Activity (UDA)	
	2017	2018
April	-449	-209
May	-215	524
June	805	1,715
July	2,510	3,260
August	3,932	4,571
September	5,792	5,716
October	6,730	
November	7,280	
December	10,465	
January	11,832	
February	13,214	
March	15,195	
April	16,495	
May	17,283	
June	17,271	

QUALITY

	Quantity	Base Number	Contract	AT	Region	England
% of FP17s for the same patient ID Re-attending within 3 months - Children	54	613	8.8%	9.8%	11.2%	11.9%
% of FP17s for the same patient ID Re-attending within 3 months - Adults	414	2,026	20.4%	15.2%	16.6%	15.9%
% of FP17s for the same patient ID Re-attending between 3 & 9 months - Children	260	613	42.4%	47.7%	47.0%	58.1%
% of FP17s for the same patient ID Re-attending between 3 & 9 months - Adults	804	2,026	39.7%	38.2%	38.2%	50.6%
% of FP17s for Band 1 Urgent Courses	253	2,065	12.3%	10.0%	10.6%	9.1%
% of FP17s Relating to Free Repair or Replacements	49	2,065	2.4%	0.6%	0.6%	0.8%
% of FP17s Relating to Continuations	23	2,065	1.1%	0.9%	0.8%	1.1%
% of Patients satisfied with the dentistry they have received	6	6	N/A	89.8%	89.2%	91.4%
% of Patients satisfied with the time they had to wait for an appointment	6	6	N/A	86.1%	83.4%	87.7%

* This is based on patients treated on this contract for their most recent course of treatment. Figures in italics indicate the base number of FP17s or Patient Questionnaire responses are less than 100. N/A is shown where the base number of responses is less than 10 during the period. % is calculated as Quantity/Base number*100

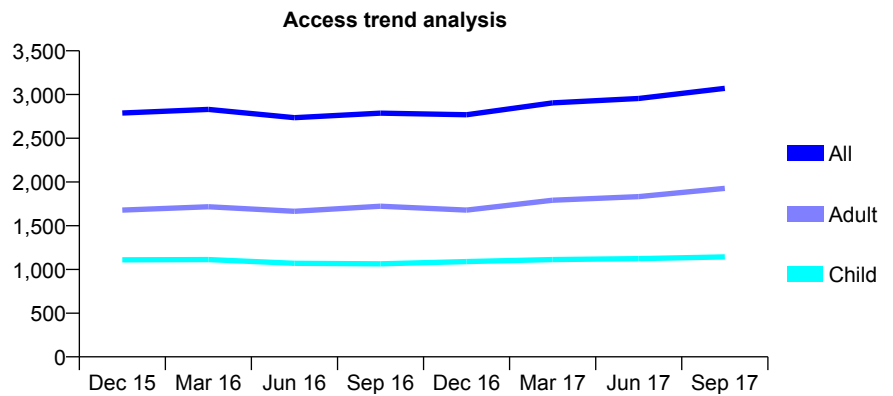
Q63 - Vital Signs At a Glance Contract Report for 280038/0001 - September 2017

Name or company name	MR M MOHSEN
Contract type name	GDS Contract
Purpose of contract	General
Contract start date	12/07/2008
Contract end date	

17/18 Contracted general activity (UDA)	7,200
Carry forward general activity (UDA)	-13
17/18 Contracted orthodontic activity (UOA)	0
Carry forward orthodontic activity (UOA)	0
Baseline contract value	£222,462.45

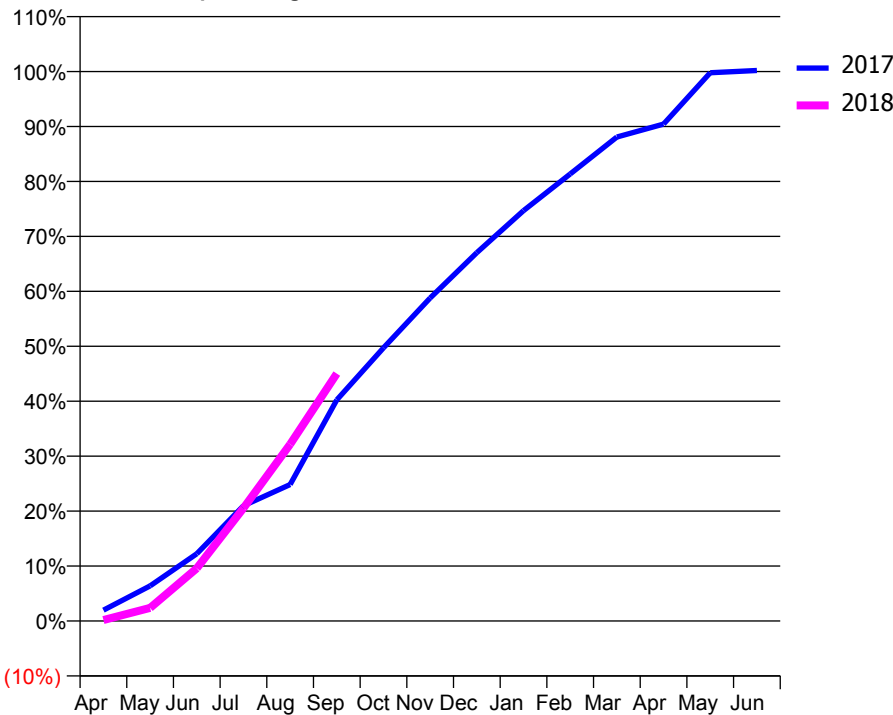
ACCESS*

Patients seen in 24 months	Total	Change since previous quarter
Quarter ending September 2016	2,787	
Quarter ending December 2016	2,768	→
Quarter ending March 2017	2,904	↑
Quarter ending June 2017	2,955	→
Quarter ending September 2017	3,070	↑
Variance since September 2016	10.2%	↑



ACTIVITY

Cumulative percentage of contracted UDA delivered 2017 & 2018



Month	Adjusted Scheduled Activity (UDA)	
	2017	2018
April	143	13
May	461	172
June	881	690
July	1,511	1,480
August	1,789	2,317
September	2,898	3,241
October	3,579	
November	4,233	
December	4,826	
January	5,377	
February	5,858	
March	6,341	
April	6,510	
May	7,184	
June	7,213	

QUALITY

	Quantity	Base Number	Contract	AT	Region	England
% of FP17s for the same patient ID Re-attending within 3 months - Children	37	679	5.4%	9.8%	11.2%	11.9%
% of FP17s for the same patient ID Re-attending within 3 months - Adults	89	992	9.0%	15.2%	16.6%	15.9%
% of FP17s for the same patient ID Re-attending between 3 & 9 months - Children	236	679	34.8%	47.7%	47.0%	58.1%
% of FP17s for the same patient ID Re-attending between 3 & 9 months - Adults	182	992	18.3%	38.2%	38.2%	50.6%
% of FP17s for Band 1 Urgent Courses	102	1,293	7.9%	10.0%	10.6%	9.1%
% of FP17s Relating to Free Repair or Replacements	4	1,293	0.3%	0.6%	0.6%	0.8%
% of FP17s Relating to Continuations	3	1,293	0.2%	0.9%	0.8%	1.1%
% of Patients satisfied with the dentistry they have received	3	3	N/A	89.8%	89.2%	91.4%
% of Patients satisfied with the time they had to wait for an appointment	2	3	N/A	86.1%	83.4%	87.7%

* This is based on patients treated on this contract for their most recent course of treatment. Figures in italics indicate the base number of FP17s or Patient Questionnaire responses are less than 100. N/A is shown where the base number of responses is less than 10 during the period. % is calculated as Quantity/Base number*100

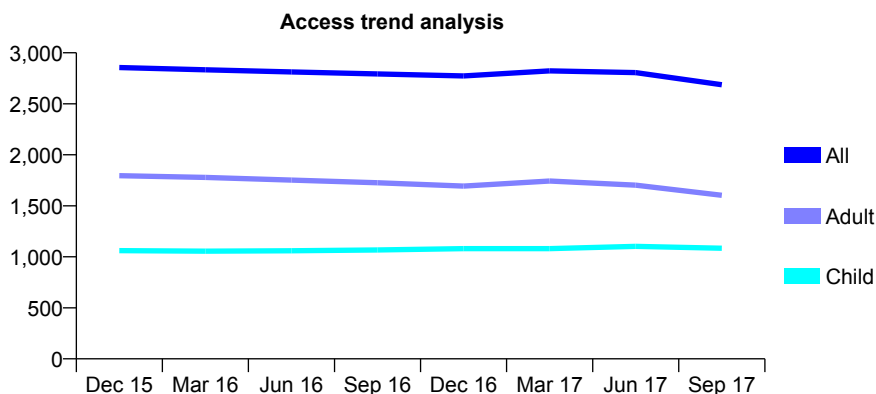
Q63 - Vital Signs At a Glance Contract Report for 283460/0002 - September 2017

Name or company name	MR S KAMYAB
Contract type name	GDS Contract
Purpose of contract	General
Contract start date	01/11/2008
Contract end date	

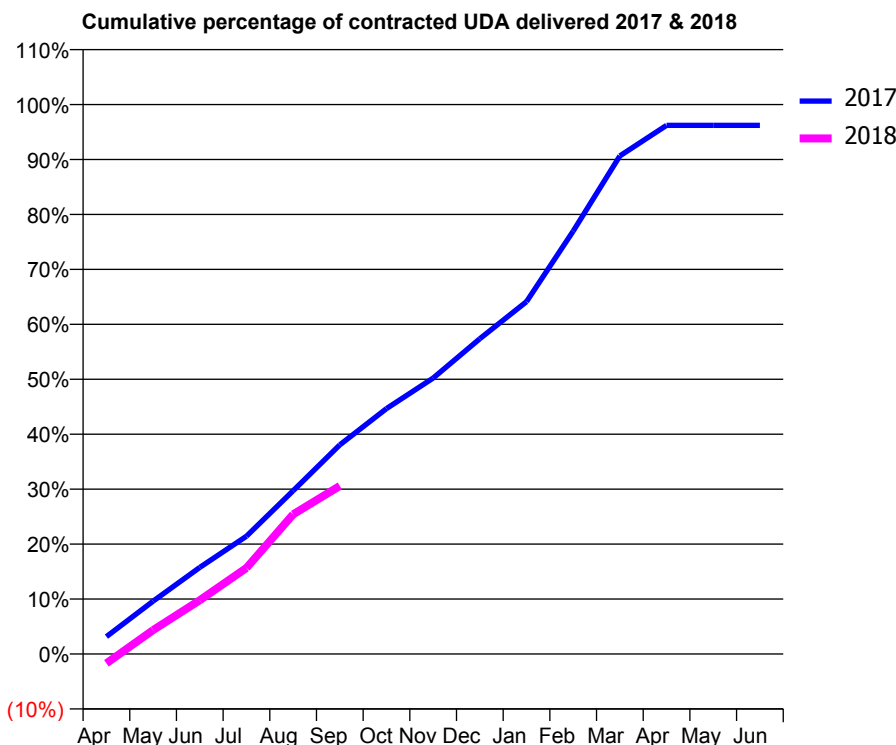
17/18 Contracted general activity (UDA)	11,565
Carry forward general activity (UDA)	439
17/18 Contracted orthodontic activity (UOA)	0
Carry forward orthodontic activity (UOA)	0
Baseline contract value	£342,660.93

ACCESS*

Patients seen in 24 months	Total	Change since previous quarter
Quarter ending September 2016	2,793	
Quarter ending December 2016	2,773	→
Quarter ending March 2017	2,823	→
Quarter ending June 2017	2,806	→
Quarter ending September 2017	2,687	↓
Variance since September 2016	(3.8%)	↓



ACTIVITY



Adjusted Scheduled Activity (UDA)		
Month	2017	2018
April	366	-197
May	1,112	504
June	1,823	1,132
July	2,481	1,812
August	3,438	2,940
September	4,402	3,536
October	5,167	
November	5,807	
December	6,636	
January	7,415	
February	8,900	
March	10,483	
April	11,125	
May	11,125	
June	11,126	

QUALITY

	Quantity	Base Number	Contract	AT	Region	England
% of FP17s for the same patient ID Re-attending within 3 months - Children	45	534	8.4%	9.8%	11.2%	11.9%
% of FP17s for the same patient ID Re-attending within 3 months - Adults	113	581	19.4%	15.2%	16.6%	15.9%
% of FP17s for the same patient ID Re-attending between 3 & 9 months - Children	161	534	30.1%	47.7%	47.0%	58.1%
% of FP17s for the same patient ID Re-attending between 3 & 9 months - Adults	145	581	25.0%	38.2%	38.2%	50.6%
% of FP17s for Band 1 Urgent Courses	122	1,004	12.2%	10.0%	10.6%	9.1%
% of FP17s Relating to Free Repair or Replacements	0	1,004	0.0%	0.6%	0.6%	0.8%
% of FP17s Relating to Continuations	16	1,004	1.6%	0.9%	0.8%	1.1%
% of Patients satisfied with the dentistry they have received	1	1	N/A	89.8%	89.2%	91.4%
% of Patients satisfied with the time they had to wait for an appointment	1	1	N/A	86.1%	83.4%	87.7%

* This is based on patients treated on this contract for their most recent course of treatment. Figures in italics indicate the base number of FP17s or Patient Questionnaire responses are less than 100. N/A is shown where the base number of responses is less than 10 during the period. % is calculated as Quantity/Base number*100

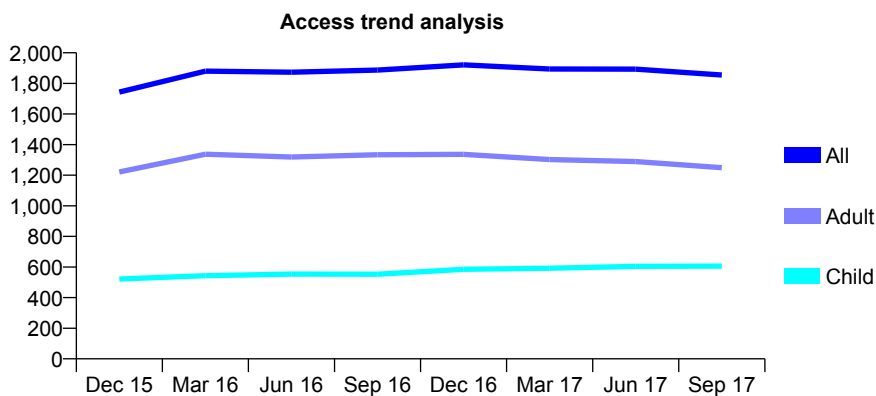
Q63 - Vital Signs At a Glance Contract Report for 283460/0004 - September 2017

Name or company name	MR S KAMYAB
Contract type name	GDS Contract
Purpose of contract	General
Contract start date	01/04/2011
Contract end date	

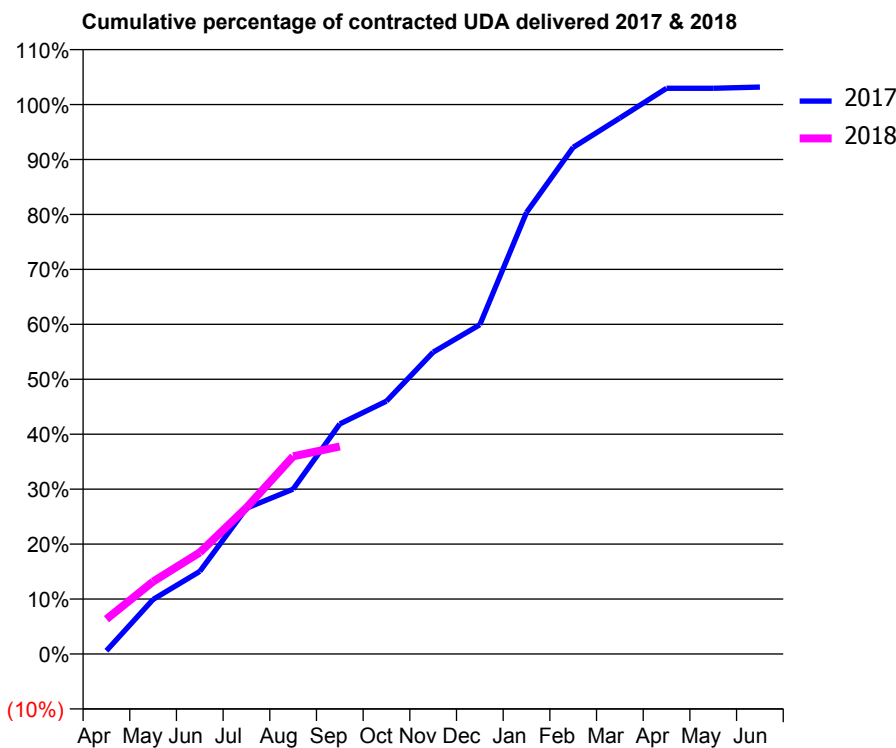
17/18 Contracted general activity (UDA)	6,095
Carry forward general activity (UDA)	-122
17/18 Contracted orthodontic activity (UOA)	0
Carry forward orthodontic activity (UOA)	0
Baseline contract value	£216,826.21

ACCESS*

Patients seen in 24 months	Total	Change since previous quarter
Quarter ending September 2016	1,887	
Quarter ending December 2016	1,921	→
Quarter ending March 2017	1,894	↓
Quarter ending June 2017	1,893	→
Quarter ending September 2017	1,855	↓
Variance since September 2016	(1.7%)	↓



ACTIVITY



Month	Adjusted Scheduled Activity (UDA)	
	2017	2018
April	36	386
May	606	805
June	916	1,126
July	1,618	1,624
August	1,829	2,192
September	2,551	2,302
October	2,805	
November	3,348	
December	3,652	
January	4,897	
February	5,619	
March	5,946	
April	6,275	
May	6,275	
June	6,288	

QUALITY

	Quantity	Base Number	Contract	AT	Region	England
% of FP17s for the same patient ID Re-attending within 3 months - Children	22	359	6.1%	9.8%	11.2%	11.9%
% of FP17s for the same patient ID Re-attending within 3 months - Adults	80	409	19.6%	15.2%	16.6%	15.9%
% of FP17s for the same patient ID Re-attending between 3 & 9 months - Children	166	359	46.2%	47.7%	47.0%	58.1%
% of FP17s for the same patient ID Re-attending between 3 & 9 months - Adults	144	409	35.2%	38.2%	38.2%	50.6%
% of FP17s for Band 1 Urgent Courses	110	675	16.3%	10.0%	10.6%	9.1%
% of FP17s Relating to Free Repair or Replacements	0	675	0.0%	0.6%	0.6%	0.8%
% of FP17s Relating to Continuations	0	675	0.0%	0.9%	0.8%	1.1%
% of Patients satisfied with the dentistry they have received	2	2	N/A	89.8%	89.2%	91.4%
% of Patients satisfied with the time they had to wait for an appointment	2	2	N/A	86.1%	83.4%	87.7%

* This is based on patients treated on this contract for their most recent course of treatment. Figures in italics indicate the base number of FP17s or Patient Questionnaire responses are less than 100. N/A is shown where the base number of responses is less than 10 during the period. % is calculated as Quantity/Base number*100

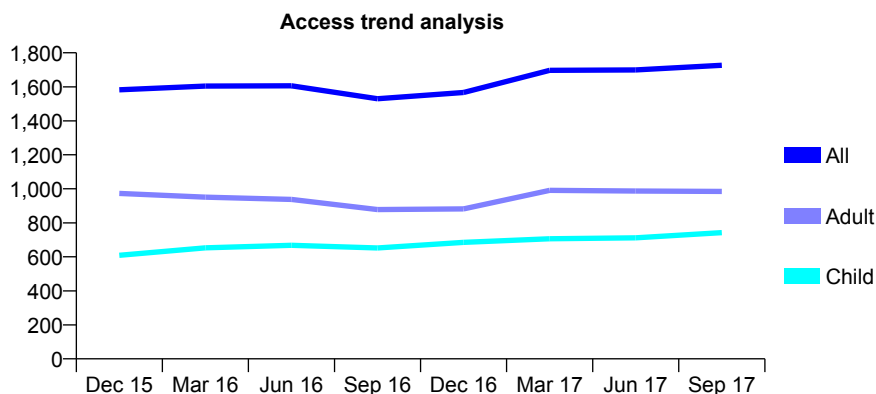
Q63 - Vital Signs At a Glance Contract Report for 283460/0005 - September 2017

Name or company name	MR S KAMYAB
Contract type name	GDS Contract
Purpose of contract	General
Contract start date	01/04/2012
Contract end date	

17/18 Contracted general activity (UDA)	5,416
Carry forward general activity (UDA)	-28
17/18 Contracted orthodontic activity (UOA)	0
Carry forward orthodontic activity (UOA)	0
Baseline contract value	£125,263.25

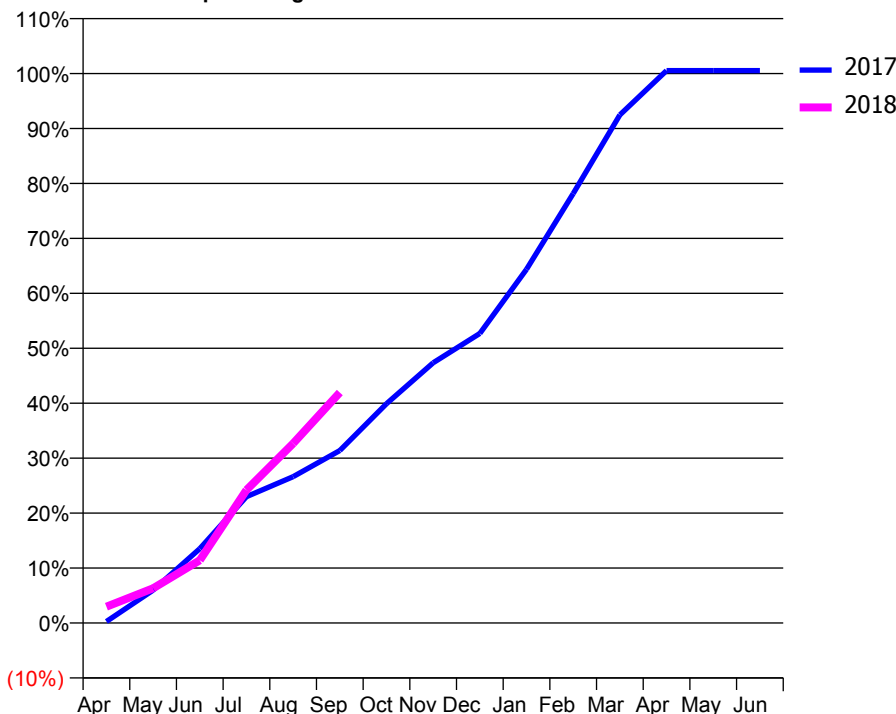
ACCESS*

Patients seen in 24 months	Total	Change since previous quarter
Quarter ending September 2016	1,530	
Quarter ending December 2016	1,567	↑
Quarter ending March 2017	1,697	↑
Quarter ending June 2017	1,699	→
Quarter ending September 2017	1,727	→
Variance since September 2016	12.9%	↑



ACTIVITY

Cumulative percentage of contracted UDA delivered 2017 & 2018



Adjusted Scheduled Activity (UDA)

Month	2017	2018
April	15	162
May	324	342
June	733	619
July	1,246	1,311
August	1,442	1,770
September	1,700	2,271
October	2,162	
November	2,564	
December	2,854	
January	3,486	
February	4,232	
March	5,008	
April	5,444	
May	5,444	
June	5,444	

QUALITY

	Quantity	Base Number	Contract	AT	Region	England
% of FP17s for the same patient ID Re-attending within 3 months - Children	34	468	7.3%	9.8%	11.2%	11.9%
% of FP17s for the same patient ID Re-attending within 3 months - Adults	59	375	15.7%	15.2%	16.6%	15.9%
% of FP17s for the same patient ID Re-attending between 3 & 9 months - Children	230	468	49.1%	47.7%	47.0%	58.1%
% of FP17s for the same patient ID Re-attending between 3 & 9 months - Adults	115	375	30.7%	38.2%	38.2%	50.6%
% of FP17s for Band 1 Urgent Courses	81	732	11.1%	10.0%	10.6%	9.1%
% of FP17s Relating to Free Repair or Replacements	1	732	0.1%	0.6%	0.6%	0.8%
% of FP17s Relating to Continuations	0	732	0.0%	0.9%	0.8%	1.1%
% of Patients satisfied with the dentistry they have received	0	1	N/A	89.8%	89.2%	91.4%
% of Patients satisfied with the time they had to wait for an appointment	0	1	N/A	86.1%	83.4%	87.7%

* This is based on patients treated on this contract for their most recent course of treatment. Figures in italics indicate the base number of FP17s or Patient Questionnaire responses are less than 100. N/A is shown where the base number of responses is less than 10 during the period. % is calculated as Quantity/Base number*100

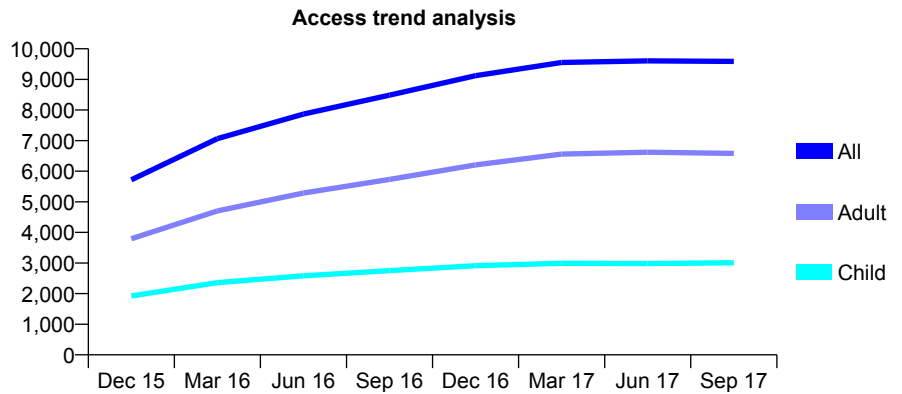
Q63 - Vital Signs At a Glance Contract Report for 287881/0001 - September 2017

Name or company name	MR AR PATEL
Contract type name	GDS Contract
Purpose of contract	General
Contract start date	01/05/2015
Contract end date	

17/18 Contracted general activity (UDA)	26,220
Carry forward general activity (UDA)	-69
17/18 Contracted orthodontic activity (UOA)	0
Carry forward orthodontic activity (UOA)	0
Baseline contract value	£876,148.47

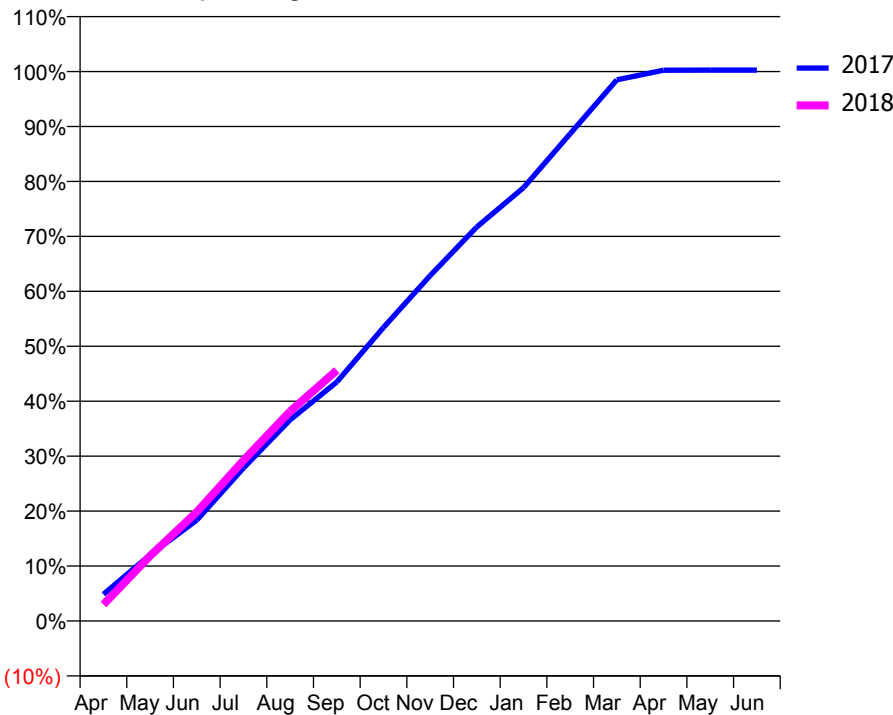
ACCESS*

Patients seen in 24 months	Total	Change since previous quarter
Quarter ending September 2016	8,484	
Quarter ending December 2016	9,120	↑
Quarter ending March 2017	9,552	↑
Quarter ending June 2017	9,604	→
Quarter ending September 2017	9,590	→
Variance since September 2016	13.0%	↑



ACTIVITY

Cumulative percentage of contracted UDA delivered 2017 & 2018



Month	Adjusted Scheduled Activity (UDA)	
	2017	2018
April	1,278	785
May	3,159	3,109
June	4,813	5,201
July	7,300	7,663
August	9,600	10,007
September	11,407	11,967
October	14,007	
November	16,482	
December	18,805	
January	20,674	
February	23,255	
March	25,826	
April	26,284	
May	26,285	
June	26,289	

QUALITY

	Quantity	Base Number	Contract	AT	Region	England
% of FP17s for the same patient ID Re-attending within 3 months - Children	73	1,638	4.5%	9.8%	11.2%	11.9%
% of FP17s for the same patient ID Re-attending within 3 months - Adults	373	3,362	11.1%	15.2%	16.6%	15.9%
% of FP17s for the same patient ID Re-attending between 3 & 9 months - Children	761	1,638	46.5%	47.7%	47.0%	58.1%
% of FP17s for the same patient ID Re-attending between 3 & 9 months - Adults	1,384	3,362	41.2%	38.2%	38.2%	50.6%
% of FP17s for Band 1 Urgent Courses	411	4,814	8.5%	10.0%	10.6%	9.1%
% of FP17s Relating to Free Repair or Replacements	15	4,814	0.3%	0.6%	0.6%	0.8%
% of FP17s Relating to Continuations	7	4,814	0.1%	0.9%	0.8%	1.1%
% of Patients satisfied with the dentistry they have received	11	11	100.0%	89.8%	89.2%	91.4%
% of Patients satisfied with the time they had to wait for an appointment	11	11	100.0%	86.1%	83.4%	87.7%

* This is based on patients treated on this contract for their most recent course of treatment. Figures in italics indicate the base number of FP17s or Patient Questionnaire responses are less than 100. N/A is shown where the base number of responses is less than 10 during the period. % is calculated as Quantity/Base number*100

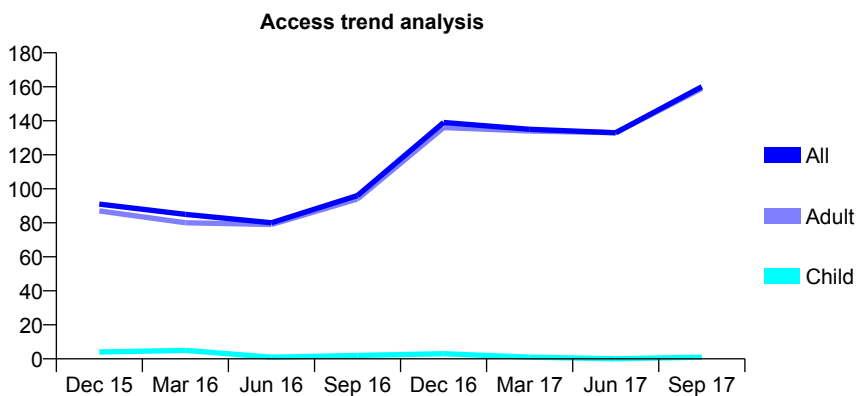
Q63 - Vital Signs At a Glance Contract Report for 294551/0001 - September 2017

Name or company name	MRS T JAYARAM
Contract type name	PDS Contract
Purpose of contract	General
Contract start date	20/04/2009
Contract end date	31/03/2018

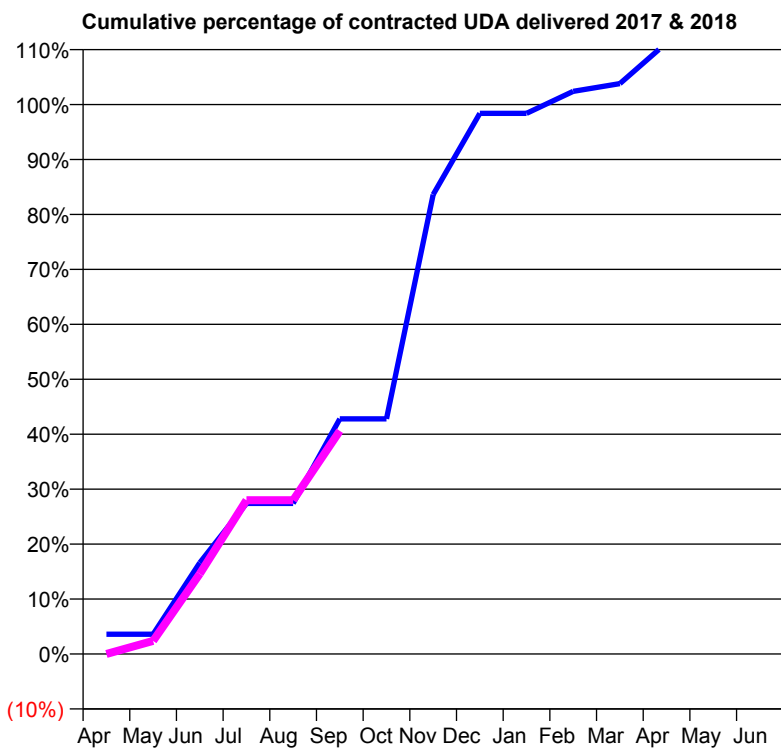
17/18 Contracted general activity (UDA)	500
Carry forward general activity (UDA)	0
17/18 Contracted orthodontic activity (UOA)	0
Carry forward orthodontic activity (UOA)	0
Baseline contract value	£69,908.45

ACCESS*

Patients seen in 24 months	Total	Change since previous quarter
Quarter ending September 2016	96	
Quarter ending December 2016	139	↑
Quarter ending March 2017	135	↓
Quarter ending June 2017	133	↓
Quarter ending September 2017	160	↑
Variance since September 2016	66.7%	↑



ACTIVITY



Month	Adjusted Scheduled Activity (UDA)	
	2017	2018
April	18	0
May	18	12
June	83	73
July	137	140
August	137	140
September	214	203
October	214	
November	418	
December	492	
January	492	
February	512	
March	519	
April	556	
May	556	
June	556	

QUALITY

	Quantity	Base Number	Contract	AT	Region	England
% of FP17s for the same patient ID Re-attending within 3 months - Children	0	3	0.0%	9.8%	11.2%	11.9%
% of FP17s for the same patient ID Re-attending within 3 months - Adults	0	117	0.0%	15.2%	16.6%	15.9%
% of FP17s for the same patient ID Re-attending between 3 & 9 months - Children	0	3	0.0%	47.7%	47.0%	58.1%
% of FP17s for the same patient ID Re-attending between 3 & 9 months - Adults	1	117	0.9%	38.2%	38.2%	50.6%
% of FP17s for Band 1 Urgent Courses	0	83	0.0%	10.0%	10.6%	9.1%
% of FP17s Relating to Free Repair or Replacements	0	83	0.0%	0.6%	0.6%	0.8%
% of FP17s Relating to Continuations	0	83	0.0%	0.9%	0.8%	1.1%
% of Patients satisfied with the dentistry they have received	0	0	N/A	89.8%	89.2%	91.4%
% of Patients satisfied with the time they had to wait for an appointment	0	0	N/A	86.1%	83.4%	87.7%

* This is based on patients treated on this contract for their most recent course of treatment. Figures in italics indicate the base number of FP17s or Patient Questionnaire responses are less than 100. N/A is shown where the base number of responses is less than 10 during the period. % is calculated as Quantity/Base number*100

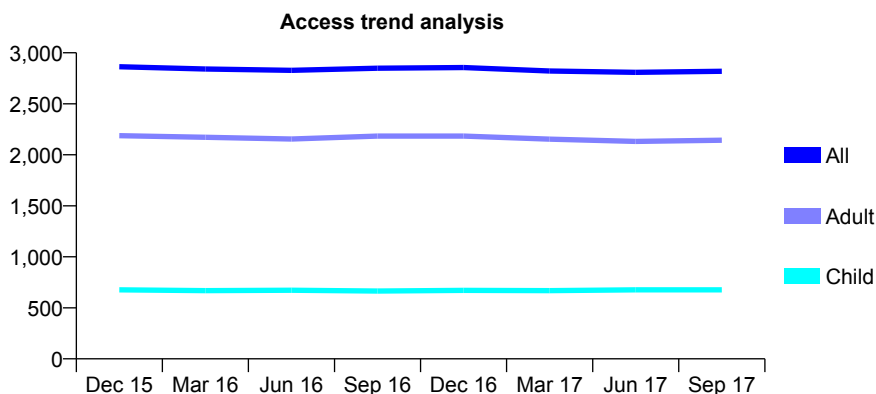
Q63 - Vital Signs At a Glance Contract Report for 299758/0001 - September 2017

Name or company name	MR AJ MEHTA
Contract type name	GDS Contract
Purpose of contract	General
Contract start date	01/10/2010
Contract end date	

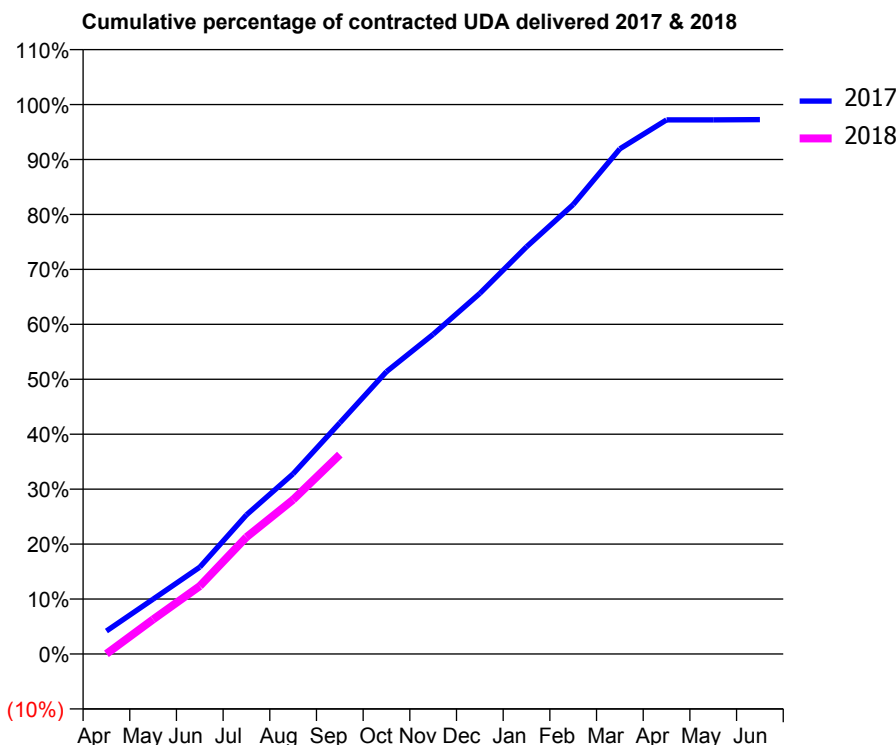
17/18 Contracted general activity (UDA)	9,243
Carry forward general activity (UDA)	254
17/18 Contracted orthodontic activity (UOA)	0
Carry forward orthodontic activity (UOA)	0
Baseline contract value	£297,688.25

ACCESS*

Patients seen in 24 months	Total	Change since previous quarter
Quarter ending September 2016	2,849	
Quarter ending December 2016	2,855	→
Quarter ending March 2017	2,821	↓
Quarter ending June 2017	2,809	→
Quarter ending September 2017	2,819	→
Variance since September 2016	(1.1%)	↓



ACTIVITY



Month	Adjusted Scheduled Activity (UDA)	
	2017	2018
April	387	3
May	923	581
June	1,462	1,142
July	2,340	1,966
August	3,032	2,597
September	3,889	3,355
October	4,750	
November	5,378	
December	6,067	
January	6,848	
February	7,560	
March	8,498	
April	8,984	
May	8,985	
June	8,989	

QUALITY

	Quantity	Base Number	Contract	AT	Region	England
% of FP17s for the same patient ID Re-attending within 3 months - Children	31	450	6.9%	9.8%	11.2%	11.9%
% of FP17s for the same patient ID Re-attending within 3 months - Adults	236	1,291	18.3%	15.2%	16.6%	15.9%
% of FP17s for the same patient ID Re-attending between 3 & 9 months - Children	203	450	45.1%	47.7%	47.0%	58.1%
% of FP17s for the same patient ID Re-attending between 3 & 9 months - Adults	515	1,291	39.9%	38.2%	38.2%	50.6%
% of FP17s for Band 1 Urgent Courses	191	1,547	12.3%	10.0%	10.6%	9.1%
% of FP17s Relating to Free Repair or Replacements	6	1,547	0.4%	0.6%	0.6%	0.8%
% of FP17s Relating to Continuations	17	1,547	1.1%	0.9%	0.8%	1.1%
% of Patients satisfied with the dentistry they have received	2	2	N/A	89.8%	89.2%	91.4%
% of Patients satisfied with the time they had to wait for an appointment	2	2	N/A	86.1%	83.4%	87.7%

* This is based on patients treated on this contract for their most recent course of treatment. Figures in italics indicate the base number of FP17s or Patient Questionnaire responses are less than 100. N/A is shown where the base number of responses is less than 10 during the period. % is calculated as Quantity/Base number*100

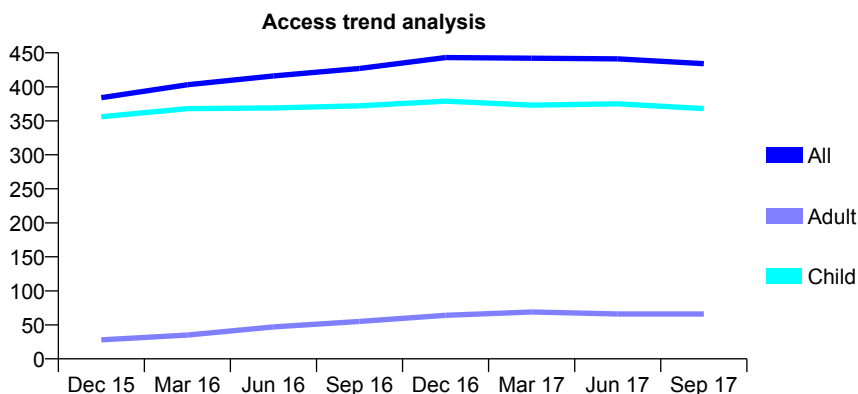
Q63 - Vital Signs At a Glance Contract Report for 303631/0001 - September 2017

Name or company name	MRS BS OWEN
Contract type name	GDS Contract
Purpose of contract	General
Contract start date	01/02/2015
Contract end date	

17/18 Contracted general activity (UDA)	1,200
Carry forward general activity (UDA)	0
17/18 Contracted orthodontic activity (UOA)	0
Carry forward orthodontic activity (UOA)	0
Baseline contract value	£31,346.29

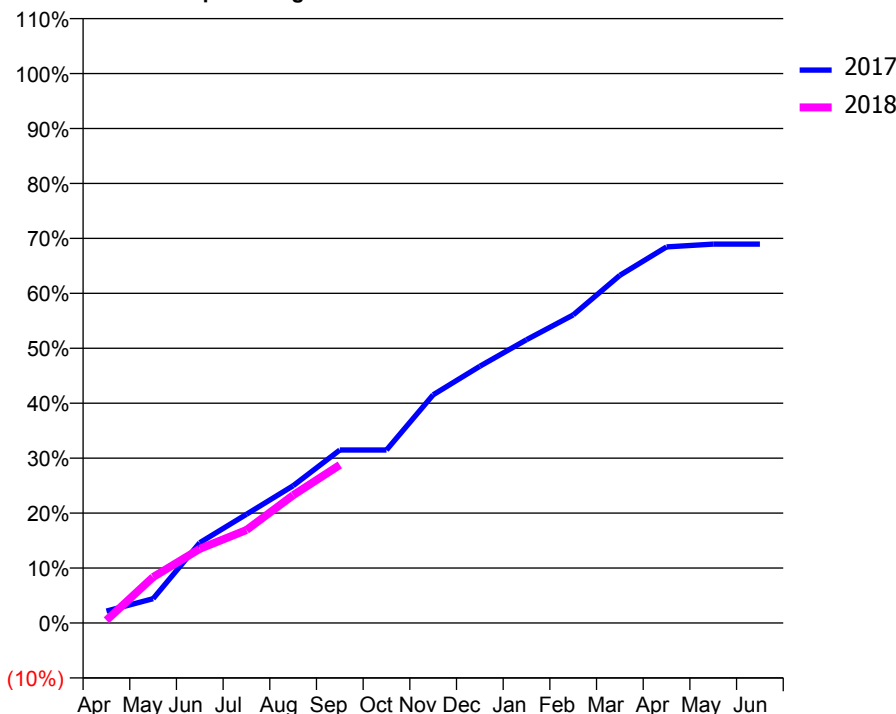
ACCESS*

Patients seen in 24 months	Total	Change since previous quarter
Quarter ending September 2016	427	
Quarter ending December 2016	443	↑
Quarter ending March 2017	442	→
Quarter ending June 2017	441	→
Quarter ending September 2017	434	↓
Variance since September 2016	1.6%	→



ACTIVITY

Cumulative percentage of contracted UDA delivered 2017 & 2018



Adjusted Scheduled Activity (UDA)

Month	2017	2018
April	26	6
May	53	100
June	175	162
July	237	203
August	300	279
September	378	345
October	378	
November	498	
December	561	
January	619	
February	673	
March	759	
April	821	
May	827	
June	827	

QUALITY

	Quantity	Base Number	Contract	AT	Region	England
% of FP17s for the same patient ID Re-attending within 3 months - Children	10	262	3.8%	9.8%	11.2%	11.9%
% of FP17s for the same patient ID Re-attending within 3 months - Adults	1	19	5.3%	15.2%	16.6%	15.9%
% of FP17s for the same patient ID Re-attending between 3 & 9 months - Children	170	262	64.9%	47.7%	47.0%	58.1%
% of FP17s for the same patient ID Re-attending between 3 & 9 months - Adults	13	19	68.4%	38.2%	38.2%	50.6%
% of FP17s for Band 1 Urgent Courses	1	231	0.4%	10.0%	10.6%	9.1%
% of FP17s Relating to Free Repair or Replacements	0	231	0.0%	0.6%	0.6%	0.8%
% of FP17s Relating to Continuations	1	231	0.4%	0.9%	0.8%	1.1%
% of Patients satisfied with the dentistry they have received	0	0	N/A	89.8%	89.2%	91.4%
% of Patients satisfied with the time they had to wait for an appointment	0	0	N/A	86.1%	83.4%	87.7%

* This is based on patients treated on this contract for their most recent course of treatment. Figures in italics indicate the base number of FP17s or Patient Questionnaire responses are less than 100. N/A is shown where the base number of responses is less than 10 during the period. % is calculated as Quantity/Base number*100

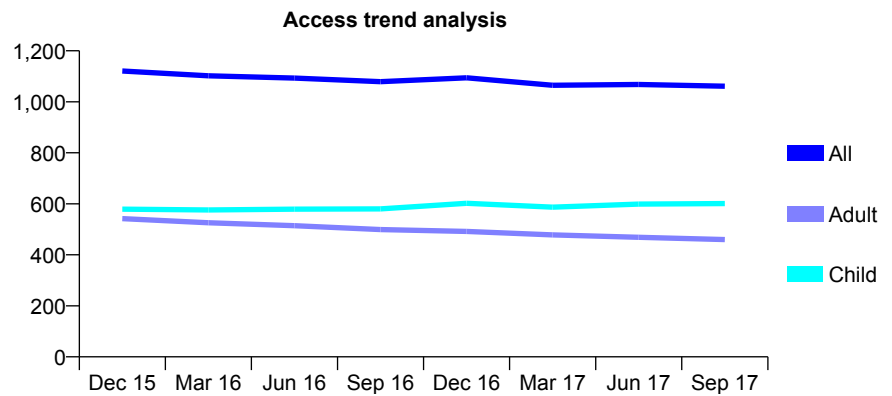
Q63 - Vital Signs At a Glance Contract Report for 304336/0003 - September 2017

Name or company name	MR PA NORTON
Contract type name	GDS Contract
Purpose of contract	General
Contract start date	01/04/2006
Contract end date	

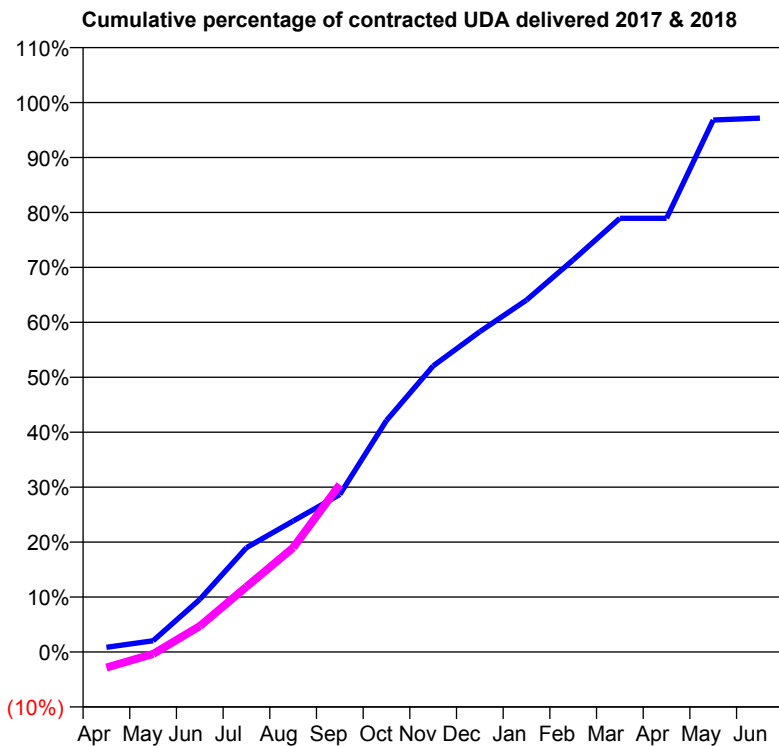
17/18 Contracted general activity (UDA)	2,104
Carry forward general activity (UDA)	60
17/18 Contracted orthodontic activity (UOA)	0
Carry forward orthodontic activity (UOA)	0
Baseline contract value	£57,688.56

ACCESS*

Patients seen in 24 months	Total	Change since previous quarter
Quarter ending September 2016	1,079	
Quarter ending December 2016	1,094	→
Quarter ending March 2017	1,065	↓
Quarter ending June 2017	1,068	→
Quarter ending September 2017	1,061	→
Variance since September 2016	(1.7%)	↓



ACTIVITY



Month	Adjusted Scheduled Activity (UDA)	
	2017	2018
April	18	-60
May	43	-8
June	201	99
July	399	250
August	501	399
September	603	641
October	887	
November	1,096	
December	1,227	
January	1,348	
February	1,502	
March	1,661	
April	1,661	
May	2,037	
June	2,044	

QUALITY

	Quantity	Base Number	Contract	AT	Region	England
% of FP17s for the same patient ID Re-attending within 3 months - Children	8	339	2.4%	9.8%	11.2%	11.9%
% of FP17s for the same patient ID Re-attending within 3 months - Adults	18	221	8.1%	15.2%	16.6%	15.9%
% of FP17s for the same patient ID Re-attending between 3 & 9 months - Children	121	339	35.7%	47.7%	47.0%	58.1%
% of FP17s for the same patient ID Re-attending between 3 & 9 months - Adults	69	221	31.2%	38.2%	38.2%	50.6%
% of FP17s for Band 1 Urgent Courses	9	408	2.2%	10.0%	10.6%	9.1%
% of FP17s Relating to Free Repair or Replacements	0	408	0.0%	0.6%	0.6%	0.8%
% of FP17s Relating to Continuations	0	408	0.0%	0.9%	0.8%	1.1%
% of Patients satisfied with the dentistry they have received	1	1	N/A	89.8%	89.2%	91.4%
% of Patients satisfied with the time they had to wait for an appointment	1	1	N/A	86.1%	83.4%	87.7%

* This is based on patients treated on this contract for their most recent course of treatment. Figures in italics indicate the base number of FP17s or Patient Questionnaire responses are less than 100. N/A is shown where the base number of responses is less than 10 during the period. % is calculated as Quantity/Base number*100

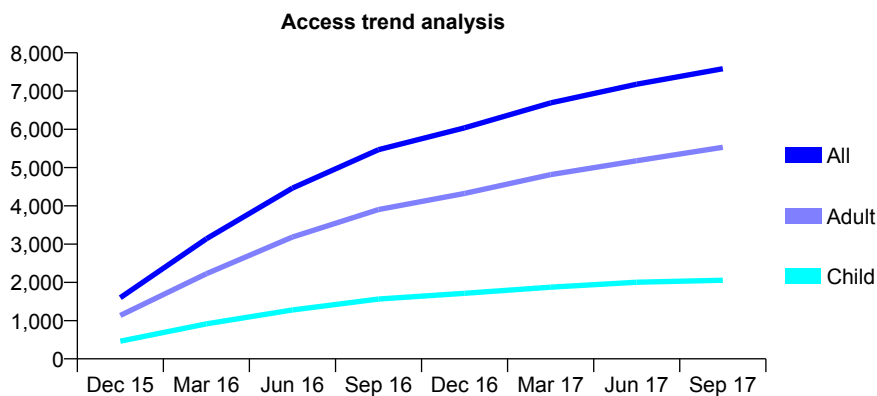
Q63 - Vital Signs At a Glance Contract Report for 304425/0002 - September 2017

Name or company name	MR SR PATEL
Contract type name	GDS Contract
Purpose of contract	General
Contract start date	03/09/2015
Contract end date	

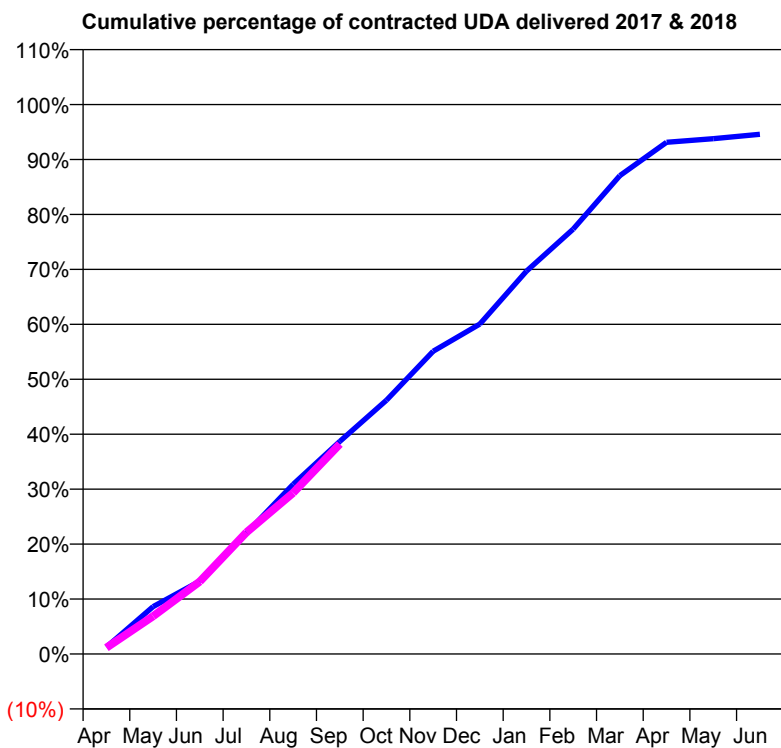
17/18 Contracted general activity (UDA)	18,833
Carry forward general activity (UDA)	0
17/18 Contracted orthodontic activity (UOA)	0
Carry forward orthodontic activity (UOA)	0
Baseline contract value	£561,136.07

ACCESS*

Patients seen in 24 months	Total	Change since previous quarter
Quarter ending September 2016	5,468	
Quarter ending December 2016	6,038	↑
Quarter ending March 2017	6,691	↑
Quarter ending June 2017	7,178	↑
Quarter ending September 2017	7,584	↑
Variance since September 2016	38.7%	↑



ACTIVITY



Month	Adjusted Scheduled Activity (UDA)	
	2017	2018
April	242	216
May	1,625	1,295
June	2,496	2,483
July	4,146	4,171
August	5,816	5,523
September	7,287	7,195
October	8,699	
November	10,377	
December	11,309	
January	13,123	
February	14,564	
March	16,395	
April	17,536	
May	17,663	
June	17,811	

QUALITY

	Quantity	Base Number	Contract	AT	Region	England
% of FP17s for the same patient ID Re-attending within 3 months - Children	70	1,188	5.9%	9.8%	11.2%	11.9%
% of FP17s for the same patient ID Re-attending within 3 months - Adults	274	2,867	9.6%	15.2%	16.6%	15.9%
% of FP17s for the same patient ID Re-attending between 3 & 9 months - Children	493	1,188	41.5%	47.7%	47.0%	58.1%
% of FP17s for the same patient ID Re-attending between 3 & 9 months - Adults	1,064	2,867	37.1%	38.2%	38.2%	50.6%
% of FP17s for Band 1 Urgent Courses	108	3,019	3.6%	10.0%	10.6%	9.1%
% of FP17s Relating to Free Repair or Replacements	11	3,019	0.4%	0.6%	0.6%	0.8%
% of FP17s Relating to Continuations	24	3,019	0.8%	0.9%	0.8%	1.1%
% of Patients satisfied with the dentistry they have received	3	3	N/A	89.8%	89.2%	91.4%
% of Patients satisfied with the time they had to wait for an appointment	3	3	N/A	86.1%	83.4%	87.7%

* This is based on patients treated on this contract for their most recent course of treatment. Figures in italics indicate the base number of FP17s or Patient Questionnaire responses are less than 100. N/A is shown where the base number of responses is less than 10 during the period. % is calculated as Quantity/Base number*100

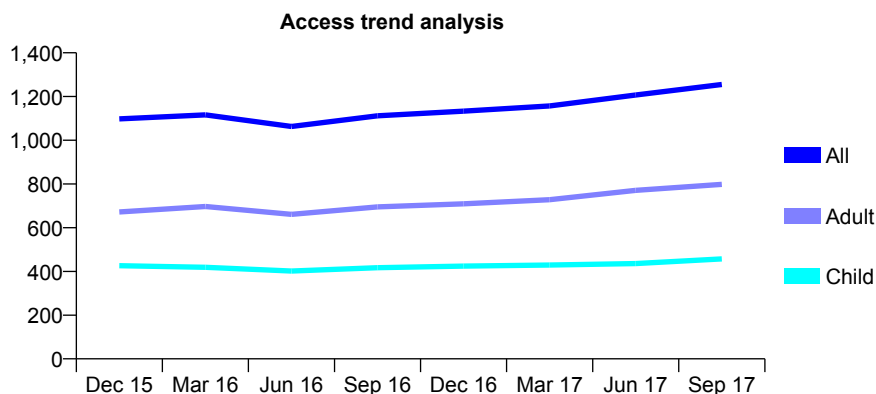
Q63 - Vital Signs At a Glance Contract Report for 305707/0002 - September 2017

Name or company name	MR A PAICE
Contract type name	GDS Contract
Purpose of contract	General
Contract start date	03/07/2007
Contract end date	

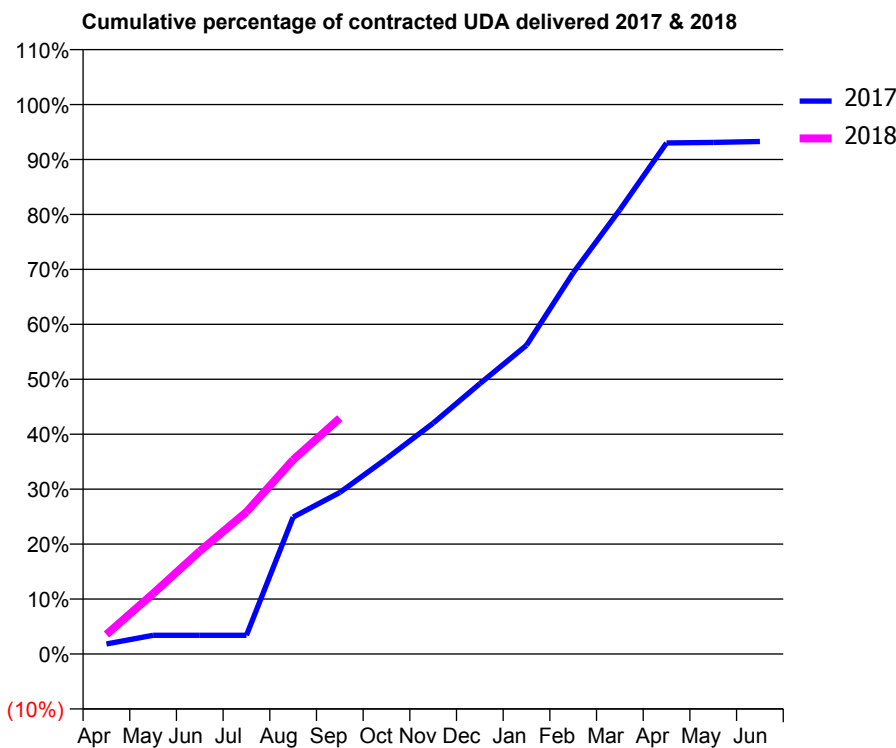
17/18 Contracted general activity (UDA)	2,999
Carry forward general activity (UDA)	0
17/18 Contracted orthodontic activity (UOA)	0
Carry forward orthodontic activity (UOA)	0
Baseline contract value	£92,270.94

ACCESS*

Patients seen in 24 months	Total	Change since previous quarter
Quarter ending September 2016	1,112	
Quarter ending December 2016	1,133	→
Quarter ending March 2017	1,157	↑
Quarter ending June 2017	1,207	↑
Quarter ending September 2017	1,255	↑
Variance since September 2016	12.9%	↑



ACTIVITY



Month	Adjusted Scheduled Activity (UDA)	
	2017	2018
April	55	107
May	102	330
June	102	561
July	102	775
August	747	1,060
September	882	1,287
October	1,067	
November	1,260	
December	1,475	
January	1,685	
February	2,081	
March	2,424	
April	2,789	
May	2,792	
June	2,797	

QUALITY

	Quantity	Base Number	Contract	AT	Region	England
% of FP17s for the same patient ID Re-attending within 3 months - Children	20	322	6.2%	9.8%	11.2%	11.9%
% of FP17s for the same patient ID Re-attending within 3 months - Adults	55	475	11.6%	15.2%	16.6%	15.9%
% of FP17s for the same patient ID Re-attending between 3 & 9 months - Children	155	322	48.1%	47.7%	47.0%	58.1%
% of FP17s for the same patient ID Re-attending between 3 & 9 months - Adults	177	475	37.3%	38.2%	38.2%	50.6%
% of FP17s for Band 1 Urgent Courses	39	684	5.7%	10.0%	10.6%	9.1%
% of FP17s Relating to Free Repair or Replacements	8	684	1.2%	0.6%	0.6%	0.8%
% of FP17s Relating to Continuations	3	684	0.4%	0.9%	0.8%	1.1%
% of Patients satisfied with the dentistry they have received	0	1	N/A	89.8%	89.2%	91.4%
% of Patients satisfied with the time they had to wait for an appointment	1	1	N/A	86.1%	83.4%	87.7%

* This is based on patients treated on this contract for their most recent course of treatment. Figures in italics indicate the base number of FP17s or Patient Questionnaire responses are less than 100. N/A is shown where the base number of responses is less than 10 during the period. % is calculated as Quantity/Base number*100

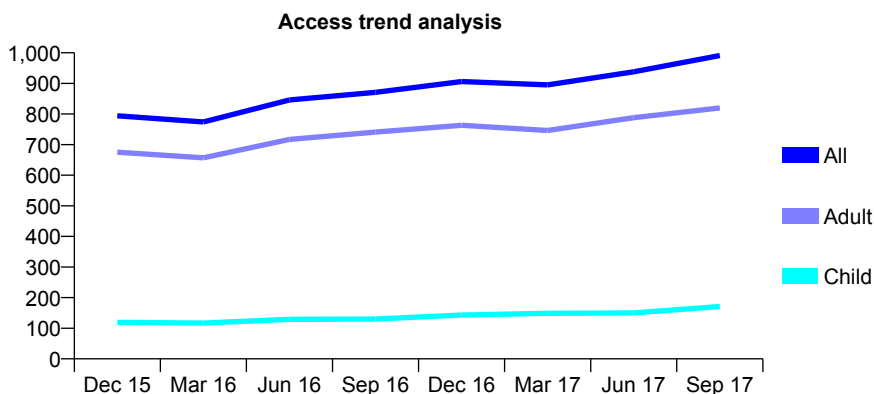
Q63 - Vital Signs At a Glance Contract Report for 319341/0001 - September 2017

Name or company name	MR AW MAINE
Contract type name	GDS Contract
Purpose of contract	General
Contract start date	01/04/2006
Contract end date	

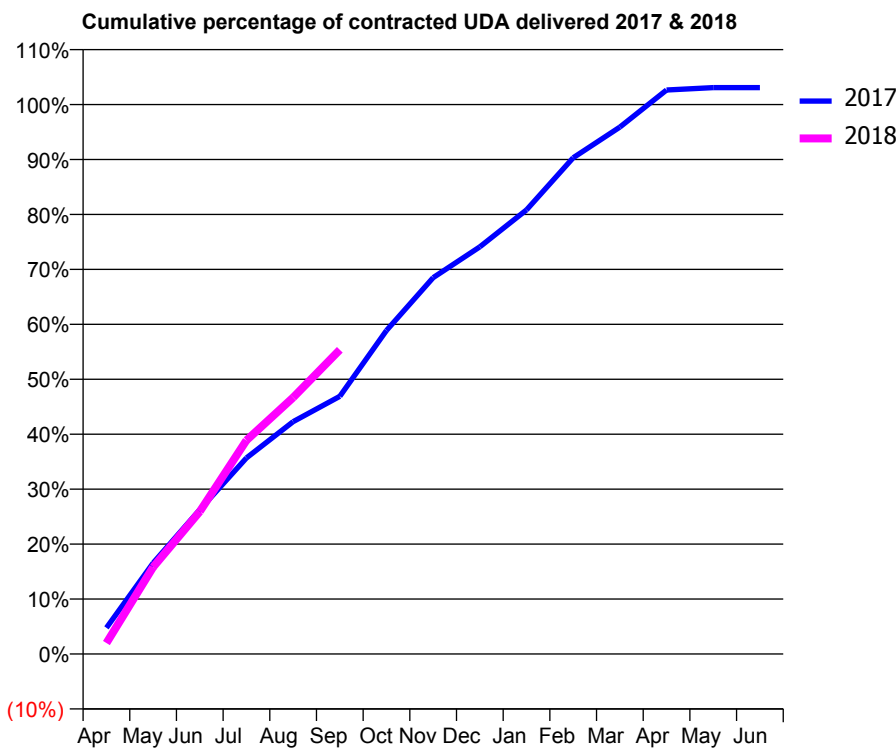
17/18 Contracted general activity (UDA)	2,259
Carry forward general activity (UDA)	-45
17/18 Contracted orthodontic activity (UOA)	0
Carry forward orthodontic activity (UOA)	0
Baseline contract value	£68,767.18

ACCESS*

Patients seen in 24 months	Total	Change since previous quarter
Quarter ending September 2016	871	
Quarter ending December 2016	906	↑
Quarter ending March 2017	895	↓
Quarter ending June 2017	938	↑
Quarter ending September 2017	991	↑
Variance since September 2016	13.8%	↑



ACTIVITY



Month	Adjusted Scheduled Activity (UDA)	
	2017	2018
April	108	45
May	374	357
June	593	586
July	806	878
August	955	1,055
September	1,060	1,251
October	1,330	
November	1,547	
December	1,674	
January	1,826	
February	2,040	
March	2,166	
April	2,319	
May	2,329	
June	2,329	

QUALITY

	Quantity	Base Number	Contract	AT	Region	England
% of FP17s for the same patient ID Re-attending within 3 months - Children	9	81	11.1%	9.8%	11.2%	11.9%
% of FP17s for the same patient ID Re-attending within 3 months - Adults	68	440	15.5%	15.2%	16.6%	15.9%
% of FP17s for the same patient ID Re-attending between 3 & 9 months - Children	17	81	21.0%	47.7%	47.0%	58.1%
% of FP17s for the same patient ID Re-attending between 3 & 9 months - Adults	97	440	22.0%	38.2%	38.2%	50.6%
% of FP17s for Band 1 Urgent Courses	90	455	19.8%	10.0%	10.6%	9.1%
% of FP17s Relating to Free Repair or Replacements	3	455	0.7%	0.6%	0.6%	0.8%
% of FP17s Relating to Continuations	1	455	0.2%	0.9%	0.8%	1.1%
% of Patients satisfied with the dentistry they have received	1	1	N/A	89.8%	89.2%	91.4%
% of Patients satisfied with the time they had to wait for an appointment	1	1	N/A	86.1%	83.4%	87.7%

* This is based on patients treated on this contract for their most recent course of treatment. Figures in italics indicate the base number of FP17s or Patient Questionnaire responses are less than 100. N/A is shown where the base number of responses is less than 10 during the period. % is calculated as Quantity/Base number*100

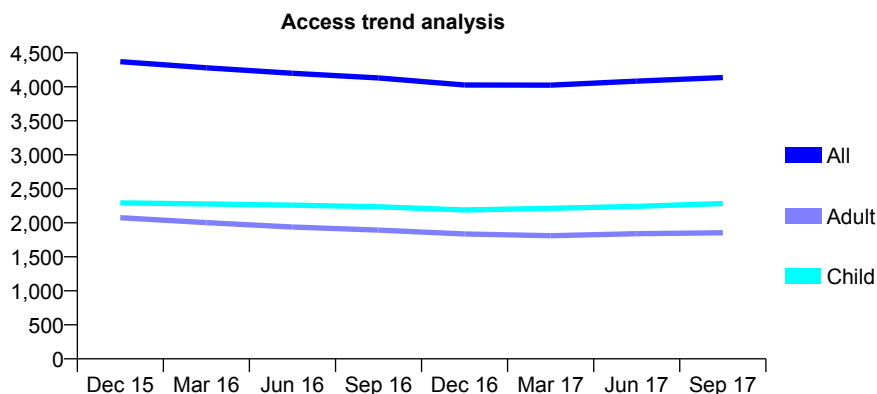
Q63 - Vital Signs At a Glance Contract Report for 321176/0001 - September 2017

Name or company name	MR RS PATEL
Contract type name	GDS Contract
Purpose of contract	General
Contract start date	01/04/2006
Contract end date	

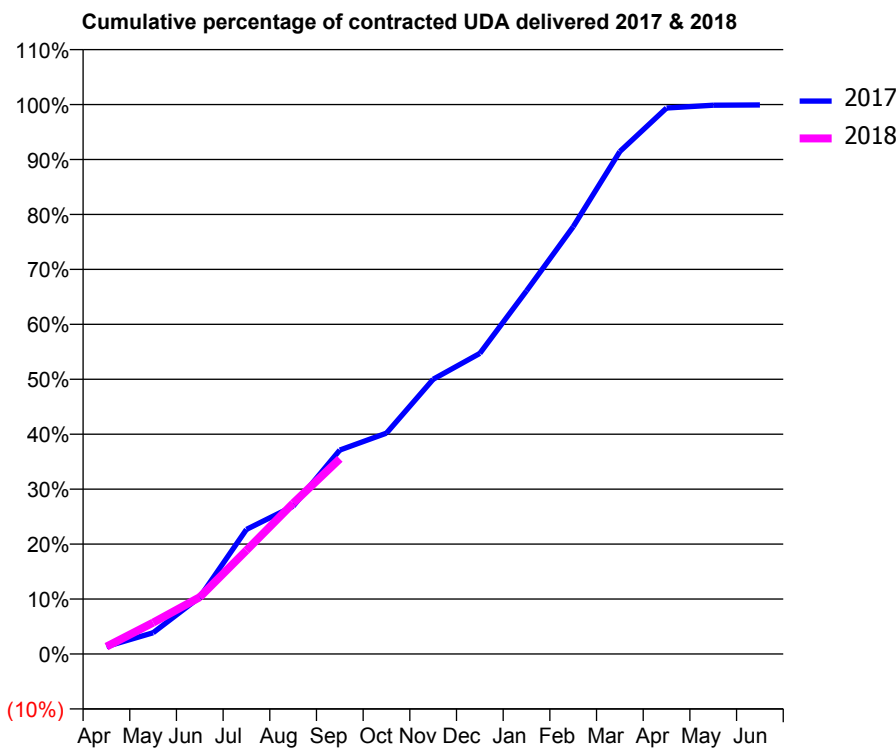
17/18 Contracted general activity (UDA)	11,373
Carry forward general activity (UDA)	10
17/18 Contracted orthodontic activity (UOA)	0
Carry forward orthodontic activity (UOA)	0
Baseline contract value	£361,993.87

ACCESS*

Patients seen in 24 months	Total	Change since previous quarter
Quarter ending September 2016	4,130	
Quarter ending December 2016	4,026	↓
Quarter ending March 2017	4,024	→
Quarter ending June 2017	4,083	→
Quarter ending September 2017	4,136	→
Variance since September 2016	0.1%	→



ACTIVITY



Month	Adjusted Scheduled Activity (UDA)	
	2017	2018
April	157	152
May	441	650
June	1,176	1,177
July	2,578	2,146
August	3,058	3,121
September	4,221	4,040
October	4,570	
November	5,686	
December	6,221	
January	7,516	
February	8,844	
March	10,400	
April	11,300	
May	11,357	
June	11,363	

QUALITY

	Quantity	Base Number	Contract	AT	Region	England
% of FP17s for the same patient ID Re-attending within 3 months - Children	148	1,382	10.7%	9.8%	11.2%	11.9%
% of FP17s for the same patient ID Re-attending within 3 months - Adults	356	1,092	32.6%	15.2%	16.6%	15.9%
% of FP17s for the same patient ID Re-attending between 3 & 9 months - Children	606	1,382	43.8%	47.7%	47.0%	58.1%
% of FP17s for the same patient ID Re-attending between 3 & 9 months - Adults	326	1,092	29.9%	38.2%	38.2%	50.6%
% of FP17s for Band 1 Urgent Courses	405	1,886	21.5%	10.0%	10.6%	9.1%
% of FP17s Relating to Free Repair or Replacements	0	1,886	0.0%	0.6%	0.6%	0.8%
% of FP17s Relating to Continuations	0	1,886	0.0%	0.9%	0.8%	1.1%
% of Patients satisfied with the dentistry they have received	4	4	N/A	89.8%	89.2%	91.4%
% of Patients satisfied with the time they had to wait for an appointment	3	4	N/A	86.1%	83.4%	87.7%

* This is based on patients treated on this contract for their most recent course of treatment. Figures in italics indicate the base number of FP17s or Patient Questionnaire responses are less than 100. N/A is shown where the base number of responses is less than 10 during the period. % is calculated as Quantity/Base number*100

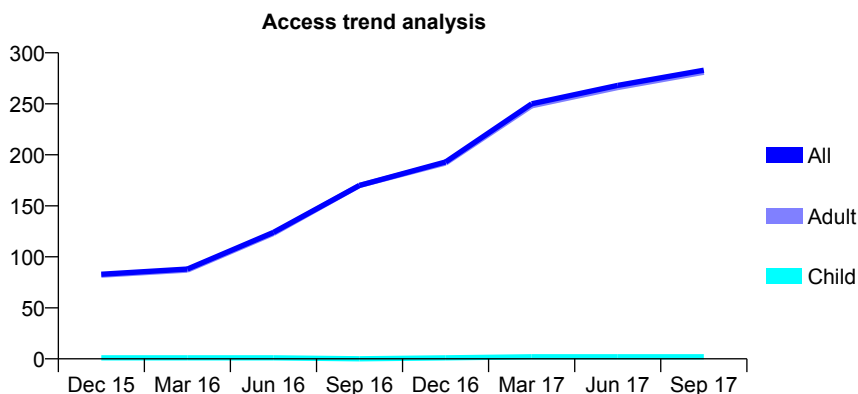
Q63 - Vital Signs At a Glance Contract Report for 321176/0003 - September 2017

Name or company name	MR RS PATEL
Contract type name	PDS Contract
Purpose of contract	General
Contract start date	01/06/2013
Contract end date	30/11/2017

17/18 Contracted general activity (UDA)	567
Carry forward general activity (UDA)	0
17/18 Contracted orthodontic activity (UOA)	0
Carry forward orthodontic activity (UOA)	0
Baseline contract value	£30,023.43

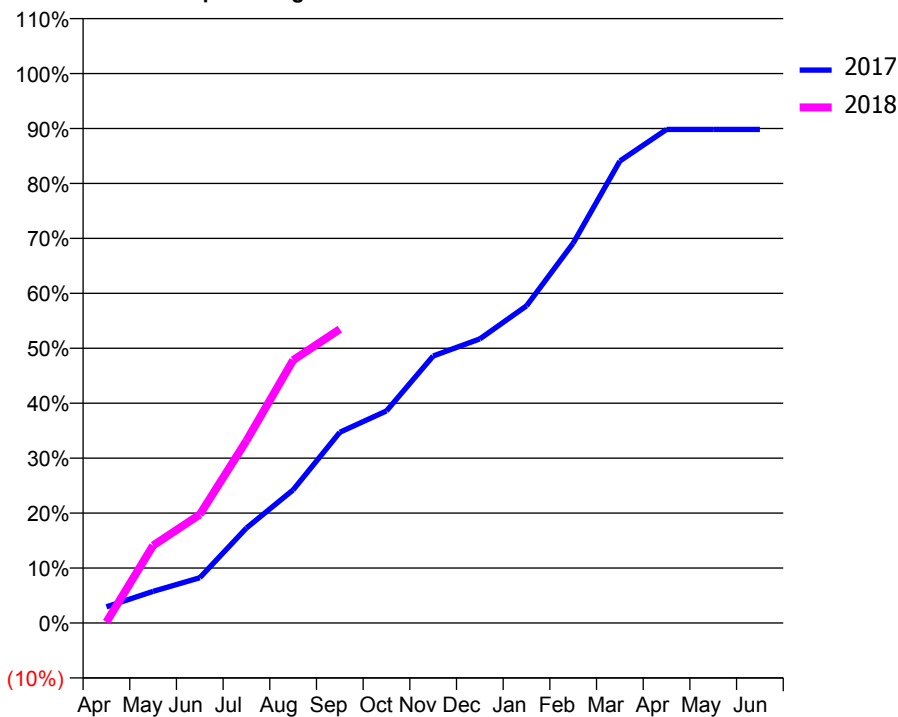
ACCESS*

Patients seen in 24 months	Total	Change since previous quarter
Quarter ending September 2016	170	
Quarter ending December 2016	193	↑
Quarter ending March 2017	250	↑
Quarter ending June 2017	268	↑
Quarter ending September 2017	283	↑
Variance since September 2016	66.5%	↑



ACTIVITY

Cumulative percentage of contracted UDA delivered 2017 & 2018



Adjusted Scheduled Activity (UDA)		
Month	2017	2018
April	25	1
May	49	80
June	70	112
July	147	188
August	206	271
September	295	303
October	328	
November	413	
December	439	
January	491	
February	588	
March	715	
April	764	
May	764	
June	764	

QUALITY

	Quantity	Base Number	Contract	AT	Region	England
% of FP17s for the same patient ID Re-attending within 3 months - Children	0	0	N/A	9.8%	11.2%	11.9%
% of FP17s for the same patient ID Re-attending within 3 months - Adults	1	132	0.8%	15.2%	16.6%	15.9%
% of FP17s for the same patient ID Re-attending between 3 & 9 months - Children	0	0	N/A	47.7%	47.0%	58.1%
% of FP17s for the same patient ID Re-attending between 3 & 9 months - Adults	0	132	0.0%	38.2%	38.2%	50.6%
% of FP17s for Band 1 Urgent Courses	1	115	0.9%	10.0%	10.6%	9.1%
% of FP17s Relating to Free Repair or Replacements	0	115	0.0%	0.6%	0.6%	0.8%
% of FP17s Relating to Continuations	0	115	0.0%	0.9%	0.8%	1.1%
% of Patients satisfied with the dentistry they have received	0	0	N/A	89.8%	89.2%	91.4%
% of Patients satisfied with the time they had to wait for an appointment	0	0	N/A	86.1%	83.4%	87.7%

* This is based on patients treated on this contract for their most recent course of treatment. Figures in italics indicate the base number of FP17s or Patient Questionnaire responses are less than 100. N/A is shown where the base number of responses is less than 10 during the period. % is calculated as Quantity/Base number*100

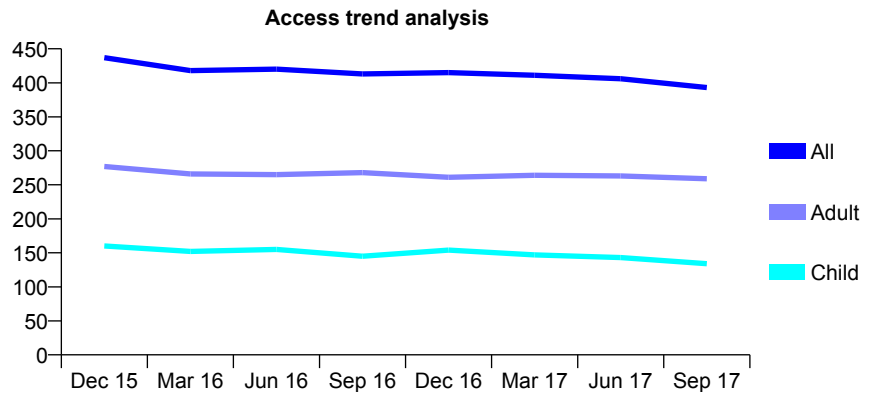
Q63 - Vital Signs At a Glance Contract Report for 322164/0001 - September 2017

Name or company name	Mr V Rhaasa and Mr GK Ooi
Contract type name	GDS Contract
Purpose of contract	General
Contract start date	01/04/2006
Contract end date	

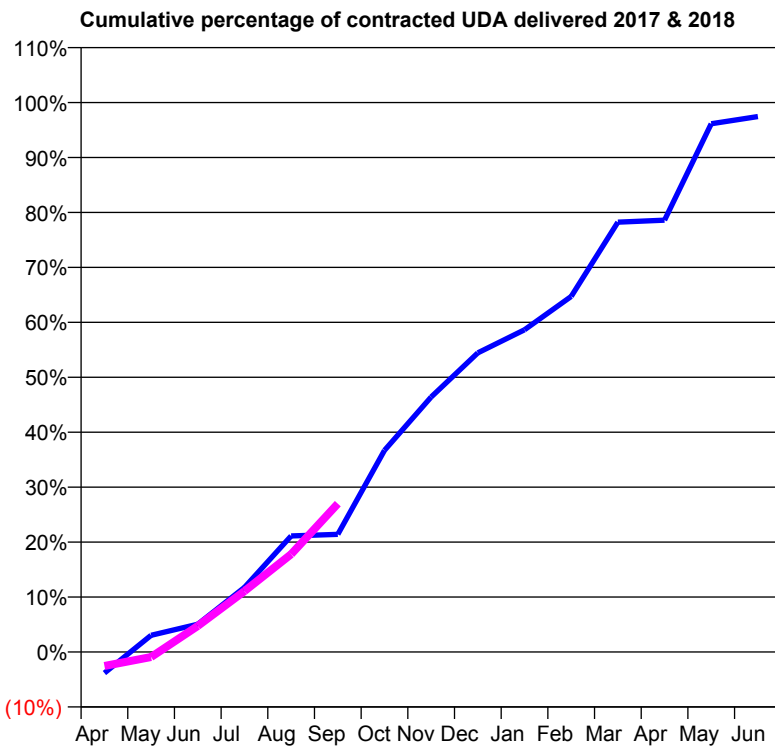
17/18 Contracted general activity (UDA)	1,406
Carry forward general activity (UDA)	36
17/18 Contracted orthodontic activity (UOA)	0
Carry forward orthodontic activity (UOA)	0
Baseline contract value	£46,524.23

ACCESS*

Patients seen in 24 months	Total	Change since previous quarter
Quarter ending September 2016	413	
Quarter ending December 2016	415	→
Quarter ending March 2017	411	→
Quarter ending June 2017	406	↓
Quarter ending September 2017	393	↓
Variance since September 2016	(4.8%)	↓



ACTIVITY



Month	Adjusted Scheduled Activity (UDA)	
	2017	2018
April	-54	-36
May	43	-13
June	71	67
July	165	156
August	297	250
September	301	380
October	516	
November	652	
December	765	
January	824	
February	910	
March	1,100	
April	1,105	
May	1,352	
June	1,370	

QUALITY

	Quantity	Base Number	Contract	AT	Region	England
% of FP17s for the same patient ID Re-attending within 3 months - Children	8	99	8.1%	9.8%	11.2%	11.9%
% of FP17s for the same patient ID Re-attending within 3 months - Adults	12	166	7.2%	15.2%	16.6%	15.9%
% of FP17s for the same patient ID Re-attending between 3 & 9 months - Children	59	99	59.6%	47.7%	47.0%	58.1%
% of FP17s for the same patient ID Re-attending between 3 & 9 months - Adults	100	166	60.2%	38.2%	38.2%	50.6%
% of FP17s for Band 1 Urgent Courses	8	172	4.7%	10.0%	10.6%	9.1%
% of FP17s Relating to Free Repair or Replacements	1	172	0.6%	0.6%	0.6%	0.8%
% of FP17s Relating to Continuations	1	172	0.6%	0.9%	0.8%	1.1%
% of Patients satisfied with the dentistry they have received	1	1	N/A	89.8%	89.2%	91.4%
% of Patients satisfied with the time they had to wait for an appointment	0	1	N/A	86.1%	83.4%	87.7%

* This is based on patients treated on this contract for their most recent course of treatment. Figures in italics indicate the base number of FP17s or Patient Questionnaire responses are less than 100. N/A is shown where the base number of responses is less than 10 during the period. % is calculated as Quantity/Base number*100

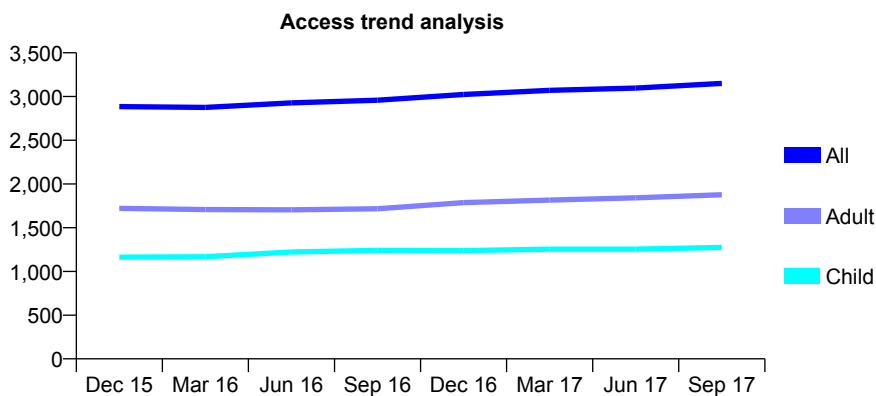
Q63 - Vital Signs At a Glance Contract Report for 324612/0001 - September 2017

Name or company name	MRS KM WALKER
Contract type name	GDS Contract
Purpose of contract	General
Contract start date	01/04/2006
Contract end date	

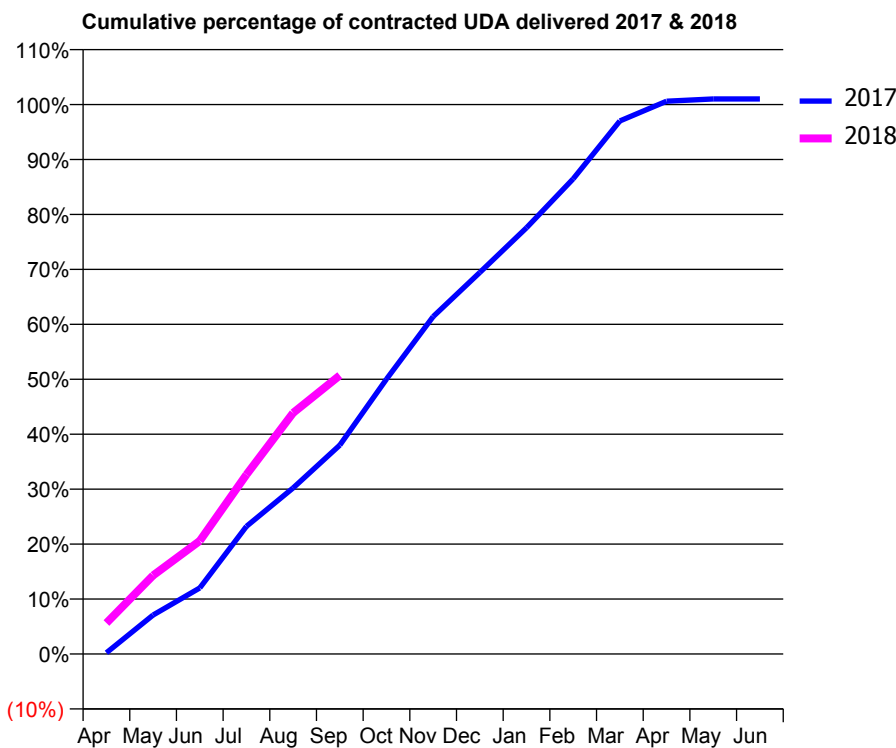
17/18 Contracted general activity (UDA)	7,295
Carry forward general activity (UDA)	-74
17/18 Contracted orthodontic activity (UOA)	0
Carry forward orthodontic activity (UOA)	0
Baseline contract value	£199,979.17

ACCESS*

Patients seen in 24 months	Total	Change since previous quarter
Quarter ending September 2016	2,958	
Quarter ending December 2016	3,024	↑
Quarter ending March 2017	3,070	→
Quarter ending June 2017	3,097	→
Quarter ending September 2017	3,150	→
Variance since September 2016	6.5%	↑



ACTIVITY



Adjusted Scheduled Activity (UDA)		
Month	2017	2018
April	16	412
May	517	1,043
June	877	1,502
July	1,695	2,382
August	2,205	3,201
September	2,773	3,699
October	3,649	
November	4,480	
December	5,066	
January	5,659	
February	6,308	
March	7,077	
April	7,338	
May	7,369	
June	7,369	

QUALITY

	Quantity	Base Number	Contract	AT	Region	England
% of FP17s for the same patient ID Re-attending within 3 months - Children	84	656	12.8%	9.8%	11.2%	11.9%
% of FP17s for the same patient ID Re-attending within 3 months - Adults	194	967	20.1%	15.2%	16.6%	15.9%
% of FP17s for the same patient ID Re-attending between 3 & 9 months - Children	169	656	25.8%	47.7%	47.0%	58.1%
% of FP17s for the same patient ID Re-attending between 3 & 9 months - Adults	257	967	26.6%	38.2%	38.2%	50.6%
% of FP17s for Band 1 Urgent Courses	305	1,507	20.2%	10.0%	10.6%	9.1%
% of FP17s Relating to Free Repair or Replacements	0	1,507	0.0%	0.6%	0.6%	0.8%
% of FP17s Relating to Continuations	14	1,507	0.9%	0.9%	0.8%	1.1%
% of Patients satisfied with the dentistry they have received	1	2	N/A	89.8%	89.2%	91.4%
% of Patients satisfied with the time they had to wait for an appointment	0	2	N/A	86.1%	83.4%	87.7%

* This is based on patients treated on this contract for their most recent course of treatment. Figures in italics indicate the base number of FP17s or Patient Questionnaire responses are less than 100. N/A is shown where the base number of responses is less than 10 during the period. % is calculated as Quantity/Base number*100

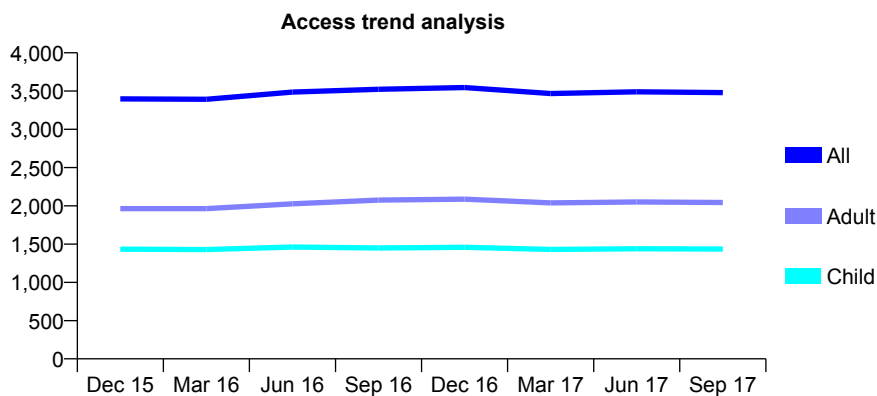
Q63 - Vital Signs At a Glance Contract Report for 324752/0001 - September 2017

Name or company name	MRS SW DONNELLY
Contract type name	GDS Contract
Purpose of contract	General
Contract start date	01/04/2006
Contract end date	

17/18 Contracted general activity (UDA)	6,835
Carry forward general activity (UDA)	-137
17/18 Contracted orthodontic activity (UOA)	0
Carry forward orthodontic activity (UOA)	0
Baseline contract value	£217,164.21

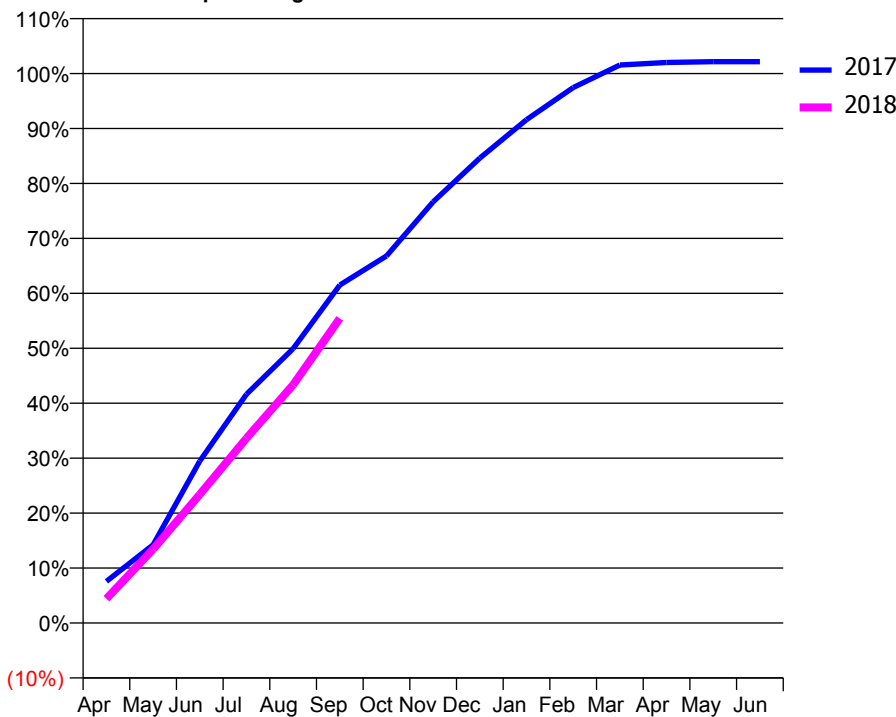
ACCESS*

Patients seen in 24 months	Total	Change since previous quarter
Quarter ending September 2016	3,524	
Quarter ending December 2016	3,546	→
Quarter ending March 2017	3,468	↓
Quarter ending June 2017	3,490	→
Quarter ending September 2017	3,480	→
Variance since September 2016	(1.2%)	↓



ACTIVITY

Cumulative percentage of contracted UDA delivered 2017 & 2018



Adjusted Scheduled Activity (UDA)

Month	2017	2018
April	518	303
May	972	918
June	2,014	1,600
July	2,845	2,299
August	3,413	2,963
September	4,204	3,789
October	4,565	
November	5,239	
December	5,782	
January	6,260	
February	6,660	
March	6,940	
April	6,972	
May	6,982	
June	6,982	

QUALITY

	Quantity	Base Number	Contract	AT	Region	England
% of FP17s for the same patient ID Re-attending within 3 months - Children	31	679	4.6%	9.8%	11.2%	11.9%
% of FP17s for the same patient ID Re-attending within 3 months - Adults	98	948	10.3%	15.2%	16.6%	15.9%
% of FP17s for the same patient ID Re-attending between 3 & 9 months - Children	143	679	21.1%	47.7%	47.0%	58.1%
% of FP17s for the same patient ID Re-attending between 3 & 9 months - Adults	198	948	20.9%	38.2%	38.2%	50.6%
% of FP17s for Band 1 Urgent Courses	138	1,589	8.7%	10.0%	10.6%	9.1%
% of FP17s Relating to Free Repair or Replacements	0	1,589	0.0%	0.6%	0.6%	0.8%
% of FP17s Relating to Continuations	7	1,589	0.4%	0.9%	0.8%	1.1%
% of Patients satisfied with the dentistry they have received	3	3	N/A	89.8%	89.2%	91.4%
% of Patients satisfied with the time they had to wait for an appointment	1	3	N/A	86.1%	83.4%	87.7%

* This is based on patients treated on this contract for their most recent course of treatment. Figures in italics indicate the base number of FP17s or Patient Questionnaire responses are less than 100. N/A is shown where the base number of responses is less than 10 during the period. % is calculated as Quantity/Base number*100

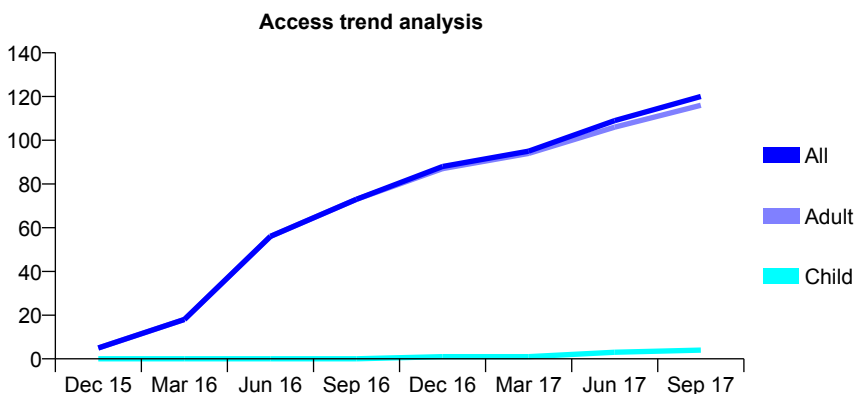
Q63 - Vital Signs At a Glance Contract Report for 324752/0002 - September 2017

Name or company name	MRS SW DONNELLY
Contract type name	PDS Contract
Purpose of contract	General
Contract start date	01/06/2013
Contract end date	26/11/2017

17/18 Contracted general activity (UDA)	197
Carry forward general activity (UDA)	0
17/18 Contracted orthodontic activity (UOA)	0
Carry forward orthodontic activity (UOA)	0
Baseline contract value	£10,825.92

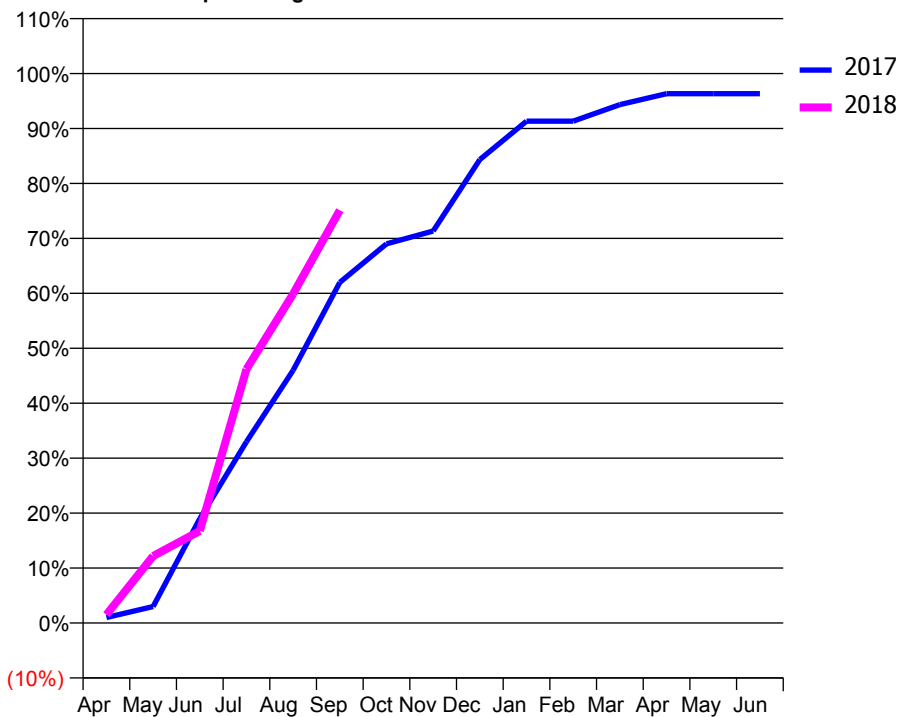
ACCESS*

Patients seen in 24 months	Total	Change since previous quarter
Quarter ending September 2016	73	
Quarter ending December 2016	88	↑
Quarter ending March 2017	95	↑
Quarter ending June 2017	109	↑
Quarter ending September 2017	120	↑
Variance since September 2016	64.4%	↑



ACTIVITY

Cumulative percentage of contracted UDA delivered 2017 & 2018



Month	Adjusted Scheduled Activity (UDA)	
	2017	2018
April	3	3
May	9	24
June	57	33
July	99	91
August	138	118
September	186	148
October	207	
November	214	
December	253	
January	274	
February	274	
March	283	
April	289	
May	289	
June	289	

QUALITY

	Quantity	Base Number	Contract	AT	Region	England
% of FP17s for the same patient ID Re-attending within 3 months - Children	0	4	0.0%	9.8%	11.2%	11.9%
% of FP17s for the same patient ID Re-attending within 3 months - Adults	0	52	0.0%	15.2%	16.6%	15.9%
% of FP17s for the same patient ID Re-attending between 3 & 9 months - Children	0	4	0.0%	47.7%	47.0%	58.1%
% of FP17s for the same patient ID Re-attending between 3 & 9 months - Adults	1	52	1.9%	38.2%	38.2%	50.6%
% of FP17s for Band 1 Urgent Courses	0	54	0.0%	10.0%	10.6%	9.1%
% of FP17s Relating to Free Repair or Replacements	0	54	0.0%	0.6%	0.6%	0.8%
% of FP17s Relating to Continuations	0	54	0.0%	0.9%	0.8%	1.1%
% of Patients satisfied with the dentistry they have received	0	0	N/A	89.8%	89.2%	91.4%
% of Patients satisfied with the time they had to wait for an appointment	0	0	N/A	86.1%	83.4%	87.7%

* This is based on patients treated on this contract for their most recent course of treatment. Figures in italics indicate the base number of FP17s or Patient Questionnaire responses are less than 100. N/A is shown where the base number of responses is less than 10 during the period. % is calculated as Quantity/Base number*100

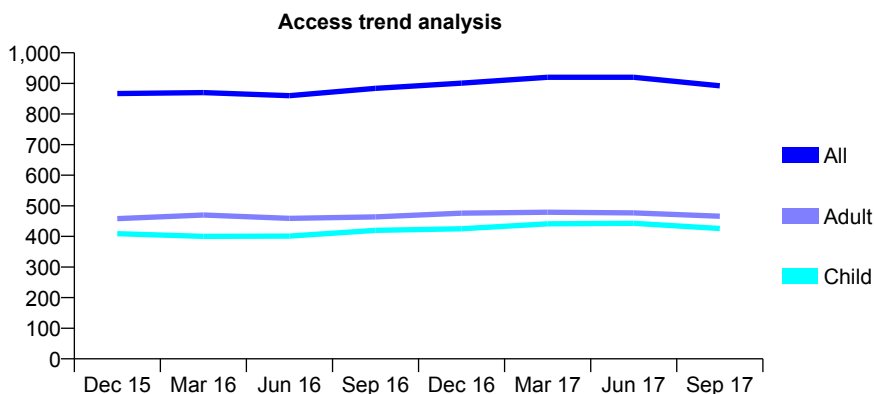
Q63 - Vital Signs At a Glance Contract Report for 325317/0001 - September 2017

Name or company name	MR PD EVANS
Contract type name	GDS Contract
Purpose of contract	General
Contract start date	01/04/2006
Contract end date	

17/18 Contracted general activity (UDA)	2,800
Carry forward general activity (UDA)	66
17/18 Contracted orthodontic activity (UOA)	0
Carry forward orthodontic activity (UOA)	0
Baseline contract value	£66,237.81

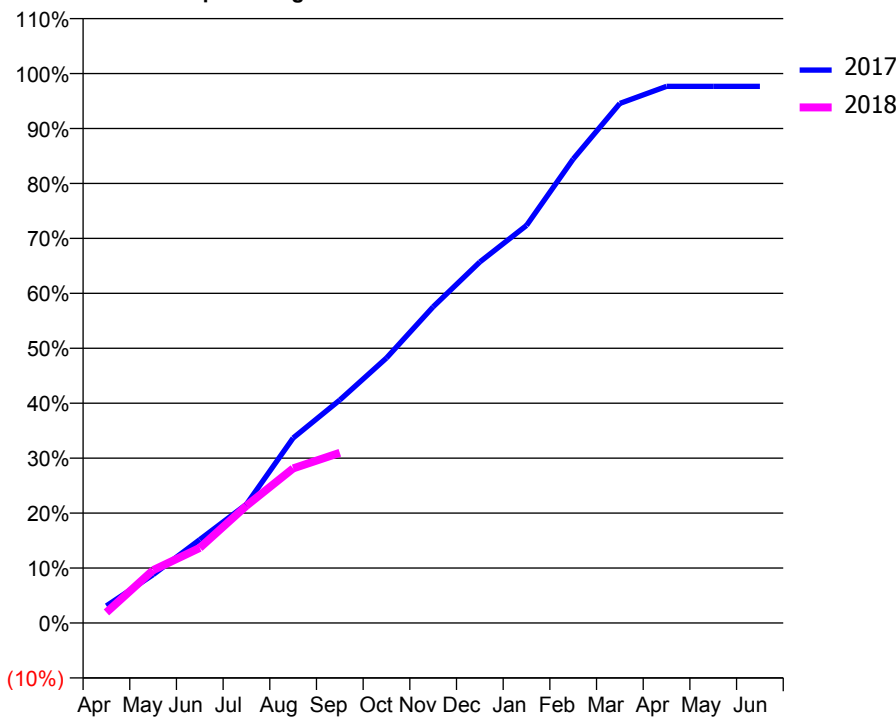
ACCESS*

Patients seen in 24 months	Total	Change since previous quarter
Quarter ending September 2016	884	
Quarter ending December 2016	901	→
Quarter ending March 2017	920	↑
Quarter ending June 2017	920	→
Quarter ending September 2017	892	↓
Variance since September 2016	0.9%	→



ACTIVITY

Cumulative percentage of contracted UDA delivered 2017 & 2018



Month	Adjusted Scheduled Activity (UDA)	
	2017	2018
April	87	54
May	247	270
June	425	383
July	605	598
August	943	788
September	1,137	867
October	1,350	
November	1,611	
December	1,840	
January	2,026	
February	2,364	
March	2,647	
April	2,734	
May	2,734	
June	2,734	

QUALITY

	Quantity	Base Number	Contract	AT	Region	England
% of FP17s for the same patient ID Re-attending within 3 months - Children	17	292	5.8%	9.8%	11.2%	11.9%
% of FP17s for the same patient ID Re-attending within 3 months - Adults	42	225	18.7%	15.2%	16.6%	15.9%
% of FP17s for the same patient ID Re-attending between 3 & 9 months - Children	189	292	64.7%	47.7%	47.0%	58.1%
% of FP17s for the same patient ID Re-attending between 3 & 9 months - Adults	118	225	52.4%	38.2%	38.2%	50.6%
% of FP17s for Band 1 Urgent Courses	32	472	6.8%	10.0%	10.6%	9.1%
% of FP17s Relating to Free Repair or Replacements	0	472	0.0%	0.6%	0.6%	0.8%
% of FP17s Relating to Continuations	1	472	0.2%	0.9%	0.8%	1.1%
% of Patients satisfied with the dentistry they have received	2	2	N/A	89.8%	89.2%	91.4%
% of Patients satisfied with the time they had to wait for an appointment	2	2	N/A	86.1%	83.4%	87.7%

* This is based on patients treated on this contract for their most recent course of treatment. Figures in italics indicate the base number of FP17s or Patient Questionnaire responses are less than 100. N/A is shown where the base number of responses is less than 10 during the period. % is calculated as Quantity/Base number*100

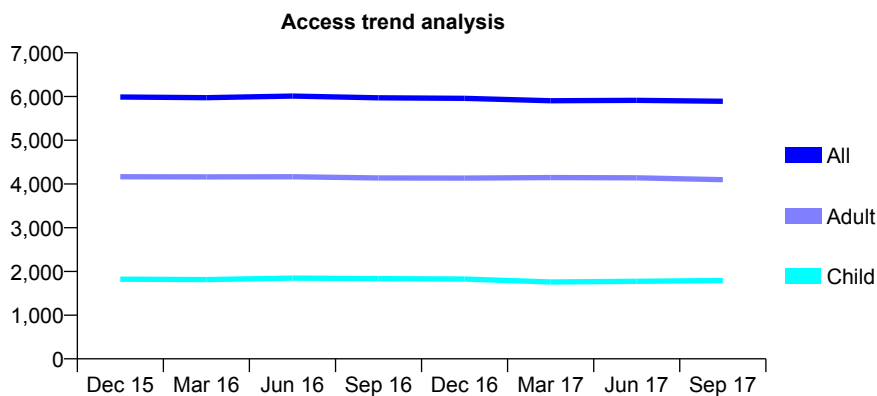
Q63 - Vital Signs At a Glance Contract Report for 325333/0001 - September 2017

Name or company name	MR JT BLANKENDAAL
Contract type name	GDS Contract
Purpose of contract	General
Contract start date	01/04/2006
Contract end date	

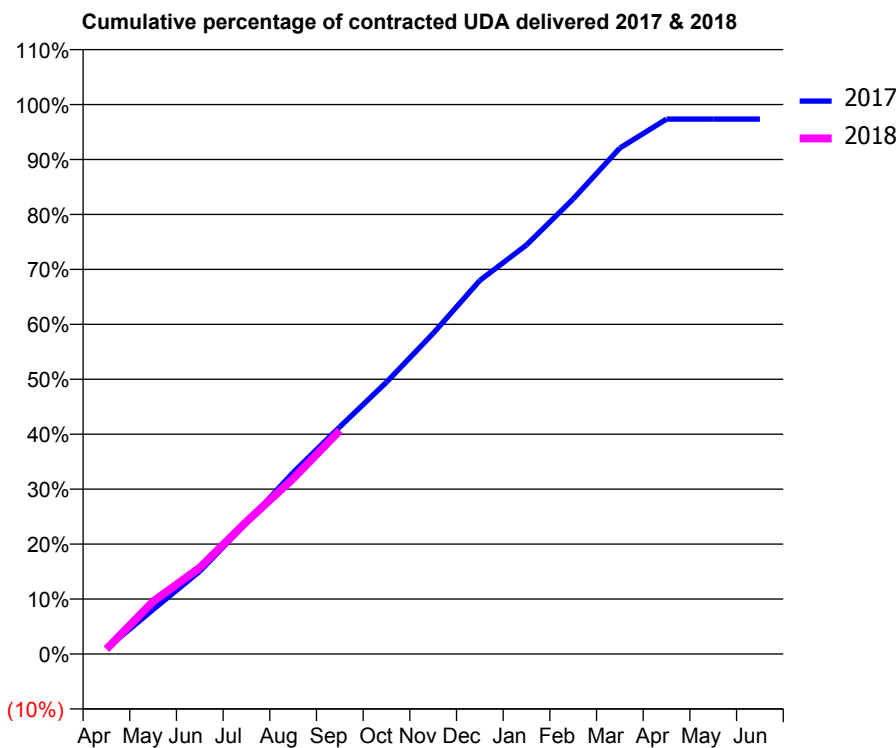
17/18 Contracted general activity (UDA)	23,073
Carry forward general activity (UDA)	612
17/18 Contracted orthodontic activity (UOA)	0
Carry forward orthodontic activity (UOA)	0
Baseline contract value	£793,288.42

ACCESS*

Patients seen in 24 months	Total	Change since previous quarter
Quarter ending September 2016	5,971	
Quarter ending December 2016	5,959	→
Quarter ending March 2017	5,903	→
Quarter ending June 2017	5,914	→
Quarter ending September 2017	5,892	→
Variance since September 2016	(1.3%)	↓



ACTIVITY



Adjusted Scheduled Activity (UDA)		
Month	2017	2018
April	229	204
May	1,869	2,211
June	3,475	3,626
July	5,501	5,558
August	7,623	7,367
September	9,540	9,384
October	11,415	
November	13,463	
December	15,688	
January	17,175	
February	19,109	
March	21,248	
April	22,458	
May	22,462	
June	22,461	

QUALITY

	Quantity	Base Number	Contract	AT	Region	England
% of FP17s for the same patient ID Re-attending within 3 months - Children	57	1,218	4.7%	9.8%	11.2%	11.9%
% of FP17s for the same patient ID Re-attending within 3 months - Adults	227	2,378	9.5%	15.2%	16.6%	15.9%
% of FP17s for the same patient ID Re-attending between 3 & 9 months - Children	692	1,218	56.8%	47.7%	47.0%	58.1%
% of FP17s for the same patient ID Re-attending between 3 & 9 months - Adults	1,185	2,378	49.8%	38.2%	38.2%	50.6%
% of FP17s for Band 1 Urgent Courses	203	3,270	6.2%	10.0%	10.6%	9.1%
% of FP17s Relating to Free Repair or Replacements	11	3,270	0.3%	0.6%	0.6%	0.8%
% of FP17s Relating to Continuations	5	3,270	0.2%	0.9%	0.8%	1.1%
% of Patients satisfied with the dentistry they have received	7	8	N/A	89.8%	89.2%	91.4%
% of Patients satisfied with the time they had to wait for an appointment	8	8	N/A	86.1%	83.4%	87.7%

* This is based on patients treated on this contract for their most recent course of treatment. Figures in italics indicate the base number of FP17s or Patient Questionnaire responses are less than 100. N/A is shown where the base number of responses is less than 10 during the period. % is calculated as Quantity/Base number*100

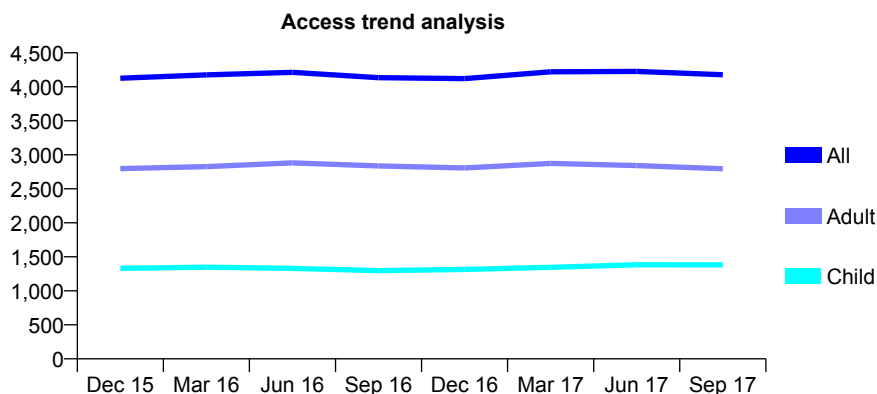
Q63 - Vital Signs At a Glance Contract Report for 330191/0001 - September 2017

Name or company name	MR ID HENNING
Contract type name	GDS Contract
Purpose of contract	General
Contract start date	01/04/2006
Contract end date	

17/18 Contracted general activity (UDA)	8,428
Carry forward general activity (UDA)	-169
17/18 Contracted orthodontic activity (UOA)	0
Carry forward orthodontic activity (UOA)	0
Baseline contract value	£201,413.78

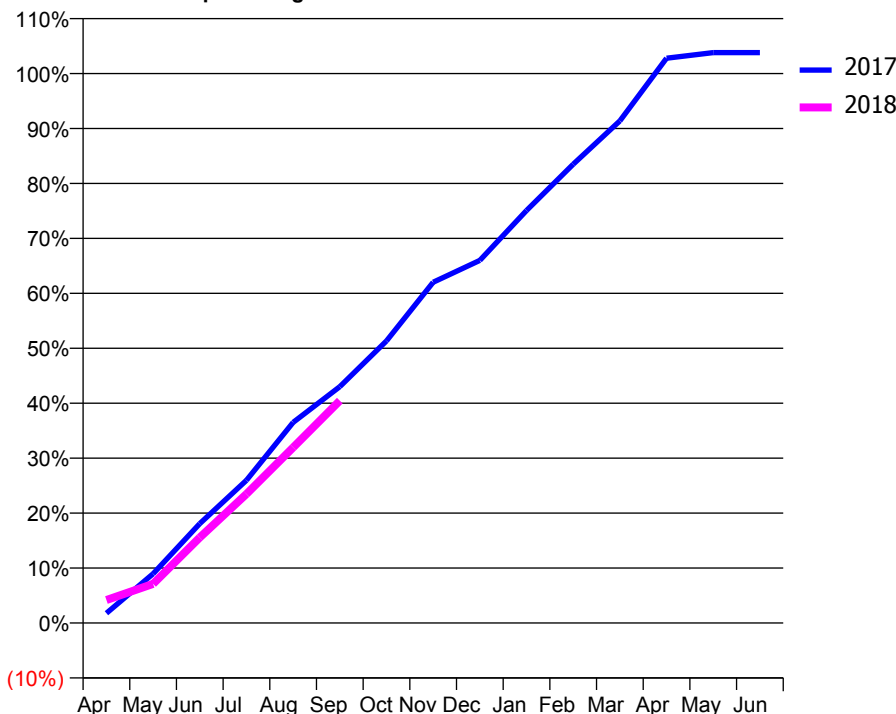
ACCESS*

Patients seen in 24 months	Total	Change since previous quarter
Quarter ending September 2016	4,134	
Quarter ending December 2016	4,120	→
Quarter ending March 2017	4,221	↑
Quarter ending June 2017	4,226	→
Quarter ending September 2017	4,178	↓
Variance since September 2016	1.1%	→



ACTIVITY

Cumulative percentage of contracted UDA delivered 2017 & 2018



Adjusted Scheduled Activity (UDA)		
Month	2017	2018
April	151	352
May	757	600
June	1,524	1,313
July	2,189	1,979
August	3,077	2,692
September	3,625	3,409
October	4,326	
November	5,227	
December	5,563	
January	6,328	
February	7,036	
March	7,702	
April	8,663	
May	8,748	
June	8,748	

QUALITY

	Quantity	Base Number	Contract	AT	Region	England
% of FP17s for the same patient ID Re-attending within 3 months - Children	42	850	4.9%	9.8%	11.2%	11.9%
% of FP17s for the same patient ID Re-attending within 3 months - Adults	79	1,268	6.2%	15.2%	16.6%	15.9%
% of FP17s for the same patient ID Re-attending between 3 & 9 months - Children	371	850	43.6%	47.7%	47.0%	58.1%
% of FP17s for the same patient ID Re-attending between 3 & 9 months - Adults	393	1,268	31.0%	38.2%	38.2%	50.6%
% of FP17s for Band 1 Urgent Courses	57	1,590	3.6%	10.0%	10.6%	9.1%
% of FP17s Relating to Free Repair or Replacements	4	1,590	0.3%	0.6%	0.6%	0.8%
% of FP17s Relating to Continuations	19	1,590	1.2%	0.9%	0.8%	1.1%
% of Patients satisfied with the dentistry they have received	6	6	N/A	89.8%	89.2%	91.4%
% of Patients satisfied with the time they had to wait for an appointment	5	6	N/A	86.1%	83.4%	87.7%

* This is based on patients treated on this contract for their most recent course of treatment. Figures in italics indicate the base number of FP17s or Patient Questionnaire responses are less than 100. N/A is shown where the base number of responses is less than 10 during the period. % is calculated as Quantity/Base number*100

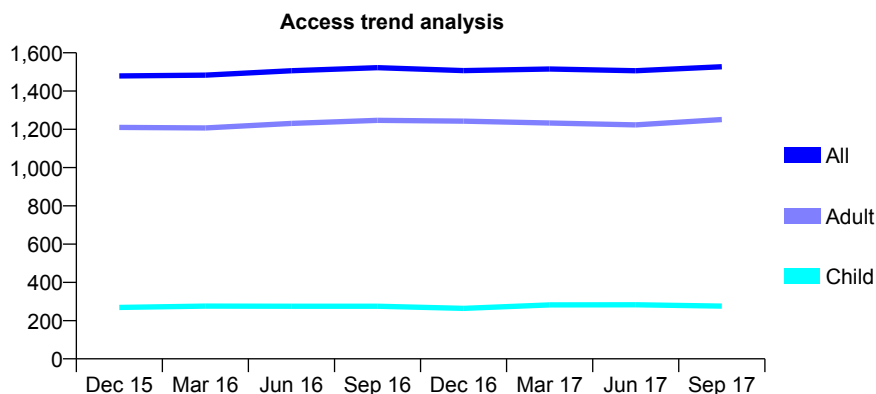
Q63 - Vital Signs At a Glance Contract Report for 330361/0001 - September 2017

Name or company name	MRS RH PATEL
Contract type name	GDS Contract
Purpose of contract	General
Contract start date	01/04/2006
Contract end date	

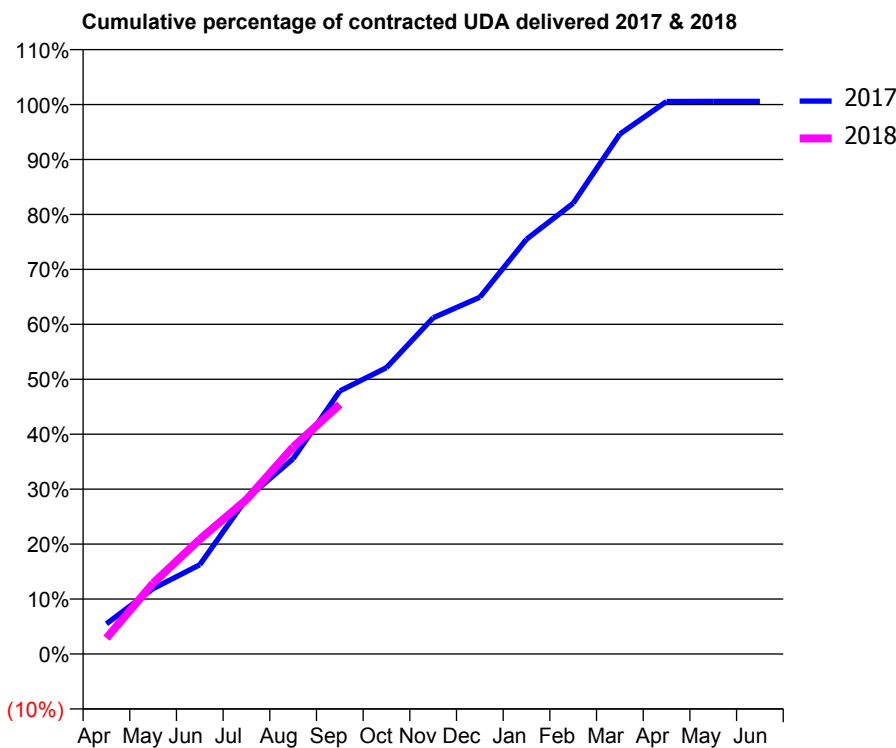
17/18 Contracted general activity (UDA)	4,100
Carry forward general activity (UDA)	-23
17/18 Contracted orthodontic activity (UOA)	0
Carry forward orthodontic activity (UOA)	0
Baseline contract value	£109,346.62

ACCESS*

Patients seen in 24 months	Total	Change since previous quarter
Quarter ending September 2016	1,522	
Quarter ending December 2016	1,507	→
Quarter ending March 2017	1,515	→
Quarter ending June 2017	1,506	→
Quarter ending September 2017	1,527	→
Variance since September 2016	0.3%	→



ACTIVITY



Month	Adjusted Scheduled Activity (UDA)	
	2017	2018
April	225	119
May	488	529
June	666	857
July	1,159	1,153
August	1,457	1,545
September	1,963	1,862
October	2,136	
November	2,509	
December	2,662	
January	3,095	
February	3,363	
March	3,880	
April	4,122	
May	4,123	
June	4,123	

QUALITY

	Quantity	Base Number	Contract	AT	Region	England
% of FP17s for the same patient ID Re-attending within 3 months - Children	6	211	2.8%	9.8%	11.2%	11.9%
% of FP17s for the same patient ID Re-attending within 3 months - Adults	51	833	6.1%	15.2%	16.6%	15.9%
% of FP17s for the same patient ID Re-attending between 3 & 9 months - Children	136	211	64.5%	47.7%	47.0%	58.1%
% of FP17s for the same patient ID Re-attending between 3 & 9 months - Adults	503	833	60.4%	38.2%	38.2%	50.6%
% of FP17s for Band 1 Urgent Courses	58	952	6.1%	10.0%	10.6%	9.1%
% of FP17s Relating to Free Repair or Replacements	0	952	0.0%	0.6%	0.6%	0.8%
% of FP17s Relating to Continuations	0	952	0.0%	0.9%	0.8%	1.1%
% of Patients satisfied with the dentistry they have received	2	2	N/A	89.8%	89.2%	91.4%
% of Patients satisfied with the time they had to wait for an appointment	2	2	N/A	86.1%	83.4%	87.7%

* This is based on patients treated on this contract for their most recent course of treatment. Figures in italics indicate the base number of FP17s or Patient Questionnaire responses are less than 100. N/A is shown where the base number of responses is less than 10 during the period. % is calculated as Quantity/Base number*100

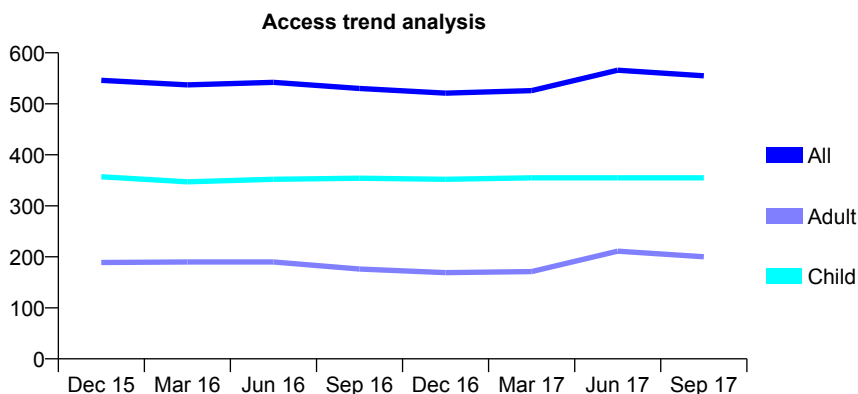
Q63 - Vital Signs At a Glance Contract Report for 331228/0001 - September 2017

Name or company name	MR S PATEL
Contract type name	GDS Contract
Purpose of contract	General
Contract start date	01/04/2006
Contract end date	

17/18 Contracted general activity (UDA)	1,155
Carry forward general activity (UDA)	0
17/18 Contracted orthodontic activity (UOA)	0
Carry forward orthodontic activity (UOA)	0
Baseline contract value	£29,585.83

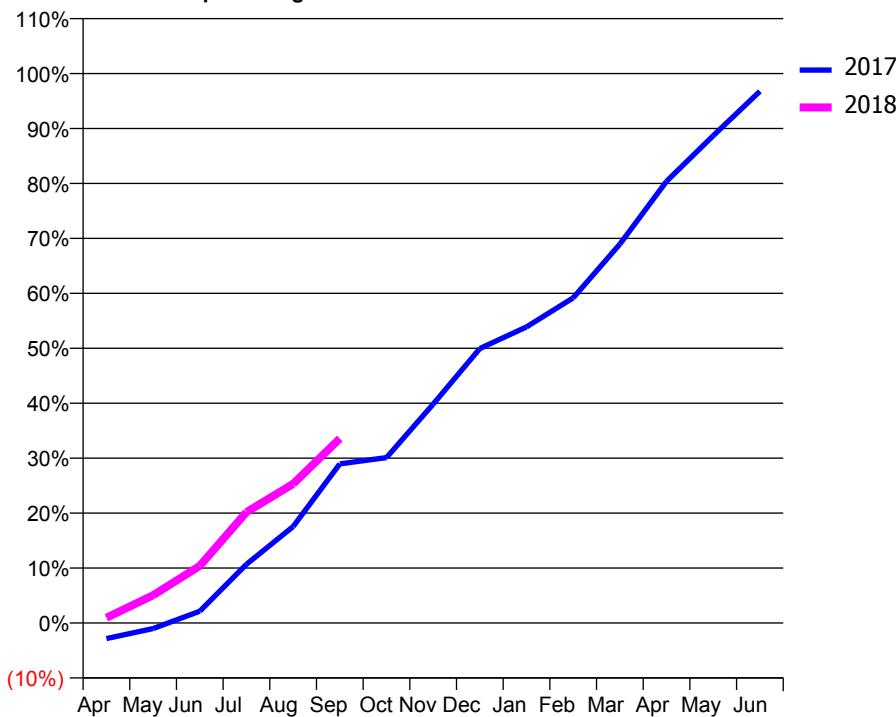
ACCESS*

Patients seen in 24 months	Total	Change since previous quarter
Quarter ending September 2016	530	
Quarter ending December 2016	521	↓
Quarter ending March 2017	526	→
Quarter ending June 2017	566	↑
Quarter ending September 2017	555	↓
Variance since September 2016	4.7%	↑



ACTIVITY

Cumulative percentage of contracted UDA delivered 2017 & 2018



Adjusted Scheduled Activity (UDA)

Month	2017	2018
April	-33	11
May	-12	58
June	25	120
July	123	233
August	203	292
September	335	388
October	348	
November	460	
December	577	
January	622	
February	684	
March	796	
April	928	
May	1,024	
June	1,118	

QUALITY

	Quantity	Base Number	Contract	AT	Region	England
% of FP17s for the same patient ID Re-attending within 3 months - Children	16	243	6.6%	9.8%	11.2%	11.9%
% of FP17s for the same patient ID Re-attending within 3 months - Adults	16	120	13.3%	15.2%	16.6%	15.9%
% of FP17s for the same patient ID Re-attending between 3 & 9 months - Children	112	243	46.1%	47.7%	47.0%	58.1%
% of FP17s for the same patient ID Re-attending between 3 & 9 months - Adults	23	120	19.2%	38.2%	38.2%	50.6%
% of FP17s for Band 1 Urgent Courses	19	238	8.0%	10.0%	10.6%	9.1%
% of FP17s Relating to Free Repair or Replacements	0	238	0.0%	0.6%	0.6%	0.8%
% of FP17s Relating to Continuations	3	238	1.3%	0.9%	0.8%	1.1%
% of Patients satisfied with the dentistry they have received	0	0	N/A	89.8%	89.2%	91.4%
% of Patients satisfied with the time they had to wait for an appointment	0	0	N/A	86.1%	83.4%	87.7%

* This is based on patients treated on this contract for their most recent course of treatment. Figures in italics indicate the base number of FP17s or Patient Questionnaire responses are less than 100. N/A is shown where the base number of responses is less than 10 during the period. % is calculated as Quantity/Base number*100

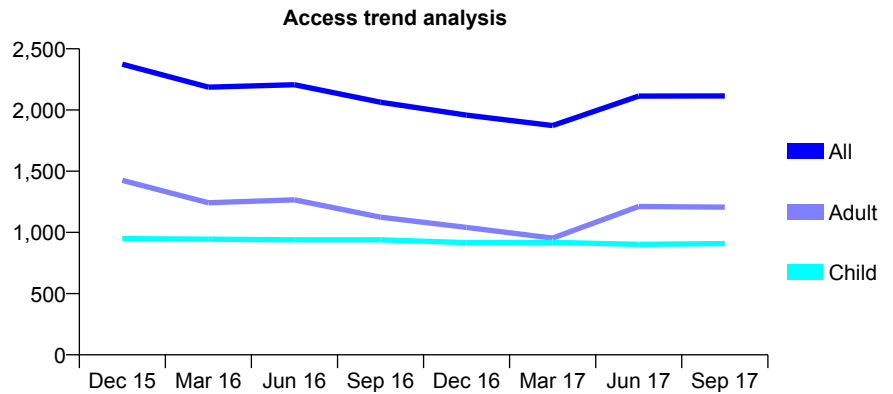
Q63 - Vital Signs At a Glance Contract Report for 331228/0002 - September 2017

Name or company name	MR S PATEL
Contract type name	GDS Contract
Purpose of contract	General
Contract start date	01/04/2006
Contract end date	

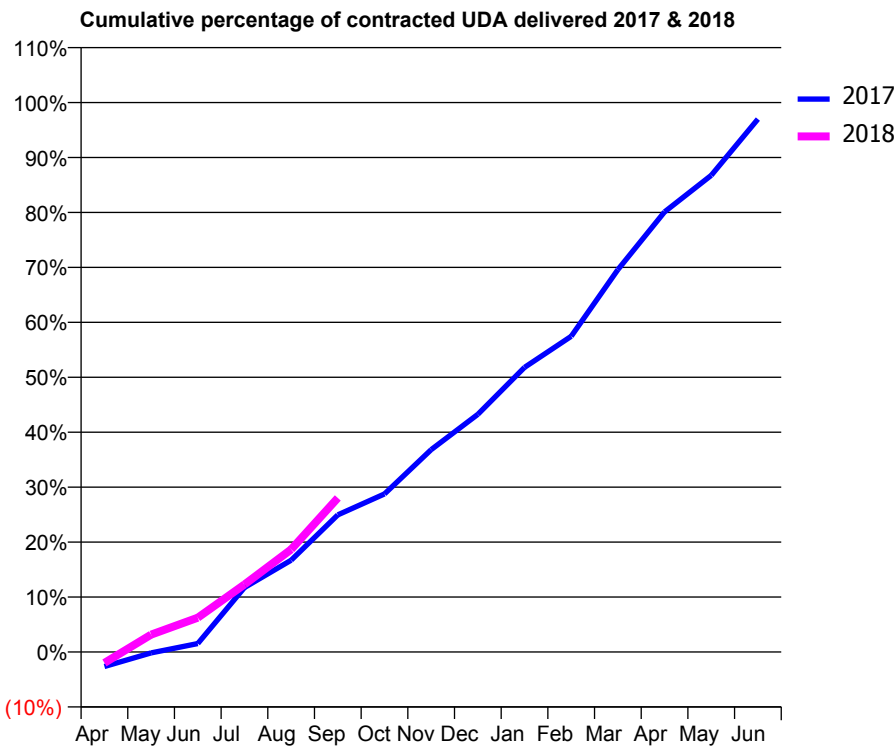
17/18 Contracted general activity (UDA)	5,250
Carry forward general activity (UDA)	158
17/18 Contracted orthodontic activity (UOA)	0
Carry forward orthodontic activity (UOA)	0
Baseline contract value	£124,412.65

ACCESS*

Patients seen in 24 months	Total	Change since previous quarter
Quarter ending September 2016	2,064	
Quarter ending December 2016	1,958	↓
Quarter ending March 2017	1,873	↓
Quarter ending June 2017	2,114	↑
Quarter ending September 2017	2,115	→
Variance since September 2016	2.5%	↑



ACTIVITY



Month	Adjusted Scheduled Activity (UDA)	
	2017	2018
April	-140	-106
May	-9	166
June	81	328
July	616	645
August	877	980
September	1,310	1,472
October	1,510	
November	1,933	
December	2,271	
January	2,719	
February	3,016	
March	3,653	
April	4,205	
May	4,554	
June	5,092	

QUALITY

	Quantity	Base Number	Contract	AT	Region	England
% of FP17s for the same patient ID Re-attending within 3 months - Children	55	643	8.6%	9.8%	11.2%	11.9%
% of FP17s for the same patient ID Re-attending within 3 months - Adults	77	858	9.0%	15.2%	16.6%	15.9%
% of FP17s for the same patient ID Re-attending between 3 & 9 months - Children	312	643	48.5%	47.7%	47.0%	58.1%
% of FP17s for the same patient ID Re-attending between 3 & 9 months - Adults	224	858	26.1%	38.2%	38.2%	50.6%
% of FP17s for Band 1 Urgent Courses	65	741	8.8%	10.0%	10.6%	9.1%
% of FP17s Relating to Free Repair or Replacements	2	741	0.3%	0.6%	0.6%	0.8%
% of FP17s Relating to Continuations	0	741	0.0%	0.9%	0.8%	1.1%
% of Patients satisfied with the dentistry they have received	2	2	N/A	89.8%	89.2%	91.4%
% of Patients satisfied with the time they had to wait for an appointment	2	2	N/A	86.1%	83.4%	87.7%

* This is based on patients treated on this contract for their most recent course of treatment. Figures in italics indicate the base number of FP17s or Patient Questionnaire responses are less than 100. N/A is shown where the base number of responses is less than 10 during the period. % is calculated as Quantity/Base number*100

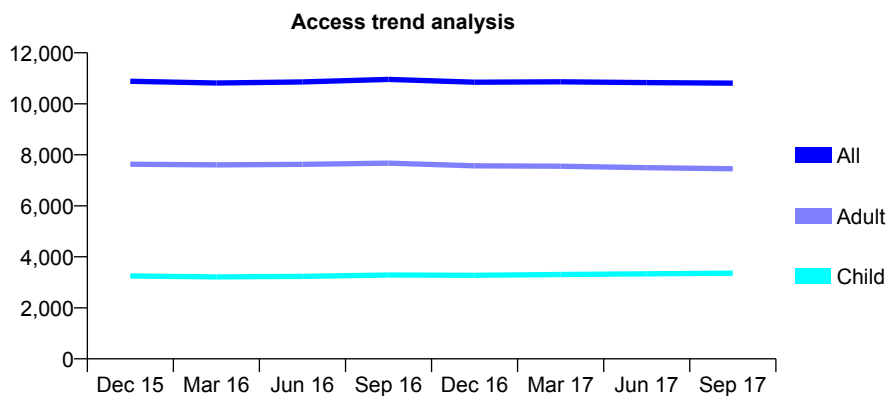
Q63 - Vital Signs At a Glance Contract Report for 331732/0001 - September 2017

Name or company name	MR M HATIMI
Contract type name	GDS Contract
Purpose of contract	General
Contract start date	01/04/2006
Contract end date	

17/18 Contracted general activity (UDA)	30,000
Carry forward general activity (UDA)	0
17/18 Contracted orthodontic activity (UOA)	0
Carry forward orthodontic activity (UOA)	0
Baseline contract value	£824,894.22

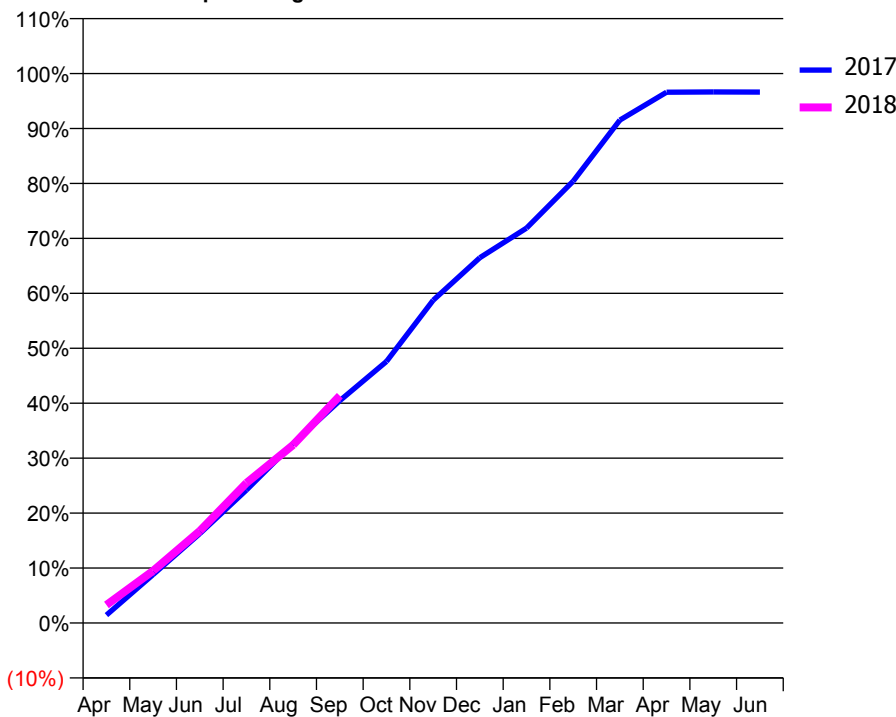
ACCESS*

Patients seen in 24 months	Total	Change since previous quarter
Quarter ending September 2016	10,958	
Quarter ending December 2016	10,848	↓
Quarter ending March 2017	10,863	→
Quarter ending June 2017	10,830	→
Quarter ending September 2017	10,813	→
Variance since September 2016	(1.3%)	↓



ACTIVITY

Cumulative percentage of contracted UDA delivered 2017 & 2018



Adjusted Scheduled Activity (UDA)

Month	2017	2018
April	431	984
May	2,644	2,853
June	4,885	5,023
July	7,262	7,649
August	9,804	9,723
September	12,138	12,409
October	14,278	
November	17,622	
December	19,946	
January	21,560	
February	24,120	
March	27,454	
April	28,981	
May	28,992	
June	28,988	

QUALITY

	Quantity	Base Number	Contract	AT	Region	England
% of FP17s for the same patient ID Re-attending within 3 months - Children	183	2,150	8.5%	9.8%	11.2%	11.9%
% of FP17s for the same patient ID Re-attending within 3 months - Adults	615	3,786	16.2%	15.2%	16.6%	15.9%
% of FP17s for the same patient ID Re-attending between 3 & 9 months - Children	921	2,150	42.8%	47.7%	47.0%	58.1%
% of FP17s for the same patient ID Re-attending between 3 & 9 months - Adults	1,244	3,786	32.9%	38.2%	38.2%	50.6%
% of FP17s for Band 1 Urgent Courses	899	5,430	16.6%	10.0%	10.6%	9.1%
% of FP17s Relating to Free Repair or Replacements	20	5,430	0.4%	0.6%	0.6%	0.8%
% of FP17s Relating to Continuations	9	5,430	0.2%	0.9%	0.8%	1.1%
% of Patients satisfied with the dentistry they have received	6	7	N/A	89.8%	89.2%	91.4%
% of Patients satisfied with the time they had to wait for an appointment	6	7	N/A	86.1%	83.4%	87.7%

* This is based on patients treated on this contract for their most recent course of treatment. Figures in italics indicate the base number of FP17s or Patient Questionnaire responses are less than 100. N/A is shown where the base number of responses is less than 10 during the period. % is calculated as Quantity/Base number*100

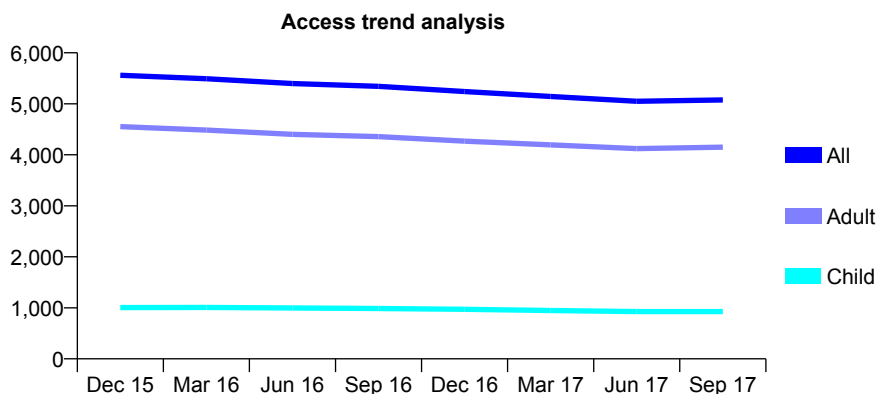
Q63 - Vital Signs At a Glance Contract Report for 332577/0001 - September 2017

Name or company name	MRS P DJAN
Contract type name	GDS Contract
Purpose of contract	General
Contract start date	01/04/2006
Contract end date	

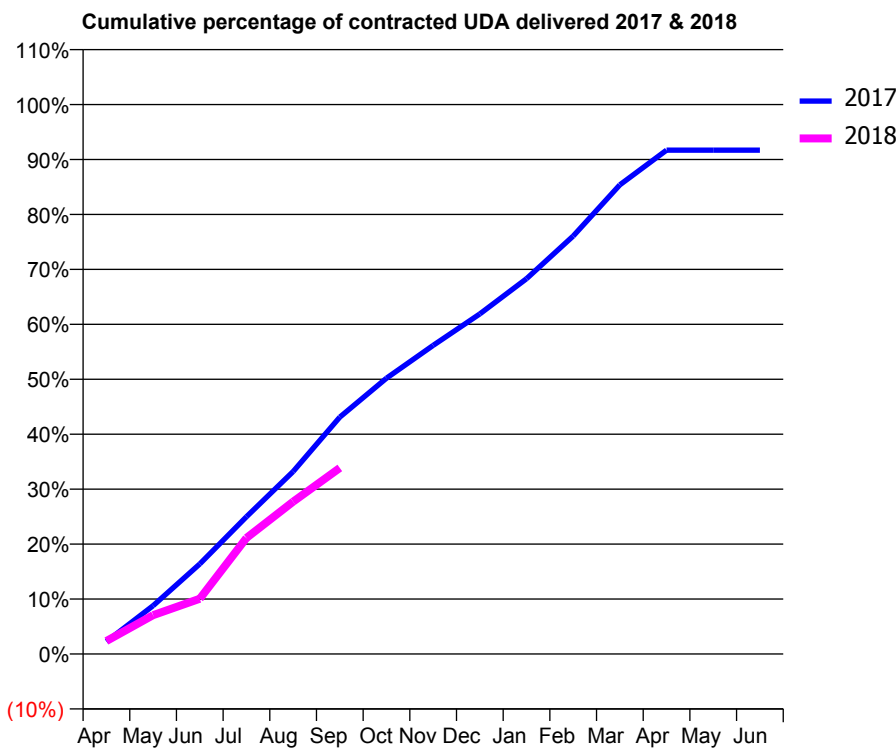
17/18 Contracted general activity (UDA)	21,167
Carry forward general activity (UDA)	0
17/18 Contracted orthodontic activity (UOA)	0
Carry forward orthodontic activity (UOA)	0
Baseline contract value	£739,186.47

ACCESS*

Patients seen in 24 months	Total	Change since previous quarter
Quarter ending September 2016	5,343	
Quarter ending December 2016	5,240	↓
Quarter ending March 2017	5,143	↓
Quarter ending June 2017	5,050	↓
Quarter ending September 2017	5,076	→
Variance since September 2016	(5.0%)	↓



ACTIVITY



Month	Adjusted Scheduled Activity (UDA)	
	2017	2018
April	479	501
May	1,861	1,498
June	3,469	2,131
July	5,286	4,470
August	7,031	5,868
September	9,125	7,167
October	10,627	
November	11,890	
December	13,100	
January	14,458	
February	16,102	
March	18,075	
April	19,410	
May	19,410	
June	19,410	

QUALITY

	Quantity	Base Number	Contract	AT	Region	England
% of FP17s for the same patient ID Re-attending within 3 months - Children	39	628	6.2%	9.8%	11.2%	11.9%
% of FP17s for the same patient ID Re-attending within 3 months - Adults	522	2,771	18.8%	15.2%	16.6%	15.9%
% of FP17s for the same patient ID Re-attending between 3 & 9 months - Children	335	628	53.3%	47.7%	47.0%	58.1%
% of FP17s for the same patient ID Re-attending between 3 & 9 months - Adults	1,302	2,771	47.0%	38.2%	38.2%	50.6%
% of FP17s for Band 1 Urgent Courses	384	3,044	12.6%	10.0%	10.6%	9.1%
% of FP17s Relating to Free Repair or Replacements	48	3,044	1.6%	0.6%	0.6%	0.8%
% of FP17s Relating to Continuations	1	3,044	0.0%	0.9%	0.8%	1.1%
% of Patients satisfied with the dentistry they have received	3	4	N/A	89.8%	89.2%	91.4%
% of Patients satisfied with the time they had to wait for an appointment	2	4	N/A	86.1%	83.4%	87.7%

* This is based on patients treated on this contract for their most recent course of treatment. Figures in italics indicate the base number of FP17s or Patient Questionnaire responses are less than 100. N/A is shown where the base number of responses is less than 10 during the period. % is calculated as Quantity/Base number*100

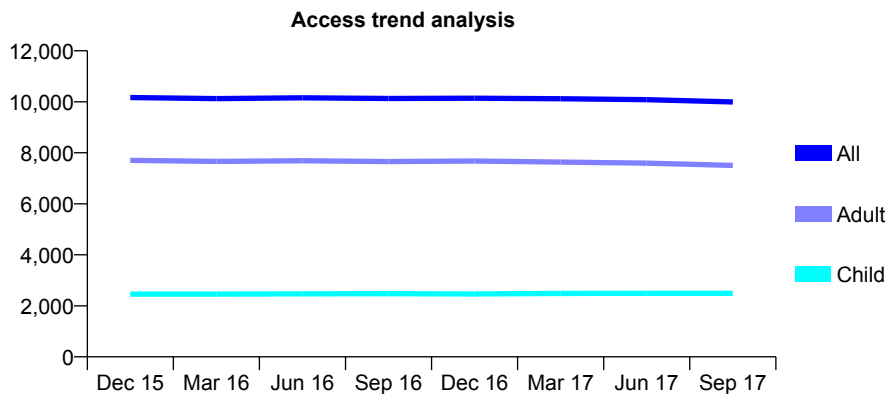
Q63 - Vital Signs At a Glance Contract Report for 333182/0001 - September 2017

Name or company name	MR K TSE
Contract type name	GDS Contract
Purpose of contract	General
Contract start date	01/04/2006
Contract end date	

17/18 Contracted general activity (UDA)	26,383
Carry forward general activity (UDA)	-259
17/18 Contracted orthodontic activity (UOA)	0
Carry forward orthodontic activity (UOA)	0
Baseline contract value	£696,353.76

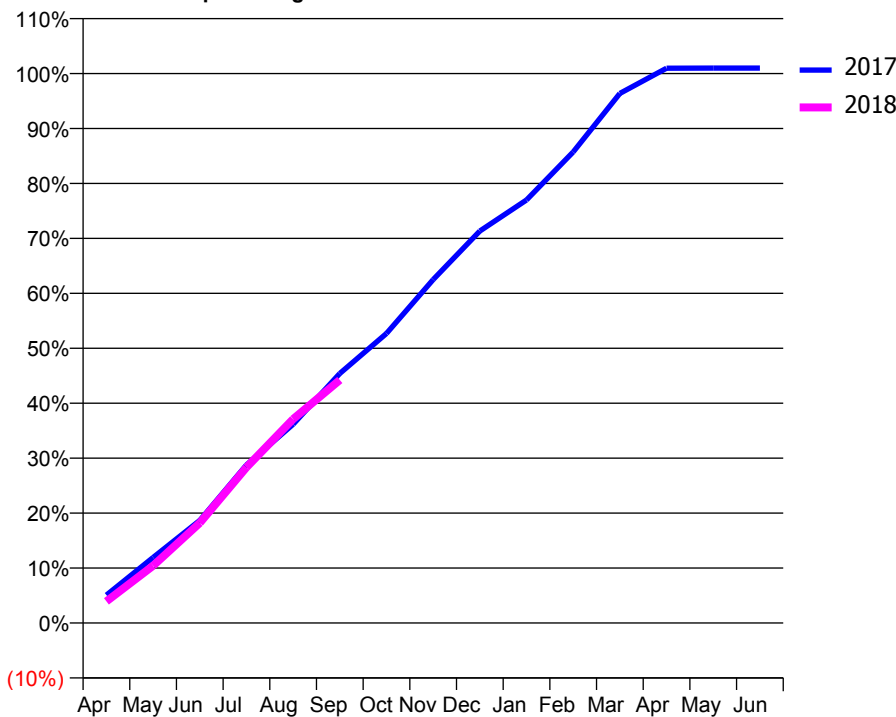
ACCESS*

Patients seen in 24 months	Total	Change since previous quarter
Quarter ending September 2016	10,129	
Quarter ending December 2016	10,142	→
Quarter ending March 2017	10,121	→
Quarter ending June 2017	10,084	→
Quarter ending September 2017	9,995	→
Variance since September 2016	(1.3%)	↓



ACTIVITY

Cumulative percentage of contracted UDA delivered 2017 & 2018



Month	Adjusted Scheduled Activity (UDA)	
	2017	2018
April	1,338	1,043
May	3,147	2,747
June	4,926	4,808
July	7,590	7,473
August	9,541	9,795
September	11,979	11,670
October	13,904	
November	16,488	
December	18,819	
January	20,312	
February	22,615	
March	25,429	
April	26,639	
May	26,644	
June	26,642	

QUALITY

	Quantity	Base Number	Contract	AT	Region	England
% of FP17s for the same patient ID Re-attending within 3 months - Children	126	2,092	6.0%	9.8%	11.2%	11.9%
% of FP17s for the same patient ID Re-attending within 3 months - Adults	569	5,066	11.2%	15.2%	16.6%	15.9%
% of FP17s for the same patient ID Re-attending between 3 & 9 months - Children	1,442	2,092	68.9%	47.7%	47.0%	58.1%
% of FP17s for the same patient ID Re-attending between 3 & 9 months - Adults	2,919	5,066	57.6%	38.2%	38.2%	50.6%
% of FP17s for Band 1 Urgent Courses	301	6,496	4.6%	10.0%	10.6%	9.1%
% of FP17s Relating to Free Repair or Replacements	55	6,496	0.8%	0.6%	0.6%	0.8%
% of FP17s Relating to Continuations	40	6,496	0.6%	0.9%	0.8%	1.1%
% of Patients satisfied with the dentistry they have received	9	9	N/A	89.8%	89.2%	91.4%
% of Patients satisfied with the time they had to wait for an appointment	7	9	N/A	86.1%	83.4%	87.7%

* This is based on patients treated on this contract for their most recent course of treatment. Figures in italics indicate the base number of FP17s or Patient Questionnaire responses are less than 100. N/A is shown where the base number of responses is less than 10 during the period. % is calculated as Quantity/Base number*100

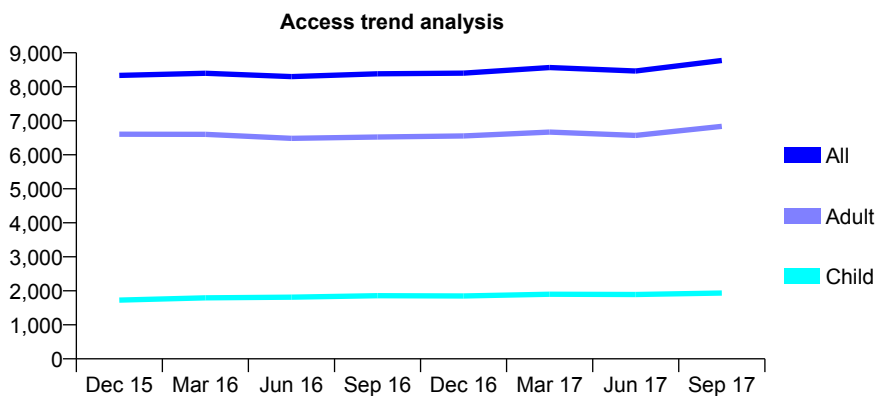
Q63 - Vital Signs At a Glance Contract Report for 334626/0001 - September 2017

Name or company name	MR KS CHANDRAN
Contract type name	GDS Contract
Purpose of contract	General
Contract start date	01/04/2009
Contract end date	

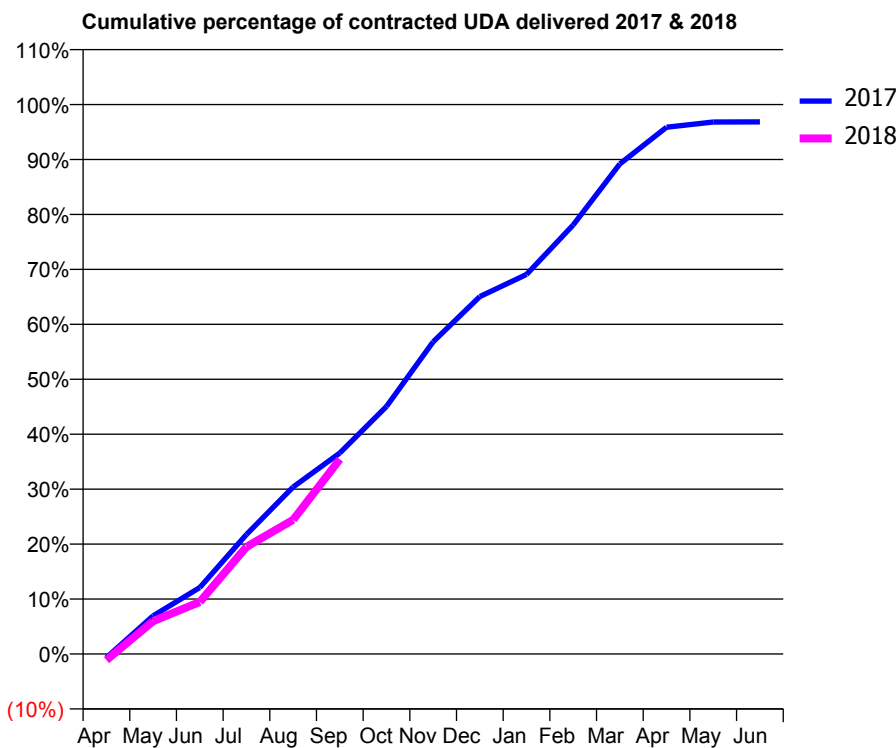
17/18 Contracted general activity (UDA)	29,500
Carry forward general activity (UDA)	935
17/18 Contracted orthodontic activity (UOA)	0
Carry forward orthodontic activity (UOA)	0
Baseline contract value	£858,607.23

ACCESS*

Patients seen in 24 months	Total	Change since previous quarter
Quarter ending September 2016	8,383	
Quarter ending December 2016	8,403	→
Quarter ending March 2017	8,567	→
Quarter ending June 2017	8,463	↓
Quarter ending September 2017	8,776	↑
Variance since September 2016	4.7%	↑



ACTIVITY



Month	Adjusted Scheduled Activity (UDA)	
	2017	2018
April	-197	-334
May	2,053	1,768
June	3,569	2,794
July	6,418	5,752
August	8,969	7,203
September	10,792	10,457
October	13,288	
November	16,765	
December	19,188	
January	20,376	
February	23,037	
March	26,314	
April	28,279	
May	28,562	
June	28,565	

QUALITY

	Quantity	Base Number	Contract	AT	Region	England
% of FP17s for the same patient ID Re-attending within 3 months - Children	80	1,064	7.5%	9.8%	11.2%	11.9%
% of FP17s for the same patient ID Re-attending within 3 months - Adults	497	3,323	15.0%	15.2%	16.6%	15.9%
% of FP17s for the same patient ID Re-attending between 3 & 9 months - Children	407	1,064	38.3%	47.7%	47.0%	58.1%
% of FP17s for the same patient ID Re-attending between 3 & 9 months - Adults	951	3,323	28.6%	38.2%	38.2%	50.6%
% of FP17s for Band 1 Urgent Courses	550	3,787	14.5%	10.0%	10.6%	9.1%
% of FP17s Relating to Free Repair or Replacements	38	3,787	1.0%	0.6%	0.6%	0.8%
% of FP17s Relating to Continuations	12	3,787	0.3%	0.9%	0.8%	1.1%
% of Patients satisfied with the dentistry they have received	8	9	N/A	89.8%	89.2%	91.4%
% of Patients satisfied with the time they had to wait for an appointment	7	9	N/A	86.1%	83.4%	87.7%

* This is based on patients treated on this contract for their most recent course of treatment. Figures in italics indicate the base number of FP17s or Patient Questionnaire responses are less than 100. N/A is shown where the base number of responses is less than 10 during the period. % is calculated as Quantity/Base number*100

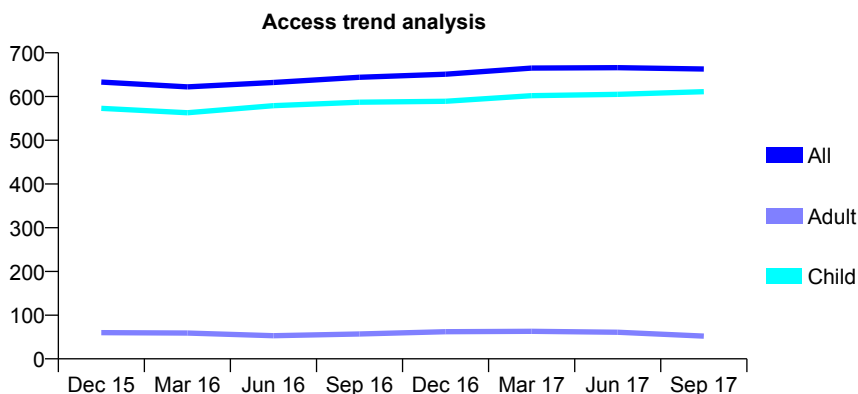
Q63 - Vital Signs At a Glance Contract Report for 335223/0001 - September 2017

Name or company name	MISS LJ LYNCH
Contract type name	GDS Contract
Purpose of contract	General
Contract start date	01/04/2006
Contract end date	

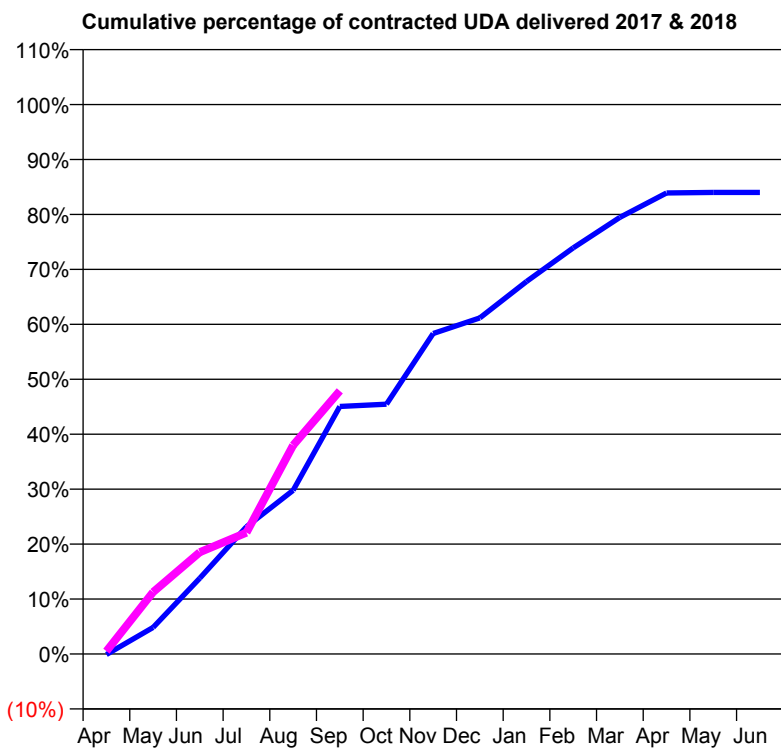
17/18 Contracted general activity (UDA)	950
Carry forward general activity (UDA)	0
17/18 Contracted orthodontic activity (UOA)	0
Carry forward orthodontic activity (UOA)	0
Baseline contract value	£21,210.54

ACCESS*

Patients seen in 24 months	Total	Change since previous quarter
Quarter ending September 2016	644	
Quarter ending December 2016	651	→
Quarter ending March 2017	665	↑
Quarter ending June 2017	666	→
Quarter ending September 2017	663	→
Variance since September 2016	3.0%	↑



ACTIVITY



Adjusted Scheduled Activity (UDA)		
Month	2017	2018
April	-1	5
May	46	107
June	131	176
July	220	210
August	283	361
September	428	455
October	432	
November	554	
December	581	
January	644	
February	702	
March	755	
April	797	
May	798	
June	798	

QUALITY

	Quantity	Base Number	Contract	AT	Region	England
% of FP17s for the same patient ID Re-attending within 3 months - Children	10	328	3.0%	9.8%	11.2%	11.9%
% of FP17s for the same patient ID Re-attending within 3 months - Adults	1	10	10.0%	15.2%	16.6%	15.9%
% of FP17s for the same patient ID Re-attending between 3 & 9 months - Children	46	328	14.0%	47.7%	47.0%	58.1%
% of FP17s for the same patient ID Re-attending between 3 & 9 months - Adults	2	10	20.0%	38.2%	38.2%	50.6%
% of FP17s for Band 1 Urgent Courses	0	320	0.0%	10.0%	10.6%	9.1%
% of FP17s Relating to Free Repair or Replacements	0	320	0.0%	0.6%	0.6%	0.8%
% of FP17s Relating to Continuations	0	320	0.0%	0.9%	0.8%	1.1%
% of Patients satisfied with the dentistry they have received	0	0	N/A	89.8%	89.2%	91.4%
% of Patients satisfied with the time they had to wait for an appointment	0	0	N/A	86.1%	83.4%	87.7%

* This is based on patients treated on this contract for their most recent course of treatment. Figures in italics indicate the base number of FP17s or Patient Questionnaire responses are less than 100. N/A is shown where the base number of responses is less than 10 during the period. % is calculated as Quantity/Base number*100

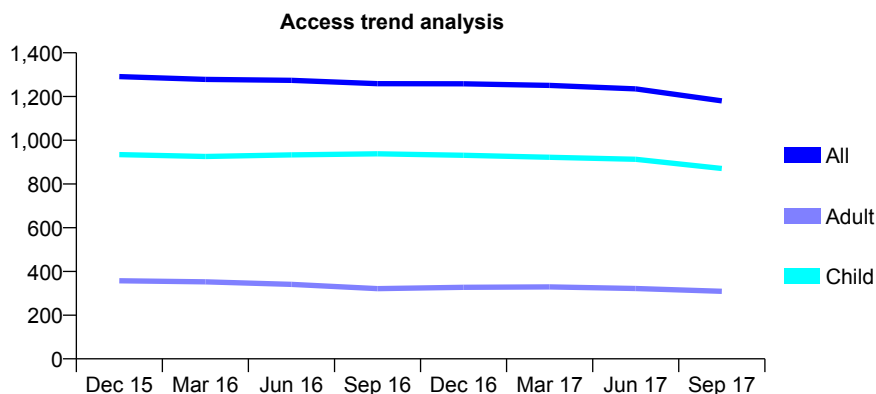
Q63 - Vital Signs At a Glance Contract Report for 335282/0001 - September 2017

Name or company name	MR SB PATEL
Contract type name	GDS Contract
Purpose of contract	General
Contract start date	01/06/2008
Contract end date	

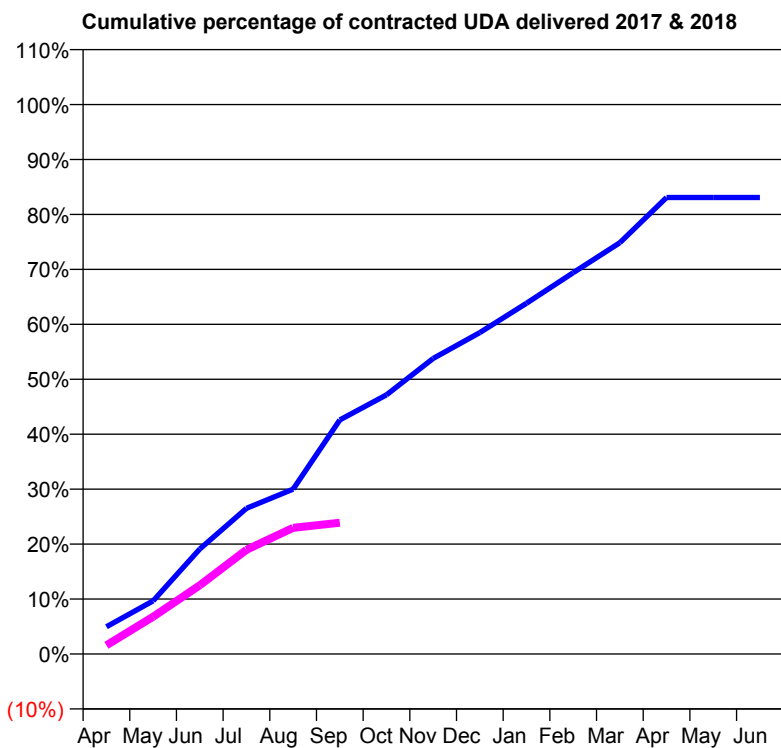
17/18 Contracted general activity (UDA)	2,750
Carry forward general activity (UDA)	0
17/18 Contracted orthodontic activity (UOA)	0
Carry forward orthodontic activity (UOA)	0
Baseline contract value	£58,770.37

ACCESS*

Patients seen in 24 months	Total	Change since previous quarter
Quarter ending September 2016	1,259	
Quarter ending December 2016	1,258	→
Quarter ending March 2017	1,251	→
Quarter ending June 2017	1,235	↓
Quarter ending September 2017	1,180	↓
Variance since September 2016	(6.3%)	↓



ACTIVITY



Month	Adjusted Scheduled Activity (UDA)	
	2017	2018
April	136	44
May	266	186
June	526	344
July	729	521
August	825	632
September	1,172	657
October	1,297	
November	1,479	
December	1,609	
January	1,755	
February	1,908	
March	2,058	
April	2,285	
May	2,285	
June	2,285	

QUALITY

	Quantity	Base Number	Contract	AT	Region	England
% of FP17s for the same patient ID Re-attending within 3 months - Children	23	530	4.3%	9.8%	11.2%	11.9%
% of FP17s for the same patient ID Re-attending within 3 months - Adults	17	108	15.7%	15.2%	16.6%	15.9%
% of FP17s for the same patient ID Re-attending between 3 & 9 months - Children	317	530	59.8%	47.7%	47.0%	58.1%
% of FP17s for the same patient ID Re-attending between 3 & 9 months - Adults	53	108	49.1%	38.2%	38.2%	50.6%
% of FP17s for Band 1 Urgent Courses	15	456	3.3%	10.0%	10.6%	9.1%
% of FP17s Relating to Free Repair or Replacements	0	456	0.0%	0.6%	0.6%	0.8%
% of FP17s Relating to Continuations	0	456	0.0%	0.9%	0.8%	1.1%
% of Patients satisfied with the dentistry they have received	1	1	N/A	89.8%	89.2%	91.4%
% of Patients satisfied with the time they had to wait for an appointment	1	1	N/A	86.1%	83.4%	87.7%

* This is based on patients treated on this contract for their most recent course of treatment. Figures in italics indicate the base number of FP17s or Patient Questionnaire responses are less than 100. N/A is shown where the base number of responses is less than 10 during the period. % is calculated as Quantity/Base number*100

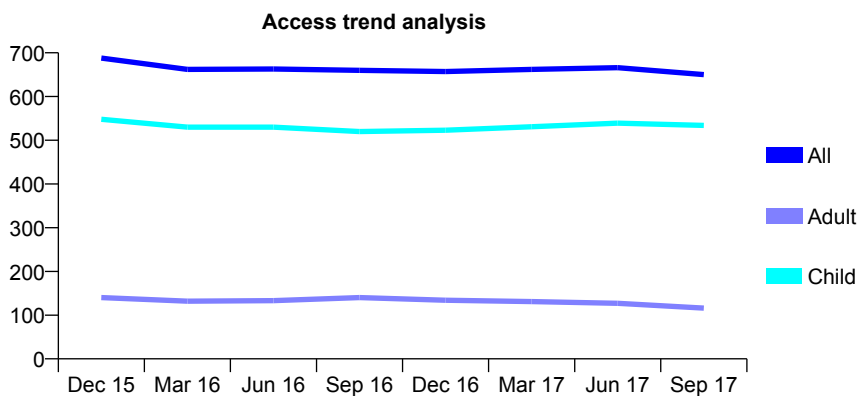
Q63 - Vital Signs At a Glance Contract Report for 336866/0001 - September 2017

Name or company name	MR MP O'BRIEN
Contract type name	GDS Contract
Purpose of contract	General
Contract start date	01/04/2006
Contract end date	

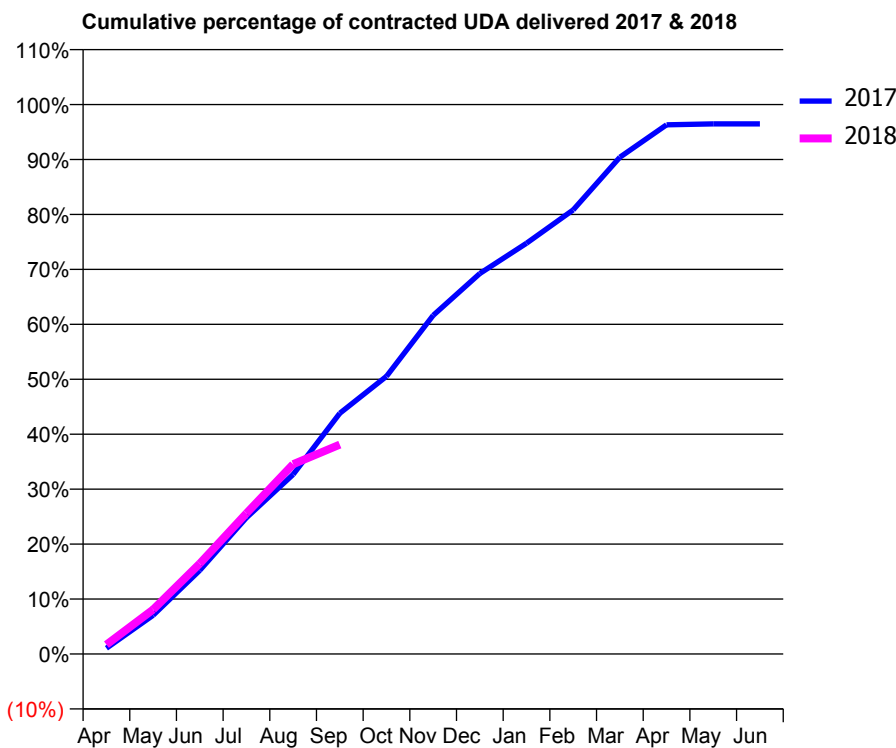
17/18 Contracted general activity (UDA)	1,235
Carry forward general activity (UDA)	44
17/18 Contracted orthodontic activity (UOA)	0
Carry forward orthodontic activity (UOA)	0
Baseline contract value	£27,073.74

ACCESS*

Patients seen in 24 months	Total	Change since previous quarter
Quarter ending September 2016	660	
Quarter ending December 2016	657	→
Quarter ending March 2017	662	→
Quarter ending June 2017	666	→
Quarter ending September 2017	650	↓
Variance since September 2016	(1.5%)	↓



ACTIVITY



Month	Adjusted Scheduled Activity (UDA)	
	2017	2018
April	13	21
May	87	100
June	188	203
July	306	316
August	404	427
September	541	471
October	624	
November	761	
December	855	
January	923	
February	998	
March	1,116	
April	1,189	
May	1,191	
June	1,191	

QUALITY

	Quantity	Base Number	Contract	AT	Region	England
% of FP17s for the same patient ID Re-attending within 3 months - Children	25	442	5.7%	9.8%	11.2%	11.9%
% of FP17s for the same patient ID Re-attending within 3 months - Adults	5	39	12.8%	15.2%	16.6%	15.9%
% of FP17s for the same patient ID Re-attending between 3 & 9 months - Children	306	442	69.2%	47.7%	47.0%	58.1%
% of FP17s for the same patient ID Re-attending between 3 & 9 months - Adults	21	39	53.8%	38.2%	38.2%	50.6%
% of FP17s for Band 1 Urgent Courses	3	417	0.7%	10.0%	10.6%	9.1%
% of FP17s Relating to Free Repair or Replacements	0	417	0.0%	0.6%	0.6%	0.8%
% of FP17s Relating to Continuations	0	417	0.0%	0.9%	0.8%	1.1%
% of Patients satisfied with the dentistry they have received	0	0	N/A	89.8%	89.2%	91.4%
% of Patients satisfied with the time they had to wait for an appointment	0	0	N/A	86.1%	83.4%	87.7%

* This is based on patients treated on this contract for their most recent course of treatment. Figures in italics indicate the base number of FP17s or Patient Questionnaire responses are less than 100. N/A is shown where the base number of responses is less than 10 during the period. % is calculated as Quantity/Base number*100

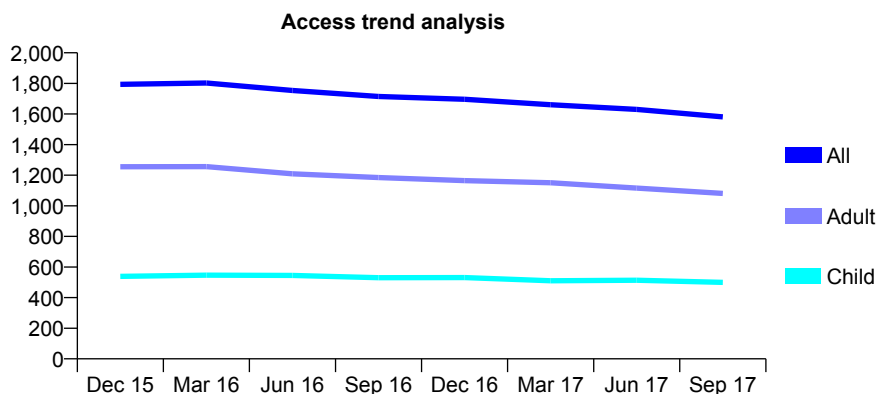
Q63 - Vital Signs At a Glance Contract Report for 337137/0001 - September 2017

Name or company name	MR G TSOLAKIDES
Contract type name	GDS Contract
Purpose of contract	General
Contract start date	01/04/2006
Contract end date	

17/18 Contracted general activity (UDA)	5,119
Carry forward general activity (UDA)	0
17/18 Contracted orthodontic activity (UOA)	0
Carry forward orthodontic activity (UOA)	0
Baseline contract value	£137,998.75

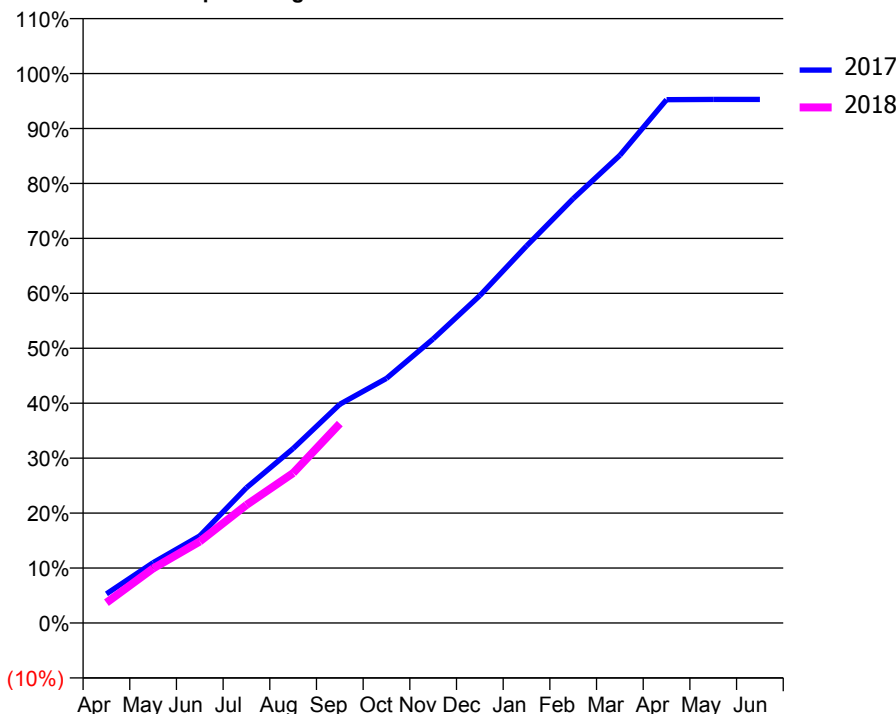
ACCESS*

Patients seen in 24 months	Total	Change since previous quarter
Quarter ending September 2016	1,715	
Quarter ending December 2016	1,696	↓
Quarter ending March 2017	1,661	↓
Quarter ending June 2017	1,630	↓
Quarter ending September 2017	1,581	↓
Variance since September 2016	(7.8%)	↓



ACTIVITY

Cumulative percentage of contracted UDA delivered 2017 & 2018



Month	Adjusted Scheduled Activity (UDA)	
	2017	2018
April	272	190
May	562	509
June	811	760
July	1,260	1,101
August	1,625	1,397
September	2,038	1,857
October	2,279	
November	2,647	
December	3,050	
January	3,512	
February	3,954	
March	4,357	
April	4,875	
May	4,878	
June	4,878	

QUALITY

	Quantity	Base Number	Contract	AT	Region	England
% of FP17s for the same patient ID Re-attending within 3 months - Children	10	337	3.0%	9.8%	11.2%	11.9%
% of FP17s for the same patient ID Re-attending within 3 months - Adults	71	556	12.8%	15.2%	16.6%	15.9%
% of FP17s for the same patient ID Re-attending between 3 & 9 months - Children	187	337	55.5%	47.7%	47.0%	58.1%
% of FP17s for the same patient ID Re-attending between 3 & 9 months - Adults	209	556	37.6%	38.2%	38.2%	50.6%
% of FP17s for Band 1 Urgent Courses	62	789	7.9%	10.0%	10.6%	9.1%
% of FP17s Relating to Free Repair or Replacements	0	789	0.0%	0.6%	0.6%	0.8%
% of FP17s Relating to Continuations	0	789	0.0%	0.9%	0.8%	1.1%
% of Patients satisfied with the dentistry they have received	2	2	N/A	89.8%	89.2%	91.4%
% of Patients satisfied with the time they had to wait for an appointment	1	2	N/A	86.1%	83.4%	87.7%

* This is based on patients treated on this contract for their most recent course of treatment. Figures in italics indicate the base number of FP17s or Patient Questionnaire responses are less than 100. N/A is shown where the base number of responses is less than 10 during the period. % is calculated as Quantity/Base number*100

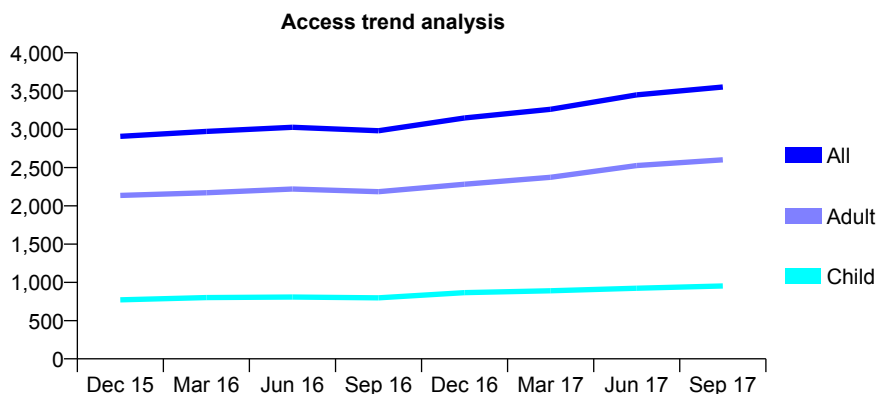
Q63 - Vital Signs At a Glance Contract Report for 337765/0002 - September 2017

Name or company name	MR SI YOUNG
Contract type name	GDS Contract
Purpose of contract	General
Contract start date	01/04/2006
Contract end date	

17/18 Contracted general activity (UDA)	10,500
Carry forward general activity (UDA)	-162
17/18 Contracted orthodontic activity (UOA)	0
Carry forward orthodontic activity (UOA)	0
Baseline contract value	£262,106.11

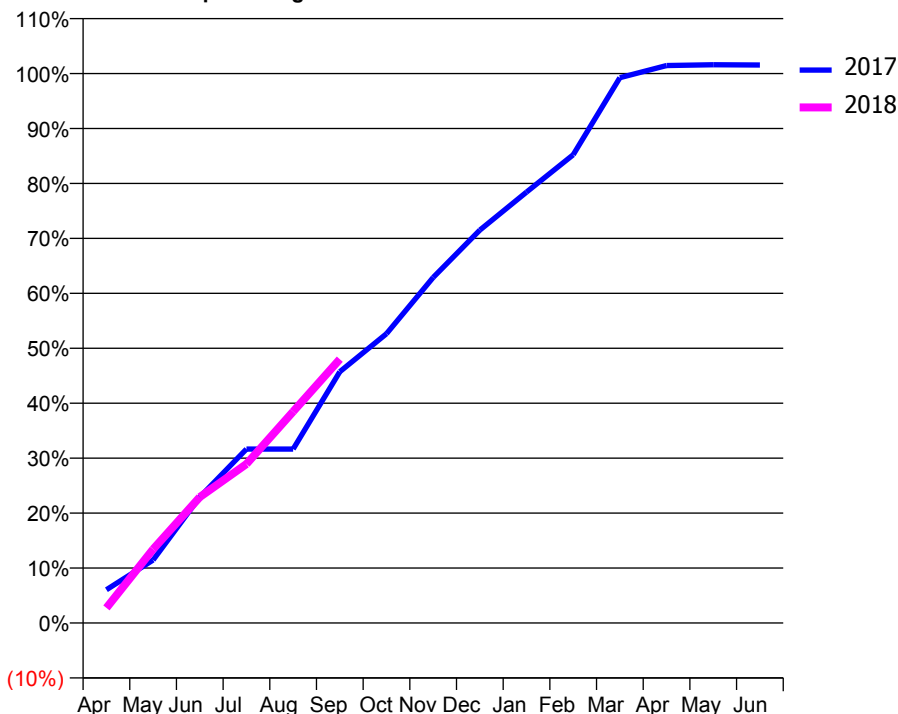
ACCESS*

Patients seen in 24 months	Total	Change since previous quarter
Quarter ending September 2016	2,981	
Quarter ending December 2016	3,148	↑
Quarter ending March 2017	3,262	↑
Quarter ending June 2017	3,450	↑
Quarter ending September 2017	3,553	↑
Variance since September 2016	19.2%	↑



ACTIVITY

Cumulative percentage of contracted UDA delivered 2017 & 2018



Month	Adjusted Scheduled Activity (UDA)	
	2017	2018
April	637	290
May	1,204	1,410
June	2,407	2,407
July	3,323	3,038
August	3,323	4,041
September	4,801	5,042
October	5,528	
November	6,603	
December	7,508	
January	8,233	
February	8,947	
March	10,421	
April	10,653	
May	10,666	
June	10,662	

QUALITY

	Quantity	Base Number	Contract	AT	Region	England
% of FP17s for the same patient ID Re-attending within 3 months - Children	37	559	6.6%	9.8%	11.2%	11.9%
% of FP17s for the same patient ID Re-attending within 3 months - Adults	275	1,517	18.1%	15.2%	16.6%	15.9%
% of FP17s for the same patient ID Re-attending between 3 & 9 months - Children	246	559	44.0%	47.7%	47.0%	58.1%
% of FP17s for the same patient ID Re-attending between 3 & 9 months - Adults	490	1,517	32.3%	38.2%	38.2%	50.6%
% of FP17s for Band 1 Urgent Courses	343	1,921	17.9%	10.0%	10.6%	9.1%
% of FP17s Relating to Free Repair or Replacements	0	1,921	0.0%	0.6%	0.6%	0.8%
% of FP17s Relating to Continuations	16	1,921	0.8%	0.9%	0.8%	1.1%
% of Patients satisfied with the dentistry they have received	1	1	N/A	89.8%	89.2%	91.4%
% of Patients satisfied with the time they had to wait for an appointment	1	1	N/A	86.1%	83.4%	87.7%

* This is based on patients treated on this contract for their most recent course of treatment. Figures in italics indicate the base number of FP17s or Patient Questionnaire responses are less than 100. N/A is shown where the base number of responses is less than 10 during the period. % is calculated as Quantity/Base number*100

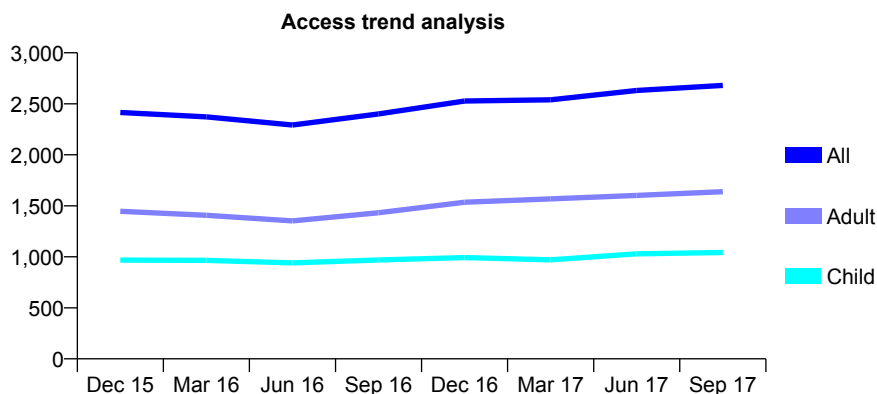
Q63 - Vital Signs At a Glance Contract Report for 338664/0001 - September 2017

Name or company name	MR MR POURREZA JORSHARI
Contract type name	GDS Contract
Purpose of contract	General
Contract start date	01/04/2006
Contract end date	

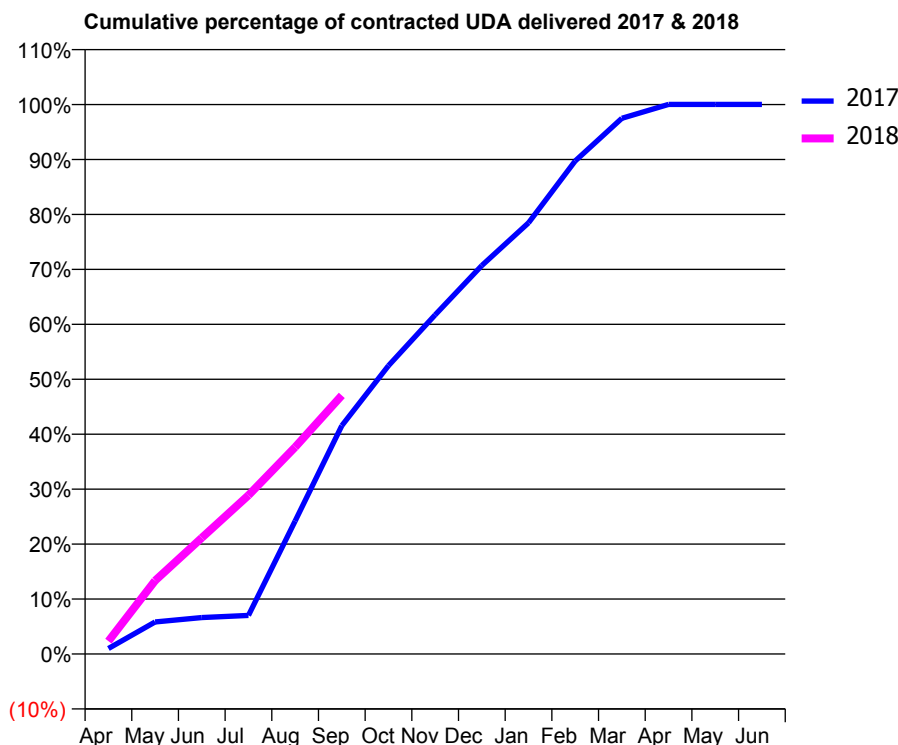
17/18 Contracted general activity (UDA)	6,890
Carry forward general activity (UDA)	-1
17/18 Contracted orthodontic activity (UOA)	0
Carry forward orthodontic activity (UOA)	0
Baseline contract value	£219,770.13

ACCESS*

Patients seen in 24 months	Total	Change since previous quarter
Quarter ending September 2016	2,401	
Quarter ending December 2016	2,528	↑
Quarter ending March 2017	2,539	→
Quarter ending June 2017	2,631	↑
Quarter ending September 2017	2,680	→
Variance since September 2016	11.6%	↑



ACTIVITY



Month	Adjusted Scheduled Activity (UDA)	
	2017	2018
April	70	161
May	402	920
June	457	1,457
July	484	1,990
August	1,667	2,594
September	2,864	3,243
October	3,616	
November	4,253	
December	4,872	
January	5,406	
February	6,182	
March	6,717	
April	6,891	
May	6,891	
June	6,891	

QUALITY

	Quantity	Base Number	Contract	AT	Region	England
% of FP17s for the same patient ID Re-attending within 3 months - Children	37	517	7.2%	9.8%	11.2%	11.9%
% of FP17s for the same patient ID Re-attending within 3 months - Adults	84	698	12.0%	15.2%	16.6%	15.9%
% of FP17s for the same patient ID Re-attending between 3 & 9 months - Children	103	517	19.9%	47.7%	47.0%	58.1%
% of FP17s for the same patient ID Re-attending between 3 & 9 months - Adults	134	698	19.2%	38.2%	38.2%	50.6%
% of FP17s for Band 1 Urgent Courses	98	1,156	8.5%	10.0%	10.6%	9.1%
% of FP17s Relating to Free Repair or Replacements	0	1,156	0.0%	0.6%	0.6%	0.8%
% of FP17s Relating to Continuations	3	1,156	0.3%	0.9%	0.8%	1.1%
% of Patients satisfied with the dentistry they have received	1	1	N/A	89.8%	89.2%	91.4%
% of Patients satisfied with the time they had to wait for an appointment	1	1	N/A	86.1%	83.4%	87.7%

* This is based on patients treated on this contract for their most recent course of treatment. Figures in italics indicate the base number of FP17s or Patient Questionnaire responses are less than 100. N/A is shown where the base number of responses is less than 10 during the period. % is calculated as Quantity/Base number*100

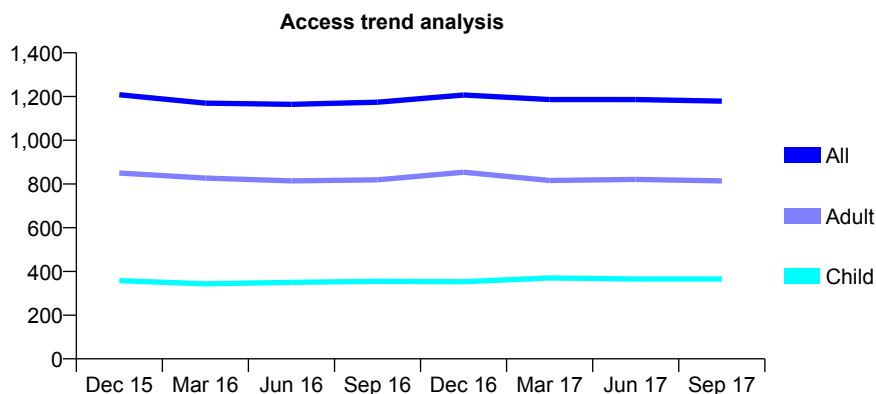
Q63 - Vital Signs At a Glance Contract Report for 338664/0002 - September 2017

Name or company name	MR MR POURREZA JORSHARI
Contract type name	GDS Contract
Purpose of contract	General
Contract start date	01/04/2006
Contract end date	

17/18 Contracted general activity (UDA)	3,547
Carry forward general activity (UDA)	-1
17/18 Contracted orthodontic activity (UOA)	0
Carry forward orthodontic activity (UOA)	0
Baseline contract value	£112,565.84

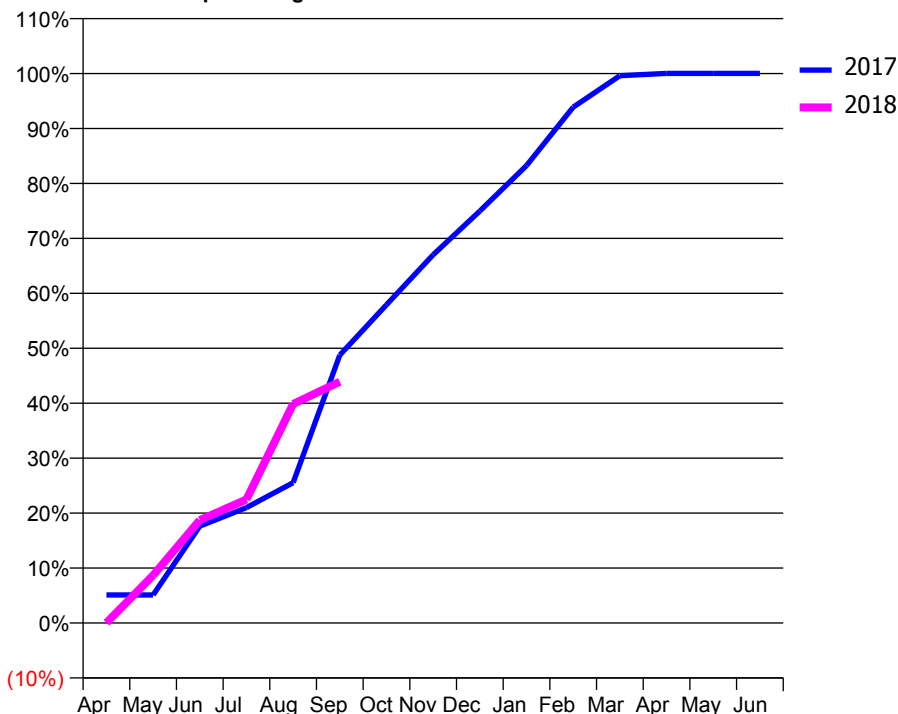
ACCESS*

Patients seen in 24 months	Total	Change since previous quarter
Quarter ending September 2016	1,174	
Quarter ending December 2016	1,207	↑
Quarter ending March 2017	1,186	↓
Quarter ending June 2017	1,186	→
Quarter ending September 2017	1,179	→
Variance since September 2016	0.4%	→



ACTIVITY

Cumulative percentage of contracted UDA delivered 2017 & 2018



Month	Adjusted Scheduled Activity (UDA)	
	2017	2018
April	181	1
May	181	308
June	625	664
July	745	797
August	906	1,413
September	1,730	1,557
October	2,054	
November	2,377	
December	2,659	
January	2,953	
February	3,329	
March	3,533	
April	3,548	
May	3,548	
June	3,548	

QUALITY

	Quantity	Base Number	Contract	AT	Region	England
% of FP17s for the same patient ID Re-attending within 3 months - Children	21	199	10.6%	9.8%	11.2%	11.9%
% of FP17s for the same patient ID Re-attending within 3 months - Adults	39	373	10.5%	15.2%	16.6%	15.9%
% of FP17s for the same patient ID Re-attending between 3 & 9 months - Children	50	199	25.1%	47.7%	47.0%	58.1%
% of FP17s for the same patient ID Re-attending between 3 & 9 months - Adults	120	373	32.2%	38.2%	38.2%	50.6%
% of FP17s for Band 1 Urgent Courses	32	561	5.7%	10.0%	10.6%	9.1%
% of FP17s Relating to Free Repair or Replacements	4	561	0.7%	0.6%	0.6%	0.8%
% of FP17s Relating to Continuations	15	561	2.7%	0.9%	0.8%	1.1%
% of Patients satisfied with the dentistry they have received	1	1	N/A	89.8%	89.2%	91.4%
% of Patients satisfied with the time they had to wait for an appointment	1	1	N/A	86.1%	83.4%	87.7%

* This is based on patients treated on this contract for their most recent course of treatment. Figures in italics indicate the base number of FP17s or Patient Questionnaire responses are less than 100. N/A is shown where the base number of responses is less than 10 during the period. % is calculated as Quantity/Base number*100

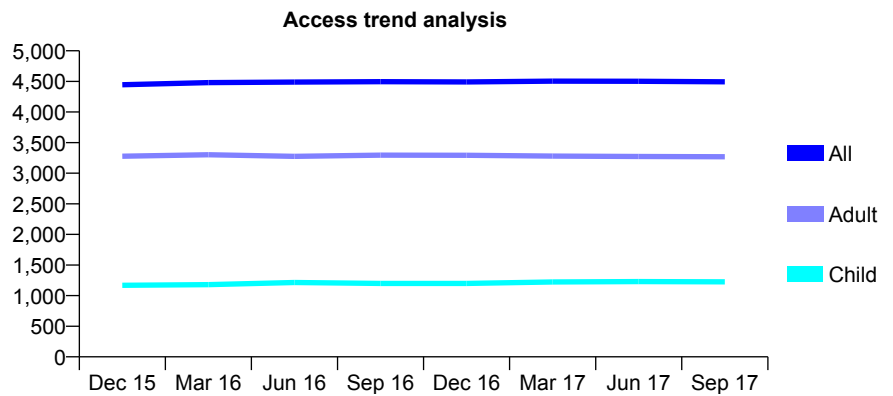
Q63 - Vital Signs At a Glance Contract Report for 339679/0001 - September 2017

Name or company name	MR H GHODS
Contract type name	GDS Contract
Purpose of contract	General
Contract start date	01/04/2006
Contract end date	

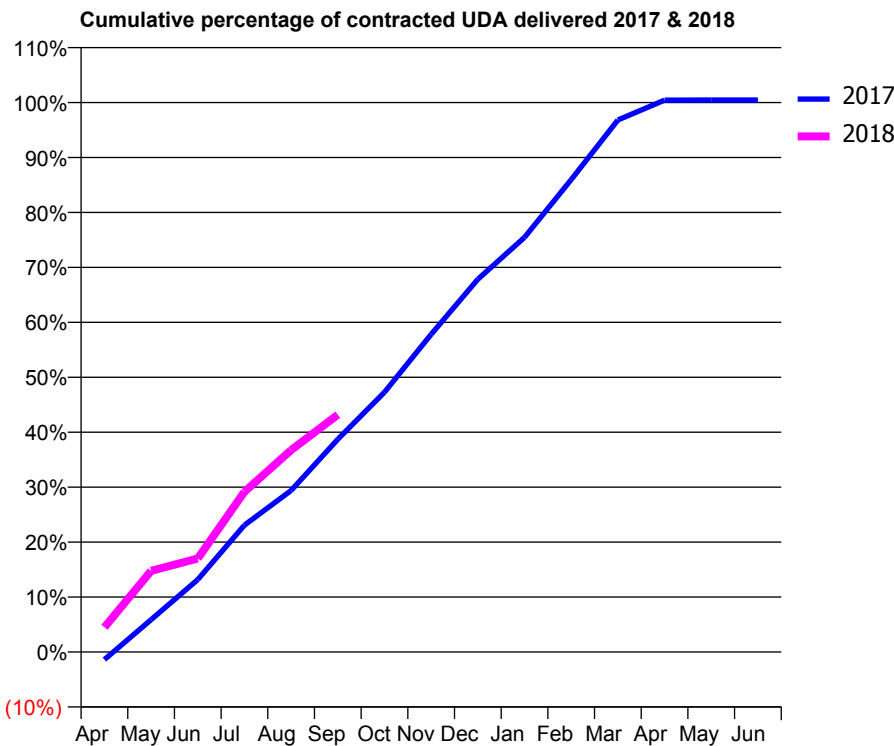
17/18 Contracted general activity (UDA)	18,267
Carry forward general activity (UDA)	-82
17/18 Contracted orthodontic activity (UOA)	0
Carry forward orthodontic activity (UOA)	0
Baseline contract value	£544,106.75

ACCESS*

Patients seen in 24 months	Total	Change since previous quarter
Quarter ending September 2016	4,496	
Quarter ending December 2016	4,492	→
Quarter ending March 2017	4,504	→
Quarter ending June 2017	4,503	→
Quarter ending September 2017	4,494	→
Variance since September 2016	(0.0%)	→



ACTIVITY



Month	Adjusted Scheduled Activity (UDA)	
	2017	2018
April	-254	822
May	1,075	2,699
June	2,408	3,110
July	4,218	5,326
August	5,370	6,713
September	7,073	7,889
October	8,636	
November	10,562	
December	12,391	
January	13,786	
February	15,705	
March	17,684	
April	18,347	
May	18,349	
June	18,349	

QUALITY

	Quantity	Base Number	Contract	AT	Region	England
% of FP17s for the same patient ID Re-attending within 3 months - Children	85	844	10.1%	9.8%	11.2%	11.9%
% of FP17s for the same patient ID Re-attending within 3 months - Adults	344	1,814	19.0%	15.2%	16.6%	15.9%
% of FP17s for the same patient ID Re-attending between 3 & 9 months - Children	452	844	53.6%	47.7%	47.0%	58.1%
% of FP17s for the same patient ID Re-attending between 3 & 9 months - Adults	786	1,814	43.3%	38.2%	38.2%	50.6%
% of FP17s for Band 1 Urgent Courses	279	2,465	11.3%	10.0%	10.6%	9.1%
% of FP17s Relating to Free Repair or Replacements	41	2,465	1.7%	0.6%	0.6%	0.8%
% of FP17s Relating to Continuations	15	2,465	0.6%	0.9%	0.8%	1.1%
% of Patients satisfied with the dentistry they have received	9	9	N/A	89.8%	89.2%	91.4%
% of Patients satisfied with the time they had to wait for an appointment	8	9	N/A	86.1%	83.4%	87.7%

* This is based on patients treated on this contract for their most recent course of treatment. Figures in italics indicate the base number of FP17s or Patient Questionnaire responses are less than 100. N/A is shown where the base number of responses is less than 10 during the period. % is calculated as Quantity/Base number*100

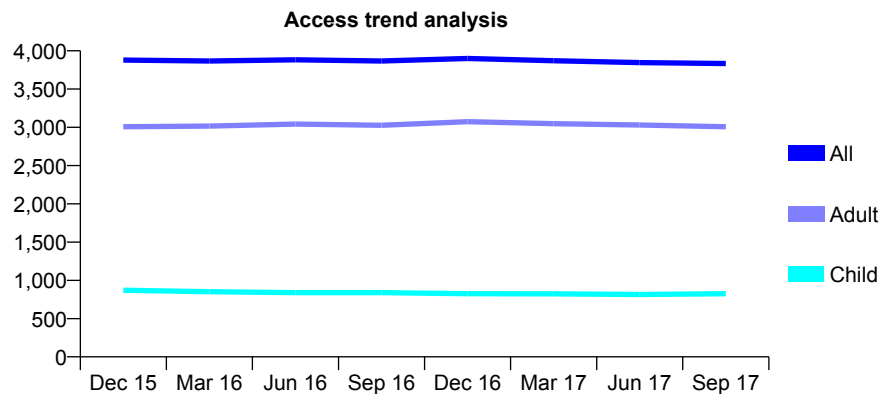
Q63 - Vital Signs At a Glance Contract Report for 340383/0001 - September 2017

Name or company name	MR NC RODRIGUES
Contract type name	GDS Contract
Purpose of contract	General
Contract start date	01/04/2006
Contract end date	

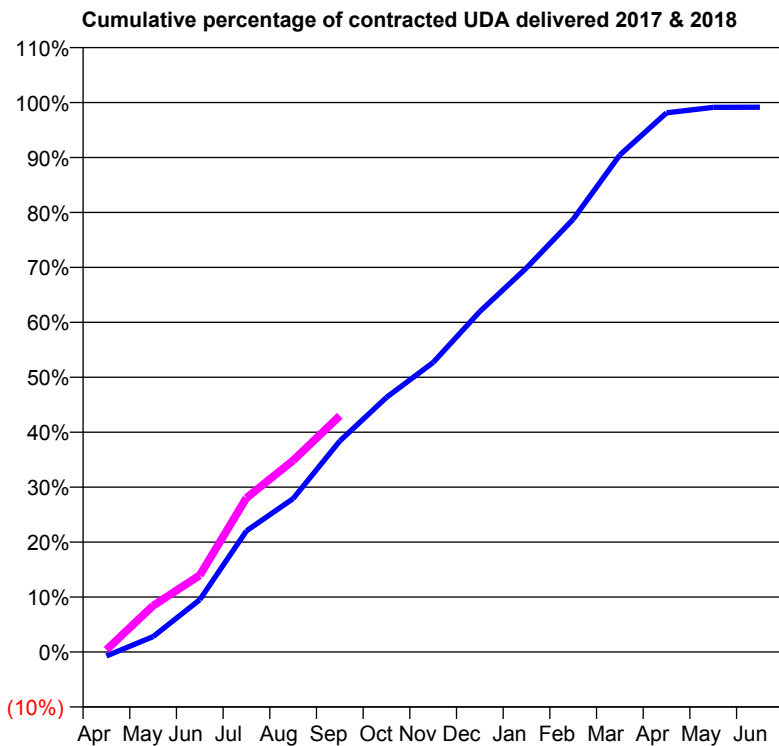
17/18 Contracted general activity (UDA)	10,312
Carry forward general activity (UDA)	87
17/18 Contracted orthodontic activity (UOA)	0
Carry forward orthodontic activity (UOA)	0
Baseline contract value	£330,155.97

ACCESS*

Patients seen in 24 months	Total	Change since previous quarter
Quarter ending September 2016	3,867	
Quarter ending December 2016	3,899	→
Quarter ending March 2017	3,871	→
Quarter ending June 2017	3,845	→
Quarter ending September 2017	3,834	→
Variance since September 2016	(0.9%)	→



ACTIVITY



Month	Adjusted Scheduled Activity (UDA)	
	2017	2018
April	-77	41
May	290	869
June	981	1,441
July	2,273	2,892
August	2,878	3,594
September	3,961	4,434
October	4,777	
November	5,434	
December	6,389	
January	7,208	
February	8,121	
March	9,327	
April	10,118	
May	10,221	
June	10,225	

QUALITY

	Quantity	Base Number	Contract	AT	Region	England
% of FP17s for the same patient ID Re-attending within 3 months - Children	6	441	1.4%	9.8%	11.2%	11.9%
% of FP17s for the same patient ID Re-attending within 3 months - Adults	49	1,436	3.4%	15.2%	16.6%	15.9%
% of FP17s for the same patient ID Re-attending between 3 & 9 months - Children	165	441	37.4%	47.7%	47.0%	58.1%
% of FP17s for the same patient ID Re-attending between 3 & 9 months - Adults	545	1,436	38.0%	38.2%	38.2%	50.6%
% of FP17s for Band 1 Urgent Courses	133	1,644	8.1%	10.0%	10.6%	9.1%
% of FP17s Relating to Free Repair or Replacements	2	1,644	0.1%	0.6%	0.6%	0.8%
% of FP17s Relating to Continuations	0	1,644	0.0%	0.9%	0.8%	1.1%
% of Patients satisfied with the dentistry they have received	4	5	N/A	89.8%	89.2%	91.4%
% of Patients satisfied with the time they had to wait for an appointment	5	5	N/A	86.1%	83.4%	87.7%

* This is based on patients treated on this contract for their most recent course of treatment. Figures in italics indicate the base number of FP17s or Patient Questionnaire responses are less than 100. N/A is shown where the base number of responses is less than 10 during the period. % is calculated as Quantity/Base number*100

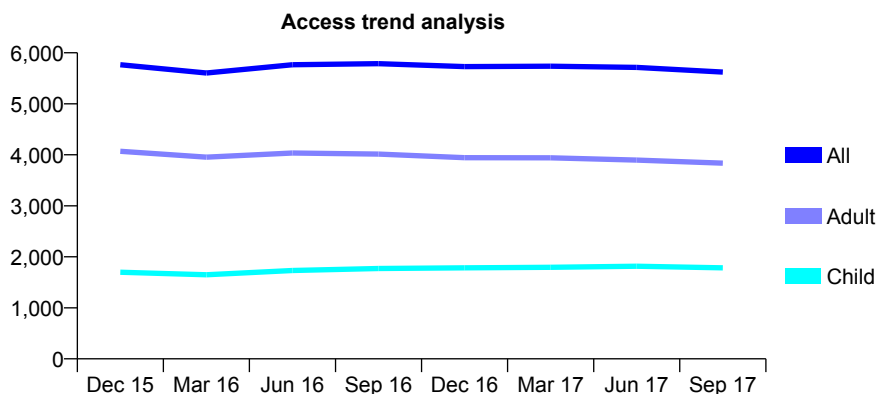
Q63 - Vital Signs At a Glance Contract Report for 340529/0001 - September 2017

Name or company name	MRS K THILLAINATHAN
Contract type name	GDS Contract
Purpose of contract	General
Contract start date	01/04/2006
Contract end date	

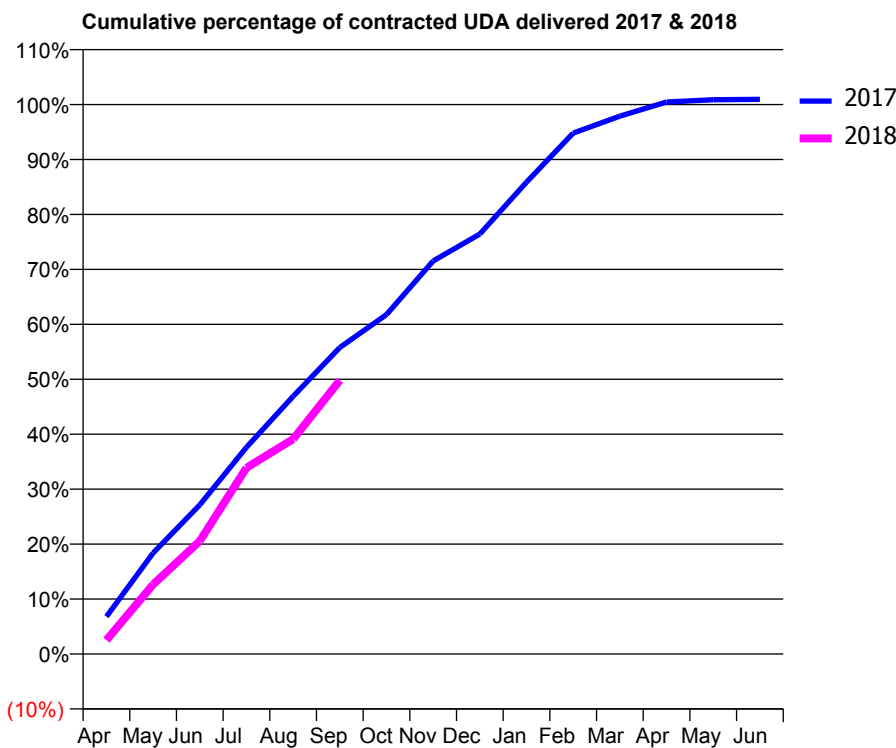
17/18 Contracted general activity (UDA)	14,339
Carry forward general activity (UDA)	0
17/18 Contracted orthodontic activity (UOA)	0
Carry forward orthodontic activity (UOA)	0
Baseline contract value	£352,629.26

ACCESS*

Patients seen in 24 months	Total	Change since previous quarter
Quarter ending September 2016	5,787	
Quarter ending December 2016	5,730	→
Quarter ending March 2017	5,737	→
Quarter ending June 2017	5,713	→
Quarter ending September 2017	5,622	↓
Variance since September 2016	(2.9%)	↓



ACTIVITY



Month	Adjusted Scheduled Activity (UDA)	
	2017	2018
April	977	363
May	2,635	1,815
June	3,893	2,948
July	5,395	4,858
August	6,724	5,607
September	7,998	7,143
October	8,856	
November	10,256	
December	10,959	
January	12,311	
February	13,592	
March	14,034	
April	14,404	
May	14,462	
June	14,475	

QUALITY

	Quantity	Base Number	Contract	AT	Region	England
% of FP17s for the same patient ID Re-attending within 3 months - Children	83	1,355	6.1%	9.8%	11.2%	11.9%
% of FP17s for the same patient ID Re-attending within 3 months - Adults	362	2,524	14.3%	15.2%	16.6%	15.9%
% of FP17s for the same patient ID Re-attending between 3 & 9 months - Children	765	1,355	56.5%	47.7%	47.0%	58.1%
% of FP17s for the same patient ID Re-attending between 3 & 9 months - Adults	1,142	2,524	45.2%	38.2%	38.2%	50.6%
% of FP17s for Band 1 Urgent Courses	440	3,644	12.1%	10.0%	10.6%	9.1%
% of FP17s Relating to Free Repair or Replacements	15	3,644	0.4%	0.6%	0.6%	0.8%
% of FP17s Relating to Continuations	5	3,644	0.1%	0.9%	0.8%	1.1%
% of Patients satisfied with the dentistry they have received	14	14	100.0%	89.8%	89.2%	91.4%
% of Patients satisfied with the time they had to wait for an appointment	13	14	92.9%	86.1%	83.4%	87.7%

* This is based on patients treated on this contract for their most recent course of treatment. Figures in italics indicate the base number of FP17s or Patient Questionnaire responses are less than 100. N/A is shown where the base number of responses is less than 10 during the period. % is calculated as Quantity/Base number*100

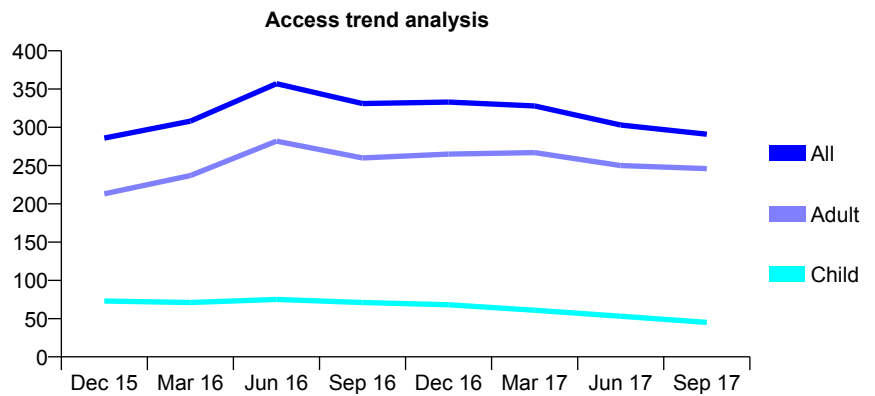
Q63 - Vital Signs At a Glance Contract Report for 340529/0002 - September 2017

Name or company name	MRS K THILLAINATHAN
Contract type name	GDS Contract
Purpose of contract	General
Contract start date	01/04/2006
Contract end date	

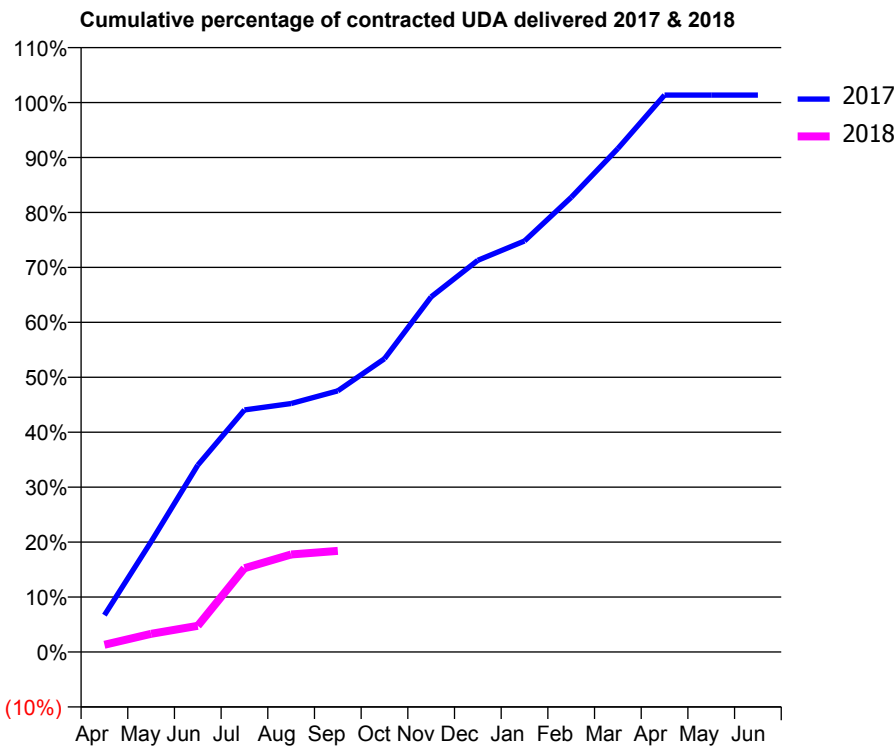
17/18 Contracted general activity (UDA)	761
Carry forward general activity (UDA)	-10
17/18 Contracted orthodontic activity (UOA)	0
Carry forward orthodontic activity (UOA)	0
Baseline contract value	£26,419.69

ACCESS*

Patients seen in 24 months	Total	Change since previous quarter
Quarter ending September 2016	331	
Quarter ending December 2016	333	→
Quarter ending March 2017	328	↓
Quarter ending June 2017	303	↓
Quarter ending September 2017	291	↓
Variance since September 2016	(12.1%)	↓



ACTIVITY



Month	Adjusted Scheduled Activity (UDA)	
	2017	2018
April	51	10
May	153	25
June	259	36
July	335	116
August	344	135
September	362	140
October	406	
November	492	
December	542	
January	569	
February	630	
March	697	
April	771	
May	771	
June	771	

QUALITY

	Quantity	Base Number	Contract	AT	Region	England
% of FP17s for the same patient ID Re-attending within 3 months - Children	0	15	0.0%	9.8%	11.2%	11.9%
% of FP17s for the same patient ID Re-attending within 3 months - Adults	10	75	13.3%	15.2%	16.6%	15.9%
% of FP17s for the same patient ID Re-attending between 3 & 9 months - Children	3	15	20.0%	47.7%	47.0%	58.1%
% of FP17s for the same patient ID Re-attending between 3 & 9 months - Adults	9	75	12.0%	38.2%	38.2%	50.6%
% of FP17s for Band 1 Urgent Courses	15	53	28.3%	10.0%	10.6%	9.1%
% of FP17s Relating to Free Repair or Replacements	2	53	3.8%	0.6%	0.6%	0.8%
% of FP17s Relating to Continuations	0	53	0.0%	0.9%	0.8%	1.1%
% of Patients satisfied with the dentistry they have received	0	0	N/A	89.8%	89.2%	91.4%
% of Patients satisfied with the time they had to wait for an appointment	0	0	N/A	86.1%	83.4%	87.7%

* This is based on patients treated on this contract for their most recent course of treatment. Figures in italics indicate the base number of FP17s or Patient Questionnaire responses are less than 100. N/A is shown where the base number of responses is less than 10 during the period. % is calculated as Quantity/Base number*100

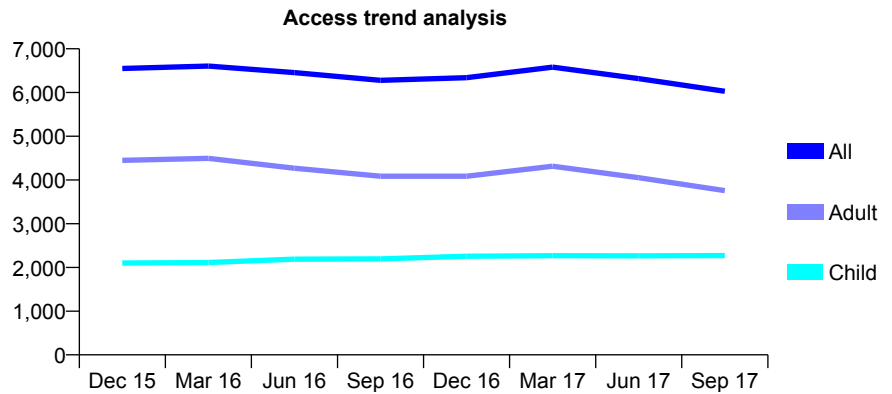
Q63 - Vital Signs At a Glance Contract Report for 341517/0001 - September 2017

Name or company name	MR AR NADJAFI
Contract type name	GDS Contract
Purpose of contract	General
Contract start date	01/04/2006
Contract end date	

17/18 Contracted general activity (UDA)	22,500
Carry forward general activity (UDA)	258
17/18 Contracted orthodontic activity (UOA)	0
Carry forward orthodontic activity (UOA)	0
Baseline contract value	£657,430.19

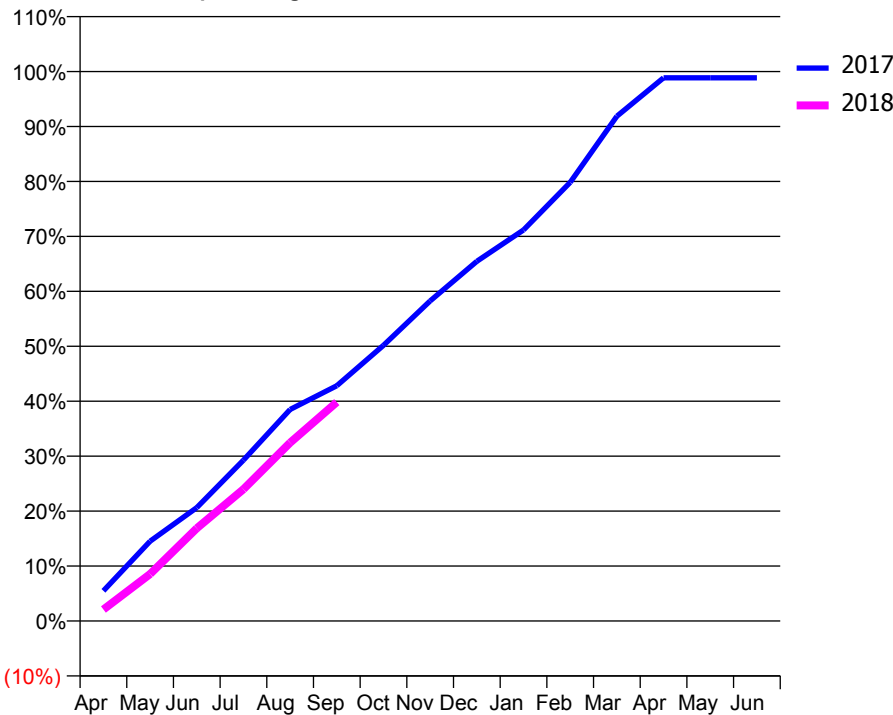
ACCESS*

Patients seen in 24 months	Total	Change since previous quarter
Quarter ending September 2016	6,280	
Quarter ending December 2016	6,341	→
Quarter ending March 2017	6,580	↑
Quarter ending June 2017	6,317	↓
Quarter ending September 2017	6,028	↓
Variance since September 2016	(4.0%)	↓



ACTIVITY

Cumulative percentage of contracted UDA delivered 2017 & 2018



Adjusted Scheduled Activity (UDA)		
Month	2017	2018
April	1,237	473
May	3,265	1,925
June	4,641	3,799
July	6,590	5,399
August	8,661	7,305
September	9,635	8,965
October	11,289	
November	13,104	
December	14,730	
January	16,012	
February	17,962	
March	20,669	
April	22,242	
May	22,242	
June	22,242	

QUALITY

	Quantity	Base Number	Contract	AT	Region	England
% of FP17s for the same patient ID Re-attending within 3 months - Children	75	1,374	5.5%	9.8%	11.2%	11.9%
% of FP17s for the same patient ID Re-attending within 3 months - Adults	412	2,283	18.0%	15.2%	16.6%	15.9%
% of FP17s for the same patient ID Re-attending between 3 & 9 months - Children	670	1,374	48.8%	47.7%	47.0%	58.1%
% of FP17s for the same patient ID Re-attending between 3 & 9 months - Adults	807	2,283	35.3%	38.2%	38.2%	50.6%
% of FP17s for Band 1 Urgent Courses	296	3,216	9.2%	10.0%	10.6%	9.1%
% of FP17s Relating to Free Repair or Replacements	12	3,216	0.4%	0.6%	0.6%	0.8%
% of FP17s Relating to Continuations	8	3,216	0.2%	0.9%	0.8%	1.1%
% of Patients satisfied with the dentistry they have received	4	5	N/A	89.8%	89.2%	91.4%
% of Patients satisfied with the time they had to wait for an appointment	2	5	N/A	86.1%	83.4%	87.7%

* This is based on patients treated on this contract for their most recent course of treatment. Figures in italics indicate the base number of FP17s or Patient Questionnaire responses are less than 100. N/A is shown where the base number of responses is less than 10 during the period. % is calculated as Quantity/Base number*100

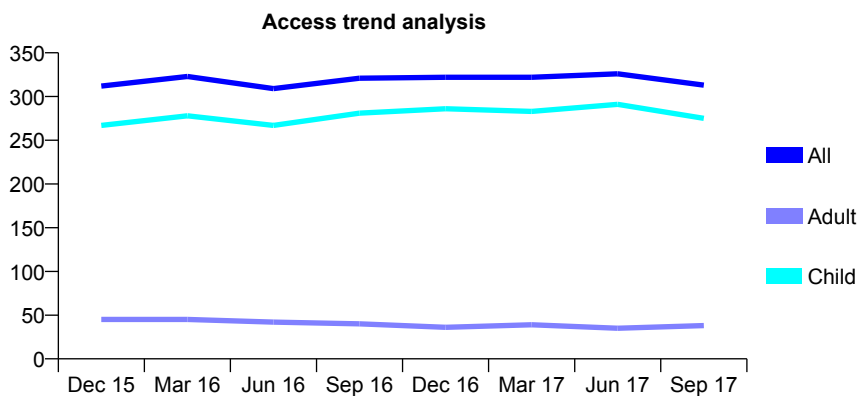
Q63 - Vital Signs At a Glance Contract Report for 342130/0001 - September 2017

Name or company name	MR SA SIMPSON
Contract type name	GDS Contract
Purpose of contract	General
Contract start date	01/04/2006
Contract end date	

17/18 Contracted general activity (UDA)	435
Carry forward general activity (UDA)	0
17/18 Contracted orthodontic activity (UOA)	0
Carry forward orthodontic activity (UOA)	0
Baseline contract value	£10,531.03

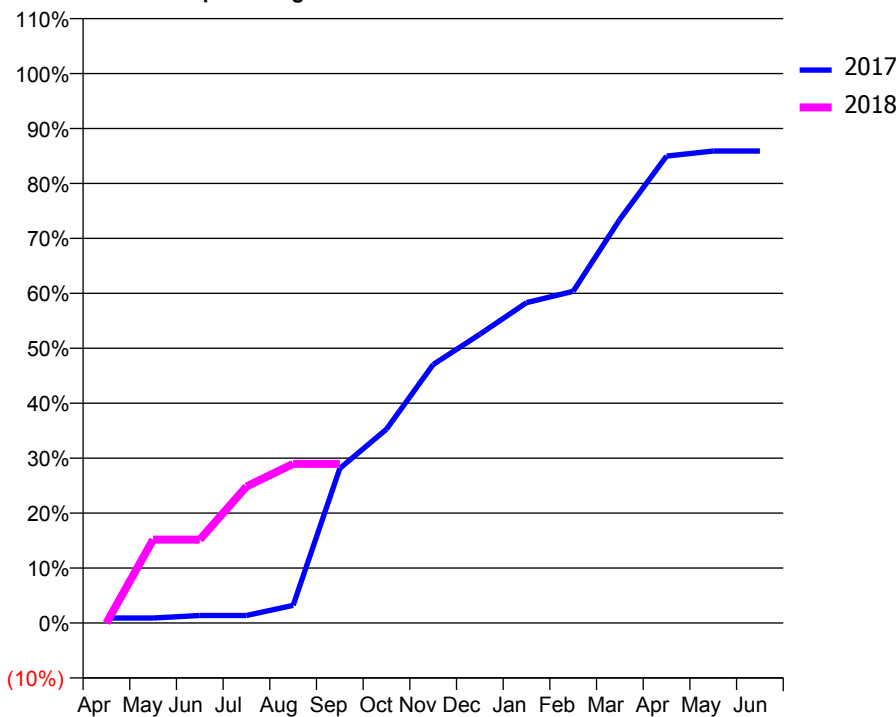
ACCESS*

Patients seen in 24 months	Total	Change since previous quarter
Quarter ending September 2016	321	
Quarter ending December 2016	322	→
Quarter ending March 2017	322	→
Quarter ending June 2017	326	→
Quarter ending September 2017	313	↓
Variance since September 2016	(2.5%)	↓



ACTIVITY

Cumulative percentage of contracted UDA delivered 2017 & 2018



Adjusted Scheduled Activity (UDA)		
Month	2017	2018
April	4	0
May	4	66
June	6	66
July	6	108
August	14	126
September	122	126
October	153	
November	205	
December	229	
January	254	
February	263	
March	320	
April	370	
May	374	
June	374	

QUALITY

	Quantity	Base Number	Contract	AT	Region	England
% of FP17s for the same patient ID Re-attending within 3 months - Children	2	124	1.6%	9.8%	11.2%	11.9%
% of FP17s for the same patient ID Re-attending within 3 months - Adults	4	11	36.4%	15.2%	16.6%	15.9%
% of FP17s for the same patient ID Re-attending between 3 & 9 months - Children	50	124	40.3%	47.7%	47.0%	58.1%
% of FP17s for the same patient ID Re-attending between 3 & 9 months - Adults	2	11	18.2%	38.2%	38.2%	50.6%
% of FP17s for Band 1 Urgent Courses	0	103	0.0%	10.0%	10.6%	9.1%
% of FP17s Relating to Free Repair or Replacements	0	103	0.0%	0.6%	0.6%	0.8%
% of FP17s Relating to Continuations	0	103	0.0%	0.9%	0.8%	1.1%
% of Patients satisfied with the dentistry they have received	0	0	N/A	89.8%	89.2%	91.4%
% of Patients satisfied with the time they had to wait for an appointment	0	0	N/A	86.1%	83.4%	87.7%

* This is based on patients treated on this contract for their most recent course of treatment. Figures in italics indicate the base number of FP17s or Patient Questionnaire responses are less than 100. N/A is shown where the base number of responses is less than 10 during the period. % is calculated as Quantity/Base number*100

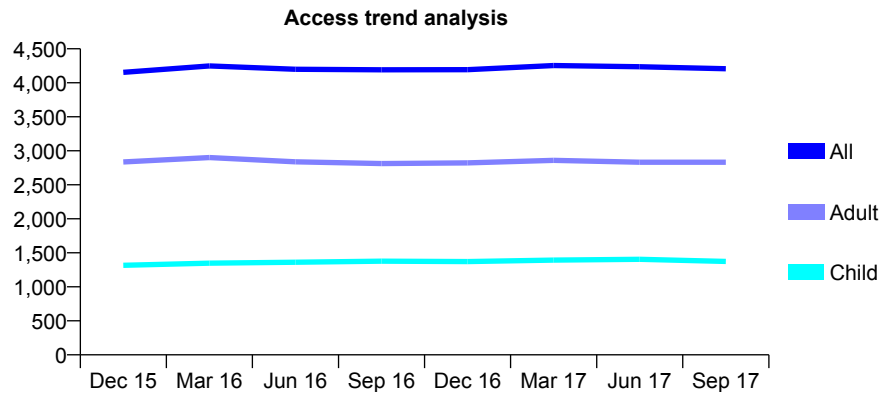
Q63 - Vital Signs At a Glance Contract Report for 345725/0001 - September 2017

Name or company name	DR OO AJANAKU
Contract type name	GDS Contract
Purpose of contract	General
Contract start date	01/04/2006
Contract end date	

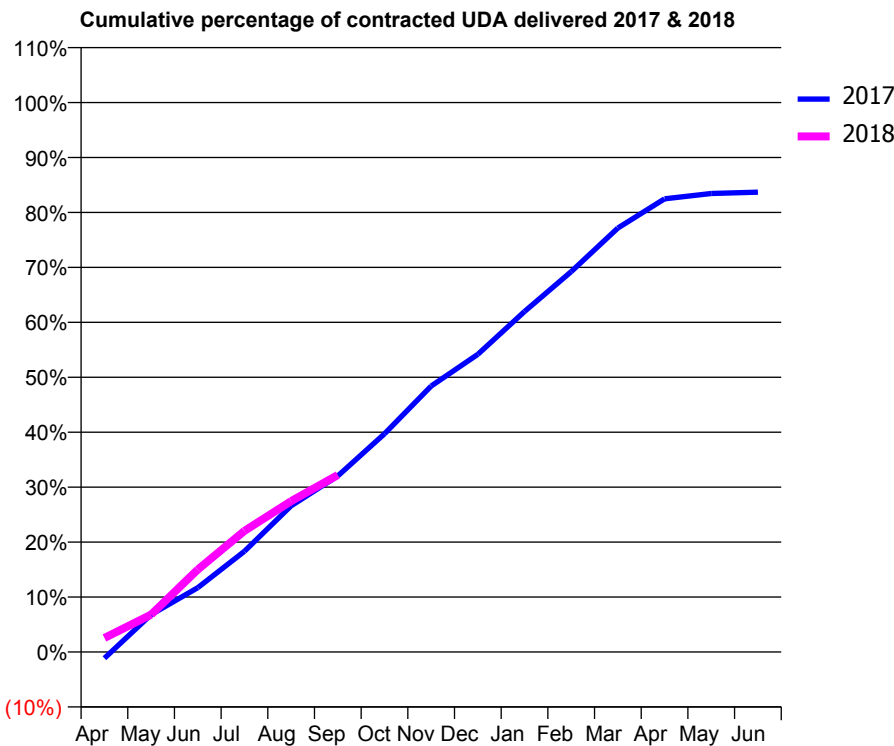
17/18 Contracted general activity (UDA)	13,100
Carry forward general activity (UDA)	0
17/18 Contracted orthodontic activity (UOA)	0
Carry forward orthodontic activity (UOA)	0
Baseline contract value	£409,604.94

ACCESS*

Patients seen in 24 months	Total	Change since previous quarter
Quarter ending September 2016	4,191	
Quarter ending December 2016	4,194	→
Quarter ending March 2017	4,253	→
Quarter ending June 2017	4,237	→
Quarter ending September 2017	4,206	→
Variance since September 2016	0.4%	→



ACTIVITY



Month	Adjusted Scheduled Activity (UDA)	
	2017	2018
April	-150	335
May	892	891
June	1,533	1,967
July	2,402	2,888
August	3,486	3,596
September	4,198	4,221
October	5,202	
November	6,340	
December	7,096	
January	8,118	
February	9,069	
March	10,109	
April	10,805	
May	10,931	
June	10,964	

QUALITY

	Quantity	Base Number	Contract	AT	Region	England
% of FP17s for the same patient ID Re-attending within 3 months - Children	47	721	6.5%	9.8%	11.2%	11.9%
% of FP17s for the same patient ID Re-attending within 3 months - Adults	218	1,300	16.8%	15.2%	16.6%	15.9%
% of FP17s for the same patient ID Re-attending between 3 & 9 months - Children	300	721	41.6%	47.7%	47.0%	58.1%
% of FP17s for the same patient ID Re-attending between 3 & 9 months - Adults	352	1,300	27.1%	38.2%	38.2%	50.6%
% of FP17s for Band 1 Urgent Courses	103	1,733	5.9%	10.0%	10.6%	9.1%
% of FP17s Relating to Free Repair or Replacements	13	1,733	0.8%	0.6%	0.6%	0.8%
% of FP17s Relating to Continuations	24	1,733	1.4%	0.9%	0.8%	1.1%
% of Patients satisfied with the dentistry they have received	2	2	N/A	89.8%	89.2%	91.4%
% of Patients satisfied with the time they had to wait for an appointment	2	2	N/A	86.1%	83.4%	87.7%

* This is based on patients treated on this contract for their most recent course of treatment. Figures in italics indicate the base number of FP17s or Patient Questionnaire responses are less than 100. N/A is shown where the base number of responses is less than 10 during the period. % is calculated as Quantity/Base number*100

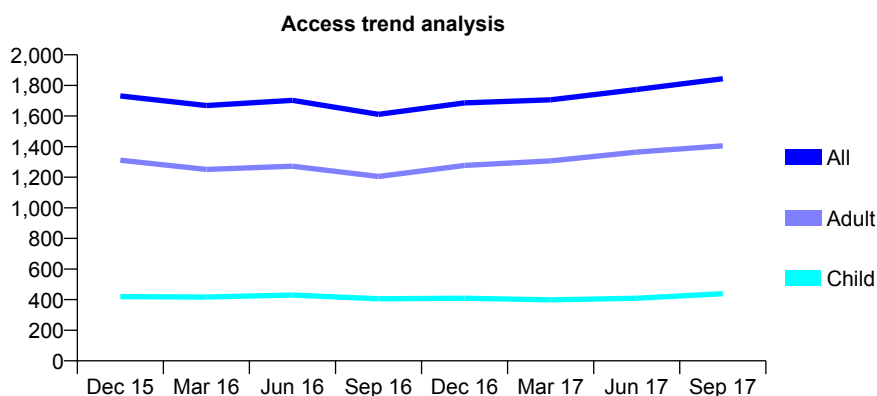
Q63 - Vital Signs At a Glance Contract Report for 346268/0001 - September 2017

Name or company name	MR M NEKOUJ
Contract type name	GDS Contract
Purpose of contract	General
Contract start date	01/04/2006
Contract end date	

17/18 Contracted general activity (UDA)	4,910
Carry forward general activity (UDA)	-98
17/18 Contracted orthodontic activity (UOA)	0
Carry forward orthodontic activity (UOA)	0
Baseline contract value	£135,639.54

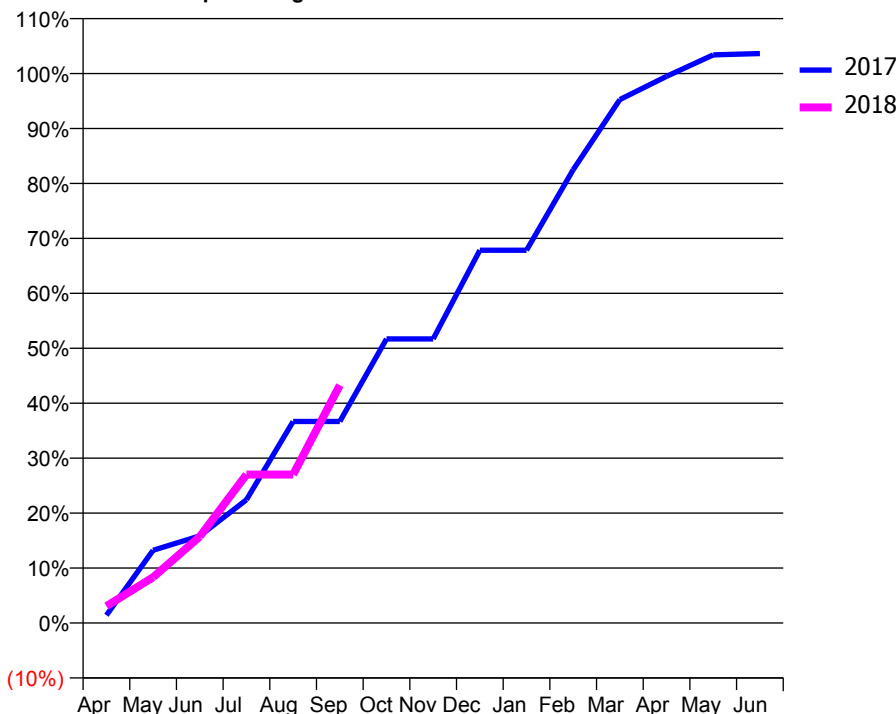
ACCESS*

Patients seen in 24 months	Total	Change since previous quarter
Quarter ending September 2016	1,611	
Quarter ending December 2016	1,686	↑
Quarter ending March 2017	1,706	→
Quarter ending June 2017	1,773	↑
Quarter ending September 2017	1,844	↑
Variance since September 2016	14.5%	↑



ACTIVITY

Cumulative percentage of contracted UDA delivered 2017 & 2018



Adjusted Scheduled Activity (UDA)

Month	2017	2018
April	70	151
May	650	409
June	778	772
July	1,102	1,327
August	1,800	1,327
September	1,800	2,125
October	2,539	
November	2,539	
December	3,331	
January	3,331	
February	4,051	
March	4,677	
April	4,885	
May	5,077	
June	5,089	

QUALITY

	Quantity	Base Number	Contract	AT	Region	England
% of FP17s for the same patient ID Re-attending within 3 months - Children	6	244	2.5%	9.8%	11.2%	11.9%
% of FP17s for the same patient ID Re-attending within 3 months - Adults	17	620	2.7%	15.2%	16.6%	15.9%
% of FP17s for the same patient ID Re-attending between 3 & 9 months - Children	70	244	28.7%	47.7%	47.0%	58.1%
% of FP17s for the same patient ID Re-attending between 3 & 9 months - Adults	122	620	19.7%	38.2%	38.2%	50.6%
% of FP17s for Band 1 Urgent Courses	42	761	5.5%	10.0%	10.6%	9.1%
% of FP17s Relating to Free Repair or Replacements	0	761	0.0%	0.6%	0.6%	0.8%
% of FP17s Relating to Continuations	3	761	0.4%	0.9%	0.8%	1.1%
% of Patients satisfied with the dentistry they have received	1	1	N/A	89.8%	89.2%	91.4%
% of Patients satisfied with the time they had to wait for an appointment	1	1	N/A	86.1%	83.4%	87.7%

* This is based on patients treated on this contract for their most recent course of treatment. Figures in italics indicate the base number of FP17s or Patient Questionnaire responses are less than 100. N/A is shown where the base number of responses is less than 10 during the period. % is calculated as Quantity/Base number*100

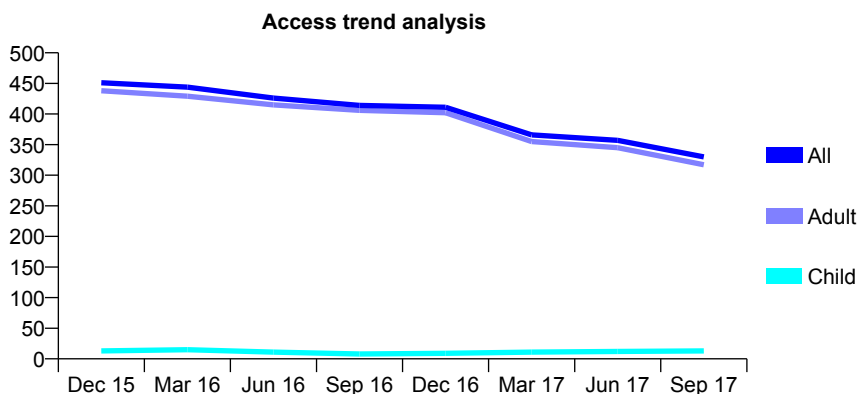
Q63 - Vital Signs At a Glance Contract Report for 354325/0003 - September 2017

Name or company name	MS VN EGEMONYE
Contract type name	PDS Contract
Purpose of contract	General
Contract start date	28/03/2011
Contract end date	31/03/2018

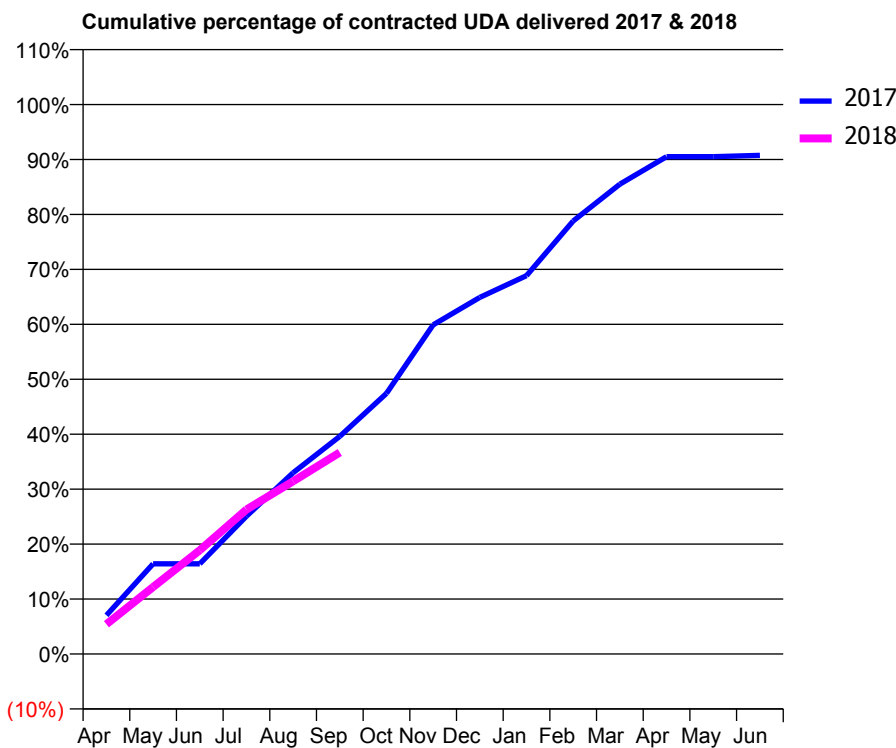
17/18 Contracted general activity (UDA)	1,164
Carry forward general activity (UDA)	0
17/18 Contracted orthodontic activity (UOA)	0
Carry forward orthodontic activity (UOA)	0
Baseline contract value	£61,989.42

ACCESS*

Patients seen in 24 months	Total	Change since previous quarter
Quarter ending September 2016	414	
Quarter ending December 2016	411	→
Quarter ending March 2017	366	↓
Quarter ending June 2017	357	↓
Quarter ending September 2017	330	↓
Variance since September 2016	(20.3%)	↓



ACTIVITY



Adjusted Scheduled Activity (UDA)		
Month	2017	2018
April	82	63
May	191	142
June	191	220
July	292	306
August	384	366
September	461	427
October	552	
November	697	
December	755	
January	801	
February	917	
March	995	
April	1,053	
May	1,053	
June	1,056	

QUALITY

	Quantity	Base Number	Contract	AT	Region	England
% of FP17s for the same patient ID Re-attending within 3 months - Children	0	5	0.0%	9.8%	11.2%	11.9%
% of FP17s for the same patient ID Re-attending within 3 months - Adults	2	114	1.8%	15.2%	16.6%	15.9%
% of FP17s for the same patient ID Re-attending between 3 & 9 months - Children	0	5	0.0%	47.7%	47.0%	58.1%
% of FP17s for the same patient ID Re-attending between 3 & 9 months - Adults	3	114	2.6%	38.2%	38.2%	50.6%
% of FP17s for Band 1 Urgent Courses	0	104	0.0%	10.0%	10.6%	9.1%
% of FP17s Relating to Free Repair or Replacements	0	104	0.0%	0.6%	0.6%	0.8%
% of FP17s Relating to Continuations	0	104	0.0%	0.9%	0.8%	1.1%
% of Patients satisfied with the dentistry they have received	1	1	N/A	89.8%	89.2%	91.4%
% of Patients satisfied with the time they had to wait for an appointment	0	1	N/A	86.1%	83.4%	87.7%

* This is based on patients treated on this contract for their most recent course of treatment. Figures in italics indicate the base number of FP17s or Patient Questionnaire responses are less than 100. N/A is shown where the base number of responses is less than 10 during the period. % is calculated as Quantity/Base number*100

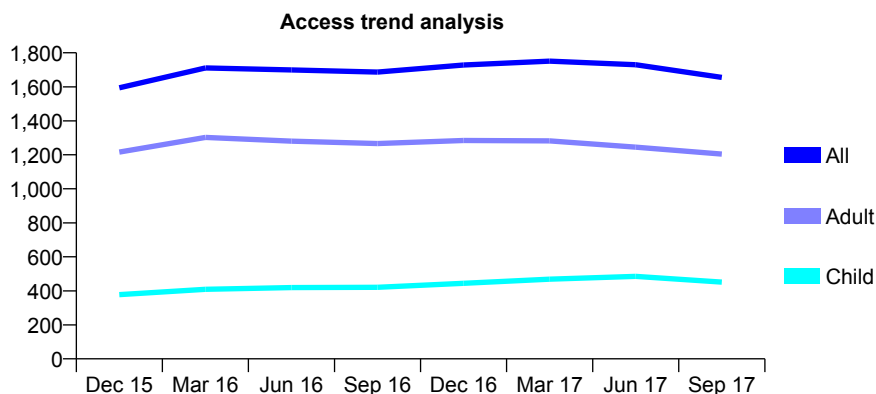
Q63 - Vital Signs At a Glance Contract Report for 360341/0001 - September 2017

Name or company name	MS O SADIQ
Contract type name	GDS Contract
Purpose of contract	General
Contract start date	01/06/2013
Contract end date	

17/18 Contracted general activity (UDA)	4,700
Carry forward general activity (UDA)	-35
17/18 Contracted orthodontic activity (UOA)	0
Carry forward orthodontic activity (UOA)	0
Baseline contract value	£161,133.20

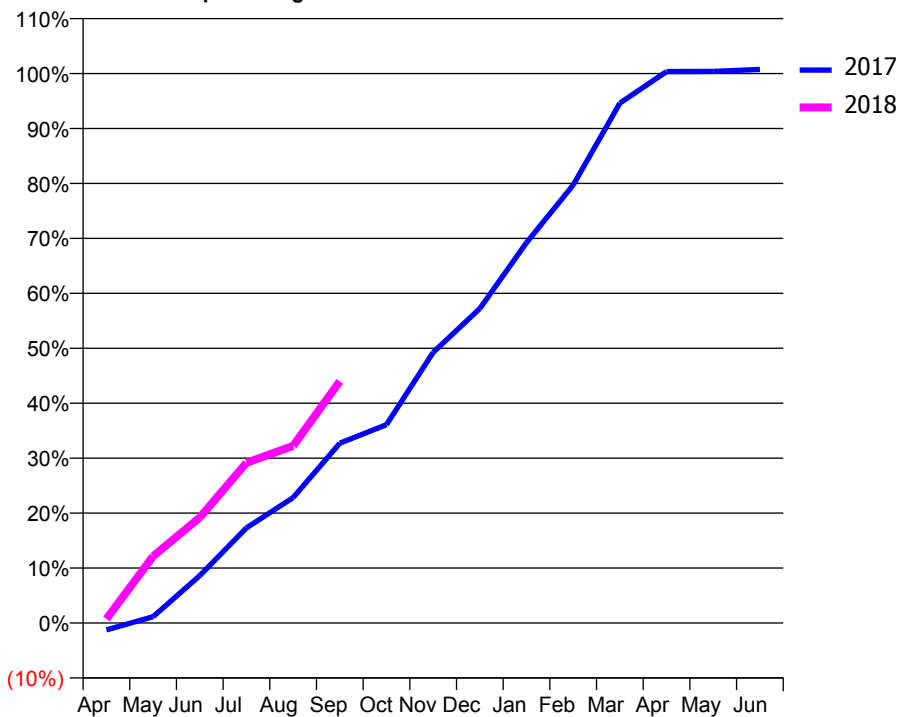
ACCESS*

Patients seen in 24 months	Total	Change since previous quarter
Quarter ending September 2016	1,687	
Quarter ending December 2016	1,728	↑
Quarter ending March 2017	1,751	→
Quarter ending June 2017	1,730	↓
Quarter ending September 2017	1,655	↓
Variance since September 2016	(1.9%)	↓



ACTIVITY

Cumulative percentage of contracted UDA delivered 2017 & 2018



Adjusted Scheduled Activity (UDA)

Month	2017	2018
April	-60	35
May	55	571
June	406	903
July	814	1,370
August	1,073	1,515
September	1,538	2,067
October	1,696	
November	2,315	
December	2,690	
January	3,253	
February	3,747	
March	4,447	
April	4,717	
May	4,718	
June	4,735	

QUALITY

	Quantity	Base Number	Contract	AT	Region	England
% of FP17s for the same patient ID Re-attending within 3 months - Children	14	261	5.4%	9.8%	11.2%	11.9%
% of FP17s for the same patient ID Re-attending within 3 months - Adults	101	647	15.6%	15.2%	16.6%	15.9%
% of FP17s for the same patient ID Re-attending between 3 & 9 months - Children	121	261	46.4%	47.7%	47.0%	58.1%
% of FP17s for the same patient ID Re-attending between 3 & 9 months - Adults	222	647	34.3%	38.2%	38.2%	50.6%
% of FP17s for Band 1 Urgent Courses	66	830	8.0%	10.0%	10.6%	9.1%
% of FP17s Relating to Free Repair or Replacements	19	830	2.3%	0.6%	0.6%	0.8%
% of FP17s Relating to Continuations	32	830	3.9%	0.9%	0.8%	1.1%
% of Patients satisfied with the dentistry they have received	1	1	N/A	89.8%	89.2%	91.4%
% of Patients satisfied with the time they had to wait for an appointment	0	1	N/A	86.1%	83.4%	87.7%

* This is based on patients treated on this contract for their most recent course of treatment. Figures in italics indicate the base number of FP17s or Patient Questionnaire responses are less than 100. N/A is shown where the base number of responses is less than 10 during the period. % is calculated as Quantity/Base number*100

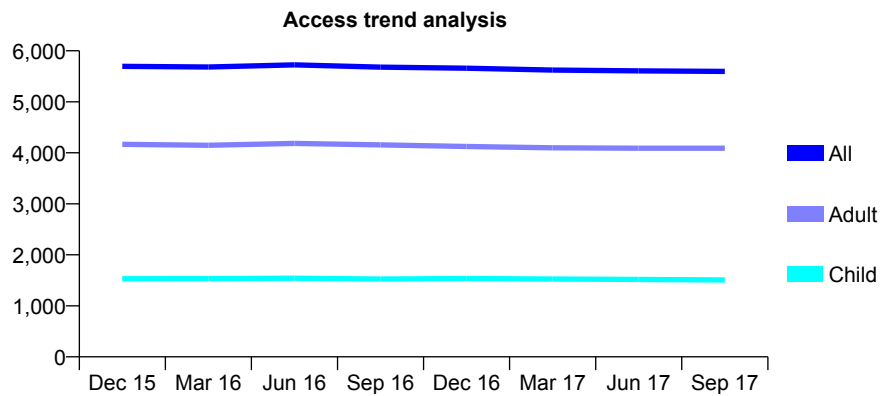
Q63 - Vital Signs At a Glance Contract Report for 361534/0001 - September 2017

Name or company name	MR R JETHA
Contract type name	GDS Contract
Purpose of contract	General
Contract start date	01/02/2011
Contract end date	

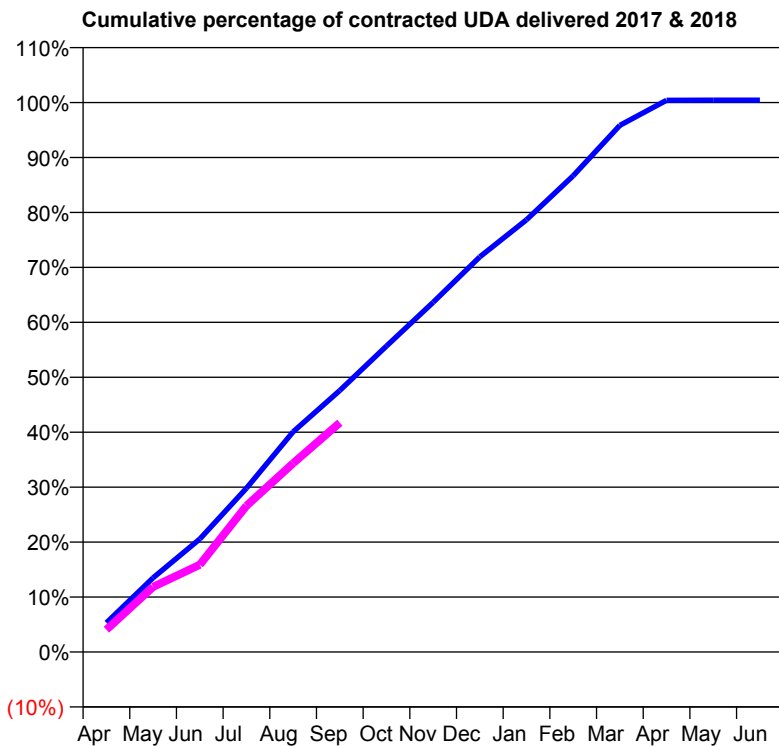
17/18 Contracted general activity (UDA)	12,069
Carry forward general activity (UDA)	-52
17/18 Contracted orthodontic activity (UOA)	0
Carry forward orthodontic activity (UOA)	0
Baseline contract value	£273,403.07

ACCESS*

Patients seen in 24 months	Total	Change since previous quarter
Quarter ending September 2016	5,680	
Quarter ending December 2016	5,660	→
Quarter ending March 2017	5,623	→
Quarter ending June 2017	5,607	→
Quarter ending September 2017	5,597	→
Variance since September 2016	(1.5%)	↓



ACTIVITY



Month	Adjusted Scheduled Activity (UDA)	
	2017	2018
April	643	490
May	1,630	1,431
June	2,482	1,916
July	3,599	3,213
August	4,836	4,145
September	5,745	5,035
October	6,720	
November	7,681	
December	8,678	
January	9,493	
February	10,461	
March	11,568	
April	12,118	
May	12,119	
June	12,121	

QUALITY

	Quantity	Base Number	Contract	AT	Region	England
% of FP17s for the same patient ID Re-attending within 3 months - Children	71	1,189	6.0%	9.8%	11.2%	11.9%
% of FP17s for the same patient ID Re-attending within 3 months - Adults	371	2,608	14.2%	15.2%	16.6%	15.9%
% of FP17s for the same patient ID Re-attending between 3 & 9 months - Children	787	1,189	66.2%	47.7%	47.0%	58.1%
% of FP17s for the same patient ID Re-attending between 3 & 9 months - Adults	1,375	2,608	52.7%	38.2%	38.2%	50.6%
% of FP17s for Band 1 Urgent Courses	327	3,252	10.1%	10.0%	10.6%	9.1%
% of FP17s Relating to Free Repair or Replacements	34	3,252	1.0%	0.6%	0.6%	0.8%
% of FP17s Relating to Continuations	16	3,252	0.5%	0.9%	0.8%	1.1%
% of Patients satisfied with the dentistry they have received	4	5	N/A	89.8%	89.2%	91.4%
% of Patients satisfied with the time they had to wait for an appointment	5	5	N/A	86.1%	83.4%	87.7%

* This is based on patients treated on this contract for their most recent course of treatment. Figures in italics indicate the base number of FP17s or Patient Questionnaire responses are less than 100. N/A is shown where the base number of responses is less than 10 during the period. % is calculated as Quantity/Base number*100

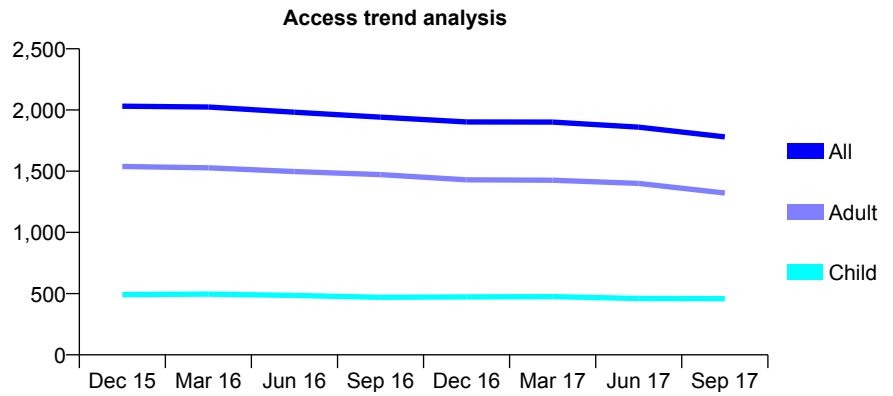
Q63 - Vital Signs At a Glance Contract Report for 381608/0002 - September 2017

Name or company name	Battersea Bridge Dental Practice
Contract type name	GDS Contract
Purpose of contract	General
Contract start date	02/10/2008
Contract end date	

17/18 Contracted general activity (UDA)	9,674
Carry forward general activity (UDA)	0
17/18 Contracted orthodontic activity (UOA)	0
Carry forward orthodontic activity (UOA)	0
Baseline contract value	£261,179.14

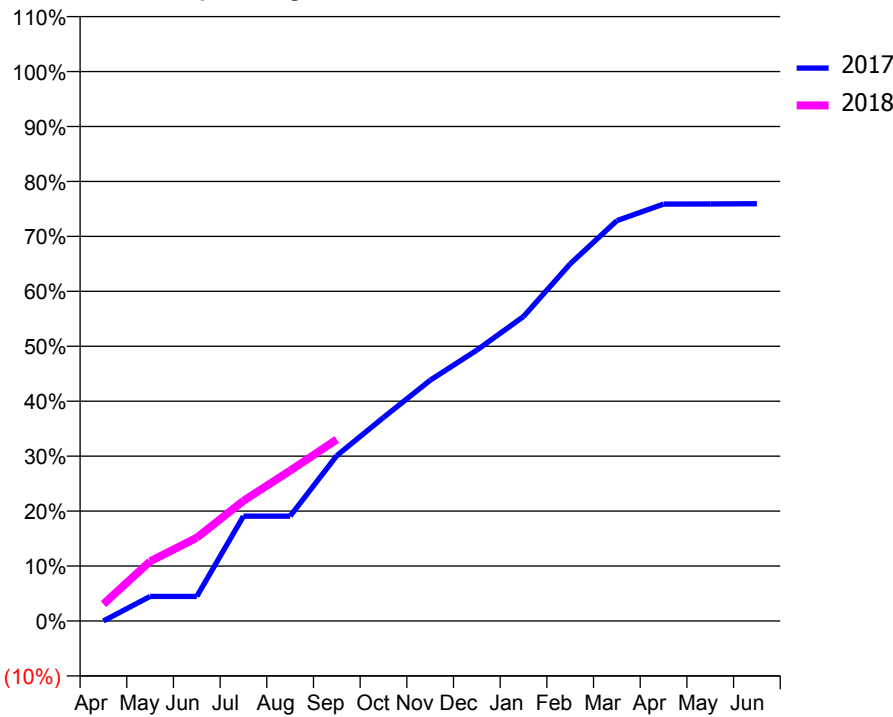
ACCESS*

Patients seen in 24 months	Total	Change since previous quarter
Quarter ending September 2016	1,942	
Quarter ending December 2016	1,903	↓
Quarter ending March 2017	1,901	→
Quarter ending June 2017	1,860	↓
Quarter ending September 2017	1,781	↓
Variance since September 2016	(8.3%)	↓



ACTIVITY

Cumulative percentage of contracted UDA delivered 2017 & 2018



Month	Adjusted Scheduled Activity (UDA)	
	2017	2018
April	0	296
May	433	1,049
June	433	1,467
July	1,847	2,116
August	1,847	2,646
September	2,913	3,197
October	3,583	
November	4,239	
December	4,770	
January	5,360	
February	6,288	
March	7,049	
April	7,339	
May	7,343	
June	7,347	

QUALITY

	Quantity	Base Number	Contract	AT	Region	England
% of FP17s for the same patient ID Re-attending within 3 months - Children	20	299	6.7%	9.8%	11.2%	11.9%
% of FP17s for the same patient ID Re-attending within 3 months - Adults	208	801	26.0%	15.2%	16.6%	15.9%
% of FP17s for the same patient ID Re-attending between 3 & 9 months - Children	127	299	42.5%	47.7%	47.0%	58.1%
% of FP17s for the same patient ID Re-attending between 3 & 9 months - Adults	250	801	31.2%	38.2%	38.2%	50.6%
% of FP17s for Band 1 Urgent Courses	194	1,007	19.3%	10.0%	10.6%	9.1%
% of FP17s Relating to Free Repair or Replacements	9	1,007	0.9%	0.6%	0.6%	0.8%
% of FP17s Relating to Continuations	2	1,007	0.2%	0.9%	0.8%	1.1%
% of Patients satisfied with the dentistry they have received	0	1	N/A	89.8%	89.2%	91.4%
% of Patients satisfied with the time they had to wait for an appointment	0	1	N/A	86.1%	83.4%	87.7%

* This is based on patients treated on this contract for their most recent course of treatment. Figures in italics indicate the base number of FP17s or Patient Questionnaire responses are less than 100. N/A is shown where the base number of responses is less than 10 during the period. % is calculated as Quantity/Base number*100

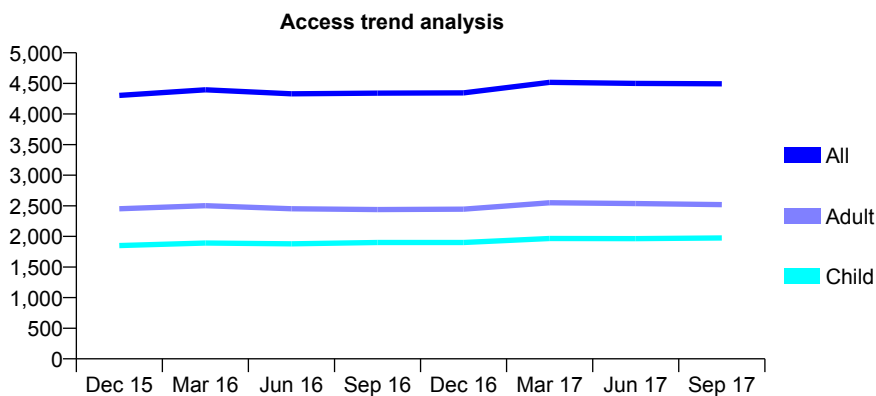
Q63 - Vital Signs At a Glance Contract Report for 390364/0001 - September 2017

Name or company name	Dr Bandlish and Associates
Contract type name	GDS Contract
Purpose of contract	General
Contract start date	01/04/2006
Contract end date	

17/18 Contracted general activity (UDA)	13,432
Carry forward general activity (UDA)	318
17/18 Contracted orthodontic activity (UOA)	0
Carry forward orthodontic activity (UOA)	0
Baseline contract value	£345,114.64

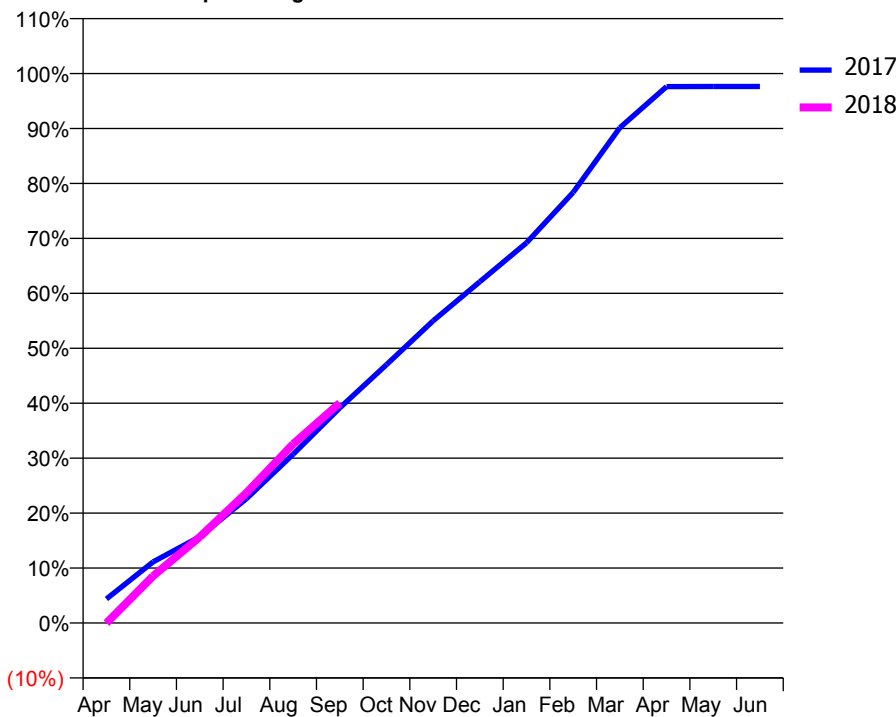
ACCESS*

Patients seen in 24 months	Total	Change since previous quarter
Quarter ending September 2016	4,340	
Quarter ending December 2016	4,346	→
Quarter ending March 2017	4,517	↑
Quarter ending June 2017	4,500	→
Quarter ending September 2017	4,494	→
Variance since September 2016	3.5%	↑



ACTIVITY

Cumulative percentage of contracted UDA delivered 2017 & 2018



Month	Adjusted Scheduled Activity (UDA)	
	2017	2018
April	588	-4
May	1,495	1,150
June	2,110	2,103
July	3,040	3,184
August	4,124	4,375
September	5,261	5,379
October	6,314	
November	7,389	
December	8,342	
January	9,295	
February	10,528	
March	12,109	
April	13,111	
May	13,114	
June	13,114	

QUALITY

	Quantity	Base Number	Contract	AT	Region	England
% of FP17s for the same patient ID Re-attending within 3 months - Children	76	1,227	6.2%	9.8%	11.2%	11.9%
% of FP17s for the same patient ID Re-attending within 3 months - Adults	254	1,531	16.6%	15.2%	16.6%	15.9%
% of FP17s for the same patient ID Re-attending between 3 & 9 months - Children	526	1,227	42.9%	47.7%	47.0%	58.1%
% of FP17s for the same patient ID Re-attending between 3 & 9 months - Adults	586	1,531	38.3%	38.2%	38.2%	50.6%
% of FP17s for Band 1 Urgent Courses	226	2,466	9.2%	10.0%	10.6%	9.1%
% of FP17s Relating to Free Repair or Replacements	2	2,466	0.1%	0.6%	0.6%	0.8%
% of FP17s Relating to Continuations	5	2,466	0.2%	0.9%	0.8%	1.1%
% of Patients satisfied with the dentistry they have received	2	2	N/A	89.8%	89.2%	91.4%
% of Patients satisfied with the time they had to wait for an appointment	2	2	N/A	86.1%	83.4%	87.7%

* This is based on patients treated on this contract for their most recent course of treatment. Figures in italics indicate the base number of FP17s or Patient Questionnaire responses are less than 100. N/A is shown where the base number of responses is less than 10 during the period. % is calculated as Quantity/Base number*100

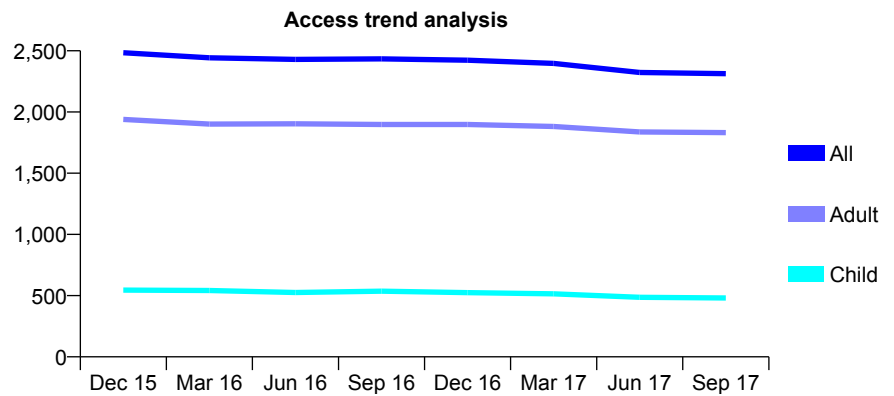
Q63 - Vital Signs At a Glance Contract Report for 394653/0001 - September 2017

Name or company name	MR FE DARTFORD
Contract type name	GDS Contract
Purpose of contract	General
Contract start date	01/05/2007
Contract end date	

17/18 Contracted general activity (UDA)	6,963
Carry forward general activity (UDA)	0
17/18 Contracted orthodontic activity (UOA)	0
Carry forward orthodontic activity (UOA)	0
Baseline contract value	£154,465.70

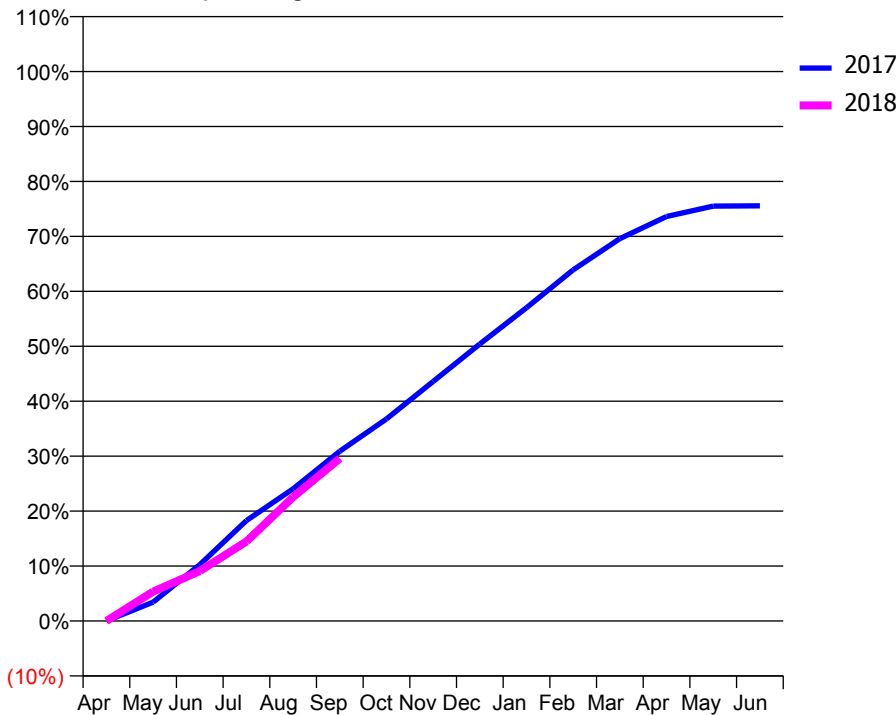
ACCESS*

Patients seen in 24 months	Total	Change since previous quarter
Quarter ending September 2016	2,434	
Quarter ending December 2016	2,423	→
Quarter ending March 2017	2,397	↓
Quarter ending June 2017	2,323	↓
Quarter ending September 2017	2,313	→
Variance since September 2016	(5.0%)	↓



ACTIVITY

Cumulative percentage of contracted UDA delivered 2017 & 2018



Month	Adjusted Scheduled Activity (UDA)	
	2017	2018
April	0	0
May	240	372
June	714	632
July	1,273	1,008
August	1,675	1,570
September	2,152	2,060
October	2,561	
November	3,035	
December	3,511	
January	3,969	
February	4,449	
March	4,845	
April	5,126	
May	5,258	
June	5,261	

QUALITY

	Quantity	Base Number	Contract	AT	Region	England
% of FP17s for the same patient ID Re-attending within 3 months - Children	9	254	3.5%	9.8%	11.2%	11.9%
% of FP17s for the same patient ID Re-attending within 3 months - Adults	79	911	8.7%	15.2%	16.6%	15.9%
% of FP17s for the same patient ID Re-attending between 3 & 9 months - Children	126	254	49.6%	47.7%	47.0%	58.1%
% of FP17s for the same patient ID Re-attending between 3 & 9 months - Adults	397	911	43.6%	38.2%	38.2%	50.6%
% of FP17s for Band 1 Urgent Courses	30	974	3.1%	10.0%	10.6%	9.1%
% of FP17s Relating to Free Repair or Replacements	0	974	0.0%	0.6%	0.6%	0.8%
% of FP17s Relating to Continuations	6	974	0.6%	0.9%	0.8%	1.1%
% of Patients satisfied with the dentistry they have received	3	3	N/A	89.8%	89.2%	91.4%
% of Patients satisfied with the time they had to wait for an appointment	2	3	N/A	86.1%	83.4%	87.7%

* This is based on patients treated on this contract for their most recent course of treatment. Figures in italics indicate the base number of FP17s or Patient Questionnaire responses are less than 100. N/A is shown where the base number of responses is less than 10 during the period. % is calculated as Quantity/Base number*100

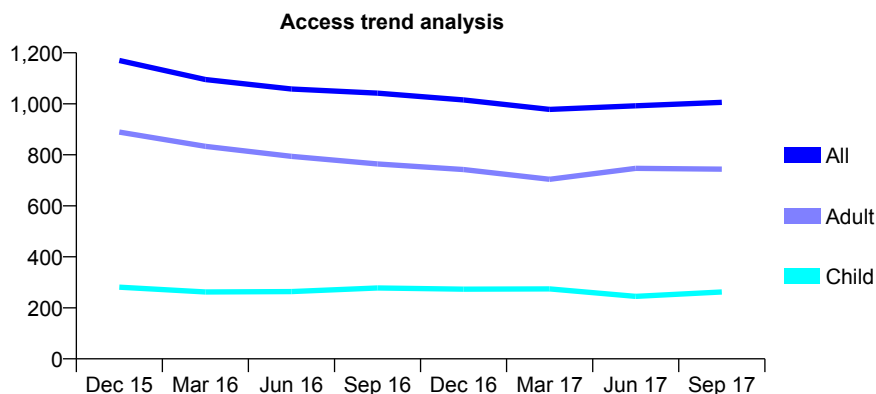
Q63 - Vital Signs At a Glance Contract Report for 395234/0001 - September 2017

Name or company name	MR MZ SHEIKH
Contract type name	GDS Contract
Purpose of contract	General
Contract start date	01/04/2006
Contract end date	

17/18 Contracted general activity (UDA)	2,888
Carry forward general activity (UDA)	-5
17/18 Contracted orthodontic activity (UOA)	0
Carry forward orthodontic activity (UOA)	0
Baseline contract value	£104,514.57

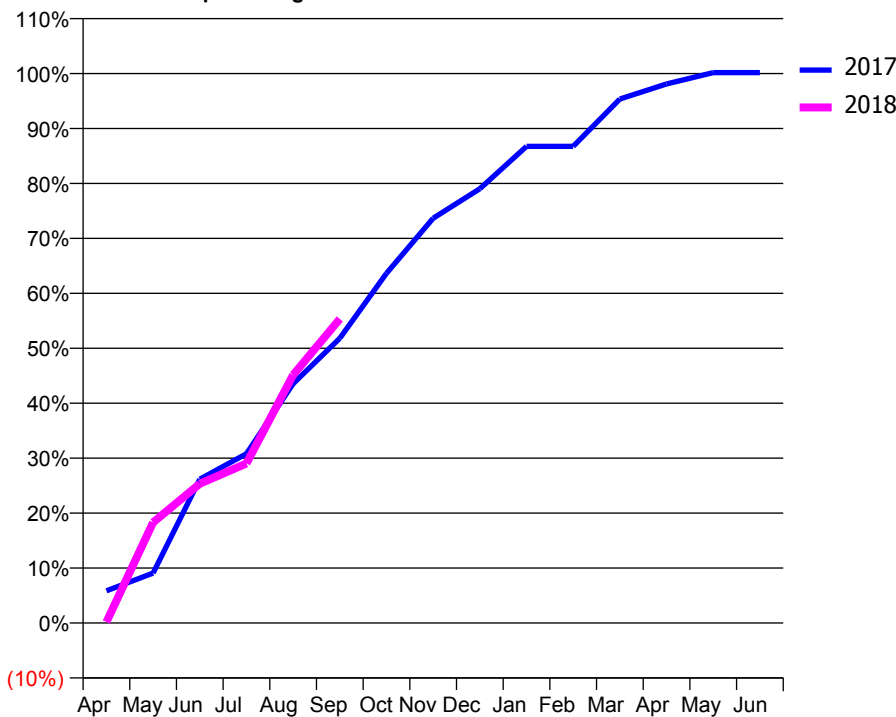
ACCESS*

Patients seen in 24 months	Total	Change since previous quarter
Quarter ending September 2016	1,042	
Quarter ending December 2016	1,015	↓
Quarter ending March 2017	978	↓
Quarter ending June 2017	992	→
Quarter ending September 2017	1,006	→
Variance since September 2016	(3.5%)	↓



ACTIVITY

Cumulative percentage of contracted UDA delivered 2017 & 2018



Month	Adjusted Scheduled Activity (UDA)	
	2017	2018
April	169	5
May	262	529
June	756	732
July	890	838
August	1,257	1,304
September	1,497	1,598
October	1,838	
November	2,127	
December	2,282	
January	2,505	
February	2,505	
March	2,754	
April	2,833	
May	2,893	
June	2,893	

QUALITY

	Quantity	Base Number	Contract	AT	Region	England
% of FP17s for the same patient ID Re-attending within 3 months - Children	10	117	8.5%	9.8%	11.2%	11.9%
% of FP17s for the same patient ID Re-attending within 3 months - Adults	32	391	8.2%	15.2%	16.6%	15.9%
% of FP17s for the same patient ID Re-attending between 3 & 9 months - Children	27	117	23.1%	47.7%	47.0%	58.1%
% of FP17s for the same patient ID Re-attending between 3 & 9 months - Adults	98	391	25.1%	38.2%	38.2%	50.6%
% of FP17s for Band 1 Urgent Courses	20	437	4.6%	10.0%	10.6%	9.1%
% of FP17s Relating to Free Repair or Replacements	4	437	0.9%	0.6%	0.6%	0.8%
% of FP17s Relating to Continuations	11	437	2.5%	0.9%	0.8%	1.1%
% of Patients satisfied with the dentistry they have received	0	0	N/A	89.8%	89.2%	91.4%
% of Patients satisfied with the time they had to wait for an appointment	0	0	N/A	86.1%	83.4%	87.7%

* This is based on patients treated on this contract for their most recent course of treatment. Figures in italics indicate the base number of FP17s or Patient Questionnaire responses are less than 100. N/A is shown where the base number of responses is less than 10 during the period. % is calculated as Quantity/Base number*100

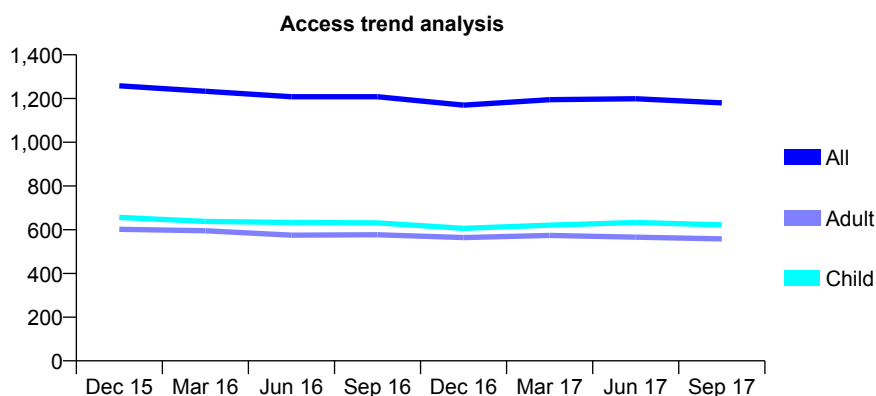
Q63 - Vital Signs At a Glance Contract Report for 395668/0001 - September 2017

Name or company name	MR RG ST CLAIRE
Contract type name	GDS Contract
Purpose of contract	General
Contract start date	01/04/2006
Contract end date	

17/18 Contracted general activity (UDA)	3,856
Carry forward general activity (UDA)	-4
17/18 Contracted orthodontic activity (UOA)	0
Carry forward orthodontic activity (UOA)	0
Baseline contract value	£111,718.28

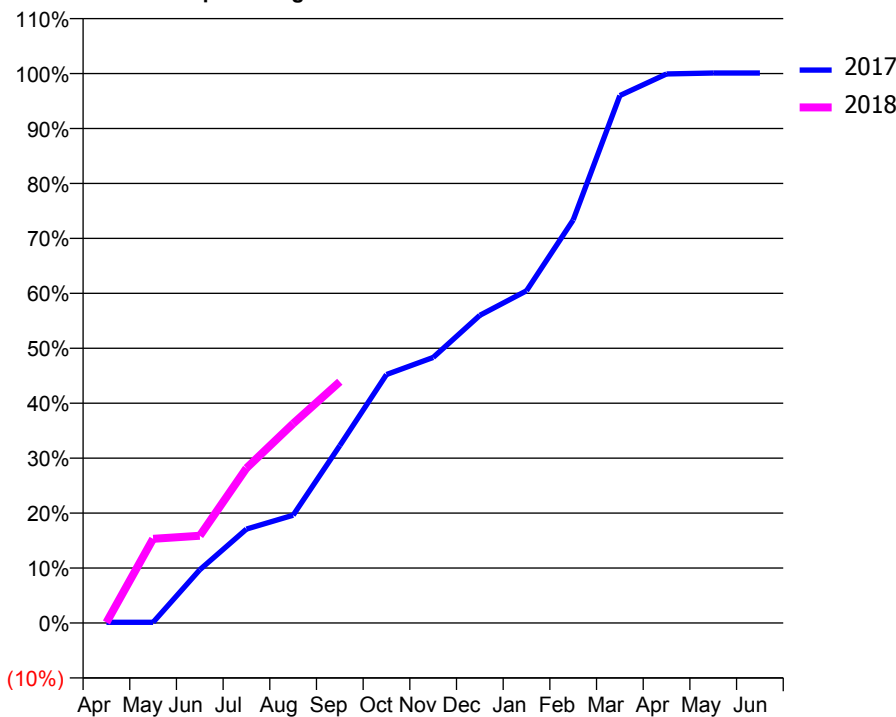
ACCESS*

Patients seen in 24 months	Total	Change since previous quarter
Quarter ending September 2016	1,208	
Quarter ending December 2016	1,170	↓
Quarter ending March 2017	1,195	↑
Quarter ending June 2017	1,199	→
Quarter ending September 2017	1,180	↓
Variance since September 2016	(2.3%)	↓



ACTIVITY

Cumulative percentage of contracted UDA delivered 2017 & 2018



Adjusted Scheduled Activity (UDA)

Month	2017	2018
April	5	4
May	5	591
June	373	612
July	659	1,087
August	757	1,399
September	1,245	1,693
October	1,744	
November	1,864	
December	2,159	
January	2,332	
February	2,828	
March	3,701	
April	3,853	
May	3,860	
June	3,860	

QUALITY

	Quantity	Base Number	Contract	AT	Region	England
% of FP17s for the same patient ID Re-attending within 3 months - Children	7	259	2.7%	9.8%	11.2%	11.9%
% of FP17s for the same patient ID Re-attending within 3 months - Adults	36	233	15.5%	15.2%	16.6%	15.9%
% of FP17s for the same patient ID Re-attending between 3 & 9 months - Children	53	259	20.5%	47.7%	47.0%	58.1%
% of FP17s for the same patient ID Re-attending between 3 & 9 months - Adults	60	233	25.8%	38.2%	38.2%	50.6%
% of FP17s for Band 1 Urgent Courses	26	459	5.7%	10.0%	10.6%	9.1%
% of FP17s Relating to Free Repair or Replacements	0	459	0.0%	0.6%	0.6%	0.8%
% of FP17s Relating to Continuations	0	459	0.0%	0.9%	0.8%	1.1%
% of Patients satisfied with the dentistry they have received	0	1	N/A	89.8%	89.2%	91.4%
% of Patients satisfied with the time they had to wait for an appointment	1	1	N/A	86.1%	83.4%	87.7%

* This is based on patients treated on this contract for their most recent course of treatment. Figures in italics indicate the base number of FP17s or Patient Questionnaire responses are less than 100. N/A is shown where the base number of responses is less than 10 during the period. % is calculated as Quantity/Base number*100

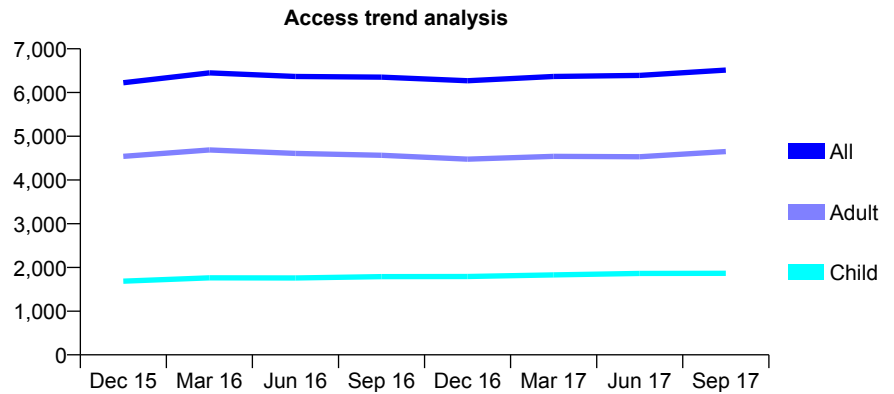
Q63 - Vital Signs At a Glance Contract Report for 397717/0001 - September 2017

Name or company name	MR R KARDEL-TABAR
Contract type name	GDS Contract
Purpose of contract	General
Contract start date	01/08/2008
Contract end date	

17/18 Contracted general activity (UDA)	16,633
Carry forward general activity (UDA)	-333
17/18 Contracted orthodontic activity (UOA)	0
Carry forward orthodontic activity (UOA)	0
Baseline contract value	£416,960.83

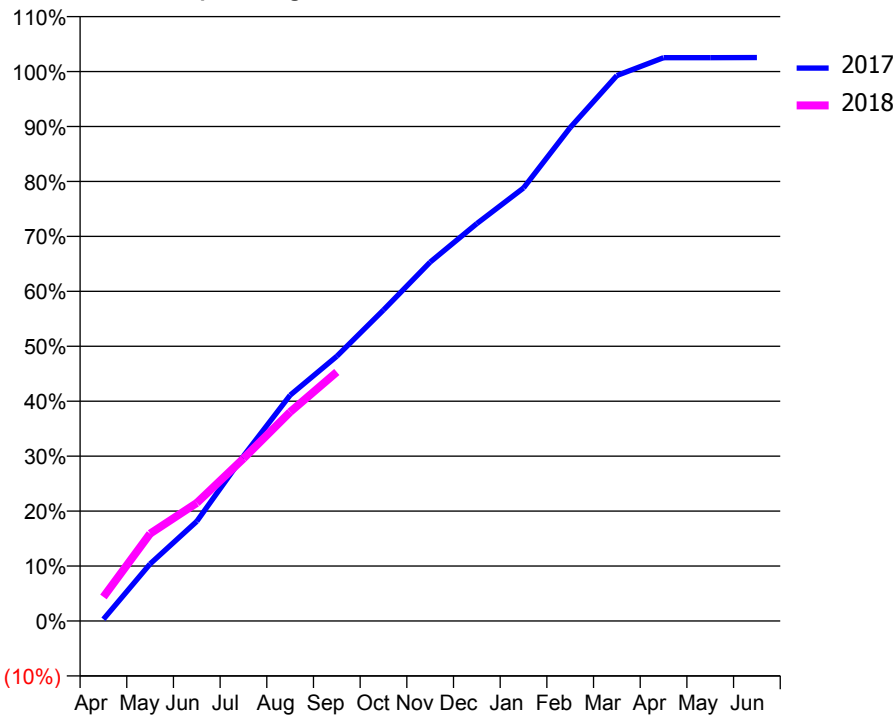
ACCESS*

Patients seen in 24 months	Total	Change since previous quarter
Quarter ending September 2016	6,353	
Quarter ending December 2016	6,269	↓
Quarter ending March 2017	6,367	→
Quarter ending June 2017	6,393	→
Quarter ending September 2017	6,515	→
Variance since September 2016	2.5%	↑



ACTIVITY

Cumulative percentage of contracted UDA delivered 2017 & 2018



Month	Adjusted Scheduled Activity (UDA)	
	2017	2018
April	56	729
May	1,731	2,645
June	3,019	3,574
July	4,995	4,919
August	6,835	6,329
September	8,015	7,536
October	9,414	
November	10,865	
December	12,029	
January	13,108	
February	14,937	
March	16,512	
April	17,051	
May	17,051	
June	17,056	

QUALITY

	Quantity	Base Number	Contract	AT	Region	England
% of FP17s for the same patient ID Re-attending within 3 months - Children	61	1,048	5.8%	9.8%	11.2%	11.9%
% of FP17s for the same patient ID Re-attending within 3 months - Adults	282	2,277	12.4%	15.2%	16.6%	15.9%
% of FP17s for the same patient ID Re-attending between 3 & 9 months - Children	417	1,048	39.8%	47.7%	47.0%	58.1%
% of FP17s for the same patient ID Re-attending between 3 & 9 months - Adults	709	2,277	31.1%	38.2%	38.2%	50.6%
% of FP17s for Band 1 Urgent Courses	376	3,070	12.2%	10.0%	10.6%	9.1%
% of FP17s Relating to Free Repair or Replacements	12	3,070	0.4%	0.6%	0.6%	0.8%
% of FP17s Relating to Continuations	11	3,070	0.4%	0.9%	0.8%	1.1%
% of Patients satisfied with the dentistry they have received	4	4	N/A	89.8%	89.2%	91.4%
% of Patients satisfied with the time they had to wait for an appointment	3	4	N/A	86.1%	83.4%	87.7%

* This is based on patients treated on this contract for their most recent course of treatment. Figures in italics indicate the base number of FP17s or Patient Questionnaire responses are less than 100. N/A is shown where the base number of responses is less than 10 during the period. % is calculated as Quantity/Base number*100

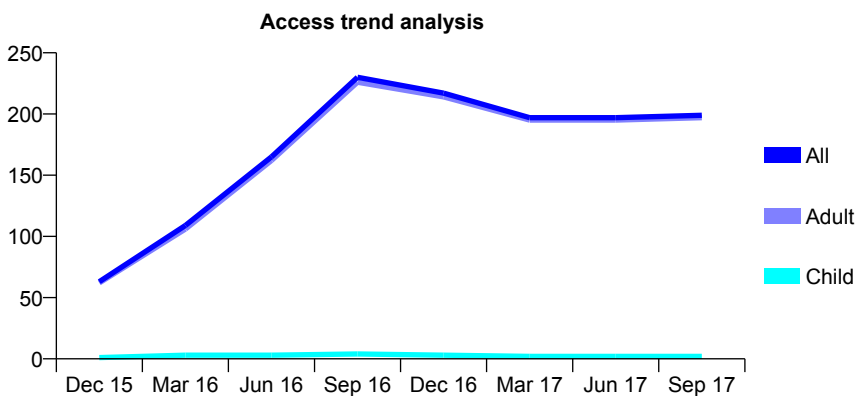
Q63 - Vital Signs At a Glance Contract Report for 397717/0003 - September 2017

Name or company name	MR R KARDEL-TABAR
Contract type name	PDS Contract
Purpose of contract	General
Contract start date	01/06/2013
Contract end date	30/11/2017

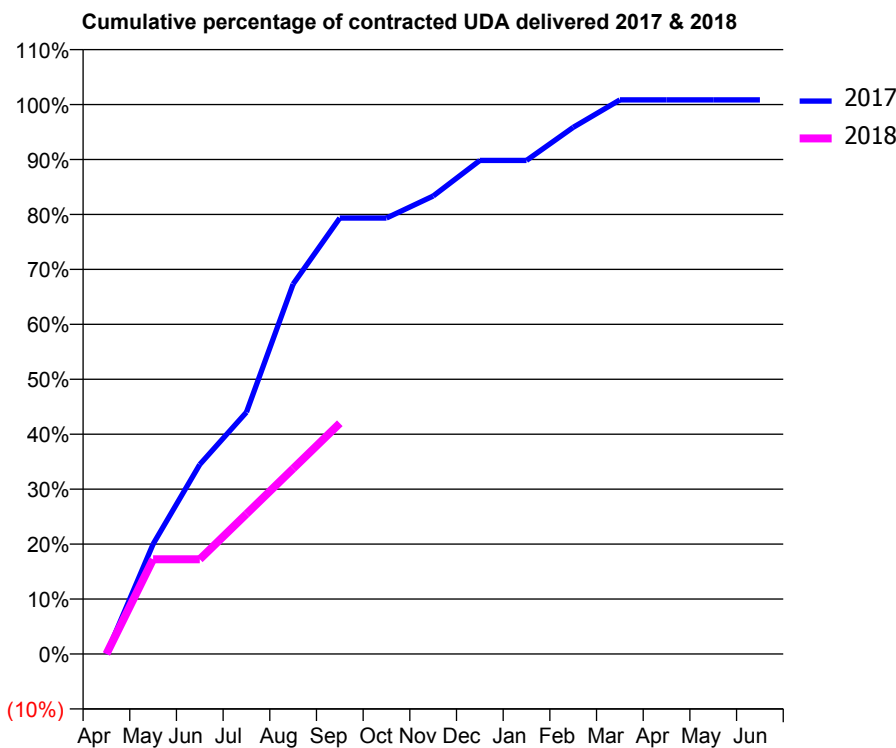
17/18 Contracted general activity (UDA)	400
Carry forward general activity (UDA)	0
17/18 Contracted orthodontic activity (UOA)	0
Carry forward orthodontic activity (UOA)	0
Baseline contract value	£21,330.63

ACCESS*

Patients seen in 24 months	Total	Change since previous quarter
Quarter ending September 2016	230	
Quarter ending December 2016	217	↓
Quarter ending March 2017	197	↓
Quarter ending June 2017	197	→
Quarter ending September 2017	199	→
Variance since September 2016	(13.5%)	↓



ACTIVITY



Month	Adjusted Scheduled Activity (UDA)	
	2017	2018
April	0	0
May	120	69
June	207	69
July	264	102
August	404	135
September	476	168
October	476	
November	500	
December	539	
January	539	
February	575	
March	605	
April	605	
May	605	
June	605	

QUALITY

	Quantity	Base Number	Contract	AT	Region	England
% of FP17s for the same patient ID Re-attending within 3 months - Children	0	0	N/A	9.8%	11.2%	11.9%
% of FP17s for the same patient ID Re-attending within 3 months - Adults	0	56	0.0%	15.2%	16.6%	15.9%
% of FP17s for the same patient ID Re-attending between 3 & 9 months - Children	0	0	N/A	47.7%	47.0%	58.1%
% of FP17s for the same patient ID Re-attending between 3 & 9 months - Adults	1	56	1.8%	38.2%	38.2%	50.6%
% of FP17s for Band 1 Urgent Courses	0	56	0.0%	10.0%	10.6%	9.1%
% of FP17s Relating to Free Repair or Replacements	1	56	1.8%	0.6%	0.6%	0.8%
% of FP17s Relating to Continuations	3	56	5.4%	0.9%	0.8%	1.1%
% of Patients satisfied with the dentistry they have received	0	0	N/A	89.8%	89.2%	91.4%
% of Patients satisfied with the time they had to wait for an appointment	0	0	N/A	86.1%	83.4%	87.7%

* This is based on patients treated on this contract for their most recent course of treatment. Figures in italics indicate the base number of FP17s or Patient Questionnaire responses are less than 100. N/A is shown where the base number of responses is less than 10 during the period. % is calculated as Quantity/Base number*100

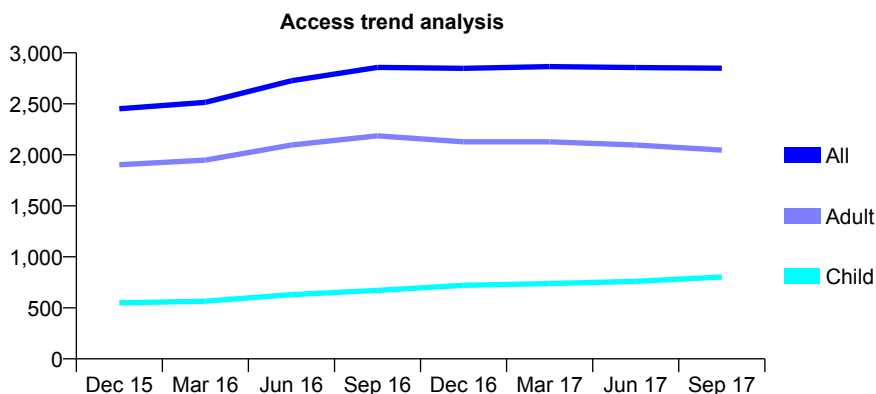
Q63 - Vital Signs At a Glance Contract Report for 397717/0004 - September 2017

Name or company name	MR R KARDEL-TABAR
Contract type name	GDS Contract
Purpose of contract	General
Contract start date	01/10/2014
Contract end date	

17/18 Contracted general activity (UDA)	6,334
Carry forward general activity (UDA)	-127
17/18 Contracted orthodontic activity (UOA)	0
Carry forward orthodontic activity (UOA)	0
Baseline contract value	£164,894.32

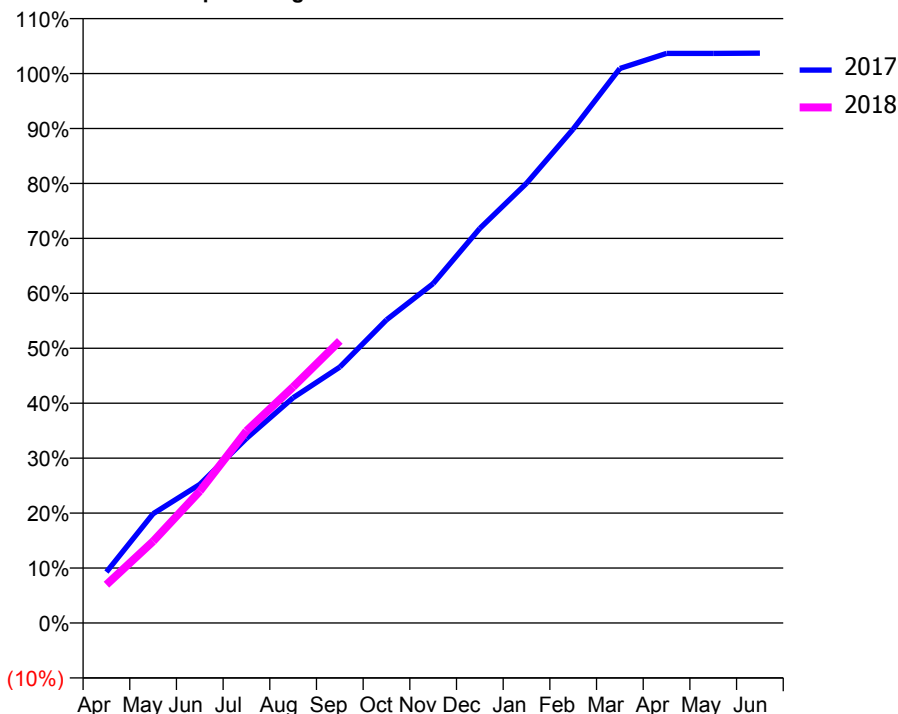
ACCESS*

Patients seen in 24 months	Total	Change since previous quarter
Quarter ending September 2016	2,857	
Quarter ending December 2016	2,848	→
Quarter ending March 2017	2,865	→
Quarter ending June 2017	2,856	→
Quarter ending September 2017	2,849	→
Variance since September 2016	(0.3%)	→



ACTIVITY

Cumulative percentage of contracted UDA delivered 2017 & 2018



Month	Adjusted Scheduled Activity (UDA)	
	2017	2018
April	588	443
May	1,259	942
June	1,598	1,519
July	2,128	2,215
August	2,597	2,722
September	2,950	3,252
October	3,495	
November	3,912	
December	4,548	
January	5,068	
February	5,694	
March	6,392	
April	6,566	
May	6,566	
June	6,569	

QUALITY

	Quantity	Base Number	Contract	AT	Region	England
% of FP17s for the same patient ID Re-attending within 3 months - Children	37	505	7.3%	9.8%	11.2%	11.9%
% of FP17s for the same patient ID Re-attending within 3 months - Adults	95	886	10.7%	15.2%	16.6%	15.9%
% of FP17s for the same patient ID Re-attending between 3 & 9 months - Children	223	505	44.2%	47.7%	47.0%	58.1%
% of FP17s for the same patient ID Re-attending between 3 & 9 months - Adults	239	886	27.0%	38.2%	38.2%	50.6%
% of FP17s for Band 1 Urgent Courses	196	1,321	14.8%	10.0%	10.6%	9.1%
% of FP17s Relating to Free Repair or Replacements	0	1,321	0.0%	0.6%	0.6%	0.8%
% of FP17s Relating to Continuations	4	1,321	0.3%	0.9%	0.8%	1.1%
% of Patients satisfied with the dentistry they have received	3	3	N/A	89.8%	89.2%	91.4%
% of Patients satisfied with the time they had to wait for an appointment	2	3	N/A	86.1%	83.4%	87.7%

* This is based on patients treated on this contract for their most recent course of treatment. Figures in italics indicate the base number of FP17s or Patient Questionnaire responses are less than 100. N/A is shown where the base number of responses is less than 10 during the period. % is calculated as Quantity/Base number*100

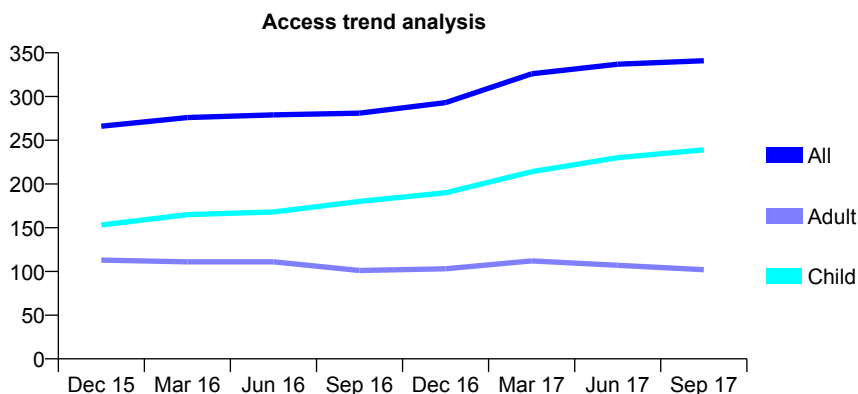
Q63 - Vital Signs At a Glance Contract Report for 559083/0005 - September 2017

Name or company name	MR VS SEHMI
Contract type name	GDS Contract
Purpose of contract	General
Contract start date	23/01/2012
Contract end date	

17/18 Contracted general activity (UDA)	859
Carry forward general activity (UDA)	-17
17/18 Contracted orthodontic activity (UOA)	0
Carry forward orthodontic activity (UOA)	0
Baseline contract value	£19,584.05

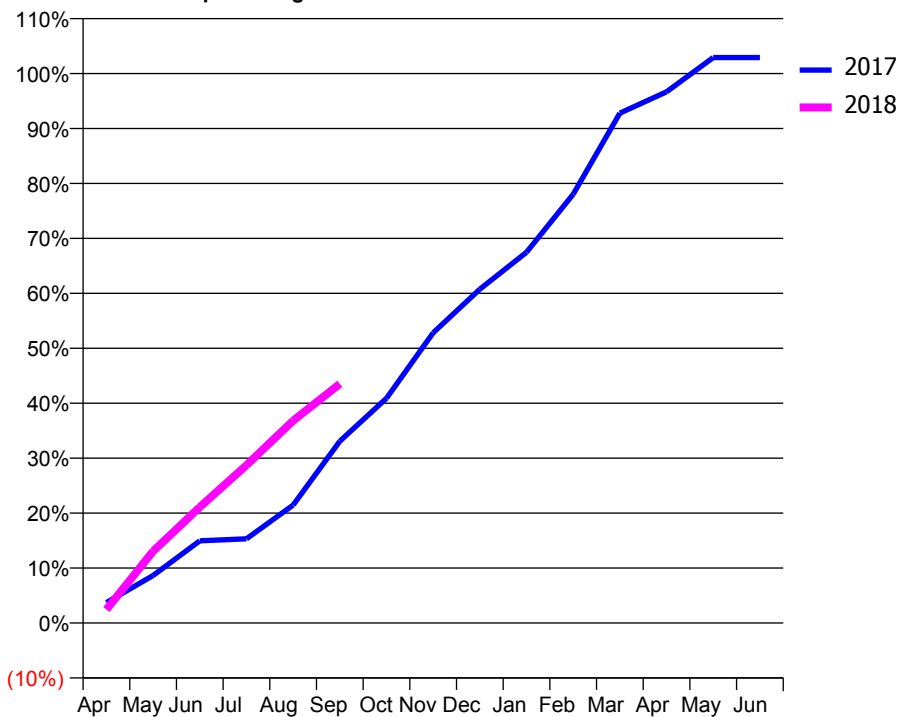
ACCESS*

Patients seen in 24 months	Total	Change since previous quarter
Quarter ending September 2016	281	
Quarter ending December 2016	293	↑
Quarter ending March 2017	326	↑
Quarter ending June 2017	337	↑
Quarter ending September 2017	341	→
Variance since September 2016	21.4%	↑



ACTIVITY

Cumulative percentage of contracted UDA delivered 2017 & 2018



Month	Adjusted Scheduled Activity (UDA)	
	2017	2018
April	32	21
May	74	112
June	129	181
July	132	247
August	184	316
September	284	374
October	351	
November	454	
December	522	
January	580	
February	670	
March	797	
April	830	
May	884	
June	884	

QUALITY

	Quantity	Base Number	Contract	AT	Region	England
% of FP17s for the same patient ID Re-attending within 3 months - Children	13	134	9.7%	9.8%	11.2%	11.9%
% of FP17s for the same patient ID Re-attending within 3 months - Adults	14	58	24.1%	15.2%	16.6%	15.9%
% of FP17s for the same patient ID Re-attending between 3 & 9 months - Children	49	134	36.6%	47.7%	47.0%	58.1%
% of FP17s for the same patient ID Re-attending between 3 & 9 months - Adults	19	58	32.8%	38.2%	38.2%	50.6%
% of FP17s for Band 1 Urgent Courses	19	158	12.0%	10.0%	10.6%	9.1%
% of FP17s Relating to Free Repair or Replacements	0	158	0.0%	0.6%	0.6%	0.8%
% of FP17s Relating to Continuations	0	158	0.0%	0.9%	0.8%	1.1%
% of Patients satisfied with the dentistry they have received	0	0	N/A	89.8%	89.2%	91.4%
% of Patients satisfied with the time they had to wait for an appointment	0	0	N/A	86.1%	83.4%	87.7%

* This is based on patients treated on this contract for their most recent course of treatment. Figures in italics indicate the base number of FP17s or Patient Questionnaire responses are less than 100. N/A is shown where the base number of responses is less than 10 during the period. % is calculated as Quantity/Base number*100

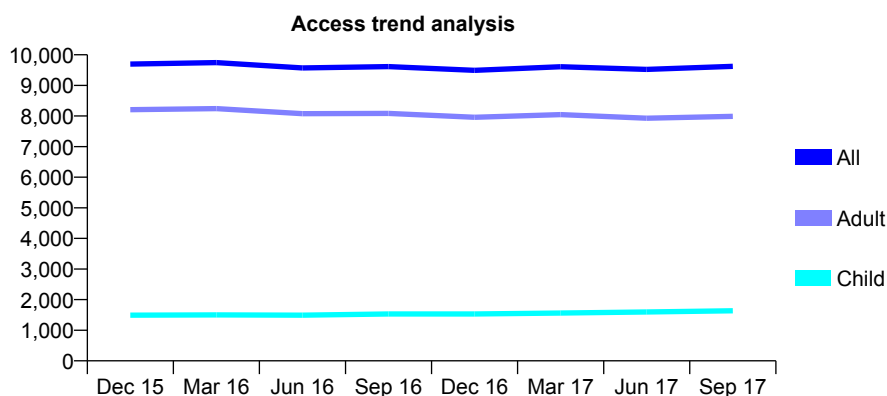
Q63 - Vital Signs At a Glance Contract Report for 559350/0001 - September 2017

Name or company name	MR S SURENDRA
Contract type name	GDS Contract
Purpose of contract	General
Contract start date	01/04/2006
Contract end date	

17/18 Contracted general activity (UDA)	24,100
Carry forward general activity (UDA)	710
17/18 Contracted orthodontic activity (UOA)	0
Carry forward orthodontic activity (UOA)	0
Baseline contract value	£725,354.98

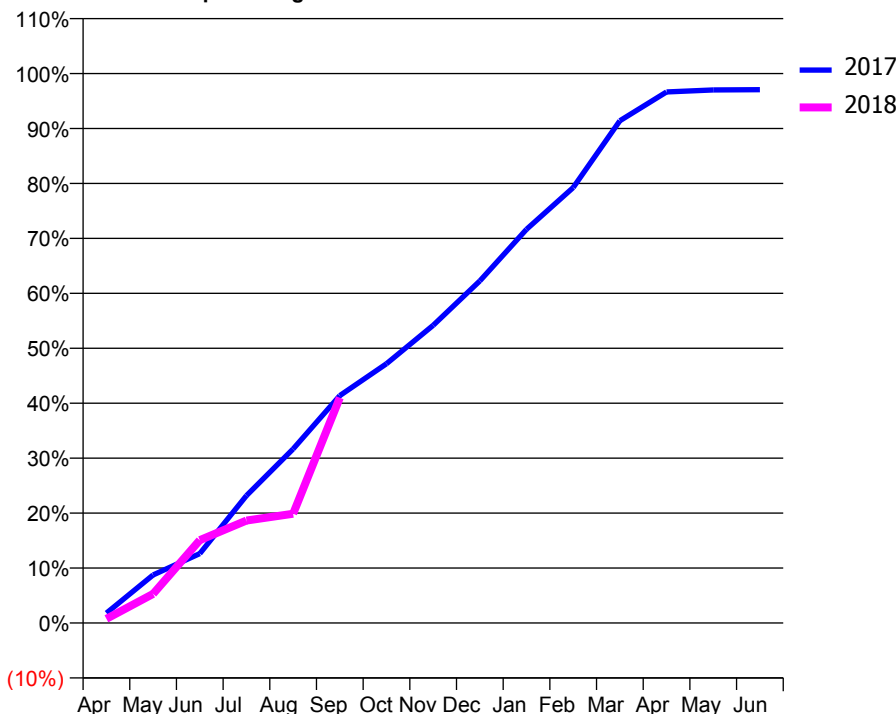
ACCESS*

Patients seen in 24 months	Total	Change since previous quarter
Quarter ending September 2016	9,616	
Quarter ending December 2016	9,491	↓
Quarter ending March 2017	9,611	→
Quarter ending June 2017	9,522	→
Quarter ending September 2017	9,625	→
Variance since September 2016	0.1%	→



ACTIVITY

Cumulative percentage of contracted UDA delivered 2017 & 2018



Month	Adjusted Scheduled Activity (UDA)	
	2017	2018
April	438	185
May	2,108	1,277
June	3,044	3,632
July	5,589	4,495
August	7,634	4,792
September	9,972	9,883
October	11,370	
November	13,059	
December	15,005	
January	17,265	
February	19,096	
March	22,028	
April	23,291	
May	23,381	
June	23,390	

QUALITY

	Quantity	Base Number	Contract	AT	Region	England
% of FP17s for the same patient ID Re-attending within 3 months - Children	68	1,036	6.6%	9.8%	11.2%	11.9%
% of FP17s for the same patient ID Re-attending within 3 months - Adults	405	3,689	11.0%	15.2%	16.6%	15.9%
% of FP17s for the same patient ID Re-attending between 3 & 9 months - Children	475	1,036	45.8%	47.7%	47.0%	58.1%
% of FP17s for the same patient ID Re-attending between 3 & 9 months - Adults	1,314	3,689	35.6%	38.2%	38.2%	50.6%
% of FP17s for Band 1 Urgent Courses	217	4,303	5.0%	10.0%	10.6%	9.1%
% of FP17s Relating to Free Repair or Replacements	1	4,303	0.0%	0.6%	0.6%	0.8%
% of FP17s Relating to Continuations	42	4,303	1.0%	0.9%	0.8%	1.1%
% of Patients satisfied with the dentistry they have received	10	10	100.0%	89.8%	89.2%	91.4%
% of Patients satisfied with the time they had to wait for an appointment	10	10	100.0%	86.1%	83.4%	87.7%

* This is based on patients treated on this contract for their most recent course of treatment. Figures in italics indicate the base number of FP17s or Patient Questionnaire responses are less than 100. N/A is shown where the base number of responses is less than 10 during the period. % is calculated as Quantity/Base number*100

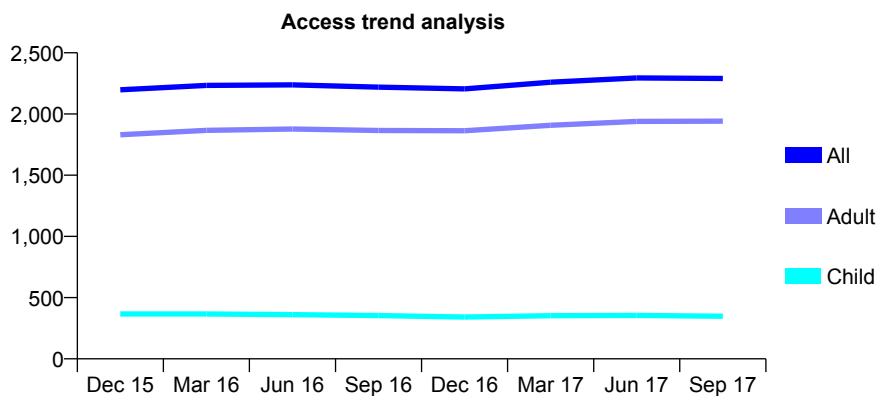
Q63 - Vital Signs At a Glance Contract Report for 565164/0001 - September 2017

Name or company name	MISS P SARGENT
Contract type name	GDS Contract
Purpose of contract	General
Contract start date	01/04/2006
Contract end date	

17/18 Contracted general activity (UDA)	6,700
Carry forward general activity (UDA)	0
17/18 Contracted orthodontic activity (UOA)	0
Carry forward orthodontic activity (UOA)	0
Baseline contract value	£139,898.72

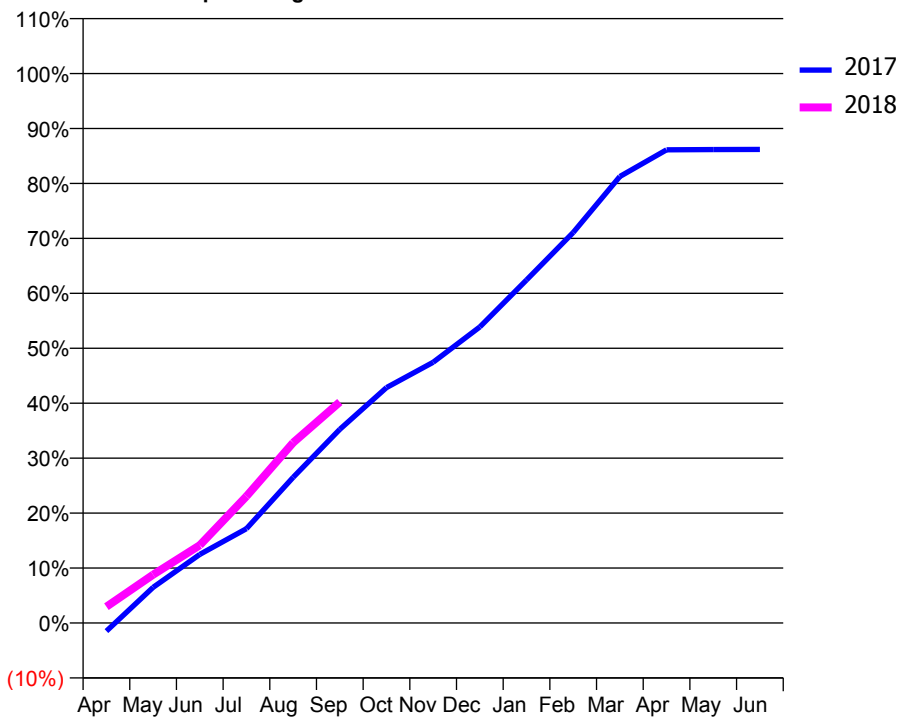
ACCESS*

Patients seen in 24 months	Total	Change since previous quarter
Quarter ending September 2016	2,219	
Quarter ending December 2016	2,205	→
Quarter ending March 2017	2,260	↑
Quarter ending June 2017	2,295	→
Quarter ending September 2017	2,290	→
Variance since September 2016	3.2%	↑



ACTIVITY

Cumulative percentage of contracted UDA delivered 2017 & 2018



Month	Adjusted Scheduled Activity (UDA)	
	2017	2018
April	-100	199
May	434	590
June	837	949
July	1,151	1,545
August	1,776	2,198
September	2,361	2,694
October	2,871	
November	3,179	
December	3,610	
January	4,183	
February	4,761	
March	5,445	
April	5,769	
May	5,773	
June	5,775	

QUALITY

	Quantity	Base Number	Contract	AT	Region	England
% of FP17s for the same patient ID Re-attending within 3 months - Children	5	254	2.0%	9.8%	11.2%	11.9%
% of FP17s for the same patient ID Re-attending within 3 months - Adults	160	1,492	10.7%	15.2%	16.6%	15.9%
% of FP17s for the same patient ID Re-attending between 3 & 9 months - Children	135	254	53.1%	47.7%	47.0%	58.1%
% of FP17s for the same patient ID Re-attending between 3 & 9 months - Adults	809	1,492	54.2%	38.2%	38.2%	50.6%
% of FP17s for Band 1 Urgent Courses	122	1,593	7.7%	10.0%	10.6%	9.1%
% of FP17s Relating to Free Repair or Replacements	0	1,593	0.0%	0.6%	0.6%	0.8%
% of FP17s Relating to Continuations	12	1,593	0.8%	0.9%	0.8%	1.1%
% of Patients satisfied with the dentistry they have received	10	11	90.9%	89.8%	89.2%	91.4%
% of Patients satisfied with the time they had to wait for an appointment	9	11	81.8%	86.1%	83.4%	87.7%

* This is based on patients treated on this contract for their most recent course of treatment. Figures in italics indicate the base number of FP17s or Patient Questionnaire responses are less than 100. N/A is shown where the base number of responses is less than 10 during the period. % is calculated as Quantity/Base number*100

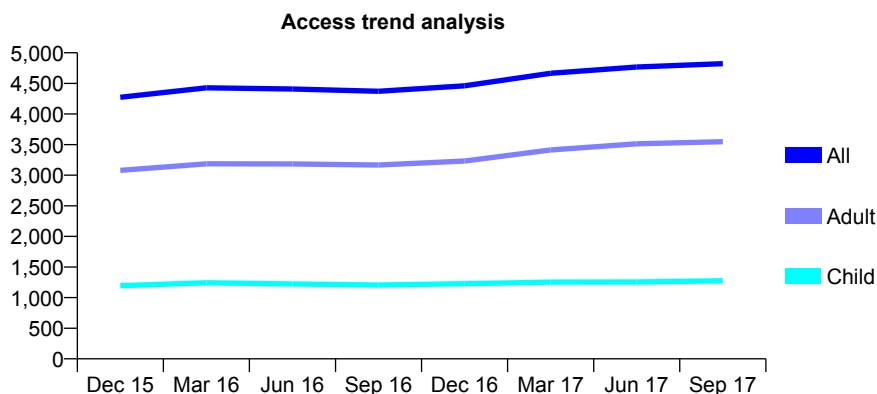
Q63 - Vital Signs At a Glance Contract Report for 566470/0001 - September 2017

Name or company name	MISS D OZA
Contract type name	GDS Contract
Purpose of contract	General
Contract start date	01/04/2006
Contract end date	

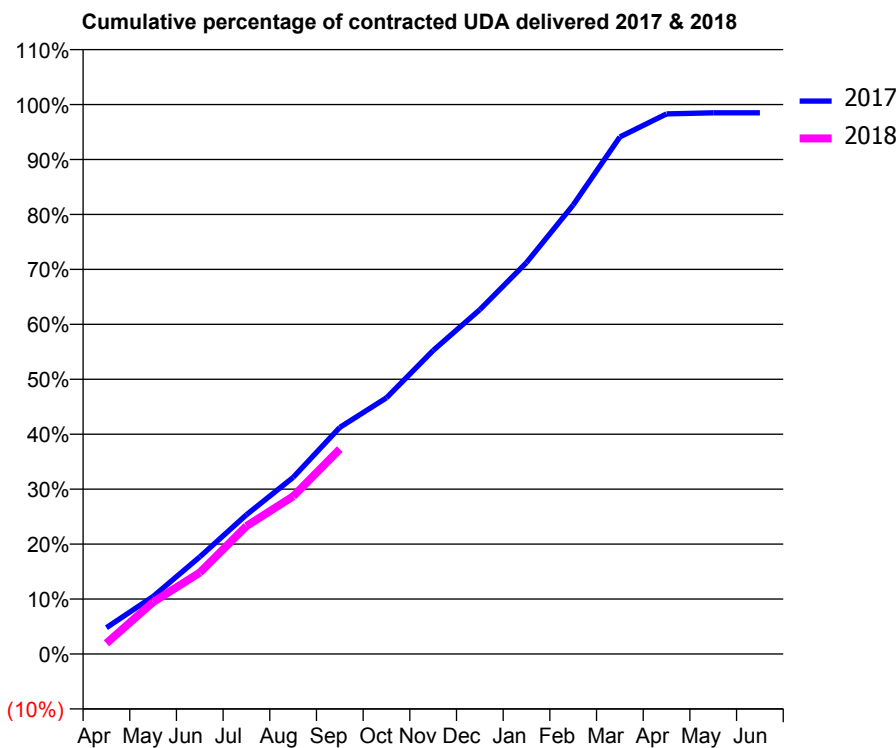
17/18 Contracted general activity (UDA)	13,874
Carry forward general activity (UDA)	211
17/18 Contracted orthodontic activity (UOA)	0
Carry forward orthodontic activity (UOA)	0
Baseline contract value	£357,561.66

ACCESS*

Patients seen in 24 months	Total	Change since previous quarter
Quarter ending September 2016	4,372	
Quarter ending December 2016	4,461	↑
Quarter ending March 2017	4,665	↑
Quarter ending June 2017	4,768	↑
Quarter ending September 2017	4,823	→
Variance since September 2016	10.3%	↑



ACTIVITY



Month	Adjusted Scheduled Activity (UDA)	
	2017	2018
April	666	273
May	1,451	1,313
June	2,453	2,054
July	3,517	3,231
August	4,460	3,982
September	5,721	5,171
October	6,469	
November	7,664	
December	8,693	
January	9,883	
February	11,337	
March	13,055	
April	13,637	
May	13,663	
June	13,663	

QUALITY

	Quantity	Base Number	Contract	AT	Region	England
% of FP17s for the same patient ID Re-attending within 3 months - Children	67	745	9.0%	9.8%	11.2%	11.9%
% of FP17s for the same patient ID Re-attending within 3 months - Adults	209	1,726	12.1%	15.2%	16.6%	15.9%
% of FP17s for the same patient ID Re-attending between 3 & 9 months - Children	338	745	45.4%	47.7%	47.0%	58.1%
% of FP17s for the same patient ID Re-attending between 3 & 9 months - Adults	668	1,726	38.7%	38.2%	38.2%	50.6%
% of FP17s for Band 1 Urgent Courses	193	2,257	8.6%	10.0%	10.6%	9.1%
% of FP17s Relating to Free Repair or Replacements	9	2,257	0.4%	0.6%	0.6%	0.8%
% of FP17s Relating to Continuations	9	2,257	0.4%	0.9%	0.8%	1.1%
% of Patients satisfied with the dentistry they have received	5	7	N/A	89.8%	89.2%	91.4%
% of Patients satisfied with the time they had to wait for an appointment	5	7	N/A	86.1%	83.4%	87.7%

* This is based on patients treated on this contract for their most recent course of treatment. Figures in italics indicate the base number of FP17s or Patient Questionnaire responses are less than 100. N/A is shown where the base number of responses is less than 10 during the period. % is calculated as Quantity/Base number*100

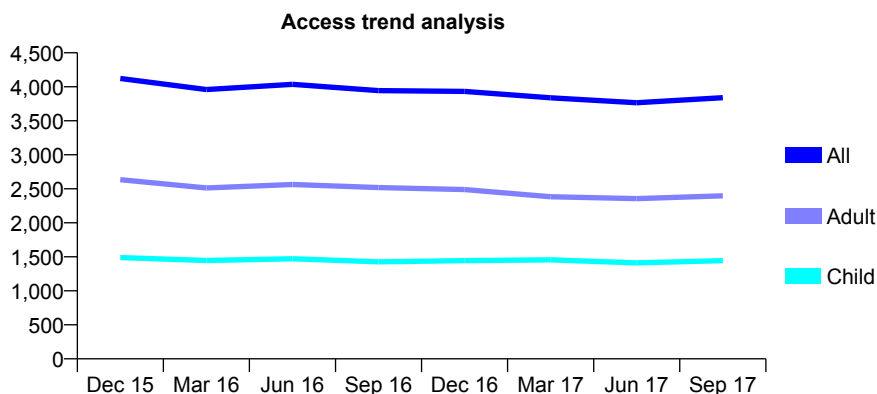
Q63 - Vital Signs At a Glance Contract Report for 567159/0002 - September 2017

Name or company name	K Sachdev, A Sachdev, M Sachdev, N Sac
Contract type name	GDS Contract
Purpose of contract	General
Contract start date	01/04/2006
Contract end date	

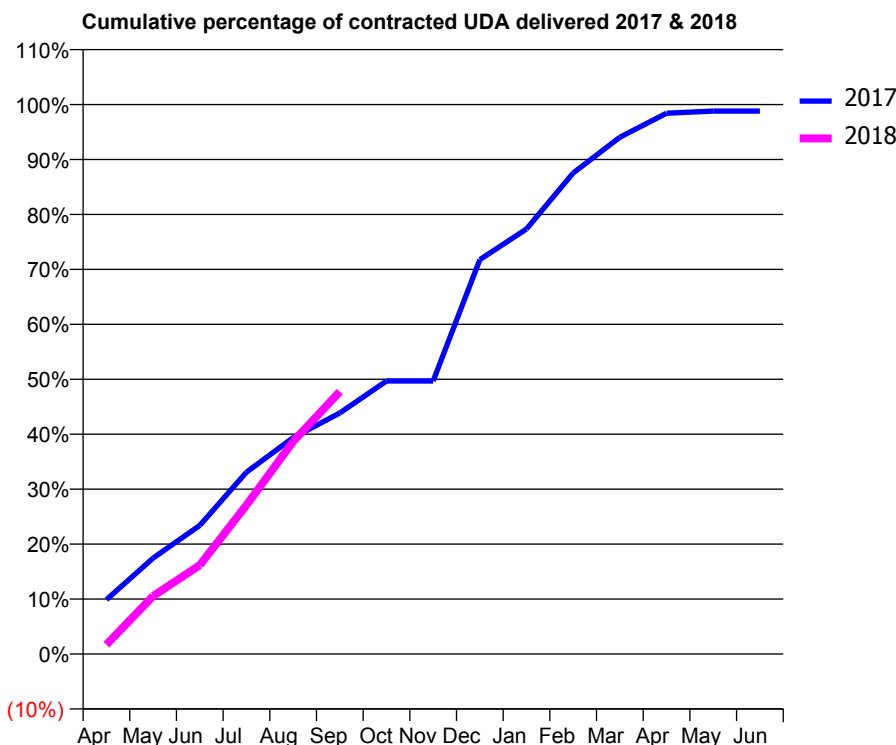
17/18 Contracted general activity (UDA)	8,750
Carry forward general activity (UDA)	105
17/18 Contracted orthodontic activity (UOA)	0
Carry forward orthodontic activity (UOA)	0
Baseline contract value	£289,800.20

ACCESS*

Patients seen in 24 months	Total	Change since previous quarter
Quarter ending September 2016	3,944	
Quarter ending December 2016	3,933	→
Quarter ending March 2017	3,838	↓
Quarter ending June 2017	3,766	↓
Quarter ending September 2017	3,841	→
Variance since September 2016	(2.6%)	↓



ACTIVITY



Month	Adjusted Scheduled Activity (UDA)	
	2017	2018
April	865	150
May	1,528	922
June	2,049	1,416
July	2,894	2,371
August	3,444	3,383
September	3,837	4,178
October	4,347	
November	4,347	
December	6,280	
January	6,767	
February	7,660	
March	8,229	
April	8,612	
May	8,645	
June	8,645	

QUALITY

	Quantity	Base Number	Contract	AT	Region	England
% of FP17s for the same patient ID Re-attending within 3 months - Children	75	1,014	7.4%	9.8%	11.2%	11.9%
% of FP17s for the same patient ID Re-attending within 3 months - Adults	202	1,338	15.1%	15.2%	16.6%	15.9%
% of FP17s for the same patient ID Re-attending between 3 & 9 months - Children	408	1,014	40.2%	47.7%	47.0%	58.1%
% of FP17s for the same patient ID Re-attending between 3 & 9 months - Adults	360	1,338	26.9%	38.2%	38.2%	50.6%
% of FP17s for Band 1 Urgent Courses	252	2,186	11.5%	10.0%	10.6%	9.1%
% of FP17s Relating to Free Repair or Replacements	2	2,186	0.1%	0.6%	0.6%	0.8%
% of FP17s Relating to Continuations	29	2,186	1.3%	0.9%	0.8%	1.1%
% of Patients satisfied with the dentistry they have received	3	4	N/A	89.8%	89.2%	91.4%
% of Patients satisfied with the time they had to wait for an appointment	4	4	N/A	86.1%	83.4%	87.7%

* This is based on patients treated on this contract for their most recent course of treatment. Figures in italics indicate the base number of FP17s or Patient Questionnaire responses are less than 100. N/A is shown where the base number of responses is less than 10 during the period. % is calculated as Quantity/Base number*100

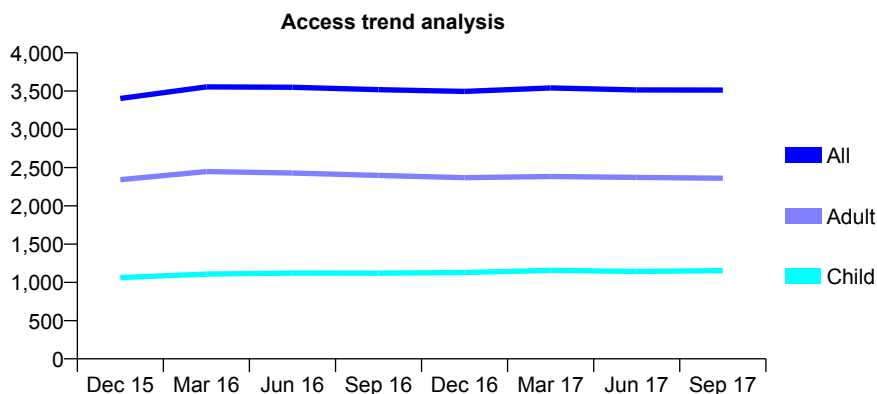
Q63 - Vital Signs At a Glance Contract Report for 567159/0003 - September 2017

Name or company name	K Sachdev, A Sachdev, M Sachdev, N Sac
Contract type name	GDS Contract
Purpose of contract	General
Contract start date	01/04/2006
Contract end date	

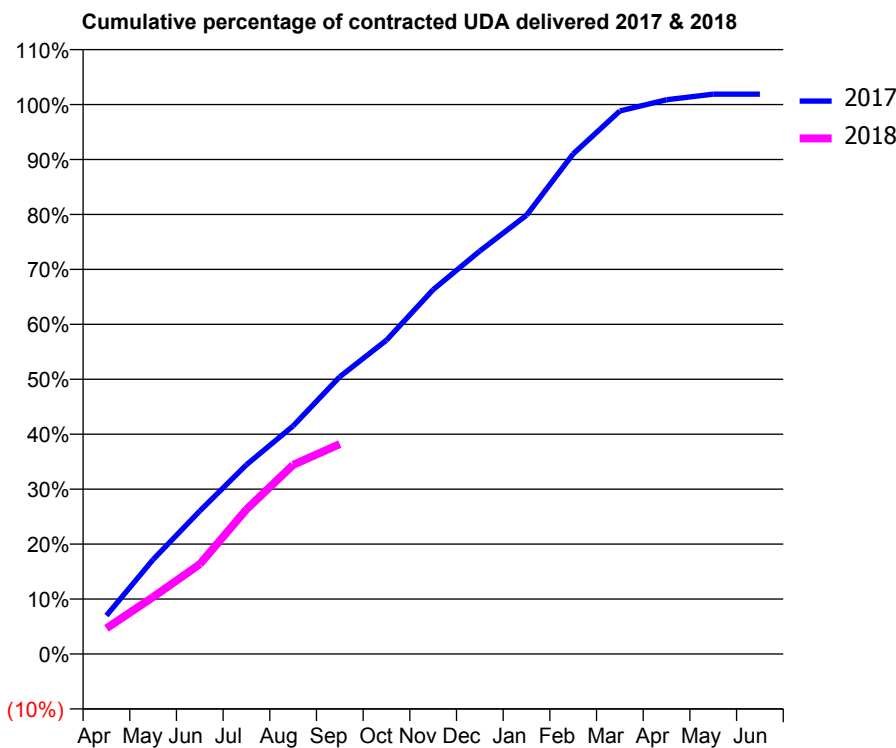
17/18 Contracted general activity (UDA)	12,000
Carry forward general activity (UDA)	-226
17/18 Contracted orthodontic activity (UOA)	0
Carry forward orthodontic activity (UOA)	0
Baseline contract value	£370,335.40

ACCESS*

Patients seen in 24 months	Total	Change since previous quarter
Quarter ending September 2016	3,518	
Quarter ending December 2016	3,496	→
Quarter ending March 2017	3,541	→
Quarter ending June 2017	3,514	→
Quarter ending September 2017	3,513	→
Variance since September 2016	(0.1%)	→



ACTIVITY



Month	Adjusted Scheduled Activity (UDA)	
	2017	2018
April	840	559
May	2,064	1,244
June	3,122	1,962
July	4,134	3,159
August	4,980	4,132
September	6,055	4,585
October	6,853	
November	7,957	
December	8,803	
January	9,581	
February	10,921	
March	11,858	
April	12,104	
May	12,226	
June	12,226	

QUALITY

	Quantity	Base Number	Contract	AT	Region	England
% of FP17s for the same patient ID Re-attending within 3 months - Children	43	486	8.8%	9.8%	11.2%	11.9%
% of FP17s for the same patient ID Re-attending within 3 months - Adults	213	1,100	19.4%	15.2%	16.6%	15.9%
% of FP17s for the same patient ID Re-attending between 3 & 9 months - Children	148	486	30.5%	47.7%	47.0%	58.1%
% of FP17s for the same patient ID Re-attending between 3 & 9 months - Adults	331	1,100	30.1%	38.2%	38.2%	50.6%
% of FP17s for Band 1 Urgent Courses	324	1,497	21.6%	10.0%	10.6%	9.1%
% of FP17s Relating to Free Repair or Replacements	14	1,497	0.9%	0.6%	0.6%	0.8%
% of FP17s Relating to Continuations	14	1,497	0.9%	0.9%	0.8%	1.1%
% of Patients satisfied with the dentistry they have received	4	4	N/A	89.8%	89.2%	91.4%
% of Patients satisfied with the time they had to wait for an appointment	2	4	N/A	86.1%	83.4%	87.7%

* This is based on patients treated on this contract for their most recent course of treatment. Figures in italics indicate the base number of FP17s or Patient Questionnaire responses are less than 100. N/A is shown where the base number of responses is less than 10 during the period. % is calculated as Quantity/Base number*100

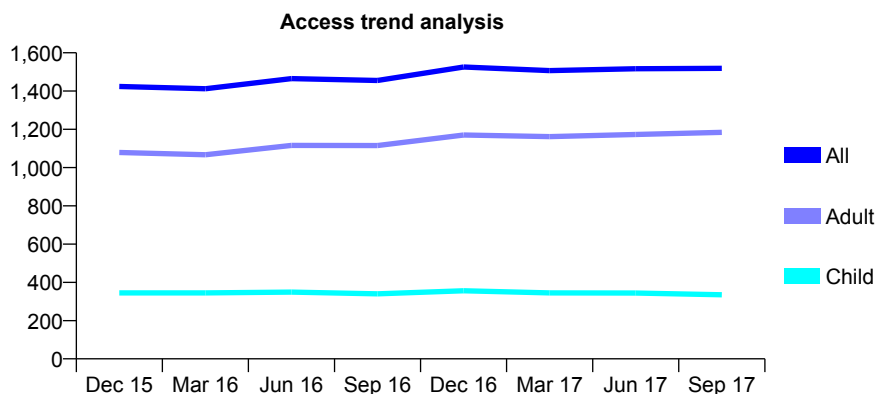
Q63 - Vital Signs At a Glance Contract Report for 567280/0001 - September 2017

Name or company name	MR NL WATERS
Contract type name	GDS Contract
Purpose of contract	General
Contract start date	01/04/2006
Contract end date	

17/18 Contracted general activity (UDA)	3,519
Carry forward general activity (UDA)	-70
17/18 Contracted orthodontic activity (UOA)	0
Carry forward orthodontic activity (UOA)	0
Baseline contract value	£103,385.57

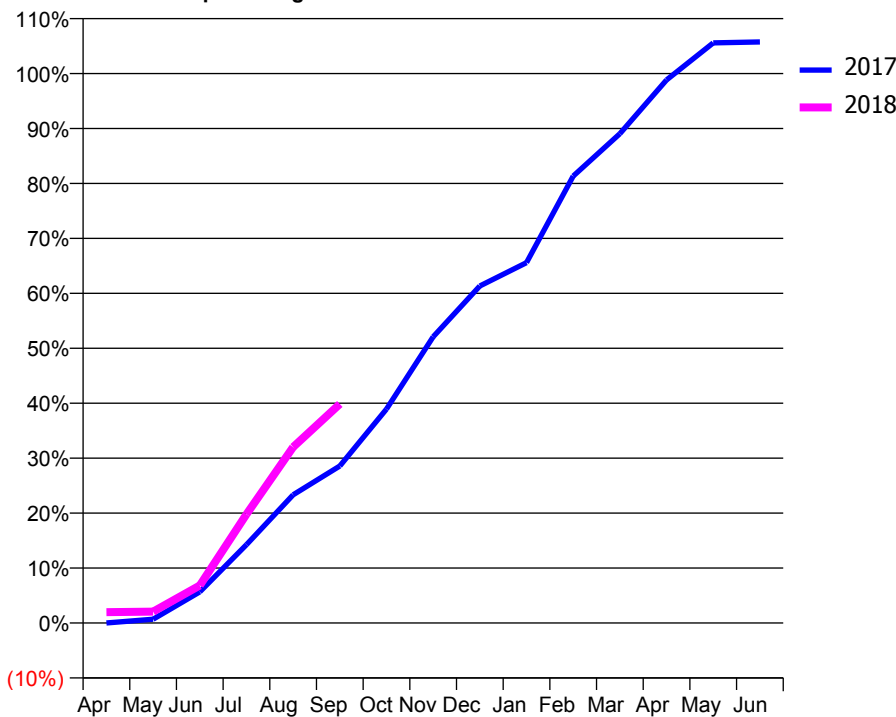
ACCESS*

Patients seen in 24 months	Total	Change since previous quarter
Quarter ending September 2016	1,455	
Quarter ending December 2016	1,526	↑
Quarter ending March 2017	1,507	↓
Quarter ending June 2017	1,517	→
Quarter ending September 2017	1,519	→
Variance since September 2016	4.4%	↑



ACTIVITY

Cumulative percentage of contracted UDA delivered 2017 & 2018



Month	Adjusted Scheduled Activity (UDA)	
	2017	2018
April	0	70
May	24	73
June	200	240
July	502	696
August	821	1,127
September	1,006	1,403
October	1,370	
November	1,833	
December	2,158	
January	2,308	
February	2,862	
March	3,134	
April	3,478	
May	3,715	
June	3,721	

QUALITY

	Quantity	Base Number	Contract	AT	Region	England
% of FP17s for the same patient ID Re-attending within 3 months - Children	15	175	8.6%	9.8%	11.2%	11.9%
% of FP17s for the same patient ID Re-attending within 3 months - Adults	67	568	11.8%	15.2%	16.6%	15.9%
% of FP17s for the same patient ID Re-attending between 3 & 9 months - Children	57	175	32.6%	47.7%	47.0%	58.1%
% of FP17s for the same patient ID Re-attending between 3 & 9 months - Adults	128	568	22.5%	38.2%	38.2%	50.6%
% of FP17s for Band 1 Urgent Courses	45	552	8.2%	10.0%	10.6%	9.1%
% of FP17s Relating to Free Repair or Replacements	0	552	0.0%	0.6%	0.6%	0.8%
% of FP17s Relating to Continuations	0	552	0.0%	0.9%	0.8%	1.1%
% of Patients satisfied with the dentistry they have received	0	0	N/A	89.8%	89.2%	91.4%
% of Patients satisfied with the time they had to wait for an appointment	0	0	N/A	86.1%	83.4%	87.7%

* This is based on patients treated on this contract for their most recent course of treatment. Figures in italics indicate the base number of FP17s or Patient Questionnaire responses are less than 100. N/A is shown where the base number of responses is less than 10 during the period. % is calculated as Quantity/Base number*100

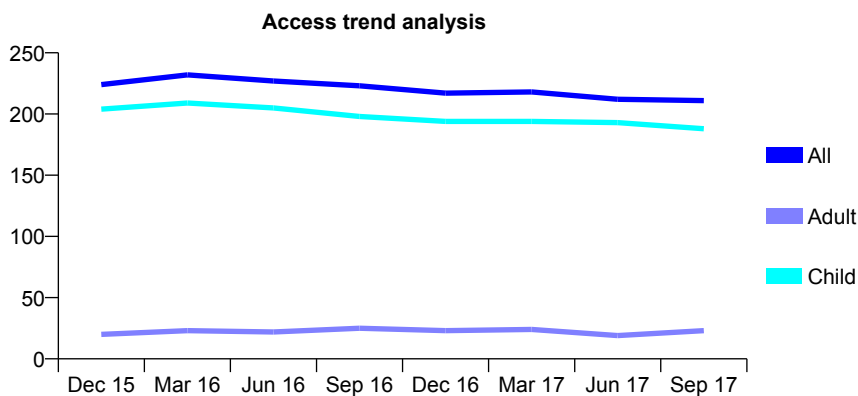
Q63 - Vital Signs At a Glance Contract Report for 567310/0001 - September 2017

Name or company name	MR NS RANA
Contract type name	GDS Contract
Purpose of contract	General
Contract start date	01/04/2006
Contract end date	

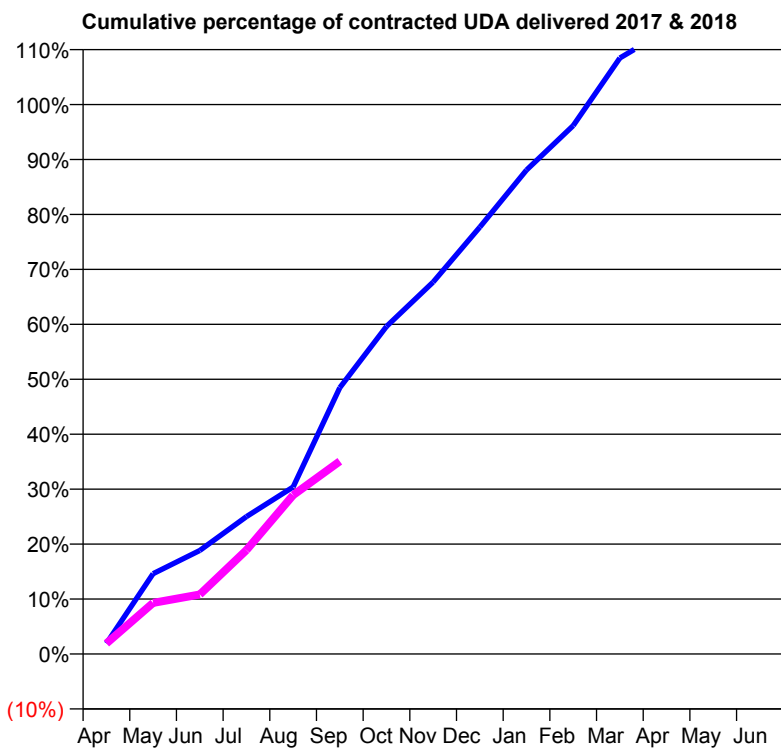
17/18 Contracted general activity (UDA)	260
Carry forward general activity (UDA)	-5
17/18 Contracted orthodontic activity (UOA)	0
Carry forward orthodontic activity (UOA)	0
Baseline contract value	£6,766.32

ACCESS*

Patients seen in 24 months	Total	Change since previous quarter
Quarter ending September 2016	223	
Quarter ending December 2016	217	↓
Quarter ending March 2017	218	→
Quarter ending June 2017	212	↓
Quarter ending September 2017	211	→
Variance since September 2016	(5.4%)	↓



ACTIVITY



Month	Adjusted Scheduled Activity (UDA)	
	2017	2018
April	5	5
May	38	24
June	49	28
July	65	49
August	79	75
September	126	91
October	155	
November	176	
December	202	
January	229	
February	250	
March	282	
April	295	
May	306	
June	306	

QUALITY

	Quantity	Base Number	Contract	AT	Region	England
% of FP17s for the same patient ID Re-attending within 3 months - Children	5	99	5.1%	9.8%	11.2%	11.9%
% of FP17s for the same patient ID Re-attending within 3 months - Adults	0	3	0.0%	15.2%	16.6%	15.9%
% of FP17s for the same patient ID Re-attending between 3 & 9 months - Children	53	99	53.5%	47.7%	47.0%	58.1%
% of FP17s for the same patient ID Re-attending between 3 & 9 months - Adults	2	3	66.7%	38.2%	38.2%	50.6%
% of FP17s for Band 1 Urgent Courses	1	82	1.2%	10.0%	10.6%	9.1%
% of FP17s Relating to Free Repair or Replacements	0	82	0.0%	0.6%	0.6%	0.8%
% of FP17s Relating to Continuations	0	82	0.0%	0.9%	0.8%	1.1%
% of Patients satisfied with the dentistry they have received	0	0	N/A	89.8%	89.2%	91.4%
% of Patients satisfied with the time they had to wait for an appointment	0	0	N/A	86.1%	83.4%	87.7%

* This is based on patients treated on this contract for their most recent course of treatment. Figures in italics indicate the base number of FP17s or Patient Questionnaire responses are less than 100. N/A is shown where the base number of responses is less than 10 during the period. % is calculated as Quantity/Base number*100

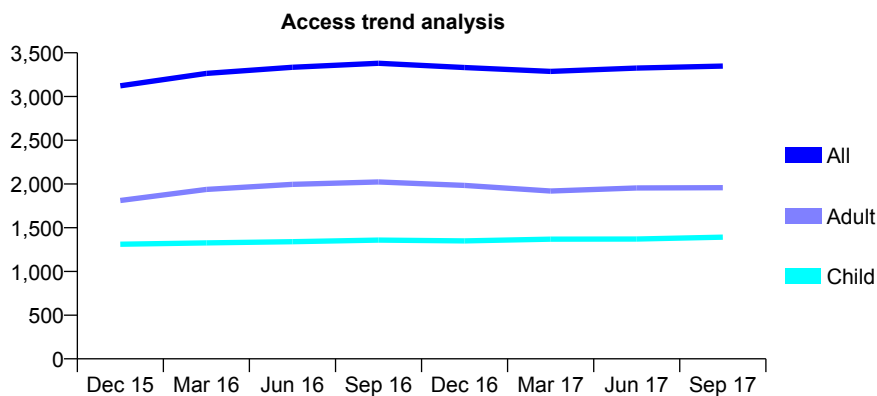
Q63 - Vital Signs At a Glance Contract Report for 567736/0001 - September 2017

Name or company name	MR DM JOSHI
Contract type name	GDS Contract
Purpose of contract	General
Contract start date	01/04/2006
Contract end date	

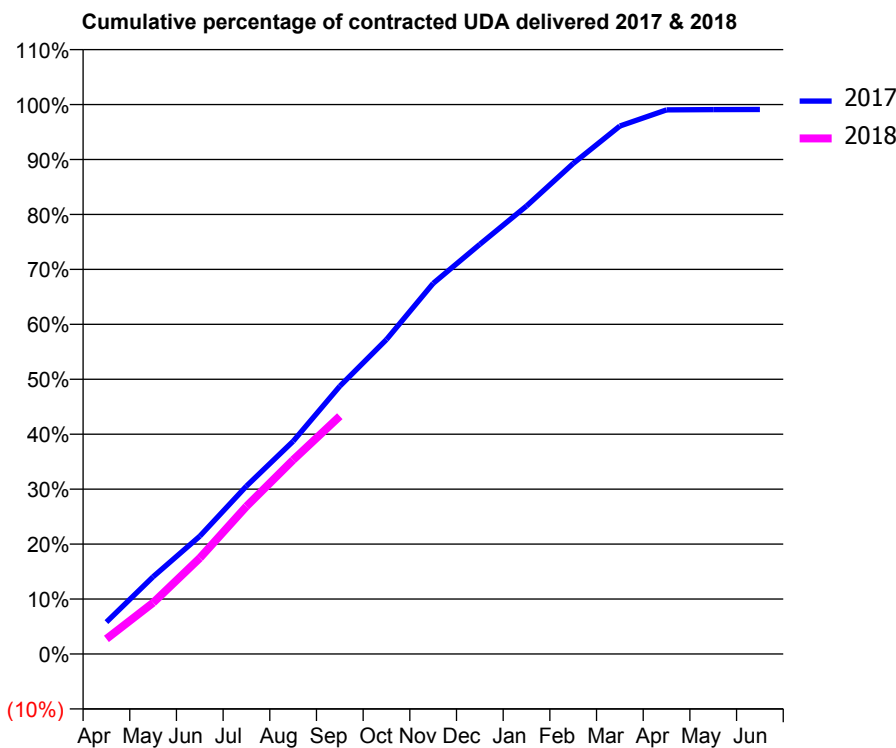
17/18 Contracted general activity (UDA)	6,296
Carry forward general activity (UDA)	57
17/18 Contracted orthodontic activity (UOA)	0
Carry forward orthodontic activity (UOA)	0
Baseline contract value	£189,710.63

ACCESS*

Patients seen in 24 months	Total	Change since previous quarter
Quarter ending September 2016	3,381	
Quarter ending December 2016	3,332	↓
Quarter ending March 2017	3,288	↓
Quarter ending June 2017	3,326	→
Quarter ending September 2017	3,348	→
Variance since September 2016	(1.0%)	→



ACTIVITY



Month	Adjusted Scheduled Activity (UDA)	
	2017	2018
April	367	173
May	885	588
June	1,350	1,100
July	1,925	1,692
August	2,437	2,224
September	3,069	2,725
October	3,604	
November	4,247	
December	4,695	
January	5,132	
February	5,620	
March	6,049	
April	6,234	
May	6,237	
June	6,239	

QUALITY

	Quantity	Base Number	Contract	AT	Region	England
% of FP17s for the same patient ID Re-attending within 3 months - Children	39	1,016	3.8%	9.8%	11.2%	11.9%
% of FP17s for the same patient ID Re-attending within 3 months - Adults	47	942	5.0%	15.2%	16.6%	15.9%
% of FP17s for the same patient ID Re-attending between 3 & 9 months - Children	616	1,016	60.6%	47.7%	47.0%	58.1%
% of FP17s for the same patient ID Re-attending between 3 & 9 months - Adults	378	942	40.1%	38.2%	38.2%	50.6%
% of FP17s for Band 1 Urgent Courses	104	1,797	5.8%	10.0%	10.6%	9.1%
% of FP17s Relating to Free Repair or Replacements	0	1,797	0.0%	0.6%	0.6%	0.8%
% of FP17s Relating to Continuations	2	1,797	0.1%	0.9%	0.8%	1.1%
% of Patients satisfied with the dentistry they have received	2	2	N/A	89.8%	89.2%	91.4%
% of Patients satisfied with the time they had to wait for an appointment	1	2	N/A	86.1%	83.4%	87.7%

* This is based on patients treated on this contract for their most recent course of treatment. Figures in italics indicate the base number of FP17s or Patient Questionnaire responses are less than 100. N/A is shown where the base number of responses is less than 10 during the period. % is calculated as Quantity/Base number*100

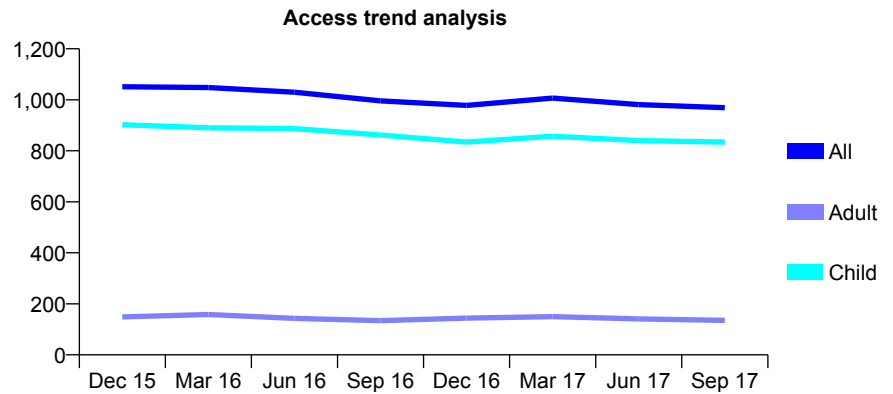
Q63 - Vital Signs At a Glance Contract Report for 574481/0001 - September 2017

Name or company name	MR PD BANNER
Contract type name	GDS Contract
Purpose of contract	General
Contract start date	01/04/2006
Contract end date	

17/18 Contracted general activity (UDA)	2,000
Carry forward general activity (UDA)	7
17/18 Contracted orthodontic activity (UOA)	0
Carry forward orthodontic activity (UOA)	0
Baseline contract value	£48,615.62

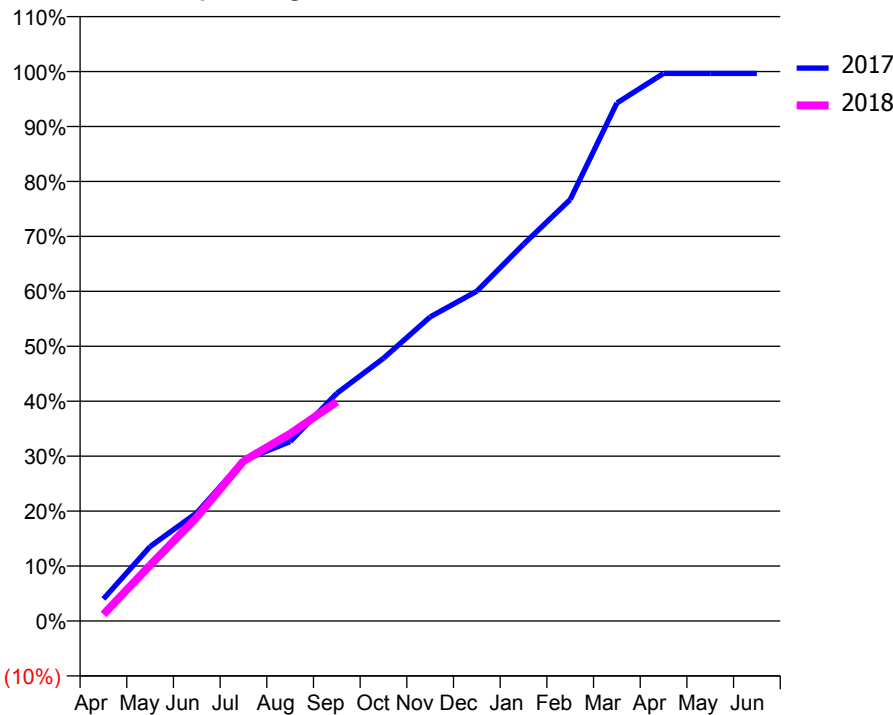
ACCESS*

Patients seen in 24 months	Total	Change since previous quarter
Quarter ending September 2016	996	
Quarter ending December 2016	978	↓
Quarter ending March 2017	1,007	↑
Quarter ending June 2017	981	↓
Quarter ending September 2017	969	↓
Variance since September 2016	(2.7%)	↓



ACTIVITY

Cumulative percentage of contracted UDA delivered 2017 & 2018



Month	Adjusted Scheduled Activity (UDA)	
	2017	2018
April	80	24
May	271	203
June	394	378
July	585	582
August	653	682
September	829	798
October	956	
November	1,107	
December	1,201	
January	1,371	
February	1,534	
March	1,885	
April	1,993	
May	1,993	
June	1,993	

QUALITY

	Quantity	Base Number	Contract	AT	Region	England
% of FP17s for the same patient ID Re-attending within 3 months - Children	19	565	3.4%	9.8%	11.2%	11.9%
% of FP17s for the same patient ID Re-attending within 3 months - Adults	0	36	0.0%	15.2%	16.6%	15.9%
% of FP17s for the same patient ID Re-attending between 3 & 9 months - Children	341	565	60.4%	47.7%	47.0%	58.1%
% of FP17s for the same patient ID Re-attending between 3 & 9 months - Adults	21	36	58.3%	38.2%	38.2%	50.6%
% of FP17s for Band 1 Urgent Courses	11	527	2.1%	10.0%	10.6%	9.1%
% of FP17s Relating to Free Repair or Replacements	0	527	0.0%	0.6%	0.6%	0.8%
% of FP17s Relating to Continuations	1	527	0.2%	0.9%	0.8%	1.1%
% of Patients satisfied with the dentistry they have received	0	0	N/A	89.8%	89.2%	91.4%
% of Patients satisfied with the time they had to wait for an appointment	0	0	N/A	86.1%	83.4%	87.7%

* This is based on patients treated on this contract for their most recent course of treatment. Figures in italics indicate the base number of FP17s or Patient Questionnaire responses are less than 100. N/A is shown where the base number of responses is less than 10 during the period. % is calculated as Quantity/Base number*100

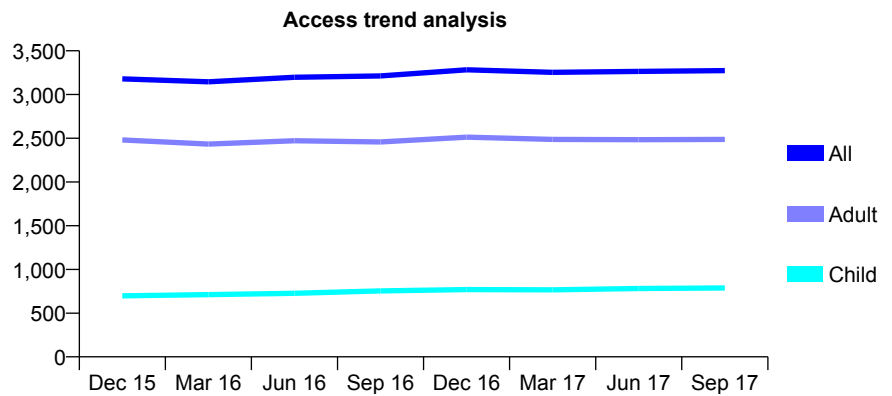
Q63 - Vital Signs At a Glance Contract Report for 574678/0001 - September 2017

Name or company name	MR MJ PRITCHARD
Contract type name	GDS Contract
Purpose of contract	General
Contract start date	01/04/2006
Contract end date	

17/18 Contracted general activity (UDA)	8,500
Carry forward general activity (UDA)	-88
17/18 Contracted orthodontic activity (UOA)	0
Carry forward orthodontic activity (UOA)	0
Baseline contract value	£226,902.16

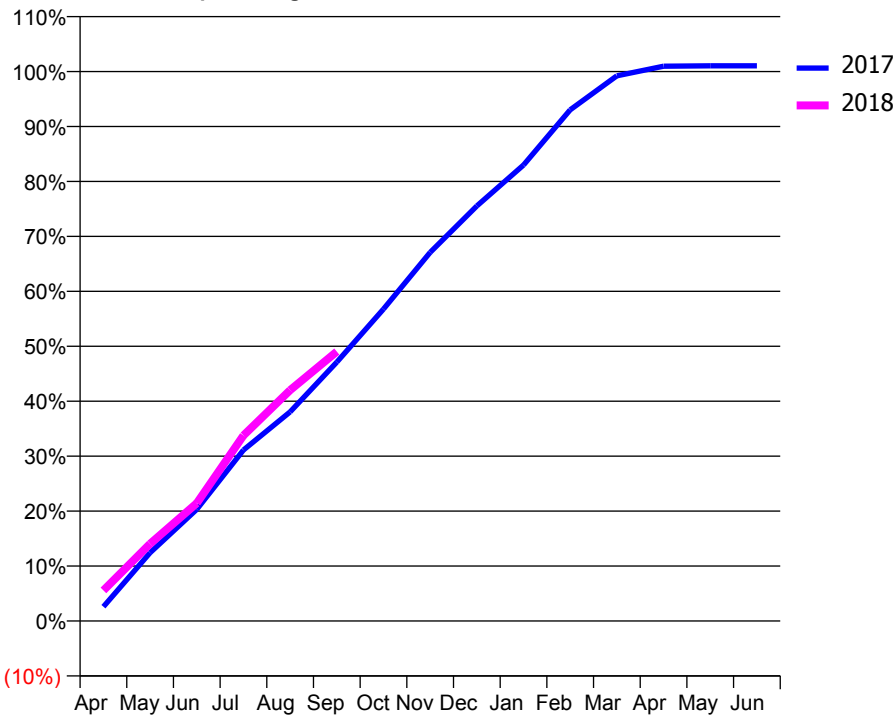
ACCESS*

Patients seen in 24 months	Total	Change since previous quarter
Quarter ending September 2016	3,212	
Quarter ending December 2016	3,282	↑
Quarter ending March 2017	3,254	→
Quarter ending June 2017	3,265	→
Quarter ending September 2017	3,274	→
Variance since September 2016	1.9%	→



ACTIVITY

Cumulative percentage of contracted UDA delivered 2017 & 2018



Month	Adjusted Scheduled Activity (UDA)	
	2017	2018
April	222	474
May	1,057	1,196
June	1,728	1,823
July	2,645	2,871
August	3,236	3,571
September	4,004	4,167
October	4,826	
November	5,702	
December	6,421	
January	7,053	
February	7,907	
March	8,433	
April	8,581	
May	8,588	
June	8,588	

QUALITY

	Quantity	Base Number	Contract	AT	Region	England
% of FP17s for the same patient ID Re-attending within 3 months - Children	23	580	4.0%	9.8%	11.2%	11.9%
% of FP17s for the same patient ID Re-attending within 3 months - Adults	139	1,614	8.6%	15.2%	16.6%	15.9%
% of FP17s for the same patient ID Re-attending between 3 & 9 months - Children	400	580	69.0%	47.7%	47.0%	58.1%
% of FP17s for the same patient ID Re-attending between 3 & 9 months - Adults	973	1,614	60.3%	38.2%	38.2%	50.6%
% of FP17s for Band 1 Urgent Courses	26	2,120	1.2%	10.0%	10.6%	9.1%
% of FP17s Relating to Free Repair or Replacements	7	2,120	0.3%	0.6%	0.6%	0.8%
% of FP17s Relating to Continuations	4	2,120	0.2%	0.9%	0.8%	1.1%
% of Patients satisfied with the dentistry they have received	4	4	N/A	89.8%	89.2%	91.4%
% of Patients satisfied with the time they had to wait for an appointment	4	4	N/A	86.1%	83.4%	87.7%

* This is based on patients treated on this contract for their most recent course of treatment. Figures in italics indicate the base number of FP17s or Patient Questionnaire responses are less than 100. N/A is shown where the base number of responses is less than 10 during the period. % is calculated as Quantity/Base number*100

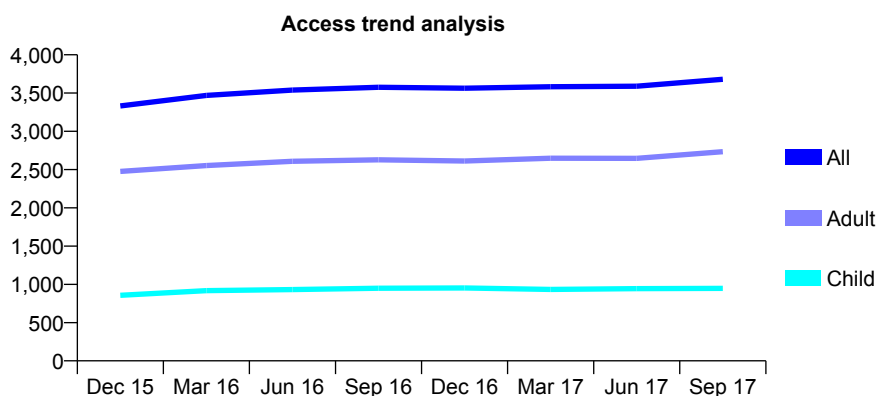
Q63 - Vital Signs At a Glance Contract Report for 576611/0001 - September 2017

Name or company name	MISS SN PATEL
Contract type name	GDS Contract
Purpose of contract	General
Contract start date	01/04/2006
Contract end date	

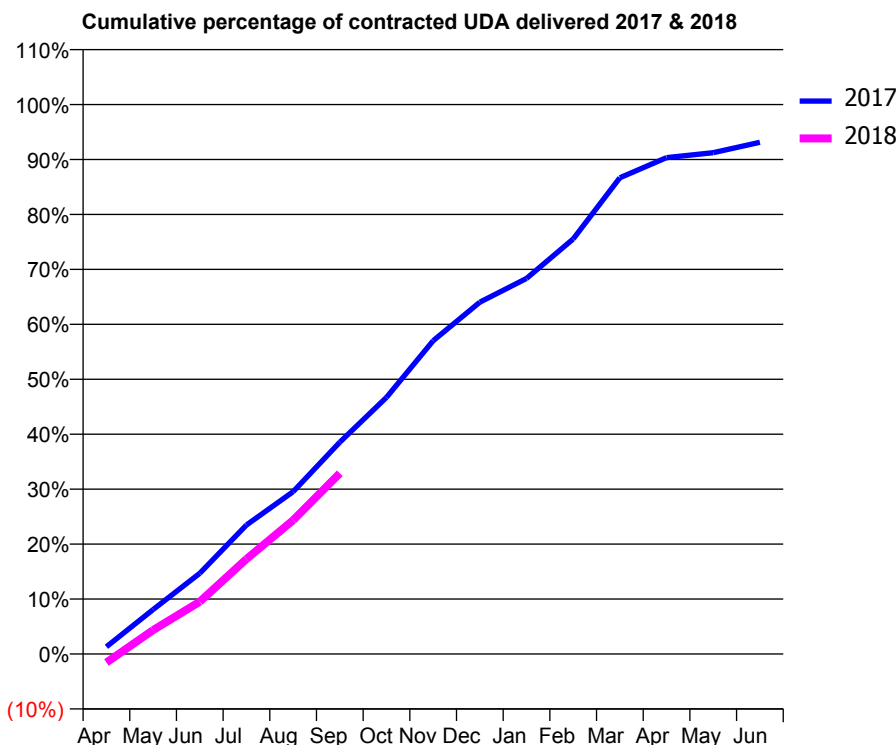
17/18 Contracted general activity (UDA)	10,620
Carry forward general activity (UDA)	390
17/18 Contracted orthodontic activity (UOA)	0
Carry forward orthodontic activity (UOA)	0
Baseline contract value	£264,858.92

ACCESS*

Patients seen in 24 months	Total	Change since previous quarter
Quarter ending September 2016	3,576	
Quarter ending December 2016	3,563	→
Quarter ending March 2017	3,582	→
Quarter ending June 2017	3,590	→
Quarter ending September 2017	3,681	↑
Variance since September 2016	2.9%	↑



ACTIVITY



Adjusted Scheduled Activity (UDA)		
Month	2017	2018
April	140	-165
May	860	461
June	1,560	1,011
July	2,494	1,836
August	3,137	2,586
September	4,093	3,494
October	4,960	
November	6,055	
December	6,799	
January	7,259	
February	8,021	
March	9,204	
April	9,593	
May	9,688	
June	9,890	

QUALITY

	Quantity	Base Number	Contract	AT	Region	England
% of FP17s for the same patient ID Re-attending within 3 months - Children	34	541	6.3%	9.8%	11.2%	11.9%
% of FP17s for the same patient ID Re-attending within 3 months - Adults	219	1,379	15.9%	15.2%	16.6%	15.9%
% of FP17s for the same patient ID Re-attending between 3 & 9 months - Children	214	541	39.6%	47.7%	47.0%	58.1%
% of FP17s for the same patient ID Re-attending between 3 & 9 months - Adults	440	1,379	31.9%	38.2%	38.2%	50.6%
% of FP17s for Band 1 Urgent Courses	166	1,419	11.7%	10.0%	10.6%	9.1%
% of FP17s Relating to Free Repair or Replacements	18	1,419	1.3%	0.6%	0.6%	0.8%
% of FP17s Relating to Continuations	5	1,419	0.4%	0.9%	0.8%	1.1%
% of Patients satisfied with the dentistry they have received	0	1	N/A	89.8%	89.2%	91.4%
% of Patients satisfied with the time they had to wait for an appointment	1	1	N/A	86.1%	83.4%	87.7%

* This is based on patients treated on this contract for their most recent course of treatment. Figures in italics indicate the base number of FP17s or Patient Questionnaire responses are less than 100. N/A is shown where the base number of responses is less than 10 during the period. % is calculated as Quantity/Base number*100

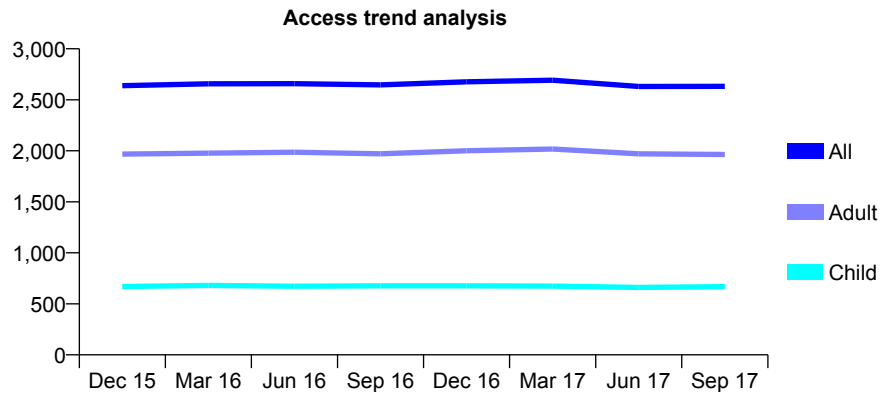
Q63 - Vital Signs At a Glance Contract Report for 577464/0001 - September 2017

Name or company name	MR NR RUBAKUMAR
Contract type name	GDS Contract
Purpose of contract	General
Contract start date	01/04/2006
Contract end date	

17/18 Contracted general activity (UDA)	7,583
Carry forward general activity (UDA)	0
17/18 Contracted orthodontic activity (UOA)	0
Carry forward orthodontic activity (UOA)	0
Baseline contract value	£211,394.33

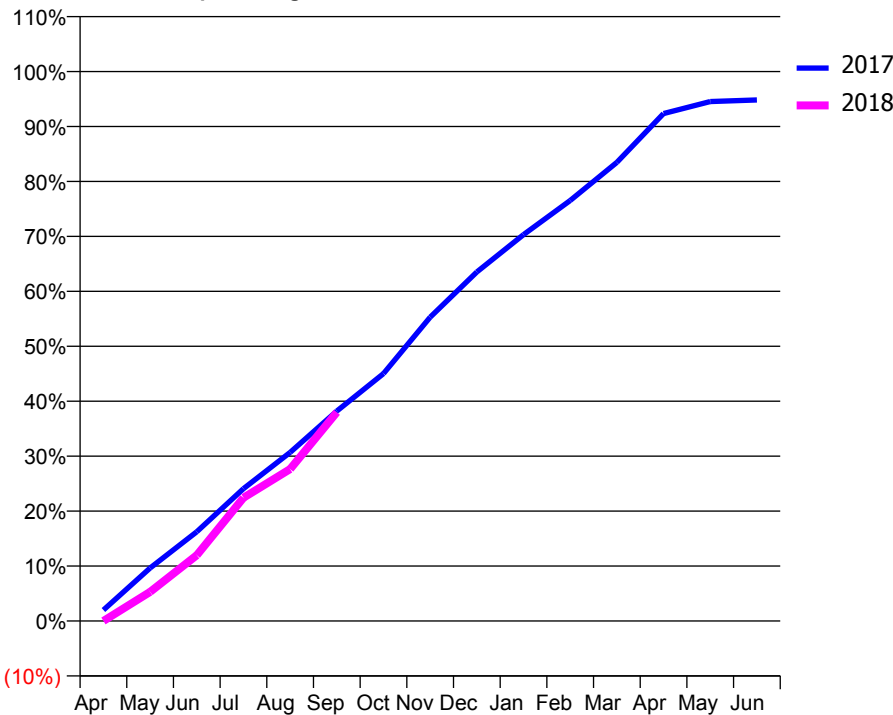
ACCESS*

Patients seen in 24 months	Total	Change since previous quarter
Quarter ending September 2016	2,647	
Quarter ending December 2016	2,676	→
Quarter ending March 2017	2,692	→
Quarter ending June 2017	2,631	↓
Quarter ending September 2017	2,632	→
Variance since September 2016	(0.6%)	→



ACTIVITY

Cumulative percentage of contracted UDA delivered 2017 & 2018



Month	Adjusted Scheduled Activity (UDA)	
	2017	2018
April	152	0
May	732	402
June	1,232	908
July	1,826	1,701
August	2,327	2,096
September	2,897	2,880
October	3,415	
November	4,193	
December	4,817	
January	5,332	
February	5,804	
March	6,330	
April	7,004	
May	7,169	
June	7,190	

QUALITY

	Quantity	Base Number	Contract	AT	Region	England
% of FP17s for the same patient ID Re-attending within 3 months - Children	29	429	6.8%	9.8%	11.2%	11.9%
% of FP17s for the same patient ID Re-attending within 3 months - Adults	222	1,119	19.8%	15.2%	16.6%	15.9%
% of FP17s for the same patient ID Re-attending between 3 & 9 months - Children	156	429	36.4%	47.7%	47.0%	58.1%
% of FP17s for the same patient ID Re-attending between 3 & 9 months - Adults	307	1,119	27.4%	38.2%	38.2%	50.6%
% of FP17s for Band 1 Urgent Courses	212	1,204	17.6%	10.0%	10.6%	9.1%
% of FP17s Relating to Free Repair or Replacements	7	1,204	0.6%	0.6%	0.6%	0.8%
% of FP17s Relating to Continuations	21	1,204	1.7%	0.9%	0.8%	1.1%
% of Patients satisfied with the dentistry they have received	0	0	N/A	89.8%	89.2%	91.4%
% of Patients satisfied with the time they had to wait for an appointment	0	0	N/A	86.1%	83.4%	87.7%

* This is based on patients treated on this contract for their most recent course of treatment. Figures in italics indicate the base number of FP17s or Patient Questionnaire responses are less than 100. N/A is shown where the base number of responses is less than 10 during the period. % is calculated as Quantity/Base number*100

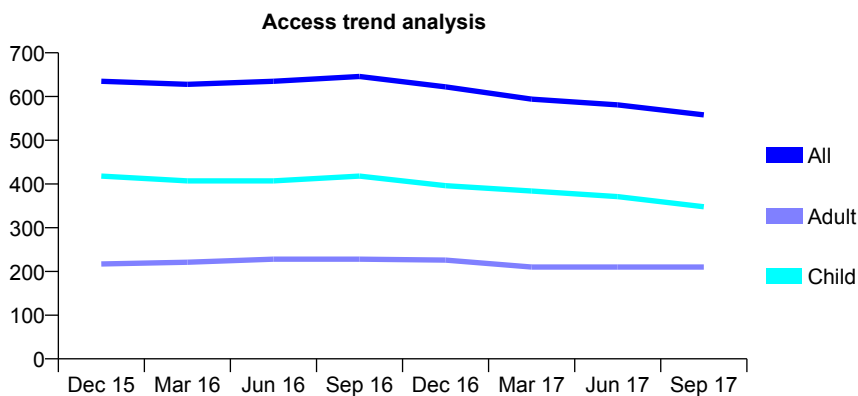
Q63 - Vital Signs At a Glance Contract Report for 578673/0002 - September 2017

Name or company name	M Shah
Contract type name	GDS Contract
Purpose of contract	General
Contract start date	01/04/2006
Contract end date	

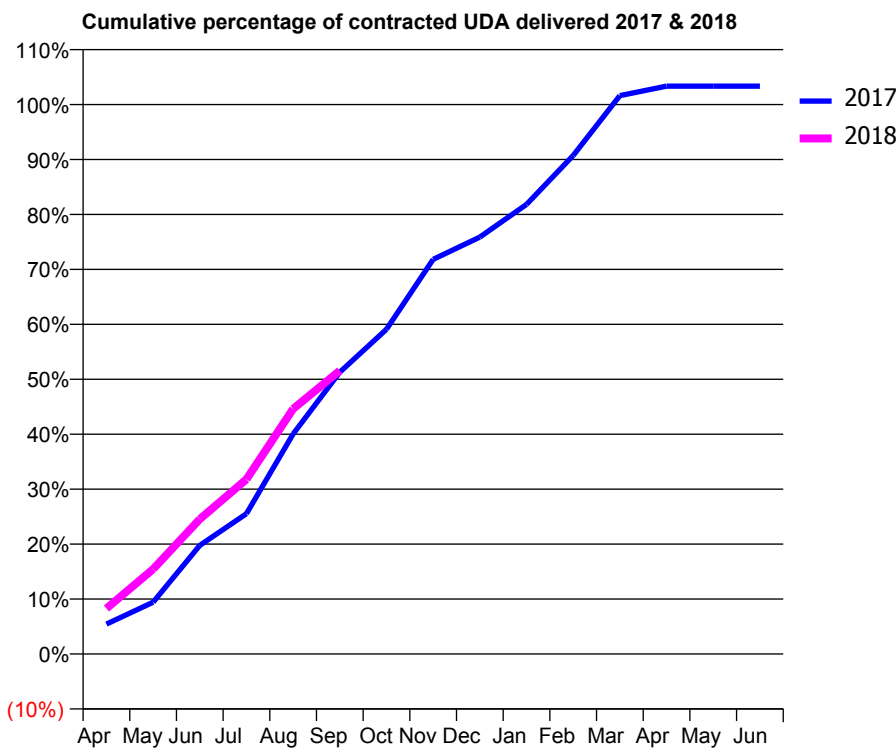
17/18 Contracted general activity (UDA)	2,235
Carry forward general activity (UDA)	-45
17/18 Contracted orthodontic activity (UOA)	0
Carry forward orthodontic activity (UOA)	0
Baseline contract value	£56,586.95

ACCESS*

Patients seen in 24 months	Total	Change since previous quarter
Quarter ending September 2016	646	
Quarter ending December 2016	622	↓
Quarter ending March 2017	594	↓
Quarter ending June 2017	581	↓
Quarter ending September 2017	558	↓
Variance since September 2016	(13.6%)	↓



ACTIVITY



Adjusted Scheduled Activity (UDA)		
Month	2017	2018
April	122	185
May	211	345
June	442	548
July	571	711
August	895	997
September	1,146	1,153
October	1,321	
November	1,605	
December	1,696	
January	1,828	
February	2,028	
March	2,271	
April	2,310	
May	2,310	
June	2,310	

QUALITY

	Quantity	Base Number	Contract	AT	Region	England
% of FP17s for the same patient ID Re-attending within 3 months - Children	27	293	9.2%	9.8%	11.2%	11.9%
% of FP17s for the same patient ID Re-attending within 3 months - Adults	24	143	16.8%	15.2%	16.6%	15.9%
% of FP17s for the same patient ID Re-attending between 3 & 9 months - Children	206	293	70.3%	47.7%	47.0%	58.1%
% of FP17s for the same patient ID Re-attending between 3 & 9 months - Adults	96	143	67.1%	38.2%	38.2%	50.6%
% of FP17s for Band 1 Urgent Courses	13	416	3.1%	10.0%	10.6%	9.1%
% of FP17s Relating to Free Repair or Replacements	0	416	0.0%	0.6%	0.6%	0.8%
% of FP17s Relating to Continuations	1	416	0.2%	0.9%	0.8%	1.1%
% of Patients satisfied with the dentistry they have received	3	3	N/A	89.8%	89.2%	91.4%
% of Patients satisfied with the time they had to wait for an appointment	3	3	N/A	86.1%	83.4%	87.7%

* This is based on patients treated on this contract for their most recent course of treatment. Figures in italics indicate the base number of FP17s or Patient Questionnaire responses are less than 100. N/A is shown where the base number of responses is less than 10 during the period. % is calculated as Quantity/Base number*100

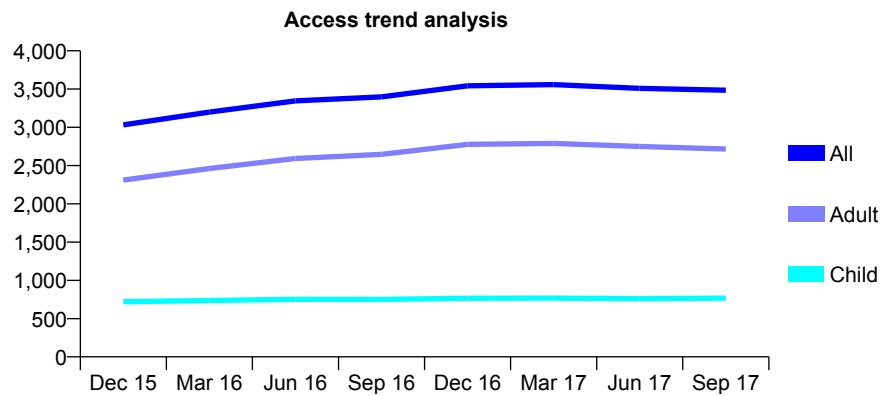
Q63 - Vital Signs At a Glance Contract Report for 610070/0001 - September 2017

Name or company name	MR DV PATEL
Contract type name	GDS Contract
Purpose of contract	General
Contract start date	01/04/2011
Contract end date	

17/18 Contracted general activity (UDA)	7,500
Carry forward general activity (UDA)	-105
17/18 Contracted orthodontic activity (UOA)	0
Carry forward orthodontic activity (UOA)	0
Baseline contract value	£207,003.47

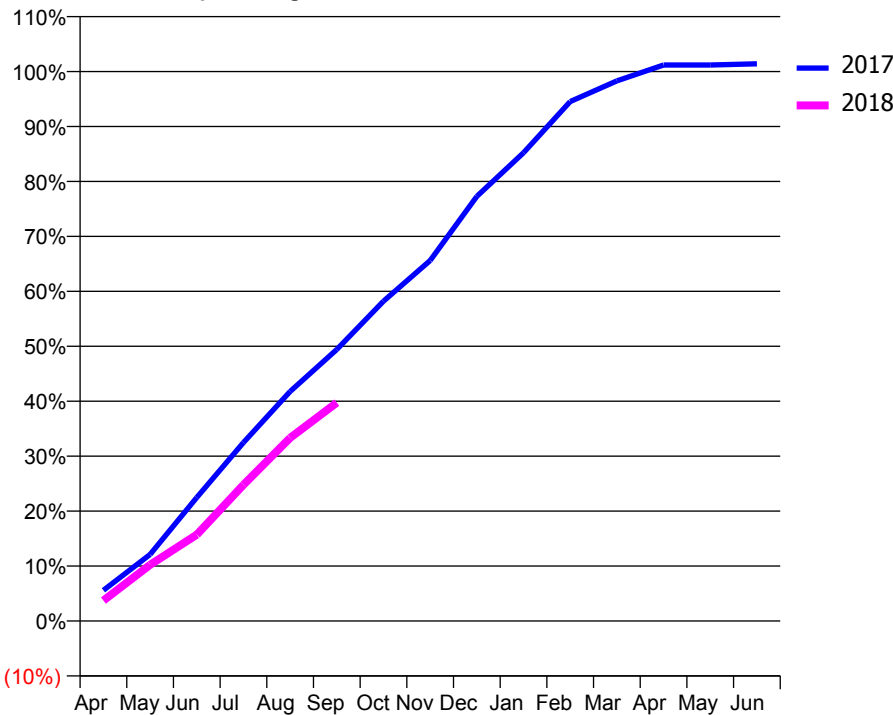
ACCESS*

Patients seen in 24 months	Total	Change since previous quarter
Quarter ending September 2016	3,397	
Quarter ending December 2016	3,543	↑
Quarter ending March 2017	3,558	→
Quarter ending June 2017	3,510	↓
Quarter ending September 2017	3,485	→
Variance since September 2016	2.6%	↑



ACTIVITY

Cumulative percentage of contracted UDA delivered 2017 & 2018



Adjusted Scheduled Activity (UDA)		
Month	2017	2018
April	420	280
May	909	767
June	1,687	1,178
July	2,435	1,859
August	3,134	2,500
September	3,706	2,981
October	4,365	
November	4,920	
December	5,796	
January	6,391	
February	7,090	
March	7,372	
April	7,588	
May	7,589	
June	7,605	

QUALITY

	Quantity	Base Number	Contract	AT	Region	England
% of FP17s for the same patient ID Re-attending within 3 months - Children	39	425	9.2%	9.8%	11.2%	11.9%
% of FP17s for the same patient ID Re-attending within 3 months - Adults	111	1,138	9.8%	15.2%	16.6%	15.9%
% of FP17s for the same patient ID Re-attending between 3 & 9 months - Children	186	425	43.8%	47.7%	47.0%	58.1%
% of FP17s for the same patient ID Re-attending between 3 & 9 months - Adults	394	1,138	34.6%	38.2%	38.2%	50.6%
% of FP17s for Band 1 Urgent Courses	214	1,436	14.9%	10.0%	10.6%	9.1%
% of FP17s Relating to Free Repair or Replacements	5	1,436	0.3%	0.6%	0.6%	0.8%
% of FP17s Relating to Continuations	9	1,436	0.6%	0.9%	0.8%	1.1%
% of Patients satisfied with the dentistry they have received	2	2	N/A	89.8%	89.2%	91.4%
% of Patients satisfied with the time they had to wait for an appointment	1	2	N/A	86.1%	83.4%	87.7%

* This is based on patients treated on this contract for their most recent course of treatment. Figures in italics indicate the base number of FP17s or Patient Questionnaire responses are less than 100. N/A is shown where the base number of responses is less than 10 during the period. % is calculated as Quantity/Base number*100

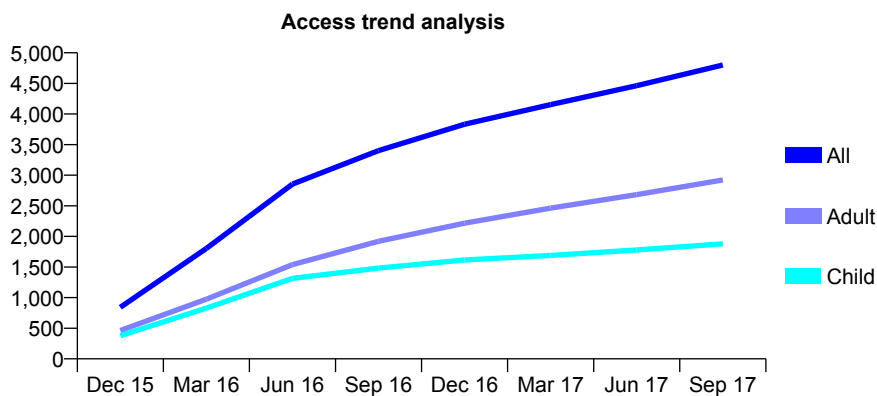
Q63 - Vital Signs At a Glance Contract Report for 610070/0002 - September 2017

Name or company name	MR DV PATEL
Contract type name	GDS Contract
Purpose of contract	General
Contract start date	01/11/2015
Contract end date	

17/18 Contracted general activity (UDA)	10,000
Carry forward general activity (UDA)	-200
17/18 Contracted orthodontic activity (UOA)	0
Carry forward orthodontic activity (UOA)	0
Baseline contract value	£253,941.61

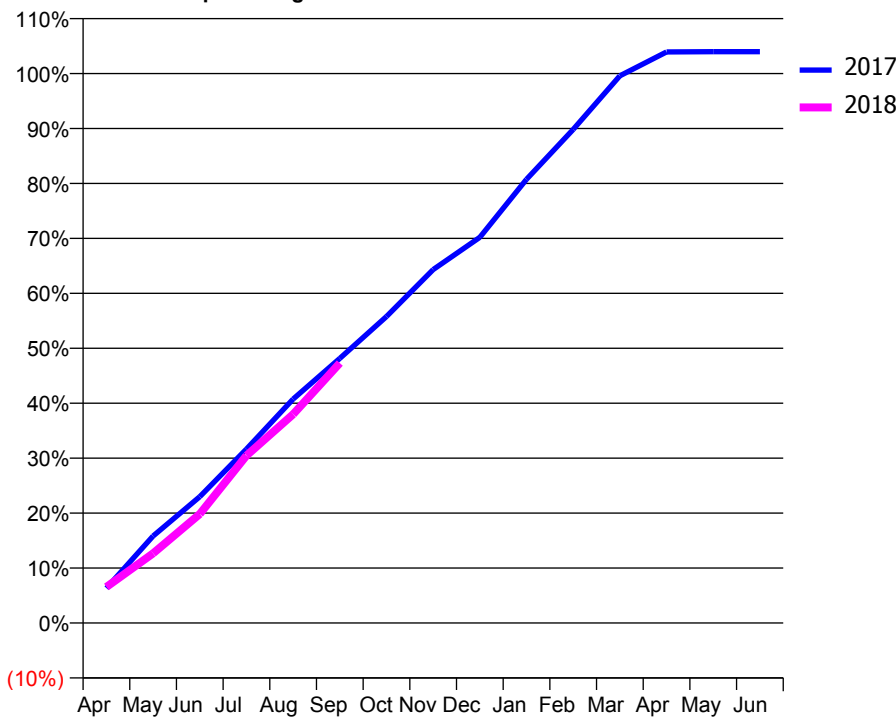
ACCESS*

Patients seen in 24 months	Total	Change since previous quarter
Quarter ending September 2016	3,402	
Quarter ending December 2016	3,833	↑
Quarter ending March 2017	4,154	↑
Quarter ending June 2017	4,462	↑
Quarter ending September 2017	4,801	↑
Variance since September 2016	41.1%	↑



ACTIVITY

Cumulative percentage of contracted UDA delivered 2017 & 2018



Month	Adjusted Scheduled Activity (UDA)	
	2017	2018
April	635	656
May	1,583	1,267
June	2,298	1,985
July	3,165	3,046
August	4,075	3,800
September	4,817	4,730
October	5,578	
November	6,432	
December	7,019	
January	8,074	
February	8,982	
March	9,959	
April	10,393	
May	10,396	
June	10,396	

QUALITY

	Quantity	Base Number	Contract	AT	Region	England
% of FP17s for the same patient ID Re-attending within 3 months - Children	75	1,403	5.3%	9.8%	11.2%	11.9%
% of FP17s for the same patient ID Re-attending within 3 months - Adults	170	1,764	9.6%	15.2%	16.6%	15.9%
% of FP17s for the same patient ID Re-attending between 3 & 9 months - Children	830	1,403	59.2%	47.7%	47.0%	58.1%
% of FP17s for the same patient ID Re-attending between 3 & 9 months - Adults	794	1,764	45.0%	38.2%	38.2%	50.6%
% of FP17s for Band 1 Urgent Courses	215	2,897	7.4%	10.0%	10.6%	9.1%
% of FP17s Relating to Free Repair or Replacements	14	2,897	0.5%	0.6%	0.6%	0.8%
% of FP17s Relating to Continuations	0	2,897	0.0%	0.9%	0.8%	1.1%
% of Patients satisfied with the dentistry they have received	7	7	N/A	89.8%	89.2%	91.4%
% of Patients satisfied with the time they had to wait for an appointment	6	7	N/A	86.1%	83.4%	87.7%

* This is based on patients treated on this contract for their most recent course of treatment. Figures in italics indicate the base number of FP17s or Patient Questionnaire responses are less than 100. N/A is shown where the base number of responses is less than 10 during the period. % is calculated as Quantity/Base number*100

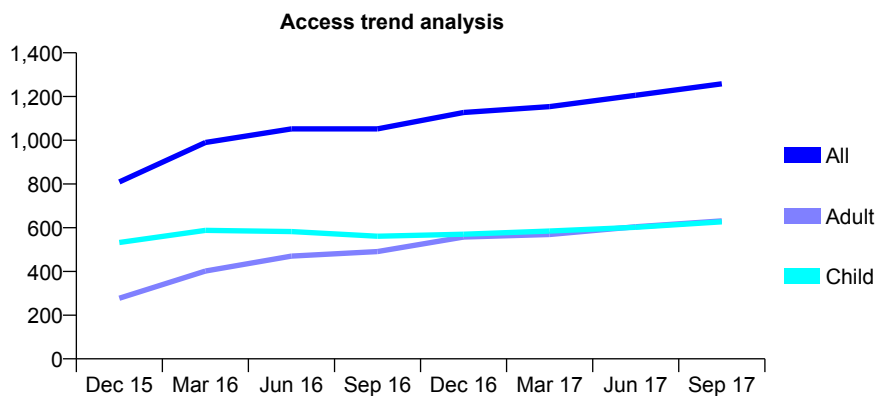
Q63 - Vital Signs At a Glance Contract Report for 623369/0002 - September 2017

Name or company name	MR RP BATEMAN
Contract type name	PDS Contract
Purpose of contract	General and Orthodontic
Contract start date	01/04/2006
Contract end date	31/03/2019

17/18 Contracted general activity (UDA)	1,777
Carry forward general activity (UDA)	-4
17/18 Contracted orthodontic activity (UOA)	3,951
Carry forward orthodontic activity (UOA)	-59
Baseline contract value	£344,140.64

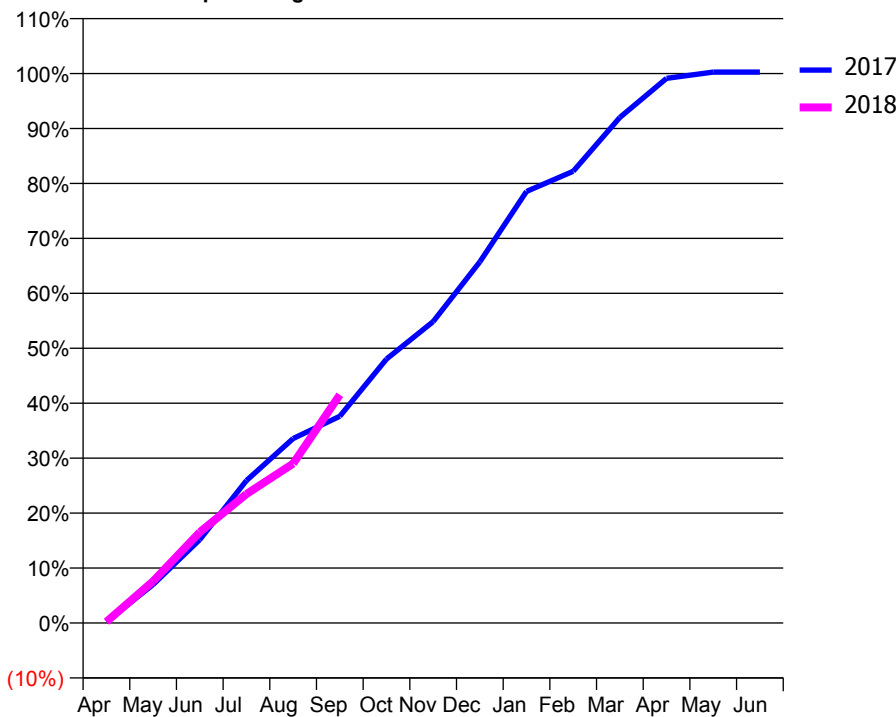
ACCESS*

Patients seen in 24 months	Total	Change since previous quarter
Quarter ending September 2016	1,052	
Quarter ending December 2016	1,127	↑
Quarter ending March 2017	1,154	↑
Quarter ending June 2017	1,206	↑
Quarter ending September 2017	1,258	↑
Variance since September 2016	19.6%	↑



ACTIVITY

Cumulative percentage of contracted UDA delivered 2017 & 2018



Adjusted Scheduled Activity (UDA)

Month	2017	2018
April	4	4
May	125	135
June	270	294
July	461	417
August	597	515
September	669	738
October	853	
November	975	
December	1,168	
January	1,396	
February	1,461	
March	1,635	
April	1,761	
May	1,781	
June	1,781	

QUALITY

	Quantity	Base Number	Contract	AT	Region	England
% of FP17s for the same patient ID Re-attending within 3 months - Children	12	433	2.8%	9.8%	11.2%	11.9%
% of FP17s for the same patient ID Re-attending within 3 months - Adults	22	254	8.7%	15.2%	16.6%	15.9%
% of FP17s for the same patient ID Re-attending between 3 & 9 months - Children	75	433	17.3%	47.7%	47.0%	58.1%
% of FP17s for the same patient ID Re-attending between 3 & 9 months - Adults	89	254	35.0%	38.2%	38.2%	50.6%
% of FP17s for Band 1 Urgent Courses	16	342	4.7%	10.0%	10.6%	9.1%
% of FP17s Relating to Free Repair or Replacements	1	342	0.3%	0.6%	0.6%	0.8%
% of FP17s Relating to Continuations	0	342	0.0%	0.9%	0.8%	1.1%
% of Patients satisfied with the dentistry they have received	1	1	N/A	89.8%	89.2%	91.4%
% of Patients satisfied with the time they had to wait for an appointment	1	1	N/A	86.1%	83.4%	87.7%

* This is based on patients treated on this contract for their most recent course of treatment. Figures in italics indicate the base number of FP17s or Patient Questionnaire responses are less than 100. N/A is shown where the base number of responses is less than 10 during the period. % is calculated as Quantity/Base number*100

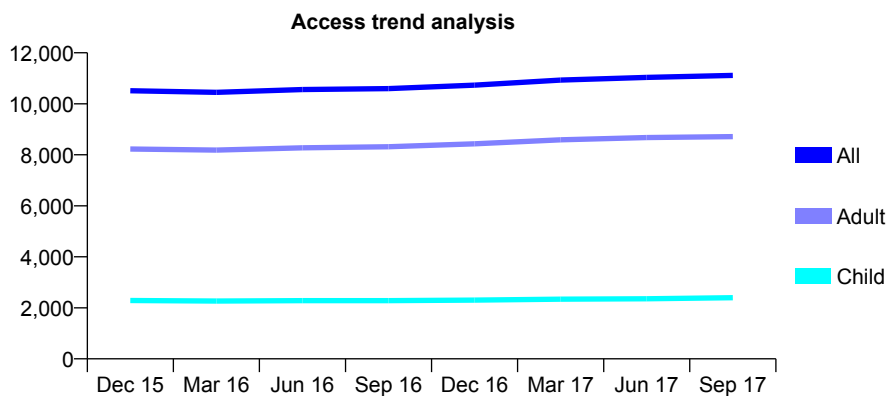
Q63 - Vital Signs At a Glance Contract Report for 624896/0003 - September 2017

Name or company name	Dentaria
Contract type name	GDS Contract
Purpose of contract	General
Contract start date	01/04/2006
Contract end date	

17/18 Contracted general activity (UDA)	30,842
Carry forward general activity (UDA)	119
17/18 Contracted orthodontic activity (UOA)	0
Carry forward orthodontic activity (UOA)	0
Baseline contract value	£903,722.47

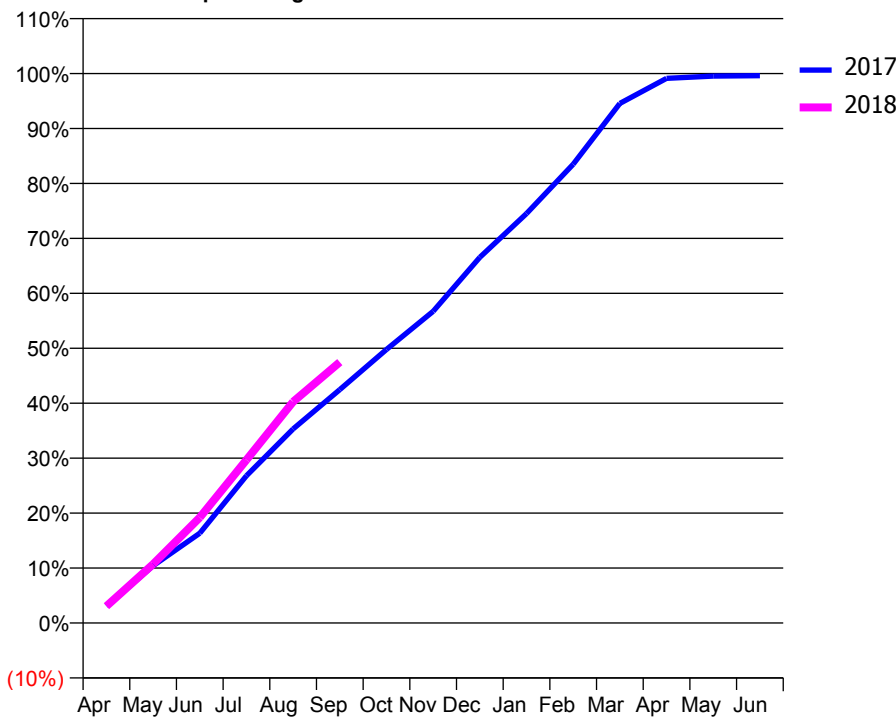
ACCESS*

Patients seen in 24 months	Total	Change since previous quarter
Quarter ending September 2016	10,598	
Quarter ending December 2016	10,732	→
Quarter ending March 2017	10,931	→
Quarter ending June 2017	11,036	→
Quarter ending September 2017	11,114	→
Variance since September 2016	4.9%	↑



ACTIVITY

Cumulative percentage of contracted UDA delivered 2017 & 2018



Month	Adjusted Scheduled Activity (UDA)	
	2017	2018
April	951	949
May	3,211	3,304
June	5,041	5,921
July	8,263	9,154
August	10,895	12,422
September	13,100	14,643
October	15,351	
November	17,492	
December	20,523	
January	22,984	
February	25,748	
March	29,165	
April	30,572	
May	30,697	
June	30,723	

QUALITY

	Quantity	Base Number	Contract	AT	Region	England
% of FP17s for the same patient ID Re-attending within 3 months - Children	98	1,582	6.2%	9.8%	11.2%	11.9%
% of FP17s for the same patient ID Re-attending within 3 months - Adults	652	5,073	12.9%	15.2%	16.6%	15.9%
% of FP17s for the same patient ID Re-attending between 3 & 9 months - Children	708	1,582	44.8%	47.7%	47.0%	58.1%
% of FP17s for the same patient ID Re-attending between 3 & 9 months - Adults	2,180	5,073	43.0%	38.2%	38.2%	50.6%
% of FP17s for Band 1 Urgent Courses	490	6,118	8.0%	10.0%	10.6%	9.1%
% of FP17s Relating to Free Repair or Replacements	56	6,118	0.9%	0.6%	0.6%	0.8%
% of FP17s Relating to Continuations	60	6,118	1.0%	0.9%	0.8%	1.1%
% of Patients satisfied with the dentistry they have received	15	15	100.0%	89.8%	89.2%	91.4%
% of Patients satisfied with the time they had to wait for an appointment	15	15	100.0%	86.1%	83.4%	87.7%

* This is based on patients treated on this contract for their most recent course of treatment. Figures in italics indicate the base number of FP17s or Patient Questionnaire responses are less than 100. N/A is shown where the base number of responses is less than 10 during the period. % is calculated as Quantity/Base number*100

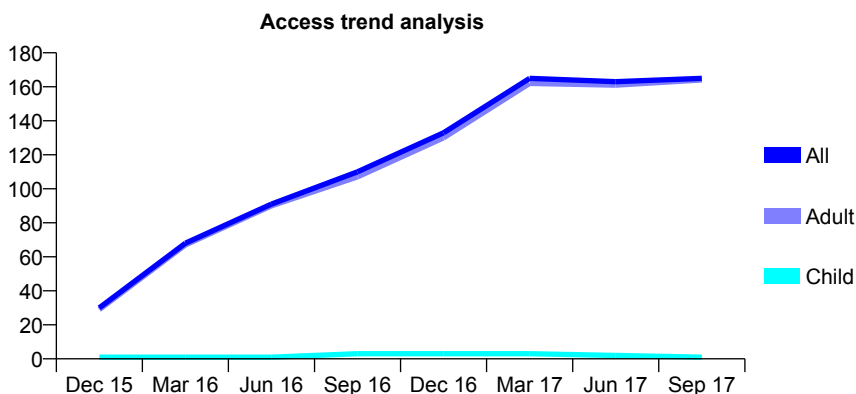
Q63 - Vital Signs At a Glance Contract Report for 624896/0005 - September 2017

Name or company name	MR JA GINTY
Contract type name	PDS Contract
Purpose of contract	General
Contract start date	01/09/2010
Contract end date	30/11/2017

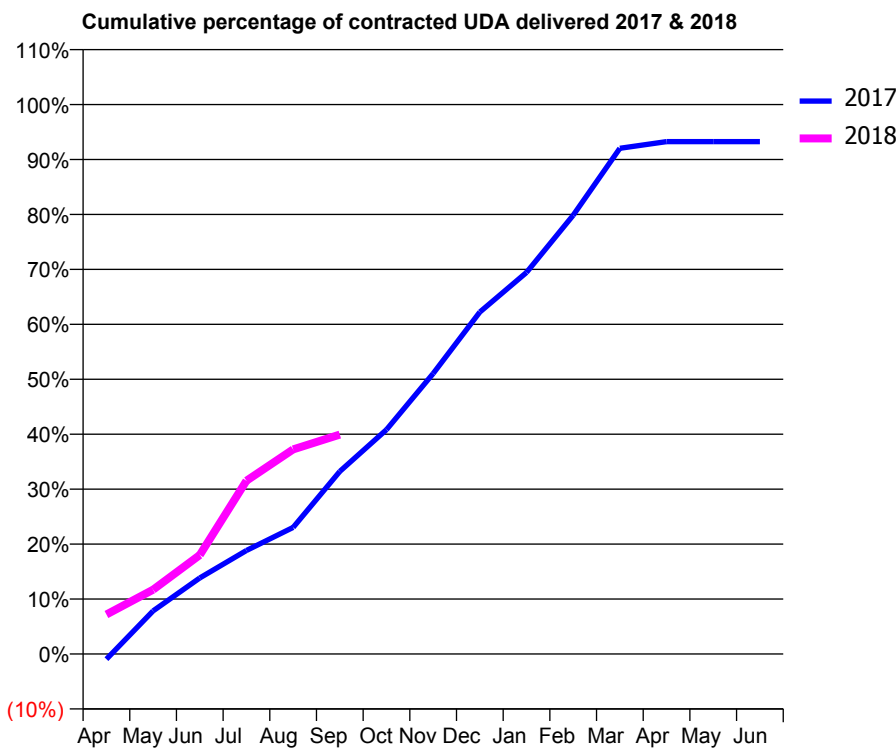
17/18 Contracted general activity (UDA)	333
Carry forward general activity (UDA)	0
17/18 Contracted orthodontic activity (UOA)	0
Carry forward orthodontic activity (UOA)	0
Baseline contract value	£16,657.77

ACCESS*

Patients seen in 24 months	Total	Change since previous quarter
Quarter ending September 2016	110	
Quarter ending December 2016	133	↑
Quarter ending March 2017	165	↑
Quarter ending June 2017	163	↓
Quarter ending September 2017	165	→
Variance since September 2016	50.0%	↑



ACTIVITY



Month	Adjusted Scheduled Activity (UDA)	
	2017	2018
April	-5	24
May	39	39
June	69	60
July	94	105
August	115	124
September	166	133
October	204	
November	255	
December	311	
January	347	
February	399	
March	460	
April	466	
May	466	
June	466	

QUALITY

	Quantity	Base Number	Contract	AT	Region	England
% of FP17s for the same patient ID Re-attending within 3 months - Children	0	0	N/A	9.8%	11.2%	11.9%
% of FP17s for the same patient ID Re-attending within 3 months - Adults	1	47	2.1%	15.2%	16.6%	15.9%
% of FP17s for the same patient ID Re-attending between 3 & 9 months - Children	0	0	N/A	47.7%	47.0%	58.1%
% of FP17s for the same patient ID Re-attending between 3 & 9 months - Adults	0	47	0.0%	38.2%	38.2%	50.6%
% of FP17s for Band 1 Urgent Courses	0	45	0.0%	10.0%	10.6%	9.1%
% of FP17s Relating to Free Repair or Replacements	0	45	0.0%	0.6%	0.6%	0.8%
% of FP17s Relating to Continuations	0	45	0.0%	0.9%	0.8%	1.1%
% of Patients satisfied with the dentistry they have received	0	0	N/A	89.8%	89.2%	91.4%
% of Patients satisfied with the time they had to wait for an appointment	0	0	N/A	86.1%	83.4%	87.7%

* This is based on patients treated on this contract for their most recent course of treatment. Figures in italics indicate the base number of FP17s or Patient Questionnaire responses are less than 100. N/A is shown where the base number of responses is less than 10 during the period. % is calculated as Quantity/Base number*100

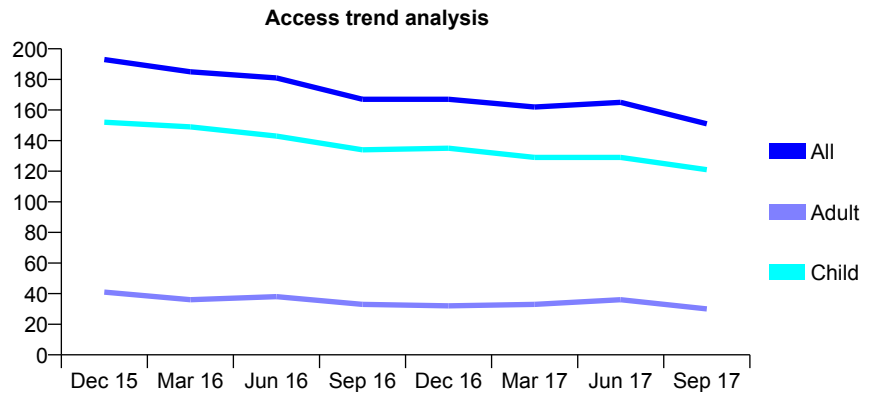
Q63 - Vital Signs At a Glance Contract Report for 630667/0001 - September 2017

Name or company name	MRS CA SIDA-MURRAY
Contract type name	GDS Contract
Purpose of contract	General
Contract start date	01/04/2006
Contract end date	

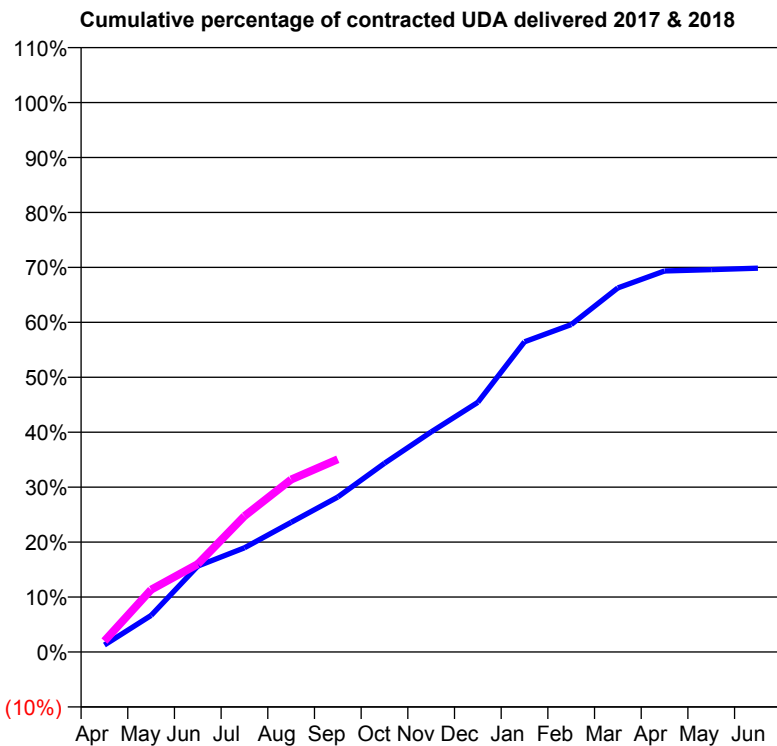
17/18 Contracted general activity (UDA)	300
Carry forward general activity (UDA)	0
17/18 Contracted orthodontic activity (UOA)	0
Carry forward orthodontic activity (UOA)	0
Baseline contract value	£7,279.60

ACCESS*

Patients seen in 24 months	Total	Change since previous quarter
Quarter ending September 2016	167	
Quarter ending December 2016	167	→
Quarter ending March 2017	162	↓
Quarter ending June 2017	165	→
Quarter ending September 2017	151	↓
Variance since September 2016	(9.6%)	↓



ACTIVITY



Month	Adjusted Scheduled Activity (UDA)	
	2017	2018
April	5	6
May	26	34
June	61	48
July	74	74
August	92	94
September	110	105
October	134	
November	156	
December	177	
January	220	
February	232	
March	258	
April	270	
May	271	
June	272	

QUALITY

	Quantity	Base Number	Contract	AT	Region	England
% of FP17s for the same patient ID Re-attending within 3 months - Children	8	95	8.4%	9.8%	11.2%	11.9%
% of FP17s for the same patient ID Re-attending within 3 months - Adults	0	6	0.0%	15.2%	16.6%	15.9%
% of FP17s for the same patient ID Re-attending between 3 & 9 months - Children	68	95	71.6%	47.7%	47.0%	58.1%
% of FP17s for the same patient ID Re-attending between 3 & 9 months - Adults	4	6	66.7%	38.2%	38.2%	50.6%
% of FP17s for Band 1 Urgent Courses	1	85	1.2%	10.0%	10.6%	9.1%
% of FP17s Relating to Free Repair or Replacements	0	85	0.0%	0.6%	0.6%	0.8%
% of FP17s Relating to Continuations	0	85	0.0%	0.9%	0.8%	1.1%
% of Patients satisfied with the dentistry they have received	0	0	N/A	89.8%	89.2%	91.4%
% of Patients satisfied with the time they had to wait for an appointment	0	0	N/A	86.1%	83.4%	87.7%

* This is based on patients treated on this contract for their most recent course of treatment. Figures in italics indicate the base number of FP17s or Patient Questionnaire responses are less than 100. N/A is shown where the base number of responses is less than 10 during the period. % is calculated as Quantity/Base number*100

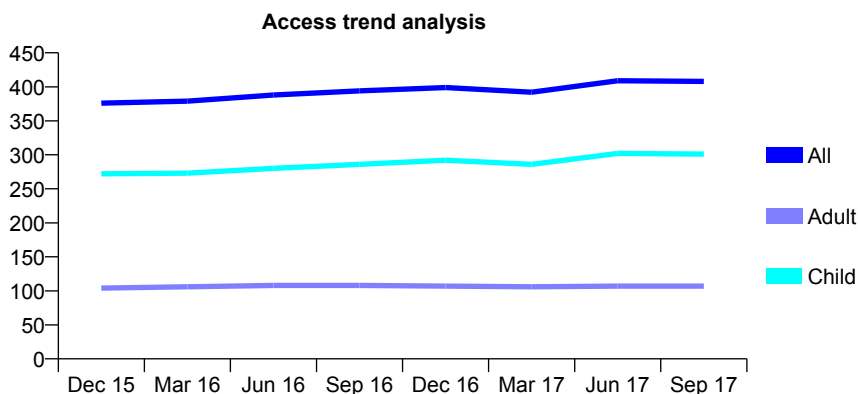
Q63 - Vital Signs At a Glance Contract Report for 632236/0001 - September 2017

Name or company name	MR WO DE VRIES
Contract type name	GDS Contract
Purpose of contract	General
Contract start date	01/04/2006
Contract end date	

17/18 Contracted general activity (UDA)	850
Carry forward general activity (UDA)	-5
17/18 Contracted orthodontic activity (UOA)	0
Carry forward orthodontic activity (UOA)	0
Baseline contract value	£24,322.60

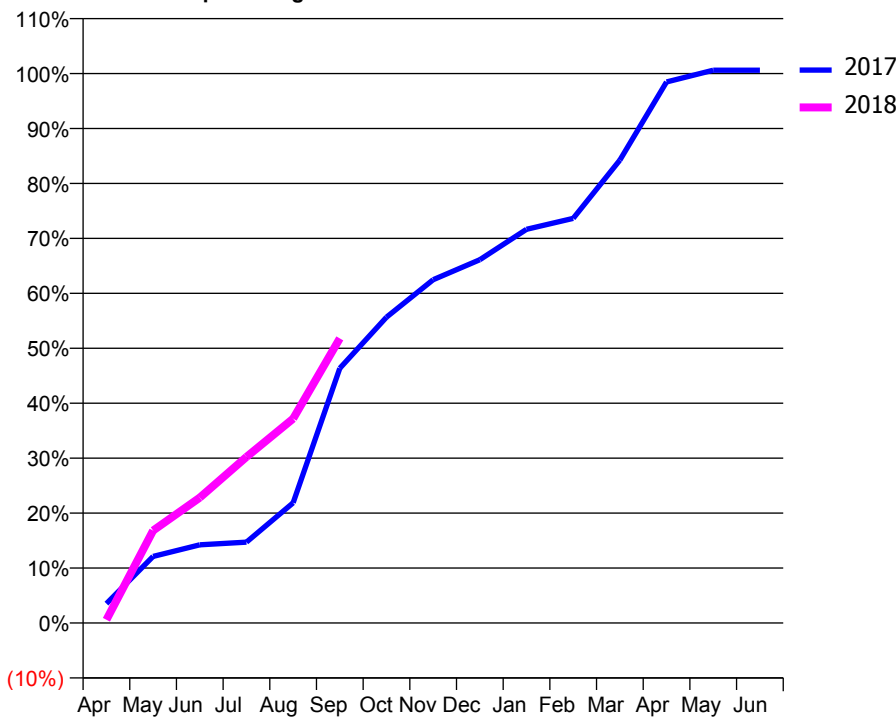
ACCESS*

Patients seen in 24 months	Total	Change since previous quarter
Quarter ending September 2016	394	
Quarter ending December 2016	399	→
Quarter ending March 2017	392	↓
Quarter ending June 2017	409	↑
Quarter ending September 2017	408	→
Variance since September 2016	3.6%	↑



ACTIVITY

Cumulative percentage of contracted UDA delivered 2017 & 2018



Month	Adjusted Scheduled Activity (UDA)	
	2017	2018
April	30	5
May	103	143
June	121	194
July	125	257
August	186	316
September	394	440
October	473	
November	531	
December	562	
January	609	
February	626	
March	716	
April	837	
May	855	
June	855	

QUALITY

	Quantity	Base Number	Contract	AT	Region	England
% of FP17s for the same patient ID Re-attending within 3 months - Children	3	312	1.0%	9.8%	11.2%	11.9%
% of FP17s for the same patient ID Re-attending within 3 months - Adults	1	67	1.5%	15.2%	16.6%	15.9%
% of FP17s for the same patient ID Re-attending between 3 & 9 months - Children	223	312	71.5%	47.7%	47.0%	58.1%
% of FP17s for the same patient ID Re-attending between 3 & 9 months - Adults	43	67	64.2%	38.2%	38.2%	50.6%
% of FP17s for Band 1 Urgent Courses	1	278	0.4%	10.0%	10.6%	9.1%
% of FP17s Relating to Free Repair or Replacements	0	278	0.0%	0.6%	0.6%	0.8%
% of FP17s Relating to Continuations	0	278	0.0%	0.9%	0.8%	1.1%
% of Patients satisfied with the dentistry they have received	0	1	N/A	89.8%	89.2%	91.4%
% of Patients satisfied with the time they had to wait for an appointment	0	1	N/A	86.1%	83.4%	87.7%

* This is based on patients treated on this contract for their most recent course of treatment. Figures in italics indicate the base number of FP17s or Patient Questionnaire responses are less than 100. N/A is shown where the base number of responses is less than 10 during the period. % is calculated as Quantity/Base number*100

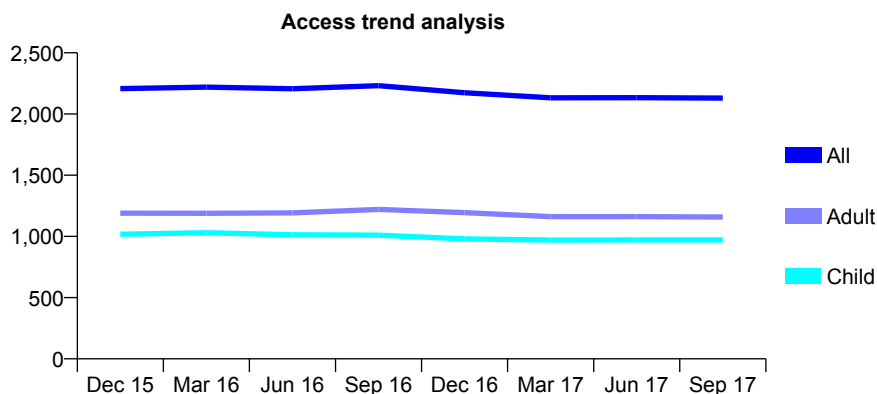
Q63 - Vital Signs At a Glance Contract Report for 632775/0001 - September 2017

Name or company name	MR AJ WHITTOME
Contract type name	GDS Contract
Purpose of contract	General
Contract start date	01/04/2006
Contract end date	

17/18 Contracted general activity (UDA)	7,187
Carry forward general activity (UDA)	0
17/18 Contracted orthodontic activity (UOA)	0
Carry forward orthodontic activity (UOA)	0
Baseline contract value	£185,920.26

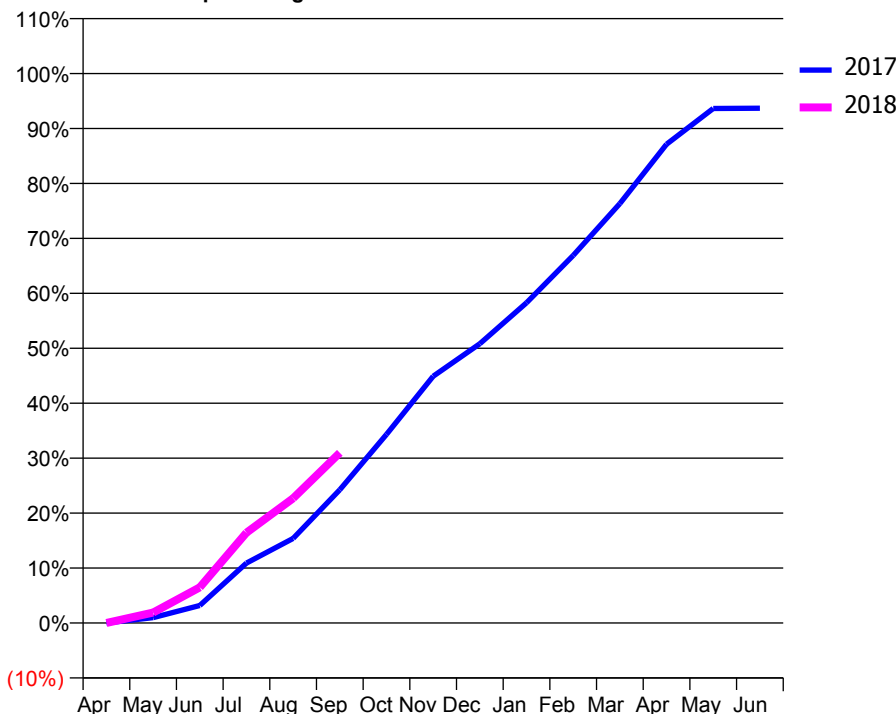
ACCESS*

Patients seen in 24 months	Total	Change since previous quarter
Quarter ending September 2016	2,231	
Quarter ending December 2016	2,174	↓
Quarter ending March 2017	2,132	↓
Quarter ending June 2017	2,133	→
Quarter ending September 2017	2,130	→
Variance since September 2016	(4.5%)	↓



ACTIVITY

Cumulative percentage of contracted UDA delivered 2017 & 2018



Adjusted Scheduled Activity (UDA)

Month	2017	2018
April	0	1
May	70	137
June	229	466
July	784	1,181
August	1,107	1,632
September	1,744	2,227
October	2,467	
November	3,228	
December	3,653	
January	4,189	
February	4,807	
March	5,486	
April	6,262	
May	6,730	
June	6,733	

QUALITY

	Quantity	Base Number	Contract	AT	Region	England
% of FP17s for the same patient ID Re-attending within 3 months - Children	62	647	9.6%	9.8%	11.2%	11.9%
% of FP17s for the same patient ID Re-attending within 3 months - Adults	177	710	24.9%	15.2%	16.6%	15.9%
% of FP17s for the same patient ID Re-attending between 3 & 9 months - Children	305	647	47.1%	47.7%	47.0%	58.1%
% of FP17s for the same patient ID Re-attending between 3 & 9 months - Adults	282	710	39.7%	38.2%	38.2%	50.6%
% of FP17s for Band 1 Urgent Courses	119	949	12.5%	10.0%	10.6%	9.1%
% of FP17s Relating to Free Repair or Replacements	0	949	0.0%	0.6%	0.6%	0.8%
% of FP17s Relating to Continuations	0	949	0.0%	0.9%	0.8%	1.1%
% of Patients satisfied with the dentistry they have received	2	2	N/A	89.8%	89.2%	91.4%
% of Patients satisfied with the time they had to wait for an appointment	2	2	N/A	86.1%	83.4%	87.7%

* This is based on patients treated on this contract for their most recent course of treatment. Figures in italics indicate the base number of FP17s or Patient Questionnaire responses are less than 100. N/A is shown where the base number of responses is less than 10 during the period. % is calculated as Quantity/Base number*100

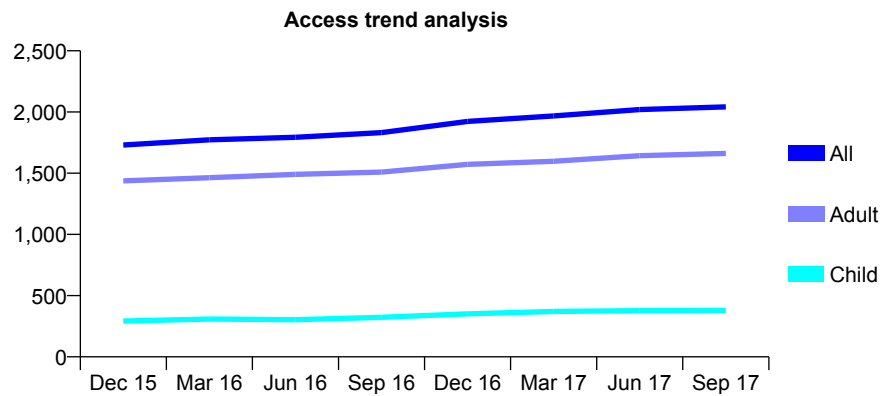
Q63 - Vital Signs At a Glance Contract Report for 635006/0001 - September 2017

Name or company name	MR CJ LEE
Contract type name	GDS Contract
Purpose of contract	General
Contract start date	01/04/2006
Contract end date	

17/18 Contracted general activity (UDA)	8,206
Carry forward general activity (UDA)	-164
17/18 Contracted orthodontic activity (UOA)	0
Carry forward orthodontic activity (UOA)	0
Baseline contract value	£300,470.15

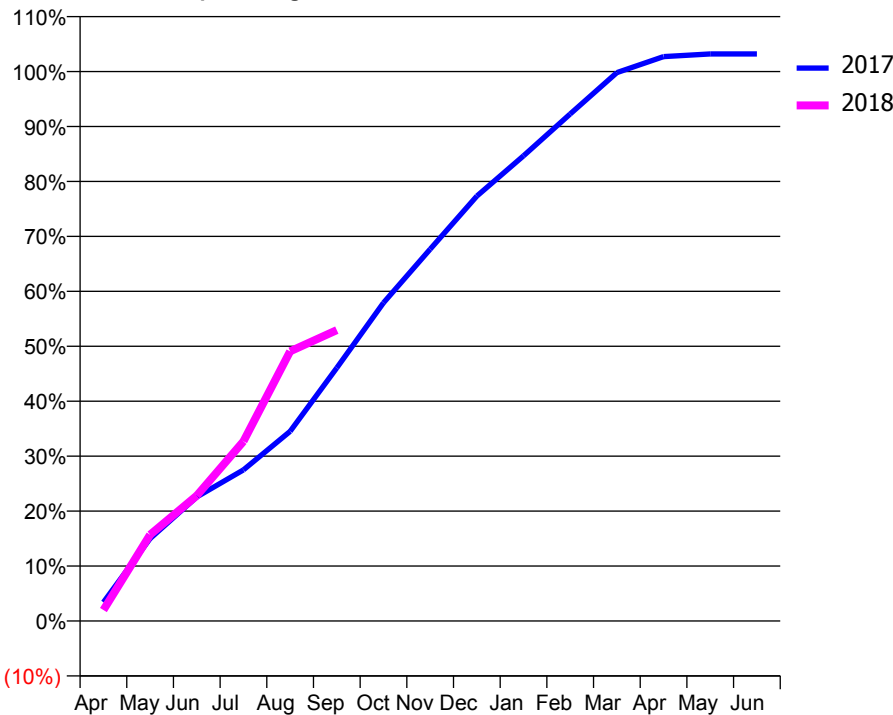
ACCESS*

Patients seen in 24 months	Total	Change since previous quarter
Quarter ending September 2016	1,832	
Quarter ending December 2016	1,923	↑
Quarter ending March 2017	1,968	↑
Quarter ending June 2017	2,020	↑
Quarter ending September 2017	2,042	→
Variance since September 2016	11.5%	↑



ACTIVITY

Cumulative percentage of contracted UDA delivered 2017 & 2018



Month	Adjusted Scheduled Activity (UDA)	
	2017	2018
April	279	164
May	1,232	1,289
June	1,852	1,872
July	2,257	2,684
August	2,832	4,028
September	3,781	4,344
October	4,753	
November	5,553	
December	6,345	
January	6,948	
February	7,571	
March	8,190	
April	8,428	
May	8,468	
June	8,468	

QUALITY

	Quantity	Base Number	Contract	AT	Region	England
% of FP17s for the same patient ID Re-attending within 3 months - Children	20	259	7.7%	9.8%	11.2%	11.9%
% of FP17s for the same patient ID Re-attending within 3 months - Adults	122	1,068	11.4%	15.2%	16.6%	15.9%
% of FP17s for the same patient ID Re-attending between 3 & 9 months - Children	125	259	48.3%	47.7%	47.0%	58.1%
% of FP17s for the same patient ID Re-attending between 3 & 9 months - Adults	524	1,068	49.1%	38.2%	38.2%	50.6%
% of FP17s for Band 1 Urgent Courses	97	1,165	8.3%	10.0%	10.6%	9.1%
% of FP17s Relating to Free Repair or Replacements	22	1,165	1.9%	0.6%	0.6%	0.8%
% of FP17s Relating to Continuations	18	1,165	1.5%	0.9%	0.8%	1.1%
% of Patients satisfied with the dentistry they have received	5	5	N/A	89.8%	89.2%	91.4%
% of Patients satisfied with the time they had to wait for an appointment	5	5	N/A	86.1%	83.4%	87.7%

* This is based on patients treated on this contract for their most recent course of treatment. Figures in italics indicate the base number of FP17s or Patient Questionnaire responses are less than 100. N/A is shown where the base number of responses is less than 10 during the period. % is calculated as Quantity/Base number*100

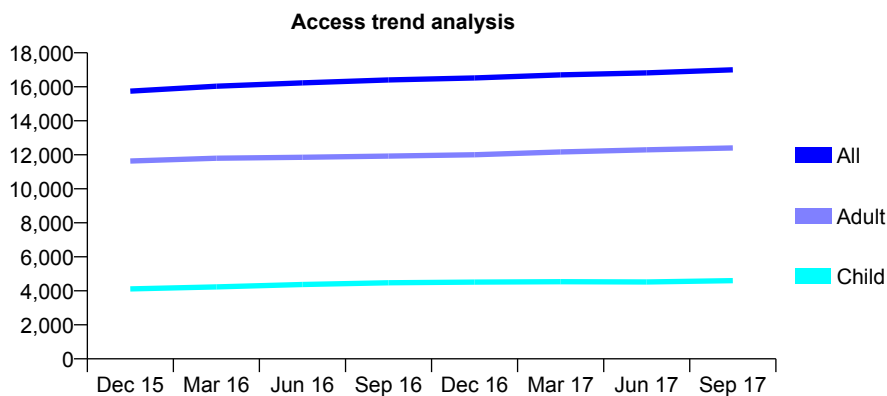
Q63 - Vital Signs At a Glance Contract Report for 638021/0001 - September 2017

Name or company name	MR U PATEL
Contract type name	GDS Contract
Purpose of contract	General
Contract start date	01/04/2006
Contract end date	

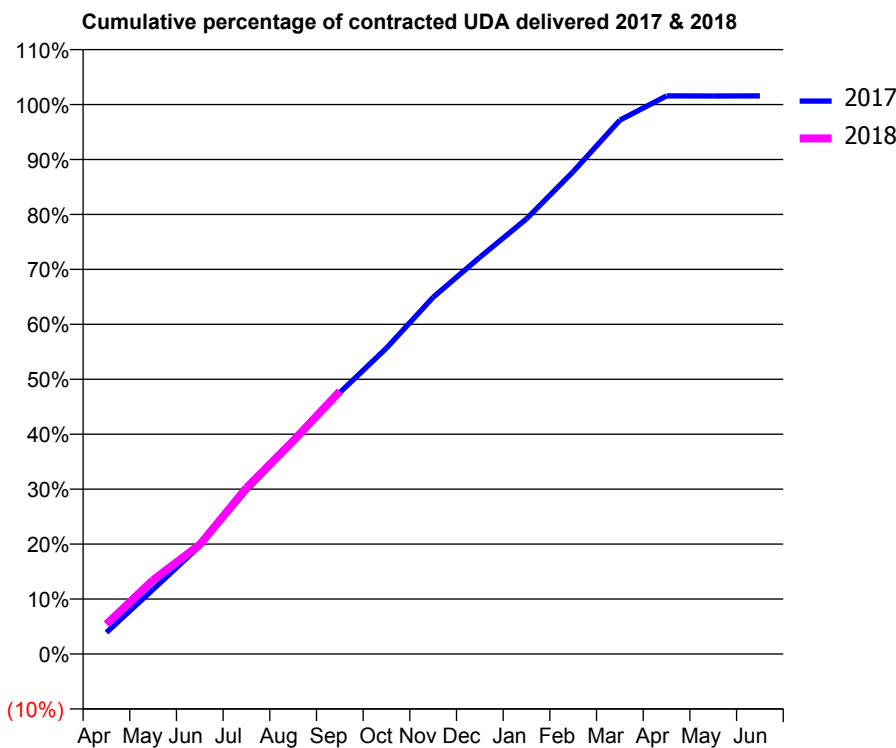
17/18 Contracted general activity (UDA)	56,222
Carry forward general activity (UDA)	-880
17/18 Contracted orthodontic activity (UOA)	0
Carry forward orthodontic activity (UOA)	0
Baseline contract value	£1,656,730.33

ACCESS*

Patients seen in 24 months	Total	Change since previous quarter
Quarter ending September 2016	16,400	
Quarter ending December 2016	16,519	→
Quarter ending March 2017	16,702	→
Quarter ending June 2017	16,820	→
Quarter ending September 2017	17,002	→
Variance since September 2016	3.7%	↑



ACTIVITY



Month	Adjusted Scheduled Activity (UDA)	
	2017	2018
April	2,206	3,051
May	6,611	7,578
June	11,057	11,197
July	16,749	17,012
August	21,676	21,807
September	26,746	26,881
October	31,309	
November	36,507	
December	40,601	
January	44,522	
February	49,353	
March	54,620	
April	57,110	
May	57,095	
June	57,102	

QUALITY

	Quantity	Base Number	Contract	AT	Region	England
% of FP17s for the same patient ID Re-attending within 3 months - Children	281	2,874	9.8%	9.8%	11.2%	11.9%
% of FP17s for the same patient ID Re-attending within 3 months - Adults	954	6,197	15.4%	15.2%	16.6%	15.9%
% of FP17s for the same patient ID Re-attending between 3 & 9 months - Children	1,216	2,874	42.3%	47.7%	47.0%	58.1%
% of FP17s for the same patient ID Re-attending between 3 & 9 months - Adults	1,946	6,197	31.4%	38.2%	38.2%	50.6%
% of FP17s for Band 1 Urgent Courses	648	8,309	7.8%	10.0%	10.6%	9.1%
% of FP17s Relating to Free Repair or Replacements	164	8,309	2.0%	0.6%	0.6%	0.8%
% of FP17s Relating to Continuations	101	8,309	1.2%	0.9%	0.8%	1.1%
% of Patients satisfied with the dentistry they have received	10	10	100.0%	89.8%	89.2%	91.4%
% of Patients satisfied with the time they had to wait for an appointment	10	10	100.0%	86.1%	83.4%	87.7%

* This is based on patients treated on this contract for their most recent course of treatment. Figures in italics indicate the base number of FP17s or Patient Questionnaire responses are less than 100. N/A is shown where the base number of responses is less than 10 during the period. % is calculated as Quantity/Base number*100

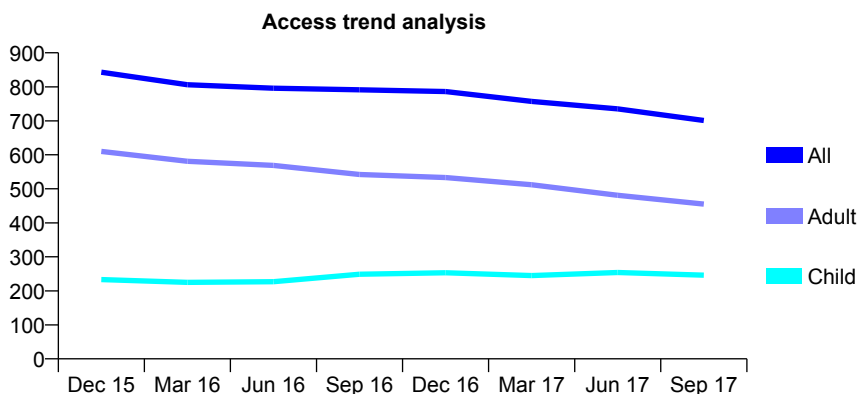
Q63 - Vital Signs At a Glance Contract Report for 638323/0005 - September 2017

Name or company name	MR SS PHOTAY
Contract type name	GDS Contract
Purpose of contract	General
Contract start date	01/09/2012
Contract end date	

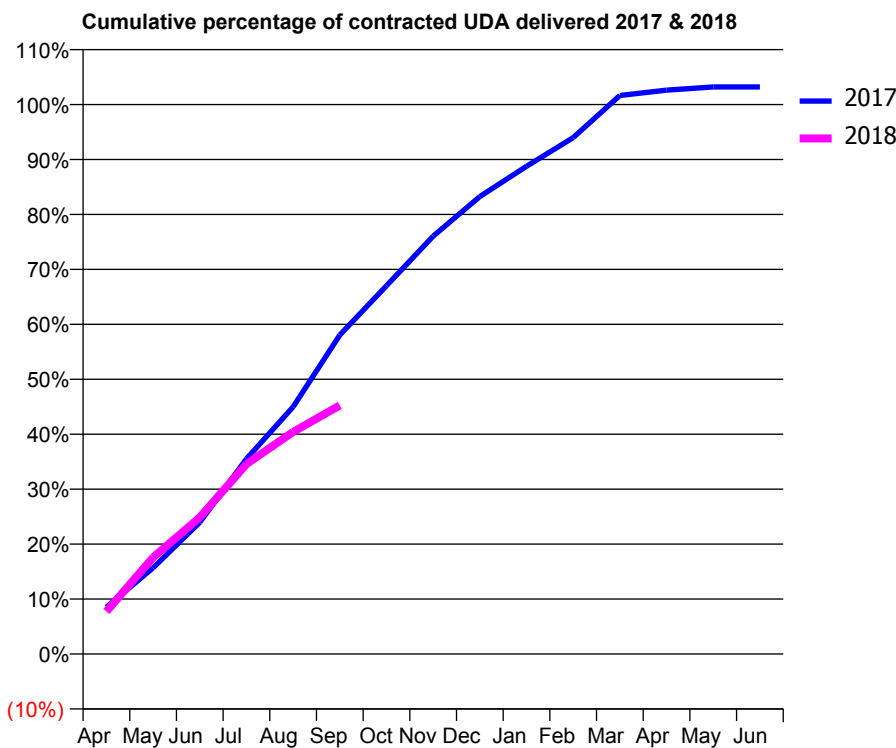
17/18 Contracted general activity (UDA)	2,268
Carry forward general activity (UDA)	-45
17/18 Contracted orthodontic activity (UOA)	0
Carry forward orthodontic activity (UOA)	0
Baseline contract value	£56,303.31

ACCESS*

Patients seen in 24 months	Total	Change since previous quarter
Quarter ending September 2016	791	
Quarter ending December 2016	786	→
Quarter ending March 2017	757	↓
Quarter ending June 2017	735	↓
Quarter ending September 2017	701	↓
Variance since September 2016	(11.4%)	↓



ACTIVITY



Adjusted Scheduled Activity (UDA)		
Month	2017	2018
April	193	176
May	356	399
June	544	564
July	805	784
August	1,020	916
September	1,317	1,026
October	1,520	
November	1,724	
December	1,888	
January	2,013	
February	2,131	
March	2,305	
April	2,327	
May	2,340	
June	2,340	

QUALITY

	Quantity	Base Number	Contract	AT	Region	England
% of FP17s for the same patient ID Re-attending within 3 months - Children	17	126	13.5%	9.8%	11.2%	11.9%
% of FP17s for the same patient ID Re-attending within 3 months - Adults	57	216	26.4%	15.2%	16.6%	15.9%
% of FP17s for the same patient ID Re-attending between 3 & 9 months - Children	36	126	28.6%	47.7%	47.0%	58.1%
% of FP17s for the same patient ID Re-attending between 3 & 9 months - Adults	60	216	27.8%	38.2%	38.2%	50.6%
% of FP17s for Band 1 Urgent Courses	39	330	11.8%	10.0%	10.6%	9.1%
% of FP17s Relating to Free Repair or Replacements	2	330	0.6%	0.6%	0.6%	0.8%
% of FP17s Relating to Continuations	0	330	0.0%	0.9%	0.8%	1.1%
% of Patients satisfied with the dentistry they have received	2	2	N/A	89.8%	89.2%	91.4%
% of Patients satisfied with the time they had to wait for an appointment	1	2	N/A	86.1%	83.4%	87.7%

* This is based on patients treated on this contract for their most recent course of treatment. Figures in italics indicate the base number of FP17s or Patient Questionnaire responses are less than 100. N/A is shown where the base number of responses is less than 10 during the period. % is calculated as Quantity/Base number*100

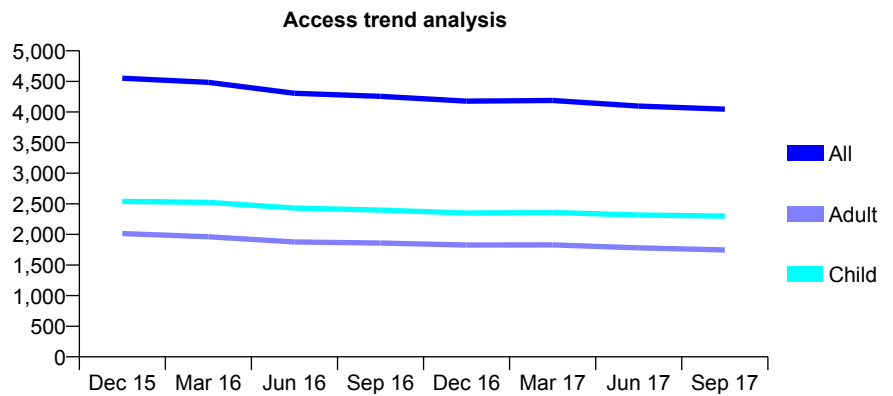
Q63 - Vital Signs At a Glance Contract Report for 643963/0001 - September 2017

Name or company name	MR BJ O'ROURKE
Contract type name	GDS Contract
Purpose of contract	General
Contract start date	01/04/2006
Contract end date	

17/18 Contracted general activity (UDA)	15,452
Carry forward general activity (UDA)	0
17/18 Contracted orthodontic activity (UOA)	0
Carry forward orthodontic activity (UOA)	0
Baseline contract value	£462,438.99

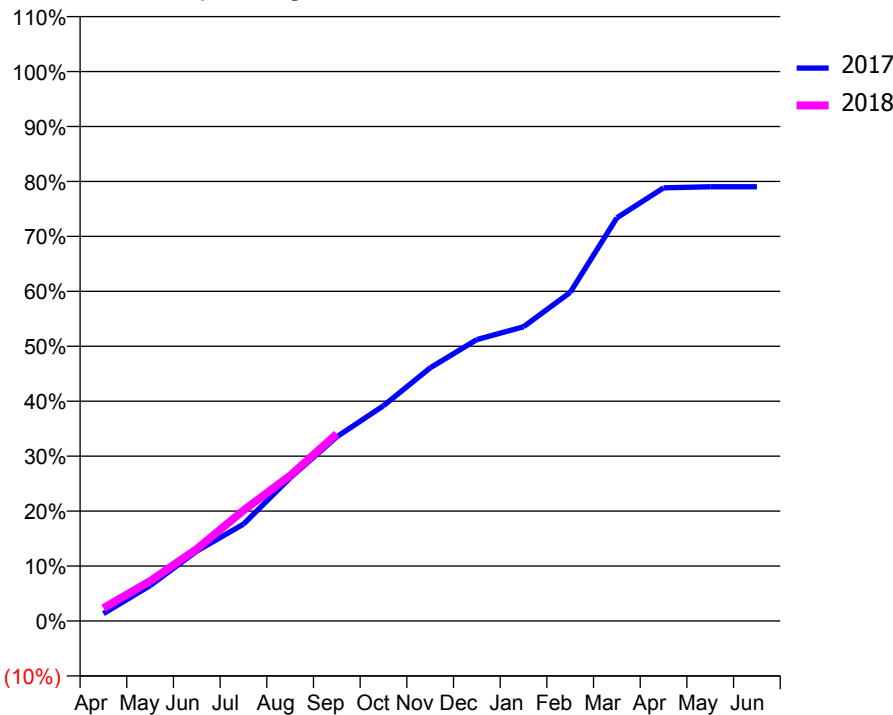
ACCESS*

Patients seen in 24 months	Total	Change since previous quarter
Quarter ending September 2016	4,257	
Quarter ending December 2016	4,177	↓
Quarter ending March 2017	4,189	→
Quarter ending June 2017	4,097	↓
Quarter ending September 2017	4,046	↓
Variance since September 2016	(5.0%)	↓



ACTIVITY

Cumulative percentage of contracted UDA delivered 2017 & 2018



Adjusted Scheduled Activity (UDA)		
Month	2017	2018
April	208	361
May	996	1,124
June	1,967	2,027
July	2,723	3,112
August	4,026	4,089
September	5,180	5,265
October	6,055	
November	7,120	
December	7,915	
January	8,273	
February	9,243	
March	11,338	
April	12,180	
May	12,209	
June	12,209	

QUALITY

	Quantity	Base Number	Contract	AT	Region	England
% of FP17s for the same patient ID Re-attending within 3 months - Children	125	1,540	8.1%	9.8%	11.2%	11.9%
% of FP17s for the same patient ID Re-attending within 3 months - Adults	321	1,051	30.5%	15.2%	16.6%	15.9%
% of FP17s for the same patient ID Re-attending between 3 & 9 months - Children	772	1,540	50.1%	47.7%	47.0%	58.1%
% of FP17s for the same patient ID Re-attending between 3 & 9 months - Adults	297	1,051	28.3%	38.2%	38.2%	50.6%
% of FP17s for Band 1 Urgent Courses	333	2,322	14.3%	10.0%	10.6%	9.1%
% of FP17s Relating to Free Repair or Replacements	0	2,322	0.0%	0.6%	0.6%	0.8%
% of FP17s Relating to Continuations	32	2,322	1.4%	0.9%	0.8%	1.1%
% of Patients satisfied with the dentistry they have received	3	3	N/A	89.8%	89.2%	91.4%
% of Patients satisfied with the time they had to wait for an appointment	3	3	N/A	86.1%	83.4%	87.7%

* This is based on patients treated on this contract for their most recent course of treatment. Figures in italics indicate the base number of FP17s or Patient Questionnaire responses are less than 100. N/A is shown where the base number of responses is less than 10 during the period. % is calculated as Quantity/Base number*100

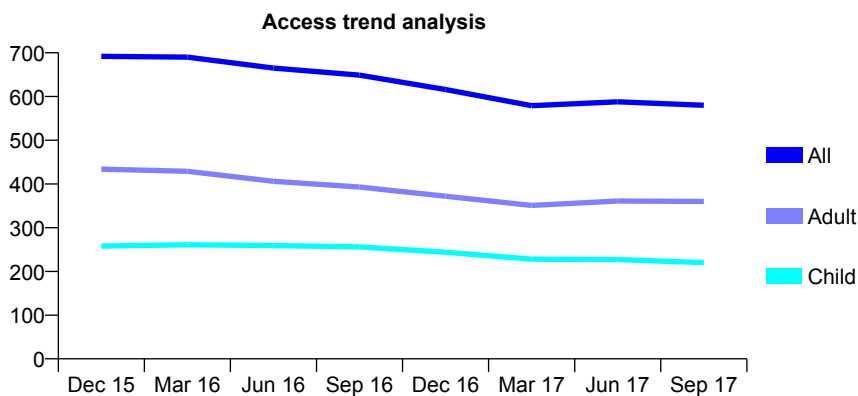
Q63 - Vital Signs At a Glance Contract Report for 651478/0001 - September 2017

Name or company name	MS NA DATHI
Contract type name	GDS Contract
Purpose of contract	General
Contract start date	01/04/2006
Contract end date	

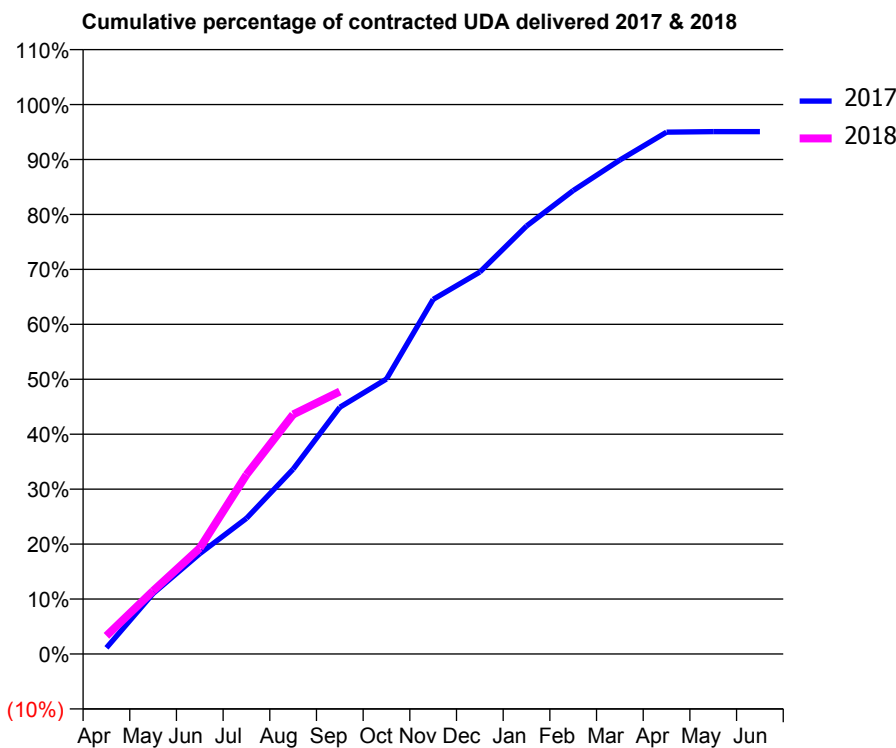
17/18 Contracted general activity (UDA)	1,000
Carry forward general activity (UDA)	0
17/18 Contracted orthodontic activity (UOA)	0
Carry forward orthodontic activity (UOA)	0
Baseline contract value	£23,761.13

ACCESS*

Patients seen in 24 months	Total	Change since previous quarter
Quarter ending September 2016	649	
Quarter ending December 2016	616	↓
Quarter ending March 2017	579	↓
Quarter ending June 2017	588	→
Quarter ending September 2017	580	↓
Variance since September 2016	(10.6%)	↓



ACTIVITY



Adjusted Scheduled Activity (UDA)		
Month	2017	2018
April	11	33
May	110	115
June	183	193
July	247	326
August	336	436
September	449	478
October	500	
November	645	
December	695	
January	779	
February	843	
March	899	
April	950	
May	951	
June	951	

QUALITY

	Quantity	Base Number	Contract	AT	Region	England
% of FP17s for the same patient ID Re-attending within 3 months - Children	5	131	3.8%	9.8%	11.2%	11.9%
% of FP17s for the same patient ID Re-attending within 3 months - Adults	11	162	6.8%	15.2%	16.6%	15.9%
% of FP17s for the same patient ID Re-attending between 3 & 9 months - Children	63	131	48.1%	47.7%	47.0%	58.1%
% of FP17s for the same patient ID Re-attending between 3 & 9 months - Adults	55	162	34.0%	38.2%	38.2%	50.6%
% of FP17s for Band 1 Urgent Courses	13	268	4.9%	10.0%	10.6%	9.1%
% of FP17s Relating to Free Repair or Replacements	0	268	0.0%	0.6%	0.6%	0.8%
% of FP17s Relating to Continuations	0	268	0.0%	0.9%	0.8%	1.1%
% of Patients satisfied with the dentistry they have received	2	2	N/A	89.8%	89.2%	91.4%
% of Patients satisfied with the time they had to wait for an appointment	1	2	N/A	86.1%	83.4%	87.7%

* This is based on patients treated on this contract for their most recent course of treatment. Figures in italics indicate the base number of FP17s or Patient Questionnaire responses are less than 100. N/A is shown where the base number of responses is less than 10 during the period. % is calculated as Quantity/Base number*100

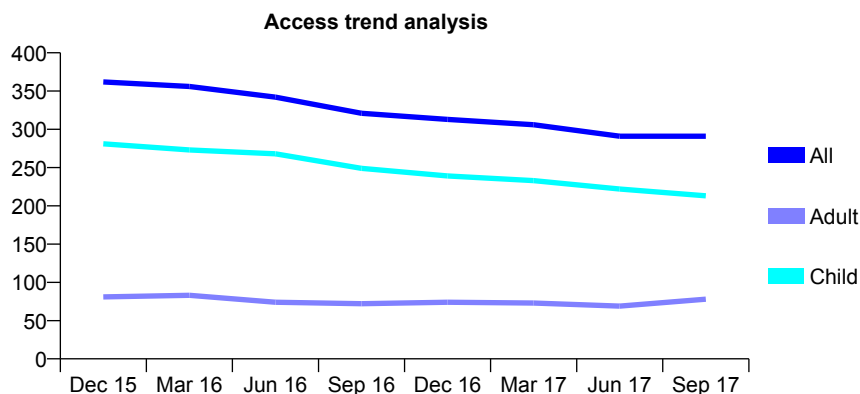
Q63 - Vital Signs At a Glance Contract Report for 651680/0001 - September 2017

Name or company name	MR RH BAYLIS
Contract type name	GDS Contract
Purpose of contract	General
Contract start date	01/04/2006
Contract end date	

17/18 Contracted general activity (UDA)	546
Carry forward general activity (UDA)	0
17/18 Contracted orthodontic activity (UOA)	0
Carry forward orthodontic activity (UOA)	0
Baseline contract value	£14,078.15

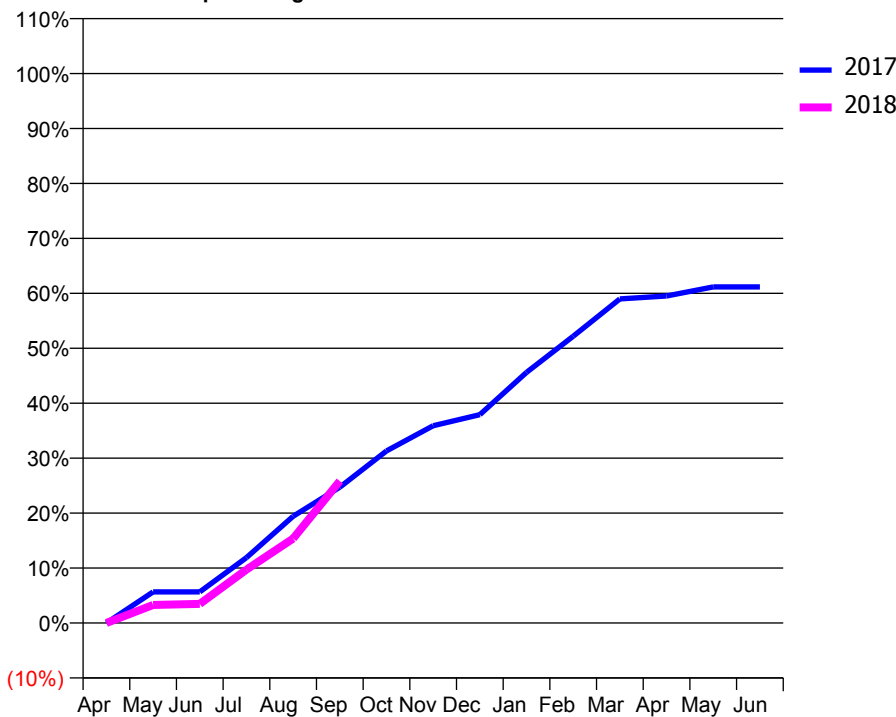
ACCESS*

Patients seen in 24 months	Total	Change since previous quarter
Quarter ending September 2016	321	
Quarter ending December 2016	313	↓
Quarter ending March 2017	306	↓
Quarter ending June 2017	291	↓
Quarter ending September 2017	291	→
Variance since September 2016	(9.3%)	↓



ACTIVITY

Cumulative percentage of contracted UDA delivered 2017 & 2018



Adjusted Scheduled Activity (UDA)

Month	2017	2018
April	0	0
May	31	18
June	31	19
July	65	53
August	106	84
September	135	141
October	171	
November	196	
December	207	
January	249	
February	285	
March	322	
April	325	
May	334	
June	334	

QUALITY

	Quantity	Base Number	Contract	AT	Region	England
% of FP17s for the same patient ID Re-attending within 3 months - Children	1	119	0.8%	9.8%	11.2%	11.9%
% of FP17s for the same patient ID Re-attending within 3 months - Adults	0	22	0.0%	15.2%	16.6%	15.9%
% of FP17s for the same patient ID Re-attending between 3 & 9 months - Children	53	119	44.5%	47.7%	47.0%	58.1%
% of FP17s for the same patient ID Re-attending between 3 & 9 months - Adults	9	22	40.9%	38.2%	38.2%	50.6%
% of FP17s for Band 1 Urgent Courses	0	128	0.0%	10.0%	10.6%	9.1%
% of FP17s Relating to Free Repair or Replacements	0	128	0.0%	0.6%	0.6%	0.8%
% of FP17s Relating to Continuations	0	128	0.0%	0.9%	0.8%	1.1%
% of Patients satisfied with the dentistry they have received	0	0	N/A	89.8%	89.2%	91.4%
% of Patients satisfied with the time they had to wait for an appointment	0	0	N/A	86.1%	83.4%	87.7%

* This is based on patients treated on this contract for their most recent course of treatment. Figures in italics indicate the base number of FP17s or Patient Questionnaire responses are less than 100. N/A is shown where the base number of responses is less than 10 during the period. % is calculated as Quantity/Base number*100

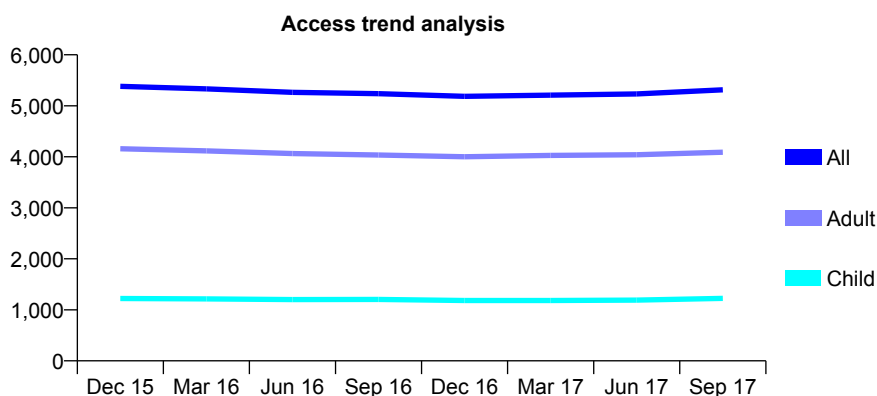
Q63 - Vital Signs At a Glance Contract Report for 656704/0003 - September 2017

Name or company name	MR R PATEL
Contract type name	GDS Contract
Purpose of contract	General
Contract start date	01/04/2006
Contract end date	

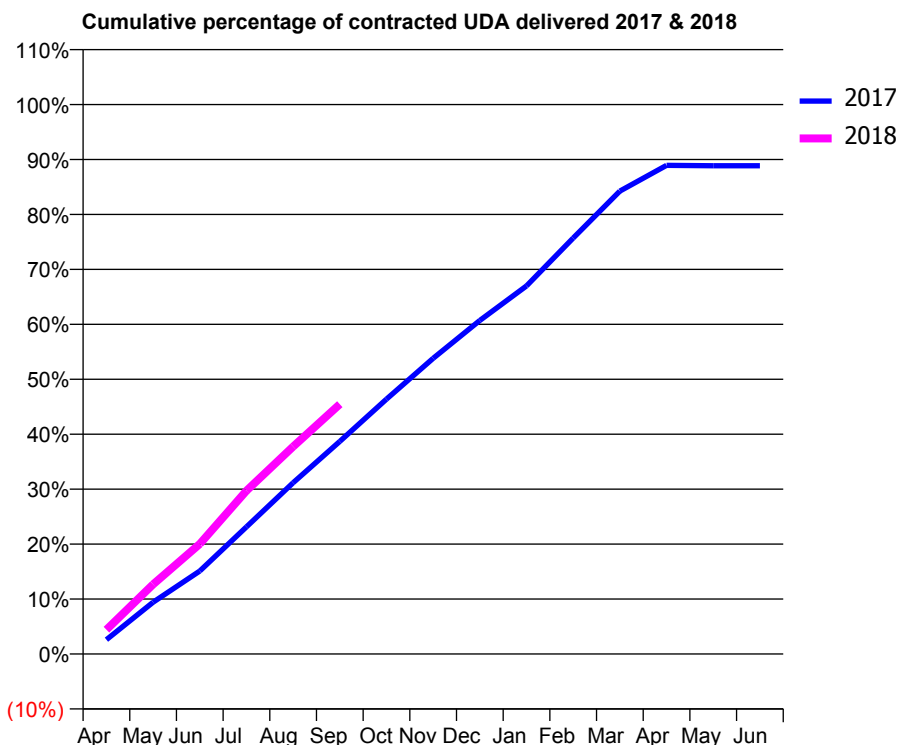
17/18 Contracted general activity (UDA)	15,926
Carry forward general activity (UDA)	0
17/18 Contracted orthodontic activity (UOA)	0
Carry forward orthodontic activity (UOA)	0
Baseline contract value	£446,612.97

ACCESS*

Patients seen in 24 months	Total	Change since previous quarter
Quarter ending September 2016	5,239	
Quarter ending December 2016	5,185	↓
Quarter ending March 2017	5,210	→
Quarter ending June 2017	5,232	→
Quarter ending September 2017	5,313	→
Variance since September 2016	1.4%	→



ACTIVITY



Month	Adjusted Scheduled Activity (UDA)	
	2017	2018
April	415	705
May	1,503	2,019
June	2,407	3,189
July	3,685	4,734
August	4,964	6,013
September	6,161	7,241
October	7,387	
November	8,569	
December	9,666	
January	10,669	
February	12,055	
March	13,415	
April	14,164	
May	14,151	
June	14,151	

QUALITY

	Quantity	Base Number	Contract	AT	Region	England
% of FP17s for the same patient ID Re-attending within 3 months - Children	68	866	7.9%	9.8%	11.2%	11.9%
% of FP17s for the same patient ID Re-attending within 3 months - Adults	295	2,219	13.3%	15.2%	16.6%	15.9%
% of FP17s for the same patient ID Re-attending between 3 & 9 months - Children	373	866	43.1%	47.7%	47.0%	58.1%
% of FP17s for the same patient ID Re-attending between 3 & 9 months - Adults	806	2,219	36.3%	38.2%	38.2%	50.6%
% of FP17s for Band 1 Urgent Courses	211	2,854	7.4%	10.0%	10.6%	9.1%
% of FP17s Relating to Free Repair or Replacements	53	2,854	1.9%	0.6%	0.6%	0.8%
% of FP17s Relating to Continuations	32	2,854	1.1%	0.9%	0.8%	1.1%
% of Patients satisfied with the dentistry they have received	8	8	N/A	89.8%	89.2%	91.4%
% of Patients satisfied with the time they had to wait for an appointment	8	8	N/A	86.1%	83.4%	87.7%

* This is based on patients treated on this contract for their most recent course of treatment. Figures in italics indicate the base number of FP17s or Patient Questionnaire responses are less than 100. N/A is shown where the base number of responses is less than 10 during the period. % is calculated as Quantity/Base number*100

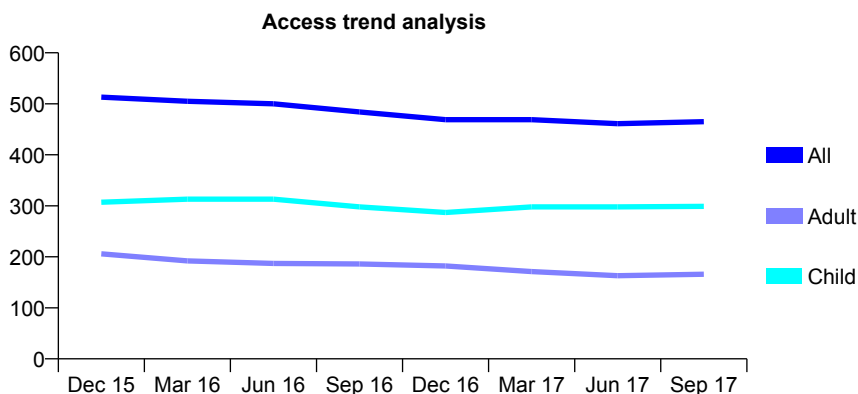
Q63 - Vital Signs At a Glance Contract Report for 656917/0001 - September 2017

Name or company name	MR P MORAITIS
Contract type name	GDS Contract
Purpose of contract	General
Contract start date	01/04/2006
Contract end date	

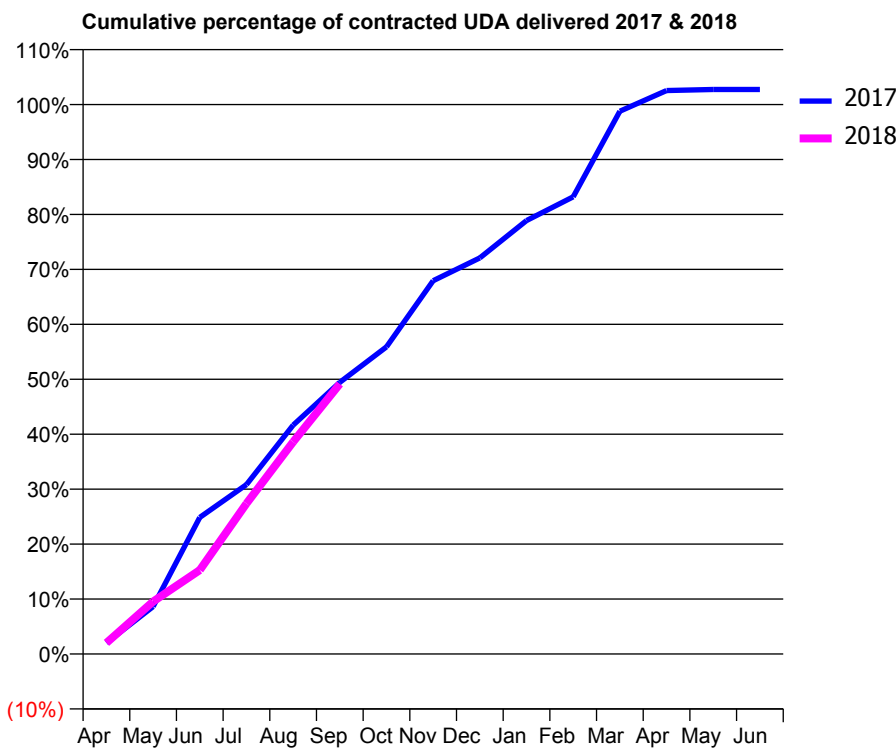
17/18 Contracted general activity (UDA)	1,090
Carry forward general activity (UDA)	-22
17/18 Contracted orthodontic activity (UOA)	0
Carry forward orthodontic activity (UOA)	0
Baseline contract value	£29,562.88

ACCESS*

Patients seen in 24 months	Total	Change since previous quarter
Quarter ending September 2016	484	
Quarter ending December 2016	469	↓
Quarter ending March 2017	469	→
Quarter ending June 2017	461	↓
Quarter ending September 2017	465	→
Variance since September 2016	(3.9%)	↓



ACTIVITY



Month	Adjusted Scheduled Activity (UDA)	
	2017	2018
April	22	22
May	94	104
June	271	166
July	336	298
August	454	421
September	539	536
October	609	
November	741	
December	786	
January	860	
February	907	
March	1,077	
April	1,118	
May	1,120	
June	1,120	

QUALITY

	Quantity	Base Number	Contract	AT	Region	England
% of FP17s for the same patient ID Re-attending within 3 months - Children	5	192	2.6%	9.8%	11.2%	11.9%
% of FP17s for the same patient ID Re-attending within 3 months - Adults	17	89	19.1%	15.2%	16.6%	15.9%
% of FP17s for the same patient ID Re-attending between 3 & 9 months - Children	117	192	60.9%	47.7%	47.0%	58.1%
% of FP17s for the same patient ID Re-attending between 3 & 9 months - Adults	37	89	41.6%	38.2%	38.2%	50.6%
% of FP17s for Band 1 Urgent Courses	4	257	1.6%	10.0%	10.6%	9.1%
% of FP17s Relating to Free Repair or Replacements	0	257	0.0%	0.6%	0.6%	0.8%
% of FP17s Relating to Continuations	0	257	0.0%	0.9%	0.8%	1.1%
% of Patients satisfied with the dentistry they have received	2	2	N/A	89.8%	89.2%	91.4%
% of Patients satisfied with the time they had to wait for an appointment	2	2	N/A	86.1%	83.4%	87.7%

* This is based on patients treated on this contract for their most recent course of treatment. Figures in italics indicate the base number of FP17s or Patient Questionnaire responses are less than 100. N/A is shown where the base number of responses is less than 10 during the period. % is calculated as Quantity/Base number*100

Q63 - Vital Signs At a Glance Contract Report for 671908/0001 - September 2017

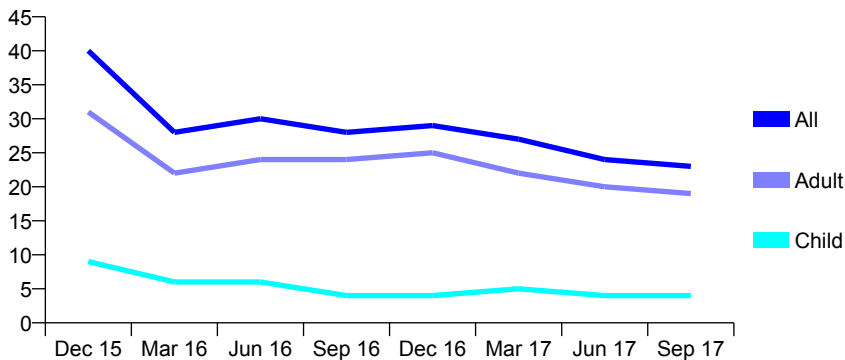
Name or company name	MR J SHELDON
Contract type name	GDS Contract
Purpose of contract	General
Contract start date	01/04/2006
Contract end date	

17/18 Contracted general activity (UDA)	100
Carry forward general activity (UDA)	1
17/18 Contracted orthodontic activity (UOA)	0
Carry forward orthodontic activity (UOA)	0
Baseline contract value	£2,767.37

ACCESS*

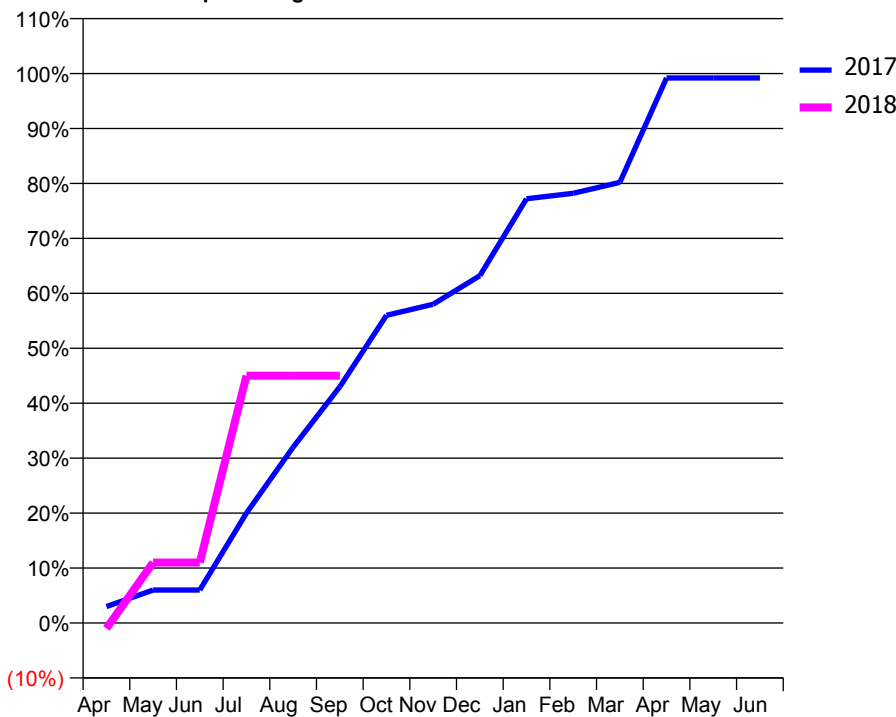
Patients seen in 24 months	Total	Change since previous quarter
Quarter ending September 2016	28	
Quarter ending December 2016	29	↑
Quarter ending March 2017	27	↓
Quarter ending June 2017	24	↓
Quarter ending September 2017	23	↓
Variance since September 2016	(17.9%)	↓

Access trend analysis



ACTIVITY

Cumulative percentage of contracted UDA delivered 2017 & 2018



Adjusted Scheduled Activity (UDA)

Month	2017	2018
April	3	-1
May	6	11
June	6	11
July	20	45
August	32	45
September	43	45
October	56	
November	58	
December	63	
January	77	
February	78	
March	80	
April	99	
May	99	
June	99	

QUALITY

	Quantity	Base Number	Contract	AT	Region	England
% of FP17s for the same patient ID Re-attending within 3 months - Children	0	3	0.0%	9.8%	11.2%	11.9%
% of FP17s for the same patient ID Re-attending within 3 months - Adults	2	17	11.8%	15.2%	16.6%	15.9%
% of FP17s for the same patient ID Re-attending between 3 & 9 months - Children	2	3	66.7%	47.7%	47.0%	58.1%
% of FP17s for the same patient ID Re-attending between 3 & 9 months - Adults	12	17	70.6%	38.2%	38.2%	50.6%
% of FP17s for Band 1 Urgent Courses	0	16	0.0%	10.0%	10.6%	9.1%
% of FP17s Relating to Free Repair or Replacements	0	16	0.0%	0.6%	0.6%	0.8%
% of FP17s Relating to Continuations	0	16	0.0%	0.9%	0.8%	1.1%
% of Patients satisfied with the dentistry they have received	0	0	N/A	89.8%	89.2%	91.4%
% of Patients satisfied with the time they had to wait for an appointment	0	0	N/A	86.1%	83.4%	87.7%

* This is based on patients treated on this contract for their most recent course of treatment. Figures in italics indicate the base number of FP17s or Patient Questionnaire responses are less than 100. N/A is shown where the base number of responses is less than 10 during the period. % is calculated as Quantity/Base number*100

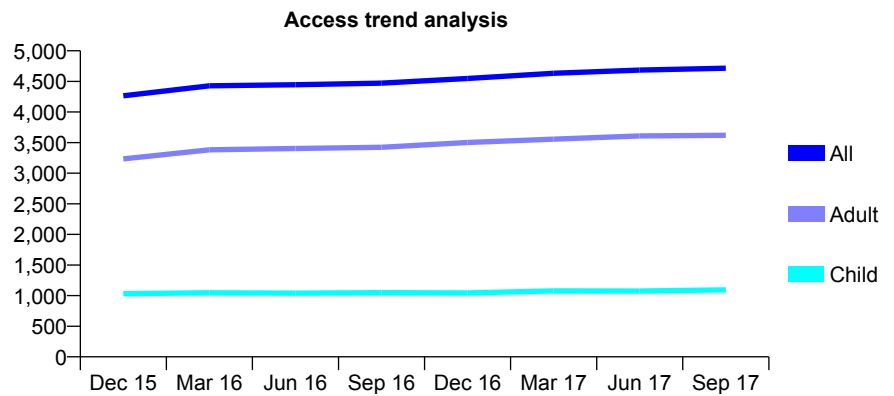
Q63 - Vital Signs At a Glance Contract Report for 673498/0001 - September 2017

Name or company name	MR TM ASHRAF
Contract type name	GDS Contract
Purpose of contract	General
Contract start date	01/04/2006
Contract end date	

17/18 Contracted general activity (UDA)	14,750
Carry forward general activity (UDA)	165
17/18 Contracted orthodontic activity (UOA)	0
Carry forward orthodontic activity (UOA)	0
Baseline contract value	£376,787.37

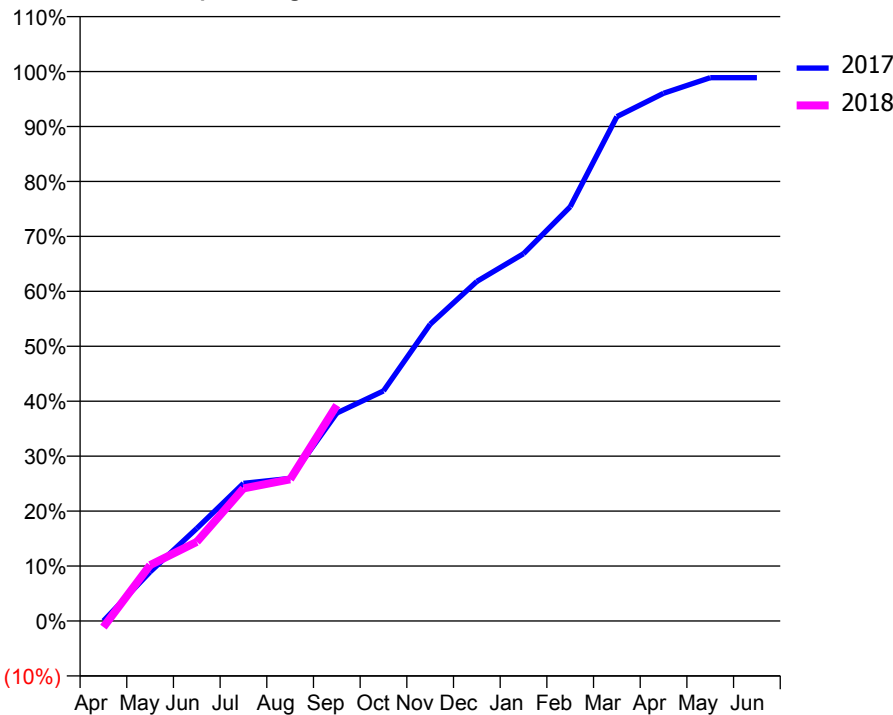
ACCESS*

Patients seen in 24 months	Total	Change since previous quarter
Quarter ending September 2016	4,472	
Quarter ending December 2016	4,548	→
Quarter ending March 2017	4,633	→
Quarter ending June 2017	4,685	→
Quarter ending September 2017	4,715	→
Variance since September 2016	5.4%	↑



ACTIVITY

Cumulative percentage of contracted UDA delivered 2017 & 2018



Month	Adjusted Scheduled Activity (UDA)	
	2017	2018
April	0	-165
May	1,319	1,503
June	2,487	2,123
July	3,695	3,559
August	3,829	3,804
September	5,580	5,792
October	6,175	
November	7,966	
December	9,114	
January	9,858	
February	11,120	
March	13,540	
April	14,165	
May	14,582	
June	14,585	

QUALITY

	Quantity	Base Number	Contract	AT	Region	England
% of FP17s for the same patient ID Re-attending within 3 months - Children	36	701	5.1%	9.8%	11.2%	11.9%
% of FP17s for the same patient ID Re-attending within 3 months - Adults	261	1,803	14.5%	15.2%	16.6%	15.9%
% of FP17s for the same patient ID Re-attending between 3 & 9 months - Children	359	701	51.2%	47.7%	47.0%	58.1%
% of FP17s for the same patient ID Re-attending between 3 & 9 months - Adults	596	1,803	33.1%	38.2%	38.2%	50.6%
% of FP17s for Band 1 Urgent Courses	132	2,223	5.9%	10.0%	10.6%	9.1%
% of FP17s Relating to Free Repair or Replacements	23	2,223	1.0%	0.6%	0.6%	0.8%
% of FP17s Relating to Continuations	61	2,223	2.7%	0.9%	0.8%	1.1%
% of Patients satisfied with the dentistry they have received	5	5	N/A	89.8%	89.2%	91.4%
% of Patients satisfied with the time they had to wait for an appointment	4	5	N/A	86.1%	83.4%	87.7%

* This is based on patients treated on this contract for their most recent course of treatment. Figures in italics indicate the base number of FP17s or Patient Questionnaire responses are less than 100. N/A is shown where the base number of responses is less than 10 during the period. % is calculated as Quantity/Base number*100

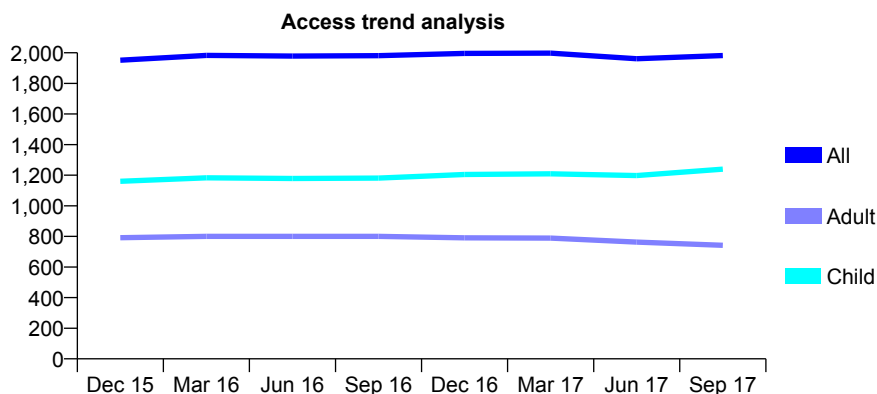
Q63 - Vital Signs At a Glance Contract Report for 674656/0001 - September 2017

Name or company name	MRS B VAHEESWARAN
Contract type name	GDS Contract
Purpose of contract	General
Contract start date	01/04/2006
Contract end date	

17/18 Contracted general activity (UDA)	5,998
Carry forward general activity (UDA)	-41
17/18 Contracted orthodontic activity (UOA)	0
Carry forward orthodontic activity (UOA)	0
Baseline contract value	£173,763.43

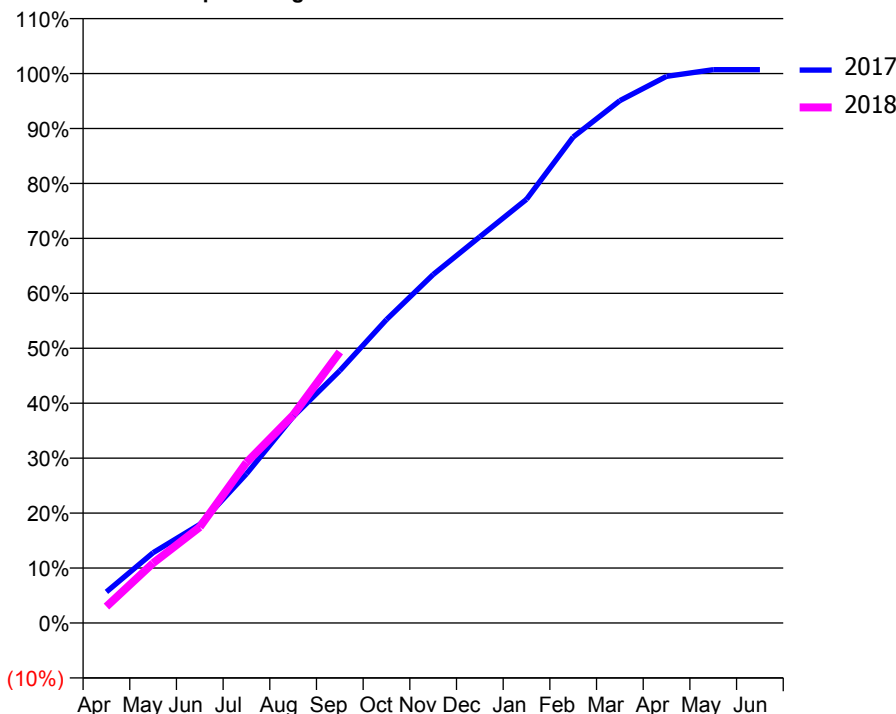
ACCESS*

Patients seen in 24 months	Total	Change since previous quarter
Quarter ending September 2016	1,981	
Quarter ending December 2016	1,996	→
Quarter ending March 2017	1,998	→
Quarter ending June 2017	1,961	↓
Quarter ending September 2017	1,982	→
Variance since September 2016	0.1%	→



ACTIVITY

Cumulative percentage of contracted UDA delivered 2017 & 2018



Month	Adjusted Scheduled Activity (UDA)	
	2017	2018
April	340	180
May	768	654
June	1,076	1,048
July	1,628	1,752
August	2,252	2,269
September	2,755	2,958
October	3,312	
November	3,804	
December	4,216	
January	4,625	
February	5,305	
March	5,702	
April	5,967	
May	6,039	
June	6,039	

QUALITY

	Quantity	Base Number	Contract	AT	Region	England
% of FP17s for the same patient ID Re-attending within 3 months - Children	75	948	7.9%	9.8%	11.2%	11.9%
% of FP17s for the same patient ID Re-attending within 3 months - Adults	141	487	29.0%	15.2%	16.6%	15.9%
% of FP17s for the same patient ID Re-attending between 3 & 9 months - Children	527	948	55.6%	47.7%	47.0%	58.1%
% of FP17s for the same patient ID Re-attending between 3 & 9 months - Adults	180	487	37.0%	38.2%	38.2%	50.6%
% of FP17s for Band 1 Urgent Courses	117	1,326	8.8%	10.0%	10.6%	9.1%
% of FP17s Relating to Free Repair or Replacements	0	1,326	0.0%	0.6%	0.6%	0.8%
% of FP17s Relating to Continuations	0	1,326	0.0%	0.9%	0.8%	1.1%
% of Patients satisfied with the dentistry they have received	2	3	N/A	89.8%	89.2%	91.4%
% of Patients satisfied with the time they had to wait for an appointment	3	3	N/A	86.1%	83.4%	87.7%

* This is based on patients treated on this contract for their most recent course of treatment. Figures in italics indicate the base number of FP17s or Patient Questionnaire responses are less than 100. N/A is shown where the base number of responses is less than 10 during the period. % is calculated as Quantity/Base number*100

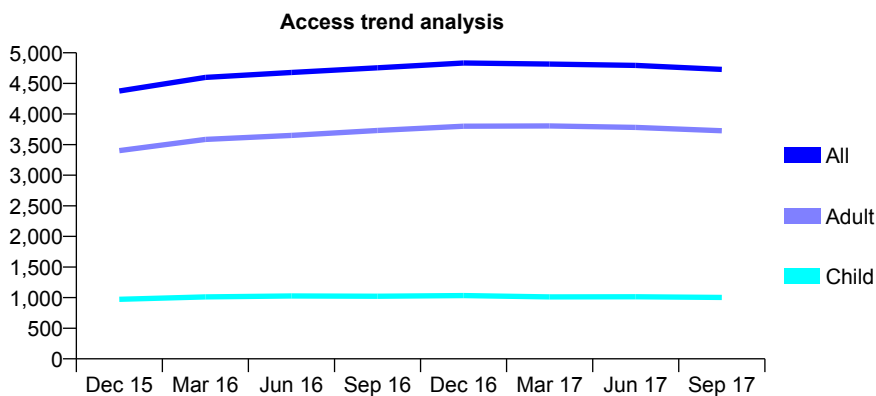
Q63 - Vital Signs At a Glance Contract Report for 674915/0001 - September 2017

Name or company name	MISS P AKHAVAN-TABIB
Contract type name	GDS Contract
Purpose of contract	General
Contract start date	01/04/2006
Contract end date	

17/18 Contracted general activity (UDA)	20,491
Carry forward general activity (UDA)	37
17/18 Contracted orthodontic activity (UOA)	0
Carry forward orthodontic activity (UOA)	0
Baseline contract value	£557,975.69

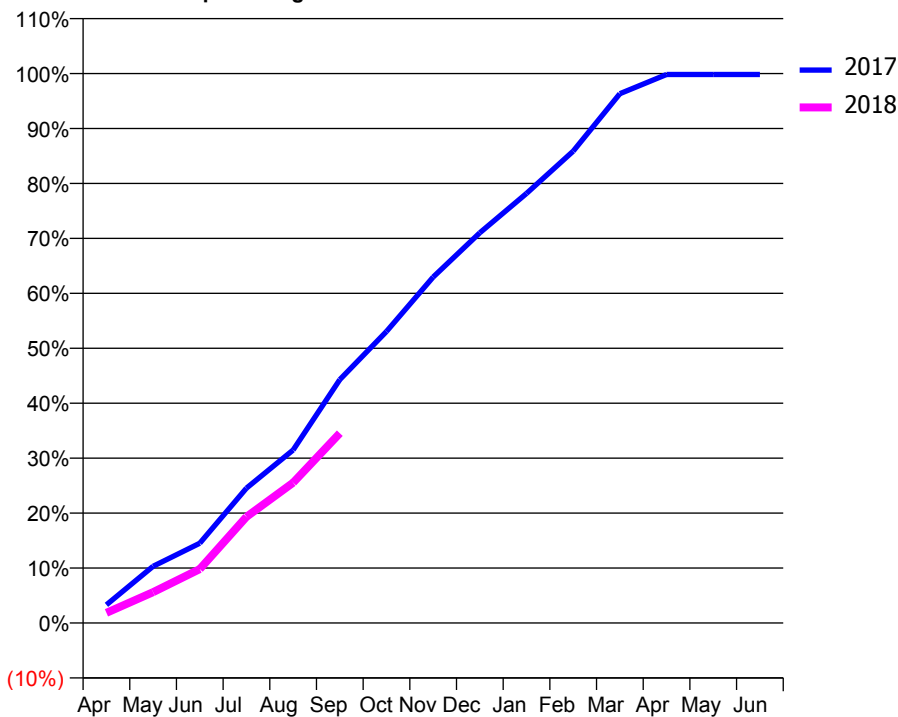
ACCESS*

Patients seen in 24 months	Total	Change since previous quarter
Quarter ending September 2016	4,754	
Quarter ending December 2016	4,834	→
Quarter ending March 2017	4,815	→
Quarter ending June 2017	4,795	→
Quarter ending September 2017	4,729	↓
Variance since September 2016	(0.5%)	→



ACTIVITY

Cumulative percentage of contracted UDA delivered 2017 & 2018



Month	Adjusted Scheduled Activity (UDA)	
	2017	2018
April	681	382
May	2,116	1,149
June	2,976	2,010
July	5,031	3,963
August	6,453	5,232
September	9,079	7,077
October	10,870	
November	12,903	
December	14,554	
January	16,017	
February	17,595	
March	19,736	
April	20,454	
May	20,454	
June	20,454	

QUALITY

	Quantity	Base Number	Contract	AT	Region	England
% of FP17s for the same patient ID Re-attending within 3 months - Children	40	499	8.0%	9.8%	11.2%	11.9%
% of FP17s for the same patient ID Re-attending within 3 months - Adults	267	1,571	17.0%	15.2%	16.6%	15.9%
% of FP17s for the same patient ID Re-attending between 3 & 9 months - Children	152	499	30.5%	47.7%	47.0%	58.1%
% of FP17s for the same patient ID Re-attending between 3 & 9 months - Adults	416	1,571	26.5%	38.2%	38.2%	50.6%
% of FP17s for Band 1 Urgent Courses	239	1,776	13.5%	10.0%	10.6%	9.1%
% of FP17s Relating to Free Repair or Replacements	10	1,776	0.6%	0.6%	0.6%	0.8%
% of FP17s Relating to Continuations	49	1,776	2.8%	0.9%	0.8%	1.1%
% of Patients satisfied with the dentistry they have received	5	5	N/A	89.8%	89.2%	91.4%
% of Patients satisfied with the time they had to wait for an appointment	4	5	N/A	86.1%	83.4%	87.7%

* This is based on patients treated on this contract for their most recent course of treatment. Figures in italics indicate the base number of FP17s or Patient Questionnaire responses are less than 100. N/A is shown where the base number of responses is less than 10 during the period. % is calculated as Quantity/Base number*100

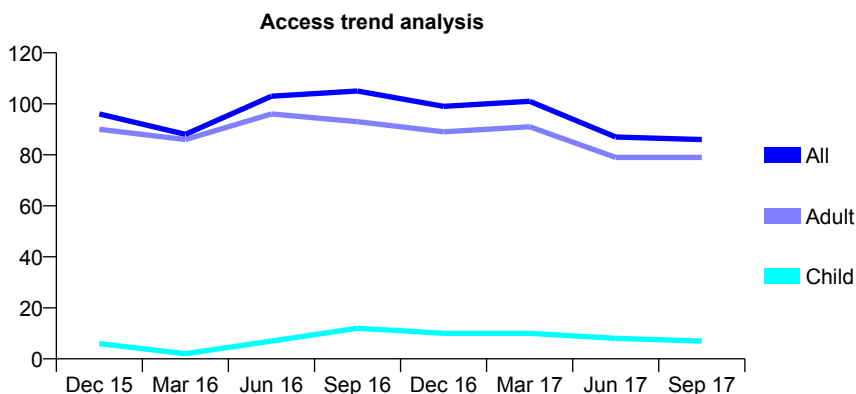
Q63 - Vital Signs At a Glance Contract Report for 674915/0004 - September 2017

Name or company name	MISS P AKHAVAN-TABIB
Contract type name	PDS Contract
Purpose of contract	General
Contract start date	01/08/2010
Contract end date	31/03/2018

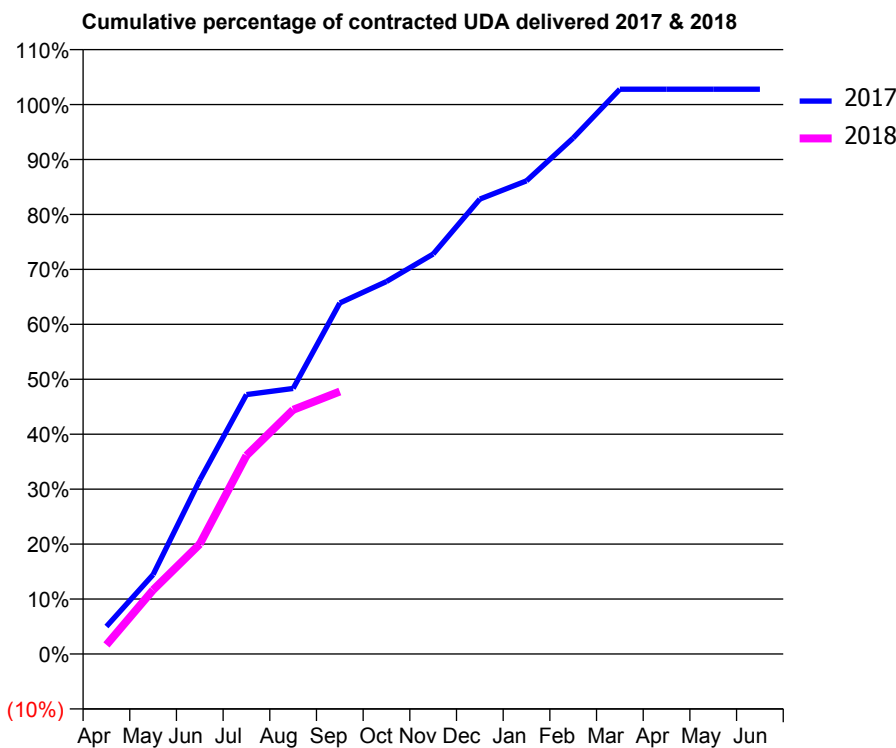
17/18 Contracted general activity (UDA)	180
Carry forward general activity (UDA)	0
17/18 Contracted orthodontic activity (UOA)	0
Carry forward orthodontic activity (UOA)	0
Baseline contract value	£9,352.86

ACCESS*

Patients seen in 24 months	Total	Change since previous quarter
Quarter ending September 2016	105	
Quarter ending December 2016	99	↓
Quarter ending March 2017	101	↑
Quarter ending June 2017	87	↓
Quarter ending September 2017	86	↓
Variance since September 2016	(18.1%)	↓



ACTIVITY



Month	Adjusted Scheduled Activity (UDA)	
	2017	2018
April	9	3
May	26	21
June	57	36
July	85	65
August	87	80
September	115	86
October	122	
November	131	
December	149	
January	155	
February	169	
March	185	
April	185	
May	185	
June	185	

QUALITY

	Quantity	Base Number	Contract	AT	Region	England
% of FP17s for the same patient ID Re-attending within 3 months - Children	0	3	0.0%	9.8%	11.2%	11.9%
% of FP17s for the same patient ID Re-attending within 3 months - Adults	0	32	0.0%	15.2%	16.6%	15.9%
% of FP17s for the same patient ID Re-attending between 3 & 9 months - Children	0	3	0.0%	47.7%	47.0%	58.1%
% of FP17s for the same patient ID Re-attending between 3 & 9 months - Adults	0	32	0.0%	38.2%	38.2%	50.6%
% of FP17s for Band 1 Urgent Courses	0	35	0.0%	10.0%	10.6%	9.1%
% of FP17s Relating to Free Repair or Replacements	0	35	0.0%	0.6%	0.6%	0.8%
% of FP17s Relating to Continuations	0	35	0.0%	0.9%	0.8%	1.1%
% of Patients satisfied with the dentistry they have received	0	0	N/A	89.8%	89.2%	91.4%
% of Patients satisfied with the time they had to wait for an appointment	0	0	N/A	86.1%	83.4%	87.7%

* This is based on patients treated on this contract for their most recent course of treatment. Figures in italics indicate the base number of FP17s or Patient Questionnaire responses are less than 100. N/A is shown where the base number of responses is less than 10 during the period. % is calculated as Quantity/Base number*100

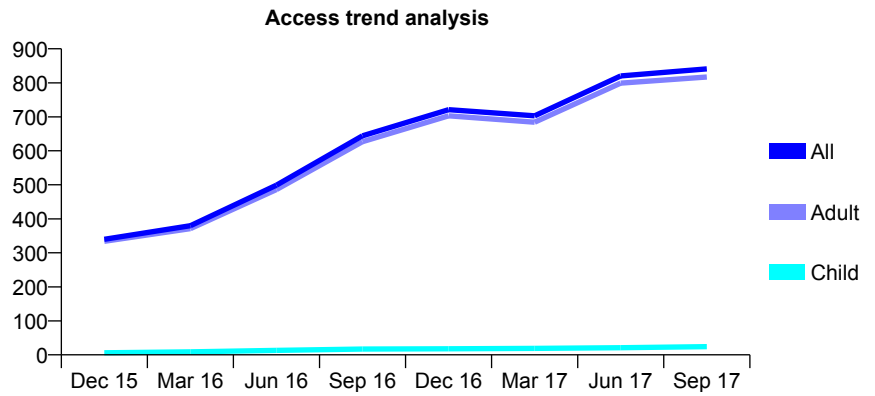
Q63 - Vital Signs At a Glance Contract Report for 674915/0006 - September 2017

Name or company name	MISS P AKHAVAN-TABIB
Contract type name	PDS Contract
Purpose of contract	General
Contract start date	01/09/2010
Contract end date	30/11/2017

17/18 Contracted general activity (UDA)	1,333
Carry forward general activity (UDA)	0
17/18 Contracted orthodontic activity (UOA)	0
Carry forward orthodontic activity (UOA)	0
Baseline contract value	£67,491.09

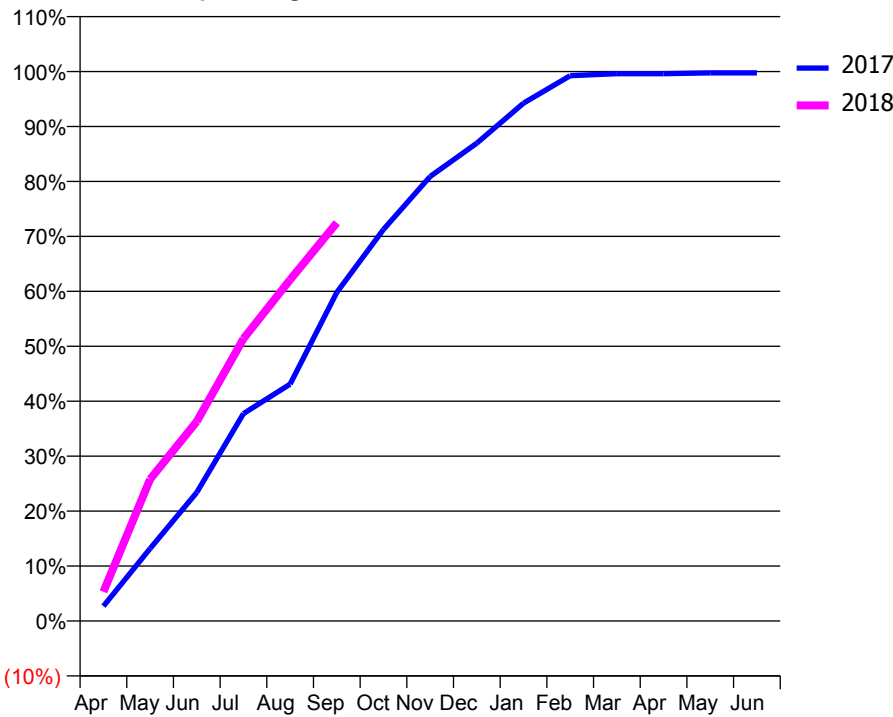
ACCESS*

Patients seen in 24 months	Total	Change since previous quarter
Quarter ending September 2016	644	
Quarter ending December 2016	721	↑
Quarter ending March 2017	703	↓
Quarter ending June 2017	820	↑
Quarter ending September 2017	841	↑
Variance since September 2016	30.6%	↑



ACTIVITY

Cumulative percentage of contracted UDA delivered 2017 & 2018



Month	Adjusted Scheduled Activity (UDA)	
	2017	2018
April	54	71
May	264	344
June	468	484
July	755	685
August	862	828
September	1,196	966
October	1,425	
November	1,618	
December	1,739	
January	1,885	
February	1,985	
March	1,992	
April	1,992	
May	1,995	
June	1,995	

QUALITY

	Quantity	Base Number	Contract	AT	Region	England
% of FP17s for the same patient ID Re-attending within 3 months - Children	0	13	0.0%	9.8%	11.2%	11.9%
% of FP17s for the same patient ID Re-attending within 3 months - Adults	4	383	1.0%	15.2%	16.6%	15.9%
% of FP17s for the same patient ID Re-attending between 3 & 9 months - Children	1	13	7.7%	47.7%	47.0%	58.1%
% of FP17s for the same patient ID Re-attending between 3 & 9 months - Adults	2	383	0.5%	38.2%	38.2%	50.6%
% of FP17s for Band 1 Urgent Courses	0	395	0.0%	10.0%	10.6%	9.1%
% of FP17s Relating to Free Repair or Replacements	0	395	0.0%	0.6%	0.6%	0.8%
% of FP17s Relating to Continuations	0	395	0.0%	0.9%	0.8%	1.1%
% of Patients satisfied with the dentistry they have received	0	0	N/A	89.8%	89.2%	91.4%
% of Patients satisfied with the time they had to wait for an appointment	0	0	N/A	86.1%	83.4%	87.7%

* This is based on patients treated on this contract for their most recent course of treatment. Figures in italics indicate the base number of FP17s or Patient Questionnaire responses are less than 100. N/A is shown where the base number of responses is less than 10 during the period. % is calculated as Quantity/Base number*100

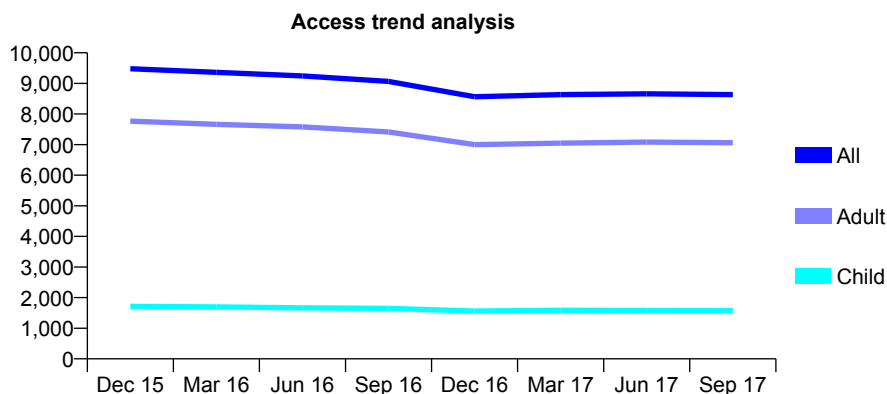
Q63 - Vital Signs At a Glance Contract Report for 675075/0001 - September 2017

Name or company name	MR S SRI RANGANATHAN
Contract type name	GDS Contract
Purpose of contract	General
Contract start date	01/04/2006
Contract end date	

17/18 Contracted general activity (UDA)	30,570
Carry forward general activity (UDA)	0
17/18 Contracted orthodontic activity (UOA)	0
Carry forward orthodontic activity (UOA)	0
Baseline contract value	£861,688.28

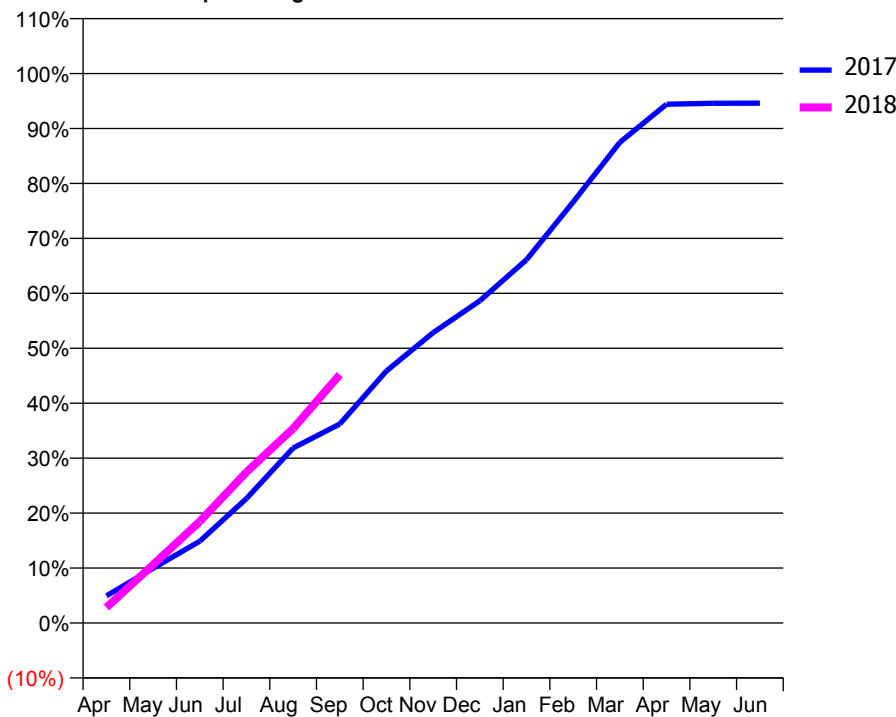
ACCESS*

Patients seen in 24 months	Total	Change since previous quarter
Quarter ending September 2016	9,065	
Quarter ending December 2016	8,563	↓
Quarter ending March 2017	8,636	→
Quarter ending June 2017	8,660	→
Quarter ending September 2017	8,635	→
Variance since September 2016	(4.7%)	↓



ACTIVITY

Cumulative percentage of contracted UDA delivered 2017 & 2018



Month	Adjusted Scheduled Activity (UDA)	
	2017	2018
April	1,510	862
May	3,049	3,249
June	4,551	5,653
July	6,923	8,396
August	9,737	10,822
September	11,071	13,818
October	14,025	
November	16,155	
December	17,923	
January	20,213	
February	23,424	
March	26,736	
April	28,858	
May	28,912	
June	28,922	

QUALITY

	Quantity	Base Number	Contract	AT	Region	England
% of FP17s for the same patient ID Re-attending within 3 months - Children	55	820	6.7%	9.8%	11.2%	11.9%
% of FP17s for the same patient ID Re-attending within 3 months - Adults	550	3,660	15.0%	15.2%	16.6%	15.9%
% of FP17s for the same patient ID Re-attending between 3 & 9 months - Children	267	820	32.6%	47.7%	47.0%	58.1%
% of FP17s for the same patient ID Re-attending between 3 & 9 months - Adults	811	3,660	22.2%	38.2%	38.2%	50.6%
% of FP17s for Band 1 Urgent Courses	413	3,908	10.6%	10.0%	10.6%	9.1%
% of FP17s Relating to Free Repair or Replacements	22	3,908	0.6%	0.6%	0.6%	0.8%
% of FP17s Relating to Continuations	85	3,908	2.2%	0.9%	0.8%	1.1%
% of Patients satisfied with the dentistry they have received	15	18	83.3%	89.8%	89.2%	91.4%
% of Patients satisfied with the time they had to wait for an appointment	17	18	94.4%	86.1%	83.4%	87.7%

* This is based on patients treated on this contract for their most recent course of treatment. Figures in italics indicate the base number of FP17s or Patient Questionnaire responses are less than 100. N/A is shown where the base number of responses is less than 10 during the period. % is calculated as Quantity/Base number*100

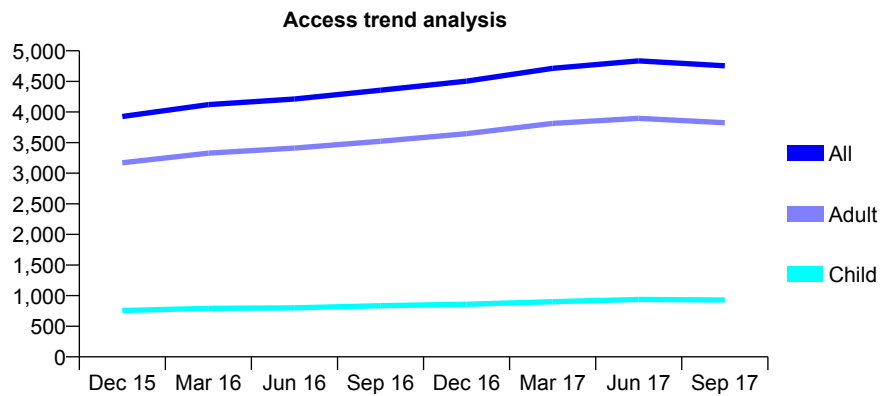
Q63 - Vital Signs At a Glance Contract Report for 675075/0002 - September 2017

Name or company name	MR S SRI RANGANATHAN
Contract type name	GDS Contract
Purpose of contract	General
Contract start date	01/04/2006
Contract end date	

17/18 Contracted general activity (UDA)	11,326
Carry forward general activity (UDA)	-167
17/18 Contracted orthodontic activity (UOA)	0
Carry forward orthodontic activity (UOA)	0
Baseline contract value	£316,532.86

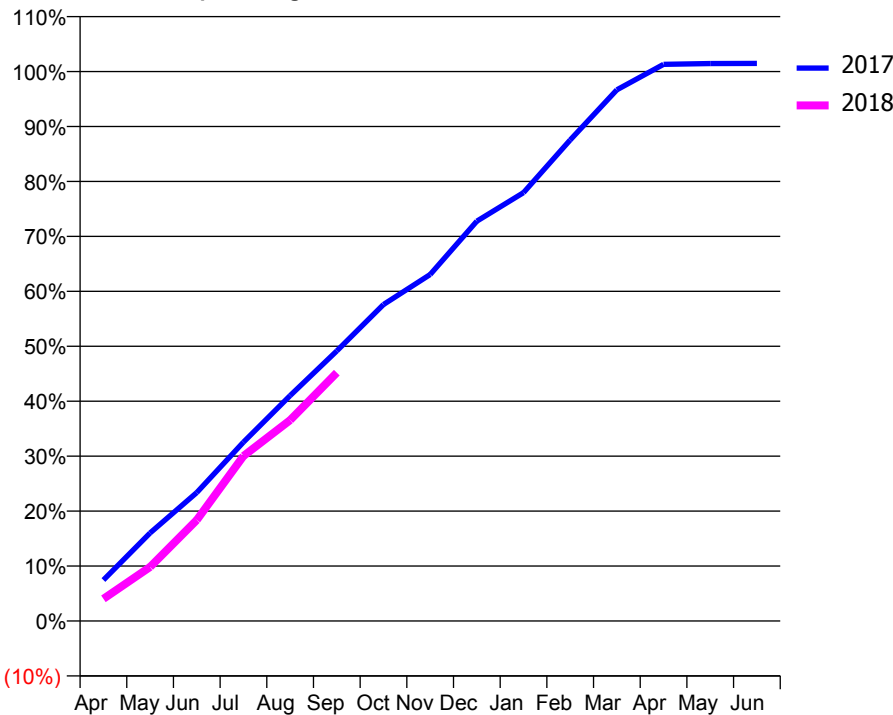
ACCESS*

Patients seen in 24 months	Total	Change since previous quarter
Quarter ending September 2016	4,357	
Quarter ending December 2016	4,505	↑
Quarter ending March 2017	4,713	↑
Quarter ending June 2017	4,835	↑
Quarter ending September 2017	4,754	↓
Variance since September 2016	9.1%	↑



ACTIVITY

Cumulative percentage of contracted UDA delivered 2017 & 2018



Month	Adjusted Scheduled Activity (UDA)	
	2017	2018
April	846	457
May	1,815	1,115
June	2,649	2,083
July	3,687	3,402
August	4,648	4,142
September	5,568	5,120
October	6,524	
November	7,143	
December	8,240	
January	8,829	
February	9,916	
March	10,948	
April	11,473	
May	11,490	
June	11,493	

QUALITY

	Quantity	Base Number	Contract	AT	Region	England
% of FP17s for the same patient ID Re-attending within 3 months - Children	38	432	8.8%	9.8%	11.2%	11.9%
% of FP17s for the same patient ID Re-attending within 3 months - Adults	225	1,617	13.9%	15.2%	16.6%	15.9%
% of FP17s for the same patient ID Re-attending between 3 & 9 months - Children	103	432	23.8%	47.7%	47.0%	58.1%
% of FP17s for the same patient ID Re-attending between 3 & 9 months - Adults	320	1,617	19.8%	38.2%	38.2%	50.6%
% of FP17s for Band 1 Urgent Courses	309	1,863	16.6%	10.0%	10.6%	9.1%
% of FP17s Relating to Free Repair or Replacements	6	1,863	0.3%	0.6%	0.6%	0.8%
% of FP17s Relating to Continuations	16	1,863	0.9%	0.9%	0.8%	1.1%
% of Patients satisfied with the dentistry they have received	3	5	N/A	89.8%	89.2%	91.4%
% of Patients satisfied with the time they had to wait for an appointment	3	5	N/A	86.1%	83.4%	87.7%

* This is based on patients treated on this contract for their most recent course of treatment. Figures in italics indicate the base number of FP17s or Patient Questionnaire responses are less than 100. N/A is shown where the base number of responses is less than 10 during the period. % is calculated as Quantity/Base number*100

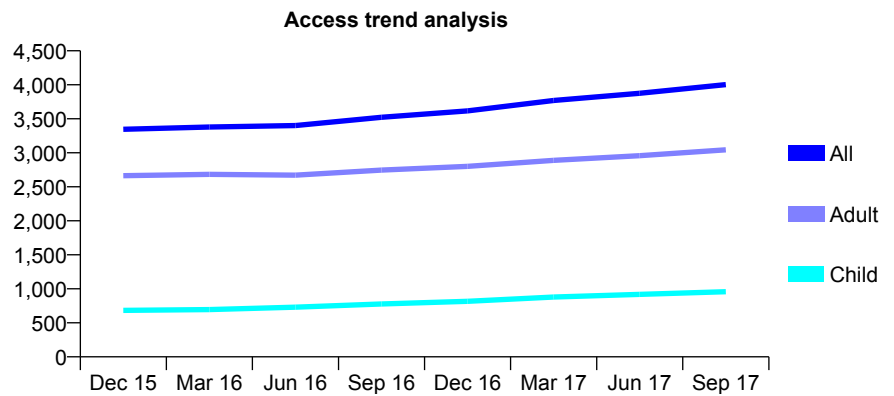
Q63 - Vital Signs At a Glance Contract Report for 676632/0001 - September 2017

Name or company name	MR J HAGHBEDEH
Contract type name	GDS Contract
Purpose of contract	General
Contract start date	01/12/2009
Contract end date	

17/18 Contracted general activity (UDA)	12,477
Carry forward general activity (UDA)	554
17/18 Contracted orthodontic activity (UOA)	0
Carry forward orthodontic activity (UOA)	0
Baseline contract value	£297,380.95

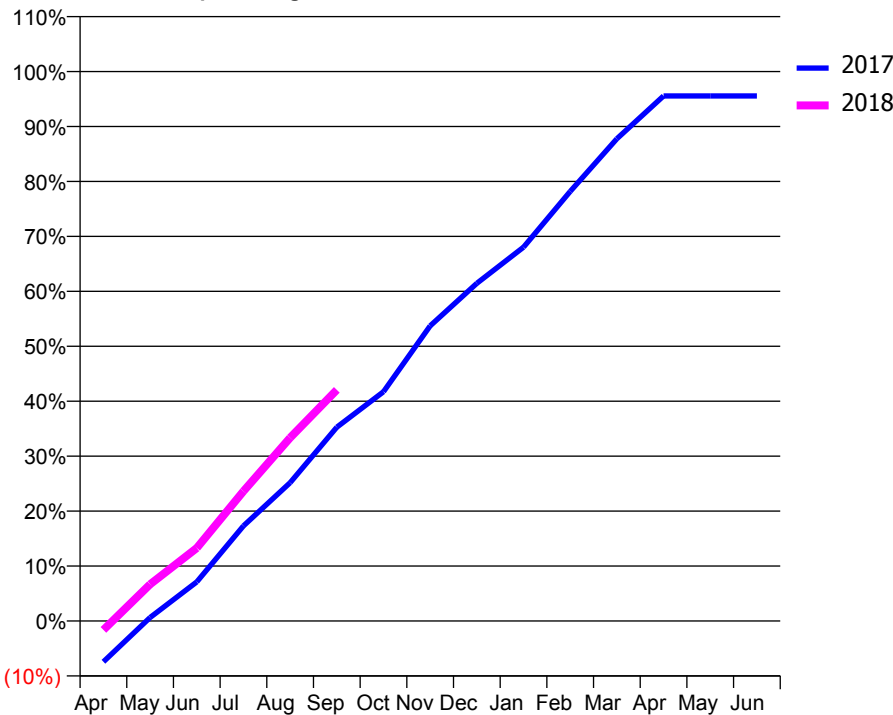
ACCESS*

Patients seen in 24 months	Total	Change since previous quarter
Quarter ending September 2016	3,523	
Quarter ending December 2016	3,617	↑
Quarter ending March 2017	3,769	↑
Quarter ending June 2017	3,876	↑
Quarter ending September 2017	4,002	↑
Variance since September 2016	13.6%	↑



ACTIVITY

Cumulative percentage of contracted UDA delivered 2017 & 2018



Month	Adjusted Scheduled Activity (UDA)	
	2017	2018
April	-927	-204
May	81	834
June	888	1,659
July	2,159	2,948
August	3,143	4,163
September	4,402	5,250
October	5,206	
November	6,703	
December	7,668	
January	8,487	
February	9,754	
March	10,951	
April	11,922	
May	11,923	
June	11,923	

QUALITY

	Quantity	Base Number	Contract	AT	Region	England
% of FP17s for the same patient ID Re-attending within 3 months - Children	76	784	9.7%	9.8%	11.2%	11.9%
% of FP17s for the same patient ID Re-attending within 3 months - Adults	395	2,243	17.6%	15.2%	16.6%	15.9%
% of FP17s for the same patient ID Re-attending between 3 & 9 months - Children	415	784	52.9%	47.7%	47.0%	58.1%
% of FP17s for the same patient ID Re-attending between 3 & 9 months - Adults	1,079	2,243	48.1%	38.2%	38.2%	50.6%
% of FP17s for Band 1 Urgent Courses	313	2,727	11.5%	10.0%	10.6%	9.1%
% of FP17s Relating to Free Repair or Replacements	24	2,727	0.9%	0.6%	0.6%	0.8%
% of FP17s Relating to Continuations	51	2,727	1.9%	0.9%	0.8%	1.1%
% of Patients satisfied with the dentistry they have received	9	9	N/A	89.8%	89.2%	91.4%
% of Patients satisfied with the time they had to wait for an appointment	9	9	N/A	86.1%	83.4%	87.7%

* This is based on patients treated on this contract for their most recent course of treatment. Figures in italics indicate the base number of FP17s or Patient Questionnaire responses are less than 100. N/A is shown where the base number of responses is less than 10 during the period. % is calculated as Quantity/Base number*100

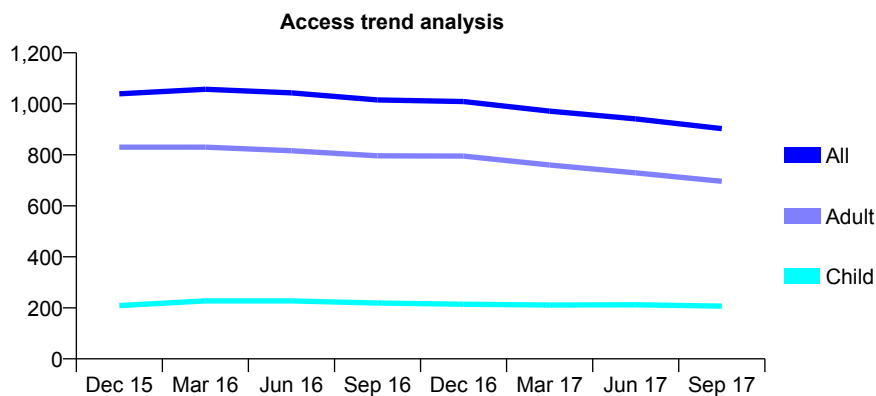
Q63 - Vital Signs At a Glance Contract Report for 677051/0001 - September 2017

Name or company name	MR R FARZAD
Contract type name	GDS Contract
Purpose of contract	General
Contract start date	01/04/2006
Contract end date	

17/18 Contracted general activity (UDA)	5,121
Carry forward general activity (UDA)	-8
17/18 Contracted orthodontic activity (UOA)	0
Carry forward orthodontic activity (UOA)	0
Baseline contract value	£210,863.47

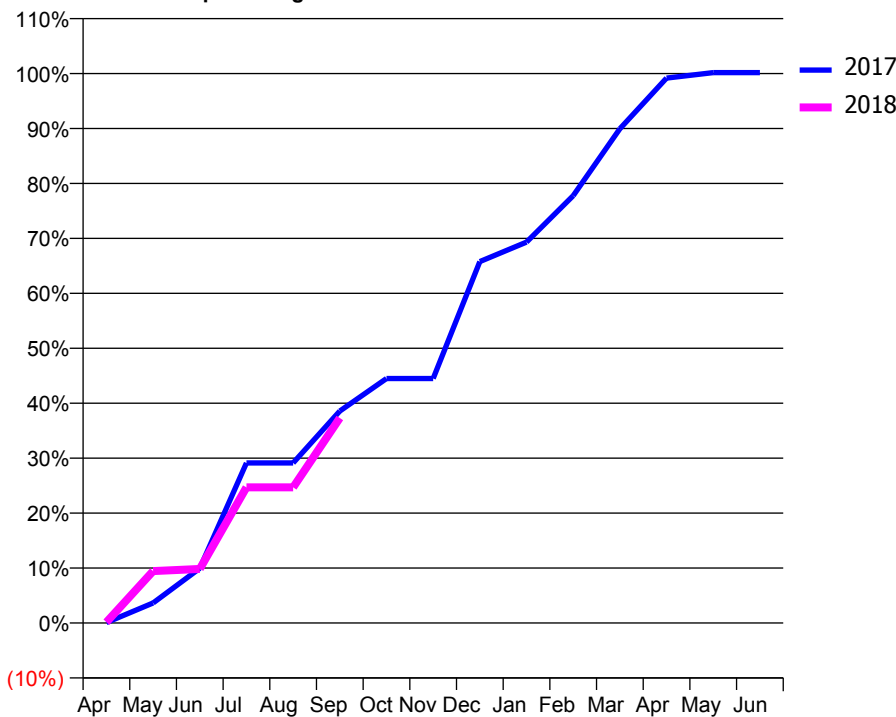
ACCESS*

Patients seen in 24 months	Total	Change since previous quarter
Quarter ending September 2016	1,015	
Quarter ending December 2016	1,009	→
Quarter ending March 2017	971	↓
Quarter ending June 2017	941	↓
Quarter ending September 2017	903	↓
Variance since September 2016	(11.0%)	↓



ACTIVITY

Cumulative percentage of contracted UDA delivered 2017 & 2018



Adjusted Scheduled Activity (UDA)

Month	2017	2018
April	4	8
May	187	484
June	510	504
July	1,492	1,264
August	1,492	1,264
September	1,975	1,911
October	2,279	
November	2,279	
December	3,368	
January	3,550	
February	3,982	
March	4,606	
April	5,079	
May	5,129	
June	5,129	

QUALITY

	Quantity	Base Number	Contract	AT	Region	England
% of FP17s for the same patient ID Re-attending within 3 months - Children	16	143	11.2%	9.8%	11.2%	11.9%
% of FP17s for the same patient ID Re-attending within 3 months - Adults	60	334	18.0%	15.2%	16.6%	15.9%
% of FP17s for the same patient ID Re-attending between 3 & 9 months - Children	67	143	46.9%	47.7%	47.0%	58.1%
% of FP17s for the same patient ID Re-attending between 3 & 9 months - Adults	110	334	32.9%	38.2%	38.2%	50.6%
% of FP17s for Band 1 Urgent Courses	35	391	9.0%	10.0%	10.6%	9.1%
% of FP17s Relating to Free Repair or Replacements	1	391	0.3%	0.6%	0.6%	0.8%
% of FP17s Relating to Continuations	2	391	0.5%	0.9%	0.8%	1.1%
% of Patients satisfied with the dentistry they have received	1	1	N/A	89.8%	89.2%	91.4%
% of Patients satisfied with the time they had to wait for an appointment	1	1	N/A	86.1%	83.4%	87.7%

* This is based on patients treated on this contract for their most recent course of treatment. Figures in italics indicate the base number of FP17s or Patient Questionnaire responses are less than 100. N/A is shown where the base number of responses is less than 10 during the period. % is calculated as Quantity/Base number*100

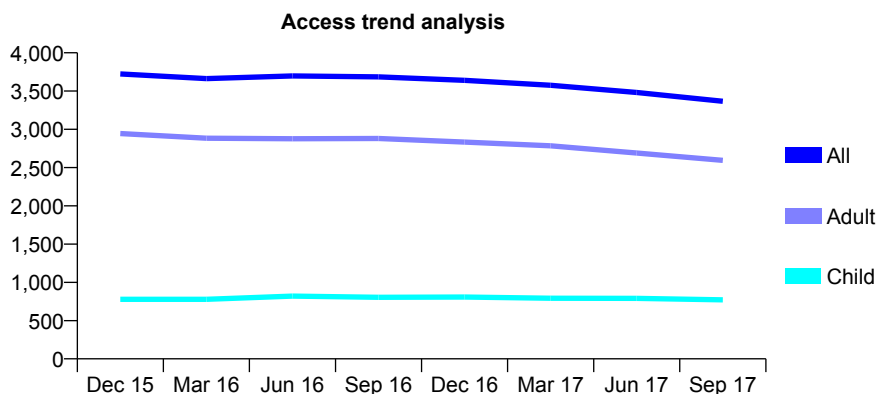
Q63 - Vital Signs At a Glance Contract Report for 677191/0001 - September 2017

Name or company name	Styliani Styliou and Raman Sandhu
Contract type name	GDS Contract
Purpose of contract	General
Contract start date	01/01/2012
Contract end date	

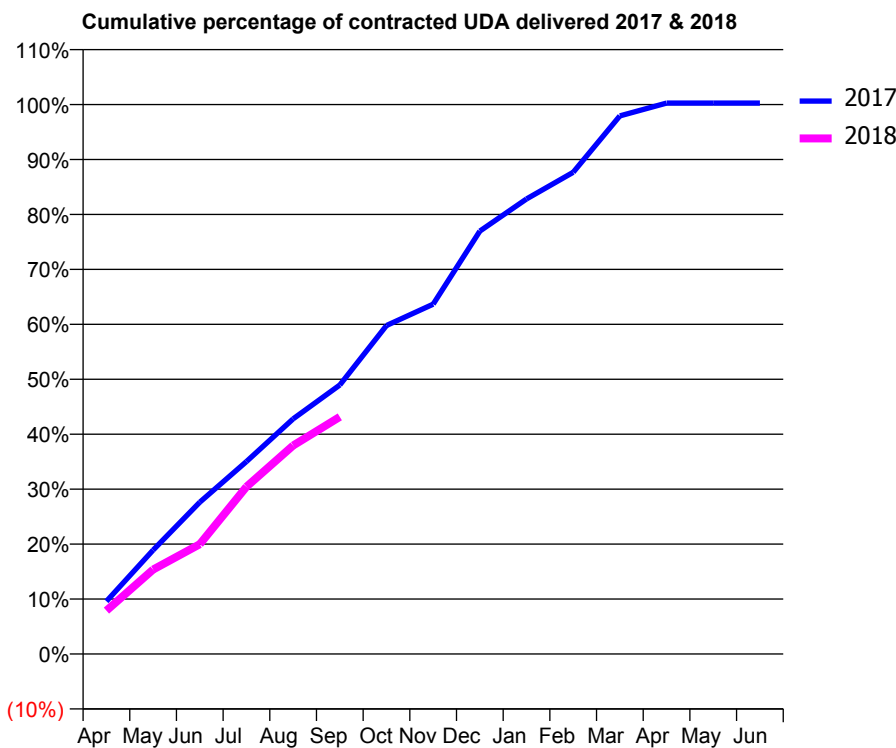
17/18 Contracted general activity (UDA)	11,285
Carry forward general activity (UDA)	-30
17/18 Contracted orthodontic activity (UOA)	0
Carry forward orthodontic activity (UOA)	0
Baseline contract value	£258,043.34

ACCESS*

Patients seen in 24 months	Total	Change since previous quarter
Quarter ending September 2016	3,685	
Quarter ending December 2016	3,640	↓
Quarter ending March 2017	3,576	↓
Quarter ending June 2017	3,482	↓
Quarter ending September 2017	3,367	↓
Variance since September 2016	(8.6%)	↓



ACTIVITY



Month	Adjusted Scheduled Activity (UDA)	
	2017	2018
April	1,082	892
May	2,134	1,735
June	3,118	2,256
July	3,953	3,437
August	4,829	4,283
September	5,526	4,871
October	6,746	
November	7,185	
December	8,684	
January	9,346	
February	9,893	
March	11,051	
April	11,315	
May	11,315	
June	11,315	

QUALITY

	Quantity	Base Number	Contract	AT	Region	England
% of FP17s for the same patient ID Re-attending within 3 months - Children	57	526	10.8%	9.8%	11.2%	11.9%
% of FP17s for the same patient ID Re-attending within 3 months - Adults	458	1,641	27.9%	15.2%	16.6%	15.9%
% of FP17s for the same patient ID Re-attending between 3 & 9 months - Children	205	526	39.0%	47.7%	47.0%	58.1%
% of FP17s for the same patient ID Re-attending between 3 & 9 months - Adults	636	1,641	38.8%	38.2%	38.2%	50.6%
% of FP17s for Band 1 Urgent Courses	367	2,048	17.9%	10.0%	10.6%	9.1%
% of FP17s Relating to Free Repair or Replacements	12	2,048	0.6%	0.6%	0.6%	0.8%
% of FP17s Relating to Continuations	29	2,048	1.4%	0.9%	0.8%	1.1%
% of Patients satisfied with the dentistry they have received	5	5	N/A	89.8%	89.2%	91.4%
% of Patients satisfied with the time they had to wait for an appointment	4	5	N/A	86.1%	83.4%	87.7%

* This is based on patients treated on this contract for their most recent course of treatment. Figures in italics indicate the base number of FP17s or Patient Questionnaire responses are less than 100. N/A is shown where the base number of responses is less than 10 during the period. % is calculated as Quantity/Base number*100

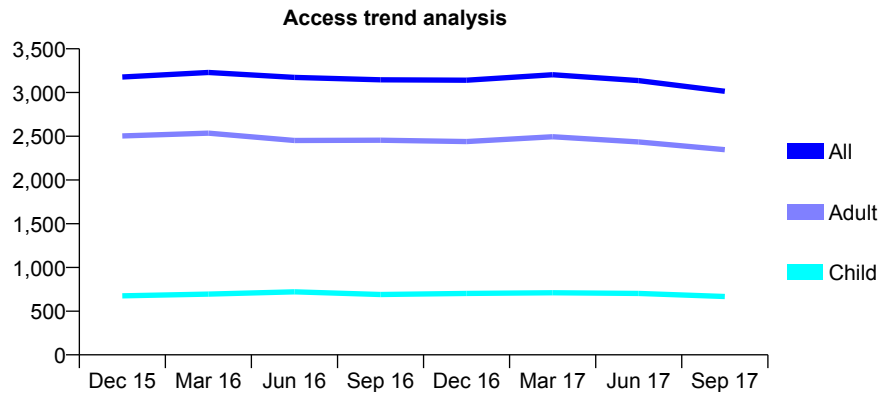
Q63 - Vital Signs At a Glance Contract Report for 677213/0001 - September 2017

Name or company name	MRS F FEKRAZAD
Contract type name	GDS Contract
Purpose of contract	General
Contract start date	01/04/2006
Contract end date	

17/18 Contracted general activity (UDA)	12,767
Carry forward general activity (UDA)	-115
17/18 Contracted orthodontic activity (UOA)	0
Carry forward orthodontic activity (UOA)	0
Baseline contract value	£358,480.45

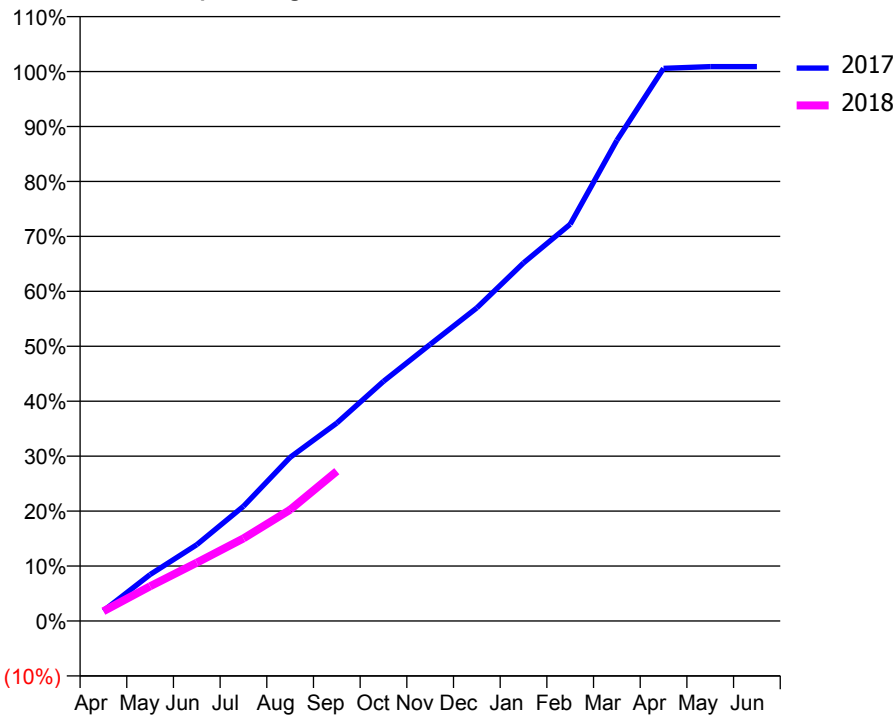
ACCESS*

Patients seen in 24 months	Total	Change since previous quarter
Quarter ending September 2016	3,145	
Quarter ending December 2016	3,141	→
Quarter ending March 2017	3,204	↑
Quarter ending June 2017	3,136	↓
Quarter ending September 2017	3,014	↓
Variance since September 2016	(4.2%)	↓



ACTIVITY

Cumulative percentage of contracted UDA delivered 2017 & 2018



Month	Adjusted Scheduled Activity (UDA)	
	2017	2018
April	237	229
May	1,079	808
June	1,774	1,355
July	2,667	1,918
August	3,802	2,584
September	4,599	3,480
October	5,569	
November	6,426	
December	7,276	
January	8,321	
February	9,220	
March	11,168	
April	12,840	
May	12,882	
June	12,882	

QUALITY

	Quantity	Base Number	Contract	AT	Region	England
% of FP17s for the same patient ID Re-attending within 3 months - Children	9	302	3.0%	9.8%	11.2%	11.9%
% of FP17s for the same patient ID Re-attending within 3 months - Adults	71	1,107	6.4%	15.2%	16.6%	15.9%
% of FP17s for the same patient ID Re-attending between 3 & 9 months - Children	92	302	30.5%	47.7%	47.0%	58.1%
% of FP17s for the same patient ID Re-attending between 3 & 9 months - Adults	485	1,107	43.8%	38.2%	38.2%	50.6%
% of FP17s for Band 1 Urgent Courses	54	1,115	4.8%	10.0%	10.6%	9.1%
% of FP17s Relating to Free Repair or Replacements	0	1,115	0.0%	0.6%	0.6%	0.8%
% of FP17s Relating to Continuations	1	1,115	0.1%	0.9%	0.8%	1.1%
% of Patients satisfied with the dentistry they have received	9	9	N/A	89.8%	89.2%	91.4%
% of Patients satisfied with the time they had to wait for an appointment	7	9	N/A	86.1%	83.4%	87.7%

* This is based on patients treated on this contract for their most recent course of treatment. Figures in italics indicate the base number of FP17s or Patient Questionnaire responses are less than 100. N/A is shown where the base number of responses is less than 10 during the period. % is calculated as Quantity/Base number*100

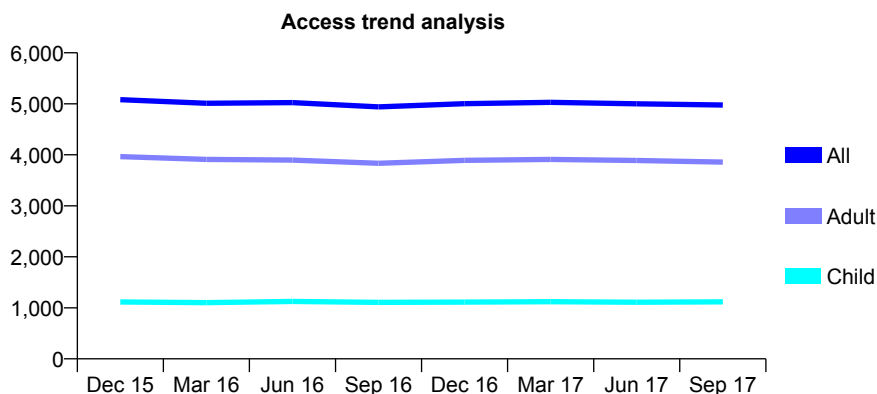
Q63 - Vital Signs At a Glance Contract Report for 679003/0001 - September 2017

Name or company name	MRS M JAHANGIRI
Contract type name	GDS Contract
Purpose of contract	General
Contract start date	01/04/2006
Contract end date	

17/18 Contracted general activity (UDA)	18,534
Carry forward general activity (UDA)	0
17/18 Contracted orthodontic activity (UOA)	0
Carry forward orthodontic activity (UOA)	0
Baseline contract value	£610,495.59

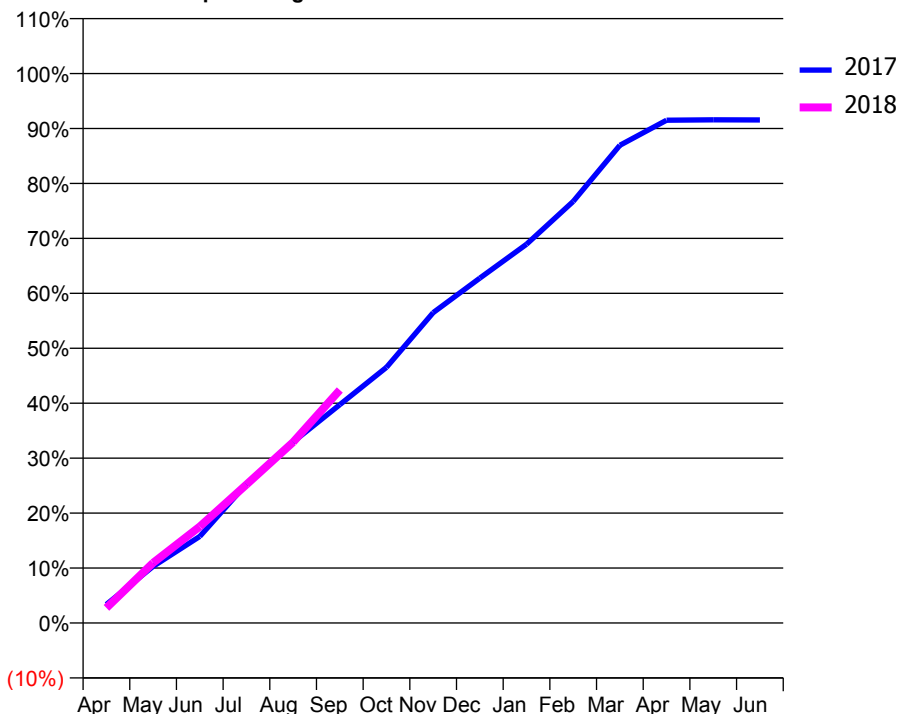
ACCESS*

Patients seen in 24 months	Total	Change since previous quarter
Quarter ending September 2016	4,940	
Quarter ending December 2016	5,003	→
Quarter ending March 2017	5,028	→
Quarter ending June 2017	5,001	→
Quarter ending September 2017	4,976	→
Variance since September 2016	0.7%	→



ACTIVITY

Cumulative percentage of contracted UDA delivered 2017 & 2018



Month	Adjusted Scheduled Activity (UDA)	
	2017	2018
April	626	512
May	1,911	2,029
June	2,923	3,253
July	4,688	4,672
August	6,106	6,102
September	7,364	7,862
October	8,625	
November	10,467	
December	11,635	
January	12,776	
February	14,221	
March	16,112	
April	16,958	
May	16,970	
June	16,969	

QUALITY

	Quantity	Base Number	Contract	AT	Region	England
% of FP17s for the same patient ID Re-attending within 3 months - Children	44	805	5.5%	9.8%	11.2%	11.9%
% of FP17s for the same patient ID Re-attending within 3 months - Adults	380	2,616	14.5%	15.2%	16.6%	15.9%
% of FP17s for the same patient ID Re-attending between 3 & 9 months - Children	479	805	59.5%	47.7%	47.0%	58.1%
% of FP17s for the same patient ID Re-attending between 3 & 9 months - Adults	1,281	2,616	49.0%	38.2%	38.2%	50.6%
% of FP17s for Band 1 Urgent Courses	300	3,103	9.7%	10.0%	10.6%	9.1%
% of FP17s Relating to Free Repair or Replacements	18	3,103	0.6%	0.6%	0.6%	0.8%
% of FP17s Relating to Continuations	47	3,103	1.5%	0.9%	0.8%	1.1%
% of Patients satisfied with the dentistry they have received	6	7	N/A	89.8%	89.2%	91.4%
% of Patients satisfied with the time they had to wait for an appointment	7	7	N/A	86.1%	83.4%	87.7%

* This is based on patients treated on this contract for their most recent course of treatment. Figures in italics indicate the base number of FP17s or Patient Questionnaire responses are less than 100. N/A is shown where the base number of responses is less than 10 during the period. % is calculated as Quantity/Base number*100

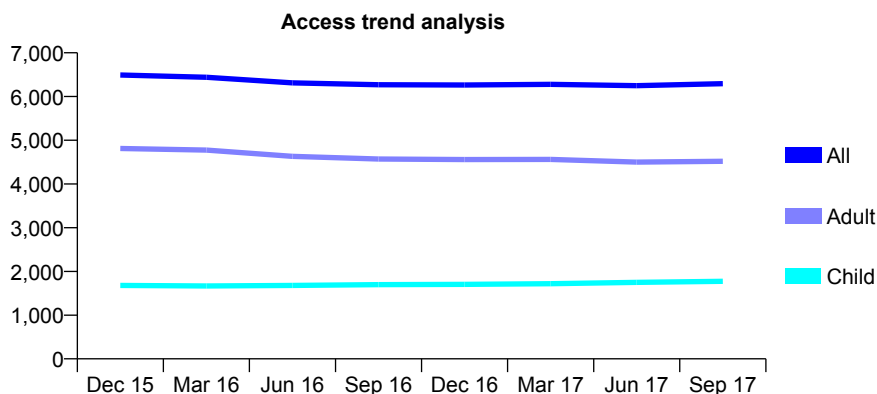
Q63 - Vital Signs At a Glance Contract Report for 682144/0001 - September 2017

Name or company name	MR AA DADASHIAN
Contract type name	GDS Contract
Purpose of contract	General
Contract start date	01/04/2006
Contract end date	

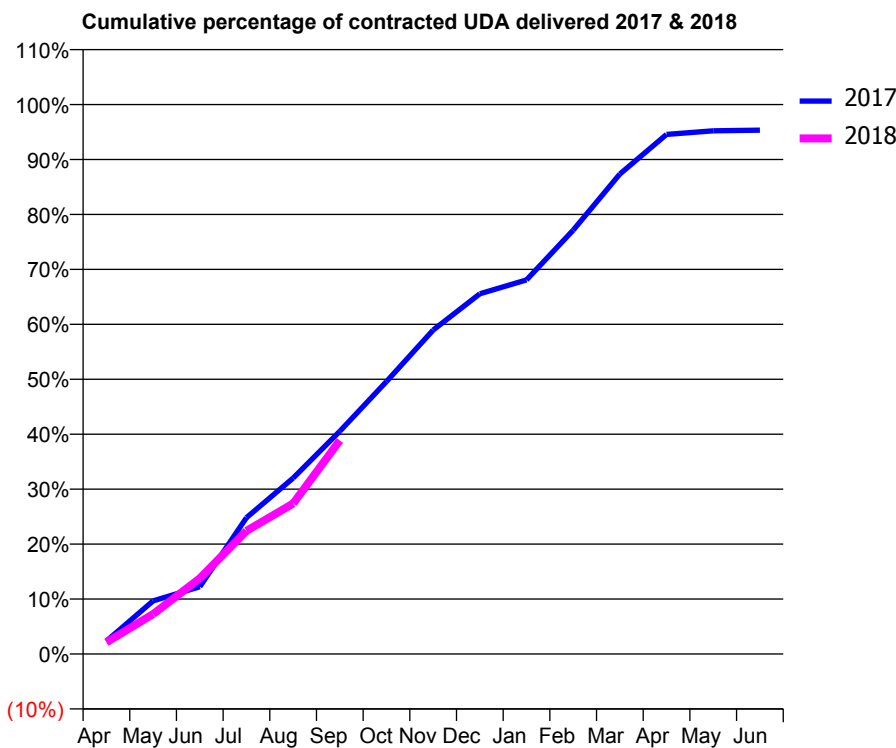
17/18 Contracted general activity (UDA)	24,000
Carry forward general activity (UDA)	0
17/18 Contracted orthodontic activity (UOA)	0
Carry forward orthodontic activity (UOA)	0
Baseline contract value	£664,251.32

ACCESS*

Patients seen in 24 months	Total	Change since previous quarter
Quarter ending September 2016	6,269	
Quarter ending December 2016	6,263	→
Quarter ending March 2017	6,280	→
Quarter ending June 2017	6,249	→
Quarter ending September 2017	6,293	→
Variance since September 2016	0.4%	→



ACTIVITY



Month	Adjusted Scheduled Activity (UDA)	
	2017	2018
April	566	508
May	2,322	1,742
June	2,940	3,307
July	5,954	5,378
August	7,687	6,570
September	9,730	9,325
October	11,900	
November	14,147	
December	15,736	
January	16,340	
February	18,515	
March	20,961	
April	22,692	
May	22,849	
June	22,880	

QUALITY

	Quantity	Base Number	Contract	AT	Region	England
% of FP17s for the same patient ID Re-attending within 3 months - Children	65	1,044	6.2%	9.8%	11.2%	11.9%
% of FP17s for the same patient ID Re-attending within 3 months - Adults	247	2,267	10.9%	15.2%	16.6%	15.9%
% of FP17s for the same patient ID Re-attending between 3 & 9 months - Children	338	1,044	32.4%	47.7%	47.0%	58.1%
% of FP17s for the same patient ID Re-attending between 3 & 9 months - Adults	587	2,267	25.9%	38.2%	38.2%	50.6%
% of FP17s for Band 1 Urgent Courses	312	2,905	10.7%	10.0%	10.6%	9.1%
% of FP17s Relating to Free Repair or Replacements	7	2,905	0.2%	0.6%	0.6%	0.8%
% of FP17s Relating to Continuations	16	2,905	0.6%	0.9%	0.8%	1.1%
% of Patients satisfied with the dentistry they have received	7	8	N/A	89.8%	89.2%	91.4%
% of Patients satisfied with the time they had to wait for an appointment	7	8	N/A	86.1%	83.4%	87.7%

* This is based on patients treated on this contract for their most recent course of treatment. Figures in italics indicate the base number of FP17s or Patient Questionnaire responses are less than 100. N/A is shown where the base number of responses is less than 10 during the period. % is calculated as Quantity/Base number*100

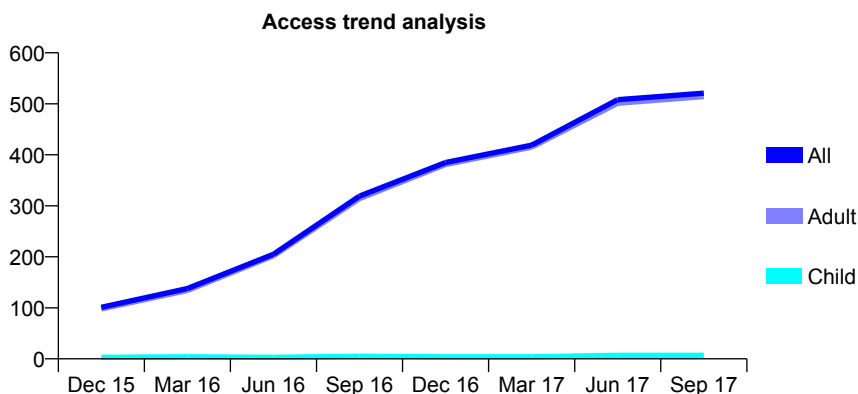
Q63 - Vital Signs At a Glance Contract Report for 682144/0002 - September 2017

Name or company name	MR AA DADASHIAN
Contract type name	PDS Contract
Purpose of contract	General
Contract start date	01/04/2011
Contract end date	30/11/2017

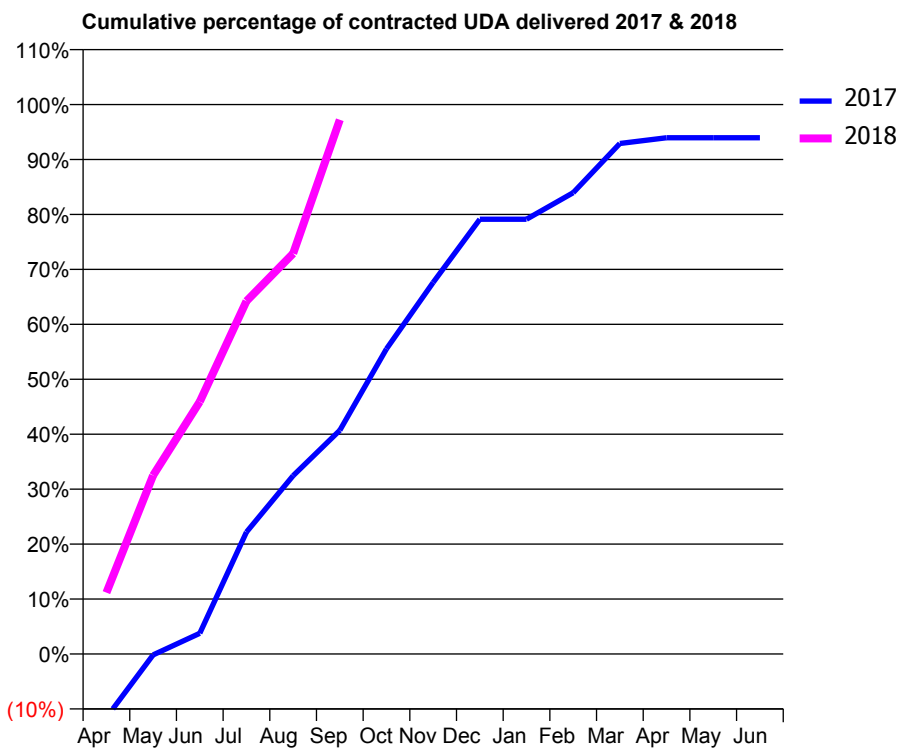
17/18 Contracted general activity (UDA)	760
Carry forward general activity (UDA)	0
17/18 Contracted orthodontic activity (UOA)	0
Carry forward orthodontic activity (UOA)	0
Baseline contract value	£37,233.21

ACCESS*

Patients seen in 24 months	Total	Change since previous quarter
Quarter ending September 2016	319	
Quarter ending December 2016	385	↑
Quarter ending March 2017	419	↑
Quarter ending June 2017	508	↑
Quarter ending September 2017	521	↑
Variance since September 2016	63.3%	↑



ACTIVITY



Month	Adjusted Scheduled Activity (UDA)	
	2017	2018
April	-132	85
May	-2	247
June	43	349
July	253	488
August	370	554
September	464	739
October	633	
November	771	
December	902	
January	902	
February	957	
March	1,059	
April	1,071	
May	1,071	
June	1,071	

QUALITY

	Quantity	Base Number	Contract	AT	Region	England
% of FP17s for the same patient ID Re-attending within 3 months - Children	0	3	0.0%	9.8%	11.2%	11.9%
% of FP17s for the same patient ID Re-attending within 3 months - Adults	0	255	0.0%	15.2%	16.6%	15.9%
% of FP17s for the same patient ID Re-attending between 3 & 9 months - Children	0	3	0.0%	47.7%	47.0%	58.1%
% of FP17s for the same patient ID Re-attending between 3 & 9 months - Adults	0	255	0.0%	38.2%	38.2%	50.6%
% of FP17s for Band 1 Urgent Courses	0	254	0.0%	10.0%	10.6%	9.1%
% of FP17s Relating to Free Repair or Replacements	0	254	0.0%	0.6%	0.6%	0.8%
% of FP17s Relating to Continuations	0	254	0.0%	0.9%	0.8%	1.1%
% of Patients satisfied with the dentistry they have received	0	0	N/A	89.8%	89.2%	91.4%
% of Patients satisfied with the time they had to wait for an appointment	0	0	N/A	86.1%	83.4%	87.7%

* This is based on patients treated on this contract for their most recent course of treatment. Figures in italics indicate the base number of FP17s or Patient Questionnaire responses are less than 100. N/A is shown where the base number of responses is less than 10 during the period. % is calculated as Quantity/Base number*100

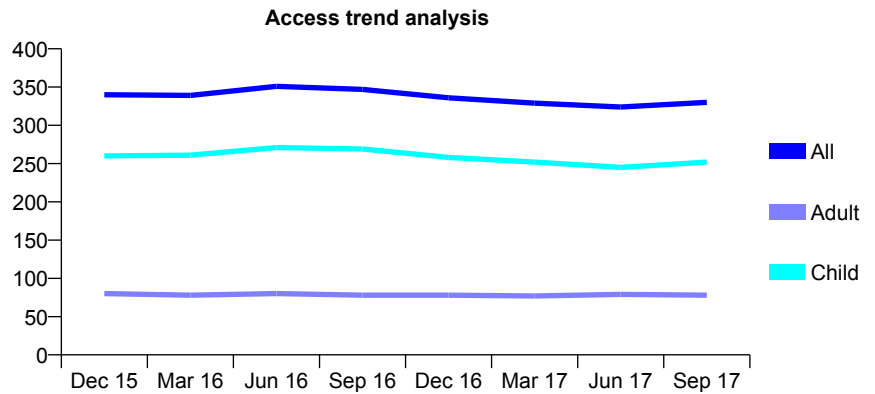
Q63 - Vital Signs At a Glance Contract Report for 684864/0001 - September 2017

Name or company name	MR P BOAMAH
Contract type name	GDS Contract
Purpose of contract	General
Contract start date	01/05/2009
Contract end date	

17/18 Contracted general activity (UDA)	799
Carry forward general activity (UDA)	0
17/18 Contracted orthodontic activity (UOA)	0
Carry forward orthodontic activity (UOA)	0
Baseline contract value	£17,004.41

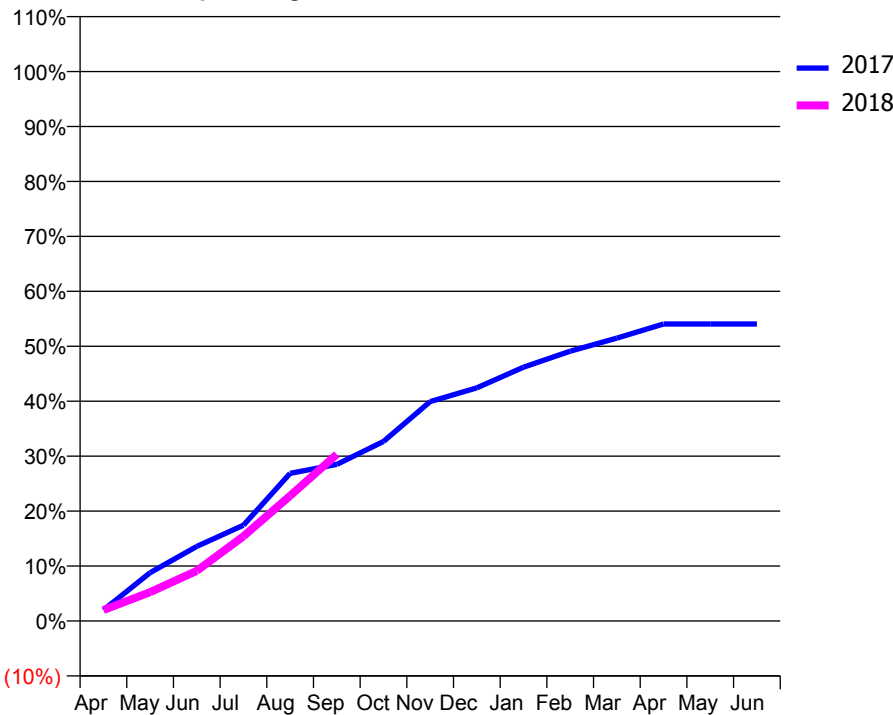
ACCESS*

Patients seen in 24 months	Total	Change since previous quarter
Quarter ending September 2016	347	
Quarter ending December 2016	336	↓
Quarter ending March 2017	329	↓
Quarter ending June 2017	324	↓
Quarter ending September 2017	330	→
Variance since September 2016	(4.9%)	↓



ACTIVITY

Cumulative percentage of contracted UDA delivered 2017 & 2018



Month	Adjusted Scheduled Activity (UDA)	
	2017	2018
April	16	16
May	70	42
June	108	73
July	139	123
August	215	182
September	228	242
October	261	
November	319	
December	339	
January	369	
February	392	
March	411	
April	432	
May	432	
June	432	

QUALITY

	Quantity	Base Number	Contract	AT	Region	England
% of FP17s for the same patient ID Re-attending within 3 months - Children	2	139	1.4%	9.8%	11.2%	11.9%
% of FP17s for the same patient ID Re-attending within 3 months - Adults	1	24	4.2%	15.2%	16.6%	15.9%
% of FP17s for the same patient ID Re-attending between 3 & 9 months - Children	28	139	20.1%	47.7%	47.0%	58.1%
% of FP17s for the same patient ID Re-attending between 3 & 9 months - Adults	0	24	0.0%	38.2%	38.2%	50.6%
% of FP17s for Band 1 Urgent Courses	1	149	0.7%	10.0%	10.6%	9.1%
% of FP17s Relating to Free Repair or Replacements	0	149	0.0%	0.6%	0.6%	0.8%
% of FP17s Relating to Continuations	0	149	0.0%	0.9%	0.8%	1.1%
% of Patients satisfied with the dentistry they have received	0	1	N/A	89.8%	89.2%	91.4%
% of Patients satisfied with the time they had to wait for an appointment	1	1	N/A	86.1%	83.4%	87.7%

* This is based on patients treated on this contract for their most recent course of treatment. Figures in italics indicate the base number of FP17s or Patient Questionnaire responses are less than 100. N/A is shown where the base number of responses is less than 10 during the period. % is calculated as Quantity/Base number*100

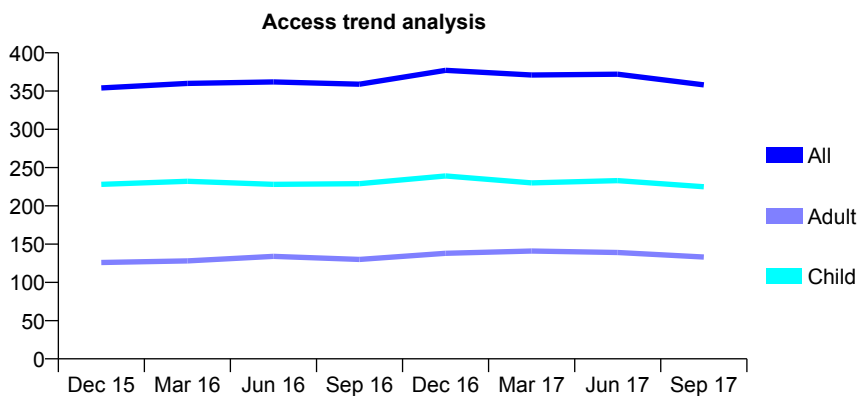
Q63 - Vital Signs At a Glance Contract Report for 687219/0001 - September 2017

Name or company name	MR AA ZAIDI
Contract type name	GDS Contract
Purpose of contract	General
Contract start date	01/09/2007
Contract end date	

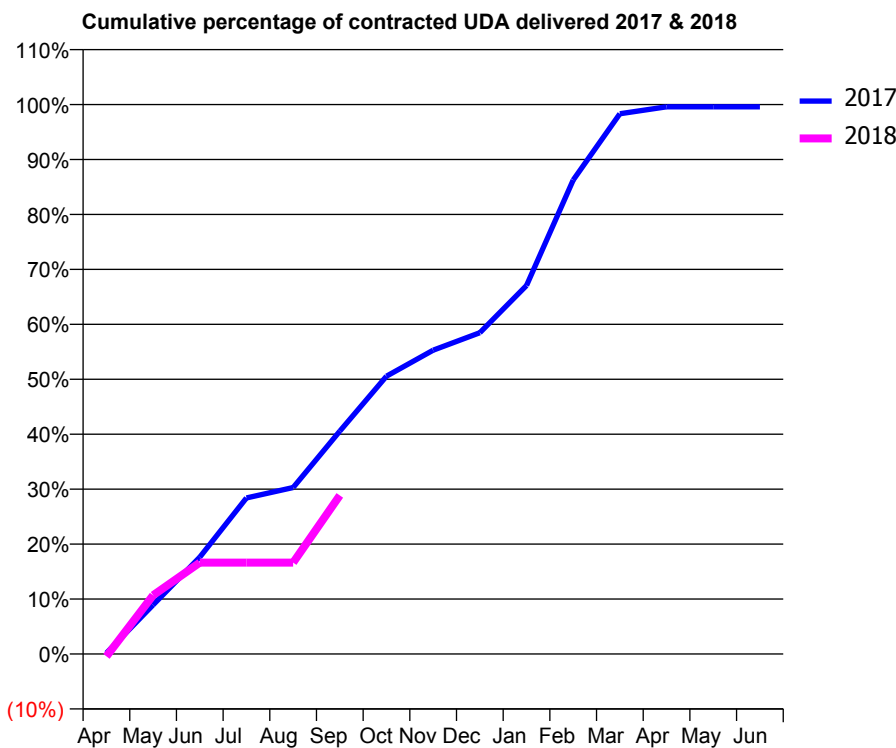
17/18 Contracted general activity (UDA)	1,104
Carry forward general activity (UDA)	5
17/18 Contracted orthodontic activity (UOA)	0
Carry forward orthodontic activity (UOA)	0
Baseline contract value	£26,321.69

ACCESS*

Patients seen in 24 months	Total	Change since previous quarter
Quarter ending September 2016	359	
Quarter ending December 2016	377	↑
Quarter ending March 2017	371	↓
Quarter ending June 2017	372	→
Quarter ending September 2017	358	↓
Variance since September 2016	(0.3%)	→



ACTIVITY



Month	Adjusted Scheduled Activity (UDA)	
	2017	2018
April	2	-5
May	99	118
June	195	184
July	314	184
August	335	184
September	448	319
October	558	
November	610	
December	645	
January	740	
February	952	
March	1,085	
April	1,099	
May	1,099	
June	1,099	

QUALITY

	Quantity	Base Number	Contract	AT	Region	England
% of FP17s for the same patient ID Re-attending within 3 months - Children	7	85	8.2%	9.8%	11.2%	11.9%
% of FP17s for the same patient ID Re-attending within 3 months - Adults	1	46	2.2%	15.2%	16.6%	15.9%
% of FP17s for the same patient ID Re-attending between 3 & 9 months - Children	38	85	44.7%	47.7%	47.0%	58.1%
% of FP17s for the same patient ID Re-attending between 3 & 9 months - Adults	18	46	39.1%	38.2%	38.2%	50.6%
% of FP17s for Band 1 Urgent Courses	3	125	2.4%	10.0%	10.6%	9.1%
% of FP17s Relating to Free Repair or Replacements	0	125	0.0%	0.6%	0.6%	0.8%
% of FP17s Relating to Continuations	0	125	0.0%	0.9%	0.8%	1.1%
% of Patients satisfied with the dentistry they have received	0	0	N/A	89.8%	89.2%	91.4%
% of Patients satisfied with the time they had to wait for an appointment	0	0	N/A	86.1%	83.4%	87.7%

* This is based on patients treated on this contract for their most recent course of treatment. Figures in italics indicate the base number of FP17s or Patient Questionnaire responses are less than 100. N/A is shown where the base number of responses is less than 10 during the period. % is calculated as Quantity/Base number*100

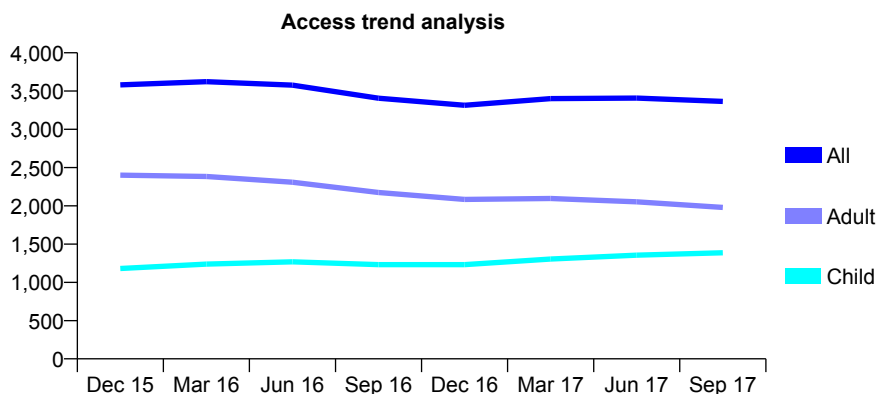
Q63 - Vital Signs At a Glance Contract Report for 689416/0001 - September 2017

Name or company name	MR MB PATEL
Contract type name	GDS Contract
Purpose of contract	General
Contract start date	01/07/2007
Contract end date	

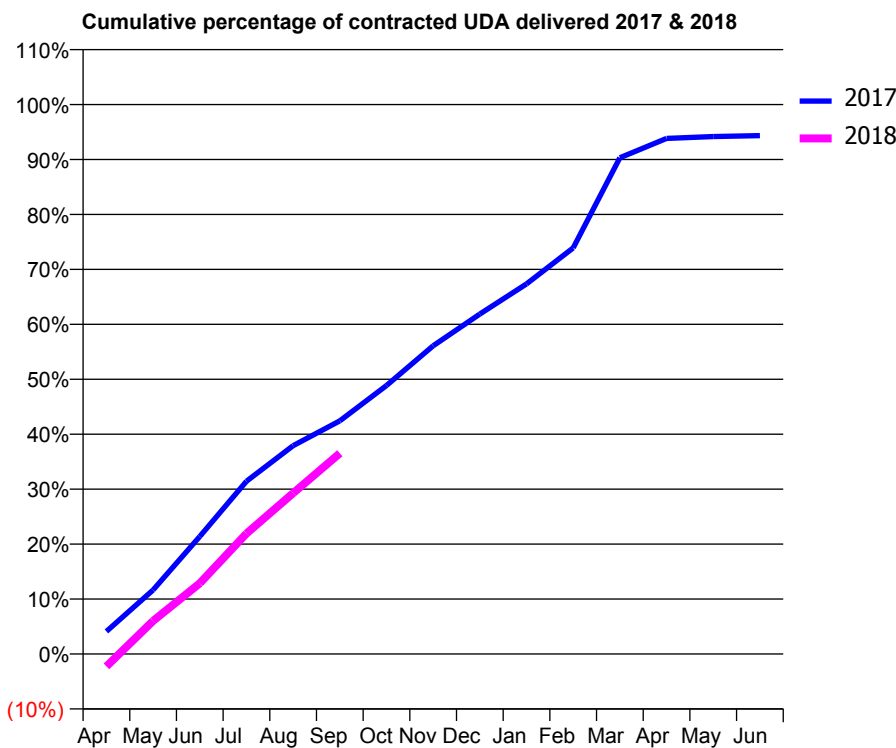
17/18 Contracted general activity (UDA)	8,500
Carry forward general activity (UDA)	482
17/18 Contracted orthodontic activity (UOA)	0
Carry forward orthodontic activity (UOA)	0
Baseline contract value	£211,583.46

ACCESS*

Patients seen in 24 months	Total	Change since previous quarter
Quarter ending September 2016	3,407	
Quarter ending December 2016	3,314	↓
Quarter ending March 2017	3,401	↑
Quarter ending June 2017	3,408	→
Quarter ending September 2017	3,365	↓
Variance since September 2016	(1.2%)	↓



ACTIVITY



Month	Adjusted Scheduled Activity (UDA)	
	2017	2018
April	349	-194
May	992	512
June	1,818	1,095
July	2,673	1,863
August	3,223	2,488
September	3,607	3,105
October	4,153	
November	4,769	
December	5,258	
January	5,724	
February	6,282	
March	7,675	
April	7,976	
May	8,004	
June	8,018	

QUALITY

	Quantity	Base Number	Contract	AT	Region	England
% of FP17s for the same patient ID Re-attending within 3 months - Children	59	933	6.3%	9.8%	11.2%	11.9%
% of FP17s for the same patient ID Re-attending within 3 months - Adults	93	980	9.5%	15.2%	16.6%	15.9%
% of FP17s for the same patient ID Re-attending between 3 & 9 months - Children	371	933	39.8%	47.7%	47.0%	58.1%
% of FP17s for the same patient ID Re-attending between 3 & 9 months - Adults	363	980	37.0%	38.2%	38.2%	50.6%
% of FP17s for Band 1 Urgent Courses	165	1,755	9.4%	10.0%	10.6%	9.1%
% of FP17s Relating to Free Repair or Replacements	1	1,755	0.1%	0.6%	0.6%	0.8%
% of FP17s Relating to Continuations	4	1,755	0.2%	0.9%	0.8%	1.1%
% of Patients satisfied with the dentistry they have received	6	7	N/A	89.8%	89.2%	91.4%
% of Patients satisfied with the time they had to wait for an appointment	6	7	N/A	86.1%	83.4%	87.7%

* This is based on patients treated on this contract for their most recent course of treatment. Figures in italics indicate the base number of FP17s or Patient Questionnaire responses are less than 100. N/A is shown where the base number of responses is less than 10 during the period. % is calculated as Quantity/Base number*100

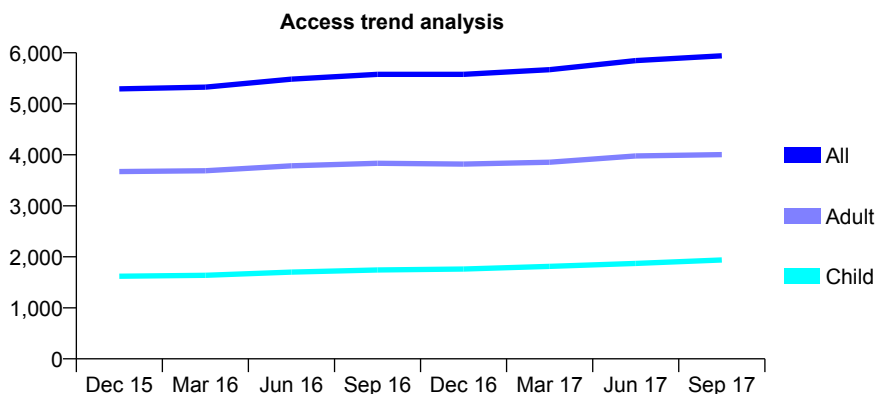
Q63 - Vital Signs At a Glance Contract Report for 691445/0001 - September 2017

Name or company name	MR AF YUSUF
Contract type name	GDS Contract
Purpose of contract	General
Contract start date	01/11/2008
Contract end date	

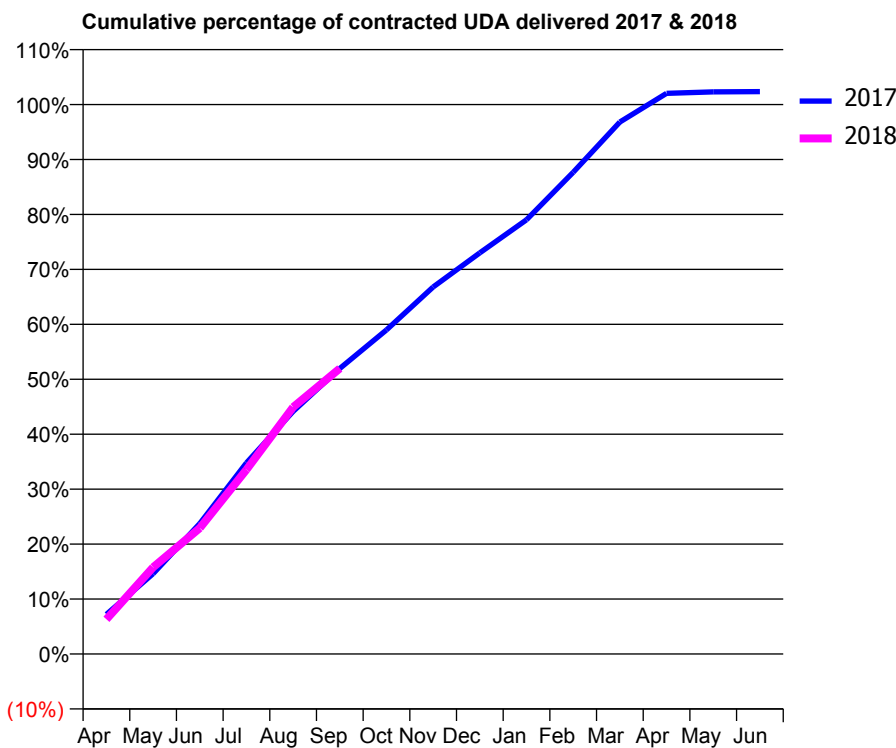
17/18 Contracted general activity (UDA)	16,352
Carry forward general activity (UDA)	-327
17/18 Contracted orthodontic activity (UOA)	0
Carry forward orthodontic activity (UOA)	0
Baseline contract value	£515,567.32

ACCESS*

Patients seen in 24 months	Total	Change since previous quarter
Quarter ending September 2016	5,577	
Quarter ending December 2016	5,577	→
Quarter ending March 2017	5,668	→
Quarter ending June 2017	5,848	↑
Quarter ending September 2017	5,941	→
Variance since September 2016	6.5%	↑



ACTIVITY



Month	Adjusted Scheduled Activity (UDA)	
	2017	2018
April	1,181	1,035
May	2,393	2,580
June	3,881	3,749
July	5,689	5,484
August	7,221	7,348
September	8,496	8,498
October	9,645	
November	10,921	
December	11,937	
January	12,922	
February	14,333	
March	15,832	
April	16,684	
May	16,727	
June	16,734	

QUALITY

	Quantity	Base Number	Contract	AT	Region	England
% of FP17s for the same patient ID Re-attending within 3 months - Children	68	1,278	5.3%	9.8%	11.2%	11.9%
% of FP17s for the same patient ID Re-attending within 3 months - Adults	251	2,059	12.2%	15.2%	16.6%	15.9%
% of FP17s for the same patient ID Re-attending between 3 & 9 months - Children	550	1,278	43.0%	47.7%	47.0%	58.1%
% of FP17s for the same patient ID Re-attending between 3 & 9 months - Adults	628	2,059	30.5%	38.2%	38.2%	50.6%
% of FP17s for Band 1 Urgent Courses	377	3,013	12.5%	10.0%	10.6%	9.1%
% of FP17s Relating to Free Repair or Replacements	16	3,013	0.5%	0.6%	0.6%	0.8%
% of FP17s Relating to Continuations	0	3,013	0.0%	0.9%	0.8%	1.1%
% of Patients satisfied with the dentistry they have received	2	3	N/A	89.8%	89.2%	91.4%
% of Patients satisfied with the time they had to wait for an appointment	1	3	N/A	86.1%	83.4%	87.7%

* This is based on patients treated on this contract for their most recent course of treatment. Figures in italics indicate the base number of FP17s or Patient Questionnaire responses are less than 100. N/A is shown where the base number of responses is less than 10 during the period. % is calculated as Quantity/Base number*100

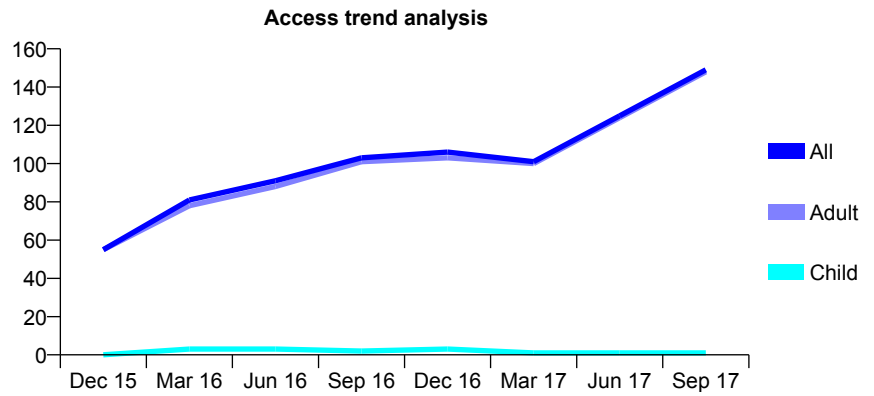
Q63 - Vital Signs At a Glance Contract Report for 691445/0002 - September 2017

Name or company name	MR AF YUSUF
Contract type name	PDS Contract
Purpose of contract	General
Contract start date	01/04/2009
Contract end date	31/03/2018

17/18 Contracted general activity (UDA)	411
Carry forward general activity (UDA)	0
17/18 Contracted orthodontic activity (UOA)	0
Carry forward orthodontic activity (UOA)	0
Baseline contract value	£57,464.74

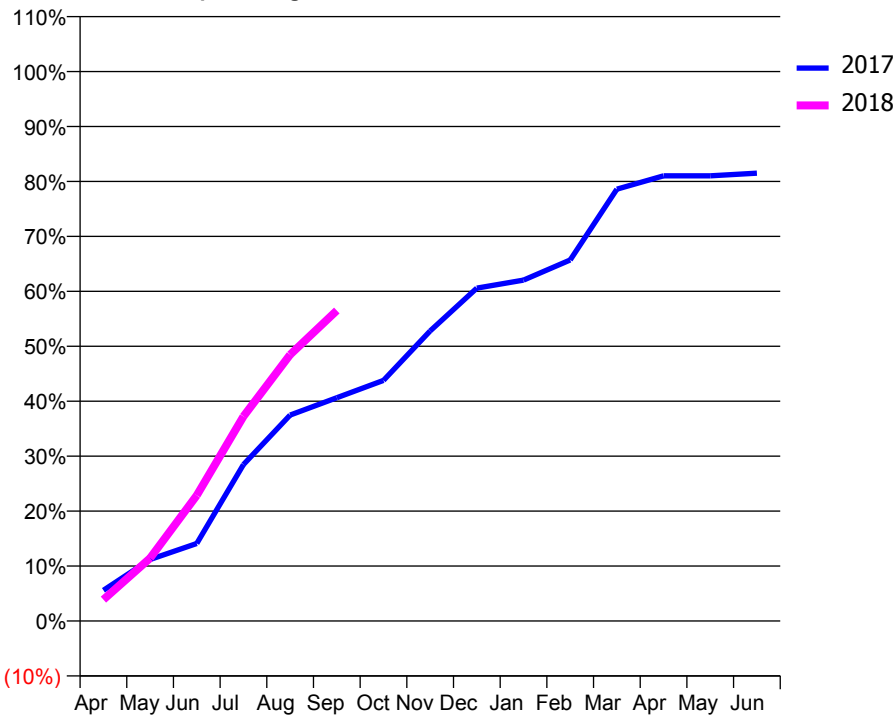
ACCESS*

Patients seen in 24 months	Total	Change since previous quarter
Quarter ending September 2016	103	
Quarter ending December 2016	106	↑
Quarter ending March 2017	101	↓
Quarter ending June 2017	125	↑
Quarter ending September 2017	149	↑
Variance since September 2016	44.7%	↑



ACTIVITY

Cumulative percentage of contracted UDA delivered 2017 & 2018



Month	Adjusted Scheduled Activity (UDA)	
	2017	2018
April	23	16
May	46	47
June	58	94
July	117	153
August	154	199
September	167	232
October	180	
November	217	
December	249	
January	255	
February	270	
March	323	
April	333	
May	333	
June	335	

QUALITY

	Quantity	Base Number	Contract	AT	Region	England
% of FP17s for the same patient ID Re-attending within 3 months - Children	0	2	0.0%	9.8%	11.2%	11.9%
% of FP17s for the same patient ID Re-attending within 3 months - Adults	5	92	5.4%	15.2%	16.6%	15.9%
% of FP17s for the same patient ID Re-attending between 3 & 9 months - Children	0	2	0.0%	47.7%	47.0%	58.1%
% of FP17s for the same patient ID Re-attending between 3 & 9 months - Adults	0	92	0.0%	38.2%	38.2%	50.6%
% of FP17s for Band 1 Urgent Courses	1	88	1.1%	10.0%	10.6%	9.1%
% of FP17s Relating to Free Repair or Replacements	0	88	0.0%	0.6%	0.6%	0.8%
% of FP17s Relating to Continuations	8	88	9.1%	0.9%	0.8%	1.1%
% of Patients satisfied with the dentistry they have received	0	0	N/A	89.8%	89.2%	91.4%
% of Patients satisfied with the time they had to wait for an appointment	0	0	N/A	86.1%	83.4%	87.7%

* This is based on patients treated on this contract for their most recent course of treatment. Figures in italics indicate the base number of FP17s or Patient Questionnaire responses are less than 100. N/A is shown where the base number of responses is less than 10 during the period. % is calculated as Quantity/Base number*100

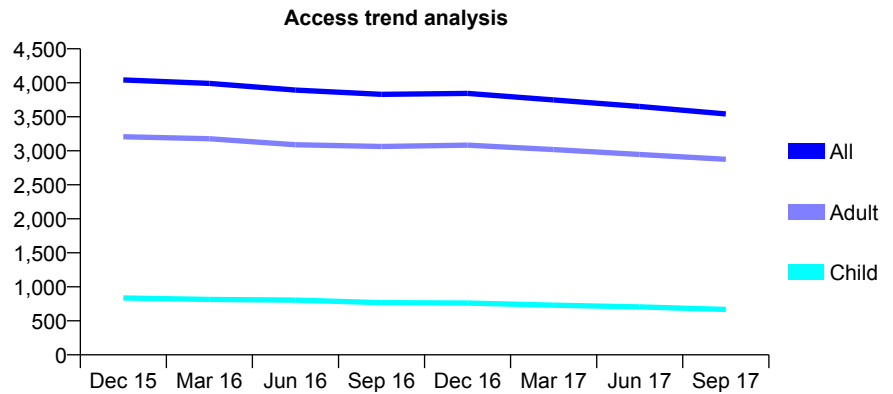
Q63 - Vital Signs At a Glance Contract Report for 729477/0001 - September 2017

Name or company name	MR JP YOUNGHUSBAND
Contract type name	GDS Contract
Purpose of contract	General
Contract start date	01/04/2006
Contract end date	

17/18 Contracted general activity (UDA)	15,139
Carry forward general activity (UDA)	0
17/18 Contracted orthodontic activity (UOA)	0
Carry forward orthodontic activity (UOA)	0
Baseline contract value	£431,811.55

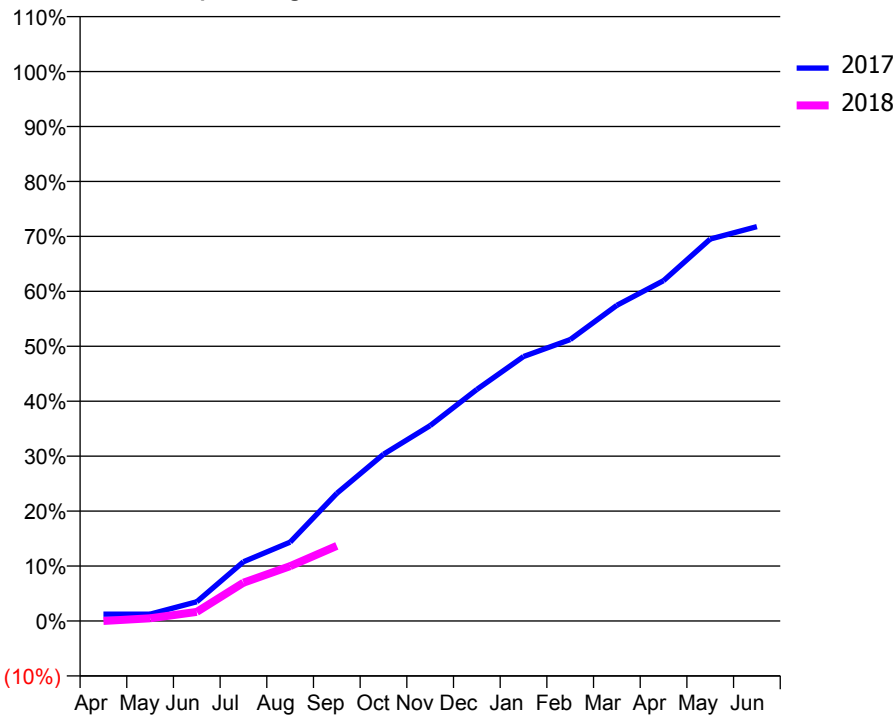
ACCESS*

Patients seen in 24 months	Total	Change since previous quarter
Quarter ending September 2016	3,831	
Quarter ending December 2016	3,844	→
Quarter ending March 2017	3,748	↓
Quarter ending June 2017	3,651	↓
Quarter ending September 2017	3,543	↓
Variance since September 2016	(7.5%)	↓



ACTIVITY

Cumulative percentage of contracted UDA delivered 2017 & 2018



Month	Adjusted Scheduled Activity (UDA)	
	2017	2018
April	188	0
May	191	76
June	532	252
July	1,632	1,058
August	2,173	1,513
September	3,518	2,070
October	4,596	
November	5,385	
December	6,378	
January	7,287	
February	7,755	
March	8,697	
April	9,377	
May	10,524	
June	10,864	

QUALITY

	Quantity	Base Number	Contract	AT	Region	England
% of FP17s for the same patient ID Re-attending within 3 months - Children	30	420	7.1%	9.8%	11.2%	11.9%
% of FP17s for the same patient ID Re-attending within 3 months - Adults	256	1,464	17.5%	15.2%	16.6%	15.9%
% of FP17s for the same patient ID Re-attending between 3 & 9 months - Children	204	420	48.6%	47.7%	47.0%	58.1%
% of FP17s for the same patient ID Re-attending between 3 & 9 months - Adults	657	1,464	44.9%	38.2%	38.2%	50.6%
% of FP17s for Band 1 Urgent Courses	138	974	14.2%	10.0%	10.6%	9.1%
% of FP17s Relating to Free Repair or Replacements	37	974	3.8%	0.6%	0.6%	0.8%
% of FP17s Relating to Continuations	17	974	1.7%	0.9%	0.8%	1.1%
% of Patients satisfied with the dentistry they have received	6	6	N/A	89.8%	89.2%	91.4%
% of Patients satisfied with the time they had to wait for an appointment	5	6	N/A	86.1%	83.4%	87.7%

* This is based on patients treated on this contract for their most recent course of treatment. Figures in italics indicate the base number of FP17s or Patient Questionnaire responses are less than 100. N/A is shown where the base number of responses is less than 10 during the period. % is calculated as Quantity/Base number*100

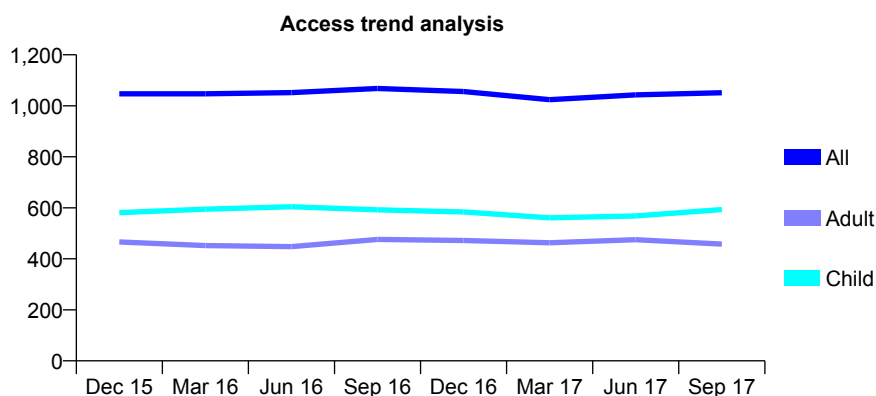
Q63 - Vital Signs At a Glance Contract Report for 730025/0001 - September 2017

Name or company name	MR SN MOOI
Contract type name	GDS Contract
Purpose of contract	General
Contract start date	01/04/2006
Contract end date	

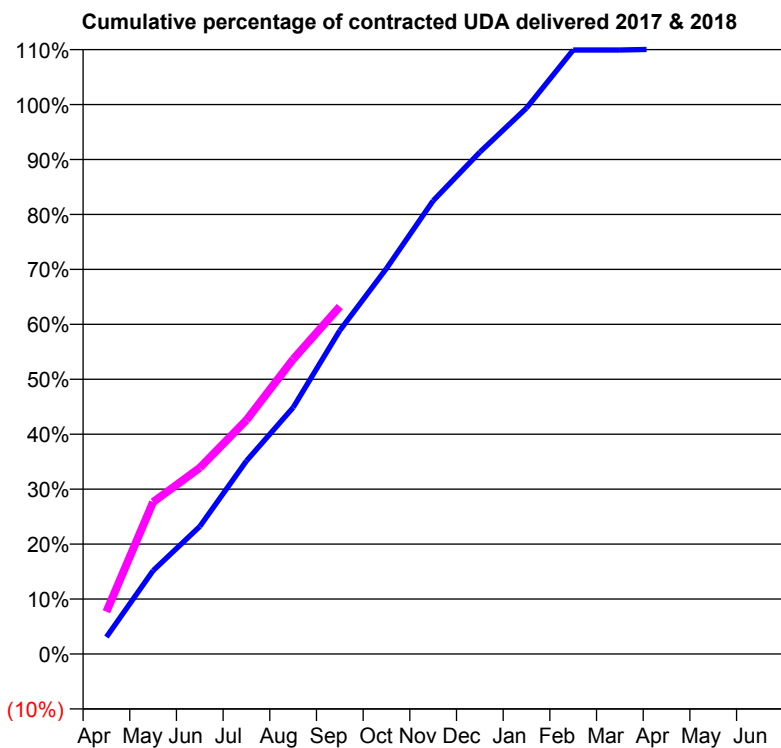
17/18 Contracted general activity (UDA)	1,844
Carry forward general activity (UDA)	-37
17/18 Contracted orthodontic activity (UOA)	0
Carry forward orthodontic activity (UOA)	0
Baseline contract value	£51,411.06

ACCESS*

Patients seen in 24 months	Total	Change since previous quarter
Quarter ending September 2016	1,068	
Quarter ending December 2016	1,056	↓
Quarter ending March 2017	1,024	↓
Quarter ending June 2017	1,043	→
Quarter ending September 2017	1,051	→
Variance since September 2016	(1.6%)	↓



ACTIVITY



Adjusted Scheduled Activity (UDA)		
Month	2017	2018
April	57	142
May	280	510
June	428	625
July	648	785
August	827	989
September	1,086	1,166
October	1,294	
November	1,521	
December	1,684	
January	1,832	
February	2,027	
March	2,027	
April	2,030	
May	2,030	
June	2,030	

QUALITY

	Quantity	Base Number	Contract	AT	Region	England
% of FP17s for the same patient ID Re-attending within 3 months - Children	11	376	2.9%	9.8%	11.2%	11.9%
% of FP17s for the same patient ID Re-attending within 3 months - Adults	7	187	3.7%	15.2%	16.6%	15.9%
% of FP17s for the same patient ID Re-attending between 3 & 9 months - Children	95	376	25.3%	47.7%	47.0%	58.1%
% of FP17s for the same patient ID Re-attending between 3 & 9 months - Adults	60	187	32.1%	38.2%	38.2%	50.6%
% of FP17s for Band 1 Urgent Courses	0	562	0.0%	10.0%	10.6%	9.1%
% of FP17s Relating to Free Repair or Replacements	0	562	0.0%	0.6%	0.6%	0.8%
% of FP17s Relating to Continuations	2	562	0.4%	0.9%	0.8%	1.1%
% of Patients satisfied with the dentistry they have received	0	0	N/A	89.8%	89.2%	91.4%
% of Patients satisfied with the time they had to wait for an appointment	0	0	N/A	86.1%	83.4%	87.7%

* This is based on patients treated on this contract for their most recent course of treatment. Figures in italics indicate the base number of FP17s or Patient Questionnaire responses are less than 100. N/A is shown where the base number of responses is less than 10 during the period. % is calculated as Quantity/Base number*100

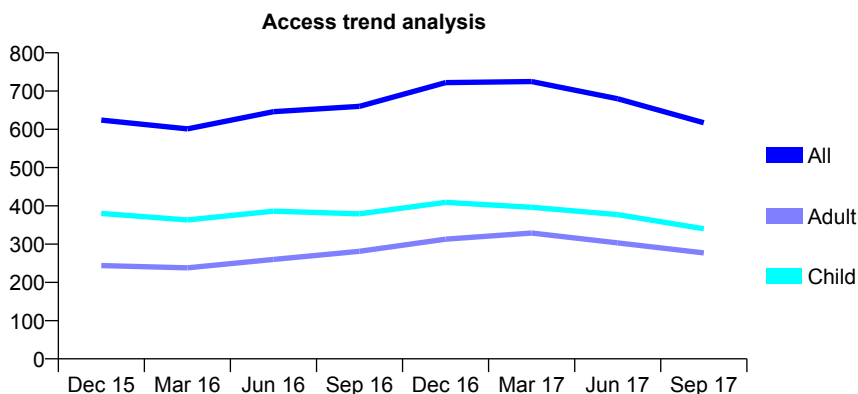
Q63 - Vital Signs At a Glance Contract Report for 730114/0001 - September 2017

Name or company name	Mr Raj Patel
Contract type name	GDS Contract
Purpose of contract	General
Contract start date	01/04/2006
Contract end date	

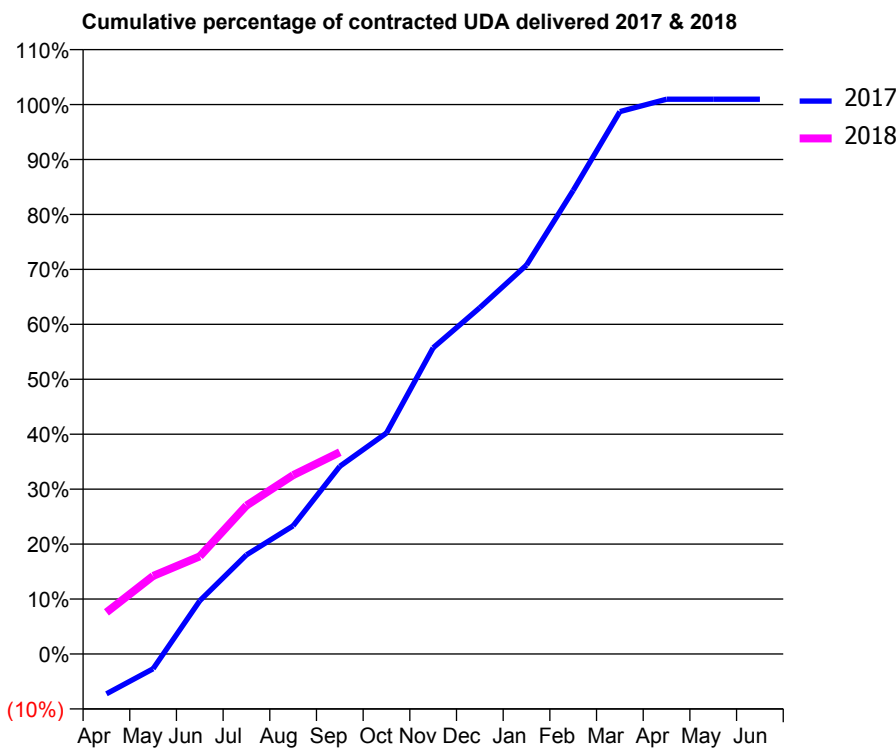
17/18 Contracted general activity (UDA)	1,455
Carry forward general activity (UDA)	-14
17/18 Contracted orthodontic activity (UOA)	0
Carry forward orthodontic activity (UOA)	0
Baseline contract value	£45,078.88

ACCESS*

Patients seen in 24 months	Total	Change since previous quarter
Quarter ending September 2016	660	
Quarter ending December 2016	722	↑
Quarter ending March 2017	725	→
Quarter ending June 2017	680	↓
Quarter ending September 2017	617	↓
Variance since September 2016	(6.5%)	↓



ACTIVITY



Month	Adjusted Scheduled Activity (UDA)	
	2017	2018
April	-106	110
May	-39	207
June	141	259
July	262	393
August	339	474
September	497	534
October	585	
November	811	
December	917	
January	1,030	
February	1,228	
March	1,436	
April	1,469	
May	1,469	
June	1,469	

QUALITY

	Quantity	Base Number	Contract	AT	Region	England
% of FP17s for the same patient ID Re-attending within 3 months - Children	25	183	13.7%	9.8%	11.2%	11.9%
% of FP17s for the same patient ID Re-attending within 3 months - Adults	23	98	23.5%	15.2%	16.6%	15.9%
% of FP17s for the same patient ID Re-attending between 3 & 9 months - Children	124	183	67.8%	47.7%	47.0%	58.1%
% of FP17s for the same patient ID Re-attending between 3 & 9 months - Adults	58	98	59.2%	38.2%	38.2%	50.6%
% of FP17s for Band 1 Urgent Courses	22	271	8.1%	10.0%	10.6%	9.1%
% of FP17s Relating to Free Repair or Replacements	4	271	1.5%	0.6%	0.6%	0.8%
% of FP17s Relating to Continuations	0	271	0.0%	0.9%	0.8%	1.1%
% of Patients satisfied with the dentistry they have received	0	0	N/A	89.8%	89.2%	91.4%
% of Patients satisfied with the time they had to wait for an appointment	0	0	N/A	86.1%	83.4%	87.7%

* This is based on patients treated on this contract for their most recent course of treatment. Figures in italics indicate the base number of FP17s or Patient Questionnaire responses are less than 100. N/A is shown where the base number of responses is less than 10 during the period. % is calculated as Quantity/Base number*100

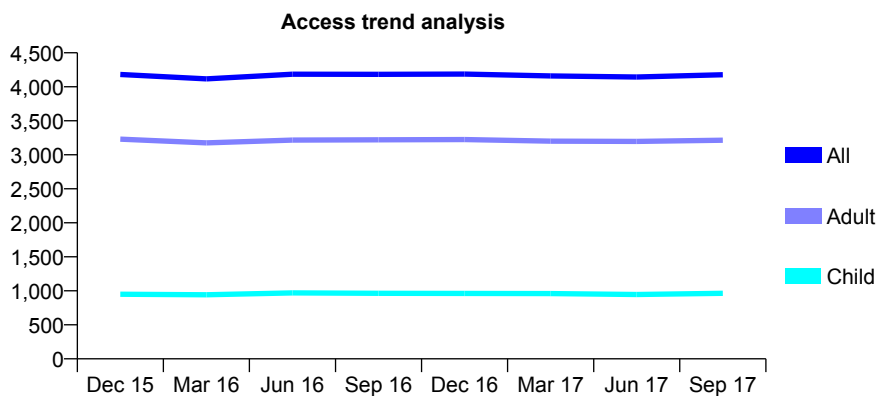
Q63 - Vital Signs At a Glance Contract Report for 730874/0001 - September 2017

Name or company name	MR GK OOI
Contract type name	GDS Contract
Purpose of contract	General
Contract start date	01/04/2006
Contract end date	

17/18 Contracted general activity (UDA)	12,108
Carry forward general activity (UDA)	-11
17/18 Contracted orthodontic activity (UOA)	0
Carry forward orthodontic activity (UOA)	0
Baseline contract value	£406,491.79

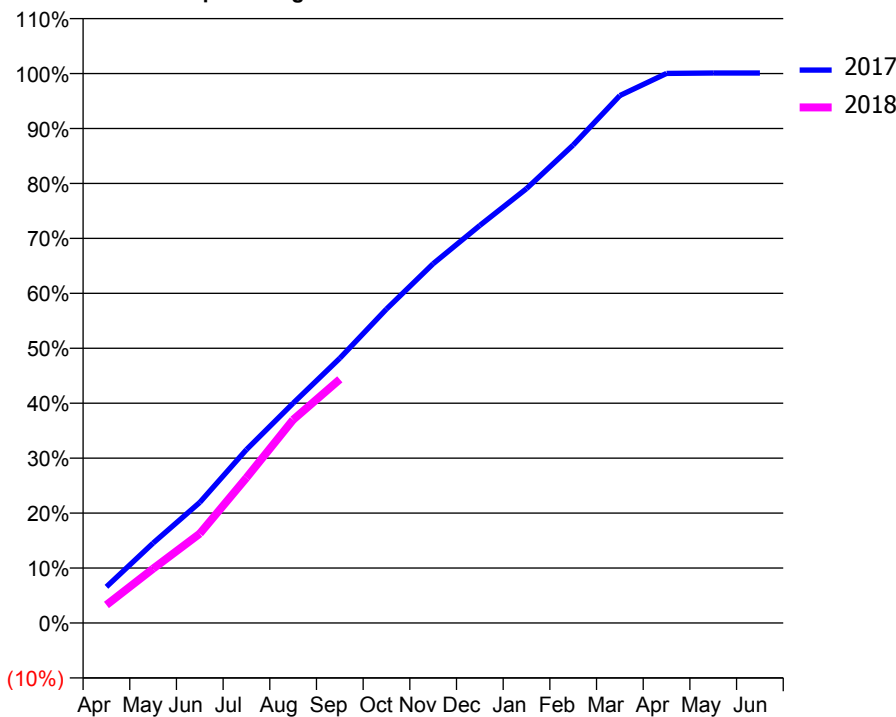
ACCESS*

Patients seen in 24 months	Total	Change since previous quarter
Quarter ending September 2016	4,183	
Quarter ending December 2016	4,187	→
Quarter ending March 2017	4,160	→
Quarter ending June 2017	4,144	→
Quarter ending September 2017	4,178	→
Variance since September 2016	(0.1%)	→



ACTIVITY

Cumulative percentage of contracted UDA delivered 2017 & 2018



Adjusted Scheduled Activity (UDA)

Month	2017	2018
April	799	399
May	1,761	1,197
June	2,657	1,969
July	3,822	3,201
August	4,844	4,479
September	5,833	5,369
October	6,918	
November	7,916	
December	8,762	
January	9,572	
February	10,533	
March	11,623	
April	12,111	
May	12,118	
June	12,119	

QUALITY

	Quantity	Base Number	Contract	AT	Region	England
% of FP17s for the same patient ID Re-attending within 3 months - Children	57	582	9.8%	9.8%	11.2%	11.9%
% of FP17s for the same patient ID Re-attending within 3 months - Adults	180	1,692	10.6%	15.2%	16.6%	15.9%
% of FP17s for the same patient ID Re-attending between 3 & 9 months - Children	189	582	32.5%	47.7%	47.0%	58.1%
% of FP17s for the same patient ID Re-attending between 3 & 9 months - Adults	646	1,692	38.2%	38.2%	38.2%	50.6%
% of FP17s for Band 1 Urgent Courses	87	2,096	4.2%	10.0%	10.6%	9.1%
% of FP17s Relating to Free Repair or Replacements	15	2,096	0.7%	0.6%	0.6%	0.8%
% of FP17s Relating to Continuations	49	2,096	2.3%	0.9%	0.8%	1.1%
% of Patients satisfied with the dentistry they have received	6	6	N/A	89.8%	89.2%	91.4%
% of Patients satisfied with the time they had to wait for an appointment	6	6	N/A	86.1%	83.4%	87.7%

* This is based on patients treated on this contract for their most recent course of treatment. Figures in italics indicate the base number of FP17s or Patient Questionnaire responses are less than 100. N/A is shown where the base number of responses is less than 10 during the period. % is calculated as Quantity/Base number*100

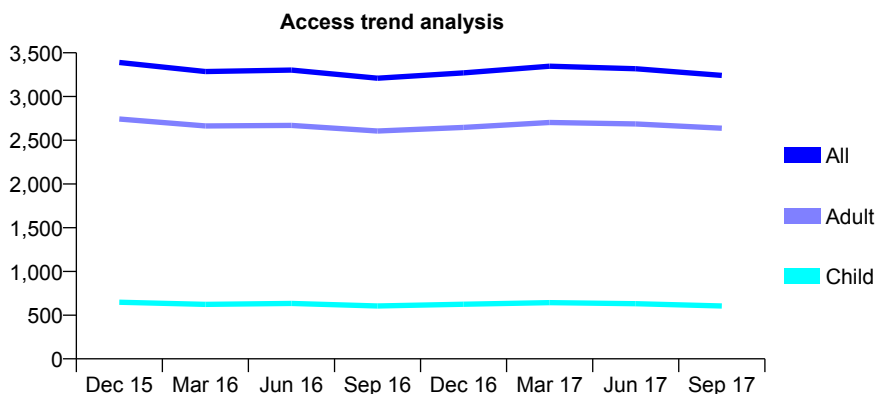
Q63 - Vital Signs At a Glance Contract Report for 730874/0002 - September 2017

Name or company name	MR GK OOI
Contract type name	GDS Contract
Purpose of contract	General
Contract start date	01/04/2006
Contract end date	

17/18 Contracted general activity (UDA)	12,740
Carry forward general activity (UDA)	129
17/18 Contracted orthodontic activity (UOA)	0
Carry forward orthodontic activity (UOA)	0
Baseline contract value	£453,600.15

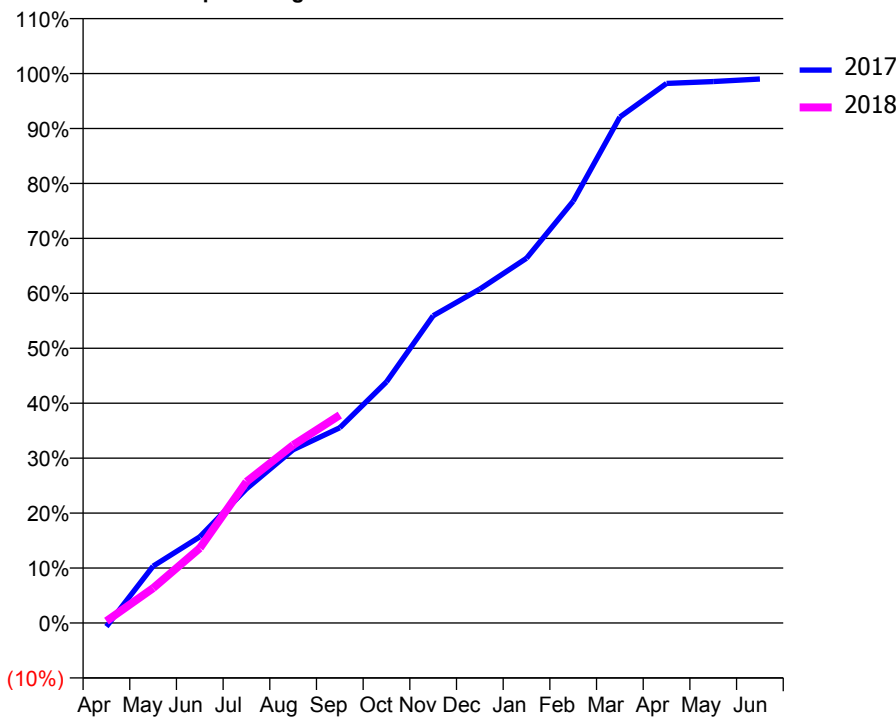
ACCESS*

Patients seen in 24 months	Total	Change since previous quarter
Quarter ending September 2016	3,210	
Quarter ending December 2016	3,271	→
Quarter ending March 2017	3,346	↑
Quarter ending June 2017	3,317	→
Quarter ending September 2017	3,242	↓
Variance since September 2016	1.0%	→



ACTIVITY

Cumulative percentage of contracted UDA delivered 2017 & 2018



Adjusted Scheduled Activity (UDA)

Month	2017	2018
April	-85	45
May	1,320	807
June	1,999	1,736
July	3,111	3,276
August	4,016	4,127
September	4,528	4,823
October	5,591	
November	7,126	
December	7,743	
January	8,457	
February	9,781	
March	11,732	
April	12,511	
May	12,554	
June	12,611	

QUALITY

	Quantity	Base Number	Contract	AT	Region	England
% of FP17s for the same patient ID Re-attending within 3 months - Children	39	316	12.3%	9.8%	11.2%	11.9%
% of FP17s for the same patient ID Re-attending within 3 months - Adults	270	1,424	19.0%	15.2%	16.6%	15.9%
% of FP17s for the same patient ID Re-attending between 3 & 9 months - Children	109	316	34.5%	47.7%	47.0%	58.1%
% of FP17s for the same patient ID Re-attending between 3 & 9 months - Adults	414	1,424	29.1%	38.2%	38.2%	50.6%
% of FP17s for Band 1 Urgent Courses	364	1,500	24.3%	10.0%	10.6%	9.1%
% of FP17s Relating to Free Repair or Replacements	14	1,500	0.9%	0.6%	0.6%	0.8%
% of FP17s Relating to Continuations	29	1,500	1.9%	0.9%	0.8%	1.1%
% of Patients satisfied with the dentistry they have received	6	6	N/A	89.8%	89.2%	91.4%
% of Patients satisfied with the time they had to wait for an appointment	6	6	N/A	86.1%	83.4%	87.7%

* This is based on patients treated on this contract for their most recent course of treatment. Figures in italics indicate the base number of FP17s or Patient Questionnaire responses are less than 100. N/A is shown where the base number of responses is less than 10 during the period. % is calculated as Quantity/Base number*100

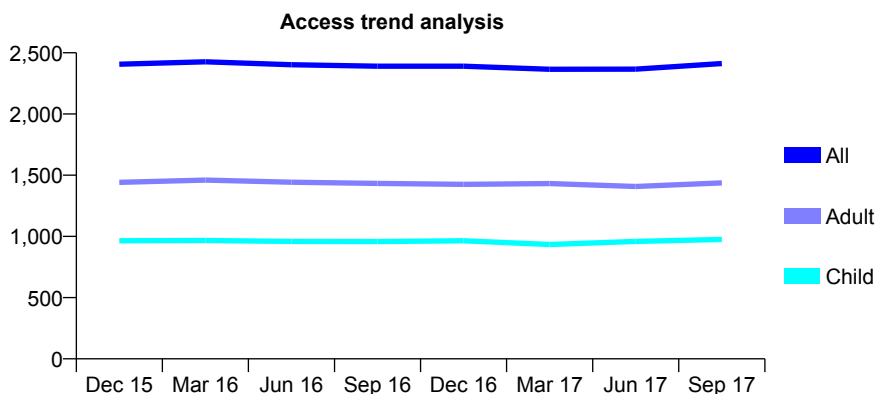
Q63 - Vital Signs At a Glance Contract Report for 731196/0001 - September 2017

Name or company name	MISS EA DIGHE
Contract type name	GDS Contract
Purpose of contract	General
Contract start date	01/04/2006
Contract end date	

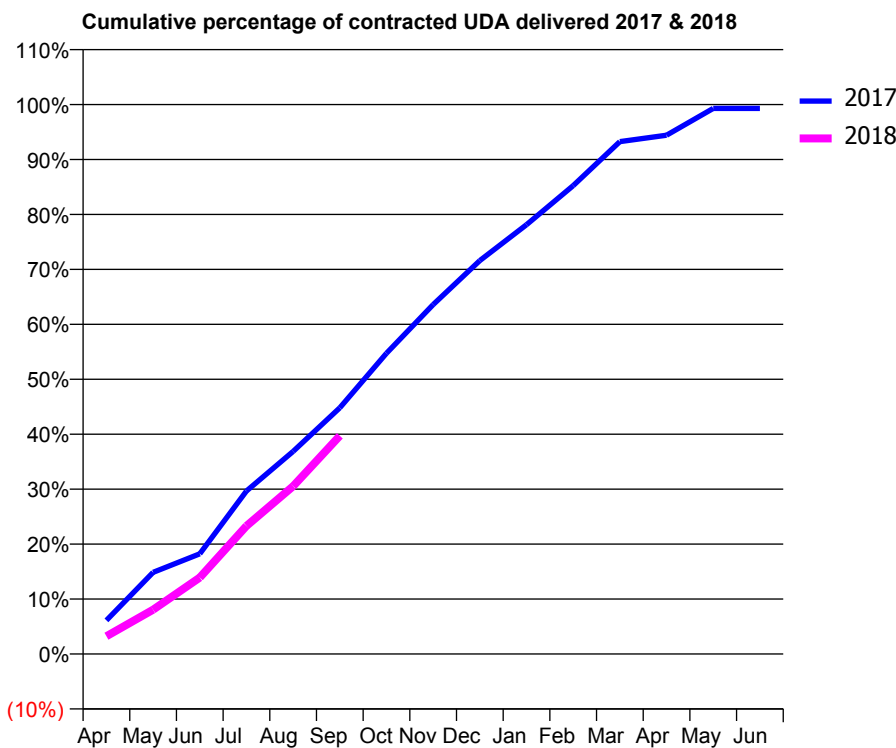
17/18 Contracted general activity (UDA)	7,341
Carry forward general activity (UDA)	53
17/18 Contracted orthodontic activity (UOA)	0
Carry forward orthodontic activity (UOA)	0
Baseline contract value	£295,558.76

ACCESS*

Patients seen in 24 months	Total	Change since previous quarter
Quarter ending September 2016	2,391	
Quarter ending December 2016	2,390	→
Quarter ending March 2017	2,366	↓
Quarter ending June 2017	2,367	→
Quarter ending September 2017	2,412	→
Variance since September 2016	0.9%	→



ACTIVITY



Month	Adjusted Scheduled Activity (UDA)	
	2017	2018
April	449	238
May	1,091	592
June	1,338	1,022
July	2,177	1,711
August	2,707	2,241
September	3,290	2,916
October	4,018	
November	4,669	
December	5,257	
January	5,736	
February	6,258	
March	6,846	
April	6,930	
May	7,288	
June	7,288	

QUALITY

	Quantity	Base Number	Contract	AT	Region	England
% of FP17s for the same patient ID Re-attending within 3 months - Children	40	729	5.5%	9.8%	11.2%	11.9%
% of FP17s for the same patient ID Re-attending within 3 months - Adults	119	822	14.5%	15.2%	16.6%	15.9%
% of FP17s for the same patient ID Re-attending between 3 & 9 months - Children	394	729	54.0%	47.7%	47.0%	58.1%
% of FP17s for the same patient ID Re-attending between 3 & 9 months - Adults	364	822	44.3%	38.2%	38.2%	50.6%
% of FP17s for Band 1 Urgent Courses	116	1,344	8.6%	10.0%	10.6%	9.1%
% of FP17s Relating to Free Repair or Replacements	3	1,344	0.2%	0.6%	0.6%	0.8%
% of FP17s Relating to Continuations	17	1,344	1.3%	0.9%	0.8%	1.1%
% of Patients satisfied with the dentistry they have received	3	3	N/A	89.8%	89.2%	91.4%
% of Patients satisfied with the time they had to wait for an appointment	3	3	N/A	86.1%	83.4%	87.7%

* This is based on patients treated on this contract for their most recent course of treatment. Figures in italics indicate the base number of FP17s or Patient Questionnaire responses are less than 100. N/A is shown where the base number of responses is less than 10 during the period. % is calculated as Quantity/Base number*100

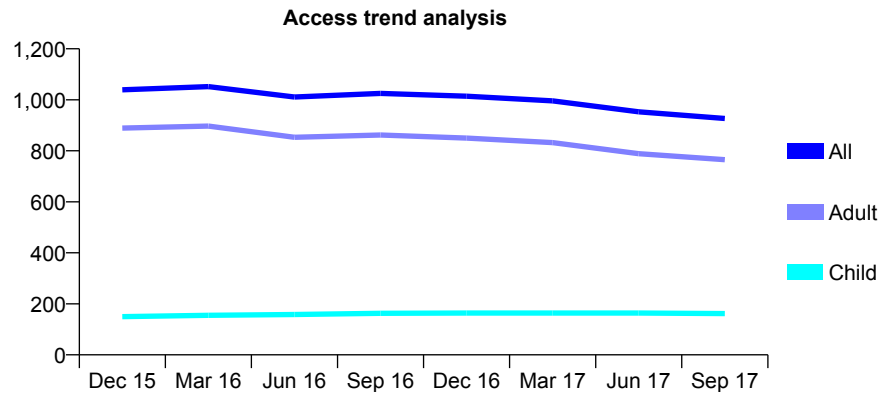
Q63 - Vital Signs At a Glance Contract Report for 732036/0001 - September 2017

Name or company name	MR YK HO
Contract type name	GDS Contract
Purpose of contract	General
Contract start date	01/04/2006
Contract end date	

17/18 Contracted general activity (UDA)	1,288
Carry forward general activity (UDA)	-15
17/18 Contracted orthodontic activity (UOA)	0
Carry forward orthodontic activity (UOA)	0
Baseline contract value	£35,729.24

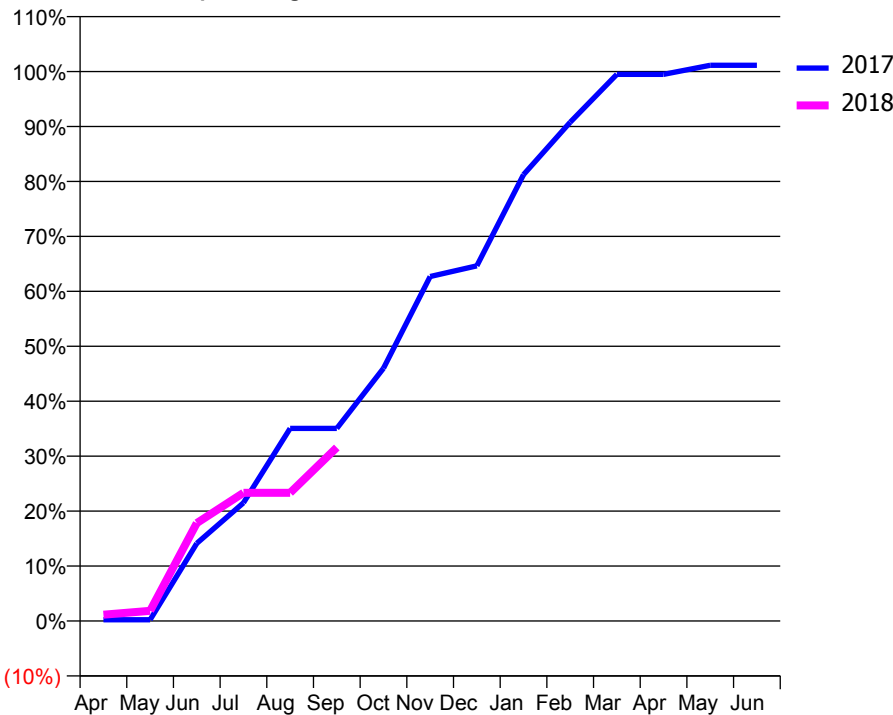
ACCESS*

Patients seen in 24 months	Total	Change since previous quarter
Quarter ending September 2016	1,025	
Quarter ending December 2016	1,014	↓
Quarter ending March 2017	996	↓
Quarter ending June 2017	953	↓
Quarter ending September 2017	927	↓
Variance since September 2016	(9.6%)	↓



ACTIVITY

Cumulative percentage of contracted UDA delivered 2017 & 2018



Month	Adjusted Scheduled Activity (UDA)	
	2017	2018
April	3	15
May	3	24
June	182	230
July	277	301
August	452	301
September	452	407
October	593	
November	808	
December	833	
January	1,046	
February	1,169	
March	1,281	
April	1,281	
May	1,303	
June	1,303	

QUALITY

	Quantity	Base Number	Contract	AT	Region	England
% of FP17s for the same patient ID Re-attending within 3 months - Children	1	70	1.4%	9.8%	11.2%	11.9%
% of FP17s for the same patient ID Re-attending within 3 months - Adults	1	213	0.5%	15.2%	16.6%	15.9%
% of FP17s for the same patient ID Re-attending between 3 & 9 months - Children	3	70	4.3%	47.7%	47.0%	58.1%
% of FP17s for the same patient ID Re-attending between 3 & 9 months - Adults	22	213	10.3%	38.2%	38.2%	50.6%
% of FP17s for Band 1 Urgent Courses	4	275	1.5%	10.0%	10.6%	9.1%
% of FP17s Relating to Free Repair or Replacements	0	275	0.0%	0.6%	0.6%	0.8%
% of FP17s Relating to Continuations	0	275	0.0%	0.9%	0.8%	1.1%
% of Patients satisfied with the dentistry they have received	0	0	N/A	89.8%	89.2%	91.4%
% of Patients satisfied with the time they had to wait for an appointment	0	0	N/A	86.1%	83.4%	87.7%

* This is based on patients treated on this contract for their most recent course of treatment. Figures in italics indicate the base number of FP17s or Patient Questionnaire responses are less than 100. N/A is shown where the base number of responses is less than 10 during the period. % is calculated as Quantity/Base number*100

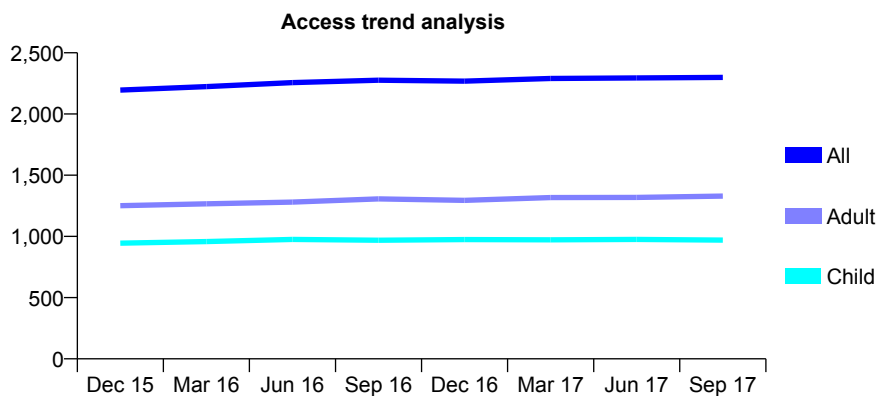
Q63 - Vital Signs At a Glance Contract Report for 735841/0001 - September 2017

Name or company name	Dr Y Amin and Dr I Taylor
Contract type name	GDS Contract
Purpose of contract	General
Contract start date	01/04/2006
Contract end date	

17/18 Contracted general activity (UDA)	4,000
Carry forward general activity (UDA)	154
17/18 Contracted orthodontic activity (UOA)	0
Carry forward orthodontic activity (UOA)	0
Baseline contract value	£89,808.59

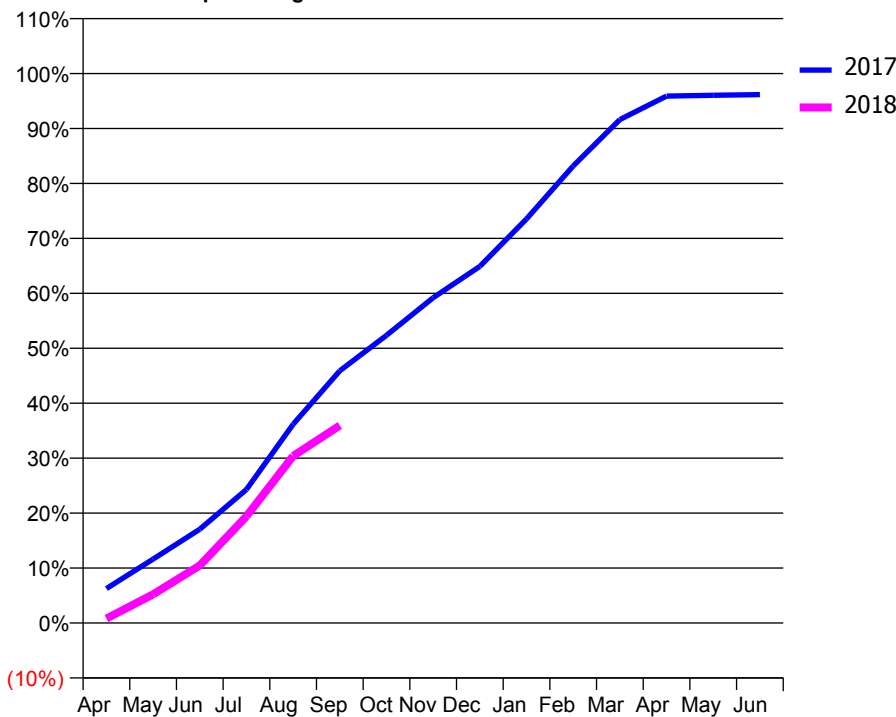
ACCESS*

Patients seen in 24 months	Total	Change since previous quarter
Quarter ending September 2016	2,276	
Quarter ending December 2016	2,269	→
Quarter ending March 2017	2,290	→
Quarter ending June 2017	2,295	→
Quarter ending September 2017	2,299	→
Variance since September 2016	1.0%	→



ACTIVITY

Cumulative percentage of contracted UDA delivered 2017 & 2018



Month	Adjusted Scheduled Activity (UDA)	
	2017	2018
April	251	33
May	466	209
June	683	419
July	972	777
August	1,447	1,216
September	1,836	1,438
October	2,094	
November	2,368	
December	2,596	
January	2,942	
February	3,327	
March	3,665	
April	3,835	
May	3,841	
June	3,846	

QUALITY

	Quantity	Base Number	Contract	AT	Region	England
% of FP17s for the same patient ID Re-attending within 3 months - Children	93	901	10.3%	9.8%	11.2%	11.9%
% of FP17s for the same patient ID Re-attending within 3 months - Adults	159	981	16.2%	15.2%	16.6%	15.9%
% of FP17s for the same patient ID Re-attending between 3 & 9 months - Children	633	901	70.3%	47.7%	47.0%	58.1%
% of FP17s for the same patient ID Re-attending between 3 & 9 months - Adults	603	981	61.5%	38.2%	38.2%	50.6%
% of FP17s for Band 1 Urgent Courses	71	1,099	6.5%	10.0%	10.6%	9.1%
% of FP17s Relating to Free Repair or Replacements	0	1,099	0.0%	0.6%	0.6%	0.8%
% of FP17s Relating to Continuations	6	1,099	0.5%	0.9%	0.8%	1.1%
% of Patients satisfied with the dentistry they have received	1	1	N/A	89.8%	89.2%	91.4%
% of Patients satisfied with the time they had to wait for an appointment	1	1	N/A	86.1%	83.4%	87.7%

* This is based on patients treated on this contract for their most recent course of treatment. Figures in italics indicate the base number of FP17s or Patient Questionnaire responses are less than 100. N/A is shown where the base number of responses is less than 10 during the period. % is calculated as Quantity/Base number*100

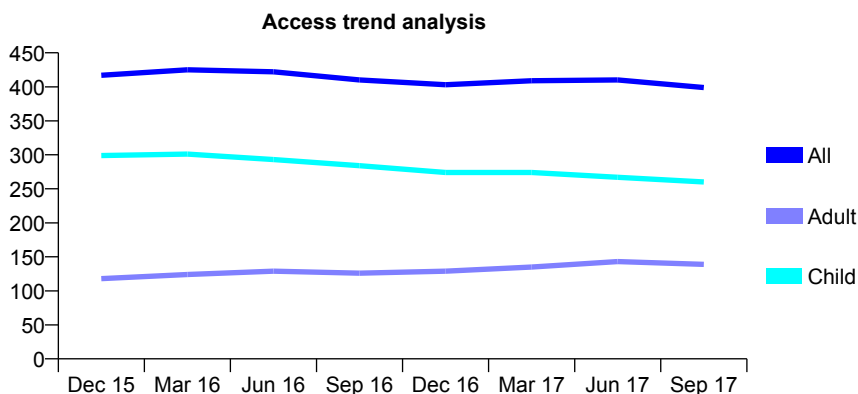
Q63 - Vital Signs At a Glance Contract Report for 736856/0001 - September 2017

Name or company name	David Stroud & James Metcalf
Contract type name	GDS Contract
Purpose of contract	General
Contract start date	01/04/2006
Contract end date	

17/18 Contracted general activity (UDA)	1,200
Carry forward general activity (UDA)	0
17/18 Contracted orthodontic activity (UOA)	0
Carry forward orthodontic activity (UOA)	0
Baseline contract value	£33,144.64

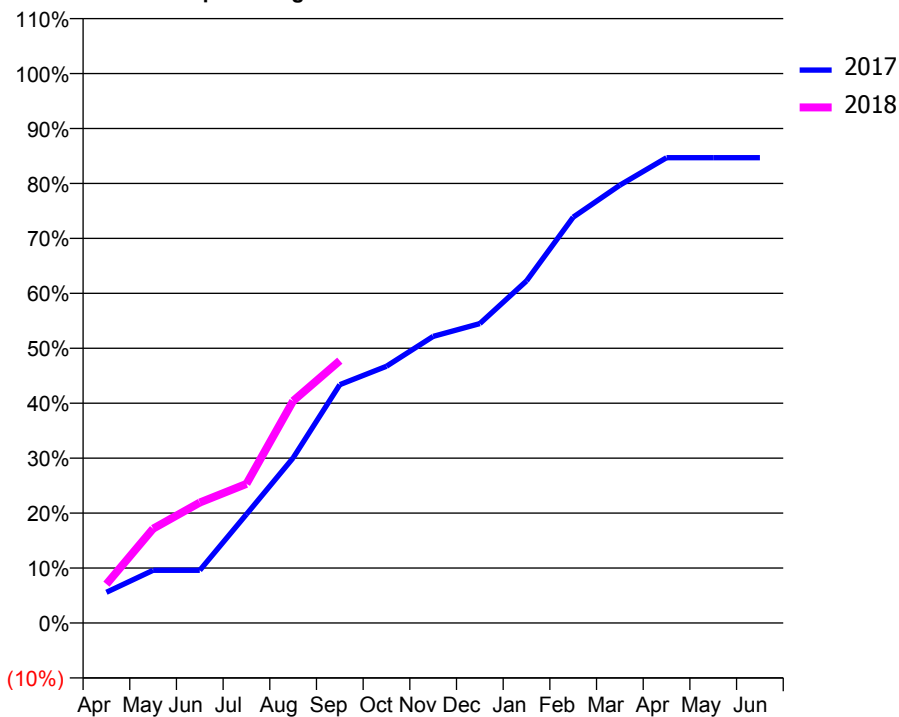
ACCESS*

Patients seen in 24 months	Total	Change since previous quarter
Quarter ending September 2016	410	
Quarter ending December 2016	403	↓
Quarter ending March 2017	409	→
Quarter ending June 2017	410	→
Quarter ending September 2017	399	↓
Variance since September 2016	(2.7%)	↓



ACTIVITY

Cumulative percentage of contracted UDA delivered 2017 & 2018



Adjusted Scheduled Activity (UDA)

Month	2017	2018
April	67	85
May	115	206
June	115	263
July	237	304
August	361	485
September	521	573
October	561	
November	626	
December	654	
January	747	
February	886	
March	956	
April	1,016	
May	1,016	
June	1,016	

QUALITY

	Quantity	Base Number	Contract	AT	Region	England
% of FP17s for the same patient ID Re-attending within 3 months - Children	3	164	1.8%	9.8%	11.2%	11.9%
% of FP17s for the same patient ID Re-attending within 3 months - Adults	5	85	5.9%	15.2%	16.6%	15.9%
% of FP17s for the same patient ID Re-attending between 3 & 9 months - Children	74	164	45.1%	47.7%	47.0%	58.1%
% of FP17s for the same patient ID Re-attending between 3 & 9 months - Adults	33	85	38.8%	38.2%	38.2%	50.6%
% of FP17s for Band 1 Urgent Courses	0	229	0.0%	10.0%	10.6%	9.1%
% of FP17s Relating to Free Repair or Replacements	0	229	0.0%	0.6%	0.6%	0.8%
% of FP17s Relating to Continuations	3	229	1.3%	0.9%	0.8%	1.1%
% of Patients satisfied with the dentistry they have received	0	0	N/A	89.8%	89.2%	91.4%
% of Patients satisfied with the time they had to wait for an appointment	0	0	N/A	86.1%	83.4%	87.7%

* This is based on patients treated on this contract for their most recent course of treatment. Figures in italics indicate the base number of FP17s or Patient Questionnaire responses are less than 100. N/A is shown where the base number of responses is less than 10 during the period. % is calculated as Quantity/Base number*100

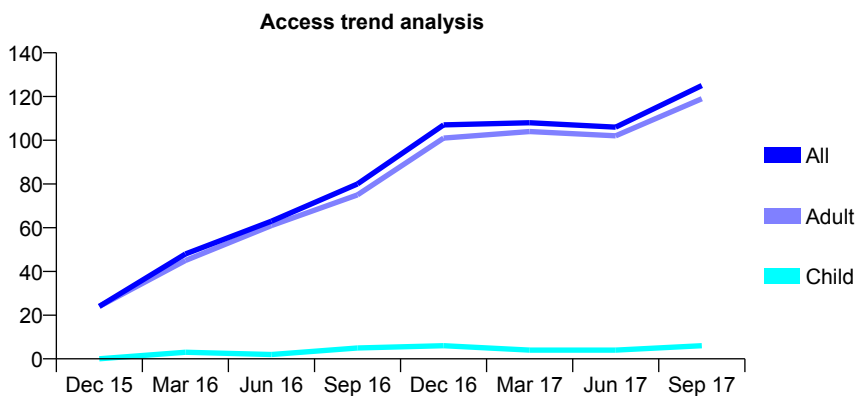
Q63 - Vital Signs At a Glance Contract Report for 739677/0004 - September 2017

Name or company name	MR LW MCARDLE
Contract type name	PDS Contract
Purpose of contract	General
Contract start date	01/06/2013
Contract end date	30/11/2017

17/18 Contracted general activity (UDA)	235
Carry forward general activity (UDA)	0
17/18 Contracted orthodontic activity (UOA)	0
Carry forward orthodontic activity (UOA)	0
Baseline contract value	£12,763.97

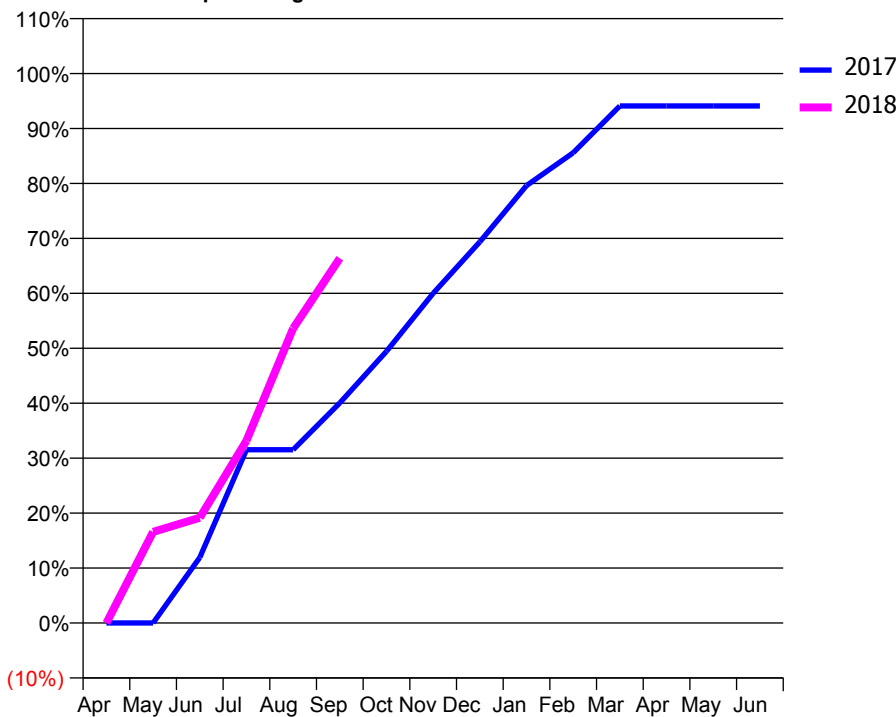
ACCESS*

Patients seen in 24 months	Total	Change since previous quarter
Quarter ending September 2016	80	
Quarter ending December 2016	107	↑
Quarter ending March 2017	108	→
Quarter ending June 2017	106	↓
Quarter ending September 2017	125	↑
Variance since September 2016	56.3%	↑



ACTIVITY

Cumulative percentage of contracted UDA delivered 2017 & 2018



Adjusted Scheduled Activity (UDA)		
Month	2017	2018
April	0	0
May	0	39
June	42	45
July	111	78
August	111	126
September	141	156
October	174	
November	211	
December	244	
January	280	
February	301	
March	331	
April	331	
May	331	
June	331	

QUALITY

	Quantity	Base Number	Contract	AT	Region	England
% of FP17s for the same patient ID Re-attending within 3 months - Children	0	2	0.0%	9.8%	11.2%	11.9%
% of FP17s for the same patient ID Re-attending within 3 months - Adults	0	50	0.0%	15.2%	16.6%	15.9%
% of FP17s for the same patient ID Re-attending between 3 & 9 months - Children	0	2	0.0%	47.7%	47.0%	58.1%
% of FP17s for the same patient ID Re-attending between 3 & 9 months - Adults	0	50	0.0%	38.2%	38.2%	50.6%
% of FP17s for Band 1 Urgent Courses	0	52	0.0%	10.0%	10.6%	9.1%
% of FP17s Relating to Free Repair or Replacements	0	52	0.0%	0.6%	0.6%	0.8%
% of FP17s Relating to Continuations	0	52	0.0%	0.9%	0.8%	1.1%
% of Patients satisfied with the dentistry they have received	0	0	N/A	89.8%	89.2%	91.4%
% of Patients satisfied with the time they had to wait for an appointment	0	0	N/A	86.1%	83.4%	87.7%

* This is based on patients treated on this contract for their most recent course of treatment. Figures in italics indicate the base number of FP17s or Patient Questionnaire responses are less than 100. N/A is shown where the base number of responses is less than 10 during the period. % is calculated as Quantity/Base number*100

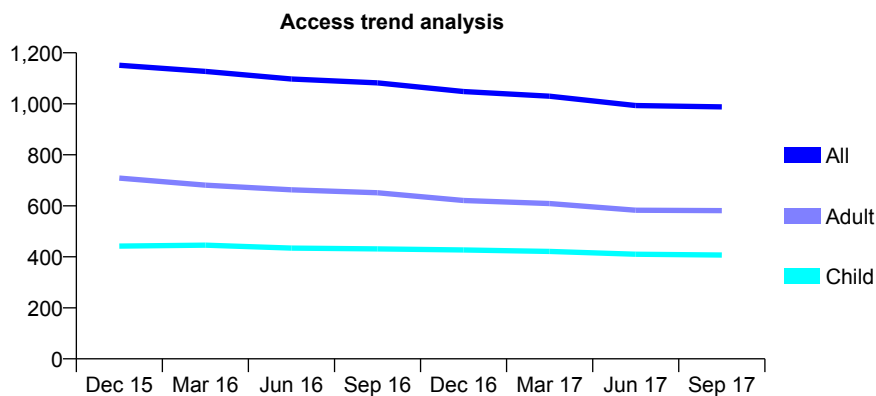
Q63 - Vital Signs At a Glance Contract Report for 739952/0001 - September 2017

Name or company name	MR JM CLARKE
Contract type name	GDS Contract
Purpose of contract	General
Contract start date	01/04/2006
Contract end date	

17/18 Contracted general activity (UDA)	3,136
Carry forward general activity (UDA)	0
17/18 Contracted orthodontic activity (UOA)	0
Carry forward orthodontic activity (UOA)	0
Baseline contract value	£83,474.14

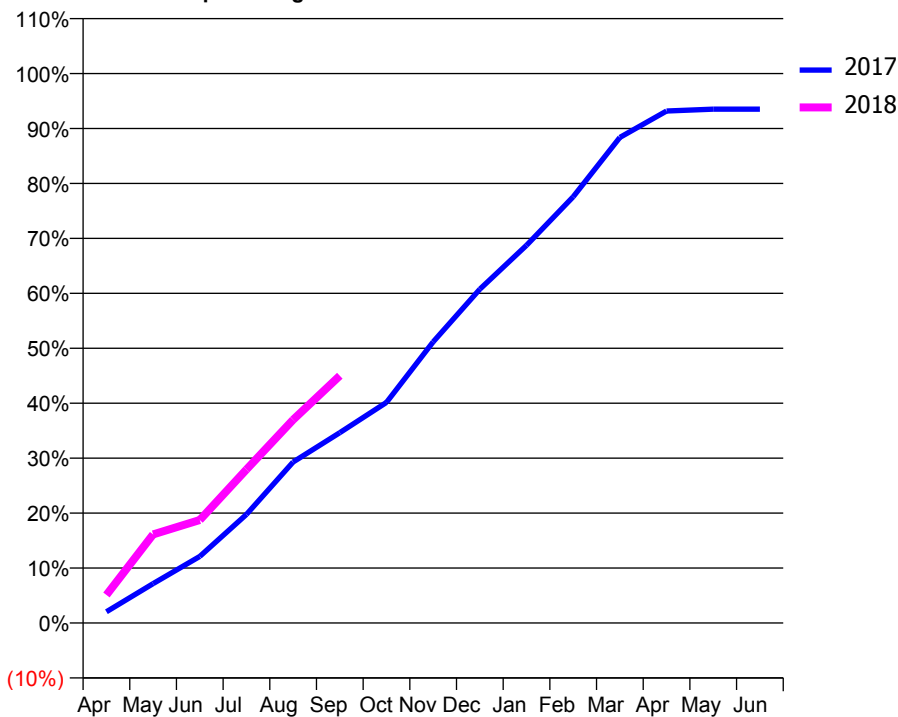
ACCESS*

Patients seen in 24 months	Total	Change since previous quarter
Quarter ending September 2016	1,082	
Quarter ending December 2016	1,048	↓
Quarter ending March 2017	1,030	↓
Quarter ending June 2017	993	↓
Quarter ending September 2017	988	→
Variance since September 2016	(8.7%)	↓



ACTIVITY

Cumulative percentage of contracted UDA delivered 2017 & 2018



Month	Adjusted Scheduled Activity (UDA)	
	2017	2018
April	64	160
May	225	506
June	380	588
July	620	877
August	919	1,160
September	1,086	1,412
October	1,259	
November	1,605	
December	1,905	
January	2,156	
February	2,433	
March	2,771	
April	2,922	
May	2,933	
June	2,933	

QUALITY

	Quantity	Base Number	Contract	AT	Region	England
% of FP17s for the same patient ID Re-attending within 3 months - Children	20	293	6.8%	9.8%	11.2%	11.9%
% of FP17s for the same patient ID Re-attending within 3 months - Adults	53	378	14.0%	15.2%	16.6%	15.9%
% of FP17s for the same patient ID Re-attending between 3 & 9 months - Children	170	293	58.0%	47.7%	47.0%	58.1%
% of FP17s for the same patient ID Re-attending between 3 & 9 months - Adults	206	378	54.5%	38.2%	38.2%	50.6%
% of FP17s for Band 1 Urgent Courses	24	622	3.9%	10.0%	10.6%	9.1%
% of FP17s Relating to Free Repair or Replacements	5	622	0.8%	0.6%	0.6%	0.8%
% of FP17s Relating to Continuations	3	622	0.5%	0.9%	0.8%	1.1%
% of Patients satisfied with the dentistry they have received	2	2	N/A	89.8%	89.2%	91.4%
% of Patients satisfied with the time they had to wait for an appointment	1	2	N/A	86.1%	83.4%	87.7%

* This is based on patients treated on this contract for their most recent course of treatment. Figures in italics indicate the base number of FP17s or Patient Questionnaire responses are less than 100. N/A is shown where the base number of responses is less than 10 during the period. % is calculated as Quantity/Base number*100

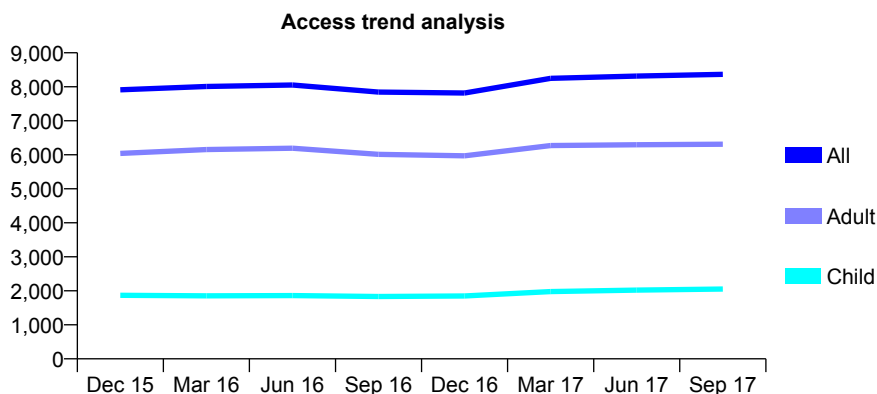
Q63 - Vital Signs At a Glance Contract Report for 740373/0001 - September 2017

Name or company name	MR J PATEL
Contract type name	Pilot Contract
Purpose of contract	General
Contract start date	01/04/2006
Contract end date	

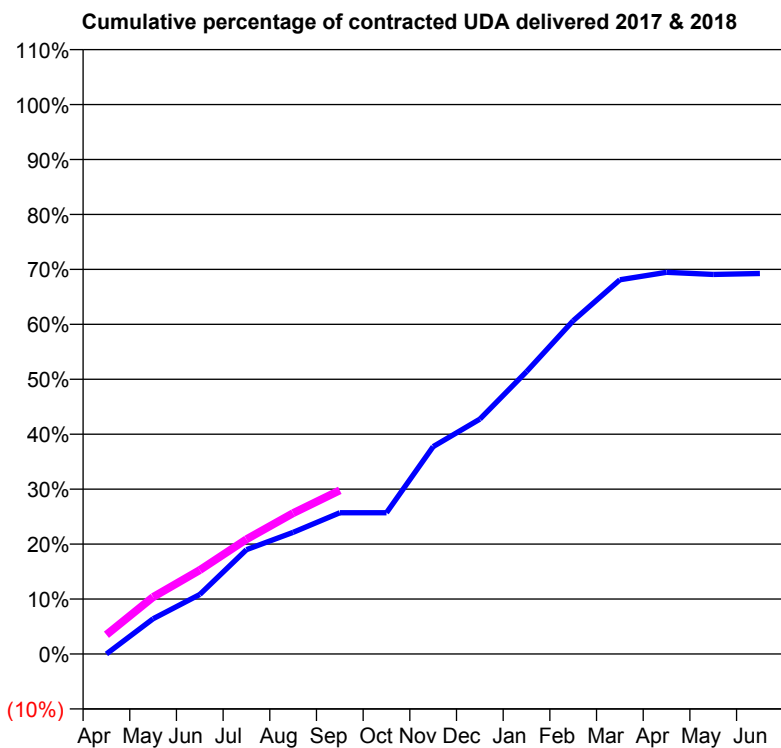
17/18 Contracted general activity (UDA)	32,742
Carry forward general activity (UDA)	0
17/18 Contracted orthodontic activity (UOA)	0
Carry forward orthodontic activity (UOA)	0
Baseline contract value	£1,096,912.32

ACCESS*

Patients seen in 24 months	Total	Change since previous quarter
Quarter ending September 2016	7,847	
Quarter ending December 2016	7,817	→
Quarter ending March 2017	8,250	↑
Quarter ending June 2017	8,315	→
Quarter ending September 2017	8,366	→
Variance since September 2016	6.6%	↑



ACTIVITY



Month	Adjusted Scheduled Activity (UDA)	
	2017	2018
April	0	1,151
May	2,103	3,396
June	3,548	5,005
July	6,215	6,838
August	7,253	8,398
September	8,417	9,753
October	8,417	
November	12,360	
December	13,993	
January	16,824	
February	19,858	
March	22,297	
April	22,742	
May	22,615	
June	22,671	

QUALITY

	Quantity	Base Number	Contract	AT	Region	England
% of FP17s for the same patient ID Re-attending within 3 months - Children	47	1,052	4.5%	9.8%	11.2%	11.9%
% of FP17s for the same patient ID Re-attending within 3 months - Adults	283	2,863	9.9%	15.2%	16.6%	15.9%
% of FP17s for the same patient ID Re-attending between 3 & 9 months - Children	357	1,052	33.9%	47.7%	47.0%	58.1%
% of FP17s for the same patient ID Re-attending between 3 & 9 months - Adults	755	2,863	26.4%	38.2%	38.2%	50.6%
% of FP17s for Band 1 Urgent Courses	242	3,313	7.3%	10.0%	10.6%	9.1%
% of FP17s Relating to Free Repair or Replacements	6	3,313	0.2%	0.6%	0.6%	0.8%
% of FP17s Relating to Continuations	37	3,313	1.1%	0.9%	0.8%	1.1%
% of Patients satisfied with the dentistry they have received	6	6	N/A	89.8%	89.2%	91.4%
% of Patients satisfied with the time they had to wait for an appointment	4	6	N/A	86.1%	83.4%	87.7%

* This is based on patients treated on this contract for their most recent course of treatment. Figures in italics indicate the base number of FP17s or Patient Questionnaire responses are less than 100. N/A is shown where the base number of responses is less than 10 during the period. % is calculated as Quantity/Base number*100

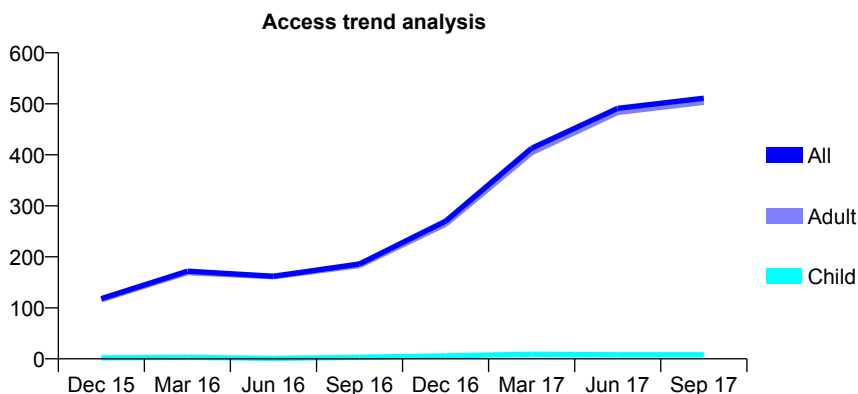
Q63 - Vital Signs At a Glance Contract Report for 740373/0002 - September 2017

Name or company name	MR J PATEL
Contract type name	PDS Contract
Purpose of contract	General
Contract start date	01/10/2007
Contract end date	30/11/2017

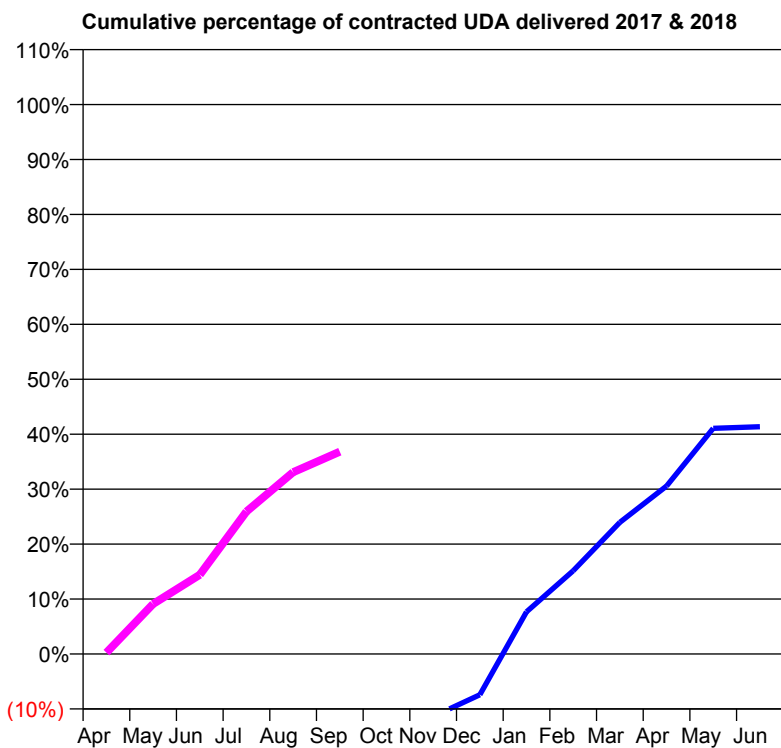
17/18 Contracted general activity (UDA)	1,130
Carry forward general activity (UDA)	0
17/18 Contracted orthodontic activity (UOA)	0
Carry forward orthodontic activity (UOA)	0
Baseline contract value	£52,643.90

ACCESS*

Patients seen in 24 months	Total	Change since previous quarter
Quarter ending September 2016	186	
Quarter ending December 2016	270	↑
Quarter ending March 2017	413	↑
Quarter ending June 2017	491	↑
Quarter ending September 2017	511	↑
Variance since September 2016	174.7%	↑



ACTIVITY



Month	2017	2018
April	-599	3
May	-564	103
June	-545	163
July	-510	293
August	-448	374
September	-369	416
October	-342	
November	-193	
December	-126	
January	130	
February	257	
March	406	
April	518	
May	696	
June	701	

QUALITY

	Quantity	Base Number	Contract	AT	Region	England
% of FP17s for the same patient ID Re-attending within 3 months - Children	0	2	0.0%	9.8%	11.2%	11.9%
% of FP17s for the same patient ID Re-attending within 3 months - Adults	3	241	1.2%	15.2%	16.6%	15.9%
% of FP17s for the same patient ID Re-attending between 3 & 9 months - Children	0	2	0.0%	47.7%	47.0%	58.1%
% of FP17s for the same patient ID Re-attending between 3 & 9 months - Adults	0	241	0.0%	38.2%	38.2%	50.6%
% of FP17s for Band 1 Urgent Courses	0	144	0.0%	10.0%	10.6%	9.1%
% of FP17s Relating to Free Repair or Replacements	1	144	0.7%	0.6%	0.6%	0.8%
% of FP17s Relating to Continuations	0	144	0.0%	0.9%	0.8%	1.1%
% of Patients satisfied with the dentistry they have received	0	0	N/A	89.8%	89.2%	91.4%
% of Patients satisfied with the time they had to wait for an appointment	0	0	N/A	86.1%	83.4%	87.7%

* This is based on patients treated on this contract for their most recent course of treatment. Figures in italics indicate the base number of FP17s or Patient Questionnaire responses are less than 100. N/A is shown where the base number of responses is less than 10 during the period. % is calculated as Quantity/Base number*100

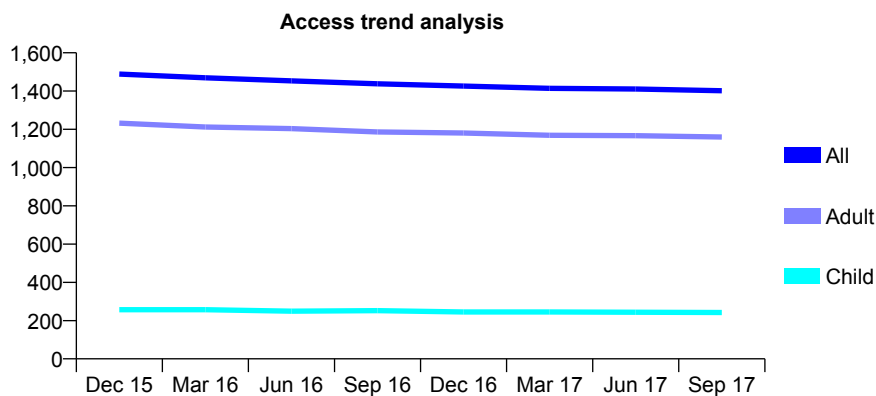
Q63 - Vital Signs At a Glance Contract Report for 740438/0001 - September 2017

Name or company name	MR K SINGH
Contract type name	GDS Contract
Purpose of contract	General
Contract start date	01/04/2006
Contract end date	

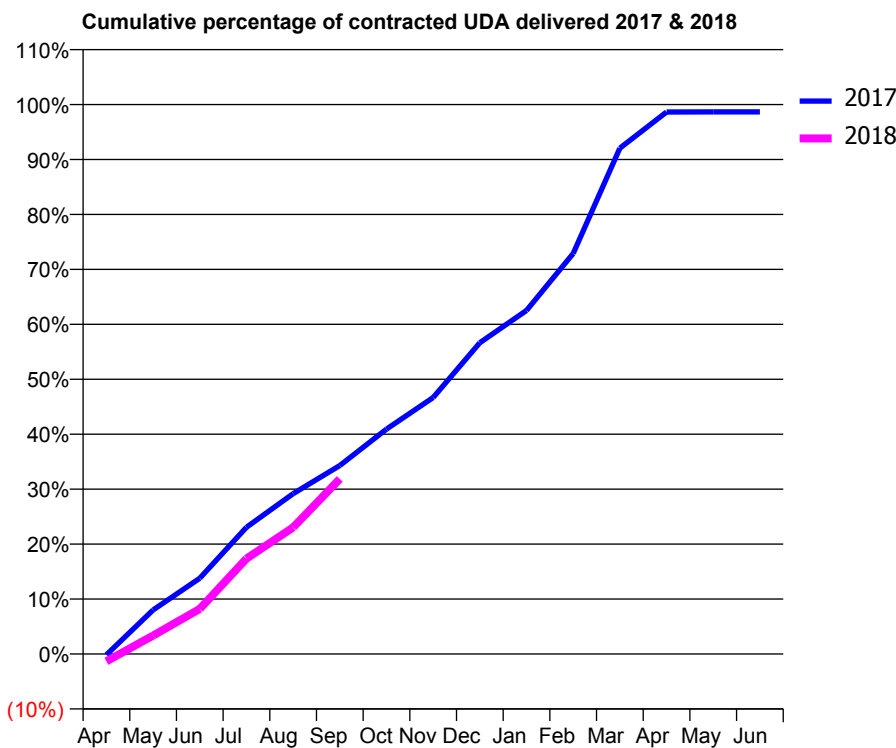
17/18 Contracted general activity (UDA)	7,307
Carry forward general activity (UDA)	98
17/18 Contracted orthodontic activity (UOA)	0
Carry forward orthodontic activity (UOA)	0
Baseline contract value	£181,015.37

ACCESS*

Patients seen in 24 months	Total	Change since previous quarter
Quarter ending September 2016	1,438	
Quarter ending December 2016	1,426	→
Quarter ending March 2017	1,414	→
Quarter ending June 2017	1,411	→
Quarter ending September 2017	1,402	→
Variance since September 2016	(2.5%)	↓



ACTIVITY



Month	Adjusted Scheduled Activity (UDA)	
	2017	2018
April	-11	-98
May	585	246
June	1,008	600
July	1,686	1,269
August	2,132	1,683
September	2,506	2,330
October	2,990	
November	3,411	
December	4,139	
January	4,569	
February	5,326	
March	6,726	
April	7,206	
May	7,209	
June	7,209	

QUALITY

	Quantity	Base Number	Contract	AT	Region	England
% of FP17s for the same patient ID Re-attending within 3 months - Children	14	206	6.8%	9.8%	11.2%	11.9%
% of FP17s for the same patient ID Re-attending within 3 months - Adults	125	629	19.9%	15.2%	16.6%	15.9%
% of FP17s for the same patient ID Re-attending between 3 & 9 months - Children	153	206	74.3%	47.7%	47.0%	58.1%
% of FP17s for the same patient ID Re-attending between 3 & 9 months - Adults	220	629	35.0%	38.2%	38.2%	50.6%
% of FP17s for Band 1 Urgent Courses	74	736	10.1%	10.0%	10.6%	9.1%
% of FP17s Relating to Free Repair or Replacements	6	736	0.8%	0.6%	0.6%	0.8%
% of FP17s Relating to Continuations	41	736	5.6%	0.9%	0.8%	1.1%
% of Patients satisfied with the dentistry they have received	4	5	N/A	89.8%	89.2%	91.4%
% of Patients satisfied with the time they had to wait for an appointment	5	5	N/A	86.1%	83.4%	87.7%

* This is based on patients treated on this contract for their most recent course of treatment. Figures in italics indicate the base number of FP17s or Patient Questionnaire responses are less than 100. N/A is shown where the base number of responses is less than 10 during the period. % is calculated as Quantity/Base number*100

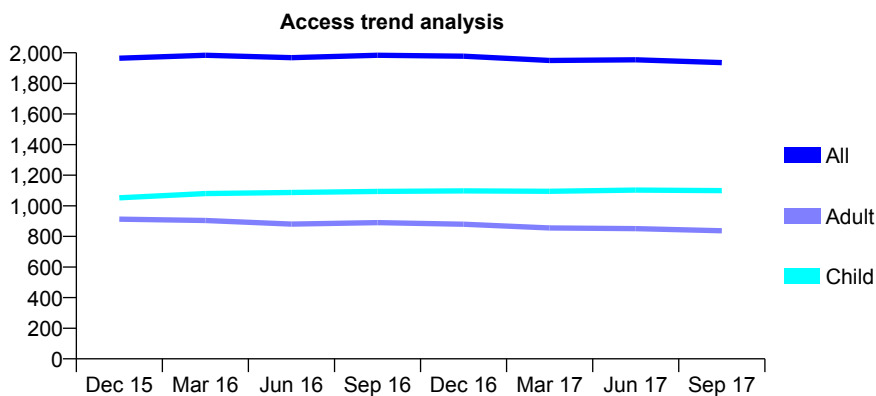
Q63 - Vital Signs At a Glance Contract Report for 741299/0002 - September 2017

Name or company name	MISS DH QUIGLEY
Contract type name	GDS Contract
Purpose of contract	General
Contract start date	01/04/2006
Contract end date	

17/18 Contracted general activity (UDA)	6,718
Carry forward general activity (UDA)	0
17/18 Contracted orthodontic activity (UOA)	0
Carry forward orthodontic activity (UOA)	0
Baseline contract value	£177,131.28

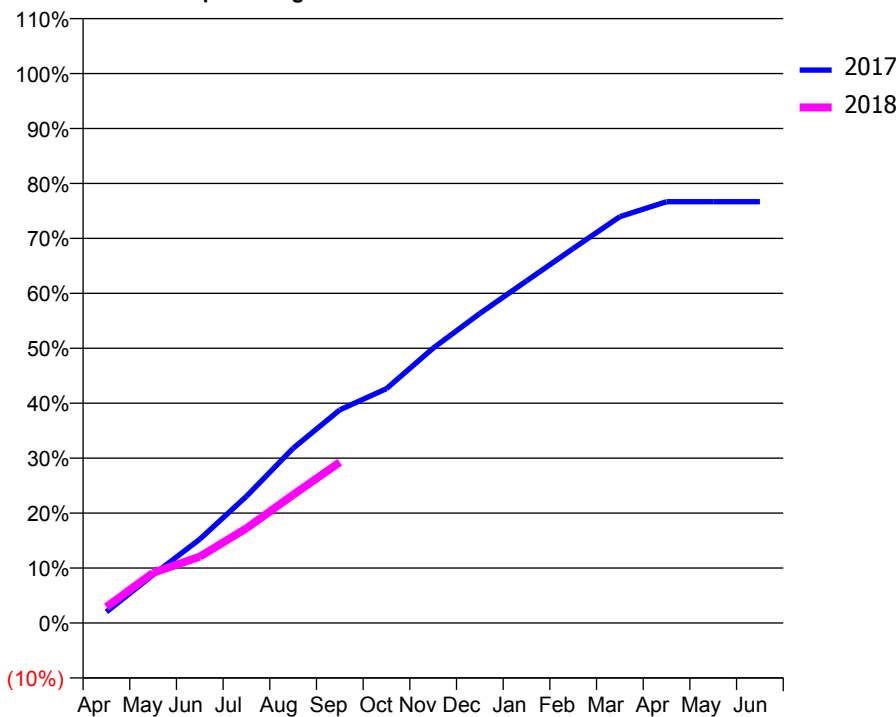
ACCESS*

Patients seen in 24 months	Total	Change since previous quarter
Quarter ending September 2016	1,984	
Quarter ending December 2016	1,978	→
Quarter ending March 2017	1,950	↓
Quarter ending June 2017	1,954	→
Quarter ending September 2017	1,936	→
Variance since September 2016	(2.4%)	↓



ACTIVITY

Cumulative percentage of contracted UDA delivered 2017 & 2018



Month	Adjusted Scheduled Activity (UDA)	
	2017	2018
April	135	197
May	589	615
June	1,025	811
July	1,550	1,158
August	2,137	1,568
September	2,606	1,965
October	2,865	
November	3,361	
December	3,785	
January	4,183	
February	4,578	
March	4,969	
April	5,150	
May	5,150	
June	5,150	

QUALITY

	Quantity	Base Number	Contract	AT	Region	England
% of FP17s for the same patient ID Re-attending within 3 months - Children	92	751	12.3%	9.8%	11.2%	11.9%
% of FP17s for the same patient ID Re-attending within 3 months - Adults	78	446	17.5%	15.2%	16.6%	15.9%
% of FP17s for the same patient ID Re-attending between 3 & 9 months - Children	344	751	45.8%	47.7%	47.0%	58.1%
% of FP17s for the same patient ID Re-attending between 3 & 9 months - Adults	208	446	46.6%	38.2%	38.2%	50.6%
% of FP17s for Band 1 Urgent Courses	156	1,112	14.0%	10.0%	10.6%	9.1%
% of FP17s Relating to Free Repair or Replacements	0	1,112	0.0%	0.6%	0.6%	0.8%
% of FP17s Relating to Continuations	5	1,112	0.4%	0.9%	0.8%	1.1%
% of Patients satisfied with the dentistry they have received	2	2	N/A	89.8%	89.2%	91.4%
% of Patients satisfied with the time they had to wait for an appointment	1	2	N/A	86.1%	83.4%	87.7%

* This is based on patients treated on this contract for their most recent course of treatment. Figures in italics indicate the base number of FP17s or Patient Questionnaire responses are less than 100. N/A is shown where the base number of responses is less than 10 during the period. % is calculated as Quantity/Base number*100

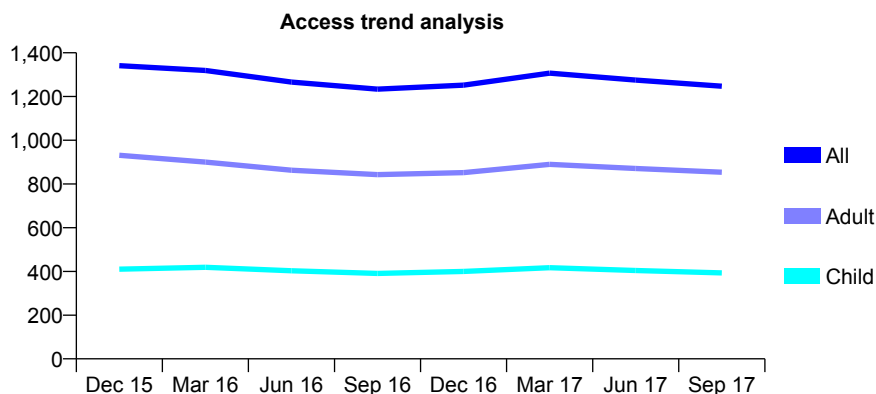
Q63 - Vital Signs At a Glance Contract Report for 742066/0001 - September 2017

Name or company name	MISS S GAJREE
Contract type name	GDS Contract
Purpose of contract	General
Contract start date	01/04/2006
Contract end date	

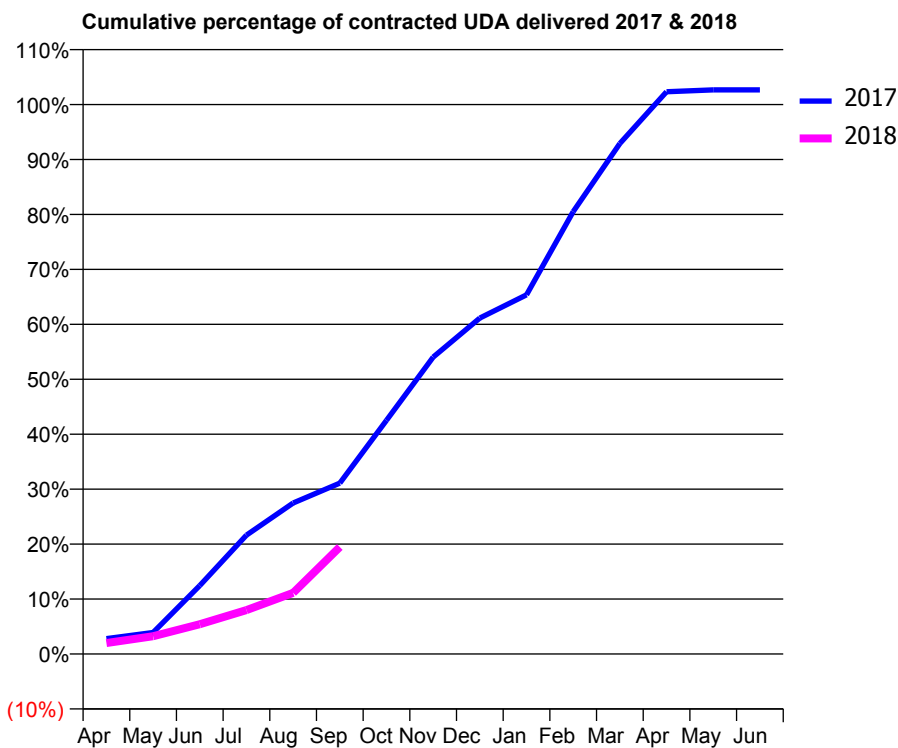
17/18 Contracted general activity (UDA)	4,621
Carry forward general activity (UDA)	-92
17/18 Contracted orthodontic activity (UOA)	0
Carry forward orthodontic activity (UOA)	0
Baseline contract value	£134,366.66

ACCESS*

Patients seen in 24 months	Total	Change since previous quarter
Quarter ending September 2016	1,234	
Quarter ending December 2016	1,252	→
Quarter ending March 2017	1,307	↑
Quarter ending June 2017	1,275	↓
Quarter ending September 2017	1,247	↓
Variance since September 2016	1.1%	→



ACTIVITY



Month	Adjusted Scheduled Activity (UDA)	
	2017	2018
April	130	92
May	181	150
June	576	251
July	999	369
August	1,270	514
September	1,437	900
October	1,965	
November	2,497	
December	2,825	
January	3,021	
February	3,720	
March	4,294	
April	4,728	
May	4,744	
June	4,744	

QUALITY

	Quantity	Base Number	Contract	AT	Region	England
% of FP17s for the same patient ID Re-attending within 3 months - Children	7	148	4.7%	9.8%	11.2%	11.9%
% of FP17s for the same patient ID Re-attending within 3 months - Adults	27	308	8.8%	15.2%	16.6%	15.9%
% of FP17s for the same patient ID Re-attending between 3 & 9 months - Children	77	148	52.0%	47.7%	47.0%	58.1%
% of FP17s for the same patient ID Re-attending between 3 & 9 months - Adults	149	308	48.4%	38.2%	38.2%	50.6%
% of FP17s for Band 1 Urgent Courses	32	323	9.9%	10.0%	10.6%	9.1%
% of FP17s Relating to Free Repair or Replacements	1	323	0.3%	0.6%	0.6%	0.8%
% of FP17s Relating to Continuations	1	323	0.3%	0.9%	0.8%	1.1%
% of Patients satisfied with the dentistry they have received	3	3	N/A	89.8%	89.2%	91.4%
% of Patients satisfied with the time they had to wait for an appointment	2	3	N/A	86.1%	83.4%	87.7%

* This is based on patients treated on this contract for their most recent course of treatment. Figures in italics indicate the base number of FP17s or Patient Questionnaire responses are less than 100. N/A is shown where the base number of responses is less than 10 during the period. % is calculated as Quantity/Base number*100

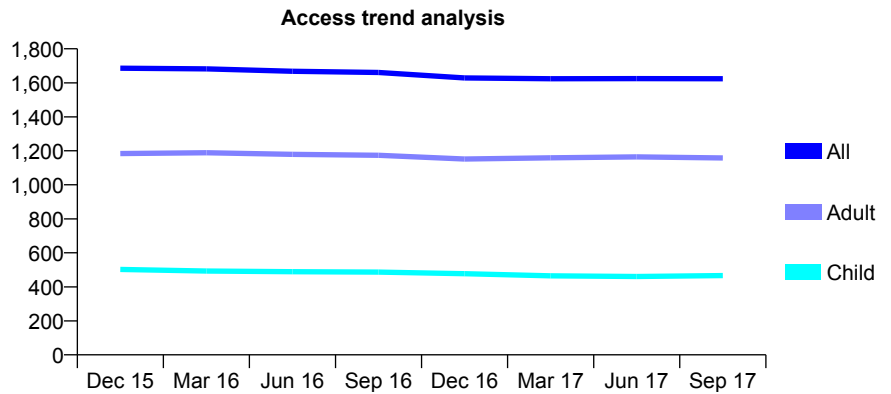
Q63 - Vital Signs At a Glance Contract Report for 745022/0001 - September 2017

Name or company name	MR NH DOUGLAS
Contract type name	GDS Contract
Purpose of contract	General
Contract start date	01/04/2006
Contract end date	

17/18 Contracted general activity (UDA)	5,200
Carry forward general activity (UDA)	-16
17/18 Contracted orthodontic activity (UOA)	0
Carry forward orthodontic activity (UOA)	0
Baseline contract value	£122,244.84

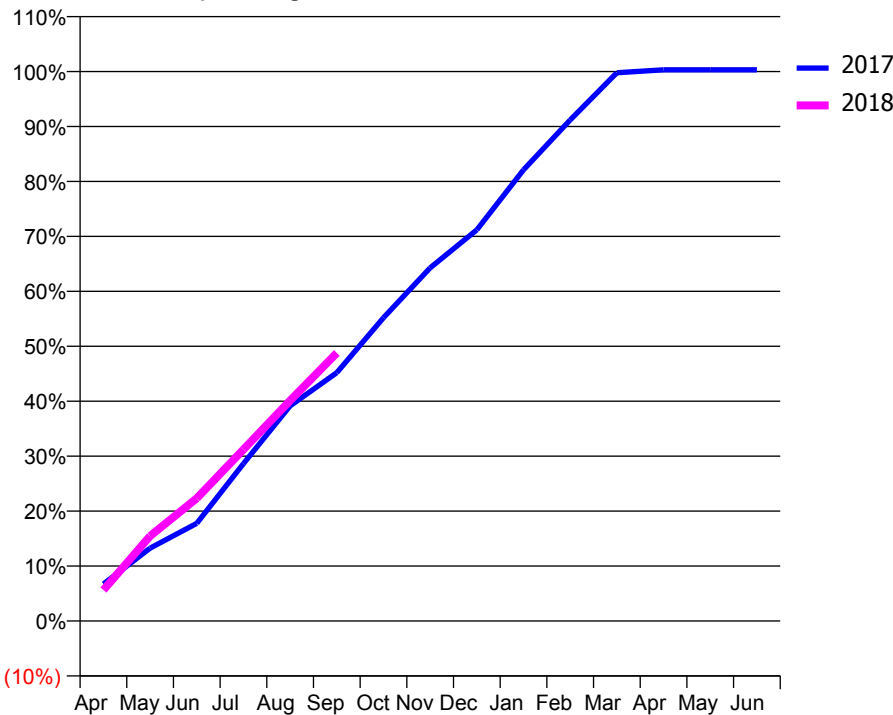
ACCESS*

Patients seen in 24 months	Total	Change since previous quarter
Quarter ending September 2016	1,661	
Quarter ending December 2016	1,629	↓
Quarter ending March 2017	1,624	→
Quarter ending June 2017	1,625	→
Quarter ending September 2017	1,624	→
Variance since September 2016	(2.2%)	↓



ACTIVITY

Cumulative percentage of contracted UDA delivered 2017 & 2018



Month	Adjusted Scheduled Activity (UDA)	
	2017	2018
April	350	293
May	690	804
June	925	1,161
July	1,490	1,623
August	2,036	2,087
September	2,350	2,537
October	2,870	
November	3,342	
December	3,701	
January	4,270	
February	4,742	
March	5,189	
April	5,216	
May	5,216	
June	5,216	

QUALITY

	Quantity	Base Number	Contract	AT	Region	England
% of FP17s for the same patient ID Re-attending within 3 months - Children	18	313	5.8%	9.8%	11.2%	11.9%
% of FP17s for the same patient ID Re-attending within 3 months - Adults	144	786	18.3%	15.2%	16.6%	15.9%
% of FP17s for the same patient ID Re-attending between 3 & 9 months - Children	181	313	57.8%	47.7%	47.0%	58.1%
% of FP17s for the same patient ID Re-attending between 3 & 9 months - Adults	400	786	50.9%	38.2%	38.2%	50.6%
% of FP17s for Band 1 Urgent Courses	89	1,078	8.3%	10.0%	10.6%	9.1%
% of FP17s Relating to Free Repair or Replacements	7	1,078	0.6%	0.6%	0.6%	0.8%
% of FP17s Relating to Continuations	35	1,078	3.2%	0.9%	0.8%	1.1%
% of Patients satisfied with the dentistry they have received	2	3	N/A	89.8%	89.2%	91.4%
% of Patients satisfied with the time they had to wait for an appointment	2	3	N/A	86.1%	83.4%	87.7%

* This is based on patients treated on this contract for their most recent course of treatment. Figures in italics indicate the base number of FP17s or Patient Questionnaire responses are less than 100. N/A is shown where the base number of responses is less than 10 during the period. % is calculated as Quantity/Base number*100

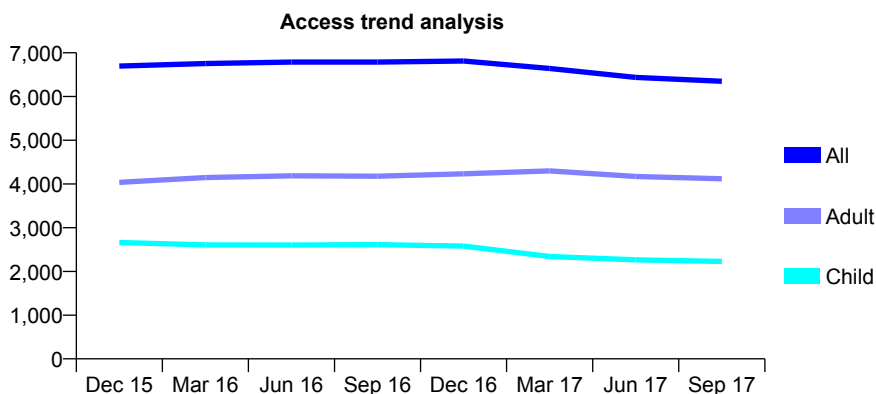
Q63 - Vital Signs At a Glance Contract Report for 746584/0001 - September 2017

Name or company name	MR N KARIA
Contract type name	GDS Contract
Purpose of contract	General
Contract start date	01/04/2006
Contract end date	

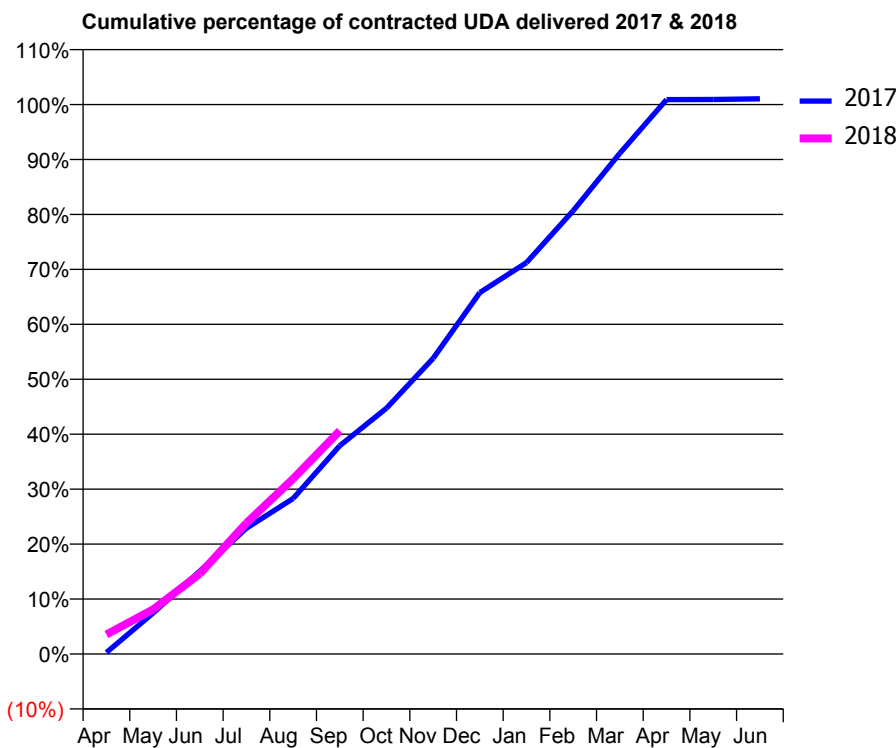
17/18 Contracted general activity (UDA)	16,350
Carry forward general activity (UDA)	-171
17/18 Contracted orthodontic activity (UOA)	0
Carry forward orthodontic activity (UOA)	0
Baseline contract value	£473,024.69

ACCESS*

Patients seen in 24 months	Total	Change since previous quarter
Quarter ending September 2016	6,788	
Quarter ending December 2016	6,811	→
Quarter ending March 2017	6,642	↓
Quarter ending June 2017	6,437	↓
Quarter ending September 2017	6,348	↓
Variance since September 2016	(6.5%)	↓



ACTIVITY



Month	Adjusted Scheduled Activity (UDA)	
	2017	2018
April	47	583
May	1,220	1,326
June	2,465	2,385
July	3,745	3,899
August	4,629	5,217
September	6,199	6,644
October	7,313	
November	8,800	
December	10,756	
January	11,645	
February	13,192	
March	14,900	
April	16,494	
May	16,501	
June	16,521	

QUALITY

	Quantity	Base Number	Contract	AT	Region	England
% of FP17s for the same patient ID Re-attending within 3 months - Children	78	1,159	6.7%	9.8%	11.2%	11.9%
% of FP17s for the same patient ID Re-attending within 3 months - Adults	492	2,295	21.4%	15.2%	16.6%	15.9%
% of FP17s for the same patient ID Re-attending between 3 & 9 months - Children	415	1,159	35.8%	47.7%	47.0%	58.1%
% of FP17s for the same patient ID Re-attending between 3 & 9 months - Adults	846	2,295	36.9%	38.2%	38.2%	50.6%
% of FP17s for Band 1 Urgent Courses	408	2,675	15.3%	10.0%	10.6%	9.1%
% of FP17s Relating to Free Repair or Replacements	1	2,675	0.0%	0.6%	0.6%	0.8%
% of FP17s Relating to Continuations	32	2,675	1.2%	0.9%	0.8%	1.1%
% of Patients satisfied with the dentistry they have received	3	3	N/A	89.8%	89.2%	91.4%
% of Patients satisfied with the time they had to wait for an appointment	3	3	N/A	86.1%	83.4%	87.7%

* This is based on patients treated on this contract for their most recent course of treatment. Figures in italics indicate the base number of FP17s or Patient Questionnaire responses are less than 100. N/A is shown where the base number of responses is less than 10 during the period. % is calculated as Quantity/Base number*100

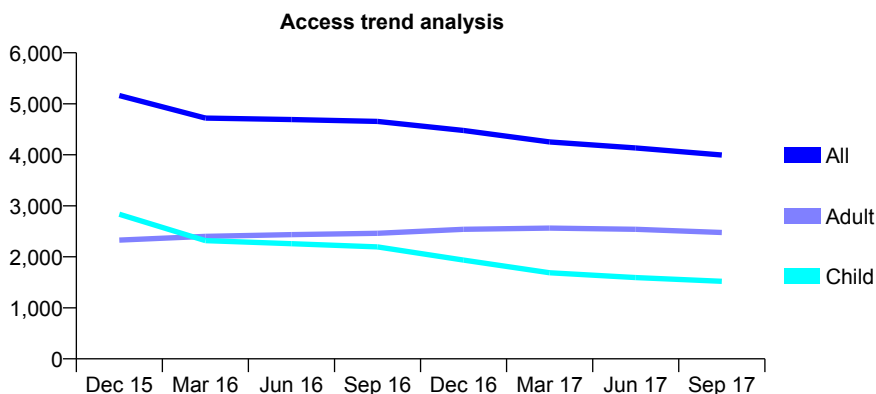
Q63 - Vital Signs At a Glance Contract Report for 746584/0004 - September 2017

Name or company name	MR N KARIA
Contract type name	GDS Contract
Purpose of contract	General
Contract start date	01/04/2006
Contract end date	

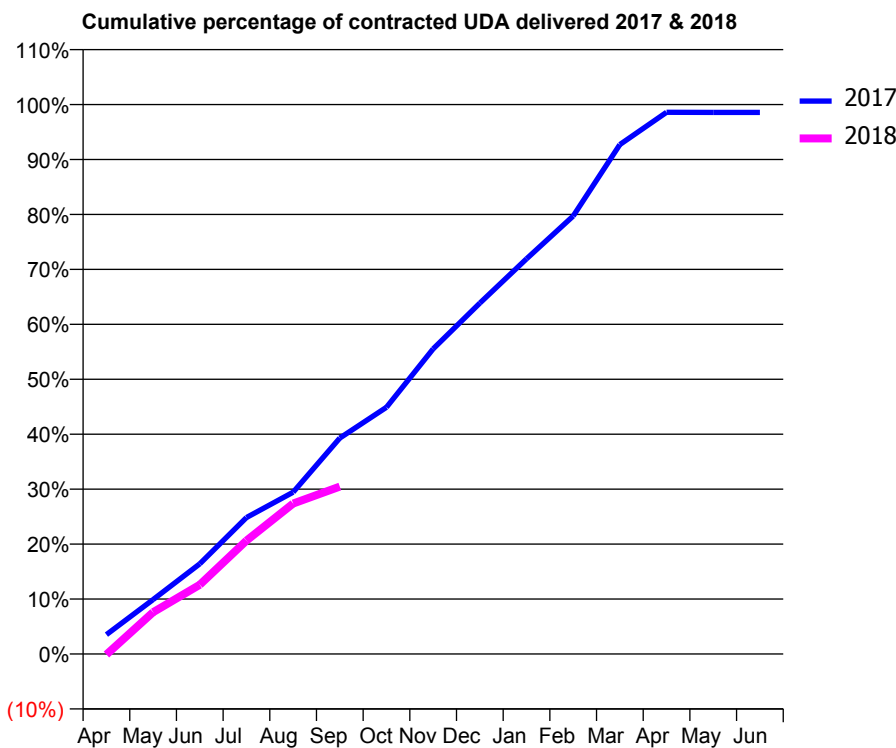
17/18 Contracted general activity (UDA)	11,787
Carry forward general activity (UDA)	171
17/18 Contracted orthodontic activity (UOA)	0
Carry forward orthodontic activity (UOA)	0
Baseline contract value	£305,784.67

ACCESS*

Patients seen in 24 months	Total	Change since previous quarter
Quarter ending September 2016	4,656	
Quarter ending December 2016	4,476	↓
Quarter ending March 2017	4,252	↓
Quarter ending June 2017	4,135	↓
Quarter ending September 2017	3,997	↓
Variance since September 2016	(14.2%)	↓



ACTIVITY



Month	Adjusted Scheduled Activity (UDA)	
	2017	2018
April	417	-12
May	1,168	898
June	1,935	1,487
July	2,929	2,432
August	3,471	3,227
September	4,633	3,590
October	5,293	
November	6,547	
December	7,528	
January	8,478	
February	9,395	
March	10,929	
April	11,619	
May	11,616	
June	11,616	

QUALITY

	Quantity	Base Number	Contract	AT	Region	England
% of FP17s for the same patient ID Re-attending within 3 months - Children	71	857	8.3%	9.8%	11.2%	11.9%
% of FP17s for the same patient ID Re-attending within 3 months - Adults	271	1,479	18.3%	15.2%	16.6%	15.9%
% of FP17s for the same patient ID Re-attending between 3 & 9 months - Children	501	857	58.5%	47.7%	47.0%	58.1%
% of FP17s for the same patient ID Re-attending between 3 & 9 months - Adults	791	1,479	53.5%	38.2%	38.2%	50.6%
% of FP17s for Band 1 Urgent Courses	309	2,058	15.0%	10.0%	10.6%	9.1%
% of FP17s Relating to Free Repair or Replacements	3	2,058	0.1%	0.6%	0.6%	0.8%
% of FP17s Relating to Continuations	18	2,058	0.9%	0.9%	0.8%	1.1%
% of Patients satisfied with the dentistry they have received	3	3	N/A	89.8%	89.2%	91.4%
% of Patients satisfied with the time they had to wait for an appointment	3	3	N/A	86.1%	83.4%	87.7%

* This is based on patients treated on this contract for their most recent course of treatment. Figures in italics indicate the base number of FP17s or Patient Questionnaire responses are less than 100. N/A is shown where the base number of responses is less than 10 during the period. % is calculated as Quantity/Base number*100

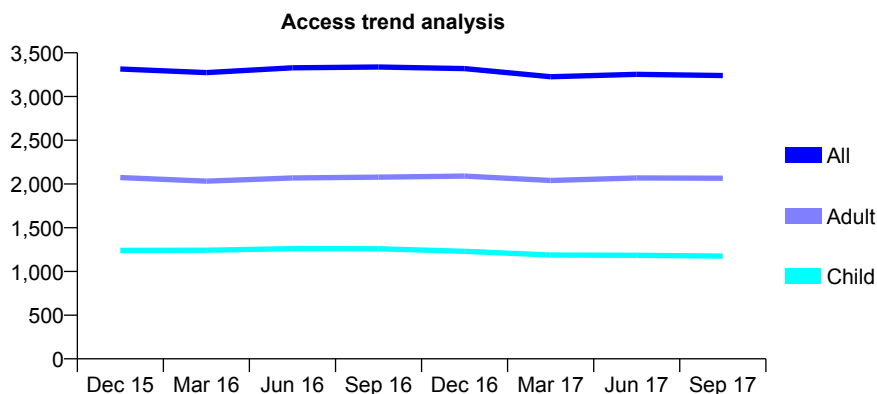
Q63 - Vital Signs At a Glance Contract Report for 748587/0001 - September 2017

Name or company name	MISS KD MCLAREN
Contract type name	GDS Contract
Purpose of contract	General
Contract start date	01/04/2006
Contract end date	

17/18 Contracted general activity (UDA)	5,992
Carry forward general activity (UDA)	-120
17/18 Contracted orthodontic activity (UOA)	0
Carry forward orthodontic activity (UOA)	0
Baseline contract value	£137,621.74

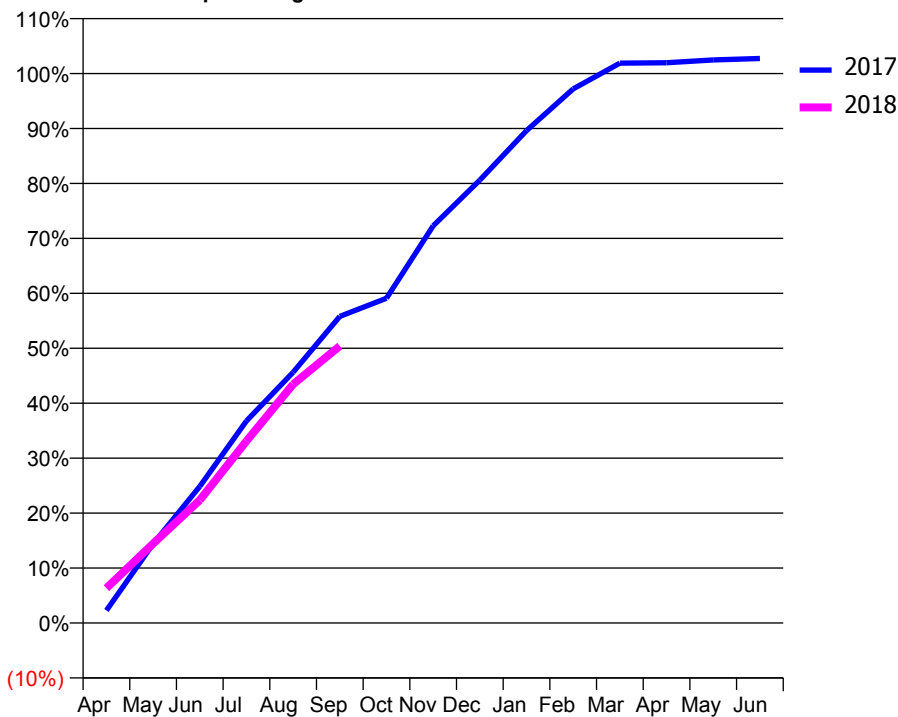
ACCESS*

Patients seen in 24 months	Total	Change since previous quarter
Quarter ending September 2016	3,337	
Quarter ending December 2016	3,320	→
Quarter ending March 2017	3,226	↓
Quarter ending June 2017	3,253	→
Quarter ending September 2017	3,240	→
Variance since September 2016	(2.9%)	↓



ACTIVITY

Cumulative percentage of contracted UDA delivered 2017 & 2018



Month	Adjusted Scheduled Activity (UDA)	
	2017	2018
April	138	380
May	863	866
June	1,490	1,340
July	2,203	1,984
August	2,734	2,603
September	3,343	3,020
October	3,542	
November	4,332	
December	4,829	
January	5,370	
February	5,824	
March	6,105	
April	6,109	
May	6,140	
June	6,156	

QUALITY

	Quantity	Base Number	Contract	AT	Region	England
% of FP17s for the same patient ID Re-attending within 3 months - Children	38	872	4.4%	9.8%	11.2%	11.9%
% of FP17s for the same patient ID Re-attending within 3 months - Adults	65	861	7.5%	15.2%	16.6%	15.9%
% of FP17s for the same patient ID Re-attending between 3 & 9 months - Children	457	872	52.4%	47.7%	47.0%	58.1%
% of FP17s for the same patient ID Re-attending between 3 & 9 months - Adults	288	861	33.4%	38.2%	38.2%	50.6%
% of FP17s for Band 1 Urgent Courses	103	1,702	6.1%	10.0%	10.6%	9.1%
% of FP17s Relating to Free Repair or Replacements	13	1,702	0.8%	0.6%	0.6%	0.8%
% of FP17s Relating to Continuations	2	1,702	0.1%	0.9%	0.8%	1.1%
% of Patients satisfied with the dentistry they have received	5	5	N/A	89.8%	89.2%	91.4%
% of Patients satisfied with the time they had to wait for an appointment	4	5	N/A	86.1%	83.4%	87.7%

* This is based on patients treated on this contract for their most recent course of treatment. Figures in italics indicate the base number of FP17s or Patient Questionnaire responses are less than 100. N/A is shown where the base number of responses is less than 10 during the period. % is calculated as Quantity/Base number*100

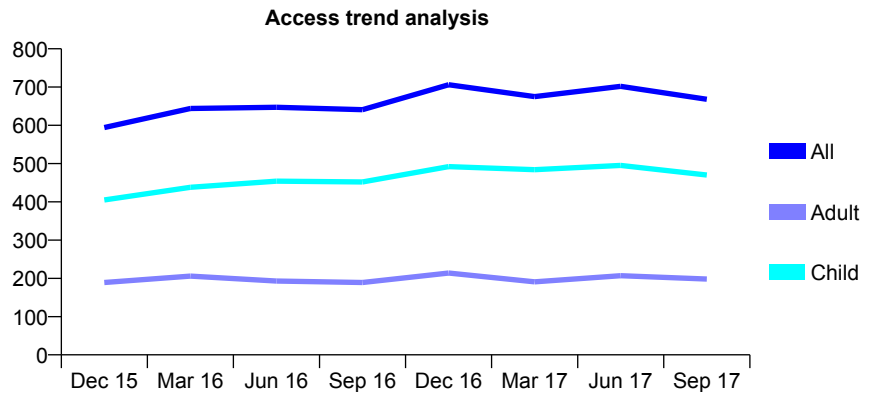
Q63 - Vital Signs At a Glance Contract Report for 750263/0001 - September 2017

Name or company name	MISS B THURAI SUNDARAM
Contract type name	GDS Contract
Purpose of contract	General
Contract start date	01/04/2006
Contract end date	

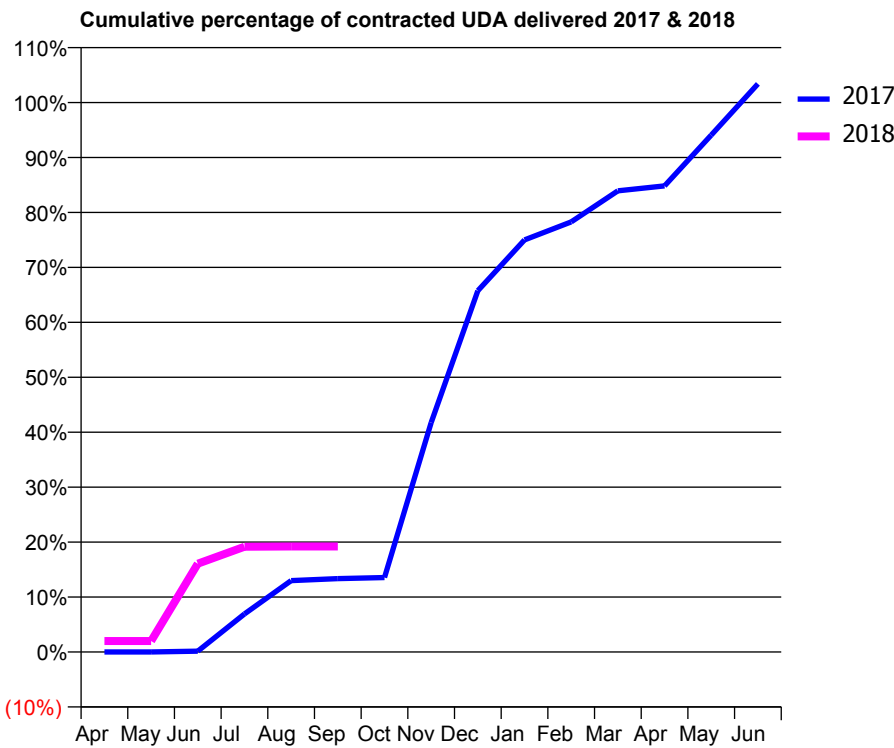
17/18 Contracted general activity (UDA)	2,000
Carry forward general activity (UDA)	-40
17/18 Contracted orthodontic activity (UOA)	0
Carry forward orthodontic activity (UOA)	0
Baseline contract value	£52,066.40

ACCESS*

Patients seen in 24 months	Total	Change since previous quarter
Quarter ending September 2016	641	
Quarter ending December 2016	706	↑
Quarter ending March 2017	675	↓
Quarter ending June 2017	702	↑
Quarter ending September 2017	668	↓
Variance since September 2016	4.2%	↑



ACTIVITY



Month	Adjusted Scheduled Activity (UDA)	
	2017	2018
April	0	40
May	0	40
June	3	321
July	138	383
August	260	384
September	267	384
October	271	
November	835	
December	1,315	
January	1,500	
February	1,566	
March	1,679	
April	1,697	
May	1,882	
June	2,068	

QUALITY

	Quantity	Base Number	Contract	AT	Region	England
% of FP17s for the same patient ID Re-attending within 3 months - Children	24	201	11.9%	9.8%	11.2%	11.9%
% of FP17s for the same patient ID Re-attending within 3 months - Adults	8	53	15.1%	15.2%	16.6%	15.9%
% of FP17s for the same patient ID Re-attending between 3 & 9 months - Children	108	201	53.7%	47.7%	47.0%	58.1%
% of FP17s for the same patient ID Re-attending between 3 & 9 months - Adults	21	53	39.6%	38.2%	38.2%	50.6%
% of FP17s for Band 1 Urgent Courses	15	149	10.1%	10.0%	10.6%	9.1%
% of FP17s Relating to Free Repair or Replacements	0	149	0.0%	0.6%	0.6%	0.8%
% of FP17s Relating to Continuations	0	149	0.0%	0.9%	0.8%	1.1%
% of Patients satisfied with the dentistry they have received	1	1	N/A	89.8%	89.2%	91.4%
% of Patients satisfied with the time they had to wait for an appointment	1	1	N/A	86.1%	83.4%	87.7%

* This is based on patients treated on this contract for their most recent course of treatment. Figures in italics indicate the base number of FP17s or Patient Questionnaire responses are less than 100. N/A is shown where the base number of responses is less than 10 during the period. % is calculated as Quantity/Base number*100

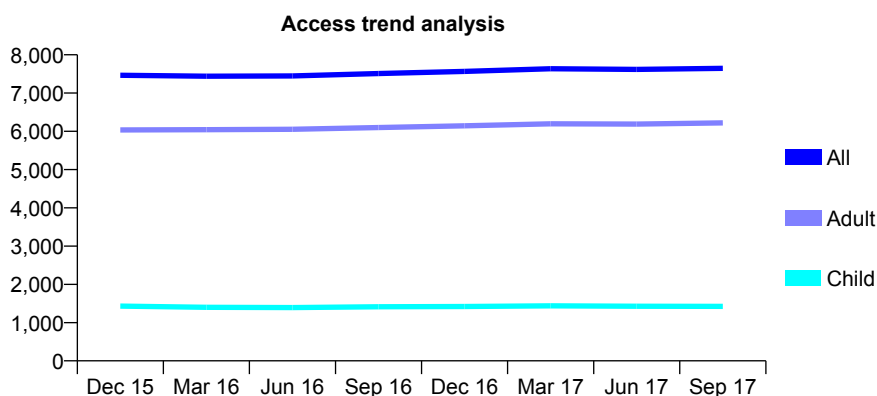
Q63 - Vital Signs At a Glance Contract Report for 752304/0002 - September 2017

Name or company name	MR MS DARR
Contract type name	GDS Contract
Purpose of contract	General
Contract start date	01/01/2007
Contract end date	

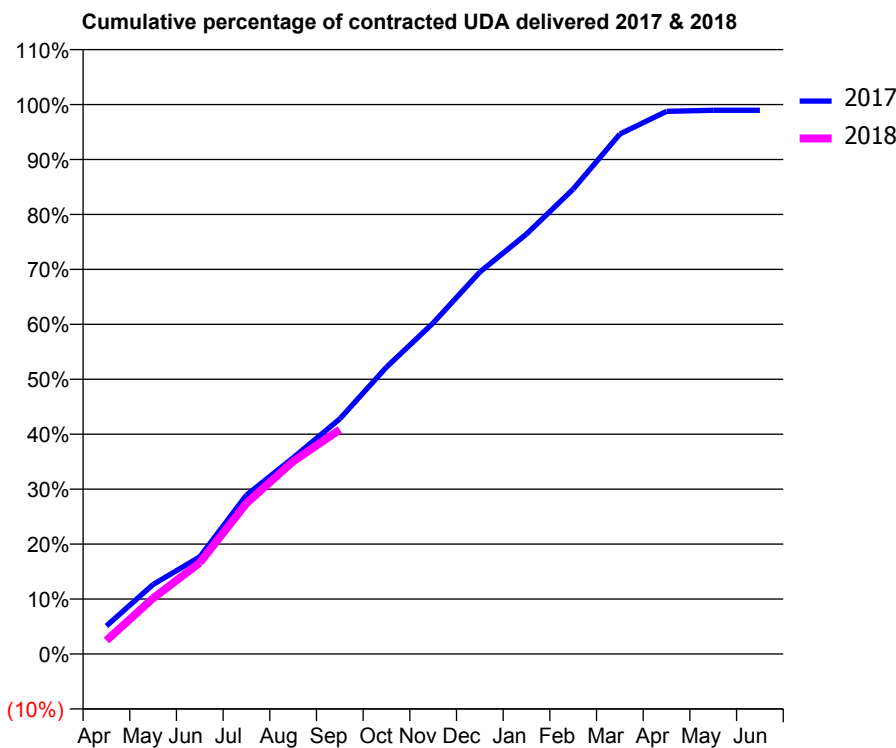
17/18 Contracted general activity (UDA)	21,659
Carry forward general activity (UDA)	226
17/18 Contracted orthodontic activity (UOA)	0
Carry forward orthodontic activity (UOA)	0
Baseline contract value	£564,083.20

ACCESS*

Patients seen in 24 months	Total	Change since previous quarter
Quarter ending September 2016	7,511	
Quarter ending December 2016	7,565	→
Quarter ending March 2017	7,635	→
Quarter ending June 2017	7,618	→
Quarter ending September 2017	7,645	→
Variance since September 2016	1.8%	→



ACTIVITY



Month	Adjusted Scheduled Activity (UDA)	
	2017	2018
April	1,104	532
May	2,740	2,202
June	3,828	3,598
July	6,261	5,942
August	7,734	7,591
September	9,267	8,842
October	11,306	
November	13,049	
December	15,054	
January	16,556	
February	18,323	
March	20,498	
April	21,391	
May	21,430	
June	21,433	

QUALITY

	Quantity	Base Number	Contract	AT	Region	England
% of FP17s for the same patient ID Re-attending within 3 months - Children	59	935	6.3%	9.8%	11.2%	11.9%
% of FP17s for the same patient ID Re-attending within 3 months - Adults	514	3,885	13.2%	15.2%	16.6%	15.9%
% of FP17s for the same patient ID Re-attending between 3 & 9 months - Children	318	935	34.0%	47.7%	47.0%	58.1%
% of FP17s for the same patient ID Re-attending between 3 & 9 months - Adults	1,476	3,885	38.0%	38.2%	38.2%	50.6%
% of FP17s for Band 1 Urgent Courses	327	4,453	7.3%	10.0%	10.6%	9.1%
% of FP17s Relating to Free Repair or Replacements	65	4,453	1.5%	0.6%	0.6%	0.8%
% of FP17s Relating to Continuations	42	4,453	0.9%	0.9%	0.8%	1.1%
% of Patients satisfied with the dentistry they have received	10	11	90.9%	89.8%	89.2%	91.4%
% of Patients satisfied with the time they had to wait for an appointment	10	11	90.9%	86.1%	83.4%	87.7%

* This is based on patients treated on this contract for their most recent course of treatment. Figures in italics indicate the base number of FP17s or Patient Questionnaire responses are less than 100. N/A is shown where the base number of responses is less than 10 during the period. % is calculated as Quantity/Base number*100

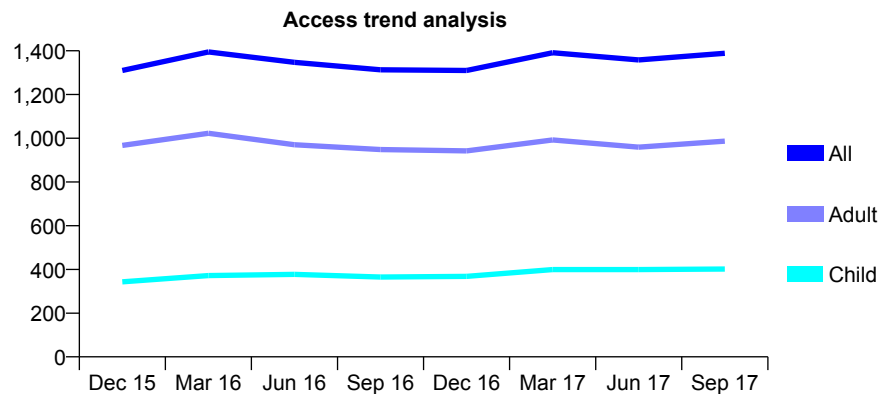
Q63 - Vital Signs At a Glance Contract Report for 753610/0002 - September 2017

Name or company name	MRS MC HASOON
Contract type name	GDS Contract
Purpose of contract	General
Contract start date	09/03/2007
Contract end date	

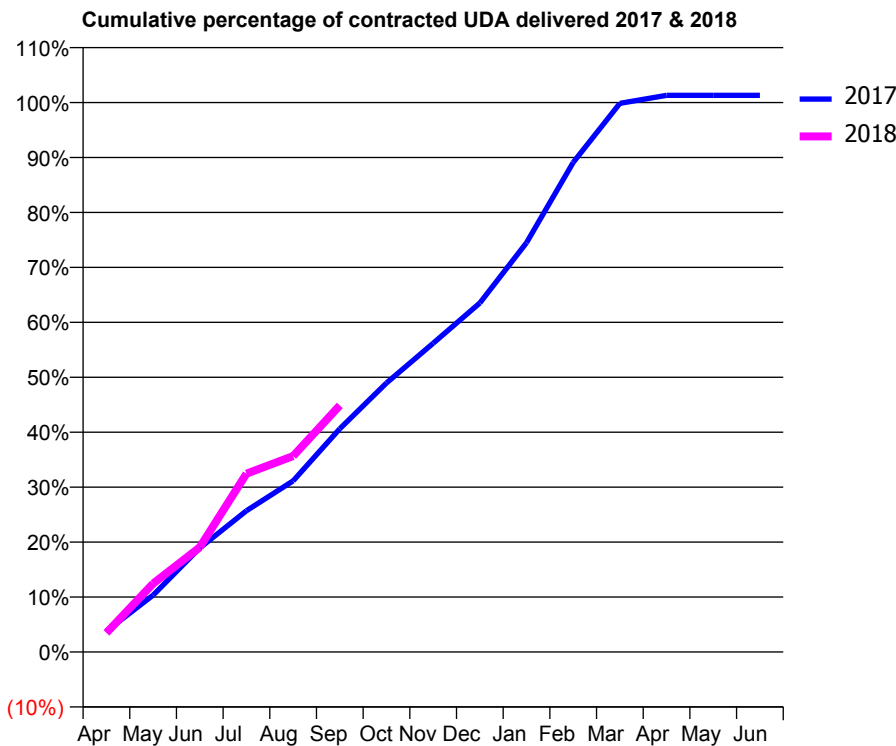
17/18 Contracted general activity (UDA)	3,482
Carry forward general activity (UDA)	-45
17/18 Contracted orthodontic activity (UOA)	0
Carry forward orthodontic activity (UOA)	0
Baseline contract value	£90,781.10

ACCESS*

Patients seen in 24 months	Total	Change since previous quarter
Quarter ending September 2016	1,313	
Quarter ending December 2016	1,310	→
Quarter ending March 2017	1,391	↑
Quarter ending June 2017	1,358	↓
Quarter ending September 2017	1,389	↑
Variance since September 2016	5.8%	↑



ACTIVITY



Month	Adjusted Scheduled Activity (UDA)	
	2017	2018
April	132	121
May	360	434
June	660	664
July	895	1,130
August	1,085	1,242
September	1,415	1,562
October	1,705	
November	1,957	
December	2,212	
January	2,594	
February	3,103	
March	3,476	
April	3,527	
May	3,527	
June	3,527	

QUALITY

	Quantity	Base Number	Contract	AT	Region	England
% of FP17s for the same patient ID Re-attending within 3 months - Children	8	201	4.0%	9.8%	11.2%	11.9%
% of FP17s for the same patient ID Re-attending within 3 months - Adults	19	398	4.8%	15.2%	16.6%	15.9%
% of FP17s for the same patient ID Re-attending between 3 & 9 months - Children	67	201	33.3%	47.7%	47.0%	58.1%
% of FP17s for the same patient ID Re-attending between 3 & 9 months - Adults	100	398	25.1%	38.2%	38.2%	50.6%
% of FP17s for Band 1 Urgent Courses	32	585	5.5%	10.0%	10.6%	9.1%
% of FP17s Relating to Free Repair or Replacements	4	585	0.7%	0.6%	0.6%	0.8%
% of FP17s Relating to Continuations	1	585	0.2%	0.9%	0.8%	1.1%
% of Patients satisfied with the dentistry they have received	2	2	N/A	89.8%	89.2%	91.4%
% of Patients satisfied with the time they had to wait for an appointment	2	2	N/A	86.1%	83.4%	87.7%

* This is based on patients treated on this contract for their most recent course of treatment. Figures in italics indicate the base number of FP17s or Patient Questionnaire responses are less than 100. N/A is shown where the base number of responses is less than 10 during the period. % is calculated as Quantity/Base number*100

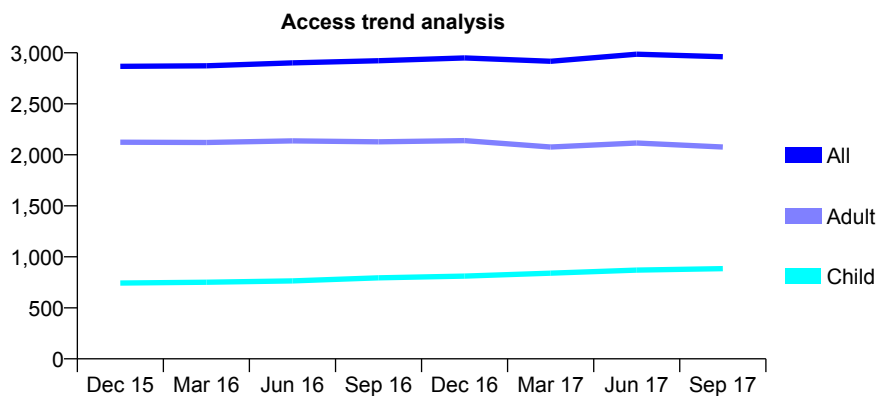
Q63 - Vital Signs At a Glance Contract Report for 753610/0003 - September 2017

Name or company name	MRS MC HASOON
Contract type name	GDS Contract
Purpose of contract	General
Contract start date	09/01/2013
Contract end date	

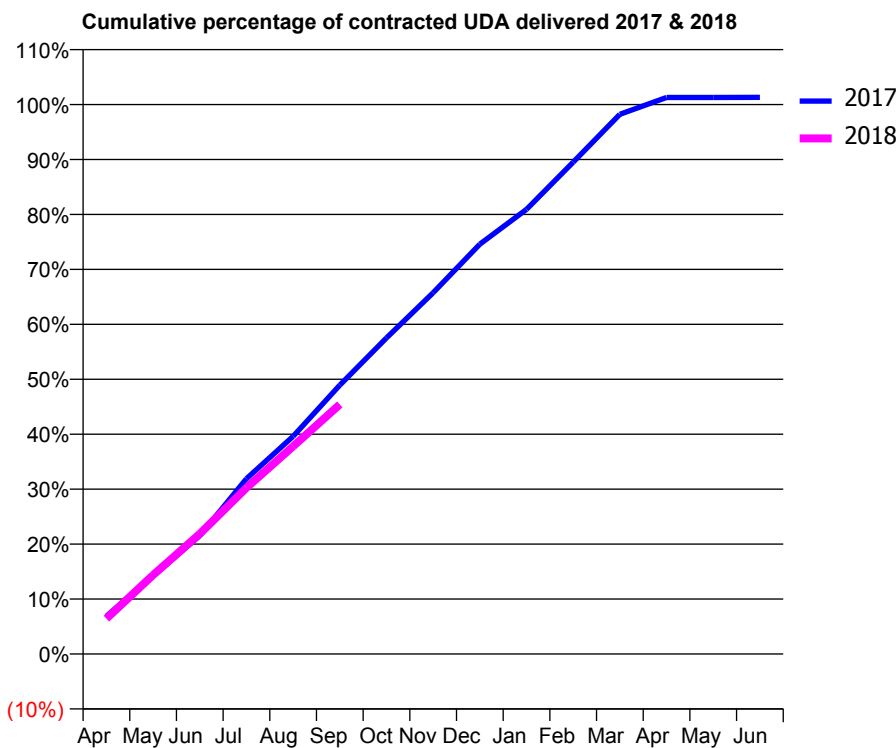
17/18 Contracted general activity (UDA)	7,224
Carry forward general activity (UDA)	-94
17/18 Contracted orthodontic activity (UOA)	0
Carry forward orthodontic activity (UOA)	0
Baseline contract value	£185,739.84

ACCESS*

Patients seen in 24 months	Total	Change since previous quarter
Quarter ending September 2016	2,922	
Quarter ending December 2016	2,950	→
Quarter ending March 2017	2,917	↓
Quarter ending June 2017	2,986	↑
Quarter ending September 2017	2,961	→
Variance since September 2016	1.3%	→



ACTIVITY



Month	Adjusted Scheduled Activity (UDA)	
	2017	2018
April	496	466
May	1,031	1,039
June	1,555	1,580
July	2,304	2,186
August	2,863	2,730
September	3,534	3,282
October	4,156	
November	4,749	
December	5,388	
January	5,845	
February	6,466	
March	7,096	
April	7,317	
May	7,317	
June	7,318	

QUALITY

	Quantity	Base Number	Contract	AT	Region	England
% of FP17s for the same patient ID Re-attending within 3 months - Children	20	527	3.8%	9.8%	11.2%	11.9%
% of FP17s for the same patient ID Re-attending within 3 months - Adults	104	1,080	9.6%	15.2%	16.6%	15.9%
% of FP17s for the same patient ID Re-attending between 3 & 9 months - Children	208	527	39.5%	47.7%	47.0%	58.1%
% of FP17s for the same patient ID Re-attending between 3 & 9 months - Adults	325	1,080	30.1%	38.2%	38.2%	50.6%
% of FP17s for Band 1 Urgent Courses	148	1,523	9.7%	10.0%	10.6%	9.1%
% of FP17s Relating to Free Repair or Replacements	3	1,523	0.2%	0.6%	0.6%	0.8%
% of FP17s Relating to Continuations	12	1,523	0.8%	0.9%	0.8%	1.1%
% of Patients satisfied with the dentistry they have received	1	1	N/A	89.8%	89.2%	91.4%
% of Patients satisfied with the time they had to wait for an appointment	1	1	N/A	86.1%	83.4%	87.7%

* This is based on patients treated on this contract for their most recent course of treatment. Figures in italics indicate the base number of FP17s or Patient Questionnaire responses are less than 100. N/A is shown where the base number of responses is less than 10 during the period. % is calculated as Quantity/Base number*100

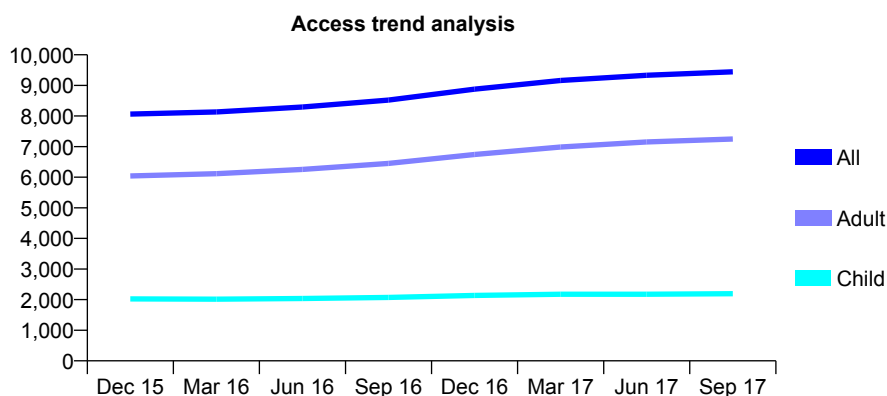
Q63 - Vital Signs At a Glance Contract Report for 762342/0001 - September 2017

Name or company name	MR D MOHAMMADI SOSHIK
Contract type name	GDS Contract
Purpose of contract	General
Contract start date	01/04/2006
Contract end date	

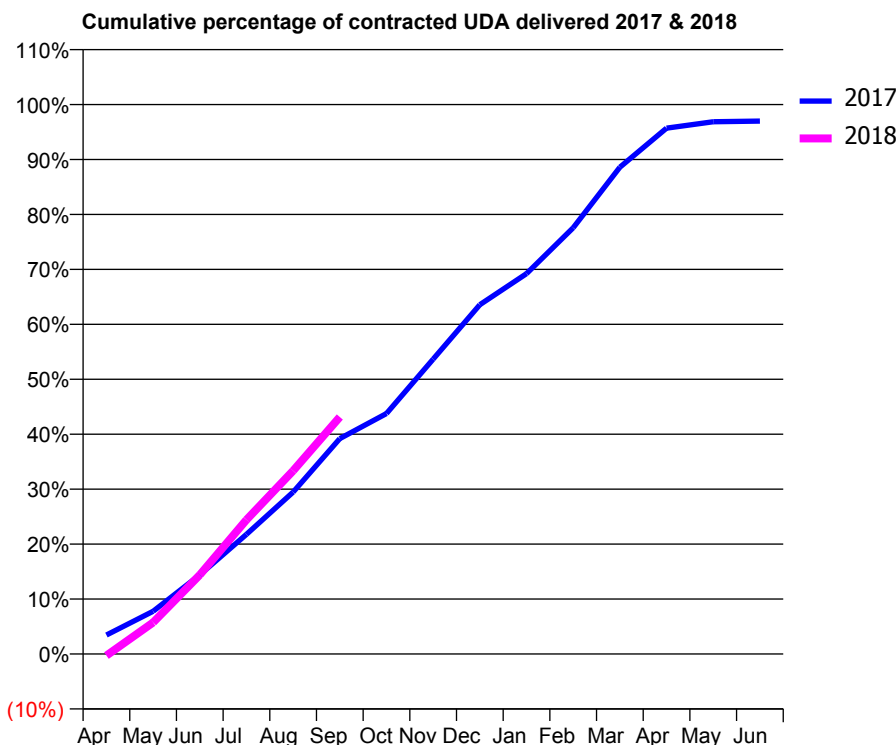
17/18 Contracted general activity (UDA)	32,064
Carry forward general activity (UDA)	968
17/18 Contracted orthodontic activity (UOA)	0
Carry forward orthodontic activity (UOA)	0
Baseline contract value	£895,564.79

ACCESS*

Patients seen in 24 months	Total	Change since previous quarter
Quarter ending September 2016	8,521	
Quarter ending December 2016	8,879	↑
Quarter ending March 2017	9,163	↑
Quarter ending June 2017	9,329	→
Quarter ending September 2017	9,445	→
Variance since September 2016	10.8%	↑



ACTIVITY



Month	Adjusted Scheduled Activity (UDA)	
	2017	2018
April	1,111	-98
May	2,498	1,837
June	4,622	4,616
July	6,986	7,835
August	9,454	10,694
September	12,572	13,828
October	14,031	
November	17,204	
December	20,381	
January	22,194	
February	24,871	
March	28,405	
April	30,687	
May	31,060	
June	31,096	

QUALITY

	Quantity	Base Number	Contract	AT	Region	England
% of FP17s for the same patient ID Re-attending within 3 months - Children	152	1,419	10.7%	9.8%	11.2%	11.9%
% of FP17s for the same patient ID Re-attending within 3 months - Adults	970	4,693	20.7%	15.2%	16.6%	15.9%
% of FP17s for the same patient ID Re-attending between 3 & 9 months - Children	537	1,419	37.8%	47.7%	47.0%	58.1%
% of FP17s for the same patient ID Re-attending between 3 & 9 months - Adults	1,434	4,693	30.6%	38.2%	38.2%	50.6%
% of FP17s for Band 1 Urgent Courses	1,386	5,398	25.7%	10.0%	10.6%	9.1%
% of FP17s Relating to Free Repair or Replacements	32	5,398	0.6%	0.6%	0.6%	0.8%
% of FP17s Relating to Continuations	110	5,398	2.0%	0.9%	0.8%	1.1%
% of Patients satisfied with the dentistry they have received	12	14	85.7%	89.8%	89.2%	91.4%
% of Patients satisfied with the time they had to wait for an appointment	12	14	85.7%	86.1%	83.4%	87.7%

* This is based on patients treated on this contract for their most recent course of treatment. Figures in italics indicate the base number of FP17s or Patient Questionnaire responses are less than 100. N/A is shown where the base number of responses is less than 10 during the period. % is calculated as Quantity/Base number*100

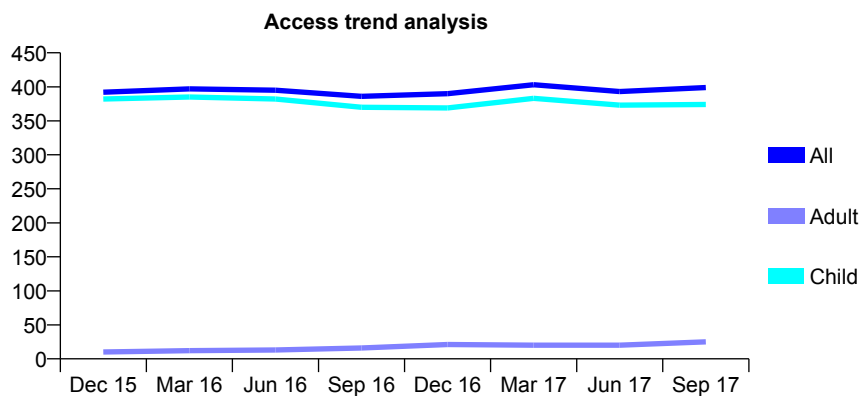
Q63 - Vital Signs At a Glance Contract Report for 764973/0001 - September 2017

Name or company name	MISS C PASE
Contract type name	GDS Contract
Purpose of contract	General
Contract start date	01/04/2006
Contract end date	

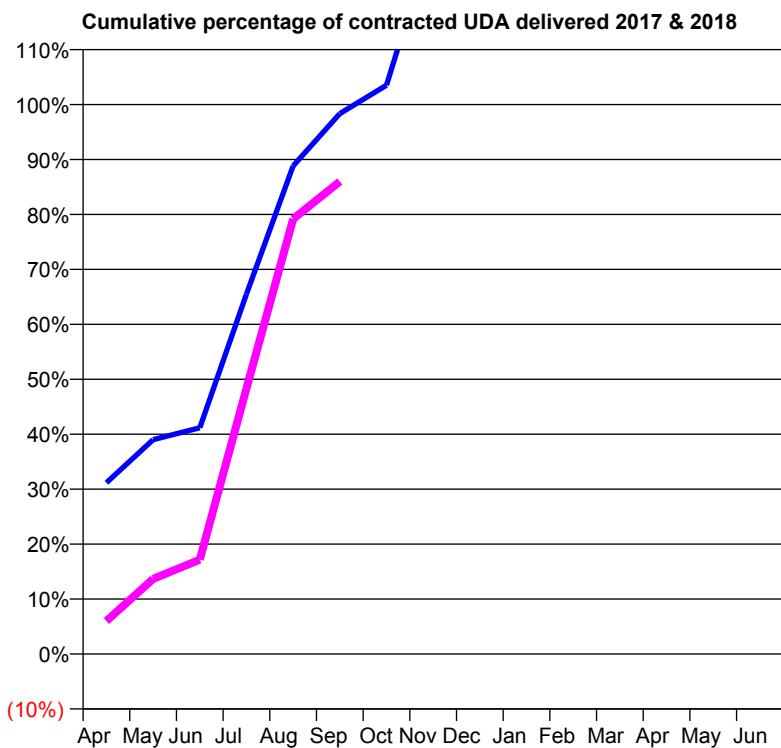
17/18 Contracted general activity (UDA)	600
Carry forward general activity (UDA)	-12
17/18 Contracted orthodontic activity (UOA)	0
Carry forward orthodontic activity (UOA)	0
Baseline contract value	£14,190.54

ACCESS*

Patients seen in 24 months	Total	Change since previous quarter
Quarter ending September 2016	386	
Quarter ending December 2016	390	→
Quarter ending March 2017	403	↑
Quarter ending June 2017	393	↓
Quarter ending September 2017	399	→
Variance since September 2016	3.4%	↑



ACTIVITY



Month	Adjusted Scheduled Activity (UDA)	
	2017	2018
April	187	36
May	234	82
June	247	103
July	393	290
August	533	475
September	590	516
October	621	
November	785	
December	807	
January	906	
February	1,004	
March	1,094	
April	1,143	
May	1,143	
June	1,143	

QUALITY

	Quantity	Base Number	Contract	AT	Region	England
% of FP17s for the same patient ID Re-attending within 3 months - Children	6	214	2.8%	9.8%	11.2%	11.9%
% of FP17s for the same patient ID Re-attending within 3 months - Adults	1	4	25.0%	15.2%	16.6%	15.9%
% of FP17s for the same patient ID Re-attending between 3 & 9 months - Children	75	214	35.0%	47.7%	47.0%	58.1%
% of FP17s for the same patient ID Re-attending between 3 & 9 months - Adults	3	4	75.0%	38.2%	38.2%	50.6%
% of FP17s for Band 1 Urgent Courses	0	198	0.0%	10.0%	10.6%	9.1%
% of FP17s Relating to Free Repair or Replacements	0	198	0.0%	0.6%	0.6%	0.8%
% of FP17s Relating to Continuations	0	198	0.0%	0.9%	0.8%	1.1%
% of Patients satisfied with the dentistry they have received	0	0	N/A	89.8%	89.2%	91.4%
% of Patients satisfied with the time they had to wait for an appointment	0	0	N/A	86.1%	83.4%	87.7%

* This is based on patients treated on this contract for their most recent course of treatment. Figures in italics indicate the base number of FP17s or Patient Questionnaire responses are less than 100. N/A is shown where the base number of responses is less than 10 during the period. % is calculated as Quantity/Base number*100

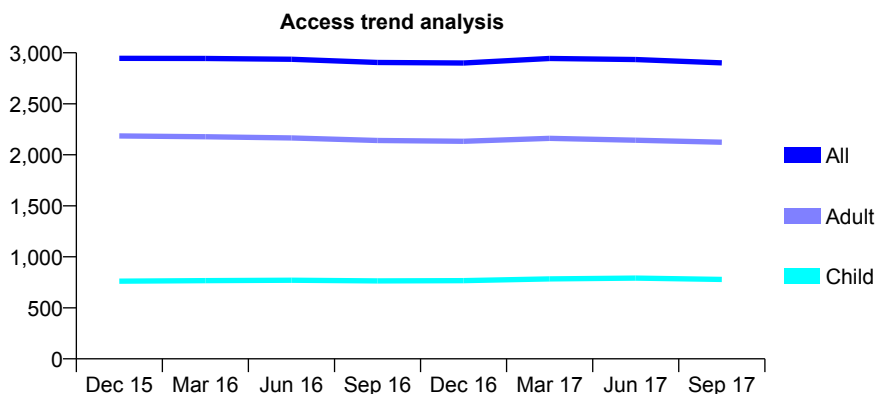
Q63 - Vital Signs At a Glance Contract Report for 766038/0002 - September 2017

Name or company name	MR VO AKINSOLA
Contract type name	GDS Contract
Purpose of contract	General
Contract start date	01/04/2006
Contract end date	

17/18 Contracted general activity (UDA)	12,000
Carry forward general activity (UDA)	0
17/18 Contracted orthodontic activity (UOA)	0
Carry forward orthodontic activity (UOA)	0
Baseline contract value	£382,628.74

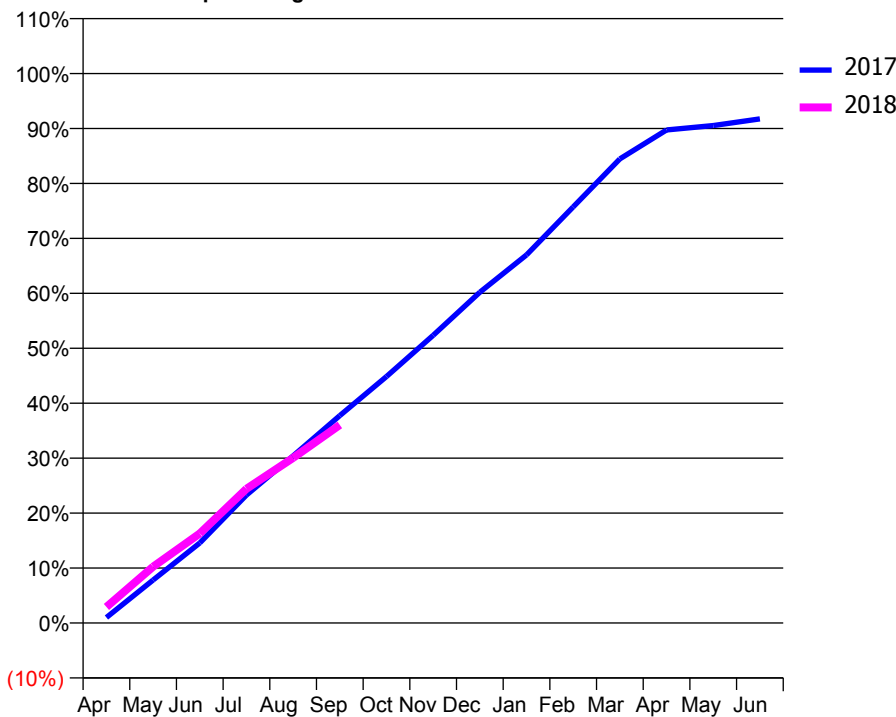
ACCESS*

Patients seen in 24 months	Total	Change since previous quarter
Quarter ending September 2016	2,905	
Quarter ending December 2016	2,900	→
Quarter ending March 2017	2,945	→
Quarter ending June 2017	2,934	→
Quarter ending September 2017	2,901	↓
Variance since September 2016	(0.1%)	→



ACTIVITY

Cumulative percentage of contracted UDA delivered 2017 & 2018



Month	Adjusted Scheduled Activity (UDA)	
	2017	2018
April	120	350
May	938	1,230
June	1,749	1,956
July	2,795	2,932
August	3,652	3,607
September	4,529	4,327
October	5,382	
November	6,282	
December	7,223	
January	8,038	
February	9,087	
March	10,134	
April	10,767	
May	10,863	
June	11,009	

QUALITY

	Quantity	Base Number	Contract	AT	Region	England
% of FP17s for the same patient ID Re-attending within 3 months - Children	33	414	8.0%	9.8%	11.2%	11.9%
% of FP17s for the same patient ID Re-attending within 3 months - Adults	156	932	16.7%	15.2%	16.6%	15.9%
% of FP17s for the same patient ID Re-attending between 3 & 9 months - Children	103	414	24.9%	47.7%	47.0%	58.1%
% of FP17s for the same patient ID Re-attending between 3 & 9 months - Adults	218	932	23.4%	38.2%	38.2%	50.6%
% of FP17s for Band 1 Urgent Courses	144	1,175	12.3%	10.0%	10.6%	9.1%
% of FP17s Relating to Free Repair or Replacements	12	1,175	1.0%	0.6%	0.6%	0.8%
% of FP17s Relating to Continuations	1	1,175	0.1%	0.9%	0.8%	1.1%
% of Patients satisfied with the dentistry they have received	3	3	N/A	89.8%	89.2%	91.4%
% of Patients satisfied with the time they had to wait for an appointment	3	3	N/A	86.1%	83.4%	87.7%

* This is based on patients treated on this contract for their most recent course of treatment. Figures in italics indicate the base number of FP17s or Patient Questionnaire responses are less than 100. N/A is shown where the base number of responses is less than 10 during the period. % is calculated as Quantity/Base number*100

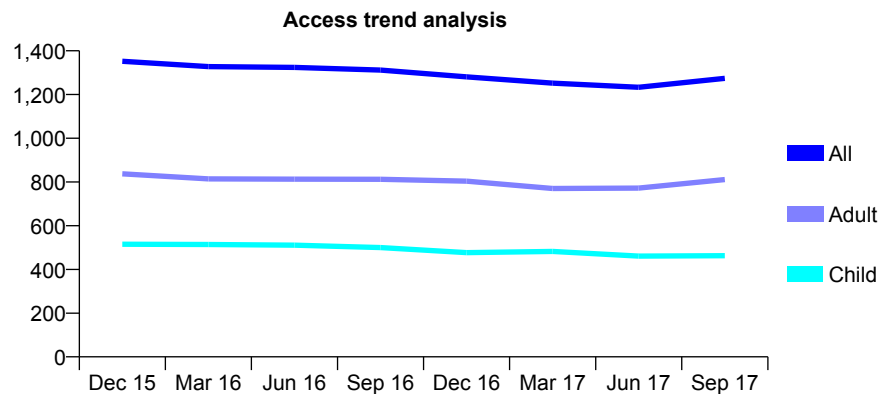
Q63 - Vital Signs At a Glance Contract Report for 766089/0001 - September 2017

Name or company name	MS G MOBAYEN
Contract type name	GDS Contract
Purpose of contract	General
Contract start date	01/04/2006
Contract end date	

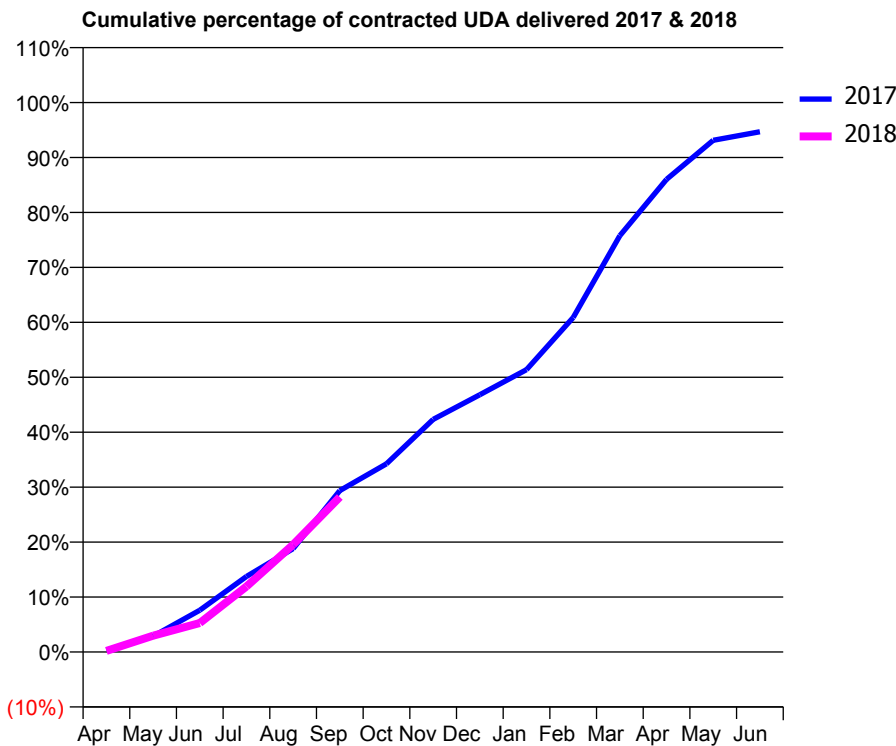
17/18 Contracted general activity (UDA)	7,689
Carry forward general activity (UDA)	0
17/18 Contracted orthodontic activity (UOA)	0
Carry forward orthodontic activity (UOA)	0
Baseline contract value	£223,799.90

ACCESS*

Patients seen in 24 months	Total	Change since previous quarter
Quarter ending September 2016	1,312	
Quarter ending December 2016	1,281	↓
Quarter ending March 2017	1,252	↓
Quarter ending June 2017	1,233	↓
Quarter ending September 2017	1,274	↑
Variance since September 2016	(2.9%)	↓



ACTIVITY



Month	Adjusted Scheduled Activity (UDA)	
	2017	2018
April	26	16
May	221	229
June	584	406
July	1,057	917
August	1,448	1,503
September	2,258	2,169
October	2,633	
November	3,254	
December	3,600	
January	3,951	
February	4,680	
March	5,826	
April	6,613	
May	7,161	
June	7,279	

QUALITY

	Quantity	Base Number	Contract	AT	Region	England
% of FP17s for the same patient ID Re-attending within 3 months - Children	14	231	6.1%	9.8%	11.2%	11.9%
% of FP17s for the same patient ID Re-attending within 3 months - Adults	31	320	9.7%	15.2%	16.6%	15.9%
% of FP17s for the same patient ID Re-attending between 3 & 9 months - Children	68	231	29.4%	47.7%	47.0%	58.1%
% of FP17s for the same patient ID Re-attending between 3 & 9 months - Adults	72	320	22.5%	38.2%	38.2%	50.6%
% of FP17s for Band 1 Urgent Courses	44	372	11.8%	10.0%	10.6%	9.1%
% of FP17s Relating to Free Repair or Replacements	0	372	0.0%	0.6%	0.6%	0.8%
% of FP17s Relating to Continuations	3	372	0.8%	0.9%	0.8%	1.1%
% of Patients satisfied with the dentistry they have received	1	1	N/A	89.8%	89.2%	91.4%
% of Patients satisfied with the time they had to wait for an appointment	1	1	N/A	86.1%	83.4%	87.7%

* This is based on patients treated on this contract for their most recent course of treatment. Figures in italics indicate the base number of FP17s or Patient Questionnaire responses are less than 100. N/A is shown where the base number of responses is less than 10 during the period. % is calculated as Quantity/Base number*100

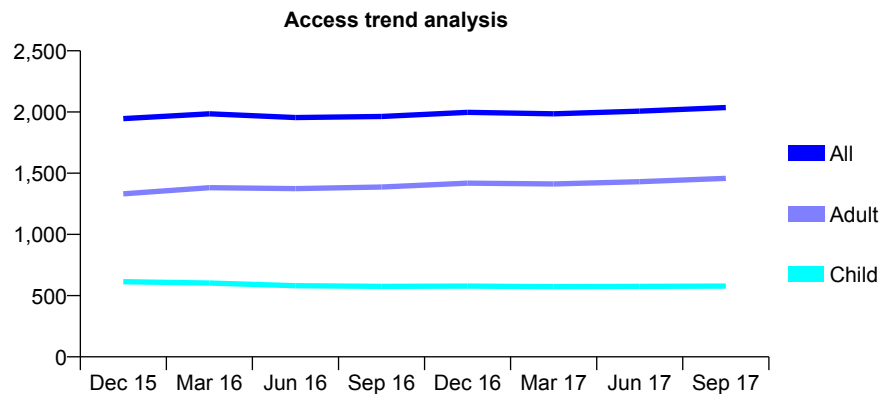
Q63 - Vital Signs At a Glance Contract Report for 766801/0001 - September 2017

Name or company name	MR D KOWLESSAR
Contract type name	GDS Contract
Purpose of contract	General
Contract start date	01/04/2006
Contract end date	

17/18 Contracted general activity (UDA)	7,250
Carry forward general activity (UDA)	122
17/18 Contracted orthodontic activity (UOA)	0
Carry forward orthodontic activity (UOA)	0
Baseline contract value	£195,351.71

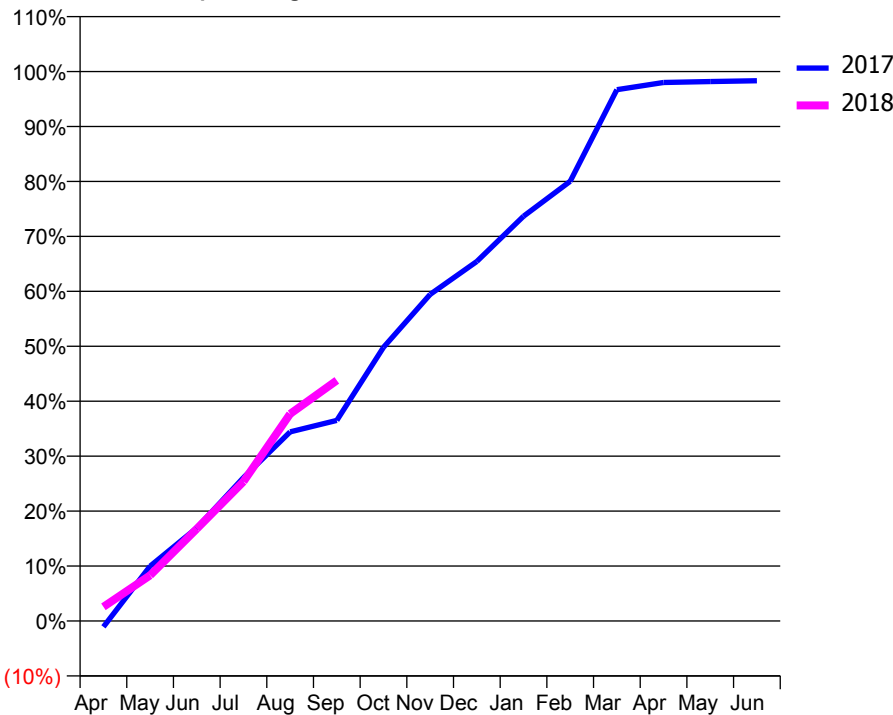
ACCESS*

Patients seen in 24 months	Total	Change since previous quarter
Quarter ending September 2016	1,963	
Quarter ending December 2016	1,997	→
Quarter ending March 2017	1,985	→
Quarter ending June 2017	2,007	→
Quarter ending September 2017	2,036	→
Variance since September 2016	3.7%	↑



ACTIVITY

Cumulative percentage of contracted UDA delivered 2017 & 2018



Month	Adjusted Scheduled Activity (UDA)	
	2017	2018
April	-78	188
May	724	602
June	1,229	1,217
July	1,891	1,839
August	2,496	2,733
September	2,647	3,175
October	3,611	
November	4,310	
December	4,743	
January	5,341	
February	5,801	
March	7,010	
April	7,106	
May	7,118	
June	7,128	

QUALITY

	Quantity	Base Number	Contract	AT	Region	England
% of FP17s for the same patient ID Re-attending within 3 months - Children	19	354	5.4%	9.8%	11.2%	11.9%
% of FP17s for the same patient ID Re-attending within 3 months - Adults	85	707	12.0%	15.2%	16.6%	15.9%
% of FP17s for the same patient ID Re-attending between 3 & 9 months - Children	168	354	47.5%	47.7%	47.0%	58.1%
% of FP17s for the same patient ID Re-attending between 3 & 9 months - Adults	250	707	35.4%	38.2%	38.2%	50.6%
% of FP17s for Band 1 Urgent Courses	102	1,010	10.1%	10.0%	10.6%	9.1%
% of FP17s Relating to Free Repair or Replacements	11	1,010	1.1%	0.6%	0.6%	0.8%
% of FP17s Relating to Continuations	4	1,010	0.4%	0.9%	0.8%	1.1%
% of Patients satisfied with the dentistry they have received	7	7	N/A	89.8%	89.2%	91.4%
% of Patients satisfied with the time they had to wait for an appointment	6	7	N/A	86.1%	83.4%	87.7%

* This is based on patients treated on this contract for their most recent course of treatment. Figures in italics indicate the base number of FP17s or Patient Questionnaire responses are less than 100. N/A is shown where the base number of responses is less than 10 during the period. % is calculated as Quantity/Base number*100

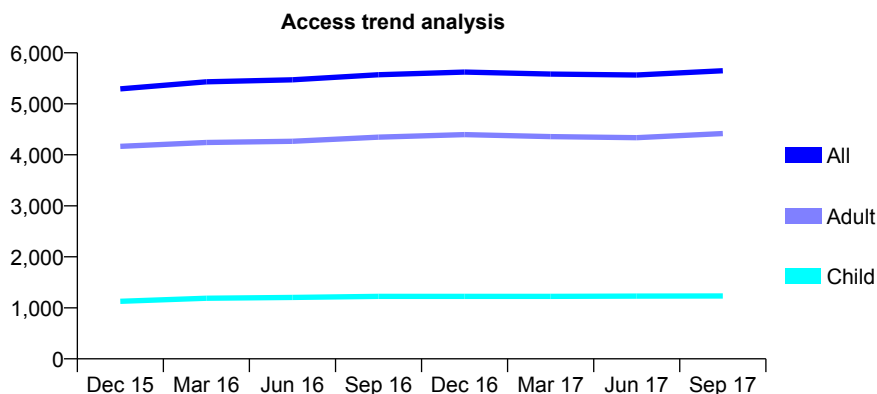
Q63 - Vital Signs At a Glance Contract Report for 767298/0001 - September 2017

Name or company name	MISS H KHAK-SERESHT
Contract type name	GDS Contract
Purpose of contract	General
Contract start date	01/04/2006
Contract end date	

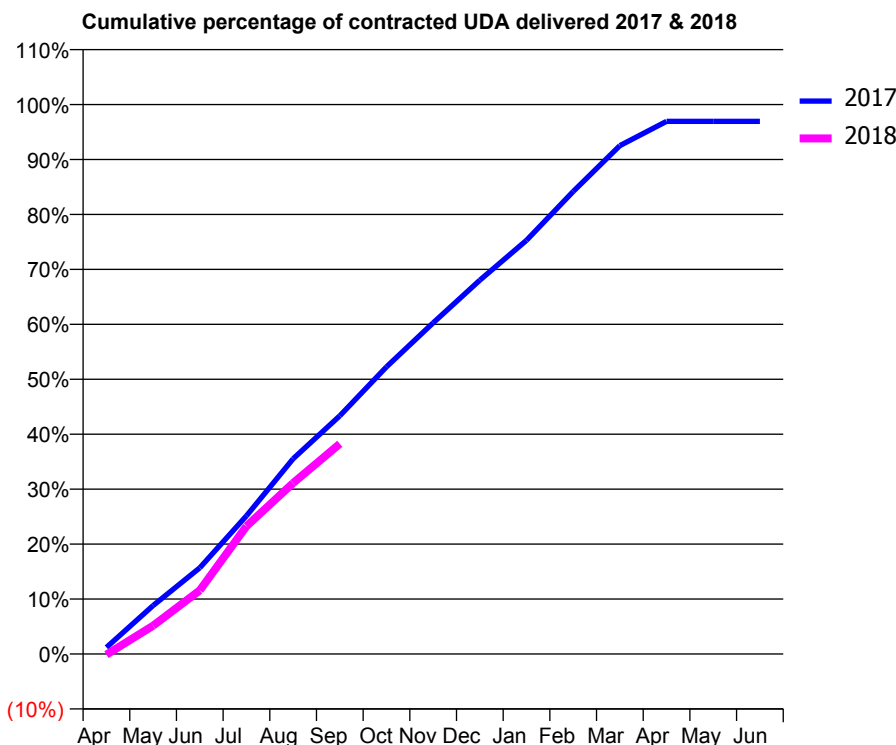
17/18 Contracted general activity (UDA)	19,500
Carry forward general activity (UDA)	596
17/18 Contracted orthodontic activity (UOA)	0
Carry forward orthodontic activity (UOA)	0
Baseline contract value	£588,826.06

ACCESS*

Patients seen in 24 months	Total	Change since previous quarter
Quarter ending September 2016	5,571	
Quarter ending December 2016	5,622	→
Quarter ending March 2017	5,584	→
Quarter ending June 2017	5,566	→
Quarter ending September 2017	5,648	→
Variance since September 2016	1.4%	→



ACTIVITY



Month	Adjusted Scheduled Activity (UDA)	
	2017	2018
April	232	-28
May	1,721	1,005
June	3,058	2,257
July	4,906	4,535
August	6,931	6,067
September	8,453	7,460
October	10,191	
November	11,752	
December	13,265	
January	14,682	
February	16,413	
March	18,041	
April	18,904	
May	18,904	
June	18,904	

QUALITY

	Quantity	Base Number	Contract	AT	Region	England
% of FP17s for the same patient ID Re-attending within 3 months - Children	38	700	5.4%	9.8%	11.2%	11.9%
% of FP17s for the same patient ID Re-attending within 3 months - Adults	215	2,112	10.2%	15.2%	16.6%	15.9%
% of FP17s for the same patient ID Re-attending between 3 & 9 months - Children	283	700	40.4%	47.7%	47.0%	58.1%
% of FP17s for the same patient ID Re-attending between 3 & 9 months - Adults	633	2,112	30.0%	38.2%	38.2%	50.6%
% of FP17s for Band 1 Urgent Courses	220	2,588	8.5%	10.0%	10.6%	9.1%
% of FP17s Relating to Free Repair or Replacements	28	2,588	1.1%	0.6%	0.6%	0.8%
% of FP17s Relating to Continuations	36	2,588	1.4%	0.9%	0.8%	1.1%
% of Patients satisfied with the dentistry they have received	6	9	N/A	89.8%	89.2%	91.4%
% of Patients satisfied with the time they had to wait for an appointment	7	9	N/A	86.1%	83.4%	87.7%

* This is based on patients treated on this contract for their most recent course of treatment. Figures in italics indicate the base number of FP17s or Patient Questionnaire responses are less than 100. N/A is shown where the base number of responses is less than 10 during the period. % is calculated as Quantity/Base number*100

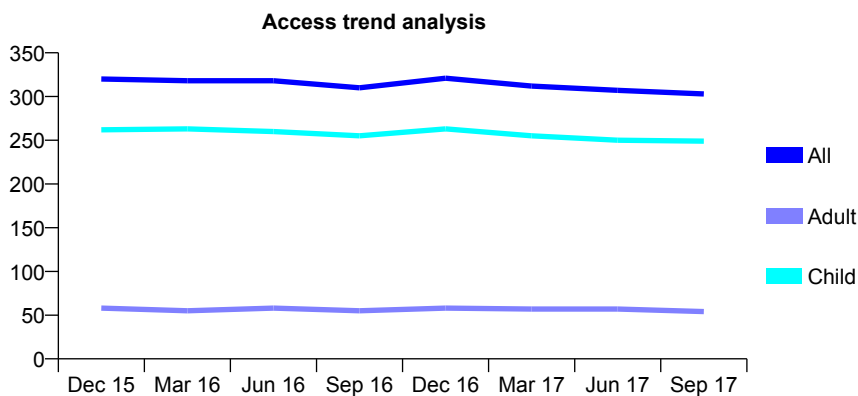
Q63 - Vital Signs At a Glance Contract Report for 771716/0001 - September 2017

Name or company name	MR JM METCALF
Contract type name	GDS Contract
Purpose of contract	General
Contract start date	01/04/2006
Contract end date	

17/18 Contracted general activity (UDA)	1,031
Carry forward general activity (UDA)	0
17/18 Contracted orthodontic activity (UOA)	0
Carry forward orthodontic activity (UOA)	0
Baseline contract value	£28,437.44

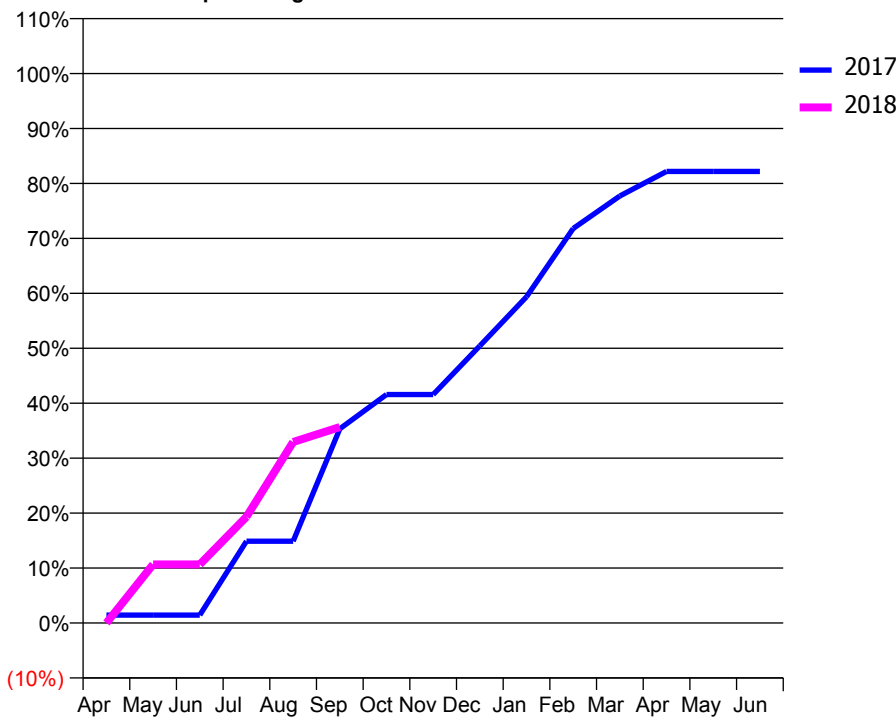
ACCESS*

Patients seen in 24 months	Total	Change since previous quarter
Quarter ending September 2016	310	
Quarter ending December 2016	321	↑
Quarter ending March 2017	312	↓
Quarter ending June 2017	307	↓
Quarter ending September 2017	303	↓
Variance since September 2016	(2.3%)	↓



ACTIVITY

Cumulative percentage of contracted UDA delivered 2017 & 2018



Month	Adjusted Scheduled Activity (UDA)	
	2017	2018
April	15	0
May	15	110
June	15	110
July	153	199
August	153	340
September	364	368
October	429	
November	429	
December	520	
January	612	
February	740	
March	801	
April	847	
May	847	
June	847	

QUALITY

	Quantity	Base Number	Contract	AT	Region	England
% of FP17s for the same patient ID Re-attending within 3 months - Children	7	175	4.0%	9.8%	11.2%	11.9%
% of FP17s for the same patient ID Re-attending within 3 months - Adults	7	29	24.1%	15.2%	16.6%	15.9%
% of FP17s for the same patient ID Re-attending between 3 & 9 months - Children	102	175	58.3%	47.7%	47.0%	58.1%
% of FP17s for the same patient ID Re-attending between 3 & 9 months - Adults	15	29	51.7%	38.2%	38.2%	50.6%
% of FP17s for Band 1 Urgent Courses	3	184	1.6%	10.0%	10.6%	9.1%
% of FP17s Relating to Free Repair or Replacements	0	184	0.0%	0.6%	0.6%	0.8%
% of FP17s Relating to Continuations	3	184	1.6%	0.9%	0.8%	1.1%
% of Patients satisfied with the dentistry they have received	1	1	N/A	89.8%	89.2%	91.4%
% of Patients satisfied with the time they had to wait for an appointment	1	1	N/A	86.1%	83.4%	87.7%

* This is based on patients treated on this contract for their most recent course of treatment. Figures in italics indicate the base number of FP17s or Patient Questionnaire responses are less than 100. N/A is shown where the base number of responses is less than 10 during the period. % is calculated as Quantity/Base number*100

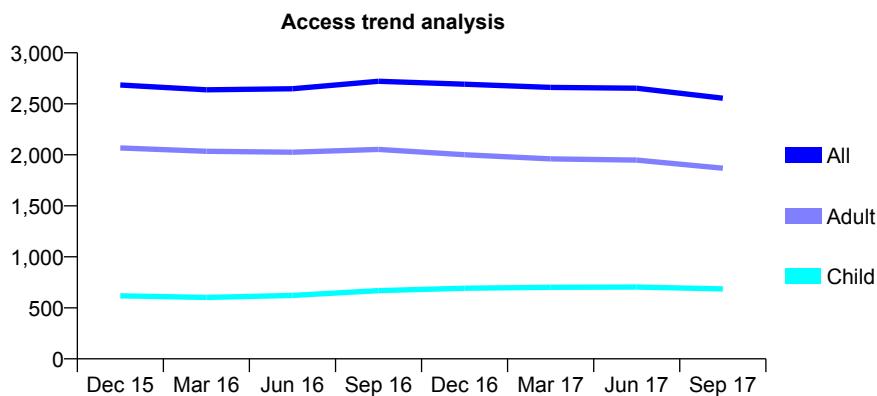
Q63 - Vital Signs At a Glance Contract Report for 771996/0003 - September 2017

Name or company name	MR H RAZBAN
Contract type name	GDS Contract
Purpose of contract	General
Contract start date	01/05/2013
Contract end date	

17/18 Contracted general activity (UDA)	6,700
Carry forward general activity (UDA)	0
17/18 Contracted orthodontic activity (UOA)	0
Carry forward orthodontic activity (UOA)	0
Baseline contract value	£160,744.41

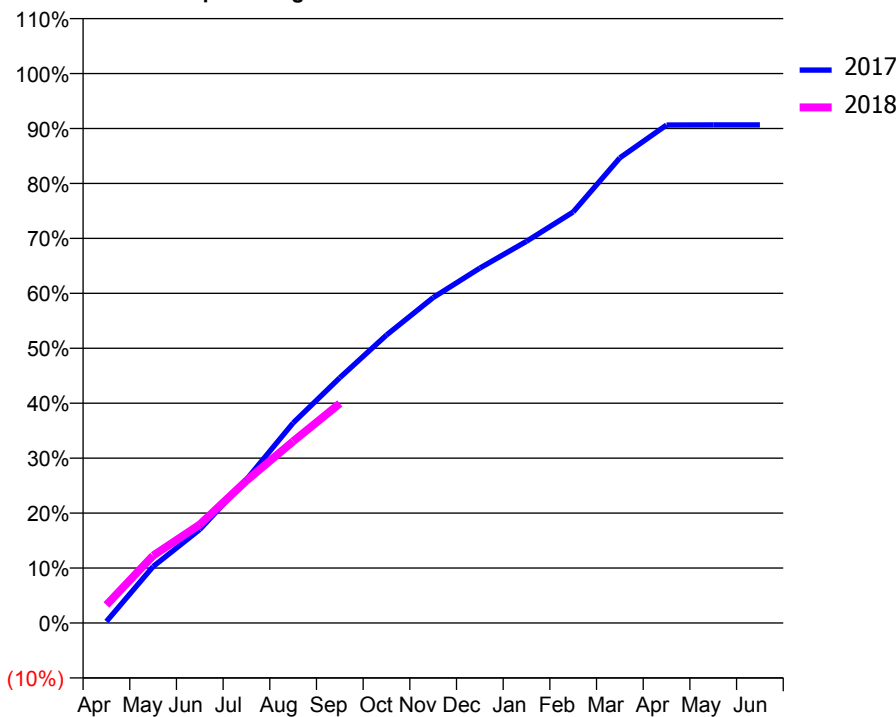
ACCESS*

Patients seen in 24 months	Total	Change since previous quarter
Quarter ending September 2016	2,721	
Quarter ending December 2016	2,692	↓
Quarter ending March 2017	2,661	↓
Quarter ending June 2017	2,653	→
Quarter ending September 2017	2,555	↓
Variance since September 2016	(6.1%)	↓



ACTIVITY

Cumulative percentage of contracted UDA delivered 2017 & 2018



Adjusted Scheduled Activity (UDA)

Month	2017	2018
April	19	220
May	688	822
June	1,141	1,201
July	1,750	1,736
August	2,440	2,216
September	2,991	2,677
October	3,510	
November	3,969	
December	4,327	
January	4,655	
February	5,012	
March	5,673	
April	6,073	
May	6,074	
June	6,074	

QUALITY

	Quantity	Base Number	Contract	AT	Region	England
% of FP17s for the same patient ID Re-attending within 3 months - Children	5	341	1.5%	9.8%	11.2%	11.9%
% of FP17s for the same patient ID Re-attending within 3 months - Adults	34	841	4.0%	15.2%	16.6%	15.9%
% of FP17s for the same patient ID Re-attending between 3 & 9 months - Children	126	341	37.0%	47.7%	47.0%	58.1%
% of FP17s for the same patient ID Re-attending between 3 & 9 months - Adults	231	841	27.5%	38.2%	38.2%	50.6%
% of FP17s for Band 1 Urgent Courses	60	1,064	5.6%	10.0%	10.6%	9.1%
% of FP17s Relating to Free Repair or Replacements	0	1,064	0.0%	0.6%	0.6%	0.8%
% of FP17s Relating to Continuations	5	1,064	0.5%	0.9%	0.8%	1.1%
% of Patients satisfied with the dentistry they have received	1	1	N/A	89.8%	89.2%	91.4%
% of Patients satisfied with the time they had to wait for an appointment	1	1	N/A	86.1%	83.4%	87.7%

* This is based on patients treated on this contract for their most recent course of treatment. Figures in italics indicate the base number of FP17s or Patient Questionnaire responses are less than 100. N/A is shown where the base number of responses is less than 10 during the period. % is calculated as Quantity/Base number*100

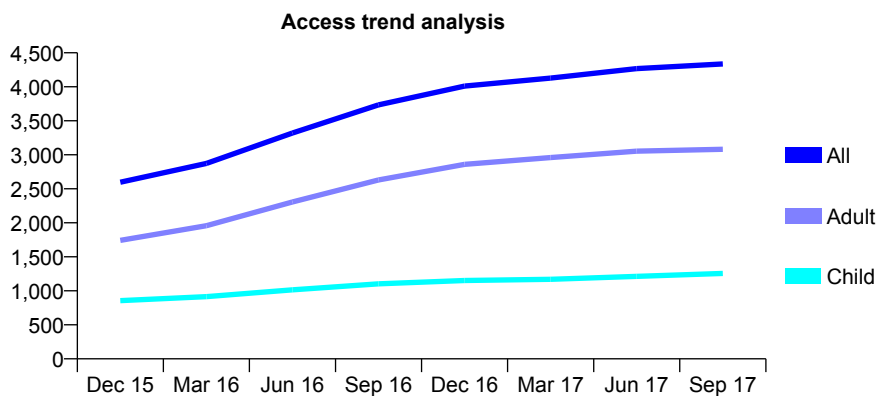
Q63 - Vital Signs At a Glance Contract Report for 772046/0001 - September 2017

Name or company name	MR A PATEL
Contract type name	GDS Contract
Purpose of contract	General
Contract start date	01/03/2015
Contract end date	

17/18 Contracted general activity (UDA)	8,500
Carry forward general activity (UDA)	-170
17/18 Contracted orthodontic activity (UOA)	0
Carry forward orthodontic activity (UOA)	0
Baseline contract value	£225,492.55

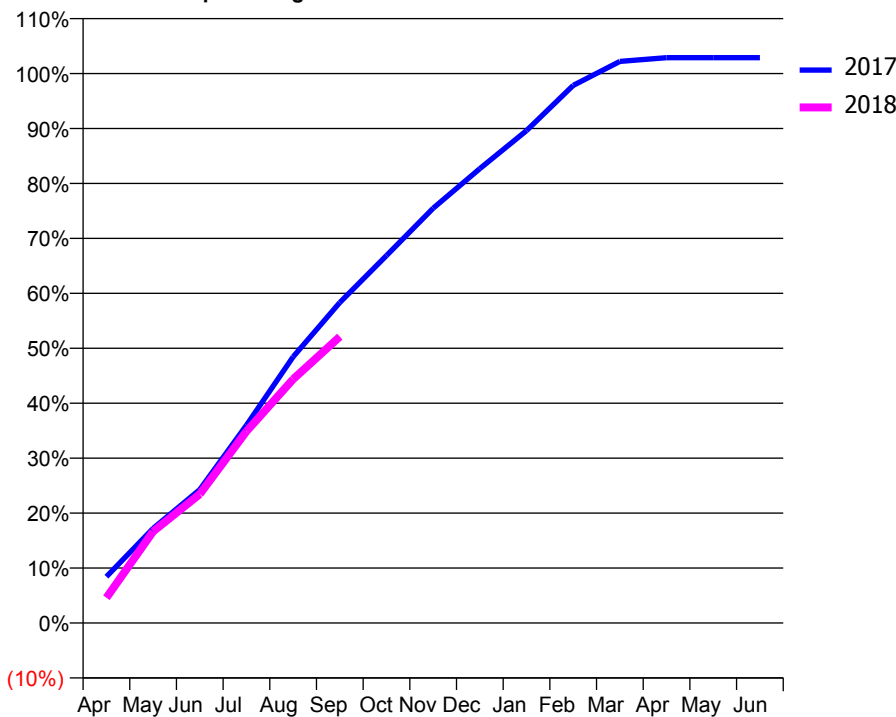
ACCESS*

Patients seen in 24 months	Total	Change since previous quarter
Quarter ending September 2016	3,734	
Quarter ending December 2016	4,011	↑
Quarter ending March 2017	4,129	↑
Quarter ending June 2017	4,267	↑
Quarter ending September 2017	4,337	→
Variance since September 2016	16.1%	↑



ACTIVITY

Cumulative percentage of contracted UDA delivered 2017 & 2018



Month	Adjusted Scheduled Activity (UDA)	
	2017	2018
April	717	392
May	1,463	1,417
June	2,064	1,993
July	3,060	2,966
August	4,117	3,771
September	4,957	4,429
October	5,684	
November	6,416	
December	7,029	
January	7,616	
February	8,316	
March	8,686	
April	8,745	
May	8,745	
June	8,745	

QUALITY

	Quantity	Base Number	Contract	AT	Region	England
% of FP17s for the same patient ID Re-attending within 3 months - Children	49	874	5.6%	9.8%	11.2%	11.9%
% of FP17s for the same patient ID Re-attending within 3 months - Adults	289	1,771	16.3%	15.2%	16.6%	15.9%
% of FP17s for the same patient ID Re-attending between 3 & 9 months - Children	441	874	50.5%	47.7%	47.0%	58.1%
% of FP17s for the same patient ID Re-attending between 3 & 9 months - Adults	648	1,771	36.6%	38.2%	38.2%	50.6%
% of FP17s for Band 1 Urgent Courses	398	2,594	15.3%	10.0%	10.6%	9.1%
% of FP17s Relating to Free Repair or Replacements	3	2,594	0.1%	0.6%	0.6%	0.8%
% of FP17s Relating to Continuations	22	2,594	0.8%	0.9%	0.8%	1.1%
% of Patients satisfied with the dentistry they have received	2	3	N/A	89.8%	89.2%	91.4%
% of Patients satisfied with the time they had to wait for an appointment	2	3	N/A	86.1%	83.4%	87.7%

* This is based on patients treated on this contract for their most recent course of treatment. Figures in italics indicate the base number of FP17s or Patient Questionnaire responses are less than 100. N/A is shown where the base number of responses is less than 10 during the period. % is calculated as Quantity/Base number*100

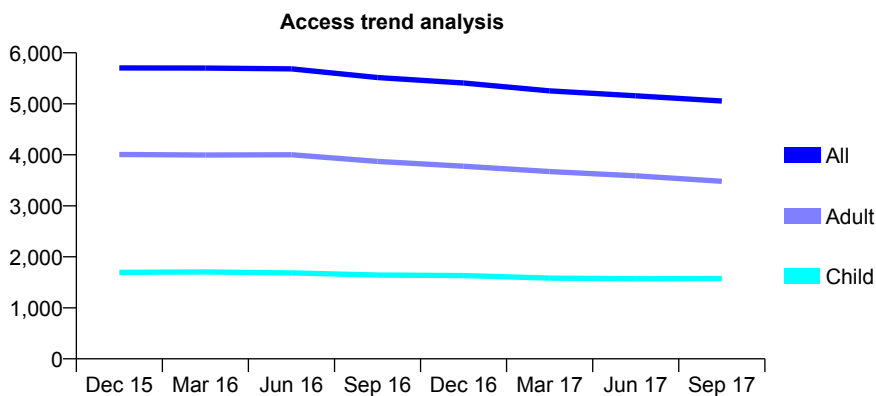
Q63 - Vital Signs At a Glance Contract Report for 772283/0001 - September 2017

Name or company name	Figges Marsh Dental Practice
Contract type name	GDS Contract
Purpose of contract	General
Contract start date	01/04/2006
Contract end date	

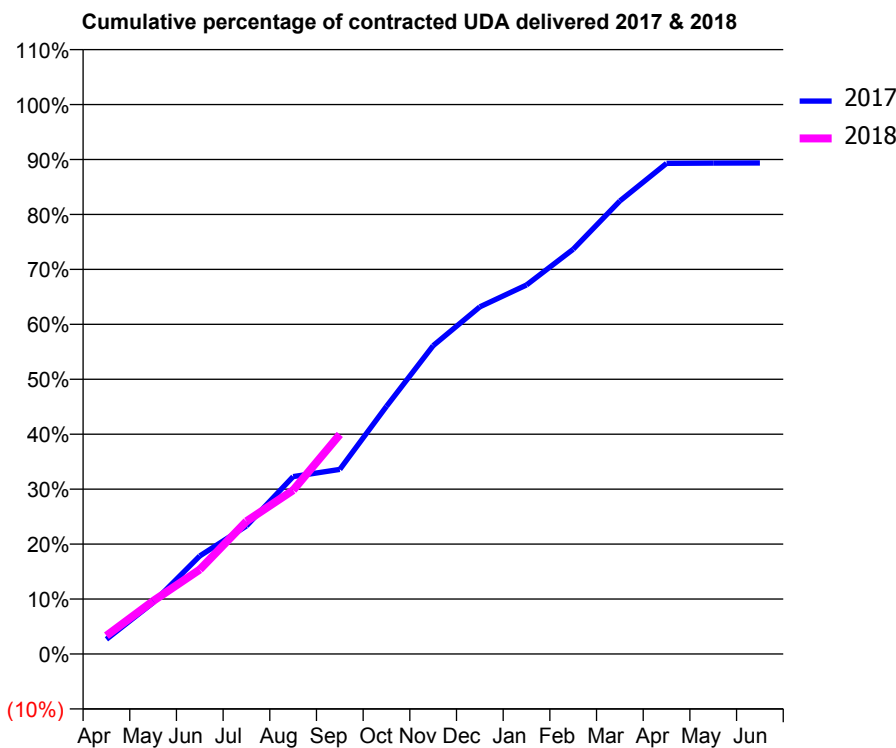
17/18 Contracted general activity (UDA)	17,000
Carry forward general activity (UDA)	0
17/18 Contracted orthodontic activity (UOA)	0
Carry forward orthodontic activity (UOA)	0
Baseline contract value	£432,434.07

ACCESS*

Patients seen in 24 months	Total	Change since previous quarter
Quarter ending September 2016	5,514	
Quarter ending December 2016	5,409	↓
Quarter ending March 2017	5,254	↓
Quarter ending June 2017	5,158	↓
Quarter ending September 2017	5,055	↓
Variance since September 2016	(8.3%)	↓



ACTIVITY



Month	2017	2018
April	457	567
May	1,592	1,641
June	3,033	2,615
July	3,963	4,108
August	5,489	5,068
September	5,713	6,794
October	7,664	
November	9,542	
December	10,741	
January	11,415	
February	12,523	
March	14,017	
April	15,177	
May	15,186	
June	15,192	

QUALITY

	Quantity	Base Number	Contract	AT	Region	England
% of FP17s for the same patient ID Re-attending within 3 months - Children	61	990	6.2%	9.8%	11.2%	11.9%
% of FP17s for the same patient ID Re-attending within 3 months - Adults	292	1,811	16.1%	15.2%	16.6%	15.9%
% of FP17s for the same patient ID Re-attending between 3 & 9 months - Children	460	990	46.5%	47.7%	47.0%	58.1%
% of FP17s for the same patient ID Re-attending between 3 & 9 months - Adults	603	1,811	33.3%	38.2%	38.2%	50.6%
% of FP17s for Band 1 Urgent Courses	287	2,424	11.8%	10.0%	10.6%	9.1%
% of FP17s Relating to Free Repair or Replacements	10	2,424	0.4%	0.6%	0.6%	0.8%
% of FP17s Relating to Continuations	3	2,424	0.1%	0.9%	0.8%	1.1%
% of Patients satisfied with the dentistry they have received	5	5	N/A	89.8%	89.2%	91.4%
% of Patients satisfied with the time they had to wait for an appointment	4	5	N/A	86.1%	83.4%	87.7%

* This is based on patients treated on this contract for their most recent course of treatment. Figures in italics indicate the base number of FP17s or Patient Questionnaire responses are less than 100. N/A is shown where the base number of responses is less than 10 during the period. % is calculated as Quantity/Base number*100

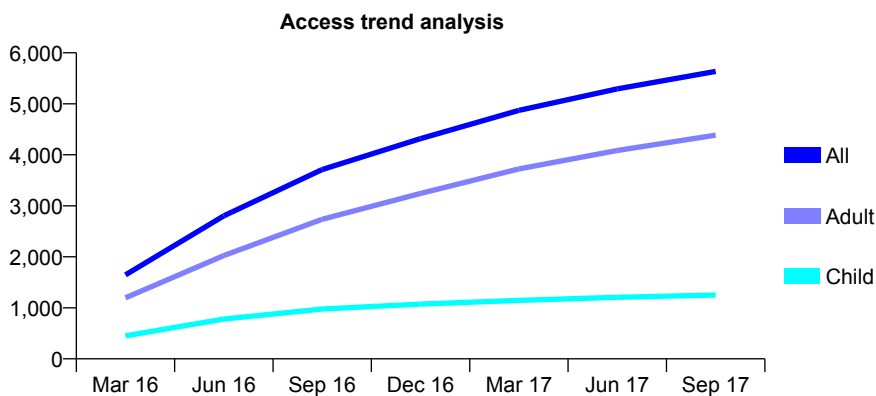
Q63 - Vital Signs At a Glance Contract Report for 775215/0010 - September 2017

Name or company name	MR C PATEL
Contract type name	GDS Contract
Purpose of contract	General and Orthodontic
Contract start date	01/01/2016
Contract end date	

17/18 Contracted general activity (UDA)	23,346
Carry forward general activity (UDA)	800
17/18 Contracted orthodontic activity (UOA)	326
Carry forward orthodontic activity (UOA)	-7
Baseline contract value	£765,680.89

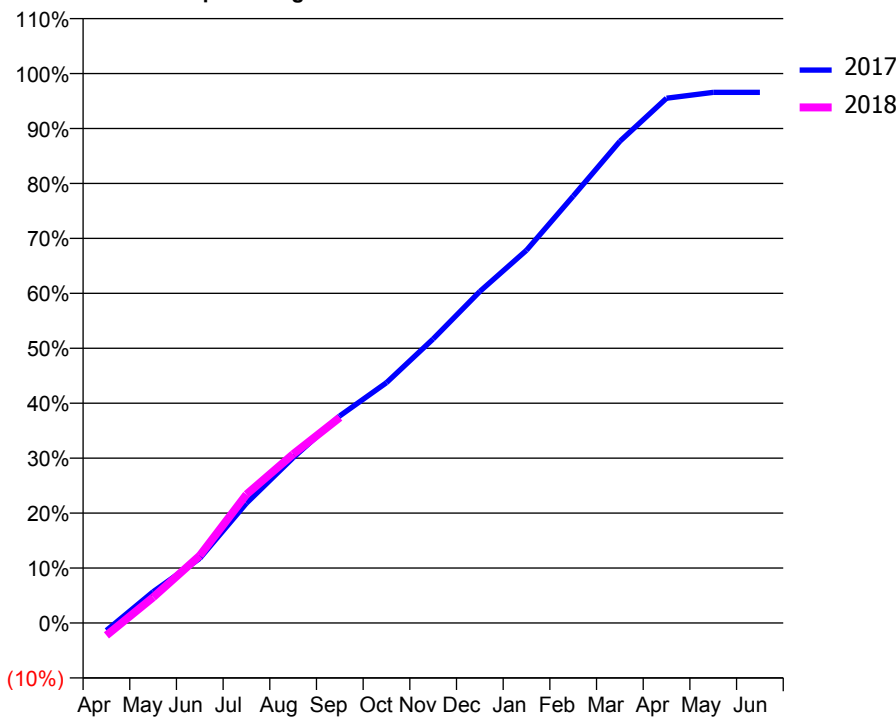
ACCESS*

Patients seen in 24 months	Total	Change since previous quarter
Quarter ending September 2016	3,711	
Quarter ending December 2016	4,317	↑
Quarter ending March 2017	4,871	↑
Quarter ending June 2017	5,292	↑
Quarter ending September 2017	5,636	↑
Variance since September 2016	51.9%	↑



ACTIVITY

Cumulative percentage of contracted UDA delivered 2017 & 2018



Month	Adjusted Scheduled Activity (UDA)	
	2017	2018
April	-322	-527
May	1,329	1,092
June	2,746	2,865
July	5,090	5,466
August	7,022	7,175
September	8,804	8,736
October	10,210	
November	12,070	
December	14,087	
January	15,838	
February	18,136	
March	20,469	
April	22,296	
May	22,543	
June	22,546	

QUALITY

	Quantity	Base Number	Contract	AT	Region	England
% of FP17s for the same patient ID Re-attending within 3 months - Children	61	812	7.5%	9.8%	11.2%	11.9%
% of FP17s for the same patient ID Re-attending within 3 months - Adults	284	2,573	11.0%	15.2%	16.6%	15.9%
% of FP17s for the same patient ID Re-attending between 3 & 9 months - Children	365	812	45.0%	47.7%	47.0%	58.1%
% of FP17s for the same patient ID Re-attending between 3 & 9 months - Adults	992	2,573	38.6%	38.2%	38.2%	50.6%
% of FP17s for Band 1 Urgent Courses	248	2,817	8.8%	10.0%	10.6%	9.1%
% of FP17s Relating to Free Repair or Replacements	5	2,817	0.2%	0.6%	0.6%	0.8%
% of FP17s Relating to Continuations	11	2,817	0.4%	0.9%	0.8%	1.1%
% of Patients satisfied with the dentistry they have received	7	9	N/A	89.8%	89.2%	91.4%
% of Patients satisfied with the time they had to wait for an appointment	5	9	N/A	86.1%	83.4%	87.7%

* This is based on patients treated on this contract for their most recent course of treatment. Figures in italics indicate the base number of FP17s or Patient Questionnaire responses are less than 100. N/A is shown where the base number of responses is less than 10 during the period. % is calculated as Quantity/Base number*100

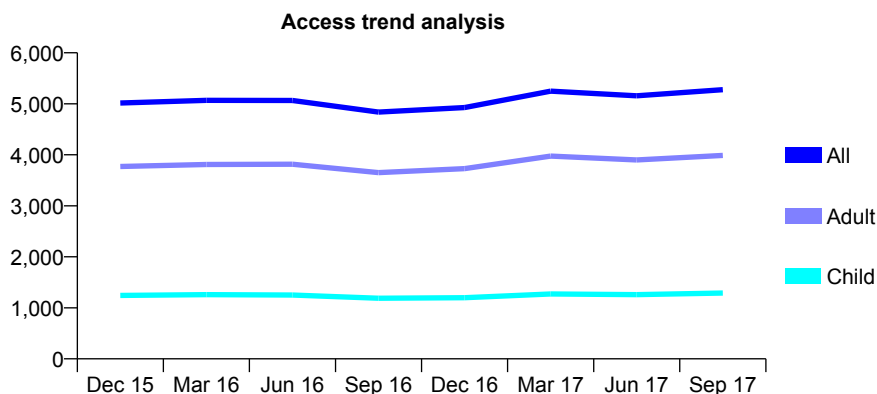
Q63 - Vital Signs At a Glance Contract Report for 775304/0001 - September 2017

Name or company name	Mrs Megha Deval
Contract type name	GDS Contract
Purpose of contract	General
Contract start date	19/04/2008
Contract end date	

17/18 Contracted general activity (UDA)	15,500
Carry forward general activity (UDA)	0
17/18 Contracted orthodontic activity (UOA)	0
Carry forward orthodontic activity (UOA)	0
Baseline contract value	£355,591.46

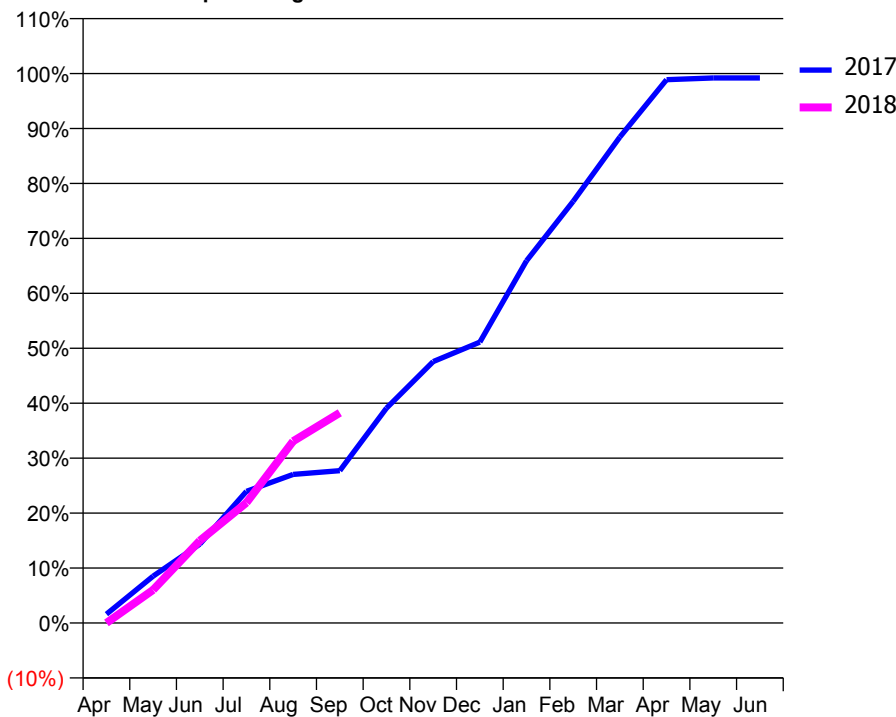
ACCESS*

Patients seen in 24 months	Total	Change since previous quarter
Quarter ending September 2016	4,839	
Quarter ending December 2016	4,928	→
Quarter ending March 2017	5,249	↑
Quarter ending June 2017	5,158	↓
Quarter ending September 2017	5,277	↑
Variance since September 2016	9.1%	↑



ACTIVITY

Cumulative percentage of contracted UDA delivered 2017 & 2018



Adjusted Scheduled Activity (UDA)		
Month	2017	2018
April	251	0
May	1,324	934
June	2,224	2,321
July	3,715	3,393
August	4,192	5,128
September	4,297	5,931
October	6,063	
November	7,374	
December	7,923	
January	10,216	
February	11,894	
March	13,709	
April	15,325	
May	15,373	
June	15,376	

QUALITY

	Quantity	Base Number	Contract	AT	Region	England
% of FP17s for the same patient ID Re-attending within 3 months - Children	49	657	7.5%	9.8%	11.2%	11.9%
% of FP17s for the same patient ID Re-attending within 3 months - Adults	251	1,783	14.1%	15.2%	16.6%	15.9%
% of FP17s for the same patient ID Re-attending between 3 & 9 months - Children	216	657	32.9%	47.7%	47.0%	58.1%
% of FP17s for the same patient ID Re-attending between 3 & 9 months - Adults	486	1,783	27.3%	38.2%	38.2%	50.6%
% of FP17s for Band 1 Urgent Courses	191	2,031	9.4%	10.0%	10.6%	9.1%
% of FP17s Relating to Free Repair or Replacements	16	2,031	0.8%	0.6%	0.6%	0.8%
% of FP17s Relating to Continuations	27	2,031	1.3%	0.9%	0.8%	1.1%
% of Patients satisfied with the dentistry they have received	5	6	N/A	89.8%	89.2%	91.4%
% of Patients satisfied with the time they had to wait for an appointment	6	6	N/A	86.1%	83.4%	87.7%

* This is based on patients treated on this contract for their most recent course of treatment. Figures in italics indicate the base number of FP17s or Patient Questionnaire responses are less than 100. N/A is shown where the base number of responses is less than 10 during the period. % is calculated as Quantity/Base number*100

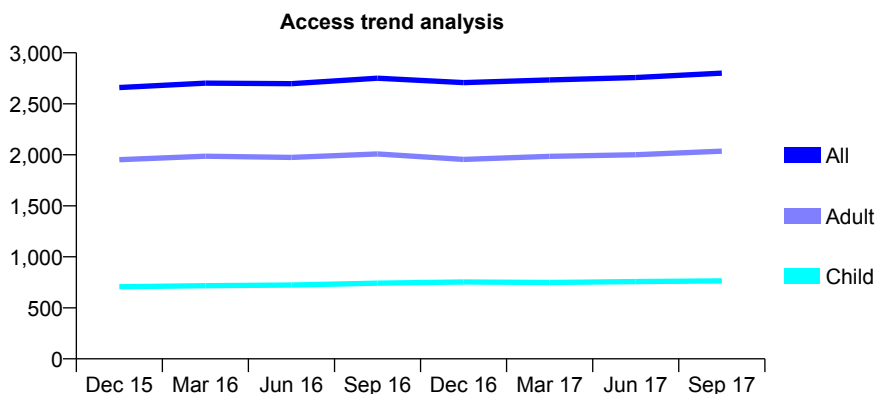
Q63 - Vital Signs At a Glance Contract Report for 776513/0002 - September 2017

Name or company name	MS P GUPTA
Contract type name	GDS Contract
Purpose of contract	General
Contract start date	09/03/2007
Contract end date	

17/18 Contracted general activity (UDA)	7,716
Carry forward general activity (UDA)	0
17/18 Contracted orthodontic activity (UOA)	0
Carry forward orthodontic activity (UOA)	0
Baseline contract value	£201,163.91

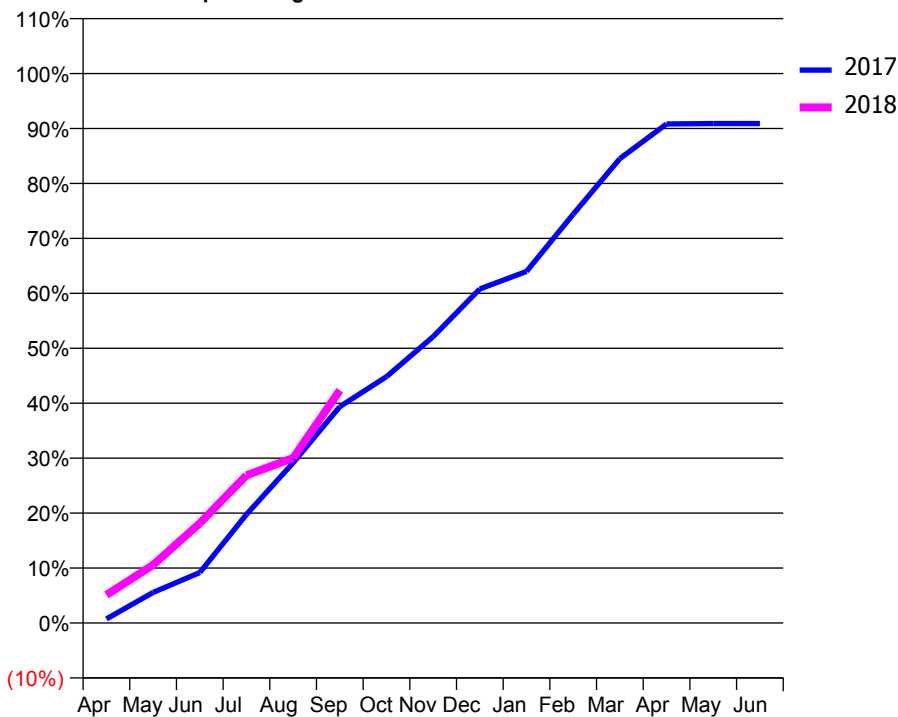
ACCESS*

Patients seen in 24 months	Total	Change since previous quarter
Quarter ending September 2016	2,751	
Quarter ending December 2016	2,708	↓
Quarter ending March 2017	2,734	→
Quarter ending June 2017	2,758	→
Quarter ending September 2017	2,800	→
Variance since September 2016	1.8%	→



ACTIVITY

Cumulative percentage of contracted UDA delivered 2017 & 2018



Month	Adjusted Scheduled Activity (UDA)	
	2017	2018
April	58	395
May	429	815
June	709	1,402
July	1,525	2,074
August	2,250	2,317
September	3,039	3,268
October	3,459	
November	4,021	
December	4,691	
January	4,936	
February	5,740	
March	6,520	
April	7,008	
May	7,014	
June	7,014	

QUALITY

	Quantity	Base Number	Contract	AT	Region	England
% of FP17s for the same patient ID Re-attending within 3 months - Children	57	542	10.5%	9.8%	11.2%	11.9%
% of FP17s for the same patient ID Re-attending within 3 months - Adults	202	1,310	15.4%	15.2%	16.6%	15.9%
% of FP17s for the same patient ID Re-attending between 3 & 9 months - Children	252	542	46.5%	47.7%	47.0%	58.1%
% of FP17s for the same patient ID Re-attending between 3 & 9 months - Adults	587	1,310	44.8%	38.2%	38.2%	50.6%
% of FP17s for Band 1 Urgent Courses	110	1,676	6.6%	10.0%	10.6%	9.1%
% of FP17s Relating to Free Repair or Replacements	23	1,676	1.4%	0.6%	0.6%	0.8%
% of FP17s Relating to Continuations	30	1,676	1.8%	0.9%	0.8%	1.1%
% of Patients satisfied with the dentistry they have received	5	5	N/A	89.8%	89.2%	91.4%
% of Patients satisfied with the time they had to wait for an appointment	5	5	N/A	86.1%	83.4%	87.7%

* This is based on patients treated on this contract for their most recent course of treatment. Figures in italics indicate the base number of FP17s or Patient Questionnaire responses are less than 100. N/A is shown where the base number of responses is less than 10 during the period. % is calculated as Quantity/Base number*100

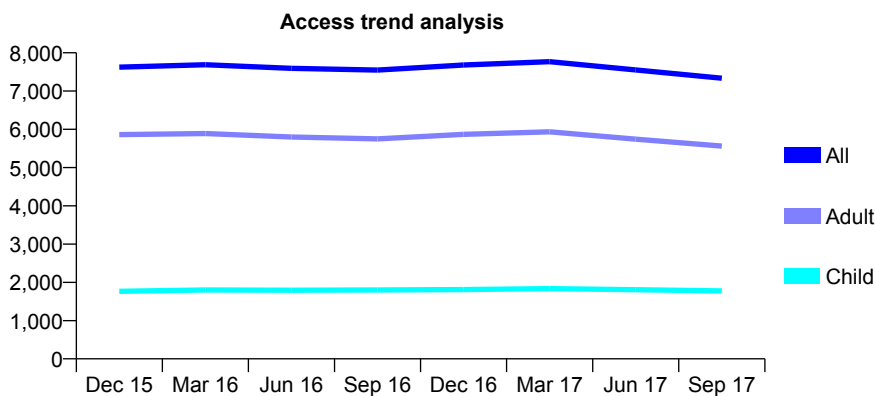
Q63 - Vital Signs At a Glance Contract Report for 781584/0001 - September 2017

Name or company name	MR M KANANI
Contract type name	GDS Contract
Purpose of contract	General
Contract start date	01/04/2007
Contract end date	

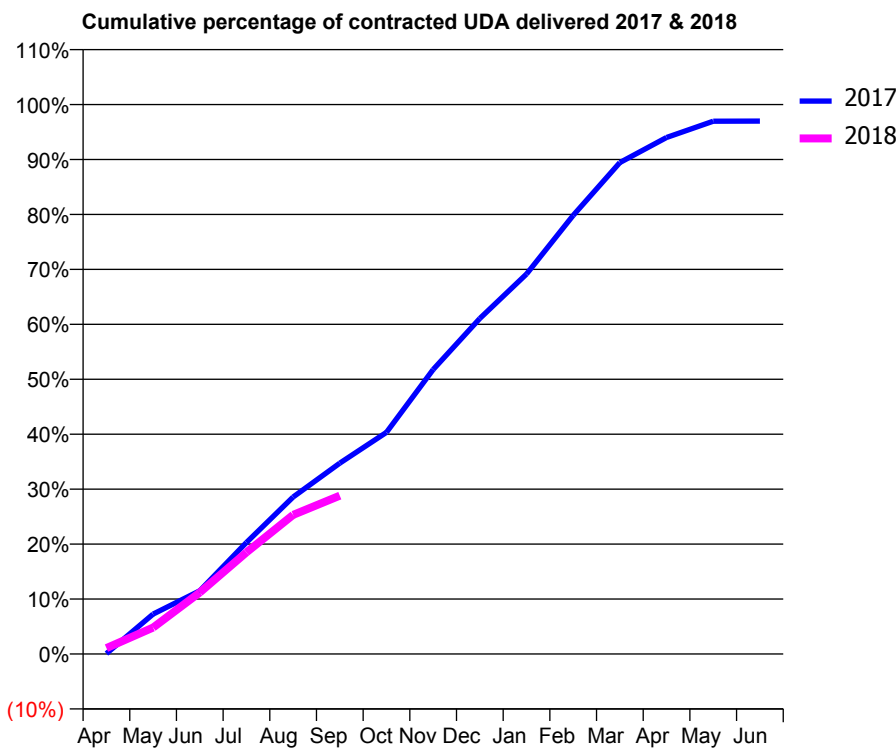
17/18 Contracted general activity (UDA)	26,302
Carry forward general activity (UDA)	0
17/18 Contracted orthodontic activity (UOA)	0
Carry forward orthodontic activity (UOA)	0
Baseline contract value	£704,893.16

ACCESS*

Patients seen in 24 months	Total	Change since previous quarter
Quarter ending September 2016	7,550	
Quarter ending December 2016	7,680	→
Quarter ending March 2017	7,768	→
Quarter ending June 2017	7,552	↓
Quarter ending September 2017	7,337	↓
Variance since September 2016	(2.8%)	↓



ACTIVITY



Month	Adjusted Scheduled Activity (UDA)	
	2017	2018
April	22	287
May	1,915	1,268
June	3,032	2,947
July	5,342	4,864
August	7,519	6,660
September	9,138	7,580
October	10,609	
November	13,619	
December	16,059	
January	18,189	
February	20,997	
March	23,526	
April	24,720	
May	25,501	
June	25,506	

QUALITY

	Quantity	Base Number	Contract	AT	Region	England
% of FP17s for the same patient ID Re-attending within 3 months - Children	82	849	9.7%	9.8%	11.2%	11.9%
% of FP17s for the same patient ID Re-attending within 3 months - Adults	312	2,167	14.4%	15.2%	16.6%	15.9%
% of FP17s for the same patient ID Re-attending between 3 & 9 months - Children	302	849	35.6%	47.7%	47.0%	58.1%
% of FP17s for the same patient ID Re-attending between 3 & 9 months - Adults	752	2,167	34.7%	38.2%	38.2%	50.6%
% of FP17s for Band 1 Urgent Courses	246	2,420	10.2%	10.0%	10.6%	9.1%
% of FP17s Relating to Free Repair or Replacements	15	2,420	0.6%	0.6%	0.6%	0.8%
% of FP17s Relating to Continuations	57	2,420	2.4%	0.9%	0.8%	1.1%
% of Patients satisfied with the dentistry they have received	11	11	100.0%	89.8%	89.2%	91.4%
% of Patients satisfied with the time they had to wait for an appointment	9	11	81.8%	86.1%	83.4%	87.7%

* This is based on patients treated on this contract for their most recent course of treatment. Figures in italics indicate the base number of FP17s or Patient Questionnaire responses are less than 100. N/A is shown where the base number of responses is less than 10 during the period. % is calculated as Quantity/Base number*100

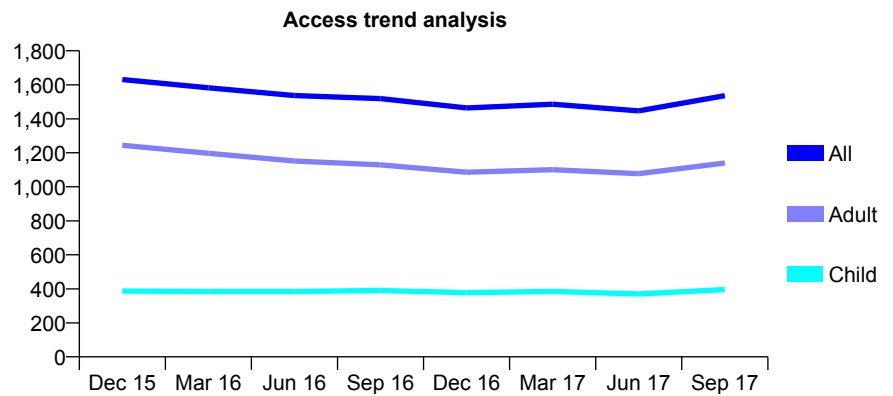
Q63 - Vital Signs At a Glance Contract Report for 781789/0001 - September 2017

Name or company name	MS L HAGHGOZAR
Contract type name	GDS Contract
Purpose of contract	General
Contract start date	01/04/2006
Contract end date	

17/18 Contracted general activity (UDA)	5,596
Carry forward general activity (UDA)	0
17/18 Contracted orthodontic activity (UOA)	0
Carry forward orthodontic activity (UOA)	0
Baseline contract value	£159,120.43

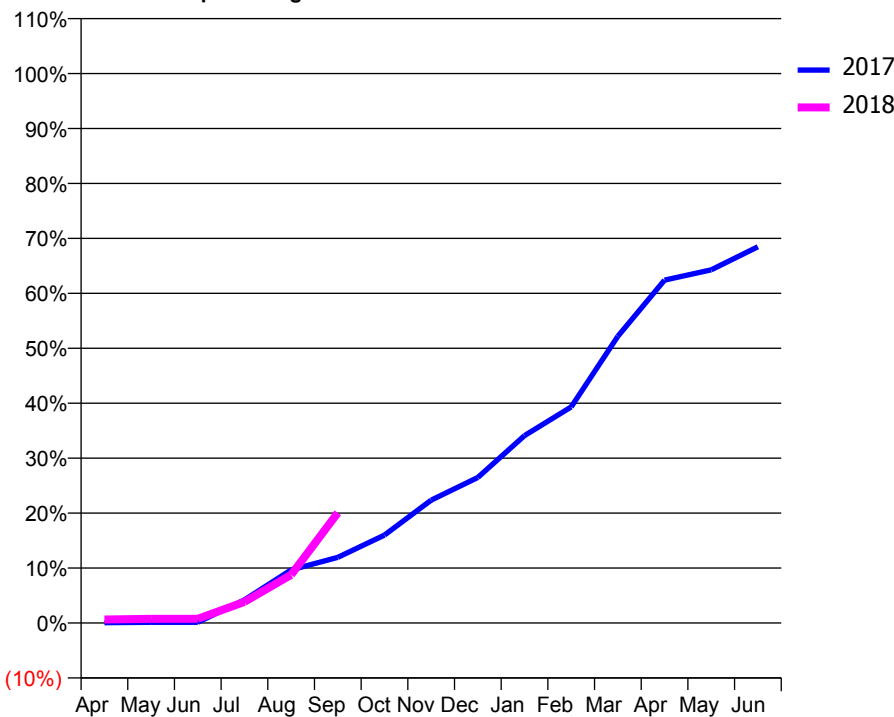
ACCESS*

Patients seen in 24 months	Total	Change since previous quarter
Quarter ending September 2016	1,519	
Quarter ending December 2016	1,464	↓
Quarter ending March 2017	1,486	→
Quarter ending June 2017	1,447	↓
Quarter ending September 2017	1,536	↑
Variance since September 2016	1.1%	→



ACTIVITY

Cumulative percentage of contracted UDA delivered 2017 & 2018



Month	Adjusted Scheduled Activity (UDA)	
	2017	2018
April	3	36
May	7	42
June	8	42
July	235	215
August	541	491
September	669	1,123
October	895	
November	1,252	
December	1,482	
January	1,909	
February	2,201	
March	2,920	
April	3,492	
May	3,596	
June	3,832	

QUALITY

	Quantity	Base Number	Contract	AT	Region	England
% of FP17s for the same patient ID Re-attending within 3 months - Children	8	169	4.7%	9.8%	11.2%	11.9%
% of FP17s for the same patient ID Re-attending within 3 months - Adults	47	392	12.0%	15.2%	16.6%	15.9%
% of FP17s for the same patient ID Re-attending between 3 & 9 months - Children	55	169	32.5%	47.7%	47.0%	58.1%
% of FP17s for the same patient ID Re-attending between 3 & 9 months - Adults	88	392	22.4%	38.2%	38.2%	50.6%
% of FP17s for Band 1 Urgent Courses	25	396	6.3%	10.0%	10.6%	9.1%
% of FP17s Relating to Free Repair or Replacements	1	396	0.3%	0.6%	0.6%	0.8%
% of FP17s Relating to Continuations	1	396	0.3%	0.9%	0.8%	1.1%
% of Patients satisfied with the dentistry they have received	0	3	N/A	89.8%	89.2%	91.4%
% of Patients satisfied with the time they had to wait for an appointment	2	3	N/A	86.1%	83.4%	87.7%

* This is based on patients treated on this contract for their most recent course of treatment. Figures in italics indicate the base number of FP17s or Patient Questionnaire responses are less than 100. N/A is shown where the base number of responses is less than 10 during the period. % is calculated as Quantity/Base number*100

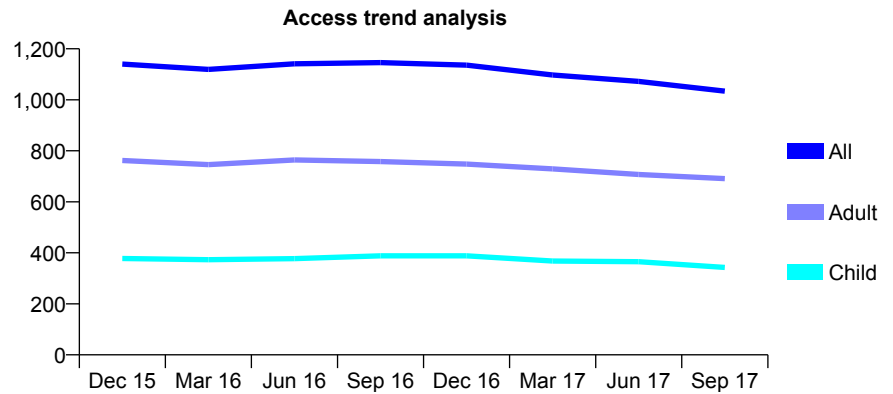
Q63 - Vital Signs At a Glance Contract Report for 781819/0001 - September 2017

Name or company name	MRS I AZENABOR
Contract type name	GDS Contract
Purpose of contract	General
Contract start date	01/04/2011
Contract end date	

17/18 Contracted general activity (UDA)	2,519
Carry forward general activity (UDA)	-23
17/18 Contracted orthodontic activity (UOA)	0
Carry forward orthodontic activity (UOA)	0
Baseline contract value	£65,403.95

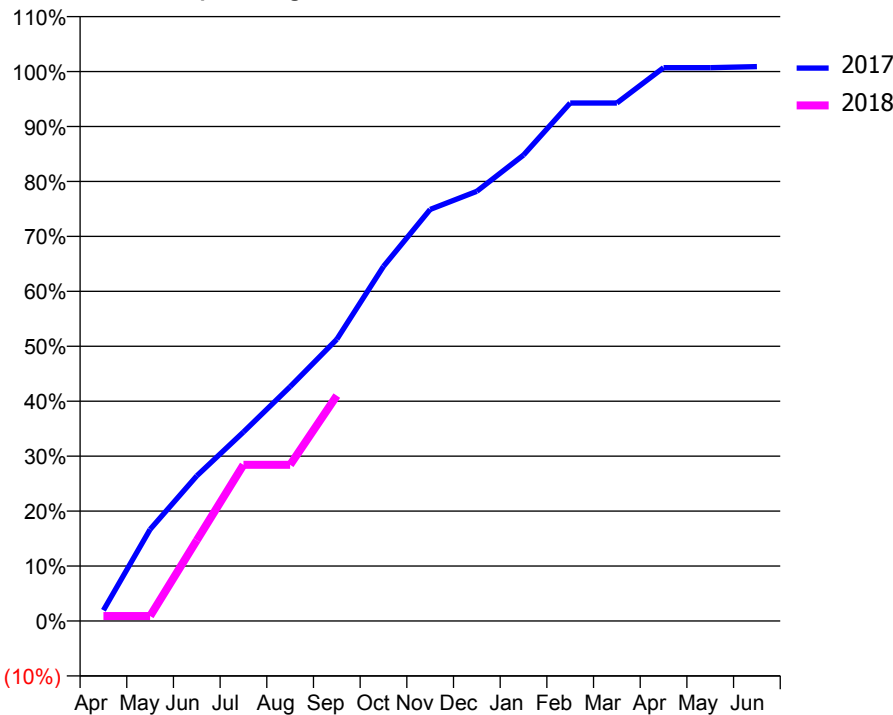
ACCESS*

Patients seen in 24 months	Total	Change since previous quarter
Quarter ending September 2016	1,146	
Quarter ending December 2016	1,136	→
Quarter ending March 2017	1,097	↓
Quarter ending June 2017	1,072	↓
Quarter ending September 2017	1,034	↓
Variance since September 2016	(9.8%)	↓



ACTIVITY

Cumulative percentage of contracted UDA delivered 2017 & 2018



Month	Adjusted Scheduled Activity (UDA)	
	2017	2018
April	49	23
May	420	23
June	665	370
July	867	716
August	1,074	716
September	1,291	1,033
October	1,626	
November	1,887	
December	1,970	
January	2,136	
February	2,375	
March	2,375	
April	2,537	
May	2,537	
June	2,542	

QUALITY

	Quantity	Base Number	Contract	AT	Region	England
% of FP17s for the same patient ID Re-attending within 3 months - Children	12	240	5.0%	9.8%	11.2%	11.9%
% of FP17s for the same patient ID Re-attending within 3 months - Adults	41	405	10.1%	15.2%	16.6%	15.9%
% of FP17s for the same patient ID Re-attending between 3 & 9 months - Children	104	240	43.3%	47.7%	47.0%	58.1%
% of FP17s for the same patient ID Re-attending between 3 & 9 months - Adults	180	405	44.4%	38.2%	38.2%	50.6%
% of FP17s for Band 1 Urgent Courses	37	543	6.8%	10.0%	10.6%	9.1%
% of FP17s Relating to Free Repair or Replacements	1	543	0.2%	0.6%	0.6%	0.8%
% of FP17s Relating to Continuations	1	543	0.2%	0.9%	0.8%	1.1%
% of Patients satisfied with the dentistry they have received	1	1	N/A	89.8%	89.2%	91.4%
% of Patients satisfied with the time they had to wait for an appointment	1	1	N/A	86.1%	83.4%	87.7%

* This is based on patients treated on this contract for their most recent course of treatment. Figures in italics indicate the base number of FP17s or Patient Questionnaire responses are less than 100. N/A is shown where the base number of responses is less than 10 during the period. % is calculated as Quantity/Base number*100

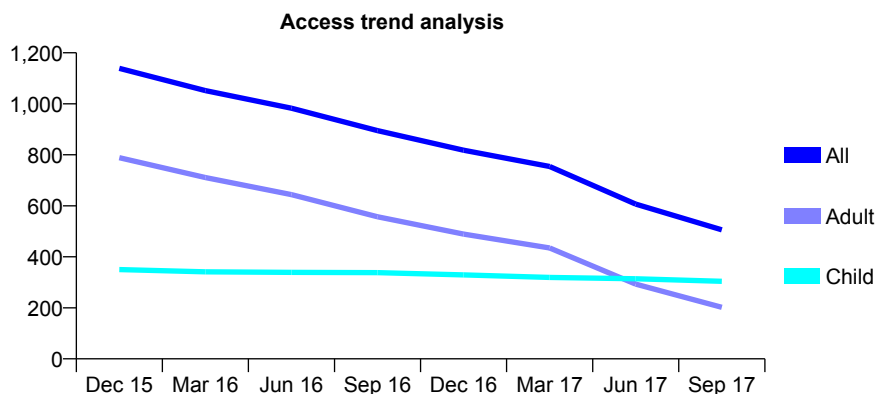
Q63 - Vital Signs At a Glance Contract Report for 794694/0001 - September 2017

Name or company name	Ian & Kim Duthie
Contract type name	GDS Contract
Purpose of contract	General
Contract start date	01/04/2006
Contract end date	

17/18 Contracted general activity (UDA)	1,344
Carry forward general activity (UDA)	-16
17/18 Contracted orthodontic activity (UOA)	0
Carry forward orthodontic activity (UOA)	0
Baseline contract value	£30,318.09

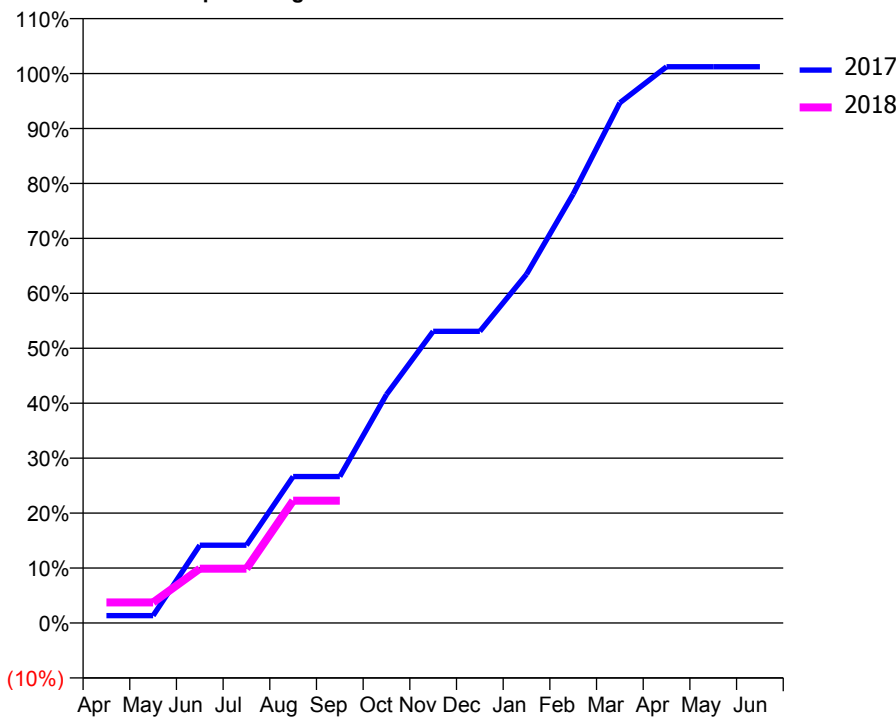
ACCESS*

Patients seen in 24 months	Total	Change since previous quarter
Quarter ending September 2016	895	
Quarter ending December 2016	818	↓
Quarter ending March 2017	754	↓
Quarter ending June 2017	607	↓
Quarter ending September 2017	506	↓
Variance since September 2016	(43.5%)	↓



ACTIVITY

Cumulative percentage of contracted UDA delivered 2017 & 2018



Adjusted Scheduled Activity (UDA)

Month	2017	2018
April	18	50
May	18	50
June	190	133
July	190	133
August	358	299
September	358	299
October	559	
November	713	
December	713	
January	853	
February	1,049	
March	1,272	
April	1,360	
May	1,360	
June	1,360	

QUALITY

	Quantity	Base Number	Contract	AT	Region	England
% of FP17s for the same patient ID Re-attending within 3 months - Children	10	153	6.5%	9.8%	11.2%	11.9%
% of FP17s for the same patient ID Re-attending within 3 months - Adults	21	76	27.6%	15.2%	16.6%	15.9%
% of FP17s for the same patient ID Re-attending between 3 & 9 months - Children	104	153	68.0%	47.7%	47.0%	58.1%
% of FP17s for the same patient ID Re-attending between 3 & 9 months - Adults	30	76	39.5%	38.2%	38.2%	50.6%
% of FP17s for Band 1 Urgent Courses	6	199	3.0%	10.0%	10.6%	9.1%
% of FP17s Relating to Free Repair or Replacements	0	199	0.0%	0.6%	0.6%	0.8%
% of FP17s Relating to Continuations	7	199	3.5%	0.9%	0.8%	1.1%
% of Patients satisfied with the dentistry they have received	0	0	N/A	89.8%	89.2%	91.4%
% of Patients satisfied with the time they had to wait for an appointment	0	0	N/A	86.1%	83.4%	87.7%

* This is based on patients treated on this contract for their most recent course of treatment. Figures in italics indicate the base number of FP17s or Patient Questionnaire responses are less than 100. N/A is shown where the base number of responses is less than 10 during the period. % is calculated as Quantity/Base number*100

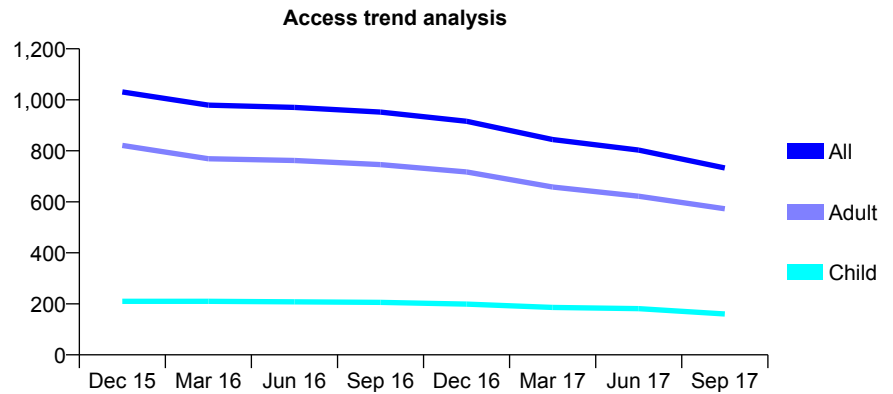
Q63 - Vital Signs At a Glance Contract Report for 795860/0001 - September 2017

Name or company name	MR S KHAN
Contract type name	GDS Contract
Purpose of contract	General
Contract start date	01/04/2006
Contract end date	

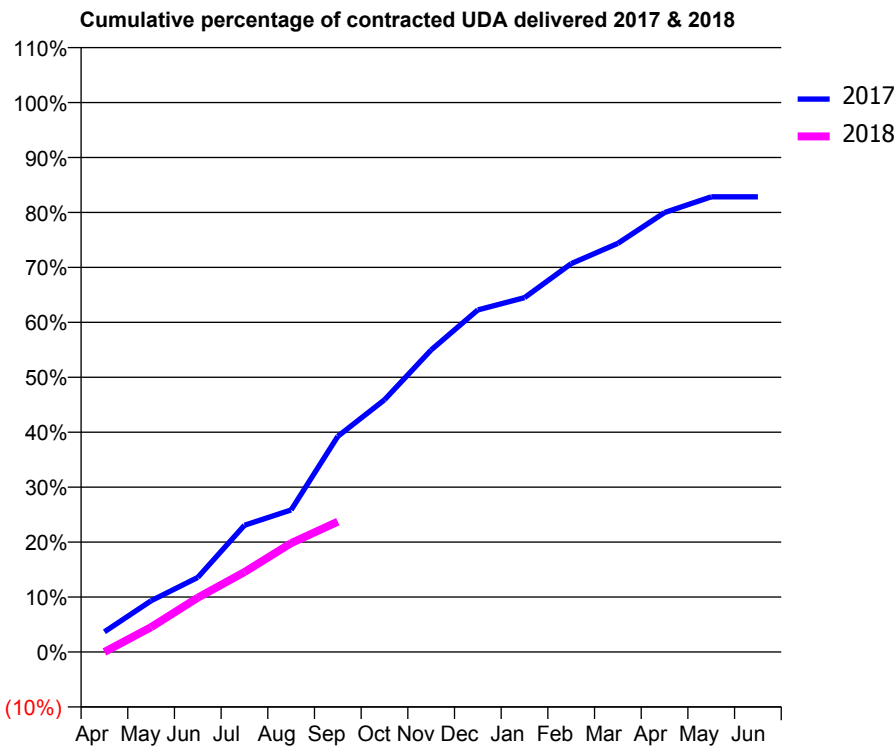
17/18 Contracted general activity (UDA)	4,000
Carry forward general activity (UDA)	0
17/18 Contracted orthodontic activity (UOA)	0
Carry forward orthodontic activity (UOA)	0
Baseline contract value	£97,061.27

ACCESS*

Patients seen in 24 months	Total	Change since previous quarter
Quarter ending September 2016	952	
Quarter ending December 2016	916	↓
Quarter ending March 2017	844	↓
Quarter ending June 2017	803	↓
Quarter ending September 2017	733	↓
Variance since September 2016	(23.0%)	↓



ACTIVITY



Month	Adjusted Scheduled Activity (UDA)	
	2017	2018
April	147	0
May	373	181
June	543	396
July	922	582
August	1,034	793
September	1,570	949
October	1,836	
November	2,199	
December	2,490	
January	2,580	
February	2,827	
March	2,974	
April	3,199	
May	3,313	
June	3,313	

QUALITY

	Quantity	Base Number	Contract	AT	Region	England
% of FP17s for the same patient ID Re-attending within 3 months - Children	4	98	4.1%	9.8%	11.2%	11.9%
% of FP17s for the same patient ID Re-attending within 3 months - Adults	8	276	2.9%	15.2%	16.6%	15.9%
% of FP17s for the same patient ID Re-attending between 3 & 9 months - Children	47	98	48.0%	47.7%	47.0%	58.1%
% of FP17s for the same patient ID Re-attending between 3 & 9 months - Adults	129	276	46.7%	38.2%	38.2%	50.6%
% of FP17s for Band 1 Urgent Courses	0	293	0.0%	10.0%	10.6%	9.1%
% of FP17s Relating to Free Repair or Replacements	0	293	0.0%	0.6%	0.6%	0.8%
% of FP17s Relating to Continuations	0	293	0.0%	0.9%	0.8%	1.1%
% of Patients satisfied with the dentistry they have received	0	0	N/A	89.8%	89.2%	91.4%
% of Patients satisfied with the time they had to wait for an appointment	0	0	N/A	86.1%	83.4%	87.7%

* This is based on patients treated on this contract for their most recent course of treatment. Figures in italics indicate the base number of FP17s or Patient Questionnaire responses are less than 100. N/A is shown where the base number of responses is less than 10 during the period. % is calculated as Quantity/Base number*100

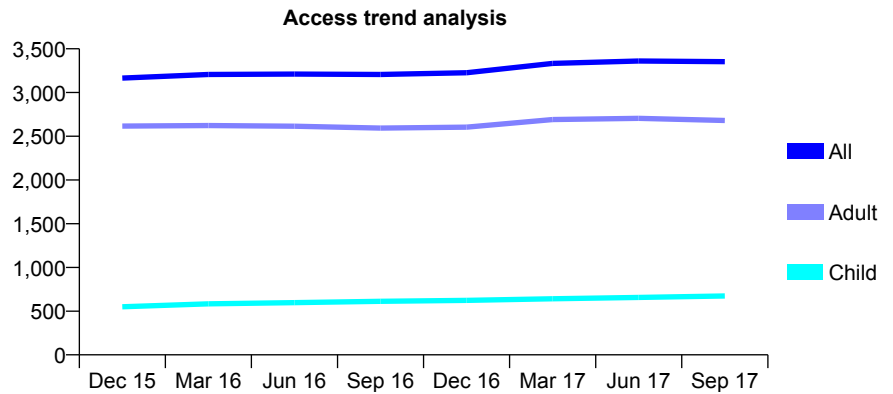
Q63 - Vital Signs At a Glance Contract Report for 801011/0001 - September 2017

Name or company name	MR H KELAY
Contract type name	GDS Contract
Purpose of contract	General
Contract start date	01/04/2006
Contract end date	

17/18 Contracted general activity (UDA)	11,000
Carry forward general activity (UDA)	0
17/18 Contracted orthodontic activity (UOA)	0
Carry forward orthodontic activity (UOA)	0
Baseline contract value	£253,640.97

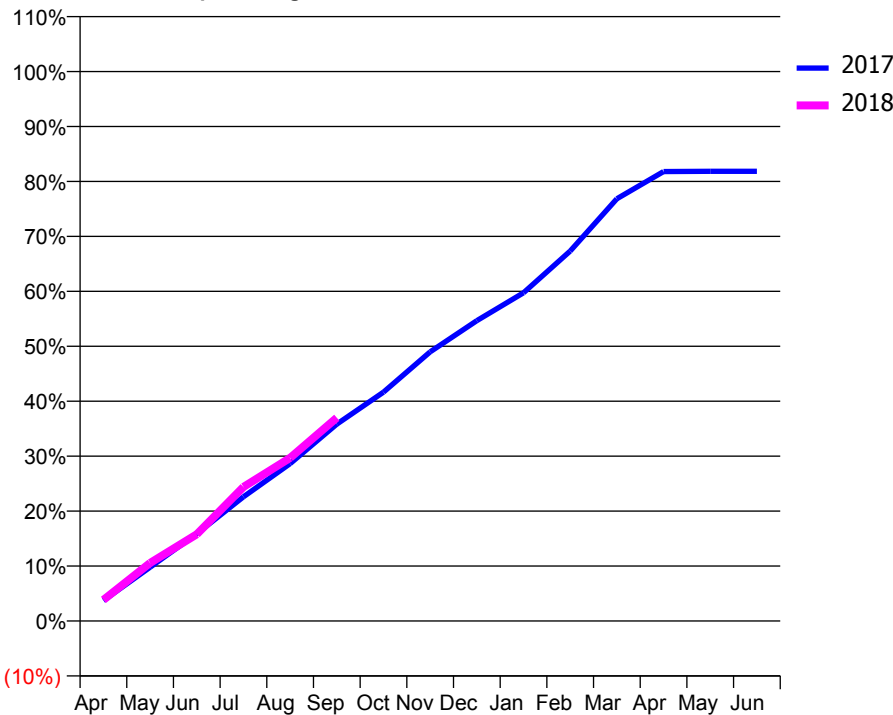
ACCESS*

Patients seen in 24 months	Total	Change since previous quarter
Quarter ending September 2016	3,206	
Quarter ending December 2016	3,227	→
Quarter ending March 2017	3,333	↑
Quarter ending June 2017	3,360	→
Quarter ending September 2017	3,353	→
Variance since September 2016	4.6%	↑



ACTIVITY

Cumulative percentage of contracted UDA delivered 2017 & 2018



Month	Adjusted Scheduled Activity (UDA)	
	2017	2018
April	411	423
May	1,077	1,162
June	1,747	1,738
July	2,486	2,683
August	3,151	3,265
September	3,941	4,070
October	4,581	
November	5,388	
December	6,012	
January	6,570	
February	7,407	
March	8,454	
April	8,998	
May	9,003	
June	9,003	

QUALITY

	Quantity	Base Number	Contract	AT	Region	England
% of FP17s for the same patient ID Re-attending within 3 months - Children	28	423	6.6%	9.8%	11.2%	11.9%
% of FP17s for the same patient ID Re-attending within 3 months - Adults	186	1,555	12.0%	15.2%	16.6%	15.9%
% of FP17s for the same patient ID Re-attending between 3 & 9 months - Children	160	423	37.8%	47.7%	47.0%	58.1%
% of FP17s for the same patient ID Re-attending between 3 & 9 months - Adults	610	1,555	39.2%	38.2%	38.2%	50.6%
% of FP17s for Band 1 Urgent Courses	93	1,615	5.8%	10.0%	10.6%	9.1%
% of FP17s Relating to Free Repair or Replacements	1	1,615	0.1%	0.6%	0.6%	0.8%
% of FP17s Relating to Continuations	42	1,615	2.6%	0.9%	0.8%	1.1%
% of Patients satisfied with the dentistry they have received	0	2	N/A	89.8%	89.2%	91.4%
% of Patients satisfied with the time they had to wait for an appointment	0	2	N/A	86.1%	83.4%	87.7%

* This is based on patients treated on this contract for their most recent course of treatment. Figures in italics indicate the base number of FP17s or Patient Questionnaire responses are less than 100. N/A is shown where the base number of responses is less than 10 during the period. % is calculated as Quantity/Base number*100

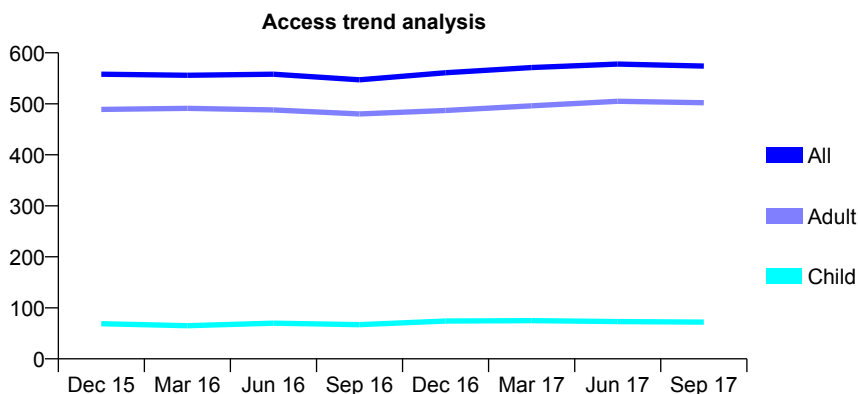
Q63 - Vital Signs At a Glance Contract Report for 801321/0002 - September 2017

Name or company name	MR AJ WEISS
Contract type name	GDS Contract
Purpose of contract	General
Contract start date	01/04/2006
Contract end date	

17/18 Contracted general activity (UDA)	1,200
Carry forward general activity (UDA)	-24
17/18 Contracted orthodontic activity (UOA)	0
Carry forward orthodontic activity (UOA)	0
Baseline contract value	£24,989.67

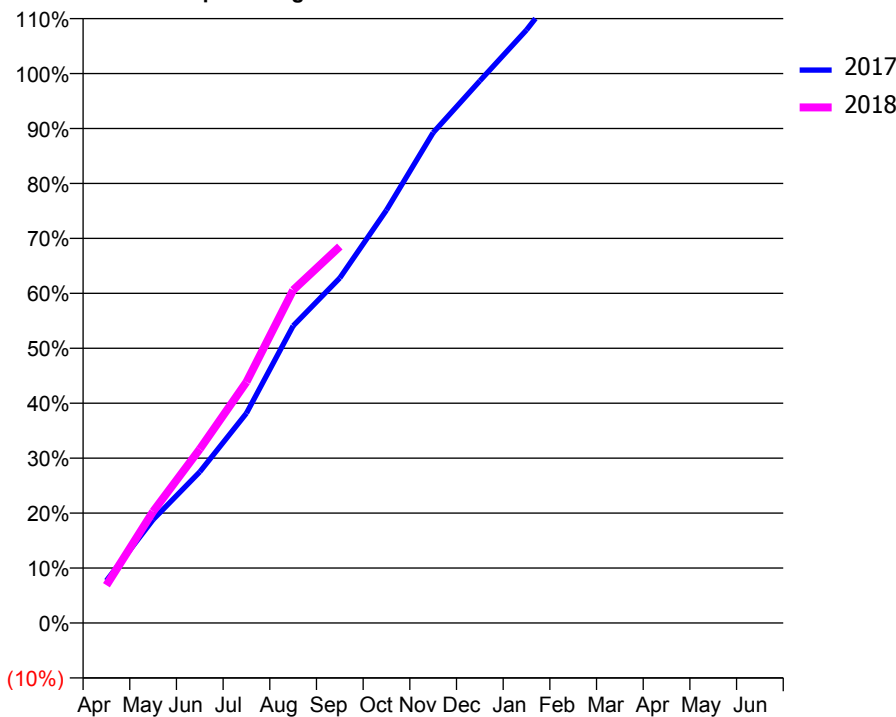
ACCESS*

Patients seen in 24 months	Total	Change since previous quarter
Quarter ending September 2016	547	
Quarter ending December 2016	561	↑
Quarter ending March 2017	571	→
Quarter ending June 2017	578	→
Quarter ending September 2017	574	→
Variance since September 2016	4.9%	↑



ACTIVITY

Cumulative percentage of contracted UDA delivered 2017 & 2018



Adjusted Scheduled Activity (UDA)

Month	2017	2018
April	92	83
May	226	244
June	330	380
July	458	526
August	649	727
September	753	822
October	902	
November	1,071	
December	1,184	
January	1,295	
February	1,425	
March	1,601	
April	1,630	
May	1,630	
June	1,630	

QUALITY

	Quantity	Base Number	Contract	AT	Region	England
% of FP17s for the same patient ID Re-attending within 3 months - Children	1	48	2.1%	9.8%	11.2%	11.9%
% of FP17s for the same patient ID Re-attending within 3 months - Adults	57	391	14.6%	15.2%	16.6%	15.9%
% of FP17s for the same patient ID Re-attending between 3 & 9 months - Children	29	48	60.4%	47.7%	47.0%	58.1%
% of FP17s for the same patient ID Re-attending between 3 & 9 months - Adults	256	391	65.5%	38.2%	38.2%	50.6%
% of FP17s for Band 1 Urgent Courses	41	419	9.8%	10.0%	10.6%	9.1%
% of FP17s Relating to Free Repair or Replacements	0	419	0.0%	0.6%	0.6%	0.8%
% of FP17s Relating to Continuations	2	419	0.5%	0.9%	0.8%	1.1%
% of Patients satisfied with the dentistry they have received	4	4	N/A	89.8%	89.2%	91.4%
% of Patients satisfied with the time they had to wait for an appointment	4	4	N/A	86.1%	83.4%	87.7%

* This is based on patients treated on this contract for their most recent course of treatment. Figures in italics indicate the base number of FP17s or Patient Questionnaire responses are less than 100. N/A is shown where the base number of responses is less than 10 during the period. % is calculated as Quantity/Base number*100

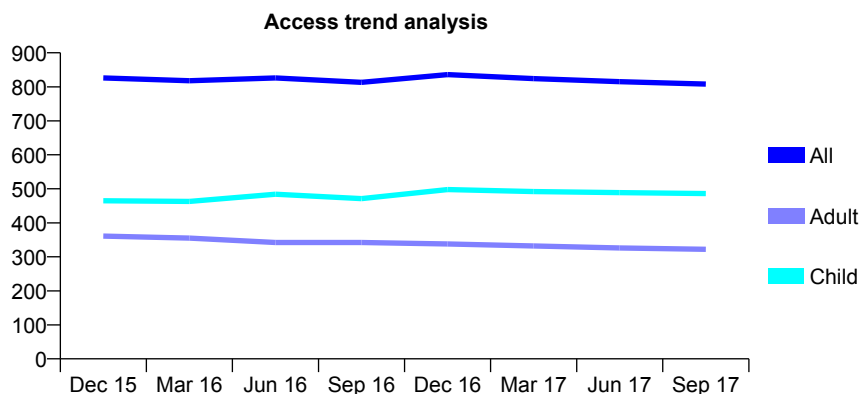
Q63 - Vital Signs At a Glance Contract Report for 801518/0001 - September 2017

Name or company name	MR DH KEEN
Contract type name	GDS Contract
Purpose of contract	General
Contract start date	01/04/2006
Contract end date	

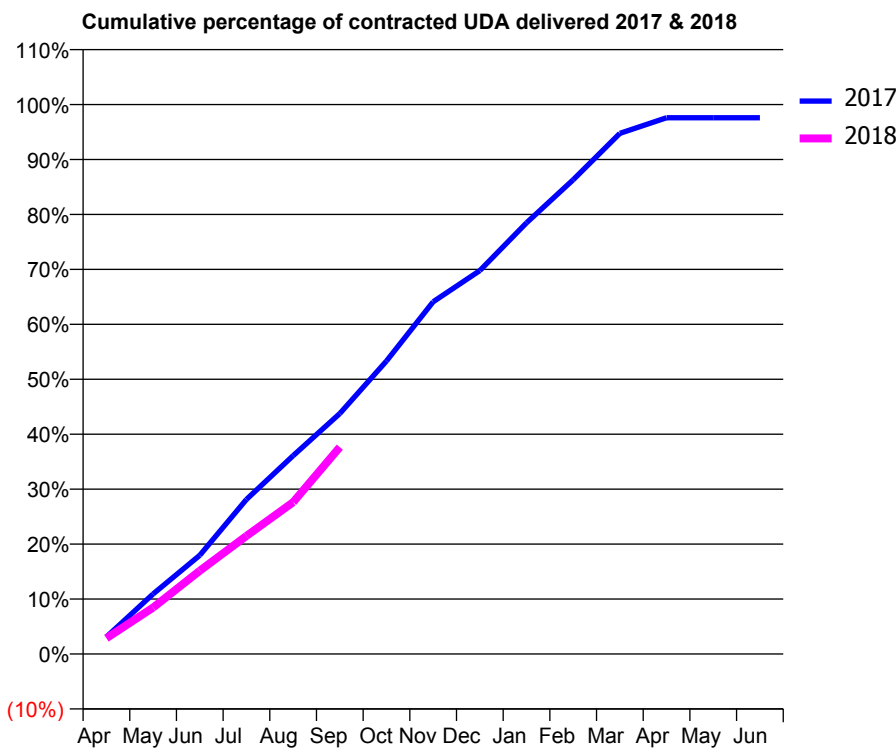
17/18 Contracted general activity (UDA)	2,287
Carry forward general activity (UDA)	55
17/18 Contracted orthodontic activity (UOA)	0
Carry forward orthodontic activity (UOA)	0
Baseline contract value	£59,547.62

ACCESS*

Patients seen in 24 months	Total	Change since previous quarter
Quarter ending September 2016	813	
Quarter ending December 2016	836	↑
Quarter ending March 2017	824	↓
Quarter ending June 2017	815	↓
Quarter ending September 2017	808	→
Variance since September 2016	(0.6%)	→



ACTIVITY



Month	Adjusted Scheduled Activity (UDA)	
	2017	2018
April	71	66
May	250	194
June	411	347
July	644	492
August	826	632
September	1,001	861
October	1,220	
November	1,466	
December	1,596	
January	1,795	
February	1,974	
March	2,167	
April	2,232	
May	2,232	
June	2,232	

QUALITY

	Quantity	Base Number	Contract	AT	Region	England
% of FP17s for the same patient ID Re-attending within 3 months - Children	25	325	7.7%	9.8%	11.2%	11.9%
% of FP17s for the same patient ID Re-attending within 3 months - Adults	17	184	9.2%	15.2%	16.6%	15.9%
% of FP17s for the same patient ID Re-attending between 3 & 9 months - Children	170	325	52.3%	47.7%	47.0%	58.1%
% of FP17s for the same patient ID Re-attending between 3 & 9 months - Adults	92	184	50.0%	38.2%	38.2%	50.6%
% of FP17s for Band 1 Urgent Courses	14	479	2.9%	10.0%	10.6%	9.1%
% of FP17s Relating to Free Repair or Replacements	0	479	0.0%	0.6%	0.6%	0.8%
% of FP17s Relating to Continuations	0	479	0.0%	0.9%	0.8%	1.1%
% of Patients satisfied with the dentistry they have received	1	1	N/A	89.8%	89.2%	91.4%
% of Patients satisfied with the time they had to wait for an appointment	1	1	N/A	86.1%	83.4%	87.7%

* This is based on patients treated on this contract for their most recent course of treatment. Figures in italics indicate the base number of FP17s or Patient Questionnaire responses are less than 100. N/A is shown where the base number of responses is less than 10 during the period. % is calculated as Quantity/Base number*100

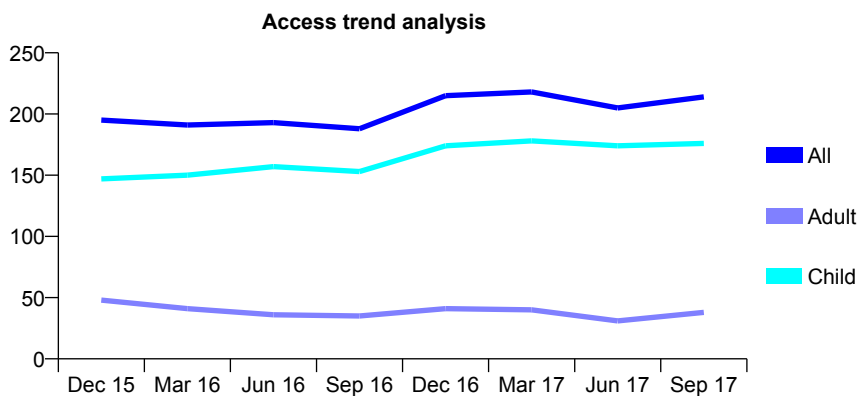
Q63 - Vital Signs At a Glance Contract Report for 801976/0001 - September 2017

Name or company name	MR BG GRUNDY
Contract type name	GDS Contract
Purpose of contract	General
Contract start date	01/04/2006
Contract end date	

17/18 Contracted general activity (UDA)	400
Carry forward general activity (UDA)	0
17/18 Contracted orthodontic activity (UOA)	0
Carry forward orthodontic activity (UOA)	0
Baseline contract value	£10,881.44

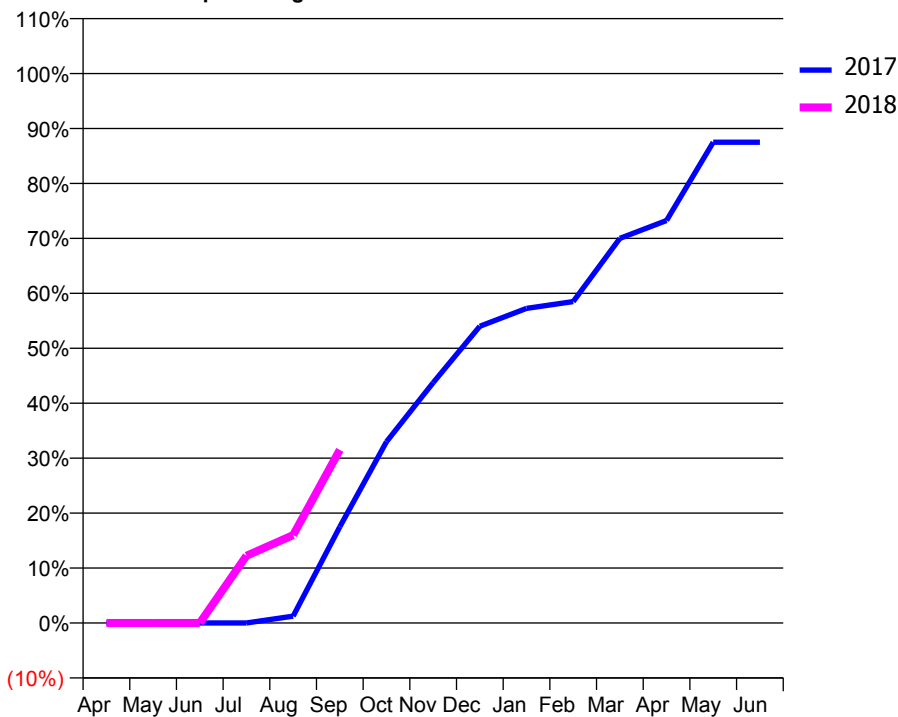
ACCESS*

Patients seen in 24 months	Total	Change since previous quarter
Quarter ending September 2016	188	
Quarter ending December 2016	215	↑
Quarter ending March 2017	218	→
Quarter ending June 2017	205	↓
Quarter ending September 2017	214	↑
Variance since September 2016	13.8%	↑



ACTIVITY

Cumulative percentage of contracted UDA delivered 2017 & 2018



Month	Adjusted Scheduled Activity (UDA)	
	2017	2018
April	0	0
May	0	0
June	0	0
July	0	49
August	5	64
September	70	126
October	132	
November	175	
December	216	
January	229	
February	234	
March	280	
April	293	
May	350	
June	350	

QUALITY

	Quantity	Base Number	Contract	AT	Region	England
% of FP17s for the same patient ID Re-attending within 3 months - Children	3	91	3.3%	9.8%	11.2%	11.9%
% of FP17s for the same patient ID Re-attending within 3 months - Adults	0	9	0.0%	15.2%	16.6%	15.9%
% of FP17s for the same patient ID Re-attending between 3 & 9 months - Children	29	91	31.9%	47.7%	47.0%	58.1%
% of FP17s for the same patient ID Re-attending between 3 & 9 months - Adults	0	9	0.0%	38.2%	38.2%	50.6%
% of FP17s for Band 1 Urgent Courses	0	73	0.0%	10.0%	10.6%	9.1%
% of FP17s Relating to Free Repair or Replacements	0	73	0.0%	0.6%	0.6%	0.8%
% of FP17s Relating to Continuations	0	73	0.0%	0.9%	0.8%	1.1%
% of Patients satisfied with the dentistry they have received	0	0	N/A	89.8%	89.2%	91.4%
% of Patients satisfied with the time they had to wait for an appointment	0	0	N/A	86.1%	83.4%	87.7%

* This is based on patients treated on this contract for their most recent course of treatment. Figures in italics indicate the base number of FP17s or Patient Questionnaire responses are less than 100. N/A is shown where the base number of responses is less than 10 during the period. % is calculated as Quantity/Base number*100

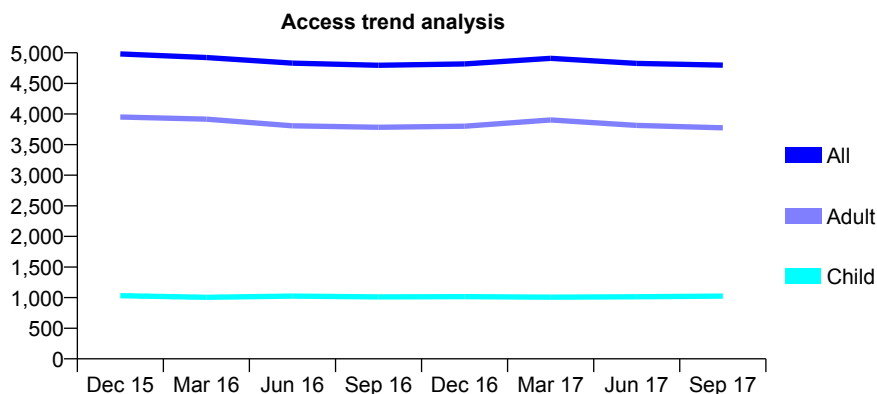
Q63 - Vital Signs At a Glance Contract Report for 803804/0001 - September 2017

Name or company name	MR PW CHALLIS
Contract type name	GDS Contract
Purpose of contract	General
Contract start date	01/04/2006
Contract end date	

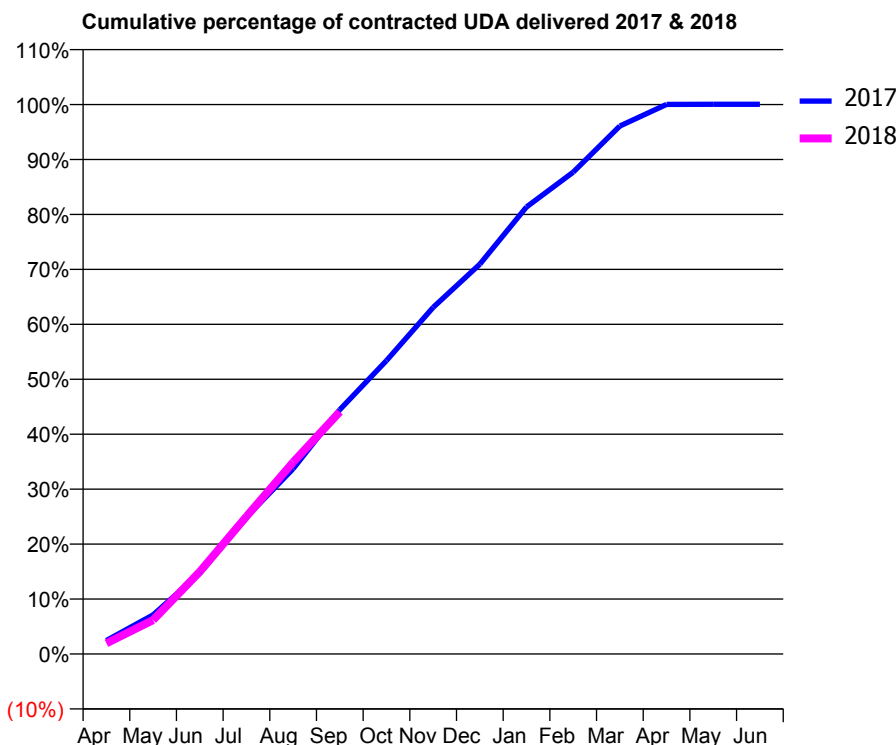
17/18 Contracted general activity (UDA)	13,632
Carry forward general activity (UDA)	-5
17/18 Contracted orthodontic activity (UOA)	0
Carry forward orthodontic activity (UOA)	0
Baseline contract value	£356,030.12

ACCESS*

Patients seen in 24 months	Total	Change since previous quarter
Quarter ending September 2016	4,796	
Quarter ending December 2016	4,817	→
Quarter ending March 2017	4,909	→
Quarter ending June 2017	4,827	↓
Quarter ending September 2017	4,799	→
Variance since September 2016	0.1%	→



ACTIVITY



Month	Adjusted Scheduled Activity (UDA)	
	2017	2018
April	335	268
May	971	843
June	2,003	2,042
July	3,394	3,413
August	4,598	4,759
September	6,061	6,011
October	7,280	
November	8,599	
December	9,670	
January	11,091	
February	11,954	
March	13,099	
April	13,633	
May	13,637	
June	13,637	

QUALITY

	Quantity	Base Number	Contract	AT	Region	England
% of FP17s for the same patient ID Re-attending within 3 months - Children	33	650	5.1%	9.8%	11.2%	11.9%
% of FP17s for the same patient ID Re-attending within 3 months - Adults	201	2,006	10.0%	15.2%	16.6%	15.9%
% of FP17s for the same patient ID Re-attending between 3 & 9 months - Children	262	650	40.3%	47.7%	47.0%	58.1%
% of FP17s for the same patient ID Re-attending between 3 & 9 months - Adults	741	2,006	36.9%	38.2%	38.2%	50.6%
% of FP17s for Band 1 Urgent Courses	159	2,431	6.5%	10.0%	10.6%	9.1%
% of FP17s Relating to Free Repair or Replacements	14	2,431	0.6%	0.6%	0.6%	0.8%
% of FP17s Relating to Continuations	7	2,431	0.3%	0.9%	0.8%	1.1%
% of Patients satisfied with the dentistry they have received	3	4	N/A	89.8%	89.2%	91.4%
% of Patients satisfied with the time they had to wait for an appointment	4	4	N/A	86.1%	83.4%	87.7%

* This is based on patients treated on this contract for their most recent course of treatment. Figures in italics indicate the base number of FP17s or Patient Questionnaire responses are less than 100. N/A is shown where the base number of responses is less than 10 during the period. % is calculated as Quantity/Base number*100

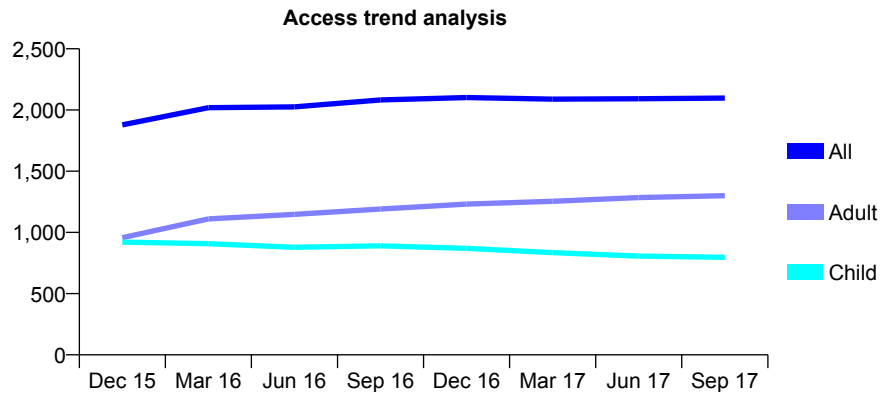
Q63 - Vital Signs At a Glance Contract Report for 808601/0001 - September 2017

Name or company name	MR GM BURR
Contract type name	GDS Contract
Purpose of contract	General
Contract start date	01/04/2006
Contract end date	

17/18 Contracted general activity (UDA)	4,000
Carry forward general activity (UDA)	27
17/18 Contracted orthodontic activity (UOA)	0
Carry forward orthodontic activity (UOA)	0
Baseline contract value	£104,150.01

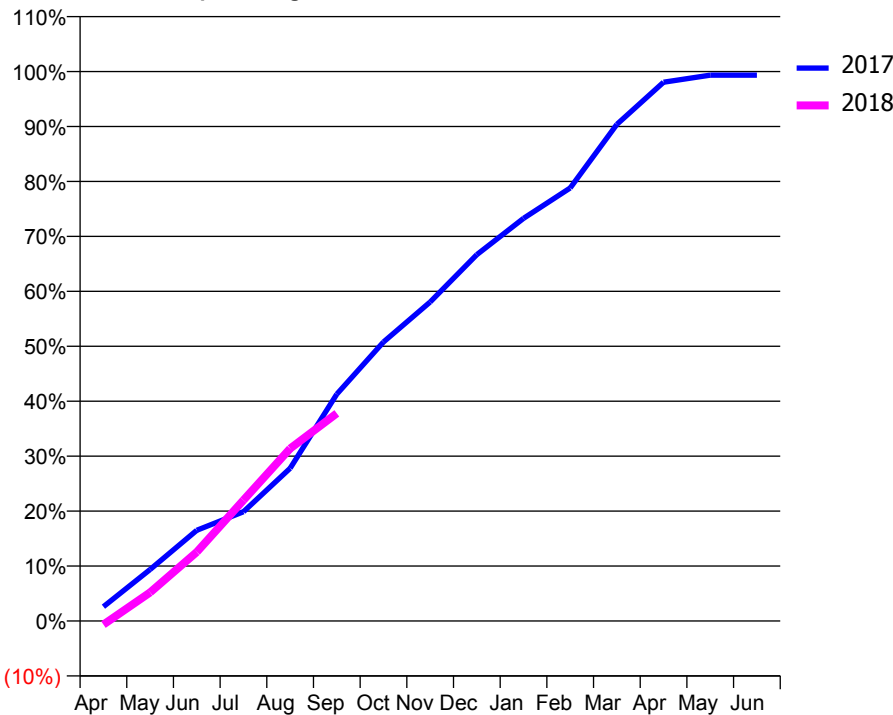
ACCESS*

Patients seen in 24 months	Total	Change since previous quarter
Quarter ending September 2016	2,082	
Quarter ending December 2016	2,102	→
Quarter ending March 2017	2,089	→
Quarter ending June 2017	2,092	→
Quarter ending September 2017	2,097	→
Variance since September 2016	0.7%	→



ACTIVITY

Cumulative percentage of contracted UDA delivered 2017 & 2018



Month	Adjusted Scheduled Activity (UDA)	
	2017	2018
April	105	-27
May	375	208
June	660	502
July	795	880
August	1,112	1,255
September	1,651	1,511
October	2,031	
November	2,323	
December	2,667	
January	2,931	
February	3,152	
March	3,616	
April	3,922	
May	3,973	
June	3,973	

QUALITY

	Quantity	Base Number	Contract	AT	Region	England
% of FP17s for the same patient ID Re-attending within 3 months - Children	14	418	3.3%	9.8%	11.2%	11.9%
% of FP17s for the same patient ID Re-attending within 3 months - Adults	54	567	9.5%	15.2%	16.6%	15.9%
% of FP17s for the same patient ID Re-attending between 3 & 9 months - Children	145	418	34.7%	47.7%	47.0%	58.1%
% of FP17s for the same patient ID Re-attending between 3 & 9 months - Adults	149	567	26.3%	38.2%	38.2%	50.6%
% of FP17s for Band 1 Urgent Courses	42	827	5.1%	10.0%	10.6%	9.1%
% of FP17s Relating to Free Repair or Replacements	0	827	0.0%	0.6%	0.6%	0.8%
% of FP17s Relating to Continuations	0	827	0.0%	0.9%	0.8%	1.1%
% of Patients satisfied with the dentistry they have received	2	2	N/A	89.8%	89.2%	91.4%
% of Patients satisfied with the time they had to wait for an appointment	2	2	N/A	86.1%	83.4%	87.7%

* This is based on patients treated on this contract for their most recent course of treatment. Figures in italics indicate the base number of FP17s or Patient Questionnaire responses are less than 100. N/A is shown where the base number of responses is less than 10 during the period. % is calculated as Quantity/Base number*100

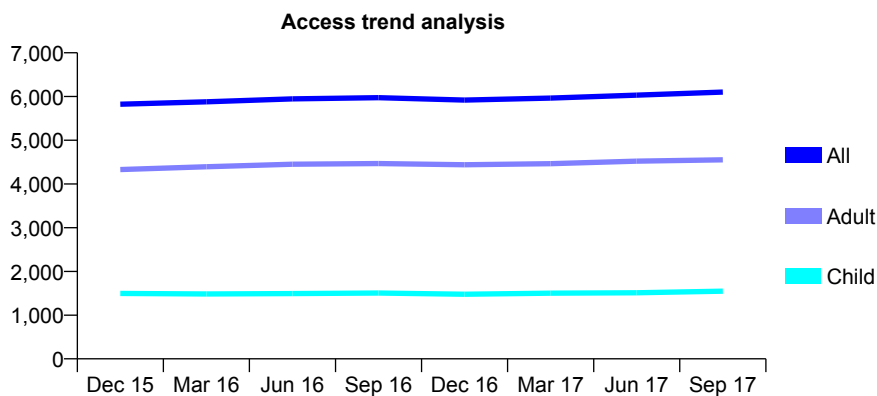
Q63 - Vital Signs At a Glance Contract Report for 809365/0001 - September 2017

Name or company name	MR CJ WETTON
Contract type name	GDS Contract
Purpose of contract	General
Contract start date	01/08/2012
Contract end date	

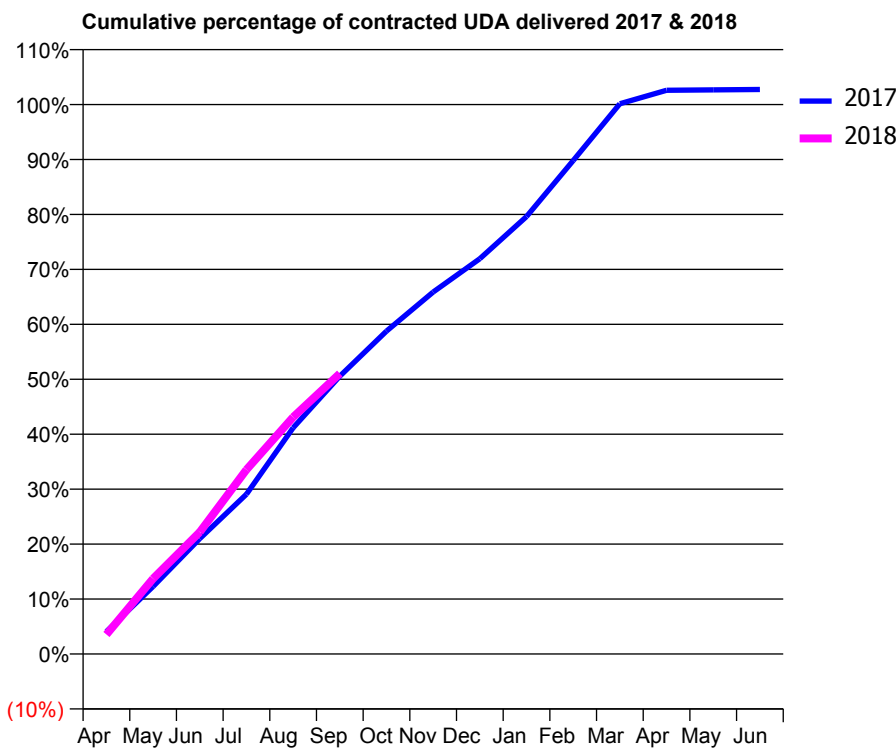
17/18 Contracted general activity (UDA)	14,364
Carry forward general activity (UDA)	0
17/18 Contracted orthodontic activity (UOA)	0
Carry forward orthodontic activity (UOA)	0
Baseline contract value	£373,452.62

ACCESS*

Patients seen in 24 months	Total	Change since previous quarter
Quarter ending September 2016	5,973	
Quarter ending December 2016	5,918	→
Quarter ending March 2017	5,965	→
Quarter ending June 2017	6,032	→
Quarter ending September 2017	6,102	→
Variance since September 2016	2.2%	↑



ACTIVITY



Month	Adjusted Scheduled Activity (UDA)	
	2017	2018
April	588	510
May	1,764	1,972
June	3,016	3,189
July	4,176	4,820
August	5,913	6,194
September	7,263	7,333
October	8,441	
November	9,462	
December	10,335	
January	11,436	
February	12,900	
March	14,383	
April	14,736	
May	14,747	
June	14,756	

QUALITY

	Quantity	Base Number	Contract	AT	Region	England
% of FP17s for the same patient ID Re-attending within 3 months - Children	53	1,115	4.8%	9.8%	11.2%	11.9%
% of FP17s for the same patient ID Re-attending within 3 months - Adults	281	2,908	9.7%	15.2%	16.6%	15.9%
% of FP17s for the same patient ID Re-attending between 3 & 9 months - Children	505	1,115	45.3%	47.7%	47.0%	58.1%
% of FP17s for the same patient ID Re-attending between 3 & 9 months - Adults	1,245	2,908	42.8%	38.2%	38.2%	50.6%
% of FP17s for Band 1 Urgent Courses	177	3,869	4.6%	10.0%	10.6%	9.1%
% of FP17s Relating to Free Repair or Replacements	53	3,869	1.4%	0.6%	0.6%	0.8%
% of FP17s Relating to Continuations	14	3,869	0.4%	0.9%	0.8%	1.1%
% of Patients satisfied with the dentistry they have received	10	10	100.0%	89.8%	89.2%	91.4%
% of Patients satisfied with the time they had to wait for an appointment	10	10	100.0%	86.1%	83.4%	87.7%

* This is based on patients treated on this contract for their most recent course of treatment. Figures in italics indicate the base number of FP17s or Patient Questionnaire responses are less than 100. N/A is shown where the base number of responses is less than 10 during the period. % is calculated as Quantity/Base number*100

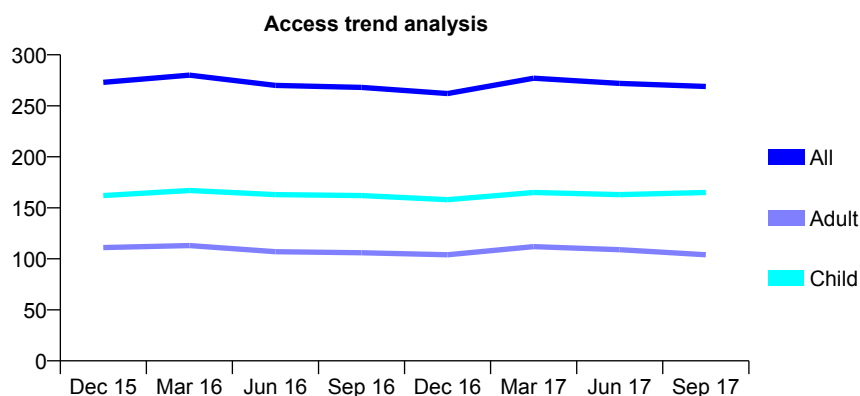
Q63 - Vital Signs At a Glance Contract Report for 810576/0001 - September 2017

Name or company name	MR RA PEREIRA
Contract type name	GDS Contract
Purpose of contract	General
Contract start date	01/04/2006
Contract end date	

17/18 Contracted general activity (UDA)	600
Carry forward general activity (UDA)	8
17/18 Contracted orthodontic activity (UOA)	0
Carry forward orthodontic activity (UOA)	0
Baseline contract value	£16,385.56

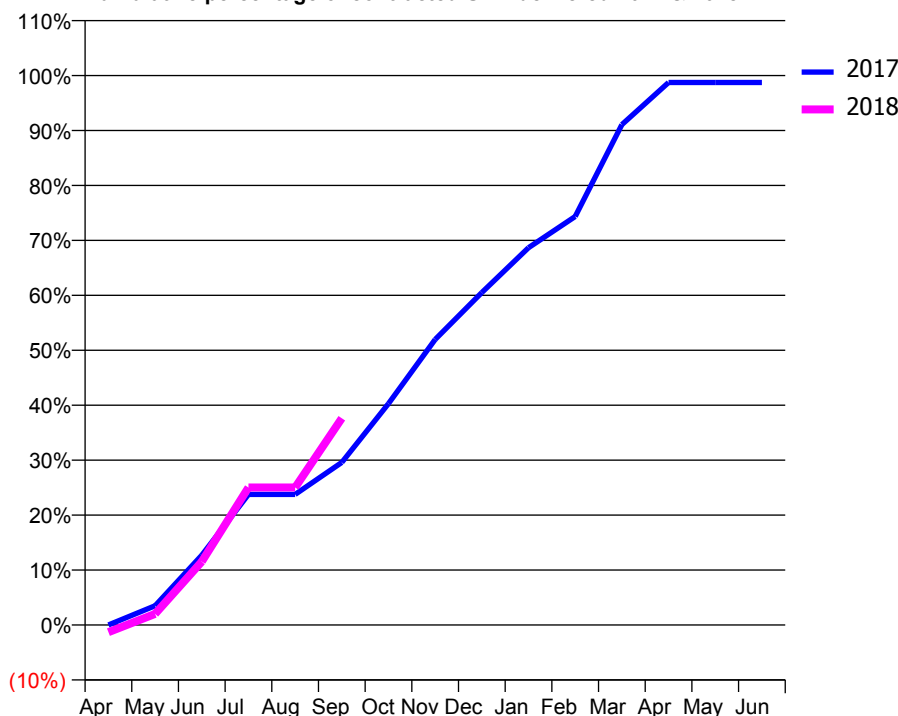
ACCESS*

Patients seen in 24 months	Total	Change since previous quarter
Quarter ending September 2016	268	
Quarter ending December 2016	262	↓
Quarter ending March 2017	277	↑
Quarter ending June 2017	272	↓
Quarter ending September 2017	269	↓
Variance since September 2016	0.4%	→



ACTIVITY

Cumulative percentage of contracted UDA delivered 2017 & 2018



Adjusted Scheduled Activity (UDA)

Month	2017	2018
April	0	-8
May	21	12
June	76	69
July	143	150
August	143	150
September	178	226
October	242	
November	312	
December	363	
January	412	
February	446	
March	546	
April	592	
May	592	
June	592	

QUALITY

	Quantity	Base Number	Contract	AT	Region	England
% of FP17s for the same patient ID Re-attending within 3 months - Children	1	95	1.1%	9.8%	11.2%	11.9%
% of FP17s for the same patient ID Re-attending within 3 months - Adults	1	34	2.9%	15.2%	16.6%	15.9%
% of FP17s for the same patient ID Re-attending between 3 & 9 months - Children	18	95	18.9%	47.7%	47.0%	58.1%
% of FP17s for the same patient ID Re-attending between 3 & 9 months - Adults	7	34	20.6%	38.2%	38.2%	50.6%
% of FP17s for Band 1 Urgent Courses	4	108	3.7%	10.0%	10.6%	9.1%
% of FP17s Relating to Free Repair or Replacements	0	108	0.0%	0.6%	0.6%	0.8%
% of FP17s Relating to Continuations	0	108	0.0%	0.9%	0.8%	1.1%
% of Patients satisfied with the dentistry they have received	0	0	N/A	89.8%	89.2%	91.4%
% of Patients satisfied with the time they had to wait for an appointment	0	0	N/A	86.1%	83.4%	87.7%

* This is based on patients treated on this contract for their most recent course of treatment. Figures in italics indicate the base number of FP17s or Patient Questionnaire responses are less than 100. N/A is shown where the base number of responses is less than 10 during the period. % is calculated as Quantity/Base number*100

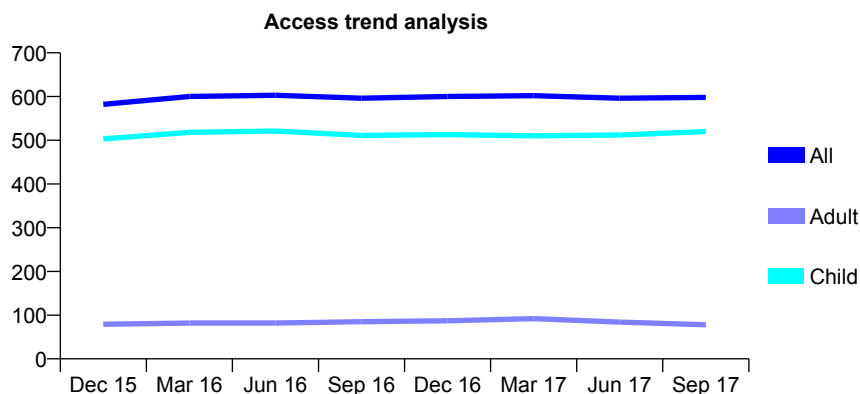
Q63 - Vital Signs At a Glance Contract Report for 813141/0001 - September 2017

Name or company name	Dental Surgery
Contract type name	GDS Contract
Purpose of contract	General
Contract start date	01/04/2006
Contract end date	

17/18 Contracted general activity (UDA)	1,261
Carry forward general activity (UDA)	-8
17/18 Contracted orthodontic activity (UOA)	0
Carry forward orthodontic activity (UOA)	0
Baseline contract value	£43,279.52

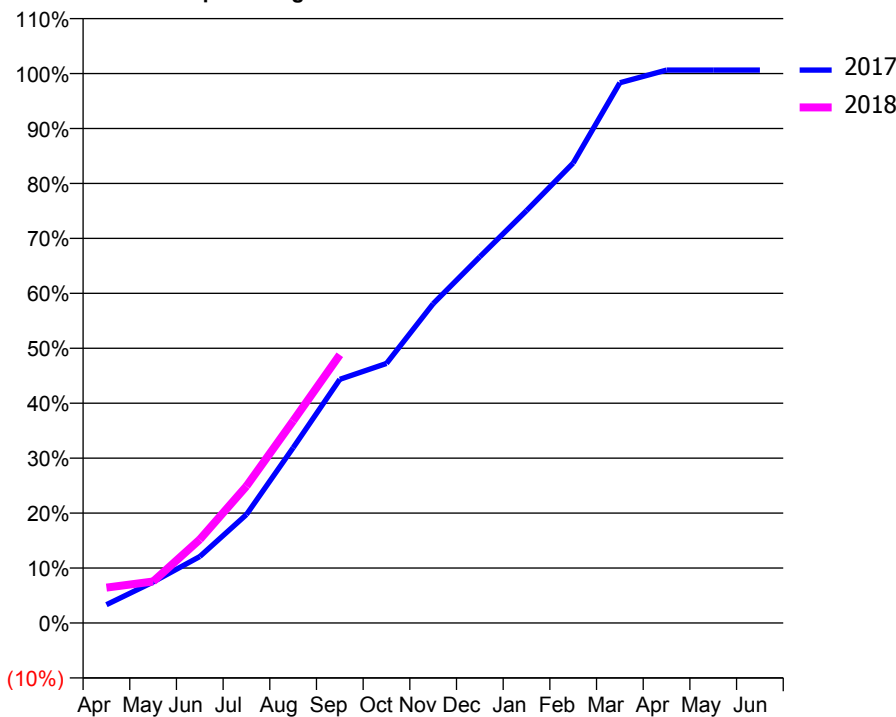
ACCESS*

Patients seen in 24 months	Total	Change since previous quarter
Quarter ending September 2016	596	
Quarter ending December 2016	600	→
Quarter ending March 2017	602	→
Quarter ending June 2017	596	→
Quarter ending September 2017	598	→
Variance since September 2016	0.3%	→



ACTIVITY

Cumulative percentage of contracted UDA delivered 2017 & 2018



Adjusted Scheduled Activity (UDA)

Month	2017	2018
April	42	81
May	94	95
June	152	192
July	249	314
August	402	464
September	559	615
October	596	
November	733	
December	840	
January	946	
February	1,056	
March	1,240	
April	1,269	
May	1,269	
June	1,269	

QUALITY

	Quantity	Base Number	Contract	AT	Region	England
% of FP17s for the same patient ID Re-attending within 3 months - Children	12	366	3.3%	9.8%	11.2%	11.9%
% of FP17s for the same patient ID Re-attending within 3 months - Adults	0	20	0.0%	15.2%	16.6%	15.9%
% of FP17s for the same patient ID Re-attending between 3 & 9 months - Children	211	366	57.7%	47.7%	47.0%	58.1%
% of FP17s for the same patient ID Re-attending between 3 & 9 months - Adults	12	20	60.0%	38.2%	38.2%	50.6%
% of FP17s for Band 1 Urgent Courses	12	368	3.3%	10.0%	10.6%	9.1%
% of FP17s Relating to Free Repair or Replacements	1	368	0.3%	0.6%	0.6%	0.8%
% of FP17s Relating to Continuations	0	368	0.0%	0.9%	0.8%	1.1%
% of Patients satisfied with the dentistry they have received	0	0	N/A	89.8%	89.2%	91.4%
% of Patients satisfied with the time they had to wait for an appointment	0	0	N/A	86.1%	83.4%	87.7%

* This is based on patients treated on this contract for their most recent course of treatment. Figures in italics indicate the base number of FP17s or Patient Questionnaire responses are less than 100. N/A is shown where the base number of responses is less than 10 during the period. % is calculated as Quantity/Base number*100

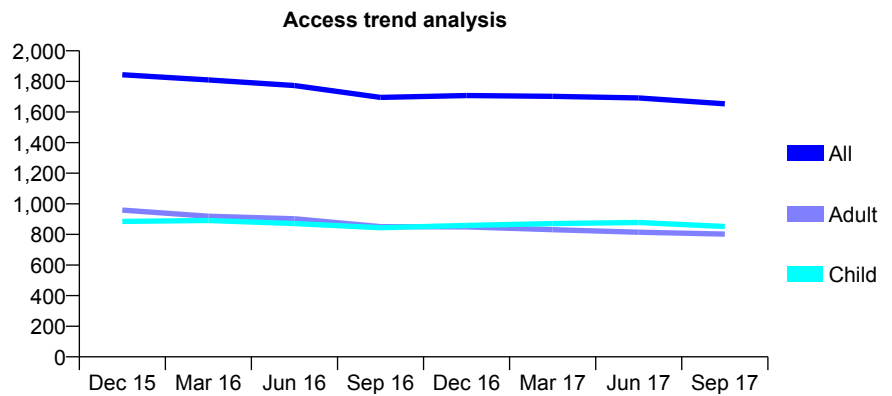
Q63 - Vital Signs At a Glance Contract Report for 813656/0001 - September 2017

Name or company name	MR KJ BROPHY
Contract type name	GDS Contract
Purpose of contract	General
Contract start date	01/04/2006
Contract end date	

17/18 Contracted general activity (UDA)	7,642
Carry forward general activity (UDA)	0
17/18 Contracted orthodontic activity (UOA)	0
Carry forward orthodontic activity (UOA)	0
Baseline contract value	£248,970.59

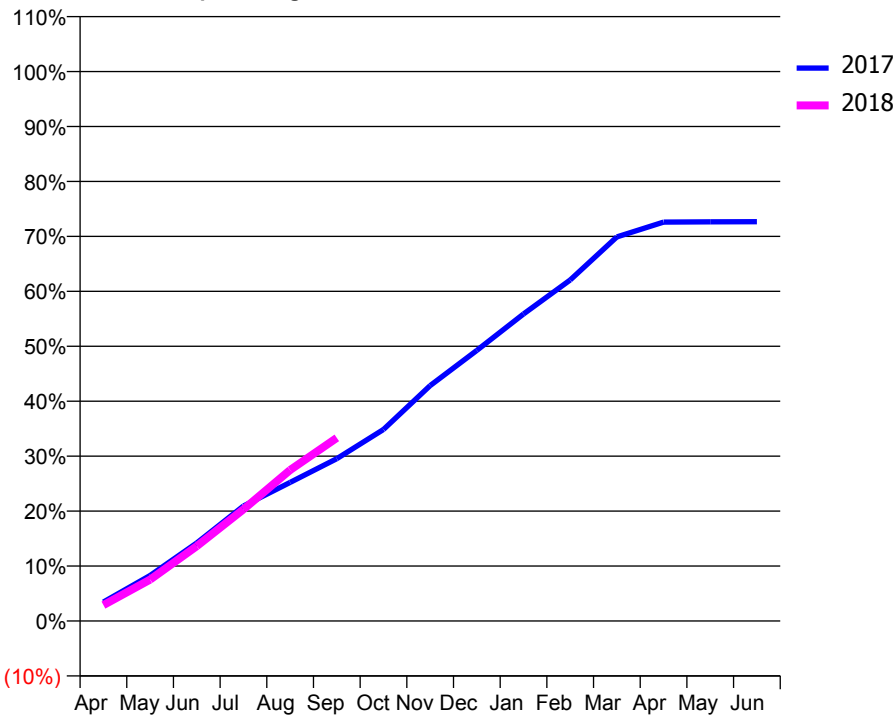
ACCESS*

Patients seen in 24 months	Total	Change since previous quarter
Quarter ending September 2016	1,695	
Quarter ending December 2016	1,708	→
Quarter ending March 2017	1,702	→
Quarter ending June 2017	1,692	→
Quarter ending September 2017	1,654	↓
Variance since September 2016	(2.4%)	↓



ACTIVITY

Cumulative percentage of contracted UDA delivered 2017 & 2018



Month	2017	2018
April	264	221
May	633	576
June	1,085	1,041
July	1,599	1,552
August	1,927	2,100
September	2,259	2,548
October	2,664	
November	3,275	
December	3,764	
January	4,271	
February	4,742	
March	5,342	
April	5,548	
May	5,551	
June	5,554	

QUALITY

	Quantity	Base Number	Contract	AT	Region	England
% of FP17s for the same patient ID Re-attending within 3 months - Children	29	515	5.6%	9.8%	11.2%	11.9%
% of FP17s for the same patient ID Re-attending within 3 months - Adults	123	511	24.1%	15.2%	16.6%	15.9%
% of FP17s for the same patient ID Re-attending between 3 & 9 months - Children	256	515	49.7%	47.7%	47.0%	58.1%
% of FP17s for the same patient ID Re-attending between 3 & 9 months - Adults	203	511	39.7%	38.2%	38.2%	50.6%
% of FP17s for Band 1 Urgent Courses	98	939	10.4%	10.0%	10.6%	9.1%
% of FP17s Relating to Free Repair or Replacements	19	939	2.0%	0.6%	0.6%	0.8%
% of FP17s Relating to Continuations	0	939	0.0%	0.9%	0.8%	1.1%
% of Patients satisfied with the dentistry they have received	1	2	N/A	89.8%	89.2%	91.4%
% of Patients satisfied with the time they had to wait for an appointment	1	2	N/A	86.1%	83.4%	87.7%

* This is based on patients treated on this contract for their most recent course of treatment. Figures in italics indicate the base number of FP17s or Patient Questionnaire responses are less than 100. N/A is shown where the base number of responses is less than 10 during the period. % is calculated as Quantity/Base number*100

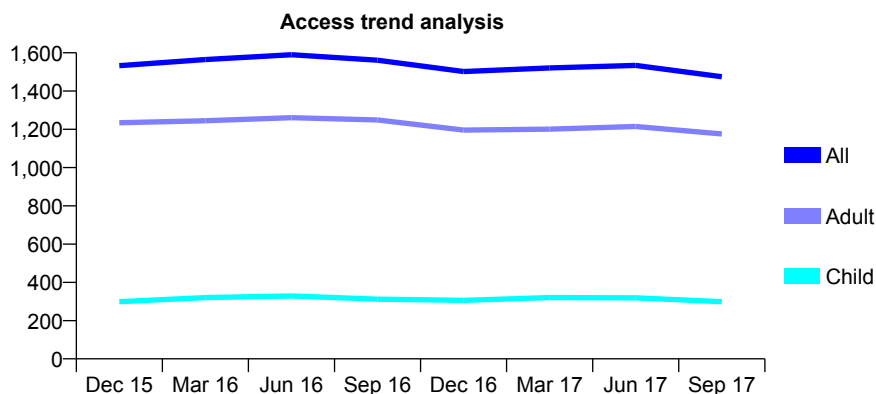
Q63 - Vital Signs At a Glance Contract Report for 819859/0001 - September 2017

Name or company name	MR CF MCCONNELL
Contract type name	GDS Contract
Purpose of contract	General
Contract start date	01/04/2006
Contract end date	

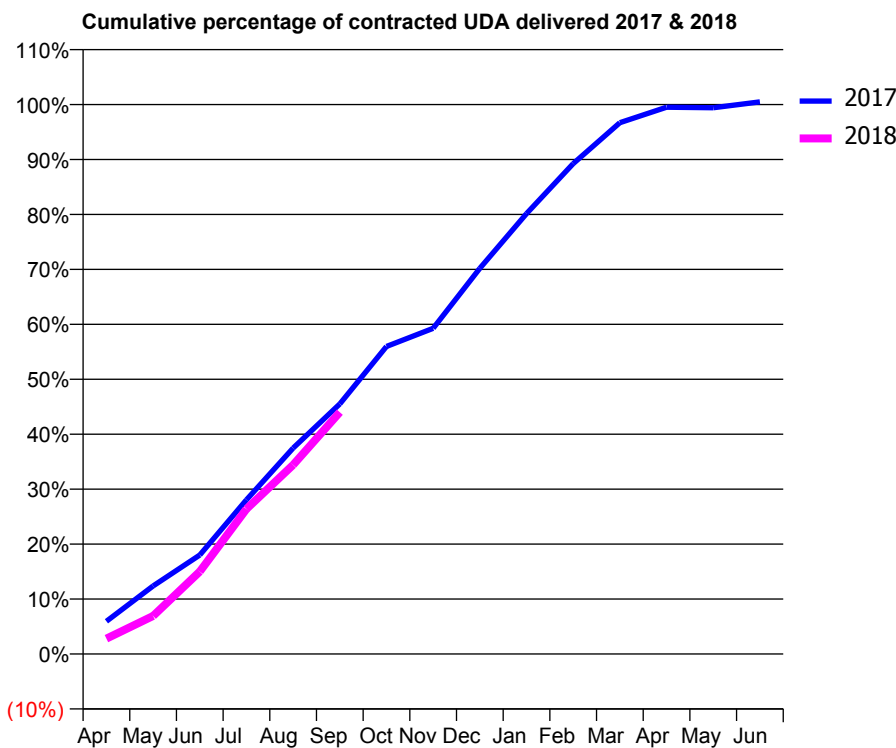
17/18 Contracted general activity (UDA)	5,369
Carry forward general activity (UDA)	-26
17/18 Contracted orthodontic activity (UOA)	0
Carry forward orthodontic activity (UOA)	0
Baseline contract value	£142,334.34

ACCESS*

Patients seen in 24 months	Total	Change since previous quarter
Quarter ending September 2016	1,561	
Quarter ending December 2016	1,502	↓
Quarter ending March 2017	1,521	→
Quarter ending June 2017	1,534	→
Quarter ending September 2017	1,475	↓
Variance since September 2016	(5.5%)	↓



ACTIVITY



Month	Adjusted Scheduled Activity (UDA)	
	2017	2018
April	320	150
May	665	371
June	968	805
July	1,507	1,416
August	2,012	1,848
September	2,443	2,363
October	3,005	
November	3,182	
December	3,768	
January	4,303	
February	4,792	
March	5,191	
April	5,342	
May	5,337	
June	5,395	

QUALITY

	Quantity	Base Number	Contract	AT	Region	England
% of FP17s for the same patient ID Re-attending within 3 months - Children	6	206	2.9%	9.8%	11.2%	11.9%
% of FP17s for the same patient ID Re-attending within 3 months - Adults	61	802	7.6%	15.2%	16.6%	15.9%
% of FP17s for the same patient ID Re-attending between 3 & 9 months - Children	30	206	14.6%	47.7%	47.0%	58.1%
% of FP17s for the same patient ID Re-attending between 3 & 9 months - Adults	133	802	16.6%	38.2%	38.2%	50.6%
% of FP17s for Band 1 Urgent Courses	58	906	6.4%	10.0%	10.6%	9.1%
% of FP17s Relating to Free Repair or Replacements	6	906	0.7%	0.6%	0.6%	0.8%
% of FP17s Relating to Continuations	22	906	2.4%	0.9%	0.8%	1.1%
% of Patients satisfied with the dentistry they have received	2	2	N/A	89.8%	89.2%	91.4%
% of Patients satisfied with the time they had to wait for an appointment	2	2	N/A	86.1%	83.4%	87.7%

* This is based on patients treated on this contract for their most recent course of treatment. Figures in italics indicate the base number of FP17s or Patient Questionnaire responses are less than 100. N/A is shown where the base number of responses is less than 10 during the period. % is calculated as Quantity/Base number*100

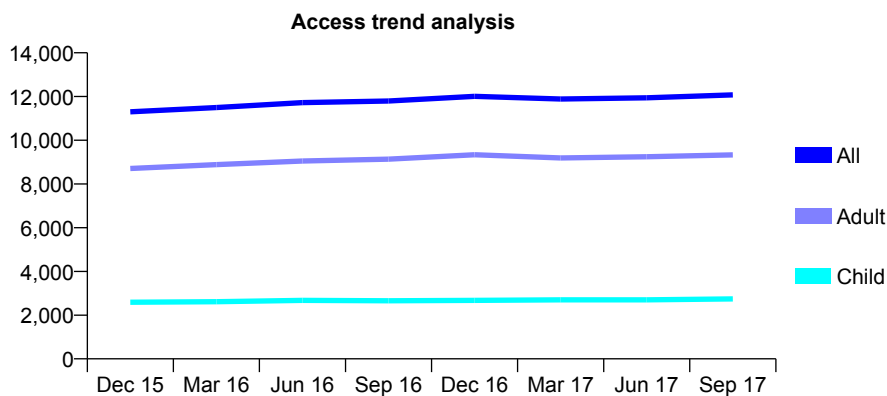
Q63 - Vital Signs At a Glance Contract Report for 825948/0006 - September 2017

Name or company name	MR JK KOTECHEA
Contract type name	GDS Contract
Purpose of contract	General
Contract start date	01/04/2006
Contract end date	

17/18 Contracted general activity (UDA)	36,391
Carry forward general activity (UDA)	-666
17/18 Contracted orthodontic activity (UOA)	0
Carry forward orthodontic activity (UOA)	0
Baseline contract value	£1,235,334.28

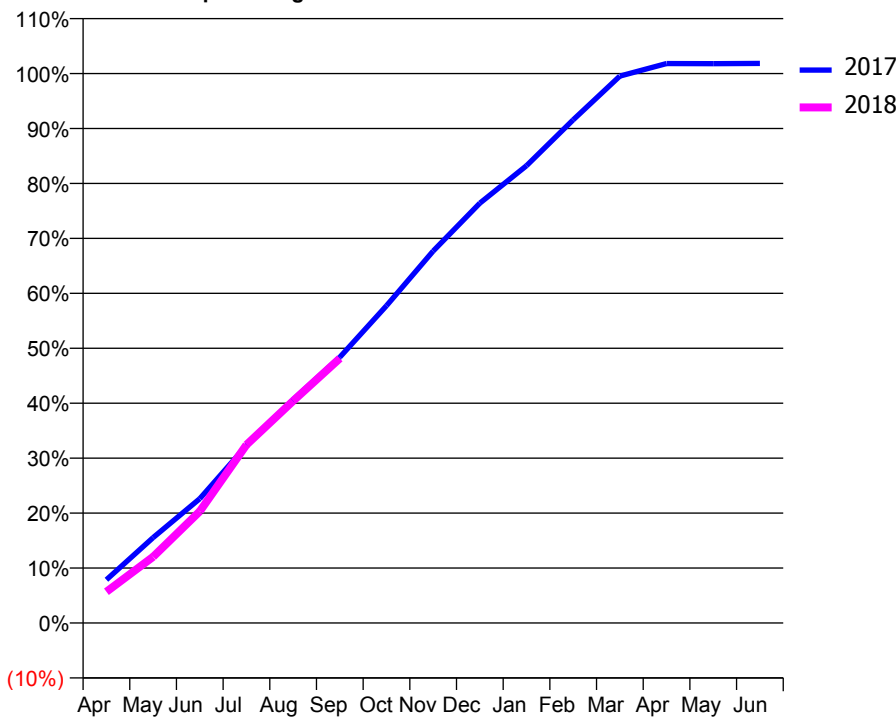
ACCESS*

Patients seen in 24 months	Total	Change since previous quarter
Quarter ending September 2016	11,794	
Quarter ending December 2016	12,006	→
Quarter ending March 2017	11,889	→
Quarter ending June 2017	11,943	→
Quarter ending September 2017	12,077	→
Variance since September 2016	2.4%	↑



ACTIVITY

Cumulative percentage of contracted UDA delivered 2017 & 2018



Month	Adjusted Scheduled Activity (UDA)	
	2017	2018
April	2,867	2,071
May	5,659	4,385
June	8,234	7,397
July	11,749	11,805
August	14,784	14,705
September	17,604	17,524
October	21,011	
November	24,630	
December	27,802	
January	30,288	
February	33,327	
March	36,224	
April	37,054	
May	37,044	
June	37,057	

QUALITY

	Quantity	Base Number	Contract	AT	Region	England
% of FP17s for the same patient ID Re-attending within 3 months - Children	61	1,662	3.7%	9.8%	11.2%	11.9%
% of FP17s for the same patient ID Re-attending within 3 months - Adults	313	4,328	7.2%	15.2%	16.6%	15.9%
% of FP17s for the same patient ID Re-attending between 3 & 9 months - Children	867	1,662	52.2%	47.7%	47.0%	58.1%
% of FP17s for the same patient ID Re-attending between 3 & 9 months - Adults	1,657	4,328	38.3%	38.2%	38.2%	50.6%
% of FP17s for Band 1 Urgent Courses	304	5,620	5.4%	10.0%	10.6%	9.1%
% of FP17s Relating to Free Repair or Replacements	15	5,620	0.3%	0.6%	0.6%	0.8%
% of FP17s Relating to Continuations	0	5,620	0.0%	0.9%	0.8%	1.1%
% of Patients satisfied with the dentistry they have received	3	4	N/A	89.8%	89.2%	91.4%
% of Patients satisfied with the time they had to wait for an appointment	3	4	N/A	86.1%	83.4%	87.7%

* This is based on patients treated on this contract for their most recent course of treatment. Figures in italics indicate the base number of FP17s or Patient Questionnaire responses are less than 100. N/A is shown where the base number of responses is less than 10 during the period. % is calculated as Quantity/Base number*100

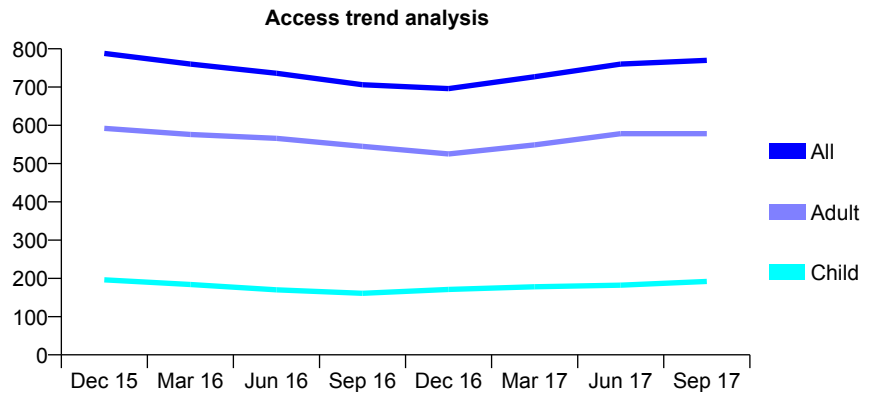
Q63 - Vital Signs At a Glance Contract Report for 825980/0001 - September 2017

Name or company name	MR KF D'SOUZA
Contract type name	GDS Contract
Purpose of contract	General
Contract start date	01/04/2006
Contract end date	

17/18 Contracted general activity (UDA)	2,000
Carry forward general activity (UDA)	-38
17/18 Contracted orthodontic activity (UOA)	0
Carry forward orthodontic activity (UOA)	0
Baseline contract value	£81,596.65

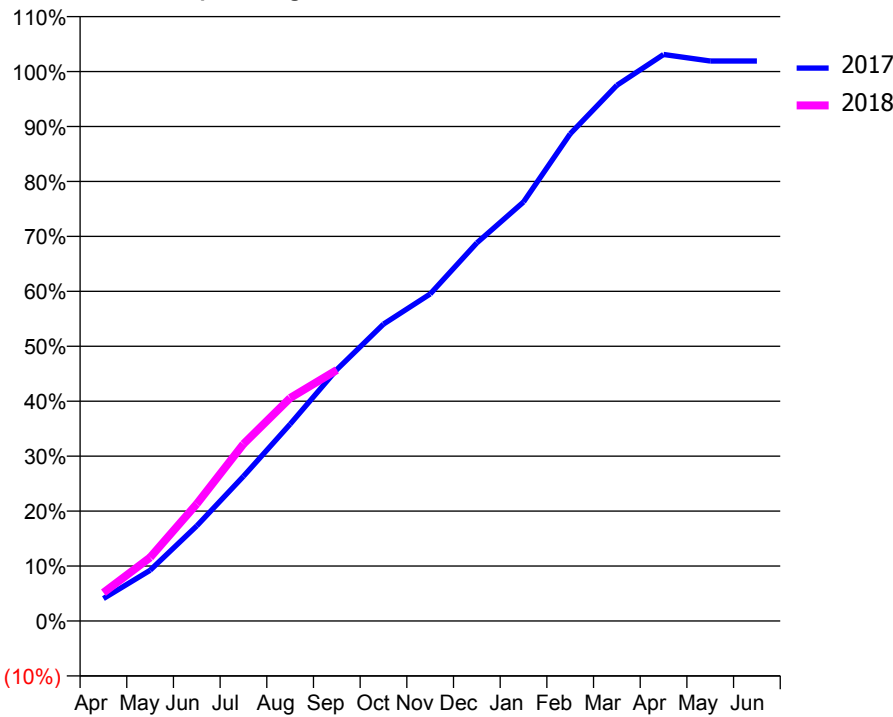
ACCESS*

Patients seen in 24 months	Total	Change since previous quarter
Quarter ending September 2016	706	
Quarter ending December 2016	696	↓
Quarter ending March 2017	727	↑
Quarter ending June 2017	760	↑
Quarter ending September 2017	770	→
Variance since September 2016	9.1%	↑



ACTIVITY

Cumulative percentage of contracted UDA delivered 2017 & 2018



Month	Adjusted Scheduled Activity (UDA)	
	2017	2018
April	82	103
May	185	231
June	346	426
July	527	644
August	716	812
September	915	914
October	1,080	
November	1,190	
December	1,376	
January	1,525	
February	1,773	
March	1,950	
April	2,062	
May	2,038	
June	2,038	

QUALITY

	Quantity	Base Number	Contract	AT	Region	England
% of FP17s for the same patient ID Re-attending within 3 months - Children	6	86	7.0%	9.8%	11.2%	11.9%
% of FP17s for the same patient ID Re-attending within 3 months - Adults	18	223	8.1%	15.2%	16.6%	15.9%
% of FP17s for the same patient ID Re-attending between 3 & 9 months - Children	24	86	27.9%	47.7%	47.0%	58.1%
% of FP17s for the same patient ID Re-attending between 3 & 9 months - Adults	45	223	20.2%	38.2%	38.2%	50.6%
% of FP17s for Band 1 Urgent Courses	3	280	1.1%	10.0%	10.6%	9.1%
% of FP17s Relating to Free Repair or Replacements	0	280	0.0%	0.6%	0.6%	0.8%
% of FP17s Relating to Continuations	1	280	0.4%	0.9%	0.8%	1.1%
% of Patients satisfied with the dentistry they have received	2	2	N/A	89.8%	89.2%	91.4%
% of Patients satisfied with the time they had to wait for an appointment	2	2	N/A	86.1%	83.4%	87.7%

* This is based on patients treated on this contract for their most recent course of treatment. Figures in italics indicate the base number of FP17s or Patient Questionnaire responses are less than 100. N/A is shown where the base number of responses is less than 10 during the period. % is calculated as Quantity/Base number*100

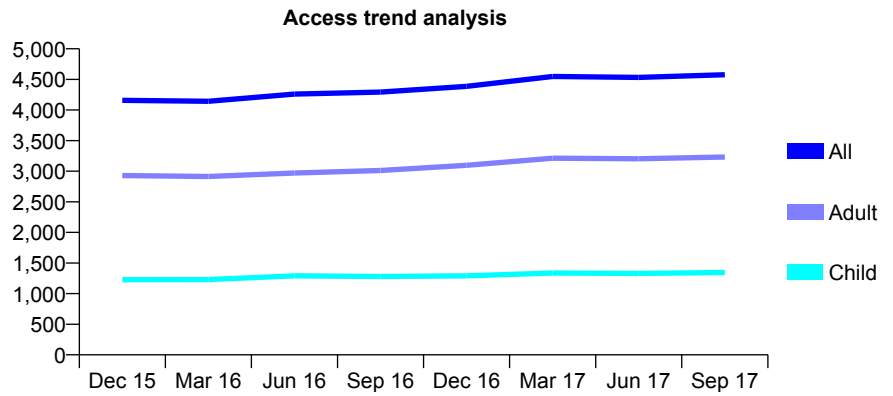
Q63 - Vital Signs At a Glance Contract Report for 829153/0001 - September 2017

Name or company name	MR GN BROWN
Contract type name	Pilot Contract
Purpose of contract	General
Contract start date	01/04/2006
Contract end date	

17/18 Contracted general activity (UDA)	14,148
Carry forward general activity (UDA)	0
17/18 Contracted orthodontic activity (UOA)	0
Carry forward orthodontic activity (UOA)	0
Baseline contract value	£444,765.87

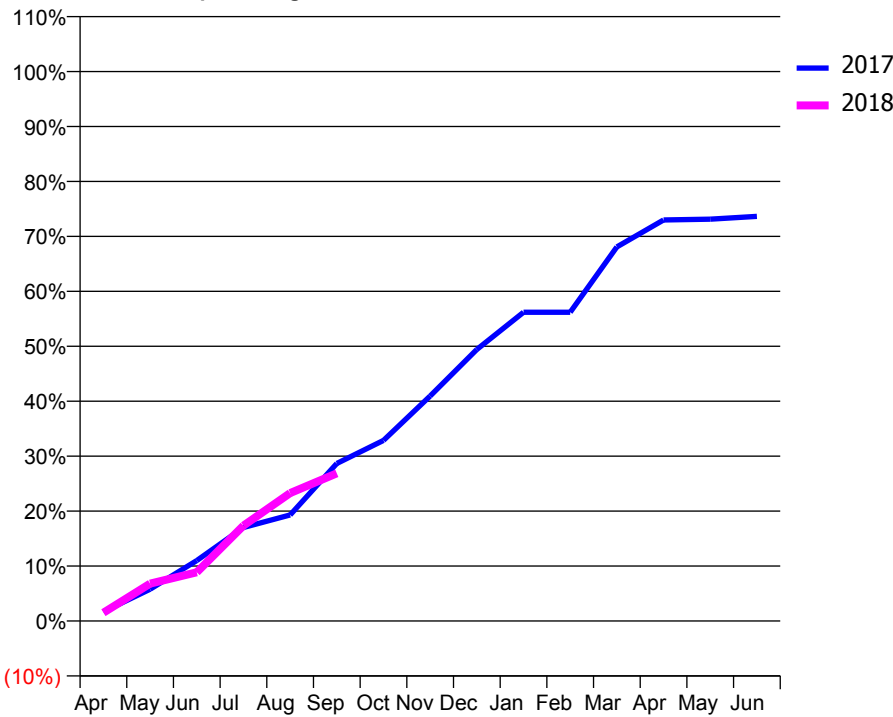
ACCESS*

Patients seen in 24 months	Total	Change since previous quarter
Quarter ending September 2016	4,293	
Quarter ending December 2016	4,387	↑
Quarter ending March 2017	4,549	↑
Quarter ending June 2017	4,533	→
Quarter ending September 2017	4,576	→
Variance since September 2016	6.6%	↑



ACTIVITY

Cumulative percentage of contracted UDA delivered 2017 & 2018



Month	Adjusted Scheduled Activity (UDA)	
	2017	2018
April	240	215
May	820	965
June	1,556	1,255
July	2,409	2,458
August	2,733	3,294
September	4,057	3,802
October	4,651	
November	5,792	
December	6,991	
January	7,948	
February	7,948	
March	9,633	
April	10,325	
May	10,345	
June	10,418	

QUALITY

	Quantity	Base Number	Contract	AT	Region	England
% of FP17s for the same patient ID Re-attending within 3 months - Children	28	597	4.7%	9.8%	11.2%	11.9%
% of FP17s for the same patient ID Re-attending within 3 months - Adults	94	1,418	6.6%	15.2%	16.6%	15.9%
% of FP17s for the same patient ID Re-attending between 3 & 9 months - Children	208	597	34.8%	47.7%	47.0%	58.1%
% of FP17s for the same patient ID Re-attending between 3 & 9 months - Adults	393	1,418	27.7%	38.2%	38.2%	50.6%
% of FP17s for Band 1 Urgent Courses	35	1,534	2.3%	10.0%	10.6%	9.1%
% of FP17s Relating to Free Repair or Replacements	4	1,534	0.3%	0.6%	0.6%	0.8%
% of FP17s Relating to Continuations	13	1,534	0.8%	0.9%	0.8%	1.1%
% of Patients satisfied with the dentistry they have received	1	1	N/A	89.8%	89.2%	91.4%
% of Patients satisfied with the time they had to wait for an appointment	1	1	N/A	86.1%	83.4%	87.7%

* This is based on patients treated on this contract for their most recent course of treatment. Figures in italics indicate the base number of FP17s or Patient Questionnaire responses are less than 100. N/A is shown where the base number of responses is less than 10 during the period. % is calculated as Quantity/Base number*100

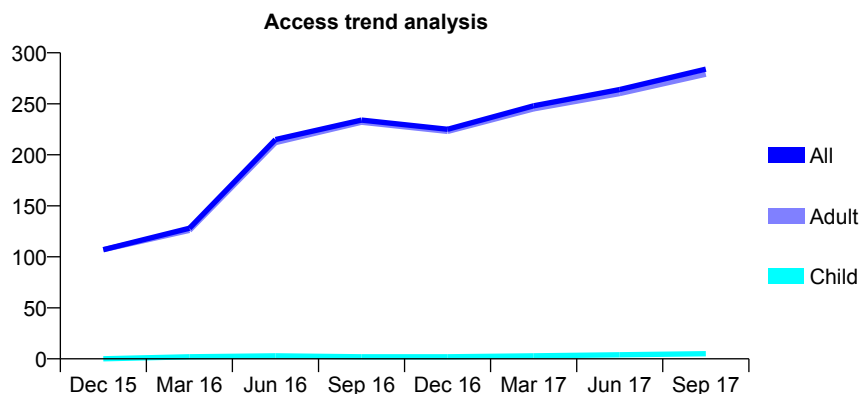
Q63 - Vital Signs At a Glance Contract Report for 829153/0003 - September 2017

Name or company name	MR GN BROWN
Contract type name	PDS Contract
Purpose of contract	General
Contract start date	01/01/2008
Contract end date	30/11/2017

17/18 Contracted general activity (UDA)	1,000
Carry forward general activity (UDA)	0
17/18 Contracted orthodontic activity (UOA)	0
Carry forward orthodontic activity (UOA)	0
Baseline contract value	£46,585.13

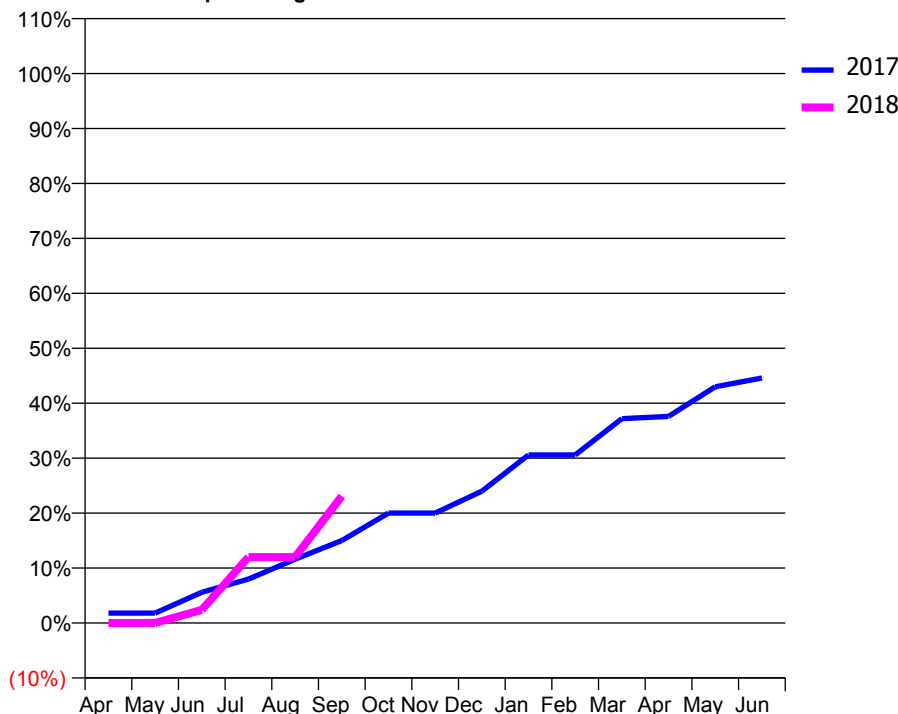
ACCESS*

Patients seen in 24 months	Total	Change since previous quarter
Quarter ending September 2016	234	
Quarter ending December 2016	225	↓
Quarter ending March 2017	248	↑
Quarter ending June 2017	264	↑
Quarter ending September 2017	284	↑
Variance since September 2016	21.4%	↑



ACTIVITY

Cumulative percentage of contracted UDA delivered 2017 & 2018



Month	Adjusted Scheduled Activity (UDA)	
	2017	2018
April	27	0
May	27	0
June	84	24
July	120	120
August	174	120
September	225	231
October	300	
November	300	
December	360	
January	459	
February	459	
March	558	
April	564	
May	645	
June	669	

QUALITY

	Quantity	Base Number	Contract	AT	Region	England
% of FP17s for the same patient ID Re-attending within 3 months - Children	0	2	0.0%	9.8%	11.2%	11.9%
% of FP17s for the same patient ID Re-attending within 3 months - Adults	0	112	0.0%	15.2%	16.6%	15.9%
% of FP17s for the same patient ID Re-attending between 3 & 9 months - Children	0	2	0.0%	47.7%	47.0%	58.1%
% of FP17s for the same patient ID Re-attending between 3 & 9 months - Adults	1	112	0.9%	38.2%	38.2%	50.6%
% of FP17s for Band 1 Urgent Courses	0	77	0.0%	10.0%	10.6%	9.1%
% of FP17s Relating to Free Repair or Replacements	0	77	0.0%	0.6%	0.6%	0.8%
% of FP17s Relating to Continuations	0	77	0.0%	0.9%	0.8%	1.1%
% of Patients satisfied with the dentistry they have received	1	1	N/A	89.8%	89.2%	91.4%
% of Patients satisfied with the time they had to wait for an appointment	1	1	N/A	86.1%	83.4%	87.7%

* This is based on patients treated on this contract for their most recent course of treatment. Figures in italics indicate the base number of FP17s or Patient Questionnaire responses are less than 100. N/A is shown where the base number of responses is less than 10 during the period. % is calculated as Quantity/Base number*100

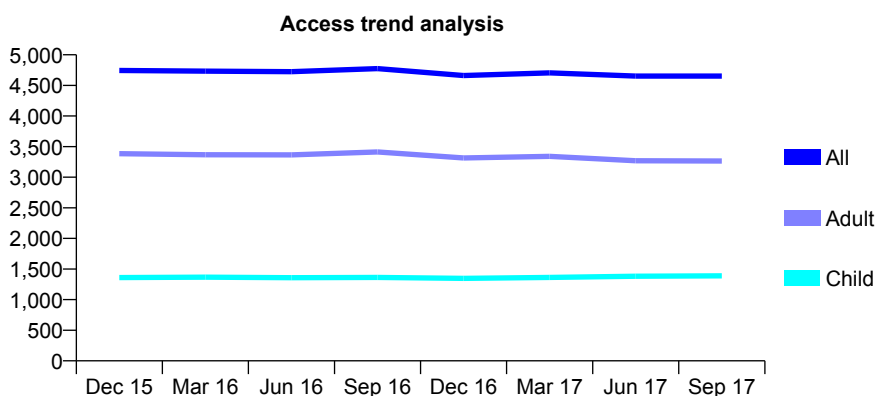
Q63 - Vital Signs At a Glance Contract Report for 829285/0002 - September 2017

Name or company name	MRS CO ADELOYE
Contract type name	GDS Contract
Purpose of contract	General
Contract start date	01/04/2006
Contract end date	

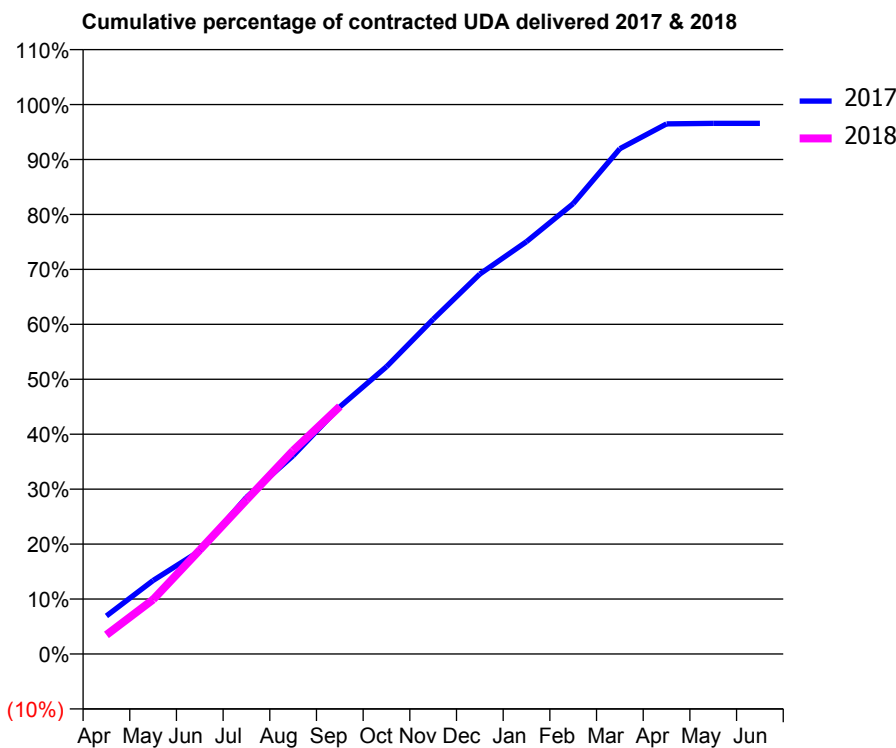
17/18 Contracted general activity (UDA)	15,503
Carry forward general activity (UDA)	0
17/18 Contracted orthodontic activity (UOA)	0
Carry forward orthodontic activity (UOA)	0
Baseline contract value	£377,975.64

ACCESS*

Patients seen in 24 months	Total	Change since previous quarter
Quarter ending September 2016	4,774	
Quarter ending December 2016	4,662	↓
Quarter ending March 2017	4,704	→
Quarter ending June 2017	4,653	↓
Quarter ending September 2017	4,653	→
Variance since September 2016	(2.5%)	↓



ACTIVITY



Month	Adjusted Scheduled Activity (UDA)	
	2017	2018
April	1,074	540
May	2,074	1,537
June	2,909	2,938
July	4,424	4,345
August	5,595	5,740
September	6,973	6,985
October	8,104	
November	9,445	
December	10,719	
January	11,634	
February	12,708	
March	14,258	
April	14,955	
May	14,970	
June	14,970	

QUALITY

	Quantity	Base Number	Contract	AT	Region	England
% of FP17s for the same patient ID Re-attending within 3 months - Children	84	860	9.8%	9.8%	11.2%	11.9%
% of FP17s for the same patient ID Re-attending within 3 months - Adults	305	1,820	16.8%	15.2%	16.6%	15.9%
% of FP17s for the same patient ID Re-attending between 3 & 9 months - Children	334	860	38.8%	47.7%	47.0%	58.1%
% of FP17s for the same patient ID Re-attending between 3 & 9 months - Adults	639	1,820	35.1%	38.2%	38.2%	50.6%
% of FP17s for Band 1 Urgent Courses	181	2,456	7.4%	10.0%	10.6%	9.1%
% of FP17s Relating to Free Repair or Replacements	23	2,456	0.9%	0.6%	0.6%	0.8%
% of FP17s Relating to Continuations	23	2,456	0.9%	0.9%	0.8%	1.1%
% of Patients satisfied with the dentistry they have received	5	5	N/A	89.8%	89.2%	91.4%
% of Patients satisfied with the time they had to wait for an appointment	5	5	N/A	86.1%	83.4%	87.7%

* This is based on patients treated on this contract for their most recent course of treatment. Figures in italics indicate the base number of FP17s or Patient Questionnaire responses are less than 100. N/A is shown where the base number of responses is less than 10 during the period. % is calculated as Quantity/Base number*100

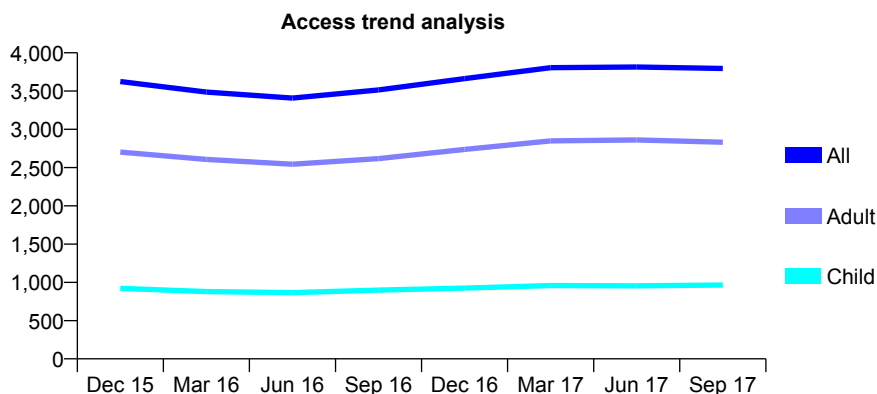
Q63 - Vital Signs At a Glance Contract Report for 829285/0006 - September 2017

Name or company name	MRS CO ADELOYE
Contract type name	GDS Contract
Purpose of contract	General
Contract start date	15/10/2009
Contract end date	

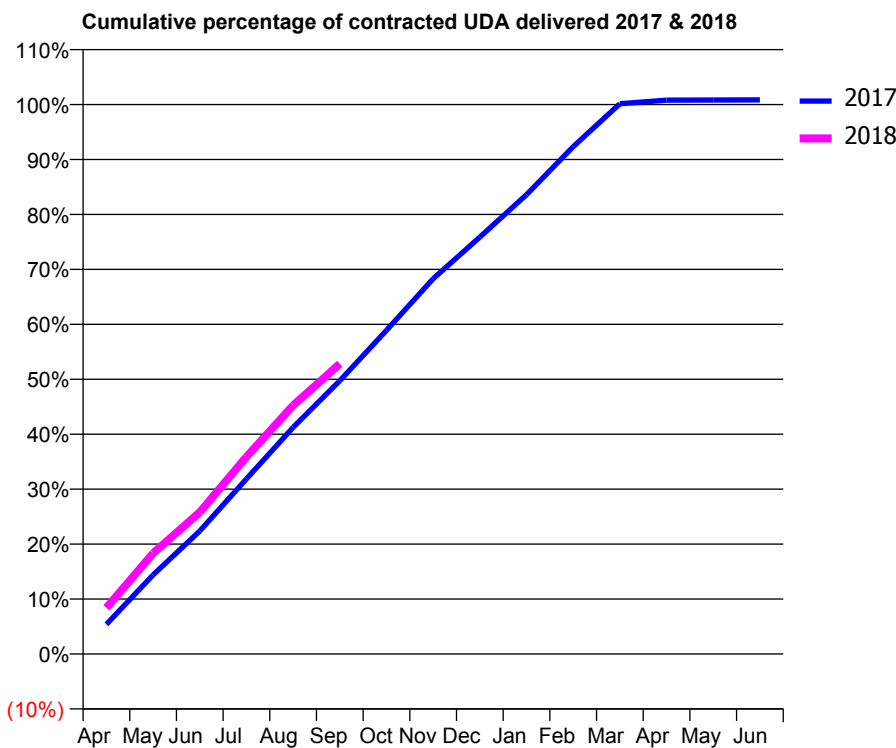
17/18 Contracted general activity (UDA)	10,500
Carry forward general activity (UDA)	-89
17/18 Contracted orthodontic activity (UOA)	0
Carry forward orthodontic activity (UOA)	0
Baseline contract value	£299,962.31

ACCESS*

Patients seen in 24 months	Total	Change since previous quarter
Quarter ending September 2016	3,515	
Quarter ending December 2016	3,662	↑
Quarter ending March 2017	3,806	↑
Quarter ending June 2017	3,815	→
Quarter ending September 2017	3,796	→
Variance since September 2016	8.0%	↑



ACTIVITY



Month	Adjusted Scheduled Activity (UDA)	
	2017	2018
April	567	882
May	1,513	1,924
June	2,351	2,709
July	3,347	3,767
August	4,330	4,751
September	5,223	5,545
October	6,186	
November	7,171	
December	7,966	
January	8,777	
February	9,693	
March	10,515	
April	10,584	
May	10,587	
June	10,589	

QUALITY

	Quantity	Base Number	Contract	AT	Region	England
% of FP17s for the same patient ID Re-attending within 3 months - Children	37	531	7.0%	9.8%	11.2%	11.9%
% of FP17s for the same patient ID Re-attending within 3 months - Adults	187	1,433	13.0%	15.2%	16.6%	15.9%
% of FP17s for the same patient ID Re-attending between 3 & 9 months - Children	160	531	30.1%	47.7%	47.0%	58.1%
% of FP17s for the same patient ID Re-attending between 3 & 9 months - Adults	406	1,433	28.3%	38.2%	38.2%	50.6%
% of FP17s for Band 1 Urgent Courses	198	1,899	10.4%	10.0%	10.6%	9.1%
% of FP17s Relating to Free Repair or Replacements	3	1,899	0.2%	0.6%	0.6%	0.8%
% of FP17s Relating to Continuations	7	1,899	0.4%	0.9%	0.8%	1.1%
% of Patients satisfied with the dentistry they have received	4	4	N/A	89.8%	89.2%	91.4%
% of Patients satisfied with the time they had to wait for an appointment	4	4	N/A	86.1%	83.4%	87.7%

* This is based on patients treated on this contract for their most recent course of treatment. Figures in italics indicate the base number of FP17s or Patient Questionnaire responses are less than 100. N/A is shown where the base number of responses is less than 10 during the period. % is calculated as Quantity/Base number*100

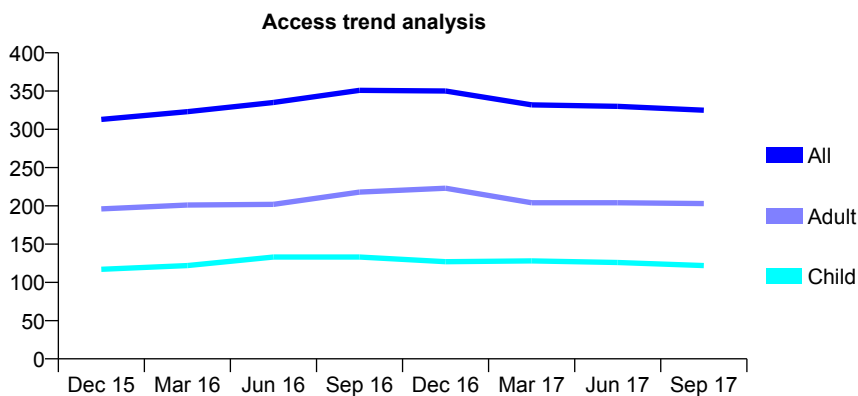
Q63 - Vital Signs At a Glance Contract Report for 835099/0001 - September 2017

Name or company name	MISS F PESSIAN HAGHIGHI
Contract type name	GDS Contract
Purpose of contract	General
Contract start date	12/11/2007
Contract end date	

17/18 Contracted general activity (UDA)	700
Carry forward general activity (UDA)	-13
17/18 Contracted orthodontic activity (UOA)	0
Carry forward orthodontic activity (UOA)	0
Baseline contract value	£18,223.25

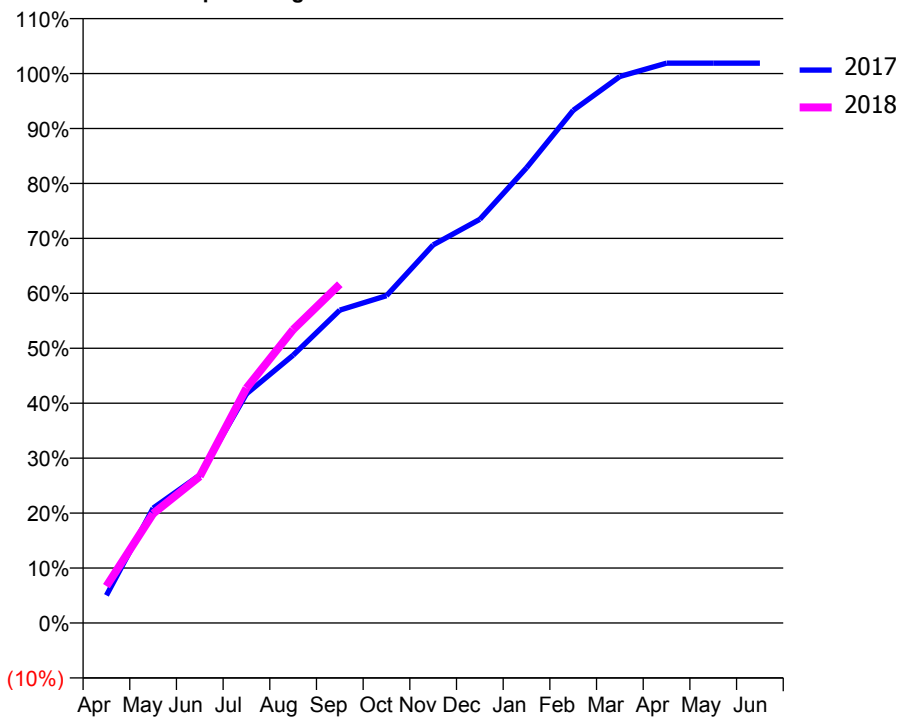
ACCESS*

Patients seen in 24 months	Total	Change since previous quarter
Quarter ending September 2016	351	
Quarter ending December 2016	350	→
Quarter ending March 2017	332	↓
Quarter ending June 2017	330	→
Quarter ending September 2017	325	↓
Variance since September 2016	(7.4%)	↓



ACTIVITY

Cumulative percentage of contracted UDA delivered 2017 & 2018



Month	Adjusted Scheduled Activity (UDA)	
	2017	2018
April	35	47
May	146	139
June	188	187
July	292	299
August	341	374
September	399	432
October	417	
November	482	
December	514	
January	580	
February	653	
March	696	
April	713	
May	713	
June	713	

QUALITY

	Quantity	Base Number	Contract	AT	Region	England
% of FP17s for the same patient ID Re-attending within 3 months - Children	5	84	6.0%	9.8%	11.2%	11.9%
% of FP17s for the same patient ID Re-attending within 3 months - Adults	7	102	6.9%	15.2%	16.6%	15.9%
% of FP17s for the same patient ID Re-attending between 3 & 9 months - Children	27	84	32.1%	47.7%	47.0%	58.1%
% of FP17s for the same patient ID Re-attending between 3 & 9 months - Adults	40	102	39.2%	38.2%	38.2%	50.6%
% of FP17s for Band 1 Urgent Courses	13	182	7.1%	10.0%	10.6%	9.1%
% of FP17s Relating to Free Repair or Replacements	1	182	0.5%	0.6%	0.6%	0.8%
% of FP17s Relating to Continuations	0	182	0.0%	0.9%	0.8%	1.1%
% of Patients satisfied with the dentistry they have received	0	0	N/A	89.8%	89.2%	91.4%
% of Patients satisfied with the time they had to wait for an appointment	0	0	N/A	86.1%	83.4%	87.7%

* This is based on patients treated on this contract for their most recent course of treatment. Figures in italics indicate the base number of FP17s or Patient Questionnaire responses are less than 100. N/A is shown where the base number of responses is less than 10 during the period. % is calculated as Quantity/Base number*100

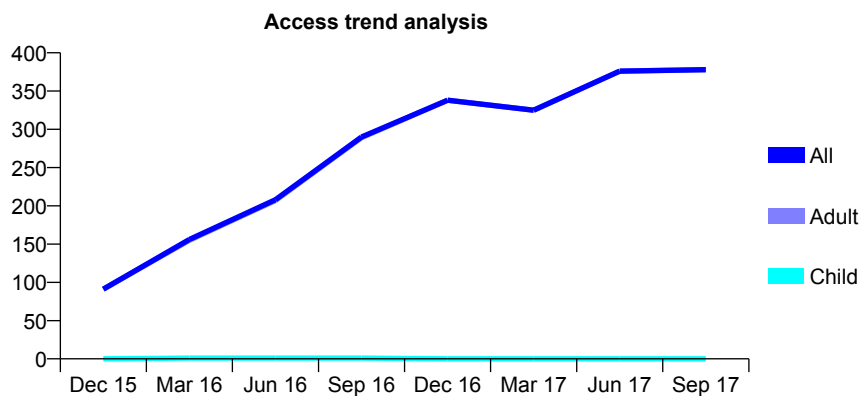
Q63 - Vital Signs At a Glance Contract Report for 835099/0002 - September 2017

Name or company name	MISS F PESSIAN HAGHIGHI
Contract type name	PDS Contract
Purpose of contract	General
Contract start date	01/06/2013
Contract end date	30/11/2017

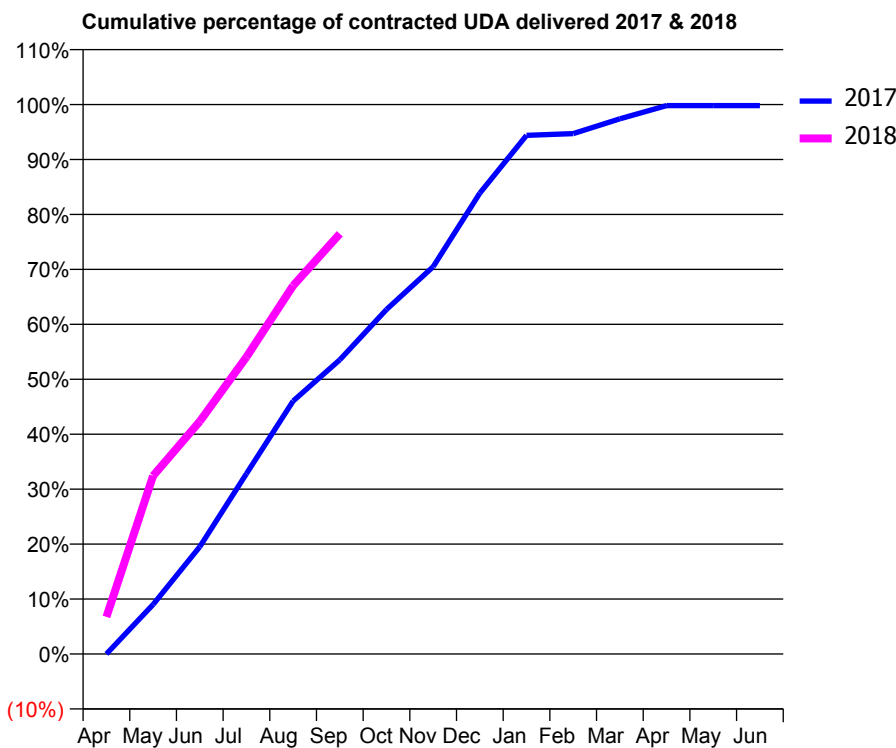
17/18 Contracted general activity (UDA)	666
Carry forward general activity (UDA)	0
17/18 Contracted orthodontic activity (UOA)	0
Carry forward orthodontic activity (UOA)	0
Baseline contract value	£35,421.22

ACCESS*

Patients seen in 24 months	Total	Change since previous quarter
Quarter ending September 2016	290	
Quarter ending December 2016	338	↑
Quarter ending March 2017	325	↓
Quarter ending June 2017	376	↑
Quarter ending September 2017	378	→
Variance since September 2016	30.3%	↑



ACTIVITY



Month	Adjusted Scheduled Activity (UDA)	
	2017	2018
April	0	45
May	90	216
June	195	282
July	328	360
August	460	446
September	535	509
October	626	
November	704	
December	838	
January	943	
February	946	
March	973	
April	997	
May	997	
June	997	

QUALITY

	Quantity	Base Number	Contract	AT	Region	England
% of FP17s for the same patient ID Re-attending within 3 months - Children	0	0	N/A	9.8%	11.2%	11.9%
% of FP17s for the same patient ID Re-attending within 3 months - Adults	1	179	0.6%	15.2%	16.6%	15.9%
% of FP17s for the same patient ID Re-attending between 3 & 9 months - Children	0	0	N/A	47.7%	47.0%	58.1%
% of FP17s for the same patient ID Re-attending between 3 & 9 months - Adults	2	179	1.1%	38.2%	38.2%	50.6%
% of FP17s for Band 1 Urgent Courses	2	171	1.2%	10.0%	10.6%	9.1%
% of FP17s Relating to Free Repair or Replacements	0	171	0.0%	0.6%	0.6%	0.8%
% of FP17s Relating to Continuations	0	171	0.0%	0.9%	0.8%	1.1%
% of Patients satisfied with the dentistry they have received	0	0	N/A	89.8%	89.2%	91.4%
% of Patients satisfied with the time they had to wait for an appointment	0	0	N/A	86.1%	83.4%	87.7%

* This is based on patients treated on this contract for their most recent course of treatment. Figures in italics indicate the base number of FP17s or Patient Questionnaire responses are less than 100. N/A is shown where the base number of responses is less than 10 during the period. % is calculated as Quantity/Base number*100

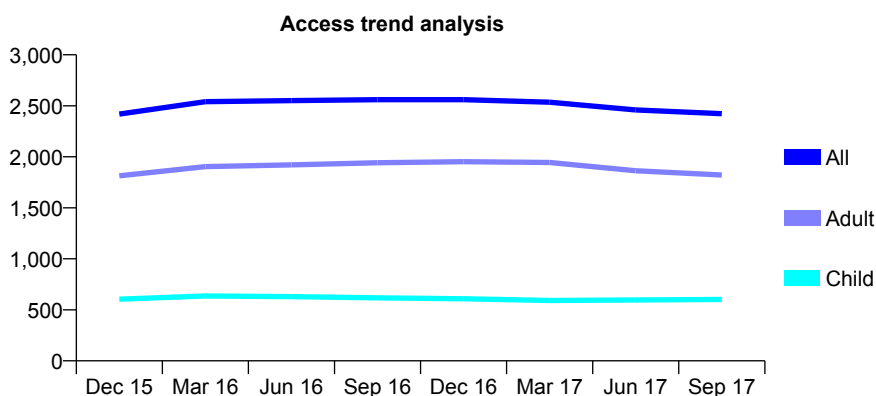
Q63 - Vital Signs At a Glance Contract Report for 839876/0001 - September 2017

Name or company name	MISS RN NATH
Contract type name	GDS Contract
Purpose of contract	General
Contract start date	01/04/2006
Contract end date	

17/18 Contracted general activity (UDA)	5,861
Carry forward general activity (UDA)	-41
17/18 Contracted orthodontic activity (UOA)	0
Carry forward orthodontic activity (UOA)	0
Baseline contract value	£145,759.60

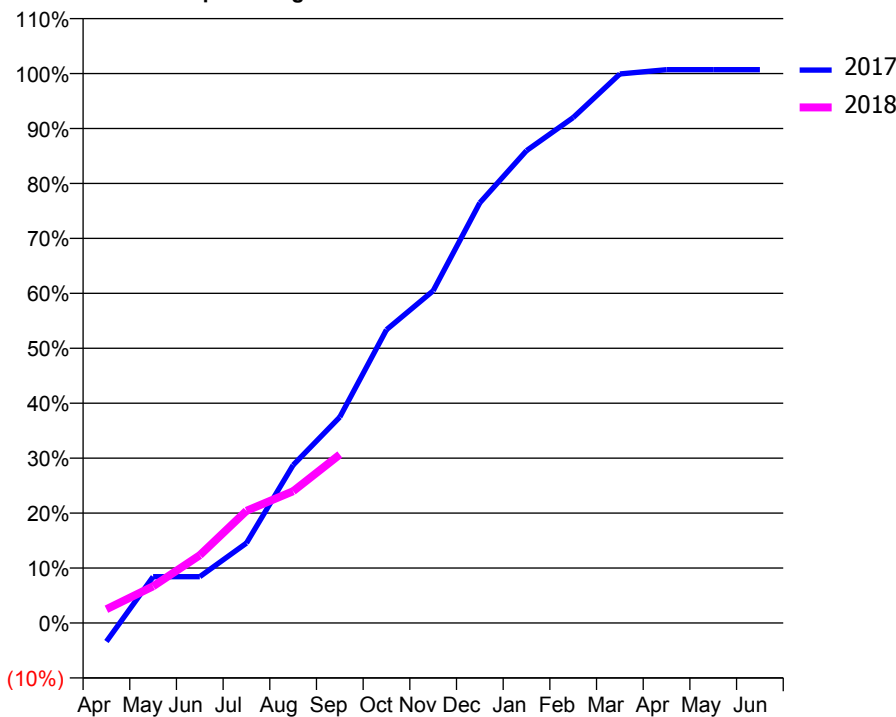
ACCESS*

Patients seen in 24 months	Total	Change since previous quarter
Quarter ending September 2016	2,560	
Quarter ending December 2016	2,560	→
Quarter ending March 2017	2,535	→
Quarter ending June 2017	2,460	↓
Quarter ending September 2017	2,423	↓
Variance since September 2016	(5.4%)	↓



ACTIVITY

Cumulative percentage of contracted UDA delivered 2017 & 2018



Adjusted Scheduled Activity (UDA)

Month	2017	2018
April	-198	147
May	494	392
June	494	724
July	852	1,197
August	1,684	1,406
September	2,197	1,798
October	3,128	
November	3,544	
December	4,482	
January	5,039	
February	5,391	
March	5,856	
April	5,902	
May	5,902	
June	5,902	

QUALITY

	Quantity	Base Number	Contract	AT	Region	England
% of FP17s for the same patient ID Re-attending within 3 months - Children	48	456	10.5%	9.8%	11.2%	11.9%
% of FP17s for the same patient ID Re-attending within 3 months - Adults	83	657	12.6%	15.2%	16.6%	15.9%
% of FP17s for the same patient ID Re-attending between 3 & 9 months - Children	227	456	49.8%	47.7%	47.0%	58.1%
% of FP17s for the same patient ID Re-attending between 3 & 9 months - Adults	278	657	42.3%	38.2%	38.2%	50.6%
% of FP17s for Band 1 Urgent Courses	67	778	8.6%	10.0%	10.6%	9.1%
% of FP17s Relating to Free Repair or Replacements	1	778	0.1%	0.6%	0.6%	0.8%
% of FP17s Relating to Continuations	2	778	0.3%	0.9%	0.8%	1.1%
% of Patients satisfied with the dentistry they have received	0	0	N/A	89.8%	89.2%	91.4%
% of Patients satisfied with the time they had to wait for an appointment	0	0	N/A	86.1%	83.4%	87.7%

* This is based on patients treated on this contract for their most recent course of treatment. Figures in italics indicate the base number of FP17s or Patient Questionnaire responses are less than 100. N/A is shown where the base number of responses is less than 10 during the period. % is calculated as Quantity/Base number*100

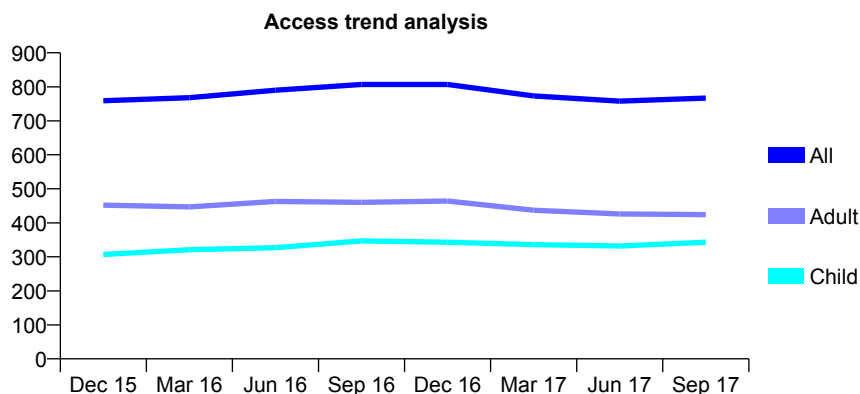
Q63 - Vital Signs At a Glance Contract Report for 842761/0001 - September 2017

Name or company name	MRS H SEBI
Contract type name	GDS Contract
Purpose of contract	General
Contract start date	01/04/2006
Contract end date	

17/18 Contracted general activity (UDA)	1,704
Carry forward general activity (UDA)	-31
17/18 Contracted orthodontic activity (UOA)	0
Carry forward orthodontic activity (UOA)	0
Baseline contract value	£43,128.64

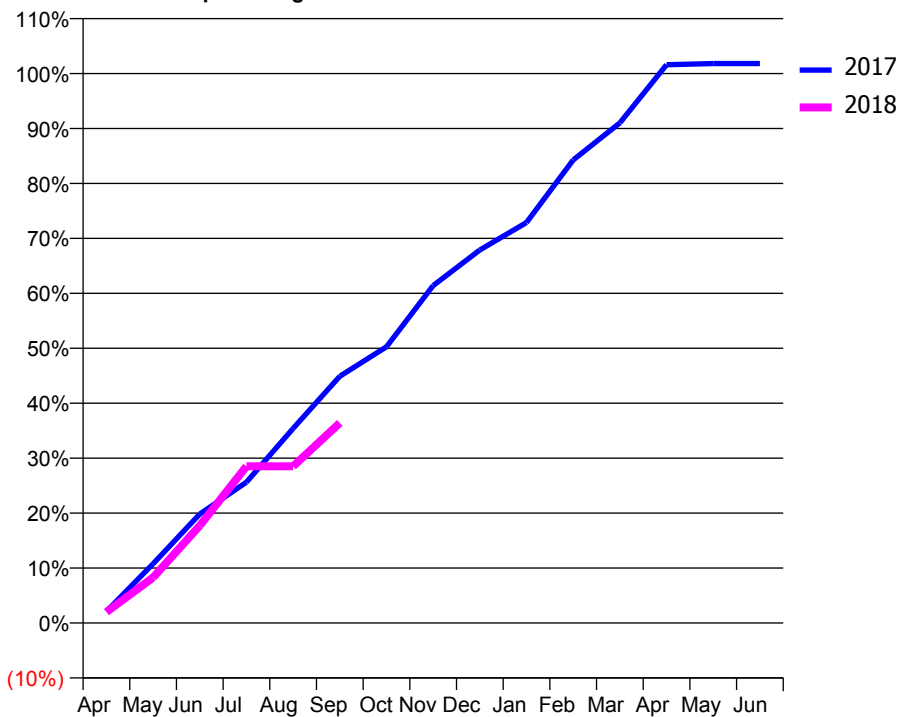
ACCESS*

Patients seen in 24 months	Total	Change since previous quarter
Quarter ending September 2016	807	
Quarter ending December 2016	807	→
Quarter ending March 2017	773	↓
Quarter ending June 2017	758	↓
Quarter ending September 2017	767	→
Variance since September 2016	(5.0%)	↓



ACTIVITY

Cumulative percentage of contracted UDA delivered 2017 & 2018



Month	Adjusted Scheduled Activity (UDA)	
	2017	2018
April	36	34
May	184	141
June	338	302
July	437	486
August	603	486
September	765	620
October	856	
November	1,046	
December	1,157	
January	1,242	
February	1,436	
March	1,551	
April	1,731	
May	1,735	
June	1,735	

QUALITY

	Quantity	Base Number	Contract	AT	Region	England
% of FP17s for the same patient ID Re-attending within 3 months - Children	0	174	0.0%	9.8%	11.2%	11.9%
% of FP17s for the same patient ID Re-attending within 3 months - Adults	9	150	6.0%	15.2%	16.6%	15.9%
% of FP17s for the same patient ID Re-attending between 3 & 9 months - Children	47	174	27.0%	47.7%	47.0%	58.1%
% of FP17s for the same patient ID Re-attending between 3 & 9 months - Adults	40	150	26.7%	38.2%	38.2%	50.6%
% of FP17s for Band 1 Urgent Courses	2	274	0.7%	10.0%	10.6%	9.1%
% of FP17s Relating to Free Repair or Replacements	0	274	0.0%	0.6%	0.6%	0.8%
% of FP17s Relating to Continuations	1	274	0.4%	0.9%	0.8%	1.1%
% of Patients satisfied with the dentistry they have received	3	4	N/A	89.8%	89.2%	91.4%
% of Patients satisfied with the time they had to wait for an appointment	3	4	N/A	86.1%	83.4%	87.7%

* This is based on patients treated on this contract for their most recent course of treatment. Figures in italics indicate the base number of FP17s or Patient Questionnaire responses are less than 100. N/A is shown where the base number of responses is less than 10 during the period. % is calculated as Quantity/Base number*100

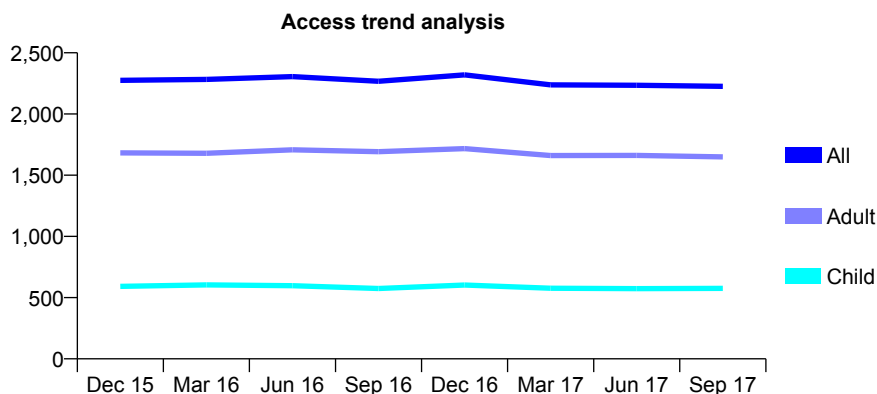
Q63 - Vital Signs At a Glance Contract Report for 843210/0001 - September 2017

Name or company name	MISS S HAMZEHNEJAD
Contract type name	GDS Contract
Purpose of contract	General
Contract start date	01/04/2006
Contract end date	

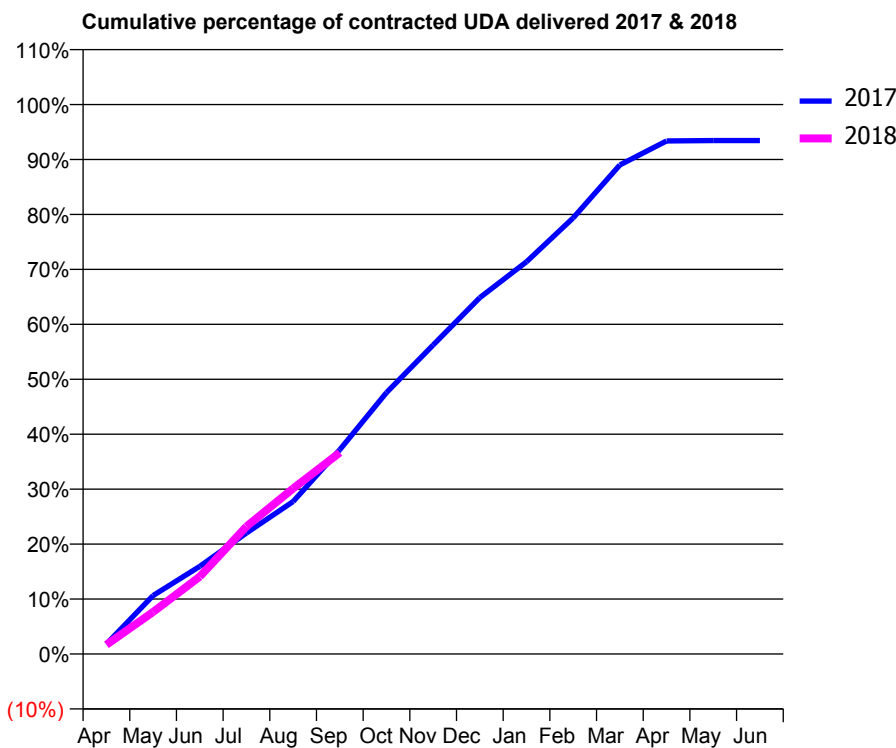
17/18 Contracted general activity (UDA)	8,228
Carry forward general activity (UDA)	0
17/18 Contracted orthodontic activity (UOA)	0
Carry forward orthodontic activity (UOA)	0
Baseline contract value	£222,271.18

ACCESS*

Patients seen in 24 months	Total	Change since previous quarter
Quarter ending September 2016	2,267	
Quarter ending December 2016	2,320	↑
Quarter ending March 2017	2,238	↓
Quarter ending June 2017	2,235	→
Quarter ending September 2017	2,226	→
Variance since September 2016	(1.8%)	↓



ACTIVITY



Month	Adjusted Scheduled Activity (UDA)	
	2017	2018
April	151	139
May	875	630
June	1,312	1,159
July	1,811	1,909
August	2,282	2,478
September	3,060	3,016
October	3,915	
November	4,628	
December	5,336	
January	5,872	
February	6,530	
March	7,323	
April	7,682	
May	7,689	
June	7,689	

QUALITY

	Quantity	Base Number	Contract	AT	Region	England
% of FP17s for the same patient ID Re-attending within 3 months - Children	24	372	6.5%	9.8%	11.2%	11.9%
% of FP17s for the same patient ID Re-attending within 3 months - Adults	164	980	16.7%	15.2%	16.6%	15.9%
% of FP17s for the same patient ID Re-attending between 3 & 9 months - Children	199	372	53.5%	47.7%	47.0%	58.1%
% of FP17s for the same patient ID Re-attending between 3 & 9 months - Adults	460	980	46.9%	38.2%	38.2%	50.6%
% of FP17s for Band 1 Urgent Courses	138	1,233	11.2%	10.0%	10.6%	9.1%
% of FP17s Relating to Free Repair or Replacements	25	1,233	2.0%	0.6%	0.6%	0.8%
% of FP17s Relating to Continuations	15	1,233	1.2%	0.9%	0.8%	1.1%
% of Patients satisfied with the dentistry they have received	5	5	N/A	89.8%	89.2%	91.4%
% of Patients satisfied with the time they had to wait for an appointment	4	5	N/A	86.1%	83.4%	87.7%

* This is based on patients treated on this contract for their most recent course of treatment. Figures in italics indicate the base number of FP17s or Patient Questionnaire responses are less than 100. N/A is shown where the base number of responses is less than 10 during the period. % is calculated as Quantity/Base number*100

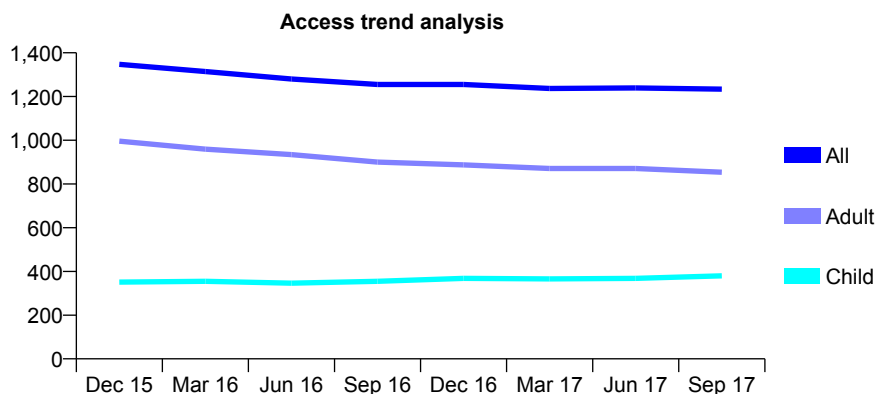
Q63 - Vital Signs At a Glance Contract Report for 843423/0001 - September 2017

Name or company name	MISS S RAHIMI-ATA
Contract type name	GDS Contract
Purpose of contract	General
Contract start date	01/04/2006
Contract end date	

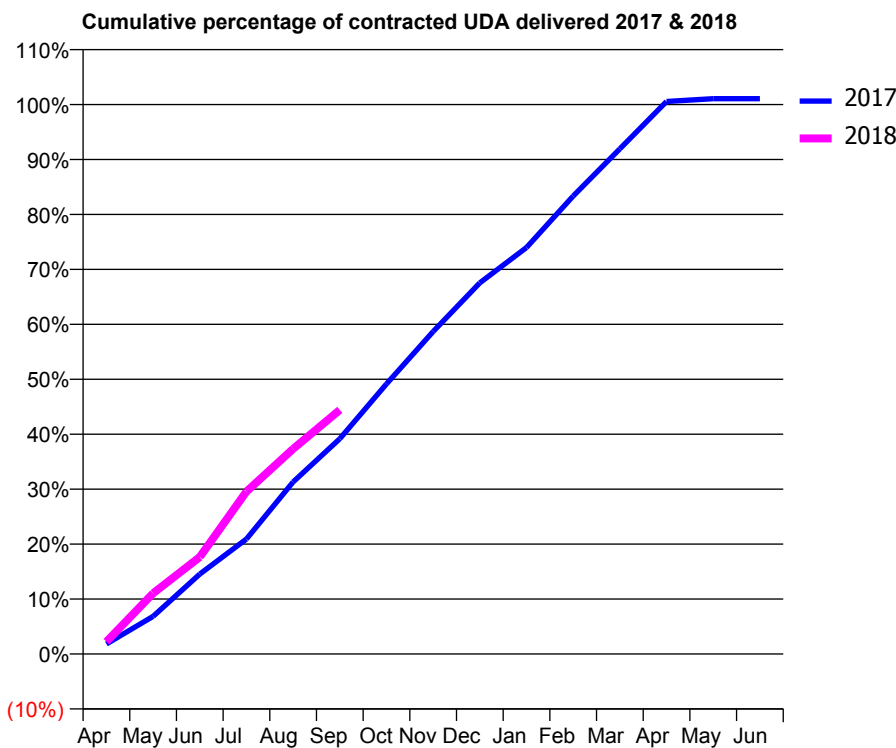
17/18 Contracted general activity (UDA)	4,738
Carry forward general activity (UDA)	-50
17/18 Contracted orthodontic activity (UOA)	0
Carry forward orthodontic activity (UOA)	0
Baseline contract value	£148,947.89

ACCESS*

Patients seen in 24 months	Total	Change since previous quarter
Quarter ending September 2016	1,255	
Quarter ending December 2016	1,255	→
Quarter ending March 2017	1,237	↓
Quarter ending June 2017	1,239	→
Quarter ending September 2017	1,234	→
Variance since September 2016	(1.7%)	↓



ACTIVITY



Month	Adjusted Scheduled Activity (UDA)	
	2017	2018
April	86	106
May	325	524
June	689	836
July	992	1,401
August	1,484	1,769
September	1,856	2,105
October	2,329	
November	2,781	
December	3,201	
January	3,505	
February	3,949	
March	4,356	
April	4,764	
May	4,788	
June	4,788	

QUALITY

	Quantity	Base Number	Contract	AT	Region	England
% of FP17s for the same patient ID Re-attending within 3 months - Children	13	245	5.3%	9.8%	11.2%	11.9%
% of FP17s for the same patient ID Re-attending within 3 months - Adults	60	552	10.9%	15.2%	16.6%	15.9%
% of FP17s for the same patient ID Re-attending between 3 & 9 months - Children	120	245	49.0%	47.7%	47.0%	58.1%
% of FP17s for the same patient ID Re-attending between 3 & 9 months - Adults	261	552	47.3%	38.2%	38.2%	50.6%
% of FP17s for Band 1 Urgent Courses	16	712	2.2%	10.0%	10.6%	9.1%
% of FP17s Relating to Free Repair or Replacements	0	712	0.0%	0.6%	0.6%	0.8%
% of FP17s Relating to Continuations	9	712	1.3%	0.9%	0.8%	1.1%
% of Patients satisfied with the dentistry they have received	2	2	N/A	89.8%	89.2%	91.4%
% of Patients satisfied with the time they had to wait for an appointment	2	2	N/A	86.1%	83.4%	87.7%

* This is based on patients treated on this contract for their most recent course of treatment. Figures in italics indicate the base number of FP17s or Patient Questionnaire responses are less than 100. N/A is shown where the base number of responses is less than 10 during the period. % is calculated as Quantity/Base number*100

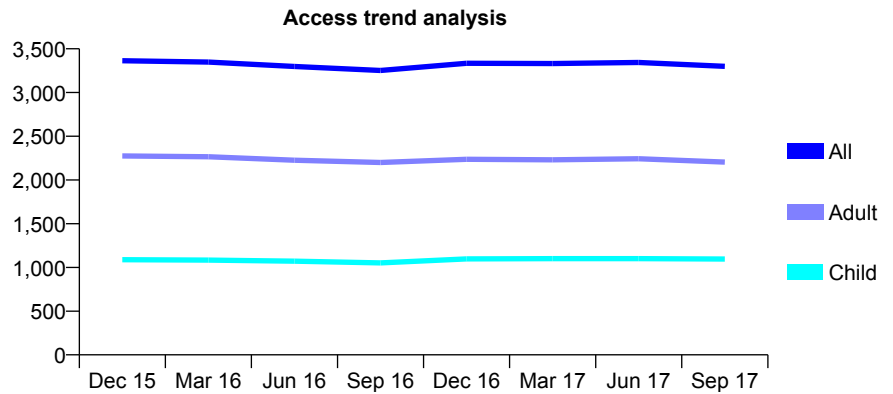
Q63 - Vital Signs At a Glance Contract Report for 844578/0001 - September 2017

Name or company name	MR PS PANESAR
Contract type name	GDS Contract
Purpose of contract	General
Contract start date	01/04/2006
Contract end date	

17/18 Contracted general activity (UDA)	5,350
Carry forward general activity (UDA)	179
17/18 Contracted orthodontic activity (UOA)	0
Carry forward orthodontic activity (UOA)	0
Baseline contract value	£148,991.10

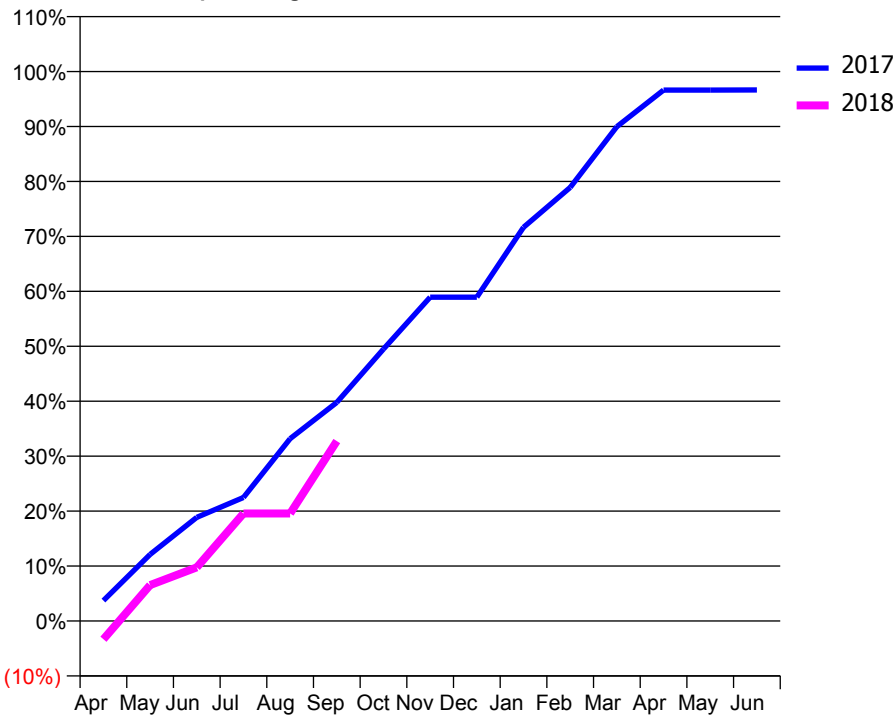
ACCESS*

Patients seen in 24 months	Total	Change since previous quarter
Quarter ending September 2016	3,252	
Quarter ending December 2016	3,334	↑
Quarter ending March 2017	3,332	→
Quarter ending June 2017	3,343	→
Quarter ending September 2017	3,300	↓
Variance since September 2016	1.5%	→



ACTIVITY

Cumulative percentage of contracted UDA delivered 2017 & 2018



Month	Adjusted Scheduled Activity (UDA)	
	2017	2018
April	199	-179
May	648	350
June	1,010	522
July	1,203	1,047
August	1,776	1,047
September	2,128	1,752
October	2,648	
November	3,153	
December	3,153	
January	3,833	
February	4,222	
March	4,814	
April	5,170	
May	5,169	
June	5,171	

QUALITY

	Quantity	Base Number	Contract	AT	Region	England
% of FP17s for the same patient ID Re-attending within 3 months - Children	27	631	4.3%	9.8%	11.2%	11.9%
% of FP17s for the same patient ID Re-attending within 3 months - Adults	126	1,151	10.9%	15.2%	16.6%	15.9%
% of FP17s for the same patient ID Re-attending between 3 & 9 months - Children	311	631	49.3%	47.7%	47.0%	58.1%
% of FP17s for the same patient ID Re-attending between 3 & 9 months - Adults	402	1,151	34.9%	38.2%	38.2%	50.6%
% of FP17s for Band 1 Urgent Courses	100	1,082	9.2%	10.0%	10.6%	9.1%
% of FP17s Relating to Free Repair or Replacements	11	1,082	1.0%	0.6%	0.6%	0.8%
% of FP17s Relating to Continuations	0	1,082	0.0%	0.9%	0.8%	1.1%
% of Patients satisfied with the dentistry they have received	2	3	N/A	89.8%	89.2%	91.4%
% of Patients satisfied with the time they had to wait for an appointment	3	3	N/A	86.1%	83.4%	87.7%

* This is based on patients treated on this contract for their most recent course of treatment. Figures in italics indicate the base number of FP17s or Patient Questionnaire responses are less than 100. N/A is shown where the base number of responses is less than 10 during the period. % is calculated as Quantity/Base number*100

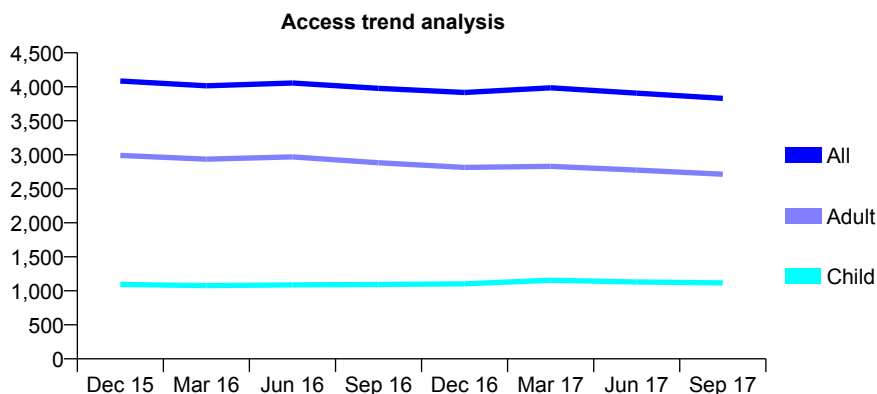
Q63 - Vital Signs At a Glance Contract Report for 844616/0001 - September 2017

Name or company name	MISS RY ISLAM
Contract type name	GDS Contract
Purpose of contract	General
Contract start date	01/04/2006
Contract end date	

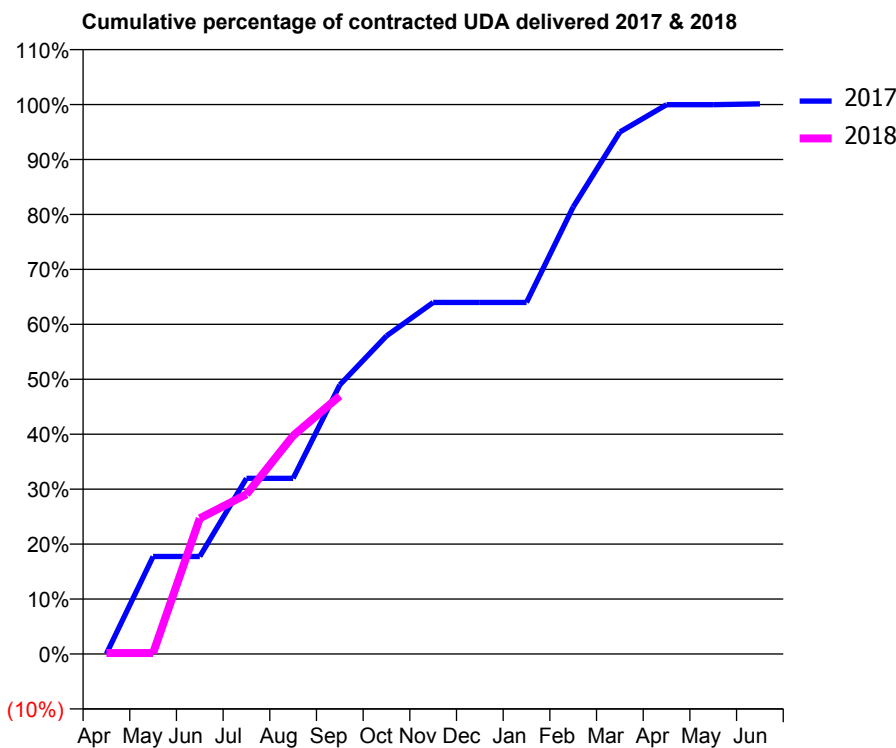
17/18 Contracted general activity (UDA)	10,375
Carry forward general activity (UDA)	-12
17/18 Contracted orthodontic activity (UOA)	0
Carry forward orthodontic activity (UOA)	0
Baseline contract value	£286,100.26

ACCESS*

Patients seen in 24 months	Total	Change since previous quarter
Quarter ending September 2016	3,977	
Quarter ending December 2016	3,917	↓
Quarter ending March 2017	3,986	→
Quarter ending June 2017	3,906	↓
Quarter ending September 2017	3,831	↓
Variance since September 2016	(3.7%)	↓



ACTIVITY



Month	Adjusted Scheduled Activity (UDA)	
	2017	2018
April	7	19
May	1,841	19
June	1,841	2,561
July	3,317	3,015
August	3,317	4,123
September	5,083	4,872
October	6,006	
November	6,637	
December	6,637	
January	6,637	
February	8,441	
March	9,855	
April	10,372	
May	10,372	
June	10,387	

QUALITY

	Quantity	Base Number	Contract	AT	Region	England
% of FP17s for the same patient ID Re-attending within 3 months - Children	48	671	7.2%	9.8%	11.2%	11.9%
% of FP17s for the same patient ID Re-attending within 3 months - Adults	120	1,306	9.2%	15.2%	16.6%	15.9%
% of FP17s for the same patient ID Re-attending between 3 & 9 months - Children	268	671	39.9%	47.7%	47.0%	58.1%
% of FP17s for the same patient ID Re-attending between 3 & 9 months - Adults	411	1,306	31.5%	38.2%	38.2%	50.6%
% of FP17s for Band 1 Urgent Courses	121	1,657	7.3%	10.0%	10.6%	9.1%
% of FP17s Relating to Free Repair or Replacements	7	1,657	0.4%	0.6%	0.6%	0.8%
% of FP17s Relating to Continuations	9	1,657	0.5%	0.9%	0.8%	1.1%
% of Patients satisfied with the dentistry they have received	3	3	N/A	89.8%	89.2%	91.4%
% of Patients satisfied with the time they had to wait for an appointment	3	3	N/A	86.1%	83.4%	87.7%

* This is based on patients treated on this contract for their most recent course of treatment. Figures in italics indicate the base number of FP17s or Patient Questionnaire responses are less than 100. N/A is shown where the base number of responses is less than 10 during the period. % is calculated as Quantity/Base number*100

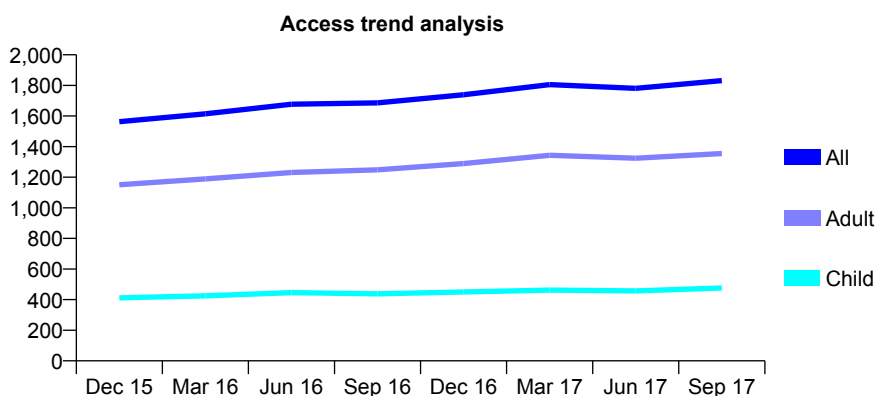
Q63 - Vital Signs At a Glance Contract Report for 846066/0001 - September 2017

Name or company name	MR A SYED
Contract type name	GDS Contract
Purpose of contract	General
Contract start date	01/04/2006
Contract end date	

17/18 Contracted general activity (UDA)	5,478
Carry forward general activity (UDA)	-110
17/18 Contracted orthodontic activity (UOA)	0
Carry forward orthodontic activity (UOA)	0
Baseline contract value	£222,644.31

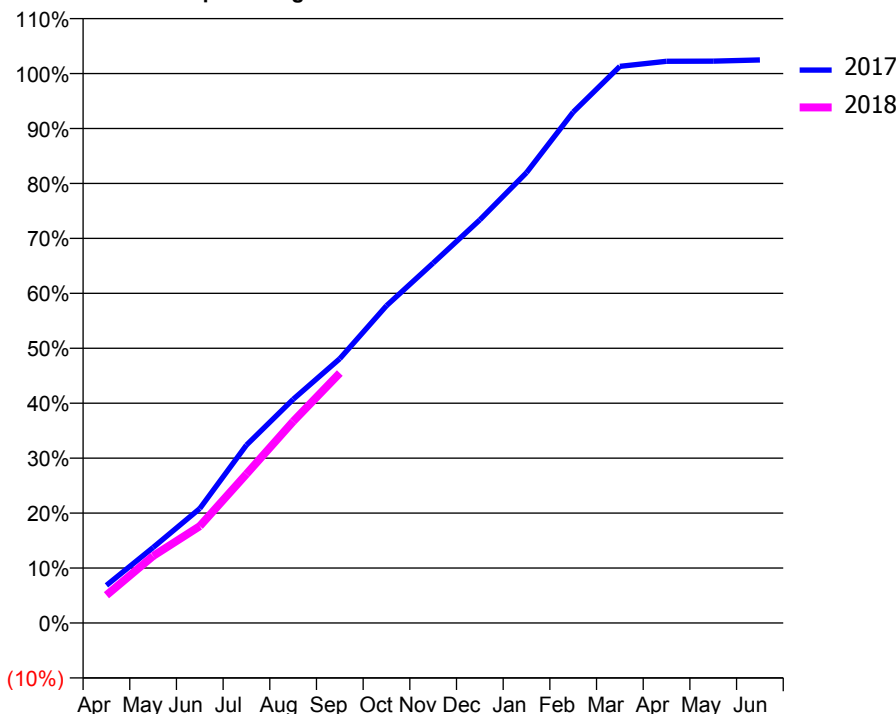
ACCESS*

Patients seen in 24 months	Total	Change since previous quarter
Quarter ending September 2016	1,686	
Quarter ending December 2016	1,739	↑
Quarter ending March 2017	1,805	↑
Quarter ending June 2017	1,781	↓
Quarter ending September 2017	1,831	↑
Variance since September 2016	8.6%	↑



ACTIVITY

Cumulative percentage of contracted UDA delivered 2017 & 2018



Month	Adjusted Scheduled Activity (UDA)	
	2017	2018
April	376	277
May	753	668
June	1,141	966
July	1,774	1,485
August	2,230	2,010
September	2,636	2,492
October	3,164	
November	3,589	
December	4,019	
January	4,490	
February	5,094	
March	5,550	
April	5,600	
May	5,601	
June	5,613	

QUALITY

	Quantity	Base Number	Contract	AT	Region	England
% of FP17s for the same patient ID Re-attending within 3 months - Children	10	302	3.3%	9.8%	11.2%	11.9%
% of FP17s for the same patient ID Re-attending within 3 months - Adults	56	560	10.0%	15.2%	16.6%	15.9%
% of FP17s for the same patient ID Re-attending between 3 & 9 months - Children	144	302	47.7%	47.7%	47.0%	58.1%
% of FP17s for the same patient ID Re-attending between 3 & 9 months - Adults	124	560	22.1%	38.2%	38.2%	50.6%
% of FP17s for Band 1 Urgent Courses	76	826	9.2%	10.0%	10.6%	9.1%
% of FP17s Relating to Free Repair or Replacements	0	826	0.0%	0.6%	0.6%	0.8%
% of FP17s Relating to Continuations	4	826	0.5%	0.9%	0.8%	1.1%
% of Patients satisfied with the dentistry they have received	1	1	N/A	89.8%	89.2%	91.4%
% of Patients satisfied with the time they had to wait for an appointment	1	1	N/A	86.1%	83.4%	87.7%

* This is based on patients treated on this contract for their most recent course of treatment. Figures in italics indicate the base number of FP17s or Patient Questionnaire responses are less than 100. N/A is shown where the base number of responses is less than 10 during the period. % is calculated as Quantity/Base number*100

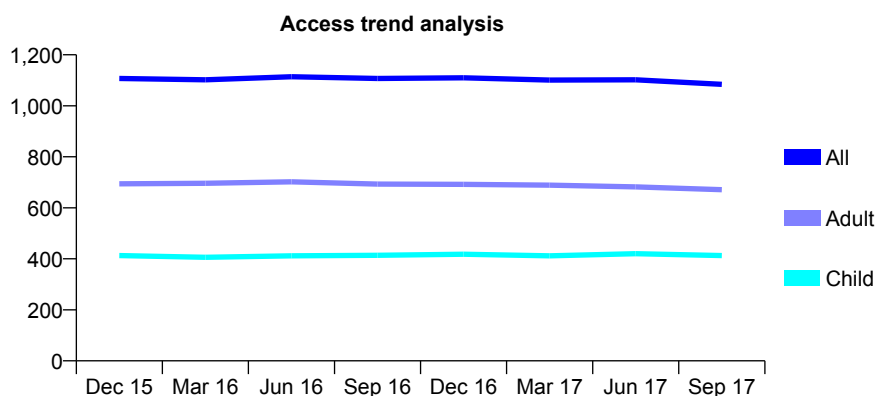
Q63 - Vital Signs At a Glance Contract Report for 847550/0001 - September 2017

Name or company name	MRS R SHERIFF
Contract type name	GDS Contract
Purpose of contract	General
Contract start date	01/06/2006
Contract end date	

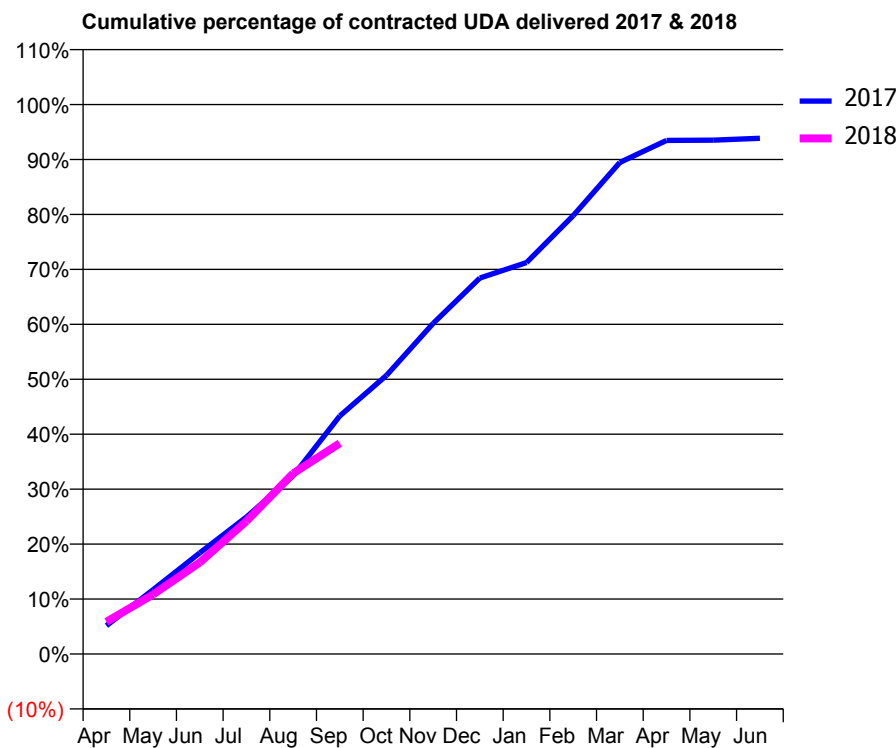
17/18 Contracted general activity (UDA)	4,787
Carry forward general activity (UDA)	-86
17/18 Contracted orthodontic activity (UOA)	0
Carry forward orthodontic activity (UOA)	0
Baseline contract value	£144,702.63

ACCESS*

Patients seen in 24 months	Total	Change since previous quarter
Quarter ending September 2016	1,107	
Quarter ending December 2016	1,110	→
Quarter ending March 2017	1,101	→
Quarter ending June 2017	1,102	→
Quarter ending September 2017	1,084	↓
Variance since September 2016	(2.1%)	↓



ACTIVITY



Adjusted Scheduled Activity (UDA)		
Month	2017	2018
April	246	280
May	560	519
June	881	797
July	1,193	1,157
August	1,553	1,574
September	2,074	1,836
October	2,428	
November	2,881	
December	3,275	
January	3,410	
February	3,819	
March	4,282	
April	4,474	
May	4,476	
June	4,493	

QUALITY

	Quantity	Base Number	Contract	AT	Region	England
% of FP17s for the same patient ID Re-attending within 3 months - Children	81	287	28.2%	9.8%	11.2%	11.9%
% of FP17s for the same patient ID Re-attending within 3 months - Adults	152	440	34.5%	15.2%	16.6%	15.9%
% of FP17s for the same patient ID Re-attending between 3 & 9 months - Children	87	287	30.3%	47.7%	47.0%	58.1%
% of FP17s for the same patient ID Re-attending between 3 & 9 months - Adults	118	440	26.8%	38.2%	38.2%	50.6%
% of FP17s for Band 1 Urgent Courses	43	638	6.7%	10.0%	10.6%	9.1%
% of FP17s Relating to Free Repair or Replacements	1	638	0.2%	0.6%	0.6%	0.8%
% of FP17s Relating to Continuations	88	638	13.8%	0.9%	0.8%	1.1%
% of Patients satisfied with the dentistry they have received	2	2	N/A	89.8%	89.2%	91.4%
% of Patients satisfied with the time they had to wait for an appointment	2	2	N/A	86.1%	83.4%	87.7%

* This is based on patients treated on this contract for their most recent course of treatment. Figures in italics indicate the base number of FP17s or Patient Questionnaire responses are less than 100. N/A is shown where the base number of responses is less than 10 during the period. % is calculated as Quantity/Base number*100

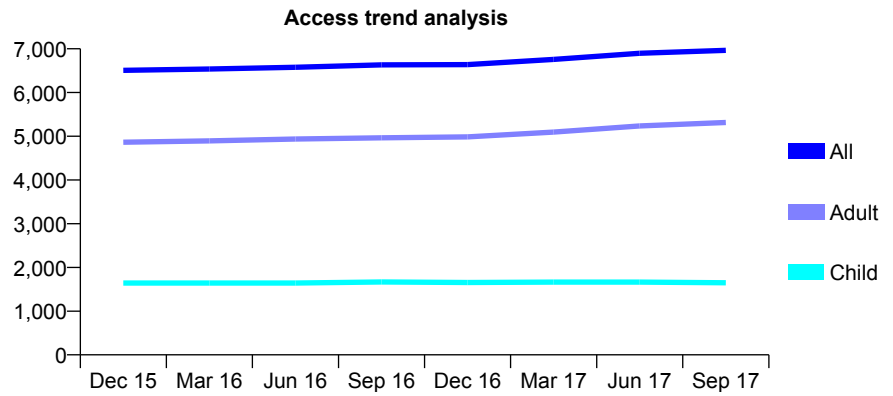
Q63 - Vital Signs At a Glance Contract Report for 848018/0001 - September 2017

Name or company name	MS F POURGHOBAD
Contract type name	GDS Contract
Purpose of contract	General
Contract start date	01/04/2006
Contract end date	

17/18 Contracted general activity (UDA)	16,817
Carry forward general activity (UDA)	0
17/18 Contracted orthodontic activity (UOA)	0
Carry forward orthodontic activity (UOA)	0
Baseline contract value	£495,436.57

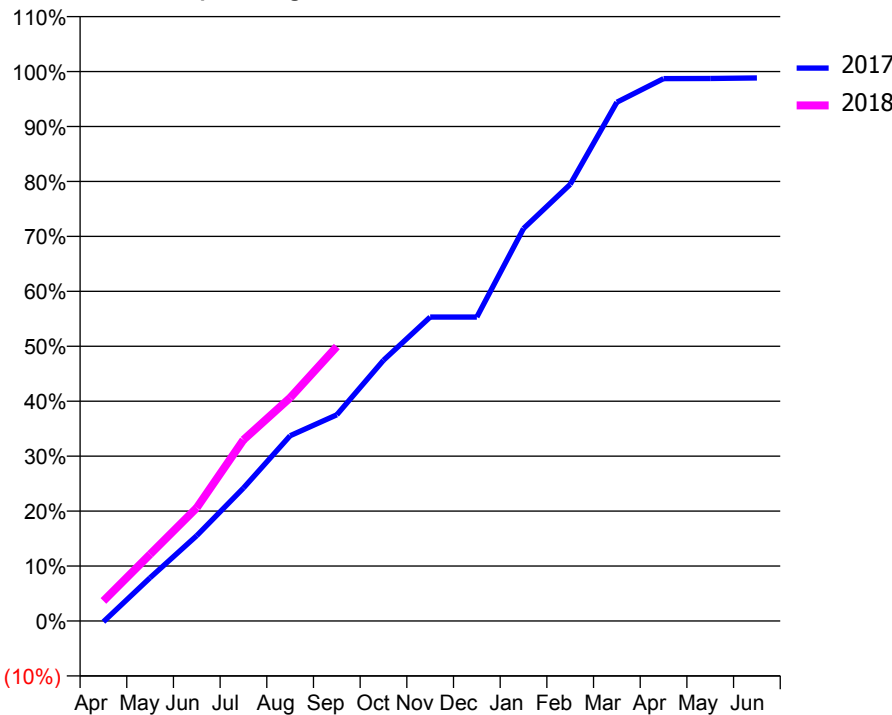
ACCESS*

Patients seen in 24 months	Total	Change since previous quarter
Quarter ending September 2016	6,631	
Quarter ending December 2016	6,640	→
Quarter ending March 2017	6,758	→
Quarter ending June 2017	6,898	↑
Quarter ending September 2017	6,964	→
Variance since September 2016	5.0%	↑



ACTIVITY

Cumulative percentage of contracted UDA delivered 2017 & 2018



Month	Adjusted Scheduled Activity (UDA)	
	2017	2018
April	-25	614
May	1,325	2,042
June	2,616	3,467
July	4,073	5,543
August	5,669	6,833
September	6,313	8,400
October	7,978	
November	9,303	
December	9,303	
January	12,014	
February	13,364	
March	15,878	
April	16,601	
May	16,603	
June	16,620	

QUALITY

	Quantity	Base Number	Contract	AT	Region	England
% of FP17s for the same patient ID Re-attending within 3 months - Children	60	1,150	5.2%	9.8%	11.2%	11.9%
% of FP17s for the same patient ID Re-attending within 3 months - Adults	394	3,510	11.2%	15.2%	16.6%	15.9%
% of FP17s for the same patient ID Re-attending between 3 & 9 months - Children	292	1,150	25.4%	47.7%	47.0%	58.1%
% of FP17s for the same patient ID Re-attending between 3 & 9 months - Adults	1,269	3,510	36.2%	38.2%	38.2%	50.6%
% of FP17s for Band 1 Urgent Courses	263	4,326	6.1%	10.0%	10.6%	9.1%
% of FP17s Relating to Free Repair or Replacements	19	4,326	0.4%	0.6%	0.6%	0.8%
% of FP17s Relating to Continuations	26	4,326	0.6%	0.9%	0.8%	1.1%
% of Patients satisfied with the dentistry they have received	3	3	N/A	89.8%	89.2%	91.4%
% of Patients satisfied with the time they had to wait for an appointment	3	3	N/A	86.1%	83.4%	87.7%

* This is based on patients treated on this contract for their most recent course of treatment. Figures in italics indicate the base number of FP17s or Patient Questionnaire responses are less than 100. N/A is shown where the base number of responses is less than 10 during the period. % is calculated as Quantity/Base number*100

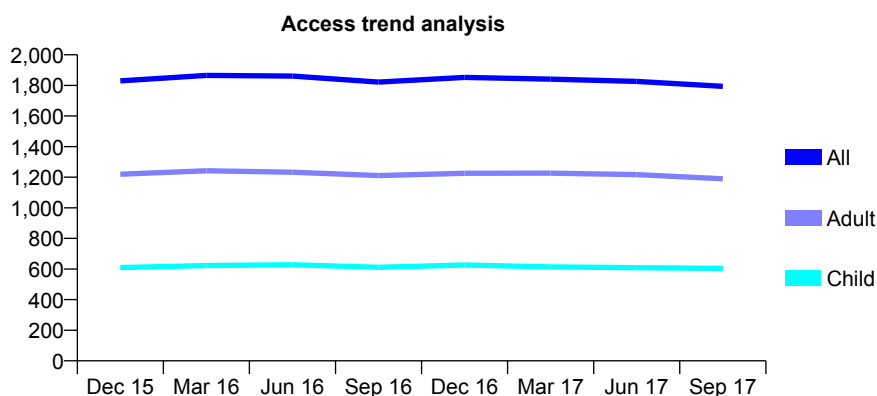
Q63 - Vital Signs At a Glance Contract Report for 849138/0002 - September 2017

Name or company name	Mr F K Banjo and Mrs D O Banjo
Contract type name	GDS Contract
Purpose of contract	General
Contract start date	01/04/2006
Contract end date	

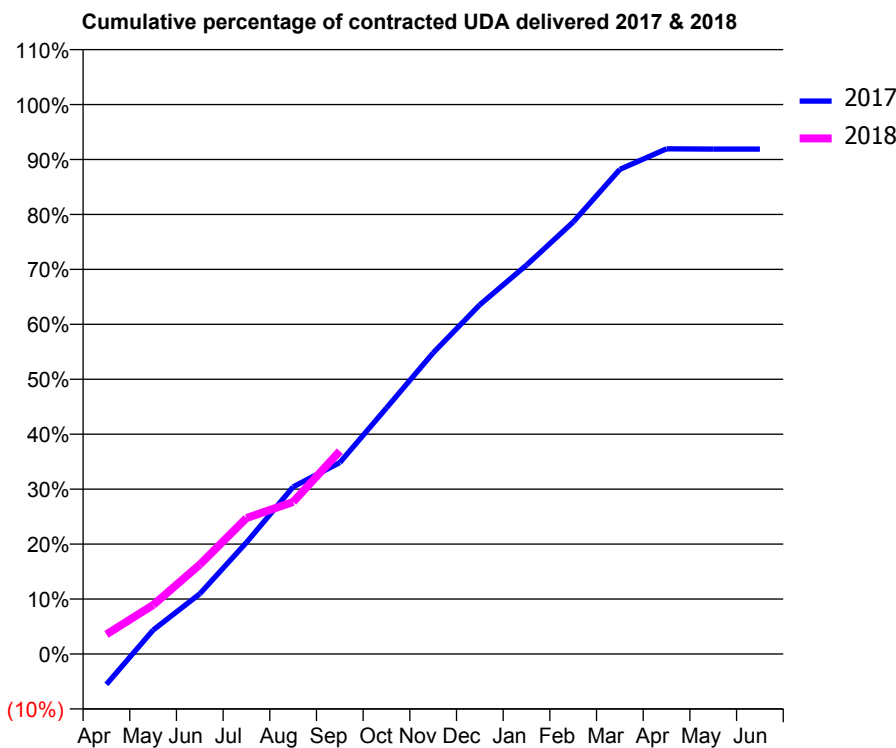
17/18 Contracted general activity (UDA)	6,000
Carry forward general activity (UDA)	0
17/18 Contracted orthodontic activity (UOA)	0
Carry forward orthodontic activity (UOA)	0
Baseline contract value	£206,850.25

ACCESS*

Patients seen in 24 months	Total	Change since previous quarter
Quarter ending September 2016	1,822	
Quarter ending December 2016	1,852	→
Quarter ending March 2017	1,841	→
Quarter ending June 2017	1,826	→
Quarter ending September 2017	1,794	↓
Variance since September 2016	(1.5%)	↓



ACTIVITY



Month	Adjusted Scheduled Activity (UDA)	
	2017	2018
April	-333	215
May	262	535
June	658	976
July	1,218	1,484
August	1,825	1,660
September	2,091	2,215
October	2,688	
November	3,288	
December	3,814	
January	4,247	
February	4,717	
March	5,292	
April	5,517	
May	5,514	
June	5,514	

QUALITY

	Quantity	Base Number	Contract	AT	Region	England
% of FP17s for the same patient ID Re-attending within 3 months - Children	14	310	4.5%	9.8%	11.2%	11.9%
% of FP17s for the same patient ID Re-attending within 3 months - Adults	87	593	14.7%	15.2%	16.6%	15.9%
% of FP17s for the same patient ID Re-attending between 3 & 9 months - Children	123	310	39.7%	47.7%	47.0%	58.1%
% of FP17s for the same patient ID Re-attending between 3 & 9 months - Adults	207	593	34.9%	38.2%	38.2%	50.6%
% of FP17s for Band 1 Urgent Courses	14	836	1.7%	10.0%	10.6%	9.1%
% of FP17s Relating to Free Repair or Replacements	4	836	0.5%	0.6%	0.6%	0.8%
% of FP17s Relating to Continuations	0	836	0.0%	0.9%	0.8%	1.1%
% of Patients satisfied with the dentistry they have received	2	2	N/A	89.8%	89.2%	91.4%
% of Patients satisfied with the time they had to wait for an appointment	2	2	N/A	86.1%	83.4%	87.7%

* This is based on patients treated on this contract for their most recent course of treatment. Figures in italics indicate the base number of FP17s or Patient Questionnaire responses are less than 100. N/A is shown where the base number of responses is less than 10 during the period. % is calculated as Quantity/Base number*100

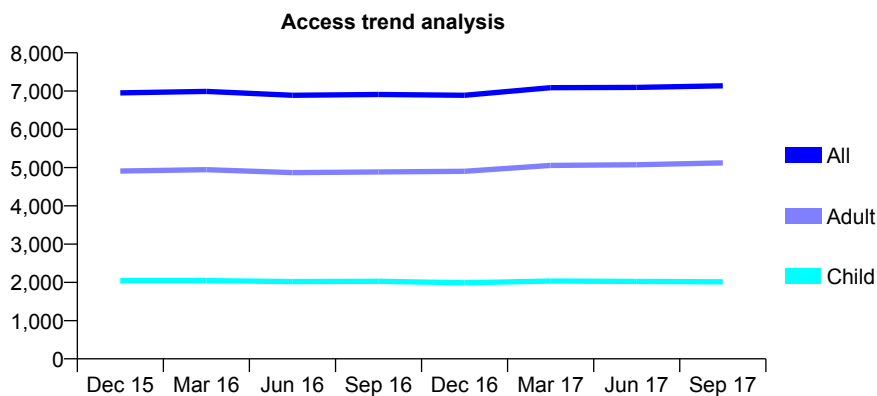
Q63 - Vital Signs At a Glance Contract Report for 853372/0001 - September 2017

Name or company name	Hook Lane Practice Limited
Contract type name	GDS Contract
Purpose of contract	General
Contract start date	19/04/2008
Contract end date	

17/18 Contracted general activity (UDA)	20,021
Carry forward general activity (UDA)	-97
17/18 Contracted orthodontic activity (UOA)	0
Carry forward orthodontic activity (UOA)	0
Baseline contract value	£571,526.72

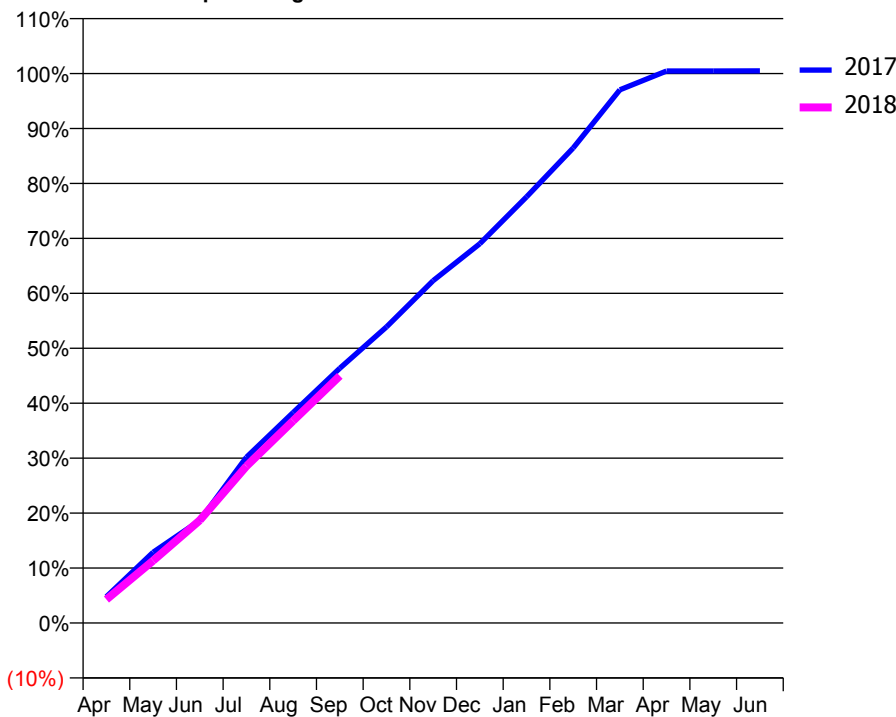
ACCESS*

Patients seen in 24 months	Total	Change since previous quarter
Quarter ending September 2016	6,910	
Quarter ending December 2016	6,890	→
Quarter ending March 2017	7,088	↑
Quarter ending June 2017	7,095	→
Quarter ending September 2017	7,138	→
Variance since September 2016	3.3%	↑



ACTIVITY

Cumulative percentage of contracted UDA delivered 2017 & 2018



Month	Adjusted Scheduled Activity (UDA)	
	2017	2018
April	961	859
May	2,579	2,269
June	3,736	3,743
July	6,044	5,718
August	7,671	7,369
September	9,282	9,007
October	10,788	
November	12,476	
December	13,819	
January	15,524	
February	17,309	
March	19,428	
April	20,114	
May	20,114	
June	20,118	

QUALITY

	Quantity	Base Number	Contract	AT	Region	England
% of FP17s for the same patient ID Re-attending within 3 months - Children	77	1,187	6.5%	9.8%	11.2%	11.9%
% of FP17s for the same patient ID Re-attending within 3 months - Adults	412	2,676	15.4%	15.2%	16.6%	15.9%
% of FP17s for the same patient ID Re-attending between 3 & 9 months - Children	517	1,187	43.6%	47.7%	47.0%	58.1%
% of FP17s for the same patient ID Re-attending between 3 & 9 months - Adults	938	2,676	35.1%	38.2%	38.2%	50.6%
% of FP17s for Band 1 Urgent Courses	256	3,503	7.3%	10.0%	10.6%	9.1%
% of FP17s Relating to Free Repair or Replacements	27	3,503	0.8%	0.6%	0.6%	0.8%
% of FP17s Relating to Continuations	121	3,503	3.5%	0.9%	0.8%	1.1%
% of Patients satisfied with the dentistry they have received	11	11	100.0%	89.8%	89.2%	91.4%
% of Patients satisfied with the time they had to wait for an appointment	11	11	100.0%	86.1%	83.4%	87.7%

* This is based on patients treated on this contract for their most recent course of treatment. Figures in italics indicate the base number of FP17s or Patient Questionnaire responses are less than 100. N/A is shown where the base number of responses is less than 10 during the period. % is calculated as Quantity/Base number*100

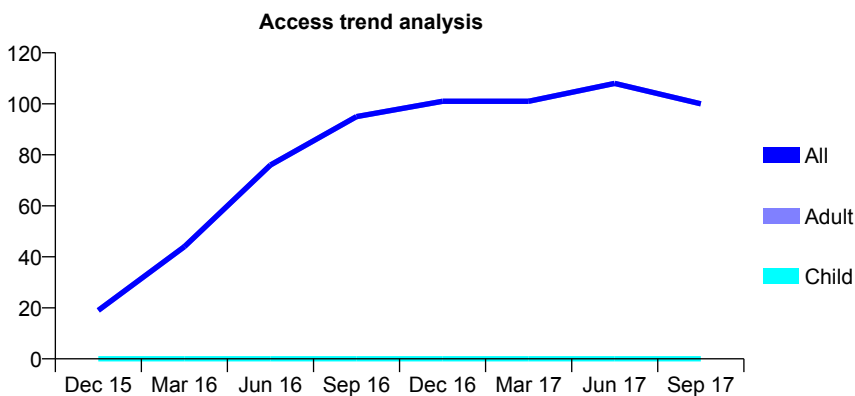
Q63 - Vital Signs At a Glance Contract Report for 853372/0003 - September 2017

Name or company name	Hook Lane Practice Limited
Contract type name	PDS Contract
Purpose of contract	General
Contract start date	01/06/2013
Contract end date	30/11/2017

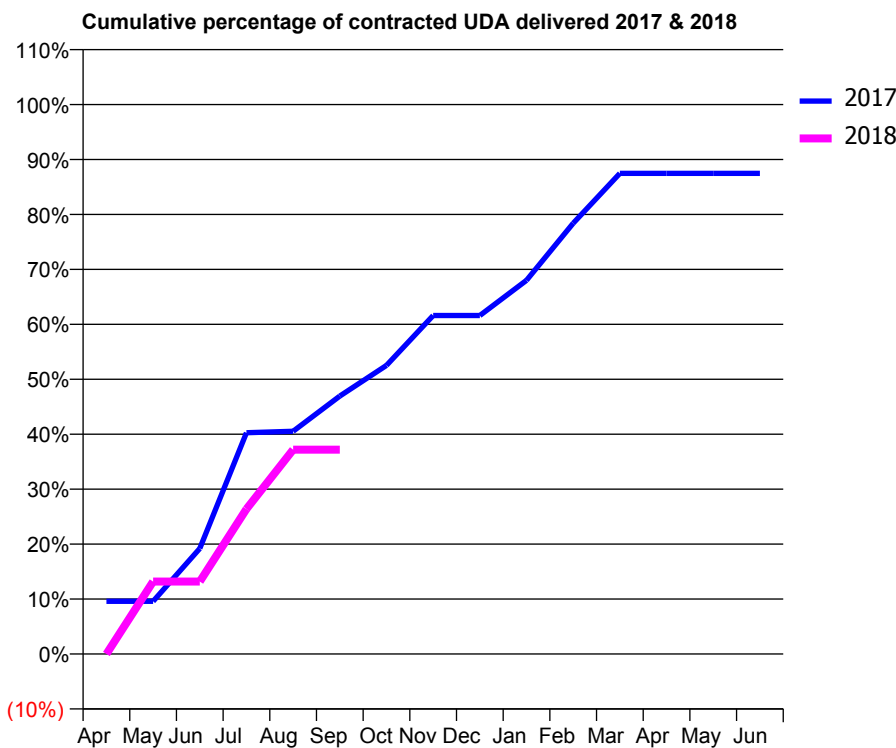
17/18 Contracted general activity (UDA)	250
Carry forward general activity (UDA)	0
17/18 Contracted orthodontic activity (UOA)	0
Carry forward orthodontic activity (UOA)	0
Baseline contract value	£13,589.67

ACCESS*

Patients seen in 24 months	Total	Change since previous quarter
Quarter ending September 2016	95	
Quarter ending December 2016	101	↑
Quarter ending March 2017	101	→
Quarter ending June 2017	108	↑
Quarter ending September 2017	100	↓
Variance since September 2016	5.3%	↑



ACTIVITY



Month	Adjusted Scheduled Activity (UDA)	
	2017	2018
April	36	0
May	36	33
June	72	33
July	151	66
August	152	93
September	176	93
October	197	
November	231	
December	231	
January	255	
February	294	
March	328	
April	328	
May	328	
June	328	

QUALITY

	Quantity	Base Number	Contract	AT	Region	England
% of FP17s for the same patient ID Re-attending within 3 months - Children	0	0	N/A	9.8%	11.2%	11.9%
% of FP17s for the same patient ID Re-attending within 3 months - Adults	0	31	0.0%	15.2%	16.6%	15.9%
% of FP17s for the same patient ID Re-attending between 3 & 9 months - Children	0	0	N/A	47.7%	47.0%	58.1%
% of FP17s for the same patient ID Re-attending between 3 & 9 months - Adults	0	31	0.0%	38.2%	38.2%	50.6%
% of FP17s for Band 1 Urgent Courses	0	31	0.0%	10.0%	10.6%	9.1%
% of FP17s Relating to Free Repair or Replacements	0	31	0.0%	0.6%	0.6%	0.8%
% of FP17s Relating to Continuations	0	31	0.0%	0.9%	0.8%	1.1%
% of Patients satisfied with the dentistry they have received	0	0	N/A	89.8%	89.2%	91.4%
% of Patients satisfied with the time they had to wait for an appointment	0	0	N/A	86.1%	83.4%	87.7%

* This is based on patients treated on this contract for their most recent course of treatment. Figures in italics indicate the base number of FP17s or Patient Questionnaire responses are less than 100. N/A is shown where the base number of responses is less than 10 during the period. % is calculated as Quantity/Base number*100

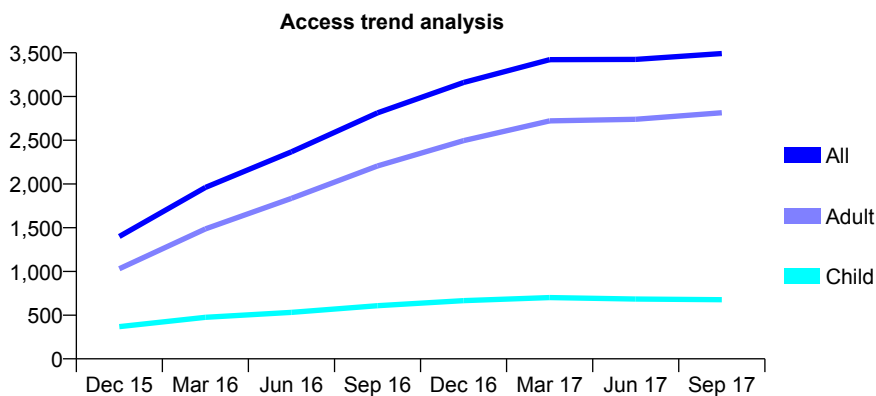
Q63 - Vital Signs At a Glance Contract Report for 854956/0003 - September 2017

Name or company name	MISS N AL-JUMAILY
Contract type name	GDS Contract
Purpose of contract	General
Contract start date	01/04/2015
Contract end date	

17/18 Contracted general activity (UDA)	6,973
Carry forward general activity (UDA)	-28
17/18 Contracted orthodontic activity (UOA)	0
Carry forward orthodontic activity (UOA)	0
Baseline contract value	£279,914.95

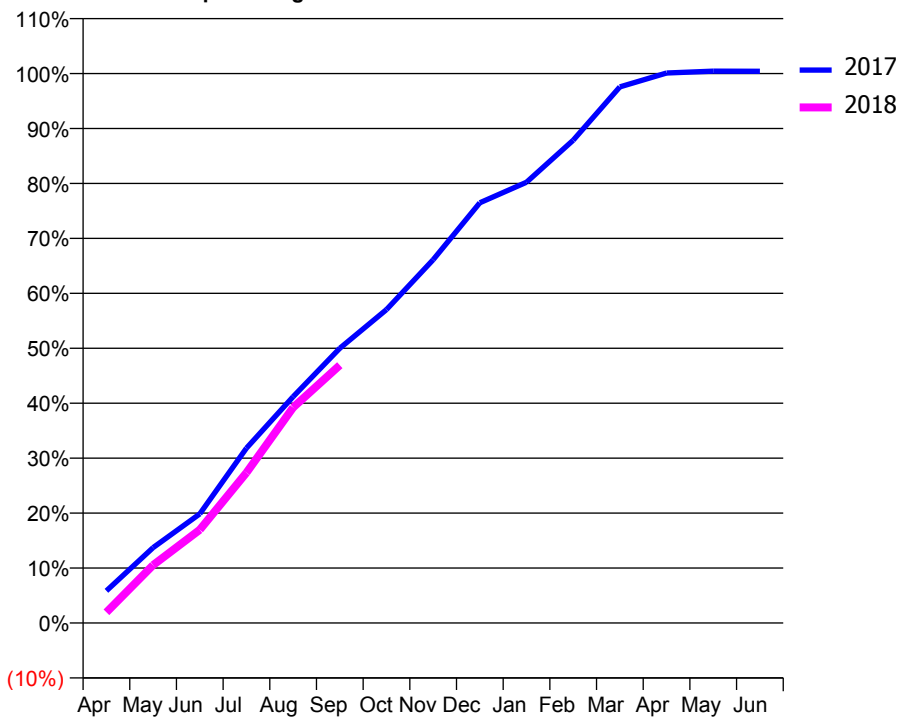
ACCESS*

Patients seen in 24 months	Total	Change since previous quarter
Quarter ending September 2016	2,813	
Quarter ending December 2016	3,160	↑
Quarter ending March 2017	3,422	↑
Quarter ending June 2017	3,424	→
Quarter ending September 2017	3,491	→
Variance since September 2016	24.1%	↑



ACTIVITY

Cumulative percentage of contracted UDA delivered 2017 & 2018



Month	Adjusted Scheduled Activity (UDA)	
	2017	2018
April	409	136
May	957	736
June	1,386	1,184
July	2,218	1,908
August	2,873	2,735
September	3,486	3,271
October	3,978	
November	4,610	
December	5,333	
January	5,593	
February	6,127	
March	6,803	
April	6,979	
May	7,002	
June	7,001	

QUALITY

	Quantity	Base Number	Contract	AT	Region	England
% of FP17s for the same patient ID Re-attending within 3 months - Children	18	304	5.9%	9.8%	11.2%	11.9%
% of FP17s for the same patient ID Re-attending within 3 months - Adults	77	1,093	7.0%	15.2%	16.6%	15.9%
% of FP17s for the same patient ID Re-attending between 3 & 9 months - Children	78	304	25.7%	47.7%	47.0%	58.1%
% of FP17s for the same patient ID Re-attending between 3 & 9 months - Adults	215	1,093	19.7%	38.2%	38.2%	50.6%
% of FP17s for Band 1 Urgent Courses	111	1,298	8.6%	10.0%	10.6%	9.1%
% of FP17s Relating to Free Repair or Replacements	0	1,298	0.0%	0.6%	0.6%	0.8%
% of FP17s Relating to Continuations	0	1,298	0.0%	0.9%	0.8%	1.1%
% of Patients satisfied with the dentistry they have received	2	3	N/A	89.8%	89.2%	91.4%
% of Patients satisfied with the time they had to wait for an appointment	2	3	N/A	86.1%	83.4%	87.7%

* This is based on patients treated on this contract for their most recent course of treatment. Figures in italics indicate the base number of FP17s or Patient Questionnaire responses are less than 100. N/A is shown where the base number of responses is less than 10 during the period. % is calculated as Quantity/Base number*100

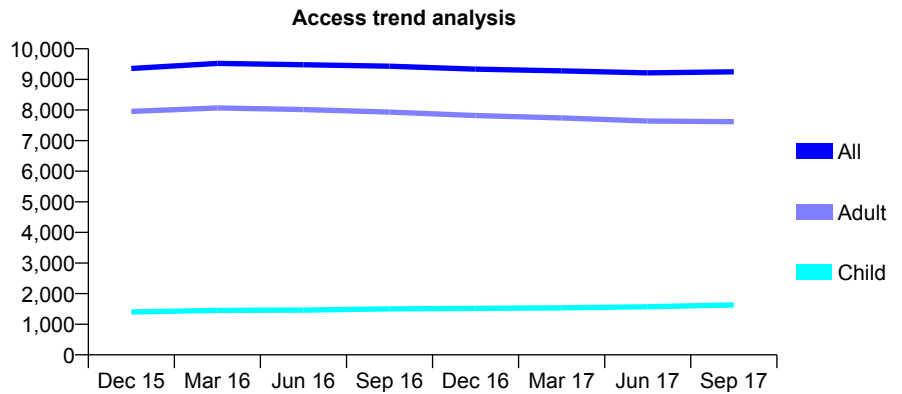
Q63 - Vital Signs At a Glance Contract Report for 855855/0001 - September 2017

Name or company name	MR F MIRZAI
Contract type name	GDS Contract
Purpose of contract	General
Contract start date	01/03/2008
Contract end date	

17/18 Contracted general activity (UDA)	31,000
Carry forward general activity (UDA)	850
17/18 Contracted orthodontic activity (UOA)	0
Carry forward orthodontic activity (UOA)	0
Baseline contract value	£935,282.32

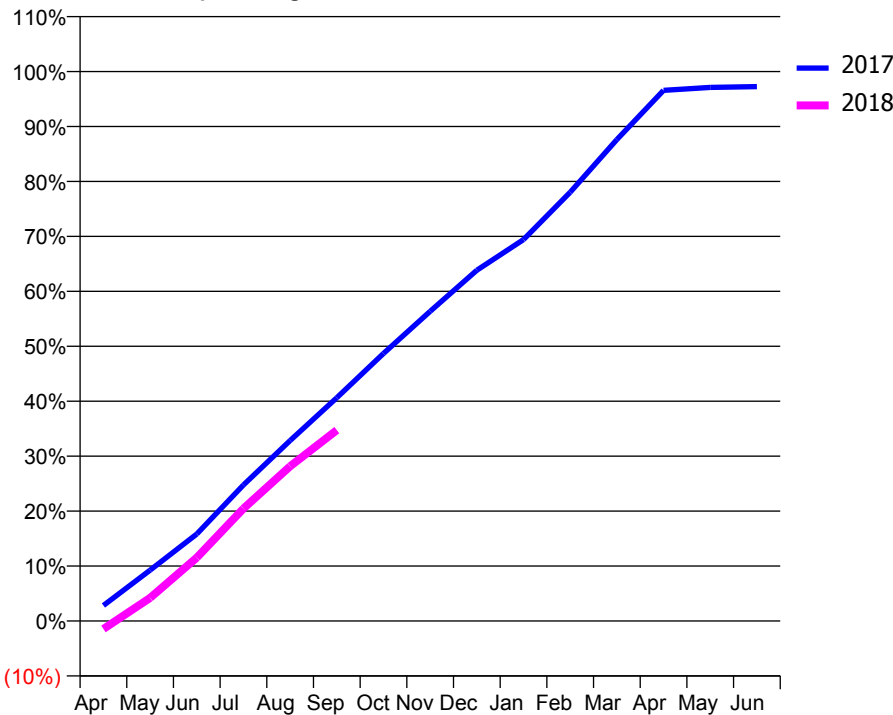
ACCESS*

Patients seen in 24 months	Total	Change since previous quarter
Quarter ending September 2016	9,431	
Quarter ending December 2016	9,336	↓
Quarter ending March 2017	9,278	→
Quarter ending June 2017	9,213	→
Quarter ending September 2017	9,247	→
Variance since September 2016	(2.0%)	↓



ACTIVITY

Cumulative percentage of contracted UDA delivered 2017 & 2018



Month	Adjusted Scheduled Activity (UDA)	
	2017	2018
April	873	-453
May	2,868	1,304
June	4,907	3,580
July	7,680	6,347
August	10,182	8,727
September	12,600	10,768
October	15,097	
November	17,473	
December	19,792	
January	21,515	
February	24,191	
March	27,162	
April	29,939	
May	30,103	
June	30,150	

QUALITY

	Quantity	Base Number	Contract	AT	Region	England
% of FP17s for the same patient ID Re-attending within 3 months - Children	23	851	2.7%	9.8%	11.2%	11.9%
% of FP17s for the same patient ID Re-attending within 3 months - Adults	263	3,180	8.3%	15.2%	16.6%	15.9%
% of FP17s for the same patient ID Re-attending between 3 & 9 months - Children	274	851	32.2%	47.7%	47.0%	58.1%
% of FP17s for the same patient ID Re-attending between 3 & 9 months - Adults	836	3,180	26.3%	38.2%	38.2%	50.6%
% of FP17s for Band 1 Urgent Courses	171	3,431	5.0%	10.0%	10.6%	9.1%
% of FP17s Relating to Free Repair or Replacements	24	3,431	0.7%	0.6%	0.6%	0.8%
% of FP17s Relating to Continuations	35	3,431	1.0%	0.9%	0.8%	1.1%
% of Patients satisfied with the dentistry they have received	8	9	N/A	89.8%	89.2%	91.4%
% of Patients satisfied with the time they had to wait for an appointment	5	9	N/A	86.1%	83.4%	87.7%

* This is based on patients treated on this contract for their most recent course of treatment. Figures in italics indicate the base number of FP17s or Patient Questionnaire responses are less than 100. N/A is shown where the base number of responses is less than 10 during the period. % is calculated as Quantity/Base number*100

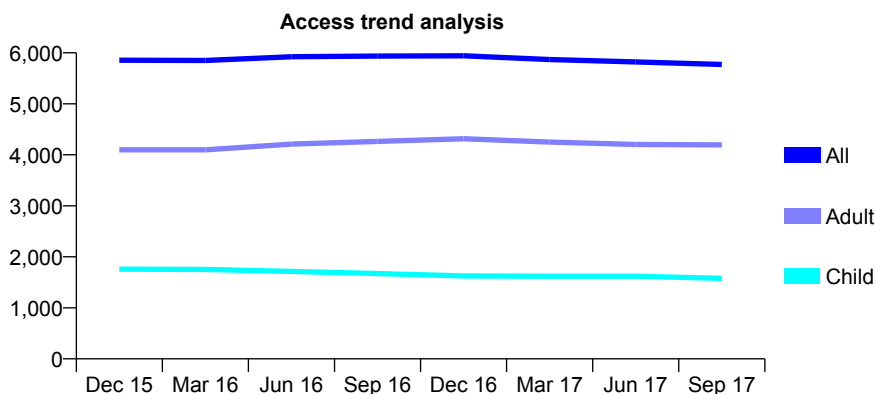
Q63 - Vital Signs At a Glance Contract Report for 858749/0001 - September 2017

Name or company name	MISS MR HARVEY
Contract type name	GDS Contract
Purpose of contract	General
Contract start date	11/09/2006
Contract end date	

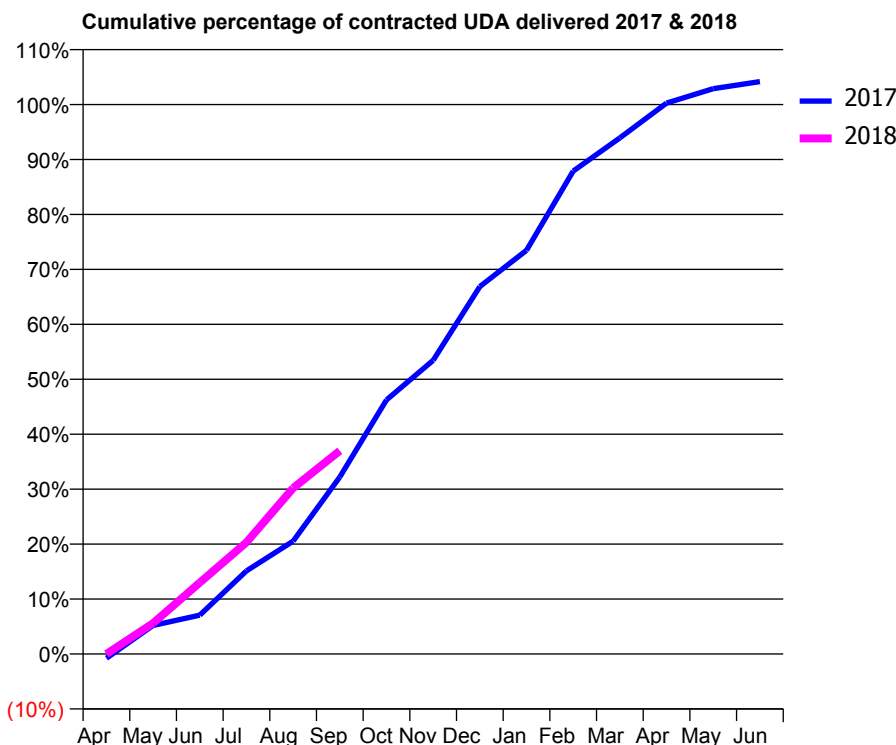
17/18 Contracted general activity (UDA)	12,750
Carry forward general activity (UDA)	0
17/18 Contracted orthodontic activity (UOA)	0
Carry forward orthodontic activity (UOA)	0
Baseline contract value	£322,691.76

ACCESS*

Patients seen in 24 months	Total	Change since previous quarter
Quarter ending September 2016	5,935	
Quarter ending December 2016	5,940	→
Quarter ending March 2017	5,868	↓
Quarter ending June 2017	5,822	→
Quarter ending September 2017	5,772	→
Variance since September 2016	(2.7%)	↓



ACTIVITY



Month	Adjusted Scheduled Activity (UDA)	
	2017	2018
April	-102	0
May	663	717
June	901	1,658
July	1,930	2,591
August	2,619	3,850
September	4,108	4,717
October	5,895	
November	6,816	
December	8,527	
January	9,367	
February	11,206	
March	11,974	
April	12,783	
May	13,118	
June	13,281	

QUALITY

	Quantity	Base Number	Contract	AT	Region	England
% of FP17s for the same patient ID Re-attending within 3 months - Children	64	777	8.2%	9.8%	11.2%	11.9%
% of FP17s for the same patient ID Re-attending within 3 months - Adults	212	1,773	12.0%	15.2%	16.6%	15.9%
% of FP17s for the same patient ID Re-attending between 3 & 9 months - Children	228	777	29.3%	47.7%	47.0%	58.1%
% of FP17s for the same patient ID Re-attending between 3 & 9 months - Adults	526	1,773	29.7%	38.2%	38.2%	50.6%
% of FP17s for Band 1 Urgent Courses	172	2,051	8.4%	10.0%	10.6%	9.1%
% of FP17s Relating to Free Repair or Replacements	39	2,051	1.9%	0.6%	0.6%	0.8%
% of FP17s Relating to Continuations	11	2,051	0.5%	0.9%	0.8%	1.1%
% of Patients satisfied with the dentistry they have received	6	6	N/A	89.8%	89.2%	91.4%
% of Patients satisfied with the time they had to wait for an appointment	4	6	N/A	86.1%	83.4%	87.7%

* This is based on patients treated on this contract for their most recent course of treatment. Figures in italics indicate the base number of FP17s or Patient Questionnaire responses are less than 100. N/A is shown where the base number of responses is less than 10 during the period. % is calculated as Quantity/Base number*100

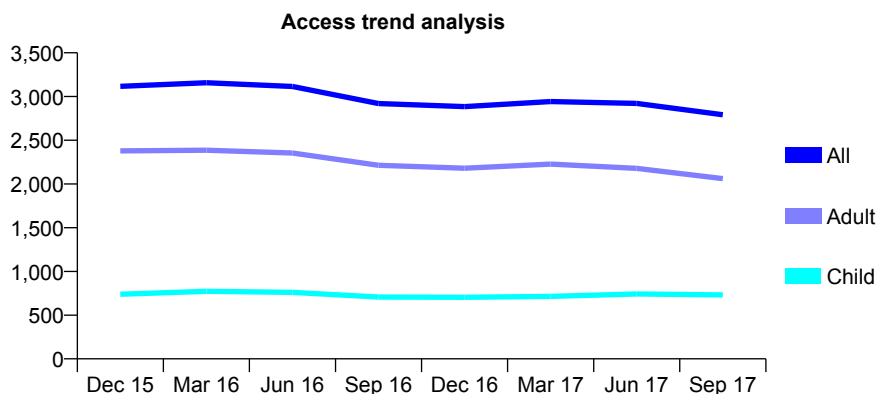
Q63 - Vital Signs At a Glance Contract Report for 859575/0001 - September 2017

Name or company name	Eltham Family Dental Practice
Contract type name	GDS Contract
Purpose of contract	General
Contract start date	17/07/2008
Contract end date	

17/18 Contracted general activity (UDA)	8,000
Carry forward general activity (UDA)	-160
17/18 Contracted orthodontic activity (UOA)	0
Carry forward orthodontic activity (UOA)	0
Baseline contract value	£214,830.34

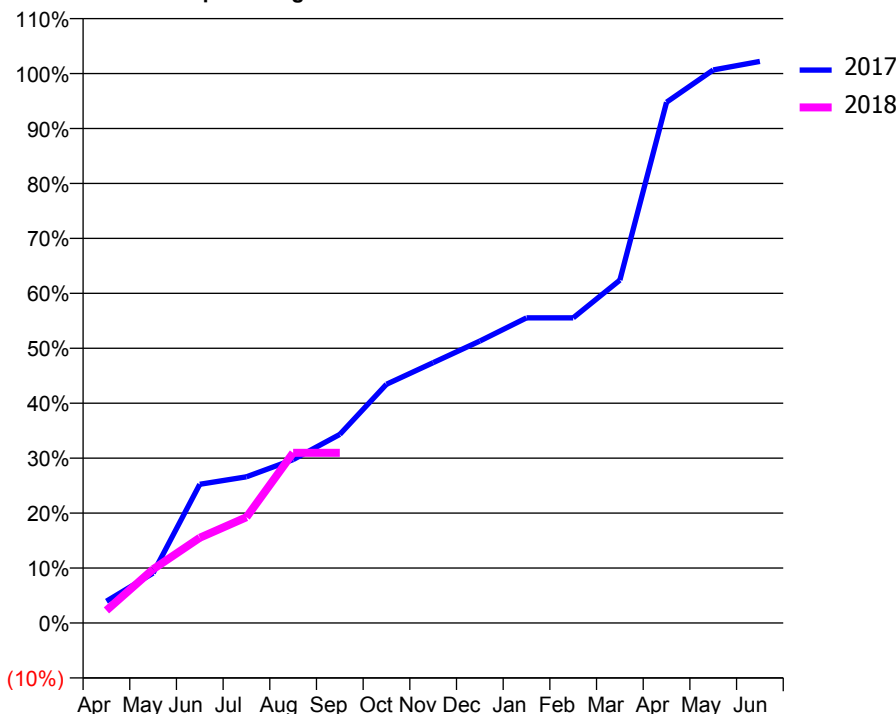
ACCESS*

Patients seen in 24 months	Total	Change since previous quarter
Quarter ending September 2016	2,920	
Quarter ending December 2016	2,884	↓
Quarter ending March 2017	2,942	↑
Quarter ending June 2017	2,921	→
Quarter ending September 2017	2,792	↓
Variance since September 2016	(4.4%)	↓



ACTIVITY

Cumulative percentage of contracted UDA delivered 2017 & 2018



Month	Adjusted Scheduled Activity (UDA)	
	2017	2018
April	317	184
May	726	784
June	2,021	1,242
July	2,128	1,541
August	2,380	2,478
September	2,746	2,478
October	3,477	
November	3,791	
December	4,105	
January	4,443	
February	4,443	
March	4,993	
April	7,581	
May	8,052	
June	8,175	

QUALITY

	Quantity	Base Number	Contract	AT	Region	England
% of FP17s for the same patient ID Re-attending within 3 months - Children	41	530	7.7%	9.8%	11.2%	11.9%
% of FP17s for the same patient ID Re-attending within 3 months - Adults	231	1,400	16.5%	15.2%	16.6%	15.9%
% of FP17s for the same patient ID Re-attending between 3 & 9 months - Children	188	530	35.5%	47.7%	47.0%	58.1%
% of FP17s for the same patient ID Re-attending between 3 & 9 months - Adults	470	1,400	33.6%	38.2%	38.2%	50.6%
% of FP17s for Band 1 Urgent Courses	111	833	13.3%	10.0%	10.6%	9.1%
% of FP17s Relating to Free Repair or Replacements	0	833	0.0%	0.6%	0.6%	0.8%
% of FP17s Relating to Continuations	16	833	1.9%	0.9%	0.8%	1.1%
% of Patients satisfied with the dentistry they have received	3	3	N/A	89.8%	89.2%	91.4%
% of Patients satisfied with the time they had to wait for an appointment	3	3	N/A	86.1%	83.4%	87.7%

* This is based on patients treated on this contract for their most recent course of treatment. Figures in italics indicate the base number of FP17s or Patient Questionnaire responses are less than 100. N/A is shown where the base number of responses is less than 10 during the period. % is calculated as Quantity/Base number*100

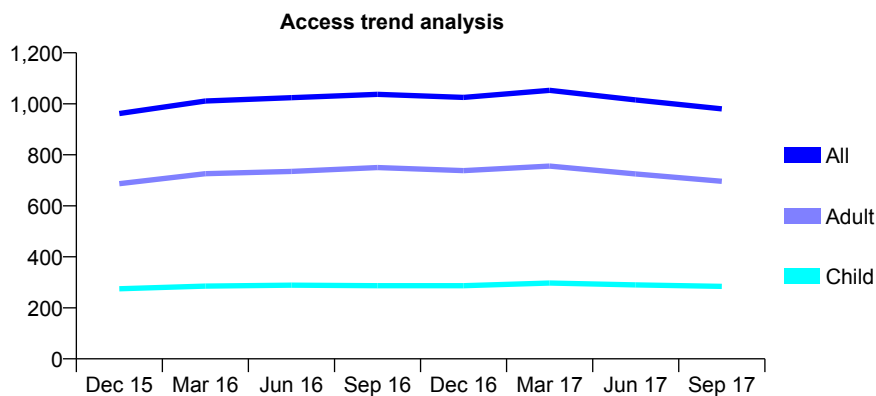
Q63 - Vital Signs At a Glance Contract Report for 863475/0001 - September 2017

Name or company name	MRS R SIVAKUMARAN
Contract type name	GDS Contract
Purpose of contract	General
Contract start date	01/04/2013
Contract end date	

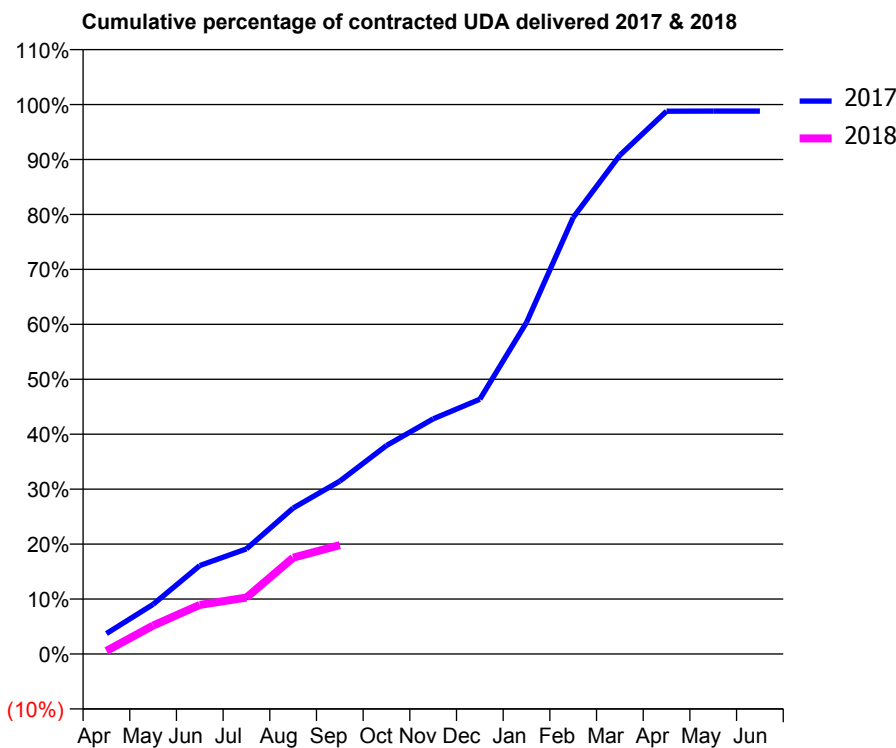
17/18 Contracted general activity (UDA)	4,200
Carry forward general activity (UDA)	50
17/18 Contracted orthodontic activity (UOA)	0
Carry forward orthodontic activity (UOA)	0
Baseline contract value	£114,899.54

ACCESS*

Patients seen in 24 months	Total	Change since previous quarter
Quarter ending September 2016	1,037	
Quarter ending December 2016	1,025	↓
Quarter ending March 2017	1,053	↑
Quarter ending June 2017	1,015	↓
Quarter ending September 2017	980	↓
Variance since September 2016	(5.5%)	↓



ACTIVITY



Month	Adjusted Scheduled Activity (UDA)	
	2017	2018
April	157	24
May	380	218
June	676	375
July	803	432
August	1,116	736
September	1,321	832
October	1,594	
November	1,798	
December	1,947	
January	2,534	
February	3,336	
March	3,812	
April	4,149	
May	4,150	
June	4,150	

QUALITY

	Quantity	Base Number	Contract	AT	Region	England
% of FP17s for the same patient ID Re-attending within 3 months - Children	1	136	0.7%	9.8%	11.2%	11.9%
% of FP17s for the same patient ID Re-attending within 3 months - Adults	23	234	9.8%	15.2%	16.6%	15.9%
% of FP17s for the same patient ID Re-attending between 3 & 9 months - Children	64	136	47.1%	47.7%	47.0%	58.1%
% of FP17s for the same patient ID Re-attending between 3 & 9 months - Adults	76	234	32.5%	38.2%	38.2%	50.6%
% of FP17s for Band 1 Urgent Courses	35	314	11.1%	10.0%	10.6%	9.1%
% of FP17s Relating to Free Repair or Replacements	0	314	0.0%	0.6%	0.6%	0.8%
% of FP17s Relating to Continuations	0	314	0.0%	0.9%	0.8%	1.1%
% of Patients satisfied with the dentistry they have received	1	1	N/A	89.8%	89.2%	91.4%
% of Patients satisfied with the time they had to wait for an appointment	1	1	N/A	86.1%	83.4%	87.7%

* This is based on patients treated on this contract for their most recent course of treatment. Figures in italics indicate the base number of FP17s or Patient Questionnaire responses are less than 100. N/A is shown where the base number of responses is less than 10 during the period. % is calculated as Quantity/Base number*100

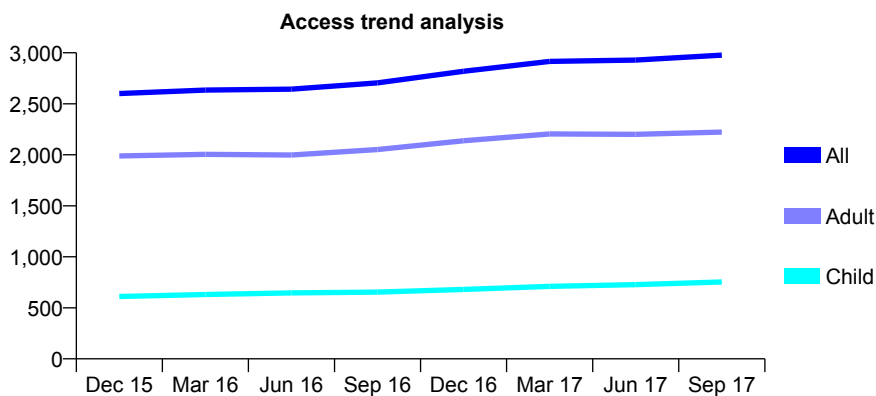
Q63 - Vital Signs At a Glance Contract Report for 875864/0001 - September 2017

Name or company name	MS MA KICZKA
Contract type name	GDS Contract
Purpose of contract	General
Contract start date	01/04/2013
Contract end date	

17/18 Contracted general activity (UDA)	9,300
Carry forward general activity (UDA)	0
17/18 Contracted orthodontic activity (UOA)	0
Carry forward orthodontic activity (UOA)	0
Baseline contract value	£224,382.58

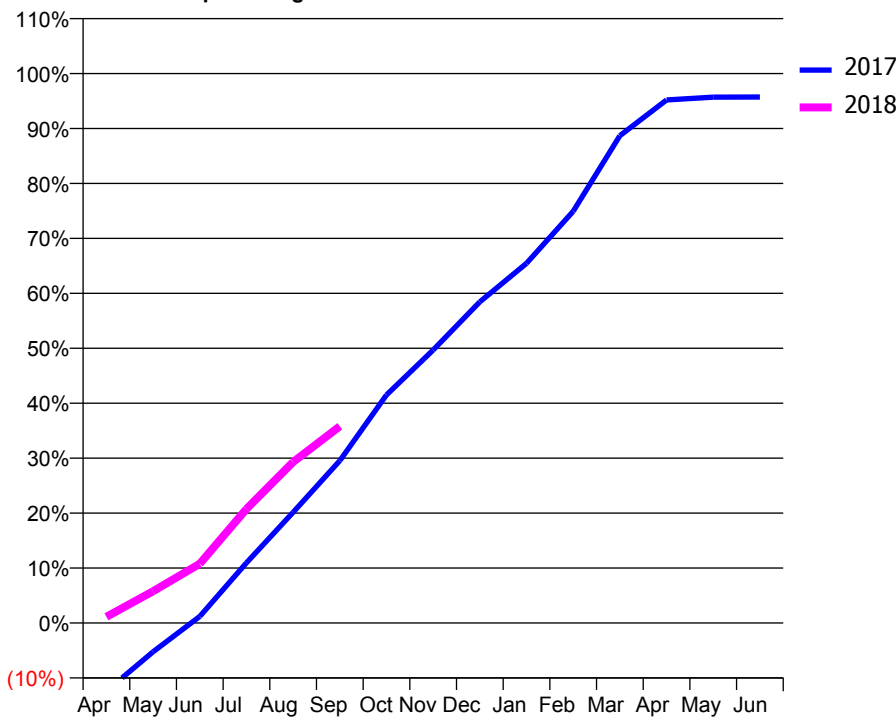
ACCESS*

Patients seen in 24 months	Total	Change since previous quarter
Quarter ending September 2016	2,705	
Quarter ending December 2016	2,819	↑
Quarter ending March 2017	2,916	↑
Quarter ending June 2017	2,929	→
Quarter ending September 2017	2,977	→
Variance since September 2016	10.1%	↑



ACTIVITY

Cumulative percentage of contracted UDA delivered 2017 & 2018



Month	Adjusted Scheduled Activity (UDA)	
	2017	2018
April	-1,154	105
May	-488	538
June	111	1,003
July	1,018	1,930
August	1,873	2,724
September	2,748	3,330
October	3,859	
November	4,622	
December	5,436	
January	6,088	
February	6,968	
March	8,248	
April	8,852	
May	8,900	
June	8,903	

QUALITY

	Quantity	Base Number	Contract	AT	Region	England
% of FP17s for the same patient ID Re-attending within 3 months - Children	31	347	8.9%	9.8%	11.2%	11.9%
% of FP17s for the same patient ID Re-attending within 3 months - Adults	179	1,033	17.3%	15.2%	16.6%	15.9%
% of FP17s for the same patient ID Re-attending between 3 & 9 months - Children	79	347	22.8%	47.7%	47.0%	58.1%
% of FP17s for the same patient ID Re-attending between 3 & 9 months - Adults	229	1,033	22.2%	38.2%	38.2%	50.6%
% of FP17s for Band 1 Urgent Courses	282	1,223	23.1%	10.0%	10.6%	9.1%
% of FP17s Relating to Free Repair or Replacements	22	1,223	1.8%	0.6%	0.6%	0.8%
% of FP17s Relating to Continuations	19	1,223	1.6%	0.9%	0.8%	1.1%
% of Patients satisfied with the dentistry they have received	3	4	N/A	89.8%	89.2%	91.4%
% of Patients satisfied with the time they had to wait for an appointment	4	4	N/A	86.1%	83.4%	87.7%

* This is based on patients treated on this contract for their most recent course of treatment. Figures in italics indicate the base number of FP17s or Patient Questionnaire responses are less than 100. N/A is shown where the base number of responses is less than 10 during the period. % is calculated as Quantity/Base number*100

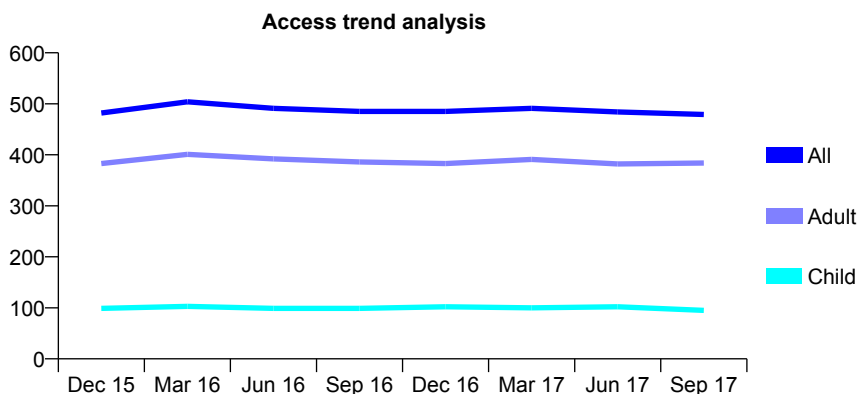
Q63 - Vital Signs At a Glance Contract Report for 890421/0001 - September 2017

Name or company name	MS M TADAION
Contract type name	GDS Contract
Purpose of contract	General
Contract start date	27/07/2011
Contract end date	

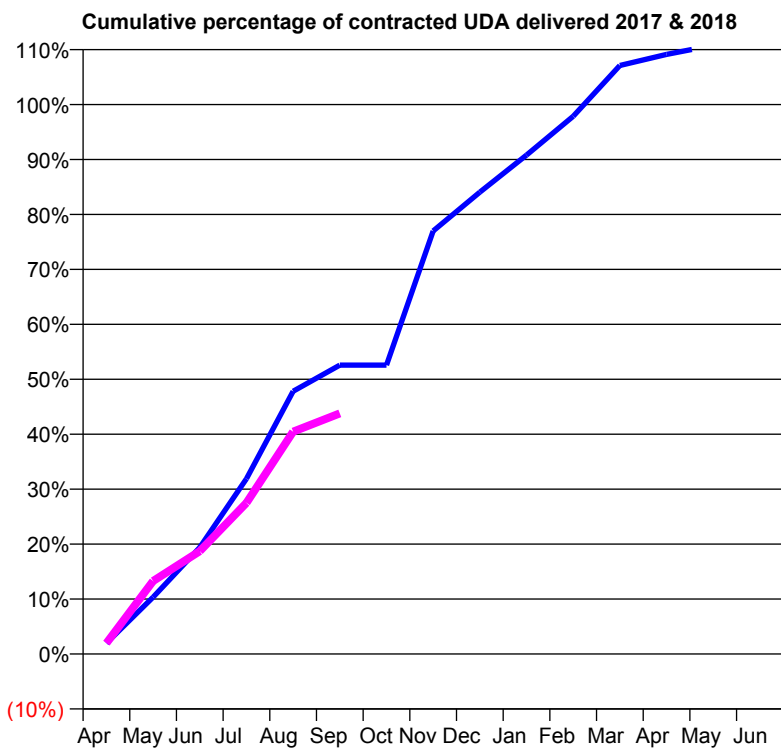
17/18 Contracted general activity (UDA)	910
Carry forward general activity (UDA)	-18
17/18 Contracted orthodontic activity (UOA)	0
Carry forward orthodontic activity (UOA)	0
Baseline contract value	£25,388.17

ACCESS*

Patients seen in 24 months	Total	Change since previous quarter
Quarter ending September 2016	485	
Quarter ending December 2016	485	→
Quarter ending March 2017	491	→
Quarter ending June 2017	484	↓
Quarter ending September 2017	479	↓
Variance since September 2016	(1.2%)	↓



ACTIVITY



Adjusted Scheduled Activity (UDA)		
Month	2017	2018
April	18	18
May	94	121
June	177	170
July	290	250
August	435	368
September	478	398
October	478	
November	701	
December	765	
January	826	
February	891	
March	975	
April	993	
May	1,008	
June	1,008	

QUALITY

	Quantity	Base Number	Contract	AT	Region	England
% of FP17s for the same patient ID Re-attending within 3 months - Children	1	57	1.8%	9.8%	11.2%	11.9%
% of FP17s for the same patient ID Re-attending within 3 months - Adults	11	143	7.7%	15.2%	16.6%	15.9%
% of FP17s for the same patient ID Re-attending between 3 & 9 months - Children	32	57	56.1%	47.7%	47.0%	58.1%
% of FP17s for the same patient ID Re-attending between 3 & 9 months - Adults	52	143	36.4%	38.2%	38.2%	50.6%
% of FP17s for Band 1 Urgent Courses	17	177	9.6%	10.0%	10.6%	9.1%
% of FP17s Relating to Free Repair or Replacements	0	177	0.0%	0.6%	0.6%	0.8%
% of FP17s Relating to Continuations	0	177	0.0%	0.9%	0.8%	1.1%
% of Patients satisfied with the dentistry they have received	0	0	N/A	89.8%	89.2%	91.4%
% of Patients satisfied with the time they had to wait for an appointment	0	0	N/A	86.1%	83.4%	87.7%

* This is based on patients treated on this contract for their most recent course of treatment. Figures in italics indicate the base number of FP17s or Patient Questionnaire responses are less than 100. N/A is shown where the base number of responses is less than 10 during the period. % is calculated as Quantity/Base number*100

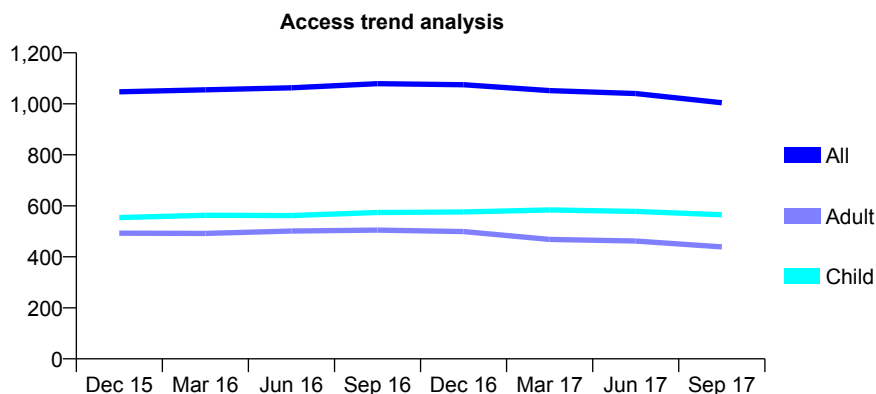
Q63 - Vital Signs At a Glance Contract Report for 905836/0001 - September 2017

Name or company name	MRS JB JONES
Contract type name	GDS Contract
Purpose of contract	General
Contract start date	01/04/2006
Contract end date	

17/18 Contracted general activity (UDA)	2,250
Carry forward general activity (UDA)	-45
17/18 Contracted orthodontic activity (UOA)	0
Carry forward orthodontic activity (UOA)	0
Baseline contract value	£59,635.99

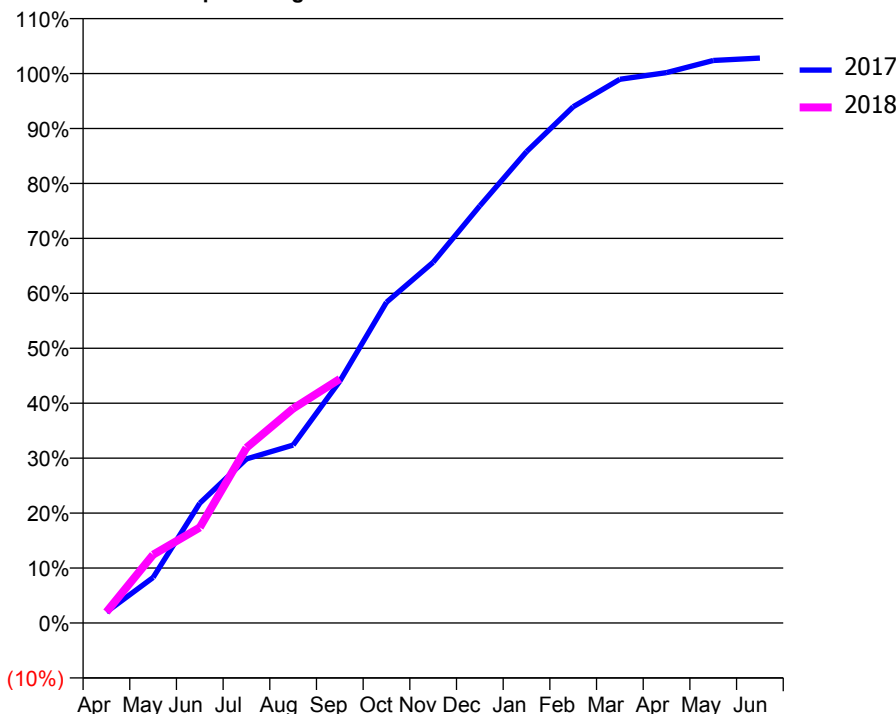
ACCESS*

Patients seen in 24 months	Total	Change since previous quarter
Quarter ending September 2016	1,079	
Quarter ending December 2016	1,075	→
Quarter ending March 2017	1,052	↓
Quarter ending June 2017	1,040	↓
Quarter ending September 2017	1,004	↓
Variance since September 2016	(7.0%)	↓



ACTIVITY

Cumulative percentage of contracted UDA delivered 2017 & 2018



Adjusted Scheduled Activity (UDA)

Month	2017	2018
April	45	45
May	187	280
June	491	391
July	672	718
August	729	878
September	990	999
October	1,314	
November	1,477	
December	1,708	
January	1,930	
February	2,114	
March	2,227	
April	2,254	
May	2,303	
June	2,313	

QUALITY

	Quantity	Base Number	Contract	AT	Region	England
% of FP17s for the same patient ID Re-attending within 3 months - Children	24	423	5.7%	9.8%	11.2%	11.9%
% of FP17s for the same patient ID Re-attending within 3 months - Adults	34	195	17.4%	15.2%	16.6%	15.9%
% of FP17s for the same patient ID Re-attending between 3 & 9 months - Children	282	423	66.7%	47.7%	47.0%	58.1%
% of FP17s for the same patient ID Re-attending between 3 & 9 months - Adults	109	195	55.9%	38.2%	38.2%	50.6%
% of FP17s for Band 1 Urgent Courses	26	548	4.7%	10.0%	10.6%	9.1%
% of FP17s Relating to Free Repair or Replacements	1	548	0.2%	0.6%	0.6%	0.8%
% of FP17s Relating to Continuations	2	548	0.4%	0.9%	0.8%	1.1%
% of Patients satisfied with the dentistry they have received	0	0	N/A	89.8%	89.2%	91.4%
% of Patients satisfied with the time they had to wait for an appointment	0	0	N/A	86.1%	83.4%	87.7%

* This is based on patients treated on this contract for their most recent course of treatment. Figures in italics indicate the base number of FP17s or Patient Questionnaire responses are less than 100. N/A is shown where the base number of responses is less than 10 during the period. % is calculated as Quantity/Base number*100

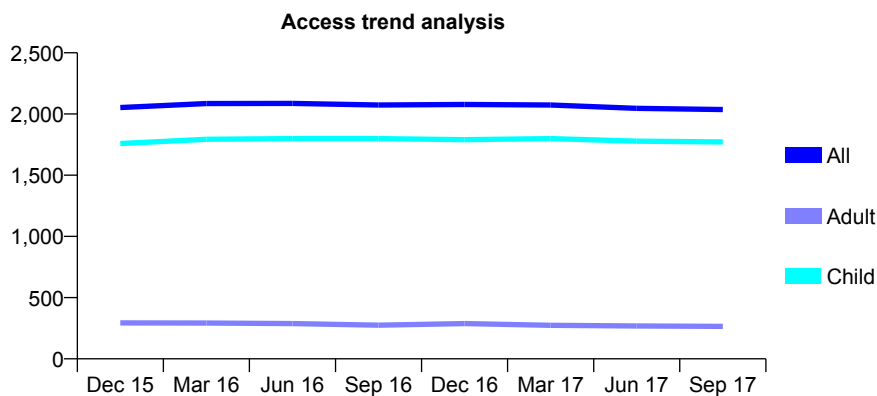
Q63 - Vital Signs At a Glance Contract Report for 908495/0001 - September 2017

Name or company name	Hayes Dental Surgery
Contract type name	GDS Contract
Purpose of contract	General
Contract start date	01/04/2006
Contract end date	

17/18 Contracted general activity (UDA)	4,427
Carry forward general activity (UDA)	135
17/18 Contracted orthodontic activity (UOA)	0
Carry forward orthodontic activity (UOA)	0
Baseline contract value	£105,953.64

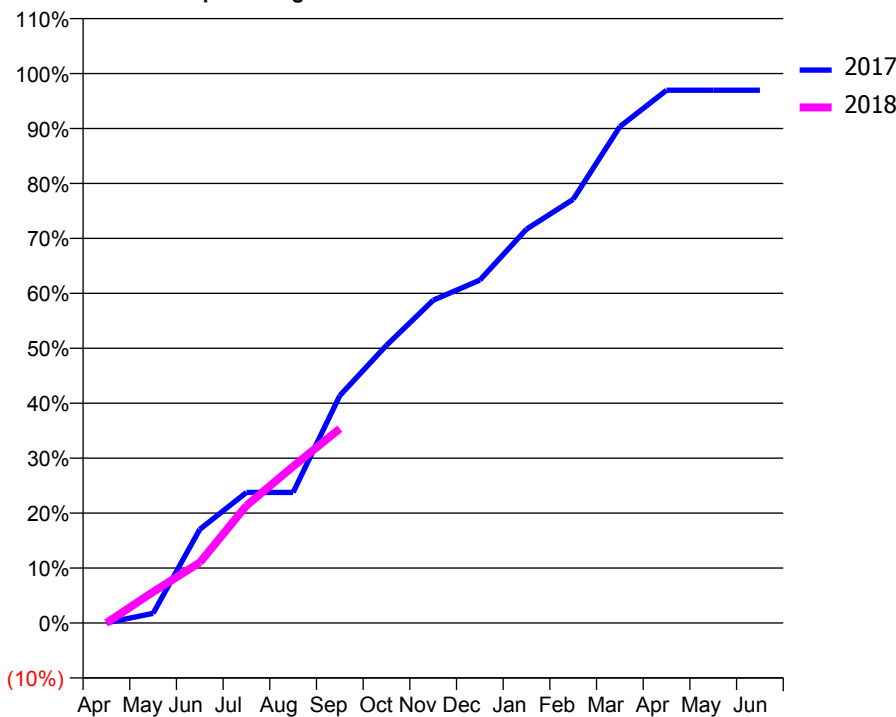
ACCESS*

Patients seen in 24 months	Total	Change since previous quarter
Quarter ending September 2016	2,074	
Quarter ending December 2016	2,078	→
Quarter ending March 2017	2,073	→
Quarter ending June 2017	2,046	↓
Quarter ending September 2017	2,037	→
Variance since September 2016	(1.8%)	↓



ACTIVITY

Cumulative percentage of contracted UDA delivered 2017 & 2018



Month	Adjusted Scheduled Activity (UDA)	
	2017	2018
April	1	0
May	78	251
June	755	487
July	1,052	946
August	1,052	1,262
September	1,832	1,566
October	2,237	
November	2,600	
December	2,762	
January	3,172	
February	3,414	
March	3,999	
April	4,292	
May	4,292	
June	4,292	

QUALITY

	Quantity	Base Number	Contract	AT	Region	England
% of FP17s for the same patient ID Re-attending within 3 months - Children	87	1,444	6.0%	9.8%	11.2%	11.9%
% of FP17s for the same patient ID Re-attending within 3 months - Adults	0	72	0.0%	15.2%	16.6%	15.9%
% of FP17s for the same patient ID Re-attending between 3 & 9 months - Children	989	1,444	68.5%	47.7%	47.0%	58.1%
% of FP17s for the same patient ID Re-attending between 3 & 9 months - Adults	55	72	76.4%	38.2%	38.2%	50.6%
% of FP17s for Band 1 Urgent Courses	19	1,340	1.4%	10.0%	10.6%	9.1%
% of FP17s Relating to Free Repair or Replacements	0	1,340	0.0%	0.6%	0.6%	0.8%
% of FP17s Relating to Continuations	1	1,340	0.1%	0.9%	0.8%	1.1%
% of Patients satisfied with the dentistry they have received	2	2	N/A	89.8%	89.2%	91.4%
% of Patients satisfied with the time they had to wait for an appointment	1	2	N/A	86.1%	83.4%	87.7%

* This is based on patients treated on this contract for their most recent course of treatment. Figures in italics indicate the base number of FP17s or Patient Questionnaire responses are less than 100. N/A is shown where the base number of responses is less than 10 during the period. % is calculated as Quantity/Base number*100

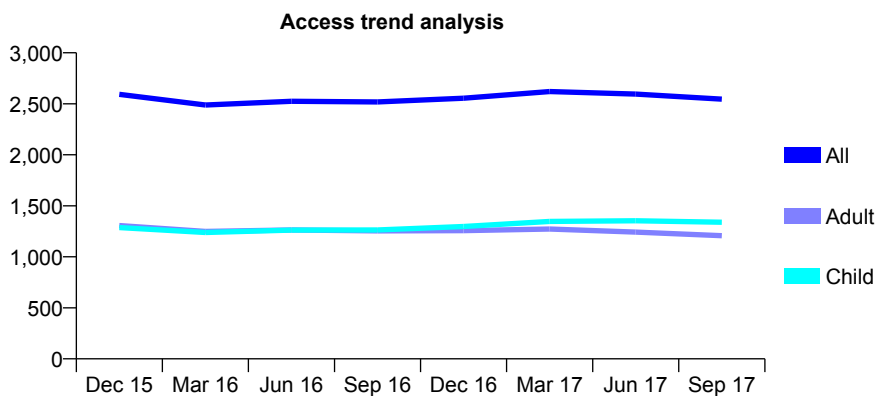
Q63 - Vital Signs At a Glance Contract Report for 909548/0001 - September 2017

Name or company name	MR HS KALSI
Contract type name	GDS Contract
Purpose of contract	General and Orthodontic
Contract start date	01/04/2006
Contract end date	

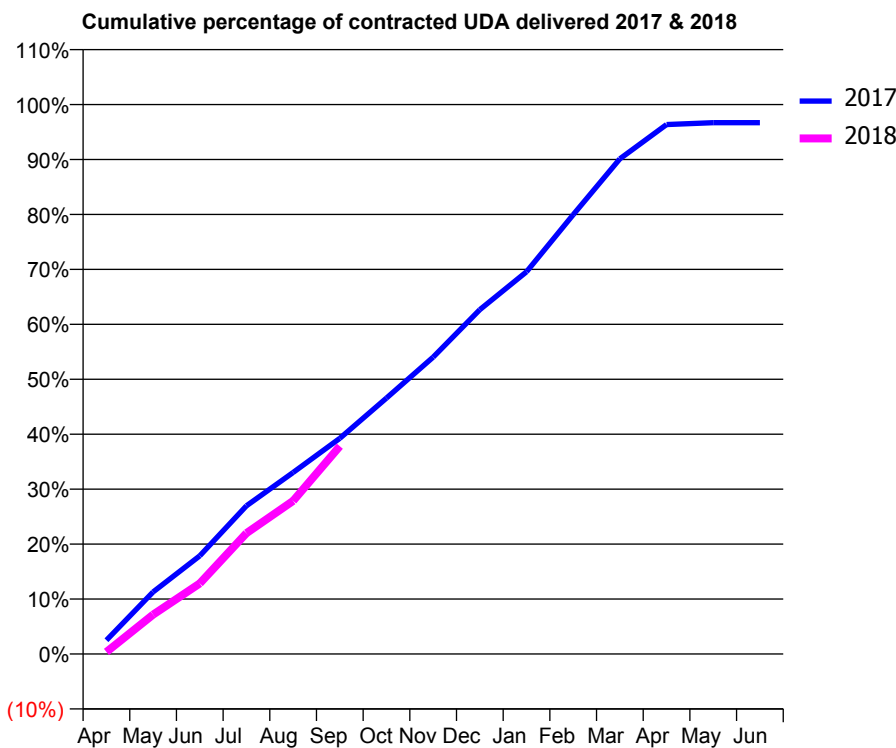
17/18 Contracted general activity (UDA)	7,537
Carry forward general activity (UDA)	250
17/18 Contracted orthodontic activity (UOA)	134
Carry forward orthodontic activity (UOA)	0
Baseline contract value	£210,763.24

ACCESS*

Patients seen in 24 months	Total	Change since previous quarter
Quarter ending September 2016	2,518	
Quarter ending December 2016	2,555	→
Quarter ending March 2017	2,620	↑
Quarter ending June 2017	2,596	→
Quarter ending September 2017	2,546	↓
Variance since September 2016	1.1%	→



ACTIVITY



Month	Adjusted Scheduled Activity (UDA)	
	2017	2018
April	190	29
May	852	540
June	1,348	968
July	2,033	1,659
August	2,491	2,100
September	2,959	2,851
October	3,511	
November	4,071	
December	4,723	
January	5,243	
February	6,026	
March	6,792	
April	7,263	
May	7,287	
June	7,287	

QUALITY

	Quantity	Base Number	Contract	AT	Region	England
% of FP17s for the same patient ID Re-attending within 3 months - Children	94	1,021	9.2%	9.8%	11.2%	11.9%
% of FP17s for the same patient ID Re-attending within 3 months - Adults	80	697	11.5%	15.2%	16.6%	15.9%
% of FP17s for the same patient ID Re-attending between 3 & 9 months - Children	645	1,021	63.2%	47.7%	47.0%	58.1%
% of FP17s for the same patient ID Re-attending between 3 & 9 months - Adults	333	697	47.8%	38.2%	38.2%	50.6%
% of FP17s for Band 1 Urgent Courses	68	1,445	4.7%	10.0%	10.6%	9.1%
% of FP17s Relating to Free Repair or Replacements	7	1,445	0.5%	0.6%	0.6%	0.8%
% of FP17s Relating to Continuations	3	1,445	0.2%	0.9%	0.8%	1.1%
% of Patients satisfied with the dentistry they have received	3	3	N/A	89.8%	89.2%	91.4%
% of Patients satisfied with the time they had to wait for an appointment	2	3	N/A	86.1%	83.4%	87.7%

* This is based on patients treated on this contract for their most recent course of treatment. Figures in italics indicate the base number of FP17s or Patient Questionnaire responses are less than 100. N/A is shown where the base number of responses is less than 10 during the period. % is calculated as Quantity/Base number*100

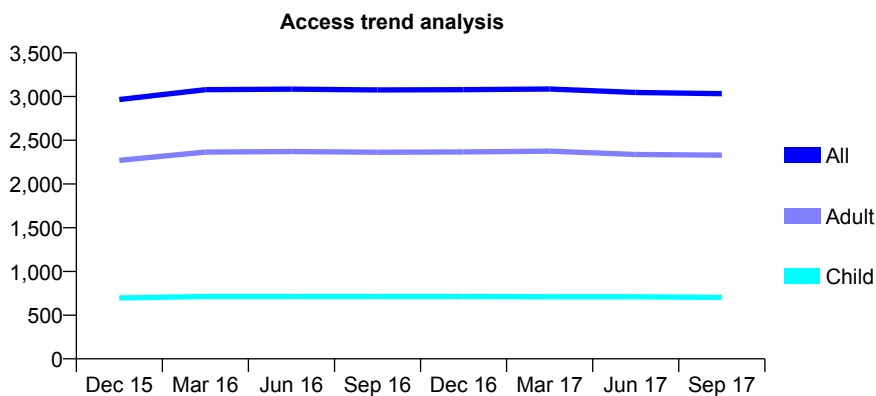
Q63 - Vital Signs At a Glance Contract Report for 910139/0001 - September 2017

Name or company name	Richard Milner, Nadeem Jawaid
Contract type name	GDS Contract
Purpose of contract	General
Contract start date	01/04/2006
Contract end date	

17/18 Contracted general activity (UDA)	7,000
Carry forward general activity (UDA)	0
17/18 Contracted orthodontic activity (UOA)	0
Carry forward orthodontic activity (UOA)	0
Baseline contract value	£169,915.46

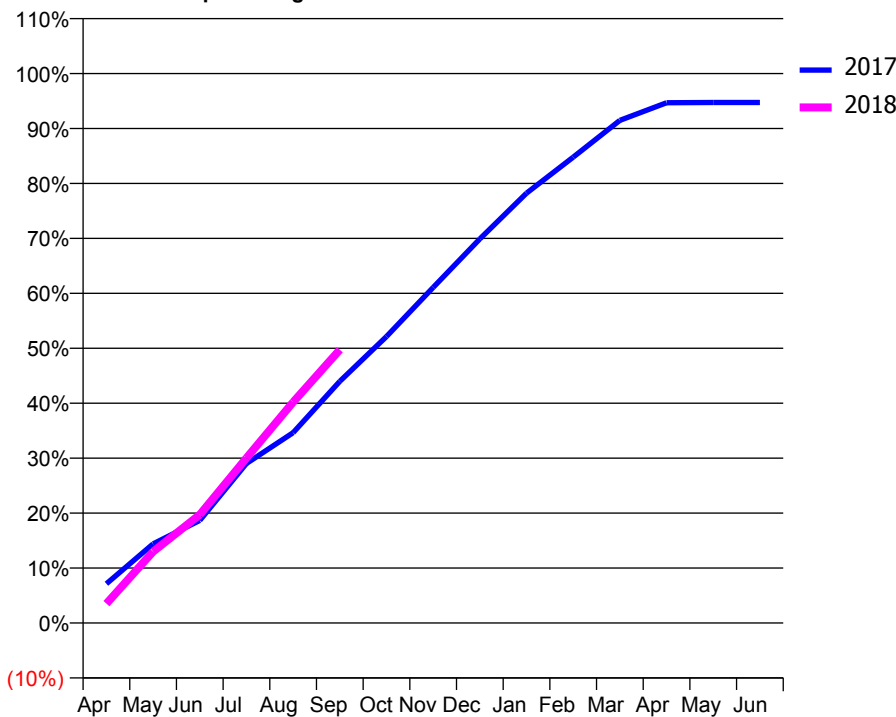
ACCESS*

Patients seen in 24 months	Total	Change since previous quarter
Quarter ending September 2016	3,076	
Quarter ending December 2016	3,079	→
Quarter ending March 2017	3,086	→
Quarter ending June 2017	3,047	↓
Quarter ending September 2017	3,032	→
Variance since September 2016	(1.4%)	↓



ACTIVITY

Cumulative percentage of contracted UDA delivered 2017 & 2018



Adjusted Scheduled Activity (UDA)

Month	2017	2018
April	501	247
May	1,008	909
June	1,307	1,381
July	2,032	2,103
August	2,425	2,814
September	3,078	3,481
October	3,650	
November	4,274	
December	4,893	
January	5,475	
February	5,935	
March	6,403	
April	6,627	
May	6,630	
June	6,630	

QUALITY

	Quantity	Base Number	Contract	AT	Region	England
% of FP17s for the same patient ID Re-attending within 3 months - Children	30	548	5.5%	9.8%	11.2%	11.9%
% of FP17s for the same patient ID Re-attending within 3 months - Adults	226	1,263	17.9%	15.2%	16.6%	15.9%
% of FP17s for the same patient ID Re-attending between 3 & 9 months - Children	310	548	56.6%	47.7%	47.0%	58.1%
% of FP17s for the same patient ID Re-attending between 3 & 9 months - Adults	291	1,263	23.0%	38.2%	38.2%	50.6%
% of FP17s for Band 1 Urgent Courses	210	1,663	12.6%	10.0%	10.6%	9.1%
% of FP17s Relating to Free Repair or Replacements	5	1,663	0.3%	0.6%	0.6%	0.8%
% of FP17s Relating to Continuations	25	1,663	1.5%	0.9%	0.8%	1.1%
% of Patients satisfied with the dentistry they have received	0	0	N/A	89.8%	89.2%	91.4%
% of Patients satisfied with the time they had to wait for an appointment	0	0	N/A	86.1%	83.4%	87.7%

* This is based on patients treated on this contract for their most recent course of treatment. Figures in italics indicate the base number of FP17s or Patient Questionnaire responses are less than 100. N/A is shown where the base number of responses is less than 10 during the period. % is calculated as Quantity/Base number*100

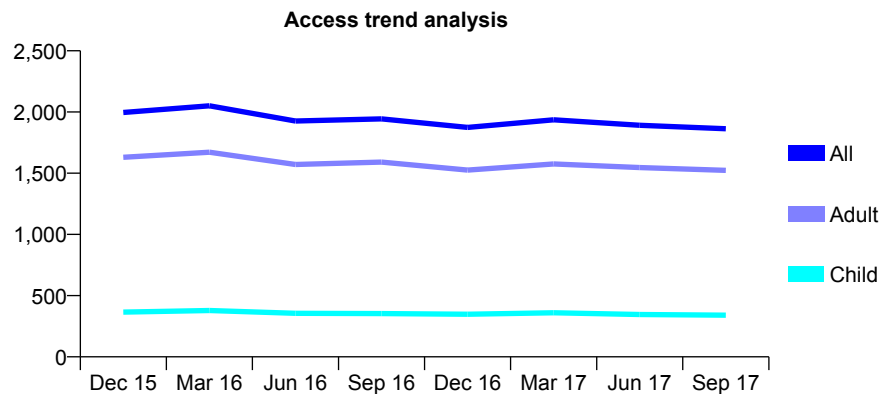
Q63 - Vital Signs At a Glance Contract Report for 913944/0001 - September 2017

Name or company name	MR MT WONG
Contract type name	GDS Contract
Purpose of contract	General
Contract start date	01/04/2006
Contract end date	

17/18 Contracted general activity (UDA)	4,300
Carry forward general activity (UDA)	-86
17/18 Contracted orthodontic activity (UOA)	0
Carry forward orthodontic activity (UOA)	0
Baseline contract value	£122,554.30

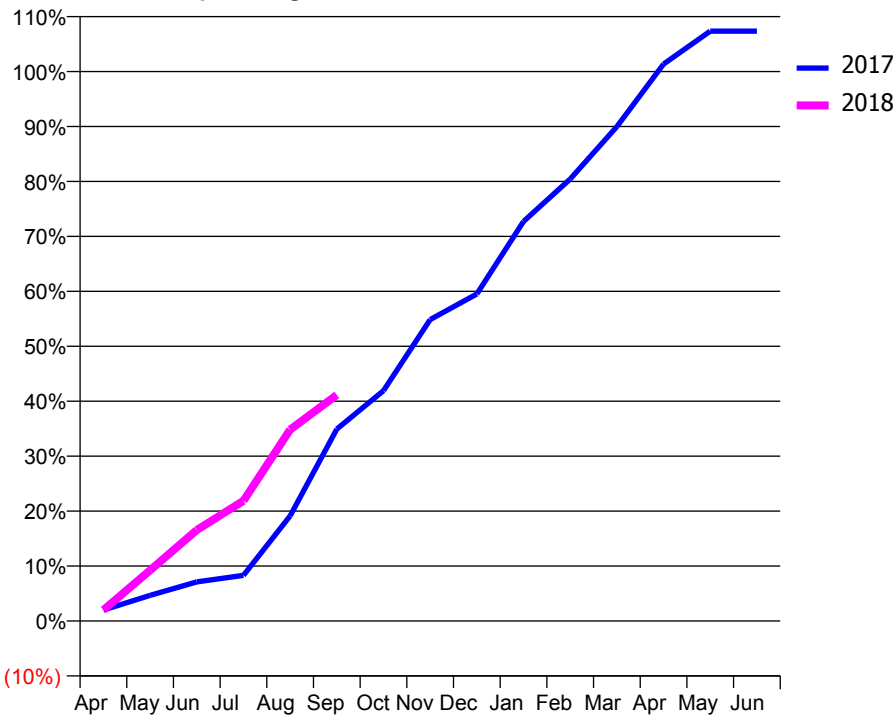
ACCESS*

Patients seen in 24 months	Total	Change since previous quarter
Quarter ending September 2016	1,944	
Quarter ending December 2016	1,874	↓
Quarter ending March 2017	1,936	↑
Quarter ending June 2017	1,892	↓
Quarter ending September 2017	1,863	↓
Variance since September 2016	(4.2%)	↓



ACTIVITY

Cumulative percentage of contracted UDA delivered 2017 & 2018



Month	Adjusted Scheduled Activity (UDA)	
	2017	2018
April	86	86
May	200	397
June	306	713
July	357	941
August	823	1,498
September	1,502	1,769
October	1,803	
November	2,359	
December	2,559	
January	3,127	
February	3,459	
March	3,869	
April	4,359	
May	4,615	
June	4,615	

QUALITY

	Quantity	Base Number	Contract	AT	Region	England
% of FP17s for the same patient ID Re-attending within 3 months - Children	12	164	7.3%	9.8%	11.2%	11.9%
% of FP17s for the same patient ID Re-attending within 3 months - Adults	108	892	12.1%	15.2%	16.6%	15.9%
% of FP17s for the same patient ID Re-attending between 3 & 9 months - Children	56	164	34.1%	47.7%	47.0%	58.1%
% of FP17s for the same patient ID Re-attending between 3 & 9 months - Adults	393	892	44.1%	38.2%	38.2%	50.6%
% of FP17s for Band 1 Urgent Courses	14	759	1.8%	10.0%	10.6%	9.1%
% of FP17s Relating to Free Repair or Replacements	9	759	1.2%	0.6%	0.6%	0.8%
% of FP17s Relating to Continuations	3	759	0.4%	0.9%	0.8%	1.1%
% of Patients satisfied with the dentistry they have received	2	3	N/A	89.8%	89.2%	91.4%
% of Patients satisfied with the time they had to wait for an appointment	3	3	N/A	86.1%	83.4%	87.7%

* This is based on patients treated on this contract for their most recent course of treatment. Figures in italics indicate the base number of FP17s or Patient Questionnaire responses are less than 100. N/A is shown where the base number of responses is less than 10 during the period. % is calculated as Quantity/Base number*100

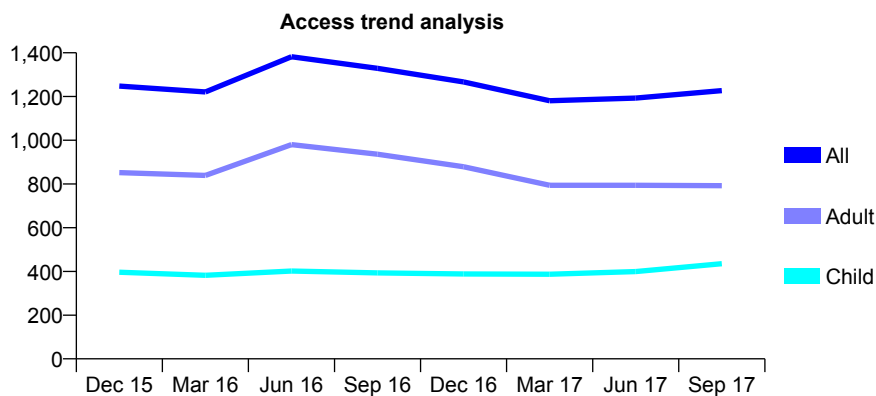
Q63 - Vital Signs At a Glance Contract Report for 914967/0001 - September 2017

Name or company name	MR JS SOKHI
Contract type name	GDS Contract
Purpose of contract	General
Contract start date	01/04/2006
Contract end date	

17/18 Contracted general activity (UDA)	6,166
Carry forward general activity (UDA)	2,593
17/18 Contracted orthodontic activity (UOA)	0
Carry forward orthodontic activity (UOA)	0
Baseline contract value	£179,568.64

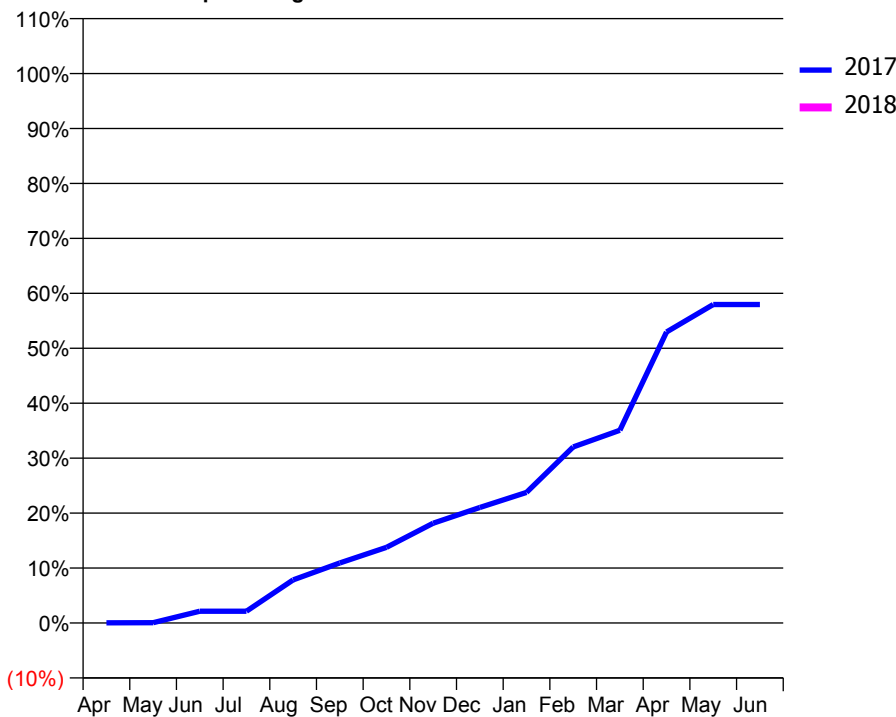
ACCESS*

Patients seen in 24 months	Total	Change since previous quarter
Quarter ending September 2016	1,329	
Quarter ending December 2016	1,267	↓
Quarter ending March 2017	1,181	↓
Quarter ending June 2017	1,193	→
Quarter ending September 2017	1,227	↑
Variance since September 2016	(7.7%)	↓



ACTIVITY

Cumulative percentage of contracted UDA delivered 2017 & 2018



Adjusted Scheduled Activity (UDA)

Month	2017	2018
April	2	-2,582
May	4	-2,576
June	133	-2,492
July	133	-2,315
August	483	-1,924
September	674	-1,402
October	849	
November	1,120	
December	1,296	
January	1,465	
February	1,976	
March	2,162	
April	3,266	
May	3,573	
June	3,573	

QUALITY

	Quantity	Base Number	Contract	AT	Region	England
% of FP17s for the same patient ID Re-attending within 3 months - Children	90	428	21.0%	9.8%	11.2%	11.9%
% of FP17s for the same patient ID Re-attending within 3 months - Adults	33	400	8.3%	15.2%	16.6%	15.9%
% of FP17s for the same patient ID Re-attending between 3 & 9 months - Children	178	428	41.6%	47.7%	47.0%	58.1%
% of FP17s for the same patient ID Re-attending between 3 & 9 months - Adults	151	400	37.8%	38.2%	38.2%	50.6%
% of FP17s for Band 1 Urgent Courses	0	542	0.0%	10.0%	10.6%	9.1%
% of FP17s Relating to Free Repair or Replacements	5	542	0.9%	0.6%	0.6%	0.8%
% of FP17s Relating to Continuations	1	542	0.2%	0.9%	0.8%	1.1%
% of Patients satisfied with the dentistry they have received	1	1	N/A	89.8%	89.2%	91.4%
% of Patients satisfied with the time they had to wait for an appointment	1	1	N/A	86.1%	83.4%	87.7%

* This is based on patients treated on this contract for their most recent course of treatment. Figures in italics indicate the base number of FP17s or Patient Questionnaire responses are less than 100. N/A is shown where the base number of responses is less than 10 during the period. % is calculated as Quantity/Base number*100

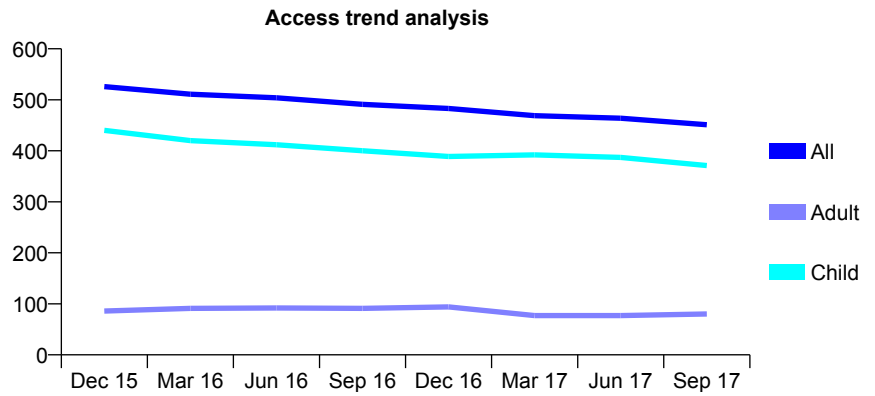
Q63 - Vital Signs At a Glance Contract Report for 917583/0001 - September 2017

Name or company name	MR A KERSCHBAUMER
Contract type name	GDS Contract
Purpose of contract	General
Contract start date	01/04/2006
Contract end date	

17/18 Contracted general activity (UDA)	1,279
Carry forward general activity (UDA)	0
17/18 Contracted orthodontic activity (UOA)	0
Carry forward orthodontic activity (UOA)	0
Baseline contract value	£27,417.05

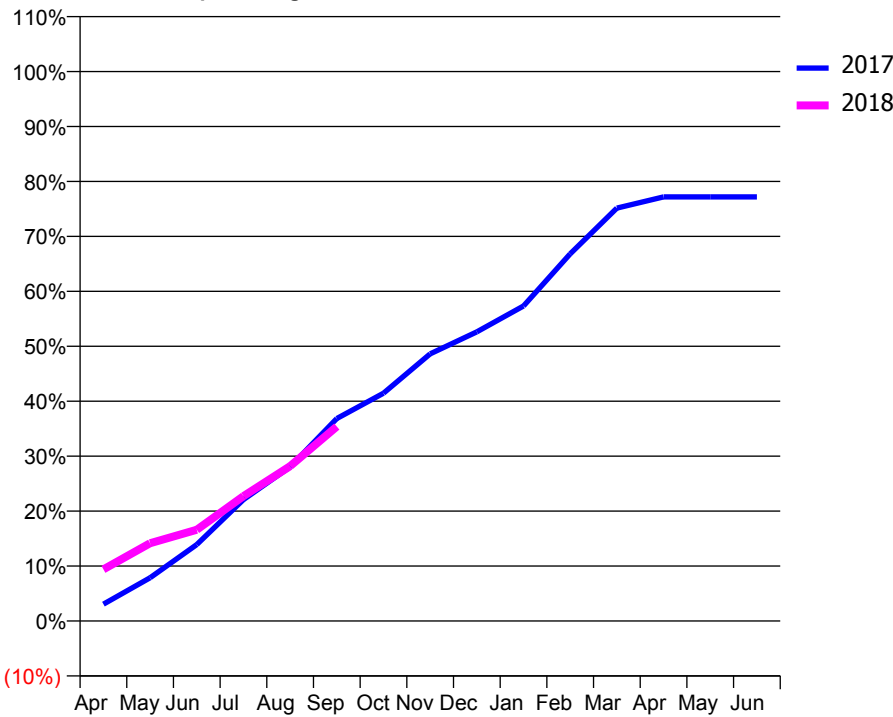
ACCESS*

Patients seen in 24 months	Total	Change since previous quarter
Quarter ending September 2016	491	
Quarter ending December 2016	483	↓
Quarter ending March 2017	469	↓
Quarter ending June 2017	464	↓
Quarter ending September 2017	451	↓
Variance since September 2016	(8.1%)	↓



ACTIVITY

Cumulative percentage of contracted UDA delivered 2017 & 2018



Month	Adjusted Scheduled Activity (UDA)	
	2017	2018
April	39	120
May	101	181
June	178	212
July	283	291
August	359	361
September	471	453
October	530	
November	622	
December	673	
January	733	
February	855	
March	961	
April	987	
May	987	
June	987	

QUALITY

	Quantity	Base Number	Contract	AT	Region	England
% of FP17s for the same patient ID Re-attending within 3 months - Children	18	253	7.1%	9.8%	11.2%	11.9%
% of FP17s for the same patient ID Re-attending within 3 months - Adults	1	21	4.8%	15.2%	16.6%	15.9%
% of FP17s for the same patient ID Re-attending between 3 & 9 months - Children	143	253	56.5%	47.7%	47.0%	58.1%
% of FP17s for the same patient ID Re-attending between 3 & 9 months - Adults	10	21	47.6%	38.2%	38.2%	50.6%
% of FP17s for Band 1 Urgent Courses	13	258	5.0%	10.0%	10.6%	9.1%
% of FP17s Relating to Free Repair or Replacements	0	258	0.0%	0.6%	0.6%	0.8%
% of FP17s Relating to Continuations	4	258	1.6%	0.9%	0.8%	1.1%
% of Patients satisfied with the dentistry they have received	1	1	N/A	89.8%	89.2%	91.4%
% of Patients satisfied with the time they had to wait for an appointment	0	1	N/A	86.1%	83.4%	87.7%

* This is based on patients treated on this contract for their most recent course of treatment. Figures in italics indicate the base number of FP17s or Patient Questionnaire responses are less than 100. N/A is shown where the base number of responses is less than 10 during the period. % is calculated as Quantity/Base number*100

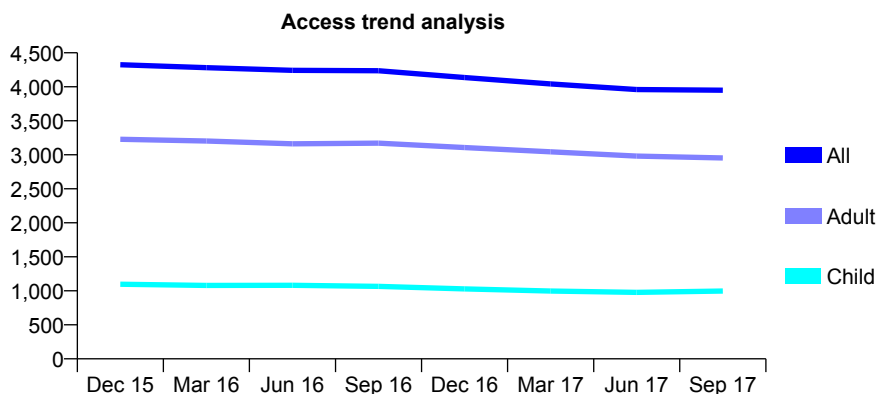
Q63 - Vital Signs At a Glance Contract Report for 917737/0001 - September 2017

Name or company name	MR JC HEALY
Contract type name	GDS Contract
Purpose of contract	General
Contract start date	01/04/2006
Contract end date	

17/18 Contracted general activity (UDA)	13,000
Carry forward general activity (UDA)	0
17/18 Contracted orthodontic activity (UOA)	0
Carry forward orthodontic activity (UOA)	0
Baseline contract value	£304,666.75

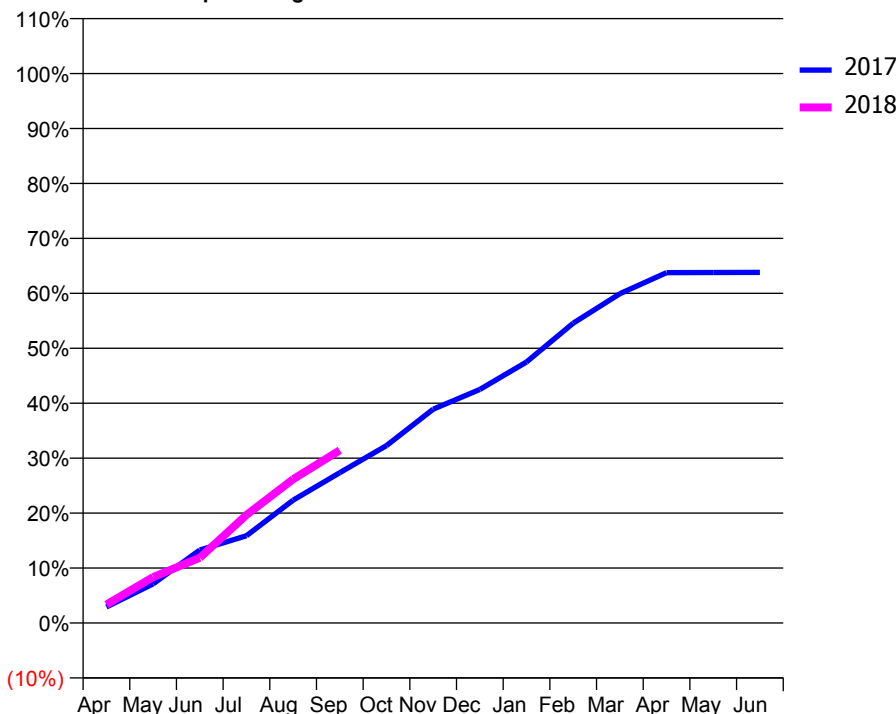
ACCESS*

Patients seen in 24 months	Total	Change since previous quarter
Quarter ending September 2016	4,236	
Quarter ending December 2016	4,136	↓
Quarter ending March 2017	4,043	↓
Quarter ending June 2017	3,959	↓
Quarter ending September 2017	3,950	→
Variance since September 2016	(6.8%)	↓



ACTIVITY

Cumulative percentage of contracted UDA delivered 2017 & 2018



Adjusted Scheduled Activity (UDA)

Month	2017	2018
April	379	437
May	927	1,087
June	1,726	1,545
July	2,063	2,557
August	2,908	3,402
September	3,557	4,087
October	4,198	
November	5,060	
December	5,525	
January	6,177	
February	7,092	
March	7,792	
April	8,288	
May	8,291	
June	8,295	

QUALITY

	Quantity	Base Number	Contract	AT	Region	England
% of FP17s for the same patient ID Re-attending within 3 months - Children	26	602	4.3%	9.8%	11.2%	11.9%
% of FP17s for the same patient ID Re-attending within 3 months - Adults	232	1,850	12.5%	15.2%	16.6%	15.9%
% of FP17s for the same patient ID Re-attending between 3 & 9 months - Children	205	602	34.1%	47.7%	47.0%	58.1%
% of FP17s for the same patient ID Re-attending between 3 & 9 months - Adults	688	1,850	37.2%	38.2%	38.2%	50.6%
% of FP17s for Band 1 Urgent Courses	17	2,267	0.7%	10.0%	10.6%	9.1%
% of FP17s Relating to Free Repair or Replacements	31	2,267	1.4%	0.6%	0.6%	0.8%
% of FP17s Relating to Continuations	90	2,267	4.0%	0.9%	0.8%	1.1%
% of Patients satisfied with the dentistry they have received	2	2	N/A	89.8%	89.2%	91.4%
% of Patients satisfied with the time they had to wait for an appointment	2	2	N/A	86.1%	83.4%	87.7%

* This is based on patients treated on this contract for their most recent course of treatment. Figures in italics indicate the base number of FP17s or Patient Questionnaire responses are less than 100. N/A is shown where the base number of responses is less than 10 during the period. % is calculated as Quantity/Base number*100

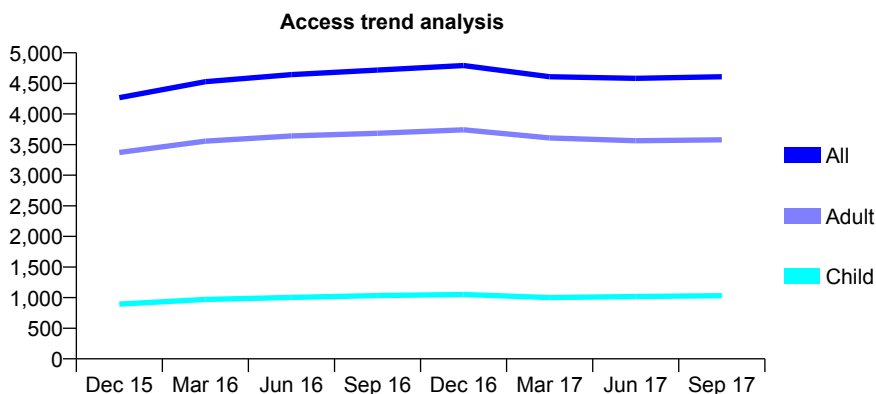
Q63 - Vital Signs At a Glance Contract Report for 919101/0003 - September 2017

Name or company name	MR S MIRFENDERESKI
Contract type name	GDS Contract
Purpose of contract	General
Contract start date	08/04/2009
Contract end date	

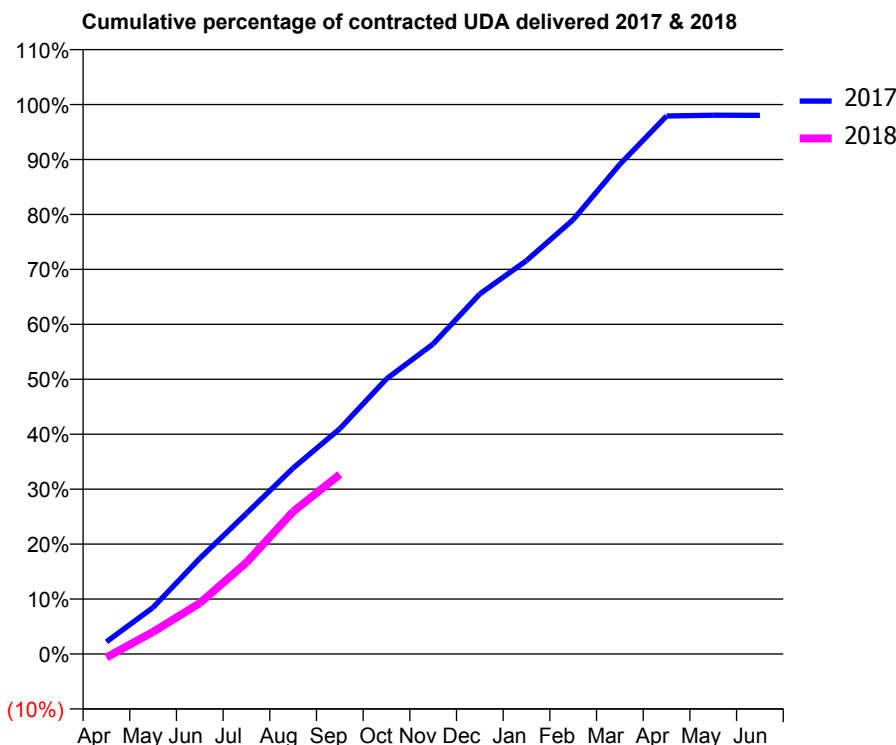
17/18 Contracted general activity (UDA)	13,200
Carry forward general activity (UDA)	259
17/18 Contracted orthodontic activity (UOA)	0
Carry forward orthodontic activity (UOA)	0
Baseline contract value	£328,751.86

ACCESS*

Patients seen in 24 months	Total	Change since previous quarter
Quarter ending September 2016	4,718	
Quarter ending December 2016	4,792	→
Quarter ending March 2017	4,610	↓
Quarter ending June 2017	4,582	→
Quarter ending September 2017	4,609	→
Variance since September 2016	(2.3%)	↓



ACTIVITY



Month	Adjusted Scheduled Activity (UDA)	
	2017	2018
April	292	-86
May	1,118	534
June	2,299	1,222
July	3,379	2,200
August	4,466	3,423
September	5,411	4,314
October	6,611	
November	7,450	
December	8,650	
January	9,450	
February	10,434	
March	11,764	
April	12,922	
May	12,942	
June	12,941	

QUALITY

	Quantity	Base Number	Contract	AT	Region	England
% of FP17s for the same patient ID Re-attending within 3 months - Children	17	605	2.8%	9.8%	11.2%	11.9%
% of FP17s for the same patient ID Re-attending within 3 months - Adults	92	1,497	6.1%	15.2%	16.6%	15.9%
% of FP17s for the same patient ID Re-attending between 3 & 9 months - Children	256	605	42.3%	47.7%	47.0%	58.1%
% of FP17s for the same patient ID Re-attending between 3 & 9 months - Adults	443	1,497	29.6%	38.2%	38.2%	50.6%
% of FP17s for Band 1 Urgent Courses	114	1,869	6.1%	10.0%	10.6%	9.1%
% of FP17s Relating to Free Repair or Replacements	3	1,869	0.2%	0.6%	0.6%	0.8%
% of FP17s Relating to Continuations	2	1,869	0.1%	0.9%	0.8%	1.1%
% of Patients satisfied with the dentistry they have received	0	0	N/A	89.8%	89.2%	91.4%
% of Patients satisfied with the time they had to wait for an appointment	0	0	N/A	86.1%	83.4%	87.7%

* This is based on patients treated on this contract for their most recent course of treatment. Figures in italics indicate the base number of FP17s or Patient Questionnaire responses are less than 100. N/A is shown where the base number of responses is less than 10 during the period. % is calculated as Quantity/Base number*100

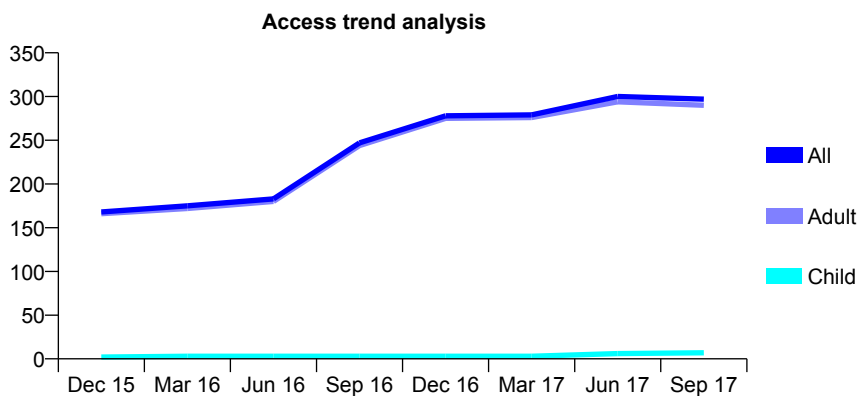
Q63 - Vital Signs At a Glance Contract Report for 919101/0004 - September 2017

Name or company name	MR S MIRFENDERESKI
Contract type name	PDS Contract
Purpose of contract	General
Contract start date	01/09/2010
Contract end date	30/11/2017

17/18 Contracted general activity (UDA)	400
Carry forward general activity (UDA)	0
17/18 Contracted orthodontic activity (UOA)	0
Carry forward orthodontic activity (UOA)	0
Baseline contract value	£19,709.10

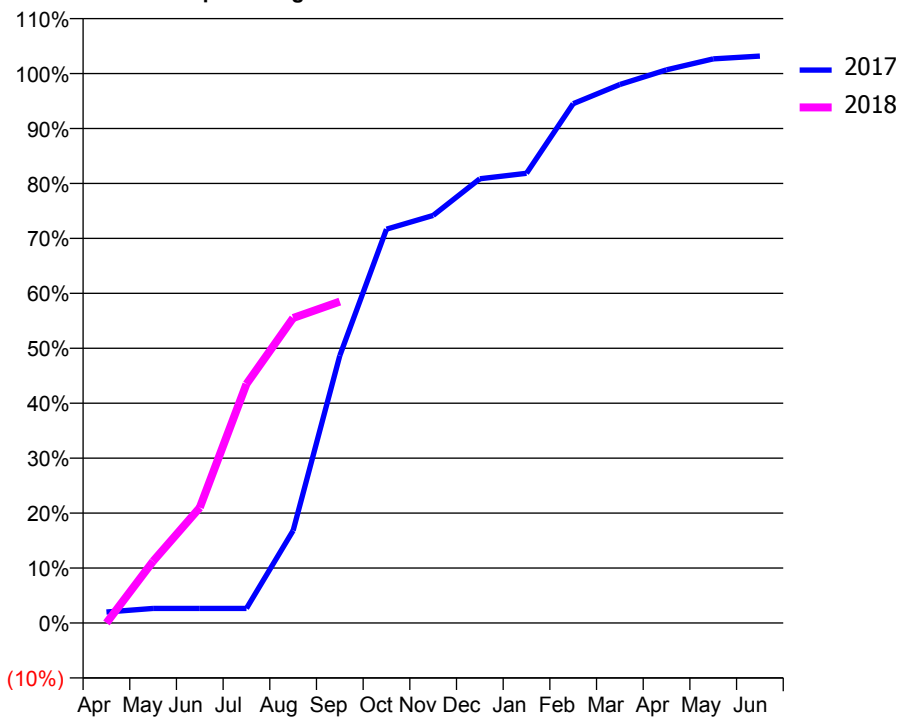
ACCESS*

Patients seen in 24 months	Total	Change since previous quarter
Quarter ending September 2016	247	
Quarter ending December 2016	278	↑
Quarter ending March 2017	279	→
Quarter ending June 2017	300	↑
Quarter ending September 2017	297	↓
Variance since September 2016	20.2%	↑



ACTIVITY

Cumulative percentage of contracted UDA delivered 2017 & 2018



Month	Adjusted Scheduled Activity (UDA)	
	2017	2018
April	12	0
May	16	45
June	16	84
July	16	174
August	101	222
September	292	234
October	430	
November	445	
December	485	
January	491	
February	567	
March	588	
April	604	
May	616	
June	619	

QUALITY

	Quantity	Base Number	Contract	AT	Region	England
% of FP17s for the same patient ID Re-attending within 3 months - Children	0	6	0.0%	9.8%	11.2%	11.9%
% of FP17s for the same patient ID Re-attending within 3 months - Adults	0	85	0.0%	15.2%	16.6%	15.9%
% of FP17s for the same patient ID Re-attending between 3 & 9 months - Children	0	6	0.0%	47.7%	47.0%	58.1%
% of FP17s for the same patient ID Re-attending between 3 & 9 months - Adults	0	85	0.0%	38.2%	38.2%	50.6%
% of FP17s for Band 1 Urgent Courses	0	80	0.0%	10.0%	10.6%	9.1%
% of FP17s Relating to Free Repair or Replacements	0	80	0.0%	0.6%	0.6%	0.8%
% of FP17s Relating to Continuations	0	80	0.0%	0.9%	0.8%	1.1%
% of Patients satisfied with the dentistry they have received	0	0	N/A	89.8%	89.2%	91.4%
% of Patients satisfied with the time they had to wait for an appointment	0	0	N/A	86.1%	83.4%	87.7%

* This is based on patients treated on this contract for their most recent course of treatment. Figures in italics indicate the base number of FP17s or Patient Questionnaire responses are less than 100. N/A is shown where the base number of responses is less than 10 during the period. % is calculated as Quantity/Base number*100

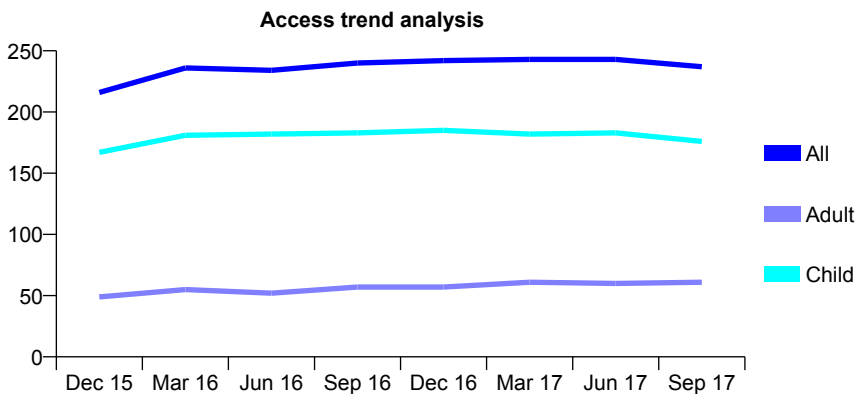
Q63 - Vital Signs At a Glance Contract Report for 920126/0001 - September 2017

Name or company name	MR MA SULIEMAN
Contract type name	GDS Contract
Purpose of contract	General
Contract start date	01/04/2006
Contract end date	

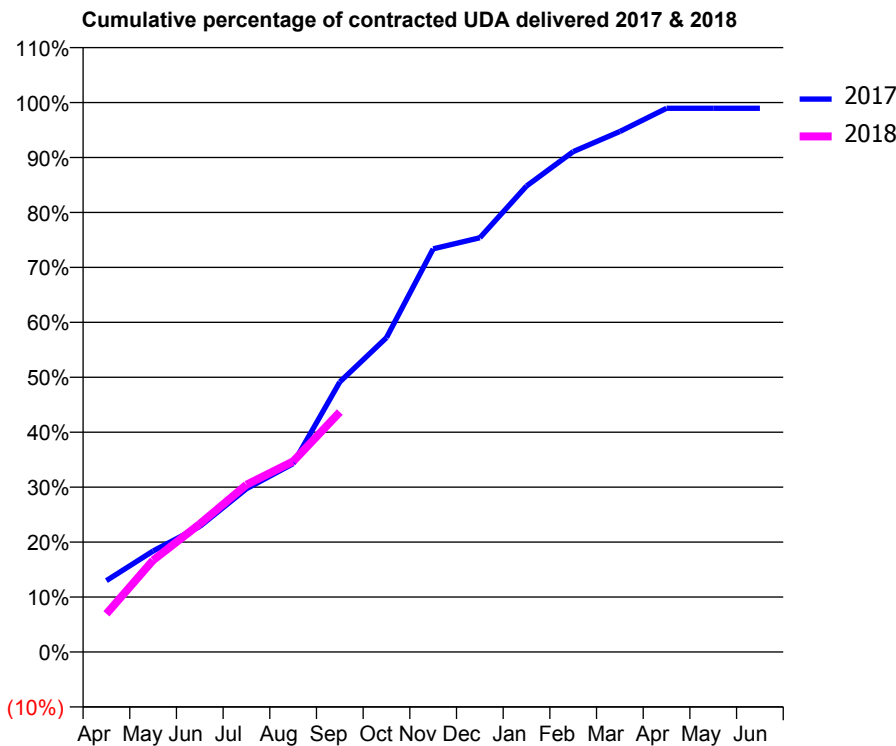
17/18 Contracted general activity (UDA)	546
Carry forward general activity (UDA)	6
17/18 Contracted orthodontic activity (UOA)	0
Carry forward orthodontic activity (UOA)	0
Baseline contract value	£12,470.19

ACCESS*

Patients seen in 24 months	Total	Change since previous quarter
Quarter ending September 2016	240	
Quarter ending December 2016	242	→
Quarter ending March 2017	243	→
Quarter ending June 2017	243	→
Quarter ending September 2017	237	↓
Variance since September 2016	(1.3%)	↓



ACTIVITY



Month	Adjusted Scheduled Activity (UDA)	
	2017	2018
April	71	38
May	100	91
June	125	127
July	162	166
August	187	189
September	268	238
October	312	
November	401	
December	412	
January	463	
February	497	
March	517	
April	540	
May	540	
June	540	

QUALITY

	Quantity	Base Number	Contract	AT	Region	England
% of FP17s for the same patient ID Re-attending within 3 months - Children	4	116	3.4%	9.8%	11.2%	11.9%
% of FP17s for the same patient ID Re-attending within 3 months - Adults	0	33	0.0%	15.2%	16.6%	15.9%
% of FP17s for the same patient ID Re-attending between 3 & 9 months - Children	79	116	68.1%	47.7%	47.0%	58.1%
% of FP17s for the same patient ID Re-attending between 3 & 9 months - Adults	26	33	78.8%	38.2%	38.2%	50.6%
% of FP17s for Band 1 Urgent Courses	2	140	1.4%	10.0%	10.6%	9.1%
% of FP17s Relating to Free Repair or Replacements	0	140	0.0%	0.6%	0.6%	0.8%
% of FP17s Relating to Continuations	0	140	0.0%	0.9%	0.8%	1.1%
% of Patients satisfied with the dentistry they have received	0	1	N/A	89.8%	89.2%	91.4%
% of Patients satisfied with the time they had to wait for an appointment	0	1	N/A	86.1%	83.4%	87.7%

* This is based on patients treated on this contract for their most recent course of treatment. Figures in italics indicate the base number of FP17s or Patient Questionnaire responses are less than 100. N/A is shown where the base number of responses is less than 10 during the period. % is calculated as Quantity/Base number*100

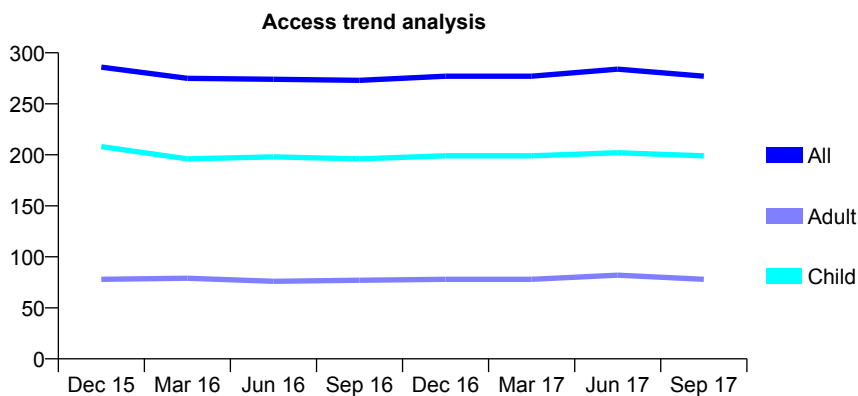
Q63 - Vital Signs At a Glance Contract Report for 920509/0001 - September 2017

Name or company name	MR KS SIHRA
Contract type name	GDS Contract
Purpose of contract	General
Contract start date	01/04/2006
Contract end date	

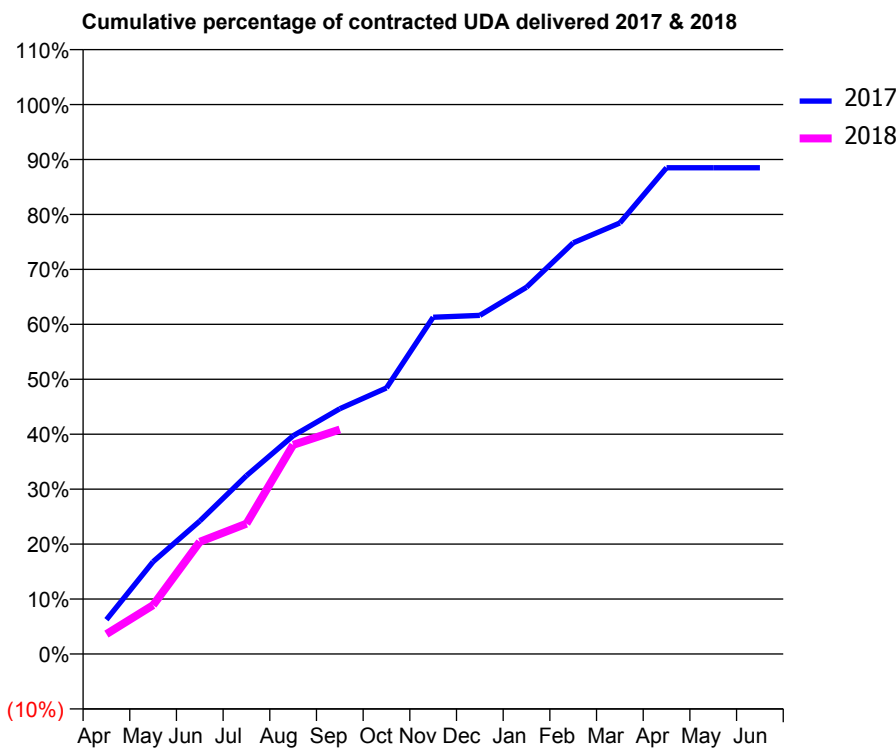
17/18 Contracted general activity (UDA)	607
Carry forward general activity (UDA)	0
17/18 Contracted orthodontic activity (UOA)	0
Carry forward orthodontic activity (UOA)	0
Baseline contract value	£15,132.80

ACCESS*

Patients seen in 24 months	Total	Change since previous quarter
Quarter ending September 2016	273	
Quarter ending December 2016	277	→
Quarter ending March 2017	277	→
Quarter ending June 2017	284	↑
Quarter ending September 2017	277	↓
Variance since September 2016	1.5%	→



ACTIVITY



Adjusted Scheduled Activity (UDA)		
Month	2017	2018
April	38	22
May	102	54
June	147	124
July	197	144
August	241	231
September	271	248
October	294	
November	372	
December	374	
January	405	
February	454	
March	476	
April	537	
May	537	
June	537	

QUALITY

	Quantity	Base Number	Contract	AT	Region	England
% of FP17s for the same patient ID Re-attending within 3 months - Children	4	158	2.5%	9.8%	11.2%	11.9%
% of FP17s for the same patient ID Re-attending within 3 months - Adults	11	53	20.8%	15.2%	16.6%	15.9%
% of FP17s for the same patient ID Re-attending between 3 & 9 months - Children	103	158	65.2%	47.7%	47.0%	58.1%
% of FP17s for the same patient ID Re-attending between 3 & 9 months - Adults	24	53	45.3%	38.2%	38.2%	50.6%
% of FP17s for Band 1 Urgent Courses	0	173	0.0%	10.0%	10.6%	9.1%
% of FP17s Relating to Free Repair or Replacements	0	173	0.0%	0.6%	0.6%	0.8%
% of FP17s Relating to Continuations	0	173	0.0%	0.9%	0.8%	1.1%
% of Patients satisfied with the dentistry they have received	0	0	N/A	89.8%	89.2%	91.4%
% of Patients satisfied with the time they had to wait for an appointment	0	0	N/A	86.1%	83.4%	87.7%

* This is based on patients treated on this contract for their most recent course of treatment. Figures in italics indicate the base number of FP17s or Patient Questionnaire responses are less than 100. N/A is shown where the base number of responses is less than 10 during the period. % is calculated as Quantity/Base number*100

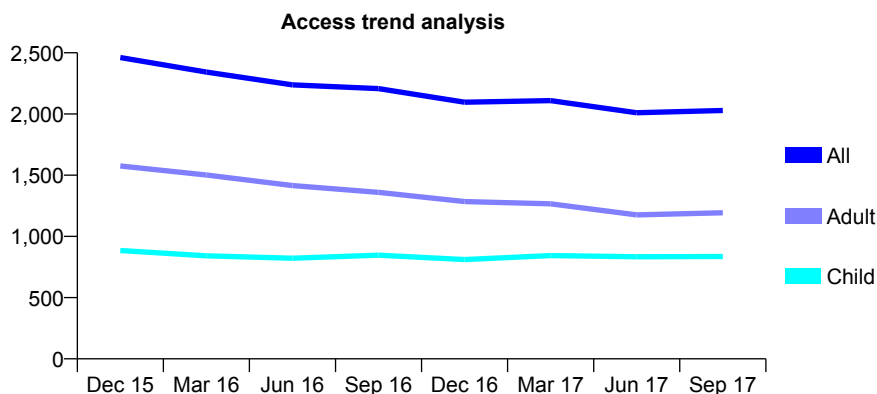
Q63 - Vital Signs At a Glance Contract Report for 921742/0001 - September 2017

Name or company name	MR AA OJETUNDE
Contract type name	GDS Contract
Purpose of contract	General
Contract start date	01/04/2006
Contract end date	

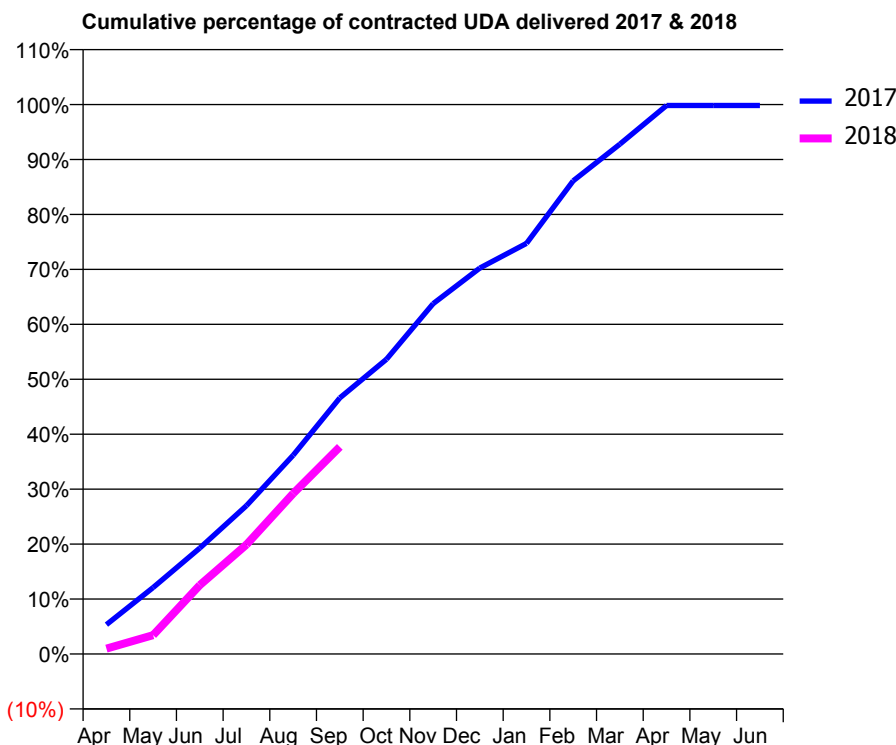
17/18 Contracted general activity (UDA)	11,195
Carry forward general activity (UDA)	19
17/18 Contracted orthodontic activity (UOA)	0
Carry forward orthodontic activity (UOA)	0
Baseline contract value	£299,113.07

ACCESS*

Patients seen in 24 months	Total	Change since previous quarter
Quarter ending September 2016	2,207	
Quarter ending December 2016	2,096	↓
Quarter ending March 2017	2,110	→
Quarter ending June 2017	2,010	↓
Quarter ending September 2017	2,029	→
Variance since September 2016	(8.1%)	↓



ACTIVITY



Month	Adjusted Scheduled Activity (UDA)	
	2017	2018
April	598	111
May	1,355	385
June	2,157	1,403
July	3,023	2,229
August	4,050	3,269
September	5,216	4,220
October	6,006	
November	7,139	
December	7,864	
January	8,366	
February	9,640	
March	10,388	
April	11,176	
May	11,176	
June	11,176	

QUALITY

	Quantity	Base Number	Contract	AT	Region	England
% of FP17s for the same patient ID Re-attending within 3 months - Children	12	513	2.3%	9.8%	11.2%	11.9%
% of FP17s for the same patient ID Re-attending within 3 months - Adults	65	672	9.7%	15.2%	16.6%	15.9%
% of FP17s for the same patient ID Re-attending between 3 & 9 months - Children	163	513	31.8%	47.7%	47.0%	58.1%
% of FP17s for the same patient ID Re-attending between 3 & 9 months - Adults	182	672	27.1%	38.2%	38.2%	50.6%
% of FP17s for Band 1 Urgent Courses	34	1,100	3.1%	10.0%	10.6%	9.1%
% of FP17s Relating to Free Repair or Replacements	1	1,100	0.1%	0.6%	0.6%	0.8%
% of FP17s Relating to Continuations	9	1,100	0.8%	0.9%	0.8%	1.1%
% of Patients satisfied with the dentistry they have received	0	0	N/A	89.8%	89.2%	91.4%
% of Patients satisfied with the time they had to wait for an appointment	0	0	N/A	86.1%	83.4%	87.7%

* This is based on patients treated on this contract for their most recent course of treatment. Figures in italics indicate the base number of FP17s or Patient Questionnaire responses are less than 100. N/A is shown where the base number of responses is less than 10 during the period. % is calculated as Quantity/Base number*100

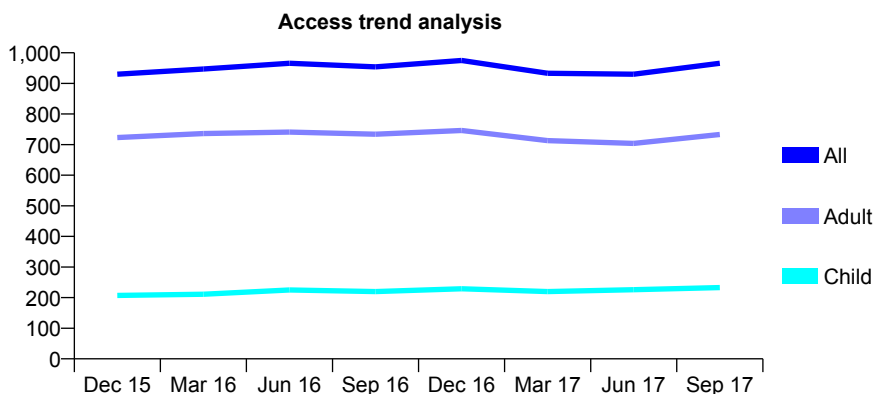
Q63 - Vital Signs At a Glance Contract Report for 921742/0003 - September 2017

Name or company name	MR AA OJETUNDE
Contract type name	GDS Contract
Purpose of contract	General
Contract start date	01/04/2006
Contract end date	

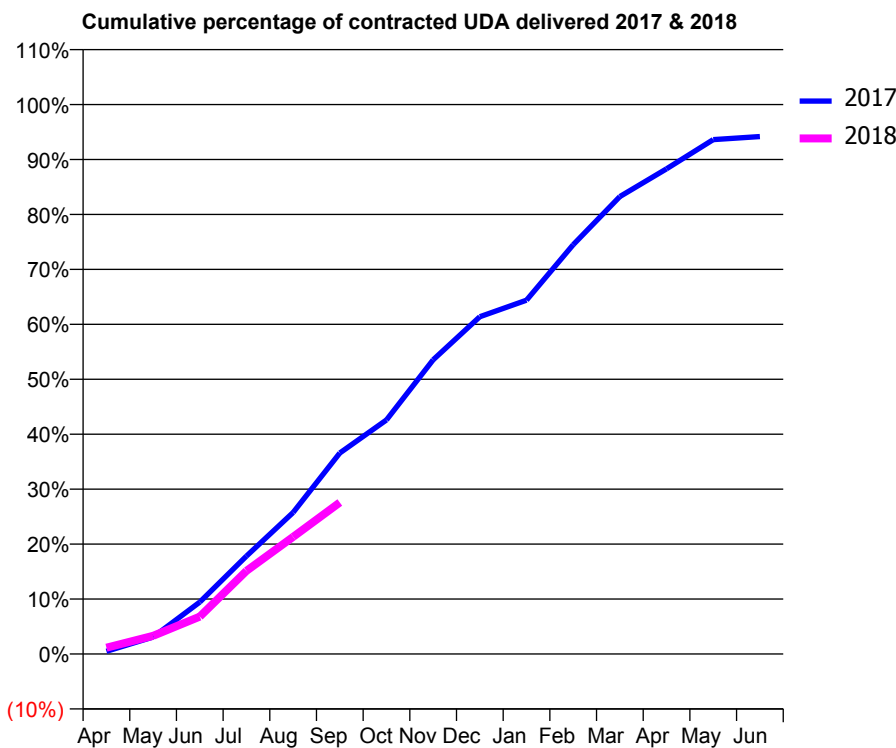
17/18 Contracted general activity (UDA)	4,795
Carry forward general activity (UDA)	0
17/18 Contracted orthodontic activity (UOA)	0
Carry forward orthodontic activity (UOA)	0
Baseline contract value	£137,965.69

ACCESS*

Patients seen in 24 months	Total	Change since previous quarter
Quarter ending September 2016	954	
Quarter ending December 2016	975	↑
Quarter ending March 2017	933	↓
Quarter ending June 2017	930	→
Quarter ending September 2017	966	↑
Variance since September 2016	1.3%	→



ACTIVITY



Month	Adjusted Scheduled Activity (UDA)	
	2017	2018
April	24	55
May	148	159
June	453	326
July	855	726
August	1,236	1,022
September	1,754	1,322
October	2,043	
November	2,567	
December	2,943	
January	3,088	
February	3,572	
March	3,992	
April	4,234	
May	4,489	
June	4,516	

QUALITY

	Quantity	Base Number	Contract	AT	Region	England
% of FP17s for the same patient ID Re-attending within 3 months - Children	7	152	4.6%	9.8%	11.2%	11.9%
% of FP17s for the same patient ID Re-attending within 3 months - Adults	55	411	13.4%	15.2%	16.6%	15.9%
% of FP17s for the same patient ID Re-attending between 3 & 9 months - Children	71	152	46.7%	47.7%	47.0%	58.1%
% of FP17s for the same patient ID Re-attending between 3 & 9 months - Adults	164	411	39.9%	38.2%	38.2%	50.6%
% of FP17s for Band 1 Urgent Courses	34	446	7.6%	10.0%	10.6%	9.1%
% of FP17s Relating to Free Repair or Replacements	4	446	0.9%	0.6%	0.6%	0.8%
% of FP17s Relating to Continuations	5	446	1.1%	0.9%	0.8%	1.1%
% of Patients satisfied with the dentistry they have received	0	0	N/A	89.8%	89.2%	91.4%
% of Patients satisfied with the time they had to wait for an appointment	0	0	N/A	86.1%	83.4%	87.7%

* This is based on patients treated on this contract for their most recent course of treatment. Figures in italics indicate the base number of FP17s or Patient Questionnaire responses are less than 100. N/A is shown where the base number of responses is less than 10 during the period. % is calculated as Quantity/Base number*100

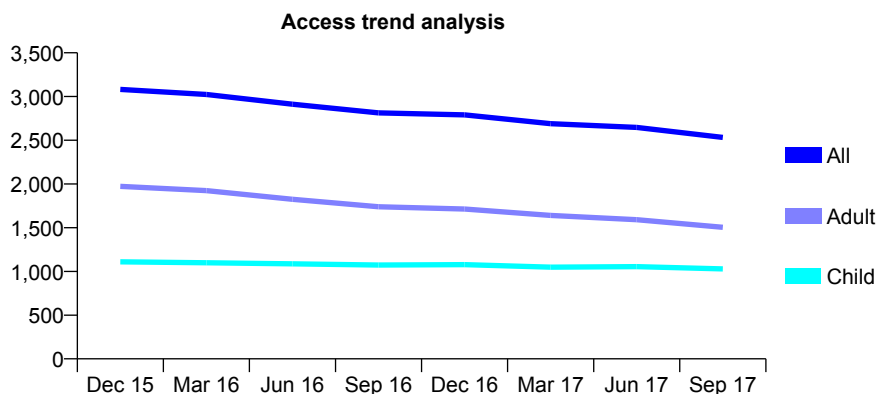
Q63 - Vital Signs At a Glance Contract Report for 929654/0001 - September 2017

Name or company name	MR MR CHOUDHURY
Contract type name	GDS Contract
Purpose of contract	General
Contract start date	01/04/2006
Contract end date	

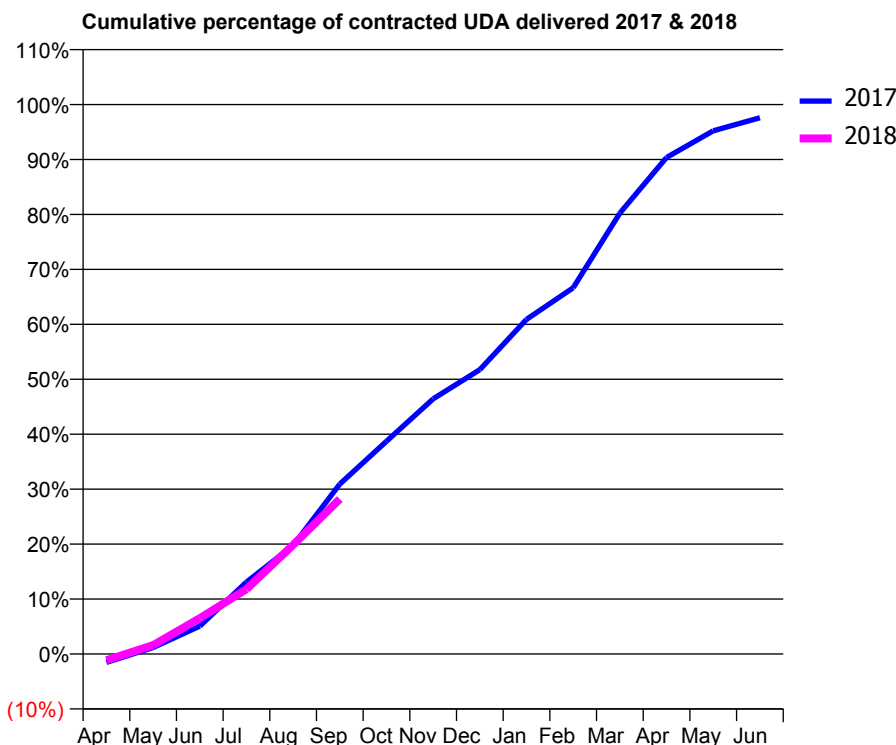
17/18 Contracted general activity (UDA)	6,740
Carry forward general activity (UDA)	162
17/18 Contracted orthodontic activity (UOA)	0
Carry forward orthodontic activity (UOA)	0
Baseline contract value	£198,385.60

ACCESS*

Patients seen in 24 months	Total	Change since previous quarter
Quarter ending September 2016	2,813	
Quarter ending December 2016	2,790	→
Quarter ending March 2017	2,689	↓
Quarter ending June 2017	2,647	↓
Quarter ending September 2017	2,533	↓
Variance since September 2016	(10.0%)	↓



ACTIVITY



Month	Adjusted Scheduled Activity (UDA)	
	2017	2018
April	-104	-77
May	79	108
June	343	439
July	883	795
August	1,333	1,339
September	2,084	1,902
October	2,610	
November	3,129	
December	3,489	
January	4,104	
February	4,493	
March	5,408	
April	6,089	
May	6,417	
June	6,578	

QUALITY

	Quantity	Base Number	Contract	AT	Region	England
% of FP17s for the same patient ID Re-attending within 3 months - Children	35	692	5.1%	9.8%	11.2%	11.9%
% of FP17s for the same patient ID Re-attending within 3 months - Adults	102	789	12.9%	15.2%	16.6%	15.9%
% of FP17s for the same patient ID Re-attending between 3 & 9 months - Children	303	692	43.8%	47.7%	47.0%	58.1%
% of FP17s for the same patient ID Re-attending between 3 & 9 months - Adults	324	789	41.1%	38.2%	38.2%	50.6%
% of FP17s for Band 1 Urgent Courses	200	1,011	19.8%	10.0%	10.6%	9.1%
% of FP17s Relating to Free Repair or Replacements	13	1,011	1.3%	0.6%	0.6%	0.8%
% of FP17s Relating to Continuations	2	1,011	0.2%	0.9%	0.8%	1.1%
% of Patients satisfied with the dentistry they have received	19	23	82.6%	89.8%	89.2%	91.4%
% of Patients satisfied with the time they had to wait for an appointment	20	23	87.0%	86.1%	83.4%	87.7%

* This is based on patients treated on this contract for their most recent course of treatment. Figures in italics indicate the base number of FP17s or Patient Questionnaire responses are less than 100. N/A is shown where the base number of responses is less than 10 during the period. % is calculated as Quantity/Base number*100

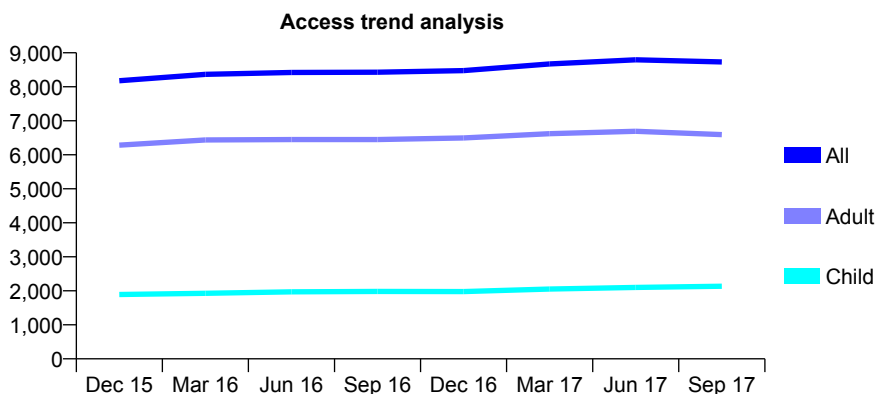
Q63 - Vital Signs At a Glance Contract Report for 931403/0001 - September 2017

Name or company name	MR AK PATEL
Contract type name	GDS Contract
Purpose of contract	General
Contract start date	01/04/2006
Contract end date	

17/18 Contracted general activity (UDA)	21,449
Carry forward general activity (UDA)	-48
17/18 Contracted orthodontic activity (UOA)	0
Carry forward orthodontic activity (UOA)	0
Baseline contract value	£693,583.37

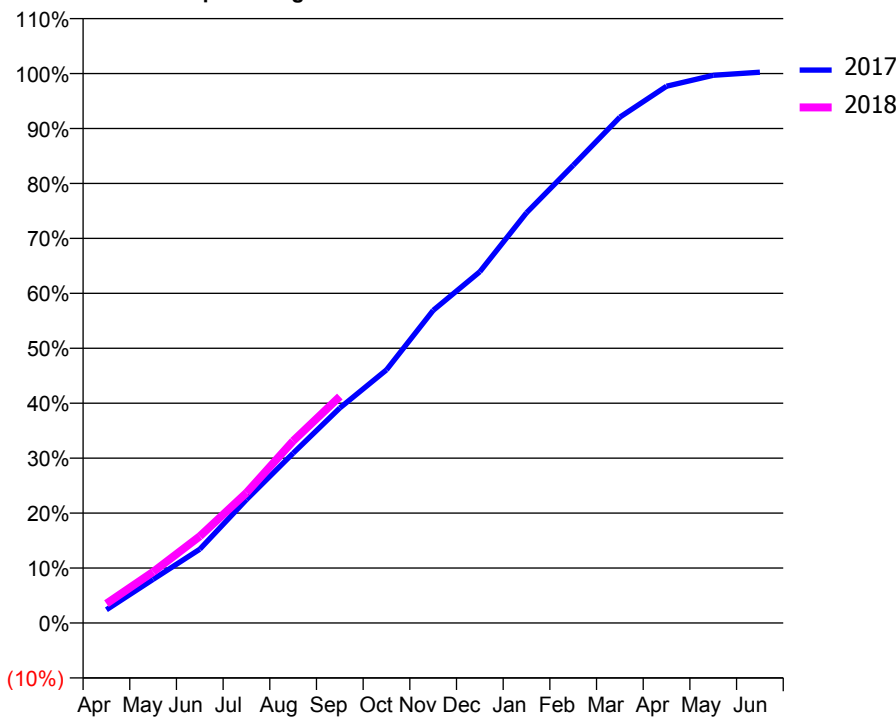
ACCESS*

Patients seen in 24 months	Total	Change since previous quarter
Quarter ending September 2016	8,431	
Quarter ending December 2016	8,476	→
Quarter ending March 2017	8,674	↑
Quarter ending June 2017	8,794	→
Quarter ending September 2017	8,732	→
Variance since September 2016	3.6%	↑



ACTIVITY

Cumulative percentage of contracted UDA delivered 2017 & 2018



Month	Adjusted Scheduled Activity (UDA)	
	2017	2018
April	519	758
May	1,704	1,998
June	2,882	3,387
July	4,818	5,081
August	6,628	7,105
September	8,395	8,840
October	9,882	
November	12,201	
December	13,711	
January	16,013	
February	17,864	
March	19,743	
April	20,953	
May	21,382	
June	21,497	

QUALITY

	Quantity	Base Number	Contract	AT	Region	England
% of FP17s for the same patient ID Re-attending within 3 months - Children	101	1,274	7.9%	9.8%	11.2%	11.9%
% of FP17s for the same patient ID Re-attending within 3 months - Adults	565	3,385	16.7%	15.2%	16.6%	15.9%
% of FP17s for the same patient ID Re-attending between 3 & 9 months - Children	476	1,274	37.4%	47.7%	47.0%	58.1%
% of FP17s for the same patient ID Re-attending between 3 & 9 months - Adults	1,002	3,385	29.6%	38.2%	38.2%	50.6%
% of FP17s for Band 1 Urgent Courses	579	3,914	14.8%	10.0%	10.6%	9.1%
% of FP17s Relating to Free Repair or Replacements	45	3,914	1.1%	0.6%	0.6%	0.8%
% of FP17s Relating to Continuations	38	3,914	1.0%	0.9%	0.8%	1.1%
% of Patients satisfied with the dentistry they have received	11	13	84.6%	89.8%	89.2%	91.4%
% of Patients satisfied with the time they had to wait for an appointment	12	13	92.3%	86.1%	83.4%	87.7%

* This is based on patients treated on this contract for their most recent course of treatment. Figures in italics indicate the base number of FP17s or Patient Questionnaire responses are less than 100. N/A is shown where the base number of responses is less than 10 during the period. % is calculated as Quantity/Base number*100

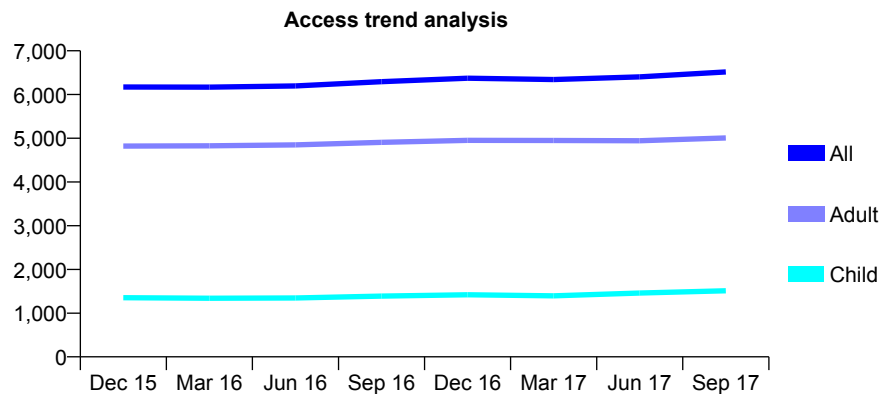
Q63 - Vital Signs At a Glance Contract Report for 932884/0001 - September 2017

Name or company name	MR HS BASSI
Contract type name	GDS Contract
Purpose of contract	General
Contract start date	01/04/2006
Contract end date	

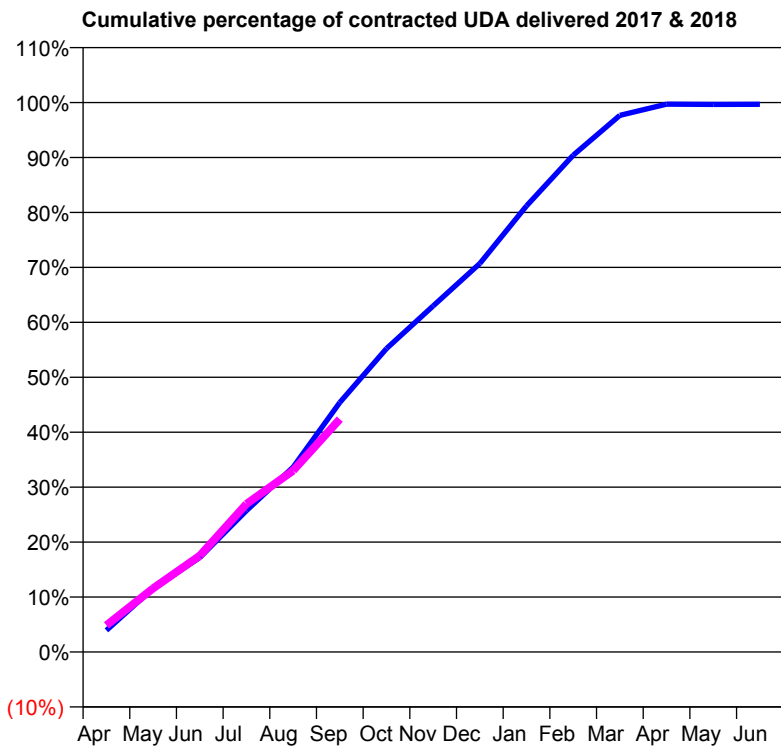
17/18 Contracted general activity (UDA)	16,913
Carry forward general activity (UDA)	57
17/18 Contracted orthodontic activity (UOA)	0
Carry forward orthodontic activity (UOA)	0
Baseline contract value	£442,236.53

ACCESS*

Patients seen in 24 months	Total	Change since previous quarter
Quarter ending September 2016	6,295	
Quarter ending December 2016	6,372	→
Quarter ending March 2017	6,342	→
Quarter ending June 2017	6,403	→
Quarter ending September 2017	6,518	→
Variance since September 2016	3.5%	↑



ACTIVITY



Month	Adjusted Scheduled Activity (UDA)	
	2017	2018
April	667	823
May	1,961	1,960
June	2,909	2,964
July	4,353	4,557
August	5,692	5,582
September	7,682	7,169
October	9,339	
November	10,652	
December	11,959	
January	13,731	
February	15,291	
March	16,518	
April	16,863	
May	16,852	
June	16,856	

QUALITY

	Quantity	Base Number	Contract	AT	Region	England
% of FP17s for the same patient ID Re-attending within 3 months - Children	34	940	3.6%	9.8%	11.2%	11.9%
% of FP17s for the same patient ID Re-attending within 3 months - Adults	254	3,105	8.2%	15.2%	16.6%	15.9%
% of FP17s for the same patient ID Re-attending between 3 & 9 months - Children	321	940	34.1%	47.7%	47.0%	58.1%
% of FP17s for the same patient ID Re-attending between 3 & 9 months - Adults	1,306	3,105	42.1%	38.2%	38.2%	50.6%
% of FP17s for Band 1 Urgent Courses	206	3,457	6.0%	10.0%	10.6%	9.1%
% of FP17s Relating to Free Repair or Replacements	42	3,457	1.2%	0.6%	0.6%	0.8%
% of FP17s Relating to Continuations	19	3,457	0.5%	0.9%	0.8%	1.1%
% of Patients satisfied with the dentistry they have received	5	5	N/A	89.8%	89.2%	91.4%
% of Patients satisfied with the time they had to wait for an appointment	5	5	N/A	86.1%	83.4%	87.7%

* This is based on patients treated on this contract for their most recent course of treatment. Figures in italics indicate the base number of FP17s or Patient Questionnaire responses are less than 100. N/A is shown where the base number of responses is less than 10 during the period. % is calculated as Quantity/Base number*100

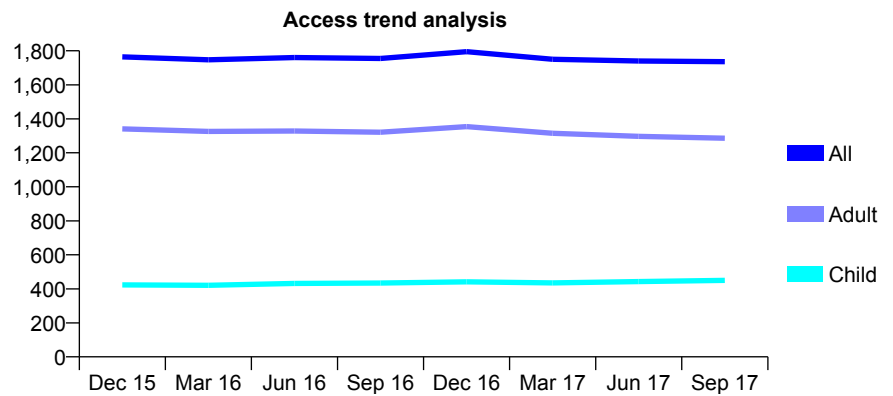
Q63 - Vital Signs At a Glance Contract Report for 933074/0001 - September 2017

Name or company name	MR M MAZAHERI
Contract type name	GDS Contract
Purpose of contract	General
Contract start date	01/04/2006
Contract end date	

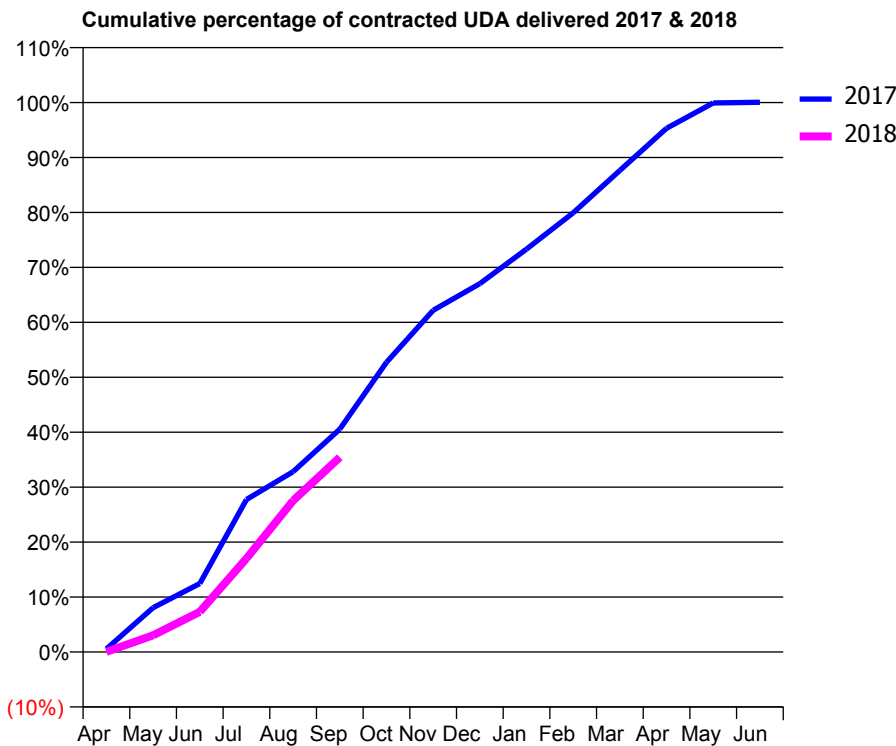
17/18 Contracted general activity (UDA)	10,543
Carry forward general activity (UDA)	-5
17/18 Contracted orthodontic activity (UOA)	0
Carry forward orthodontic activity (UOA)	0
Baseline contract value	£337,108.28

ACCESS*

Patients seen in 24 months	Total	Change since previous quarter
Quarter ending September 2016	1,755	
Quarter ending December 2016	1,795	↑
Quarter ending March 2017	1,750	↓
Quarter ending June 2017	1,740	→
Quarter ending September 2017	1,736	→
Variance since September 2016	(1.1%)	↓



ACTIVITY



Month	Adjusted Scheduled Activity (UDA)	
	2017	2018
April	60	5
May	852	321
June	1,315	771
July	2,926	1,794
August	3,460	2,906
September	4,277	3,737
October	5,558	
November	6,556	
December	7,067	
January	7,729	
February	8,425	
March	9,241	
April	10,048	
May	10,535	
June	10,548	

QUALITY

	Quantity	Base Number	Contract	AT	Region	England
% of FP17s for the same patient ID Re-attending within 3 months - Children	17	261	6.5%	9.8%	11.2%	11.9%
% of FP17s for the same patient ID Re-attending within 3 months - Adults	57	652	8.7%	15.2%	16.6%	15.9%
% of FP17s for the same patient ID Re-attending between 3 & 9 months - Children	110	261	42.1%	47.7%	47.0%	58.1%
% of FP17s for the same patient ID Re-attending between 3 & 9 months - Adults	243	652	37.3%	38.2%	38.2%	50.6%
% of FP17s for Band 1 Urgent Courses	25	691	3.6%	10.0%	10.6%	9.1%
% of FP17s Relating to Free Repair or Replacements	1	691	0.1%	0.6%	0.6%	0.8%
% of FP17s Relating to Continuations	6	691	0.9%	0.9%	0.8%	1.1%
% of Patients satisfied with the dentistry they have received	0	1	N/A	89.8%	89.2%	91.4%
% of Patients satisfied with the time they had to wait for an appointment	1	1	N/A	86.1%	83.4%	87.7%

* This is based on patients treated on this contract for their most recent course of treatment. Figures in italics indicate the base number of FP17s or Patient Questionnaire responses are less than 100. N/A is shown where the base number of responses is less than 10 during the period. % is calculated as Quantity/Base number*100

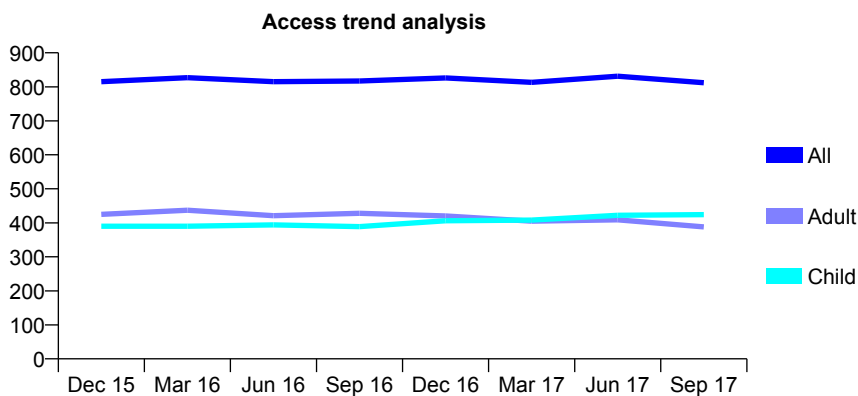
Q63 - Vital Signs At a Glance Contract Report for 933422/0001 - September 2017

Name or company name	MR A SOMASUNDARARAJAH
Contract type name	GDS Contract
Purpose of contract	General
Contract start date	01/04/2006
Contract end date	

17/18 Contracted general activity (UDA)	3,377
Carry forward general activity (UDA)	0
17/18 Contracted orthodontic activity (UOA)	0
Carry forward orthodontic activity (UOA)	0
Baseline contract value	£98,104.55

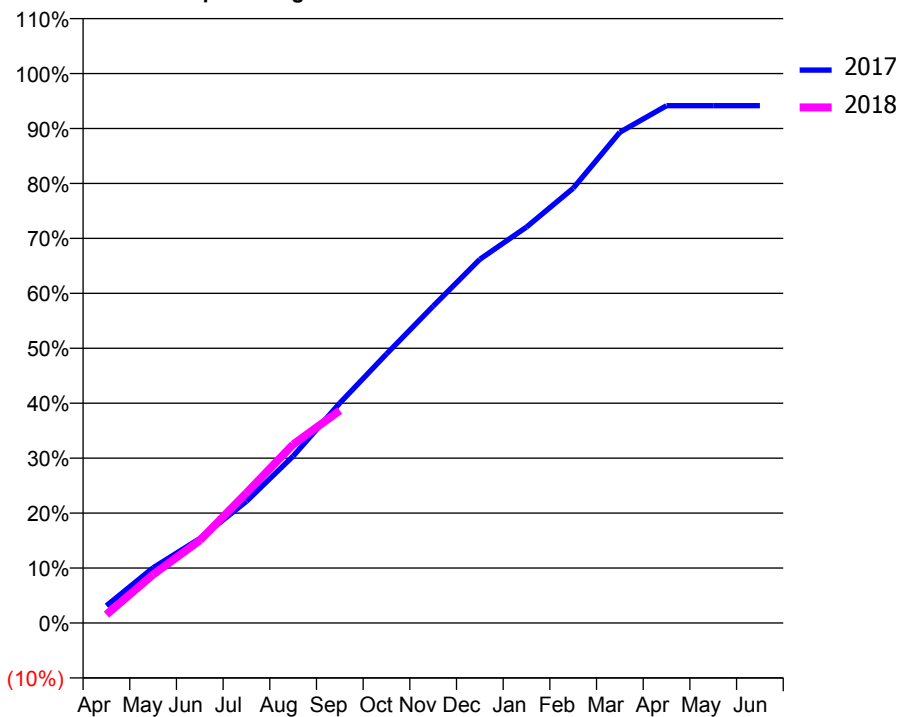
ACCESS*

Patients seen in 24 months	Total	Change since previous quarter
Quarter ending September 2016	817	
Quarter ending December 2016	826	→
Quarter ending March 2017	813	↓
Quarter ending June 2017	831	↑
Quarter ending September 2017	812	↓
Variance since September 2016	(0.6%)	→



ACTIVITY

Cumulative percentage of contracted UDA delivered 2017 & 2018



Adjusted Scheduled Activity (UDA)		
Month	2017	2018
April	106	52
May	340	298
June	519	508
July	748	799
August	1,025	1,097
September	1,351	1,306
October	1,653	
November	1,947	
December	2,235	
January	2,434	
February	2,672	
March	3,016	
April	3,179	
May	3,179	
June	3,179	

QUALITY

	Quantity	Base Number	Contract	AT	Region	England
% of FP17s for the same patient ID Re-attending within 3 months - Children	15	245	6.1%	9.8%	11.2%	11.9%
% of FP17s for the same patient ID Re-attending within 3 months - Adults	27	198	13.6%	15.2%	16.6%	15.9%
% of FP17s for the same patient ID Re-attending between 3 & 9 months - Children	114	245	46.5%	47.7%	47.0%	58.1%
% of FP17s for the same patient ID Re-attending between 3 & 9 months - Adults	76	198	38.4%	38.2%	38.2%	50.6%
% of FP17s for Band 1 Urgent Courses	14	410	3.4%	10.0%	10.6%	9.1%
% of FP17s Relating to Free Repair or Replacements	0	410	0.0%	0.6%	0.6%	0.8%
% of FP17s Relating to Continuations	7	410	1.7%	0.9%	0.8%	1.1%
% of Patients satisfied with the dentistry they have received	3	3	N/A	89.8%	89.2%	91.4%
% of Patients satisfied with the time they had to wait for an appointment	2	3	N/A	86.1%	83.4%	87.7%

* This is based on patients treated on this contract for their most recent course of treatment. Figures in italics indicate the base number of FP17s or Patient Questionnaire responses are less than 100. N/A is shown where the base number of responses is less than 10 during the period. % is calculated as Quantity/Base number*100

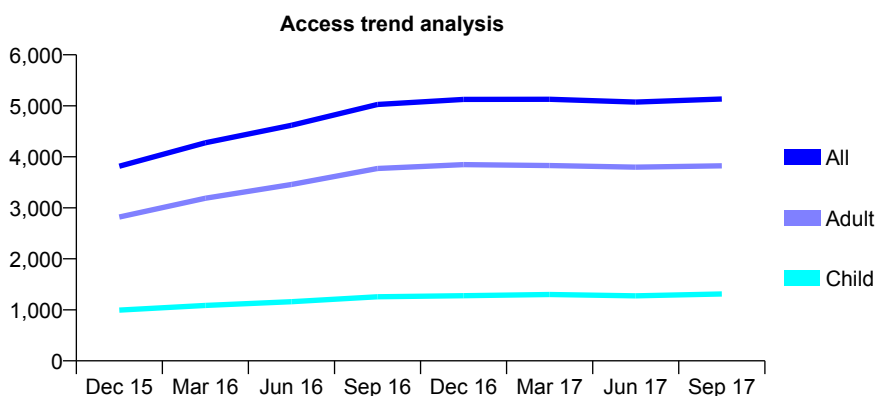
Q63 - Vital Signs At a Glance Contract Report for 936812/0001 - September 2017

Name or company name	MS M AZARI
Contract type name	GDS Contract
Purpose of contract	General
Contract start date	01/11/2014
Contract end date	

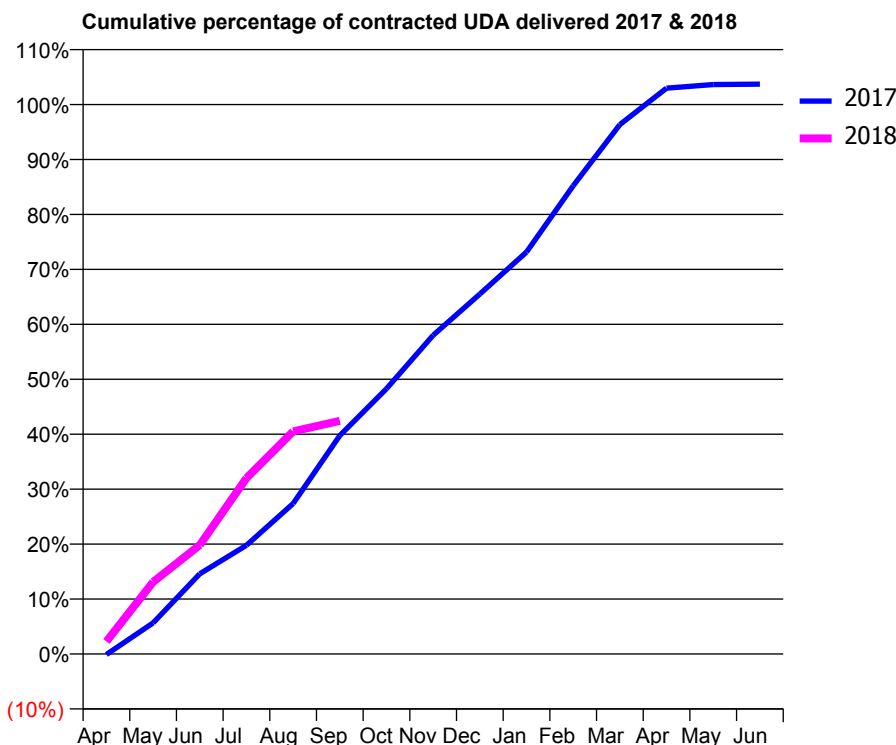
17/18 Contracted general activity (UDA)	17,648
Carry forward general activity (UDA)	-353
17/18 Contracted orthodontic activity (UOA)	0
Carry forward orthodontic activity (UOA)	0
Baseline contract value	£661,000.38

ACCESS*

Patients seen in 24 months	Total	Change since previous quarter
Quarter ending September 2016	5,026	
Quarter ending December 2016	5,125	→
Quarter ending March 2017	5,129	→
Quarter ending June 2017	5,072	↓
Quarter ending September 2017	5,133	→
Variance since September 2016	2.1%	↑



ACTIVITY



Month	Adjusted Scheduled Activity (UDA)	
	2017	2018
April	-20	404
May	1,001	2,316
June	2,575	3,502
July	3,491	5,650
August	4,834	7,151
September	7,017	7,490
October	8,522	
November	10,239	
December	11,560	
January	12,911	
February	15,040	
March	17,005	
April	18,175	
May	18,290	
June	18,302	

QUALITY

	Quantity	Base Number	Contract	AT	Region	England
% of FP17s for the same patient ID Re-attending within 3 months - Children	31	642	4.8%	9.8%	11.2%	11.9%
% of FP17s for the same patient ID Re-attending within 3 months - Adults	173	1,684	10.3%	15.2%	16.6%	15.9%
% of FP17s for the same patient ID Re-attending between 3 & 9 months - Children	274	642	42.7%	47.7%	47.0%	58.1%
% of FP17s for the same patient ID Re-attending between 3 & 9 months - Adults	601	1,684	35.7%	38.2%	38.2%	50.6%
% of FP17s for Band 1 Urgent Courses	146	2,023	7.2%	10.0%	10.6%	9.1%
% of FP17s Relating to Free Repair or Replacements	5	2,023	0.2%	0.6%	0.6%	0.8%
% of FP17s Relating to Continuations	1	2,023	0.0%	0.9%	0.8%	1.1%
% of Patients satisfied with the dentistry they have received	3	3	N/A	89.8%	89.2%	91.4%
% of Patients satisfied with the time they had to wait for an appointment	3	3	N/A	86.1%	83.4%	87.7%

* This is based on patients treated on this contract for their most recent course of treatment. Figures in italics indicate the base number of FP17s or Patient Questionnaire responses are less than 100. N/A is shown where the base number of responses is less than 10 during the period. % is calculated as Quantity/Base number*100

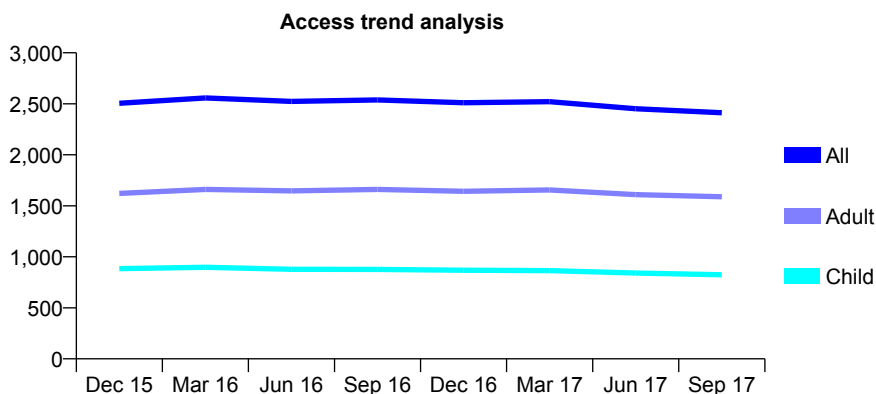
Q63 - Vital Signs At a Glance Contract Report for 941409/0002 - September 2017

Name or company name	MISS R ILATY
Contract type name	GDS Contract
Purpose of contract	General
Contract start date	30/06/2008
Contract end date	

17/18 Contracted general activity (UDA)	8,400
Carry forward general activity (UDA)	163
17/18 Contracted orthodontic activity (UOA)	0
Carry forward orthodontic activity (UOA)	0
Baseline contract value	£193,343.01

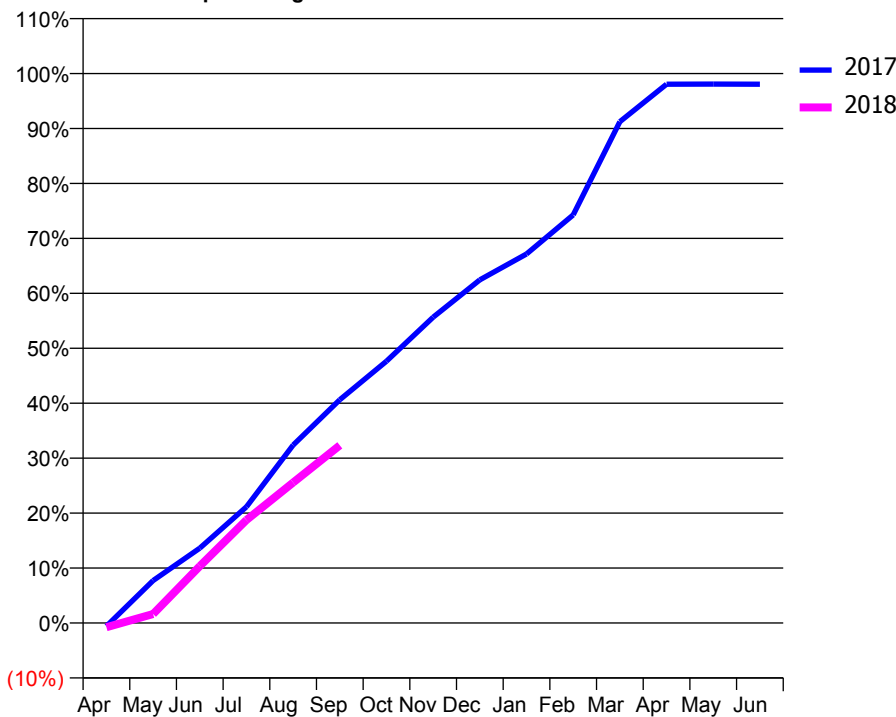
ACCESS*

Patients seen in 24 months	Total	Change since previous quarter
Quarter ending September 2016	2,538	
Quarter ending December 2016	2,511	↓
Quarter ending March 2017	2,521	→
Quarter ending June 2017	2,451	↓
Quarter ending September 2017	2,413	↓
Variance since September 2016	(4.9%)	↓



ACTIVITY

Cumulative percentage of contracted UDA delivered 2017 & 2018



Month	Adjusted Scheduled Activity (UDA)	
	2017	2018
April	-50	-67
May	650	138
June	1,145	870
July	1,776	1,576
August	2,721	2,147
September	3,414	2,716
October	4,002	
November	4,674	
December	5,245	
January	5,642	
February	6,239	
March	7,664	
April	8,237	
May	8,238	
June	8,237	

QUALITY

	Quantity	Base Number	Contract	AT	Region	England
% of FP17s for the same patient ID Re-attending within 3 months - Children	55	586	9.4%	9.8%	11.2%	11.9%
% of FP17s for the same patient ID Re-attending within 3 months - Adults	133	913	14.6%	15.2%	16.6%	15.9%
% of FP17s for the same patient ID Re-attending between 3 & 9 months - Children	377	586	64.3%	47.7%	47.0%	58.1%
% of FP17s for the same patient ID Re-attending between 3 & 9 months - Adults	471	913	51.6%	38.2%	38.2%	50.6%
% of FP17s for Band 1 Urgent Courses	73	1,316	5.5%	10.0%	10.6%	9.1%
% of FP17s Relating to Free Repair or Replacements	20	1,316	1.5%	0.6%	0.6%	0.8%
% of FP17s Relating to Continuations	0	1,316	0.0%	0.9%	0.8%	1.1%
% of Patients satisfied with the dentistry they have received	5	5	N/A	89.8%	89.2%	91.4%
% of Patients satisfied with the time they had to wait for an appointment	4	5	N/A	86.1%	83.4%	87.7%

* This is based on patients treated on this contract for their most recent course of treatment. Figures in italics indicate the base number of FP17s or Patient Questionnaire responses are less than 100. N/A is shown where the base number of responses is less than 10 during the period. % is calculated as Quantity/Base number*100

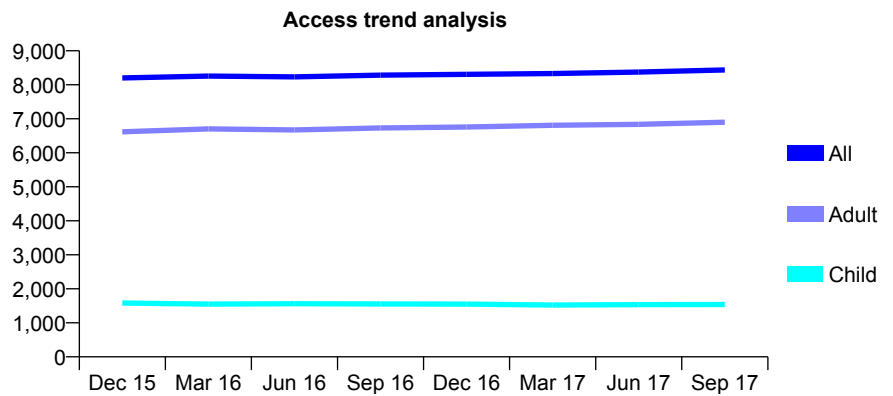
Q63 - Vital Signs At a Glance Contract Report for 943622/0001 - September 2017

Name or company name	MR H TORKZABAN
Contract type name	GDS Contract
Purpose of contract	General
Contract start date	01/04/2006
Contract end date	

17/18 Contracted general activity (UDA)	29,538
Carry forward general activity (UDA)	691
17/18 Contracted orthodontic activity (UOA)	0
Carry forward orthodontic activity (UOA)	0
Baseline contract value	£905,593.48

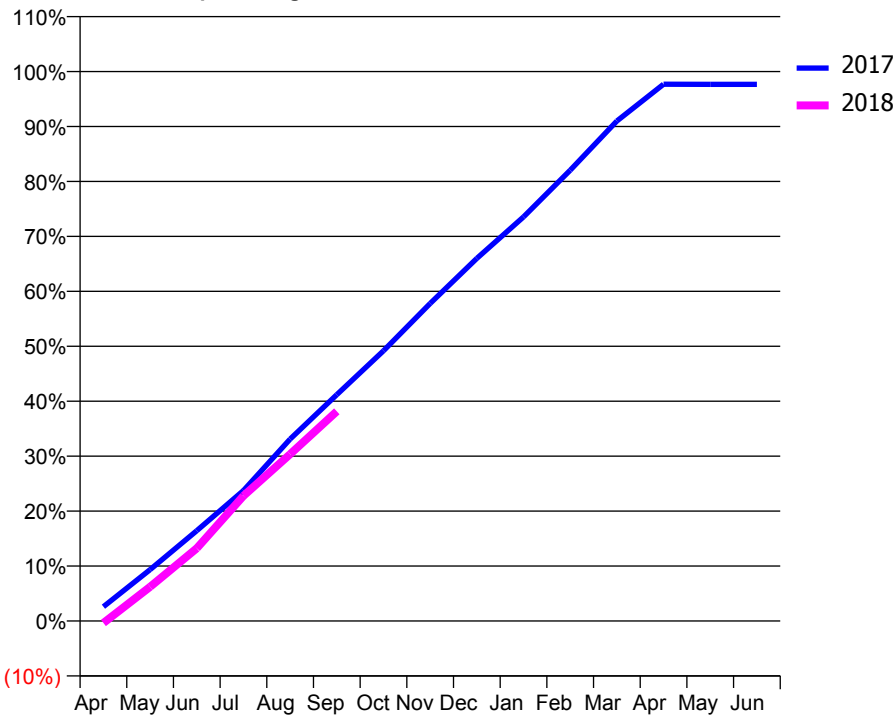
ACCESS*

Patients seen in 24 months	Total	Change since previous quarter
Quarter ending September 2016	8,286	
Quarter ending December 2016	8,308	→
Quarter ending March 2017	8,330	→
Quarter ending June 2017	8,373	→
Quarter ending September 2017	8,439	→
Variance since September 2016	1.8%	→



ACTIVITY

Cumulative percentage of contracted UDA delivered 2017 & 2018



Month	Adjusted Scheduled Activity (UDA)	
	2017	2018
April	771	-108
May	2,760	1,838
June	4,854	3,912
July	7,012	6,730
August	9,778	8,971
September	12,168	11,271
October	14,524	
November	17,067	
December	19,493	
January	21,724	
February	24,230	
March	26,874	
April	28,853	
May	28,847	
June	28,847	

QUALITY

	Quantity	Base Number	Contract	AT	Region	England
% of FP17s for the same patient ID Re-attending within 3 months - Children	64	912	7.0%	9.8%	11.2%	11.9%
% of FP17s for the same patient ID Re-attending within 3 months - Adults	258	3,178	8.1%	15.2%	16.6%	15.9%
% of FP17s for the same patient ID Re-attending between 3 & 9 months - Children	330	912	36.2%	47.7%	47.0%	58.1%
% of FP17s for the same patient ID Re-attending between 3 & 9 months - Adults	898	3,178	28.3%	38.2%	38.2%	50.6%
% of FP17s for Band 1 Urgent Courses	342	3,733	9.2%	10.0%	10.6%	9.1%
% of FP17s Relating to Free Repair or Replacements	11	3,733	0.3%	0.6%	0.6%	0.8%
% of FP17s Relating to Continuations	17	3,733	0.5%	0.9%	0.8%	1.1%
% of Patients satisfied with the dentistry they have received	10	10	100.0%	89.8%	89.2%	91.4%
% of Patients satisfied with the time they had to wait for an appointment	9	10	90.0%	86.1%	83.4%	87.7%

* This is based on patients treated on this contract for their most recent course of treatment. Figures in italics indicate the base number of FP17s or Patient Questionnaire responses are less than 100. N/A is shown where the base number of responses is less than 10 during the period. % is calculated as Quantity/Base number*100

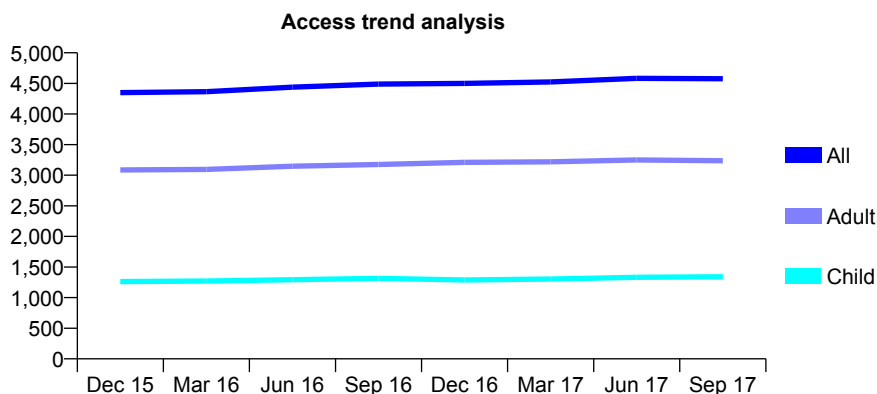
Q63 - Vital Signs At a Glance Contract Report for 943746/0001 - September 2017

Name or company name	MR MP FUNG
Contract type name	GDS Contract
Purpose of contract	General
Contract start date	01/04/2006
Contract end date	

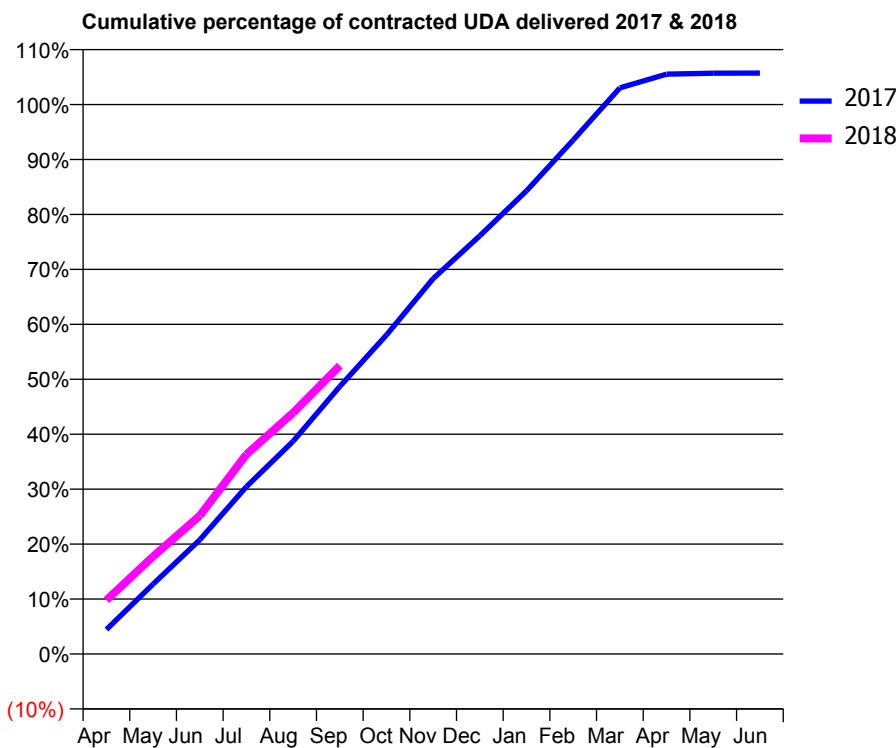
17/18 Contracted general activity (UDA)	8,866
Carry forward general activity (UDA)	-177
17/18 Contracted orthodontic activity (UOA)	0
Carry forward orthodontic activity (UOA)	0
Baseline contract value	£259,434.69

ACCESS*

Patients seen in 24 months	Total	Change since previous quarter
Quarter ending September 2016	4,490	
Quarter ending December 2016	4,500	→
Quarter ending March 2017	4,523	→
Quarter ending June 2017	4,583	→
Quarter ending September 2017	4,576	→
Variance since September 2016	1.9%	→



ACTIVITY



Month	Adjusted Scheduled Activity (UDA)	
	2017	2018
April	395	870
May	1,128	1,575
June	1,843	2,231
July	2,701	3,223
August	3,432	3,893
September	4,318	4,653
October	5,148	
November	6,057	
December	6,748	
January	7,473	
February	8,294	
March	9,135	
April	9,356	
May	9,371	
June	9,374	

QUALITY

	Quantity	Base Number	Contract	AT	Region	England
% of FP17s for the same patient ID Re-attending within 3 months - Children	79	955	8.3%	9.8%	11.2%	11.9%
% of FP17s for the same patient ID Re-attending within 3 months - Adults	197	1,668	11.8%	15.2%	16.6%	15.9%
% of FP17s for the same patient ID Re-attending between 3 & 9 months - Children	508	955	53.2%	47.7%	47.0%	58.1%
% of FP17s for the same patient ID Re-attending between 3 & 9 months - Adults	554	1,668	33.2%	38.2%	38.2%	50.6%
% of FP17s for Band 1 Urgent Courses	190	2,219	8.6%	10.0%	10.6%	9.1%
% of FP17s Relating to Free Repair or Replacements	8	2,219	0.4%	0.6%	0.6%	0.8%
% of FP17s Relating to Continuations	31	2,219	1.4%	0.9%	0.8%	1.1%
% of Patients satisfied with the dentistry they have received	2	3	N/A	89.8%	89.2%	91.4%
% of Patients satisfied with the time they had to wait for an appointment	3	3	N/A	86.1%	83.4%	87.7%

* This is based on patients treated on this contract for their most recent course of treatment. Figures in italics indicate the base number of FP17s or Patient Questionnaire responses are less than 100. N/A is shown where the base number of responses is less than 10 during the period. % is calculated as Quantity/Base number*100

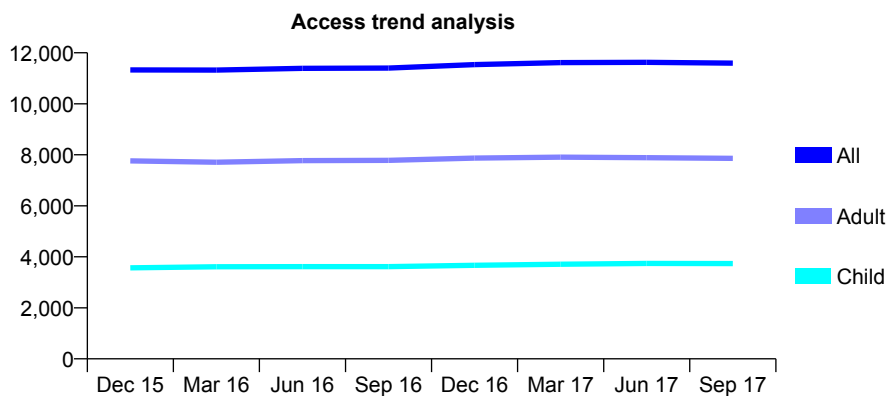
Q63 - Vital Signs At a Glance Contract Report for 943967/0001 - September 2017

Name or company name	MR JL UBEROI
Contract type name	GDS Contract
Purpose of contract	General
Contract start date	18/12/2009
Contract end date	

17/18 Contracted general activity (UDA)	32,120
Carry forward general activity (UDA)	0
17/18 Contracted orthodontic activity (UOA)	0
Carry forward orthodontic activity (UOA)	0
Baseline contract value	£766,919.39

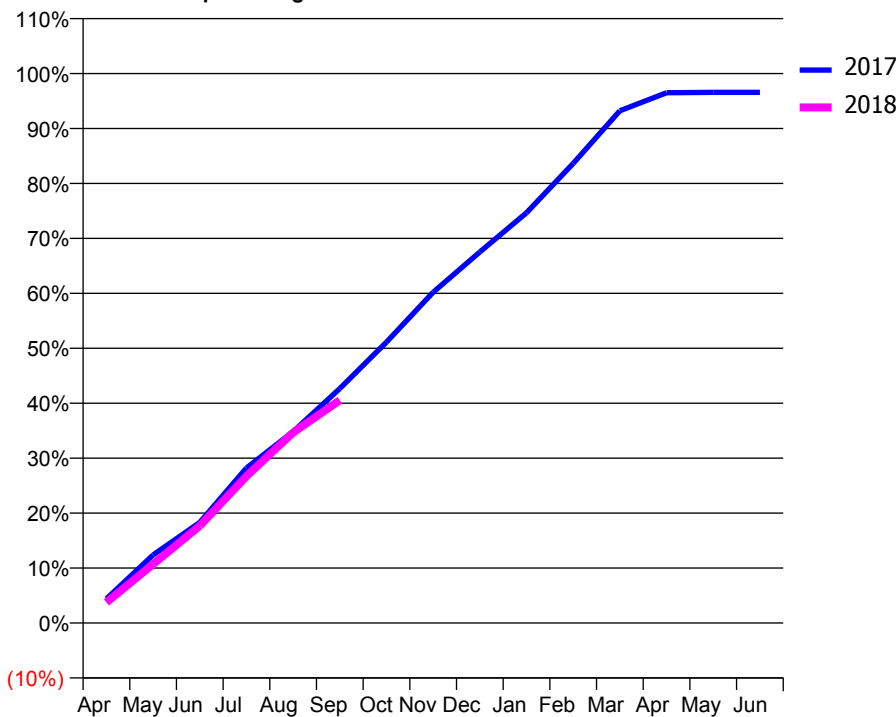
ACCESS*

Patients seen in 24 months	Total	Change since previous quarter
Quarter ending September 2016	11,401	
Quarter ending December 2016	11,538	→
Quarter ending March 2017	11,616	→
Quarter ending June 2017	11,627	→
Quarter ending September 2017	11,595	→
Variance since September 2016	1.7%	→



ACTIVITY

Cumulative percentage of contracted UDA delivered 2017 & 2018



Month	Adjusted Scheduled Activity (UDA)	
	2017	2018
April	1,411	1,205
May	3,976	3,438
June	5,881	5,682
July	9,060	8,586
August	11,185	11,132
September	13,704	13,019
October	16,421	
November	19,333	
December	21,686	
January	23,979	
February	26,867	
March	29,945	
April	30,997	
May	31,020	
June	31,020	

QUALITY

	Quantity	Base Number	Contract	AT	Region	England
% of FP17s for the same patient ID Re-attending within 3 months - Children	325	2,381	13.6%	9.8%	11.2%	11.9%
% of FP17s for the same patient ID Re-attending within 3 months - Adults	633	3,926	16.1%	15.2%	16.6%	15.9%
% of FP17s for the same patient ID Re-attending between 3 & 9 months - Children	975	2,381	40.9%	47.7%	47.0%	58.1%
% of FP17s for the same patient ID Re-attending between 3 & 9 months - Adults	1,383	3,926	35.2%	38.2%	38.2%	50.6%
% of FP17s for Band 1 Urgent Courses	671	5,857	11.5%	10.0%	10.6%	9.1%
% of FP17s Relating to Free Repair or Replacements	102	5,857	1.7%	0.6%	0.6%	0.8%
% of FP17s Relating to Continuations	145	5,857	2.5%	0.9%	0.8%	1.1%
% of Patients satisfied with the dentistry they have received	18	22	81.8%	89.8%	89.2%	91.4%
% of Patients satisfied with the time they had to wait for an appointment	20	22	90.9%	86.1%	83.4%	87.7%

* This is based on patients treated on this contract for their most recent course of treatment. Figures in italics indicate the base number of FP17s or Patient Questionnaire responses are less than 100. N/A is shown where the base number of responses is less than 10 during the period. % is calculated as Quantity/Base number*100

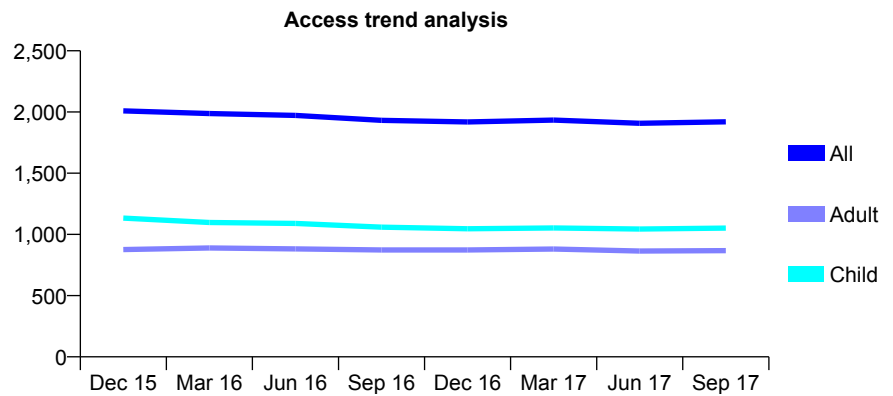
Q63 - Vital Signs At a Glance Contract Report for 952982/0005 - September 2017

Name or company name	MR PC COLEY
Contract type name	GDS Contract
Purpose of contract	General
Contract start date	02/04/2013
Contract end date	

17/18 Contracted general activity (UDA)	4,762
Carry forward general activity (UDA)	0
17/18 Contracted orthodontic activity (UOA)	0
Carry forward orthodontic activity (UOA)	0
Baseline contract value	£109,554.25

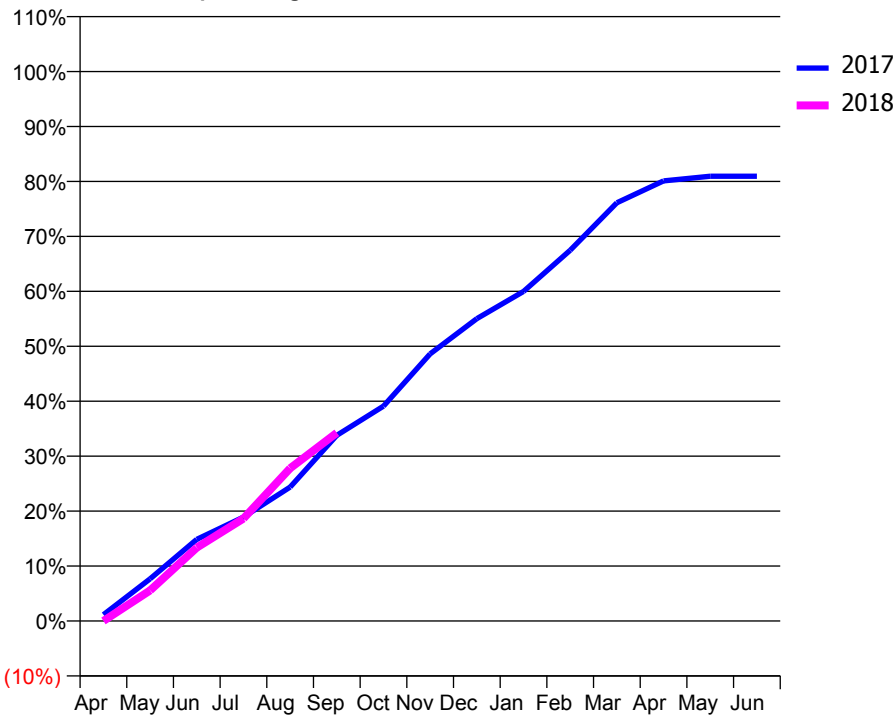
ACCESS*

Patients seen in 24 months	Total	Change since previous quarter
Quarter ending September 2016	1,932	
Quarter ending December 2016	1,919	→
Quarter ending March 2017	1,934	→
Quarter ending June 2017	1,908	↓
Quarter ending September 2017	1,920	→
Variance since September 2016	(0.6%)	→



ACTIVITY

Cumulative percentage of contracted UDA delivered 2017 & 2018



Month	Adjusted Scheduled Activity (UDA)	
	2017	2018
April	54	0
May	366	265
June	708	636
July	900	888
August	1,161	1,324
September	1,610	1,631
October	1,863	
November	2,315	
December	2,620	
January	2,856	
February	3,213	
March	3,625	
April	3,814	
May	3,854	
June	3,854	

QUALITY

	Quantity	Base Number	Contract	AT	Region	England
% of FP17s for the same patient ID Re-attending within 3 months - Children	71	823	8.6%	9.8%	11.2%	11.9%
% of FP17s for the same patient ID Re-attending within 3 months - Adults	43	487	8.8%	15.2%	16.6%	15.9%
% of FP17s for the same patient ID Re-attending between 3 & 9 months - Children	494	823	60.0%	47.7%	47.0%	58.1%
% of FP17s for the same patient ID Re-attending between 3 & 9 months - Adults	300	487	61.6%	38.2%	38.2%	50.6%
% of FP17s for Band 1 Urgent Courses	34	1,149	3.0%	10.0%	10.6%	9.1%
% of FP17s Relating to Free Repair or Replacements	2	1,149	0.2%	0.6%	0.6%	0.8%
% of FP17s Relating to Continuations	1	1,149	0.1%	0.9%	0.8%	1.1%
% of Patients satisfied with the dentistry they have received	1	1	N/A	89.8%	89.2%	91.4%
% of Patients satisfied with the time they had to wait for an appointment	1	1	N/A	86.1%	83.4%	87.7%

* This is based on patients treated on this contract for their most recent course of treatment. Figures in italics indicate the base number of FP17s or Patient Questionnaire responses are less than 100. N/A is shown where the base number of responses is less than 10 during the period. % is calculated as Quantity/Base number*100

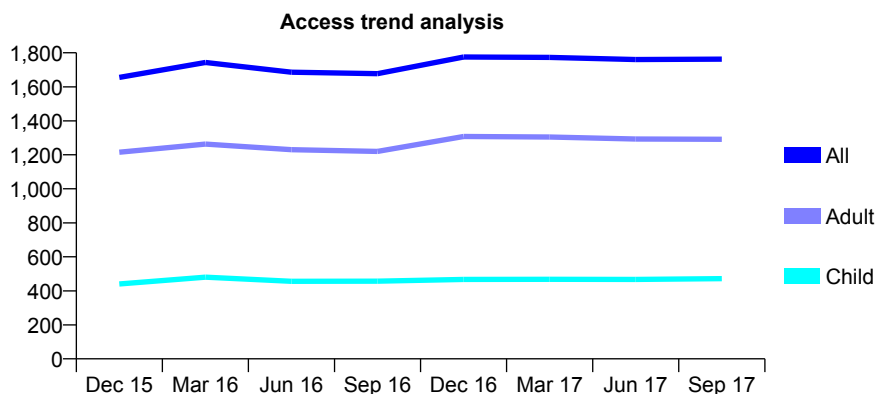
Q63 - Vital Signs At a Glance Contract Report for 990418/0001 - September 2017

Name or company name	MR D SHAH
Contract type name	GDS Contract
Purpose of contract	General
Contract start date	01/04/2006
Contract end date	

17/18 Contracted general activity (UDA)	9,011
Carry forward general activity (UDA)	-180
17/18 Contracted orthodontic activity (UOA)	0
Carry forward orthodontic activity (UOA)	0
Baseline contract value	£298,441.44

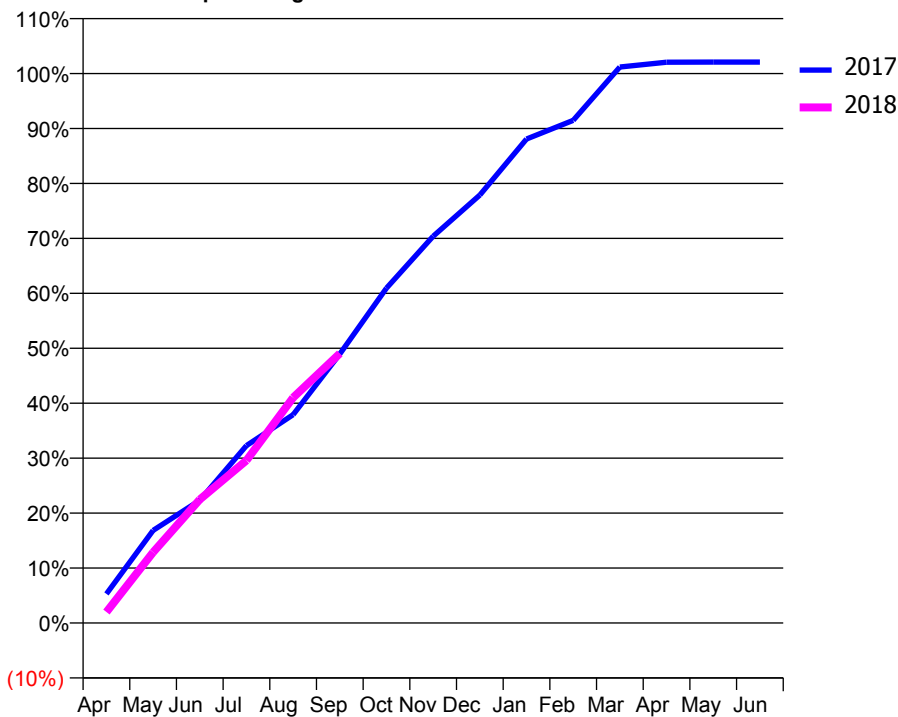
ACCESS*

Patients seen in 24 months	Total	Change since previous quarter
Quarter ending September 2016	1,677	
Quarter ending December 2016	1,775	↑
Quarter ending March 2017	1,773	→
Quarter ending June 2017	1,760	→
Quarter ending September 2017	1,763	→
Variance since September 2016	5.1%	↑



ACTIVITY

Cumulative percentage of contracted UDA delivered 2017 & 2018



Adjusted Scheduled Activity (UDA)

Month	2017	2018
April	477	180
May	1,518	1,161
June	2,012	2,026
July	2,909	2,667
August	3,417	3,697
September	4,411	4,421
October	5,491	
November	6,343	
December	7,019	
January	7,936	
February	8,242	
March	9,118	
April	9,196	
May	9,197	
June	9,197	

QUALITY

	Quantity	Base Number	Contract	AT	Region	England
% of FP17s for the same patient ID Re-attending within 3 months - Children	13	218	6.0%	9.8%	11.2%	11.9%
% of FP17s for the same patient ID Re-attending within 3 months - Adults	80	576	13.9%	15.2%	16.6%	15.9%
% of FP17s for the same patient ID Re-attending between 3 & 9 months - Children	84	218	38.5%	47.7%	47.0%	58.1%
% of FP17s for the same patient ID Re-attending between 3 & 9 months - Adults	183	576	31.8%	38.2%	38.2%	50.6%
% of FP17s for Band 1 Urgent Courses	6	776	0.8%	10.0%	10.6%	9.1%
% of FP17s Relating to Free Repair or Replacements	1	776	0.1%	0.6%	0.6%	0.8%
% of FP17s Relating to Continuations	0	776	0.0%	0.9%	0.8%	1.1%
% of Patients satisfied with the dentistry they have received	1	2	N/A	89.8%	89.2%	91.4%
% of Patients satisfied with the time they had to wait for an appointment	2	2	N/A	86.1%	83.4%	87.7%

* This is based on patients treated on this contract for their most recent course of treatment. Figures in italics indicate the base number of FP17s or Patient Questionnaire responses are less than 100. N/A is shown where the base number of responses is less than 10 during the period. % is calculated as Quantity/Base number*100

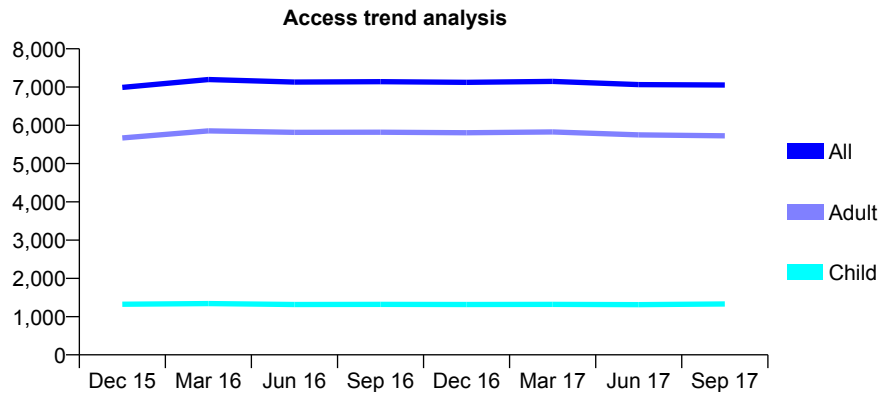
Q63 - Vital Signs At a Glance Contract Report for 990914/0001 - September 2017

Name or company name	MISS AM MANJI
Contract type name	GDS Contract
Purpose of contract	General
Contract start date	27/11/2013
Contract end date	

17/18 Contracted general activity (UDA)	20,500
Carry forward general activity (UDA)	-332
17/18 Contracted orthodontic activity (UOA)	0
Carry forward orthodontic activity (UOA)	0
Baseline contract value	£432,309.57

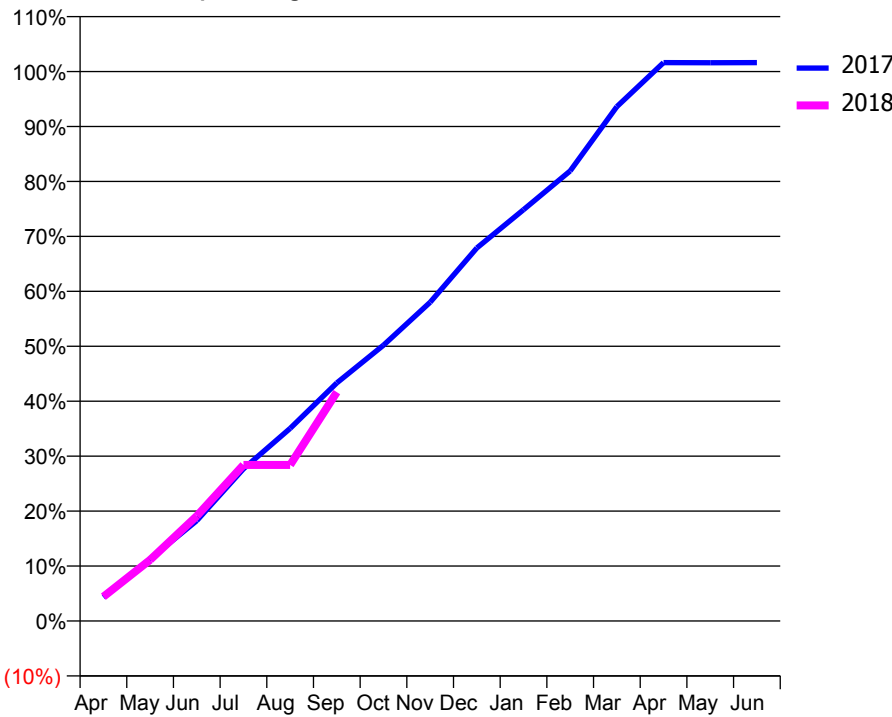
ACCESS*

Patients seen in 24 months	Total	Change since previous quarter
Quarter ending September 2016	7,139	
Quarter ending December 2016	7,124	→
Quarter ending March 2017	7,146	→
Quarter ending June 2017	7,064	↓
Quarter ending September 2017	7,053	→
Variance since September 2016	(1.2%)	↓



ACTIVITY

Cumulative percentage of contracted UDA delivered 2017 & 2018



Month	Adjusted Scheduled Activity (UDA)	
	2017	2018
April	884	910
May	2,314	2,279
June	3,743	3,916
July	5,679	5,825
August	7,187	5,825
September	8,883	8,539
October	10,291	
November	11,894	
December	13,916	
January	15,346	
February	16,791	
March	19,189	
April	20,832	
May	20,827	
June	20,832	

QUALITY

	Quantity	Base Number	Contract	AT	Region	England
% of FP17s for the same patient ID Re-attending within 3 months - Children	55	972	5.7%	9.8%	11.2%	11.9%
% of FP17s for the same patient ID Re-attending within 3 months - Adults	626	4,032	15.5%	15.2%	16.6%	15.9%
% of FP17s for the same patient ID Re-attending between 3 & 9 months - Children	590	972	60.7%	47.7%	47.0%	58.1%
% of FP17s for the same patient ID Re-attending between 3 & 9 months - Adults	1,989	4,032	49.3%	38.2%	38.2%	50.6%
% of FP17s for Band 1 Urgent Courses	255	4,356	5.9%	10.0%	10.6%	9.1%
% of FP17s Relating to Free Repair or Replacements	45	4,356	1.0%	0.6%	0.6%	0.8%
% of FP17s Relating to Continuations	115	4,356	2.6%	0.9%	0.8%	1.1%
% of Patients satisfied with the dentistry they have received	8	10	80.0%	89.8%	89.2%	91.4%
% of Patients satisfied with the time they had to wait for an appointment	9	10	90.0%	86.1%	83.4%	87.7%

* This is based on patients treated on this contract for their most recent course of treatment. Figures in italics indicate the base number of FP17s or Patient Questionnaire responses are less than 100. N/A is shown where the base number of responses is less than 10 during the period. % is calculated as Quantity/Base number*100

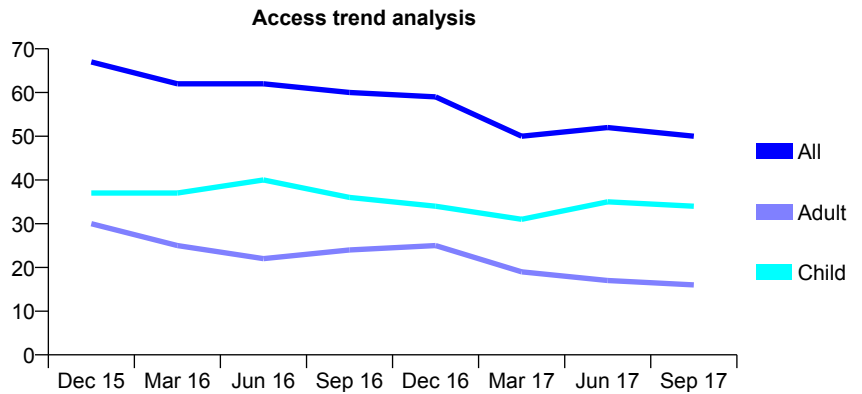
Q63 - Vital Signs At a Glance Contract Report for 998419/0001 - September 2017

Name or company name	MR AJ RUPAREL
Contract type name	GDS Contract
Purpose of contract	General
Contract start date	01/04/2006
Contract end date	

17/18 Contracted general activity (UDA)	100
Carry forward general activity (UDA)	0
17/18 Contracted orthodontic activity (UOA)	0
Carry forward orthodontic activity (UOA)	0
Baseline contract value	£2,549.65

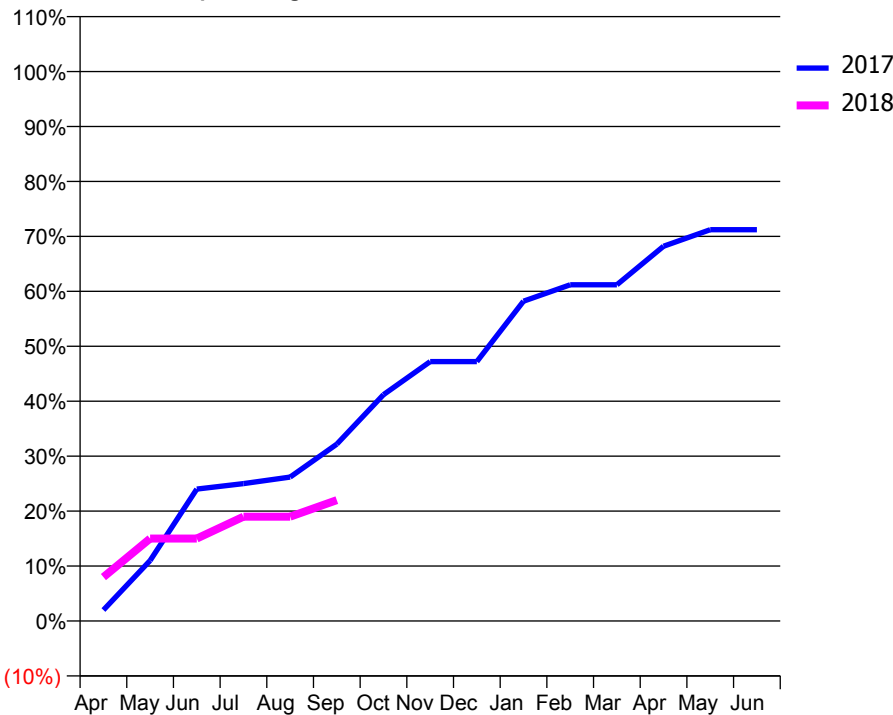
ACCESS*

Patients seen in 24 months	Total	Change since previous quarter
Quarter ending September 2016	60	
Quarter ending December 2016	59	↓
Quarter ending March 2017	50	↓
Quarter ending June 2017	52	↑
Quarter ending September 2017	50	↓
Variance since September 2016	(16.7%)	↓



ACTIVITY

Cumulative percentage of contracted UDA delivered 2017 & 2018



Month	Adjusted Scheduled Activity (UDA)	
	2017	2018
April	2	8
May	11	15
June	24	15
July	25	19
August	26	19
September	32	22
October	41	
November	47	
December	47	
January	58	
February	61	
March	61	
April	68	
May	71	
June	71	

QUALITY

	Quantity	Base Number	Contract	AT	Region	England
% of FP17s for the same patient ID Re-attending within 3 months - Children	1	12	8.3%	9.8%	11.2%	11.9%
% of FP17s for the same patient ID Re-attending within 3 months - Adults	0	7	0.0%	15.2%	16.6%	15.9%
% of FP17s for the same patient ID Re-attending between 3 & 9 months - Children	1	12	8.3%	47.7%	47.0%	58.1%
% of FP17s for the same patient ID Re-attending between 3 & 9 months - Adults	1	7	14.3%	38.2%	38.2%	50.6%
% of FP17s for Band 1 Urgent Courses	0	15	0.0%	10.0%	10.6%	9.1%
% of FP17s Relating to Free Repair or Replacements	0	15	0.0%	0.6%	0.6%	0.8%
% of FP17s Relating to Continuations	0	15	0.0%	0.9%	0.8%	1.1%
% of Patients satisfied with the dentistry they have received	0	0	N/A	89.8%	89.2%	91.4%
% of Patients satisfied with the time they had to wait for an appointment	0	0	N/A	86.1%	83.4%	87.7%

* This is based on patients treated on this contract for their most recent course of treatment. Figures in italics indicate the base number of FP17s or Patient Questionnaire responses are less than 100. N/A is shown where the base number of responses is less than 10 during the period. % is calculated as Quantity/Base number*100